TestAmerica
ANALYTICAL TESTING CORPORATION

SEATTLE, WA 11720 NORTH CREEK PKWY N, SUITE 400
BOTHELL, WA 98011-8244
PH: (425) 420.9200 FAX: (425) 420.9210

May 19, 2006

Dee Gardner
Sound Environmental Strategies
2400 Airport Way South, Suite 200
Seattle, WA/USA 98134-2020

RE: Time Oil - ASKO

Enclosed are the results of analyses for samples received by the laboratory on 04/26/06 11:50. The following list is a summary of the Work Orders contained in this report, generated on 05/19/06 13:20.

If you have any questions concerning this report, please feel free to contact me.

Work Order	Project	ProjectNumber
BPD0647	Time Oil - ASKO	01-600

TestAmerica - Seattle, WA

Kate Haney, Project Manager

The results in this report apply to the samples analyzed in accordance with the chain of custody document. This analytical report must be reproduced in its entirety.

TestAmerica
ANALYTICAL TESTING CORPORATION

SEATTLE, WA 11720 NORTH CREEK PKWY N, SUITE 400
BOTHELL, WA 98011-8244
PH: (425) 420.9200 FAX: (425) 420.9210

Sound Environmental Strategies	Project Name:	**Time Oil - ASKO**	
2400 Airport Way South, Suite 200	Project Number:	01-600	Report Created:
Seattle, WA/USA 98134-2020	Project Manager:	Dee Gardner	05/19/06 13:20

ANALYTICAL REPORT FOR SAMPLES

Sample ID	Laboratory ID	Matrix	Date Sampled	Date Received
MW01-20060426	BPD0647-01	Water	04/26/06 10:35	04/26/06 11:50
MW02-20060426	BPD0647-02	Water	04/26/06 09:25	04/26/06 11:50
MW03-20060425	BPD0647-03	Water	04/25/06 11:15	04/26/06 11:50
MW04-20060425	BPD0647-04	Water	04/25/06 12:15	04/26/06 11:50
MW05-20060425	BPD0647-05	Water	04/25/06 13:15	04/26/06 11:50
MW06-20060425	BPD0647-06	Water	04/25/06 14:25	04/26/06 11:50
MW99-20060425	BPD0647-07	Water	04/25/06 14:25	04/26/06 11:50

TestAmerica - Seattle, WA



Kate Haney, Project Manager

The results in this report apply to the samples analyzed in accordance with the chain of custody document. This analytical report must be reproduced in its entirety.

TestAmerica
ANALYTICAL TESTING CORPORATION

SEATTLE, WA 11720 NORTH CREEK PKWY N, SUITE 400
BOTHELL, WA 98011-8244
PH: (425) 420.9200 FAX: (425) 420.9210

Sound Environmental Strategies	Project Name:	**Time Oil - ASKO**	
2400 Airport Way South, Suite 200	Project Number:	01-600	Report Created:
Seattle, WA/USA 98134-2020	Project Manager:	Dee Gardner	05/19/06 13:20

Volatile Petroleum Products by NWTPH-Gx

TestAmerica - Seattle, WA

Analyte	Method	Result	MDL*	MRL	Units	Dil	Batch	Prepared	Analyzed	Notes
BPD0647-01 (MW01-20060426)		**Water**				**Sampled: 04/26/06 10:35**				
Gasoline Range Hydrocarbons	NWTPH-Gx	ND	-----	50.0	ug/l	1x	6E01026	05/01/06 09:59	05/01/06 18:42	
Surrogate(s): 4-BFB (FID)		*98.3%*			*58 - 144 %*	"			"	
BPD0647-02 (MW02-20060426)		**Water**				**Sampled: 04/26/06 09:25**				
Gasoline Range Hydrocarbons	NWTPH-Gx	ND	-----	50.0	ug/l	1x	6E01026	05/01/06 09:59	05/01/06 19:44	
Surrogate(s): 4-BFB (FID)		*82.0%*			*58 - 144 %*	"			"	
BPD0647-03 (MW03-20060425)		**Water**				**Sampled: 04/25/06 11:15**				
Gasoline Range Hydrocarbons	NWTPH-Gx	**721**	-----	50.0	ug/l	1x	6E01026	05/01/06 09:59	05/01/06 20:15	**G-02**
Surrogate(s): 4-BFB (FID)		*124%*			*58 - 144 %*	"			"	
BPD0647-04 (MW04-20060425)		**Water**				**Sampled: 04/25/06 12:15**				
Gasoline Range Hydrocarbons	NWTPH-Gx	ND	-----	50.0	ug/l	1x	6E01026	05/01/06 09:59	05/01/06 20:46	
Surrogate(s): 4-BFB (FID)		*88.2%*			*58 - 144 %*	"			"	
BPD0647-05 (MW05-20060425)		**Water**				**Sampled: 04/25/06 13:15**				
Gasoline Range Hydrocarbons	NWTPH-Gx	ND	-----	50.0	ug/l	1x	6E01026	05/01/06 09:59	05/01/06 21:17	
Surrogate(s): 4-BFB (FID)		*78.3%*			*58 - 144 %*	"			"	
BPD0647-06 (MW06-20060425)		**Water**				**Sampled: 04/25/06 14:25**				
Gasoline Range Hydrocarbons	NWTPH-Gx	ND	-----	50.0	ug/l	1x	6E01026	05/01/06 09:59	05/01/06 21:47	
Surrogate(s): 4-BFB (FID)		*92.8%*			*58 - 144 %*	"			"	
BPD0647-07 (MW99-20060425)		**Water**				**Sampled: 04/25/06 14:25**				
Gasoline Range Hydrocarbons	NWTPH-Gx	ND	-----	50.0	ug/l	1x	6E01026	05/01/06 09:59	05/01/06 22:18	
Surrogate(s): 4-BFB (FID)		*85.7%*			*58 - 144 %*	"			"	

TestAmerica - Seattle, WA



Kate Haney, Project Manager

The results in this report apply to the samples analyzed in accordance with the chain of custody document. This analytical report must be reproduced in its entirety.

TestAmerica
ANALYTICAL TESTING CORPORATION

SEATTLE, WA 11720 NORTH CREEK PKWY N, SUITE 400
BOTHELL, WA 98011-8244
PH: (425) 420.9200 FAX: (425) 420.9210

Sound Environmental Strategies	Project Name:	**Time Oil - ASKO**	
2400 Airport Way South, Suite 200	Project Number:	01-600	Report Created:
Seattle, WA/USA 98134-2020	Project Manager:	Dee Gardner	05/19/06 13:20

Semivolatile Petroleum Products by NWTPH-Dx (w/o Acid/Silica Gel Clean-up)

TestAmerica - Seattle, WA

Analyte	Method	Result	MDL*	MRL	Units	Dil	Batch	Prepared	Analyzed	Notes
BPD0647-01 (MW01-20060426)		**Water**			**Sampled: 04/26/06 10:35**					
Diesel Range Hydrocarbons	NWTPH-Dx	ND	-----	243	ug/l	1x	6E08007	05/08/06 07:50	05/10/06 00:00	
Lube Oil Range Hydrocarbons	"	ND	-----	485	"	"	"	"	"	
Surrogate(s): 2-FBP		*84.4%*		*50 - 150 %*	"				"	
Octacosane		*97.5%*		*50 - 150 %*	"				"	
BPD0647-02 (MW02-20060426)		**Water**			**Sampled: 04/26/06 09:25**					
Diesel Range Hydrocarbons	NWTPH-Dx	ND	-----	240	ug/l	1x	6E08007	05/08/06 07:50	05/10/06 00:29	
Lube Oil Range Hydrocarbons	"	ND	-----	481	"	"	"	"	"	
Surrogate(s): 2-FBP		*77.9%*		*50 - 150 %*	"				"	
Octacosane		*97.5%*		*50 - 150 %*	"				"	
BPD0647-03 (MW03-20060425)		**Water**			**Sampled: 04/25/06 11:15**					
Diesel Range Hydrocarbons	NWTPH-Dx	**1560**	-----	240	ug/l	1x	6E08007	05/08/06 07:50	05/10/06 00:59	**D-06**
Lube Oil Range Hydrocarbons	"	ND	-----	481	"	"	"	"	"	
Surrogate(s): 2-FBP		*87.5%*		*50 - 150 %*	"				"	
Octacosane		*103%*		*50 - 150 %*	"				"	
BPD0647-04 (MW04-20060425)		**Water**			**Sampled: 04/25/06 12:15**					
Diesel Range Hydrocarbons	NWTPH-Dx	**673**	-----	243	ug/l	1x	6E08007	05/08/06 07:50	05/10/06 01:28	**D-06**
Lube Oil Range Hydrocarbons	"	ND	-----	485	"	"	"	"	"	
Surrogate(s): 2-FBP		*82.3%*		*50 - 150 %*	"				"	
Octacosane		*101%*		*50 - 150 %*	"				"	
BPD0647-05 (MW05-20060425)		**Water**			**Sampled: 04/25/06 13:15**					
Diesel Range Hydrocarbons	NWTPH-Dx	**324**	-----	243	ug/l	1x	6E08007	05/08/06 07:50	05/10/06 01:57	**D-06**
Lube Oil Range Hydrocarbons	"	ND	-----	485	"	"	"	"	"	
Surrogate(s): 2-FBP		*81.1%*		*50 - 150 %*	"				"	
Octacosane		*96.3%*		*50 - 150 %*	"				"	
BPD0647-06 (MW06-20060425)		**Water**			**Sampled: 04/25/06 14:25**					
Diesel Range Hydrocarbons	NWTPH-Dx	**708**	-----	240	ug/l	1x	6E08007	05/08/06 07:50	05/10/06 02:26	**D-06**
Lube Oil Range Hydrocarbons	"	ND	-----	481	"	"	"	"	"	
Surrogate(s): 2-FBP		*82.5%*		*50 - 150 %*	"				"	
Octacosane		*96.7%*		*50 - 150 %*	"				"	

TestAmerica - Seattle, WA

The results in this report apply to the samples analyzed in accordance with the chain of custody document. This analytical report must be reproduced in its entirety.

Kate Haney, Project Manager

TestAmerica
ANALYTICAL TESTING CORPORATION

SEATTLE, WA 11720 NORTH CREEK PKWY N, SUITE 400
BOTHELL, WA 98011-8244
PH: (425) 420.9200 FAX: (425) 420.9210

Sound Environmental Strategies	Project Name:	**Time Oil - ASKO**	
2400 Airport Way South, Suite 200	Project Number:	01-600	Report Created:
Seattle, WA/USA 98134-2020	Project Manager:	Dee Gardner	05/19/06 13:20

Semivolatile Petroleum Products by NWTPH-Dx (w/o Acid/Silica Gel Clean-up)

TestAmerica - Seattle, WA

Analyte	Method	Result	MDL*	MRL	Units	Dil	Batch	Prepared	Analyzed	Notes
BPD0647-07 (MW99-20060425)		**Water**			**Sampled: 04/25/06 14:25**					
Diesel Range Hydrocarbons	NWTPH-Dx	**698**	-----	240	ug/l	1x	6E08007	05/08/06 07:50	05/10/06 02:55	**D-06**
Lube Oil Range Hydrocarbons	"	ND	-----	481	"	"	"	"	"	
Surrogate(s): 2-FBP		*88.8%*			*50 - 150 %*	"			"	
Octacosane		*104%*			*50 - 150 %*	"			"	

TestAmerica - Seattle, WA

Kate Haney, Project Manager

The results in this report apply to the samples analyzed in accordance with the chain of custody document. This analytical report must be reproduced in its entirety.

TestAmerica
ANALYTICAL TESTING CORPORATION

SEATTLE, WA 11720 NORTH CREEK PKWY N, SUITE 400
BOTHELL, WA 98011-8244
PH: (425) 420.9200 FAX: (425) 420.9210

Sound Environmental Strategies	Project Name:	**Time Oil - ASKO**	
2400 Airport Way South, Suite 200	Project Number:	01-600	Report Created:
Seattle, WA/USA 98134-2020	Project Manager:	Dee Gardner	05/19/06 13:20

Total Metals by EPA 6000/7000 Series Methods

TestAmerica - Seattle, WA

Analyte	Method	Result	MDL*	MRL	Units	Dil	Batch	Prepared	Analyzed	Notes
BPD0647-01 (MW01-20060426)		**Water**			**Sampled: 04/26/06 10:35**					
Arsenic	EPA 6020	**4.65**	-----	1.00	ug/l	1x	6E02006	05/02/06 06:54	05/02/06 18:46	
Barium	"	**16.0**	-----	10.0	"	"	"	"	"	
Cadmium	"	ND	-----	1.00	"	"	"	"	"	
Chromium	"	ND	-----	1.00	"	"	"	"	"	
Lead	"	ND	-----	1.00	"	"	"	"	"	
Mercury	EPA 7470A	ND	-----	0.200	"	"	6E09024	05/09/06 10:12	05/10/06 13:34	
Selenium	EPA 6020	ND	-----	1.00	"	"	6E02006	05/02/06 06:54	05/02/06 18:46	
Silver	"	ND	-----	1.00	"	"	"	"	"	
BPD0647-02 (MW02-20060426)		**Water**			**Sampled: 04/26/06 09:25**					
Arsenic	EPA 6020	**4.49**	-----	1.00	ug/l	1x	6E02006	05/02/06 06:54	05/02/06 18:52	
Barium	"	**11.9**	-----	10.0	"	"	"	"	"	
Cadmium	"	ND	-----	1.00	"	"	"	"	"	
Chromium	"	ND	-----	1.00	"	"	"	"	"	
Lead	"	ND	-----	1.00	"	"	"	"	"	
Mercury	EPA 7470A	ND	-----	0.200	"	"	6E09024	05/09/06 10:12	05/10/06 13:36	
Selenium	EPA 6020	ND	-----	1.00	"	"	6E02006	05/02/06 06:54	05/02/06 18:52	
Silver	"	ND	-----	1.00	"	"	"	"	"	
BPD0647-03 (MW03-20060425)		**Water**			**Sampled: 04/25/06 11:15**					
Arsenic	EPA 6020	**90.4**	-----	1.00	ug/l	1x	6E02006	05/02/06 06:54	05/02/06 18:58	
Barium	"	**11.6**	-----	10.0	"	"	"	"	"	
Cadmium	"	ND	-----	1.00	"	"	"	"	"	
Chromium	"	**4.11**	-----	1.00	"	"	"	"	"	
Lead	"	ND	-----	1.00	"	"	"	"	"	
Mercury	EPA 7470A	ND	-----	0.200	"	"	6E09024	05/09/06 10:12	05/10/06 13:44	
Selenium	EPA 6020	ND	-----	1.00	"	"	6E02006	05/02/06 06:54	05/02/06 18:58	
Silver	"	ND	-----	1.00	"	"	"	"	"	
BPD0647-04 (MW04-20060425)		**Water**			**Sampled: 04/25/06 12:15**					
Arsenic	EPA 6020	**1.91**	-----	1.00	ug/l	1x	6E02006	05/02/06 06:54	05/02/06 19:03	
Barium	"	**35.2**	-----	10.0	"	"	"	"	"	
Cadmium	"	ND	-----	1.00	"	"	"	"	"	
Chromium	"	ND	-----	1.00	"	"	"	"	"	
Lead	"	ND	-----	1.00	"	"	"	"	"	
Mercury	EPA 7470A	ND	-----	0.200	"	"	6E09024	05/09/06 10:12	05/10/06 13:46	
Selenium	EPA 6020	ND	-----	1.00	"	"	6E02006	05/02/06 06:54	05/02/06 19:03	
Silver	"	ND	-----	1.00	"	"	"	"	"	

TestAmerica - Seattle, WA

The results in this report apply to the samples analyzed in accordance with the chain of custody document. This analytical report must be reproduced in its entirety.

Kate Haney, Project Manager

TestAmerica
ANALYTICAL TESTING CORPORATION

SEATTLE, WA 11720 NORTH CREEK PKWY N, SUITE 400
BOTHELL, WA 98011-8244
PH: (425) 420.9200 FAX: (425) 420.9210

Sound Environmental Strategies	Project Name:	**Time Oil - ASKO**	
2400 Airport Way South, Suite 200	Project Number:	01-600	Report Created:
Seattle, WA/USA 98134-2020	Project Manager:	Dee Gardner	05/19/06 13:20

Total Metals by EPA 6000/7000 Series Methods

TestAmerica - Seattle, WA

Analyte	Method	Result	MDL*	MRL	Units	Dil	Batch	Prepared	Analyzed	Notes
BPD0647-05 (MW05-20060425)		**Water**				**Sampled: 04/25/06 13:15**				
Arsenic	EPA 6020	**2.00**	-----	1.00	ug/l	1x	6E02006	05/02/06 06:54	05/02/06 19:09	
Barium	"	**24.9**	-----	10.0	"	"	"	"	"	
Cadmium	"	ND	-----	1.00	"	"	"	"	"	
Chromium	"	ND	-----	1.00	"	"	"	"	"	
Lead	"	ND	-----	1.00	"	"	"	"	"	
Mercury	EPA 7470A	ND	-----	0.200	"	"	6E09024	05/09/06 10:12	05/10/06 13:49	
Selenium	EPA 6020	ND	-----	1.00	"	"	6E02006	05/02/06 06:54	05/02/06 19:09	
Silver	"	ND	-----	1.00	"	"	"	"	"	
BPD0647-06 (MW06-20060425)		**Water**				**Sampled: 04/25/06 14:25**				
Arsenic	EPA 6020	**1.79**	-----	1.00	ug/l	1x	6E02006	05/02/06 06:54	05/02/06 19:26	
Barium	"	**16.8**	-----	10.0	"	"	"	"	"	
Cadmium	"	ND	-----	1.00	"	"	"	"	"	
Chromium	"	ND	-----	1.00	"	"	"	"	"	
Lead	"	ND	-----	1.00	"	"	"	"	"	
Mercury	EPA 7470A	ND	-----	0.200	"	"	6E09024	05/09/06 10:12	05/10/06 13:51	
Selenium	EPA 6020	ND	-----	1.00	"	"	6E02006	05/02/06 06:54	05/02/06 19:26	
Silver	"	ND	-----	1.00	"	"	"	"	"	
BPD0647-07 (MW99-20060425)		**Water**				**Sampled: 04/25/06 14:25**				
Arsenic	EPA 6020	**1.89**	-----	1.00	ug/l	1x	6E02006	05/02/06 06:54	05/02/06 19:32	
Barium	"	**15.9**	-----	10.0	"	"	"	"	"	
Cadmium	"	ND	-----	1.00	"	"	"	"	"	
Chromium	"	ND	-----	1.00	"	"	"	"	"	
Lead	"	ND	-----	1.00	"	"	"	"	"	
Mercury	EPA 7470A	ND	-----	0.200	"	"	6E09024	05/09/06 10:12	05/10/06 13:54	
Selenium	EPA 6020	ND	-----	1.00	"	"	6E02006	05/02/06 06:54	05/02/06 19:32	
Silver	"	ND	-----	1.00	"	"	"	"	"	

TestAmerica - Seattle, WA

The results in this report apply to the samples analyzed in accordance with the chain of custody document. This analytical report must be reproduced in its entirety.

Kate Haney, Project Manager

TestAmerica
ANALYTICAL TESTING CORPORATION

SEATTLE, WA 11720 NORTH CREEK PKWY N, SUITE 400
BOTHELL, WA 98011-8244
PH: (425) 420.9200 FAX: (425) 420.9210

Sound Environmental Strategies	Project Name:	**Time Oil - ASKO**	
2400 Airport Way South, Suite 200	Project Number:	01-600	Report Created:
Seattle, WA/USA 98134-2020	Project Manager:	Dee Gardner	05/19/06 13:20

Dissolved Metals by EPA 6000/7000 Series Methods

TestAmerica - Seattle, WA

Analyte	Method	Result	MDL*	MRL	Units	Dil	Batch	Prepared	Analyzed	Notes
BPD0647-01 (MW01-20060426)		**Water**			**Sampled: 04/26/06 10:35**					**Q-30**
Arsenic	EPA 6020 - Diss	**3.88**	-----	1.00	ug/l	1x	6D27017	04/27/06 08:09	04/27/06 16:37	
Barium	"	**12.0**	-----	10.0	"	"	"	"	"	
Cadmium	"	ND	-----	1.00	"	"	"	"	"	
Chromium	"	**1.00**	-----	1.00	"	"	"	"	"	
Lead	"	ND	-----	1.00	"	"	"	"	"	
Mercury	EPA 7470A - Diss	ND	-----	0.200	"	"	6E15030	05/15/06 10:54	05/16/06 09:33	
Selenium	EPA 6020 - Diss	ND	-----	1.00	"	"	6D27017	04/27/06 08:09	04/27/06 16:37	
Silver	"	ND	-----	1.00	"	"	"	"	"	
BPD0647-02 (MW02-20060426)		**Water**			**Sampled: 04/26/06 09:25**					**Q-30**
Arsenic	EPA 6020 - Diss	**3.91**	-----	1.00	ug/l	1x	6D27017	04/27/06 08:09	04/27/06 16:43	
Barium	"	ND	-----	10.0	"	"	"	"	"	
Cadmium	"	ND	-----	1.00	"	"	"	"	"	
Chromium	"	**1.06**	-----	1.00	"	"	"	"	"	
Lead	"	ND	-----	1.00	"	"	"	"	"	
Mercury	EPA 7470A - Diss	ND	-----	0.200	"	"	6E15030	05/15/06 10:54	05/16/06 09:36	
Selenium	EPA 6020 - Diss	ND	-----	1.00	"	"	6D27017	04/27/06 08:09	04/27/06 16:43	
Silver	"	ND	-----	1.00	"	"	"	"	"	
BPD0647-03 (MW03-20060425)		**Water**			**Sampled: 04/25/06 11:15**					**Q-30**
Arsenic	EPA 6020 - Diss	**17.2**	-----	1.00	ug/l	1x	6D27017	04/27/06 08:09	04/27/06 16:48	
Barium	"	ND	-----	10.0	"	"	"	"	"	
Cadmium	"	ND	-----	1.00	"	"	"	"	"	
Chromium	"	**2.68**	-----	1.00	"	"	"	"	"	
Lead	"	ND	-----	1.00	"	"	"	"	"	
Mercury	EPA 7470A - Diss	ND	-----	0.200	"	"	6E15030	05/15/06 10:54	05/16/06 09:38	
Selenium	EPA 6020 - Diss	ND	-----	1.00	"	"	6D27017	04/27/06 08:09	04/27/06 16:48	
Silver	"	ND	-----	1.00	"	"	"	"	"	
BPD0647-04 (MW04-20060425)		**Water**			**Sampled: 04/25/06 12:15**					**Q-30**
Arsenic	EPA 6020 - Diss	ND	-----	1.00	ug/l	1x	6D27017	04/27/06 08:09	04/27/06 17:00	
Barium	"	**22.6**	-----	10.0	"	"	"	"	"	
Cadmium	"	ND	-----	1.00	"	"	"	"	"	
Chromium	"	**1.02**	-----	1.00	"	"	"	"	"	
Lead	"	ND	-----	1.00	"	"	"	"	"	
Mercury	EPA 7470A - Diss	ND	-----	0.200	"	"	6E15030	05/15/06 10:54	05/16/06 09:53	

TestAmerica - Seattle, WA

The results in this report apply to the samples analyzed in accordance with the chain of custody document. This analytical report must be reproduced in its entirety.

Kate Haney, Project Manager

TestAmerica
ANALYTICAL TESTING CORPORATION

SEATTLE, WA 11720 NORTH CREEK PKWY N, SUITE 400
BOTHELL, WA 98011-8244
PH: (425) 420.9200 FAX: (425) 420.9210

Sound Environmental Strategies	Project Name:	**Time Oil - ASKO**	
2400 Airport Way South, Suite 200	Project Number:	01-600	Report Created:
Seattle, WA/USA 98134-2020	Project Manager:	Dee Gardner	05/19/06 13:20

Dissolved Metals by EPA 6000/7000 Series Methods

TestAmerica - Seattle, WA

Analyte	Method	Result	MDL*	MRL	Units	Dil	Batch	Prepared	Analyzed	Notes
BPD0647-04 (MW04-20060425)		**Water**			**Sampled: 04/25/06 12:15**					**Q-30**
Selenium	EPA 6020 - Diss	ND	-----	1.00	ug/l	1x	6D27017	04/27/06 08:09	04/27/06 17:00	
Silver	"	ND	-----	1.00	"	"	"	"	"	
BPD0647-05 (MW05-20060425)		**Water**			**Sampled: 04/25/06 13:15**					**Q-30**
Arsenic	EPA 6020 - Diss	**1.03**	-----	1.00	ug/l	1x	6D27017	04/27/06 08:09	04/27/06 17:06	
Barium	"	**19.3**	-----	10.0	"	"	"	"	"	
Cadmium	"	ND	-----	1.00	"	"	"	"	"	
Chromium	"	**1.13**	-----	1.00	"	"	"	"	"	
Lead	"	ND	-----	1.00	"	"	"	"	"	
Mercury	EPA 7470A - Diss	ND	-----	0.200	"	"	6E15030	05/15/06 10:54	05/16/06 09:55	
Selenium	EPA 6020 - Diss	ND	-----	1.00	"	"	6D27017	04/27/06 08:09	04/27/06 17:06	
Silver	"	ND	-----	1.00	"	"	"	"	"	
BPD0647-06 (MW06-20060425)		**Water**			**Sampled: 04/25/06 14:25**					**Q-30**
Arsenic	EPA 6020 - Diss	**1.01**	-----	1.00	ug/l	1x	6D27017	04/27/06 08:09	04/27/06 17:11	
Barium	"	**10.9**	-----	10.0	"	"	"	"	"	
Cadmium	"	ND	-----	1.00	"	"	"	"	"	
Chromium	"	ND	-----	1.00	"	"	"	"	"	
Lead	"	ND	-----	1.00	"	"	"	"	"	
Mercury	EPA 7470A - Diss	ND	-----	0.200	"	"	6E15030	05/15/06 10:54	05/16/06 09:58	
Selenium	EPA 6020 - Diss	ND	-----	1.00	"	"	6D27017	04/27/06 08:09	04/27/06 17:11	
Silver	"	ND	-----	1.00	"	"	"	"	"	
BPD0647-07 (MW99-20060425)		**Water**			**Sampled: 04/25/06 14:25**					**Q-30**
Arsenic	EPA 6020 - Diss	ND	-----	1.00	ug/l	1x	6D27017	04/27/06 08:09	04/27/06 17:17	
Barium	"	**11.8**	-----	10.0	"	"	"	"	"	
Cadmium	"	ND	-----	1.00	"	"	"	"	"	
Chromium	"	ND	-----	1.00	"	"	"	"	"	
Lead	"	ND	-----	1.00	"	"	"	"	"	
Mercury	EPA 7470A - Diss	ND	-----	0.200	"	"	6E15030	05/15/06 10:54	05/16/06 10:00	
Selenium	EPA 6020 - Diss	ND	-----	1.00	"	"	6D27017	04/27/06 08:09	04/27/06 17:17	
Silver	"	ND	-----	1.00	"	"	"	"	"	

TestAmerica - Seattle, WA

The results in this report apply to the samples analyzed in accordance with the chain of custody document. This analytical report must be reproduced in its entirety.

Kate Haney, Project Manager

TestAmerica
ANALYTICAL TESTING CORPORATION

SEATTLE, WA 11720 NORTH CREEK PKWY N, SUITE 400
BOTHELL, WA 98011-8244
PH: (425) 420.9200 FAX: (425) 420.9210

Sound Environmental Strategies	Project Name:	**Time Oil - ASKO**	
2400 Airport Way South, Suite 200	Project Number:	01-600	Report Created:
Seattle, WA/USA 98134-2020	Project Manager:	Dee Gardner	05/19/06 13:20

Volatile Organic Compounds by EPA Method 8260B

TestAmerica - Seattle, WA

Analyte	Method	Result	MDL*	MRL	Units	Dil	Batch	Prepared	Analyzed	Notes
BPD0647-01 (MW01-20060426)		**Water**			**Sampled: 04/26/06 10:35**					
Acetone	EPA 8260B	ND	-----	10.0	ug/l	1x	6E09016	05/08/06 09:43	05/08/06 18:13	
Benzene	"	ND	-----	0.200	"	"	"	"	"	
Bromobenzene	"	ND	-----	0.500	"	"	"	"	"	
Bromochloromethane	"	ND	-----	0.200	"	"	"	"	"	
Bromodichloromethane	"	ND	-----	0.200	"	"	"	"	"	
Bromoform	"	ND	-----	0.200	"	"	"	"	"	
Bromomethane	"	ND	-----	2.00	"	"	"	"	"	
2-Butanone	"	ND	-----	2.00	"	"	"	"	"	
n-Butylbenzene	"	ND	-----	0.200	"	"	"	"	"	
sec-Butylbenzene	"	ND	-----	0.200	"	"	"	"	"	
tert-Butylbenzene	"	ND	-----	0.500	"	"	"	"	"	
Carbon disulfide	"	ND	-----	0.500	"	"	"	"	"	
Carbon tetrachloride	"	ND	-----	0.200	"	"	"	"	"	
Chlorobenzene	"	ND	-----	0.200	"	"	"	"	"	
Chloroethane	"	ND	-----	1.00	"	"	"	"	"	
Chloroform	"	ND	-----	0.200	"	"	"	"	"	
Chloromethane	"	ND	-----	1.00	"	"	"	"	"	
2-Chlorotoluene	"	ND	-----	0.500	"	"	"	"	"	
4-Chlorotoluene	"	ND	-----	0.500	"	"	"	"	"	
Dibromochloromethane	"	ND	-----	0.200	"	"	"	"	"	
1,2-Dibromo-3-chloropropane	"	ND	-----	0.500	"	"	"	"	"	
1,2-Dibromoethane	"	ND	-----	0.200	"	"	"	"	"	
Dibromomethane	"	ND	-----	0.200	"	"	"	"	"	
1,2-Dichlorobenzene	"	ND	-----	0.200	"	"	"	"	"	
1,3-Dichlorobenzene	"	ND	-----	0.200	"	"	"	"	"	
1,4-Dichlorobenzene	"	ND	-----	0.200	"	"	"	"	"	
Dichlorodifluoromethane	"	ND	-----	0.500	"	"	"	"	"	
1,1-Dichloroethane	"	ND	-----	0.200	"	"	"	"	"	
1,2-Dichloroethane	"	ND	-----	0.200	"	"	"	"	"	
1,1-Dichloroethene	"	ND	-----	0.200	"	"	"	"	"	
cis-1,2-Dichloroethene	"	ND	-----	0.200	"	"	"	"	"	
trans-1,2-Dichloroethene	"	ND	-----	0.200	"	"	"	"	"	
1,2-Dichloropropane	"	ND	-----	0.200	"	"	"	"	"	
1,3-Dichloropropane	"	ND	-----	0.200	"	"	"	"	"	
2,2-Dichloropropane	"	ND	-----	0.500	"	"	"	"	"	
1,1-Dichloropropene	"	ND	-----	0.200	"	"	"	"	"	
cis-1,3-Dichloropropene	"	ND	-----	0.200	"	"	"	"	"	
trans-1,3-Dichloropropene	"	ND	-----	0.200	"	"	"	"	"	

TestAmerica - Seattle, WA

The results in this report apply to the samples analyzed in accordance with the chain of custody document. This analytical report must be reproduced in its entirety.

Kate Haney, Project Manager

TestAmerica
ANALYTICAL TESTING CORPORATION

SEATTLE, WA 11720 NORTH CREEK PKWY N, SUITE 400
BOTHELL, WA 98011-8244
PH: (425) 420.9200 FAX: (425) 420.9210

Sound Environmental Strategies	Project Name:	**Time Oil - ASKO**	
2400 Airport Way South, Suite 200	Project Number:	01-600	Report Created:
Seattle, WA/USA 98134-2020	Project Manager:	Dee Gardner	05/19/06 13:20

Volatile Organic Compounds by EPA Method 8260B

TestAmerica - Seattle, WA

Analyte	Method	Result	MDL*	MRL	Units	Dil	Batch	Prepared	Analyzed	Notes
BPD0647-01 (MW01-20060426)		**Water**			**Sampled: 04/26/06 10:35**					
Ethylbenzene	EPA 8260B	ND	-----	0.200	ug/l	1x	6E09016	05/08/06 09:43	05/08/06 18:13	
Hexachlorobutadiene	"	ND	-----	0.500	"	"	"	"	"	
Methyl tert-butyl ether	"	ND	-----	1.00	"	"	"	"	"	
n-Hexane	"	ND	-----	1.00	"	"	"	"	"	
2-Hexanone	"	ND	-----	2.00	"	"	"	"	"	
Isopropylbenzene	"	ND	-----	0.500	"	"	"	"	"	
p-Isopropyltoluene	"	ND	-----	0.200	"	"	"	"	"	
4-Methyl-2-pentanone	"	ND	-----	2.00	"	"	"	"	"	
Methylene chloride	"	ND	-----	5.00	"	"	"	"	"	
Naphthalene	"	ND	-----	0.500	"	"	"	"	"	
n-Propylbenzene	"	ND	-----	0.500	"	"	"	"	"	
Styrene	"	ND	-----	0.500	"	"	"	"	"	
1,2,3-Trichlorobenzene	"	ND	-----	0.200	"	"	"	"	"	
1,2,4-Trichlorobenzene	"	ND	-----	0.200	"	"	"	"	"	
1,1,1,2-Tetrachloroethane	"	ND	-----	0.200	"	"	"	"	"	
1,1,2,2-Tetrachloroethane	"	ND	-----	0.500	"	"	"	"	"	
Tetrachloroethene	"	ND	-----	0.200	"	"	"	"	"	
Toluene	"	ND	-----	0.200	"	"	"	"	"	
1,1,1-Trichloroethane	"	ND	-----	0.200	"	"	"	"	"	
1,1,2-Trichloroethane	"	ND	-----	0.200	"	"	"	"	"	
Trichloroethene	"	ND	-----	0.200	"	"	"	"	"	
Trichlorofluoromethane	"	ND	-----	0.500	"	"	"	"	"	
1,2,3-Trichloropropane	"	ND	-----	0.500	"	"	"	"	"	
1,2,4-Trimethylbenzene	"	ND	-----	0.200	"	"	"	"	"	
1,3,5-Trimethylbenzene	"	ND	-----	0.500	"	"	"	"	"	
Vinyl chloride	"	ND	-----	0.200	"	"	"	"	"	
o-Xylene	"	ND	-----	0.250	"	"	"	"	"	
m,p-Xylene	"	ND	-----	0.500	"	"	"	"	"	
Total Xylenes	"	ND	-----	0.750	"	"	"	"	"	
Surrogate(s): 1,2-DCA-d4		*118%*			*70 - 130 %*	"			"	
Toluene-d8		*99.0%*			*70 - 130 %*	"			"	
4-BFB		*99.2%*			*70 - 130 %*	"			"	

TestAmerica - Seattle, WA

The results in this report apply to the samples analyzed in accordance with the chain of custody document. This analytical report must be reproduced in its entirety.

Kate Haney, Project Manager

TestAmerica
ANALYTICAL TESTING CORPORATION

SEATTLE, WA 11720 NORTH CREEK PKWY N, SUITE 400
BOTHELL, WA 98011-8244
PH: (425) 420.9200 FAX: (425) 420.9210

Sound Environmental Strategies	Project Name:	**Time Oil - ASKO**	
2400 Airport Way South, Suite 200	Project Number:	01-600	Report Created:
Seattle, WA/USA 98134-2020	Project Manager:	Dee Gardner	05/19/06 13:20

Volatile Organic Compounds by EPA Method 8260B

TestAmerica - Seattle, WA

Analyte	Method	Result	MDL*	MRL	Units	Dil	Batch	Prepared	Analyzed	Notes
BPD0647-02 (MW02-20060426)		**Water**			**Sampled: 04/26/06 09:25**					
Acetone	EPA 8260B	ND	-----	10.0	ug/l	1x	6E09016	05/08/06 09:43	05/08/06 18:38	
Benzene	"	ND	-----	0.200	"	"	"	"	"	
Bromobenzene	"	ND	-----	0.500	"	"	"	"	"	
Bromochloromethane	"	ND	-----	0.200	"	"	"	"	"	
Bromodichloromethane	"	ND	-----	0.200	"	"	"	"	"	
Bromoform	"	ND	-----	0.200	"	"	"	"	"	
Bromomethane	"	ND	-----	2.00	"	"	"	"	"	
2-Butanone	"	ND	-----	2.00	"	"	"	"	"	
n-Butylbenzene	"	ND	-----	0.200	"	"	"	"	"	
sec-Butylbenzene	"	ND	-----	0.200	"	"	"	"	"	
tert-Butylbenzene	"	ND	-----	0.500	"	"	"	"	"	
Carbon disulfide	"	ND	-----	0.500	"	"	"	"	"	
Carbon tetrachloride	"	ND	-----	0.200	"	"	"	"	"	
Chlorobenzene	"	ND	-----	0.200	"	"	"	"	"	
Chloroethane	"	ND	-----	1.00	"	"	"	"	"	
Chloroform	"	ND	-----	0.200	"	"	"	"	"	
Chloromethane	"	ND	-----	1.00	"	"	"	"	"	
2-Chlorotoluene	"	ND	-----	0.500	"	"	"	"	"	
4-Chlorotoluene	"	ND	-----	0.500	"	"	"	"	"	
Dibromochloromethane	"	ND	-----	0.200	"	"	"	"	"	
1,2-Dibromo-3-chloropropane	"	ND	-----	0.500	"	"	"	"	"	
1,2-Dibromoethane	"	ND	-----	0.200	"	"	"	"	"	
Dibromomethane	"	ND	-----	0.200	"	"	"	"	"	
1,2-Dichlorobenzene	"	ND	-----	0.200	"	"	"	"	"	
1,3-Dichlorobenzene	"	ND	-----	0.200	"	"	"	"	"	
1,4-Dichlorobenzene	"	ND	-----	0.200	"	"	"	"	"	
Dichlorodifluoromethane	"	ND	-----	0.500	"	"	"	"	"	
1,1-Dichloroethane	"	ND	-----	0.200	"	"	"	"	"	
1,2-Dichloroethane	"	ND	-----	0.200	"	"	"	"	"	
1,1-Dichloroethene	"	ND	-----	0.200	"	"	"	"	"	
cis-1,2-Dichloroethene	"	ND	-----	0.200	"	"	"	"	"	
trans-1,2-Dichloroethene	"	ND	-----	0.200	"	"	"	"	"	
1,2-Dichloropropane	"	ND	-----	0.200	"	"	"	"	"	
1,3-Dichloropropane	"	ND	-----	0.200	"	"	"	"	"	
2,2-Dichloropropane	"	ND	-----	0.500	"	"	"	"	"	
1,1-Dichloropropene	"	ND	-----	0.200	"	"	"	"	"	
cis-1,3-Dichloropropene	"	ND	-----	0.200	"	"	"	"	"	
trans-1,3-Dichloropropene	"	ND	-----	0.200	"	"	"	"	"	

TestAmerica - Seattle, WA

The results in this report apply to the samples analyzed in accordance with the chain of custody document. This analytical report must be reproduced in its entirety.

Kate Haney, Project Manager

TestAmerica
ANALYTICAL TESTING CORPORATION

SEATTLE, WA 11720 NORTH CREEK PKWY N, SUITE 400
BOTHELL, WA 98011-8244
PH: (425) 420.9200 FAX: (425) 420.9210

Sound Environmental Strategies	Project Name:	**Time Oil - ASKO**	
2400 Airport Way South, Suite 200	Project Number:	01-600	Report Created:
Seattle, WA/USA 98134-2020	Project Manager:	Dee Gardner	05/19/06 13:20

Volatile Organic Compounds by EPA Method 8260B

TestAmerica - Seattle, WA

Analyte	Method	Result	MDL*	MRL	Units	Dil	Batch	Prepared	Analyzed	Notes
BPD0647-02 (MW02-20060426)		**Water**			**Sampled: 04/26/06 09:25**					
Ethylbenzene	EPA 8260B	ND	-----	0.200	ug/l	1x	6E09016	05/08/06 09:43	05/08/06 18:38	
Hexachlorobutadiene	"	ND	-----	0.500	"	"	"	"	"	
Methyl tert-butyl ether	"	ND	-----	1.00	"	"	"	"	"	
n-Hexane	"	ND	-----	1.00	"	"	"	"	"	
2-Hexanone	"	ND	-----	2.00	"	"	"	"	"	
Isopropylbenzene	"	ND	-----	0.500	"	"	"	"	"	
p-Isopropyltoluene	"	ND	-----	0.200	"	"	"	"	"	
4-Methyl-2-pentanone	"	ND	-----	2.00	"	"	"	"	"	
Methylene chloride	"	ND	-----	5.00	"	"	"	"	"	
Naphthalene	"	ND	-----	0.500	"	"	"	"	"	
n-Propylbenzene	"	ND	-----	0.500	"	"	"	"	"	
Styrene	"	ND	-----	0.500	"	"	"	"	"	
1,2,3-Trichlorobenzene	"	ND	-----	0.200	"	"	"	"	"	
1,2,4-Trichlorobenzene	"	ND	-----	0.200	"	"	"	"	"	
1,1,1,2-Tetrachloroethane	"	ND	-----	0.200	"	"	"	"	"	
1,1,2,2-Tetrachloroethane	"	ND	-----	0.500	"	"	"	"	"	
Tetrachloroethene	"	ND	-----	0.200	"	"	"	"	"	
Toluene	"	ND	-----	0.200	"	"	"	"	"	
1,1,1-Trichloroethane	"	ND	-----	0.200	"	"	"	"	"	
1,1,2-Trichloroethane	"	ND	-----	0.200	"	"	"	"	"	
Trichloroethene	"	ND	-----	0.200	"	"	"	"	"	
Trichlorofluoromethane	"	ND	-----	0.500	"	"	"	"	"	
1,2,3-Trichloropropane	"	ND	-----	0.500	"	"	"	"	"	
1,2,4-Trimethylbenzene	"	ND	-----	0.200	"	"	"	"	"	
1,3,5-Trimethylbenzene	"	ND	-----	0.500	"	"	"	"	"	
Vinyl chloride	"	ND	-----	0.200	"	"	"	"	"	
o-Xylene	"	ND	-----	0.250	"	"	"	"	"	
m,p-Xylene	"	ND	-----	0.500	"	"	"	"	"	
Total Xylenes	"	ND	-----	0.750	"	"	"	"	"	
Surrogate(s): 1,2-DCA-d4		*120%*			*70 - 130 %*	"			"	
Toluene-d8		*99.5%*			*70 - 130 %*	"			"	
4-BFB		*99.8%*			*70 - 130 %*	"			"	

TestAmerica - Seattle, WA

The results in this report apply to the samples analyzed in accordance with the chain of custody document. This analytical report must be reproduced in its entirety.

Kate Haney, Project Manager

TestAmerica
ANALYTICAL TESTING CORPORATION

SEATTLE, WA 11720 NORTH CREEK PKWY N, SUITE 400
BOTHELL, WA 98011-8244
PH: (425) 420.9200 FAX: (425) 420.9210

Sound Environmental Strategies	Project Name:	**Time Oil - ASKO**	
2400 Airport Way South, Suite 200	Project Number:	01-600	Report Created:
Seattle, WA/USA 98134-2020	Project Manager:	Dee Gardner	05/19/06 13:20

Volatile Organic Compounds by EPA Method 8260B

TestAmerica - Seattle, WA

Analyte	Method	Result	MDL*	MRL	Units	Dil	Batch	Prepared	Analyzed	Notes
BPD0647-03 (MW03-20060425)		**Water**			**Sampled: 04/25/06 11:15**					
Acetone	EPA 8260B	ND	-----	10.0	ug/l	1x	6E09016	05/08/06 09:43	05/08/06 19:04	
Benzene	"	**3.22**	-----	0.200	"	"	"	"	"	
Bromobenzene	"	ND	-----	0.500	"	"	"	"	"	
Bromochloromethane	"	ND	-----	0.200	"	"	"	"	"	
Bromodichloromethane	"	ND	-----	0.200	"	"	"	"	"	
Bromoform	"	ND	-----	0.200	"	"	"	"	"	
Bromomethane	"	ND	-----	2.00	"	"	"	"	"	
2-Butanone	"	ND	-----	2.00	"	"	"	"	"	
n-Butylbenzene	"	**1.14**	-----	0.200	"	"	"	"	"	
sec-Butylbenzene	"	**2.87**	-----	0.200	"	"	"	"	"	
tert-Butylbenzene	"	ND	-----	0.500	"	"	"	"	"	
Carbon disulfide	"	ND	-----	0.500	"	"	"	"	"	
Carbon tetrachloride	"	ND	-----	0.200	"	"	"	"	"	
Chlorobenzene	"	**1.00**	-----	0.200	"	"	"	"	"	
Chloroethane	"	ND	-----	1.00	"	"	"	"	"	
Chloroform	"	ND	-----	0.200	"	"	"	"	"	
Chloromethane	"	ND	-----	1.00	"	"	"	"	"	
2-Chlorotoluene	"	ND	-----	0.500	"	"	"	"	"	
4-Chlorotoluene	"	ND	-----	0.500	"	"	"	"	"	
Dibromochloromethane	"	ND	-----	0.200	"	"	"	"	"	
1,2-Dibromo-3-chloropropane	"	ND	-----	0.500	"	"	"	"	"	
1,2-Dibromoethane	"	ND	-----	0.200	"	"	"	"	"	
Dibromomethane	"	ND	-----	0.200	"	"	"	"	"	
1,2-Dichlorobenzene	"	ND	-----	0.200	"	"	"	"	"	
1,3-Dichlorobenzene	"	ND	-----	0.200	"	"	"	"	"	
1,4-Dichlorobenzene	"	ND	-----	0.200	"	"	"	"	"	
Dichlorodifluoromethane	"	ND	-----	0.500	"	"	"	"	"	
1,1-Dichloroethane	"	ND	-----	0.200	"	"	"	"	"	
1,2-Dichloroethane	"	ND	-----	0.200	"	"	"	"	"	
1,1-Dichloroethene	"	ND	-----	0.200	"	"	"	"	"	
cis-1,2-Dichloroethene	"	**14.3**	-----	0.200	"	"	"	"	"	
trans-1,2-Dichloroethene	"	ND	-----	0.200	"	"	"	"	"	
1,2-Dichloropropane	"	ND	-----	0.200	"	"	"	"	"	
1,3-Dichloropropane	"	ND	-----	0.200	"	"	"	"	"	
2,2-Dichloropropane	"	ND	-----	0.500	"	"	"	"	"	
1,1-Dichloropropene	"	ND	-----	0.200	"	"	"	"	"	
cis-1,3-Dichloropropene	"	ND	-----	0.200	"	"	"	"	"	
trans-1,3-Dichloropropene	"	ND	-----	0.200	"	"	"	"	"	

TestAmerica - Seattle, WA

The results in this report apply to the samples analyzed in accordance with the chain of custody document. This analytical report must be reproduced in its entirety.

Kate Haney, Project Manager

TestAmerica
ANALYTICAL TESTING CORPORATION

SEATTLE, WA 11720 NORTH CREEK PKWY N, SUITE 400
BOTHELL, WA 98011-8244
PH: (425) 420.9200 FAX: (425) 420.9210

Sound Environmental Strategies	Project Name:	**Time Oil - ASKO**	
2400 Airport Way South, Suite 200	Project Number:	01-600	Report Created:
Seattle, WA/USA 98134-2020	Project Manager:	Dee Gardner	05/19/06 13:20

Volatile Organic Compounds by EPA Method 8260B

TestAmerica - Seattle, WA

Analyte	Method	Result	MDL*	MRL	Units	Dil	Batch	Prepared	Analyzed	Notes
BPD0647-03 (MW03-20060425)		**Water**			**Sampled: 04/25/06 11:15**					
Ethylbenzene	EPA 8260B	ND	-----	0.200	ug/l	1x	6E09016	05/08/06 09:43	05/08/06 19:04	
Hexachlorobutadiene	"	ND	-----	0.500	"	"	"	"	"	
Methyl tert-butyl ether	"	ND	-----	1.00	"	"	"	"	"	
n-Hexane	"	ND	-----	1.00	"	"	"	"	"	
2-Hexanone	"	ND	-----	2.00	"	"	"	"	"	
Isopropylbenzene	"	**1.36**	-----	0.500	"	"	"	"	"	
p-Isopropyltoluene	"	ND	-----	0.200	"	"	"	"	"	
4-Methyl-2-pentanone	"	ND	-----	2.00	"	"	"	"	"	
Methylene chloride	"	ND	-----	5.00	"	"	"	"	"	
Naphthalene	"	**1.29**	-----	0.500	"	"	"	"	"	
n-Propylbenzene	"	ND	-----	0.500	"	"	"	"	"	
Styrene	"	ND	-----	0.500	"	"	"	"	"	
1,2,3-Trichlorobenzene	"	ND	-----	0.200	"	"	"	"	"	
1,2,4-Trichlorobenzene	"	ND	-----	0.200	"	"	"	"	"	
1,1,1,2-Tetrachloroethane	"	ND	-----	0.200	"	"	"	"	"	
1,1,2,2-Tetrachloroethane	"	ND	-----	0.500	"	"	"	"	"	
Tetrachloroethene	"	ND	-----	0.200	"	"	"	"	"	
Toluene	"	**0.400**	-----	0.200	"	"	"	"	"	
1,1,1-Trichloroethane	"	ND	-----	0.200	"	"	"	"	"	
1,1,2-Trichloroethane	"	ND	-----	0.200	"	"	"	"	"	
Trichloroethene	"	**0.370**	-----	0.200	"	"	"	"	"	
Trichlorofluoromethane	"	ND	-----	0.500	"	"	"	"	"	
1,2,3-Trichloropropane	"	ND	-----	0.500	"	"	"	"	"	
1,2,4-Trimethylbenzene	"	**3.54**	-----	0.200	"	"	"	"	"	
1,3,5-Trimethylbenzene	"	ND	-----	0.500	"	"	"	"	"	
Vinyl chloride	"	**0.500**	-----	0.200	"	"	"	"	"	
o-Xylene	"	**1.22**	-----	0.250	"	"	"	"	"	
m,p-Xylene	"	**0.590**	-----	0.500	"	"	"	"	"	
Total Xylenes	"	**1.81**	-----	0.750	"	"	"	"	"	
Surrogate(s): 1,2-DCA-d4		*121%*			*70 - 130 %*	"			"	
Toluene-d8		*98.5%*			*70 - 130 %*	"			"	
4-BFB		*98.2%*			*70 - 130 %*	"			"	

TestAmerica - Seattle, WA

The results in this report apply to the samples analyzed in accordance with the chain of custody document. This analytical report must be reproduced in its entirety.

Kate Haney, Project Manager

TestAmerica
ANALYTICAL TESTING CORPORATION

SEATTLE, WA 11720 NORTH CREEK PKWY N, SUITE 400
BOTHELL, WA 98011-8244
PH: (425) 420.9200 FAX: (425) 420.9210

Sound Environmental Strategies	Project Name:	**Time Oil - ASKO**	
2400 Airport Way South, Suite 200	Project Number:	01-600	Report Created:
Seattle, WA/USA 98134-2020	Project Manager:	Dee Gardner	05/19/06 13:20

Volatile Organic Compounds by EPA Method 8260B

TestAmerica - Seattle, WA

Analyte	Method	Result	MDL*	MRL	Units	Dil	Batch	Prepared	Analyzed	Notes
BPD0647-04 (MW04-20060425)		**Water**			**Sampled: 04/25/06 12:15**					
Acetone	EPA 8260B	ND	-----	10.0	ug/l	1x	6E09016	05/08/06 09:43	05/08/06 19:29	
Benzene	"	ND	-----	0.200	"	"	"	"	"	
Bromobenzene	"	ND	-----	0.500	"	"	"	"	"	
Bromochloromethane	"	ND	-----	0.200	"	"	"	"	"	
Bromodichloromethane	"	ND	-----	0.200	"	"	"	"	"	
Bromoform	"	ND	-----	0.200	"	"	"	"	"	
Bromomethane	"	ND	-----	2.00	"	"	"	"	"	
2-Butanone	"	ND	-----	2.00	"	"	"	"	"	
n-Butylbenzene	"	ND	-----	0.200	"	"	"	"	"	
sec-Butylbenzene	"	ND	-----	0.200	"	"	"	"	"	
tert-Butylbenzene	"	ND	-----	0.500	"	"	"	"	"	
Carbon disulfide	"	ND	-----	0.500	"	"	"	"	"	
Carbon tetrachloride	"	ND	-----	0.200	"	"	"	"	"	
Chlorobenzene	"	ND	-----	0.200	"	"	"	"	"	
Chloroethane	"	ND	-----	1.00	"	"	"	"	"	
Chloroform	"	ND	-----	0.200	"	"	"	"	"	
Chloromethane	"	ND	-----	1.00	"	"	"	"	"	
2-Chlorotoluene	"	ND	-----	0.500	"	"	"	"	"	
4-Chlorotoluene	"	ND	-----	0.500	"	"	"	"	"	
Dibromochloromethane	"	ND	-----	0.200	"	"	"	"	"	
1,2-Dibromo-3-chloropropane	"	ND	-----	0.500	"	"	"	"	"	
1,2-Dibromoethane	"	ND	-----	0.200	"	"	"	"	"	
Dibromomethane	"	ND	-----	0.200	"	"	"	"	"	
1,2-Dichlorobenzene	"	ND	-----	0.200	"	"	"	"	"	
1,3-Dichlorobenzene	"	ND	-----	0.200	"	"	"	"	"	
1,4-Dichlorobenzene	"	ND	-----	0.200	"	"	"	"	"	
Dichlorodifluoromethane	"	ND	-----	0.500	"	"	"	"	"	
1,1-Dichloroethane	"	ND	-----	0.200	"	"	"	"	"	
1,2-Dichloroethane	"	ND	-----	0.200	"	"	"	"	"	
1,1-Dichloroethene	"	ND	-----	0.200	"	"	"	"	"	
cis-1,2-Dichloroethene	"	ND	-----	0.200	"	"	"	"	"	
trans-1,2-Dichloroethene	"	ND	-----	0.200	"	"	"	"	"	
1,2-Dichloropropane	"	ND	-----	0.200	"	"	"	"	"	
1,3-Dichloropropane	"	ND	-----	0.200	"	"	"	"	"	
2,2-Dichloropropane	"	ND	-----	0.500	"	"	"	"	"	
1,1-Dichloropropene	"	ND	-----	0.200	"	"	"	"	"	
cis-1,3-Dichloropropene	"	ND	-----	0.200	"	"	"	"	"	
trans-1,3-Dichloropropene	"	ND	-----	0.200	"	"	"	"	"	

TestAmerica - Seattle, WA

The results in this report apply to the samples analyzed in accordance with the chain of custody document. This analytical report must be reproduced in its entirety.

Kate Haney, Project Manager

TestAmerica
ANALYTICAL TESTING CORPORATION

SEATTLE, WA 11720 NORTH CREEK PKWY N, SUITE 400
BOTHELL, WA 98011-8244
PH: (425) 420.9200 FAX: (425) 420.9210

Sound Environmental Strategies	Project Name:	**Time Oil - ASKO**	
2400 Airport Way South, Suite 200	Project Number:	01-600	Report Created:
Seattle, WA/USA 98134-2020	Project Manager:	Dee Gardner	05/19/06 13:20

Volatile Organic Compounds by EPA Method 8260B

TestAmerica - Seattle, WA

Analyte	Method	Result	MDL*	MRL	Units	Dil	Batch	Prepared	Analyzed	Notes
BPD0647-04 (MW04-20060425)		**Water**			**Sampled: 04/25/06 12:15**					
Ethylbenzene	EPA 8260B	ND	-----	0.200	ug/l	1x	6E09016	05/08/06 09:43	05/08/06 19:29	
Hexachlorobutadiene	"	ND	-----	0.500	"	"	"	"	"	
Methyl tert-butyl ether	"	ND	-----	1.00	"	"	"	"	"	
n-Hexane	"	ND	-----	1.00	"	"	"	"	"	
2-Hexanone	"	ND	-----	2.00	"	"	"	"	"	
Isopropylbenzene	"	ND	-----	0.500	"	"	"	"	"	
p-Isopropyltoluene	"	ND	-----	0.200	"	"	"	"	"	
4-Methyl-2-pentanone	"	ND	-----	2.00	"	"	"	"	"	
Methylene chloride	"	ND	-----	5.00	"	"	"	"	"	
Naphthalene	"	ND	-----	0.500	"	"	"	"	"	
n-Propylbenzene	"	ND	-----	0.500	"	"	"	"	"	
Styrene	"	ND	-----	0.500	"	"	"	"	"	
1,2,3-Trichlorobenzene	"	ND	-----	0.200	"	"	"	"	"	
1,2,4-Trichlorobenzene	"	ND	-----	0.200	"	"	"	"	"	
1,1,1,2-Tetrachloroethane	"	ND	-----	0.200	"	"	"	"	"	
1,1,2,2-Tetrachloroethane	"	ND	-----	0.500	"	"	"	"	"	
Tetrachloroethene	"	ND	-----	0.200	"	"	"	"	"	
Toluene	"	ND	-----	0.200	"	"	"	"	"	
1,1,1-Trichloroethane	"	ND	-----	0.200	"	"	"	"	"	
1,1,2-Trichloroethane	"	ND	-----	0.200	"	"	"	"	"	
Trichloroethene	"	ND	-----	0.200	"	"	"	"	"	
Trichlorofluoromethane	"	ND	-----	0.500	"	"	"	"	"	
1,2,3-Trichloropropane	"	ND	-----	0.500	"	"	"	"	"	
1,2,4-Trimethylbenzene	"	ND	-----	0.200	"	"	"	"	"	
1,3,5-Trimethylbenzene	"	ND	-----	0.500	"	"	"	"	"	
Vinyl chloride	"	**1.56**	-----	0.200	"	"	"	"	"	
o-Xylene	"	ND	-----	0.250	"	"	"	"	"	
m,p-Xylene	"	ND	-----	0.500	"	"	"	"	"	
Total Xylenes	"	ND	-----	0.750	"	"	"	"	"	
Surrogate(s): *1,2-DCA-d4*		*116%*			*70 - 130 %*	"			"	
Toluene-d8		*98.5%*			*70 - 130 %*	"			"	
4-BFB		*98.0%*			*70 - 130 %*	"			"	

TestAmerica - Seattle, WA

The results in this report apply to the samples analyzed in accordance with the chain of custody document. This analytical report must be reproduced in its entirety.

Kate Haney, Project Manager

TestAmerica
ANALYTICAL TESTING CORPORATION

SEATTLE, WA 11720 NORTH CREEK PKWY N, SUITE 400
BOTHELL, WA 98011-8244
PH: (425) 420.9200 FAX: (425) 420.9210

Sound Environmental Strategies	Project Name:	**Time Oil - ASKO**	
2400 Airport Way South, Suite 200	Project Number:	01-600	Report Created:
Seattle, WA/USA 98134-2020	Project Manager:	Dee Gardner	05/19/06 13:20

Volatile Organic Compounds by EPA Method 8260B

TestAmerica - Seattle, WA

Analyte	Method	Result	MDL*	MRL	Units	Dil	Batch	Prepared	Analyzed	Notes
BPD0647-05 (MW05-20060425)		**Water**			**Sampled: 04/25/06 13:15**					
Acetone	EPA 8260B	ND	-----	10.0	ug/l	1x	6E09016	05/08/06 09:43	05/08/06 19:54	
Benzene	"	ND	-----	0.200	"	"	"	"	"	
Bromobenzene	"	ND	-----	0.500	"	"	"	"	"	
Bromochloromethane	"	ND	-----	0.200	"	"	"	"	"	
Bromodichloromethane	"	ND	-----	0.200	"	"	"	"	"	
Bromoform	"	ND	-----	0.200	"	"	"	"	"	
Bromomethane	"	ND	-----	2.00	"	"	"	"	"	
2-Butanone	"	ND	-----	2.00	"	"	"	"	"	
n-Butylbenzene	"	ND	-----	0.200	"	"	"	"	"	
sec-Butylbenzene	"	ND	-----	0.200	"	"	"	"	"	
tert-Butylbenzene	"	ND	-----	0.500	"	"	"	"	"	
Carbon disulfide	"	ND	-----	0.500	"	"	"	"	"	
Carbon tetrachloride	"	ND	-----	0.200	"	"	"	"	"	
Chlorobenzene	"	ND	-----	0.200	"	"	"	"	"	
Chloroethane	"	ND	-----	1.00	"	"	"	"	"	
Chloroform	"	ND	-----	0.200	"	"	"	"	"	
Chloromethane	"	ND	-----	1.00	"	"	"	"	"	
2-Chlorotoluene	"	ND	-----	0.500	"	"	"	"	"	
4-Chlorotoluene	"	ND	-----	0.500	"	"	"	"	"	
Dibromochloromethane	"	ND	-----	0.200	"	"	"	"	"	
1,2-Dibromo-3-chloropropane	"	ND	-----	0.500	"	"	"	"	"	
1,2-Dibromoethane	"	ND	-----	0.200	"	"	"	"	"	
Dibromomethane	"	ND	-----	0.200	"	"	"	"	"	
1,2-Dichlorobenzene	"	ND	-----	0.200	"	"	"	"	"	
1,3-Dichlorobenzene	"	ND	-----	0.200	"	"	"	"	"	
1,4-Dichlorobenzene	"	ND	-----	0.200	"	"	"	"	"	
Dichlorodifluoromethane	"	ND	-----	0.500	"	"	"	"	"	
1,1-Dichloroethane	"	ND	-----	0.200	"	"	"	"	"	
1,2-Dichloroethane	"	ND	-----	0.200	"	"	"	"	"	
1,1-Dichloroethene	"	ND	-----	0.200	"	"	"	"	"	
cis-1,2-Dichloroethene	"	**1.54**	-----	0.200	"	"	"	"	"	
trans-1,2-Dichloroethene	"	ND	-----	0.200	"	"	"	"	"	
1,2-Dichloropropane	"	ND	-----	0.200	"	"	"	"	"	
1,3-Dichloropropane	"	ND	-----	0.200	"	"	"	"	"	
2,2-Dichloropropane	"	ND	-----	0.500	"	"	"	"	"	
1,1-Dichloropropene	"	ND	-----	0.200	"	"	"	"	"	
cis-1,3-Dichloropropene	"	ND	-----	0.200	"	"	"	"	"	
trans-1,3-Dichloropropene	"	ND	-----	0.200	"	"	"	"	"	

TestAmerica - Seattle, WA

The results in this report apply to the samples analyzed in accordance with the chain of custody document. This analytical report must be reproduced in its entirety.

Kate Haney, Project Manager

TestAmerica
ANALYTICAL TESTING CORPORATION

SEATTLE, WA 11720 NORTH CREEK PKWY N, SUITE 400
BOTHELL, WA 98011-8244
PH: (425) 420.9200 FAX: (425) 420.9210

Sound Environmental Strategies	Project Name:	**Time Oil - ASKO**	
2400 Airport Way South, Suite 200	Project Number:	01-600	Report Created:
Seattle, WA/USA 98134-2020	Project Manager:	Dee Gardner	05/19/06 13:20

Volatile Organic Compounds by EPA Method 8260B

TestAmerica - Seattle, WA

Analyte	Method	Result	MDL*	MRL	Units	Dil	Batch	Prepared	Analyzed	Notes
BPD0647-05 (MW05-20060425)		**Water**			**Sampled: 04/25/06 13:15**					
Ethylbenzene	EPA 8260B	ND	-----	0.200	ug/l	1x	6E09016	05/08/06 09:43	05/08/06 19:54	
Hexachlorobutadiene	"	ND	-----	0.500	"	"	"	"	"	
Methyl tert-butyl ether	"	ND	-----	1.00	"	"	"	"	"	
n-Hexane	"	ND	-----	1.00	"	"	"	"	"	
2-Hexanone	"	ND	-----	2.00	"	"	"	"	"	
Isopropylbenzene	"	ND	-----	0.500	"	"	"	"	"	
p-Isopropyltoluene	"	ND	-----	0.200	"	"	"	"	"	
4-Methyl-2-pentanone	"	ND	-----	2.00	"	"	"	"	"	
Methylene chloride	"	ND	-----	5.00	"	"	"	"	"	
Naphthalene	"	ND	-----	0.500	"	"	"	"	"	
n-Propylbenzene	"	ND	-----	0.500	"	"	"	"	"	
Styrene	"	ND	-----	0.500	"	"	"	"	"	
1,2,3-Trichlorobenzene	"	ND	-----	0.200	"	"	"	"	"	
1,2,4-Trichlorobenzene	"	ND	-----	0.200	"	"	"	"	"	
1,1,1,2-Tetrachloroethane	"	ND	-----	0.200	"	"	"	"	"	
1,1,2,2-Tetrachloroethane	"	ND	-----	0.500	"	"	"	"	"	
Tetrachloroethene	"	ND	-----	0.200	"	"	"	"	"	
Toluene	"	ND	-----	0.200	"	"	"	"	"	
1,1,1-Trichloroethane	"	ND	-----	0.200	"	"	"	"	"	
1,1,2-Trichloroethane	"	ND	-----	0.200	"	"	"	"	"	
Trichloroethene	"	**1.18**	-----	0.200	"	"	"	"	"	
Trichlorofluoromethane	"	ND	-----	0.500	"	"	"	"	"	
1,2,3-Trichloropropane	"	ND	-----	0.500	"	"	"	"	"	
1,2,4-Trimethylbenzene	"	ND	-----	0.200	"	"	"	"	"	
1,3,5-Trimethylbenzene	"	ND	-----	0.500	"	"	"	"	"	
Vinyl chloride	"	ND	-----	0.200	"	"	"	"	"	
o-Xylene	"	ND	-----	0.250	"	"	"	"	"	
m,p-Xylene	"	ND	-----	0.500	"	"	"	"	"	
Total Xylenes	"	ND	-----	0.750	"	"	"	"	"	
Surrogate(s): 1,2-DCA-d4		*116%*			*70 - 130 %*	"			"	
Toluene-d8		*99.8%*			*70 - 130 %*	"			"	
4-BFB		*99.0%*			*70 - 130 %*	"			"	

TestAmerica - Seattle, WA

The results in this report apply to the samples analyzed in accordance with the chain of custody document. This analytical report must be reproduced in its entirety.

Kate Haney, Project Manager

TestAmerica
ANALYTICAL TESTING CORPORATION

SEATTLE, WA 11720 NORTH CREEK PKWY N, SUITE 400
BOTHELL, WA 98011-8244
PH: (425) 420.9200 FAX: (425) 420.9210

Sound Environmental Strategies	Project Name:	**Time Oil - ASKO**	
2400 Airport Way South, Suite 200	Project Number:	01-600	Report Created:
Seattle, WA/USA 98134-2020	Project Manager:	Dee Gardner	05/19/06 13:20

Volatile Organic Compounds by EPA Method 8260B

TestAmerica - Seattle, WA

Analyte	Method	Result	MDL*	MRL	Units	Dil	Batch	Prepared	Analyzed	Notes
BPD0647-06 (MW06-20060425)		**Water**			**Sampled: 04/25/06 14:25**					
Acetone	EPA 8260B	ND	-----	10.0	ug/l	1x	6E09016	05/08/06 09:43	05/08/06 20:19	
Benzene	"	ND	-----	0.200	"	"	"	"	"	
Bromobenzene	"	ND	-----	0.500	"	"	"	"	"	
Bromochloromethane	"	ND	-----	0.200	"	"	"	"	"	
Bromodichloromethane	"	ND	-----	0.200	"	"	"	"	"	
Bromoform	"	ND	-----	0.200	"	"	"	"	"	
Bromomethane	"	ND	-----	2.00	"	"	"	"	"	
2-Butanone	"	ND	-----	2.00	"	"	"	"	"	
n-Butylbenzene	"	ND	-----	0.200	"	"	"	"	"	
sec-Butylbenzene	"	ND	-----	0.200	"	"	"	"	"	
tert-Butylbenzene	"	ND	-----	0.500	"	"	"	"	"	
Carbon disulfide	"	ND	-----	0.500	"	"	"	"	"	
Carbon tetrachloride	"	ND	-----	0.200	"	"	"	"	"	
Chlorobenzene	"	ND	-----	0.200	"	"	"	"	"	
Chloroethane	"	ND	-----	1.00	"	"	"	"	"	
Chloroform	"	ND	-----	0.200	"	"	"	"	"	
Chloromethane	"	ND	-----	1.00	"	"	"	"	"	
2-Chlorotoluene	"	ND	-----	0.500	"	"	"	"	"	
4-Chlorotoluene	"	ND	-----	0.500	"	"	"	"	"	
Dibromochloromethane	"	ND	-----	0.200	"	"	"	"	"	
1,2-Dibromo-3-chloropropane	"	ND	-----	0.500	"	"	"	"	"	
1,2-Dibromoethane	"	ND	-----	0.200	"	"	"	"	"	
Dibromomethane	"	ND	-----	0.200	"	"	"	"	"	
1,2-Dichlorobenzene	"	ND	-----	0.200	"	"	"	"	"	
1,3-Dichlorobenzene	"	ND	-----	0.200	"	"	"	"	"	
1,4-Dichlorobenzene	"	ND	-----	0.200	"	"	"	"	"	
Dichlorodifluoromethane	"	ND	-----	0.500	"	"	"	"	"	
1,1-Dichloroethane	"	ND	-----	0.200	"	"	"	"	"	
1,2-Dichloroethane	"	ND	-----	0.200	"	"	"	"	"	
1,1-Dichloroethene	"	ND	-----	0.200	"	"	"	"	"	
cis-1,2-Dichloroethene	"	ND	-----	0.200	"	"	"	"	"	
trans-1,2-Dichloroethene	"	ND	-----	0.200	"	"	"	"	"	
1,2-Dichloropropane	"	ND	-----	0.200	"	"	"	"	"	
1,3-Dichloropropane	"	ND	-----	0.200	"	"	"	"	"	
2,2-Dichloropropane	"	ND	-----	0.500	"	"	"	"	"	
1,1-Dichloropropene	"	ND	-----	0.200	"	"	"	"	"	
cis-1,3-Dichloropropene	"	ND	-----	0.200	"	"	"	"	"	
trans-1,3-Dichloropropene	"	ND	-----	0.200	"	"	"	"	"	

TestAmerica - Seattle, WA

The results in this report apply to the samples analyzed in accordance with the chain of custody document. This analytical report must be reproduced in its entirety.

Kate Haney, Project Manager

TestAmerica
ANALYTICAL TESTING CORPORATION

SEATTLE, WA 11720 NORTH CREEK PKWY N, SUITE 400
BOTHELL, WA 98011-8244
PH: (425) 420.9200 FAX: (425) 420.9210

Sound Environmental Strategies	Project Name:	**Time Oil - ASKO**	
2400 Airport Way South, Suite 200	Project Number:	01-600	Report Created:
Seattle, WA/USA 98134-2020	Project Manager:	Dee Gardner	05/19/06 13:20

Volatile Organic Compounds by EPA Method 8260B

TestAmerica - Seattle, WA

Analyte	Method	Result	MDL*	MRL	Units	Dil	Batch	Prepared	Analyzed	Notes
BPD0647-06 (MW06-20060425)		**Water**				**Sampled: 04/25/06 14:25**				
Ethylbenzene	EPA 8260B	ND	-----	0.200	ug/l	1x	6E09016	05/08/06 09:43	05/08/06 20:19	
Hexachlorobutadiene	"	ND	-----	0.500	"	"	"	"	"	
Methyl tert-butyl ether	"	ND	-----	1.00	"	"	"	"	"	
n-Hexane	"	ND	-----	1.00	"	"	"	"	"	
2-Hexanone	"	ND	-----	2.00	"	"	"	"	"	
Isopropylbenzene	"	ND	-----	0.500	"	"	"	"	"	
p-Isopropyltoluene	"	ND	-----	0.200	"	"	"	"	"	
4-Methyl-2-pentanone	"	ND	-----	2.00	"	"	"	"	"	
Methylene chloride	"	ND	-----	5.00	"	"	"	"	"	
Naphthalene	"	ND	-----	0.500	"	"	"	"	"	
n-Propylbenzene	"	ND	-----	0.500	"	"	"	"	"	
Styrene	"	ND	-----	0.500	"	"	"	"	"	
1,2,3-Trichlorobenzene	"	ND	-----	0.200	"	"	"	"	"	
1,2,4-Trichlorobenzene	"	ND	-----	0.200	"	"	"	"	"	
1,1,1,2-Tetrachloroethane	"	ND	-----	0.200	"	"	"	"	"	
1,1,2,2-Tetrachloroethane	"	ND	-----	0.500	"	"	"	"	"	
Tetrachloroethene	"	ND	-----	0.200	"	"	"	"	"	
Toluene	"	ND	-----	0.200	"	"	"	"	"	
1,1,1-Trichloroethane	"	ND	-----	0.200	"	"	"	"	"	
1,1,2-Trichloroethane	"	ND	-----	0.200	"	"	"	"	"	
Trichloroethene	"	ND	-----	0.200	"	"	"	"	"	
Trichlorofluoromethane	"	ND	-----	0.500	"	"	"	"	"	
1,2,3-Trichloropropane	"	ND	-----	0.500	"	"	"	"	"	
1,2,4-Trimethylbenzene	"	ND	-----	0.200	"	"	"	"	"	
1,3,5-Trimethylbenzene	"	ND	-----	0.500	"	"	"	"	"	
Vinyl chloride	"	ND	-----	0.200	"	"	"	"	"	
o-Xylene	"	ND	-----	0.250	"	"	"	"	"	
m,p-Xylene	"	ND	-----	0.500	"	"	"	"	"	
Total Xylenes	"	ND	-----	0.750	"	"	"	"	"	
Surrogate(s): 1,2-DCA-d4		*118%*			*70 - 130 %*	"			"	
Toluene-d8		*100%*			*70 - 130 %*	"			"	
4-BFB		*99.2%*			*70 - 130 %*	"			"	

TestAmerica - Seattle, WA

The results in this report apply to the samples analyzed in accordance with the chain of custody document. This analytical report must be reproduced in its entirety.

Kate Haney, Project Manager

TestAmerica
ANALYTICAL TESTING CORPORATION

SEATTLE, WA 11720 NORTH CREEK PKWY N, SUITE 400
BOTHELL, WA 98011-8244
PH: (425) 420.9200 FAX: (425) 420.9210

Sound Environmental Strategies	Project Name:	**Time Oil - ASKO**	
2400 Airport Way South, Suite 200	Project Number:	01-600	Report Created:
Seattle, WA/USA 98134-2020	Project Manager:	Dee Gardner	05/19/06 13:20

Volatile Organic Compounds by EPA Method 8260B

TestAmerica - Seattle, WA

Analyte	Method	Result	MDL*	MRL	Units	Dil	Batch	Prepared	Analyzed	Notes
BPD0647-07 (MW99-20060425)		**Water**			**Sampled: 04/25/06 14:25**					
Acetone	EPA 8260B	ND	-----	10.0	ug/l	1x	6E09016	05/08/06 09:43	05/08/06 20:44	
Benzene	"	ND	-----	0.200	"	"	"	"	"	
Bromobenzene	"	ND	-----	0.500	"	"	"	"	"	
Bromochloromethane	"	ND	-----	0.200	"	"	"	"	"	
Bromodichloromethane	"	ND	-----	0.200	"	"	"	"	"	
Bromoform	"	ND	-----	0.200	"	"	"	"	"	
Bromomethane	"	ND	-----	2.00	"	"	"	"	"	
2-Butanone	"	ND	-----	2.00	"	"	"	"	"	
n-Butylbenzene	"	ND	-----	0.200	"	"	"	"	"	
sec-Butylbenzene	"	ND	-----	0.200	"	"	"	"	"	
tert-Butylbenzene	"	ND	-----	0.500	"	"	"	"	"	
Carbon disulfide	"	ND	-----	0.500	"	"	"	"	"	
Carbon tetrachloride	"	ND	-----	0.200	"	"	"	"	"	
Chlorobenzene	"	ND	-----	0.200	"	"	"	"	"	
Chloroethane	"	ND	-----	1.00	"	"	"	"	"	
Chloroform	"	ND	-----	0.200	"	"	"	"	"	
Chloromethane	"	ND	-----	1.00	"	"	"	"	"	
2-Chlorotoluene	"	ND	-----	0.500	"	"	"	"	"	
4-Chlorotoluene	"	ND	-----	0.500	"	"	"	"	"	
Dibromochloromethane	"	ND	-----	0.200	"	"	"	"	"	
1,2-Dibromo-3-chloropropane	"	ND	-----	0.500	"	"	"	"	"	
1,2-Dibromoethane	"	ND	-----	0.200	"	"	"	"	"	
Dibromomethane	"	ND	-----	0.200	"	"	"	"	"	
1,2-Dichlorobenzene	"	ND	-----	0.200	"	"	"	"	"	
1,3-Dichlorobenzene	"	ND	-----	0.200	"	"	"	"	"	
1,4-Dichlorobenzene	"	ND	-----	0.200	"	"	"	"	"	
Dichlorodifluoromethane	"	ND	-----	0.500	"	"	"	"	"	
1,1-Dichloroethane	"	ND	-----	0.200	"	"	"	"	"	
1,2-Dichloroethane	"	ND	-----	0.200	"	"	"	"	"	
1,1-Dichloroethene	"	ND	-----	0.200	"	"	"	"	"	
cis-1,2-Dichloroethene	"	ND	-----	0.200	"	"	"	"	"	
trans-1,2-Dichloroethene	"	ND	-----	0.200	"	"	"	"	"	
1,2-Dichloropropane	"	ND	-----	0.200	"	"	"	"	"	
1,3-Dichloropropane	"	ND	-----	0.200	"	"	"	"	"	
2,2-Dichloropropane	"	ND	-----	0.500	"	"	"	"	"	
1,1-Dichloropropene	"	ND	-----	0.200	"	"	"	"	"	
cis-1,3-Dichloropropene	"	ND	-----	0.200	"	"	"	"	"	
trans-1,3-Dichloropropene	"	ND	-----	0.200	"	"	"	"	"	

TestAmerica - Seattle, WA

The results in this report apply to the samples analyzed in accordance with the chain of custody document. This analytical report must be reproduced in its entirety.

Kate Haney, Project Manager

TestAmerica
ANALYTICAL TESTING CORPORATION

SEATTLE, WA 11720 NORTH CREEK PKWY N, SUITE 400
BOTHELL, WA 98011-8244
PH: (425) 420.9200 FAX: (425) 420.9210

Sound Environmental Strategies	Project Name:	**Time Oil - ASKO**	
2400 Airport Way South, Suite 200	Project Number:	01-600	Report Created:
Seattle, WA/USA 98134-2020	Project Manager:	Dee Gardner	05/19/06 13:20

Volatile Organic Compounds by EPA Method 8260B

TestAmerica - Seattle, WA

Analyte	Method	Result	MDL*	MRL	Units	Dil	Batch	Prepared	Analyzed	Notes
BPD0647-07 (MW99-20060425)		**Water**			**Sampled: 04/25/06 14:25**					
Ethylbenzene	EPA 8260B	ND	-----	0.200	ug/l	1x	6E09016	05/08/06 09:43	05/08/06 20:44	
Hexachlorobutadiene	"	ND	-----	0.500	"	"	"	"	"	
Methyl tert-butyl ether	"	ND	-----	1.00	"	"	"	"	"	
n-Hexane	"	ND	-----	1.00	"	"	"	"	"	
2-Hexanone	"	ND	-----	2.00	"	"	"	"	"	
Isopropylbenzene	"	ND	-----	0.500	"	"	"	"	"	
p-Isopropyltoluene	"	ND	-----	0.200	"	"	"	"	"	
4-Methyl-2-pentanone	"	ND	-----	2.00	"	"	"	"	"	
Methylene chloride	"	ND	-----	5.00	"	"	"	"	"	
Naphthalene	"	ND	-----	0.500	"	"	"	"	"	
n-Propylbenzene	"	ND	-----	0.500	"	"	"	"	"	
Styrene	"	ND	-----	0.500	"	"	"	"	"	
1,2,3-Trichlorobenzene	"	ND	-----	0.200	"	"	"	"	"	
1,2,4-Trichlorobenzene	"	ND	-----	0.200	"	"	"	"	"	
1,1,1,2-Tetrachloroethane	"	ND	-----	0.200	"	"	"	"	"	
1,1,2,2-Tetrachloroethane	"	ND	-----	0.500	"	"	"	"	"	
Tetrachloroethene	"	ND	-----	0.200	"	"	"	"	"	
Toluene	"	ND	-----	0.200	"	"	"	"	"	
1,1,1-Trichloroethane	"	ND	-----	0.200	"	"	"	"	"	
1,1,2-Trichloroethane	"	ND	-----	0.200	"	"	"	"	"	
Trichloroethene	"	ND	-----	0.200	"	"	"	"	"	
Trichlorofluoromethane	"	ND	-----	0.500	"	"	"	"	"	
1,2,3-Trichloropropane	"	ND	-----	0.500	"	"	"	"	"	
1,2,4-Trimethylbenzene	"	ND	-----	0.200	"	"	"	"	"	
1,3,5-Trimethylbenzene	"	ND	-----	0.500	"	"	"	"	"	
Vinyl chloride	"	**0.360**	-----	0.200	"	"	"	"	"	
o-Xylene	"	ND	-----	0.250	"	"	"	"	"	
m,p-Xylene	"	ND	-----	0.500	"	"	"	"	"	
Total Xylenes	"	ND	-----	0.750	"	"	"	"	"	
Surrogate(s): 1,2-DCA-d4		*119%*			*70 - 130 %*	"			"	
Toluene-d8		*99.5%*			*70 - 130 %*	"			"	
4-BFB		*99.8%*			*70 - 130 %*	"			"	

TestAmerica - Seattle, WA

The results in this report apply to the samples analyzed in accordance with the chain of custody document. This analytical report must be reproduced in its entirety.

Kate Haney, Project Manager

TestAmerica
ANALYTICAL TESTING CORPORATION

SEATTLE, WA 11720 NORTH CREEK PKWY N, SUITE 400
BOTHELL, WA 98011-8244
PH: (425) 420.9200 FAX: (425) 420.9210

Sound Environmental Strategies	Project Name:	**Time Oil - ASKO**	
2400 Airport Way South, Suite 200	Project Number:	01-600	Report Created:
Seattle, WA/USA 98134-2020	Project Manager:	Dee Gardner	05/19/06 13:20

Semivolatile Organic Compounds by EPA Method 8270C

TestAmerica - Seattle, WA

Analyte	Method	Result	MDL*	MRL	Units	Dil	Batch	Prepared	Analyzed	Notes
BPD0647-01 (MW01-20060426)		**Water**			**Sampled: 04/26/06 10:35**					**HT-2**
Acenaphthene	EPA 8270C	ND	-----	9.80	ug/l	1x	6E05013	05/05/06 08:32	05/09/06 17:39	
Acenaphthylene	"	ND	-----	9.80	"	"	"	"	"	
Aniline	"	ND	-----	9.80	"	"	"	"	"	
Anthracene	"	ND	-----	9.80	"	"	"	"	"	
Benzo (a) anthracene	"	ND	-----	9.80	"	"	"	"	"	
Benzo (a) pyrene	"	ND	-----	9.80	"	"	"	"	"	
Benzo (b) fluoranthene	"	ND	-----	9.80	"	"	"	"	"	
Benzo (k) fluoranthene	"	ND	-----	9.80	"	"	"	"	"	
Benzo (ghi) perylene	"	ND	-----	9.80	"	"	"	"	"	
Benzoic Acid	"	ND	-----	19.6	"	"	"	"	"	**Q-40**
Benzyl alcohol	"	ND	-----	9.80	"	"	"	"	"	
Bis(2-chloroethoxy)methane	"	ND	-----	9.80	"	"	"	"	"	
Bis(2-chloroethyl)ether	"	ND	-----	9.80	"	"	"	"	"	
Bis(2-chloroisopropyl)ether	"	ND	-----	9.80	"	"	"	"	"	
Bis(2-ethylhexyl)phthalate	"	ND	-----	49.0	"	"	"	"	"	
4-Bromophenyl phenyl ether	"	ND	-----	9.80	"	"	"	"	"	
Butyl benzyl phthalate	"	ND	-----	9.80	"	"	"	"	"	
Carbazole	"	ND	-----	9.80	"	"	"	"	"	
4-Chloroaniline	"	ND	-----	9.80	"	"	"	"	"	
4-Chloro-3-methylphenol	"	ND	-----	9.80	"	"	"	"	"	
2-Chloronaphthalene	"	ND	-----	9.80	"	"	"	"	"	
2-Chlorophenol	"	ND	-----	9.80	"	"	"	"	"	
4-Chlorophenyl phenyl ether	"	ND	-----	9.80	"	"	"	"	"	
3 & 4-Methylphenol (m,p-Cresols)	"	ND	-----	9.80	"	"	"	"	"	
2-Methylphenol (o-Cresol)	"	ND	-----	9.80	"	"	"	"	"	
Chrysene	"	ND	-----	9.80	"	"	"	"	"	
Di-n-butyl phthalate	"	ND	-----	9.80	"	"	"	"	"	
Dibenz (a,h) anthracene	"	ND	-----	9.80	"	"	"	"	"	
Dibenzofuran	"	ND	-----	9.80	"	"	"	"	"	
1,2-Dichlorobenzene	"	ND	-----	9.80	"	"	"	"	"	
1,3-Dichlorobenzene	"	ND	-----	9.80	"	"	"	"	"	
1,4-Dichlorobenzene	"	ND	-----	9.80	"	"	"	"	"	
3,3´-Dichlorobenzidine	"	ND	-----	9.80	"	"	"	"	"	
2,4-Dichlorophenol	"	ND	-----	9.80	"	"	"	"	"	
Diethyl phthalate	"	ND	-----	9.80	"	"	"	"	"	
2,4-Dimethylphenol	"	ND	-----	9.80	"	"	"	"	"	
Dimethyl phthalate	"	ND	-----	9.80	"	"	"	"	"	
4,6-Dinitro-2-methylphenol	"	ND	-----	9.80	"	"	"	"	"	

TestAmerica - Seattle, WA

The results in this report apply to the samples analyzed in accordance with the chain of custody document. This analytical report must be reproduced in its entirety.

Kate Haney, Project Manager

TestAmerica
ANALYTICAL TESTING CORPORATION

SEATTLE, WA 11720 NORTH CREEK PKWY N, SUITE 400
BOTHELL, WA 98011-8244
PH: (425) 420.9200 FAX: (425) 420.9210

Sound Environmental Strategies	Project Name:	**Time Oil - ASKO**	
2400 Airport Way South, Suite 200	Project Number:	01-600	Report Created:
Seattle, WA/USA 98134-2020	Project Manager:	Dee Gardner	05/19/06 13:20

Semivolatile Organic Compounds by EPA Method 8270C

TestAmerica - Seattle, WA

Analyte	Method	Result	MDL*	MRL	Units	Dil	Batch	Prepared	Analyzed	Notes
BPD0647-01 (MW01-20060426)		**Water**			**Sampled: 04/26/06 10:35**					**HT-2**
2,4-Dinitrophenol	EPA 8270C	ND	-----	19.6	ug/l	1x	6E05013	05/05/06 08:32	05/09/06 17:39	
2,4-Dinitrotoluene	"	ND	-----	9.80	"	"	"	"	"	
2,6-Dinitrotoluene	"	ND	-----	9.80	"	"	"	"	"	
N-Nitrosodiphenylamine	"	ND	-----	9.80	"	"	"	"	"	
Fluoranthene	"	ND	-----	9.80	"	"	"	"	"	
Fluorene	"	ND	-----	9.80	"	"	"	"	"	
Hexachlorobenzene	"	ND	-----	9.80	"	"	"	"	"	
Hexachlorobutadiene	"	ND	-----	9.80	"	"	"	"	"	
Hexachlorocyclopentadiene	"	ND	-----	9.80	"	"	"	"	"	
Hexachloroethane	"	ND	-----	9.80	"	"	"	"	"	
Indeno (1,2,3-cd) pyrene	"	ND	-----	9.80	"	"	"	"	"	
Isophorone	"	ND	-----	9.80	"	"	"	"	"	
1-Methylnaphthalene	"	ND	-----	9.80	"	"	"	"	"	
2-Methylnaphthalene	"	ND	-----	9.80	"	"	"	"	"	
Naphthalene	"	ND	-----	9.80	"	"	"	"	"	
2-Nitroaniline	"	ND	-----	9.80	"	"	"	"	"	
3-Nitroaniline	"	ND	-----	9.80	"	"	"	"	"	
4-Nitroaniline	"	ND	-----	9.80	"	"	"	"	"	
Nitrobenzene	"	ND	-----	9.80	"	"	"	"	"	
2-Nitrophenol	"	ND	-----	9.80	"	"	"	"	"	
4-Nitrophenol	"	ND	-----	9.80	"	"	"	"	"	
N-Nitrosodi-n-propylamine	"	ND	-----	9.80	"	"	"	"	"	
Di-n-octyl phthalate	"	ND	-----	9.80	"	"	"	"	"	
Pentachlorophenol	"	ND	-----	9.80	"	"	"	"	"	
Phenanthrene	"	ND	-----	9.80	"	"	"	"	"	
Phenol	"	ND	-----	9.80	"	"	"	"	"	
Pyrene	"	ND	-----	9.80	"	"	"	"	"	
1,2,4-Trichlorobenzene	"	ND	-----	9.80	"	"	"	"	"	
2,4,5-Trichlorophenol	"	ND	-----	9.80	"	"	"	"	"	
2,4,6-Trichlorophenol	"	ND	-----	9.80	"	"	"	"	"	

Surrogate(s):	*2-FBP*	*77.8%*	*44 - 120 %*	"	"
	2-FP	*71.6%*	*16 - 120 %*	"	"
	Nitrobenzene-d5	*83.7%*	*38 - 120 %*	"	"
	Phenol-d6	*72.4%*	*16 - 120 %*	"	"
	p-Terphenyl-d14	*83.7%*	*24 - 146 %*	"	"
	2,4,6-TBP	*77.8%*	*32 - 135 %*	"	"

TestAmerica - Seattle, WA

The results in this report apply to the samples analyzed in accordance with the chain of custody document. This analytical report must be reproduced in its entirety.

Kate Haney, Project Manager

TestAmerica
ANALYTICAL TESTING CORPORATION

SEATTLE, WA 11720 NORTH CREEK PKWY N, SUITE 400
BOTHELL, WA 98011-8244
PH: (425) 420.9200 FAX: (425) 420.9210

Sound Environmental Strategies	Project Name:	**Time Oil - ASKO**	
2400 Airport Way South, Suite 200	Project Number:	01-600	Report Created:
Seattle, WA/USA 98134-2020	Project Manager:	Dee Gardner	05/19/06 13:20

Semivolatile Organic Compounds by EPA Method 8270C

TestAmerica - Seattle, WA

Analyte	Method	Result	MDL*	MRL	Units	Dil	Batch	Prepared	Analyzed	Notes
BPD0647-02 (MW02-20060426)		**Water**			**Sampled: 04/26/06 09:25**					**HT-2**
Acenaphthene	EPA 8270C	ND	-----	10.0	ug/l	1x	6E05013	05/05/06 08:32	05/09/06 18:11	
Acenaphthylene	"	ND	-----	10.0	"	"	"	"	"	
Aniline	"	ND	-----	10.0	"	"	"	"	"	
Anthracene	"	ND	-----	10.0	"	"	"	"	"	
Benzo (a) anthracene	"	ND	-----	10.0	"	"	"	"	"	
Benzo (a) pyrene	"	ND	-----	10.0	"	"	"	"	"	
Benzo (b) fluoranthene	"	ND	-----	10.0	"	"	"	"	"	
Benzo (k) fluoranthene	"	ND	-----	10.0	"	"	"	"	"	
Benzo (ghi) perylene	"	ND	-----	10.0	"	"	"	"	"	
Benzoic Acid	"	ND	-----	20.0	"	"	"	"	"	**Q-40**
Benzyl alcohol	"	ND	-----	10.0	"	"	"	"	"	
Bis(2-chloroethoxy)methane	"	ND	-----	10.0	"	"	"	"	"	
Bis(2-chloroethyl)ether	"	ND	-----	10.0	"	"	"	"	"	
Bis(2-chloroisopropyl)ether	"	ND	-----	10.0	"	"	"	"	"	
Bis(2-ethylhexyl)phthalate	"	ND	-----	50.0	"	"	"	"	"	
4-Bromophenyl phenyl ether	"	ND	-----	10.0	"	"	"	"	"	
Butyl benzyl phthalate	"	ND	-----	10.0	"	"	"	"	"	
Carbazole	"	ND	-----	10.0	"	"	"	"	"	
4-Chloroaniline	"	ND	-----	10.0	"	"	"	"	"	
4-Chloro-3-methylphenol	"	ND	-----	10.0	"	"	"	"	"	
2-Chloronaphthalene	"	ND	-----	10.0	"	"	"	"	"	
2-Chlorophenol	"	ND	-----	10.0	"	"	"	"	"	
4-Chlorophenyl phenyl ether	"	ND	-----	10.0	"	"	"	"	"	
3 & 4-Methylphenol (m,p-Cresols)	"	ND	-----	10.0	"	"	"	"	"	
2-Methylphenol (o-Cresol)	"	ND	-----	10.0	"	"	"	"	"	
Chrysene	"	ND	-----	10.0	"	"	"	"	"	
Di-n-butyl phthalate	"	ND	-----	10.0	"	"	"	"	"	
Dibenz (a,h) anthracene	"	ND	-----	10.0	"	"	"	"	"	
Dibenzofuran	"	ND	-----	10.0	"	"	"	"	"	
1,2-Dichlorobenzene	"	ND	-----	10.0	"	"	"	"	"	
1,3-Dichlorobenzene	"	ND	-----	10.0	"	"	"	"	"	
1,4-Dichlorobenzene	"	ND	-----	10.0	"	"	"	"	"	
3,3´-Dichlorobenzidine	"	ND	-----	10.0	"	"	"	"	"	
2,4-Dichlorophenol	"	ND	-----	10.0	"	"	"	"	"	
Diethyl phthalate	"	ND	-----	10.0	"	"	"	"	"	
2,4-Dimethylphenol	"	ND	-----	10.0	"	"	"	"	"	
Dimethyl phthalate	"	ND	-----	10.0	"	"	"	"	"	
4,6-Dinitro-2-methylphenol	"	ND	-----	10.0	"	"	"	"	"	

TestAmerica - Seattle, WA

The results in this report apply to the samples analyzed in accordance with the chain of custody document. This analytical report must be reproduced in its entirety.

Kate Haney, Project Manager

TestAmerica
ANALYTICAL TESTING CORPORATION

SEATTLE, WA 11720 NORTH CREEK PKWY N, SUITE 400
BOTHELL, WA 98011-8244
PH: (425) 420.9200 FAX: (425) 420.9210

Sound Environmental Strategies	Project Name:	**Time Oil - ASKO**	
2400 Airport Way South, Suite 200	Project Number:	01-600	Report Created:
Seattle, WA/USA 98134-2020	Project Manager:	Dee Gardner	05/19/06 13:20

Semivolatile Organic Compounds by EPA Method 8270C

TestAmerica - Seattle, WA

Analyte	Method	Result	MDL*	MRL	Units	Dil	Batch	Prepared	Analyzed	Notes
BPD0647-02 (MW02-20060426)		**Water**			**Sampled: 04/26/06 09:25**					**HT-2**
2,4-Dinitrophenol	EPA 8270C	ND	-----	20.0	ug/l	1x	6E05013	05/05/06 08:32	05/09/06 18:11	
2,4-Dinitrotoluene	"	ND	-----	10.0	"	"	"	"	"	
2,6-Dinitrotoluene	"	ND	-----	10.0	"	"	"	"	"	
N-Nitrosodiphenylamine	"	ND	-----	10.0	"	"	"	"	"	
Fluoranthene	"	ND	-----	10.0	"	"	"	"	"	
Fluorene	"	ND	-----	10.0	"	"	"	"	"	
Hexachlorobenzene	"	ND	-----	10.0	"	"	"	"	"	
Hexachlorobutadiene	"	ND	-----	10.0	"	"	"	"	"	
Hexachlorocyclopentadiene	"	ND	-----	10.0	"	"	"	"	"	
Hexachloroethane	"	ND	-----	10.0	"	"	"	"	"	
Indeno (1,2,3-cd) pyrene	"	ND	-----	10.0	"	"	"	"	"	
Isophorone	"	ND	-----	10.0	"	"	"	"	"	
1-Methylnaphthalene	"	ND	-----	10.0	"	"	"	"	"	
2-Methylnaphthalene	"	ND	-----	10.0	"	"	"	"	"	
Naphthalene	"	ND	-----	10.0	"	"	"	"	"	
2-Nitroaniline	"	ND	-----	10.0	"	"	"	"	"	
3-Nitroaniline	"	ND	-----	10.0	"	"	"	"	"	
4-Nitroaniline	"	ND	-----	10.0	"	"	"	"	"	
Nitrobenzene	"	ND	-----	10.0	"	"	"	"	"	
2-Nitrophenol	"	ND	-----	10.0	"	"	"	"	"	
4-Nitrophenol	"	ND	-----	10.0	"	"	"	"	"	
N-Nitrosodi-n-propylamine	"	ND	-----	10.0	"	"	"	"	"	
Di-n-octyl phthalate	"	ND	-----	10.0	"	"	"	"	"	
Pentachlorophenol	"	ND	-----	10.0	"	"	"	"	"	
Phenanthrene	"	ND	-----	10.0	"	"	"	"	"	
Phenol	"	ND	-----	10.0	"	"	"	"	"	
Pyrene	"	ND	-----	10.0	"	"	"	"	"	
1,2,4-Trichlorobenzene	"	ND	-----	10.0	"	"	"	"	"	
2,4,5-Trichlorophenol	"	ND	-----	10.0	"	"	"	"	"	
2,4,6-Trichlorophenol	"	ND	-----	10.0	"	"	"	"	"	

Surrogate(s):	*2-FBP*	*72.4%*	*44 - 120 %*	"	"
	2-FP	*64.5%*	*16 - 120 %*	"	"
	Nitrobenzene-d5	*76.6%*	*38 - 120 %*	"	"
	Phenol-d6	*66.7%*	*16 - 120 %*	"	"
	p-Terphenyl-d14	*89.4%*	*24 - 146 %*	"	"
	2,4,6-TBP	*72.3%*	*32 - 135 %*	"	"

TestAmerica - Seattle, WA

The results in this report apply to the samples analyzed in accordance with the chain of custody document. This analytical report must be reproduced in its entirety.

Kate Haney, Project Manager

TestAmerica
ANALYTICAL TESTING CORPORATION

SEATTLE, WA 11720 NORTH CREEK PKWY N, SUITE 400
BOTHELL, WA 98011-8244
PH: (425) 420.9200 FAX: (425) 420.9210

Sound Environmental Strategies	Project Name:	**Time Oil - ASKO**	
2400 Airport Way South, Suite 200	Project Number:	01-600	Report Created:
Seattle, WA/USA 98134-2020	Project Manager:	Dee Gardner	05/19/06 13:20

Semivolatile Organic Compounds by EPA Method 8270C

TestAmerica - Seattle, WA

Analyte	Method	Result	MDL*	MRL	Units	Dil	Batch	Prepared	Analyzed	Notes
BPD0647-03 (MW03-20060425)		**Water**			**Sampled: 04/25/06 11:15**					**HT-2**
Acenaphthene	EPA 8270C	ND	-----	9.71	ug/l	1x	6E05013	05/05/06 08:32	05/09/06 18:43	
Acenaphthylene	"	ND	-----	9.71	"	"	"	"	"	
Aniline	"	ND	-----	9.71	"	"	"	"	"	
Anthracene	"	ND	-----	9.71	"	"	"	"	"	
Benzo (a) anthracene	"	ND	-----	9.71	"	"	"	"	"	
Benzo (a) pyrene	"	ND	-----	9.71	"	"	"	"	"	
Benzo (b) fluoranthene	"	ND	-----	9.71	"	"	"	"	"	
Benzo (k) fluoranthene	"	ND	-----	9.71	"	"	"	"	"	
Benzo (ghi) perylene	"	ND	-----	9.71	"	"	"	"	"	
Benzoic Acid	"	ND	-----	19.4	"	"	"	"	"	**Q-40**
Benzyl alcohol	"	ND	-----	9.71	"	"	"	"	"	
Bis(2-chloroethoxy)methane	"	ND	-----	9.71	"	"	"	"	"	
Bis(2-chloroethyl)ether	"	ND	-----	9.71	"	"	"	"	"	
Bis(2-chloroisopropyl)ether	"	ND	-----	9.71	"	"	"	"	"	
Bis(2-ethylhexyl)phthalate	"	ND	-----	48.5	"	"	"	"	"	
4-Bromophenyl phenyl ether	"	ND	-----	9.71	"	"	"	"	"	
Butyl benzyl phthalate	"	ND	-----	9.71	"	"	"	"	"	
Carbazole	"	ND	-----	9.71	"	"	"	"	"	
4-Chloroaniline	"	ND	-----	9.71	"	"	"	"	"	
4-Chloro-3-methylphenol	"	ND	-----	9.71	"	"	"	"	"	
2-Chloronaphthalene	"	ND	-----	9.71	"	"	"	"	"	
2-Chlorophenol	"	ND	-----	9.71	"	"	"	"	"	
4-Chlorophenyl phenyl ether	"	ND	-----	9.71	"	"	"	"	"	
3 & 4-Methylphenol (m,p-Cresols)	"	ND	-----	9.71	"	"	"	"	"	
2-Methylphenol (o-Cresol)	"	ND	-----	9.71	"	"	"	"	"	
Chrysene	"	ND	-----	9.71	"	"	"	"	"	
Di-n-butyl phthalate	"	ND	-----	9.71	"	"	"	"	"	
Dibenz (a,h) anthracene	"	ND	-----	9.71	"	"	"	"	"	
Dibenzofuran	"	ND	-----	9.71	"	"	"	"	"	
1,2-Dichlorobenzene	"	ND	-----	9.71	"	"	"	"	"	
1,3-Dichlorobenzene	"	ND	-----	9.71	"	"	"	"	"	
1,4-Dichlorobenzene	"	ND	-----	9.71	"	"	"	"	"	
3,3´-Dichlorobenzidine	"	ND	-----	9.71	"	"	"	"	"	
2,4-Dichlorophenol	"	ND	-----	9.71	"	"	"	"	"	
Diethyl phthalate	"	ND	-----	9.71	"	"	"	"	"	
2,4-Dimethylphenol	"	ND	-----	9.71	"	"	"	"	"	
Dimethyl phthalate	"	ND	-----	9.71	"	"	"	"	"	
4,6-Dinitro-2-methylphenol	"	ND	-----	9.71	"	"	"	"	"	

TestAmerica - Seattle, WA

The results in this report apply to the samples analyzed in accordance with the chain of custody document. This analytical report must be reproduced in its entirety.

Kate Haney, Project Manager

TestAmerica
ANALYTICAL TESTING CORPORATION

SEATTLE, WA 11720 NORTH CREEK PKWY N, SUITE 400
BOTHELL, WA 98011-8244
PH: (425) 420.9200 FAX: (425) 420.9210

Sound Environmental Strategies	Project Name:	**Time Oil - ASKO**	
2400 Airport Way South, Suite 200	Project Number:	01-600	Report Created:
Seattle, WA/USA 98134-2020	Project Manager:	Dee Gardner	05/19/06 13:20

Semivolatile Organic Compounds by EPA Method 8270C

TestAmerica - Seattle, WA

Analyte	Method	Result	MDL*	MRL	Units	Dil	Batch	Prepared	Analyzed	Notes
BPD0647-03 (MW03-20060425)		**Water**			**Sampled: 04/25/06 11:15**					**HT-2**
2,4-Dinitrophenol	EPA 8270C	ND	-----	19.4	ug/l	1x	6E05013	05/05/06 08:32	05/09/06 18:43	
2,4-Dinitrotoluene	"	ND	-----	9.71	"	"	"	"	"	
2,6-Dinitrotoluene	"	ND	-----	9.71	"	"	"	"	"	
N-Nitrosodiphenylamine	"	ND	-----	9.71	"	"	"	"	"	
Fluoranthene	"	ND	-----	9.71	"	"	"	"	"	
Fluorene	"	ND	-----	9.71	"	"	"	"	"	
Hexachlorobenzene	"	ND	-----	9.71	"	"	"	"	"	
Hexachlorobutadiene	"	ND	-----	9.71	"	"	"	"	"	
Hexachlorocyclopentadiene	"	ND	-----	9.71	"	"	"	"	"	
Hexachloroethane	"	ND	-----	9.71	"	"	"	"	"	
Indeno (1,2,3-cd) pyrene	"	ND	-----	9.71	"	"	"	"	"	
Isophorone	"	ND	-----	9.71	"	"	"	"	"	
1-Methylnaphthalene	"	**13.0**	-----	9.71	"	"	"	"	"	
2-Methylnaphthalene	"	ND	-----	9.71	"	"	"	"	"	
Naphthalene	"	ND	-----	9.71	"	"	"	"	"	
2-Nitroaniline	"	ND	-----	9.71	"	"	"	"	"	
3-Nitroaniline	"	ND	-----	9.71	"	"	"	"	"	
4-Nitroaniline	"	ND	-----	9.71	"	"	"	"	"	
Nitrobenzene	"	ND	-----	9.71	"	"	"	"	"	
2-Nitrophenol	"	ND	-----	9.71	"	"	"	"	"	
4-Nitrophenol	"	ND	-----	9.71	"	"	"	"	"	
N-Nitrosodi-n-propylamine	"	ND	-----	9.71	"	"	"	"	"	
Di-n-octyl phthalate	"	ND	-----	9.71	"	"	"	"	"	
Pentachlorophenol	"	ND	-----	9.71	"	"	"	"	"	
Phenanthrene	"	ND	-----	9.71	"	"	"	"	"	
Phenol	"	ND	-----	9.71	"	"	"	"	"	
Pyrene	"	ND	-----	9.71	"	"	"	"	"	
1,2,4-Trichlorobenzene	"	ND	-----	9.71	"	"	"	"	"	
2,4,5-Trichlorophenol	"	ND	-----	9.71	"	"	"	"	"	
2,4,6-Trichlorophenol	"	ND	-----	9.71	"	"	"	"	"	

Surrogate(s):	*2-FBP*	*65.8%*	*44 - 120 %*	"	"
	2-FP	*59.9%*	*16 - 120 %*	"	"
	Nitrobenzene-d5	*74.0%*	*38 - 120 %*	"	"
	Phenol-d6	*57.8%*	*16 - 120 %*	"	"
	p-Terphenyl-d14	*49.9%*	*24 - 146 %*	"	"
	2,4,6-TBP	*84.4%*	*32 - 135 %*	"	"

TestAmerica - Seattle, WA

The results in this report apply to the samples analyzed in accordance with the chain of custody document. This analytical report must be reproduced in its entirety.

Kate Haney, Project Manager

TestAmerica
ANALYTICAL TESTING CORPORATION

SEATTLE, WA 11720 NORTH CREEK PKWY N, SUITE 400
BOTHELL, WA 98011-8244
PH: (425) 420.9200 FAX: (425) 420.9210

Sound Environmental Strategies	Project Name:	**Time Oil - ASKO**	
2400 Airport Way South, Suite 200	Project Number:	01-600	Report Created:
Seattle, WA/USA 98134-2020	Project Manager:	Dee Gardner	05/19/06 13:20

Semivolatile Organic Compounds by EPA Method 8270C

TestAmerica - Seattle, WA

Analyte	Method	Result	MDL*	MRL	Units	Dil	Batch	Prepared	Analyzed	Notes
BPD0647-04 (MW04-20060425)		**Water**			**Sampled: 04/25/06 12:15**					**HT-2**
Acenaphthene	EPA 8270C	ND	-----	10.0	ug/l	1x	6E05013	05/05/06 08:32	05/09/06 19:15	
Acenaphthylene	"	ND	-----	10.0	"	"	"	"	"	
Aniline	"	ND	-----	10.0	"	"	"	"	"	
Anthracene	"	ND	-----	10.0	"	"	"	"	"	
Benzo (a) anthracene	"	ND	-----	10.0	"	"	"	"	"	
Benzo (a) pyrene	"	ND	-----	10.0	"	"	"	"	"	
Benzo (b) fluoranthene	"	ND	-----	10.0	"	"	"	"	"	
Benzo (k) fluoranthene	"	ND	-----	10.0	"	"	"	"	"	
Benzo (ghi) perylene	"	ND	-----	10.0	"	"	"	"	"	
Benzoic Acid	"	ND	-----	20.0	"	"	"	"	"	**Q-40**
Benzyl alcohol	"	ND	-----	10.0	"	"	"	"	"	
Bis(2-chloroethoxy)methane	"	ND	-----	10.0	"	"	"	"	"	
Bis(2-chloroethyl)ether	"	ND	-----	10.0	"	"	"	"	"	
Bis(2-chloroisopropyl)ether	"	ND	-----	10.0	"	"	"	"	"	
Bis(2-ethylhexyl)phthalate	"	ND	-----	50.0	"	"	"	"	"	
4-Bromophenyl phenyl ether	"	ND	-----	10.0	"	"	"	"	"	
Butyl benzyl phthalate	"	ND	-----	10.0	"	"	"	"	"	
Carbazole	"	ND	-----	10.0	"	"	"	"	"	
4-Chloroaniline	"	ND	-----	10.0	"	"	"	"	"	
4-Chloro-3-methylphenol	"	ND	-----	10.0	"	"	"	"	"	
2-Chloronaphthalene	"	ND	-----	10.0	"	"	"	"	"	
2-Chlorophenol	"	ND	-----	10.0	"	"	"	"	"	
4-Chlorophenyl phenyl ether	"	ND	-----	10.0	"	"	"	"	"	
3 & 4-Methylphenol (m,p-Cresols)	"	ND	-----	10.0	"	"	"	"	"	
2-Methylphenol (o-Cresol)	"	ND	-----	10.0	"	"	"	"	"	
Chrysene	"	ND	-----	10.0	"	"	"	"	"	
Di-n-butyl phthalate	"	ND	-----	10.0	"	"	"	"	"	
Dibenz (a,h) anthracene	"	ND	-----	10.0	"	"	"	"	"	
Dibenzofuran	"	ND	-----	10.0	"	"	"	"	"	
1,2-Dichlorobenzene	"	ND	-----	10.0	"	"	"	"	"	
1,3-Dichlorobenzene	"	ND	-----	10.0	"	"	"	"	"	
1,4-Dichlorobenzene	"	ND	-----	10.0	"	"	"	"	"	
3,3´-Dichlorobenzidine	"	ND	-----	10.0	"	"	"	"	"	
2,4-Dichlorophenol	"	ND	-----	10.0	"	"	"	"	"	
Diethyl phthalate	"	ND	-----	10.0	"	"	"	"	"	
2,4-Dimethylphenol	"	ND	-----	10.0	"	"	"	"	"	
Dimethyl phthalate	"	ND	-----	10.0	"	"	"	"	"	
4,6-Dinitro-2-methylphenol	"	ND	-----	10.0	"	"	"	"	"	

TestAmerica - Seattle, WA

The results in this report apply to the samples analyzed in accordance with the chain of custody document. This analytical report must be reproduced in its entirety.

Kate Haney, Project Manager

TestAmerica
ANALYTICAL TESTING CORPORATION

SEATTLE, WA 11720 NORTH CREEK PKWY N, SUITE 400
BOTHELL, WA 98011-8244
PH: (425) 420.9200 FAX: (425) 420.9210

Sound Environmental Strategies	Project Name:	**Time Oil - ASKO**	
2400 Airport Way South, Suite 200	Project Number:	01-600	Report Created:
Seattle, WA/USA 98134-2020	Project Manager:	Dee Gardner	05/19/06 13:20

Semivolatile Organic Compounds by EPA Method 8270C

TestAmerica - Seattle, WA

Analyte	Method	Result	MDL*	MRL	Units	Dil	Batch	Prepared	Analyzed	Notes
BPD0647-04 (MW04-20060425)		**Water**			**Sampled: 04/25/06 12:15**					**HT-2**
2,4-Dinitrophenol	EPA 8270C	ND	-----	20.0	ug/l	1x	6E05013	05/05/06 08:32	05/09/06 19:15	
2,4-Dinitrotoluene	"	ND	-----	10.0	"	"	"	"	"	
2,6-Dinitrotoluene	"	ND	-----	10.0	"	"	"	"	"	
N-Nitrosodiphenylamine	"	ND	-----	10.0	"	"	"	"	"	
Fluoranthene	"	ND	-----	10.0	"	"	"	"	"	
Fluorene	"	ND	-----	10.0	"	"	"	"	"	
Hexachlorobenzene	"	ND	-----	10.0	"	"	"	"	"	
Hexachlorobutadiene	"	ND	-----	10.0	"	"	"	"	"	
Hexachlorocyclopentadiene	"	ND	-----	10.0	"	"	"	"	"	
Hexachloroethane	"	ND	-----	10.0	"	"	"	"	"	
Indeno (1,2,3-cd) pyrene	"	ND	-----	10.0	"	"	"	"	"	
Isophorone	"	ND	-----	10.0	"	"	"	"	"	
1-Methylnaphthalene	"	ND	-----	10.0	"	"	"	"	"	
2-Methylnaphthalene	"	ND	-----	10.0	"	"	"	"	"	
Naphthalene	"	ND	-----	10.0	"	"	"	"	"	
2-Nitroaniline	"	ND	-----	10.0	"	"	"	"	"	
3-Nitroaniline	"	ND	-----	10.0	"	"	"	"	"	
4-Nitroaniline	"	ND	-----	10.0	"	"	"	"	"	
Nitrobenzene	"	ND	-----	10.0	"	"	"	"	"	
2-Nitrophenol	"	ND	-----	10.0	"	"	"	"	"	
4-Nitrophenol	"	ND	-----	10.0	"	"	"	"	"	
N-Nitrosodi-n-propylamine	"	ND	-----	10.0	"	"	"	"	"	
Di-n-octyl phthalate	"	ND	-----	10.0	"	"	"	"	"	
Pentachlorophenol	"	ND	-----	10.0	"	"	"	"	"	
Phenanthrene	"	ND	-----	10.0	"	"	"	"	"	
Phenol	"	ND	-----	10.0	"	"	"	"	"	
Pyrene	"	ND	-----	10.0	"	"	"	"	"	
1,2,4-Trichlorobenzene	"	ND	-----	10.0	"	"	"	"	"	
2,4,5-Trichlorophenol	"	ND	-----	10.0	"	"	"	"	"	
2,4,6-Trichlorophenol	"	ND	-----	10.0	"	"	"	"	"	

Surrogate(s):	*2-FBP*	*80.6%*	*44 - 120 %*	"	"
	2-FP	*75.6%*	*16 - 120 %*	"	"
	Nitrobenzene-d5	*86.4%*	*38 - 120 %*	"	"
	Phenol-d6	*76.0%*	*16 - 120 %*	"	"
	p-Terphenyl-d14	*79.8%*	*24 - 146 %*	"	"
	2,4,6-TBP	*93.2%*	*32 - 135 %*	"	"

TestAmerica - Seattle, WA

The results in this report apply to the samples analyzed in accordance with the chain of custody document. This analytical report must be reproduced in its entirety.

Kate Haney, Project Manager

TestAmerica
ANALYTICAL TESTING CORPORATION

SEATTLE, WA 11720 NORTH CREEK PKWY N, SUITE 400
BOTHELL, WA 98011-8244
PH: (425) 420.9200 FAX: (425) 420.9210

Sound Environmental Strategies	Project Name:	**Time Oil - ASKO**	
2400 Airport Way South, Suite 200	Project Number:	01-600	Report Created:
Seattle, WA/USA 98134-2020	Project Manager:	Dee Gardner	05/19/06 13:20

Semivolatile Organic Compounds by EPA Method 8270C

TestAmerica - Seattle, WA

Analyte	Method	Result	MDL*	MRL	Units	Dil	Batch	Prepared	Analyzed	Notes
BPD0647-05 (MW05-20060425)		**Water**			**Sampled: 04/25/06 13:15**					**HT-2**
Acenaphthene	EPA 8270C	ND	-----	9.90	ug/l	1x	6E05013	05/05/06 08:32	05/09/06 19:48	
Acenaphthylene	"	ND	-----	9.90	"	"	"	"	"	
Aniline	"	ND	-----	9.90	"	"	"	"	"	
Anthracene	"	ND	-----	9.90	"	"	"	"	"	
Benzo (a) anthracene	"	ND	-----	9.90	"	"	"	"	"	
Benzo (a) pyrene	"	ND	-----	9.90	"	"	"	"	"	
Benzo (b) fluoranthene	"	ND	-----	9.90	"	"	"	"	"	
Benzo (k) fluoranthene	"	ND	-----	9.90	"	"	"	"	"	
Benzo (ghi) perylene	"	ND	-----	9.90	"	"	"	"	"	
Benzoic Acid	"	ND	-----	19.8	"	"	"	"	"	**Q-40**
Benzyl alcohol	"	ND	-----	9.90	"	"	"	"	"	
Bis(2-chloroethoxy)methane	"	ND	-----	9.90	"	"	"	"	"	
Bis(2-chloroethyl)ether	"	ND	-----	9.90	"	"	"	"	"	
Bis(2-chloroisopropyl)ether	"	ND	-----	9.90	"	"	"	"	"	
Bis(2-ethylhexyl)phthalate	"	ND	-----	49.5	"	"	"	"	"	
4-Bromophenyl phenyl ether	"	ND	-----	9.90	"	"	"	"	"	
Butyl benzyl phthalate	"	ND	-----	9.90	"	"	"	"	"	
Carbazole	"	ND	-----	9.90	"	"	"	"	"	
4-Chloroaniline	"	ND	-----	9.90	"	"	"	"	"	
4-Chloro-3-methylphenol	"	ND	-----	9.90	"	"	"	"	"	
2-Chloronaphthalene	"	ND	-----	9.90	"	"	"	"	"	
2-Chlorophenol	"	ND	-----	9.90	"	"	"	"	"	
4-Chlorophenyl phenyl ether	"	ND	-----	9.90	"	"	"	"	"	
3 & 4-Methylphenol (m,p-Cresols)	"	ND	-----	9.90	"	"	"	"	"	
2-Methylphenol (o-Cresol)	"	ND	-----	9.90	"	"	"	"	"	
Chrysene	"	ND	-----	9.90	"	"	"	"	"	
Di-n-butyl phthalate	"	ND	-----	9.90	"	"	"	"	"	
Dibenz (a,h) anthracene	"	ND	-----	9.90	"	"	"	"	"	
Dibenzofuran	"	ND	-----	9.90	"	"	"	"	"	
1,2-Dichlorobenzene	"	ND	-----	9.90	"	"	"	"	"	
1,3-Dichlorobenzene	"	ND	-----	9.90	"	"	"	"	"	
1,4-Dichlorobenzene	"	ND	-----	9.90	"	"	"	"	"	
3,3´-Dichlorobenzidine	"	ND	-----	9.90	"	"	"	"	"	
2,4-Dichlorophenol	"	ND	-----	9.90	"	"	"	"	"	
Diethyl phthalate	"	ND	-----	9.90	"	"	"	"	"	
2,4-Dimethylphenol	"	ND	-----	9.90	"	"	"	"	"	
Dimethyl phthalate	"	ND	-----	9.90	"	"	"	"	"	
4,6-Dinitro-2-methylphenol	"	ND	-----	9.90	"	"	"	"	"	

TestAmerica - Seattle, WA

The results in this report apply to the samples analyzed in accordance with the chain of custody document. This analytical report must be reproduced in its entirety.

Kate Haney, Project Manager

TestAmerica
ANALYTICAL TESTING CORPORATION

SEATTLE, WA 11720 NORTH CREEK PKWY N, SUITE 400
BOTHELL, WA 98011-8244
PH: (425) 420.9200 FAX: (425) 420.9210

Sound Environmental Strategies	Project Name:	**Time Oil - ASKO**	
2400 Airport Way South, Suite 200	Project Number:	01-600	Report Created:
Seattle, WA/USA 98134-2020	Project Manager:	Dee Gardner	05/19/06 13:20

Semivolatile Organic Compounds by EPA Method 8270C

TestAmerica - Seattle, WA

Analyte	Method	Result	MDL*	MRL	Units	Dil	Batch	Prepared	Analyzed	Notes
BPD0647-05 (MW05-20060425)		**Water**			**Sampled: 04/25/06 13:15**					**HT-2**
2,4-Dinitrophenol	EPA 8270C	ND	-----	19.8	ug/l	1x	6E05013	05/05/06 08:32	05/09/06 19:48	
2,4-Dinitrotoluene	"	ND	-----	9.90	"	"	"	"	"	
2,6-Dinitrotoluene	"	ND	-----	9.90	"	"	"	"	"	
N-Nitrosodiphenylamine	"	ND	-----	9.90	"	"	"	"	"	
Fluoranthene	"	ND	-----	9.90	"	"	"	"	"	
Fluorene	"	ND	-----	9.90	"	"	"	"	"	
Hexachlorobenzene	"	ND	-----	9.90	"	"	"	"	"	
Hexachlorobutadiene	"	ND	-----	9.90	"	"	"	"	"	
Hexachlorocyclopentadiene	"	ND	-----	9.90	"	"	"	"	"	
Hexachloroethane	"	ND	-----	9.90	"	"	"	"	"	
Indeno (1,2,3-cd) pyrene	"	ND	-----	9.90	"	"	"	"	"	
Isophorone	"	ND	-----	9.90	"	"	"	"	"	
1-Methylnaphthalene	"	ND	-----	9.90	"	"	"	"	"	
2-Methylnaphthalene	"	ND	-----	9.90	"	"	"	"	"	
Naphthalene	"	ND	-----	9.90	"	"	"	"	"	
2-Nitroaniline	"	ND	-----	9.90	"	"	"	"	"	
3-Nitroaniline	"	ND	-----	9.90	"	"	"	"	"	
4-Nitroaniline	"	ND	-----	9.90	"	"	"	"	"	
Nitrobenzene	"	ND	-----	9.90	"	"	"	"	"	
2-Nitrophenol	"	ND	-----	9.90	"	"	"	"	"	
4-Nitrophenol	"	ND	-----	9.90	"	"	"	"	"	
N-Nitrosodi-n-propylamine	"	ND	-----	9.90	"	"	"	"	"	
Di-n-octyl phthalate	"	ND	-----	9.90	"	"	"	"	"	
Pentachlorophenol	"	ND	-----	9.90	"	"	"	"	"	
Phenanthrene	"	ND	-----	9.90	"	"	"	"	"	
Phenol	"	ND	-----	9.90	"	"	"	"	"	
Pyrene	"	ND	-----	9.90	"	"	"	"	"	
1,2,4-Trichlorobenzene	"	ND	-----	9.90	"	"	"	"	"	
2,4,5-Trichlorophenol	"	ND	-----	9.90	"	"	"	"	"	
2,4,6-Trichlorophenol	"	ND	-----	9.90	"	"	"	"	"	

Surrogate(s):	*2-FBP*	*73.3%*	*44 - 120 %*	"	"
	2-FP	*65.6%*	*16 - 120 %*	"	"
	Nitrobenzene-d5	*78.8%*	*38 - 120 %*	"	"
	Phenol-d6	*64.8%*	*16 - 120 %*	"	"
	p-Terphenyl-d14	*86.3%*	*24 - 146 %*	"	"
	2,4,6-TBP	*79.2%*	*32 - 135 %*	"	"

TestAmerica - Seattle, WA

Kate Haney, Project Manager

The results in this report apply to the samples analyzed in accordance with the chain of custody document. This analytical report must be reproduced in its entirety.

TestAmerica
ANALYTICAL TESTING CORPORATION

SEATTLE, WA 11720 NORTH CREEK PKWY N, SUITE 400
BOTHELL, WA 98011-8244
PH: (425) 420.9200 FAX: (425) 420.9210

Sound Environmental Strategies	Project Name:	**Time Oil - ASKO**	
2400 Airport Way South, Suite 200	Project Number:	01-600	Report Created:
Seattle, WA/USA 98134-2020	Project Manager:	Dee Gardner	05/19/06 13:20

Semivolatile Organic Compounds by EPA Method 8270C

TestAmerica - Seattle, WA

Analyte	Method	Result	MDL*	MRL	Units	Dil	Batch	Prepared	Analyzed	Notes
BPD0647-06 (MW06-20060425)		**Water**			**Sampled: 04/25/06 14:25**					**HT-2**
Acenaphthene	EPA 8270C	ND	-----	9.71	ug/l	1x	6E05013	05/05/06 08:32	05/09/06 20:20	
Acenaphthylene	"	ND	-----	9.71	"	"	"	"	"	
Aniline	"	ND	-----	9.71	"	"	"	"	"	
Anthracene	"	ND	-----	9.71	"	"	"	"	"	
Benzo (a) anthracene	"	ND	-----	9.71	"	"	"	"	"	
Benzo (a) pyrene	"	ND	-----	9.71	"	"	"	"	"	
Benzo (b) fluoranthene	"	ND	-----	9.71	"	"	"	"	"	
Benzo (k) fluoranthene	"	ND	-----	9.71	"	"	"	"	"	
Benzo (ghi) perylene	"	ND	-----	9.71	"	"	"	"	"	
Benzoic Acid	"	ND	-----	19.4	"	"	"	"	"	**Q-40**
Benzyl alcohol	"	ND	-----	9.71	"	"	"	"	"	
Bis(2-chloroethoxy)methane	"	ND	-----	9.71	"	"	"	"	"	
Bis(2-chloroethyl)ether	"	ND	-----	9.71	"	"	"	"	"	
Bis(2-chloroisopropyl)ether	"	ND	-----	9.71	"	"	"	"	"	
Bis(2-ethylhexyl)phthalate	"	ND	-----	48.5	"	"	"	"	"	
4-Bromophenyl phenyl ether	"	ND	-----	9.71	"	"	"	"	"	
Butyl benzyl phthalate	"	ND	-----	9.71	"	"	"	"	"	
Carbazole	"	ND	-----	9.71	"	"	"	"	"	
4-Chloroaniline	"	ND	-----	9.71	"	"	"	"	"	
4-Chloro-3-methylphenol	"	ND	-----	9.71	"	"	"	"	"	
2-Chloronaphthalene	"	ND	-----	9.71	"	"	"	"	"	
2-Chlorophenol	"	ND	-----	9.71	"	"	"	"	"	
4-Chlorophenyl phenyl ether	"	ND	-----	9.71	"	"	"	"	"	
3 & 4-Methylphenol (m,p-Cresols)	"	ND	-----	9.71	"	"	"	"	"	
2-Methylphenol (o-Cresol)	"	ND	-----	9.71	"	"	"	"	"	
Chrysene	"	ND	-----	9.71	"	"	"	"	"	
Di-n-butyl phthalate	"	ND	-----	9.71	"	"	"	"	"	
Dibenz (a,h) anthracene	"	ND	-----	9.71	"	"	"	"	"	
Dibenzofuran	"	ND	-----	9.71	"	"	"	"	"	
1,2-Dichlorobenzene	"	ND	-----	9.71	"	"	"	"	"	
1,3-Dichlorobenzene	"	ND	-----	9.71	"	"	"	"	"	
1,4-Dichlorobenzene	"	ND	-----	9.71	"	"	"	"	"	
3,3´-Dichlorobenzidine	"	ND	-----	9.71	"	"	"	"	"	
2,4-Dichlorophenol	"	ND	-----	9.71	"	"	"	"	"	
Diethyl phthalate	"	ND	-----	9.71	"	"	"	"	"	
2,4-Dimethylphenol	"	ND	-----	9.71	"	"	"	"	"	
Dimethyl phthalate	"	ND	-----	9.71	"	"	"	"	"	
4,6-Dinitro-2-methylphenol	"	ND	-----	9.71	"	"	"	"	"	

TestAmerica - Seattle, WA

The results in this report apply to the samples analyzed in accordance with the chain of custody document. This analytical report must be reproduced in its entirety.

Kate Haney, Project Manager

TestAmerica
ANALYTICAL TESTING CORPORATION

SEATTLE, WA 11720 NORTH CREEK PKWY N, SUITE 400
BOTHELL, WA 98011-8244
PH: (425) 420.9200 FAX: (425) 420.9210

Sound Environmental Strategies	Project Name:	**Time Oil - ASKO**	
2400 Airport Way South, Suite 200	Project Number:	01-600	Report Created:
Seattle, WA/USA 98134-2020	Project Manager:	Dee Gardner	05/19/06 13:20

Semivolatile Organic Compounds by EPA Method 8270C

TestAmerica - Seattle, WA

Analyte	Method	Result	MDL*	MRL	Units	Dil	Batch	Prepared	Analyzed	Notes
BPD0647-06 (MW06-20060425)		**Water**			**Sampled: 04/25/06 14:25**					**HT-2**
2,4-Dinitrophenol	EPA 8270C	ND	-----	19.4	ug/l	1x	6E05013	05/05/06 08:32	05/09/06 20:20	
2,4-Dinitrotoluene	"	ND	-----	9.71	"	"	"	"	"	
2,6-Dinitrotoluene	"	ND	-----	9.71	"	"	"	"	"	
N-Nitrosodiphenylamine	"	ND	-----	9.71	"	"	"	"	"	
Fluoranthene	"	ND	-----	9.71	"	"	"	"	"	
Fluorene	"	ND	-----	9.71	"	"	"	"	"	
Hexachlorobenzene	"	ND	-----	9.71	"	"	"	"	"	
Hexachlorobutadiene	"	ND	-----	9.71	"	"	"	"	"	
Hexachlorocyclopentadiene	"	ND	-----	9.71	"	"	"	"	"	
Hexachloroethane	"	ND	-----	9.71	"	"	"	"	"	
Indeno (1,2,3-cd) pyrene	"	ND	-----	9.71	"	"	"	"	"	
Isophorone	"	ND	-----	9.71	"	"	"	"	"	
1-Methylnaphthalene	"	ND	-----	9.71	"	"	"	"	"	
2-Methylnaphthalene	"	ND	-----	9.71	"	"	"	"	"	
Naphthalene	"	ND	-----	9.71	"	"	"	"	"	
2-Nitroaniline	"	ND	-----	9.71	"	"	"	"	"	
3-Nitroaniline	"	ND	-----	9.71	"	"	"	"	"	
4-Nitroaniline	"	ND	-----	9.71	"	"	"	"	"	
Nitrobenzene	"	ND	-----	9.71	"	"	"	"	"	
2-Nitrophenol	"	ND	-----	9.71	"	"	"	"	"	
4-Nitrophenol	"	ND	-----	9.71	"	"	"	"	"	
N-Nitrosodi-n-propylamine	"	ND	-----	9.71	"	"	"	"	"	
Di-n-octyl phthalate	"	ND	-----	9.71	"	"	"	"	"	
Pentachlorophenol	"	ND	-----	9.71	"	"	"	"	"	
Phenanthrene	"	ND	-----	9.71	"	"	"	"	"	
Phenol	"	ND	-----	9.71	"	"	"	"	"	
Pyrene	"	ND	-----	9.71	"	"	"	"	"	
1,2,4-Trichlorobenzene	"	ND	-----	9.71	"	"	"	"	"	
2,4,5-Trichlorophenol	"	ND	-----	9.71	"	"	"	"	"	
2,4,6-Trichlorophenol	"	ND	-----	9.71	"	"	"	"	"	

Surrogate(s):	*2-FBP*	*80.6%*	*44 - 120 %*	"	"
	2-FP	*76.4%*	*16 - 120 %*	"	"
	Nitrobenzene-d5	*87.6%*	*38 - 120 %*	"	"
	Phenol-d6	*76.3%*	*16 - 120 %*	"	"
	p-Terphenyl-d14	*78.1%*	*24 - 146 %*	"	"
	2,4,6-TBP	*91.7%*	*32 - 135 %*	"	"

TestAmerica - Seattle, WA

The results in this report apply to the samples analyzed in accordance with the chain of custody document. This analytical report must be reproduced in its entirety.

Kate Haney, Project Manager

TestAmerica
ANALYTICAL TESTING CORPORATION

SEATTLE, WA 11720 NORTH CREEK PKWY N, SUITE 400
BOTHELL, WA 98011-8244
PH: (425) 420.9200 FAX: (425) 420.9210

Sound Environmental Strategies	Project Name:	**Time Oil - ASKO**	
2400 Airport Way South, Suite 200	Project Number:	01-600	Report Created:
Seattle, WA/USA 98134-2020	Project Manager:	Dee Gardner	05/19/06 13:20

Semivolatile Organic Compounds by EPA Method 8270C

TestAmerica - Seattle, WA

Analyte	Method	Result	MDL*	MRL	Units	Dil	Batch	Prepared	Analyzed	Notes
BPD0647-07 (MW99-20060425)		**Water**			**Sampled: 04/25/06 14:25**					**HT-2**
Acenaphthene	EPA 8270C	ND	-----	10.0	ug/l	1x	6E05013	05/05/06 08:32	05/09/06 20:52	
Acenaphthylene	"	ND	-----	10.0	"	"	"	"	"	
Aniline	"	ND	-----	10.0	"	"	"	"	"	
Anthracene	"	ND	-----	10.0	"	"	"	"	"	
Benzo (a) anthracene	"	ND	-----	10.0	"	"	"	"	"	
Benzo (a) pyrene	"	ND	-----	10.0	"	"	"	"	"	
Benzo (b) fluoranthene	"	ND	-----	10.0	"	"	"	"	"	
Benzo (k) fluoranthene	"	ND	-----	10.0	"	"	"	"	"	
Benzo (ghi) perylene	"	ND	-----	10.0	"	"	"	"	"	
Benzoic Acid	"	ND	-----	20.0	"	"	"	"	"	**Q-40**
Benzyl alcohol	"	ND	-----	10.0	"	"	"	"	"	
Bis(2-chloroethoxy)methane	"	ND	-----	10.0	"	"	"	"	"	
Bis(2-chloroethyl)ether	"	ND	-----	10.0	"	"	"	"	"	
Bis(2-chloroisopropyl)ether	"	ND	-----	10.0	"	"	"	"	"	
Bis(2-ethylhexyl)phthalate	"	ND	-----	50.0	"	"	"	"	"	
4-Bromophenyl phenyl ether	"	ND	-----	10.0	"	"	"	"	"	
Butyl benzyl phthalate	"	ND	-----	10.0	"	"	"	"	"	
Carbazole	"	ND	-----	10.0	"	"	"	"	"	
4-Chloroaniline	"	ND	-----	10.0	"	"	"	"	"	
4-Chloro-3-methylphenol	"	ND	-----	10.0	"	"	"	"	"	
2-Chloronaphthalene	"	ND	-----	10.0	"	"	"	"	"	
2-Chlorophenol	"	ND	-----	10.0	"	"	"	"	"	
4-Chlorophenyl phenyl ether	"	ND	-----	10.0	"	"	"	"	"	
3 & 4-Methylphenol (m,p-Cresols)	"	ND	-----	10.0	"	"	"	"	"	
2-Methylphenol (o-Cresol)	"	ND	-----	10.0	"	"	"	"	"	
Chrysene	"	ND	-----	10.0	"	"	"	"	"	
Di-n-butyl phthalate	"	ND	-----	10.0	"	"	"	"	"	
Dibenz (a,h) anthracene	"	ND	-----	10.0	"	"	"	"	"	
Dibenzofuran	"	ND	-----	10.0	"	"	"	"	"	
1,2-Dichlorobenzene	"	ND	-----	10.0	"	"	"	"	"	
1,3-Dichlorobenzene	"	ND	-----	10.0	"	"	"	"	"	
1,4-Dichlorobenzene	"	ND	-----	10.0	"	"	"	"	"	
3,3´-Dichlorobenzidine	"	ND	-----	10.0	"	"	"	"	"	
2,4-Dichlorophenol	"	ND	-----	10.0	"	"	"	"	"	
Diethyl phthalate	"	ND	-----	10.0	"	"	"	"	"	
2,4-Dimethylphenol	"	ND	-----	10.0	"	"	"	"	"	
Dimethyl phthalate	"	ND	-----	10.0	"	"	"	"	"	
4,6-Dinitro-2-methylphenol	"	ND	-----	10.0	"	"	"	"	"	

TestAmerica - Seattle, WA

The results in this report apply to the samples analyzed in accordance with the chain of custody document. This analytical report must be reproduced in its entirety.

Kate Haney, Project Manager

TestAmerica
ANALYTICAL TESTING CORPORATION

SEATTLE, WA 11720 NORTH CREEK PKWY N, SUITE 400
BOTHELL, WA 98011-8244
PH: (425) 420.9200 FAX: (425) 420.9210

Sound Environmental Strategies	Project Name:	**Time Oil - ASKO**	
2400 Airport Way South, Suite 200	Project Number:	01-600	Report Created:
Seattle, WA/USA 98134-2020	Project Manager:	Dee Gardner	05/19/06 13:20

Semivolatile Organic Compounds by EPA Method 8270C

TestAmerica - Seattle, WA

Analyte	Method	Result	MDL*	MRL	Units	Dil	Batch	Prepared	Analyzed	Notes
BPD0647-07 (MW99-20060425)		**Water**			**Sampled: 04/25/06 14:25**					**HT-2**
2,4-Dinitrophenol	EPA 8270C	ND	-----	20.0	ug/l	1x	6E05013	05/05/06 08:32	05/09/06 20:52	
2,4-Dinitrotoluene	"	ND	-----	10.0	"	"	"	"	"	
2,6-Dinitrotoluene	"	ND	-----	10.0	"	"	"	"	"	
N-Nitrosodiphenylamine	"	ND	-----	10.0	"	"	"	"	"	
Fluoranthene	"	ND	-----	10.0	"	"	"	"	"	
Fluorene	"	ND	-----	10.0	"	"	"	"	"	
Hexachlorobenzene	"	ND	-----	10.0	"	"	"	"	"	
Hexachlorobutadiene	"	ND	-----	10.0	"	"	"	"	"	
Hexachlorocyclopentadiene	"	ND	-----	10.0	"	"	"	"	"	
Hexachloroethane	"	ND	-----	10.0	"	"	"	"	"	
Indeno (1,2,3-cd) pyrene	"	ND	-----	10.0	"	"	"	"	"	
Isophorone	"	ND	-----	10.0	"	"	"	"	"	
1-Methylnaphthalene	"	ND	-----	10.0	"	"	"	"	"	
2-Methylnaphthalene	"	ND	-----	10.0	"	"	"	"	"	
Naphthalene	"	ND	-----	10.0	"	"	"	"	"	
2-Nitroaniline	"	ND	-----	10.0	"	"	"	"	"	
3-Nitroaniline	"	ND	-----	10.0	"	"	"	"	"	
4-Nitroaniline	"	ND	-----	10.0	"	"	"	"	"	
Nitrobenzene	"	ND	-----	10.0	"	"	"	"	"	
2-Nitrophenol	"	ND	-----	10.0	"	"	"	"	"	
4-Nitrophenol	"	ND	-----	10.0	"	"	"	"	"	
N-Nitrosodi-n-propylamine	"	ND	-----	10.0	"	"	"	"	"	
Di-n-octyl phthalate	"	ND	-----	10.0	"	"	"	"	"	
Pentachlorophenol	"	ND	-----	10.0	"	"	"	"	"	
Phenanthrene	"	ND	-----	10.0	"	"	"	"	"	
Phenol	"	ND	-----	10.0	"	"	"	"	"	
Pyrene	"	ND	-----	10.0	"	"	"	"	"	
1,2,4-Trichlorobenzene	"	ND	-----	10.0	"	"	"	"	"	
2,4,5-Trichlorophenol	"	ND	-----	10.0	"	"	"	"	"	
2,4,6-Trichlorophenol	"	ND	-----	10.0	"	"	"	"	"	

Surrogate(s):	*2-FBP*	*76.2%*	*44 - 120 %*	"	"
	2-FP	*75.4%*	*16 - 120 %*	"	"
	Nitrobenzene-d5	*82.8%*	*38 - 120 %*	"	"
	Phenol-d6	*75.1%*	*16 - 120 %*	"	"
	p-Terphenyl-d14	*80.8%*	*24 - 146 %*	"	"
	2,4,6-TBP	*88.1%*	*32 - 135 %*	"	"

TestAmerica - Seattle, WA

The results in this report apply to the samples analyzed in accordance with the chain of custody document. This analytical report must be reproduced in its entirety.

Kate Haney, Project Manager

TestAmerica
ANALYTICAL TESTING CORPORATION

SEATTLE, WA 11720 NORTH CREEK PKWY N, SUITE 400
BOTHELL, WA 98011-8244
PH: (425) 420.9200 FAX: (425) 420.9210

Sound Environmental Strategies	Project Name:	**Time Oil - ASKO**	
2400 Airport Way South, Suite 200	Project Number:	01-600	Report Created:
Seattle, WA/USA 98134-2020	Project Manager:	Dee Gardner	05/19/06 13:20

Oxygenates by EPA Method 8260B

TestAmerica - Seattle, WA

Analyte	Method	Result	MDL*	MRL	Units	Dil	Batch	Prepared	Analyzed	Notes
BPD0647-01 (MW01-20060426)		**Water**				**Sampled: 04/26/06 10:35**				
tert-Amyl Methyl Ether	EPA 8260B	ND	-----	1.00	ug/l	1x	6E01027	05/01/06 09:00	05/01/06 13:54	
Benzene	"	ND	-----	0.500	"	"	"	"	"	
tert-Butyl Alcohol	"	ND	-----	50.0	"	"	"	"	"	
1,2-Dibromoethane (EDB)	"	ND	-----	0.500	"	"	"	"	"	
1,2-Dichloroethane (EDC)	"	ND	-----	0.500	"	"	"	"	"	
Diisopropyl ether	"	ND	-----	1.00	"	"	"	"	"	
Ethyl tert-butyl ether	"	ND	-----	1.00	"	"	"	"	"	
Ethanol	"	ND	-----	150	"	"	"	"	"	
Ethylbenzene	"	ND	-----	0.500	"	"	"	"	"	
Methyl tert-butyl ether	"	ND	-----	5.00	"	"	"	"	"	
Toluene	"	ND	-----	0.500	"	"	"	"	"	
o-Xylene	"	ND	-----	1.00	"	"	"	"	"	
m,p-Xylene	"	ND	-----	2.00	"	"	"	"	"	
Xylenes (total)	"	ND	-----	3.00	"	"	"	"	"	
Surrogate(s): 1,2-DCA-d4		*98.5%*		*70 - 130 %*		"			"	
Toluene-d8		*102%*		*70 - 130 %*		"			"	
4-BFB		*100%*		*70 - 130 %*		"			"	
BPD0647-02 (MW02-20060426)		**Water**				**Sampled: 04/26/06 09:25**				
tert-Amyl Methyl Ether	EPA 8260B	ND	-----	1.00	ug/l	1x	6E01027	05/01/06 09:00	05/01/06 14:47	
Benzene	"	ND	-----	0.500	"	"	"	"	"	
tert-Butyl Alcohol	"	ND	-----	50.0	"	"	"	"	"	
1,2-Dibromoethane (EDB)	"	ND	-----	0.500	"	"	"	"	"	
1,2-Dichloroethane (EDC)	"	ND	-----	0.500	"	"	"	"	"	
Diisopropyl ether	"	ND	-----	1.00	"	"	"	"	"	
Ethyl tert-butyl ether	"	ND	-----	1.00	"	"	"	"	"	
Ethanol	"	ND	-----	150	"	"	"	"	"	
Ethylbenzene	"	ND	-----	0.500	"	"	"	"	"	
Methyl tert-butyl ether	"	ND	-----	5.00	"	"	"	"	"	
Toluene	"	ND	-----	0.500	"	"	"	"	"	
o-Xylene	"	ND	-----	1.00	"	"	"	"	"	
m,p-Xylene	"	ND	-----	2.00	"	"	"	"	"	
Xylenes (total)	"	ND	-----	3.00	"	"	"	"	"	
Surrogate(s): 1,2-DCA-d4		*99.5%*		*70 - 130 %*		"			"	
Toluene-d8		*101%*		*70 - 130 %*		"			"	
4-BFB		*104%*		*70 - 130 %*		"			"	

TestAmerica - Seattle, WA

The results in this report apply to the samples analyzed in accordance with the chain of custody document. This analytical report must be reproduced in its entirety.

Kate Haney, Project Manager

TestAmerica
ANALYTICAL TESTING CORPORATION

SEATTLE, WA 11720 NORTH CREEK PKWY N, SUITE 400
BOTHELL, WA 98011-8244
PH: (425) 420.9200 FAX: (425) 420.9210

Sound Environmental Strategies	Project Name:	**Time Oil - ASKO**	
2400 Airport Way South, Suite 200	Project Number:	01-600	Report Created:
Seattle, WA/USA 98134-2020	Project Manager:	Dee Gardner	05/19/06 13:20

Oxygenates by EPA Method 8260B

TestAmerica - Seattle, WA

Analyte	Method	Result	MDL*	MRL	Units	Dil	Batch	Prepared	Analyzed	Notes
BPD0647-03 (MW03-20060425)		**Water**			**Sampled: 04/25/06 11:15**					
tert-Amyl Methyl Ether	EPA 8260B	ND	-----	1.00	ug/l	1x	6E01027	05/01/06 09:00	05/01/06 15:14	
Benzene	"	**3.93**	-----	0.500	"	"	"	"	"	
tert-Butyl Alcohol	"	ND	-----	50.0	"	"	"	"	"	
1,2-Dibromoethane (EDB)	"	ND	-----	0.500	"	"	"	"	"	
1,2-Dichloroethane (EDC)	"	ND	-----	0.500	"	"	"	"	"	
Diisopropyl ether	"	ND	-----	1.00	"	"	"	"	"	
Ethyl tert-butyl ether	"	ND	-----	1.00	"	"	"	"	"	
Ethanol	"	ND	-----	150	"	"	"	"	"	
Ethylbenzene	"	ND	-----	0.500	"	"	"	"	"	
Methyl tert-butyl ether	"	ND	-----	5.00	"	"	"	"	"	
Toluene	"	**0.560**	-----	0.500	"	"	"	"	"	
o-Xylene	"	ND	-----	1.00	"	"	"	"	"	
m,p-Xylene	"	ND	-----	2.00	"	"	"	"	"	
Xylenes (total)	"	ND	-----	3.00	"	"	"	"	"	
Surrogate(s): 1,2-DCA-d4		*99.5%*			*70 - 130 %*	"			"	
Toluene-d8		*99.5%*			*70 - 130 %*	"			"	
4-BFB		*100%*			*70 - 130 %*	"			"	
BPD0647-04 (MW04-20060425)		**Water**			**Sampled: 04/25/06 12:15**					
tert-Amyl Methyl Ether	EPA 8260B	ND	-----	1.00	ug/l	1x	6E01027	05/01/06 09:00	05/01/06 15:41	
Benzene	"	ND	-----	0.500	"	"	"	"	"	
tert-Butyl Alcohol	"	ND	-----	50.0	"	"	"	"	"	
1,2-Dibromoethane (EDB)	"	ND	-----	0.500	"	"	"	"	"	
1,2-Dichloroethane (EDC)	"	ND	-----	0.500	"	"	"	"	"	
Diisopropyl ether	"	ND	-----	1.00	"	"	"	"	"	
Ethyl tert-butyl ether	"	ND	-----	1.00	"	"	"	"	"	
Ethanol	"	ND	-----	150	"	"	"	"	"	
Ethylbenzene	"	ND	-----	0.500	"	"	"	"	"	
Methyl tert-butyl ether	"	ND	-----	5.00	"	"	"	"	"	
Toluene	"	ND	-----	0.500	"	"	"	"	"	
o-Xylene	"	ND	-----	1.00	"	"	"	"	"	
m,p-Xylene	"	ND	-----	2.00	"	"	"	"	"	
Xylenes (total)	"	ND	-----	3.00	"	"	"	"	"	
Surrogate(s): 1,2-DCA-d4		*100%*			*70 - 130 %*	"			"	
Toluene-d8		*101%*			*70 - 130 %*	"			"	
4-BFB		*105%*			*70 - 130 %*	"			"	

TestAmerica - Seattle, WA

The results in this report apply to the samples analyzed in accordance with the chain of custody document. This analytical report must be reproduced in its entirety.

Kate Haney, Project Manager

TestAmerica
ANALYTICAL TESTING CORPORATION

SEATTLE, WA 11720 NORTH CREEK PKWY N, SUITE 400
BOTHELL, WA 98011-8244
PH: (425) 420.9200 FAX: (425) 420.9210

Sound Environmental Strategies	Project Name:	**Time Oil - ASKO**	
2400 Airport Way South, Suite 200	Project Number:	01-600	Report Created:
Seattle, WA/USA 98134-2020	Project Manager:	Dee Gardner	05/19/06 13:20

Oxygenates by EPA Method 8260B

TestAmerica - Seattle, WA

Analyte	Method	Result	MDL*	MRL	Units	Dil	Batch	Prepared	Analyzed	Notes
BPD0647-05 (MW05-20060425)		**Water**				**Sampled: 04/25/06 13:15**				
tert-Amyl Methyl Ether	EPA 8260B	ND	-----	1.00	ug/l	1x	6E01027	05/01/06 09:00	05/01/06 16:08	
Benzene	"	ND	-----	0.500	"	"	"	"	"	
tert-Butyl Alcohol	"	ND	-----	50.0	"	"	"	"	"	
1,2-Dibromoethane (EDB)	"	ND	-----	0.500	"	"	"	"	"	
1,2-Dichloroethane (EDC)	"	ND	-----	0.500	"	"	"	"	"	
Diisopropyl ether	"	ND	-----	1.00	"	"	"	"	"	
Ethyl tert-butyl ether	"	ND	-----	1.00	"	"	"	"	"	
Ethanol	"	ND	-----	150	"	"	"	"	"	
Ethylbenzene	"	ND	-----	0.500	"	"	"	"	"	
Methyl tert-butyl ether	"	ND	-----	5.00	"	"	"	"	"	
Toluene	"	ND	-----	0.500	"	"	"	"	"	
o-Xylene	"	ND	-----	1.00	"	"	"	"	"	
m,p-Xylene	"	ND	-----	2.00	"	"	"	"	"	
Xylenes (total)	"	ND	-----	3.00	"	"	"	"	"	
Surrogate(s): 1,2-DCA-d4		*100%*		*70 - 130 %*		"			"	
Toluene-d8		*100%*		*70 - 130 %*		"			"	
4-BFB		*103%*		*70 - 130 %*		"			"	
BPD0647-06 (MW06-20060425)		**Water**				**Sampled: 04/25/06 14:25**				
tert-Amyl Methyl Ether	EPA 8260B	ND	-----	1.00	ug/l	1x	6E01027	05/01/06 09:00	05/01/06 16:34	
Benzene	"	ND	-----	0.500	"	"	"	"	"	
tert-Butyl Alcohol	"	ND	-----	50.0	"	"	"	"	"	
1,2-Dibromoethane (EDB)	"	ND	-----	0.500	"	"	"	"	"	
1,2-Dichloroethane (EDC)	"	ND	-----	0.500	"	"	"	"	"	
Diisopropyl ether	"	ND	-----	1.00	"	"	"	"	"	
Ethyl tert-butyl ether	"	ND	-----	1.00	"	"	"	"	"	
Ethanol	"	ND	-----	150	"	"	"	"	"	
Ethylbenzene	"	ND	-----	0.500	"	"	"	"	"	
Methyl tert-butyl ether	"	ND	-----	5.00	"	"	"	"	"	
Toluene	"	ND	-----	0.500	"	"	"	"	"	
o-Xylene	"	ND	-----	1.00	"	"	"	"	"	
m,p-Xylene	"	ND	-----	2.00	"	"	"	"	"	
Xylenes (total)	"	ND	-----	3.00	"	"	"	"	"	
Surrogate(s): 1,2-DCA-d4		*99.0%*		*70 - 130 %*		"			"	
Toluene-d8		*101%*		*70 - 130 %*		"			"	
4-BFB		*102%*		*70 - 130 %*		"			"	

TestAmerica - Seattle, WA

The results in this report apply to the samples analyzed in accordance with the chain of custody document. This analytical report must be reproduced in its entirety.

Kate Haney, Project Manager

TestAmerica
ANALYTICAL TESTING CORPORATION

SEATTLE, WA 11720 NORTH CREEK PKWY N, SUITE 400
BOTHELL, WA 98011-8244
PH: (425) 420.9200 FAX: (425) 420.9210

Sound Environmental Strategies	Project Name:	**Time Oil - ASKO**	
2400 Airport Way South, Suite 200	Project Number:	01-600	Report Created:
Seattle, WA/USA 98134-2020	Project Manager:	Dee Gardner	05/19/06 13:20

Oxygenates by EPA Method 8260B

TestAmerica - Seattle, WA

Analyte	Method	Result	MDL*	MRL	Units	Dil	Batch	Prepared	Analyzed	Notes
BPD0647-07 (MW99-20060425)		**Water**				**Sampled: 04/25/06 14:25**				
tert-Amyl Methyl Ether	EPA 8260B	ND	-----	1.00	ug/l	1x	6E01027	05/01/06 09:00	05/01/06 17:01	
Benzene	"	ND	-----	0.500	"	"	"	"	"	
tert-Butyl Alcohol	"	ND	-----	50.0	"	"	"	"	"	
1,2-Dibromoethane (EDB)	"	ND	-----	0.500	"	"	"	"	"	
1,2-Dichloroethane (EDC)	"	ND	-----	0.500	"	"	"	"	"	
Diisopropyl ether	"	ND	-----	1.00	"	"	"	"	"	
Ethyl tert-butyl ether	"	ND	-----	1.00	"	"	"	"	"	
Ethanol	"	ND	-----	150	"	"	"	"	"	
Ethylbenzene	"	ND	-----	0.500	"	"	"	"	"	
Methyl tert-butyl ether	"	ND	-----	5.00	"	"	"	"	"	
Toluene	"	ND	-----	0.500	"	"	"	"	"	
o-Xylene	"	ND	-----	1.00	"	"	"	"	"	
m,p-Xylene	"	ND	-----	2.00	"	"	"	"	"	
Xylenes (total)	"	ND	-----	3.00	"	"	"	"	"	
Surrogate(s): 1,2-DCA-d4		*97.5%*			*70 - 130 %*	"			"	
Toluene-d8		*102%*			*70 - 130 %*	"			"	
4-BFB		*102%*			*70 - 130 %*	"			"	

TestAmerica - Seattle, WA

The results in this report apply to the samples analyzed in accordance with the chain of custody document. This analytical report must be reproduced in its entirety.

Kate Haney, Project Manager

TestAmerica
ANALYTICAL TESTING CORPORATION

SEATTLE, WA 11720 NORTH CREEK PKWY N, SUITE 400
BOTHELL, WA 98011-8244
PH: (425) 420.9200 FAX: (425) 420.9210

Sound Environmental Strategies	Project Name:	**Time Oil - ASKO**	
2400 Airport Way South, Suite 200	Project Number:	01-600	Report Created:
Seattle, WA/USA 98134-2020	Project Manager:	Dee Gardner	05/19/06 13:20

Volatile Petroleum Products by NWTPH-Gx - Laboratory Quality Control Results

TestAmerica - Seattle, WA

QC Batch: 6E01026 **Water Preparation Method: EPA 5030B (P/T)**

Analyte	Method	Result	MDL*	MRL	Units	Dil	Source Result	Spike Amt	% REC	(Limits)	% RPD	(Limits)	Analyzed	Notes
Blank (6E01026-BLK1)								**Extracted: 05/01/06 09:59**						
Gasoline Range Hydrocarbons	NWTPH-Gx	ND	---	50.0	ug/l	1x	--	--	--	--	--	--	05/01/06 11:44	
Surrogate(s): 4-BFB (FID)		*Recovery: 95.0%*			*Limits: 58-144%*	"							*05/01/06 11:44*	
LCS (6E01026-BS1)								**Extracted: 05/01/06 09:59**						
Gasoline Range Hydrocarbons	NWTPH-Gx	979	---	50.0	ug/l	1x	--	1000	97.9%	(80-120)	--	--	05/01/06 12:15	
Surrogate(s): 4-BFB (FID)		*Recovery: 98.7%*			*Limits: 58-144%*	"							*05/01/06 12:15*	
LCS Dup (6E01026-BSD1)								**Extracted: 05/01/06 09:59**						
Gasoline Range Hydrocarbons	NWTPH-Gx	909	---	50.0	ug/l	1x	--	1000	90.9%	(80-120)	7.42%	(25)	05/01/06 12:46	
Surrogate(s): 4-BFB (FID)		*Recovery: 90.2%*			*Limits: 58-144%*	"							*05/01/06 12:46*	
Duplicate (6E01026-DUP1)						**QC Source: BPD0687-06**		**Extracted: 05/01/06 09:59**						
Gasoline Range Hydrocarbons	NWTPH-Gx	ND	---	50.0	ug/l	1x	ND	--	--	--	NR	(25)	05/01/06 13:55	
Surrogate(s): 4-BFB (FID)		*Recovery: 87.3%*			*Limits: 58-144%*	"							*05/01/06 13:55*	
Duplicate (6E01026-DUP2)						**QC Source: BPD0647-01**		**Extracted: 05/01/06 09:59**						
Gasoline Range Hydrocarbons	NWTPH-Gx	ND	---	50.0	ug/l	1x	ND	--	--	--	NR	(25)	05/01/06 19:13	
Surrogate(s): 4-BFB (FID)		*Recovery: 91.0%*			*Limits: 58-144%*	"							*05/01/06 19:13*	
Matrix Spike (6E01026-MS1)						**QC Source: BPD0687-06**		**Extracted: 05/01/06 09:59**						
Gasoline Range Hydrocarbons	NWTPH-Gx	1080	---	50.0	ug/l	1x	18.0	1000	106%	(75-131)	--	--	05/01/06 16:25	
Surrogate(s): 4-BFB (FID)		*Recovery: 103%*			*Limits: 58-144%*	"							*05/01/06 16:25*	
Matrix Spike Dup (6E01026-MSD1)						**QC Source: BPD0687-06**		**Extracted: 05/01/06 09:59**						
Gasoline Range Hydrocarbons	NWTPH-Gx	889	---	50.0	ug/l	1x	18.0	1000	87.1%	(75-131)	19.4%	(25)	05/01/06 17:09	
Surrogate(s): 4-BFB (FID)		*Recovery: 87.7%*			*Limits: 58-144%*	"							*05/01/06 17:09*	

TestAmerica - Seattle, WA

The results in this report apply to the samples analyzed in accordance with the chain of custody document. This analytical report must be reproduced in its entirety.

Kate Haney, Project Manager

TestAmerica
ANALYTICAL TESTING CORPORATION

SEATTLE, WA 11720 NORTH CREEK PKWY N, SUITE 400
BOTHELL, WA 98011-8244
PH: (425) 420.9200 FAX: (425) 420.9210

Sound Environmental Strategies	Project Name:	**Time Oil - ASKO**	
2400 Airport Way South, Suite 200	Project Number:	01-600	Report Created:
Seattle, WA/USA 98134-2020	Project Manager:	Dee Gardner	05/19/06 13:20

Semivolatile Petroleum Products by NWTPH-Dx (w/o Acid/Silica Gel Clean-up) - Laboratory Quality Control Results

TestAmerica - Seattle, WA

QC Batch: 6E08007 **Water Preparation Method: EPA 3520C**

Analyte	Method	Result	MDL*	MRL	Units	Dil	Source Result	Spike Amt	% REC	(Limits)	% RPD	(Limits)	Analyzed	Notes
Blank (6E08007-BLK1)								**Extracted: 05/08/06 07:50**						
Diesel Range Hydrocarbons	NWTPH-Dx	ND	---	250	ug/l	1x	--	--	--	--	--	--	05/09/06 22:33	
Lube Oil Range Hydrocarbons	"	ND	---	500	"	"	--	--	--	--	--	--	"	
Surrogate(s): 2-FBP		*Recovery: 76.0%*			*Limits: 50-150%*	"							*05/09/06 22:33*	
Octacosane		*93.2%*			*50-150%*	"							"	
LCS (6E08007-BS1)								**Extracted: 05/08/06 07:50**						
Diesel Range Hydrocarbons	NWTPH-Dx	1900	---	250	ug/l	1x	--	2000	95.0%	(58-125)	--	--	05/09/06 23:03	
Lube Oil Range Hydrocarbons	"	1800	---	500	"	"	--	"	90.0%	(60-140)	--	--	"	
Surrogate(s): 2-FBP		*Recovery: 92.4%*			*Limits: 50-150%*	"							*05/09/06 23:03*	
Octacosane		*96.8%*			*50-150%*	"							"	
LCS Dup (6E08007-BSD1)								**Extracted: 05/08/06 07:50**						
Diesel Range Hydrocarbons	NWTPH-Dx	1820	---	250	ug/l	1x	--	2000	91.0%	(58-125)	4.30%	(40)	05/09/06 23:31	
Lube Oil Range Hydrocarbons	"	1780	---	500	"	"	--	"	89.0%	(60-140)	1.12%	"	"	
Surrogate(s): 2-FBP		*Recovery: 84.4%*			*Limits: 50-150%*	"							*05/09/06 23:31*	
Octacosane		*94.0%*			*50-150%*	"							"	

TestAmerica - Seattle, WA

The results in this report apply to the samples analyzed in accordance with the chain of custody document. This analytical report must be reproduced in its entirety.

Kate Haney, Project Manager

TestAmerica
ANALYTICAL TESTING CORPORATION

SEATTLE, WA 11720 NORTH CREEK PKWY N, SUITE 400
BOTHELL, WA 98011-8244
PH: (425) 420.9200 FAX: (425) 420.9210

Sound Environmental Strategies	Project Name:	**Time Oil - ASKO**	
2400 Airport Way South, Suite 200	Project Number:	01-600	Report Created:
Seattle, WA/USA 98134-2020	Project Manager:	Dee Gardner	05/19/06 13:20

Total Metals by EPA 6000/7000 Series Methods - Laboratory Quality Control Results

TestAmerica - Seattle, WA

QC Batch: 6E02006 **Water Preparation Method: EPA 3020A**

Analyte	Method	Result	MDL*	MRL	Units	Dil	Source Result	Spike Amt	% REC	(Limits)	% RPD	(Limits)	Analyzed	Notes
Blank (6E02006-BLK1)								**Extracted: 05/02/06 06:54**						
Silver	EPA 6020	ND	---	1.00	ug/l	1x	--	--	--	--	--	--	05/02/06 18:18	
Cadmium	"	ND	---	1.00	"	"	--	--	--	--	--	--	"	
Lead	"	ND	---	1.00	"	"	--	--	--	--	--	--	"	
Selenium	"	ND	---	1.00	"	"	--	--	--	--	--	--	"	
Arsenic	"	ND	---	1.00	"	"	--	--	--	--	--	--	"	
Barium	"	ND	---	10.0	"	"	--	--	--	--	--	--	"	
Chromium	"	ND	---	1.00	"	"	--	--	--	--	--	--	"	
LCS (6E02006-BS1)								**Extracted: 05/02/06 06:54**						
Selenium	EPA 6020	66.0	---	1.00	ug/l	1x	--	80.0	82.5%	(80-120)	--	--	05/02/06 18:23	
Barium	"	82.3	---	10.0	"	"	--	"	103%	"	--	--	"	
Silver	"	81.0	---	1.00	"	"	--	"	101%	"	--	--	"	
Lead	"	82.2	---	1.00	"	"	--	"	103%	"	--	--	"	
Chromium	"	81.8	---	1.00	"	"	--	"	102%	"	--	--	"	
Cadmium	"	76.3	---	1.00	"	"	--	"	95.4%	"	--	--	"	
Arsenic	"	66.0	---	1.00	"	"	--	"	82.5%	"	--	--	"	
Duplicate (6E02006-DUP1)							**QC Source: BPD0647-01**			**Extracted: 05/02/06 06:54**				
Arsenic	EPA 6020	4.69	---	1.00	ug/l	1x	4.65	--	--	--	0.857%	(20)	05/02/06 18:40	
Selenium	"	ND	---	1.00	"	"	ND	--	--	--	26.3%	"	"	DP-1
Silver	"	ND	---	1.00	"	"	ND	--	--	--	87.2%	(50)	"	DP-1
Cadmium	"	ND	---	1.00	"	"	ND	--	--	--	NR	(20)	"	
Chromium	"	ND	---	1.00	"	"	ND	--	--	--	7.09%	"	"	
Lead	"	ND	---	1.00	"	"	ND	--	--	--	14.3%	"	"	
Barium	"	16.0	---	10.0	"	"	16.0	--	--	--	0.00%	"	"	
Matrix Spike (6E02006-MS1)							**QC Source: BPD0647-01**			**Extracted: 05/02/06 06:54**				
Selenium	EPA 6020	66.4	---	1.00	ug/l	1x	0.330	80.0	82.6%	(78-120)	--	--	05/02/06 18:35	
Cadmium	"	75.9	---	1.00	"	"	ND	"	94.9%	(80-120)	--	--	"	
Arsenic	"	81.0	---	1.00	"	"	4.65	"	95.4%	(75-125)	--	--	"	
Silver	"	76.9	---	1.00	"	"	0.110	"	96.0%	(21-142)	--	--	"	
Lead	"	79.8	---	1.00	"	"	0.150	"	99.6%	(80-120)	--	--	"	
Chromium	"	83.7	---	1.00	"	"	0.680	"	104%	"	--	--	"	
Barium	"	97.0	---	10.0	"	"	16.0	"	101%	(53-142)	--	--	"	

TestAmerica - Seattle, WA

The results in this report apply to the samples analyzed in accordance with the chain of custody document. This analytical report must be reproduced in its entirety.

Kate Haney, Project Manager

TestAmerica
ANALYTICAL TESTING CORPORATION

SEATTLE, WA 11720 NORTH CREEK PKWY N, SUITE 400
BOTHELL, WA 98011-8244
PH: (425) 420.9200 FAX: (425) 420.9210

Sound Environmental Strategies	Project Name:	**Time Oil - ASKO**	
2400 Airport Way South, Suite 200	Project Number:	01-600	Report Created:
Seattle, WA/USA 98134-2020	Project Manager:	Dee Gardner	05/19/06 13:20

Total Metals by EPA 6000/7000 Series Methods - Laboratory Quality Control Results

TestAmerica - Seattle, WA

QC Batch: 6E02006 **Water Preparation Method: EPA 3020A**

Analyte	Method	Result	MDL*	MRL	Units	Dil	Source Result	Spike Amt	% REC	(Limits)	% RPD	(Limits)	Analyzed	Notes
Post Spike (6E02006-PS1)					**QC Source: BPD0647-01**				**Extracted: 05/02/06 06:54**					
Selenium	EPA 6020	0.0836	---		ug/ml	1x	0.000330	0.100	83.3%	(75-125)	--	--	05/02/06 18:29	
Arsenic	"	0.104	---		"	"	0.00465	"	99.4%	"	--	--	"	
Cadmium	"	0.0936	---		"	"	ND	"	93.6%	"	--	--	"	
Barium	"	0.119	---		"	"	0.0160	"	103%	"	--	--	"	
Silver	"	0.0964	---		"	"	0.000110	"	96.3%	"	--	--	"	
Lead	"	0.0980	---		"	"	0.000150	"	97.8%	"	--	--	"	
Chromium	"	0.105	---		"	"	0.000680	"	104%	"	--	--	"	

QC Batch: 6E09024 **Water Preparation Method: EPA 7470A**

Analyte	Method	Result	MDL*	MRL	Units	Dil	Source Result	Spike Amt	% REC	(Limits)	% RPD	(Limits)	Analyzed	Notes
Blank (6E09024-BLK1)									**Extracted: 05/09/06 10:12**					
Mercury	EPA 7470A	ND	---	0.200	ug/l	1x	--	--	--	--	--	--	05/10/06 13:14	
LCS (6E09024-BS1)									**Extracted: 05/09/06 10:12**					
Mercury	EPA 7470A	5.44	---	0.200	ug/l	1x	--	5.00	109%	(80-120)	--	--	05/10/06 13:17	
Duplicate (6E09024-DUP1)					**QC Source: BPE0214-01**				**Extracted: 05/09/06 10:12**					
Mercury	EPA 7470A	ND	---	0.200	ug/l	1x	ND	--	--	--	NR	(20)	05/10/06 13:24	
Matrix Spike (6E09024-MS1)					**QC Source: BPE0214-01**				**Extracted: 05/09/06 10:12**					
Mercury	EPA 7470A	4.81	---	0.200	ug/l	1x	ND	5.00	96.2%	(70-130)	--	--	05/10/06 13:19	
Matrix Spike Dup (6E09024-MSD1)					**QC Source: BPE0214-01**				**Extracted: 05/09/06 10:12**					
Mercury	EPA 7470A	5.40	---	0.200	ug/l	1x	ND	5.00	108%	(70-130)	11.6%	(20)	05/10/06 13:22	

TestAmerica - Seattle, WA



Kate Haney, Project Manager

The results in this report apply to the samples analyzed in accordance with the chain of custody document. This analytical report must be reproduced in its entirety.

TestAmerica
ANALYTICAL TESTING CORPORATION

SEATTLE, WA 11720 NORTH CREEK PKWY N, SUITE 400
BOTHELL, WA 98011-8244
PH: (425) 420.9200 FAX: (425) 420.9210

Sound Environmental Strategies	Project Name:	**Time Oil - ASKO**	
2400 Airport Way South, Suite 200	Project Number:	01-600	Report Created:
Seattle, WA/USA 98134-2020	Project Manager:	Dee Gardner	05/19/06 13:20

Dissolved Metals by EPA 6000/7000 Series Methods - Laboratory Quality Control Results

TestAmerica - Seattle, WA

QC Batch: 6D27017 **Water Preparation Method: EPA 3005A**

Analyte	Method	Result	MDL*	MRL	Units	Dil	Source Result	Spike Amt	% REC	(Limits)	% RPD	(Limits)	Analyzed	Notes
Blank (6D27017-BLK1)									**Extracted: 04/27/06 08:09**					
Arsenic	EPA 6020 - Diss	ND	---	1.00	ug/l	1x	--	--	--	--	--	--	04/27/06 11:15	
Chromium	"	ND	---	1.00	"	"	--	--	--	--	--	--	"	
Silver	"	ND	---	1.00	"	"	--	--	--	--	--	--	04/27/06 16:54	
Selenium	"	ND	---	1.00	"	"	--	--	--	--	--	--	04/27/06 11:15	
Barium	"	ND	---	10.0	"	"	--	--	--	--	--	--	"	
Lead	"	ND	---	1.00	"	"	--	--	--	--	--	--	"	
Cadmium	"	ND	---	1.00	"	"	--	--	--	--	--	--	"	
LCS (6D27017-BS1)									**Extracted: 04/27/06 08:09**					
Silver	EPA 6020 - Diss	197	---	1.00	ug/l	1x	--	200	98.5%	(80-120)	--	--	04/27/06 16:02	
Chromium	"	193	---	1.00	"	"	--	"	96.5%	"	--	--	04/27/06 11:21	
Selenium	"	196	---	1.00	"	"	--	"	98.0%	"	--	--	"	
Arsenic	"	196	---	1.00	"	"	--	"	98.0%	"	--	--	"	
Barium	"	195	---	10.0	"	"	--	"	97.5%	"	--	--	"	
Cadmium	"	197	---	1.00	"	"	--	"	98.5%	"	--	--	"	
Lead	"	199	---	1.00	"	"	--	"	99.5%	"	--	--	"	
Duplicate (6D27017-DUP1)							**QC Source: BPD0637-01**						**Extracted: 04/27/06 08:09**	
Chromium	EPA 6020 - Diss	7.71	---	1.00	ug/l	1x	7.71	--	--	--	0.00%	(20)	04/27/06 11:32	
Cadmium	"	ND	---	1.00	"	"	ND	--	--	--	NR	"	"	
Barium	"	ND	---	10.0	"	"	ND	--	--	--	3.55%	"	"	
Lead	"	ND	---	1.00	"	"	ND	--	--	--		"	"	
Selenium	"	ND	---	1.00	"	"	ND	--	--	--	NR	"	"	
Silver	"	ND	---	1.00	"	"	ND	--	--	--	69.6%	(50)	04/27/06 16:08	DP-1
Arsenic	"	ND	---	1.00	"	"	ND	--	--	--	3.64%	(20)	04/27/06 11:32	
Matrix Spike (6D27017-MS1)							**QC Source: BPD0637-01**						**Extracted: 04/27/06 08:09**	
Lead	EPA 6020 - Diss	96.8	---	1.00	ug/l	1x	ND	100	96.8%	(77-120)	--	--	04/27/06 11:27	
Selenium	"	94.0	---	1.00	"	"	ND	"	94.0%	(64-143)	--	--	"	
Chromium	"	105	---	1.00	"	"	7.71	"	97.3%	(75-125)	--	--	"	
Arsenic	"	102	---	1.00	"	"	0.810	"	101%	(80-128)	--	--	"	
Cadmium	"	95.8	---	1.00	"	"	ND	"	95.8%	(68-125)	--	--	"	
Silver	"	94.7	---	1.00	"	"	0.150	"	94.6%	(33-122)	--	--	04/27/06 16:25	
Barium	"	100	---	10.0	"	"	2.49	"	97.5%	(75-120)	--	--	04/27/06 11:27	

TestAmerica - Seattle, WA

Kate Haney, Project Manager

The results in this report apply to the samples analyzed in accordance with the chain of custody document. This analytical report must be reproduced in its entirety.

TestAmerica
ANALYTICAL TESTING CORPORATION

SEATTLE, WA 11720 NORTH CREEK PKWY N, SUITE 400
BOTHELL, WA 98011-8244
PH: (425) 420.9200 FAX: (425) 420.9210

Sound Environmental Strategies	Project Name:	**Time Oil - ASKO**	
2400 Airport Way South, Suite 200	Project Number:	01-600	Report Created:
Seattle, WA/USA 98134-2020	Project Manager:	Dee Gardner	05/19/06 13:20

Dissolved Metals by EPA 6000/7000 Series Methods - Laboratory Quality Control Results

TestAmerica - Seattle, WA

QC Batch: 6E15030 **Water Preparation Method: EPA 7470A**

Analyte	Method	Result	MDL*	MRL	Units	Dil	Source Result	Spike Amt	% REC	(Limits)	% RPD	(Limits)	Analyzed	Notes
Blank (6E15030-BLK1)								**Extracted: 05/15/06 10:54**						
Mercury	EPA 7470A - Diss	ND	---	0.200	ug/l	1x	--	--	--	--	--	--	05/16/06 09:16	
LCS (6E15030-BS1)								**Extracted: 05/15/06 10:54**						
Mercury	EPA 7470A - Diss	4.58	---	0.200	ug/l	1x	--	5.00	91.6%	(80-120)	--	--	05/16/06 09:19	
Duplicate (6E15030-DUP1)					**QC Source: BPE0360-02**			**Extracted: 05/15/06 10:54**						
Mercury	EPA 7470A - Diss	ND	---	0.200	ug/l	1x	ND	--	--	--	NR	(20)	05/16/06 09:26	
Matrix Spike (6E15030-MS1)					**QC Source: BPE0360-02**			**Extracted: 05/15/06 10:54**						
Mercury	EPA 7470A - Diss	5.01	---	0.200	ug/l	1x	ND	5.00	100%	(70-130)	--	--	05/16/06 09:21	
Matrix Spike Dup (6E15030-MSD1)					**QC Source: BPE0360-02**			**Extracted: 05/15/06 10:54**						
Mercury	EPA 7470A - Diss	4.95	---	0.200	ug/l	1x	ND	5.00	99.0%	(70-130)	1.20%	(20)	05/16/06 09:24	

TestAmerica - Seattle, WA



Kate Haney, Project Manager

The results in this report apply to the samples analyzed in accordance with the chain of custody document. This analytical report must be reproduced in its entirety.

TestAmerica
ANALYTICAL TESTING CORPORATION

SEATTLE, WA 11720 NORTH CREEK PKWY N, SUITE 400
BOTHELL, WA 98011-8244
PH: (425) 420.9200 FAX: (425) 420.9210

Sound Environmental Strategies	Project Name:	**Time Oil - ASKO**	
2400 Airport Way South, Suite 200	Project Number:	01-600	Report Created:
Seattle, WA/USA 98134-2020	Project Manager:	Dee Gardner	05/19/06 13:20

Volatile Organic Compounds by EPA Method 8260B - Laboratory Quality Control Results

TestAmerica - Seattle, WA

QC Batch: 6E09016 **Water Preparation Method: EPA 5030B**

Analyte	Method	Result	MDL*	MRL	Units	Dil	Source Result	Spike Amt	% REC	(Limits)	% RPD	(Limits)	Analyzed	Notes
Blank (6E09016-BLK1)							**Extracted: 05/08/06 09:43**							
Acetone	EPA 8260B	ND	---	10.0	ug/l	1x	--	--	--	--	--	--	05/08/06 13:11	
Benzene	"	ND	---	0.200	"	"	--	--	--	--	--	--	"	
Bromobenzene	"	ND	---	0.500	"	"	--	--	--	--	--	--	"	
Bromochloromethane	"	ND	---	0.200	"	"	--	--	--	--	--	--	"	
Bromodichloromethane	"	ND	---	0.200	"	"	--	--	--	--	--	--	"	
Bromoform	"	ND	---	0.200	"	"	--	--	--	--	--	--	"	
Bromomethane	"	ND	---	2.00	"	"	--	--	--	--	--	--	"	
2-Butanone	"	ND	---	2.00	"	"	--	--	--	--	--	--	"	
n-Butylbenzene	"	ND	---	0.200	"	"	--	--	--	--	--	--	"	
sec-Butylbenzene	"	ND	---	0.200	"	"	--	--	--	--	--	--	"	
tert-Butylbenzene	"	ND	---	0.500	"	"	--	--	--	--	--	--	"	
Carbon disulfide	"	ND	---	0.500	"	"	--	--	--	--	--	--	"	
Carbon tetrachloride	"	ND	---	0.200	"	"	--	--	--	--	--	--	"	
Chlorobenzene	"	ND	---	0.200	"	"	--	--	--	--	--	--	"	
Chloroethane	"	ND	---	1.00	"	"	--	--	--	--	--	--	"	
Chloroform	"	ND	---	0.200	"	"	--	--	--	--	--	--	"	
Chloromethane	"	ND	---	1.00	"	"	--	--	--	--	--	--	"	
2-Chlorotoluene	"	ND	---	0.500	"	"	--	--	--	--	--	--	"	
4-Chlorotoluene	"	ND	---	0.500	"	"	--	--	--	--	--	--	"	
Dibromochloromethane	"	ND	---	0.200	"	"	--	--	--	--	--	--	"	
1,2-Dibromo-3-chloropropane	"	ND	---	0.500	"	"	--	--	--	--	--	--	"	
1,2-Dibromoethane	"	ND	---	0.200	"	"	--	--	--	--	--	--	"	
Dibromomethane	"	ND	---	0.200	"	"	--	--	--	--	--	--	"	
1,2-Dichlorobenzene	"	ND	---	0.200	"	"	--	--	--	--	--	--	"	
1,3-Dichlorobenzene	"	ND	---	0.200	"	"	--	--	--	--	--	--	"	
1,4-Dichlorobenzene	"	ND	---	0.200	"	"	--	--	--	--	--	--	"	
Dichlorodifluoromethane	"	ND	---	0.500	"	"	--	--	--	--	--	--	"	
1,1-Dichloroethane	"	ND	---	0.200	"	"	--	--	--	--	--	--	"	
1,2-Dichloroethane	"	ND	---	0.200	"	"	--	--	--	--	--	--	"	
1,1-Dichloroethene	"	ND	---	0.200	"	"	--	--	--	--	--	--	"	
cis-1,2-Dichloroethene	"	ND	---	0.200	"	"	--	--	--	--	--	--	"	
trans-1,2-Dichloroethene	"	ND	---	0.200	"	"	--	--	--	--	--	--	"	
1,2-Dichloropropane	"	ND	---	0.200	"	"	--	--	--	--	--	--	"	
1,3-Dichloropropane	"	ND	---	0.200	"	"	--	--	--	--	--	--	"	
2,2-Dichloropropane	"	ND	---	0.500	"	"	--	--	--	--	--	--	"	
1,1-Dichloropropene	"	ND	---	0.200	"	"	--	--	--	--	--	--	"	
cis-1,3-Dichloropropene	"	ND	---	0.200	"	"	--	--	--	--	--	--	"	
trans-1,3-Dichloropropene	"	ND	---	0.200	"	"	--	--	--	--	--	--	"	
Ethylbenzene	"	ND	---	0.200	"	"	--	--	--	--	--	--	"	

TestAmerica - Seattle, WA

The results in this report apply to the samples analyzed in accordance with the chain of custody document. This analytical report must be reproduced in its entirety.

Kate Haney, Project Manager

TestAmerica
ANALYTICAL TESTING CORPORATION

SEATTLE, WA 11720 NORTH CREEK PKWY N, SUITE 400
BOTHELL, WA 98011-8244
PH: (425) 420.9200 FAX: (425) 420.9210

Sound Environmental Strategies	Project Name:	**Time Oil - ASKO**	
2400 Airport Way South, Suite 200	Project Number:	01-600	Report Created:
Seattle, WA/USA 98134-2020	Project Manager:	Dee Gardner	05/19/06 13:20

Volatile Organic Compounds by EPA Method 8260B - Laboratory Quality Control Results

TestAmerica - Seattle, WA

QC Batch: 6E09016 **Water Preparation Method: EPA 5030B**

Analyte	Method	Result	MDL*	MRL	Units	Dil	Source Result	Spike Amt	% REC	(Limits)	% RPD	(Limits)	Analyzed	Notes
Blank (6E09016-BLK1)							**Extracted: 05/08/06 09:43**							
Hexachlorobutadiene	EPA 8260B	ND	---	0.500	ug/l	1x	--	--	--	--	--	--	05/08/06 13:11	
Methyl tert-butyl ether	"	ND	---	1.00	"	"	--	--	--	--	--	--	"	
n-Hexane	"	ND	---	1.00	"	"	--	--	--	--	--	--	"	
2-Hexanone	"	ND	---	2.00	"	"	--	--	--	--	--	--	"	
Isopropylbenzene	"	ND	---	0.500	"	"	--	--	--	--	--	--	"	
p-Isopropyltoluene	"	ND	---	0.200	"	"	--	--	--	--	--	--	"	
4-Methyl-2-pentanone	"	ND	---	2.00	"	"	--	--	--	--	--	--	"	
Methylene chloride	"	ND	---	5.00	"	"	--	--	--	--	--	--	"	
Naphthalene	"	ND	---	0.500	"	"	--	--	--	--	--	--	"	
n-Propylbenzene	"	ND	---	0.500	"	"	--	--	--	--	--	--	"	
Styrene	"	ND	---	0.500	"	"	--	--	--	--	--	--	"	
1,2,3-Trichlorobenzene	"	ND	---	0.200	"	"	--	--	--	--	--	--	"	
1,2,4-Trichlorobenzene	"	ND	---	0.200	"	"	--	--	--	--	--	--	"	
1,1,1,2-Tetrachloroethane	"	ND	---	0.200	"	"	--	--	--	--	--	--	"	
1,1,2,2-Tetrachloroethane	"	ND	---	0.500	"	"	--	--	--	--	--	--	"	
Tetrachloroethene	"	ND	---	0.200	"	"	--	--	--	--	--	--	"	
Toluene	"	ND	---	0.200	"	"	--	--	--	--	--	--	"	
1,1,1-Trichloroethane	"	ND	---	0.200	"	"	--	--	--	--	--	--	"	
1,1,2-Trichloroethane	"	ND	---	0.200	"	"	--	--	--	--	--	--	"	
Trichloroethene	"	ND	---	0.200	"	"	--	--	--	--	--	--	"	
Trichlorofluoromethane	"	ND	---	0.500	"	"	--	--	--	--	--	--	"	
1,2,3-Trichloropropane	"	ND	---	0.500	"	"	--	--	--	--	--	--	"	
1,2,4-Trimethylbenzene	"	ND	---	0.200	"	"	--	--	--	--	--	--	"	
1,3,5-Trimethylbenzene	"	ND	---	0.500	"	"	--	--	--	--	--	--	"	
Vinyl chloride	"	ND	---	0.200	"	"	--	--	--	--	--	--	"	
o-Xylene	"	ND	---	0.250	"	"	--	--	--	--	--	--	"	
m,p-Xylene	"	ND	---	0.500	"	"	--	--	--	--	--	--	"	
Total Xylenes	"	ND	---	0.750	"	"	--	--	--	--	--	--	"	

Surrogate(s):	*1,2-DCA-d4*	*Recovery: 116%*	*Limits: 70-130%*	"	*05/08/06 13:11*
	Toluene-d8	*99.8%*	*70-130%*	"	"
	4-BFB	*100%*	*70-130%*	"	"

TestAmerica - Seattle, WA

The results in this report apply to the samples analyzed in accordance with the chain of custody document. This analytical report must be reproduced in its entirety.

Kate Haney, Project Manager

TestAmerica
ANALYTICAL TESTING CORPORATION

SEATTLE, WA 11720 NORTH CREEK PKWY N, SUITE 400
BOTHELL, WA 98011-8244
PH: (425) 420.9200 FAX: (425) 420.9210

Sound Environmental Strategies	Project Name:	**Time Oil - ASKO**	
2400 Airport Way South, Suite 200	Project Number:	01-600	Report Created:
Seattle, WA/USA 98134-2020	Project Manager:	Dee Gardner	05/19/06 13:20

Volatile Organic Compounds by EPA Method 8260B - Laboratory Quality Control Results

TestAmerica - Seattle, WA

QC Batch: 6E09016 **Water Preparation Method: EPA 5030B**

Analyte	Method	Result	MDL*	MRL	Units	Dil	Source Result	Spike Amt	% REC	(Limits)	% RPD	(Limits)	Analyzed	Notes
LCS (6E09016-BS1)								**Extracted: 05/08/06 09:43**						
Benzene	EPA 8260B	37.7	---	0.200	ug/l	1x	--	40.0	94.2%	(80-120)	--	--	05/08/06 11:20	
Chlorobenzene	"	38.3	---	0.200	"	"	--	"	95.8%	(77-120)	--	--	"	
1,1-Dichloroethene	"	44.5	---	0.200	"	"	--	"	111%	(80-120)	--	--	"	
Methyl tert-butyl ether	"	39.3	---	1.00	"	"	--	"	98.2%	"	--	--	"	
Toluene	"	37.5	---	0.200	"	"	--	"	93.8%	"	--	--	"	
Trichloroethene	"	40.6	---	0.200	"	"	--	"	102%	"	--	--	"	
Surrogate(s): 1,2-DCA-d4		*Recovery: 111%*			*Limits: 70-130%*	"							*05/08/06 11:20*	
Toluene-d8		*99.5%*			*70-130%*	"							"	
4-BFB		*99.2%*			*70-130%*	"							"	
LCS Dup (6E09016-BSD1)								**Extracted: 05/08/06 09:43**						
Benzene	EPA 8260B	36.3	---	0.200	ug/l	1x	--	40.0	90.8%	(80-120)	3.78%	(20)	05/08/06 11:47	
Chlorobenzene	"	37.5	---	0.200	"	"	--	"	93.8%	(77-120)	2.11%	"	"	
1,1-Dichloroethene	"	42.6	---	0.200	"	"	--	"	106%	(80-120)	4.36%	"	"	
Methyl tert-butyl ether	"	39.1	---	1.00	"	"	--	"	97.8%	"	0.510%	"	"	
Toluene	"	36.3	---	0.200	"	"	--	"	90.8%	"	3.25%	"	"	
Trichloroethene	"	39.3	---	0.200	"	"	--	"	98.2%	"	3.25%	"	"	
Surrogate(s): 1,2-DCA-d4		*Recovery: 109%*			*Limits: 70-130%*	"							*05/08/06 11:47*	
Toluene-d8		*99.5%*			*70-130%*	"							"	
4-BFB		*99.2%*			*70-130%*	"							"	

TestAmerica - Seattle, WA

The results in this report apply to the samples analyzed in accordance with the chain of custody document. This analytical report must be reproduced in its entirety.

Kate Haney, Project Manager

TestAmerica
ANALYTICAL TESTING CORPORATION

SEATTLE, WA 11720 NORTH CREEK PKWY N, SUITE 400
BOTHELL, WA 98011-8244
PH: (425) 420.9200 FAX: (425) 420.9210

Sound Environmental Strategies	Project Name:	**Time Oil - ASKO**	
2400 Airport Way South, Suite 200	Project Number:	01-600	Report Created:
Seattle, WA/USA 98134-2020	Project Manager:	Dee Gardner	05/19/06 13:20

Semivolatile Organic Compounds by EPA Method 8270C - Laboratory Quality Control Results

TestAmerica - Seattle, WA

QC Batch: 6E05013 **Water Preparation Method: EPA 3520C**

Analyte	Method	Result	MDL*	MRL	Units	Dil	Source Result	Spike Amt	% REC	(Limits)	% RPD	(Limits)	Analyzed	Notes
Blank (6E05013-BLK1)								**Extracted: 05/05/06 08:32**						
Acenaphthene	EPA 8270C	ND	---	10.0	ug/l	1x	--	--	--	--	--	--	05/09/06 13:22	
Acenaphthylene	"	ND	---	10.0	"	"	--	--	--	--	--	--	"	
Aniline	"	ND	---	10.0	"	"	--	--	--	--	--	--	"	
Anthracene	"	ND	---	10.0	"	"	--	--	--	--	--	--	"	
Benzo (a) anthracene	"	ND	---	10.0	"	"	--	--	--	--	--	--	"	
Benzo (a) pyrene	"	ND	---	10.0	"	"	--	--	--	--	--	--	"	
Benzo (b) fluoranthene	"	ND	---	10.0	"	"	--	--	--	--	--	--	"	
Benzo (k) fluoranthene	"	ND	---	10.0	"	"	--	--	--	--	--	--	"	
Benzo (ghi) perylene	"	ND	---	10.0	"	"	--	--	--	--	--	--	"	
Benzoic Acid	"	ND	---	20.0	"	"	--	--	--	--	--	--	"	Q-40
Benzyl alcohol	"	ND	---	10.0	"	"	--	--	--	--	--	--	"	
Bis(2-chloroethoxy)methane	"	ND	---	10.0	"	"	--	--	--	--	--	--	"	
Bis(2-chloroethyl)ether	"	ND	---	10.0	"	"	--	--	--	--	--	--	"	
Bis(2-chloroisopropyl)ether	"	ND	---	10.0	"	"	--	--	--	--	--	--	"	
Bis(2-ethylhexyl)phthalate	"	ND	---	50.0	"	"	--	--	--	--	--	--	"	
4-Bromophenyl phenyl ether	"	ND	---	10.0	"	"	--	--	--	--	--	--	"	
Butyl benzyl phthalate	"	ND	---	10.0	"	"	--	--	--	--	--	--	"	
Carbazole	"	ND	---	10.0	"	"	--	--	--	--	--	--	"	
4-Chloroaniline	"	ND	---	10.0	"	"	--	--	--	--	--	--	"	
4-Chloro-3-methylphenol	"	ND	---	10.0	"	"	--	--	--	--	--	--	"	
2-Chloronaphthalene	"	ND	---	10.0	"	"	--	--	--	--	--	--	"	
2-Chlorophenol	"	ND	---	10.0	"	"	--	--	--	--	--	--	"	
4-Chlorophenyl phenyl ether	"	ND	---	10.0	"	"	--	--	--	--	--	--	"	
3 & 4-Methylphenol (m,p-Cresols)	"	ND	---	10.0	"	"	--	--	--	--	--	--	"	
2-Methylphenol (o-Cresol)	"	ND	---	10.0	"	"	--	--	--	--	--	--	"	
Chrysene	"	ND	---	10.0	"	"	--	--	--	--	--	--	"	
Di-n-butyl phthalate	"	ND	---	10.0	"	"	--	--	--	--	--	--	"	
Dibenz (a,h) anthracene	"	ND	---	10.0	"	"	--	--	--	--	--	--	"	
Dibenzofuran	"	ND	---	10.0	"	"	--	--	--	--	--	--	"	
1,2-Dichlorobenzene	"	ND	---	10.0	"	"	--	--	--	--	--	--	"	
1,3-Dichlorobenzene	"	ND	---	10.0	"	"	--	--	--	--	--	--	"	
1,4-Dichlorobenzene	"	ND	---	10.0	"	"	--	--	--	--	--	--	"	
3,3´-Dichlorobenzidine	"	ND	---	10.0	"	"	--	--	--	--	--	--	"	
2,4-Dichlorophenol	"	ND	---	10.0	"	"	--	--	--	--	--	--	"	
Diethyl phthalate	"	ND	---	10.0	"	"	--	--	--	--	--	--	"	
2,4-Dimethylphenol	"	ND	---	10.0	"	"	--	--	--	--	--	--	"	
Dimethyl phthalate	"	ND	---	10.0	"	"	--	--	--	--	--	--	"	
4,6-Dinitro-2-methylphenol	"	ND	---	10.0	"	"	--	--	--	--	--	--	"	
2,4-Dinitrophenol	"	ND	---	20.0	"	"	--	--	--	--	--	--	"	

TestAmerica - Seattle, WA

Kate Haney, Project Manager

The results in this report apply to the samples analyzed in accordance with the chain of custody document. This analytical report must be reproduced in its entirety.

TestAmerica
ANALYTICAL TESTING CORPORATION

SEATTLE, WA 11720 NORTH CREEK PKWY N, SUITE 400
BOTHELL, WA 98011-8244
PH: (425) 420.9200 FAX: (425) 420.9210

Sound Environmental Strategies	Project Name:	**Time Oil - ASKO**	
2400 Airport Way South, Suite 200	Project Number:	01-600	Report Created:
Seattle, WA/USA 98134-2020	Project Manager:	Dee Gardner	05/19/06 13:20

Semivolatile Organic Compounds by EPA Method 8270C - Laboratory Quality Control Results

TestAmerica - Seattle, WA

QC Batch: 6E05013 **Water Preparation Method: EPA 3520C**

Analyte	Method	Result	MDL*	MRL	Units	Dil	Source Result	Spike Amt	% REC	(Limits)	% RPD	(Limits)	Analyzed	Notes
Blank (6E05013-BLK1)							**Extracted: 05/05/06 08:32**							
2,4-Dinitrotoluene	EPA 8270C	ND	---	10.0	ug/l	1x	--	--	--	--	--	--	05/09/06 13:22	
2,6-Dinitrotoluene	"	ND	---	10.0	"	"	--	--	--	--	--	--	"	
N-Nitrosodiphenylamine	"	ND	---	10.0	"	"	--	--	--	--	--	--	"	
Fluoranthene	"	ND	---	10.0	"	"	--	--	--	--	--	--	"	
Fluorene	"	ND	---	10.0	"	"	--	--	--	--	--	--	"	
Hexachlorobenzene	"	ND	---	10.0	"	"	--	--	--	--	--	--	"	
Hexachlorobutadiene	"	ND	---	10.0	"	"	--	--	--	--	--	--	"	
Hexachlorocyclopentadiene	"	ND	---	10.0	"	"	--	--	--	--	--	--	"	
Hexachloroethane	"	ND	---	10.0	"	"	--	--	--	--	--	--	"	
Indeno (1,2,3-cd) pyrene	"	ND	---	10.0	"	"	--	--	--	--	--	--	"	
Isophorone	"	ND	---	10.0	"	"	--	--	--	--	--	--	"	
1-Methylnaphthalene	"	ND	---	10.0	"	"	--	--	--	--	--	--	"	
2-Methylnaphthalene	"	ND	---	10.0	"	"	--	--	--	--	--	--	"	
Naphthalene	"	ND	---	10.0	"	"	--	--	--	--	--	--	"	
2-Nitroaniline	"	ND	---	10.0	"	"	--	--	--	--	--	--	"	
3-Nitroaniline	"	ND	---	10.0	"	"	--	--	--	--	--	--	"	
4-Nitroaniline	"	ND	---	10.0	"	"	--	--	--	--	--	--	"	
Nitrobenzene	"	ND	---	10.0	"	"	--	--	--	--	--	--	"	
2-Nitrophenol	"	ND	---	10.0	"	"	--	--	--	--	--	--	"	
4-Nitrophenol	"	ND	---	10.0	"	"	--	--	--	--	--	--	"	
N-Nitrosodi-n-propylamine	"	ND	---	10.0	"	"	--	--	--	--	--	--	"	
Di-n-octyl phthalate	"	ND	---	10.0	"	"	--	--	--	--	--	--	"	
Pentachlorophenol	"	ND	---	10.0	"	"	--	--	--	--	--	--	"	
Phenanthrene	"	ND	---	10.0	"	"	--	--	--	--	--	--	"	
Phenol	"	ND	---	10.0	"	"	--	--	--	--	--	--	"	
Pyrene	"	ND	---	10.0	"	"	--	--	--	--	--	--	"	
1,2,4-Trichlorobenzene	"	ND	---	10.0	"	"	--	--	--	--	--	--	"	
2,4,5-Trichlorophenol	"	ND	---	10.0	"	"	--	--	--	--	--	--	"	
2,4,6-Trichlorophenol	"	ND	---	10.0	"	"	--	--	--	--	--	--	"	

Surrogate(s):	*2-FBP*	*Recovery: 80.2%*	*Limits: 44-120%*	"	*05/09/06 13:22*
	2-FP	*73.1%*	*16-120%*	"	"
	Nitrobenzene-d5	*85.4%*	*38-120%*	"	"
	Phenol-d6	*76.1%*	*16-120%*	"	"
	p-Terphenyl-d14	*92.8%*	*24-146%*	"	"
	2,4,6-TBP	*59.6%*	*32-135%*	"	"

TestAmerica - Seattle, WA

The results in this report apply to the samples analyzed in accordance with the chain of custody document. This analytical report must be reproduced in its entirety.

Kate Haney, Project Manager

TestAmerica
ANALYTICAL TESTING CORPORATION

SEATTLE, WA 11720 NORTH CREEK PKWY N, SUITE 400
BOTHELL, WA 98011-8244
PH: (425) 420.9200 FAX: (425) 420.9210

Sound Environmental Strategies	Project Name: **Time Oil - ASKO**	
2400 Airport Way South, Suite 200	Project Number: 01-600	Report Created:
Seattle, WA/USA 98134-2020	Project Manager: Dee Gardner	05/19/06 13:20

Semivolatile Organic Compounds by EPA Method 8270C - Laboratory Quality Control Results

TestAmerica - Seattle, WA

QC Batch: 6E05013 **Water Preparation Method: EPA 3520C**

Analyte	Method	Result	MDL*	MRL	Units	Dil	Source Result	Spike Amt	% REC	(Limits)	% RPD	(Limits)	Analyzed	Notes
LCS (6E05013-BS1)							**Extracted: 05/05/06 08:32**							
Acenaphthene	EPA 8270C	84.1	---	10.0	ug/l	1x	--	100	84.1%	(57-120)	--	--	05/09/06 13:54	
4-Chloro-3-methylphenol	"	85.7	---	10.0	"	"	--	"	85.7%	(51-124)	--	--	"	
2-Chlorophenol	"	77.4	---	10.0	"	"	--	"	77.4%	(40-120)	--	--	"	
1,4-Dichlorobenzene	"	71.2	---	10.0	"	"	--	"	71.2%	(50-120)	--	--	"	
2,4-Dinitrotoluene	"	88.9	---	10.0	"	"	--	"	88.9%	(66-130)	--	--	"	
4-Nitrophenol	"	82.5	---	10.0	"	"	--	"	82.5%	(42-148)	--	--	"	
N-Nitrosodi-n-propylamine	"	76.4	---	10.0	"	"	--	"	76.4%	(49-120)	--	--	"	
Pentachlorophenol	"	93.1	---	10.0	"	"	--	"	93.1%	(67-151)	--	--	"	
Phenol	"	71.2	---	10.0	"	"	--	"	71.2%	(28-120)	--	--	"	
Pyrene	"	92.6	---	10.0	"	"	--	"	92.6%	(54-134)	--	--	"	
1,2,4-Trichlorobenzene	"	76.8	---	10.0	"	"	--	"	76.8%	(52-120)	--	--	"	
Surrogate(s): 2-FBP		*Recovery: 76.4%*			*Limits: 44-120%*	"							*05/09/06 13:54*	
2-FP		*67.3%*			*16-120%*	"							"	
Nitrobenzene-d5		*83.2%*			*38-120%*	"							"	
Phenol-d6		*70.4%*			*16-120%*	"							"	
p-Terphenyl-d14		*87.4%*			*24-146%*	"							"	
2,4,6-TBP		*85.7%*			*32-135%*	"							"	
LCS Dup (6E05013-BSD1)							**Extracted: 05/05/06 08:32**							
Acenaphthene	EPA 8270C	97.8	---	10.0	ug/l	1x	--	100	97.8%	(57-120)	15.1%	(25)	05/09/06 14:26	
4-Chloro-3-methylphenol	"	96.5	---	10.0	"	"	--	"	96.5%	(51-124)	11.9%	"	"	
2-Chlorophenol	"	90.1	---	10.0	"	"	--	"	90.1%	(40-120)	15.2%	(37)	"	
1,4-Dichlorobenzene	"	80.4	---	10.0	"	"	--	"	80.4%	(50-120)	12.1%	(32)	"	
2,4-Dinitrotoluene	"	94.3	---	10.0	"	"	--	"	94.3%	(66-130)	5.90%	(25)	"	
4-Nitrophenol	"	93.5	---	10.0	"	"	--	"	93.5%	(42-148)	12.5%	"	"	
N-Nitrosodi-n-propylamine	"	87.1	---	10.0	"	"	--	"	87.1%	(49-120)	13.1%	"	"	
Pentachlorophenol	"	105	---	10.0	"	"	--	"	105%	(67-151)	12.0%	"	"	
Phenol	"	86.4	---	10.0	"	"	--	"	86.4%	(28-120)	19.3%	(48)	"	
Pyrene	"	96.0	---	10.0	"	"	--	"	96.0%	(54-134)	3.61%	(25)	"	
1,2,4-Trichlorobenzene	"	86.7	---	10.0	"	"	--	"	86.7%	(52-120)	12.1%	"	"	
Surrogate(s): 2-FBP		*Recovery: 88.6%*			*Limits: 44-120%*	"							*05/09/06 14:26*	
2-FP		*81.8%*			*16-120%*	"							"	
Nitrobenzene-d5		*93.0%*			*38-120%*	"							"	
Phenol-d6		*85.0%*			*16-120%*	"							"	
p-Terphenyl-d14		*89.4%*			*24-146%*	"							"	
2,4,6-TBP		*96.0%*			*32-135%*	"							"	

TestAmerica - Seattle, WA

Kate Haney, Project Manager

The results in this report apply to the samples analyzed in accordance with the chain of custody document. This analytical report must be reproduced in its entirety.

TestAmerica
ANALYTICAL TESTING CORPORATION

SEATTLE, WA 11720 NORTH CREEK PKWY N, SUITE 400
BOTHELL, WA 98011-8244
PH: (425) 420.9200 FAX: (425) 420.9210

Sound Environmental Strategies	Project Name:	**Time Oil - ASKO**	
2400 Airport Way South, Suite 200	Project Number:	01-600	Report Created:
Seattle, WA/USA 98134-2020	Project Manager:	Dee Gardner	05/19/06 13:20

Oxygenates by EPA Method 8260B - Laboratory Quality Control Results

TestAmerica - Seattle, WA

QC Batch: 6E01027 **Water Preparation Method: EPA 5030B**

Analyte	Method	Result	MDL*	MRL	Units	Dil	Source Result	Spike Amt	% REC	(Limits)	% RPD	(Limits)	Analyzed	Notes
Blank (6E01027-BLK1)									**Extracted: 05/01/06 09:00**					
tert-Amyl Methyl Ether	EPA 8260B	ND	---	1.00	ug/l	1x	--	--	--	--	--	--	05/01/06 12:07	
Benzene	"	ND	---	0.500	"	"	--	--	--	--	--	--	"	
tert-Butyl Alcohol	"	ND	---	50.0	"	"	--	--	--	--	--	--	"	
1,2-Dibromoethane (EDB)	"	ND	---	0.500	"	"	--	--	--	--	--	--	"	
1,2-Dichloroethane (EDC)	"	ND	---	0.500	"	"	--	--	--	--	--	--	"	
Diisopropyl ether	"	ND	---	1.00	"	"	--	--	--	--	--	--	"	
Ethyl tert-butyl ether	"	ND	---	1.00	"	"	--	--	--	--	--	--	"	
Ethanol	"	ND	---	150	"	"	--	--	--	--	--	--	"	
Ethylbenzene	"	ND	---	0.500	"	"	--	--	--	--	--	--	"	
Methyl tert-butyl ether	"	ND	---	5.00	"	"	--	--	--	--	--	--	"	
Toluene	"	ND	---	0.500	"	"	--	--	--	--	--	--	"	
o-Xylene	"	ND	---	1.00	"	"	--	--	--	--	--	--	"	
m,p-Xylene	"	ND	---	2.00	"	"	--	--	--	--	--	--	"	
Xylenes (total)	"	ND	---	3.00	"	"	--	--	--	--	--	--	"	
Surrogate(s): 1,2-DCA-d4		*Recovery: 100%*			*Limits: 70-130%*	"							*05/01/06 12:07*	
Toluene-d8		*102%*			*70-130%*	"							"	
4-BFB		*102%*			*70-130%*	"							"	
LCS (6E01027-BS1)									**Extracted: 05/01/06 09:00**					
tert-Amyl Methyl Ether	EPA 8260B	19.9	---	1.00	ug/l	1x	--	20.0	99.5%	(75-125)	--	--	05/01/06 09:20	
Benzene	"	19.5	---	0.500	"	"	--	"	97.5%	(80-120)	--	--	"	
tert-Butyl Alcohol	"	102	---	50.0	"	"	--	100	102%	(75-125)	--	--	"	
1,2-Dibromoethane (EDB)	"	20.2	---	0.500	"	"	--	20.0	101%	"	--	--	"	
1,2-Dichloroethane (EDC)	"	18.6	---	0.500	"	"	--	"	93.0%	"	--	--	"	
Diisopropyl ether	"	20.6	---	1.00	"	"	--	"	103%	"	--	--	"	
Ethyl tert-butyl ether	"	19.8	---	1.00	"	"	--	"	99.0%	"	--	--	"	
Ethanol	"	995	---	150	"	"	--	1000	99.5%	"	--	--	"	
Ethylbenzene	"	19.3	---	0.500	"	"	--	20.0	96.5%	(80-120)	--	--	"	
Methyl tert-butyl ether	"	18.6	---	5.00	"	"	--	"	93.0%	"	--	--	"	
Toluene	"	19.3	---	0.500	"	"	--	"	96.5%	"	--	--	"	
o-Xylene	"	20.0	---	1.00	"	"	--	"	100%	"	--	--	"	
m,p-Xylene	"	36.5	---	2.00	"	"	--	40.0	91.2%	"	--	--	"	
Xylenes (total)	"	56.4	---	3.00	"	"	--	60.0	94.0%	"	--	--	"	
Surrogate(s): 1,2-DCA-d4		*Recovery: 98.5%*			*Limits: 70-130%*	"							*05/01/06 09:20*	
Toluene-d8		*102%*			*70-130%*	"							"	
4-BFB		*104%*			*70-130%*	"							"	

TestAmerica - Seattle, WA

The results in this report apply to the samples analyzed in accordance with the chain of custody document. This analytical report must be reproduced in its entirety.

Kate Haney, Project Manager

TestAmerica
ANALYTICAL TESTING CORPORATION

SEATTLE, WA 11720 NORTH CREEK PKWY N, SUITE 400
BOTHELL, WA 98011-8244
PH: (425) 420.9200 FAX: (425) 420.9210

Sound Environmental Strategies	Project Name:	**Time Oil - ASKO**	
2400 Airport Way South, Suite 200	Project Number:	01-600	Report Created:
Seattle, WA/USA 98134-2020	Project Manager:	Dee Gardner	05/19/06 13:20

Oxygenates by EPA Method 8260B - Laboratory Quality Control Results

TestAmerica - Seattle, WA

QC Batch: 6E01027 **Water Preparation Method: EPA 5030B**

Analyte	Method	Result	MDL*	MRL	Units	Dil	Source Result	Spike Amt	% REC	(Limits)	% RPD	(Limits)	Analyzed	Notes
LCS Dup (6E01027-BSD1)								**Extracted: 05/01/06 09:00**						
tert-Amyl Methyl Ether	EPA 8260B	20.3	---	1.00	ug/l	1x	--	20.0	102%	(75-125)	1.99%	(25)	05/01/06 09:46	
Benzene	"	19.9	---	0.500	"	"	--	"	99.5%	(80-120)	2.03%	(20)	"	
tert-Butyl Alcohol	"	93.5	---	50.0	"	"	--	100	93.5%	(75-125)	8.70%	(25)	"	
1,2-Dibromoethane (EDB)	"	20.1	---	0.500	"	"	--	20.0	100%	"	0.496%	"	"	
1,2-Dichloroethane (EDC)	"	19.4	---	0.500	"	"	--	"	97.0%	"	4.21%	"	"	
Diisopropyl ether	"	20.9	---	1.00	"	"	--	"	104%	"	1.45%	"	"	
Ethyl tert-butyl ether	"	20.2	---	1.00	"	"	--	"	101%	"	2.00%	"	"	
Ethanol	"	958	---	150	"	"	--	1000	95.8%	"	3.79%	"	"	
Ethylbenzene	"	19.9	---	0.500	"	"	--	20.0	99.5%	(80-120)	3.06%	(20)	"	
Methyl tert-butyl ether	"	18.7	---	5.00	"	"	--	"	93.5%	"	0.536%	"	"	
Toluene	"	20.1	---	0.500	"	"	--	"	100%	"	4.06%	"	"	
o-Xylene	"	20.7	---	1.00	"	"	--	"	104%	"	3.44%	"	"	
m,p-Xylene	"	37.9	---	2.00	"	"	--	40.0	94.8%	"	3.76%	"	"	
Xylenes (total)	"	58.5	---	3.00	"	"	--	60.0	97.5%	"	3.66%	"	"	
Surrogate(s): 1,2-DCA-d4		*Recovery: 98.5%*			*Limits: 70-130%*	"							*05/01/06 09:46*	
Toluene-d8		*101%*			*70-130%*	"							"	
4-BFB		*102%*			*70-130%*	"							"	
Matrix Spike (6E01027-MS1)					**QC Source: BPD0685-01**			**Extracted: 05/01/06 09:00**						
tert-Amyl Methyl Ether	EPA 8260B	21.2	---	1.00	ug/l	1x	ND	20.0	106%	(60-140)	--	--	05/01/06 10:20	
Benzene	"	20.9	---	0.500	"	"	ND	"	104%	(63-148)	--	--	"	
tert-Butyl Alcohol	"	91.2	---	50.0	"	"	ND	100	91.2%	(60-140)	--	--	"	
1,2-Dibromoethane (EDB)	"	20.6	---	0.500	"	"	ND	20.0	103%	"	--	--	"	
1,2-Dichloroethane (EDC)	"	19.6	---	0.500	"	"	ND	"	98.0%	"	--	--	"	
Diisopropyl ether	"	21.6	---	1.00	"	"	ND	"	108%	"	--	--	"	
Ethyl tert-butyl ether	"	21.0	---	1.00	"	"	ND	"	105%	"	--	--	"	
Ethanol	"	935	---	150	"	"	ND	1000	93.5%	"	--	--	"	
Ethylbenzene	"	20.5	---	0.500	"	"	ND	20.0	102%	"	--	--	"	
Methyl tert-butyl ether	"	19.4	---	5.00	"	"	ND	"	97.0%	"	--	--	"	
Toluene	"	20.7	---	0.500	"	"	ND	"	104%	(72-127)	--	--	"	
o-Xylene	"	21.5	---	1.00	"	"	ND	"	108%	(60-140)	--	--	"	
m,p-Xylene	"	39.6	---	2.00	"	"	ND	40.0	99.0%	"	--	--	"	
Xylenes (total)	"	61.2	---	3.00	"	"	ND	60.0	102%	"	--	--	"	
Surrogate(s): 1,2-DCA-d4		*Recovery: 98.0%*			*Limits: 70-130%*	"							*05/01/06 10:20*	
Toluene-d8		*101%*			*70-130%*	"							"	
4-BFB		*102%*			*70-130%*	"							"	

TestAmerica - Seattle, WA

The results in this report apply to the samples analyzed in accordance with the chain of custody document. This analytical report must be reproduced in its entirety.

Kate Haney, Project Manager

TestAmerica
ANALYTICAL TESTING CORPORATION

SEATTLE, WA 11720 NORTH CREEK PKWY N, SUITE 400
BOTHELL, WA 98011-8244
PH: (425) 420.9200 FAX: (425) 420.9210

Sound Environmental Strategies	Project Name:	**Time Oil - ASKO**	
2400 Airport Way South, Suite 200	Project Number:	01-600	Report Created:
Seattle, WA/USA 98134-2020	Project Manager:	Dee Gardner	05/19/06 13:20

Oxygenates by EPA Method 8260B - Laboratory Quality Control Results

TestAmerica - Seattle, WA

QC Batch: 6E01027 **Water Preparation Method: EPA 5030B**

Analyte	Method	Result	MDL*	MRL	Units	Dil	Source Result	Spike Amt	% REC	(Limits)	% RPD	(Limits)	Analyzed	Notes
Matrix Spike Dup (6E01027-MSD1)					**QC Source: BPD0685-01**				**Extracted: 05/01/06 09:00**					
tert-Amyl Methyl Ether	EPA 8260B	20.6	---	1.00	ug/l	1x	ND	20.0	103%	(60-140)	2.87%	(40)	05/01/06 10:47	
Benzene	"	19.9	---	0.500	"	"	ND	"	99.5%	(63-148)	4.90%	(30)	"	
tert-Butyl Alcohol	"	102	---	50.0	"	"	ND	100	102%	(60-140)	11.2%	(40)	"	
1,2-Dibromoethane (EDB)	"	20.1	---	0.500	"	"	ND	20.0	100%	"	2.46%	"	"	
1,2-Dichloroethane (EDC)	"	19.2	---	0.500	"	"	ND	"	96.0%	"	2.06%	"	"	
Diisopropyl ether	"	21.2	---	1.00	"	"	ND	"	106%	"	1.87%	"	"	
Ethyl tert-butyl ether	"	20.6	---	1.00	"	"	ND	"	103%	"	1.92%	"	"	
Ethanol	"	991	---	150	"	"	ND	1000	99.1%	"	5.82%	"	"	
Ethylbenzene	"	19.6	---	0.500	"	"	ND	20.0	98.0%	"	4.49%	(30)	"	
Methyl tert-butyl ether	"	19.2	---	5.00	"	"	ND	"	96.0%	"	1.04%	(40)	"	
Toluene	"	19.5	---	0.500	"	"	ND	"	97.5%	(72-127)	5.97%	(30)	"	
o-Xylene	"	20.3	---	1.00	"	"	ND	"	102%	(60-140)	5.74%	"	"	
m,p-Xylene	"	37.5	---	2.00	"	"	ND	40.0	93.8%	"	5.45%	"	"	
Xylenes (total)	"	57.8	---	3.00	"	"	ND	60.0	96.3%	"	5.71%	"	"	
Surrogate(s): 1,2-DCA-d4		*Recovery: 99.5%*			*Limits: 70-130%*	"							*05/01/06 10:47*	
Toluene-d8		*101%*			*70-130%*	"							"	
4-BFB		*102%*			*70-130%*	"							"	

TestAmerica - Seattle, WA

The results in this report apply to the samples analyzed in accordance with the chain of custody document. This analytical report must be reproduced in its entirety.

Kate Haney, Project Manager

TestAmerica
ANALYTICAL TESTING CORPORATION

SEATTLE, WA 11720 NORTH CREEK PKWY N, SUITE 400
BOTHELL, WA 98011-8244
PH: (425) 420.9200 FAX: (425) 420.9210

Sound Environmental Strategies	Project Name:	**Time Oil - ASKO**	
2400 Airport Way South, Suite 200	Project Number:	01-600	Report Created:
Seattle, WA/USA 98134-2020	Project Manager:	Dee Gardner	05/19/06 13:20

Notes and Definitions

Report Specific Notes:

D-06	-	The sample chromatographic pattern does not resemble the fuel standard used for quantitation.
DP-1	-	Sample RPD exceeded the laboratory control limit.
G-02	-	The chromatogram for this sample does not resemble a typical gasoline pattern. Please refer to the sample chromatogram.
HT-2	-	Sample analysis performed past method-specified holding time per client's approval.
Q-30	-	This sample was laboratory filtered since it was not field filtered as is required by the methodology.
Q-40	-	This analyte had a low bias in the associated calibration verification standard.

Laboratory Reporting Conventions:

DET	-	Analyte DETECTED at or above the Reporting Limit. Qualitative Analyses only.
ND	-	Analyte NOT DETECTED at or above the reporting limit (MDL or MRL, as appropriate).
NR/NA	-	Not Reported / Not Available
dry	-	Sample results reported on a Dry Weight Basis. Results and Reporting Limits have been corrected for Percent Dry Weight.
wet	-	Sample results and reporting limits reported on a Wet Weight Basis (as received). Results with neither 'wet' nor 'dry' are reported on a Wet Weight Basis.
RPD	-	RELATIVE PERCENT DIFFERENCE (RPDs calculated using Results, not Percent Recoveries).
MRL	-	METHOD REPORTING LIMIT. Reporting Level at, or above, the lowest level standard of the Calibration Table.
MDL*	-	METHOD DETECTION LIMIT. Reporting Level at, or above, the statistically derived limit based on 40CFR, Part 136, Appendix B. *MDLs are listed on the report only if the data has been evaluated below the MRL. Results between the MDL and MRL are reported as Estimated Results.
Dil	-	Dilutions are calculated based on deviations from the standard dilution performed for an analysis, and may not represent the dilution found on the analytical raw data.
Reporting Limits	-	Reporting limits (MDLs and MRLs) are adjusted based on variations in sample preparation amounts, analytical dilutions and percent solids, where applicable.
Electronic Signature	-	Electronic Signature added in accordance with TestAmerica's *Electronic Reporting and Electronic Signatures Policy.* Application of electronic signature indicates that the report has been reviewed and approved for release by the laboratory. Electronic signature is intended to be the legally binding equivalent of a traditionally handwritten signature.

TestAmerica - Seattle, WA



Kate Haney, Project Manager

The results in this report apply to the samples analyzed in accordance with the chain of custody document. This analytical report must be reproduced in its entirety.

11720 North Creek Pkwy N Suite 400, Bothell, WA 98011-8244 425-420-9200 FAX 420-9210
11922 E 1st Ave, Spokane, WA 99206-5302 509-924-9200 FAX 924-9290
9405 SW Nimbus Ave, Beaverton, OR 97008-7145 503-906-9200 FAX 906-9210
20332 Empire Ave, Ste F1, Bend, OR 97701-5712 541-383-9310 FAX 382-7588
2000 W International Airport Rd Ste A10, Anchorage, AK 99502-1119 907-563-9200 FAX 563-9210

CHAIN OF CUSTODY REPORT

Work Order #: BAD0647

NCA CLIENT: Time Oil

REPORT TO: Dee Gardner (SES)
ADDRESS: 2400 Airport Way S
Seattle WA
PHONE: 2063261560 FAX: 3063061507

INVOICE TO: Time Oil

P.O. NUMBER:

PROJECT NAME: Time Oil - ASKO
PROJECT NUMBER: 01-600
SAMPLED BY: Cassandra Cook

TURNAROUND REQUEST
in Business Days *
Organic & Inorganic Analyses: [X] STD [ ] 7 [ ] 5 [ ] 4 [ ] 3 [ ] 2 [ ] 1 [ ] <1
Petroleum Hydrocarbon Analyses: [X] STD [ ] 4 [ ] 3 [ ] 2 [ ] 1 [ ] <1
[ ] OTHER Specify:
* Pre-approval required for any turn-around time faster than Standard. May incur Rush Charges.

PRESERVATIVE

REQUESTED ANALYSES

	CLIENT SAMPLE IDENTIFICATION	SAMPLING DATE/TIME	NWTPH-Gx	BTEX/8260	EPA 8260B Dissolved Pb	Total Pb 6010/7000	8240 Full List	NWTPH-Dx	SVOCs 8270C	PAHs & Metals	Dissolved RCRA 8 Metals	MATRIX (W, S, O)	# OF CONT.	LOCATION / COMMENTS	NCA WO ID
1	MW01-20060426	4/26/06 1035	X	X	X	X	(X)	X	X	X	X	W	11	MW01	-01
2	MW02-20060426	4/26/06 925	X	X	X	X								MW02	-02
3	MW03-20060425	4/25/06 1115	X	X	X	X								MW03	-03
4	MW04-20060425	4/25/06 1215	X	X	X	X								MW04	-04
5	MW05-20060425	4/25/06 1315	X	X	X	X								MW05	-05
6	MW06-20060425	4/25/06 1425	X	X	X	X								MW06	-06
7	MW99-20060425	4/25/06 1425	X	X	X	X								MW06	-07
8															
9															
10															

RELEASED BY: Cassandra Cook DATE: 4/26/06
PRINT NAME: Cassandra Cook FIRM: SES TIME: 11:50

RECEIVED BY: Colette Weaver DATE: 04-26-06
PRINT NAME: Colette Weaver FIRM: NCA TIME: 11:50

RELEASED BY: DATE:
PRINT NAME: FIRM: TIME:

RECEIVED BY: DATE:
PRINT NAME: FIRM: TIME:

ADDITIONAL REMARKS:

TEMP:

COC REV 09/04

PAGE OF

(X) Added 5/4/06 by D. Gardner
Note: 8270 SVOCs extracted out of hold per Client Request

Kate Haney

From: Deborah Gardner [DGardner@soundenvironmental.com]
Sent: Thursday, May 04, 2006 4:08 PM
To: Kate Haney; Kortland Orr
Cc: Berthin Hyde; Cassandra Cook
Subject: Time Oil / ASKO
Importance: High

Kate,
I just discovered that soil and groundwater samples collected for the following work orders may have been submitted for the incorrect or incomplete scope of analytical testing.

~~BPE0003 Collected April 17 - 20~~
BPD0647 Collected April 25 - 26

Soil marked for analytical testing should be analyzed for the following:
NWTPH-Gx
VOCs by EPA 8260B (full list)
NWTPH-Dx
SVOCs by EPA 8270C (full list)
RCRA 8 total metals (plus dissolved for metals)

1. Do you have enough sample volume to proceed with the requested scope of analysis?
2. Run expired soils if necessary.
3. Advise of insufficient gw volume so we can provide extra.
4. Please track any cost impacts separately so that we can step up to the plate for those.

Thanks,
Dee
T: 206.306.1900
C: 206.351.2412

Deborah Gardner, LEG, LHG
Sound Environmental Strategies
2400 Airport Way South, Suite 200
Seattle, WA 98134-2020
T: 206.306.1900
F: 206.306.1907

This electronic message transmission contains information which may be confidential or privileged. It is intended only for the use of the individual or entity to whom it is addressed. If you are the intended recipient or the employee or agent for responsible for delivering it to the intended recipient, you are hereby advised that any use, dissemination, distribution, or copying of this communication, other than to the individual or entity named above, is strictly prohibited.
If you have received electronic transmission in error, please notify us by telephone at 206.306.1900 or by electronic mail at info@soundenvironmental.com and return the original message to the sender.

TestAmerica
ANALYTICAL TESTING CORPORATION

SEATTLE, WA 11720 NORTH CREEK PKWY N, SUITE 400
BOTHELL, WA 98011-8244
PH: (425) 420.9200 FAX: (425) 420.9210

July 10, 2006

Dee Gardner
Sound Environmental Strategies
2400 Airport Way South, Suite 200
Seattle, WA/USA 98134-2020

RE: Time Oil #01-600 - Seattle Terminal

Enclosed are the results of analyses for samples received by the laboratory on 06/21/06 08:00. The following list is a summary of the Work Orders contained in this report, generated on 07/10/06 17:06.

If you have any questions concerning this report, please feel free to contact me.

Work Order	Project	ProjectNumber
BPF0564	Time Oil #01-600 - Seattle Ter	0440-004-04

Kate Haney, Project Manager

The results in this report apply to the samples analyzed in accordance with the chain of custody document. This analytical report must be reproduced in its entirety.

TestAmerica
ANALYTICAL TESTING CORPORATION

SEATTLE, WA 11720 NORTH CREEK PKWY N, SUITE 400
BOTHELL, WA 98011-8244
PH: (425) 420.9200 FAX: (425) 420.9210

Sound Environmental Strategies	Project Name:	**Time Oil #01-600 - Seattle Terminal**	
2400 Airport Way South, Suite 200	Project Number:	0440-004-04	Report Created:
Seattle, WA/USA 98134-2020	Project Manager:	Dee Gardner	07/10/06 17:06

ANALYTICAL REPORT FOR SAMPLES

Sample ID	Laboratory ID	Matrix	Date Sampled	Date Received
01-MW-06-20060620	BPF0564-01	Water	06/20/06 13:45	06/21/06 08:00
01-MW-07-20060620	BPF0564-02	Water	06/20/06 14:50	06/21/06 08:00
01-MW-08-20060620	BPF0564-03	Water	06/20/06 14:43	06/21/06 08:00
01-MW-15-20060620	BPF0564-04	Water	06/20/06 13:40	06/21/06 08:00
01-MW-18-20060620	BPF0564-05	Water	06/20/06 15:40	06/21/06 08:00
01-MW-19-20060620	BPF0564-06	Water	06/20/06 15:40	06/21/06 08:00
01-MW-20-20060620	BPF0564-07	Water	06/20/06 16:35	06/21/06 08:00
02-MW-01-20060620	BPF0564-08	Water	06/20/06 10:40	06/21/06 08:00
02-MW-02-20060620	BPF0564-09	Water	06/20/06 09:55	06/21/06 08:00
02-MW-03-20060620	BPF0564-10	Water	06/20/06 11:32	06/21/06 08:00
02-MW-04-20060620	BPF0564-11	Water	06/20/06 12:19	06/21/06 08:00
02-MW-06-20060620	BPF0564-12	Water	06/20/06 11:20	06/21/06 08:00
02-MW-07-20060620	BPF0564-13	Water	06/20/06 10:52	06/21/06 08:00
02-MW-97-20060620	BPF0564-14	Water	06/20/06 12:34	06/21/06 08:00
Trip Blank	BPF0564-15	Water	06/19/06 08:00	06/21/06 08:00

TestAmerica - Seattle, WA

Kate Haney, Project Manager

The results in this report apply to the samples analyzed in accordance with the chain of custody document. This analytical report must be reproduced in its entirety.

TestAmerica
ANALYTICAL TESTING CORPORATION

SEATTLE, WA 11720 NORTH CREEK PKWY N, SUITE 400
BOTHELL, WA 98011-8244
PH: (425) 420.9200 FAX: (425) 420.9210

Sound Environmental Strategies	Project Name:	**Time Oil #01-600 - Seattle Terminal**	
2400 Airport Way South, Suite 200	Project Number:	0440-004-04	Report Created:
Seattle, WA/USA 98134-2020	Project Manager:	Dee Gardner	07/10/06 17:06

Volatile Petroleum Products by NWTPH-Gx

TestAmerica - Seattle, WA

Analyte	Method	Result	MDL*	MRL	Units	Dil	Batch	Prepared	Analyzed	Notes
BPF0564-01 (01-MW-06-20060620)			**Water**			**Sampled: 06/20/06 13:45**				
Gasoline Range Hydrocarbons	NWTPH-Gx	**50.0**	-----	50.0	ug/l	1x	6F28021	06/28/06 09:54	06/28/06 12:09	
Surrogate(s): 4-BFB (FID)			*91.5%*		*58 - 144 %*	"			"	
BPF0564-02 (01-MW-07-20060620)			**Water**			**Sampled: 06/20/06 14:50**				
Gasoline Range Hydrocarbons	NWTPH-Gx	ND	-----	50.0	ug/l	1x	6F28021	06/28/06 09:54	06/28/06 13:09	
Surrogate(s): 4-BFB (FID)			*91.7%*		*58 - 144 %*	"			"	
BPF0564-03 (01-MW-08-20060620)			**Water**			**Sampled: 06/20/06 14:43**				
Gasoline Range Hydrocarbons	NWTPH-Gx	ND	-----	50.0	ug/l	1x	6F28021	06/28/06 09:54	06/28/06 13:39	
Surrogate(s): 4-BFB (FID)			*91.2%*		*58 - 144 %*	"			"	
BPF0564-04 (01-MW-15-20060620)			**Water**			**Sampled: 06/20/06 13:40**				
Gasoline Range Hydrocarbons	NWTPH-Gx	ND	-----	50.0	ug/l	1x	6F28021	06/28/06 09:54	06/28/06 14:09	
Surrogate(s): 4-BFB (FID)			*87.0%*		*58 - 144 %*	"			"	
BPF0564-05 (01-MW-18-20060620)			**Water**			**Sampled: 06/20/06 15:40**				
Gasoline Range Hydrocarbons	NWTPH-Gx	**9460**	-----	500	ug/l	10x	6F28021	06/28/06 09:54	06/29/06 02:20	
Surrogate(s): 4-BFB (FID)			*97.5%*		*58 - 144 %*	*1x*			"	
BPF0564-06 (01-MW-19-20060620)			**Water**			**Sampled: 06/20/06 15:40**				
Gasoline Range Hydrocarbons	NWTPH-Gx	**30200**	-----	1000	ug/l	20x	6F28021	06/28/06 09:54	06/29/06 06:51	
Surrogate(s): 4-BFB (FID)			*102%*		*58 - 144 %*	*1x*			"	
BPF0564-07 (01-MW-20-20060620)			**Water**			**Sampled: 06/20/06 16:35**				
Gasoline Range Hydrocarbons	NWTPH-Gx	**1740**	-----	50.0	ug/l	1x	6F28021	06/28/06 09:54	06/28/06 22:18	
Surrogate(s): 4-BFB (FID)			*130%*		*58 - 144 %*	"			"	
BPF0564-08 (02-MW-01-20060620)			**Water**			**Sampled: 06/20/06 10:40**				
Gasoline Range Hydrocarbons	NWTPH-Gx	**102**	-----	50.0	ug/l	1x	6F28021	06/28/06 09:54	06/28/06 22:48	
Surrogate(s): 4-BFB (FID)			*88.7%*		*58 - 144 %*	"			"	

TestAmerica - Seattle, WA

The results in this report apply to the samples analyzed in accordance with the chain of custody document. This analytical report must be reproduced in its entirety.

Kate Haney, Project Manager

TestAmerica
ANALYTICAL TESTING CORPORATION

SEATTLE, WA 11720 NORTH CREEK PKWY N, SUITE 400
BOTHELL, WA 98011-8244
PH: (425) 420.9200 FAX: (425) 420.9210

Sound Environmental Strategies	Project Name:	**Time Oil #01-600 - Seattle Terminal**	
2400 Airport Way South, Suite 200	Project Number:	0440-004-04	Report Created:
Seattle, WA/USA 98134-2020	Project Manager:	Dee Gardner	07/10/06 17:06

Volatile Petroleum Products by NWTPH-Gx

TestAmerica - Seattle, WA

Analyte	Method	Result	MDL*	MRL	Units	Dil	Batch	Prepared	Analyzed	Notes
BPF0564-09 (02-MW-02-20060620)			**Water**			**Sampled: 06/20/06 09:55**				
Gasoline Range Hydrocarbons	NWTPH-Gx	ND	-----	50.0	ug/l	1x	6F28021	06/28/06 09:54	06/28/06 23:19	
Surrogate(s): 4-BFB (FID)			*88.8%*		*58 - 144 %*	"			"	
BPF0564-10 (02-MW-03-20060620)			**Water**			**Sampled: 06/20/06 11:32**				
Gasoline Range Hydrocarbons	NWTPH-Gx	ND	-----	50.0	ug/l	1x	6F28021	06/28/06 09:54	06/28/06 23:49	
Surrogate(s): 4-BFB (FID)			*93.3%*		*58 - 144 %*	"			"	
BPF0564-11 (02-MW-04-20060620)			**Water**			**Sampled: 06/20/06 12:19**				
Gasoline Range Hydrocarbons	NWTPH-Gx	**3880**	-----	50.0	ug/l	1x	6F28021	06/28/06 09:54	06/29/06 00:20	
Surrogate(s): 4-BFB (FID)			*173%*		*58 - 144 %*	"			"	***SR-4***
BPF0564-12 (02-MW-06-20060620)			**Water**			**Sampled: 06/20/06 11:20**				
Gasoline Range Hydrocarbons	NWTPH-Gx	ND	-----	50.0	ug/l	1x	6F28021	06/28/06 09:54	06/29/06 00:50	
Surrogate(s): 4-BFB (FID)			*89.8%*		*58 - 144 %*	"			"	
BPF0564-13 (02-MW-07-20060620)			**Water**			**Sampled: 06/20/06 10:52**				
Gasoline Range Hydrocarbons	NWTPH-Gx	ND	-----	50.0	ug/l	1x	6F28021	06/28/06 09:54	06/29/06 08:53	
Surrogate(s): 4-BFB (FID)			*87.7%*		*58 - 144 %*	"			"	
BPF0564-14 (02-MW-97-20060620)			**Water**			**Sampled: 06/20/06 12:34**				
Gasoline Range Hydrocarbons	NWTPH-Gx	**4120**	-----	50.0	ug/l	1x	6F28021	06/28/06 09:54	06/29/06 01:50	
Surrogate(s): 4-BFB (FID)			*175%*		*58 - 144 %*	"			"	***SR-4***
BPF0564-15 (Trip Blank)			**Water**			**Sampled: 06/19/06 08:00**				
Gasoline Range Hydrocarbons	NWTPH-Gx	ND	-----	50.0	ug/l	1x	6F28021	06/28/06 09:54	06/28/06 21:48	
Surrogate(s): 4-BFB (FID)			*87.8%*		*58 - 144 %*	"			"	

TestAmerica - Seattle, WA



Kate Haney, Project Manager

The results in this report apply to the samples analyzed in accordance with the chain of custody document. This analytical report must be reproduced in its entirety.

TestAmerica
ANALYTICAL TESTING CORPORATION

SEATTLE, WA 11720 NORTH CREEK PKWY N, SUITE 400
BOTHELL, WA 98011-8244
PH: (425) 420.9200 FAX: (425) 420.9210

Sound Environmental Strategies	Project Name:	**Time Oil #01-600 - Seattle Terminal**	
2400 Airport Way South, Suite 200	Project Number:	0440-004-04	Report Created:
Seattle, WA/USA 98134-2020	Project Manager:	Dee Gardner	07/10/06 17:06

Semivolatile Petroleum Products by NWTPH-Dx (w/o Acid/Silica Gel Clean-up)

TestAmerica - Seattle, WA

Analyte	Method	Result	MDL*	MRL	Units	Dil	Batch	Prepared	Analyzed	Notes
BPF0564-01 (01-MW-06-20060620)		**Water**			**Sampled: 06/20/06 13:45**					
Diesel Range Hydrocarbons	NWTPH-Dx	**422**	-----	258	ug/l	1x	6F23063	06/23/06 17:22	06/29/06 21:02	**D-09**
Lube Oil Range Hydrocarbons	"	ND	-----	515	"	"	"	"	"	
Surrogate(s): 2-FBP			*86.4%*		*50 - 150 %*	"			"	
Octacosane			*107%*		*50 - 150 %*	"			"	
BPF0564-02 (01-MW-07-20060620)		**Water**			**Sampled: 06/20/06 14:50**					
Diesel Range Hydrocarbons	NWTPH-Dx	**1540**	-----	258	ug/l	1x	6F23063	06/23/06 17:22	06/29/06 21:31	**D-09**
Lube Oil Range Hydrocarbons	"	ND	-----	515	"	"	"	"	"	
Surrogate(s): 2-FBP			*93.4%*		*50 - 150 %*	"			"	
Octacosane			*104%*		*50 - 150 %*	"			"	
BPF0564-03 (01-MW-08-20060620)		**Water**			**Sampled: 06/20/06 14:43**					
Diesel Range Hydrocarbons	NWTPH-Dx	**631**	-----	263	ug/l	1x	6F23063	06/23/06 17:22	06/29/06 22:01	**D-09**
Lube Oil Range Hydrocarbons	"	ND	-----	526	"	"	"	"	"	
Surrogate(s): 2-FBP			*95.1%*		*50 - 150 %*	"			"	
Octacosane			*107%*		*50 - 150 %*	"			"	
BPF0564-04 (01-MW-15-20060620)		**Water**			**Sampled: 06/20/06 13:40**					
Diesel Range Hydrocarbons	NWTPH-Dx	**629**	-----	250	ug/l	1x	6F23063	06/23/06 17:22	06/29/06 23:59	**D-09**
Lube Oil Range Hydrocarbons	"	ND	-----	500	"	"	"	"	"	
Surrogate(s): 2-FBP			*80.4%*		*50 - 150 %*	"			"	
Octacosane			*107%*		*50 - 150 %*	"			"	
BPF0564-05 (01-MW-18-20060620)		**Water**			**Sampled: 06/20/06 15:40**					
Diesel Range Hydrocarbons	NWTPH-Dx	**1480**	-----	258	ug/l	1x	6F23063	06/23/06 17:22	06/30/06 00:29	**D-08**
Lube Oil Range Hydrocarbons	"	ND	-----	515	"	"	"	"	"	
Surrogate(s): 2-FBP			*99.2%*		*50 - 150 %*	"			"	
Octacosane			*105%*		*50 - 150 %*	"			"	
BPF0564-06 (01-MW-19-20060620)		**Water**			**Sampled: 06/20/06 15:40**					
Diesel Range Hydrocarbons	NWTPH-Dx	**2460**	-----	255	ug/l	1x	6F23063	06/23/06 17:22	06/30/06 00:58	**D-08**
Lube Oil Range Hydrocarbons	"	ND	-----	510	"	"	"	"	"	
Surrogate(s): 2-FBP			*99.2%*		*50 - 150 %*	"			"	
Octacosane			*109%*		*50 - 150 %*	"			"	

TestAmerica - Seattle, WA

Kate Haney, Project Manager

The results in this report apply to the samples analyzed in accordance with the chain of custody document. This analytical report must be reproduced in its entirety.

TestAmerica
ANALYTICAL TESTING CORPORATION

SEATTLE, WA 11720 NORTH CREEK PKWY N, SUITE 400
BOTHELL, WA 98011-8244
PH: (425) 420.9200 FAX: (425) 420.9210

Sound Environmental Strategies	Project Name:	**Time Oil #01-600 - Seattle Terminal**	
2400 Airport Way South, Suite 200	Project Number:	0440-004-04	Report Created:
Seattle, WA/USA 98134-2020	Project Manager:	Dee Gardner	07/10/06 17:06

Semivolatile Petroleum Products by NWTPH-Dx (w/o Acid/Silica Gel Clean-up)

TestAmerica - Seattle, WA

Analyte	Method	Result	MDL*	MRL	Units	Dil	Batch	Prepared	Analyzed	Notes
BPF0564-07 (01-MW-20-20060620)		**Water**			**Sampled: 06/20/06 16:35**					
Diesel Range Hydrocarbons	NWTPH-Dx	**770**	-----	250	ug/l	1x	6F23063	06/23/06 17:22	06/30/06 01:27	**D-08**
Lube Oil Range Hydrocarbons	"	ND	-----	500	"	"	"	"	"	
Surrogate(s): 2-FBP			*99.2%*		*50 - 150 %*	"			"	
Octacosane			*110%*		*50 - 150 %*	"			"	

TestAmerica - Seattle, WA

The results in this report apply to the samples analyzed in accordance with the chain of custody document. This analytical report must be reproduced in its entirety.

Kate Haney, Project Manager

TestAmerica
ANALYTICAL TESTING CORPORATION

SEATTLE, WA 11720 NORTH CREEK PKWY N, SUITE 400
BOTHELL, WA 98011-8244
PH: (425) 420.9200 FAX: (425) 420.9210

Sound Environmental Strategies	Project Name:	**Time Oil #01-600 - Seattle Terminal**	
2400 Airport Way South, Suite 200	Project Number:	0440-004-04	Report Created:
Seattle, WA/USA 98134-2020	Project Manager:	Dee Gardner	07/10/06 17:06

Volatile Organic Compounds by EPA Method 8260B

TestAmerica - Seattle, WA

Analyte	Method	Result	MDL*	MRL	Units	Dil	Batch	Prepared	Analyzed	Notes
BPF0564-01 (01-MW-06-20060620)		**Water**			**Sampled: 06/20/06 13:45**					
Acetone	EPA 8260B	ND	-----	10.0	ug/l	1x	6F27068	06/27/06 09:40	06/27/06 13:47	
Benzene	"	ND	-----	0.200	"	"	"	"	"	
Bromobenzene	"	ND	-----	0.500	"	"	"	"	"	
Bromochloromethane	"	ND	-----	0.200	"	"	"	"	"	
Bromodichloromethane	"	ND	-----	0.200	"	"	"	"	"	
Bromoform	"	ND	-----	0.200	"	"	"	"	"	
Bromomethane	"	ND	-----	2.00	"	"	"	"	"	
2-Butanone	"	ND	-----	2.00	"	"	"	"	"	
n-Butylbenzene	"	ND	-----	0.200	"	"	"	"	"	
sec-Butylbenzene	"	ND	-----	0.200	"	"	"	"	"	
tert-Butylbenzene	"	ND	-----	0.500	"	"	"	"	"	
Carbon disulfide	"	ND	-----	0.500	"	"	"	"	"	
Carbon tetrachloride	"	ND	-----	0.200	"	"	"	"	"	
Chlorobenzene	"	ND	-----	0.200	"	"	"	"	"	
Chloroethane	"	ND	-----	1.00	"	"	"	"	"	
Chloroform	"	ND	-----	0.200	"	"	"	"	"	
Chloromethane	"	ND	-----	1.00	"	"	"	"	"	
2-Chlorotoluene	"	ND	-----	0.500	"	"	"	"	"	
4-Chlorotoluene	"	ND	-----	0.500	"	"	"	"	"	
Dibromochloromethane	"	ND	-----	0.200	"	"	"	"	"	
1,2-Dibromo-3-chloropropane	"	ND	-----	0.500	"	"	"	"	"	
1,2-Dibromoethane	"	ND	-----	0.200	"	"	"	"	"	
Dibromomethane	"	ND	-----	0.200	"	"	"	"	"	
1,2-Dichlorobenzene	"	ND	-----	0.200	"	"	"	"	"	
1,3-Dichlorobenzene	"	ND	-----	0.200	"	"	"	"	"	
1,4-Dichlorobenzene	"	ND	-----	0.200	"	"	"	"	"	
Dichlorodifluoromethane	"	ND	-----	0.500	"	"	"	"	"	
1,1-Dichloroethane	"	ND	-----	0.200	"	"	"	"	"	
1,2-Dichloroethane	"	ND	-----	0.200	"	"	"	"	"	
1,1-Dichloroethene	"	ND	-----	0.200	"	"	"	"	"	
cis-1,2-Dichloroethene	"	ND	-----	0.200	"	"	"	"	"	
trans-1,2-Dichloroethene	"	ND	-----	0.200	"	"	"	"	"	
1,2-Dichloropropane	"	ND	-----	0.200	"	"	"	"	"	
1,3-Dichloropropane	"	ND	-----	0.200	"	"	"	"	"	
2,2-Dichloropropane	"	ND	-----	0.500	"	"	"	"	"	
1,1-Dichloropropene	"	ND	-----	0.200	"	"	"	"	"	
cis-1,3-Dichloropropene	"	ND	-----	0.200	"	"	"	"	"	
trans-1,3-Dichloropropene	"	ND	-----	0.200	"	"	"	"	"	
Ethylbenzene	"	ND	-----	0.200	"	"	"	"	"	
Hexachlorobutadiene	"	ND	-----	0.500	"	"	"	"	"	
Methyl tert-butyl ether	"	ND	-----	1.00	"	"	"	"	"	
n-Hexane	"	ND	-----	1.00	"	"	"	"	"	
2-Hexanone	"	ND	-----	2.00	"	"	"	"	"	

TestAmerica - Seattle, WA



Kate Haney, Project Manager

The results in this report apply to the samples analyzed in accordance with the chain of custody document. This analytical report must be reproduced in its entirety.

TestAmerica
ANALYTICAL TESTING CORPORATION

SEATTLE, WA 11720 NORTH CREEK PKWY N, SUITE 400
BOTHELL, WA 98011-8244
PH: (425) 420.9200 FAX: (425) 420.9210

Sound Environmental Strategies	Project Name:	**Time Oil #01-600 - Seattle Terminal**	
2400 Airport Way South, Suite 200	Project Number:	0440-004-04	Report Created:
Seattle, WA/USA 98134-2020	Project Manager:	Dee Gardner	07/10/06 17:06

Volatile Organic Compounds by EPA Method 8260B

TestAmerica - Seattle, WA

Analyte	Method	Result	MDL*	MRL	Units	Dil	Batch	Prepared	Analyzed	Notes
BPF0564-01 (01-MW-06-20060620)		**Water**			**Sampled: 06/20/06 13:45**					
Isopropylbenzene	EPA 8260B	**0.680**	-----	0.500	ug/l	1x	6F27068	06/27/06 09:40	06/27/06 13:47	
p-Isopropyltoluene	"	ND	-----	0.200	"	"	"	"	"	
4-Methyl-2-pentanone	"	ND	-----	2.00	"	"	"	"	"	
Methylene chloride	"	ND	-----	5.00	"	"	"	"	"	
Naphthalene	"	ND	-----	0.500	"	"	"	"	"	
n-Propylbenzene	"	ND	-----	0.500	"	"	"	"	"	
Styrene	"	ND	-----	0.500	"	"	"	"	"	
1,2,3-Trichlorobenzene	"	ND	-----	0.200	"	"	"	"	"	
1,2,4-Trichlorobenzene	"	ND	-----	0.200	"	"	"	"	"	
1,1,1,2-Tetrachloroethane	"	ND	-----	0.200	"	"	"	"	"	
1,1,2,2-Tetrachloroethane	"	ND	-----	0.500	"	"	"	"	"	
Tetrachloroethene	"	ND	-----	0.200	"	"	"	"	"	
Toluene	"	ND	-----	0.200	"	"	"	"	"	
1,1,1-Trichloroethane	"	ND	-----	0.200	"	"	"	"	"	
1,1,2-Trichloroethane	"	ND	-----	0.200	"	"	"	"	"	
Trichloroethene	"	ND	-----	0.200	"	"	"	"	"	
Trichlorofluoromethane	"	ND	-----	0.500	"	"	"	"	"	
1,2,3-Trichloropropane	"	ND	-----	0.500	"	"	"	"	"	
1,2,4-Trimethylbenzene	"	ND	-----	0.200	"	"	"	"	"	
1,3,5-Trimethylbenzene	"	ND	-----	0.500	"	"	"	"	"	
Vinyl chloride	"	ND	-----	0.200	"	"	"	"	"	
o-Xylene	"	ND	-----	0.250	"	"	"	"	"	
m,p-Xylene	"	ND	-----	0.500	"	"	"	"	"	
Total Xylenes	"	ND	-----	0.750	"	"	"	"	"	
Surrogate(s): 1,2-DCA-d4			*93.2%*		*70 - 130 %*	"			"	
Toluene-d8			*102%*		*70 - 130 %*	"			"	
4-BFB			*100%*		*70 - 130 %*	"			"	
BPF0564-02 (01-MW-07-20060620)		**Water**			**Sampled: 06/20/06 14:50**					
Acetone	EPA 8260B	ND	-----	10.0	ug/l	1x	6F27068	06/27/06 09:40	06/27/06 14:12	
Benzene	"	ND	-----	0.200	"	"	"	"	"	
Bromobenzene	"	ND	-----	0.500	"	"	"	"	"	
Bromochloromethane	"	ND	-----	0.200	"	"	"	"	"	
Bromodichloromethane	"	ND	-----	0.200	"	"	"	"	"	
Bromoform	"	ND	-----	0.200	"	"	"	"	"	
Bromomethane	"	ND	-----	2.00	"	"	"	"	"	
2-Butanone	"	ND	-----	2.00	"	"	"	"	"	
n-Butylbenzene	"	ND	-----	0.200	"	"	"	"	"	
sec-Butylbenzene	"	ND	-----	0.200	"	"	"	"	"	
tert-Butylbenzene	"	ND	-----	0.500	"	"	"	"	"	
Carbon disulfide	"	ND	-----	0.500	"	"	"	"	"	
Carbon tetrachloride	"	ND	-----	0.200	"	"	"	"	"	

TestAmerica - Seattle, WA

The results in this report apply to the samples analyzed in accordance with the chain of custody document. This analytical report must be reproduced in its entirety.

Kate Haney, Project Manager

TestAmerica
ANALYTICAL TESTING CORPORATION

SEATTLE, WA 11720 NORTH CREEK PKWY N, SUITE 400
BOTHELL, WA 98011-8244
PH: (425) 420.9200 FAX: (425) 420.9210

Sound Environmental Strategies	Project Name:	**Time Oil #01-600 - Seattle Terminal**	
2400 Airport Way South, Suite 200	Project Number:	0440-004-04	Report Created:
Seattle, WA/USA 98134-2020	Project Manager:	Dee Gardner	07/10/06 17:06

Volatile Organic Compounds by EPA Method 8260B

TestAmerica - Seattle, WA

Analyte	Method	Result	MDL*	MRL	Units	Dil	Batch	Prepared	Analyzed	Notes
BPF0564-02 (01-MW-07-20060620)		**Water**			**Sampled: 06/20/06 14:50**					
Chlorobenzene	EPA 8260B	ND	-----	0.200	ug/l	1x	6F27068	06/27/06 09:40	06/27/06 14:12	
Chloroethane	"	ND	-----	1.00	"	"	"	"	"	
Chloroform	"	ND	-----	0.200	"	"	"	"	"	
Chloromethane	"	ND	-----	1.00	"	"	"	"	"	
2-Chlorotoluene	"	ND	-----	0.500	"	"	"	"	"	
4-Chlorotoluene	"	ND	-----	0.500	"	"	"	"	"	
Dibromochloromethane	"	ND	-----	0.200	"	"	"	"	"	
1,2-Dibromo-3-chloropropane	"	ND	-----	0.500	"	"	"	"	"	
1,2-Dibromoethane	"	ND	-----	0.200	"	"	"	"	"	
Dibromomethane	"	ND	-----	0.200	"	"	"	"	"	
1,2-Dichlorobenzene	"	ND	-----	0.200	"	"	"	"	"	
1,3-Dichlorobenzene	"	ND	-----	0.200	"	"	"	"	"	
1,4-Dichlorobenzene	"	ND	-----	0.200	"	"	"	"	"	
Dichlorodifluoromethane	"	ND	-----	0.500	"	"	"	"	"	
1,1-Dichloroethane	"	ND	-----	0.200	"	"	"	"	"	
1,2-Dichloroethane	"	ND	-----	0.200	"	"	"	"	"	
1,1-Dichloroethene	"	ND	-----	0.200	"	"	"	"	"	
cis-1,2-Dichloroethene	"	ND	-----	0.200	"	"	"	"	"	
trans-1,2-Dichloroethene	"	ND	-----	0.200	"	"	"	"	"	
1,2-Dichloropropane	"	ND	-----	0.200	"	"	"	"	"	
1,3-Dichloropropane	"	ND	-----	0.200	"	"	"	"	"	
2,2-Dichloropropane	"	ND	-----	0.500	"	"	"	"	"	
1,1-Dichloropropene	"	ND	-----	0.200	"	"	"	"	"	
cis-1,3-Dichloropropene	"	ND	-----	0.200	"	"	"	"	"	
trans-1,3-Dichloropropene	"	ND	-----	0.200	"	"	"	"	"	
Ethylbenzene	"	ND	-----	0.200	"	"	"	"	"	
Hexachlorobutadiene	"	ND	-----	0.500	"	"	"	"	"	
Methyl tert-butyl ether	"	ND	-----	1.00	"	"	"	"	"	
n-Hexane	"	ND	-----	1.00	"	"	"	"	"	
2-Hexanone	"	ND	-----	2.00	"	"	"	"	"	
Isopropylbenzene	"	ND	-----	0.500	"	"	"	"	"	
p-Isopropyltoluene	"	ND	-----	0.200	"	"	"	"	"	
4-Methyl-2-pentanone	"	ND	-----	2.00	"	"	"	"	"	
Methylene chloride	"	ND	-----	5.00	"	"	"	"	"	
Naphthalene	"	ND	-----	0.500	"	"	"	"	"	
n-Propylbenzene	"	ND	-----	0.500	"	"	"	"	"	
Styrene	"	ND	-----	0.500	"	"	"	"	"	
1,2,3-Trichlorobenzene	"	ND	-----	0.200	"	"	"	"	"	
1,2,4-Trichlorobenzene	"	ND	-----	0.200	"	"	"	"	"	
1,1,1,2-Tetrachloroethane	"	ND	-----	0.200	"	"	"	"	"	
1,1,2,2-Tetrachloroethane	"	ND	-----	0.500	"	"	"	"	"	
Tetrachloroethene	"	ND	-----	0.200	"	"	"	"	"	
Toluene	"	ND	-----	0.200	"	"	"	"	"	

TestAmerica - Seattle, WA

The results in this report apply to the samples analyzed in accordance with the chain of custody document. This analytical report must be reproduced in its entirety.

Kate Haney, Project Manager

TestAmerica
ANALYTICAL TESTING CORPORATION

SEATTLE, WA 11720 NORTH CREEK PKWY N, SUITE 400
BOTHELL, WA 98011-8244
PH: (425) 420.9200 FAX: (425) 420.9210

Sound Environmental Strategies	Project Name:	**Time Oil #01-600 - Seattle Terminal**	
2400 Airport Way South, Suite 200	Project Number:	0440-004-04	Report Created:
Seattle, WA/USA 98134-2020	Project Manager:	Dee Gardner	07/10/06 17:06

Volatile Organic Compounds by EPA Method 8260B

TestAmerica - Seattle, WA

Analyte	Method	Result	MDL*	MRL	Units	Dil	Batch	Prepared	Analyzed	Notes
BPF0564-02 (01-MW-07-20060620)		**Water**			**Sampled: 06/20/06 14:50**					
1,1,1-Trichloroethane	EPA 8260B	ND	-----	0.200	ug/l	1x	6F27068	06/27/06 09:40	06/27/06 14:12	
1,1,2-Trichloroethane	"	ND	-----	0.200	"	"	"	"	"	
Trichloroethene	"	**3.58**	-----	0.200	"	"	"	"	"	
Trichlorofluoromethane	"	ND	-----	0.500	"	"	"	"	"	
1,2,3-Trichloropropane	"	ND	-----	0.500	"	"	"	"	"	
1,2,4-Trimethylbenzene	"	ND	-----	0.200	"	"	"	"	"	
1,3,5-Trimethylbenzene	"	ND	-----	0.500	"	"	"	"	"	
Vinyl chloride	"	**0.500**	-----	0.200	"	"	"	"	"	
o-Xylene	"	ND	-----	0.250	"	"	"	"	"	
m,p-Xylene	"	ND	-----	0.500	"	"	"	"	"	
Total Xylenes	"	ND	-----	0.750	"	"	"	"	"	
Surrogate(s): 1,2-DCA-d4		*95.0%*		*70 - 130 %*	*"*				*"*	
Toluene-d8		*101%*		*70 - 130 %*	*"*				*"*	
4-BFB		*104%*		*70 - 130 %*	*"*				*"*	
BPF0564-03 (01-MW-08-20060620)		**Water**			**Sampled: 06/20/06 14:43**					
Acetone	EPA 8260B	ND	-----	10.0	ug/l	1x	6F27068	06/27/06 09:40	06/27/06 14:37	
Benzene	"	ND	-----	0.200	"	"	"	"	"	
Bromobenzene	"	ND	-----	0.500	"	"	"	"	"	
Bromochloromethane	"	ND	-----	0.200	"	"	"	"	"	
Bromodichloromethane	"	ND	-----	0.200	"	"	"	"	"	
Bromoform	"	ND	-----	0.200	"	"	"	"	"	
Bromomethane	"	ND	-----	2.00	"	"	"	"	"	
2-Butanone	"	ND	-----	2.00	"	"	"	"	"	
n-Butylbenzene	"	ND	-----	0.200	"	"	"	"	"	
sec-Butylbenzene	"	ND	-----	0.200	"	"	"	"	"	
tert-Butylbenzene	"	ND	-----	0.500	"	"	"	"	"	
Carbon disulfide	"	ND	-----	0.500	"	"	"	"	"	
Carbon tetrachloride	"	ND	-----	0.200	"	"	"	"	"	
Chlorobenzene	"	ND	-----	0.200	"	"	"	"	"	
Chloroethane	"	ND	-----	1.00	"	"	"	"	"	
Chloroform	"	ND	-----	0.200	"	"	"	"	"	
Chloromethane	"	ND	-----	1.00	"	"	"	"	"	
2-Chlorotoluene	"	ND	-----	0.500	"	"	"	"	"	
4-Chlorotoluene	"	ND	-----	0.500	"	"	"	"	"	
Dibromochloromethane	"	ND	-----	0.200	"	"	"	"	"	
1,2-Dibromo-3-chloropropane	"	ND	-----	0.500	"	"	"	"	"	
1,2-Dibromoethane	"	ND	-----	0.200	"	"	"	"	"	
Dibromomethane	"	ND	-----	0.200	"	"	"	"	"	
1,2-Dichlorobenzene	"	ND	-----	0.200	"	"	"	"	"	
1,3-Dichlorobenzene	"	ND	-----	0.200	"	"	"	"	"	
1,4-Dichlorobenzene	"	ND	-----	0.200	"	"	"	"	"	

TestAmerica - Seattle, WA

The results in this report apply to the samples analyzed in accordance with the chain of custody document. This analytical report must be reproduced in its entirety.

Kate Haney, Project Manager

TestAmerica
ANALYTICAL TESTING CORPORATION

SEATTLE, WA 11720 NORTH CREEK PKWY N, SUITE 400
BOTHELL, WA 98011-8244
PH: (425) 420.9200 FAX: (425) 420.9210

Sound Environmental Strategies	Project Name:	**Time Oil #01-600 - Seattle Terminal**	
2400 Airport Way South, Suite 200	Project Number:	0440-004-04	Report Created:
Seattle, WA/USA 98134-2020	Project Manager:	Dee Gardner	07/10/06 17:06

Volatile Organic Compounds by EPA Method 8260B

TestAmerica - Seattle, WA

Analyte	Method	Result	MDL*	MRL	Units	Dil	Batch	Prepared	Analyzed	Notes
BPF0564-03 (01-MW-08-20060620)		**Water**			**Sampled: 06/20/06 14:43**					
Dichlorodifluoromethane	EPA 8260B	ND	-----	0.500	ug/l	1x	6F27068	06/27/06 09:40	06/27/06 14:37	
1,1-Dichloroethane	"	ND	-----	0.200	"	"	"	"	"	
1,2-Dichloroethane	"	ND	-----	0.200	"	"	"	"	"	
1,1-Dichloroethene	"	ND	-----	0.200	"	"	"	"	"	
cis-1,2-Dichloroethene	"	ND	-----	0.200	"	"	"	"	"	
trans-1,2-Dichloroethene	"	ND	-----	0.200	"	"	"	"	"	
1,2-Dichloropropane	"	ND	-----	0.200	"	"	"	"	"	
1,3-Dichloropropane	"	ND	-----	0.200	"	"	"	"	"	
2,2-Dichloropropane	"	ND	-----	0.500	"	"	"	"	"	
1,1-Dichloropropene	"	ND	-----	0.200	"	"	"	"	"	
cis-1,3-Dichloropropene	"	ND	-----	0.200	"	"	"	"	"	
trans-1,3-Dichloropropene	"	ND	-----	0.200	"	"	"	"	"	
Ethylbenzene	"	ND	-----	0.200	"	"	"	"	"	
Hexachlorobutadiene	"	ND	-----	0.500	"	"	"	"	"	
Methyl tert-butyl ether	"	ND	-----	1.00	"	"	"	"	"	
n-Hexane	"	ND	-----	1.00	"	"	"	"	"	
2-Hexanone	"	ND	-----	2.00	"	"	"	"	"	
Isopropylbenzene	"	ND	-----	0.500	"	"	"	"	"	
p-Isopropyltoluene	"	ND	-----	0.200	"	"	"	"	"	
4-Methyl-2-pentanone	"	ND	-----	2.00	"	"	"	"	"	
Methylene chloride	"	ND	-----	5.00	"	"	"	"	"	
Naphthalene	"	ND	-----	0.500	"	"	"	"	"	
n-Propylbenzene	"	ND	-----	0.500	"	"	"	"	"	
Styrene	"	ND	-----	0.500	"	"	"	"	"	
1,2,3-Trichlorobenzene	"	ND	-----	0.200	"	"	"	"	"	
1,2,4-Trichlorobenzene	"	ND	-----	0.200	"	"	"	"	"	
1,1,1,2-Tetrachloroethane	"	ND	-----	0.200	"	"	"	"	"	
1,1,2,2-Tetrachloroethane	"	ND	-----	0.500	"	"	"	"	"	
Tetrachloroethene	"	ND	-----	0.200	"	"	"	"	"	
Toluene	"	ND	-----	0.200	"	"	"	"	"	
1,1,1-Trichloroethane	"	ND	-----	0.200	"	"	"	"	"	
1,1,2-Trichloroethane	"	ND	-----	0.200	"	"	"	"	"	
Trichloroethene	"	ND	-----	0.200	"	"	"	"	"	
Trichlorofluoromethane	"	ND	-----	0.500	"	"	"	"	"	
1,2,3-Trichloropropane	"	ND	-----	0.500	"	"	"	"	"	
1,2,4-Trimethylbenzene	"	ND	-----	0.200	"	"	"	"	"	
1,3,5-Trimethylbenzene	"	ND	-----	0.500	"	"	"	"	"	
Vinyl chloride	"	ND	-----	0.200	"	"	"	"	"	
o-Xylene	"	ND	-----	0.250	"	"	"	"	"	
m,p-Xylene	"	ND	-----	0.500	"	"	"	"	"	
Total Xylenes	"	ND	-----	0.750	"	"	"	"	"	
Surrogate(s): 1,2-DCA-d4			*95.5%*		*70 - 130 %*	"			"	

TestAmerica - Seattle, WA

The results in this report apply to the samples analyzed in accordance with the chain of custody document. This analytical report must be reproduced in its entirety.

Kate Haney, Project Manager

TestAmerica
ANALYTICAL TESTING CORPORATION

SEATTLE, WA 11720 NORTH CREEK PKWY N, SUITE 400
BOTHELL, WA 98011-8244
PH: (425) 420.9200 FAX: (425) 420.9210

Sound Environmental Strategies	Project Name:	**Time Oil #01-600 - Seattle Terminal**	
2400 Airport Way South, Suite 200	Project Number:	0440-004-04	Report Created:
Seattle, WA/USA 98134-2020	Project Manager:	Dee Gardner	07/10/06 17:06

Volatile Organic Compounds by EPA Method 8260B

TestAmerica - Seattle, WA

Analyte	Method	Result	MDL*	MRL	Units	Dil	Batch	Prepared	Analyzed	Notes
BPF0564-03 (01-MW-08-20060620)		**Water**			**Sampled: 06/20/06 14:43**					
Toluene-d8		*102%*			*70 - 130 %*	*1x*			*06/27/06 14:37*	
4-BFB		*102%*			*70 - 130 %*	*"*			*"*	
BPF0564-04 (01-MW-15-20060620)		**Water**			**Sampled: 06/20/06 13:40**					
Acetone	EPA 8260B	ND	-----	10.0	ug/l	1x	6F27068	06/27/06 09:40	06/27/06 15:02	
Benzene	"	**0.220**	-----	0.200	"	"	"	"	"	
Bromobenzene	"	ND	-----	0.500	"	"	"	"	"	
Bromochloromethane	"	ND	-----	0.200	"	"	"	"	"	
Bromodichloromethane	"	ND	-----	0.200	"	"	"	"	"	
Bromoform	"	ND	-----	0.200	"	"	"	"	"	
Bromomethane	"	ND	-----	2.00	"	"	"	"	"	
2-Butanone	"	ND	-----	2.00	"	"	"	"	"	
n-Butylbenzene	"	ND	-----	0.200	"	"	"	"	"	
sec-Butylbenzene	"	ND	-----	0.200	"	"	"	"	"	
tert-Butylbenzene	"	ND	-----	0.500	"	"	"	"	"	
Carbon disulfide	"	ND	-----	0.500	"	"	"	"	"	
Carbon tetrachloride	"	ND	-----	0.200	"	"	"	"	"	
Chlorobenzene	"	ND	-----	0.200	"	"	"	"	"	
Chloroethane	"	ND	-----	1.00	"	"	"	"	"	
Chloroform	"	ND	-----	0.200	"	"	"	"	"	
Chloromethane	"	ND	-----	1.00	"	"	"	"	"	
2-Chlorotoluene	"	ND	-----	0.500	"	"	"	"	"	
4-Chlorotoluene	"	ND	-----	0.500	"	"	"	"	"	
Dibromochloromethane	"	ND	-----	0.200	"	"	"	"	"	
1,2-Dibromo-3-chloropropane	"	ND	-----	0.500	"	"	"	"	"	
1,2-Dibromoethane	"	ND	-----	0.200	"	"	"	"	"	
Dibromomethane	"	ND	-----	0.200	"	"	"	"	"	
1,2-Dichlorobenzene	"	ND	-----	0.200	"	"	"	"	"	
1,3-Dichlorobenzene	"	ND	-----	0.200	"	"	"	"	"	
1,4-Dichlorobenzene	"	ND	-----	0.200	"	"	"	"	"	
Dichlorodifluoromethane	"	ND	-----	0.500	"	"	"	"	"	
1,1-Dichloroethane	"	ND	-----	0.200	"	"	"	"	"	
1,2-Dichloroethane	"	ND	-----	0.200	"	"	"	"	"	
1,1-Dichloroethene	"	ND	-----	0.200	"	"	"	"	"	
cis-1,2-Dichloroethene	"	**3.13**	-----	0.200	"	"	"	"	"	
trans-1,2-Dichloroethene	"	ND	-----	0.200	"	"	"	"	"	
1,2-Dichloropropane	"	ND	-----	0.200	"	"	"	"	"	
1,3-Dichloropropane	"	ND	-----	0.200	"	"	"	"	"	
2,2-Dichloropropane	"	ND	-----	0.500	"	"	"	"	"	
1,1-Dichloropropene	"	ND	-----	0.200	"	"	"	"	"	
cis-1,3-Dichloropropene	"	ND	-----	0.200	"	"	"	"	"	
trans-1,3-Dichloropropene	"	ND	-----	0.200	"	"	"	"	"	

TestAmerica - Seattle, WA

The results in this report apply to the samples analyzed in accordance with the chain of custody document. This analytical report must be reproduced in its entirety.

Kate Haney, Project Manager

TestAmerica
ANALYTICAL TESTING CORPORATION

SEATTLE, WA 11720 NORTH CREEK PKWY N, SUITE 400
BOTHELL, WA 98011-8244
PH: (425) 420.9200 FAX: (425) 420.9210

Sound Environmental Strategies	Project Name:	**Time Oil #01-600 - Seattle Terminal**	
2400 Airport Way South, Suite 200	Project Number:	0440-004-04	Report Created:
Seattle, WA/USA 98134-2020	Project Manager:	Dee Gardner	07/10/06 17:06

Volatile Organic Compounds by EPA Method 8260B

TestAmerica - Seattle, WA

Analyte	Method	Result	MDL*	MRL	Units	Dil	Batch	Prepared	Analyzed	Notes
BPF0564-04 (01-MW-15-20060620)		**Water**			**Sampled: 06/20/06 13:40**					
Ethylbenzene	EPA 8260B	ND	-----	0.200	ug/l	1x	6F27068	06/27/06 09:40	06/27/06 15:02	
Hexachlorobutadiene	"	ND	-----	0.500	"	"	"	"	"	
Methyl tert-butyl ether	"	ND	-----	1.00	"	"	"	"	"	
n-Hexane	"	ND	-----	1.00	"	"	"	"	"	
2-Hexanone	"	ND	-----	2.00	"	"	"	"	"	
Isopropylbenzene	"	ND	-----	0.500	"	"	"	"	"	
p-Isopropyltoluene	"	ND	-----	0.200	"	"	"	"	"	
4-Methyl-2-pentanone	"	ND	-----	2.00	"	"	"	"	"	
Methylene chloride	"	ND	-----	5.00	"	"	"	"	"	
Naphthalene	"	ND	-----	0.500	"	"	"	"	"	
n-Propylbenzene	"	ND	-----	0.500	"	"	"	"	"	
Styrene	"	ND	-----	0.500	"	"	"	"	"	
1,2,3-Trichlorobenzene	"	ND	-----	0.200	"	"	"	"	"	
1,2,4-Trichlorobenzene	"	ND	-----	0.200	"	"	"	"	"	
1,1,1,2-Tetrachloroethane	"	ND	-----	0.200	"	"	"	"	"	
1,1,2,2-Tetrachloroethane	"	ND	-----	0.500	"	"	"	"	"	
Tetrachloroethene	"	ND	-----	0.200	"	"	"	"	"	
Toluene	"	ND	-----	0.200	"	"	"	"	"	
1,1,1-Trichloroethane	"	ND	-----	0.200	"	"	"	"	"	
1,1,2-Trichloroethane	"	ND	-----	0.200	"	"	"	"	"	
Trichloroethene	"	**7.13**	-----	0.200	"	"	"	"	"	
Trichlorofluoromethane	"	ND	-----	0.500	"	"	"	"	"	
1,2,3-Trichloropropane	"	ND	-----	0.500	"	"	"	"	"	
1,2,4-Trimethylbenzene	"	ND	-----	0.200	"	"	"	"	"	
1,3,5-Trimethylbenzene	"	ND	-----	0.500	"	"	"	"	"	
Vinyl chloride	"	**5.47**	-----	0.200	"	"	"	"	"	
o-Xylene	"	ND	-----	0.250	"	"	"	"	"	
m,p-Xylene	"	ND	-----	0.500	"	"	"	"	"	
Total Xylenes	"	ND	-----	0.750	"	"	"	"	"	
Surrogate(s): *1,2-DCA-d4*		*96.0%*		*70 - 130 %*	"				"	
Toluene-d8		*99.0%*		*70 - 130 %*	"				"	
4-BFB		*101%*		*70 - 130 %*	"				"	

TestAmerica - Seattle, WA

Kate Haney, Project Manager

The results in this report apply to the samples analyzed in accordance with the chain of custody document. This analytical report must be reproduced in its entirety.

TestAmerica
ANALYTICAL TESTING CORPORATION

SEATTLE, WA 11720 NORTH CREEK PKWY N, SUITE 400
BOTHELL, WA 98011-8244
PH: (425) 420.9200 FAX: (425) 420.9210

Sound Environmental Strategies	Project Name:	**Time Oil #01-600 - Seattle Terminal**	
2400 Airport Way South, Suite 200	Project Number:	0440-004-04	Report Created:
Seattle, WA/USA 98134-2020	Project Manager:	Dee Gardner	07/10/06 17:06

Volatile Organic Compounds by EPA Method 8260B

TestAmerica - Seattle, WA

Analyte	Method	Result	MDL*	MRL	Units	Dil	Batch	Prepared	Analyzed	Notes
BPF0564-05 (01-MW-18-20060620)		**Water**			**Sampled: 06/20/06 15:40**					
Acetone	EPA 8260B	ND	-----	10.0	ug/l	1x	6F28033	06/27/06 09:42	06/27/06 17:40	
Benzene	"	**1180**	-----	0.200	"	"	"	"	"	**E-01**
Bromobenzene	"	ND	-----	0.500	"	"	"	"	"	
Bromochloromethane	"	ND	-----	0.200	"	"	"	"	"	
Bromodichloromethane	"	ND	-----	0.200	"	"	"	"	"	
Bromoform	"	ND	-----	0.200	"	"	"	"	"	
Bromomethane	"	ND	-----	2.00	"	"	"	"	"	
2-Butanone	"	**8.15**	-----	2.00	"	"	"	"	"	
n-Butylbenzene	"	**5.85**	-----	0.200	"	"	"	"	"	
sec-Butylbenzene	"	**4.14**	-----	0.200	"	"	"	"	"	
tert-Butylbenzene	"	ND	-----	0.500	"	"	"	"	"	
Carbon disulfide	"	ND	-----	0.500	"	"	"	"	"	
Carbon tetrachloride	"	ND	-----	0.200	"	"	"	"	"	
Chlorobenzene	"	ND	-----	0.200	"	"	"	"	"	
Chloroethane	"	ND	-----	1.00	"	"	"	"	"	
Chloroform	"	ND	-----	0.200	"	"	"	"	"	
Chloromethane	"	ND	-----	1.00	"	"	"	"	"	
2-Chlorotoluene	"	ND	-----	0.500	"	"	"	"	"	
4-Chlorotoluene	"	ND	-----	0.500	"	"	"	"	"	
Dibromochloromethane	"	ND	-----	0.200	"	"	"	"	"	
1,2-Dibromo-3-chloropropane	"	ND	-----	0.500	"	"	"	"	"	
1,2-Dibromoethane	"	ND	-----	0.200	"	"	"	"	"	
Dibromomethane	"	ND	-----	0.200	"	"	"	"	"	
1,2-Dichlorobenzene	"	ND	-----	0.200	"	"	"	"	"	
1,3-Dichlorobenzene	"	ND	-----	0.200	"	"	"	"	"	
1,4-Dichlorobenzene	"	ND	-----	0.200	"	"	"	"	"	
Dichlorodifluoromethane	"	ND	-----	0.500	"	"	"	"	"	
1,1-Dichloroethane	"	ND	-----	0.200	"	"	"	"	"	
1,2-Dichloroethane	"	**0.390**	-----	0.200	"	"	"	"	"	
1,1-Dichloroethene	"	ND	-----	0.200	"	"	"	"	"	
cis-1,2-Dichloroethene	"	**1.16**	-----	0.200	"	"	"	"	"	
trans-1,2-Dichloroethene	"	ND	-----	0.200	"	"	"	"	"	
1,2-Dichloropropane	"	ND	-----	0.200	"	"	"	"	"	
1,3-Dichloropropane	"	ND	-----	0.200	"	"	"	"	"	
2,2-Dichloropropane	"	ND	-----	0.500	"	"	"	"	"	
1,1-Dichloropropene	"	ND	-----	0.200	"	"	"	"	"	
cis-1,3-Dichloropropene	"	ND	-----	0.200	"	"	"	"	"	
trans-1,3-Dichloropropene	"	ND	-----	0.200	"	"	"	"	"	
Ethylbenzene	"	**305**	-----	0.200	"	"	"	"	"	**E-01**
Hexachlorobutadiene	"	ND	-----	0.500	"	"	"	"	"	
Methyl tert-butyl ether	"	ND	-----	1.00	"	"	"	"	"	
n-Hexane	"	**27.3**	-----	1.00	"	"	"	"	"	

TestAmerica - Seattle, WA

The results in this report apply to the samples analyzed in accordance with the chain of custody document. This analytical report must be reproduced in its entirety.

Kate Haney, Project Manager

TestAmerica
ANALYTICAL TESTING CORPORATION

SEATTLE, WA 11720 NORTH CREEK PKWY N, SUITE 400
BOTHELL, WA 98011-8244
PH: (425) 420.9200 FAX: (425) 420.9210

Sound Environmental Strategies	Project Name:	**Time Oil #01-600 - Seattle Terminal**	
2400 Airport Way South, Suite 200	Project Number:	0440-004-04	Report Created:
Seattle, WA/USA 98134-2020	Project Manager:	Dee Gardner	07/10/06 17:06

Volatile Organic Compounds by EPA Method 8260B

TestAmerica - Seattle, WA

Analyte	Method	Result	MDL*	MRL	Units	Dil	Batch	Prepared	Analyzed	Notes
BPF0564-05 (01-MW-18-20060620)		**Water**			**Sampled: 06/20/06 15:40**					
2-Hexanone	EPA 8260B	ND	-----	2.00	ug/l	1x	6F28033	06/27/06 09:42	06/27/06 17:40	
Isopropylbenzene	"	**27.8**	-----	0.500	"	"	"	"	"	
p-Isopropyltoluene	"	ND	-----	0.200	"	"	"	"	"	
4-Methyl-2-pentanone	"	ND	-----	2.00	"	"	"	"	"	
Methylene chloride	"	ND	-----	5.00	"	"	"	"	"	
Naphthalene	"	**147**	-----	0.500	"	"	"	"	"	
n-Propylbenzene	"	**45.2**	-----	0.500	"	"	"	"	"	
Styrene	"	ND	-----	0.500	"	"	"	"	"	
1,2,3-Trichlorobenzene	"	ND	-----	0.200	"	"	"	"	"	
1,2,4-Trichlorobenzene	"	ND	-----	0.200	"	"	"	"	"	
1,1,1,2-Tetrachloroethane	"	ND	-----	0.200	"	"	"	"	"	
1,1,2,2-Tetrachloroethane	"	ND	-----	0.500	"	"	"	"	"	
Tetrachloroethene	"	ND	-----	0.200	"	"	"	"	"	
Toluene	"	**85.0**	-----	0.200	"	"	"	"	"	
1,1,1-Trichloroethane	"	ND	-----	0.200	"	"	"	"	"	
1,1,2-Trichloroethane	"	ND	-----	0.200	"	"	"	"	"	
Trichloroethene	"	ND	-----	0.200	"	"	"	"	"	
Trichlorofluoromethane	"	ND	-----	0.500	"	"	"	"	"	
1,2,3-Trichloropropane	"	ND	-----	0.500	"	"	"	"	"	
1,2,4-Trimethylbenzene	"	**342**	-----	0.200	"	"	"	"	"	**E-01**
1,3,5-Trimethylbenzene	"	**85.8**	-----	0.500	"	"	"	"	"	
Vinyl chloride	"	ND	-----	0.200	"	"	"	"	"	
o-Xylene	"	**199**	-----	0.250	"	"	"	"	"	
m,p-Xylene	"	**846**	-----	0.500	"	"	"	"	"	**E-01**
Total Xylenes	"	**1040**	-----	0.750	"	"	"	"	"	**E-01**
Surrogate(s): 1,2-DCA-d4			*99.0%*		*70 - 130 %*	"			"	
Toluene-d8			*106%*		*70 - 130 %*	"			"	
4-BFB			*96.5%*		*70 - 130 %*	"			"	
BPF0564-05RE1 (01-MW-18-20060620)		**Water**			**Sampled: 06/20/06 15:40**					
Benzene	EPA 8260B	**1870**	-----	20.0	ug/l	100x	6F30042	06/30/06 10:25	06/30/06 18:58	
Ethylbenzene	"	**318**	-----	20.0	"	"	"	"	"	
1,2,4-Trimethylbenzene	"	**307**	-----	20.0	"	"	"	"	"	
o-Xylene	"	**200**	-----	25.0	"	"	"	"	"	
m,p-Xylene	"	**989**	-----	50.0	"	"	"	"	"	
Total Xylenes	"	**1190**	-----	75.0	"	"	"	"	"	
Surrogate(s): 1,2-DCA-d4			*82.2%*		*70 - 130 %*	*1x*			"	
Toluene-d8			*100%*		*70 - 130 %*	"			"	
4-BFB			*98.2%*		*70 - 130 %*	"			"	

TestAmerica - Seattle, WA

The results in this report apply to the samples analyzed in accordance with the chain of custody document. This analytical report must be reproduced in its entirety.

Kate Haney, Project Manager

TestAmerica
ANALYTICAL TESTING CORPORATION

SEATTLE, WA 11720 NORTH CREEK PKWY N, SUITE 400
BOTHELL, WA 98011-8244
PH: (425) 420.9200 FAX: (425) 420.9210

Sound Environmental Strategies	Project Name:	**Time Oil #01-600 - Seattle Terminal**	
2400 Airport Way South, Suite 200	Project Number:	0440-004-04	Report Created:
Seattle, WA/USA 98134-2020	Project Manager:	Dee Gardner	07/10/06 17:06

Volatile Organic Compounds by EPA Method 8260B

TestAmerica - Seattle, WA

Analyte	Method	Result	MDL*	MRL	Units	Dil	Batch	Prepared	Analyzed	Notes
BPF0564-06 (01-MW-19-20060620)		**Water**			**Sampled: 06/20/06 15:40**					
Acetone	EPA 8260B	**68.7**	-----	10.0	ug/l	1x	6F28033	06/27/06 09:42	06/27/06 18:09	
Benzene	"	**1590**	-----	0.200	"	"	"	"	"	**E-01**
Bromobenzene	"	ND	-----	0.500	"	"	"	"	"	
Bromochloromethane	"	ND	-----	0.200	"	"	"	"	"	
Bromodichloromethane	"	ND	-----	0.200	"	"	"	"	"	
Bromoform	"	ND	-----	0.200	"	"	"	"	"	
Bromomethane	"	ND	-----	2.00	"	"	"	"	"	
2-Butanone	"	**6.80**	-----	2.00	"	"	"	"	"	
n-Butylbenzene	"	**5.58**	-----	0.200	"	"	"	"	"	
sec-Butylbenzene	"	**5.20**	-----	0.200	"	"	"	"	"	
tert-Butylbenzene	"	ND	-----	0.500	"	"	"	"	"	
Carbon disulfide	"	ND	-----	0.500	"	"	"	"	"	
Carbon tetrachloride	"	ND	-----	0.200	"	"	"	"	"	
Chlorobenzene	"	ND	-----	0.200	"	"	"	"	"	
Chloroethane	"	ND	-----	1.00	"	"	"	"	"	
Chloroform	"	ND	-----	0.200	"	"	"	"	"	
Chloromethane	"	ND	-----	1.00	"	"	"	"	"	
2-Chlorotoluene	"	ND	-----	0.500	"	"	"	"	"	
4-Chlorotoluene	"	ND	-----	0.500	"	"	"	"	"	
Dibromochloromethane	"	ND	-----	0.200	"	"	"	"	"	
1,2-Dibromo-3-chloropropane	"	ND	-----	0.500	"	"	"	"	"	
1,2-Dibromoethane	"	ND	-----	0.200	"	"	"	"	"	
Dibromomethane	"	ND	-----	0.200	"	"	"	"	"	
1,2-Dichlorobenzene	"	ND	-----	0.200	"	"	"	"	"	
1,3-Dichlorobenzene	"	ND	-----	0.200	"	"	"	"	"	
1,4-Dichlorobenzene	"	ND	-----	0.200	"	"	"	"	"	
Dichlorodifluoromethane	"	ND	-----	0.500	"	"	"	"	"	
1,1-Dichloroethane	"	ND	-----	0.200	"	"	"	"	"	
1,2-Dichloroethane	"	**0.650**	-----	0.200	"	"	"	"	"	
1,1-Dichloroethene	"	ND	-----	0.200	"	"	"	"	"	
cis-1,2-Dichloroethene	"	**0.720**	-----	0.200	"	"	"	"	"	
trans-1,2-Dichloroethene	"	ND	-----	0.200	"	"	"	"	"	
1,2-Dichloropropane	"	ND	-----	0.200	"	"	"	"	"	
1,3-Dichloropropane	"	ND	-----	0.200	"	"	"	"	"	
2,2-Dichloropropane	"	ND	-----	0.500	"	"	"	"	"	
1,1-Dichloropropene	"	ND	-----	0.200	"	"	"	"	"	
cis-1,3-Dichloropropene	"	ND	-----	0.200	"	"	"	"	"	
trans-1,3-Dichloropropene	"	ND	-----	0.200	"	"	"	"	"	
Ethylbenzene	"	**791**	-----	0.200	"	"	"	"	"	**E-01**
Hexachlorobutadiene	"	ND	-----	0.500	"	"	"	"	"	
Methyl tert-butyl ether	"	ND	-----	1.00	"	"	"	"	"	
n-Hexane	"	**53.6**	-----	1.00	"	"	"	"	"	

TestAmerica - Seattle, WA

The results in this report apply to the samples analyzed in accordance with the chain of custody document. This analytical report must be reproduced in its entirety.

Kate Haney, Project Manager

TestAmerica
ANALYTICAL TESTING CORPORATION

SEATTLE, WA 11720 NORTH CREEK PKWY N, SUITE 400
BOTHELL, WA 98011-8244
PH: (425) 420.9200 FAX: (425) 420.9210

Sound Environmental Strategies	Project Name:	**Time Oil #01-600 - Seattle Terminal**	
2400 Airport Way South, Suite 200	Project Number:	0440-004-04	Report Created:
Seattle, WA/USA 98134-2020	Project Manager:	Dee Gardner	07/10/06 17:06

Volatile Organic Compounds by EPA Method 8260B

TestAmerica - Seattle, WA

Analyte	Method	Result	MDL*	MRL	Units	Dil	Batch	Prepared	Analyzed	Notes
BPF0564-06 (01-MW-19-20060620)		**Water**			**Sampled: 06/20/06 15:40**					
2-Hexanone	EPA 8260B	ND	-----	2.00	ug/l	1x	6F28033	06/27/06 09:42	06/27/06 18:09	
Isopropylbenzene	"	**63.1**	-----	0.500	"	"	"	"	"	
p-Isopropyltoluene	"	ND	-----	0.200	"	"	"	"	"	
4-Methyl-2-pentanone	"	ND	-----	2.00	"	"	"	"	"	
Methylene chloride	"	ND	-----	5.00	"	"	"	"	"	
Naphthalene	"	**359**	-----	0.500	"	"	"	"	"	**E-01**
n-Propylbenzene	"	**98.9**	-----	0.500	"	"	"	"	"	
Styrene	"	ND	-----	0.500	"	"	"	"	"	
1,2,3-Trichlorobenzene	"	ND	-----	0.200	"	"	"	"	"	
1,2,4-Trichlorobenzene	"	ND	-----	0.200	"	"	"	"	"	
1,1,1,2-Tetrachloroethane	"	ND	-----	0.200	"	"	"	"	"	
1,1,2,2-Tetrachloroethane	"	ND	-----	0.500	"	"	"	"	"	
Tetrachloroethene	"	ND	-----	0.200	"	"	"	"	"	
Toluene	"	**801**	-----	0.200	"	"	"	"	"	**E-01**
1,1,1-Trichloroethane	"	ND	-----	0.200	"	"	"	"	"	
1,1,2-Trichloroethane	"	ND	-----	0.200	"	"	"	"	"	
Trichloroethene	"	**0.660**	-----	0.200	"	"	"	"	"	
Trichlorofluoromethane	"	ND	-----	0.500	"	"	"	"	"	
1,2,3-Trichloropropane	"	ND	-----	0.500	"	"	"	"	"	
1,2,4-Trimethylbenzene	"	**731**	-----	0.200	"	"	"	"	"	**E-01**
1,3,5-Trimethylbenzene	"	**202**	-----	0.500	"	"	"	"	"	**E**
Vinyl chloride	"	ND	-----	0.200	"	"	"	"	"	
o-Xylene	"	**811**	-----	0.250	"	"	"	"	"	**E-01**
m,p-Xylene	"	**1410**	-----	0.500	"	"	"	"	"	**E-01**
Total Xylenes	"	**2220**	-----	0.750	"	"	"	"	"	**E-01**
Surrogate(s): 1,2-DCA-d4			*99.2%*		*70 - 130 %*	"			"	
Toluene-d8			*106%*		*70 - 130 %*	"			"	
4-BFB			*96.8%*		*70 - 130 %*	"			"	
BPF0564-06RE1 (01-MW-19-20060620)		**Water**			**Sampled: 06/20/06 15:40**					
Benzene	EPA 8260B	**6400**	-----	20.0	ug/l	100x	6F30042	06/30/06 10:25	06/30/06 19:23	
Ethylbenzene	"	**1030**	-----	20.0	"	"	"	"	"	
Naphthalene	"	**399**	-----	50.0	"	"	"	"	"	
Toluene	"	**916**	-----	20.0	"	"	"	"	"	
1,2,4-Trimethylbenzene	"	**836**	-----	20.0	"	"	"	"	"	
1,3,5-Trimethylbenzene	"	**213**	-----	50.0	"	"	"	"	"	
o-Xylene	"	**846**	-----	25.0	"	"	"	"	"	
m,p-Xylene	"	**4420**	-----	50.0	"	"	"	"	"	
Total Xylenes	"	**5260**	-----	75.0	"	"	"	"	"	
Surrogate(s): 1,2-DCA-d4			*82.2%*		*70 - 130 %*	*1x*			"	

TestAmerica - Seattle, WA

The results in this report apply to the samples analyzed in accordance with the chain of custody document. This analytical report must be reproduced in its entirety.

Kate Haney, Project Manager

TestAmerica
ANALYTICAL TESTING CORPORATION

SEATTLE, WA 11720 NORTH CREEK PKWY N, SUITE 400
BOTHELL, WA 98011-8244
PH: (425) 420.9200 FAX: (425) 420.9210

Sound Environmental Strategies	Project Name:	**Time Oil #01-600 - Seattle Terminal**	
2400 Airport Way South, Suite 200	Project Number:	0440-004-04	Report Created:
Seattle, WA/USA 98134-2020	Project Manager:	Dee Gardner	07/10/06 17:06

Volatile Organic Compounds by EPA Method 8260B

TestAmerica - Seattle, WA

Analyte	Method	Result	MDL*	MRL	Units	Dil	Batch	Prepared	Analyzed	Notes
BPF0564-06RE1 (01-MW-19-20060620)		**Water**			**Sampled: 06/20/06 15:40**					
Toluene-d8		*100%*			*70 - 130 %*	*1x*			*06/30/06 19:23*	
4-BFB		*98.8%*			*70 - 130 %*	*"*			*"*	
BPF0564-07 (01-MW-20-20060620)		**Water**			**Sampled: 06/20/06 16:35**					
Acetone	EPA 8260B	ND	-----	10.0	ug/l	1x	6F30042	06/30/06 10:25	06/30/06 16:44	
Benzene	"	**26.5**	-----	0.200	"	"	"	"	"	
Bromobenzene	"	ND	-----	0.500	"	"	"	"	"	
Bromochloromethane	"	ND	-----	0.200	"	"	"	"	"	
Bromodichloromethane	"	ND	-----	0.200	"	"	"	"	"	
Bromoform	"	ND	-----	0.200	"	"	"	"	"	
Bromomethane	"	ND	-----	2.00	"	"	"	"	"	
2-Butanone	"	ND	-----	2.00	"	"	"	"	"	
n-Butylbenzene	"	**2.41**	-----	0.200	"	"	"	"	"	
sec-Butylbenzene	"	ND	-----	0.200	"	"	"	"	"	
tert-Butylbenzene	"	ND	-----	0.500	"	"	"	"	"	
Carbon disulfide	"	ND	-----	0.500	"	"	"	"	"	
Carbon tetrachloride	"	ND	-----	0.200	"	"	"	"	"	
Chlorobenzene	"	ND	-----	0.200	"	"	"	"	"	
Chloroethane	"	ND	-----	1.00	"	"	"	"	"	
Chloroform	"	ND	-----	0.200	"	"	"	"	"	
Chloromethane	"	ND	-----	1.00	"	"	"	"	"	
2-Chlorotoluene	"	ND	-----	0.500	"	"	"	"	"	
4-Chlorotoluene	"	ND	-----	0.500	"	"	"	"	"	
Dibromochloromethane	"	ND	-----	0.200	"	"	"	"	"	
1,2-Dibromo-3-chloropropane	"	ND	-----	0.500	"	"	"	"	"	
1,2-Dibromoethane	"	ND	-----	0.200	"	"	"	"	"	
Dibromomethane	"	ND	-----	0.200	"	"	"	"	"	
1,2-Dichlorobenzene	"	ND	-----	0.200	"	"	"	"	"	
1,3-Dichlorobenzene	"	ND	-----	0.200	"	"	"	"	"	
1,4-Dichlorobenzene	"	ND	-----	0.200	"	"	"	"	"	
Dichlorodifluoromethane	"	ND	-----	0.500	"	"	"	"	"	
1,1-Dichloroethane	"	ND	-----	0.200	"	"	"	"	"	
1,2-Dichloroethane	"	ND	-----	0.200	"	"	"	"	"	
1,1-Dichloroethene	"	ND	-----	0.200	"	"	"	"	"	
cis-1,2-Dichloroethene	"	**1.04**	-----	0.200	"	"	"	"	"	
trans-1,2-Dichloroethene	"	ND	-----	0.200	"	"	"	"	"	
1,2-Dichloropropane	"	ND	-----	0.200	"	"	"	"	"	
1,3-Dichloropropane	"	ND	-----	0.200	"	"	"	"	"	
2,2-Dichloropropane	"	ND	-----	0.500	"	"	"	"	"	
1,1-Dichloropropene	"	ND	-----	0.200	"	"	"	"	"	
cis-1,3-Dichloropropene	"	ND	-----	0.200	"	"	"	"	"	
trans-1,3-Dichloropropene	"	ND	-----	0.200	"	"	"	"	"	

TestAmerica - Seattle, WA

The results in this report apply to the samples analyzed in accordance with the chain of custody document. This analytical report must be reproduced in its entirety.

Kate Haney, Project Manager

TestAmerica
ANALYTICAL TESTING CORPORATION

SEATTLE, WA 11720 NORTH CREEK PKWY N, SUITE 400
BOTHELL, WA 98011-8244
PH: (425) 420.9200 FAX: (425) 420.9210

Sound Environmental Strategies	Project Name:	**Time Oil #01-600 - Seattle Terminal**	
2400 Airport Way South, Suite 200	Project Number:	0440-004-04	Report Created:
Seattle, WA/USA 98134-2020	Project Manager:	Dee Gardner	07/10/06 17:06

Volatile Organic Compounds by EPA Method 8260B

TestAmerica - Seattle, WA

Analyte	Method	Result	MDL*	MRL	Units	Dil	Batch	Prepared	Analyzed	Notes
BPF0564-07 (01-MW-20-20060620)		**Water**			**Sampled: 06/20/06 16:35**					
Ethylbenzene	EPA 8260B	**81.2**	-----	0.200	ug/l	1x	6F30042	06/30/06 10:25	06/30/06 16:44	
Hexachlorobutadiene	"	ND	-----	0.500	"	"	"	"	"	
Methyl tert-butyl ether	"	ND	-----	1.00	"	"	"	"	"	
n-Hexane	"	**28.6**	-----	1.00	"	"	"	"	"	**Q-41**
2-Hexanone	"	ND	-----	2.00	"	"	"	"	"	
Isopropylbenzene	"	**9.83**	-----	0.500	"	"	"	"	"	
p-Isopropyltoluene	"	**1.69**	-----	0.200	"	"	"	"	"	
4-Methyl-2-pentanone	"	ND	-----	2.00	"	"	"	"	"	
Methylene chloride	"	ND	-----	5.00	"	"	"	"	"	
Naphthalene	"	**14.2**	-----	0.500	"	"	"	"	"	
n-Propylbenzene	"	**17.2**	-----	0.500	"	"	"	"	"	
Styrene	"	ND	-----	0.500	"	"	"	"	"	
1,2,3-Trichlorobenzene	"	ND	-----	0.200	"	"	"	"	"	
1,2,4-Trichlorobenzene	"	ND	-----	0.200	"	"	"	"	"	
1,1,1,2-Tetrachloroethane	"	ND	-----	0.200	"	"	"	"	"	
1,1,2,2-Tetrachloroethane	"	ND	-----	0.500	"	"	"	"	"	
Tetrachloroethene	"	ND	-----	0.200	"	"	"	"	"	
Toluene	"	**9.44**	-----	0.200	"	"	"	"	"	
1,1,1-Trichloroethane	"	ND	-----	0.200	"	"	"	"	"	
1,1,2-Trichloroethane	"	ND	-----	0.200	"	"	"	"	"	
Trichloroethene	"	**1.62**	-----	0.200	"	"	"	"	"	
Trichlorofluoromethane	"	ND	-----	0.500	"	"	"	"	"	
1,2,3-Trichloropropane	"	ND	-----	0.500	"	"	"	"	"	
1,2,4-Trimethylbenzene	"	**84.3**	-----	0.200	"	"	"	"	"	
1,3,5-Trimethylbenzene	"	**25.2**	-----	0.500	"	"	"	"	"	
Vinyl chloride	"	ND	-----	0.200	"	"	"	"	"	
o-Xylene	"	**105**	-----	0.250	"	"	"	"	"	
m,p-Xylene	"	**201**	-----	0.500	"	"	"	"	"	
Total Xylenes	"	**306**	-----	0.750	"	"	"	"	"	
Surrogate(s): 1,2-DCA-d4			*82.5%*		*70 - 130 %*	"			"	
Toluene-d8			*102%*		*70 - 130 %*	"			"	
4-BFB			*97.8%*		*70 - 130 %*	"			"	

TestAmerica - Seattle, WA

The results in this report apply to the samples analyzed in accordance with the chain of custody document. This analytical report must be reproduced in its entirety.

Kate Haney, Project Manager

TestAmerica
ANALYTICAL TESTING CORPORATION

SEATTLE, WA 11720 NORTH CREEK PKWY N, SUITE 400
BOTHELL, WA 98011-8244
PH: (425) 420.9200 FAX: (425) 420.9210

Sound Environmental Strategies	Project Name:	**Time Oil #01-600 - Seattle Terminal**	
2400 Airport Way South, Suite 200	Project Number:	0440-004-04	Report Created:
Seattle, WA/USA 98134-2020	Project Manager:	Dee Gardner	07/10/06 17:06

Volatile Organic Compounds by EPA Method 8260B

TestAmerica - Seattle, WA

Analyte	Method	Result	MDL*	MRL	Units	Dil	Batch	Prepared	Analyzed	Notes
BPF0564-08 (02-MW-01-20060620)		**Water**			**Sampled: 06/20/06 10:40**					
Acetone	EPA 8260B	ND	-----	10.0	ug/l	1x	6F30042	06/30/06 10:25	06/30/06 17:09	
Benzene	"	**29.0**	-----	0.200	"	"	"	"	"	
Bromobenzene	"	ND	-----	0.500	"	"	"	"	"	
Bromochloromethane	"	ND	-----	0.200	"	"	"	"	"	
Bromodichloromethane	"	ND	-----	0.200	"	"	"	"	"	
Bromoform	"	ND	-----	0.200	"	"	"	"	"	
Bromomethane	"	ND	-----	2.00	"	"	"	"	"	
2-Butanone	"	ND	-----	2.00	"	"	"	"	"	
n-Butylbenzene	"	ND	-----	0.200	"	"	"	"	"	
sec-Butylbenzene	"	ND	-----	0.200	"	"	"	"	"	
tert-Butylbenzene	"	ND	-----	0.500	"	"	"	"	"	
Carbon disulfide	"	ND	-----	0.500	"	"	"	"	"	
Carbon tetrachloride	"	ND	-----	0.200	"	"	"	"	"	
Chlorobenzene	"	ND	-----	0.200	"	"	"	"	"	
Chloroethane	"	ND	-----	1.00	"	"	"	"	"	
Chloroform	"	ND	-----	0.200	"	"	"	"	"	
Chloromethane	"	ND	-----	1.00	"	"	"	"	"	
2-Chlorotoluene	"	ND	-----	0.500	"	"	"	"	"	
4-Chlorotoluene	"	ND	-----	0.500	"	"	"	"	"	
Dibromochloromethane	"	ND	-----	0.200	"	"	"	"	"	
1,2-Dibromo-3-chloropropane	"	ND	-----	0.500	"	"	"	"	"	
1,2-Dibromoethane	"	ND	-----	0.200	"	"	"	"	"	
Dibromomethane	"	ND	-----	0.200	"	"	"	"	"	
1,2-Dichlorobenzene	"	ND	-----	0.200	"	"	"	"	"	
1,3-Dichlorobenzene	"	ND	-----	0.200	"	"	"	"	"	
1,4-Dichlorobenzene	"	ND	-----	0.200	"	"	"	"	"	
Dichlorodifluoromethane	"	ND	-----	0.500	"	"	"	"	"	
1,1-Dichloroethane	"	ND	-----	0.200	"	"	"	"	"	
1,2-Dichloroethane	"	ND	-----	0.200	"	"	"	"	"	
1,1-Dichloroethene	"	ND	-----	0.200	"	"	"	"	"	
cis-1,2-Dichloroethene	"	ND	-----	0.200	"	"	"	"	"	
trans-1,2-Dichloroethene	"	ND	-----	0.200	"	"	"	"	"	
1,2-Dichloropropane	"	ND	-----	0.200	"	"	"	"	"	
1,3-Dichloropropane	"	ND	-----	0.200	"	"	"	"	"	
2,2-Dichloropropane	"	ND	-----	0.500	"	"	"	"	"	
1,1-Dichloropropene	"	ND	-----	0.200	"	"	"	"	"	
cis-1,3-Dichloropropene	"	ND	-----	0.200	"	"	"	"	"	
trans-1,3-Dichloropropene	"	ND	-----	0.200	"	"	"	"	"	
Ethylbenzene	"	ND	-----	0.200	"	"	"	"	"	
Hexachlorobutadiene	"	ND	-----	0.500	"	"	"	"	"	
Methyl tert-butyl ether	"	ND	-----	1.00	"	"	"	"	"	
n-Hexane	"	ND	-----	1.00	"	"	"	"	"	Q-41
2-Hexanone	"	ND	-----	2.00	"	"	"	"	"	

TestAmerica - Seattle, WA

The results in this report apply to the samples analyzed in accordance with the chain of custody document. This analytical report must be reproduced in its entirety.

Kate Haney, Project Manager

TestAmerica
ANALYTICAL TESTING CORPORATION

SEATTLE, WA 11720 NORTH CREEK PKWY N, SUITE 400
BOTHELL, WA 98011-8244
PH: (425) 420.9200 FAX: (425) 420.9210

Sound Environmental Strategies	Project Name:	**Time Oil #01-600 - Seattle Terminal**	
2400 Airport Way South, Suite 200	Project Number:	0440-004-04	Report Created:
Seattle, WA/USA 98134-2020	Project Manager:	Dee Gardner	07/10/06 17:06

Volatile Organic Compounds by EPA Method 8260B

TestAmerica - Seattle, WA

Analyte	Method	Result	MDL*	MRL	Units	Dil	Batch	Prepared	Analyzed	Notes
BPF0564-08 (02-MW-01-20060620)		**Water**			**Sampled: 06/20/06 10:40**					
Isopropylbenzene	EPA 8260B	**0.740**	-----	0.500	ug/l	1x	6F30042	06/30/06 10:25	06/30/06 17:09	
p-Isopropyltoluene	"	ND	-----	0.200	"	"	"	"	"	
4-Methyl-2-pentanone	"	ND	-----	2.00	"	"	"	"	"	
Methylene chloride	"	ND	-----	5.00	"	"	"	"	"	
Naphthalene	"	**1.56**	-----	0.500	"	"	"	"	"	
n-Propylbenzene	"	ND	-----	0.500	"	"	"	"	"	
Styrene	"	ND	-----	0.500	"	"	"	"	"	
1,2,3-Trichlorobenzene	"	ND	-----	0.200	"	"	"	"	"	
1,2,4-Trichlorobenzene	"	ND	-----	0.200	"	"	"	"	"	
1,1,1,2-Tetrachloroethane	"	ND	-----	0.200	"	"	"	"	"	
1,1,2,2-Tetrachloroethane	"	ND	-----	0.500	"	"	"	"	"	
Tetrachloroethene	"	ND	-----	0.200	"	"	"	"	"	
Toluene	"	**0.650**	-----	0.200	"	"	"	"	"	
1,1,1-Trichloroethane	"	ND	-----	0.200	"	"	"	"	"	
1,1,2-Trichloroethane	"	ND	-----	0.200	"	"	"	"	"	
Trichloroethene	"	ND	-----	0.200	"	"	"	"	"	
Trichlorofluoromethane	"	ND	-----	0.500	"	"	"	"	"	
1,2,3-Trichloropropane	"	ND	-----	0.500	"	"	"	"	"	
1,2,4-Trimethylbenzene	"	**0.460**	-----	0.200	"	"	"	"	"	
1,3,5-Trimethylbenzene	"	ND	-----	0.500	"	"	"	"	"	
Vinyl chloride	"	ND	-----	0.200	"	"	"	"	"	
o-Xylene	"	**0.770**	-----	0.250	"	"	"	"	"	
m,p-Xylene	"	**1.16**	-----	0.500	"	"	"	"	"	
Total Xylenes	"	**1.93**	-----	0.750	"	"	"	"	"	
Surrogate(s): 1,2-DCA-d4			*77.5%*		*70 - 130 %*	"			"	
Toluene-d8			*101%*		*70 - 130 %*	"			"	
4-BFB			*100%*		*70 - 130 %*	"			"	
BPF0564-09 (02-MW-02-20060620)		**Water**			**Sampled: 06/20/06 09:55**					
Acetone	EPA 8260B	ND	-----	10.0	ug/l	1x	6F30042	06/30/06 10:25	06/30/06 17:34	
Benzene	"	ND	-----	0.200	"	"	"	"	"	
Bromobenzene	"	ND	-----	0.500	"	"	"	"	"	
Bromochloromethane	"	ND	-----	0.200	"	"	"	"	"	
Bromodichloromethane	"	ND	-----	0.200	"	"	"	"	"	
Bromoform	"	ND	-----	0.200	"	"	"	"	"	
Bromomethane	"	ND	-----	2.00	"	"	"	"	"	
2-Butanone	"	ND	-----	2.00	"	"	"	"	"	
n-Butylbenzene	"	ND	-----	0.200	"	"	"	"	"	
sec-Butylbenzene	"	ND	-----	0.200	"	"	"	"	"	
tert-Butylbenzene	"	ND	-----	0.500	"	"	"	"	"	
Carbon disulfide	"	ND	-----	0.500	"	"	"	"	"	

TestAmerica - Seattle, WA

The results in this report apply to the samples analyzed in accordance with the chain of custody document. This analytical report must be reproduced in its entirety.

Kate Haney, Project Manager

TestAmerica
ANALYTICAL TESTING CORPORATION

SEATTLE, WA 11720 NORTH CREEK PKWY N, SUITE 400
BOTHELL, WA 98011-8244
PH: (425) 420.9200 FAX: (425) 420.9210

Sound Environmental Strategies	Project Name:	**Time Oil #01-600 - Seattle Terminal**	
2400 Airport Way South, Suite 200	Project Number:	0440-004-04	Report Created:
Seattle, WA/USA 98134-2020	Project Manager:	Dee Gardner	07/10/06 17:06

Volatile Organic Compounds by EPA Method 8260B

TestAmerica - Seattle, WA

Analyte	Method	Result	MDL*	MRL	Units	Dil	Batch	Prepared	Analyzed	Notes
BPF0564-09 (02-MW-02-20060620)		**Water**			**Sampled: 06/20/06 09:55**					
Carbon tetrachloride	EPA 8260B	ND	-----	0.200	ug/l	1x	6F30042	06/30/06 10:25	06/30/06 17:34	
Chlorobenzene	"	**0.880**	-----	0.200	"	"	"	"	"	
Chloroethane	"	ND	-----	1.00	"	"	"	"	"	
Chloroform	"	ND	-----	0.200	"	"	"	"	"	
Chloromethane	"	ND	-----	1.00	"	"	"	"	"	
2-Chlorotoluene	"	ND	-----	0.500	"	"	"	"	"	
4-Chlorotoluene	"	ND	-----	0.500	"	"	"	"	"	
Dibromochloromethane	"	ND	-----	0.200	"	"	"	"	"	
1,2-Dibromo-3-chloropropane	"	ND	-----	0.500	"	"	"	"	"	
1,2-Dibromoethane	"	ND	-----	0.200	"	"	"	"	"	
Dibromomethane	"	ND	-----	0.200	"	"	"	"	"	
1,2-Dichlorobenzene	"	ND	-----	0.200	"	"	"	"	"	
1,3-Dichlorobenzene	"	ND	-----	0.200	"	"	"	"	"	
1,4-Dichlorobenzene	"	ND	-----	0.200	"	"	"	"	"	
Dichlorodifluoromethane	"	ND	-----	0.500	"	"	"	"	"	
1,1-Dichloroethane	"	ND	-----	0.200	"	"	"	"	"	
1,2-Dichloroethane	"	ND	-----	0.200	"	"	"	"	"	
1,1-Dichloroethene	"	ND	-----	0.200	"	"	"	"	"	
cis-1,2-Dichloroethene	"	ND	-----	0.200	"	"	"	"	"	
trans-1,2-Dichloroethene	"	ND	-----	0.200	"	"	"	"	"	
1,2-Dichloropropane	"	ND	-----	0.200	"	"	"	"	"	
1,3-Dichloropropane	"	ND	-----	0.200	"	"	"	"	"	
2,2-Dichloropropane	"	ND	-----	0.500	"	"	"	"	"	
1,1-Dichloropropene	"	ND	-----	0.200	"	"	"	"	"	
cis-1,3-Dichloropropene	"	ND	-----	0.200	"	"	"	"	"	
trans-1,3-Dichloropropene	"	ND	-----	0.200	"	"	"	"	"	
Ethylbenzene	"	ND	-----	0.200	"	"	"	"	"	
Hexachlorobutadiene	"	ND	-----	0.500	"	"	"	"	"	
Methyl tert-butyl ether	"	ND	-----	1.00	"	"	"	"	"	
n-Hexane	"	ND	-----	1.00	"	"	"	"	"	Q-41
2-Hexanone	"	ND	-----	2.00	"	"	"	"	"	
Isopropylbenzene	"	ND	-----	0.500	"	"	"	"	"	
p-Isopropyltoluene	"	ND	-----	0.200	"	"	"	"	"	
4-Methyl-2-pentanone	"	ND	-----	2.00	"	"	"	"	"	
Methylene chloride	"	ND	-----	5.00	"	"	"	"	"	
Naphthalene	"	ND	-----	0.500	"	"	"	"	"	
n-Propylbenzene	"	ND	-----	0.500	"	"	"	"	"	
Styrene	"	ND	-----	0.500	"	"	"	"	"	
1,2,3-Trichlorobenzene	"	ND	-----	0.200	"	"	"	"	"	
1,2,4-Trichlorobenzene	"	ND	-----	0.200	"	"	"	"	"	
1,1,1,2-Tetrachloroethane	"	ND	-----	0.200	"	"	"	"	"	
1,1,2,2-Tetrachloroethane	"	ND	-----	0.500	"	"	"	"	"	
Tetrachloroethene	"	ND	-----	0.200	"	"	"	"	"	

TestAmerica - Seattle, WA

The results in this report apply to the samples analyzed in accordance with the chain of custody document. This analytical report must be reproduced in its entirety.

Kate Haney, Project Manager

TestAmerica
ANALYTICAL TESTING CORPORATION

SEATTLE, WA 11720 NORTH CREEK PKWY N, SUITE 400
BOTHELL, WA 98011-8244
PH: (425) 420.9200 FAX: (425) 420.9210

Sound Environmental Strategies	Project Name:	**Time Oil #01-600 - Seattle Terminal**	
2400 Airport Way South, Suite 200	Project Number:	0440-004-04	Report Created:
Seattle, WA/USA 98134-2020	Project Manager:	Dee Gardner	07/10/06 17:06

Volatile Organic Compounds by EPA Method 8260B

TestAmerica - Seattle, WA

Analyte	Method	Result	MDL*	MRL	Units	Dil	Batch	Prepared	Analyzed	Notes
BPF0564-09 (02-MW-02-20060620)		**Water**			**Sampled: 06/20/06 09:55**					
Toluene	EPA 8260B	ND	-----	0.200	ug/l	1x	6F30042	06/30/06 10:25	06/30/06 17:34	
1,1,1-Trichloroethane	"	ND	-----	0.200	"	"	"	"	"	
1,1,2-Trichloroethane	"	ND	-----	0.200	"	"	"	"	"	
Trichloroethene	"	ND	-----	0.200	"	"	"	"	"	
Trichlorofluoromethane	"	ND	-----	0.500	"	"	"	"	"	
1,2,3-Trichloropropane	"	ND	-----	0.500	"	"	"	"	"	
1,2,4-Trimethylbenzene	"	ND	-----	0.200	"	"	"	"	"	
1,3,5-Trimethylbenzene	"	ND	-----	0.500	"	"	"	"	"	
Vinyl chloride	"	ND	-----	0.200	"	"	"	"	"	
o-Xylene	"	ND	-----	0.250	"	"	"	"	"	
m,p-Xylene	"	ND	-----	0.500	"	"	"	"	"	
Total Xylenes	"	ND	-----	0.750	"	"	"	"	"	
Surrogate(s): 1,2-DCA-d4		*81.5%*			*70 - 130 %*	"			"	
Toluene-d8		*99.2%*			*70 - 130 %*	"			"	
4-BFB		*100%*			*70 - 130 %*	"			"	
BPF0564-10 (02-MW-03-20060620)		**Water**			**Sampled: 06/20/06 11:32**					
Acetone	EPA 8260B	ND	-----	10.0	ug/l	1x	6F30042	06/30/06 10:25	06/30/06 17:59	
Benzene	"	ND	-----	0.200	"	"	"	"	"	
Bromobenzene	"	ND	-----	0.500	"	"	"	"	"	
Bromochloromethane	"	ND	-----	0.200	"	"	"	"	"	
Bromodichloromethane	"	ND	-----	0.200	"	"	"	"	"	
Bromoform	"	ND	-----	0.200	"	"	"	"	"	
Bromomethane	"	ND	-----	2.00	"	"	"	"	"	
2-Butanone	"	ND	-----	2.00	"	"	"	"	"	
n-Butylbenzene	"	ND	-----	0.200	"	"	"	"	"	
sec-Butylbenzene	"	ND	-----	0.200	"	"	"	"	"	
tert-Butylbenzene	"	ND	-----	0.500	"	"	"	"	"	
Carbon disulfide	"	ND	-----	0.500	"	"	"	"	"	
Carbon tetrachloride	"	ND	-----	0.200	"	"	"	"	"	
Chlorobenzene	"	ND	-----	0.200	"	"	"	"	"	
Chloroethane	"	ND	-----	1.00	"	"	"	"	"	
Chloroform	"	ND	-----	0.200	"	"	"	"	"	
Chloromethane	"	ND	-----	1.00	"	"	"	"	"	
2-Chlorotoluene	"	ND	-----	0.500	"	"	"	"	"	
4-Chlorotoluene	"	ND	-----	0.500	"	"	"	"	"	
Dibromochloromethane	"	ND	-----	0.200	"	"	"	"	"	
1,2-Dibromo-3-chloropropane	"	ND	-----	0.500	"	"	"	"	"	
1,2-Dibromoethane	"	ND	-----	0.200	"	"	"	"	"	
Dibromomethane	"	ND	-----	0.200	"	"	"	"	"	
1,2-Dichlorobenzene	"	ND	-----	0.200	"	"	"	"	"	
1,3-Dichlorobenzene	"	ND	-----	0.200	"	"	"	"	"	

TestAmerica - Seattle, WA

The results in this report apply to the samples analyzed in accordance with the chain of custody document. This analytical report must be reproduced in its entirety.

Kate Haney, Project Manager

TestAmerica
ANALYTICAL TESTING CORPORATION

SEATTLE, WA 11720 NORTH CREEK PKWY N, SUITE 400
BOTHELL, WA 98011-8244
PH: (425) 420.9200 FAX: (425) 420.9210

Sound Environmental Strategies	Project Name:	**Time Oil #01-600 - Seattle Terminal**	
2400 Airport Way South, Suite 200	Project Number:	0440-004-04	Report Created:
Seattle, WA/USA 98134-2020	Project Manager:	Dee Gardner	07/10/06 17:06

Volatile Organic Compounds by EPA Method 8260B

TestAmerica - Seattle, WA

Analyte	Method	Result	MDL*	MRL	Units	Dil	Batch	Prepared	Analyzed	Notes
BPF0564-10 (02-MW-03-20060620)		**Water**			**Sampled: 06/20/06 11:32**					
1,4-Dichlorobenzene	EPA 8260B	ND	-----	0.200	ug/l	1x	6F30042	06/30/06 10:25	06/30/06 17:59	
Dichlorodifluoromethane	"	ND	-----	0.500	"	"	"	"	"	
1,1-Dichloroethane	"	ND	-----	0.200	"	"	"	"	"	
1,2-Dichloroethane	"	ND	-----	0.200	"	"	"	"	"	
1,1-Dichloroethene	"	ND	-----	0.200	"	"	"	"	"	
cis-1,2-Dichloroethene	"	ND	-----	0.200	"	"	"	"	"	
trans-1,2-Dichloroethene	"	ND	-----	0.200	"	"	"	"	"	
1,2-Dichloropropane	"	ND	-----	0.200	"	"	"	"	"	
1,3-Dichloropropane	"	ND	-----	0.200	"	"	"	"	"	
2,2-Dichloropropane	"	ND	-----	0.500	"	"	"	"	"	
1,1-Dichloropropene	"	ND	-----	0.200	"	"	"	"	"	
cis-1,3-Dichloropropene	"	ND	-----	0.200	"	"	"	"	"	
trans-1,3-Dichloropropene	"	ND	-----	0.200	"	"	"	"	"	
Ethylbenzene	"	ND	-----	0.200	"	"	"	"	"	
Hexachlorobutadiene	"	ND	-----	0.500	"	"	"	"	"	
Methyl tert-butyl ether	"	ND	-----	1.00	"	"	"	"	"	
n-Hexane	"	ND	-----	1.00	"	"	"	"	"	Q-41
2-Hexanone	"	ND	-----	2.00	"	"	"	"	"	
Isopropylbenzene	"	ND	-----	0.500	"	"	"	"	"	
p-Isopropyltoluene	"	ND	-----	0.200	"	"	"	"	"	
4-Methyl-2-pentanone	"	ND	-----	2.00	"	"	"	"	"	
Methylene chloride	"	ND	-----	5.00	"	"	"	"	"	
Naphthalene	"	ND	-----	0.500	"	"	"	"	"	
n-Propylbenzene	"	ND	-----	0.500	"	"	"	"	"	
Styrene	"	ND	-----	0.500	"	"	"	"	"	
1,2,3-Trichlorobenzene	"	ND	-----	0.200	"	"	"	"	"	
1,2,4-Trichlorobenzene	"	ND	-----	0.200	"	"	"	"	"	
1,1,1,2-Tetrachloroethane	"	ND	-----	0.200	"	"	"	"	"	
1,1,2,2-Tetrachloroethane	"	ND	-----	0.500	"	"	"	"	"	
Tetrachloroethene	"	ND	-----	0.200	"	"	"	"	"	
Toluene	"	ND	-----	0.200	"	"	"	"	"	
1,1,1-Trichloroethane	"	ND	-----	0.200	"	"	"	"	"	
1,1,2-Trichloroethane	"	ND	-----	0.200	"	"	"	"	"	
Trichloroethene	"	ND	-----	0.200	"	"	"	"	"	
Trichlorofluoromethane	"	ND	-----	0.500	"	"	"	"	"	
1,2,3-Trichloropropane	"	ND	-----	0.500	"	"	"	"	"	
1,2,4-Trimethylbenzene	"	ND	-----	0.200	"	"	"	"	"	
1,3,5-Trimethylbenzene	"	ND	-----	0.500	"	"	"	"	"	
Vinyl chloride	"	ND	-----	0.200	"	"	"	"	"	
o-Xylene	"	ND	-----	0.250	"	"	"	"	"	
m,p-Xylene	"	ND	-----	0.500	"	"	"	"	"	
Total Xylenes	"	ND	-----	0.750	"	"	"	"	"	

TestAmerica - Seattle, WA

The results in this report apply to the samples analyzed in accordance with the chain of custody document. This analytical report must be reproduced in its entirety.

Kate Haney, Project Manager

TestAmerica
ANALYTICAL TESTING CORPORATION

SEATTLE, WA 11720 NORTH CREEK PKWY N, SUITE 400
BOTHELL, WA 98011-8244
PH: (425) 420.9200 FAX: (425) 420.9210

Sound Environmental Strategies	Project Name:	**Time Oil #01-600 - Seattle Terminal**	
2400 Airport Way South, Suite 200	Project Number:	0440-004-04	Report Created:
Seattle, WA/USA 98134-2020	Project Manager:	Dee Gardner	07/10/06 17:06

Volatile Organic Compounds by EPA Method 8260B

TestAmerica - Seattle, WA

Analyte	Method	Result	MDL*	MRL	Units	Dil	Batch	Prepared	Analyzed	Notes
BPF0564-10 (02-MW-03-20060620)		**Water**			**Sampled: 06/20/06 11:32**					
Surrogate(s): 1,2-DCA-d4		*80.8%*			*70 - 130 %*	*1x*			*06/30/06 17:59*	
Toluene-d8		*100%*			*70 - 130 %*	*"*			*"*	
4-BFB		*99.8%*			*70 - 130 %*	*"*			*"*	
BPF0564-11 (02-MW-04-20060620)		**Water**			**Sampled: 06/20/06 12:19**					
Acetone	EPA 8260B	ND	-----	10.0	ug/l	1x	6F28033	06/27/06 09:42	06/27/06 20:35	
Benzene	"	**20.1**	-----	0.200	"	"	"	"	"	
Bromobenzene	"	ND	-----	0.500	"	"	"	"	"	
Bromochloromethane	"	ND	-----	0.200	"	"	"	"	"	
Bromodichloromethane	"	ND	-----	0.200	"	"	"	"	"	
Bromoform	"	ND	-----	0.200	"	"	"	"	"	
Bromomethane	"	ND	-----	2.00	"	"	"	"	"	
2-Butanone	"	**32.5**	-----	2.00	"	"	"	"	"	
n-Butylbenzene	"	**2.03**	-----	0.200	"	"	"	"	"	
sec-Butylbenzene	"	**3.56**	-----	0.200	"	"	"	"	"	
tert-Butylbenzene	"	**1.60**	-----	0.500	"	"	"	"	"	
Carbon disulfide	"	ND	-----	0.500	"	"	"	"	"	
Carbon tetrachloride	"	ND	-----	0.200	"	"	"	"	"	
Chlorobenzene	"	ND	-----	0.200	"	"	"	"	"	
Chloroethane	"	ND	-----	1.00	"	"	"	"	"	
Chloroform	"	ND	-----	0.200	"	"	"	"	"	
Chloromethane	"	ND	-----	1.00	"	"	"	"	"	
2-Chlorotoluene	"	ND	-----	0.500	"	"	"	"	"	
4-Chlorotoluene	"	ND	-----	0.500	"	"	"	"	"	
Dibromochloromethane	"	ND	-----	0.200	"	"	"	"	"	
1,2-Dibromo-3-chloropropane	"	ND	-----	0.500	"	"	"	"	"	
1,2-Dibromoethane	"	ND	-----	0.200	"	"	"	"	"	
Dibromomethane	"	ND	-----	0.200	"	"	"	"	"	
1,2-Dichlorobenzene	"	ND	-----	0.200	"	"	"	"	"	
1,3-Dichlorobenzene	"	ND	-----	0.200	"	"	"	"	"	
1,4-Dichlorobenzene	"	ND	-----	0.200	"	"	"	"	"	
Dichlorodifluoromethane	"	ND	-----	0.500	"	"	"	"	"	
1,1-Dichloroethane	"	ND	-----	0.200	"	"	"	"	"	
1,2-Dichloroethane	"	**0.650**	-----	0.200	"	"	"	"	"	
1,1-Dichloroethene	"	ND	-----	0.200	"	"	"	"	"	
cis-1,2-Dichloroethene	"	ND	-----	0.200	"	"	"	"	"	
trans-1,2-Dichloroethene	"	ND	-----	0.200	"	"	"	"	"	
1,2-Dichloropropane	"	ND	-----	0.200	"	"	"	"	"	
1,3-Dichloropropane	"	ND	-----	0.200	"	"	"	"	"	
2,2-Dichloropropane	"	ND	-----	0.500	"	"	"	"	"	
1,1-Dichloropropene	"	ND	-----	0.200	"	"	"	"	"	
cis-1,3-Dichloropropene	"	ND	-----	0.200	"	"	"	"	"	

TestAmerica - Seattle, WA

The results in this report apply to the samples analyzed in accordance with the chain of custody document. This analytical report must be reproduced in its entirety.

Kate Haney, Project Manager

TestAmerica
ANALYTICAL TESTING CORPORATION

SEATTLE, WA 11720 NORTH CREEK PKWY N, SUITE 400
BOTHELL, WA 98011-8244
PH: (425) 420.9200 FAX: (425) 420.9210

Sound Environmental Strategies	Project Name:	**Time Oil #01-600 - Seattle Terminal**	
2400 Airport Way South, Suite 200	Project Number:	0440-004-04	Report Created:
Seattle, WA/USA 98134-2020	Project Manager:	Dee Gardner	07/10/06 17:06

Volatile Organic Compounds by EPA Method 8260B

TestAmerica - Seattle, WA

Analyte	Method	Result	MDL*	MRL	Units	Dil	Batch	Prepared	Analyzed	Notes
BPF0564-11 (02-MW-04-20060620)		**Water**			**Sampled: 06/20/06 12:19**					
trans-1,3-Dichloropropene	EPA 8260B	ND	-----	0.200	ug/l	1x	6F28033	06/27/06 09:42	06/27/06 20:35	
Ethylbenzene	"	**316**	-----	0.200	"	"	"	"	"	**E-01**
Hexachlorobutadiene	"	ND	-----	0.500	"	"	"	"	"	
Methyl tert-butyl ether	"	ND	-----	1.00	"	"	"	"	"	
n-Hexane	"	**227**	-----	1.00	"	"	"	"	"	**E**
2-Hexanone	"	ND	-----	2.00	"	"	"	"	"	
Isopropylbenzene	"	**26.8**	-----	0.500	"	"	"	"	"	
p-Isopropyltoluene	"	ND	-----	0.200	"	"	"	"	"	
4-Methyl-2-pentanone	"	ND	-----	2.00	"	"	"	"	"	
Methylene chloride	"	ND	-----	5.00	"	"	"	"	"	
Naphthalene	"	**13.4**	-----	0.500	"	"	"	"	"	
n-Propylbenzene	"	**33.6**	-----	0.500	"	"	"	"	"	
Styrene	"	ND	-----	0.500	"	"	"	"	"	
1,2,3-Trichlorobenzene	"	ND	-----	0.200	"	"	"	"	"	
1,2,4-Trichlorobenzene	"	ND	-----	0.200	"	"	"	"	"	
1,1,1,2-Tetrachloroethane	"	ND	-----	0.200	"	"	"	"	"	
1,1,2,2-Tetrachloroethane	"	ND	-----	0.500	"	"	"	"	"	
Tetrachloroethene	"	ND	-----	0.200	"	"	"	"	"	
Toluene	"	**30.3**	-----	0.200	"	"	"	"	"	
1,1,1-Trichloroethane	"	ND	-----	0.200	"	"	"	"	"	
1,1,2-Trichloroethane	"	ND	-----	0.200	"	"	"	"	"	
Trichloroethene	"	ND	-----	0.200	"	"	"	"	"	
Trichlorofluoromethane	"	ND	-----	0.500	"	"	"	"	"	
1,2,3-Trichloropropane	"	ND	-----	0.500	"	"	"	"	"	
1,2,4-Trimethylbenzene	"	**123**	-----	0.200	"	"	"	"	"	
1,3,5-Trimethylbenzene	"	**64.1**	-----	0.500	"	"	"	"	"	
Vinyl chloride	"	ND	-----	0.200	"	"	"	"	"	
o-Xylene	"	**78.8**	-----	0.250	"	"	"	"	"	
m,p-Xylene	"	**416**	-----	0.500	"	"	"	"	"	**E**
Total Xylenes	"	**494**	-----	0.750	"	"	"	"	"	**E**
Surrogate(s): *1,2-DCA-d4*			*107%*		*70 - 130 %*	"			"	
Toluene-d8			*107%*		*70 - 130 %*	"			"	
4-BFB			*100%*		*70 - 130 %*	"			"	

TestAmerica - Seattle, WA

The results in this report apply to the samples analyzed in accordance with the chain of custody document. This analytical report must be reproduced in its entirety.

Kate Haney, Project Manager

TestAmerica
ANALYTICAL TESTING CORPORATION

SEATTLE, WA 11720 NORTH CREEK PKWY N, SUITE 400
BOTHELL, WA 98011-8244
PH: (425) 420.9200 FAX: (425) 420.9210

Sound Environmental Strategies	Project Name:	**Time Oil #01-600 - Seattle Terminal**	
2400 Airport Way South, Suite 200	Project Number:	0440-004-04	Report Created:
Seattle, WA/USA 98134-2020	Project Manager:	Dee Gardner	07/10/06 17:06

Volatile Organic Compounds by EPA Method 8260B

TestAmerica - Seattle, WA

Analyte	Method	Result	MDL*	MRL	Units	Dil	Batch	Prepared	Analyzed	Notes
BPF0564-11RE1 (02-MW-04-20060620)		**Water**			**Sampled: 06/20/06 12:19**					
Ethylbenzene	EPA 8260B	**375**	-----	1.00	ug/l	5x	6F30042	06/30/06 10:25	06/30/06 19:49	
n-Hexane	"	**236**	-----	5.00	"	"	"	"	"	**Q-41**
o-Xylene	"	**79.1**	-----	1.25	"	"	"	"	"	
m,p-Xylene	"	**495**	-----	2.50	"	"	"	"	"	
Total Xylenes	"	**574**	-----	3.75	"	"	"	"	"	
Surrogate(s): 1,2-DCA-d4			*82.0%*		*70 - 130 %*	*1x*			*"*	
Toluene-d8			*102%*		*70 - 130 %*	*"*			*"*	
4-BFB			*100%*		*70 - 130 %*	*"*			*"*	
BPF0564-12 (02-MW-06-20060620)		**Water**			**Sampled: 06/20/06 11:20**					
Acetone	EPA 8260B	ND	-----	10.0	ug/l	1x	6F30042	06/30/06 10:25	06/30/06 18:25	
Benzene	"	ND	-----	0.200	"	"	"	"	"	
Bromobenzene	"	ND	-----	0.500	"	"	"	"	"	
Bromochloromethane	"	ND	-----	0.200	"	"	"	"	"	
Bromodichloromethane	"	ND	-----	0.200	"	"	"	"	"	
Bromoform	"	ND	-----	0.200	"	"	"	"	"	
Bromomethane	"	ND	-----	2.00	"	"	"	"	"	
2-Butanone	"	ND	-----	2.00	"	"	"	"	"	
n-Butylbenzene	"	ND	-----	0.200	"	"	"	"	"	
sec-Butylbenzene	"	ND	-----	0.200	"	"	"	"	"	
tert-Butylbenzene	"	ND	-----	0.500	"	"	"	"	"	
Carbon disulfide	"	ND	-----	0.500	"	"	"	"	"	
Carbon tetrachloride	"	ND	-----	0.200	"	"	"	"	"	
Chlorobenzene	"	ND	-----	0.200	"	"	"	"	"	
Chloroethane	"	ND	-----	1.00	"	"	"	"	"	
Chloroform	"	ND	-----	0.200	"	"	"	"	"	
Chloromethane	"	ND	-----	1.00	"	"	"	"	"	
2-Chlorotoluene	"	ND	-----	0.500	"	"	"	"	"	
4-Chlorotoluene	"	ND	-----	0.500	"	"	"	"	"	
Dibromochloromethane	"	ND	-----	0.200	"	"	"	"	"	
1,2-Dibromo-3-chloropropane	"	ND	-----	0.500	"	"	"	"	"	
1,2-Dibromoethane	"	ND	-----	0.200	"	"	"	"	"	
Dibromomethane	"	ND	-----	0.200	"	"	"	"	"	
1,2-Dichlorobenzene	"	ND	-----	0.200	"	"	"	"	"	
1,3-Dichlorobenzene	"	ND	-----	0.200	"	"	"	"	"	
1,4-Dichlorobenzene	"	ND	-----	0.200	"	"	"	"	"	
Dichlorodifluoromethane	"	ND	-----	0.500	"	"	"	"	"	
1,1-Dichloroethane	"	ND	-----	0.200	"	"	"	"	"	
1,2-Dichloroethane	"	**0.290**	-----	0.200	"	"	"	"	"	
1,1-Dichloroethene	"	ND	-----	0.200	"	"	"	"	"	
cis-1,2-Dichloroethene	"	ND	-----	0.200	"	"	"	"	"	
trans-1,2-Dichloroethene	"	ND	-----	0.200	"	"	"	"	"	

TestAmerica - Seattle, WA

The results in this report apply to the samples analyzed in accordance with the chain of custody document. This analytical report must be reproduced in its entirety.

Kate Haney, Project Manager

TestAmerica
ANALYTICAL TESTING CORPORATION

SEATTLE, WA 11720 NORTH CREEK PKWY N, SUITE 400
BOTHELL, WA 98011-8244
PH: (425) 420.9200 FAX: (425) 420.9210

Sound Environmental Strategies	Project Name:	**Time Oil #01-600 - Seattle Terminal**	
2400 Airport Way South, Suite 200	Project Number:	0440-004-04	Report Created:
Seattle, WA/USA 98134-2020	Project Manager:	Dee Gardner	07/10/06 17:06

Volatile Organic Compounds by EPA Method 8260B

TestAmerica - Seattle, WA

Analyte	Method	Result	MDL*	MRL	Units	Dil	Batch	Prepared	Analyzed	Notes
BPF0564-12 (02-MW-06-20060620)		**Water**			**Sampled: 06/20/06 11:20**					
1,2-Dichloropropane	EPA 8260B	ND	-----	0.200	ug/l	1x	6F30042	06/30/06 10:25	06/30/06 18:25	
1,3-Dichloropropane	"	ND	-----	0.200	"	"	"	"	"	
2,2-Dichloropropane	"	ND	-----	0.500	"	"	"	"	"	
1,1-Dichloropropene	"	ND	-----	0.200	"	"	"	"	"	
cis-1,3-Dichloropropene	"	ND	-----	0.200	"	"	"	"	"	
trans-1,3-Dichloropropene	"	ND	-----	0.200	"	"	"	"	"	
Ethylbenzene	"	ND	-----	0.200	"	"	"	"	"	
Hexachlorobutadiene	"	ND	-----	0.500	"	"	"	"	"	
Methyl tert-butyl ether	"	ND	-----	1.00	"	"	"	"	"	
n-Hexane	"	ND	-----	1.00	"	"	"	"	"	Q-41
2-Hexanone	"	ND	-----	2.00	"	"	"	"	"	
Isopropylbenzene	"	ND	-----	0.500	"	"	"	"	"	
p-Isopropyltoluene	"	ND	-----	0.200	"	"	"	"	"	
4-Methyl-2-pentanone	"	ND	-----	2.00	"	"	"	"	"	
Methylene chloride	"	ND	-----	5.00	"	"	"	"	"	
Naphthalene	"	ND	-----	0.500	"	"	"	"	"	
n-Propylbenzene	"	ND	-----	0.500	"	"	"	"	"	
Styrene	"	ND	-----	0.500	"	"	"	"	"	
1,2,3-Trichlorobenzene	"	ND	-----	0.200	"	"	"	"	"	
1,2,4-Trichlorobenzene	"	ND	-----	0.200	"	"	"	"	"	
1,1,1,2-Tetrachloroethane	"	ND	-----	0.200	"	"	"	"	"	
1,1,2,2-Tetrachloroethane	"	ND	-----	0.500	"	"	"	"	"	
Tetrachloroethene	"	ND	-----	0.200	"	"	"	"	"	
Toluene	"	ND	-----	0.200	"	"	"	"	"	
1,1,1-Trichloroethane	"	ND	-----	0.200	"	"	"	"	"	
1,1,2-Trichloroethane	"	ND	-----	0.200	"	"	"	"	"	
Trichloroethene	"	ND	-----	0.200	"	"	"	"	"	
Trichlorofluoromethane	"	ND	-----	0.500	"	"	"	"	"	
1,2,3-Trichloropropane	"	ND	-----	0.500	"	"	"	"	"	
1,2,4-Trimethylbenzene	"	ND	-----	0.200	"	"	"	"	"	
1,3,5-Trimethylbenzene	"	ND	-----	0.500	"	"	"	"	"	
Vinyl chloride	"	ND	-----	0.200	"	"	"	"	"	
o-Xylene	"	ND	-----	0.250	"	"	"	"	"	
m,p-Xylene	"	ND	-----	0.500	"	"	"	"	"	
Total Xylenes	"	ND	-----	0.750	"	"	"	"	"	
Surrogate(s): *1,2-DCA-d4*			*81.0%*		*70 - 130 %*	"			"	
Toluene-d8			*100%*		*70 - 130 %*	"			"	
4-BFB			*101%*		*70 - 130 %*	"			"	

TestAmerica - Seattle, WA

Kate Haney, Project Manager

The results in this report apply to the samples analyzed in accordance with the chain of custody document. This analytical report must be reproduced in its entirety.

TestAmerica
ANALYTICAL TESTING CORPORATION

SEATTLE, WA 11720 NORTH CREEK PKWY N, SUITE 400
BOTHELL, WA 98011-8244
PH: (425) 420.9200 FAX: (425) 420.9210

Sound Environmental Strategies	Project Name:	**Time Oil #01-600 - Seattle Terminal**	
2400 Airport Way South, Suite 200	Project Number:	0440-004-04	Report Created:
Seattle, WA/USA 98134-2020	Project Manager:	Dee Gardner	07/10/06 17:06

Volatile Organic Compounds by EPA Method 8260B

TestAmerica - Seattle, WA

Analyte	Method	Result	MDL*	MRL	Units	Dil	Batch	Prepared	Analyzed	Notes
BPF0564-13 (02-MW-07-20060620)		**Water**			**Sampled: 06/20/06 10:52**					
Acetone	EPA 8260B	ND	-----	10.0	ug/l	1x	6F30017	06/27/06 15:00	06/28/06 02:56	
Benzene	"	ND	-----	0.200	"	"	"	"	"	
Bromobenzene	"	ND	-----	0.500	"	"	"	"	"	
Bromochloromethane	"	ND	-----	0.200	"	"	"	"	"	
Bromodichloromethane	"	ND	-----	0.200	"	"	"	"	"	
Bromoform	"	ND	-----	0.200	"	"	"	"	"	
Bromomethane	"	ND	-----	2.00	"	"	"	"	"	Q-40
2-Butanone	"	ND	-----	2.00	"	"	"	"	"	
n-Butylbenzene	"	ND	-----	0.200	"	"	"	"	"	
sec-Butylbenzene	"	ND	-----	0.200	"	"	"	"	"	
tert-Butylbenzene	"	ND	-----	0.500	"	"	"	"	"	
Carbon disulfide	"	ND	-----	0.500	"	"	"	"	"	
Carbon tetrachloride	"	ND	-----	0.200	"	"	"	"	"	
Chlorobenzene	"	ND	-----	0.200	"	"	"	"	"	
Chloroethane	"	ND	-----	1.00	"	"	"	"	"	
Chloroform	"	ND	-----	0.200	"	"	"	"	"	
Chloromethane	"	ND	-----	1.00	"	"	"	"	"	
2-Chlorotoluene	"	ND	-----	0.500	"	"	"	"	"	
4-Chlorotoluene	"	ND	-----	0.500	"	"	"	"	"	
Dibromochloromethane	"	ND	-----	0.200	"	"	"	"	"	
1,2-Dibromo-3-chloropropane	"	ND	-----	0.500	"	"	"	"	"	
1,2-Dibromoethane	"	ND	-----	0.200	"	"	"	"	"	
Dibromomethane	"	ND	-----	0.200	"	"	"	"	"	
1,2-Dichlorobenzene	"	ND	-----	0.200	"	"	"	"	"	
1,3-Dichlorobenzene	"	ND	-----	0.200	"	"	"	"	"	
1,4-Dichlorobenzene	"	ND	-----	0.200	"	"	"	"	"	
Dichlorodifluoromethane	"	ND	-----	0.500	"	"	"	"	"	
1,1-Dichloroethane	"	ND	-----	0.200	"	"	"	"	"	
1,2-Dichloroethane	"	ND	-----	0.200	"	"	"	"	"	
1,1-Dichloroethene	"	ND	-----	0.200	"	"	"	"	"	
cis-1,2-Dichloroethene	"	ND	-----	0.200	"	"	"	"	"	
trans-1,2-Dichloroethene	"	ND	-----	0.200	"	"	"	"	"	
1,2-Dichloropropane	"	ND	-----	0.200	"	"	"	"	"	
1,3-Dichloropropane	"	ND	-----	0.200	"	"	"	"	"	
2,2-Dichloropropane	"	ND	-----	0.500	"	"	"	"	"	
1,1-Dichloropropene	"	ND	-----	0.200	"	"	"	"	"	
cis-1,3-Dichloropropene	"	ND	-----	0.200	"	"	"	"	"	
trans-1,3-Dichloropropene	"	ND	-----	0.200	"	"	"	"	"	
Ethylbenzene	"	ND	-----	0.200	"	"	"	"	"	
Hexachlorobutadiene	"	ND	-----	0.500	"	"	"	"	"	
Methyl tert-butyl ether	"	ND	-----	1.00	"	"	"	"	"	
n-Hexane	"	ND	-----	1.00	"	"	"	"	"	
2-Hexanone	"	ND	-----	2.00	"	"	"	"	"	

TestAmerica - Seattle, WA

The results in this report apply to the samples analyzed in accordance with the chain of custody document. This analytical report must be reproduced in its entirety.

Kate Haney, Project Manager

TestAmerica
ANALYTICAL TESTING CORPORATION

SEATTLE, WA 11720 NORTH CREEK PKWY N, SUITE 400
BOTHELL, WA 98011-8244
PH: (425) 420.9200 FAX: (425) 420.9210

Sound Environmental Strategies	Project Name:	**Time Oil #01-600 - Seattle Terminal**	
2400 Airport Way South, Suite 200	Project Number:	0440-004-04	Report Created:
Seattle, WA/USA 98134-2020	Project Manager:	Dee Gardner	07/10/06 17:06

Volatile Organic Compounds by EPA Method 8260B

TestAmerica - Seattle, WA

Analyte	Method	Result	MDL*	MRL	Units	Dil	Batch	Prepared	Analyzed	Notes
BPF0564-13 (02-MW-07-20060620)		**Water**			**Sampled: 06/20/06 10:52**					
Isopropylbenzene	EPA 8260B	ND	-----	0.500	ug/l	1x	6F30017	06/27/06 15:00	06/28/06 02:56	
p-Isopropyltoluene	"	ND	-----	0.200	"	"	"	"	"	
4-Methyl-2-pentanone	"	ND	-----	2.00	"	"	"	"	"	
Methylene chloride	"	ND	-----	5.00	"	"	"	"	"	
Naphthalene	"	ND	-----	0.500	"	"	"	"	"	
n-Propylbenzene	"	ND	-----	0.500	"	"	"	"	"	
Styrene	"	ND	-----	0.500	"	"	"	"	"	
1,2,3-Trichlorobenzene	"	ND	-----	0.200	"	"	"	"	"	
1,2,4-Trichlorobenzene	"	ND	-----	0.200	"	"	"	"	"	
1,1,1,2-Tetrachloroethane	"	ND	-----	0.200	"	"	"	"	"	
1,1,2,2-Tetrachloroethane	"	ND	-----	0.500	"	"	"	"	"	
Tetrachloroethene	"	ND	-----	0.200	"	"	"	"	"	
Toluene	"	ND	-----	0.200	"	"	"	"	"	
1,1,1-Trichloroethane	"	ND	-----	0.200	"	"	"	"	"	
1,1,2-Trichloroethane	"	ND	-----	0.200	"	"	"	"	"	
Trichloroethene	"	ND	-----	0.200	"	"	"	"	"	
Trichlorofluoromethane	"	ND	-----	0.500	"	"	"	"	"	
1,2,3-Trichloropropane	"	ND	-----	0.500	"	"	"	"	"	
1,2,4-Trimethylbenzene	"	ND	-----	0.200	"	"	"	"	"	
1,3,5-Trimethylbenzene	"	ND	-----	0.500	"	"	"	"	"	
Vinyl chloride	"	ND	-----	0.200	"	"	"	"	"	
o-Xylene	"	ND	-----	0.250	"	"	"	"	"	
m,p-Xylene	"	ND	-----	0.500	"	"	"	"	"	
Total Xylenes	"	ND	-----	0.750	"	"	"	"	"	
Surrogate(s): 1,2-DCA-d4			*96.0%*		*70 - 130 %*	"			"	
Toluene-d8			*103%*		*70 - 130 %*	"			"	
4-BFB			*100%*		*70 - 130 %*	"			"	
BPF0564-14 (02-MW-97-20060620)		**Water**			**Sampled: 06/20/06 12:34**					
Acetone	EPA 8260B	ND	-----	10.0	ug/l	1x	6F30017	06/27/06 15:00	06/28/06 03:25	
Benzene	"	**19.0**	-----	0.200	"	"	"	"	"	
Bromobenzene	"	ND	-----	0.500	"	"	"	"	"	
Bromochloromethane	"	ND	-----	0.200	"	"	"	"	"	
Bromodichloromethane	"	ND	-----	0.200	"	"	"	"	"	
Bromoform	"	ND	-----	0.200	"	"	"	"	"	
Bromomethane	"	ND	-----	2.00	"	"	"	"	"	Q-40
2-Butanone	"	**36.5**	-----	2.00	"	"	"	"	"	
n-Butylbenzene	"	**2.00**	-----	0.200	"	"	"	"	"	
sec-Butylbenzene	"	**3.67**	-----	0.200	"	"	"	"	"	
tert-Butylbenzene	"	**1.75**	-----	0.500	"	"	"	"	"	
Carbon disulfide	"	ND	-----	0.500	"	"	"	"	"	
Carbon tetrachloride	"	ND	-----	0.200	"	"	"	"	"	

TestAmerica - Seattle, WA

The results in this report apply to the samples analyzed in accordance with the chain of custody document. This analytical report must be reproduced in its entirety.

Kate Haney, Project Manager

TestAmerica
ANALYTICAL TESTING CORPORATION

SEATTLE, WA 11720 NORTH CREEK PKWY N, SUITE 400
BOTHELL, WA 98011-8244
PH: (425) 420.9200 FAX: (425) 420.9210

Sound Environmental Strategies	Project Name:	**Time Oil #01-600 - Seattle Terminal**	
2400 Airport Way South, Suite 200	Project Number:	0440-004-04	Report Created:
Seattle, WA/USA 98134-2020	Project Manager:	Dee Gardner	07/10/06 17:06

Volatile Organic Compounds by EPA Method 8260B

TestAmerica - Seattle, WA

Analyte	Method	Result	MDL*	MRL	Units	Dil	Batch	Prepared	Analyzed	Notes
BPF0564-14 (02-MW-97-20060620)		**Water**			**Sampled: 06/20/06 12:34**					
Chlorobenzene	EPA 8260B	ND	-----	0.200	ug/l	1x	6F30017	06/27/06 15:00	06/28/06 03:25	
Chloroethane	"	ND	-----	1.00	"	"	"	"	"	
Chloroform	"	ND	-----	0.200	"	"	"	"	"	
Chloromethane	"	ND	-----	1.00	"	"	"	"	"	
2-Chlorotoluene	"	ND	-----	0.500	"	"	"	"	"	
4-Chlorotoluene	"	ND	-----	0.500	"	"	"	"	"	
Dibromochloromethane	"	ND	-----	0.200	"	"	"	"	"	
1,2-Dibromo-3-chloropropane	"	ND	-----	0.500	"	"	"	"	"	
1,2-Dibromoethane	"	ND	-----	0.200	"	"	"	"	"	
Dibromomethane	"	ND	-----	0.200	"	"	"	"	"	
1,2-Dichlorobenzene	"	ND	-----	0.200	"	"	"	"	"	
1,3-Dichlorobenzene	"	ND	-----	0.200	"	"	"	"	"	
1,4-Dichlorobenzene	"	ND	-----	0.200	"	"	"	"	"	
Dichlorodifluoromethane	"	ND	-----	0.500	"	"	"	"	"	
1,1-Dichloroethane	"	ND	-----	0.200	"	"	"	"	"	
1,2-Dichloroethane	"	**0.760**	-----	0.200	"	"	"	"	"	
1,1-Dichloroethene	"	ND	-----	0.200	"	"	"	"	"	
cis-1,2-Dichloroethene	"	ND	-----	0.200	"	"	"	"	"	
trans-1,2-Dichloroethene	"	ND	-----	0.200	"	"	"	"	"	
1,2-Dichloropropane	"	ND	-----	0.200	"	"	"	"	"	
1,3-Dichloropropane	"	ND	-----	0.200	"	"	"	"	"	
2,2-Dichloropropane	"	ND	-----	0.500	"	"	"	"	"	
1,1-Dichloropropene	"	ND	-----	0.200	"	"	"	"	"	
cis-1,3-Dichloropropene	"	ND	-----	0.200	"	"	"	"	"	
trans-1,3-Dichloropropene	"	ND	-----	0.200	"	"	"	"	"	
Ethylbenzene	"	**292**	-----	0.200	"	"	"	"	"	E
Hexachlorobutadiene	"	ND	-----	0.500	"	"	"	"	"	
Methyl tert-butyl ether	"	ND	-----	1.00	"	"	"	"	"	
n-Hexane	"	**230**	-----	1.00	"	"	"	"	"	E
2-Hexanone	"	ND	-----	2.00	"	"	"	"	"	
Isopropylbenzene	"	**25.0**	-----	0.500	"	"	"	"	"	
p-Isopropyltoluene	"	ND	-----	0.200	"	"	"	"	"	
4-Methyl-2-pentanone	"	ND	-----	2.00	"	"	"	"	"	
Methylene chloride	"	ND	-----	5.00	"	"	"	"	"	
Naphthalene	"	**12.2**	-----	0.500	"	"	"	"	"	
n-Propylbenzene	"	**31.0**	-----	0.500	"	"	"	"	"	
Styrene	"	ND	-----	0.500	"	"	"	"	"	
1,2,3-Trichlorobenzene	"	ND	-----	0.200	"	"	"	"	"	
1,2,4-Trichlorobenzene	"	ND	-----	0.200	"	"	"	"	"	
1,1,1,2-Tetrachloroethane	"	ND	-----	0.200	"	"	"	"	"	
1,1,2,2-Tetrachloroethane	"	ND	-----	0.500	"	"	"	"	"	
Tetrachloroethene	"	ND	-----	0.200	"	"	"	"	"	
Toluene	"	**27.5**	-----	0.200	"	"	"	"	"	

TestAmerica - Seattle, WA

The results in this report apply to the samples analyzed in accordance with the chain of custody document. This analytical report must be reproduced in its entirety.

Kate Haney, Project Manager

TestAmerica
ANALYTICAL TESTING CORPORATION

SEATTLE, WA 11720 NORTH CREEK PKWY N, SUITE 400
BOTHELL, WA 98011-8244
PH: (425) 420.9200 FAX: (425) 420.9210

Sound Environmental Strategies	Project Name:	**Time Oil #01-600 - Seattle Terminal**	
2400 Airport Way South, Suite 200	Project Number:	0440-004-04	Report Created:
Seattle, WA/USA 98134-2020	Project Manager:	Dee Gardner	07/10/06 17:06

Volatile Organic Compounds by EPA Method 8260B

TestAmerica - Seattle, WA

Analyte	Method	Result	MDL*	MRL	Units	Dil	Batch	Prepared	Analyzed	Notes
BPF0564-14 (02-MW-97-20060620)		**Water**			**Sampled: 06/20/06 12:34**					
1,1,1-Trichloroethane	"	ND	-----	0.200	"	"	"	"	"	
1,1,2-Trichloroethane	"	ND	-----	0.200	"	"	"	"	"	
Trichloroethene	"	ND	-----	0.200	"	"	"	"	"	
Trichlorofluoromethane	"	ND	-----	0.500	"	"	"	"	"	
1,2,3-Trichloropropane	"	ND	-----	0.500	"	"	"	"	"	
1,2,4-Trimethylbenzene	"	**112**	-----	0.200	"	"	"	"	"	
1,3,5-Trimethylbenzene	"	**58.0**	-----	0.500	"	"	"	"	"	
Vinyl chloride	"	ND	-----	0.200	"	"	"	"	"	
o-Xylene	"	**75.0**	-----	0.250	"	"	"	"	"	
m,p-Xylene	"	**386**	-----	0.500	"	"	"	"	"	
Total Xylenes	"	**461**	-----	0.750	"	"	"	"	"	
Surrogate(s): 1,2-DCA-d4			*107%*		*70 - 130 %*	"			"	
Toluene-d8			*108%*		*70 - 130 %*	"			"	
4-BFB			*99.5%*		*70 - 130 %*	"			"	
BPF0564-14RE1 (02-MW-97-20060620)		**Water**			**Sampled: 06/20/06 12:34**					
Ethylbenzene	EPA 8260B	**310**	-----	1.00	ug/l	5x	6F30042	06/30/06 10:25	06/30/06 20:14	
n-Hexane	"	**235**	-----	5.00	"	"	"	"	"	**Q-41**
Surrogate(s): 1,2-DCA-d4			*81.5%*		*70 - 130 %*	*1x*			"	
Toluene-d8			*102%*		*70 - 130 %*	"			"	
4-BFB			*98.8%*		*70 - 130 %*	"			"	
BPF0564-15 (Trip Blank)		**Water**			**Sampled: 06/19/06 08:00**					
Acetone	EPA 8260B	ND	-----	10.0	ug/l	1x	6F30017	06/27/06 15:00	06/28/06 01:28	
Benzene	"	ND	-----	0.200	"	"	"	"	"	
Bromobenzene	"	ND	-----	0.500	"	"	"	"	"	
Bromochloromethane	"	ND	-----	0.200	"	"	"	"	"	
Bromodichloromethane	"	ND	-----	0.200	"	"	"	"	"	
Bromoform	"	ND	-----	0.200	"	"	"	"	"	
Bromomethane	"	ND	-----	2.00	"	"	"	"	"	**Q-40**
2-Butanone	"	ND	-----	2.00	"	"	"	"	"	
n-Butylbenzene	"	ND	-----	0.200	"	"	"	"	"	
sec-Butylbenzene	"	ND	-----	0.200	"	"	"	"	"	
tert-Butylbenzene	"	ND	-----	0.500	"	"	"	"	"	
Carbon disulfide	"	ND	-----	0.500	"	"	"	"	"	
Carbon tetrachloride	"	ND	-----	0.200	"	"	"	"	"	
Chlorobenzene	"	ND	-----	0.200	"	"	"	"	"	
Chloroethane	"	ND	-----	1.00	"	"	"	"	"	
Chloroform	"	ND	-----	0.200	"	"	"	"	"	
Chloromethane	"	ND	-----	1.00	"	"	"	"	"	
2-Chlorotoluene	"	ND	-----	0.500	"	"	"	"	"	

TestAmerica - Seattle, WA

The results in this report apply to the samples analyzed in accordance with the chain of custody document. This analytical report must be reproduced in its entirety.

Kate Haney, Project Manager

TestAmerica
ANALYTICAL TESTING CORPORATION

SEATTLE, WA 11720 NORTH CREEK PKWY N, SUITE 400
BOTHELL, WA 98011-8244
PH: (425) 420.9200 FAX: (425) 420.9210

Sound Environmental Strategies	Project Name:	**Time Oil #01-600 - Seattle Terminal**	
2400 Airport Way South, Suite 200	Project Number:	0440-004-04	Report Created:
Seattle, WA/USA 98134-2020	Project Manager:	Dee Gardner	07/10/06 17:06

Volatile Organic Compounds by EPA Method 8260B

TestAmerica - Seattle, WA

Analyte	Method	Result	MDL*	MRL	Units	Dil	Batch	Prepared	Analyzed	Notes
BPF0564-15 (Trip Blank)		**Water**			**Sampled: 06/19/06 08:00**					
4-Chlorotoluene	EPA 8260B	ND	-----	0.500	ug/l	1x	6F30017	06/27/06 15:00	06/28/06 01:28	
Dibromochloromethane	"	ND	-----	0.200	"	"	"	"	"	
1,2-Dibromo-3-chloropropane	"	ND	-----	0.500	"	"	"	"	"	
1,2-Dibromoethane	"	ND	-----	0.200	"	"	"	"	"	
Dibromomethane	"	ND	-----	0.200	"	"	"	"	"	
1,2-Dichlorobenzene	"	ND	-----	0.200	"	"	"	"	"	
1,3-Dichlorobenzene	"	ND	-----	0.200	"	"	"	"	"	
1,4-Dichlorobenzene	"	ND	-----	0.200	"	"	"	"	"	
Dichlorodifluoromethane	"	ND	-----	0.500	"	"	"	"	"	
1,1-Dichloroethane	"	ND	-----	0.200	"	"	"	"	"	
1,2-Dichloroethane	"	ND	-----	0.200	"	"	"	"	"	
1,1-Dichloroethene	"	ND	-----	0.200	"	"	"	"	"	
cis-1,2-Dichloroethene	"	ND	-----	0.200	"	"	"	"	"	
trans-1,2-Dichloroethene	"	ND	-----	0.200	"	"	"	"	"	
1,2-Dichloropropane	"	ND	-----	0.200	"	"	"	"	"	
1,3-Dichloropropane	"	ND	-----	0.200	"	"	"	"	"	
2,2-Dichloropropane	"	ND	-----	0.500	"	"	"	"	"	
1,1-Dichloropropene	"	ND	-----	0.200	"	"	"	"	"	
cis-1,3-Dichloropropene	"	ND	-----	0.200	"	"	"	"	"	
trans-1,3-Dichloropropene	"	ND	-----	0.200	"	"	"	"	"	
Ethylbenzene	"	ND	-----	0.200	"	"	"	"	"	
Hexachlorobutadiene	"	ND	-----	0.500	"	"	"	"	"	
Methyl tert-butyl ether	"	ND	-----	1.00	"	"	"	"	"	
n-Hexane	"	ND	-----	1.00	"	"	"	"	"	
2-Hexanone	"	ND	-----	2.00	"	"	"	"	"	
Isopropylbenzene	"	ND	-----	0.500	"	"	"	"	"	
p-Isopropyltoluene	"	ND	-----	0.200	"	"	"	"	"	
4-Methyl-2-pentanone	"	ND	-----	2.00	"	"	"	"	"	
Methylene chloride	"	ND	-----	5.00	"	"	"	"	"	
Naphthalene	"	ND	-----	0.500	"	"	"	"	"	
n-Propylbenzene	"	ND	-----	0.500	"	"	"	"	"	
Styrene	"	ND	-----	0.500	"	"	"	"	"	
1,2,3-Trichlorobenzene	"	ND	-----	0.200	"	"	"	"	"	
1,2,4-Trichlorobenzene	"	ND	-----	0.200	"	"	"	"	"	
1,1,1,2-Tetrachloroethane	"	ND	-----	0.200	"	"	"	"	"	
1,1,2,2-Tetrachloroethane	"	ND	-----	0.500	"	"	"	"	"	
Tetrachloroethene	"	ND	-----	0.200	"	"	"	"	"	
Toluene	"	ND	-----	0.200	"	"	"	"	"	
1,1,1-Trichloroethane	"	ND	-----	0.200	"	"	"	"	"	
1,1,2-Trichloroethane	"	ND	-----	0.200	"	"	"	"	"	
Trichloroethene	"	ND	-----	0.200	"	"	"	"	"	
Trichlorofluoromethane	"	ND	-----	0.500	"	"	"	"	"	
1,2,3-Trichloropropane	"	ND	-----	0.500	"	"	"	"	"	

TestAmerica - Seattle, WA

The results in this report apply to the samples analyzed in accordance with the chain of custody document. This analytical report must be reproduced in its entirety.

Kate Haney, Project Manager

TestAmerica
ANALYTICAL TESTING CORPORATION

SEATTLE, WA 11720 NORTH CREEK PKWY N, SUITE 400
BOTHELL, WA 98011-8244
PH: (425) 420.9200 FAX: (425) 420.9210

Sound Environmental Strategies	Project Name:	**Time Oil #01-600 - Seattle Terminal**	
2400 Airport Way South, Suite 200	Project Number:	0440-004-04	Report Created:
Seattle, WA/USA 98134-2020	Project Manager:	Dee Gardner	07/10/06 17:06

Volatile Organic Compounds by EPA Method 8260B

TestAmerica - Seattle, WA

Analyte	Method	Result	MDL*	MRL	Units	Dil	Batch	Prepared	Analyzed	Notes
BPF0564-15 (Trip Blank)		**Water**			**Sampled: 06/19/06 08:00**					
1,2,4-Trimethylbenzene	EPA 8260B	ND	-----	0.200	ug/l	1x	6F30017	06/27/06 15:00	06/28/06 01:28	
1,3,5-Trimethylbenzene	"	ND	-----	0.500	"	"	"	"	"	
Vinyl chloride	"	ND	-----	0.200	"	"	"	"	"	
o-Xylene	"	ND	-----	0.250	"	"	"	"	"	
m,p-Xylene	"	ND	-----	0.500	"	"	"	"	"	
Total Xylenes	"	ND	-----	0.750	"	"	"	"	"	
Surrogate(s): 1,2-DCA-d4			*97.0%*		*70 - 130 %*	"			"	
Toluene-d8			*102%*		*70 - 130 %*	"			"	
4-BFB			*102%*		*70 - 130 %*	"			"	

TestAmerica - Seattle, WA

Kate Haney, Project Manager

The results in this report apply to the samples analyzed in accordance with the chain of custody document. This analytical report must be reproduced in its entirety.

TestAmerica
ANALYTICAL TESTING CORPORATION

SEATTLE, WA 11720 NORTH CREEK PKWY N, SUITE 400
BOTHELL, WA 98011-8244
PH: (425) 420.9200 FAX: (425) 420.9210

Sound Environmental Strategies	Project Name:	**Time Oil #01-600 - Seattle Terminal**	
2400 Airport Way South, Suite 200	Project Number:	0440-004-04	Report Created:
Seattle, WA/USA 98134-2020	Project Manager:	Dee Gardner	07/10/06 17:06

Oxygenates by EPA Method 8260B

TestAmerica - Seattle, WA

Analyte	Method	Result	MDL*	MRL	Units	Dil	Batch	Prepared	Analyzed	Notes
BPF0564-01 (01-MW-06-20060620)		**Water**			**Sampled: 06/20/06 13:45**					
tert-Amyl Methyl Ether	EPA 8260B	ND	-----	1.00	ug/l	1x	6F29072	06/29/06 12:34	06/29/06 16:10	
tert-Butyl Alcohol	"	ND	-----	50.0	"	"	"	"	"	
1,2-Dibromoethane	"	ND	-----	1.00	"	"	"	"	"	
1,2-Dichloroethane	"	ND	-----	1.00	"	"	"	"	"	
Diisopropyl ether	"	ND	-----	1.00	"	"	"	"	"	
Ethyl tert-butyl ether	"	ND	-----	1.00	"	"	"	"	"	
Ethanol	"	ND	-----	250	"	"	"	"	"	
Methyl tert-butyl ether	"	ND	-----	5.00	"	"	"	"	"	
Surrogate(s): 1,2-DCA-d4			*112%*		*70 - 130 %*	"			"	
Toluene-d8			*119%*		*75 - 125 %*	"			"	
4-BFB			*98.0%*		*75 - 125 %*	"			"	
BPF0564-02 (01-MW-07-20060620)		**Water**			**Sampled: 06/20/06 14:50**					
tert-Amyl Methyl Ether	EPA 8260B	ND	-----	1.00	ug/l	1x	6F29072	06/29/06 12:34	06/29/06 16:40	
tert-Butyl Alcohol	"	ND	-----	50.0	"	"	"	"	"	
1,2-Dibromoethane	"	ND	-----	1.00	"	"	"	"	"	
1,2-Dichloroethane	"	ND	-----	1.00	"	"	"	"	"	
Diisopropyl ether	"	ND	-----	1.00	"	"	"	"	"	
Ethyl tert-butyl ether	"	ND	-----	1.00	"	"	"	"	"	
Ethanol	"	ND	-----	250	"	"	"	"	"	
Methyl tert-butyl ether	"	ND	-----	5.00	"	"	"	"	"	
Surrogate(s): 1,2-DCA-d4			*111%*		*70 - 130 %*	"			"	
Toluene-d8			*118%*		*75 - 125 %*	"			"	
4-BFB			*99.0%*		*75 - 125 %*	"			"	
BPF0564-03 (01-MW-08-20060620)		**Water**			**Sampled: 06/20/06 14:43**					
tert-Amyl Methyl Ether	EPA 8260B	ND	-----	1.00	ug/l	1x	6F29072	06/29/06 12:34	06/29/06 17:09	
tert-Butyl Alcohol	"	ND	-----	50.0	"	"	"	"	"	
1,2-Dibromoethane	"	ND	-----	1.00	"	"	"	"	"	
1,2-Dichloroethane	"	ND	-----	1.00	"	"	"	"	"	
Diisopropyl ether	"	ND	-----	1.00	"	"	"	"	"	
Ethyl tert-butyl ether	"	ND	-----	1.00	"	"	"	"	"	
Ethanol	"	ND	-----	250	"	"	"	"	"	
Methyl tert-butyl ether	"	ND	-----	5.00	"	"	"	"	"	
Surrogate(s): 1,2-DCA-d4			*113%*		*70 - 130 %*	"			"	
Toluene-d8			*120%*		*75 - 125 %*	"			"	
4-BFB			*99.8%*		*75 - 125 %*	"			"	

TestAmerica - Seattle, WA

Kate Haney, Project Manager

The results in this report apply to the samples analyzed in accordance with the chain of custody document. This analytical report must be reproduced in its entirety.

TestAmerica
ANALYTICAL TESTING CORPORATION

SEATTLE, WA 11720 NORTH CREEK PKWY N, SUITE 400
BOTHELL, WA 98011-8244
PH: (425) 420.9200 FAX: (425) 420.9210

Sound Environmental Strategies	Project Name:	**Time Oil #01-600 - Seattle Terminal**	
2400 Airport Way South, Suite 200	Project Number:	0440-004-04	Report Created:
Seattle, WA/USA 98134-2020	Project Manager:	Dee Gardner	07/10/06 17:06

Oxygenates by EPA Method 8260B

TestAmerica - Seattle, WA

Analyte	Method	Result	MDL*	MRL	Units	Dil	Batch	Prepared	Analyzed	Notes
BPF0564-04 (01-MW-15-20060620)		**Water**			**Sampled: 06/20/06 13:40**					
tert-Amyl Methyl Ether	EPA 8260B	ND	-----	1.00	ug/l	1x	6F29072	06/29/06 12:34	06/29/06 17:38	
tert-Butyl Alcohol	"	ND	-----	50.0	"	"	"	"	"	
1,2-Dibromoethane	"	ND	-----	1.00	"	"	"	"	"	
1,2-Dichloroethane	"	ND	-----	1.00	"	"	"	"	"	
Diisopropyl ether	"	ND	-----	1.00	"	"	"	"	"	
Ethyl tert-butyl ether	"	ND	-----	1.00	"	"	"	"	"	
Ethanol	"	ND	-----	250	"	"	"	"	"	
Methyl tert-butyl ether	"	ND	-----	5.00	"	"	"	"	"	
Surrogate(s): 1,2-DCA-d4			*113%*		*70 - 130 %*	"			"	
Toluene-d8			*118%*		*75 - 125 %*	"			"	
4-BFB			*98.8%*		*75 - 125 %*	"			"	
BPF0564-05 (01-MW-18-20060620)		**Water**			**Sampled: 06/20/06 15:40**					
tert-Amyl Methyl Ether	EPA 8260B	ND	-----	1.00	ug/l	1x	6F29072	06/29/06 12:34	06/29/06 18:07	
tert-Butyl Alcohol	"	ND	-----	50.0	"	"	"	"	"	
1,2-Dibromoethane	"	ND	-----	1.00	"	"	"	"	"	
1,2-Dichloroethane	"	ND	-----	1.00	"	"	"	"	"	
Diisopropyl ether	"	ND	-----	1.00	"	"	"	"	"	
Ethyl tert-butyl ether	"	ND	-----	1.00	"	"	"	"	"	
Ethanol	"	ND	-----	250	"	"	"	"	"	
Methyl tert-butyl ether	"	ND	-----	5.00	"	"	"	"	"	
Surrogate(s): 1,2-DCA-d4			*108%*		*70 - 130 %*	"			"	
Toluene-d8			*116%*		*75 - 125 %*	"			"	
4-BFB			*94.8%*		*75 - 125 %*	"			"	
BPF0564-06 (01-MW-19-20060620)		**Water**			**Sampled: 06/20/06 15:40**					
tert-Amyl Methyl Ether	EPA 8260B	ND	-----	1.00	ug/l	1x	6F29072	06/29/06 12:34	06/29/06 18:36	
tert-Butyl Alcohol	"	ND	-----	50.0	"	"	"	"	"	
1,2-Dibromoethane	"	ND	-----	1.00	"	"	"	"	"	
1,2-Dichloroethane	"	ND	-----	1.00	"	"	"	"	"	
Diisopropyl ether	"	ND	-----	1.00	"	"	"	"	"	
Ethyl tert-butyl ether	"	ND	-----	1.00	"	"	"	"	"	
Ethanol	"	ND	-----	250	"	"	"	"	"	
Methyl tert-butyl ether	"	ND	-----	5.00	"	"	"	"	"	
Surrogate(s): 1,2-DCA-d4			*109%*		*70 - 130 %*	"			"	
Toluene-d8			*112%*		*75 - 125 %*	"			"	
4-BFB			*91.2%*		*75 - 125 %*	"			"	

TestAmerica - Seattle, WA

The results in this report apply to the samples analyzed in accordance with the chain of custody document. This analytical report must be reproduced in its entirety.

Kate Haney, Project Manager

TestAmerica
ANALYTICAL TESTING CORPORATION

SEATTLE, WA 11720 NORTH CREEK PKWY N, SUITE 400
BOTHELL, WA 98011-8244
PH: (425) 420.9200 FAX: (425) 420.9210

Sound Environmental Strategies	Project Name:	**Time Oil #01-600 - Seattle Terminal**	
2400 Airport Way South, Suite 200	Project Number:	0440-004-04	Report Created:
Seattle, WA/USA 98134-2020	Project Manager:	Dee Gardner	07/10/06 17:06

Oxygenates by EPA Method 8260B

TestAmerica - Seattle, WA

Analyte	Method	Result	MDL*	MRL	Units	Dil	Batch	Prepared	Analyzed	Notes
BPF0564-07 (01-MW-20-20060620)		**Water**			**Sampled: 06/20/06 16:35**					
tert-Amyl Methyl Ether	EPA 8260B	ND	-----	1.00	ug/l	1x	6F29072	06/29/06 12:34	06/29/06 19:06	
tert-Butyl Alcohol	"	ND	-----	50.0	"	"	"	"	"	
1,2-Dibromoethane	"	ND	-----	1.00	"	"	"	"	"	
1,2-Dichloroethane	"	ND	-----	1.00	"	"	"	"	"	
Diisopropyl ether	"	ND	-----	1.00	"	"	"	"	"	
Ethyl tert-butyl ether	"	ND	-----	1.00	"	"	"	"	"	
Ethanol	"	ND	-----	250	"	"	"	"	"	
Methyl tert-butyl ether	"	ND	-----	5.00	"	"	"	"	"	
Surrogate(s): 1,2-DCA-d4			*112%*		*70 - 130 %*	"			"	
Toluene-d8			*119%*		*75 - 125 %*	"			"	
4-BFB			*93.8%*		*75 - 125 %*	"			"	
BPF0564-08 (02-MW-01-20060620)		**Water**			**Sampled: 06/20/06 10:40**					
tert-Amyl Methyl Ether	EPA 8260B	ND	-----	1.00	ug/l	1x	6F29072	06/29/06 12:34	06/29/06 19:35	
tert-Butyl Alcohol	"	ND	-----	50.0	"	"	"	"	"	
1,2-Dibromoethane	"	ND	-----	1.00	"	"	"	"	"	
1,2-Dichloroethane	"	ND	-----	1.00	"	"	"	"	"	
Diisopropyl ether	"	ND	-----	1.00	"	"	"	"	"	
Ethyl tert-butyl ether	"	ND	-----	1.00	"	"	"	"	"	
Ethanol	"	ND	-----	250	"	"	"	"	"	
Methyl tert-butyl ether	"	ND	-----	5.00	"	"	"	"	"	
Surrogate(s): 1,2-DCA-d4			*111%*		*70 - 130 %*	"			"	
Toluene-d8			*120%*		*75 - 125 %*	"			"	
4-BFB			*96.8%*		*75 - 125 %*	"			"	
BPF0564-09 (02-MW-02-20060620)		**Water**			**Sampled: 06/20/06 09:55**					
tert-Amyl Methyl Ether	EPA 8260B	ND	-----	1.00	ug/l	1x	6F29072	06/29/06 12:34	06/29/06 20:04	
tert-Butyl Alcohol	"	ND	-----	50.0	"	"	"	"	"	
1,2-Dibromoethane	"	ND	-----	1.00	"	"	"	"	"	
1,2-Dichloroethane	"	ND	-----	1.00	"	"	"	"	"	
Diisopropyl ether	"	ND	-----	1.00	"	"	"	"	"	
Ethyl tert-butyl ether	"	ND	-----	1.00	"	"	"	"	"	
Ethanol	"	ND	-----	250	"	"	"	"	"	
Methyl tert-butyl ether	"	ND	-----	5.00	"	"	"	"	"	
Surrogate(s): 1,2-DCA-d4			*112%*		*70 - 130 %*	"			"	
Toluene-d8			*119%*		*75 - 125 %*	"			"	
4-BFB			*97.0%*		*75 - 125 %*	"			"	

TestAmerica - Seattle, WA

Kate Haney, Project Manager

The results in this report apply to the samples analyzed in accordance with the chain of custody document. This analytical report must be reproduced in its entirety.

TestAmerica
ANALYTICAL TESTING CORPORATION

SEATTLE, WA 11720 NORTH CREEK PKWY N, SUITE 400
BOTHELL, WA 98011-8244
PH: (425) 420.9200 FAX: (425) 420.9210

Sound Environmental Strategies	Project Name:	**Time Oil #01-600 - Seattle Terminal**	
2400 Airport Way South, Suite 200	Project Number:	0440-004-04	Report Created:
Seattle, WA/USA 98134-2020	Project Manager:	Dee Gardner	07/10/06 17:06

Oxygenates by EPA Method 8260B

TestAmerica - Seattle, WA

Analyte	Method	Result	MDL*	MRL	Units	Dil	Batch	Prepared	Analyzed	Notes
BPF0564-10 (02-MW-03-20060620)		**Water**			**Sampled: 06/20/06 11:32**					
tert-Amyl Methyl Ether	EPA 8260B	ND	-----	1.00	ug/l	1x	6F29072	06/29/06 12:34	06/29/06 20:33	
tert-Butyl Alcohol	"	ND	-----	50.0	"	"	"	"	"	
1,2-Dibromoethane	"	ND	-----	1.00	"	"	"	"	"	
1,2-Dichloroethane	"	ND	-----	1.00	"	"	"	"	"	
Diisopropyl ether	"	ND	-----	1.00	"	"	"	"	"	
Ethyl tert-butyl ether	"	ND	-----	1.00	"	"	"	"	"	
Ethanol	"	ND	-----	250	"	"	"	"	"	
Methyl tert-butyl ether	"	ND	-----	5.00	"	"	"	"	"	
Surrogate(s): 1,2-DCA-d4			*113%*		*70 - 130 %*	"			"	
Toluene-d8			*119%*		*75 - 125 %*	"			"	
4-BFB			*97.5%*		*75 - 125 %*	"			"	
BPF0564-11 (02-MW-04-20060620)		**Water**			**Sampled: 06/20/06 12:19**					
tert-Amyl Methyl Ether	EPA 8260B	ND	-----	1.00	ug/l	1x	6F29072	06/29/06 12:34	06/29/06 21:02	
tert-Butyl Alcohol	"	ND	-----	50.0	"	"	"	"	"	
1,2-Dibromoethane	"	ND	-----	1.00	"	"	"	"	"	
1,2-Dichloroethane	"	ND	-----	1.00	"	"	"	"	"	
Diisopropyl ether	"	ND	-----	1.00	"	"	"	"	"	
Ethyl tert-butyl ether	"	ND	-----	1.00	"	"	"	"	"	
Ethanol	"	ND	-----	250	"	"	"	"	"	
Methyl tert-butyl ether	"	ND	-----	5.00	"	"	"	"	"	
Surrogate(s): 1,2-DCA-d4			*123%*		*70 - 130 %*	"			"	
Toluene-d8			*120%*		*75 - 125 %*	"			"	
4-BFB			*97.8%*		*75 - 125 %*	"			"	
BPF0564-12 (02-MW-06-20060620)		**Water**			**Sampled: 06/20/06 11:20**					
tert-Amyl Methyl Ether	EPA 8260B	ND	-----	1.00	ug/l	1x	6F29072	06/29/06 12:34	06/29/06 21:32	
tert-Butyl Alcohol	"	ND	-----	50.0	"	"	"	"	"	
1,2-Dibromoethane	"	ND	-----	1.00	"	"	"	"	"	
1,2-Dichloroethane	"	ND	-----	1.00	"	"	"	"	"	
Diisopropyl ether	"	ND	-----	1.00	"	"	"	"	"	
Ethyl tert-butyl ether	"	ND	-----	1.00	"	"	"	"	"	
Ethanol	"	ND	-----	250	"	"	"	"	"	
Methyl tert-butyl ether	"	ND	-----	5.00	"	"	"	"	"	
Surrogate(s): 1,2-DCA-d4			*112%*		*70 - 130 %*	"			"	
Toluene-d8			*118%*		*75 - 125 %*	"			"	
4-BFB			*99.5%*		*75 - 125 %*	"			"	

TestAmerica - Seattle, WA

The results in this report apply to the samples analyzed in accordance with the chain of custody document. This analytical report must be reproduced in its entirety.

Kate Haney, Project Manager

TestAmerica
ANALYTICAL TESTING CORPORATION

SEATTLE, WA 11720 NORTH CREEK PKWY N, SUITE 400
BOTHELL, WA 98011-8244
PH: (425) 420.9200 FAX: (425) 420.9210

Sound Environmental Strategies	Project Name:	**Time Oil #01-600 - Seattle Terminal**	
2400 Airport Way South, Suite 200	Project Number:	0440-004-04	Report Created:
Seattle, WA/USA 98134-2020	Project Manager:	Dee Gardner	07/10/06 17:06

Oxygenates by EPA Method 8260B

TestAmerica - Seattle, WA

Analyte	Method	Result	MDL*	MRL	Units	Dil	Batch	Prepared	Analyzed	Notes
BPF0564-13 (02-MW-07-20060620)		**Water**			**Sampled: 06/20/06 10:52**					
tert-Amyl Methyl Ether	EPA 8260B	ND	-----	1.00	ug/l	1x	6F29072	06/29/06 12:34	06/29/06 22:01	
tert-Butyl Alcohol	"	ND	-----	50.0	"	"	"	"	"	
1,2-Dibromoethane	"	ND	-----	1.00	"	"	"	"	"	
1,2-Dichloroethane	"	ND	-----	1.00	"	"	"	"	"	
Diisopropyl ether	"	ND	-----	1.00	"	"	"	"	"	
Ethyl tert-butyl ether	"	ND	-----	1.00	"	"	"	"	"	
Ethanol	"	ND	-----	250	"	"	"	"	"	
Methyl tert-butyl ether	"	ND	-----	5.00	"	"	"	"	"	
Surrogate(s): 1,2-DCA-d4			*111%*		*70 - 130 %*	"			"	
Toluene-d8			*119%*		*75 - 125 %*	"			"	
4-BFB			*100%*		*75 - 125 %*	"			"	
BPF0564-14 (02-MW-97-20060620)		**Water**			**Sampled: 06/20/06 12:34**					
tert-Amyl Methyl Ether	EPA 8260B	ND	-----	1.00	ug/l	1x	6F29072	06/29/06 12:34	06/29/06 22:30	
tert-Butyl Alcohol	"	ND	-----	50.0	"	"	"	"	"	
1,2-Dibromoethane	"	ND	-----	1.00	"	"	"	"	"	
1,2-Dichloroethane	"	ND	-----	1.00	"	"	"	"	"	
Diisopropyl ether	"	ND	-----	1.00	"	"	"	"	"	
Ethyl tert-butyl ether	"	ND	-----	1.00	"	"	"	"	"	
Ethanol	"	ND	-----	250	"	"	"	"	"	
Methyl tert-butyl ether	"	ND	-----	5.00	"	"	"	"	"	
Surrogate(s): 1,2-DCA-d4			*115%*		*70 - 130 %*	"			"	
Toluene-d8			*119%*		*75 - 125 %*	"			"	
4-BFB			*95.8%*		*75 - 125 %*	"			"	
BPF0564-15 (Trip Blank)		**Water**			**Sampled: 06/19/06 08:00**					
tert-Amyl Methyl Ether	EPA 8260B	ND	-----	1.00	ug/l	1x	6F29072	06/29/06 12:34	06/29/06 15:41	
tert-Butyl Alcohol	"	ND	-----	50.0	"	"	"	"	"	
1,2-Dibromoethane	"	ND	-----	1.00	"	"	"	"	"	
1,2-Dichloroethane	"	ND	-----	1.00	"	"	"	"	"	
Diisopropyl ether	"	ND	-----	1.00	"	"	"	"	"	
Ethyl tert-butyl ether	"	ND	-----	1.00	"	"	"	"	"	
Ethanol	"	ND	-----	250	"	"	"	"	"	
Methyl tert-butyl ether	"	ND	-----	5.00	"	"	"	"	"	
Surrogate(s): 1,2-DCA-d4			*112%*		*70 - 130 %*	"			"	
Toluene-d8			*118%*		*75 - 125 %*	"			"	
4-BFB			*96.5%*		*75 - 125 %*	"			"	

TestAmerica - Seattle, WA

The results in this report apply to the samples analyzed in accordance with the chain of custody document. This analytical report must be reproduced in its entirety.

Kate Haney, Project Manager

TestAmerica
ANALYTICAL TESTING CORPORATION

SEATTLE, WA 11720 NORTH CREEK PKWY N, SUITE 400
BOTHELL, WA 98011-8244
PH: (425) 420.9200 FAX: (425) 420.9210

Sound Environmental Strategies	Project Name:	**Time Oil #01-600 - Seattle Terminal**	
2400 Airport Way South, Suite 200	Project Number:	0440-004-04	Report Created:
Seattle, WA/USA 98134-2020	Project Manager:	Dee Gardner	07/10/06 17:06

Volatile Petroleum Products by NWTPH-Gx - Laboratory Quality Control Results

TestAmerica - Seattle, WA

QC Batch: 6F28021 **Water Preparation Method: EPA 5030B (P/T)**

Analyte	Method	Result	MDL*	MRL	Units	Dil	Source Result	Spike Amt	% REC	(Limits)	% RPD	(Limits)	Analyzed	Notes
Blank (6F28021-BLK1)								**Extracted: 06/28/06 09:54**						
Gasoline Range Hydrocarbons	NWTPH-Gx	ND	---	50.0	ug/l	1x	--	--	--	--	--	--	06/28/06 10:35	
Surrogate(s): 4-BFB (FID)		*Recovery: 92.5%*			*Limits: 58-144%*	"							*06/28/06 10:35*	
LCS (6F28021-BS1)								**Extracted: 06/28/06 09:54**						
Gasoline Range Hydrocarbons	NWTPH-Gx	946	---	50.0	ug/l	1x	--	1000	94.6%	(80-120)	--	--	06/28/06 11:05	
Surrogate(s): 4-BFB (FID)		*Recovery: 104%*			*Limits: 58-144%*	"							*06/28/06 11:05*	
Duplicate (6F28021-DUP1)					**QC Source: BPF0564-01**			**Extracted: 06/28/06 09:54**						
Gasoline Range Hydrocarbons	NWTPH-Gx	ND	---	50.0	ug/l	1x	50.0	--	--	--	2.84%	(25)	06/28/06 12:38	
Surrogate(s): 4-BFB (FID)		*Recovery: 94.2%*			*Limits: 58-144%*	"							*06/28/06 12:38*	
Duplicate (6F28021-DUP2)					**QC Source: BPF0564-11**			**Extracted: 06/28/06 09:54**						
Gasoline Range Hydrocarbons	NWTPH-Gx	3010	---	50.0	ug/l	1x	3880	--	--	--	25.3%	(25)	06/29/06 07:21	**RP-3**
Surrogate(s): 4-BFB (FID)		*Recovery: 160%*			*Limits: 58-144%*	"							*06/29/06 07:21*	***SR-4***
Matrix Spike (6F28021-MS1)					**QC Source: BPF0564-01**			**Extracted: 06/28/06 09:54**						
Gasoline Range Hydrocarbons	NWTPH-Gx	1060	---	50.0	ug/l	1x	50.0	1000	101%	(75-131)	--	--	06/28/06 20:16	
Surrogate(s): 4-BFB (FID)		*Recovery: 103%*			*Limits: 58-144%*	"							*06/28/06 20:16*	

TestAmerica - Seattle, WA

Kate Haney, Project Manager

The results in this report apply to the samples analyzed in accordance with the chain of custody document. This analytical report must be reproduced in its entirety.

TestAmerica
ANALYTICAL TESTING CORPORATION

SEATTLE, WA 11720 NORTH CREEK PKWY N, SUITE 400
BOTHELL, WA 98011-8244
PH: (425) 420.9200 FAX: (425) 420.9210

Sound Environmental Strategies	Project Name:	**Time Oil #01-600 - Seattle Terminal**	
2400 Airport Way South, Suite 200	Project Number:	0440-004-04	Report Created:
Seattle, WA/USA 98134-2020	Project Manager:	Dee Gardner	07/10/06 17:06

Semivolatile Petroleum Products by NWTPH-Dx (w/o Acid/Silica Gel Clean-up) - Laboratory Quality Control Results

TestAmerica - Seattle, WA

QC Batch: 6F23063 **Water Preparation Method: EPA 3520C**

Analyte	Method	Result	MDL*	MRL	Units	Dil	Source Result	Spike Amt	% REC	(Limits)	% RPD	(Limits)	Analyzed	Notes
Blank (6F23063-BLK1)							**Extracted: 06/23/06 17:22**							
Diesel Range Hydrocarbons	NWTPH-Dx	ND	---	250	ug/l	1x	--	--	--	--	--	--	06/29/06 17:20	
Lube Oil Range Hydrocarbons	"	ND	---	500	"	"	--	--	--	--	--	--	"	
Surrogate(s): 2-FBP		*Recovery: 96.4%*			*Limits: 50-150%*	"							*06/29/06 17:20*	
Octacosane		*104%*			*50-150%*	"							"	
LCS (6F23063-BS1)							**Extracted: 06/23/06 17:22**							
Diesel Range Hydrocarbons	NWTPH-Dx	1910	---	250	ug/l	1x	--	2000	95.5%	(58-125)	--	--	06/29/06 18:05	
Lube Oil Range Hydrocarbons	"	1770	---	500	"	"	--	"	88.5%	(60-140)	--	--	"	
Surrogate(s): 2-FBP		*Recovery: 106%*			*Limits: 50-150%*	"							*06/29/06 18:05*	
Octacosane		*113%*			*50-150%*	"							"	
LCS Dup (6F23063-BSD1)							**Extracted: 06/23/06 17:22**							
Diesel Range Hydrocarbons	NWTPH-Dx	1840	---	250	ug/l	1x	--	2000	92.0%	(58-125)	3.73%	(40)	06/29/06 18:34	
Lube Oil Range Hydrocarbons	"	1730	---	500	"	"	--	"	86.5%	(60-140)	2.29%	"	"	
Surrogate(s): 2-FBP		*Recovery: 101%*			*Limits: 50-150%*	"							*06/29/06 18:34*	
Octacosane		*110%*			*50-150%*	"							"	

TestAmerica - Seattle, WA

Kate Haney, Project Manager

The results in this report apply to the samples analyzed in accordance with the chain of custody document. This analytical report must be reproduced in its entirety.

TestAmerica
ANALYTICAL TESTING CORPORATION

SEATTLE, WA 11720 NORTH CREEK PKWY N, SUITE 400
BOTHELL, WA 98011-8244
PH: (425) 420.9200 FAX: (425) 420.9210

Sound Environmental Strategies	Project Name:	**Time Oil #01-600 - Seattle Terminal**	
2400 Airport Way South, Suite 200	Project Number:	0440-004-04	Report Created:
Seattle, WA/USA 98134-2020	Project Manager:	Dee Gardner	07/10/06 17:06

Volatile Organic Compounds by EPA Method 8260B - Laboratory Quality Control Results

TestAmerica - Seattle, WA

QC Batch: 6F27068 **Water Preparation Method: EPA 5030B**

Analyte	Method	Result	MDL*	MRL	Units	Dil	Source Result	Spike Amt	% REC	(Limits)	% RPD	(Limits)	Analyzed	Notes
Blank (6F27068-BLK1)							**Extracted: 06/27/06 09:37**							
Acetone	EPA 8260B	ND	---	10.0	ug/l	1x	--	--	--	--	--	--	06/27/06 13:21	
Benzene	"	ND	---	0.200	"	"	--	--	--	--	--	--	"	
Bromobenzene	"	ND	---	0.500	"	"	--	--	--	--	--	--	"	
Bromochloromethane	"	ND	---	0.200	"	"	--	--	--	--	--	--	"	
Bromodichloromethane	"	ND	---	0.200	"	"	--	--	--	--	--	--	"	
Bromoform	"	ND	---	0.200	"	"	--	--	--	--	--	--	"	
Bromomethane	"	ND	---	2.00	"	"	--	--	--	--	--	--	"	
2-Butanone	"	ND	---	2.00	"	"	--	--	--	--	--	--	"	
n-Butylbenzene	"	ND	---	0.200	"	"	--	--	--	--	--	--	"	
sec-Butylbenzene	"	ND	---	0.200	"	"	--	--	--	--	--	--	"	
tert-Butylbenzene	"	ND	---	0.500	"	"	--	--	--	--	--	--	"	
Carbon disulfide	"	ND	---	0.500	"	"	--	--	--	--	--	--	"	
Carbon tetrachloride	"	ND	---	0.200	"	"	--	--	--	--	--	--	"	
Chlorobenzene	"	ND	---	0.200	"	"	--	--	--	--	--	--	"	
Chloroethane	"	ND	---	1.00	"	"	--	--	--	--	--	--	"	
Chloroform	"	ND	---	0.200	"	"	--	--	--	--	--	--	"	
Chloromethane	"	ND	---	1.00	"	"	--	--	--	--	--	--	"	
2-Chlorotoluene	"	ND	---	0.500	"	"	--	--	--	--	--	--	"	
4-Chlorotoluene	"	ND	---	0.500	"	"	--	--	--	--	--	--	"	
Dibromochloromethane	"	ND	---	0.200	"	"	--	--	--	--	--	--	"	
1,2-Dibromo-3-chloropropane	"	ND	---	0.500	"	"	--	--	--	--	--	--	"	
1,2-Dibromoethane	"	ND	---	0.200	"	"	--	--	--	--	--	--	"	
Dibromomethane	"	ND	---	0.200	"	"	--	--	--	--	--	--	"	
1,2-Dichlorobenzene	"	ND	---	0.200	"	"	--	--	--	--	--	--	"	
1,3-Dichlorobenzene	"	ND	---	0.200	"	"	--	--	--	--	--	--	"	
1,4-Dichlorobenzene	"	ND	---	0.200	"	"	--	--	--	--	--	--	"	
Dichlorodifluoromethane	"	ND	---	0.500	"	"	--	--	--	--	--	--	"	
1,1-Dichloroethane	"	ND	---	0.200	"	"	--	--	--	--	--	--	"	
1,2-Dichloroethane	"	ND	---	0.200	"	"	--	--	--	--	--	--	"	
1,1-Dichloroethene	"	ND	---	0.200	"	"	--	--	--	--	--	--	"	
cis-1,2-Dichloroethene	"	ND	---	0.200	"	"	--	--	--	--	--	--	"	
trans-1,2-Dichloroethene	"	ND	---	0.200	"	"	--	--	--	--	--	--	"	
1,2-Dichloropropane	"	ND	---	0.200	"	"	--	--	--	--	--	--	"	
1,3-Dichloropropane	"	ND	---	0.200	"	"	--	--	--	--	--	--	"	
2,2-Dichloropropane	"	ND	---	0.500	"	"	--	--	--	--	--	--	"	
1,1-Dichloropropene	"	ND	---	0.200	"	"	--	--	--	--	--	--	"	
cis-1,3-Dichloropropene	"	ND	---	0.200	"	"	--	--	--	--	--	--	"	
trans-1,3-Dichloropropene	"	ND	---	0.200	"	"	--	--	--	--	--	--	"	
Ethylbenzene	"	ND	---	0.200	"	"	--	--	--	--	--	--	"	

TestAmerica - Seattle, WA

The results in this report apply to the samples analyzed in accordance with the chain of custody document. This analytical report must be reproduced in its entirety.

Kate Haney, Project Manager

TestAmerica
ANALYTICAL TESTING CORPORATION

SEATTLE, WA 11720 NORTH CREEK PKWY N, SUITE 400
BOTHELL, WA 98011-8244
PH: (425) 420.9200 FAX: (425) 420.9210

Sound Environmental Strategies	Project Name:	**Time Oil #01-600 - Seattle Terminal**	
2400 Airport Way South, Suite 200	Project Number:	0440-004-04	Report Created:
Seattle, WA/USA 98134-2020	Project Manager:	Dee Gardner	07/10/06 17:06

Volatile Organic Compounds by EPA Method 8260B - Laboratory Quality Control Results

TestAmerica - Seattle, WA

QC Batch: 6F27068 **Water Preparation Method: EPA 5030B**

Analyte	Method	Result	MDL*	MRL	Units	Dil	Source Result	Spike Amt	% REC	(Limits)	% RPD	(Limits)	Analyzed	Notes
Blank (6F27068-BLK1)							**Extracted: 06/27/06 09:37**							
Hexachlorobutadiene	EPA 8260B	ND	---	0.500	ug/l	1x	--	--	--	--	--	--	06/27/06 13:21	
Methyl tert-butyl ether	"	ND	---	1.00	"	"	--	--	--	--	--	--	"	
n-Hexane	"	ND	---	1.00	"	"	--	--	--	--	--	--	"	
2-Hexanone	"	ND	---	2.00	"	"	--	--	--	--	--	--	"	
Isopropylbenzene	"	ND	---	0.500	"	"	--	--	--	--	--	--	"	
p-Isopropyltoluene	"	ND	---	0.200	"	"	--	--	--	--	--	--	"	
4-Methyl-2-pentanone	"	ND	---	2.00	"	"	--	--	--	--	--	--	"	
Methylene chloride	"	ND	---	5.00	"	"	--	--	--	--	--	--	"	
Naphthalene	"	ND	---	0.500	"	"	--	--	--	--	--	--	"	
n-Propylbenzene	"	ND	---	0.500	"	"	--	--	--	--	--	--	"	
Styrene	"	ND	---	0.500	"	"	--	--	--	--	--	--	"	
1,2,3-Trichlorobenzene	"	ND	---	0.200	"	"	--	--	--	--	--	--	"	
1,2,4-Trichlorobenzene	"	ND	---	0.200	"	"	--	--	--	--	--	--	"	
1,1,1,2-Tetrachloroethane	"	ND	---	0.200	"	"	--	--	--	--	--	--	"	
1,1,2,2-Tetrachloroethane	"	ND	---	0.500	"	"	--	--	--	--	--	--	"	
Tetrachloroethene	"	ND	---	0.200	"	"	--	--	--	--	--	--	"	
Toluene	"	ND	---	0.200	"	"	--	--	--	--	--	--	"	
1,1,1-Trichloroethane	"	ND	---	0.200	"	"	--	--	--	--	--	--	"	
1,1,2-Trichloroethane	"	ND	---	0.200	"	"	--	--	--	--	--	--	"	
Trichloroethene	"	ND	---	0.200	"	"	--	--	--	--	--	--	"	
Trichlorofluoromethane	"	ND	---	0.500	"	"	--	--	--	--	--	--	"	
1,2,3-Trichloropropane	"	ND	---	0.500	"	"	--	--	--	--	--	--	"	
1,2,4-Trimethylbenzene	"	ND	---	0.200	"	"	--	--	--	--	--	--	"	
1,3,5-Trimethylbenzene	"	ND	---	0.500	"	"	--	--	--	--	--	--	"	
Vinyl chloride	"	ND	---	0.200	"	"	--	--	--	--	--	--	"	
o-Xylene	"	ND	---	0.250	"	"	--	--	--	--	--	--	"	
m,p-Xylene	"	ND	---	0.500	"	"	--	--	--	--	--	--	"	
Total Xylenes	"	ND	---	0.750	"	"	--	--	--	--	--	--	"	
Surrogate(s):	*1,2-DCA-d4*	*Recovery:*	*91.2%*		*Limits:*	*70-130%*	*"*						*06/27/06 13:21*	
	Toluene-d8		*100%*			*70-130%*	*"*						*"*	
	4-BFB		*104%*			*70-130%*	*"*						*"*	

TestAmerica - Seattle, WA

The results in this report apply to the samples analyzed in accordance with the chain of custody document. This analytical report must be reproduced in its entirety.

Kate Haney, Project Manager

TestAmerica
ANALYTICAL TESTING CORPORATION

SEATTLE, WA 11720 NORTH CREEK PKWY N, SUITE 400
BOTHELL, WA 98011-8244
PH: (425) 420.9200 FAX: (425) 420.9210

Sound Environmental Strategies	Project Name:	**Time Oil #01-600 - Seattle Terminal**	
2400 Airport Way South, Suite 200	Project Number:	0440-004-04	Report Created:
Seattle, WA/USA 98134-2020	Project Manager:	Dee Gardner	07/10/06 17:06

Volatile Organic Compounds by EPA Method 8260B - Laboratory Quality Control Results

TestAmerica - Seattle, WA

QC Batch: 6F27068 **Water Preparation Method: EPA 5030B**

Analyte	Method	Result	MDL*	MRL	Units	Dil	Source Result	Spike Amt	% REC	(Limits)	% RPD	(Limits)	Analyzed	Notes
LCS (6F27068-BS1)								**Extracted: 06/27/06 09:37**						
Benzene	EPA 8260B	40.8	---	0.200	ug/l	1x	--	40.0	102%	(80-120)	--	--	06/27/06 11:40	
Chlorobenzene	"	39.5	---	0.200	"	"	--	"	98.8%	(79-120)	--	--	"	
1,1-Dichloroethene	"	40.8	---	0.200	"	"	--	"	102%	(80-120)	--	--	"	
Methyl tert-butyl ether	"	43.5	---	1.00	"	"	--	"	109%	(79-120)	--	--	"	
Toluene	"	39.9	---	0.200	"	"	--	"	99.8%	(78-120)	--	--	"	
Trichloroethene	"	38.4	---	0.200	"	"	--	"	96.0%	(80-120)	--	--	"	
Surrogate(s): 1,2-DCA-d4		*Recovery: 87.2%*			*Limits: 70-130%*	"							*06/27/06 11:40*	
Toluene-d8		*104%*			*70-130%*	"							"	
4-BFB		*101%*			*70-130%*	"							"	
LCS Dup (6F27068-BSD1)								**Extracted: 06/27/06 09:37**						
Benzene	EPA 8260B	37.2	---	0.200	ug/l	1x	--	40.0	93.0%	(80-120)	9.23%	(20)	06/27/06 12:06	
Chlorobenzene	"	36.5	---	0.200	"	"	--	"	91.2%	(79-120)	7.89%	"	"	
1,1-Dichloroethene	"	37.5	---	0.200	"	"	--	"	93.8%	(80-120)	8.43%	"	"	
Methyl tert-butyl ether	"	39.7	---	1.00	"	"	--	"	99.2%	(79-120)	9.13%	"	"	
Toluene	"	36.6	---	0.200	"	"	--	"	91.5%	(78-120)	8.63%	"	"	
Trichloroethene	"	35.5	---	0.200	"	"	--	"	88.8%	(80-120)	7.85%	"	"	
Surrogate(s): 1,2-DCA-d4		*Recovery: 84.8%*			*Limits: 70-130%*	"							*06/27/06 12:06*	
Toluene-d8		*101%*			*70-130%*	"							"	
4-BFB		*100%*			*70-130%*	"							"	
Matrix Spike (6F27068-MS1)					**QC Source: BPF0513-08**			**Extracted: 06/27/06 18:55**						
Benzene	EPA 8260B	3990	---	20.0	ug/l	100x	ND	4000	99.8%	(75-126)	--	--	06/27/06 20:39	
Chlorobenzene	"	3910	---	20.0	"	"	ND	"	97.8%	(75-125)	--	--	"	
1,1-Dichloroethene	"	4240	---	20.0	"	"	ND	"	106%	"	--	--	"	
Methyl tert-butyl ether	"	4240	---	100	"	"	ND	"	106%	(70-128)	--	--	"	
Toluene	"	3840	---	20.0	"	"	ND	"	96.0%	(75-125)	--	--	"	
Trichloroethene	"	12300	---	20.0	"	"	8110	"	105%	"	--	--	"	
Surrogate(s): 1,2-DCA-d4		*Recovery: 102%*			*Limits: 70-130%*	*1x*							*06/27/06 20:39*	
Toluene-d8		*99.0%*			*70-130%*	"							"	
4-BFB		*95.0%*			*70-130%*	"							"	

TestAmerica - Seattle, WA

The results in this report apply to the samples analyzed in accordance with the chain of custody document. This analytical report must be reproduced in its entirety.

Kate Haney, Project Manager

TestAmerica
ANALYTICAL TESTING CORPORATION

SEATTLE, WA 11720 NORTH CREEK PKWY N, SUITE 400
BOTHELL, WA 98011-8244
PH: (425) 420.9200 FAX: (425) 420.9210

Sound Environmental Strategies	Project Name:	**Time Oil #01-600 - Seattle Terminal**	
2400 Airport Way South, Suite 200	Project Number:	0440-004-04	Report Created:
Seattle, WA/USA 98134-2020	Project Manager:	Dee Gardner	07/10/06 17:06

Volatile Organic Compounds by EPA Method 8260B - Laboratory Quality Control Results

TestAmerica - Seattle, WA

QC Batch: 6F27068 **Water Preparation Method: EPA 5030B**

Analyte	Method	Result	MDL*	MRL	Units	Dil	Source Result	Spike Amt	% REC	(Limits)	% RPD	(Limits)	Analyzed	Notes
Matrix Spike Dup (6F27068-MSD1)					**QC Source: BPF0513-08**				**Extracted: 06/27/06 18:55**					
Benzene	EPA 8260B	3840	---	20.0	ug/l	100x	ND	4000	96.0%	(75-126)	3.83%	(20)	06/27/06 21:04	
Chlorobenzene	"	3830	---	20.0	"	"	ND	"	95.8%	(75-125)	2.07%	"	"	
1,1-Dichloroethene	"	3970	---	20.0	"	"	ND	"	99.2%	"	6.58%	(30)	"	
Methyl tert-butyl ether	"	4200	---	100	"	"	ND	"	105%	(70-128)	0.948%	"	"	
Toluene	"	3750	---	20.0	"	"	ND	"	93.8%	(75-125)	2.37%	(20)	"	
Trichloroethene	"	11900	---	20.0	"	"	8110	"	94.8%	"	3.31%	"	"	
Surrogate(s): 1,2-DCA-d4		*Recovery: 98.5%*			*Limits: 70-130%*	*1x*							*06/27/06 21:04*	
Toluene-d8		*99.2%*			*70-130%*	*"*							*"*	
4-BFB		*98.0%*			*70-130%*	*"*							*"*	

QC Batch: 6F28033 **Water Preparation Method: EPA 5030B**

Analyte	Method	Result	MDL*	MRL	Units	Dil	Source Result	Spike Amt	% REC	(Limits)	% RPD	(Limits)	Analyzed	Notes
Blank (6F28033-BLK1)									**Extracted: 06/27/06 09:42**					
Acetone	EPA 8260B	ND	---	10.0	ug/l	1x	--	--	--	--	--	--	06/27/06 11:48	
Benzene	"	ND	---	0.200	"	"	--	--	--	--	--	--	"	
Bromobenzene	"	ND	---	0.500	"	"	--	--	--	--	--	--	"	
Bromochloromethane	"	ND	---	0.200	"	"	--	--	--	--	--	--	"	
Bromodichloromethane	"	ND	---	0.200	"	"	--	--	--	--	--	--	"	
Bromoform	"	ND	---	0.200	"	"	--	--	--	--	--	--	"	
Bromomethane	"	ND	---	2.00	"	"	--	--	--	--	--	--	"	
2-Butanone	"	ND	---	2.00	"	"	--	--	--	--	--	--	"	
n-Butylbenzene	"	ND	---	0.200	"	"	--	--	--	--	--	--	"	
sec-Butylbenzene	"	ND	---	0.200	"	"	--	--	--	--	--	--	"	
tert-Butylbenzene	"	ND	---	0.500	"	"	--	--	--	--	--	--	"	
Carbon disulfide	"	ND	---	0.500	"	"	--	--	--	--	--	--	"	
Carbon tetrachloride	"	ND	---	0.200	"	"	--	--	--	--	--	--	"	
Chlorobenzene	"	ND	---	0.200	"	"	--	--	--	--	--	--	"	
Chloroethane	"	ND	---	1.00	"	"	--	--	--	--	--	--	"	
Chloroform	"	ND	---	0.200	"	"	--	--	--	--	--	--	"	
Chloromethane	"	ND	---	1.00	"	"	--	--	--	--	--	--	"	
2-Chlorotoluene	"	ND	---	0.500	"	"	--	--	--	--	--	--	"	
4-Chlorotoluene	"	ND	---	0.500	"	"	--	--	--	--	--	--	"	
Dibromochloromethane	"	ND	---	0.200	"	"	--	--	--	--	--	--	"	
1,2-Dibromo-3-chloropropane	"	ND	---	0.500	"	"	--	--	--	--	--	--	"	
1,2-Dibromoethane	"	ND	---	0.200	"	"	--	--	--	--	--	--	"	
Dibromomethane	"	ND	---	0.200	"	"	--	--	--	--	--	--	"	
1,2-Dichlorobenzene	"	ND	---	0.200	"	"	--	--	--	--	--	--	"	

TestAmerica - Seattle, WA

Kate Haney, Project Manager

The results in this report apply to the samples analyzed in accordance with the chain of custody document. This analytical report must be reproduced in its entirety.

TestAmerica
ANALYTICAL TESTING CORPORATION

SEATTLE, WA 11720 NORTH CREEK PKWY N, SUITE 400
BOTHELL, WA 98011-8244
PH: (425) 420.9200 FAX: (425) 420.9210

Sound Environmental Strategies	Project Name:	**Time Oil #01-600 - Seattle Terminal**	
2400 Airport Way South, Suite 200	Project Number:	0440-004-04	Report Created:
Seattle, WA/USA 98134-2020	Project Manager:	Dee Gardner	07/10/06 17:06

Volatile Organic Compounds by EPA Method 8260B - Laboratory Quality Control Results

TestAmerica - Seattle, WA

QC Batch: 6F28033 **Water Preparation Method: EPA 5030B**

Analyte	Method	Result	MDL*	MRL	Units	Dil	Source Result	Spike Amt	% REC	(Limits)	% RPD	(Limits)	Analyzed	Notes
Blank (6F28033-BLK1)							**Extracted: 06/27/06 09:42**							
1,3-Dichlorobenzene	EPA 8260B	ND	---	0.200	ug/l	1x	--	--	--	--	--	--	06/27/06 11:48	
1,4-Dichlorobenzene	"	ND	---	0.200	"	"	--	--	--	--	--	--	"	
Dichlorodifluoromethane	"	ND	---	0.500	"	"	--	--	--	--	--	--	"	
1,1-Dichloroethane	"	ND	---	0.200	"	"	--	--	--	--	--	--	"	
1,2-Dichloroethane	"	ND	---	0.200	"	"	--	--	--	--	--	--	"	
1,1-Dichloroethene	"	ND	---	0.200	"	"	--	--	--	--	--	--	"	
cis-1,2-Dichloroethene	"	ND	---	0.200	"	"	--	--	--	--	--	--	"	
trans-1,2-Dichloroethene	"	ND	---	0.200	"	"	--	--	--	--	--	--	"	
1,2-Dichloropropane	"	ND	---	0.200	"	"	--	--	--	--	--	--	"	
1,3-Dichloropropane	"	ND	---	0.200	"	"	--	--	--	--	--	--	"	
2,2-Dichloropropane	"	ND	---	0.500	"	"	--	--	--	--	--	--	"	
1,1-Dichloropropene	"	ND	---	0.200	"	"	--	--	--	--	--	--	"	
cis-1,3-Dichloropropene	"	ND	---	0.200	"	"	--	--	--	--	--	--	"	
trans-1,3-Dichloropropene	"	ND	---	0.200	"	"	--	--	--	--	--	--	"	
Ethylbenzene	"	ND	---	0.200	"	"	--	--	--	--	--	--	"	
Hexachlorobutadiene	"	ND	---	0.500	"	"	--	--	--	--	--	--	"	
Methyl tert-butyl ether	"	ND	---	1.00	"	"	--	--	--	--	--	--	"	
n-Hexane	"	ND	---	1.00	"	"	--	--	--	--	--	--	"	
2-Hexanone	"	ND	---	2.00	"	"	--	--	--	--	--	--	"	
Isopropylbenzene	"	ND	---	0.500	"	"	--	--	--	--	--	--	"	
p-Isopropyltoluene	"	ND	---	0.200	"	"	--	--	--	--	--	--	"	
4-Methyl-2-pentanone	"	ND	---	2.00	"	"	--	--	--	--	--	--	"	
Methylene chloride	"	ND	---	5.00	"	"	--	--	--	--	--	--	"	
Naphthalene	"	ND	---	0.500	"	"	--	--	--	--	--	--	"	
n-Propylbenzene	"	ND	---	0.500	"	"	--	--	--	--	--	--	"	
Styrene	"	ND	---	0.500	"	"	--	--	--	--	--	--	"	
1,2,3-Trichlorobenzene	"	ND	---	0.200	"	"	--	--	--	--	--	--	"	
1,2,4-Trichlorobenzene	"	ND	---	0.200	"	"	--	--	--	--	--	--	"	
1,1,1,2-Tetrachloroethane	"	ND	---	0.200	"	"	--	--	--	--	--	--	"	
1,1,2,2-Tetrachloroethane	"	ND	---	0.500	"	"	--	--	--	--	--	--	"	
Tetrachloroethene	"	ND	---	0.200	"	"	--	--	--	--	--	--	"	
Toluene	"	ND	---	0.200	"	"	--	--	--	--	--	--	"	
1,1,1-Trichloroethane	"	ND	---	0.200	"	"	--	--	--	--	--	--	"	
1,1,2-Trichloroethane	"	ND	---	0.200	"	"	--	--	--	--	--	--	"	
Trichloroethene	"	ND	---	0.200	"	"	--	--	--	--	--	--	"	
Trichlorofluoromethane	"	ND	---	0.500	"	"	--	--	--	--	--	--	"	
1,2,3-Trichloropropane	"	ND	---	0.500	"	"	--	--	--	--	--	--	"	
1,2,4-Trimethylbenzene	"	ND	---	0.200	"	"	--	--	--	--	--	--	"	
1,3,5-Trimethylbenzene	"	ND	---	0.500	"	"	--	--	--	--	--	--	"	

TestAmerica - Seattle, WA

The results in this report apply to the samples analyzed in accordance with the chain of custody document. This analytical report must be reproduced in its entirety.

Kate Haney, Project Manager

TestAmerica
ANALYTICAL TESTING CORPORATION

SEATTLE, WA 11720 NORTH CREEK PKWY N, SUITE 400
BOTHELL, WA 98011-8244
PH: (425) 420.9200 FAX: (425) 420.9210

Sound Environmental Strategies	Project Name:	**Time Oil #01-600 - Seattle Terminal**	
2400 Airport Way South, Suite 200	Project Number:	0440-004-04	Report Created:
Seattle, WA/USA 98134-2020	Project Manager:	Dee Gardner	07/10/06 17:06

Volatile Organic Compounds by EPA Method 8260B - Laboratory Quality Control Results

TestAmerica - Seattle, WA

QC Batch: 6F28033 **Water Preparation Method: EPA 5030B**

Analyte	Method	Result	MDL*	MRL	Units	Dil	Source Result	Spike Amt	% REC	(Limits)	% RPD	(Limits)	Analyzed	Notes
Blank (6F28033-BLK1)							**Extracted: 06/27/06 09:42**							
Vinyl chloride	EPA 8260B	ND	---	0.200	ug/l	1x	--	--	--	--	--	--	06/27/06 11:48	
o-Xylene	"	ND	---	0.250	"	"	--	--	--	--	--	--	"	
m,p-Xylene	"	ND	---	0.500	"	"	--	--	--	--	--	--	"	
Total Xylenes	"	ND	---	0.750	"	"	--	--	--	--	--	--	"	
Surrogate(s): 1,2-DCA-d4		*Recovery: 98.5%*			*Limits: 70-130%*	"							*06/27/06 11:48*	
Toluene-d8		*103%*			*70-130%*	"							"	
4-BFB		*98.5%*			*70-130%*	"							"	
LCS (6F28033-BS1)							**Extracted: 06/27/06 09:42**							
Benzene	EPA 8260B	36.3	---	0.200	ug/l	1x	--	40.0	90.8%	(80-120)	--	--	06/27/06 10:17	
Chlorobenzene	"	36.8	---	0.200	"	"	--	"	92.0%	(79-120)	--	--	"	
1,1-Dichloroethene	"	40.1	---	0.200	"	"	--	"	100%	(80-120)	--	--	"	
Methyl tert-butyl ether	"	36.1	---	1.00	"	"	--	"	90.2%	(79-120)	--	--	"	
Tetrachloroethene	"	35.9	---	0.200	"	"	--	"	89.8%	(75-125)	--	--	"	
Toluene	"	37.6	---	0.200	"	"	--	"	94.0%	(78-120)	--	--	"	
Trichloroethene	"	37.6	---	0.200	"	"	--	"	94.0%	(80-120)	--	--	"	
Surrogate(s): 1,2-DCA-d4		*Recovery: 97.8%*			*Limits: 70-130%*	"							*06/27/06 10:17*	
Toluene-d8		*100%*			*70-130%*	"							"	
4-BFB		*98.8%*			*70-130%*	"							"	
LCS Dup (6F28033-BSD1)							**Extracted: 06/27/06 09:42**							
Benzene	EPA 8260B	35.3	---	0.200	ug/l	1x	--	40.0	88.2%	(80-120)	2.79%	(20)	06/27/06 10:50	
Chlorobenzene	"	36.1	---	0.200	"	"	--	"	90.2%	(79-120)	1.92%	"	"	
1,1-Dichloroethene	"	38.6	---	0.200	"	"	--	"	96.5%	(80-120)	3.81%	"	"	
Methyl tert-butyl ether	"	35.6	---	1.00	"	"	--	"	89.0%	(79-120)	1.39%	"	"	
Tetrachloroethene	"	34.9	---	0.200	"	"	--	"	87.2%	(75-125)	2.82%	"	"	
Toluene	"	36.7	---	0.200	"	"	--	"	91.8%	(78-120)	2.42%	"	"	
Trichloroethene	"	36.5	---	0.200	"	"	--	"	91.2%	(80-120)	2.97%	"	"	
Surrogate(s): 1,2-DCA-d4		*Recovery: 97.2%*			*Limits: 70-130%*	"							*06/27/06 10:50*	
Toluene-d8		*100%*			*70-130%*	"							"	
4-BFB		*99.8%*			*70-130%*	"							"	

TestAmerica - Seattle, WA

Kate Haney, Project Manager

The results in this report apply to the samples analyzed in accordance with the chain of custody document. This analytical report must be reproduced in its entirety.

TestAmerica
ANALYTICAL TESTING CORPORATION

SEATTLE, WA 11720 NORTH CREEK PKWY N, SUITE 400
BOTHELL, WA 98011-8244
PH: (425) 420.9200 FAX: (425) 420.9210

Sound Environmental Strategies	Project Name:	**Time Oil #01-600 - Seattle Terminal**	
2400 Airport Way South, Suite 200	Project Number:	0440-004-04	Report Created:
Seattle, WA/USA 98134-2020	Project Manager:	Dee Gardner	07/10/06 17:06

Volatile Organic Compounds by EPA Method 8260B - Laboratory Quality Control Results

TestAmerica - Seattle, WA

QC Batch: 6F30017 **Water Preparation Method: EPA 5030B**

Analyte	Method	Result	MDL*	MRL	Units	Dil	Source Result	Spike Amt	% REC	(Limits)	% RPD	(Limits)	Analyzed	Notes
Blank (6F30017-BLK1)							**Extracted: 06/27/06 15:37**							
Acetone	EPA 8260B	ND	---	10.0	ug/l	1x	--	--	--	--	--	--	06/28/06 00:30	
Benzene	"	ND	---	0.200	"	"	--	--	--	--	--	--	"	
Bromobenzene	"	ND	---	0.500	"	"	--	--	--	--	--	--	"	
Bromochloromethane	"	ND	---	0.200	"	"	--	--	--	--	--	--	"	
Bromodichloromethane	"	ND	---	0.200	"	"	--	--	--	--	--	--	"	
Bromoform	"	ND	---	0.200	"	"	--	--	--	--	--	--	"	
Bromomethane	"	ND	---	0.500	"	"	--	--	--	--	--	--	"	**Q-40**
2-Butanone	"	ND	---	2.00	"	"	--	--	--	--	--	--	"	
n-Butylbenzene	"	ND	---	0.200	"	"	--	--	--	--	--	--	"	
sec-Butylbenzene	"	ND	---	0.200	"	"	--	--	--	--	--	--	"	
tert-Butylbenzene	"	ND	---	0.500	"	"	--	--	--	--	--	--	"	
Carbon disulfide	"	ND	---	0.500	"	"	--	--	--	--	--	--	"	
Carbon tetrachloride	"	ND	---	0.200	"	"	--	--	--	--	--	--	"	
Chlorobenzene	"	ND	---	0.200	"	"	--	--	--	--	--	--	"	
Chloroethane	"	ND	---	0.500	"	"	--	--	--	--	--	--	"	
Chloroform	"	ND	---	0.200	"	"	--	--	--	--	--	--	"	
Chloromethane	"	ND	---	0.500	"	"	--	--	--	--	--	--	"	
2-Chlorotoluene	"	ND	---	0.500	"	"	--	--	--	--	--	--	"	
4-Chlorotoluene	"	ND	---	0.500	"	"	--	--	--	--	--	--	"	
Dibromochloromethane	"	ND	---	0.200	"	"	--	--	--	--	--	--	"	
1,2-Dibromo-3-chloropropane	"	ND	---	0.500	"	"	--	--	--	--	--	--	"	
1,2-Dibromoethane	"	ND	---	0.200	"	"	--	--	--	--	--	--	"	
Dibromomethane	"	ND	---	0.200	"	"	--	--	--	--	--	--	"	
1,2-Dichlorobenzene	"	ND	---	0.200	"	"	--	--	--	--	--	--	"	
1,3-Dichlorobenzene	"	ND	---	0.200	"	"	--	--	--	--	--	--	"	
1,4-Dichlorobenzene	"	ND	---	0.200	"	"	--	--	--	--	--	--	"	
Dichlorodifluoromethane	"	ND	---	0.500	"	"	--	--	--	--	--	--	"	
1,1-Dichloroethane	"	ND	---	0.200	"	"	--	--	--	--	--	--	"	
1,2-Dichloroethane	"	ND	---	0.200	"	"	--	--	--	--	--	--	"	
1,1-Dichloroethene	"	ND	---	0.200	"	"	--	--	--	--	--	--	"	
cis-1,2-Dichloroethene	"	ND	---	0.200	"	"	--	--	--	--	--	--	"	
trans-1,2-Dichloroethene	"	ND	---	0.200	"	"	--	--	--	--	--	--	"	
1,2-Dichloropropane	"	ND	---	0.200	"	"	--	--	--	--	--	--	"	
1,3-Dichloropropane	"	ND	---	0.200	"	"	--	--	--	--	--	--	"	
2,2-Dichloropropane	"	ND	---	0.500	"	"	--	--	--	--	--	--	"	
1,1-Dichloropropene	"	ND	---	0.200	"	"	--	--	--	--	--	--	"	
cis-1,3-Dichloropropene	"	ND	---	0.200	"	"	--	--	--	--	--	--	"	
trans-1,3-Dichloropropene	"	ND	---	0.200	"	"	--	--	--	--	--	--	"	
Ethylbenzene	"	ND	---	0.200	"	"	--	--	--	--	--	--	"	

TestAmerica - Seattle, WA

The results in this report apply to the samples analyzed in accordance with the chain of custody document. This analytical report must be reproduced in its entirety.

Kate Haney, Project Manager

TestAmerica
ANALYTICAL TESTING CORPORATION

SEATTLE, WA 11720 NORTH CREEK PKWY N, SUITE 400
BOTHELL, WA 98011-8244
PH: (425) 420.9200 FAX: (425) 420.9210

Sound Environmental Strategies	Project Name:	**Time Oil #01-600 - Seattle Terminal**	
2400 Airport Way South, Suite 200	Project Number:	0440-004-04	Report Created:
Seattle, WA/USA 98134-2020	Project Manager:	Dee Gardner	07/10/06 17:06

Volatile Organic Compounds by EPA Method 8260B - Laboratory Quality Control Results

TestAmerica - Seattle, WA

QC Batch: 6F30017 **Water Preparation Method: EPA 5030B**

Analyte	Method	Result	MDL*	MRL	Units	Dil	Source Result	Spike Amt	% REC	(Limits)	% RPD	(Limits)	Analyzed	Notes
Blank (6F30017-BLK1)							**Extracted: 06/27/06 15:37**							
Hexachlorobutadiene	EPA 8260B	ND	---	0.500	ug/l	1x	--	--	--	--	--	--	06/28/06 00:30	
Methyl tert-butyl ether	"	ND	---	0.500	"	"	--	--	--	--	--	--	"	
n-Hexane	"	ND	---	0.500	"	"	--	--	--	--	--	--	"	
2-Hexanone	"	ND	---	2.00	"	"	--	--	--	--	--	--	"	
Isopropylbenzene	"	ND	---	0.500	"	"	--	--	--	--	--	--	"	
p-Isopropyltoluene	"	ND	---	0.200	"	"	--	--	--	--	--	--	"	
4-Methyl-2-pentanone	"	ND	---	2.00	"	"	--	--	--	--	--	--	"	
Methylene chloride	"	ND	---	2.00	"	"	--	--	--	--	--	--	"	
Naphthalene	"	ND	---	0.500	"	"	--	--	--	--	--	--	"	
n-Propylbenzene	"	ND	---	0.500	"	"	--	--	--	--	--	--	"	
Styrene	"	ND	---	0.500	"	"	--	--	--	--	--	--	"	
1,2,3-Trichlorobenzene	"	ND	---	0.200	"	"	--	--	--	--	--	--	"	
1,2,4-Trichlorobenzene	"	ND	---	0.200	"	"	--	--	--	--	--	--	"	
1,1,1,2-Tetrachloroethane	"	ND	---	0.200	"	"	--	--	--	--	--	--	"	
1,1,2,2-Tetrachloroethane	"	ND	---	0.500	"	"	--	--	--	--	--	--	"	
Tetrachloroethene	"	ND	---	0.200	"	"	--	--	--	--	--	--	"	
Toluene	"	ND	---	0.200	"	"	--	--	--	--	--	--	"	
1,1,1-Trichloroethane	"	ND	---	0.200	"	"	--	--	--	--	--	--	"	
1,1,2-Trichloroethane	"	ND	---	0.200	"	"	--	--	--	--	--	--	"	
Trichloroethene	"	ND	---	0.200	"	"	--	--	--	--	--	--	"	
Trichlorofluoromethane	"	ND	---	0.500	"	"	--	--	--	--	--	--	"	
1,2,3-Trichloropropane	"	ND	---	0.500	"	"	--	--	--	--	--	--	"	
1,2,4-Trimethylbenzene	"	ND	---	0.200	"	"	--	--	--	--	--	--	"	
1,3,5-Trimethylbenzene	"	ND	---	0.500	"	"	--	--	--	--	--	--	"	
Vinyl chloride	"	ND	---	0.200	"	"	--	--	--	--	--	--	"	
o-Xylene	"	ND	---	0.250	"	"	--	--	--	--	--	--	"	
m,p-Xylene	"	ND	---	0.500	"	"	--	--	--	--	--	--	"	
Total Xylenes	"	ND	---	0.750	"	"	--	--	--	--	--	--	"	
Surrogate(s):	*1,2-DCA-d4*	*Recovery:*	*96.5%*		*Limits:*	*70-130%*	*"*						*06/28/06 00:30*	
	Toluene-d8		*103%*			*70-130%*	*"*						*"*	
	4-BFB		*99.5%*			*70-130%*	*"*						*"*	

TestAmerica - Seattle, WA

The results in this report apply to the samples analyzed in accordance with the chain of custody document. This analytical report must be reproduced in its entirety.

Kate Haney, Project Manager

TestAmerica
ANALYTICAL TESTING CORPORATION

SEATTLE, WA 11720 NORTH CREEK PKWY N, SUITE 400
BOTHELL, WA 98011-8244
PH: (425) 420.9200 FAX: (425) 420.9210

Sound Environmental Strategies	Project Name:	**Time Oil #01-600 - Seattle Terminal**	
2400 Airport Way South, Suite 200	Project Number:	0440-004-04	Report Created:
Seattle, WA/USA 98134-2020	Project Manager:	Dee Gardner	07/10/06 17:06

Volatile Organic Compounds by EPA Method 8260B - Laboratory Quality Control Results

TestAmerica - Seattle, WA

QC Batch: 6F30017 **Water Preparation Method: EPA 5030B**

Analyte	Method	Result	MDL*	MRL	Units	Dil	Source Result	Spike Amt	% REC	(Limits)	% RPD	(Limits)	Analyzed	Notes
LCS (6F30017-BS1)								**Extracted: 06/27/06 15:37**						
Benzene	EPA 8260B	37.6	---	0.200	ug/l	1x	--	40.0	94.0%	(80-120)	--	--	06/27/06 23:02	
Chlorobenzene	"	37.5	---	0.200	"	"	--	"	93.8%	(79-120)	--	--	"	
1,1-Dichloroethene	"	41.4	---	0.200	"	"	--	"	104%	(80-120)	--	--	"	
Methyl tert-butyl ether	"	36.2	---	1.00	"	"	--	"	90.5%	(79-120)	--	--	"	
Toluene	"	38.5	---	0.200	"	"	--	"	96.2%	(78-120)	--	--	"	
Trichloroethene	"	38.4	---	0.200	"	"	--	"	96.0%	(80-120)	--	--	"	
Surrogate(s): 1,2-DCA-d4		*Recovery: 94.8%*			*Limits: 70-130%*	"							*06/27/06 23:02*	
Toluene-d8		*99.8%*			*70-130%*	"							*"*	
4-BFB		*99.8%*			*70-130%*	"							*"*	
LCS Dup (6F30017-BSD1)								**Extracted: 06/27/06 15:37**						
Benzene	EPA 8260B	36.0	---	0.200	ug/l	1x	--	40.0	90.0%	(80-120)	4.35%	(20)	06/27/06 23:31	
Chlorobenzene	"	36.4	---	0.200	"	"	--	"	91.0%	(79-120)	2.98%	"	"	
1,1-Dichloroethene	"	39.2	---	0.200	"	"	--	"	98.0%	(80-120)	5.46%	"	"	
Methyl tert-butyl ether	"	36.4	---	1.00	"	"	--	"	91.0%	(79-120)	0.551%	"	"	
Toluene	"	37.1	---	0.200	"	"	--	"	92.8%	(78-120)	3.70%	"	"	
Trichloroethene	"	36.9	---	0.200	"	"	--	"	92.2%	(80-120)	3.98%	"	"	
Surrogate(s): 1,2-DCA-d4		*Recovery: 95.8%*			*Limits: 70-130%*	"							*06/27/06 23:31*	
Toluene-d8		*101%*			*70-130%*	"							*"*	
4-BFB		*98.5%*			*70-130%*	"							*"*	

TestAmerica - Seattle, WA

The results in this report apply to the samples analyzed in accordance with the chain of custody document. This analytical report must be reproduced in its entirety.

Kate Haney, Project Manager

TestAmerica
ANALYTICAL TESTING CORPORATION

SEATTLE, WA 11720 NORTH CREEK PKWY N, SUITE 400
BOTHELL, WA 98011-8244
PH: (425) 420.9200 FAX: (425) 420.9210

Sound Environmental Strategies	Project Name:	**Time Oil #01-600 - Seattle Terminal**	
2400 Airport Way South, Suite 200	Project Number:	0440-004-04	Report Created:
Seattle, WA/USA 98134-2020	Project Manager:	Dee Gardner	07/10/06 17:06

Volatile Organic Compounds by EPA Method 8260B - Laboratory Quality Control Results

TestAmerica - Seattle, WA

QC Batch: 6F30042 **Water Preparation Method: EPA 5030B**

Analyte	Method	Result	MDL*	MRL	Units	Dil	Source Result	Spike Amt	% REC	(Limits)	% RPD	(Limits)	Analyzed	Notes
Blank (6F30042-BLK1)								**Extracted: 06/30/06 10:36**						
Acetone	EPA 8260B	ND	---	10.0	ug/l	1x	--	--	--	--	--	--	06/30/06 13:48	
Benzene	"	ND	---	0.200	"	"	--	--	--	--	--	--	"	
Bromobenzene	"	ND	---	0.500	"	"	--	--	--	--	--	--	"	
Bromochloromethane	"	ND	---	0.200	"	"	--	--	--	--	--	--	"	
Bromodichloromethane	"	ND	---	0.200	"	"	--	--	--	--	--	--	"	
Bromoform	"	ND	---	0.200	"	"	--	--	--	--	--	--	"	
Bromomethane	"	ND	---	0.500	"	"	--	--	--	--	--	--	"	
2-Butanone	"	ND	---	2.00	"	"	--	--	--	--	--	--	"	
n-Butylbenzene	"	ND	---	0.200	"	"	--	--	--	--	--	--	"	
sec-Butylbenzene	"	ND	---	0.200	"	"	--	--	--	--	--	--	"	
tert-Butylbenzene	"	ND	---	0.500	"	"	--	--	--	--	--	--	"	
Carbon disulfide	"	ND	---	0.500	"	"	--	--	--	--	--	--	"	
Carbon tetrachloride	"	ND	---	0.200	"	"	--	--	--	--	--	--	"	
Chlorobenzene	"	ND	---	0.200	"	"	--	--	--	--	--	--	"	
Chloroethane	"	ND	---	0.500	"	"	--	--	--	--	--	--	"	
Chloroform	"	ND	---	0.200	"	"	--	--	--	--	--	--	"	
Chloromethane	"	ND	---	0.500	"	"	--	--	--	--	--	--	"	
2-Chlorotoluene	"	ND	---	0.500	"	"	--	--	--	--	--	--	"	
4-Chlorotoluene	"	ND	---	0.500	"	"	--	--	--	--	--	--	"	
Dibromochloromethane	"	ND	---	0.200	"	"	--	--	--	--	--	--	"	
1,2-Dibromo-3-chloropropane	"	ND	---	0.500	"	"	--	--	--	--	--	--	"	
1,2-Dibromoethane	"	ND	---	0.200	"	"	--	--	--	--	--	--	"	
Dibromomethane	"	ND	---	0.200	"	"	--	--	--	--	--	--	"	
1,2-Dichlorobenzene	"	ND	---	0.200	"	"	--	--	--	--	--	--	"	
1,3-Dichlorobenzene	"	ND	---	0.200	"	"	--	--	--	--	--	--	"	
1,4-Dichlorobenzene	"	ND	---	0.200	"	"	--	--	--	--	--	--	"	
Dichlorodifluoromethane	"	ND	---	0.500	"	"	--	--	--	--	--	--	"	
1,1-Dichloroethane	"	ND	---	0.200	"	"	--	--	--	--	--	--	"	
1,2-Dichloroethane	"	ND	---	0.200	"	"	--	--	--	--	--	--	"	
1,1-Dichloroethene	"	ND	---	0.200	"	"	--	--	--	--	--	--	"	
cis-1,2-Dichloroethene	"	ND	---	0.200	"	"	--	--	--	--	--	--	"	
trans-1,2-Dichloroethene	"	ND	---	0.200	"	"	--	--	--	--	--	--	"	
1,2-Dichloropropane	"	ND	---	0.200	"	"	--	--	--	--	--	--	"	
1,3-Dichloropropane	"	ND	---	0.200	"	"	--	--	--	--	--	--	"	
2,2-Dichloropropane	"	ND	---	0.500	"	"	--	--	--	--	--	--	"	
1,1-Dichloropropene	"	ND	---	0.200	"	"	--	--	--	--	--	--	"	
cis-1,3-Dichloropropene	"	ND	---	0.200	"	"	--	--	--	--	--	--	"	
trans-1,3-Dichloropropene	"	ND	---	0.200	"	"	--	--	--	--	--	--	"	
Ethylbenzene	"	ND	---	0.200	"	"	--	--	--	--	--	--	"	

TestAmerica - Seattle, WA

The results in this report apply to the samples analyzed in accordance with the chain of custody document. This analytical report must be reproduced in its entirety.

Kate Haney, Project Manager

TestAmerica
ANALYTICAL TESTING CORPORATION

SEATTLE, WA 11720 NORTH CREEK PKWY N, SUITE 400
BOTHELL, WA 98011-8244
PH: (425) 420.9200 FAX: (425) 420.9210

Sound Environmental Strategies	Project Name:	**Time Oil #01-600 - Seattle Terminal**	
2400 Airport Way South, Suite 200	Project Number:	0440-004-04	Report Created:
Seattle, WA/USA 98134-2020	Project Manager:	Dee Gardner	07/10/06 17:06

Volatile Organic Compounds by EPA Method 8260B - Laboratory Quality Control Results

TestAmerica - Seattle, WA

QC Batch: 6F30042 **Water Preparation Method: EPA 5030B**

Analyte	Method	Result	MDL*	MRL	Units	Dil	Source Result	Spike Amt	% REC	(Limits)	% RPD	(Limits)	Analyzed	Notes
Blank (6F30042-BLK1)							**Extracted: 06/30/06 10:36**							
Hexachlorobutadiene	EPA 8260B	ND	---	0.500	ug/l	1x	--	--	--	--	--	--	06/30/06 13:48	
Methyl tert-butyl ether	"	ND	---	0.500	"	"	--	--	--	--	--	--	"	
n-Hexane	"	ND	---	0.500	"	"	--	--	--	--	--	--	"	**Q-41**
2-Hexanone	"	ND	---	2.00	"	"	--	--	--	--	--	--	"	
Isopropylbenzene	"	ND	---	0.500	"	"	--	--	--	--	--	--	"	
p-Isopropyltoluene	"	ND	---	0.200	"	"	--	--	--	--	--	--	"	
4-Methyl-2-pentanone	"	ND	---	2.00	"	"	--	--	--	--	--	--	"	
Methylene chloride	"	ND	---	2.00	"	"	--	--	--	--	--	--	"	
Naphthalene	"	ND	---	0.500	"	"	--	--	--	--	--	--	"	
n-Propylbenzene	"	ND	---	0.500	"	"	--	--	--	--	--	--	"	
Styrene	"	ND	---	0.500	"	"	--	--	--	--	--	--	"	
1,2,3-Trichlorobenzene	"	0.860	---	0.200	"	"	--	--	--	--	--	--	"	
1,2,4-Trichlorobenzene	"	0.710	---	0.200	"	"	--	--	--	--	--	--	"	
1,1,1,2-Tetrachloroethane	"	ND	---	0.200	"	"	--	--	--	--	--	--	"	
1,1,2,2-Tetrachloroethane	"	ND	---	0.500	"	"	--	--	--	--	--	--	"	
Tetrachloroethene	"	ND	---	0.200	"	"	--	--	--	--	--	--	"	
Toluene	"	ND	---	0.200	"	"	--	--	--	--	--	--	"	
1,1,1-Trichloroethane	"	ND	---	0.200	"	"	--	--	--	--	--	--	"	
1,1,2-Trichloroethane	"	ND	---	0.200	"	"	--	--	--	--	--	--	"	
Trichloroethene	"	ND	---	0.200	"	"	--	--	--	--	--	--	"	
Trichlorofluoromethane	"	ND	---	0.500	"	"	--	--	--	--	--	--	"	
1,2,3-Trichloropropane	"	ND	---	0.500	"	"	--	--	--	--	--	--	"	
1,2,4-Trimethylbenzene	"	ND	---	0.200	"	"	--	--	--	--	--	--	"	
1,3,5-Trimethylbenzene	"	ND	---	0.500	"	"	--	--	--	--	--	--	"	
Vinyl chloride	"	ND	---	0.200	"	"	--	--	--	--	--	--	"	
o-Xylene	"	ND	---	0.250	"	"	--	--	--	--	--	--	"	
m,p-Xylene	"	ND	---	0.500	"	"	--	--	--	--	--	--	"	
Total Xylenes	"	ND	---	0.750	"	"	--	--	--	--	--	--	"	
Surrogate(s): 1,2-DCA-d4		*Recovery: 77.2%*			*Limits: 70-130%*	"							*06/30/06 13:48*	
Toluene-d8		*100%*			*70-130%*	"							"	
4-BFB		*101%*			*70-130%*	"							"	

TestAmerica - Seattle, WA

The results in this report apply to the samples analyzed in accordance with the chain of custody document. This analytical report must be reproduced in its entirety.

Kate Haney, Project Manager

TestAmerica
ANALYTICAL TESTING CORPORATION

SEATTLE, WA 11720 NORTH CREEK PKWY N, SUITE 400
BOTHELL, WA 98011-8244
PH: (425) 420.9200 FAX: (425) 420.9210

Sound Environmental Strategies	Project Name:	**Time Oil #01-600 - Seattle Terminal**	
2400 Airport Way South, Suite 200	Project Number:	0440-004-04	Report Created:
Seattle, WA/USA 98134-2020	Project Manager:	Dee Gardner	07/10/06 17:06

Volatile Organic Compounds by EPA Method 8260B - Laboratory Quality Control Results

TestAmerica - Seattle, WA

QC Batch: 6F30042 **Water Preparation Method: EPA 5030B**

Analyte	Method	Result	MDL*	MRL	Units	Dil	Source Result	Spike Amt	% REC	(Limits)	% RPD	(Limits)	Analyzed	Notes
LCS (6F30042-BS1)								**Extracted: 06/30/06 10:36**						
Benzene	EPA 8260B	39.1	---	0.200	ug/l	1x	--	40.0	97.8%	(80-120)	--	--	06/30/06 11:49	
Chlorobenzene	"	37.5	---	0.200	"	"	--	"	93.8%	(79-120)	--	--	"	
1,1-Dichloroethene	"	36.0	---	0.200	"	"	--	"	90.0%	(80-120)	--	--	"	
Methyl tert-butyl ether	"	40.4	---	1.00	"	"	--	"	101%	(79-120)	--	--	"	
Toluene	"	37.8	---	0.200	"	"	--	"	94.5%	(78-120)	--	--	"	
Trichloroethene	"	35.7	---	0.200	"	"	--	"	89.2%	(80-120)	--	--	"	
Surrogate(s): 1,2-DCA-d4		*Recovery: 77.0%*			*Limits: 70-130%*	"							*06/30/06 11:49*	
Toluene-d8		*101%*			*70-130%*	"							"	
4-BFB		*100%*			*70-130%*	"							"	
Matrix Spike (6F30042-MS1)					**QC Source: BPF0630-01**			**Extracted: 06/30/06 10:36**						
Benzene	EPA 8260B	39.8	---	0.200	ug/l	1x	ND	40.0	99.5%	(75-126)	--	--	06/30/06 12:21	
Chlorobenzene	"	38.1	---	0.200	"	"	ND	"	95.2%	(75-125)	--	--	"	
1,1-Dichloroethene	"	36.6	---	0.200	"	"	ND	"	91.5%	"	--	--	"	
Methyl tert-butyl ether	"	39.8	---	1.00	"	"	ND	"	99.5%	(70-128)	--	--	"	
Toluene	"	38.9	---	0.200	"	"	ND	"	97.2%	(75-125)	--	--	"	
Trichloroethene	"	44.9	---	0.200	"	"	8.42	"	91.2%	"	--	--	"	
Surrogate(s): 1,2-DCA-d4		*Recovery: 77.0%*			*Limits: 70-130%*	"							*06/30/06 12:21*	
Toluene-d8		*102%*			*70-130%*	"							"	
4-BFB		*101%*			*70-130%*	"							"	
Matrix Spike Dup (6F30042-MSD1)					**QC Source: BPF0630-01**			**Extracted: 06/30/06 10:36**						
Benzene	EPA 8260B	39.5	---	0.200	ug/l	1x	ND	40.0	98.8%	(75-126)	0.757%	(20)	06/30/06 12:53	
Chlorobenzene	"	37.9	---	0.200	"	"	ND	"	94.8%	(75-125)	0.526%	"	"	
1,1-Dichloroethene	"	36.5	---	0.200	"	"	ND	"	91.2%	"	0.274%	(30)	"	
Methyl tert-butyl ether	"	40.9	---	1.00	"	"	ND	"	102%	(70-128)	2.73%	"	"	
Toluene	"	38.4	---	0.200	"	"	ND	"	96.0%	(75-125)	1.29%	(20)	"	
Trichloroethene	"	43.8	---	0.200	"	"	8.42	"	88.4%	"	2.48%	"	"	
Surrogate(s): 1,2-DCA-d4		*Recovery: 77.0%*			*Limits: 70-130%*	"							*06/30/06 12:53*	
Toluene-d8		*102%*			*70-130%*	"							"	
4-BFB		*102%*			*70-130%*	"							"	

TestAmerica - Seattle, WA

Kate Haney, Project Manager

The results in this report apply to the samples analyzed in accordance with the chain of custody document. This analytical report must be reproduced in its entirety.

TestAmerica
ANALYTICAL TESTING CORPORATION

SEATTLE, WA 11720 NORTH CREEK PKWY N, SUITE 400
BOTHELL, WA 98011-8244
PH: (425) 420.9200 FAX: (425) 420.9210

Sound Environmental Strategies	Project Name:	**Time Oil #01-600 - Seattle Terminal**	
2400 Airport Way South, Suite 200	Project Number:	0440-004-04	Report Created:
Seattle, WA/USA 98134-2020	Project Manager:	Dee Gardner	07/10/06 17:06

Oxygenates by EPA Method 8260B - Laboratory Quality Control Results

TestAmerica - Seattle, WA

QC Batch: 6F29072 **Water Preparation Method: EPA 5030B**

Analyte	Method	Result	MDL*	MRL	Units	Dil	Source Result	Spike Amt	% REC	(Limits)	% RPD	(Limits)	Analyzed	Notes
Blank (6F29072-BLK1)								**Extracted: 06/29/06 11:34**						
tert-Amyl Methyl Ether	EPA 8260B	ND	---	1.00	ug/l	1x	--	--	--	--	--	--	06/29/06 15:12	
tert-Butyl Alcohol	"	ND	---	50.0	"	"	--	--	--	--	--	--	"	
1,2-Dibromoethane	"	ND	---	1.00	"	"	--	--	--	--	--	--	"	
1,2-Dichloroethane	"	ND	---	1.00	"	"	--	--	--	--	--	--	"	
Diisopropyl ether	"	ND	---	1.00	"	"	--	--	--	--	--	--	"	
Ethyl tert-butyl ether	"	ND	---	1.00	"	"	--	--	--	--	--	--	"	
Ethanol	"	ND	---	250	"	"	--	--	--	--	--	--	"	
Methyl tert-butyl ether	"	ND	---	5.00	"	"	--	--	--	--	--	--	"	
Surrogate(s): 1,2-DCA-d4		*Recovery: 113%*			*Limits: 70-130%*	"							*06/29/06 15:12*	
Toluene-d8		*119%*			*75-125%*	"							"	
4-BFB		*101%*			*75-125%*	"							"	
LCS (6F29072-BS1)								**Extracted: 06/29/06 11:34**						
tert-Amyl Methyl Ether	EPA 8260B	19.8	---	1.00	ug/l	1x	--	20.0	99.0%	(75-125)	--	--	06/29/06 13:38	
tert-Butyl Alcohol	"	104	---	50.0	"	"	--	100	104%	"	--	--	"	
1,2-Dibromoethane	"	16.7	---	1.00	"	"	--	20.0	83.5%	"	--	--	"	
1,2-Dichloroethane	"	20.0	---	1.00	"	"	--	"	100%	"	--	--	"	
Diisopropyl ether	"	22.1	---	1.00	"	"	--	"	110%	"	--	--	"	
Ethyl tert-butyl ether	"	21.2	---	1.00	"	"	--	"	106%	"	--	--	"	
Ethanol	"	1110	---	250	"	"	--	1000	111%	"	--	--	"	
Methyl tert-butyl ether	"	20.4	---	5.00	"	"	--	20.0	102%	"	--	--	"	
Surrogate(s): 1,2-DCA-d4		*Recovery: 113%*			*Limits: 70-130%*	"							*06/29/06 13:38*	
Toluene-d8		*118%*			*75-125%*	"							"	
4-BFB		*101%*			*75-125%*	"							"	
LCS Dup (6F29072-BSD1)								**Extracted: 06/29/06 11:34**						
tert-Amyl Methyl Ether	EPA 8260B	19.3	---	1.00	ug/l	1x	--	20.0	96.5%	(75-125)	2.56%	(25)	06/29/06 14:11	
tert-Butyl Alcohol	"	100	---	50.0	"	"	--	100	100%	"	3.92%	"	"	
1,2-Dibromoethane	"	16.7	---	1.00	"	"	--	20.0	83.5%	"	0.00%	"	"	
1,2-Dichloroethane	"	19.4	---	1.00	"	"	--	"	97.0%	"	3.05%	"	"	
Diisopropyl ether	"	21.1	---	1.00	"	"	--	"	106%	"	4.63%	"	"	
Ethyl tert-butyl ether	"	20.4	---	1.00	"	"	--	"	102%	"	3.85%	"	"	
Ethanol	"	1100	---	250	"	"	--	1000	110%	"	0.905%	"	"	
Methyl tert-butyl ether	"	20.1	---	5.00	"	"	--	20.0	100%	"	1.48%	(20)	"	
Surrogate(s): 1,2-DCA-d4		*Recovery: 111%*			*Limits: 70-130%*	"							*06/29/06 14:11*	
Toluene-d8		*118%*			*75-125%*	"							"	
4-BFB		*100%*			*75-125%*	"							"	

TestAmerica - Seattle, WA

The results in this report apply to the samples analyzed in accordance with the chain of custody document. This analytical report must be reproduced in its entirety.

Kate Haney, Project Manager

TestAmerica
ANALYTICAL TESTING CORPORATION

SEATTLE, WA 11720 NORTH CREEK PKWY N, SUITE 400
BOTHELL, WA 98011-8244
PH: (425) 420.9200 FAX: (425) 420.9210

Sound Environmental Strategies	Project Name:	**Time Oil #01-600 - Seattle Terminal**	
2400 Airport Way South, Suite 200	Project Number:	0440-004-04	Report Created:
Seattle, WA/USA 98134-2020	Project Manager:	Dee Gardner	07/10/06 17:06

Notes and Definitions

Report Specific Notes:

D-08	-	Results in the diesel organics range are primarily due to overlap from a gasoline range product.
D-09	-	Results in the diesel organics range are primarily due to overlap from a heavy oil range product.
E	-	Estimated value. The reported value exceeds the calibration range of the analysis.
E-01	-	Estimated value. The reported value exceeds the capacity of the detector and therefore is unreliable.
Q-40	-	This analyte had a low bias in the associated calibration verification standard.
Q-41	-	This analyte had a high bias in the associated calibration verification standard.
RP-3	-	The RPD exceeded the laboratory control limit due to sample matrix effects.
SR-4	-	Due to sample matrix effects, the surrogate recovery was outside laboratory control limits.

Laboratory Reporting Conventions:

DET	-	Analyte DETECTED at or above the Reporting Limit. Qualitative Analyses only.
ND	-	Analyte NOT DETECTED at or above the reporting limit (MDL or MRL, as appropriate).
NR/NA	-	Not Reported / Not Available
dry	-	Sample results reported on a Dry Weight Basis. Results and Reporting Limits have been corrected for Percent Dry Weight.
wet	-	Sample results and reporting limits reported on a Wet Weight Basis (as received). Results with neither 'wet' nor 'dry' are reported on a Wet Weight Basis.
RPD	-	RELATIVE PERCENT DIFFERENCE (RPDs calculated using Results, not Percent Recoveries).
MRL	-	METHOD REPORTING LIMIT. Reporting Level at, or above, the lowest level standard of the Calibration Table.
MDL*	-	METHOD DETECTION LIMIT. Reporting Level at, or above, the statistically derived limit based on 40CFR, Part 136, Appendix B. *MDLs are listed on the report only if the data has been evaluated below the MRL. Results between the MDL and MRL are reported as Estimated Results.
Dil	-	Dilutions are calculated based on deviations from the standard dilution performed for an analysis, and may not represent the dilution found on the analytical raw data.
Reporting Limits	-	Reporting limits (MDLs and MRLs) are adjusted based on variations in sample preparation amounts, analytical dilutions and percent solids, where applicable.
Electronic Signature	-	Electronic Signature added in accordance with TestAmerica's *Electronic Reporting and Electronic Signatures Policy.* Application of electronic signature indicates that the report has been reviewed and approved for release by the laboratory. Electronic signature is intended to be the legally binding equivalent of a traditionally handwritten signature.

TestAmerica - Seattle, WA



Kate Haney, Project Manager

The results in this report apply to the samples analyzed in accordance with the chain of custody document. This analytical report must be reproduced in its entirety.

11720 North Creek Pkwy N Suite 400, Bothell, WA 98011-8244 425-420-9200 FAX 420-9210
11922 E 1st Ave, Spokane, WA 99206-5302 509-924-9200 FAX 924-9290
9405 SW Nimbus Ave, Beaverton, OR 97008-7145 503-906-9200 FAX 906-9210
20332 Empire Ave, Ste F1, Bend, OR 97701-5712 541-383-9310 FAX 382-7588
2000 W International Airport Rd Ste A10, Anchorage, AK 99502-1119 907-563-9200 FAX 563-9210

Revised Chain of Custody

CHAIN OF CUSTODY REPORT

Work Order #: BPF0564

NCA CLIENT: Sound Environmental Strategies

REPORT TO: Dee Gardner
ADDRESS: 2400 Airport Way South, Suite 200
Seattle, WA 98134
PHONE: 206.306.1900 FAX: 206.306.1907

INVOICE TO: Mark Chandler
c/o Time Oil
2737 West Commodore Way
Seattle, WA 98199

P.O. NUMBER:

PROJECT NAME: Seattle Terminal
PROJECT NUMBER: 0440-004-04
01-600
SAMPLED BY: L. Namba / R. Hansberger

TURNAROUND REQUEST
In Business Days *
Organic & Inorganic Analyses: ~~10~~ STD. | 7 | 5 | 4 | 3 | 2 | 1 | <1
Petroleum Hydrocarbon Analyses: ~~5~~ STD. | 4 | 3 | 2 | 1 | <1
OTHER Specify:
* Turnaround Requests less than standard may incur Rush Charges.

CLIENT SAMPLE IDENTIFICATION	SAMPLING DATE/TIME	PRESERVATIVE	REQUESTED ANALYSES				MATRIX (W, S, O)	# OF CONT.	LOCATION / COMMENTS	NCA WO ID
			TPH-G (8260)	BTEX by 8260	OXY (8260)	TPH-Dx				
1 01-MW-02-20060620	06/20/06 @ 1640	HCl	No Sample collected				W	6	01-MW-02	—
2 01-MW-06-20060620	06/20/06 @ 1345	HCl	✓	✓	✓	✓	W	6	01-MW-06	-09
3 01-MW-07-20060620	06/20/06 @ 1450	HCl	✓	✓	✓	✓	W	6	01-MW-07	-12
4 01-MW-08-20060620	06/20/06 @ 1443	HCl	✓	✓	✓	✓	W	6	01-MW-08	-03
5 01-MW-15-20060620	06/20/06 @ 1340	HCl	✓	✓	✓	✓	W	6	01-MW-15	-04
6 01-MW-18-20060620	06/20/06 @ 1540	HCl	✓	✓	✓	✓	W	6	01-MW-18	-05
7 01-MW-19-20060620	06/20/06 @ 1540	HCl	✓	✓	✓	✓	W	6	01-MW-19	-06
8 01-MW-20-20060620	06/20/06 @ 1635	HCl	✓	✓	✓	✓	W	6	01-MW-20	-07
9 02-MW-01-20060620	06/20/06 @ 1040	HCl	✓	✓	✓		W	4	02-MW-01	-08
10 02-MW-02-20060620	06/20/06 @ 0955	HCl	✓	✓	✓		W	4	02-MW-02	-09

RELEASED BY: DM	DATE: 06.21.06	RECEIVED BY: Cathy Gamble	DATE: 6/21/06
PRINT NAME: DEE GARDNER FIRM: SES	TIME: 0800	PRINT NAME: Cathy Gamble FIRM: TA	TIME: 8:00
RELEASED BY:	DATE:	RECEIVED BY:	DATE:
PRINT NAME: FIRM:	TIME:	PRINT NAME: FIRM:	TIME:

ADDITIONAL REMARKS: Full list of VOCs added 6/21/06 per Dee Gardner

TEMP: 5.5 wet

COC REV 09/04

11720 North Creek Pkwy N Suite 400, Bothell, WA 98011-8244 425-420-9200 FAX 420-9210
11922 E 1st Ave, Spokane, WA 99206-5302 509-924-9200 FAX 924-9290
9405 SW Nimbus Ave, Beaverton, OR 97008-7145 503-906-9200 FAX 906-9210
20332 Empire Ave, Ste F1, Bend, OR 97701-5712 541-383-9310 FAX 382-7588
2000 W International Airport Rd Ste A10, Anchorage, AK 99502-1119 907-563-9200 FAX 563-9210

Revised Chain of Custody

CHAIN OF CUSTODY REPORT

Work Order #: BPF05564

NCA CLIENT: Sound Environmental Strategies

REPORT TO: Dee Gardner
ADDRESS: 2400 Airport Way South, Suite 200
Seattle, WA 98134
PHONE: 206.306.1900 FAX: 206.306.1907

INVOICE TO: Mark Chandler
c/o Tine Oil
2737 West Commodore Way
Seattle, WA 98199

P.O. NUMBER:

PROJECT NAME: Seattle Terminal
PROJECT NUMBER: 0440-004-04
01-600
SAMPLED BY: L. Namba / R. Hansberger

TURNAROUND REQUEST in Business Days *
Organic & Inorganic Analyses: 10 STD. | 7 | 5 | 4 | 3 | 2 | 1 | <1
Petroleum Hydrocarbon Analyses: 5 STD. | 4 | 3 | 2 | 1 | <1
OTHER Specify:
* Turnaround Requests less than standard may incur Rush Charges.

	CLIENT SAMPLE IDENTIFICATION	SAMPLING DATE/TIME	PRESERVATIVE					REQUESTED ANALYSES					MATRIX (W, S, O)	# OF CONT.	LOCATION / COMMENTS	NCA WO ID
			HCl	HCl	HCl	HCl		TPH-Gx by 8260	BTEX by 8260B	CHX by 8260	TPH-Dx					
1	02-mw-03-20060620	06/20/06 @ 1132	✓	✓	✓								W	4	02-mw-03	-10
2	02-mw-04-20060620	06/20/06 @ 1219	✓	✓	✓								W	4	02-mw-04	-11
3	02-mw-06-20060620	06/20/06 @ 1120	✓	✓	✓								W	4	02-mw-06	-12
4	02-mw-07-20060620	06/20/06 @ 1052	✓	✓	✓								W	4	02-mw-07	-13
5	02-mw-97-20060620	06/20/06 @ 1234	✓	✓	✓								W	4	02-mw-97	-14
6	Trip Blank	06/19/06 @ 0800	✓	✓	✓								W	3	Laboratory Supplied	-15
7																
8																
9																
10																

RELEASED BY: DM DATE: 06.21.06
PRINT NAME: DEE GARDNER FIRM: SES TIME: 0800

RECEIVED BY: Cathy Gamble DATE: 6/21/06
PRINT NAME: Cathy Gamble FIRM: TOI TIME: 8:00

RELEASED BY: DATE:
PRINT NAME: FIRM: TIME:

RECEIVED BY: DATE:
PRINT NAME: FIRM: TIME:

ADDITIONAL REMARKS:
Full list of VOCs added 6/21/06 per Dee Gardner

TEMP:

COC REV 09/04

TestAmerica
ANALYTICAL TESTING CORPORATION

SEATTLE, WA 11720 NORTH CREEK PKWY N, SUITE 400
BOTHELL, WA 98011-8244
PH: (425) 420.9200 FAX: (425) 420.9210

September 28, 2006

Dee Gardner
Sound Environmental Strategies
2400 Airport Way South, Suite 200
Seattle, WA/USA 98134-2020

RE: Time Oil #01-427 - ASKO

Enclosed are the results of analyses for samples received by the laboratory on 08/18/06 11:00. The following list is a summary of the Work Orders contained in this report, generated on 09/28/06 15:19.

If you have any questions concerning this report, please feel free to contact me.

Work Order	Project	ProjectNumber
BPH0464	Time Oil #01-427 - ASKO	01-427



Kate Haney, Project Manager

The results in this report apply to the samples analyzed in accordance with the chain of custody document. This analytical report must be reproduced in its entirety.

TestAmerica
ANALYTICAL TESTING CORPORATION

SEATTLE, WA 11720 NORTH CREEK PKWY N, SUITE 400
BOTHELL, WA 98011-8244
PH: (425) 420.9200 FAX: (425) 420.9210

Sound Environmental Strategies	Project Name:	**Time Oil #01-427 - ASKO**	
2400 Airport Way South, Suite 200	Project Number:	01-427	Report Created:
Seattle, WA/USA 98134-2020	Project Manager:	Dee Gardner	09/28/06 15:19

ANALYTICAL REPORT FOR SAMPLES

Sample ID	Laboratory ID	Matrix	Date Sampled	Date Received
MW-01-20060817	BPH0464-01	Water	08/17/06 10:55	08/18/06 11:00
MW-02-20060817	BPH0464-02	Water	08/17/06 12:10	08/18/06 11:00
MW-03-20060817	BPH0464-03	Water	08/17/06 16:15	08/18/06 11:00
MW-04-20060817	BPH0464-04	Water	08/17/06 13:55	08/18/06 11:00
MW-05-20060817	BPH0464-05	Water	08/17/06 14:50	08/18/06 11:00
MW-06-20060817	BPH0464-06	Water	08/17/06 13:45	08/18/06 11:00
MW-99-20060817	BPH0464-07	Water	08/17/06 13:45	08/18/06 11:00

TestAmerica - Seattle, WA

Kate Haney, Project Manager

The results in this report apply to the samples analyzed in accordance with the chain of custody document. This analytical report must be reproduced in its entirety.

TestAmerica
ANALYTICAL TESTING CORPORATION

SEATTLE, WA 11720 NORTH CREEK PKWY N, SUITE 400
BOTHELL, WA 98011-8244
PH: (425) 420.9200 FAX: (425) 420.9210

Sound Environmental Strategies	Project Name:	**Time Oil #01-427 - ASKO**	
2400 Airport Way South, Suite 200	Project Number:	01-427	Report Created:
Seattle, WA/USA 98134-2020	Project Manager:	Dee Gardner	09/28/06 15:19

Volatile Petroleum Products by NWTPH-Gx

TestAmerica - Seattle, WA

Analyte	Method	Result	MDL*	MRL	Units	Dil	Batch	Prepared	Analyzed	Notes
BPH0464-01 (MW-01-20060817)		**Water**			**Sampled: 08/17/06 10:55**					
Gasoline Range Hydrocarbons	NWTPH-Gx	ND	-----	50.0	ug/l	1x	6H31019	08/31/06 10:18	08/31/06 13:36	
Surrogate(s): 4-BFB (FID)			*80.8%*		*58 - 144 %*	"			"	
BPH0464-02 (MW-02-20060817)		**Water**			**Sampled: 08/17/06 12:10**					
Gasoline Range Hydrocarbons	NWTPH-Gx	ND	-----	50.0	ug/l	1x	6H31019	08/31/06 10:18	08/31/06 15:05	
Surrogate(s): 4-BFB (FID)			*80.3%*		*58 - 144 %*	"			"	
BPH0464-04 (MW-04-20060817)		**Water**			**Sampled: 08/17/06 13:55**					
Gasoline Range Hydrocarbons	NWTPH-Gx	ND	-----	50.0	ug/l	1x	6H31019	08/31/06 10:18	08/31/06 15:35	
Surrogate(s): 4-BFB (FID)			*80.7%*		*58 - 144 %*	"			"	
BPH0464-05 (MW-05-20060817)		**Water**			**Sampled: 08/17/06 14:50**					
Gasoline Range Hydrocarbons	NWTPH-Gx	ND	-----	50.0	ug/l	1x	6H31019	08/31/06 10:18	08/31/06 16:05	
Surrogate(s): 4-BFB (FID)			*83.3%*		*58 - 144 %*	"			"	
BPH0464-06 (MW-06-20060817)		**Water**			**Sampled: 08/17/06 13:45**					
Gasoline Range Hydrocarbons	NWTPH-Gx	ND	-----	50.0	ug/l	1x	6H31019	08/31/06 10:18	08/31/06 16:35	
Surrogate(s): 4-BFB (FID)			*82.7%*		*58 - 144 %*	"			"	
BPH0464-07 (MW-99-20060817)		**Water**			**Sampled: 08/17/06 13:45**					
Gasoline Range Hydrocarbons	NWTPH-Gx	ND	-----	50.0	ug/l	1x	6H31019	08/31/06 10:18	08/31/06 17:05	
Surrogate(s): 4-BFB (FID)			*79.7%*		*58 - 144 %*	"			"	

TestAmerica - Seattle, WA



Kate Haney, Project Manager

The results in this report apply to the samples analyzed in accordance with the chain of custody document. This analytical report must be reproduced in its entirety.

TestAmerica
ANALYTICAL TESTING CORPORATION

SEATTLE, WA 11720 NORTH CREEK PKWY N, SUITE 400
BOTHELL, WA 98011-8244
PH: (425) 420.9200 FAX: (425) 420.9210

Sound Environmental Strategies	Project Name:	**Time Oil #01-427 - ASKO**	
2400 Airport Way South, Suite 200	Project Number:	01-427	Report Created:
Seattle, WA/USA 98134-2020	Project Manager:	Dee Gardner	09/28/06 15:19

Semivolatile Petroleum Products by NWTPH-Dx (w/o Acid/Silica Gel Clean-up)

TestAmerica - Seattle, WA

Analyte	Method	Result	MDL*	MRL	Units	Dil	Batch	Prepared	Analyzed	Notes
BPH0464-01 (MW-01-20060817)		**Water**			**Sampled: 08/17/06 10:55**					
Diesel Range Hydrocarbons	NWTPH-Dx	ND	-----	245	ug/l	1x	6H23013	08/23/06 09:45	08/26/06 03:46	
Lube Oil Range Hydrocarbons	"	ND	-----	490	"	"	"	"	"	
Surrogate(s): 2-FBP			*92.7%*		*53 - 125 %*	"			"	
Octacosane			*93.5%*		*68 - 125 %*	"			"	
BPH0464-02 (MW-02-20060817)		**Water**			**Sampled: 08/17/06 12:10**					
Diesel Range Hydrocarbons	NWTPH-Dx	ND	-----	243	ug/l	1x	6H23013	08/23/06 09:45	08/26/06 04:15	
Lube Oil Range Hydrocarbons	"	ND	-----	485	"	"	"	"	"	
Surrogate(s): 2-FBP			*79.4%*		*53 - 125 %*	"			"	
Octacosane			*93.0%*		*68 - 125 %*	"			"	
BPH0464-04 (MW-04-20060817)		**Water**			**Sampled: 08/17/06 13:55**					
Diesel Range Hydrocarbons	NWTPH-Dx	**645**	-----	245	ug/l	1x	6H23013	08/23/06 09:45	08/26/06 04:44	**D-06**
Lube Oil Range Hydrocarbons	"	ND	-----	490	"	"	"	"	"	
Surrogate(s): 2-FBP			*88.6%*		*53 - 125 %*	"			"	
Octacosane			*91.0%*		*68 - 125 %*	"			"	
BPH0464-05 (MW-05-20060817)		**Water**			**Sampled: 08/17/06 14:50**					
Diesel Range Hydrocarbons	NWTPH-Dx	**449**	-----	243	ug/l	1x	6H23013	08/23/06 09:45	08/26/06 05:14	**D-06**
Lube Oil Range Hydrocarbons	"	ND	-----	485	"	"	"	"	"	
Surrogate(s): 2-FBP			*91.8%*		*53 - 125 %*	"			"	
Octacosane			*96.3%*		*68 - 125 %*	"			"	
BPH0464-06 (MW-06-20060817)		**Water**			**Sampled: 08/17/06 13:45**					
Diesel Range Hydrocarbons	NWTPH-Dx	**648**	-----	236	ug/l	1x	6H23013	08/23/06 09:45	08/26/06 05:44	**D-06**
Lube Oil Range Hydrocarbons	"	ND	-----	472	"	"	"	"	"	
Surrogate(s): 2-FBP			*83.9%*		*53 - 125 %*	"			"	
Octacosane			*96.2%*		*68 - 125 %*	"			"	
BPH0464-07 (MW-99-20060817)		**Water**			**Sampled: 08/17/06 13:45**					
Diesel Range Hydrocarbons	NWTPH-Dx	**701**	-----	253	ug/l	1x	6H23013	08/23/06 09:45	08/26/06 06:13	**D-06**
Lube Oil Range Hydrocarbons	"	ND	-----	505	"	"	"	"	"	
Surrogate(s): 2-FBP			*84.2%*		*53 - 125 %*	"			"	
Octacosane			*89.3%*		*68 - 125 %*	"			"	

TestAmerica - Seattle, WA

Kate Haney, Project Manager

The results in this report apply to the samples analyzed in accordance with the chain of custody document. This analytical report must be reproduced in its entirety.

TestAmerica
ANALYTICAL TESTING CORPORATION

SEATTLE, WA 11720 NORTH CREEK PKWY N, SUITE 400
BOTHELL, WA 98011-8244
PH: (425) 420.9200 FAX: (425) 420.9210

Sound Environmental Strategies	Project Name:	**Time Oil #01-427 - ASKO**	
2400 Airport Way South, Suite 200	Project Number:	01-427	Report Created:
Seattle, WA/USA 98134-2020	Project Manager:	Dee Gardner	09/28/06 15:19

Total Metals by EPA 6000/7000 Series Methods

TestAmerica - Seattle, WA

Analyte	Method	Result	MDL*	MRL	Units	Dil	Batch	Prepared	Analyzed	Notes
BPH0464-01 (MW-01-20060817)		**Water**				**Sampled: 08/17/06 10:55**				
Arsenic	EPA 6020	**4.44**	-----	1.00	ug/l	1x	6H22004	08/22/06 07:05	08/22/06 14:18	
BPH0464-02 (MW-02-20060817)		**Water**				**Sampled: 08/17/06 12:10**				
Arsenic	EPA 6020	**3.62**	-----	1.00	ug/l	1x	6H22004	08/22/06 07:05	08/22/06 14:35	
BPH0464-04 (MW-04-20060817)		**Water**				**Sampled: 08/17/06 13:55**				
Arsenic	EPA 6020	**1.22**	-----	1.00	ug/l	1x	6H22004	08/22/06 07:05	08/22/06 14:41	
BPH0464-05 (MW-05-20060817)		**Water**				**Sampled: 08/17/06 14:50**				
Arsenic	EPA 6020	**1.70**	-----	1.00	ug/l	1x	6H22004	08/22/06 07:05	08/22/06 14:47	
BPH0464-06 (MW-06-20060817)		**Water**				**Sampled: 08/17/06 13:45**				
Arsenic	EPA 6020	**1.12**	-----	1.00	ug/l	1x	6H22004	08/22/06 07:05	08/22/06 14:53	
BPH0464-07 (MW-99-20060817)		**Water**				**Sampled: 08/17/06 13:45**				
Arsenic	EPA 6020	**1.23**	-----	1.00	ug/l	1x	6H22004	08/22/06 07:05	08/22/06 14:58	

TestAmerica - Seattle, WA

Kate Haney, Project Manager

The results in this report apply to the samples analyzed in accordance with the chain of custody document. This analytical report must be reproduced in its entirety.

TestAmerica
ANALYTICAL TESTING CORPORATION

SEATTLE, WA 11720 NORTH CREEK PKWY N, SUITE 400
BOTHELL, WA 98011-8244
PH: (425) 420.9200 FAX: (425) 420.9210

Sound Environmental Strategies	Project Name:	**Time Oil #01-427 - ASKO**	
2400 Airport Way South, Suite 200	Project Number:	01-427	Report Created:
Seattle, WA/USA 98134-2020	Project Manager:	Dee Gardner	09/28/06 15:19

Dissolved Metals by EPA 6000/7000 Series Methods

TestAmerica - Seattle, WA

Analyte	Method	Result	MDL*	MRL	Units	Dil	Batch	Prepared	Analyzed	Notes
BPH0464-01 (MW-01-20060817)		**Water**				**Sampled: 08/17/06 10:55**				
Arsenic	EPA 6020 - Diss	**4.68**	-----	1.00	ug/l	1x	6H23021	08/23/06 11:02	08/23/06 18:00	
BPH0464-02 (MW-02-20060817)		**Water**				**Sampled: 08/17/06 12:10**				
Arsenic	EPA 6020 - Diss	**3.83**	-----	1.00	ug/l	1x	6H23021	08/23/06 11:02	08/23/06 18:05	
BPH0464-04 (MW-04-20060817)		**Water**				**Sampled: 08/17/06 13:55**				
Arsenic	EPA 6020 - Diss	**1.44**	-----	1.00	ug/l	1x	6H23021	08/23/06 11:02	08/23/06 18:11	
BPH0464-05 (MW-05-20060817)		**Water**				**Sampled: 08/17/06 14:50**				
Arsenic	EPA 6020 - Diss	**1.52**	-----	1.00	ug/l	1x	6H23021	08/23/06 11:02	08/23/06 18:17	
BPH0464-06 (MW-06-20060817)		**Water**				**Sampled: 08/17/06 13:45**				
Arsenic	EPA 6020 - Diss	**1.15**	-----	1.00	ug/l	1x	6H23021	08/23/06 11:02	08/23/06 18:23	
BPH0464-07 (MW-99-20060817)		**Water**				**Sampled: 08/17/06 13:45**				
Arsenic	EPA 6020 - Diss	**1.10**	-----	1.00	ug/l	1x	6H23021	08/23/06 11:02	08/23/06 18:28	

TestAmerica - Seattle, WA

The results in this report apply to the samples analyzed in accordance with the chain of custody document. This analytical report must be reproduced in its entirety.

Kate Haney, Project Manager

TestAmerica
ANALYTICAL TESTING CORPORATION

SEATTLE, WA 11720 NORTH CREEK PKWY N, SUITE 400
BOTHELL, WA 98011-8244
PH: (425) 420.9200 FAX: (425) 420.9210

Sound Environmental Strategies	Project Name:	**Time Oil #01-427 - ASKO**	
2400 Airport Way South, Suite 200	Project Number:	01-427	Report Created:
Seattle, WA/USA 98134-2020	Project Manager:	Dee Gardner	09/28/06 15:19

Volatile Organic Compounds by EPA Method 8260B

TestAmerica - Seattle, WA

Analyte	Method	Result	MDL*	MRL	Units	Dil	Batch	Prepared	Analyzed	Notes
BPH0464-01 (MW-01-20060817)		**Water**			**Sampled: 08/17/06 10:55**					
Acetone	EPA 8260B	ND	-----	20.0	ug/l	1x	6H23040	08/22/06 11:39	08/22/06 21:35	
Benzene	"	ND	-----	0.500	"	"	"	"	"	
Bromobenzene	"	ND	-----	0.500	"	"	"	"	"	
Bromochloromethane	"	ND	-----	0.500	"	"	"	"	"	
Bromodichloromethane	"	ND	-----	0.500	"	"	"	"	"	
Bromoform	"	ND	-----	0.500	"	"	"	"	"	
Bromomethane	"	ND	-----	1.00	"	"	"	"	"	
2-Butanone	"	ND	-----	10.0	"	"	"	"	"	
n-Butylbenzene	"	ND	-----	0.500	"	"	"	"	"	
sec-Butylbenzene	"	ND	-----	0.500	"	"	"	"	"	
tert-Butylbenzene	"	ND	-----	0.500	"	"	"	"	"	
Carbon disulfide	"	ND	-----	0.500	"	"	"	"	"	
Carbon tetrachloride	"	ND	-----	0.500	"	"	"	"	"	
Chlorobenzene	"	ND	-----	0.500	"	"	"	"	"	
Chloroethane	"	ND	-----	0.500	"	"	"	"	"	
1-Chlorohexane	"	ND	-----	0.500	"	"	"	"	"	
Chloroform	"	ND	-----	0.500	"	"	"	"	"	
Chloromethane	"	ND	-----	2.50	"	"	"	"	"	
2-Chlorotoluene	"	ND	-----	0.500	"	"	"	"	"	
4-Chlorotoluene	"	ND	-----	0.500	"	"	"	"	"	
Dibromochloromethane	"	ND	-----	0.500	"	"	"	"	"	
1,2-Dibromo-3-chloropropane	"	ND	-----	5.00	"	"	"	"	"	
1,2-Dibromoethane	"	ND	-----	0.200	"	"	"	"	"	
Dibromomethane	"	ND	-----	0.500	"	"	"	"	"	
1,2-Dichlorobenzene	"	ND	-----	0.500	"	"	"	"	"	
1,3-Dichlorobenzene	"	ND	-----	0.500	"	"	"	"	"	
1,4-Dichlorobenzene	"	ND	-----	0.500	"	"	"	"	"	
Dichlorodifluoromethane	"	ND	-----	0.500	"	"	"	"	"	
1,1-Dichloroethane	"	ND	-----	0.500	"	"	"	"	"	
1,2-Dichloroethane	"	ND	-----	0.200	"	"	"	"	"	
1,1-Dichloroethene	"	ND	-----	0.500	"	"	"	"	"	
cis-1,2-Dichloroethene	"	ND	-----	0.500	"	"	"	"	"	
trans-1,2-Dichloroethene	"	ND	-----	0.500	"	"	"	"	"	
1,2-Dichloropropane	"	ND	-----	0.500	"	"	"	"	"	
1,3-Dichloropropane	"	ND	-----	0.500	"	"	"	"	"	
2,2-Dichloropropane	"	ND	-----	0.500	"	"	"	"	"	
1,1-Dichloropropene	"	ND	-----	0.500	"	"	"	"	"	
cis-1,3-Dichloropropene	"	ND	-----	0.500	"	"	"	"	"	
trans-1,3-Dichloropropene	"	ND	-----	0.500	"	"	"	"	"	
Ethylbenzene	"	ND	-----	0.500	"	"	"	"	"	
Hexachlorobutadiene	"	ND	-----	5.00	"	"	"	"	"	
Methyl tert-butyl ether	"	ND	-----	1.00	"	"	"	"	"	
n-Hexane	"	ND	-----	1.00	"	"	"	"	"	

TestAmerica - Seattle, WA

The results in this report apply to the samples analyzed in accordance with the chain of custody document. This analytical report must be reproduced in its entirety.

Kate Haney, Project Manager

TestAmerica
ANALYTICAL TESTING CORPORATION

SEATTLE, WA 11720 NORTH CREEK PKWY N, SUITE 400
BOTHELL, WA 98011-8244
PH: (425) 420.9200 FAX: (425) 420.9210

Sound Environmental Strategies	Project Name:	**Time Oil #01-427 - ASKO**	
2400 Airport Way South, Suite 200	Project Number:	01-427	Report Created:
Seattle, WA/USA 98134-2020	Project Manager:	Dee Gardner	09/28/06 15:19

Volatile Organic Compounds by EPA Method 8260B

TestAmerica - Seattle, WA

Analyte	Method	Result	MDL*	MRL	Units	Dil	Batch	Prepared	Analyzed	Notes
BPH0464-01 (MW-01-20060817)		**Water**			**Sampled: 08/17/06 10:55**					
2-Hexanone	EPA 8260B	ND	-----	10.0	ug/l	1x	6H23040	08/22/06 11:39	08/22/06 21:35	
Isopropylbenzene	"	ND	-----	0.500	"	"	"	"	"	
p-Isopropyltoluene	"	ND	-----	0.500	"	"	"	"	"	
4-Methyl-2-pentanone	"	ND	-----	10.0	"	"	"	"	"	
Methylene chloride	"	ND	-----	5.00	"	"	"	"	"	
Naphthalene	"	ND	-----	5.00	"	"	"	"	"	
n-Propylbenzene	"	ND	-----	0.500	"	"	"	"	"	
Styrene	"	ND	-----	0.500	"	"	"	"	"	
1,2,3-Trichlorobenzene	"	ND	-----	5.00	"	"	"	"	"	
1,2,4-Trichlorobenzene	"	ND	-----	5.00	"	"	"	"	"	
1,1,1,2-Tetrachloroethane	"	ND	-----	0.500	"	"	"	"	"	
1,1,2,2-Tetrachloroethane	"	ND	-----	0.500	"	"	"	"	"	
Tetrachloroethene	"	ND	-----	0.200	"	"	"	"	"	
Toluene	"	ND	-----	0.500	"	"	"	"	"	
1,1,1-Trichloroethane	"	ND	-----	0.500	"	"	"	"	"	
1,1,2-Trichloroethane	"	ND	-----	0.500	"	"	"	"	"	
Trichloroethene	"	ND	-----	0.500	"	"	"	"	"	
Trichlorofluoromethane	"	ND	-----	0.500	"	"	"	"	"	
1,2,3-Trichloropropane	"	ND	-----	0.500	"	"	"	"	"	
1,2,4-Trimethylbenzene	"	ND	-----	0.500	"	"	"	"	"	
1,3,5-Trimethylbenzene	"	ND	-----	0.500	"	"	"	"	"	
Vinyl chloride	"	ND	-----	0.200	"	"	"	"	"	
o-Xylene	"	ND	-----	0.500	"	"	"	"	"	
m,p-Xylene	"	ND	-----	1.00	"	"	"	"	"	
Total Xylenes	"	ND	-----	1.00	"	"	"	"	"	
Surrogate(s): 1,2-DCA-d4			*101%*		*70 - 130 %*	"			"	
Toluene-d8			*104%*		*75 - 125 %*	"			"	
4-BFB			*99.0%*		*75 - 125 %*	"			"	
BPH0464-02 (MW-02-20060817)		**Water**			**Sampled: 08/17/06 12:10**					
Acetone	EPA 8260B	ND	-----	20.0	ug/l	1x	6H23040	08/22/06 11:39	08/22/06 22:05	
Benzene	"	ND	-----	0.500	"	"	"	"	"	
Bromobenzene	"	ND	-----	0.500	"	"	"	"	"	
Bromochloromethane	"	ND	-----	0.500	"	"	"	"	"	
Bromodichloromethane	"	ND	-----	0.500	"	"	"	"	"	
Bromoform	"	ND	-----	0.500	"	"	"	"	"	
Bromomethane	"	ND	-----	1.00	"	"	"	"	"	
2-Butanone	"	ND	-----	10.0	"	"	"	"	"	
n-Butylbenzene	"	ND	-----	0.500	"	"	"	"	"	
sec-Butylbenzene	"	ND	-----	0.500	"	"	"	"	"	
tert-Butylbenzene	"	ND	-----	0.500	"	"	"	"	"	
Carbon disulfide	"	ND	-----	0.500	"	"	"	"	"	

TestAmerica - Seattle, WA

The results in this report apply to the samples analyzed in accordance with the chain of custody document. This analytical report must be reproduced in its entirety.

Kate Haney, Project Manager

TestAmerica
ANALYTICAL TESTING CORPORATION

SEATTLE, WA 11720 NORTH CREEK PKWY N, SUITE 400
BOTHELL, WA 98011-8244
PH: (425) 420.9200 FAX: (425) 420.9210

Sound Environmental Strategies	Project Name:	**Time Oil #01-427 - ASKO**	
2400 Airport Way South, Suite 200	Project Number:	01-427	Report Created:
Seattle, WA/USA 98134-2020	Project Manager:	Dee Gardner	09/28/06 15:19

Volatile Organic Compounds by EPA Method 8260B

TestAmerica - Seattle, WA

Analyte	Method	Result	MDL*	MRL	Units	Dil	Batch	Prepared	Analyzed	Notes
BPH0464-02 (MW-02-20060817)		**Water**			**Sampled: 08/17/06 12:10**					
Carbon tetrachloride	EPA 8260B	ND	-----	0.500	ug/l	1x	6H23040	08/22/06 11:39	08/22/06 22:05	
Chlorobenzene	"	ND	-----	0.500	"	"	"	"	"	
Chloroethane	"	ND	-----	0.500	"	"	"	"	"	
1-Chlorohexane	"	ND	-----	0.500	"	"	"	"	"	
Chloroform	"	ND	-----	0.500	"	"	"	"	"	
Chloromethane	"	ND	-----	2.50	"	"	"	"	"	
2-Chlorotoluene	"	ND	-----	0.500	"	"	"	"	"	
4-Chlorotoluene	"	ND	-----	0.500	"	"	"	"	"	
Dibromochloromethane	"	ND	-----	0.500	"	"	"	"	"	
1,2-Dibromo-3-chloropropane	"	ND	-----	5.00	"	"	"	"	"	
1,2-Dibromoethane	"	ND	-----	0.200	"	"	"	"	"	
Dibromomethane	"	ND	-----	0.500	"	"	"	"	"	
1,2-Dichlorobenzene	"	ND	-----	0.500	"	"	"	"	"	
1,3-Dichlorobenzene	"	ND	-----	0.500	"	"	"	"	"	
1,4-Dichlorobenzene	"	ND	-----	0.500	"	"	"	"	"	
Dichlorodifluoromethane	"	ND	-----	0.500	"	"	"	"	"	
1,1-Dichloroethane	"	ND	-----	0.500	"	"	"	"	"	
1,2-Dichloroethane	"	ND	-----	0.200	"	"	"	"	"	
1,1-Dichloroethene	"	ND	-----	0.500	"	"	"	"	"	
cis-1,2-Dichloroethene	"	ND	-----	0.500	"	"	"	"	"	
trans-1,2-Dichloroethene	"	ND	-----	0.500	"	"	"	"	"	
1,2-Dichloropropane	"	ND	-----	0.500	"	"	"	"	"	
1,3-Dichloropropane	"	ND	-----	0.500	"	"	"	"	"	
2,2-Dichloropropane	"	ND	-----	0.500	"	"	"	"	"	
1,1-Dichloropropene	"	ND	-----	0.500	"	"	"	"	"	
cis-1,3-Dichloropropene	"	ND	-----	0.500	"	"	"	"	"	
trans-1,3-Dichloropropene	"	ND	-----	0.500	"	"	"	"	"	
Ethylbenzene	"	ND	-----	0.500	"	"	"	"	"	
Hexachlorobutadiene	"	ND	-----	5.00	"	"	"	"	"	
Methyl tert-butyl ether	"	ND	-----	1.00	"	"	"	"	"	
n-Hexane	"	ND	-----	1.00	"	"	"	"	"	
2-Hexanone	"	ND	-----	10.0	"	"	"	"	"	
Isopropylbenzene	"	ND	-----	0.500	"	"	"	"	"	
p-Isopropyltoluene	"	ND	-----	0.500	"	"	"	"	"	
4-Methyl-2-pentanone	"	ND	-----	10.0	"	"	"	"	"	
Methylene chloride	"	ND	-----	5.00	"	"	"	"	"	
Naphthalene	"	ND	-----	5.00	"	"	"	"	"	
n-Propylbenzene	"	ND	-----	0.500	"	"	"	"	"	
Styrene	"	ND	-----	0.500	"	"	"	"	"	
1,2,3-Trichlorobenzene	"	ND	-----	5.00	"	"	"	"	"	
1,2,4-Trichlorobenzene	"	ND	-----	5.00	"	"	"	"	"	
1,1,1,2-Tetrachloroethane	"	ND	-----	0.500	"	"	"	"	"	
1,1,2,2-Tetrachloroethane	"	ND	-----	0.500	"	"	"	"	"	

TestAmerica - Seattle, WA

Kate Haney, Project Manager

The results in this report apply to the samples analyzed in accordance with the chain of custody document. This analytical report must be reproduced in its entirety.

TestAmerica
ANALYTICAL TESTING CORPORATION

SEATTLE, WA 11720 NORTH CREEK PKWY N, SUITE 400
BOTHELL, WA 98011-8244
PH: (425) 420.9200 FAX: (425) 420.9210

Sound Environmental Strategies	Project Name:	**Time Oil #01-427 - ASKO**	
2400 Airport Way South, Suite 200	Project Number:	01-427	Report Created:
Seattle, WA/USA 98134-2020	Project Manager:	Dee Gardner	09/28/06 15:19

Volatile Organic Compounds by EPA Method 8260B

TestAmerica - Seattle, WA

Analyte	Method	Result	MDL*	MRL	Units	Dil	Batch	Prepared	Analyzed	Notes
BPH0464-02 (MW-02-20060817)		**Water**			**Sampled: 08/17/06 12:10**					
Tetrachloroethene	EPA 8260B	ND	-----	0.200	ug/l	1x	6H23040	08/22/06 11:39	08/22/06 22:05	
Toluene	"	ND	-----	0.500	"	"	"	"	"	
1,1,1-Trichloroethane	"	ND	-----	0.500	"	"	"	"	"	
1,1,2-Trichloroethane	"	ND	-----	0.500	"	"	"	"	"	
Trichloroethene	"	ND	-----	0.500	"	"	"	"	"	
Trichlorofluoromethane	"	ND	-----	0.500	"	"	"	"	"	
1,2,3-Trichloropropane	"	ND	-----	0.500	"	"	"	"	"	
1,2,4-Trimethylbenzene	"	ND	-----	0.500	"	"	"	"	"	
1,3,5-Trimethylbenzene	"	ND	-----	0.500	"	"	"	"	"	
Vinyl chloride	"	ND	-----	0.200	"	"	"	"	"	
o-Xylene	"	ND	-----	0.500	"	"	"	"	"	
m,p-Xylene	"	ND	-----	1.00	"	"	"	"	"	
Total Xylenes	"	ND	-----	1.00	"	"	"	"	"	
Surrogate(s): 1,2-DCA-d4		*102%*		*70 - 130 %*	*"*				*"*	
Toluene-d8		*102%*		*75 - 125 %*	*"*				*"*	
4-BFB		*100%*		*75 - 125 %*	*"*				*"*	
BPH0464-03 (MW-03-20060817)		**Water**			**Sampled: 08/17/06 16:15**					
Acetone	EPA 8260B	ND	-----	20.0	ug/l	1x	6H23040	08/22/06 11:39	08/22/06 22:35	
Benzene	"	**3.05**	-----	0.500	"	"	"	"	"	
Bromobenzene	"	ND	-----	0.500	"	"	"	"	"	
Bromochloromethane	"	ND	-----	0.500	"	"	"	"	"	
Bromodichloromethane	"	ND	-----	0.500	"	"	"	"	"	
Bromoform	"	ND	-----	0.500	"	"	"	"	"	
Bromomethane	"	ND	-----	1.00	"	"	"	"	"	
2-Butanone	"	ND	-----	10.0	"	"	"	"	"	
n-Butylbenzene	"	**0.760**	-----	0.500	"	"	"	"	"	
sec-Butylbenzene	"	**1.74**	-----	0.500	"	"	"	"	"	
tert-Butylbenzene	"	ND	-----	0.500	"	"	"	"	"	
Carbon disulfide	"	ND	-----	0.500	"	"	"	"	"	
Carbon tetrachloride	"	ND	-----	0.500	"	"	"	"	"	
Chlorobenzene	"	**1.27**	-----	0.500	"	"	"	"	"	
Chloroethane	"	ND	-----	0.500	"	"	"	"	"	
1-Chlorohexane	"	ND	-----	0.500	"	"	"	"	"	
Chloroform	"	ND	-----	0.500	"	"	"	"	"	
Chloromethane	"	ND	-----	2.50	"	"	"	"	"	
2-Chlorotoluene	"	ND	-----	0.500	"	"	"	"	"	
4-Chlorotoluene	"	ND	-----	0.500	"	"	"	"	"	
Dibromochloromethane	"	ND	-----	0.500	"	"	"	"	"	
1,2-Dibromo-3-chloropropane	"	ND	-----	5.00	"	"	"	"	"	
1,2-Dibromoethane	"	ND	-----	0.200	"	"	"	"	"	
Dibromomethane	"	ND	-----	0.500	"	"	"	"	"	

TestAmerica - Seattle, WA

Kate Haney, Project Manager

The results in this report apply to the samples analyzed in accordance with the chain of custody document. This analytical report must be reproduced in its entirety.

TestAmerica
ANALYTICAL TESTING CORPORATION

SEATTLE, WA 11720 NORTH CREEK PKWY N, SUITE 400
BOTHELL, WA 98011-8244
PH: (425) 420.9200 FAX: (425) 420.9210

Sound Environmental Strategies	Project Name:	**Time Oil #01-427 - ASKO**	
2400 Airport Way South, Suite 200	Project Number:	01-427	Report Created:
Seattle, WA/USA 98134-2020	Project Manager:	Dee Gardner	09/28/06 15:19

Volatile Organic Compounds by EPA Method 8260B

TestAmerica - Seattle, WA

Analyte	Method	Result	MDL*	MRL	Units	Dil	Batch	Prepared	Analyzed	Notes
BPH0464-03 (MW-03-20060817)		**Water**			**Sampled: 08/17/06 16:15**					
1,2-Dichlorobenzene	EPA 8260B	ND	-----	0.500	ug/l	1x	6H23040	08/22/06 11:39	08/22/06 22:35	
1,3-Dichlorobenzene	"	ND	-----	0.500	"	"	"	"	"	
1,4-Dichlorobenzene	"	ND	-----	0.500	"	"	"	"	"	
Dichlorodifluoromethane	"	ND	-----	0.500	"	"	"	"	"	
1,1-Dichloroethane	"	ND	-----	0.500	"	"	"	"	"	
1,2-Dichloroethane	"	**0.360**	-----	0.200	"	"	"	"	"	
1,1-Dichloroethene	"	ND	-----	0.500	"	"	"	"	"	
cis-1,2-Dichloroethene	"	**24.3**	-----	0.500	"	"	"	"	"	
trans-1,2-Dichloroethene	"	ND	-----	0.500	"	"	"	"	"	
1,2-Dichloropropane	"	ND	-----	0.500	"	"	"	"	"	
1,3-Dichloropropane	"	ND	-----	0.500	"	"	"	"	"	
2,2-Dichloropropane	"	ND	-----	0.500	"	"	"	"	"	
1,1-Dichloropropene	"	ND	-----	0.500	"	"	"	"	"	
cis-1,3-Dichloropropene	"	ND	-----	0.500	"	"	"	"	"	
trans-1,3-Dichloropropene	"	ND	-----	0.500	"	"	"	"	"	
Ethylbenzene	"	**5.48**	-----	0.500	"	"	"	"	"	
Hexachlorobutadiene	"	ND	-----	5.00	"	"	"	"	"	
Methyl tert-butyl ether	"	ND	-----	1.00	"	"	"	"	"	
n-Hexane	"	ND	-----	1.00	"	"	"	"	"	
2-Hexanone	"	ND	-----	10.0	"	"	"	"	"	
Isopropylbenzene	"	**1.16**	-----	0.500	"	"	"	"	"	
p-Isopropyltoluene	"	**0.650**	-----	0.500	"	"	"	"	"	
4-Methyl-2-pentanone	"	ND	-----	10.0	"	"	"	"	"	
Methylene chloride	"	ND	-----	5.00	"	"	"	"	"	
Naphthalene	"	ND	-----	5.00	"	"	"	"	"	
n-Propylbenzene	"	**1.59**	-----	0.500	"	"	"	"	"	
Styrene	"	ND	-----	0.500	"	"	"	"	"	
1,2,3-Trichlorobenzene	"	ND	-----	5.00	"	"	"	"	"	
1,2,4-Trichlorobenzene	"	ND	-----	5.00	"	"	"	"	"	
1,1,1,2-Tetrachloroethane	"	ND	-----	0.500	"	"	"	"	"	
1,1,2,2-Tetrachloroethane	"	ND	-----	0.500	"	"	"	"	"	
Tetrachloroethene	"	ND	-----	0.200	"	"	"	"	"	
Toluene	"	**0.960**	-----	0.500	"	"	"	"	"	
1,1,1-Trichloroethane	"	ND	-----	0.500	"	"	"	"	"	
1,1,2-Trichloroethane	"	ND	-----	0.500	"	"	"	"	"	
Trichloroethene	"	**3.12**	-----	0.500	"	"	"	"	"	
Trichlorofluoromethane	"	ND	-----	0.500	"	"	"	"	"	
1,2,3-Trichloropropane	"	ND	-----	0.500	"	"	"	"	"	
1,2,4-Trimethylbenzene	"	**6.65**	-----	0.500	"	"	"	"	"	
1,3,5-Trimethylbenzene	"	**2.77**	-----	0.500	"	"	"	"	"	
Vinyl chloride	"	**0.480**	-----	0.200	"	"	"	"	"	
o-Xylene	"	**5.75**	-----	0.500	"	"	"	"	"	

TestAmerica - Seattle, WA

Kate Haney, Project Manager

The results in this report apply to the samples analyzed in accordance with the chain of custody document. This analytical report must be reproduced in its entirety.

TestAmerica
ANALYTICAL TESTING CORPORATION

SEATTLE, WA 11720 NORTH CREEK PKWY N, SUITE 400
BOTHELL, WA 98011-8244
PH: (425) 420.9200 FAX: (425) 420.9210

Sound Environmental Strategies	Project Name:	**Time Oil #01-427 - ASKO**
2400 Airport Way South, Suite 200	Project Number:	01-427
Seattle, WA/USA 98134-2020	Project Manager:	Dee Gardner

Report Created: 09/28/06 15:19

Volatile Organic Compounds by EPA Method 8260B

TestAmerica - Seattle, WA

Analyte	Method	Result	MDL*	MRL	Units	Dil	Batch	Prepared	Analyzed	Notes
BPH0464-03 (MW-03-20060817)		**Water**			**Sampled: 08/17/06 16:15**					
m,p-Xylene	EPA 8260B	**1.86**	-----	1.00	ug/l	1x	6H23040	08/22/06 11:39	08/22/06 22:35	
Total Xylenes	"	**7.61**	-----	1.00	"	"	"	"	"	
Surrogate(s): 1,2-DCA-d4			*102%*		*70 - 130 %*	"			"	
Toluene-d8			*100%*		*75 - 125 %*	"			"	
4-BFB			*98.0%*		*75 - 125 %*	"			"	
BPH0464-04 (MW-04-20060817)		**Water**			**Sampled: 08/17/06 13:55**					
Acetone	EPA 8260B	ND	-----	20.0	ug/l	1x	6H23040	08/22/06 11:39	08/22/06 23:05	
Benzene	"	ND	-----	0.500	"	"	"	"	"	
Bromobenzene	"	ND	-----	0.500	"	"	"	"	"	
Bromochloromethane	"	ND	-----	0.500	"	"	"	"	"	
Bromodichloromethane	"	ND	-----	0.500	"	"	"	"	"	
Bromoform	"	ND	-----	0.500	"	"	"	"	"	
Bromomethane	"	ND	-----	1.00	"	"	"	"	"	
2-Butanone	"	ND	-----	10.0	"	"	"	"	"	
n-Butylbenzene	"	ND	-----	0.500	"	"	"	"	"	
sec-Butylbenzene	"	ND	-----	0.500	"	"	"	"	"	
tert-Butylbenzene	"	ND	-----	0.500	"	"	"	"	"	
Carbon disulfide	"	ND	-----	0.500	"	"	"	"	"	
Carbon tetrachloride	"	ND	-----	0.500	"	"	"	"	"	
Chlorobenzene	"	ND	-----	0.500	"	"	"	"	"	
Chloroethane	"	ND	-----	0.500	"	"	"	"	"	
1-Chlorohexane	"	ND	-----	0.500	"	"	"	"	"	
Chloroform	"	ND	-----	0.500	"	"	"	"	"	
Chloromethane	"	ND	-----	2.50	"	"	"	"	"	
2-Chlorotoluene	"	ND	-----	0.500	"	"	"	"	"	
4-Chlorotoluene	"	ND	-----	0.500	"	"	"	"	"	
Dibromochloromethane	"	ND	-----	0.500	"	"	"	"	"	
1,2-Dibromo-3-chloropropane	"	ND	-----	5.00	"	"	"	"	"	
1,2-Dibromoethane	"	ND	-----	0.200	"	"	"	"	"	
Dibromomethane	"	ND	-----	0.500	"	"	"	"	"	
1,2-Dichlorobenzene	"	ND	-----	0.500	"	"	"	"	"	
1,3-Dichlorobenzene	"	ND	-----	0.500	"	"	"	"	"	
1,4-Dichlorobenzene	"	ND	-----	0.500	"	"	"	"	"	
Dichlorodifluoromethane	"	ND	-----	0.500	"	"	"	"	"	
1,1-Dichloroethane	"	ND	-----	0.500	"	"	"	"	"	
1,2-Dichloroethane	"	ND	-----	0.200	"	"	"	"	"	
1,1-Dichloroethene	"	ND	-----	0.500	"	"	"	"	"	
cis-1,2-Dichloroethene	"	ND	-----	0.500	"	"	"	"	"	
trans-1,2-Dichloroethene	"	ND	-----	0.500	"	"	"	"	"	
1,2-Dichloropropane	"	ND	-----	0.500	"	"	"	"	"	
1,3-Dichloropropane	"	ND	-----	0.500	"	"	"	"	"	

TestAmerica - Seattle, WA

The results in this report apply to the samples analyzed in accordance with the chain of custody document. This analytical report must be reproduced in its entirety.

Kate Haney, Project Manager

TestAmerica
ANALYTICAL TESTING CORPORATION

SEATTLE, WA 11720 NORTH CREEK PKWY N, SUITE 400
BOTHELL, WA 98011-8244
PH: (425) 420.9200 FAX: (425) 420.9210

Sound Environmental Strategies	Project Name:	**Time Oil #01-427 - ASKO**	
2400 Airport Way South, Suite 200	Project Number:	01-427	Report Created:
Seattle, WA/USA 98134-2020	Project Manager:	Dee Gardner	09/28/06 15:19

Volatile Organic Compounds by EPA Method 8260B

TestAmerica - Seattle, WA

Analyte	Method	Result	MDL*	MRL	Units	Dil	Batch	Prepared	Analyzed	Notes
BPH0464-04 (MW-04-20060817)		**Water**			**Sampled: 08/17/06 13:55**					
2,2-Dichloropropane	EPA 8260B	ND	-----	0.500	ug/l	1x	6H23040	08/22/06 11:39	08/22/06 23:05	
1,1-Dichloropropene	"	ND	-----	0.500	"	"	"	"	"	
cis-1,3-Dichloropropene	"	ND	-----	0.500	"	"	"	"	"	
trans-1,3-Dichloropropene	"	ND	-----	0.500	"	"	"	"	"	
Ethylbenzene	"	ND	-----	0.500	"	"	"	"	"	
Hexachlorobutadiene	"	ND	-----	5.00	"	"	"	"	"	
Methyl tert-butyl ether	"	ND	-----	1.00	"	"	"	"	"	
n-Hexane	"	ND	-----	1.00	"	"	"	"	"	
2-Hexanone	"	ND	-----	10.0	"	"	"	"	"	
Isopropylbenzene	"	ND	-----	0.500	"	"	"	"	"	
p-Isopropyltoluene	"	ND	-----	0.500	"	"	"	"	"	
4-Methyl-2-pentanone	"	ND	-----	10.0	"	"	"	"	"	
Methylene chloride	"	ND	-----	5.00	"	"	"	"	"	
Naphthalene	"	ND	-----	5.00	"	"	"	"	"	
n-Propylbenzene	"	ND	-----	0.500	"	"	"	"	"	
Styrene	"	ND	-----	0.500	"	"	"	"	"	
1,2,3-Trichlorobenzene	"	ND	-----	5.00	"	"	"	"	"	
1,2,4-Trichlorobenzene	"	ND	-----	5.00	"	"	"	"	"	
1,1,1,2-Tetrachloroethane	"	ND	-----	0.500	"	"	"	"	"	
1,1,2,2-Tetrachloroethane	"	ND	-----	0.500	"	"	"	"	"	
Tetrachloroethene	"	ND	-----	0.200	"	"	"	"	"	
Toluene	"	ND	-----	0.500	"	"	"	"	"	
1,1,1-Trichloroethane	"	ND	-----	0.500	"	"	"	"	"	
1,1,2-Trichloroethane	"	ND	-----	0.500	"	"	"	"	"	
Trichloroethene	"	ND	-----	0.500	"	"	"	"	"	
Trichlorofluoromethane	"	ND	-----	0.500	"	"	"	"	"	
1,2,3-Trichloropropane	"	ND	-----	0.500	"	"	"	"	"	
1,2,4-Trimethylbenzene	"	ND	-----	0.500	"	"	"	"	"	
1,3,5-Trimethylbenzene	"	ND	-----	0.500	"	"	"	"	"	
Vinyl chloride	"	**0.270**	-----	0.200	"	"	"	"	"	
o-Xylene	"	ND	-----	0.500	"	"	"	"	"	
m,p-Xylene	"	ND	-----	1.00	"	"	"	"	"	
Total Xylenes	"	ND	-----	1.00	"	"	"	"	"	
Surrogate(s): *1,2-DCA-d4*			*102%*		*70 - 130 %*	"			"	
Toluene-d8			*101%*		*75 - 125 %*	"			"	
4-BFB			*99.5%*		*75 - 125 %*	"			"	

TestAmerica - Seattle, WA

The results in this report apply to the samples analyzed in accordance with the chain of custody document. This analytical report must be reproduced in its entirety.

Kate Haney, Project Manager

TestAmerica
ANALYTICAL TESTING CORPORATION

SEATTLE, WA 11720 NORTH CREEK PKWY N, SUITE 400
BOTHELL, WA 98011-8244
PH: (425) 420.9200 FAX: (425) 420.9210

Sound Environmental Strategies	Project Name:	**Time Oil #01-427 - ASKO**	
2400 Airport Way South, Suite 200	Project Number:	01-427	Report Created:
Seattle, WA/USA 98134-2020	Project Manager:	Dee Gardner	09/28/06 15:19

Volatile Organic Compounds by EPA Method 8260B

TestAmerica - Seattle, WA

Analyte	Method	Result	MDL*	MRL	Units	Dil	Batch	Prepared	Analyzed	Notes
BPH0464-05 (MW-05-20060817)		**Water**			**Sampled: 08/17/06 14:50**					
Acetone	EPA 8260B	ND	-----	20.0	ug/l	1x	6H23040	08/22/06 11:39	08/22/06 23:34	
Benzene	"	**2.01**	-----	0.500	"	"	"	"	"	
Bromobenzene	"	ND	-----	0.500	"	"	"	"	"	
Bromochloromethane	"	ND	-----	0.500	"	"	"	"	"	
Bromodichloromethane	"	ND	-----	0.500	"	"	"	"	"	
Bromoform	"	ND	-----	0.500	"	"	"	"	"	
Bromomethane	"	ND	-----	1.00	"	"	"	"	"	
2-Butanone	"	ND	-----	10.0	"	"	"	"	"	
n-Butylbenzene	"	ND	-----	0.500	"	"	"	"	"	
sec-Butylbenzene	"	ND	-----	0.500	"	"	"	"	"	
tert-Butylbenzene	"	ND	-----	0.500	"	"	"	"	"	
Carbon disulfide	"	ND	-----	0.500	"	"	"	"	"	
Carbon tetrachloride	"	ND	-----	0.500	"	"	"	"	"	
Chlorobenzene	"	ND	-----	0.500	"	"	"	"	"	
Chloroethane	"	ND	-----	0.500	"	"	"	"	"	
1-Chlorohexane	"	ND	-----	0.500	"	"	"	"	"	
Chloroform	"	ND	-----	0.500	"	"	"	"	"	
Chloromethane	"	ND	-----	2.50	"	"	"	"	"	
2-Chlorotoluene	"	ND	-----	0.500	"	"	"	"	"	
4-Chlorotoluene	"	ND	-----	0.500	"	"	"	"	"	
Dibromochloromethane	"	ND	-----	0.500	"	"	"	"	"	
1,2-Dibromo-3-chloropropane	"	ND	-----	5.00	"	"	"	"	"	
1,2-Dibromoethane	"	ND	-----	0.200	"	"	"	"	"	
Dibromomethane	"	ND	-----	0.500	"	"	"	"	"	
1,2-Dichlorobenzene	"	ND	-----	0.500	"	"	"	"	"	
1,3-Dichlorobenzene	"	ND	-----	0.500	"	"	"	"	"	
1,4-Dichlorobenzene	"	ND	-----	0.500	"	"	"	"	"	
Dichlorodifluoromethane	"	ND	-----	0.500	"	"	"	"	"	
1,1-Dichloroethane	"	ND	-----	0.500	"	"	"	"	"	
1,2-Dichloroethane	"	**0.370**	-----	0.200	"	"	"	"	"	
1,1-Dichloroethene	"	ND	-----	0.500	"	"	"	"	"	
cis-1,2-Dichloroethene	"	**14.6**	-----	0.500	"	"	"	"	"	
trans-1,2-Dichloroethene	"	ND	-----	0.500	"	"	"	"	"	
1,2-Dichloropropane	"	ND	-----	0.500	"	"	"	"	"	
1,3-Dichloropropane	"	ND	-----	0.500	"	"	"	"	"	
2,2-Dichloropropane	"	ND	-----	0.500	"	"	"	"	"	
1,1-Dichloropropene	"	ND	-----	0.500	"	"	"	"	"	
cis-1,3-Dichloropropene	"	ND	-----	0.500	"	"	"	"	"	
trans-1,3-Dichloropropene	"	ND	-----	0.500	"	"	"	"	"	
Ethylbenzene	"	ND	-----	0.500	"	"	"	"	"	
Hexachlorobutadiene	"	ND	-----	5.00	"	"	"	"	"	
Methyl tert-butyl ether	"	ND	-----	1.00	"	"	"	"	"	
n-Hexane	"	ND	-----	1.00	"	"	"	"	"	

TestAmerica - Seattle, WA

The results in this report apply to the samples analyzed in accordance with the chain of custody document. This analytical report must be reproduced in its entirety.

Kate Haney, Project Manager

TestAmerica
ANALYTICAL TESTING CORPORATION

SEATTLE, WA 11720 NORTH CREEK PKWY N, SUITE 400
BOTHELL, WA 98011-8244
PH: (425) 420.9200 FAX: (425) 420.9210

Sound Environmental Strategies	Project Name:	**Time Oil #01-427 - ASKO**	
2400 Airport Way South, Suite 200	Project Number:	01-427	Report Created:
Seattle, WA/USA 98134-2020	Project Manager:	Dee Gardner	09/28/06 15:19

Volatile Organic Compounds by EPA Method 8260B

TestAmerica - Seattle, WA

Analyte	Method	Result	MDL*	MRL	Units	Dil	Batch	Prepared	Analyzed	Notes
BPH0464-05 (MW-05-20060817)		**Water**			**Sampled: 08/17/06 14:50**					
2-Hexanone	EPA 8260B	ND	-----	10.0	ug/l	1x	6H23040	08/22/06 11:39	08/22/06 23:34	
Isopropylbenzene	"	ND	-----	0.500	"	"	"	"	"	
p-Isopropyltoluene	"	ND	-----	0.500	"	"	"	"	"	
4-Methyl-2-pentanone	"	ND	-----	10.0	"	"	"	"	"	
Methylene chloride	"	ND	-----	5.00	"	"	"	"	"	
Naphthalene	"	ND	-----	5.00	"	"	"	"	"	
n-Propylbenzene	"	ND	-----	0.500	"	"	"	"	"	
Styrene	"	ND	-----	0.500	"	"	"	"	"	
1,2,3-Trichlorobenzene	"	ND	-----	5.00	"	"	"	"	"	
1,2,4-Trichlorobenzene	"	ND	-----	5.00	"	"	"	"	"	
1,1,1,2-Tetrachloroethane	"	ND	-----	0.500	"	"	"	"	"	
1,1,2,2-Tetrachloroethane	"	ND	-----	0.500	"	"	"	"	"	
Tetrachloroethene	"	ND	-----	0.200	"	"	"	"	"	
Toluene	"	ND	-----	0.500	"	"	"	"	"	
1,1,1-Trichloroethane	"	ND	-----	0.500	"	"	"	"	"	
1,1,2-Trichloroethane	"	ND	-----	0.500	"	"	"	"	"	
Trichloroethene	"	**59.2**	-----	0.500	"	"	"	"	"	
Trichlorofluoromethane	"	ND	-----	0.500	"	"	"	"	"	
1,2,3-Trichloropropane	"	ND	-----	0.500	"	"	"	"	"	
1,2,4-Trimethylbenzene	"	ND	-----	0.500	"	"	"	"	"	
1,3,5-Trimethylbenzene	"	ND	-----	0.500	"	"	"	"	"	
Vinyl chloride	"	**1.27**	-----	0.200	"	"	"	"	"	
o-Xylene	"	ND	-----	0.500	"	"	"	"	"	
m,p-Xylene	"	ND	-----	1.00	"	"	"	"	"	
Total Xylenes	"	ND	-----	1.00	"	"	"	"	"	
Surrogate(s): 1,2-DCA-d4			*102%*		*70 - 130 %*	"			"	
Toluene-d8			*102%*		*75 - 125 %*	"			"	
4-BFB			*100%*		*75 - 125 %*	"			"	
BPH0464-06 (MW-06-20060817)		**Water**			**Sampled: 08/17/06 13:45**					
Acetone	EPA 8260B	ND	-----	20.0	ug/l	1x	6H23041	08/23/06 11:05	08/23/06 14:15	
Benzene	"	ND	-----	0.500	"	"	"	"	"	
Bromobenzene	"	ND	-----	0.500	"	"	"	"	"	
Bromochloromethane	"	ND	-----	0.500	"	"	"	"	"	
Bromodichloromethane	"	ND	-----	0.500	"	"	"	"	"	
Bromoform	"	ND	-----	0.500	"	"	"	"	"	
Bromomethane	"	ND	-----	1.00	"	"	"	"	"	
2-Butanone	"	ND	-----	10.0	"	"	"	"	"	
n-Butylbenzene	"	ND	-----	0.500	"	"	"	"	"	
sec-Butylbenzene	"	ND	-----	0.500	"	"	"	"	"	
tert-Butylbenzene	"	ND	-----	0.500	"	"	"	"	"	
Carbon disulfide	"	ND	-----	0.500	"	"	"	"	"	

TestAmerica - Seattle, WA

Kate Haney, Project Manager

The results in this report apply to the samples analyzed in accordance with the chain of custody document. This analytical report must be reproduced in its entirety.

TestAmerica
ANALYTICAL TESTING CORPORATION

SEATTLE, WA 11720 NORTH CREEK PKWY N, SUITE 400
BOTHELL, WA 98011-8244
PH: (425) 420.9200 FAX: (425) 420.9210

Sound Environmental Strategies	Project Name:	**Time Oil #01-427 - ASKO**	
2400 Airport Way South, Suite 200	Project Number:	01-427	Report Created:
Seattle, WA/USA 98134-2020	Project Manager:	Dee Gardner	09/28/06 15:19

Volatile Organic Compounds by EPA Method 8260B

TestAmerica - Seattle, WA

Analyte	Method	Result	MDL*	MRL	Units	Dil	Batch	Prepared	Analyzed	Notes
BPH0464-06 (MW-06-20060817)		**Water**			**Sampled: 08/17/06 13:45**					
Carbon tetrachloride	EPA 8260B	ND	-----	0.500	ug/l	1x	6H23041	08/23/06 11:05	08/23/06 14:15	
Chlorobenzene	"	ND	-----	0.500	"	"	"	"	"	
Chloroethane	"	ND	-----	0.500	"	"	"	"	"	
1-Chlorohexane	"	ND	-----	0.500	"	"	"	"	"	
Chloroform	"	ND	-----	0.500	"	"	"	"	"	
Chloromethane	"	ND	-----	2.00	"	"	"	"	"	
2-Chlorotoluene	"	ND	-----	0.500	"	"	"	"	"	
4-Chlorotoluene	"	ND	-----	0.500	"	"	"	"	"	
Dibromochloromethane	"	ND	-----	0.500	"	"	"	"	"	
1,2-Dibromo-3-chloropropane	"	ND	-----	5.00	"	"	"	"	"	
1,2-Dibromoethane	"	ND	-----	0.200	"	"	"	"	"	
Dibromomethane	"	ND	-----	0.500	"	"	"	"	"	
1,2-Dichlorobenzene	"	ND	-----	0.500	"	"	"	"	"	
1,3-Dichlorobenzene	"	ND	-----	0.500	"	"	"	"	"	
1,4-Dichlorobenzene	"	ND	-----	0.500	"	"	"	"	"	
Dichlorodifluoromethane	"	ND	-----	0.500	"	"	"	"	"	
1,1-Dichloroethane	"	ND	-----	0.500	"	"	"	"	"	
1,2-Dichloroethane	"	ND	-----	0.500	"	"	"	"	"	
1,1-Dichloroethene	"	ND	-----	0.500	"	"	"	"	"	
cis-1,2-Dichloroethene	"	ND	-----	0.500	"	"	"	"	"	
trans-1,2-Dichloroethene	"	ND	-----	0.500	"	"	"	"	"	
1,2-Dichloropropane	"	ND	-----	0.500	"	"	"	"	"	
1,3-Dichloropropane	"	ND	-----	0.500	"	"	"	"	"	
2,2-Dichloropropane	"	ND	-----	0.500	"	"	"	"	"	
1,1-Dichloropropene	"	ND	-----	0.500	"	"	"	"	"	
cis-1,3-Dichloropropene	"	ND	-----	0.500	"	"	"	"	"	
trans-1,3-Dichloropropene	"	ND	-----	0.500	"	"	"	"	"	
Ethylbenzene	"	ND	-----	0.500	"	"	"	"	"	
Hexachlorobutadiene	"	ND	-----	5.00	"	"	"	"	"	
Methyl tert-butyl ether	"	ND	-----	1.00	"	"	"	"	"	
n-Hexane	"	ND	-----	1.00	"	"	"	"	"	
2-Hexanone	"	ND	-----	10.0	"	"	"	"	"	
Isopropylbenzene	"	ND	-----	0.500	"	"	"	"	"	
p-Isopropyltoluene	"	ND	-----	0.500	"	"	"	"	"	
4-Methyl-2-pentanone	"	ND	-----	10.0	"	"	"	"	"	
Methylene chloride	"	ND	-----	5.00	"	"	"	"	"	
Naphthalene	"	ND	-----	5.00	"	"	"	"	"	
n-Propylbenzene	"	ND	-----	0.500	"	"	"	"	"	
Styrene	"	ND	-----	0.500	"	"	"	"	"	
1,2,3-Trichlorobenzene	"	ND	-----	5.00	"	"	"	"	"	
1,2,4-Trichlorobenzene	"	ND	-----	5.00	"	"	"	"	"	
1,1,1,2-Tetrachloroethane	"	ND	-----	0.500	"	"	"	"	"	
1,1,2,2-Tetrachloroethane	"	ND	-----	0.500	"	"	"	"	"	

TestAmerica - Seattle, WA

Kate Haney, Project Manager

The results in this report apply to the samples analyzed in accordance with the chain of custody document. This analytical report must be reproduced in its entirety.

TestAmerica
ANALYTICAL TESTING CORPORATION

SEATTLE, WA 11720 NORTH CREEK PKWY N, SUITE 400
BOTHELL, WA 98011-8244
PH: (425) 420.9200 FAX: (425) 420.9210

Sound Environmental Strategies	Project Name:	**Time Oil #01-427 - ASKO**	
2400 Airport Way South, Suite 200	Project Number:	01-427	Report Created:
Seattle, WA/USA 98134-2020	Project Manager:	Dee Gardner	09/28/06 15:19

Volatile Organic Compounds by EPA Method 8260B

TestAmerica - Seattle, WA

Analyte	Method	Result	MDL*	MRL	Units	Dil	Batch	Prepared	Analyzed	Notes
BPH0464-06 (MW-06-20060817)		**Water**			**Sampled: 08/17/06 13:45**					
Tetrachloroethene	EPA 8260B	ND	-----	0.200	ug/l	1x	6H23041	08/23/06 11:05	08/23/06 14:15	
Toluene	"	ND	-----	0.500	"	"	"	"	"	
1,1,1-Trichloroethane	"	ND	-----	0.500	"	"	"	"	"	
1,1,2-Trichloroethane	"	ND	-----	0.500	"	"	"	"	"	
Trichloroethene	"	ND	-----	0.200	"	"	"	"	"	
Trichlorofluoromethane	"	ND	-----	0.500	"	"	"	"	"	
1,2,3-Trichloropropane	"	ND	-----	0.500	"	"	"	"	"	
1,2,4-Trimethylbenzene	"	ND	-----	0.500	"	"	"	"	"	
1,3,5-Trimethylbenzene	"	ND	-----	0.500	"	"	"	"	"	
Vinyl chloride	"	ND	-----	0.200	"	"	"	"	"	
o-Xylene	"	ND	-----	1.00	"	"	"	"	"	
m,p-Xylene	"	ND	-----	1.00	"	"	"	"	"	
Total Xylenes	"	ND	-----	1.00	"	"	"	"	"	
Surrogate(s): 1,2-DCA-d4			*100%*		*70 - 130 %*	"			"	
Toluene-d8			*102%*		*75 - 125 %*	"			"	
4-BFB			*100%*		*75 - 125 %*	"			"	
BPH0464-07 (MW-99-20060817)		**Water**			**Sampled: 08/17/06 13:45**					
Acetone	EPA 8260B	ND	-----	20.0	ug/l	1x	6H23041	08/23/06 11:05	08/23/06 14:45	
Benzene	"	ND	-----	0.500	"	"	"	"	"	
Bromobenzene	"	ND	-----	0.500	"	"	"	"	"	
Bromochloromethane	"	ND	-----	0.500	"	"	"	"	"	
Bromodichloromethane	"	ND	-----	0.500	"	"	"	"	"	
Bromoform	"	ND	-----	0.500	"	"	"	"	"	
Bromomethane	"	ND	-----	1.00	"	"	"	"	"	
2-Butanone	"	ND	-----	10.0	"	"	"	"	"	
n-Butylbenzene	"	ND	-----	0.500	"	"	"	"	"	
sec-Butylbenzene	"	ND	-----	0.500	"	"	"	"	"	
tert-Butylbenzene	"	ND	-----	0.500	"	"	"	"	"	
Carbon disulfide	"	ND	-----	0.500	"	"	"	"	"	
Carbon tetrachloride	"	ND	-----	0.500	"	"	"	"	"	
Chlorobenzene	"	ND	-----	0.500	"	"	"	"	"	
Chloroethane	"	ND	-----	0.500	"	"	"	"	"	
1-Chlorohexane	"	ND	-----	0.500	"	"	"	"	"	
Chloroform	"	ND	-----	0.500	"	"	"	"	"	
Chloromethane	"	ND	-----	2.00	"	"	"	"	"	
2-Chlorotoluene	"	ND	-----	0.500	"	"	"	"	"	
4-Chlorotoluene	"	ND	-----	0.500	"	"	"	"	"	
Dibromochloromethane	"	ND	-----	0.500	"	"	"	"	"	
1,2-Dibromo-3-chloropropane	"	ND	-----	5.00	"	"	"	"	"	
1,2-Dibromoethane	"	ND	-----	0.200	"	"	"	"	"	
Dibromomethane	"	ND	-----	0.500	"	"	"	"	"	

TestAmerica - Seattle, WA

The results in this report apply to the samples analyzed in accordance with the chain of custody document. This analytical report must be reproduced in its entirety.

Kate Haney, Project Manager

TestAmerica
ANALYTICAL TESTING CORPORATION

SEATTLE, WA 11720 NORTH CREEK PKWY N, SUITE 400
BOTHELL, WA 98011-8244
PH: (425) 420.9200 FAX: (425) 420.9210

Sound Environmental Strategies	Project Name:	**Time Oil #01-427 - ASKO**	
2400 Airport Way South, Suite 200	Project Number:	01-427	Report Created:
Seattle, WA/USA 98134-2020	Project Manager:	Dee Gardner	09/28/06 15:19

Volatile Organic Compounds by EPA Method 8260B

TestAmerica - Seattle, WA

Analyte	Method	Result	MDL*	MRL	Units	Dil	Batch	Prepared	Analyzed	Notes
BPH0464-07 (MW-99-20060817)		**Water**			**Sampled: 08/17/06 13:45**					
1,2-Dichlorobenzene	EPA 8260B	ND	-----	0.500	ug/l	1x	6H23041	08/23/06 11:05	08/23/06 14:45	
1,3-Dichlorobenzene	"	ND	-----	0.500	"	"	"	"	"	
1,4-Dichlorobenzene	"	ND	-----	0.500	"	"	"	"	"	
Dichlorodifluoromethane	"	ND	-----	0.500	"	"	"	"	"	
1,1-Dichloroethane	"	ND	-----	0.500	"	"	"	"	"	
1,2-Dichloroethane	"	ND	-----	0.500	"	"	"	"	"	
1,1-Dichloroethene	"	ND	-----	0.500	"	"	"	"	"	
cis-1,2-Dichloroethene	"	ND	-----	0.500	"	"	"	"	"	
trans-1,2-Dichloroethene	"	ND	-----	0.500	"	"	"	"	"	
1,2-Dichloropropane	"	ND	-----	0.500	"	"	"	"	"	
1,3-Dichloropropane	"	ND	-----	0.500	"	"	"	"	"	
2,2-Dichloropropane	"	ND	-----	0.500	"	"	"	"	"	
1,1-Dichloropropene	"	ND	-----	0.500	"	"	"	"	"	
cis-1,3-Dichloropropene	"	ND	-----	0.500	"	"	"	"	"	
trans-1,3-Dichloropropene	"	ND	-----	0.500	"	"	"	"	"	
Ethylbenzene	"	ND	-----	0.500	"	"	"	"	"	
Hexachlorobutadiene	"	ND	-----	5.00	"	"	"	"	"	
Methyl tert-butyl ether	"	ND	-----	1.00	"	"	"	"	"	
n-Hexane	"	ND	-----	1.00	"	"	"	"	"	
2-Hexanone	"	ND	-----	10.0	"	"	"	"	"	
Isopropylbenzene	"	ND	-----	0.500	"	"	"	"	"	
p-Isopropyltoluene	"	ND	-----	0.500	"	"	"	"	"	
4-Methyl-2-pentanone	"	ND	-----	10.0	"	"	"	"	"	
Methylene chloride	"	ND	-----	5.00	"	"	"	"	"	
Naphthalene	"	ND	-----	5.00	"	"	"	"	"	
n-Propylbenzene	"	ND	-----	0.500	"	"	"	"	"	
Styrene	"	ND	-----	0.500	"	"	"	"	"	
1,2,3-Trichlorobenzene	"	ND	-----	5.00	"	"	"	"	"	
1,2,4-Trichlorobenzene	"	ND	-----	5.00	"	"	"	"	"	
1,1,1,2-Tetrachloroethane	"	ND	-----	0.500	"	"	"	"	"	
1,1,2,2-Tetrachloroethane	"	ND	-----	0.500	"	"	"	"	"	
Tetrachloroethene	"	ND	-----	0.200	"	"	"	"	"	
Toluene	"	ND	-----	0.500	"	"	"	"	"	
1,1,1-Trichloroethane	"	ND	-----	0.500	"	"	"	"	"	
1,1,2-Trichloroethane	"	ND	-----	0.500	"	"	"	"	"	
Trichloroethene	"	ND	-----	0.200	"	"	"	"	"	
Trichlorofluoromethane	"	ND	-----	0.500	"	"	"	"	"	
1,2,3-Trichloropropane	"	ND	-----	0.500	"	"	"	"	"	
1,2,4-Trimethylbenzene	"	ND	-----	0.500	"	"	"	"	"	
1,3,5-Trimethylbenzene	"	ND	-----	0.500	"	"	"	"	"	
Vinyl chloride	"	**0.800**	-----	0.200	"	"	"	"	"	
o-Xylene	"	ND	-----	1.00	"	"	"	"	"	
m,p-Xylene	"	ND	-----	1.00	"	"	"	"	"	

TestAmerica - Seattle, WA

The results in this report apply to the samples analyzed in accordance with the chain of custody document. This analytical report must be reproduced in its entirety.

Kate Haney, Project Manager

TestAmerica
ANALYTICAL TESTING CORPORATION

SEATTLE, WA 11720 NORTH CREEK PKWY N, SUITE 400
BOTHELL, WA 98011-8244
PH: (425) 420.9200 FAX: (425) 420.9210

Sound Environmental Strategies	Project Name:	**Time Oil #01-427 - ASKO**	
2400 Airport Way South, Suite 200	Project Number:	01-427	Report Created:
Seattle, WA/USA 98134-2020	Project Manager:	Dee Gardner	09/28/06 15:19

Volatile Organic Compounds by EPA Method 8260B

TestAmerica - Seattle, WA

Analyte		Method	Result	MDL*	MRL	Units	Dil	Batch	Prepared	Analyzed	Notes
BPH0464-07	**(MW-99-20060817)**		**Water**				**Sampled: 08/17/06 13:45**				
Total Xylenes		EPA 8260B	ND	-----	1.00	ug/l	1x	6H23041	08/23/06 11:05	08/23/06 14:45	
Surrogate(s):	*1,2-DCA-d4*			*103%*		*70 - 130 %*	"			"	
	Toluene-d8			*102%*		*75 - 125 %*	"			"	
	4-BFB			*98.5%*		*75 - 125 %*	"			"	

TestAmerica - Seattle, WA

The results in this report apply to the samples analyzed in accordance with the chain of custody document. This analytical report must be reproduced in its entirety.

Kate Haney, Project Manager

TestAmerica
ANALYTICAL TESTING CORPORATION

SEATTLE, WA 11720 NORTH CREEK PKWY N, SUITE 400
BOTHELL, WA 98011-8244
PH: (425) 420.9200 FAX: (425) 420.9210

Sound Environmental Strategies	Project Name:	**Time Oil #01-427 - ASKO**	
2400 Airport Way South, Suite 200	Project Number:	01-427	Report Created:
Seattle, WA/USA 98134-2020	Project Manager:	Dee Gardner	09/28/06 15:19

Semivolatile Organic Compounds by EPA Method 8270C

TestAmerica - Seattle, WA

Analyte	Method	Result	MDL*	MRL	Units	Dil	Batch	Prepared	Analyzed	Notes
BPH0464-05 (MW-05-20060817)		**Water**			**Sampled: 08/17/06 14:50**					
Acenaphthene	EPA 8270C	ND	-----	9.62	ug/l	1x	6H23012	08/23/06 09:38	09/02/06 02:52	
Acenaphthylene	"	ND	-----	9.62	"	"	"	"	"	
Aniline	"	ND	-----	9.62	"	"	"	"	"	
Anthracene	"	ND	-----	9.62	"	"	"	"	"	
Benzo (a) anthracene	"	ND	-----	9.62	"	"	"	"	"	
Benzo (a) pyrene	"	ND	-----	9.62	"	"	"	"	"	
Benzo (b) fluoranthene	"	ND	-----	9.62	"	"	"	"	"	
Benzo (k) fluoranthene	"	ND	-----	9.62	"	"	"	"	"	
Benzo (ghi) perylene	"	ND	-----	9.62	"	"	"	"	"	
Benzoic Acid	"	ND	-----	19.2	"	"	"	"	"	
Benzyl alcohol	"	ND	-----	9.62	"	"	"	"	"	
Bis(2-chloroethoxy)methane	"	ND	-----	9.62	"	"	"	"	"	
Bis(2-chloroethyl)ether	"	ND	-----	9.62	"	"	"	"	"	
Bis(2-chloroisopropyl)ether	"	ND	-----	9.62	"	"	"	"	"	
Bis(2-ethylhexyl)phthalate	"	ND	-----	48.1	"	"	"	"	"	
4-Bromophenyl phenyl ether	"	ND	-----	9.62	"	"	"	"	"	
Butyl benzyl phthalate	"	ND	-----	9.62	"	"	"	"	"	
Carbazole	"	ND	-----	9.62	"	"	"	"	"	
4-Chloroaniline	"	ND	-----	9.62	"	"	"	"	"	
4-Chloro-3-methylphenol	"	ND	-----	9.62	"	"	"	"	"	
2-Chloronaphthalene	"	ND	-----	9.62	"	"	"	"	"	
2-Chlorophenol	"	ND	-----	9.62	"	"	"	"	"	
4-Chlorophenyl phenyl ether	"	ND	-----	9.62	"	"	"	"	"	
3 & 4-Methylphenol (m,p-Cresols)	"	ND	-----	9.62	"	"	"	"	"	
2-Methylphenol (o-Cresol)	"	ND	-----	9.62	"	"	"	"	"	
Chrysene	"	ND	-----	9.62	"	"	"	"	"	
Di-n-butyl phthalate	"	ND	-----	9.62	"	"	"	"	"	
Dibenz (a,h) anthracene	"	ND	-----	9.62	"	"	"	"	"	
Dibenzofuran	"	ND	-----	9.62	"	"	"	"	"	
1,2-Dichlorobenzene	"	ND	-----	9.62	"	"	"	"	"	
1,3-Dichlorobenzene	"	ND	-----	9.62	"	"	"	"	"	
1,4-Dichlorobenzene	"	ND	-----	9.62	"	"	"	"	"	
3,3´-Dichlorobenzidine	"	ND	-----	9.62	"	"	"	"	"	
2,4-Dichlorophenol	"	ND	-----	9.62	"	"	"	"	"	
Diethyl phthalate	"	ND	-----	9.62	"	"	"	"	"	
2,4-Dimethylphenol	"	ND	-----	9.62	"	"	"	"	"	
Dimethyl phthalate	"	ND	-----	9.62	"	"	"	"	"	
4,6-Dinitro-2-methylphenol	"	ND	-----	9.62	"	"	"	"	"	
2,4-Dinitrophenol	"	ND	-----	19.2	"	"	"	"	"	
2,4-Dinitrotoluene	"	ND	-----	9.62	"	"	"	"	"	
2,6-Dinitrotoluene	"	ND	-----	9.62	"	"	"	"	"	
N-Nitrosodiphenylamine	"	ND	-----	9.62	"	"	"	"	"	
Fluoranthene	"	ND	-----	9.62	"	"	"	"	"	

TestAmerica - Seattle, WA

Kate Haney, Project Manager

The results in this report apply to the samples analyzed in accordance with the chain of custody document. This analytical report must be reproduced in its entirety.

TestAmerica
ANALYTICAL TESTING CORPORATION

SEATTLE, WA 11720 NORTH CREEK PKWY N, SUITE 400
BOTHELL, WA 98011-8244
PH: (425) 420.9200 FAX: (425) 420.9210

Sound Environmental Strategies	Project Name:	**Time Oil #01-427 - ASKO**	
2400 Airport Way South, Suite 200	Project Number:	01-427	Report Created:
Seattle, WA/USA 98134-2020	Project Manager:	Dee Gardner	09/28/06 15:19

Semivolatile Organic Compounds by EPA Method 8270C

TestAmerica - Seattle, WA

Analyte	Method	Result	MDL*	MRL	Units	Dil	Batch	Prepared	Analyzed	Notes
BPH0464-05 (MW-05-20060817)		**Water**			**Sampled: 08/17/06 14:50**					
Fluorene	EPA 8270C	ND	-----	9.62	ug/l	1x	6H23012	08/23/06 09:38	09/02/06 02:52	
Hexachlorobenzene	"	ND	-----	9.62	"	"	"	"	"	
Hexachlorobutadiene	"	ND	-----	9.62	"	"	"	"	"	
Hexachlorocyclopentadiene	"	ND	-----	9.62	"	"	"	"	"	
Hexachloroethane	"	ND	-----	9.62	"	"	"	"	"	
Indeno (1,2,3-cd) pyrene	"	ND	-----	9.62	"	"	"	"	"	
Isophorone	"	ND	-----	9.62	"	"	"	"	"	
1-Methylnaphthalene	"	ND	-----	9.62	"	"	"	"	"	
2-Methylnaphthalene	"	ND	-----	9.62	"	"	"	"	"	
Naphthalene	"	ND	-----	9.62	"	"	"	"	"	
2-Nitroaniline	"	ND	-----	9.62	"	"	"	"	"	
3-Nitroaniline	"	ND	-----	9.62	"	"	"	"	"	
4-Nitroaniline	"	ND	-----	9.62	"	"	"	"	"	Q-41
Nitrobenzene	"	ND	-----	9.62	"	"	"	"	"	
2-Nitrophenol	"	ND	-----	9.62	"	"	"	"	"	
4-Nitrophenol	"	ND	-----	9.62	"	"	"	"	"	
N-Nitrosodi-n-propylamine	"	ND	-----	9.62	"	"	"	"	"	
Di-n-octyl phthalate	"	ND	-----	9.62	"	"	"	"	"	
Pentachlorophenol	"	ND	-----	9.62	"	"	"	"	"	
Phenanthrene	"	ND	-----	9.62	"	"	"	"	"	
Phenol	"	ND	-----	9.62	"	"	"	"	"	
Pyrene	"	ND	-----	9.62	"	"	"	"	"	
1,2,4-Trichlorobenzene	"	ND	-----	9.62	"	"	"	"	"	
2,4,5-Trichlorophenol	"	ND	-----	9.62	"	"	"	"	"	
2,4,6-Trichlorophenol	"	ND	-----	9.62	"	"	"	"	"	
Surrogate(s): *2-FBP*			*77.5%*		*44 - 120 %*	"			"	
2-FP			*69.0%*		*16 - 120 %*	"			"	
Nitrobenzene-d5			*79.2%*		*38 - 120 %*	"			"	
Phenol-d6			*72.3%*		*16 - 120 %*	"			"	
p-Terphenyl-d14			*71.3%*		*24 - 146 %*	"			"	
2,4,6-TBP			*84.7%*		*32 - 135 %*	"			"	

TestAmerica - Seattle, WA

Kate Haney, Project Manager

The results in this report apply to the samples analyzed in accordance with the chain of custody document. This analytical report must be reproduced in its entirety.

TestAmerica
ANALYTICAL TESTING CORPORATION

SEATTLE, WA 11720 NORTH CREEK PKWY N, SUITE 400
BOTHELL, WA 98011-8244
PH: (425) 420.9200 FAX: (425) 420.9210

Sound Environmental Strategies	Project Name:	**Time Oil #01-427 - ASKO**	
2400 Airport Way South, Suite 200	Project Number:	01-427	Report Created:
Seattle, WA/USA 98134-2020	Project Manager:	Dee Gardner	09/28/06 15:19

Semivolatile Organic Compounds by EPA Method 8270C

TestAmerica - Seattle, WA

Analyte	Method	Result	MDL*	MRL	Units	Dil	Batch	Prepared	Analyzed	Notes
BPH0464-06 (MW-06-20060817)		**Water**			**Sampled: 08/17/06 13:45**					
Acenaphthene	EPA 8270C	ND	-----	9.80	ug/l	1x	6H23012	08/23/06 09:38	09/02/06 03:25	
Acenaphthylene	"	ND	-----	9.80	"	"	"	"	"	
Aniline	"	ND	-----	9.80	"	"	"	"	"	
Anthracene	"	ND	-----	9.80	"	"	"	"	"	
Benzo (a) anthracene	"	ND	-----	9.80	"	"	"	"	"	
Benzo (a) pyrene	"	ND	-----	9.80	"	"	"	"	"	
Benzo (b) fluoranthene	"	ND	-----	9.80	"	"	"	"	"	
Benzo (k) fluoranthene	"	ND	-----	9.80	"	"	"	"	"	
Benzo (ghi) perylene	"	ND	-----	9.80	"	"	"	"	"	
Benzoic Acid	"	ND	-----	19.6	"	"	"	"	"	
Benzyl alcohol	"	ND	-----	9.80	"	"	"	"	"	
Bis(2-chloroethoxy)methane	"	ND	-----	9.80	"	"	"	"	"	
Bis(2-chloroethyl)ether	"	ND	-----	9.80	"	"	"	"	"	
Bis(2-chloroisopropyl)ether	"	ND	-----	9.80	"	"	"	"	"	
Bis(2-ethylhexyl)phthalate	"	ND	-----	49.0	"	"	"	"	"	
4-Bromophenyl phenyl ether	"	ND	-----	9.80	"	"	"	"	"	
Butyl benzyl phthalate	"	ND	-----	9.80	"	"	"	"	"	
Carbazole	"	ND	-----	9.80	"	"	"	"	"	
4-Chloroaniline	"	ND	-----	9.80	"	"	"	"	"	
4-Chloro-3-methylphenol	"	ND	-----	9.80	"	"	"	"	"	
2-Chloronaphthalene	"	ND	-----	9.80	"	"	"	"	"	
2-Chlorophenol	"	ND	-----	9.80	"	"	"	"	"	
4-Chlorophenyl phenyl ether	"	ND	-----	9.80	"	"	"	"	"	
3 & 4-Methylphenol (m,p-Cresols)	"	ND	-----	9.80	"	"	"	"	"	
2-Methylphenol (o-Cresol)	"	ND	-----	9.80	"	"	"	"	"	
Chrysene	"	ND	-----	9.80	"	"	"	"	"	
Di-n-butyl phthalate	"	ND	-----	9.80	"	"	"	"	"	
Dibenz (a,h) anthracene	"	ND	-----	9.80	"	"	"	"	"	
Dibenzofuran	"	ND	-----	9.80	"	"	"	"	"	
1,2-Dichlorobenzene	"	ND	-----	9.80	"	"	"	"	"	
1,3-Dichlorobenzene	"	ND	-----	9.80	"	"	"	"	"	
1,4-Dichlorobenzene	"	ND	-----	9.80	"	"	"	"	"	
3,3´-Dichlorobenzidine	"	ND	-----	9.80	"	"	"	"	"	
2,4-Dichlorophenol	"	ND	-----	9.80	"	"	"	"	"	
Diethyl phthalate	"	ND	-----	9.80	"	"	"	"	"	
2,4-Dimethylphenol	"	ND	-----	9.80	"	"	"	"	"	
Dimethyl phthalate	"	ND	-----	9.80	"	"	"	"	"	
4,6-Dinitro-2-methylphenol	"	ND	-----	9.80	"	"	"	"	"	
2,4-Dinitrophenol	"	ND	-----	19.6	"	"	"	"	"	
2,4-Dinitrotoluene	"	ND	-----	9.80	"	"	"	"	"	
2,6-Dinitrotoluene	"	ND	-----	9.80	"	"	"	"	"	
N-Nitrosodiphenylamine	"	ND	-----	9.80	"	"	"	"	"	
Fluoranthene	"	ND	-----	9.80	"	"	"	"	"	

TestAmerica - Seattle, WA

The results in this report apply to the samples analyzed in accordance with the chain of custody document. This analytical report must be reproduced in its entirety.

Kate Haney, Project Manager

TestAmerica
ANALYTICAL TESTING CORPORATION

SEATTLE, WA 11720 NORTH CREEK PKWY N, SUITE 400
BOTHELL, WA 98011-8244
PH: (425) 420.9200 FAX: (425) 420.9210

Sound Environmental Strategies	Project Name:	**Time Oil #01-427 - ASKO**	
2400 Airport Way South, Suite 200	Project Number:	01-427	Report Created:
Seattle, WA/USA 98134-2020	Project Manager:	Dee Gardner	09/28/06 15:19

Semivolatile Organic Compounds by EPA Method 8270C

TestAmerica - Seattle, WA

Analyte	Method	Result	MDL*	MRL	Units	Dil	Batch	Prepared	Analyzed	Notes
BPH0464-06 (MW-06-20060817)		**Water**			**Sampled: 08/17/06 13:45**					
Fluorene	EPA 8270C	ND	-----	9.80	ug/l	1x	6H23012	08/23/06 09:38	09/02/06 03:25	
Hexachlorobenzene	"	ND	-----	9.80	"	"	"	"	"	
Hexachlorobutadiene	"	ND	-----	9.80	"	"	"	"	"	
Hexachlorocyclopentadiene	"	ND	-----	9.80	"	"	"	"	"	
Hexachloroethane	"	ND	-----	9.80	"	"	"	"	"	
Indeno (1,2,3-cd) pyrene	"	ND	-----	9.80	"	"	"	"	"	
Isophorone	"	ND	-----	9.80	"	"	"	"	"	
1-Methylnaphthalene	"	ND	-----	9.80	"	"	"	"	"	
2-Methylnaphthalene	"	ND	-----	9.80	"	"	"	"	"	
Naphthalene	"	ND	-----	9.80	"	"	"	"	"	
2-Nitroaniline	"	ND	-----	9.80	"	"	"	"	"	
3-Nitroaniline	"	ND	-----	9.80	"	"	"	"	"	
4-Nitroaniline	"	ND	-----	9.80	"	"	"	"	"	Q-41
Nitrobenzene	"	ND	-----	9.80	"	"	"	"	"	
2-Nitrophenol	"	ND	-----	9.80	"	"	"	"	"	
4-Nitrophenol	"	ND	-----	9.80	"	"	"	"	"	
N-Nitrosodi-n-propylamine	"	ND	-----	9.80	"	"	"	"	"	
Di-n-octyl phthalate	"	ND	-----	9.80	"	"	"	"	"	
Pentachlorophenol	"	ND	-----	9.80	"	"	"	"	"	
Phenanthrene	"	ND	-----	9.80	"	"	"	"	"	
Phenol	"	ND	-----	9.80	"	"	"	"	"	
Pyrene	"	ND	-----	9.80	"	"	"	"	"	
1,2,4-Trichlorobenzene	"	ND	-----	9.80	"	"	"	"	"	
2,4,5-Trichlorophenol	"	ND	-----	9.80	"	"	"	"	"	
2,4,6-Trichlorophenol	"	ND	-----	9.80	"	"	"	"	"	
Surrogate(s): *2-FBP*			*73.5%*		*44 - 120 %*	"			"	
2-FP			*68.7%*		*16 - 120 %*	"			"	
Nitrobenzene-d5			*75.9%*		*38 - 120 %*	"			"	
Phenol-d6			*71.7%*		*16 - 120 %*	"			"	
p-Terphenyl-d14			*78.4%*		*24 - 146 %*	"			"	
2,4,6-TBP			*82.4%*		*32 - 135 %*	"			"	

TestAmerica - Seattle, WA

The results in this report apply to the samples analyzed in accordance with the chain of custody document. This analytical report must be reproduced in its entirety.

Kate Haney, Project Manager

TestAmerica
ANALYTICAL TESTING CORPORATION

SEATTLE, WA 11720 NORTH CREEK PKWY N, SUITE 400
BOTHELL, WA 98011-8244
PH: (425) 420.9200 FAX: (425) 420.9210

Sound Environmental Strategies	Project Name:	**Time Oil #01-427 - ASKO**	
2400 Airport Way South, Suite 200	Project Number:	01-427	Report Created:
Seattle, WA/USA 98134-2020	Project Manager:	Dee Gardner	09/28/06 15:19

Semivolatile Organic Compounds by EPA Method 8270C

TestAmerica - Seattle, WA

Analyte	Method	Result	MDL*	MRL	Units	Dil	Batch	Prepared	Analyzed	Notes
BPH0464-07 (MW-99-20060817)		**Water**			**Sampled: 08/17/06 13:45**					
Acenaphthene	EPA 8270C	ND	-----	9.62	ug/l	1x	6H23012	08/23/06 09:38	09/02/06 03:58	
Acenaphthylene	"	ND	-----	9.62	"	"	"	"	"	
Aniline	"	ND	-----	9.62	"	"	"	"	"	
Anthracene	"	ND	-----	9.62	"	"	"	"	"	
Benzo (a) anthracene	"	ND	-----	9.62	"	"	"	"	"	
Benzo (a) pyrene	"	ND	-----	9.62	"	"	"	"	"	
Benzo (b) fluoranthene	"	ND	-----	9.62	"	"	"	"	"	
Benzo (k) fluoranthene	"	ND	-----	9.62	"	"	"	"	"	
Benzo (ghi) perylene	"	ND	-----	9.62	"	"	"	"	"	
Benzoic Acid	"	ND	-----	19.2	"	"	"	"	"	
Benzyl alcohol	"	ND	-----	9.62	"	"	"	"	"	
Bis(2-chloroethoxy)methane	"	ND	-----	9.62	"	"	"	"	"	
Bis(2-chloroethyl)ether	"	ND	-----	9.62	"	"	"	"	"	
Bis(2-chloroisopropyl)ether	"	ND	-----	9.62	"	"	"	"	"	
Bis(2-ethylhexyl)phthalate	"	ND	-----	48.1	"	"	"	"	"	
4-Bromophenyl phenyl ether	"	ND	-----	9.62	"	"	"	"	"	
Butyl benzyl phthalate	"	ND	-----	9.62	"	"	"	"	"	
Carbazole	"	ND	-----	9.62	"	"	"	"	"	
4-Chloroaniline	"	ND	-----	9.62	"	"	"	"	"	
4-Chloro-3-methylphenol	"	ND	-----	9.62	"	"	"	"	"	
2-Chloronaphthalene	"	ND	-----	9.62	"	"	"	"	"	
2-Chlorophenol	"	ND	-----	9.62	"	"	"	"	"	
4-Chlorophenyl phenyl ether	"	ND	-----	9.62	"	"	"	"	"	
3 & 4-Methylphenol (m,p-Cresols)	"	ND	-----	9.62	"	"	"	"	"	
2-Methylphenol (o-Cresol)	"	ND	-----	9.62	"	"	"	"	"	
Chrysene	"	ND	-----	9.62	"	"	"	"	"	
Di-n-butyl phthalate	"	ND	-----	9.62	"	"	"	"	"	
Dibenz (a,h) anthracene	"	ND	-----	9.62	"	"	"	"	"	
Dibenzofuran	"	ND	-----	9.62	"	"	"	"	"	
1,2-Dichlorobenzene	"	ND	-----	9.62	"	"	"	"	"	
1,3-Dichlorobenzene	"	ND	-----	9.62	"	"	"	"	"	
1,4-Dichlorobenzene	"	ND	-----	9.62	"	"	"	"	"	
3,3´-Dichlorobenzidine	"	ND	-----	9.62	"	"	"	"	"	
2,4-Dichlorophenol	"	ND	-----	9.62	"	"	"	"	"	
Diethyl phthalate	"	ND	-----	9.62	"	"	"	"	"	
2,4-Dimethylphenol	"	ND	-----	9.62	"	"	"	"	"	
Dimethyl phthalate	"	ND	-----	9.62	"	"	"	"	"	
4,6-Dinitro-2-methylphenol	"	ND	-----	9.62	"	"	"	"	"	
2,4-Dinitrophenol	"	ND	-----	19.2	"	"	"	"	"	
2,4-Dinitrotoluene	"	ND	-----	9.62	"	"	"	"	"	
2,6-Dinitrotoluene	"	ND	-----	9.62	"	"	"	"	"	
N-Nitrosodiphenylamine	"	ND	-----	9.62	"	"	"	"	"	
Fluoranthene	"	ND	-----	9.62	"	"	"	"	"	

TestAmerica - Seattle, WA

Kate Haney, Project Manager

The results in this report apply to the samples analyzed in accordance with the chain of custody document. This analytical report must be reproduced in its entirety.

TestAmerica
ANALYTICAL TESTING CORPORATION

SEATTLE, WA 11720 NORTH CREEK PKWY N, SUITE 400
BOTHELL, WA 98011-8244
PH: (425) 420.9200 FAX: (425) 420.9210

Sound Environmental Strategies	Project Name:	**Time Oil #01-427 - ASKO**	
2400 Airport Way South, Suite 200	Project Number:	01-427	Report Created:
Seattle, WA/USA 98134-2020	Project Manager:	Dee Gardner	09/28/06 15:19

Semivolatile Organic Compounds by EPA Method 8270C

TestAmerica - Seattle, WA

Analyte	Method	Result	MDL*	MRL	Units	Dil	Batch	Prepared	Analyzed	Notes
BPH0464-07 (MW-99-20060817)		**Water**			**Sampled: 08/17/06 13:45**					
Fluorene	EPA 8270C	ND	-----	9.62	ug/l	1x	6H23012	08/23/06 09:38	09/02/06 03:58	
Hexachlorobenzene	"	ND	-----	9.62	"	"	"	"	"	
Hexachlorobutadiene	"	ND	-----	9.62	"	"	"	"	"	
Hexachlorocyclopentadiene	"	ND	-----	9.62	"	"	"	"	"	
Hexachloroethane	"	ND	-----	9.62	"	"	"	"	"	
Indeno (1,2,3-cd) pyrene	"	ND	-----	9.62	"	"	"	"	"	
Isophorone	"	ND	-----	9.62	"	"	"	"	"	
1-Methylnaphthalene	"	ND	-----	9.62	"	"	"	"	"	
2-Methylnaphthalene	"	ND	-----	9.62	"	"	"	"	"	
Naphthalene	"	ND	-----	9.62	"	"	"	"	"	
2-Nitroaniline	"	ND	-----	9.62	"	"	"	"	"	
3-Nitroaniline	"	ND	-----	9.62	"	"	"	"	"	
4-Nitroaniline	"	ND	-----	9.62	"	"	"	"	"	Q-41
Nitrobenzene	"	ND	-----	9.62	"	"	"	"	"	
2-Nitrophenol	"	ND	-----	9.62	"	"	"	"	"	
4-Nitrophenol	"	ND	-----	9.62	"	"	"	"	"	
N-Nitrosodi-n-propylamine	"	ND	-----	9.62	"	"	"	"	"	
Di-n-octyl phthalate	"	ND	-----	9.62	"	"	"	"	"	
Pentachlorophenol	"	ND	-----	9.62	"	"	"	"	"	
Phenanthrene	"	ND	-----	9.62	"	"	"	"	"	
Phenol	"	ND	-----	9.62	"	"	"	"	"	
Pyrene	"	ND	-----	9.62	"	"	"	"	"	
1,2,4-Trichlorobenzene	"	ND	-----	9.62	"	"	"	"	"	
2,4,5-Trichlorophenol	"	ND	-----	9.62	"	"	"	"	"	
2,4,6-Trichlorophenol	"	ND	-----	9.62	"	"	"	"	"	
Surrogate(s): *2-FBP*			*74.4%*		*44 - 120 %*	"			"	
2-FP			*73.9%*		*16 - 120 %*	"			"	
Nitrobenzene-d5			*81.1%*		*38 - 120 %*	"			"	
Phenol-d6			*76.6%*		*16 - 120 %*	"			"	
p-Terphenyl-d14			*93.8%*		*24 - 146 %*	"			"	
2,4,6-TBP			*83.7%*		*32 - 135 %*	"			"	

TestAmerica - Seattle, WA

The results in this report apply to the samples analyzed in accordance with the chain of custody document. This analytical report must be reproduced in its entirety.

Kate Haney, Project Manager

TestAmerica
ANALYTICAL TESTING CORPORATION

SEATTLE, WA 11720 NORTH CREEK PKWY N, SUITE 400
BOTHELL, WA 98011-8244
PH: (425) 420.9200 FAX: (425) 420.9210

Sound Environmental Strategies	Project Name:	**Time Oil #01-427 - ASKO**	
2400 Airport Way South, Suite 200	Project Number:	01-427	Report Created:
Seattle, WA/USA 98134-2020	Project Manager:	Dee Gardner	09/28/06 15:19

Oxygenates by EPA Method 8260B

TestAmerica - Seattle, WA

Analyte	Method	Result	MDL*	MRL	Units	Dil	Batch	Prepared	Analyzed	Notes
BPH0464-01 (MW-01-20060817)		**Water**			**Sampled: 08/17/06 10:55**					
tert-Amyl Methyl Ether	EPA 8260B	ND	-----	1.00	ug/l	1x	6H22056	08/22/06 13:58	08/23/06 05:34	
tert-Butyl Alcohol	"	ND	-----	50.0	"	"	"	"	"	
1,2-Dibromoethane	"	ND	-----	1.00	"	"	"	"	"	
1,2-Dichloroethane	"	ND	-----	1.00	"	"	"	"	"	
Diisopropyl ether	"	ND	-----	1.00	"	"	"	"	"	
Ethyl tert-butyl ether	"	ND	-----	1.00	"	"	"	"	"	
Ethanol	"	ND	-----	250	"	"	"	"	"	
Methyl tert-butyl ether	"	ND	-----	5.00	"	"	"	"	"	
Surrogate(s): 1,2-DCA-d4			*102%*		*70 - 130 %*	"			"	
Toluene-d8			*104%*		*75 - 125 %*	"			"	
4-BFB			*100%*		*75 - 125 %*	"			"	
BPH0464-02 (MW-02-20060817)		**Water**			**Sampled: 08/17/06 12:10**					
tert-Amyl Methyl Ether	EPA 8260B	ND	-----	1.00	ug/l	1x	6H22056	08/22/06 13:58	08/23/06 06:01	
tert-Butyl Alcohol	"	ND	-----	50.0	"	"	"	"	"	
1,2-Dibromoethane	"	ND	-----	1.00	"	"	"	"	"	
1,2-Dichloroethane	"	ND	-----	1.00	"	"	"	"	"	
Diisopropyl ether	"	ND	-----	1.00	"	"	"	"	"	
Ethyl tert-butyl ether	"	ND	-----	1.00	"	"	"	"	"	
Ethanol	"	ND	-----	250	"	"	"	"	"	
Methyl tert-butyl ether	"	ND	-----	5.00	"	"	"	"	"	
Surrogate(s): 1,2-DCA-d4			*100%*		*70 - 130 %*	"			"	
Toluene-d8			*102%*		*75 - 125 %*	"			"	
4-BFB			*100%*		*75 - 125 %*	"			"	
BPH0464-03 (MW-03-20060817)		**Water**			**Sampled: 08/17/06 16:15**					
tert-Amyl Methyl Ether	EPA 8260B	ND	-----	1.00	ug/l	1x	6H22056	08/22/06 13:58	08/23/06 06:28	
tert-Butyl Alcohol	"	ND	-----	50.0	"	"	"	"	"	
1,2-Dibromoethane	"	ND	-----	1.00	"	"	"	"	"	
1,2-Dichloroethane	"	ND	-----	1.00	"	"	"	"	"	
Diisopropyl ether	"	ND	-----	1.00	"	"	"	"	"	
Ethyl tert-butyl ether	"	ND	-----	1.00	"	"	"	"	"	
Ethanol	"	ND	-----	250	"	"	"	"	"	
Methyl tert-butyl ether	"	ND	-----	5.00	"	"	"	"	"	
Surrogate(s): 1,2-DCA-d4			*103%*		*70 - 130 %*	"			"	
Toluene-d8			*102%*		*75 - 125 %*	"			"	
4-BFB			*96.0%*		*75 - 125 %*	"			"	

TestAmerica - Seattle, WA

The results in this report apply to the samples analyzed in accordance with the chain of custody document. This analytical report must be reproduced in its entirety.

Kate Haney, Project Manager

TestAmerica
ANALYTICAL TESTING CORPORATION

SEATTLE, WA 11720 NORTH CREEK PKWY N, SUITE 400
BOTHELL, WA 98011-8244
PH: (425) 420.9200 FAX: (425) 420.9210

Sound Environmental Strategies	Project Name:	**Time Oil #01-427 - ASKO**	
2400 Airport Way South, Suite 200	Project Number:	01-427	Report Created:
Seattle, WA/USA 98134-2020	Project Manager:	Dee Gardner	09/28/06 15:19

Oxygenates by EPA Method 8260B

TestAmerica - Seattle, WA

Analyte	Method	Result	MDL*	MRL	Units	Dil	Batch	Prepared	Analyzed	Notes
BPH0464-04 (MW-04-20060817)		**Water**			**Sampled: 08/17/06 13:55**					
tert-Amyl Methyl Ether	EPA 8260B	ND	-----	1.00	ug/l	1x	6H22056	08/22/06 13:58	08/23/06 06:55	
tert-Butyl Alcohol	"	ND	-----	50.0	"	"	"	"	"	
1,2-Dibromoethane	"	ND	-----	1.00	"	"	"	"	"	
1,2-Dichloroethane	"	ND	-----	1.00	"	"	"	"	"	
Diisopropyl ether	"	ND	-----	1.00	"	"	"	"	"	
Ethyl tert-butyl ether	"	ND	-----	1.00	"	"	"	"	"	
Ethanol	"	ND	-----	250	"	"	"	"	"	
Methyl tert-butyl ether	"	ND	-----	5.00	"	"	"	"	"	
Surrogate(s): 1,2-DCA-d4			*100%*		*70 - 130 %*	"			"	
Toluene-d8			*103%*		*75 - 125 %*	"			"	
4-BFB			*99.0%*		*75 - 125 %*	"			"	
BPH0464-05 (MW-05-20060817)		**Water**			**Sampled: 08/17/06 14:50**					
tert-Amyl Methyl Ether	EPA 8260B	ND	-----	1.00	ug/l	1x	6H22056	08/22/06 13:58	08/23/06 07:21	
tert-Butyl Alcohol	"	ND	-----	50.0	"	"	"	"	"	
1,2-Dibromoethane	"	ND	-----	1.00	"	"	"	"	"	
1,2-Dichloroethane	"	ND	-----	1.00	"	"	"	"	"	
Diisopropyl ether	"	ND	-----	1.00	"	"	"	"	"	
Ethyl tert-butyl ether	"	ND	-----	1.00	"	"	"	"	"	
Ethanol	"	ND	-----	250	"	"	"	"	"	
Methyl tert-butyl ether	"	ND	-----	5.00	"	"	"	"	"	
Surrogate(s): 1,2-DCA-d4			*102%*		*70 - 130 %*	"			"	
Toluene-d8			*102%*		*75 - 125 %*	"			"	
4-BFB			*99.0%*		*75 - 125 %*	"			"	
BPH0464-06 (MW-06-20060817)		**Water**			**Sampled: 08/17/06 13:45**					
tert-Amyl Methyl Ether	EPA 8260B	ND	-----	1.00	ug/l	1x	6H22056	08/22/06 13:58	08/23/06 07:48	
tert-Butyl Alcohol	"	ND	-----	50.0	"	"	"	"	"	
1,2-Dibromoethane	"	ND	-----	1.00	"	"	"	"	"	
1,2-Dichloroethane	"	ND	-----	1.00	"	"	"	"	"	
Diisopropyl ether	"	ND	-----	1.00	"	"	"	"	"	
Ethyl tert-butyl ether	"	ND	-----	1.00	"	"	"	"	"	
Ethanol	"	ND	-----	250	"	"	"	"	"	
Methyl tert-butyl ether	"	ND	-----	5.00	"	"	"	"	"	
Surrogate(s): 1,2-DCA-d4			*100%*		*70 - 130 %*	"			"	
Toluene-d8			*103%*		*75 - 125 %*	"			"	
4-BFB			*101%*		*75 - 125 %*	"			"	

TestAmerica - Seattle, WA

Kate Haney, Project Manager

The results in this report apply to the samples analyzed in accordance with the chain of custody document. This analytical report must be reproduced in its entirety.

TestAmerica
ANALYTICAL TESTING CORPORATION

SEATTLE, WA 11720 NORTH CREEK PKWY N, SUITE 400
BOTHELL, WA 98011-8244
PH: (425) 420.9200 FAX: (425) 420.9210

Sound Environmental Strategies	Project Name:	**Time Oil #01-427 - ASKO**	
2400 Airport Way South, Suite 200	Project Number:	01-427	Report Created:
Seattle, WA/USA 98134-2020	Project Manager:	Dee Gardner	09/28/06 15:19

Oxygenates by EPA Method 8260B

TestAmerica - Seattle, WA

Analyte	Method	Result	MDL*	MRL	Units	Dil	Batch	Prepared	Analyzed	Notes
BPH0464-07 (MW-99-20060817)		**Water**			**Sampled: 08/17/06 13:45**					
tert-Amyl Methyl Ether	EPA 8260B	ND	-----	1.00	ug/l	1x	6H22056	08/22/06 13:58	08/23/06 08:14	
tert-Butyl Alcohol	"	ND	-----	50.0	"	"	"	"	"	
1,2-Dibromoethane	"	ND	-----	1.00	"	"	"	"	"	
1,2-Dichloroethane	"	ND	-----	1.00	"	"	"	"	"	
Diisopropyl ether	"	ND	-----	1.00	"	"	"	"	"	
Ethyl tert-butyl ether	"	ND	-----	1.00	"	"	"	"	"	
Ethanol	"	ND	-----	250	"	"	"	"	"	
Methyl tert-butyl ether	"	ND	-----	5.00	"	"	"	"	"	
Surrogate(s): 1,2-DCA-d4			*102%*		*70 - 130 %*	"			"	
Toluene-d8			*101%*		*75 - 125 %*	"			"	
4-BFB			*98.5%*		*75 - 125 %*	"			"	

TestAmerica - Seattle, WA

The results in this report apply to the samples analyzed in accordance with the chain of custody document. This analytical report must be reproduced in its entirety.

Kate Haney, Project Manager

TestAmerica
ANALYTICAL TESTING CORPORATION

SEATTLE, WA 11720 NORTH CREEK PKWY N, SUITE 400
BOTHELL, WA 98011-8244
PH: (425) 420.9200 FAX: (425) 420.9210

Sound Environmental Strategies	Project Name:	**Time Oil #01-427 - ASKO**	
2400 Airport Way South, Suite 200	Project Number:	01-427	Report Created:
Seattle, WA/USA 98134-2020	Project Manager:	Dee Gardner	09/28/06 15:19

Volatile Petroleum Products by NWTPH-Gx - Laboratory Quality Control Results

TestAmerica - Seattle, WA

QC Batch: 6H31019 **Water Preparation Method: EPA 5030B (P/T)**

Analyte	Method	Result	MDL*	MRL	Units	Dil	Source Result	Spike Amt	% REC	(Limits)	% RPD	(Limits)	Analyzed	Notes
Blank (6H31019-BLK1)									**Extracted: 08/31/06 10:18**					
Gasoline Range Hydrocarbons	NWTPH-Gx	ND	---	50.0	ug/l	1x	--	--	--	--	--	--	08/31/06 12:36	
Surrogate(s): 4-BFB (FID)		*Recovery: 80.5%*			*Limits: 58-144%*	"							*08/31/06 12:36*	
LCS (6H31019-BS1)									**Extracted: 08/31/06 10:18**					
Gasoline Range Hydrocarbons	NWTPH-Gx	881	---	50.0	ug/l	1x	--	1000	88.1%	(80-120)	--	--	08/31/06 13:06	
Surrogate(s): 4-BFB (FID)		*Recovery: 92.2%*			*Limits: 58-144%*	"							*08/31/06 13:06*	
Duplicate (6H31019-DUP1)							**QC Source: BPH0464-01**		**Extracted: 08/31/06 10:18**					
Gasoline Range Hydrocarbons	NWTPH-Gx	ND	---	50.0	ug/l	1x	ND	--	--	--	NR	(25)	08/31/06 14:06	
Surrogate(s): 4-BFB (FID)		*Recovery: 81.2%*			*Limits: 58-144%*	"							*08/31/06 14:06*	
Matrix Spike (6H31019-MS1)							**QC Source: BPH0464-01**		**Extracted: 08/31/06 10:18**					
Gasoline Range Hydrocarbons	NWTPH-Gx	945	---	50.0	ug/l	1x	22.3	1000	92.3%	(75-131)	--	--	08/31/06 14:36	
Surrogate(s): 4-BFB (FID)		*Recovery: 89.5%*			*Limits: 58-144%*	"							*08/31/06 14:36*	

TestAmerica - Seattle, WA

The results in this report apply to the samples analyzed in accordance with the chain of custody document. This analytical report must be reproduced in its entirety.

Kate Haney, Project Manager

TestAmerica
ANALYTICAL TESTING CORPORATION

SEATTLE, WA 11720 NORTH CREEK PKWY N, SUITE 400
BOTHELL, WA 98011-8244
PH: (425) 420.9200 FAX: (425) 420.9210

Sound Environmental Strategies	Project Name:	**Time Oil #01-427 - ASKO**	
2400 Airport Way South, Suite 200	Project Number:	01-427	Report Created:
Seattle, WA/USA 98134-2020	Project Manager:	Dee Gardner	09/28/06 15:19

Semivolatile Petroleum Products by NWTPH-Dx (w/o Acid/Silica Gel Clean-up) - Laboratory Quality Control Results

TestAmerica - Seattle, WA

QC Batch: 6H23013 **Water Preparation Method: EPA 3520C**

Analyte	Method	Result	MDL*	MRL	Units	Dil	Source Result	Spike Amt	% REC	(Limits)	% RPD	(Limits)	Analyzed	Notes
Blank (6H23013-BLK1)								**Extracted: 08/23/06 09:45**						
Diesel Range Hydrocarbons	NWTPH-Dx	ND	---	250	ug/l	1x	--	--	--	--	--	--	08/25/06 19:53	
Lube Oil Range Hydrocarbons	"	ND	---	500	"	"	--	--	--	--	--	--	"	
Surrogate(s): 2-FBP		*Recovery: 92.4%*			*Limits: 53-125%*	"							*08/25/06 19:53*	
Octacosane		*91.6%*			*68-125%*	"							"	
LCS (6H23013-BS1)								**Extracted: 08/23/06 09:45**						
Diesel Range Hydrocarbons	NWTPH-Dx	1680	---	250	ug/l	1x	--	2000	84.0%	(61-132)	--	--	08/25/06 20:22	
Surrogate(s): 2-FBP		*Recovery: 85.6%*			*Limits: 53-125%*	"							*08/25/06 20:22*	
Octacosane		*91.2%*			*68-125%*	"							"	
LCS (6H23013-BS2)								**Extracted: 08/23/06 09:45**						
Diesel Range Hydrocarbons	NWTPH-Dx	1910	---	250	ug/l	1x	--	2000	95.5%	(61-132)	--	--	08/25/06 21:22	
Lube Oil Range Hydrocarbons	"	1800	---	500	"	"	--	"	90.0%	(60-125)	--	--	"	
Surrogate(s): 2-FBP		*Recovery: 93.2%*			*Limits: 53-125%*	"							*08/25/06 21:22*	
Octacosane		*90.8%*			*68-125%*	"							"	
LCS Dup (6H23013-BSD1)								**Extracted: 08/23/06 09:45**						
Diesel Range Hydrocarbons	NWTPH-Dx	1700	---	250	ug/l	1x	--	2000	85.0%	(61-132)	1.18%	(40)	08/25/06 20:52	
Surrogate(s): 2-FBP		*Recovery: 89.2%*			*Limits: 53-125%*	"							*08/25/06 20:52*	
Octacosane		*94.4%*			*68-125%*	"							"	
LCS Dup (6H23013-BSD2)								**Extracted: 08/23/06 09:45**						
Diesel Range Hydrocarbons	NWTPH-Dx	1860	---	250	ug/l	1x	--	2000	93.0%	(61-132)	2.65%	(40)	08/25/06 21:51	
Lube Oil Range Hydrocarbons	"	1730	---	500	"	"	--	"	86.5%	(60-125)	3.97%	"	"	
Surrogate(s): 2-FBP		*Recovery: 90.0%*			*Limits: 53-125%*	"							*08/25/06 21:51*	
Octacosane		*88.4%*			*68-125%*	"							"	

TestAmerica - Seattle, WA

The results in this report apply to the samples analyzed in accordance with the chain of custody document. This analytical report must be reproduced in its entirety.

Kate Haney, Project Manager

TestAmerica
ANALYTICAL TESTING CORPORATION

SEATTLE, WA 11720 NORTH CREEK PKWY N, SUITE 400
BOTHELL, WA 98011-8244
PH: (425) 420.9200 FAX: (425) 420.9210

Sound Environmental Strategies	Project Name:	**Time Oil #01-427 - ASKO**	
2400 Airport Way South, Suite 200	Project Number:	01-427	Report Created:
Seattle, WA/USA 98134-2020	Project Manager:	Dee Gardner	09/28/06 15:19

Total Metals by EPA 6000/7000 Series Methods - Laboratory Quality Control Results

TestAmerica - Seattle, WA

QC Batch: 6H22004 **Water Preparation Method: EPA 3020A**

Analyte	Method	Result	MDL*	MRL	Units	Dil	Source Result	Spike Amt	% REC	(Limits)	% RPD	(Limits)	Analyzed	Notes
Blank (6H22004-BLK1)								**Extracted: 08/22/06 07:05**						
Arsenic	EPA 6020	ND	---	1.00	ug/l	1x	--	--	--	--	--	--	08/22/06 13:26	
LCS (6H22004-BS1)								**Extracted: 08/22/06 07:05**						
Arsenic	EPA 6020	69.1	---	1.00	ug/l	1x	--	80.0	86.4%	(80-120)	--	--	08/22/06 13:32	
Duplicate (6H22004-DUP1)				**QC Source: BPH0467-01**					**Extracted: 08/22/06 07:05**					
Arsenic	EPA 6020	2.94	---	1.00	ug/l	1x	2.71	--	--	--	8.14%	(20)	08/22/06 13:49	
Matrix Spike (6H22004-MS1)				**QC Source: BPH0467-01**					**Extracted: 08/22/06 07:05**					
Arsenic	EPA 6020	87.9	---	1.00	ug/l	1x	2.71	80.0	106%	(75-125)	--	--	08/22/06 13:44	
Post Spike (6H22004-PS1)				**QC Source: BPH0467-01**					**Extracted: 08/22/06 07:05**					
Arsenic	EPA 6020	0.0969	---		ug/ml	1x	0.00271	0.100	94.2%	(75-125)	--	--	08/22/06 13:38	

TestAmerica - Seattle, WA

Kate Haney, Project Manager

The results in this report apply to the samples analyzed in accordance with the chain of custody document. This analytical report must be reproduced in its entirety.

TestAmerica
ANALYTICAL TESTING CORPORATION

SEATTLE, WA 11720 NORTH CREEK PKWY N, SUITE 400
BOTHELL, WA 98011-8244
PH: (425) 420.9200 FAX: (425) 420.9210

Sound Environmental Strategies	Project Name:	**Time Oil #01-427 - ASKO**	
2400 Airport Way South, Suite 200	Project Number:	01-427	Report Created:
Seattle, WA/USA 98134-2020	Project Manager:	Dee Gardner	09/28/06 15:19

Dissolved Metals by EPA 6000/7000 Series Methods - Laboratory Quality Control Results

TestAmerica - Seattle, WA

QC Batch: 6H23021 **Water Preparation Method: EPA 3005A**

Analyte	Method	Result	MDL*	MRL	Units	Dil	Source Result	Spike Amt	% REC	(Limits)	% RPD	(Limits)	Analyzed	Notes
Blank (6H23021-BLK1)								**Extracted: 08/23/06 11:02**						
Arsenic	EPA 6020 - Diss	ND	---	1.00	ug/l	1x	--	--	--	--	--	--	08/23/06 17:25	
LCS (6H23021-BS1)								**Extracted: 08/23/06 11:02**						
Arsenic	EPA 6020 - Diss	195	---	1.00	ug/l	1x	--	200	97.5%	(80-120)	--	--	08/23/06 17:42	
Duplicate (6H23021-DUP1)					**QC Source: BPH0464-01**			**Extracted: 08/23/06 11:02**						
Arsenic	EPA 6020 - Diss	4.67	---	1.00	ug/l	1x	4.68	--	--	--	0.214%	(20)	08/23/06 17:54	
Matrix Spike (6H23021-MS1)					**QC Source: BPH0464-01**			**Extracted: 08/23/06 11:02**						
Arsenic	EPA 6020 - Diss	114	---	1.00	ug/l	1x	4.68	100	109%	(80-128)	--	--	08/23/06 17:48	

TestAmerica - Seattle, WA

Kate Haney, Project Manager

The results in this report apply to the samples analyzed in accordance with the chain of custody document. This analytical report must be reproduced in its entirety.

TestAmerica
ANALYTICAL TESTING CORPORATION

SEATTLE, WA 11720 NORTH CREEK PKWY N, SUITE 400
BOTHELL, WA 98011-8244
PH: (425) 420.9200 FAX: (425) 420.9210

Sound Environmental Strategies	Project Name:	**Time Oil #01-427 - ASKO**	
2400 Airport Way South, Suite 200	Project Number:	01-427	Report Created:
Seattle, WA/USA 98134-2020	Project Manager:	Dee Gardner	09/28/06 15:19

Volatile Organic Compounds by EPA Method 8260B - Laboratory Quality Control Results

TestAmerica - Seattle, WA

QC Batch: 6H23040 **Water Preparation Method: EPA 5030B**

Analyte	Method	Result	MDL*	MRL	Units	Dil	Source Result	Spike Amt	% REC	(Limits)	% RPD	(Limits)	Analyzed	Notes
Blank (6H23040-BLK1)								**Extracted: 08/22/06 11:39**						
Acetone	EPA 8260B	ND	---	20.0	ug/l	1x	--	--	--	--	--	--	08/22/06 14:36	
Benzene	"	ND	---	0.500	"	"	--	--	--	--	--	--	"	
Bromobenzene	"	ND	---	0.500	"	"	--	--	--	--	--	--	"	
Bromochloromethane	"	ND	---	0.500	"	"	--	--	--	--	--	--	"	
Bromodichloromethane	"	ND	---	0.500	"	"	--	--	--	--	--	--	"	
Bromoform	"	ND	---	0.500	"	"	--	--	--	--	--	--	"	
Bromomethane	"	ND	---	1.00	"	"	--	--	--	--	--	--	"	
2-Butanone	"	ND	---	10.0	"	"	--	--	--	--	--	--	"	
n-Butylbenzene	"	ND	---	0.500	"	"	--	--	--	--	--	--	"	
sec-Butylbenzene	"	ND	---	0.500	"	"	--	--	--	--	--	--	"	
tert-Butylbenzene	"	ND	---	0.500	"	"	--	--	--	--	--	--	"	
Carbon disulfide	"	ND	---	0.500	"	"	--	--	--	--	--	--	"	
Carbon tetrachloride	"	ND	---	0.500	"	"	--	--	--	--	--	--	"	
Chlorobenzene	"	ND	---	0.500	"	"	--	--	--	--	--	--	"	
Chloroethane	"	ND	---	0.500	"	"	--	--	--	--	--	--	"	
1-Chlorohexane	"	ND	---	0.500	"	"	--	--	--	--	--	--	"	
Chloroform	"	ND	---	0.500	"	"	--	--	--	--	--	--	"	
Chloromethane	"	ND	---	2.50	"	"	--	--	--	--	--	--	"	
2-Chlorotoluene	"	ND	---	0.500	"	"	--	--	--	--	--	--	"	
4-Chlorotoluene	"	ND	---	0.500	"	"	--	--	--	--	--	--	"	
Dibromochloromethane	"	ND	---	0.500	"	"	--	--	--	--	--	--	"	
1,2-Dibromo-3-chloropropane	"	ND	---	5.00	"	"	--	--	--	--	--	--	"	
1,2-Dibromoethane	"	ND	---	0.200	"	"	--	--	--	--	--	--	"	
Dibromomethane	"	ND	---	0.500	"	"	--	--	--	--	--	--	"	
1,2-Dichlorobenzene	"	ND	---	0.500	"	"	--	--	--	--	--	--	"	
1,3-Dichlorobenzene	"	ND	---	0.500	"	"	--	--	--	--	--	--	"	
1,4-Dichlorobenzene	"	ND	---	0.500	"	"	--	--	--	--	--	--	"	
Dichlorodifluoromethane	"	ND	---	0.500	"	"	--	--	--	--	--	--	"	
1,1-Dichloroethane	"	ND	---	0.500	"	"	--	--	--	--	--	--	"	
1,2-Dichloroethane	"	ND	---	0.200	"	"	--	--	--	--	--	--	"	
1,1-Dichloroethene	"	ND	---	0.500	"	"	--	--	--	--	--	--	"	
cis-1,2-Dichloroethene	"	ND	---	0.500	"	"	--	--	--	--	--	--	"	
trans-1,2-Dichloroethene	"	ND	---	0.500	"	"	--	--	--	--	--	--	"	
1,2-Dichloropropane	"	ND	---	0.500	"	"	--	--	--	--	--	--	"	
1,3-Dichloropropane	"	ND	---	0.500	"	"	--	--	--	--	--	--	"	
2,2-Dichloropropane	"	ND	---	0.500	"	"	--	--	--	--	--	--	"	
1,1-Dichloropropene	"	ND	---	0.500	"	"	--	--	--	--	--	--	"	
cis-1,3-Dichloropropene	"	ND	---	0.500	"	"	--	--	--	--	--	--	"	
trans-1,3-Dichloropropene	"	ND	---	0.500	"	"	--	--	--	--	--	--	"	

TestAmerica - Seattle, WA

The results in this report apply to the samples analyzed in accordance with the chain of custody document. This analytical report must be reproduced in its entirety.

Kate Haney, Project Manager

TestAmerica
ANALYTICAL TESTING CORPORATION

SEATTLE, WA 11720 NORTH CREEK PKWY N, SUITE 400
BOTHELL, WA 98011-8244
PH: (425) 420.9200 FAX: (425) 420.9210

Sound Environmental Strategies	Project Name:	**Time Oil #01-427 - ASKO**	
2400 Airport Way South, Suite 200	Project Number:	01-427	Report Created:
Seattle, WA/USA 98134-2020	Project Manager:	Dee Gardner	09/28/06 15:19

Volatile Organic Compounds by EPA Method 8260B - Laboratory Quality Control Results

TestAmerica - Seattle, WA

QC Batch: 6H23040 **Water Preparation Method: EPA 5030B**

Analyte	Method	Result	MDL*	MRL	Units	Dil	Source Result	Spike Amt	% REC	(Limits)	% RPD	(Limits)	Analyzed	Notes
Blank (6H23040-BLK1)							**Extracted: 08/22/06 11:39**							
Ethylbenzene	EPA 8260B	ND	---	0.500	ug/l	1x	--	--	--	--	--	--	08/22/06 14:36	
Hexachlorobutadiene	"	ND	---	5.00	"	"	--	--	--	--	--	--	"	
Methyl tert-butyl ether	"	ND	---	1.00	"	"	--	--	--	--	--	--	"	
n-Hexane	"	ND	---	1.00	"	"	--	--	--	--	--	--	"	
2-Hexanone	"	ND	---	10.0	"	"	--	--	--	--	--	--	"	
Isopropylbenzene	"	ND	---	0.500	"	"	--	--	--	--	--	--	"	
p-Isopropyltoluene	"	ND	---	0.500	"	"	--	--	--	--	--	--	"	
4-Methyl-2-pentanone	"	ND	---	10.0	"	"	--	--	--	--	--	--	"	
Methylene chloride	"	ND	---	5.00	"	"	--	--	--	--	--	--	"	
Naphthalene	"	ND	---	5.00	"	"	--	--	--	--	--	--	"	
n-Propylbenzene	"	ND	---	0.500	"	"	--	--	--	--	--	--	"	
Styrene	"	ND	---	0.500	"	"	--	--	--	--	--	--	"	
1,2,3-Trichlorobenzene	"	ND	---	5.00	"	"	--	--	--	--	--	--	"	
1,2,4-Trichlorobenzene	"	ND	---	5.00	"	"	--	--	--	--	--	--	"	
1,1,1,2-Tetrachloroethane	"	ND	---	0.500	"	"	--	--	--	--	--	--	"	
1,1,2,2-Tetrachloroethane	"	ND	---	0.500	"	"	--	--	--	--	--	--	"	
Tetrachloroethene	"	ND	---	0.200	"	"	--	--	--	--	--	--	"	
Toluene	"	ND	---	0.500	"	"	--	--	--	--	--	--	"	
1,1,1-Trichloroethane	"	ND	---	0.500	"	"	--	--	--	--	--	--	"	
1,1,2-Trichloroethane	"	ND	---	0.500	"	"	--	--	--	--	--	--	"	
Trichloroethene	"	ND	---	0.500	"	"	--	--	--	--	--	--	"	
Trichlorofluoromethane	"	ND	---	0.500	"	"	--	--	--	--	--	--	"	
1,2,3-Trichloropropane	"	ND	---	0.500	"	"	--	--	--	--	--	--	"	
1,2,4-Trimethylbenzene	"	ND	---	0.500	"	"	--	--	--	--	--	--	"	
1,3,5-Trimethylbenzene	"	ND	---	0.500	"	"	--	--	--	--	--	--	"	
Vinyl chloride	"	ND	---	0.200	"	"	--	--	--	--	--	--	"	
o-Xylene	"	ND	---	0.500	"	"	--	--	--	--	--	--	"	
m,p-Xylene	"	ND	---	1.00	"	"	--	--	--	--	--	--	"	
Total Xylenes	"	ND	---	1.00	"	"	--	--	--	--	--	--	"	
Surrogate(s): 1,2-DCA-d4		*Recovery: 99.5%*			*Limits: 70-130%*	"							*08/22/06 14:36*	
Toluene-d8		*102%*			*75-125%*	"							"	
4-BFB		*99.0%*			*75-125%*	"							"	

TestAmerica - Seattle, WA

Kate Haney, Project Manager

The results in this report apply to the samples analyzed in accordance with the chain of custody document. This analytical report must be reproduced in its entirety.

TestAmerica
ANALYTICAL TESTING CORPORATION

SEATTLE, WA 11720 NORTH CREEK PKWY N, SUITE 400
BOTHELL, WA 98011-8244
PH: (425) 420.9200 FAX: (425) 420.9210

Sound Environmental Strategies	Project Name: **Time Oil #01-427 - ASKO**	
2400 Airport Way South, Suite 200	Project Number: 01-427	Report Created:
Seattle, WA/USA 98134-2020	Project Manager: Dee Gardner	09/28/06 15:19

Volatile Organic Compounds by EPA Method 8260B - Laboratory Quality Control Results

TestAmerica - Seattle, WA

QC Batch: 6H23040 **Water Preparation Method: EPA 5030B**

Analyte	Method	Result	MDL*	MRL	Units	Dil	Source Result	Spike Amt	% REC	(Limits)	% RPD	(Limits)	Analyzed	Notes
LCS (6H23040-BS1)							**Extracted: 08/22/06 11:39**							
Benzene	EPA 8260B	18.7	---	0.500	ug/l	1x	--	20.0	93.5%	(80-120)	--	--	08/22/06 13:21	
Chlorobenzene	"	19.4	---	0.500	"	"	--	"	97.0%	"	--	--	"	
1,1-Dichloroethene	"	20.0	---	0.500	"	"	--	"	100%	(75-125)	--	--	"	
Methyl tert-butyl ether	"	17.8	---	1.00	"	"	--	"	89.0%	(75-126)	--	--	"	
Toluene	"	19.6	---	0.500	"	"	--	"	98.0%	(75-125)	--	--	"	
Trichloroethene	"	19.4	---	0.500	"	"	--	"	97.0%	"	--	--	"	
Total Xylenes	"	59.0	---	1.00	"	"	--	60.0	98.3%	"	--	--	"	
Surrogate(s): 1,2-DCA-d4		*Recovery: 98.5%*			*Limits: 70-130%*	"							*08/22/06 13:21*	
Toluene-d8		*102%*			*75-125%*	"							"	
4-BFB		*100%*			*75-125%*	"							"	
LCS Dup (6H23040-BSD1)							**Extracted: 08/22/06 11:39**							
Benzene	EPA 8260B	20.7	---	0.500	ug/l	1x	--	20.0	104%	(80-120)	10.2%	(20)	08/22/06 13:51	
Chlorobenzene	"	21.0	---	0.500	"	"	--	"	105%	"	7.92%	"	"	
1,1-Dichloroethene	"	21.6	---	0.500	"	"	--	"	108%	(75-125)	7.69%	"	"	
Methyl tert-butyl ether	"	19.7	---	1.00	"	"	--	"	98.5%	(75-126)	10.1%	"	"	
Toluene	"	21.4	---	0.500	"	"	--	"	107%	(75-125)	8.78%	"	"	
Trichloroethene	"	21.5	---	0.500	"	"	--	"	108%	"	10.3%	"	"	
Total Xylenes	"	63.3	---	1.00	"	"	--	60.0	106%	"	7.03%	"	"	
Surrogate(s): 1,2-DCA-d4		*Recovery: 99.0%*			*Limits: 70-130%*	"							*08/22/06 13:51*	
Toluene-d8		*102%*			*75-125%*	"							"	
4-BFB		*100%*			*75-125%*	"							"	

TestAmerica - Seattle, WA

The results in this report apply to the samples analyzed in accordance with the chain of custody document. This analytical report must be reproduced in its entirety.

Kate Haney, Project Manager

TestAmerica
ANALYTICAL TESTING CORPORATION

SEATTLE, WA 11720 NORTH CREEK PKWY N, SUITE 400
BOTHELL, WA 98011-8244
PH: (425) 420.9200 FAX: (425) 420.9210

Sound Environmental Strategies	Project Name:	**Time Oil #01-427 - ASKO**	
2400 Airport Way South, Suite 200	Project Number:	01-427	Report Created:
Seattle, WA/USA 98134-2020	Project Manager:	Dee Gardner	09/28/06 15:19

Volatile Organic Compounds by EPA Method 8260B - Laboratory Quality Control Results

TestAmerica - Seattle, WA

QC Batch: 6H23041 **Water Preparation Method: EPA 5030B**

Analyte	Method	Result	MDL*	MRL	Units	Dil	Source Result	Spike Amt	% REC	(Limits)	% RPD	(Limits)	Analyzed	Notes
Blank (6H23041-BLK1)							**Extracted: 08/23/06 11:42**							
Acetone	EPA 8260B	ND	---	20.0	ug/l	1x	--	--	--	--	--	--	08/23/06 13:45	
Benzene	"	ND	---	0.500	"	"	--	--	--	--	--	--	"	
Bromobenzene	"	ND	---	0.500	"	"	--	--	--	--	--	--	"	
Bromochloromethane	"	ND	---	0.500	"	"	--	--	--	--	--	--	"	
Bromodichloromethane	"	ND	---	0.500	"	"	--	--	--	--	--	--	"	
Bromoform	"	ND	---	0.500	"	"	--	--	--	--	--	--	"	
Bromomethane	"	ND	---	1.00	"	"	--	--	--	--	--	--	"	
2-Butanone	"	ND	---	10.0	"	"	--	--	--	--	--	--	"	
n-Butylbenzene	"	ND	---	0.500	"	"	--	--	--	--	--	--	"	
sec-Butylbenzene	"	ND	---	0.500	"	"	--	--	--	--	--	--	"	
tert-Butylbenzene	"	ND	---	0.500	"	"	--	--	--	--	--	--	"	
Carbon disulfide	"	ND	---	0.500	"	"	--	--	--	--	--	--	"	
Carbon tetrachloride	"	ND	---	0.500	"	"	--	--	--	--	--	--	"	
Chlorobenzene	"	ND	---	0.500	"	"	--	--	--	--	--	--	"	
Chloroethane	"	ND	---	0.500	"	"	--	--	--	--	--	--	"	
1-Chlorohexane	"	ND	---	0.500	"	"	--	--	--	--	--	--	"	
Chloroform	"	ND	---	0.500	"	"	--	--	--	--	--	--	"	
Chloromethane	"	ND	---	2.00	"	"	--	--	--	--	--	--	"	
2-Chlorotoluene	"	ND	---	0.500	"	"	--	--	--	--	--	--	"	
4-Chlorotoluene	"	ND	---	0.500	"	"	--	--	--	--	--	--	"	
Dibromochloromethane	"	ND	---	0.500	"	"	--	--	--	--	--	--	"	
1,2-Dibromo-3-chloropropane	"	ND	---	5.00	"	"	--	--	--	--	--	--	"	
1,2-Dibromoethane	"	ND	---	0.200	"	"	--	--	--	--	--	--	"	
Dibromomethane	"	ND	---	0.500	"	"	--	--	--	--	--	--	"	
1,2-Dichlorobenzene	"	ND	---	0.500	"	"	--	--	--	--	--	--	"	
1,3-Dichlorobenzene	"	ND	---	0.500	"	"	--	--	--	--	--	--	"	
1,4-Dichlorobenzene	"	ND	---	0.500	"	"	--	--	--	--	--	--	"	
Dichlorodifluoromethane	"	ND	---	0.500	"	"	--	--	--	--	--	--	"	
1,1-Dichloroethane	"	ND	---	0.500	"	"	--	--	--	--	--	--	"	
1,2-Dichloroethane	"	ND	---	0.500	"	"	--	--	--	--	--	--	"	
1,1-Dichloroethene	"	ND	---	0.500	"	"	--	--	--	--	--	--	"	
cis-1,2-Dichloroethene	"	ND	---	0.500	"	"	--	--	--	--	--	--	"	
trans-1,2-Dichloroethene	"	ND	---	0.500	"	"	--	--	--	--	--	--	"	
1,2-Dichloropropane	"	ND	---	0.500	"	"	--	--	--	--	--	--	"	
1,3-Dichloropropane	"	ND	---	0.500	"	"	--	--	--	--	--	--	"	
2,2-Dichloropropane	"	ND	---	0.500	"	"	--	--	--	--	--	--	"	
1,1-Dichloropropene	"	ND	---	0.500	"	"	--	--	--	--	--	--	"	
cis-1,3-Dichloropropene	"	ND	---	0.500	"	"	--	--	--	--	--	--	"	
trans-1,3-Dichloropropene	"	ND	---	0.500	"	"	--	--	--	--	--	--	"	

TestAmerica - Seattle, WA

The results in this report apply to the samples analyzed in accordance with the chain of custody document. This analytical report must be reproduced in its entirety.

Kate Haney, Project Manager

TestAmerica
ANALYTICAL TESTING CORPORATION

SEATTLE, WA 11720 NORTH CREEK PKWY N, SUITE 400
BOTHELL, WA 98011-8244
PH: (425) 420.9200 FAX: (425) 420.9210

Sound Environmental Strategies	Project Name:	**Time Oil #01-427 - ASKO**	
2400 Airport Way South, Suite 200	Project Number:	01-427	Report Created:
Seattle, WA/USA 98134-2020	Project Manager:	Dee Gardner	09/28/06 15:19

Volatile Organic Compounds by EPA Method 8260B - Laboratory Quality Control Results

TestAmerica - Seattle, WA

QC Batch: 6H23041 **Water Preparation Method: EPA 5030B**

Analyte	Method	Result	MDL*	MRL	Units	Dil	Source Result	Spike Amt	% REC	(Limits)	% RPD	(Limits)	Analyzed	Notes
Blank (6H23041-BLK1)							**Extracted: 08/23/06 11:42**							
Ethylbenzene	EPA 8260B	ND	---	0.500	ug/l	1x	--	--	--	--	--	--	08/23/06 13:45	
Hexachlorobutadiene	"	ND	---	5.00	"	"	--	--	--	--	--	--	"	
Methyl tert-butyl ether	"	ND	---	1.00	"	"	--	--	--	--	--	--	"	
n-Hexane	"	ND	---	1.00	"	"	--	--	--	--	--	--	"	
2-Hexanone	"	ND	---	10.0	"	"	--	--	--	--	--	--	"	
Isopropylbenzene	"	ND	---	0.500	"	"	--	--	--	--	--	--	"	
p-Isopropyltoluene	"	ND	---	0.500	"	"	--	--	--	--	--	--	"	
4-Methyl-2-pentanone	"	ND	---	10.0	"	"	--	--	--	--	--	--	"	
Methylene chloride	"	ND	---	5.00	"	"	--	--	--	--	--	--	"	
Naphthalene	"	ND	---	5.00	"	"	--	--	--	--	--	--	"	
n-Propylbenzene	"	ND	---	0.500	"	"	--	--	--	--	--	--	"	
Styrene	"	ND	---	0.500	"	"	--	--	--	--	--	--	"	
1,2,3-Trichlorobenzene	"	ND	---	5.00	"	"	--	--	--	--	--	--	"	
1,2,4-Trichlorobenzene	"	ND	---	5.00	"	"	--	--	--	--	--	--	"	
1,1,1,2-Tetrachloroethane	"	ND	---	0.500	"	"	--	--	--	--	--	--	"	
1,1,2,2-Tetrachloroethane	"	ND	---	0.500	"	"	--	--	--	--	--	--	"	
Tetrachloroethene	"	ND	---	0.500	"	"	--	--	--	--	--	--	"	
Toluene	"	ND	---	0.500	"	"	--	--	--	--	--	--	"	
1,1,1-Trichloroethane	"	ND	---	0.500	"	"	--	--	--	--	--	--	"	
1,1,2-Trichloroethane	"	ND	---	0.500	"	"	--	--	--	--	--	--	"	
Trichloroethene	"	ND	---	0.200	"	"	--	--	--	--	--	--	"	
Trichlorofluoromethane	"	ND	---	0.500	"	"	--	--	--	--	--	--	"	
1,2,3-Trichloropropane	"	ND	---	0.500	"	"	--	--	--	--	--	--	"	
1,2,4-Trimethylbenzene	"	ND	---	0.500	"	"	--	--	--	--	--	--	"	
1,3,5-Trimethylbenzene	"	ND	---	0.500	"	"	--	--	--	--	--	--	"	
Vinyl chloride	"	ND	---	0.200	"	"	--	--	--	--	--	--	"	
o-Xylene	"	ND	---	1.00	"	"	--	--	--	--	--	--	"	
m,p-Xylene	"	ND	---	1.00	"	"	--	--	--	--	--	--	"	
Total Xylenes	"	ND	---	1.00	"	"	--	--	--	--	--	--	"	

Surrogate(s):	*1,2-DCA-d4*	*Recovery: 103%*	*Limits: 70-130%*	"	*08/23/06 13:45*
	Toluene-d8	*101%*	*75-125%*	"	"
	4-BFB	*99.5%*	*75-125%*	"	"

TestAmerica - Seattle, WA

Kate Haney, Project Manager

The results in this report apply to the samples analyzed in accordance with the chain of custody document. This analytical report must be reproduced in its entirety.

TestAmerica
ANALYTICAL TESTING CORPORATION

SEATTLE, WA 11720 NORTH CREEK PKWY N, SUITE 400
BOTHELL, WA 98011-8244
PH: (425) 420.9200 FAX: (425) 420.9210

Sound Environmental Strategies	Project Name: **Time Oil #01-427 - ASKO**	
2400 Airport Way South, Suite 200	Project Number: 01-427	Report Created:
Seattle, WA/USA 98134-2020	Project Manager: Dee Gardner	09/28/06 15:19

Volatile Organic Compounds by EPA Method 8260B - Laboratory Quality Control Results

TestAmerica - Seattle, WA

QC Batch: 6H23041 **Water Preparation Method: EPA 5030B**

Analyte	Method	Result	MDL*	MRL	Units	Dil	Source Result	Spike Amt	% REC	(Limits)	% RPD	(Limits)	Analyzed	Notes
LCS (6H23041-BS1)							**Extracted: 08/23/06 11:42**							
Benzene	EPA 8260B	18.4	---	0.500	ug/l	1x	--	20.0	92.0%	(80-120)	--	--	08/23/06 12:46	
Chlorobenzene	"	18.3	---	0.500	"	"	--	"	91.5%	"	--	--	"	
1,1-Dichloroethene	"	19.8	---	0.500	"	"	--	"	99.0%	(75-125)	--	--	"	
Methyl tert-butyl ether	"	18.2	---	1.00	"	"	--	"	91.0%	(75-126)	--	--	"	
Toluene	"	18.4	---	0.500	"	"	--	"	92.0%	(75-125)	--	--	"	
Trichloroethene	"	19.0	---	0.200	"	"	--	"	95.0%	"	--	--	"	
Total Xylenes	"	56.2	---	1.00	"	"	--	60.0	93.7%	"	--	--	"	
Surrogate(s): 1,2-DCA-d4		*Recovery: 100%*			*Limits: 70-130%*	"							*08/23/06 12:46*	
Toluene-d8		*98.0%*			*75-125%*	"							"	
4-BFB		*100%*			*75-125%*	"							"	
LCS Dup (6H23041-BSD1)							**Extracted: 08/23/06 11:42**							
Benzene	EPA 8260B	19.8	---	0.500	ug/l	1x	--	20.0	99.0%	(80-120)	7.33%	(20)	08/23/06 13:16	
Chlorobenzene	"	20.0	---	0.500	"	"	--	"	100%	"	8.88%	"	"	
1,1-Dichloroethene	"	21.2	---	0.500	"	"	--	"	106%	(75-125)	6.83%	"	"	
Methyl tert-butyl ether	"	19.2	---	1.00	"	"	--	"	96.0%	(75-126)	5.35%	"	"	
Toluene	"	20.4	---	0.500	"	"	--	"	102%	(75-125)	10.3%	"	"	
Trichloroethene	"	20.5	---	0.200	"	"	--	"	102%	"	7.59%	"	"	
Total Xylenes	"	60.3	---	1.00	"	"	--	60.0	100%	"	7.04%	"	"	
Surrogate(s): 1,2-DCA-d4		*Recovery: 100%*			*Limits: 70-130%*	"							*08/23/06 13:16*	
Toluene-d8		*100%*			*75-125%*	"							"	
4-BFB		*99.0%*			*75-125%*	"							"	

TestAmerica - Seattle, WA

The results in this report apply to the samples analyzed in accordance with the chain of custody document. This analytical report must be reproduced in its entirety.

Kate Haney, Project Manager

TestAmerica
ANALYTICAL TESTING CORPORATION

SEATTLE, WA 11720 NORTH CREEK PKWY N, SUITE 400
BOTHELL, WA 98011-8244
PH: (425) 420.9200 FAX: (425) 420.9210

Sound Environmental Strategies	Project Name:	**Time Oil #01-427 - ASKO**	
2400 Airport Way South, Suite 200	Project Number:	01-427	Report Created:
Seattle, WA/USA 98134-2020	Project Manager:	Dee Gardner	09/28/06 15:19

Semivolatile Organic Compounds by EPA Method 8270C - Laboratory Quality Control Results

TestAmerica - Seattle, WA

QC Batch: 6H23012 **Water Preparation Method: EPA 3520C**

Analyte	Method	Result	MDL*	MRL	Units	Dil	Source Result	Spike Amt	% REC	(Limits)	% RPD	(Limits)	Analyzed	Notes
Blank (6H23012-BLK1)								**Extracted: 08/23/06 09:38**						
Acenaphthene	EPA 8270C	ND	---	10.0	ug/l	1x	--	--	--	--	--	--	09/02/06 01:13	
Acenaphthylene	"	ND	---	10.0	"	"	--	--	--	--	--	--	"	
Aniline	"	ND	---	10.0	"	"	--	--	--	--	--	--	"	
Anthracene	"	ND	---	10.0	"	"	--	--	--	--	--	--	"	
Benzo (a) anthracene	"	ND	---	10.0	"	"	--	--	--	--	--	--	"	
Benzo (a) pyrene	"	ND	---	10.0	"	"	--	--	--	--	--	--	"	
Benzo (b) fluoranthene	"	ND	---	10.0	"	"	--	--	--	--	--	--	"	
Benzo (k) fluoranthene	"	ND	---	10.0	"	"	--	--	--	--	--	--	"	
Benzo (ghi) perylene	"	ND	---	10.0	"	"	--	--	--	--	--	--	"	
Benzoic Acid	"	ND	---	20.0	"	"	--	--	--	--	--	--	"	
Benzyl alcohol	"	ND	---	10.0	"	"	--	--	--	--	--	--	"	
Bis(2-chloroethoxy)methane	"	ND	---	10.0	"	"	--	--	--	--	--	--	"	
Bis(2-chloroethyl)ether	"	ND	---	10.0	"	"	--	--	--	--	--	--	"	
Bis(2-chloroisopropyl)ether	"	ND	---	10.0	"	"	--	--	--	--	--	--	"	
Bis(2-ethylhexyl)phthalate	"	ND	---	50.0	"	"	--	--	--	--	--	--	"	
4-Bromophenyl phenyl ether	"	ND	---	10.0	"	"	--	--	--	--	--	--	"	
Butyl benzyl phthalate	"	ND	---	10.0	"	"	--	--	--	--	--	--	"	
Carbazole	"	ND	---	10.0	"	"	--	--	--	--	--	--	"	
4-Chloroaniline	"	ND	---	10.0	"	"	--	--	--	--	--	--	"	
4-Chloro-3-methylphenol	"	ND	---	10.0	"	"	--	--	--	--	--	--	"	
2-Chloronaphthalene	"	ND	---	10.0	"	"	--	--	--	--	--	--	"	
2-Chlorophenol	"	ND	---	10.0	"	"	--	--	--	--	--	--	"	
4-Chlorophenyl phenyl ether	"	ND	---	10.0	"	"	--	--	--	--	--	--	"	
3 & 4-Methylphenol (m,p-Cresols)	"	ND	---	10.0	"	"	--	--	--	--	--	--	"	
2-Methylphenol (o-Cresol)	"	ND	---	10.0	"	"	--	--	--	--	--	--	"	
Chrysene	"	ND	---	10.0	"	"	--	--	--	--	--	--	"	
Di-n-butyl phthalate	"	ND	---	10.0	"	"	--	--	--	--	--	--	"	
Dibenz (a,h) anthracene	"	ND	---	10.0	"	"	--	--	--	--	--	--	"	
Dibenzofuran	"	ND	---	10.0	"	"	--	--	--	--	--	--	"	
1,2-Dichlorobenzene	"	ND	---	10.0	"	"	--	--	--	--	--	--	"	
1,3-Dichlorobenzene	"	ND	---	10.0	"	"	--	--	--	--	--	--	"	
1,4-Dichlorobenzene	"	ND	---	10.0	"	"	--	--	--	--	--	--	"	
3,3´-Dichlorobenzidine	"	ND	---	10.0	"	"	--	--	--	--	--	--	"	
2,4-Dichlorophenol	"	ND	---	10.0	"	"	--	--	--	--	--	--	"	
Diethyl phthalate	"	ND	---	10.0	"	"	--	--	--	--	--	--	"	
2,4-Dimethylphenol	"	ND	---	10.0	"	"	--	--	--	--	--	--	"	
Dimethyl phthalate	"	ND	---	10.0	"	"	--	--	--	--	--	--	"	
4,6-Dinitro-2-methylphenol	"	ND	---	10.0	"	"	--	--	--	--	--	--	"	
2,4-Dinitrophenol	"	ND	---	20.0	"	"	--	--	--	--	--	--	"	

TestAmerica - Seattle, WA

Kate Haney, Project Manager

The results in this report apply to the samples analyzed in accordance with the chain of custody document. This analytical report must be reproduced in its entirety.

TestAmerica
ANALYTICAL TESTING CORPORATION

SEATTLE, WA 11720 NORTH CREEK PKWY N, SUITE 400
BOTHELL, WA 98011-8244
PH: (425) 420.9200 FAX: (425) 420.9210

Sound Environmental Strategies	Project Name:	**Time Oil #01-427 - ASKO**	
2400 Airport Way South, Suite 200	Project Number:	01-427	Report Created:
Seattle, WA/USA 98134-2020	Project Manager:	Dee Gardner	09/28/06 15:19

Semivolatile Organic Compounds by EPA Method 8270C - Laboratory Quality Control Results

TestAmerica - Seattle, WA

QC Batch: 6H23012 **Water Preparation Method: EPA 3520C**

Analyte	Method	Result	MDL*	MRL	Units	Dil	Source Result	Spike Amt	% REC	(Limits)	% RPD	(Limits)	Analyzed	Notes
Blank (6H23012-BLK1)							**Extracted: 08/23/06 09:38**							
2,4-Dinitrotoluene	EPA 8270C	ND	---	10.0	ug/l	1x	--	--	--	--	--	--	09/02/06 01:13	
2,6-Dinitrotoluene	"	ND	---	10.0	"	"	--	--	--	--	--	--	"	
N-Nitrosodiphenylamine	"	ND	---	10.0	"	"	--	--	--	--	--	--	"	
Fluoranthene	"	ND	---	10.0	"	"	--	--	--	--	--	--	"	
Fluorene	"	ND	---	10.0	"	"	--	--	--	--	--	--	"	
Hexachlorobenzene	"	ND	---	10.0	"	"	--	--	--	--	--	--	"	
Hexachlorobutadiene	"	ND	---	10.0	"	"	--	--	--	--	--	--	"	
Hexachlorocyclopentadiene	"	ND	---	10.0	"	"	--	--	--	--	--	--	"	
Hexachloroethane	"	ND	---	10.0	"	"	--	--	--	--	--	--	"	
Indeno (1,2,3-cd) pyrene	"	ND	---	10.0	"	"	--	--	--	--	--	--	"	
Isophorone	"	ND	---	10.0	"	"	--	--	--	--	--	--	"	
1-Methylnaphthalene	"	ND	---	10.0	"	"	--	--	--	--	--	--	"	
2-Methylnaphthalene	"	ND	---	10.0	"	"	--	--	--	--	--	--	"	
Naphthalene	"	ND	---	10.0	"	"	--	--	--	--	--	--	"	
2-Nitroaniline	"	ND	---	10.0	"	"	--	--	--	--	--	--	"	
3-Nitroaniline	"	ND	---	10.0	"	"	--	--	--	--	--	--	"	
4-Nitroaniline	"	ND	---	10.0	"	"	--	--	--	--	--	--	"	
Nitrobenzene	"	ND	---	10.0	"	"	--	--	--	--	--	--	"	
2-Nitrophenol	"	ND	---	10.0	"	"	--	--	--	--	--	--	"	
4-Nitrophenol	"	ND	---	10.0	"	"	--	--	--	--	--	--	"	
N-Nitrosodi-n-propylamine	"	ND	---	10.0	"	"	--	--	--	--	--	--	"	
Di-n-octyl phthalate	"	ND	---	10.0	"	"	--	--	--	--	--	--	"	
Pentachlorophenol	"	ND	---	10.0	"	"	--	--	--	--	--	--	"	
Phenanthrene	"	ND	---	10.0	"	"	--	--	--	--	--	--	"	
Phenol	"	ND	---	10.0	"	"	--	--	--	--	--	--	"	
Pyrene	"	ND	---	10.0	"	"	--	--	--	--	--	--	"	
1,2,4-Trichlorobenzene	"	ND	---	10.0	"	"	--	--	--	--	--	--	"	
2,4,5-Trichlorophenol	"	ND	---	10.0	"	"	--	--	--	--	--	--	"	
2,4,6-Trichlorophenol	"	ND	---	10.0	"	"	--	--	--	--	--	--	"	

Surrogate(s):	*2-FBP*	*Recovery: 79.4%*	*Limits: 44-120%*	"	*09/02/06 01:13*
	2-FP	*73.8%*	*16-120%*	"	"
	Nitrobenzene-d5	*85.6%*	*38-120%*	"	"
	Phenol-d6	*77.4%*	*16-120%*	"	"
	p-Terphenyl-d14	*101%*	*24-146%*	"	"
	2,4,6-TBP	*73.6%*	*32-135%*	"	"

TestAmerica - Seattle, WA

The results in this report apply to the samples analyzed in accordance with the chain of custody document. This analytical report must be reproduced in its entirety.

Kate Haney, Project Manager

TestAmerica
ANALYTICAL TESTING CORPORATION

SEATTLE, WA 11720 NORTH CREEK PKWY N, SUITE 400
BOTHELL, WA 98011-8244
PH: (425) 420.9200 FAX: (425) 420.9210

Sound Environmental Strategies	Project Name:	**Time Oil #01-427 - ASKO**	
2400 Airport Way South, Suite 200	Project Number:	01-427	Report Created:
Seattle, WA/USA 98134-2020	Project Manager:	Dee Gardner	09/28/06 15:19

Semivolatile Organic Compounds by EPA Method 8270C - Laboratory Quality Control Results

TestAmerica - Seattle, WA

QC Batch: 6H23012 **Water Preparation Method: EPA 3520C**

Analyte	Method	Result	MDL*	MRL	Units	Dil	Source Result	Spike Amt	% REC	(Limits)	% RPD	(Limits)	Analyzed	Notes
LCS (6H23012-BS1)							**Extracted: 08/23/06 09:38**							
Acenaphthene	EPA 8270C	93.9	---	10.0	ug/l	1x	--	100	93.9%	(57-120)	--	--	09/01/06 23:34	
4-Chloro-3-methylphenol	"	99.1	---	10.0	"	"	--	"	99.1%	(51-124)	--	--	"	
2-Chlorophenol	"	83.1	---	10.0	"	"	--	"	83.1%	(40-120)	--	--	"	
1,4-Dichlorobenzene	"	75.3	---	10.0	"	"	--	"	75.3%	(50-120)	--	--	"	
2,4-Dinitrotoluene	"	93.6	---	10.0	"	"	--	"	93.6%	(66-130)	--	--	"	
4-Nitrophenol	"	79.7	---	10.0	"	"	--	"	79.7%	(42-148)	--	--	"	
N-Nitrosodi-n-propylamine	"	83.5	---	10.0	"	"	--	"	83.5%	(49-120)	--	--	"	
Pentachlorophenol	"	117	---	10.0	"	"	--	"	117%	(67-151)	--	--	"	
Phenol	"	79.9	---	10.0	"	"	--	"	79.9%	(28-120)	--	--	"	
Pyrene	"	102	---	10.0	"	"	--	"	102%	(54-134)	--	--	"	
1,2,4-Trichlorobenzene	"	88.3	---	10.0	"	"	--	"	88.3%	(52-120)	--	--	"	
Surrogate(s): 2-FBP		*Recovery: 86.0%*			*Limits: 44-120%*	"							*09/01/06 23:34*	
2-FP		*72.1%*			*16-120%*	"							"	
Nitrobenzene-d5		*86.6%*			*38-120%*	"							"	
Phenol-d6		*77.7%*			*16-120%*	"							"	
p-Terphenyl-d14		*96.6%*			*24-146%*	"							"	
2,4,6-TBP		*93.9%*			*32-135%*	"							"	
LCS Dup (6H23012-BSD1)							**Extracted: 08/23/06 09:38**							
Acenaphthene	EPA 8270C	103	---	10.0	ug/l	1x	--	100	103%	(57-120)	9.24%	(25)	09/02/06 00:07	
4-Chloro-3-methylphenol	"	110	---	10.0	"	"	--	"	110%	(51-124)	10.4%	"	"	
2-Chlorophenol	"	91.9	---	10.0	"	"	--	"	91.9%	(40-120)	10.1%	(37)	"	
1,4-Dichlorobenzene	"	80.7	---	10.0	"	"	--	"	80.7%	(50-120)	6.92%	(32)	"	
2,4-Dinitrotoluene	"	104	---	10.0	"	"	--	"	104%	(66-130)	10.5%	(25)	"	
4-Nitrophenol	"	107	---	10.0	"	"	--	"	107%	(42-148)	29.2%	"	"	**RP-7**
N-Nitrosodi-n-propylamine	"	92.0	---	10.0	"	"	--	"	92.0%	(49-120)	9.69%	"	"	
Pentachlorophenol	"	129	---	10.0	"	"	--	"	129%	(67-151)	9.76%	"	"	
Phenol	"	90.4	---	10.0	"	"	--	"	90.4%	(28-120)	12.3%	(48)	"	
Pyrene	"	101	---	10.0	"	"	--	"	101%	(54-134)	0.985%	(25)	"	
1,2,4-Trichlorobenzene	"	96.4	---	10.0	"	"	--	"	96.4%	(52-120)	8.77%	"	"	
Surrogate(s): 2-FBP		*Recovery: 91.8%*			*Limits: 44-120%*	"							*09/02/06 00:07*	
2-FP		*79.6%*			*16-120%*	"							"	
Nitrobenzene-d5		*94.0%*			*38-120%*	"							"	
Phenol-d6		*86.8%*			*16-120%*	"							"	
p-Terphenyl-d14		*95.2%*			*24-146%*	"							"	
2,4,6-TBP		*98.8%*			*32-135%*	"							"	

TestAmerica - Seattle, WA

The results in this report apply to the samples analyzed in accordance with the chain of custody document. This analytical report must be reproduced in its entirety.

Kate Haney, Project Manager

TestAmerica
ANALYTICAL TESTING CORPORATION

SEATTLE, WA 11720 NORTH CREEK PKWY N, SUITE 400
BOTHELL, WA 98011-8244
PH: (425) 420.9200 FAX: (425) 420.9210

Sound Environmental Strategies	Project Name:	**Time Oil #01-427 - ASKO**	
2400 Airport Way South, Suite 200	Project Number:	01-427	Report Created:
Seattle, WA/USA 98134-2020	Project Manager:	Dee Gardner	09/28/06 15:19

Oxygenates by EPA Method 8260B - Laboratory Quality Control Results

TestAmerica - Seattle, WA

QC Batch: 6H22056 **Water Preparation Method: EPA 5030B**

Analyte	Method	Result	MDL*	MRL	Units	Dil	Source Result	Spike Amt	% REC	(Limits)	% RPD	(Limits)	Analyzed	Notes
Blank (6H22056-BLK1)								**Extracted: 08/22/06 13:58**						
tert-Amyl Methyl Ether	EPA 8260B	ND	---	1.00	ug/l	1x	--	--	--	--	--	--	08/23/06 03:22	
tert-Butyl Alcohol	"	ND	---	50.0	"	"	--	--	--	--	--	--	"	
1,2-Dibromoethane	"	ND	---	1.00	"	"	--	--	--	--	--	--	"	
1,2-Dichloroethane	"	ND	---	1.00	"	"	--	--	--	--	--	--	"	
Diisopropyl ether	"	ND	---	1.00	"	"	--	--	--	--	--	--	"	
Ethyl tert-butyl ether	"	ND	---	1.00	"	"	--	--	--	--	--	--	"	
Ethanol	"	ND	---	250	"	"	--	--	--	--	--	--	"	
Methyl tert-butyl ether	"	ND	---	5.00	"	"	--	--	--	--	--	--	"	
Surrogate(s): 1,2-DCA-d4		*Recovery: 100%*			*Limits: 70-130%*	"							*08/23/06 03:22*	
Toluene-d8		*102%*			*75-125%*	"							"	
4-BFB		*98.5%*			*75-125%*	"							"	
LCS (6H22056-BS1)								**Extracted: 08/22/06 13:58**						
tert-Amyl Methyl Ether	EPA 8260B	22.2	---	1.00	ug/l	1x	--	20.0	111%	(75-125)	--	--	08/23/06 02:29	
tert-Butyl Alcohol	"	103	---	50.0	"	"	--	100	103%	"	--	--	"	
1,2-Dibromoethane	"	19.2	---	1.00	"	"	--	20.0	96.0%	"	--	--	"	
1,2-Dichloroethane	"	18.3	---	1.00	"	"	--	"	91.5%	"	--	--	"	
Diisopropyl ether	"	22.8	---	1.00	"	"	--	"	114%	"	--	--	"	
Ethyl tert-butyl ether	"	22.0	---	1.00	"	"	--	"	110%	"	--	--	"	
Ethanol	"	920	---	250	"	"	--	1000	92.0%	"	--	--	"	
Methyl tert-butyl ether	"	21.6	---	5.00	"	"	--	20.0	108%	"	--	--	"	
Surrogate(s): 1,2-DCA-d4		*Recovery: 98.5%*			*Limits: 70-130%*	"							*08/23/06 02:29*	
Toluene-d8		*102%*			*75-125%*	"							"	
4-BFB		*96.5%*			*75-125%*	"							"	
LCS Dup (6H22056-BSD1)								**Extracted: 08/22/06 13:58**						
tert-Amyl Methyl Ether	EPA 8260B	22.7	---	1.00	ug/l	1x	--	20.0	114%	(75-125)	2.23%	(25)	08/23/06 02:55	
tert-Butyl Alcohol	"	101	---	50.0	"	"	--	100	101%	"	1.96%	"	"	
1,2-Dibromoethane	"	20.0	---	1.00	"	"	--	20.0	100%	"	4.08%	"	"	
1,2-Dichloroethane	"	18.7	---	1.00	"	"	--	"	93.5%	"	2.16%	"	"	
Diisopropyl ether	"	23.6	---	1.00	"	"	--	"	118%	"	3.45%	"	"	
Ethyl tert-butyl ether	"	22.3	---	1.00	"	"	--	"	112%	"	1.35%	"	"	
Ethanol	"	1050	---	250	"	"	--	1000	105%	"	13.2%	"	"	
Methyl tert-butyl ether	"	22.0	---	5.00	"	"	--	20.0	110%	"	1.83%	(20)	"	
Surrogate(s): 1,2-DCA-d4		*Recovery: 99.0%*			*Limits: 70-130%*	"							*08/23/06 02:55*	
Toluene-d8		*104%*			*75-125%*	"							"	
4-BFB		*97.5%*			*75-125%*	"							"	

TestAmerica - Seattle, WA

Kate Haney, Project Manager

The results in this report apply to the samples analyzed in accordance with the chain of custody document. This analytical report must be reproduced in its entirety.

TestAmerica
ANALYTICAL TESTING CORPORATION

SEATTLE, WA 11720 NORTH CREEK PKWY N, SUITE 400
BOTHELL, WA 98011-8244
PH: (425) 420.9200 FAX: (425) 420.9210

Sound Environmental Strategies	Project Name:	**Time Oil #01-427 - ASKO**	
2400 Airport Way South, Suite 200	Project Number:	01-427	Report Created:
Seattle, WA/USA 98134-2020	Project Manager:	Dee Gardner	09/28/06 15:19

Notes and Definitions

Report Specific Notes:

D-06	-	The sample chromatographic pattern does not resemble the fuel standard used for quantitation.
Q-41	-	This analyte had a high bias in the associated calibration verification standard.
RP-7	-	Laboratory Control Sample/Laboratory Control Sample Duplicate RPD exceeded the laboratory control limits. Recoveries met laboratory control limits.

Laboratory Reporting Conventions:

DET	-	Analyte DETECTED at or above the Reporting Limit. Qualitative Analyses only.
ND	-	Analyte NOT DETECTED at or above the reporting limit (MDL or MRL, as appropriate).
NR/NA	-	Not Reported / Not Available
dry	-	Sample results reported on a Dry Weight Basis. Results and Reporting Limits have been corrected for Percent Dry Weight.
wet	-	Sample results and reporting limits reported on a Wet Weight Basis (as received). Results with neither 'wet' nor 'dry' are reported on a Wet Weight Basis.
RPD	-	RELATIVE PERCENT DIFFERENCE (RPDs calculated using Results, not Percent Recoveries).
MRL	-	METHOD REPORTING LIMIT. Reporting Level at, or above, the lowest level standard of the Calibration Table.
MDL*	-	METHOD DETECTION LIMIT. Reporting Level at, or above, the statistically derived limit based on 40CFR, Part 136, Appendix B. *MDLs are listed on the report only if the data has been evaluated below the MRL. Results between the MDL and MRL are reported as Estimated Results.
Dil	-	Dilutions are calculated based on deviations from the standard dilution performed for an analysis, and may not represent the dilution found on the analytical raw data.
Reporting Limits	-	Reporting limits (MDLs and MRLs) are adjusted based on variations in sample preparation amounts, analytical dilutions and percent solids, where applicable.
Electronic Signature	-	Electronic Signature added in accordance with TestAmerica's *Electronic Reporting and Electronic Signatures Policy.* Application of electronic signature indicates that the report has been reviewed and approved for release by the laboratory. Electronic signature is intended to be the legally binding equivalent of a traditionally handwritten signature.

TestAmerica - Seattle, WA

Kate Haney, Project Manager

The results in this report apply to the samples analyzed in accordance with the chain of custody document. This analytical report must be reproduced in its entirety.

TestAmerica
ANALYTICAL TESTING CORPORATION

11720 North Creek Pkwy N Suite 400, Bothell, WA 98011-8244 425-420-9200 FAX 420-9210
11922 E. First Ave, Spokane, WA 99206-5302 509-924-9200 FAX 924-9290
9405 SW Nimbus Ave, Beaverton, OR 97008-7145 503-906-9200 FAX 906-9210
2000 W International Airport Rd Ste A10, Anchorage, AK 99502-1119 907-563-9200 FAX 563-9210

CHAIN OF CUSTODY REPORT

Work Order #: BR10164

CLIENT: Time Oil Co.

REPORT TO: Dee Gardner (Sound Env. Strat.)
ADDRESS: 2400 Airport Way S
Seattle WA
PHONE: 206 306 1900 FAX: 206 306 1907

INVOICE TO: Time Oil Co.

P.O. NUMBER:

PROJECT NAME: Time Oil - Asko
PROJECT NUMBER: Facility 01-427
SAMPLED BY: Cassandra Cook

TURNAROUND REQUEST in Business Days *

Organic & Inorganic Analyses: [X] STD. | 7 | 5 | 4 | 3 | 2 | 1 | <1

Petroleum Hydrocarbon Analyses: [X] STD. | 4 | 3 | 2 | 1 | <1

OTHER Specify:

* *Turnaround Requests less than standard* may incur Rush Charges.

CLIENT SAMPLE IDENTIFICATION	SAMPLING DATE/TIME	PRESERVATIVE	NWTPH-GX	NWTPH-Dx	Full list inc. BTEX 8260B	oxygenates 8260B	SVOC 8270C-SIM	Dissolved As 6010/7000	Total As 6010/7000	MATRIX (W, S, O)	# OF CONT.	LOCATION / COMMENTS	TA WO ID
1 MW-01-20060817	8/17/06 1055		X	X	X	X		X	X	W	11	MW-01	
2 MW-02-20060817	1210		X	X	X	X		X	X	W	11	MW-02	
3 MW-03-20060817	1615		X	X	X	X	X	X	X	W	7	MW-03	
4 MW-04-20060817	1355		X	X	X	X		X	X	W	9	MW-04	
5 MW-05-20060817	1450		X	X	X	X	X	X	X	W	11	MW-05	
6 MW-06-20060817	1345		X	X	X	X	X	X	X	W	11	MW-06	
7 MW-99-20060817	1345		X	X	X	X	X	X	X	W	11	MW-06	
8													
9													
10													

RELEASED BY: Cassandra Cook DATE: 8/18/06
PRINT NAME: Cassandra Cook FIRM: SES TIME: 1100

RECEIVED BY: Tom Blankinship DATE: 8/18/06
PRINT NAME: Tom Blankinship FIRM: TA TIME: 1100

RELEASED BY: DATE:
PRINT NAME: FIRM: TIME:

RECEIVED BY: DATE:
PRINT NAME: FIRM: TIME:

ADDITIONAL REMARKS: * Prioritize Full list VOC, BTEX over NWTPH-Gx Analysis

TEMP: 5.8 w/o

COC REV 05/2006

PAGE 1 OF 1

Note: By relinquishing samples to TestAmerica, client agrees to pay for the services requested on this chain of custody form and for any additional analyses performed on this project.

Payment for services is due within 30 days from the date of invoice unless otherwise contracted. Sample(s) will be disposed of after 30 days unless otherwise contracted.

TestAmerica
ANALYTICAL TESTING CORPORATION

SEATTLE, WA 11720 NORTH CREEK PKWY N, SUITE 400
BOTHELL, WA 98011-8244
PH: (425) 420.9200 FAX: (425) 420.9210

October 24, 2006

Dee Gardner
Sound Environmental Strategies
2400 Airport Way South, Suite 200
Seattle, WA/USA 98134-2020

RE: Time Oil #01-600 - Seattle Terminal

Enclosed are the results of analyses for samples received by the laboratory on 09/28/06 16:30. The following list is a summary of the Work Orders contained in this report, generated on 10/24/06 16:04.

If you have any questions concerning this report, please feel free to contact me.

Work Order	Project	ProjectNumber
BPI0854	Time Oil #01-600 - Seattle Ter	0440-004-10

Kate Haney, Project Manager

The results in this report apply to the samples analyzed in accordance with the chain of custody document. This analytical report must be reproduced in its entirety.

TestAmerica
ANALYTICAL TESTING CORPORATION

SEATTLE, WA 11720 NORTH CREEK PKWY N, SUITE 400
BOTHELL, WA 98011-8244
PH: (425) 420.9200 FAX: (425) 420.9210

Sound Environmental Strategies	Project Name:	**Time Oil #01-600 - Seattle Terminal**	
2400 Airport Way South, Suite 200	Project Number:	0440-004-10	Report Created:
Seattle, WA/USA 98134-2020	Project Manager:	Dee Gardner	10/24/06 16:04

ANALYTICAL REPORT FOR SAMPLES

Sample ID	Laboratory ID	Matrix	Date Sampled	Date Received
01MW44	BPI0854-01	Water	09/27/06 10:55	09/28/06 16:30
01MW45	BPI0854-02	Water	09/27/06 13:41	09/28/06 16:30
01MW46	BPI0854-03	Water	09/27/06 12:15	09/28/06 16:30
01MW45 Dup.	BPI0854-04	Water	09/27/06 13:41	09/28/06 16:30

TestAmerica - Seattle, WA

Kate Haney, Project Manager

The results in this report apply to the samples analyzed in accordance with the chain of custody document. This analytical report must be reproduced in its entirety.

TestAmerica
ANALYTICAL TESTING CORPORATION

SEATTLE, WA 11720 NORTH CREEK PKWY N, SUITE 400
BOTHELL, WA 98011-8244
PH: (425) 420.9200 FAX: (425) 420.9210

Sound Environmental Strategies	Project Name:	**Time Oil #01-600 - Seattle Terminal**	
2400 Airport Way South, Suite 200	Project Number:	0440-004-10	Report Created:
Seattle, WA/USA 98134-2020	Project Manager:	Dee Gardner	10/24/06 16:04

Volatile Petroleum Products by NWTPH-Gx

TestAmerica - Seattle, WA

Analyte	Method	Result	MDL*	MRL	Units	Dil	Batch	Prepared	Analyzed	Notes
BPI0854-01RE1 (01MW44)		**Water**			**Sampled: 09/27/06 10:55**					
Gasoline Range Hydrocarbons	NWTPH-Gx	**217**	-----	50.0	ug/l	1x	6J11026	10/11/06 10:20	10/11/06 15:21	**G-03**
Surrogate(s): 4-BFB (FID)			*84.2%*		*58 - 144 %*	"			"	
BPI0854-02RE1 (01MW45)		**Water**			**Sampled: 09/27/06 13:41**					
Gasoline Range Hydrocarbons	NWTPH-Gx	ND	-----	50.0	ug/l	1x	6J11026	10/11/06 10:20	10/11/06 15:51	
Surrogate(s): 4-BFB (FID)			*84.2%*		*58 - 144 %*	"			"	
BPI0854-03 (01MW46)		**Water**			**Sampled: 09/27/06 12:15**					
Gasoline Range Hydrocarbons	NWTPH-Gx	ND	-----	50.0	ug/l	1x	6J10018	10/10/06 08:58	10/10/06 22:05	
Surrogate(s): 4-BFB (FID)			*85.2%*		*58 - 144 %*	"			"	
BPI0854-04 (01MW45 Dup.)		**Water**			**Sampled: 09/27/06 13:41**					
Gasoline Range Hydrocarbons	NWTPH-Gx	**57.4**	-----	50.0	ug/l	1x	6J10018	10/10/06 08:58	10/10/06 22:35	
Surrogate(s): 4-BFB (FID)			*82.0%*		*58 - 144 %*	"			"	

TestAmerica - Seattle, WA

Kate Haney, Project Manager

The results in this report apply to the samples analyzed in accordance with the chain of custody document. This analytical report must be reproduced in its entirety.

TestAmerica
ANALYTICAL TESTING CORPORATION

SEATTLE, WA 11720 NORTH CREEK PKWY N, SUITE 400
BOTHELL, WA 98011-8244
PH: (425) 420.9200 FAX: (425) 420.9210

Sound Environmental Strategies	Project Name:	**Time Oil #01-600 - Seattle Terminal**	
2400 Airport Way South, Suite 200	Project Number:	0440-004-10	Report Created:
Seattle, WA/USA 98134-2020	Project Manager:	Dee Gardner	10/24/06 16:04

Semivolatile Petroleum Products by NWTPH-Dx with Acid/Silica Gel Clean-up

TestAmerica - Seattle, WA

Analyte	Method	Result	MDL*	MRL	Units	Dil	Batch	Prepared	Analyzed	Notes
BPI0854-01 (01MW44)		**Water**			**Sampled: 09/27/06 10:55**					
Diesel Range Hydrocarbons	NWTPH-Dx	ND	-----	255	ug/l	1x	6J05059	10/05/06 17:41	10/20/06 02:55	
Lube Oil Range Hydrocarbons	"	ND	-----	510	"	"	"	"	"	
Surrogate(s): 2-FBP			*96.1%*		*53 - 125 %*	"			"	
Octacosane			*96.5%*		*68 - 125 %*	"			"	
BPI0854-02 (01MW45)		**Water**			**Sampled: 09/27/06 13:41**					
Diesel Range Hydrocarbons	NWTPH-Dx	ND	-----	258	ug/l	1x	6J05059	10/05/06 17:41	10/20/06 03:22	
Lube Oil Range Hydrocarbons	"	ND	-----	515	"	"	"	"	"	
Surrogate(s): 2-FBP			*88.4%*		*53 - 125 %*	"			"	
Octacosane			*95.0%*		*68 - 125 %*	"			"	
BPI0854-03 (01MW46)		**Water**			**Sampled: 09/27/06 12:15**					
Diesel Range Hydrocarbons	NWTPH-Dx	ND	-----	255	ug/l	1x	6J05059	10/05/06 17:41	10/20/06 03:48	
Lube Oil Range Hydrocarbons	"	ND	-----	510	"	"	"	"	"	
Surrogate(s): 2-FBP			*93.7%*		*53 - 125 %*	"			"	
Octacosane			*95.3%*		*68 - 125 %*	"			"	
BPI0854-04 (01MW45 Dup.)		**Water**			**Sampled: 09/27/06 13:41**					
Diesel Range Hydrocarbons	NWTPH-Dx	ND	-----	255	ug/l	1x	6J05059	10/05/06 17:41	10/20/06 04:14	
Lube Oil Range Hydrocarbons	"	ND	-----	510	"	"	"	"	"	
Surrogate(s): 2-FBP			*87.8%*		*53 - 125 %*	"			"	
Octacosane			*94.9%*		*68 - 125 %*	"			"	

TestAmerica - Seattle, WA

The results in this report apply to the samples analyzed in accordance with the chain of custody document. This analytical report must be reproduced in its entirety.

Kate Haney, Project Manager

TestAmerica
ANALYTICAL TESTING CORPORATION

SEATTLE, WA 11720 NORTH CREEK PKWY N, SUITE 400
BOTHELL, WA 98011-8244
PH: (425) 420.9200 FAX: (425) 420.9210

Sound Environmental Strategies	Project Name:	**Time Oil #01-600 - Seattle Terminal**	
2400 Airport Way South, Suite 200	Project Number:	0440-004-10	Report Created:
Seattle, WA/USA 98134-2020	Project Manager:	Dee Gardner	10/24/06 16:04

Volatile Organic Compounds by EPA Method 8260B

TestAmerica - Seattle, WA

Analyte	Method	Result	MDL*	MRL	Units	Dil	Batch	Prepared	Analyzed	Notes
BPI0854-01 (01MW44)		**Water**			**Sampled: 09/27/06 10:55**					
Acetone	EPA 8260B	ND	-----	10.0	ug/l	1x	6J02040	10/02/06 16:27	10/03/06 00:26	
Benzene	"	**14.6**	-----	0.200	"	"	"	"	"	
Bromobenzene	"	ND	-----	0.500	"	"	"	"	"	
Bromochloromethane	"	ND	-----	0.200	"	"	"	"	"	
Bromodichloromethane	"	ND	-----	0.200	"	"	"	"	"	
Bromoform	"	ND	-----	0.200	"	"	"	"	"	
Bromomethane	"	ND	-----	2.00	"	"	"	"	"	
2-Butanone	"	ND	-----	2.00	"	"	"	"	"	
n-Butylbenzene	"	ND	-----	0.200	"	"	"	"	"	
sec-Butylbenzene	"	ND	-----	0.200	"	"	"	"	"	
tert-Butylbenzene	"	ND	-----	0.500	"	"	"	"	"	
Carbon disulfide	"	ND	-----	0.500	"	"	"	"	"	
Carbon tetrachloride	"	ND	-----	0.200	"	"	"	"	"	
Chlorobenzene	"	ND	-----	0.200	"	"	"	"	"	
Chloroethane	"	ND	-----	1.00	"	"	"	"	"	
Chloroform	"	ND	-----	0.200	"	"	"	"	"	
Chloromethane	"	ND	-----	1.00	"	"	"	"	"	
2-Chlorotoluene	"	ND	-----	0.500	"	"	"	"	"	
4-Chlorotoluene	"	ND	-----	0.500	"	"	"	"	"	
Dibromochloromethane	"	ND	-----	0.200	"	"	"	"	"	
1,2-Dibromo-3-chloropropane	"	ND	-----	0.500	"	"	"	"	"	
1,2-Dibromoethane	"	ND	-----	0.200	"	"	"	"	"	
Dibromomethane	"	ND	-----	0.200	"	"	"	"	"	
1,2-Dichlorobenzene	"	ND	-----	0.200	"	"	"	"	"	
1,3-Dichlorobenzene	"	ND	-----	0.200	"	"	"	"	"	
1,4-Dichlorobenzene	"	ND	-----	0.200	"	"	"	"	"	
Dichlorodifluoromethane	"	ND	-----	0.500	"	"	"	"	"	
1,1-Dichloroethane	"	ND	-----	0.200	"	"	"	"	"	
1,2-Dichloroethane	"	**5.96**	-----	0.200	"	"	"	"	"	
1,1-Dichloroethene	"	**0.770**	-----	0.200	"	"	"	"	"	
cis-1,2-Dichloroethene	"	**41.7**	-----	0.200	"	"	"	"	"	
trans-1,2-Dichloroethene	"	**1.23**	-----	0.200	"	"	"	"	"	
1,2-Dichloropropane	"	ND	-----	0.200	"	"	"	"	"	
1,3-Dichloropropane	"	ND	-----	0.200	"	"	"	"	"	
2,2-Dichloropropane	"	ND	-----	0.500	"	"	"	"	"	
1,1-Dichloropropene	"	ND	-----	0.200	"	"	"	"	"	
cis-1,3-Dichloropropene	"	ND	-----	0.200	"	"	"	"	"	
trans-1,3-Dichloropropene	"	ND	-----	0.200	"	"	"	"	"	
Ethylbenzene	"	ND	-----	0.200	"	"	"	"	"	
Hexachlorobutadiene	"	ND	-----	2.50	"	"	"	"	"	Q-41
Methyl tert-butyl ether	"	ND	-----	1.00	"	"	"	"	"	
n-Hexane	"	ND	-----	1.00	"	"	"	"	"	
2-Hexanone	"	ND	-----	2.00	"	"	"	"	"	

TestAmerica - Seattle, WA

The results in this report apply to the samples analyzed in accordance with the chain of custody document. This analytical report must be reproduced in its entirety.

Kate Haney, Project Manager

TestAmerica
ANALYTICAL TESTING CORPORATION

SEATTLE, WA 11720 NORTH CREEK PKWY N, SUITE 400
BOTHELL, WA 98011-8244
PH: (425) 420.9200 FAX: (425) 420.9210

Sound Environmental Strategies	Project Name:	**Time Oil #01-600 - Seattle Terminal**	
2400 Airport Way South, Suite 200	Project Number:	0440-004-10	Report Created:
Seattle, WA/USA 98134-2020	Project Manager:	Dee Gardner	10/24/06 16:04

Volatile Organic Compounds by EPA Method 8260B

TestAmerica - Seattle, WA

Analyte	Method	Result	MDL*	MRL	Units	Dil	Batch	Prepared	Analyzed	Notes
BPI0854-01 (01MW44)		**Water**			**Sampled: 09/27/06 10:55**					
Isopropylbenzene	EPA 8260B	ND	-----	0.500	ug/l	1x	6J02040	10/02/06 16:27	10/03/06 00:26	
p-Isopropyltoluene	"	ND	-----	0.200	"	"	"	"	"	
4-Methyl-2-pentanone	"	ND	-----	2.00	"	"	"	"	"	
Methylene chloride	"	ND	-----	5.00	"	"	"	"	"	
Naphthalene	"	ND	-----	2.50	"	"	"	"	"	
n-Propylbenzene	"	ND	-----	0.500	"	"	"	"	"	
Styrene	"	ND	-----	0.500	"	"	"	"	"	
1,2,3-Trichlorobenzene	"	ND	-----	1.00	"	"	"	"	"	
1,2,4-Trichlorobenzene	"	ND	-----	1.00	"	"	"	"	"	
1,1,1,2-Tetrachloroethane	"	ND	-----	0.200	"	"	"	"	"	
1,1,2,2-Tetrachloroethane	"	ND	-----	0.500	"	"	"	"	"	
Tetrachloroethene	"	ND	-----	0.200	"	"	"	"	"	
Toluene	"	ND	-----	0.200	"	"	"	"	"	
1,1,1-Trichloroethane	"	ND	-----	0.200	"	"	"	"	"	
1,1,2-Trichloroethane	"	ND	-----	0.200	"	"	"	"	"	
Trichloroethene	"	**407**	-----	0.200	"	"	"	"	"	**E-01**
Trichlorofluoromethane	"	ND	-----	0.500	"	"	"	"	"	**Q-41**
1,2,3-Trichloropropane	"	ND	-----	0.500	"	"	"	"	"	
1,2,4-Trimethylbenzene	"	ND	-----	0.200	"	"	"	"	"	
1,3,5-Trimethylbenzene	"	ND	-----	0.500	"	"	"	"	"	
Vinyl chloride	"	**8.02**	-----	0.200	"	"	"	"	"	
o-Xylene	"	ND	-----	0.250	"	"	"	"	"	
m,p-Xylene	"	ND	-----	0.500	"	"	"	"	"	
Total Xylenes	"	ND	-----	0.750	"	"	"	"	"	
Surrogate(s): 1,2-DCA-d4			*125%*		*70 - 130 %*	"			"	
Toluene-d8			*99.0%*		*70 - 130 %*	"			"	
4-BFB			*96.0%*		*70 - 130 %*	"			"	
BPI0854-01RE1 (01MW44)		**Water**			**Sampled: 09/27/06 10:55**					
Trichloroethene	EPA 8260B	**440**	-----	2.00	ug/l	10x	6J03056	10/03/06 18:02	10/03/06 19:39	
Surrogate(s): 1,2-DCA-d4			*121%*		*70 - 130 %*	*1x*			"	
Toluene-d8			*102%*		*70 - 130 %*	"			"	
4-BFB			*99.5%*		*70 - 130 %*	"			"	

TestAmerica - Seattle, WA

The results in this report apply to the samples analyzed in accordance with the chain of custody document. This analytical report must be reproduced in its entirety.

Kate Haney, Project Manager

TestAmerica
ANALYTICAL TESTING CORPORATION

SEATTLE, WA 11720 NORTH CREEK PKWY N, SUITE 400
BOTHELL, WA 98011-8244
PH: (425) 420.9200 FAX: (425) 420.9210

Sound Environmental Strategies	Project Name:	**Time Oil #01-600 - Seattle Terminal**	
2400 Airport Way South, Suite 200	Project Number:	0440-004-10	Report Created:
Seattle, WA/USA 98134-2020	Project Manager:	Dee Gardner	10/24/06 16:04

Volatile Organic Compounds by EPA Method 8260B

TestAmerica - Seattle, WA

Analyte	Method	Result	MDL*	MRL	Units	Dil	Batch	Prepared	Analyzed	Notes
BPI0854-02 (01MW45)		**Water**			**Sampled: 09/27/06 13:41**					
Acetone	EPA 8260B	ND	-----	10.0	ug/l	1x	6J02040	10/02/06 16:27	10/03/06 00:52	
Benzene	"	**0.670**	-----	0.200	"	"	"	"	"	
Bromobenzene	"	ND	-----	0.500	"	"	"	"	"	
Bromochloromethane	"	ND	-----	0.200	"	"	"	"	"	
Bromodichloromethane	"	ND	-----	0.200	"	"	"	"	"	
Bromoform	"	ND	-----	0.200	"	"	"	"	"	
Bromomethane	"	ND	-----	2.00	"	"	"	"	"	
2-Butanone	"	ND	-----	2.00	"	"	"	"	"	
n-Butylbenzene	"	ND	-----	0.200	"	"	"	"	"	
sec-Butylbenzene	"	ND	-----	0.200	"	"	"	"	"	
tert-Butylbenzene	"	ND	-----	0.500	"	"	"	"	"	
Carbon disulfide	"	ND	-----	0.500	"	"	"	"	"	
Carbon tetrachloride	"	ND	-----	0.200	"	"	"	"	"	
Chlorobenzene	"	ND	-----	0.200	"	"	"	"	"	
Chloroethane	"	ND	-----	1.00	"	"	"	"	"	
Chloroform	"	ND	-----	0.200	"	"	"	"	"	
Chloromethane	"	ND	-----	1.00	"	"	"	"	"	
2-Chlorotoluene	"	ND	-----	0.500	"	"	"	"	"	
4-Chlorotoluene	"	ND	-----	0.500	"	"	"	"	"	
Dibromochloromethane	"	ND	-----	0.200	"	"	"	"	"	
1,2-Dibromo-3-chloropropane	"	ND	-----	0.500	"	"	"	"	"	
1,2-Dibromoethane	"	ND	-----	0.200	"	"	"	"	"	
Dibromomethane	"	ND	-----	0.200	"	"	"	"	"	
1,2-Dichlorobenzene	"	ND	-----	0.200	"	"	"	"	"	
1,3-Dichlorobenzene	"	ND	-----	0.200	"	"	"	"	"	
1,4-Dichlorobenzene	"	ND	-----	0.200	"	"	"	"	"	
Dichlorodifluoromethane	"	ND	-----	0.500	"	"	"	"	"	
1,1-Dichloroethane	"	ND	-----	0.200	"	"	"	"	"	
1,2-Dichloroethane	"	ND	-----	0.200	"	"	"	"	"	
1,1-Dichloroethene	"	ND	-----	0.200	"	"	"	"	"	
cis-1,2-Dichloroethene	"	**16.3**	-----	0.200	"	"	"	"	"	
trans-1,2-Dichloroethene	"	**0.240**	-----	0.200	"	"	"	"	"	
1,2-Dichloropropane	"	ND	-----	0.200	"	"	"	"	"	
1,3-Dichloropropane	"	ND	-----	0.200	"	"	"	"	"	
2,2-Dichloropropane	"	ND	-----	0.500	"	"	"	"	"	
1,1-Dichloropropene	"	ND	-----	0.200	"	"	"	"	"	
cis-1,3-Dichloropropene	"	ND	-----	0.200	"	"	"	"	"	
trans-1,3-Dichloropropene	"	ND	-----	0.200	"	"	"	"	"	
Ethylbenzene	"	ND	-----	0.200	"	"	"	"	"	
Hexachlorobutadiene	"	ND	-----	2.50	"	"	"	"	"	Q-41
Methyl tert-butyl ether	"	ND	-----	1.00	"	"	"	"	"	
n-Hexane	"	ND	-----	1.00	"	"	"	"	"	
2-Hexanone	"	ND	-----	2.00	"	"	"	"	"	

TestAmerica - Seattle, WA

The results in this report apply to the samples analyzed in accordance with the chain of custody document. This analytical report must be reproduced in its entirety.

Kate Haney, Project Manager

TestAmerica
ANALYTICAL TESTING CORPORATION

SEATTLE, WA 11720 NORTH CREEK PKWY N, SUITE 400
BOTHELL, WA 98011-8244
PH: (425) 420.9200 FAX: (425) 420.9210

Sound Environmental Strategies	Project Name:	**Time Oil #01-600 - Seattle Terminal**	
2400 Airport Way South, Suite 200	Project Number:	0440-004-10	Report Created:
Seattle, WA/USA 98134-2020	Project Manager:	Dee Gardner	10/24/06 16:04

Volatile Organic Compounds by EPA Method 8260B

TestAmerica - Seattle, WA

Analyte	Method	Result	MDL*	MRL	Units	Dil	Batch	Prepared	Analyzed	Notes
BPI0854-02 (01MW45)		**Water**			**Sampled: 09/27/06 13:41**					
Isopropylbenzene	EPA 8260B	ND	-----	0.500	ug/l	1x	6J02040	10/02/06 16:27	10/03/06 00:52	
p-Isopropyltoluene	"	ND	-----	0.200	"	"	"	"	"	
4-Methyl-2-pentanone	"	ND	-----	2.00	"	"	"	"	"	
Methylene chloride	"	ND	-----	5.00	"	"	"	"	"	
Naphthalene	"	ND	-----	2.50	"	"	"	"	"	
n-Propylbenzene	"	ND	-----	0.500	"	"	"	"	"	
Styrene	"	ND	-----	0.500	"	"	"	"	"	
1,2,3-Trichlorobenzene	"	ND	-----	1.00	"	"	"	"	"	
1,2,4-Trichlorobenzene	"	ND	-----	1.00	"	"	"	"	"	
1,1,1,2-Tetrachloroethane	"	ND	-----	0.200	"	"	"	"	"	
1,1,2,2-Tetrachloroethane	"	ND	-----	0.500	"	"	"	"	"	
Tetrachloroethene	"	ND	-----	0.200	"	"	"	"	"	
Toluene	"	**0.330**	-----	0.200	"	"	"	"	"	
1,1,1-Trichloroethane	"	ND	-----	0.200	"	"	"	"	"	
1,1,2-Trichloroethane	"	ND	-----	0.200	"	"	"	"	"	
Trichloroethene	"	**97.6**	-----	0.200	"	"	"	"	"	
Trichlorofluoromethane	"	ND	-----	0.500	"	"	"	"	"	Q-41
1,2,3-Trichloropropane	"	ND	-----	0.500	"	"	"	"	"	
1,2,4-Trimethylbenzene	"	ND	-----	0.200	"	"	"	"	"	
1,3,5-Trimethylbenzene	"	ND	-----	0.500	"	"	"	"	"	
Vinyl chloride	"	**2.36**	-----	0.200	"	"	"	"	"	
o-Xylene	"	ND	-----	0.250	"	"	"	"	"	
m,p-Xylene	"	ND	-----	0.500	"	"	"	"	"	
Total Xylenes	"	ND	-----	0.750	"	"	"	"	"	
Surrogate(s): 1,2-DCA-d4			*126%*		*70 - 130 %*	*"*			*"*	
Toluene-d8			*103%*		*70 - 130 %*	*"*			*"*	
4-BFB			*96.0%*		*70 - 130 %*	*"*			*"*	
BPI0854-03 (01MW46)		**Water**			**Sampled: 09/27/06 12:15**					
Acetone	EPA 8260B	ND	-----	10.0	ug/l	1x	6J02040	10/02/06 16:27	10/03/06 01:19	
Benzene	"	ND	-----	0.200	"	"	"	"	"	
Bromobenzene	"	ND	-----	0.500	"	"	"	"	"	
Bromochloromethane	"	ND	-----	0.200	"	"	"	"	"	
Bromodichloromethane	"	ND	-----	0.200	"	"	"	"	"	
Bromoform	"	ND	-----	0.200	"	"	"	"	"	
Bromomethane	"	ND	-----	2.00	"	"	"	"	"	
2-Butanone	"	ND	-----	2.00	"	"	"	"	"	
n-Butylbenzene	"	ND	-----	0.200	"	"	"	"	"	
sec-Butylbenzene	"	ND	-----	0.200	"	"	"	"	"	
tert-Butylbenzene	"	ND	-----	0.500	"	"	"	"	"	
Carbon disulfide	"	ND	-----	0.500	"	"	"	"	"	
Carbon tetrachloride	"	ND	-----	0.200	"	"	"	"	"	

TestAmerica - Seattle, WA

The results in this report apply to the samples analyzed in accordance with the chain of custody document. This analytical report must be reproduced in its entirety.

Kate Haney, Project Manager

TestAmerica
ANALYTICAL TESTING CORPORATION

SEATTLE, WA 11720 NORTH CREEK PKWY N, SUITE 400
BOTHELL, WA 98011-8244
PH: (425) 420.9200 FAX: (425) 420.9210

Sound Environmental Strategies	Project Name:	**Time Oil #01-600 - Seattle Terminal**	
2400 Airport Way South, Suite 200	Project Number:	0440-004-10	Report Created:
Seattle, WA/USA 98134-2020	Project Manager:	Dee Gardner	10/24/06 16:04

Volatile Organic Compounds by EPA Method 8260B

TestAmerica - Seattle, WA

Analyte	Method	Result	MDL*	MRL	Units	Dil	Batch	Prepared	Analyzed	Notes
BPI0854-03 (01MW46)		**Water**			**Sampled: 09/27/06 12:15**					
Chlorobenzene	EPA 8260B	ND	-----	0.200	ug/l	1x	6J02040	10/02/06 16:27	10/03/06 01:19	
Chloroethane	"	ND	-----	1.00	"	"	"	"	"	
Chloroform	"	ND	-----	0.200	"	"	"	"	"	
Chloromethane	"	ND	-----	1.00	"	"	"	"	"	
2-Chlorotoluene	"	ND	-----	0.500	"	"	"	"	"	
4-Chlorotoluene	"	ND	-----	0.500	"	"	"	"	"	
Dibromochloromethane	"	ND	-----	0.200	"	"	"	"	"	
1,2-Dibromo-3-chloropropane	"	ND	-----	0.500	"	"	"	"	"	
1,2-Dibromoethane	"	ND	-----	0.200	"	"	"	"	"	
Dibromomethane	"	ND	-----	0.200	"	"	"	"	"	
1,2-Dichlorobenzene	"	ND	-----	0.200	"	"	"	"	"	
1,3-Dichlorobenzene	"	ND	-----	0.200	"	"	"	"	"	
1,4-Dichlorobenzene	"	ND	-----	0.200	"	"	"	"	"	
Dichlorodifluoromethane	"	ND	-----	0.500	"	"	"	"	"	
1,1-Dichloroethane	"	ND	-----	0.200	"	"	"	"	"	
1,2-Dichloroethane	"	ND	-----	0.200	"	"	"	"	"	
1,1-Dichloroethene	"	ND	-----	0.200	"	"	"	"	"	
cis-1,2-Dichloroethene	"	ND	-----	0.200	"	"	"	"	"	
trans-1,2-Dichloroethene	"	ND	-----	0.200	"	"	"	"	"	
1,2-Dichloropropane	"	ND	-----	0.200	"	"	"	"	"	
1,3-Dichloropropane	"	ND	-----	0.200	"	"	"	"	"	
2,2-Dichloropropane	"	ND	-----	0.500	"	"	"	"	"	
1,1-Dichloropropene	"	ND	-----	0.200	"	"	"	"	"	
cis-1,3-Dichloropropene	"	ND	-----	0.200	"	"	"	"	"	
trans-1,3-Dichloropropene	"	ND	-----	0.200	"	"	"	"	"	
Ethylbenzene	"	ND	-----	0.200	"	"	"	"	"	
Hexachlorobutadiene	"	ND	-----	2.50	"	"	"	"	"	Q-41
Methyl tert-butyl ether	"	ND	-----	1.00	"	"	"	"	"	
n-Hexane	"	ND	-----	1.00	"	"	"	"	"	
2-Hexanone	"	ND	-----	2.00	"	"	"	"	"	
Isopropylbenzene	"	ND	-----	0.500	"	"	"	"	"	
p-Isopropyltoluene	"	ND	-----	0.200	"	"	"	"	"	
4-Methyl-2-pentanone	"	ND	-----	2.00	"	"	"	"	"	
Methylene chloride	"	ND	-----	5.00	"	"	"	"	"	
Naphthalene	"	ND	-----	2.50	"	"	"	"	"	
n-Propylbenzene	"	ND	-----	0.500	"	"	"	"	"	
Styrene	"	ND	-----	0.500	"	"	"	"	"	
1,2,3-Trichlorobenzene	"	ND	-----	1.00	"	"	"	"	"	
1,2,4-Trichlorobenzene	"	ND	-----	1.00	"	"	"	"	"	
1,1,1,2-Tetrachloroethane	"	ND	-----	0.200	"	"	"	"	"	
1,1,2,2-Tetrachloroethane	"	ND	-----	0.500	"	"	"	"	"	
Tetrachloroethene	"	ND	-----	0.200	"	"	"	"	"	
Toluene	"	ND	-----	0.200	"	"	"	"	"	

TestAmerica - Seattle, WA

The results in this report apply to the samples analyzed in accordance with the chain of custody document. This analytical report must be reproduced in its entirety.

Kate Haney, Project Manager

TestAmerica
ANALYTICAL TESTING CORPORATION

SEATTLE, WA 11720 NORTH CREEK PKWY N, SUITE 400
BOTHELL, WA 98011-8244
PH: (425) 420.9200 FAX: (425) 420.9210

Sound Environmental Strategies	Project Name:	**Time Oil #01-600 - Seattle Terminal**	
2400 Airport Way South, Suite 200	Project Number:	0440-004-10	Report Created:
Seattle, WA/USA 98134-2020	Project Manager:	Dee Gardner	10/24/06 16:04

Volatile Organic Compounds by EPA Method 8260B

TestAmerica - Seattle, WA

Analyte	Method	Result	MDL*	MRL	Units	Dil	Batch	Prepared	Analyzed	Notes
BPI0854-03 (01MW46)		**Water**			**Sampled: 09/27/06 12:15**					
1,1,1-Trichloroethane	EPA 8260B	ND	-----	0.200	ug/l	1x	6J02040	10/02/06 16:27	10/03/06 01:19	
1,1,2-Trichloroethane	"	ND	-----	0.200	"	"	"	"	"	
Trichloroethene	"	**0.310**	-----	0.200	"	"	"	"	"	
Trichlorofluoromethane	"	ND	-----	0.500	"	"	"	"	"	**Q-41**
1,2,3-Trichloropropane	"	ND	-----	0.500	"	"	"	"	"	
1,2,4-Trimethylbenzene	"	ND	-----	0.200	"	"	"	"	"	
1,3,5-Trimethylbenzene	"	ND	-----	0.500	"	"	"	"	"	
Vinyl chloride	"	**6.05**	-----	0.200	"	"	"	"	"	
o-Xylene	"	ND	-----	0.250	"	"	"	"	"	
m,p-Xylene	"	ND	-----	0.500	"	"	"	"	"	
Total Xylenes	"	ND	-----	0.750	"	"	"	"	"	
Surrogate(s): 1,2-DCA-d4			*126%*		*70 - 130 %*	"			"	
Toluene-d8			*104%*		*70 - 130 %*	"			"	
4-BFB			*97.5%*		*70 - 130 %*	"			"	
BPI0854-04 (01MW45 Dup.)		**Water**			**Sampled: 09/27/06 13:41**					
Acetone	EPA 8260B	ND	-----	10.0	ug/l	1x	6J02040	10/02/06 16:27	10/03/06 01:44	
Benzene	"	**0.660**	-----	0.200	"	"	"	"	"	
Bromobenzene	"	ND	-----	0.500	"	"	"	"	"	
Bromochloromethane	"	ND	-----	0.200	"	"	"	"	"	
Bromodichloromethane	"	ND	-----	0.200	"	"	"	"	"	
Bromoform	"	ND	-----	0.200	"	"	"	"	"	
Bromomethane	"	ND	-----	2.00	"	"	"	"	"	
2-Butanone	"	ND	-----	2.00	"	"	"	"	"	
n-Butylbenzene	"	ND	-----	0.200	"	"	"	"	"	
sec-Butylbenzene	"	ND	-----	0.200	"	"	"	"	"	
tert-Butylbenzene	"	ND	-----	0.500	"	"	"	"	"	
Carbon disulfide	"	ND	-----	0.500	"	"	"	"	"	
Carbon tetrachloride	"	ND	-----	0.200	"	"	"	"	"	
Chlorobenzene	"	ND	-----	0.200	"	"	"	"	"	
Chloroethane	"	ND	-----	1.00	"	"	"	"	"	
Chloroform	"	ND	-----	0.200	"	"	"	"	"	
Chloromethane	"	ND	-----	1.00	"	"	"	"	"	
2-Chlorotoluene	"	ND	-----	0.500	"	"	"	"	"	
4-Chlorotoluene	"	ND	-----	0.500	"	"	"	"	"	
Dibromochloromethane	"	ND	-----	0.200	"	"	"	"	"	
1,2-Dibromo-3-chloropropane	"	ND	-----	0.500	"	"	"	"	"	
1,2-Dibromoethane	"	ND	-----	0.200	"	"	"	"	"	
Dibromomethane	"	ND	-----	0.200	"	"	"	"	"	
1,2-Dichlorobenzene	"	ND	-----	0.200	"	"	"	"	"	
1,3-Dichlorobenzene	"	ND	-----	0.200	"	"	"	"	"	
1,4-Dichlorobenzene	"	ND	-----	0.200	"	"	"	"	"	

TestAmerica - Seattle, WA

The results in this report apply to the samples analyzed in accordance with the chain of custody document. This analytical report must be reproduced in its entirety.

Kate Haney, Project Manager

TestAmerica
ANALYTICAL TESTING CORPORATION

SEATTLE, WA 11720 NORTH CREEK PKWY N, SUITE 400
BOTHELL, WA 98011-8244
PH: (425) 420.9200 FAX: (425) 420.9210

Sound Environmental Strategies	Project Name:	**Time Oil #01-600 - Seattle Terminal**	
2400 Airport Way South, Suite 200	Project Number:	0440-004-10	Report Created:
Seattle, WA/USA 98134-2020	Project Manager:	Dee Gardner	10/24/06 16:04

Volatile Organic Compounds by EPA Method 8260B

TestAmerica - Seattle, WA

Analyte	Method	Result	MDL*	MRL	Units	Dil	Batch	Prepared	Analyzed	Notes
BPI0854-04 (01MW45 Dup.)		**Water**			**Sampled: 09/27/06 13:41**					
Dichlorodifluoromethane	EPA 8260B	ND	-----	0.500	ug/l	1x	6J02040	10/02/06 16:27	10/03/06 01:44	
1,1-Dichloroethane	"	ND	-----	0.200	"	"	"	"	"	
1,2-Dichloroethane	"	ND	-----	0.200	"	"	"	"	"	
1,1-Dichloroethene	"	ND	-----	0.200	"	"	"	"	"	
cis-1,2-Dichloroethene	"	**15.9**	-----	0.200	"	"	"	"	"	
trans-1,2-Dichloroethene	"	**0.300**	-----	0.200	"	"	"	"	"	
1,2-Dichloropropane	"	ND	-----	0.200	"	"	"	"	"	
1,3-Dichloropropane	"	ND	-----	0.200	"	"	"	"	"	
2,2-Dichloropropane	"	ND	-----	0.500	"	"	"	"	"	
1,1-Dichloropropene	"	ND	-----	0.200	"	"	"	"	"	
cis-1,3-Dichloropropene	"	ND	-----	0.200	"	"	"	"	"	
trans-1,3-Dichloropropene	"	ND	-----	0.200	"	"	"	"	"	
Ethylbenzene	"	ND	-----	0.200	"	"	"	"	"	
Hexachlorobutadiene	"	ND	-----	2.50	"	"	"	"	"	Q-41
Methyl tert-butyl ether	"	ND	-----	1.00	"	"	"	"	"	
n-Hexane	"	ND	-----	1.00	"	"	"	"	"	
2-Hexanone	"	ND	-----	2.00	"	"	"	"	"	
Isopropylbenzene	"	ND	-----	0.500	"	"	"	"	"	
p-Isopropyltoluene	"	ND	-----	0.200	"	"	"	"	"	
4-Methyl-2-pentanone	"	ND	-----	2.00	"	"	"	"	"	
Methylene chloride	"	ND	-----	5.00	"	"	"	"	"	
Naphthalene	"	ND	-----	2.50	"	"	"	"	"	
n-Propylbenzene	"	ND	-----	0.500	"	"	"	"	"	
Styrene	"	ND	-----	0.500	"	"	"	"	"	
1,2,3-Trichlorobenzene	"	ND	-----	1.00	"	"	"	"	"	
1,2,4-Trichlorobenzene	"	ND	-----	1.00	"	"	"	"	"	
1,1,1,2-Tetrachloroethane	"	ND	-----	0.200	"	"	"	"	"	
1,1,2,2-Tetrachloroethane	"	ND	-----	0.500	"	"	"	"	"	
Tetrachloroethene	"	ND	-----	0.200	"	"	"	"	"	
Toluene	"	**0.310**	-----	0.200	"	"	"	"	"	
1,1,1-Trichloroethane	"	ND	-----	0.200	"	"	"	"	"	
1,1,2-Trichloroethane	"	ND	-----	0.200	"	"	"	"	"	
Trichloroethene	"	**96.3**	-----	0.200	"	"	"	"	"	
Trichlorofluoromethane	"	ND	-----	0.500	"	"	"	"	"	Q-41
1,2,3-Trichloropropane	"	ND	-----	0.500	"	"	"	"	"	
1,2,4-Trimethylbenzene	"	ND	-----	0.200	"	"	"	"	"	
1,3,5-Trimethylbenzene	"	ND	-----	0.500	"	"	"	"	"	
Vinyl chloride	"	**2.33**	-----	0.200	"	"	"	"	"	
o-Xylene	"	ND	-----	0.250	"	"	"	"	"	
m,p-Xylene	"	ND	-----	0.500	"	"	"	"	"	
Total Xylenes	"	ND	-----	0.750	"	"	"	"	"	
Surrogate(s): 1,2-DCA-d4			*126%*		*70 - 130 %*	"			"	

TestAmerica - Seattle, WA

The results in this report apply to the samples analyzed in accordance with the chain of custody document. This analytical report must be reproduced in its entirety.

Kate Haney, Project Manager

TestAmerica
ANALYTICAL TESTING CORPORATION

SEATTLE, WA 11720 NORTH CREEK PKWY N, SUITE 400
BOTHELL, WA 98011-8244
PH: (425) 420.9200 FAX: (425) 420.9210

Sound Environmental Strategies	Project Name:	**Time Oil #01-600 - Seattle Terminal**	
2400 Airport Way South, Suite 200	Project Number:	0440-004-10	Report Created:
Seattle, WA/USA 98134-2020	Project Manager:	Dee Gardner	10/24/06 16:04

Volatile Organic Compounds by EPA Method 8260B

TestAmerica - Seattle, WA

Analyte	Method	Result	MDL*	MRL	Units	Dil	Batch	Prepared	Analyzed	Notes
BPI0854-04 (01MW45 Dup.)		**Water**			**Sampled: 09/27/06 13:41**					
Toluene-d8		*102%*			*70 - 130 %*	*1x*			*10/03/06 01:44*	
4-BFB		*98.5%*			*70 - 130 %*	*"*			*"*	

TestAmerica - Seattle, WA

Kate Haney, Project Manager

The results in this report apply to the samples analyzed in accordance with the chain of custody document. This analytical report must be reproduced in its entirety.

TestAmerica
ANALYTICAL TESTING CORPORATION

SEATTLE, WA 11720 NORTH CREEK PKWY N, SUITE 400
BOTHELL, WA 98011-8244
PH: (425) 420.9200 FAX: (425) 420.9210

Sound Environmental Strategies	Project Name:	**Time Oil #01-600 - Seattle Terminal**	
2400 Airport Way South, Suite 200	Project Number:	0440-004-10	Report Created:
Seattle, WA/USA 98134-2020	Project Manager:	Dee Gardner	10/24/06 16:04

Oxygenates by EPA Method 8260B

TestAmerica - Seattle, WA

Analyte	Method	Result	MDL*	MRL	Units	Dil	Batch	Prepared	Analyzed	Notes
BPI0854-01 (01MW44)		**Water**			**Sampled: 09/27/06 10:55**					
tert-Amyl Methyl Ether	EPA 8260B	ND	-----	1.00	ug/l	1x	6J04007	10/04/06 10:36	10/05/06 03:49	
tert-Butyl Alcohol	"	ND	-----	50.0	"	"	"	"	"	
1,2-Dibromoethane	"	ND	-----	1.00	"	"	"	"	"	
1,2-Dichloroethane	"	**4.68**	-----	1.00	"	"	"	"	"	
Diisopropyl ether	"	ND	-----	1.00	"	"	"	"	"	
Ethyl tert-butyl ether	"	ND	-----	1.00	"	"	"	"	"	
Ethanol	"	ND	-----	250	"	"	"	"	"	
Methyl tert-butyl ether	"	ND	-----	5.00	"	"	"	"	"	
Surrogate(s): 1,2-DCA-d4			*99.0%*		*70 - 130 %*	"			"	
Toluene-d8			*99.0%*		*75 - 125 %*	"			"	
4-BFB			*101%*		*75 - 125 %*	"			"	
BPI0854-02 (01MW45)		**Water**			**Sampled: 09/27/06 13:41**					
tert-Amyl Methyl Ether	EPA 8260B	ND	-----	1.00	ug/l	1x	6J05011	10/04/06 08:29	10/05/06 12:52	
tert-Butyl Alcohol	"	ND	-----	50.0	"	"	"	"	"	
1,2-Dibromoethane	"	ND	-----	1.00	"	"	"	"	"	
1,2-Dichloroethane	"	ND	-----	1.00	"	"	"	"	"	
Diisopropyl ether	"	ND	-----	1.00	"	"	"	"	"	
Ethyl tert-butyl ether	"	ND	-----	1.00	"	"	"	"	"	
Ethanol	"	ND	-----	250	"	"	"	"	"	
Methyl tert-butyl ether	"	ND	-----	5.00	"	"	"	"	"	
Surrogate(s): 1,2-DCA-d4			*105%*		*70 - 130 %*	"			"	
Toluene-d8			*98.0%*		*75 - 125 %*	"			"	
4-BFB			*101%*		*75 - 125 %*	"			"	
BPI0854-03 (01MW46)		**Water**			**Sampled: 09/27/06 12:15**					
tert-Amyl Methyl Ether	EPA 8260B	ND	-----	1.00	ug/l	1x	6J05011	10/04/06 08:29	10/05/06 13:18	
tert-Butyl Alcohol	"	ND	-----	50.0	"	"	"	"	"	
1,2-Dibromoethane	"	ND	-----	1.00	"	"	"	"	"	
1,2-Dichloroethane	"	ND	-----	1.00	"	"	"	"	"	
Diisopropyl ether	"	ND	-----	1.00	"	"	"	"	"	
Ethyl tert-butyl ether	"	ND	-----	1.00	"	"	"	"	"	
Ethanol	"	ND	-----	250	"	"	"	"	"	
Methyl tert-butyl ether	"	ND	-----	5.00	"	"	"	"	"	
Surrogate(s): 1,2-DCA-d4			*102%*		*70 - 130 %*	"			"	
Toluene-d8			*99.0%*		*75 - 125 %*	"			"	
4-BFB			*98.0%*		*75 - 125 %*	"			"	

TestAmerica - Seattle, WA

Kate Haney, Project Manager

The results in this report apply to the samples analyzed in accordance with the chain of custody document. This analytical report must be reproduced in its entirety.

TestAmerica
ANALYTICAL TESTING CORPORATION

SEATTLE, WA 11720 NORTH CREEK PKWY N, SUITE 400
BOTHELL, WA 98011-8244
PH: (425) 420.9200 FAX: (425) 420.9210

Sound Environmental Strategies	Project Name:	**Time Oil #01-600 - Seattle Terminal**	
2400 Airport Way South, Suite 200	Project Number:	0440-004-10	Report Created:
Seattle, WA/USA 98134-2020	Project Manager:	Dee Gardner	10/24/06 16:04

Oxygenates by EPA Method 8260B

TestAmerica - Seattle, WA

Analyte	Method	Result	MDL*	MRL	Units	Dil	Batch	Prepared	Analyzed	Notes
BPI0854-04 (01MW45 Dup.)		**Water**			**Sampled: 09/27/06 13:41**					
tert-Amyl Methyl Ether	EPA 8260B	ND	-----	1.00	ug/l	1x	6J05011	10/04/06 08:29	10/05/06 13:44	
tert-Butyl Alcohol	"	ND	-----	50.0	"	"	"	"	"	
1,2-Dibromoethane	"	ND	-----	1.00	"	"	"	"	"	
1,2-Dichloroethane	"	ND	-----	1.00	"	"	"	"	"	
Diisopropyl ether	"	ND	-----	1.00	"	"	"	"	"	
Ethyl tert-butyl ether	"	ND	-----	1.00	"	"	"	"	"	
Ethanol	"	ND	-----	250	"	"	"	"	"	
Methyl tert-butyl ether	"	ND	-----	5.00	"	"	"	"	"	
Surrogate(s): 1,2-DCA-d4			*104%*		*70 - 130 %*	"			"	
Toluene-d8			*99.0%*		*75 - 125 %*	"			"	
4-BFB			*102%*		*75 - 125 %*	"			"	

TestAmerica - Seattle, WA

The results in this report apply to the samples analyzed in accordance with the chain of custody document. This analytical report must be reproduced in its entirety.

Kate Haney, Project Manager

TestAmerica
ANALYTICAL TESTING CORPORATION

SEATTLE, WA 11720 NORTH CREEK PKWY N, SUITE 400
BOTHELL, WA 98011-8244
PH: (425) 420.9200 FAX: (425) 420.9210

Sound Environmental Strategies	Project Name:	**Time Oil #01-600 - Seattle Terminal**	
2400 Airport Way South, Suite 200	Project Number:	0440-004-10	Report Created:
Seattle, WA/USA 98134-2020	Project Manager:	Dee Gardner	10/24/06 16:04

Volatile Petroleum Products by NWTPH-Gx - Laboratory Quality Control Results

TestAmerica - Seattle, WA

QC Batch: 6J10018 **Water Preparation Method: EPA 5030B (P/T)**

Analyte	Method	Result	MDL*	MRL	Units	Dil	Source Result	Spike Amt	% REC	(Limits)	% RPD	(Limits)	Analyzed	Notes
Blank (6J10018-BLK1)								**Extracted: 10/10/06 08:58**						
Gasoline Range Hydrocarbons	NWTPH-Gx	ND	---	50.0	ug/l	1x	--	--	--	--	--	--	10/10/06 11:04	
Surrogate(s): 4-BFB (FID)		*Recovery: 82.7%*			*Limits: 58-144%*	"							*10/10/06 11:04*	
LCS (6J10018-BS1)								**Extracted: 10/10/06 08:58**						
Gasoline Range Hydrocarbons	NWTPH-Gx	966	---	50.0	ug/l	1x	--	1000	96.6%	(80-120)	--	--	10/10/06 11:34	
Surrogate(s): 4-BFB (FID)		*Recovery: 93.2%*			*Limits: 58-144%*	"							*10/10/06 11:34*	
Duplicate (6J10018-DUP1)						**QC Source: BPI0849-01**		**Extracted: 10/10/06 08:58**						
Gasoline Range Hydrocarbons	NWTPH-Gx	ND	---	50.0	ug/l	1x	ND	--	--	--	26.0%	(25)	10/10/06 12:48	**RP-4**
Surrogate(s): 4-BFB (FID)		*Recovery: 82.7%*			*Limits: 58-144%*	"							*10/10/06 12:48*	
Duplicate (6J10018-DUP2)						**QC Source: BPJ0024-07**		**Extracted: 10/10/06 08:58**						
Gasoline Range Hydrocarbons	NWTPH-Gx	1340	---	50.0	ug/l	1x	1410	--	--	--	5.09%	(25)	10/11/06 03:04	
Surrogate(s): 4-BFB (FID)		*Recovery: 134%*			*Limits: 58-144%*	"							*10/11/06 03:04*	
Matrix Spike (6J10018-MS1)						**QC Source: BPJ0024-02**		**Extracted: 10/10/06 08:58**						
Gasoline Range Hydrocarbons	NWTPH-Gx	2400	---	50.0	ug/l	1x	1320	1000	108%	(75-131)	--	--	10/10/06 16:57	
Surrogate(s): 4-BFB (FID)		*Recovery: 155%*			*Limits: 58-144%*	"							*10/10/06 16:57*	***SR-4***

QC Batch: 6J11026 **Water Preparation Method: EPA 5030B (P/T)**

Analyte	Method	Result	MDL*	MRL	Units	Dil	Source Result	Spike Amt	% REC	(Limits)	% RPD	(Limits)	Analyzed	Notes
Blank (6J11026-BLK1)								**Extracted: 10/11/06 10:20**						
Gasoline Range Hydrocarbons	NWTPH-Gx	ND	---	50.0	ug/l	1x	--	--	--	--	--	--	10/11/06 11:01	
Surrogate(s): 4-BFB (FID)		*Recovery: 82.5%*			*Limits: 58-144%*	"							*10/11/06 11:01*	
LCS (6J11026-BS1)								**Extracted: 10/11/06 10:20**						
Gasoline Range Hydrocarbons	NWTPH-Gx	922	---	50.0	ug/l	1x	--	1000	92.2%	(80-120)	--	--	10/11/06 11:38	
Surrogate(s): 4-BFB (FID)		*Recovery: 95.0%*			*Limits: 58-144%*	"							*10/11/06 11:38*	
Duplicate (6J11026-DUP1)						**QC Source: BPJ0024-09**		**Extracted: 10/11/06 10:20**						
Gasoline Range Hydrocarbons	NWTPH-Gx	ND	---	50.0	ug/l	1x	ND	--	--	--	NR	(25)	10/11/06 13:23	
Surrogate(s): 4-BFB (FID)		*Recovery: 82.3%*			*Limits: 58-144%*	"							*10/11/06 13:23*	
Duplicate (6J11026-DUP2)						**QC Source: BPJ0024-11**		**Extracted: 10/11/06 10:20**						
Gasoline Range Hydrocarbons	NWTPH-Gx	1340	---	50.0	ug/l	1x	1380	--	--	--	2.94%	(25)	10/11/06 18:53	
Surrogate(s): 4-BFB (FID)		*Recovery: 108%*			*Limits: 58-144%*	"							*10/11/06 18:53*	

TestAmerica - Seattle, WA

The results in this report apply to the samples analyzed in accordance with the chain of custody document. This analytical report must be reproduced in its entirety.

Kate Haney, Project Manager

TestAmerica
ANALYTICAL TESTING CORPORATION

SEATTLE, WA 11720 NORTH CREEK PKWY N, SUITE 400
BOTHELL, WA 98011-8244
PH: (425) 420.9200 FAX: (425) 420.9210

Sound Environmental Strategies	Project Name:	**Time Oil #01-600 - Seattle Terminal**	
2400 Airport Way South, Suite 200	Project Number:	0440-004-10	Report Created:
Seattle, WA/USA 98134-2020	Project Manager:	Dee Gardner	10/24/06 16:04

Volatile Petroleum Products by NWTPH-Gx - Laboratory Quality Control Results

TestAmerica - Seattle, WA

QC Batch: 6J11026 **Water Preparation Method: EPA 5030B (P/T)**

Analyte	Method	Result	MDL*	MRL	Units	Dil	Source Result	Spike Amt	% REC	(Limits)	% RPD	(Limits)	Analyzed	Notes
Matrix Spike (6J11026-MS1)				**QC Source: BPJ0024-09**				**Extracted: 10/11/06 10:20**						
Gasoline Range Hydrocarbons	NWTPH-Gx	1050	---	50.0	ug/l	1x	20.7	1000	103%	(75-131)	--	--	10/11/06 16:52	
Surrogate(s): 4-BFB (FID)		*Recovery: 95.0%*			*Limits: 58-144%*	"							*10/11/06 16:52*	

TestAmerica - Seattle, WA

Kate Haney, Project Manager

The results in this report apply to the samples analyzed in accordance with the chain of custody document. This analytical report must be reproduced in its entirety.

TestAmerica
ANALYTICAL TESTING CORPORATION

SEATTLE, WA 11720 NORTH CREEK PKWY N, SUITE 400
BOTHELL, WA 98011-8244
PH: (425) 420.9200 FAX: (425) 420.9210

Sound Environmental Strategies	Project Name:	**Time Oil #01-600 - Seattle Terminal**	
2400 Airport Way South, Suite 200	Project Number:	0440-004-10	Report Created:
Seattle, WA/USA 98134-2020	Project Manager:	Dee Gardner	10/24/06 16:04

Semivolatile Petroleum Products by NWTPH-Dx with Acid/Silica Gel Clean-up - Laboratory Quality Control Results

TestAmerica - Seattle, WA

QC Batch: 6J05059 **Water Preparation Method: EPA 3520C**

Analyte	Method	Result	MDL*	MRL	Units	Dil	Source Result	Spike Amt	% REC	(Limits)	% RPD	(Limits)	Analyzed	Notes
Blank (6J05059-BLK1)								**Extracted: 10/05/06 17:41**						
Diesel Range Hydrocarbons	NWTPH-Dx	ND	---	250	ug/l	1x	--	--	--	--	--	--	10/19/06 19:03	
Lube Oil Range Hydrocarbons	"	ND	---	500	"	"	--	--	--	--	--	--	"	
Surrogate(s): 2-FBP		*Recovery: 85.2%*			*Limits: 53-125%*	"							*10/19/06 19:03*	
Octacosane		*89.2%*			*68-125%*	"							"	
LCS (6J05059-BS1)								**Extracted: 10/05/06 17:41**						
Diesel Range Hydrocarbons	NWTPH-Dx	1590	---	250	ug/l	1x	--	2000	79.5%	(61-132)	--	--	10/19/06 19:29	
Surrogate(s): 2-FBP		*Recovery: 86.8%*			*Limits: 53-125%*	"							*10/19/06 19:29*	
Octacosane		*87.6%*			*68-125%*	"							"	
LCS Dup (6J05059-BSD1)								**Extracted: 10/05/06 17:41**						
Diesel Range Hydrocarbons	NWTPH-Dx	1590	---	250	ug/l	1x	--	2000	79.5%	(61-132)	0.00%	(35)	10/19/06 19:56	
Surrogate(s): 2-FBP		*Recovery: 91.6%*			*Limits: 53-125%*	"							*10/19/06 19:56*	
Octacosane		*83.2%*			*68-125%*	"							"	

TestAmerica - Seattle, WA

The results in this report apply to the samples analyzed in accordance with the chain of custody document. This analytical report must be reproduced in its entirety.

Kate Haney, Project Manager

TestAmerica
ANALYTICAL TESTING CORPORATION

SEATTLE, WA 11720 NORTH CREEK PKWY N, SUITE 400
BOTHELL, WA 98011-8244
PH: (425) 420.9200 FAX: (425) 420.9210

Sound Environmental Strategies	Project Name:	**Time Oil #01-600 - Seattle Terminal**	
2400 Airport Way South, Suite 200	Project Number:	0440-004-10	Report Created:
Seattle, WA/USA 98134-2020	Project Manager:	Dee Gardner	10/24/06 16:04

Volatile Organic Compounds by EPA Method 8260B - Laboratory Quality Control Results

TestAmerica - Seattle, WA

QC Batch: 6J02040 **Water Preparation Method: EPA 5030B**

Analyte	Method	Result	MDL*	MRL	Units	Dil	Source Result	Spike Amt	% REC	(Limits)	% RPD	(Limits)	Analyzed	Notes
Blank (6J02040-BLK1)								**Extracted: 10/02/06 15:00**						
Acetone	EPA 8260B	ND	---	10.0	ug/l	1x	--	--	--	--	--	--	10/02/06 16:14	
Benzene	"	ND	---	0.200	"	"	--	--	--	--	--	--	"	
Bromobenzene	"	ND	---	0.500	"	"	--	--	--	--	--	--	"	
Bromochloromethane	"	ND	---	0.200	"	"	--	--	--	--	--	--	"	
Bromodichloromethane	"	ND	---	0.200	"	"	--	--	--	--	--	--	"	
Bromoform	"	ND	---	0.200	"	"	--	--	--	--	--	--	"	
Bromomethane	"	ND	---	2.00	"	"	--	--	--	--	--	--	"	
2-Butanone	"	ND	---	2.00	"	"	--	--	--	--	--	--	"	
n-Butylbenzene	"	ND	---	0.200	"	"	--	--	--	--	--	--	"	
sec-Butylbenzene	"	ND	---	0.200	"	"	--	--	--	--	--	--	"	
tert-Butylbenzene	"	ND	---	0.500	"	"	--	--	--	--	--	--	"	
Carbon disulfide	"	ND	---	0.500	"	"	--	--	--	--	--	--	"	
Carbon tetrachloride	"	ND	---	0.200	"	"	--	--	--	--	--	--	"	
Chlorobenzene	"	ND	---	0.200	"	"	--	--	--	--	--	--	"	
Chloroethane	"	ND	---	1.00	"	"	--	--	--	--	--	--	"	
Chloroform	"	ND	---	0.200	"	"	--	--	--	--	--	--	"	
Chloromethane	"	ND	---	1.00	"	"	--	--	--	--	--	--	"	
2-Chlorotoluene	"	ND	---	0.500	"	"	--	--	--	--	--	--	"	
4-Chlorotoluene	"	ND	---	0.500	"	"	--	--	--	--	--	--	"	
Dibromochloromethane	"	ND	---	0.200	"	"	--	--	--	--	--	--	"	
1,2-Dibromo-3-chloropropane	"	ND	---	0.500	"	"	--	--	--	--	--	--	"	
1,2-Dibromoethane	"	ND	---	0.200	"	"	--	--	--	--	--	--	"	
Dibromomethane	"	ND	---	0.200	"	"	--	--	--	--	--	--	"	
1,2-Dichlorobenzene	"	ND	---	0.200	"	"	--	--	--	--	--	--	"	
1,3-Dichlorobenzene	"	ND	---	0.200	"	"	--	--	--	--	--	--	"	
1,4-Dichlorobenzene	"	ND	---	0.200	"	"	--	--	--	--	--	--	"	
Dichlorodifluoromethane	"	ND	---	0.500	"	"	--	--	--	--	--	--	"	
1,1-Dichloroethane	"	ND	---	0.200	"	"	--	--	--	--	--	--	"	
1,2-Dichloroethane	"	ND	---	0.200	"	"	--	--	--	--	--	--	"	
1,1-Dichloroethene	"	ND	---	0.200	"	"	--	--	--	--	--	--	"	
cis-1,2-Dichloroethene	"	ND	---	0.200	"	"	--	--	--	--	--	--	"	
trans-1,2-Dichloroethene	"	ND	---	0.200	"	"	--	--	--	--	--	--	"	
1,2-Dichloropropane	"	ND	---	0.200	"	"	--	--	--	--	--	--	"	
1,3-Dichloropropane	"	ND	---	0.200	"	"	--	--	--	--	--	--	"	
2,2-Dichloropropane	"	ND	---	0.500	"	"	--	--	--	--	--	--	"	
1,1-Dichloropropene	"	ND	---	0.200	"	"	--	--	--	--	--	--	"	
cis-1,3-Dichloropropene	"	ND	---	0.200	"	"	--	--	--	--	--	--	"	
trans-1,3-Dichloropropene	"	ND	---	0.200	"	"	--	--	--	--	--	--	"	
Ethylbenzene	"	ND	---	0.200	"	"	--	--	--	--	--	--	"	

TestAmerica - Seattle, WA

The results in this report apply to the samples analyzed in accordance with the chain of custody document. This analytical report must be reproduced in its entirety.

Kate Haney, Project Manager

TestAmerica
ANALYTICAL TESTING CORPORATION

SEATTLE, WA 11720 NORTH CREEK PKWY N, SUITE 400
BOTHELL, WA 98011-8244
PH: (425) 420.9200 FAX: (425) 420.9210

Sound Environmental Strategies	Project Name:	**Time Oil #01-600 - Seattle Terminal**	
2400 Airport Way South, Suite 200	Project Number:	0440-004-10	Report Created:
Seattle, WA/USA 98134-2020	Project Manager:	Dee Gardner	10/24/06 16:04

Volatile Organic Compounds by EPA Method 8260B - Laboratory Quality Control Results

TestAmerica - Seattle, WA

QC Batch: 6J02040 **Water Preparation Method: EPA 5030B**

Analyte	Method	Result	MDL*	MRL	Units	Dil	Source Result	Spike Amt	% REC	(Limits)	% RPD	(Limits)	Analyzed	Notes
Blank (6J02040-BLK1)							**Extracted: 10/02/06 15:00**							
Hexachlorobutadiene	EPA 8260B	ND	---	2.50	ug/l	1x	--	--	--	--	--	--	10/02/06 16:14	**Q-41**
Methyl tert-butyl ether	"	ND	---	1.00	"	"	--	--	--	--	--	--	"	
n-Hexane	"	ND	---	1.00	"	"	--	--	--	--	--	--	"	
2-Hexanone	"	ND	---	2.00	"	"	--	--	--	--	--	--	"	
Isopropylbenzene	"	ND	---	0.500	"	"	--	--	--	--	--	--	"	
p-Isopropyltoluene	"	ND	---	0.200	"	"	--	--	--	--	--	--	"	
4-Methyl-2-pentanone	"	ND	---	2.00	"	"	--	--	--	--	--	--	"	
Methylene chloride	"	ND	---	5.00	"	"	--	--	--	--	--	--	"	
Naphthalene	"	ND	---	2.50	"	"	--	--	--	--	--	--	"	
n-Propylbenzene	"	ND	---	0.500	"	"	--	--	--	--	--	--	"	
Styrene	"	ND	---	0.500	"	"	--	--	--	--	--	--	"	
1,2,3-Trichlorobenzene	"	ND	---	1.00	"	"	--	--	--	--	--	--	"	
1,2,4-Trichlorobenzene	"	ND	---	1.00	"	"	--	--	--	--	--	--	"	
1,1,1,2-Tetrachloroethane	"	ND	---	0.200	"	"	--	--	--	--	--	--	"	
1,1,2,2-Tetrachloroethane	"	ND	---	0.500	"	"	--	--	--	--	--	--	"	
Tetrachloroethene	"	ND	---	0.200	"	"	--	--	--	--	--	--	"	
Toluene	"	ND	---	0.200	"	"	--	--	--	--	--	--	"	
1,1,1-Trichloroethane	"	ND	---	0.200	"	"	--	--	--	--	--	--	"	
1,1,2-Trichloroethane	"	ND	---	0.200	"	"	--	--	--	--	--	--	"	
Trichloroethene	"	ND	---	0.200	"	"	--	--	--	--	--	--	"	
Trichlorofluoromethane	"	ND	---	0.500	"	"	--	--	--	--	--	--	"	**Q-41**
1,2,3-Trichloropropane	"	ND	---	0.500	"	"	--	--	--	--	--	--	"	
1,2,4-Trimethylbenzene	"	ND	---	0.200	"	"	--	--	--	--	--	--	"	
1,3,5-Trimethylbenzene	"	ND	---	0.500	"	"	--	--	--	--	--	--	"	
Vinyl chloride	"	ND	---	0.200	"	"	--	--	--	--	--	--	"	
o-Xylene	"	ND	---	0.250	"	"	--	--	--	--	--	--	"	
m,p-Xylene	"	ND	---	0.500	"	"	--	--	--	--	--	--	"	
Total Xylenes	"	ND	---	0.750	"	"	--	--	--	--	--	--	"	
Surrogate(s):	*1,2-DCA-d4*	*Recovery:*	*121%*	*Limits:*	*70-130%*	*"*							*10/02/06 16:14*	
	Toluene-d8		*103%*		*70-130%*	*"*							*"*	
	4-BFB		*98.5%*		*70-130%*	*"*							*"*	

TestAmerica - Seattle, WA

The results in this report apply to the samples analyzed in accordance with the chain of custody document. This analytical report must be reproduced in its entirety.

Kate Haney, Project Manager

TestAmerica
ANALYTICAL TESTING CORPORATION

SEATTLE, WA 11720 NORTH CREEK PKWY N, SUITE 400
BOTHELL, WA 98011-8244
PH: (425) 420.9200 FAX: (425) 420.9210

Sound Environmental Strategies	Project Name:	**Time Oil #01-600 - Seattle Terminal**	
2400 Airport Way South, Suite 200	Project Number:	0440-004-10	Report Created:
Seattle, WA/USA 98134-2020	Project Manager:	Dee Gardner	10/24/06 16:04

Volatile Organic Compounds by EPA Method 8260B - Laboratory Quality Control Results

TestAmerica - Seattle, WA

QC Batch: 6J02040 **Water Preparation Method: EPA 5030B**

Analyte	Method	Result	MDL*	MRL	Units	Dil	Source Result	Spike Amt	% REC	(Limits)	% RPD	(Limits)	Analyzed	Notes
LCS (6J02040-BS1)							**Extracted: 10/02/06 15:00**							
Benzene	EPA 8260B	17.3	---	0.200	ug/l	1x	--	20.0	86.5%	(80-120)	--	--	10/02/06 15:10	
Chlorobenzene	"	18.7	---	0.200	"	"	--	"	93.5%	(79-120)	--	--	"	
1,1-Dichloroethene	"	19.2	---	0.200	"	"	--	"	96.0%	(80-120)	--	--	"	
Methyl tert-butyl ether	"	19.2	---	1.00	"	"	--	"	96.0%	(79-120)	--	--	"	
Toluene	"	19.2	---	0.200	"	"	--	"	96.0%	(78-120)	--	--	"	
Trichloroethene	"	19.2	---	0.200	"	"	--	"	96.0%	(80-120)	--	--	"	
Surrogate(s): 1,2-DCA-d4		*Recovery: 122%*			*Limits: 70-130%*	"							*10/02/06 15:10*	
Toluene-d8		*104%*			*70-130%*	"							*"*	
4-BFB		*96.0%*			*70-130%*	"							*"*	
LCS Dup (6J02040-BSD1)							**Extracted: 10/02/06 15:00**							
Benzene	EPA 8260B	17.7	---	0.200	ug/l	1x	--	20.0	88.5%	(80-120)	2.29%	(20)	10/02/06 15:43	
Chlorobenzene	"	18.9	---	0.200	"	"	--	"	94.5%	(79-120)	1.06%	"	"	
1,1-Dichloroethene	"	19.8	---	0.200	"	"	--	"	99.0%	(80-120)	3.08%	"	"	
Methyl tert-butyl ether	"	18.0	---	1.00	"	"	--	"	90.0%	(79-120)	6.45%	"	"	
Toluene	"	19.6	---	0.200	"	"	--	"	98.0%	(78-120)	2.06%	"	"	
Trichloroethene	"	19.8	---	0.200	"	"	--	"	99.0%	(80-120)	3.08%	"	"	
Surrogate(s): 1,2-DCA-d4		*Recovery: 118%*			*Limits: 70-130%*	"							*10/02/06 15:43*	
Toluene-d8		*104%*			*70-130%*	"							*"*	
4-BFB		*98.5%*			*70-130%*	"							*"*	

TestAmerica - Seattle, WA

The results in this report apply to the samples analyzed in accordance with the chain of custody document. This analytical report must be reproduced in its entirety.

Kate Haney, Project Manager

TestAmerica
ANALYTICAL TESTING CORPORATION

SEATTLE, WA 11720 NORTH CREEK PKWY N, SUITE 400
BOTHELL, WA 98011-8244
PH: (425) 420.9200 FAX: (425) 420.9210

Sound Environmental Strategies	Project Name:	**Time Oil #01-600 - Seattle Terminal**	
2400 Airport Way South, Suite 200	Project Number:	0440-004-10	Report Created:
Seattle, WA/USA 98134-2020	Project Manager:	Dee Gardner	10/24/06 16:04

Volatile Organic Compounds by EPA Method 8260B - Laboratory Quality Control Results

TestAmerica - Seattle, WA

QC Batch: 6J03056 **Water Preparation Method: EPA 5030B**

Analyte	Method	Result	MDL*	MRL	Units	Dil	Source Result	Spike Amt	% REC	(Limits)	% RPD	(Limits)	Analyzed	Notes
Blank (6J03056-BLK1)								**Extracted: 10/03/06 13:31**						
Acetone	EPA 8260B	ND	---	10.0	ug/l	1x	--	--	--	--	--	--	10/03/06 18:23	
Benzene	"	ND	---	0.200	"	"	--	--	--	--	--	--	"	
Bromobenzene	"	ND	---	0.500	"	"	--	--	--	--	--	--	"	
Bromochloromethane	"	ND	---	0.200	"	"	--	--	--	--	--	--	"	
Bromodichloromethane	"	ND	---	0.200	"	"	--	--	--	--	--	--	"	
Bromoform	"	ND	---	0.200	"	"	--	--	--	--	--	--	"	
Bromomethane	"	ND	---	2.00	"	"	--	--	--	--	--	--	"	
2-Butanone	"	ND	---	2.00	"	"	--	--	--	--	--	--	"	
n-Butylbenzene	"	ND	---	0.200	"	"	--	--	--	--	--	--	"	
sec-Butylbenzene	"	ND	---	0.200	"	"	--	--	--	--	--	--	"	
tert-Butylbenzene	"	ND	---	0.500	"	"	--	--	--	--	--	--	"	
Carbon disulfide	"	ND	---	0.500	"	"	--	--	--	--	--	--	"	
Carbon tetrachloride	"	ND	---	0.200	"	"	--	--	--	--	--	--	"	
Chlorobenzene	"	ND	---	0.200	"	"	--	--	--	--	--	--	"	
Chloroethane	"	ND	---	1.00	"	"	--	--	--	--	--	--	"	
Chloroform	"	ND	---	0.200	"	"	--	--	--	--	--	--	"	
Chloromethane	"	ND	---	1.00	"	"	--	--	--	--	--	--	"	
2-Chlorotoluene	"	ND	---	0.500	"	"	--	--	--	--	--	--	"	
4-Chlorotoluene	"	ND	---	0.500	"	"	--	--	--	--	--	--	"	
Dibromochloromethane	"	ND	---	0.200	"	"	--	--	--	--	--	--	"	
1,2-Dibromo-3-chloropropane	"	ND	---	0.500	"	"	--	--	--	--	--	--	"	
1,2-Dibromoethane	"	ND	---	0.200	"	"	--	--	--	--	--	--	"	
Dibromomethane	"	ND	---	0.200	"	"	--	--	--	--	--	--	"	
1,2-Dichlorobenzene	"	ND	---	0.200	"	"	--	--	--	--	--	--	"	
1,3-Dichlorobenzene	"	ND	---	0.200	"	"	--	--	--	--	--	--	"	
1,4-Dichlorobenzene	"	ND	---	0.200	"	"	--	--	--	--	--	--	"	
Dichlorodifluoromethane	"	ND	---	0.500	"	"	--	--	--	--	--	--	"	
1,1-Dichloroethane	"	ND	---	0.200	"	"	--	--	--	--	--	--	"	
1,2-Dichloroethane	"	ND	---	0.200	"	"	--	--	--	--	--	--	"	
1,1-Dichloroethene	"	ND	---	0.200	"	"	--	--	--	--	--	--	"	
cis-1,2-Dichloroethene	"	ND	---	0.200	"	"	--	--	--	--	--	--	"	
trans-1,2-Dichloroethene	"	ND	---	0.200	"	"	--	--	--	--	--	--	"	
1,2-Dichloropropane	"	ND	---	0.200	"	"	--	--	--	--	--	--	"	
1,3-Dichloropropane	"	ND	---	0.200	"	"	--	--	--	--	--	--	"	
2,2-Dichloropropane	"	ND	---	0.500	"	"	--	--	--	--	--	--	"	
1,1-Dichloropropene	"	ND	---	0.200	"	"	--	--	--	--	--	--	"	
cis-1,3-Dichloropropene	"	ND	---	0.200	"	"	--	--	--	--	--	--	"	
trans-1,3-Dichloropropene	"	ND	---	0.200	"	"	--	--	--	--	--	--	"	
Ethylbenzene	"	ND	---	0.200	"	"	--	--	--	--	--	--	"	

TestAmerica - Seattle, WA

The results in this report apply to the samples analyzed in accordance with the chain of custody document. This analytical report must be reproduced in its entirety.

Kate Haney, Project Manager

TestAmerica
ANALYTICAL TESTING CORPORATION

SEATTLE, WA 11720 NORTH CREEK PKWY N, SUITE 400
BOTHELL, WA 98011-8244
PH: (425) 420.9200 FAX: (425) 420.9210

Sound Environmental Strategies	Project Name:	**Time Oil #01-600 - Seattle Terminal**	
2400 Airport Way South, Suite 200	Project Number:	0440-004-10	Report Created:
Seattle, WA/USA 98134-2020	Project Manager:	Dee Gardner	10/24/06 16:04

Volatile Organic Compounds by EPA Method 8260B - Laboratory Quality Control Results

TestAmerica - Seattle, WA

QC Batch: 6J03056 **Water Preparation Method: EPA 5030B**

Analyte	Method	Result	MDL*	MRL	Units	Dil	Source Result	Spike Amt	% REC	(Limits)	% RPD	(Limits)	Analyzed	Notes
Blank (6J03056-BLK1)							**Extracted: 10/03/06 13:31**							
Hexachlorobutadiene	EPA 8260B	ND	---	2.50	ug/l	1x	--	--	--	--	--	--	10/03/06 18:23	
Methyl tert-butyl ether	"	ND	---	1.00	"	"	--	--	--	--	--	--	"	
n-Hexane	"	ND	---	1.00	"	"	--	--	--	--	--	--	"	
2-Hexanone	"	ND	---	2.00	"	"	--	--	--	--	--	--	"	
Isopropylbenzene	"	ND	---	0.500	"	"	--	--	--	--	--	--	"	
p-Isopropyltoluene	"	ND	---	0.200	"	"	--	--	--	--	--	--	"	
4-Methyl-2-pentanone	"	ND	---	2.00	"	"	--	--	--	--	--	--	"	
Methylene chloride	"	ND	---	5.00	"	"	--	--	--	--	--	--	"	
Naphthalene	"	ND	---	2.50	"	"	--	--	--	--	--	--	"	
n-Propylbenzene	"	ND	---	0.500	"	"	--	--	--	--	--	--	"	
Styrene	"	ND	---	0.500	"	"	--	--	--	--	--	--	"	
1,2,3-Trichlorobenzene	"	ND	---	1.00	"	"	--	--	--	--	--	--	"	
1,2,4-Trichlorobenzene	"	ND	---	1.00	"	"	--	--	--	--	--	--	"	
1,1,1,2-Tetrachloroethane	"	ND	---	0.200	"	"	--	--	--	--	--	--	"	
1,1,2,2-Tetrachloroethane	"	ND	---	0.500	"	"	--	--	--	--	--	--	"	
Tetrachloroethene	"	ND	---	0.200	"	"	--	--	--	--	--	--	"	
Toluene	"	ND	---	0.200	"	"	--	--	--	--	--	--	"	
1,1,1-Trichloroethane	"	ND	---	0.200	"	"	--	--	--	--	--	--	"	
1,1,2-Trichloroethane	"	ND	---	0.200	"	"	--	--	--	--	--	--	"	
Trichloroethene	"	ND	---	0.200	"	"	--	--	--	--	--	--	"	
Trichlorofluoromethane	"	ND	---	0.500	"	"	--	--	--	--	--	--	"	
1,2,3-Trichloropropane	"	ND	---	0.500	"	"	--	--	--	--	--	--	"	
1,2,4-Trimethylbenzene	"	ND	---	0.200	"	"	--	--	--	--	--	--	"	
1,3,5-Trimethylbenzene	"	ND	---	0.500	"	"	--	--	--	--	--	--	"	
Vinyl chloride	"	ND	---	0.200	"	"	--	--	--	--	--	--	"	
o-Xylene	"	ND	---	0.250	"	"	--	--	--	--	--	--	"	
m,p-Xylene	"	ND	---	0.500	"	"	--	--	--	--	--	--	"	
Total Xylenes	"	ND	---	0.750	"	"	--	--	--	--	--	--	"	
Surrogate(s):	*1,2-DCA-d4*	*Recovery:*	*118%*	*Limits:*	*70-130%*	*"*							*10/03/06 18:23*	
	Toluene-d8		*104%*		*70-130%*	*"*							*"*	
	4-BFB		*97.0%*		*70-130%*	*"*							*"*	

TestAmerica - Seattle, WA

The results in this report apply to the samples analyzed in accordance with the chain of custody document. This analytical report must be reproduced in its entirety.

Kate Haney, Project Manager

TestAmerica
ANALYTICAL TESTING CORPORATION

SEATTLE, WA 11720 NORTH CREEK PKWY N, SUITE 400
BOTHELL, WA 98011-8244
PH: (425) 420.9200 FAX: (425) 420.9210

Sound Environmental Strategies	Project Name:	**Time Oil #01-600 - Seattle Terminal**	
2400 Airport Way South, Suite 200	Project Number:	0440-004-10	Report Created:
Seattle, WA/USA 98134-2020	Project Manager:	Dee Gardner	10/24/06 16:04

Volatile Organic Compounds by EPA Method 8260B - Laboratory Quality Control Results

TestAmerica - Seattle, WA

QC Batch: 6J03056 **Water Preparation Method: EPA 5030B**

Analyte	Method	Result	MDL*	MRL	Units	Dil	Source Result	Spike Amt	% REC	(Limits)	% RPD	(Limits)	Analyzed	Notes
LCS (6J03056-BS1)								**Extracted: 10/03/06 13:31**						
Benzene	EPA 8260B	16.5	---	0.200	ug/l	1x	--	20.0	82.5%	(80-120)	--	--	10/03/06 16:50	
Chlorobenzene	"	18.0	---	0.200	"	"	--	"	90.0%	(79-120)	--	--	"	
1,1-Dichloroethene	"	17.8	---	0.200	"	"	--	"	89.0%	(80-120)	--	--	"	
Methyl tert-butyl ether	"	17.8	---	1.00	"	"	--	"	89.0%	(79-120)	--	--	"	
Toluene	"	18.2	---	0.200	"	"	--	"	91.0%	(78-120)	--	--	"	
Trichloroethene	"	18.4	---	0.200	"	"	--	"	92.0%	(80-120)	--	--	"	
Surrogate(s): 1,2-DCA-d4		*Recovery: 124%*			*Limits: 70-130%*	"							*10/03/06 16:50*	
Toluene-d8		*103%*			*70-130%*	"							"	
4-BFB		*98.0%*			*70-130%*	"							"	
Matrix Spike (6J03056-MS1)					**QC Source: BPI0849-07**			**Extracted: 10/03/06 13:31**						
Benzene	EPA 8260B	17.8	---	0.200	ug/l	1x	1.04	20.0	83.8%	(75-126)	--	--	10/03/06 17:21	
Chlorobenzene	"	19.4	---	0.200	"	"	ND	"	97.0%	(75-125)	--	--	"	
1,1-Dichloroethene	"	18.6	---	0.200	"	"	ND	"	93.0%	"	--	--	"	
Methyl tert-butyl ether	"	18.1	---	1.00	"	"	ND	"	90.5%	(70-128)	--	--	"	
Toluene	"	18.5	---	0.200	"	"	1.53	"	84.8%	(75-125)	--	--	"	
Trichloroethene	"	19.6	---	0.200	"	"	ND	"	98.0%	"	--	--	"	
Surrogate(s): 1,2-DCA-d4		*Recovery: 124%*			*Limits: 70-130%*	"							*10/03/06 17:21*	
Toluene-d8		*103%*			*70-130%*	"							"	
4-BFB		*98.0%*			*70-130%*	"							"	
Matrix Spike Dup (6J03056-MSD1)					**QC Source: BPI0849-07**			**Extracted: 10/03/06 13:31**						
Benzene	EPA 8260B	17.2	---	0.200	ug/l	1x	1.04	20.0	80.8%	(75-126)	3.43%	(20)	10/03/06 17:52	
Chlorobenzene	"	18.3	---	0.200	"	"	ND	"	91.5%	(75-125)	5.84%	"	"	
1,1-Dichloroethene	"	17.2	---	0.200	"	"	ND	"	86.0%	"	7.82%	(30)	"	
Methyl tert-butyl ether	"	18.0	---	1.00	"	"	ND	"	90.0%	(70-128)	0.554%	"	"	
Toluene	"	17.7	---	0.200	"	"	1.53	"	80.8%	(75-125)	4.42%	(20)	"	
Trichloroethene	"	18.6	---	0.200	"	"	ND	"	93.0%	"	5.24%	"	"	
Surrogate(s): 1,2-DCA-d4		*Recovery: 120%*			*Limits: 70-130%*	"							*10/03/06 17:52*	
Toluene-d8		*102%*			*70-130%*	"							"	
4-BFB		*99.0%*			*70-130%*	"							"	

TestAmerica - Seattle, WA

The results in this report apply to the samples analyzed in accordance with the chain of custody document. This analytical report must be reproduced in its entirety.

Kate Haney, Project Manager

TestAmerica
ANALYTICAL TESTING CORPORATION

SEATTLE, WA 11720 NORTH CREEK PKWY N, SUITE 400
BOTHELL, WA 98011-8244
PH: (425) 420.9200 FAX: (425) 420.9210

Sound Environmental Strategies	Project Name:	**Time Oil #01-600 - Seattle Terminal**	
2400 Airport Way South, Suite 200	Project Number:	0440-004-10	Report Created:
Seattle, WA/USA 98134-2020	Project Manager:	Dee Gardner	10/24/06 16:04

Oxygenates by EPA Method 8260B - Laboratory Quality Control Results

TestAmerica - Seattle, WA

QC Batch: 6J04007 **Water Preparation Method: EPA 5030B**

Analyte	Method	Result	MDL*	MRL	Units	Dil	Source Result	Spike Amt	% REC	(Limits)	% RPD	(Limits)	Analyzed	Notes
Blank (6J04007-BLK1)									**Extracted: 10/04/06 10:36**					
tert-Amyl Methyl Ether	EPA 8260B	ND	---	1.00	ug/l	1x	--	--	--	--	--	--	10/04/06 19:18	
tert-Butyl Alcohol	"	ND	---	50.0	"	"	--	--	--	--	--	--	"	
1,2-Dibromoethane	"	ND	---	1.00	"	"	--	--	--	--	--	--	"	
1,2-Dichloroethane	"	ND	---	1.00	"	"	--	--	--	--	--	--	"	
Diisopropyl ether	"	ND	---	1.00	"	"	--	--	--	--	--	--	"	
Ethyl tert-butyl ether	"	ND	---	1.00	"	"	--	--	--	--	--	--	"	
Ethanol	"	ND	---	250	"	"	--	--	--	--	--	--	"	
Methyl tert-butyl ether	"	ND	---	5.00	"	"	--	--	--	--	--	--	"	
Surrogate(s): 1,2-DCA-d4		*Recovery: 103%*			*Limits: 70-130%*	"							*10/04/06 19:18*	
Toluene-d8		*100%*			*75-125%*	"							"	
4-BFB		*102%*			*75-125%*	"							"	
LCS (6J04007-BS1)									**Extracted: 10/04/06 10:36**					
tert-Amyl Methyl Ether	EPA 8260B	19.1	---	1.00	ug/l	1x	--	20.0	95.5%	(75-125)	--	--	10/04/06 17:35	
tert-Butyl Alcohol	"	89.7	---	50.0	"	"	--	100	89.7%	"	--	--	"	
1,2-Dibromoethane	"	18.7	---	1.00	"	"	--	20.0	93.5%	"	--	--	"	
1,2-Dichloroethane	"	18.4	---	1.00	"	"	--	"	92.0%	"	--	--	"	
Diisopropyl ether	"	19.0	---	1.00	"	"	--	"	95.0%	"	--	--	"	
Ethyl tert-butyl ether	"	19.2	---	1.00	"	"	--	"	96.0%	"	--	--	"	
Ethanol	"	949	---	250	"	"	--	1000	94.9%	"	--	--	"	
Methyl tert-butyl ether	"	19.2	---	5.00	"	"	--	20.0	96.0%	"	--	--	"	
Surrogate(s): 1,2-DCA-d4		*Recovery: 99.0%*			*Limits: 70-130%*	"							*10/04/06 17:35*	
Toluene-d8		*99.0%*			*75-125%*	"							"	
4-BFB		*99.0%*			*75-125%*	"							"	
LCS Dup (6J04007-BSD1)									**Extracted: 10/04/06 10:36**					
tert-Amyl Methyl Ether	EPA 8260B	21.9	---	1.00	ug/l	1x	--	20.0	110%	(75-125)	13.7%	(25)	10/04/06 18:01	
tert-Butyl Alcohol	"	107	---	50.0	"	"	--	100	107%	"	17.6%	"	"	
1,2-Dibromoethane	"	21.3	---	1.00	"	"	--	20.0	106%	"	13.0%	"	"	
1,2-Dichloroethane	"	21.2	---	1.00	"	"	--	"	106%	"	14.1%	"	"	
Diisopropyl ether	"	21.4	---	1.00	"	"	--	"	107%	"	11.9%	"	"	
Ethyl tert-butyl ether	"	21.6	---	1.00	"	"	--	"	108%	"	11.8%	"	"	
Ethanol	"	1060	---	250	"	"	--	1000	106%	"	11.1%	"	"	
Methyl tert-butyl ether	"	21.7	---	5.00	"	"	--	20.0	108%	"	12.2%	(20)	"	
Surrogate(s): 1,2-DCA-d4		*Recovery: 98.0%*			*Limits: 70-130%*	"							*10/04/06 18:01*	
Toluene-d8		*99.0%*			*75-125%*	"							"	
4-BFB		*100%*			*75-125%*	"							"	

TestAmerica - Seattle, WA

Kate Haney, Project Manager

The results in this report apply to the samples analyzed in accordance with the chain of custody document. This analytical report must be reproduced in its entirety.

TestAmerica
ANALYTICAL TESTING CORPORATION

SEATTLE, WA 11720 NORTH CREEK PKWY N, SUITE 400
BOTHELL, WA 98011-8244
PH: (425) 420.9200 FAX: (425) 420.9210

Sound Environmental Strategies	Project Name:	**Time Oil #01-600 - Seattle Terminal**	
2400 Airport Way South, Suite 200	Project Number:	0440-004-10	Report Created:
Seattle, WA/USA 98134-2020	Project Manager:	Dee Gardner	10/24/06 16:04

Oxygenates by EPA Method 8260B - Laboratory Quality Control Results

TestAmerica - Seattle, WA

QC Batch: 6J04007 **Water Preparation Method: EPA 5030B**

Analyte	Method	Result	MDL*	MRL	Units	Dil	Source Result	Spike Amt	% REC	(Limits)	% RPD	(Limits)	Analyzed	Notes
Matrix Spike (6J04007-MS1)					**QC Source: BPI0847-09**				**Extracted: 10/04/06 10:36**					
tert-Amyl Methyl Ether	EPA 8260B	20.7	---	1.00	ug/l	1x	ND	20.0	104%	(60-140)	--	--	10/04/06 18:26	
tert-Butyl Alcohol	"	134	---	50.0	"	"	35.1	100	98.9%	"	--	--	"	
1,2-Dibromoethane	"	20.2	---	1.00	"	"	ND	20.0	101%	"	--	--	"	
1,2-Dichloroethane	"	20.3	---	1.00	"	"	ND	"	102%	"	--	--	"	
Diisopropyl ether	"	20.7	---	1.00	"	"	ND	"	104%	"	--	--	"	
Ethyl tert-butyl ether	"	20.8	---	1.00	"	"	ND	"	104%	"	--	--	"	
Ethanol	"	1030	---	250	"	"	ND	1000	103%	"	--	--	"	
Methyl tert-butyl ether	"	21.3	---	5.00	"	"	1.41	20.0	99.4%	"	--	--	"	
Surrogate(s): 1,2-DCA-d4		*Recovery: 101%*			*Limits: 70-130%*	"							*10/04/06 18:26*	
Toluene-d8		*100%*			*75-125%*	"							"	
4-BFB		*98.0%*			*75-125%*	"							"	
Matrix Spike Dup (6J04007-MSD1)					**QC Source: BPI0847-09**				**Extracted: 10/04/06 10:36**					
tert-Amyl Methyl Ether	EPA 8260B	20.5	---	1.00	ug/l	1x	ND	20.0	102%	(60-140)	0.971%	(40)	10/04/06 18:52	
tert-Butyl Alcohol	"	135	---	50.0	"	"	35.1	100	99.9%	"	0.743%	"	"	
1,2-Dibromoethane	"	20.2	---	1.00	"	"	ND	20.0	101%	"	0.00%	"	"	
1,2-Dichloroethane	"	19.9	---	1.00	"	"	ND	"	99.5%	"	1.99%	"	"	
Diisopropyl ether	"	20.0	---	1.00	"	"	ND	"	100%	"	3.44%	"	"	
Ethyl tert-butyl ether	"	20.2	---	1.00	"	"	ND	"	101%	"	2.93%	"	"	
Ethanol	"	1090	---	250	"	"	ND	1000	109%	"	5.66%	"	"	
Methyl tert-butyl ether	"	21.3	---	5.00	"	"	1.41	20.0	99.4%	"	0.00%	"	"	
Surrogate(s): 1,2-DCA-d4		*Recovery: 100%*			*Limits: 70-130%*	"							*10/04/06 18:52*	
Toluene-d8		*100%*			*75-125%*	"							"	
4-BFB		*102%*			*75-125%*	"							"	

TestAmerica - Seattle, WA

The results in this report apply to the samples analyzed in accordance with the chain of custody document. This analytical report must be reproduced in its entirety.

Kate Haney, Project Manager

TestAmerica
ANALYTICAL TESTING CORPORATION

SEATTLE, WA 11720 NORTH CREEK PKWY N, SUITE 400
BOTHELL, WA 98011-8244
PH: (425) 420.9200 FAX: (425) 420.9210

Sound Environmental Strategies	Project Name:	**Time Oil #01-600 - Seattle Terminal**	
2400 Airport Way South, Suite 200	Project Number:	0440-004-10	Report Created:
Seattle, WA/USA 98134-2020	Project Manager:	Dee Gardner	10/24/06 16:04

Oxygenates by EPA Method 8260B - Laboratory Quality Control Results

TestAmerica - Seattle, WA

QC Batch: 6J05011 **Water Preparation Method: EPA 5030B**

Analyte	Method	Result	MDL*	MRL	Units	Dil	Source Result	Spike Amt	% REC	(Limits)	% RPD	(Limits)	Analyzed	Notes
Blank (6J05011-BLK1)									**Extracted: 10/05/06 08:29**					
tert-Amyl Methyl Ether	EPA 8260B	ND	---	1.00	ug/l	1x	--	--	--	--	--	--	10/05/06 10:39	
tert-Butyl Alcohol	"	ND	---	50.0	"	"	--	--	--	--	--	--	"	
1,2-Dibromoethane	"	ND	---	1.00	"	"	--	--	--	--	--	--	"	
1,2-Dichloroethane	"	ND	---	1.00	"	"	--	--	--	--	--	--	"	
Diisopropyl ether	"	ND	---	1.00	"	"	--	--	--	--	--	--	"	
Ethyl tert-butyl ether	"	ND	---	1.00	"	"	--	--	--	--	--	--	"	
Ethanol	"	ND	---	250	"	"	--	--	--	--	--	--	"	
Methyl tert-butyl ether	"	ND	---	5.00	"	"	--	--	--	--	--	--	"	
Surrogate(s): 1,2-DCA-d4		*Recovery: 100%*			*Limits: 70-130%*	"							*10/05/06 10:39*	
Toluene-d8		*100%*			*75-125%*	"							"	
4-BFB		*102%*			*75-125%*	"							"	
LCS (6J05011-BS1)									**Extracted: 10/05/06 08:29**					
tert-Amyl Methyl Ether	EPA 8260B	19.6	---	1.00	ug/l	1x	--	20.0	98.0%	(75-125)	--	--	10/05/06 09:47	
tert-Butyl Alcohol	"	99.1	---	50.0	"	"	--	100	99.1%	"	--	--	"	
1,2-Dibromoethane	"	19.9	---	1.00	"	"	--	20.0	99.5%	"	--	--	"	
1,2-Dichloroethane	"	19.6	---	1.00	"	"	--	"	98.0%	"	--	--	"	
Diisopropyl ether	"	19.3	---	1.00	"	"	--	"	96.5%	"	--	--	"	
Ethyl tert-butyl ether	"	19.4	---	1.00	"	"	--	"	97.0%	"	--	--	"	
Ethanol	"	904	---	250	"	"	--	1000	90.4%	"	--	--	"	
Methyl tert-butyl ether	"	19.5	---	5.00	"	"	--	20.0	97.5%	"	--	--	"	
Surrogate(s): 1,2-DCA-d4		*Recovery: 99.0%*			*Limits: 70-130%*	"							*10/05/06 09:47*	
Toluene-d8		*99.0%*			*75-125%*	"							"	
4-BFB		*102%*			*75-125%*	"							"	
LCS Dup (6J05011-BSD1)									**Extracted: 10/05/06 08:29**					
tert-Amyl Methyl Ether	EPA 8260B	20.0	---	1.00	ug/l	1x	--	20.0	100%	(75-125)	2.02%	(25)	10/05/06 10:13	
tert-Butyl Alcohol	"	98.4	---	50.0	"	"	--	100	98.4%	"	0.709%	"	"	
1,2-Dibromoethane	"	20.5	---	1.00	"	"	--	20.0	102%	"	2.97%	"	"	
1,2-Dichloroethane	"	20.3	---	1.00	"	"	--	"	102%	"	3.51%	"	"	
Diisopropyl ether	"	19.4	---	1.00	"	"	--	"	97.0%	"	0.517%	"	"	
Ethyl tert-butyl ether	"	20.0	---	1.00	"	"	--	"	100%	"	3.05%	"	"	
Ethanol	"	888	---	250	"	"	--	1000	88.8%	"	1.79%	"	"	
Methyl tert-butyl ether	"	19.9	---	5.00	"	"	--	20.0	99.5%	"	2.03%	(20)	"	
Surrogate(s): 1,2-DCA-d4		*Recovery: 97.5%*			*Limits: 70-130%*	"							*10/05/06 10:13*	
Toluene-d8		*97.0%*			*75-125%*	"							"	
4-BFB		*98.0%*			*75-125%*	"							"	

TestAmerica - Seattle, WA

The results in this report apply to the samples analyzed in accordance with the chain of custody document. This analytical report must be reproduced in its entirety.

Kate Haney, Project Manager

TestAmerica
ANALYTICAL TESTING CORPORATION

SEATTLE, WA 11720 NORTH CREEK PKWY N, SUITE 400
BOTHELL, WA 98011-8244
PH: (425) 420.9200 FAX: (425) 420.9210

Sound Environmental Strategies	Project Name:	**Time Oil #01-600 - Seattle Terminal**	
2400 Airport Way South, Suite 200	Project Number:	0440-004-10	Report Created:
Seattle, WA/USA 98134-2020	Project Manager:	Dee Gardner	10/24/06 16:04

Notes and Definitions

Report Specific Notes:

E-01	-	Estimated value. The reported value exceeds the capacity of the detector and therefore is unreliable.
G-03	-	The total hydrocarbon result in this sample is primarily due to an individual compound eluting in the volatile hydrocarbon range. Identification and quantitation by EPA method 8021B or 8260B is recommended.
Q-41	-	This analyte had a high bias in the associated calibration verification standard.
RP-4	-	Due to the low levels of analyte in the sample, the duplicate RPD calculation does not provide useful information.
SR-4	-	Due to sample matrix effects, the surrogate recovery was outside laboratory control limits.

Laboratory Reporting Conventions:

DET	-	Analyte DETECTED at or above the Reporting Limit. Qualitative Analyses only.
ND	-	Analyte NOT DETECTED at or above the reporting limit (MDL or MRL, as appropriate).
NR/NA	-	Not Reported / Not Available
dry	-	Sample results reported on a Dry Weight Basis. Results and Reporting Limits have been corrected for Percent Dry Weight.
wet	-	Sample results and reporting limits reported on a Wet Weight Basis (as received). Results with neither 'wet' nor 'dry' are reported on a Wet Weight Basis.
RPD	-	RELATIVE PERCENT DIFFERENCE (RPDs calculated using Results, not Percent Recoveries).
MRL	-	METHOD REPORTING LIMIT. Reporting Level at, or above, the lowest level standard of the Calibration Table.
MDL*	-	METHOD DETECTION LIMIT. Reporting Level at, or above, the statistically derived limit based on 40CFR, Part 136, Appendix B. *MDLs are listed on the report only if the data has been evaluated below the MRL. Results between the MDL and MRL are reported as Estimated Results.
Dil	-	Dilutions are calculated based on deviations from the standard dilution performed for an analysis, and may not represent the dilution found on the analytical raw data.
Reporting Limits	-	Reporting limits (MDLs and MRLs) are adjusted based on variations in sample preparation amounts, analytical dilutions and percent solids, where applicable.
Electronic Signature	-	Electronic Signature added in accordance with TestAmerica's *Electronic Reporting and Electronic Signatures Policy.* Application of electronic signature indicates that the report has been reviewed and approved for release by the laboratory. Electronic signature is intended to be the legally binding equivalent of a traditionally handwritten signature.

TestAmerica - Seattle, WA



Kate Haney, Project Manager

The results in this report apply to the samples analyzed in accordance with the chain of custody document. This analytical report must be reproduced in its entirety.

11720 North Creek Pkwy N Suite 400, Bothell, WA 98011-8244 425-420-9200 FAX 420-9210
11922 E 1st Ave, Spokane, WA 99206-5302 509-924-9200 FAX 924-9290
9405 SW Nimbus Ave, Beaverton, OR 97008-7145 503-906-9200 FAX 906-9210
20332 Empire Ave, Ste F1, Bend, OR 97701-5712 541-383-9310 FAX 382-7588
2000 W International Airport Rd Ste A10, Anchorage, AK 99502-1119 907-563-9200 FAX 563-9210

Sound Environmtl Strat.

CHAIN OF CUSTODY REPORT

Work Order #: BP10854

NCA CLIENT: ~~Time Oil Co~~

REPORT TO: Dee Gardner
ADDRESS: 2400 Airport Way S, Suite 200
Seattle WA 98134
PHONE: 206 306 1900 FAX: 206 306 1907

INVOICE TO: Time Oil
2737 W. Commodore Way
Seattle Washington

P.O. NUMBER:

PROJECT NAME: TO - Seattle
PROJECT NUMBER: 0440.004.10
SAMPLED BY: Will

TURNAROUND REQUEST in Business Days *

Organic & Inorganic Analyses: [10 STD.] 7 5 4 3 2 1 <1

Petroleum Hydrocarbon Analyses: [5 STD.] 4 3 2 1 <1

OTHER Specify:

* Turnaround Requests less than standard may incur Rush Charges.

CLIENT SAMPLE IDENTIFICATION	SAMPLING DATE/TIME	PRESERVATIVE	NWTPH-G	Full List VOC 8260B	BTEX 8260	Oxygenates 8260	NWTPH-Dx Silica gel Cleanup	MATRIX (W, S, O)	# OF CONT.	LOCATION / COMMENTS	NCA WO ID
1 01MW44	9-27-06/ 1055		X	X	X	X	X	W	6		01
2 01MW45	11 / 141		X	X	X	X	X	W	6		02
3 01MW46	11 / 1155/ 1205, 1215		X	X	X	X	X	W	6		03
4 01MW45 Dup.	11 / 141		X	X	X	X	X	W	6		04
5											
6											
7											
8											
9											
10											

REQUESTED ANALYSES

RELEASED BY:	DATE: 9-28-06	RECEIVED BY:	DATE: 9/28/06
PRINT NAME: Robert A Houston	FIRM: SES TIME: 1423	PRINT NAME: Francisco Luna J.	FIRM: TH TIME: 1423
RELEASED BY:	DATE:	RECEIVED BY:	DATE:
PRINT NAME:	FIRM: TIME:	PRINT NAME:	FIRM: TIME:

ADDITIONAL REMARKS:

@ Lab 1630

TEMP: 13.6 °C

COC REV 09/04

PAGE OF

TestAmerica
ANALYTICAL TESTING CORPORATION

SEATTLE, WA 11720 NORTH CREEK PKWY N, SUITE 400
BOTHELL, WA 98011-8244
PH: (425) 420.9200 FAX: (425) 420.9210

July 10, 2006

Dee Gardner
Sound Environmental Strategies
2400 Airport Way South, Suite 200
Seattle, WA/USA 98134-2020

RE: Time Oil #01-600 - Seattle Terminal

Enclosed are the results of analyses for samples received by the laboratory on 06/21/06 08:00. The following list is a summary of the Work Orders contained in this report, generated on 07/10/06 17:06.

If you have any questions concerning this report, please feel free to contact me.

Work Order	Project	ProjectNumber
BPF0564	Time Oil #01-600 - Seattle Ter	0440-004-04

Kate Haney, Project Manager

The results in this report apply to the samples analyzed in accordance with the chain of custody document. This analytical report must be reproduced in its entirety.

TestAmerica
ANALYTICAL TESTING CORPORATION

SEATTLE, WA 11720 NORTH CREEK PKWY N, SUITE 400
BOTHELL, WA 98011-8244
PH: (425) 420.9200 FAX: (425) 420.9210

Sound Environmental Strategies	Project Name:	**Time Oil #01-600 - Seattle Terminal**	
2400 Airport Way South, Suite 200	Project Number:	0440-004-04	Report Created:
Seattle, WA/USA 98134-2020	Project Manager:	Dee Gardner	07/10/06 17:06

ANALYTICAL REPORT FOR SAMPLES

Sample ID	Laboratory ID	Matrix	Date Sampled	Date Received
01-MW-06-20060620	BPF0564-01	Water	06/20/06 13:45	06/21/06 08:00
01-MW-07-20060620	BPF0564-02	Water	06/20/06 14:50	06/21/06 08:00
01-MW-08-20060620	BPF0564-03	Water	06/20/06 14:43	06/21/06 08:00
01-MW-15-20060620	BPF0564-04	Water	06/20/06 13:40	06/21/06 08:00
01-MW-18-20060620	BPF0564-05	Water	06/20/06 15:40	06/21/06 08:00
01-MW-19-20060620	BPF0564-06	Water	06/20/06 15:40	06/21/06 08:00
01-MW-20-20060620	BPF0564-07	Water	06/20/06 16:35	06/21/06 08:00
02-MW-01-20060620	BPF0564-08	Water	06/20/06 10:40	06/21/06 08:00
02-MW-02-20060620	BPF0564-09	Water	06/20/06 09:55	06/21/06 08:00
02-MW-03-20060620	BPF0564-10	Water	06/20/06 11:32	06/21/06 08:00
02-MW-04-20060620	BPF0564-11	Water	06/20/06 12:19	06/21/06 08:00
02-MW-06-20060620	BPF0564-12	Water	06/20/06 11:20	06/21/06 08:00
02-MW-07-20060620	BPF0564-13	Water	06/20/06 10:52	06/21/06 08:00
02-MW-97-20060620	BPF0564-14	Water	06/20/06 12:34	06/21/06 08:00
Trip Blank	BPF0564-15	Water	06/19/06 08:00	06/21/06 08:00

TestAmerica - Seattle, WA

Kate Haney, Project Manager

The results in this report apply to the samples analyzed in accordance with the chain of custody document. This analytical report must be reproduced in its entirety.

TestAmerica
ANALYTICAL TESTING CORPORATION

SEATTLE, WA 11720 NORTH CREEK PKWY N, SUITE 400
BOTHELL, WA 98011-8244
PH: (425) 420.9200 FAX: (425) 420.9210

Sound Environmental Strategies	Project Name:	**Time Oil #01-600 - Seattle Terminal**	
2400 Airport Way South, Suite 200	Project Number:	0440-004-04	Report Created:
Seattle, WA/USA 98134-2020	Project Manager:	Dee Gardner	07/10/06 17:06

Volatile Petroleum Products by NWTPH-Gx

TestAmerica - Seattle, WA

Analyte	Method	Result	MDL*	MRL	Units	Dil	Batch	Prepared	Analyzed	Notes
BPF0564-01 (01-MW-06-20060620)			**Water**			**Sampled: 06/20/06 13:45**				
Gasoline Range Hydrocarbons	NWTPH-Gx	**50.0**	-----	50.0	ug/l	1x	6F28021	06/28/06 09:54	06/28/06 12:09	
Surrogate(s): 4-BFB (FID)			*91.5%*		*58 - 144 %*	"			"	
BPF0564-02 (01-MW-07-20060620)			**Water**			**Sampled: 06/20/06 14:50**				
Gasoline Range Hydrocarbons	NWTPH-Gx	ND	-----	50.0	ug/l	1x	6F28021	06/28/06 09:54	06/28/06 13:09	
Surrogate(s): 4-BFB (FID)			*91.7%*		*58 - 144 %*	"			"	
BPF0564-03 (01-MW-08-20060620)			**Water**			**Sampled: 06/20/06 14:43**				
Gasoline Range Hydrocarbons	NWTPH-Gx	ND	-----	50.0	ug/l	1x	6F28021	06/28/06 09:54	06/28/06 13:39	
Surrogate(s): 4-BFB (FID)			*91.2%*		*58 - 144 %*	"			"	
BPF0564-04 (01-MW-15-20060620)			**Water**			**Sampled: 06/20/06 13:40**				
Gasoline Range Hydrocarbons	NWTPH-Gx	ND	-----	50.0	ug/l	1x	6F28021	06/28/06 09:54	06/28/06 14:09	
Surrogate(s): 4-BFB (FID)			*87.0%*		*58 - 144 %*	"			"	
BPF0564-05 (01-MW-18-20060620)			**Water**			**Sampled: 06/20/06 15:40**				
Gasoline Range Hydrocarbons	NWTPH-Gx	**9460**	-----	500	ug/l	10x	6F28021	06/28/06 09:54	06/29/06 02:20	
Surrogate(s): 4-BFB (FID)			*97.5%*		*58 - 144 %*	*1x*			"	
BPF0564-06 (01-MW-19-20060620)			**Water**			**Sampled: 06/20/06 15:40**				
Gasoline Range Hydrocarbons	NWTPH-Gx	**30200**	-----	1000	ug/l	20x	6F28021	06/28/06 09:54	06/29/06 06:51	
Surrogate(s): 4-BFB (FID)			*102%*		*58 - 144 %*	*1x*			"	
BPF0564-07 (01-MW-20-20060620)			**Water**			**Sampled: 06/20/06 16:35**				
Gasoline Range Hydrocarbons	NWTPH-Gx	**1740**	-----	50.0	ug/l	1x	6F28021	06/28/06 09:54	06/28/06 22:18	
Surrogate(s): 4-BFB (FID)			*130%*		*58 - 144 %*	"			"	
BPF0564-08 (02-MW-01-20060620)			**Water**			**Sampled: 06/20/06 10:40**				
Gasoline Range Hydrocarbons	NWTPH-Gx	**102**	-----	50.0	ug/l	1x	6F28021	06/28/06 09:54	06/28/06 22:48	
Surrogate(s): 4-BFB (FID)			*88.7%*		*58 - 144 %*	"			"	

TestAmerica - Seattle, WA

The results in this report apply to the samples analyzed in accordance with the chain of custody document. This analytical report must be reproduced in its entirety.

Kate Haney, Project Manager

TestAmerica
ANALYTICAL TESTING CORPORATION

SEATTLE, WA 11720 NORTH CREEK PKWY N, SUITE 400
BOTHELL, WA 98011-8244
PH: (425) 420.9200 FAX: (425) 420.9210

Sound Environmental Strategies	Project Name:	**Time Oil #01-600 - Seattle Terminal**	
2400 Airport Way South, Suite 200	Project Number:	0440-004-04	Report Created:
Seattle, WA/USA 98134-2020	Project Manager:	Dee Gardner	07/10/06 17:06

Volatile Petroleum Products by NWTPH-Gx

TestAmerica - Seattle, WA

Analyte	Method	Result	MDL*	MRL	Units	Dil	Batch	Prepared	Analyzed	Notes
BPF0564-09 (02-MW-02-20060620)			**Water**			**Sampled: 06/20/06 09:55**				
Gasoline Range Hydrocarbons	NWTPH-Gx	ND	-----	50.0	ug/l	1x	6F28021	06/28/06 09:54	06/28/06 23:19	
Surrogate(s): 4-BFB (FID)			*88.8%*		*58 - 144 %*	"			"	
BPF0564-10 (02-MW-03-20060620)			**Water**			**Sampled: 06/20/06 11:32**				
Gasoline Range Hydrocarbons	NWTPH-Gx	ND	-----	50.0	ug/l	1x	6F28021	06/28/06 09:54	06/28/06 23:49	
Surrogate(s): 4-BFB (FID)			*93.3%*		*58 - 144 %*	"			"	
BPF0564-11 (02-MW-04-20060620)			**Water**			**Sampled: 06/20/06 12:19**				
Gasoline Range Hydrocarbons	NWTPH-Gx	**3880**	-----	50.0	ug/l	1x	6F28021	06/28/06 09:54	06/29/06 00:20	
Surrogate(s): 4-BFB (FID)			*173%*		*58 - 144 %*	"			"	***SR-4***
BPF0564-12 (02-MW-06-20060620)			**Water**			**Sampled: 06/20/06 11:20**				
Gasoline Range Hydrocarbons	NWTPH-Gx	ND	-----	50.0	ug/l	1x	6F28021	06/28/06 09:54	06/29/06 00:50	
Surrogate(s): 4-BFB (FID)			*89.8%*		*58 - 144 %*	"			"	
BPF0564-13 (02-MW-07-20060620)			**Water**			**Sampled: 06/20/06 10:52**				
Gasoline Range Hydrocarbons	NWTPH-Gx	ND	-----	50.0	ug/l	1x	6F28021	06/28/06 09:54	06/29/06 08:53	
Surrogate(s): 4-BFB (FID)			*87.7%*		*58 - 144 %*	"			"	
BPF0564-14 (02-MW-97-20060620)			**Water**			**Sampled: 06/20/06 12:34**				
Gasoline Range Hydrocarbons	NWTPH-Gx	**4120**	-----	50.0	ug/l	1x	6F28021	06/28/06 09:54	06/29/06 01:50	
Surrogate(s): 4-BFB (FID)			*175%*		*58 - 144 %*	"			"	***SR-4***
BPF0564-15 (Trip Blank)			**Water**			**Sampled: 06/19/06 08:00**				
Gasoline Range Hydrocarbons	NWTPH-Gx	ND	-----	50.0	ug/l	1x	6F28021	06/28/06 09:54	06/28/06 21:48	
Surrogate(s): 4-BFB (FID)			*87.8%*		*58 - 144 %*	"			"	

TestAmerica - Seattle, WA



Kate Haney, Project Manager

The results in this report apply to the samples analyzed in accordance with the chain of custody document. This analytical report must be reproduced in its entirety.

TestAmerica
ANALYTICAL TESTING CORPORATION

SEATTLE, WA 11720 NORTH CREEK PKWY N, SUITE 400
BOTHELL, WA 98011-8244
PH: (425) 420.9200 FAX: (425) 420.9210

Sound Environmental Strategies	Project Name:	**Time Oil #01-600 - Seattle Terminal**	
2400 Airport Way South, Suite 200	Project Number:	0440-004-04	Report Created:
Seattle, WA/USA 98134-2020	Project Manager:	Dee Gardner	07/10/06 17:06

Semivolatile Petroleum Products by NWTPH-Dx (w/o Acid/Silica Gel Clean-up)

TestAmerica - Seattle, WA

Analyte	Method	Result	MDL*	MRL	Units	Dil	Batch	Prepared	Analyzed	Notes
BPF0564-01 (01-MW-06-20060620)		**Water**			**Sampled: 06/20/06 13:45**					
Diesel Range Hydrocarbons	NWTPH-Dx	**422**	-----	258	ug/l	1x	6F23063	06/23/06 17:22	06/29/06 21:02	**D-09**
Lube Oil Range Hydrocarbons	"	ND	-----	515	"	"	"	"	"	
Surrogate(s): 2-FBP			*86.4%*		*50 - 150 %*	"			"	
Octacosane			*107%*		*50 - 150 %*	"			"	
BPF0564-02 (01-MW-07-20060620)		**Water**			**Sampled: 06/20/06 14:50**					
Diesel Range Hydrocarbons	NWTPH-Dx	**1540**	-----	258	ug/l	1x	6F23063	06/23/06 17:22	06/29/06 21:31	**D-09**
Lube Oil Range Hydrocarbons	"	ND	-----	515	"	"	"	"	"	
Surrogate(s): 2-FBP			*93.4%*		*50 - 150 %*	"			"	
Octacosane			*104%*		*50 - 150 %*	"			"	
BPF0564-03 (01-MW-08-20060620)		**Water**			**Sampled: 06/20/06 14:43**					
Diesel Range Hydrocarbons	NWTPH-Dx	**631**	-----	263	ug/l	1x	6F23063	06/23/06 17:22	06/29/06 22:01	**D-09**
Lube Oil Range Hydrocarbons	"	ND	-----	526	"	"	"	"	"	
Surrogate(s): 2-FBP			*95.1%*		*50 - 150 %*	"			"	
Octacosane			*107%*		*50 - 150 %*	"			"	
BPF0564-04 (01-MW-15-20060620)		**Water**			**Sampled: 06/20/06 13:40**					
Diesel Range Hydrocarbons	NWTPH-Dx	**629**	-----	250	ug/l	1x	6F23063	06/23/06 17:22	06/29/06 23:59	**D-09**
Lube Oil Range Hydrocarbons	"	ND	-----	500	"	"	"	"	"	
Surrogate(s): 2-FBP			*80.4%*		*50 - 150 %*	"			"	
Octacosane			*107%*		*50 - 150 %*	"			"	
BPF0564-05 (01-MW-18-20060620)		**Water**			**Sampled: 06/20/06 15:40**					
Diesel Range Hydrocarbons	NWTPH-Dx	**1480**	-----	258	ug/l	1x	6F23063	06/23/06 17:22	06/30/06 00:29	**D-08**
Lube Oil Range Hydrocarbons	"	ND	-----	515	"	"	"	"	"	
Surrogate(s): 2-FBP			*99.2%*		*50 - 150 %*	"			"	
Octacosane			*105%*		*50 - 150 %*	"			"	
BPF0564-06 (01-MW-19-20060620)		**Water**			**Sampled: 06/20/06 15:40**					
Diesel Range Hydrocarbons	NWTPH-Dx	**2460**	-----	255	ug/l	1x	6F23063	06/23/06 17:22	06/30/06 00:58	**D-08**
Lube Oil Range Hydrocarbons	"	ND	-----	510	"	"	"	"	"	
Surrogate(s): 2-FBP			*99.2%*		*50 - 150 %*	"			"	
Octacosane			*109%*		*50 - 150 %*	"			"	

TestAmerica - Seattle, WA

Kate Haney, Project Manager

The results in this report apply to the samples analyzed in accordance with the chain of custody document. This analytical report must be reproduced in its entirety.

TestAmerica
ANALYTICAL TESTING CORPORATION

SEATTLE, WA 11720 NORTH CREEK PKWY N, SUITE 400
BOTHELL, WA 98011-8244
PH: (425) 420.9200 FAX: (425) 420.9210

Sound Environmental Strategies	Project Name:	**Time Oil #01-600 - Seattle Terminal**	
2400 Airport Way South, Suite 200	Project Number:	0440-004-04	Report Created:
Seattle, WA/USA 98134-2020	Project Manager:	Dee Gardner	07/10/06 17:06

Semivolatile Petroleum Products by NWTPH-Dx (w/o Acid/Silica Gel Clean-up)

TestAmerica - Seattle, WA

Analyte	Method	Result	MDL*	MRL	Units	Dil	Batch	Prepared	Analyzed	Notes
BPF0564-07 (01-MW-20-20060620)		**Water**			**Sampled: 06/20/06 16:35**					
Diesel Range Hydrocarbons	NWTPH-Dx	**770**	-----	250	ug/l	1x	6F23063	06/23/06 17:22	06/30/06 01:27	**D-08**
Lube Oil Range Hydrocarbons	"	ND	-----	500	"	"	"	"	"	
Surrogate(s): 2-FBP			*99.2%*		*50 - 150 %*	"			"	
Octacosane			*110%*		*50 - 150 %*	"			"	

TestAmerica - Seattle, WA

The results in this report apply to the samples analyzed in accordance with the chain of custody document. This analytical report must be reproduced in its entirety.

Kate Haney, Project Manager

TestAmerica
ANALYTICAL TESTING CORPORATION

SEATTLE, WA 11720 NORTH CREEK PKWY N, SUITE 400
BOTHELL, WA 98011-8244
PH: (425) 420.9200 FAX: (425) 420.9210

Sound Environmental Strategies	Project Name:	**Time Oil #01-600 - Seattle Terminal**	
2400 Airport Way South, Suite 200	Project Number:	0440-004-04	Report Created:
Seattle, WA/USA 98134-2020	Project Manager:	Dee Gardner	07/10/06 17:06

Volatile Organic Compounds by EPA Method 8260B

TestAmerica - Seattle, WA

Analyte	Method	Result	MDL*	MRL	Units	Dil	Batch	Prepared	Analyzed	Notes
BPF0564-01 (01-MW-06-20060620)		**Water**			**Sampled: 06/20/06 13:45**					
Acetone	EPA 8260B	ND	-----	10.0	ug/l	1x	6F27068	06/27/06 09:40	06/27/06 13:47	
Benzene	"	ND	-----	0.200	"	"	"	"	"	
Bromobenzene	"	ND	-----	0.500	"	"	"	"	"	
Bromochloromethane	"	ND	-----	0.200	"	"	"	"	"	
Bromodichloromethane	"	ND	-----	0.200	"	"	"	"	"	
Bromoform	"	ND	-----	0.200	"	"	"	"	"	
Bromomethane	"	ND	-----	2.00	"	"	"	"	"	
2-Butanone	"	ND	-----	2.00	"	"	"	"	"	
n-Butylbenzene	"	ND	-----	0.200	"	"	"	"	"	
sec-Butylbenzene	"	ND	-----	0.200	"	"	"	"	"	
tert-Butylbenzene	"	ND	-----	0.500	"	"	"	"	"	
Carbon disulfide	"	ND	-----	0.500	"	"	"	"	"	
Carbon tetrachloride	"	ND	-----	0.200	"	"	"	"	"	
Chlorobenzene	"	ND	-----	0.200	"	"	"	"	"	
Chloroethane	"	ND	-----	1.00	"	"	"	"	"	
Chloroform	"	ND	-----	0.200	"	"	"	"	"	
Chloromethane	"	ND	-----	1.00	"	"	"	"	"	
2-Chlorotoluene	"	ND	-----	0.500	"	"	"	"	"	
4-Chlorotoluene	"	ND	-----	0.500	"	"	"	"	"	
Dibromochloromethane	"	ND	-----	0.200	"	"	"	"	"	
1,2-Dibromo-3-chloropropane	"	ND	-----	0.500	"	"	"	"	"	
1,2-Dibromoethane	"	ND	-----	0.200	"	"	"	"	"	
Dibromomethane	"	ND	-----	0.200	"	"	"	"	"	
1,2-Dichlorobenzene	"	ND	-----	0.200	"	"	"	"	"	
1,3-Dichlorobenzene	"	ND	-----	0.200	"	"	"	"	"	
1,4-Dichlorobenzene	"	ND	-----	0.200	"	"	"	"	"	
Dichlorodifluoromethane	"	ND	-----	0.500	"	"	"	"	"	
1,1-Dichloroethane	"	ND	-----	0.200	"	"	"	"	"	
1,2-Dichloroethane	"	ND	-----	0.200	"	"	"	"	"	
1,1-Dichloroethene	"	ND	-----	0.200	"	"	"	"	"	
cis-1,2-Dichloroethene	"	ND	-----	0.200	"	"	"	"	"	
trans-1,2-Dichloroethene	"	ND	-----	0.200	"	"	"	"	"	
1,2-Dichloropropane	"	ND	-----	0.200	"	"	"	"	"	
1,3-Dichloropropane	"	ND	-----	0.200	"	"	"	"	"	
2,2-Dichloropropane	"	ND	-----	0.500	"	"	"	"	"	
1,1-Dichloropropene	"	ND	-----	0.200	"	"	"	"	"	
cis-1,3-Dichloropropene	"	ND	-----	0.200	"	"	"	"	"	
trans-1,3-Dichloropropene	"	ND	-----	0.200	"	"	"	"	"	
Ethylbenzene	"	ND	-----	0.200	"	"	"	"	"	
Hexachlorobutadiene	"	ND	-----	0.500	"	"	"	"	"	
Methyl tert-butyl ether	"	ND	-----	1.00	"	"	"	"	"	
n-Hexane	"	ND	-----	1.00	"	"	"	"	"	
2-Hexanone	"	ND	-----	2.00	"	"	"	"	"	

TestAmerica - Seattle, WA



Kate Haney, Project Manager

The results in this report apply to the samples analyzed in accordance with the chain of custody document. This analytical report must be reproduced in its entirety.

TestAmerica
ANALYTICAL TESTING CORPORATION

SEATTLE, WA 11720 NORTH CREEK PKWY N, SUITE 400
BOTHELL, WA 98011-8244
PH: (425) 420.9200 FAX: (425) 420.9210

Sound Environmental Strategies	Project Name:	**Time Oil #01-600 - Seattle Terminal**	
2400 Airport Way South, Suite 200	Project Number:	0440-004-04	Report Created:
Seattle, WA/USA 98134-2020	Project Manager:	Dee Gardner	07/10/06 17:06

Volatile Organic Compounds by EPA Method 8260B

TestAmerica - Seattle, WA

Analyte	Method	Result	MDL*	MRL	Units	Dil	Batch	Prepared	Analyzed	Notes
BPF0564-01 (01-MW-06-20060620)		**Water**			**Sampled: 06/20/06 13:45**					
Isopropylbenzene	EPA 8260B	**0.680**	-----	0.500	ug/l	1x	6F27068	06/27/06 09:40	06/27/06 13:47	
p-Isopropyltoluene	"	ND	-----	0.200	"	"	"	"	"	
4-Methyl-2-pentanone	"	ND	-----	2.00	"	"	"	"	"	
Methylene chloride	"	ND	-----	5.00	"	"	"	"	"	
Naphthalene	"	ND	-----	0.500	"	"	"	"	"	
n-Propylbenzene	"	ND	-----	0.500	"	"	"	"	"	
Styrene	"	ND	-----	0.500	"	"	"	"	"	
1,2,3-Trichlorobenzene	"	ND	-----	0.200	"	"	"	"	"	
1,2,4-Trichlorobenzene	"	ND	-----	0.200	"	"	"	"	"	
1,1,1,2-Tetrachloroethane	"	ND	-----	0.200	"	"	"	"	"	
1,1,2,2-Tetrachloroethane	"	ND	-----	0.500	"	"	"	"	"	
Tetrachloroethene	"	ND	-----	0.200	"	"	"	"	"	
Toluene	"	ND	-----	0.200	"	"	"	"	"	
1,1,1-Trichloroethane	"	ND	-----	0.200	"	"	"	"	"	
1,1,2-Trichloroethane	"	ND	-----	0.200	"	"	"	"	"	
Trichloroethene	"	ND	-----	0.200	"	"	"	"	"	
Trichlorofluoromethane	"	ND	-----	0.500	"	"	"	"	"	
1,2,3-Trichloropropane	"	ND	-----	0.500	"	"	"	"	"	
1,2,4-Trimethylbenzene	"	ND	-----	0.200	"	"	"	"	"	
1,3,5-Trimethylbenzene	"	ND	-----	0.500	"	"	"	"	"	
Vinyl chloride	"	ND	-----	0.200	"	"	"	"	"	
o-Xylene	"	ND	-----	0.250	"	"	"	"	"	
m,p-Xylene	"	ND	-----	0.500	"	"	"	"	"	
Total Xylenes	"	ND	-----	0.750	"	"	"	"	"	
Surrogate(s): 1,2-DCA-d4			*93.2%*		*70 - 130 %*	"			"	
Toluene-d8			*102%*		*70 - 130 %*	"			"	
4-BFB			*100%*		*70 - 130 %*	"			"	
BPF0564-02 (01-MW-07-20060620)		**Water**			**Sampled: 06/20/06 14:50**					
Acetone	EPA 8260B	ND	-----	10.0	ug/l	1x	6F27068	06/27/06 09:40	06/27/06 14:12	
Benzene	"	ND	-----	0.200	"	"	"	"	"	
Bromobenzene	"	ND	-----	0.500	"	"	"	"	"	
Bromochloromethane	"	ND	-----	0.200	"	"	"	"	"	
Bromodichloromethane	"	ND	-----	0.200	"	"	"	"	"	
Bromoform	"	ND	-----	0.200	"	"	"	"	"	
Bromomethane	"	ND	-----	2.00	"	"	"	"	"	
2-Butanone	"	ND	-----	2.00	"	"	"	"	"	
n-Butylbenzene	"	ND	-----	0.200	"	"	"	"	"	
sec-Butylbenzene	"	ND	-----	0.200	"	"	"	"	"	
tert-Butylbenzene	"	ND	-----	0.500	"	"	"	"	"	
Carbon disulfide	"	ND	-----	0.500	"	"	"	"	"	
Carbon tetrachloride	"	ND	-----	0.200	"	"	"	"	"	

TestAmerica - Seattle, WA

The results in this report apply to the samples analyzed in accordance with the chain of custody document. This analytical report must be reproduced in its entirety.

Kate Haney, Project Manager

TestAmerica
ANALYTICAL TESTING CORPORATION

SEATTLE, WA 11720 NORTH CREEK PKWY N, SUITE 400
BOTHELL, WA 98011-8244
PH: (425) 420.9200 FAX: (425) 420.9210

Sound Environmental Strategies	Project Name:	**Time Oil #01-600 - Seattle Terminal**	
2400 Airport Way South, Suite 200	Project Number:	0440-004-04	Report Created:
Seattle, WA/USA 98134-2020	Project Manager:	Dee Gardner	07/10/06 17:06

Volatile Organic Compounds by EPA Method 8260B

TestAmerica - Seattle, WA

Analyte	Method	Result	MDL*	MRL	Units	Dil	Batch	Prepared	Analyzed	Notes
BPF0564-02 (01-MW-07-20060620)		**Water**			**Sampled: 06/20/06 14:50**					
Chlorobenzene	EPA 8260B	ND	-----	0.200	ug/l	1x	6F27068	06/27/06 09:40	06/27/06 14:12	
Chloroethane	"	ND	-----	1.00	"	"	"	"	"	
Chloroform	"	ND	-----	0.200	"	"	"	"	"	
Chloromethane	"	ND	-----	1.00	"	"	"	"	"	
2-Chlorotoluene	"	ND	-----	0.500	"	"	"	"	"	
4-Chlorotoluene	"	ND	-----	0.500	"	"	"	"	"	
Dibromochloromethane	"	ND	-----	0.200	"	"	"	"	"	
1,2-Dibromo-3-chloropropane	"	ND	-----	0.500	"	"	"	"	"	
1,2-Dibromoethane	"	ND	-----	0.200	"	"	"	"	"	
Dibromomethane	"	ND	-----	0.200	"	"	"	"	"	
1,2-Dichlorobenzene	"	ND	-----	0.200	"	"	"	"	"	
1,3-Dichlorobenzene	"	ND	-----	0.200	"	"	"	"	"	
1,4-Dichlorobenzene	"	ND	-----	0.200	"	"	"	"	"	
Dichlorodifluoromethane	"	ND	-----	0.500	"	"	"	"	"	
1,1-Dichloroethane	"	ND	-----	0.200	"	"	"	"	"	
1,2-Dichloroethane	"	ND	-----	0.200	"	"	"	"	"	
1,1-Dichloroethene	"	ND	-----	0.200	"	"	"	"	"	
cis-1,2-Dichloroethene	"	ND	-----	0.200	"	"	"	"	"	
trans-1,2-Dichloroethene	"	ND	-----	0.200	"	"	"	"	"	
1,2-Dichloropropane	"	ND	-----	0.200	"	"	"	"	"	
1,3-Dichloropropane	"	ND	-----	0.200	"	"	"	"	"	
2,2-Dichloropropane	"	ND	-----	0.500	"	"	"	"	"	
1,1-Dichloropropene	"	ND	-----	0.200	"	"	"	"	"	
cis-1,3-Dichloropropene	"	ND	-----	0.200	"	"	"	"	"	
trans-1,3-Dichloropropene	"	ND	-----	0.200	"	"	"	"	"	
Ethylbenzene	"	ND	-----	0.200	"	"	"	"	"	
Hexachlorobutadiene	"	ND	-----	0.500	"	"	"	"	"	
Methyl tert-butyl ether	"	ND	-----	1.00	"	"	"	"	"	
n-Hexane	"	ND	-----	1.00	"	"	"	"	"	
2-Hexanone	"	ND	-----	2.00	"	"	"	"	"	
Isopropylbenzene	"	ND	-----	0.500	"	"	"	"	"	
p-Isopropyltoluene	"	ND	-----	0.200	"	"	"	"	"	
4-Methyl-2-pentanone	"	ND	-----	2.00	"	"	"	"	"	
Methylene chloride	"	ND	-----	5.00	"	"	"	"	"	
Naphthalene	"	ND	-----	0.500	"	"	"	"	"	
n-Propylbenzene	"	ND	-----	0.500	"	"	"	"	"	
Styrene	"	ND	-----	0.500	"	"	"	"	"	
1,2,3-Trichlorobenzene	"	ND	-----	0.200	"	"	"	"	"	
1,2,4-Trichlorobenzene	"	ND	-----	0.200	"	"	"	"	"	
1,1,1,2-Tetrachloroethane	"	ND	-----	0.200	"	"	"	"	"	
1,1,2,2-Tetrachloroethane	"	ND	-----	0.500	"	"	"	"	"	
Tetrachloroethene	"	ND	-----	0.200	"	"	"	"	"	
Toluene	"	ND	-----	0.200	"	"	"	"	"	

TestAmerica - Seattle, WA

The results in this report apply to the samples analyzed in accordance with the chain of custody document. This analytical report must be reproduced in its entirety.

Kate Haney, Project Manager

TestAmerica
ANALYTICAL TESTING CORPORATION

SEATTLE, WA 11720 NORTH CREEK PKWY N, SUITE 400
BOTHELL, WA 98011-8244
PH: (425) 420.9200 FAX: (425) 420.9210

Sound Environmental Strategies	Project Name:	**Time Oil #01-600 - Seattle Terminal**	
2400 Airport Way South, Suite 200	Project Number:	0440-004-04	Report Created:
Seattle, WA/USA 98134-2020	Project Manager:	Dee Gardner	07/10/06 17:06

Volatile Organic Compounds by EPA Method 8260B

TestAmerica - Seattle, WA

Analyte	Method	Result	MDL*	MRL	Units	Dil	Batch	Prepared	Analyzed	Notes
BPF0564-02 (01-MW-07-20060620)		**Water**			**Sampled: 06/20/06 14:50**					
1,1,1-Trichloroethane	EPA 8260B	ND	-----	0.200	ug/l	1x	6F27068	06/27/06 09:40	06/27/06 14:12	
1,1,2-Trichloroethane	"	ND	-----	0.200	"	"	"	"	"	
Trichloroethene	"	**3.58**	-----	0.200	"	"	"	"	"	
Trichlorofluoromethane	"	ND	-----	0.500	"	"	"	"	"	
1,2,3-Trichloropropane	"	ND	-----	0.500	"	"	"	"	"	
1,2,4-Trimethylbenzene	"	ND	-----	0.200	"	"	"	"	"	
1,3,5-Trimethylbenzene	"	ND	-----	0.500	"	"	"	"	"	
Vinyl chloride	"	**0.500**	-----	0.200	"	"	"	"	"	
o-Xylene	"	ND	-----	0.250	"	"	"	"	"	
m,p-Xylene	"	ND	-----	0.500	"	"	"	"	"	
Total Xylenes	"	ND	-----	0.750	"	"	"	"	"	
Surrogate(s): 1,2-DCA-d4		*95.0%*		*70 - 130 %*	*"*				*"*	
Toluene-d8		*101%*		*70 - 130 %*	*"*				*"*	
4-BFB		*104%*		*70 - 130 %*	*"*				*"*	
BPF0564-03 (01-MW-08-20060620)		**Water**			**Sampled: 06/20/06 14:43**					
Acetone	EPA 8260B	ND	-----	10.0	ug/l	1x	6F27068	06/27/06 09:40	06/27/06 14:37	
Benzene	"	ND	-----	0.200	"	"	"	"	"	
Bromobenzene	"	ND	-----	0.500	"	"	"	"	"	
Bromochloromethane	"	ND	-----	0.200	"	"	"	"	"	
Bromodichloromethane	"	ND	-----	0.200	"	"	"	"	"	
Bromoform	"	ND	-----	0.200	"	"	"	"	"	
Bromomethane	"	ND	-----	2.00	"	"	"	"	"	
2-Butanone	"	ND	-----	2.00	"	"	"	"	"	
n-Butylbenzene	"	ND	-----	0.200	"	"	"	"	"	
sec-Butylbenzene	"	ND	-----	0.200	"	"	"	"	"	
tert-Butylbenzene	"	ND	-----	0.500	"	"	"	"	"	
Carbon disulfide	"	ND	-----	0.500	"	"	"	"	"	
Carbon tetrachloride	"	ND	-----	0.200	"	"	"	"	"	
Chlorobenzene	"	ND	-----	0.200	"	"	"	"	"	
Chloroethane	"	ND	-----	1.00	"	"	"	"	"	
Chloroform	"	ND	-----	0.200	"	"	"	"	"	
Chloromethane	"	ND	-----	1.00	"	"	"	"	"	
2-Chlorotoluene	"	ND	-----	0.500	"	"	"	"	"	
4-Chlorotoluene	"	ND	-----	0.500	"	"	"	"	"	
Dibromochloromethane	"	ND	-----	0.200	"	"	"	"	"	
1,2-Dibromo-3-chloropropane	"	ND	-----	0.500	"	"	"	"	"	
1,2-Dibromoethane	"	ND	-----	0.200	"	"	"	"	"	
Dibromomethane	"	ND	-----	0.200	"	"	"	"	"	
1,2-Dichlorobenzene	"	ND	-----	0.200	"	"	"	"	"	
1,3-Dichlorobenzene	"	ND	-----	0.200	"	"	"	"	"	
1,4-Dichlorobenzene	"	ND	-----	0.200	"	"	"	"	"	

TestAmerica - Seattle, WA

The results in this report apply to the samples analyzed in accordance with the chain of custody document. This analytical report must be reproduced in its entirety.

Kate Haney, Project Manager

TestAmerica
ANALYTICAL TESTING CORPORATION

SEATTLE, WA 11720 NORTH CREEK PKWY N, SUITE 400
BOTHELL, WA 98011-8244
PH: (425) 420.9200 FAX: (425) 420.9210

Sound Environmental Strategies	Project Name:	**Time Oil #01-600 - Seattle Terminal**	
2400 Airport Way South, Suite 200	Project Number:	0440-004-04	Report Created:
Seattle, WA/USA 98134-2020	Project Manager:	Dee Gardner	07/10/06 17:06

Volatile Organic Compounds by EPA Method 8260B

TestAmerica - Seattle, WA

Analyte	Method	Result	MDL*	MRL	Units	Dil	Batch	Prepared	Analyzed	Notes
BPF0564-03 (01-MW-08-20060620)		**Water**			**Sampled: 06/20/06 14:43**					
Dichlorodifluoromethane	EPA 8260B	ND	-----	0.500	ug/l	1x	6F27068	06/27/06 09:40	06/27/06 14:37	
1,1-Dichloroethane	"	ND	-----	0.200	"	"	"	"	"	
1,2-Dichloroethane	"	ND	-----	0.200	"	"	"	"	"	
1,1-Dichloroethene	"	ND	-----	0.200	"	"	"	"	"	
cis-1,2-Dichloroethene	"	ND	-----	0.200	"	"	"	"	"	
trans-1,2-Dichloroethene	"	ND	-----	0.200	"	"	"	"	"	
1,2-Dichloropropane	"	ND	-----	0.200	"	"	"	"	"	
1,3-Dichloropropane	"	ND	-----	0.200	"	"	"	"	"	
2,2-Dichloropropane	"	ND	-----	0.500	"	"	"	"	"	
1,1-Dichloropropene	"	ND	-----	0.200	"	"	"	"	"	
cis-1,3-Dichloropropene	"	ND	-----	0.200	"	"	"	"	"	
trans-1,3-Dichloropropene	"	ND	-----	0.200	"	"	"	"	"	
Ethylbenzene	"	ND	-----	0.200	"	"	"	"	"	
Hexachlorobutadiene	"	ND	-----	0.500	"	"	"	"	"	
Methyl tert-butyl ether	"	ND	-----	1.00	"	"	"	"	"	
n-Hexane	"	ND	-----	1.00	"	"	"	"	"	
2-Hexanone	"	ND	-----	2.00	"	"	"	"	"	
Isopropylbenzene	"	ND	-----	0.500	"	"	"	"	"	
p-Isopropyltoluene	"	ND	-----	0.200	"	"	"	"	"	
4-Methyl-2-pentanone	"	ND	-----	2.00	"	"	"	"	"	
Methylene chloride	"	ND	-----	5.00	"	"	"	"	"	
Naphthalene	"	ND	-----	0.500	"	"	"	"	"	
n-Propylbenzene	"	ND	-----	0.500	"	"	"	"	"	
Styrene	"	ND	-----	0.500	"	"	"	"	"	
1,2,3-Trichlorobenzene	"	ND	-----	0.200	"	"	"	"	"	
1,2,4-Trichlorobenzene	"	ND	-----	0.200	"	"	"	"	"	
1,1,1,2-Tetrachloroethane	"	ND	-----	0.200	"	"	"	"	"	
1,1,2,2-Tetrachloroethane	"	ND	-----	0.500	"	"	"	"	"	
Tetrachloroethene	"	ND	-----	0.200	"	"	"	"	"	
Toluene	"	ND	-----	0.200	"	"	"	"	"	
1,1,1-Trichloroethane	"	ND	-----	0.200	"	"	"	"	"	
1,1,2-Trichloroethane	"	ND	-----	0.200	"	"	"	"	"	
Trichloroethene	"	ND	-----	0.200	"	"	"	"	"	
Trichlorofluoromethane	"	ND	-----	0.500	"	"	"	"	"	
1,2,3-Trichloropropane	"	ND	-----	0.500	"	"	"	"	"	
1,2,4-Trimethylbenzene	"	ND	-----	0.200	"	"	"	"	"	
1,3,5-Trimethylbenzene	"	ND	-----	0.500	"	"	"	"	"	
Vinyl chloride	"	ND	-----	0.200	"	"	"	"	"	
o-Xylene	"	ND	-----	0.250	"	"	"	"	"	
m,p-Xylene	"	ND	-----	0.500	"	"	"	"	"	
Total Xylenes	"	ND	-----	0.750	"	"	"	"	"	
Surrogate(s): 1,2-DCA-d4			*95.5%*		*70 - 130 %*	"			"	

TestAmerica - Seattle, WA

The results in this report apply to the samples analyzed in accordance with the chain of custody document. This analytical report must be reproduced in its entirety.

Kate Haney, Project Manager

TestAmerica
ANALYTICAL TESTING CORPORATION

SEATTLE, WA 11720 NORTH CREEK PKWY N, SUITE 400
BOTHELL, WA 98011-8244
PH: (425) 420.9200 FAX: (425) 420.9210

Sound Environmental Strategies	Project Name:	**Time Oil #01-600 - Seattle Terminal**	
2400 Airport Way South, Suite 200	Project Number:	0440-004-04	Report Created:
Seattle, WA/USA 98134-2020	Project Manager:	Dee Gardner	07/10/06 17:06

Volatile Organic Compounds by EPA Method 8260B

TestAmerica - Seattle, WA

Analyte	Method	Result	MDL*	MRL	Units	Dil	Batch	Prepared	Analyzed	Notes
BPF0564-03 (01-MW-08-20060620)		**Water**			**Sampled: 06/20/06 14:43**					
Toluene-d8		*102%*			*70 - 130 %*	*1x*			*06/27/06 14:37*	
4-BFB		*102%*			*70 - 130 %*	*"*			*"*	
BPF0564-04 (01-MW-15-20060620)		**Water**			**Sampled: 06/20/06 13:40**					
Acetone	EPA 8260B	ND	-----	10.0	ug/l	1x	6F27068	06/27/06 09:40	06/27/06 15:02	
Benzene	"	**0.220**	-----	0.200	"	"	"	"	"	
Bromobenzene	"	ND	-----	0.500	"	"	"	"	"	
Bromochloromethane	"	ND	-----	0.200	"	"	"	"	"	
Bromodichloromethane	"	ND	-----	0.200	"	"	"	"	"	
Bromoform	"	ND	-----	0.200	"	"	"	"	"	
Bromomethane	"	ND	-----	2.00	"	"	"	"	"	
2-Butanone	"	ND	-----	2.00	"	"	"	"	"	
n-Butylbenzene	"	ND	-----	0.200	"	"	"	"	"	
sec-Butylbenzene	"	ND	-----	0.200	"	"	"	"	"	
tert-Butylbenzene	"	ND	-----	0.500	"	"	"	"	"	
Carbon disulfide	"	ND	-----	0.500	"	"	"	"	"	
Carbon tetrachloride	"	ND	-----	0.200	"	"	"	"	"	
Chlorobenzene	"	ND	-----	0.200	"	"	"	"	"	
Chloroethane	"	ND	-----	1.00	"	"	"	"	"	
Chloroform	"	ND	-----	0.200	"	"	"	"	"	
Chloromethane	"	ND	-----	1.00	"	"	"	"	"	
2-Chlorotoluene	"	ND	-----	0.500	"	"	"	"	"	
4-Chlorotoluene	"	ND	-----	0.500	"	"	"	"	"	
Dibromochloromethane	"	ND	-----	0.200	"	"	"	"	"	
1,2-Dibromo-3-chloropropane	"	ND	-----	0.500	"	"	"	"	"	
1,2-Dibromoethane	"	ND	-----	0.200	"	"	"	"	"	
Dibromomethane	"	ND	-----	0.200	"	"	"	"	"	
1,2-Dichlorobenzene	"	ND	-----	0.200	"	"	"	"	"	
1,3-Dichlorobenzene	"	ND	-----	0.200	"	"	"	"	"	
1,4-Dichlorobenzene	"	ND	-----	0.200	"	"	"	"	"	
Dichlorodifluoromethane	"	ND	-----	0.500	"	"	"	"	"	
1,1-Dichloroethane	"	ND	-----	0.200	"	"	"	"	"	
1,2-Dichloroethane	"	ND	-----	0.200	"	"	"	"	"	
1,1-Dichloroethene	"	ND	-----	0.200	"	"	"	"	"	
cis-1,2-Dichloroethene	"	**3.13**	-----	0.200	"	"	"	"	"	
trans-1,2-Dichloroethene	"	ND	-----	0.200	"	"	"	"	"	
1,2-Dichloropropane	"	ND	-----	0.200	"	"	"	"	"	
1,3-Dichloropropane	"	ND	-----	0.200	"	"	"	"	"	
2,2-Dichloropropane	"	ND	-----	0.500	"	"	"	"	"	
1,1-Dichloropropene	"	ND	-----	0.200	"	"	"	"	"	
cis-1,3-Dichloropropene	"	ND	-----	0.200	"	"	"	"	"	
trans-1,3-Dichloropropene	"	ND	-----	0.200	"	"	"	"	"	

TestAmerica - Seattle, WA

The results in this report apply to the samples analyzed in accordance with the chain of custody document. This analytical report must be reproduced in its entirety.

Kate Haney, Project Manager

TestAmerica
ANALYTICAL TESTING CORPORATION

SEATTLE, WA 11720 NORTH CREEK PKWY N, SUITE 400
BOTHELL, WA 98011-8244
PH: (425) 420.9200 FAX: (425) 420.9210

Sound Environmental Strategies	Project Name:	**Time Oil #01-600 - Seattle Terminal**	
2400 Airport Way South, Suite 200	Project Number:	0440-004-04	Report Created:
Seattle, WA/USA 98134-2020	Project Manager:	Dee Gardner	07/10/06 17:06

Volatile Organic Compounds by EPA Method 8260B

TestAmerica - Seattle, WA

Analyte	Method	Result	MDL*	MRL	Units	Dil	Batch	Prepared	Analyzed	Notes
BPF0564-04 (01-MW-15-20060620)		**Water**			**Sampled: 06/20/06 13:40**					
Ethylbenzene	EPA 8260B	ND	-----	0.200	ug/l	1x	6F27068	06/27/06 09:40	06/27/06 15:02	
Hexachlorobutadiene	"	ND	-----	0.500	"	"	"	"	"	
Methyl tert-butyl ether	"	ND	-----	1.00	"	"	"	"	"	
n-Hexane	"	ND	-----	1.00	"	"	"	"	"	
2-Hexanone	"	ND	-----	2.00	"	"	"	"	"	
Isopropylbenzene	"	ND	-----	0.500	"	"	"	"	"	
p-Isopropyltoluene	"	ND	-----	0.200	"	"	"	"	"	
4-Methyl-2-pentanone	"	ND	-----	2.00	"	"	"	"	"	
Methylene chloride	"	ND	-----	5.00	"	"	"	"	"	
Naphthalene	"	ND	-----	0.500	"	"	"	"	"	
n-Propylbenzene	"	ND	-----	0.500	"	"	"	"	"	
Styrene	"	ND	-----	0.500	"	"	"	"	"	
1,2,3-Trichlorobenzene	"	ND	-----	0.200	"	"	"	"	"	
1,2,4-Trichlorobenzene	"	ND	-----	0.200	"	"	"	"	"	
1,1,1,2-Tetrachloroethane	"	ND	-----	0.200	"	"	"	"	"	
1,1,2,2-Tetrachloroethane	"	ND	-----	0.500	"	"	"	"	"	
Tetrachloroethene	"	ND	-----	0.200	"	"	"	"	"	
Toluene	"	ND	-----	0.200	"	"	"	"	"	
1,1,1-Trichloroethane	"	ND	-----	0.200	"	"	"	"	"	
1,1,2-Trichloroethane	"	ND	-----	0.200	"	"	"	"	"	
Trichloroethene	"	**7.13**	-----	0.200	"	"	"	"	"	
Trichlorofluoromethane	"	ND	-----	0.500	"	"	"	"	"	
1,2,3-Trichloropropane	"	ND	-----	0.500	"	"	"	"	"	
1,2,4-Trimethylbenzene	"	ND	-----	0.200	"	"	"	"	"	
1,3,5-Trimethylbenzene	"	ND	-----	0.500	"	"	"	"	"	
Vinyl chloride	"	**5.47**	-----	0.200	"	"	"	"	"	
o-Xylene	"	ND	-----	0.250	"	"	"	"	"	
m,p-Xylene	"	ND	-----	0.500	"	"	"	"	"	
Total Xylenes	"	ND	-----	0.750	"	"	"	"	"	
Surrogate(s): *1,2-DCA-d4*		*96.0%*		*70 - 130 %*	"				"	
Toluene-d8		*99.0%*		*70 - 130 %*	"				"	
4-BFB		*101%*		*70 - 130 %*	"				"	

TestAmerica - Seattle, WA

Kate Haney, Project Manager

The results in this report apply to the samples analyzed in accordance with the chain of custody document. This analytical report must be reproduced in its entirety.

TestAmerica
ANALYTICAL TESTING CORPORATION

SEATTLE, WA 11720 NORTH CREEK PKWY N, SUITE 400
BOTHELL, WA 98011-8244
PH: (425) 420.9200 FAX: (425) 420.9210

Sound Environmental Strategies	Project Name:	**Time Oil #01-600 - Seattle Terminal**	
2400 Airport Way South, Suite 200	Project Number:	0440-004-04	Report Created:
Seattle, WA/USA 98134-2020	Project Manager:	Dee Gardner	07/10/06 17:06

Volatile Organic Compounds by EPA Method 8260B

TestAmerica - Seattle, WA

Analyte	Method	Result	MDL*	MRL	Units	Dil	Batch	Prepared	Analyzed	Notes
BPF0564-05 (01-MW-18-20060620)		**Water**			**Sampled: 06/20/06 15:40**					
Acetone	EPA 8260B	ND	-----	10.0	ug/l	1x	6F28033	06/27/06 09:42	06/27/06 17:40	
Benzene	"	**1180**	-----	0.200	"	"	"	"	"	**E-01**
Bromobenzene	"	ND	-----	0.500	"	"	"	"	"	
Bromochloromethane	"	ND	-----	0.200	"	"	"	"	"	
Bromodichloromethane	"	ND	-----	0.200	"	"	"	"	"	
Bromoform	"	ND	-----	0.200	"	"	"	"	"	
Bromomethane	"	ND	-----	2.00	"	"	"	"	"	
2-Butanone	"	**8.15**	-----	2.00	"	"	"	"	"	
n-Butylbenzene	"	**5.85**	-----	0.200	"	"	"	"	"	
sec-Butylbenzene	"	**4.14**	-----	0.200	"	"	"	"	"	
tert-Butylbenzene	"	ND	-----	0.500	"	"	"	"	"	
Carbon disulfide	"	ND	-----	0.500	"	"	"	"	"	
Carbon tetrachloride	"	ND	-----	0.200	"	"	"	"	"	
Chlorobenzene	"	ND	-----	0.200	"	"	"	"	"	
Chloroethane	"	ND	-----	1.00	"	"	"	"	"	
Chloroform	"	ND	-----	0.200	"	"	"	"	"	
Chloromethane	"	ND	-----	1.00	"	"	"	"	"	
2-Chlorotoluene	"	ND	-----	0.500	"	"	"	"	"	
4-Chlorotoluene	"	ND	-----	0.500	"	"	"	"	"	
Dibromochloromethane	"	ND	-----	0.200	"	"	"	"	"	
1,2-Dibromo-3-chloropropane	"	ND	-----	0.500	"	"	"	"	"	
1,2-Dibromoethane	"	ND	-----	0.200	"	"	"	"	"	
Dibromomethane	"	ND	-----	0.200	"	"	"	"	"	
1,2-Dichlorobenzene	"	ND	-----	0.200	"	"	"	"	"	
1,3-Dichlorobenzene	"	ND	-----	0.200	"	"	"	"	"	
1,4-Dichlorobenzene	"	ND	-----	0.200	"	"	"	"	"	
Dichlorodifluoromethane	"	ND	-----	0.500	"	"	"	"	"	
1,1-Dichloroethane	"	ND	-----	0.200	"	"	"	"	"	
1,2-Dichloroethane	"	**0.390**	-----	0.200	"	"	"	"	"	
1,1-Dichloroethene	"	ND	-----	0.200	"	"	"	"	"	
cis-1,2-Dichloroethene	"	**1.16**	-----	0.200	"	"	"	"	"	
trans-1,2-Dichloroethene	"	ND	-----	0.200	"	"	"	"	"	
1,2-Dichloropropane	"	ND	-----	0.200	"	"	"	"	"	
1,3-Dichloropropane	"	ND	-----	0.200	"	"	"	"	"	
2,2-Dichloropropane	"	ND	-----	0.500	"	"	"	"	"	
1,1-Dichloropropene	"	ND	-----	0.200	"	"	"	"	"	
cis-1,3-Dichloropropene	"	ND	-----	0.200	"	"	"	"	"	
trans-1,3-Dichloropropene	"	ND	-----	0.200	"	"	"	"	"	
Ethylbenzene	"	**305**	-----	0.200	"	"	"	"	"	**E-01**
Hexachlorobutadiene	"	ND	-----	0.500	"	"	"	"	"	
Methyl tert-butyl ether	"	ND	-----	1.00	"	"	"	"	"	
n-Hexane	"	**27.3**	-----	1.00	"	"	"	"	"	

TestAmerica - Seattle, WA

The results in this report apply to the samples analyzed in accordance with the chain of custody document. This analytical report must be reproduced in its entirety.

Kate Haney, Project Manager

TestAmerica
ANALYTICAL TESTING CORPORATION

SEATTLE, WA 11720 NORTH CREEK PKWY N, SUITE 400
BOTHELL, WA 98011-8244
PH: (425) 420.9200 FAX: (425) 420.9210

Sound Environmental Strategies	Project Name:	**Time Oil #01-600 - Seattle Terminal**	
2400 Airport Way South, Suite 200	Project Number:	0440-004-04	Report Created:
Seattle, WA/USA 98134-2020	Project Manager:	Dee Gardner	07/10/06 17:06

Volatile Organic Compounds by EPA Method 8260B

TestAmerica - Seattle, WA

Analyte	Method	Result	MDL*	MRL	Units	Dil	Batch	Prepared	Analyzed	Notes
BPF0564-05 (01-MW-18-20060620)		**Water**			**Sampled: 06/20/06 15:40**					
2-Hexanone	EPA 8260B	ND	-----	2.00	ug/l	1x	6F28033	06/27/06 09:42	06/27/06 17:40	
Isopropylbenzene	"	**27.8**	-----	0.500	"	"	"	"	"	
p-Isopropyltoluene	"	ND	-----	0.200	"	"	"	"	"	
4-Methyl-2-pentanone	"	ND	-----	2.00	"	"	"	"	"	
Methylene chloride	"	ND	-----	5.00	"	"	"	"	"	
Naphthalene	"	**147**	-----	0.500	"	"	"	"	"	
n-Propylbenzene	"	**45.2**	-----	0.500	"	"	"	"	"	
Styrene	"	ND	-----	0.500	"	"	"	"	"	
1,2,3-Trichlorobenzene	"	ND	-----	0.200	"	"	"	"	"	
1,2,4-Trichlorobenzene	"	ND	-----	0.200	"	"	"	"	"	
1,1,1,2-Tetrachloroethane	"	ND	-----	0.200	"	"	"	"	"	
1,1,2,2-Tetrachloroethane	"	ND	-----	0.500	"	"	"	"	"	
Tetrachloroethene	"	ND	-----	0.200	"	"	"	"	"	
Toluene	"	**85.0**	-----	0.200	"	"	"	"	"	
1,1,1-Trichloroethane	"	ND	-----	0.200	"	"	"	"	"	
1,1,2-Trichloroethane	"	ND	-----	0.200	"	"	"	"	"	
Trichloroethene	"	ND	-----	0.200	"	"	"	"	"	
Trichlorofluoromethane	"	ND	-----	0.500	"	"	"	"	"	
1,2,3-Trichloropropane	"	ND	-----	0.500	"	"	"	"	"	
1,2,4-Trimethylbenzene	"	**342**	-----	0.200	"	"	"	"	"	**E-01**
1,3,5-Trimethylbenzene	"	**85.8**	-----	0.500	"	"	"	"	"	
Vinyl chloride	"	ND	-----	0.200	"	"	"	"	"	
o-Xylene	"	**199**	-----	0.250	"	"	"	"	"	
m,p-Xylene	"	**846**	-----	0.500	"	"	"	"	"	**E-01**
Total Xylenes	"	**1040**	-----	0.750	"	"	"	"	"	**E-01**
Surrogate(s): 1,2-DCA-d4			*99.0%*		*70 - 130 %*	"			"	
Toluene-d8			*106%*		*70 - 130 %*	"			"	
4-BFB			*96.5%*		*70 - 130 %*	"			"	
BPF0564-05RE1 (01-MW-18-20060620)		**Water**			**Sampled: 06/20/06 15:40**					
Benzene	EPA 8260B	**1870**	-----	20.0	ug/l	100x	6F30042	06/30/06 10:25	06/30/06 18:58	
Ethylbenzene	"	**318**	-----	20.0	"	"	"	"	"	
1,2,4-Trimethylbenzene	"	**307**	-----	20.0	"	"	"	"	"	
o-Xylene	"	**200**	-----	25.0	"	"	"	"	"	
m,p-Xylene	"	**989**	-----	50.0	"	"	"	"	"	
Total Xylenes	"	**1190**	-----	75.0	"	"	"	"	"	
Surrogate(s): 1,2-DCA-d4			*82.2%*		*70 - 130 %*	*1x*			"	
Toluene-d8			*100%*		*70 - 130 %*	"			"	
4-BFB			*98.2%*		*70 - 130 %*	"			"	

TestAmerica - Seattle, WA

The results in this report apply to the samples analyzed in accordance with the chain of custody document. This analytical report must be reproduced in its entirety.

Kate Haney, Project Manager

TestAmerica
ANALYTICAL TESTING CORPORATION

SEATTLE, WA 11720 NORTH CREEK PKWY N, SUITE 400
BOTHELL, WA 98011-8244
PH: (425) 420.9200 FAX: (425) 420.9210

Sound Environmental Strategies	Project Name:	**Time Oil #01-600 - Seattle Terminal**	
2400 Airport Way South, Suite 200	Project Number:	0440-004-04	Report Created:
Seattle, WA/USA 98134-2020	Project Manager:	Dee Gardner	07/10/06 17:06

Volatile Organic Compounds by EPA Method 8260B

TestAmerica - Seattle, WA

Analyte	Method	Result	MDL*	MRL	Units	Dil	Batch	Prepared	Analyzed	Notes
BPF0564-06 (01-MW-19-20060620)		**Water**			**Sampled: 06/20/06 15:40**					
Acetone	EPA 8260B	**68.7**	-----	10.0	ug/l	1x	6F28033	06/27/06 09:42	06/27/06 18:09	
Benzene	"	**1590**	-----	0.200	"	"	"	"	"	**E-01**
Bromobenzene	"	ND	-----	0.500	"	"	"	"	"	
Bromochloromethane	"	ND	-----	0.200	"	"	"	"	"	
Bromodichloromethane	"	ND	-----	0.200	"	"	"	"	"	
Bromoform	"	ND	-----	0.200	"	"	"	"	"	
Bromomethane	"	ND	-----	2.00	"	"	"	"	"	
2-Butanone	"	**6.80**	-----	2.00	"	"	"	"	"	
n-Butylbenzene	"	**5.58**	-----	0.200	"	"	"	"	"	
sec-Butylbenzene	"	**5.20**	-----	0.200	"	"	"	"	"	
tert-Butylbenzene	"	ND	-----	0.500	"	"	"	"	"	
Carbon disulfide	"	ND	-----	0.500	"	"	"	"	"	
Carbon tetrachloride	"	ND	-----	0.200	"	"	"	"	"	
Chlorobenzene	"	ND	-----	0.200	"	"	"	"	"	
Chloroethane	"	ND	-----	1.00	"	"	"	"	"	
Chloroform	"	ND	-----	0.200	"	"	"	"	"	
Chloromethane	"	ND	-----	1.00	"	"	"	"	"	
2-Chlorotoluene	"	ND	-----	0.500	"	"	"	"	"	
4-Chlorotoluene	"	ND	-----	0.500	"	"	"	"	"	
Dibromochloromethane	"	ND	-----	0.200	"	"	"	"	"	
1,2-Dibromo-3-chloropropane	"	ND	-----	0.500	"	"	"	"	"	
1,2-Dibromoethane	"	ND	-----	0.200	"	"	"	"	"	
Dibromomethane	"	ND	-----	0.200	"	"	"	"	"	
1,2-Dichlorobenzene	"	ND	-----	0.200	"	"	"	"	"	
1,3-Dichlorobenzene	"	ND	-----	0.200	"	"	"	"	"	
1,4-Dichlorobenzene	"	ND	-----	0.200	"	"	"	"	"	
Dichlorodifluoromethane	"	ND	-----	0.500	"	"	"	"	"	
1,1-Dichloroethane	"	ND	-----	0.200	"	"	"	"	"	
1,2-Dichloroethane	"	**0.650**	-----	0.200	"	"	"	"	"	
1,1-Dichloroethene	"	ND	-----	0.200	"	"	"	"	"	
cis-1,2-Dichloroethene	"	**0.720**	-----	0.200	"	"	"	"	"	
trans-1,2-Dichloroethene	"	ND	-----	0.200	"	"	"	"	"	
1,2-Dichloropropane	"	ND	-----	0.200	"	"	"	"	"	
1,3-Dichloropropane	"	ND	-----	0.200	"	"	"	"	"	
2,2-Dichloropropane	"	ND	-----	0.500	"	"	"	"	"	
1,1-Dichloropropene	"	ND	-----	0.200	"	"	"	"	"	
cis-1,3-Dichloropropene	"	ND	-----	0.200	"	"	"	"	"	
trans-1,3-Dichloropropene	"	ND	-----	0.200	"	"	"	"	"	
Ethylbenzene	"	**791**	-----	0.200	"	"	"	"	"	**E-01**
Hexachlorobutadiene	"	ND	-----	0.500	"	"	"	"	"	
Methyl tert-butyl ether	"	ND	-----	1.00	"	"	"	"	"	
n-Hexane	"	**53.6**	-----	1.00	"	"	"	"	"	

TestAmerica - Seattle, WA

The results in this report apply to the samples analyzed in accordance with the chain of custody document. This analytical report must be reproduced in its entirety.

Kate Haney, Project Manager

TestAmerica
ANALYTICAL TESTING CORPORATION

SEATTLE, WA 11720 NORTH CREEK PKWY N, SUITE 400
BOTHELL, WA 98011-8244
PH: (425) 420.9200 FAX: (425) 420.9210

Sound Environmental Strategies	Project Name:	**Time Oil #01-600 - Seattle Terminal**	
2400 Airport Way South, Suite 200	Project Number:	0440-004-04	Report Created:
Seattle, WA/USA 98134-2020	Project Manager:	Dee Gardner	07/10/06 17:06

Volatile Organic Compounds by EPA Method 8260B

TestAmerica - Seattle, WA

Analyte	Method	Result	MDL*	MRL	Units	Dil	Batch	Prepared	Analyzed	Notes
BPF0564-06 (01-MW-19-20060620)		**Water**			**Sampled: 06/20/06 15:40**					
2-Hexanone	EPA 8260B	ND	-----	2.00	ug/l	1x	6F28033	06/27/06 09:42	06/27/06 18:09	
Isopropylbenzene	"	**63.1**	-----	0.500	"	"	"	"	"	
p-Isopropyltoluene	"	ND	-----	0.200	"	"	"	"	"	
4-Methyl-2-pentanone	"	ND	-----	2.00	"	"	"	"	"	
Methylene chloride	"	ND	-----	5.00	"	"	"	"	"	
Naphthalene	"	**359**	-----	0.500	"	"	"	"	"	**E-01**
n-Propylbenzene	"	**98.9**	-----	0.500	"	"	"	"	"	
Styrene	"	ND	-----	0.500	"	"	"	"	"	
1,2,3-Trichlorobenzene	"	ND	-----	0.200	"	"	"	"	"	
1,2,4-Trichlorobenzene	"	ND	-----	0.200	"	"	"	"	"	
1,1,1,2-Tetrachloroethane	"	ND	-----	0.200	"	"	"	"	"	
1,1,2,2-Tetrachloroethane	"	ND	-----	0.500	"	"	"	"	"	
Tetrachloroethene	"	ND	-----	0.200	"	"	"	"	"	
Toluene	"	**801**	-----	0.200	"	"	"	"	"	**E-01**
1,1,1-Trichloroethane	"	ND	-----	0.200	"	"	"	"	"	
1,1,2-Trichloroethane	"	ND	-----	0.200	"	"	"	"	"	
Trichloroethene	"	**0.660**	-----	0.200	"	"	"	"	"	
Trichlorofluoromethane	"	ND	-----	0.500	"	"	"	"	"	
1,2,3-Trichloropropane	"	ND	-----	0.500	"	"	"	"	"	
1,2,4-Trimethylbenzene	"	**731**	-----	0.200	"	"	"	"	"	**E-01**
1,3,5-Trimethylbenzene	"	**202**	-----	0.500	"	"	"	"	"	**E**
Vinyl chloride	"	ND	-----	0.200	"	"	"	"	"	
o-Xylene	"	**811**	-----	0.250	"	"	"	"	"	**E-01**
m,p-Xylene	"	**1410**	-----	0.500	"	"	"	"	"	**E-01**
Total Xylenes	"	**2220**	-----	0.750	"	"	"	"	"	**E-01**
Surrogate(s): 1,2-DCA-d4			*99.2%*		*70 - 130 %*	"			"	
Toluene-d8			*106%*		*70 - 130 %*	"			"	
4-BFB			*96.8%*		*70 - 130 %*	"			"	
BPF0564-06RE1 (01-MW-19-20060620)		**Water**			**Sampled: 06/20/06 15:40**					
Benzene	EPA 8260B	**6400**	-----	20.0	ug/l	100x	6F30042	06/30/06 10:25	06/30/06 19:23	
Ethylbenzene	"	**1030**	-----	20.0	"	"	"	"	"	
Naphthalene	"	**399**	-----	50.0	"	"	"	"	"	
Toluene	"	**916**	-----	20.0	"	"	"	"	"	
1,2,4-Trimethylbenzene	"	**836**	-----	20.0	"	"	"	"	"	
1,3,5-Trimethylbenzene	"	**213**	-----	50.0	"	"	"	"	"	
o-Xylene	"	**846**	-----	25.0	"	"	"	"	"	
m,p-Xylene	"	**4420**	-----	50.0	"	"	"	"	"	
Total Xylenes	"	**5260**	-----	75.0	"	"	"	"	"	
Surrogate(s): 1,2-DCA-d4			*82.2%*		*70 - 130 %*	*1x*			"	

TestAmerica - Seattle, WA

The results in this report apply to the samples analyzed in accordance with the chain of custody document. This analytical report must be reproduced in its entirety.

Kate Haney, Project Manager

TestAmerica
ANALYTICAL TESTING CORPORATION

SEATTLE, WA 11720 NORTH CREEK PKWY N, SUITE 400
BOTHELL, WA 98011-8244
PH: (425) 420.9200 FAX: (425) 420.9210

Sound Environmental Strategies	Project Name:	**Time Oil #01-600 - Seattle Terminal**	
2400 Airport Way South, Suite 200	Project Number:	0440-004-04	Report Created:
Seattle, WA/USA 98134-2020	Project Manager:	Dee Gardner	07/10/06 17:06

Volatile Organic Compounds by EPA Method 8260B

TestAmerica - Seattle, WA

Analyte	Method	Result	MDL*	MRL	Units	Dil	Batch	Prepared	Analyzed	Notes
BPF0564-06RE1 (01-MW-19-20060620)		**Water**			**Sampled: 06/20/06 15:40**					
Toluene-d8		*100%*			*70 - 130 %*	*1x*			*06/30/06 19:23*	
4-BFB		*98.8%*			*70 - 130 %*	*"*			*"*	
BPF0564-07 (01-MW-20-20060620)		**Water**			**Sampled: 06/20/06 16:35**					
Acetone	EPA 8260B	ND	-----	10.0	ug/l	1x	6F30042	06/30/06 10:25	06/30/06 16:44	
Benzene	"	**26.5**	-----	0.200	"	"	"	"	"	
Bromobenzene	"	ND	-----	0.500	"	"	"	"	"	
Bromochloromethane	"	ND	-----	0.200	"	"	"	"	"	
Bromodichloromethane	"	ND	-----	0.200	"	"	"	"	"	
Bromoform	"	ND	-----	0.200	"	"	"	"	"	
Bromomethane	"	ND	-----	2.00	"	"	"	"	"	
2-Butanone	"	ND	-----	2.00	"	"	"	"	"	
n-Butylbenzene	"	**2.41**	-----	0.200	"	"	"	"	"	
sec-Butylbenzene	"	ND	-----	0.200	"	"	"	"	"	
tert-Butylbenzene	"	ND	-----	0.500	"	"	"	"	"	
Carbon disulfide	"	ND	-----	0.500	"	"	"	"	"	
Carbon tetrachloride	"	ND	-----	0.200	"	"	"	"	"	
Chlorobenzene	"	ND	-----	0.200	"	"	"	"	"	
Chloroethane	"	ND	-----	1.00	"	"	"	"	"	
Chloroform	"	ND	-----	0.200	"	"	"	"	"	
Chloromethane	"	ND	-----	1.00	"	"	"	"	"	
2-Chlorotoluene	"	ND	-----	0.500	"	"	"	"	"	
4-Chlorotoluene	"	ND	-----	0.500	"	"	"	"	"	
Dibromochloromethane	"	ND	-----	0.200	"	"	"	"	"	
1,2-Dibromo-3-chloropropane	"	ND	-----	0.500	"	"	"	"	"	
1,2-Dibromoethane	"	ND	-----	0.200	"	"	"	"	"	
Dibromomethane	"	ND	-----	0.200	"	"	"	"	"	
1,2-Dichlorobenzene	"	ND	-----	0.200	"	"	"	"	"	
1,3-Dichlorobenzene	"	ND	-----	0.200	"	"	"	"	"	
1,4-Dichlorobenzene	"	ND	-----	0.200	"	"	"	"	"	
Dichlorodifluoromethane	"	ND	-----	0.500	"	"	"	"	"	
1,1-Dichloroethane	"	ND	-----	0.200	"	"	"	"	"	
1,2-Dichloroethane	"	ND	-----	0.200	"	"	"	"	"	
1,1-Dichloroethene	"	ND	-----	0.200	"	"	"	"	"	
cis-1,2-Dichloroethene	"	**1.04**	-----	0.200	"	"	"	"	"	
trans-1,2-Dichloroethene	"	ND	-----	0.200	"	"	"	"	"	
1,2-Dichloropropane	"	ND	-----	0.200	"	"	"	"	"	
1,3-Dichloropropane	"	ND	-----	0.200	"	"	"	"	"	
2,2-Dichloropropane	"	ND	-----	0.500	"	"	"	"	"	
1,1-Dichloropropene	"	ND	-----	0.200	"	"	"	"	"	
cis-1,3-Dichloropropene	"	ND	-----	0.200	"	"	"	"	"	
trans-1,3-Dichloropropene	"	ND	-----	0.200	"	"	"	"	"	

TestAmerica - Seattle, WA

The results in this report apply to the samples analyzed in accordance with the chain of custody document. This analytical report must be reproduced in its entirety.

Kate Haney, Project Manager

TestAmerica
ANALYTICAL TESTING CORPORATION

SEATTLE, WA 11720 NORTH CREEK PKWY N, SUITE 400
BOTHELL, WA 98011-8244
PH: (425) 420.9200 FAX: (425) 420.9210

Sound Environmental Strategies	Project Name:	**Time Oil #01-600 - Seattle Terminal**	
2400 Airport Way South, Suite 200	Project Number:	0440-004-04	Report Created:
Seattle, WA/USA 98134-2020	Project Manager:	Dee Gardner	07/10/06 17:06

Volatile Organic Compounds by EPA Method 8260B

TestAmerica - Seattle, WA

Analyte	Method	Result	MDL*	MRL	Units	Dil	Batch	Prepared	Analyzed	Notes
BPF0564-07 (01-MW-20-20060620)		**Water**			**Sampled: 06/20/06 16:35**					
Ethylbenzene	EPA 8260B	**81.2**	-----	0.200	ug/l	1x	6F30042	06/30/06 10:25	06/30/06 16:44	
Hexachlorobutadiene	"	ND	-----	0.500	"	"	"	"	"	
Methyl tert-butyl ether	"	ND	-----	1.00	"	"	"	"	"	
n-Hexane	"	**28.6**	-----	1.00	"	"	"	"	"	**Q-41**
2-Hexanone	"	ND	-----	2.00	"	"	"	"	"	
Isopropylbenzene	"	**9.83**	-----	0.500	"	"	"	"	"	
p-Isopropyltoluene	"	**1.69**	-----	0.200	"	"	"	"	"	
4-Methyl-2-pentanone	"	ND	-----	2.00	"	"	"	"	"	
Methylene chloride	"	ND	-----	5.00	"	"	"	"	"	
Naphthalene	"	**14.2**	-----	0.500	"	"	"	"	"	
n-Propylbenzene	"	**17.2**	-----	0.500	"	"	"	"	"	
Styrene	"	ND	-----	0.500	"	"	"	"	"	
1,2,3-Trichlorobenzene	"	ND	-----	0.200	"	"	"	"	"	
1,2,4-Trichlorobenzene	"	ND	-----	0.200	"	"	"	"	"	
1,1,1,2-Tetrachloroethane	"	ND	-----	0.200	"	"	"	"	"	
1,1,2,2-Tetrachloroethane	"	ND	-----	0.500	"	"	"	"	"	
Tetrachloroethene	"	ND	-----	0.200	"	"	"	"	"	
Toluene	"	**9.44**	-----	0.200	"	"	"	"	"	
1,1,1-Trichloroethane	"	ND	-----	0.200	"	"	"	"	"	
1,1,2-Trichloroethane	"	ND	-----	0.200	"	"	"	"	"	
Trichloroethene	"	**1.62**	-----	0.200	"	"	"	"	"	
Trichlorofluoromethane	"	ND	-----	0.500	"	"	"	"	"	
1,2,3-Trichloropropane	"	ND	-----	0.500	"	"	"	"	"	
1,2,4-Trimethylbenzene	"	**84.3**	-----	0.200	"	"	"	"	"	
1,3,5-Trimethylbenzene	"	**25.2**	-----	0.500	"	"	"	"	"	
Vinyl chloride	"	ND	-----	0.200	"	"	"	"	"	
o-Xylene	"	**105**	-----	0.250	"	"	"	"	"	
m,p-Xylene	"	**201**	-----	0.500	"	"	"	"	"	
Total Xylenes	"	**306**	-----	0.750	"	"	"	"	"	
Surrogate(s): 1,2-DCA-d4			*82.5%*		*70 - 130 %*	"			"	
Toluene-d8			*102%*		*70 - 130 %*	"			"	
4-BFB			*97.8%*		*70 - 130 %*	"			"	

TestAmerica - Seattle, WA

The results in this report apply to the samples analyzed in accordance with the chain of custody document. This analytical report must be reproduced in its entirety.

Kate Haney, Project Manager

TestAmerica
ANALYTICAL TESTING CORPORATION

SEATTLE, WA 11720 NORTH CREEK PKWY N, SUITE 400
BOTHELL, WA 98011-8244
PH: (425) 420.9200 FAX: (425) 420.9210

Sound Environmental Strategies	Project Name:	**Time Oil #01-600 - Seattle Terminal**	
2400 Airport Way South, Suite 200	Project Number:	0440-004-04	Report Created:
Seattle, WA/USA 98134-2020	Project Manager:	Dee Gardner	07/10/06 17:06

Volatile Organic Compounds by EPA Method 8260B

TestAmerica - Seattle, WA

Analyte	Method	Result	MDL*	MRL	Units	Dil	Batch	Prepared	Analyzed	Notes
BPF0564-08 (02-MW-01-20060620)		**Water**			**Sampled: 06/20/06 10:40**					
Acetone	EPA 8260B	ND	-----	10.0	ug/l	1x	6F30042	06/30/06 10:25	06/30/06 17:09	
Benzene	"	**29.0**	-----	0.200	"	"	"	"	"	
Bromobenzene	"	ND	-----	0.500	"	"	"	"	"	
Bromochloromethane	"	ND	-----	0.200	"	"	"	"	"	
Bromodichloromethane	"	ND	-----	0.200	"	"	"	"	"	
Bromoform	"	ND	-----	0.200	"	"	"	"	"	
Bromomethane	"	ND	-----	2.00	"	"	"	"	"	
2-Butanone	"	ND	-----	2.00	"	"	"	"	"	
n-Butylbenzene	"	ND	-----	0.200	"	"	"	"	"	
sec-Butylbenzene	"	ND	-----	0.200	"	"	"	"	"	
tert-Butylbenzene	"	ND	-----	0.500	"	"	"	"	"	
Carbon disulfide	"	ND	-----	0.500	"	"	"	"	"	
Carbon tetrachloride	"	ND	-----	0.200	"	"	"	"	"	
Chlorobenzene	"	ND	-----	0.200	"	"	"	"	"	
Chloroethane	"	ND	-----	1.00	"	"	"	"	"	
Chloroform	"	ND	-----	0.200	"	"	"	"	"	
Chloromethane	"	ND	-----	1.00	"	"	"	"	"	
2-Chlorotoluene	"	ND	-----	0.500	"	"	"	"	"	
4-Chlorotoluene	"	ND	-----	0.500	"	"	"	"	"	
Dibromochloromethane	"	ND	-----	0.200	"	"	"	"	"	
1,2-Dibromo-3-chloropropane	"	ND	-----	0.500	"	"	"	"	"	
1,2-Dibromoethane	"	ND	-----	0.200	"	"	"	"	"	
Dibromomethane	"	ND	-----	0.200	"	"	"	"	"	
1,2-Dichlorobenzene	"	ND	-----	0.200	"	"	"	"	"	
1,3-Dichlorobenzene	"	ND	-----	0.200	"	"	"	"	"	
1,4-Dichlorobenzene	"	ND	-----	0.200	"	"	"	"	"	
Dichlorodifluoromethane	"	ND	-----	0.500	"	"	"	"	"	
1,1-Dichloroethane	"	ND	-----	0.200	"	"	"	"	"	
1,2-Dichloroethane	"	ND	-----	0.200	"	"	"	"	"	
1,1-Dichloroethene	"	ND	-----	0.200	"	"	"	"	"	
cis-1,2-Dichloroethene	"	ND	-----	0.200	"	"	"	"	"	
trans-1,2-Dichloroethene	"	ND	-----	0.200	"	"	"	"	"	
1,2-Dichloropropane	"	ND	-----	0.200	"	"	"	"	"	
1,3-Dichloropropane	"	ND	-----	0.200	"	"	"	"	"	
2,2-Dichloropropane	"	ND	-----	0.500	"	"	"	"	"	
1,1-Dichloropropene	"	ND	-----	0.200	"	"	"	"	"	
cis-1,3-Dichloropropene	"	ND	-----	0.200	"	"	"	"	"	
trans-1,3-Dichloropropene	"	ND	-----	0.200	"	"	"	"	"	
Ethylbenzene	"	ND	-----	0.200	"	"	"	"	"	
Hexachlorobutadiene	"	ND	-----	0.500	"	"	"	"	"	
Methyl tert-butyl ether	"	ND	-----	1.00	"	"	"	"	"	
n-Hexane	"	ND	-----	1.00	"	"	"	"	"	Q-41
2-Hexanone	"	ND	-----	2.00	"	"	"	"	"	

TestAmerica - Seattle, WA

The results in this report apply to the samples analyzed in accordance with the chain of custody document. This analytical report must be reproduced in its entirety.

Kate Haney, Project Manager

TestAmerica
ANALYTICAL TESTING CORPORATION

SEATTLE, WA 11720 NORTH CREEK PKWY N, SUITE 400
BOTHELL, WA 98011-8244
PH: (425) 420.9200 FAX: (425) 420.9210

Sound Environmental Strategies	Project Name:	**Time Oil #01-600 - Seattle Terminal**	
2400 Airport Way South, Suite 200	Project Number:	0440-004-04	Report Created:
Seattle, WA/USA 98134-2020	Project Manager:	Dee Gardner	07/10/06 17:06

Volatile Organic Compounds by EPA Method 8260B

TestAmerica - Seattle, WA

Analyte	Method	Result	MDL*	MRL	Units	Dil	Batch	Prepared	Analyzed	Notes
BPF0564-08 (02-MW-01-20060620)		**Water**			**Sampled: 06/20/06 10:40**					
Isopropylbenzene	EPA 8260B	**0.740**	-----	0.500	ug/l	1x	6F30042	06/30/06 10:25	06/30/06 17:09	
p-Isopropyltoluene	"	ND	-----	0.200	"	"	"	"	"	
4-Methyl-2-pentanone	"	ND	-----	2.00	"	"	"	"	"	
Methylene chloride	"	ND	-----	5.00	"	"	"	"	"	
Naphthalene	"	**1.56**	-----	0.500	"	"	"	"	"	
n-Propylbenzene	"	ND	-----	0.500	"	"	"	"	"	
Styrene	"	ND	-----	0.500	"	"	"	"	"	
1,2,3-Trichlorobenzene	"	ND	-----	0.200	"	"	"	"	"	
1,2,4-Trichlorobenzene	"	ND	-----	0.200	"	"	"	"	"	
1,1,1,2-Tetrachloroethane	"	ND	-----	0.200	"	"	"	"	"	
1,1,2,2-Tetrachloroethane	"	ND	-----	0.500	"	"	"	"	"	
Tetrachloroethene	"	ND	-----	0.200	"	"	"	"	"	
Toluene	"	**0.650**	-----	0.200	"	"	"	"	"	
1,1,1-Trichloroethane	"	ND	-----	0.200	"	"	"	"	"	
1,1,2-Trichloroethane	"	ND	-----	0.200	"	"	"	"	"	
Trichloroethene	"	ND	-----	0.200	"	"	"	"	"	
Trichlorofluoromethane	"	ND	-----	0.500	"	"	"	"	"	
1,2,3-Trichloropropane	"	ND	-----	0.500	"	"	"	"	"	
1,2,4-Trimethylbenzene	"	**0.460**	-----	0.200	"	"	"	"	"	
1,3,5-Trimethylbenzene	"	ND	-----	0.500	"	"	"	"	"	
Vinyl chloride	"	ND	-----	0.200	"	"	"	"	"	
o-Xylene	"	**0.770**	-----	0.250	"	"	"	"	"	
m,p-Xylene	"	**1.16**	-----	0.500	"	"	"	"	"	
Total Xylenes	"	**1.93**	-----	0.750	"	"	"	"	"	
Surrogate(s): 1,2-DCA-d4			*77.5%*		*70 - 130 %*	"			"	
Toluene-d8			*101%*		*70 - 130 %*	"			"	
4-BFB			*100%*		*70 - 130 %*	"			"	
BPF0564-09 (02-MW-02-20060620)		**Water**			**Sampled: 06/20/06 09:55**					
Acetone	EPA 8260B	ND	-----	10.0	ug/l	1x	6F30042	06/30/06 10:25	06/30/06 17:34	
Benzene	"	ND	-----	0.200	"	"	"	"	"	
Bromobenzene	"	ND	-----	0.500	"	"	"	"	"	
Bromochloromethane	"	ND	-----	0.200	"	"	"	"	"	
Bromodichloromethane	"	ND	-----	0.200	"	"	"	"	"	
Bromoform	"	ND	-----	0.200	"	"	"	"	"	
Bromomethane	"	ND	-----	2.00	"	"	"	"	"	
2-Butanone	"	ND	-----	2.00	"	"	"	"	"	
n-Butylbenzene	"	ND	-----	0.200	"	"	"	"	"	
sec-Butylbenzene	"	ND	-----	0.200	"	"	"	"	"	
tert-Butylbenzene	"	ND	-----	0.500	"	"	"	"	"	
Carbon disulfide	"	ND	-----	0.500	"	"	"	"	"	

TestAmerica - Seattle, WA

The results in this report apply to the samples analyzed in accordance with the chain of custody document. This analytical report must be reproduced in its entirety.

Kate Haney, Project Manager

TestAmerica
ANALYTICAL TESTING CORPORATION

SEATTLE, WA 11720 NORTH CREEK PKWY N, SUITE 400
BOTHELL, WA 98011-8244
PH: (425) 420.9200 FAX: (425) 420.9210

Sound Environmental Strategies	Project Name:	**Time Oil #01-600 - Seattle Terminal**	
2400 Airport Way South, Suite 200	Project Number:	0440-004-04	Report Created:
Seattle, WA/USA 98134-2020	Project Manager:	Dee Gardner	07/10/06 17:06

Volatile Organic Compounds by EPA Method 8260B

TestAmerica - Seattle, WA

Analyte	Method	Result	MDL*	MRL	Units	Dil	Batch	Prepared	Analyzed	Notes
BPF0564-09 (02-MW-02-20060620)		**Water**			**Sampled: 06/20/06 09:55**					
Carbon tetrachloride	EPA 8260B	ND	-----	0.200	ug/l	1x	6F30042	06/30/06 10:25	06/30/06 17:34	
Chlorobenzene	"	**0.880**	-----	0.200	"	"	"	"	"	
Chloroethane	"	ND	-----	1.00	"	"	"	"	"	
Chloroform	"	ND	-----	0.200	"	"	"	"	"	
Chloromethane	"	ND	-----	1.00	"	"	"	"	"	
2-Chlorotoluene	"	ND	-----	0.500	"	"	"	"	"	
4-Chlorotoluene	"	ND	-----	0.500	"	"	"	"	"	
Dibromochloromethane	"	ND	-----	0.200	"	"	"	"	"	
1,2-Dibromo-3-chloropropane	"	ND	-----	0.500	"	"	"	"	"	
1,2-Dibromoethane	"	ND	-----	0.200	"	"	"	"	"	
Dibromomethane	"	ND	-----	0.200	"	"	"	"	"	
1,2-Dichlorobenzene	"	ND	-----	0.200	"	"	"	"	"	
1,3-Dichlorobenzene	"	ND	-----	0.200	"	"	"	"	"	
1,4-Dichlorobenzene	"	ND	-----	0.200	"	"	"	"	"	
Dichlorodifluoromethane	"	ND	-----	0.500	"	"	"	"	"	
1,1-Dichloroethane	"	ND	-----	0.200	"	"	"	"	"	
1,2-Dichloroethane	"	ND	-----	0.200	"	"	"	"	"	
1,1-Dichloroethene	"	ND	-----	0.200	"	"	"	"	"	
cis-1,2-Dichloroethene	"	ND	-----	0.200	"	"	"	"	"	
trans-1,2-Dichloroethene	"	ND	-----	0.200	"	"	"	"	"	
1,2-Dichloropropane	"	ND	-----	0.200	"	"	"	"	"	
1,3-Dichloropropane	"	ND	-----	0.200	"	"	"	"	"	
2,2-Dichloropropane	"	ND	-----	0.500	"	"	"	"	"	
1,1-Dichloropropene	"	ND	-----	0.200	"	"	"	"	"	
cis-1,3-Dichloropropene	"	ND	-----	0.200	"	"	"	"	"	
trans-1,3-Dichloropropene	"	ND	-----	0.200	"	"	"	"	"	
Ethylbenzene	"	ND	-----	0.200	"	"	"	"	"	
Hexachlorobutadiene	"	ND	-----	0.500	"	"	"	"	"	
Methyl tert-butyl ether	"	ND	-----	1.00	"	"	"	"	"	
n-Hexane	"	ND	-----	1.00	"	"	"	"	"	Q-41
2-Hexanone	"	ND	-----	2.00	"	"	"	"	"	
Isopropylbenzene	"	ND	-----	0.500	"	"	"	"	"	
p-Isopropyltoluene	"	ND	-----	0.200	"	"	"	"	"	
4-Methyl-2-pentanone	"	ND	-----	2.00	"	"	"	"	"	
Methylene chloride	"	ND	-----	5.00	"	"	"	"	"	
Naphthalene	"	ND	-----	0.500	"	"	"	"	"	
n-Propylbenzene	"	ND	-----	0.500	"	"	"	"	"	
Styrene	"	ND	-----	0.500	"	"	"	"	"	
1,2,3-Trichlorobenzene	"	ND	-----	0.200	"	"	"	"	"	
1,2,4-Trichlorobenzene	"	ND	-----	0.200	"	"	"	"	"	
1,1,1,2-Tetrachloroethane	"	ND	-----	0.200	"	"	"	"	"	
1,1,2,2-Tetrachloroethane	"	ND	-----	0.500	"	"	"	"	"	
Tetrachloroethene	"	ND	-----	0.200	"	"	"	"	"	

TestAmerica - Seattle, WA

The results in this report apply to the samples analyzed in accordance with the chain of custody document. This analytical report must be reproduced in its entirety.

Kate Haney, Project Manager

TestAmerica
ANALYTICAL TESTING CORPORATION

SEATTLE, WA 11720 NORTH CREEK PKWY N, SUITE 400
BOTHELL, WA 98011-8244
PH: (425) 420.9200 FAX: (425) 420.9210

Sound Environmental Strategies	Project Name:	**Time Oil #01-600 - Seattle Terminal**	
2400 Airport Way South, Suite 200	Project Number:	0440-004-04	Report Created:
Seattle, WA/USA 98134-2020	Project Manager:	Dee Gardner	07/10/06 17:06

Volatile Organic Compounds by EPA Method 8260B

TestAmerica - Seattle, WA

Analyte	Method	Result	MDL*	MRL	Units	Dil	Batch	Prepared	Analyzed	Notes
BPF0564-09 (02-MW-02-20060620)		**Water**			**Sampled: 06/20/06 09:55**					
Toluene	EPA 8260B	ND	-----	0.200	ug/l	1x	6F30042	06/30/06 10:25	06/30/06 17:34	
1,1,1-Trichloroethane	"	ND	-----	0.200	"	"	"	"	"	
1,1,2-Trichloroethane	"	ND	-----	0.200	"	"	"	"	"	
Trichloroethene	"	ND	-----	0.200	"	"	"	"	"	
Trichlorofluoromethane	"	ND	-----	0.500	"	"	"	"	"	
1,2,3-Trichloropropane	"	ND	-----	0.500	"	"	"	"	"	
1,2,4-Trimethylbenzene	"	ND	-----	0.200	"	"	"	"	"	
1,3,5-Trimethylbenzene	"	ND	-----	0.500	"	"	"	"	"	
Vinyl chloride	"	ND	-----	0.200	"	"	"	"	"	
o-Xylene	"	ND	-----	0.250	"	"	"	"	"	
m,p-Xylene	"	ND	-----	0.500	"	"	"	"	"	
Total Xylenes	"	ND	-----	0.750	"	"	"	"	"	
Surrogate(s): 1,2-DCA-d4		*81.5%*			*70 - 130 %*	"			"	
Toluene-d8		*99.2%*			*70 - 130 %*	"			"	
4-BFB		*100%*			*70 - 130 %*	"			"	
BPF0564-10 (02-MW-03-20060620)		**Water**			**Sampled: 06/20/06 11:32**					
Acetone	EPA 8260B	ND	-----	10.0	ug/l	1x	6F30042	06/30/06 10:25	06/30/06 17:59	
Benzene	"	ND	-----	0.200	"	"	"	"	"	
Bromobenzene	"	ND	-----	0.500	"	"	"	"	"	
Bromochloromethane	"	ND	-----	0.200	"	"	"	"	"	
Bromodichloromethane	"	ND	-----	0.200	"	"	"	"	"	
Bromoform	"	ND	-----	0.200	"	"	"	"	"	
Bromomethane	"	ND	-----	2.00	"	"	"	"	"	
2-Butanone	"	ND	-----	2.00	"	"	"	"	"	
n-Butylbenzene	"	ND	-----	0.200	"	"	"	"	"	
sec-Butylbenzene	"	ND	-----	0.200	"	"	"	"	"	
tert-Butylbenzene	"	ND	-----	0.500	"	"	"	"	"	
Carbon disulfide	"	ND	-----	0.500	"	"	"	"	"	
Carbon tetrachloride	"	ND	-----	0.200	"	"	"	"	"	
Chlorobenzene	"	ND	-----	0.200	"	"	"	"	"	
Chloroethane	"	ND	-----	1.00	"	"	"	"	"	
Chloroform	"	ND	-----	0.200	"	"	"	"	"	
Chloromethane	"	ND	-----	1.00	"	"	"	"	"	
2-Chlorotoluene	"	ND	-----	0.500	"	"	"	"	"	
4-Chlorotoluene	"	ND	-----	0.500	"	"	"	"	"	
Dibromochloromethane	"	ND	-----	0.200	"	"	"	"	"	
1,2-Dibromo-3-chloropropane	"	ND	-----	0.500	"	"	"	"	"	
1,2-Dibromoethane	"	ND	-----	0.200	"	"	"	"	"	
Dibromomethane	"	ND	-----	0.200	"	"	"	"	"	
1,2-Dichlorobenzene	"	ND	-----	0.200	"	"	"	"	"	
1,3-Dichlorobenzene	"	ND	-----	0.200	"	"	"	"	"	

TestAmerica - Seattle, WA

The results in this report apply to the samples analyzed in accordance with the chain of custody document. This analytical report must be reproduced in its entirety.

Kate Haney, Project Manager

TestAmerica
ANALYTICAL TESTING CORPORATION

SEATTLE, WA 11720 NORTH CREEK PKWY N, SUITE 400
BOTHELL, WA 98011-8244
PH: (425) 420.9200 FAX: (425) 420.9210

Sound Environmental Strategies	Project Name:	**Time Oil #01-600 - Seattle Terminal**	
2400 Airport Way South, Suite 200	Project Number:	0440-004-04	Report Created:
Seattle, WA/USA 98134-2020	Project Manager:	Dee Gardner	07/10/06 17:06

Volatile Organic Compounds by EPA Method 8260B

TestAmerica - Seattle, WA

Analyte	Method	Result	MDL*	MRL	Units	Dil	Batch	Prepared	Analyzed	Notes
BPF0564-10 (02-MW-03-20060620)		**Water**			**Sampled: 06/20/06 11:32**					
1,4-Dichlorobenzene	EPA 8260B	ND	-----	0.200	ug/l	1x	6F30042	06/30/06 10:25	06/30/06 17:59	
Dichlorodifluoromethane	"	ND	-----	0.500	"	"	"	"	"	
1,1-Dichloroethane	"	ND	-----	0.200	"	"	"	"	"	
1,2-Dichloroethane	"	ND	-----	0.200	"	"	"	"	"	
1,1-Dichloroethene	"	ND	-----	0.200	"	"	"	"	"	
cis-1,2-Dichloroethene	"	ND	-----	0.200	"	"	"	"	"	
trans-1,2-Dichloroethene	"	ND	-----	0.200	"	"	"	"	"	
1,2-Dichloropropane	"	ND	-----	0.200	"	"	"	"	"	
1,3-Dichloropropane	"	ND	-----	0.200	"	"	"	"	"	
2,2-Dichloropropane	"	ND	-----	0.500	"	"	"	"	"	
1,1-Dichloropropene	"	ND	-----	0.200	"	"	"	"	"	
cis-1,3-Dichloropropene	"	ND	-----	0.200	"	"	"	"	"	
trans-1,3-Dichloropropene	"	ND	-----	0.200	"	"	"	"	"	
Ethylbenzene	"	ND	-----	0.200	"	"	"	"	"	
Hexachlorobutadiene	"	ND	-----	0.500	"	"	"	"	"	
Methyl tert-butyl ether	"	ND	-----	1.00	"	"	"	"	"	
n-Hexane	"	ND	-----	1.00	"	"	"	"	"	Q-41
2-Hexanone	"	ND	-----	2.00	"	"	"	"	"	
Isopropylbenzene	"	ND	-----	0.500	"	"	"	"	"	
p-Isopropyltoluene	"	ND	-----	0.200	"	"	"	"	"	
4-Methyl-2-pentanone	"	ND	-----	2.00	"	"	"	"	"	
Methylene chloride	"	ND	-----	5.00	"	"	"	"	"	
Naphthalene	"	ND	-----	0.500	"	"	"	"	"	
n-Propylbenzene	"	ND	-----	0.500	"	"	"	"	"	
Styrene	"	ND	-----	0.500	"	"	"	"	"	
1,2,3-Trichlorobenzene	"	ND	-----	0.200	"	"	"	"	"	
1,2,4-Trichlorobenzene	"	ND	-----	0.200	"	"	"	"	"	
1,1,1,2-Tetrachloroethane	"	ND	-----	0.200	"	"	"	"	"	
1,1,2,2-Tetrachloroethane	"	ND	-----	0.500	"	"	"	"	"	
Tetrachloroethene	"	ND	-----	0.200	"	"	"	"	"	
Toluene	"	ND	-----	0.200	"	"	"	"	"	
1,1,1-Trichloroethane	"	ND	-----	0.200	"	"	"	"	"	
1,1,2-Trichloroethane	"	ND	-----	0.200	"	"	"	"	"	
Trichloroethene	"	ND	-----	0.200	"	"	"	"	"	
Trichlorofluoromethane	"	ND	-----	0.500	"	"	"	"	"	
1,2,3-Trichloropropane	"	ND	-----	0.500	"	"	"	"	"	
1,2,4-Trimethylbenzene	"	ND	-----	0.200	"	"	"	"	"	
1,3,5-Trimethylbenzene	"	ND	-----	0.500	"	"	"	"	"	
Vinyl chloride	"	ND	-----	0.200	"	"	"	"	"	
o-Xylene	"	ND	-----	0.250	"	"	"	"	"	
m,p-Xylene	"	ND	-----	0.500	"	"	"	"	"	
Total Xylenes	"	ND	-----	0.750	"	"	"	"	"	

TestAmerica - Seattle, WA

The results in this report apply to the samples analyzed in accordance with the chain of custody document. This analytical report must be reproduced in its entirety.

Kate Haney, Project Manager

TestAmerica
ANALYTICAL TESTING CORPORATION

SEATTLE, WA 11720 NORTH CREEK PKWY N, SUITE 400
BOTHELL, WA 98011-8244
PH: (425) 420.9200 FAX: (425) 420.9210

Sound Environmental Strategies	Project Name:	**Time Oil #01-600 - Seattle Terminal**	
2400 Airport Way South, Suite 200	Project Number:	0440-004-04	Report Created:
Seattle, WA/USA 98134-2020	Project Manager:	Dee Gardner	07/10/06 17:06

Volatile Organic Compounds by EPA Method 8260B

TestAmerica - Seattle, WA

Analyte	Method	Result	MDL*	MRL	Units	Dil	Batch	Prepared	Analyzed	Notes
BPF0564-10 (02-MW-03-20060620)		**Water**			**Sampled: 06/20/06 11:32**					
Surrogate(s): 1,2-DCA-d4		*80.8%*			*70 - 130 %*	*1x*			*06/30/06 17:59*	
Toluene-d8		*100%*			*70 - 130 %*	*"*			*"*	
4-BFB		*99.8%*			*70 - 130 %*	*"*			*"*	
BPF0564-11 (02-MW-04-20060620)		**Water**			**Sampled: 06/20/06 12:19**					
Acetone	EPA 8260B	ND	-----	10.0	ug/l	1x	6F28033	06/27/06 09:42	06/27/06 20:35	
Benzene	"	**20.1**	-----	0.200	"	"	"	"	"	
Bromobenzene	"	ND	-----	0.500	"	"	"	"	"	
Bromochloromethane	"	ND	-----	0.200	"	"	"	"	"	
Bromodichloromethane	"	ND	-----	0.200	"	"	"	"	"	
Bromoform	"	ND	-----	0.200	"	"	"	"	"	
Bromomethane	"	ND	-----	2.00	"	"	"	"	"	
2-Butanone	"	**32.5**	-----	2.00	"	"	"	"	"	
n-Butylbenzene	"	**2.03**	-----	0.200	"	"	"	"	"	
sec-Butylbenzene	"	**3.56**	-----	0.200	"	"	"	"	"	
tert-Butylbenzene	"	**1.60**	-----	0.500	"	"	"	"	"	
Carbon disulfide	"	ND	-----	0.500	"	"	"	"	"	
Carbon tetrachloride	"	ND	-----	0.200	"	"	"	"	"	
Chlorobenzene	"	ND	-----	0.200	"	"	"	"	"	
Chloroethane	"	ND	-----	1.00	"	"	"	"	"	
Chloroform	"	ND	-----	0.200	"	"	"	"	"	
Chloromethane	"	ND	-----	1.00	"	"	"	"	"	
2-Chlorotoluene	"	ND	-----	0.500	"	"	"	"	"	
4-Chlorotoluene	"	ND	-----	0.500	"	"	"	"	"	
Dibromochloromethane	"	ND	-----	0.200	"	"	"	"	"	
1,2-Dibromo-3-chloropropane	"	ND	-----	0.500	"	"	"	"	"	
1,2-Dibromoethane	"	ND	-----	0.200	"	"	"	"	"	
Dibromomethane	"	ND	-----	0.200	"	"	"	"	"	
1,2-Dichlorobenzene	"	ND	-----	0.200	"	"	"	"	"	
1,3-Dichlorobenzene	"	ND	-----	0.200	"	"	"	"	"	
1,4-Dichlorobenzene	"	ND	-----	0.200	"	"	"	"	"	
Dichlorodifluoromethane	"	ND	-----	0.500	"	"	"	"	"	
1,1-Dichloroethane	"	ND	-----	0.200	"	"	"	"	"	
1,2-Dichloroethane	"	**0.650**	-----	0.200	"	"	"	"	"	
1,1-Dichloroethene	"	ND	-----	0.200	"	"	"	"	"	
cis-1,2-Dichloroethene	"	ND	-----	0.200	"	"	"	"	"	
trans-1,2-Dichloroethene	"	ND	-----	0.200	"	"	"	"	"	
1,2-Dichloropropane	"	ND	-----	0.200	"	"	"	"	"	
1,3-Dichloropropane	"	ND	-----	0.200	"	"	"	"	"	
2,2-Dichloropropane	"	ND	-----	0.500	"	"	"	"	"	
1,1-Dichloropropene	"	ND	-----	0.200	"	"	"	"	"	
cis-1,3-Dichloropropene	"	ND	-----	0.200	"	"	"	"	"	

TestAmerica - Seattle, WA

The results in this report apply to the samples analyzed in accordance with the chain of custody document. This analytical report must be reproduced in its entirety.

Kate Haney, Project Manager

TestAmerica
ANALYTICAL TESTING CORPORATION

SEATTLE, WA 11720 NORTH CREEK PKWY N, SUITE 400
BOTHELL, WA 98011-8244
PH: (425) 420.9200 FAX: (425) 420.9210

Sound Environmental Strategies	Project Name:	**Time Oil #01-600 - Seattle Terminal**	
2400 Airport Way South, Suite 200	Project Number:	0440-004-04	Report Created:
Seattle, WA/USA 98134-2020	Project Manager:	Dee Gardner	07/10/06 17:06

Volatile Organic Compounds by EPA Method 8260B

TestAmerica - Seattle, WA

Analyte	Method	Result	MDL*	MRL	Units	Dil	Batch	Prepared	Analyzed	Notes
BPF0564-11 (02-MW-04-20060620)		**Water**			**Sampled: 06/20/06 12:19**					
trans-1,3-Dichloropropene	EPA 8260B	ND	-----	0.200	ug/l	1x	6F28033	06/27/06 09:42	06/27/06 20:35	
Ethylbenzene	"	**316**	-----	0.200	"	"	"	"	"	**E-01**
Hexachlorobutadiene	"	ND	-----	0.500	"	"	"	"	"	
Methyl tert-butyl ether	"	ND	-----	1.00	"	"	"	"	"	
n-Hexane	"	**227**	-----	1.00	"	"	"	"	"	**E**
2-Hexanone	"	ND	-----	2.00	"	"	"	"	"	
Isopropylbenzene	"	**26.8**	-----	0.500	"	"	"	"	"	
p-Isopropyltoluene	"	ND	-----	0.200	"	"	"	"	"	
4-Methyl-2-pentanone	"	ND	-----	2.00	"	"	"	"	"	
Methylene chloride	"	ND	-----	5.00	"	"	"	"	"	
Naphthalene	"	**13.4**	-----	0.500	"	"	"	"	"	
n-Propylbenzene	"	**33.6**	-----	0.500	"	"	"	"	"	
Styrene	"	ND	-----	0.500	"	"	"	"	"	
1,2,3-Trichlorobenzene	"	ND	-----	0.200	"	"	"	"	"	
1,2,4-Trichlorobenzene	"	ND	-----	0.200	"	"	"	"	"	
1,1,1,2-Tetrachloroethane	"	ND	-----	0.200	"	"	"	"	"	
1,1,2,2-Tetrachloroethane	"	ND	-----	0.500	"	"	"	"	"	
Tetrachloroethene	"	ND	-----	0.200	"	"	"	"	"	
Toluene	"	**30.3**	-----	0.200	"	"	"	"	"	
1,1,1-Trichloroethane	"	ND	-----	0.200	"	"	"	"	"	
1,1,2-Trichloroethane	"	ND	-----	0.200	"	"	"	"	"	
Trichloroethene	"	ND	-----	0.200	"	"	"	"	"	
Trichlorofluoromethane	"	ND	-----	0.500	"	"	"	"	"	
1,2,3-Trichloropropane	"	ND	-----	0.500	"	"	"	"	"	
1,2,4-Trimethylbenzene	"	**123**	-----	0.200	"	"	"	"	"	
1,3,5-Trimethylbenzene	"	**64.1**	-----	0.500	"	"	"	"	"	
Vinyl chloride	"	ND	-----	0.200	"	"	"	"	"	
o-Xylene	"	**78.8**	-----	0.250	"	"	"	"	"	
m,p-Xylene	"	**416**	-----	0.500	"	"	"	"	"	**E**
Total Xylenes	"	**494**	-----	0.750	"	"	"	"	"	**E**
Surrogate(s): *1,2-DCA-d4*			*107%*		*70 - 130 %*	"			"	
Toluene-d8			*107%*		*70 - 130 %*	"			"	
4-BFB			*100%*		*70 - 130 %*	"			"	

TestAmerica - Seattle, WA

The results in this report apply to the samples analyzed in accordance with the chain of custody document. This analytical report must be reproduced in its entirety.

Kate Haney, Project Manager

TestAmerica
ANALYTICAL TESTING CORPORATION

SEATTLE, WA 11720 NORTH CREEK PKWY N, SUITE 400
BOTHELL, WA 98011-8244
PH: (425) 420.9200 FAX: (425) 420.9210

Sound Environmental Strategies	Project Name:	**Time Oil #01-600 - Seattle Terminal**	
2400 Airport Way South, Suite 200	Project Number:	0440-004-04	Report Created:
Seattle, WA/USA 98134-2020	Project Manager:	Dee Gardner	07/10/06 17:06

Volatile Organic Compounds by EPA Method 8260B

TestAmerica - Seattle, WA

Analyte	Method	Result	MDL*	MRL	Units	Dil	Batch	Prepared	Analyzed	Notes
BPF0564-11RE1 (02-MW-04-20060620)		**Water**			**Sampled: 06/20/06 12:19**					
Ethylbenzene	EPA 8260B	**375**	-----	1.00	ug/l	5x	6F30042	06/30/06 10:25	06/30/06 19:49	
n-Hexane	"	**236**	-----	5.00	"	"	"	"	"	**Q-41**
o-Xylene	"	**79.1**	-----	1.25	"	"	"	"	"	
m,p-Xylene	"	**495**	-----	2.50	"	"	"	"	"	
Total Xylenes	"	**574**	-----	3.75	"	"	"	"	"	
Surrogate(s): 1,2-DCA-d4			*82.0%*		*70 - 130 %*	*1x*			*"*	
Toluene-d8			*102%*		*70 - 130 %*	*"*			*"*	
4-BFB			*100%*		*70 - 130 %*	*"*			*"*	
BPF0564-12 (02-MW-06-20060620)		**Water**			**Sampled: 06/20/06 11:20**					
Acetone	EPA 8260B	ND	-----	10.0	ug/l	1x	6F30042	06/30/06 10:25	06/30/06 18:25	
Benzene	"	ND	-----	0.200	"	"	"	"	"	
Bromobenzene	"	ND	-----	0.500	"	"	"	"	"	
Bromochloromethane	"	ND	-----	0.200	"	"	"	"	"	
Bromodichloromethane	"	ND	-----	0.200	"	"	"	"	"	
Bromoform	"	ND	-----	0.200	"	"	"	"	"	
Bromomethane	"	ND	-----	2.00	"	"	"	"	"	
2-Butanone	"	ND	-----	2.00	"	"	"	"	"	
n-Butylbenzene	"	ND	-----	0.200	"	"	"	"	"	
sec-Butylbenzene	"	ND	-----	0.200	"	"	"	"	"	
tert-Butylbenzene	"	ND	-----	0.500	"	"	"	"	"	
Carbon disulfide	"	ND	-----	0.500	"	"	"	"	"	
Carbon tetrachloride	"	ND	-----	0.200	"	"	"	"	"	
Chlorobenzene	"	ND	-----	0.200	"	"	"	"	"	
Chloroethane	"	ND	-----	1.00	"	"	"	"	"	
Chloroform	"	ND	-----	0.200	"	"	"	"	"	
Chloromethane	"	ND	-----	1.00	"	"	"	"	"	
2-Chlorotoluene	"	ND	-----	0.500	"	"	"	"	"	
4-Chlorotoluene	"	ND	-----	0.500	"	"	"	"	"	
Dibromochloromethane	"	ND	-----	0.200	"	"	"	"	"	
1,2-Dibromo-3-chloropropane	"	ND	-----	0.500	"	"	"	"	"	
1,2-Dibromoethane	"	ND	-----	0.200	"	"	"	"	"	
Dibromomethane	"	ND	-----	0.200	"	"	"	"	"	
1,2-Dichlorobenzene	"	ND	-----	0.200	"	"	"	"	"	
1,3-Dichlorobenzene	"	ND	-----	0.200	"	"	"	"	"	
1,4-Dichlorobenzene	"	ND	-----	0.200	"	"	"	"	"	
Dichlorodifluoromethane	"	ND	-----	0.500	"	"	"	"	"	
1,1-Dichloroethane	"	ND	-----	0.200	"	"	"	"	"	
1,2-Dichloroethane	"	**0.290**	-----	0.200	"	"	"	"	"	
1,1-Dichloroethene	"	ND	-----	0.200	"	"	"	"	"	
cis-1,2-Dichloroethene	"	ND	-----	0.200	"	"	"	"	"	
trans-1,2-Dichloroethene	"	ND	-----	0.200	"	"	"	"	"	

TestAmerica - Seattle, WA

The results in this report apply to the samples analyzed in accordance with the chain of custody document. This analytical report must be reproduced in its entirety.

Kate Haney, Project Manager

TestAmerica
ANALYTICAL TESTING CORPORATION

SEATTLE, WA 11720 NORTH CREEK PKWY N, SUITE 400
BOTHELL, WA 98011-8244
PH: (425) 420.9200 FAX: (425) 420.9210

Sound Environmental Strategies	Project Name:	**Time Oil #01-600 - Seattle Terminal**	
2400 Airport Way South, Suite 200	Project Number:	0440-004-04	Report Created:
Seattle, WA/USA 98134-2020	Project Manager:	Dee Gardner	07/10/06 17:06

Volatile Organic Compounds by EPA Method 8260B

TestAmerica - Seattle, WA

Analyte	Method	Result	MDL*	MRL	Units	Dil	Batch	Prepared	Analyzed	Notes
BPF0564-12 (02-MW-06-20060620)		**Water**			**Sampled: 06/20/06 11:20**					
1,2-Dichloropropane	EPA 8260B	ND	-----	0.200	ug/l	1x	6F30042	06/30/06 10:25	06/30/06 18:25	
1,3-Dichloropropane	"	ND	-----	0.200	"	"	"	"	"	
2,2-Dichloropropane	"	ND	-----	0.500	"	"	"	"	"	
1,1-Dichloropropene	"	ND	-----	0.200	"	"	"	"	"	
cis-1,3-Dichloropropene	"	ND	-----	0.200	"	"	"	"	"	
trans-1,3-Dichloropropene	"	ND	-----	0.200	"	"	"	"	"	
Ethylbenzene	"	ND	-----	0.200	"	"	"	"	"	
Hexachlorobutadiene	"	ND	-----	0.500	"	"	"	"	"	
Methyl tert-butyl ether	"	ND	-----	1.00	"	"	"	"	"	
n-Hexane	"	ND	-----	1.00	"	"	"	"	"	Q-41
2-Hexanone	"	ND	-----	2.00	"	"	"	"	"	
Isopropylbenzene	"	ND	-----	0.500	"	"	"	"	"	
p-Isopropyltoluene	"	ND	-----	0.200	"	"	"	"	"	
4-Methyl-2-pentanone	"	ND	-----	2.00	"	"	"	"	"	
Methylene chloride	"	ND	-----	5.00	"	"	"	"	"	
Naphthalene	"	ND	-----	0.500	"	"	"	"	"	
n-Propylbenzene	"	ND	-----	0.500	"	"	"	"	"	
Styrene	"	ND	-----	0.500	"	"	"	"	"	
1,2,3-Trichlorobenzene	"	ND	-----	0.200	"	"	"	"	"	
1,2,4-Trichlorobenzene	"	ND	-----	0.200	"	"	"	"	"	
1,1,1,2-Tetrachloroethane	"	ND	-----	0.200	"	"	"	"	"	
1,1,2,2-Tetrachloroethane	"	ND	-----	0.500	"	"	"	"	"	
Tetrachloroethene	"	ND	-----	0.200	"	"	"	"	"	
Toluene	"	ND	-----	0.200	"	"	"	"	"	
1,1,1-Trichloroethane	"	ND	-----	0.200	"	"	"	"	"	
1,1,2-Trichloroethane	"	ND	-----	0.200	"	"	"	"	"	
Trichloroethene	"	ND	-----	0.200	"	"	"	"	"	
Trichlorofluoromethane	"	ND	-----	0.500	"	"	"	"	"	
1,2,3-Trichloropropane	"	ND	-----	0.500	"	"	"	"	"	
1,2,4-Trimethylbenzene	"	ND	-----	0.200	"	"	"	"	"	
1,3,5-Trimethylbenzene	"	ND	-----	0.500	"	"	"	"	"	
Vinyl chloride	"	ND	-----	0.200	"	"	"	"	"	
o-Xylene	"	ND	-----	0.250	"	"	"	"	"	
m,p-Xylene	"	ND	-----	0.500	"	"	"	"	"	
Total Xylenes	"	ND	-----	0.750	"	"	"	"	"	
Surrogate(s): *1,2-DCA-d4*			*81.0%*		*70 - 130 %*	"			"	
Toluene-d8			*100%*		*70 - 130 %*	"			"	
4-BFB			*101%*		*70 - 130 %*	"			"	

TestAmerica - Seattle, WA

Kate Haney, Project Manager

The results in this report apply to the samples analyzed in accordance with the chain of custody document. This analytical report must be reproduced in its entirety.

TestAmerica
ANALYTICAL TESTING CORPORATION

SEATTLE, WA 11720 NORTH CREEK PKWY N, SUITE 400
BOTHELL, WA 98011-8244
PH: (425) 420.9200 FAX: (425) 420.9210

Sound Environmental Strategies	Project Name:	**Time Oil #01-600 - Seattle Terminal**	
2400 Airport Way South, Suite 200	Project Number:	0440-004-04	Report Created:
Seattle, WA/USA 98134-2020	Project Manager:	Dee Gardner	07/10/06 17:06

Volatile Organic Compounds by EPA Method 8260B

TestAmerica - Seattle, WA

Analyte	Method	Result	MDL*	MRL	Units	Dil	Batch	Prepared	Analyzed	Notes
BPF0564-13 (02-MW-07-20060620)		**Water**			**Sampled: 06/20/06 10:52**					
Acetone	EPA 8260B	ND	-----	10.0	ug/l	1x	6F30017	06/27/06 15:00	06/28/06 02:56	
Benzene	"	ND	-----	0.200	"	"	"	"	"	
Bromobenzene	"	ND	-----	0.500	"	"	"	"	"	
Bromochloromethane	"	ND	-----	0.200	"	"	"	"	"	
Bromodichloromethane	"	ND	-----	0.200	"	"	"	"	"	
Bromoform	"	ND	-----	0.200	"	"	"	"	"	
Bromomethane	"	ND	-----	2.00	"	"	"	"	"	Q-40
2-Butanone	"	ND	-----	2.00	"	"	"	"	"	
n-Butylbenzene	"	ND	-----	0.200	"	"	"	"	"	
sec-Butylbenzene	"	ND	-----	0.200	"	"	"	"	"	
tert-Butylbenzene	"	ND	-----	0.500	"	"	"	"	"	
Carbon disulfide	"	ND	-----	0.500	"	"	"	"	"	
Carbon tetrachloride	"	ND	-----	0.200	"	"	"	"	"	
Chlorobenzene	"	ND	-----	0.200	"	"	"	"	"	
Chloroethane	"	ND	-----	1.00	"	"	"	"	"	
Chloroform	"	ND	-----	0.200	"	"	"	"	"	
Chloromethane	"	ND	-----	1.00	"	"	"	"	"	
2-Chlorotoluene	"	ND	-----	0.500	"	"	"	"	"	
4-Chlorotoluene	"	ND	-----	0.500	"	"	"	"	"	
Dibromochloromethane	"	ND	-----	0.200	"	"	"	"	"	
1,2-Dibromo-3-chloropropane	"	ND	-----	0.500	"	"	"	"	"	
1,2-Dibromoethane	"	ND	-----	0.200	"	"	"	"	"	
Dibromomethane	"	ND	-----	0.200	"	"	"	"	"	
1,2-Dichlorobenzene	"	ND	-----	0.200	"	"	"	"	"	
1,3-Dichlorobenzene	"	ND	-----	0.200	"	"	"	"	"	
1,4-Dichlorobenzene	"	ND	-----	0.200	"	"	"	"	"	
Dichlorodifluoromethane	"	ND	-----	0.500	"	"	"	"	"	
1,1-Dichloroethane	"	ND	-----	0.200	"	"	"	"	"	
1,2-Dichloroethane	"	ND	-----	0.200	"	"	"	"	"	
1,1-Dichloroethene	"	ND	-----	0.200	"	"	"	"	"	
cis-1,2-Dichloroethene	"	ND	-----	0.200	"	"	"	"	"	
trans-1,2-Dichloroethene	"	ND	-----	0.200	"	"	"	"	"	
1,2-Dichloropropane	"	ND	-----	0.200	"	"	"	"	"	
1,3-Dichloropropane	"	ND	-----	0.200	"	"	"	"	"	
2,2-Dichloropropane	"	ND	-----	0.500	"	"	"	"	"	
1,1-Dichloropropene	"	ND	-----	0.200	"	"	"	"	"	
cis-1,3-Dichloropropene	"	ND	-----	0.200	"	"	"	"	"	
trans-1,3-Dichloropropene	"	ND	-----	0.200	"	"	"	"	"	
Ethylbenzene	"	ND	-----	0.200	"	"	"	"	"	
Hexachlorobutadiene	"	ND	-----	0.500	"	"	"	"	"	
Methyl tert-butyl ether	"	ND	-----	1.00	"	"	"	"	"	
n-Hexane	"	ND	-----	1.00	"	"	"	"	"	
2-Hexanone	"	ND	-----	2.00	"	"	"	"	"	

TestAmerica - Seattle, WA

The results in this report apply to the samples analyzed in accordance with the chain of custody document. This analytical report must be reproduced in its entirety.

Kate Haney, Project Manager

TestAmerica
ANALYTICAL TESTING CORPORATION

SEATTLE, WA 11720 NORTH CREEK PKWY N, SUITE 400
BOTHELL, WA 98011-8244
PH: (425) 420.9200 FAX: (425) 420.9210

Sound Environmental Strategies	Project Name:	**Time Oil #01-600 - Seattle Terminal**	
2400 Airport Way South, Suite 200	Project Number:	0440-004-04	Report Created:
Seattle, WA/USA 98134-2020	Project Manager:	Dee Gardner	07/10/06 17:06

Volatile Organic Compounds by EPA Method 8260B

TestAmerica - Seattle, WA

Analyte	Method	Result	MDL*	MRL	Units	Dil	Batch	Prepared	Analyzed	Notes
BPF0564-13 (02-MW-07-20060620)		**Water**			**Sampled: 06/20/06 10:52**					
Isopropylbenzene	EPA 8260B	ND	-----	0.500	ug/l	1x	6F30017	06/27/06 15:00	06/28/06 02:56	
p-Isopropyltoluene	"	ND	-----	0.200	"	"	"	"	"	
4-Methyl-2-pentanone	"	ND	-----	2.00	"	"	"	"	"	
Methylene chloride	"	ND	-----	5.00	"	"	"	"	"	
Naphthalene	"	ND	-----	0.500	"	"	"	"	"	
n-Propylbenzene	"	ND	-----	0.500	"	"	"	"	"	
Styrene	"	ND	-----	0.500	"	"	"	"	"	
1,2,3-Trichlorobenzene	"	ND	-----	0.200	"	"	"	"	"	
1,2,4-Trichlorobenzene	"	ND	-----	0.200	"	"	"	"	"	
1,1,1,2-Tetrachloroethane	"	ND	-----	0.200	"	"	"	"	"	
1,1,2,2-Tetrachloroethane	"	ND	-----	0.500	"	"	"	"	"	
Tetrachloroethene	"	ND	-----	0.200	"	"	"	"	"	
Toluene	"	ND	-----	0.200	"	"	"	"	"	
1,1,1-Trichloroethane	"	ND	-----	0.200	"	"	"	"	"	
1,1,2-Trichloroethane	"	ND	-----	0.200	"	"	"	"	"	
Trichloroethene	"	ND	-----	0.200	"	"	"	"	"	
Trichlorofluoromethane	"	ND	-----	0.500	"	"	"	"	"	
1,2,3-Trichloropropane	"	ND	-----	0.500	"	"	"	"	"	
1,2,4-Trimethylbenzene	"	ND	-----	0.200	"	"	"	"	"	
1,3,5-Trimethylbenzene	"	ND	-----	0.500	"	"	"	"	"	
Vinyl chloride	"	ND	-----	0.200	"	"	"	"	"	
o-Xylene	"	ND	-----	0.250	"	"	"	"	"	
m,p-Xylene	"	ND	-----	0.500	"	"	"	"	"	
Total Xylenes	"	ND	-----	0.750	"	"	"	"	"	
Surrogate(s): 1,2-DCA-d4			*96.0%*		*70 - 130 %*	"			"	
Toluene-d8			*103%*		*70 - 130 %*	"			"	
4-BFB			*100%*		*70 - 130 %*	"			"	
BPF0564-14 (02-MW-97-20060620)		**Water**			**Sampled: 06/20/06 12:34**					
Acetone	EPA 8260B	ND	-----	10.0	ug/l	1x	6F30017	06/27/06 15:00	06/28/06 03:25	
Benzene	"	**19.0**	-----	0.200	"	"	"	"	"	
Bromobenzene	"	ND	-----	0.500	"	"	"	"	"	
Bromochloromethane	"	ND	-----	0.200	"	"	"	"	"	
Bromodichloromethane	"	ND	-----	0.200	"	"	"	"	"	
Bromoform	"	ND	-----	0.200	"	"	"	"	"	
Bromomethane	"	ND	-----	2.00	"	"	"	"	"	Q-40
2-Butanone	"	**36.5**	-----	2.00	"	"	"	"	"	
n-Butylbenzene	"	**2.00**	-----	0.200	"	"	"	"	"	
sec-Butylbenzene	"	**3.67**	-----	0.200	"	"	"	"	"	
tert-Butylbenzene	"	**1.75**	-----	0.500	"	"	"	"	"	
Carbon disulfide	"	ND	-----	0.500	"	"	"	"	"	
Carbon tetrachloride	"	ND	-----	0.200	"	"	"	"	"	

TestAmerica - Seattle, WA

The results in this report apply to the samples analyzed in accordance with the chain of custody document. This analytical report must be reproduced in its entirety.

Kate Haney, Project Manager

TestAmerica
ANALYTICAL TESTING CORPORATION

SEATTLE, WA 11720 NORTH CREEK PKWY N, SUITE 400
BOTHELL, WA 98011-8244
PH: (425) 420.9200 FAX: (425) 420.9210

Sound Environmental Strategies	Project Name:	**Time Oil #01-600 - Seattle Terminal**	
2400 Airport Way South, Suite 200	Project Number:	0440-004-04	Report Created:
Seattle, WA/USA 98134-2020	Project Manager:	Dee Gardner	07/10/06 17:06

Volatile Organic Compounds by EPA Method 8260B

TestAmerica - Seattle, WA

Analyte	Method	Result	MDL*	MRL	Units	Dil	Batch	Prepared	Analyzed	Notes
BPF0564-14 (02-MW-97-20060620)		**Water**			**Sampled: 06/20/06 12:34**					
Chlorobenzene	EPA 8260B	ND	-----	0.200	ug/l	1x	6F30017	06/27/06 15:00	06/28/06 03:25	
Chloroethane	"	ND	-----	1.00	"	"	"	"	"	
Chloroform	"	ND	-----	0.200	"	"	"	"	"	
Chloromethane	"	ND	-----	1.00	"	"	"	"	"	
2-Chlorotoluene	"	ND	-----	0.500	"	"	"	"	"	
4-Chlorotoluene	"	ND	-----	0.500	"	"	"	"	"	
Dibromochloromethane	"	ND	-----	0.200	"	"	"	"	"	
1,2-Dibromo-3-chloropropane	"	ND	-----	0.500	"	"	"	"	"	
1,2-Dibromoethane	"	ND	-----	0.200	"	"	"	"	"	
Dibromomethane	"	ND	-----	0.200	"	"	"	"	"	
1,2-Dichlorobenzene	"	ND	-----	0.200	"	"	"	"	"	
1,3-Dichlorobenzene	"	ND	-----	0.200	"	"	"	"	"	
1,4-Dichlorobenzene	"	ND	-----	0.200	"	"	"	"	"	
Dichlorodifluoromethane	"	ND	-----	0.500	"	"	"	"	"	
1,1-Dichloroethane	"	ND	-----	0.200	"	"	"	"	"	
1,2-Dichloroethane	"	**0.760**	-----	0.200	"	"	"	"	"	
1,1-Dichloroethene	"	ND	-----	0.200	"	"	"	"	"	
cis-1,2-Dichloroethene	"	ND	-----	0.200	"	"	"	"	"	
trans-1,2-Dichloroethene	"	ND	-----	0.200	"	"	"	"	"	
1,2-Dichloropropane	"	ND	-----	0.200	"	"	"	"	"	
1,3-Dichloropropane	"	ND	-----	0.200	"	"	"	"	"	
2,2-Dichloropropane	"	ND	-----	0.500	"	"	"	"	"	
1,1-Dichloropropene	"	ND	-----	0.200	"	"	"	"	"	
cis-1,3-Dichloropropene	"	ND	-----	0.200	"	"	"	"	"	
trans-1,3-Dichloropropene	"	ND	-----	0.200	"	"	"	"	"	
Ethylbenzene	"	**292**	-----	0.200	"	"	"	"	"	E
Hexachlorobutadiene	"	ND	-----	0.500	"	"	"	"	"	
Methyl tert-butyl ether	"	ND	-----	1.00	"	"	"	"	"	
n-Hexane	"	**230**	-----	1.00	"	"	"	"	"	E
2-Hexanone	"	ND	-----	2.00	"	"	"	"	"	
Isopropylbenzene	"	**25.0**	-----	0.500	"	"	"	"	"	
p-Isopropyltoluene	"	ND	-----	0.200	"	"	"	"	"	
4-Methyl-2-pentanone	"	ND	-----	2.00	"	"	"	"	"	
Methylene chloride	"	ND	-----	5.00	"	"	"	"	"	
Naphthalene	"	**12.2**	-----	0.500	"	"	"	"	"	
n-Propylbenzene	"	**31.0**	-----	0.500	"	"	"	"	"	
Styrene	"	ND	-----	0.500	"	"	"	"	"	
1,2,3-Trichlorobenzene	"	ND	-----	0.200	"	"	"	"	"	
1,2,4-Trichlorobenzene	"	ND	-----	0.200	"	"	"	"	"	
1,1,1,2-Tetrachloroethane	"	ND	-----	0.200	"	"	"	"	"	
1,1,2,2-Tetrachloroethane	"	ND	-----	0.500	"	"	"	"	"	
Tetrachloroethene	"	ND	-----	0.200	"	"	"	"	"	
Toluene	"	**27.5**	-----	0.200	"	"	"	"	"	

TestAmerica - Seattle, WA

The results in this report apply to the samples analyzed in accordance with the chain of custody document. This analytical report must be reproduced in its entirety.

Kate Haney, Project Manager

TestAmerica
ANALYTICAL TESTING CORPORATION

SEATTLE, WA 11720 NORTH CREEK PKWY N, SUITE 400
BOTHELL, WA 98011-8244
PH: (425) 420.9200 FAX: (425) 420.9210

Sound Environmental Strategies	Project Name:	**Time Oil #01-600 - Seattle Terminal**	
2400 Airport Way South, Suite 200	Project Number:	0440-004-04	Report Created:
Seattle, WA/USA 98134-2020	Project Manager:	Dee Gardner	07/10/06 17:06

Volatile Organic Compounds by EPA Method 8260B

TestAmerica - Seattle, WA

Analyte	Method	Result	MDL*	MRL	Units	Dil	Batch	Prepared	Analyzed	Notes
BPF0564-14 (02-MW-97-20060620)		**Water**			**Sampled: 06/20/06 12:34**					
1,1,1-Trichloroethane	"	ND	-----	0.200	"	"	"	"	"	
1,1,2-Trichloroethane	"	ND	-----	0.200	"	"	"	"	"	
Trichloroethene	"	ND	-----	0.200	"	"	"	"	"	
Trichlorofluoromethane	"	ND	-----	0.500	"	"	"	"	"	
1,2,3-Trichloropropane	"	ND	-----	0.500	"	"	"	"	"	
1,2,4-Trimethylbenzene	"	**112**	-----	0.200	"	"	"	"	"	
1,3,5-Trimethylbenzene	"	**58.0**	-----	0.500	"	"	"	"	"	
Vinyl chloride	"	ND	-----	0.200	"	"	"	"	"	
o-Xylene	"	**75.0**	-----	0.250	"	"	"	"	"	
m,p-Xylene	"	**386**	-----	0.500	"	"	"	"	"	
Total Xylenes	"	**461**	-----	0.750	"	"	"	"	"	
Surrogate(s): 1,2-DCA-d4			*107%*		*70 - 130 %*	"			"	
Toluene-d8			*108%*		*70 - 130 %*	"			"	
4-BFB			*99.5%*		*70 - 130 %*	"			"	
BPF0564-14RE1 (02-MW-97-20060620)		**Water**			**Sampled: 06/20/06 12:34**					
Ethylbenzene	EPA 8260B	**310**	-----	1.00	ug/l	5x	6F30042	06/30/06 10:25	06/30/06 20:14	
n-Hexane	"	**235**	-----	5.00	"	"	"	"	"	**Q-41**
Surrogate(s): 1,2-DCA-d4			*81.5%*		*70 - 130 %*	*1x*			"	
Toluene-d8			*102%*		*70 - 130 %*	"			"	
4-BFB			*98.8%*		*70 - 130 %*	"			"	
BPF0564-15 (Trip Blank)		**Water**			**Sampled: 06/19/06 08:00**					
Acetone	EPA 8260B	ND	-----	10.0	ug/l	1x	6F30017	06/27/06 15:00	06/28/06 01:28	
Benzene	"	ND	-----	0.200	"	"	"	"	"	
Bromobenzene	"	ND	-----	0.500	"	"	"	"	"	
Bromochloromethane	"	ND	-----	0.200	"	"	"	"	"	
Bromodichloromethane	"	ND	-----	0.200	"	"	"	"	"	
Bromoform	"	ND	-----	0.200	"	"	"	"	"	
Bromomethane	"	ND	-----	2.00	"	"	"	"	"	**Q-40**
2-Butanone	"	ND	-----	2.00	"	"	"	"	"	
n-Butylbenzene	"	ND	-----	0.200	"	"	"	"	"	
sec-Butylbenzene	"	ND	-----	0.200	"	"	"	"	"	
tert-Butylbenzene	"	ND	-----	0.500	"	"	"	"	"	
Carbon disulfide	"	ND	-----	0.500	"	"	"	"	"	
Carbon tetrachloride	"	ND	-----	0.200	"	"	"	"	"	
Chlorobenzene	"	ND	-----	0.200	"	"	"	"	"	
Chloroethane	"	ND	-----	1.00	"	"	"	"	"	
Chloroform	"	ND	-----	0.200	"	"	"	"	"	
Chloromethane	"	ND	-----	1.00	"	"	"	"	"	
2-Chlorotoluene	"	ND	-----	0.500	"	"	"	"	"	

TestAmerica - Seattle, WA

The results in this report apply to the samples analyzed in accordance with the chain of custody document. This analytical report must be reproduced in its entirety.

Kate Haney, Project Manager

TestAmerica
ANALYTICAL TESTING CORPORATION

SEATTLE, WA 11720 NORTH CREEK PKWY N, SUITE 400
BOTHELL, WA 98011-8244
PH: (425) 420.9200 FAX: (425) 420.9210

Sound Environmental Strategies	Project Name:	**Time Oil #01-600 - Seattle Terminal**	
2400 Airport Way South, Suite 200	Project Number:	0440-004-04	Report Created:
Seattle, WA/USA 98134-2020	Project Manager:	Dee Gardner	07/10/06 17:06

Volatile Organic Compounds by EPA Method 8260B

TestAmerica - Seattle, WA

Analyte	Method	Result	MDL*	MRL	Units	Dil	Batch	Prepared	Analyzed	Notes
BPF0564-15 (Trip Blank)		**Water**			**Sampled: 06/19/06 08:00**					
4-Chlorotoluene	EPA 8260B	ND	-----	0.500	ug/l	1x	6F30017	06/27/06 15:00	06/28/06 01:28	
Dibromochloromethane	"	ND	-----	0.200	"	"	"	"	"	
1,2-Dibromo-3-chloropropane	"	ND	-----	0.500	"	"	"	"	"	
1,2-Dibromoethane	"	ND	-----	0.200	"	"	"	"	"	
Dibromomethane	"	ND	-----	0.200	"	"	"	"	"	
1,2-Dichlorobenzene	"	ND	-----	0.200	"	"	"	"	"	
1,3-Dichlorobenzene	"	ND	-----	0.200	"	"	"	"	"	
1,4-Dichlorobenzene	"	ND	-----	0.200	"	"	"	"	"	
Dichlorodifluoromethane	"	ND	-----	0.500	"	"	"	"	"	
1,1-Dichloroethane	"	ND	-----	0.200	"	"	"	"	"	
1,2-Dichloroethane	"	ND	-----	0.200	"	"	"	"	"	
1,1-Dichloroethene	"	ND	-----	0.200	"	"	"	"	"	
cis-1,2-Dichloroethene	"	ND	-----	0.200	"	"	"	"	"	
trans-1,2-Dichloroethene	"	ND	-----	0.200	"	"	"	"	"	
1,2-Dichloropropane	"	ND	-----	0.200	"	"	"	"	"	
1,3-Dichloropropane	"	ND	-----	0.200	"	"	"	"	"	
2,2-Dichloropropane	"	ND	-----	0.500	"	"	"	"	"	
1,1-Dichloropropene	"	ND	-----	0.200	"	"	"	"	"	
cis-1,3-Dichloropropene	"	ND	-----	0.200	"	"	"	"	"	
trans-1,3-Dichloropropene	"	ND	-----	0.200	"	"	"	"	"	
Ethylbenzene	"	ND	-----	0.200	"	"	"	"	"	
Hexachlorobutadiene	"	ND	-----	0.500	"	"	"	"	"	
Methyl tert-butyl ether	"	ND	-----	1.00	"	"	"	"	"	
n-Hexane	"	ND	-----	1.00	"	"	"	"	"	
2-Hexanone	"	ND	-----	2.00	"	"	"	"	"	
Isopropylbenzene	"	ND	-----	0.500	"	"	"	"	"	
p-Isopropyltoluene	"	ND	-----	0.200	"	"	"	"	"	
4-Methyl-2-pentanone	"	ND	-----	2.00	"	"	"	"	"	
Methylene chloride	"	ND	-----	5.00	"	"	"	"	"	
Naphthalene	"	ND	-----	0.500	"	"	"	"	"	
n-Propylbenzene	"	ND	-----	0.500	"	"	"	"	"	
Styrene	"	ND	-----	0.500	"	"	"	"	"	
1,2,3-Trichlorobenzene	"	ND	-----	0.200	"	"	"	"	"	
1,2,4-Trichlorobenzene	"	ND	-----	0.200	"	"	"	"	"	
1,1,1,2-Tetrachloroethane	"	ND	-----	0.200	"	"	"	"	"	
1,1,2,2-Tetrachloroethane	"	ND	-----	0.500	"	"	"	"	"	
Tetrachloroethene	"	ND	-----	0.200	"	"	"	"	"	
Toluene	"	ND	-----	0.200	"	"	"	"	"	
1,1,1-Trichloroethane	"	ND	-----	0.200	"	"	"	"	"	
1,1,2-Trichloroethane	"	ND	-----	0.200	"	"	"	"	"	
Trichloroethene	"	ND	-----	0.200	"	"	"	"	"	
Trichlorofluoromethane	"	ND	-----	0.500	"	"	"	"	"	
1,2,3-Trichloropropane	"	ND	-----	0.500	"	"	"	"	"	

TestAmerica - Seattle, WA

The results in this report apply to the samples analyzed in accordance with the chain of custody document. This analytical report must be reproduced in its entirety.

Kate Haney, Project Manager

TestAmerica
ANALYTICAL TESTING CORPORATION

SEATTLE, WA 11720 NORTH CREEK PKWY N, SUITE 400
BOTHELL, WA 98011-8244
PH: (425) 420.9200 FAX: (425) 420.9210

Sound Environmental Strategies	Project Name:	**Time Oil #01-600 - Seattle Terminal**	
2400 Airport Way South, Suite 200	Project Number:	0440-004-04	Report Created:
Seattle, WA/USA 98134-2020	Project Manager:	Dee Gardner	07/10/06 17:06

Volatile Organic Compounds by EPA Method 8260B

TestAmerica - Seattle, WA

Analyte	Method	Result	MDL*	MRL	Units	Dil	Batch	Prepared	Analyzed	Notes
BPF0564-15 (Trip Blank)		**Water**			**Sampled: 06/19/06 08:00**					
1,2,4-Trimethylbenzene	EPA 8260B	ND	-----	0.200	ug/l	1x	6F30017	06/27/06 15:00	06/28/06 01:28	
1,3,5-Trimethylbenzene	"	ND	-----	0.500	"	"	"	"	"	
Vinyl chloride	"	ND	-----	0.200	"	"	"	"	"	
o-Xylene	"	ND	-----	0.250	"	"	"	"	"	
m,p-Xylene	"	ND	-----	0.500	"	"	"	"	"	
Total Xylenes	"	ND	-----	0.750	"	"	"	"	"	
Surrogate(s): 1,2-DCA-d4			*97.0%*		*70 - 130 %*	"			"	
Toluene-d8			*102%*		*70 - 130 %*	"			"	
4-BFB			*102%*		*70 - 130 %*	"			"	

TestAmerica - Seattle, WA

Kate Haney, Project Manager

The results in this report apply to the samples analyzed in accordance with the chain of custody document. This analytical report must be reproduced in its entirety.

TestAmerica
ANALYTICAL TESTING CORPORATION

SEATTLE, WA 11720 NORTH CREEK PKWY N, SUITE 400
BOTHELL, WA 98011-8244
PH: (425) 420.9200 FAX: (425) 420.9210

Sound Environmental Strategies	Project Name:	**Time Oil #01-600 - Seattle Terminal**	
2400 Airport Way South, Suite 200	Project Number:	0440-004-04	Report Created:
Seattle, WA/USA 98134-2020	Project Manager:	Dee Gardner	07/10/06 17:06

Oxygenates by EPA Method 8260B

TestAmerica - Seattle, WA

Analyte	Method	Result	MDL*	MRL	Units	Dil	Batch	Prepared	Analyzed	Notes
BPF0564-01 (01-MW-06-20060620)		**Water**			**Sampled: 06/20/06 13:45**					
tert-Amyl Methyl Ether	EPA 8260B	ND	-----	1.00	ug/l	1x	6F29072	06/29/06 12:34	06/29/06 16:10	
tert-Butyl Alcohol	"	ND	-----	50.0	"	"	"	"	"	
1,2-Dibromoethane	"	ND	-----	1.00	"	"	"	"	"	
1,2-Dichloroethane	"	ND	-----	1.00	"	"	"	"	"	
Diisopropyl ether	"	ND	-----	1.00	"	"	"	"	"	
Ethyl tert-butyl ether	"	ND	-----	1.00	"	"	"	"	"	
Ethanol	"	ND	-----	250	"	"	"	"	"	
Methyl tert-butyl ether	"	ND	-----	5.00	"	"	"	"	"	
Surrogate(s): 1,2-DCA-d4			*112%*		*70 - 130 %*	"			"	
Toluene-d8			*119%*		*75 - 125 %*	"			"	
4-BFB			*98.0%*		*75 - 125 %*	"			"	
BPF0564-02 (01-MW-07-20060620)		**Water**			**Sampled: 06/20/06 14:50**					
tert-Amyl Methyl Ether	EPA 8260B	ND	-----	1.00	ug/l	1x	6F29072	06/29/06 12:34	06/29/06 16:40	
tert-Butyl Alcohol	"	ND	-----	50.0	"	"	"	"	"	
1,2-Dibromoethane	"	ND	-----	1.00	"	"	"	"	"	
1,2-Dichloroethane	"	ND	-----	1.00	"	"	"	"	"	
Diisopropyl ether	"	ND	-----	1.00	"	"	"	"	"	
Ethyl tert-butyl ether	"	ND	-----	1.00	"	"	"	"	"	
Ethanol	"	ND	-----	250	"	"	"	"	"	
Methyl tert-butyl ether	"	ND	-----	5.00	"	"	"	"	"	
Surrogate(s): 1,2-DCA-d4			*111%*		*70 - 130 %*	"			"	
Toluene-d8			*118%*		*75 - 125 %*	"			"	
4-BFB			*99.0%*		*75 - 125 %*	"			"	
BPF0564-03 (01-MW-08-20060620)		**Water**			**Sampled: 06/20/06 14:43**					
tert-Amyl Methyl Ether	EPA 8260B	ND	-----	1.00	ug/l	1x	6F29072	06/29/06 12:34	06/29/06 17:09	
tert-Butyl Alcohol	"	ND	-----	50.0	"	"	"	"	"	
1,2-Dibromoethane	"	ND	-----	1.00	"	"	"	"	"	
1,2-Dichloroethane	"	ND	-----	1.00	"	"	"	"	"	
Diisopropyl ether	"	ND	-----	1.00	"	"	"	"	"	
Ethyl tert-butyl ether	"	ND	-----	1.00	"	"	"	"	"	
Ethanol	"	ND	-----	250	"	"	"	"	"	
Methyl tert-butyl ether	"	ND	-----	5.00	"	"	"	"	"	
Surrogate(s): 1,2-DCA-d4			*113%*		*70 - 130 %*	"			"	
Toluene-d8			*120%*		*75 - 125 %*	"			"	
4-BFB			*99.8%*		*75 - 125 %*	"			"	

TestAmerica - Seattle, WA

Kate Haney, Project Manager

The results in this report apply to the samples analyzed in accordance with the chain of custody document. This analytical report must be reproduced in its entirety.

TestAmerica
ANALYTICAL TESTING CORPORATION

SEATTLE, WA 11720 NORTH CREEK PKWY N, SUITE 400
BOTHELL, WA 98011-8244
PH: (425) 420.9200 FAX: (425) 420.9210

Sound Environmental Strategies	Project Name:	**Time Oil #01-600 - Seattle Terminal**	
2400 Airport Way South, Suite 200	Project Number:	0440-004-04	Report Created:
Seattle, WA/USA 98134-2020	Project Manager:	Dee Gardner	07/10/06 17:06

Oxygenates by EPA Method 8260B

TestAmerica - Seattle, WA

Analyte	Method	Result	MDL*	MRL	Units	Dil	Batch	Prepared	Analyzed	Notes
BPF0564-04 (01-MW-15-20060620)		**Water**			**Sampled: 06/20/06 13:40**					
tert-Amyl Methyl Ether	EPA 8260B	ND	-----	1.00	ug/l	1x	6F29072	06/29/06 12:34	06/29/06 17:38	
tert-Butyl Alcohol	"	ND	-----	50.0	"	"	"	"	"	
1,2-Dibromoethane	"	ND	-----	1.00	"	"	"	"	"	
1,2-Dichloroethane	"	ND	-----	1.00	"	"	"	"	"	
Diisopropyl ether	"	ND	-----	1.00	"	"	"	"	"	
Ethyl tert-butyl ether	"	ND	-----	1.00	"	"	"	"	"	
Ethanol	"	ND	-----	250	"	"	"	"	"	
Methyl tert-butyl ether	"	ND	-----	5.00	"	"	"	"	"	
Surrogate(s): 1,2-DCA-d4			*113%*		*70 - 130 %*	"			"	
Toluene-d8			*118%*		*75 - 125 %*	"			"	
4-BFB			*98.8%*		*75 - 125 %*	"			"	
BPF0564-05 (01-MW-18-20060620)		**Water**			**Sampled: 06/20/06 15:40**					
tert-Amyl Methyl Ether	EPA 8260B	ND	-----	1.00	ug/l	1x	6F29072	06/29/06 12:34	06/29/06 18:07	
tert-Butyl Alcohol	"	ND	-----	50.0	"	"	"	"	"	
1,2-Dibromoethane	"	ND	-----	1.00	"	"	"	"	"	
1,2-Dichloroethane	"	ND	-----	1.00	"	"	"	"	"	
Diisopropyl ether	"	ND	-----	1.00	"	"	"	"	"	
Ethyl tert-butyl ether	"	ND	-----	1.00	"	"	"	"	"	
Ethanol	"	ND	-----	250	"	"	"	"	"	
Methyl tert-butyl ether	"	ND	-----	5.00	"	"	"	"	"	
Surrogate(s): 1,2-DCA-d4			*108%*		*70 - 130 %*	"			"	
Toluene-d8			*116%*		*75 - 125 %*	"			"	
4-BFB			*94.8%*		*75 - 125 %*	"			"	
BPF0564-06 (01-MW-19-20060620)		**Water**			**Sampled: 06/20/06 15:40**					
tert-Amyl Methyl Ether	EPA 8260B	ND	-----	1.00	ug/l	1x	6F29072	06/29/06 12:34	06/29/06 18:36	
tert-Butyl Alcohol	"	ND	-----	50.0	"	"	"	"	"	
1,2-Dibromoethane	"	ND	-----	1.00	"	"	"	"	"	
1,2-Dichloroethane	"	ND	-----	1.00	"	"	"	"	"	
Diisopropyl ether	"	ND	-----	1.00	"	"	"	"	"	
Ethyl tert-butyl ether	"	ND	-----	1.00	"	"	"	"	"	
Ethanol	"	ND	-----	250	"	"	"	"	"	
Methyl tert-butyl ether	"	ND	-----	5.00	"	"	"	"	"	
Surrogate(s): 1,2-DCA-d4			*109%*		*70 - 130 %*	"			"	
Toluene-d8			*112%*		*75 - 125 %*	"			"	
4-BFB			*91.2%*		*75 - 125 %*	"			"	

TestAmerica - Seattle, WA

The results in this report apply to the samples analyzed in accordance with the chain of custody document. This analytical report must be reproduced in its entirety.

Kate Haney, Project Manager

TestAmerica
ANALYTICAL TESTING CORPORATION

SEATTLE, WA 11720 NORTH CREEK PKWY N, SUITE 400
BOTHELL, WA 98011-8244
PH: (425) 420.9200 FAX: (425) 420.9210

Sound Environmental Strategies	Project Name:	**Time Oil #01-600 - Seattle Terminal**	
2400 Airport Way South, Suite 200	Project Number:	0440-004-04	Report Created:
Seattle, WA/USA 98134-2020	Project Manager:	Dee Gardner	07/10/06 17:06

Oxygenates by EPA Method 8260B

TestAmerica - Seattle, WA

Analyte	Method	Result	MDL*	MRL	Units	Dil	Batch	Prepared	Analyzed	Notes
BPF0564-07 (01-MW-20-20060620)		**Water**			**Sampled: 06/20/06 16:35**					
tert-Amyl Methyl Ether	EPA 8260B	ND	-----	1.00	ug/l	1x	6F29072	06/29/06 12:34	06/29/06 19:06	
tert-Butyl Alcohol	"	ND	-----	50.0	"	"	"	"	"	
1,2-Dibromoethane	"	ND	-----	1.00	"	"	"	"	"	
1,2-Dichloroethane	"	ND	-----	1.00	"	"	"	"	"	
Diisopropyl ether	"	ND	-----	1.00	"	"	"	"	"	
Ethyl tert-butyl ether	"	ND	-----	1.00	"	"	"	"	"	
Ethanol	"	ND	-----	250	"	"	"	"	"	
Methyl tert-butyl ether	"	ND	-----	5.00	"	"	"	"	"	
Surrogate(s): 1,2-DCA-d4			*112%*		*70 - 130 %*	"			"	
Toluene-d8			*119%*		*75 - 125 %*	"			"	
4-BFB			*93.8%*		*75 - 125 %*	"			"	
BPF0564-08 (02-MW-01-20060620)		**Water**			**Sampled: 06/20/06 10:40**					
tert-Amyl Methyl Ether	EPA 8260B	ND	-----	1.00	ug/l	1x	6F29072	06/29/06 12:34	06/29/06 19:35	
tert-Butyl Alcohol	"	ND	-----	50.0	"	"	"	"	"	
1,2-Dibromoethane	"	ND	-----	1.00	"	"	"	"	"	
1,2-Dichloroethane	"	ND	-----	1.00	"	"	"	"	"	
Diisopropyl ether	"	ND	-----	1.00	"	"	"	"	"	
Ethyl tert-butyl ether	"	ND	-----	1.00	"	"	"	"	"	
Ethanol	"	ND	-----	250	"	"	"	"	"	
Methyl tert-butyl ether	"	ND	-----	5.00	"	"	"	"	"	
Surrogate(s): 1,2-DCA-d4			*111%*		*70 - 130 %*	"			"	
Toluene-d8			*120%*		*75 - 125 %*	"			"	
4-BFB			*96.8%*		*75 - 125 %*	"			"	
BPF0564-09 (02-MW-02-20060620)		**Water**			**Sampled: 06/20/06 09:55**					
tert-Amyl Methyl Ether	EPA 8260B	ND	-----	1.00	ug/l	1x	6F29072	06/29/06 12:34	06/29/06 20:04	
tert-Butyl Alcohol	"	ND	-----	50.0	"	"	"	"	"	
1,2-Dibromoethane	"	ND	-----	1.00	"	"	"	"	"	
1,2-Dichloroethane	"	ND	-----	1.00	"	"	"	"	"	
Diisopropyl ether	"	ND	-----	1.00	"	"	"	"	"	
Ethyl tert-butyl ether	"	ND	-----	1.00	"	"	"	"	"	
Ethanol	"	ND	-----	250	"	"	"	"	"	
Methyl tert-butyl ether	"	ND	-----	5.00	"	"	"	"	"	
Surrogate(s): 1,2-DCA-d4			*112%*		*70 - 130 %*	"			"	
Toluene-d8			*119%*		*75 - 125 %*	"			"	
4-BFB			*97.0%*		*75 - 125 %*	"			"	

TestAmerica - Seattle, WA

Kate Haney, Project Manager

The results in this report apply to the samples analyzed in accordance with the chain of custody document. This analytical report must be reproduced in its entirety.

TestAmerica
ANALYTICAL TESTING CORPORATION

SEATTLE, WA 11720 NORTH CREEK PKWY N, SUITE 400
BOTHELL, WA 98011-8244
PH: (425) 420.9200 FAX: (425) 420.9210

Sound Environmental Strategies	Project Name:	**Time Oil #01-600 - Seattle Terminal**	
2400 Airport Way South, Suite 200	Project Number:	0440-004-04	Report Created:
Seattle, WA/USA 98134-2020	Project Manager:	Dee Gardner	07/10/06 17:06

Oxygenates by EPA Method 8260B

TestAmerica - Seattle, WA

Analyte	Method	Result	MDL*	MRL	Units	Dil	Batch	Prepared	Analyzed	Notes
BPF0564-10 (02-MW-03-20060620)		**Water**			**Sampled: 06/20/06 11:32**					
tert-Amyl Methyl Ether	EPA 8260B	ND	-----	1.00	ug/l	1x	6F29072	06/29/06 12:34	06/29/06 20:33	
tert-Butyl Alcohol	"	ND	-----	50.0	"	"	"	"	"	
1,2-Dibromoethane	"	ND	-----	1.00	"	"	"	"	"	
1,2-Dichloroethane	"	ND	-----	1.00	"	"	"	"	"	
Diisopropyl ether	"	ND	-----	1.00	"	"	"	"	"	
Ethyl tert-butyl ether	"	ND	-----	1.00	"	"	"	"	"	
Ethanol	"	ND	-----	250	"	"	"	"	"	
Methyl tert-butyl ether	"	ND	-----	5.00	"	"	"	"	"	
Surrogate(s): 1,2-DCA-d4			*113%*		*70 - 130 %*	"			"	
Toluene-d8			*119%*		*75 - 125 %*	"			"	
4-BFB			*97.5%*		*75 - 125 %*	"			"	
BPF0564-11 (02-MW-04-20060620)		**Water**			**Sampled: 06/20/06 12:19**					
tert-Amyl Methyl Ether	EPA 8260B	ND	-----	1.00	ug/l	1x	6F29072	06/29/06 12:34	06/29/06 21:02	
tert-Butyl Alcohol	"	ND	-----	50.0	"	"	"	"	"	
1,2-Dibromoethane	"	ND	-----	1.00	"	"	"	"	"	
1,2-Dichloroethane	"	ND	-----	1.00	"	"	"	"	"	
Diisopropyl ether	"	ND	-----	1.00	"	"	"	"	"	
Ethyl tert-butyl ether	"	ND	-----	1.00	"	"	"	"	"	
Ethanol	"	ND	-----	250	"	"	"	"	"	
Methyl tert-butyl ether	"	ND	-----	5.00	"	"	"	"	"	
Surrogate(s): 1,2-DCA-d4			*123%*		*70 - 130 %*	"			"	
Toluene-d8			*120%*		*75 - 125 %*	"			"	
4-BFB			*97.8%*		*75 - 125 %*	"			"	
BPF0564-12 (02-MW-06-20060620)		**Water**			**Sampled: 06/20/06 11:20**					
tert-Amyl Methyl Ether	EPA 8260B	ND	-----	1.00	ug/l	1x	6F29072	06/29/06 12:34	06/29/06 21:32	
tert-Butyl Alcohol	"	ND	-----	50.0	"	"	"	"	"	
1,2-Dibromoethane	"	ND	-----	1.00	"	"	"	"	"	
1,2-Dichloroethane	"	ND	-----	1.00	"	"	"	"	"	
Diisopropyl ether	"	ND	-----	1.00	"	"	"	"	"	
Ethyl tert-butyl ether	"	ND	-----	1.00	"	"	"	"	"	
Ethanol	"	ND	-----	250	"	"	"	"	"	
Methyl tert-butyl ether	"	ND	-----	5.00	"	"	"	"	"	
Surrogate(s): 1,2-DCA-d4			*112%*		*70 - 130 %*	"			"	
Toluene-d8			*118%*		*75 - 125 %*	"			"	
4-BFB			*99.5%*		*75 - 125 %*	"			"	

TestAmerica - Seattle, WA

The results in this report apply to the samples analyzed in accordance with the chain of custody document. This analytical report must be reproduced in its entirety.

Kate Haney, Project Manager

TestAmerica
ANALYTICAL TESTING CORPORATION

SEATTLE, WA 11720 NORTH CREEK PKWY N, SUITE 400
BOTHELL, WA 98011-8244
PH: (425) 420.9200 FAX: (425) 420.9210

Sound Environmental Strategies	Project Name:	**Time Oil #01-600 - Seattle Terminal**	
2400 Airport Way South, Suite 200	Project Number:	0440-004-04	Report Created:
Seattle, WA/USA 98134-2020	Project Manager:	Dee Gardner	07/10/06 17:06

Oxygenates by EPA Method 8260B

TestAmerica - Seattle, WA

Analyte	Method	Result	MDL*	MRL	Units	Dil	Batch	Prepared	Analyzed	Notes
BPF0564-13 (02-MW-07-20060620)		**Water**			**Sampled: 06/20/06 10:52**					
tert-Amyl Methyl Ether	EPA 8260B	ND	-----	1.00	ug/l	1x	6F29072	06/29/06 12:34	06/29/06 22:01	
tert-Butyl Alcohol	"	ND	-----	50.0	"	"	"	"	"	
1,2-Dibromoethane	"	ND	-----	1.00	"	"	"	"	"	
1,2-Dichloroethane	"	ND	-----	1.00	"	"	"	"	"	
Diisopropyl ether	"	ND	-----	1.00	"	"	"	"	"	
Ethyl tert-butyl ether	"	ND	-----	1.00	"	"	"	"	"	
Ethanol	"	ND	-----	250	"	"	"	"	"	
Methyl tert-butyl ether	"	ND	-----	5.00	"	"	"	"	"	
Surrogate(s): 1,2-DCA-d4			*111%*		*70 - 130 %*	"			"	
Toluene-d8			*119%*		*75 - 125 %*	"			"	
4-BFB			*100%*		*75 - 125 %*	"			"	
BPF0564-14 (02-MW-97-20060620)		**Water**			**Sampled: 06/20/06 12:34**					
tert-Amyl Methyl Ether	EPA 8260B	ND	-----	1.00	ug/l	1x	6F29072	06/29/06 12:34	06/29/06 22:30	
tert-Butyl Alcohol	"	ND	-----	50.0	"	"	"	"	"	
1,2-Dibromoethane	"	ND	-----	1.00	"	"	"	"	"	
1,2-Dichloroethane	"	ND	-----	1.00	"	"	"	"	"	
Diisopropyl ether	"	ND	-----	1.00	"	"	"	"	"	
Ethyl tert-butyl ether	"	ND	-----	1.00	"	"	"	"	"	
Ethanol	"	ND	-----	250	"	"	"	"	"	
Methyl tert-butyl ether	"	ND	-----	5.00	"	"	"	"	"	
Surrogate(s): 1,2-DCA-d4			*115%*		*70 - 130 %*	"			"	
Toluene-d8			*119%*		*75 - 125 %*	"			"	
4-BFB			*95.8%*		*75 - 125 %*	"			"	
BPF0564-15 (Trip Blank)		**Water**			**Sampled: 06/19/06 08:00**					
tert-Amyl Methyl Ether	EPA 8260B	ND	-----	1.00	ug/l	1x	6F29072	06/29/06 12:34	06/29/06 15:41	
tert-Butyl Alcohol	"	ND	-----	50.0	"	"	"	"	"	
1,2-Dibromoethane	"	ND	-----	1.00	"	"	"	"	"	
1,2-Dichloroethane	"	ND	-----	1.00	"	"	"	"	"	
Diisopropyl ether	"	ND	-----	1.00	"	"	"	"	"	
Ethyl tert-butyl ether	"	ND	-----	1.00	"	"	"	"	"	
Ethanol	"	ND	-----	250	"	"	"	"	"	
Methyl tert-butyl ether	"	ND	-----	5.00	"	"	"	"	"	
Surrogate(s): 1,2-DCA-d4			*112%*		*70 - 130 %*	"			"	
Toluene-d8			*118%*		*75 - 125 %*	"			"	
4-BFB			*96.5%*		*75 - 125 %*	"			"	

TestAmerica - Seattle, WA

The results in this report apply to the samples analyzed in accordance with the chain of custody document. This analytical report must be reproduced in its entirety.

Kate Haney, Project Manager

TestAmerica
ANALYTICAL TESTING CORPORATION

SEATTLE, WA 11720 NORTH CREEK PKWY N, SUITE 400
BOTHELL, WA 98011-8244
PH: (425) 420.9200 FAX: (425) 420.9210

Sound Environmental Strategies	Project Name:	**Time Oil #01-600 - Seattle Terminal**	
2400 Airport Way South, Suite 200	Project Number:	0440-004-04	Report Created:
Seattle, WA/USA 98134-2020	Project Manager:	Dee Gardner	07/10/06 17:06

Volatile Petroleum Products by NWTPH-Gx - Laboratory Quality Control Results

TestAmerica - Seattle, WA

QC Batch: 6F28021 **Water Preparation Method: EPA 5030B (P/T)**

Analyte	Method	Result	MDL*	MRL	Units	Dil	Source Result	Spike Amt	% REC	(Limits)	% RPD	(Limits)	Analyzed	Notes
Blank (6F28021-BLK1)								**Extracted: 06/28/06 09:54**						
Gasoline Range Hydrocarbons	NWTPH-Gx	ND	---	50.0	ug/l	1x	--	--	--	--	--	--	06/28/06 10:35	
Surrogate(s): 4-BFB (FID)		*Recovery: 92.5%*			*Limits: 58-144%*	"							*06/28/06 10:35*	
LCS (6F28021-BS1)								**Extracted: 06/28/06 09:54**						
Gasoline Range Hydrocarbons	NWTPH-Gx	946	---	50.0	ug/l	1x	--	1000	94.6%	(80-120)	--	--	06/28/06 11:05	
Surrogate(s): 4-BFB (FID)		*Recovery: 104%*			*Limits: 58-144%*	"							*06/28/06 11:05*	
Duplicate (6F28021-DUP1)					**QC Source: BPF0564-01**			**Extracted: 06/28/06 09:54**						
Gasoline Range Hydrocarbons	NWTPH-Gx	ND	---	50.0	ug/l	1x	50.0	--	--	--	2.84%	(25)	06/28/06 12:38	
Surrogate(s): 4-BFB (FID)		*Recovery: 94.2%*			*Limits: 58-144%*	"							*06/28/06 12:38*	
Duplicate (6F28021-DUP2)					**QC Source: BPF0564-11**			**Extracted: 06/28/06 09:54**						
Gasoline Range Hydrocarbons	NWTPH-Gx	3010	---	50.0	ug/l	1x	3880	--	--	--	25.3%	(25)	06/29/06 07:21	**RP-3**
Surrogate(s): 4-BFB (FID)		*Recovery: 160%*			*Limits: 58-144%*	"							*06/29/06 07:21*	***SR-4***
Matrix Spike (6F28021-MS1)					**QC Source: BPF0564-01**			**Extracted: 06/28/06 09:54**						
Gasoline Range Hydrocarbons	NWTPH-Gx	1060	---	50.0	ug/l	1x	50.0	1000	101%	(75-131)	--	--	06/28/06 20:16	
Surrogate(s): 4-BFB (FID)		*Recovery: 103%*			*Limits: 58-144%*	"							*06/28/06 20:16*	

TestAmerica - Seattle, WA

Kate Haney, Project Manager

The results in this report apply to the samples analyzed in accordance with the chain of custody document. This analytical report must be reproduced in its entirety.

TestAmerica
ANALYTICAL TESTING CORPORATION

SEATTLE, WA 11720 NORTH CREEK PKWY N, SUITE 400
BOTHELL, WA 98011-8244
PH: (425) 420.9200 FAX: (425) 420.9210

Sound Environmental Strategies	Project Name:	**Time Oil #01-600 - Seattle Terminal**	
2400 Airport Way South, Suite 200	Project Number:	0440-004-04	Report Created:
Seattle, WA/USA 98134-2020	Project Manager:	Dee Gardner	07/10/06 17:06

Semivolatile Petroleum Products by NWTPH-Dx (w/o Acid/Silica Gel Clean-up) - Laboratory Quality Control Results

TestAmerica - Seattle, WA

QC Batch: 6F23063 **Water Preparation Method: EPA 3520C**

Analyte	Method	Result	MDL*	MRL	Units	Dil	Source Result	Spike Amt	% REC	(Limits)	% RPD	(Limits)	Analyzed	Notes
Blank (6F23063-BLK1)							**Extracted: 06/23/06 17:22**							
Diesel Range Hydrocarbons	NWTPH-Dx	ND	---	250	ug/l	1x	--	--	--	--	--	--	06/29/06 17:20	
Lube Oil Range Hydrocarbons	"	ND	---	500	"	"	--	--	--	--	--	--	"	
Surrogate(s): 2-FBP		*Recovery: 96.4%*			*Limits: 50-150%*	"							*06/29/06 17:20*	
Octacosane		*104%*			*50-150%*	"							"	
LCS (6F23063-BS1)							**Extracted: 06/23/06 17:22**							
Diesel Range Hydrocarbons	NWTPH-Dx	1910	---	250	ug/l	1x	--	2000	95.5%	(58-125)	--	--	06/29/06 18:05	
Lube Oil Range Hydrocarbons	"	1770	---	500	"	"	--	"	88.5%	(60-140)	--	--	"	
Surrogate(s): 2-FBP		*Recovery: 106%*			*Limits: 50-150%*	"							*06/29/06 18:05*	
Octacosane		*113%*			*50-150%*	"							"	
LCS Dup (6F23063-BSD1)							**Extracted: 06/23/06 17:22**							
Diesel Range Hydrocarbons	NWTPH-Dx	1840	---	250	ug/l	1x	--	2000	92.0%	(58-125)	3.73%	(40)	06/29/06 18:34	
Lube Oil Range Hydrocarbons	"	1730	---	500	"	"	--	"	86.5%	(60-140)	2.29%	"	"	
Surrogate(s): 2-FBP		*Recovery: 101%*			*Limits: 50-150%*	"							*06/29/06 18:34*	
Octacosane		*110%*			*50-150%*	"							"	

TestAmerica - Seattle, WA

Kate Haney, Project Manager

The results in this report apply to the samples analyzed in accordance with the chain of custody document. This analytical report must be reproduced in its entirety.

TestAmerica
ANALYTICAL TESTING CORPORATION

SEATTLE, WA 11720 NORTH CREEK PKWY N, SUITE 400
BOTHELL, WA 98011-8244
PH: (425) 420.9200 FAX: (425) 420.9210

Sound Environmental Strategies	Project Name:	**Time Oil #01-600 - Seattle Terminal**	
2400 Airport Way South, Suite 200	Project Number:	0440-004-04	Report Created:
Seattle, WA/USA 98134-2020	Project Manager:	Dee Gardner	07/10/06 17:06

Volatile Organic Compounds by EPA Method 8260B - Laboratory Quality Control Results

TestAmerica - Seattle, WA

QC Batch: 6F27068 **Water Preparation Method: EPA 5030B**

Analyte	Method	Result	MDL*	MRL	Units	Dil	Source Result	Spike Amt	% REC	(Limits)	% RPD	(Limits)	Analyzed	Notes
Blank (6F27068-BLK1)							**Extracted: 06/27/06 09:37**							
Acetone	EPA 8260B	ND	---	10.0	ug/l	1x	--	--	--	--	--	--	06/27/06 13:21	
Benzene	"	ND	---	0.200	"	"	--	--	--	--	--	--	"	
Bromobenzene	"	ND	---	0.500	"	"	--	--	--	--	--	--	"	
Bromochloromethane	"	ND	---	0.200	"	"	--	--	--	--	--	--	"	
Bromodichloromethane	"	ND	---	0.200	"	"	--	--	--	--	--	--	"	
Bromoform	"	ND	---	0.200	"	"	--	--	--	--	--	--	"	
Bromomethane	"	ND	---	2.00	"	"	--	--	--	--	--	--	"	
2-Butanone	"	ND	---	2.00	"	"	--	--	--	--	--	--	"	
n-Butylbenzene	"	ND	---	0.200	"	"	--	--	--	--	--	--	"	
sec-Butylbenzene	"	ND	---	0.200	"	"	--	--	--	--	--	--	"	
tert-Butylbenzene	"	ND	---	0.500	"	"	--	--	--	--	--	--	"	
Carbon disulfide	"	ND	---	0.500	"	"	--	--	--	--	--	--	"	
Carbon tetrachloride	"	ND	---	0.200	"	"	--	--	--	--	--	--	"	
Chlorobenzene	"	ND	---	0.200	"	"	--	--	--	--	--	--	"	
Chloroethane	"	ND	---	1.00	"	"	--	--	--	--	--	--	"	
Chloroform	"	ND	---	0.200	"	"	--	--	--	--	--	--	"	
Chloromethane	"	ND	---	1.00	"	"	--	--	--	--	--	--	"	
2-Chlorotoluene	"	ND	---	0.500	"	"	--	--	--	--	--	--	"	
4-Chlorotoluene	"	ND	---	0.500	"	"	--	--	--	--	--	--	"	
Dibromochloromethane	"	ND	---	0.200	"	"	--	--	--	--	--	--	"	
1,2-Dibromo-3-chloropropane	"	ND	---	0.500	"	"	--	--	--	--	--	--	"	
1,2-Dibromoethane	"	ND	---	0.200	"	"	--	--	--	--	--	--	"	
Dibromomethane	"	ND	---	0.200	"	"	--	--	--	--	--	--	"	
1,2-Dichlorobenzene	"	ND	---	0.200	"	"	--	--	--	--	--	--	"	
1,3-Dichlorobenzene	"	ND	---	0.200	"	"	--	--	--	--	--	--	"	
1,4-Dichlorobenzene	"	ND	---	0.200	"	"	--	--	--	--	--	--	"	
Dichlorodifluoromethane	"	ND	---	0.500	"	"	--	--	--	--	--	--	"	
1,1-Dichloroethane	"	ND	---	0.200	"	"	--	--	--	--	--	--	"	
1,2-Dichloroethane	"	ND	---	0.200	"	"	--	--	--	--	--	--	"	
1,1-Dichloroethene	"	ND	---	0.200	"	"	--	--	--	--	--	--	"	
cis-1,2-Dichloroethene	"	ND	---	0.200	"	"	--	--	--	--	--	--	"	
trans-1,2-Dichloroethene	"	ND	---	0.200	"	"	--	--	--	--	--	--	"	
1,2-Dichloropropane	"	ND	---	0.200	"	"	--	--	--	--	--	--	"	
1,3-Dichloropropane	"	ND	---	0.200	"	"	--	--	--	--	--	--	"	
2,2-Dichloropropane	"	ND	---	0.500	"	"	--	--	--	--	--	--	"	
1,1-Dichloropropene	"	ND	---	0.200	"	"	--	--	--	--	--	--	"	
cis-1,3-Dichloropropene	"	ND	---	0.200	"	"	--	--	--	--	--	--	"	
trans-1,3-Dichloropropene	"	ND	---	0.200	"	"	--	--	--	--	--	--	"	
Ethylbenzene	"	ND	---	0.200	"	"	--	--	--	--	--	--	"	

TestAmerica - Seattle, WA

The results in this report apply to the samples analyzed in accordance with the chain of custody document. This analytical report must be reproduced in its entirety.

Kate Haney, Project Manager

TestAmerica
ANALYTICAL TESTING CORPORATION

SEATTLE, WA 11720 NORTH CREEK PKWY N, SUITE 400
BOTHELL, WA 98011-8244
PH: (425) 420.9200 FAX: (425) 420.9210

Sound Environmental Strategies	Project Name:	**Time Oil #01-600 - Seattle Terminal**	
2400 Airport Way South, Suite 200	Project Number:	0440-004-04	Report Created:
Seattle, WA/USA 98134-2020	Project Manager:	Dee Gardner	07/10/06 17:06

Volatile Organic Compounds by EPA Method 8260B - Laboratory Quality Control Results

TestAmerica - Seattle, WA

QC Batch: 6F27068 **Water Preparation Method: EPA 5030B**

Analyte	Method	Result	MDL*	MRL	Units	Dil	Source Result	Spike Amt	% REC	(Limits)	% RPD	(Limits)	Analyzed	Notes
Blank (6F27068-BLK1)							**Extracted: 06/27/06 09:37**							
Hexachlorobutadiene	EPA 8260B	ND	---	0.500	ug/l	1x	--	--	--	--	--	--	06/27/06 13:21	
Methyl tert-butyl ether	"	ND	---	1.00	"	"	--	--	--	--	--	--	"	
n-Hexane	"	ND	---	1.00	"	"	--	--	--	--	--	--	"	
2-Hexanone	"	ND	---	2.00	"	"	--	--	--	--	--	--	"	
Isopropylbenzene	"	ND	---	0.500	"	"	--	--	--	--	--	--	"	
p-Isopropyltoluene	"	ND	---	0.200	"	"	--	--	--	--	--	--	"	
4-Methyl-2-pentanone	"	ND	---	2.00	"	"	--	--	--	--	--	--	"	
Methylene chloride	"	ND	---	5.00	"	"	--	--	--	--	--	--	"	
Naphthalene	"	ND	---	0.500	"	"	--	--	--	--	--	--	"	
n-Propylbenzene	"	ND	---	0.500	"	"	--	--	--	--	--	--	"	
Styrene	"	ND	---	0.500	"	"	--	--	--	--	--	--	"	
1,2,3-Trichlorobenzene	"	ND	---	0.200	"	"	--	--	--	--	--	--	"	
1,2,4-Trichlorobenzene	"	ND	---	0.200	"	"	--	--	--	--	--	--	"	
1,1,1,2-Tetrachloroethane	"	ND	---	0.200	"	"	--	--	--	--	--	--	"	
1,1,2,2-Tetrachloroethane	"	ND	---	0.500	"	"	--	--	--	--	--	--	"	
Tetrachloroethene	"	ND	---	0.200	"	"	--	--	--	--	--	--	"	
Toluene	"	ND	---	0.200	"	"	--	--	--	--	--	--	"	
1,1,1-Trichloroethane	"	ND	---	0.200	"	"	--	--	--	--	--	--	"	
1,1,2-Trichloroethane	"	ND	---	0.200	"	"	--	--	--	--	--	--	"	
Trichloroethene	"	ND	---	0.200	"	"	--	--	--	--	--	--	"	
Trichlorofluoromethane	"	ND	---	0.500	"	"	--	--	--	--	--	--	"	
1,2,3-Trichloropropane	"	ND	---	0.500	"	"	--	--	--	--	--	--	"	
1,2,4-Trimethylbenzene	"	ND	---	0.200	"	"	--	--	--	--	--	--	"	
1,3,5-Trimethylbenzene	"	ND	---	0.500	"	"	--	--	--	--	--	--	"	
Vinyl chloride	"	ND	---	0.200	"	"	--	--	--	--	--	--	"	
o-Xylene	"	ND	---	0.250	"	"	--	--	--	--	--	--	"	
m,p-Xylene	"	ND	---	0.500	"	"	--	--	--	--	--	--	"	
Total Xylenes	"	ND	---	0.750	"	"	--	--	--	--	--	--	"	
Surrogate(s):	*1,2-DCA-d4*	*Recovery:*	*91.2%*		*Limits:*	*70-130%*	*"*						*06/27/06 13:21*	
	Toluene-d8		*100%*			*70-130%*	*"*						*"*	
	4-BFB		*104%*			*70-130%*	*"*						*"*	

TestAmerica - Seattle, WA

The results in this report apply to the samples analyzed in accordance with the chain of custody document. This analytical report must be reproduced in its entirety.

Kate Haney, Project Manager

TestAmerica
ANALYTICAL TESTING CORPORATION

SEATTLE, WA 11720 NORTH CREEK PKWY N, SUITE 400
BOTHELL, WA 98011-8244
PH: (425) 420.9200 FAX: (425) 420.9210

Sound Environmental Strategies	Project Name:	**Time Oil #01-600 - Seattle Terminal**	
2400 Airport Way South, Suite 200	Project Number:	0440-004-04	Report Created:
Seattle, WA/USA 98134-2020	Project Manager:	Dee Gardner	07/10/06 17:06

Volatile Organic Compounds by EPA Method 8260B - Laboratory Quality Control Results

TestAmerica - Seattle, WA

QC Batch: 6F27068 **Water Preparation Method: EPA 5030B**

Analyte	Method	Result	MDL*	MRL	Units	Dil	Source Result	Spike Amt	% REC	(Limits)	% RPD	(Limits)	Analyzed	Notes
LCS (6F27068-BS1)								**Extracted: 06/27/06 09:37**						
Benzene	EPA 8260B	40.8	---	0.200	ug/l	1x	--	40.0	102%	(80-120)	--	--	06/27/06 11:40	
Chlorobenzene	"	39.5	---	0.200	"	"	--	"	98.8%	(79-120)	--	--	"	
1,1-Dichloroethene	"	40.8	---	0.200	"	"	--	"	102%	(80-120)	--	--	"	
Methyl tert-butyl ether	"	43.5	---	1.00	"	"	--	"	109%	(79-120)	--	--	"	
Toluene	"	39.9	---	0.200	"	"	--	"	99.8%	(78-120)	--	--	"	
Trichloroethene	"	38.4	---	0.200	"	"	--	"	96.0%	(80-120)	--	--	"	
Surrogate(s): 1,2-DCA-d4		*Recovery: 87.2%*			*Limits: 70-130%*	"							*06/27/06 11:40*	
Toluene-d8		*104%*			*70-130%*	"							"	
4-BFB		*101%*			*70-130%*	"							"	
LCS Dup (6F27068-BSD1)								**Extracted: 06/27/06 09:37**						
Benzene	EPA 8260B	37.2	---	0.200	ug/l	1x	--	40.0	93.0%	(80-120)	9.23%	(20)	06/27/06 12:06	
Chlorobenzene	"	36.5	---	0.200	"	"	--	"	91.2%	(79-120)	7.89%	"	"	
1,1-Dichloroethene	"	37.5	---	0.200	"	"	--	"	93.8%	(80-120)	8.43%	"	"	
Methyl tert-butyl ether	"	39.7	---	1.00	"	"	--	"	99.2%	(79-120)	9.13%	"	"	
Toluene	"	36.6	---	0.200	"	"	--	"	91.5%	(78-120)	8.63%	"	"	
Trichloroethene	"	35.5	---	0.200	"	"	--	"	88.8%	(80-120)	7.85%	"	"	
Surrogate(s): 1,2-DCA-d4		*Recovery: 84.8%*			*Limits: 70-130%*	"							*06/27/06 12:06*	
Toluene-d8		*101%*			*70-130%*	"							"	
4-BFB		*100%*			*70-130%*	"							"	
Matrix Spike (6F27068-MS1)					**QC Source: BPF0513-08**			**Extracted: 06/27/06 18:55**						
Benzene	EPA 8260B	3990	---	20.0	ug/l	100x	ND	4000	99.8%	(75-126)	--	--	06/27/06 20:39	
Chlorobenzene	"	3910	---	20.0	"	"	ND	"	97.8%	(75-125)	--	--	"	
1,1-Dichloroethene	"	4240	---	20.0	"	"	ND	"	106%	"	--	--	"	
Methyl tert-butyl ether	"	4240	---	100	"	"	ND	"	106%	(70-128)	--	--	"	
Toluene	"	3840	---	20.0	"	"	ND	"	96.0%	(75-125)	--	--	"	
Trichloroethene	"	12300	---	20.0	"	"	8110	"	105%	"	--	--	"	
Surrogate(s): 1,2-DCA-d4		*Recovery: 102%*			*Limits: 70-130%*	*1x*							*06/27/06 20:39*	
Toluene-d8		*99.0%*			*70-130%*	"							"	
4-BFB		*95.0%*			*70-130%*	"							"	

TestAmerica - Seattle, WA

The results in this report apply to the samples analyzed in accordance with the chain of custody document. This analytical report must be reproduced in its entirety.

Kate Haney, Project Manager

TestAmerica
ANALYTICAL TESTING CORPORATION

SEATTLE, WA 11720 NORTH CREEK PKWY N, SUITE 400
BOTHELL, WA 98011-8244
PH: (425) 420.9200 FAX: (425) 420.9210

Sound Environmental Strategies	Project Name:	**Time Oil #01-600 - Seattle Terminal**	
2400 Airport Way South, Suite 200	Project Number:	0440-004-04	Report Created:
Seattle, WA/USA 98134-2020	Project Manager:	Dee Gardner	07/10/06 17:06

Volatile Organic Compounds by EPA Method 8260B - Laboratory Quality Control Results

TestAmerica - Seattle, WA

QC Batch: 6F27068 **Water Preparation Method: EPA 5030B**

Analyte	Method	Result	MDL*	MRL	Units	Dil	Source Result	Spike Amt	% REC	(Limits)	% RPD	(Limits)	Analyzed	Notes
Matrix Spike Dup (6F27068-MSD1)					**QC Source: BPF0513-08**				**Extracted: 06/27/06 18:55**					
Benzene	EPA 8260B	3840	---	20.0	ug/l	100x	ND	4000	96.0%	(75-126)	3.83%	(20)	06/27/06 21:04	
Chlorobenzene	"	3830	---	20.0	"	"	ND	"	95.8%	(75-125)	2.07%	"	"	
1,1-Dichloroethene	"	3970	---	20.0	"	"	ND	"	99.2%	"	6.58%	(30)	"	
Methyl tert-butyl ether	"	4200	---	100	"	"	ND	"	105%	(70-128)	0.948%	"	"	
Toluene	"	3750	---	20.0	"	"	ND	"	93.8%	(75-125)	2.37%	(20)	"	
Trichloroethene	"	11900	---	20.0	"	"	8110	"	94.8%	"	3.31%	"	"	
Surrogate(s): 1,2-DCA-d4		*Recovery: 98.5%*			*Limits: 70-130%*	*1x*							*06/27/06 21:04*	
Toluene-d8		*99.2%*			*70-130%*	*"*							*"*	
4-BFB		*98.0%*			*70-130%*	*"*							*"*	

QC Batch: 6F28033 **Water Preparation Method: EPA 5030B**

Analyte	Method	Result	MDL*	MRL	Units	Dil	Source Result	Spike Amt	% REC	(Limits)	% RPD	(Limits)	Analyzed	Notes
Blank (6F28033-BLK1)									**Extracted: 06/27/06 09:42**					
Acetone	EPA 8260B	ND	---	10.0	ug/l	1x	--	--	--	--	--	--	06/27/06 11:48	
Benzene	"	ND	---	0.200	"	"	--	--	--	--	--	--	"	
Bromobenzene	"	ND	---	0.500	"	"	--	--	--	--	--	--	"	
Bromochloromethane	"	ND	---	0.200	"	"	--	--	--	--	--	--	"	
Bromodichloromethane	"	ND	---	0.200	"	"	--	--	--	--	--	--	"	
Bromoform	"	ND	---	0.200	"	"	--	--	--	--	--	--	"	
Bromomethane	"	ND	---	2.00	"	"	--	--	--	--	--	--	"	
2-Butanone	"	ND	---	2.00	"	"	--	--	--	--	--	--	"	
n-Butylbenzene	"	ND	---	0.200	"	"	--	--	--	--	--	--	"	
sec-Butylbenzene	"	ND	---	0.200	"	"	--	--	--	--	--	--	"	
tert-Butylbenzene	"	ND	---	0.500	"	"	--	--	--	--	--	--	"	
Carbon disulfide	"	ND	---	0.500	"	"	--	--	--	--	--	--	"	
Carbon tetrachloride	"	ND	---	0.200	"	"	--	--	--	--	--	--	"	
Chlorobenzene	"	ND	---	0.200	"	"	--	--	--	--	--	--	"	
Chloroethane	"	ND	---	1.00	"	"	--	--	--	--	--	--	"	
Chloroform	"	ND	---	0.200	"	"	--	--	--	--	--	--	"	
Chloromethane	"	ND	---	1.00	"	"	--	--	--	--	--	--	"	
2-Chlorotoluene	"	ND	---	0.500	"	"	--	--	--	--	--	--	"	
4-Chlorotoluene	"	ND	---	0.500	"	"	--	--	--	--	--	--	"	
Dibromochloromethane	"	ND	---	0.200	"	"	--	--	--	--	--	--	"	
1,2-Dibromo-3-chloropropane	"	ND	---	0.500	"	"	--	--	--	--	--	--	"	
1,2-Dibromoethane	"	ND	---	0.200	"	"	--	--	--	--	--	--	"	
Dibromomethane	"	ND	---	0.200	"	"	--	--	--	--	--	--	"	
1,2-Dichlorobenzene	"	ND	---	0.200	"	"	--	--	--	--	--	--	"	

TestAmerica - Seattle, WA

Kate Haney, Project Manager

The results in this report apply to the samples analyzed in accordance with the chain of custody document. This analytical report must be reproduced in its entirety.

TestAmerica
ANALYTICAL TESTING CORPORATION

SEATTLE, WA 11720 NORTH CREEK PKWY N, SUITE 400
BOTHELL, WA 98011-8244
PH: (425) 420.9200 FAX: (425) 420.9210

Sound Environmental Strategies	Project Name:	**Time Oil #01-600 - Seattle Terminal**	
2400 Airport Way South, Suite 200	Project Number:	0440-004-04	Report Created:
Seattle, WA/USA 98134-2020	Project Manager:	Dee Gardner	07/10/06 17:06

Volatile Organic Compounds by EPA Method 8260B - Laboratory Quality Control Results

TestAmerica - Seattle, WA

QC Batch: 6F28033 **Water Preparation Method: EPA 5030B**

Analyte	Method	Result	MDL*	MRL	Units	Dil	Source Result	Spike Amt	% REC	(Limits)	% RPD	(Limits)	Analyzed	Notes
Blank (6F28033-BLK1)							**Extracted: 06/27/06 09:42**							
1,3-Dichlorobenzene	EPA 8260B	ND	---	0.200	ug/l	1x	--	--	--	--	--	--	06/27/06 11:48	
1,4-Dichlorobenzene	"	ND	---	0.200	"	"	--	--	--	--	--	--	"	
Dichlorodifluoromethane	"	ND	---	0.500	"	"	--	--	--	--	--	--	"	
1,1-Dichloroethane	"	ND	---	0.200	"	"	--	--	--	--	--	--	"	
1,2-Dichloroethane	"	ND	---	0.200	"	"	--	--	--	--	--	--	"	
1,1-Dichloroethene	"	ND	---	0.200	"	"	--	--	--	--	--	--	"	
cis-1,2-Dichloroethene	"	ND	---	0.200	"	"	--	--	--	--	--	--	"	
trans-1,2-Dichloroethene	"	ND	---	0.200	"	"	--	--	--	--	--	--	"	
1,2-Dichloropropane	"	ND	---	0.200	"	"	--	--	--	--	--	--	"	
1,3-Dichloropropane	"	ND	---	0.200	"	"	--	--	--	--	--	--	"	
2,2-Dichloropropane	"	ND	---	0.500	"	"	--	--	--	--	--	--	"	
1,1-Dichloropropene	"	ND	---	0.200	"	"	--	--	--	--	--	--	"	
cis-1,3-Dichloropropene	"	ND	---	0.200	"	"	--	--	--	--	--	--	"	
trans-1,3-Dichloropropene	"	ND	---	0.200	"	"	--	--	--	--	--	--	"	
Ethylbenzene	"	ND	---	0.200	"	"	--	--	--	--	--	--	"	
Hexachlorobutadiene	"	ND	---	0.500	"	"	--	--	--	--	--	--	"	
Methyl tert-butyl ether	"	ND	---	1.00	"	"	--	--	--	--	--	--	"	
n-Hexane	"	ND	---	1.00	"	"	--	--	--	--	--	--	"	
2-Hexanone	"	ND	---	2.00	"	"	--	--	--	--	--	--	"	
Isopropylbenzene	"	ND	---	0.500	"	"	--	--	--	--	--	--	"	
p-Isopropyltoluene	"	ND	---	0.200	"	"	--	--	--	--	--	--	"	
4-Methyl-2-pentanone	"	ND	---	2.00	"	"	--	--	--	--	--	--	"	
Methylene chloride	"	ND	---	5.00	"	"	--	--	--	--	--	--	"	
Naphthalene	"	ND	---	0.500	"	"	--	--	--	--	--	--	"	
n-Propylbenzene	"	ND	---	0.500	"	"	--	--	--	--	--	--	"	
Styrene	"	ND	---	0.500	"	"	--	--	--	--	--	--	"	
1,2,3-Trichlorobenzene	"	ND	---	0.200	"	"	--	--	--	--	--	--	"	
1,2,4-Trichlorobenzene	"	ND	---	0.200	"	"	--	--	--	--	--	--	"	
1,1,1,2-Tetrachloroethane	"	ND	---	0.200	"	"	--	--	--	--	--	--	"	
1,1,2,2-Tetrachloroethane	"	ND	---	0.500	"	"	--	--	--	--	--	--	"	
Tetrachloroethene	"	ND	---	0.200	"	"	--	--	--	--	--	--	"	
Toluene	"	ND	---	0.200	"	"	--	--	--	--	--	--	"	
1,1,1-Trichloroethane	"	ND	---	0.200	"	"	--	--	--	--	--	--	"	
1,1,2-Trichloroethane	"	ND	---	0.200	"	"	--	--	--	--	--	--	"	
Trichloroethene	"	ND	---	0.200	"	"	--	--	--	--	--	--	"	
Trichlorofluoromethane	"	ND	---	0.500	"	"	--	--	--	--	--	--	"	
1,2,3-Trichloropropane	"	ND	---	0.500	"	"	--	--	--	--	--	--	"	
1,2,4-Trimethylbenzene	"	ND	---	0.200	"	"	--	--	--	--	--	--	"	
1,3,5-Trimethylbenzene	"	ND	---	0.500	"	"	--	--	--	--	--	--	"	

TestAmerica - Seattle, WA

The results in this report apply to the samples analyzed in accordance with the chain of custody document. This analytical report must be reproduced in its entirety.

Kate Haney, Project Manager

TestAmerica
ANALYTICAL TESTING CORPORATION

SEATTLE, WA 11720 NORTH CREEK PKWY N, SUITE 400
BOTHELL, WA 98011-8244
PH: (425) 420.9200 FAX: (425) 420.9210

Sound Environmental Strategies	Project Name:	**Time Oil #01-600 - Seattle Terminal**	
2400 Airport Way South, Suite 200	Project Number:	0440-004-04	Report Created:
Seattle, WA/USA 98134-2020	Project Manager:	Dee Gardner	07/10/06 17:06

Volatile Organic Compounds by EPA Method 8260B - Laboratory Quality Control Results

TestAmerica - Seattle, WA

QC Batch: 6F28033 **Water Preparation Method: EPA 5030B**

Analyte	Method	Result	MDL*	MRL	Units	Dil	Source Result	Spike Amt	% REC	(Limits)	% RPD	(Limits)	Analyzed	Notes
Blank (6F28033-BLK1)							**Extracted: 06/27/06 09:42**							
Vinyl chloride	EPA 8260B	ND	---	0.200	ug/l	1x	--	--	--	--	--	--	06/27/06 11:48	
o-Xylene	"	ND	---	0.250	"	"	--	--	--	--	--	--	"	
m,p-Xylene	"	ND	---	0.500	"	"	--	--	--	--	--	--	"	
Total Xylenes	"	ND	---	0.750	"	"	--	--	--	--	--	--	"	
Surrogate(s): 1,2-DCA-d4		*Recovery: 98.5%*			*Limits: 70-130%*	"							*06/27/06 11:48*	
Toluene-d8		*103%*			*70-130%*	"							"	
4-BFB		*98.5%*			*70-130%*	"							"	
LCS (6F28033-BS1)							**Extracted: 06/27/06 09:42**							
Benzene	EPA 8260B	36.3	---	0.200	ug/l	1x	--	40.0	90.8%	(80-120)	--	--	06/27/06 10:17	
Chlorobenzene	"	36.8	---	0.200	"	"	--	"	92.0%	(79-120)	--	--	"	
1,1-Dichloroethene	"	40.1	---	0.200	"	"	--	"	100%	(80-120)	--	--	"	
Methyl tert-butyl ether	"	36.1	---	1.00	"	"	--	"	90.2%	(79-120)	--	--	"	
Tetrachloroethene	"	35.9	---	0.200	"	"	--	"	89.8%	(75-125)	--	--	"	
Toluene	"	37.6	---	0.200	"	"	--	"	94.0%	(78-120)	--	--	"	
Trichloroethene	"	37.6	---	0.200	"	"	--	"	94.0%	(80-120)	--	--	"	
Surrogate(s): 1,2-DCA-d4		*Recovery: 97.8%*			*Limits: 70-130%*	"							*06/27/06 10:17*	
Toluene-d8		*100%*			*70-130%*	"							"	
4-BFB		*98.8%*			*70-130%*	"							"	
LCS Dup (6F28033-BSD1)							**Extracted: 06/27/06 09:42**							
Benzene	EPA 8260B	35.3	---	0.200	ug/l	1x	--	40.0	88.2%	(80-120)	2.79%	(20)	06/27/06 10:50	
Chlorobenzene	"	36.1	---	0.200	"	"	--	"	90.2%	(79-120)	1.92%	"	"	
1,1-Dichloroethene	"	38.6	---	0.200	"	"	--	"	96.5%	(80-120)	3.81%	"	"	
Methyl tert-butyl ether	"	35.6	---	1.00	"	"	--	"	89.0%	(79-120)	1.39%	"	"	
Tetrachloroethene	"	34.9	---	0.200	"	"	--	"	87.2%	(75-125)	2.82%	"	"	
Toluene	"	36.7	---	0.200	"	"	--	"	91.8%	(78-120)	2.42%	"	"	
Trichloroethene	"	36.5	---	0.200	"	"	--	"	91.2%	(80-120)	2.97%	"	"	
Surrogate(s): 1,2-DCA-d4		*Recovery: 97.2%*			*Limits: 70-130%*	"							*06/27/06 10:50*	
Toluene-d8		*100%*			*70-130%*	"							"	
4-BFB		*99.8%*			*70-130%*	"							"	

TestAmerica - Seattle, WA

Kate Haney, Project Manager

The results in this report apply to the samples analyzed in accordance with the chain of custody document. This analytical report must be reproduced in its entirety.

TestAmerica
ANALYTICAL TESTING CORPORATION

SEATTLE, WA 11720 NORTH CREEK PKWY N, SUITE 400
BOTHELL, WA 98011-8244
PH: (425) 420.9200 FAX: (425) 420.9210

Sound Environmental Strategies	Project Name:	**Time Oil #01-600 - Seattle Terminal**	
2400 Airport Way South, Suite 200	Project Number:	0440-004-04	Report Created:
Seattle, WA/USA 98134-2020	Project Manager:	Dee Gardner	07/10/06 17:06

Volatile Organic Compounds by EPA Method 8260B - Laboratory Quality Control Results

TestAmerica - Seattle, WA

QC Batch: 6F30017 **Water Preparation Method: EPA 5030B**

Analyte	Method	Result	MDL*	MRL	Units	Dil	Source Result	Spike Amt	% REC	(Limits)	% RPD	(Limits)	Analyzed	Notes
Blank (6F30017-BLK1)							**Extracted: 06/27/06 15:37**							
Acetone	EPA 8260B	ND	---	10.0	ug/l	1x	--	--	--	--	--	--	06/28/06 00:30	
Benzene	"	ND	---	0.200	"	"	--	--	--	--	--	--	"	
Bromobenzene	"	ND	---	0.500	"	"	--	--	--	--	--	--	"	
Bromochloromethane	"	ND	---	0.200	"	"	--	--	--	--	--	--	"	
Bromodichloromethane	"	ND	---	0.200	"	"	--	--	--	--	--	--	"	
Bromoform	"	ND	---	0.200	"	"	--	--	--	--	--	--	"	
Bromomethane	"	ND	---	0.500	"	"	--	--	--	--	--	--	"	**Q-40**
2-Butanone	"	ND	---	2.00	"	"	--	--	--	--	--	--	"	
n-Butylbenzene	"	ND	---	0.200	"	"	--	--	--	--	--	--	"	
sec-Butylbenzene	"	ND	---	0.200	"	"	--	--	--	--	--	--	"	
tert-Butylbenzene	"	ND	---	0.500	"	"	--	--	--	--	--	--	"	
Carbon disulfide	"	ND	---	0.500	"	"	--	--	--	--	--	--	"	
Carbon tetrachloride	"	ND	---	0.200	"	"	--	--	--	--	--	--	"	
Chlorobenzene	"	ND	---	0.200	"	"	--	--	--	--	--	--	"	
Chloroethane	"	ND	---	0.500	"	"	--	--	--	--	--	--	"	
Chloroform	"	ND	---	0.200	"	"	--	--	--	--	--	--	"	
Chloromethane	"	ND	---	0.500	"	"	--	--	--	--	--	--	"	
2-Chlorotoluene	"	ND	---	0.500	"	"	--	--	--	--	--	--	"	
4-Chlorotoluene	"	ND	---	0.500	"	"	--	--	--	--	--	--	"	
Dibromochloromethane	"	ND	---	0.200	"	"	--	--	--	--	--	--	"	
1,2-Dibromo-3-chloropropane	"	ND	---	0.500	"	"	--	--	--	--	--	--	"	
1,2-Dibromoethane	"	ND	---	0.200	"	"	--	--	--	--	--	--	"	
Dibromomethane	"	ND	---	0.200	"	"	--	--	--	--	--	--	"	
1,2-Dichlorobenzene	"	ND	---	0.200	"	"	--	--	--	--	--	--	"	
1,3-Dichlorobenzene	"	ND	---	0.200	"	"	--	--	--	--	--	--	"	
1,4-Dichlorobenzene	"	ND	---	0.200	"	"	--	--	--	--	--	--	"	
Dichlorodifluoromethane	"	ND	---	0.500	"	"	--	--	--	--	--	--	"	
1,1-Dichloroethane	"	ND	---	0.200	"	"	--	--	--	--	--	--	"	
1,2-Dichloroethane	"	ND	---	0.200	"	"	--	--	--	--	--	--	"	
1,1-Dichloroethene	"	ND	---	0.200	"	"	--	--	--	--	--	--	"	
cis-1,2-Dichloroethene	"	ND	---	0.200	"	"	--	--	--	--	--	--	"	
trans-1,2-Dichloroethene	"	ND	---	0.200	"	"	--	--	--	--	--	--	"	
1,2-Dichloropropane	"	ND	---	0.200	"	"	--	--	--	--	--	--	"	
1,3-Dichloropropane	"	ND	---	0.200	"	"	--	--	--	--	--	--	"	
2,2-Dichloropropane	"	ND	---	0.500	"	"	--	--	--	--	--	--	"	
1,1-Dichloropropene	"	ND	---	0.200	"	"	--	--	--	--	--	--	"	
cis-1,3-Dichloropropene	"	ND	---	0.200	"	"	--	--	--	--	--	--	"	
trans-1,3-Dichloropropene	"	ND	---	0.200	"	"	--	--	--	--	--	--	"	
Ethylbenzene	"	ND	---	0.200	"	"	--	--	--	--	--	--	"	

TestAmerica - Seattle, WA

The results in this report apply to the samples analyzed in accordance with the chain of custody document. This analytical report must be reproduced in its entirety.

Kate Haney, Project Manager

TestAmerica
ANALYTICAL TESTING CORPORATION

SEATTLE, WA 11720 NORTH CREEK PKWY N, SUITE 400
BOTHELL, WA 98011-8244
PH: (425) 420.9200 FAX: (425) 420.9210

Sound Environmental Strategies	Project Name:	**Time Oil #01-600 - Seattle Terminal**	
2400 Airport Way South, Suite 200	Project Number:	0440-004-04	Report Created:
Seattle, WA/USA 98134-2020	Project Manager:	Dee Gardner	07/10/06 17:06

Volatile Organic Compounds by EPA Method 8260B - Laboratory Quality Control Results

TestAmerica - Seattle, WA

QC Batch: 6F30017 **Water Preparation Method: EPA 5030B**

Analyte	Method	Result	MDL*	MRL	Units	Dil	Source Result	Spike Amt	% REC	(Limits)	% RPD	(Limits)	Analyzed	Notes
Blank (6F30017-BLK1)							**Extracted: 06/27/06 15:37**							
Hexachlorobutadiene	EPA 8260B	ND	---	0.500	ug/l	1x	--	--	--	--	--	--	06/28/06 00:30	
Methyl tert-butyl ether	"	ND	---	0.500	"	"	--	--	--	--	--	--	"	
n-Hexane	"	ND	---	0.500	"	"	--	--	--	--	--	--	"	
2-Hexanone	"	ND	---	2.00	"	"	--	--	--	--	--	--	"	
Isopropylbenzene	"	ND	---	0.500	"	"	--	--	--	--	--	--	"	
p-Isopropyltoluene	"	ND	---	0.200	"	"	--	--	--	--	--	--	"	
4-Methyl-2-pentanone	"	ND	---	2.00	"	"	--	--	--	--	--	--	"	
Methylene chloride	"	ND	---	2.00	"	"	--	--	--	--	--	--	"	
Naphthalene	"	ND	---	0.500	"	"	--	--	--	--	--	--	"	
n-Propylbenzene	"	ND	---	0.500	"	"	--	--	--	--	--	--	"	
Styrene	"	ND	---	0.500	"	"	--	--	--	--	--	--	"	
1,2,3-Trichlorobenzene	"	ND	---	0.200	"	"	--	--	--	--	--	--	"	
1,2,4-Trichlorobenzene	"	ND	---	0.200	"	"	--	--	--	--	--	--	"	
1,1,1,2-Tetrachloroethane	"	ND	---	0.200	"	"	--	--	--	--	--	--	"	
1,1,2,2-Tetrachloroethane	"	ND	---	0.500	"	"	--	--	--	--	--	--	"	
Tetrachloroethene	"	ND	---	0.200	"	"	--	--	--	--	--	--	"	
Toluene	"	ND	---	0.200	"	"	--	--	--	--	--	--	"	
1,1,1-Trichloroethane	"	ND	---	0.200	"	"	--	--	--	--	--	--	"	
1,1,2-Trichloroethane	"	ND	---	0.200	"	"	--	--	--	--	--	--	"	
Trichloroethene	"	ND	---	0.200	"	"	--	--	--	--	--	--	"	
Trichlorofluoromethane	"	ND	---	0.500	"	"	--	--	--	--	--	--	"	
1,2,3-Trichloropropane	"	ND	---	0.500	"	"	--	--	--	--	--	--	"	
1,2,4-Trimethylbenzene	"	ND	---	0.200	"	"	--	--	--	--	--	--	"	
1,3,5-Trimethylbenzene	"	ND	---	0.500	"	"	--	--	--	--	--	--	"	
Vinyl chloride	"	ND	---	0.200	"	"	--	--	--	--	--	--	"	
o-Xylene	"	ND	---	0.250	"	"	--	--	--	--	--	--	"	
m,p-Xylene	"	ND	---	0.500	"	"	--	--	--	--	--	--	"	
Total Xylenes	"	ND	---	0.750	"	"	--	--	--	--	--	--	"	
Surrogate(s):	*1,2-DCA-d4*	*Recovery:*	*96.5%*		*Limits:*	*70-130%*	*"*						*06/28/06 00:30*	
	Toluene-d8		*103%*			*70-130%*	*"*						*"*	
	4-BFB		*99.5%*			*70-130%*	*"*						*"*	

TestAmerica - Seattle, WA

The results in this report apply to the samples analyzed in accordance with the chain of custody document. This analytical report must be reproduced in its entirety.

Kate Haney, Project Manager

TestAmerica
ANALYTICAL TESTING CORPORATION

SEATTLE, WA 11720 NORTH CREEK PKWY N, SUITE 400
BOTHELL, WA 98011-8244
PH: (425) 420.9200 FAX: (425) 420.9210

Sound Environmental Strategies	Project Name:	**Time Oil #01-600 - Seattle Terminal**	
2400 Airport Way South, Suite 200	Project Number:	0440-004-04	Report Created:
Seattle, WA/USA 98134-2020	Project Manager:	Dee Gardner	07/10/06 17:06

Volatile Organic Compounds by EPA Method 8260B - Laboratory Quality Control Results

TestAmerica - Seattle, WA

QC Batch: 6F30017 **Water Preparation Method: EPA 5030B**

Analyte	Method	Result	MDL*	MRL	Units	Dil	Source Result	Spike Amt	% REC	(Limits)	% RPD	(Limits)	Analyzed	Notes
LCS (6F30017-BS1)								**Extracted: 06/27/06 15:37**						
Benzene	EPA 8260B	37.6	---	0.200	ug/l	1x	--	40.0	94.0%	(80-120)	--	--	06/27/06 23:02	
Chlorobenzene	"	37.5	---	0.200	"	"	--	"	93.8%	(79-120)	--	--	"	
1,1-Dichloroethene	"	41.4	---	0.200	"	"	--	"	104%	(80-120)	--	--	"	
Methyl tert-butyl ether	"	36.2	---	1.00	"	"	--	"	90.5%	(79-120)	--	--	"	
Toluene	"	38.5	---	0.200	"	"	--	"	96.2%	(78-120)	--	--	"	
Trichloroethene	"	38.4	---	0.200	"	"	--	"	96.0%	(80-120)	--	--	"	
Surrogate(s): 1,2-DCA-d4		*Recovery: 94.8%*			*Limits: 70-130%*	"							*06/27/06 23:02*	
Toluene-d8		*99.8%*			*70-130%*	"							*"*	
4-BFB		*99.8%*			*70-130%*	"							*"*	
LCS Dup (6F30017-BSD1)								**Extracted: 06/27/06 15:37**						
Benzene	EPA 8260B	36.0	---	0.200	ug/l	1x	--	40.0	90.0%	(80-120)	4.35%	(20)	06/27/06 23:31	
Chlorobenzene	"	36.4	---	0.200	"	"	--	"	91.0%	(79-120)	2.98%	"	"	
1,1-Dichloroethene	"	39.2	---	0.200	"	"	--	"	98.0%	(80-120)	5.46%	"	"	
Methyl tert-butyl ether	"	36.4	---	1.00	"	"	--	"	91.0%	(79-120)	0.551%	"	"	
Toluene	"	37.1	---	0.200	"	"	--	"	92.8%	(78-120)	3.70%	"	"	
Trichloroethene	"	36.9	---	0.200	"	"	--	"	92.2%	(80-120)	3.98%	"	"	
Surrogate(s): 1,2-DCA-d4		*Recovery: 95.8%*			*Limits: 70-130%*	"							*06/27/06 23:31*	
Toluene-d8		*101%*			*70-130%*	"							*"*	
4-BFB		*98.5%*			*70-130%*	"							*"*	

TestAmerica - Seattle, WA

The results in this report apply to the samples analyzed in accordance with the chain of custody document. This analytical report must be reproduced in its entirety.

Kate Haney, Project Manager

TestAmerica
ANALYTICAL TESTING CORPORATION

SEATTLE, WA 11720 NORTH CREEK PKWY N, SUITE 400
BOTHELL, WA 98011-8244
PH: (425) 420.9200 FAX: (425) 420.9210

Sound Environmental Strategies	Project Name:	**Time Oil #01-600 - Seattle Terminal**	
2400 Airport Way South, Suite 200	Project Number:	0440-004-04	Report Created:
Seattle, WA/USA 98134-2020	Project Manager:	Dee Gardner	07/10/06 17:06

Volatile Organic Compounds by EPA Method 8260B - Laboratory Quality Control Results

TestAmerica - Seattle, WA

QC Batch: 6F30042 **Water Preparation Method: EPA 5030B**

Analyte	Method	Result	MDL*	MRL	Units	Dil	Source Result	Spike Amt	% REC	(Limits)	% RPD	(Limits)	Analyzed	Notes
Blank (6F30042-BLK1)								**Extracted: 06/30/06 10:36**						
Acetone	EPA 8260B	ND	---	10.0	ug/l	1x	--	--	--	--	--	--	06/30/06 13:48	
Benzene	"	ND	---	0.200	"	"	--	--	--	--	--	--	"	
Bromobenzene	"	ND	---	0.500	"	"	--	--	--	--	--	--	"	
Bromochloromethane	"	ND	---	0.200	"	"	--	--	--	--	--	--	"	
Bromodichloromethane	"	ND	---	0.200	"	"	--	--	--	--	--	--	"	
Bromoform	"	ND	---	0.200	"	"	--	--	--	--	--	--	"	
Bromomethane	"	ND	---	0.500	"	"	--	--	--	--	--	--	"	
2-Butanone	"	ND	---	2.00	"	"	--	--	--	--	--	--	"	
n-Butylbenzene	"	ND	---	0.200	"	"	--	--	--	--	--	--	"	
sec-Butylbenzene	"	ND	---	0.200	"	"	--	--	--	--	--	--	"	
tert-Butylbenzene	"	ND	---	0.500	"	"	--	--	--	--	--	--	"	
Carbon disulfide	"	ND	---	0.500	"	"	--	--	--	--	--	--	"	
Carbon tetrachloride	"	ND	---	0.200	"	"	--	--	--	--	--	--	"	
Chlorobenzene	"	ND	---	0.200	"	"	--	--	--	--	--	--	"	
Chloroethane	"	ND	---	0.500	"	"	--	--	--	--	--	--	"	
Chloroform	"	ND	---	0.200	"	"	--	--	--	--	--	--	"	
Chloromethane	"	ND	---	0.500	"	"	--	--	--	--	--	--	"	
2-Chlorotoluene	"	ND	---	0.500	"	"	--	--	--	--	--	--	"	
4-Chlorotoluene	"	ND	---	0.500	"	"	--	--	--	--	--	--	"	
Dibromochloromethane	"	ND	---	0.200	"	"	--	--	--	--	--	--	"	
1,2-Dibromo-3-chloropropane	"	ND	---	0.500	"	"	--	--	--	--	--	--	"	
1,2-Dibromoethane	"	ND	---	0.200	"	"	--	--	--	--	--	--	"	
Dibromomethane	"	ND	---	0.200	"	"	--	--	--	--	--	--	"	
1,2-Dichlorobenzene	"	ND	---	0.200	"	"	--	--	--	--	--	--	"	
1,3-Dichlorobenzene	"	ND	---	0.200	"	"	--	--	--	--	--	--	"	
1,4-Dichlorobenzene	"	ND	---	0.200	"	"	--	--	--	--	--	--	"	
Dichlorodifluoromethane	"	ND	---	0.500	"	"	--	--	--	--	--	--	"	
1,1-Dichloroethane	"	ND	---	0.200	"	"	--	--	--	--	--	--	"	
1,2-Dichloroethane	"	ND	---	0.200	"	"	--	--	--	--	--	--	"	
1,1-Dichloroethene	"	ND	---	0.200	"	"	--	--	--	--	--	--	"	
cis-1,2-Dichloroethene	"	ND	---	0.200	"	"	--	--	--	--	--	--	"	
trans-1,2-Dichloroethene	"	ND	---	0.200	"	"	--	--	--	--	--	--	"	
1,2-Dichloropropane	"	ND	---	0.200	"	"	--	--	--	--	--	--	"	
1,3-Dichloropropane	"	ND	---	0.200	"	"	--	--	--	--	--	--	"	
2,2-Dichloropropane	"	ND	---	0.500	"	"	--	--	--	--	--	--	"	
1,1-Dichloropropene	"	ND	---	0.200	"	"	--	--	--	--	--	--	"	
cis-1,3-Dichloropropene	"	ND	---	0.200	"	"	--	--	--	--	--	--	"	
trans-1,3-Dichloropropene	"	ND	---	0.200	"	"	--	--	--	--	--	--	"	
Ethylbenzene	"	ND	---	0.200	"	"	--	--	--	--	--	--	"	

TestAmerica - Seattle, WA

The results in this report apply to the samples analyzed in accordance with the chain of custody document. This analytical report must be reproduced in its entirety.

Kate Haney, Project Manager

TestAmerica
ANALYTICAL TESTING CORPORATION

SEATTLE, WA 11720 NORTH CREEK PKWY N, SUITE 400
BOTHELL, WA 98011-8244
PH: (425) 420.9200 FAX: (425) 420.9210

Sound Environmental Strategies	Project Name:	**Time Oil #01-600 - Seattle Terminal**	
2400 Airport Way South, Suite 200	Project Number:	0440-004-04	Report Created:
Seattle, WA/USA 98134-2020	Project Manager:	Dee Gardner	07/10/06 17:06

Volatile Organic Compounds by EPA Method 8260B - Laboratory Quality Control Results

TestAmerica - Seattle, WA

QC Batch: 6F30042 **Water Preparation Method: EPA 5030B**

Analyte	Method	Result	MDL*	MRL	Units	Dil	Source Result	Spike Amt	% REC	(Limits)	% RPD	(Limits)	Analyzed	Notes
Blank (6F30042-BLK1)							**Extracted: 06/30/06 10:36**							
Hexachlorobutadiene	EPA 8260B	ND	---	0.500	ug/l	1x	--	--	--	--	--	--	06/30/06 13:48	
Methyl tert-butyl ether	"	ND	---	0.500	"	"	--	--	--	--	--	--	"	
n-Hexane	"	ND	---	0.500	"	"	--	--	--	--	--	--	"	**Q-41**
2-Hexanone	"	ND	---	2.00	"	"	--	--	--	--	--	--	"	
Isopropylbenzene	"	ND	---	0.500	"	"	--	--	--	--	--	--	"	
p-Isopropyltoluene	"	ND	---	0.200	"	"	--	--	--	--	--	--	"	
4-Methyl-2-pentanone	"	ND	---	2.00	"	"	--	--	--	--	--	--	"	
Methylene chloride	"	ND	---	2.00	"	"	--	--	--	--	--	--	"	
Naphthalene	"	ND	---	0.500	"	"	--	--	--	--	--	--	"	
n-Propylbenzene	"	ND	---	0.500	"	"	--	--	--	--	--	--	"	
Styrene	"	ND	---	0.500	"	"	--	--	--	--	--	--	"	
1,2,3-Trichlorobenzene	"	0.860	---	0.200	"	"	--	--	--	--	--	--	"	
1,2,4-Trichlorobenzene	"	0.710	---	0.200	"	"	--	--	--	--	--	--	"	
1,1,1,2-Tetrachloroethane	"	ND	---	0.200	"	"	--	--	--	--	--	--	"	
1,1,2,2-Tetrachloroethane	"	ND	---	0.500	"	"	--	--	--	--	--	--	"	
Tetrachloroethene	"	ND	---	0.200	"	"	--	--	--	--	--	--	"	
Toluene	"	ND	---	0.200	"	"	--	--	--	--	--	--	"	
1,1,1-Trichloroethane	"	ND	---	0.200	"	"	--	--	--	--	--	--	"	
1,1,2-Trichloroethane	"	ND	---	0.200	"	"	--	--	--	--	--	--	"	
Trichloroethene	"	ND	---	0.200	"	"	--	--	--	--	--	--	"	
Trichlorofluoromethane	"	ND	---	0.500	"	"	--	--	--	--	--	--	"	
1,2,3-Trichloropropane	"	ND	---	0.500	"	"	--	--	--	--	--	--	"	
1,2,4-Trimethylbenzene	"	ND	---	0.200	"	"	--	--	--	--	--	--	"	
1,3,5-Trimethylbenzene	"	ND	---	0.500	"	"	--	--	--	--	--	--	"	
Vinyl chloride	"	ND	---	0.200	"	"	--	--	--	--	--	--	"	
o-Xylene	"	ND	---	0.250	"	"	--	--	--	--	--	--	"	
m,p-Xylene	"	ND	---	0.500	"	"	--	--	--	--	--	--	"	
Total Xylenes	"	ND	---	0.750	"	"	--	--	--	--	--	--	"	
Surrogate(s): 1,2-DCA-d4		*Recovery: 77.2%*			*Limits: 70-130%*	"							*06/30/06 13:48*	
Toluene-d8		*100%*			*70-130%*	"							"	
4-BFB		*101%*			*70-130%*	"							"	

TestAmerica - Seattle, WA

The results in this report apply to the samples analyzed in accordance with the chain of custody document. This analytical report must be reproduced in its entirety.

Kate Haney, Project Manager

TestAmerica
ANALYTICAL TESTING CORPORATION

SEATTLE, WA 11720 NORTH CREEK PKWY N, SUITE 400
BOTHELL, WA 98011-8244
PH: (425) 420.9200 FAX: (425) 420.9210

Sound Environmental Strategies	Project Name:	**Time Oil #01-600 - Seattle Terminal**	
2400 Airport Way South, Suite 200	Project Number:	0440-004-04	Report Created:
Seattle, WA/USA 98134-2020	Project Manager:	Dee Gardner	07/10/06 17:06

Volatile Organic Compounds by EPA Method 8260B - Laboratory Quality Control Results

TestAmerica - Seattle, WA

QC Batch: 6F30042 **Water Preparation Method: EPA 5030B**

Analyte	Method	Result	MDL*	MRL	Units	Dil	Source Result	Spike Amt	% REC	(Limits)	% RPD	(Limits)	Analyzed	Notes
LCS (6F30042-BS1)								**Extracted: 06/30/06 10:36**						
Benzene	EPA 8260B	39.1	---	0.200	ug/l	1x	--	40.0	97.8%	(80-120)	--	--	06/30/06 11:49	
Chlorobenzene	"	37.5	---	0.200	"	"	--	"	93.8%	(79-120)	--	--	"	
1,1-Dichloroethene	"	36.0	---	0.200	"	"	--	"	90.0%	(80-120)	--	--	"	
Methyl tert-butyl ether	"	40.4	---	1.00	"	"	--	"	101%	(79-120)	--	--	"	
Toluene	"	37.8	---	0.200	"	"	--	"	94.5%	(78-120)	--	--	"	
Trichloroethene	"	35.7	---	0.200	"	"	--	"	89.2%	(80-120)	--	--	"	
Surrogate(s): 1,2-DCA-d4		*Recovery: 77.0%*			*Limits: 70-130%*	"							*06/30/06 11:49*	
Toluene-d8		*101%*			*70-130%*	"							"	
4-BFB		*100%*			*70-130%*	"							"	
Matrix Spike (6F30042-MS1)					**QC Source: BPF0630-01**			**Extracted: 06/30/06 10:36**						
Benzene	EPA 8260B	39.8	---	0.200	ug/l	1x	ND	40.0	99.5%	(75-126)	--	--	06/30/06 12:21	
Chlorobenzene	"	38.1	---	0.200	"	"	ND	"	95.2%	(75-125)	--	--	"	
1,1-Dichloroethene	"	36.6	---	0.200	"	"	ND	"	91.5%	"	--	--	"	
Methyl tert-butyl ether	"	39.8	---	1.00	"	"	ND	"	99.5%	(70-128)	--	--	"	
Toluene	"	38.9	---	0.200	"	"	ND	"	97.2%	(75-125)	--	--	"	
Trichloroethene	"	44.9	---	0.200	"	"	8.42	"	91.2%	"	--	--	"	
Surrogate(s): 1,2-DCA-d4		*Recovery: 77.0%*			*Limits: 70-130%*	"							*06/30/06 12:21*	
Toluene-d8		*102%*			*70-130%*	"							"	
4-BFB		*101%*			*70-130%*	"							"	
Matrix Spike Dup (6F30042-MSD1)					**QC Source: BPF0630-01**			**Extracted: 06/30/06 10:36**						
Benzene	EPA 8260B	39.5	---	0.200	ug/l	1x	ND	40.0	98.8%	(75-126)	0.757%	(20)	06/30/06 12:53	
Chlorobenzene	"	37.9	---	0.200	"	"	ND	"	94.8%	(75-125)	0.526%	"	"	
1,1-Dichloroethene	"	36.5	---	0.200	"	"	ND	"	91.2%	"	0.274%	(30)	"	
Methyl tert-butyl ether	"	40.9	---	1.00	"	"	ND	"	102%	(70-128)	2.73%	"	"	
Toluene	"	38.4	---	0.200	"	"	ND	"	96.0%	(75-125)	1.29%	(20)	"	
Trichloroethene	"	43.8	---	0.200	"	"	8.42	"	88.4%	"	2.48%	"	"	
Surrogate(s): 1,2-DCA-d4		*Recovery: 77.0%*			*Limits: 70-130%*	"							*06/30/06 12:53*	
Toluene-d8		*102%*			*70-130%*	"							"	
4-BFB		*102%*			*70-130%*	"							"	

TestAmerica - Seattle, WA

Kate Haney, Project Manager

The results in this report apply to the samples analyzed in accordance with the chain of custody document. This analytical report must be reproduced in its entirety.

TestAmerica
ANALYTICAL TESTING CORPORATION

SEATTLE, WA 11720 NORTH CREEK PKWY N, SUITE 400
BOTHELL, WA 98011-8244
PH: (425) 420.9200 FAX: (425) 420.9210

Sound Environmental Strategies	Project Name:	**Time Oil #01-600 - Seattle Terminal**	
2400 Airport Way South, Suite 200	Project Number:	0440-004-04	Report Created:
Seattle, WA/USA 98134-2020	Project Manager:	Dee Gardner	07/10/06 17:06

Oxygenates by EPA Method 8260B - Laboratory Quality Control Results

TestAmerica - Seattle, WA

QC Batch: 6F29072 **Water Preparation Method: EPA 5030B**

Analyte	Method	Result	MDL*	MRL	Units	Dil	Source Result	Spike Amt	% REC	(Limits)	% RPD	(Limits)	Analyzed	Notes
Blank (6F29072-BLK1)								**Extracted: 06/29/06 11:34**						
tert-Amyl Methyl Ether	EPA 8260B	ND	---	1.00	ug/l	1x	--	--	--	--	--	--	06/29/06 15:12	
tert-Butyl Alcohol	"	ND	---	50.0	"	"	--	--	--	--	--	--	"	
1,2-Dibromoethane	"	ND	---	1.00	"	"	--	--	--	--	--	--	"	
1,2-Dichloroethane	"	ND	---	1.00	"	"	--	--	--	--	--	--	"	
Diisopropyl ether	"	ND	---	1.00	"	"	--	--	--	--	--	--	"	
Ethyl tert-butyl ether	"	ND	---	1.00	"	"	--	--	--	--	--	--	"	
Ethanol	"	ND	---	250	"	"	--	--	--	--	--	--	"	
Methyl tert-butyl ether	"	ND	---	5.00	"	"	--	--	--	--	--	--	"	
Surrogate(s): 1,2-DCA-d4		*Recovery: 113%*			*Limits: 70-130%*	"							*06/29/06 15:12*	
Toluene-d8		*119%*			*75-125%*	"							"	
4-BFB		*101%*			*75-125%*	"							"	
LCS (6F29072-BS1)								**Extracted: 06/29/06 11:34**						
tert-Amyl Methyl Ether	EPA 8260B	19.8	---	1.00	ug/l	1x	--	20.0	99.0%	(75-125)	--	--	06/29/06 13:38	
tert-Butyl Alcohol	"	104	---	50.0	"	"	--	100	104%	"	--	--	"	
1,2-Dibromoethane	"	16.7	---	1.00	"	"	--	20.0	83.5%	"	--	--	"	
1,2-Dichloroethane	"	20.0	---	1.00	"	"	--	"	100%	"	--	--	"	
Diisopropyl ether	"	22.1	---	1.00	"	"	--	"	110%	"	--	--	"	
Ethyl tert-butyl ether	"	21.2	---	1.00	"	"	--	"	106%	"	--	--	"	
Ethanol	"	1110	---	250	"	"	--	1000	111%	"	--	--	"	
Methyl tert-butyl ether	"	20.4	---	5.00	"	"	--	20.0	102%	"	--	--	"	
Surrogate(s): 1,2-DCA-d4		*Recovery: 113%*			*Limits: 70-130%*	"							*06/29/06 13:38*	
Toluene-d8		*118%*			*75-125%*	"							"	
4-BFB		*101%*			*75-125%*	"							"	
LCS Dup (6F29072-BSD1)								**Extracted: 06/29/06 11:34**						
tert-Amyl Methyl Ether	EPA 8260B	19.3	---	1.00	ug/l	1x	--	20.0	96.5%	(75-125)	2.56%	(25)	06/29/06 14:11	
tert-Butyl Alcohol	"	100	---	50.0	"	"	--	100	100%	"	3.92%	"	"	
1,2-Dibromoethane	"	16.7	---	1.00	"	"	--	20.0	83.5%	"	0.00%	"	"	
1,2-Dichloroethane	"	19.4	---	1.00	"	"	--	"	97.0%	"	3.05%	"	"	
Diisopropyl ether	"	21.1	---	1.00	"	"	--	"	106%	"	4.63%	"	"	
Ethyl tert-butyl ether	"	20.4	---	1.00	"	"	--	"	102%	"	3.85%	"	"	
Ethanol	"	1100	---	250	"	"	--	1000	110%	"	0.905%	"	"	
Methyl tert-butyl ether	"	20.1	---	5.00	"	"	--	20.0	100%	"	1.48%	(20)	"	
Surrogate(s): 1,2-DCA-d4		*Recovery: 111%*			*Limits: 70-130%*	"							*06/29/06 14:11*	
Toluene-d8		*118%*			*75-125%*	"							"	
4-BFB		*100%*			*75-125%*	"							"	

TestAmerica - Seattle, WA

The results in this report apply to the samples analyzed in accordance with the chain of custody document. This analytical report must be reproduced in its entirety.

Kate Haney, Project Manager

TestAmerica
ANALYTICAL TESTING CORPORATION

SEATTLE, WA 11720 NORTH CREEK PKWY N, SUITE 400
BOTHELL, WA 98011-8244
PH: (425) 420.9200 FAX: (425) 420.9210

Sound Environmental Strategies	Project Name:	**Time Oil #01-600 - Seattle Terminal**	
2400 Airport Way South, Suite 200	Project Number:	0440-004-04	Report Created:
Seattle, WA/USA 98134-2020	Project Manager:	Dee Gardner	07/10/06 17:06

Notes and Definitions

Report Specific Notes:

D-08	-	Results in the diesel organics range are primarily due to overlap from a gasoline range product.
D-09	-	Results in the diesel organics range are primarily due to overlap from a heavy oil range product.
E	-	Estimated value. The reported value exceeds the calibration range of the analysis.
E-01	-	Estimated value. The reported value exceeds the capacity of the detector and therefore is unreliable.
Q-40	-	This analyte had a low bias in the associated calibration verification standard.
Q-41	-	This analyte had a high bias in the associated calibration verification standard.
RP-3	-	The RPD exceeded the laboratory control limit due to sample matrix effects.
SR-4	-	Due to sample matrix effects, the surrogate recovery was outside laboratory control limits.

Laboratory Reporting Conventions:

DET	-	Analyte DETECTED at or above the Reporting Limit. Qualitative Analyses only.
ND	-	Analyte NOT DETECTED at or above the reporting limit (MDL or MRL, as appropriate).
NR/NA	-	Not Reported / Not Available
dry	-	Sample results reported on a Dry Weight Basis. Results and Reporting Limits have been corrected for Percent Dry Weight.
wet	-	Sample results and reporting limits reported on a Wet Weight Basis (as received). Results with neither 'wet' nor 'dry' are reported on a Wet Weight Basis.
RPD	-	RELATIVE PERCENT DIFFERENCE (RPDs calculated using Results, not Percent Recoveries).
MRL	-	METHOD REPORTING LIMIT. Reporting Level at, or above, the lowest level standard of the Calibration Table.
MDL*	-	METHOD DETECTION LIMIT. Reporting Level at, or above, the statistically derived limit based on 40CFR, Part 136, Appendix B. *MDLs are listed on the report only if the data has been evaluated below the MRL. Results between the MDL and MRL are reported as Estimated Results.
Dil	-	Dilutions are calculated based on deviations from the standard dilution performed for an analysis, and may not represent the dilution found on the analytical raw data.
Reporting Limits	-	Reporting limits (MDLs and MRLs) are adjusted based on variations in sample preparation amounts, analytical dilutions and percent solids, where applicable.
Electronic Signature	-	Electronic Signature added in accordance with TestAmerica's *Electronic Reporting and Electronic Signatures Policy.* Application of electronic signature indicates that the report has been reviewed and approved for release by the laboratory. Electronic signature is intended to be the legally binding equivalent of a traditionally handwritten signature.

TestAmerica - Seattle, WA



Kate Haney, Project Manager

The results in this report apply to the samples analyzed in accordance with the chain of custody document. This analytical report must be reproduced in its entirety.

11720 North Creek Pkwy N Suite 400, Bothell, WA 98011-8244 425-420-9200 FAX 420-9210
11922 E 1st Ave, Spokane, WA 99206-5302 509-924-9200 FAX 924-9290
9405 SW Nimbus Ave, Beaverton, OR 97008-7145 503-906-9200 FAX 906-9210
20332 Empire Ave, Ste F1, Bend, OR 97701-5712 541-383-9310 FAX 382-7588
2000 W International Airport Rd Ste A10, Anchorage, AK 99502-1119 907-563-9200 FAX 563-9210

Revised Chain of Custody

CHAIN OF CUSTODY REPORT

Work Order #: BPF0564

NCA CLIENT: Sound Environmental Strategies

REPORT TO: Dee Gardner
ADDRESS: 2400 Airport Way South, Suite 200
Seattle, WA 98134
PHONE: 206.306.1900 FAX: 206.306.1907

INVOICE TO: Mark Chandler
c/o Time Oil
2737 West Commodore Way
Seattle, WA 98199

P.O. NUMBER:

PROJECT NAME: Seattle Terminal
PROJECT NUMBER: 0440-004-04
01-600
SAMPLED BY: L. Namba / R. Hansberger

TURNAROUND REQUEST
In Business Days *
Organic & Inorganic Analyses: ~~10~~ STD. | 7 | 5 | 4 | 3 | 2 | 1 | <1
Petroleum Hydrocarbon Analyses: ~~5~~ STD. | 4 | 3 | 2 | 1 | <1
OTHER Specify:
* Turnaround Requests less than standard may incur Rush Charges.

CLIENT SAMPLE IDENTIFICATION	SAMPLING DATE/TIME	PRESERVATIVE	REQUESTED ANALYSES				MATRIX (W, S, O)	# OF CONT.	LOCATION / COMMENTS	NCA WO ID
			TPH-G (8260)	BTEX by 8260	OXY (8260)	TPH-Dx				
1 01-MW-02-20060620	06/20/06 @ 1640	HCl	No Sample collected				W	6	01-MW-02	—
2 01-MW-06-20060620	06/20/06 @ 1345	HCl	✓	✓	✓	✓	W	6	01-MW-06	-09
3 01-MW-07-20060620	06/20/06 @ 1450	HCl	✓	✓	✓	✓	W	6	01-MW-07	-12
4 01-MW-08-20060620	06/20/06 @ 1443	HCl	✓	✓	✓	✓	W	6	01-MW-08	-03
5 01-MW-15-20060620	06/20/06 @ 1340	HCl	✓	✓	✓	✓	W	6	01-MW-15	-04
6 01-MW-18-20060620	06/20/06 @ 1540	HCl	✓	✓	✓	✓	W	6	01-MW-18	-05
7 01-MW-19-20060620	06/20/06 @ 1540	HCl	✓	✓	✓	✓	W	6	01-MW-19	-06
8 01-MW-20-20060620	06/20/06 @ 1635	HCl	✓	✓	✓	✓	W	6	01-MW-20	-07
9 02-MW-01-20060620	06/20/06 @ 1040	HCl	✓	✓	✓		W	4	02-MW-01	-08
10 02-MW-02-20060620	06/20/06 @ 0955	HCl	✓	✓	✓		W	4	02-MW-02	-09

RELEASED BY: DM	DATE: 06.21.06	RECEIVED BY: Cathy Gamble	DATE: 6/21/06
PRINT NAME: DEE GARDNER FIRM: SES	TIME: 0800	PRINT NAME: Cathy Gamble FIRM: TA	TIME: 8:00
RELEASED BY:	DATE:	RECEIVED BY:	DATE:
PRINT NAME: FIRM:	TIME:	PRINT NAME: FIRM:	TIME:

ADDITIONAL REMARKS: Full list of VOCs added 6/21/06 per Dee Gardner

TEMP: 5.5 wet

COC REV 09/04

11720 North Creek Pkwy N Suite 400, Bothell, WA 98011-8244 425-420-9200 FAX 420-9210
11922 E 1st Ave, Spokane, WA 99206-5302 509-924-9200 FAX 924-9290
9405 SW Nimbus Ave, Beaverton, OR 97008-7145 503-906-9200 FAX 906-9210
20332 Empire Ave, Ste F1, Bend, OR 97701-5712 541-383-9310 FAX 382-7588
2000 W International Airport Rd Ste A10, Anchorage, AK 99502-1119 907-563-9200 FAX 563-9210

Revised Chain of Custody

CHAIN OF CUSTODY REPORT

Work Order #: BPF05564

NCA CLIENT: Sound Environmental Strategies

REPORT TO: Dee Gardner
ADDRESS: 2400 Airport Way South, Suite 200
Seattle, WA 98134
PHONE: 206.306.1900 FAX: 206.306.1907

INVOICE TO: Mark Chandler
c/o Tine Oil
2737 West Commodore Way
Seattle, WA 98199

P.O. NUMBER:

PROJECT NAME: Seattle Terminal
PROJECT NUMBER: 0440-004-04
01-600
SAMPLED BY: L. Namba / R. Hansberger

TURNAROUND REQUEST in Business Days *
Organic & Inorganic Analyses: 10 STD. | 7 | 5 | 4 | 3 | 2 | 1 | <1
Petroleum Hydrocarbon Analyses: 5 STD. | 4 | 3 | 2 | 1 | <1
OTHER Specify:
* Turnaround Requests less than standard may incur Rush Charges.

	CLIENT SAMPLE IDENTIFICATION	SAMPLING DATE/TIME	PRESERVATIVE					REQUESTED ANALYSES					MATRIX (W, S, O)	# OF CONT.	LOCATION / COMMENTS	NCA WO ID
			HCl	HCl	HCl	HCl		TPH-Gx by 8260	BTEX by 8260B	CHX by 8260	TPH-Dx					
1	02-mw-03-20060620	06/20/06 @ 1132	✓	✓	✓								W	4	02-mw-03	-10
2	02-mw-04-20060620	06/20/06 @ 1219	✓	✓	✓								W	4	02-mw-04	-11
3	02-mw-06-20060620	06/20/06 @ 1120	✓	✓	✓								W	4	02-mw-06	-12
4	02-mw-07-20060620	06/20/06 @ 1052	✓	✓	✓								W	4	02-mw-07	-13
5	02-mw-97-20060620	06/20/06 @ 1234	✓	✓	✓								W	4	02-mw-97	-14
6	Trip Blank	06/19/06 @ 0800	✓	✓	✓								W	3	Laboratory Supplied	-15
7																
8																
9																
10																

RELEASED BY: DM DATE: 06.21.06
PRINT NAME: DEE GARDNER FIRM: SES TIME: 0800

RECEIVED BY: Cathy Gamble DATE: 6/21/06
PRINT NAME: Cathy Gamble FIRM: TOI TIME: 8:00

RELEASED BY: DATE:
PRINT NAME: FIRM: TIME:

RECEIVED BY: DATE:
PRINT NAME: FIRM: TIME:

ADDITIONAL REMARKS:
Full list of VOCs added 6/21/06 per Dee Gardner

TEMP:

COC REV 09/04

FRIEDMAN & BRUYA, INC.

ENVIRONMENTAL CHEMISTS

James E. Bruya, Ph.D.
Charlene Morrow, M.S.
Yelena Aravkina, M.S.
Bradley T. Benson, B.S.
Kurt Johnson, B.S.

3012 16th Avenue West
Seattle, WA 98119-2029
TEL: (206) 285-8282
FAX: (206) 283-5044
e-mail: fbi@isomedia.com

January 5, 2007

Dee Gardner, Project Manager
Sound Environmental Strategies Corporation
2400 Airport Way S., Suite 200
Seattle, WA 98134-2020

Dear Mr. Gardner:

Included are the results from the testing of material submitted on December 14, 2006 from the TOC_01-427_20061214, F&BI 612165 project. There are 35 pages included in this report. Any samples that may remain are currently scheduled for disposal in 30 days. If you would like us to return your samples or arrange for long term storage at our offices, please contact us as soon as possible.

We appreciate this opportunity to be of service to you and hope you will call if you should have any questions.

Sincerely,

FRIEDMAN & BRUYA, INC.

Michael Erdahl
Project Manager

Enclosures
SOU0105R

FRIEDMAN & BRUYA, INC.

ENVIRONMENTAL CHEMISTS

CASE NARRATIVE

This case narrative encompasses samples received on December 14, 2006 by Friedman & Bruya, Inc. from the Sound Environmental Strategies TOC_01-427_20061214, F&BI 612165 project. Samples were logged in under the laboratory ID's listed below.

Laboratory ID	Sound Environmental Strategies
612165-01	MW01-20061213
612165-02	MW02-20061213
612165-03	MW04-20061213
612165-04	MW05-20061213
612165-05	MW06-20061213
612165-06	01MW44-20061212
612165-07	01MW45-20061212
612165-08	01MW46-20061212
612165-09	MW-99-20061211
612165-10	MW-03-20061214

The laboratory control spike duplicate and second source verification for gasoline exceed laboratory control limits for samples 01MW44-20061212, 01MW45-20061212, MW-99-20061211, and MW-03-20061214. The gasoline values were flagged accordingly. All other quality control requirements were acceptable.

FRIEDMAN & BRUYA, INC.

ENVIRONMENTAL CHEMISTS

Date of Report: 01/05/07
Date Received: 12/14/06
Project: TOC_01-427_20061214, F&BI 612165
Date Extracted: 12/18/06
Date Analyzed: 12/20/06

RESULTS FROM THE ANALYSIS OF THE WATER SAMPLES FOR TOTAL PETROLEUM HYDROCARBONS AS DIESEL AND MOTOR OIL USING METHOD NWTPH-Dx

Results Reported as µg/L (ppb)

Sample ID Laboratory ID	Diesel Range (C_{10}-C_{25})	Motor Oil Range (C_{25}-C_{36})	Surrogate (% Recovery) (Limit 51-132)
MW01-20061213 612165-01	91	<250	131
MW02-20061213 612165-02	<50	<250	120
MW04-20061213 612165-03	210	<250	119
MW05-20061213 612165-04	190	<250	111
MW06-20061213 612165-05	180	<250	102
01MW44-20061212 612165-06	480	<250	104
01MW45-20061212 612165-07	440	<250	82
01MW46-20061212 612165-08	230	<250	102
MW-99-20061211 612165-09	480	<250	106
MW-03-20061214 612165-10	1,800	350	115
Method Blank	<50	<250	115

FRIEDMAN & BRUYA, INC.

ENVIRONMENTAL CHEMISTS

Analysis For Dissolved Metals By EPA Method 200.8

Client ID:	MW01-20061213	Client:	Sound Environmental Strategies
Date Received:	12/14/06	Project:	TOC_01-427_20061214, F&BI 612165
Date Extracted:	12/19/06	Lab ID:	612165-01
Date Analyzed:	12/20/06	Data File:	612165-01.107
Matrix:	Water	Instrument:	ICPMS1
Units:	ug/L (ppb)	Operator:	btb

Internal Standard:	% Recovery:	Lower Limit:	Upper Limit:
Indium	71	60	125

Analyte:	Concentration ug/L (ppb)
Arsenic	4.74

FRIEDMAN & BRUYA, INC.

ENVIRONMENTAL CHEMISTS

Analysis For Dissolved Metals By EPA Method 200.8

Client ID:	MW02-20061213	Client:	Sound Environmental Strategies
Date Received:	12/14/06	Project:	TOC_01-427_20061214, F&BI 612165
Date Extracted:	12/19/06	Lab ID:	612165-02
Date Analyzed:	12/20/06	Data File:	612165-02.110
Matrix:	Water	Instrument:	ICPMS1
Units:	ug/L (ppb)	Operator:	btb

Internal Standard:	% Recovery:	Lower Limit:	Upper Limit:
Indium	69	60	125

Analyte:	Concentration ug/L (ppb)
Arsenic	4.64

FRIEDMAN & BRUYA, INC.

ENVIRONMENTAL CHEMISTS

Analysis For Dissolved Metals By EPA Method 200.8

Client ID:	MW04-20061213	Client:	Sound Environmental Strategies
Date Received:	12/14/06	Project:	TOC_01-427_20061214, F&BI 612165
Date Extracted:	12/19/06	Lab ID:	612165-03
Date Analyzed:	12/20/06	Data File:	612165-03.111
Matrix:	Water	Instrument:	ICPMS1
Units:	ug/L (ppb)	Operator:	btb

Internal Standard:	% Recovery:	Lower Limit:	Upper Limit:
Indium	71	60	125

Analyte:	Concentration ug/L (ppb)
Arsenic	1.44

FRIEDMAN & BRUYA, INC.

ENVIRONMENTAL CHEMISTS

Analysis For Dissolved Metals By EPA Method 200.8

Client ID:	MW05-20061213	Client:	Sound Environmental Strategies
Date Received:	12/14/06	Project:	TOC_01-427_20061214, F&BI 612165
Date Extracted:	12/19/06	Lab ID:	612165-04
Date Analyzed:	12/20/06	Data File:	612165-04.112
Matrix:	Water	Instrument:	ICPMS1
Units:	ug/L (ppb)	Operator:	btb

Internal Standard:	% Recovery:	Lower Limit:	Upper Limit:
Indium	70	60	125

Analyte:	Concentration ug/L (ppb)
Arsenic	1.76

FRIEDMAN & BRUYA, INC.

ENVIRONMENTAL CHEMISTS

Analysis For Dissolved Metals By EPA Method 200.8

Client ID:	MW06-20061213	Client:	Sound Environmental Strategies
Date Received:	12/14/06	Project:	TOC_01-427_20061214, F&BI 612165
Date Extracted:	12/19/06	Lab ID:	612165-05
Date Analyzed:	12/20/06	Data File:	612165-05.113
Matrix:	Water	Instrument:	ICPMS1
Units:	ug/L (ppb)	Operator:	btb

Internal Standard:	% Recovery:	Lower Limit:	Upper Limit:
Indium	75	60	125

Analyte:	Concentration ug/L (ppb)
Arsenic	1.63

FRIEDMAN & BRUYA, INC.

ENVIRONMENTAL CHEMISTS

Analysis For Dissolved Metals By EPA Method 200.8

Client ID:	MW-03-20061214	Client:	Sound Environmental Strategies
Date Received:	12/14/06	Project:	TOC_01-427_20061214, F&BI 612165
Date Extracted:	12/19/06	Lab ID:	612165-10
Date Analyzed:	12/20/06	Data File:	612165-10.114
Matrix:	Water	Instrument:	ICPMS1
Units:	ug/L (ppb)	Operator:	btb

Internal Standard:	% Recovery:	Lower Limit:	Upper Limit:
Indium	72	60	125

Analyte:	Concentration ug/L (ppb)
Arsenic	15.7

FRIEDMAN & BRUYA, INC.

ENVIRONMENTAL CHEMISTS

Analysis For Dissolved Metals By EPA Method 200.8

Client ID:	Method Blank	Client:	Sound Environmental Strategies
Date Received:	NA	Project:	TOC_01-427_20061214, F&BI 612165
Date Extracted:	12/19/06	Lab ID:	I6-455 mb
Date Analyzed:	12/20/06	Data File:	I6-455 mb.105
Matrix:	Water	Instrument:	ICPMS1
Units:	ug/L (ppb)	Operator:	btb

Internal Standard:	% Recovery:	Lower Limit:	Upper Limit:
Indium	72	60	125

Analyte:	Concentration ug/L (ppb)
Arsenic	<1

FRIEDMAN & BRUYA, INC.

ENVIRONMENTAL CHEMISTS

Analysis For Total Metals By EPA Method 200.8

Client ID:	MW01-20061213	Client:	Sound Environmental Strategies
Date Received:	12/14/06	Project:	TOC_01-427_20061214, F&BI 612165
Date Extracted:	12/19/06	Lab ID:	612165-01
Date Analyzed:	12/20/06	Data File:	612165-01.134
Matrix:	Water	Instrument:	ICPMS1
Units:	ug/L (ppb)	Operator:	btb

Internal Standard:	% Recovery:	Lower Limit:	Upper Limit:
Indium	62	60	125

Analyte:	Concentration ug/L (ppb)
Arsenic	4.46

FRIEDMAN & BRUYA, INC.

ENVIRONMENTAL CHEMISTS

Analysis For Total Metals By EPA Method 200.8

Client ID:	MW02-20061213	Client:	Sound Environmental Strategies
Date Received:	12/14/06	Project:	TOC_01-427_20061214, F&BI 612165
Date Extracted:	12/19/06	Lab ID:	612165-02
Date Analyzed:	12/20/06	Data File:	612165-02.137
Matrix:	Water	Instrument:	ICPMS1
Units:	ug/L (ppb)	Operator:	btb

Internal Standard:	% Recovery:	Lower Limit:	Upper Limit:
Indium	63	60	125

Analyte:	Concentration ug/L (ppb)
Arsenic	3.91

FRIEDMAN & BRUYA, INC.

ENVIRONMENTAL CHEMISTS

Analysis For Total Metals By EPA Method 200.8

Client ID:	MW04-20061213	Client:	Sound Environmental Strategies
Date Received:	12/14/06	Project:	TOC_01-427_20061214, F&BI 612165
Date Extracted:	12/19/06	Lab ID:	612165-03
Date Analyzed:	12/20/06	Data File:	612165-03.138
Matrix:	Water	Instrument:	ICPMS1
Units:	ug/L (ppb)	Operator:	btb

Internal Standard:	% Recovery:	Lower Limit:	Upper Limit:
Indium	60	60	125

Analyte:	Concentration ug/L (ppb)
Arsenic	1.36

FRIEDMAN & BRUYA, INC.

ENVIRONMENTAL CHEMISTS

Analysis For Total Metals By EPA Method 200.8

Client ID:	MW05-20061213	Client:	Sound Environmental Strategies
Date Received:	12/14/06	Project:	TOC_01-427_20061214, F&BI 612165
Date Extracted:	12/19/06	Lab ID:	612165-04
Date Analyzed:	12/20/06	Data File:	612165-04.139
Matrix:	Water	Instrument:	ICPMS1
Units:	ug/L (ppb)	Operator:	btb

Internal Standard:	% Recovery:	Lower Limit:	Upper Limit:
Indium	65	60	125

Analyte:	Concentration ug/L (ppb)
Arsenic	1.68

FRIEDMAN & BRUYA, INC.

ENVIRONMENTAL CHEMISTS

Analysis For Total Metals By EPA Method 200.8

Client ID:	MW06-20061213	Client:	Sound Environmental Strategies
Date Received:	12/14/06	Project:	TOC_01-427_20061214, F&BI 612165
Date Extracted:	12/19/06	Lab ID:	612165-05
Date Analyzed:	12/20/06	Data File:	612165-05.140
Matrix:	Water	Instrument:	ICPMS1
Units:	ug/L (ppb)	Operator:	btb

Internal Standard:	% Recovery:	Lower Limit:	Upper Limit:
Indium	68	60	125

Analyte:	Concentration ug/L (ppb)
Arsenic	3.16

FRIEDMAN & BRUYA, INC.

ENVIRONMENTAL CHEMISTS

Analysis For Total Metals By EPA Method 200.8

Client ID:	MW-03-20061214	Client:	Sound Environmental Strategies
Date Received:	12/14/06	Project:	TOC_01-427_20061214, F&BI 612165
Date Extracted:	12/19/06	Lab ID:	612165-10
Date Analyzed:	12/20/06	Data File:	612165-10.141
Matrix:	Water	Instrument:	ICPMS1
Units:	ug/L (ppb)	Operator:	btb

Internal Standard:	% Recovery:	Lower Limit:	Upper Limit:
Indium	66	60	125

Analyte:	Concentration ug/L (ppb)
Arsenic	14.5

FRIEDMAN & BRUYA, INC.

ENVIRONMENTAL CHEMISTS

Analysis For Total Metals By EPA Method 200.8

Client ID:	Method Blank	Client:	Sound Environmental Strategies
Date Received:	NA	Project:	TOC_01-427_20061214, F&BI 612165
Date Extracted:	12/19/06	Lab ID:	I6-452 mb
Date Analyzed:	12/20/06	Data File:	I6-452 mb.030
Matrix:	Water	Instrument:	ICPMS1
Units:	ug/L (ppb)	Operator:	btb

Internal Standard:	% Recovery:	Lower Limit:	Upper Limit:
Indium	91	60	125

Analyte:	Concentration ug/L (ppb)
Arsenic	<1

FRIEDMAN & BRUYA, INC.

ENVIRONMENTAL CHEMISTS

Analysis For Volatile Compounds By EPA Method 8260B

Client Sample ID:	MW01-20061213	Client:	Sound Environmental Strategies
Date Received:	12/14/06	Project:	TOC_01-427_20061214, F&BI 612165
Date Extracted:	12/22/06	Lab ID:	612165-01
Date Analyzed:	12/23/06	Data File:	122254.D
Matrix:	Water	Instrument:	GCMS5
Units:	ug/L (ppb)	Operator:	MB

Surrogates:	% Recovery:	Lower Limit:	Upper Limit:
Dibromofluoromethane	96	75	125
1,2-Dichloroethane-d4	100	67	133
Toluene-d8	102	79	129
4-Bromofluorobenzene	116	76	145

Compounds:	Concentration ug/L (ppb)
Ethanol	<1,000
t-Butyl alcohol (TBA)	<50
Methyl t-butyl ether (MTBE)	<1
Ethyl t-butyl ether (ETBE)	<1
t-Amyl methyl ether (TAME)	<1
Diisopropyl ether (DIPE)	<1
1,2-Dichloroethane (EDC)	<1
1,2-Dibromoethane (EDB)	<1
Benzene	<1
Toluene	<1
Ethylbenzene	<1
m,p-Xylene	<2
o-Xylene	<1
TPH as gasoline	<50

FRIEDMAN & BRUYA, INC.

ENVIRONMENTAL CHEMISTS

Analysis For Volatile Compounds By EPA Method 8260B

Client Sample ID:	MW02-20061213	Client:	Sound Environmental Strategies
Date Received:	12/14/06	Project:	TOC_01-427_20061214, F&BI 612165
Date Extracted:	12/22/06	Lab ID:	612165-02
Date Analyzed:	12/23/06	Data File:	122255.D
Matrix:	Water	Instrument:	GCMS5
Units:	ug/L (ppb)	Operator:	MB

Surrogates:	% Recovery:	Lower Limit:	Upper Limit:
Dibromofluoromethane	97	75	125
1,2-Dichloroethane-d4	100	67	133
Toluene-d8	102	79	129
4-Bromofluorobenzene	116	76	145

Compounds:	Concentration ug/L (ppb)
Ethanol	<1,000
t-Butyl alcohol (TBA)	<50
Methyl t-butyl ether (MTBE)	<1
Ethyl t-butyl ether (ETBE)	<1
t-Amyl methyl ether (TAME)	<1
Diisopropyl ether (DIPE)	<1
1,2-Dichloroethane (EDC)	<1
1,2-Dibromoethane (EDB)	<1
Benzene	<1
Toluene	<1
Ethylbenzene	<1
m,p-Xylene	<2
o-Xylene	<1
TPH as gasoline	<50

FRIEDMAN & BRUYA, INC.

ENVIRONMENTAL CHEMISTS

Analysis For Volatile Compounds By EPA Method 8260B

Client Sample ID:	MW04-20061213	Client:	Sound Environmental Strategies
Date Received:	12/14/06	Project:	TOC_01-427_20061214, F&BI 612165
Date Extracted:	12/22/06	Lab ID:	612165-03
Date Analyzed:	12/23/06	Data File:	122256.D
Matrix:	Water	Instrument:	GCMS5
Units:	ug/L (ppb)	Operator:	MB

Surrogates:	% Recovery:	Lower Limit:	Upper Limit:
Dibromofluoromethane	96	75	125
1,2-Dichloroethane-d4	101	67	133
Toluene-d8	103	79	129
4-Bromofluorobenzene	117	76	145

Compounds:	Concentration ug/L (ppb)
Ethanol	<1,000
t-Butyl alcohol (TBA)	<50
Methyl t-butyl ether (MTBE)	<1
Ethyl t-butyl ether (ETBE)	<1
t-Amyl methyl ether (TAME)	<1
Diisopropyl ether (DIPE)	<1
1,2-Dichloroethane (EDC)	<1
1,2-Dibromoethane (EDB)	<1
Benzene	<1
Toluene	<1
Ethylbenzene	<1
m,p-Xylene	<2
o-Xylene	<1
TPH as gasoline	<50

FRIEDMAN & BRUYA, INC.

ENVIRONMENTAL CHEMISTS

Analysis For Volatile Compounds By EPA Method 8260B

Client Sample ID:	MW05-20061213	Client:	Sound Environmental Strategies
Date Received:	12/14/06	Project:	TOC_01-427_20061214, F&BI 612165
Date Extracted:	12/22/06	Lab ID:	612165-04
Date Analyzed:	12/23/06	Data File:	122257.D
Matrix:	Water	Instrument:	GCMS5
Units:	ug/L (ppb)	Operator:	MB

Surrogates:	% Recovery:	Lower Limit:	Upper Limit:
Dibromofluoromethane	97	75	125
1,2-Dichloroethane-d4	100	67	133
Toluene-d8	102	79	129
4-Bromofluorobenzene	117	76	145

Compounds:	Concentration ug/L (ppb)
Ethanol	<1,000
t-Butyl alcohol (TBA)	<50
Methyl t-butyl ether (MTBE)	<1
Ethyl t-butyl ether (ETBE)	<1
t-Amyl methyl ether (TAME)	<1
Diisopropyl ether (DIPE)	<1
1,2-Dichloroethane (EDC)	<1
1,2-Dibromoethane (EDB)	<1
Benzene	1.8
Toluene	<1
Ethylbenzene	<1
m,p-Xylene	<2
o-Xylene	<1
TPH as gasoline	110

FRIEDMAN & BRUYA, INC.

ENVIRONMENTAL CHEMISTS

Analysis For Volatile Compounds By EPA Method 8260B

Client Sample ID:	MW06-20061213	Client:	Sound Environmental Strategies
Date Received:	12/14/06	Project:	TOC_01-427_20061214, F&BI 612165
Date Extracted:	12/21/06	Lab ID:	612165-05
Date Analyzed:	12/22/06	Data File:	122137.D
Matrix:	Water	Instrument:	GCMS4
Units:	ug/L (ppb)	Operator:	MB

Surrogates:	% Recovery:	Lower Limit:	Upper Limit:
Dibromofluoromethane	84	64	114
1,2-Dichloroethane-d4	85	61	115
Toluene-d8	79	61	114
4-Bromofluorobenzene	87	56	127

Compounds:	Concentration ug/L (ppb)
Ethanol	<1,000
t-Butyl alcohol (TBA)	<50
Methyl t-butyl ether (MTBE)	<1
Ethyl t-butyl ether (ETBE)	<1
t-Amyl methyl ether (TAME)	<1
Diisopropyl ether (DIPE)	<1
1,2-Dichloroethane (EDC)	<1
1,2-Dibromoethane (EDB)	<1
Benzene	<1
Toluene	<1
Ethylbenzene	<1
m,p-Xylene	<2
o-Xylene	<1
TPH as gasoline	<50

FRIEDMAN & BRUYA, INC.

ENVIRONMENTAL CHEMISTS

Analysis For Volatile Compounds By EPA Method 8260B

Client Sample ID:	01MW44-20061212	Client:	Sound Environmental Strategies
Date Received:	12/14/06	Project:	TOC_01-427_20061214, F&BI 612165
Date Extracted:	12/21/06	Lab ID:	612165-06
Date Analyzed:	12/22/06	Data File:	122138.D
Matrix:	Water	Instrument:	GCMS4
Units:	ug/L (ppb)	Operator:	MB

Surrogates:	% Recovery:	Lower Limit:	Upper Limit:
Dibromofluoromethane	85	64	114
1,2-Dichloroethane-d4	87	61	115
Toluene-d8	80	61	114
4-Bromofluorobenzene	88	56	127

Compounds:	Concentration ug/L (ppb)
Ethanol	<1,000
t-Butyl alcohol (TBA)	<50
Methyl t-butyl ether (MTBE)	<1
Ethyl t-butyl ether (ETBE)	<1
t-Amyl methyl ether (TAME)	<1
Diisopropyl ether (DIPE)	<1
1,2-Dichloroethane (EDC)	4.7
1,2-Dibromoethane (EDB)	<1
Benzene	16
Toluene	<1
Ethylbenzene	<1
m,p-Xylene	<2
o-Xylene	<1
TPH as gasoline	1,300 J jl

J - The result for this analyte in the second source is out of control limits. The reported concentration is an estimate.

jl –The result for this analyte in the laboratory control samples is out of control limits. The reported concentration is an estimate.

FRIEDMAN & BRUYA, INC.

ENVIRONMENTAL CHEMISTS

Analysis For Volatile Compounds By EPA Method 8260B

Client Sample ID:	01MW45-20061212	Client:	Sound Environmental Strategies
Date Received:	12/14/06	Project:	TOC_01-427_20061214, F&BI 612165
Date Extracted:	12/21/06	Lab ID:	612165-07
Date Analyzed:	12/22/06	Data File:	122130.D
Matrix:	Water	Instrument:	GCMS4
Units:	ug/L (ppb)	Operator:	MB

Surrogates:	% Recovery:	Lower Limit:	Upper Limit:
Dibromofluoromethane	84	64	114
1,2-Dichloroethane-d4	86	61	115
Toluene-d8	80	61	114
4-Bromofluorobenzene	88	56	127

Compounds:	Concentration ug/L (ppb)
Ethanol	<1,000
t-Butyl alcohol (TBA)	<50
Methyl t-butyl ether (MTBE)	<1
Ethyl t-butyl ether (ETBE)	<1
t-Amyl methyl ether (TAME)	<1
Diisopropyl ether (DIPE)	<1
1,2-Dichloroethane (EDC)	<1
1,2-Dibromoethane (EDB)	<1
Benzene	1.9
Toluene	<1
Ethylbenzene	<1
m,p-Xylene	<2
o-Xylene	<1
TPH as gasoline	470 J jl

J - The result for this analyte in the second source is out of control limits. The reported concentration is an estimate.

jl –The result for this analyte in the laboratory control samples is out of control limits. The reported concentration is an estimate.

FRIEDMAN & BRUYA, INC.

ENVIRONMENTAL CHEMISTS

Analysis For Volatile Compounds By EPA Method 8260B

Client Sample ID:	01MW46-20061212	Client:	Sound Environmental Strategies
Date Received:	12/14/06	Project:	TOC_01-427_20061214, F&BI 612165
Date Extracted:	12/21/06	Lab ID:	612165-08
Date Analyzed:	12/22/06	Data File:	122139.D
Matrix:	Water	Instrument:	GCMS4
Units:	ug/L (ppb)	Operator:	MB

Surrogates:	% Recovery:	Lower Limit:	Upper Limit:
Dibromofluoromethane	85	64	114
1,2-Dichloroethane-d4	86	61	115
Toluene-d8	79	61	114
4-Bromofluorobenzene	88	56	127

Compounds:	Concentration ug/L (ppb)
Ethanol	<1,000
t-Butyl alcohol (TBA)	<50
Methyl t-butyl ether (MTBE)	<1
Ethyl t-butyl ether (ETBE)	<1
t-Amyl methyl ether (TAME)	<1
Diisopropyl ether (DIPE)	<1
1,2-Dichloroethane (EDC)	<1
1,2-Dibromoethane (EDB)	<1
Benzene	<1
Toluene	<1
Ethylbenzene	<1
m,p-Xylene	<2
o-Xylene	<1
TPH as gasoline	<50

FRIEDMAN & BRUYA, INC.

ENVIRONMENTAL CHEMISTS

Analysis For Volatile Compounds By EPA Method 8260B

Client Sample ID:	MW-99-20061211	Client:	Sound Environmental Strategies
Date Received:	12/14/06	Project:	TOC_01-427_20061214, F&BI 612165
Date Extracted:	12/21/06	Lab ID:	612165-09
Date Analyzed:	12/22/06	Data File:	122131.D
Matrix:	Water	Instrument:	GCMS4
Units:	ug/L (ppb)	Operator:	MB

Surrogates:	% Recovery:	Lower Limit:	Upper Limit:
Dibromofluoromethane	84	64	114
1,2-Dichloroethane-d4	86	61	115
Toluene-d8	80	61	114
4-Bromofluorobenzene	90	56	127

Compounds:	Concentration ug/L (ppb)
Ethanol	<1,000
t-Butyl alcohol (TBA)	<50
Methyl t-butyl ether (MTBE)	<1
Ethyl t-butyl ether (ETBE)	<1
t-Amyl methyl ether (TAME)	<1
Diisopropyl ether (DIPE)	<1
1,2-Dichloroethane (EDC)	4.2
1,2-Dibromoethane (EDB)	<1
Benzene	15
Toluene	<1
Ethylbenzene	<1
m,p-Xylene	<2
o-Xylene	<1
TPH as gasoline	1,200 J jl

J - The result for this analyte in the second source is out of control limits. The reported concentration is an estimate.

jl –The result for this analyte in the laboratory control samples is out of control limits. The reported concentration is an estimate.

FRIEDMAN & BRUYA, INC.

ENVIRONMENTAL CHEMISTS

Analysis For Volatile Compounds By EPA Method 8260B

Client Sample ID:	MW-03-20061214	Client:	Sound Environmental Strategies
Date Received:	12/14/06	Project:	TOC_01-427_20061214, F&BI 612165
Date Extracted:	12/21/06	Lab ID:	612165-10
Date Analyzed:	12/22/06	Data File:	122136.D
Matrix:	Water	Instrument:	GCMS4
Units:	ug/L (ppb)	Operator:	MB

Surrogates:	% Recovery:	Lower Limit:	Upper Limit:
Dibromofluoromethane	84	64	114
1,2-Dichloroethane-d4	87	61	115
Toluene-d8	80	61	114
4-Bromofluorobenzene	87	56	127

Compounds:	Concentration ug/L (ppb)
Ethanol	<1,000
t-Butyl alcohol (TBA)	<50
Methyl t-butyl ether (MTBE)	<1
Ethyl t-butyl ether (ETBE)	<1
t-Amyl methyl ether (TAME)	<1
Diisopropyl ether (DIPE)	<1
1,2-Dichloroethane (EDC)	<1
1,2-Dibromoethane (EDB)	<1
Benzene	2.9
Toluene	1.2
Ethylbenzene	3.9
m,p-Xylene	<2
o-Xylene	3.6
TPH as gasoline	390 J jl

J - The result for this analyte in the second source is out of control limits. The reported concentration is an estimate.

jl –The result for this analyte in the laboratory control samples is out of control limits. The reported concentration is an estimate.

Analysis For Volatile Compounds By EPA Method 8260B

Client Sample ID:	Method Blank	Client:	Sound Environmental Strategies
Date Received:	Not Applicable	Project:	TOC_01-427_20061214, F&BI 612165
Date Extracted:	12/22/06	Lab ID:	061916 mb
Date Analyzed:	12/23/06	Data File:	122228.D
Matrix:	Water	Instrument:	GCMS5
Units:	ug/L (ppb)	Operator:	MB

Surrogates:	% Recovery:	Lower Limit:	Upper Limit:
Dibromofluoromethane	99	75	125
1,2-Dichloroethane-d4	101	67	133
Toluene-d8	104	79	129
4-Bromofluorobenzene	118	76	145

Compounds:	Concentration ug/L (ppb)
Ethanol	<1,000
t-Butyl alcohol (TBA)	<50
Methyl t-butyl ether (MTBE)	<1
Ethyl t-butyl ether (ETBE)	<1
t-Amyl methyl ether (TAME)	<1
Diisopropyl ether (DIPE)	<1
1,2-Dichloroethane (EDC)	<1
1,2-Dibromoethane (EDB)	<1
Benzene	<1
Toluene	<1
Ethylbenzene	<1
m,p-Xylene	<2
o-Xylene	<1
TPH as gasoline	<50

FRIEDMAN & BRUYA, INC.

ENVIRONMENTAL CHEMISTS

Analysis For Volatile Compounds By EPA Method 8260B

Client Sample ID:	Method Blank	Client:	Sound Environmental Strategies
Date Received:	Not Applicable	Project:	TOC_01-427_20061214, F&BI 612165
Date Extracted:	12/21/06	Lab ID:	061936 mb
Date Analyzed:	12/22/06	Data File:	122129.D
Matrix:	Water	Instrument:	GCMS4
Units:	ug/L (ppb)	Operator:	MB

Surrogates:	% Recovery:	Lower Limit:	Upper Limit:
Dibromofluoromethane	84	64	114
1,2-Dichloroethane-d4	87	61	115
Toluene-d8	81	61	114
4-Bromofluorobenzene	88	56	127

Compounds:	Concentration ug/L (ppb)
Ethanol	<1,000
t-Butyl alcohol (TBA)	<50
Methyl t-butyl ether (MTBE)	<1
Ethyl t-butyl ether (ETBE)	<1
t-Amyl methyl ether (TAME)	<1
Diisopropyl ether (DIPE)	<1
1,2-Dichloroethane (EDC)	<1
1,2-Dibromoethane (EDB)	<1
Benzene	<1
Toluene	<1
Ethylbenzene	<1
m,p-Xylene	<2
o-Xylene	<1
TPH as gasoline	<50

Date of Report: 01/05/07
Date Received: 12/14/06
Project: TOC_01-427_20061214, F&BI 612165

QUALITY ASSURANCE RESULTS FOR THE ANALYSIS OF WATER SAMPLES FOR TOTAL PETROLEUM HYDROCARBONS AS DIESEL EXTENDED USING METHOD NWTPH-Dx

Laboratory Code: Laboratory Control Sample

Analyte	Reporting Units	Spike Level	Percent Recovery LCS	Percent Recovery LCSD	Acceptance Criteria	RPD (Limit 20)
Diesel Extended	µg/L (ppb)	2,500	96	100	74-139	4

FRIEDMAN & BRUYA, INC.

ENVIRONMENTAL CHEMISTS

Date of Report: 01/05/07
Date Received: 12/14/06
Project: TOC_01-427_20061214, F&BI 612165

QUALITY ASSURANCE RESULTS FOR THE ANALYSIS OF WATER SAMPLES FOR DISSOLVED METALS BY EPA METHOD 200.8

Laboratory Code: 612165-01 (Duplicate)

Analyte	Reporting Units	Sample Result	Duplicate Result	Relative Percent Difference	Acceptance Criteria
Arsenic	ug/L (ppb)	4.13	4.75	14	0-20

Laboratory Code: 612165-01 (Matrix Spike)

Analyte	Reporting Units	Spike Level	Sample Result	Percent Recovery MS	Acceptance Criteria
Arsenic	ug/L (ppb)	10	4.13	108 b	50-150

Laboratory Code: Laboratory Control Sample

Analyte	Reporting Units	Spike Level	Percent Recovery LCS	Acceptance Criteria
Arsenic	ug/L (ppb)	10	90	70-130

b - The analyte was spiked at a level that was less than five times that present in the sample. Matrix spike recoveries may not be meaningful.

Date of Report: 01/05/07
Date Received: 12/14/06
Project: TOC_01-427_20061214, F&BI 612165

QUALITY ASSURANCE RESULTS FOR THE ANALYSIS OF WATER SAMPLES FOR TOTAL METALS BY EPA METHOD 200.8

Laboratory Code: 612165-01 (Duplicate)

Analyte	Reporting Units	Sample Result	Duplicate Result	Relative Percent Difference	Acceptance Criteria
Arsenic	ug/L (ppb)	4.46	4.45	0	0-20

Laboratory Code: 612165-01 (Matrix Spike)

Analyte	Reporting Units	Spike Level	Sample Result	Percent Recovery MS	Acceptance Criteria
Arsenic	ug/L (ppb)	10	4.46	103 b	50-150

Laboratory Code: Laboratory Control Sample

Analyte	Reporting Units	Spike Level	Percent Recovery LCS	Acceptance Criteria
Arsenic	ug/L (ppb)	10	96	70-130

b - The analyte was spiked at a level that was less than five times that present in the sample. Matrix spike recoveries may not be meaningful.

Date of Report: 01/05/07
Date Received: 12/14/06
Project: TOC_01-427_20061214, F&BI 612165

QUALITY ASSURANCE RESULTS FOR THE ANALYSIS OF WATER SAMPLES FOR VOLATILES BY EPA METHOD 8260B

Laboratory Code: 612165-04 (Duplicate)

Analyte	Reporting Units	Sample Result	Duplicate Result	Relative Percent Difference (Limit 20)
Ethanol	µg/L (ppb)	<1,000	<1,000	nm
t-Butyl alcohol (TBA)	µg/L (ppb)	<50	<50	nm
Methyl t-butyl ether (MTBE)	µg/L (ppb)	<1	<1	nm
Diisopropyl ether (DIPE)	µg/L (ppb)	<1	<1	nm
Ethyl t-butyl ether (ETBE)	µg/L (ppb)	<1	<1	nm
t-Amyl methyl ether (TAME)	µg/L (ppb)	<1	<1	nm
1,2-Dichloroethane (EDC)	µg/L (ppb)	<1	<1	nm
Benzene	µg/L (ppb)	1.8	1.8	0
Toluene	µg/L (ppb)	<1	<1	nm
1,2-Dibromoethane (EDB)	µg/L (ppb)	<1	<1	nm
Ethylbenzene	µg/L (ppb)	<1	<1	nm
m,p-Xylene	µg/L (ppb)	<2	<2	nm
TPH as gasoline	µg/L (ppb)	110	110	0

nm - The analyte was not detected in one or more of the duplicate analyses. Therefore, calculation of the RPD is not applicable.

Date of Report: 01/05/07
Date Received: 12/14/06
Project: TOC_01-427_20061214, F&BI 612165

QUALITY ASSURANCE RESULTS FOR THE ANALYSIS OF WATER SAMPLES FOR VOLATILES BY EPA METHOD 8260B

Laboratory Code: Laboratory Control Sample

Analyte	Reporting Units	Spike Level	Percent Recovery LCS	Percent Recovery LCSD	Acceptance Criteria	RPD (Limit 20)
Ethanol	µg/L (ppb)	2,500	111	111	70-130	0
t-Butyl alcohol (TBA)	µg/L (ppb)	250	116	114	50-155	1
Methyl t-butyl ether (MTBE)	µg/L (ppb)	50	102	103	71-134	0
Diisopropyl ether (DIPE)	µg/L (ppb)	50	105	108	74-139	2
Ethyl t-butyl ether (ETBE)	µg/L (ppb)	50	112	113	71-134	0
t-Amyl methyl ether (TAME)	µg/L (ppb)	50	112	112	75-134	0
1,2-Dichloroethane (EDC)	µg/L (ppb)	50	95	96	67-137	0
Benzene	µg/L (ppb)	100	99	100	74-123	1
Toluene	µg/L (ppb)	100	99	100	72-128	1
1,2-Dibromoethane (EDB)	µg/L (ppb)	50	107	108	77-131	1
Ethylbenzene	µg/L (ppb)	50	101	103	70-130	1
m,p-Xylene	µg/L (ppb)	50	99	100	70-130	1
TPH as gasoline	µg/L (ppb)	1,000	100	96	70-130	4

Date of Report: 01/05/07
Date Received: 12/14/06
Project: TOC_01-427_20061214, F&BI 612165

QUALITY ASSURANCE RESULTS FOR THE ANALYSIS OF WATER SAMPLES FOR VOLATILES BY EPA METHOD 8260B

Laboratory Code: 612165-09 (Duplicate)

Analyte	Reporting Units	Sample Result	Duplicate Result	Relative Percent Difference (Limit 20)
Ethanol	µg/L (ppb)	<1,000	<1,000	nm
t-Butyl alcohol (TBA)	µg/L (ppb)	<50	<50	nm
Methyl t-butyl ether (MTBE)	µg/L (ppb)	<1	<1	nm
Diisopropyl ether (DIPE)	µg/L (ppb)	<1	<1	nm
Ethyl t-butyl ether (ETBE)	µg/L (ppb)	<1	<1	nm
t-Amyl methyl ether (TAME)	µg/L (ppb)	<1	<1	nm
1,2-Dichloroethane (EDC)	µg/L (ppb)	4.2	4.4	4
Benzene	µg/L (ppb)	15	15	0
Toluene	µg/L (ppb)	<1	<1	nm
1,2-Dibromoethane (EDB)	µg/L (ppb)	<1	<1	nm
Ethylbenzene	µg/L (ppb)	<1	<1	nm
m,p-Xylene	µg/L (ppb)	<1	<1	nm
TPH as gasoline	µg/L (ppb)	1,200	1,300	10

nm - The analyte was not detected in one or more of the duplicate analyses. Therefore, calculation of the RPD is not applicable.

Date of Report: 01/05/07
Date Received: 12/14/06
Project: TOC_01-427_20061214, F&BI 612165

QUALITY ASSURANCE RESULTS FOR THE ANALYSIS OF WATER SAMPLES FOR VOLATILES BY EPA METHOD 8260B

Laboratory Code: Laboratory Control Sample

Analyte	Reporting Units	Spike Level	Percent Recovery LCS	Percent Recovery LCSD	Acceptance Criteria	RPD (Limit 20)
Ethanol	µg/L (ppb)	2,500	84	99	70-130	16
t-Butyl alcohol (TBA)	µg/L (ppb)	50	119	123	63-137	3
Methyl t-butyl ether (MTBE)	µg/L (ppb)	50	100	100	80-135	0
Diisopropyl ether (DIPE)	µg/L (ppb)	50	102	104	94-129	2
Ethyl t-butyl ether (ETBE)	µg/L (ppb)	50	96	98	87-135	2
t-Amyl methyl ether (TAME)	µg/L (ppb)	50	99	101	91-127	2
1,2-Dichloroethane (EDC)	µg/L (ppb)	50	95	96	75-128	1
Benzene	µg/L (ppb)	50	98	99	79-122	1
Toluene	µg/L (ppb)	50	105	107	82-114	2
1,2-Dibromoethane (EDB)	µg/L (ppb)	50	106	108	86-118	2
Ethylbenzene	µg/L (ppb)	50	105	105	80-112	1
m,p-Xylene	µg/L (ppb)	50	108	108	77-113	0
TPH as gasoline	µg/L (ppb)	1,000	130	132 vo	70-130	2

vo - The value reported fell outside the control limits established for this analyte.

612165

SAMPLE CHAIN OF CUSTODY

ME 12/14/06 V5/COS/BI3

Page # 1 of 1

Send Report To Dee Gardner
Company Sound Environmental
Address 2400 Airport Way S Ste 200
City, State, ZIP Seattle, WA 98134
Phone # 206-306-1900 Fax # 206306-1907

SAMPLERS (signature)

PROJECT NAME/NO.: Time Oil Co. Facility 01-427 Asko Hydraulic

PO #

REMARKS

GEMS (Y) N

TURNAROUND TIME
- ☒ Standard (2 Weeks)
- ☐ RUSH
- Rush charges authorized by:

SAMPLE DISPOSAL
- ☒ Dispose after 30 days
- ☐ Return samples
- ☐ Will call with instructions

Sample ID	Sample Location	Sample Depth	Lab ID	Date Sampled	Time Sampled	Matrix	# of jars	ANALYSES REQUESTED: NWTPH-Dx	NWTPH-Gx	BTEX by 8021B	BTEX + VOC's by 8260	SVOC's by 8270	Total As. RCRA-8 Metals	Diss As.		Notes
MW01-20061213	MW01	NA	01 A-G	12/13/06	0959	W	7	X	X		X		X	X		
MW02-20061213	MW02	NA	02 A-G	12/13/06	0950	W	7	X	X		X		X	X		
MW04-20061213	MW04	NA	03 A-G	12/13/06	1207	W	7	X	X		X		X	X		
MW05-20061213	MW05	NA	04 A-G	12/13/06	1115	W	7	X	X		X		X	X		
MW06-20061213	MW06	NA	05 A-G	12/13/06	1114	W	7	X	X		X		X	X		
01MW44-20061212	01MW44	NA	06 A-E	12/12/06	1718	W	5	X	X		X					
01MW45-20061212	01MW45	NA	07 A-E	12/12/06	0932	W	5	X	X		X					
01MW46-20061212	01MW46	NA	08 A-E	12/12/06	1021	W	5	X	X		X					
MW-99-20061211	MW-99	NA	09 A-E	12/11/06	1600	W	5	X	X		X					

SIGNATURE	PRINT NAME	COMPANY	DATE	TIME
Relinquished by:	Andrea Liljegren	SES	12/14/06	1:45
Received by:	Nhan Pham	FBI	12/14/0	V
Relinquished by:				
Received by:				

Friedman & Bruya, Inc.
3012 16th Avenue West
Seattle, WA 98119-2029
Ph. (206) 285-8282
Fax (206) 283-5044

FORMS\COC\SESGEMSR1.DOC (Revision 1)

Samples received at 5 °C

612165

SAMPLE CHAIN OF CUSTODY ME 12/14/06

V5/C05/BT3

Send Report To Dee Gardner
Company Sound Environmental Strategies
Address 2400 Airport Way South, Ste 200
City, State, ZIP Seattle, WA 98134
Phone # 206.306.1900 Fax # 206.306.1907

SAMPLERS (signature) Larry Namba
PROJECT NAME/NO. Time Oil Facility/Hydraulic 0440-204-05 01-427
PO #
REMARKS

Page # 1 of 1

TURNAROUND TIME
☑ Standard (2 Weeks)
☐ RUSH
Rush charges authorized by:

SAMPLE DISPOSAL
☑ Dispose after 30 days
☐ Return samples
☐ Will call with instructions

Sample ID	Lab ID	Date	Time	Sample Type	# of containers	ANALYSES REQUESTED: NWTPH-Diesel	NWTPH-Gasoline	BTEX by 8021B	BTEX VOCs by 8260B	SVOCs by 8270	HFS	Total As	Dissolved As	NWTPH-Dx			Notes
MW-03-20061214	10 A-G	12/14/06	1210	Water	7	✓	✓		✓			✓	✓	✓			Location ID MW-03

	SIGNATURE	PRINT NAME	COMPANY	DATE	TIME
Relinquished by:	Larry Namba	Larry Namba	SES	12/14	1575
Received by:		Michael Erdahl	FEBA	L	L
Relinquished by:					
Received by:					

Friedman & Bruya, Inc.
3012 16th Avenue West
Seattle, WA 98119-2029
Ph. (206) 285-8282
Fax (206) 283-5044

FORMS\COC\COC.DOC

Samples received at 5 °C

FRIEDMAN & BRUYA, INC.

ENVIRONMENTAL CHEMISTS

James E. Bruya, Ph.D.
Charlene Morrow, M.S.
Yelena Aravkina, M.S.
Bradley T. Benson, B.S.
Kurt Johnson, B.S.

3012 16th Avenue West
Seattle, WA 98119-2029
TEL: (206) 285-8282
FAX: (206) 283-5044
e-mail: fbi@isomedia.com

January 12, 2007

Dee Gardner, Project Manager
Sound Environmental Strategies Corporation
2400 Airport Way S., Suite 200
Seattle, WA 98134-2020

Dear Ms. Gardner:

Included are the additional results from the testing of material submitted on December 14, 2006 from the TOC_01-427_20061214, F&BI 612165 project. There are 17 pages included in this report. The volatile results have been expanded to a full list analysis.

We appreciate this opportunity to be of service to you and hope you will call if you should have any questions.

Sincerely,

FRIEDMAN & BRUYA, INC.



Michael Erdahl
Project Manager

Enclosures
SOU0112R

FRIEDMAN & BRUYA, INC.

ENVIRONMENTAL CHEMISTS

CASE NARRATIVE

This case narrative encompasses samples received on December 14, 2006 by Friedman & Bruya, Inc. from the Sound Environmental Strategies TOC_01-427_20061214, F&BI 612165 project. Samples were logged in under the laboratory ID's listed below.

Laboratory ID	Sound Environmental Strategies
612165-01	MW01-20061213
612165-02	MW02-20061213
612165-03	MW04-20061213
612165-04	MW05-20061213
612165-05	MW06-20061213
612165-06	01MW44-20061212
612165-07	01MW45-20061212
612165-08	01MW46-20061212
612165-09	MW-99-20061211

The chloroethane and 2,2-Dichloropropane calibration results for samples MW01-20061213, MW02-20061213, MW04-20061213, and MW05-20061213 fell outside of acceptable criteria.

The laboratory control spike duplicate and second source verification for gasoline exceed laboratory control limits for samples 01MW44-20061212, 01MW45-20061212, MW-99-20061211, and MW-03-20061214. The gasoline values were flagged accordingly.

Sample MW01-20061213 and 01MW46-20061212 were affected by carryover from previous sample analysis. The affected analytes were flagged accordingly.

All other quality control requirements were acceptable.

FRIEDMAN & BRUYA, INC.

ENVIRONMENTAL CHEMISTS

Analysis For Volatile Compounds By EPA Method 8260B

Client Sample ID:	MW01-20061213	Client:	Sound Environmental Strategies
Date Received:	12/14/06	Project:	TOC_01-427_20061214, F&BI 612165
Date Extracted:	12/22/06	Lab ID:	612165-01
Date Analyzed:	12/23/06	Data File:	122254.D
Matrix:	Water	Instrument:	GCMS5
Units:	ug/L (ppb)	Operator:	MB

Surrogates:	% Recovery:	Lower Limit:	Upper Limit:
Dibromofluoromethane	96	75	125
1,2-Dichloroethane-d4	100	67	133
Toluene-d8	102	79	129
4-Bromofluorobenzene	116	76	145

Compounds:	Concentration ug/L (ppb)	Compounds:	Concentration ug/L (ppb)
Ethanol	<1,000	1,1,2-Trichloroethane	<1
Dichlorodifluoromethane	<1	2-Hexanone	<10
Chloromethane	<1	1,3-Dichloropropane	<1
Vinyl chloride	<0.2	Tetrachloroethene	<1
Bromomethane	<1	Dibromochloromethane	<1
Chloroethane	<1 ca	1,2-Dibromoethane (EDB)	<1
Trichlorofluoromethane	<1	Chlorobenzene	<1
Acetone	<10	Ethylbenzene	<1
1,1-Dichloroethene	<1	1,1,1,2-Tetrachloroethane	<1
Methylene chloride	<5	m,p-Xylene	<2
t-Butyl alcohol (TBA)	<50	o-Xylene	<1
Methyl t-butyl ether (MTBE)	<1	Styrene	<1
trans-1,2-Dichloroethene	<1	Isopropylbenzene	<1
Diisopropyl ether (DIPE)	<1	Bromoform	<1
1,1-Dichloroethane	<1	n-Propylbenzene	<1
Ethyl t-butyl ether (ETBE)	<1	Bromobenzene	<1
2,2-Dichloropropane	<1 ca	1,3,5-Trimethylbenzene	<1
cis-1,2-Dichloroethene	<1	1,1,2,2-Tetrachloroethane	<1
Chloroform	<1	1,2,3-Trichloropropane	<1
2-Butanone (MEK)	<10	2-Chlorotoluene	<1
t-Amyl methyl ether (TAME)	<1	4-Chlorotoluene	<1
1,2-Dichloroethane (EDC)	<1	tert-Butylbenzene	<1
1,1,1-Trichloroethane	<1	1,2,4-Trimethylbenzene	1.2 c
1,1-Dichloropropene	<1	sec-Butylbenzene	<1
Carbon Tetrachloride	<1	p-Isopropyltoluene	<1
Benzene	<1	1,3-Dichlorobenzene	<1
Trichloroethene	<1	1,4-Dichlorobenzene	<1
1,2-Dichloropropane	<1	1,2-Dichlorobenzene	<1
Bromodichloromethane	<1	1,2-Dibromo-3-chloropropane	<1
Dibromomethane	<1	1,2,4-Trichlorobenzene	<1
4-Methyl-2-pentanone	<10	Hexachlorobutadiene	<1
cis-1,3-Dichloropropene	<1	Naphthalene	<1
Toluene	<1	1,2,3-Trichlorobenzene	<1
trans-1,3-Dichloropropene	<1	TPH as gasoline	<50

Note: The reporting limit for vinyl chloride is equal to the MDL.

ca - The calibration results for this range fell outside of acceptance criteria. The value reported is an estimate.

c - The presence of the analyte indicated may be due to carryover from previous sample injections.

FRIEDMAN & BRUYA, INC.

ENVIRONMENTAL CHEMISTS

Analysis For Volatile Compounds By EPA Method 8260B

Client Sample ID:	MW02-20061213	Client:	Sound Environmental Strategies
Date Received:	12/14/06	Project:	TOC_01-427_20061214, F&BI 612165
Date Extracted:	12/22/06	Lab ID:	612165-02
Date Analyzed:	12/23/06	Data File:	122255.D
Matrix:	Water	Instrument:	GCMS5
Units:	ug/L (ppb)	Operator:	MB

Surrogates:	% Recovery:	Lower Limit:	Upper Limit:
Dibromofluoromethane	97	75	125
1,2-Dichloroethane-d4	100	67	133
Toluene-d8	102	79	129
4-Bromofluorobenzene	116	76	145

Compounds:	Concentration ug/L (ppb)	Compounds:	Concentration ug/L (ppb)
Ethanol	<1,000	1,1,2-Trichloroethane	<1
Dichlorodifluoromethane	<1	2-Hexanone	<10
Chloromethane	<1	1,3-Dichloropropane	<1
Vinyl chloride	<0.2	Tetrachloroethene	<1
Bromomethane	<1	Dibromochloromethane	<1
Chloroethane	<1 ca	1,2-Dibromoethane (EDB)	<1
Trichlorofluoromethane	<1	Chlorobenzene	<1
Acetone	<10	Ethylbenzene	<1
1,1-Dichloroethene	<1	1,1,1,2-Tetrachloroethane	<1
Methylene chloride	<5	m,p-Xylene	<2
t-Butyl alcohol (TBA)	<50	o-Xylene	<1
Methyl t-butyl ether (MTBE)	<1	Styrene	<1
trans-1,2-Dichloroethene	<1	Isopropylbenzene	<1
Diisopropyl ether (DIPE)	<1	Bromoform	<1
1,1-Dichloroethane	<1	n-Propylbenzene	<1
Ethyl t-butyl ether (ETBE)	<1	Bromobenzene	<1
2,2-Dichloropropane	<1 ca	1,3,5-Trimethylbenzene	<1
cis-1,2-Dichloroethene	<1	1,1,2,2-Tetrachloroethane	<1
Chloroform	<1	1,2,3-Trichloropropane	<1
2-Butanone (MEK)	<10	2-Chlorotoluene	<1
t-Amyl methyl ether (TAME)	<1	4-Chlorotoluene	<1
1,2-Dichloroethane (EDC)	<1	tert-Butylbenzene	<1
1,1,1-Trichloroethane	<1	1,2,4-Trimethylbenzene	<1
1,1-Dichloropropene	<1	sec-Butylbenzene	<1
Carbon Tetrachloride	<1	p-Isopropyltoluene	<1
Benzene	<1	1,3-Dichlorobenzene	<1
Trichloroethene	<1	1,4-Dichlorobenzene	<1
1,2-Dichloropropane	<1	1,2-Dichlorobenzene	<1
Bromodichloromethane	<1	1,2-Dibromo-3-chloropropane	<1
Dibromomethane	<1	1,2,4-Trichlorobenzene	<1
4-Methyl-2-pentanone	<10	Hexachlorobutadiene	<1
cis-1,3-Dichloropropene	<1	Naphthalene	<1
Toluene	<1	1,2,3-Trichlorobenzene	<1
trans-1,3-Dichloropropene	<1	TPH as gasoline	<50

Note: The reporting limit for vinyl chloride is equal to the MDL.

ca - The calibration results for this range fell outside of acceptance criteria. The value reported is an estimate.

FRIEDMAN & BRUYA, INC.

ENVIRONMENTAL CHEMISTS

Analysis For Volatile Compounds By EPA Method 8260B

Client Sample ID:	MW04-20061213	Client:	Sound Environmental Strategies
Date Received:	12/14/06	Project:	TOC_01-427_20061214, F&BI 612165
Date Extracted:	12/22/06	Lab ID:	612165-03
Date Analyzed:	12/23/06	Data File:	122256.D
Matrix:	Water	Instrument:	GCMS5
Units:	ug/L (ppb)	Operator:	MB

Surrogates:	% Recovery:	Lower Limit:	Upper Limit:
Dibromofluoromethane	96	75	125
1,2-Dichloroethane-d4	101	67	133
Toluene-d8	103	79	129
4-Bromofluorobenzene	117	76	145

Compounds:	Concentration ug/L (ppb)	Compounds:	Concentration ug/L (ppb)
Ethanol	<1,000	1,1,2-Trichloroethane	<1
Dichlorodifluoromethane	<1	2-Hexanone	<10
Chloromethane	<1	1,3-Dichloropropane	<1
Vinyl chloride	0.8	Tetrachloroethene	<1
Bromomethane	<1	Dibromochloromethane	<1
Chloroethane	<1 ca	1,2-Dibromoethane (EDB)	<1
Trichlorofluoromethane	<1	Chlorobenzene	<1
Acetone	<10	Ethylbenzene	<1
1,1-Dichloroethene	<1	1,1,1,2-Tetrachloroethane	<1
Methylene chloride	<5	m,p-Xylene	<2
t-Butyl alcohol (TBA)	<50	o-Xylene	<1
Methyl t-butyl ether (MTBE)	<1	Styrene	<1
trans-1,2-Dichloroethene	<1	Isopropylbenzene	<1
Diisopropyl ether (DIPE)	<1	Bromoform	<1
1,1-Dichloroethane	<1	n-Propylbenzene	<1
Ethyl t-butyl ether (ETBE)	<1	Bromobenzene	<1
2,2-Dichloropropane	<1 ca	1,3,5-Trimethylbenzene	<1
cis-1,2-Dichloroethene	<1	1,1,2,2-Tetrachloroethane	<1
Chloroform	<1	1,2,3-Trichloropropane	<1
2-Butanone (MEK)	<10	2-Chlorotoluene	<1
t-Amyl methyl ether (TAME)	<1	4-Chlorotoluene	<1
1,2-Dichloroethane (EDC)	<1	tert-Butylbenzene	<1
1,1,1-Trichloroethane	<1	1,2,4-Trimethylbenzene	<1
1,1-Dichloropropene	<1	sec-Butylbenzene	<1
Carbon Tetrachloride	<1	p-Isopropyltoluene	<1
Benzene	<1	1,3-Dichlorobenzene	<1
Trichloroethene	<1	1,4-Dichlorobenzene	<1
1,2-Dichloropropane	<1	1,2-Dichlorobenzene	<1
Bromodichloromethane	<1	1,2-Dibromo-3-chloropropane	<1
Dibromomethane	<1	1,2,4-Trichlorobenzene	<1
4-Methyl-2-pentanone	<10	Hexachlorobutadiene	<1
cis-1,3-Dichloropropene	<1	Naphthalene	<1
Toluene	<1	1,2,3-Trichlorobenzene	<1
trans-1,3-Dichloropropene	<1	TPH as gasoline	<50

ca - The calibration results for this range fell outside of acceptance criteria. The value reported is an estimate.

FRIEDMAN & BRUYA, INC.

ENVIRONMENTAL CHEMISTS

Analysis For Volatile Compounds By EPA Method 8260B

Client Sample ID:	MW05-20061213	Client:	Sound Environmental Strategies
Date Received:	12/14/06	Project:	TOC_01-427_20061214, F&BI 612165
Date Extracted:	12/22/06	Lab ID:	612165-04
Date Analyzed:	12/23/06	Data File:	122257.D
Matrix:	Water	Instrument:	GCMS5
Units:	ug/L (ppb)	Operator:	MB

Surrogates:	% Recovery:	Lower Limit:	Upper Limit:
Dibromofluoromethane	97	75	125
1,2-Dichloroethane-d4	100	67	133
Toluene-d8	102	79	129
4-Bromofluorobenzene	117	76	145

Compounds:	Concentration ug/L (ppb)	Compounds:	Concentration ug/L (ppb)
Ethanol	<1,000	1,1,2-Trichloroethane	<1
Dichlorodifluoromethane	<1	2-Hexanone	<10
Chloromethane	<1	1,3-Dichloropropane	<1
Vinyl chloride	1.2	Tetrachloroethene	<1
Bromomethane	<1	Dibromochloromethane	<1
Chloroethane	<1 ca	1,2-Dibromoethane (EDB)	<1
Trichlorofluoromethane	<1	Chlorobenzene	<1
Acetone	<10	Ethylbenzene	<1
1,1-Dichloroethene	<1	1,1,1,2-Tetrachloroethane	<1
Methylene chloride	<5	m,p-Xylene	<2
t-Butyl alcohol (TBA)	<50	o-Xylene	<1
Methyl t-butyl ether (MTBE)	<1	Styrene	<1
trans-1,2-Dichloroethene	<1	Isopropylbenzene	<1
Diisopropyl ether (DIPE)	<1	Bromoform	<1
1,1-Dichloroethane	<1	n-Propylbenzene	<1
Ethyl t-butyl ether (ETBE)	<1	Bromobenzene	<1
2,2-Dichloropropane	<1 ca	1,3,5-Trimethylbenzene	<1
cis-1,2-Dichloroethene	15	1,1,2,2-Tetrachloroethane	<1
Chloroform	<1	1,2,3-Trichloropropane	<1
2-Butanone (MEK)	<10	2-Chlorotoluene	<1
t-Amyl methyl ether (TAME)	<1	4-Chlorotoluene	<1
1,2-Dichloroethane (EDC)	<1	tert-Butylbenzene	<1
1,1,1-Trichloroethane	<1	1,2,4-Trimethylbenzene	<1
1,1-Dichloropropene	<1	sec-Butylbenzene	<1
Carbon Tetrachloride	<1	p-Isopropyltoluene	<1
Benzene	1.8	1,3-Dichlorobenzene	<1
Trichloroethene	76	1,4-Dichlorobenzene	<1
1,2-Dichloropropane	<1	1,2-Dichlorobenzene	<1
Bromodichloromethane	<1	1,2-Dibromo-3-chloropropane	<1
Dibromomethane	<1	1,2,4-Trichlorobenzene	<1
4-Methyl-2-pentanone	<10	Hexachlorobutadiene	<1
cis-1,3-Dichloropropene	<1	Naphthalene	<1
Toluene	<1	1,2,3-Trichlorobenzene	<1
trans-1,3-Dichloropropene	<1	TPH as gasoline	100

ca - The calibration results for this range fell outside of acceptance criteria. The value reported is an estimate.

FRIEDMAN & BRUYA, INC.

ENVIRONMENTAL CHEMISTS

Analysis For Volatile Compounds By EPA Method 8260B

Client Sample ID:	MW06-20061213	Client:	Sound Environmental Strategies
Date Received:	12/14/06	Project:	TOC_01-427_20061214, F&BI 612165
Date Extracted:	12/22/06	Lab ID:	612165-05
Date Analyzed:	12/22/06	Data File:	122137.D
Matrix:	Water	Instrument:	GCMS4
Units:	ug/L (ppb)	Operator:	MB

Surrogates:	% Recovery:	Lower Limit:	Upper Limit:
Dibromofluoromethane	84	64	114
1,2-Dichloroethane-d4	85	61	115
Toluene-d8	79	61	114
4-Bromofluorobenzene	87	56	127

Compounds:	Concentration ug/L (ppb)	Compounds:	Concentration ug/L (ppb)
Ethanol	<1,000	1,1,2-Trichloroethane	<1
Dichlorodifluoromethane	<1	2-Hexanone	<10
Chloromethane	<1	1,3-Dichloropropane	<1
Vinyl chloride	0.5	Tetrachloroethene	<1
Bromomethane	<1	Dibromochloromethane	<1
Chloroethane	<1	1,2-Dibromoethane (EDB)	<1
Trichlorofluoromethane	<1	Chlorobenzene	<1
Acetone	<10	Ethylbenzene	<1
1,1-Dichloroethene	<1	1,1,1,2-Tetrachloroethane	<1
Methylene chloride	<5	m,p-Xylene	<2
t-Butyl alcohol (TBA)	<50	o-Xylene	<1
Methyl t-butyl ether (MTBE)	<1	Styrene	<1
trans-1,2-Dichloroethene	<1	Isopropylbenzene	<1
Diisopropyl ether (DIPE)	<1	Bromoform	<1
1,1-Dichloroethane	<1	n-Propylbenzene	<1
Ethyl t-butyl ether (ETBE)	<1	Bromobenzene	<1
2,2-Dichloropropane	<1	1,3,5-Trimethylbenzene	<1
cis-1,2-Dichloroethene	<1	1,1,2,2-Tetrachloroethane	<1
Chloroform	<1	1,2,3-Trichloropropane	<1
2-Butanone (MEK)	<10	2-Chlorotoluene	<1
t-Amyl methyl ether (TAME)	<1	4-Chlorotoluene	<1
1,2-Dichloroethane (EDC)	<1	tert-Butylbenzene	<1
1,1,1-Trichloroethane	<1	1,2,4-Trimethylbenzene	<1
1,1-Dichloropropene	<1	sec-Butylbenzene	<1
Carbon Tetrachloride	<1	p-Isopropyltoluene	<1
Benzene	<1	1,3-Dichlorobenzene	<1
Trichloroethene	<1	1,4-Dichlorobenzene	<1
1,2-Dichloropropane	<1	1,2-Dichlorobenzene	<1
Bromodichloromethane	<1	1,2-Dibromo-3-chloropropane	<1
Dibromomethane	<1	1,2,4-Trichlorobenzene	<1
4-Methyl-2-pentanone	<10	Hexachlorobutadiene	<1
cis-1,3-Dichloropropene	<1	Naphthalene	<1
Toluene	<1	1,2,3-Trichlorobenzene	<1
trans-1,3-Dichloropropene	<1	TPH as gasoline	<50

FRIEDMAN & BRUYA, INC.

ENVIRONMENTAL CHEMISTS

Analysis For Volatile Compounds By EPA Method 8260B

Client Sample ID:	01MW44-20061212	Client:	Sound Environmental Strategies
Date Received:	12/14/06	Project:	TOC_01-427_20061214, F&BI 612165
Date Extracted:	12/22/06	Lab ID:	612165-06
Date Analyzed:	12/22/06	Data File:	122138.D
Matrix:	Water	Instrument:	GCMS4
Units:	ug/L (ppb)	Operator:	MB

Surrogates:	% Recovery:	Lower Limit:	Upper Limit:
Dibromofluoromethane	85	64	114
1,2-Dichloroethane-d4	87	61	115
Toluene-d8	80	61	114
4-Bromofluorobenzene	88	56	127

Compounds:	Concentration ug/L (ppb)	Compounds:	Concentration ug/L (ppb)
Ethanol	<1,000	1,1,2-Trichloroethane	<1
Dichlorodifluoromethane	<1	2-Hexanone	<10
Chloromethane	<1	1,3-Dichloropropane	<1
Vinyl chloride	7.6	Tetrachloroethene	<1
Bromomethane	<1	Dibromochloromethane	<1
Chloroethane	<1	1,2-Dibromoethane (EDB)	<1
Trichlorofluoromethane	<1	Chlorobenzene	<1
Acetone	<10	Ethylbenzene	<1
1,1-Dichloroethene	1.2	1,1,1,2-Tetrachloroethane	<1
Methylene chloride	<5	m,p-Xylene	<2
t-Butyl alcohol (TBA)	<50	o-Xylene	<1
Methyl t-butyl ether (MTBE)	<1	Styrene	<1
trans-1,2-Dichloroethene	<1	Isopropylbenzene	<1
Diisopropyl ether (DIPE)	<1	Bromoform	<1
1,1-Dichloroethane	<1	n-Propylbenzene	<1
Ethyl t-butyl ether (ETBE)	<1	Bromobenzene	<1
2,2-Dichloropropane	<1	1,3,5-Trimethylbenzene	<1
cis-1,2-Dichloroethene	69	1,1,2,2-Tetrachloroethane	<1
Chloroform	<1	1,2,3-Trichloropropane	<1
2-Butanone (MEK)	<10	2-Chlorotoluene	<1
t-Amyl methyl ether (TAME)	<1	4-Chlorotoluene	<1
1,2-Dichloroethane (EDC)	4.7	tert-Butylbenzene	<1
1,1,1-Trichloroethane	<1	1,2,4-Trimethylbenzene	<1
1,1-Dichloropropene	<1	sec-Butylbenzene	<1
Carbon Tetrachloride	<1	p-Isopropyltoluene	<1
Benzene	16	1,3-Dichlorobenzene	<1
Trichloroethene	720 ve	1,4-Dichlorobenzene	<1
1,2-Dichloropropane	<1	1,2-Dichlorobenzene	<1
Bromodichloromethane	<1	1,2-Dibromo-3-chloropropane	<1
Dibromomethane	<1	1,2,4-Trichlorobenzene	<1
4-Methyl-2-pentanone	<10	Hexachlorobutadiene	<1
cis-1,3-Dichloropropene	<1	Naphthalene	<1
Toluene	<1	1,2,3-Trichlorobenzene	<1
trans-1,3-Dichloropropene	<1	TPH as gasoline	1,300 J jl

ve - The value reported exceeded the calibration range established for the analyte. The reported concentration is an estimate.
J - The result for this analyte in the second source is out of control limits. The reported concentration is an estimate.

jl –The result for this analyte in the laboratory control samples is out of control limits. The reported concentration is an estimate.

FRIEDMAN & BRUYA, INC.

ENVIRONMENTAL CHEMISTS

Analysis For Volatile Compounds By EPA Method 8260B

Client Sample ID:	01MW45-20061212	Client:	Sound Environmental Strategies
Date Received:	12/14/06	Project:	TOC_01-427_20061214, F&BI 612165
Date Extracted:	12/22/06	Lab ID:	612165-07
Date Analyzed:	12/22/06	Data File:	122130.D
Matrix:	Water	Instrument:	GCMS4
Units:	ug/L (ppb)	Operator:	MB

Surrogates:	% Recovery:	Lower Limit:	Upper Limit:
Dibromofluoromethane	84	64	114
1,2-Dichloroethane-d4	86	61	115
Toluene-d8	80	61	114
4-Bromofluorobenzene	88	56	127

Compounds:	Concentration ug/L (ppb)	Compounds:	Concentration ug/L (ppb)
Ethanol	<1,000	1,1,2-Trichloroethane	<1
Dichlorodifluoromethane	<1	2-Hexanone	<10
Chloromethane	<1	1,3-Dichloropropane	<1
Vinyl chloride	2.4	Tetrachloroethene	<1
Bromomethane	<1	Dibromochloromethane	<1
Chloroethane	<1	1,2-Dibromoethane (EDB)	<1
Trichlorofluoromethane	<1	Chlorobenzene	<1
Acetone	<10	Ethylbenzene	<1
1,1-Dichloroethene	<1	1,1,1,2-Tetrachloroethane	<1
Methylene chloride	<5	m,p-Xylene	<2
t-Butyl alcohol (TBA)	<50	o-Xylene	<1
Methyl t-butyl ether (MTBE)	<1	Styrene	<1
trans-1,2-Dichloroethene	<1	Isopropylbenzene	<1
Diisopropyl ether (DIPE)	<1	Bromoform	<1
1,1-Dichloroethane	<1	n-Propylbenzene	<1
Ethyl t-butyl ether (ETBE)	<1	Bromobenzene	<1
2,2-Dichloropropane	<1	1,3,5-Trimethylbenzene	<1
cis-1,2-Dichloroethene	41	1,1,2,2-Tetrachloroethane	<1
Chloroform	<1	1,2,3-Trichloropropane	<1
2-Butanone (MEK)	<10	2-Chlorotoluene	<1
t-Amyl methyl ether (TAME)	<1	4-Chlorotoluene	<1
1,2-Dichloroethane (EDC)	<1	tert-Butylbenzene	<1
1,1,1-Trichloroethane	<1	1,2,4-Trimethylbenzene	<1
1,1-Dichloropropene	<1	sec-Butylbenzene	<1
Carbon Tetrachloride	<1	p-Isopropyltoluene	<1
Benzene	1.9	1,3-Dichlorobenzene	<1
Trichloroethene	270 ve	1,4-Dichlorobenzene	<1
1,2-Dichloropropane	<1	1,2-Dichlorobenzene	<1
Bromodichloromethane	<1	1,2-Dibromo-3-chloropropane	<1
Dibromomethane	<1	1,2,4-Trichlorobenzene	<1
4-Methyl-2-pentanone	<10	Hexachlorobutadiene	<1
cis-1,3-Dichloropropene	<1	Naphthalene	<1
Toluene	<1	1,2,3-Trichlorobenzene	<1
trans-1,3-Dichloropropene	<1	TPH as gasoline	470 J jl

ve - The value reported exceeded the calibration range established for the analyte. The reported concentration is an estimate.
J - The result for this analyte in the second source is out of control limits. The reported concentration is an estimate.

jl –The result for this analyte in the laboratory control samples is out of control limits. The reported concentration is an estimate.

FRIEDMAN & BRUYA, INC.

ENVIRONMENTAL CHEMISTS

Analysis For Volatile Compounds By EPA Method 8260B

Client Sample ID:	01MW46-20061212	Client:	Sound Environmental Strategies
Date Received:	12/14/06	Project:	TOC_01-427_20061214, F&BI 612165
Date Extracted:	12/22/06	Lab ID:	612165-08
Date Analyzed:	12/22/06	Data File:	122139.D
Matrix:	Water	Instrument:	GCMS4
Units:	ug/L (ppb)	Operator:	MB

Surrogates:	% Recovery:	Lower Limit:	Upper Limit:
Dibromofluoromethane	85	64	114
1,2-Dichloroethane-d4	86	61	115
Toluene-d8	79	61	114
4-Bromofluorobenzene	88	56	127

Compounds:	Concentration ug/L (ppb)	Compounds:	Concentration ug/L (ppb)
Ethanol	<1,000	1,1,2-Trichloroethane	<1
Dichlorodifluoromethane	<1	2-Hexanone	<10
Chloromethane	<1	1,3-Dichloropropane	<1
Vinyl chloride	4.0	Tetrachloroethene	<1
Bromomethane	<1	Dibromochloromethane	<1
Chloroethane	<1	1,2-Dibromoethane (EDB)	<1
Trichlorofluoromethane	<1	Chlorobenzene	<1
Acetone	<10	Ethylbenzene	<1
1,1-Dichloroethene	<1	1,1,1,2-Tetrachloroethane	<1
Methylene chloride	<5	m,p-Xylene	<2
t-Butyl alcohol (TBA)	<50	o-Xylene	<1
Methyl t-butyl ether (MTBE)	<1	Styrene	<1
trans-1,2-Dichloroethene	<1	Isopropylbenzene	<1
Diisopropyl ether (DIPE)	<1	Bromoform	<1
1,1-Dichloroethane	<1	n-Propylbenzene	<1
Ethyl t-butyl ether (ETBE)	<1	Bromobenzene	<1
2,2-Dichloropropane	<1	1,3,5-Trimethylbenzene	<1
cis-1,2-Dichloroethene	<1	1,1,2,2-Tetrachloroethane	<1
Chloroform	<1	1,2,3-Trichloropropane	<1
2-Butanone (MEK)	<10	2-Chlorotoluene	<1
t-Amyl methyl ether (TAME)	<1	4-Chlorotoluene	<1
1,2-Dichloroethane (EDC)	<1	tert-Butylbenzene	<1
1,1,1-Trichloroethane	<1	1,2,4-Trimethylbenzene	<1
1,1-Dichloropropene	<1	sec-Butylbenzene	<1
Carbon Tetrachloride	<1	p-Isopropyltoluene	<1
Benzene	<1	1,3-Dichlorobenzene	<1
Trichloroethene	2.9 c	1,4-Dichlorobenzene	<1
1,2-Dichloropropane	<1	1,2-Dichlorobenzene	<1
Bromodichloromethane	<1	1,2-Dibromo-3-chloropropane	<1
Dibromomethane	<1	1,2,4-Trichlorobenzene	<1
4-Methyl-2-pentanone	<10	Hexachlorobutadiene	<1
cis-1,3-Dichloropropene	<1	Naphthalene	<1
Toluene	<1	1,2,3-Trichlorobenzene	<1
trans-1,3-Dichloropropene	<1	TPH as gasoline	<50

c - The presence of the analyte indicated may be due to carryover from previous sample injections.

FRIEDMAN & BRUYA, INC.

ENVIRONMENTAL CHEMISTS

Analysis For Volatile Compounds By EPA Method 8260B

Client Sample ID:	MW-99-20061211	Client:	Sound Environmental Strategies
Date Received:	12/14/06	Project:	TOC_01-427_20061214, F&BI 612165
Date Extracted:	12/22/06	Lab ID:	612165-09
Date Analyzed:	12/22/06	Data File:	122131.D
Matrix:	Water	Instrument:	GCMS4
Units:	ug/L (ppb)	Operator:	MB

Surrogates:	% Recovery:	Lower Limit:	Upper Limit:
Dibromofluoromethane	84	64	114
1,2-Dichloroethane-d4	86	61	115
Toluene-d8	80	61	114
4-Bromofluorobenzene	90	56	127

Compounds:	Concentration ug/L (ppb)	Compounds:	Concentration ug/L (ppb)
Ethanol	<1,000	1,1,2-Trichloroethane	<1
Dichlorodifluoromethane	<1	2-Hexanone	<10
Chloromethane	<1	1,3-Dichloropropane	<1
Vinyl chloride	7.2	Tetrachloroethene	<1
Bromomethane	<1	Dibromochloromethane	<1
Chloroethane	<1	1,2-Dibromoethane (EDB)	<1
Trichlorofluoromethane	<1	Chlorobenzene	<1
Acetone	<10	Ethylbenzene	<1
1,1-Dichloroethene	1.1	1,1,1,2-Tetrachloroethane	<1
Methylene chloride	<5	m,p-Xylene	<2
t-Butyl alcohol (TBA)	<50	o-Xylene	<1
Methyl t-butyl ether (MTBE)	<1	Styrene	<1
trans-1,2-Dichloroethene	<1	Isopropylbenzene	<1
Diisopropyl ether (DIPE)	<1	Bromoform	<1
1,1-Dichloroethane	<1	n-Propylbenzene	<1
Ethyl t-butyl ether (ETBE)	<1	Bromobenzene	<1
2,2-Dichloropropane	<1	1,3,5-Trimethylbenzene	<1
cis-1,2-Dichloroethene	67	1,1,2,2-Tetrachloroethane	<1
Chloroform	<1	1,2,3-Trichloropropane	<1
2-Butanone (MEK)	<10	2-Chlorotoluene	<1
t-Amyl methyl ether (TAME)	<1	4-Chlorotoluene	<1
1,2-Dichloroethane (EDC)	4.2	tert-Butylbenzene	<1
1,1,1-Trichloroethane	<1	1,2,4-Trimethylbenzene	<1
1,1-Dichloropropene	<1	sec-Butylbenzene	<1
Carbon Tetrachloride	<1	p-Isopropyltoluene	<1
Benzene	15	1,3-Dichlorobenzene	<1
Trichloroethene	690 ve	1,4-Dichlorobenzene	<1
1,2-Dichloropropane	<1	1,2-Dichlorobenzene	<1
Bromodichloromethane	<1	1,2-Dibromo-3-chloropropane	<1
Dibromomethane	<1	1,2,4-Trichlorobenzene	<1
4-Methyl-2-pentanone	<10	Hexachlorobutadiene	<1
cis-1,3-Dichloropropene	<1	Naphthalene	<1
Toluene	<1	1,2,3-Trichlorobenzene	<1
trans-1,3-Dichloropropene	<1	TPH as gasoline	1,300 J jl

ve - The value reported exceeded the calibration range established for the analyte. The reported concentration is an estimate.
J - The result for this analyte in the second source is out of control limits. The reported concentration is an estimate.

jl –The result for this analyte in the laboratory control samples is out of control limits. The reported concentration is an estimate.

FRIEDMAN & BRUYA, INC.

ENVIRONMENTAL CHEMISTS

Analysis For Volatile Compounds By EPA Method 8260B

Client Sample ID:	MW-03-20061214	Client:	Sound Environmental Strategies
Date Received:	12/14/06	Project:	TOC_01-427_20061214, F&BI 612165
Date Extracted:	12/22/06	Lab ID:	612165-10
Date Analyzed:	12/22/06	Data File:	122136.D
Matrix:	Water	Instrument:	GCMS4
Units:	ug/L (ppb)	Operator:	MB

Surrogates:	% Recovery:	Lower Limit:	Upper Limit:
Dibromofluoromethane	84	64	114
1,2-Dichloroethane-d4	87	61	115
Toluene-d8	80	61	114
4-Bromofluorobenzene	87	56	127

Compounds:	Concentration ug/L (ppb)	Compounds:	Concentration ug/L (ppb)
Ethanol	<1,000	1,1,2-Trichloroethane	<1
Dichlorodifluoromethane	<1	2-Hexanone	<10
Chloromethane	<1	1,3-Dichloropropane	<1
Vinyl chloride	<0.2	Tetrachloroethene	<1
Bromomethane	<1	Dibromochloromethane	<1
Chloroethane	<1	1,2-Dibromoethane (EDB)	<1
Trichlorofluoromethane	<1	Chlorobenzene	<1
Acetone	<10	Ethylbenzene	3.9
1,1-Dichloroethene	<1	1,1,1,2-Tetrachloroethane	<1
Methylene chloride	<5	m,p-Xylene	<2
t-Butyl alcohol (TBA)	<50	o-Xylene	3.6
Methyl t-butyl ether (MTBE)	<1	Styrene	<1
trans-1,2-Dichloroethene	<1	Isopropylbenzene	<1
Diisopropyl ether (DIPE)	<1	Bromoform	<1
1,1-Dichloroethane	<1	n-Propylbenzene	1.1
Ethyl t-butyl ether (ETBE)	<1	Bromobenzene	<1
2,2-Dichloropropane	<1	1,3,5-Trimethylbenzene	<1
cis-1,2-Dichloroethene	21	1,1,2,2-Tetrachloroethane	<1
Chloroform	<1	1,2,3-Trichloropropane	<1
2-Butanone (MEK)	<10	2-Chlorotoluene	<1
t-Amyl methyl ether (TAME)	<1	4-Chlorotoluene	<1
1,2-Dichloroethane (EDC)	<1	tert-Butylbenzene	<1
1,1,1-Trichloroethane	<1	1,2,4-Trimethylbenzene	3.6
1,1-Dichloropropene	<1	sec-Butylbenzene	<1
Carbon Tetrachloride	<1	p-Isopropyltoluene	<1
Benzene	2.9	1,3-Dichlorobenzene	<1
Trichloroethene	2.1	1,4-Dichlorobenzene	<1
1,2-Dichloropropane	<1	1,2-Dichlorobenzene	<1
Bromodichloromethane	<1	1,2-Dibromo-3-chloropropane	<1
Dibromomethane	<1	1,2,4-Trichlorobenzene	<1
4-Methyl-2-pentanone	<10	Hexachlorobutadiene	<1
cis-1,3-Dichloropropene	<1	Naphthalene	<1
Toluene	1.2	1,2,3-Trichlorobenzene	<1
trans-1,3-Dichloropropene	<1	TPH as gasoline	390 J jl

Note: The reporting limit for vinyl chloride is equal to the MDL.

J - The result for this analyte in the second source is out of control limits. The reported concentration is an estimate.

jl –The result for this analyte in the laboratory control samples is out of control limits. The reported concentration is an estimate.

FRIEDMAN & BRUYA, INC.

ENVIRONMENTAL CHEMISTS

Analysis For Volatile Compounds By EPA Method 8260B

Client Sample ID:	Method Blank	Client:	Sound Environmental Strategies
Date Received:	Not Applicable	Project:	TOC_01-427_20061214, F&BI 612165
Date Extracted:	12/22/06	Lab ID:	061916 mb
Date Analyzed:	12/23/06	Data File:	122228.D
Matrix:	Water	Instrument:	GCMS5
Units:	ug/L (ppb)	Operator:	MB

Surrogates:	% Recovery:	Lower Limit:	Upper Limit:
Dibromofluoromethane	99	75	125
1,2-Dichloroethane-d4	101	67	133
Toluene-d8	104	79	129
4-Bromofluorobenzene	118	76	145

Compounds:	Concentration ug/L (ppb)	Compounds:	Concentration ug/L (ppb)
Ethanol	<1,000	1,1,2-Trichloroethane	<1
Dichlorodifluoromethane	<1	2-Hexanone	<10
Chloromethane	<1	1,3-Dichloropropane	<1
Vinyl chloride	<0.2	Tetrachloroethene	<1
Bromomethane	<1	Dibromochloromethane	<1
Chloroethane	<1	1,2-Dibromoethane (EDB)	<1
Trichlorofluoromethane	<1	Chlorobenzene	<1
Acetone	<10	Ethylbenzene	<1
1,1-Dichloroethene	<1	1,1,1,2-Tetrachloroethane	<1
Methylene chloride	<5	m,p-Xylene	<2
t-Butyl alcohol (TBA)	<50	o-Xylene	<1
Methyl t-butyl ether (MTBE)	<1	Styrene	<1
trans-1,2-Dichloroethene	<1	Isopropylbenzene	<1
Diisopropyl ether (DIPE)	<1	Bromoform	<1
1,1-Dichloroethane	<1	n-Propylbenzene	<1
Ethyl t-butyl ether (ETBE)	<1	Bromobenzene	<1
2,2-Dichloropropane	<1	1,3,5-Trimethylbenzene	<1
cis-1,2-Dichloroethene	<1	1,1,2,2-Tetrachloroethane	<1
Chloroform	<1	1,2,3-Trichloropropane	<1
2-Butanone (MEK)	<10	2-Chlorotoluene	<1
t-Amyl methyl ether (TAME)	<1	4-Chlorotoluene	<1
1,2-Dichloroethane (EDC)	<1	tert-Butylbenzene	<1
1,1,1-Trichloroethane	<1	1,2,4-Trimethylbenzene	<1
1,1-Dichloropropene	<1	sec-Butylbenzene	<1
Carbon Tetrachloride	<1	p-Isopropyltoluene	<1
Benzene	<1	1,3-Dichlorobenzene	<1
Trichloroethene	<1	1,4-Dichlorobenzene	<1
1,2-Dichloropropane	<1	1,2-Dichlorobenzene	<1
Bromodichloromethane	<1	1,2-Dibromo-3-chloropropane	<1
Dibromomethane	<1	1,2,4-Trichlorobenzene	<1
4-Methyl-2-pentanone	<10	Hexachlorobutadiene	<1
cis-1,3-Dichloropropene	<1	Naphthalene	<1
Toluene	<1	1,2,3-Trichlorobenzene	<1
trans-1,3-Dichloropropene	<1		

Note: The reporting limit for vinyl chloride is equal to the MDL.

FRIEDMAN & BRUYA, INC.

ENVIRONMENTAL CHEMISTS

Analysis For Volatile Compounds By EPA Method 8260B

Client Sample ID:	Method Blank	Client:	Sound Environmental Strategies
Date Received:	Not Applicable	Project:	TOC_01-427_20061214, F&BI 612165
Date Extracted:	12/21/06	Lab ID:	061936 mb
Date Analyzed:	12/22/06	Data File:	122129.D
Matrix:	Water	Instrument:	GCMS4
Units:	ug/L (ppb)	Operator:	MB

Surrogates:	% Recovery:	Lower Limit:	Upper Limit:
Dibromofluoromethane	84	64	114
1,2-Dichloroethane-d4	87	61	115
Toluene-d8	81	61	114
4-Bromofluorobenzene	88	56	127

Compounds:	Concentration ug/L (ppb)	Compounds:	Concentration ug/L (ppb)
Ethanol	<1,000	1,1,2-Trichloroethane	<1
Dichlorodifluoromethane	<1	2-Hexanone	<10
Chloromethane	<1	1,3-Dichloropropane	<1
Vinyl chloride	<0.2	Tetrachloroethene	<1
Bromomethane	<1	Dibromochloromethane	<1
Chloroethane	<1	1,2-Dibromoethane (EDB)	<1
Trichlorofluoromethane	<1	Chlorobenzene	<1
Acetone	<10	Ethylbenzene	<1
1,1-Dichloroethene	<1	1,1,1,2-Tetrachloroethane	<1
Methylene chloride	<5	m,p-Xylene	<2
t-Butyl alcohol (TBA)	<50	o-Xylene	<1
Methyl t-butyl ether (MTBE)	<1	Styrene	<1
trans-1,2-Dichloroethene	<1	Isopropylbenzene	<1
Diisopropyl ether (DIPE)	<1	Bromoform	<1
1,1-Dichloroethane	<1	n-Propylbenzene	<1
Ethyl t-butyl ether (ETBE)	<1	Bromobenzene	<1
2,2-Dichloropropane	<1	1,3,5-Trimethylbenzene	<1
cis-1,2-Dichloroethene	<1	1,1,2,2-Tetrachloroethane	<1
Chloroform	<1	1,2,3-Trichloropropane	<1
2-Butanone (MEK)	<10	2-Chlorotoluene	<1
t-Amyl methyl ether (TAME)	<1	4-Chlorotoluene	<1
1,2-Dichloroethane (EDC)	<1	tert-Butylbenzene	<1
1,1,1-Trichloroethane	<1	1,2,4-Trimethylbenzene	<1
1,1-Dichloropropene	<1	sec-Butylbenzene	<1
Carbon Tetrachloride	<1	p-Isopropyltoluene	<1
Benzene	<1	1,3-Dichlorobenzene	<1
Trichloroethene	<1	1,4-Dichlorobenzene	<1
1,2-Dichloropropane	<1	1,2-Dichlorobenzene	<1
Bromodichloromethane	<1	1,2-Dibromo-3-chloropropane	<1
Dibromomethane	<1	1,2,4-Trichlorobenzene	<1
4-Methyl-2-pentanone	<10	Hexachlorobutadiene	<1
cis-1,3-Dichloropropene	<1	Naphthalene	<1
Toluene	<1	1,2,3-Trichlorobenzene	<1
trans-1,3-Dichloropropene	<1		

Note: The reporting limit for vinyl chloride is equal to the MDL.

Date of Report: 01/12/07
Date Received: 12/14/07
Project: TOC_01-427_20061214, F&BI 612165

QUALITY ASSURANCE RESULTS FOR THE ANALYSIS OF WATER SAMPLES FOR VOLATILES BY EPA METHOD 8260B

Laboratory Code: 612165-04 (Duplicate)

Analyte	Reporting Units	Sample Result	Duplicate Result	Relative Percent Difference (Limit 20)
Ethanol	µg/L (ppb)	<1,000	<1,000	nm
1,1-Dichloroethene	µg/L (ppb)	<1	<1	nm
t-Butyl alcohol (TBA)	µg/L (ppb)	<50	<50	nm
Methyl t-butyl ether (MTBE)	µg/L (ppb)	<1	<1	nm
Diisopropyl ether (DIPE)	µg/L (ppb)	<1	<1	nm
Ethyl t-butyl ether (ETBE)	µg/L (ppb)	<1	<1	nm
t-Amyl methyl ether (TAME)	µg/L (ppb)	<1	<1	nm
1,2-Dichloroethane (EDC)	µg/L (ppb)	<1	<1	nm
1,1-Dichloropropene	µg/L (ppb)	<1	<1	nm
Benzene	µg/L (ppb)	1.8	1.8	0
Trichloroethene	µg/L (ppb)	76	75	1
1,2-Dichloropropane	µg/L (ppb)	<1	<1	nm
cis-1,3-Dichloropropene	µg/L (ppb)	<1	<1	nm
Toluene	µg/L (ppb)	<1	<1	nm
trans-1,3-Dichloropropene	µg/L (ppb)	<1	<1	nm
1,1,2-Trichloroethane	µg/L (ppb)	<1	<1	nm
1,3-Dichloropropane	µg/L (ppb)	<1	<1	nm
1,2-Dibromoethane (EDB)	µg/L (ppb)	<1	<1	nm
Chlorobenzene	µg/L (ppb)	<1	<1	nm
Ethylbenzene	µg/L (ppb)	<1	<1	nm
1,1,1,2-Tetrachloroethane	µg/L (ppb)	<1	<1	nm
m,p-Xylene	µg/L (ppb)	<2	<2	nm
Styrene	µg/L (ppb)	<1	<1	nm
Bromobenzene	µg/L (ppb)	<1	<1	nm
1,3,5-Trimethylbenzene	µg/L (ppb)	<1	<1	nm
1,1,2,2-Tetrachloroethane	µg/L (ppb)	<1	<1	nm
1,2,3-Trichloropropane	µg/L (ppb)	<1	<1	nm
1,2,4-Trimethylbenzene	µg/L (ppb)	<1	<1	nm
p-Isopropyltoluene	µg/L (ppb)	<1	<1	nm
1,2-Dibromo-3-chloropropane	µg/L (ppb)	<1	<1	nm
1,2,4-Trichlorobenzene	µg/L (ppb)	<1	<1	nm
Hexachlorobutadiene	µg/L (ppb)	<1	<1	nm
Naphthalene	µg/L (ppb)	<1	<1	nm
1,2,3-Trichlorobenzene	µg/L (ppb)	<1	<1	nm
TPH as gasoline	µg/L (ppb)	110	110	0

nm - The analyte was not detected in one or more of the duplicate analyses. Therefore, calculation of the RPD is not applicable.

Date of Report: 01/12/07
Date Received: 12/14/07
Project: TOC_01-427_20061214, F&BI 612165

QUALITY ASSURANCE RESULTS FOR THE ANALYSIS OF WATER SAMPLES FOR VOLATILES BY EPA METHOD 8260B

Laboratory Code: Laboratory Control Sample

Analyte	Reporting Units	Spike Level	Percent Recovery LCS	Percent Recovery LCSD	Acceptance Criteria	RPD (Limit 20)
Ethanol	µg/L (ppb)	2,500	111	111	70-130	0
1,1-Dichloroethene	µg/L (ppb)	50	71	72	53-135	0
t-Butyl alcohol (TBA)	µg/L (ppb)	250	116	114	50-155	1
Methyl t-butyl ether (MTBE)	µg/L (ppb)	50	102	103	71-134	0
Diisopropyl ether (DIPE)	µg/L (ppb)	50	105	108	74-139	2
Ethyl t-butyl ether (ETBE)	µg/L (ppb)	50	112	113	71-134	0
t-Amyl methyl ether (TAME)	µg/L (ppb)	50	112	112	75-134	0
1,2-Dichloroethane (EDC)	µg/L (ppb)	50	95	96	67-137	0
1,1-Dichloropropene	µg/L (ppb)	50	93	93	66-121	0
Benzene	µg/L (ppb)	100	99	100	74-123	1
Trichloroethene	µg/L (ppb)	100	99	99	75-121	1
1,2-Dichloropropane	µg/L (ppb)	50	104	105	79-122	2
cis-1,3-Dichloropropene	µg/L (ppb)	50	104	103	79-134	0
Toluene	µg/L (ppb)	100	99	100	72-128	1
trans-1,3-Dichloropropene	µg/L (ppb)	50	112	113	80-134	1
1,1,2-Trichloroethane	µg/L (ppb)	50	110	111	77-125	1
1,3-Dichloropropane	µg/L (ppb)	50	107	109	80-124	1
1,2-Dibromoethane (EDB)	µg/L (ppb)	50	107	108	77-131	1
Chlorobenzene	µg/L (ppb)	50	103	104	80-118	1
Ethylbenzene	µg/L (ppb)	50	101	103	70-130	1
1,1,1,2-Tetrachloroethane	µg/L (ppb)	50	111	112	81-126	1
m,p-Xylene	µg/L (ppb)	50	99	100	70-130	1
Styrene	µg/L (ppb)	50	108	110	70-130	1
Bromobenzene	µg/L (ppb)	50	112	113	70-130	1
1,3,5-Trimethylbenzene	µg/L (ppb)	50	111	113	70-130	1
1,1,2,2-Tetrachloroethane	µg/L (ppb)	50	113	113	80-134	0
1,2,3-Trichloropropane	µg/L (ppb)	50	112	113	77-122	1
1,2,4-Trimethylbenzene	µg/L (ppb)	50	111	112	70-130	1
p-Isopropyltoluene	µg/L (ppb)	50	113	115	70-130	1
1,2-Dibromo-3-chloropropane	µg/L (ppb)	50	121	122	80-130	0
1,2,4-Trichlorobenzene	µg/L (ppb)	50	112	116	70-130	3
Hexachlorobutadiene	µg/L (ppb)	50	118	121	65-135	2
Naphthalene	µg/L (ppb)	50	116	119	58-148	3
1,2,3-Trichlorobenzene	µg/L (ppb)	50	113	117	67-148	3

Date of Report: 01/12/07
Date Received: 12/14/07
Project: TOC_01-427_20061214, F&BI 612165

QUALITY ASSURANCE RESULTS FOR THE ANALYSIS OF WATER SAMPLES FOR VOLATILES BY EPA METHOD 8260B

Laboratory Code: 612165-09 (Duplicate)

Analyte	Reporting Units	Sample Result	Duplicate Result	Relative Percent Difference (Limit 20)
Ethanol	µg/L (ppb)	<1,000	<1,000	nm
1,1-Dichloroethene	µg/L (ppb)	1.1	1.1	0
t-Butyl alcohol (TBA)	µg/L (ppb)	<50	<50	nm
Methyl t-butyl ether (MTBE)	µg/L (ppb)	<1	<1	nm
Diisopropyl ether (DIPE)	µg/L (ppb)	<1	<1	nm
Ethyl t-butyl ether (ETBE)	µg/L (ppb)	<1	<1	nm
t-Amyl methyl ether (TAME)	µg/L (ppb)	<1	<1	nm
1,2-Dichloroethane (EDC)	µg/L (ppb)	4.2	4.4	4
1,1-Dichloropropene	µg/L (ppb)	<1	<1	nm
Benzene	µg/L (ppb)	15	15	0
Trichloroethene	µg/L (ppb)	690 ve	720 ve	3
1,2-Dichloropropane	µg/L (ppb)	<1	<1	nm
cis-1,3-Dichloropropene	µg/L (ppb)	<1	<1	nm
Toluene	µg/L (ppb)	<1	<1	nm
trans-1,3-Dichloropropene	µg/L (ppb)	<1	<1	nm
1,1,2-Trichloroethane	µg/L (ppb)	<1	<1	nm
1,3-Dichloropropane	µg/L (ppb)	<1	<1	nm
1,2-Dibromoethane (EDB)	µg/L (ppb)	<1	<1	nm
Chlorobenzene	µg/L (ppb)	<1	<1	nm
Ethylbenzene	µg/L (ppb)	<1	<1	nm
1,1,1,2-Tetrachloroethane	µg/L (ppb)	<1	<1	nm
m,p-Xylene	µg/L (ppb)	<2	<2	nm
Styrene	µg/L (ppb)	<1	<1	nm
Bromobenzene	µg/L (ppb)	<1	<1	nm
1,3,5-Trimethylbenzene	µg/L (ppb)	<1	<1	nm
1,1,2,2-Tetrachloroethane	µg/L (ppb)	<1	<1	nm
1,2,3-Trichloropropane	µg/L (ppb)	<1	<1	nm
1,2,4-Trimethylbenzene	µg/L (ppb)	<1	<1	nm
p-Isopropyltoluene	µg/L (ppb)	<1	<1	nm
1,2-Dibromo-3-chloropropane	µg/L (ppb)	<1	<1	nm
1,2,4-Trichlorobenzene	µg/L (ppb)	<1	<1	nm
Hexachlorobutadiene	µg/L (ppb)	<1	<1	nm
Naphthalene	µg/L (ppb)	<1	<1	nm
1,2,3-Trichlorobenzene	µg/L (ppb)	<1	<1	nm
TPH as gasoline	µg/L (ppb)	1,200	1,300	10

nm - The analyte was not detected in one or more of the duplicate analyses. Therefore, calculation of the RPD is not applicable.

ve - The value reported exceeded the calibration range established for the analyte. The reported concentration is an estimate.

Date of Report: 01/12/07
Date Received: 12/14/07
Project: TOC_01-427_20061214, F&BI 612165

QUALITY ASSURANCE RESULTS FOR THE ANALYSIS OF WATER SAMPLES FOR VOLATILES BY EPA METHOD 8260B

Laboratory Code: Laboratory Control Sample

Analyte	Reporting Units	Spike Level	Percent Recovery LCS	Percent Recovery LCSD	Acceptance Criteria	RPD (Limit 20)
Ethanol	µg/L (ppb)	2,500	84	99	70-130	16
1,1-Dichloroethene	µg/L (ppb)	50	77	78	43-138	1
t-Butyl alcohol (TBA)	µg/L (ppb)	50	119	123	63-137	3
Methyl t-butyl ether (MTBE)	µg/L (ppb)	50	100	100	80-135	0
Diisopropyl ether (DIPE)	µg/L (ppb)	50	102	104	94-129	2
Ethyl t-butyl ether (ETBE)	µg/L (ppb)	50	96	98	87-135	2
t-Amyl methyl ether (TAME)	µg/L (ppb)	50	99	101	91-127	2
1,2-Dichloroethane (EDC)	µg/L (ppb)	50	95	96	75-128	2
1,1-Dichloropropene	µg/L (ppb)	50	86	87	77-120	1
Benzene	µg/L (ppb)	50	98	99	79-122	1
Trichloroethene	µg/L (ppb)	50	102	103	82-121	1
1,2-Dichloropropane	µg/L (ppb)	50	102	103	87-122	1
cis-1,3-Dichloropropene	µg/L (ppb)	50	90	91	90-123	1
Toluene	µg/L (ppb)	50	105	107	82-114	2
trans-1,3-Dichloropropene	µg/L (ppb)	50	103	103	86-121	1
1,1,2-Trichloroethane	µg/L (ppb)	50	103	104	84-120	0
1,3-Dichloropropane	µg/L (ppb)	50	108	108	70-130	1
1,2-Dibromoethane (EDB)	µg/L (ppb)	50	106	108	86-118	2
Chlorobenzene	µg/L (ppb)	50	100	101	83-116	1
Ethylbenzene	µg/L (ppb)	50	105	105	80-112	1
1,1,1,2-Tetrachloroethane	µg/L (ppb)	50	104	105	86-116	1
m,p-Xylene	µg/L (ppb)	50	108	108	77-113	0
Styrene	µg/L (ppb)	50	100	101	80-117	1
Bromobenzene	µg/L (ppb)	50	107	109	77-114	1
1,3,5-Trimethylbenzene	µg/L (ppb)	50	94	95	76-111	1
1,1,2,2-Tetrachloroethane	µg/L (ppb)	50	100	101	73-133	1
1,2,3-Trichloropropane	µg/L (ppb)	50	104	105	79-122	1
1,2,4-Trimethylbenzene	µg/L (ppb)	50	96	97	70-130	1
p-Isopropyltoluene	µg/L (ppb)	50	95	96	70-130	1
1,2-Dibromo-3-chloropropane	µg/L (ppb)	50	105	107	79-122	2
1,2,4-Trichlorobenzene	µg/L (ppb)	50	94	96	70-130	2
Hexachlorobutadiene	µg/L (ppb)	50	90	94	78-128	5
Naphthalene	µg/L (ppb)	50	101	103	52-149	3
1,2,3-Trichlorobenzene	µg/L (ppb)	50	98	100	70-130	2

612165

SAMPLE CHAIN OF CUSTODY

ME 12/14/06 V5/COC/BI3

Send Report To Dee Gardner
Company Sound Environmental
Address 2400 Airport Way S Ste 200
City, State, ZIP Seattle, WA 98134
Phone # 206-306-1900 Fax # 206-306-1907

SAMPLERS (signature)

PROJECT NAME/NO. Time Oil Co. Facility 01-427 Asko Hydraulic

PO #

REMARKS

GEMS (Y) N

Page # 1 of 1

TURNAROUND TIME
☒ Standard (2 Weeks)
☐ RUSH
Rush charges authorized by:

SAMPLE DISPOSAL
☒ Dispose after 30 days
☐ Return samples
☐ Will call with instructions

Sample ID	Sample Location	Sample Depth	Lab ID	Date Sampled	Time Sampled	Matrix	# of jars	ANALYSES REQUESTED: NWTPH-Dx	NWTPH-Gx	BTEX by 8021B	BTEX + VOC's by 8260	SVOC's by 8270	Total As. RCRA-8 Metals	Diss As.		Notes
MW01-20061213	MW01	NA	01 A-G	12/13/06	0959	W	7	X	X		X		X	X		
MW02-20061213	MW02	NA	02 A-G	12/13/06	0950	W	7	X	X		X		X	X		
MW04-20061213	MW04	NA	03 A-G	12/13/06	1207	W	7	X	X		X		X	X		
MW05-20061213	MW05	NA	04 A-G	12/13/06	1115	W	7	X	X		X		X	X		
MW06-20061213	MW06	NA	05 A-G	12/13/06	1114	W	7	X	X		X		X	X		
01MW44-20061212	01MW44	NA	06 A-E	12/12/06	1718	W	5	X	X		X					
01MW45-20061212	01MW45	NA	07 A-E	12/12/06	0932	W	5	X	X		X					
01MW46-20061212	01MW46	NA	08 A-E	12/12/06	1021	W	5	X	X		X					
MW-99-20061211	MW-99	NA	09 A-E	12/11/06	1600	W	5	X	X		X					

SIGNATURE	PRINT NAME	COMPANY	DATE	TIME
Relinquished by:	Andrea Liljegren	SES	12/14/06	1:45
Received by:	Nhan Pham	FBI	12/14/0	V
Relinquished by:				
Received by:				

Friedman & Bruya, Inc.
3012 16th Avenue West
Seattle, WA 98119-2029
Ph. (206) 285-8282
Fax (206) 283-5044

Samples received at 5 °C

612165

SAMPLE CHAIN OF CUSTODY ME 12/14/06

V5/C05/BT3

Page # 1 of 1

Send Report To Dee Gardner
Company Sound Environmental Strategies
Address 2400 Airport Way South, Ste 200
City, State, ZIP Seattle, WA 98134
Phone # 206.306.1900 Fax # 206.306.1907

SAMPLERS (signature) Larry Namba
PROJECT NAME/NO. Time Oil Facility/Akko Hydraulic 0440-204-05 01-427
PO #
REMARKS

TURNAROUND TIME
☑ Standard (2 Weeks)
☐ RUSH
Rush charges authorized by:

SAMPLE DISPOSAL
☑ Dispose after 30 days
☐ Return samples
☐ Will call with instructions

Sample ID	Lab ID	Date	Time	Sample Type	# of containers	ANALYSES REQUESTED: NWTPH-Diesel	NWTPH-Gasoline	BTEX by 8021B	VOCs by 8260B	SVOCs by 8270	HFS	Total As	Dissolved As	NWTPH-Dx			Notes
MW-03-20061214	10 A-G	12/14/06	1210	Water	7	✓	✓		✓			✓	✓	✓			Location ID MW-03

SIGNATURE	PRINT NAME	COMPANY	DATE	TIME
Relinquished by: Larry Namba	Larry Namba	SES	12/14	1575
Received by: Michael Erdahl	Michael Erdahl	FEBA	"	"
Relinquished by:				
Received by:				

Friedman & Bruya, Inc.
3012 16th Avenue West
Seattle, WA 98119-2029
Ph. (206) 285-8282
Fax (206) 283-5044

FORMS\COC\COC.DOC

Samples received at 5 °C

FRIEDMAN & BRUYA, INC.

ENVIRONMENTAL CHEMISTS

James E. Bruya, Ph.D.
Charlene Morrow, M.S.
Yelena Aravkina, M.S.
Bradley T. Benson, B.S.
Kurt Johnson, B.S.

3012 16th Avenue West
Seattle, WA 98119-2029
TEL: (206) 285-8282
FAX: (206) 283-5044
e-mail: fbi@isomedia.com

January 5, 2007

Dee Gardner, Project Manager
Sound Environmental Strategies Corporation
2400 Airport Way S., Suite 200
Seattle, WA 98134-2020

Dear Ms. Gardner:

Included are the results from the testing of material submitted on December 14, 2006 from the TOC_01-600_20061214, F&BI 612166 project. There are 65 pages included in this report. The samples for PCP analysis were sent to Analytical Resources, Inc. for PCP analysis. Review of the enclosed report indicates that all quality assurance was acceptable.

Any samples that may remain are currently scheduled for disposal in 30 days. If you would like us to return your samples or arrange for long term storage at our offices, please contact us as soon as possible.

We appreciate this opportunity to be of service to you and hope you will call if you should have any questions.

Sincerely,

FRIEDMAN & BRUYA, INC.

Michael Erdahl
Project Manager

Enclosures
SOU0105R

FRIEDMAN & BRUYA, INC.

ENVIRONMENTAL CHEMISTS

CASE NARRATIVE

This case narrative encompasses samples received on December 14, 2006 by Friedman & Bruya, Inc. from the Sound Environmental Strategies TOC_01-600_20061214, F&BI 612166 project. Samples were logged in under the laboratory ID's listed below.

Laboratory ID	Sound Environmental Strategies
612166-01	01MW01-20061212
612166-02	01MW03-20061212
612166-03	01MW04-20061213
612166-04	01MW06-20061212
612166-05	01MW07-20061212
612166-06	01MW11-20061213
612166-07	01MW12-20061213
612166-08	01MW13-20061212
612166-09	01MW15-20061212
612166-10	01MW17-20061212
612166-11	01MW18-20061213
612166-12	01MW19-20061213
612166-13	01MW20-20061213
612166-14	01MW21-20061213
612166-15	01MW26-20061212
612166-16	01MW27-20061212
612166-17	01MW30-20061212
612166-18	01MW32-20061213
612166-19	01MW33-20061212
612166-20	01MW35-20061213
612166-21	01MW36-20061213
612166-22	01MW37-20061212
612166-23	01MW38-20061212
612166-24	01MW39-20061212
612166-25	01MW40-20061212
612166-26	01MW41-20061213
612166-27	01MW42-20061212
612166-28	02MW01-20061211
612166-29	02MW02-20061211
612166-30	02MW03-20061211
612166-31	02MW04-20061211
612166-32	02MW05-20061211
612166-33	02MW06-20061212
612166-34	02MW07-20061211
612166-35	02MW08-20061211
612166-36	MW-99-20061212 (1100)
612166-37	MW-99-20061212 (1530)
612166-38	MW-99-20061211 (1550)
612166-39	MW-99-20061212 (1520)

CASE NARRATIVE (continued)

The second source calibration verification failed for several analytes for samples 01MW04-20061213, 01MW06-20061212, 01MW19-20061213, 01MW20-20061213, MW-99-20061212 (1100), MW-99-20061212 (1520). The samples were flagged accordingly.

A laboratory control spike for gasoline exceeded the laboratory control limit for samples 01MW06-20061212, 01MW19-20061213 (1/100), 01MW20-20061213, MW-99-20061212 (1100), and MW-99-20061212 (1520). The samples were flagged accordingly.

All other quality control requirements were acceptable.

Date of Report: 01/05/07
Date Received: 12/14/06
Project: TOC_01-600_20061214, F&BI 612166
Date Extracted: 12/15/06
Date Analyzed: 12/21/06, 12/22/06, and 12/23/06

RESULTS FROM THE ANALYSIS OF THE WATER SAMPLES FOR TOTAL PETROLEUM HYDROCARBONS AS DIESEL AND MOTOR OIL USING METHOD NWTPH-Dx

Results Reported as µg/L (ppb)

Sample ID Laboratory ID	Diesel Range (C_{10}-C_{25})	Motor Oil Range (C_{25}-C_{36})	Surrogate (% Recovery) (Limit 51-132)
01MW01-20061212 612166-01	570	<250	94
01MW03-20061212 612166-02	1,500	<250	94
01MW04-20061213 612166-03	180	<250	87
01MW06-20061212 612166-04	170	<250	91
01MW07-20061212 612166-05	1,000	540 x	95
01MW11-20061213 612166-06	800	280 x	95
01MW12-20061213 612166-07	5,400	660 x	86
01MW13-20061212 612166-08	1,800	260 x	92
01MW15-20061212 612166-09	220	<250	96
01MW17-20061212 612166-10	310	<250	91

x - The pattern of peaks present is not indicative of motor oil.

Date of Report: 01/05/07
Date Received: 12/14/06
Project: TOC_01-600_20061214, F&BI 612166
Date Extracted: 12/15/06
Date Analyzed: 12/21/06, 12/22/06, and 12/23/06

RESULTS FROM THE ANALYSIS OF THE WATER SAMPLES FOR TOTAL PETROLEUM HYDROCARBONS AS DIESEL AND MOTOR OIL USING METHOD NWTPH-Dx

Results Reported as µg/L (ppb)

Sample ID Laboratory ID	Diesel Range (C_{10}-C_{25})	Motor Oil Range (C_{25}-C_{36})	Surrogate (% Recovery) (Limit 51-132)
01MW18-20061213 612166-11	2,300	<250	94
01MW19-20061213 612166-12	3,700	620	97
01MW20-20061213 612166-13	600	300	92
01MW21-20061213 612166-14	6,000	590 x	87
01MW26-20061212 612166-15	2,900	420 x	90
01MW27-20061212 612166-16	4,100	380 x	93
01MW30-20061212 612166-17	600	<250	96
01MW32-20061213 612166-18	<50	<250	100
01MW33-20061212 612166-19	2,300	370 x	92
01MW35-20061213 612166-20	1,300	300 x	95
01MW36-20061213 612166-21	610	<250	95
01MW37-20061212 612166-22	900	<250	101

x - The pattern of peaks present is not indicative of motor oil.

FRIEDMAN & BRUYA, INC.

ENVIRONMENTAL CHEMISTS

Date of Report: 01/05/07
Date Received: 12/14/06
Project: TOC_01-600_20061214, F&BI 612166
Date Extracted: 12/15/06
Date Analyzed: 12/21/06, 12/22/06, and 12/23/06

RESULTS FROM THE ANALYSIS OF THE WATER SAMPLES FOR TOTAL PETROLEUM HYDROCARBONS AS DIESEL AND MOTOR OIL USING METHOD NWTPH-Dx

Results Reported as µg/L (ppb)

Sample ID Laboratory ID	Diesel Range (C_{10}-C_{25})	Motor Oil Range (C_{25}-C_{36})	Surrogate (% Recovery) (Limit 51-132)
01MW38-20061212 612166-23	1,300	<250	100
01MW39-20061212 612166-24	130	<250	102
01MW40-20061212 612166-25	780	<250	94
01MW41-20061213 612166-26	4,000	530 x	82
01MW42-20061212 612166-27	2,700	420 x	97
02MW08-20061211 612166-35	150	350	108
MW-99-20061212 (1100) 612166-36	140	<250	89
MW-99-20061212 (1530) 612166-37	2,000	270 x	95
MW-99-20061212 (1520) 612166-39	1,300	<250	86
Method Blank	<50	<250	106
Method Blank	<50	<250	101

x - The pattern of peaks present is not indicative of motor oil.

FRIEDMAN & BRUYA, INC.

ENVIRONMENTAL CHEMISTS

Analysis For Volatile Compounds By EPA Method 8260B

Client Sample ID:	01MW04-20061213	Client:	Sound Environmental Strategies
Date Received:	12/14/06	Project:	TOC_01-600_20061214, F&BI 612166
Date Extracted:	12/22/06	Lab ID:	612166-03
Date Analyzed:	12/23/06	Data File:	122247.D
Matrix:	Water	Instrument:	GCMS5
Units:	ug/L (ppb)	Operator:	MB

Surrogates:	% Recovery:	Lower Limit:	Upper Limit:
Dibromofluoromethane	97	75	125
1,2-Dichloroethane-d4	100	67	133
Toluene-d8	103	79	129
4-Bromofluorobenzene	117	76	145

Compounds:	Concentration ug/L (ppb)	Compounds:	Concentration ug/L (ppb)
Ethanol	<1,000	1,1,2-Trichloroethane	<1
Dichlorodifluoromethane	<1	2-Hexanone	<10
Chloromethane	<1	1,3-Dichloropropane	<1
Vinyl chloride	<0.2	Tetrachloroethene	<1
Bromomethane	<1	Dibromochloromethane	<1
Chloroethane	<1 ca	1,2-Dibromoethane (EDB)	<1
Trichlorofluoromethane	<1	Chlorobenzene	<1
Acetone	<10	Ethylbenzene	3.4
1,1-Dichloroethene	<1	1,1,1,2-Tetrachloroethane	<1
Methylene chloride	<5	m,p-Xylene	27
t-Butyl alcohol (TBA)	<50	o-Xylene	9.1
Methyl t-butyl ether (MTBE)	<1	Styrene	<1
trans-1,2-Dichloroethene	<1	Isopropylbenzene	<1
Diisopropyl ether (DIPE)	<1	Bromoform	<1
1,1-Dichloroethane	<1	n-Propylbenzene	1.4 ca
Ethyl t-butyl ether (ETBE)	<1	Bromobenzene	<1
2,2-Dichloropropane	<1 ca	1,3,5-Trimethylbenzene	2.3 ca
cis-1,2-Dichloroethene	<1	1,1,2,2-Tetrachloroethane	<1
Chloroform	<1	1,2,3-Trichloropropane	<1
2-Butanone (MEK)	<10	2-Chlorotoluene	<1
t-Amyl methyl ether (TAME)	<1	4-Chlorotoluene	<1
1,2-Dichloroethane (EDC)	<1	tert-Butylbenzene	<1
1,1,1-Trichloroethane	<1	1,2,4-Trimethylbenzene	12 ca
1,1-Dichloropropene	<1	sec-Butylbenzene	<1
Carbon Tetrachloride	<1	p-Isopropyltoluene	<1
Benzene	4.4	1,3-Dichlorobenzene	<1
Trichloroethene	<1	1,4-Dichlorobenzene	<1
1,2-Dichloropropane	<1	1,2-Dichlorobenzene	<1
Bromodichloromethane	<1	1,2-Dibromo-3-chloropropane	<1
Dibromomethane	<1	1,2,4-Trichlorobenzene	<1
4-Methyl-2-pentanone	<10	Hexachlorobutadiene	<1
cis-1,3-Dichloropropene	<1	Naphthalene	2.6 ca
Toluene	1.6	1,2,3-Trichlorobenzene	<1
trans-1,3-Dichloropropene	<1	TPH as gasoline	230

Note: The reporting limit for vinyl chloride is equal to the MDL.
ca – The second source results for this analyte fell outside of acceptance criteria. The value reported is an estimate.

FRIEDMAN & BRUYA, INC.

ENVIRONMENTAL CHEMISTS

Analysis For Volatile Compounds By EPA Method 8260B

Client Sample ID:	01MW04-20061213	Client:	Sound Environmental Strategies
Date Received:	12/14/06	Project:	TOC_01-600_20061214, F&BI 612166
Date Extracted:	12/21/06	Lab ID:	612166-03 1/5
Date Analyzed:	12/21/06	Data File:	122118.D
Matrix:	Water	Instrument:	GCMS4
Units:	ug/L (ppb)	Operator:	YA

Surrogates:	% Recovery:	Lower Limit:	Upper Limit:
Dibromofluoromethane	84	64	114
1,2-Dichloroethane-d4	85	65	115
Toluene-d8	81	61	114
4-Bromofluorobenzene	89	56	127

Compounds:	Concentration ug/L (ppb)	Compounds:	Concentration ug/L (ppb)
Ethanol	<5,000	1,1,2-Trichloroethane	<5
Dichlorodifluoromethane	<5	2-Hexanone	<50
Chloromethane	<5	1,3-Dichloropropane	<5
Vinyl chloride	<1	Tetrachloroethene	<5
Bromomethane	<5	Dibromochloromethane	<5
Chloroethane	<5	1,2-Dibromoethane (EDB)	<5
Trichlorofluoromethane	<5	Chlorobenzene	<5
Acetone	<50	Ethylbenzene	<5
1,1-Dichloroethene	<5	1,1,1,2-Tetrachloroethane	<5
Methylene chloride	<25	m,p-Xylene	5.6
t-Butyl alcohol (TBA)	<250	o-Xylene	<5
Methyl t-butyl ether (MTBE)	<5	Styrene	<5
trans-1,2-Dichloroethene	<5	Isopropylbenzene	<5
Diisopropyl ether (DIPE)	<5	Bromoform	<5
1,1-Dichloroethane	<5	n-Propylbenzene	<5
Ethyl t-butyl ether (ETBE)	<5	Bromobenzene	<5
2,2-Dichloropropane	<5	1,3,5-Trimethylbenzene	<5
cis-1,2-Dichloroethene	<5	1,1,2,2-Tetrachloroethane	<5
Chloroform	<5	1,2,3-Trichloropropane	<5
2-Butanone (MEK)	<50	2-Chlorotoluene	<5
t-Amyl methyl ether (TAME)	<5	4-Chlorotoluene	<5
1,2-Dichloroethane (EDC)	<5	tert-Butylbenzene	<5
1,1,1-Trichloroethane	<5	1,2,4-Trimethylbenzene	<5
1,1-Dichloropropene	<5	sec-Butylbenzene	<5
Carbon Tetrachloride	<5	p-Isopropyltoluene	<5
Benzene	<5	1,3-Dichlorobenzene	<5
Trichloroethene	<5	1,4-Dichlorobenzene	<5
1,2-Dichloropropane	<5	1,2-Dichlorobenzene	<5
Bromodichloromethane	<5	1,2-Dibromo-3-chloropropane	<5
Dibromomethane	<5	1,2,4-Trichlorobenzene	<5
4-Methyl-2-pentanone	<50	Hexachlorobutadiene	<5
cis-1,3-Dichloropropene	<5	Naphthalene	<5
Toluene	<5	1,2,3-Trichlorobenzene	<5
trans-1,3-Dichloropropene	<5	TPH as gasoline	<250

Note: The reporting limit for vinyl chloride is equal to the MDL.
Note: The sample was diluted due to sample matrix effects. Detection limits are raised due to dilution.

FRIEDMAN & BRUYA, INC.

ENVIRONMENTAL CHEMISTS

Analysis For Volatile Compounds By EPA Method 8260B

Client Sample ID:	01MW06-20061212	Client:	Sound Environmental Strategies
Date Received:	12/14/06	Project:	TOC_01-600_20061214, F&BI 612166
Date Extracted:	12/21/06	Lab ID:	612166-04
Date Analyzed:	12/21/06	Data File:	122113.D
Matrix:	Water	Instrument:	GCMS4
Units:	ug/L (ppb)	Operator:	MB

Surrogates:	% Recovery:	Lower Limit:	Upper Limit:
Dibromofluoromethane	86	64	114
1,2-Dichloroethane-d4	86	61	115
Toluene-d8	81	61	114
4-Bromofluorobenzene	87	56	127

Compounds:	Concentration ug/L (ppb)	Compounds:	Concentration ug/L (ppb)
Ethanol	<1,000	1,1,2-Trichloroethane	<1
Dichlorodifluoromethane	<1	2-Hexanone	<10
Chloromethane	<1	1,3-Dichloropropane	<1
Vinyl chloride	<0.2	Tetrachloroethene	<1
Bromomethane	<1	Dibromochloromethane	<1
Chloroethane	<1	1,2-Dibromoethane (EDB)	<1
Trichlorofluoromethane	<1	Chlorobenzene	<1
Acetone	<10	Ethylbenzene	<1
1,1-Dichloroethene	<1	1,1,1,2-Tetrachloroethane	<1
Methylene chloride	<5	m,p-Xylene	<2
t-Butyl alcohol (TBA)	<50	o-Xylene	<1
Methyl t-butyl ether (MTBE)	<1	Styrene	<1
trans-1,2-Dichloroethene	<1	Isopropylbenzene	<1
Diisopropyl ether (DIPE)	<1	Bromoform	<1
1,1-Dichloroethane	<1	n-Propylbenzene	<1
Ethyl t-butyl ether (ETBE)	<1	Bromobenzene	<1
2,2-Dichloropropane	<1	1,3,5-Trimethylbenzene	<1
cis-1,2-Dichloroethene	<1	1,1,2,2-Tetrachloroethane	<1
Chloroform	<1	1,2,3-Trichloropropane	<1
2-Butanone (MEK)	<10	2-Chlorotoluene	<1
t-Amyl methyl ether (TAME)	<1	4-Chlorotoluene	<1
1,2-Dichloroethane (EDC)	<1	tert-Butylbenzene	<1
1,1,1-Trichloroethane	<1	1,2,4-Trimethylbenzene	<1
1,1-Dichloropropene	<1	sec-Butylbenzene	<1
Carbon Tetrachloride	<1	p-Isopropyltoluene	<1
Benzene	<1	1,3-Dichlorobenzene	<1
Trichloroethene	<1	1,4-Dichlorobenzene	<1
1,2-Dichloropropane	<1	1,2-Dichlorobenzene	<1
Bromodichloromethane	<1	1,2-Dibromo-3-chloropropane	<1
Dibromomethane	<1	1,2,4-Trichlorobenzene	<1
4-Methyl-2-pentanone	<10	Hexachlorobutadiene	<1
cis-1,3-Dichloropropene	<1	Naphthalene	<1
Toluene	<1	1,2,3-Trichlorobenzene	<1
trans-1,3-Dichloropropene	<1	TPH as gasoline	62 ca

Note: The reporting limit for vinyl chloride is equal to the MDL.

ca – The second source and laboratory control spike results for this analyte fell outside of acceptance criteria. The value reported is an estimate.

FRIEDMAN & BRUYA, INC.

ENVIRONMENTAL CHEMISTS

Analysis For Volatile Compounds By EPA Method 8260B

Client Sample ID:	01MW07-20061212	Client:	Sound Environmental Strategies
Date Received:	12/14/06	Project:	TOC_01-600_20061214, F&BI 612166
Date Extracted:	12/21/06	Lab ID:	612166-05
Date Analyzed:	12/21/06	Data File:	122114.D
Matrix:	Water	Instrument:	GCMS4
Units:	ug/L (ppb)	Operator:	MB

Surrogates:	% Recovery:	Lower Limit:	Upper Limit:
Dibromofluoromethane	84	64	114
1,2-Dichloroethane-d4	86	61	115
Toluene-d8	81	61	114
4-Bromofluorobenzene	88	56	127

Compounds:	Concentration ug/L (ppb)	Compounds:	Concentration ug/L (ppb)
Ethanol	<1,000	1,1,2-Trichloroethane	<1
Dichlorodifluoromethane	<1	2-Hexanone	<10
Chloromethane	<1	1,3-Dichloropropane	<1
Vinyl chloride	<0.2	Tetrachloroethene	<1
Bromomethane	<1	Dibromochloromethane	<1
Chloroethane	<1	1,2-Dibromoethane (EDB)	<1
Trichlorofluoromethane	<1	Chlorobenzene	<1
Acetone	<10	Ethylbenzene	<1
1,1-Dichloroethene	<1	1,1,1,2-Tetrachloroethane	<1
Methylene chloride	<5	m,p-Xylene	<2
t-Butyl alcohol (TBA)	<50	o-Xylene	<1
Methyl t-butyl ether (MTBE)	<1	Styrene	<1
trans-1,2-Dichloroethene	<1	Isopropylbenzene	<1
Diisopropyl ether (DIPE)	<1	Bromoform	<1
1,1-Dichloroethane	<1	n-Propylbenzene	<1
Ethyl t-butyl ether (ETBE)	<1	Bromobenzene	<1
2,2-Dichloropropane	<1	1,3,5-Trimethylbenzene	<1
cis-1,2-Dichloroethene	<1	1,1,2,2-Tetrachloroethane	<1
Chloroform	<1	1,2,3-Trichloropropane	<1
2-Butanone (MEK)	<10	2-Chlorotoluene	<1
t-Amyl methyl ether (TAME)	<1	4-Chlorotoluene	<1
1,2-Dichloroethane (EDC)	<1	tert-Butylbenzene	<1
1,1,1-Trichloroethane	<1	1,2,4-Trimethylbenzene	<1
1,1-Dichloropropene	<1	sec-Butylbenzene	<1
Carbon Tetrachloride	<1	p-Isopropyltoluene	<1
Benzene	<1	1,3-Dichlorobenzene	<1
Trichloroethene	12	1,4-Dichlorobenzene	<1
1,2-Dichloropropane	<1	1,2-Dichlorobenzene	<1
Bromodichloromethane	<1	1,2-Dibromo-3-chloropropane	<1
Dibromomethane	<1	1,2,4-Trichlorobenzene	<1
4-Methyl-2-pentanone	<10	Hexachlorobutadiene	<1
cis-1,3-Dichloropropene	<1	Naphthalene	<1
Toluene	<1	1,2,3-Trichlorobenzene	<1
trans-1,3-Dichloropropene	<1	TPH as gasoline	<50

Note: The reporting limit for vinyl chloride is equal to the MDL.

FRIEDMAN & BRUYA, INC.

ENVIRONMENTAL CHEMISTS

Analysis For Volatile Compounds By EPA Method 8260B

Client Sample ID:	01MW15-20061212	Client:	Sound Environmental Strategies
Date Received:	12/14/06	Project:	TOC_01-600_20061214, F&BI 612166
Date Extracted:	12/21/06	Lab ID:	612166-09
Date Analyzed:	12/21/06	Data File:	122115.D
Matrix:	Water	Instrument:	GCMS4
Units:	ug/L (ppb)	Operator:	MB

Surrogates:	% Recovery:	Lower Limit:	Upper Limit:
Dibromofluoromethane	85	64	114
1,2-Dichloroethane-d4	86	61	115
Toluene-d8	81	61	114
4-Bromofluorobenzene	87	56	127

Compounds:	Concentration ug/L (ppb)	Compounds:	Concentration ug/L (ppb)
Ethanol	<1,000	1,1,2-Trichloroethane	<1
Dichlorodifluoromethane	<1	2-Hexanone	<10
Chloromethane	<1	1,3-Dichloropropane	<1
Vinyl chloride	5.6	Tetrachloroethene	<1
Bromomethane	<1	Dibromochloromethane	<1
Chloroethane	<1	1,2-Dibromoethane (EDB)	<1
Trichlorofluoromethane	<1	Chlorobenzene	<1
Acetone	<10	Ethylbenzene	<1
1,1-Dichloroethene	<1	1,1,1,2-Tetrachloroethane	<1
Methylene chloride	<5	m,p-Xylene	<2
t-Butyl alcohol (TBA)	<50	o-Xylene	<1
Methyl t-butyl ether (MTBE)	<1	Styrene	<1
trans-1,2-Dichloroethene	<1	Isopropylbenzene	<1
Diisopropyl ether (DIPE)	<1	Bromoform	<1
1,1-Dichloroethane	<1	n-Propylbenzene	<1
Ethyl t-butyl ether (ETBE)	<1	Bromobenzene	<1
2,2-Dichloropropane	<1	1,3,5-Trimethylbenzene	<1
cis-1,2-Dichloroethene	9.2	1,1,2,2-Tetrachloroethane	<1
Chloroform	<1	1,2,3-Trichloropropane	<1
2-Butanone (MEK)	<10	2-Chlorotoluene	<1
t-Amyl methyl ether (TAME)	<1	4-Chlorotoluene	<1
1,2-Dichloroethane (EDC)	<1	tert-Butylbenzene	<1
1,1,1-Trichloroethane	<1	1,2,4-Trimethylbenzene	<1
1,1-Dichloropropene	<1	sec-Butylbenzene	<1
Carbon Tetrachloride	<1	p-Isopropyltoluene	<1
Benzene	<1	1,3-Dichlorobenzene	<1
Trichloroethene	5.9	1,4-Dichlorobenzene	<1
1,2-Dichloropropane	<1	1,2-Dichlorobenzene	<1
Bromodichloromethane	<1	1,2-Dibromo-3-chloropropane	<1
Dibromomethane	<1	1,2,4-Trichlorobenzene	<1
4-Methyl-2-pentanone	<10	Hexachlorobutadiene	<1
cis-1,3-Dichloropropene	<1	Naphthalene	<1
Toluene	<1	1,2,3-Trichlorobenzene	<1
trans-1,3-Dichloropropene	<1	TPH as gasoline	<50

FRIEDMAN & BRUYA, INC.

ENVIRONMENTAL CHEMISTS

Analysis For Volatile Compounds By EPA Method 8260B

Client Sample ID:	01MW19-20061213	Client:	Sound Environmental Strategies
Date Received:	12/14/06	Project:	TOC_01-600_20061214, F&BI 612166
Date Extracted:	12/21/06	Lab ID:	612166-12 1/100
Date Analyzed:	12/21/06	Data File:	122119.D
Matrix:	Water	Instrument:	GCMS4
Units:	ug/L (ppb)	Operator:	MB

Surrogates:	% Recovery:	Lower Limit:	Upper Limit:
Dibromofluoromethane	85	64	114
1,2-Dichloroethane-d4	86	61	115
Toluene-d8	81	61	114
4-Bromofluorobenzene	88	56	127

Compounds:	Concentration ug/L (ppb)	Compounds:	Concentration ug/L (ppb)
Ethanol	<100,000	1,1,2-Trichloroethane	<100
Dichlorodifluoromethane	<100	2-Hexanone	<1,000
Chloromethane	<100	1,3-Dichloropropane	<100
Vinyl chloride	<20	Tetrachloroethene	<100
Bromomethane	<100	Dibromochloromethane	<100
Chloroethane	<100	1,2-Dibromoethane (EDB)	<100
Trichlorofluoromethane	<100	Chlorobenzene	<100
Acetone	<1,000	Ethylbenzene	750
1,1-Dichloroethene	<100	1,1,1,2-Tetrachloroethane	<100
Methylene chloride	<500	m,p-Xylene	2,800
t-Butyl alcohol (TBA)	<5,000	o-Xylene	<100
Methyl t-butyl ether (MTBE)	<100	Styrene	<100
trans-1,2-Dichloroethene	<100	Isopropylbenzene	<100
Diisopropyl ether (DIPE)	<100	Bromoform	<100
1,1-Dichloroethane	<100	n-Propylbenzene	<100
Ethyl t-butyl ether (ETBE)	<100	Bromobenzene	<100
2,2-Dichloropropane	<100	1,3,5-Trimethylbenzene	110
cis-1,2-Dichloroethene	<100	1,1,2,2-Tetrachloroethane	<100
Chloroform	<100	1,2,3-Trichloropropane	<100
2-Butanone (MEK)	<1,000	2-Chlorotoluene	<100
t-Amyl methyl ether (TAME)	<100	4-Chlorotoluene	<100
1,2-Dichloroethane (EDC)	<100	tert-Butylbenzene	<100
1,1,1-Trichloroethane	<100	1,2,4-Trimethylbenzene	480
1,1-Dichloropropene	<100	sec-Butylbenzene	<100
Carbon Tetrachloride	<100	p-Isopropyltoluene	<100
Benzene	4,400	1,3-Dichlorobenzene	<100
Trichloroethene	<100	1,4-Dichlorobenzene	<100
1,2-Dichloropropane	<100	1,2-Dichlorobenzene	<100
Bromodichloromethane	<100	1,2-Dibromo-3-chloropropane	<100
Dibromomethane	<100	1,2,4-Trichlorobenzene	<100
4-Methyl-2-pentanone	<1,000	Hexachlorobutadiene	<100
cis-1,3-Dichloropropene	<100	Naphthalene	160
Toluene	<100	1,2,3-Trichlorobenzene	<100
trans-1,3-Dichloropropene	<100	TPH as gasoline	26,000 ca

Note: The reporting limit for vinyl chloride is equal to the MDL.
ca – The second source and laboratory control spike results for this analyte fell outside of acceptance criteria. The value reported is an estimate.
Note: The sample was diluted due to the presence of high levels of material. Detection limits are raised due to dilution.

FRIEDMAN & BRUYA, INC.

ENVIRONMENTAL CHEMISTS

Analysis For Volatile Compounds By EPA Method 8260B

Client Sample ID:	01MW20-20061213	Client:	Sound Environmental Strategies
Date Received:	12/14/06	Project:	TOC_01-600_20061214, F&BI 612166
Date Extracted:	12/21/06	Lab ID:	612166-13
Date Analyzed:	12/21/06	Data File:	122116.D
Matrix:	Water	Instrument:	GCMS4
Units:	ug/L (ppb)	Operator:	MB

Surrogates:	% Recovery:	Lower Limit:	Upper Limit:
Dibromofluoromethane	84	64	114
1,2-Dichloroethane-d4	85	61	115
Toluene-d8	83	61	114
4-Bromofluorobenzene	87	56	127

Compounds:	Concentration ug/L (ppb)	Compounds:	Concentration ug/L (ppb)
Ethanol	<1,000	1,1,2-Trichloroethane	<1
Dichlorodifluoromethane	<1	2-Hexanone	<10
Chloromethane	<1	1,3-Dichloropropane	<1
Vinyl chloride	<0.2	Tetrachloroethene	<1
Bromomethane	<1	Dibromochloromethane	<1
Chloroethane	<1	1,2-Dibromoethane (EDB)	<1
Trichlorofluoromethane	<1	Chlorobenzene	<1
Acetone	<10	Ethylbenzene	46
1,1-Dichloroethene	<1	1,1,1,2-Tetrachloroethane	<1
Methylene chloride	<5	m,p-Xylene	61
t-Butyl alcohol (TBA)	<50	o-Xylene	69
Methyl t-butyl ether (MTBE)	<1	Styrene	<1
trans-1,2-Dichloroethene	<1	Isopropylbenzene	4.5
Diisopropyl ether (DIPE)	<1	Bromoform	<1
1,1-Dichloroethane	<1	n-Propylbenzene	7.7
Ethyl t-butyl ether (ETBE)	<1	Bromobenzene	<1
2,2-Dichloropropane	<1	1,3,5-Trimethylbenzene	4.0
cis-1,2-Dichloroethene	2.0	1,1,2,2-Tetrachloroethane	<1
Chloroform	<1	1,2,3-Trichloropropane	<1
2-Butanone (MEK)	<10	2-Chlorotoluene	<1
t-Amyl methyl ether (TAME)	<1	4-Chlorotoluene	<1
1,2-Dichloroethane (EDC)	<1	tert-Butylbenzene	<1
1,1,1-Trichloroethane	<1	1,2,4-Trimethylbenzene	23
1,1-Dichloropropene	<1	sec-Butylbenzene	<1
Carbon Tetrachloride	<1	p-Isopropyltoluene	<1
Benzene	17	1,3-Dichlorobenzene	<1
Trichloroethene	8.6	1,4-Dichlorobenzene	<1
1,2-Dichloropropane	<1	1,2-Dichlorobenzene	<1
Bromodichloromethane	<1	1,2-Dibromo-3-chloropropane	<1
Dibromomethane	<1	1,2,4-Trichlorobenzene	<1
4-Methyl-2-pentanone	<10	Hexachlorobutadiene	<1
cis-1,3-Dichloropropene	<1	Naphthalene	6.5
Toluene	8.8	1,2,3-Trichlorobenzene	<1
trans-1,3-Dichloropropene	<1	TPH as gasoline	1,300 ca

Note: The reporting limit for vinyl chloride is equal to the MDL.
ca – The second source and laboratory control spike results for this analyte fell outside of acceptance criteria. The value reported is an estimate.

FRIEDMAN & BRUYA, INC.

ENVIRONMENTAL CHEMISTS

Analysis For Volatile Compounds By EPA Method 8260B

Client Sample ID:	01MW30-20061212	Client:	Sound Environmental Strategies
Date Received:	12/14/06	Project:	TOC_01-600_20061214, F&BI 612166
Date Extracted:	12/21/06	Lab ID:	612166-17
Date Analyzed:	12/21/06	Data File:	122117.D
Matrix:	Water	Instrument:	GCMS4
Units:	ug/L (ppb)	Operator:	MB

Surrogates:	% Recovery:	Lower Limit:	Upper Limit:
Dibromofluoromethane	84	64	114
1,2-Dichloroethane-d4	87	61	115
Toluene-d8	80	61	114
4-Bromofluorobenzene	87	56	127

Compounds:	Concentration ug/L (ppb)	Compounds:	Concentration ug/L (ppb)
Ethanol	<1,000	1,1,2-Trichloroethane	<1
Dichlorodifluoromethane	<1	2-Hexanone	<10
Chloromethane	<1	1,3-Dichloropropane	<1
Vinyl chloride	<0.2	Tetrachloroethene	<1
Bromomethane	<1	Dibromochloromethane	<1
Chloroethane	<1	1,2-Dibromoethane (EDB)	<1
Trichlorofluoromethane	<1	Chlorobenzene	<1
Acetone	<10	Ethylbenzene	<1
1,1-Dichloroethene	<1	1,1,1,2-Tetrachloroethane	<1
Methylene chloride	<5	m,p-Xylene	<2
t-Butyl alcohol (TBA)	<50	o-Xylene	<1
Methyl t-butyl ether (MTBE)	<1	Styrene	<1
trans-1,2-Dichloroethene	<1	Isopropylbenzene	<1
Diisopropyl ether (DIPE)	<1	Bromoform	<1
1,1-Dichloroethane	<1	n-Propylbenzene	<1
Ethyl t-butyl ether (ETBE)	<1	Bromobenzene	<1
2,2-Dichloropropane	<1	1,3,5-Trimethylbenzene	<1
cis-1,2-Dichloroethene	<1	1,1,2,2-Tetrachloroethane	<1
Chloroform	<1	1,2,3-Trichloropropane	<1
2-Butanone (MEK)	<10	2-Chlorotoluene	<1
t-Amyl methyl ether (TAME)	<1	4-Chlorotoluene	<1
1,2-Dichloroethane (EDC)	<1	tert-Butylbenzene	<1
1,1,1-Trichloroethane	<1	1,2,4-Trimethylbenzene	<1
1,1-Dichloropropene	<1	sec-Butylbenzene	<1
Carbon Tetrachloride	<1	p-Isopropyltoluene	<1
Benzene	<1	1,3-Dichlorobenzene	<1
Trichloroethene	<1	1,4-Dichlorobenzene	<1
1,2-Dichloropropane	<1	1,2-Dichlorobenzene	<1
Bromodichloromethane	<1	1,2-Dibromo-3-chloropropane	<1
Dibromomethane	<1	1,2,4-Trichlorobenzene	<1
4-Methyl-2-pentanone	<10	Hexachlorobutadiene	<1
cis-1,3-Dichloropropene	<1	Naphthalene	<1
Toluene	<1	1,2,3-Trichlorobenzene	<1
trans-1,3-Dichloropropene	<1	TPH as gasoline	<50

Note: The reporting limit for vinyl chloride is equal to the MDL.

FRIEDMAN & BRUYA, INC.

ENVIRONMENTAL CHEMISTS

Analysis For Volatile Compounds By EPA Method 8260B

Client Sample ID:	02MW08-20061211	Client:	Sound Environmental Strategies
Date Received:	12/14/06	Project:	TOC_01-600_20061214, F&BI 612166
Date Extracted:	12/21/06	Lab ID:	612166-35
Date Analyzed:	12/22/06	Data File:	122134.D
Matrix:	Water	Instrument:	GCMS4
Units:	ug/L (ppb)	Operator:	MB

Surrogates:	% Recovery:	Lower Limit:	Upper Limit:
Dibromofluoromethane	84	64	114
1,2-Dichloroethane-d4	83	61	115
Toluene-d8	79	61	114
4-Bromofluorobenzene	91	56	127

Compounds:	Concentration ug/L (ppb)	Compounds:	Concentration ug/L (ppb)
Ethanol	<1,000	1,1,2-Trichloroethane	<1
Dichlorodifluoromethane	<1	2-Hexanone	<10
Chloromethane	<1	1,3-Dichloropropane	<1
Vinyl chloride	<0.2	Tetrachloroethene	<1
Bromomethane	<1	Dibromochloromethane	<1
Chloroethane	<1	1,2-Dibromoethane (EDB)	<1
Trichlorofluoromethane	<1	Chlorobenzene	<1
Acetone	<10	Ethylbenzene	<1
1,1-Dichloroethene	<1	1,1,1,2-Tetrachloroethane	<1
Methylene chloride	<5	m,p-Xylene	<2
t-Butyl alcohol (TBA)	<50	o-Xylene	<1
Methyl t-butyl ether (MTBE)	<1	Styrene	<1
trans-1,2-Dichloroethene	<1	Isopropylbenzene	<1
Diisopropyl ether (DIPE)	<1	Bromoform	<1
1,1-Dichloroethane	<1	n-Propylbenzene	<1
Ethyl t-butyl ether (ETBE)	<1	Bromobenzene	<1
2,2-Dichloropropane	<1	1,3,5-Trimethylbenzene	<1
cis-1,2-Dichloroethene	<1	1,1,2,2-Tetrachloroethane	<1
Chloroform	<1	1,2,3-Trichloropropane	<1
2-Butanone (MEK)	<10	2-Chlorotoluene	<1
t-Amyl methyl ether (TAME)	<1	4-Chlorotoluene	<1
1,2-Dichloroethane (EDC)	<1	tert-Butylbenzene	<1
1,1,1-Trichloroethane	<1	1,2,4-Trimethylbenzene	<1
1,1-Dichloropropene	<1	sec-Butylbenzene	<1
Carbon Tetrachloride	<1	p-Isopropyltoluene	<1
Benzene	<1	1,3-Dichlorobenzene	<1
Trichloroethene	<1	1,4-Dichlorobenzene	<1
1,2-Dichloropropane	<1	1,2-Dichlorobenzene	<1
Bromodichloromethane	<1	1,2-Dibromo-3-chloropropane	<1
Dibromomethane	<1	1,2,4-Trichlorobenzene	<1
4-Methyl-2-pentanone	<10	Hexachlorobutadiene	<1
cis-1,3-Dichloropropene	<1	Naphthalene	<1
Toluene	<1	1,2,3-Trichlorobenzene	<1
trans-1,3-Dichloropropene	<1	TPH as gasoline	<50

Note: The reporting limit for vinyl chloride is equal to the MDL.

FRIEDMAN & BRUYA, INC.

ENVIRONMENTAL CHEMISTS

Analysis For Volatile Compounds By EPA Method 8260B

Client Sample ID:	MW-99-20061212 (1100)	Client:	Sound Environmental Strategies
Date Received:	12/14/06	Project:	TOC_01-600_20061214, F&BI 612166
Date Extracted:	12/21/06	Lab ID:	612166-36
Date Analyzed:	12/22/06	Data File:	122133.D
Matrix:	Water	Instrument:	GCMS4
Units:	ug/L (ppb)	Operator:	MB

Surrogates:	% Recovery:	Lower Limit:	Upper Limit:
Dibromofluoromethane	85	64	114
1,2-Dichloroethane-d4	85	61	115
Toluene-d8	82	61	114
4-Bromofluorobenzene	90	56	127

Compounds:	Concentration ug/L (ppb)	Compounds:	Concentration ug/L (ppb)
Ethanol	<1,000	1,1,2-Trichloroethane	<1
Dichlorodifluoromethane	<1	2-Hexanone	<10
Chloromethane	<1	1,3-Dichloropropane	<1
Vinyl chloride	4.9	Tetrachloroethene	<1
Bromomethane	<1	Dibromochloromethane	<1
Chloroethane	<1	1,2-Dibromoethane (EDB)	<1
Trichlorofluoromethane	<1	Chlorobenzene	<1
Acetone	<10	Ethylbenzene	<1
1,1-Dichloroethene	<1	1,1,1,2-Tetrachloroethane	<1
Methylene chloride	<5	m,p-Xylene	<2
t-Butyl alcohol (TBA)	<50	o-Xylene	<1
Methyl t-butyl ether (MTBE)	<1	Styrene	<1
trans-1,2-Dichloroethene	<1	Isopropylbenzene	<1
Diisopropyl ether (DIPE)	<1	Bromoform	<1
1,1-Dichloroethane	<1	n-Propylbenzene	<1
Ethyl t-butyl ether (ETBE)	<1	Bromobenzene	<1
2,2-Dichloropropane	<1	1,3,5-Trimethylbenzene	<1
cis-1,2-Dichloroethene	9.6	1,1,2,2-Tetrachloroethane	<1
Chloroform	<1	1,2,3-Trichloropropane	<1
2-Butanone (MEK)	<10	2-Chlorotoluene	<1
t-Amyl methyl ether (TAME)	<1	4-Chlorotoluene	<1
1,2-Dichloroethane (EDC)	<1	tert-Butylbenzene	<1
1,1,1-Trichloroethane	<1	1,2,4-Trimethylbenzene	<1
1,1-Dichloropropene	<1	sec-Butylbenzene	<1
Carbon Tetrachloride	<1	p-Isopropyltoluene	<1
Benzene	<1	1,3-Dichlorobenzene	<1
Trichloroethene	7.2	1,4-Dichlorobenzene	<1
1,2-Dichloropropane	<1	1,2-Dichlorobenzene	<1
Bromodichloromethane	<1	1,2-Dibromo-3-chloropropane	<1
Dibromomethane	<1	1,2,4-Trichlorobenzene	<1
4-Methyl-2-pentanone	<10	Hexachlorobutadiene	<1
cis-1,3-Dichloropropene	<1	Naphthalene	<1
Toluene	<1	1,2,3-Trichlorobenzene	<1
trans-1,3-Dichloropropene	<1	TPH as gasoline	51 ca

Note: The reporting limit for vinyl chloride is equal to the MDL.

ca – The second source and laboratory control spike results for this analyte fell outside of acceptance criteria. The value reported is an estimate.

FRIEDMAN & BRUYA, INC.

ENVIRONMENTAL CHEMISTS

Analysis For Volatile Compounds By EPA Method 8260B

Client Sample ID:	MW-99-20061212 (1520)	Client:	Sound Environmental Strategies
Date Received:	12/14/06	Project:	TOC_01-600_20061214, F&BI 612166
Date Extracted:	12/21/06	Lab ID:	612166-39
Date Analyzed:	12/22/06	Data File:	122135.D
Matrix:	Water	Instrument:	GCMS4
Units:	ug/L (ppb)	Operator:	MB

Surrogates:	% Recovery:	Lower Limit:	Upper Limit:
Dibromofluoromethane	84	64	114
1,2-Dichloroethane-d4	86	61	115
Toluene-d8	85	61	114
4-Bromofluorobenzene	90	56	127

Compounds:	Concentration ug/L (ppb)	Compounds:	Concentration ug/L (ppb)
Ethanol	<1,000	1,1,2-Trichloroethane	<1
Dichlorodifluoromethane	<1	2-Hexanone	<10
Chloromethane	<1	1,3-Dichloropropane	<1
Vinyl chloride	<0.2	Tetrachloroethene	<1
Bromomethane	<1	Dibromochloromethane	<1
Chloroethane	<1	1,2-Dibromoethane (EDB)	<1
Trichlorofluoromethane	<1	Chlorobenzene	<1
Acetone	<10	Ethylbenzene	20
1,1-Dichloroethene	<1	1,1,1,2-Tetrachloroethane	<1
Methylene chloride	<5	m,p-Xylene	30
t-Butyl alcohol (TBA)	<50	o-Xylene	6.8
Methyl t-butyl ether (MTBE)	<1	Styrene	<1
trans-1,2-Dichloroethene	<1	Isopropylbenzene	4.9
Diisopropyl ether (DIPE)	<1	Bromoform	<1
1,1-Dichloroethane	<1	n-Propylbenzene	11
Ethyl t-butyl ether (ETBE)	<1	Bromobenzene	<1
2,2-Dichloropropane	<1	1,3,5-Trimethylbenzene	2.1
cis-1,2-Dichloroethene	<1	1,1,2,2-Tetrachloroethane	<1
Chloroform	<1	1,2,3-Trichloropropane	<1
2-Butanone (MEK)	<10	2-Chlorotoluene	<1
t-Amyl methyl ether (TAME)	<1	4-Chlorotoluene	<1
1,2-Dichloroethane (EDC)	<1	tert-Butylbenzene	<1
1,1,1-Trichloroethane	<1	1,2,4-Trimethylbenzene	6.1
1,1-Dichloropropene	<1	sec-Butylbenzene	2.0
Carbon Tetrachloride	<1	p-Isopropyltoluene	<1
Benzene	630 ve	1,3-Dichlorobenzene	<1
Trichloroethene	<1	1,4-Dichlorobenzene	<1
1,2-Dichloropropane	<1	1,2-Dichlorobenzene	<1
Bromodichloromethane	<1	1,2-Dibromo-3-chloropropane	<1
Dibromomethane	<1	1,2,4-Trichlorobenzene	<1
4-Methyl-2-pentanone	<10	Hexachlorobutadiene	<1
cis-1,3-Dichloropropene	<1	Naphthalene	26
Toluene	13	1,2,3-Trichlorobenzene	<1
trans-1,3-Dichloropropene	<1	TPH as gasoline	3,300 ca

Note: The reporting limit for vinyl chloride is equal to the MDL.

ca – The second source and laboratory control spike results for this analyte fell outside of acceptance criteria. The value reported is an estimate.

ve - The value reported exceeded the calibration range established for the analyte. The reported concentration is an estimate.

FRIEDMAN & BRUYA, INC.

ENVIRONMENTAL CHEMISTS

Analysis For Volatile Compounds By EPA Method 8260B

Client Sample ID:	Method Blank	Client:	Sound Environmental Strategies
Date Received:	Not Applicable	Project:	TOC_01-600_20061214, F&BI 612166
Date Extracted:	12/22/06	Lab ID:	061916 mb
Date Analyzed:	12/23/06	Data File:	122228.D
Matrix:	Water	Instrument:	GCMS5
Units:	ug/L (ppb)	Operator:	MB

Surrogates:	% Recovery:	Lower Limit:	Upper Limit:
Dibromofluoromethane	99	75	125
1,2-Dichloroethane-d4	101	67	133
Toluene-d8	104	79	129
4-Bromofluorobenzene	118	76	145

Compounds:	Concentration ug/L (ppb)	Compounds:	Concentration ug/L (ppb)
Ethanol	<1,000	1,1,2-Trichloroethane	<1
Dichlorodifluoromethane	<1	2-Hexanone	<10
Chloromethane	<1	1,3-Dichloropropane	<1
Vinyl chloride	<0.2	Tetrachloroethene	<1
Bromomethane	<1	Dibromochloromethane	<1
Chloroethane	<1	1,2-Dibromoethane (EDB)	<1
Trichlorofluoromethane	<1	Chlorobenzene	<1
Acetone	<10	Ethylbenzene	<1
1,1-Dichloroethene	<1	1,1,1,2-Tetrachloroethane	<1
Methylene chloride	<5	m,p-Xylene	<2
t-Butyl alcohol (TBA)	<50	o-Xylene	<1
Methyl t-butyl ether (MTBE)	<1	Styrene	<1
trans-1,2-Dichloroethene	<1	Isopropylbenzene	<1
Diisopropyl ether (DIPE)	<1	Bromoform	<1
1,1-Dichloroethane	<1	n-Propylbenzene	<1
Ethyl t-butyl ether (ETBE)	<1	Bromobenzene	<1
2,2-Dichloropropane	<1	1,3,5-Trimethylbenzene	<1
cis-1,2-Dichloroethene	<1	1,1,2,2-Tetrachloroethane	<1
Chloroform	<1	1,2,3-Trichloropropane	<1
2-Butanone (MEK)	<10	2-Chlorotoluene	<1
t-Amyl methyl ether (TAME)	<1	4-Chlorotoluene	<1
1,2-Dichloroethane (EDC)	<1	tert-Butylbenzene	<1
1,1,1-Trichloroethane	<1	1,2,4-Trimethylbenzene	<1
1,1-Dichloropropene	<1	sec-Butylbenzene	<1
Carbon Tetrachloride	<1	p-Isopropyltoluene	<1
Benzene	<1	1,3-Dichlorobenzene	<1
Trichloroethene	<1	1,4-Dichlorobenzene	<1
1,2-Dichloropropane	<1	1,2-Dichlorobenzene	<1
Bromodichloromethane	<1	1,2-Dibromo-3-chloropropane	<1
Dibromomethane	<1	1,2,4-Trichlorobenzene	<1
4-Methyl-2-pentanone	<10	Hexachlorobutadiene	<1
cis-1,3-Dichloropropene	<1	Naphthalene	<1
Toluene	<1	1,2,3-Trichlorobenzene	<1
trans-1,3-Dichloropropene	<1	TPH as gasoline	<50

Note: The reporting limit for vinyl chloride is equal to the MDL.

FRIEDMAN & BRUYA, INC.

ENVIRONMENTAL CHEMISTS

Analysis For Volatile Compounds By EPA Method 8260B

Client Sample ID:	Method Blank	Client:	Sound Environmental Strategies
Date Received:	Not Applicable	Project:	TOC_01-600_20061214, F&BI 612166
Date Extracted:	12/21/06	Lab ID:	061935 mb
Date Analyzed:	12/21/06	Data File:	122109.D
Matrix:	Water	Instrument:	GCMS4
Units:	ug/L (ppb)	Operator:	MB

Surrogates:	% Recovery:	Lower Limit:	Upper Limit:
Dibromofluoromethane	74	64	114
1,2-Dichloroethane-d4	88	61	115
Toluene-d8	80	61	114
4-Bromofluorobenzene	87	56	127

Compounds:	Concentration ug/L (ppb)	Compounds:	Concentration ug/L (ppb)
Ethanol	<1,000	1,1,2-Trichloroethane	<1
Dichlorodifluoromethane	<1	2-Hexanone	<10
Chloromethane	<1	1,3-Dichloropropane	<1
Vinyl chloride	<0.2	Tetrachloroethene	<1
Bromomethane	<1	Dibromochloromethane	<1
Chloroethane	<1	1,2-Dibromoethane (EDB)	<1
Trichlorofluoromethane	<1	Chlorobenzene	<1
Acetone	<10	Ethylbenzene	<1
1,1-Dichloroethene	<1	1,1,1,2-Tetrachloroethane	<1
Methylene chloride	<5	m,p-Xylene	<2
t-Butyl alcohol (TBA)	<50	o-Xylene	<1
Methyl t-butyl ether (MTBE)	<1	Styrene	<1
trans-1,2-Dichloroethene	<1	Isopropylbenzene	<1
Diisopropyl ether (DIPE)	<1	Bromoform	<1
1,1-Dichloroethane	<1	n-Propylbenzene	<1
Ethyl t-butyl ether (ETBE)	<1	Bromobenzene	<1
2,2-Dichloropropane	<1	1,3,5-Trimethylbenzene	<1
cis-1,2-Dichloroethene	<1	1,1,2,2-Tetrachloroethane	<1
Chloroform	<1	1,2,3-Trichloropropane	<1
2-Butanone (MEK)	<10	2-Chlorotoluene	<1
t-Amyl methyl ether (TAME)	<1	4-Chlorotoluene	<1
1,2-Dichloroethane (EDC)	<1	tert-Butylbenzene	<1
1,1,1-Trichloroethane	<1	1,2,4-Trimethylbenzene	<1
1,1-Dichloropropene	<1	sec-Butylbenzene	<1
Carbon Tetrachloride	<1	p-Isopropyltoluene	<1
Benzene	<1	1,3-Dichlorobenzene	<1
Trichloroethene	<1	1,4-Dichlorobenzene	<1
1,2-Dichloropropane	<1	1,2-Dichlorobenzene	<1
Bromodichloromethane	<1	1,2-Dibromo-3-chloropropane	<1
Dibromomethane	<1	1,2,4-Trichlorobenzene	<1
4-Methyl-2-pentanone	<10	Hexachlorobutadiene	<1
cis-1,3-Dichloropropene	<1	Naphthalene	<1
Toluene	<1	1,2,3-Trichlorobenzene	<1
trans-1,3-Dichloropropene	<1	TPH as gasoline	<50

Note: The reporting limit for vinyl chloride is equal to the MDL.

FRIEDMAN & BRUYA, INC.

ENVIRONMENTAL CHEMISTS

Analysis For Volatile Compounds By EPA Method 8260B

Client Sample ID:	01MW01-20061212	Client:	Sound Environmental Strategies
Date Received:	12/14/06	Project:	TOC_01-600_20061214, F&BI 612166
Date Extracted:	12/21/06	Lab ID:	612166-01
Date Analyzed:	12/22/06	Data File:	122140.D
Matrix:	Water	Instrument:	GCMS4
Units:	ug/L (ppb)	Operator:	MB

Surrogates:	% Recovery:	Lower Limit:	Upper Limit:
Dibromofluoromethane	85	64	114
1,2-Dichloroethane-d4	87	61	115
Toluene-d8	81	61	114
4-Bromofluorobenzene	89	56	127

Compounds:	Concentration ug/L (ppb)
Ethanol	<1,000
t-Butyl alcohol (TBA)	<50
Methyl t-butyl ether (MTBE)	<1
Ethyl t-butyl ether (ETBE)	<1
t-Amyl methyl ether (TAME)	<1
Diisopropyl ether (DIPE)	<1
1,2-Dichloroethane (EDC)	<1
1,2-Dibromoethane (EDB)	<1
Benzene	<1
Toluene	<1
Ethylbenzene	<1
m,p-Xylene	<2
o-Xylene	<1
TPH as gasoline	<50

FRIEDMAN & BRUYA, INC.

ENVIRONMENTAL CHEMISTS

Analysis For Volatile Compounds By EPA Method 8260B

Client Sample ID:	01MW03-20061212	Client:	Sound Environmental Strategies
Date Received:	12/14/06	Project:	TOC_01-600_20061214, F&BI 612166
Date Extracted:	12/22/06	Lab ID:	612166-02
Date Analyzed:	12/23/06	Data File:	122252.D
Matrix:	Water	Instrument:	GCMS5
Units:	ug/L (ppb)	Operator:	MB

Surrogates:	% Recovery:	Lower Limit:	Upper Limit:
Dibromofluoromethane	97	75	125
1,2-Dichloroethane-d4	101	67	133
Toluene-d8	104	79	129
4-Bromofluorobenzene	117	76	145

Compounds:	Concentration ug/L (ppb)
Ethanol	<1,000
t-Butyl alcohol (TBA)	<50
Methyl t-butyl ether (MTBE)	<1
Ethyl t-butyl ether (ETBE)	<1
t-Amyl methyl ether (TAME)	<1
Diisopropyl ether (DIPE)	<1
1,2-Dichloroethane (EDC)	<1
1,2-Dibromoethane (EDB)	<1
Benzene	870 ve
Toluene	12
Ethylbenzene	23
m,p-Xylene	32
o-Xylene	8.4
TPH as gasoline	3,200

ve - The value reported exceeded the calibration range established for the analyte. The reported concentration is an estimate.

FRIEDMAN & BRUYA, INC.

ENVIRONMENTAL CHEMISTS

Analysis For Volatile Compounds By EPA Method 8260B

Client Sample ID:	01MW03-20061212	Client:	Sound Environmental Strategies
Date Received:	12/14/06	Project:	TOC_01-600_20061214, F&BI 612166
Date Extracted:	12/22/06	Lab ID:	612166-02 1/200
Date Analyzed:	12/22/06	Data File:	122207.D
Matrix:	Water	Instrument:	GCMS5
Units:	ug/L (ppb)	Operator:	MB

Surrogates:	% Recovery:	Lower Limit:	Upper Limit:
Dibromofluoromethane	100	75	125
1,2-Dichloroethane-d4	104	67	133
Toluene-d8	105	79	129
4-Bromofluorobenzene	121	76	145

Compounds:	Concentration ug/L (ppb)
Ethanol	<200,000
t-Butyl alcohol (TBA)	<10,000
Methyl t-butyl ether (MTBE)	<200
Ethyl t-butyl ether (ETBE)	<200
t-Amyl methyl ether (TAME)	<200
Diisopropyl ether (DIPE)	<200
1,2-Dichloroethane (EDC)	<200
1,2-Dibromoethane (EDB)	<200
Benzene	1,000
Toluene	<200
Ethylbenzene	<200
m,p-Xylene	<400
o-Xylene	<200
TPH as gasoline	<10,000

Note: The sample was diluted due to the presence of high levels of material. Detection limits are raised due to dilution.

FRIEDMAN & BRUYA, INC.

ENVIRONMENTAL CHEMISTS

Analysis For Volatile Compounds By EPA Method 8260B

Client Sample ID:	01MW11-20061213	Client:	Sound Environmental Strategies
Date Received:	12/14/06	Project:	TOC_01-600_20061214, F&BI 612166
Date Extracted:	12/21/06	Lab ID:	612166-06
Date Analyzed:	12/22/06	Data File:	122141.D
Matrix:	Water	Instrument:	GCMS4
Units:	ug/L (ppb)	Operator:	MB

Surrogates:	% Recovery:	Lower Limit:	Upper Limit:
Dibromofluoromethane	85	64	114
1,2-Dichloroethane-d4	83	61	115
Toluene-d8	79	61	114
4-Bromofluorobenzene	90	56	127

Compounds:	Concentration ug/L (ppb)
Ethanol	<1,000
t-Butyl alcohol (TBA)	<50
Methyl t-butyl ether (MTBE)	<1
Ethyl t-butyl ether (ETBE)	<1
t-Amyl methyl ether (TAME)	<1
Diisopropyl ether (DIPE)	<1
1,2-Dichloroethane (EDC)	4.2
1,2-Dibromoethane (EDB)	<1
Benzene	<1
Toluene	<1
Ethylbenzene	<1
m,p-Xylene	<2
o-Xylene	<1
TPH as gasoline	<50

FRIEDMAN & BRUYA, INC.

ENVIRONMENTAL CHEMISTS

Analysis For Volatile Compounds By EPA Method 8260B

Client Sample ID:	01MW12-20061213	Client:	Sound Environmental Strategies
Date Received:	12/14/06	Project:	TOC_01-600_20061214, F&BI 612166
Date Extracted:	12/22/06	Lab ID:	612166-07 1/10
Date Analyzed:	12/22/06	Data File:	122208.D
Matrix:	Water	Instrument:	GCMS5
Units:	ug/L (ppb)	Operator:	MB

Surrogates:	% Recovery:	Lower Limit:	Upper Limit:
Dibromofluoromethane	97	75	125
1,2-Dichloroethane-d4	102	67	133
Toluene-d8	102	79	129
4-Bromofluorobenzene	116	76	145

Compounds:	Concentration ug/L (ppb)
Ethanol	<10,000
t-Butyl alcohol (TBA)	<500
Methyl t-butyl ether (MTBE)	<10
Ethyl t-butyl ether (ETBE)	<10
t-Amyl methyl ether (TAME)	<10
Diisopropyl ether (DIPE)	<10
1,2-Dichloroethane (EDC)	<10
1,2-Dibromoethane (EDB)	<10
Benzene	230
Toluene	<10
Ethylbenzene	<10
m,p-Xylene	<20
o-Xylene	<10
TPH as gasoline	1,000

Note: The sample was diluted due to the presence of high levels of material. Detection limits are raised due to dilution.

Analysis For Volatile Compounds By EPA Method 8260B

Client Sample ID:	01MW13-20061212	Client:	Sound Environmental Strategies
Date Received:	12/14/06	Project:	TOC_01-600_20061214, F&BI 612166
Date Extracted:	12/22/06	Lab ID:	612166-08
Date Analyzed:	12/23/06	Data File:	122248.D
Matrix:	Water	Instrument:	GCMS5
Units:	ug/L (ppb)	Operator:	MB

Surrogates:	% Recovery:	Lower Limit:	Upper Limit:
Dibromofluoromethane	96	75	125
1,2-Dichloroethane-d4	100	67	133
Toluene-d8	103	79	129
4-Bromofluorobenzene	118	76	145

Compounds:	Concentration ug/L (ppb)
Ethanol	<1,000
t-Butyl alcohol (TBA)	<50
Methyl t-butyl ether (MTBE)	<1
Ethyl t-butyl ether (ETBE)	<1
t-Amyl methyl ether (TAME)	<1
Diisopropyl ether (DIPE)	<1
1,2-Dichloroethane (EDC)	<1
1,2-Dibromoethane (EDB)	<1
Benzene	<1
Toluene	<1
Ethylbenzene	<1
m,p-Xylene	<2
o-Xylene	<1
TPH as gasoline	51

FRIEDMAN & BRUYA, INC.

ENVIRONMENTAL CHEMISTS

Analysis For Volatile Compounds By EPA Method 8260B

Client Sample ID:	01MW17-20061212	Client:	Sound Environmental Strategies
Date Received:	12/14/06	Project:	TOC_01-600_20061214, F&BI 612166
Date Extracted:	12/22/06	Lab ID:	612166-10
Date Analyzed:	12/23/06	Data File:	122249.D
Matrix:	Water	Instrument:	GCMS5
Units:	ug/L (ppb)	Operator:	MB

Surrogates:	% Recovery:	Lower Limit:	Upper Limit:
Dibromofluoromethane	98	75	125
1,2-Dichloroethane-d4	101	67	133
Toluene-d8	103	79	129
4-Bromofluorobenzene	117	76	145

Compounds:	Concentration ug/L (ppb)
Ethanol	<1,000
t-Butyl alcohol (TBA)	<50
Methyl t-butyl ether (MTBE)	<1
Ethyl t-butyl ether (ETBE)	<1
t-Amyl methyl ether (TAME)	<1
Diisopropyl ether (DIPE)	<1
1,2-Dichloroethane (EDC)	<1
1,2-Dibromoethane (EDB)	<1
Benzene	<1
Toluene	<1
Ethylbenzene	<1
m,p-Xylene	<2
o-Xylene	<1
TPH as gasoline	<50

FRIEDMAN & BRUYA, INC.

ENVIRONMENTAL CHEMISTS

Analysis For Volatile Compounds By EPA Method 8260B

Client Sample ID:	01MW18-20061213	Client:	Sound Environmental Strategies
Date Received:	12/14/06	Project:	TOC_01-600_20061214, F&BI 612166
Date Extracted:	12/22/06	Lab ID:	612166-11 1/50
Date Analyzed:	12/23/06	Data File:	122250.D
Matrix:	Water	Instrument:	GCMS5
Units:	ug/L (ppb)	Operator:	MB

Surrogates:	% Recovery:	Lower Limit:	Upper Limit:
Dibromofluoromethane	97	75	125
1,2-Dichloroethane-d4	99	67	133
Toluene-d8	102	79	129
4-Bromofluorobenzene	117	76	145

Compounds:	Concentration ug/L (ppb)
Ethanol	<50,000
t-Butyl alcohol (TBA)	<2,500
Methyl t-butyl ether (MTBE)	<50
Ethyl t-butyl ether (ETBE)	<50
t-Amyl methyl ether (TAME)	<50
Diisopropyl ether (DIPE)	<50
1,2-Dichloroethane (EDC)	<50
1,2-Dibromoethane (EDB)	<50
Benzene	1,200
Toluene	55
Ethylbenzene	210
m,p-Xylene	630
o-Xylene	98
TPH as gasoline	8,100

Note: The sample was diluted due to the presence of high levels of material. Detection limits are raised due to dilution.

FRIEDMAN & BRUYA, INC.

ENVIRONMENTAL CHEMISTS

Analysis For Volatile Compounds By EPA Method 8260B

Client Sample ID:	01MW21-20061213	Client:	Sound Environmental Strategies
Date Received:	12/14/06	Project:	TOC_01-600_20061214, F&BI 612166
Date Extracted:	12/22/06	Lab ID:	612166-14
Date Analyzed:	12/22/06	Data File:	122212.D
Matrix:	Water	Instrument:	GCMS5
Units:	ug/L (ppb)	Operator:	MB

Surrogates:	% Recovery:	Lower Limit:	Upper Limit:
Dibromofluoromethane	98	75	125
1,2-Dichloroethane-d4	103	67	133
Toluene-d8	103	79	129
4-Bromofluorobenzene	117	76	145

Compounds:	Concentration ug/L (ppb)
Ethanol	<1,000
t-Butyl alcohol (TBA)	<50
Methyl t-butyl ether (MTBE)	<1
Ethyl t-butyl ether (ETBE)	<1
t-Amyl methyl ether (TAME)	<1
Diisopropyl ether (DIPE)	<1
1,2-Dichloroethane (EDC)	2.0
1,2-Dibromoethane (EDB)	<1
Benzene	<1
Toluene	<1
Ethylbenzene	<1
m,p-Xylene	<2
o-Xylene	<1
TPH as gasoline	860

Analysis For Volatile Compounds By EPA Method 8260B

Client Sample ID:	01MW26-20061212	Client:	Sound Environmental Strategies
Date Received:	12/14/06	Project:	TOC_01-600_20061214, F&BI 612166
Date Extracted:	12/22/06	Lab ID:	612166-15
Date Analyzed:	12/22/06	Data File:	122214.D
Matrix:	Water	Instrument:	GCMS5
Units:	ug/L (ppb)	Operator:	MB

Surrogates:	% Recovery:	Lower Limit:	Upper Limit:
Dibromofluoromethane	98	75	125
1,2-Dichloroethane-d4	103	67	133
Toluene-d8	103	79	129
4-Bromofluorobenzene	117	76	145

Compounds:	Concentration ug/L (ppb)
Ethanol	<1,000
t-Butyl alcohol (TBA)	<50
Methyl t-butyl ether (MTBE)	<1
Ethyl t-butyl ether (ETBE)	<1
t-Amyl methyl ether (TAME)	<1
Diisopropyl ether (DIPE)	<1
1,2-Dichloroethane (EDC)	1.3
1,2-Dibromoethane (EDB)	<1
Benzene	47
Toluene	5.6
Ethylbenzene	25
m,p-Xylene	32
o-Xylene	50
TPH as gasoline	1,200

FRIEDMAN & BRUYA, INC.

ENVIRONMENTAL CHEMISTS

Analysis For Volatile Compounds By EPA Method 8260B

Client Sample ID:	01MW27-20061212	Client:	Sound Environmental Strategies
Date Received:	12/14/06	Project:	TOC_01-600_20061214, F&BI 612166
Date Extracted:	12/22/06	Lab ID:	612166-16
Date Analyzed:	12/22/06	Data File:	122215.D
Matrix:	Water	Instrument:	GCMS5
Units:	ug/L (ppb)	Operator:	MB

Surrogates:	% Recovery:	Lower Limit:	Upper Limit:
Dibromofluoromethane	94	75	125
1,2-Dichloroethane-d4	103	67	133
Toluene-d8	103	79	129
4-Bromofluorobenzene	115	76	145

Compounds:	Concentration ug/L (ppb)
Ethanol	<1,000
t-Butyl alcohol (TBA)	<50
Methyl t-butyl ether (MTBE)	<1
Ethyl t-butyl ether (ETBE)	<1
t-Amyl methyl ether (TAME)	<1
Diisopropyl ether (DIPE)	<1
1,2-Dichloroethane (EDC)	6.0
1,2-Dibromoethane (EDB)	1.4
Benzene	1,800 ve
Toluene	250 ve
Ethylbenzene	210 ve
m,p-Xylene	350 ve
o-Xylene	250 ve
TPH as gasoline	8,000

ve - The value reported exceeded the calibration range established for the analyte. The reported concentration is an estimate.

Analysis For Volatile Compounds By EPA Method 8260B

Client Sample ID:	01MW27-20061212	Client:	Sound Environmental Strategies
Date Received:	12/14/06	Project:	TOC_01-600_20061214, F&BI 612166
Date Extracted:	12/22/06	Lab ID:	612166-16 1/100
Date Analyzed:	12/26/06	Data File:	122611.D
Matrix:	Water	Instrument:	GCMS5
Units:	ug/L (ppb)	Operator:	MB

Surrogates:	% Recovery:	Lower Limit:	Upper Limit:
Dibromofluoromethane	96	75	125
1,2-Dichloroethane-d4	101	67	133
Toluene-d8	103	79	129
4-Bromofluorobenzene	116	76	145

Compounds:	Concentration ug/L (ppb)
Ethanol	<100,000
t-Butyl alcohol (TBA)	<5,000
Methyl t-butyl ether (MTBE)	<100
Ethyl t-butyl ether (ETBE)	<100
t-Amyl methyl ether (TAME)	<100
Diisopropyl ether (DIPE)	<100
1,2-Dichloroethane (EDC)	<100
1,2-Dibromoethane (EDB)	<100
Benzene	8,800
Toluene	220
Ethylbenzene	180
m,p-Xylene	270
o-Xylene	180
TPH as gasoline	23,000

Note: The sample was diluted due to the presence of high levels of material.

Analysis For Volatile Compounds By EPA Method 8260B

Client Sample ID:	01MW32-20061213	Client:	Sound Environmental Strategies
Date Received:	12/14/06	Project:	TOC_01-600_20061214, F&BI 612166
Date Extracted:	12/22/06	Lab ID:	612166-18
Date Analyzed:	12/26/06	Data File:	122612.D
Matrix:	Water	Instrument:	GCMS5
Units:	ug/L (ppb)	Operator:	MB

Surrogates:	% Recovery:	Lower Limit:	Upper Limit:
Dibromofluoromethane	97	75	125
1,2-Dichloroethane-d4	99	67	133
Toluene-d8	104	79	129
4-Bromofluorobenzene	117	76	145

Compounds:	Concentration ug/L (ppb)
Ethanol	<1,000
t-Butyl alcohol (TBA)	<50
Methyl t-butyl ether (MTBE)	<1
Ethyl t-butyl ether (ETBE)	<1
t-Amyl methyl ether (TAME)	<1
Diisopropyl ether (DIPE)	<1
1,2-Dichloroethane (EDC)	<1
1,2-Dibromoethane (EDB)	<1
Benzene	<1
Toluene	<1
Ethylbenzene	<1
m,p-Xylene	<2
o-Xylene	<1
TPH as gasoline	<50

FRIEDMAN & BRUYA, INC.

ENVIRONMENTAL CHEMISTS

Analysis For Volatile Compounds By EPA Method 8260B

Client Sample ID:	01MW33-20061212	Client:	Sound Environmental Strategies
Date Received:	12/14/06	Project:	TOC_01-600_20061214, F&BI 612166
Date Extracted:	12/22/06	Lab ID:	612166-19
Date Analyzed:	12/22/06	Data File:	122217.D
Matrix:	Water	Instrument:	GCMS5
Units:	ug/L (ppb)	Operator:	MB

Surrogates:	% Recovery:	Lower Limit:	Upper Limit:
Dibromofluoromethane	97	75	125
1,2-Dichloroethane-d4	102	67	133
Toluene-d8	103	79	129
4-Bromofluorobenzene	118	76	145

Compounds:	Concentration ug/L (ppb)
Ethanol	<1,000
t-Butyl alcohol (TBA)	<50
Methyl t-butyl ether (MTBE)	<1
Ethyl t-butyl ether (ETBE)	<1
t-Amyl methyl ether (TAME)	<1
Diisopropyl ether (DIPE)	<1
1,2-Dichloroethane (EDC)	<1
1,2-Dibromoethane (EDB)	<1
Benzene	31
Toluene	1.4
Ethylbenzene	3.5
m,p-Xylene	3.8
o-Xylene	<1
TPH as gasoline	1,500

FRIEDMAN & BRUYA, INC.

ENVIRONMENTAL CHEMISTS

Analysis For Volatile Compounds By EPA Method 8260B

Client Sample ID:	01MW35-20061213	Client:	Sound Environmental Strategies
Date Received:	12/14/06	Project:	TOC_01-600_20061214, F&BI 612166
Date Extracted:	12/22/06	Lab ID:	612166-20
Date Analyzed:	12/22/06	Data File:	122218.D
Matrix:	Water	Instrument:	GCMS5
Units:	ug/L (ppb)	Operator:	MB

Surrogates:	% Recovery:	Lower Limit:	Upper Limit:
Dibromofluoromethane	98	75	125
1,2-Dichloroethane-d4	101	67	133
Toluene-d8	103	79	129
4-Bromofluorobenzene	117	76	145

Compounds:	Concentration ug/L (ppb)
Ethanol	<1,000
t-Butyl alcohol (TBA)	<50
Methyl t-butyl ether (MTBE)	<1
Ethyl t-butyl ether (ETBE)	<1
t-Amyl methyl ether (TAME)	<1
Diisopropyl ether (DIPE)	<1
1,2-Dichloroethane (EDC)	<1
1,2-Dibromoethane (EDB)	<1
Benzene	<1
Toluene	<1
Ethylbenzene	<1
m,p-Xylene	<2
o-Xylene	<1
TPH as gasoline	130

Analysis For Volatile Compounds By EPA Method 8260B

Client Sample ID:	01MW36-20061213	Client:	Sound Environmental Strategies
Date Received:	12/14/06	Project:	TOC_01-600_20061214, F&BI 612166
Date Extracted:	12/22/06	Lab ID:	612166-21
Date Analyzed:	12/22/06	Data File:	122219.D
Matrix:	Water	Instrument:	GCMS5
Units:	ug/L (ppb)	Operator:	MB

Surrogates:	% Recovery:	Lower Limit:	Upper Limit:
Dibromofluoromethane	98	75	125
1,2-Dichloroethane-d4	101	67	133
Toluene-d8	102	79	129
4-Bromofluorobenzene	116	76	145

Compounds:	Concentration ug/L (ppb)
Ethanol	<1,000
t-Butyl alcohol (TBA)	<50
Methyl t-butyl ether (MTBE)	<1
Ethyl t-butyl ether (ETBE)	<1
t-Amyl methyl ether (TAME)	<1
Diisopropyl ether (DIPE)	<1
1,2-Dichloroethane (EDC)	5.3
1,2-Dibromoethane (EDB)	<1
Benzene	<1
Toluene	<1
Ethylbenzene	<1
m,p-Xylene	<2
o-Xylene	<1
TPH as gasoline	<50

Analysis For Volatile Compounds By EPA Method 8260B

Client Sample ID:	01MW37-20061212	Client:	Sound Environmental Strategies
Date Received:	12/14/06	Project:	TOC_01-600_20061214, F&BI 612166
Date Extracted:	12/22/06	Lab ID:	612166-22
Date Analyzed:	12/23/06	Data File:	122229.D
Matrix:	Water	Instrument:	GCMS5
Units:	ug/L (ppb)	Operator:	MB

Surrogates:	% Recovery:	Lower Limit:	Upper Limit:
Dibromofluoromethane	96	75	125
1,2-Dichloroethane-d4	103	67	133
Toluene-d8	102	79	129
4-Bromofluorobenzene	116	76	145

Compounds:	Concentration ug/L (ppb)
Ethanol	<1,000
t-Butyl alcohol (TBA)	<50
Methyl t-butyl ether (MTBE)	<1
Ethyl t-butyl ether (ETBE)	<1
t-Amyl methyl ether (TAME)	<1
Diisopropyl ether (DIPE)	<1
1,2-Dichloroethane (EDC)	<1
1,2-Dibromoethane (EDB)	<1
Benzene	<1
Toluene	<1
Ethylbenzene	<1
m,p-Xylene	<2
o-Xylene	<1
TPH as gasoline	<50

Analysis For Volatile Compounds By EPA Method 8260B

Client Sample ID:	01MW38-20061212	Client:	Sound Environmental Strategies
Date Received:	12/14/06	Project:	TOC_01-600_20061214, F&BI 612166
Date Extracted:	12/22/06	Lab ID:	612166-23
Date Analyzed:	12/23/06	Data File:	122230.D
Matrix:	Water	Instrument:	GCMS5
Units:	ug/L (ppb)	Operator:	MB

Surrogates:	% Recovery:	Lower Limit:	Upper Limit:
Dibromofluoromethane	98	75	125
1,2-Dichloroethane-d4	101	67	133
Toluene-d8	103	79	129
4-Bromofluorobenzene	118	76	145

Compounds:	Concentration ug/L (ppb)
Ethanol	<1,000
t-Butyl alcohol (TBA)	<50
Methyl t-butyl ether (MTBE)	<1
Ethyl t-butyl ether (ETBE)	<1
t-Amyl methyl ether (TAME)	<1
Diisopropyl ether (DIPE)	<1
1,2-Dichloroethane (EDC)	<1
1,2-Dibromoethane (EDB)	<1
Benzene	<1
Toluene	<1
Ethylbenzene	<1
m,p-Xylene	<2
o-Xylene	<1
TPH as gasoline	90

FRIEDMAN & BRUYA, INC.

ENVIRONMENTAL CHEMISTS

Analysis For Volatile Compounds By EPA Method 8260B

Client Sample ID:	01MW39-20061212	Client:	Sound Environmental Strategies
Date Received:	12/14/06	Project:	TOC_01-600_20061214, F&BI 612166
Date Extracted:	12/22/06	Lab ID:	612166-24
Date Analyzed:	12/23/06	Data File:	122231.D
Matrix:	Water	Instrument:	GCMS5
Units:	ug/L (ppb)	Operator:	MB

Surrogates:	% Recovery:	Lower Limit:	Upper Limit:
Dibromofluoromethane	96	75	125
1,2-Dichloroethane-d4	100	67	133
Toluene-d8	102	79	129
4-Bromofluorobenzene	116	76	145

Compounds:	Concentration ug/L (ppb)
Ethanol	<1,000
t-Butyl alcohol (TBA)	<50
Methyl t-butyl ether (MTBE)	<1
Ethyl t-butyl ether (ETBE)	<1
t-Amyl methyl ether (TAME)	<1
Diisopropyl ether (DIPE)	<1
1,2-Dichloroethane (EDC)	<1
1,2-Dibromoethane (EDB)	<1
Benzene	<1
Toluene	<1
Ethylbenzene	<1
m,p-Xylene	<2
o-Xylene	<1
TPH as gasoline	<50

Analysis For Volatile Compounds By EPA Method 8260B

Client Sample ID:	01MW40-20061212	Client:	Sound Environmental Strategies
Date Received:	12/14/06	Project:	TOC_01-600_20061214, F&BI 612166
Date Extracted:	12/22/06	Lab ID:	612166-25
Date Analyzed:	12/23/06	Data File:	122232.D
Matrix:	Water	Instrument:	GCMS5
Units:	ug/L (ppb)	Operator:	MB

Surrogates:	% Recovery:	Lower Limit:	Upper Limit:
Dibromofluoromethane	97	75	125
1,2-Dichloroethane-d4	101	67	133
Toluene-d8	102	79	129
4-Bromofluorobenzene	117	76	145

Compounds:	Concentration ug/L (ppb)
Ethanol	<1,000
t-Butyl alcohol (TBA)	<50
Methyl t-butyl ether (MTBE)	<1
Ethyl t-butyl ether (ETBE)	<1
t-Amyl methyl ether (TAME)	<1
Diisopropyl ether (DIPE)	<1
1,2-Dichloroethane (EDC)	<1
1,2-Dibromoethane (EDB)	<1
Benzene	<1
Toluene	<1
Ethylbenzene	<1
m,p-Xylene	<2
o-Xylene	<1
TPH as gasoline	<50

Analysis For Volatile Compounds By EPA Method 8260B

Client Sample ID:	01MW41-20061213	Client:	Sound Environmental Strategies
Date Received:	12/14/06	Project:	TOC_01-600_20061214, F&BI 612166
Date Extracted:	12/22/06	Lab ID:	612166-26
Date Analyzed:	12/23/06	Data File:	122233.D
Matrix:	Water	Instrument:	GCMS5
Units:	ug/L (ppb)	Operator:	MB

Surrogates:	% Recovery:	Lower Limit:	Upper Limit:
Dibromofluoromethane	97	75	125
1,2-Dichloroethane-d4	102	67	133
Toluene-d8	102	79	129
4-Bromofluorobenzene	116	76	145

Compounds:	Concentration ug/L (ppb)
Ethanol	<1,000
t-Butyl alcohol (TBA)	<50
Methyl t-butyl ether (MTBE)	<1
Ethyl t-butyl ether (ETBE)	<1
t-Amyl methyl ether (TAME)	<1
Diisopropyl ether (DIPE)	<1
1,2-Dichloroethane (EDC)	120
1,2-Dibromoethane (EDB)	<1
Benzene	190 ve
Toluene	4.8
Ethylbenzene	11
m,p-Xylene	13
o-Xylene	6.6
TPH as gasoline	1,000

ve - The value reported exceeded the calibration range established for the analyte. The reported concentration is an estimate.

FRIEDMAN & BRUYA, INC.

ENVIRONMENTAL CHEMISTS

Analysis For Volatile Compounds By EPA Method 8260B

Client Sample ID:	01MW41-20061213	Client:	Sound Environmental Strategies
Date Received:	12/14/06	Project:	TOC_01-600_20061214, F&BI 612166
Date Extracted:	12/22/06	Lab ID:	612166-26 1/10
Date Analyzed:	12/26/06	Data File:	122613.D
Matrix:	Water	Instrument:	GCMS5
Units:	ug/L (ppb)	Operator:	MB

Surrogates:	% Recovery:	Lower Limit:	Upper Limit:
Dibromofluoromethane	98	75	125
1,2-Dichloroethane-d4	100	67	133
Toluene-d8	104	79	129
4-Bromofluorobenzene	118	76	145

Compounds:	Concentration ug/L (ppb)
Ethanol	<10,000
t-Butyl alcohol (TBA)	<500
Methyl t-butyl ether (MTBE)	<10
Ethyl t-butyl ether (ETBE)	<10
t-Amyl methyl ether (TAME)	<10
Diisopropyl ether (DIPE)	<10
1,2-Dichloroethane (EDC)	140
1,2-Dibromoethane (EDB)	<10
Benzene	210
Toluene	<10
Ethylbenzene	12
m,p-Xylene	<20
o-Xylene	<10
TPH as gasoline	980

Note: The sample was diluted due to the presence of high levels of material.

FRIEDMAN & BRUYA, INC.

ENVIRONMENTAL CHEMISTS

Analysis For Volatile Compounds By EPA Method 8260B

Client Sample ID:	01MW42-20061212	Client:	Sound Environmental Strategies
Date Received:	12/14/06	Project:	TOC_01-600_20061214, F&BI 612166
Date Extracted:	12/22/06	Lab ID:	612166-27
Date Analyzed:	12/23/06	Data File:	122234.D
Matrix:	Water	Instrument:	GCMS5
Units:	ug/L (ppb)	Operator:	MB

Surrogates:	% Recovery:	Lower Limit:	Upper Limit:
Dibromofluoromethane	97	75	125
1,2-Dichloroethane-d4	102	67	133
Toluene-d8	103	79	129
4-Bromofluorobenzene	117	76	145

Compounds:	Concentration ug/L (ppb)
Ethanol	<1,000
t-Butyl alcohol (TBA)	<50
Methyl t-butyl ether (MTBE)	1.1
Ethyl t-butyl ether (ETBE)	<1
t-Amyl methyl ether (TAME)	<1
Diisopropyl ether (DIPE)	<1
1,2-Dichloroethane (EDC)	48
1,2-Dibromoethane (EDB)	<1
Benzene	<1
Toluene	<1
Ethylbenzene	<1
m,p-Xylene	<2
o-Xylene	<1
TPH as gasoline	98

FRIEDMAN & BRUYA, INC.

ENVIRONMENTAL CHEMISTS

Analysis For Volatile Compounds By EPA Method 8260B

Client Sample ID:	02MW01-20061211	Client:	Sound Environmental Strategies
Date Received:	12/14/06	Project:	TOC_01-600_20061214, F&BI 612166
Date Extracted:	12/22/06	Lab ID:	612166-28
Date Analyzed:	12/23/06	Data File:	122235.D
Matrix:	Water	Instrument:	GCMS5
Units:	ug/L (ppb)	Operator:	MB

Surrogates:	% Recovery:	Lower Limit:	Upper Limit:
Dibromofluoromethane	96	75	125
1,2-Dichloroethane-d4	99	67	133
Toluene-d8	101	79	129
4-Bromofluorobenzene	116	76	145

Compounds:	Concentration ug/L (ppb)
Benzene	21
Toluene	<1
Ethylbenzene	<1
m,p-Xylene	<2
o-Xylene	<1
TPH as gasoline	54

FRIEDMAN & BRUYA, INC.

ENVIRONMENTAL CHEMISTS

Analysis For Volatile Compounds By EPA Method 8260B

Client Sample ID:	02MW02-20061211	Client:	Sound Environmental Strategies
Date Received:	12/14/06	Project:	TOC_01-600_20061214, F&BI 612166
Date Extracted:	12/22/06	Lab ID:	612166-29
Date Analyzed:	12/23/06	Data File:	122236.D
Matrix:	Water	Instrument:	GCMS5
Units:	ug/L (ppb)	Operator:	MB

Surrogates:	% Recovery:	Lower Limit:	Upper Limit:
Dibromofluoromethane	97	75	125
1,2-Dichloroethane-d4	101	67	133
Toluene-d8	102	79	129
4-Bromofluorobenzene	116	76	145

Compounds:	Concentration ug/L (ppb)
Benzene	<1
Toluene	<1
Ethylbenzene	<1
m,p-Xylene	<2
o-Xylene	<1
TPH as gasoline	<50

Analysis For Volatile Compounds By EPA Method 8260B

Client Sample ID:	02MW03-20061211	Client:	Sound Environmental Strategies
Date Received:	12/14/06	Project:	TOC_01-600_20061214, F&BI 612166
Date Extracted:	12/22/06	Lab ID:	612166-30
Date Analyzed:	12/23/06	Data File:	122237.D
Matrix:	Water	Instrument:	GCMS5
Units:	ug/L (ppb)	Operator:	MB

Surrogates:	% Recovery:	Lower Limit:	Upper Limit:
Dibromofluoromethane	96	75	125
1,2-Dichloroethane-d4	100	67	133
Toluene-d8	102	79	129
4-Bromofluorobenzene	116	76	145

Compounds:	Concentration ug/L (ppb)
Benzene	4.2
Toluene	<1
Ethylbenzene	<1
m,p-Xylene	<2
o-Xylene	<1
TPH as gasoline	<50

FRIEDMAN & BRUYA, INC.

ENVIRONMENTAL CHEMISTS

Analysis For Volatile Compounds By EPA Method 8260B

Client Sample ID:	02MW04-20061211	Client:	Sound Environmental Strategies
Date Received:	12/14/06	Project:	TOC_01-600_20061214, F&BI 612166
Date Extracted:	12/22/06	Lab ID:	612166-31
Date Analyzed:	12/23/06	Data File:	122238.D
Matrix:	Water	Instrument:	GCMS5
Units:	ug/L (ppb)	Operator:	MB

Surrogates:	% Recovery:	Lower Limit:	Upper Limit:
Dibromofluoromethane	99	75	125
1,2-Dichloroethane-d4	102	67	133
Toluene-d8	106	79	129
4-Bromofluorobenzene	116	76	145

Compounds:	Concentration ug/L (ppb)
Benzene	17
Toluene	33
Ethylbenzene	270 ve
m,p-Xylene	380 ve
o-Xylene	110
TPH as gasoline	4,800

ve - The value reported exceeded the calibration range established for the analyte. The reported concentration is an estimate.

Analysis For Volatile Compounds By EPA Method 8260B

Client Sample ID:	02MW04-20061211	Client:	Sound Environmental Strategies
Date Received:	12/14/06	Project:	TOC_01-600_20061214, F&BI 612166
Date Extracted:	12/22/06	Lab ID:	612166-31 1/10
Date Analyzed:	12/26/06	Data File:	122615.D
Matrix:	Water	Instrument:	GCMS5
Units:	ug/L (ppb)	Operator:	MB

Surrogates:	% Recovery:	Lower Limit:	Upper Limit:
Dibromofluoromethane	97	75	125
1,2-Dichloroethane-d4	100	67	133
Toluene-d8	104	79	129
4-Bromofluorobenzene	117	76	145

Compounds:	Concentration ug/L (ppb)
Benzene	17
Toluene	29
Ethylbenzene	210
m,p-Xylene	270
o-Xylene	83
TPH as gasoline	3,900

FRIEDMAN & BRUYA, INC.

ENVIRONMENTAL CHEMISTS

Analysis For Volatile Compounds By EPA Method 8260B

Client Sample ID:	02MW05-20061211	Client:	Sound Environmental Strategies
Date Received:	12/14/06	Project:	TOC_01-600_20061214, F&BI 612166
Date Extracted:	12/22/06	Lab ID:	612166-32
Date Analyzed:	12/23/06	Data File:	122239.D
Matrix:	Water	Instrument:	GCMS5
Units:	ug/L (ppb)	Operator:	MB

Surrogates:	% Recovery:	Lower Limit:	Upper Limit:
Dibromofluoromethane	96	75	125
1,2-Dichloroethane-d4	101	67	133
Toluene-d8	102	79	129
4-Bromofluorobenzene	116	76	145

Compounds:	Concentration ug/L (ppb)
Benzene	<1
Toluene	<1
Ethylbenzene	<1
m,p-Xylene	<2
o-Xylene	<1
TPH as gasoline	420

FRIEDMAN & BRUYA, INC.

ENVIRONMENTAL CHEMISTS

Analysis For Volatile Compounds By EPA Method 8260B

Client Sample ID:	02MW06-20061212	Client:	Sound Environmental Strategies
Date Received:	12/14/06	Project:	TOC_01-600_20061214, F&BI 612166
Date Extracted:	12/22/06	Lab ID:	612166-33
Date Analyzed:	12/23/06	Data File:	122240.D
Matrix:	Water	Instrument:	GCMS5
Units:	ug/L (ppb)	Operator:	MB

Surrogates:	% Recovery:	Lower Limit:	Upper Limit:
Dibromofluoromethane	96	75	125
1,2-Dichloroethane-d4	100	67	133
Toluene-d8	102	79	129
4-Bromofluorobenzene	117	76	145

Compounds:	Concentration ug/L (ppb)
Benzene	<1
Toluene	<1
Ethylbenzene	<1
m,p-Xylene	<2
o-Xylene	<1
TPH as gasoline	<50

FRIEDMAN & BRUYA, INC.

ENVIRONMENTAL CHEMISTS

Analysis For Volatile Compounds By EPA Method 8260B

Client Sample ID:	02MW07-20061211	Client:	Sound Environmental Strategies
Date Received:	12/14/06	Project:	TOC_01-600_20061214, F&BI 612166
Date Extracted:	12/22/06	Lab ID:	612166-34
Date Analyzed:	12/23/06	Data File:	122241.D
Matrix:	Water	Instrument:	GCMS5
Units:	ug/L (ppb)	Operator:	MB

Surrogates:	% Recovery:	Lower Limit:	Upper Limit:
Dibromofluoromethane	97	75	125
1,2-Dichloroethane-d4	101	67	133
Toluene-d8	102	79	129
4-Bromofluorobenzene	116	76	145

Compounds:	Concentration ug/L (ppb)
Benzene	<1
Toluene	<1
Ethylbenzene	<1
m,p-Xylene	<2
o-Xylene	<1
TPH as gasoline	<50

Analysis For Volatile Compounds By EPA Method 8260B

Client Sample ID:	MW-99-20061212 (1530)	Client:	Sound Environmental Strategies
Date Received:	12/14/06	Project:	TOC_01-600_20061214, F&BI 612166
Date Extracted:	12/22/06	Lab ID:	612166-37
Date Analyzed:	12/23/06	Data File:	122242.D
Matrix:	Water	Instrument:	GCMS5
Units:	ug/L (ppb)	Operator:	MB

Surrogates:	% Recovery:	Lower Limit:	Upper Limit:
Dibromofluoromethane	97	75	125
1,2-Dichloroethane-d4	103	67	133
Toluene-d8	105	79	129
4-Bromofluorobenzene	116	76	145

Compounds:	Concentration ug/L (ppb)
Ethanol	<1,000
t-Butyl alcohol (TBA)	<50
Methyl t-butyl ether (MTBE)	<1
Ethyl t-butyl ether (ETBE)	<1
t-Amyl methyl ether (TAME)	<1
Diisopropyl ether (DIPE)	<1
1,2-Dichloroethane (EDC)	<1
1,2-Dibromoethane (EDB)	<1
Benzene	36
Toluene	1.4
Ethylbenzene	4.4
m,p-Xylene	4.3
o-Xylene	<1
TPH as gasoline	1,700

FRIEDMAN & BRUYA, INC.

ENVIRONMENTAL CHEMISTS

Analysis For Volatile Compounds By EPA Method 8260B

Client Sample ID:	MW-99-20061211 (1550)	Client:	Sound Environmental Strategies
Date Received:	12/14/06	Project:	TOC_01-600_20061214, F&BI 612166
Date Extracted:	12/22/06	Lab ID:	612166-38
Date Analyzed:	12/23/06	Data File:	122251.D
Matrix:	Water	Instrument:	GCMS5
Units:	ug/L (ppb)	Operator:	MB

Surrogates:	% Recovery:	Lower Limit:	Upper Limit:
Dibromofluoromethane	99	75	125
1,2-Dichloroethane-d4	102	67	133
Toluene-d8	106	79	129
4-Bromofluorobenzene	116	76	145

Compounds:	Concentration ug/L (ppb)
Ethanol	<1,000
t-Butyl alcohol (TBA)	<50
Methyl t-butyl ether (MTBE)	<1
Ethyl t-butyl ether (ETBE)	<1
t-Amyl methyl ether (TAME)	<1
Diisopropyl ether (DIPE)	<1
1,2-Dichloroethane (EDC)	<1
1,2-Dibromoethane (EDB)	<1
Benzene	19
Toluene	48
Ethylbenzene	360 ve
m,p-Xylene	540 ve
o-Xylene	180 ve
TPH as gasoline	6,000

ve - The value reported exceeded the calibration range established for the analyte. The reported concentration is an estimate.

FRIEDMAN & BRUYA, INC.

ENVIRONMENTAL CHEMISTS

Analysis For Volatile Compounds By EPA Method 8260B

Client Sample ID:	MW-99-20061211 (1550)	Client:	Sound Environmental Strategies
Date Received:	12/14/06	Project:	TOC_01-600_20061214, F&BI 612166
Date Extracted:	12/22/06	Lab ID:	612166-38 1/200
Date Analyzed:	12/26/06	Data File:	122616.D
Matrix:	Water	Instrument:	GCMS5
Units:	ug/L (ppb)	Operator:	MB

Surrogates:	% Recovery:	Lower Limit:	Upper Limit:
Dibromofluoromethane	98	75	125
1,2-Dichloroethane-d4	100	67	133
Toluene-d8	105	79	129
4-Bromofluorobenzene	118	76	145

Compounds:	Concentration ug/L (ppb)
Ethanol	<200,000
t-Butyl alcohol (TBA)	<10,000
Methyl t-butyl ether (MTBE)	<200
Ethyl t-butyl ether (ETBE)	<200
t-Amyl methyl ether (TAME)	<200
Diisopropyl ether (DIPE)	<200
1,2-Dichloroethane (EDC)	<200
1,2-Dibromoethane (EDB)	<200
Benzene	<200
Toluene	<200
Ethylbenzene	520
m,p-Xylene	670
o-Xylene	200
TPH as gasoline	<10,000

Note: The sample was diluted due to the presence of high levels of material. Detection limits are raised due to dilution and surrogate recoveries may not be meaningful.

FRIEDMAN & BRUYA, INC.

ENVIRONMENTAL CHEMISTS

Analysis For Volatile Compounds By EPA Method 8260B

Client Sample ID:	Method Blank	Client:	Sound Environmental Strategies
Date Received:	Not Applicable	Project:	TOC_01-600_20061214, F&BI 612166
Date Extracted:	12/22/06	Lab ID:	061915 mb
Date Analyzed:	12/22/06	Data File:	122206.D
Matrix:	Water	Instrument:	GCMS5
Units:	ug/L (ppb)	Operator:	MB

Surrogates:	% Recovery:	Lower Limit:	Upper Limit:
Dibromofluoromethane	96	75	125
1,2-Dichloroethane-d4	102	67	133
Toluene-d8	102	79	129
4-Bromofluorobenzene	116	76	145

Compounds:	Concentration ug/L (ppb)
Ethanol	<1,000
t-Butyl alcohol (TBA)	<50
Methyl t-butyl ether (MTBE)	<1
Ethyl t-butyl ether (ETBE)	<1
t-Amyl methyl ether (TAME)	<1
Diisopropyl ether (DIPE)	<1
1,2-Dichloroethane (EDC)	<1
1,2-Dibromoethane (EDB)	<1
Benzene	<1
Toluene	<1
Ethylbenzene	<1
m,p-Xylene	<2
o-Xylene	<1
TPH as gasoline	<50

Analysis For Volatile Compounds By EPA Method 8260B

Client Sample ID:	Method Blank	Client:	Sound Environmental Strategies
Date Received:	Not Applicable	Project:	TOC_01-600_20061214, F&BI 612166
Date Extracted:	12/22/06	Lab ID:	061916 mb
Date Analyzed:	12/23/06	Data File:	122228.D
Matrix:	Water	Instrument:	GCMS5
Units:	ug/L (ppb)	Operator:	MB

Surrogates:	% Recovery:	Lower Limit:	Upper Limit:
Dibromofluoromethane	99	75	125
1,2-Dichloroethane-d4	101	67	133
Toluene-d8	104	79	129
4-Bromofluorobenzene	118	76	145

Compounds:	Concentration ug/L (ppb)
Ethanol	<1,000
t-Butyl alcohol (TBA)	<50
Methyl t-butyl ether (MTBE)	<1
Ethyl t-butyl ether (ETBE)	<1
t-Amyl methyl ether (TAME)	<1
Diisopropyl ether (DIPE)	<1
1,2-Dichloroethane (EDC)	<1
1,2-Dibromoethane (EDB)	<1
Benzene	<1
Toluene	<1
Ethylbenzene	<1
m,p-Xylene	<2
o-Xylene	<1
TPH as gasoline	<50

Analysis For Volatile Compounds By EPA Method 8260B

Client Sample ID:	Method Blank	Client:	Sound Environmental Strategies
Date Received:	Not Applicable	Project:	TOC_01-600_20061214, F&BI 612166
Date Extracted:	12/21/06	Lab ID:	061935 mb
Date Analyzed:	12/21/06	Data File:	122109.D
Matrix:	Water	Instrument:	GCMS4
Units:	ug/L (ppb)	Operator:	MB

Surrogates:	% Recovery:	Lower Limit:	Upper Limit:
Dibromofluoromethane	74	64	114
1,2-Dichloroethane-d4	88	61	115
Toluene-d8	80	61	114
4-Bromofluorobenzene	87	56	127

Compounds:	Concentration ug/L (ppb)
Ethanol	<1,000
t-Butyl alcohol (TBA)	<50
Methyl t-butyl ether (MTBE)	<1
Ethyl t-butyl ether (ETBE)	<1
t-Amyl methyl ether (TAME)	<1
Diisopropyl ether (DIPE)	<1
1,2-Dichloroethane (EDC)	<1
1,2-Dibromoethane (EDB)	<1
Benzene	<1
Toluene	<1
Ethylbenzene	<1
m,p-Xylene	<2
o-Xylene	<1
TPH as gasoline	<50

FRIEDMAN & BRUYA, INC.

ENVIRONMENTAL CHEMISTS

Analysis For Volatile Compounds By EPA Method 8260B

Client Sample ID:	Method Blank	Client:	Sound Environmental Strategies
Date Received:	Not Applicable	Project:	TOC_01-600_20061214, F&BI 612166
Date Extracted:	12/26/06	Lab ID:	061954 mb
Date Analyzed:	12/26/06	Data File:	122610.D
Matrix:	Water	Instrument:	GCMS5
Units:	ug/L (ppb)	Operator:	MB

Surrogates:	% Recovery:	Lower Limit:	Upper Limit:
Dibromofluoromethane	97	70	130
1,2-Dichloroethane-d4	101	67	133
Toluene-d8	104	70	130
4-Bromofluorobenzene	118	76	145

Compounds:	Concentration ug/L (ppb)
Ethanol	<1,000
t-Butyl alcohol (TBA)	<50
Methyl t-butyl ether (MTBE)	<1
Ethyl t-butyl ether (ETBE)	<1
t-Amyl methyl ether (TAME)	<1
Diisopropyl ether (DIPE)	<1
1,2-Dichloroethane (EDC)	<1
1,2-Dibromoethane (EDB)	<1
Benzene	<1
Toluene	<1
Ethylbenzene	<1
m,p-Xylene	<2
o-Xylene	<1
TPH as gasoline	<50

Date of Report: 01/05/07
Date Received: 12/14/06
Project: TOC_01-600_20061214, F&BI 612166

QUALITY ASSURANCE RESULTS FOR THE ANALYSIS OF WATER SAMPLES FOR TOTAL PETROLEUM HYDROCARBONS AS DIESEL EXTENDED USING METHOD NWTPH-Dx

Laboratory Code: Laboratory Control Sample

Analyte	Reporting Units	Spike Level	Percent Recovery LCS	Percent Recovery LCSD	Acceptance Criteria	RPD (Limit 20)
Diesel Extended	µg/L (ppb)	2,500	113	102	74-139	10

Date of Report: 01/05/07
Date Received: 12/14/06
Project: TOC_01-600_20061214, F&BI 612166

QUALITY ASSURANCE RESULTS FOR THE ANALYSIS OF WATER SAMPLES FOR TOTAL PETROLEUM HYDROCARBONS AS DIESEL EXTENDED USING METHOD NWTPH-Dx

Laboratory Code: Laboratory Control Sample

Analyte	Reporting Units	Spike Level	Percent Recovery LCS	Percent Recovery LCSD	Acceptance Criteria	RPD (Limit 20)
Diesel Extended	µg/L (ppb)	2,500	104	100	74-139	4

Date of Report: 01/05/07
Date Received: 12/14/06
Project: TOC_01-600_20061214, F&BI 612166

QUALITY ASSURANCE RESULTS FOR THE ANALYSIS OF WATER SAMPLES FOR VOLATILES BY EPA METHOD 8260B

Laboratory Code: 612165-04 (Duplicate)

Analyte	Reporting Units	Sample Result	Duplicate Result	Relative Percent Difference (Limit 20)
Ethanol	µg/L (ppb)	<1,000	<1,000	nm
1,1-Dichloroethene	µg/L (ppb)	<1	<1	nm
t-Butyl alcohol (TBA)	µg/L (ppb)	<50	<50	nm
Methyl t-butyl ether (MTBE)	µg/L (ppb)	<1	<1	nm
Diisopropyl ether (DIPE)	µg/L (ppb)	<1	<1	nm
Ethyl t-butyl ether (ETBE)	µg/L (ppb)	<1	<1	nm
t-Amyl methyl ether (TAME)	µg/L (ppb)	<1	<1	nm
1,2-Dichloroethane (EDC)	µg/L (ppb)	<1	<1	nm
1,1-Dichloropropene	µg/L (ppb)	<1	<1	nm
Benzene	µg/L (ppb)	1.8	1.8	0
Trichloroethene	µg/L (ppb)	76	75	1
1,2-Dichloropropane	µg/L (ppb)	<1	<1	nm
cis-1,3-Dichloropropene	µg/L (ppb)	<1	<1	nm
Toluene	µg/L (ppb)	<1	<1	nm
trans-1,3-Dichloropropene	µg/L (ppb)	<1	<1	nm
1,1,2-Trichloroethane	µg/L (ppb)	<1	<1	nm
1,3-Dichloropropane	µg/L (ppb)	<1	<1	nm
1,2-Dibromoethane (EDB)	µg/L (ppb)	<1	<1	nm
Chlorobenzene	µg/L (ppb)	<1	<1	nm
Ethylbenzene	µg/L (ppb)	<1	<1	nm
1,1,1,2-Tetrachloroethane	µg/L (ppb)	<1	<1	nm
m,p-Xylene	µg/L (ppb)	<2	<2	nm
Styrene	µg/L (ppb)	<1	<1	nm
Bromobenzene	µg/L (ppb)	<1	<1	nm
1,3,5-Trimethylbenzene	µg/L (ppb)	<1	<1	nm
1,1,2,2-Tetrachloroethane	µg/L (ppb)	<1	<1	nm
1,2,3-Trichloropropane	µg/L (ppb)	<1	<1	nm
1,2,4-Trimethylbenzene	µg/L (ppb)	<1	<1	nm
p-Isopropyltoluene	µg/L (ppb)	<1	<1	nm
1,2-Dibromo-3-chloropropane	µg/L (ppb)	<1	<1	nm
1,2,4-Trichlorobenzene	µg/L (ppb)	<1	<1	nm
Hexachlorobutadiene	µg/L (ppb)	<1	<1	nm
Naphthalene	µg/L (ppb)	<1	<1	nm
1,2,3-Trichlorobenzene	µg/L (ppb)	<1	<1	nm
TPH as gasoline	µg/L (ppb)	110	110	0

nm - The analyte was not detected in one or more of the duplicate analyses. Therefore, calculation of the RPD is not applicable.

Date of Report: 01/05/07
Date Received: 12/14/06
Project: TOC_01-600_20061214, F&BI 612166

QUALITY ASSURANCE RESULTS FOR THE ANALYSIS OF WATER SAMPLES FOR VOLATILES BY EPA METHOD 8260B

Laboratory Code: Laboratory Control Sample

Analyte	Reporting Units	Spike Level	Percent Recovery LCS	Percent Recovery LCSD	Acceptance Criteria	RPD (Limit 20)
Ethanol	µg/L (ppb)	2,500	111	111	70-130	0
1,1-Dichloroethene	µg/L (ppb)	50	71	72	53-135	1
t-Butyl alcohol (TBA)	µg/L (ppb)	250	116	114	50-155	1
Methyl t-butyl ether (MTBE)	µg/L (ppb)	50	102	103	71-134	1
Diisopropyl ether (DIPE)	µg/L (ppb)	50	105	108	74-139	2
Ethyl t-butyl ether (ETBE)	µg/L (ppb)	50	112	113	71-134	0
t-Amyl methyl ether (TAME)	µg/L (ppb)	50	112	112	75-134	0
1,2-Dichloroethane (EDC)	µg/L (ppb)	50	95	96	67-137	1
1,1-Dichloropropene	µg/L (ppb)	50	93	93	66-121	0
Benzene	µg/L (ppb)	100	99	100	74-123	1
Trichloroethene	µg/L (ppb)	100	99	99	75-121	1
1,2-Dichloropropane	µg/L (ppb)	50	104	105	79-122	2
cis-1,3-Dichloropropene	µg/L (ppb)	50	104	103	79-134	1
Toluene	µg/L (ppb)	100	99	100	72-128	1
trans-1,3-Dichloropropene	µg/L (ppb)	50	112	113	80-134	1
1,1,2-Trichloroethane	µg/L (ppb)	50	110	111	77-125	1
1,3-Dichloropropane	µg/L (ppb)	50	107	109	80-124	1
1,2-Dibromoethane (EDB)	µg/L (ppb)	50	107	108	77-131	1
Chlorobenzene	µg/L (ppb)	50	103	104	80-118	1
Ethylbenzene	µg/L (ppb)	50	101	103	70-130	1
1,1,1,2-Tetrachloroethane	µg/L (ppb)	50	111	112	81-126	1
m,p-Xylene	µg/L (ppb)	50	99	100	70-130	1
Styrene	µg/L (ppb)	50	108	110	70-130	1
Bromobenzene	µg/L (ppb)	50	112	113	70-130	1
1,3,5-Trimethylbenzene	µg/L (ppb)	50	111	113	70-130	1
1,1,2,2-Tetrachloroethane	µg/L (ppb)	50	113	113	80-134	0
1,2,3-Trichloropropane	µg/L (ppb)	50	112	113	77-122	1
1,2,4-Trimethylbenzene	µg/L (ppb)	50	111	112	70-130	1
p-Isopropyltoluene	µg/L (ppb)	50	113	115	70-130	1
1,2-Dibromo-3-chloropropane	µg/L (ppb)	50	121	122	80-130	1
1,2,4-Trichlorobenzene	µg/L (ppb)	50	112	116	70-130	3
Hexachlorobutadiene	µg/L (ppb)	50	118	121	65-135	2
Naphthalene	µg/L (ppb)	50	116	119	58-148	3
1,2,3-Trichlorobenzene	µg/L (ppb)	50	113	117	67-148	3
TPH as gasoline	µg/L (ppb)	1,000	100	96	70-130	4

Date of Report: 01/05/07
Date Received: 12/14/06
Project: TOC_01-600_20061214, F&BI 612166

QUALITY ASSURANCE RESULTS FOR THE ANALYSIS OF WATER SAMPLES FOR VOLATILES BY EPA METHOD 8260B

Laboratory Code: 612166-06 (Duplicate)

Analyte	Reporting Units	Sample Result	Duplicate Result	Relative Percent Difference (Limit 20)
Ethanol	µg/L (ppb)	<1,000	<1,000	nm
1,1-Dichloroethene	µg/L (ppb)	<1	<1	nm
t-Butyl alcohol (TBA)	µg/L (ppb)	<1	<1	nm
Methyl t-butyl ether (MTBE)	µg/L (ppb)	<50	<50	nm
Diisopropyl ether (DIPE)	µg/L (ppb)	<5	<5	nm
Ethyl t-butyl ether (ETBE)	µg/L (ppb)	<1	<1	nm
t-Amyl methyl ether (TAME)	µg/L (ppb)	<1	<1	nm
1,2-Dichloroethane (EDC)	µg/L (ppb)	<1	<1	nm
1,1-Dichloropropene	µg/L (ppb)	<1	<1	nm
Benzene	µg/L (ppb)	<1	<1	nm
Trichloroethene	µg/L (ppb)	<1	<1	nm
1,2-Dichloropropane	µg/L (ppb)	<1	<1	nm
cis-1,3-Dichloropropene	µg/L (ppb)	<1	<1	nm
Toluene	µg/L (ppb)	<1	<1	nm
trans-1,3-Dichloropropene	µg/L (ppb)	<1	<1	nm
1,1,2-Trichloroethane	µg/L (ppb)	<1	<1	nm
1,3-Dichloropropane	µg/L (ppb)	<1	<1	nm
1,2-Dibromoethane (EDB)	µg/L (ppb)	<1	<1	nm
Chlorobenzene	µg/L (ppb)	<2	<2	nm
Ethylbenzene	µg/L (ppb)	<1	<1	nm
1,1,1,2-Tetrachloroethane	µg/L (ppb)	<1	<1	nm
m,p-Xylene	µg/L (ppb)	<1	<1	nm
Styrene	µg/L (ppb)	<1	<1	nm
Bromobenzene	µg/L (ppb)	<1	<1	nm
1,3,5-Trimethylbenzene	µg/L (ppb)	<1	<1	nm
1,1,2,2-Tetrachloroethane	µg/L (ppb)	<1	<1	nm
1,2,3-Trichloropropane	µg/L (ppb)	<1	<1	nm
1,2,4-Trimethylbenzene	µg/L (ppb)	<1	<1	nm
p-Isopropyltoluene	µg/L (ppb)	<2	<2	nm
1,2-Dibromo-3-chloropropane	µg/L (ppb)	<1	<1	nm
1,2,4-Trichlorobenzene	µg/L (ppb)	<1	<1	nm
Hexachlorobutadiene	µg/L (ppb)	<1	<1	nm
Naphthalene	µg/L (ppb)	<1	<1	nm
1,2,3-Trichlorobenzene	µg/L (ppb)	<1	<1	nm
TPH as gasoline	µg/L (ppb)	<50	<50	nm

nm - The analyte was not detected in one or more of the duplicate analyses. Therefore, calculation of the RPD is not applicable.

Date of Report: 01/05/07
Date Received: 12/14/06
Project: TOC_01-600_20061214, F&BI 612166

QUALITY ASSURANCE RESULTS FOR THE ANALYSIS OF WATER SAMPLES FOR VOLATILES BY EPA METHOD 8260B

Laboratory Code: Laboratory Control Sample

Analyte	Reporting Units	Spike Level	Percent Recovery LCS	Percent Recovery LCSD	Acceptance Criteria	RPD (Limit 20)
Ethanol	µg/L (ppb)	2,500	85	86	70-130	2
1,1-Dichloroethene	µg/L (ppb)	50	79	75	43-138	5
t-Butyl alcohol (TBA)	µg/L (ppb)	250	120	116	63-137	3
Methyl t-butyl ether (MTBE)	µg/L (ppb)	50	103	101	80-135	2
Diisopropyl ether (DIPE)	µg/L (ppb)	50	107	102	94-129	4
Ethyl t-butyl ether (ETBE)	µg/L (ppb)	50	101	98	87-135	2
t-Amyl methyl ether (TAME)	µg/L (ppb)	50	103	100	91-127	3
1,2-Dichloroethane (EDC)	µg/L (ppb)	50	100	98	75-128	2
1,1-Dichloropropene	µg/L (ppb)	50	90	88	77-120	2
Benzene	µg/L (ppb)	100	102	100	79-122	2
Trichloroethene	µg/L (ppb)	100	104	101	82-121	3
1,2-Dichloropropane	µg/L (ppb)	50	106	103	87-122	3
cis-1,3-Dichloropropene	µg/L (ppb)	50	100	97	90-123	3
Toluene	µg/L (ppb)	100	110	109	82-114	1
trans-1,3-Dichloropropene	µg/L (ppb)	50	113	111	86-121	2
1,1,2-Trichloroethane	µg/L (ppb)	50	108	107	84-120	1
1,3-Dichloropropane	µg/L (ppb)	50	111	110	70-130	1
1,2-Dibromoethane (EDB)	µg/L (ppb)	50	108	107	86-118	1
Chlorobenzene	µg/L (ppb)	50	103	102	83-116	1
Ethylbenzene	µg/L (ppb)	50	109	108	80-112	1
1,1,1,2-Tetrachloroethane	µg/L (ppb)	50	108	107	86-116	1
m,p-Xylene	µg/L (ppb)	50	111	110	77-113	1
Styrene	µg/L (ppb)	50	103	102	80-117	1
Bromobenzene	µg/L (ppb)	50	111	110	77-114	1
1,3,5-Trimethylbenzene	µg/L (ppb)	50	100	98	76-111	3
1,1,2,2-Tetrachloroethane	µg/L (ppb)	50	107	105	73-133	2
1,2,3-Trichloropropane	µg/L (ppb)	50	107	105	79-122	2
1,2,4-Trimethylbenzene	µg/L (ppb)	50	100	99	70-130	1
p-Isopropyltoluene	µg/L (ppb)	50	100	99	70-130	1
1,2-Dibromo-3-chloropropane	µg/L (ppb)	50	98	98	79-122	0
1,2,4-Trichlorobenzene	µg/L (ppb)	50	95	97	70-130	2
Hexachlorobutadiene	µg/L (ppb)	50	86	97	78-128	12
Naphthalene	µg/L (ppb)	50	101	100	52-149	1
1,2,3-Trichlorobenzene	µg/L (ppb)	50	97	101	70-130	4
TPH as gasoline	µg/L (ppb)	1,000	133 vo	129	70-130	4

vo - The value reported fell outside the control limits established for this analyte.

Date of Report: 01/05/07
Date Received: 12/14/06
Project: TOC_01-600_20061214, F&BI 612166

QUALITY ASSURANCE RESULTS FOR THE ANALYSIS OF WATER SAMPLES FOR VOLATILES BY EPA METHOD 8260B

Laboratory Code: 612166-14 (Duplicate)

Analyte	Reporting Units	Sample Result	Duplicate Result	Relative Percent Difference (Limit 20)
Ethanol	µg/L (ppb)	<1,000	<1,000	nm
t-Butyl alcohol (TBA)	µg/L (ppb)	<50	<50	nm
Methyl t-butyl ether (MTBE)	µg/L (ppb)	<1	<1	nm
Diisopropyl ether (DIPE)	µg/L (ppb)	<1	<1	nm
Ethyl t-butyl ether (ETBE)	µg/L (ppb)	<1	<1	nm
t-Amyl methyl ether (TAME)	µg/L (ppb)	<1	<1	nm
1,2-Dichloroethane (EDC)	µg/L (ppb)	2.0	1.9	2
Benzene	µg/L (ppb)	<1	<1	nm
Toluene	µg/L (ppb)	<1	<1	nm
1,2-Dibromoethane (EDB)	µg/L (ppb)	<1	<1	nm
Ethylbenzene	µg/L (ppb)	<1	<1	nm
m,p-Xylene	µg/L (ppb)	<2	<2	nm
TPH as gasoline	µg/L (ppb)	860	840	2

nm - The analyte was not detected in one or more of the duplicate analyses. Therefore, calculation of the RPD is not applicable.

Date of Report: 01/05/07
Date Received: 12/14/06
Project: TOC_01-600_20061214, F&BI 612166

QUALITY ASSURANCE RESULTS FOR THE ANALYSIS OF WATER SAMPLES FOR VOLATILES BY EPA METHOD 8260B

Laboratory Code: 612166-14 (Matrix Spike)

Analyte	Reporting Units	Spike Level	Sample Result	Percent Recovery MS	Acceptance Criteria
Ethanol	µg/L (ppb)	2,500	<1,000	109	43-185
t-Butyl alcohol (TBA)	µg/L (ppb)	250	<50	117	37-143
Methyl t-butyl ether (MTBE)	µg/L (ppb)	50	<1	108	63-131
Diisopropyl ether (DIPE)	µg/L (ppb)	50	<1	109	83-125
Ethyl t-butyl ether (ETBE)	µg/L (ppb)	50	<1	116	69-129
t-Amyl methyl ether (TAME)	µg/L (ppb)	50	<1	117	61-138
1,2-Dichloroethane (EDC)	µg/L (ppb)	50	2.0	100	56-137
Benzene	µg/L (ppb)	100	<1	104	76-112
Toluene	µg/L (ppb)	100	<1	103	69-129
1,2-Dibromoethane (EDB)	µg/L (ppb)	50	<1	110	61-139
Ethylbenzene	µg/L (ppb)	50	<1	106	50-150
m,p-Xylene	µg/L (ppb)	50	<2	104	50-150

Date of Report: 01/05/07
Date Received: 12/14/06
Project: TOC_01-600_20061214, F&BI 612166

QUALITY ASSURANCE RESULTS FOR THE ANALYSIS OF WATER SAMPLES FOR VOLATILES BY EPA METHOD 8260B

Laboratory Code: Laboratory Control Sample

Analyte	Reporting Units	Spike Level	Percent Recovery LCS	Acceptance Criteria
Ethanol	µg/L (ppb)	2,500	104	70-130
t-Butyl alcohol (TBA)	µg/L (ppb)	250	119	50-155
Methyl t-butyl ether (MTBE)	µg/L (ppb)	50	107	71-134
Diisopropyl ether (DIPE)	µg/L (ppb)	50	109	74-139
Ethyl t-butyl ether (ETBE)	µg/L (ppb)	50	118	71-134
t-Amyl methyl ether (TAME)	µg/L (ppb)	50	117	75-134
1,2-Dichloroethane (EDC)	µg/L (ppb)	50	99	67-137
Benzene	µg/L (ppb)	100	103	74-123
Toluene	µg/L (ppb)	100	104	72-128
1,2-Dibromoethane (EDB)	µg/L (ppb)	50	113	77-131
Ethylbenzene	µg/L (ppb)	50	105	70-130
m,p-Xylene	µg/L (ppb)	50	104	70-130
TPH as gasoline	µg/L (ppb)	1,000	96	70-130

612166

SAMPLE CHAIN OF CUSTODY

ME 12/14/06 VS/COS

Page # 1 of 4

Send Report To Dee Gardner
Company Sound Environmental
Address 2400 Airport Way S Ste 200
City, State, ZIP Seattle, WA 98134
Phone # 206-306-1900 Fax # 206-306-1907

SAMPLERS (signature)

PROJECT NAME/NO. Time Oil Co. Facility 01-600 Seattle Terminal

PO #

REMARKS NEED 0.25 µg/L DL FOR PCP SAMPLES. Run "x", disregard "scribble"

GEMS Y / N

TURNAROUND TIME
- [x] Standard (2 Weeks)
- [ ] RUSH
Rush charges authorized by:

SAMPLE DISPOSAL
- [x] Dispose after 30 days
- [ ] Return samples
- [ ] Will call with instructions

Sample ID	Sample Location	Sample Depth	Lab ID	Date Sampled	Time Sampled	Matrix	# of jars	NWTPH-Dx	NWTPH-Gx	BTEX by 8021B	VOC's by 8260	PCP SVOCs by 8270	RCRA-8 Metals	BTEX + 8 OXY by 8260B	full list 8260B (include OX)	Notes
01MW01-20061212	01MW01	NA	01 A-F	12/12/06	1458	W	6	X	X			X		X		
01MW03-20061212	01MW03	NA	02 A-E	12/12/06	1501	W	5	X	X					X		
01MW04-20061213	01MW04	NA	03 A-E	12/13/06	1505	W	5	X	X						X	
01MW06-20061212	01MW06	NA	04 A-E	12/12/06	1415	W	5	X	X						X	
01MW07-20061212	01MW07	NA	05 A-E	12/12/06	1045	W	5	X	X						X	
01MW08-20061213	01MW11	NA	06 A-E	12/13/06	1414	W	5	X	X					X		
01MW12-20061213	01MW12	NA	07 A-E	12/13/06	1134	W	5	X	X					X		
01MW13-20061212	01MW13	NA	08 A-E	12/12/06	1359	W	5	X	X					X		
01MW15-20061212	01MW15	NA	09 A-E	12/12/06	1215	W	5	X	X						X	
01MW17-20061212	01MW17	NA	10 A-E	12/12/06	1103	W	5	X	X					X		
01MW18-20061213	01MW18	NA	11 A-E	12/13/06	1346	W	6	X	X			X		X		
01MW19-20061213	01MW19	NA	12 A-F	12/13/06	1642	W	6	X	X			X			X	
01MW20-20061213	01MW20	NA	13 A-F	12/13/06	1640	W	6	X	X			X			X	

Friedman & Bruya, Inc.
3012 16th Avenue West
Seattle, WA 98119-2029
Ph. (206) 285-8282
Fax (206) 283-5044

	SIGNATURE	PRINT NAME	COMPANY	DATE	TIME
Relinquished by:		Andrea Liljegren	SES	12/14/06	1:45
Received by:		Dhan Pal	FEBI	12/14/06	V
Relinquished by:					
Received by:					

FORMS\COC\SESGEMSR1.DOC (Revision 1)

Samples received at 5 °C

612166

SAMPLE CHAIN OF CUSTODY

ME 12/14/06

V5/605

Page # 2 of 4

Send Report To Dee Gardner

Company

Address

City, State, ZIP Same as previous

Phone # Fax #

SAMPLERS (signature)

PROJECT NAME/NO. Time Oil Co. Facility 01-600 Seattle Terminal

PO #

REMARKS Run "x", disregard "scribble"

GEMS (Y)/N

TURNAROUND TIME
- [x] Standard (2 Weeks)
- [ ] RUSH
- Rush charges authorized by:

SAMPLE DISPOSAL
- [x] Dispose after 30 days
- [ ] Return samples
- [ ] Will call with instructions

Sample ID	Sample Location	Sample Depth	Lab ID	Date Sampled	Time Sampled	Matrix	# of jars	NWTPH-Dx	NWTPH-Gx	BTEX by ~~8021B~~	~~VOCs by 8260~~	PCP ~~SVOCs by 8270~~	RCRA-8 Metals	BTEX+8Oxy by 8260B	Full list 8260B (Include Ox)	Notes
01MW21-20061213	01MW21	NA	14 A-F	12/13/06	1220	W	6	X	X			X		X		
01MW26-20061212	01MW26	NA	15 A-E	12/12/06	1539	W	5	X	X					X		
01MW27-20061212	01MW27	NA	16 A-E	12/12/06	1634	W	5	X	X					X		
01MW30-20061212	01MW30	NA	17 A-E	12/12/06	1246	W	5	X	X					X	X	
01MW32-20061213	01MW32	NA	18 A-E	12/13/06	1434	W	5	X	X					X		
01MW33-20061212	01MW33	NA	19 A-E	12/12/06	1521	W	5	X	X					X		
01MW35-20061213	01MW35	NA	20 A-E	12/13/06	1525	W	5	X	X					X		
01MW36-20061213	01MW36	NA	21 A-E	12/13/06	1613	W	5	X	X					X		
01MW37-20061212	01MW37	NA	22 A-E	12/12/06	1328	W	5	X	X					X		
01MW38-20061212	01MW38	NA	23 A-E	12/12/06	1244	W	5	X	X					X		
01MW39-20061212	01MW39	NA	24 A-E	12/12/06	1202	W	5	X	X					X		
01MW40-20061212	01MW40	NA	25 A-E	12/12/06	1640	W	5	X	X					X		
01MW41-20061213	01MW41	NA	26 A-E	12/13/06	1056	W	5	X	X					X		

Friedman & Bruya, Inc.
3012 16th Avenue West
Seattle, WA 98119-2029
Ph. (206) 285-8282
Fax (206) 283-5044

	SIGNATURE	PRINT NAME	COMPANY	DATE	TIME
Relinquished by:		Andrea Lifegren	SES	12/14/06	1:45
Received by:		Nhan Pham	FEBI	12/14/06	✓
Relinquished by:					
Received by:					

FORMS\COC\SESGEMSR1.DOC (Revision 1)

Samples received at 5 °C

612166

SAMPLE CHAIN OF CUSTODY

ME 12/14/06 V5/C05

Page # 3 of 4

Send Report To Dee Gardner

Company

Address Same as previous

City, State, ZIP

Phone # Fax #

SAMPLERS (signature)

PROJECT NAME/NO. Time Oil Co. Facility 01-600 Seattle Terminal

PO #

REMARKS Run "X", disregard "scribble" GEMS Y / N

TURNAROUND TIME
- [X] Standard (2 Weeks)
- [ ] RUSH
- Rush charges authorized by:

SAMPLE DISPOSAL
- [X] Dispose after 30 days
- [ ] Return samples
- [ ] Will call with instructions

Sample ID	Sample Location	Sample Depth	Lab ID	Date Sampled	Time Sampled	Matrix	# of jars	ANALYSES REQUESTED: NWTPH-Dx	NWTPH-Gx	BTEX by ~~8021B~~	VOCs by ~~8260~~	PCP SVOCs by 8270	RCRA-8 Metals	BTEX + 8 Oxy by 8260B full list 8260B (include Ox)	Notes
01MW42-20061212	01MW42	NA	27 A-E	12/12/06	1517	W	5	X	X					X	
~~01MW43-20061212~~															
02MW01-20061211	02MW01	NA	28 A-D	12/11/06	1234	W	4		X	X				[illegible]	
02MW02-20061211	02MW02	NA	29 A-D	12/11/06	1328	W	4		X	X					
02MW03-20061211	02MW03	NA	30 A-D	12/11/06	1442	W	4		X	X					
02MW04-20061211	02MW04	NA	31 A-D	12/11/06	1545	W	4		X	X					
02MW05-20061211	02MW05	NA	32 A-D	12/11/06	1611	W	4		X	X					
02MW06-20061212	02MW06	NA	33 A-D	12/12/06	0859	W	4		X	X					
02MW07-20061211	02MW07	NA	34 A-D	12/11/06	1305	W	4		X	X					
02MW08-20061211	02MW08	NA	35 A-E	12/11/06	1435	W	5	X	X					X	
MW-99-20061212	MW-99 ~~20061212~~	NA	36 A-E	12/12/06	1100	W	5	X	X					X	
MW-99-20061212	MW-99	NA	37 A-E	12/12/06	1530	W	5	X	X					X	
MW-99-20061211	MW-99	NA	~~38~~ A-E	12/11/06	1550	W	4	[illegible]	X	X				[illegible]	

Friedman & Bruya, Inc.
3012 16th Avenue West
Seattle, WA 98119-2029
Ph. (206) 285-8282
Fax (206) 283-5044

	SIGNATURE	PRINT NAME	COMPANY	DATE	TIME
Relinquished by:		Andrea Filiegarca	SES	12/14/06	1:45
Received by:		Nhan Pham	FEBI	12/14/06	V
Relinquished by:					
Received by:					

Samples received at 5 °C

612168

SAMPLE CHAIN OF CUSTODY

ME 12/14/06 VS/COS

Page # 4 of 4

Send Report To Dee Gardner

Company Same as previous

Address

City, State, ZIP

Phone # Fax #

SAMPLERS (signature)

PROJECT NAME/NO. Time Oil Co. Facility 01-600 Seattle Terminal

PO #

REMARKS ~~Run "X", disregard "scribble"~~ GEMS Y / N

TURNAROUND TIME
- ☒ Standard (2 Weeks)
- ☐ RUSH
- Rush charges authorized by:

SAMPLE DISPOSAL
- ☒ Dispose after 30 days
- ☐ Return samples
- ☐ Will call with instructions

Sample ID	Sample Location	Sample Depth	Lab ID	Date Sampled	Time Sampled	Matrix	# of jars	ANALYSES REQUESTED: NWTPH-Dx	NWTPH-Gx	BTEX by 8021B	VOC's by 8260	SVOC's by 8270	RCRA-8 Metals	BTEX + 8 oxy by 8260B		Notes
MW-99-20061212	MW-99	NA	39 A-E	12/12/06	1520	W	5	X	X					X		

SIGNATURE	PRINT NAME	COMPANY	DATE	TIME
Relinquished by:				1:45
Received by:	Andrea Lifegren	SES	12/14/06	
Relinquished by:	Nhan Phan	FBI	12/14/06	V
Received by:				

Friedman & Bruya, Inc.
3012 16th Avenue West
Seattle, WA 98119-2029
Ph. (206) 285-8282
Fax (206) 283-5044

FORMS\COC\SESGEMSR1.DOC (Revision 1)

Samples received at 5 °C

Analytical Resources, Incorporated
Analytical Chemists and Consultants

RECEIVED
JAN 0 4 2007

January 2, 2007

Mike Erdahl
Friedman & Bruya
3012 – 16th Avenue West
Seattle, WA 9819-2029

RE: Project: 612166 PO# H-658
ARI Job: KJ17

Dear Mike,

Please find enclosed the original chain of custody record and analytical results for the samples from the project referenced above. Analytical Resources, Inc. accepted five water samples in good condition on December 18, 2006.

The samples were analyzed for Pentachlorophenol (PCP), as requested on the COC. The analysis was performed EPA method 8151, typically associated with ARI's Herbicide analysis (as noted on all relevant paperwork).

There were no anomalies associated with these samples.

Quality control analysis results are included for your review. Copies of the reports and all associated raw data will be kept on file electronically at ARI. If you have any questions or require additional information, please contact me at your convenience.

Sincerely,
ANALYTICAL RESOURCES, INC.



Eric Branson
Client Service Representative
(206) 695-6213
eric@arilabs.com
www.arilabs.com

Enclosures

ANALYTICAL RESOURCES INCORPORATED

ORGANICS ANALYSIS DATA SHEET
Herbicides by SW8151A GC/ECD
Page 1 of 1

Sample ID: 01MW01-20061212
SAMPLE

Lab Sample ID: KJ17A
LIMS ID: 06-25067
Matrix: Water
Data Release Authorized:
Reported: 01/02/07

QC Report No: KJ17-Friedman & Bruya
Project: H-658
612166
Date Sampled: 12/12/06
Date Received: 12/18/06

Date Extracted: 12/19/06
Date Analyzed: 12/27/06 19:06
Instrument/Analyst: ECD1/YZ

Sample Amount: 500 mL
Final Extract Volume: 50 mL
Dilution Factor: 1.00

CAS Number	Analyte	RL	Result
87-86-5	**Pentachlorophenol**	**0.25**	**1.4**

Reported in µg/L (ppb)

Herbicide Surrogate Recovery

2,4-Dichlorophenylacetic Acid	79.7%

ANALYTICAL RESOURCES INCORPORATED

ORGANICS ANALYSIS DATA SHEET
Herbicides by SW8151A GC/ECD
Page 1 of 1

Sample ID: 01MW18-20061213
SAMPLE

Lab Sample ID: KJ17B
LIMS ID: 06-25068
Matrix: Water
Data Release Authorized:
Reported: 01/02/07

QC Report No: KJ17-Friedman & Bruya
Project: H-658
612166
Date Sampled: 12/13/06
Date Received: 12/18/06

Date Extracted: 12/19/06
Date Analyzed: 12/27/06 19:38
Instrument/Analyst: ECD1/YZ

Sample Amount: 500 mL
Final Extract Volume: 50 mL
Dilution Factor: 1.00

CAS Number	Analyte	RL	Result
87-86-5	Pentachlorophenol	0.25	< 0.25 U

Reported in µg/L (ppb)

Herbicide Surrogate Recovery

2,4-Dichlorophenylacetic Acid	65.1%

ANALYTICAL RESOURCES INCORPORATED

ORGANICS ANALYSIS DATA SHEET
Herbicides by SW8151A GC/ECD
Page 1 of 1

Sample ID: 01MW19-20061213
SAMPLE

Lab Sample ID: KJ17C
LIMS ID: 06-25069
Matrix: Water
Data Release Authorized:
Reported: 01/02/07

QC Report No: KJ17-Friedman & Bruya
Project: H-658
612166
Date Sampled: 12/13/06
Date Received: 12/18/06

Date Extracted: 12/19/06
Date Analyzed: 12/27/06 20:09
Instrument/Analyst: ECD1/YZ

Sample Amount: 500 mL
Final Extract Volume: 50 mL
Dilution Factor: 1.00

CAS Number	Analyte	RL	Result
87-86-5	Pentachlorophenol	0.25	< 0.25 U

Reported in µg/L (ppb)

Herbicide Surrogate Recovery

2,4-Dichlorophenylacetic Acid	75.0%

ANALYTICAL RESOURCES INCORPORATED

ORGANICS ANALYSIS DATA SHEET
Herbicides by SW8151A GC/ECD
Page 1 of 1

Sample ID: 01MW20-20061213
SAMPLE

Lab Sample ID: KJ17D
LIMS ID: 06-25070
Matrix: Water
Data Release Authorized:
Reported: 01/02/07

QC Report No: KJ17-Friedman & Bruya
Project: H-658
612166
Date Sampled: 12/13/06
Date Received: 12/18/06

Date Extracted: 12/19/06
Date Analyzed: 12/27/06 20:41
Instrument/Analyst: ECD1/YZ

Sample Amount: 500 mL
Final Extract Volume: 50 mL
Dilution Factor: 1.00

CAS Number	Analyte	RL	Result
87-86-5	Pentachlorophenol	0.25	< 0.25 U

Reported in µg/L (ppb)

Herbicide Surrogate Recovery

2,4-Dichlorophenylacetic Acid	76.4%

ANALYTICAL RESOURCES INCORPORATED

ORGANICS ANALYSIS DATA SHEET
Herbicides by SW8151A GC/ECD
Page 1 of 1

Sample ID: 01MW21-20061213
SAMPLE

Lab Sample ID: KJ17E
LIMS ID: 06-25071
Matrix: Water
Data Release Authorized:
Reported: 01/02/07

QC Report No: KJ17-Friedman & Bruya
Project: H-658
612166
Date Sampled: 12/13/06
Date Received: 12/18/06

Date Extracted: 12/19/06
Date Analyzed: 12/27/06 21:13
Instrument/Analyst: ECD1/YZ

Sample Amount: 500 mL
Final Extract Volume: 50 mL
Dilution Factor: 1.00

CAS Number	Analyte	RL	Result
87-86-5	Pentachlorophenol	0.25	< 0.25 U

Reported in µg/L (ppb)

Herbicide Surrogate Recovery

2,4-Dichlorophenylacetic Acid	64.1%

ANALYTICAL RESOURCES INCORPORATED

SW8151A/HERBICIDE WATER SURROGATE RECOVERY SUMMARY

Matrix: Water

QC Report No: KJ17-Friedman & Bruya
Project: H-658
612166

Client ID	DCPA	TOT OUT
MB-121906	81.5%	0
LCS-121906	57.9%	0
LCSD-121906	81.5%	0
01MW01-20061212	79.7%	0
01MW18-20061213	65.1%	0
01MW19-20061213	75.0%	0
01MW20-20061213	76.4%	0
01MW21-20061213	64.1%	0

	LCS/MB LIMITS	QC LIMITS
(DCPA) = 2,4-Dichlorophenylacetic Acid	(47-119)	(44-128)

Log Number Range: 06-25067 to 06-25071

ANALYTICAL RESOURCES INCORPORATED

ORGANICS ANALYSIS DATA SHEET
Herbicides by SW8151A GC/ECD
Page 1 of 1

Sample ID: LCS-121906
LCS/LCSD

Lab Sample ID: LCS-121906
LIMS ID: 06-25067
Matrix: Water
Data Release Authorized:
Reported: 01/02/07

QC Report No: KJ17-Friedman & Bruya
Project: H-658
612166
Date Sampled: 12/12/06
Date Received: 12/18/06

Date Extracted LCS/LCSD: 12/19/06

Date Analyzed LCS: 12/27/06 18:03
LCSD: 12/27/06 18:34
Instrument/Analyst LCS: ECD1/YZ
LCSD: ECD1/YZ

Sample Amount LCS: 500 mL
LCSD: 500 mL
Final Extract Volume LCS: 50 mL
LCSD: 50 mL
Dilution Factor LCS: 1.00
LCSD: 1.00

Analyte	LCS	Spike Added-LCS	LCS Recovery	LCSD	Spike Added-LCSD	LCSD Recovery	RPD
2,4,5-TP (Silvex)	1.39	2.50	55.6%	2.05	2.50	82.0%	38.4%
2,4,5-T	1.60	2.50	64.0%	2.12	2.50	84.8%	28.0%
Dinoseb	2.10	5.00	42.0%	2.31	5.00	46.2%	9.5%
Dicamba	2.72	5.00	54.4%	4.02	5.00	80.4%	38.6%
2,4-D	5.35	10.0	53.5%	7.68	10.0	76.8%	35.8%
2,4-DB	28.8	50.0	57.6%	45.2	50.0	90.4%	44.3%
Dalapon	4.37	10.0	43.7%	5.78	10.0	57.8%	27.8%
MCPA	1310	2500	52.4%	2050	2500	82.0%	44.0%
Dichloroprop	5.50	10.0	55.0%	7.90	10.0	79.0%	35.8%
MCPP	1720	2500	68.8%	2490	2500	99.6%	36.6%

Herbicide Surrogate Recovery

	LCS	LCSD
2,4-Dichlorophenylacetic	57.9%	81.5%

Results reported in µg/L
RPD calculated using sample concentrations per SW846.

FORM III

SAMPLE CHAIN OF CUSTODY

AM3 14T17

Page # 1 of 1

Send Report To Michael Erdahl

Company Friedman and Bruya, Inc.

Address 3012 16th Ave W

City, State, ZIP Seattle, WA 98119

Phone # (206) 285-8282 Fax # (206) 283-5044

SAMPLERS *(signature)*

PROJECT NAME/NO. 612166

PO # H-658

REMARKS

Please Fax Results

TURNAROUND TIME
☒ Standard (2 Weeks)
☐ RUSH
Rush charges authorized by:

SAMPLE DISPOSAL
☐ Dispose after 30 days
☐ Return samples
☐ Will call with instructions

Sample ID	Lab ID	Date Sampled	Time Sampled	Sample Type	# of containers	ANALYSES REQUESTED: O&G w/o SG	O&G w/sg	Total Hg	Dissolved Hg	EPH	VPH	Nitrate	Sulfate	PCP			Notes
01MW01-20061212			12/12	w	1 VG									X			
01MW18-20061213			12/13	w	1 VG									X			
01MW19-20061213				w	1 VG									X			
01MW20-20061213				w	1									X			
01MW21-20061213			↓	w	1									X			

Friedman & Bruya, Inc.
3012 16th Avenue West
Seattle, WA 98119-2029
Ph. (206) 285-8282
Fax (206) 283-5044

	SIGNATURE	PRINT NAME	COMPANY	DATE	TIME
Relinquished by:		Michael Erdahl	Friedman & Bruya	12/18/06	9:30AM
Received by:	Bob Congleton	Bob Congleton	ARS	12/18/06	1415
Relinquished by:					
Received by:					

FRIEDMAN & BRUYA, INC.

ENVIRONMENTAL CHEMISTS

James E. Bruya, Ph.D.
Charlene Morrow, M.S.
Yelena Aravkina, M.S.
Bradley T. Benson, B.S.
Kurt Johnson, B.S.

3012 16th Avenue West
Seattle, WA 98119-2029
TEL: (206) 285-8282
FAX: (206) 283-5044
e-mail: fbi@isomedia.com

December 19, 2007

Dee Gardner, Project Manager
Sound Environmental Strategies Corporation
2400 Airport Way S., Suite 200
Seattle, WA 98134-2020

Dear Ms. Gardner:

Included are the results from the testing of material submitted on December 7, 2007 from the TOC_01-600_20071207 WORFDB1, F&BI 712076 project. There are 17 pages included in this report. Any samples that may remain are currently scheduled for disposal in 30 days. If you would like us to return your samples or arrange for long term storage at our offices, please contact us as soon as possible.

We appreciate this opportunity to be of service to you and hope you will call if you should have any questions.

Sincerely,

FRIEDMAN & BRUYA, INC.



Michael Erdahl
Project Manager

Enclosures
c: Mark Chandler
SOU1219R.DOC

CASE NARRATIVE

This case narrative encompasses samples received on December 7, 2007 by Friedman & Bruya, Inc. from the Sound Environmental Strategies TOC_01-600_20071207 WORFDB1, F&BI 712076 project. Samples were logged in under the laboratory ID's listed below.

Laboratory ID	Sound Environmental Strategies
712076-01	01MW53-20071207
712076-02	02MW13-20071207

All quality control requirements were acceptable.

Date of Report: 12/19/07
Date Received: 12/07/07
Project: TOC_01-600_20071207 WORFDB1, F&BI 712076
Date Extracted: 12/10/07
Date Analyzed: 12/10/07

RESULTS FROM THE ANALYSIS OF THE WATER SAMPLES FOR TOTAL PETROLEUM HYDROCARBONS AS GASOLINE USING METHOD NWTPH-Gx

Results Reported as ug/L (ppb)

Sample ID Laboratory ID	Gasoline Range	Surrogate (% Recovery) (Limit 51-134)
01MW53-20071207 712076-01	<100	101
02MW13-20071207 712076-02	<100	100
Method Blank	<100	96

Date of Report: 12/19/07
Date Received: 12/07/07
Project: TOC_01-600_20071207 WORFDB1, F&BI 712076
Date Extracted: 12/10/07
Date Analyzed: 12/11/07

RESULTS FROM THE ANALYSIS OF THE WATER SAMPLES FOR TOTAL PETROLEUM HYDROCARBONS AS DIESEL AND MOTOR OIL USING METHOD NWTPH-Dx

Results Reported as ug/L (ppb)

Sample ID Laboratory ID	Diesel Range (C_{10}-C_{25})	Motor Oil Range (C_{25}-C_{36})	Surrogate (% Recovery) (Limit 51-132)
01MW53-20071207 712076-01	130	<250	76
02MW13-20071207 712076-02	<50	<250	87
Method Blank	<50	<250	75

Analysis For Total Metals By EPA Method 200.8

Client ID:	02MW13-20071207	Client:	Sound Environmental Strategies
Date Received:	12/07/07	Project:	TOC_01-600_20071207 WORFDB1
Date Extracted:	12/11/07	Lab ID:	712076-02
Date Analyzed:	12/11/07	Data File:	712076-02.085
Matrix:	Water	Instrument:	ICPMS1
Units:	ug/L (ppb)	Operator:	HR

Internal Standard:	% Recovery:	Lower Limit:	Upper Limit:
Bismuth	96	60	125

Analyte:	Concentration ug/L (ppb)
Lead	<1

Analysis For Total Metals By EPA Method 200.8

Client ID:	Method Blank	Client:	Sound Environmental Strategies
Date Received:	NA	Project:	TOC_01-600_20071207 WORFDB1
Date Extracted:	12/11/07	Lab ID:	I7-466 mb
Date Analyzed:	12/11/07	Data File:	I7-466 mb.060
Matrix:	Water	Instrument:	ICPMS1
Units:	ug/L (ppb)	Operator:	HR

Internal Standard:	% Recovery:	Lower Limit:	Upper Limit:
Bismuth	119	60	125

Analyte:	Concentration ug/L (ppb)
Lead	<1

Analysis For Dissolved Metals By EPA Method 200.8

Client ID:	02MW13-20071207	Client:	Sound Environmental Strategies
Date Received:	12/07/07	Project:	TOC_01-600_20071207 WORFDB1
Date Extracted:	12/11/07	Lab ID:	712076-02
Date Analyzed:	12/11/07	Data File:	712076-02.032
Matrix:	Water	Instrument:	ICPMS1
Units:	ug/L (ppb)	Operator:	HR

Internal Standard:	% Recovery:	Lower Limit:	Upper Limit:
Bismuth	101	60	125

Analyte:	Concentration ug/L (ppb)
Lead	<1

Analysis For Dissolved Metals By EPA Method 200.8

Client ID:	Method Blank	Client:	Sound Environmental Strategies
Date Received:	NA	Project:	TOC_01-600_20071207 WORFDB1
Date Extracted:	12/11/07	Lab ID:	I7-467 mb
Date Analyzed:	12/11/07	Data File:	I7-467 mb.008
Matrix:	Water	Instrument:	ICPMS1
Units:	ug/L (ppb)	Operator:	HR

Internal Standard:	% Recovery:	Lower Limit:	Upper Limit:
Bismuth	112	60	125

Analyte:	Concentration ug/L (ppb)
Lead	<1

Analysis For Volatile Compounds By EPA Method 8260B

Client Sample ID:	01MW53-20071207	Client:	Sound Environmental Strategies
Date Received:	12/07/07	Project:	TOC_01-600_20071207 WORFDB1
Date Extracted:	12/07/07	Lab ID:	712076-01
Date Analyzed:	12/07/07	Data File:	120707.D
Matrix:	Water	Instrument:	GCMS4
Units:	ug/L (ppb)	Operator:	MB

Surrogates:	% Recovery:	Lower Limit:	Upper Limit:
Dibromofluoromethane	90	55	118
1,2-Dichloroethane-d4	77	53	121
Toluene-d8	80	55	121
4-Bromofluorobenzene	81	29	181

Compounds:	Concentration ug/L (ppb)	Compounds:	Concentration ug/L (ppb)
Ethanol	<1,000	trans-1,3-Dichloropropene	<1
Dichlorodifluoromethane	<1	1,1,2-Trichloroethane	<1
Chloromethane	<1	2-Hexanone	<10
Vinyl chloride	<0.2	1,3-Dichloropropane	<1
Bromomethane	<1	Tetrachloroethene	<1
Chloroethane	<1	Dibromochloromethane	<1
Trichlorofluoromethane	<1	1,2-Dibromoethane (EDB)	<1
Acetone	13	Chlorobenzene	<1
Hexane	<1	Ethylbenzene	<1
1,1-Dichloroethene	<1	1,1,1,2-Tetrachloroethane	<1
Methylene chloride	<5	m,p-Xylene	<2
t-Butyl alcohol (TBA)	<50	o-Xylene	<1
Methyl t-butyl ether (MTBE)	<1	Styrene	<1
trans-1,2-Dichloroethene	<1	Isopropylbenzene	<1
Diisopropyl ether (DIPE)	<1	Bromoform	<1
1,1-Dichloroethane	<1	n-Propylbenzene	<1
Ethyl t-butyl ether (ETBE)	<1	Bromobenzene	<1
2,2-Dichloropropane	<1	1,3,5-Trimethylbenzene	<1
cis-1,2-Dichloroethene	<1	1,1,2,2-Tetrachloroethane	<1
Chloroform	5.0	1,2,3-Trichloropropane	<1
2-Butanone (MEK)	<10	2-Chlorotoluene	<1
t-Amyl methyl ether (TAME)	<1	4-Chlorotoluene	<1
1,2-Dichloroethane (EDC)	<1	tert-Butylbenzene	<1
1,1,1-Trichloroethane	<1	1,2,4-Trimethylbenzene	<1
1,1-Dichloropropene	<1	sec-Butylbenzene	<1
Carbon Tetrachloride	<1	p-Isopropyltoluene	<1
Benzene	<1	1,3-Dichlorobenzene	<1
Trichloroethene	<1	1,4-Dichlorobenzene	<1
1,2-Dichloropropane	<1	1,2-Dichlorobenzene	<1
Bromodichloromethane	<1	1,2-Dibromo-3-chloropropane	<1
Dibromomethane	<1	1,2,4-Trichlorobenzene	<1
4-Methyl-2-pentanone	<10	Hexachlorobutadiene	<1
cis-1,3-Dichloropropene	<1	Naphthalene	<1
Toluene	<1	1,2,3-Trichlorobenzene	<1

Note: The reporting limit for vinyl chloride is equal to the MDL.

Analysis For Volatile Compounds By EPA Method 8260B

Client Sample ID:	02MW13-20071207	Client:	Sound Environmental Strategies
Date Received:	12/07/07	Project:	TOC_01-600_20071207 WORFDB1
Date Extracted:	12/07/07	Lab ID:	712076-02
Date Analyzed:	12/07/07	Data File:	120708.D
Matrix:	Water	Instrument:	GCMS4
Units:	ug/L (ppb)	Operator:	MB

Surrogates:	% Recovery:	Lower Limit:	Upper Limit:
Dibromofluoromethane	91	55	118
1,2-Dichloroethane-d4	79	53	121
Toluene-d8	79	55	121
4-Bromofluorobenzene	84	29	181

Compounds:	Concentration ug/L (ppb)	Compounds:	Concentration ug/L (ppb)
Ethanol	<1,000	trans-1,3-Dichloropropene	<1
Dichlorodifluoromethane	<1	1,1,2-Trichloroethane	<1
Chloromethane	<1	2-Hexanone	<10
Vinyl chloride	<0.2	1,3-Dichloropropane	<1
Bromomethane	<1	Tetrachloroethene	<1
Chloroethane	<1	Dibromochloromethane	<1
Trichlorofluoromethane	<1	1,2-Dibromoethane (EDB)	<1
Acetone	<10	Chlorobenzene	<1
Hexane	<1	Ethylbenzene	<1
1,1-Dichloroethene	<1	1,1,1,2-Tetrachloroethane	<1
Methylene chloride	<5	m,p-Xylene	<2
t-Butyl alcohol (TBA)	<50	o-Xylene	<1
Methyl t-butyl ether (MTBE)	<1	Styrene	<1
trans-1,2-Dichloroethene	<1	Isopropylbenzene	<1
Diisopropyl ether (DIPE)	<1	Bromoform	<1
1,1-Dichloroethane	<1	n-Propylbenzene	<1
Ethyl t-butyl ether (ETBE)	<1	Bromobenzene	<1
2,2-Dichloropropane	<1	1,3,5-Trimethylbenzene	<1
cis-1,2-Dichloroethene	<1	1,1,2,2-Tetrachloroethane	<1
Chloroform	<1	1,2,3-Trichloropropane	<1
2-Butanone (MEK)	<10	2-Chlorotoluene	<1
t-Amyl methyl ether (TAME)	<1	4-Chlorotoluene	<1
1,2-Dichloroethane (EDC)	<1	tert-Butylbenzene	<1
1,1,1-Trichloroethane	<1	1,2,4-Trimethylbenzene	<1
1,1-Dichloropropene	<1	sec-Butylbenzene	<1
Carbon Tetrachloride	<1	p-Isopropyltoluene	<1
Benzene	<1	1,3-Dichlorobenzene	<1
Trichloroethene	<1	1,4-Dichlorobenzene	<1
1,2-Dichloropropane	<1	1,2-Dichlorobenzene	<1
Bromodichloromethane	<1	1,2-Dibromo-3-chloropropane	<1
Dibromomethane	<1	1,2,4-Trichlorobenzene	<1
4-Methyl-2-pentanone	<10	Hexachlorobutadiene	<1
cis-1,3-Dichloropropene	<1	Naphthalene	<1
Toluene	<1	1,2,3-Trichlorobenzene	<1

Note: The reporting limit for vinyl chloride is equal to the MDL.

Analysis For Volatile Compounds By EPA Method 8260B

Client Sample ID:	Method Blank	Client:	Sound Environmental Strategies
Date Received:	Not Applicable	Project:	TOC_01-600_20071207 WORFDB1
Date Extracted:	12/07/07	Lab ID:	071972 mb
Date Analyzed:	12/07/07	Data File:	120705.D
Matrix:	Water	Instrument:	GCMS4
Units:	ug/L (ppb)	Operator:	MB

Surrogates:	% Recovery:	Lower Limit:	Upper Limit:
Dibromofluoromethane	88	55	118
1,2-Dichloroethane-d4	80	53	121
Toluene-d8	78	55	121
4-Bromofluorobenzene	81	29	181

Compounds:	Concentration ug/L (ppb)	Compounds:	Concentration ug/L (ppb)
Ethanol	<1,000	trans-1,3-Dichloropropene	<1
Dichlorodifluoromethane	<1	1,1,2-Trichloroethane	<1
Chloromethane	<1	2-Hexanone	<10
Vinyl chloride	<0.2	1,3-Dichloropropane	<1
Bromomethane	<1	Tetrachloroethene	<1
Chloroethane	<1	Dibromochloromethane	<1
Trichlorofluoromethane	<1	1,2-Dibromoethane (EDB)	<1
Acetone	<10	Chlorobenzene	<1
Hexane	<1	Ethylbenzene	<1
1,1-Dichloroethene	<1	1,1,1,2-Tetrachloroethane	<1
Methylene chloride	<5	m,p-Xylene	<2
t-Butyl alcohol (TBA)	<50	o-Xylene	<1
Methyl t-butyl ether (MTBE)	<1	Styrene	<1
trans-1,2-Dichloroethene	<1	Isopropylbenzene	<1
Diisopropyl ether (DIPE)	<1	Bromoform	<1
1,1-Dichloroethane	<1	n-Propylbenzene	<1
Ethyl t-butyl ether (ETBE)	<1	Bromobenzene	<1
2,2-Dichloropropane	<1	1,3,5-Trimethylbenzene	<1
cis-1,2-Dichloroethene	<1	1,1,2,2-Tetrachloroethane	<1
Chloroform	<1	1,2,3-Trichloropropane	<1
2-Butanone (MEK)	<10	2-Chlorotoluene	<1
t-Amyl methyl ether (TAME)	<1	4-Chlorotoluene	<1
1,2-Dichloroethane (EDC)	<1	tert-Butylbenzene	<1
1,1,1-Trichloroethane	<1	1,2,4-Trimethylbenzene	<1
1,1-Dichloropropene	<1	sec-Butylbenzene	<1
Carbon Tetrachloride	<1	p-Isopropyltoluene	<1
Benzene	<1	1,3-Dichlorobenzene	<1
Trichloroethene	<1	1,4-Dichlorobenzene	<1
1,2-Dichloropropane	<1	1,2-Dichlorobenzene	<1
Bromodichloromethane	<1	1,2-Dibromo-3-chloropropane	<1
Dibromomethane	<1	1,2,4-Trichlorobenzene	<1
4-Methyl-2-pentanone	<10	Hexachlorobutadiene	<1
cis-1,3-Dichloropropene	<1	Naphthalene	<1
Toluene	<1	1,2,3-Trichlorobenzene	<1

Note: The reporting limit for vinyl chloride is equal to the MDL.

Date of Report: 12/19/07
Date Received: 12/07/07
Project: TOC_01-600_20071207 WORFDB1, F&BI 712076

QUALITY ASSURANCE RESULTS FOR THE ANALYSIS OF WATER SAMPLES FOR TOTAL PETROLEUM HYDROCARBONS AS GASOLINE USING METHOD NWTPH-Gx

Laboratory Code: 712076-01 (Duplicate)

Analyte	Reporting Units	Sample Result	Duplicate Result	Relative Percent Difference (Limit 20)
Gasoline	ug/L (ppb)	<100	<100	nm

Laboratory Code: Laboratory Control Sample

Analyte	Reporting Units	Spike Level	Percent Recovery LCS	Acceptance Criteria
Gasoline	ug/L (ppb)	1,000	86	69-134

Date of Report: 12/19/07
Date Received: 12/07/07
Project: TOC_01-600_20071207 WORFDB1, F&BI 712076

QUALITY ASSURANCE RESULTS FOR THE ANALYSIS OF WATER SAMPLES FOR TOTAL PETROLEUM HYDROCARBONS AS DIESEL EXTENDED USING METHOD NWTPH-Dx

Laboratory Code: Laboratory Control Sample

Analyte	Reporting Units	Spike Level	Percent Recovery LCS	Percent Recovery LCSD	Acceptance Criteria	RPD (Limit 20)
Diesel Extended	ug/L (ppb)	2,500	95	103	67-141	8

Date of Report: 12/19/07
Date Received: 12/07/07
Project: TOC_01-600_20071207 WORFDB1, F&BI 712076

QUALITY ASSURANCE RESULTS FOR THE ANALYSIS OF WATER SAMPLES FOR TOTAL METALS USING EPA METHOD 200.8

Laboratory Code: 712090-10 (Matrix Spike)

Analyte	Reporting Units	Spike Level	Sample Result	Percent Recovery MS	Percent Recovery MSD	Acceptance Criteria	RPD (Limit 20)
Lead	ug/L (ppb)	10	<1	101	108	50-150	7

Laboratory Code: Laboratory Control Sample

Analyte	Reporting Units	Spike Level	Percent Recovery LCS	Acceptance Criteria
Lead	ug/L (ppb)	10	106	70-130

Date of Report: 12/19/07
Date Received: 12/07/07
Project: TOC_01-600_20071207 WORFDB1, F&BI 712076

QUALITY ASSURANCE RESULTS FOR THE ANALYSIS OF WATER SAMPLES FOR DISSOLVED METALS USING EPA METHOD 200.8

Laboratory Code: 712090-10 (Matrix Spike)

Analyte	Reporting Units	Spike Level	Sample Result	Percent Recovery MS	Percent Recovery MSD	Acceptance Criteria	RPD (Limit 20)
Lead	ug/L (ppb)	10	<1	104	104	50-150	0

Laboratory Code: Laboratory Control Sample

Analyte	Reporting Units	Spike Level	Percent Recovery LCS	Acceptance Criteria
Lead	ug/L (ppb)	10	100	70-130

Date of Report: 12/19/07
Date Received: 12/07/07
Project: TOC_01-600_20071207 WORFDB1, F&BI 712076

QUALITY ASSURANCE RESULTS FOR THE ANALYSIS OF WATER SAMPLES FOR VOLATILES BY EPA METHOD 8260B

Laboratory Code: 712076-01 (Duplicate)

Analyte	Reporting Units	Sample Result	Duplicate Result	Relative Percent Difference (Limit 20)
Ethanol	ug/L (ppb)	<1,000	<1,000	nm
Dichlorodifluoromethane	ug/L (ppb)	<1	<1	nm
Chloromethane	ug/L (ppb)	<1	<1	nm
Vinyl chloride	ug/L (ppb)	<0.2	<0.2	nm
Bromomethane	ug/L (ppb)	<1	<1	nm
Chloroethane	ug/L (ppb)	<1	<1	nm
Trichlorofluoromethane	ug/L (ppb)	<1	<1	nm
Acetone	ug/L (ppb)	13	13	0
1,1-Dichloroethene	ug/L (ppb)	<1	<1	nm
Hexane	ug/L (ppb)	<1	<1	nm
Methylene chloride	ug/L (ppb)	<5	<5	nm
t-Butyl alcohol (TBA)	ug/L (ppb)	<50	<50	nm
Methyl t-butyl ether (MTBE)	ug/L (ppb)	<1	<1	nm
trans-1,2-Dichloroethene	ug/L (ppb)	<1	<1	nm
Diisopropyl ether (DIPE)	ug/L (ppb)	<1	<1	nm
1,1-Dichloroethane	ug/L (ppb)	<1	<1	nm
Ethyl t-butyl ether (ETBE)	ug/L (ppb)	<1	<1	nm
2,2-Dichloropropane	ug/L (ppb)	<1	<1	nm
cis-1,2-Dichloroethene	ug/L (ppb)	<1	<1	nm
Chloroform	ug/L (ppb)	5.0	4.8	4
2-Butanone (MEK)	ug/L (ppb)	<10	<10	nm
t-Amyl methyl ether (TAME)	ug/L (ppb)	<1	<1	nm
1,2-Dichloroethane (EDC)	ug/L (ppb)	<1	<1	nm
1,1,1-Trichloroethane	ug/L (ppb)	<1	<1	nm
1,1-Dichloropropene	ug/L (ppb)	<1	<1	nm
Carbon Tetrachloride	ug/L (ppb)	<1	<1	nm
Benzene	ug/L (ppb)	<1	<1	nm
Trichloroethene	ug/L (ppb)	<1	<1	nm
1,2-Dichloropropane	ug/L (ppb)	<1	<1	nm
Bromodichloromethane	ug/L (ppb)	<1	<1	nm
Dibromomethane	ug/L (ppb)	<1	<1	nm
4-Methyl-2-pentanone	ug/L (ppb)	<10	<10	nm
cis-1,3-Dichloropropene	ug/L (ppb)	<1	<1	nm
Toluene	ug/L (ppb)	<1	<1	nm
trans-1,3-Dichloropropene	ug/L (ppb)	<1	<1	nm
1,1,2-Trichloroethane	ug/L (ppb)	<1	<1	nm
2-Hexanone	ug/L (ppb)	<10	<10	nm
1,3-Dichloropropane	ug/L (ppb)	<1	<1	nm
Tetrachloroethene	ug/L (ppb)	<1	<1	nm
Dibromochloromethane	ug/L (ppb)	<1	<1	nm
1,2-Dibromoethane (EDB)	ug/L (ppb)	<1	<1	nm
Chlorobenzene	ug/L (ppb)	<1	<1	nm
Ethylbenzene	ug/L (ppb)	<1	<1	nm
1,1,1,2-Tetrachloroethane	ug/L (ppb)	<1	<1	nm
m,p-Xylene	ug/L (ppb)	<2	<2	nm
o-Xylene	ug/L (ppb)	<1	<1	nm
Styrene	ug/L (ppb)	<1	<1	nm
Isopropylbenzene	ug/L (ppb)	<1	<1	nm
Bromoform	ug/L (ppb)	<1	<1	nm
n-Propylbenzene	ug/L (ppb)	<1	<1	nm
Bromobenzene	ug/L (ppb)	<1	<1	nm
1,3,5-Trimethylbenzene	ug/L (ppb)	<1	<1	nm
1,1,2,2-Tetrachloroethane	ug/L (ppb)	<1	<1	nm
1,2,3-Trichloropropane	ug/L (ppb)	<1	<1	nm
2-Chlorotoluene	ug/L (ppb)	<1	<1	nm
4-Chlorotoluene	ug/L (ppb)	<1	<1	nm
tert-Butylbenzene	ug/L (ppb)	<1	<1	nm
1,2,4-Trimethylbenzene	ug/L (ppb)	<1	<1	nm
sec-Butylbenzene	ug/L (ppb)	<1	<1	nm
p-Isopropyltoluene	ug/L (ppb)	<1	<1	nm
1,3-Dichlorobenzene	ug/L (ppb)	<1	<1	nm
1,4-Dichlorobenzene	ug/L (ppb)	<1	<1	nm
1,2-Dichlorobenzene	ug/L (ppb)	<1	<1	nm
1,2-Dibromo-3-chloropropane	ug/L (ppb)	<1	<1	nm
1,2,4-Trichlorobenzene	ug/L (ppb)	<1	<1	nm
Hexachlorobutadiene	ug/L (ppb)	<1	<1	nm
Naphthalene	ug/L (ppb)	<1	<1	nm
1,2,3-Trichlorobenzene	ug/L (ppb)	<1	<1	nm

Date of Report: 12/19/07
Date Received: 12/07/07
Project: TOC_01-600_20071207 WORFDB1, F&BI 712076

QUALITY ASSURANCE RESULTS FOR THE ANALYSIS OF WATER SAMPLES FOR VOLATILES BY EPA METHOD 8260B

Laboratory Code: Laboratory Control Sample

Analyte	Reporting Units	Spike Level	Percent Recovery LCS	Percent Recovery LCSD	Acceptance Criteria	RPD (Limit 20)
Ethanol	ug/L (ppb)	2,500	79	89	36-146	12
Dichlorodifluoromethane	ug/L (ppb)	50	95	94	50-136	1
Chloromethane	ug/L (ppb)	50	87	88	55-134	1
Vinyl chloride	ug/L (ppb)	50	89	94	56-144	5
Bromomethane	ug/L (ppb)	50	86	91	58-140	6
Chloroethane	ug/L (ppb)	50	74	71	55-144	4
Trichlorofluoromethane	ug/L (ppb)	50	95	99	54-142	4
Acetone	ug/L (ppb)	50	90	85	52-162	6
1,1-Dichloroethene	ug/L (ppb)	50	68	70	34-135	3
Hexane	ug/L (ppb)	50	105	107	66-139	2
Methylene chloride	ug/L (ppb)	50	68	71	65-112	4
t-Butyl alcohol (TBA)	ug/L (ppb)	250	98	98	58-156	0
Methyl t-butyl ether (MTBE)	ug/L (ppb)	50	89	86	71-119	3
trans-1,2-Dichloroethene	ug/L (ppb)	50	92	87	66-120	6
Diisopropyl ether (DIPE)	ug/L (ppb)	50	98	96	75-121	2
1,1-Dichloroethane	ug/L (ppb)	50	104	99	65-119	5
Ethyl t-butyl ether (ETBE)	ug/L (ppb)	50	88	88	67-121	0
2,2-Dichloropropane	ug/L (ppb)	50	84	81	42-143	4
cis-1,2-Dichloroethene	ug/L (ppb)	50	104	97	75-121	7
Chloroform	ug/L (ppb)	50	107	99	63-117	8
2-Butanone (MEK)	ug/L (ppb)	50	104	100	77-125	4
t-Amyl methyl ether (TAME)	ug/L (ppb)	50	87	84	66-123	4
1,2-Dichloroethane (EDC)	ug/L (ppb)	50	111	104	67-116	7
1,1,1-Trichloroethane	ug/L (ppb)	50	90	86	63-124	5
1,1-Dichloropropene	ug/L (ppb)	50	106	100	62-122	6
Carbon Tetrachloride	ug/L (ppb)	50	95	89	63-126	7
Benzene	ug/L (ppb)	50	99	93	55-134	6
Trichloroethene	ug/L (ppb)	50	102	96	75-116	6
1,2-Dichloropropane	ug/L (ppb)	50	100	96	75-118	4
Bromodichloromethane	ug/L (ppb)	50	104	96	69-129	8
Dibromomethane	ug/L (ppb)	50	101	94	68-117	7
4-Methyl-2-pentanone	ug/L (ppb)	50	95	90	68-124	5
cis-1,3-Dichloropropene	ug/L (ppb)	50	103	98	64-123	5
Toluene	ug/L (ppb)	50	107	107	56-140	0
trans-1,3-Dichloropropene	ug/L (ppb)	50	119	118	71-124	1
1,1,2-Trichloroethane	ug/L (ppb)	50	107	107	66-123	0
2-Hexanone	ug/L (ppb)	50	108	107	66-128	1
1,3-Dichloropropane	ug/L (ppb)	50	109	110	71-125	1
Tetrachloroethene	ug/L (ppb)	50	111	112	78-116	1
Dibromochloromethane	ug/L (ppb)	50	114	113	75-122	1
1,2-Dibromoethane (EDB)	ug/L (ppb)	50	105	106	72-124	1
Chlorobenzene	ug/L (ppb)	50	98	98	72-116	0
Ethylbenzene	ug/L (ppb)	50	99	100	76-123	1
1,1,1,2-Tetrachloroethane	ug/L (ppb)	50	97	100	69-121	3
m,p-Xylene	ug/L (ppb)	100	96	97	49-166	1
o-Xylene	ug/L (ppb)	50	91	92	68-121	1
Styrene	ug/L (ppb)	50	92	93	72-119	1
Isopropylbenzene	ug/L (ppb)	50	86	90	66-121	5
Bromoform	ug/L (ppb)	50	102	106	70-127	4
n-Propylbenzene	ug/L (ppb)	50	108	105	67-118	3
Bromobenzene	ug/L (ppb)	50	109	105	71-124	4
1,3,5-Trimethylbenzene	ug/L (ppb)	50	99	99	69-116	0
1,1,2,2-Tetrachloroethane	ug/L (ppb)	50	102	101	57-128	1
1,2,3-Trichloropropane	ug/L (ppb)	50	110	108	58-126	2
2-Chlorotoluene	ug/L (ppb)	50	101	99	66-116	2
4-Chlorotoluene	ug/L (ppb)	50	101	99	67-117	2
tert-Butylbenzene	ug/L (ppb)	50	98	99	65-121	1
1,2,4-Trimethylbenzene	ug/L (ppb)	50	96	97	69-123	1
sec-Butylbenzene	ug/L (ppb)	50	95	97	70-118	2
p-Isopropyltoluene	ug/L (ppb)	50	95	98	72-120	3
1,3-Dichlorobenzene	ug/L (ppb)	50	97	99	76-114	2
1,4-Dichlorobenzene	ug/L (ppb)	50	95	99	72-113	4
1,2-Dichlorobenzene	ug/L (ppb)	50	94	98	76-115	4
1,2-Dibromo-3-chloropropane	ug/L (ppb)	50	102	108	54-131	6
1,2,4-Trichlorobenzene	ug/L (ppb)	50	113	118	72-123	4
Hexachlorobutadiene	ug/L (ppb)	50	102	104	80-111	2
Naphthalene	ug/L (ppb)	50	107	111	61-137	4
1,2,3-Trichlorobenzene	ug/L (ppb)	50	110	114	74-126	4

Data Qualifiers & Definitions

a - The analyte was detected at a level less than five times the reporting limit. The RPD results may not provide reliable information on the variability of the analysis.

A1 – More than one compound of similar molecule structure was identified with equal probablility.

b - The analyte was spiked at a level that was less than five times that present in the sample. Matrix spike recoveries may not be meaningful.

ca - The calibration results for this range fell outside of acceptance criteria. The value reported is an estimate.

c - The presence of the analyte indicated may be due to carryover from previous sample injections.

d - The sample was diluted. Detection limits may be raised due to dilution.

ds - The sample was diluted. Detection limits are raised due to dilution and surrogate recoveries may not be meaningful.

dv - Insufficient sample was available to achieve normal reporting limits and limits are raised accordingly.

fb - The analyte indicated was found in the method blank. The result should be considered an estimate.

fc – The compound is a common laboratory and field contaminant.

fp – Compounds in the sample matrix interfered with quantitation of the analyte. The reported concentration may be a false positive.

hr - The sample and duplicate were reextracted and reanalyzed. RPD results were still outside of control limits. The variability is attributed to sample inhomogeneity.

ht - The sample was extracted outside of holding time. Results should be considered estimates.

ip - Recovery fell outside of normal control limits. Compounds in the sample matrix interfered with the quantitation of the analyte.

j – The result is below normal reporting limits. The value reported is an estimate.

J - The internal standard associated with the analyte is out of control limits. The reported concentration is an estimate.

jl - The analyte result in the laboratory control sample is out of control limits. The reported concentration should be considered an estimate.

jr - The rpd result in laboratory control sample associated with the analyte is out of control limits. The reported concentration should be considered an estimate.

lc - The presence of the compound indicated is likely due to laboratory contamination.

L - The reported concentration was generated from a library search.

nm - The analyte was not detected in one or more of the duplicate analyses. Therefore, calculation of the RPD is not applicable.

pc – The sample was received in a container not approved by the method. The value reported should be considered an estimate.

pr – The sample was received with incorrect preservation. The value reported should be considered an estimate.

ve - The value reported exceeded the calibration range established for the analyte. The reported concentration should be considered an estimate.

vo - The value reported fell outside the control limits established for this analyte.

x - The pattern of peaks present is not indicative of diesel.

y - The pattern of peaks present is not indicative of motor oil.

712076

SAMPLE CHAIN OF CUSTODY

ME 12/07/07

VI/AI5

Page # 1 of 1

Send Report To Doc Gardner

Company Sound Environmental Strategies

Address 2400 Airport Way S

City, State, ZIP Seattle WA

Phone # 206 306 1900 Fax # 206 306 1907

SAMPLERS (signature) [signature]

PROJECT NAME/NO. TOC Holdings 01-600 seattle terminal

PO #

REMARKS

GEMS Y / N

TURNAROUND TIME
- ☑ Standard (2 Weeks)
- ☐ RUSH
- Rush charges authorized by:

SAMPLE DISPOSAL
- ☐ Dispose after 30 days
- ☐ Return samples
- ☐ Will call with instructions

Sample ID	Sample Location	Sample Depth	Lab ID	Date Sampled	Time Sampled	Matrix	# of jars	ANALYSES REQUESTED: NWTPH-Dx	NWTPH-Gx	BTEX by 8021B	VOC's by 8260	SVOC's by 8270	RCRA-8 Metals	Total Pb	Dissolved Pb	Notes
01MW53-20071207	01MW53	—	01 A-D	12/7/07	1135	water	4	X	X	X	X					
02MW13-20071207	02MW13	—	02 A-F	12/7/07	1033	water	6	X	X	X	X			X	X	Lab Filter
														Samples received at	12	°C

SIGNATURE	PRINT NAME	COMPANY	DATE	TIME
Relinquished by: [signature]	Cassandra Dijstelbergen	SES	12/7/07	1220
Received by:				
Relinquished by:				
Received by: [signature]	VINH	FBI	12/07/07	12:20

Friedman & Bruya, Inc.
3012 16th Avenue West
Seattle, WA 98119-2029
Ph. (206) 285-8282
Fax (206) 283-5044

FRIEDMAN & BRUYA, INC.

ENVIRONMENTAL CHEMISTS

James E. Bruya, Ph.D.
Charlene Morrow, M.S.
Yelena Aravkina, M.S.
Bradley T. Benson, B.S.
Kurt Johnson, B.S.

3012 16th Avenue West
Seattle, WA 98119-2029
TEL: (206) 285-8282
FAX: (206) 283-5044
e-mail: fbi@isomedia.com

December 11, 2008

Tim Brown, Project Manager
Sound Environmental Strategies Corporation
2400 Airport Way S., Suite 200
Seattle, WA 98134-2020

Dear Mr. Brown:

Included are the results from the testing of material submitted on November 26, 2008 from the TOC_01-600_20081126 WORFDB2, F&BI 811300 project. There are 22 pages included in this report. Any samples that may remain are currently scheduled for disposal in 30 days. If you would like us to return your samples or arrange for long term storage at our offices, please contact us as soon as possible.

We appreciate this opportunity to be of service to you and hope you will call if you should have any questions.

Sincerely,

FRIEDMAN & BRUYA, INC.



Michael Erdahl
Project Manager

Enclosures
c: Mark Chandler, Erin Rothman, Ryan Bixby
SOU1211R.DOC

CASE NARRATIVE

This case narrative encompasses samples received on November 26, 2008 by Friedman & Bruya, Inc. from the Sound Environmental Strategies TOC_01-600_20081126 WORFDB2, F&BI 811300 project. Samples were logged in under the laboratory ID's listed below.

Laboratory ID	Sound Environmental Strategies
811300-01	02MW14-20081125
811300-02	01MW55-20081125
811300-03	01MW59-20081125
811300-04	01MW56-20081125
811300-05	01MW57-20081125
811300-06	01MW58-20081125
811300-07	01MW54-20081125

The 8260C chloroethane calibration did not pass acceptance criteria. The data was flagged accordingly. All other quality control requirements were acceptable.

Date of Report: 12/11/08
Date Received: 11/26/08
Project: TOC_01-600_20081126 WORFDB2, F&BI 811300
Date Extracted: 11/26/08
Date Analyzed: 11/26/08 and 11/27/08

RESULTS FROM THE ANALYSIS OF THE WATER SAMPLES FOR TOTAL PETROLEUM HYDROCARBONS AS GASOLINE USING METHOD NWTPH-Gx

Results Reported as ug/L (ppb)

Sample ID Laboratory ID	Gasoline Range	Surrogate (% Recovery) (Limit 51-134)
02MW14-20081125 811300-01	<100	82
01MW55-20081125 811300-02	6,100	106
01MW59-20081125 811300-03	<100	84
01MW56-20081125 811300-04	<100	80
01MW57-20081125 811300-05	<100	80
01MW58-20081125 811300-06	<100	79
01MW54-20081125 811300-07	<100	79
Method Blank	<100	83

Date of Report: 12/11/08
Date Received: 11/26/08
Project: TOC_01-600_20081126 WORFDB2, F&BI 811300
Date Extracted: 11/26/08
Date Analyzed: 11/26/08 and 11/27/08

RESULTS FROM THE ANALYSIS OF THE WATER SAMPLES FOR TOTAL PETROLEUM HYDROCARBONS AS DIESEL AND MOTOR OIL USING METHOD NWTPH-Dx

Results Reported as ug/L (ppb)

Sample ID Laboratory ID	Diesel Range (C_{10}-C_{25})	Motor Oil Range (C_{25}-C_{36})	Surrogate (% Recovery) (Limit 51-132)
02MW14-20081125 811300-01	<50	<250	90
01MW55-20081125 811300-02	910 x	320	101
01MW59-20081125 811300-03	740 x	270	87
01MW56-20081125 811300-04	400 x	<250	97
01MW57-20081125 811300-05	<50	<250	104
01MW58-20081125 811300-06	<50	<250	87
01MW54-20081125 811300-07	<50	<250	85
Method Blank	<50	<250	92

Analysis For Volatile Compounds By EPA Method 8260C

Client Sample ID:	02MW14-20081125	Client:	Sound Environmental Strategies
Date Received:	11/26/08	Project:	TOC_01-600_20081126 WORFDB2
Date Extracted:	12/01/08	Lab ID:	811300-01
Date Analyzed:	12/01/08	Data File:	120116.D
Matrix:	Water	Instrument:	GCMS5
Units:	ug/L (ppb)	Operator:	MB

Surrogates:	% Recovery:	Lower Limit:	Upper Limit:
1,2-Dichloroethane-d4	91	65	127
Toluene-d8	96	69	127
4-Bromofluorobenzene	91	77	156

Compounds:	Concentration ug/L (ppb)
Benzene	<1
Toluene	<1
Ethylbenzene	<1
m,p-Xylene	<2
o-Xylene	<1
Vinyl chloride	<0.2
Chloroethane	<1 ca
1,1-Dichloroethene	<1
Methylene chloride	<5
trans-1,2-Dichloroethene	<1
1,1-Dichloroethane	<1
cis-1,2-Dichloroethene	<1
1,2-Dichloroethane (EDC)	<1
1,1,1-Trichloroethane	<1
Trichloroethene	<1
Tetrachloroethene	<1

Analysis For Volatile Compounds By EPA Method 8260C

Client Sample ID:	01MW55-20081125	Client:	Sound Environmental Strategies
Date Received:	11/26/08	Project:	TOC_01-600_20081126 WORFDB2
Date Extracted:	12/01/08	Lab ID:	811300-02
Date Analyzed:	12/01/08	Data File:	120122.D
Matrix:	Water	Instrument:	GCMS5
Units:	ug/L (ppb)	Operator:	MB

Surrogates:	% Recovery:	Lower Limit:	Upper Limit:
1,2-Dichloroethane-d4	84	65	127
Toluene-d8	89	69	127
4-Bromofluorobenzene	92	77	156

Compounds:	Concentration ug/L (ppb)
Benzene	27
Toluene	<1
Ethylbenzene	<1
m,p-Xylene	<2
o-Xylene	<1
Vinyl chloride	180 ve
Chloroethane	<1 ca
1,1-Dichloroethene	17
Methylene chloride	<5
trans-1,2-Dichloroethene	12
1,1-Dichloroethane	<1
cis-1,2-Dichloroethene	770 ve
1,2-Dichloroethane (EDC)	1.6
1,1,1-Trichloroethane	<1
Trichloroethene	3,100 ve
Tetrachloroethene	<1

Analysis For Volatile Compounds By EPA Method 8260C

Client Sample ID:	01MW55-20081125	Client:	Sound Environmental Strategies
Date Received:	11/26/08	Project:	TOC_01-600_20081126 WORFDB2
Date Extracted:	12/03/08	Lab ID:	811300-02 1/50
Date Analyzed:	12/03/08	Data File:	120318.D
Matrix:	Water	Instrument:	GCMS5
Units:	ug/L (ppb)	Operator:	MB

Surrogates:	% Recovery:	Lower Limit:	Upper Limit:
1,2-Dichloroethane-d4	97	65	127
Toluene-d8	96	69	127
4-Bromofluorobenzene	95	77	156

Compounds:	Concentration ug/L (ppb)
Benzene	<50
Toluene	<50
Ethylbenzene	<50
m,p-Xylene	<100
o-Xylene	<50
Vinyl chloride	170
Chloroethane	<50
1,1-Dichloroethene	<50
Methylene chloride	<250
trans-1,2-Dichloroethene	<50
1,1-Dichloroethane	<50
cis-1,2-Dichloroethene	980
1,2-Dichloroethane (EDC)	<50
1,1,1-Trichloroethane	<50
Trichloroethene	12,000 ve
Tetrachloroethene	<50

Analysis For Volatile Compounds By EPA Method 8260C

Client Sample ID:	01MW55-20081125	Client:	Sound Environmental Strategies
Date Received:	11/26/08	Project:	TOC_01-600_20081126 WORFDB2
Date Extracted:	12/08/08	Lab ID:	811300-02 1/200
Date Analyzed:	12/08/08	Data File:	120809.D
Matrix:	Water	Instrument:	GCMS5
Units:	ug/L (ppb)	Operator:	MB

Surrogates:	% Recovery:	Lower Limit:	Upper Limit:
1,2-Dichloroethane-d4	96	65	127
Toluene-d8	94	69	127
4-Bromofluorobenzene	95	77	156

Compounds:	Concentration ug/L (ppb)
Benzene	<200
Toluene	<200
Ethylbenzene	<200
m,p-Xylene	<400
o-Xylene	<200
Vinyl chloride	<200
Chloroethane	<200
1,1-Dichloroethene	<200
Methylene chloride	<1,000
trans-1,2-Dichloroethene	<200
1,1-Dichloroethane	<200
cis-1,2-Dichloroethene	1,100
1,2-Dichloroethane (EDC)	<200
1,1,1-Trichloroethane	<200
Trichloroethene	15,000
Tetrachloroethene	<200

Analysis For Volatile Compounds By EPA Method 8260C

Client Sample ID:	01MW59-20081125	Client:	Sound Environmental Strategies
Date Received:	11/26/08	Project:	TOC_01-600_20081126 WORFDB2
Date Extracted:	12/03/08	Lab ID:	811300-03
Date Analyzed:	12/03/08	Data File:	120317.D
Matrix:	Water	Instrument:	GCMS5
Units:	ug/L (ppb)	Operator:	MB

Surrogates:	% Recovery:	Lower Limit:	Upper Limit:
1,2-Dichloroethane-d4	99	65	127
Toluene-d8	96	69	127
4-Bromofluorobenzene	95	77	156

Compounds:	Concentration ug/L (ppb)
Benzene	<1
Toluene	<1
Ethylbenzene	<1
m,p-Xylene	<2
o-Xylene	<1
Vinyl chloride	<0.2
Chloroethane	<1
1,1-Dichloroethene	<1
Methylene chloride	<5
trans-1,2-Dichloroethene	<1
1,1-Dichloroethane	<1
cis-1,2-Dichloroethene	1.1
1,2-Dichloroethane (EDC)	<1
1,1,1-Trichloroethane	<1
Trichloroethene	<1
Tetrachloroethene	<1

Analysis For Volatile Compounds By EPA Method 8260C

Client Sample ID:	01MW56-20081125	Client:	Sound Environmental Strategies
Date Received:	11/26/08	Project:	TOC_01-600_20081126 WORFDB2
Date Extracted:	12/01/08	Lab ID:	811300-04
Date Analyzed:	12/01/08	Data File:	120118.D
Matrix:	Water	Instrument:	GCMS5
Units:	ug/L (ppb)	Operator:	MB

Surrogates:	% Recovery:	Lower Limit:	Upper Limit:
1,2-Dichloroethane-d4	92	65	127
Toluene-d8	95	69	127
4-Bromofluorobenzene	91	77	156

Compounds:	Concentration ug/L (ppb)
Benzene	<1
Toluene	<1
Ethylbenzene	<1
m,p-Xylene	<2
o-Xylene	<1
Vinyl chloride	<0.2
Chloroethane	<1 ca
1,1-Dichloroethene	<1
Methylene chloride	<5
trans-1,2-Dichloroethene	<1
1,1-Dichloroethane	<1
cis-1,2-Dichloroethene	<1
1,2-Dichloroethane (EDC)	<1
1,1,1-Trichloroethane	<1
Trichloroethene	<1
Tetrachloroethene	<1

Analysis For Volatile Compounds By EPA Method 8260C

Client Sample ID:	01MW57-20081125	Client:	Sound Environmental Strategies
Date Received:	11/26/08	Project:	TOC_01-600_20081126 WORFDB2
Date Extracted:	12/01/08	Lab ID:	811300-05
Date Analyzed:	12/01/08	Data File:	120119.D
Matrix:	Water	Instrument:	GCMS5
Units:	ug/L (ppb)	Operator:	MB

Surrogates:	% Recovery:	Lower Limit:	Upper Limit:
1,2-Dichloroethane-d4	90	65	127
Toluene-d8	95	69	127
4-Bromofluorobenzene	92	77	156

Compounds:	Concentration ug/L (ppb)
Benzene	<1
Toluene	<1
Ethylbenzene	<1
m,p-Xylene	<2
o-Xylene	<1
Vinyl chloride	<0.2
Chloroethane	<1 ca
1,1-Dichloroethene	<1
Methylene chloride	<5
trans-1,2-Dichloroethene	<1
1,1-Dichloroethane	<1
cis-1,2-Dichloroethene	<1
1,2-Dichloroethane (EDC)	<1
1,1,1-Trichloroethane	<1
Trichloroethene	1.9
Tetrachloroethene	<1

Analysis For Volatile Compounds By EPA Method 8260C

Client Sample ID:	01MW58-20081125	Client:	Sound Environmental Strategies
Date Received:	11/26/08	Project:	TOC_01-600_20081126 WORFDB2
Date Extracted:	12/01/08	Lab ID:	811300-06
Date Analyzed:	12/01/08	Data File:	120120.D
Matrix:	Water	Instrument:	GCMS5
Units:	ug/L (ppb)	Operator:	MB

Surrogates:	% Recovery:	Lower Limit:	Upper Limit:
1,2-Dichloroethane-d4	90	65	127
Toluene-d8	97	69	127
4-Bromofluorobenzene	93	77	156

Compounds:	Concentration ug/L (ppb)
Benzene	<1
Toluene	<1
Ethylbenzene	<1
m,p-Xylene	<2
o-Xylene	<1
Vinyl chloride	<0.2
Chloroethane	<1 ca
1,1-Dichloroethene	<1
Methylene chloride	<5
trans-1,2-Dichloroethene	<1
1,1-Dichloroethane	<1
cis-1,2-Dichloroethene	<1
1,2-Dichloroethane (EDC)	<1
1,1,1-Trichloroethane	<1
Trichloroethene	<1
Tetrachloroethene	<1

Analysis For Volatile Compounds By EPA Method 8260C

Client Sample ID:	01MW54-20081125	Client:	Sound Environmental Strategies
Date Received:	11/26/08	Project:	TOC_01-600_20081126 WORFDB2
Date Extracted:	12/01/08	Lab ID:	811300-07
Date Analyzed:	12/01/08	Data File:	120121.D
Matrix:	Water	Instrument:	GCMS5
Units:	ug/L (ppb)	Operator:	MB

Surrogates:	% Recovery:	Lower Limit:	Upper Limit:
1,2-Dichloroethane-d4	87	65	127
Toluene-d8	95	69	127
4-Bromofluorobenzene	90	77	156

Compounds:	Concentration ug/L (ppb)
Benzene	<1
Toluene	<1
Ethylbenzene	<1
m,p-Xylene	<2
o-Xylene	<1
Vinyl chloride	<0.2
Chloroethane	<1 ca
1,1-Dichloroethene	<1
Methylene chloride	<5
trans-1,2-Dichloroethene	<1
1,1-Dichloroethane	<1
cis-1,2-Dichloroethene	<1
1,2-Dichloroethane (EDC)	<1
1,1,1-Trichloroethane	<1
Trichloroethene	1.2
Tetrachloroethene	<1

Analysis For Volatile Compounds By EPA Method 8260C

Client Sample ID:	Method Blank	Client:	Sound Environmental Strategies
Date Received:	NA	Project:	TOC_01-600_20081126 WORFDB2
Date Extracted:	12/01/08	Lab ID:	081873 mb
Date Analyzed:	12/01/08	Data File:	120107.D
Matrix:	Water	Instrument:	GCMS5
Units:	ug/L (ppb)	Operator:	MB

Surrogates:	% Recovery:	Lower Limit:	Upper Limit:
1,2-Dichloroethane-d4	98	65	127
Toluene-d8	96	69	127
4-Bromofluorobenzene	92	77	156

Compounds:	Concentration ug/L (ppb)
Benzene	<1
Toluene	<1
Ethylbenzene	<1
m,p-Xylene	<2
o-Xylene	<1
Vinyl chloride	<0.2
Chloroethane	<1 ca
1,1-Dichloroethene	<1
Methylene chloride	<5
trans-1,2-Dichloroethene	<1
1,1-Dichloroethane	<1
cis-1,2-Dichloroethene	<1
1,2-Dichloroethane (EDC)	<1
1,1,1-Trichloroethane	<1
Trichloroethene	<1
Tetrachloroethene	<1

Analysis For Volatile Compounds By EPA Method 8260C

Client Sample ID:	Method Blank	Client:	Sound Environmental Strategies
Date Received:	NA	Project:	TOC_01-600_20081126 WORFDB2
Date Extracted:	12/03/08	Lab ID:	081875 mb
Date Analyzed:	12/03/08	Data File:	120316.D
Matrix:	Water	Instrument:	GCMS5
Units:	ug/L (ppb)	Operator:	MB

Surrogates:	% Recovery:	Lower Limit:	Upper Limit:
1,2-Dichloroethane-d4	99	65	127
Toluene-d8	98	69	127
4-Bromofluorobenzene	98	77	156

Compounds:	Concentration ug/L (ppb)
Benzene	<1
Toluene	<1
Ethylbenzene	<1
m,p-Xylene	<2
o-Xylene	<1
Vinyl chloride	<0.2
Chloroethane	<1
1,1-Dichloroethene	<1
Methylene chloride	<5
trans-1,2-Dichloroethene	<1
1,1-Dichloroethane	<1
cis-1,2-Dichloroethene	<1
1,2-Dichloroethane (EDC)	<1
1,1,1-Trichloroethane	<1
Trichloroethene	<1
Tetrachloroethene	<1

Analysis For Volatile Compounds By EPA Method 8260C

Client Sample ID:	Method Blank	Client:	Sound Environmental Strategies
Date Received:	NA	Project:	TOC_01-600_20081126 WORFDB2
Date Extracted:	12/08/08	Lab ID:	081899 mb
Date Analyzed:	12/08/08	Data File:	120808.D
Matrix:	Water	Instrument:	GCMS5
Units:	ug/L (ppb)	Operator:	MB

Surrogates:	% Recovery:	Lower Limit:	Upper Limit:
1,2-Dichloroethane-d4	100	65	127
Toluene-d8	100	69	127
4-Bromofluorobenzene	102	77	156

Compounds:	Concentration ug/L (ppb)
Benzene	<1
Toluene	<1
Ethylbenzene	<1
m,p-Xylene	<2
o-Xylene	<1
Vinyl chloride	<0.2
Chloroethane	<1
1,1-Dichloroethene	<1
Methylene chloride	<5
trans-1,2-Dichloroethene	<1
1,1-Dichloroethane	<1
cis-1,2-Dichloroethene	<1
1,2-Dichloroethane (EDC)	<1
1,1,1-Trichloroethane	<1
Trichloroethene	<1
Tetrachloroethene	<1

Date of Report: 12/11/08
Date Received: 11/26/08
Project: TOC_01-600_20081126 WORFDB2, F&BI 811300

QUALITY ASSURANCE RESULTS FOR THE ANALYSIS OF WATER SAMPLES FOR TOTAL PETROLEUM HYDROCARBONS AS GASOLINE USING METHOD NWTPH-Gx

Laboratory Code: 811271-01 (Duplicate)

Analyte	Reporting Units	Sample Result	Duplicate Result	Relative Percent Difference (Limit 20)
Gasoline	ug/L (ppb)	4,700	5,000	6

Laboratory Code: Laboratory Control Sample

Analyte	Reporting Units	Spike Level	Percent Recovery LCS	Acceptance Criteria
Gasoline	ug/L (ppb)	1,000	102	69-134

Date of Report: 12/11/08
Date Received: 11/26/08
Project: TOC_01-600_20081126 WORFDB2, F&BI 811300

QUALITY ASSURANCE RESULTS FOR THE ANALYSIS OF WATER SAMPLES FOR TOTAL PETROLEUM HYDROCARBONS AS DIESEL EXTENDED USING METHOD NWTPH-Dx

Laboratory Code: Laboratory Control Sample

Analyte	Reporting Units	Spike Level	Percent Recovery LCS	Percent Recovery LCSD	Acceptance Criteria	RPD (Limit 20)
Diesel Extended	ug/L (ppb)	2,500	86	84	67-141	2

Date of Report: 12/11/08
Date Received: 11/26/08
Project: TOC_01-600_20081126 WORFDB2, F&BI 811300

QUALITY ASSURANCE RESULTS FOR THE ANALYSIS OF WATER SAMPLES FOR VOLATILES BY EPA METHOD 8260C

Laboratory Code: 811282-02 (Duplicate)

Analyte	Reporting Units	Sample Result	Duplicate Result	Relative Percent Difference (Limit 20)
Vinyl chloride	ug/L (ppb)	20	18	11
Chloroethane	ug/L (ppb)	<1	<1	nm
1,1-Dichloroethene	ug/L (ppb)	<1	<1	nm
Methylene chloride	ug/L (ppb)	<5	<5	nm
trans-1,2-Dichloroethene	ug/L (ppb)	<1	<1	nm
1,1-Dichloroethane	ug/L (ppb)	<1	<1	nm
cis-1,2-Dichloroethene	ug/L (ppb)	8.7	8.4	4
1,2-Dichloroethane (EDC)	ug/L (ppb)	<1	<1	nm
1,1,1-Trichloroethane	ug/L (ppb)	<1	<1	nm
Benzene	ug/L (ppb)	<1	<1	nm
Trichloroethene	ug/L (ppb)	<1	<1	nm
Toluene	ug/L (ppb)	<1	<1	nm
Tetrachloroethene	ug/L (ppb)	<1	<1	nm
Ethylbenzene	ug/L (ppb)	<1	<1	nm
m,p-Xylene	ug/L (ppb)	<2	<2	nm
o-Xylene	ug/L (ppb)	<1	<1	nm

Laboratory Code: 811282-02 (Matrix Spike)

Analyte	Reporting Units	Spike Level	Sample Result	Percent Recovery MS	Acceptance Criteria
Vinyl chloride	ug/L (ppb)	50	20	96 b	35-159
Chloroethane	ug/L (ppb)	50	<1	79	19-172
1,1-Dichloroethene	ug/L (ppb)	50	<1	109	34-149
Methylene chloride	ug/L (ppb)	50	<5	108	64-126
trans-1,2-Dichloroethene	ug/L (ppb)	50	<1	105	65-131
1,1-Dichloroethane	ug/L (ppb)	50	<1	103	59-132
cis-1,2-Dichloroethene	ug/L (ppb)	50	8.7	105	64-134
1,2-Dichloroethane (EDC)	ug/L (ppb)	50	<1	97	67-133
1,1,1-Trichloroethane	ug/L (ppb)	50	<1	110	59-142
Benzene	ug/L (ppb)	50	<1	100	71-120
Trichloroethene	ug/L (ppb)	50	<1	102	71-121
Toluene	ug/L (ppb)	50	<1	98	68-131
Tetrachloroethene	ug/L (ppb)	50	<1	101	71-130
Ethylbenzene	ug/L (ppb)	50	<1	96	74-122
m,p-Xylene	ug/L (ppb)	100	<2	95	72-127
o-Xylene	ug/L (ppb)	50	<1	99	67-134

Date of Report: 12/11/08
Date Received: 11/26/08
Project: TOC_01-600_20081126 WORFDB2, F&BI 811300

QUALITY ASSURANCE RESULTS FOR THE ANALYSIS OF WATER SAMPLES FOR VOLATILES BY EPA METHOD 8260C

Laboratory Code: Laboratory Control Sample

Analyte	Reporting Units	Spike Level	Percent Recovery LCS	Percent Recovery LCSD	Acceptance Criteria	RPD (Limit 20)
Vinyl chloride	ug/L (ppb)	50	93	101	53-131	8
Chloroethane	ug/L (ppb)	50	64	73	52-127	13
1,1-Dichloroethene	ug/L (ppb)	50	106	109	68-131	3
Methylene chloride	ug/L (ppb)	50	101	105	56-136	4
trans-1,2-Dichloroethene	ug/L (ppb)	50	102	103	71-128	1
1,1-Dichloroethane	ug/L (ppb)	50	102	103	74-118	1
cis-1,2-Dichloroethene	ug/L (ppb)	50	104	105	74-126	1
1,2-Dichloroethane (EDC)	ug/L (ppb)	50	101	102	77-118	1
1,1,1-Trichloroethane	ug/L (ppb)	50	105	107	77-123	2
Benzene	ug/L (ppb)	50	102	102	77-121	0
Trichloroethene	ug/L (ppb)	50	103	103	74-119	0
Toluene	ug/L (ppb)	50	101	99	86-118	2
Tetrachloroethene	ug/L (ppb)	50	105	104	86-121	1
Ethylbenzene	ug/L (ppb)	50	99	98	87-119	1
m,p-Xylene	ug/L (ppb)	100	97	97	88-121	0
o-Xylene	ug/L (ppb)	50	102	102	83-120	0

Date of Report: 12/11/08
Date Received: 11/26/08
Project: TOC_01-600_20081126 WORFDB2, F&BI 811300

QUALITY ASSURANCE RESULTS FOR THE ANALYSIS OF WATER SAMPLES FOR VOLATILES BY EPA METHOD 8260C

Laboratory Code: 812013-01 (Duplicate)

Analyte	Reporting Units	Sample Result	Duplicate Result	Relative Percent Difference (Limit 20)
Vinyl chloride	ug/L (ppb)	<0.2	<0.2	nm
Chloroethane	ug/L (ppb)	2.1	2.7	25 a
1,1-Dichloroethene	ug/L (ppb)	<1	<1	nm
Methylene chloride	ug/L (ppb)	<5	<5	nm
trans-1,2-Dichloroethene	ug/L (ppb)	<1	<1	nm
1,1-Dichloroethane	ug/L (ppb)	<1	<1	nm
cis-1,2-Dichloroethene	ug/L (ppb)	<1	<1	nm
1,2-Dichloroethane (EDC)	ug/L (ppb)	<1	<1	nm
1,1,1-Trichloroethane	ug/L (ppb)	<1	<1	nm
Benzene	ug/L (ppb)	<1	<1	nm
Trichloroethene	ug/L (ppb)	<1	<1	nm
Toluene	ug/L (ppb)	<1	<1	nm
Tetrachloroethene	ug/L (ppb)	<1	<1	nm
Ethylbenzene	ug/L (ppb)	<1	<1	nm
m,p-Xylene	ug/L (ppb)	<2	<2	nm
o-Xylene	ug/L (ppb)	<1	<1	nm

Laboratory Code: Laboratory Control Sample

Analyte	Reporting Units	Spike Level	Percent Recovery LCS	Percent Recovery LCSD	Acceptance Criteria	RPD (Limit 20)
Vinyl chloride	ug/L (ppb)	50	109	108	53-131	1
Chloroethane	ug/L (ppb)	50	91	93	52-127	2
1,1-Dichloroethene	ug/L (ppb)	50	107	106	68-131	1
Methylene chloride	ug/L (ppb)	50	100	99	56-136	1
trans-1,2-Dichloroethene	ug/L (ppb)	50	106	105	71-128	1
1,1-Dichloroethane	ug/L (ppb)	50	105	104	74-118	1
cis-1,2-Dichloroethene	ug/L (ppb)	50	105	105	74-126	0
1,2-Dichloroethane (EDC)	ug/L (ppb)	50	103	103	77-118	0
1,1,1-Trichloroethane	ug/L (ppb)	50	107	107	77-123	0
Benzene	ug/L (ppb)	50	100	101	77-121	1
Trichloroethene	ug/L (ppb)	50	100	100	74-119	0
Toluene	ug/L (ppb)	50	101	101	86-118	0
Tetrachloroethene	ug/L (ppb)	50	102	103	86-121	1
Ethylbenzene	ug/L (ppb)	50	99	100	87-119	1
m,p-Xylene	ug/L (ppb)	100	98	98	88-121	0
o-Xylene	ug/L (ppb)	50	99	101	83-120	2

Date of Report: 12/11/08
Date Received: 11/26/08
Project: TOC_01-600_20081126 WORFDB2, F&BI 811300

QUALITY ASSURANCE RESULTS FOR THE ANALYSIS OF WATER SAMPLES FOR VOLATILES BY EPA METHOD 8260C

Laboratory Code: 812035-01 (Duplicate)

Analyte	Reporting Units	Sample Result	Duplicate Result	Relative Percent Difference (Limit 20)
Vinyl chloride	ug/L (ppb)	<0.2	<0.2	nm
Chloroethane	ug/L (ppb)	<1	<1	nm
1,1-Dichloroethene	ug/L (ppb)	<1	<1	nm
Methylene chloride	ug/L (ppb)	<5	<5	nm
trans-1,2-Dichloroethene	ug/L (ppb)	<1	<1	nm
1,1-Dichloroethane	ug/L (ppb)	<1	<1	nm
cis-1,2-Dichloroethene	ug/L (ppb)	<1	<1	nm
1,2-Dichloroethane (EDC)	ug/L (ppb)	<1	<1	nm
1,1,1-Trichloroethane	ug/L (ppb)	<1	<1	nm
Benzene	ug/L (ppb)	<1	<1	nm
Trichloroethene	ug/L (ppb)	<1	<1	nm
Toluene	ug/L (ppb)	<1	<1	nm
Tetrachloroethene	ug/L (ppb)	<1	<1	nm
Ethylbenzene	ug/L (ppb)	<1	<1	nm
m,p-Xylene	ug/L (ppb)	<2	<2	nm
o-Xylene	ug/L (ppb)	<1	<1	nm

Laboratory Code: Laboratory Control Sample

Analyte	Reporting Units	Spike Level	Percent Recovery LCS	Percent Recovery LCSD	Acceptance Criteria	RPD (Limit 20)
Vinyl chloride	ug/L (ppb)	50	133 vo	127	53-131	5
Chloroethane	ug/L (ppb)	50	128 vo	124	52-127	3
1,1-Dichloroethene	ug/L (ppb)	50	102	99	68-131	3
Methylene chloride	ug/L (ppb)	50	101	99	56-136	2
trans-1,2-Dichloroethene	ug/L (ppb)	50	102	102	71-128	0
1,1-Dichloroethane	ug/L (ppb)	50	103	102	74-118	1
cis-1,2-Dichloroethene	ug/L (ppb)	50	103	102	74-126	1
1,2-Dichloroethane (EDC)	ug/L (ppb)	50	104	102	77-118	2
1,1,1-Trichloroethane	ug/L (ppb)	50	105	104	77-123	1
Benzene	ug/L (ppb)	50	98	97	77-121	1
Trichloroethene	ug/L (ppb)	50	100	99	74-119	1
Toluene	ug/L (ppb)	50	96	94	86-118	2
Tetrachloroethene	ug/L (ppb)	50	98	97	86-121	1
Ethylbenzene	ug/L (ppb)	50	94	92	87-119	2
m,p-Xylene	ug/L (ppb)	100	91	89	88-121	2
o-Xylene	ug/L (ppb)	50	90	89	83-120	1

Data Qualifiers & Definitions

a - The analyte was detected at a level less than five times the reporting limit. The RPD results may not provide reliable information on the variability of the analysis.

A1 – More than one compound of similar molecule structure was identified with equal probablility.

b - The analyte was spiked at a level that was less than five times that present in the sample. Matrix spike recoveries may not be meaningful.

ca - The calibration results for this range fell outside of acceptance criteria. The value reported is an estimate.

c - The presence of the analyte indicated may be due to carryover from previous sample injections.

d - The sample was diluted. Detection limits may be raised due to dilution.

ds - The sample was diluted. Detection limits are raised due to dilution and surrogate recoveries may not be meaningful.

dv - Insufficient sample was available to achieve normal reporting limits and limits are raised accordingly.

fb - The analyte indicated was found in the method blank. The result should be considered an estimate.

fc – The compound is a common laboratory and field contaminant.

hr - The sample and duplicate were reextracted and reanalyzed. RPD results were still outside of control limits. The variability is attributed to sample inhomogeneity.

ht - The sample was extracted outside of holding time. Results should be considered estimates.

ip - Recovery fell outside of normal control limits. Compounds in the sample matrix interfered with the quantitation of the analyte.

j – The result is below normal reporting limits. The value reported is an estimate.

J - The internal standard associated with the analyte is out of control limits. The reported concentration is an estimate.

jl - The analyte result in the laboratory control sample is out of control limits. The reported concentration should be considered an estimate.

jr - The rpd result in laboratory control sample associated with the analyte is out of control limits. The reported concentration should be considered an estimate.

js - The surrogate associated with the analyte is out of control limits. The reported concentration should be considered an estimate.

lc - The presence of the compound indicated is likely due to laboratory contamination.

L - The reported concentration was generated from a library search.

nm - The analyte was not detected in one or more of the duplicate analyses. Therefore, calculation of the RPD is not applicable.

pc – The sample was received in a container not approved by the method. The value reported should be considered an estimate.

pr – The sample was received with incorrect preservation. The value reported should be considered an estimate.

ve - The value reported exceeded the calibration range established for the analyte. The reported concentration should be considered an estimate.

vo - The value reported fell outside the control limits established for this analyte.

x - The pattern of peaks present is not indicative of diesel.

y - The pattern of peaks present is not indicative of motor oil.

811300

SAMPLE CHAIN OF CUSTODY

ME 11/26/08

V4/B04

Page # ____ of ____

Send Report To Tim Brown

Company SES

Address 2400 Airport Wy. S. Ste. 200

City, State, ZIP Seattle, WA 98134

Phone # 206-306-1900 Fax # 206-306-1907

SAMPLERS (signature)

PROJECT NAME/NO. Seattle Terminal 01-600 TOC Holdings Co.

PO # 0440-004-13

REMARKS

GEMS Y / N

TURNAROUND TIME
- [x] Standard (2 Weeks)
- [ ] RUSH
Rush charges authorized by:

SAMPLE DISPOSAL
- [ ] Dispose after 30 days
- [ ] Return samples
- [ ] Will call with instructions

Sample ID	Sample Location	Sample Depth	Lab ID	Date Sampled	Time Sampled	Matrix	# of jars	NWTPH-Dx	NWTPH-Gx	BTEX by 8021B	chlorinated only VOC's by 8260	SVOC's by 8270	RCRA-8 Metals			Notes
02MW14-20081125	02MW14	~13'	01 A-G	11/25/08	1038	W	7	X	X	X	X					
01MW55-20081125	01MW55	~25'	02 A-G	11/25/08	1159	W	7	X	X	X	X					
01MW59-20081125	01MW59	~22'	03 A-G	11/25/08	1317	W	7	X	X	X	X					
01MW56-20081125	01MW56	~25'	04 A-G	11/25/08	1416	W	7	X	X	X	X					
01MW57-20081125	01MW57	~34'	05 A-G	11/25/08	1541	W	7	X	X	X	X					
01MW58-20081125	01MW58	~31'	06 A-G	11/25/08	1700	W	7	X	X	X	X					
01MW54-20081126	01MW54	~36'	07 A-G	11/26/08	0920	W	7	X	X	X	X					

ANALYSES REQUESTED

	SIGNATURE	PRINT NAME	COMPANY	DATE	TIME
Relinquished by:		Sheri Davis	SES	11/26/08	1122
Received by:		HONG NGUYEN	FBT	11/26/08	11:22
Relinquished by:					
Received by:					

Samples received at 1 °C

Friedman & Bruya, Inc.
3012 16th Avenue West
Seattle, WA 98119-2029
Ph. (206) 285-8282
Fax (206) 283-5044

FRIEDMAN & BRUYA, INC.

ENVIRONMENTAL CHEMISTS

James E. Bruya, Ph.D.
Charlene Morrow, M.S.
Yelena Aravkina, M.S.
Bradley T. Benson, B.S.
Kurt Johnson, B.S.

3012 16th Avenue West
Seattle, WA 98119-2029
TEL: (206) 285-8282
FAX: (206) 283-5044
e-mail: fbi@isomedia.com

January 19, 2009

Tim Brown, Project Manager
Sound Environmental Strategies Corporation
2400 Airport Way S., Suite 200
Seattle, WA 98134-2020

Dear Mr. Brown:

Included are the results from the testing of material submitted on January 8, 2009 from the TOC_01-600_20090108 WORFDB2, F&BI 901059 project. There are 18 pages included in this report. Any samples that may remain are currently scheduled for disposal in 30 days. If you would like us to return your samples or arrange for long term storage at our offices, please contact us as soon as possible.

We appreciate this opportunity to be of service to you and hope you will call if you should have any questions.

Sincerely,

FRIEDMAN & BRUYA, INC.



Michael Erdahl
Project Manager

Enclosures
c: Mark Chandler, Erin Rothman, Ryan Bixby
SOU0119R.DOC

CASE NARRATIVE

This case narrative encompasses samples received on January 8, 2009 by Friedman & Bruya, Inc. from the Sound Environmental Strategies TOC_01-600_20090108 WORFDB2, F&BI 901059 project. Samples were logged in under the laboratory ID's listed below.

Laboratory ID	Sound Environmental Strategies
901059-01	01MW62-20090108
901059-02	01MW60-20090108
901059-03	01MW61-20090108
901059-04	01MW63-20090108
901059-05	MW99-20090108

All quality control requirements were acceptable.

Date of Report: 01/19/09
Date Received: 01/08/09
Project: TOC_01-600_20090108 WORFDB2, F&BI 901059
Date Extracted: 01/09/09
Date Analyzed: 01/09/09

RESULTS FROM THE ANALYSIS OF THE WATER SAMPLES FOR TOTAL PETROLEUM HYDROCARBONS AS GASOLINE USING METHOD NWTPH-Gx

Results Reported as ug/L (ppb)

Sample ID Laboratory ID	Gasoline Range	Surrogate (% Recovery) (Limit 51-134)
01MW62-20090108 901059-01	<100	89
01MW60-20090108 901059-02	390	104
01MW61-20090108 901059-03	<100	91
01MW63-20090108 901059-04	3,300	110
MW99-20090108 901059-05	3,500	111
Method Blank	<100	100

Date of Report: 01/19/09
Date Received: 01/08/09
Project: TOC_01-600_20090108 WORFDB2, F&BI 901059
Date Extracted: 01/09/09
Date Analyzed: 01/12/09

RESULTS FROM THE ANALYSIS OF THE WATER SAMPLES FOR TOTAL PETROLEUM HYDROCARBONS AS DIESEL AND MOTOR OIL USING METHOD NWTPH-Dx

Results Reported as ug/L (ppb)

Sample ID Laboratory ID	Diesel Range (C_{10}-C_{25})	Motor Oil Range (C_{25}-C_{36})	Surrogate (% Recovery) (Limit 52-134)
01MW62-20090108 901059-01	<50	<250	108
01MW60-20090108 901059-02	270	<250	104
01MW61-20090108 901059-03	<50	<250	114
01MW63-20090108 901059-04	1,500	290	125
MW99-20090108 dv 901059-05	1,100	<430	115
Method Blank	<50	<250	117

Analysis For Volatile Compounds By EPA Method 8260C

Client Sample ID:	01MW62-20090108	Client:	Sound Environmental Strategies
Date Received:	01/08/09	Project:	TOC_01-600_20090108 WORFDB2
Date Extracted:	01/13/09	Lab ID:	901059-01
Date Analyzed:	01/13/09	Data File:	011309.D
Matrix:	Water	Instrument:	GCMS4
Units:	ug/L (ppb)	Operator:	MB

Surrogates:	% Recovery:	Lower Limit:	Upper Limit:
1,2-Dichloroethane-d4	106	58	118
Toluene-d8	106	59	117
4-Bromofluorobenzene	112	45	141

Compounds:	Concentration ug/L (ppb)
Benzene	<1
Toluene	<1
Ethylbenzene	<1
m,p-Xylene	<2
o-Xylene	<1
Vinyl chloride	<0.2
Chloroethane	<1
1,1-Dichloroethene	<1
Methylene chloride	<5
trans-1,2-Dichloroethene	<1
1,1-Dichloroethane	<1
cis-1,2-Dichloroethene	<1
1,2-Dichloroethane (EDC)	<1
1,1,1-Trichloroethane	<1
Trichloroethene	59
Tetrachloroethene	<1

Analysis For Volatile Compounds By EPA Method 8260C

Client Sample ID:	01MW60-20090108	Client:	Sound Environmental Strategies
Date Received:	01/08/09	Project:	TOC_01-600_20090108 WORFDB2
Date Extracted:	01/13/09	Lab ID:	901059-02
Date Analyzed:	01/13/09	Data File:	011310.D
Matrix:	Water	Instrument:	GCMS4
Units:	ug/L (ppb)	Operator:	MB

Surrogates:	% Recovery:	Lower Limit:	Upper Limit:
1,2-Dichloroethane-d4	101	58	118
Toluene-d8	104	59	117
4-Bromofluorobenzene	109	45	141

Compounds:	Concentration ug/L (ppb)
Benzene	1.2
Toluene	<1
Ethylbenzene	1.2
m,p-Xylene	<2
o-Xylene	<1
Vinyl chloride	<0.2
Chloroethane	<1
1,1-Dichloroethene	<1
Methylene chloride	<5
trans-1,2-Dichloroethene	<1
1,1-Dichloroethane	<1
cis-1,2-Dichloroethene	1.6
1,2-Dichloroethane (EDC)	<1
1,1,1-Trichloroethane	<1
Trichloroethene	41
Tetrachloroethene	<1

Analysis For Volatile Compounds By EPA Method 8260C

Client Sample ID:	01MW61-20090108	Client:	Sound Environmental Strategies
Date Received:	01/08/09	Project:	TOC_01-600_20090108 WORFDB2
Date Extracted:	01/13/09	Lab ID:	901059-03
Date Analyzed:	01/13/09	Data File:	011311.D
Matrix:	Water	Instrument:	GCMS4
Units:	ug/L (ppb)	Operator:	MB

Surrogates:	% Recovery:	Lower Limit:	Upper Limit:
1,2-Dichloroethane-d4	102	58	118
Toluene-d8	102	59	117
4-Bromofluorobenzene	108	45	141

Compounds:	Concentration ug/L (ppb)
Benzene	<1
Toluene	<1
Ethylbenzene	<1
m,p-Xylene	<2
o-Xylene	<1
Vinyl chloride	0.37
Chloroethane	<1
1,1-Dichloroethene	<1
Methylene chloride	<5
trans-1,2-Dichloroethene	<1
1,1-Dichloroethane	<1
cis-1,2-Dichloroethene	<1
1,2-Dichloroethane (EDC)	<1
1,1,1-Trichloroethane	<1
Trichloroethene	<1
Tetrachloroethene	<1

Analysis For Volatile Compounds By EPA Method 8260C

Client Sample ID:	01MW63-20090108	Client:	Sound Environmental Strategies
Date Received:	01/08/09	Project:	TOC_01-600_20090108 WORFDB2
Date Extracted:	01/13/09	Lab ID:	901059-04
Date Analyzed:	01/13/09	Data File:	011312.D
Matrix:	Water	Instrument:	GCMS4
Units:	ug/L (ppb)	Operator:	MB

Surrogates:	% Recovery:	Lower Limit:	Upper Limit:
1,2-Dichloroethane-d4	100	58	118
Toluene-d8	99	59	117
4-Bromofluorobenzene	105	45	141

Compounds:	Concentration ug/L (ppb)
Benzene	6.3
Toluene	<1
Ethylbenzene	<1
m,p-Xylene	<2
o-Xylene	<1
Vinyl chloride	23
Chloroethane	<1
1,1-Dichloroethene	3.3
Methylene chloride	<5
trans-1,2-Dichloroethene	4.0
1,1-Dichloroethane	<1
cis-1,2-Dichloroethene	140
1,2-Dichloroethane (EDC)	6.9
1,1,1-Trichloroethane	<1
Trichloroethene	2,400 ve
Tetrachloroethene	<1

Analysis For Volatile Compounds By EPA Method 8260C

Client Sample ID:	01MW63-20090108	Client:	Sound Environmental Strategies
Date Received:	01/08/09	Project:	TOC_01-600_20090108 WORFDB2
Date Extracted:	01/14/09	Lab ID:	901059-04 1/100
Date Analyzed:	01/14/09	Data File:	011407.D
Matrix:	Water	Instrument:	GCMS4
Units:	ug/L (ppb)	Operator:	MB

Surrogates:	% Recovery:	Lower Limit:	Upper Limit:
1,2-Dichloroethane-d4	101	58	118
Toluene-d8	103	59	117
4-Bromofluorobenzene	106	45	141

Compounds:	Concentration ug/L (ppb)
Benzene	<100
Toluene	<100
Ethylbenzene	<100
m,p-Xylene	<200
o-Xylene	<100
Vinyl chloride	29
Chloroethane	<100
1,1-Dichloroethene	<100
Methylene chloride	<500
trans-1,2-Dichloroethene	<100
1,1-Dichloroethane	<100
cis-1,2-Dichloroethene	140
1,2-Dichloroethane (EDC)	<100
1,1,1-Trichloroethane	<100
Trichloroethene	7,400
Tetrachloroethene	<100

Analysis For Volatile Compounds By EPA Method 8260C

Client Sample ID:	MW99-20090108	Client:	Sound Environmental Strategies
Date Received:	01/08/09	Project:	TOC_01-600_20090108 WORFDB2
Date Extracted:	01/13/09	Lab ID:	901059-05
Date Analyzed:	01/13/09	Data File:	011313.D
Matrix:	Water	Instrument:	GCMS4
Units:	ug/L (ppb)	Operator:	MB

Surrogates:	% Recovery:	Lower Limit:	Upper Limit:
1,2-Dichloroethane-d4	101	58	118
Toluene-d8	100	59	117
4-Bromofluorobenzene	108	45	141

Compounds:	Concentration ug/L (ppb)
Benzene	6.5
Toluene	<1
Ethylbenzene	<1
m,p-Xylene	<2
o-Xylene	<1
Vinyl chloride	24
Chloroethane	<1
1,1-Dichloroethene	3.8
Methylene chloride	<5
trans-1,2-Dichloroethene	4.0
1,1-Dichloroethane	<1
cis-1,2-Dichloroethene	140
1,2-Dichloroethane (EDC)	6.9
1,1,1-Trichloroethane	<1
Trichloroethene	2,500 ve
Tetrachloroethene	<1

Analysis For Volatile Compounds By EPA Method 8260C

Client Sample ID:	MW99-20090108	Client:	Sound Environmental Strategies
Date Received:	01/08/09	Project:	TOC_01-600_20090108 WORFDB2
Date Extracted:	01/14/09	Lab ID:	901059-05 1/100
Date Analyzed:	01/14/09	Data File:	011408.D
Matrix:	Water	Instrument:	GCMS4
Units:	ug/L (ppb)	Operator:	MB

Surrogates:	% Recovery:	Lower Limit:	Upper Limit:
1,2-Dichloroethane-d4	101	58	118
Toluene-d8	103	59	117
4-Bromofluorobenzene	107	45	141

Compounds:	Concentration ug/L (ppb)
Benzene	<100
Toluene	<100
Ethylbenzene	<100
m,p-Xylene	<200
o-Xylene	<100
Vinyl chloride	29
Chloroethane	<100
1,1-Dichloroethene	<100
Methylene chloride	<500
trans-1,2-Dichloroethene	<100
1,1-Dichloroethane	<100
cis-1,2-Dichloroethene	150
1,2-Dichloroethane (EDC)	<100
1,1,1-Trichloroethane	<100
Trichloroethene	7,700
Tetrachloroethene	<100

Analysis For Volatile Compounds By EPA Method 8260C

Client Sample ID:	Method Blank	Client:	Sound Environmental Strategies
Date Received:	NA	Project:	TOC_01-600_20090108 WORFDB2
Date Extracted:	01/13/09	Lab ID:	09-021 mb
Date Analyzed:	01/13/09	Data File:	011305.D
Matrix:	Water	Instrument:	GCMS4
Units:	ug/L (ppb)	Operator:	MB

Surrogates:	% Recovery:	Lower Limit:	Upper Limit:
1,2-Dichloroethane-d4	104	58	118
Toluene-d8	102	59	117
4-Bromofluorobenzene	108	45	141

Compounds:	Concentration ug/L (ppb)
Benzene	<1
Toluene	<1
Ethylbenzene	<1
m,p-Xylene	<2
o-Xylene	<1
Vinyl chloride	<0.2
Chloroethane	<1
1,1-Dichloroethene	<1
Methylene chloride	<5
trans-1,2-Dichloroethene	<1
1,1-Dichloroethane	<1
cis-1,2-Dichloroethene	<1
1,2-Dichloroethane (EDC)	<1
1,1,1-Trichloroethane	<1
Trichloroethene	<1
Tetrachloroethene	<1

Analysis For Volatile Compounds By EPA Method 8260C

Client Sample ID:	Method Blank	Client:	Sound Environmental Strategies
Date Received:	NA	Project:	TOC_01-600_20090108 WORFDB2
Date Extracted:	01/14/09	Lab ID:	09-060 mb
Date Analyzed:	01/14/09	Data File:	011406.D
Matrix:	Water	Instrument:	GCMS4
Units:	ug/L (ppb)	Operator:	MB

Surrogates:	% Recovery:	Lower Limit:	Upper Limit:
1,2-Dichloroethane-d4	101	58	118
Toluene-d8	103	59	117
4-Bromofluorobenzene	105	45	141

Compounds:	Concentration ug/L (ppb)
Benzene	<1
Toluene	<1
Ethylbenzene	<1
m,p-Xylene	<2
o-Xylene	<1
Vinyl chloride	<0.2
Chloroethane	<1
1,1-Dichloroethene	<1
Methylene chloride	<5
trans-1,2-Dichloroethene	<1
1,1-Dichloroethane	<1
cis-1,2-Dichloroethene	<1
1,2-Dichloroethane (EDC)	<1
1,1,1-Trichloroethane	<1
Trichloroethene	<1
Tetrachloroethene	<1

Date of Report: 01/19/09
Date Received: 01/08/09
Project: TOC_01-600_20090108 WORFDB2, F&BI 901059

QUALITY ASSURANCE RESULTS FOR THE ANALYSIS OF WATER SAMPLES FOR TOTAL PETROLEUM HYDROCARBONS AS GASOLINE USING METHOD NWTPH-Gx

Laboratory Code: 901043-17 (Duplicate)

Analyte	Reporting Units	Sample Result	Duplicate Result	Relative Percent Difference (Limit 20)
Gasoline	ug/L (ppb)	<100	<100	nm

Laboratory Code: Laboratory Control Sample

Analyte	Reporting Units	Spike Level	Percent Recovery LCS	Acceptance Criteria
Gasoline	ug/L (ppb)	1,000	95	69-134

Date of Report: 01/19/09
Date Received: 01/08/09
Project: TOC_01-600_20090108 WORFDB2, F&BI 901059

QUALITY ASSURANCE RESULTS FOR THE ANALYSIS OF WATER SAMPLES FOR TOTAL PETROLEUM HYDROCARBONS AS DIESEL EXTENDED USING METHOD NWTPH-Dx

Laboratory Code: Laboratory Control Sample

Analyte	Reporting Units	Spike Level	Percent Recovery LCS	Percent Recovery LCSD	Acceptance Criteria	RPD (Limit 20)
Diesel Extended	ug/L (ppb)	2,500	96	105	64-125	9

Date of Report: 01/19/09
Date Received: 01/08/09
Project: TOC_01-600_20090108 WORFDB2, F&BI 901059

QUALITY ASSURANCE RESULTS FOR THE ANALYSIS OF WATER SAMPLES FOR VOLATILES BY EPA METHOD 8260C

Laboratory Code: 901060-01 (Duplicate)

Analyte	Reporting Units	Sample Result	Duplicate Result	Relative Percent Difference (Limit 20)
Vinyl chloride	ug/L (ppb)	<0.2	<0.2	nm
Chloroethane	ug/L (ppb)	<1	<1	nm
1,1-Dichloroethene	ug/L (ppb)	<1	<1	nm
Methylene chloride	ug/L (ppb)	<5	<5	nm
trans-1,2-Dichloroethene	ug/L (ppb)	<1	<1	nm
1,1-Dichloroethane	ug/L (ppb)	<1	<1	nm
cis-1,2-Dichloroethene	ug/L (ppb)	<1	<1	nm
1,2-Dichloroethane (EDC)	ug/L (ppb)	<1	<1	nm
1,1,1-Trichloroethane	ug/L (ppb)	<1	<1	nm
Benzene	ug/L (ppb)	<1	<1	nm
Trichloroethene	ug/L (ppb)	1.4	1.4	0
Toluene	ug/L (ppb)	<1	<1	nm
Tetrachloroethene	ug/L (ppb)	<1	<1	nm
Ethylbenzene	ug/L (ppb)	<1	<1	nm
m,p-Xylene	ug/L (ppb)	<2	<2	nm
o-Xylene	ug/L (ppb)	<1	<1	nm

Laboratory Code: 901059-03 (Matrix Spike)

Analyte	Reporting Units	Spike Level	Sample Result	Percent Recovery MS	Acceptance Criteria
Vinyl chloride	ug/L (ppb)	50	<0.2	99	36-166
Chloroethane	ug/L (ppb)	50	<1	102	46-160
1,1-Dichloroethene	ug/L (ppb)	50	<1	94	69-118
Methylene chloride	ug/L (ppb)	50	<5	88	68-126
trans-1,2-Dichloroethene	ug/L (ppb)	50	<1	98	72-129
1,1-Dichloroethane	ug/L (ppb)	50	<1	100	70-128
cis-1,2-Dichloroethene	ug/L (ppb)	50	<1	92	71-127
1,2-Dichloroethane (EDC)	ug/L (ppb)	50	<1	106	69-133
1,1,1-Trichloroethane	ug/L (ppb)	50	<1	96	62-133
Benzene	ug/L (ppb)	50	<1	104	77-120
Trichloroethene	ug/L (ppb)	50	<1	101	79-118
Toluene	ug/L (ppb)	50	<1	99	77-120
Tetrachloroethene	ug/L (ppb)	50	<1	99	77-121
Ethylbenzene	ug/L (ppb)	50	<1	99	78-120
m,p-Xylene	ug/L (ppb)	100	<2	99	76-121
o-Xylene	ug/L (ppb)	50	<1	96	71-125

Date of Report: 01/19/09
Date Received: 01/08/09
Project: TOC_01-600_20090108 WORFDB2, F&BI 901059

QUALITY ASSURANCE RESULTS FOR THE ANALYSIS OF WATER SAMPLES FOR VOLATILES BY EPA METHOD 8260C

Laboratory Code: Laboratory Control Sample

Analyte	Reporting Units	Spike Level	Percent Recovery LCS	Percent Recovery LCSD	Acceptance Criteria	RPD (Limit 20)
Vinyl chloride	ug/L (ppb)	50	91	83	33-158	9
Chloroethane	ug/L (ppb)	50	101	93	35-157	8
1,1-Dichloroethene	ug/L (ppb)	50	106	99	55-139	7
Methylene chloride	ug/L (ppb)	50	113	107	52-129	5
trans-1,2-Dichloroethene	ug/L (ppb)	50	103	99	73-120	4
1,1-Dichloroethane	ug/L (ppb)	50	107	103	75-118	4
cis-1,2-Dichloroethene	ug/L (ppb)	50	101	95	78-119	6
1,2-Dichloroethane (EDC)	ug/L (ppb)	50	109	106	74-129	3
1,1,1-Trichloroethane	ug/L (ppb)	50	105	100	68-130	5
Benzene	ug/L (ppb)	50	105	101	76-115	4
Trichloroethene	ug/L (ppb)	50	102	98	76-118	4
Toluene	ug/L (ppb)	50	104	99	77-115	5
Tetrachloroethene	ug/L (ppb)	50	101	96	79-119	5
Ethylbenzene	ug/L (ppb)	50	105	99	80-113	6
m,p-Xylene	ug/L (ppb)	100	105	100	80-120	5
o-Xylene	ug/L (ppb)	50	104	98	79-115	6

Date of Report: 01/19/09
Date Received: 01/08/09
Project: TOC_01-600_20090108 WORFDB2, F&BI 901059

QUALITY ASSURANCE RESULTS FOR THE ANALYSIS OF WATER SAMPLES FOR VOLATILES BY EPA METHOD 8260C

Laboratory Code: Laboratory Control Sample

Analyte	Reporting Units	Spike Level	Percent Recovery LCS	Percent Recovery LCSD	Acceptance Criteria	RPD (Limit 20)
Vinyl chloride	ug/L (ppb)	50	97	97	53-131	0
Chloroethane	ug/L (ppb)	50	95	96	52-127	1
1,1-Dichloroethene	ug/L (ppb)	50	98	96	68-131	2
Methylene chloride	ug/L (ppb)	50	89	88	56-136	1
trans-1,2-Dichloroethene	ug/L (ppb)	50	97	95	71-128	2
1,1-Dichloroethane	ug/L (ppb)	50	107	104	74-118	3
cis-1,2-Dichloroethene	ug/L (ppb)	50	96	92	74-126	4
1,2-Dichloroethane (EDC)	ug/L (ppb)	50	106	104	77-118	2
1,1,1-Trichloroethane	ug/L (ppb)	50	102	99	77-123	3
Benzene	ug/L (ppb)	50	101	97	77-121	4
Trichloroethene	ug/L (ppb)	50	100	97	74-119	3
Toluene	ug/L (ppb)	50	99	97	86-118	2
Tetrachloroethene	ug/L (ppb)	50	102	98	86-121	4
Ethylbenzene	ug/L (ppb)	50	101	98	87-119	3
m,p-Xylene	ug/L (ppb)	100	102	99	88-121	3
o-Xylene	ug/L (ppb)	50	101	97	83-120	4

Data Qualifiers & Definitions

a - The analyte was detected at a level less than five times the reporting limit. The RPD results may not provide reliable information on the variability of the analysis.

A1 – More than one compound of similar molecule structure was identified with equal probablility.

b - The analyte was spiked at a level that was less than five times that present in the sample. Matrix spike recoveries may not be meaningful.

ca - The calibration results for this range fell outside of acceptance criteria. The value reported is an estimate.

c - The presence of the analyte indicated may be due to carryover from previous sample injections.

d - The sample was diluted. Detection limits may be raised due to dilution.

ds - The sample was diluted. Detection limits are raised due to dilution and surrogate recoveries may not be meaningful.

dv - Insufficient sample was available to achieve normal reporting limits and limits are raised accordingly.

fb - The analyte indicated was found in the method blank. The result should be considered an estimate.

fc – The compound is a common laboratory and field contaminant.

hr - The sample and duplicate were reextracted and reanalyzed. RPD results were still outside of control limits. The variability is attributed to sample inhomogeneity.

ht - The sample was extracted outside of holding time. Results should be considered estimates.

ip - Recovery fell outside of normal control limits. Compounds in the sample matrix interfered with the quantitation of the analyte.

j – The result is below normal reporting limits. The value reported is an estimate.

J - The internal standard associated with the analyte is out of control limits. The reported concentration is an estimate.

jl - The analyte result in the laboratory control sample is out of control limits. The reported concentration should be considered an estimate.

jr - The rpd result in laboratory control sample associated with the analyte is out of control limits. The reported concentration should be considered an estimate.

js - The surrogate associated with the analyte is out of control limits. The reported concentration should be considered an estimate.

lc - The presence of the compound indicated is likely due to laboratory contamination.

L - The reported concentration was generated from a library search.

nm - The analyte was not detected in one or more of the duplicate analyses. Therefore, calculation of the RPD is not applicable.

pc – The sample was received in a container not approved by the method. The value reported should be considered an estimate.

pr – The sample was received with incorrect preservation. The value reported should be considered an estimate.

ve - The value reported exceeded the calibration range established for the analyte. The reported concentration should be considered an estimate.

vo - The value reported fell outside the control limits established for this analyte.

x - The pattern of peaks present is not indicative of diesel.

y - The pattern of peaks present is not indicative of motor oil.

901059

SAMPLE CHAIN OF CUSTODY ME 01/08/09 V3/A04

Page # 1 of 1

Send Report To TIM BROWN, ERIN ROTHMAN
Company SES
Address 2400 Airport Way S
City, State, ZIP Seattle, WA 98134
Phone # 206.306.1900 Fax # 206.306.1907

SAMPLERS (signature)
PROJECT NAME/NO. Seattle terminal
PO # 01-600
REMARKS
GEMS (Y) N

TURNAROUND TIME
(X) Standard (2 Weeks)
☐ RUSH
Rush charges authorized by:

SAMPLE DISPOSAL
(X) Dispose after 30 days
☐ Return samples
☐ Will call with instructions

Sample ID	Sample Location	Sample Depth	Lab ID	Date Sampled	Time Sampled	Matrix	# of jars	ANALYSES REQUESTED: NWTPH-Dx (ORSM)	NWTPH-Gx	BTEX by 8021B	chlorinated VOC's by 8260	SVOC's by 8270	RCRA-8 Metals			x-chlorinated per JB 1/9/09 Notes MG
OIMW62-20090108	OIMW62		01 A-E	1.8.09	1100	W	5	X	X	X	X					analyze per TB HOLD
OIMW60-20090108	OIMW60		02 A-E		1130			X	X	X	X					
OIMW61-20090108	OIMW61		03 A-E		1226			X	X	X	X					
OIMW63-20090108	OIMW63		04 A-E		1309			X	X	X	X					
MW99-20090108			05 A-E	1.8.09		W	5	X	X	X	X					Duplicate

	SIGNATURE	PRINT NAME	COMPANY	DATE	TIME
Relinquished by:		Jessica Brown	SES	1.8.09	4:30 PM
Received by:		VINH	FBI	1-8-09	4:30 PM
Relinquished by:					
Received by:			Samples received at	4 °C	

Friedman & Bruya, Inc.
3012 16th Avenue West
Seattle, WA 98119-2029
Ph. (206) 285-8282
Fax (206) 283-5044

FORMS\COC\SESGEMSR1.DOC (Revision 1)

FRIEDMAN & BRUYA, INC.

ENVIRONMENTAL CHEMISTS

James E. Bruya, Ph.D.
Charlene Morrow, M.S.
Yelena Aravkina, M.S.
Bradley T. Benson, B.S.
Kurt Johnson, B.S.

3012 16th Avenue West
Seattle, WA 98119-2029
TEL: (206) 285-8282
FAX: (206) 283-5044
e-mail: fbi@isomedia.com

February 11, 2009

Tim Brown, Project Manager
Sound Environmental Strategies Corporation
2400 Airport Way S., Suite 200
Seattle, WA 98134-2020

Dear Mr. Brown:

Included are the results from the testing of material submitted on January 27, 2009 from the TOC_01-600_20090127 WORFDB2, F&BI 901240 project. There are 34 pages included in this report. Any samples that may remain are currently scheduled for disposal in 30 days. If you would like us to return your samples or arrange for long term storage at our offices, please contact us as soon as possible.

We appreciate this opportunity to be of service to you and hope you will call if you should have any questions.

Sincerely,

FRIEDMAN & BRUYA, INC.



Michael Erdahl
Project Manager

Enclosures
c: Mark Chandler, Erin Rothman, Ryan Bixby
SOU0211R.DOC

CASE NARRATIVE

This case narrative encompasses samples received on January 27, 2009 by Friedman & Bruya, Inc. from the Sound Environmental Strategies TOC_01-600_20090127 WORFDB2, F&BI 901240 project. Samples were logged in under the laboratory ID's listed below.

Laboratory ID	Sound Environmental Strategies
901240-01	02MW14-20090127
901240-02	01MW44-20090127
901240-03	01MW26-20090127
901240-04	01MW39-20090127
901240-05	02MW13-20090127
901240-06	MW01-20090127
901240-07	01MW55-20090127
901240-08	01MW13-20090127
901240-09	01MW27-20090127
901240-10	01MW98-20090127
901240-11	01MW15-20090127
901240-12	MW02-20090127
901240-13	01MW38-20090127
901240-14	02MW09-20090127
901240-15	MW03-20090127
901240-16	01MW46-20090127
901240-17	MW06-20090127
901240-18	01MW37-20090127
901240-19	01MW56-20090127
901240-20	01MW17-20090127

All quality control requirements were acceptable.

Date of Report: 02/11/09
Date Received: 01/27/09
Project: TOC_01-600_20090127 WORFDB2, F&BI 901240
Date Extracted: 01/29/09
Date Analyzed: 01/29/09, 01/30/09, 02/02/09, and 02/03/09

RESULTS FROM THE ANALYSIS OF THE WATER SAMPLES FOR BENZENE, TOLUENE, ETHYLBENZENE, XYLENES AND TPH AS GASOLINE USING EPA METHOD 8021B AND NWTPH-Gx

Results Reported as ug/L (ppb)

Sample ID Laboratory ID	Benzene	Toluene	Ethyl Benzene	Total Xylenes	Gasoline Range	Surrogate (% Recovery) (Limit 52-124)
02MW14-20090127 901240-01	<1	<1	<1	<3	<100	84
01MW44-20090127 901240-02	17	<1	<1	<3	570	92
01MW26-20090127 d 901240-03 1/10	140	17	42	120	1,700	119
01MW39-20090127 901240-04	<1	<1	<1	<3	<100	86
02MW13-20090127 901240-05	<1	<1	<1	<3	<100	83
MW01-20090127 901240-06	<1	<1	<1	<3	<100	82
01MW55-20090127 901240-07	34	<1	2	5	8,000	114
01MW13-20090127 901240-08	<1	3	<1	<3	230	99
01MW27-20090127 d 901240-09 1/10	13,000	370	290	800	33,000	107
01MW98-20090127 d 901240-10 1/10	13,000	360	290	780	33,000	103
01MW15-20090127 901240-11	1	<1	<1	<3	130	92

Date of Report: 02/11/09
Date Received: 01/27/09
Project: TOC_01-600_20090127 WORFDB2, F&BI 901240
Date Extracted: 01/29/09
Date Analyzed: 01/29/09, 01/30/09, 02/02/09, and 02/03/09

RESULTS FROM THE ANALYSIS OF THE WATER SAMPLES FOR BENZENE, TOLUENE, ETHYLBENZENE, XYLENES AND TPH AS GASOLINE USING EPA METHOD 8021B AND NWTPH-Gx

Results Reported as ug/L (ppb)

Sample ID Laboratory ID	Benzene	Toluene	Ethyl Benzene	Total Xylenes	Gasoline Range	Surrogate (% Recovery) (Limit 52-124)
MW02-20090127 901240-12	<1	<1	<1	<3	<100	89
01MW38-20090127 901240-13	<1	<1	<1	<3	120	99
02MW09-20090127 901240-14	<1	<1	<1	<3	<100	89
MW03-20090127 901240-15	4	3	7	15	630	101
01MW46-20090127 901240-16	<1	<1	<1	<3	<100	88
MW06-20090127 901240-17	<1	<1	<1	<3	<100	86
01MW37-20090127 901240-18	<1	<1	<1	<3	<100	87
01MW56-20090127 901240-19	<1	<1	<1	<3	<100	86
01MW17-20090127 901240-20	<1	<1	<1	<3	<100	87
Method Blank	<1	<1	<1	<3	<100	82

Date of Report: 02/11/09
Date Received: 01/27/09
Project: TOC_01-600_20090127 WORFDB2, F&BI 901240
Date Extracted: 01/29/09
Date Analyzed: 02/10/09

RESULTS FROM THE ANALYSIS OF THE WATER SAMPLES FOR TOTAL PETROLEUM HYDROCARBONS AS DIESEL AND MOTOR OIL USING METHOD NWTPH-Dx
Sample Extracts Passed Through a Silica Gel Column Prior to Analysis
Results Reported as ug/L (ppb)

Sample ID Laboratory ID	Diesel Range (C_{10}-C_{25})	Motor Oil Range (C_{25}-C_{36})	Surrogate (% Recovery) (Limit 51-137)
02MW14-20090127 901240-01	<50	<250	101
01MW44-20090127 901240-02	<50	<250	91
01MW26-20090127 901240-03	1,500 x	<250	78
01MW39-20090127 901240-04	<50	<250	99
02MW13-20090127 901240-05	<50	<250	93
MW01-20090127 901240-06	<50	<250	118
01MW55-20090127 901240-07	<50	<250	97
01MW13-20090127 901240-08	69 x	<250	101
01MW27-20090127 901240-09	1,900 x	<250	110
01MW98-20090127 901240-10	1,600 x	<250	96

Date of Report: 02/11/09
Date Received: 01/27/09
Project: TOC_01-600_20090127 WORFDB2, F&BI 901240
Date Extracted: 01/29/09
Date Analyzed: 02/10/09

RESULTS FROM THE ANALYSIS OF THE WATER SAMPLES FOR TOTAL PETROLEUM HYDROCARBONS AS DIESEL AND MOTOR OIL USING METHOD NWTPH-Dx
Sample Extracts Passed Through a Silica Gel Column Prior to Analysis
Results Reported as ug/L (ppb)

Sample ID Laboratory ID	Diesel Range (C_{10}-C_{25})	Motor Oil Range (C_{25}-C_{36})	Surrogate (% Recovery) (Limit 51-137)
01MW15-20090127 901240-11	<50	<250	91
MW02-20090127 901240-12	<50	<250	98
01MW38-20090127 901240-13	<50	<250	105
02MW09-20090127 901240-14	<50	<250	109
MW03-20090127 901240-15	400 x	<250	109
01MW46-20090127 901240-16	<50	<250	96
MW06-20090127 901240-17	<50	<250	99
01MW37-20090127 901240-18	<50	<250	103
01MW56-20090127 901240-19	<50	<250	109

Date of Report: 02/11/09
Date Received: 01/27/09
Project: TOC_01-600_20090127 WORFDB2, F&BI 901240
Date Extracted: 01/29/09
Date Analyzed: 02/10/09

RESULTS FROM THE ANALYSIS OF THE WATER SAMPLES FOR TOTAL PETROLEUM HYDROCARBONS AS DIESEL AND MOTOR OIL USING METHOD NWTPH-Dx
Sample Extracts Passed Through a Silica Gel Column Prior to Analysis
Results Reported as ug/L (ppb)

Sample ID Laboratory ID	Diesel Range (C_{10}-C_{25})	Motor Oil Range (C_{25}-C_{36})	Surrogate (% Recovery) (Limit 51-137)
01MW17-20090127 901240-20	<50	<250	111
Method Blank	<50	<250	99

Analysis For Volatile Compounds By EPA Method 8260C

Client Sample ID:	02MW14-20090127	Client:	Sound Environmental Strategies
Date Received:	01/27/09	Project:	TOC_01-600_20090127 WORFDB2
Date Extracted:	02/02/09	Lab ID:	901240-01
Date Analyzed:	02/02/09	Data File:	020208.D
Matrix:	Water	Instrument:	GCMS4
Units:	ug/L (ppb)	Operator:	MB

Surrogates:	% Recovery:	Lower Limit:	Upper Limit:
1,2-Dichloroethane-d4	102	58	118
Toluene-d8	99	59	117
4-Bromofluorobenzene	102	45	141

Compounds:	Concentration ug/L (ppb)
Vinyl chloride	<0.2
Chloroethane	<1
1,1-Dichloroethene	<1
Methylene chloride	<5
trans-1,2-Dichloroethene	<1
1,1-Dichloroethane	<1
cis-1,2-Dichloroethene	<1
1,2-Dichloroethane (EDC)	<1
1,1,1-Trichloroethane	<1
Trichloroethene	<1
Tetrachloroethene	<1

Analysis For Volatile Compounds By EPA Method 8260C

Client Sample ID:	01MW44-20090127	Client:	Sound Environmental Strategies
Date Received:	01/27/09	Project:	TOC_01-600_20090127 WORFDB2
Date Extracted:	02/02/09	Lab ID:	901240-02
Date Analyzed:	02/02/09	Data File:	020209.D
Matrix:	Water	Instrument:	GCMS4
Units:	ug/L (ppb)	Operator:	MB

Surrogates:	% Recovery:	Lower Limit:	Upper Limit:
1,2-Dichloroethane-d4	100	58	118
Toluene-d8	100	59	117
4-Bromofluorobenzene	103	45	141

Compounds:	Concentration ug/L (ppb)
Vinyl chloride	11
Chloroethane	<1
1,1-Dichloroethene	1.4
Methylene chloride	<5
trans-1,2-Dichloroethene	<1
1,1-Dichloroethane	<1
cis-1,2-Dichloroethene	86
1,2-Dichloroethane (EDC)	4.8
1,1,1-Trichloroethane	<1
Trichloroethene	1,300 ve
Tetrachloroethene	<1

Analysis For Volatile Compounds By EPA Method 8260C

Client Sample ID:	01MW44-20090127	Client:	Sound Environmental Strategies
Date Received:	01/27/09	Project:	TOC_01-600_20090127 WORFDB2
Date Extracted:	02/02/09	Lab ID:	901240-02 1/100
Date Analyzed:	02/03/09	Data File:	020232.D
Matrix:	Water	Instrument:	GCMS4
Units:	ug/L (ppb)	Operator:	MB

Surrogates:	% Recovery:	Lower Limit:	Upper Limit:
1,2-Dichloroethane-d4	102	58	118
Toluene-d8	101	59	117
4-Bromofluorobenzene	105	45	141

Compounds:	Concentration ug/L (ppb)
Vinyl chloride	<20
Chloroethane	<100
1,1-Dichloroethene	<100
Methylene chloride	<500
trans-1,2-Dichloroethene	<100
1,1-Dichloroethane	<100
cis-1,2-Dichloroethene	<100
1,2-Dichloroethane (EDC)	<100
1,1,1-Trichloroethane	<100
Trichloroethene	1,200
Tetrachloroethene	<100

Analysis For Volatile Compounds By EPA Method 8260C

Client Sample ID:	02MW13-20090127	Client:	Sound Environmental Strategies
Date Received:	01/27/09	Project:	TOC_01-600_20090127 WORFDB2
Date Extracted:	02/02/09	Lab ID:	901240-05
Date Analyzed:	02/03/09	Data File:	020234.D
Matrix:	Water	Instrument:	GCMS4
Units:	ug/L (ppb)	Operator:	MB

Surrogates:	% Recovery:	Lower Limit:	Upper Limit:
1,2-Dichloroethane-d4	103	58	118
Toluene-d8	100	59	117
4-Bromofluorobenzene	104	45	141

Compounds:	Concentration ug/L (ppb)
Vinyl chloride	<0.2
Chloroethane	<1
1,1-Dichloroethene	<1
Methylene chloride	<5
trans-1,2-Dichloroethene	<1
1,1-Dichloroethane	<1
cis-1,2-Dichloroethene	<1
1,2-Dichloroethane (EDC)	<1
1,1,1-Trichloroethane	<1
Trichloroethene	<1
Tetrachloroethene	<1

Analysis For Volatile Compounds By EPA Method 8260C

Client Sample ID:	MW01-20090127	Client:	Sound Environmental Strategies
Date Received:	01/27/09	Project:	TOC_01-600_20090127 WORFDB2
Date Extracted:	02/02/09	Lab ID:	901240-06
Date Analyzed:	02/02/09	Data File:	020211.D
Matrix:	Water	Instrument:	GCMS4
Units:	ug/L (ppb)	Operator:	MB

Surrogates:	% Recovery:	Lower Limit:	Upper Limit:
1,2-Dichloroethane-d4	97	58	118
Toluene-d8	99	59	117
4-Bromofluorobenzene	103	45	141

Compounds:	Concentration ug/L (ppb)
Vinyl chloride	<0.2
Chloroethane	<1
1,1-Dichloroethene	<1
Methylene chloride	<5
trans-1,2-Dichloroethene	<1
1,1-Dichloroethane	<1
cis-1,2-Dichloroethene	<1
1,2-Dichloroethane (EDC)	<1
1,1,1-Trichloroethane	<1
Trichloroethene	<1
Tetrachloroethene	<1

Analysis For Volatile Compounds By EPA Method 8260C

Client Sample ID:	01MW55-20090127	Client:	Sound Environmental Strategies
Date Received:	01/27/09	Project:	TOC_01-600_20090127 WORFDB2
Date Extracted:	02/02/09	Lab ID:	901240-07
Date Analyzed:	02/02/09	Data File:	020218.D
Matrix:	Water	Instrument:	GCMS4
Units:	ug/L (ppb)	Operator:	MB

Surrogates:	% Recovery:	Lower Limit:	Upper Limit:
1,2-Dichloroethane-d4	93	58	118
Toluene-d8	94	59	117
4-Bromofluorobenzene	100	45	141

Compounds:	Concentration ug/L (ppb)
Vinyl chloride	220 ve
Chloroethane	<1
1,1-Dichloroethene	15
Methylene chloride	<5
trans-1,2-Dichloroethene	11
1,1-Dichloroethane	<1
cis-1,2-Dichloroethene	1,500 ve
1,2-Dichloroethane (EDC)	1.4
1,1,1-Trichloroethane	<1
Trichloroethene	6,900 ve
Tetrachloroethene	1.9

Analysis For Volatile Compounds By EPA Method 8260C

Client Sample ID:	01MW55-20090127	Client:	Sound Environmental Strategies
Date Received:	01/27/09	Project:	TOC_01-600_20090127 WORFDB2
Date Extracted:	02/02/09	Lab ID:	901240-07 1/200
Date Analyzed:	02/03/09	Data File:	020233.D
Matrix:	Water	Instrument:	GCMS4
Units:	ug/L (ppb)	Operator:	MB

Surrogates:	% Recovery:	Lower Limit:	Upper Limit:
1,2-Dichloroethane-d4	102	58	118
Toluene-d8	103	59	117
4-Bromofluorobenzene	106	45	141

Compounds:	Concentration ug/L (ppb)
Vinyl chloride	220
Chloroethane	<200
1,1-Dichloroethene	<200
Methylene chloride	<1,000
trans-1,2-Dichloroethene	<200
1,1-Dichloroethane	<200
cis-1,2-Dichloroethene	1,500
1,2-Dichloroethane (EDC)	<200
1,1,1-Trichloroethane	<200
Trichloroethene	20,000
Tetrachloroethene	<200

Analysis For Volatile Compounds By EPA Method 8260C

Client Sample ID:	01MW15-20090127	Client:	Sound Environmental Strategies
Date Received:	01/27/09	Project:	TOC_01-600_20090127 WORFDB2
Date Extracted:	02/02/09	Lab ID:	901240-11
Date Analyzed:	02/02/09	Data File:	020212.D
Matrix:	Water	Instrument:	GCMS4
Units:	ug/L (ppb)	Operator:	MB

Surrogates:	% Recovery:	Lower Limit:	Upper Limit:
1,2-Dichloroethane-d4	97	58	118
Toluene-d8	102	59	117
4-Bromofluorobenzene	102	45	141

Compounds:	Concentration ug/L (ppb)
Vinyl chloride	3.8
Chloroethane	<1
1,1-Dichloroethene	<1
Methylene chloride	<5
trans-1,2-Dichloroethene	<1
1,1-Dichloroethane	<1
cis-1,2-Dichloroethene	14
1,2-Dichloroethane (EDC)	<1
1,1,1-Trichloroethane	<1
Trichloroethene	23
Tetrachloroethene	<1

Analysis For Volatile Compounds By EPA Method 8260C

Client Sample ID:	MW02-20090127	Client:	Sound Environmental Strategies
Date Received:	01/27/09	Project:	TOC_01-600_20090127 WORFDB2
Date Extracted:	02/02/09	Lab ID:	901240-12
Date Analyzed:	02/02/09	Data File:	020213.D
Matrix:	Water	Instrument:	GCMS4
Units:	ug/L (ppb)	Operator:	MB

Surrogates:	% Recovery:	Lower Limit:	Upper Limit:
1,2-Dichloroethane-d4	102	58	118
Toluene-d8	101	59	117
4-Bromofluorobenzene	103	45	141

Compounds:	Concentration ug/L (ppb)
Vinyl chloride	<0.2
Chloroethane	<1
1,1-Dichloroethene	<1
Methylene chloride	<5
trans-1,2-Dichloroethene	<1
1,1-Dichloroethane	<1
cis-1,2-Dichloroethene	<1
1,2-Dichloroethane (EDC)	<1
1,1,1-Trichloroethane	<1
Trichloroethene	<1
Tetrachloroethene	<1

Analysis For Volatile Compounds By EPA Method 8260C

Client Sample ID:	MW03-20090127	Client:	Sound Environmental Strategies
Date Received:	01/27/09	Project:	TOC_01-600_20090127 WORFDB2
Date Extracted:	02/02/09	Lab ID:	901240-15
Date Analyzed:	02/02/09	Data File:	020214.D
Matrix:	Water	Instrument:	GCMS4
Units:	ug/L (ppb)	Operator:	MB

Surrogates:	% Recovery:	Lower Limit:	Upper Limit:
1,2-Dichloroethane-d4	98	58	118
Toluene-d8	102	59	117
4-Bromofluorobenzene	103	45	141

Compounds:	Concentration ug/L (ppb)
Vinyl chloride	0.51
Chloroethane	<1
1,1-Dichloroethene	<1
Methylene chloride	<5
trans-1,2-Dichloroethene	<1
1,1-Dichloroethane	<1
cis-1,2-Dichloroethene	16
1,2-Dichloroethane (EDC)	<1
1,1,1-Trichloroethane	<1
Trichloroethene	<1
Tetrachloroethene	<1

Analysis For Volatile Compounds By EPA Method 8260C

Client Sample ID:	01MW46-20090127	Client:	Sound Environmental Strategies
Date Received:	01/27/09	Project:	TOC_01-600_20090127 WORFDB2
Date Extracted:	02/02/09	Lab ID:	901240-16
Date Analyzed:	02/02/09	Data File:	020215.D
Matrix:	Water	Instrument:	GCMS4
Units:	ug/L (ppb)	Operator:	MB

Surrogates:	% Recovery:	Lower Limit:	Upper Limit:
1,2-Dichloroethane-d4	96	58	118
Toluene-d8	99	59	117
4-Bromofluorobenzene	104	45	141

Compounds:	Concentration ug/L (ppb)
Vinyl chloride	8.0
Chloroethane	<1
1,1-Dichloroethene	<1
Methylene chloride	<5
trans-1,2-Dichloroethene	<1
1,1-Dichloroethane	<1
cis-1,2-Dichloroethene	<1
1,2-Dichloroethane (EDC)	<1
1,1,1-Trichloroethane	<1
Trichloroethene	1.1
Tetrachloroethene	<1

Analysis For Volatile Compounds By EPA Method 8260C

Client Sample ID:	MW06-20090127	Client:	Sound Environmental Strategies
Date Received:	01/27/09	Project:	TOC_01-600_20090127 WORFDB2
Date Extracted:	02/02/09	Lab ID:	901240-17
Date Analyzed:	02/02/09	Data File:	020216.D
Matrix:	Water	Instrument:	GCMS4
Units:	ug/L (ppb)	Operator:	MB

Surrogates:	% Recovery:	Lower Limit:	Upper Limit:
1,2-Dichloroethane-d4	96	58	118
Toluene-d8	97	59	117
4-Bromofluorobenzene	100	45	141

Compounds:	Concentration ug/L (ppb)
Vinyl chloride	1.0
Chloroethane	<1
1,1-Dichloroethene	<1
Methylene chloride	<5
trans-1,2-Dichloroethene	<1
1,1-Dichloroethane	<1
cis-1,2-Dichloroethene	<1
1,2-Dichloroethane (EDC)	<1
1,1,1-Trichloroethane	<1
Trichloroethene	<1
Tetrachloroethene	<1

Analysis For Volatile Compounds By EPA Method 8260C

Client Sample ID:	01MW56-20090127	Client:	Sound Environmental Strategies
Date Received:	01/27/09	Project:	TOC_01-600_20090127 WORFDB2
Date Extracted:	02/02/09	Lab ID:	901240-19
Date Analyzed:	02/02/09	Data File:	020217.D
Matrix:	Water	Instrument:	GCMS4
Units:	ug/L (ppb)	Operator:	MB

Surrogates:	% Recovery:	Lower Limit:	Upper Limit:
1,2-Dichloroethane-d4	98	58	118
Toluene-d8	101	59	117
4-Bromofluorobenzene	103	45	141

Compounds:	Concentration ug/L (ppb)
Vinyl chloride	<0.2
Chloroethane	<1
1,1-Dichloroethene	<1
Methylene chloride	<5
trans-1,2-Dichloroethene	<1
1,1-Dichloroethane	<1
cis-1,2-Dichloroethene	<1
1,2-Dichloroethane (EDC)	<1
1,1,1-Trichloroethane	<1
Trichloroethene	<1
Tetrachloroethene	<1

Analysis For Volatile Compounds By EPA Method 8260C

Client Sample ID:	Method Blank	Client:	Sound Environmental Strategies
Date Received:	NA	Project:	TOC_01-600_20090127 WORFDB2
Date Extracted:	02/02/09	Lab ID:	090137 mb
Date Analyzed:	02/02/09	Data File:	020207.D
Matrix:	Water	Instrument:	GCMS4
Units:	ug/L (ppb)	Operator:	MB

Surrogates:	% Recovery:	Lower Limit:	Upper Limit:
1,2-Dichloroethane-d4	100	58	118
Toluene-d8	99	59	117
4-Bromofluorobenzene	102	45	141

Compounds:	Concentration ug/L (ppb)
Vinyl chloride	<0.2
Chloroethane	<1
1,1-Dichloroethene	<1
Methylene chloride	<5
trans-1,2-Dichloroethene	<1
1,1-Dichloroethane	<1
cis-1,2-Dichloroethene	<1
1,2-Dichloroethane (EDC)	<1
1,1,1-Trichloroethane	<1
Trichloroethene	<1
Tetrachloroethene	<1

Analysis of Semivolatile Compounds By EPA Method 8270D SIM

Client Sample ID:	01MW26-20090127	Client:	Sound Environmental Strategies
Date Received:	01/27/09	Project:	TOC_01-600_20090127 WORFDB2
Date Extracted:	02/02/09	Lab ID:	901240-03
Date Analyzed:	02/07/09	Data File:	020626.D
Matrix:	Water	Instrument:	GCMS3
Units:	ug/L (ppb)	Operator:	YA

Surrogates:	% Recovery:	Lower Limit:	Upper Limit:
2-Fluorophenol	52	19	87
Phenol-d6	37	12	56
2,4,6-Tribromophenol	83	10	154

Compounds:	Concentration ug/L (ppb)
Pentachlorophenol	<0.5

Analysis of Semivolatile Compounds By EPA Method 8270D SIM

Client Sample ID:	01MW39-20090127	Client:	Sound Environmental Strategies
Date Received:	01/27/09	Project:	TOC_01-600_20090127 WORFDB2
Date Extracted:	02/02/09	Lab ID:	901240-04
Date Analyzed:	02/07/09	Data File:	020621.D
Matrix:	Water	Instrument:	GCMS3
Units:	ug/L (ppb)	Operator:	YA

Surrogates:	% Recovery:	Lower Limit:	Upper Limit:
2-Fluorophenol	55	19	87
Phenol-d6	36	12	56
2,4,6-Tribromophenol	94	10	154

Compounds:	Concentration ug/L (ppb)
Pentachlorophenol	<0.5

Analysis of Semivolatile Compounds By EPA Method 8270D SIM

Client Sample ID:	01MW13-20090127	Client:	Sound Environmental Strategies
Date Received:	01/27/09	Project:	TOC_01-600_20090127 WORFDB2
Date Extracted:	02/02/09	Lab ID:	901240-08
Date Analyzed:	02/07/09	Data File:	020628.D
Matrix:	Water	Instrument:	GCMS3
Units:	ug/L (ppb)	Operator:	YA

Surrogates:	% Recovery:	Lower Limit:	Upper Limit:
2-Fluorophenol	56	19	87
Phenol-d6	30	12	56
2,4,6-Tribromophenol	96	10	154

Compounds:	Concentration ug/L (ppb)
Pentachlorophenol	<0.5

Analysis of Semivolatile Compounds By EPA Method 8270D SIM

Client Sample ID:	01MW27-20090127	Client:	Sound Environmental Strategies
Date Received:	01/27/09	Project:	TOC_01-600_20090127 WORFDB2
Date Extracted:	02/02/09	Lab ID:	901240-09 1/5
Date Analyzed:	02/09/09	Data File:	020908.D
Matrix:	Water	Instrument:	GCMS3
Units:	ug/L (ppb)	Operator:	YA

Surrogates:	% Recovery:	Lower Limit:	Upper Limit:
2-Fluorophenol	52	19	87
Phenol-d6	40	12	56
2,4,6-Tribromophenol	99	10	154

Compounds:	Concentration ug/L (ppb)
Pentachlorophenol	5.1

Analysis of Semivolatile Compounds By EPA Method 8270D SIM

Client Sample ID:	01MW98-20090127	Client:	Sound Environmental Strategies
Date Received:	01/27/09	Project:	TOC_01-600_20090127 WORFDB2
Date Extracted:	02/02/09	Lab ID:	901240-10 1/5
Date Analyzed:	02/09/09	Data File:	020904.D
Matrix:	Water	Instrument:	GCMS3
Units:	ug/L (ppb)	Operator:	YA

Surrogates:	% Recovery:	Lower Limit:	Upper Limit:
2-Fluorophenol	59	19	87
Phenol-d6	32	12	56
2,4,6-Tribromophenol	85	10	154

Compounds:	Concentration ug/L (ppb)
Pentachlorophenol	5.2

Analysis of Semivolatile Compounds By EPA Method 8270D SIM

Client Sample ID:	01MW38-20090127	Client:	Sound Environmental Strategies
Date Received:	01/27/09	Project:	TOC_01-600_20090127 WORFDB2
Date Extracted:	02/02/09	Lab ID:	901240-13
Date Analyzed:	02/07/09	Data File:	020622.D
Matrix:	Water	Instrument:	GCMS3
Units:	ug/L (ppb)	Operator:	YA

Surrogates:	% Recovery:	Lower Limit:	Upper Limit:
2-Fluorophenol	55	19	87
Phenol-d6	36	12	56
2,4,6-Tribromophenol	97	10	154

Compounds:	Concentration ug/L (ppb)
Pentachlorophenol	<0.5

Analysis of Semivolatile Phenols By EPA Method 8270D SIM

Client Sample ID:	01MW37-20090127	Client:	Sound Environmental Strategies
Date Received:	01/27/09	Project:	TOC_01-600_20090127 WORFDB2
Date Extracted:	02/02/09	Lab ID:	901240-18
Date Analyzed:	02/07/09	Data File:	020618.D
Matrix:	Water	Instrument:	GCMS3
Units:	ug/L (ppb)	Operator:	YA

Surrogates:	% Recovery:	Lower Limit:	Upper Limit:
2-Fluorophenol	57	19	87
Phenol-d6	35	12	56
2,4,6-Tribromophenol	90	10	154

Compounds:	Concentration ug/L (ppb)
Pentachlorophenol	<0.5

Analysis of Semivolatile Compounds By EPA Method 8270D SIM

Client Sample ID:	01MW17-20090127	Client:	Sound Environmental Strategies
Date Received:	01/27/09	Project:	TOC_01-600_20090127 WORFDB2
Date Extracted:	02/02/09	Lab ID:	901240-20
Date Analyzed:	02/07/09	Data File:	020623.D
Matrix:	Water	Instrument:	GCMS3
Units:	ug/L (ppb)	Operator:	YA

Surrogates:	% Recovery:	Lower Limit:	Upper Limit:
2-Fluorophenol	53	19	87
Phenol-d6	34	12	56
2,4,6-Tribromophenol	97	10	154

Compounds:	Concentration ug/L (ppb)
Pentachlorophenol	<0.5

Analysis of Semivolatile Compounds By EPA Method 8270D SIM

Client Sample ID:	Method Blank	Client:	Sound Environmental Strategies
Date Received:	NA	Project:	TOC_01-600_20090127 WORFDB2
Date Extracted:	02/02/09	Lab ID:	09156mb
Date Analyzed:	02/07/09	Data File:	020617.D
Matrix:	Water	Instrument:	GCMS3
Units:	ug/L (ppb)	Operator:	YA

Surrogates:	% Recovery:	Lower Limit:	Upper Limit:
2-Fluorophenol	56	19	87
Phenol-d6	36	12	56
2,4,6-Tribromophenol	82	10	154

Compounds:	Concentration ug/L (ppb)
Pentachlorophenol	<0.5

Date of Report: 02/11/09
Date Received: 01/27/09
Project: TOC_01-600_20090127 WORFDB2, F&BI 901240

QUALITY ASSURANCE RESULTS FOR THE ANALYSIS OF WATER SAMPLES FOR BENZENE, TOLUENE, ETHYLBENZENE, XYLENES, AND TPH AS GASOLINE USING EPA METHOD 8021B AND NWTPH-Gx

Laboratory Code: 901240-01 (Duplicate)

Analyte	Reporting Units	Sample Result	Duplicate Result	Relative Percent Difference (Limit 20)
Benzene	ug/L (ppb)	<1	<1	nm
Toluene	ug/L (ppb)	<1	<1	nm
Ethylbenzene	ug/L (ppb)	<1	<1	nm
Xylenes	ug/L (ppb)	<3	<3	nm
Gasoline	ug/L (ppb)	<100	<100	nm

Laboratory Code: Laboratory Control Sample

Analyte	Reporting Units	Spike Level	Percent Recovery LCS	Acceptance Criteria
Benzene	ug/L (ppb)	25	100	65-118
Toluene	ug/L (ppb)	25	108	72-122
Ethylbenzene	ug/L (ppb)	25	101	73-126
Xylenes	ug/L (ppb)	75	106	74-118
Gasoline	ug/L (ppb)	500	102	69-134

Date of Report: 02/11/09
Date Received: 01/27/09
Project: TOC_01-600_20090127 WORFDB2, F&BI 901240

QUALITY ASSURANCE RESULTS FOR THE ANALYSIS OF WATER SAMPLES FOR TOTAL PETROLEUM HYDROCARBONS AS DIESEL EXTENDED USING METHOD NWTPH-Dx

Laboratory Code: Laboratory Control Sample Silica Gel

Analyte	Reporting Units	Spike Level	Percent Recovery LCS	Percent Recovery LCSD	Acceptance Criteria	RPD (Limit 20)
Diesel Extended	ug/L (ppb)	2,500	88	86	71-131	2

Date of Report: 02/11/09
Date Received: 01/27/09
Project: TOC_01-600_20090127 WORFDB2, F&BI 901240

QUALITY ASSURANCE RESULTS FOR THE ANALYSIS OF WATER SAMPLES FOR VOLATILES BY EPA METHOD 8260C

Laboratory Code: 901267-06 (Duplicate)

Analyte	Reporting Units	Sample Result	Duplicate Result	Relative Percent Difference (Limit 20)
Vinyl chloride	ug/L (ppb)	0.32	0.27	17
Chloroethane	ug/L (ppb)	<1	<1	nm
1,1-Dichloroethene	ug/L (ppb)	<1	<1	nm
Methylene chloride	ug/L (ppb)	<5	<5	nm
trans-1,2-Dichloroethene	ug/L (ppb)	<1	<1	nm
1,1-Dichloroethane	ug/L (ppb)	<1	<1	nm
cis-1,2-Dichloroethene	ug/L (ppb)	<1	<1	nm
1,2-Dichloroethane (EDC)	ug/L (ppb)	<1	<1	nm
1,1,1-Trichloroethane	ug/L (ppb)	<1	<1	nm
Trichloroethene	ug/L (ppb)	6.3	6.5	3
Tetrachloroethene	ug/L (ppb)	<1	<1	nm

Laboratory Code: Laboratory Control Sample

Analyte	Reporting Units	Spike Level	Percent Recovery LCS	Percent Recovery LCSD	Acceptance Criteria	RPD (Limit 20)
Vinyl chloride	ug/L (ppb)	50	103	100	33-158	3
Chloroethane	ug/L (ppb)	50	88	85	35-157	3
1,1-Dichloroethene	ug/L (ppb)	50	100	97	55-139	3
Methylene chloride	ug/L (ppb)	50	93	90	52-129	3
trans-1,2-Dichloroethene	ug/L (ppb)	50	92	90	73-120	2
1,1-Dichloroethane	ug/L (ppb)	50	104	102	75-118	2
cis-1,2-Dichloroethene	ug/L (ppb)	50	106	104	78-119	2
1,2-Dichloroethane (EDC)	ug/L (ppb)	50	101	102	74-129	1
1,1,1-Trichloroethane	ug/L (ppb)	50	104	103	68-130	1
Trichloroethene	ug/L (ppb)	50	104	103	76-118	1
Tetrachloroethene	ug/L (ppb)	50	105	104	79-119	1

Date of Report: 02/11/09
Date Received: 01/27/09
Project: TOC_01-600_20090127 WORFDB2, F&BI 901240

QUALITY ASSURANCE RESULTS FOR THE ANALYSIS OF WATER SAMPLES FOR PNA'S BY EPA METHOD 8270D SIM

Laboratory Code: Laboratory Control Sample

Analyte	Reporting Units	Spike Level	Percent Recovery LCS	Percent Recovery LCSD	Acceptance Criteria	RPD (Limit 20)
Pentachlorophenol	ug/L (ppb)	7.5	63	60	15-124	5

Data Qualifiers & Definitions

a - The analyte was detected at a level less than five times the reporting limit. The RPD results may not provide reliable information on the variability of the analysis.

A1 – More than one compound of similar molecule structure was identified with equal probability.

b - The analyte was spiked at a level that was less than five times that present in the sample. Matrix spike recoveries may not be meaningful.

ca - The calibration results for this range fell outside of acceptance criteria. The value reported is an estimate.

c - The presence of the analyte indicated may be due to carryover from previous sample injections.

d - The sample was diluted. Detection limits may be raised due to dilution.

ds - The sample was diluted. Detection limits are raised due to dilution and surrogate recoveries may not be meaningful.

dv - Insufficient sample was available to achieve normal reporting limits and limits are raised accordingly.

fb - The analyte indicated was found in the method blank. The result should be considered an estimate.

fc – The compound is a common laboratory and field contaminant.

hr - The sample and duplicate were reextracted and reanalyzed. RPD results were still outside of control limits. The variability is attributed to sample inhomogeneity.

ht - The sample was extracted outside of holding time. Results should be considered estimates.

ip - Recovery fell outside of normal control limits. Compounds in the sample matrix interfered with the quantitation of the analyte.

j – The result is below normal reporting limits. The value reported is an estimate.

J - The internal standard associated with the analyte is out of control limits. The reported concentration is an estimate.

jl - The analyte result in the laboratory control sample is out of control limits. The reported concentration should be considered an estimate.

jr - The rpd result in laboratory control sample associated with the analyte is out of control limits. The reported concentration should be considered an estimate.

js - The surrogate associated with the analyte is out of control limits. The reported concentration should be considered an estimate.

lc - The presence of the compound indicated is likely due to laboratory contamination.

L - The reported concentration was generated from a library search.

nm - The analyte was not detected in one or more of the duplicate analyses. Therefore, calculation of the RPD is not applicable.

pc – The sample was received in a container not approved by the method. The value reported should be considered an estimate.

pr – The sample was received with incorrect preservation. The value reported should be considered an estimate.

ve - The value reported exceeded the calibration range established for the analyte. The reported concentration should be considered an estimate.

vo - The value reported fell outside the control limits established for this analyte.

x - The pattern of peaks present is not indicative of diesel.

y - The pattern of peaks present is not indicative of motor oil.

901240

SAMPLE CHAIN OF CUSTODY

ME 01/27/09

VS / BOS

Page # 1 of 2

Send Report To Tim Brown

Company Sound Environmental Strategies

Address 2400 Airport Way South, Suite 200

City, State, ZIP Seattle, WA 98134

Phone # 206.306.1900 Fax # 206.306.1907

SAMPLERS (signature): L. Namba S. Davis B. Dixon A. Hackett R. Thompson

PROJECT NAME/NO.: TOC Holding - Seattle Terminal 0440-004-16 01-600

PO #:

REMARKS:

GEMS Y / N

TURNAROUND TIME
- ☑ Standard (2 Weeks)
- ☐ RUSH
- Rush charges authorized by:

SAMPLE DISPOSAL
- ☑ Dispose after 30 days
- ☐ Return samples
- ☐ Will call with instructions

Sample ID	Sample Location	Sample Depth	Lab ID	Date Sampled	Time Sampled	Matrix	# of jars	NWTPH-Dx	NWTPH-Gx	BTEX by 8021B	cVOCs by 8260B	PCP SVOCs by 8270	RCRA-8 Metals			Notes
								ANALYSES REQUESTED								
02MW14-20090127	02MW14	12	01 A-F	01/27/09	1010	Water	6	✓	✓	✓	✓					⊗-per TB 1/29/09 MS
02MW14-20090127	01MW14		02 A-F	01/27/09	1015	Water	6	✓	✓	✓	✓					
01MW26-20090127	01MW26	16	03 A-F	01/27/09	1028	Water	6	✓	✓	✓		✓				
01MW39-20090127	01MW39	17.5	04 A-F	01/27/09	1037	Water	6	✓	✓	✓		✓				
02MW13-20090127	02MW13	11	05 A-F	01/27/09	1109	Water	6	✓	✓	✓	✓					
MW01-20090127	MW-01	25	06 A-F	01/27/09	1129	Water	6	✓	✓	✓	✓					
01MW55-20090127	01MW55	26	07 A-D	01/27/09	1120	Water	4	✓	✓	✓	⊗					
01MW13-20090127	01MW13	9.5	08 A-F	01/27/09	1151	Water	6	✓	✓	✓		✓	✓			
01MW27-20090127	01MW27	16	09 A-F	01/27/09	1200	Water	6	✓	✓	✓		✓				
01MW98-20090127	01MW98	16	10 A-F	01/27/09	1215	Water	6	✓	✓	✓		✓				
01MW15-20090127	01MW15	26	11 A-F	01/27/09	1235	Water	6	✓	✓	✓	✓					
MW02-20090127	MW-02	27	12 A-F	01/27/09	1243	Water	6	✓	✓	✓	✓					
01MW38-20090127	01MW38	12	13 A-F	01/27/09	1321	Water	6	✓	✓	✓		✓				

Friedman & Bruya, Inc.
3012 16th Avenue West
Seattle, WA 98119-2029
Ph. (206) 285-8282
Fax (206) 283-5044

	SIGNATURE	PRINT NAME	COMPANY	DATE	TIME
Relinquished by:	Larry Namba	Larry Namba	SES	01/27/09	1830
Received by:	Yerthova	Alexandra Yerthova	F/B	〃	〃
Relinquished by:					
Received by:			Samples received at 7 °C		

901240

SAMPLE CHAIN OF CUSTODY

ME 01/27/09

V5/B05

Page # 2 of 2

Send Report To Tim Brown

Company Sound Environmental Strategies

Address 2400 Airport Way South, Suite 200

City, State, ZIP Seattle, WA 98134

Phone # 206.306.1900 Fax # 306.1907

SAMPLERS (signature) L. Namba, S. Davis, B. Dixon, R. Thompson, A. Hackett

PROJECT NAME/NO. TOC Holdings - Seattle Terminal 0440-004-#6 01-600

PO #

REMARKS

GEMS Y / N

TURNAROUND TIME
- ☑ Standard (2 Weeks)
- ☐ RUSH
- Rush charges authorized by:

SAMPLE DISPOSAL
- ☑ Dispose after 30 days
- ☐ Return samples
- ☐ Will call with instructions

Sample ID	Sample Location	Sample Depth	Lab ID	Date Sampled	Time Sampled	Matrix	# of jars	ANALYSES REQUESTED: NWTPH-Dx	NWTPH-Gx	BTEX by 8021B	cVOCs by 8260B	PCP SVOCs by 8270	RCRA-8 Metals			Notes
02MW09-20090127	02MW09	10.5	14 A-D	01/27/09	1330	Water	4	✓	✓	✓						
MW03-20090127	MW03	13	15 A-F	01/27/09	1337	Water	6	✓	✓	✓	✓					
01MW46-20090127	01MW46	26.5	16 A-F	01/27/09	1407	Water	6	✓	✓	✓	✓					
MW06-20090127	MW-06	26	17 A-F	01/27/09	1416	Water	6	✓	✓	✓	✓					
01MW37-20090127	01MW37	13.5	18 A-F	01/27/09	1437	Water	6	✓	✓	✓		✓				
01MW56-20090127	01MW56	25	19 A-F	01/27/09	1535	Water	4	✓	✓	✓	(X)					
01MW17-20090127	01MW17	23	20 A-F	01/27/09	1615	Water	6	✓	✓	✓		✓				
													✓			

SIGNATURE	PRINT NAME	COMPANY	DATE	TIME
Relinquished by: Larry Namba	Larry Namba	SES	01/27/09	1830
Received by: Yerthova	Alexandra Yerthova	FB	〃	〃
Relinquished by				
Received by:		Samples received at 7 °C		

Friedman & Bruya, Inc.
3012 16th Avenue West
Seattle, WA 98119-2029
Ph. (206) 285-8282
Fax (206) 283-5044

FRIEDMAN & BRUYA, INC.

ENVIRONMENTAL CHEMISTS

James E. Bruya, Ph.D.
Charlene Morrow, M.S.
Yelena Aravkina, M.S.
Bradley T. Benson, B.S.
Kurt Johnson, B.S.

3012 16th Avenue West
Seattle, WA 98119-2029
TEL: (206) 285-8282
FAX: (206) 283-5044
e-mail: fbi@isomedia.com

February 12, 2009

Ryan Bixby, Project Manager
Sound Environmental Strategies Corporation
2400 Airport Way S., Suite 200
Seattle, WA 98134-2020

Dear Mr. Bixby:

Included are the results from the testing of material submitted on January 29, 2009 from the TOC_01-600_20090129 WORFDB2, F&BI 901254 project. There are 38 pages included in this report. Any samples that may remain are currently scheduled for disposal in 30 days. If you would like us to return your samples or arrange for long term storage at our offices, please contact us as soon as possible.

We appreciate this opportunity to be of service to you and hope you will call if you should have any questions.

Sincerely,

FRIEDMAN & BRUYA, INC.



Michael Erdahl
Project Manager

Enclosures
c: Mark Chandler, Erin Rothman, Tim Brown
SOU0212R.DOC

CASE NARRATIVE

This case narrative encompasses samples received on January 29, 2009 by Friedman & Bruya, Inc. from the Sound Environmental Strategies TOC_01-600_20090129 WORFDB2, F&BI 901254 project. Samples were logged in under the laboratory ID's listed below.

Laboratory ID	Sound Environmental Strategies
901254-01	01MW01-20090128
901254-02	01MW45-20090128
901254-03	MW04-20090128
901254-04	MW97-20090128
901254-05	02MW03-20090128
901254-06	MW05-20090128
901254-07	02MW07-20090128
901254-08	02MW01-20090128
901254-09	01MW57-20090128
901254-10	01MW42-20090128
901254-11	02MW10-20090128
901254-12	01MW12-20090128
901254-13	02MW02-20090128
901254-14	01MW58-20090128
901254-15	02MW12-20090128
901254-16	02MW99-20090128
901254-17	02MW05-20090128
901254-18	01MW21-20090128
901254-19	01MW30-20090128
901254-20	01MW36-20090128
901254-21	01MW40-20090128
901254-22	02MW06-20090128
901254-23	01MW07-20090128
901254-24	02MW04-20090128
901254-25	01MW06-20090128
901254-26	01MW03-20090128

All quality control requirements were acceptable.

Date of Report: 02/12/09
Date Received: 01/29/09
Project: TOC_01-600_20090129 WORFDB2, F&BI 901254
Date Extracted: 01/30/09
Date Analyzed: 01/30/09, 02/02/09, 02/03/09, 02/04/09, and 02/09/09

RESULTS FROM THE ANALYSIS OF THE WATER SAMPLES FOR BENZENE, TOLUENE, ETHYLBENZENE, XYLENES AND TPH AS GASOLINE USING EPA METHOD 8021B AND NWTPH-Gx

Results Reported as ug/L (ppb)

Sample ID Laboratory ID	Benzene	Toluene	Ethyl Benzene	Total Xylenes	Gasoline Range	Surrogate (% Recovery) (Limit 52-124)
01MW01-20090128 901254-01	<1	<1	<1	<3	<100	89
01MW45-20090128 901254-02	2	3	<1	<3	210	97
MW04-20090128 901254-03	<1	<1	<1	<3	<100	85
MW97-20090128 901254-04	<1	<1	<1	<3	<100	86
02MW03-20090128 901254-05	<1	<1	<1	<3	<100	86
MW05-20090128 901254-06	1	<1	<1	<3	<100	87
02MW07-20090128 901254-07	<1	<1	<1	<3	<100	83
02MW01-20090128 901254-08	7	<1	<1	<3	170	84
01MW57-20090128 901254-09	<1	<1	<1	<3	<100	90
01MW42-20090128 901254-10	<1	<1	<1	<3	<100	87

Date of Report: 02/12/09
Date Received: 01/29/09
Project: TOC_01-600_20090129 WORFDB2, F&BI 901254
Date Extracted: 01/30/09
Date Analyzed: 01/30/09, 02/02/09, 02/03/09, 02/04/09, and 02/09/09

RESULTS FROM THE ANALYSIS OF THE WATER SAMPLES FOR BENZENE, TOLUENE, ETHYLBENZENE, XYLENES AND TPH AS GASOLINE USING EPA METHOD 8021B AND NWTPH-Gx

Results Reported as ug/L (ppb)

Sample ID Laboratory ID	Benzene	Toluene	Ethyl Benzene	Total Xylenes	Gasoline Range	Surrogate (% Recovery) (Limit 52-124)
02MW10-20090128 901254-11	<1	<1	<1	<3	<100	88
01MW12-20090128 901254-12	32	5	5	7	510	106
02MW02-20090128 901254-13	<1	<1	<1	<3	<100	87
01MW58-20090128 901254-14	<1	<1	<1	<3	<100	90
02MW12-20090128 d 901254-15 1/10	460	44	700	340	7,400	103
02MW99-20090128 d 901254-16 1/10	500	47	760	360	10,000	102
02MW05-20090128 901254-17	<1	1	<1	<3	270	101
01MW21-20090128 901254-18	<1	<1	<1	<3	100	98
01MW30-20090128 901254-19	<1	<1	<1	<3	<100	85
01MW36-20090128 901254-20	<1	<1	<1	<3	<100	88

Date of Report: 02/12/09
Date Received: 01/29/09
Project: TOC_01-600_20090129 WORFDB2, F&BI 901254
Date Extracted: 01/30/09
Date Analyzed: 01/30/09, 02/02/09, 02/03/09, 02/04/09, and 02/09/09

RESULTS FROM THE ANALYSIS OF THE WATER SAMPLES FOR BENZENE, TOLUENE, ETHYLBENZENE, XYLENES AND TPH AS GASOLINE USING EPA METHOD 8021B AND NWTPH-Gx

Results Reported as ug/L (ppb)

Sample ID Laboratory ID	Benzene	Toluene	Ethyl Benzene	Total Xylenes	Gasoline Range	Surrogate (% Recovery) (Limit 52-124)
01MW40-20090128 901254-21	<1	<1	<1	<3	<100	91
02MW06-20090128 901254-22	<1	<1	<1	<3	<100	90
01MW07-20090128 901254-23	<1	1	<1	<3	<100	90
02MW04-20090128 d 901254-24 1/10	9	23	220	300	5,600	93
01MW06-20090128 901254-25	<1	<1	<1	<3	<100	92
01MW03-20090128 d 901254-26 1/10	140	5	12	16	940	97
Method Blank	<1	<1	<1	<3	<100	84
Method Blank	<1	<1	<1	<3	<100	91

Date of Report: 02/12/09
Date Received: 01/29/09
Project: TOC_01-600_20090129 WORFDB2, F&BI 901254
Date Extracted: 01/30/09
Date Analyzed: 02/06/09 and 02/11/09

RESULTS FROM THE ANALYSIS OF THE WATER SAMPLES FOR TOTAL PETROLEUM HYDROCARBONS AS DIESEL AND MOTOR OIL USING METHOD NWTPH-Dx
Sample Extracts Passed Through a Silica Gel Column Prior to Analysis
Results Reported as ug/L (ppb)

Sample ID Laboratory ID	Diesel Range (C_{10}-C_{25})	Motor Oil Range (C_{25}-C_{36})	Surrogate (% Recovery) (Limit 50-150)
01MW01-20090128 901254-01	<50	<250	85
01MW45-20090128 901254-02	<50	<250	91
MW04-20090128 901254-03	<50	<250	85
MW97-20090128 901254-04	<50	<250	94
02MW03-20090128 901254-05	<50	<250	108
MW05-20090128 901254-06	<50	<250	94
02MW07-20090128 901254-07	<50	<250	90
02MW01-20090128 901254-08	<50	<250	101
01MW57-20090128 901254-09	<50	<250	96
01MW42-20090128 901254-10	<50	<250	102

Date of Report: 02/12/09
Date Received: 01/29/09
Project: TOC_01-600_20090129 WORFDB2, F&BI 901254
Date Extracted: 01/30/09
Date Analyzed: 02/06/09 and 02/11/09

RESULTS FROM THE ANALYSIS OF THE WATER SAMPLES FOR TOTAL PETROLEUM HYDROCARBONS AS DIESEL AND MOTOR OIL USING METHOD NWTPH-Dx
Sample Extracts Passed Through a Silica Gel Column Prior to Analysis
Results Reported as ug/L (ppb)

Sample ID Laboratory ID	Diesel Range (C_{10}-C_{25})	Motor Oil Range (C_{25}-C_{36})	Surrogate (% Recovery) (Limit 50-150)
02MW10-20090128 901254-11	<50	<250	88
01MW12-20090128 901254-12	100 x	<250	101
02MW02-20090128 901254-13	59 x	350	100
01MW58-20090128 901254-14	<50	<250	109
02MW12-20090128 901254-15	240 x	<250	93
02MW99-20090128 901254-16	290 x	<250	117
02MW05-20090128 901254-17	260 x	930	79
01MW21-20090128 901254-18	68 x	<250	93
01MW30-20090128 901254-19	<50	<250	103
01MW36-20090128 901254-20	<50	<250	101

Date of Report: 02/12/09
Date Received: 01/29/09
Project: TOC_01-600_20090129 WORFDB2, F&BI 901254
Date Extracted: 01/30/09
Date Analyzed: 02/06/09 and 02/11/09

RESULTS FROM THE ANALYSIS OF THE WATER SAMPLES FOR TOTAL PETROLEUM HYDROCARBONS AS DIESEL AND MOTOR OIL USING METHOD NWTPH-Dx
Sample Extracts Passed Through a Silica Gel Column Prior to Analysis
Results Reported as ug/L (ppb)

Sample ID Laboratory ID	Diesel Range (C_{10}-C_{25})	Motor Oil Range (C_{25}-C_{36})	Surrogate (% Recovery) (Limit 50-150)
01MW40-20090128 901254-21	<50	<250	94
02MW06-20090128 901254-22	<50	<250	82
01MW07-20090128 901254-23	<50	<250	90
02MW04-20090128 901254-24	390 x	<250	94
01MW06-20090128 901254-25	<50	<250	75
01MW03-20090128 901254-26	500 x	<250	97
Method Blank	<50	<250	86
Method Blank	<50	<250	89

Date of Report: 02/12/09
Date Received: 01/29/09
Project: TOC_01-600_20090129 WORFDB2, F&BI 901254
Date Extracted: 01/30/09
Date Analyzed: 01/31/09 and 02/02/09

RESULTS FROM THE ANALYSIS OF THE WATER SAMPLES FOR TOTAL PETROLEUM HYDROCARBONS AS DIESEL AND MOTOR OIL USING METHOD NWTPH-Dx

Results Reported as ug/L (ppb)

Sample ID Laboratory ID	Diesel Range (C_{10}-C_{25})	Motor Oil Range (C_{25}-C_{36})	Surrogate (% Recovery) (Limit 50-150)
01MW01-20090128 901254-01	150 x	<250	95
01MW45-20090128 901254-02	450 x	<250	98
MW04-20090128 901254-03	59 x	<250	93
MW97-20090128 901254-04	96 x	<250	98
02MW03-20090128 901254-05	100 x	<250	100
MW05-20090128 901254-06	84 x	<250	105
02MW07-20090128 901254-07	84 x	<250	98
02MW01-20090128 901254-08	96 x	<250	98
01MW57-20090128 901254-09	<50	<250	100
01MW42-20090128 901254-10	600 x	370 y	101

Date of Report: 02/12/09
Date Received: 01/29/09
Project: TOC_01-600_20090129 WORFDB2, F&BI 901254
Date Extracted: 01/30/09
Date Analyzed: 01/31/09 and 02/02/09

RESULTS FROM THE ANALYSIS OF THE WATER SAMPLES FOR TOTAL PETROLEUM HYDROCARBONS AS DIESEL AND MOTOR OIL USING METHOD NWTPH-Dx

Results Reported as ug/L (ppb)

Sample ID Laboratory ID	Diesel Range (C_{10}-C_{25})	Motor Oil Range (C_{25}-C_{36})	Surrogate (% Recovery) (Limit 50-150)
02MW10-20090128 901254-11	97 x	<250	99
01MW12-20090128 901254-12	3,800 x	650 y	99
02MW02-20090128 901254-13	470 x	690 y	106
01MW58-20090128 901254-14	<50	<250	104
02MW12-20090128 901254-15	1,600 x	<250	102
02MW99-20090128 901254-16	1,700 x	<250	107
02MW05-20090128 901254-17	340 x	1,000	92
01MW21-20090128 901254-18	13,000 x	1,800 y	108
01MW30-20090128 901254-19	510 x	<280	100
01MW36-20090128 901254-20	710 x	360 y	101

Date of Report: 02/12/09
Date Received: 01/29/09
Project: TOC_01-600_20090129 WORFDB2, F&BI 901254
Date Extracted: 01/30/09
Date Analyzed: 01/31/09 and 02/02/09

RESULTS FROM THE ANALYSIS OF THE WATER SAMPLES FOR TOTAL PETROLEUM HYDROCARBONS AS DIESEL AND MOTOR OIL USING METHOD NWTPH-Dx

Results Reported as ug/L (ppb)

Sample ID Laboratory ID	Diesel Range (C_{10}-C_{25})	Motor Oil Range (C_{25}-C_{36})	Surrogate (% Recovery) (Limit 50-150)
01MW40-20090128 901254-21	590 x	<250	100
02MW06-20090128 901254-22	160 x	<250	101
01MW07-20090128 901254-23	770 x	<250	108
02MW04-20090128 901254-24	1,200 x	<250	99
01MW06-20090128 901254-25	270 x	<250	102
01MW03-20090128 901254-26	990 x	<250	107
Method Blank	<50	<250	102
Method Blank	<50	<250	93

Analysis For Volatile Compounds By EPA Method 8260C

Client Sample ID:	01MW45-20090128	Client:	Sound Environmental Strategies
Date Received:	01/29/09	Project:	TOC_01-600_20090129, F&BI 901254
Date Extracted:	02/02/09	Lab ID:	901254-02
Date Analyzed:	02/02/09	Data File:	020218.D
Matrix:	Water	Instrument:	GCMS5
Units:	ug/L (ppb)	Operator:	MB

Surrogates:	% Recovery:	Lower Limit:	Upper Limit:
1,2-Dichloroethane-d4	99	65	127
Toluene-d8	96	69	127
4-Bromofluorobenzene	101	77	156

Compounds:	Concentration ug/L (ppb)
Vinyl chloride	2.3
Chloroethane	<1
1,1-Dichloroethene	<1
Methylene chloride	<5
trans-1,2-Dichloroethene	<1
1,1-Dichloroethane	<1
cis-1,2-Dichloroethene	53
1,2-Dichloroethane (EDC)	<1
1,1,1-Trichloroethane	<1
Trichloroethene	310 ve
Tetrachloroethene	<1

Analysis For Volatile Compounds By EPA Method 8260C

Client Sample ID:	01MW45-20090128	Client:	Sound Environmental Strategies
Date Received:	01/29/09	Project:	TOC_01-600_20090129, F&BI 901254
Date Extracted:	02/02/09	Lab ID:	901254-02 1/50
Date Analyzed:	02/02/09	Data File:	020216.D
Matrix:	Water	Instrument:	GCMS5
Units:	ug/L (ppb)	Operator:	MB

Surrogates:	% Recovery:	Lower Limit:	Upper Limit:
1,2-Dichloroethane-d4	99	65	127
Toluene-d8	97	69	127
4-Bromofluorobenzene	101	77	156

Compounds:	Concentration ug/L (ppb)
Vinyl chloride	<10
Chloroethane	<50
1,1-Dichloroethene	<50
Methylene chloride	<250
trans-1,2-Dichloroethene	<50
1,1-Dichloroethane	<50
cis-1,2-Dichloroethene	50
1,2-Dichloroethane (EDC)	<50
1,1,1-Trichloroethane	<50
Trichloroethene	380
Tetrachloroethene	<50

Analysis For Volatile Compounds By EPA Method 8260C

Client Sample ID:	MW04-20090128	Client:	Sound Environmental Strategies
Date Received:	01/29/09	Project:	TOC_01-600_20090129, F&BI 901254
Date Extracted:	02/02/09	Lab ID:	901254-03
Date Analyzed:	02/02/09	Data File:	020217.D
Matrix:	Water	Instrument:	GCMS5
Units:	ug/L (ppb)	Operator:	MB

Surrogates:	% Recovery:	Lower Limit:	Upper Limit:
1,2-Dichloroethane-d4	98	65	127
Toluene-d8	97	69	127
4-Bromofluorobenzene	102	77	156

Compounds:	Concentration ug/L (ppb)
Vinyl chloride	0.59
Chloroethane	<1
1,1-Dichloroethene	<1
Methylene chloride	<5
trans-1,2-Dichloroethene	<1
1,1-Dichloroethane	<1
cis-1,2-Dichloroethene	<1
1,2-Dichloroethane (EDC)	<1
1,1,1-Trichloroethane	<1
Trichloroethene	5.2
Tetrachloroethene	<1

Analysis For Volatile Compounds By EPA Method 8260C

Client Sample ID:	MW97-20090128	Client:	Sound Environmental Strategies
Date Received:	01/29/09	Project:	TOC_01-600_20090129, F&BI 901254
Date Extracted:	02/02/09	Lab ID:	901254-04
Date Analyzed:	02/02/09	Data File:	020206.D
Matrix:	Water	Instrument:	GCMS5
Units:	ug/L (ppb)	Operator:	MB

Surrogates:	% Recovery:	Lower Limit:	Upper Limit:
1,2-Dichloroethane-d4	97	65	127
Toluene-d8	99	69	127
4-Bromofluorobenzene	101	77	156

Compounds:	Concentration ug/L (ppb)
Vinyl chloride	0.57
Chloroethane	<1
1,1-Dichloroethene	<1
Methylene chloride	<5
trans-1,2-Dichloroethene	<1
1,1-Dichloroethane	<1
cis-1,2-Dichloroethene	<1
1,2-Dichloroethane (EDC)	<1
1,1,1-Trichloroethane	<1
Trichloroethene	4.5
Tetrachloroethene	<1

Analysis For Volatile Compounds By EPA Method 8260C

Client Sample ID:	MW05-20090128	Client:	Sound Environmental Strategies
Date Received:	01/29/09	Project:	TOC_01-600_20090129, F&BI 901254
Date Extracted:	02/02/09	Lab ID:	901254-06
Date Analyzed:	02/02/09	Data File:	020207.D
Matrix:	Water	Instrument:	GCMS5
Units:	ug/L (ppb)	Operator:	MB

Surrogates:	% Recovery:	Lower Limit:	Upper Limit:
1,2-Dichloroethane-d4	98	65	127
Toluene-d8	98	69	127
4-Bromofluorobenzene	99	77	156

Compounds:	Concentration ug/L (ppb)
Vinyl chloride	1.2
Chloroethane	<1
1,1-Dichloroethene	<1
Methylene chloride	<5
trans-1,2-Dichloroethene	<1
1,1-Dichloroethane	<1
cis-1,2-Dichloroethene	11
1,2-Dichloroethane (EDC)	<1
1,1,1-Trichloroethane	<1
Trichloroethene	100
Tetrachloroethene	<1

Analysis For Volatile Compounds By EPA Method 8260C

Client Sample ID:	01MW57-20090128	Client:	Sound Environmental Strategies
Date Received:	01/29/09	Project:	TOC_01-600_20090129, F&BI 901254
Date Extracted:	02/02/09	Lab ID:	901254-09
Date Analyzed:	02/02/09	Data File:	020208.D
Matrix:	Water	Instrument:	GCMS5
Units:	ug/L (ppb)	Operator:	MB

Surrogates:	% Recovery:	Lower Limit:	Upper Limit:
1,2-Dichloroethane-d4	97	65	127
Toluene-d8	98	69	127
4-Bromofluorobenzene	100	77	156

Compounds:	Concentration ug/L (ppb)
Vinyl chloride	<0.2
Chloroethane	<1
1,1-Dichloroethene	<1
Methylene chloride	<5
trans-1,2-Dichloroethene	<1
1,1-Dichloroethane	<1
cis-1,2-Dichloroethene	<1
1,2-Dichloroethane (EDC)	<1
1,1,1-Trichloroethane	<1
Trichloroethene	1.8
Tetrachloroethene	<1

Analysis For Volatile Compounds By EPA Method 8260C

Client Sample ID:	01MW58-20090128	Client:	Sound Environmental Strategies
Date Received:	01/29/09	Project:	TOC_01-600_20090129, F&BI 901254
Date Extracted:	02/02/09	Lab ID:	901254-14
Date Analyzed:	02/02/09	Data File:	020209.D
Matrix:	Water	Instrument:	GCMS5
Units:	ug/L (ppb)	Operator:	MB

Surrogates:	% Recovery:	Lower Limit:	Upper Limit:
1,2-Dichloroethane-d4	96	65	127
Toluene-d8	98	69	127
4-Bromofluorobenzene	100	77	156

Compounds:	Concentration ug/L (ppb)
Vinyl chloride	<0.2
Chloroethane	<1
1,1-Dichloroethene	<1
Methylene chloride	<5
trans-1,2-Dichloroethene	<1
1,1-Dichloroethane	<1
cis-1,2-Dichloroethene	<1
1,2-Dichloroethane (EDC)	<1
1,1,1-Trichloroethane	<1
Trichloroethene	<1
Tetrachloroethene	<1

Analysis For Volatile Compounds By EPA Method 8260C

Client Sample ID:	01MW30-20090128	Client:	Sound Environmental Strategies
Date Received:	01/29/09	Project:	TOC_01-600_20090129, F&BI 901254
Date Extracted:	02/02/09	Lab ID:	901254-19
Date Analyzed:	02/02/09	Data File:	020210.D
Matrix:	Water	Instrument:	GCMS5
Units:	ug/L (ppb)	Operator:	MB

Surrogates:	% Recovery:	Lower Limit:	Upper Limit:
1,2-Dichloroethane-d4	97	65	127
Toluene-d8	98	69	127
4-Bromofluorobenzene	101	77	156

Compounds:	Concentration ug/L (ppb)
Vinyl chloride	<0.2
Chloroethane	<1
1,1-Dichloroethene	<1
Methylene chloride	<5
trans-1,2-Dichloroethene	<1
1,1-Dichloroethane	<1
cis-1,2-Dichloroethene	<1
1,2-Dichloroethane (EDC)	<1
1,1,1-Trichloroethane	<1
Trichloroethene	<1
Tetrachloroethene	<1

Analysis For Volatile Compounds By EPA Method 8260C

Client Sample ID:	01MW07-20090128	Client:	Sound Environmental Strategies
Date Received:	01/29/09	Project:	TOC_01-600_20090129, F&BI 901254
Date Extracted:	02/02/09	Lab ID:	901254-23
Date Analyzed:	02/02/09	Data File:	020212.D
Matrix:	Water	Instrument:	GCMS5
Units:	ug/L (ppb)	Operator:	MB

Surrogates:	% Recovery:	Lower Limit:	Upper Limit:
1,2-Dichloroethane-d4	100	65	127
Toluene-d8	97	69	127
4-Bromofluorobenzene	100	77	156

Compounds:	Concentration ug/L (ppb)
Vinyl chloride	0.64
Chloroethane	<1
1,1-Dichloroethene	<1
Methylene chloride	<5
trans-1,2-Dichloroethene	<1
1,1-Dichloroethane	<1
cis-1,2-Dichloroethene	<1
1,2-Dichloroethane (EDC)	<1
1,1,1-Trichloroethane	<1
Trichloroethene	<1
Tetrachloroethene	<1

Analysis For Volatile Compounds By EPA Method 8260C

Client Sample ID:	01MW06-20090128	Client:	Sound Environmental Strategies
Date Received:	01/29/09	Project:	TOC_01-600_20090129, F&BI 901254
Date Extracted:	02/02/09	Lab ID:	901254-25
Date Analyzed:	02/02/09	Data File:	020214.D
Matrix:	Water	Instrument:	GCMS5
Units:	ug/L (ppb)	Operator:	MB

Surrogates:	% Recovery:	Lower Limit:	Upper Limit:
1,2-Dichloroethane-d4	98	65	127
Toluene-d8	98	69	127
4-Bromofluorobenzene	102	77	156

Compounds:	Concentration ug/L (ppb)
Vinyl chloride	<0.2
Chloroethane	<1
1,1-Dichloroethene	<1
Methylene chloride	<5
trans-1,2-Dichloroethene	<1
1,1-Dichloroethane	<1
cis-1,2-Dichloroethene	<1
1,2-Dichloroethane (EDC)	<1
1,1,1-Trichloroethane	<1
Trichloroethene	<1
Tetrachloroethene	<1

Analysis For Volatile Compounds By EPA Method 8260C

Client Sample ID:	Method Blank	Client:	Sound Environmental Strategies
Date Received:	Not Applicable	Project:	TOC_01-600_20090129, F&BI 901254
Date Extracted:	02/02/09	Lab ID:	090136 mb
Date Analyzed:	02/02/09	Data File:	020205.D
Matrix:	Water	Instrument:	GCMS5
Units:	ug/L (ppb)	Operator:	MB

Surrogates:	% Recovery:	Lower Limit:	Upper Limit:
1,2-Dichloroethane-d4	97	65	127
Toluene-d8	99	69	127
4-Bromofluorobenzene	101	77	156

Compounds:	Concentration ug/L (ppb)
Vinyl chloride	<0.2
Chloroethane	<1
1,1-Dichloroethene	<1
Methylene chloride	<5
trans-1,2-Dichloroethene	<1
1,1-Dichloroethane	<1
cis-1,2-Dichloroethene	<1
1,2-Dichloroethane (EDC)	<1
1,1,1-Trichloroethane	<1
Trichloroethene	<1
Tetrachloroethene	<1

Analysis For Semivolatile Compounds By EPA Method 8270D SIM

Client Sample ID:	01MW01-20090128	Client:	Sound Environmental Strategies
Date Received:	01/29/09	Project:	TOC_01-600_20090129, F&BI 901254
Date Extracted:	02/02/09	Lab ID:	901254-01 1/20
Date Analyzed:	02/09/09	Data File:	020906.D
Matrix:	Water	Instrument:	GCMS3
Units:	ug/L (ppb)	Operator:	YA

Surrogates:	% Recovery:	Lower Limit:	Upper Limit:
2-Fluorophenol	53	19	87
Phenol-d6	32	12	56
2,4,6-Tribromophenol	84	10	154

Compounds:	Concentration ug/L (ppb)
Pentachlorophenol	14

Analysis For Semivolatile Compounds By EPA Method 8270D SIM

Client Sample ID:	01MW42-20090128	Client:	Sound Environmental Strategies
Date Received:	01/29/09	Project:	TOC_01-600_20090129, F&BI 901254
Date Extracted:	02/02/09	Lab ID:	901254-10
Date Analyzed:	02/07/09	Data File:	020620.D
Matrix:	Water	Instrument:	GCMS3
Units:	ug/L (ppb)	Operator:	YA

Surrogates:	% Recovery:	Lower Limit:	Upper Limit:
2-Fluorophenol	53	19	87
Phenol-d6	33	12	56
2,4,6-Tribromophenol	92	10	154

Compounds:	Concentration ug/L (ppb)
Pentachlorophenol	<0.5

Analysis For Semivolatile Compounds By EPA Method 8270D SIM

Client Sample ID:	01MW12-20090128	Client:	Sound Environmental Strategies
Date Received:	01/29/09	Project:	TOC_01-600_20090129, F&BI 901254
Date Extracted:	02/02/09	Lab ID:	901254-12
Date Analyzed:	02/07/09	Data File:	020630.D
Matrix:	Water	Instrument:	GCMS3
Units:	ug/L (ppb)	Operator:	YA

Surrogates:	% Recovery:	Lower Limit:	Upper Limit:
2-Fluorophenol	59	19	87
Phenol-d6	31	12	56
2,4,6-Tribromophenol	90	10	154

Compounds:	Concentration ug/L (ppb)
Pentachlorophenol	<0.5

Analysis For Semivolatile Compounds By EPA Method 8270D SIM

Client Sample ID:	01MW21-20090128	Client:	Sound Environmental Strategies
Date Received:	01/29/09	Project:	TOC_01-600_20090129, F&BI 901254
Date Extracted:	02/02/09	Lab ID:	901254-18 1/10
Date Analyzed:	02/09/09	Data File:	020909.D
Matrix:	Water	Instrument:	GCMS3
Units:	ug/L (ppb)	Operator:	YA

Surrogates:	% Recovery:	Lower Limit:	Upper Limit:
2-Fluorophenol	52	19	87
Phenol-d6	22	12	56
2,4,6-Tribromophenol	94	10	154

Compounds:	Concentration ug/L (ppb)
Pentachlorophenol	10

Analysis For Semivolatile Compounds By EPA Method 8270D SIM

Client Sample ID:	01MW40-20090128	Client:	Sound Environmental Strategies
Date Received:	01/29/09	Project:	TOC_01-600_20090129, F&BI 901254
Date Extracted:	02/02/09	Lab ID:	901254-21
Date Analyzed:	02/07/09	Data File:	020627.D
Matrix:	Water	Instrument:	GCMS3
Units:	ug/L (ppb)	Operator:	YA

Surrogates:	% Recovery:	Lower Limit:	Upper Limit:
2-Fluorophenol	57	19	87
Phenol-d6	34	12	56
2,4,6-Tribromophenol	104	10	154

Compounds:	Concentration ug/L (ppb)
Pentachlorophenol	<0.5

Analysis For Semivolatile Compounds By EPA Method 8270D SIM

Client Sample ID:	01MW03-20090128	Client:	Sound Environmental Strategies
Date Received:	01/29/09	Project:	TOC_01-600_20090129, F&BI 901254
Date Extracted:	02/02/09	Lab ID:	901254-26
Date Analyzed:	02/07/09	Data File:	020631.D
Matrix:	Water	Instrument:	GCMS3
Units:	ug/L (ppb)	Operator:	YA

Surrogates:	% Recovery:	Lower Limit:	Upper Limit:
2-Fluorophenol	58	19	87
Phenol-d6	36	12	56
2,4,6-Tribromophenol	94	10	154

Compounds:	Concentration ug/L (ppb)
Pentachlorophenol	<0.5

Analysis For Semivolatile Compounds By EPA Method 8270D SIM

Client Sample ID:	Method Blank	Client:	Sound Environmental Strategies
Date Received:	Not Applicable	Project:	TOC_01-600_20090129, F&BI 901254
Date Extracted:	02/02/09	Lab ID:	09156mb
Date Analyzed:	02/07/09	Data File:	020617.D
Matrix:	Water	Instrument:	GCMS3
Units:	ug/L (ppb)	Operator:	YA

Surrogates:	% Recovery:	Lower Limit:	Upper Limit:
2-Fluorophenol	56	19	87
Phenol-d6	36	12	56
2,4,6-Tribromophenol	82	10	154

Compounds:	Concentration ug/L (ppb)
Pentachlorophenol	<0.5

Date of Report: 02/12/09
Date Received: 01/29/09
Project: TOC_01-600_20090129 WORFDB2, F&BI 901254

QUALITY ASSURANCE RESULTS FOR THE ANALYSIS OF WATER SAMPLES FOR BENZENE, TOLUENE, ETHYLBENZENE, XYLENES, AND TPH AS GASOLINE USING EPA METHOD 8021B AND NWTPH-Gx

Laboratory Code: 901254-01 (Duplicate)

Analyte	Reporting Units	Sample Result	Duplicate Result	Relative Percent Difference (Limit 20)
Benzene	ug/L (ppb)	<1	<1	nm
Toluene	ug/L (ppb)	<1	<1	nm
Ethylbenzene	ug/L (ppb)	<1	<1	nm
Xylenes	ug/L (ppb)	<3	<3	nm
Gasoline	ug/L (ppb)	<100	<100	nm

Laboratory Code: Laboratory Control Sample

Analyte	Reporting Units	Spike Level	Percent Recovery LCS	Acceptance Criteria
Benzene	ug/L (ppb)	50	97	70-130
Toluene	ug/L (ppb)	50	105	70-130
Ethylbenzene	ug/L (ppb)	50	99	70-130
Xylenes	ug/L (ppb)	150	101	70-130
Gasoline	ug/L (ppb)	1,000	96	70-130

Date of Report: 02/12/09
Date Received: 01/29/09
Project: TOC_01-600_20090129 WORFDB2, F&BI 901254

QUALITY ASSURANCE RESULTS FOR THE ANALYSIS OF WATER SAMPLES FOR BENZENE, TOLUENE, ETHYLBENZENE, XYLENES, AND TPH AS GASOLINE USING EPA METHOD 8021B AND NWTPH-Gx

Laboratory Code: 901254-21 (Duplicate)

Analyte	Reporting Units	Sample Result	Duplicate Result	Relative Percent Difference (Limit 20)
Benzene	ug/L (ppb)	<1	<1	nm
Toluene	ug/L (ppb)	<1	<1	nm
Ethylbenzene	ug/L (ppb)	<1	<1	nm
Xylenes	ug/L (ppb)	<3	<3	nm
Gasoline	ug/L (ppb)	<100	<100	nm

Laboratory Code: Laboratory Control Sample

Analyte	Reporting Units	Spike Level	Percent Recovery LCS	Acceptance Criteria
Benzene	ug/L (ppb)	50	96	70-130
Toluene	ug/L (ppb)	50	92	70-130
Ethylbenzene	ug/L (ppb)	50	94	70-130
Xylenes	ug/L (ppb)	150	93	70-130
Gasoline	ug/L (ppb)	1,000	94	70-130

Date of Report: 02/12/09
Date Received: 01/29/09
Project: TOC_01-600_20090129 WORFDB2, F&BI 901254

QUALITY ASSURANCE RESULTS FOR THE ANALYSIS OF WATER SAMPLES FOR TOTAL PETROLEUM HYDROCARBONS AS DIESEL EXTENDED USING METHOD NWTPH-Dx

Laboratory Code: Laboratory Control Sample Silica Gel

Analyte	Reporting Units	Spike Level	Percent Recovery LCS	Percent Recovery LCSD	Acceptance Criteria	RPD (Limit 20)
Diesel Extended	ug/L (ppb)	2,500	105	101	69-135	4

Date of Report: 02/12/09
Date Received: 01/29/09
Project: TOC_01-600_20090129 WORFDB2, F&BI 901254

QUALITY ASSURANCE RESULTS FOR THE ANALYSIS OF WATER SAMPLES FOR TOTAL PETROLEUM HYDROCARBONS AS DIESEL EXTENDED USING METHOD NWTPH-Dx

Laboratory Code: Laboratory Control Sample Silica Gel

Analyte	Reporting Units	Spike Level	Percent Recovery LCS	Percent Recovery LCSD	Acceptance Criteria	RPD (Limit 20)
Diesel Extended	ug/L (ppb)	2,500	100	95	69-135	5

Date of Report: 02/12/09
Date Received: 01/29/09
Project: TOC_01-600_20090129 WORFDB2, F&BI 901254

QUALITY ASSURANCE RESULTS FOR THE ANALYSIS OF WATER SAMPLES FOR TOTAL PETROLEUM HYDROCARBONS AS DIESEL EXTENDED USING METHOD NWTPH-Dx

Laboratory Code: Laboratory Control Sample

Analyte	Reporting Units	Spike Level	Percent Recovery LCS	Percent Recovery LCSD	Acceptance Criteria	RPD (Limit 20)
Diesel Extended	ug/L (ppb)	2,500	119	113	69-135	5

Date of Report: 02/12/09
Date Received: 01/29/09
Project: TOC_01-600_20090129 WORFDB2, F&BI 901254

QUALITY ASSURANCE RESULTS FOR THE ANALYSIS OF WATER SAMPLES FOR TOTAL PETROLEUM HYDROCARBONS AS DIESEL EXTENDED USING METHOD NWTPH-Dx

Laboratory Code: Laboratory Control Sample

Analyte	Reporting Units	Spike Level	Percent Recovery LCS	Percent Recovery LCSD	Acceptance Criteria	RPD (Limit 20)
Diesel Extended	ug/L (ppb)	2,500	113	115	69-135	2

Date of Report: 02/12/09
Date Received: 01/29/09
Project: TOC_01-600_20090129 WORFDB2, F&BI 901254

QUALITY ASSURANCE RESULTS FOR THE ANALYSIS OF WATER SAMPLES FOR VOLATILES BY EPA METHOD 8260C

Laboratory Code: 901254-19 (Duplicate)

Analyte	Reporting Units	Sample Result	Duplicate Result	Relative Percent Difference (Limit 20)
Vinyl chloride	ug/L (ppb)	<0.2	<0.2	nm
Chloroethane	ug/L (ppb)	<1	<1	nm
1,1-Dichloroethene	ug/L (ppb)	<1	<1	nm
Methylene chloride	ug/L (ppb)	<5	<5	nm
trans-1,2-Dichloroethene	ug/L (ppb)	<1	<1	nm
1,1-Dichloroethane	ug/L (ppb)	<1	<1	nm
cis-1,2-Dichloroethene	ug/L (ppb)	<1	<1	nm
1,2-Dichloroethane (EDC)	ug/L (ppb)	<1	<1	nm
1,1,1-Trichloroethane	ug/L (ppb)	<1	<1	nm
Trichloroethene	ug/L (ppb)	<1	<1	nm
Tetrachloroethene	ug/L (ppb)	<1	<1	nm

Date of Report: 02/12/09
Date Received: 01/29/09
Project: TOC_01-600_20090129 WORFDB2, F&BI 901254

QUALITY ASSURANCE RESULTS FOR THE ANALYSIS OF WATER SAMPLES FOR VOLATILES BY EPA METHOD 8260C

Laboratory Code: Laboratory Control Sample

Analyte	Reporting Units	Spike Level	Percent Recovery LCS	Percent Recovery LCSD	Acceptance Criteria	RPD (Limit 20)
Vinyl chloride	ug/L (ppb)	50	107	99	53-131	8
Chloroethane	ug/L (ppb)	50	109	103	52-127	6
1,1-Dichloroethene	ug/L (ppb)	50	97	92	68-131	5
Methylene chloride	ug/L (ppb)	50	115	109	56-136	5
trans-1,2-Dichloroethene	ug/L (ppb)	50	105	99	71-128	6
1,1-Dichloroethane	ug/L (ppb)	50	103	99	74-118	4
cis-1,2-Dichloroethene	ug/L (ppb)	50	108	103	74-126	5
1,2-Dichloroethane (EDC)	ug/L (ppb)	50	95	92	77-118	3
1,1,1-Trichloroethane	ug/L (ppb)	50	103	97	77-123	6
Trichloroethene	ug/L (ppb)	50	100	97	74-119	3
Tetrachloroethene	ug/L (ppb)	50	98	96	86-121	2

Date of Report: 02/12/09
Date Received: 01/29/09
Project: TOC_01-600_20090129 WORFDB2, F&BI 901254

QUALITY ASSURANCE RESULTS FOR THE ANALYSIS OF WATER SAMPLES FOR PNA'S BY EPA METHOD 8270D SIM

Laboratory Code: Laboratory Control Sample

Analyte	Reporting Units	Spike Level	Percent Recovery LCS	Percent Recovery LCSD	Acceptance Criteria	RPD (Limit 20)
Pentachlorophenol	ug/L (ppb)	7.5	63	60	15-124	5

Data Qualifiers & Definitions

a - The analyte was detected at a level less than five times the reporting limit. The RPD results may not provide reliable information on the variability of the analysis.

A1 – More than one compound of similar molecule structure was identified with equal probability.

b - The analyte was spiked at a level that was less than five times that present in the sample. Matrix spike recoveries may not be meaningful.

ca - The calibration results for this range fell outside of acceptance criteria. The value reported is an estimate.

c - The presence of the analyte indicated may be due to carryover from previous sample injections.

d - The sample was diluted. Detection limits may be raised due to dilution.

ds - The sample was diluted. Detection limits are raised due to dilution and surrogate recoveries may not be meaningful.

dv - Insufficient sample was available to achieve normal reporting limits and limits are raised accordingly.

fb - The analyte indicated was found in the method blank. The result should be considered an estimate.

fc – The compound is a common laboratory and field contaminant.

hr - The sample and duplicate were reextracted and reanalyzed. RPD results were still outside of control limits. The variability is attributed to sample inhomogeneity.

ht - The sample was extracted outside of holding time. Results should be considered estimates.

ip - Recovery fell outside of normal control limits. Compounds in the sample matrix interfered with the quantitation of the analyte.

j – The result is below normal reporting limits. The value reported is an estimate.

J - The internal standard associated with the analyte is out of control limits. The reported concentration is an estimate.

jl - The analyte result in the laboratory control sample is out of control limits. The reported concentration should be considered an estimate.

jr - The rpd result in laboratory control sample associated with the analyte is out of control limits. The reported concentration should be considered an estimate.

js - The surrogate associated with the analyte is out of control limits. The reported concentration should be considered an estimate.

lc - The presence of the compound indicated is likely due to laboratory contamination.

L - The reported concentration was generated from a library search.

nm - The analyte was not detected in one or more of the duplicate analyses. Therefore, calculation of the RPD is not applicable.

pc – The sample was received in a container not approved by the method. The value reported should be considered an estimate.

pr – The sample was received with incorrect preservation. The value reported should be considered an estimate.

ve - The value reported exceeded the calibration range established for the analyte. The reported concentration should be considered an estimate.

vo - The value reported fell outside the control limits established for this analyte.

x - The pattern of peaks present is not indicative of diesel.

y - The pattern of peaks present is not indicative of motor oil.

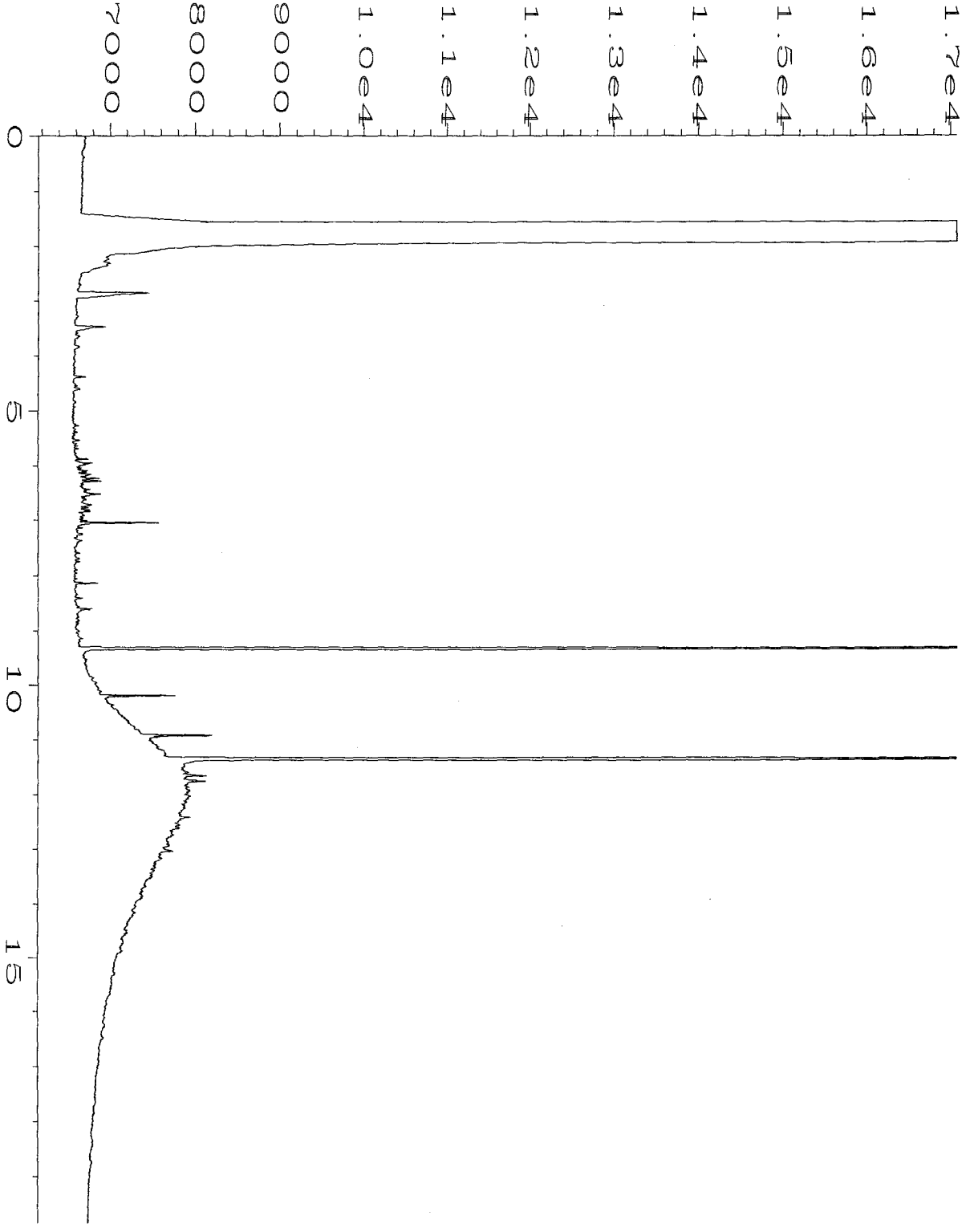

Data File Name : C:\HPCHEM\1\DATA\02-10-09\035F1501.D
Operator : ay
Instrument : GC1
Sample Name : 901254-13 sg
Run Time Bar Code:
Acquired on : 11 Feb 09 06:36 AM
Report Created on: 12 Feb 09 11:53 AM

Page Number : 1
Vial Number : 35
Injection Number : 1
Sequence Line : 15
Instrument Method: TPHD.MTH
Analysis Method : SIMDNEW.MTH



Data File Name : C:\HPCHEM\1\DATA\02-11-09\037F0101.D
Operator : ay
Instrument : GC1
Sample Name : 901254-15 sg
Run Time Bar Code:
Acquired on : 11 Feb 09 08:24 AM
Report Created on: 12 Feb 09 11:50 AM

Page Number : 1
Vial Number : 37
Injection Number : 1
Sequence Line : 1
Instrument Method: TPHD.MTH
Analysis Method : SIMDNEW.MTH



Data File Name : C:\HPCHEM\1\DATA\02-11-09\038F0101.D
Operator : ay
Instrument : GC1
Sample Name : 901254-16 sg
Run Time Bar Code:
Acquired on : 11 Feb 09 08:51 AM
Report Created on: 12 Feb 09 11:50 AM

Page Number : 1
Vial Number : 38
Injection Number : 1
Sequence Line : 1
Instrument Method: TPHD.MTH
Analysis Method : SIMDNEW.MTH

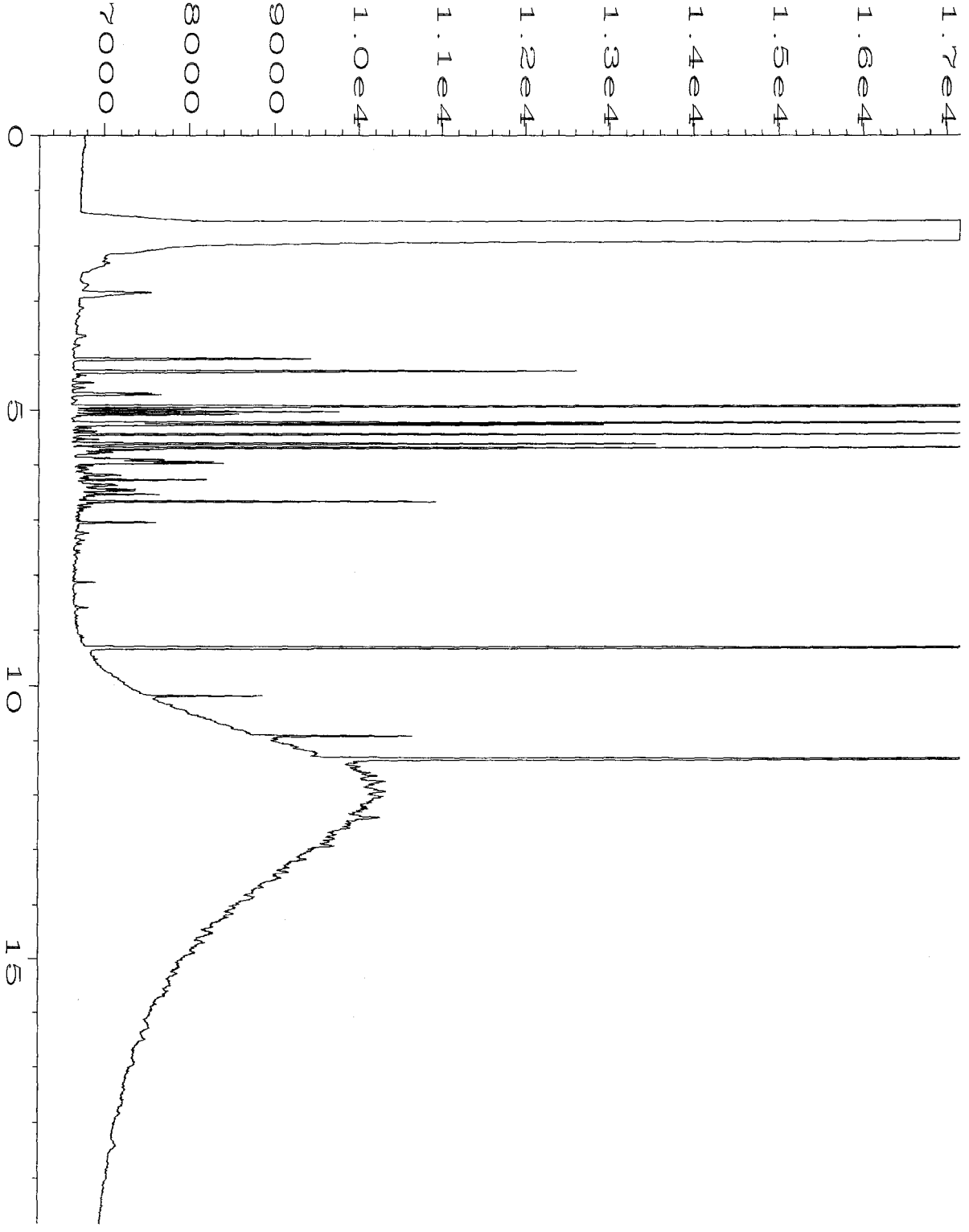

Data File Name	: C:\HPCHEM\1\DATA\02-11-09\039F0101.D		
Operator	: ay	Page Number	: 1
Instrument	: GC1	Vial Number	: 39
Sample Name	: 901254-17 sg	Injection Number	: 1
Run Time Bar Code:		Sequence Line	: 1
Acquired on	: 11 Feb 09 09:17 AM	Instrument Method	: TPHD.MTH
Report Created on:	12 Feb 09 11:50 AM	Analysis Method	: SIMDNEW.MTH

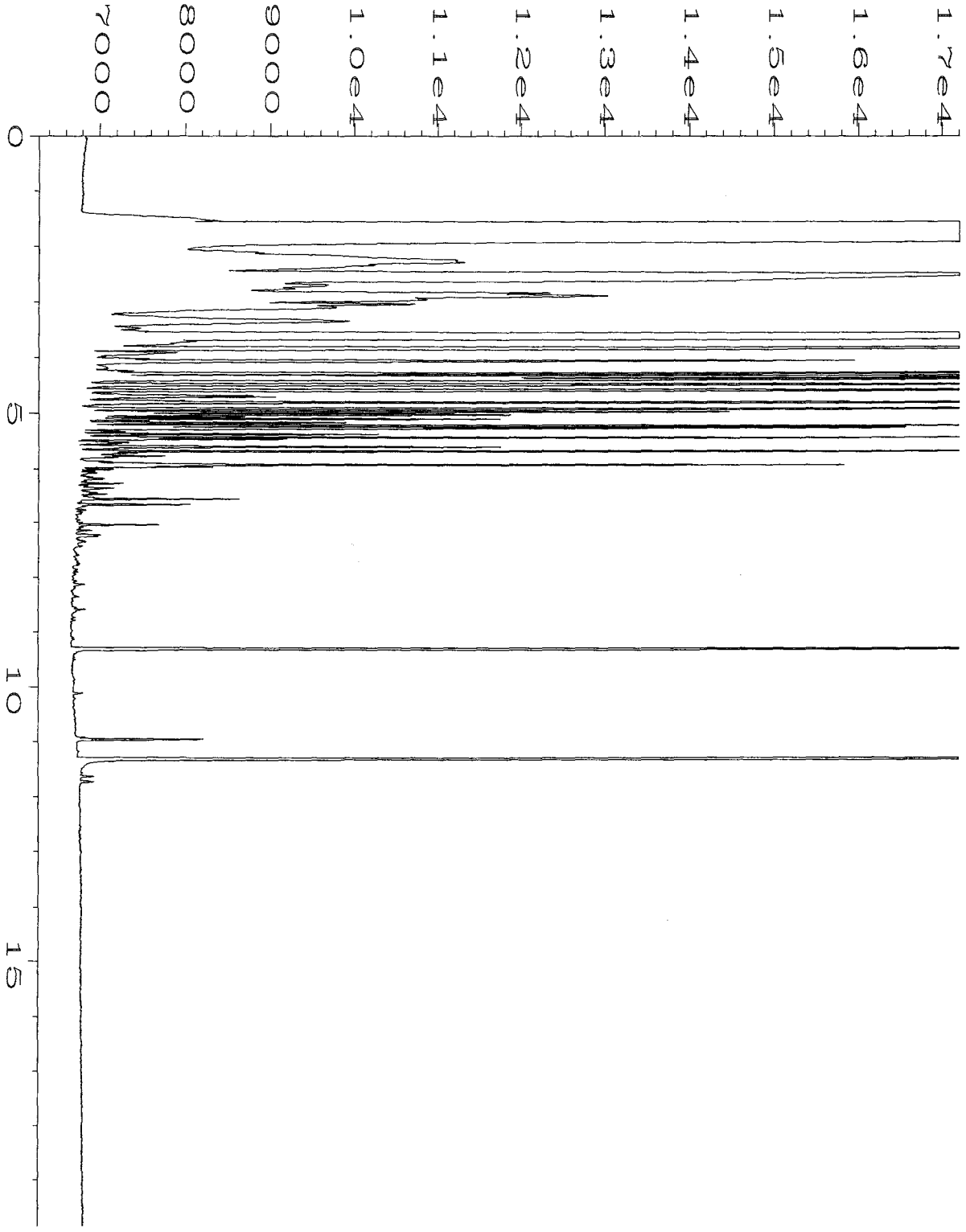

Data File Name : C:\HPCHEM\1\DATA\02-06-09\024F0901.D
Operator : ay
Instrument : GC1
Sample Name : 901254-24 sg
Run Time Bar Code:
Acquired on : 06 Feb 09 05:47 PM
Report Created on: 12 Feb 09 11:54 AM

Page Number : 1
Vial Number : 24
Injection Number : 1
Sequence Line : 9
Instrument Method: TPHD.MTH
Analysis Method : SIMDNEW.MTH



Data File Name : C:\HPCHEM\1\DATA\02-06-09\026F1101.D
Operator : ay
Instrument : GC1
Sample Name : 901254-26 sg
Run Time Bar Code:
Acquired on : 06 Feb 09 07:33 PM
Report Created on: 12 Feb 09 11:54 AM

Page Number : 1
Vial Number : 26
Injection Number : 1
Sequence Line : 11
Instrument Method: TPHD.MTH
Analysis Method : SIMDNEW.MTH

901254

SAMPLE CHAIN OF CUSTODY ME 01/29/09 VS 1805

Page # 1 of 2

Send Report To Tim Brown

Company SES

Address 2400 Airport Wy S. Ste. 200

City, State, ZIP Seattle, WA 98134

Phone # 206-306-1900 Fax # 206-306-1907

SAMPLERS (signature)

PROJECT NAME/NO. TOC Holdings Co. Seattle Terminal

PO # 01-600

REMARKS

GEMS Y / N

TURNAROUND TIME
- ☐ Standard (2 Weeks)
- ☐ RUSH
- Rush charges authorized by:

SAMPLE DISPOSAL
- ☐ Dispose after 30 days
- ☐ Return samples
- ☐ Will call with instructions

Sample ID	Sample Location	Sample Depth	Lab ID	Date Sampled	Time Sampled	Matrix	# of jars	NWTPH-Dx	NWTPH-Gx	BTEX by 8021B	chlorinated only VOC's by 8260B	SVOC's by 8270	RCRA-8 Metals	PCP by 8270D low level		Notes
01MW01-20090128	01MW01	20'	01 A-F	1/28/09	0928	W	6	X	X	X				X		
01MW45-20090128	01MW45	26'	02 A-F		0935		6	X	X	X	X					
MW04-20090128	MW04	26'	03 A-F		0950		6	X	X	X	X					
MW97-20090128	MW97	26'	04 A-F		1010		6	X	X	X	X					
02MW03-20090128	02MW03	~~15~~	05 A-D		1057		4	X	X	X						
MW05-20090128	MW05	25'	06 A-E		1103		5	X	X	X	X					
02MW07-20090128	02MW07	8'	07 A-D		1107		4	X	X	X						
02MW01-20090128	02MW01	14'	08 A-D		1157		4	X	X	X			-			
01MW57-20090128	01MW57	38'	09 A-F		1159		6	X	X	X	X					
01MW42-20090128	01MW42	12'	10 A-F		1200		6	X	X	X				X		
02MW10-20090128	02MW10	5'	11 A-D		1243		4	X	X	X						
01MW12-20090128	01MW12	9.5'	12 A-F		1315		6	X	X	X				X		
02MW02-20090128	02MW02	7'	13 A-D		1316		4	X	X	X						

SIGNATURE	PRINT NAME	COMPANY	DATE	TIME
Relinquished by:	Sheri Davis	SES	1/29/09	0950
Received by:	Michael Erdahl	FedEx	1	1
Relinquished by:				
Received by:			3	

Samples received at

Friedman & Bruya, Inc.
3012 16th Avenue West
Seattle, WA 98119-2029
Ph. (206) 285-8282
Fax (206) 283-5044

901254

SAMPLE CHAIN OF CUSTODY ME 01/29/09

VS/BOS

Page # 2 of 2

Send Report To Tim Brown

Company SES

Address 2400 Airport Wy. S. Ste. 200

City, State, ZIP Seattle, WA 98134

Phone # 206-306-1900 Fax # 206-306-1907

SAMPLERS (signature)

PROJECT NAME/NO. TDC Holdings Co. Seattle Terminal

PO #

REMARKS

GEMS Y / N

TURNAROUND TIME
- ☐ Standard (2 Weeks)
- ☐ RUSH
- Rush charges authorized by:

SAMPLE DISPOSAL
- ☐ Dispose after 30 days
- ☐ Return samples
- ☐ Will call with instructions

Sample ID	Sample Location	Sample Depth	Lab ID	Date Sampled	Time Sampled	Matrix	# of jars	ANALYSES REQUESTED: NWTPH-Dx	NWTPH-Gx	BTEX by 8021B	Chlorinated only VOC's by 8260B	SVOC's by 8270	RCRA-8 Metals	PCP by 8270D low level		Notes
01MW58-20090128	01MW58	30'	14 A-E	1/28/09	1322	W	6	X	X	X	X					
02MW12-20090128	02MW12	11'	15 A-D		1400		4	X	X	X						
02MW99-20090128	02MW99	11'	16 A-D		1415		4	X	X	X						
02MW05-20090128	02MW05	28'	17 A-D		1435		4	X	X	X						
01MW21-20090128	01MW21	9.5'	18 A-E		1437		6	X	X	X				X		
01MW30-20090128	01MW30	25'	19 A-E		1503		6	X	X	X	X					
01MW36-20090128	01MW36	19.5'	20 A-D		1547		4	X	X	X						
01MW40-20090128	01MW40	18.5'	21 A-E		1555		6	X	X	X			-	X		
02MW06-20090128	02MW06	26'	22 A-D		1600		4	X	X	X						
01MW07-20090128	01MW07	14'	23 A-E		1604		6	X	X	X	X					
02MW04-20090128	02MW04	14'	24 A-D		1646		4	X	X	X						
01MW06-20090128	01MW06	18'	25 A-E		1708		6	X	X	X	X					
01MW03-20090128	01MW03	20'	26 A-E		1730		6	X	X	X				X		

Friedman & Bruya, Inc.
3012 16th Avenue West
Seattle, WA 98119-2029
Ph. (206) 285-8282
Fax (206) 283-5044

	SIGNATURE	PRINT NAME	COMPANY	DATE	TIME
Relinquished by:		Sheri Davis	SES	1/29/09	0950
Received by:		Michael Erdahl	FedEx	↓	↓
Relinquished by:					
Received by:					

Samples received at 3 °C

FRIEDMAN & BRUYA, INC.

ENVIRONMENTAL CHEMISTS

James E. Bruya, Ph.D.
Charlene Morrow, M.S.
Yelena Aravkina, M.S.
Bradley T. Benson, B.S.
Kurt Johnson, B.S.

3012 16th Avenue West
Seattle, WA 98119-2029
TEL: (206) 285-8282
FAX: (206) 283-5044
e-mail: fbi@isomedia.com

February 12, 2009

Tim Brown, Project Manager
Sound Environmental Strategies Corporation
2400 Airport Way S., Suite 200
Seattle, WA 98134-2020

Dear Mr. Brown:

Included are the results from the testing of material submitted on January 30, 2009 from the TOC_01-600_20090130 WORFDB2, F&BI 901267 project. There are 27 pages included in this report. Any samples that may remain are currently scheduled for disposal in 30 days. If you would like us to return your samples or arrange for long term storage at our offices, please contact us as soon as possible.

We appreciate this opportunity to be of service to you and hope you will call if you should have any questions.

Sincerely,

FRIEDMAN & BRUYA, INC.



Michael Erdahl
Project Manager

Enclosures
c: Mark Chandler, Erin Rothman, Ryan Bixby
SOU0212R.DOC

CASE NARRATIVE

This case narrative encompasses samples received on January 30, 2009 by Friedman & Bruya, Inc. from the Sound Environmental Strategies TOC_01-600_20090130 WORFDB2, F&BI 901267 project. Samples were logged in under the laboratory ID's listed below.

Laboratory ID	Sound Environmental Strategies
901267-01	01MW11-20090129
901267-02	01MW02-20090129
901267-03	01MW61-20090129
901267-04	01MW59-20090129
901267-05	01MW04-20090129
901267-06	01MW60-20090129
901267-07	01MW18-20090129
901267-08	01MW08-20090129
901267-09	01MW62-20090129
901267-10	01MW19-20090129
901267-11	01MW20-20090129
901267-12	01MW54-20090129
901267-13	01MW63-20090129
901267-14	01MW96-20090129

All quality control requirements were acceptable.

Date of Report: 02/12/09
Date Received: 01/30/09
Project: TOC_01-600_20090130 WORFDB2, F&BI 901267
Date Extracted: 02/02/09
Date Analyzed: 02/02/09 and 02/03/09

RESULTS FROM THE ANALYSIS OF THE WATER SAMPLES FOR BENZENE, TOLUENE, ETHYLBENZENE, XYLENES AND TPH AS GASOLINE USING EPA METHOD 8021B AND NWTPH-Gx

Results Reported as ug/L (ppb)

Sample ID Laboratory ID	Benzene	Toluene	Ethyl Benzene	Total Xylenes	Gasoline Range	Surrogate (% Recovery) (Limit 50-150)
01MW11-20090129 901267-01	<1	<1	<1	<3	<100	91
01MW02-20090129 d 901267-02 1/100	5,000	620	3,000	13,000	51,000	93
01MW61-20090129 901267-03	<1	<1	<1	<3	<100	91
01MW59-20090129 901267-04	<1	<1	<1	<3	<100	91
01MW04-20090129 901267-05	<1	<1	3	5	<100	90
01MW60-20090129 901267-06	<1	<1	<1	<3	190	90
01MW18-20090129 d 901267-07 1/10	710	55	200	620	6,700	92
01MW08-20090129 901267-08	<1	<1	<1	<3	<100	90
01MW62-20090129 901267-09	<1	<1	<1	<3	<100	90
01MW19-20090129 d 901267-10 1/100	5,800	17	550	650	13,000	93
01MW20-20090129 901267-11	13	8	66	160	1,600	98

Date of Report: 02/12/09
Date Received: 01/30/09
Project: TOC_01-600_20090130 WORFDB2, F&BI 901267
Date Extracted: 02/02/09
Date Analyzed: 02/02/09 and 02/03/09

RESULTS FROM THE ANALYSIS OF THE WATER SAMPLES FOR BENZENE, TOLUENE, ETHYLBENZENE, XYLENES AND TPH AS GASOLINE USING EPA METHOD 8021B AND NWTPH-Gx

Results Reported as ug/L (ppb)

Sample ID Laboratory ID	Benzene	Toluene	Ethyl Benzene	Total Xylenes	Gasoline Range	Surrogate (% Recovery) (Limit 50-150)
01MW54-20090129 901267-12	<1	<1	<1	<3	<100	90
01MW63-20090129 901267-13	9	<1	<1	<3	3,700	91
01MW96-20090129 901267-14	8	<1	<1	<3	4,900	92
Method Blank	<1	<1	<1	<3	<100	91

Date of Report: 02/12/09
Date Received: 01/30/09
Project: TOC_01-600_20090130 WORFDB2, F&BI 901267
Date Extracted: 02/03/09
Date Analyzed: 02/10/09

RESULTS FROM THE ANALYSIS OF THE WATER SAMPLES FOR TOTAL PETROLEUM HYDROCARBONS AS DIESEL AND MOTOR OIL USING METHOD NWTPH-Dx
Sample Extracts Passed Through a Silica Gel Column Prior to Analysis
Results Reported as ug/L (ppb)

Sample ID Laboratory ID	Diesel Range (C_{10}-C_{25})	Motor Oil Range (C_{25}-C_{36})	Surrogate (% Recovery) (Limit 51-137)
01MW11-20090129 901267-01	56 x	480	81
01MW02-20090129 901267-02	2,600	<250	83
01MW61-20090129 901267-03	<50	<250	96
01MW59-20090129 901267-04	<50	<250	73
01MW04-20090129 901267-05	<50	<250	75
01MW60-20090129 901267-06	<50	<250	73
01MW18-20090129 901267-07	1,300	<250	82
01MW08-20090129 901267-08	<50	<250	76
01MW62-20090129 901267-09	<50	<250	74
01MW19-20090129 901267-10	1,000	2,500	69

Date of Report: 02/12/09
Date Received: 01/30/09
Project: TOC_01-600_20090130 WORFDB2, F&BI 901267
Date Extracted: 02/03/09
Date Analyzed: 02/10/09

RESULTS FROM THE ANALYSIS OF THE WATER SAMPLES FOR TOTAL PETROLEUM HYDROCARBONS AS DIESEL AND MOTOR OIL USING METHOD NWTPH-Dx
Sample Extracts Passed Through a Silica Gel Column Prior to Analysis
Results Reported as ug/L (ppb)

Sample ID Laboratory ID	Diesel Range (C_{10}-C_{25})	Motor Oil Range (C_{25}-C_{36})	Surrogate (% Recovery) (Limit 51-137)
01MW20-20090129 901267-11	280	<250	66
01MW54-20090129 901267-12	<50	<250	82
01MW63-20090129 901267-13	<50	<250	75
01MW96-20090129 901267-14	<50	<250	69
Method Blank	<50	<250	88

Analysis For Volatile Compounds By EPA Method 8260C

Client Sample ID:	01MW61-20090129	Client:	Sound Environmental Strategies
Date Received:	01/30/09	Project:	TOC_01-600_20090130 WORFDB2
Date Extracted:	02/02/09	Lab ID:	901267-03
Date Analyzed:	02/03/09	Data File:	020235.D
Matrix:	Water	Instrument:	GCMS4
Units:	ug/L (ppb)	Operator:	MB

Surrogates:	% Recovery:	Lower Limit:	Upper Limit:
1,2-Dichloroethane-d4	99	58	118
Toluene-d8	100	59	117
4-Bromofluorobenzene	104	45	141

Compounds:	Concentration ug/L (ppb)
Vinyl chloride	<0.2
Chloroethane	<1
1,1-Dichloroethene	<1
Methylene chloride	<5
trans-1,2-Dichloroethene	<1
1,1-Dichloroethane	<1
cis-1,2-Dichloroethene	<1
1,2-Dichloroethane (EDC)	<1
1,1,1-Trichloroethane	<1
Trichloroethene	<1
Tetrachloroethene	<1

Analysis For Volatile Compounds By EPA Method 8260C

Client Sample ID:	01MW59-20090129	Client:	Sound Environmental Strategies
Date Received:	01/30/09	Project:	TOC_01-600_20090130 WORFDB2
Date Extracted:	02/02/09	Lab ID:	901267-04
Date Analyzed:	02/03/09	Data File:	020236.D
Matrix:	Water	Instrument:	GCMS4
Units:	ug/L (ppb)	Operator:	MB

Surrogates:	% Recovery:	Lower Limit:	Upper Limit:
1,2-Dichloroethane-d4	100	58	118
Toluene-d8	100	59	117
4-Bromofluorobenzene	101	45	141

Compounds:	Concentration ug/L (ppb)
Vinyl chloride	<0.2
Chloroethane	<1
1,1-Dichloroethene	<1
Methylene chloride	<5
trans-1,2-Dichloroethene	<1
1,1-Dichloroethane	<1
cis-1,2-Dichloroethene	<1
1,2-Dichloroethane (EDC)	<1
1,1,1-Trichloroethane	<1
Trichloroethene	<1
Tetrachloroethene	<1

Analysis For Volatile Compounds By EPA Method 8260C

Client Sample ID:	01MW60-20090129	Client:	Sound Environmental Strategies
Date Received:	01/30/09	Project:	TOC_01-600_20090130 WORFDB2
Date Extracted:	02/02/09	Lab ID:	901267-06
Date Analyzed:	02/03/09	Data File:	020237.D
Matrix:	Water	Instrument:	GCMS4
Units:	ug/L (ppb)	Operator:	MB

Surrogates:	% Recovery:	Lower Limit:	Upper Limit:
1,2-Dichloroethane-d4	99	58	118
Toluene-d8	101	59	117
4-Bromofluorobenzene	100	45	141

Compounds:	Concentration ug/L (ppb)
Vinyl chloride	0.32
Chloroethane	<1
1,1-Dichloroethene	<1
Methylene chloride	<5
trans-1,2-Dichloroethene	<1
1,1-Dichloroethane	<1
cis-1,2-Dichloroethene	<1
1,2-Dichloroethane (EDC)	<1
1,1,1-Trichloroethane	<1
Trichloroethene	6.3
Tetrachloroethene	<1

Analysis For Volatile Compounds By EPA Method 8260C

Client Sample ID:	01MW62-20090129	Client:	Sound Environmental Strategies
Date Received:	01/30/09	Project:	TOC_01-600_20090130 WORFDB2
Date Extracted:	02/02/09	Lab ID:	901267-09
Date Analyzed:	02/03/09	Data File:	020239.D
Matrix:	Water	Instrument:	GCMS4
Units:	ug/L (ppb)	Operator:	MB

Surrogates:	% Recovery:	Lower Limit:	Upper Limit:
1,2-Dichloroethane-d4	99	58	118
Toluene-d8	98	59	117
4-Bromofluorobenzene	99	45	141

Compounds:	Concentration ug/L (ppb)
Vinyl chloride	<0.2
Chloroethane	<1
1,1-Dichloroethene	<1
Methylene chloride	<5
trans-1,2-Dichloroethene	<1
1,1-Dichloroethane	<1
cis-1,2-Dichloroethene	<1
1,2-Dichloroethane (EDC)	<1
1,1,1-Trichloroethane	<1
Trichloroethene	75
Tetrachloroethene	<1

Analysis For Volatile Compounds By EPA Method 8260C

Client Sample ID:	01MW19-20090129	Client:	Sound Environmental Strategies
Date Received:	01/30/09	Project:	TOC_01-600_20090130 WORFDB2
Date Extracted:	02/02/09	Lab ID:	901267-10
Date Analyzed:	02/03/09	Data File:	020240.D
Matrix:	Water	Instrument:	GCMS4
Units:	ug/L (ppb)	Operator:	MB

Surrogates:	% Recovery:	Lower Limit:	Upper Limit:
1,2-Dichloroethane-d4	98	58	118
Toluene-d8	96	59	117
4-Bromofluorobenzene	98	45	141

Compounds:	Concentration ug/L (ppb)
Vinyl chloride	<0.2
Chloroethane	<1
1,1-Dichloroethene	<1
Methylene chloride	<5
trans-1,2-Dichloroethene	<1
1,1-Dichloroethane	<1
cis-1,2-Dichloroethene	<1
1,2-Dichloroethane (EDC)	<1
1,1,1-Trichloroethane	<1
Trichloroethene	<1
Tetrachloroethene	<1

Analysis For Volatile Compounds By EPA Method 8260C

Client Sample ID:	01MW20-20090129	Client:	Sound Environmental Strategies
Date Received:	01/30/09	Project:	TOC_01-600_20090130 WORFDB2
Date Extracted:	02/03/09	Lab ID:	901267-11
Date Analyzed:	02/03/09	Data File:	020307.D
Matrix:	Water	Instrument:	GCMS4
Units:	ug/L (ppb)	Operator:	MB

Surrogates:	% Recovery:	Lower Limit:	Upper Limit:
1,2-Dichloroethane-d4	94	58	118
Toluene-d8	98	59	117
4-Bromofluorobenzene	97	45	141

Compounds:	Concentration ug/L (ppb)
Vinyl chloride	<0.2
Chloroethane	<1
1,1-Dichloroethene	<1
Methylene chloride	<5
trans-1,2-Dichloroethene	<1
1,1-Dichloroethane	<1
cis-1,2-Dichloroethene	<1
1,2-Dichloroethane (EDC)	<1
1,1,1-Trichloroethane	<1
Trichloroethene	2.0
Tetrachloroethene	<1

Analysis For Volatile Compounds By EPA Method 8260C

Client Sample ID:	01MW54-20090129	Client:	Sound Environmental Strategies
Date Received:	01/30/09	Project:	TOC_01-600_20090130 WORFDB2
Date Extracted:	02/03/09	Lab ID:	901267-12
Date Analyzed:	02/03/09	Data File:	020308.D
Matrix:	Water	Instrument:	GCMS4
Units:	ug/L (ppb)	Operator:	MB

Surrogates:	% Recovery:	Lower Limit:	Upper Limit:
1,2-Dichloroethane-d4	102	58	118
Toluene-d8	99	59	117
4-Bromofluorobenzene	102	45	141

Compounds:	Concentration ug/L (ppb)
Vinyl chloride	0.89
Chloroethane	<1
1,1-Dichloroethene	<1
Methylene chloride	<5
trans-1,2-Dichloroethene	<1
1,1-Dichloroethane	<1
cis-1,2-Dichloroethene	3.0
1,2-Dichloroethane (EDC)	<1
1,1,1-Trichloroethane	<1
Trichloroethene	32
Tetrachloroethene	<1

Analysis For Volatile Compounds By EPA Method 8260C

Client Sample ID:	01MW63-20090129	Client:	Sound Environmental Strategies
Date Received:	01/30/09	Project:	TOC_01-600_20090130 WORFDB2
Date Extracted:	02/02/09	Lab ID:	901267-13
Date Analyzed:	02/03/09	Data File:	020228.D
Matrix:	Water	Instrument:	GCMS4
Units:	ug/L (ppb)	Operator:	MB

Surrogates:	% Recovery:	Lower Limit:	Upper Limit:
1,2-Dichloroethane-d4	94	58	118
Toluene-d8	97	59	117
4-Bromofluorobenzene	102	45	141

Compounds:	Concentration ug/L (ppb)
Vinyl chloride	15
Chloroethane	1.4
1,1-Dichloroethene	2.2
Methylene chloride	<5
trans-1,2-Dichloroethene	3.8
1,1-Dichloroethane	<1
cis-1,2-Dichloroethene	210 ve
1,2-Dichloroethane (EDC)	7.2
1,1,1-Trichloroethane	<1
Trichloroethene	4,600 ve
Tetrachloroethene	<1

Analysis For Volatile Compounds By EPA Method 8260C

Client Sample ID:	01MW63-20090129	Client:	Sound Environmental Strategies
Date Received:	01/30/09	Project:	TOC_01-600_20090130 WORFDB2
Date Extracted:	02/03/09	Lab ID:	901267-13 1/100
Date Analyzed:	02/03/09	Data File:	020309.D
Matrix:	Water	Instrument:	GCMS4
Units:	ug/L (ppb)	Operator:	MB

Surrogates:	% Recovery:	Lower Limit:	Upper Limit:
1,2-Dichloroethane-d4	96	58	118
Toluene-d8	98	59	117
4-Bromofluorobenzene	101	45	141

Compounds:	Concentration ug/L (ppb)
Vinyl chloride	<20
Chloroethane	<100
1,1-Dichloroethene	<100
Methylene chloride	<500
trans-1,2-Dichloroethene	<100
1,1-Dichloroethane	<100
cis-1,2-Dichloroethene	200
1,2-Dichloroethane (EDC)	<100
1,1,1-Trichloroethane	<100
Trichloroethene	8,800
Tetrachloroethene	<100

Analysis For Volatile Compounds By EPA Method 8260C

Client Sample ID:	01MW96-20090129	Client:	Sound Environmental Strategies
Date Received:	01/30/09	Project:	TOC_01-600_20090130 WORFDB2
Date Extracted:	02/02/09	Lab ID:	901267-14
Date Analyzed:	02/03/09	Data File:	020229.D
Matrix:	Water	Instrument:	GCMS4
Units:	ug/L (ppb)	Operator:	MB

Surrogates:	% Recovery:	Lower Limit:	Upper Limit:
1,2-Dichloroethane-d4	95	58	118
Toluene-d8	99	59	117
4-Bromofluorobenzene	103	45	141

Compounds:	Concentration ug/L (ppb)
Vinyl chloride	15
Chloroethane	1.4
1,1-Dichloroethene	2.2
Methylene chloride	<5
trans-1,2-Dichloroethene	3.8
1,1-Dichloroethane	<1
cis-1,2-Dichloroethene	210 ve
1,2-Dichloroethane (EDC)	7.5
1,1,1-Trichloroethane	<1
Trichloroethene	4,800 ve
Tetrachloroethene	<1

Analysis For Volatile Compounds By EPA Method 8260C

Client Sample ID:	01MW96-20090129	Client:	Sound Environmental Strategies
Date Received:	01/30/09	Project:	TOC_01-600_20090130 WORFDB2
Date Extracted:	02/03/09	Lab ID:	901267-14 1/100
Date Analyzed:	02/03/09	Data File:	020310.D
Matrix:	Water	Instrument:	GCMS4
Units:	ug/L (ppb)	Operator:	MB

Surrogates:	% Recovery:	Lower Limit:	Upper Limit:
1,2-Dichloroethane-d4	98	58	118
Toluene-d8	99	59	117
4-Bromofluorobenzene	103	45	141

Compounds:	Concentration ug/L (ppb)
Vinyl chloride	<20
Chloroethane	<100
1,1-Dichloroethene	<100
Methylene chloride	<500
trans-1,2-Dichloroethene	<100
1,1-Dichloroethane	<100
cis-1,2-Dichloroethene	190
1,2-Dichloroethane (EDC)	<100
1,1,1-Trichloroethane	<100
Trichloroethene	8,700
Tetrachloroethene	<100

Analysis For Volatile Compounds By EPA Method 8260C

Client Sample ID:	Method Blank	Client:	Sound Environmental Strategies
Date Received:	NA	Project:	TOC_01-600_20090130 WORFDB2
Date Extracted:	02/02/09	Lab ID:	090137 mb
Date Analyzed:	02/02/09	Data File:	020207.D
Matrix:	Water	Instrument:	GCMS4
Units:	ug/L (ppb)	Operator:	MB

Surrogates:	% Recovery:	Lower Limit:	Upper Limit:
1,2-Dichloroethane-d4	100	58	118
Toluene-d8	99	59	117
4-Bromofluorobenzene	102	45	141

Compounds:	Concentration ug/L (ppb)
Vinyl chloride	<0.2
Chloroethane	<1
1,1-Dichloroethene	<1
Methylene chloride	<5
trans-1,2-Dichloroethene	<1
1,1-Dichloroethane	<1
cis-1,2-Dichloroethene	<1
1,2-Dichloroethane (EDC)	<1
1,1,1-Trichloroethane	<1
Trichloroethene	<1
Tetrachloroethene	<1

Analysis For Volatile Compounds By EPA Method 8260C

Client Sample ID:	Method Blank	Client:	Sound Environmental Strategies
Date Received:	NA	Project:	TOC_01-600_20090130 WORFDB2
Date Extracted:	02/03/09	Lab ID:	090138 mb
Date Analyzed:	02/03/09	Data File:	020306.D
Matrix:	Water	Instrument:	GCMS4
Units:	ug/L (ppb)	Operator:	MB

Surrogates:	% Recovery:	Lower Limit:	Upper Limit:
1,2-Dichloroethane-d4	99	58	118
Toluene-d8	98	59	117
4-Bromofluorobenzene	103	45	141

Compounds:	Concentration ug/L (ppb)
Vinyl chloride	<0.2
Chloroethane	<1
1,1-Dichloroethene	<1
Methylene chloride	<5
trans-1,2-Dichloroethene	<1
1,1-Dichloroethane	<1
cis-1,2-Dichloroethene	<1
1,2-Dichloroethane (EDC)	<1
1,1,1-Trichloroethane	<1
Trichloroethene	<1
Tetrachloroethene	<1

Analysis of Semivolatile Compounds By EPA Method 8270D SIM

Client Sample ID:	01MW04-20090129	Client:	Sound Environmental Strategies
Date Received:	01/30/09	Project:	TOC_01-600_20090130 WORFDB2
Date Extracted:	02/02/09	Lab ID:	901267-05
Date Analyzed:	02/07/09	Data File:	020624.D
Matrix:	Water	Instrument:	GCMS3
Units:	ug/L (ppb)	Operator:	YA

Surrogates:	% Recovery:	Lower Limit:	Upper Limit:
2-Fluorophenol	52	19	87
Phenol-d6	32	12	56
2,4,6-Tribromophenol	99	10	154

Compounds:	Concentration ug/L (ppb)
Pentachlorophenol	<0.5

Analysis of Semivolatile Compounds By EPA Method 8270D SIM

Client Sample ID:	01MW18-20090129	Client:	Sound Environmental Strategies
Date Received:	01/30/09	Project:	TOC_01-600_20090130 WORFDB2
Date Extracted:	02/02/09	Lab ID:	901267-07
Date Analyzed:	02/07/09	Data File:	020625.D
Matrix:	Water	Instrument:	GCMS3
Units:	ug/L (ppb)	Operator:	YA

Surrogates:	% Recovery:	Lower Limit:	Upper Limit:
2-Fluorophenol	39	19	87
Phenol-d6	38	12	56
2,4,6-Tribromophenol	91	10	154

Compounds:	Concentration ug/L (ppb)
Pentachlorophenol	<0.5

Analysis of Semivolatile Compounds By EPA Method 8270D SIM

Client Sample ID:	Method Blank	Client:	Sound Environmental Strategies
Date Received:	NA	Project:	TOC_01-600_20090130 WORFDB2
Date Extracted:	02/02/09	Lab ID:	09156mb
Date Analyzed:	02/07/09	Data File:	020617.D
Matrix:	Water	Instrument:	GCMS3
Units:	ug/L (ppb)	Operator:	YA

Surrogates:	% Recovery:	Lower Limit:	Upper Limit:
2-Fluorophenol	56	19	87
Phenol-d6	36	12	56
2,4,6-Tribromophenol	82	10	154

Compounds:	Concentration ug/L (ppb)
Pentachlorophenol	<0.5

Date of Report: 02/12/09
Date Received: 01/30/09
Project: TOC_01-600_20090130 WORFDB2, F&BI 901267

QUALITY ASSURANCE RESULTS FOR THE ANALYSIS OF WATER SAMPLES FOR BENZENE, TOLUENE, ETHYLBENZENE, XYLENES, AND TPH AS GASOLINE USING EPA METHOD 8021B AND NWTPH-Gx

Laboratory Code: 901267-01 (Duplicate)

Analyte	Reporting Units	Sample Result	Duplicate Result	Relative Percent Difference (Limit 20)
Benzene	ug/L (ppb)	<1	<1	nm
Toluene	ug/L (ppb)	<1	<1	nm
Ethylbenzene	ug/L (ppb)	<1	<1	nm
Xylenes	ug/L (ppb)	<3	<3	nm
Gasoline	ug/L (ppb)	<100	<100	nm

Laboratory Code: Laboratory Control Sample

Analyte	Reporting Units	Spike Level	Percent Recovery LCS	Acceptance Criteria
Benzene	ug/L (ppb)	50	103	70-130
Toluene	ug/L (ppb)	50	97	70-130
Ethylbenzene	ug/L (ppb)	50	100	70-130
Xylenes	ug/L (ppb)	150	95	70-130
Gasoline	ug/L (ppb)	1,000	98	70-130

Date of Report: 02/12/09
Date Received: 01/30/09
Project: TOC_01-600_20090130 WORFDB2, F&BI 901267

QUALITY ASSURANCE RESULTS FOR THE ANALYSIS OF WATER SAMPLES FOR TOTAL PETROLEUM HYDROCARBONS AS DIESEL EXTENDED USING METHOD NWTPH-Dx

Laboratory Code: Laboratory Control Sample Silica Gel

Analyte	Reporting Units	Spike Level	Percent Recovery LCS	Percent Recovery LCSD	Acceptance Criteria	RPD (Limit 20)
Diesel Extended	ug/L (ppb)	2,500	86	95	71-131	10

Date of Report: 02/12/09
Date Received: 01/30/09
Project: TOC_01-600_20090130 WORFDB2, F&BI 901267

QUALITY ASSURANCE RESULTS FOR THE ANALYSIS OF WATER SAMPLES FOR VOLATILES BY EPA METHOD 8260C

Laboratory Code: 901267-06 (Duplicate)

Analyte	Reporting Units	Sample Result	Duplicate Result	Relative Percent Difference (Limit 20)
Vinyl chloride	ug/L (ppb)	0.32	0.27	17
Chloroethane	ug/L (ppb)	<1	<1	nm
1,1-Dichloroethene	ug/L (ppb)	<1	<1	nm
Methylene chloride	ug/L (ppb)	<5	<5	nm
trans-1,2-Dichloroethene	ug/L (ppb)	<1	<1	nm
1,1-Dichloroethane	ug/L (ppb)	<1	<1	nm
cis-1,2-Dichloroethene	ug/L (ppb)	<1	<1	nm
1,2-Dichloroethane (EDC)	ug/L (ppb)	<1	<1	nm
1,1,1-Trichloroethane	ug/L (ppb)	<1	<1	nm
Trichloroethene	ug/L (ppb)	6.3	6.5	3
Tetrachloroethene	ug/L (ppb)	<1	<1	nm

Laboratory Code: Laboratory Control Sample

Analyte	Reporting Units	Spike Level	Percent Recovery LCS	Percent Recovery LCSD	Acceptance Criteria	RPD (Limit 20)
Vinyl chloride	ug/L (ppb)	50	103	100	33-158	3
Chloroethane	ug/L (ppb)	50	88	85	35-157	3
1,1-Dichloroethene	ug/L (ppb)	50	100	97	55-139	3
Methylene chloride	ug/L (ppb)	50	93	90	52-129	3
trans-1,2-Dichloroethene	ug/L (ppb)	50	92	90	73-120	2
1,1-Dichloroethane	ug/L (ppb)	50	104	102	75-118	2
cis-1,2-Dichloroethene	ug/L (ppb)	50	106	104	78-119	2
1,2-Dichloroethane (EDC)	ug/L (ppb)	50	101	102	74-129	1
1,1,1-Trichloroethane	ug/L (ppb)	50	104	103	68-130	1
Trichloroethene	ug/L (ppb)	50	104	103	76-118	1
Tetrachloroethene	ug/L (ppb)	50	105	104	79-119	1

Date of Report: 02/12/09
Date Received: 01/30/09
Project: TOC_01-600_20090130 WORFDB2, F&BI 901267

QUALITY ASSURANCE RESULTS FOR THE ANALYSIS OF WATER SAMPLES FOR VOLATILES BY EPA METHOD 8260C

Laboratory Code: 902002-01 (Matrix Spike)

Analyte	Reporting Units	Spike Level	Sample Result	Percent Recovery MS	Percent Recovery MSD	Acceptance Criteria	RPD (Limit 20)
Vinyl chloride	ug/L (ppb)	50	<0.2	93	92	36-166	1
Chloroethane	ug/L (ppb)	50	<1	101	94	46-160	7
1,1-Dichloroethene	ug/L (ppb)	50	<1	101	98	69-118	3
Methylene chloride	ug/L (ppb)	50	<5	97	96	68-126	1
trans-1,2-Dichloroethene	ug/L (ppb)	50	<1	105	104	72-129	1
1,1-Dichloroethane	ug/L (ppb)	50	<1	106	105	70-128	1
cis-1,2-Dichloroethene	ug/L (ppb)	50	<1	109	108	71-127	1
1,2-Dichloroethane (EDC)	ug/L (ppb)	50	<1	103	102	69-133	1
1,1,1-Trichloroethane	ug/L (ppb)	50	<1	112	110	62-133	2
Trichloroethene	ug/L (ppb)	50	<1	108	106	79-118	2
Tetrachloroethene	ug/L (ppb)	50	<1	107	105	77-121	2

Laboratory Code: Laboratory Control Sample

Analyte	Reporting Units	Spike Level	Percent Recovery LCS	Percent Recovery LCSD	Acceptance Criteria	RPD (Limit 20)
Vinyl chloride	ug/L (ppb)	50	127	124	33-158	2
Chloroethane	ug/L (ppb)	50	125	122	35-157	2
1,1-Dichloroethene	ug/L (ppb)	50	97	95	55-139	2
Methylene chloride	ug/L (ppb)	50	93	91	52-129	2
trans-1,2-Dichloroethene	ug/L (ppb)	50	102	100	73-120	2
1,1-Dichloroethane	ug/L (ppb)	50	103	101	75-118	2
cis-1,2-Dichloroethene	ug/L (ppb)	50	104	103	78-119	1
1,2-Dichloroethane (EDC)	ug/L (ppb)	50	102	99	74-129	3
1,1,1-Trichloroethane	ug/L (ppb)	50	108	106	68-130	2
Trichloroethene	ug/L (ppb)	50	105	103	76-118	2
Tetrachloroethene	ug/L (ppb)	50	103	101	79-119	2

Date of Report: 02/12/09
Date Received: 01/30/09
Project: TOC_01-600_20090130 WORFDB2, F&BI 901267

QUALITY ASSURANCE RESULTS FOR THE ANALYSIS OF WATER SAMPLES FOR PNA'S BY EPA METHOD 8270D SIM

Laboratory Code: Laboratory Control Sample

Analyte	Reporting Units	Spike Level	Percent Recovery LCS	Percent Recovery LCSD	Acceptance Criteria	RPD (Limit 20)
Pentachlorophenol	ug/L (ppb)	7.5	63	60	15-124	5

Data Qualifiers & Definitions

a - The analyte was detected at a level less than five times the reporting limit. The RPD results may not provide reliable information on the variability of the analysis.

A1 – More than one compound of similar molecule structure was identified with equal probability.

b - The analyte was spiked at a level that was less than five times that present in the sample. Matrix spike recoveries may not be meaningful.

ca - The calibration results for this range fell outside of acceptance criteria. The value reported is an estimate.

c - The presence of the analyte indicated may be due to carryover from previous sample injections.

d - The sample was diluted. Detection limits may be raised due to dilution.

ds - The sample was diluted. Detection limits are raised due to dilution and surrogate recoveries may not be meaningful.

dv - Insufficient sample was available to achieve normal reporting limits and limits are raised accordingly.

fb - The analyte indicated was found in the method blank. The result should be considered an estimate.

fc – The compound is a common laboratory and field contaminant.

hr - The sample and duplicate were reextracted and reanalyzed. RPD results were still outside of control limits. The variability is attributed to sample inhomogeneity.

ht - The sample was extracted outside of holding time. Results should be considered estimates.

ip - Recovery fell outside of normal control limits. Compounds in the sample matrix interfered with the quantitation of the analyte.

j – The result is below normal reporting limits. The value reported is an estimate.

J - The internal standard associated with the analyte is out of control limits. The reported concentration is an estimate.

jl - The analyte result in the laboratory control sample is out of control limits. The reported concentration should be considered an estimate.

jr - The rpd result in laboratory control sample associated with the analyte is out of control limits. The reported concentration should be considered an estimate.

js - The surrogate associated with the analyte is out of control limits. The reported concentration should be considered an estimate.

lc - The presence of the compound indicated is likely due to laboratory contamination.

L - The reported concentration was generated from a library search.

nm - The analyte was not detected in one or more of the duplicate analyses. Therefore, calculation of the RPD is not applicable.

pc – The sample was received in a container not approved by the method. The value reported should be considered an estimate.

pr – The sample was received with incorrect preservation. The value reported should be considered an estimate.

ve - The value reported exceeded the calibration range established for the analyte. The reported concentration should be considered an estimate.

vo - The value reported fell outside the control limits established for this analyte.

x - The pattern of peaks present is not indicative of diesel.

y - The pattern of peaks present is not indicative of motor oil.

901267

SAMPLE CHAIN OF CUSTODY ME 01/30/09 BOS/VS

Page # 1 of

Send Report To Tim Brown

Company Sound Environmental Strategies

Address 2400 Airport Way South, Suite 200

City, State, ZIP Seattle, WA 98134

Phone # 206.306.1900 Fax # 206.306.1907

SAMPLERS (signature): L. Namba, S. Davis, E. Baggett

PROJECT NAME/NO.: TOC Holding - Seattle Terminal #440-004-16 01-600

PO #:

REMARKS:

GEMS Y / N

TURNAROUND TIME
- ☑ Standard (2 Weeks)
- ☐ RUSH
- Rush charges authorized by:

SAMPLE DISPOSAL
- ☑ Dispose after 30 days
- ☐ Return samples
- ☐ Will call with instructions

Sample ID	Sample Location	Sample Depth	Lab ID	Date Sampled	Time Sampled	Matrix	# of jars	NWTPH-Dx	NWTPH-Gx	BTEX by 8021B	CVOC's by 8260B	~~SVOC's by 8270~~	RCRA-8 Metals	PCP (8270)		Notes
01mw11-20090129	01mw11	26	01 A-D	01/29/09	1042	Water	4	✓	✓	✓						
01mw02-20090129	01mw2902	20	02 A-D	01/29/09	1157	water	4	✓	✓	✓						(X) - pcTB
01mw61-20090129	01mw61	35	03 A-F	01/29/09	1203	water	6	✓	✓	✓	✓					
01mw59-20090129	01mw59		04 A-F	01/29/09	1241	water	6	✓	✓	✓	✓					
01mw04-20090129	01mw04	20	05 A-F	01/29/09	1300	water	6	✓	✓	✓				✓		
01mw60-20090129	01mw60	33.5	06 A-F	01/29/09	1353	water	6	✓	✓	✓	✓					
01mw18-20090129	01mw18	18	08 07 A-F	01/29/09	1443	water	6	✓	✓	✓				✓		
01mw08-20090129	01mw08	20	08 A-D	01/29/09	1512	water	4	✓	✓	✓						
01mw62-20090129	01mw2962	34.5	09 A-F	01/29/09	1521	water	6	✓	✓	✓	✓					
01mw19-20090129	01mw19	18	10 A-F	01/29/09	1535	water	6	✓	✓	✓	✓					
01mw20-20090129	01mw20		11 A-F	01/29/09	1617	water	6	✓	✓	✓	✓					
01mw54-20090129	01mw54	39.0	12 A-D	01/29/09	1654	water	4	✓	✓	✓	(Y)					
01mw63-20090129	01mw63	29	13 A-F	01/29/09	1720	water	6	✓	✓	✓	✓					
01mw96-20090129	01mw96	29	14 A-F	01/29/09	1745	water	6	✓	✓	✓	✓					

ANALYSES REQUESTED

Friedman & Bruya, Inc.
3012 16th Avenue West
Seattle, WA 98119-2029
Ph. (206) 285-8282
Fax (206) 283-5044

	SIGNATURE	PRINT NAME	COMPANY	DATE	TIME
Relinquished by:		Larry Namba	SES	01/29/09	12:07
Received by:		Michael Erdahl	FBInc	↓	↓
Relinquished by:					
Received by:					

Samples received at 3 °C

FRIEDMAN & BRUYA, INC.

ENVIRONMENTAL CHEMISTS

James E. Bruya, Ph.D.
Charlene Morrow, M.S.
Yelena Aravkina, M.S.
Bradley T. Benson, B.S.
Kurt Johnson, B.S.

3012 16th Avenue West
Seattle, WA 98119-2029
TEL: (206) 285-8282
FAX: (206) 283-5044
e-mail: fbi@isomedia.com

April 22, 2009

Tim Brown, Project Manager
Sound Environmental Strategies Corporation
2400 Airport Way S., Suite 200
Seattle, WA 98134-2020

Dear Mr. Brown:

Included are the results from the testing of material submitted on April 7, 2009 from the TOC_01-600_20090407 WORFDB2, F&BI 904084 project. There are 45 pages included in this report. Any samples that may remain are currently scheduled for disposal in 30 days. If you would like us to return your samples or arrange for long term storage at our offices, please contact us as soon as possible.

We appreciate this opportunity to be of service to you and hope you will call if you should have any questions.

Sincerely,

FRIEDMAN & BRUYA, INC.



Michael Erdahl
Project Manager

Enclosures
c: Mark Chandler, Erin Rothman, Ryan Bixby
SOU0422R.DOC

CASE NARRATIVE

This case narrative encompasses samples received on April 7, 2009 by Friedman & Bruya, Inc. from the Sound Environmental Strategies TOC_01-600_20090407 WORFDB2, F&BI 904084 project. Samples were logged in under the laboratory ID's listed below.

Laboratory ID	Sound Environmental Strategies
904084-01	01MW63-20090407
904084-02	01MW61-20090407
904084-03	02MW14-20090407
904084-04	01MW07-20090407
904084-05	01MW58-20090407
904084-06	02MW13-20090407
904084-07	01MW45-20090407
904084-08	01MW55-20090407
904084-09	01MW60-20090407
904084-10	02MW07-20090407
904084-11	01MW11-20090407
904084-12	01MW46-20090407
904084-13	01MW15-20090407
904084-14	MW06-20090407
904084-15	02MW02-20090407
904084-16	01MW02-20090407
904084-17	01MW62-20090407
904084-18	MW03-20090407
904084-19	01MW97-20090407
904084-20	01MW06-20090407
904084-21	02MW12-20090407
904084-22	MW99-20090407
904084-23	MW04-20090407
904084-24	01MW44-20090407
904084-25	MW98-20090407
904084-26	01MW03-20090407
904084-27	01MW64-20090407

The calibration standard for vinyl chloride did not pass the acceptance criteria for sample 01MW97-20090407. The data was flagged accordingly. All other quality control requirements were acceptable.

Date of Report: 04/22/09
Date Received: 04/07/09
Project: TOC_01-600_20090407 WORFDB2, F&BI 904084
Date Extracted: 04/08/09 and 04/09/09
Date Analyzed: 04/08/09, 04/09/09 and 04/10/09

RESULTS FROM THE ANALYSIS OF THE WATER SAMPLES FOR BENZENE, TOLUENE, ETHYLBENZENE, XYLENES AND TPH AS GASOLINE USING EPA METHOD 8021B AND NWTPH-Gx

Results Reported as ug/L (ppb)

Sample ID Laboratory ID	Benzene	Toluene	Ethyl Benzene	Total Xylenes	Gasoline Range	Surrogate (% Recovery) (Limit 52-124)
01MW63-20090407 904084-01	13	8	1	<3	4,800	84
01MW61-20090407 904084-02	<1	<1	<1	<3	<100	76
02MW14-20090407 904084-03	<1	<1	<1	<3	<100	69
01MW07-20090407 904084-04	<1	1	<1	<3	<100	73
01MW58-20090407 904084-05	<1	<1	<1	<3	<100	84
02MW13-20090407 904084-06	<1	<1	<1	<3	<100	86
01MW45-20090407 904084-07	3	1	<1	<3	190	88
01MW55-20090407 904084-08	34	<1	1	3	7,700	91
01MW60-20090407 904084-09	<1	<1	<1	<3	<100	84
02MW07-20090407 904084-10	<1	<1	<1	<3	<100	85
01MW11-20090407 904084-11	<1	<1	<1	<3	<100	86

Date of Report: 04/22/09
Date Received: 04/07/09
Project: TOC_01-600_20090407 WORFDB2, F&BI 904084
Date Extracted: 04/08/09 and 04/09/09
Date Analyzed: 04/08/09, 04/09/09 and 04/10/09

RESULTS FROM THE ANALYSIS OF THE WATER SAMPLES FOR BENZENE, TOLUENE, ETHYLBENZENE, XYLENES AND TPH AS GASOLINE USING EPA METHOD 8021B AND NWTPH-Gx

Results Reported as ug/L (ppb)

Sample ID Laboratory ID	Benzene	Toluene	Ethyl Benzene	Total Xylenes	Gasoline Range	Surrogate (% Recovery) (Limit 52-124)
01MW46-20090407 904084-12	<1	<1	<1	<3	<100	84
01MW15-20090407 904084-13	<1	<1	<1	<3	110	88
MW06-20090407 904084-14	<1	<1	<1	<3	<100	74
02MW02-20090407 904084-15	<1	<1	<1	<3	<100	85
01MW02-20090407 d 904084-16 1/40	2,700	190	700	2,900	18,000	79
01MW62-20090407 904084-17	<1	1	<1	<3	280	90
MW03-20090407 904084-18	5	2	4	18	530	82
01MW97-20090407 904084-19	<1	2	<1	<3	600	82
01MW06-20090407 904084-20	<1	<1	<1	<3	<100	83
02MW12-20090407 d 904084-21 1/20	490	59	920	870	9,600	88
MW99-20090407 d 904084-22 1/10	490	58	920	860	9,400	96
MW04-20090407 904084-23	<1	<1	<1	<3	<100	79

Date of Report: 04/22/09
Date Received: 04/07/09
Project: TOC_01-600_20090407 WORFDB2, F&BI 904084
Date Extracted: 04/08/09 and 04/09/09
Date Analyzed: 04/08/09, 04/09/09 and 04/10/09

RESULTS FROM THE ANALYSIS OF THE WATER SAMPLES FOR BENZENE, TOLUENE, ETHYLBENZENE, XYLENES AND TPH AS GASOLINE USING EPA METHOD 8021B AND NWTPH-Gx

Results Reported as ug/L (ppb)

Sample ID Laboratory ID	Benzene	Toluene	Ethyl Benzene	Total Xylenes	Gasoline Range	Surrogate (% Recovery) (Limit 52-124)
01MW44-20090407 904084-24	17	2	<1	<3	550	77
MW98-20090407 904084-25	<1	<1	<1	<3	<100	81
01MW03-20090407 d 904084-26 1/20	150	6	7	18	990	88
01MW64-20090407 904084-27	<1	<1	<1	<3	<100	89
Method Blank	<1	<1	<1	<3	<100	89
Method Blank	<1	<1	<1	<3	<100	90

Date of Report: 04/22/09
Date Received: 04/07/09
Project: TOC_01-600_20090407 WORFDB2, F&BI 904084
Date Extracted: 04/10/09
Date Analyzed: 04/14/09, 04/15/09, and 04/16/09

RESULTS FROM THE ANALYSIS OF THE WATER SAMPLES FOR TOTAL PETROLEUM HYDROCARBONS AS DIESEL AND MOTOR OIL USING METHOD NWTPH-Dx
Sample Extracts Passed Through a Silica Gel Column Prior to Analysis
Results Reported as ug/L (ppb)

Sample ID Laboratory ID	Diesel Range (C_{10}-C_{25})	Motor Oil Range (C_{25}-C_{36})	Surrogate (% Recovery) (Limit 50-150)
01MW63-20090407 904084-01	<50	<250	121
01MW61-20090407 904084-02	<50	<250	109
02MW14-20090407 904084-03	<50	<250	116
01MW07-20090407 904084-04	<50	<250	110
01MW58-20090407 904084-05	<50	<250	113
02MW13-20090407 904084-06	<50	<250	120
01MW45-20090407 904084-07	<50	<250	124
01MW55-20090407 904084-08	<50	<250	132
01MW60-20090407 904084-09	<50	<250	127
02MW07-20090407 904084-10	<50	<250	123
01MW11-20090407 904084-11	<50	<250	129
01MW46-20090407 904084-12	<50	<250	115

Date of Report: 04/22/09
Date Received: 04/07/09
Project: TOC_01-600_20090407 WORFDB2, F&BI 904084
Date Extracted: 04/10/09
Date Analyzed: 04/14/09, 04/15/09, and 04/16/09

RESULTS FROM THE ANALYSIS OF THE WATER SAMPLES FOR TOTAL PETROLEUM HYDROCARBONS AS DIESEL AND MOTOR OIL USING METHOD NWTPH-Dx
Sample Extracts Passed Through a Silica Gel Column Prior to Analysis
Results Reported as ug/L (ppb)

Sample ID Laboratory ID	Diesel Range (C_{10}-C_{25})	Motor Oil Range (C_{25}-C_{36})	Surrogate (% Recovery) (Limit 50-150)
01MW15-20090407 904084-13	1,600	10,000	121
MW06-20090407 904084-14	<50	<250	114
02MW02-20090407 904084-15	<50	<250	124
01MW02-20090407 904084-16	2,200	<250	122
01MW62-20090407 904084-17	<50	<250	113
MW03-20090407 904084-18	270	<250	121
01MW97-20090407 904084-19	<50	<250	111
01MW06-20090407 904084-20	<50	<250	132
02MW12-20090407 904084-21	680	<250	108
MW99-20090407 904084-22	590	<250	100
MW04-20090407 904084-23	<50	<250	107
01MW44-20090407 904084-24	<50	<250	94

Date of Report: 04/22/09
Date Received: 04/07/09
Project: TOC_01-600_20090407 WORFDB2, F&BI 904084
Date Extracted: 04/10/09
Date Analyzed: 04/14/09, 04/15/09, and 04/16/09

RESULTS FROM THE ANALYSIS OF THE WATER SAMPLES FOR TOTAL PETROLEUM HYDROCARBONS AS DIESEL AND MOTOR OIL USING METHOD NWTPH-Dx
Sample Extracts Passed Through a Silica Gel Column Prior to Analysis
Results Reported as ug/L (ppb)

Sample ID Laboratory ID	Diesel Range (C_{10}-C_{25})	Motor Oil Range (C_{25}-C_{36})	Surrogate (% Recovery) (Limit 50-150)
MW98-20090407 904084-25	<50	<250	101
01MW03-20090407 904084-26	390	<250	112
01MW64-20090407 904084-27	<50	<250	119
Method Blank	<50	<250	108

Analysis For Volatile Compounds By EPA Method 8260C

Client Sample ID:	01MW63-20090407	Client:	Sound Environmental Strategies
Date Received:	04/07/09	Project:	TOC_01-600_20090407 WORFDB2
Date Extracted:	04/08/09	Lab ID:	904084-01
Date Analyzed:	04/08/09	Data File:	040812.D
Matrix:	Water	Instrument:	GCMS4
Units:	ug/L (ppb)	Operator:	MB

Surrogates:	% Recovery:	Lower Limit:	Upper Limit:
1,2-Dichloroethane-d4	105	63	127
Toluene-d8	107	60	129
4-Bromofluorobenzene	106	51	145

Compounds:	Concentration ug/L (ppb)
Vinyl chloride	75
Chloroethane	<1
1,1-Dichloroethene	6.9
Methylene chloride	<5
trans-1,2-Dichloroethene	3.6
1,1-Dichloroethane	<1
cis-1,2-Dichloroethene	340 ve
1,2-Dichloroethane (EDC)	8.8
1,1,1-Trichloroethane	<1
Trichloroethene	7,900 ve
Tetrachloroethene	<1

Analysis For Volatile Compounds By EPA Method 8260C

Client Sample ID:	01MW63-20090407	Client:	Sound Environmental Strategies
Date Received:	04/07/09	Project:	TOC_01-600_20090407 WORFDB2
Date Extracted:	04/09/09	Lab ID:	904084-01 1/200
Date Analyzed:	04/09/09	Data File:	040910.D
Matrix:	Water	Instrument:	GCMS4
Units:	ug/L (ppb)	Operator:	MB

Surrogates:	% Recovery:	Lower Limit:	Upper Limit:
1,2-Dichloroethane-d4	105	63	127
Toluene-d8	106	60	129
4-Bromofluorobenzene	107	51	145

Compounds:	Concentration ug/L (ppb)
Vinyl chloride	77
Chloroethane	<200
1,1-Dichloroethene	<200
Methylene chloride	<1,000
trans-1,2-Dichloroethene	<200
1,1-Dichloroethane	<200
cis-1,2-Dichloroethene	330
1,2-Dichloroethane (EDC)	<200
1,1,1-Trichloroethane	<200
Trichloroethene	12,000
Tetrachloroethene	<200

Analysis For Volatile Compounds By EPA Method 8260C

Client Sample ID:	01MW61-20090407	Client:	Sound Environmental Strategies
Date Received:	04/07/09	Project:	TOC_01-600_20090407 WORFDB2
Date Extracted:	04/09/09	Lab ID:	904084-02
Date Analyzed:	04/10/09	Data File:	040916.D
Matrix:	Water	Instrument:	GCMS4
Units:	ug/L (ppb)	Operator:	MB

Surrogates:	% Recovery:	Lower Limit:	Upper Limit:
1,2-Dichloroethane-d4	99	63	127
Toluene-d8	103	60	129
4-Bromofluorobenzene	108	51	145

Compounds:	Concentration ug/L (ppb)
Vinyl chloride	<0.2
Chloroethane	<1
1,1-Dichloroethene	<1
Methylene chloride	<5
trans-1,2-Dichloroethene	<1
1,1-Dichloroethane	<1
cis-1,2-Dichloroethene	<1
1,2-Dichloroethane (EDC)	<1
1,1,1-Trichloroethane	<1
Trichloroethene	<1
Tetrachloroethene	<1

Analysis For Volatile Compounds By EPA Method 8260C

Client Sample ID:	02MW14-20090407	Client:	Sound Environmental Strategies
Date Received:	04/07/09	Project:	TOC_01-600_20090407 WORFDB2
Date Extracted:	04/09/09	Lab ID:	904084-03
Date Analyzed:	04/10/09	Data File:	040917.D
Matrix:	Water	Instrument:	GCMS4
Units:	ug/L (ppb)	Operator:	MB

Surrogates:	% Recovery:	Lower Limit:	Upper Limit:
1,2-Dichloroethane-d4	102	63	127
Toluene-d8	105	60	129
4-Bromofluorobenzene	108	51	145

Compounds:	Concentration ug/L (ppb)
Vinyl chloride	<0.2
Chloroethane	<1
1,1-Dichloroethene	<1
Methylene chloride	<5
trans-1,2-Dichloroethene	<1
1,1-Dichloroethane	<1
cis-1,2-Dichloroethene	<1
1,2-Dichloroethane (EDC)	<1
1,1,1-Trichloroethane	<1
Trichloroethene	<1
Tetrachloroethene	<1

Analysis For Volatile Compounds By EPA Method 8260C

Client Sample ID:	01MW07-20090407	Client:	Sound Environmental Strategies
Date Received:	04/07/09	Project:	TOC_01-600_20090407 WORFDB2
Date Extracted:	04/09/09	Lab ID:	904084-04
Date Analyzed:	04/10/09	Data File:	040918.D
Matrix:	Water	Instrument:	GCMS4
Units:	ug/L (ppb)	Operator:	MB

Surrogates:	% Recovery:	Lower Limit:	Upper Limit:
1,2-Dichloroethane-d4	101	63	127
Toluene-d8	105	60	129
4-Bromofluorobenzene	110	51	145

Compounds:	Concentration ug/L (ppb)
Vinyl chloride	0.79
Chloroethane	<1
1,1-Dichloroethene	<1
Methylene chloride	<5
trans-1,2-Dichloroethene	<1
1,1-Dichloroethane	<1
cis-1,2-Dichloroethene	<1
1,2-Dichloroethane (EDC)	<1
1,1,1-Trichloroethane	<1
Trichloroethene	4.1
Tetrachloroethene	<1

Analysis For Volatile Compounds By EPA Method 8260C

Client Sample ID:	01MW58-20090407	Client:	Sound Environmental Strategies
Date Received:	04/07/09	Project:	TOC_01-600_20090407 WORFDB2
Date Extracted:	04/09/09	Lab ID:	904084-05
Date Analyzed:	04/10/09	Data File:	040919.D
Matrix:	Water	Instrument:	GCMS4
Units:	ug/L (ppb)	Operator:	MB

Surrogates:	% Recovery:	Lower Limit:	Upper Limit:
1,2-Dichloroethane-d4	101	63	127
Toluene-d8	105	60	129
4-Bromofluorobenzene	107	51	145

Compounds:	Concentration ug/L (ppb)
Vinyl chloride	<0.2
Chloroethane	<1
1,1-Dichloroethene	<1
Methylene chloride	<5
trans-1,2-Dichloroethene	<1
1,1-Dichloroethane	<1
cis-1,2-Dichloroethene	<1
1,2-Dichloroethane (EDC)	<1
1,1,1-Trichloroethane	<1
Trichloroethene	<1
Tetrachloroethene	<1

Analysis For Volatile Compounds By EPA Method 8260C

Client Sample ID:	02MW13-20090407	Client:	Sound Environmental Strategies
Date Received:	04/07/09	Project:	TOC_01-600_20090407 WORFDB2
Date Extracted:	04/08/09	Lab ID:	904084-06
Date Analyzed:	04/08/09	Data File:	040817.D
Matrix:	Water	Instrument:	GCMS4
Units:	ug/L (ppb)	Operator:	MB

Surrogates:	% Recovery:	Lower Limit:	Upper Limit:
1,2-Dichloroethane-d4	100	63	127
Toluene-d8	104	60	129
4-Bromofluorobenzene	108	51	145

Compounds:	Concentration ug/L (ppb)
Vinyl chloride	<0.2
Chloroethane	<1
1,1-Dichloroethene	<1
Methylene chloride	<5
trans-1,2-Dichloroethene	<1
1,1-Dichloroethane	<1
cis-1,2-Dichloroethene	<1
1,2-Dichloroethane (EDC)	<1
1,1,1-Trichloroethane	<1
Trichloroethene	<1
Tetrachloroethene	<1

Analysis For Volatile Compounds By EPA Method 8260C

Client Sample ID:	01MW45-20090407	Client:	Sound Environmental Strategies
Date Received:	04/07/09	Project:	TOC_01-600_20090407 WORFDB2
Date Extracted:	04/08/09	Lab ID:	904084-07
Date Analyzed:	04/08/09	Data File:	040818.D
Matrix:	Water	Instrument:	GCMS4
Units:	ug/L (ppb)	Operator:	MB

Surrogates:	% Recovery:	Lower Limit:	Upper Limit:
1,2-Dichloroethane-d4	100	63	127
Toluene-d8	102	60	129
4-Bromofluorobenzene	105	51	145

Compounds:	Concentration ug/L (ppb)
Vinyl chloride	3.1
Chloroethane	<1
1,1-Dichloroethene	<1
Methylene chloride	<5
trans-1,2-Dichloroethene	<1
1,1-Dichloroethane	<1
cis-1,2-Dichloroethene	74
1,2-Dichloroethane (EDC)	<1
1,1,1-Trichloroethane	<1
Trichloroethene	440 ve
Tetrachloroethene	<1

Analysis For Volatile Compounds By EPA Method 8260C

Client Sample ID:	01MW45-20090407	Client:	Sound Environmental Strategies
Date Received:	04/07/09	Project:	TOC_01-600_20090407 WORFDB2
Date Extracted:	04/09/09	Lab ID:	904084-07 1/10
Date Analyzed:	04/09/09	Data File:	040911.D
Matrix:	Water	Instrument:	GCMS4
Units:	ug/L (ppb)	Operator:	MB

Surrogates:	% Recovery:	Lower Limit:	Upper Limit:
1,2-Dichloroethane-d4	101	63	127
Toluene-d8	105	60	129
4-Bromofluorobenzene	109	51	145

Compounds:	Concentration ug/L (ppb)
Vinyl chloride	2.6
Chloroethane	<10
1,1-Dichloroethene	<10
Methylene chloride	<50
trans-1,2-Dichloroethene	<10
1,1-Dichloroethane	<10
cis-1,2-Dichloroethene	70
1,2-Dichloroethane (EDC)	<10
1,1,1-Trichloroethane	<10
Trichloroethene	440
Tetrachloroethene	<10

Analysis For Volatile Compounds By EPA Method 8260C

Client Sample ID:	01MW55-20090407	Client:	Sound Environmental Strategies
Date Received:	04/07/09	Project:	TOC_01-600_20090407 WORFDB2
Date Extracted:	04/08/09	Lab ID:	904084-08
Date Analyzed:	04/08/09	Data File:	040819.D
Matrix:	Water	Instrument:	GCMS4
Units:	ug/L (ppb)	Operator:	MB

Surrogates:	% Recovery:	Lower Limit:	Upper Limit:
1,2-Dichloroethane-d4	101	63	127
Toluene-d8	107	60	129
4-Bromofluorobenzene	108	51	145

Compounds:	Concentration ug/L (ppb)
Vinyl chloride	260 ve
Chloroethane	<1
1,1-Dichloroethene	19
Methylene chloride	<5
trans-1,2-Dichloroethene	12
1,1-Dichloroethane	<1
cis-1,2-Dichloroethene	1,900 ve
1,2-Dichloroethane (EDC)	1.4
1,1,1-Trichloroethane	<1
Trichloroethene	12,000 ve
Tetrachloroethene	2.1

Analysis For Volatile Compounds By EPA Method 8260C

Client Sample ID:	01MW55-20090407	Client:	Sound Environmental Strategies
Date Received:	04/07/09	Project:	TOC_01-600_20090407 WORFDB2
Date Extracted:	04/09/09	Lab ID:	904084-08 1/1000
Date Analyzed:	04/09/09	Data File:	040912.D
Matrix:	Water	Instrument:	GCMS4
Units:	ug/L (ppb)	Operator:	MB

Surrogates:	% Recovery:	Lower Limit:	Upper Limit:
1,2-Dichloroethane-d4	101	63	127
Toluene-d8	103	60	129
4-Bromofluorobenzene	108	51	145

Compounds:	Concentration ug/L (ppb)
Vinyl chloride	210
Chloroethane	<1,000
1,1-Dichloroethene	<1,000
Methylene chloride	<5,000
trans-1,2-Dichloroethene	<1,000
1,1-Dichloroethane	<1,000
cis-1,2-Dichloroethene	1,400
1,2-Dichloroethane (EDC)	<1,000
1,1,1-Trichloroethane	<1,000
Trichloroethene	19,000
Tetrachloroethene	<1,000

Analysis For Volatile Compounds By EPA Method 8260C

Client Sample ID:	01MW60-20090407	Client:	Sound Environmental Strategies
Date Received:	04/07/09	Project:	TOC_01-600_20090407 WORFDB2
Date Extracted:	04/09/09	Lab ID:	904084-09
Date Analyzed:	04/10/09	Data File:	040925.D
Matrix:	Water	Instrument:	GCMS4
Units:	ug/L (ppb)	Operator:	MB

Surrogates:	% Recovery:	Lower Limit:	Upper Limit:
1,2-Dichloroethane-d4	104	63	127
Toluene-d8	109	60	129
4-Bromofluorobenzene	109	51	145

Compounds:	Concentration ug/L (ppb)
Vinyl chloride	0.23
Chloroethane	<1
1,1-Dichloroethene	<1
Methylene chloride	<5
trans-1,2-Dichloroethene	<1
1,1-Dichloroethane	<1
cis-1,2-Dichloroethene	<1
1,2-Dichloroethane (EDC)	<1
1,1,1-Trichloroethane	<1
Trichloroethene	17
Tetrachloroethene	<1

Analysis For Volatile Compounds By EPA Method 8260C

Client Sample ID:	01MW46-20090407	Client:	Sound Environmental Strategies
Date Received:	04/07/09	Project:	TOC_01-600_20090407 WORFDB2
Date Extracted:	04/09/09	Lab ID:	904084-12
Date Analyzed:	04/10/09	Data File:	040926.D
Matrix:	Water	Instrument:	GCMS4
Units:	ug/L (ppb)	Operator:	MB

Surrogates:	% Recovery:	Lower Limit:	Upper Limit:
1,2-Dichloroethane-d4	100	63	127
Toluene-d8	105	60	129
4-Bromofluorobenzene	107	51	145

Compounds:	Concentration ug/L (ppb)
Vinyl chloride	8.5
Chloroethane	<1
1,1-Dichloroethene	<1
Methylene chloride	<5
trans-1,2-Dichloroethene	<1
1,1-Dichloroethane	<1
cis-1,2-Dichloroethene	<1
1,2-Dichloroethane (EDC)	<1
1,1,1-Trichloroethane	<1
Trichloroethene	1.9
Tetrachloroethene	<1

Analysis For Volatile Compounds By EPA Method 8260C

Client Sample ID:	01MW15-20090407	Client:	Sound Environmental Strategies
Date Received:	04/07/09	Project:	TOC_01-600_20090407 WORFDB2
Date Extracted:	04/09/09	Lab ID:	904084-13
Date Analyzed:	04/10/09	Data File:	040927.D
Matrix:	Water	Instrument:	GCMS4
Units:	ug/L (ppb)	Operator:	MB

Surrogates:	% Recovery:	Lower Limit:	Upper Limit:
1,2-Dichloroethane-d4	103	63	127
Toluene-d8	106	60	129
4-Bromofluorobenzene	108	51	145

Compounds:	Concentration ug/L (ppb)
Vinyl chloride	4.9
Chloroethane	<1
1,1-Dichloroethene	<1
Methylene chloride	<5
trans-1,2-Dichloroethene	<1
1,1-Dichloroethane	<1
cis-1,2-Dichloroethene	17
1,2-Dichloroethane (EDC)	<1
1,1,1-Trichloroethane	<1
Trichloroethene	34
Tetrachloroethene	<1

Analysis For Volatile Compounds By EPA Method 8260C

Client Sample ID:	MW06-20090407	Client:	Sound Environmental Strategies
Date Received:	04/07/09	Project:	TOC_01-600_20090407 WORFDB2
Date Extracted:	04/09/09	Lab ID:	904084-14
Date Analyzed:	04/10/09	Data File:	040928.D
Matrix:	Water	Instrument:	GCMS4
Units:	ug/L (ppb)	Operator:	MB

Surrogates:	% Recovery:	Lower Limit:	Upper Limit:
1,2-Dichloroethane-d4	99	63	127
Toluene-d8	104	60	129
4-Bromofluorobenzene	106	51	145

Compounds:	Concentration ug/L (ppb)
Vinyl chloride	0.82
Chloroethane	<1
1,1-Dichloroethene	<1
Methylene chloride	<5
trans-1,2-Dichloroethene	<1
1,1-Dichloroethane	<1
cis-1,2-Dichloroethene	<1
1,2-Dichloroethane (EDC)	<1
1,1,1-Trichloroethane	<1
Trichloroethene	<1
Tetrachloroethene	<1

Analysis For Volatile Compounds By EPA Method 8260C

Client Sample ID:	01MW62-20090407	Client:	Sound Environmental Strategies
Date Received:	04/07/09	Project:	TOC_01-600_20090407 WORFDB2
Date Extracted:	04/08/09	Lab ID:	904084-17
Date Analyzed:	04/09/09	Data File:	040829.D
Matrix:	Water	Instrument:	GCMS4
Units:	ug/L (ppb)	Operator:	MB

Surrogates:	% Recovery:	Lower Limit:	Upper Limit:
1,2-Dichloroethane-d4	105	63	127
Toluene-d8	106	60	129
4-Bromofluorobenzene	106	51	145

Compounds:	Concentration ug/L (ppb)
Vinyl chloride	<0.2
Chloroethane	<1
1,1-Dichloroethene	<1
Methylene chloride	<5
trans-1,2-Dichloroethene	<1
1,1-Dichloroethane	<1
cis-1,2-Dichloroethene	1.7
1,2-Dichloroethane (EDC)	<1
1,1,1-Trichloroethane	<1
Trichloroethene	830 ve
Tetrachloroethene	<1

Analysis For Volatile Compounds By EPA Method 8260C

Client Sample ID:	01MW62-20090407	Client:	Sound Environmental Strategies
Date Received:	04/07/09	Project:	TOC_01-600_20090407 WORFDB2
Date Extracted:	04/09/09	Lab ID:	904084-17 1/100
Date Analyzed:	04/09/09	Data File:	040913.D
Matrix:	Water	Instrument:	GCMS4
Units:	ug/L (ppb)	Operator:	MB

Surrogates:	% Recovery:	Lower Limit:	Upper Limit:
1,2-Dichloroethane-d4	104	63	127
Toluene-d8	106	60	129
4-Bromofluorobenzene	110	51	145

Compounds:	Concentration ug/L (ppb)
Vinyl chloride	<20
Chloroethane	<100
1,1-Dichloroethene	<100
Methylene chloride	<500
trans-1,2-Dichloroethene	<100
1,1-Dichloroethane	<100
cis-1,2-Dichloroethene	<100
1,2-Dichloroethane (EDC)	<100
1,1,1-Trichloroethane	<100
Trichloroethene	1,300
Tetrachloroethene	<100

Analysis For Volatile Compounds By EPA Method 8260C

Client Sample ID:	MW03-20090407	Client:	Sound Environmental Strategies
Date Received:	04/07/09	Project:	TOC_01-600_20090407 WORFDB2
Date Extracted:	04/09/09	Lab ID:	904084-18
Date Analyzed:	04/10/09	Data File:	040929.D
Matrix:	Water	Instrument:	GCMS4
Units:	ug/L (ppb)	Operator:	MB

Surrogates:	% Recovery:	Lower Limit:	Upper Limit:
1,2-Dichloroethane-d4	101	63	127
Toluene-d8	106	60	129
4-Bromofluorobenzene	106	51	145

Compounds:	Concentration ug/L (ppb)
Vinyl chloride	0.58
Chloroethane	<1
1,1-Dichloroethene	<1
Methylene chloride	<5
trans-1,2-Dichloroethene	<1
1,1-Dichloroethane	<1
cis-1,2-Dichloroethene	23
1,2-Dichloroethane (EDC)	<1
1,1,1-Trichloroethane	<1
Trichloroethene	1.3
Tetrachloroethene	<1

Analysis For Volatile Compounds By EPA Method 8260C

Client Sample ID:	01MW97-20090407	Client:	Sound Environmental Strategies
Date Received:	04/07/09	Project:	TOC_01-600_20090407 WORFDB2
Date Extracted:	04/08/09	Lab ID:	904084-19
Date Analyzed:	04/09/09	Data File:	040831.D
Matrix:	Water	Instrument:	GCMS4
Units:	ug/L (ppb)	Operator:	MB

Surrogates:	% Recovery:	Lower Limit:	Upper Limit:
1,2-Dichloroethane-d4	98	63	127
Toluene-d8	101	60	129
4-Bromofluorobenzene	102	51	145

Compounds:	Concentration ug/L (ppb)
Vinyl chloride	0.26 ca
Chloroethane	<1
1,1-Dichloroethene	<1
Methylene chloride	<5
trans-1,2-Dichloroethene	<1
1,1-Dichloroethane	<1
cis-1,2-Dichloroethene	4.7
1,2-Dichloroethane (EDC)	<1
1,1,1-Trichloroethane	<1
Trichloroethene	2,200 ve
Tetrachloroethene	<1

Analysis For Volatile Compounds By EPA Method 8260C

Client Sample ID:	01MW97-20090407	Client:	Sound Environmental Strategies
Date Received:	04/07/09	Project:	TOC_01-600_20090407 WORFDB2
Date Extracted:	04/09/09	Lab ID:	904084-19 1/500
Date Analyzed:	04/09/09	Data File:	040914.D
Matrix:	Water	Instrument:	GCMS4
Units:	ug/L (ppb)	Operator:	MB

Surrogates:	% Recovery:	Lower Limit:	Upper Limit:
1,2-Dichloroethane-d4	103	63	127
Toluene-d8	106	60	129
4-Bromofluorobenzene	110	51	145

Compounds:	Concentration ug/L (ppb)
Vinyl chloride	<100
Chloroethane	<500
1,1-Dichloroethene	<500
Methylene chloride	<2,500
trans-1,2-Dichloroethene	<500
1,1-Dichloroethane	<500
cis-1,2-Dichloroethene	<500
1,2-Dichloroethane (EDC)	<500
1,1,1-Trichloroethane	<500
Trichloroethene	3,900
Tetrachloroethene	<500

Analysis For Volatile Compounds By EPA Method 8260C

Client Sample ID:	01MW06-20090407	Client:	Sound Environmental Strategies
Date Received:	04/07/09	Project:	TOC_01-600_20090407 WORFDB2
Date Extracted:	04/09/09	Lab ID:	904084-20
Date Analyzed:	04/10/09	Data File:	040930.D
Matrix:	Water	Instrument:	GCMS4
Units:	ug/L (ppb)	Operator:	MB

Surrogates:	% Recovery:	Lower Limit:	Upper Limit:
1,2-Dichloroethane-d4	100	63	127
Toluene-d8	102	60	129
4-Bromofluorobenzene	106	51	145

Compounds:	Concentration ug/L (ppb)
Vinyl chloride	<0.2
Chloroethane	<1
1,1-Dichloroethene	<1
Methylene chloride	<5
trans-1,2-Dichloroethene	<1
1,1-Dichloroethane	<1
cis-1,2-Dichloroethene	<1
1,2-Dichloroethane (EDC)	<1
1,1,1-Trichloroethane	<1
Trichloroethene	<1
Tetrachloroethene	<1

Analysis For Volatile Compounds By EPA Method 8260C

Client Sample ID:	MW04-20090407	Client:	Sound Environmental Strategies
Date Received:	04/07/09	Project:	TOC_01-600_20090407 WORFDB2
Date Extracted:	04/09/09	Lab ID:	904084-23
Date Analyzed:	04/10/09	Data File:	040931.D
Matrix:	Water	Instrument:	GCMS4
Units:	ug/L (ppb)	Operator:	MB

Surrogates:	% Recovery:	Lower Limit:	Upper Limit:
1,2-Dichloroethane-d4	102	63	127
Toluene-d8	105	60	129
4-Bromofluorobenzene	111	51	145

Compounds:	Concentration ug/L (ppb)
Vinyl chloride	0.83
Chloroethane	<1
1,1-Dichloroethene	<1
Methylene chloride	<5
trans-1,2-Dichloroethene	<1
1,1-Dichloroethane	<1
cis-1,2-Dichloroethene	2.1
1,2-Dichloroethane (EDC)	<1
1,1,1-Trichloroethane	<1
Trichloroethene	31
Tetrachloroethene	<1

Analysis For Volatile Compounds By EPA Method 8260C

Client Sample ID:	01MW44-20090407	Client:	Sound Environmental Strategies
Date Received:	04/07/09	Project:	TOC_01-600_20090407 WORFDB2
Date Extracted:	04/08/09	Lab ID:	904084-24
Date Analyzed:	04/09/09	Data File:	040834.D
Matrix:	Water	Instrument:	GCMS4
Units:	ug/L (ppb)	Operator:	MB

Surrogates:	% Recovery:	Lower Limit:	Upper Limit:
1,2-Dichloroethane-d4	102	63	127
Toluene-d8	107	60	129
4-Bromofluorobenzene	108	51	145

Compounds:	Concentration ug/L (ppb)
Vinyl chloride	10
Chloroethane	<1
1,1-Dichloroethene	1.3
Methylene chloride	<5
trans-1,2-Dichloroethene	<1
1,1-Dichloroethane	<1
cis-1,2-Dichloroethene	70
1,2-Dichloroethane (EDC)	4.1
1,1,1-Trichloroethane	<1
Trichloroethene	1,400 ve
Tetrachloroethene	<1

Analysis For Volatile Compounds By EPA Method 8260C

Client Sample ID:	01MW44-20090407	Client:	Sound Environmental Strategies
Date Received:	04/07/09	Project:	TOC_01-600_20090407 WORFDB2
Date Extracted:	04/09/09	Lab ID:	904084-24 1/10
Date Analyzed:	04/10/09	Data File:	040915.D
Matrix:	Water	Instrument:	GCMS4
Units:	ug/L (ppb)	Operator:	MB

Surrogates:	% Recovery:	Lower Limit:	Upper Limit:
1,2-Dichloroethane-d4	103	63	127
Toluene-d8	106	60	129
4-Bromofluorobenzene	110	51	145

Compounds:	Concentration ug/L (ppb)
Vinyl chloride	9.5
Chloroethane	<10
1,1-Dichloroethene	<10
Methylene chloride	<50
trans-1,2-Dichloroethene	<10
1,1-Dichloroethane	<10
cis-1,2-Dichloroethene	59
1,2-Dichloroethane (EDC)	<10
1,1,1-Trichloroethane	<10
Trichloroethene	1,200
Tetrachloroethene	<10

Analysis For Volatile Compounds By EPA Method 8260C

Client Sample ID:	MW98-20090407	Client:	Sound Environmental Strategies
Date Received:	04/07/09	Project:	TOC_01-600_20090407 WORFDB2
Date Extracted:	04/09/09	Lab ID:	904084-25
Date Analyzed:	04/10/09	Data File:	040932.D
Matrix:	Water	Instrument:	GCMS4
Units:	ug/L (ppb)	Operator:	MB

Surrogates:	% Recovery:	Lower Limit:	Upper Limit:
1,2-Dichloroethane-d4	102	63	127
Toluene-d8	103	60	129
4-Bromofluorobenzene	110	51	145

Compounds:	Concentration ug/L (ppb)
Vinyl chloride	0.86
Chloroethane	<1
1,1-Dichloroethene	<1
Methylene chloride	<5
trans-1,2-Dichloroethene	<1
1,1-Dichloroethane	<1
cis-1,2-Dichloroethene	2.0
1,2-Dichloroethane (EDC)	<1
1,1,1-Trichloroethane	<1
Trichloroethene	31
Tetrachloroethene	<1

Analysis For Volatile Compounds By EPA Method 8260C

Client Sample ID:	01MW64-20090407	Client:	Sound Environmental Strategies
Date Received:	04/07/09	Project:	TOC_01-600_20090407 WORFDB2
Date Extracted:	04/09/09	Lab ID:	904084-27
Date Analyzed:	04/10/09	Data File:	040933.D
Matrix:	Water	Instrument:	GCMS4
Units:	ug/L (ppb)	Operator:	MB

Surrogates:	% Recovery:	Lower Limit:	Upper Limit:
1,2-Dichloroethane-d4	99	63	127
Toluene-d8	105	60	129
4-Bromofluorobenzene	109	51	145

Compounds:	Concentration ug/L (ppb)
Vinyl chloride	<0.2
Chloroethane	<1
1,1-Dichloroethene	<1
Methylene chloride	<5
trans-1,2-Dichloroethene	<1
1,1-Dichloroethane	<1
cis-1,2-Dichloroethene	<1
1,2-Dichloroethane (EDC)	<1
1,1,1-Trichloroethane	<1
Trichloroethene	9.0
Tetrachloroethene	<1

Analysis For Volatile Compounds By EPA Method 8260C

Client Sample ID:	Method Blank	Client:	Sound Environmental Strategies
Date Received:	NA	Project:	TOC_01-600_20090407 WORFDB2
Date Extracted:	04/08/09	Lab ID:	090462 mb
Date Analyzed:	04/08/09	Data File:	040806.D
Matrix:	Water	Instrument:	GCMS4
Units:	ug/L (ppb)	Operator:	MB

Surrogates:	% Recovery:	Lower Limit:	Upper Limit:
1,2-Dichloroethane-d4	101	63	127
Toluene-d8	103	60	129
4-Bromofluorobenzene	106	51	145

Compounds:	Concentration ug/L (ppb)
Vinyl chloride	<0.2
Chloroethane	<1
1,1-Dichloroethene	<1
Methylene chloride	<5
trans-1,2-Dichloroethene	<1
1,1-Dichloroethane	<1
cis-1,2-Dichloroethene	<1
1,2-Dichloroethane (EDC)	<1
1,1,1-Trichloroethane	<1
Trichloroethene	<1
Tetrachloroethene	<1

Analysis For Volatile Compounds By EPA Method 8260C

Client Sample ID:	Method Blank	Client:	Sound Environmental Strategies
Date Received:	NA	Project:	TOC_01-600_20090407 WORFDB2
Date Extracted:	04/09/09	Lab ID:	090463 mb
Date Analyzed:	04/09/09	Data File:	040905.D
Matrix:	Water	Instrument:	GCMS4
Units:	ug/L (ppb)	Operator:	MB

Surrogates:	% Recovery:	Lower Limit:	Upper Limit:
1,2-Dichloroethane-d4	104	63	127
Toluene-d8	103	60	129
4-Bromofluorobenzene	106	51	145

Compounds:	Concentration ug/L (ppb)
Vinyl chloride	<0.2
Chloroethane	<1
1,1-Dichloroethene	<1
Methylene chloride	<5
trans-1,2-Dichloroethene	<1
1,1-Dichloroethane	<1
cis-1,2-Dichloroethene	<1
1,2-Dichloroethane (EDC)	<1
1,1,1-Trichloroethane	<1
Trichloroethene	<1
Tetrachloroethene	<1

Analysis For Semivolatile Compounds By EPA Method 8270D SIM

Client Sample ID:	01MW03-20090407	Client:	Sound Environmental Strategies
Date Received:	04/07/09	Project:	TOC_01-600_20090407 WORFDB2
Date Extracted:	04/08/09	Lab ID:	904084-26
Date Analyzed:	04/11/09	Data File:	041028.D
Matrix:	Water	Instrument:	GCMS3
Units:	ug/L (ppb)	Operator:	ya

Surrogates:	% Recovery:	Lower Limit:	Upper Limit:
2-Fluorophenol	60	19	87
Phenol-d6	41	12	56
2,4,6-Tribromophenol	80	10	154

Compounds:	Concentration ug/L (ppb)
Pentachlorophenol	<0.5

Analysis For Semivolatile Compounds By EPA Method 8270D SIM

Client Sample ID:	Method Blank	Client:	Sound Environmental Strategies
Date Received:	NA	Project:	TOC_01-600_20090407 WORFDB2
Date Extracted:	04/08/09	Lab ID:	09479mb
Date Analyzed:	04/10/09	Data File:	041007.D
Matrix:	Water	Instrument:	GCMS3
Units:	ug/L (ppb)	Operator:	ya

Surrogates:	% Recovery:	Lower Limit:	Upper Limit:
2-Fluorophenol	56	19	87
Phenol-d6	37	12	56
2,4,6-Tribromophenol	84	10	154

Compounds:	Concentration ug/L (ppb)
Pentachlorophenol	<0.5

Date of Report: 04/22/09
Date Received: 04/07/09
Project: TOC_01-600_20090407 WORFDB2, F&BI 904084

QUALITY ASSURANCE RESULTS FOR THE ANALYSIS OF WATER SAMPLES FOR BENZENE, TOLUENE, ETHYLBENZENE, XYLENES, AND TPH AS GASOLINE USING EPA METHOD 8021B AND NWTPH-Gx

Laboratory Code: 904066-04 (Duplicate)

Analyte	Reporting Units	Sample Result	Duplicate Result	Relative Percent Difference (Limit 20)
Benzene	ug/L (ppb)	<1	<1	nm
Toluene	ug/L (ppb)	<1	<1	nm
Ethylbenzene	ug/L (ppb)	<1	<1	nm
Xylenes	ug/L (ppb)	<3	<3	nm
Gasoline	ug/L (ppb)	<100	<100	nm

Laboratory Code: Laboratory Control Sample

Analyte	Reporting Units	Spike Level	Percent Recovery LCS	Acceptance Criteria
Benzene	ug/L (ppb)	50	101	65-118
Toluene	ug/L (ppb)	50	101	72-122
Ethylbenzene	ug/L (ppb)	50	103	73-126
Xylenes	ug/L (ppb)	150	102	74-118
Gasoline	ug/L (ppb)	1,000	100	69-134

Date of Report: 04/22/09
Date Received: 04/07/09
Project: TOC_01-600_20090407 WORFDB2, F&BI 904084

QUALITY ASSURANCE RESULTS FOR THE ANALYSIS OF WATER SAMPLES FOR BENZENE, TOLUENE, ETHYLBENZENE, XYLENES, AND TPH AS GASOLINE USING EPA METHOD 8021B AND NWTPH-Gx

Laboratory Code: 904084-15 (Duplicate)

Analyte	Reporting Units	Sample Result	Duplicate Result	Relative Percent Difference (Limit 20)
Benzene	ug/L (ppb)	<1	<1	nm
Toluene	ug/L (ppb)	<1	<1	nm
Ethylbenzene	ug/L (ppb)	<1	<1	nm
Xylenes	ug/L (ppb)	<3	<3	nm
Gasoline	ug/L (ppb)	<100	<100	nm

Laboratory Code: Laboratory Control Sample

Analyte	Reporting Units	Spike Level	Percent Recovery LCS	Acceptance Criteria
Benzene	ug/L (ppb)	50	101	65-118
Toluene	ug/L (ppb)	50	101	72-122
Ethylbenzene	ug/L (ppb)	50	102	73-126
Xylenes	ug/L (ppb)	150	102	74-118
Gasoline	ug/L (ppb)	1,000	102	69-134

Date of Report: 04/22/09
Date Received: 04/07/09
Project: TOC_01-600_20090407 WORFDB2, F&BI 904084

QUALITY ASSURANCE RESULTS FOR THE ANALYSIS OF WATER SAMPLES FOR TOTAL PETROLEUM HYDROCARBONS AS DIESEL EXTENDED USING METHOD NWTPH-Dx

Laboratory Code: Laboratory Control Sample Silica Gel

Analyte	Reporting Units	Spike Level	Percent Recovery LCS	Percent Recovery LCSD	Acceptance Criteria	RPD (Limit 20)
Diesel Extended	ug/L (ppb)	2,500	86	91	69-135	6

Date of Report: 04/22/09
Date Received: 04/07/09
Project: TOC_01-600_20090407 WORFDB2, F&BI 904084

QUALITY ASSURANCE RESULTS FOR THE ANALYSIS OF WATER SAMPLES FOR TOTAL PETROLEUM HYDROCARBONS AS DIESEL EXTENDED USING METHOD NWTPH-Dx

Laboratory Code: Laboratory Control Sample Silica Gel

Analyte	Reporting Units	Spike Level	Percent Recovery LCS	Percent Recovery LCSD	Acceptance Criteria	RPD (Limit 20)
Diesel Extended	ug/L (ppb)	2,500	112	122	69-135	9

Date of Report: 04/22/09
Date Received: 04/07/09
Project: TOC_01-600_20090407 WORFDB2, F&BI 904084

QUALITY ASSURANCE RESULTS FOR THE ANALYSIS OF WATER SAMPLES FOR VOLATILES BY EPA METHOD 8260C

Laboratory Code: 904075-01 (Duplicate)

Analyte	Reporting Units	Sample Result	Duplicate Result	Relative Percent Difference (Limit 20)
Vinyl chloride	ug/L (ppb)	<0.2	<0.2	nm
Chloroethane	ug/L (ppb)	<1	<1	nm
1,1-Dichloroethene	ug/L (ppb)	<1	<1	nm
Methylene chloride	ug/L (ppb)	<5	<5	nm
trans-1,2-Dichloroethene	ug/L (ppb)	<1	<1	nm
1,1-Dichloroethane	ug/L (ppb)	<1	<1	nm
cis-1,2-Dichloroethene	ug/L (ppb)	<1	<1	nm
1,2-Dichloroethane (EDC)	ug/L (ppb)	<1	<1	nm
1,1,1-Trichloroethane	ug/L (ppb)	<1	<1	nm
Trichloroethene	ug/L (ppb)	<1	<1	nm
Tetrachloroethene	ug/L (ppb)	<1	<1	nm

Laboratory Code: Laboratory Control Sample

Analyte	Reporting Units	Spike Level	Percent Recovery LCS	Percent Recovery LCSD	Acceptance Criteria	RPD (Limit 20)
Vinyl chloride	ug/L (ppb)	50	99	97	64-134	2
Chloroethane	ug/L (ppb)	50	107	104	58-146	3
1,1-Dichloroethene	ug/L (ppb)	50	103	98	70-132	5
Methylene chloride	ug/L (ppb)	50	101	98	70-124	3
trans-1,2-Dichloroethene	ug/L (ppb)	50	98	94	81-122	4
1,1-Dichloroethane	ug/L (ppb)	50	103	98	85-118	5
cis-1,2-Dichloroethene	ug/L (ppb)	50	104	100	82-122	4
1,2-Dichloroethane (EDC)	ug/L (ppb)	50	114	111	82-127	3
1,1,1-Trichloroethane	ug/L (ppb)	50	106	104	85-130	2
Trichloroethene	ug/L (ppb)	50	102	100	84-119	2
Tetrachloroethene	ug/L (ppb)	50	92	89	83-119	3

Date of Report: 04/22/09
Date Received: 04/07/09
Project: TOC_01-600_20090407 WORFDB2, F&BI 904084

QUALITY ASSURANCE RESULTS FOR THE ANALYSIS OF WATER SAMPLES FOR VOLATILES BY EPA METHOD 8260C

Laboratory Code: 904084-23 (Duplicate)

Analyte	Reporting Units	Sample Result	Duplicate Result	Relative Percent Difference (Limit 20)
Vinyl chloride	ug/L (ppb)	0.83	0.84	1
Chloroethane	ug/L (ppb)	<1	<1	nm
1,1-Dichloroethene	ug/L (ppb)	<1	<1	nm
Methylene chloride	ug/L (ppb)	<5	<5	nm
trans-1,2-Dichloroethene	ug/L (ppb)	<1	<1	nm
1,1-Dichloroethane	ug/L (ppb)	<1	<1	nm
cis-1,2-Dichloroethene	ug/L (ppb)	2.1	1.8	15
1,2-Dichloroethane (EDC)	ug/L (ppb)	<1	<1	nm
1,1,1-Trichloroethane	ug/L (ppb)	<1	<1	nm
Trichloroethene	ug/L (ppb)	31	29	7
Tetrachloroethene	ug/L (ppb)	<1	<1	nm

Laboratory Code: Laboratory Control Sample

Analyte	Reporting Units	Spike Level	Percent Recovery LCS	Percent Recovery LCSD	Acceptance Criteria	RPD (Limit 20)
Vinyl chloride	ug/L (ppb)	50	103	97	64-134	6
Chloroethane	ug/L (ppb)	50	106	97	58-146	9
1,1-Dichloroethene	ug/L (ppb)	50	107	101	70-132	6
Methylene chloride	ug/L (ppb)	50	105	99	70-124	6
trans-1,2-Dichloroethene	ug/L (ppb)	50	100	93	81-122	7
1,1-Dichloroethane	ug/L (ppb)	50	103	98	85-118	5
cis-1,2-Dichloroethene	ug/L (ppb)	50	102	98	82-122	4
1,2-Dichloroethane (EDC)	ug/L (ppb)	50	111	106	82-127	5
1,1,1-Trichloroethane	ug/L (ppb)	50	105	99	85-130	6
Trichloroethene	ug/L (ppb)	50	101	97	84-119	4
Tetrachloroethene	ug/L (ppb)	50	92	91	83-119	1

Date of Report: 04/22/09
Date Received: 04/07/09
Project: TOC_01-600_20090407 WORFDB2, F&BI 904084

QUALITY ASSURANCE RESULTS FOR THE ANALYSIS OF WATER SAMPLES FOR PNA'S BY EPA METHOD 8270D SIM

Laboratory Code: Laboratory Control Sample

Analyte	Reporting Units	Spike Level	Percent Recovery LCS	Percent Recovery LCSD	Acceptance Criteria	RPD (Limit 20)
Pentachlorophenol	ug/L (ppb)	7.5	53	60	15-124	12

Data Qualifiers & Definitions

a - The analyte was detected at a level less than five times the reporting limit. The RPD results may not provide reliable information on the variability of the analysis.

A1 – More than one compound of similar molecule structure was identified with equal probability.

b - The analyte was spiked at a level that was less than five times that present in the sample. Matrix spike recoveries may not be meaningful.

ca - The calibration results for this range fell outside of acceptance criteria. The value reported is an estimate.

c - The presence of the analyte indicated may be due to carryover from previous sample injections.

d - The sample was diluted. Detection limits may be raised due to dilution.

ds - The sample was diluted. Detection limits are raised due to dilution and surrogate recoveries may not be meaningful.

dv - Insufficient sample was available to achieve normal reporting limits and limits are raised accordingly.

fb - The analyte indicated was found in the method blank. The result should be considered an estimate.

fc – The compound is a common laboratory and field contaminant.

hr - The sample and duplicate were reextracted and reanalyzed. RPD results were still outside of control limits. The variability is attributed to sample inhomogeneity.

ht - The sample was extracted outside of holding time. Results should be considered estimates.

ip - Recovery fell outside of normal control limits. Compounds in the sample matrix interfered with the quantitation of the analyte.

j – The result is below normal reporting limits. The value reported is an estimate.

J - The internal standard associated with the analyte is out of control limits. The reported concentration is an estimate.

jl - The analyte result in the laboratory control sample is out of control limits. The reported concentration should be considered an estimate.

jr - The rpd result in laboratory control sample associated with the analyte is out of control limits. The reported concentration should be considered an estimate.

js - The surrogate associated with the analyte is out of control limits. The reported concentration should be considered an estimate.

lc - The presence of the compound indicated is likely due to laboratory contamination.

L - The reported concentration was generated from a library search.

nm - The analyte was not detected in one or more of the duplicate analyses. Therefore, calculation of the RPD is not applicable.

pc – The sample was received in a container not approved by the method. The value reported should be considered an estimate.

pr – The sample was received with incorrect preservation. The value reported should be considered an estimate.

ve - The value reported exceeded the calibration range established for the analyte. The reported concentration should be considered an estimate.

vo - The value reported fell outside the control limits established for this analyte.

x - The pattern of peaks present is not indicative of diesel.

y - The pattern of peaks present is not indicative of motor oil.

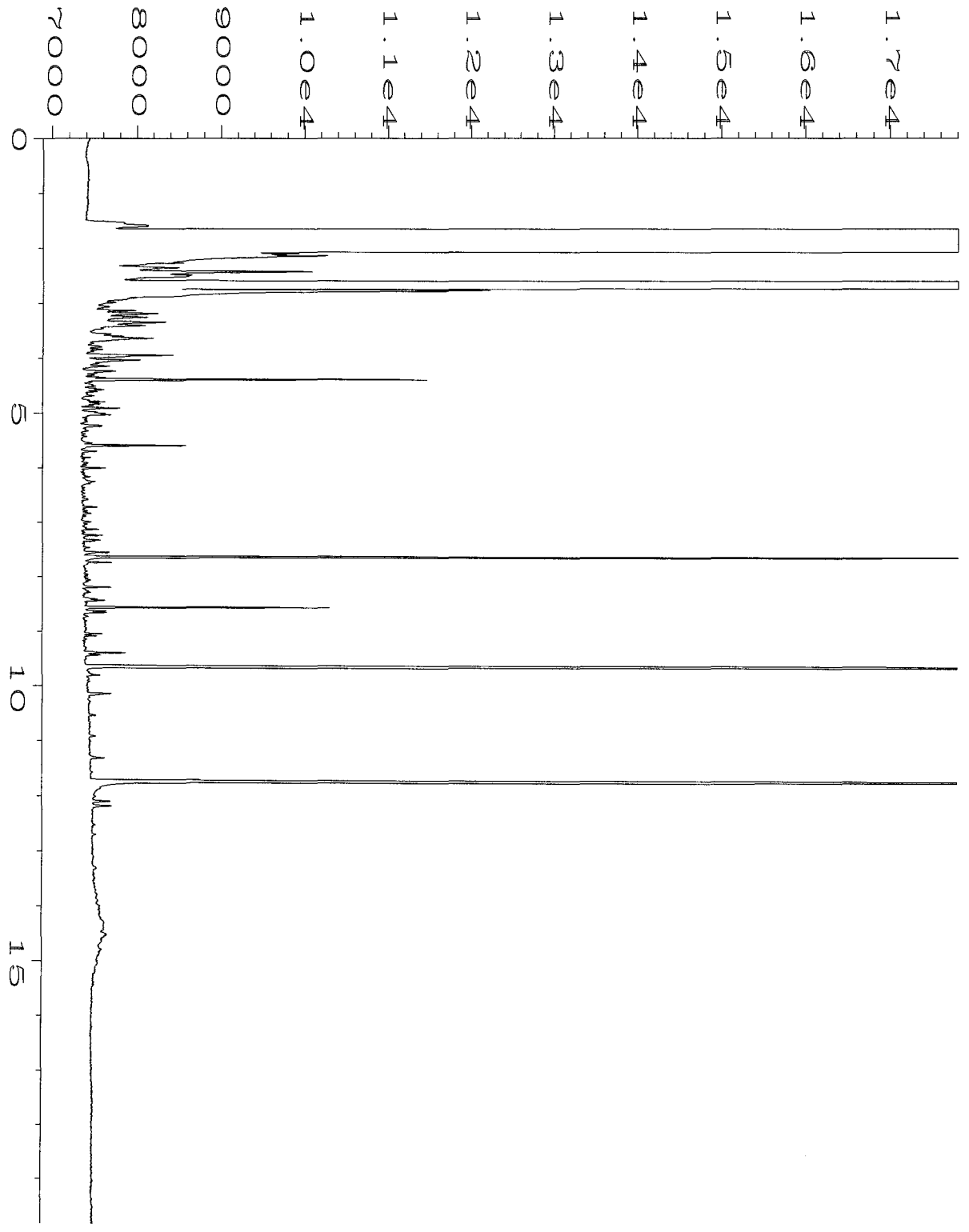

Data File Name : C:\HPCHEM\1\DATA\04-15-09\009F0301.D
Operator : ay
Instrument : GC1
Sample Name : 904084-01 sg
Run Time Bar Code:
Acquired on : 15 Apr 09 12:33 PM
Report Created on: 21 Apr 09 04:14 PM

Page Number : 1
Vial Number : 9
Injection Number : 1
Sequence Line : 3
Instrument Method: TPHD.MTH
Analysis Method : TPHD.MTH

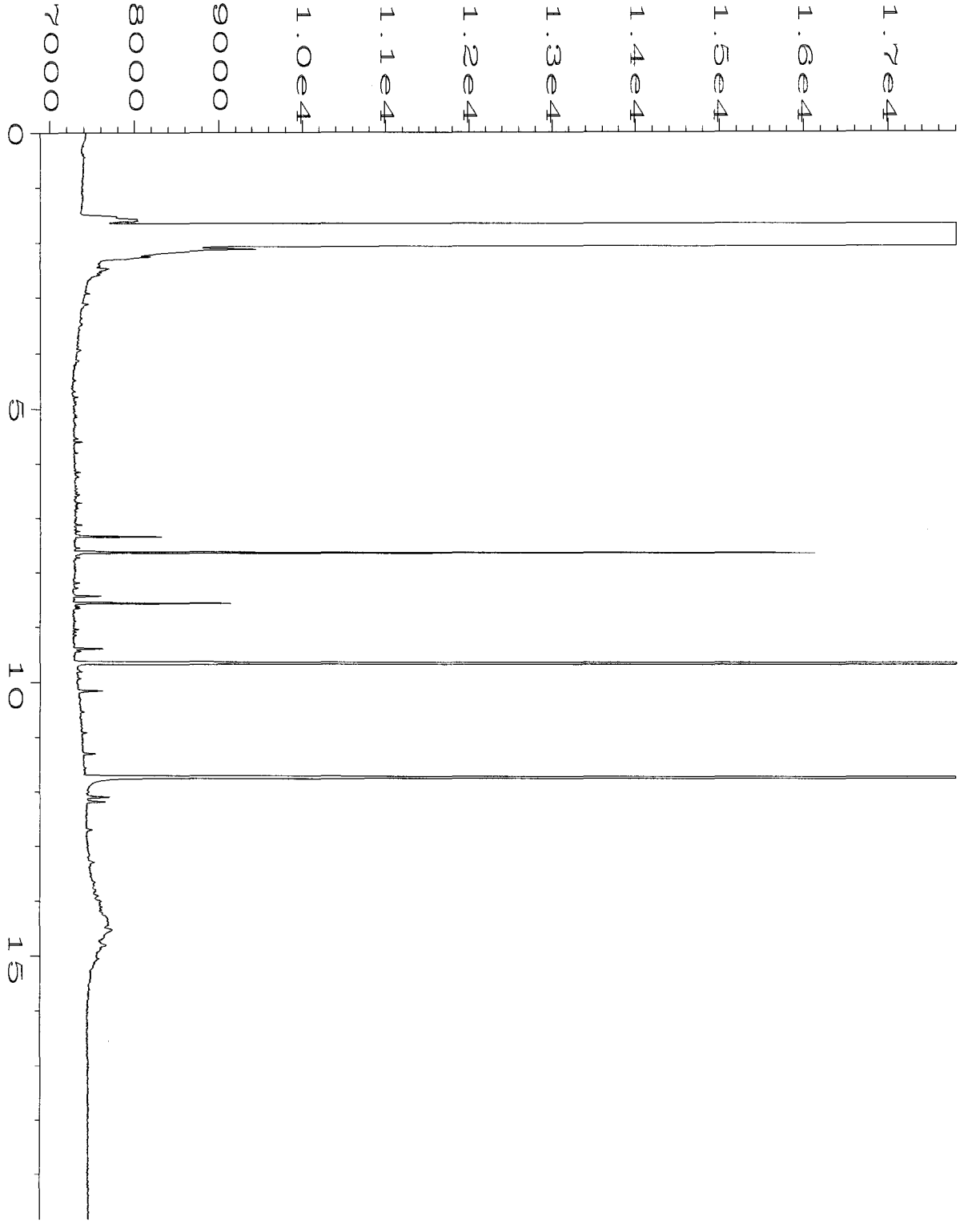

Data File Name : C:\HPCHEM\1\DATA\04-15-09\010F0301.D
Operator : ay
Instrument : GC1
Sample Name : 904084-02 sg
Run Time Bar Code:
Acquired on : 15 Apr 09 01:00 PM
Report Created on: 21 Apr 09 04:15 PM

Page Number : 1
Vial Number : 10
Injection Number : 1
Sequence Line : 3
Instrument Method: TPHD.MTH
Analysis Method : TPHD.MTH

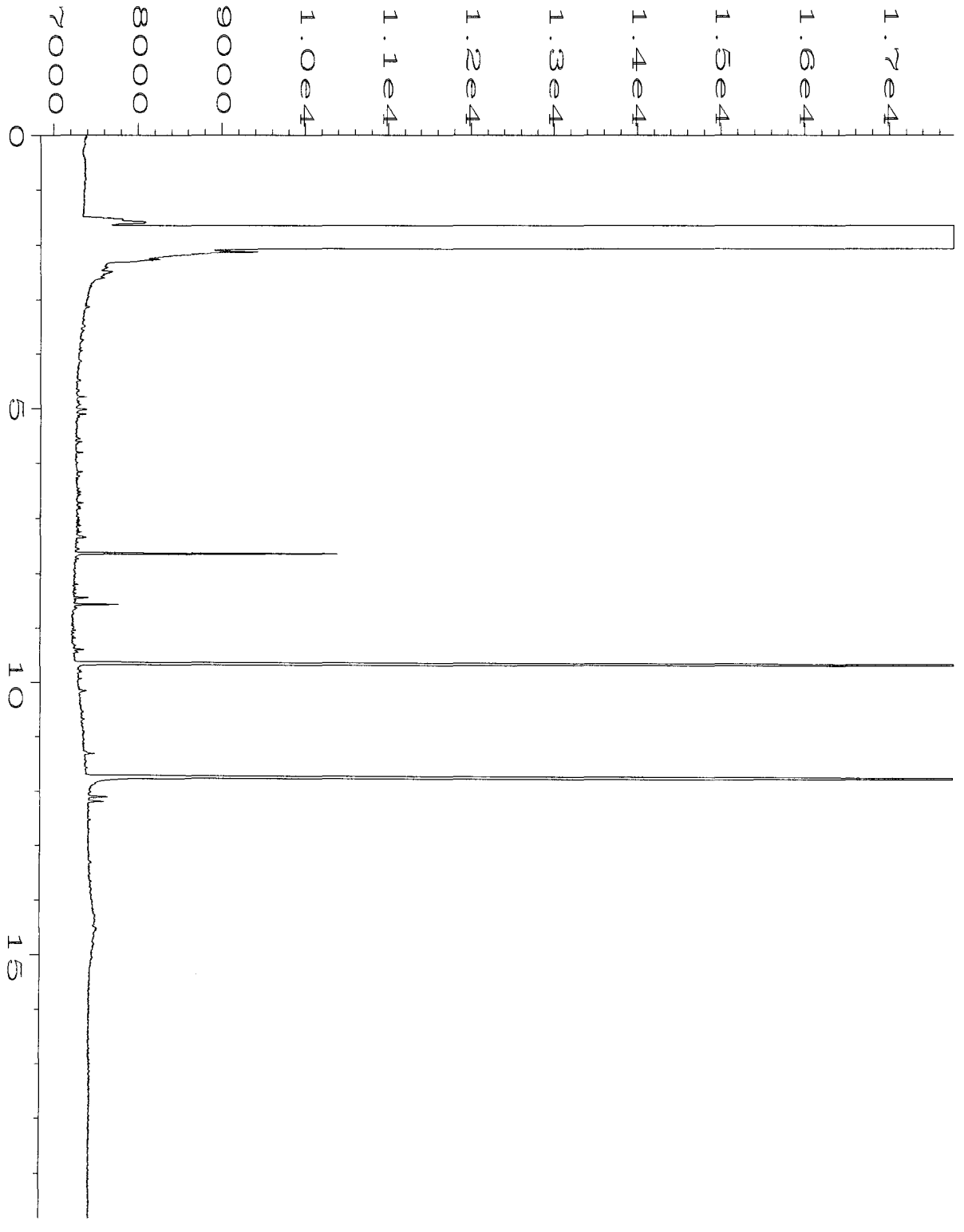

Data File Name : C:\HPCHEM\1\DATA\04-15-09\011F0301.D
Operator : ay
Instrument : GC1
Sample Name : 904084-03 sg
Run Time Bar Code:
Acquired on : 15 Apr 09 01:26 PM
Report Created on: 21 Apr 09 04:20 PM

Page Number : 1
Vial Number : 11
Injection Number : 1
Sequence Line : 3
Instrument Method: TPHD.MTH
Analysis Method : TPHD.MTH

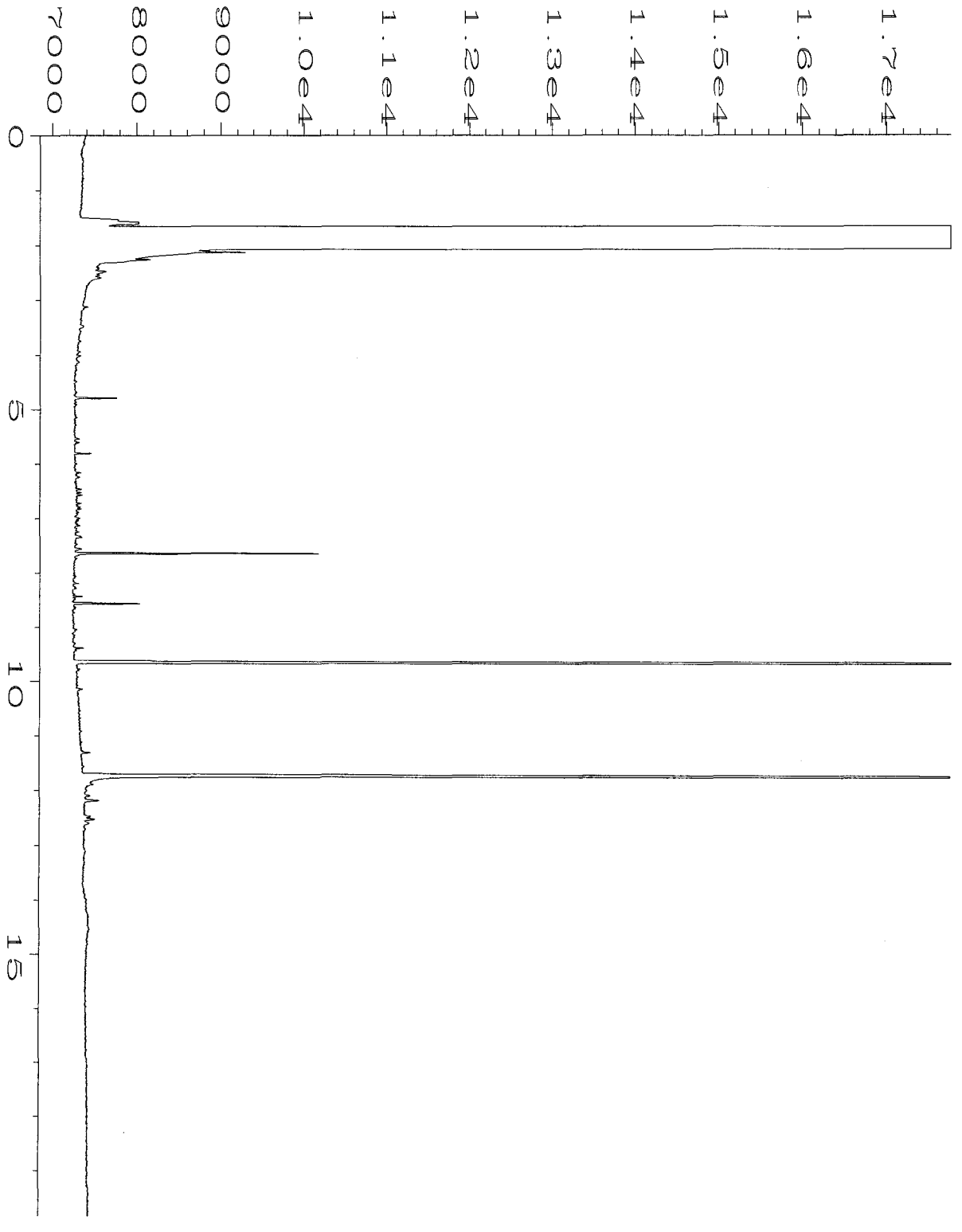

Data File Name : C:\HPCHEM\1\DATA\04-15-09\012F0301.D
Operator : ay
Instrument : GC1
Sample Name : 904084-04 sg
Run Time Bar Code:
Acquired on : 15 Apr 09 01:52 PM
Report Created on: 21 Apr 09 04:20 PM

Page Number : 1
Vial Number : 12
Injection Number : 1
Sequence Line : 3
Instrument Method: TPHD.MTH
Analysis Method : TPHD.MTH

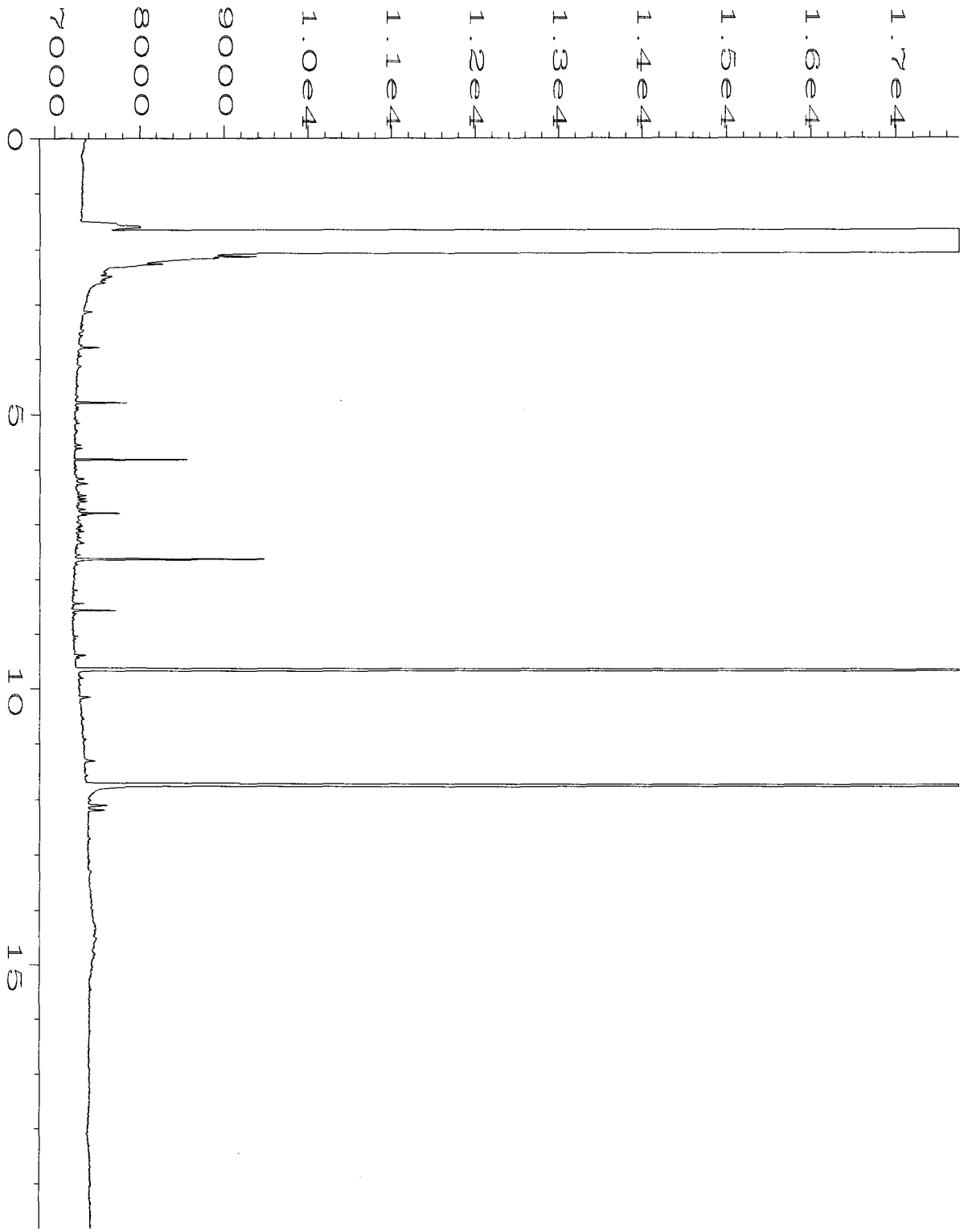

Data File Name : C:\HPCHEM\1\DATA\04-15-09\013F0301.D
Operator : ay
Instrument : GC1
Sample Name : 904084-05 sg
Run Time Bar Code:
Acquired on : 15 Apr 09 02:19 PM
Report Created on: 21 Apr 09 04:21 PM

Page Number : 1
Vial Number : 13
Injection Number : 1
Sequence Line : 3
Instrument Method: TPHD.MTH
Analysis Method : TPHD.MTH

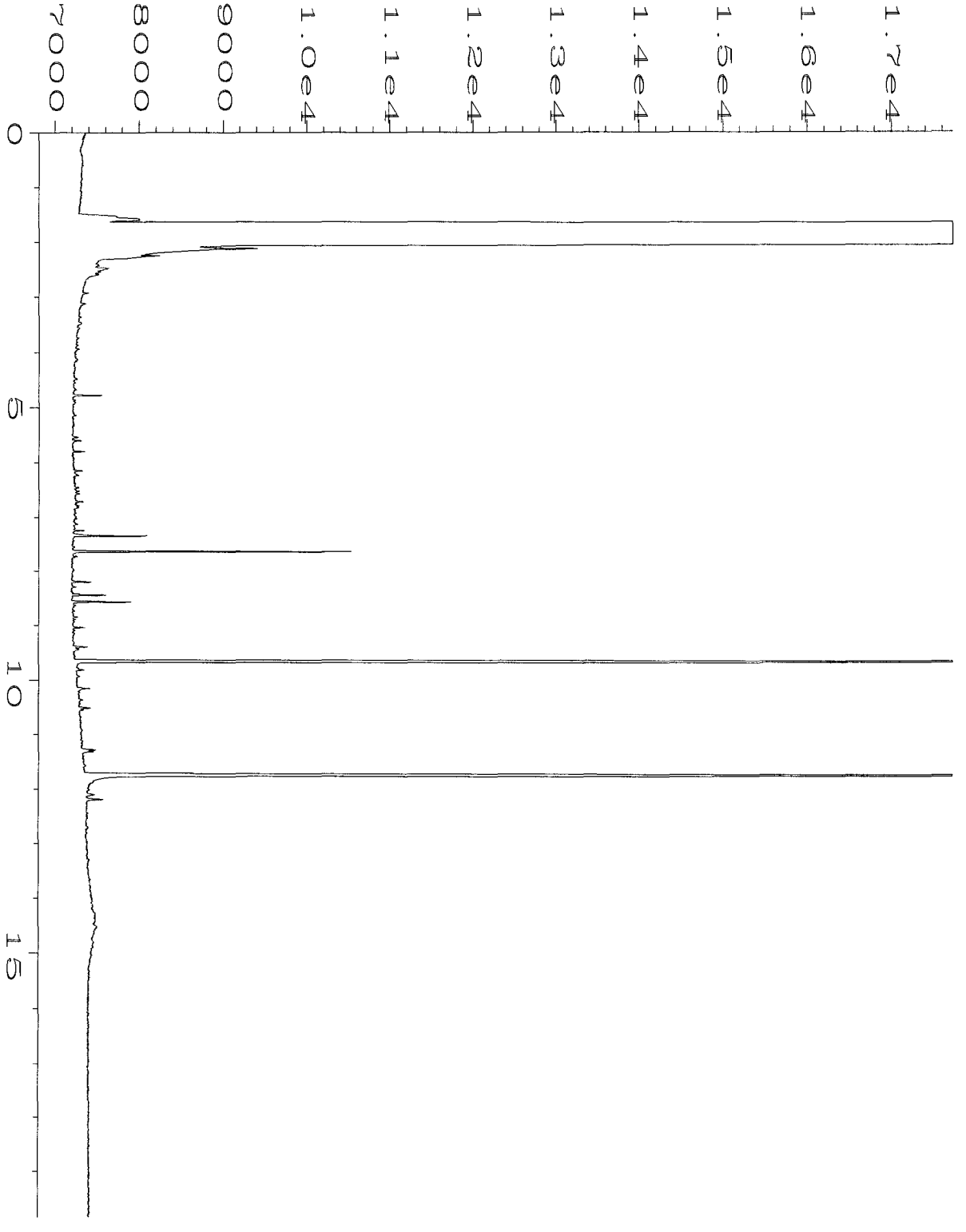

Data File Name : C:\HPCHEM\1\DATA\04-15-09\014F0301.D
Operator : ay
Instrument : GC1
Sample Name : 904084-06 sg
Run Time Bar Code:
Acquired on : 15 Apr 09 02:45 PM
Report Created on: 21 Apr 09 04:21 PM

Page Number : 1
Vial Number : 14
Injection Number : 1
Sequence Line : 3
Instrument Method: TPHD.MTH
Analysis Method : TPHD.MTH

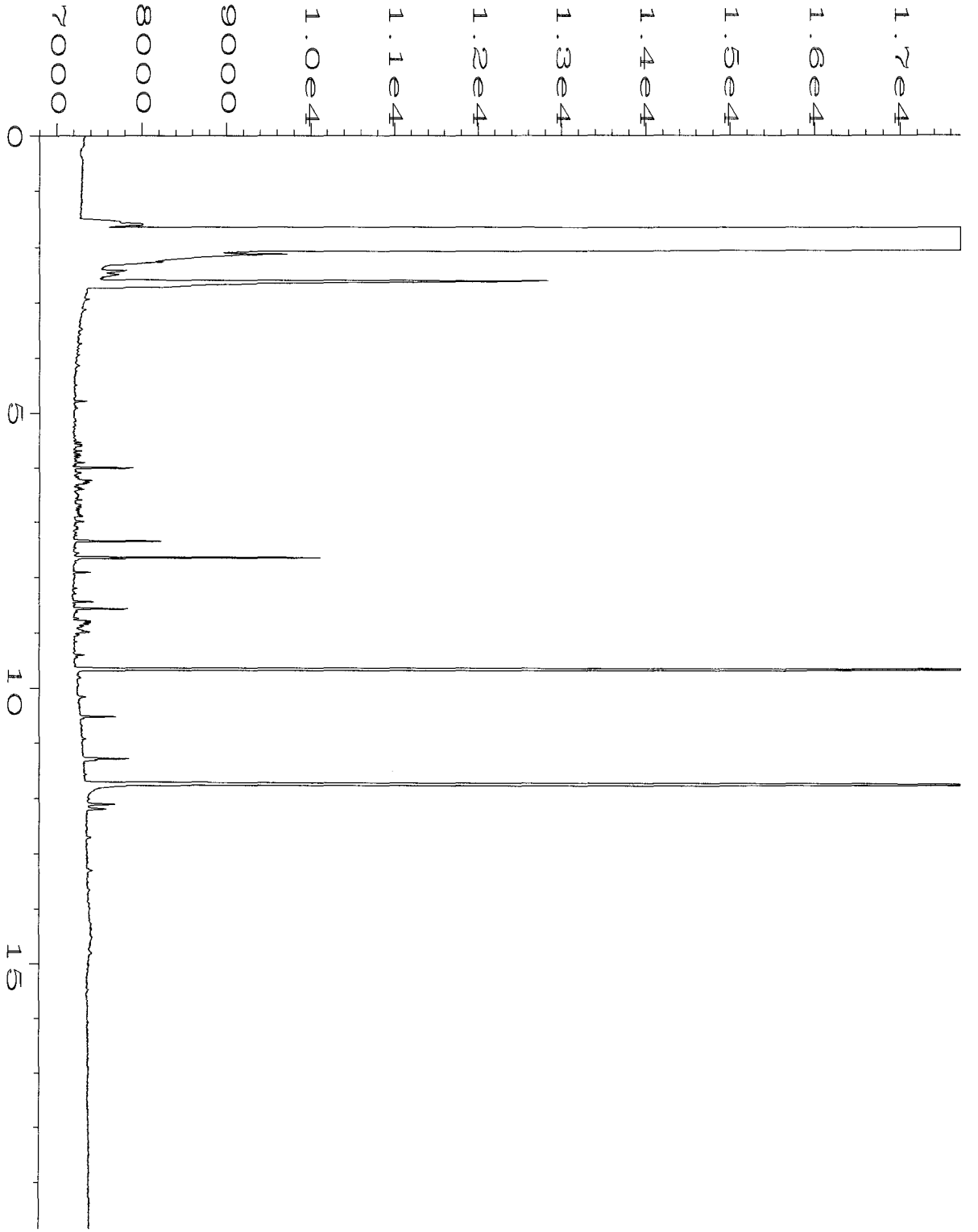

Data File Name : C:\HPCHEM\1\DATA\04-15-09\015F0301.D
Operator : ay
Instrument : GC1
Sample Name : 904084-07 sg
Run Time Bar Code:
Acquired on : 15 Apr 09 03:12 PM
Report Created on: 21 Apr 09 04:21 PM

Page Number : 1
Vial Number : 15
Injection Number : 1
Sequence Line : 3
Instrument Method: TPHD.MTH
Analysis Method : TPHD.MTH

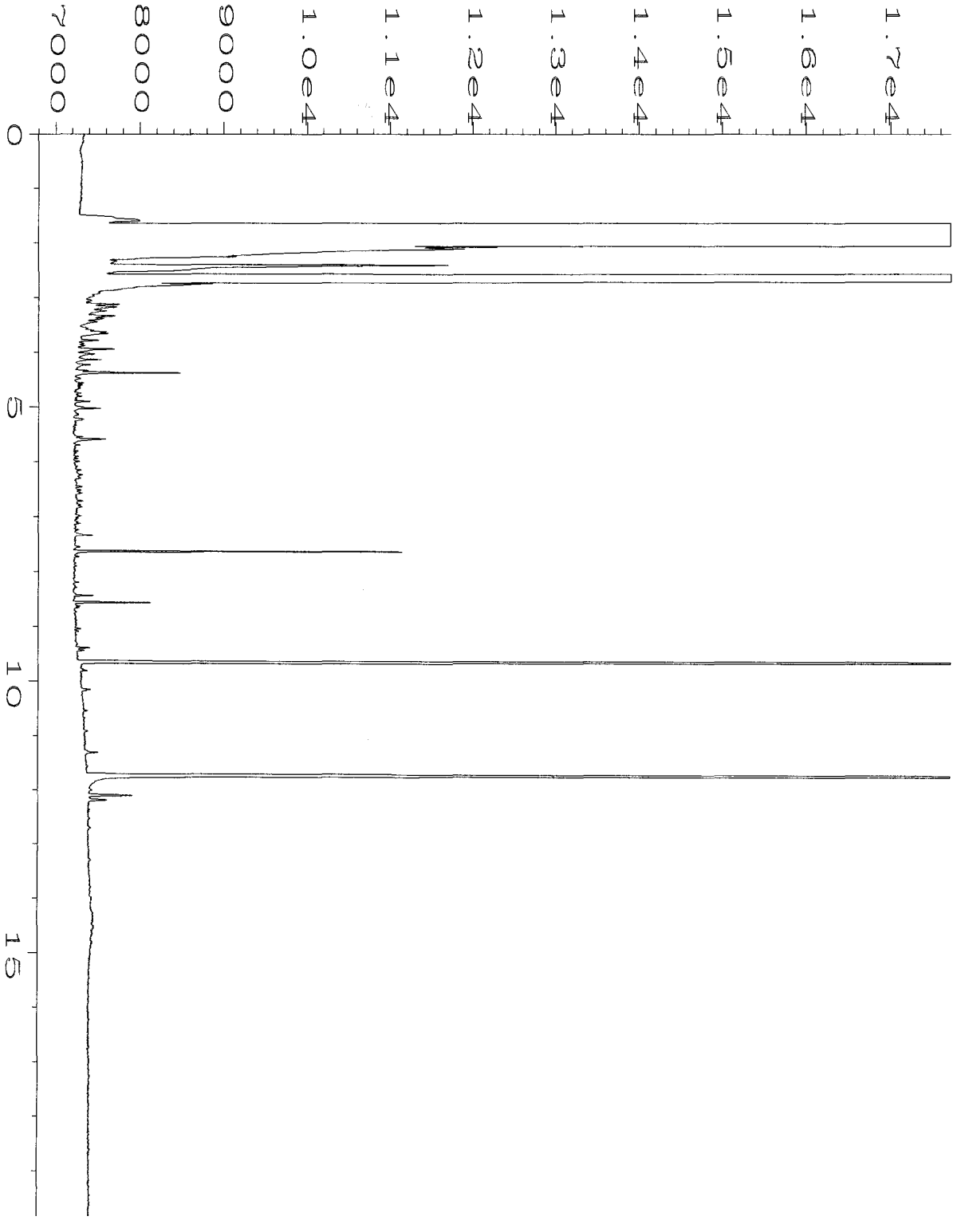

Data File Name : C:\HPCHEM\1\DATA\04-15-09\016F0601.D
Operator : ay
Instrument : GC1
Sample Name : 904084-08 sg
Run Time Bar Code:
Acquired on : 15 Apr 09 04:32 PM
Report Created on: 21 Apr 09 04:21 PM

Page Number : 1
Vial Number : 16
Injection Number : 1
Sequence Line : 6
Instrument Method: TPHD.MTH
Analysis Method : TPHD.MTH

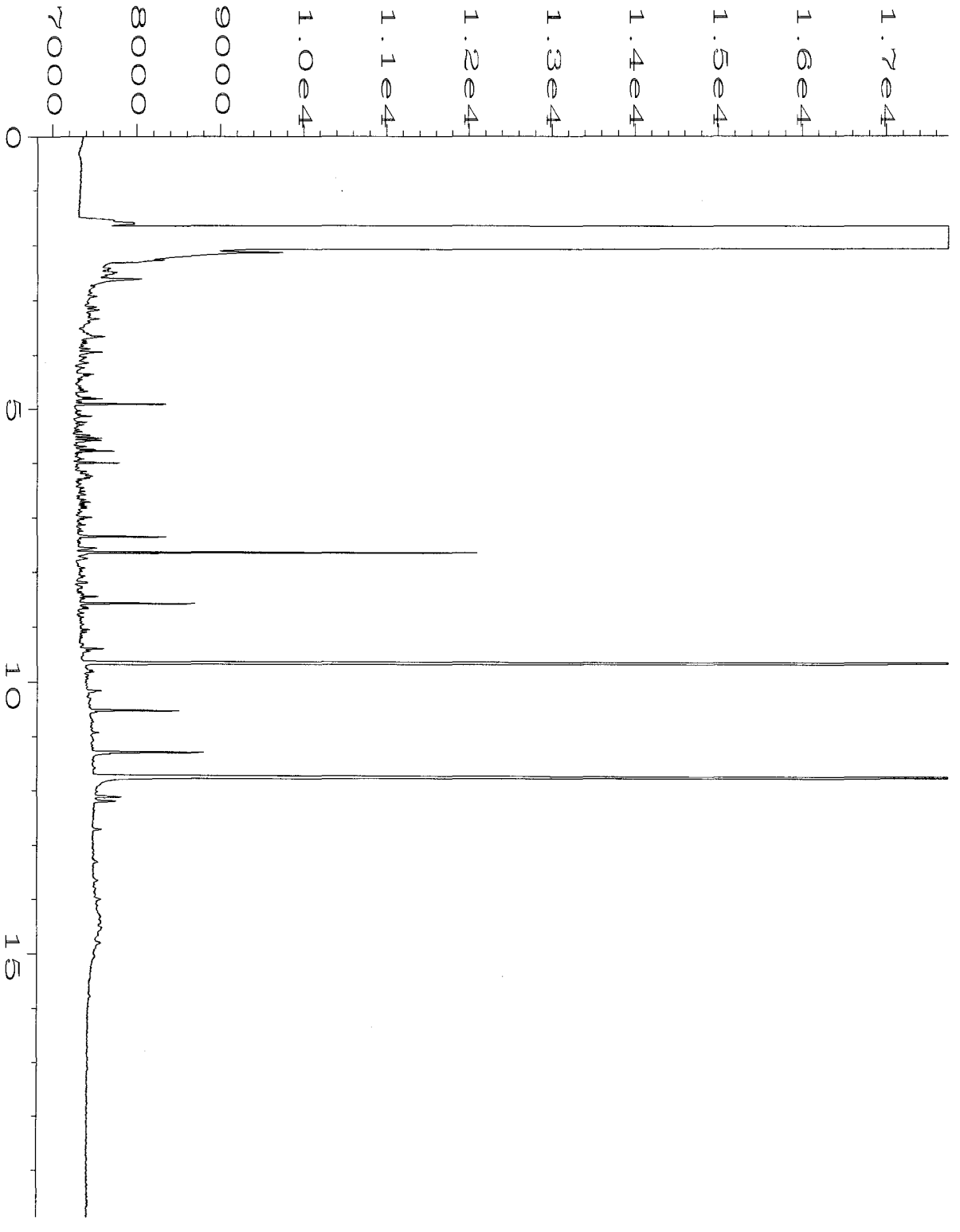

Data File Name : C:\HPCHEM\1\DATA\04-15-09\017F0601.D
Operator : ay
Instrument : GC1
Sample Name : 904084-09 sg
Run Time Bar Code:
Acquired on : 15 Apr 09 04:58 PM
Report Created on: 21 Apr 09 04:21 PM

Page Number : 1
Vial Number : 17
Injection Number : 1
Sequence Line : 6
Instrument Method: TPHD.MTH
Analysis Method : TPHD.MTH

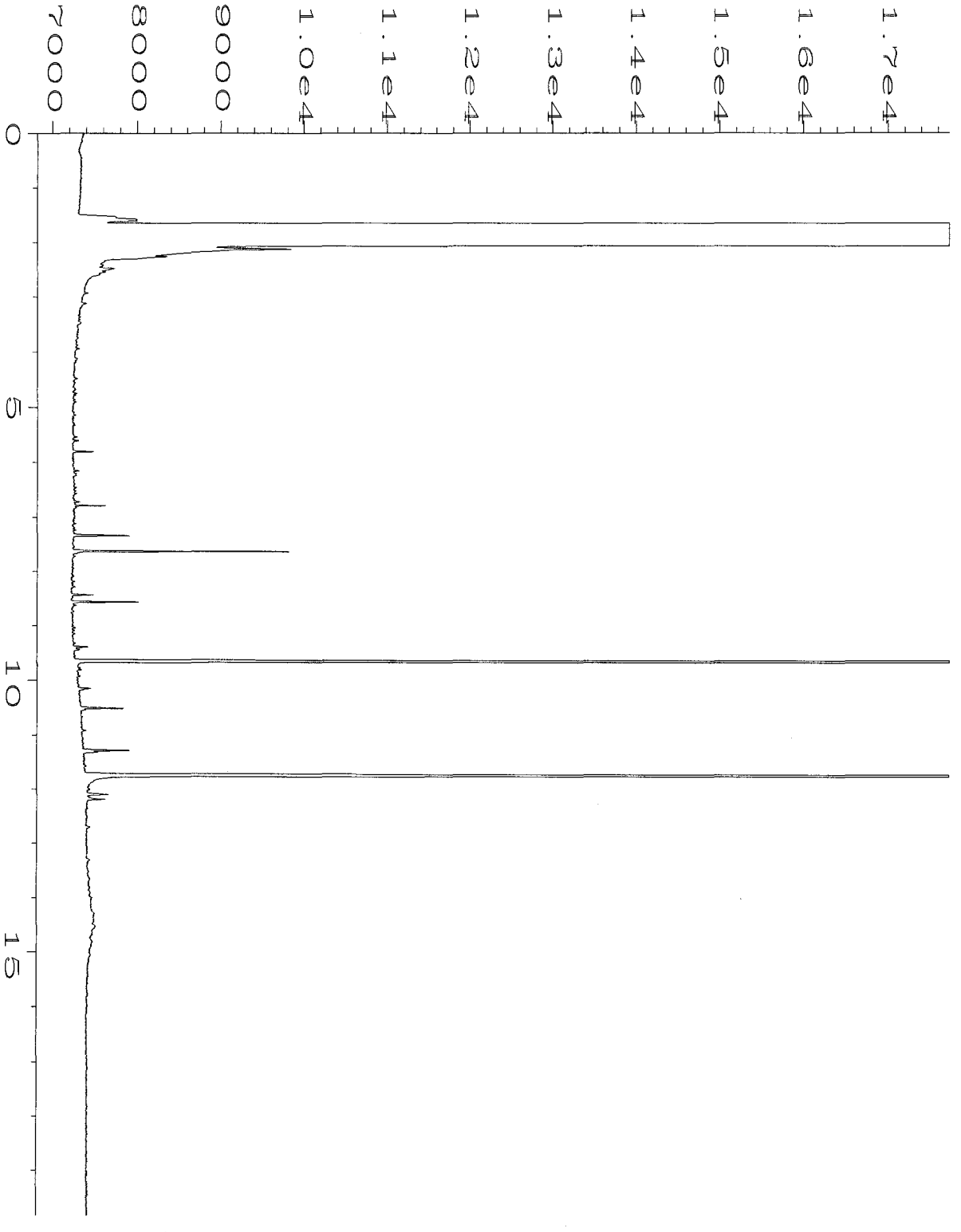

Data File Name : C:\HPCHEM\1\DATA\04-15-09\018F0601.D
Operator : ay
Instrument : GC1
Sample Name : 904084-10 sg
Run Time Bar Code:
Acquired on : 15 Apr 09 05:25 PM
Report Created on: 21 Apr 09 04:21 PM

Page Number : 1
Vial Number : 18
Injection Number : 1
Sequence Line : 6
Instrument Method: TPHD.MTH
Analysis Method : TPHD.MTH

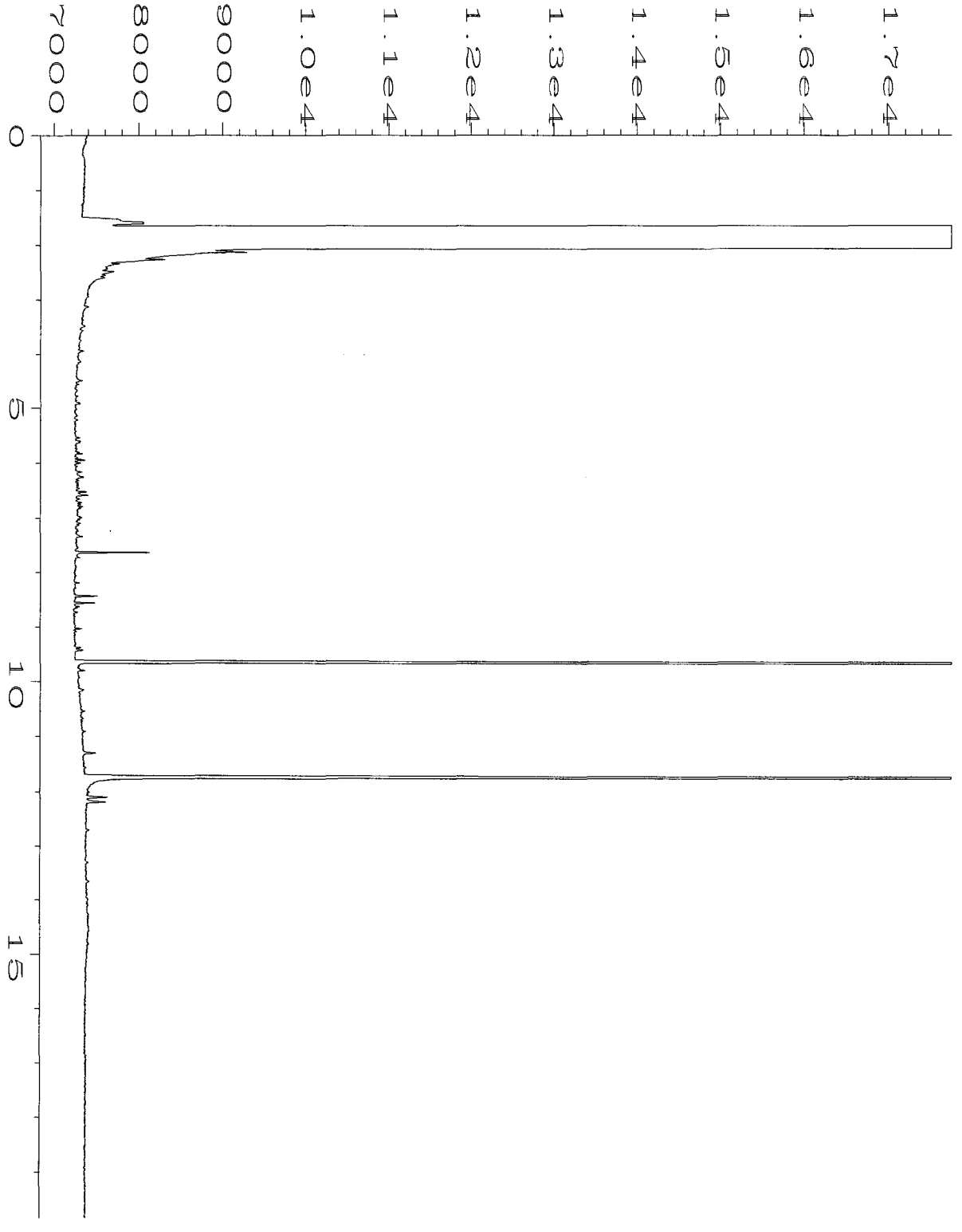

Data File Name : C:\HPCHEM\1\DATA\04-15-09\019F0601.D
Operator : ay
Instrument : GC1
Sample Name : 904084-11 sg
Run Time Bar Code:
Acquired on : 15 Apr 09 05:51 PM
Report Created on: 21 Apr 09 04:21 PM

Page Number : 1
Vial Number : 19
Injection Number : 1
Sequence Line : 6
Instrument Method: TPHD.MTH
Analysis Method : TPHD.MTH

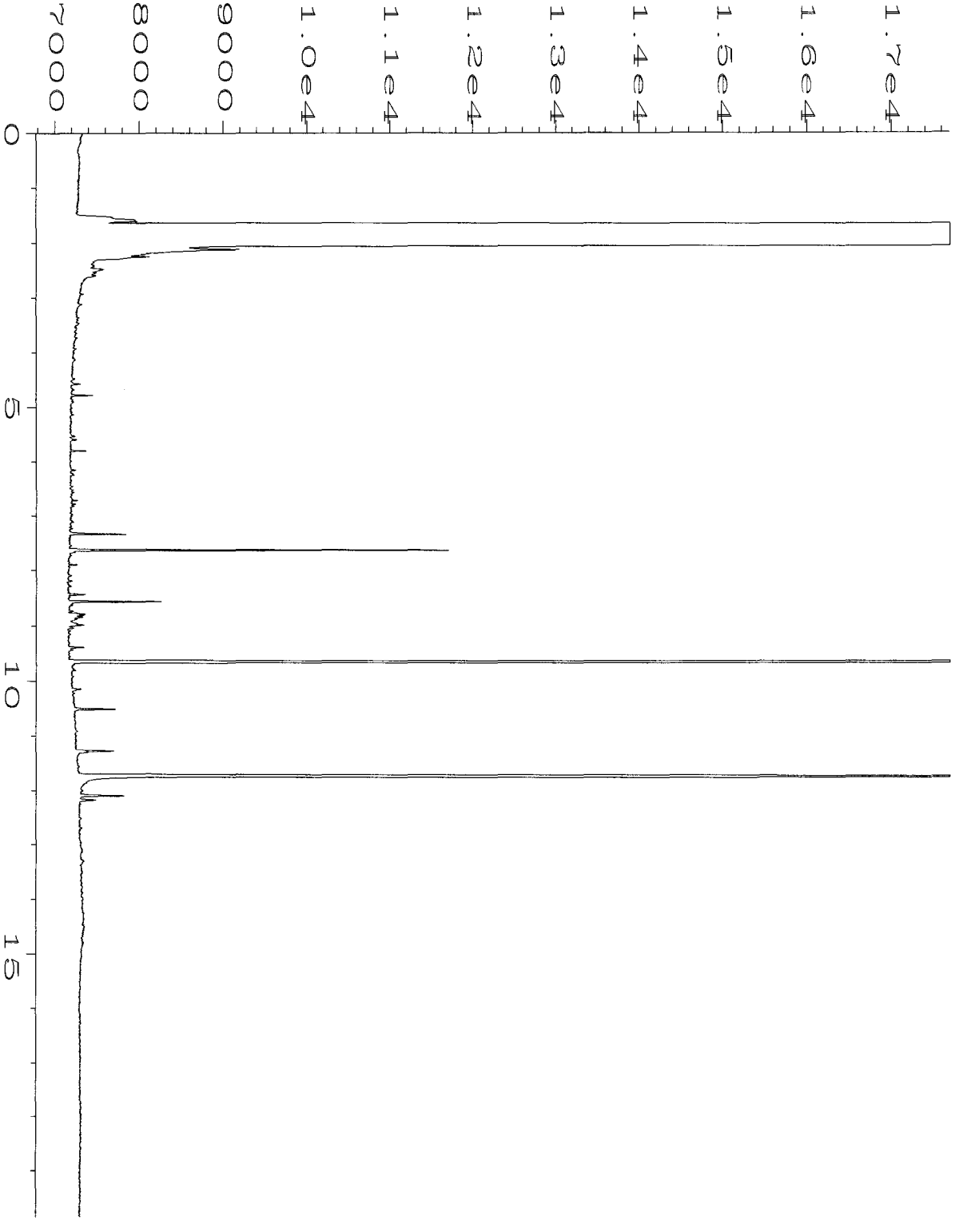

Data File Name : C:\HPCHEM\1\DATA\04-15-09\020F0601.D
Operator : ay
Instrument : GC1
Sample Name : 904084-12 sg
Run Time Bar Code:
Acquired on : 15 Apr 09 06:18 PM
Report Created on: 21 Apr 09 04:22 PM

Page Number : 1
Vial Number : 20
Injection Number : 1
Sequence Line : 6
Instrument Method: TPHD.MTH
Analysis Method : TPHD.MTH

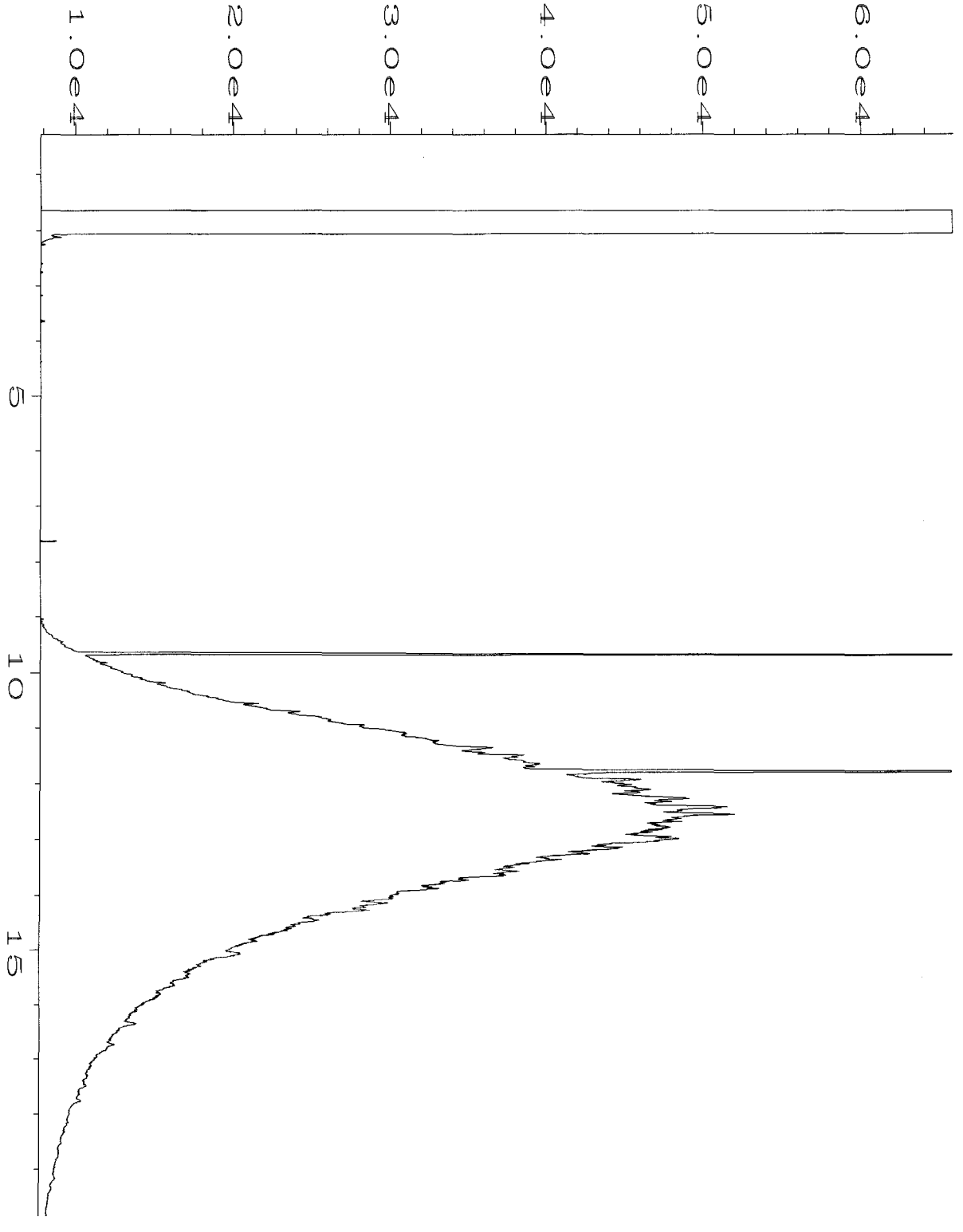

Data File Name	: C:\HPCHEM\1\DATA\04-15-09\021F0601.D		
Operator	: ay	Page Number	: 1
Instrument	: GC1	Vial Number	: 21
Sample Name	: 904084-13 sg	Injection Number	: 1
Run Time Bar Code:		Sequence Line	: 6
Acquired on	: 15 Apr 09 06:44 PM	Instrument Method	: TPHD.MTH
Report Created on	: 21 Apr 09 04:22 PM	Analysis Method	: TPHD.MTH

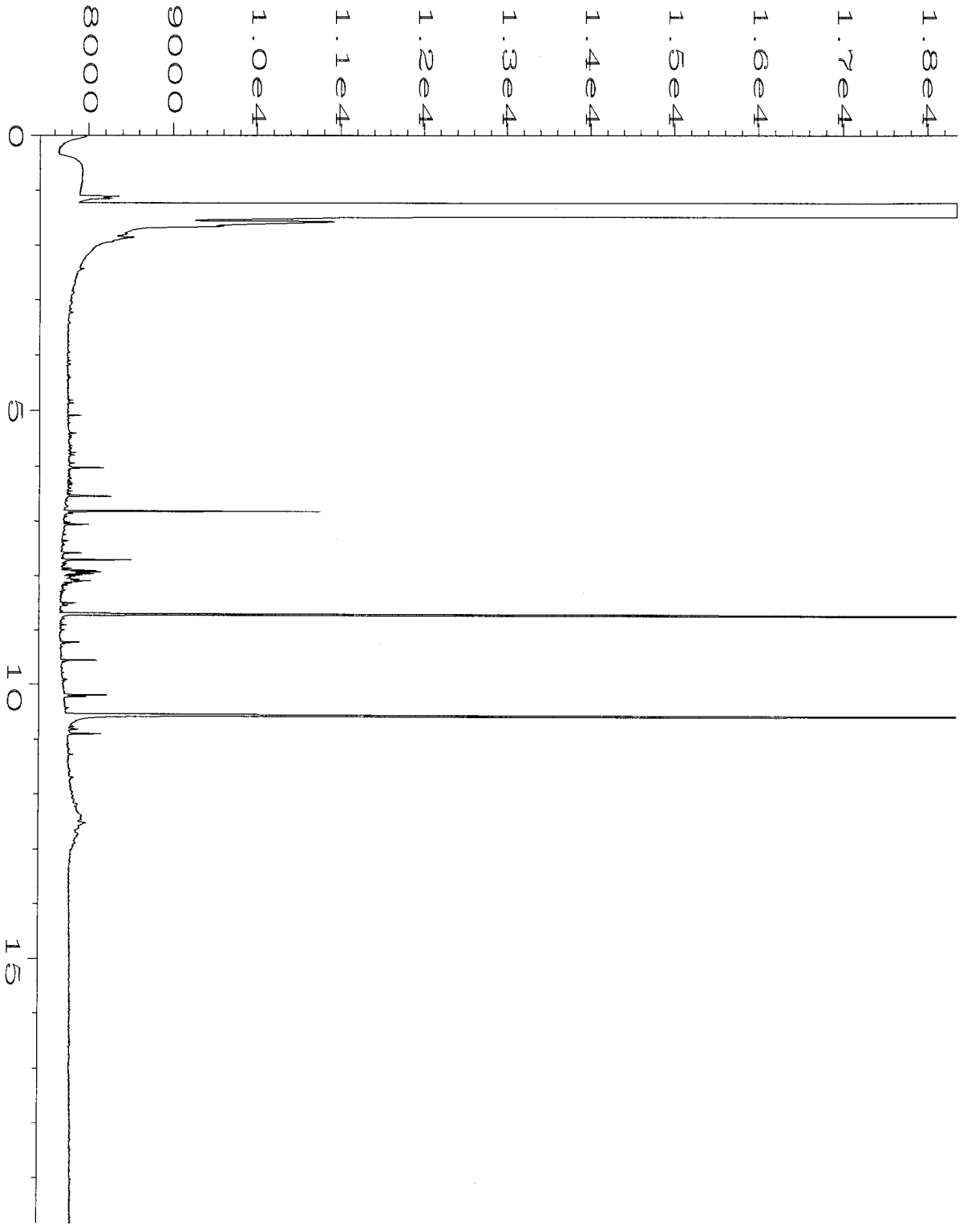

Data File Name : C:\HPCHEM\1\DATA\04-16-09\006F0401.D
Operator : ay
Instrument : GC1
Sample Name : 904084-14 sg rr
Run Time Bar Code:
Acquired on : 16 Apr 09 01:36 PM
Report Created on: 21 Apr 09 04:24 PM

Page Number : 1
Vial Number : 6
Injection Number : 1
Sequence Line : 4
Instrument Method: TPHD.MTH
Analysis Method : TPHD.MTH

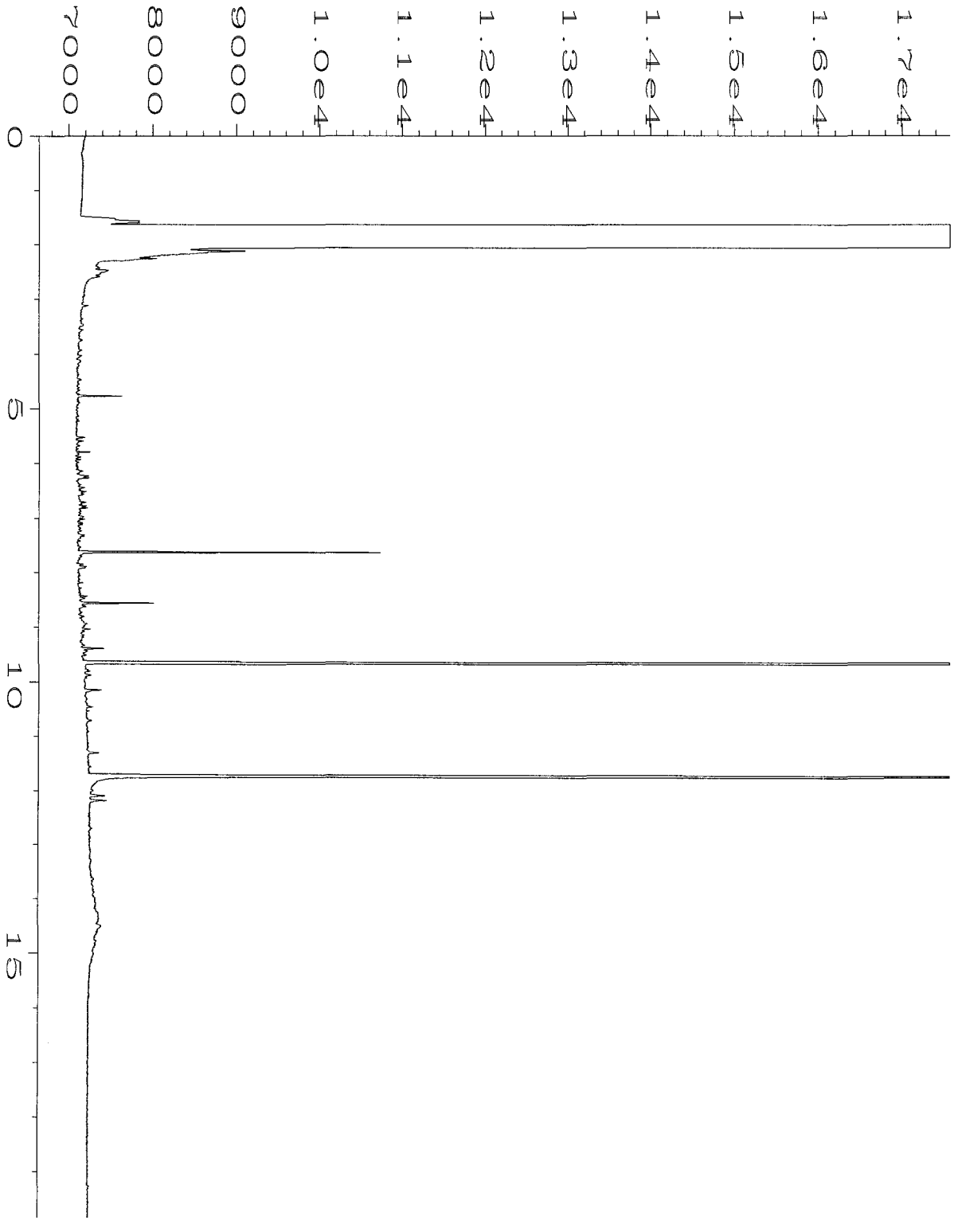

Data File Name : C:\HPCHEM\1\DATA\04-15-09\023F0601.D
Operator : ay
Instrument : GC1
Sample Name : 904084-15 sg
Run Time Bar Code:
Acquired on : 15 Apr 09 07:38 PM
Report Created on: 21 Apr 09 04:22 PM

Page Number : 1
Vial Number : 23
Injection Number : 1
Sequence Line : 6
Instrument Method: TPHD.MTH
Analysis Method : TPHD.MTH

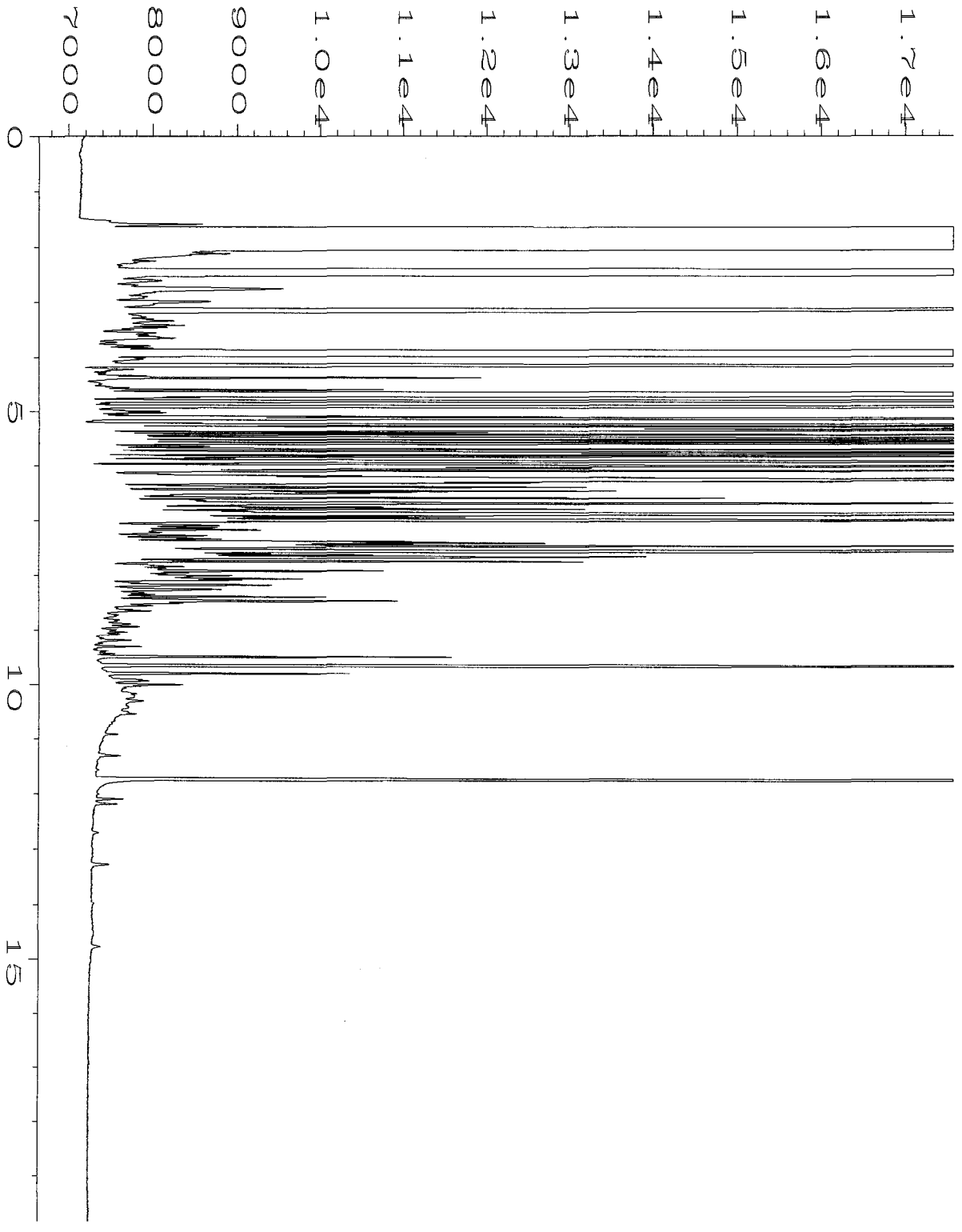

Data File Name : C:\HPCHEM\1\DATA\04-15-09\024F0601.D
Operator : ay
Instrument : GC1
Sample Name : 904084-16 sg
Run Time Bar Code:
Acquired on : 15 Apr 09 08:05 PM
Report Created on: 21 Apr 09 04:25 PM

Page Number : 1
Vial Number : 24
Injection Number : 1
Sequence Line : 6
Instrument Method: TPHD.MTH
Analysis Method : TPHD.MTH

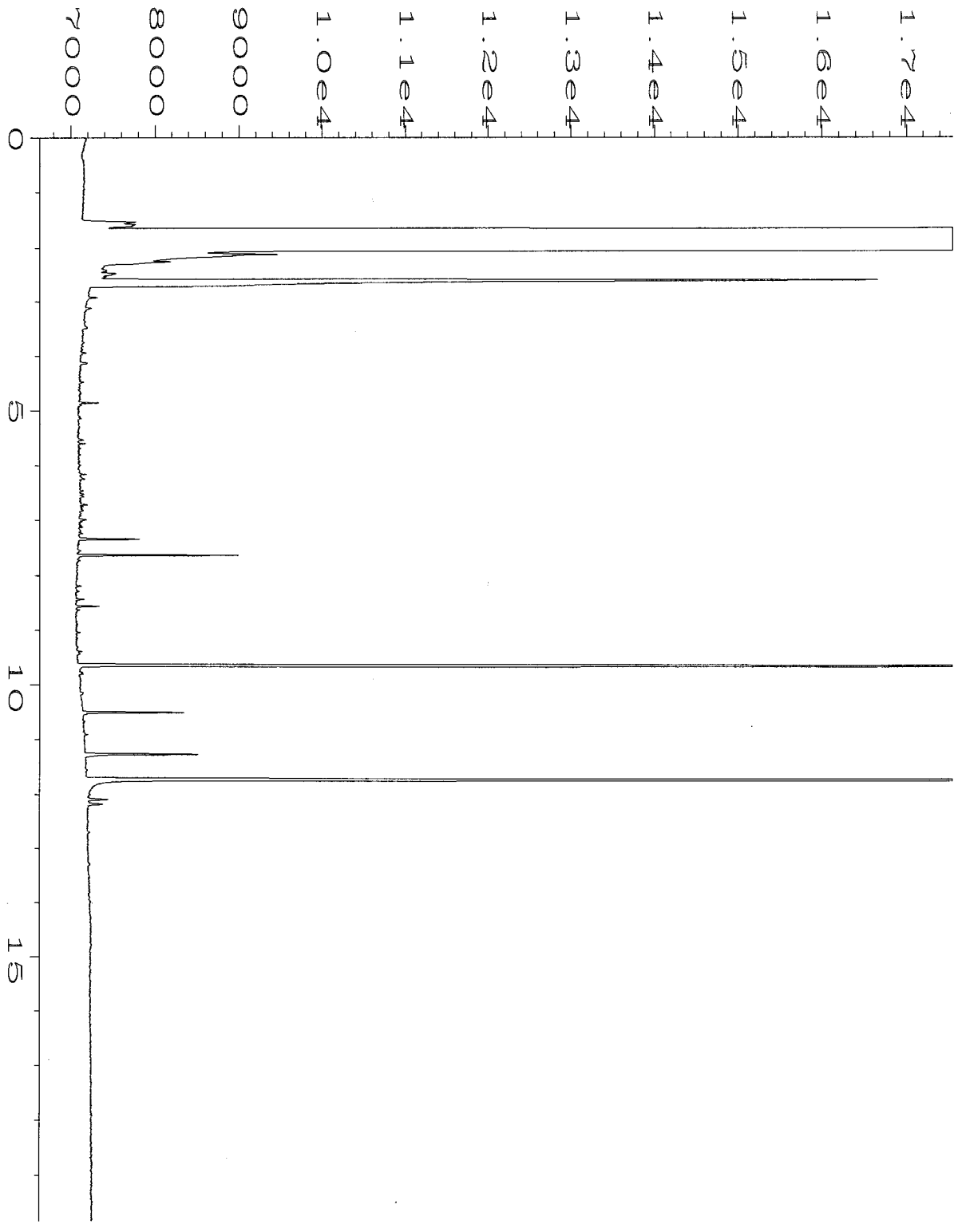

Data File Name : C:\HPCHEM\1\DATA\04-15-09\025F0601.D
Operator : ay
Instrument : GC1
Sample Name : 904084-17 sg
Run Time Bar Code:
Acquired on : 15 Apr 09 08:32 PM
Report Created on: 21 Apr 09 04:25 PM

Page Number : 1
Vial Number : 25
Injection Number : 1
Sequence Line : 6
Instrument Method: TPHD.MTH
Analysis Method : TPHD.MTH



Data File Name : C:\HPCHEM\1\DATA\04-15-09\026F0801.D
Operator : ay
Instrument : GC1
Sample Name : 904084-18 sg
Run Time Bar Code:
Acquired on : 15 Apr 09 09:52 PM
Report Created on: 21 Apr 09 04:25 PM

Page Number : 1
Vial Number : 26
Injection Number : 1
Sequence Line : 8
Instrument Method: TPHD.MTH
Analysis Method : TPHD.MTH

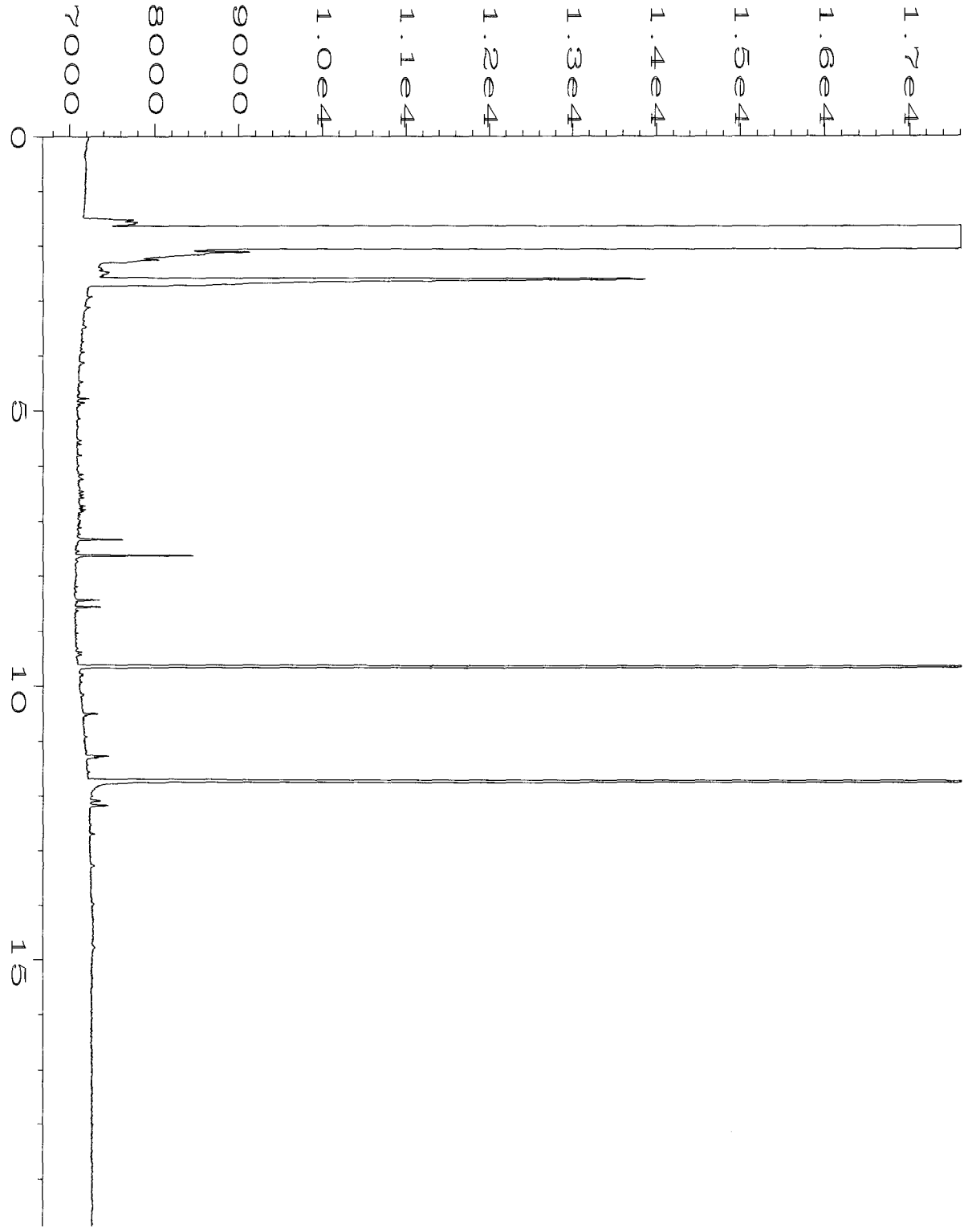

Data File Name : C:\HPCHEM\1\DATA\04-15-09\027F0801.D
Operator : ay
Instrument : GC1
Sample Name : 904084-19 sg
Run Time Bar Code:
Acquired on : 15 Apr 09 10:19 PM
Report Created on: 21 Apr 09 04:26 PM

Page Number : 1
Vial Number : 27
Injection Number : 1
Sequence Line : 8
Instrument Method: TPHD.MTH
Analysis Method : TPHD.MTH

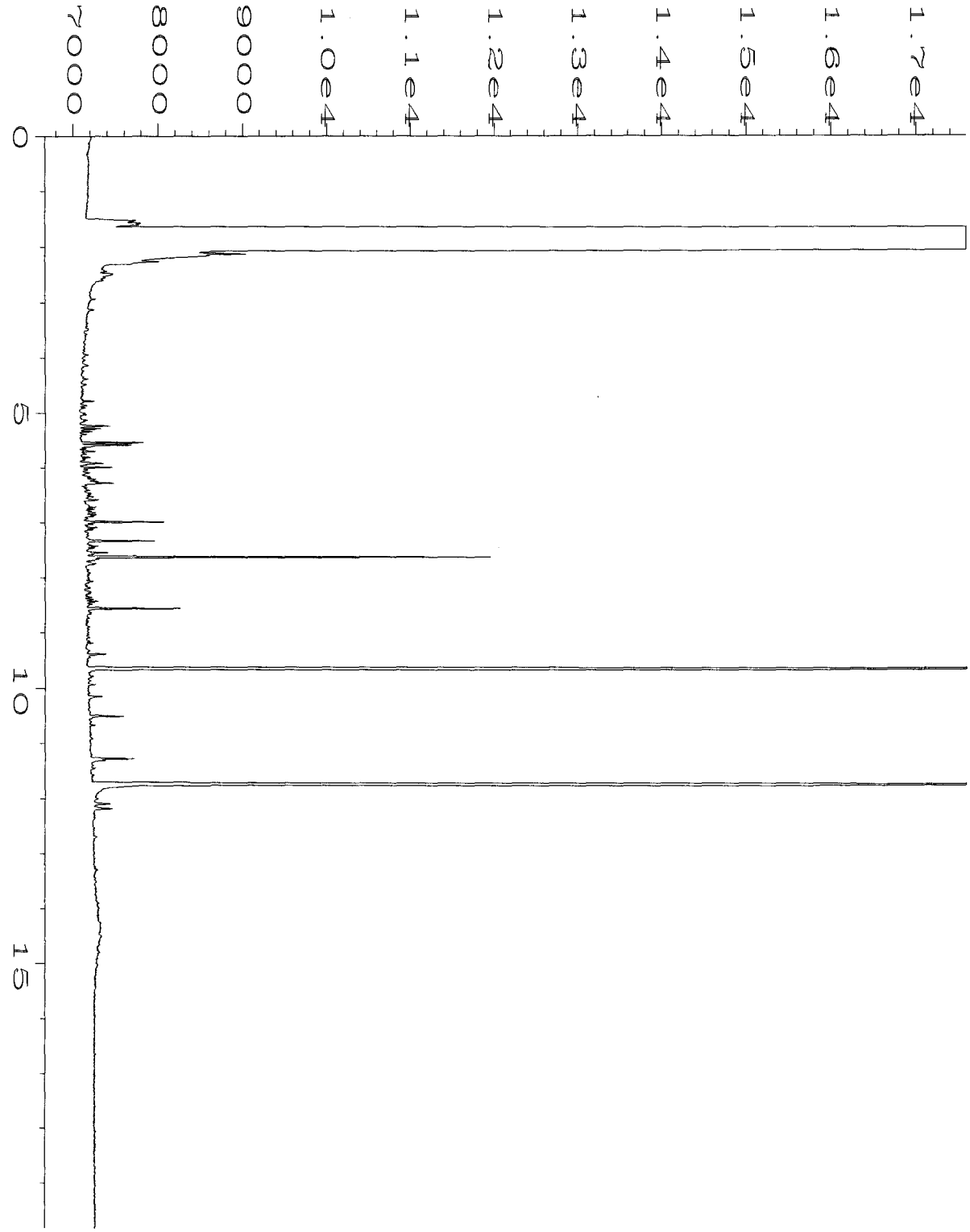

Data File Name : C:\HPCHEM\1\DATA\04-15-09\028F0801.D
Operator : ay
Instrument : GC1
Sample Name : 904084-20 sg
Run Time Bar Code:
Acquired on : 15 Apr 09 10:46 PM
Report Created on: 21 Apr 09 04:26 PM

Page Number : 1
Vial Number : 28
Injection Number : 1
Sequence Line : 8
Instrument Method: TPHD.MTH
Analysis Method : TPHD.MTH

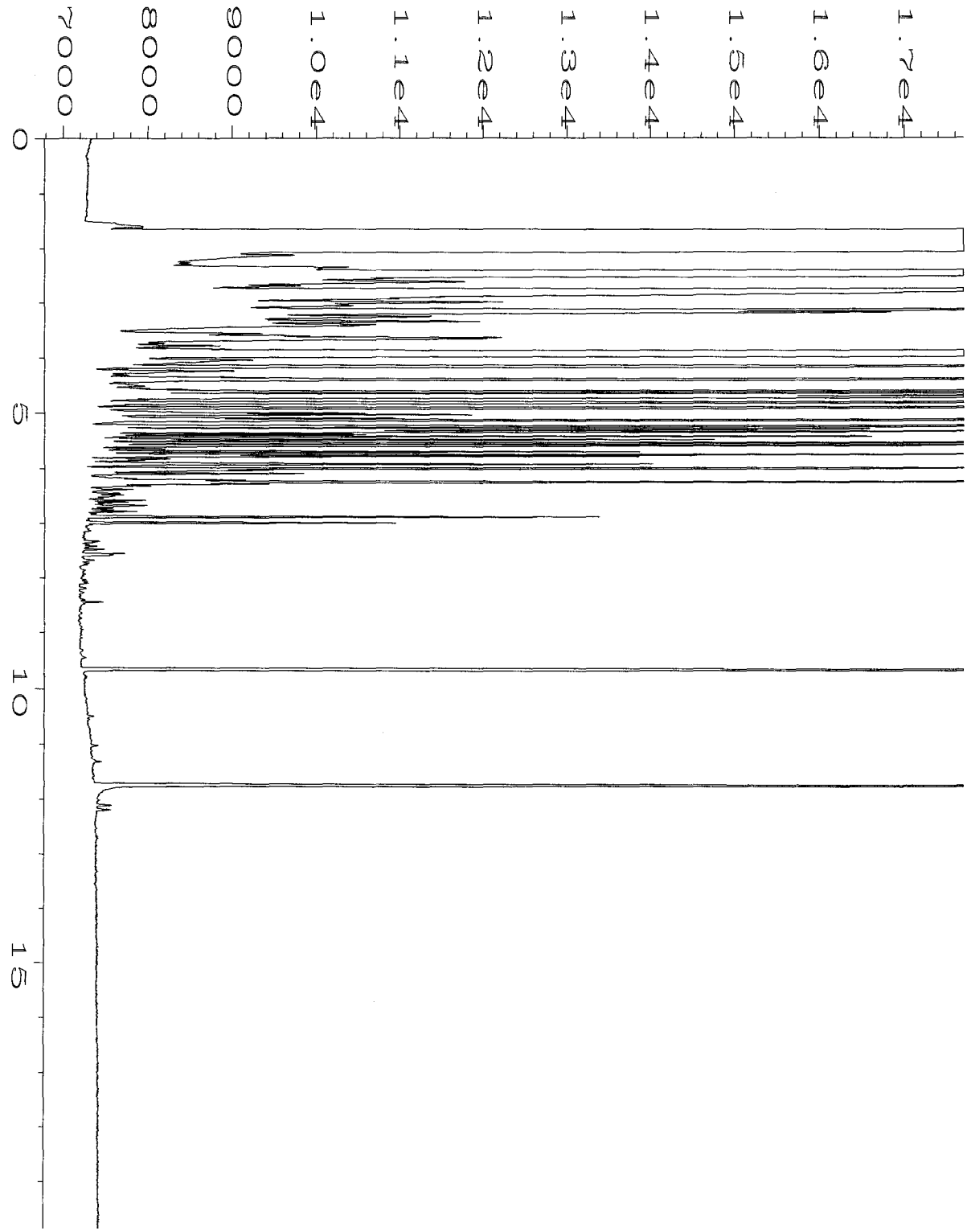

Data File Name : C:\HPCHEM\1\DATA\04-14-09\010F0401.D
Operator : ay
Instrument : GC1
Sample Name : 904084-21 sg
Run Time Bar Code:
Acquired on : 14 Apr 09 12:18 PM
Report Created on: 21 Apr 09 04:31 PM

Page Number : 1
Vial Number : 10
Injection Number : 1
Sequence Line : 4
Instrument Method: TPHD.MTH
Analysis Method : TPHD.MTH



Data File Name : C:\HPCHEM\1\DATA\04-14-09\011F0401.D
Operator : ay
Instrument : GC1
Sample Name : 904084-22 sg
Run Time Bar Code:
Acquired on : 14 Apr 09 12:44 PM
Report Created on: 21 Apr 09 04:31 PM

Page Number : 1
Vial Number : 11
Injection Number : 1
Sequence Line : 4
Instrument Method: TPHD.MTH
Analysis Method : TPHD.MTH

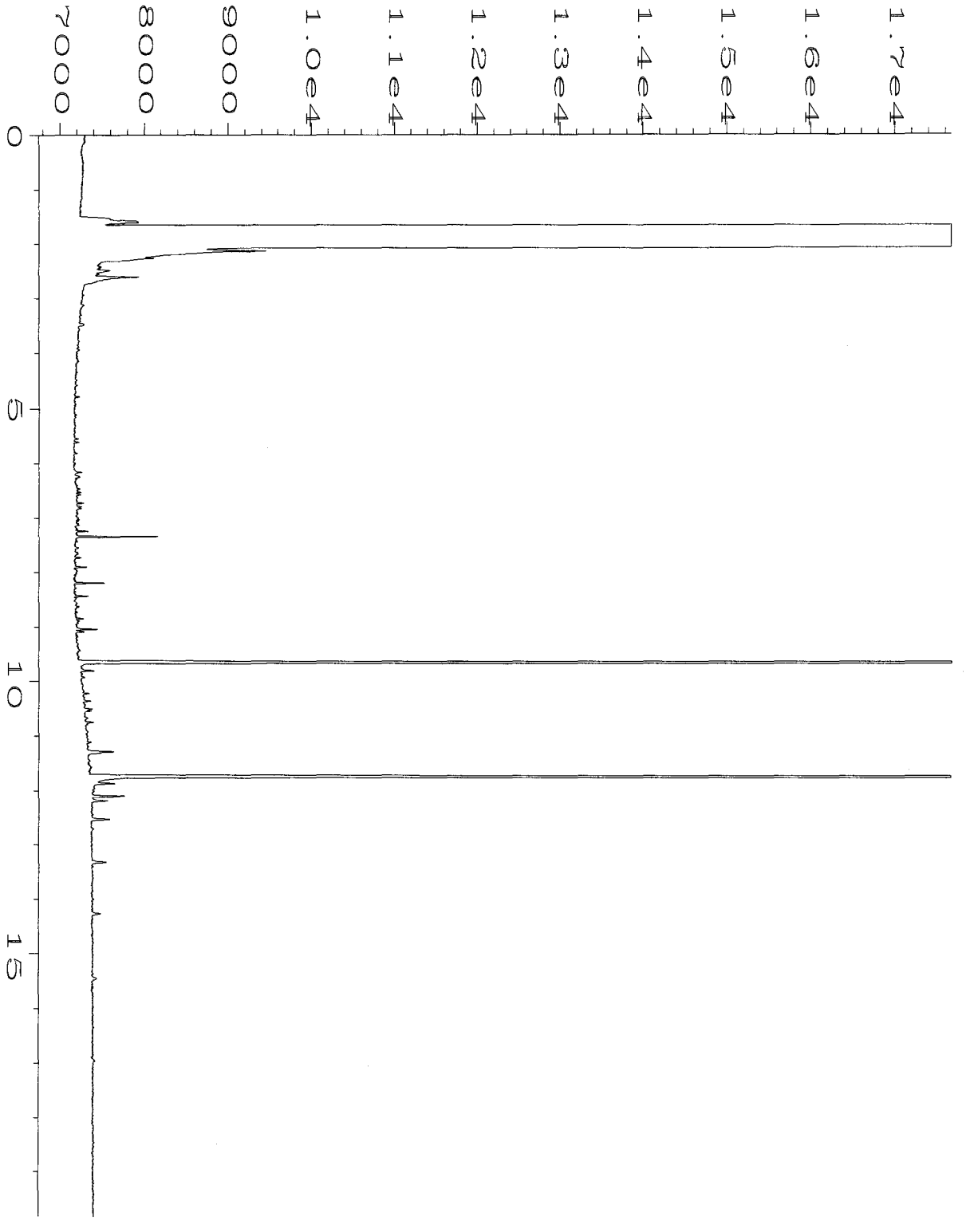

Data File Name : C:\HPCHEM\1\DATA\04-14-09\012F0401.D
Operator : ay
Instrument : GC1
Sample Name : 904084-23 sg
Run Time Bar Code:
Acquired on : 14 Apr 09 01:11 PM
Report Created on: 21 Apr 09 04:31 PM

Page Number : 1
Vial Number : 12
Injection Number : 1
Sequence Line : 4
Instrument Method: TPHD.MTH
Analysis Method : TPHD.MTH

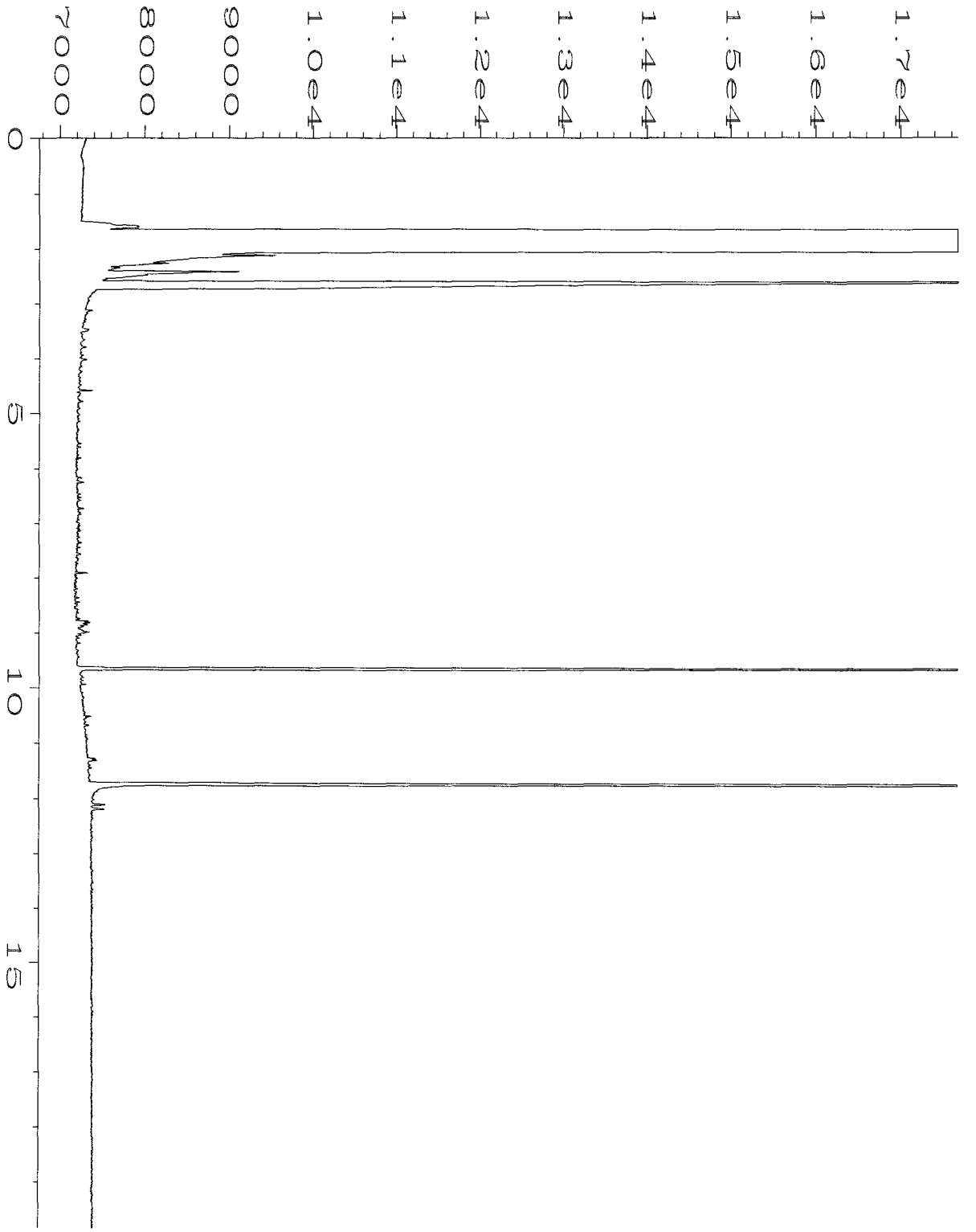

Data File Name : C:\HPCHEM\1\DATA\04-14-09\013F0401.D
Operator : ay
Instrument : GC1
Sample Name : 904084-24 sg
Run Time Bar Code:
Acquired on : 14 Apr 09 01:37 PM
Report Created on: 21 Apr 09 04:31 PM

Page Number : 1
Vial Number : 13
Injection Number : 1
Sequence Line : 4
Instrument Method: TPHD.MTH
Analysis Method : TPHD.MTH

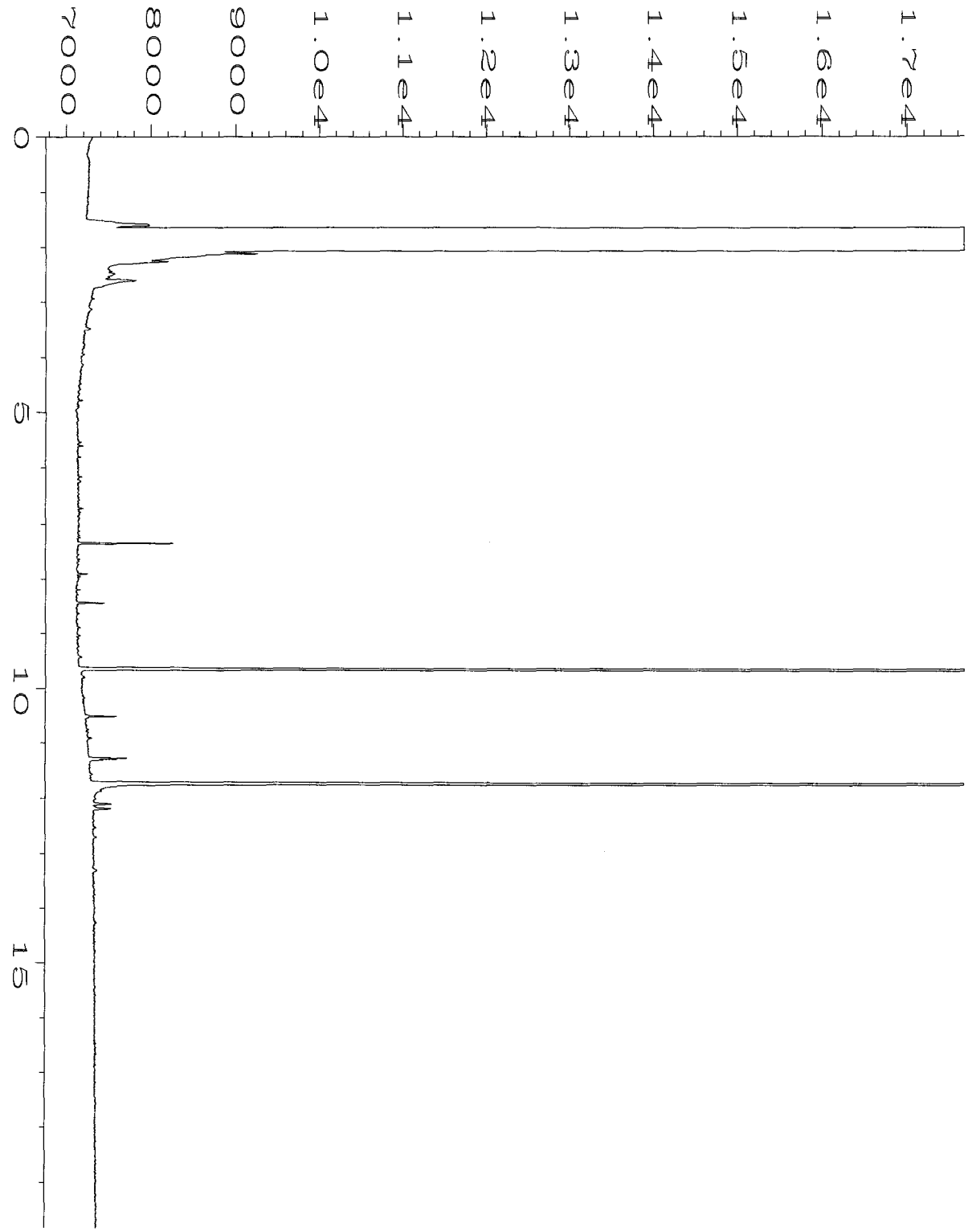

Data File Name : C:\HPCHEM\1\DATA\04-14-09\016F0901.D
Operator : ay
Instrument : GC1
Sample Name : 904084-25 sg
Run Time Bar Code:
Acquired on : 14 Apr 09 05:01 PM
Report Created on: 21 Apr 09 04:31 PM

Page Number : 1
Vial Number : 16
Injection Number : 1
Sequence Line : 9
Instrument Method: TPHD.MTH
Analysis Method : TPHD.MTH

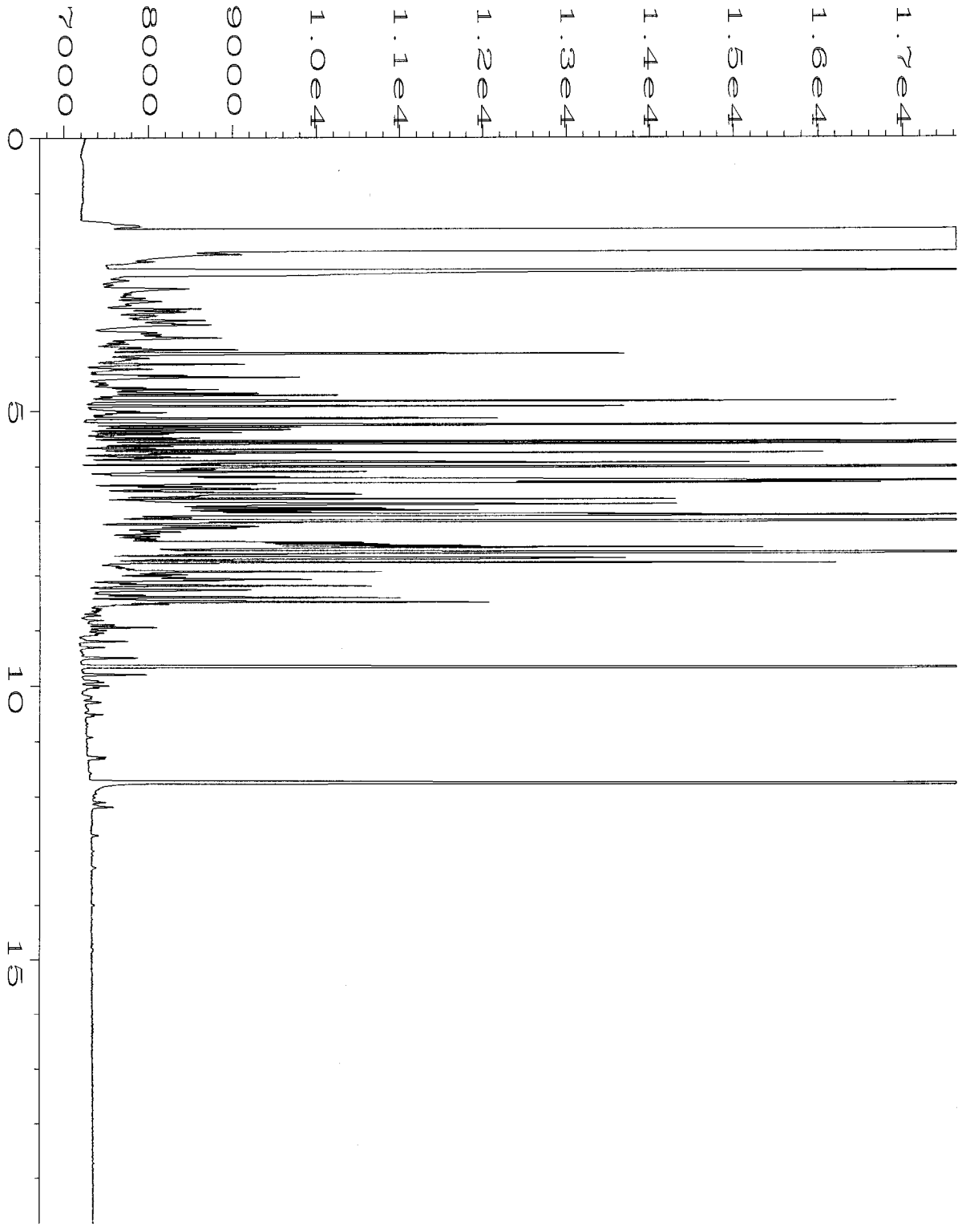

Data File Name : C:\HPCHEM\1\DATA\04-14-09\017F0901.D
Operator : ay
Instrument : GC1
Sample Name : 904084-26 sg
Run Time Bar Code:
Acquired on : 14 Apr 09 05:27 PM
Report Created on: 21 Apr 09 04:31 PM

Page Number : 1
Vial Number : 17
Injection Number : 1
Sequence Line : 9
Instrument Method: TPHD.MTH
Analysis Method : TPHD.MTH



Data File Name : C:\HPCHEM\1\DATA\04-14-09\018F0901.D
Operator : ay
Instrument : GC1
Sample Name : 904084-27 sg
Run Time Bar Code:
Acquired on : 14 Apr 09 05:54 PM
Report Created on: 21 Apr 09 04:32 PM

Page Number : 1
Vial Number : 18
Injection Number : 1
Sequence Line : 9
Instrument Method: TPHD.MTH
Analysis Method : TPHD.MTH

904084

SAMPLE CHAIN OF CUSTODY

ME 04/07/09

V5/C05

Page # 1 of 3

Send Report To Tim Brown

Company SES

Address 2400 Airport Wy S.

City, State, ZIP Seattle, WA 98134

Phone # 206-306-1900 Fax # 206-306-1907

SAMPLERS (signature)

PROJECT NAME/NO. 01-600 TOC Holdings Co Seattle Terminal

PO #

REMARKS

GEMS Y / N

TURNAROUND TIME
- [X] Standard (2 Weeks)
- [ ] RUSH
- Rush charges authorized by:

SAMPLE DISPOSAL
- [ ] Dispose after 30 days
- [ ] Return samples
- [ ] Will call with instructions

Sample ID	Sample Location	Sample Depth	Lab ID	Date Sampled	Time Sampled	Matrix	# of jars	NWTPH-Dx	NWTPH-Gx	BTEX by 8021B	cVOC's ~~VOC's~~ by 8260	SVOC's by 8270	RCRA-8 Metals			Notes
01MW63-20090407	01MW63	22.5'	01 A F	4/7/09	0938	W	6	X	X	X	X					
01MW61-20090407	01MW61	35'	02 A F		1025		6	X	X	X	X					
02MW14-20090407	02MW14	14.5'	03 A F		1025		6	X	X	X	X					
01MW07-20090407	01MW07	26.3'	04 A F		1040		6	X	X	X	X					
01MW58-20090407	01MW58	29.5'	05 A F		1044		6	X	X	X	X					
02MW13-20090407	02MW13	12'	06 A F		1128		6	X	X	X	X					
01MW45-20090407	01MW45	26.5'	07 A F		1132		6	X	X	X	X					
01MW55-20090407	01MW55	27.3'	08 A F		1145		6	X	X	X	X					
01MW60-20090407	01MW60	35'	09 A F		1149		6	X	X	X	X					
02MW04-20090407	02MW04	4'	10 A D		1232		4	X	X	X						
01MW11-20090407	01MW11	24'	11 A D		1242		4	X	X	X						
01MW46-20090407	01MW46	27'	12 A F		1242		6	X	X	X	X					
01MW15-20090407	01MW15	25'	13 A F		1254		6	X	X	X	X					

Friedman & Bruya, Inc.
3012 16th Avenue West
Seattle, WA 98119-
Ph. (206) 285-8282
Fax (206) 283-5044

	SIGNATURE	PRINT NAME	COMPANY	DATE	TIME
Relinquished by:		Sheri David	SES	4/7/09	1825
Received by:	A Yershova	Alexandra Yershova	FB	↓	↓
Relinquished by:					
Received by:					

FORMS\COC\SESGEMSR1.DOC (Revision 1)

Samples received at 10 °C

904084

SAMPLE CHAIN OF CUSTODY

ME 04/07/09 V5/C05

Page # 2 of 3

Send Report To Tim B.
Company SES
Address 2400 Airport Wy. S.
City, State, ZIP Seattle, WA 98134
Phone # 386-1900 Fax # 386-1907

SAMPLERS (signature)

PROJECT NAME/NO. 01-6000 TOC Holdings Co. Seattle Terminal

PO #

REMARKS

GEMS Y / N

TURNAROUND TIME
☒ Standard (2 Weeks)
☐ RUSH
Rush charges authorized by:

SAMPLE DISPOSAL
☐ Dispose after 30 days
☐ Return samples
☐ Will call with instructions

Sample ID	Sample Location	Sample Depth	Lab ID	Date Sampled	Time Sampled	Matrix	# of jars	ANALYSES REQUESTED: NWTPH-Dx	NWTPH-Gx	BTEX by 8021B	CVOC's ~~VOC's~~ by 8260	SVOC's by 8270	RCRA-8 Metals	low level PCP		Notes
MW06-20090407	MW06	26'	14 A-F	4/7/09	1345	W	6	X	X	X	X					
02MW07-20090407	02MW07	7.5'	15 A-D		1352		4	X	X	X						
01MW02-20090407	01MW02	15.5'	16 A-D		1431		4	X	X	X						
01MW12-20090407	01MW12	33'	17 A-F		1431		6	X	X	X	X					
MW03-20090407	MW03	12.5'	18 A-F		1442		6	X	X	X	X					
01MW97-20090407	01MW97	33'	19 A-F		1446		6	X	X	X	X					
01MW06-20090407	01MW06	18'	20 A-F		1447		6	X	X	X	X					
02MW12-20090407	02MW12	11'	21 A-D		1507		4	X	X	X						
[redacted]MW99-20090407	[redacted]MW99	11'	22 A-D		1522		4	X	X	X						
MW04-20090407	MW04	25.5'	23 A-F		1552		6	X	X	X	X					
01MW05-20090407 44 per Jessica 4/15/09 SS	01MW05	27'	24 A-F		1553		6	X	X	X	X					
MW98-20090407	MW98	25.5'	25 A-F		1555		6	X	X	X	X					
01MW03-20090407	01MW03	16'	26 A-F	✓	1610	↓	6	X	X	X				X		

Friedman & Bruya, Inc.
3012 16th Avenue West
Seattle, WA 98119-2029
Ph. (206) 285-8282
Fax (206) 283-5044

	SIGNATURE	PRINT NAME	COMPANY	DATE	TIME
Relinquished by:		Sheri Davis	SES	4/7/09	1825
Received by:	A Yershova	Alexandra Yershova	FB	〃	〃
Relinquished by:					
Received by:					

FORMS\COC\SESGEMSR1.DOC (Revision 1)

Samples received at 10 °C

904084

SAMPLE CHAIN OF CUSTODY

ME 04/07/09 VS/COS

Page # 3 of 3

Send Report To Tim B.

Company SES

Address 2400 Airport Wy S.

City, State, ZIP Seattle, WA 98134

Phone # 306-1900 Fax # 306-1907

SAMPLERS (signature)

PROJECT NAME/NO. 01-605 TOC Holdings Co Seattle Terminal

PO #

REMARKS

GEMS Y / N

TURNAROUND TIME
- ☒ Standard (2 Weeks)
- ☐ RUSH
- Rush charges authorized by:

SAMPLE DISPOSAL
- ☐ Dispose after 30 days
- ☐ Return samples
- ☐ Will call with instructions

Sample ID	Sample Location	Sample Depth	Lab ID	Date Sampled	Time Sampled	Matrix	# of jars	ANALYSES REQUESTED: NWTPH-Dx	NWTPH-Gx	BTEX by 8021B	cVOCs ~~VOCs~~ by 8260	SVOCs by 8270	RCRA-8 Metals			Notes
01MW04-20090407	01MW04	36'	27	4/7/09	1713	W	6	X	X	X	X					

SIGNATURE	PRINT NAME	COMPANY	DATE	TIME
Relinquished by:	Sheri David	SES	4/7/09	1825
Received by: A Yeshova	Alexandra Yeshova	FIB	↓	↓
Relinquished by:				
Received by:				

Friedman & Bruya, Inc.
3012 16th Avenue West
Seattle, WA 98119-
Ph. (206) 285-8282
Fax (206) 283-5044

FORMS\COC\SESGEMSR1.DOC (Revision 1)

Samples received at 10 °C

FRIEDMAN & BRUYA, INC.

ENVIRONMENTAL CHEMISTS

James E. Bruya, Ph.D.
Charlene Morrow, M.S.
Yelena Aravkina, M.S.
Bradley T. Benson, B.S.
Kurt Johnson, B.S.

3012 16th Avenue West
Seattle, WA 98119-2029
TEL: (206) 285-8282
FAX: (206) 283-5044
e-mail: fbi@isomedia.com

April 23, 2009

Tim Brown, Project Manager
Sound Environmental Strategies Corporation
2400 Airport Way S., Suite 200
Seattle, WA 98134-2020

Dear Mr. Brown:

Included are the results from the testing of material submitted on April 8, 2009 from the TOC_01-600_20090408 WORFDB2, F&BI 904104 project. There are 39 pages included in this report. Any samples that may remain are currently scheduled for disposal in 30 days. If you would like us to return your samples or arrange for long term storage at our offices, please contact us as soon as possible.

We appreciate this opportunity to be of service to you and hope you will call if you should have any questions.

Sincerely,

FRIEDMAN & BRUYA, INC.



Michael Erdahl
Project Manager

Enclosures
c: Mark Chandler, Erin Rothman, Ryan Bixby
SOU0423R.DOC

CASE NARRATIVE

This case narrative encompasses samples received on April 8, 2009 by Friedman & Bruya, Inc. from the Sound Environmental Strategies TOC_01-600_20090408 WORFDB2, F&BI 904104 project. Samples were logged in under the laboratory ID's listed below.

Laboratory ID	Sound Environmental Strategies
904104-01	01MW01-20090408
904104-02	01MW26-20090408
904104-03	01MW27-20090408
904104-04	01MW96-20090408
904104-05	01MW53-20090408
904104-06	01MW42-20090408
904104-07	01MW12-20090408
904104-08	MW05-20090408
904104-09	01MW57-20090408
904104-10	01MW36-20090408
904104-11	01MW32-20090408
904104-12	02MW01-20090408
904104-13	01MW37-20090408
904104-14	01MW38-20090408
904104-15	01MW17-20090408
904104-16	01MW39-20090408
904104-17	01MW54-20090408
904104-18	01MW65-20090408
904104-19	02MW03-20090408
904104-20	02MW04-20090408
904104-21	02MW06-20090408
904104-22	02MW04-20090408
904104-23	02MW10-20090408
904104-24	01MW13-20090408
904104-25	01MW30-20090408
904104-26	01MW19-20090408
904104-27	01MW20-20090408
904104-28	01MW59-20090408
904104-29	01MW09-20090409
904104-30	01MW18-20090408
904104-31	01MW40-20090408
904104-32	01MW21-20090408

All quality control requirements were acceptable.

Date of Report: 04/23/09
Date Received: 04/08/09
Project: TOC_01-600_20090408 WORFDB2, F&BI 904104
Date Extracted: 04/13/09 and 04/14/09
Date Analyzed: 04/13/09, 04/14/09 and 04/15/09

RESULTS FROM THE ANALYSIS OF THE WATER SAMPLES FOR BENZENE, TOLUENE, ETHYLBENZENE, XYLENES AND TPH AS GASOLINE USING EPA METHOD 8021B AND NWTPH-Gx

Results Reported as ug/L (ppb)

Sample ID Laboratory ID	Benzene	Toluene	Ethyl Benzene	Total Xylenes	Gasoline Range	Surrogate (% Recovery) (Limit 52-124)
01MW01-20090408 904104-01	<1	<1	<1	<3	<100	81
01MW26-20090408 904104-02	84	10	27	79	1,100	99
01MW27-20090408 d 904104-03 1/100	10,000	410	150	480	25,000	81
01MW96-20090408 d 904104-04 1/100	10,000	410	150	470	24,000	80
01MW53-20090408 904104-05	<1	<1	<1	<3	<100	82
01MW42-20090408 904104-06	<1	<1	<1	<3	<100	88
01MW12-20090408 904104-07	36	2	1	4	280	78
MW05-20090408 904104-08	<1	<1	<1	<3	<100	84
01MW36-20090408 904104-10	<1	<1	<1	<3	<100	90
01MW32-20090408 904104-11	<1	<1	<1	<3	<100	80
02MW01-20090408 904104-12	<1	<1	<1	<3	<100	78

Date of Report: 04/23/09
Date Received: 04/08/09
Project: TOC_01-600_20090408 WORFDB2, F&BI 904104
Date Extracted: 04/13/09 and 04/14/09
Date Analyzed: 04/13/09, 04/14/09 and 04/15/09

RESULTS FROM THE ANALYSIS OF THE WATER SAMPLES FOR BENZENE, TOLUENE, ETHYLBENZENE, XYLENES AND TPH AS GASOLINE USING EPA METHOD 8021B AND NWTPH-Gx

Results Reported as ug/L (ppb)

Sample ID Laboratory ID	Benzene	Toluene	Ethyl Benzene	Total Xylenes	Gasoline Range	Surrogate (% Recovery) (Limit 52-124)
01MW37-20090408 904104-13	<1	<1	<1	<3	<100	78
01MW38-20090408 904104-14	<1	<1	<1	5	<100	92
01MW17-20090408 904104-15	<1	<1	<1	<3	<100	78
01MW39-20090408 904104-16	<1	<1	<1	<3	<100	89
01MW65-20090408 904104-18	<1	<1	<1	<3	<100	82
02MW03-20090408 904104-19	3	<1	<1	<3	<100	86
02MW04-20090408 d 904104-20 1/10	18	41	280	450	5,200	118
02MW06-20090408 904104-21	<1	<1	<1	<3	<100	73
02MW04-20090408 904104-22	<1	1	<1	<3	260	95
02MW10-20090408 904104-23	<1	<1	<1	<3	<100	78
01MW13-20090408 904104-24	<1	<1	3	<3	150	83

Date of Report: 04/23/09
Date Received: 04/08/09
Project: TOC_01-600_20090408 WORFDB2, F&BI 904104
Date Extracted: 04/13/09 and 04/14/09
Date Analyzed: 04/13/09, 04/14/09 and 04/15/09

RESULTS FROM THE ANALYSIS OF THE WATER SAMPLES FOR BENZENE, TOLUENE, ETHYLBENZENE, XYLENES AND TPH AS GASOLINE USING EPA METHOD 8021B AND NWTPH-Gx

Results Reported as ug/L (ppb)

Sample ID Laboratory ID	Benzene	Toluene	Ethyl Benzene	Total Xylenes	Gasoline Range	Surrogate (% Recovery) (Limit 52-124)
01MW30-20090408 904104-25	<1	<1	<1	<3	<100	74
01MW19-20090408 d 904104-26 1/100	4,300	61	590	2,400	18,000	77
01MW20-20090408 904104-27	26	7	75	93	1,100	95
01MW59-20090408 904104-28	<1	<1	<1	<3	<100	79
01MW09-20090409 d 904104-29 1/100	6,200	190	330	860	18,000	83
01MW18-20090408 d 904104-30 1/10	230	30	87	250	2,800	93
01MW40-20090408 904104-31	<1	<1	<1	<3	<100	82
01MW21-20090408 904104-32	<1	<1	<1	<3	<100	77
Method Blank	<1	<1	<1	<3	<100	87
Method Blank	<1	<1	<1	<3	<100	89

Date of Report: 04/23/09
Date Received: 04/08/09
Project: TOC_01-600_20090408 WORFDB2, F&BI 904104
Date Extracted: 04/09/09
Date Analyzed: 04/13/09 and 04/14/09

RESULTS FROM THE ANALYSIS OF THE WATER SAMPLES FOR TOTAL PETROLEUM HYDROCARBONS AS DIESEL AND MOTOR OIL USING METHOD NWTPH-Dx
Sample Extracts Passed Through a Silica Gel Column Prior to Analysis
Results Reported as ug/L (ppb)

Sample ID Laboratory ID	Diesel Range (C_{10}-C_{25})	Motor Oil Range (C_{25}-C_{36})	Surrogate (% Recovery) (Limit 50-150)
01MW01-20090408 904104-01	<50	<250	110
01MW26-20090408 904104-02	540	<250	101
01MW27-20090408 904104-03	1,500 x	<250	98
01MW96-20090408 904104-04	1,400 x	<250	92
01MW53-20090408 904104-05	<50	<250	112
01MW42-20090408 904104-06	<50	<250	107
01MW12-20090408 904104-07	62	<250	115
MW05-20090408 904104-08	<50	<250	104
01MW36-20090408 904104-10	<50	<250	101
01MW32-20090408 904104-11	<50	<250	94
02MW01-20090408 904104-12	<50	<250	98
01MW37-20090408 904104-13	<50	<250	108

Date of Report: 04/23/09
Date Received: 04/08/09
Project: TOC_01-600_20090408 WORFDB2, F&BI 904104
Date Extracted: 04/09/09
Date Analyzed: 04/13/09 and 04/14/09

RESULTS FROM THE ANALYSIS OF THE WATER SAMPLES FOR TOTAL PETROLEUM HYDROCARBONS AS DIESEL AND MOTOR OIL USING METHOD NWTPH-Dx
Sample Extracts Passed Through a Silica Gel Column Prior to Analysis
Results Reported as ug/L (ppb)

Sample ID Laboratory ID	Diesel Range (C_{10}-C_{25})	Motor Oil Range (C_{25}-C_{36})	Surrogate (% Recovery) (Limit 50-150)
01MW38-20090408 dv 904104-14	<69	<350	114
01MW17-20090408 dv 904104-15	<60	<300	114
01MW39-20090408 904104-16	<50	<250	120
01MW65-20090408 904104-18	<50	<250	103
02MW03-20090408 904104-19	<50	<250	115
02MW04-20090408 904104-20	490 x	<250	129
02MW06-20090408 904104-21	<50	<250	120
02MW04-20090408 904104-22	220 x	<250	132
02MW10-20090408 904104-23	<50	<250	118
01MW13-20090408 904104-24	<50	<250	123
01MW30-20090408 904104-25	<50	<250	116
01MW19-20090408 904104-26	1,800 x	<250	110

Date of Report: 04/23/09
Date Received: 04/08/09
Project: TOC_01-600_20090408 WORFDB2, F&BI 904104
Date Extracted: 04/09/09
Date Analyzed: 04/13/09 and 04/14/09

RESULTS FROM THE ANALYSIS OF THE WATER SAMPLES FOR TOTAL PETROLEUM HYDROCARBONS AS DIESEL AND MOTOR OIL USING METHOD NWTPH-Dx
Sample Extracts Passed Through a Silica Gel Column Prior to Analysis
Results Reported as ug/L (ppb)

Sample ID Laboratory ID	Diesel Range (C_{10}-C_{25})	Motor Oil Range (C_{25}-C_{36})	Surrogate (% Recovery) (Limit 50-150)
01MW20-20090408 904104-27	340 x	<250	135
01MW59-20090408 904104-28	<50	<250	134
01MW09-20090409 904104-29	10,000	<250	ip
01MW18-20090408 904104-30	1,000 x	<250	120
01MW40-20090408 904104-31	<50	<250	149
01MW21-20090408 904104-32	120	<250	113
Method Blank	<50	<250	110
Method Blank	<50	<250	132

Analysis For Volatile Compounds By EPA Method 8260C

Client Sample ID:	MW05-20090408	Client:	Sound Environmental Strategies
Date Received:	04/08/09	Project:	TOC_01-600_20090408 WORFDB2, F&BI 9041
Date Extracted:	04/13/09	Lab ID:	904104-08
Date Analyzed:	04/13/09	Data File:	041312.D
Matrix:	Water	Instrument:	GCMS4
Units:	ug/L (ppb)	Operator:	MB

Surrogates:	% Recovery:	Lower Limit:	Upper Limit:
1,2-Dichloroethane-d4	87	63	127
Toluene-d8	88	60	129
4-Bromofluorobenzene	100	51	145

Compounds:	Concentration ug/L (ppb)
Vinyl chloride	1.0
Chloroethane	<1
1,1-Dichloroethene	<1
Methylene chloride	<5
trans-1,2-Dichloroethene	<1
1,1-Dichloroethane	<1
cis-1,2-Dichloroethene	7.4
1,2-Dichloroethane (EDC)	<1
1,1,1-Trichloroethane	<1
Trichloroethene	82
Tetrachloroethene	<1

Analysis For Volatile Compounds By EPA Method 8260C

Client Sample ID:	01MW57-20090408	Client:	Sound Environmental Strategies
Date Received:	04/08/09	Project:	TOC_01-600_20090408 WORFDB2, F&BI 9041
Date Extracted:	04/13/09	Lab ID:	904104-09
Date Analyzed:	04/13/09	Data File:	041313.D
Matrix:	Water	Instrument:	GCMS4
Units:	ug/L (ppb)	Operator:	MB

Surrogates:	% Recovery:	Lower Limit:	Upper Limit:
1,2-Dichloroethane-d4	88	63	127
Toluene-d8	88	60	129
4-Bromofluorobenzene	103	51	145

Compounds:	Concentration ug/L (ppb)
Vinyl chloride	<0.2
Chloroethane	<1
1,1-Dichloroethene	<1
Methylene chloride	<5
trans-1,2-Dichloroethene	<1
1,1-Dichloroethane	<1
cis-1,2-Dichloroethene	<1
1,2-Dichloroethane (EDC)	<1
1,1,1-Trichloroethane	<1
Trichloroethene	<1
Tetrachloroethene	<1

Analysis For Volatile Compounds By EPA Method 8260C

Client Sample ID:	01MW54-20090408	Client:	Sound Environmental Strategies
Date Received:	04/08/09	Project:	TOC_01-600_20090408 WORFDB2, F&BI 9041
Date Extracted:	04/13/09	Lab ID:	904104-17
Date Analyzed:	04/13/09	Data File:	041315.D
Matrix:	Water	Instrument:	GCMS4
Units:	ug/L (ppb)	Operator:	MB

Surrogates:	% Recovery:	Lower Limit:	Upper Limit:
1,2-Dichloroethane-d4	88	63	127
Toluene-d8	88	60	129
4-Bromofluorobenzene	98	51	145

Compounds:	Concentration ug/L (ppb)
Vinyl chloride	<0.2
Chloroethane	<1
1,1-Dichloroethene	<1
Methylene chloride	<5
trans-1,2-Dichloroethene	<1
1,1-Dichloroethane	<1
cis-1,2-Dichloroethene	<1
1,2-Dichloroethane (EDC)	<1
1,1,1-Trichloroethane	<1
Trichloroethene	1.0
Tetrachloroethene	<1

Analysis For Volatile Compounds By EPA Method 8260C

Client Sample ID:	01MW65-20090408	Client:	Sound Environmental Strategies
Date Received:	04/08/09	Project:	TOC_01-600_20090408 WORFDB2, F&BI 9041
Date Extracted:	04/13/09	Lab ID:	904104-18
Date Analyzed:	04/13/09	Data File:	041316.D
Matrix:	Water	Instrument:	GCMS4
Units:	ug/L (ppb)	Operator:	MB

Surrogates:	% Recovery:	Lower Limit:	Upper Limit:
1,2-Dichloroethane-d4	90	63	127
Toluene-d8	87	60	129
4-Bromofluorobenzene	97	51	145

Compounds:	Concentration ug/L (ppb)
Vinyl chloride	<0.2
Chloroethane	<1
1,1-Dichloroethene	<1
Methylene chloride	<5
trans-1,2-Dichloroethene	<1
1,1-Dichloroethane	<1
cis-1,2-Dichloroethene	<1
1,2-Dichloroethane (EDC)	<1
1,1,1-Trichloroethane	<1
Trichloroethene	3.5
Tetrachloroethene	<1

Analysis For Volatile Compounds By EPA Method 8260C

Client Sample ID:	01MW30-20090408	Client:	Sound Environmental Strategies
Date Received:	04/08/09	Project:	TOC_01-600_20090408 WORFDB2, F&BI 9041
Date Extracted:	04/13/09	Lab ID:	904104-25
Date Analyzed:	04/13/09	Data File:	041314.D
Matrix:	Water	Instrument:	GCMS4
Units:	ug/L (ppb)	Operator:	MB

Surrogates:	% Recovery:	Lower Limit:	Upper Limit:
1,2-Dichloroethane-d4	88	63	127
Toluene-d8	88	60	129
4-Bromofluorobenzene	98	51	145

Compounds:	Concentration ug/L (ppb)
Vinyl chloride	<0.2
Chloroethane	<1
1,1-Dichloroethene	<1
Methylene chloride	<5
trans-1,2-Dichloroethene	<1
1,1-Dichloroethane	<1
cis-1,2-Dichloroethene	<1
1,2-Dichloroethane (EDC)	<1
1,1,1-Trichloroethane	<1
Trichloroethene	<1
Tetrachloroethene	<1

Analysis For Volatile Compounds By EPA Method 8260C

Client Sample ID:	01MW19-20090408	Client:	Sound Environmental Strategies
Date Received:	04/08/09	Project:	TOC_01-600_20090408 WORFDB2, F&BI 9041
Date Extracted:	04/13/09	Lab ID:	904104-26
Date Analyzed:	04/13/09	Data File:	041317.D
Matrix:	Water	Instrument:	GCMS4
Units:	ug/L (ppb)	Operator:	MB

Surrogates:	% Recovery:	Lower Limit:	Upper Limit:
1,2-Dichloroethane-d4	86	63	127
Toluene-d8	87	60	129
4-Bromofluorobenzene	92	51	145

Compounds:	Concentration ug/L (ppb)
Vinyl chloride	<0.2
Chloroethane	<1
1,1-Dichloroethene	<1
Methylene chloride	<5
trans-1,2-Dichloroethene	<1
1,1-Dichloroethane	<1
cis-1,2-Dichloroethene	<1
1,2-Dichloroethane (EDC)	<1
1,1,1-Trichloroethane	<1
Trichloroethene	<1
Tetrachloroethene	<1

Analysis For Volatile Compounds By EPA Method 8260C

Client Sample ID:	01MW20-20090408	Client:	Sound Environmental Strategies
Date Received:	04/08/09	Project:	TOC_01-600_20090408 WORFDB2, F&BI 9041
Date Extracted:	04/13/09	Lab ID:	904104-27
Date Analyzed:	04/14/09	Data File:	041337.D
Matrix:	Water	Instrument:	GCMS4
Units:	ug/L (ppb)	Operator:	MB

Surrogates:	% Recovery:	Lower Limit:	Upper Limit:
1,2-Dichloroethane-d4	88	63	127
Toluene-d8	87	60	129
4-Bromofluorobenzene	92	51	145

Compounds:	Concentration ug/L (ppb)
Vinyl chloride	<0.2
Chloroethane	<1
1,1-Dichloroethene	<1
Methylene chloride	<5
trans-1,2-Dichloroethene	<1
1,1-Dichloroethane	<1
cis-1,2-Dichloroethene	<1
1,2-Dichloroethane (EDC)	<1
1,1,1-Trichloroethane	<1
Trichloroethene	1.4
Tetrachloroethene	<1

Analysis For Volatile Compounds By EPA Method 8260C

Client Sample ID:	Method Blank	Client:	Sound Environmental Strategies
Date Received:	NA	Project:	TOC_01-600_20090408 WORFDB2, F&BI 9041
Date Extracted:	04/13/09	Lab ID:	090465 mb
Date Analyzed:	04/13/09	Data File:	041303.D
Matrix:	Water	Instrument:	GCMS4
Units:	ug/L (ppb)	Operator:	MB

Surrogates:	% Recovery:	Lower Limit:	Upper Limit:
1,2-Dichloroethane-d4	92	63	127
Toluene-d8	89	60	129
4-Bromofluorobenzene	103	51	145

Compounds:	Concentration ug/L (ppb)
Vinyl chloride	<0.2
Chloroethane	<1
1,1-Dichloroethene	<1
Methylene chloride	<5
trans-1,2-Dichloroethene	<1
1,1-Dichloroethane	<1
cis-1,2-Dichloroethene	<1
1,2-Dichloroethane (EDC)	<1
1,1,1-Trichloroethane	<1
Trichloroethene	<1
Tetrachloroethene	<1

Analysis For Semivolatile Compounds By EPA Method 8270D SIM

Client Sample ID:	01MW01-20090408	Client:	Sound Environmental Strategies
Date Received:	04/08/09	Project:	TOC_01-600_20090408 WORFDB2, F&BI 9041
Date Extracted:	04/09/09	Lab ID:	904104-01 1/20
Date Analyzed:	04/11/09	Data File:	041031.D
Matrix:	Water	Instrument:	GCMS3
Units:	ug/L (ppb)	Operator:	ya

Surrogates:	% Recovery:	Lower Limit:	Upper Limit:
2-Fluorophenol	58	19	87
Phenol-d6	35	12	56
2,4,6-Tribromophenol	85	10	154

Compounds:	Concentration ug/L (ppb)
Pentachlorophenol	11

Analysis For Semivolatile Compounds By EPA Method 8270D SIM

Client Sample ID:	01MW26-20090408	Client:	Sound Environmental Strategies
Date Received:	04/08/09	Project:	TOC_01-600_20090408 WORFDB2, F&BI 9041
Date Extracted:	04/09/09	Lab ID:	904104-02
Date Analyzed:	04/17/09	Data File:	041712.D
Matrix:	Water	Instrument:	GCMS3
Units:	ug/L (ppb)	Operator:	ya

Surrogates:	% Recovery:	Lower Limit:	Upper Limit:
2-Fluorophenol	55	19	87
Phenol-d6	28	12	56
2,4,6-Tribromophenol	98	10	154

Compounds:	Concentration ug/L (ppb)
Pentachlorophenol	<0.5

Analysis For Semivolatile Compounds By EPA Method 8270D SIM

Client Sample ID:	01MW27-20090408	Client:	Sound Environmental Strategies
Date Received:	04/08/09	Project:	TOC_01-600_20090408 WORFDB2, F&BI 9041
Date Extracted:	04/09/09	Lab ID:	904104-03
Date Analyzed:	04/17/09	Data File:	041714.D
Matrix:	Water	Instrument:	GCMS3
Units:	ug/L (ppb)	Operator:	ya

Surrogates:	% Recovery:	Lower Limit:	Upper Limit:
2-Fluorophenol	40	19	87
Phenol-d6	20	12	56
2,4,6-Tribromophenol	38	10	154

Compounds:	Concentration ug/L (ppb)
Pentachlorophenol	1.3

Analysis For Semivolatile Compounds By EPA Method 8270D SIM

Client Sample ID:	01MW96-20090408	Client:	Sound Environmental Strategies
Date Received:	04/08/09	Project:	TOC_01-600_20090408 WORFDB2, F&BI 9041
Date Extracted:	04/09/09	Lab ID:	904104-04
Date Analyzed:	04/17/09	Data File:	041715.D
Matrix:	Water	Instrument:	GCMS3
Units:	ug/L (ppb)	Operator:	ya

Surrogates:	% Recovery:	Lower Limit:	Upper Limit:
2-Fluorophenol	70	19	87
Phenol-d6	19	12	56
2,4,6-Tribromophenol	45	10	154

Compounds:	Concentration ug/L (ppb)
Pentachlorophenol	1.2

Analysis For Semivolatile Compounds By EPA Method 8270D SIM

Client Sample ID:	01MW42-20090408	Client:	Sound Environmental Strategies
Date Received:	04/08/09	Project:	TOC_01-600_20090408 WORFDB2, F&BI 9041
Date Extracted:	04/09/09	Lab ID:	904104-06
Date Analyzed:	04/10/09	Data File:	041020.D
Matrix:	Water	Instrument:	GCMS3
Units:	ug/L (ppb)	Operator:	ya

Surrogates:	% Recovery:	Lower Limit:	Upper Limit:
2-Fluorophenol	50	19	87
Phenol-d6	33	12	56
2,4,6-Tribromophenol	98	10	154

Compounds:	Concentration ug/L (ppb)
Pentachlorophenol	<0.5

Analysis For Semivolatile Compounds By EPA Method 8270D SIM

Client Sample ID:	01MW12-20090408	Client:	Sound Environmental Strategies
Date Received:	04/08/09	Project:	TOC_01-600_20090408 WORFDB2, F&BI 9041
Date Extracted:	04/09/09	Lab ID:	904104-07
Date Analyzed:	04/10/09	Data File:	041023.D
Matrix:	Water	Instrument:	GCMS3
Units:	ug/L (ppb)	Operator:	ya

Surrogates:	% Recovery:	Lower Limit:	Upper Limit:
2-Fluorophenol	55	19	87
Phenol-d6	37	12	56
2,4,6-Tribromophenol	81	10	154

Compounds:	Concentration ug/L (ppb)
Pentachlorophenol	<0.5

Analysis For Semivolatile Compounds By EPA Method 8270D SIM

Client Sample ID:	01MW37-20090408	Client:	Sound Environmental Strategies
Date Received:	04/08/09	Project:	TOC_01-600_20090408 WORFDB2, F&BI 9041
Date Extracted:	04/09/09	Lab ID:	904104-13
Date Analyzed:	04/11/09	Data File:	041027.D
Matrix:	Water	Instrument:	GCMS3
Units:	ug/L (ppb)	Operator:	ya

Surrogates:	% Recovery:	Lower Limit:	Upper Limit:
2-Fluorophenol	56	19	87
Phenol-d6	35	12	56
2,4,6-Tribromophenol	89	10	154

Compounds:	Concentration ug/L (ppb)
Pentachlorophenol	<0.5

Analysis For Semivolatile Compounds By EPA Method 8270D SIM

Client Sample ID:	01MW38-20090408	Client:	Sound Environmental Strategies
Date Received:	04/08/09	Project:	TOC_01-600_20090408 WORFDB2, F&BI 9041
Date Extracted:	04/09/09	Lab ID:	904104-14
Date Analyzed:	04/10/09	Data File:	041024.D
Matrix:	Water	Instrument:	GCMS3
Units:	ug/L (ppb)	Operator:	ya

Surrogates:	% Recovery:	Lower Limit:	Upper Limit:
2-Fluorophenol	46	19	87
Phenol-d6	25	12	56
2,4,6-Tribromophenol	85	10	154

Compounds:	Concentration ug/L (ppb)
Pentachlorophenol	<0.5

Analysis For Semivolatile Compounds By EPA Method 8270D SIM

Client Sample ID:	01MW17-20090408	Client:	Sound Environmental Strategies
Date Received:	04/08/09	Project:	TOC_01-600_20090408 WORFDB2, F&BI 9041
Date Extracted:	04/09/09	Lab ID:	904104-15
Date Analyzed:	04/11/09	Data File:	041032.D
Matrix:	Water	Instrument:	GCMS3
Units:	ug/L (ppb)	Operator:	ya

Surrogates:	% Recovery:	Lower Limit:	Upper Limit:
2-Fluorophenol	51	19	87
Phenol-d6	31	12	56
2,4,6-Tribromophenol	86	10	154

Compounds:	Concentration ug/L (ppb)
Pentachlorophenol	<0.5

Analysis For Semivolatile Compounds By EPA Method 8270D SIM

Client Sample ID:	01MW39-20090408	Client:	Sound Environmental Strategies
Date Received:	04/08/09	Project:	TOC_01-600_20090408 WORFDB2, F&BI 9041
Date Extracted:	04/09/09	Lab ID:	904104-16
Date Analyzed:	04/10/09	Data File:	041015.D
Matrix:	Water	Instrument:	GCMS3
Units:	ug/L (ppb)	Operator:	ya

Surrogates:	% Recovery:	Lower Limit:	Upper Limit:
2-Fluorophenol	44	19	87
Phenol-d6	28	12	56
2,4,6-Tribromophenol	94	10	154

Compounds:	Concentration ug/L (ppb)
Pentachlorophenol	<0.5

Analysis For Semivolatile Compounds By EPA Method 8270D SIM

Client Sample ID:	01MW13-20090408	Client:	Sound Environmental Strategies
Date Received:	04/08/09	Project:	TOC_01-600_20090408 WORFDB2, F&BI 9041
Date Extracted:	04/09/09	Lab ID:	904104-24
Date Analyzed:	04/10/09	Data File:	041022.D
Matrix:	Water	Instrument:	GCMS3
Units:	ug/L (ppb)	Operator:	ya

Surrogates:	% Recovery:	Lower Limit:	Upper Limit:
2-Fluorophenol	48	19	87
Phenol-d6	31	12	56
2,4,6-Tribromophenol	84	10	154

Compounds:	Concentration ug/L (ppb)
Pentachlorophenol	<0.5

Analysis For Semivolatile Compounds By EPA Method 8270D SIM

Client Sample ID:	01MW59-20090408	Client:	Sound Environmental Strategies
Date Received:	04/08/09	Project:	TOC_01-600_20090408 WORFDB2, F&BI 9041
Date Extracted:	04/09/09	Lab ID:	904104-28
Date Analyzed:	04/10/09	Data File:	041021.D
Matrix:	Water	Instrument:	GCMS3
Units:	ug/L (ppb)	Operator:	ya

Surrogates:	% Recovery:	Lower Limit:	Upper Limit:
2-Fluorophenol	41	19	87
Phenol-d6	29	12	56
2,4,6-Tribromophenol	95	10	154

Compounds:	Concentration ug/L (ppb)
Pentachlorophenol	<0.5

Analysis For Semivolatile Compounds By EPA Method 8270D SIM

Client Sample ID:	01MW18-20090408	Client:	Sound Environmental Strategies
Date Received:	04/08/09	Project:	TOC_01-600_20090408 WORFDB2, F&BI 9041
Date Extracted:	04/09/09	Lab ID:	904104-30
Date Analyzed:	04/17/09	Data File:	041717.D
Matrix:	Water	Instrument:	GCMS3
Units:	ug/L (ppb)	Operator:	ya

Surrogates:	% Recovery:	Lower Limit:	Upper Limit:
2-Fluorophenol	85	19	87
Phenol-d6	36	12	56
2,4,6-Tribromophenol	73	10	154

Compounds:	Concentration ug/L (ppb)
Pentachlorophenol	<0.5

Analysis For Semivolatile Compounds By EPA Method 8270D SIM

Client Sample ID:	01MW40-20090408	Client:	Sound Environmental Strategies
Date Received:	04/08/09	Project:	TOC_01-600_20090408 WORFDB2, F&BI 9041
Date Extracted:	04/09/09	Lab ID:	904104-31
Date Analyzed:	04/10/09	Data File:	041019.D
Matrix:	Water	Instrument:	GCMS3
Units:	ug/L (ppb)	Operator:	ya

Surrogates:	% Recovery:	Lower Limit:	Upper Limit:
2-Fluorophenol	44	19	87
Phenol-d6	32	12	56
2,4,6-Tribromophenol	99	10	154

Compounds:	Concentration ug/L (ppb)
Pentachlorophenol	<0.5

Analysis For Semivolatile Compounds By EPA Method 8270D SIM

Client Sample ID:	01MW21-20090408	Client:	Sound Environmental Strategies
Date Received:	04/08/09	Project:	TOC_01-600_20090408 WORFDB2, F&BI 9041
Date Extracted:	04/09/09	Lab ID:	904104-32 1/5
Date Analyzed:	04/17/09	Data File:	041718.D
Matrix:	Water	Instrument:	GCMS3
Units:	ug/L (ppb)	Operator:	ya

Surrogates:	% Recovery:	Lower Limit:	Upper Limit:
2-Fluorophenol	63	19	87
Phenol-d6	35	12	56
2,4,6-Tribromophenol	87	10	154

Compounds:	Concentration ug/L (ppb)
Pentachlorophenol	6.3

Analysis For Semivolatile Compounds By EPA Method 8270D SIM

Client Sample ID:	Method Blank	Client:	Sound Environmental Strategies
Date Received:	NA	Project:	TOC_01-600_20090408 WORFDB2, F&BI 9041
Date Extracted:	04/09/09	Lab ID:	09479mb2
Date Analyzed:	04/10/09	Data File:	041014.D
Matrix:	Water	Instrument:	GCMS3
Units:	ug/L (ppb)	Operator:	ya

Surrogates:	% Recovery:	Lower Limit:	Upper Limit:
2-Fluorophenol	52	19	87
Phenol-d6	33	12	56
2,4,6-Tribromophenol	86	10	154

Compounds:	Concentration ug/L (ppb)
Pentachlorophenol	<0.5

Date of Report: 04/23/09
Date Received: 04/08/09
Project: TOC_01-600_20090408 WORFDB2, F&BI 904104

QUALITY ASSURANCE RESULTS FOR THE ANALYSIS OF WATER SAMPLES FOR BENZENE, TOLUENE, ETHYLBENZENE, XYLENES, AND TPH AS GASOLINE USING EPA METHOD 8021B AND NWTPH-Gx

Laboratory Code: 904104-05 (Duplicate)

Analyte	Reporting Units	Sample Result	Duplicate Result	Relative Percent Difference (Limit 20)
Benzene	ug/L (ppb)	<1	<1	nm
Toluene	ug/L (ppb)	<1	<1	nm
Ethylbenzene	ug/L (ppb)	<1	<1	nm
Xylenes	ug/L (ppb)	<3	<3	nm
Gasoline	ug/L (ppb)	<100	<100	nm

Laboratory Code: Laboratory Control Sample

Analyte	Reporting Units	Spike Level	Percent Recovery LCS	Acceptance Criteria
Benzene	ug/L (ppb)	50	97	65-118
Toluene	ug/L (ppb)	50	96	72-122
Ethylbenzene	ug/L (ppb)	50	99	73-126
Xylenes	ug/L (ppb)	150	97	74-118
Gasoline	ug/L (ppb)	1,000	98	69-134

Date of Report: 04/23/09
Date Received: 04/08/09
Project: TOC_01-600_20090408 WORFDB2, F&BI 904104

QUALITY ASSURANCE RESULTS FOR THE ANALYSIS OF WATER SAMPLES FOR BENZENE, TOLUENE, ETHYLBENZENE, XYLENES, AND TPH AS GASOLINE USING EPA METHOD 8021B AND NWTPH-Gx

Laboratory Code: 904104-23 (Duplicate)

Analyte	Reporting Units	Sample Result	Duplicate Result	Relative Percent Difference (Limit 20)
Benzene	ug/L (ppb)	<1	<1	nm
Toluene	ug/L (ppb)	<1	<1	nm
Ethylbenzene	ug/L (ppb)	<1	<1	nm
Xylenes	ug/L (ppb)	<3	<3	nm
Gasoline	ug/L (ppb)	<100	<100	nm

Laboratory Code: Laboratory Control Sample

Analyte	Reporting Units	Spike Level	Percent Recovery LCS	Acceptance Criteria
Benzene	ug/L (ppb)	50	98	65-118
Toluene	ug/L (ppb)	50	96	72-122
Ethylbenzene	ug/L (ppb)	50	101	73-126
Xylenes	ug/L (ppb)	150	98	74-118
Gasoline	ug/L (ppb)	1,000	97	69-134

Date of Report: 04/23/09
Date Received: 04/08/09
Project: TOC_01-600_20090408 WORFDB2, F&BI 904104

QUALITY ASSURANCE RESULTS FOR THE ANALYSIS OF WATER SAMPLES FOR TOTAL PETROLEUM HYDROCARBONS AS DIESEL EXTENDED USING METHOD NWTPH-Dx

Laboratory Code: Laboratory Control Sample Silica Gel

Analyte	Reporting Units	Spike Level	Percent Recovery LCS	Percent Recovery LCSD	Acceptance Criteria	RPD (Limit 20)
Diesel Extended	ug/L (ppb)	2,500	109	129	69-135	17

Date of Report: 04/23/09
Date Received: 04/08/09
Project: TOC_01-600_20090408 WORFDB2, F&BI 904104

QUALITY ASSURANCE RESULTS FOR THE ANALYSIS OF WATER SAMPLES FOR TOTAL PETROLEUM HYDROCARBONS AS DIESEL EXTENDED USING METHOD NWTPH-Dx

Laboratory Code: Laboratory Control Sample Silica Gel

Analyte	Reporting Units	Spike Level	Percent Recovery LCS	Percent Recovery LCSD	Acceptance Criteria	RPD (Limit 20)
Diesel Extended	ug/L (ppb)	2,500	111	122	69-135	9

Date of Report: 04/23/09
Date Received: 04/08/09
Project: TOC_01-600_20090408 WORFDB2, F&BI 904104

QUALITY ASSURANCE RESULTS FOR THE ANALYSIS OF WATER SAMPLES FOR VOLATILES BY EPA METHOD 8260C

Laboratory Code: 904130-01 (Duplicate)

Analyte	Reporting Units	Sample Result	Duplicate Result	Relative Percent Difference (Limit 20)
Vinyl chloride	ug/L (ppb)	<0.2	<0.2	nm
Chloroethane	ug/L (ppb)	<1	<1	nm
1,1-Dichloroethene	ug/L (ppb)	<1	<1	nm
Methylene chloride	ug/L (ppb)	<5	<5	nm
trans-1,2-Dichloroethene	ug/L (ppb)	<1	<1	nm
1,1-Dichloroethane	ug/L (ppb)	<1	<1	nm
cis-1,2-Dichloroethene	ug/L (ppb)	<1	<1	nm
1,2-Dichloroethane (EDC)	ug/L (ppb)	<1	<1	nm
1,1,1-Trichloroethane	ug/L (ppb)	<1	<1	nm
Trichloroethene	ug/L (ppb)	<1	<1	nm
Tetrachloroethene	ug/L (ppb)	10	10	nm

Laboratory Code: 904125-01 (Matrix Spike)

Analyte	Reporting Units	Spike Level	Sample Result	Percent Recovery MS	Acceptance Criteria
Vinyl chloride	ug/L (ppb)	50	<0.2	92	36-166
Chloroethane	ug/L (ppb)	50	<1	97	46-160
1,1-Dichloroethene	ug/L (ppb)	50	<1	87	61-134
Methylene chloride	ug/L (ppb)	50	<5	93	68-126
trans-1,2-Dichloroethene	ug/L (ppb)	50	<1	80	72-129
1,1-Dichloroethane	ug/L (ppb)	50	<1	86	70-128
cis-1,2-Dichloroethene	ug/L (ppb)	50	<1	85	71-127
1,2-Dichloroethane (EDC)	ug/L (ppb)	50	<1	99	69-133
1,1,1-Trichloroethane	ug/L (ppb)	50	<1	92	62-133
Trichloroethene	ug/L (ppb)	50	<1	84	77-123
Tetrachloroethene	ug/L (ppb)	50	<1	80	77-121

Date of Report: 04/23/09
Date Received: 04/08/09
Project: TOC_01-600_20090408 WORFDB2, F&BI 904104

QUALITY ASSURANCE RESULTS FOR THE ANALYSIS OF WATER SAMPLES FOR VOLATILES BY EPA METHOD 8260C

Laboratory Code: Laboratory Control Sample

Analyte	Reporting Units	Spike Level	Percent Recovery LCS	Acceptance Criteria
Vinyl chloride	ug/L (ppb)	50	101	64-134
Chloroethane	ug/L (ppb)	50	108	58-146
1,1-Dichloroethene	ug/L (ppb)	50	94	70-132
Methylene chloride	ug/L (ppb)	50	98	70-124
trans-1,2-Dichloroethene	ug/L (ppb)	50	91	81-122
1,1-Dichloroethane	ug/L (ppb)	50	96	85-118
cis-1,2-Dichloroethene	ug/L (ppb)	50	93	82-122
1,2-Dichloroethane (EDC)	ug/L (ppb)	50	109	82-127
1,1,1-Trichloroethane	ug/L (ppb)	50	101	85-130
Trichloroethene	ug/L (ppb)	50	92	84-119
Tetrachloroethene	ug/L (ppb)	50	89	83-119

Date of Report: 04/23/09
Date Received: 04/08/09
Project: TOC_01-600_20090408 WORFDB2, F&BI 904104

QUALITY ASSURANCE RESULTS FOR THE ANALYSIS OF WATER SAMPLES FOR PNA'S BY EPA METHOD 8270D SIM

Laboratory Code: Laboratory Control Sample

Analyte	Reporting Units	Spike Level	Percent Recovery LCS	Percent Recovery LCSD	Acceptance Criteria	RPD (Limit 20)
Pentachlorophenol	ug/L (ppb)	7.5	53	60	15-124	12

Data Qualifiers & Definitions

a - The analyte was detected at a level less than five times the reporting limit. The RPD results may not provide reliable information on the variability of the analysis.

A1 – More than one compound of similar molecule structure was identified with equal probability.

b - The analyte was spiked at a level that was less than five times that present in the sample. Matrix spike recoveries may not be meaningful.

ca - The calibration results for this range fell outside of acceptance criteria. The value reported is an estimate.

c - The presence of the analyte indicated may be due to carryover from previous sample injections.

d - The sample was diluted. Detection limits may be raised due to dilution.

ds - The sample was diluted. Detection limits are raised due to dilution and surrogate recoveries may not be meaningful.

dv - Insufficient sample was available to achieve normal reporting limits and limits are raised accordingly.

fb - The analyte indicated was found in the method blank. The result should be considered an estimate.

fc – The compound is a common laboratory and field contaminant.

hr - The sample and duplicate were reextracted and reanalyzed. RPD results were still outside of control limits. The variability is attributed to sample inhomogeneity.

ht - The sample was extracted outside of holding time. Results should be considered estimates.

ip - Recovery fell outside of normal control limits. Compounds in the sample matrix interfered with the quantitation of the analyte.

j – The result is below normal reporting limits. The value reported is an estimate.

J - The internal standard associated with the analyte is out of control limits. The reported concentration is an estimate.

jl - The analyte result in the laboratory control sample is out of control limits. The reported concentration should be considered an estimate.

jr - The rpd result in laboratory control sample associated with the analyte is out of control limits. The reported concentration should be considered an estimate.

js - The surrogate associated with the analyte is out of control limits. The reported concentration should be considered an estimate.

lc - The presence of the compound indicated is likely due to laboratory contamination.

L - The reported concentration was generated from a library search.

nm - The analyte was not detected in one or more of the duplicate analyses. Therefore, calculation of the RPD is not applicable.

pc – The sample was received in a container not approved by the method. The value reported should be considered an estimate.

pr – The sample was received with incorrect preservation. The value reported should be considered an estimate.

ve - The value reported exceeded the calibration range established for the analyte. The reported concentration should be considered an estimate.

vo - The value reported fell outside the control limits established for this analyte.

x - The pattern of peaks present is not indicative of diesel.

y - The pattern of peaks present is not indicative of motor oil.

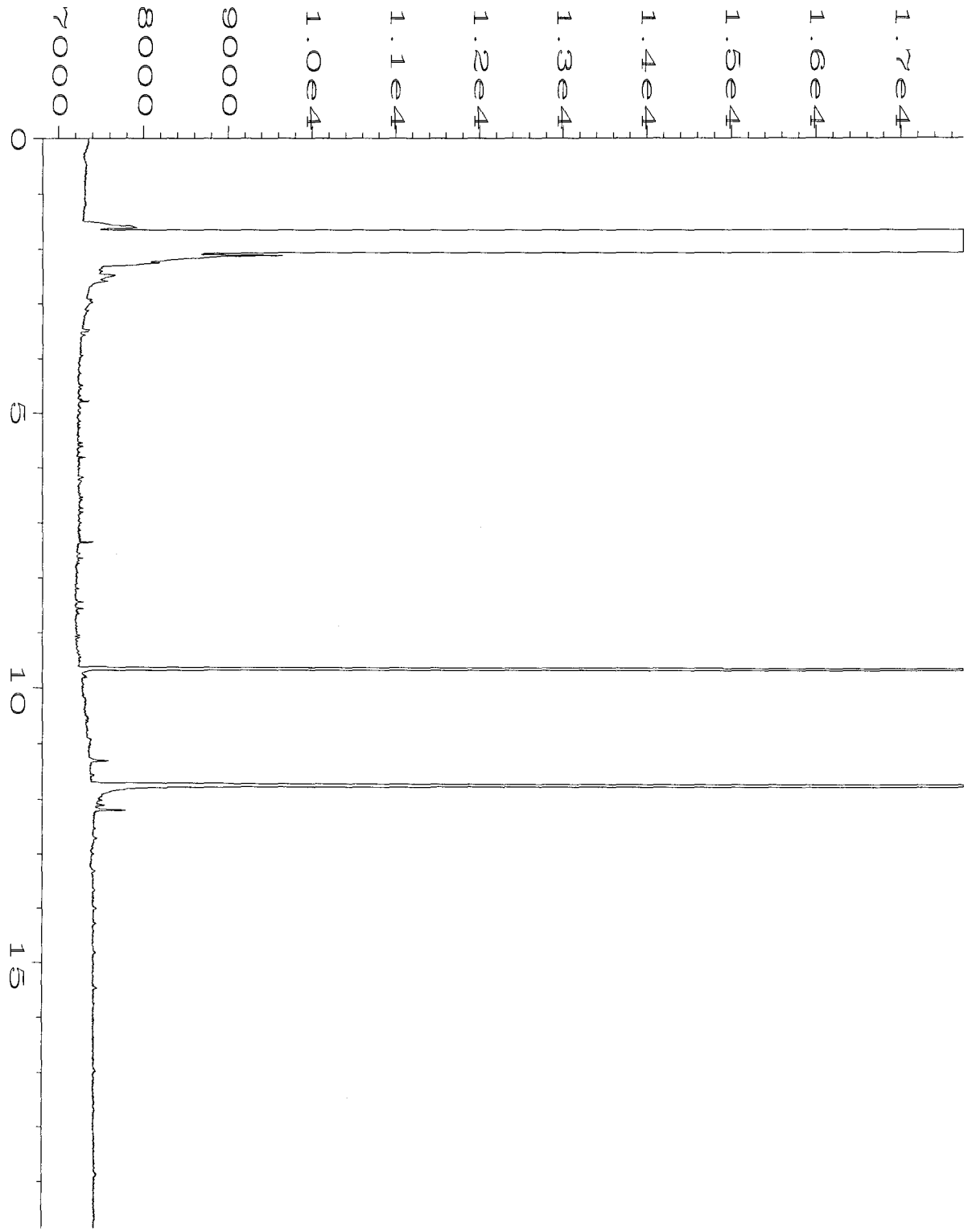

Data File Name : C:\HPCHEM\1\DATA\04-13-09\009F0401.D
Operator : ay
Instrument : GC1
Sample Name : 904104-01 sg
Run Time Bar Code:
Acquired on : 13 Apr 09 12:57 PM
Report Created on: 14 Apr 09 12:49 PM

Page Number : 1
Vial Number : 9
Injection Number : 1
Sequence Line : 4
Instrument Method: TPHD.MTH
Analysis Method : BAKEOUT.MTH

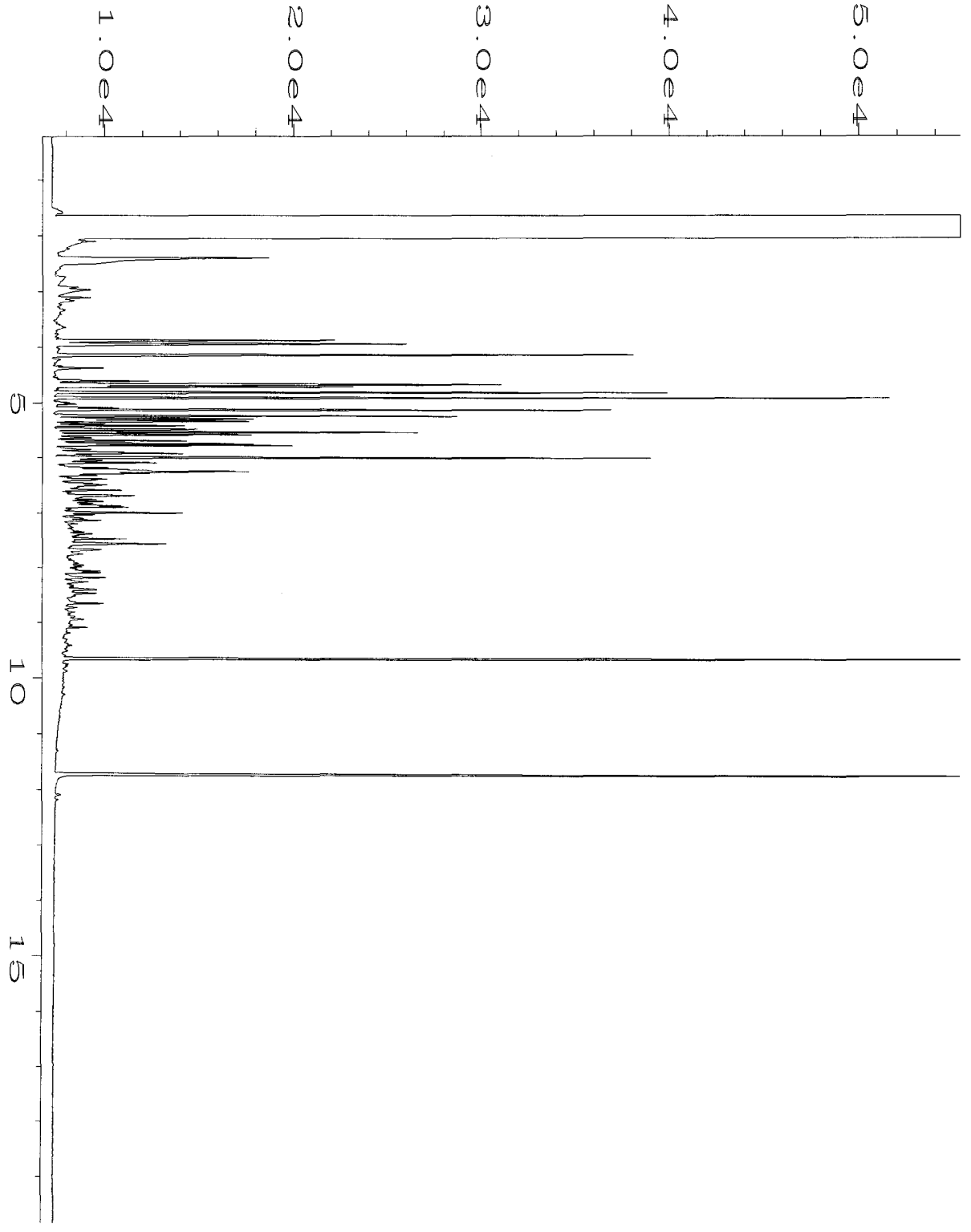

Data File Name	: C:\HPCHEM\1\DATA\04-13-09\010F0401.D		
Operator	: ay	Page Number	: 1
Instrument	: GC1	Vial Number	: 10
Sample Name	: 904104-02 sg	Injection Number	: 1
Run Time Bar Code:		Sequence Line	: 4
Acquired on	: 13 Apr 09 01:23 PM	Instrument Method	: TPHD.MTH
Report Created on	: 14 Apr 09 12:49 PM	Analysis Method	: BAKEOUT.MTH

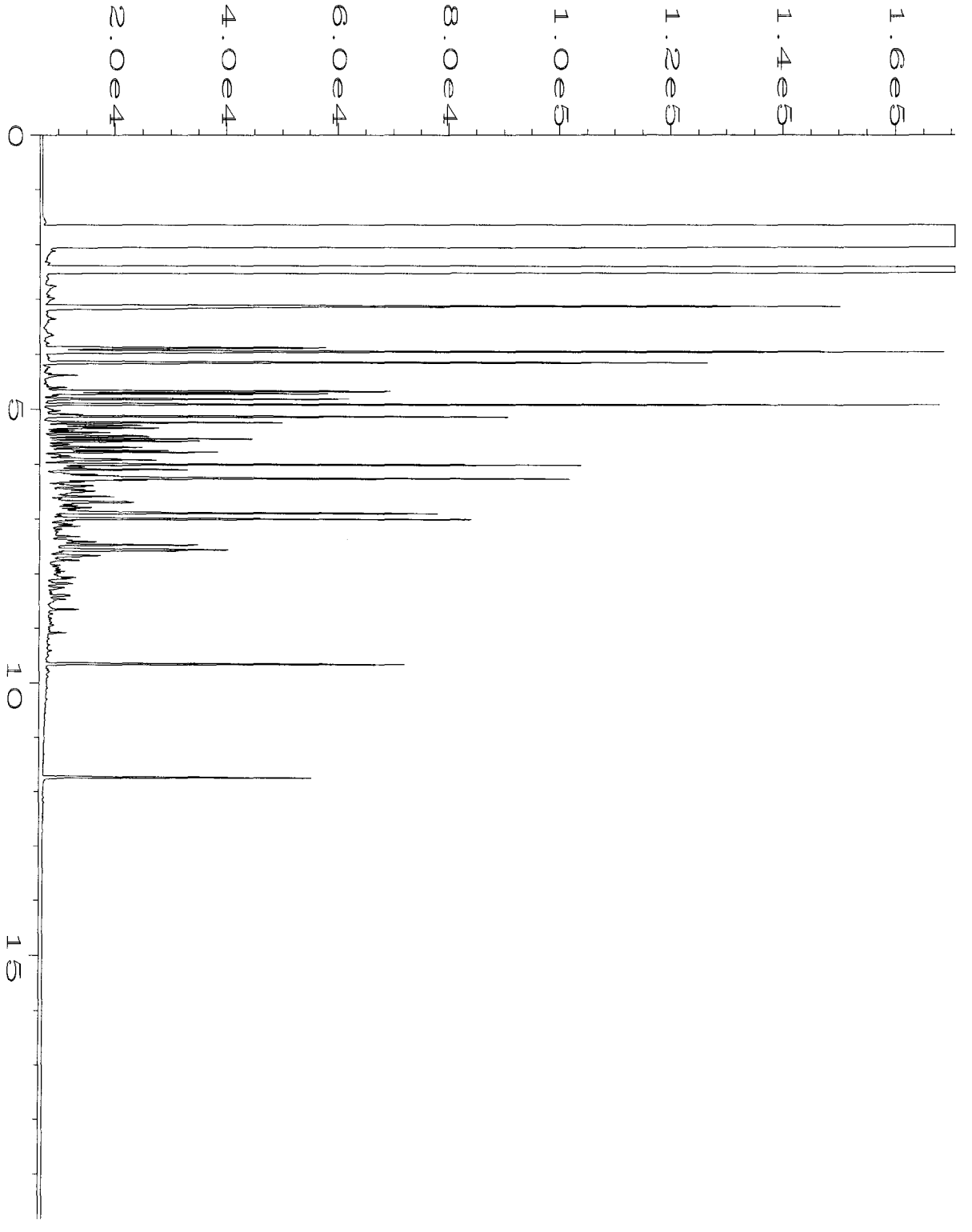

Data File Name	: C:\HPCHEM\1\DATA\04-13-09\011F0401.D		
Operator	: ay	Page Number	: 1
Instrument	: GC1	Vial Number	: 11
Sample Name	: 904104-03 sg	Injection Number	: 1
Run Time Bar Code:		Sequence Line	: 4
Acquired on	: 13 Apr 09 01:50 PM	Instrument Method	: TPHD.MTH
Report Created on	: 14 Apr 09 12:50 PM	Analysis Method	: BAKEOUT.MTH

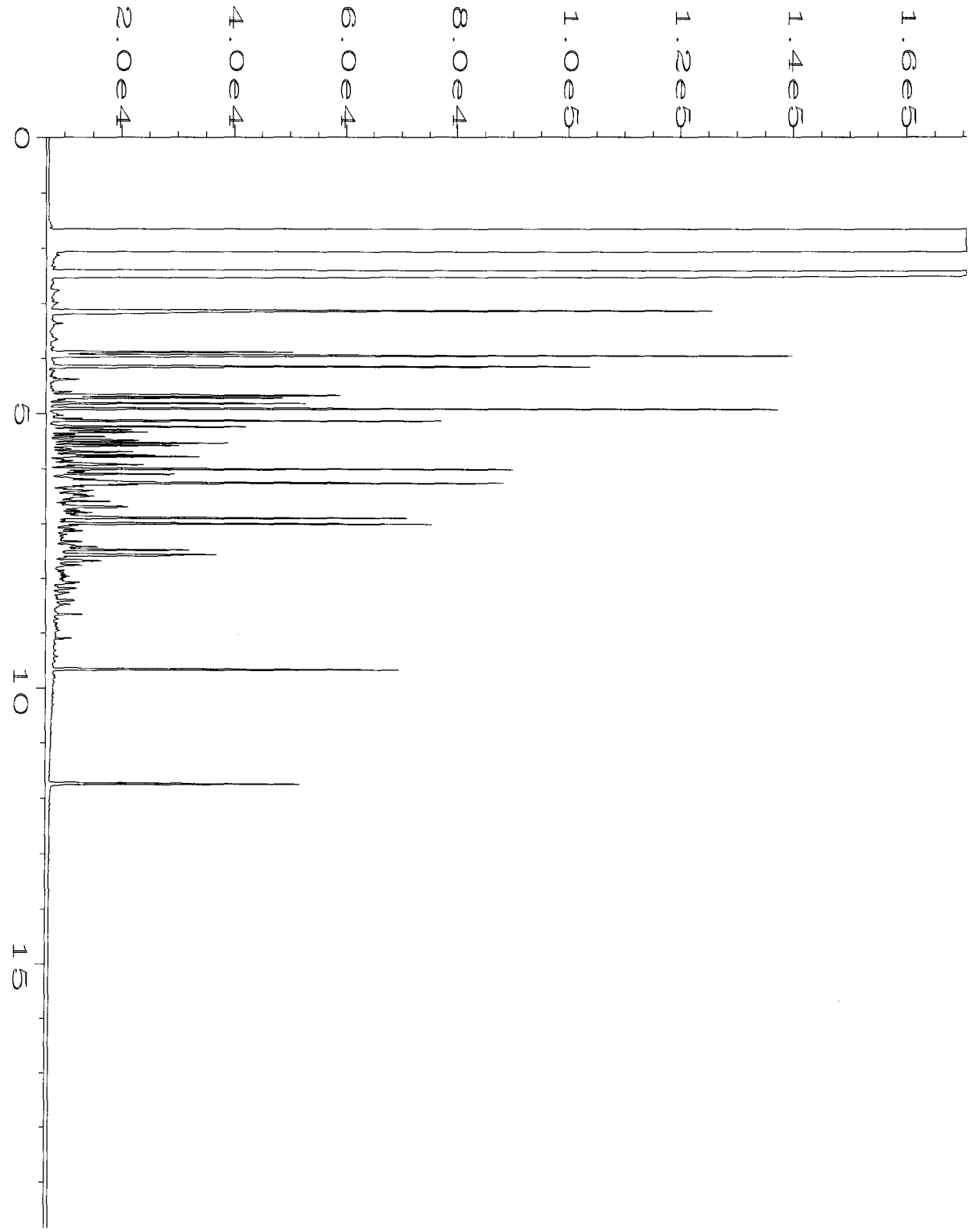

Data File Name : C:\HPCHEM\1\DATA\04-13-09\012F0401.D
Operator : ay
Instrument : GC1
Sample Name : 904104-04 sg
Run Time Bar Code:
Acquired on : 13 Apr 09 02:16 PM
Report Created on: 14 Apr 09 12:50 PM

Page Number : 1
Vial Number : 12
Injection Number : 1
Sequence Line : 4
Instrument Method: TPHD.MTH
Analysis Method : BAKEOUT.MTH

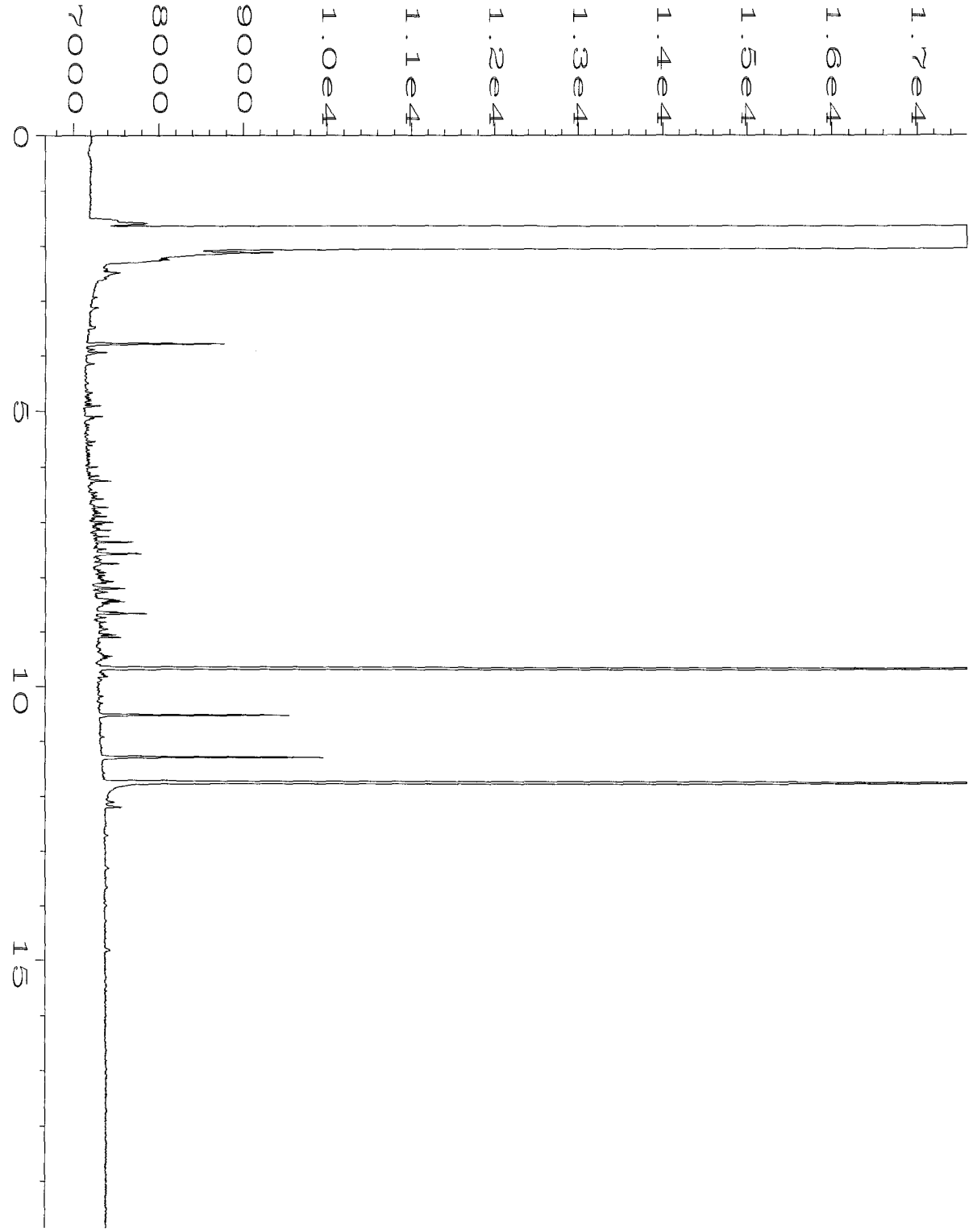

Data File Name : C:\HPCHEM\1\DATA\04-13-09\013F0401.D
Operator : ay
Instrument : GC1
Sample Name : 904104-05 sg
Run Time Bar Code:
Acquired on : 13 Apr 09 02:42 PM
Report Created on: 14 Apr 09 12:50 PM

Page Number : 1
Vial Number : 13
Injection Number : 1
Sequence Line : 4
Instrument Method: TPHD.MTH
Analysis Method : BAKEOUT.MTH

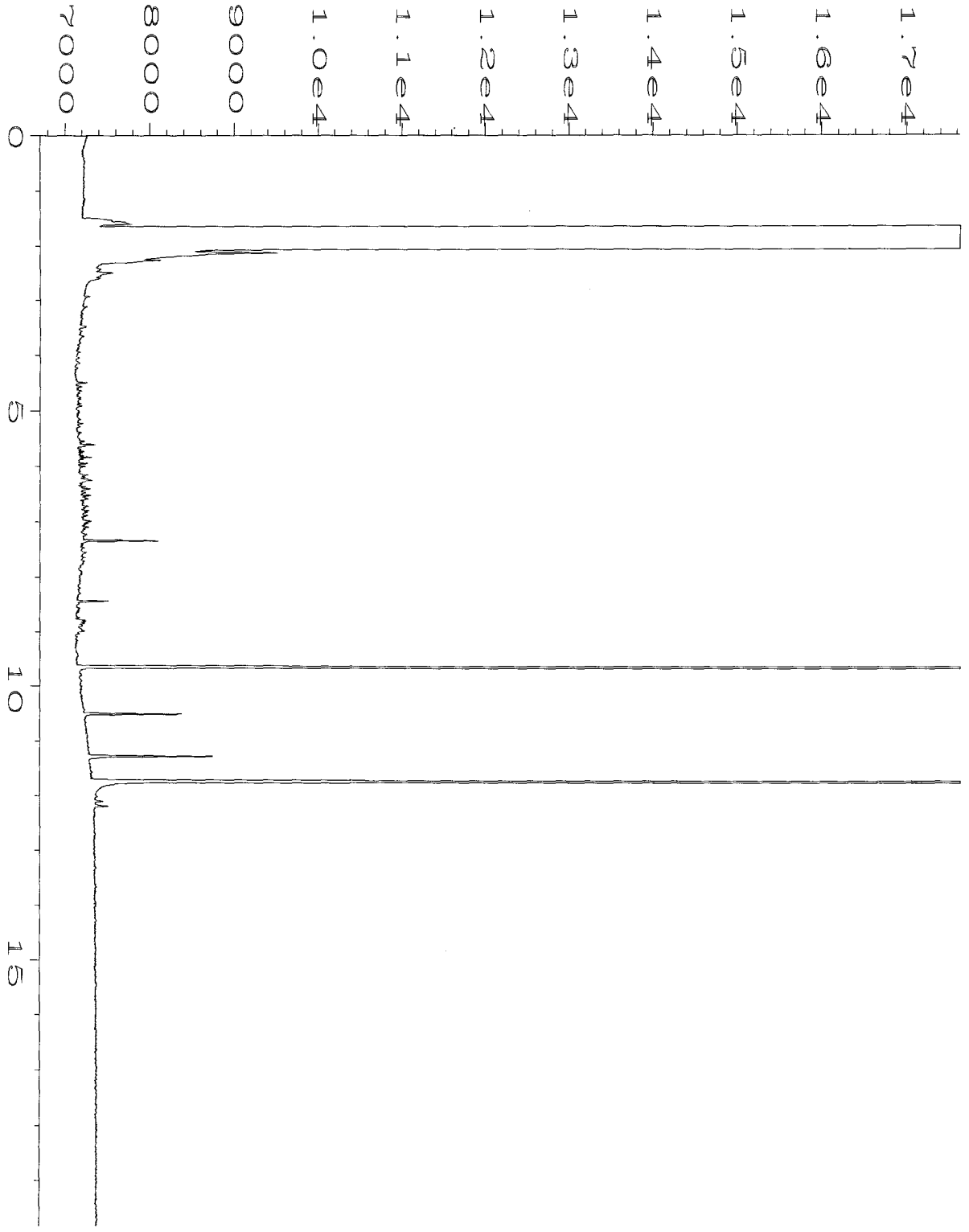

Data File Name : C:\HPCHEM\1\DATA\04-13-09\014F0401.D
Operator : ay
Instrument : GC1
Sample Name : 904104-06 sg
Run Time Bar Code:
Acquired on : 13 Apr 09 03:09 PM
Report Created on: 14 Apr 09 12:50 PM

Page Number : 1
Vial Number : 14
Injection Number : 1
Sequence Line : 4
Instrument Method: TPHD.MTH
Analysis Method : BAKEOUT.MTH

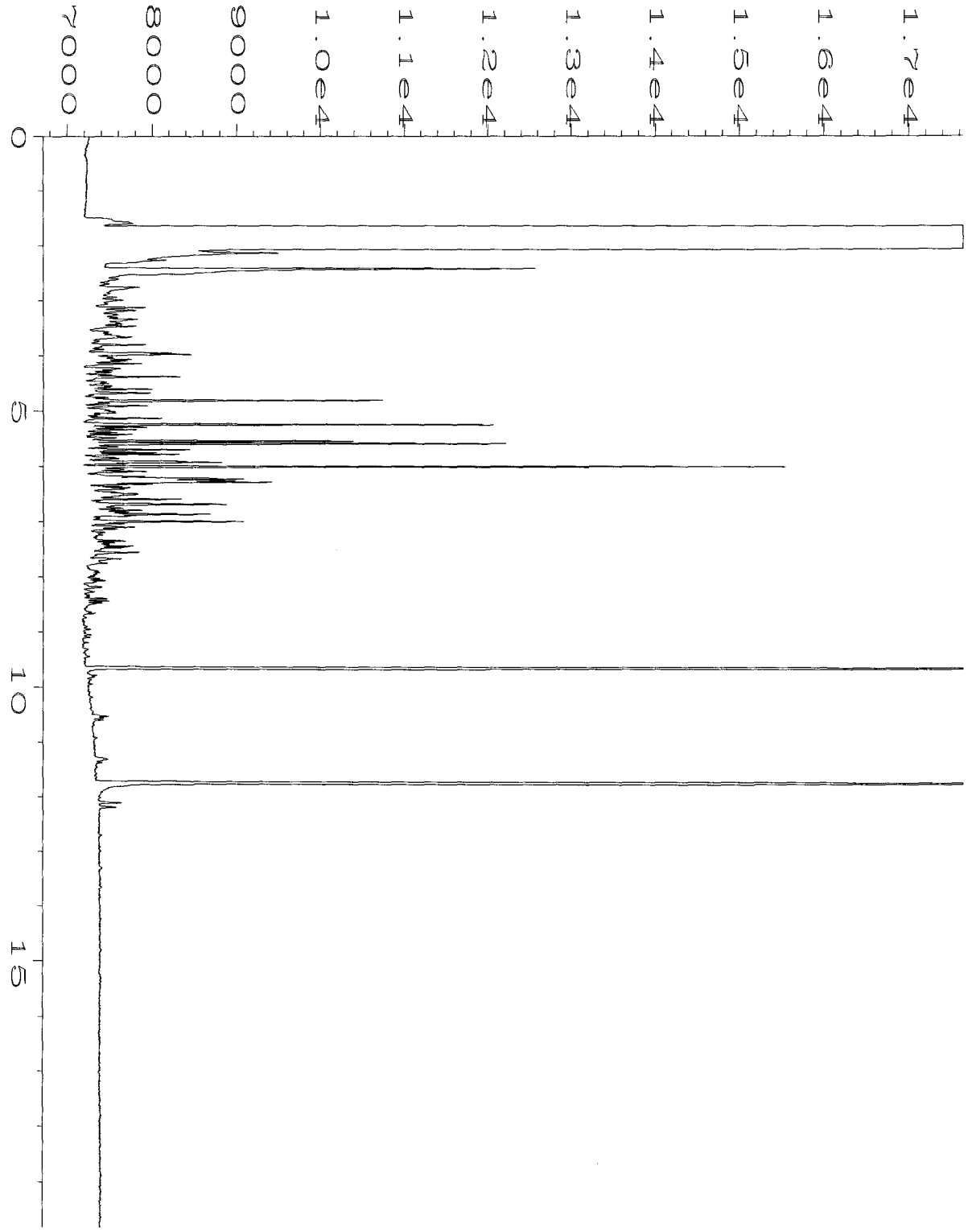

Data File Name : C:\HPCHEM\1\DATA\04-13-09\015F0401.D
Operator : ay
Instrument : GC1
Sample Name : 904104-07 sg
Run Time Bar Code:
Acquired on : 13 Apr 09 03:35 PM
Report Created on: 14 Apr 09 12:50 PM

Page Number : 1
Vial Number : 15
Injection Number : 1
Sequence Line : 4
Instrument Method: TPHD.MTH
Analysis Method : BAKEOUT.MTH

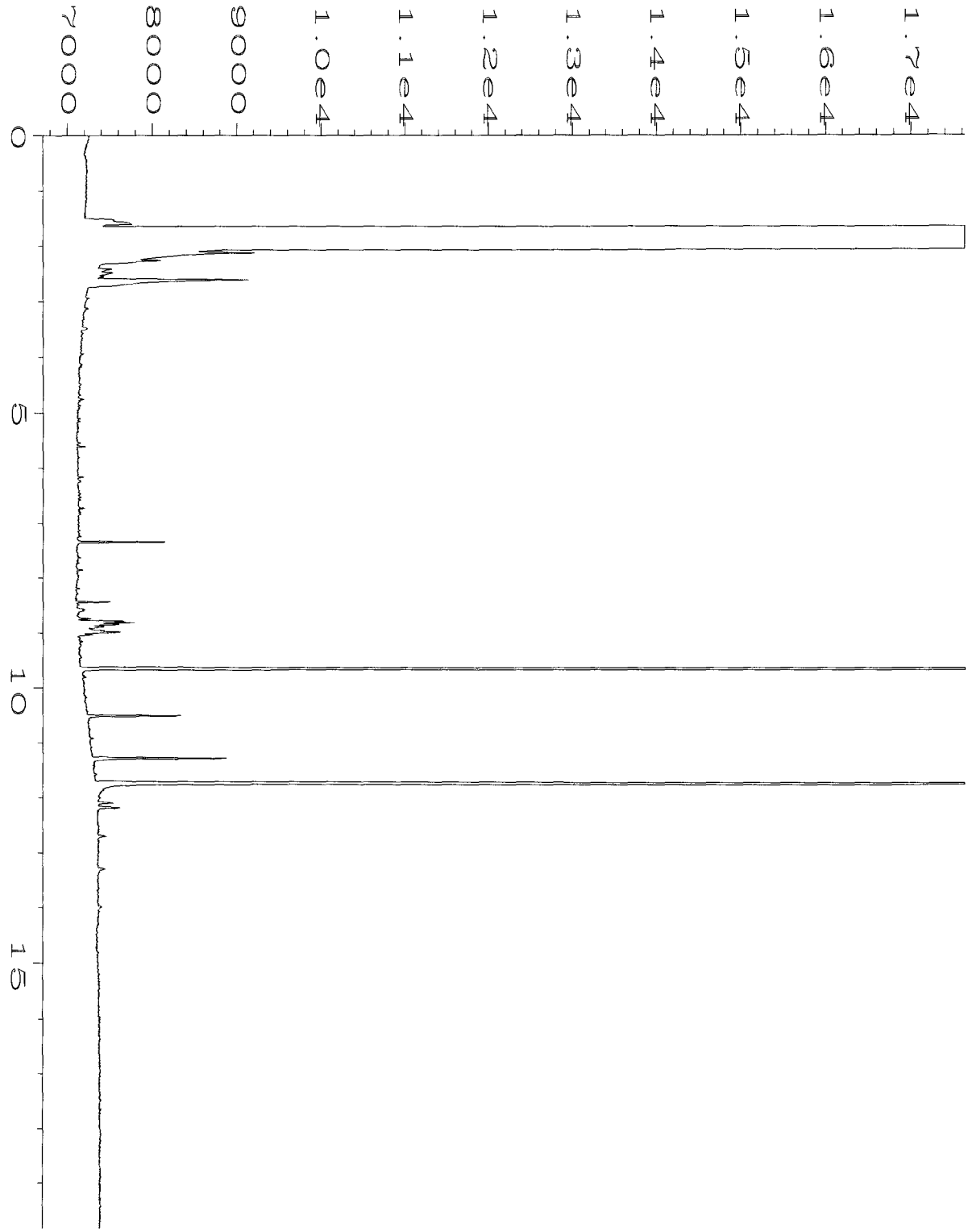

Data File Name : C:\HPCHEM\1\DATA\04-13-09\016F0701.D
Operator : ay
Instrument : GC1
Sample Name : 904104-08 sg
Run Time Bar Code:
Acquired on : 13 Apr 09 04:55 PM
Report Created on: 14 Apr 09 12:51 PM

Page Number : 1
Vial Number : 16
Injection Number : 1
Sequence Line : 7
Instrument Method: TPHD.MTH
Analysis Method : BAKEOUT.MTH

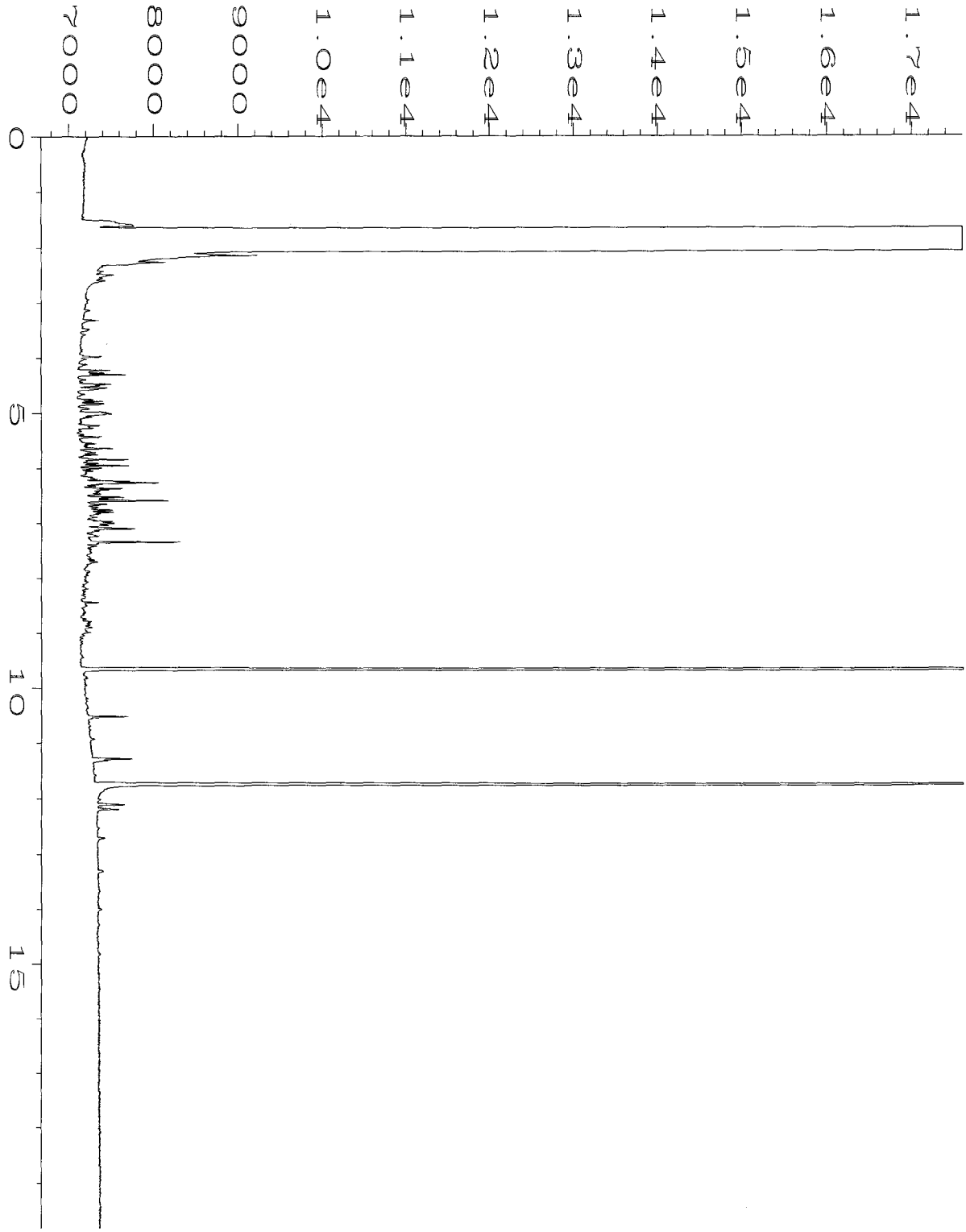

Data File Name : C:\HPCHEM\1\DATA\04-13-09\017F0901.D
Operator : ay
Instrument : GC1
Sample Name : 904104-10 sg
Run Time Bar Code:
Acquired on : 13 Apr 09 05:47 PM
Report Created on: 14 Apr 09 12:51 PM

Page Number : 1
Vial Number : 17
Injection Number : 1
Sequence Line : 9
Instrument Method: TPHD.MTH
Analysis Method : BAKEOUT.MTH

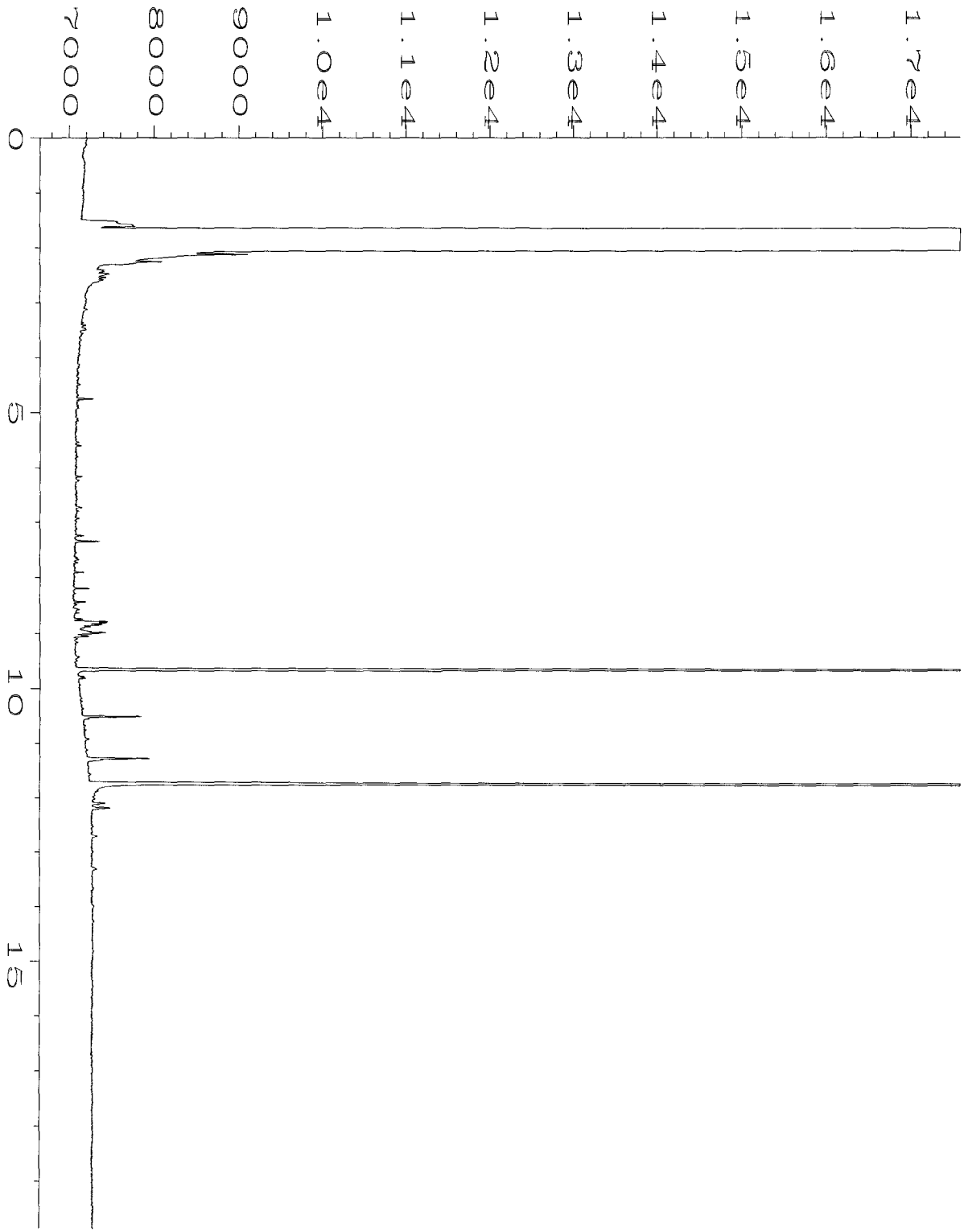

Data File Name : C:\HPCHEM\1\DATA\04-13-09\018F0901.D
Operator : ay
Instrument : GC1
Sample Name : 904104-11 sg
Run Time Bar Code:
Acquired on : 13 Apr 09 06:14 PM
Report Created on: 14 Apr 09 12:51 PM

Page Number : 1
Vial Number : 18
Injection Number : 1
Sequence Line : 9
Instrument Method: TPHD.MTH
Analysis Method : BAKEOUT.MTH



Data File Name : C:\HPCHEM\1\DATA\04-13-09\019F0901.D
Operator : ay
Instrument : GC1
Sample Name : 904104-12 sg
Run Time Bar Code:
Acquired on : 13 Apr 09 06:40 PM
Report Created on: 14 Apr 09 12:51 PM

Page Number : 1
Vial Number : 19
Injection Number : 1
Sequence Line : 9
Instrument Method: TPHD.MTH
Analysis Method : BAKEOUT.MTH

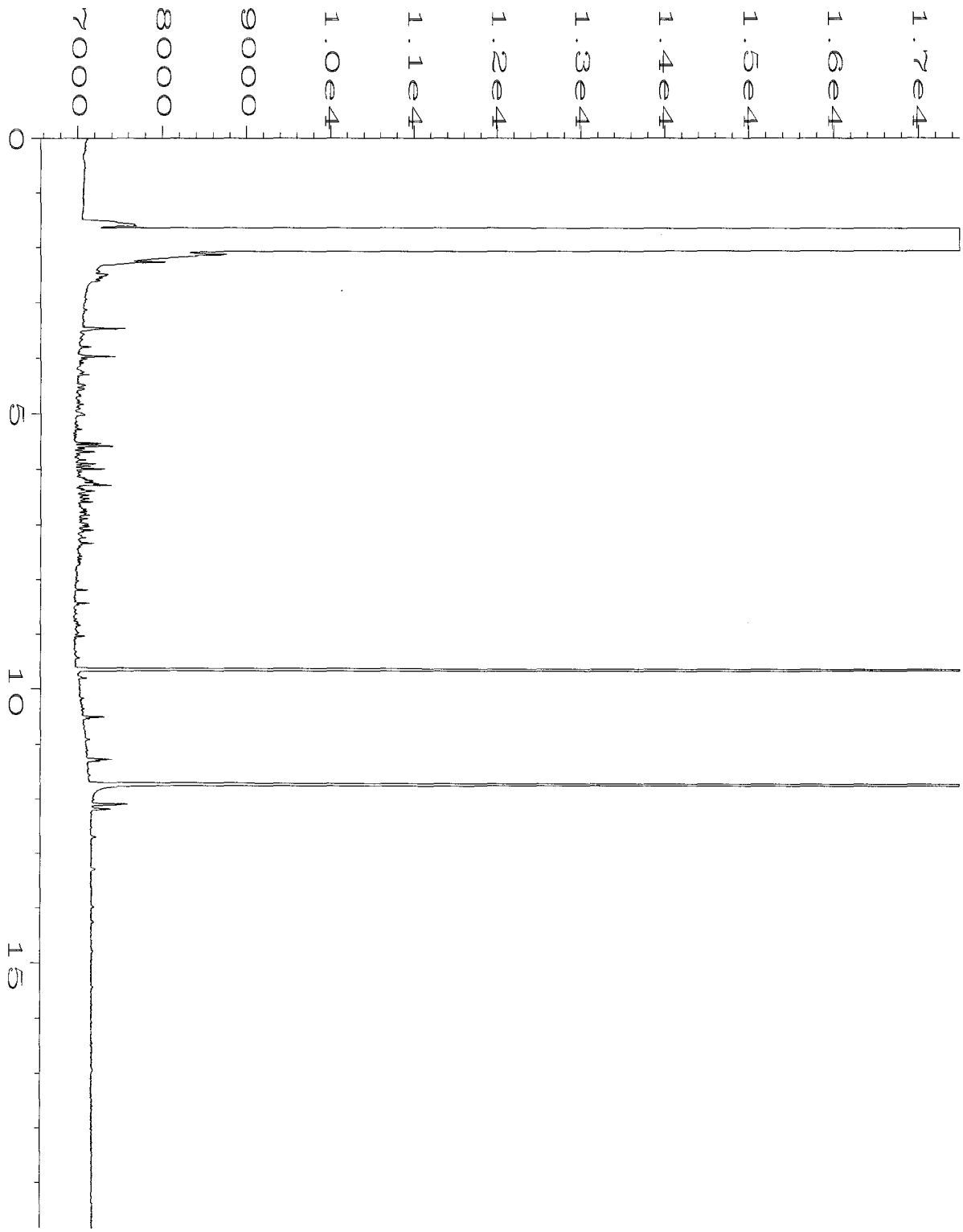

Data File Name : C:\HPCHEM\1\DATA\04-13-09\020F0901.D
Operator : ay
Instrument : GC1
Sample Name : 904104-13 sg
Run Time Bar Code:
Acquired on : 13 Apr 09 07:07 PM
Report Created on: 14 Apr 09 12:51 PM

Page Number : 1
Vial Number : 20
Injection Number : 1
Sequence Line : 9
Instrument Method: TPHD.MTH
Analysis Method : BAKEOUT.MTH

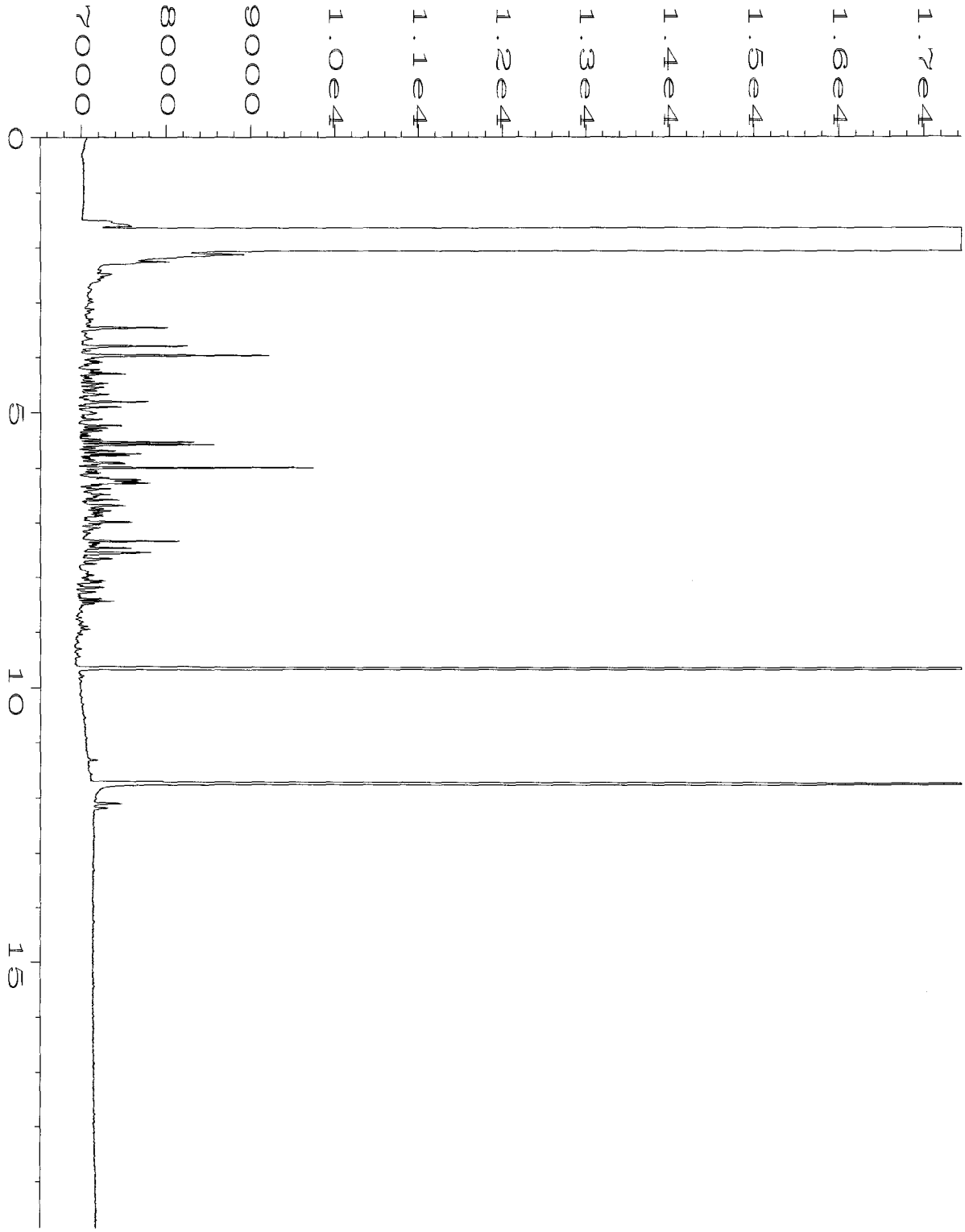

Data File Name : C:\HPCHEM\1\DATA\04-13-09\021F0901.D
Operator : ay
Instrument : GC1
Sample Name : 904104-14 sg
Run Time Bar Code:
Acquired on : 13 Apr 09 07:33 PM
Report Created on: 14 Apr 09 12:51 PM

Page Number : 1
Vial Number : 21
Injection Number : 1
Sequence Line : 9
Instrument Method: TPHD.MTH
Analysis Method : BAKEOUT.MTH



Data File Name : C:\HPCHEM\1\DATA\04-13-09\022F0901.D
Operator : ay
Instrument : GC1
Sample Name : 904104-15 sg
Run Time Bar Code:
Acquired on : 13 Apr 09 08:00 PM
Report Created on: 14 Apr 09 12:51 PM

Page Number : 1
Vial Number : 22
Injection Number : 1
Sequence Line : 9
Instrument Method: TPHD.MTH
Analysis Method : BAKEOUT.MTH

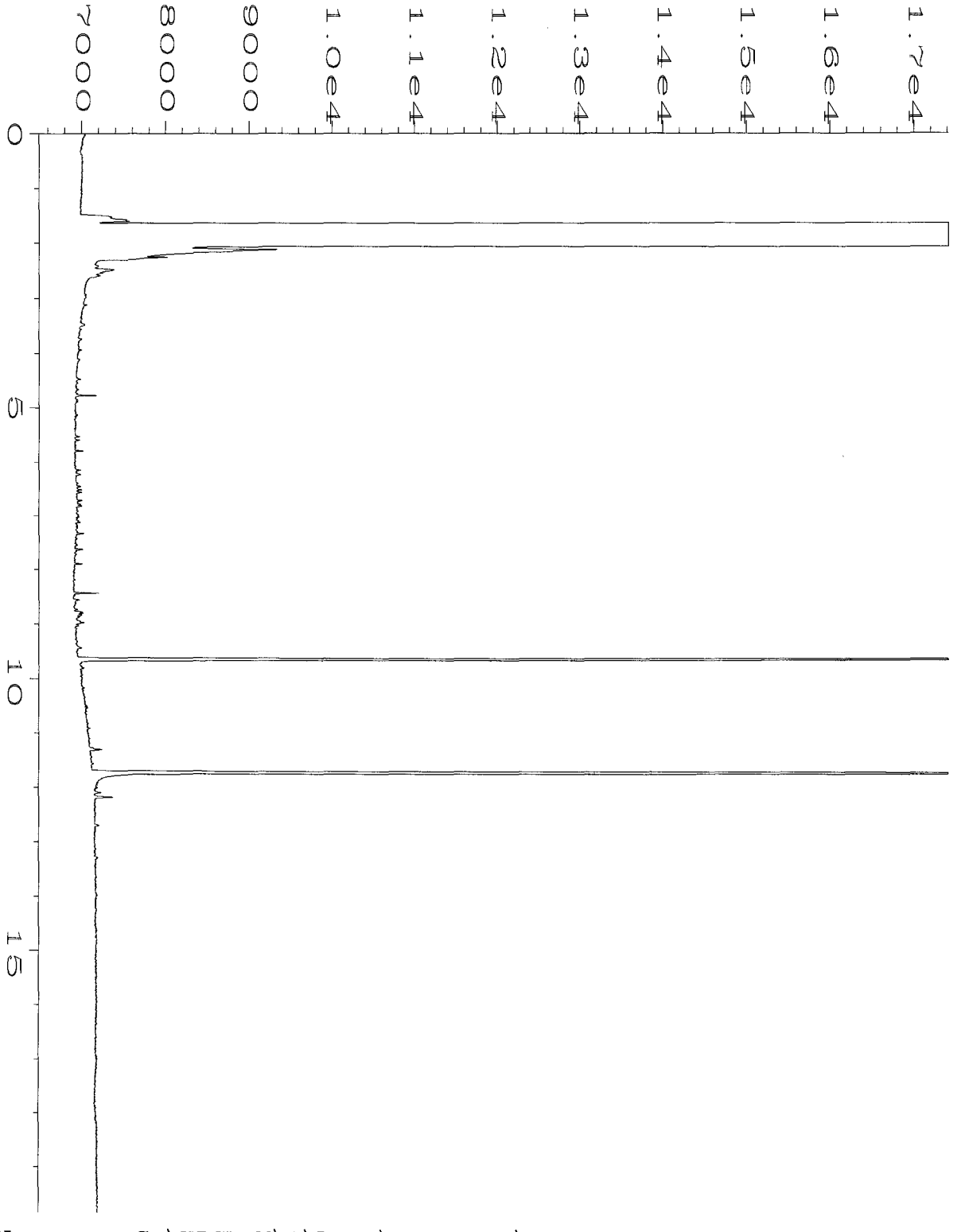

Data File Name : C:\HPCHEM\1\DATA\04-13-09\023F0901.D
Operator : ay
Instrument : GC1
Sample Name : 904104-16 sg
Run Time Bar Code:
Acquired on : 13 Apr 09 08:27 PM
Report Created on: 14 Apr 09 12:52 PM

Page Number : 1
Vial Number : 23
Injection Number : 1
Sequence Line : 9
Instrument Method: TPHD.MTH
Analysis Method : BAKEOUT.MTH

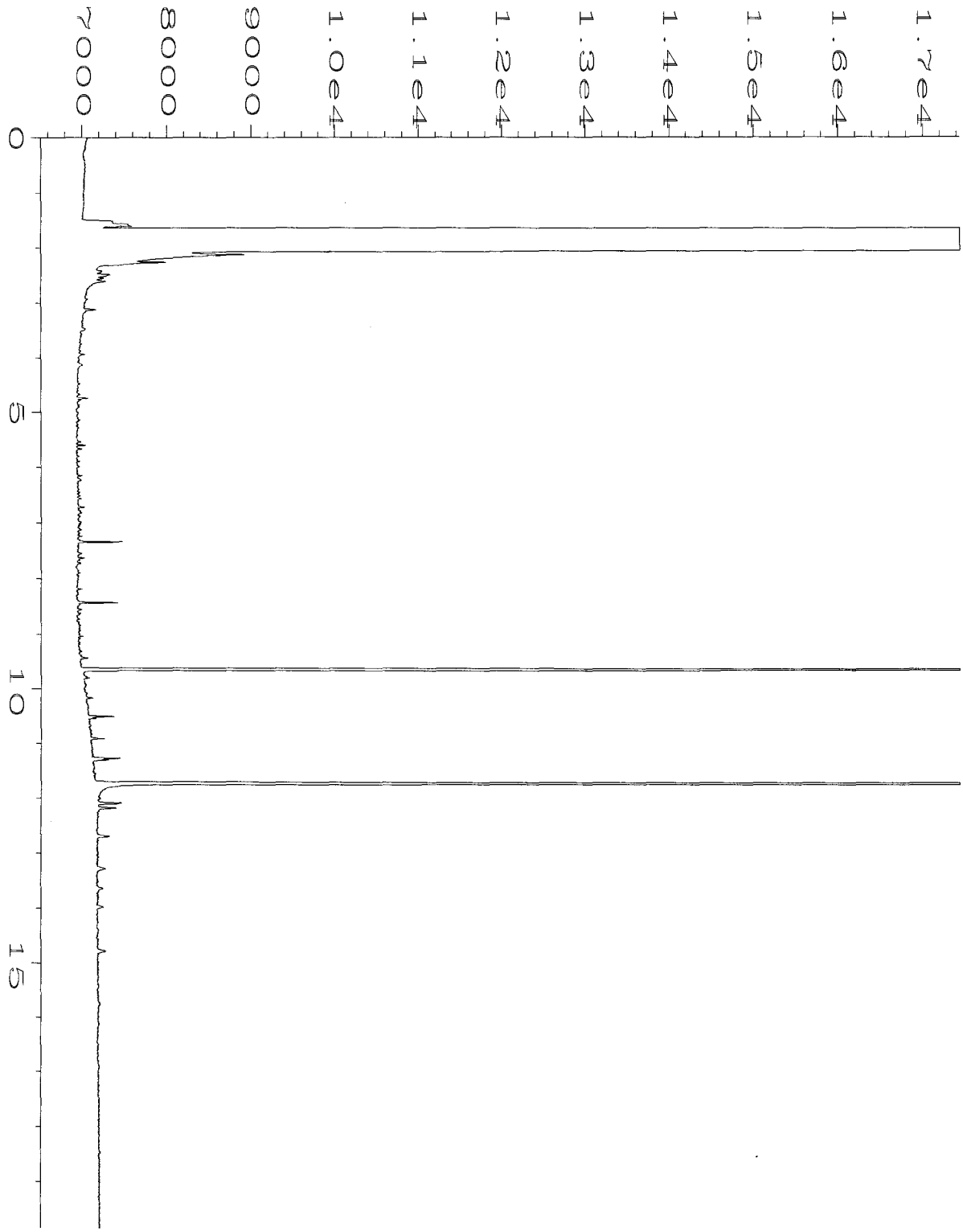

Data File Name : C:\HPCHEM\1\DATA\04-13-09\025F0901.D
Operator : ay
Instrument : GC1
Sample Name : 904104-18 sg
Run Time Bar Code:
Acquired on : 13 Apr 09 09:21 PM
Report Created on: 14 Apr 09 12:53 PM

Page Number : 1
Vial Number : 25
Injection Number : 1
Sequence Line : 9
Instrument Method: TPHD.MTH
Analysis Method : BAKEOUT.MTH

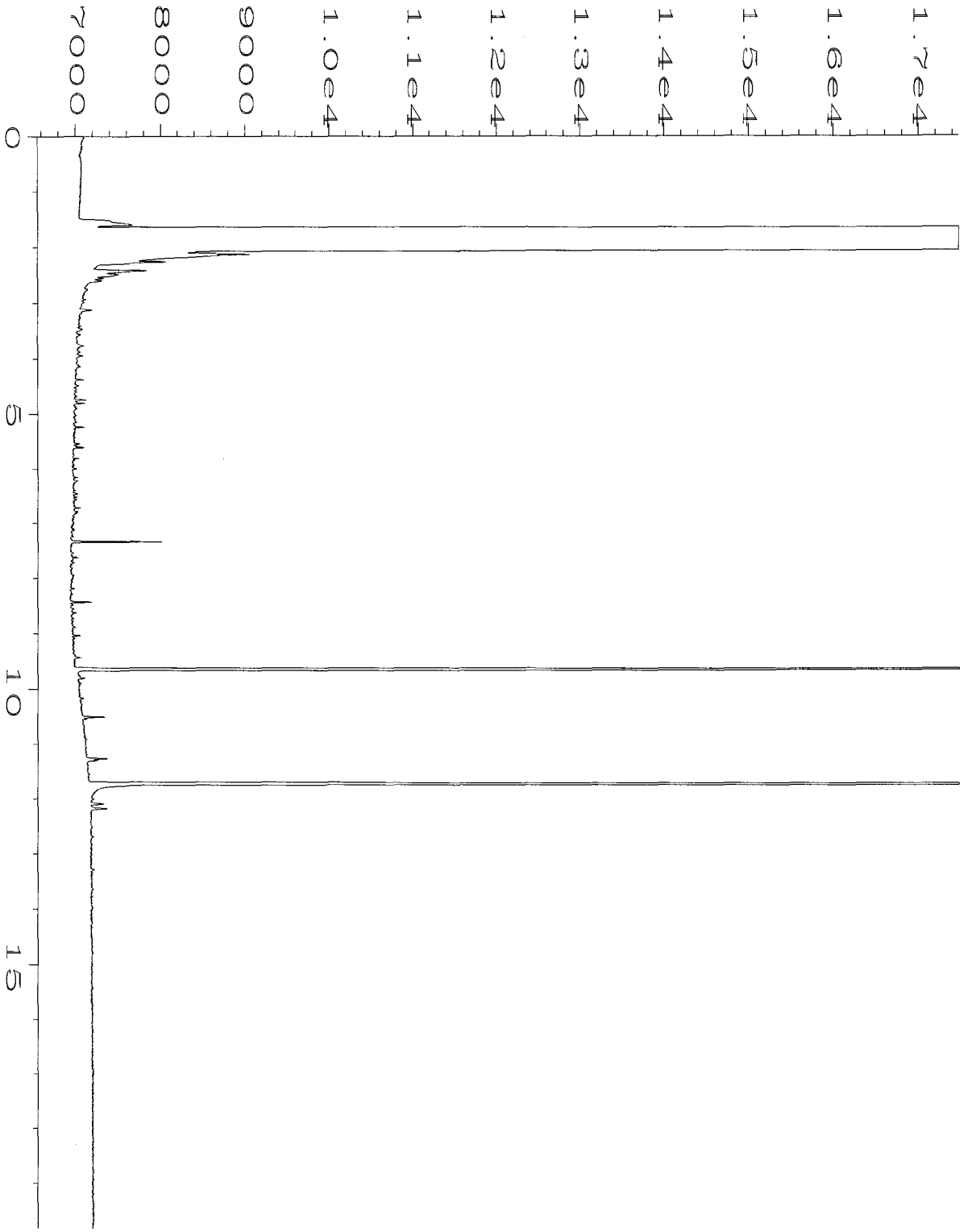

Data File Name : C:\HPCHEM\1\DATA\04-13-09\026F1101.D
Operator : ay
Instrument : GC1
Sample Name : 904104-194 sg
Run Time Bar Code:
Acquired on : 13 Apr 09 10:41 PM
Report Created on: 14 Apr 09 12:53 PM

dn 04/14/09

Page Number : 1
Vial Number : 26
Injection Number : 1
Sequence Line : 11
Instrument Method: TPHD.MTH
Analysis Method : BAKEOUT.MTH

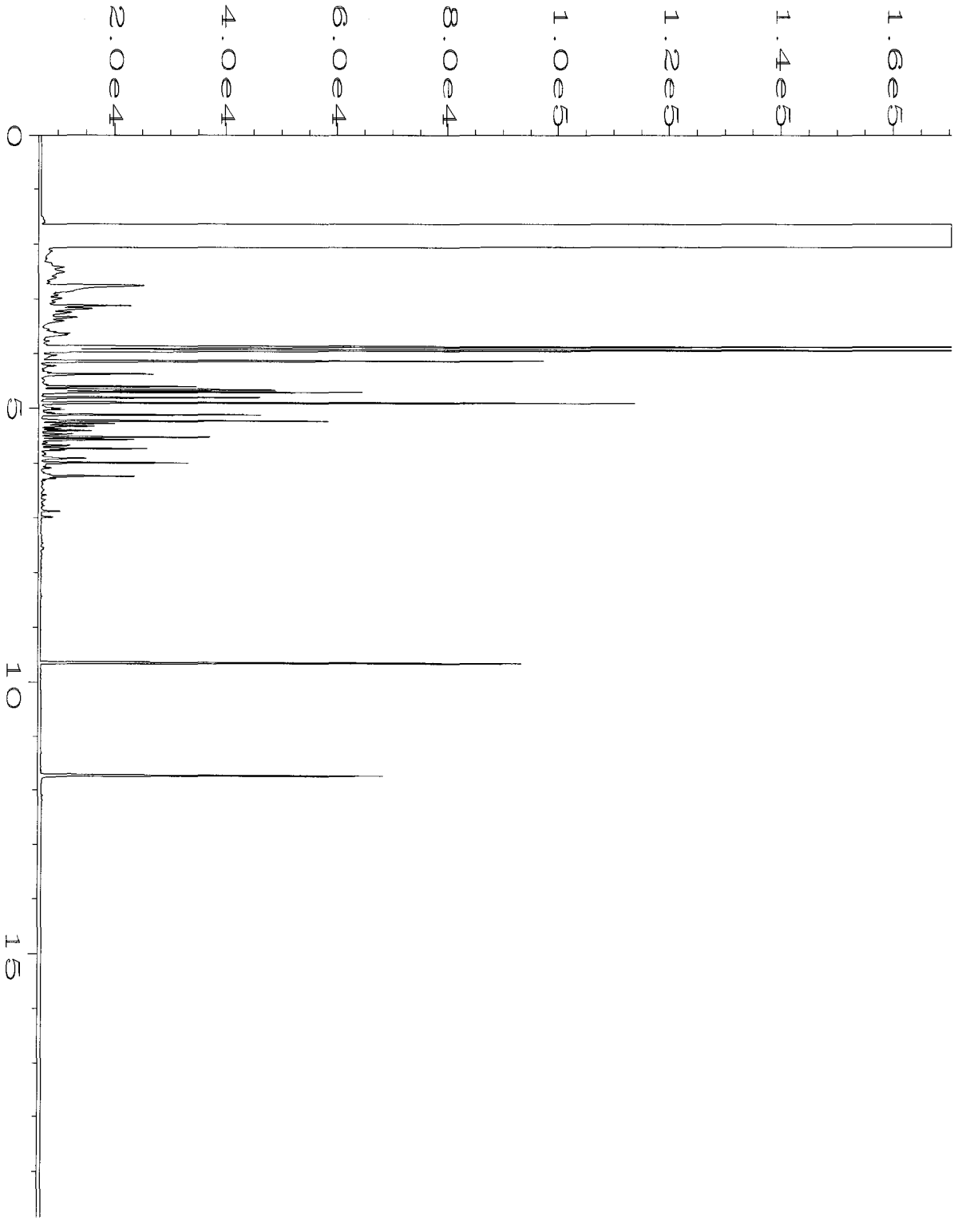

Data File Name	: C:\HPCHEM\1\DATA\04-13-09\027F1101.D		
Operator	: ay	Page Number	: 1
Instrument	: GC1	Vial Number	: 27
Sample Name	: 904104-20 sg	Injection Number	: 1
Run Time Bar Code:		Sequence Line	: 11
Acquired on	: 13 Apr 09 11:07 PM	Instrument Method	: TPHD.MTH
Report Created on	: 14 Apr 09 12:53 PM	Analysis Method	: BAKEOUT.MTH

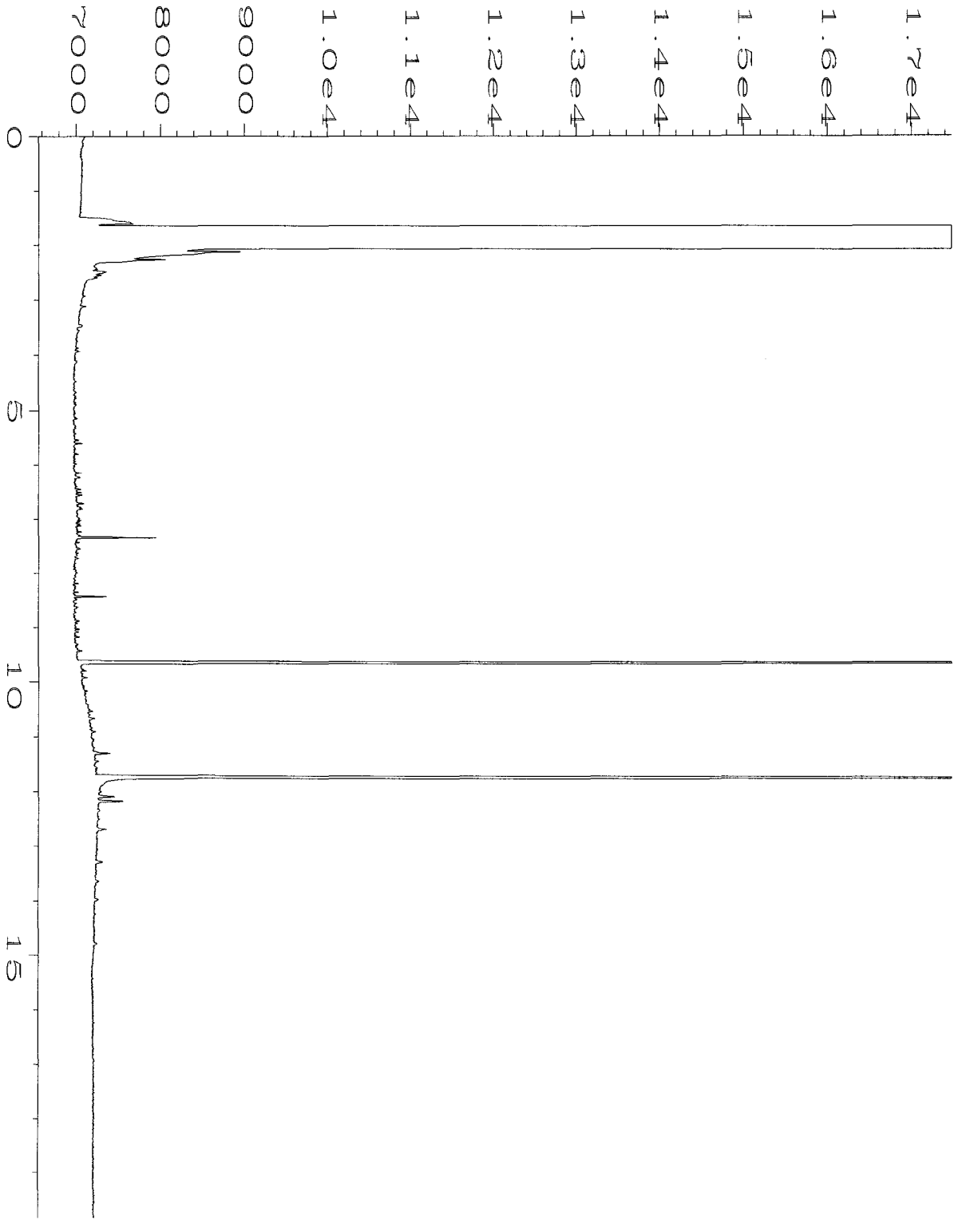

Data File Name : C:\HPCHEM\1\DATA\04-13-09\028F1101.D
Operator : ay
Instrument : GC1
Sample Name : 904104-21 sg
Run Time Bar Code:
Acquired on : 13 Apr 09 11:34 PM
Report Created on: 14 Apr 09 12:55 PM

Page Number : 1
Vial Number : 28
Injection Number : 1
Sequence Line : 11
Instrument Method: TPHD.MTH
Analysis Method : BAKEOUT.MTH

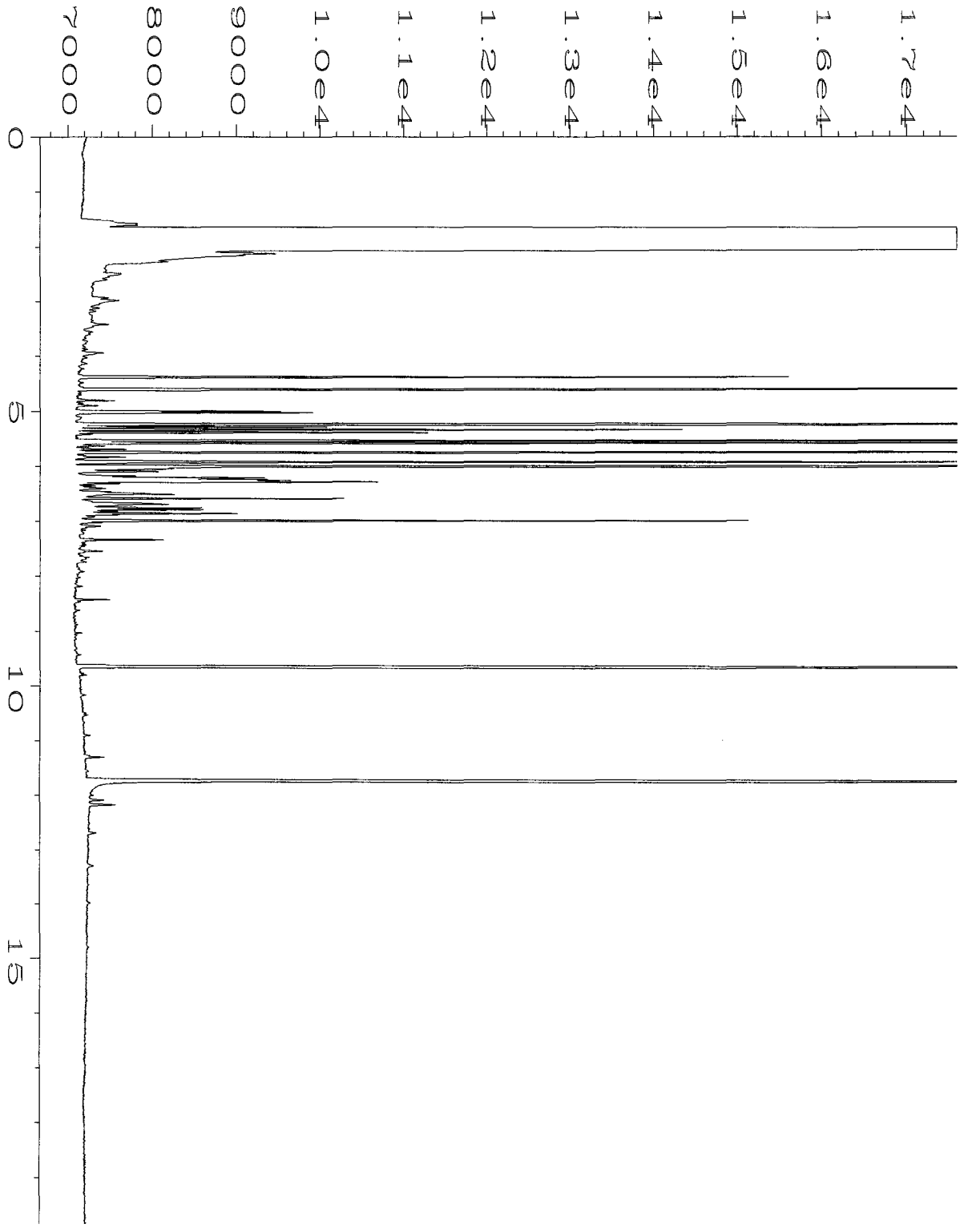

Data File Name : C:\HPCHEM\1\DATA\04-14-09\019F0901.D
Operator : ay
Instrument : GC1
Sample Name : 904104-22 sg
Run Time Bar Code:
Acquired on : 14 Apr 09 06:20 PM
Report Created on: 15 Apr 09 03:30 PM

Page Number : 1
Vial Number : 19
Injection Number : 1
Sequence Line : 9
Instrument Method: TPHD.MTH
Analysis Method : TPHD.MTH

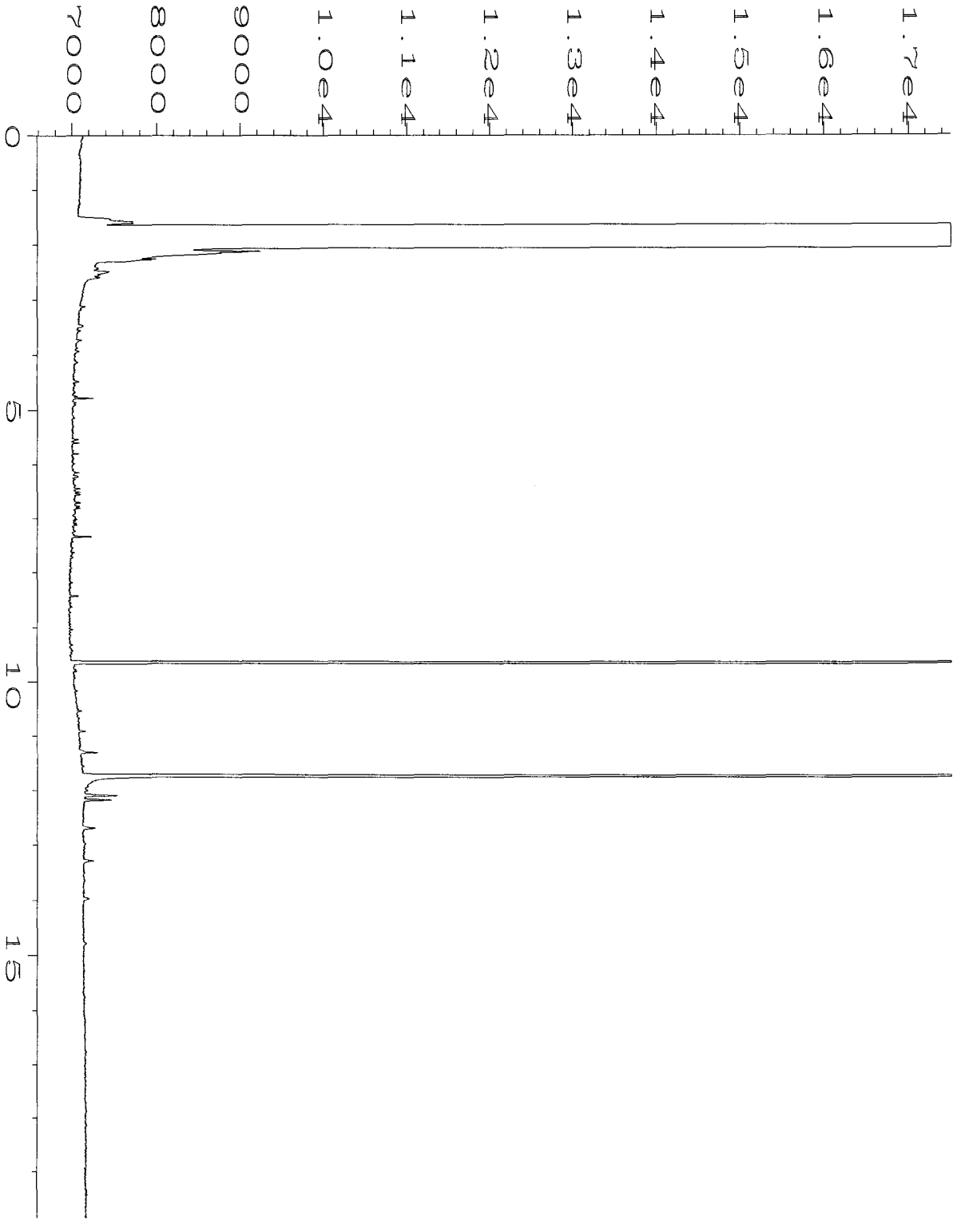

Data File Name : C:\HPCHEM\1\DATA\04-14-09\020F0901.D
Operator : ay
Instrument : GC1
Sample Name : 904104-23 sg
Run Time Bar Code:
Acquired on : 14 Apr 09 06:47 PM
Report Created on: 15 Apr 09 03:30 PM

Page Number : 1
Vial Number : 20
Injection Number : 1
Sequence Line : 9
Instrument Method: TPHD.MTH
Analysis Method : TPHD.MTH

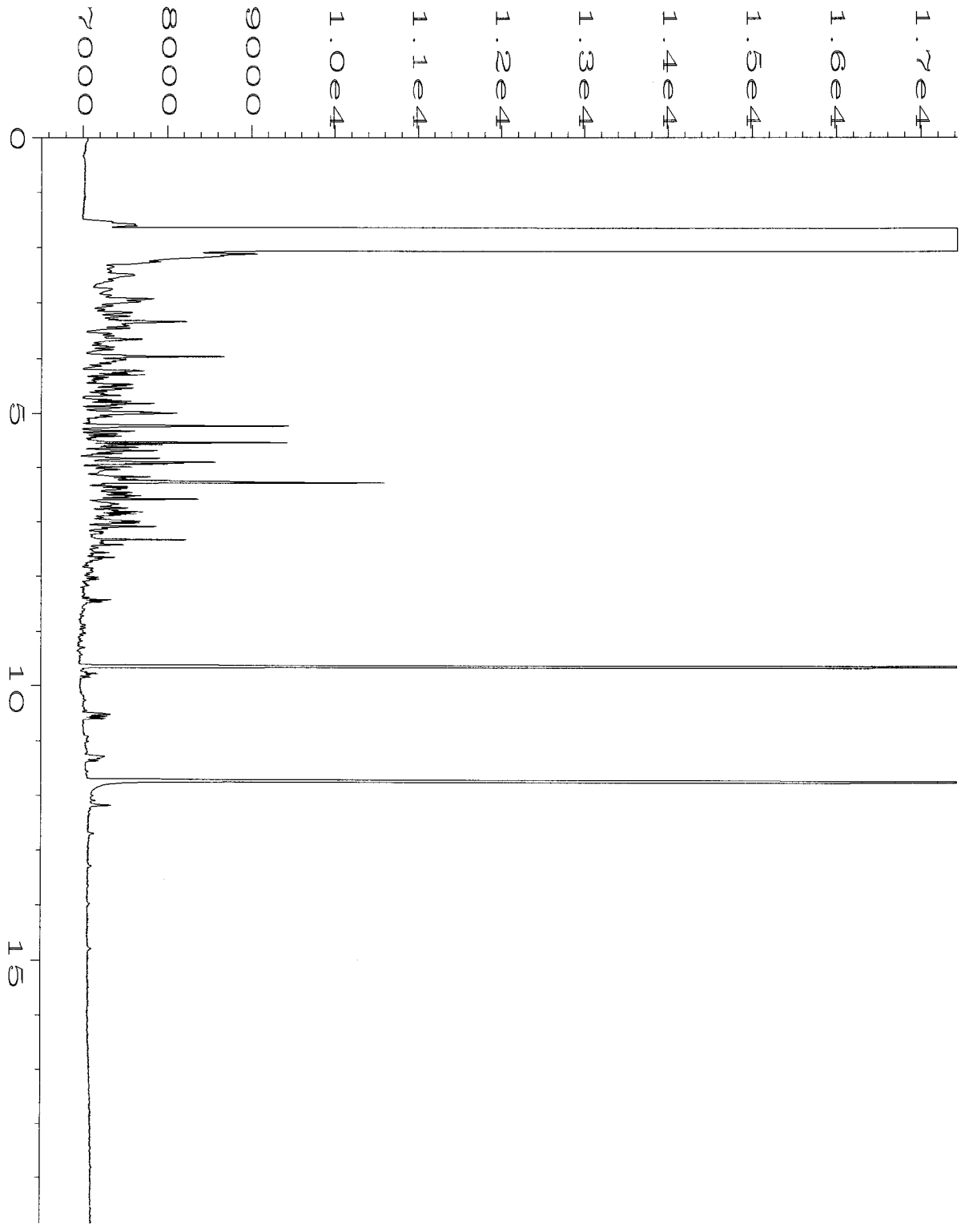

Data File Name : C:\HPCHEM\1\DATA\04-14-09\021F0901.D
Operator : ay
Instrument : GC1
Sample Name : 904104-24 sg
Run Time Bar Code:
Acquired on : 14 Apr 09 07:14 PM
Report Created on: 15 Apr 09 03:30 PM

Page Number : 1
Vial Number : 21
Injection Number : 1
Sequence Line : 9
Instrument Method: TPHD.MTH
Analysis Method : TPHD.MTH

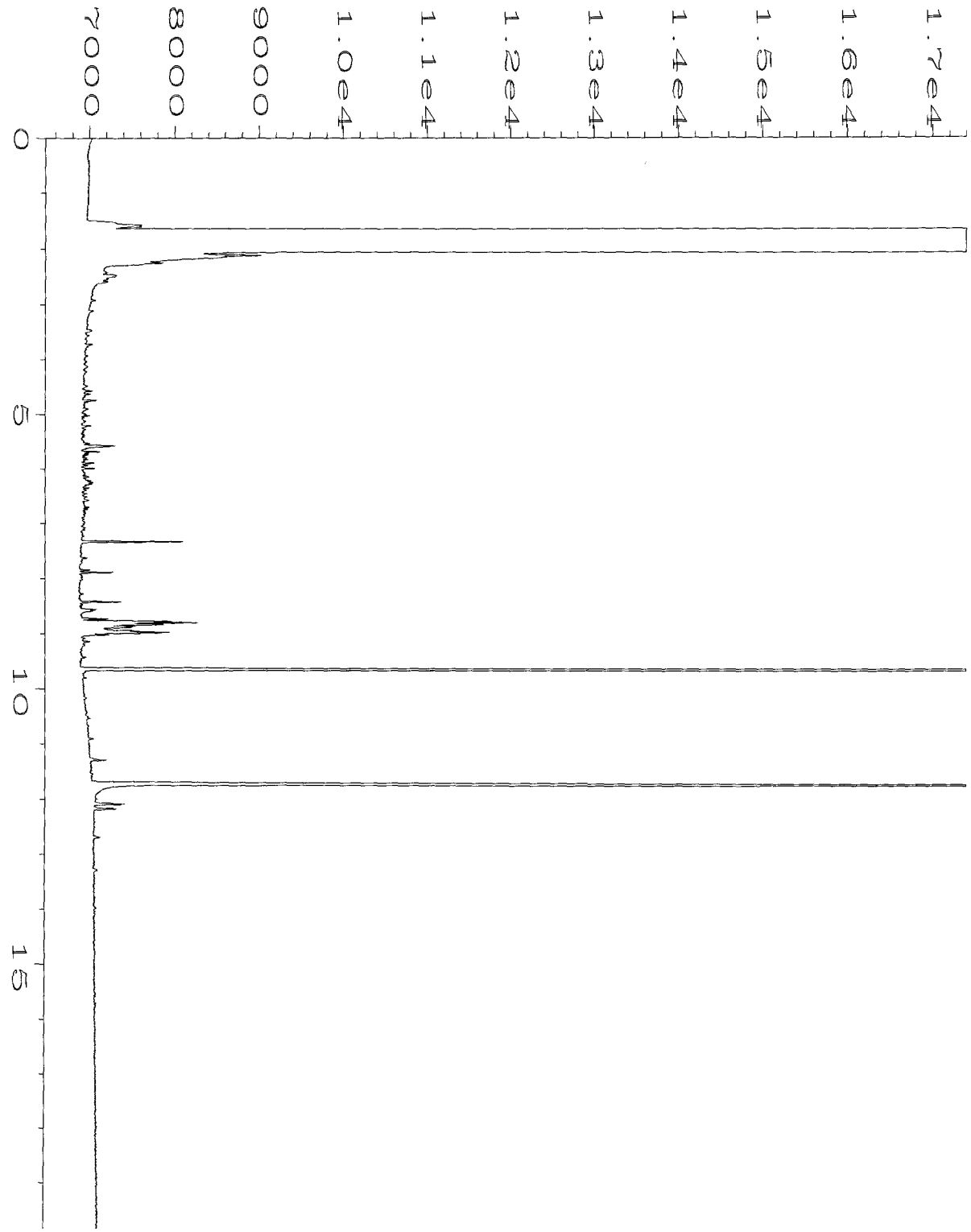

Data File Name : C:\HPCHEM\1\DATA\04-14-09\022F0901.D
Operator : ay
Instrument : GC1
Sample Name : 904104-25 sg
Run Time Bar Code:
Acquired on : 14 Apr 09 07:41 PM
Report Created on: 15 Apr 09 03:31 PM

Page Number : 1
Vial Number : 22
Injection Number : 1
Sequence Line : 9
Instrument Method: TPHD.MTH
Analysis Method : TPHD.MTH

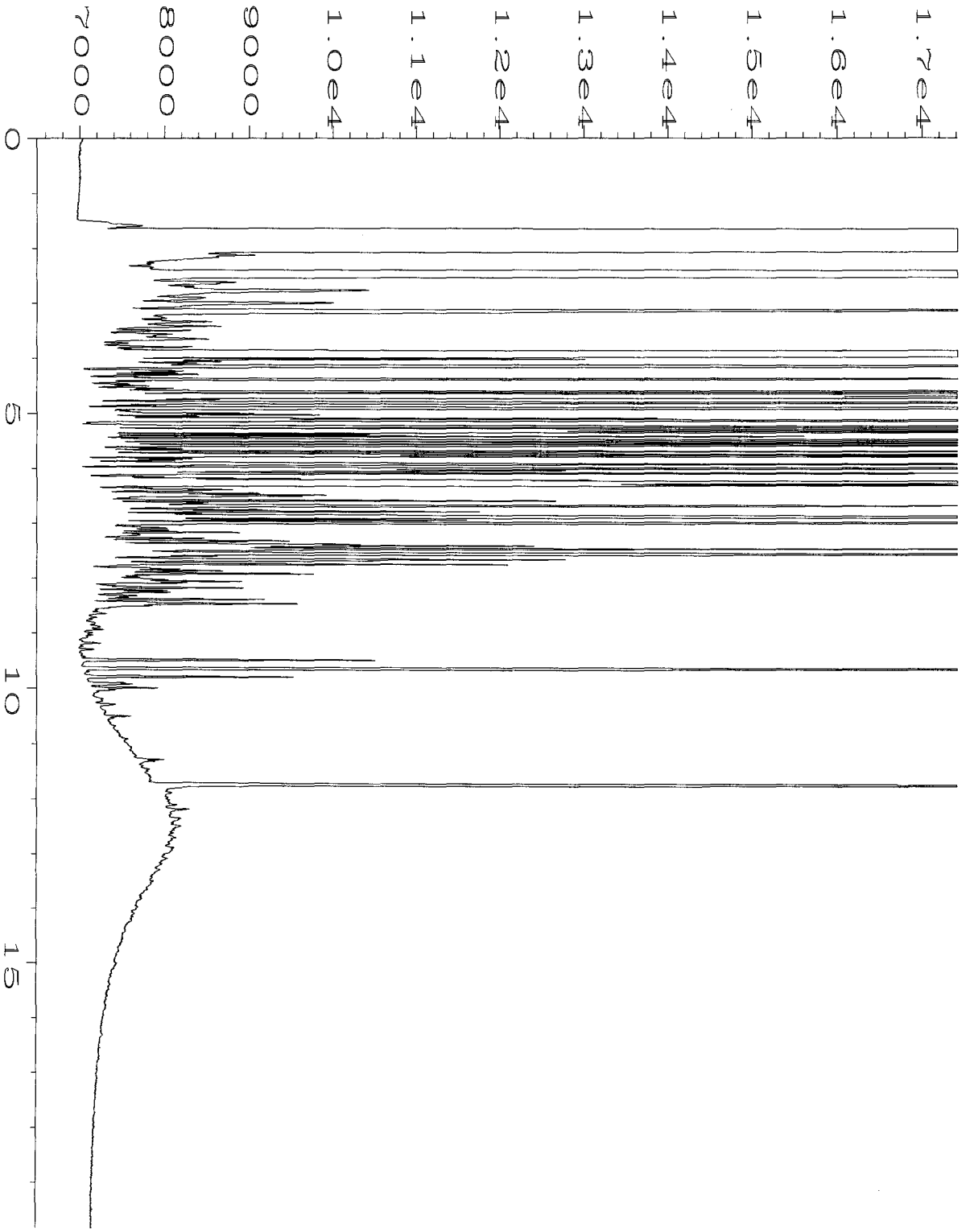

Data File Name : C:\HPCHEM\1\DATA\04-14-09\023F0901.D
Operator : ay
Instrument : GC1
Sample Name : 904104-26 sg
Run Time Bar Code:
Acquired on : 14 Apr 09 08:08 PM
Report Created on: 15 Apr 09 03:31 PM

Page Number : 1
Vial Number : 23
Injection Number : 1
Sequence Line : 9
Instrument Method: TPHD.MTH
Analysis Method : TPHD.MTH



Data File Name : C:\HPCHEM\1\DATA\04-14-09\024F0901.D
Operator : ay
Instrument : GC1
Sample Name : 904104-27 sg
Run Time Bar Code:
Acquired on : 14 Apr 09 08:35 PM
Report Created on: 15 Apr 09 03:32 PM

Page Number : 1
Vial Number : 24
Injection Number : 1
Sequence Line : 9
Instrument Method: TPHD.MTH
Analysis Method : TPHD.MTH

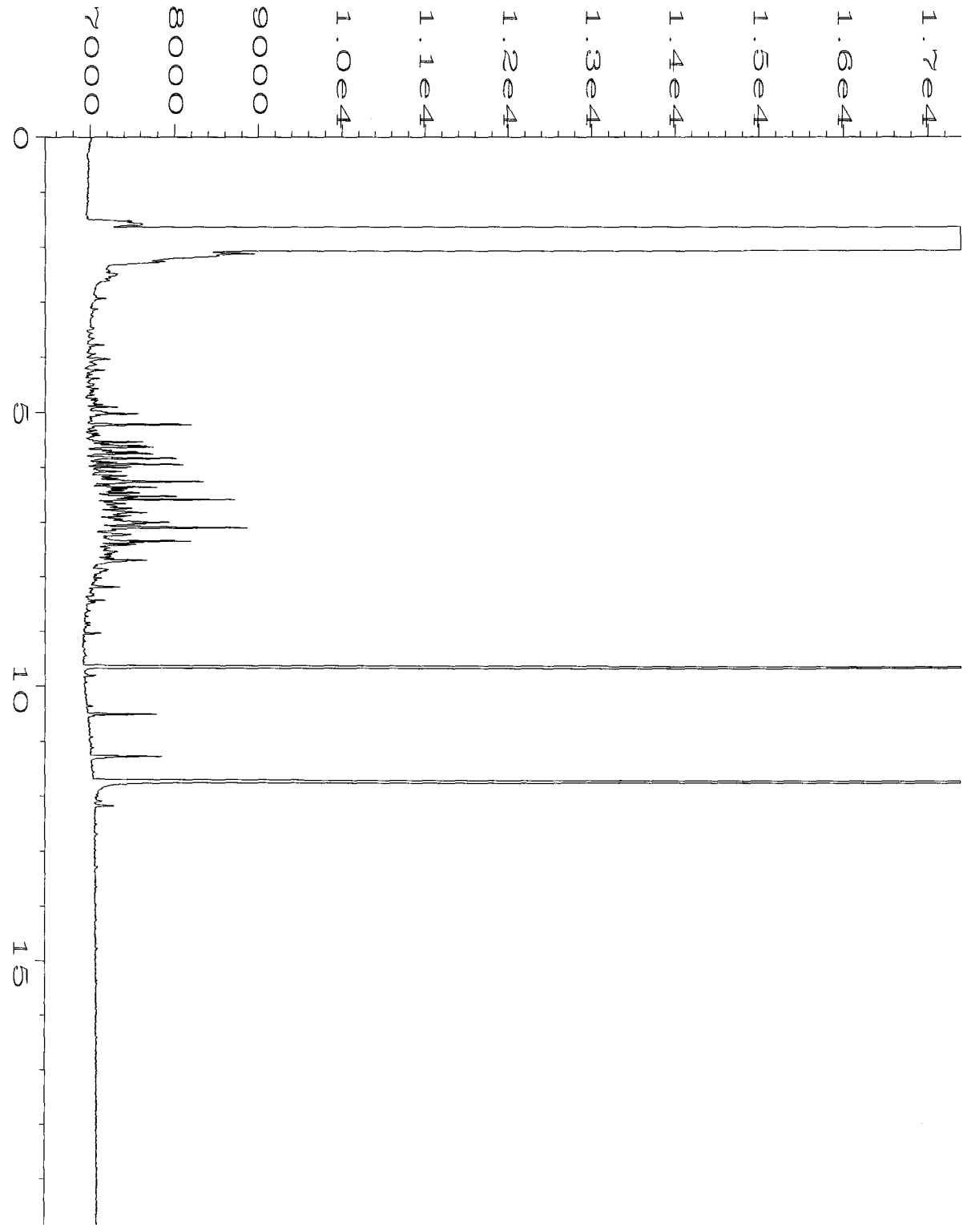

Data File Name : C:\HPCHEM\1\DATA\04-14-09\025F0901.D
Operator : ay
Instrument : GC1
Sample Name : 904104-28 sg
Run Time Bar Code:
Acquired on : 14 Apr 09 09:02 PM
Report Created on: 15 Apr 09 03:32 PM

Page Number : 1
Vial Number : 25
Injection Number : 1
Sequence Line : 9
Instrument Method: TPHD.MTH
Analysis Method : TPHD.MTH

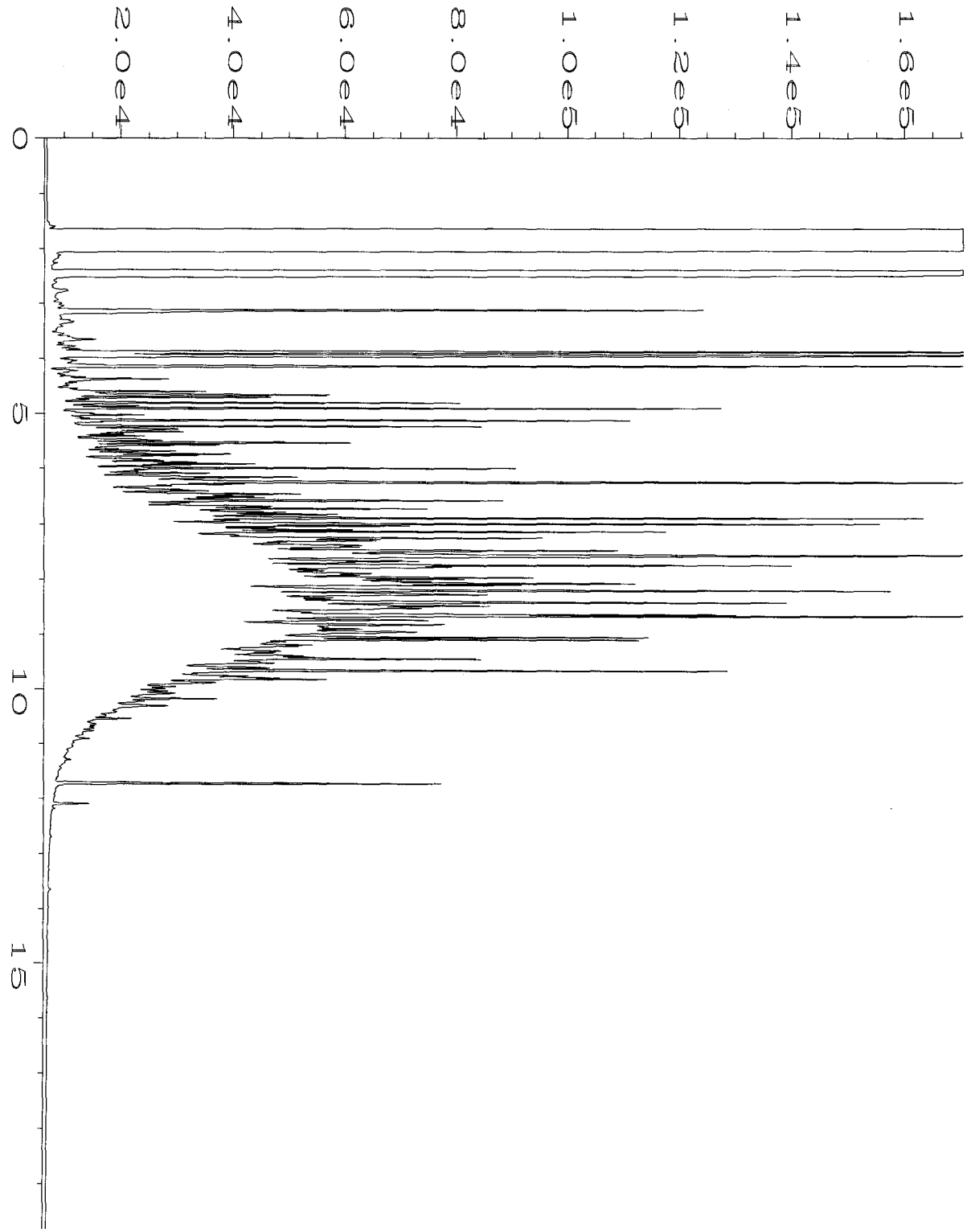

Data File Name	: C:\HPCHEM\1\DATA\04-14-09\026F1101.D		
Operator	: ay	Page Number	: 1
Instrument	: GC1	Vial Number	: 26
Sample Name	: 904104-29 sg	Injection Number	: 1
Run Time Bar Code:		Sequence Line	: 11
Acquired on	: 14 Apr 09 10:23 PM	Instrument Method	: TPHD.MTH
Report Created on	: 15 Apr 09 03:32 PM	Analysis Method	: TPHD.MTH

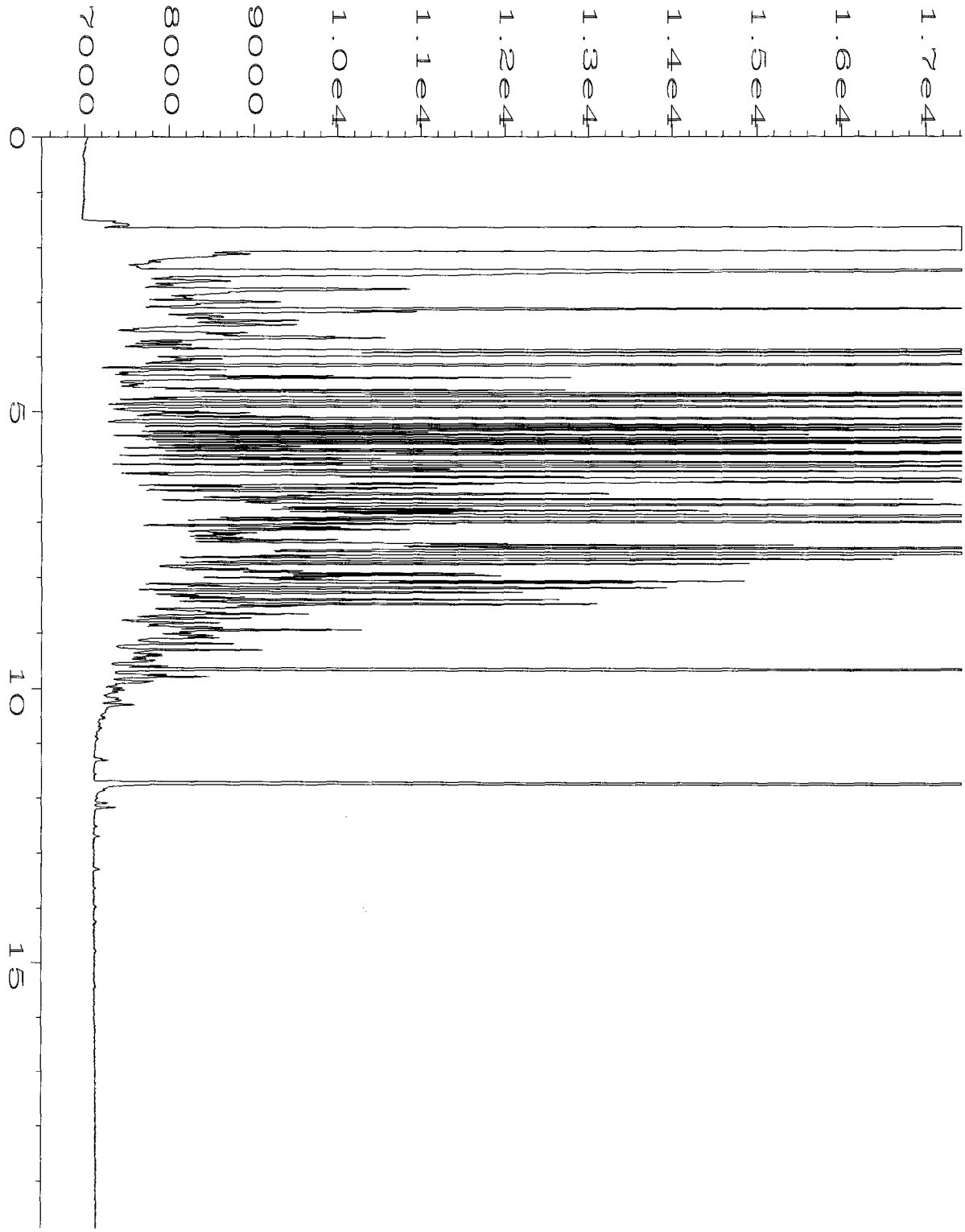

Data File Name : C:\HPCHEM\1\DATA\04-14-09\027F1101.D
Operator : ay
Instrument : GC1
Sample Name : 904104-30 sg
Run Time Bar Code:
Acquired on : 14 Apr 09 10:50 PM
Report Created on: 15 Apr 09 03:32 PM

Page Number : 1
Vial Number : 27
Injection Number : 1
Sequence Line : 11
Instrument Method: TPHD.MTH
Analysis Method : TPHD.MTH

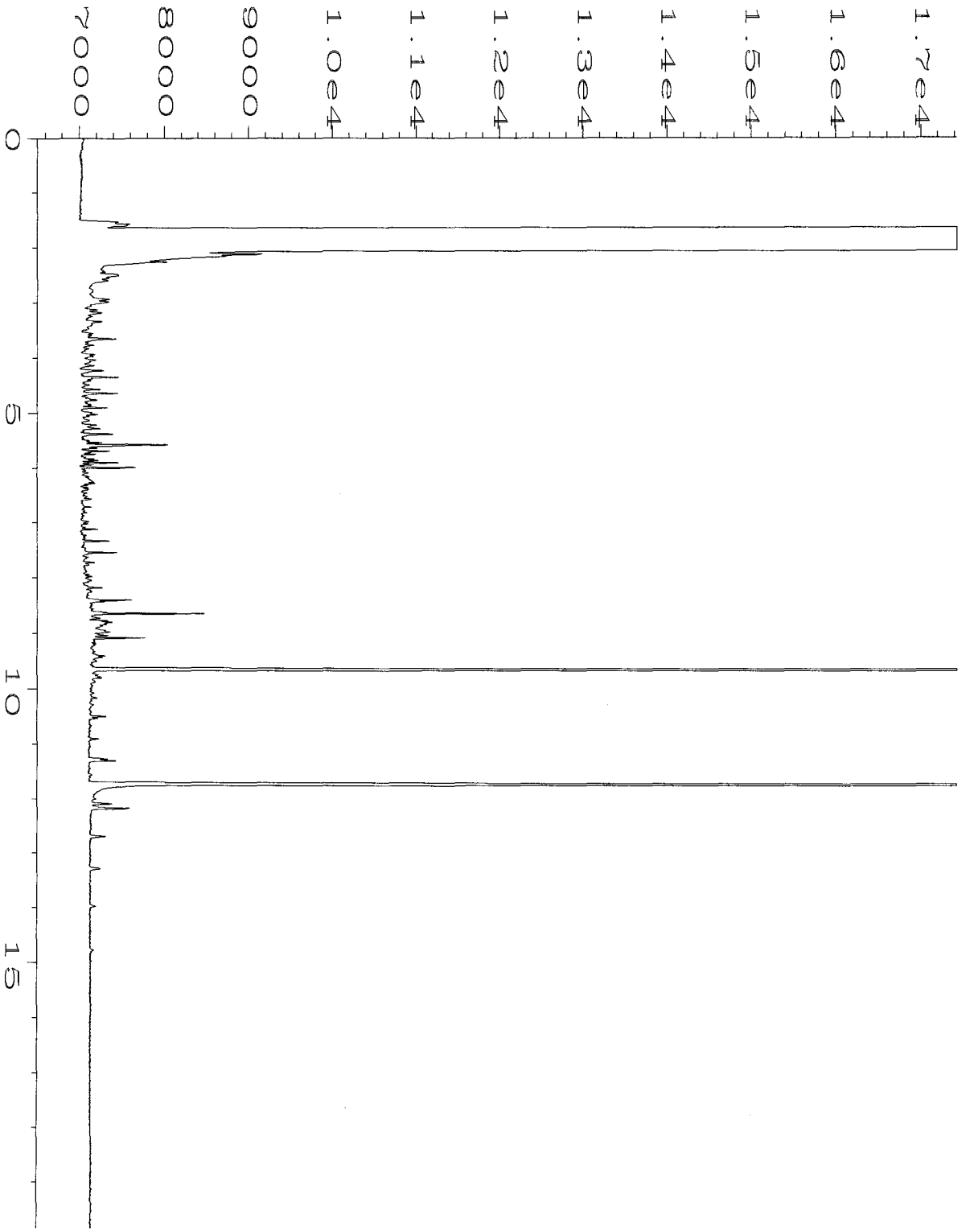

Data File Name : C:\HPCHEM\1\DATA\04-14-09\028F1101.D
Operator : ay
Instrument : GC1
Sample Name : 904104-31 sg
Run Time Bar Code:
Acquired on : 14 Apr 09 11:17 PM
Report Created on: 15 Apr 09 03:32 PM

Page Number : 1
Vial Number : 28
Injection Number : 1
Sequence Line : 11
Instrument Method: TPHD.MTH
Analysis Method : TPHD.MTH

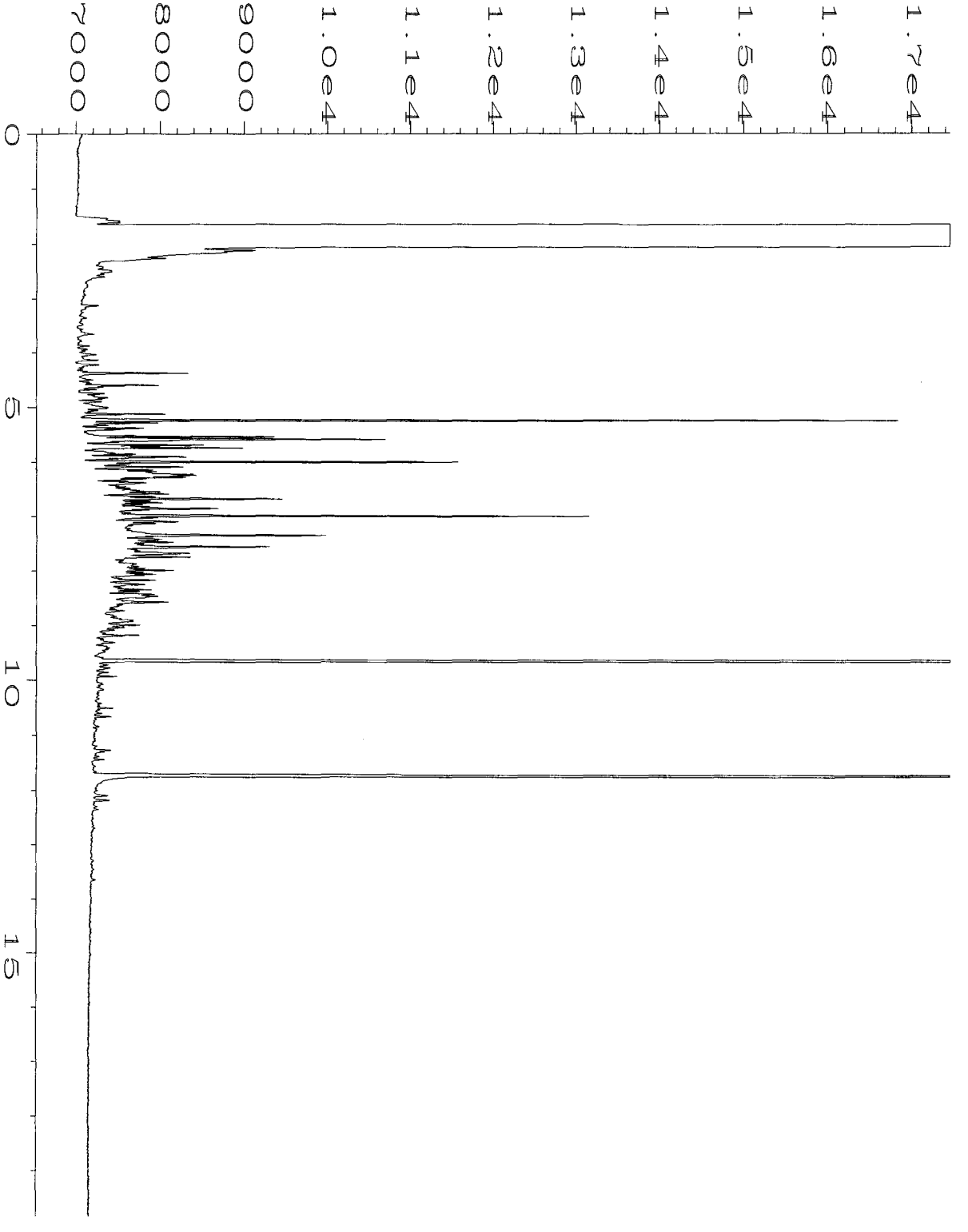

Data File Name : C:\HPCHEM\1\DATA\04-14-09\029F1101.D
Operator : ay
Instrument : GC1
Sample Name : 904104-32 sg
Run Time Bar Code:
Acquired on : 14 Apr 09 11:44 PM
Report Created on: 15 Apr 09 03:33 PM

Page Number : 1
Vial Number : 29
Injection Number : 1
Sequence Line : 11
Instrument Method: TPHD.MTH
Analysis Method : TPHD.MTH

904104

SAMPLE CHAIN OF CUSTODY ME 04/08/09

8/64/COC

Page # 1 of 4 PB 5

Send Report To Tim Brown

Company SES

Address 2400 Airport Wy S.

City, State, ZIP Seattle, WA 98134

Phone # 206 306-1900 Fax # 206 306-1907

SAMPLERS (signature)

PROJECT NAME/NO. 01-600 TOC Holdings Co. Seattle Terminal

PO #

REMARKS

GEMS Y / N

TURNAROUND TIME
- [x] Standard (2 Weeks)
- [ ] RUSH
- Rush charges authorized by:

SAMPLE DISPOSAL
- [ ] Dispose after 30 days
- [ ] Return samples
- [ ] Will call with instructions

Sample ID	Sample Location	Sample Depth	Lab ID	Date Sampled	Time Sampled	Matrix	# of jars	ANALYSES REQUESTED: NWTPH-Dx	NWTPH-Gx	BTEX by 8021B	VOC's by 8260	SVOC's by 8270	RCRA-8 Metals	low level PCB		Notes
01MW01-20090408	01MW01	16'	01 AF	4/8/09	1031	W	6	X	X	X				X		
01MW26-20090408	01MW26	16'	02 AF		1202		6	X	X	X				X		
01MW27-20090408	01MW27	16'	03 AF		1350		6	X	X	X				X		
01MW96-20090408	01MW96	16'	04 AF		1400		6	X	X	X				X		
01MW53-20090408	01MW53	24'	05 AD		1500		4	X	X	X						
01MW42-20090408	01MW42	8.5'	06 AF		1557		6	X	X	X				X		
01MW12-20090408	01MW12	8'	07 AF		1646		6	X	X	X				X		

SIGNATURE	PRINT NAME	COMPANY	DATE	TIME
Relinquished by:	Sheri Davis	SES	4/8/09	1826
Received by:	Kurt Johnson	FBB	4/8/09	1826
Relinquished by:				
Received by:				

Friedman & Bruya, Inc.
3012 16th Avenue West
Seattle, WA 98119-2029
Ph. (206) 285-8282
Fax (206) 283-5044

FORMS\COC\SESGEMSR1.DOC (Revision 1)

Samples received at 4 °C

904104

SAMPLE CHAIN OF CUSTODY

ME 04/08/09

2 of 4 B

Page # 1 of 15

Send Report To Tim B.

Company SES

Address 2400 Airport Wy. S.

City, State, ZIP Seattle, WA 98134

Phone # 206-306-1900 Fax # 206-306-1907

SAMPLERS (signature)

PROJECT NAME/NO. 01-600 Seattle Terminal

PO #

REMARKS

GEMS Y / N

TURNAROUND TIME
☑ Standard (2 Weeks) COC 1/14
☐ RUSH
Rush charges authorized by:

SAMPLE DISPOSAL
☐ Dispose after 30 days
☐ Return samples
☐ Will call with instructions

Sample ID	Sample Location	Sample Depth	Lab ID	Date Sampled	Time Sampled	Matrix	# of jars	ANALYSES REQUESTED: NWTPH-Dx	NWTPH-Gx	BTEX by 8021B	VOC's by 8260	SVOC's by 8270	RCRA-8 Metals	COC	GRO	PCP	Notes
MW05-20090408	MW05	25	08 A-E	04/08/09	0859	W	6	X	X	X				X	X		
01MW57-20090408	01MW57	29.5	09 A	04/08/09	0945	W	3		X					X			
01MW36-20090408	01MW36	19	10 A-E	04/08/09	1038	W	5	X	X	X					X		
01MW32-20090408	01MW32	23.5	11 A-E	04/08/09	1132	W	5	X	X	X					X		
02MW01-20090408	02MW01	13	12 A-E	04/08/09	1410	W	5	X	X	X					X		
01MW37-20090408	01MW37	12.5	13 A-G	04/08/09	1618	W	7	X	X	X					X	X	
01MW38-20090408	01MW38	10.3	14 A-G	04/08/09	1725	W	7	X	X	X					X	X	

SIGNATURE	PRINT NAME	COMPANY	DATE	TIME
Relinquished by:	RYAN THOMPSON	SES	04/08	1800
Received by:	Sheri Davis	SES	4/8/09	1800
Relinquished by:	Sheri Davis	SES	4/8/09	1826
Received by:	Kurt Johnson	FSB	4/8/09	1826

Friedman & Bruya, Inc.
3012 16th Avenue West
Seattle, WA 98119-2029
Ph. (206) 285-8282
Fax (206) 283-5044

FORMS\COC\SESGEMSR1.DOC (Revision 1)

Samples received at 4 °C

904104

SAMPLE CHAIN OF CUSTODY ME 04/08/09

V4/COS 3 of 5 FB

Page # 1 of 1

Send Report To Erin Rothman / Tim Brown

Company Sound Environmental Strategies

Address 2400 Airport Way South, Suite 200

City, State, ZIP Seattle, WA 98134

Phone # 206.306.1900 Fax # 206.306.1907

SAMPLERS (signature): L. Namba

PROJECT NAME/NO.: TOC Holdings - Seattle Terminal 0440-004-18 01-600

PO #:

REMARKS:

GEMS Y / N

TURNAROUND TIME
- ☑ Standard (2 Weeks)
- ☐ RUSH
- Rush charges authorized by:

SAMPLE DISPOSAL
- ☑ Dispose after 30 days
- ☐ Return samples
- ☐ Will call with instructions

Sample ID	Sample Location	Sample Depth	Lab ID	Date Sampled	Time Sampled	Matrix	# of jars	ANALYSES REQUESTED: NWTPH-Dx	NWTPH-Gx	BTEX by 8021B	VOC's by 8260	SVOC's by 8270	RCRA-8 Metals	cPAHs (low level)	cVOCs	Notes
01MW17-20090408	01MW17	24	15 A-F	04/08/09	1503	water	6	✓	✓	✓				✓		
01MW39-20090408	01MW39	17	16 A-F	04/08/09	1557	water	6	✓	✓	✓				✓		
01MW54-20090408	01MW54	39	17 A-F	04/08/09	1354	water	6	~~✓~~	~~✓~~	~~✓~~				**	✓	~~cancel Dr thy~~
01MW65-20090408	01MW65	52	18 A-F	04/08/09	1121	water	6	✓	✓	✓					✓	per SD 4/9/09 MG

SIGNATURE	PRINT NAME	COMPANY	DATE	TIME
Relinquished by: Larry Namba	Larry Namba	SES	4/8/09	1635
Received by:	Sheri Davis	SES	4/8/09	1635
Relinquished by:	Sheri Davis	SES	4/8/09	1826
Received by:	Kurt Johnson	F&B	4/8/09	1826

Friedman & Bruya, Inc.
3012 16th Avenue West
Seattle, WA 98119-2029
Ph. (206) 285-8282
Fax (206) 283-5044

FORMS\COC\SESGEMSR1.DOC (Revision 1)

Samples received at 4 °C

904104

SAMPLE CHAIN OF CUSTODY ME 04/08/09

V4/C05 5

Page # 4 of 8 B

Send Report To Tim Brown

Company SES

Address 2400 Airport Way S, Suite 200

City, State, ZIP Seattle, WA 98134

Phone # 206-306-1900 Fax # 206-306-1907

SAMPLERS (signature)

PROJECT NAME/NO.: TOC Holdings Facility #01-600 0440-004-18

PO #

REMARKS

GEMS Y / N

TURNAROUND TIME
☒ Standard (2 Weeks)
☐ RUSH
Rush charges authorized by:

SAMPLE DISPOSAL
☒ Dispose after 30 days
☐ Return samples
☐ Will call with instructions

Sample ID	Sample Location	Sample Depth	Lab ID	Date Sampled	Time Sampled	Matrix	# of jars	ANALYSES REQUESTED: NWTPH-Dx	NWTPH-Gx	BTEX by 8021B	VOC's by 8260	SVOC's by 8270	RCRA-8 Metals	PCP by 8270		Notes
02MW03-20090408			19 A-D	04.08.2009	0900	WATER	4	X	X	X						
02MW04-20090408			20 A-D	04.08.2009	1020		4									
02MW06-20090408			21 A-D	04.08.2009	1126		4									
02MW05-20090408			22 A-D	04.08.2009	1247		4									
02MW10-20090408			23 A-D	04.08.2009	1341		4									
01MW13-20090408			24 A-D	04.08.2009	1520	↓	6	↓	↓	↓				X		

Friedman & Bruya, Inc.
3012 16th Avenue West
Seattle, WA 98119-2029
Ph. (206) 285-8282
Fax (206) 283-5044

	SIGNATURE	PRINT NAME	COMPANY	DATE	TIME
Relinquished by:		Audrey Hackett	SES	04.08.2009	1620
Received by:		Sheri Davis	SES	4/8/09	1620
Relinquished by:		Sheri Davis	SES	4/8/09	1824
Received by:					

904104

SAMPLE CHAIN OF CUSTODY ME 04/08/09

5 5 (MD)

Page # 1 of 2

Send Report To Erin Rathman, Tim Brown

Company SES

Address 2400 Airport Way S Ste 200

City, State, ZIP Seattle, WA 98134

Phone # 206.306.1900 Fax # 206.306.1904

SAMPLERS (signature)

PROJECT NAME/NO. Seattle Terminal

PO # 01-600

REMARKS

GEMS (Y) / N

TURNAROUND TIME
- [X] Standard (2 Weeks)
- [ ] RUSH
- Rush charges authorized by:

SAMPLE DISPOSAL
- [X] Dispose after 30 days
- [ ] Return samples
- [ ] Will call with instructions

Sample ID	Sample Location	Sample Depth	Lab ID	Date Sampled	Time Sampled	Matrix	# of jars	NWTPH-Dx	NWTPH-Gx	BTEX by 8021B	cVOC's by 8260B	SVOC's by 8270	RCRA-8 Metals	PCP - 8270		Notes
01MW30-20090408	01MW30	25	25 AF	4.8.09	0902	W	6	X	X	X	X					
01MW19-20090408	01MW19	26	26 AF		1002		6	X	X	X	X					
01MW20-20090408	01MW20	27	27 AF		1118		6	X	X	X	X					
01MW59-20090408	01MW59	28	28 AF		1200		6	X	X	X				X		
01MW09-20090408	01MW09	29	29 AF		1340		4	X	X	X						
01MW10-20090408	01MW10	30	30 AF		1443		6	X	X	X				X		
01MW40-20090408	01MW40	31	31 AF		1559		6	X	X	X				X		
01MW21-20090408	01MW21	32	32 AF		1647		6 JB 5	X	X	X				X		

ANALYSES REQUESTED

SIGNATURE	PRINT NAME	COMPANY	DATE	TIME
Relinquished by:	Jessica Brown	SES	4.8.09	555
Received by: A Yershova	Alexandra Yershova	FIB	4	4
Relinquished by:				
Received by:				

Friedman & Bruya, Inc.
3012 16th Avenue West
Seattle, WA 98119-2029
Ph. (206) 285-8282
Fax (206) 283-5044

FORMS\COC\SESGEMSR1.DOC Revised 0

Samples received at 4 °C

FRIEDMAN & BRUYA, INC.

ENVIRONMENTAL CHEMISTS

James E. Bruya, Ph.D.
Charlene Morrow, M.S.
Yelena Aravkina, M.S.
Bradley T. Benson, B.S.
Kurt Johnson, B.S.

3012 16th Avenue West
Seattle, WA 98119-2029
TEL: (206) 285-8282
FAX: (206) 283-5044
e-mail: fbi@isomedia.com

July 20, 2009

Tim Brown, Project Manager
Sound Environmental Strategies Corporation
2400 Airport Way S., Suite 200
Seattle, WA 98134-2020

Dear Mr. Brown:

Included are the results from the testing of material submitted on July 6, 2009 from the TOC_01-600_20090706 WORFDB2, F&BI 907051 project. There are 24 pages included in this report. Any samples that may remain are currently scheduled for disposal in 30 days. If you would like us to return your samples or arrange for long term storage at our offices, please contact us as soon as possible.

We appreciate this opportunity to be of service to you and hope you will call if you should have any questions.

Sincerely,

FRIEDMAN & BRUYA, INC.



Michael Erdahl
Project Manager

Enclosures
c: Mark Chandler, Ryan Bixby
SOU0720R.DOC

CASE NARRATIVE

This case narrative encompasses samples received on July 6, 2009 by Friedman & Bruya, Inc. from the Sound Environmental Strategies TOC_01-600_20090706 WORFDB2, F&BI 907051 project. Samples were logged in under the laboratory ID's listed below.

Laboratory ID	Sound Environmental Strategies
907051-01	01MW01-200900706
907051-02	01MW27-200900706
907051-03	01MW99-200900706
907051-04	01MW06-200900706
907051-05	01MW59-200900706
907051-06	01MW19-200900706
907051-07	01MW58-200900706
907051-08	01MW46-200900706
907051-09	01MW42-200900706
907051-10	01MW37-200900706
907051-11	02MW14-200900706
907051-12	02MW13-200900706

All quality control requirements were acceptable.

Date of Report: 07/20/09
Date Received: 07/06/09
Project: TOC_01-600_20090706 WORFDB2, F&BI 907051
Date Extracted: 07/08/09
Date Analyzed: 07/08/09 and 07/09/09

RESULTS FROM THE ANALYSIS OF THE WATER SAMPLES FOR BENZENE, TOLUENE, ETHYLBENZENE, XYLENES AND TPH AS GASOLINE USING EPA METHOD 8021B AND NWTPH-Gx

Results Reported as ug/L (ppb)

Sample ID Laboratory ID	Benzene	Toluene	Ethyl Benzene	Total Xylenes	Gasoline Range	Surrogate (% Recovery) (Limit 50-150)
01MW01-200900706 907051-01	<1	<1	<1	<3	<100	91
01MW27-200900706 907051-02 1/200	d12,000	<100	110	<300	29,000	94
01MW99-200900706 907051-03 1/200	d12,000	<100	100	<300	29,000	94
01MW06-200900706 907051-04	<1	<1	<1	<3	<100	91
01MW59-200900706 907051-05	<1	<1	<1	<3	<100	93
01MW19-200900706 907051-06 1/100	d5,000	220	800	2,800	26,000	95
01MW58-200900706 907051-07	<1	<1	<1	<3	<100	93
01MW46-200900706 907051-08	<1	<1	<1	<3	<100	92
01MW42-200900706 907051-09	<1	<1	<1	<3	<100	93
01MW37-200900706 907051-10	<1	<1	1	<3	<100	95
02MW14-200900706 907051-11	<1	<1	<1	<3	<100	94

Date of Report: 07/20/09
Date Received: 07/06/09
Project: TOC_01-600_20090706 WORFDB2, F&BI 907051
Date Extracted: 07/08/09
Date Analyzed: 07/08/09 and 07/09/09

RESULTS FROM THE ANALYSIS OF THE WATER SAMPLES FOR BENZENE, TOLUENE, ETHYLBENZENE, XYLENES AND TPH AS GASOLINE USING EPA METHOD 8021B AND NWTPH-Gx

Results Reported as ug/L (ppb)

Sample ID Laboratory ID	Benzene	Toluene	Ethyl Benzene	Total Xylenes	Gasoline Range	Surrogate (% Recovery) (Limit 50-150)
02MW13-200900706 907051-12	<1	<1	<1	<3	<100	93
Method Blank	<1	<1	<1	<3	<100	91

Date of Report: 07/20/09
Date Received: 07/06/09
Project: TOC_01-600_20090706 WORFDB2, F&BI 907051
Date Extracted: 07/07/09
Date Analyzed: 07/08/09

RESULTS FROM THE ANALYSIS OF THE WATER SAMPLES FOR TOTAL PETROLEUM HYDROCARBONS AS DIESEL AND MOTOR OIL USING METHOD NWTPH-Dx

Results Reported as ug/L (ppb)

Sample ID Laboratory ID	Diesel Range (C_{10}-C_{25})	Motor Oil Range (C_{25}-C_{36})	Surrogate (% Recovery) (Limit 51-137)
01MW01-200900706 907051-01	160 x	<250	108
01MW27-200900706 907051-02	7,900	740 y	118
01MW99-200900706 907051-03	7,700	790 y	111
01MW06-200900706 907051-04	120 x	<250	99
01MW59-200900706 907051-05	600 x	<250	102
01MW19-200900706 907051-06	3,700 x	690 y	104
01MW58-200900706 907051-07	64 x	<250	95
01MW46-200900706 907051-08	310 x	<250	104
01MW42-200900706 907051-09	530 x	400	100
01MW37-200900706 907051-10	1,500 x	390 y	106
02MW14-200900706 907051-11	<50	<250	95

Date of Report: 07/20/09
Date Received: 07/06/09
Project: TOC_01-600_20090706 WORFDB2, F&BI 907051
Date Extracted: 07/07/09
Date Analyzed: 07/08/09

RESULTS FROM THE ANALYSIS OF THE WATER SAMPLES FOR TOTAL PETROLEUM HYDROCARBONS AS DIESEL AND MOTOR OIL USING METHOD NWTPH-Dx

Results Reported as ug/L (ppb)

Sample ID Laboratory ID	Diesel Range (C_{10}-C_{25})	Motor Oil Range (C_{25}-C_{36})	Surrogate (% Recovery) (Limit 51-137)
02MW13-200900706 907051-12	65 x	<250	96
Method Blank	<50	<250	86

Analysis For Volatile Compounds By EPA Method 8260C

Client Sample ID:	01MW06-200900706	Client:	Sound Environmental Strategies
Date Received:	07/06/09	Project:	TOC_01-600_20090706 WORFDB2
Date Extracted:	07/07/09	Lab ID:	907051-04
Date Analyzed:	07/07/09	Data File:	070715.D
Matrix:	Water	Instrument:	GCMS4
Units:	ug/L (ppb)	Operator:	MB

Surrogates:	% Recovery:	Lower Limit:	Upper Limit:
1,2-Dichloroethane-d4	100	63	127
Toluene-d8	97	60	129
4-Bromofluorobenzene	94	51	145

Compounds:	Concentration ug/L (ppb)
Vinyl chloride	<0.2
Chloroethane	<1
1,1-Dichloroethene	<1
Methylene chloride	<5
trans-1,2-Dichloroethene	<1
1,1-Dichloroethane	<1
cis-1,2-Dichloroethene	<1
1,2-Dichloroethane (EDC)	<1
1,1,1-Trichloroethane	<1
Trichloroethene	<1
Tetrachloroethene	<1

Analysis For Volatile Compounds By EPA Method 8260C

Client Sample ID:	01MW59-200900706	Client:	Sound Environmental Strategies
Date Received:	07/06/09	Project:	TOC_01-600_20090706 WORFDB2
Date Extracted:	07/07/09	Lab ID:	907051-05
Date Analyzed:	07/07/09	Data File:	070721.D
Matrix:	Water	Instrument:	GCMS4
Units:	ug/L (ppb)	Operator:	MB

Surrogates:	% Recovery:	Lower Limit:	Upper Limit:
1,2-Dichloroethane-d4	105	63	127
Toluene-d8	96	60	129
4-Bromofluorobenzene	95	51	145

Compounds:	Concentration ug/L (ppb)
Vinyl chloride	<0.2
Chloroethane	<1
1,1-Dichloroethene	<1
Methylene chloride	<5
trans-1,2-Dichloroethene	<1
1,1-Dichloroethane	<1
cis-1,2-Dichloroethene	<1
1,2-Dichloroethane (EDC)	<1
1,1,1-Trichloroethane	<1
Trichloroethene	<1
Tetrachloroethene	<1

Analysis For Volatile Compounds By EPA Method 8260C

Client Sample ID:	01MW19-200900706	Client:	Sound Environmental Strategies
Date Received:	07/06/09	Project:	TOC_01-600_20090706 WORFDB2
Date Extracted:	07/07/09	Lab ID:	907051-06
Date Analyzed:	07/07/09	Data File:	070716.D
Matrix:	Water	Instrument:	GCMS4
Units:	ug/L (ppb)	Operator:	MB

Surrogates:	% Recovery:	Lower Limit:	Upper Limit:
1,2-Dichloroethane-d4	91	63	127
Toluene-d8	93	60	129
4-Bromofluorobenzene	88	51	145

Compounds:	Concentration ug/L (ppb)
Vinyl chloride	<0.2
Chloroethane	<1
1,1-Dichloroethene	<1
Methylene chloride	<5
trans-1,2-Dichloroethene	<1
1,1-Dichloroethane	<1
cis-1,2-Dichloroethene	<1
1,2-Dichloroethane (EDC)	<1
1,1,1-Trichloroethane	<1
Trichloroethene	<1
Tetrachloroethene	<1

Analysis For Volatile Compounds By EPA Method 8260C

Client Sample ID:	01MW58-200900706	Client:	Sound Environmental Strategies
Date Received:	07/06/09	Project:	TOC_01-600_20090706 WORFDB2
Date Extracted:	07/07/09	Lab ID:	907051-07
Date Analyzed:	07/07/09	Data File:	070717.D
Matrix:	Water	Instrument:	GCMS4
Units:	ug/L (ppb)	Operator:	MB

Surrogates:	% Recovery:	Lower Limit:	Upper Limit:
1,2-Dichloroethane-d4	101	63	127
Toluene-d8	96	60	129
4-Bromofluorobenzene	93	51	145

Compounds:	Concentration ug/L (ppb)
Vinyl chloride	<0.2
Chloroethane	<1
1,1-Dichloroethene	<1
Methylene chloride	<5
trans-1,2-Dichloroethene	<1
1,1-Dichloroethane	<1
cis-1,2-Dichloroethene	<1
1,2-Dichloroethane (EDC)	<1
1,1,1-Trichloroethane	<1
Trichloroethene	<1
Tetrachloroethene	<1

Analysis For Volatile Compounds By EPA Method 8260C

Client Sample ID:	01MW46-200900706	Client:	Sound Environmental Strategies
Date Received:	07/06/09	Project:	TOC_01-600_20090706 WORFDB2
Date Extracted:	07/07/09	Lab ID:	907051-08
Date Analyzed:	07/07/09	Data File:	070718.D
Matrix:	Water	Instrument:	GCMS4
Units:	ug/L (ppb)	Operator:	MB

Surrogates:	% Recovery:	Lower Limit:	Upper Limit:
1,2-Dichloroethane-d4	102	63	127
Toluene-d8	94	60	129
4-Bromofluorobenzene	92	51	145

Compounds:	Concentration ug/L (ppb)
Vinyl chloride	8.0
Chloroethane	<1
1,1-Dichloroethene	<1
Methylene chloride	<5
trans-1,2-Dichloroethene	<1
1,1-Dichloroethane	<1
cis-1,2-Dichloroethene	<1
1,2-Dichloroethane (EDC)	<1
1,1,1-Trichloroethane	<1
Trichloroethene	1.7
Tetrachloroethene	<1

Analysis For Volatile Compounds By EPA Method 8260C

Client Sample ID:	02MW14-200900706	Client:	Sound Environmental Strategies
Date Received:	07/06/09	Project:	TOC_01-600_20090706 WORFDB2
Date Extracted:	07/07/09	Lab ID:	907051-11
Date Analyzed:	07/07/09	Data File:	070719.D
Matrix:	Water	Instrument:	GCMS4
Units:	ug/L (ppb)	Operator:	MB

Surrogates:	% Recovery:	Lower Limit:	Upper Limit:
1,2-Dichloroethane-d4	103	63	127
Toluene-d8	96	60	129
4-Bromofluorobenzene	97	51	145

Compounds:	Concentration ug/L (ppb)
Vinyl chloride	<0.2
Chloroethane	<1
1,1-Dichloroethene	<1
Methylene chloride	<5
trans-1,2-Dichloroethene	<1
1,1-Dichloroethane	<1
cis-1,2-Dichloroethene	<1
1,2-Dichloroethane (EDC)	<1
1,1,1-Trichloroethane	<1
Trichloroethene	<1
Tetrachloroethene	<1

Analysis For Volatile Compounds By EPA Method 8260C

Client Sample ID:	02MW13-200900706	Client:	Sound Environmental Strategies
Date Received:	07/06/09	Project:	TOC_01-600_20090706 WORFDB2
Date Extracted:	07/07/09	Lab ID:	907051-12
Date Analyzed:	07/07/09	Data File:	070720.D
Matrix:	Water	Instrument:	GCMS4
Units:	ug/L (ppb)	Operator:	MB

Surrogates:	% Recovery:	Lower Limit:	Upper Limit:
1,2-Dichloroethane-d4	93	63	127
Toluene-d8	92	60	129
4-Bromofluorobenzene	91	51	145

Compounds:	Concentration ug/L (ppb)
Vinyl chloride	<0.2
Chloroethane	<1
1,1-Dichloroethene	<1
Methylene chloride	<5
trans-1,2-Dichloroethene	<1
1,1-Dichloroethane	<1
cis-1,2-Dichloroethene	<1
1,2-Dichloroethane (EDC)	<1
1,1,1-Trichloroethane	<1
Trichloroethene	<1
Tetrachloroethene	<1

Analysis For Volatile Compounds By EPA Method 8260C

Client Sample ID:	Method Blank	Client:	Sound Environmental Strategies
Date Received:	NA	Project:	TOC_01-600_20090706 WORFDB2
Date Extracted:	07/07/09	Lab ID:	090936 mb
Date Analyzed:	07/07/09	Data File:	070709.D
Matrix:	Water	Instrument:	GCMS4
Units:	ug/L (ppb)	Operator:	MB

Surrogates:	% Recovery:	Lower Limit:	Upper Limit:
1,2-Dichloroethane-d4	101	63	127
Toluene-d8	94	60	129
4-Bromofluorobenzene	93	51	145

Compounds:	Concentration ug/L (ppb)
Vinyl chloride	<0.2
Chloroethane	<1
1,1-Dichloroethene	<1
Methylene chloride	<5
trans-1,2-Dichloroethene	<1
1,1-Dichloroethane	<1
cis-1,2-Dichloroethene	<1
1,2-Dichloroethane (EDC)	<1
1,1,1-Trichloroethane	<1
Trichloroethene	<1
Tetrachloroethene	<1

Analysis For Semivolatile Compounds By EPA Method 8270D SIM

Client Sample ID:	01MW01-200900706	Client:	Sound Environmental Strategies
Date Received:	07/06/09	Project:	TOC_01-600_20090706 WORFDB2
Date Extracted:	07/09/09	Lab ID:	907051-01 1/20
Date Analyzed:	07/11/09	Data File:	071024.D
Matrix:	Water	Instrument:	GCMS3
Units:	ug/L (ppb)	Operator:	YA

Surrogates:	% Recovery:	Lower Limit:	Upper Limit:
2,4,6-Tribromophenol	83	10	154

Compounds:	Concentration ug/L (ppb)
Pentachlorophenol	16

Analysis For Semivolatile Compounds By EPA Method 8270D SIM

Client Sample ID:	01MW27-200900706	Client:	Sound Environmental Strategies
Date Received:	07/06/09	Project:	TOC_01-600_20090706 WORFDB2
Date Extracted:	07/09/09	Lab ID:	907051-02 1/20
Date Analyzed:	07/11/09	Data File:	071026.D
Matrix:	Water	Instrument:	GCMS3
Units:	ug/L (ppb)	Operator:	YA

Surrogates:	% Recovery:	Lower Limit:	Upper Limit:
2,4,6-Tribromophenol	99	10	154

Compounds:	Concentration ug/L (ppb)
Pentachlorophenol	22

Analysis For Semivolatile Compounds By EPA Method 8270D SIM

Client Sample ID:	01MW99-200900706	Client:	Sound Environmental Strategies
Date Received:	07/06/09	Project:	TOC_01-600_20090706 WORFDB2
Date Extracted:	07/09/09	Lab ID:	907051-03 1/20
Date Analyzed:	07/11/09	Data File:	071028.D
Matrix:	Water	Instrument:	GCMS3
Units:	ug/L (ppb)	Operator:	YA

Surrogates:	% Recovery:	Lower Limit:	Upper Limit:
2,4,6-Tribromophenol	98	10	154

Compounds:	Concentration ug/L (ppb)
Pentachlorophenol	20

Analysis For Semivolatile Compounds By EPA Method 8270D SIM

Client Sample ID:	01MW42-200900706	Client:	Sound Environmental Strategies
Date Received:	07/06/09	Project:	TOC_01-600_20090706 WORFDB2
Date Extracted:	07/09/09	Lab ID:	907051-09
Date Analyzed:	07/14/09	Data File:	071412.D
Matrix:	Water	Instrument:	GCMS3
Units:	ug/L (ppb)	Operator:	YA

Surrogates:	% Recovery:	Lower Limit:	Upper Limit:
2,4,6-Tribromophenol	72	10	154

Compounds:	Concentration ug/L (ppb)
Pentachlorophenol	<0.5

Analysis For Semivolatile Compounds By EPA Method 8270D SIM

Client Sample ID:	01MW37-200900706	Client:	Sound Environmental Strategies
Date Received:	07/06/09	Project:	TOC_01-600_20090706 WORFDB2
Date Extracted:	07/09/09	Lab ID:	907051-10
Date Analyzed:	07/10/09	Data File:	071021.D
Matrix:	Water	Instrument:	GCMS3
Units:	ug/L (ppb)	Operator:	YA

Surrogates:	% Recovery:	Lower Limit:	Upper Limit:
2,4,6-Tribromophenol	76	10	154

Compounds:	Concentration ug/L (ppb)
Pentachlorophenol	<0.5

Analysis For Semivolatile Compounds By EPA Method 8270D SIM

Client Sample ID:	Method Blank	Client:	Sound Environmental Strategies
Date Received:	NA	Project:	TOC_01-600_20090706 WORFDB2
Date Extracted:	07/09/09	Lab ID:	09974mb
Date Analyzed:	07/10/09	Data File:	071017.D
Matrix:	Water	Instrument:	GCMS3
Units:	ug/L (ppb)	Operator:	YA

Surrogates:	% Recovery:	Lower Limit:	Upper Limit:
2,4,6-Tribromophenol	73	10	154

Compounds:	Concentration ug/L (ppb)
Pentachlorophenol	<0.5

Date of Report: 07/20/09
Date Received: 07/06/09
Project: TOC_01-600_20090706 WORFDB2, F&BI 907051

QUALITY ASSURANCE RESULTS FOR THE ANALYSIS OF WATER SAMPLES FOR BENZENE, TOLUENE, ETHYLBENZENE, XYLENES, AND TPH AS GASOLINE USING EPA METHOD 8021B AND NWTPH-Gx

Laboratory Code: 907051-04 (Duplicate)

Analyte	Reporting Units	Sample Result	Duplicate Result	Relative Percent Difference (Limit 20)
Benzene	ug/L (ppb)	<1	<1	nm
Toluene	ug/L (ppb)	<1	<1	nm
Ethylbenzene	ug/L (ppb)	<1	<1	nm
Xylenes	ug/L (ppb)	<3	<3	nm
Gasoline	ug/L (ppb)	<100	<100	nm

Laboratory Code: Laboratory Control Sample

Analyte	Reporting Units	Spike Level	Percent Recovery LCS	Acceptance Criteria
Benzene	ug/L (ppb)	50	92	70-130
Toluene	ug/L (ppb)	50	90	70-130
Ethylbenzene	ug/L (ppb)	50	90	70-130
Xylenes	ug/L (ppb)	150	88	70-130
Gasoline	ug/L (ppb)	1,000	86	70-130

Date of Report: 07/20/09
Date Received: 07/06/09
Project: TOC_01-600_20090706 WORFDB2, F&BI 907051

QUALITY ASSURANCE RESULTS FOR THE ANALYSIS OF WATER SAMPLES FOR TOTAL PETROLEUM HYDROCARBONS AS DIESEL EXTENDED USING METHOD NWTPH-Dx

Laboratory Code: Laboratory Control Sample

Analyte	Reporting Units	Spike Level	Percent Recovery LCS	Percent Recovery LCSD	Acceptance Criteria	RPD (Limit 20)
Diesel Extended	ug/L (ppb)	2,500	105	114	71-131	8

Date of Report: 07/20/09
Date Received: 07/06/09
Project: TOC_01-600_20090706 WORFDB2, F&BI 907051

QUALITY ASSURANCE RESULTS FOR THE ANALYSIS OF WATER SAMPLES FOR VOLATILES BY EPA METHOD 8260C

Laboratory Code: 906291-01 (Duplicate)

Analyte	Reporting Units	Sample Result	Duplicate Result	Relative Percent Difference (Limit 20)
Vinyl chloride	ug/L (ppb)	<0.2	<0.2	nm
Chloroethane	ug/L (ppb)	<1	<1	nm
1,1-Dichloroethene	ug/L (ppb)	<1	<1	nm
Methylene chloride	ug/L (ppb)	<5	<5	nm
trans-1,2-Dichloroethene	ug/L (ppb)	<1	<1	nm
1,1-Dichloroethane	ug/L (ppb)	<1	<1	nm
cis-1,2-Dichloroethene	ug/L (ppb)	<1	<1	nm
1,2-Dichloroethane (EDC)	ug/L (ppb)	<1	<1	nm
1,1,1-Trichloroethane	ug/L (ppb)	<1	<1	nm
Trichloroethene	ug/L (ppb)	<1	<1	nm
Tetrachloroethene	ug/L (ppb)	<1	<1	nm

Laboratory Code: Laboratory Control Sample

Analyte	Reporting Units	Spike Level	Percent Recovery LCS	Percent Recovery LCSD	Acceptance Criteria	RPD (Limit 20)
Vinyl chloride	ug/L (ppb)	50	95	98	64-134	3
Chloroethane	ug/L (ppb)	50	101	107	58-146	6
1,1-Dichloroethene	ug/L (ppb)	50	85	89	70-132	5
Methylene chloride	ug/L (ppb)	50	80	82	70-124	2
trans-1,2-Dichloroethene	ug/L (ppb)	50	93	91	81-122	2
1,1-Dichloroethane	ug/L (ppb)	50	92	92	85-118	0
cis-1,2-Dichloroethene	ug/L (ppb)	50	97	96	82-122	1
1,2-Dichloroethane (EDC)	ug/L (ppb)	50	108	112	82-127	4
1,1,1-Trichloroethane	ug/L (ppb)	50	97	100	85-130	3
Trichloroethene	ug/L (ppb)	50	95	96	84-119	1
Tetrachloroethene	ug/L (ppb)	50	83	84	83-119	1

Date of Report: 07/20/09
Date Received: 07/06/09
Project: TOC_01-600_20090706 WORFDB2, F&BI 907051

QUALITY ASSURANCE RESULTS FOR THE ANALYSIS OF WATER SAMPLES FOR PNA'S BY EPA METHOD 8270D SIM

Laboratory Code: Laboratory Control Sample

Analyte	Reporting Units	Spike Level	Percent Recovery LCS	Percent Recovery LCSD	Acceptance Criteria	RPD (Limit 20)
Pentachlorophenol	ug/L (ppb)	7.5	68	69	15-124	1

Data Qualifiers & Definitions

a - The analyte was detected at a level less than five times the reporting limit. The RPD results may not provide reliable information on the variability of the analysis.

A1 – More than one compound of similar molecule structure was identified with equal probability.

b - The analyte was spiked at a level that was less than five times that present in the sample. Matrix spike recoveries may not be meaningful.

ca - The calibration results for this range fell outside of acceptance criteria. The value reported is an estimate.

c - The presence of the analyte indicated may be due to carryover from previous sample injections.

d - The sample was diluted. Detection limits may be raised due to dilution.

ds - The sample was diluted. Detection limits are raised due to dilution and surrogate recoveries may not be meaningful.

dv - Insufficient sample was available to achieve normal reporting limits and limits are raised accordingly.

fb - The analyte indicated was found in the method blank. The result should be considered an estimate.

fc – The compound is a common laboratory and field contaminant.

hr - The sample and duplicate were reextracted and reanalyzed. RPD results were still outside of control limits. The variability is attributed to sample inhomogeneity.

ht - The sample was extracted outside of holding time. Results should be considered estimates.

ip - Recovery fell outside of normal control limits. Compounds in the sample matrix interfered with the quantitation of the analyte.

j – The result is below normal reporting limits. The value reported is an estimate.

J - The internal standard associated with the analyte is out of control limits. The reported concentration is an estimate.

jl - The analyte result in the laboratory control sample is out of control limits. The reported concentration should be considered an estimate.

jr - The rpd result in laboratory control sample associated with the analyte is out of control limits. The reported concentration should be considered an estimate.

js - The surrogate associated with the analyte is out of control limits. The reported concentration should be considered an estimate.

lc - The presence of the compound indicated is likely due to laboratory contamination.

L - The reported concentration was generated from a library search.

nm - The analyte was not detected in one or more of the duplicate analyses. Therefore, calculation of the RPD is not applicable.

pc – The sample was received in a container not approved by the method. The value reported should be considered an estimate.

pr – The sample was received with incorrect preservation. The value reported should be considered an estimate.

ve - The value reported exceeded the calibration range established for the analyte. The reported concentration should be considered an estimate.

vo - The value reported fell outside the control limits established for this analyte.

x - The pattern of peaks present is not indicative of diesel.

y - The pattern of peaks present is not indicative of motor oil.

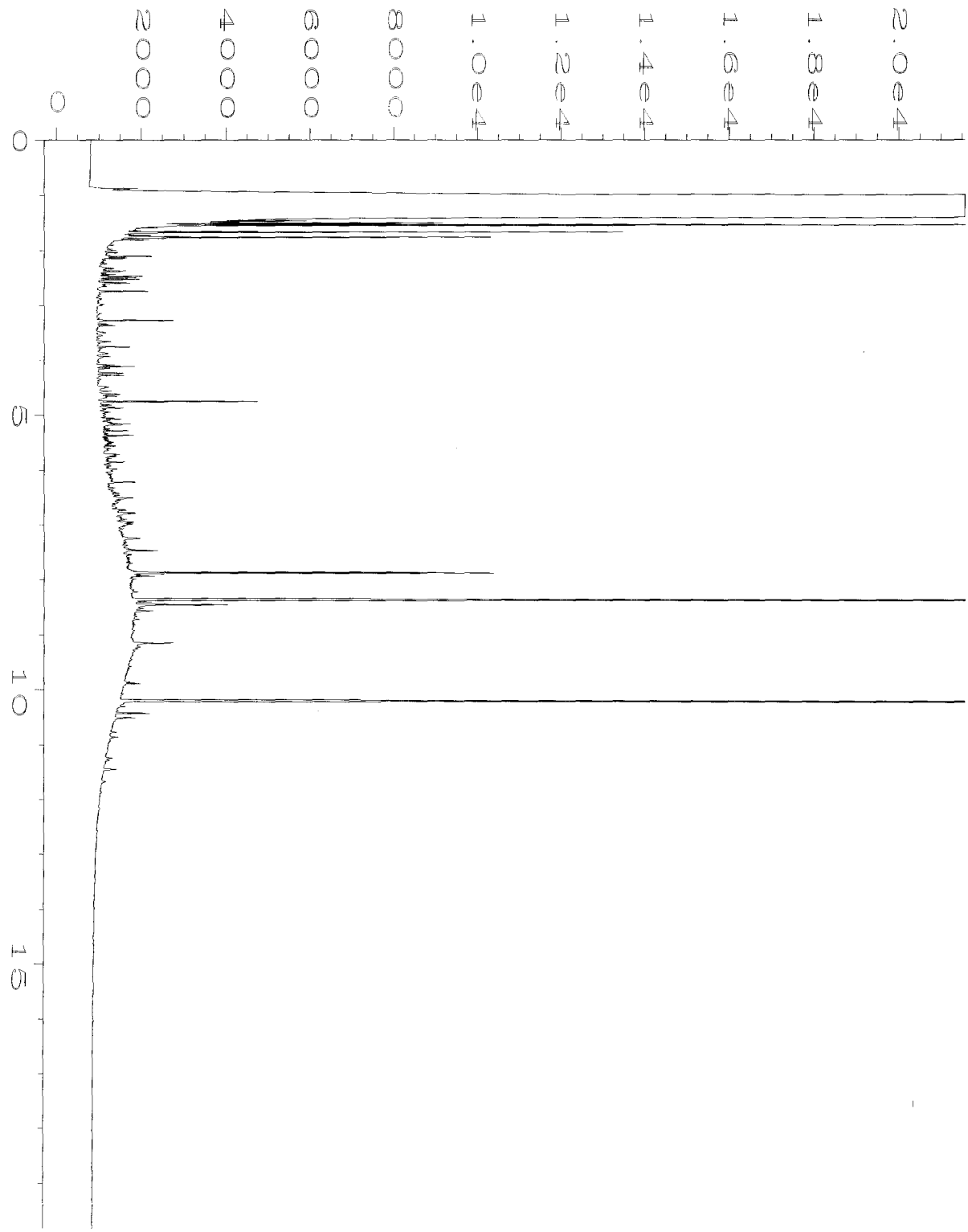

Data File Name : C:\HPCHEM\4\DATA\07-08-09\009F0101.D
Operator : ay
Instrument : GC#4
Sample Name : 907051-01
Run Time Bar Code:
Acquired on : 08 Jul 09 11:19 AM
Report Created on: 09 Jul 09 06:07 PM

Page Number : 1
Vial Number : 9
Injection Number : 1
Sequence Line : 1
Instrument Method: TPHD.MTH
Analysis Method : TPHD.MTH

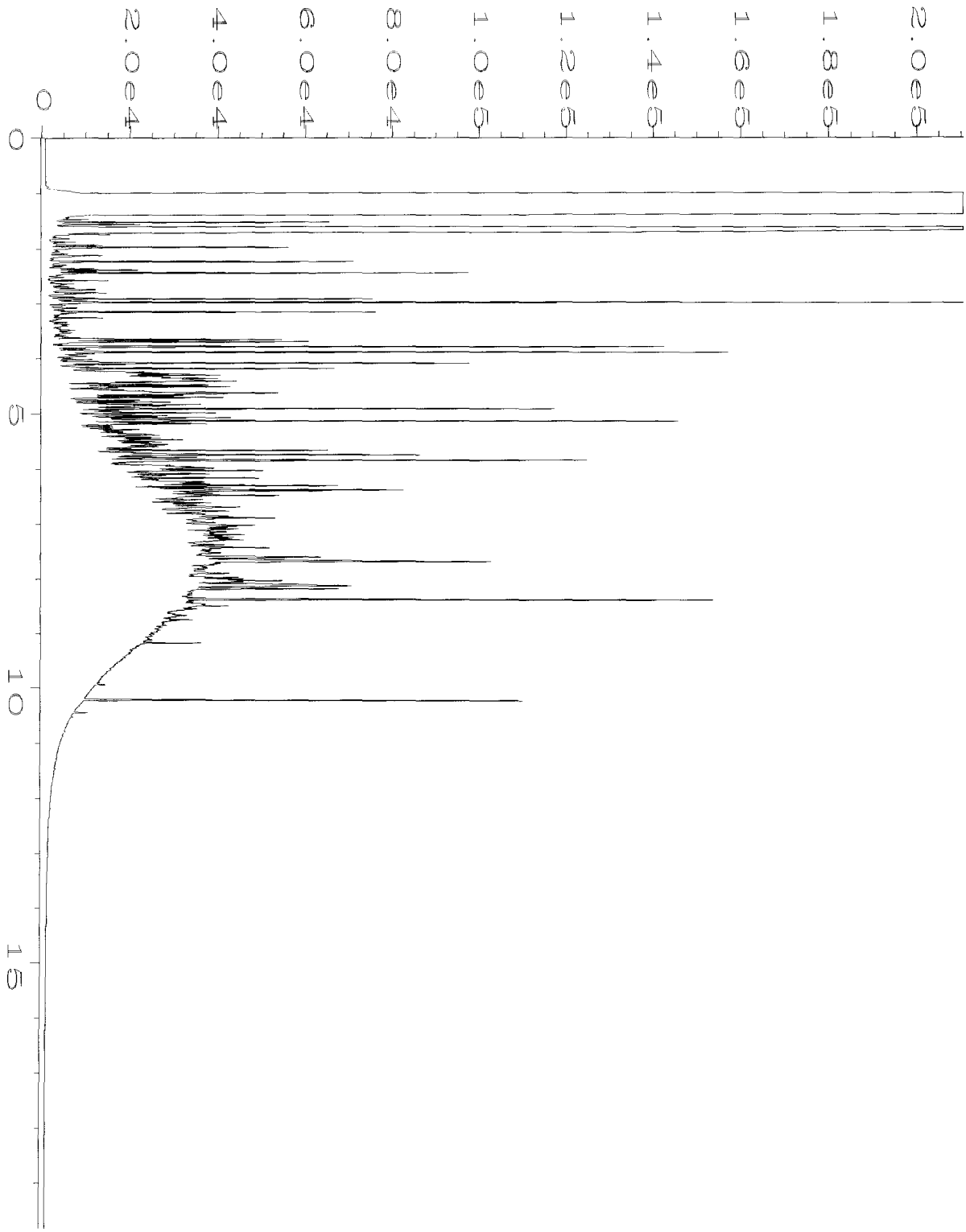

Data File Name	: C:\HPCHEM\4\DATA\07-08-09\010F0301.D		
Operator	: ay	Page Number	: 1
Instrument	: GC#4	Vial Number	: 10
Sample Name	: 907051-02	Injection Number	: 1
Run Time Bar Code:		Sequence Line	: 3
Acquired on	: 08 Jul 09 12:22 PM	Instrument Method	: TPHD.MTH
Report Created on	: 09 Jul 09 06:07 PM	Analysis Method	: TPHD.MTH

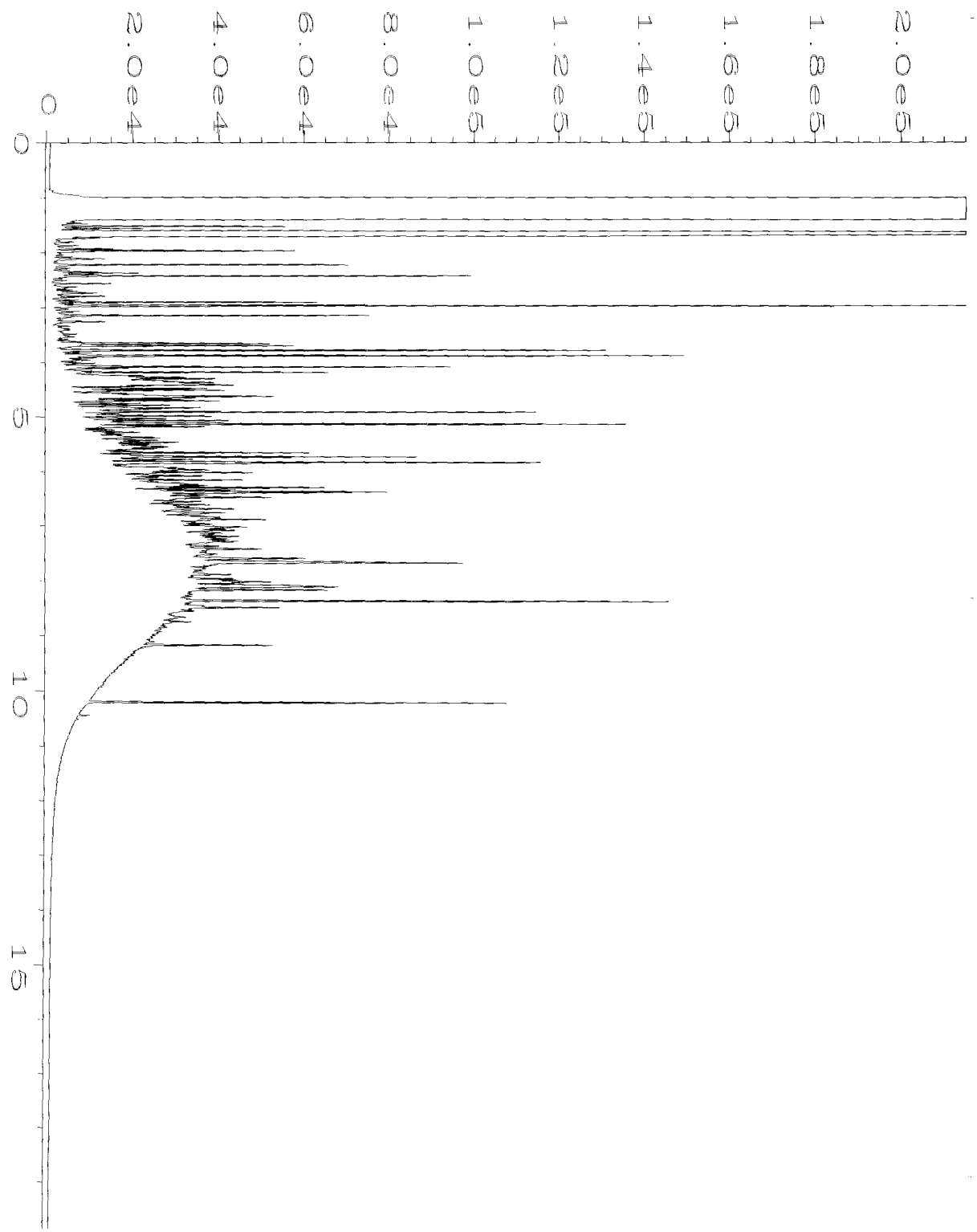

Data File Name : C:\HPCHEM\4\DATA\07-08-09\011F0301.D
Operator : ay
Instrument : GC#4
Sample Name : 907051-03
Run Time Bar Code:
Acquired on : 08 Jul 09 12:44 PM
Report Created on: 09 Jul 09 06:08 PM

Page Number : 1
Vial Number : 11
Injection Number : 1
Sequence Line : 3
Instrument Method: TPHD.MTH
Analysis Method : TPHD.MTH



Data File Name	: C:\HPCHEM\4\DATA\07-08-09\012F0301.D		
Operator	: ay	Page Number	: 1
Instrument	: GC#4	Vial Number	: 12
Sample Name	: 907051-04	Injection Number	: 1
Run Time Bar Code:		Sequence Line	: 3
Acquired on	: 08 Jul 09 01:11 PM	Instrument Method	: TPHD.MTH
Report Created on	: 09 Jul 09 06:08 PM	Analysis Method	: TPHD.MTH

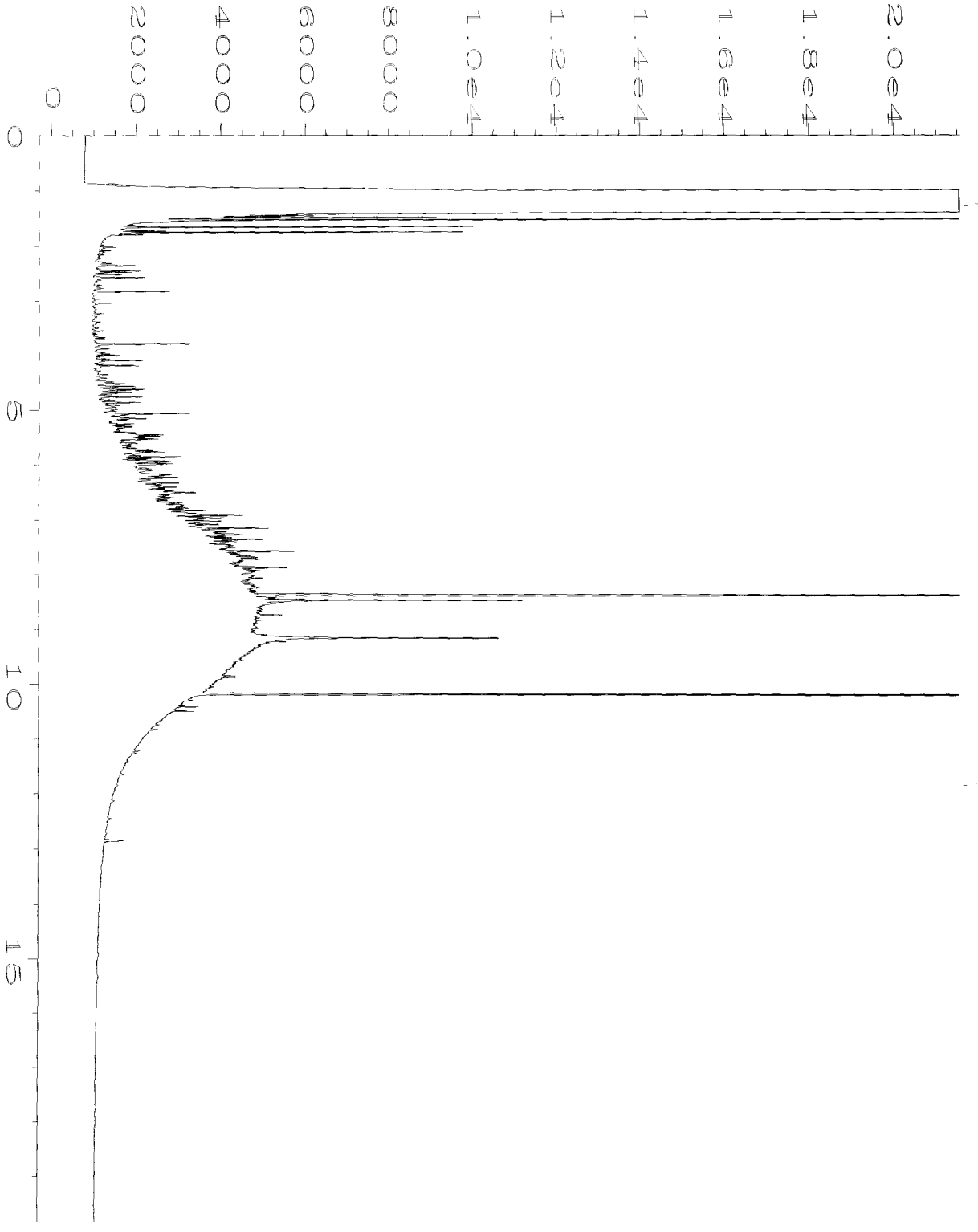

Data File Name	: C:\HPCHEM\4\DATA\07-08-09\013F0301.D		
Operator	: ay	Page Number	: 1
Instrument	: GC#4	Vial Number	: 13
Sample Name	: 907051-05	Injection Number	: 1
Run Time Bar Code:		Sequence Line	: 3
Acquired on	: 08 Jul 09 01:38 PM	Instrument Method	: TPHD.MTH
Report Created on	: 09 Jul 09 06:08 PM	Analysis Method	: TPHD.MTH



Data File Name : C:\HPCHEM\4\DATA\07-08-09\014F0301.D
Operator : ay
Instrument : GC#4
Sample Name : 907051-06
Run Time Bar Code:
Acquired on : 08 Jul 09 02:05 PM
Report Created on: 09 Jul 09 06:08 PM

Page Number : 1
Vial Number : 14
Injection Number : 1
Sequence Line : 3
Instrument Method: TPHD.MTH
Analysis Method : TPHD.MTH

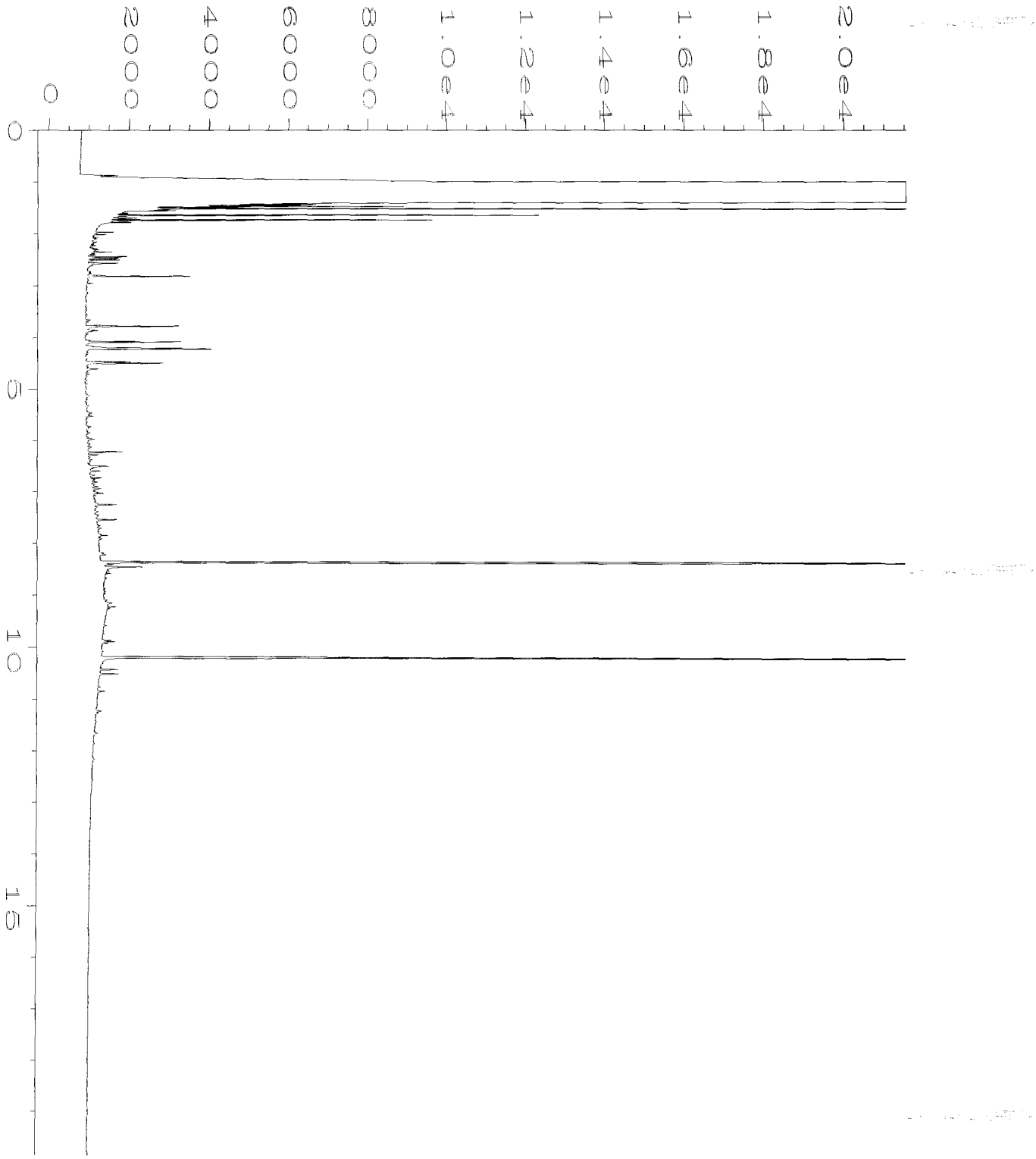

Data File Name : C:\HPCHEM\4\DATA\07-08-09\015F0301.D
Operator : ay
Instrument : GC#4
Sample Name : 907051-07
Run Time Bar Code:
Acquired on : 08 Jul 09 02:32 PM
Report Created on: 09 Jul 09 06:08 PM

Page Number : 1
Vial Number : 15
Injection Number : 1
Sequence Line : 3
Instrument Method: TPHD.MTH
Analysis Method : TPHD.MTH

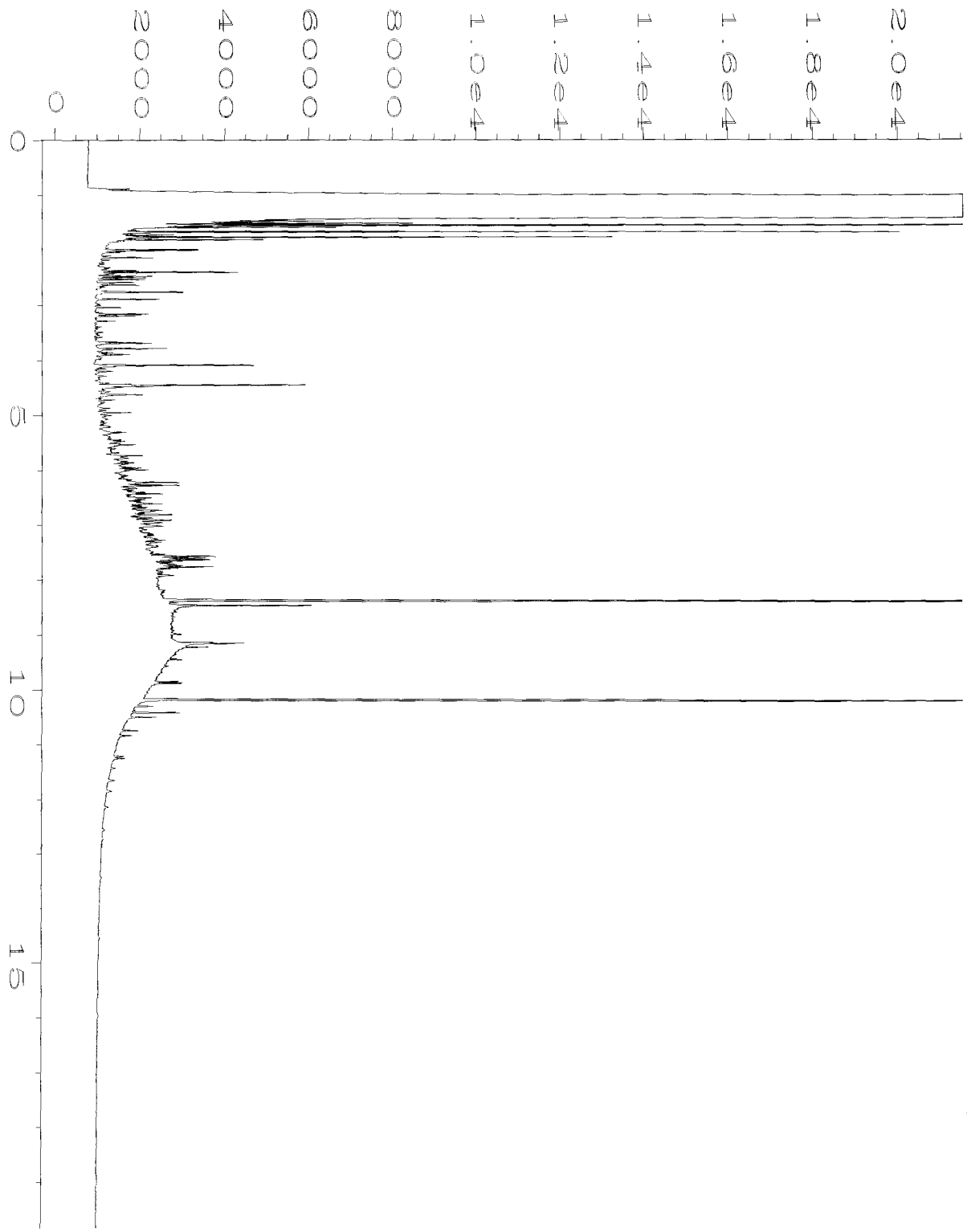

Data File Name	: C:\HPCHEM\4\DATA\07-08-09\016F0601.D		
Operator	: ay	Page Number	: 1
Instrument	: GC#4	Vial Number	: 16
Sample Name	: 907051-08	Injection Number	: 1
Run Time Bar Code:		Sequence Line	: 6
Acquired on	: 08 Jul 09 03:53 PM	Instrument Method	: TPHD.MTH
Report Created on	: 09 Jul 09 06:09 PM	Analysis Method	: TPHD.MTH

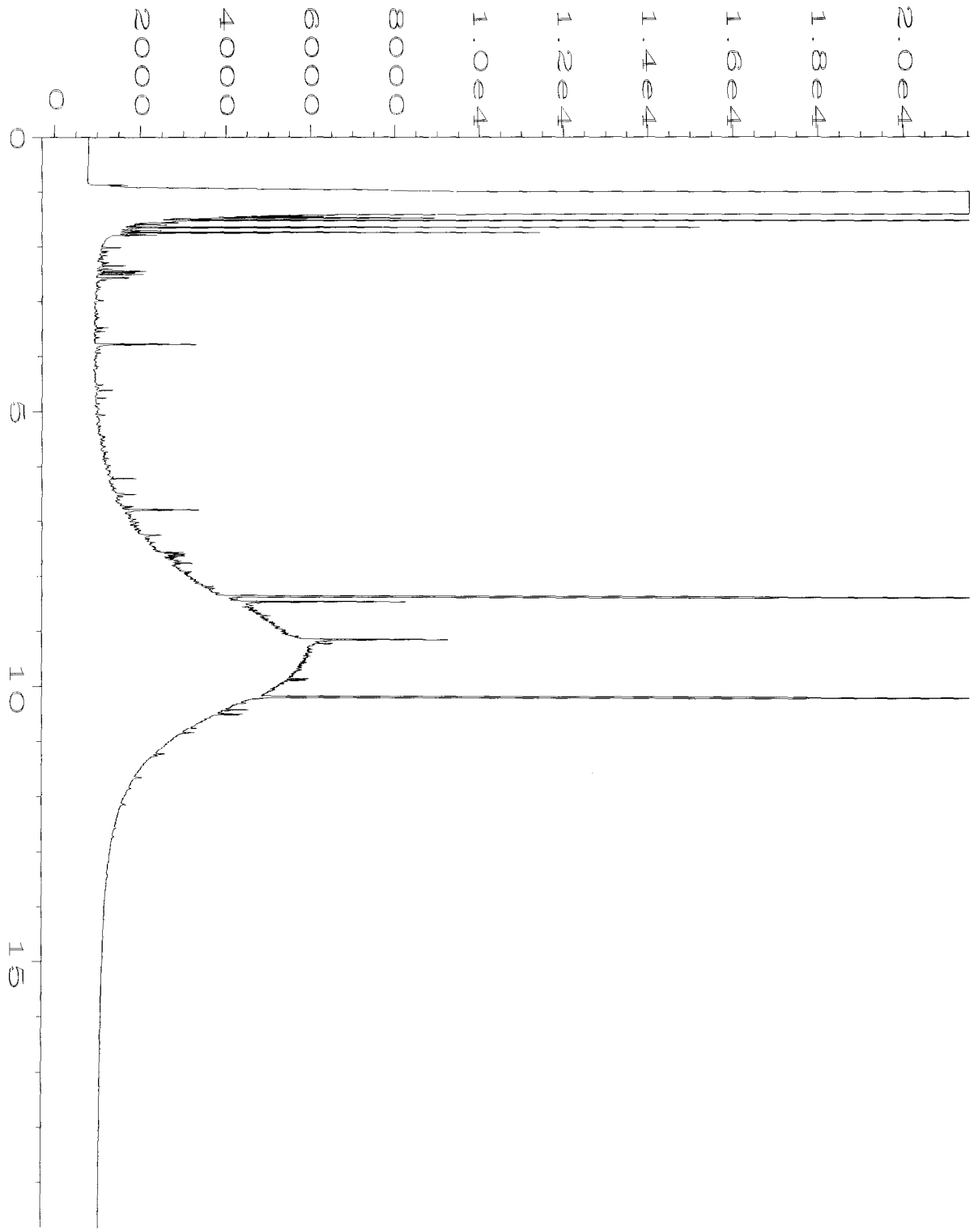

Data File Name : C:\HPCHEM\4\DATA\07-08-09\017F0601.D
Operator : ay
Instrument : GC#4
Sample Name : 907051-09
Run Time Bar Code:
Acquired on : 08 Jul 09 04:21 PM
Report Created on: 09 Jul 09 06:09 PM

Page Number : 1
Vial Number : 17
Injection Number : 1
Sequence Line : 6
Instrument Method: TPHD.MTH
Analysis Method : TPHD.MTH

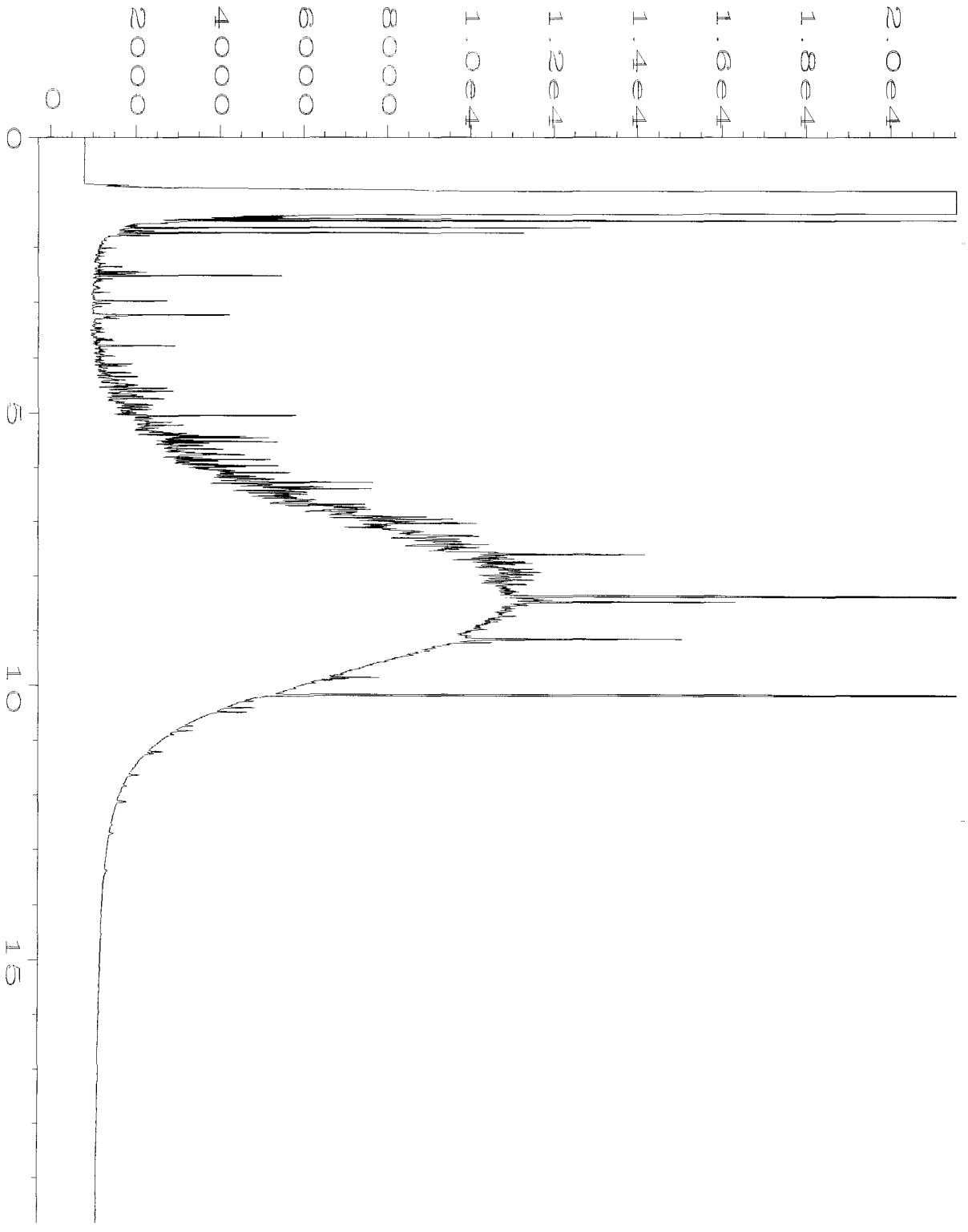

Data File Name : C:\HPCHEM\4\DATA\07-08-09\018F0601.D
Operator : ay
Instrument : GC#4
Sample Name : 907051-10
Run Time Bar Code:
Acquired on : 08 Jul 09 04:48 PM
Report Created on: 09 Jul 09 06:09 PM

Page Number : 1
Vial Number : 18
Injection Number : 1
Sequence Line : 6
Instrument Method: TPHD.MTH
Analysis Method : TPHD.MTH

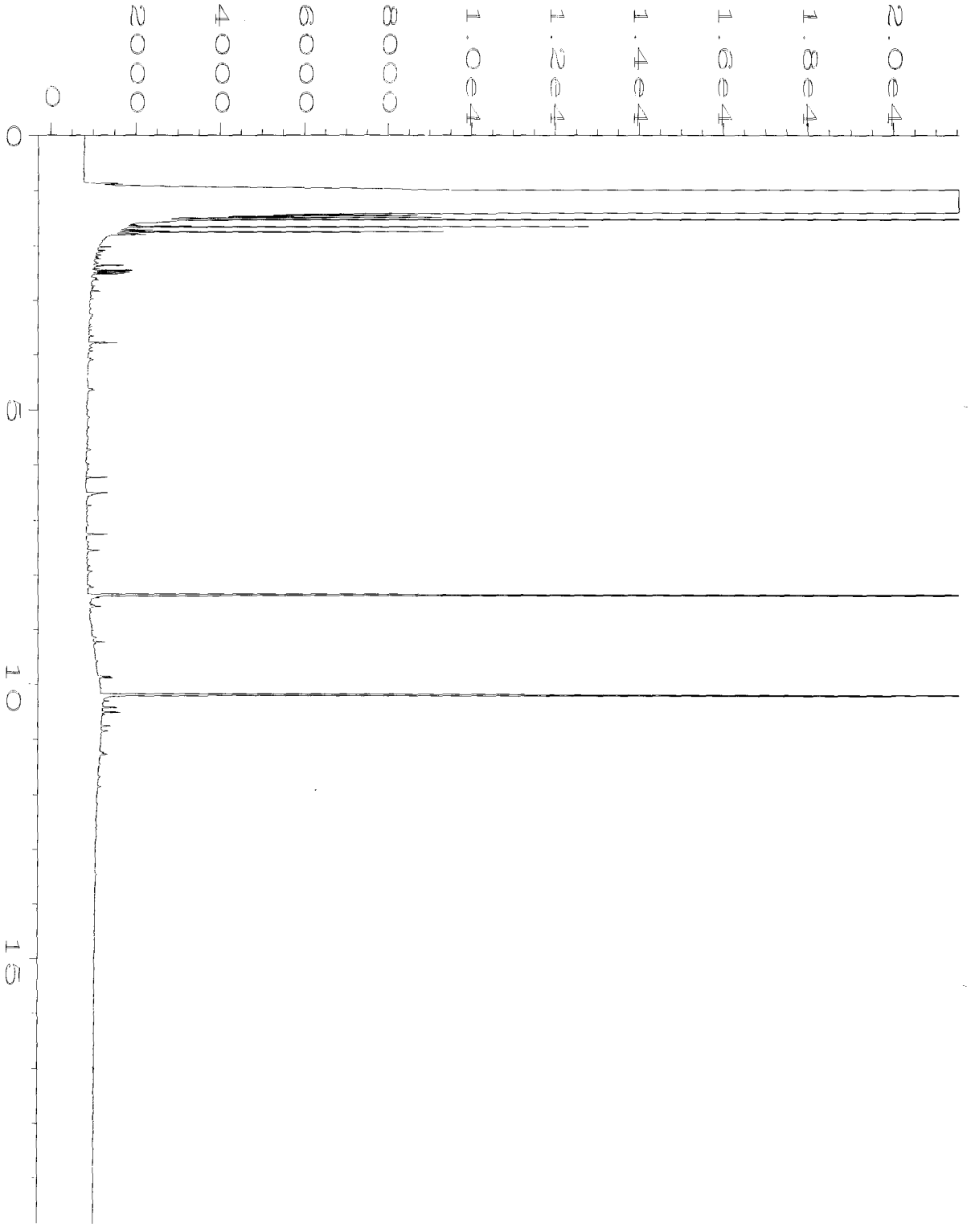

Data File Name	: C:\HPCHEM\4\DATA\07-08-09\019F0601.D		
Operator	: ay	Page Number	: 1
Instrument	: GC#4	Vial Number	: 19
Sample Name	: 907051-11	Injection Number	: 1
Run Time Bar Code:		Sequence Line	: 6
Acquired on	: 08 Jul 09 05:15 PM	Instrument Method	: TPHD.MTH
Report Created on	: 09 Jul 09 06:09 PM	Analysis Method	: TPHD.MTH

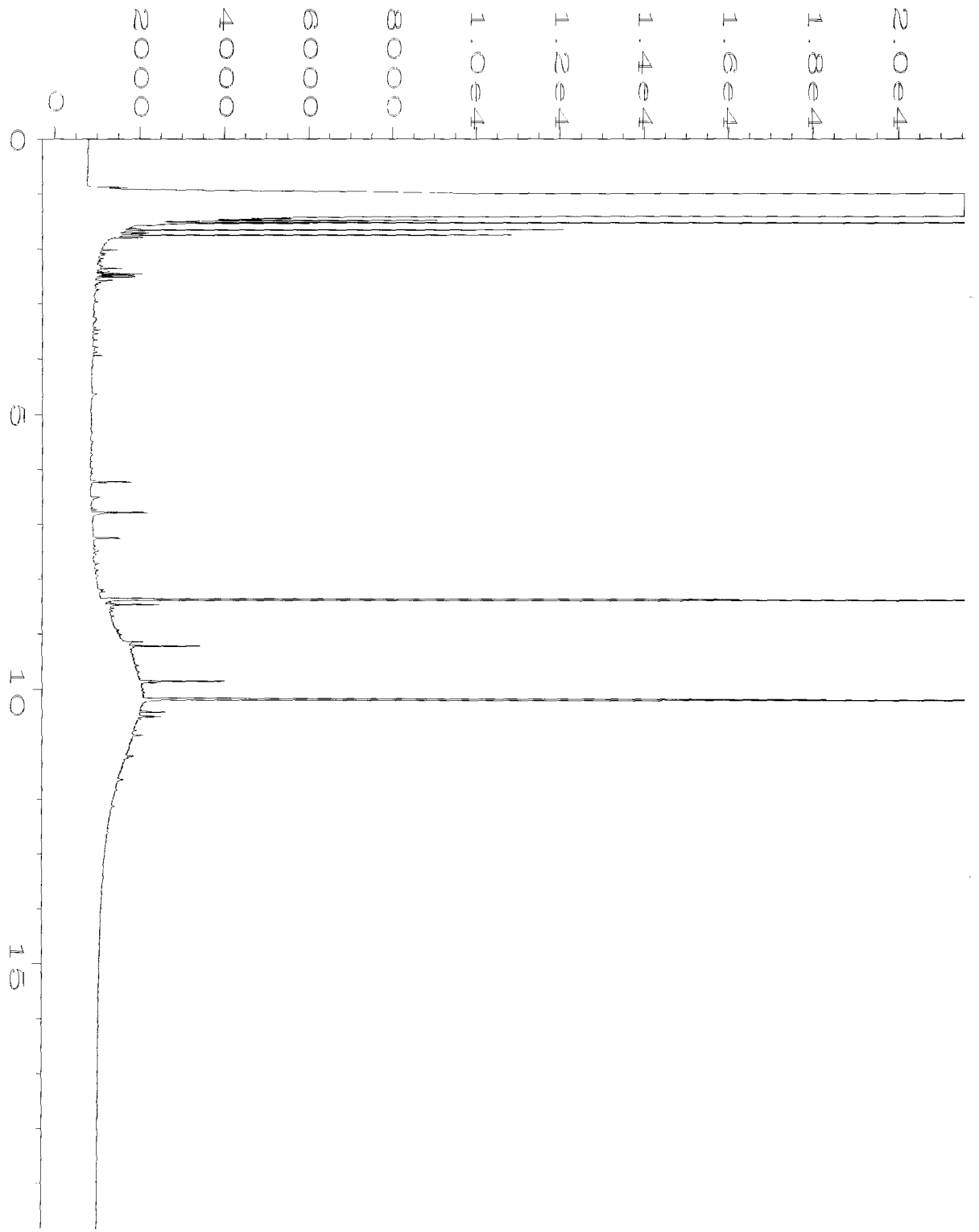

Data File Name : C:\HPCHEM\4\DATA\07-08-09\020F0601.D
Operator : ay
Instrument : GC#4
Sample Name : 907051-12
Run Time Bar Code:
Acquired on : 08 Jul 09 05:42 PM
Report Created on: 09 Jul 09 06:09 PM

Page Number : 1
Vial Number : 20
Injection Number : 1
Sequence Line : 6
Instrument Method: TPHD.MTH
Analysis Method : TPHD.MTH

907051

SAMPLE CHAIN OF CUSTODY

ME 7/6/09 V41 A05

Send Report To Tim Brown, cc: Erin Rothman

Company Sound Environmental Strategies

Address 2400 Airport Way S,

City, State, ZIP Seattle, WA 98134

Phone # 206.306.1900 Fax # 206.306.1907

SAMPLERS (signature)

PROJECT NAME/NO.: Seattle Terminal

PO #: 01-600

REMARKS

EIM ⊗ Y / N

Page # 1 of 1

TURNAROUND TIME
⊗ Standard (2 Weeks)
☐ RUSH
Rush charges authorized by:

SAMPLE DISPOSAL
⊗ Dispose after 30 days
☐ Return samples
☐ Will call with instructions

Sample ID	Sample Location	Sample Depth	Lab ID	Date Sampled	Time Sampled	Matrix	# of jars	NWTPH-Dx	NWTPH-Gx	BTEX by 8021B	CVOC's by 8260B	PCP by 8270	Nitrate by EPA 300.0	Sulfate by EPA 300.0	Methan, Ethene, Ethane by RSK 175	Notes
01MW01-20090607 (0706 fixed 4/5 7/2009.)	01MW01	~17'	01AF	7/6/09	1428	Water	6	X	X	X		X				
01MW27-20090607	01MW27	~17'	02AE	↓	1531	Water	6	X	X	X		X				
01MW99-20090607	01MW99	~17'	03AE	↓	1540	Water	6	X	X	X		X				
						Water										
						Water										
						Water										
						Water										
						Water										
						Water										
						Water										
						Water										
						Water										
						Water										

ANALYSES REQUESTED

Friedman & Bruya, Inc.
3012 16th Avenue West
Seattle, WA 98119-2029
Ph. (206) 285-8282
Fax (206) 283-5044

	SIGNATURE	PRINT NAME	COMPANY	DATE	TIME
Relinquished by:		Sheri Davis	SES	7/6/09	1700
Received by:		Eric Young	F&B	7/6/09	1700
Relinquished by:					
Received by:					

FORMS\COC\SESGEMSR1.DOC (Revision 1)

Samples received at 11 °C

Samples received at

(1)

~~907071~~ HD 907051

SAMPLE CHAIN OF CUSTODY

ME 7/6/09 V4/A05

Page # 1 of 1

Send Report To Tim Brown, cc: Erin Rothman

Company Sound Environmental Strategies

Address 2400 Airport Way S,

City, State, ZIP Seattle, WA 98134

Phone # 206.306.1900 Fax # 206.306.1907

SAMPLERS (signature)

PROJECT NAME/NO.: Seattle Terminal

PO #: 01-600

REMARKS

⊗ EIM Y / N

TURNAROUND TIME
⊗ Standard (2 Weeks)
☐ RUSH
Rush charges authorized by:

SAMPLE DISPOSAL
⊗ Dispose after 30 days
☐ Return samples
☐ Will call with instructions

Sample ID	Sample Location	Sample Depth	Lab ID	Date Sampled	Time Sampled	Matrix	# of jars	NWTPH-Dx	NWTPH-Gx	BTEX by 8021B	CVOC's by 8260B	PCP by 8270	Nitrate by EPA 300.0	Sulfate by EPA 300.0	Methan, Ethene, Ethane by RSK 175	Notes
								ANALYSES REQUESTED								
OIMW06-20090706	OIMW06		04 A-F	7.6.09	1413	Water	6	X	X	X	X					
OIMW59-20090706	OIMW59		05 A-F	7.6.09	1512	Water	6	X	X	X	X					
OIMW19-20090706	OIMW19		06 A-F	7.6.09	1600	Water	6	X	X	X	X					
						Water										
						Water										
						Water										
						Water										
						Water										
						Water										
						Water										
						Water										
						Water										
						Water										

Friedman & Bruya, Inc.
3012 16th Avenue West
Seattle, WA 98119-2029
Ph. (206) 285-8282
Fax (206) 283-5044

SIGNATURE	PRINT NAME	COMPANY	DATE	TIME
Relinquished by:	Jessica Braun	SES	7.6.09	1621
Received by:	Sheri Davis	SES	7.6.09	1621
Relinquished by:	Sheri Davis	SES	7.6.09	1700
Received by:	Eric Hammer	F&B	7/6/09	1700

Samples received at 11 °C

FORMS\COC\SESGEMSR1.DOC (Revision 1)

(2)

907051

SAMPLE CHAIN OF CUSTODY

ME 7/6/09 V4/A05

Page # 1 of 1

Send Report To Tim Brown, cc: Erin Rothman

Company Sound Environmental Strategies

Address 2400 Airport Way S,

City, State, ZIP Seattle, WA 98134

Phone # 206.306.1900 Fax # 206.306.1907

SAMPLERS (signature)

PROJECT NAME/NO.: Seattle Terminal

PO #: 01-600

REMARKS

EIM ⊗ Y / N

TURNAROUND TIME
⊗ Standard (2 Weeks)
□ RUSH
Rush charges authorized by:

SAMPLE DISPOSAL
⊗ Dispose after 30 days
□ Return samples
□ Will call with instructions

Sample ID	Sample Location	Sample Depth	Lab ID	Date Sampled	Time Sampled	Matrix	# of jars	NWTPH-Dx	NWTPH-Gx	BTEX by 8021B	CVOC's by 8260B	PCP by 8270	Nitrate by EPA 300.0	Sulfate by EPA 300.0	Methan, Ethene, Ethane by RSK 175	Notes
01MW58-20090706	01MW58	39'	07AF	07/06/09	1410	Water	6	✓	✓	✓	✓					
01MW46-20090706	01MW46	26'	08AF	07/06/09	1525	Water	6	✓	✓	✓	✓					
						Water										
						Water										
						Water										
						Water										
						Water										
						Water										
						Water										
						Water										
						Water										
						Water										
						Water										

ANALYSES REQUESTED

SIGNATURE	PRINT NAME	COMPANY	DATE	TIME
Relinquished by:	MAU THOMPSON	SES	07/06/09	1600
Received by:	Sheri Davis	SES	7/6/09	1600
Relinquished by:	Sheri	SES	7/6/09	1700
Received by:	Eric Hamer	FaB	7/6/09	1700

Friedman & Bruya, Inc.
3012 16th Avenue West
Seattle, WA 98119-2029
Ph. (206) 285-8282
Fax (206) 283-5044

Samples received at 11 °C

(3)

907051

SAMPLE CHAIN OF CUSTODY ME 7/6/09 V4/A05

Page # 1 of 1

Send Report To Tim Brown, cc: Erin Rothman

Company Sound Environmental Strategies

Address 2400 Airport Way S,

City, State, ZIP Seattle, WA 98134

Phone # 206.306.1900 Fax # 206.306.1907

SAMPLERS (signature) L. Namba

PROJECT NAME/NO. Seattle Terminal 0440-004-18 01-600

PO # 01-600

REMARKS

EIM ⊗ Y / N

TURNAROUND TIME
⊗ Standard (2 Weeks)
☐ RUSH
Rush charges authorized by:

SAMPLE DISPOSAL
⊗ Dispose after 30 days
☐ Return samples
☐ Will call with instructions

Sample ID	Sample Location	Sample Depth	Lab ID	Date Sampled	Time Sampled	Matrix	# of jars	NWTPH-Dx	NWTPH-Gx	BTEX by 8021B	CVOC's by 8260B	PCP by 8270	Nitrate by EPA 300.0	Sulfate by EPA 300.0	Methan, Ethene, Ethane by RSK 175	Notes
								ANALYSES REQUESTED								
01MW42-20090706	01MW42	17	09 A-F	07/06/09	1438	Water	6	✓	✓	✓		✓				
01MW37-20090706	01MW37	16.5	10 A-F	07/06/09	1547	Water	6	✓	✓	✓		✓				
						Water										
						Water										
						Water										
						Water										
						Water										
						Water										
						Water										
						Water										
						Water										
						Water										
						Water										
						Water										

Friedman & Bruya, Inc.
3012 16th Avenue West
Seattle, WA 98119-2029
Ph. (206) 285-8282
Fax (206) 283-5044

	SIGNATURE	PRINT NAME	COMPANY	DATE	TIME
Relinquished by:		Sheri Davis	SES	7/6/09	1700
Received by:		Eric Hanson	RFB	7/6/09	1720
Relinquished by:					
Received by:					

FORMS\COC\SESGEMSR1.DOC (Revision 1)

Samples received at 11 °C

(4)

907051

SAMPLE CHAIN OF CUSTODY ME 7/6/09 V4/A05

Page # 1 of 1

Send Report To Tim Brown, cc: Erin Rothman

Company Sound Environmental Strategies

Address 2400 Airport Way S,

City, State, ZIP Seattle, WA 98134

Phone # 206.306.1900 Fax # 206.306.1907

SAMPLERS (signature)

PROJECT NAME/NO.: Seattle Terminal

PO #: 01-600

REMARKS

EIM Y / N: ⊗

TURNAROUND TIME
⊗ Standard (2 Weeks)
☐ RUSH
Rush charges authorized by:

SAMPLE DISPOSAL
⊗ Dispose after 30 days
☐ Return samples
☐ Will call with instructions

								ANALYSES REQUESTED								
Sample ID	Sample Location	Sample Depth	Lab ID	Date Sampled	Time Sampled	Matrix	# of jars	NWTPH-Dx	NWTPH-Gx	BTEX by 8021B	CVOC's by 8260B	PCP by 8270	Nitrate by EPA 300.0	Sulfate by EPA 300.0	Methan, Ethene, Ethane by RSK 175	Notes
02mw14-20090706	02mw14		11 A-F	07.06.09	1432	Water	6	X	X	X	X					
02mw13-20090906	02mw13		12 A-F	07.06.09	1515	Water	6	X	X	X	X					
						Water										
						Water										
						Water										
						Water										
						Water										
						Water										
						Water										
						Water										
						Water										
						Water										
						Water										
						Water										

Friedman & Bruya, Inc.
3012 16th Avenue West
Seattle, WA 98119-2029
Ph. (206) 285-8282
Fax (206) 283-5044

	SIGNATURE	PRINT NAME	COMPANY	DATE	TIME
Relinquished by:		Audrey Hackett	SES	7.6.09	1530
Received by:		Sheri Davis	SES	7/6/09	1530
Relinquished by:		Sheri Davis	SES	7/6/09	1700
Received by:		Eric Hvam	FEB	7/6/09	1700

Samples received at 11 °C

FRIEDMAN & BRUYA, INC.

ENVIRONMENTAL CHEMISTS

James E. Bruya, Ph.D.
Charlene Morrow, M.S.
Yelena Aravkina, M.S.
Bradley T. Benson, B.S.
Kurt Johnson, B.S.

3012 16th Avenue West
Seattle, WA 98119-2029
TEL: (206) 285-8282
FAX: (206) 283-5044
e-mail: fbi@isomedia.com

July 22, 2009

Tim Brown, Project Manager
Sound Environmental Strategies Corporation
2400 Airport Way S., Suite 200
Seattle, WA 98134-2020

Dear Mr. Brown:

Included are the results from the testing of material submitted on July 7, 2009 from the TOC_01-600_20090707 WORFDB2, F&BI 907062 project. There are 32 pages included in this report. Any samples that may remain are currently scheduled for disposal in 30 days. If you would like us to return your samples or arrange for long term storage at our offices, please contact us as soon as possible.

We appreciate this opportunity to be of service to you and hope you will call if you should have any questions.

Sincerely,

FRIEDMAN & BRUYA, INC.



Michael Erdahl
Project Manager

Enclosures
c: Mark Chandler, Ryan Bixby, Erin Rothman
SOU0722R.DOC

CASE NARRATIVE

This case narrative encompasses samples received on July 7, 2009 by Friedman & Bruya, Inc. from the Sound Environmental Strategies TOC_01-600_20090707 WORFDB2, F&BI 907062 project. Samples were logged in under the laboratory ID's listed below.

Laboratory ID	Sound Environmental Strategies
907062-01	01MW53-20090707
907062-02	01MW04-20090707
907062-03	01MW02-20090707
907062-04	01MW11-20090707
907062-05	01MW55-20090707
907062-06	MW02-20090707
907062-07	MW98-20090707
907062-08	MW04-20090707
907062-09	01MW57-20090707
907062-10	MW05-20090707
907062-11	01MW30-20090707
907062-12	01MW34-20090707
907062-13	01MW17-20090707
907062-14	01MW40-20090707
907062-15	01MW07-20090707
907062-16	01MW45-20090707
907062-17	02MW07-20090707
907062-18	02MW06-20090707
907062-19	02MW08-20090707
907062-20	02MW05-20090707
907062-21	02MW02-20090707

Methlyene chloride was detected in several samples. The data was flagged as due to laboratory contamination. All other quality control requirements were acceptable.

Date of Report: 07/22/09
Date Received: 07/07/09
Project: TOC_01-600_20090707 WORFDB2, F&BI 907062
Date Extracted: 07/08/09 and 07/09/09
Date Analyzed: 07/09/09 and 07/10/09

RESULTS FROM THE ANALYSIS OF THE WATER SAMPLES FOR BENZENE, TOLUENE, ETHYLBENZENE, XYLENES AND TPH AS GASOLINE USING EPA METHOD 8021B AND NWTPH-Gx

Results Reported as ug/L (ppb)

Sample ID Laboratory ID	Benzene	Toluene	Ethyl Benzene	Total Xylenes	Gasoline Range	Surrogate (% Recovery) (Limit 52-124)
01MW53-20090707 907062-01	<1	<1	<1	<3	<100	84
01MW04-20090707 d 907062-02 1/10	520	7	35	84	2,100	90
01MW02-20090707 d 907062-03 1/100	6,300	59	300	220	21,000	83
01MW11-20090707 907062-04	<1	<1	<1	<3	<100	85
01MW55-20090707 907062-05	43	14	2	5	7,900	84
MW02-20090707 907062-06	<1	<1	<1	<3	<100	72
MW98-20090707 907062-07	<1	<1	<1	<3	<100	83
MW04-20090707 907062-08	<1	<1	<1	<3	<100	83
01MW57-20090707 907062-09	<1	<1	<1	<3	<100	83
MW05-20090707 907062-10	<1	<1	<1	<3	<100	83
01MW30-20090707 907062-11	<1	<1	<1	<3	<100	85

Date of Report: 07/22/09
Date Received: 07/07/09
Project: TOC_01-600_20090707 WORFDB2, F&BI 907062
Date Extracted: 07/08/09 and 07/09/09
Date Analyzed: 07/09/09 and 07/10/09

RESULTS FROM THE ANALYSIS OF THE WATER SAMPLES FOR BENZENE, TOLUENE, ETHYLBENZENE, XYLENES AND TPH AS GASOLINE USING EPA METHOD 8021B AND NWTPH-Gx

Results Reported as ug/L (ppb)

Sample ID Laboratory ID	Benzene	Toluene	Ethyl Benzene	Total Xylenes	Gasoline Range	Surrogate (% Recovery) (Limit 52-124)
01MW34-20090707 907062-12	<1	<1	<1	<3	<100	74
01MW17-20090707 907062-13	<1	<1	<1	<3	<100	76
01MW40-20090707 907062-14	<1	<1	<1	<3	<100	88
01MW07-20090707 907062-15	<1	<1	<1	<3	<100	74
01MW45-20090707 907062-16	3	<1	<1	<3	200	85
02MW07-20090707 907062-17	<1	<1	<1	<3	<100	87
02MW06-20090707 907062-18	<1	<1	<1	<3	<100	84
02MW08-20090707 907062-19	<1	<1	<1	<3	<100	82
02MW05-20090707 907062-20	<1	<1	<1	<3	140	84
02MW02-20090707 907062-21	<1	<1	<1	<3	<100	74
Method Blank	<1	<1	<1	<3	<100	84
Method Blank	<1	<1	<1	<3	<100	77
Method Blank	<1	<1	<1	<3	<100	75

Date of Report: 07/22/09
Date Received: 07/07/09
Project: TOC_01-600_20090707 WORFDB2, F&BI 907062
Date Extracted: 07/08/09
Date Analyzed: 07/08/09 and 07/09/09

RESULTS FROM THE ANALYSIS OF THE WATER SAMPLES FOR TOTAL PETROLEUM HYDROCARBONS AS DIESEL AND MOTOR OIL USING METHOD NWTPH-Dx

Results Reported as ug/L (ppb)

Sample ID Laboratory ID	Diesel Range (C_{10}-C_{25})	Motor Oil Range (C_{25}-C_{36})	Surrogate (% Recovery) (Limit 51-137)
01MW53-20090707 907062-01	630	<250	92
01MW04-20090707 907062-02	500 x	<250	85
01MW02-20090707 907062-03	3,100 x	270 y	93
01MW11-20090707 907062-04	800 x	310 y	85
01MW55-20090707 907062-05	810 x	330 y	96
MW02-20090707 907062-06	<50	<250	93
MW98-20090707 907062-07	120 x	<250	89
MW04-20090707 907062-08	87 x	<250	87
01MW57-20090707 907062-09	<50	<250	92
MW05-20090707 907062-10	<50	<250	92
01MW30-20090707 907062-11	460 x	<250	96

Date of Report: 07/22/09
Date Received: 07/07/09
Project: TOC_01-600_20090707 WORFDB2, F&BI 907062
Date Extracted: 07/08/09
Date Analyzed: 07/08/09 and 07/09/09

RESULTS FROM THE ANALYSIS OF THE WATER SAMPLES FOR TOTAL PETROLEUM HYDROCARBONS AS DIESEL AND MOTOR OIL USING METHOD NWTPH-Dx

Results Reported as ug/L (ppb)

Sample ID Laboratory ID	Diesel Range (C_{10}-C_{25})	Motor Oil Range (C_{25}-C_{36})	Surrogate (% Recovery) (Limit 51-137)
01MW34-20090707 dv 907062-12	340 x	<500 j	94
01MW17-20090707 907062-13	200 x	<250	94
01MW40-20090707 907062-14	750 x	320 y	99
01MW07-20090707 907062-15	930 x	<250	102
01MW45-20090707 907062-16	550 x	<250	86
02MW07-20090707 907062-17	140 x	<250	90
02MW06-20090707 907062-18	180 x	<250	101
02MW08-20090707 907062-19	59 x	<250	94
02MW05-20090707 907062-20	240 x	<250	90

Date of Report: 07/22/09
Date Received: 07/07/09
Project: TOC_01-600_20090707 WORFDB2, F&BI 907062
Date Extracted: 07/08/09
Date Analyzed: 07/08/09 and 07/09/09

RESULTS FROM THE ANALYSIS OF THE WATER SAMPLES FOR TOTAL PETROLEUM HYDROCARBONS AS DIESEL AND MOTOR OIL USING METHOD NWTPH-Dx

Results Reported as ug/L (ppb)

Sample ID Laboratory ID	Diesel Range (C_{10}-C_{25})	Motor Oil Range (C_{25}-C_{36})	Surrogate (% Recovery) (Limit 51-137)
02MW02-20090707 907062-21	340 x	310 y	91
Method Blank	<50	<250	85
Method Blank	<50	<250	86

Analysis For Volatile Compounds By EPA Method 8260C

Client Sample ID:	01MW53-20090707	Client:	Sound Environmental Strategies
Date Received:	07/07/09	Project:	TOC_01-600_20090707 WORFDB2
Date Extracted:	07/08/09	Lab ID:	907062-01
Date Analyzed:	07/08/09	Data File:	070819.D
Matrix:	Water	Instrument:	GCMS4
Units:	ug/L (ppb)	Operator:	MB

Surrogates:	% Recovery:	Lower Limit:	Upper Limit:
1,2-Dichloroethane-d4	101	63	127
Toluene-d8	95	60	129
4-Bromofluorobenzene	93	51	145

Compounds:	Concentration ug/L (ppb)
Vinyl chloride	<0.2
Chloroethane	<1
1,1-Dichloroethene	<1
Methylene chloride	<5
trans-1,2-Dichloroethene	<1
1,1-Dichloroethane	<1
cis-1,2-Dichloroethene	<1
1,2-Dichloroethane (EDC)	<1
1,1,1-Trichloroethane	<1
Trichloroethene	<1
Tetrachloroethene	<1

Analysis For Volatile Compounds By EPA Method 8260C

Client Sample ID:	01MW55-20090707	Client:	Sound Environmental Strategies
Date Received:	07/07/09	Project:	TOC_01-600_20090707 WORFDB2
Date Extracted:	07/08/09	Lab ID:	907062-05
Date Analyzed:	07/08/09	Data File:	070821.D
Matrix:	Water	Instrument:	GCMS4
Units:	ug/L (ppb)	Operator:	MB

Surrogates:	% Recovery:	Lower Limit:	Upper Limit:
1,2-Dichloroethane-d4	98	63	127
Toluene-d8	92	60	129
4-Bromofluorobenzene	90	51	145

Compounds:	Concentration ug/L (ppb)
Vinyl chloride	210 ve
Chloroethane	<1
1,1-Dichloroethene	15
Methylene chloride	<5
trans-1,2-Dichloroethene	11
1,1-Dichloroethane	<1
cis-1,2-Dichloroethene	1,600 ve
1,2-Dichloroethane (EDC)	1.1
1,1,1-Trichloroethane	<1
Trichloroethene	11,000 ve
Tetrachloroethene	2.2

Analysis For Volatile Compounds By EPA Method 8260C

Client Sample ID:	01MW55-20090707	Client:	Sound Environmental Strategies
Date Received:	07/07/09	Project:	TOC_01-600_20090707 WORFDB2
Date Extracted:	07/09/09	Lab ID:	907062-05 1/1000
Date Analyzed:	07/10/09	Data File:	070916.D
Matrix:	Water	Instrument:	GCMS4
Units:	ug/L (ppb)	Operator:	MB

Surrogates:	% Recovery:	Lower Limit:	Upper Limit:
1,2-Dichloroethane-d4	98	63	127
Toluene-d8	98	60	129
4-Bromofluorobenzene	92	51	145

Compounds:	Concentration ug/L (ppb)
Vinyl chloride	180 j
Chloroethane	<1,000
1,1-Dichloroethene	<1,000
Methylene chloride	6,400 lc
trans-1,2-Dichloroethene	<1,000
1,1-Dichloroethane	<1,000
cis-1,2-Dichloroethene	1,300
1,2-Dichloroethane (EDC)	<1,000
1,1,1-Trichloroethane	<1,000
Trichloroethene	18,000
Tetrachloroethene	<1,000

Analysis For Volatile Compounds By EPA Method 8260C

Client Sample ID:	MW02-20090707	Client:	Sound Environmental Strategies
Date Received:	07/07/09	Project:	TOC_01-600_20090707 WORFDB2
Date Extracted:	07/09/09	Lab ID:	907062-06
Date Analyzed:	07/10/09	Data File:	070914.D
Matrix:	Water	Instrument:	GCMS4
Units:	ug/L (ppb)	Operator:	MB

Surrogates:	% Recovery:	Lower Limit:	Upper Limit:
1,2-Dichloroethane-d4	103	63	127
Toluene-d8	98	60	129
4-Bromofluorobenzene	92	51	145

Compounds:	Concentration ug/L (ppb)
Vinyl chloride	<0.2
Chloroethane	<1
1,1-Dichloroethene	<1
Methylene chloride	<5
trans-1,2-Dichloroethene	<1
1,1-Dichloroethane	<1
cis-1,2-Dichloroethene	<1
1,2-Dichloroethane (EDC)	<1
1,1,1-Trichloroethane	<1
Trichloroethene	<1
Tetrachloroethene	<1

Analysis For Volatile Compounds By EPA Method 8260C

Client Sample ID:	MW98-20090707	Client:	Sound Environmental Strategies
Date Received:	07/07/09	Project:	TOC_01-600_20090707 WORFDB2
Date Extracted:	07/09/09	Lab ID:	907062-07
Date Analyzed:	07/09/09	Data File:	070913.D
Matrix:	Water	Instrument:	GCMS4
Units:	ug/L (ppb)	Operator:	MB

Surrogates:	% Recovery:	Lower Limit:	Upper Limit:
1,2-Dichloroethane-d4	96	63	127
Toluene-d8	99	60	129
4-Bromofluorobenzene	95	51	145

Compounds:	Concentration ug/L (ppb)
Vinyl chloride	0.72
Chloroethane	<1
1,1-Dichloroethene	<1
Methylene chloride	<5
trans-1,2-Dichloroethene	<1
1,1-Dichloroethane	<1
cis-1,2-Dichloroethene	1.2
1,2-Dichloroethane (EDC)	<1
1,1,1-Trichloroethane	<1
Trichloroethene	14
Tetrachloroethene	<1

Analysis For Volatile Compounds By EPA Method 8260C

Client Sample ID:	MW04-20090707	Client:	Sound Environmental Strategies
Date Received:	07/07/09	Project:	TOC_01-600_20090707 WORFDB2
Date Extracted:	07/09/09	Lab ID:	907062-08
Date Analyzed:	07/09/09	Data File:	070912.D
Matrix:	Water	Instrument:	GCMS4
Units:	ug/L (ppb)	Operator:	MB

Surrogates:	% Recovery:	Lower Limit:	Upper Limit:
1,2-Dichloroethane-d4	103	63	127
Toluene-d8	98	60	129
4-Bromofluorobenzene	89	51	145

Compounds:	Concentration ug/L (ppb)
Vinyl chloride	0.60
Chloroethane	<1
1,1-Dichloroethene	<1
Methylene chloride	<5
trans-1,2-Dichloroethene	<1
1,1-Dichloroethane	<1
cis-1,2-Dichloroethene	1.3
1,2-Dichloroethane (EDC)	<1
1,1,1-Trichloroethane	<1
Trichloroethene	13
Tetrachloroethene	<1

Analysis For Volatile Compounds By EPA Method 8260C

Client Sample ID:	01MW57-20090707	Client:	Sound Environmental Strategies
Date Received:	07/07/09	Project:	TOC_01-600_20090707 WORFDB2
Date Extracted:	07/09/09	Lab ID:	907062-09
Date Analyzed:	07/09/09	Data File:	070911.D
Matrix:	Water	Instrument:	GCMS4
Units:	ug/L (ppb)	Operator:	MB

Surrogates:	% Recovery:	Lower Limit:	Upper Limit:
1,2-Dichloroethane-d4	103	63	127
Toluene-d8	96	60	129
4-Bromofluorobenzene	95	51	145

Compounds:	Concentration ug/L (ppb)
Vinyl chloride	<0.2
Chloroethane	<1
1,1-Dichloroethene	<1
Methylene chloride	<5
trans-1,2-Dichloroethene	<1
1,1-Dichloroethane	<1
cis-1,2-Dichloroethene	<1
1,2-Dichloroethane (EDC)	<1
1,1,1-Trichloroethane	<1
Trichloroethene	1.1
Tetrachloroethene	<1

Analysis For Volatile Compounds By EPA Method 8260C

Client Sample ID:	MW05-20090707	Client:	Sound Environmental Strategies
Date Received:	07/07/09	Project:	TOC_01-600_20090707 WORFDB2
Date Extracted:	07/08/09	Lab ID:	907062-10
Date Analyzed:	07/09/09	Data File:	070826.D
Matrix:	Water	Instrument:	GCMS4
Units:	ug/L (ppb)	Operator:	MB

Surrogates:	% Recovery:	Lower Limit:	Upper Limit:
1,2-Dichloroethane-d4	99	63	127
Toluene-d8	94	60	129
4-Bromofluorobenzene	90	51	145

Compounds:	Concentration ug/L (ppb)
Vinyl chloride	0.94
Chloroethane	<1
1,1-Dichloroethene	<1
Methylene chloride	<5
trans-1,2-Dichloroethene	<1
1,1-Dichloroethane	<1
cis-1,2-Dichloroethene	2.5
1,2-Dichloroethane (EDC)	<1
1,1,1-Trichloroethane	<1
Trichloroethene	61
Tetrachloroethene	<1

Analysis For Volatile Compounds By EPA Method 8260C

Client Sample ID:	01MW30-20090707	Client:	Sound Environmental Strategies
Date Received:	07/07/09	Project:	TOC_01-600_20090707 WORFDB2
Date Extracted:	07/09/09	Lab ID:	907062-11
Date Analyzed:	07/09/09	Data File:	070910.D
Matrix:	Water	Instrument:	GCMS4
Units:	ug/L (ppb)	Operator:	MB

Surrogates:	% Recovery:	Lower Limit:	Upper Limit:
1,2-Dichloroethane-d4	98	63	127
Toluene-d8	96	60	129
4-Bromofluorobenzene	93	51	145

Compounds:	Concentration ug/L (ppb)
Vinyl chloride	<0.2
Chloroethane	<1
1,1-Dichloroethene	<1
Methylene chloride	<5
trans-1,2-Dichloroethene	<1
1,1-Dichloroethane	<1
cis-1,2-Dichloroethene	<1
1,2-Dichloroethane (EDC)	<1
1,1,1-Trichloroethane	<1
Trichloroethene	<1
Tetrachloroethene	<1

Analysis For Volatile Compounds By EPA Method 8260C

Client Sample ID:	01MW07-20090707	Client:	Sound Environmental Strategies
Date Received:	07/07/09	Project:	TOC_01-600_20090707 WORFDB2
Date Extracted:	07/09/09	Lab ID:	907062-15
Date Analyzed:	07/09/09	Data File:	070909.D
Matrix:	Water	Instrument:	GCMS4
Units:	ug/L (ppb)	Operator:	MB

Surrogates:	% Recovery:	Lower Limit:	Upper Limit:
1,2-Dichloroethane-d4	98	63	127
Toluene-d8	95	60	129
4-Bromofluorobenzene	95	51	145

Compounds:	Concentration ug/L (ppb)
Vinyl chloride	0.71
Chloroethane	<1
1,1-Dichloroethene	<1
Methylene chloride	<5
trans-1,2-Dichloroethene	<1
1,1-Dichloroethane	<1
cis-1,2-Dichloroethene	<1
1,2-Dichloroethane (EDC)	<1
1,1,1-Trichloroethane	<1
Trichloroethene	1.4
Tetrachloroethene	<1

Analysis For Volatile Compounds By EPA Method 8260C

Client Sample ID:	01MW45-20090707	Client:	Sound Environmental Strategies
Date Received:	07/07/09	Project:	TOC_01-600_20090707 WORFDB2
Date Extracted:	07/08/09	Lab ID:	907062-16
Date Analyzed:	07/09/09	Data File:	070829.D
Matrix:	Water	Instrument:	GCMS4
Units:	ug/L (ppb)	Operator:	MB

Surrogates:	% Recovery:	Lower Limit:	Upper Limit:
1,2-Dichloroethane-d4	102	63	127
Toluene-d8	96	60	129
4-Bromofluorobenzene	93	51	145

Compounds:	Concentration ug/L (ppb)
Vinyl chloride	2.4
Chloroethane	<1
1,1-Dichloroethene	<1
Methylene chloride	<5
trans-1,2-Dichloroethene	<1
1,1-Dichloroethane	<1
cis-1,2-Dichloroethene	63
1,2-Dichloroethane (EDC)	<1
1,1,1-Trichloroethane	<1
Trichloroethene	390 ve
Tetrachloroethene	<1

Analysis For Volatile Compounds By EPA Method 8260C

Client Sample ID:	01MW45-20090707	Client:	Sound Environmental Strategies
Date Received:	07/07/09	Project:	TOC_01-600_20090707 WORFDB2
Date Extracted:	07/08/09	Lab ID:	907062-16 1/10
Date Analyzed:	07/09/09	Data File:	070849.D
Matrix:	Water	Instrument:	GCMS4
Units:	ug/L (ppb)	Operator:	MB

Surrogates:	% Recovery:	Lower Limit:	Upper Limit:
1,2-Dichloroethane-d4	102	63	127
Toluene-d8	98	60	129
4-Bromofluorobenzene	92	51	145

Compounds:	Concentration ug/L (ppb)
Vinyl chloride	2.3
Chloroethane	<10
1,1-Dichloroethene	<10
Methylene chloride	60 lc
trans-1,2-Dichloroethene	<10
1,1-Dichloroethane	<10
cis-1,2-Dichloroethene	62
1,2-Dichloroethane (EDC)	<10
1,1,1-Trichloroethane	<10
Trichloroethene	400
Tetrachloroethene	<10

Analysis For Volatile Compounds By EPA Method 8260C

Client Sample ID:	Method Blank	Client:	Sound Environmental Strategies
Date Received:	NA	Project:	TOC_01-600_20090707 WORFDB2
Date Extracted:	07/08/09	Lab ID:	090956 mb
Date Analyzed:	07/08/09	Data File:	070818.D
Matrix:	Water	Instrument:	GCMS4
Units:	ug/L (ppb)	Operator:	MB

Surrogates:	% Recovery:	Lower Limit:	Upper Limit:
1,2-Dichloroethane-d4	105	63	127
Toluene-d8	94	60	129
4-Bromofluorobenzene	89	51	145

Compounds:	Concentration ug/L (ppb)
Vinyl chloride	<0.2
Chloroethane	<1
1,1-Dichloroethene	<1
Methylene chloride	8.1 lc
trans-1,2-Dichloroethene	<1
1,1-Dichloroethane	<1
cis-1,2-Dichloroethene	<1
1,2-Dichloroethane (EDC)	<1
1,1,1-Trichloroethane	<1
Trichloroethene	<1
Tetrachloroethene	<1

Analysis For Volatile Compounds By EPA Method 8260C

Client Sample ID:	Method Blank	Client:	Sound Environmental Strategies
Date Received:	NA	Project:	TOC_01-600_20090707 WORFDB2
Date Extracted:	07/09/09	Lab ID:	090958 mb
Date Analyzed:	07/09/09	Data File:	070908.D
Matrix:	Water	Instrument:	GCMS4
Units:	ug/L (ppb)	Operator:	MB

Surrogates:	% Recovery:	Lower Limit:	Upper Limit:
1,2-Dichloroethane-d4	101	63	127
Toluene-d8	95	60	129
4-Bromofluorobenzene	93	51	145

Compounds:	Concentration ug/L (ppb)
Vinyl chloride	<0.2
Chloroethane	<1
1,1-Dichloroethene	<1
Methylene chloride	<5
trans-1,2-Dichloroethene	<1
1,1-Dichloroethane	<1
cis-1,2-Dichloroethene	<1
1,2-Dichloroethane (EDC)	<1
1,1,1-Trichloroethane	<1
Trichloroethene	<1
Tetrachloroethene	<1

Analysis For Semivolatile Compounds By EPA Method 8270D SIM

Client Sample ID:	01MW04-20090707	Client:	Sound Environmental Strategies
Date Received:	07/07/09	Project:	TOC_01-600_20090707 WORFDB2
Date Extracted:	07/09/09	Lab ID:	907062-02
Date Analyzed:	07/10/09	Data File:	071020.D
Matrix:	Water	Instrument:	GCMS3
Units:	ug/L (ppb)	Operator:	YA

Surrogates:	% Recovery:	Lower Limit:	Upper Limit:
2,4,6-Tribromophenol	84	10	154

Compounds:	Concentration ug/L (ppb)
Pentachlorophenol	<0.5

Analysis For Semivolatile Compounds By EPA Method 8270D SIM

Client Sample ID:	01MW17-20090707	Client:	Sound Environmental Strategies
Date Received:	07/07/09	Project:	TOC_01-600_20090707 WORFDB2
Date Extracted:	07/09/09	Lab ID:	907062-13
Date Analyzed:	07/10/09	Data File:	071022.D
Matrix:	Water	Instrument:	GCMS3
Units:	ug/L (ppb)	Operator:	YA

Surrogates:	% Recovery:	Lower Limit:	Upper Limit:
2,4,6-Tribromophenol	88	10	154

Compounds:	Concentration ug/L (ppb)
Pentachlorophenol	<0.5

Analysis For Semivolatile Compounds By EPA Method 8270D SIM

Client Sample ID:	01MW40-20090707	Client:	Sound Environmental Strategies
Date Received:	07/07/09	Project:	TOC_01-600_20090707 WORFDB2
Date Extracted:	07/09/09	Lab ID:	907062-14
Date Analyzed:	07/10/09	Data File:	071023.D
Matrix:	Water	Instrument:	GCMS3
Units:	ug/L (ppb)	Operator:	YA

Surrogates:	% Recovery:	Lower Limit:	Upper Limit:
2,4,6-Tribromophenol	78	10	154

Compounds:	Concentration ug/L (ppb)
Pentachlorophenol	<0.5

Analysis For Semivolatile Compounds By EPA Method 8270D SIM

Client Sample ID:	Method Blank	Client:	Sound Environmental Strategies
Date Received:	NA	Project:	TOC_01-600_20090707 WORFDB2
Date Extracted:	07/09/09	Lab ID:	09974mb
Date Analyzed:	07/10/09	Data File:	071017.D
Matrix:	Water	Instrument:	GCMS3
Units:	ug/L (ppb)	Operator:	YA

Surrogates:	% Recovery:	Lower Limit:	Upper Limit:
2,4,6-Tribromophenol	73	10	154

Compounds:	Concentration ug/L (ppb)
Pentachlorophenol	<0.5

Date of Report: 07/22/09
Date Received: 07/07/09
Project: TOC_01-600_20090707 WORFDB2, F&BI 907062

QUALITY ASSURANCE RESULTS FOR THE ANALYSIS OF WATER SAMPLES FOR BENZENE, TOLUENE, ETHYLBENZENE, XYLENES, AND TPH AS GASOLINE USING EPA METHOD 8021B AND NWTPH-Gx

Laboratory Code: 907060-02 (Duplicate)

Analyte	Reporting Units	Sample Result	Duplicate Result	Relative Percent Difference (Limit 20)
Benzene	ug/L (ppb)	<1	<1	nm
Toluene	ug/L (ppb)	<1	<1	nm
Ethylbenzene	ug/L (ppb)	8	9	12
Xylenes	ug/L (ppb)	<3	<3	nm
Gasoline	ug/L (ppb)	<100	<100	nm

Laboratory Code: Laboratory Control Sample

Analyte	Reporting Units	Spike Level	Percent Recovery LCS	Acceptance Criteria
Benzene	ug/L (ppb)	50	99	65-118
Toluene	ug/L (ppb)	50	96	72-122
Ethylbenzene	ug/L (ppb)	50	96	73-126
Xylenes	ug/L (ppb)	150	98	74-118
Gasoline	ug/L (ppb)	1,000	97	69-134

Date of Report: 07/22/09
Date Received: 07/07/09
Project: TOC_01-600_20090707 WORFDB2, F&BI 907062

QUALITY ASSURANCE RESULTS FOR THE ANALYSIS OF WATER SAMPLES FOR BENZENE, TOLUENE, ETHYLBENZENE, XYLENES, AND TPH AS GASOLINE USING EPA METHOD 8021B AND NWTPH-Gx

Laboratory Code: 907062-13 (Duplicate)

Analyte	Reporting Units	Sample Result	Duplicate Result	Relative Percent Difference (Limit 20)
Benzene	ug/L (ppb)	<1	<1	nm
Toluene	ug/L (ppb)	<1	<1	nm
Ethylbenzene	ug/L (ppb)	<1	<1	nm
Xylenes	ug/L (ppb)	<3	<3	nm
Gasoline	ug/L (ppb)	<100	<100	nm

Laboratory Code: Laboratory Control Sample

Analyte	Reporting Units	Spike Level	Percent Recovery LCS	Acceptance Criteria
Benzene	ug/L (ppb)	50	100	65-118
Toluene	ug/L (ppb)	50	98	72-122
Ethylbenzene	ug/L (ppb)	50	99	73-126
Xylenes	ug/L (ppb)	150	99	74-118
Gasoline	ug/L (ppb)	1,000	95	69-134

Date of Report: 07/22/09
Date Received: 07/07/09
Project: TOC_01-600_20090707 WORFDB2, F&BI 907062

QUALITY ASSURANCE RESULTS FOR THE ANALYSIS OF WATER SAMPLES FOR TOTAL PETROLEUM HYDROCARBONS AS DIESEL EXTENDED USING METHOD NWTPH-Dx

Laboratory Code: Laboratory Control Sample

Analyte	Reporting Units	Spike Level	Percent Recovery LCS	Percent Recovery LCSD	Acceptance Criteria	RPD (Limit 20)
Diesel Extended	ug/L (ppb)	2,500	105	114	71-131	8

Date of Report: 07/22/09
Date Received: 07/07/09
Project: TOC_01-600_20090707 WORFDB2, F&BI 907062

QUALITY ASSURANCE RESULTS FOR THE ANALYSIS OF WATER SAMPLES FOR TOTAL PETROLEUM HYDROCARBONS AS DIESEL EXTENDED USING METHOD NWTPH-Dx

Laboratory Code: Laboratory Control Sample

Analyte	Reporting Units	Spike Level	Percent Recovery LCS	Percent Recovery LCSD	Acceptance Criteria	RPD (Limit 20)
Diesel Extended	ug/L (ppb)	2,500	103	98	71-131	5

Date of Report: 07/22/09
Date Received: 07/07/09
Project: TOC_01-600_20090707 WORFDB2, F&BI 907062

QUALITY ASSURANCE RESULTS FOR THE ANALYSIS OF WATER SAMPLES FOR VOLATILES BY EPA METHOD 8260C

Laboratory Code: 907062-01 (Duplicate)

Analyte	Reporting Units	Sample Result	Duplicate Result	Relative Percent Difference (Limit 20)
Vinyl chloride	ug/L (ppb)	<0.2	<0.2	nm
Chloroethane	ug/L (ppb)	<1	<1	nm
1,1-Dichloroethene	ug/L (ppb)	<1	<1	nm
Methylene chloride	ug/L (ppb)	<5	<5	nm
trans-1,2-Dichloroethene	ug/L (ppb)	<1	<1	nm
1,1-Dichloroethane	ug/L (ppb)	<1	<1	nm
cis-1,2-Dichloroethene	ug/L (ppb)	<1	<1	nm
1,2-Dichloroethane (EDC)	ug/L (ppb)	<1	<1	nm
1,1,1-Trichloroethane	ug/L (ppb)	<1	<1	nm
Trichloroethene	ug/L (ppb)	<1	<1	nm
Tetrachloroethene	ug/L (ppb)	<1	<1	nm

Laboratory Code: Laboratory Control Sample

Analyte	Reporting Units	Spike Level	Percent Recovery LCS	Percent Recovery LCSD	Acceptance Criteria	RPD (Limit 20)
Vinyl chloride	ug/L (ppb)	50	115	123	64-134	7
Chloroethane	ug/L (ppb)	50	113	120	58-146	6
1,1-Dichloroethene	ug/L (ppb)	50	97	104	70-132	7
Methylene chloride	ug/L (ppb)	50	85	81	70-124	5
trans-1,2-Dichloroethene	ug/L (ppb)	50	95	101	81-122	6
1,1-Dichloroethane	ug/L (ppb)	50	93	100	85-118	7
cis-1,2-Dichloroethene	ug/L (ppb)	50	98	105	82-122	7
1,2-Dichloroethane (EDC)	ug/L (ppb)	50	115	123	82-127	7
1,1,1-Trichloroethane	ug/L (ppb)	50	106	114	85-130	7
Trichloroethene	ug/L (ppb)	50	99	105	84-119	6
Tetrachloroethene	ug/L (ppb)	50	84	93	83-119	10

Date of Report: 07/22/09
Date Received: 07/07/09
Project: TOC_01-600_20090707 WORFDB2, F&BI 907062

QUALITY ASSURANCE RESULTS FOR THE ANALYSIS OF WATER SAMPLES FOR VOLATILES BY EPA METHOD 8260C

Laboratory Code: 907076-09 1/100 (Duplicate)

Analyte	Reporting Units	Sample Result	Duplicate Result	Relative Percent Difference (Limit 20)
Vinyl chloride	ug/L (ppb)	<20	<20	nm
Chloroethane	ug/L (ppb)	<100	<100	nm
1,1-Dichloroethene	ug/L (ppb)	<100	<100	nm
Methylene chloride	ug/L (ppb)	<500	<500	nm
trans-1,2-Dichloroethene	ug/L (ppb)	<100	<100	nm
1,1-Dichloroethane	ug/L (ppb)	<100	<100	nm
cis-1,2-Dichloroethene	ug/L (ppb)	<100	<100	nm
1,2-Dichloroethane (EDC)	ug/L (ppb)	<100	<100	nm
1,1,1-Trichloroethane	ug/L (ppb)	<100	<100	nm
Trichloroethene	ug/L (ppb)	13,000	13,000	0
Tetrachloroethene	ug/L (ppb)	<100	<100	nm

Laboratory Code: Laboratory Control Sample

Analyte	Reporting Units	Spike Level	Percent Recovery LCS	Percent Recovery LCSD	Acceptance Criteria	RPD (Limit 20)
Vinyl chloride	ug/L (ppb)	50	113	121	64-134	7
Chloroethane	ug/L (ppb)	50	119	127	58-146	7
1,1-Dichloroethene	ug/L (ppb)	50	99	105	70-132	6
Methylene chloride	ug/L (ppb)	50	65 vo	71	70-124	9
trans-1,2-Dichloroethene	ug/L (ppb)	50	92	99	81-122	7
1,1-Dichloroethane	ug/L (ppb)	50	91	96	85-118	5
cis-1,2-Dichloroethene	ug/L (ppb)	50	93	99	82-122	6
1,2-Dichloroethane (EDC)	ug/L (ppb)	50	118	126	82-127	7
1,1,1-Trichloroethane	ug/L (ppb)	50	106	114	85-130	7
Trichloroethene	ug/L (ppb)	50	97	103	84-119	6
Tetrachloroethene	ug/L (ppb)	50	84	85	83-119	1

Date of Report: 07/22/09
Date Received: 07/07/09
Project: TOC_01-600_20090707 WORFDB2, F&BI 907062

QUALITY ASSURANCE RESULTS FOR THE ANALYSIS OF WATER SAMPLES FOR PNA'S BY EPA METHOD 8270D SIM

Laboratory Code: Laboratory Control Sample

Analyte	Reporting Units	Spike Level	Percent Recovery LCS	Percent Recovery LCSD	Acceptance Criteria	RPD (Limit 20)
Pentachlorophenol	ug/L (ppb)	7.5	68	69	15-124	1

Data Qualifiers & Definitions

a - The analyte was detected at a level less than five times the reporting limit. The RPD results may not provide reliable information on the variability of the analysis.

A1 – More than one compound of similar molecule structure was identified with equal probability.

b - The analyte was spiked at a level that was less than five times that present in the sample. Matrix spike recoveries may not be meaningful.

ca - The calibration results for this range fell outside of acceptance criteria. The value reported is an estimate.

c - The presence of the analyte indicated may be due to carryover from previous sample injections.

d - The sample was diluted. Detection limits may be raised due to dilution.

ds - The sample was diluted. Detection limits are raised due to dilution and surrogate recoveries may not be meaningful.

dv - Insufficient sample was available to achieve normal reporting limits and limits are raised accordingly.

fb - The analyte indicated was found in the method blank. The result should be considered an estimate.

fc – The compound is a common laboratory and field contaminant.

hr - The sample and duplicate were reextracted and reanalyzed. RPD results were still outside of control limits. The variability is attributed to sample inhomogeneity.

ht - The sample was extracted outside of holding time. Results should be considered estimates.

ip - Recovery fell outside of normal control limits. Compounds in the sample matrix interfered with the quantitation of the analyte.

j – The result is below normal reporting limits. The value reported is an estimate.

J - The internal standard associated with the analyte is out of control limits. The reported concentration is an estimate.

jl - The analyte result in the laboratory control sample is out of control limits. The reported concentration should be considered an estimate.

jr - The rpd result in laboratory control sample associated with the analyte is out of control limits. The reported concentration should be considered an estimate.

js - The surrogate associated with the analyte is out of control limits. The reported concentration should be considered an estimate.

lc - The presence of the compound indicated is likely due to laboratory contamination.

L - The reported concentration was generated from a library search.

nm - The analyte was not detected in one or more of the duplicate analyses. Therefore, calculation of the RPD is not applicable.

pc – The sample was received in a container not approved by the method. The value reported should be considered an estimate.

pr – The sample was received with incorrect preservation. The value reported should be considered an estimate.

ve - The value reported exceeded the calibration range established for the analyte. The reported concentration should be considered an estimate.

vo - The value reported fell outside the control limits established for this analyte.

x - The pattern of peaks present is not indicative of diesel.

y - The pattern of peaks present is not indicative of motor oil.

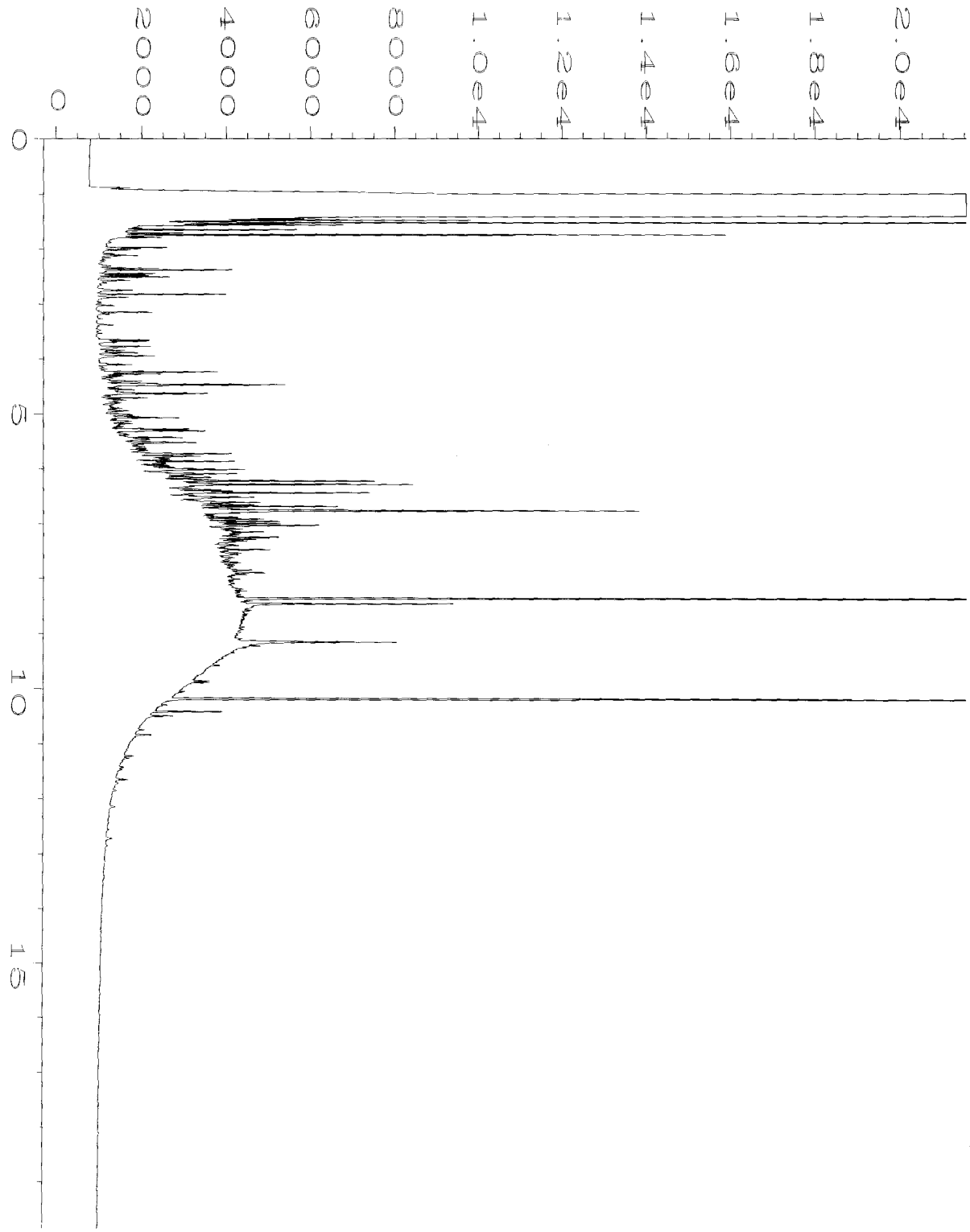

Data File Name	: C:\HPCHEM\4\DATA\07-08-09\028F0901.D		
Operator	: ay	Page Number	: 1
Instrument	: GC#4	Vial Number	: 28
Sample Name	: 907062-01	Injection Number	: 1
Run Time Bar Code:		Sequence Line	: 9
Acquired on	: 08 Jul 09 10:15 PM	Instrument Method	: TPHD.MTH
Report Created on	: 09 Jul 09 06:10 PM	Analysis Method	: TPHD.MTH



Data File Name : C:\HPCHEM\4\DATA\07-08-09\029F0901.D
Operator : ay
Instrument : GC#4
Sample Name : 907062-02
Run Time Bar Code:
Acquired on : 08 Jul 09 10:42 PM
Report Created on: 09 Jul 09 06:10 PM

Page Number : 1
Vial Number : 29
Injection Number : 1
Sequence Line : 9
Instrument Method: TPHD.MTH
Analysis Method : TPHD.MTH

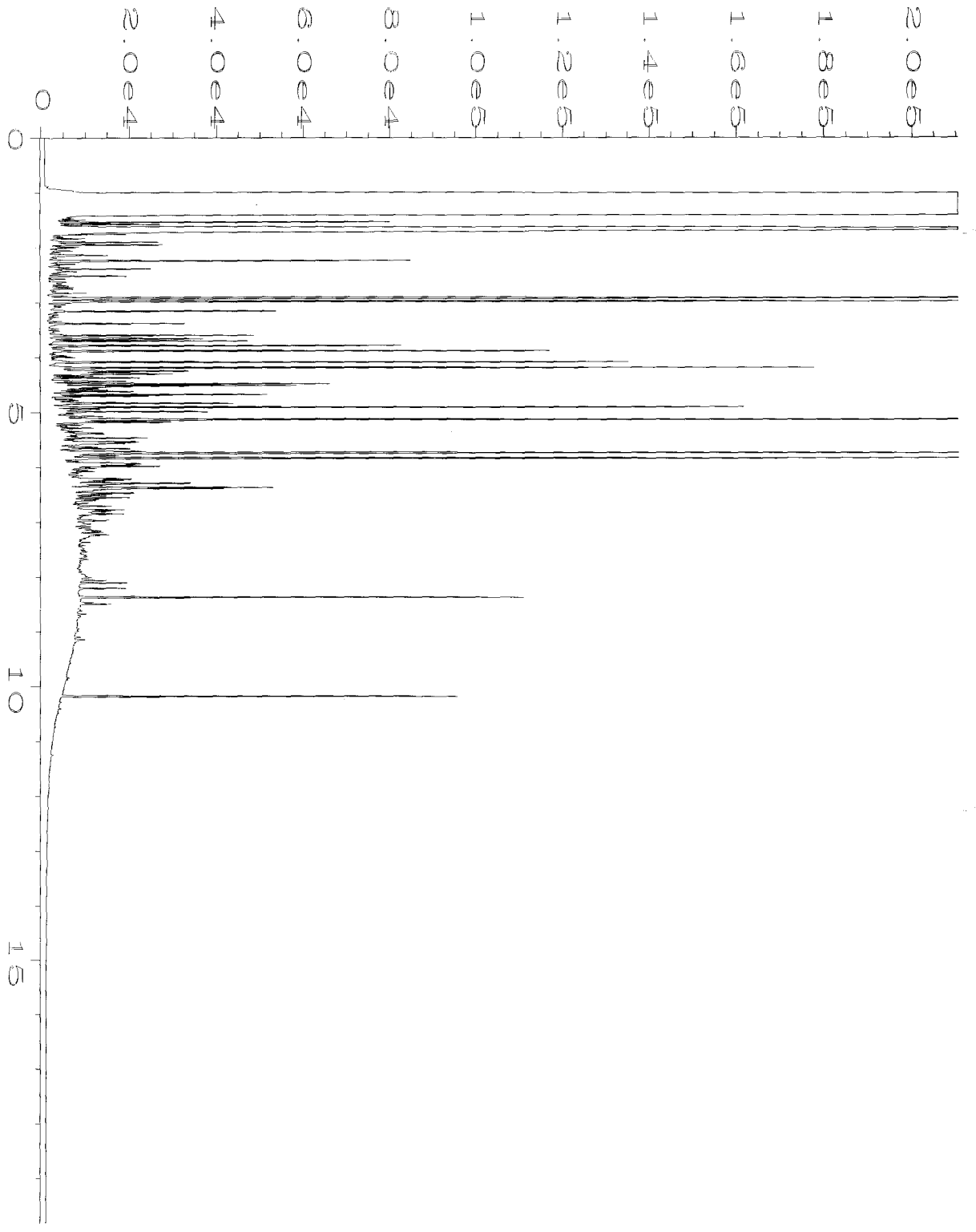

Data File Name : C:\HPCHEM\4\DATA\07-08-09\030F0901.D
Operator : ay
Instrument : GC#4
Sample Name : 907062-03
Run Time Bar Code:
Acquired on : 08 Jul 09 11:09 PM
Report Created on: 09 Jul 09 06:10 PM

Page Number : 1
Vial Number : 30
Injection Number : 1
Sequence Line : 9
Instrument Method: TPHD.MTH
Analysis Method : TPHD.MTH

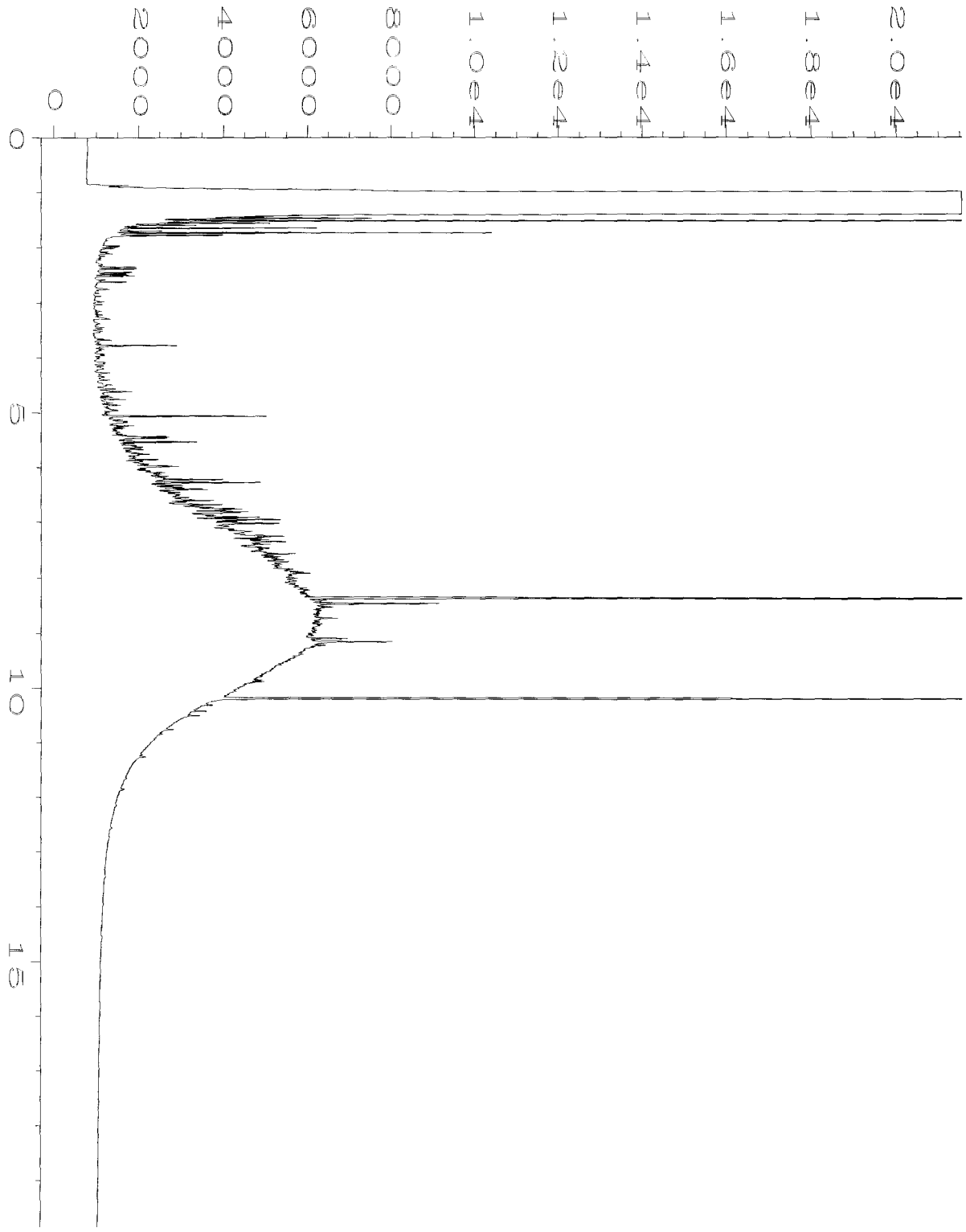

Data File Name	: C:\HPCHEM\4\DATA\07-08-09\031F0901.D		
Operator	: ay	Page Number	: 1
Instrument	: GC#4	Vial Number	: 31
Sample Name	: 907062-04	Injection Number	: 1
Run Time Bar Code:		Sequence Line	: 9
Acquired on	: 08 Jul 09 11:36 PM	Instrument Method	: TPHD.MTH
Report Created on	: 09 Jul 09 06:11 PM	Analysis Method	: TPHD.MTH

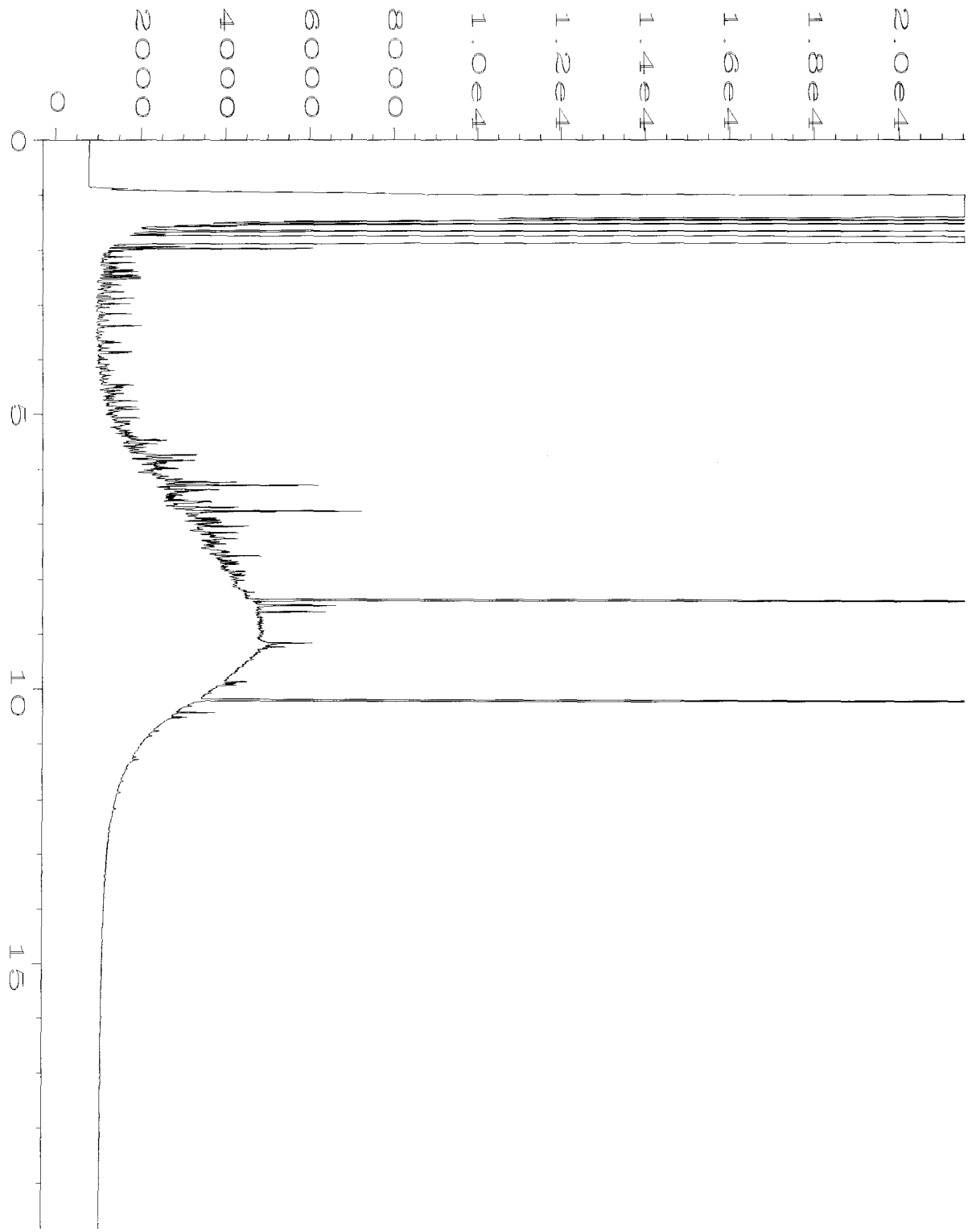

Data File Name : C:\HPCHEM\4\DATA\07-08-09\032F0901.D
Operator : ay
Instrument : GC#4
Sample Name : 907062-05
Run Time Bar Code:
Acquired on : 09 Jul 09 00:03 AM
Report Created on: 09 Jul 09 06:11 PM

Page Number : 1
Vial Number : 32
Injection Number : 1
Sequence Line : 9
Instrument Method: TPHD.MTH
Analysis Method : TPHD.MTH



Data File Name : C:\HPCHEM\4\DATA\07-08-09\033F0901.D
Operator : ay
Instrument : GC#4
Sample Name : 907062-06
Run Time Bar Code:
Acquired on : 09 Jul 09 00:31 AM
Report Created on: 09 Jul 09 06:11 PM

Page Number : 1
Vial Number : 33
Injection Number : 1
Sequence Line : 9
Instrument Method: TPHD.MTH
Analysis Method : TPHD.MTH

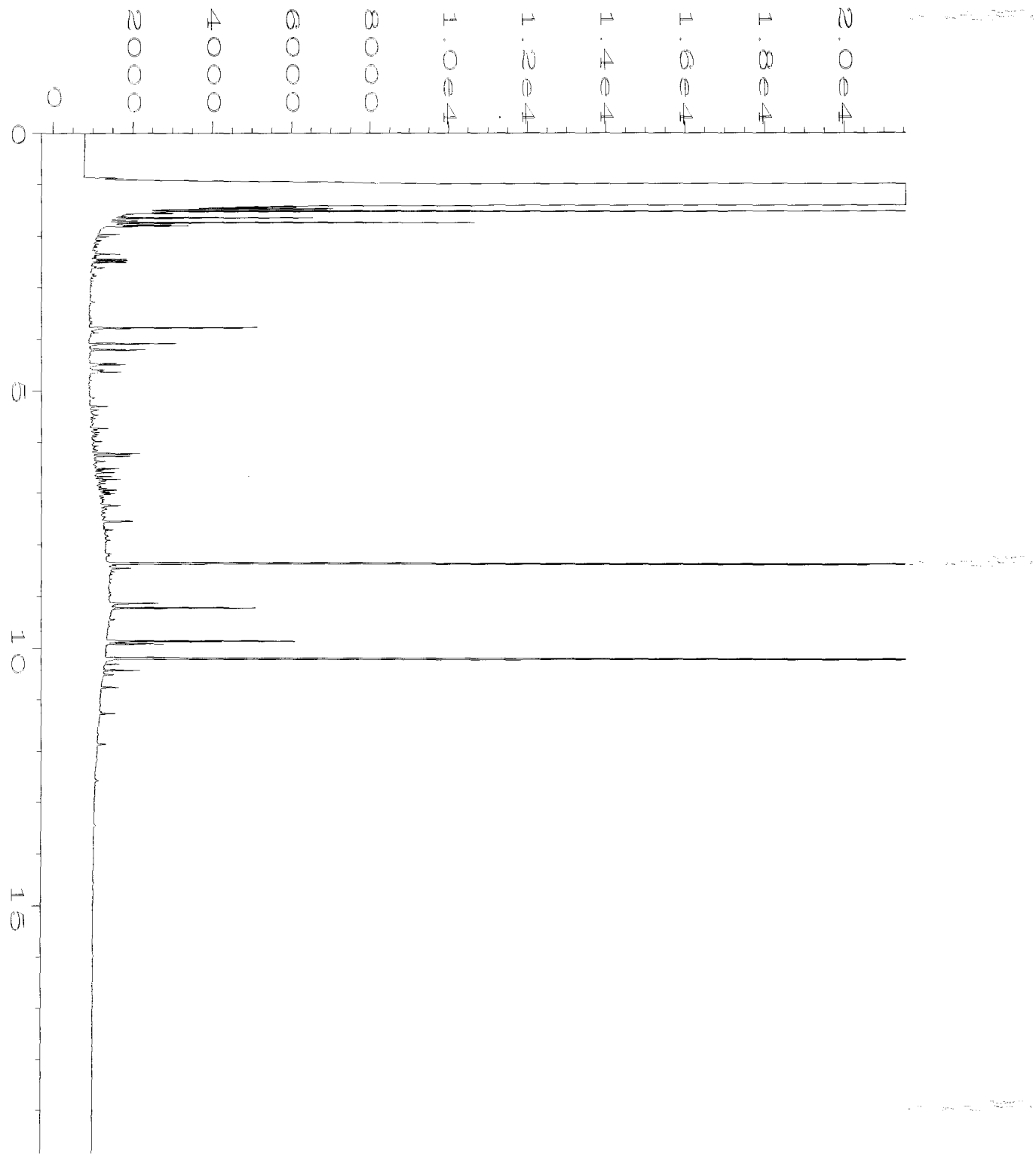

Data File Name	: C:\HPCHEM\4\DATA\07-08-09\034F0901.D		
Operator	: ay	Page Number	: 1
Instrument	: GC#4	Vial Number	: 34
Sample Name	: 907062-07	Injection Number	: 1
Run Time Bar Code:		Sequence Line	: 9
Acquired on	: 09 Jul 09 00:58 AM	Instrument Method	: TPHD.MTH
Report Created on	: 09 Jul 09 06:11 PM	Analysis Method	: TPHD.MTH

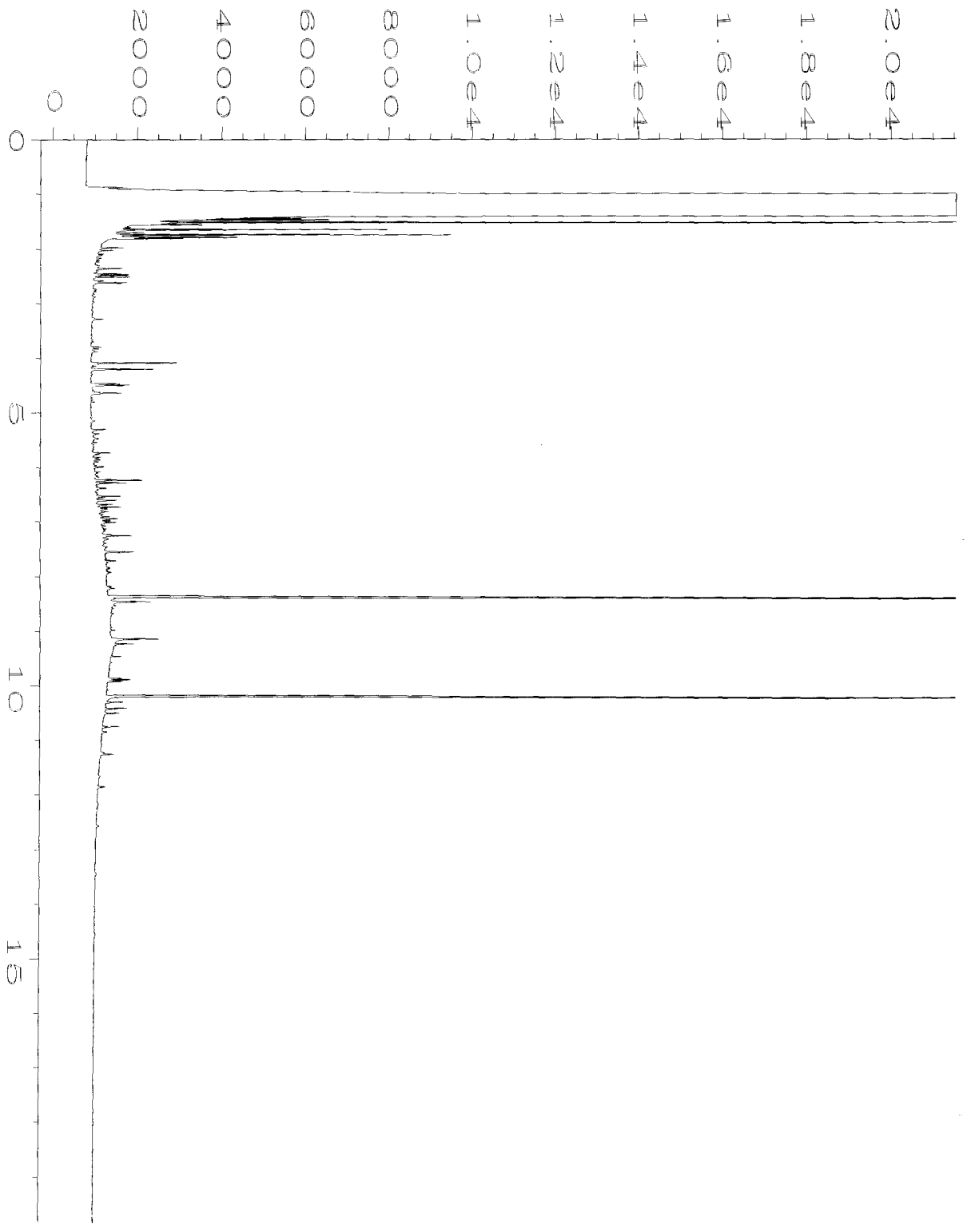

Data File Name : C:\HPCHEM\4\DATA\07-08-09\035F0901.D
Operator : ay
Instrument : GC#4
Sample Name : 907062-08
Run Time Bar Code:
Acquired on : 09 Jul 09 01:25 AM
Report Created on: 09 Jul 09 06:11 PM

Page Number : 1
Vial Number : 35
Injection Number : 1
Sequence Line : 9
Instrument Method: TPHD.MTH
Analysis Method : TPHD.MTH

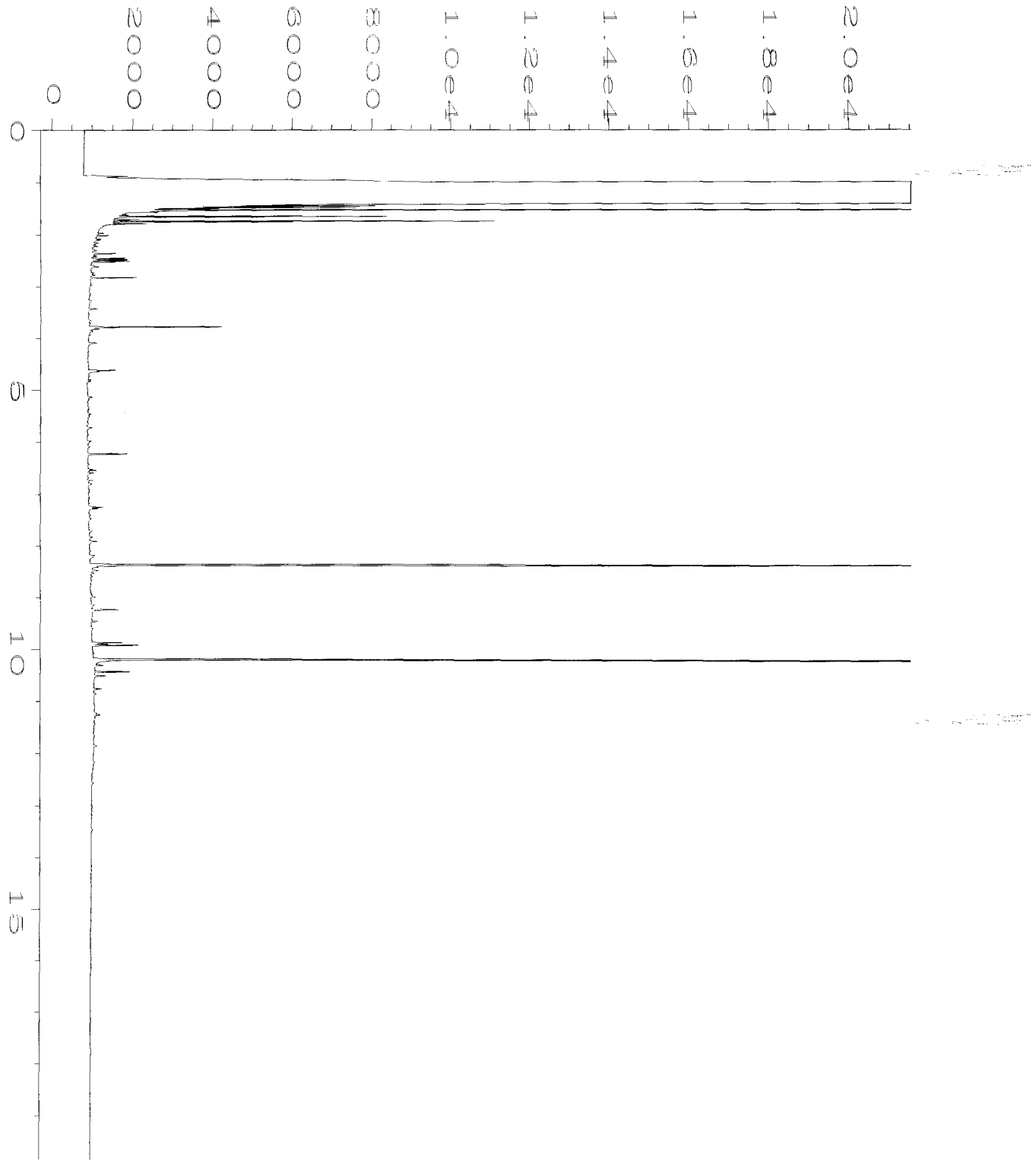

Data File Name : C:\HPCHEM\4\DATA\07-08-09\036F0901.D
Operator : ay
Instrument : GC#4
Sample Name : 907062-09
Run Time Bar Code:
Acquired on : 09 Jul 09 01:52 AM
Report Created on: 09 Jul 09 06:11 PM

Page Number : 1
Vial Number : 36
Injection Number : 1
Sequence Line : 9
Instrument Method: TPHD.MTH
Analysis Method : TPHD.MTH

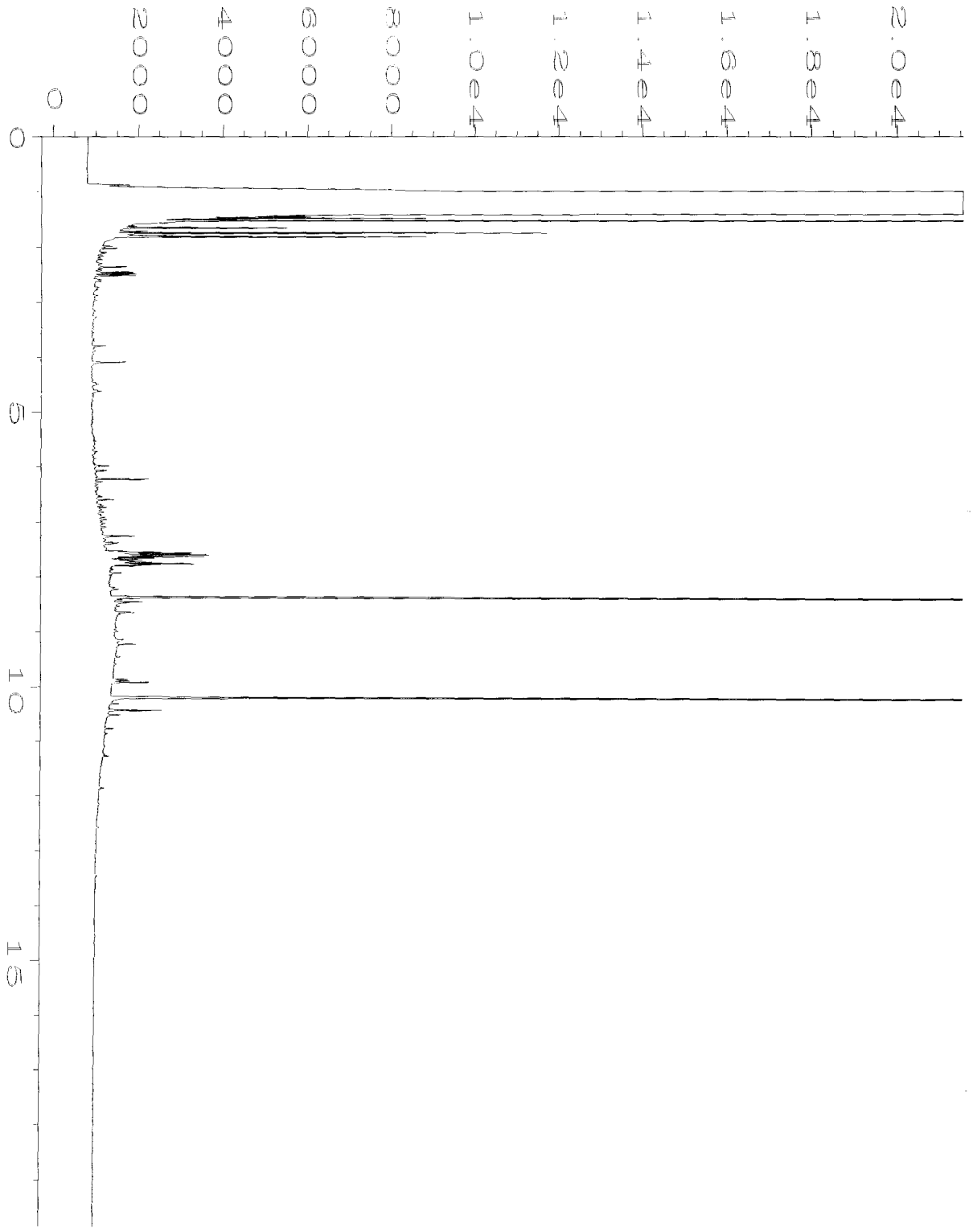

Data File Name : C:\HPCHEM\4\DATA\07-08-09\037F1101.D
Operator : ay
Instrument : GC#4
Sample Name : 907062-10
Run Time Bar Code:
Acquired on : 09 Jul 09 03:13 AM
Report Created on: 09 Jul 09 06:12 PM

Page Number : 1
Vial Number : 37
Injection Number : 1
Sequence Line : 11
Instrument Method: TPHD.MTH
Analysis Method : TPHD.MTH

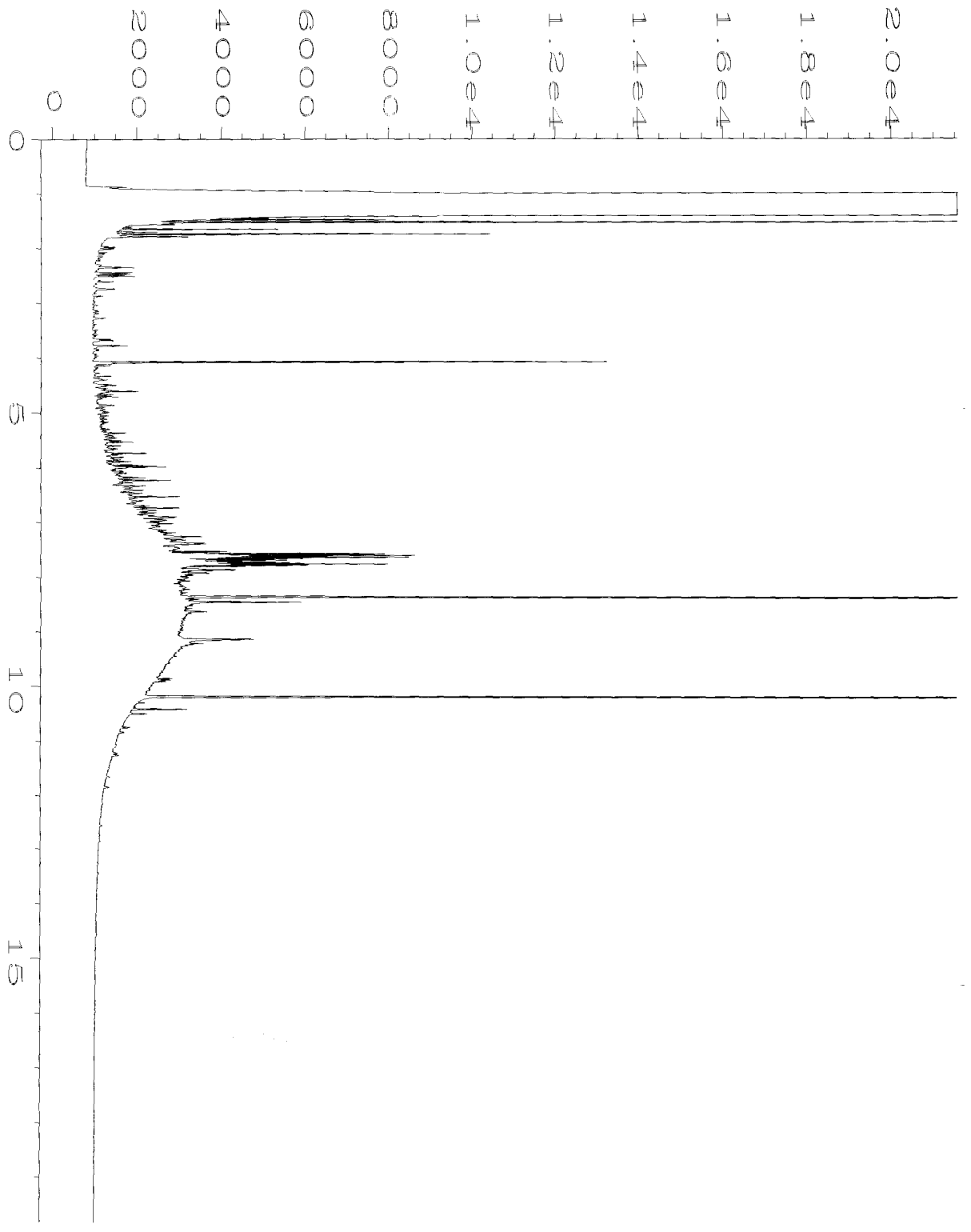

Data File Name : C:\HPCHEM\4\DATA\07-08-09\038F1101.D
Operator : ay
Instrument : GC#4
Sample Name : 907062-11
Run Time Bar Code:
Acquired on : 09 Jul 09 03:40 AM
Report Created on: 09 Jul 09 06:12 PM

Page Number : 1
Vial Number : 38
Injection Number : 1
Sequence Line : 11
Instrument Method: TPHD.MTH
Analysis Method : TPHD.MTH

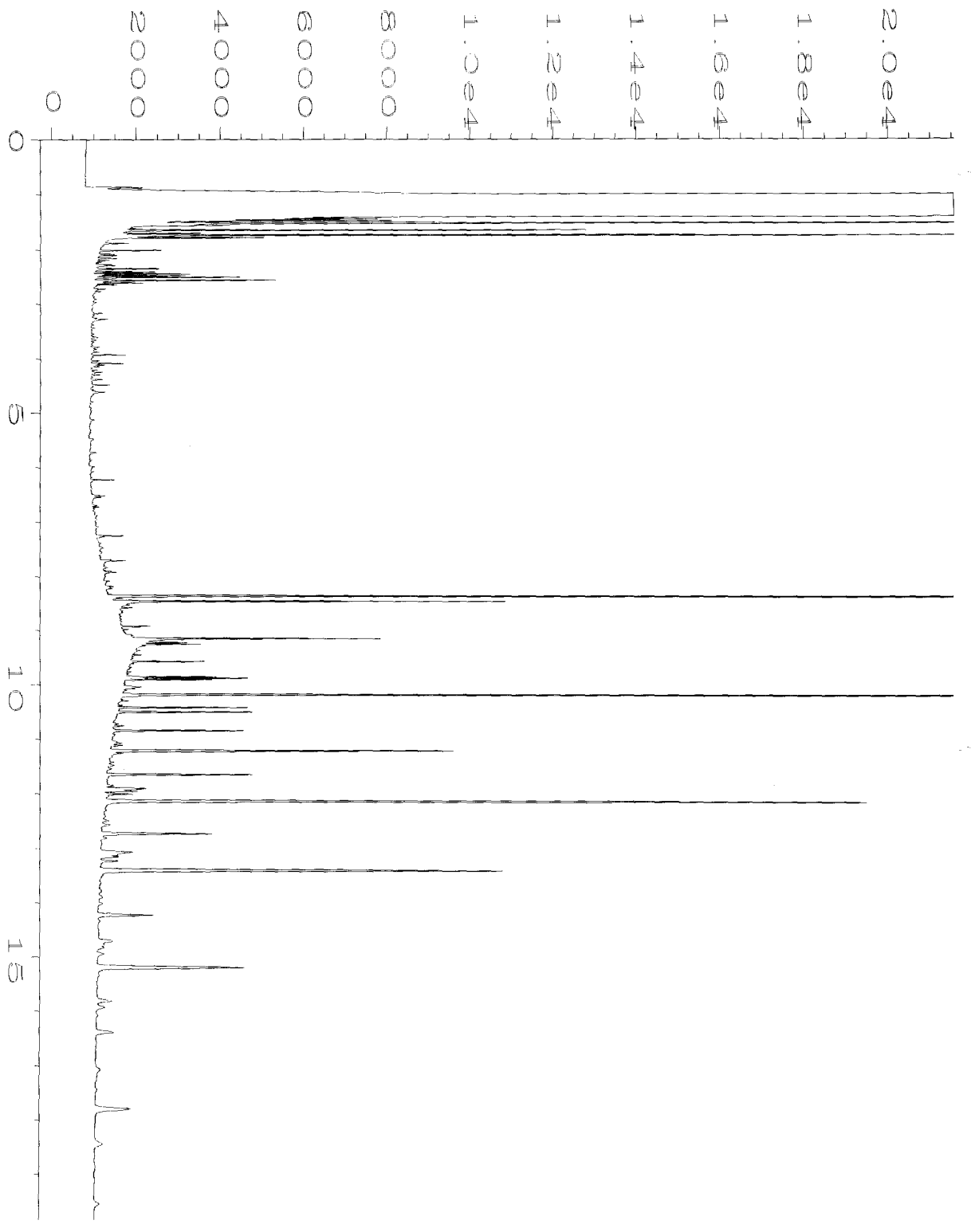

Data File Name : C:\HPCHEM\4\DATA\07-08-09\039F1101.D
Operator : ay
Instrument : GC#4
Sample Name : 907062-12
Run Time Bar Code:
Acquired on : 09 Jul 09 04:07 AM
Report Created on: 09 Jul 09 06:12 PM

Page Number : 1
Vial Number : 39
Injection Number : 1
Sequence Line : 11
Instrument Method: TPHD.MTH
Analysis Method : TPHD.MTH

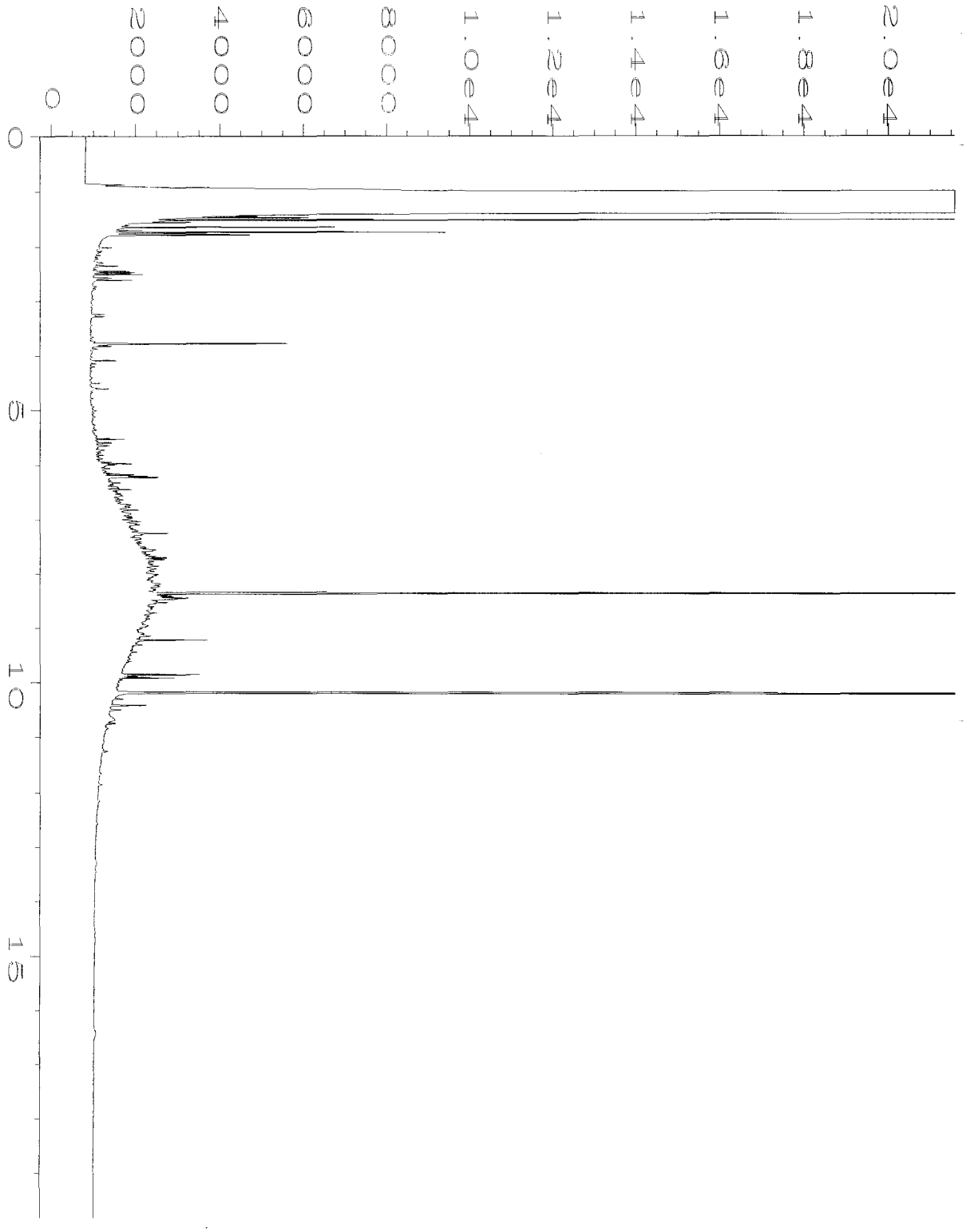

Data File Name : C:\HPCHEM\4\DATA\07-08-09\040F1101.D
Operator : ay
Instrument : GC#4
Sample Name : 907062-13
Run Time Bar Code:
Acquired on : 09 Jul 09 04:34 AM
Report Created on: 09 Jul 09 06:12 PM

Page Number : 1
Vial Number : 40
Injection Number : 1
Sequence Line : 11
Instrument Method: TPHD.MTH
Analysis Method : TPHD.MTH

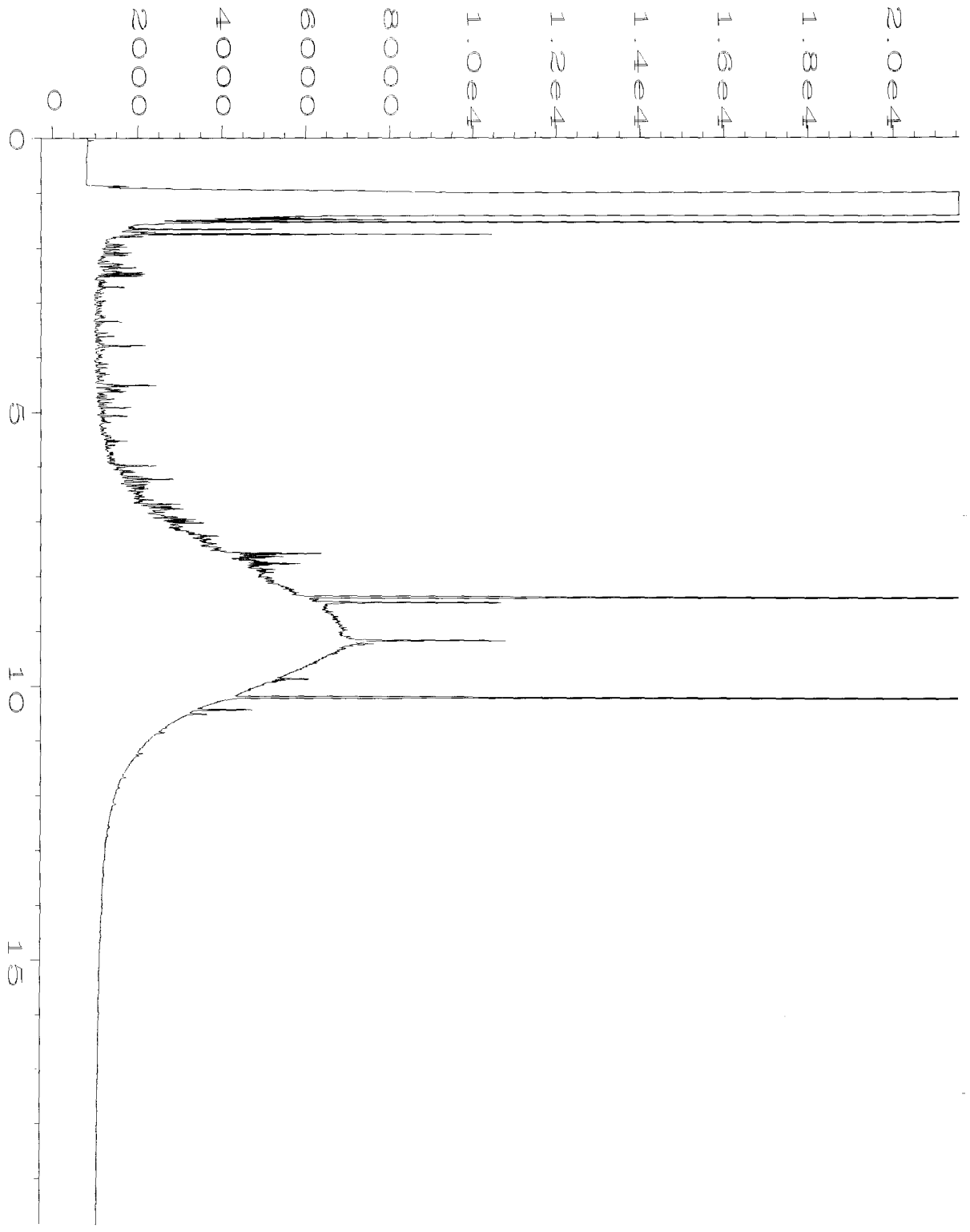

Data File Name : C:\HPCHEM\4\DATA\07-08-09\041F1101.D
Operator : ay
Instrument : GC#4
Sample Name : 907062-14
Run Time Bar Code:
Acquired on : 09 Jul 09 05:01 AM
Report Created on: 09 Jul 09 06:12 PM

Page Number : 1
Vial Number : 41
Injection Number : 1
Sequence Line : 11
Instrument Method: TPHD.MTH
Analysis Method : TPHD.MTH

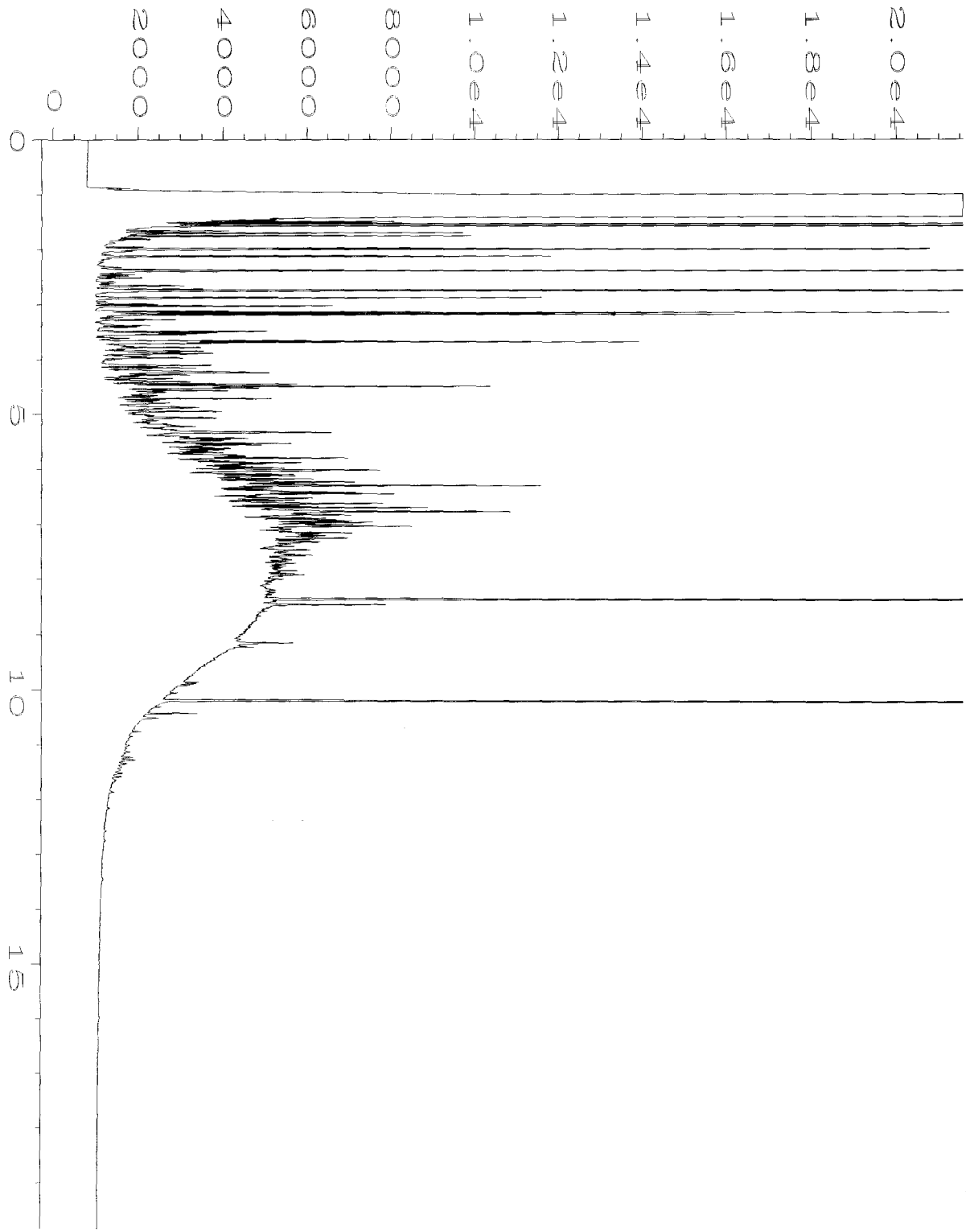

Data File Name : C:\HPCHEM\4\DATA\07-08-09\042F1101.D
Operator : ay
Instrument : GC#4
Sample Name : 907062-15
Run Time Bar Code:
Acquired on : 09 Jul 09 05:28 AM
Report Created on: 09 Jul 09 06:12 PM

Page Number : 1
Vial Number : 42
Injection Number : 1
Sequence Line : 11
Instrument Method: TPHD.MTH
Analysis Method : TPHD.MTH

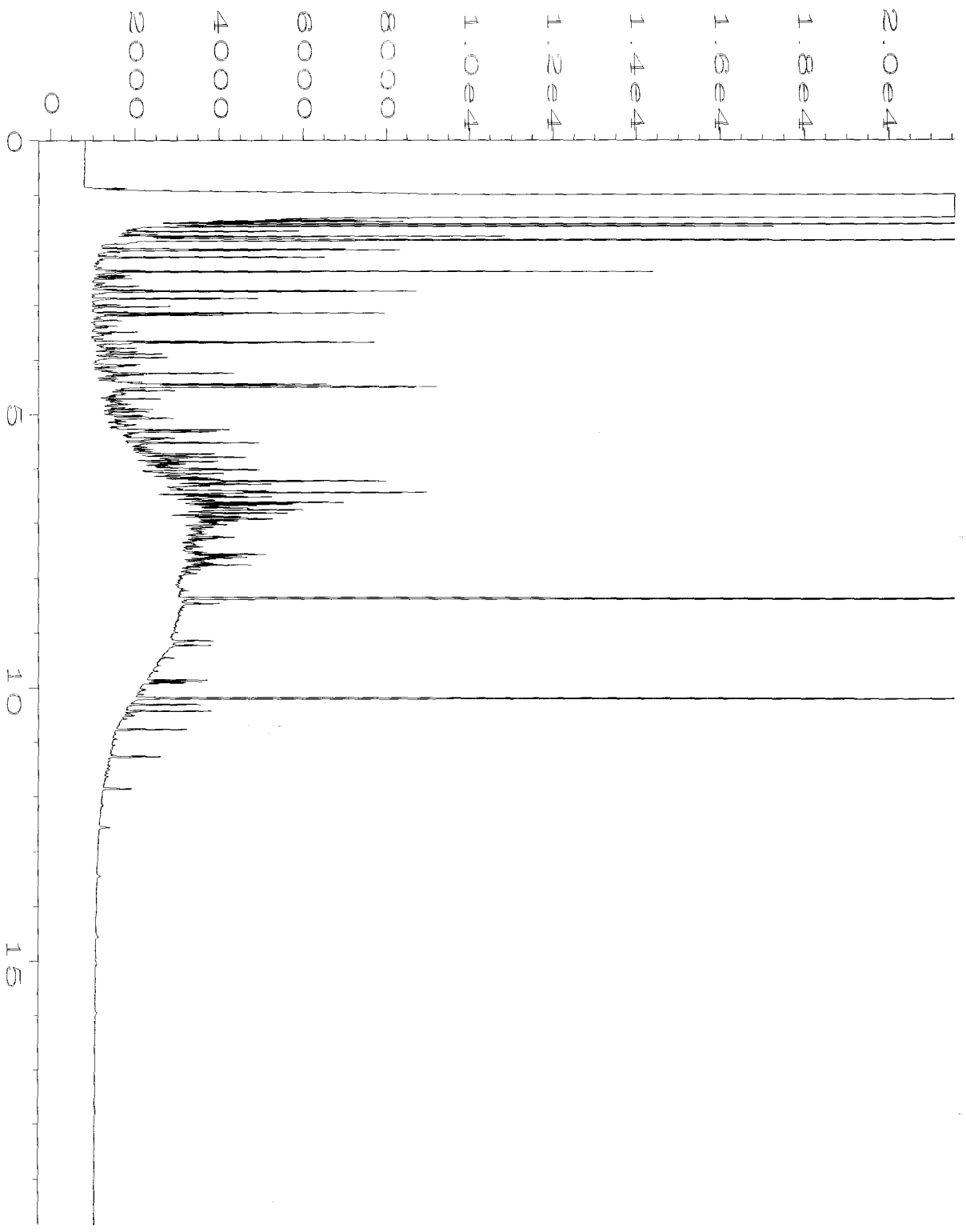

Data File Name	: C:\HPCHEM\4\DATA\07-08-09\043F1101.D		
Operator	: ay	Page Number	: 1
Instrument	: GC#4	Vial Number	: 43
Sample Name	: 907062-16	Injection Number	: 1
Run Time Bar Code:		Sequence Line	: 11
Acquired on	: 09 Jul 09 05:55 AM	Instrument Method	: TPHD.MTH
Report Created on	: 09 Jul 09 06:13 PM	Analysis Method	: TPHD.MTH

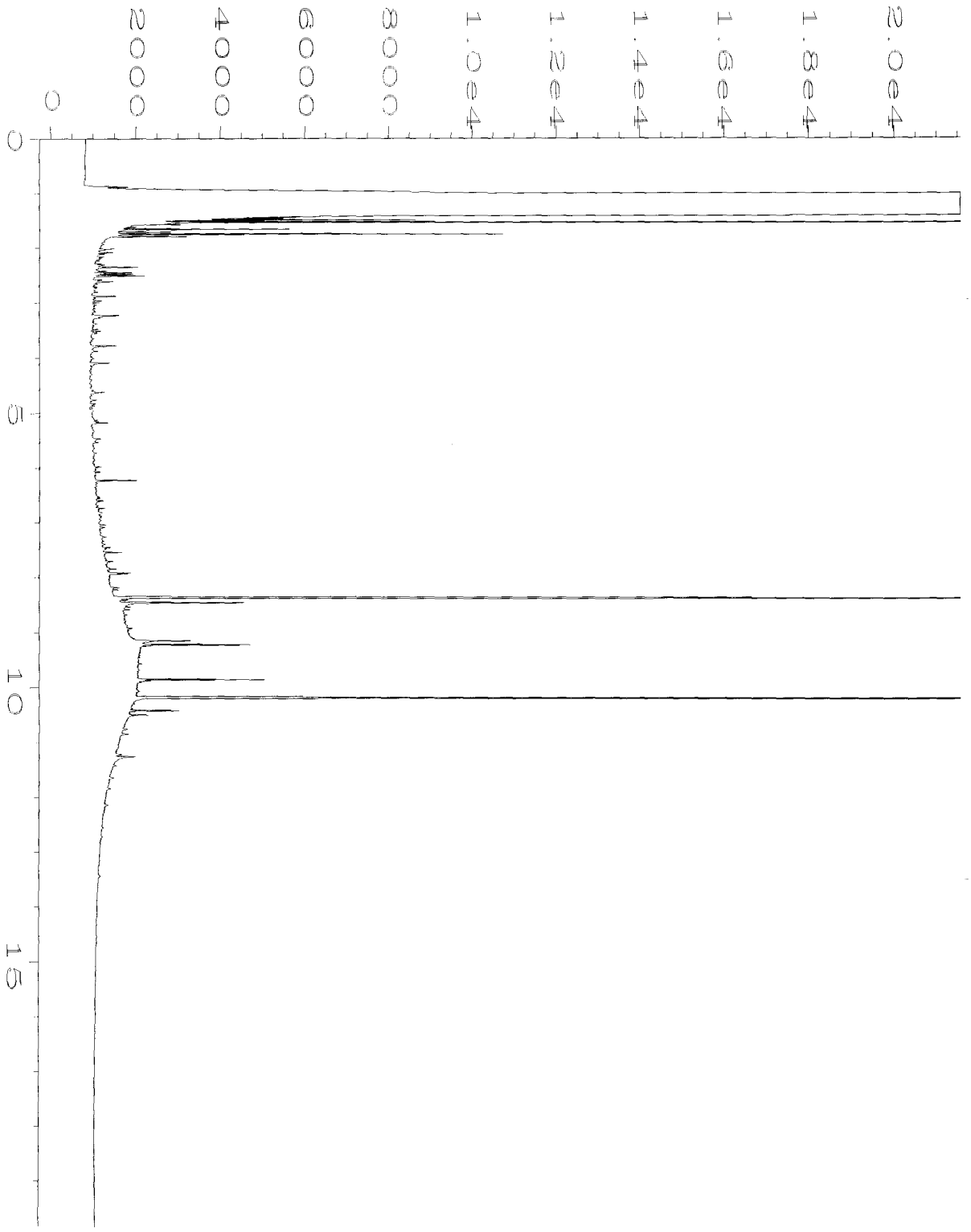

Data File Name	: C:\HPCHEM\4\DATA\07-08-09\044F1101.D		
Operator	: ay	Page Number	: 1
Instrument	: GC#4	Vial Number	: 44
Sample Name	: 907062-17	Injection Number	: 1
Run Time Bar Code:		Sequence Line	: 11
Acquired on	: 09 Jul 09 06:22 AM	Instrument Method	: TPHD.MTH
Report Created on	: 09 Jul 09 06:13 PM	Analysis Method	: TPHD.MTH

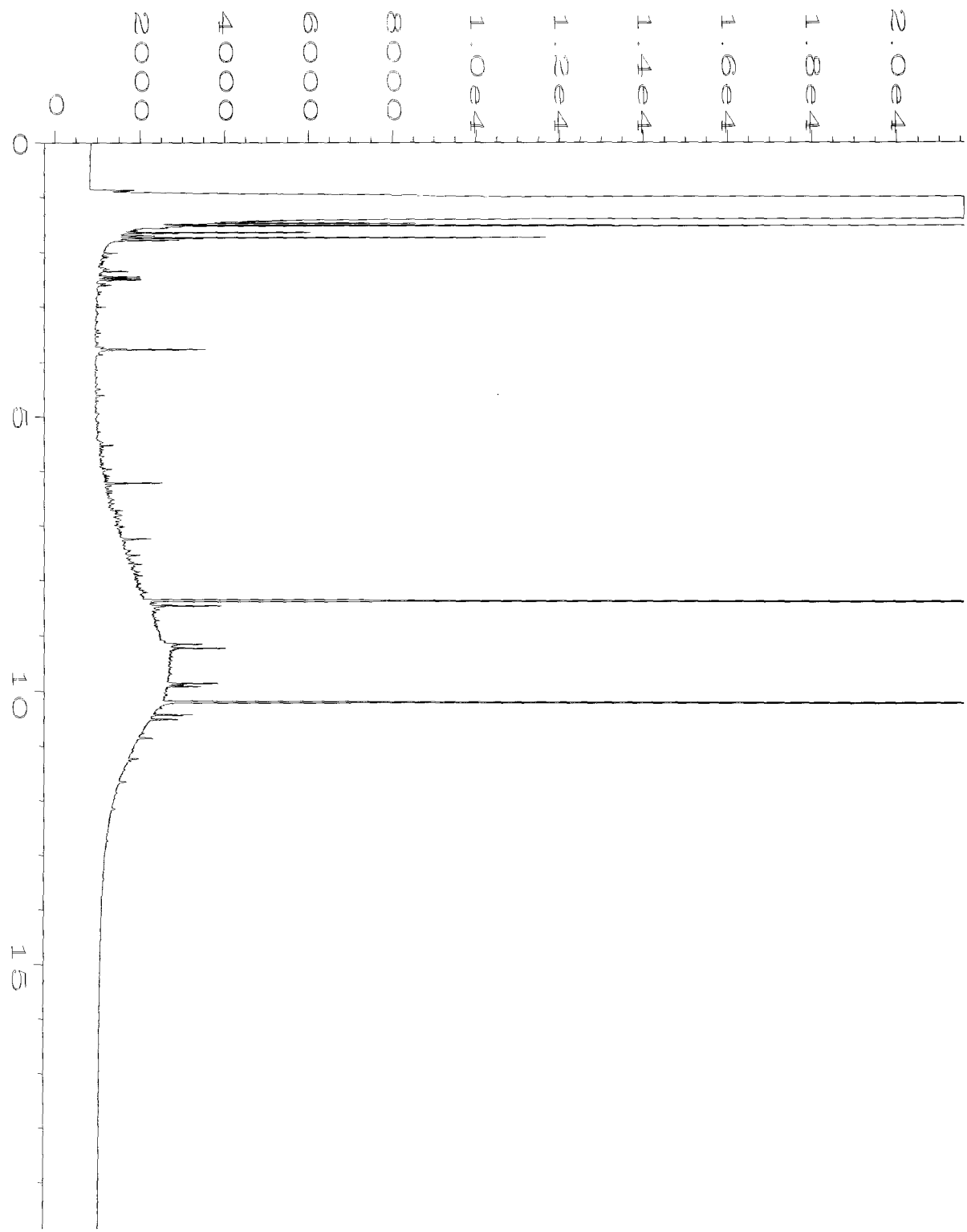

Data File Name : C:\HPCHEM\4\DATA\07-08-09\045F1101.D
Operator : ay
Instrument : GC#4
Sample Name : 907062-18
Run Time Bar Code:
Acquired on : 09 Jul 09 06:49 AM
Report Created on: 09 Jul 09 06:13 PM

Page Number : 1
Vial Number : 45
Injection Number : 1
Sequence Line : 11
Instrument Method: TPHD.MTH
Analysis Method : TPHD.MTH



Data File Name	: C:\HPCHEM\4\DATA\07-08-09\046F1101.D		
Operator	: ay	Page Number	: 1
Instrument	: GC#4	Vial Number	: 46
Sample Name	: 907062-19	Injection Number	: 1
Run Time Bar Code:		Sequence Line	: 11
Acquired on	: 09 Jul 09 07:16 AM	Instrument Method	: TPHD.MTH
Report Created on	: 09 Jul 09 06:13 PM	Analysis Method	: TPHD.MTH



Data File Name : C:\HPCHEM\4\DATA\07-08-09\047F1101.D
Operator : ay
Instrument : GC#4
Sample Name : 907062-20
Run Time Bar Code:
Acquired on : 09 Jul 09 07:42 AM
Report Created on: 09 Jul 09 06:13 PM

Page Number : 1
Vial Number : 47
Injection Number : 1
Sequence Line : 11
Instrument Method: TPHD.MTH
Analysis Method : TPHD.MTH

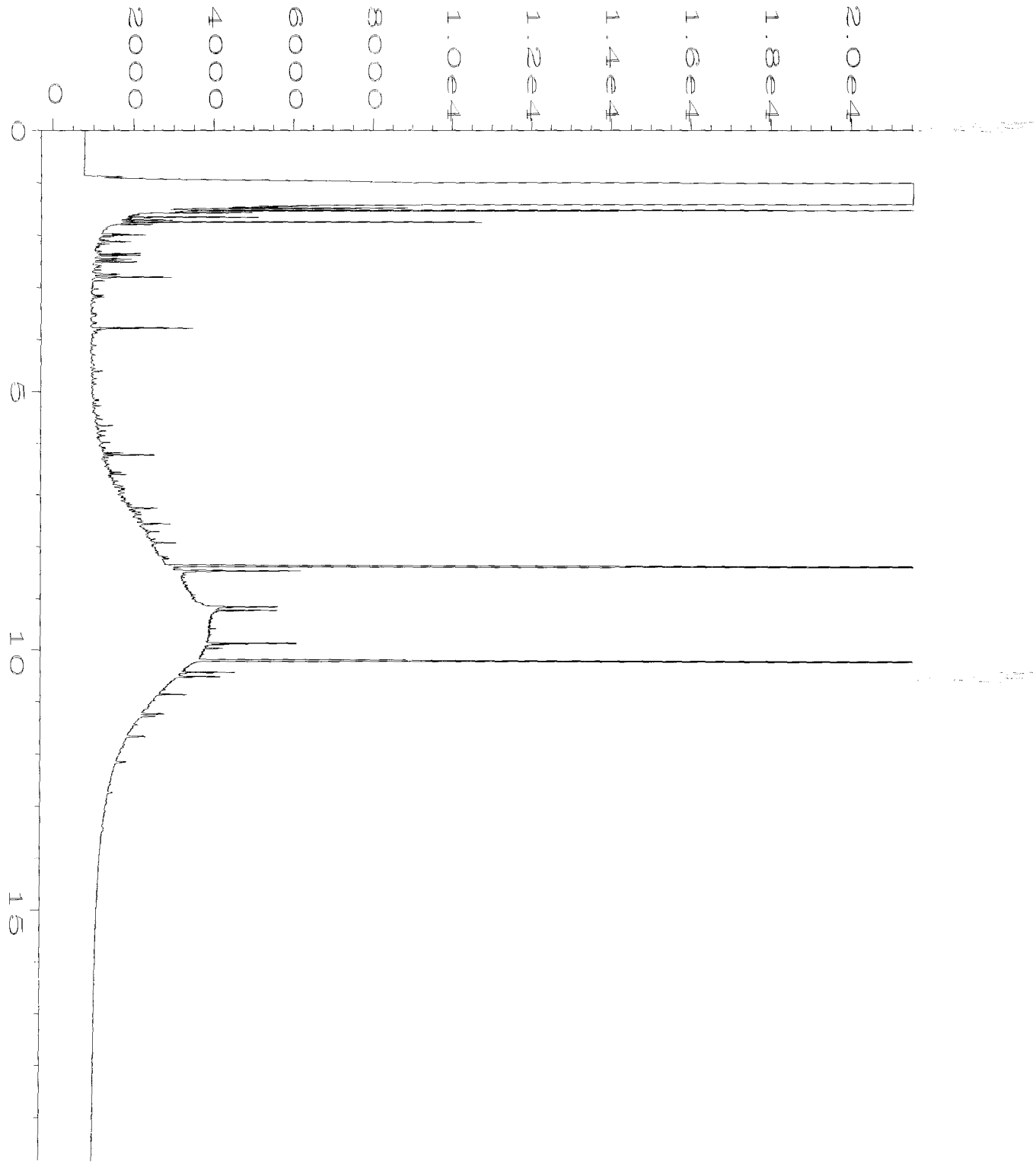

Data File Name : C:\HPCHEM\4\DATA\07-08-09\023F0601.D
Operator : ay
Instrument : GC#4
Sample Name : 907062-21
Run Time Bar Code:
Acquired on : 08 Jul 09 07:03 PM
Report Created on: 09 Jul 09 06:10 PM

Page Number : 1
Vial Number : 23
Injection Number : 1
Sequence Line : 6
Instrument Method: TPHD.MTH
Analysis Method : TPHD.MTH

2930 Westlake Ave N Suite 100
Seattle, WA 98109
T: (206) 352-3790
F: (206) 352-7178
info@fremontanalytical.com

RECEIVED
JUL 21 2009

Friedman and Bruya
Attn: Michael Erdahl
3012 16th Ave W.
Seattle, WA 98119

RE: 906223
Fremont Project No: CHM090708-3
Friedman and Bruya Project No: H-1915

July 16th, 2009

Michael:

Enclosed are the analytical results for the ***907062*** water samples picked up by Fremont Analytical on July 8th, 2009.

The samples were received in good condition – in the proper containers, properly sealed, labeled and within holding time. The samples were contained in 7 – 500mL HDPE bottles and 8 – 40mL VOAs preserved with HCl. The samples were analyzed and stored in a refrigeration unit at the USEPA-recommended temperature of 4°C ± 2°C.

Examination of these samples was conducted for the presence of the following:

- ***Dissolved Gases (Methane, Ethane & Ethene) by RSK-175***
- ***Nitrate and Sulfate by EPA Method 300.0***

These applications were performed under Washington State Department of Ecology accreditation parameters. All appropriate Quality Assurance / Quality Control method parameters have been applied.

Please contact the laboratory if you should have any questions about the report.

Thank you for using Fremont Analytical.

Sincerely,

Michael Dee
Sr. Chemist / Principal
mikedee@fremontanalytical.com

Fremont Analytical

2930 Westlake Ave . N., Suite 100
Seattle, WA 98109

T: 206.352.3790
F: 206-352-7178
email: info@fremontanalytical.com

Analysis of Dissolved Gases by RSK-175

Project: 907062
Client: Friedman & Bruya, Inc.
Client Project #: H-1915
Lab Project #: CHM090708-3

RSK-175 (mg/L)	MRL	Method Blank	LCS	01MW53-20090707	01MW55-20090707
Date Extracted		7/15/09	7/15/09	7/15/09	7/15/09
Date Analyzed		7/15/09	7/15/09	7/15/09	7/15/09
Matrix				Water	Water
Methane	0.005	nd	98%	**0.065**	**0.110**
Ethane	0.005	nd	106%	nd	nd
Ethene	0.005	nd	99%	nd	**0.005**

"nd" Indicates not detected at listed reporting limits
"int" Indicates that interference prevents determination
* Instrument Detection Limit
"J" Indicates estimated value
"MRL" Indicates Method Reporting Limit
"LCS" Indicates Laboratory Control Sample
"RPD" Indicates Relative Percent Difference

Acceptable RPD is determined to be less than 30%
Acceptable Recovery Limits:
LCS, LCSD = 80% to 120%
Spike Concentration = 100 PPMV

Fremont Analytical

2930 Westlake Ave . N., Suite 100
Seattle, WA 98109

T: 206.352.3790
F: 206-352-7178
email: info@fremontanalytical.com

Analysis of Dissolved Gases by RSK-175

Project: 907062
Client: Friedman & Bruya, Inc.
Client Project #: H-1915
Lab Project #: CHM090708-3

RSK-175 (mg/L)	MRL	01MW07-20090707	01MW45-20090707	01MW45-20090707 Duplicate	RPD %
Date Extracted		7/15/09	7/15/09	7/15/09	
Date Analyzed		7/15/09	7/15/09	7/15/09	
Matrix		Water	Water	Water	
Methane	0.005	**0.129**	**0.189**	**0.178**	6%
Ethane	0.005	nd	nd	nd	
Ethene	0.005	nd	nd	nd	

"nd" Indicates not detected at listed reporting limits
"int" Indicates that interference prevents determination
* Instrument Detection Limit
"J" Indicates estimated value
"MRL" Indicates Method Reporting Limit
"LCS" Indicates Laboratory Control Sample
"RPD" Indicates Relative Percent Difference

Acceptable RPD is determined to be less than 30%
Acceptable Recovery Limits:
LCS, LCSD = 80% to 120%
Spike Concentration = 100 PPMV

Fremont Analytical

2930 Westlake Ave. N., Suite 100
Seattle, WA 98109

T: 206.352.3790
F: 206.352.7178
email: info@fremontanalytical.com

Ion Chromatography by EPA Method 300.0

Project: 907062
Client: Friedman & Bruya, Inc.
Client Project #: H-1915
Lab Project #: CHM090708-3

EPA Method 300.0 (mg/L)	MRL	Method Blank	LCS	01MW53-20090707
Date Analyzed		7/8/09	7/8/09	7/8/09
Matrix				Water
Nitrate (NO_3)	0.1	nd	93%	nd
Sulfate (SO_4)	0.1	nd	91%	**12**

"nd" Indicates no detection at the listed reporting limits
"int" Indicates that interference prevents determination
"J" Indicates estimated value
"MRL" Indicates Method Reporting Limit
"LCS" Indicates Laboratory Control Sample
"MS" Indicates Matrix Spike
"MSD" Indicates Matrix Spike Duplicate
"RPD" Indicates Relative Percent Difference

Acceptable RPD is determined to be less than 30%
Acceptable Recovery Limits:
LCS, LCSD, MS, MSD: 65% to 135%
Spike Concentrations:
NO_3 = 1.0 mg/L
SO_4 = 7.5 mg/L

Fremont Analytical

2930 Westlake Ave. N., Suite 100
Seattle, WA 98109

T: 206.352.3790
F: 206.352.7178
email: info@fremontanalytical.com

Ion Chromatography by EPA Method 300.0

Project: 907062
Client: Friedman & Bruya, Inc.
Client Project #: H-1915
Lab Project #: CHM090708-3

EPA Method 300.0 (mg/L)	MRL	01MW55-20090707	Duplicate 01MW55-20090707	RPD %	01MW07-20090707
Date Analyzed		7/8/09	7/8/09		7/8/09
Matrix		Water	Water		Water
Nitrate (NO_3)	0.1	nd	nd		nd
Sulfate (SO_4)	0.1	**10**	**11**	4%	**34**

"nd" Indicates no detection at the listed reporting limits
"int" Indicates that interference prevents determination
"J" Indicates estimated value
"MRL" Indicates Method Reporting Limit
"LCS" Indicates Laboratory Control Sample
"MS" Indicates Matrix Spike
"MSD" Indicates Matrix Spike Duplicate
"RPD" Indicates Relative Percent Difference

Acceptable RPD is determined to be less than 30%
Acceptable Recovery Limits:
LCS, LCSD, MS, MSD: 65% to 135%
Spike Concentrations:
NO_3 = 1.0 mg/L
SO_4 = 7.5 mg/L

Fremont Analytical

2930 Westlake Ave. N., Suite 100
Seattle, WA 98109

T: 206.352.3790
F: 206.352.7178
email: info@fremontanalytical.com

Ion Chromatography by EPA Method 300.0

Project: 907062
Client: Friedman & Bruya, Inc.
Client Project #: H-1915
Lab Project #: CHM090708-3

			MS	MSD	
EPA Method 300.0 (mg/L)	**MRL**	**01MW45-20090707**	**01MW55-20090707**	**01MW55-20090707**	**RPD %**
Date Analyzed		7/8/09	7/8/09	7/8/09	
Matrix		Water	Water	Water	
Nitrate (NO_3)	0.1	nd	105%	106%	1%
Sulfate (SO_4)	0.1	**26**	92%	94%	2%

"nd" Indicates no detection at the listed reporting limits
"int" Indicates that interference prevents determination
"J" Indicates estimated value
"MRL" Indicates Method Reporting Limit
"LCS" Indicates Laboratory Control Sample
"MS" Indicates Matrix Spike
"MSD" Indicates Matrix Spike Duplicate
"RPD" Indicates Relative Percent Difference

Acceptable RPD is determined to be less than 30%
Acceptable Recovery Limits:
LCS, LCSD, MS, MSD: 65% to 135%
Spike Concentrations:
NO_3 = 1.0 mg/L
SO_4 = 7.5 mg/L

SUBCONTRACT SAMPLE CHAIN OF CUSTODY

Send Report To Michael Erdahl

Company Friedman and Bruya, Inc.

Address 3012 16th Ave W

City, State, ZIP Seattle, WA 98119

Phone # (206) 285-8282 Fax # (206) 283-5044

SUBCONTRACTER Fremont

PROJECT NAME/NO	PO #
907062	11-1915

REMARKS

Please Email Results
merdahl@friedmanandbruya.com

TURNAROUND TIME
- ☑ Standard (2 Weeks)
- ☐ RUSH

Rush charges authorized by

SAMPLE DISPOSAL
- ☐ Dispose after 30 days
- ☐ Return samples
- ☐ Will call with instructions

						ANALYSES REQUESTED										
Sample ID	Lab ID	Date Sampled	Time Sampled	Matrix	# of jars	Oil and Grease	EPH	VPH	Nitrate	Sulfate	Alkalinity	Methane, Ethane, Ethene 8K-175				Notes
01MW53-20090707		7/7/09	1009	W					X	X		X				
01MW55-20090707		"	1053	"					X	X		X				
01MW07-20090707		"	1419	"					X	X		X				
01MW45-20090707		"	1602	"					X	X		X				

Friedman & Bruya, Inc.
3012 16th Avenue West
Seattle, WA 98119-2029
Ph. (206) 285-8282
Fax (206) 283-5044

	SIGNATURE	PRINT NAME	COMPANY	DATE	TIME
Relinquished by		Michael Erdahl	Friedman & Bruya	7/8/09	1005
Received by					
Relinquished by					
Received by					

907062

SAMPLE CHAIN OF CUSTODY

ME 07/07/09

V4/A05/A1

Page # 1 of 1

Send Report To Tim Brown, cc: Erin Rothman

Company Sound Environmental Strategies

Address 2400 Airport Way S,

City, State, ZIP Seattle, WA 98134

Phone # 206.306.1900 Fax # 206.306.1907

SAMPLERS (signature)

PROJECT NAME/NO.: Seattle Terminal

PO #: 01-600

REMARKS

EIM ⊗ Y / N

TURNAROUND TIME
⊗ Standard (2 Weeks)
☐ RUSH
Rush charges authorized by:

SAMPLE DISPOSAL
⊗ Dispose after 30 days
☐ Return samples
☐ Will call with instructions

Sample ID	Sample Location	Sample Depth	Lab ID	Date Sampled	Time Sampled	Matrix	# of jars	NWTPH-Dx	NWTPH-Gx	BTEX by 8021B	CVOC's by 8260B	PCP by 8270	Nitrate by EPA 300.0	Sulfate by EPA 300.0	Methan, Ethene, Ethane by RSK 175	Notes
								ANALYSES REQUESTED								
01MW53-20090107	01MW53	24	01 A-I	7.7.09	1007	Water	9	X	X	X	X		X	X	X	
01MW04-20090707	01MW04	18	02 A-F	7.7.09	1333	Water	6	X	X	X		X				
01MW02-20090107	01MW02	19	03 A-D	7.7.09	1503	Water	4	X	X	X						
01MW11-20090107	01MW11	26	04 A-D	7.7.09	1552	Water	4	X	X	X						
						Water										
						Water										
						Water										
						Water										
						Water										
						Water										
						Water										
						Water										
						Water										

Friedman & Bruya, Inc.
3012 16th Avenue West
Seattle, WA 98119-2029
Ph. (206) 285-8282
Fax (206) 283-5044

SIGNATURE	PRINT NAME	COMPANY	DATE	TIME
Relinquished by:	Jessica Brown	SES	7.7.09	1645
Received by:	Sheri Davis	SES	7/7/09	1645
Relinquished by:	Sheri Davis	SES	7/7/09	1735
Received by:	HONG NGUYEN	FEDEX	"	"

FORMS\COC\SESGEMSR1.DOC (Revision 1)

Samples received at 6 °C (1)

907062

SAMPLE CHAIN OF CUSTODY

ME 07/07/09

V4/A05/AI:

Page # 1 of 1

Send Report To Tim Brown, cc: Erin Rothman

Company Sound Environmental Strategies

Address 2400 Airport Way S,

City, State, ZIP Seattle, WA 98134

Phone # 206.306.1900 Fax # 206.306.1907

SAMPLERS (signature)

PROJECT NAME/NO.: Seattle Terminal

PO #: 01-600

REMARKS

EIM Y / N

TURNAROUND TIME
- ⊗ Standard (2 Weeks)
- ☐ RUSH
- Rush charges authorized by:

SAMPLE DISPOSAL
- ⊗ Dispose after 30 days
- ☐ Return samples
- ☐ Will call with instructions

Sample ID	Sample Location	Sample Depth	Lab ID	Date Sampled	Time Sampled	Matrix	# of jars	NWTPH-Dx	NWTPH-Gx	BTEX by 8021B	CVOC's by 8260B	PCP by 8270	Nitrate by EPA 300.0	Sulfate by EPA 300.0	Methan, Ethene, Ethane by RSK 175	Notes
01MW55-20090707	01MW55	27'	05A-J	07/07/09	1053	Water	10	X	X	X	X		X	X	X	
MW02-20090707	MW02	22'	06A-F	07/07/09	1243	Water	6	X	X	X	X					
MW98-20090707	MW98		07-AF	07/07/09	1215	Water	6	X	X	X	X					
MW04-20090707	MW04	26'	08A-F	07/07/09	1249	Water	6	X	X	X	X					
01MW57-20090707	01MW57	38'	09A-F	07/07/09	1450	Water	6	X	X	X	X					
MW05-20090707	MW05	25'	10AF	07/07/09	1525	Water	6	X	X	X	X					
01MW30-20090707	01MW30	26.5'	11A-F	07/07/09	REC'D	Water	6	X	X	X	X					
						Water										
						Water										
						Water										
						Water										
						Water										
						Water										

Friedman & Bruya, Inc.
3012 16th Avenue West
Seattle, WA 98119-2029
Ph. (206) 285-8282
Fax (206) 283-5044

	SIGNATURE	PRINT NAME	COMPANY	DATE	TIME
Relinquished by:		[illegible] THOMPSON	SES	07/07/09	1635
Received by:		Sheri Davis	SES	7/7/09	1635
Relinquished by:		Sheri Davis	SES	7/7/09	1735
Received by:		HONG NGUYEN	FBI		

Samples received at 6 °C

(2)

907062

SAMPLE CHAIN OF CUSTODY

ME 07/07/09

V4 / A05 / A15

Page # 1 of 1

Send Report To Tim Brown, cc: Erin Rothman

Company Sound Environmental Strategies

Address 2400 Airport Way S,

City, State, ZIP Seattle, WA 98134

Phone # 206.306.1900 Fax # 206.306.1907

SAMPLERS (signature): L. Namba

PROJECT NAME/NO.: Seattle Terminal 0440-002-18 01-600

PO #: 01-600

REMARKS

EIM Y / N: ⊗

TURNAROUND TIME
⊗ Standard (2 Weeks)
☐ RUSH
Rush charges authorized by:

SAMPLE DISPOSAL
⊗ Dispose after 30 days
☐ Return samples
☐ Will call with instructions

Sample ID	Sample Location	Sample Depth	Lab ID	Date Sampled	Time Sampled	Matrix	# of jars	ANALYSES REQUESTED: NWTPH-Dx	NWTPH-Gx	BTEX by 8021B	CVOC's by 8260B	PCP by 8270	Nitrate by EPA 300.0	Sulfate by EPA 300.0	Methan, Ethene, Ethane by RSK 175	Notes
01MW34-20090707	01MW34	20.5	12A-C	07/07/09	1242	Water	3	✓	✓	✓						~50 mL for Dx
01MW17-20090707	01MW17	25	13A-F	07/07/09	1406	Water	6	✓	✓	✓		✓				
01MW46-20090707	01MW46	19	14A-F	07/07/09	1521	Water	6	✓	✓	✓		✓				
						Water										
						Water										
						Water										
						Water										
						Water										
						Water										
						Water										
						Water										
						Water										
						Water										
						Water										

Friedman & Bruya, Inc.
3012 16th Avenue West
Seattle, WA 98119-2029
Ph. (206) 285-8282
Fax (206) 283-5044

	SIGNATURE	PRINT NAME	COMPANY	DATE	TIME
Relinquished by:		Sheri Davis	SES	7/7/09	1735
Received by:		HONG NGUYEN	FBI	"	"
Relinquished by:					
Received by:					

FORMS\COC\SESGEMSR1.DOC (Revision 1)

Samples received at 6 °C

2

907062

SAMPLE CHAIN OF CUSTODY

ME 07/07/09 V4/A05 A1

Send Report To Tim Brown, cc: Erin Rothman

Company Sound Environmental Strategies

Address 2400 Airport Way S,

City, State, ZIP Seattle, WA 98134

Phone # 206.306.1900 Fax # 206.306.1907

SAMPLERS (signature)

PROJECT NAME/NO.: Seattle Terminal

PO #: 01-600

REMARKS

GEMS ⊗ Y / N

Page # ____ of ____

TURNAROUND TIME
⊗ Standard (2 Weeks)
☐ RUSH
Rush charges authorized by:

SAMPLE DISPOSAL
⊗ Dispose after 30 days
☐ Return samples
☐ Will call with instructions

Sample ID	Sample Location	Sample Depth	Lab ID	Date Sampled	Time Sampled	Matrix	# of jars	ANALYSES REQUESTED: NWTPH-Dx	NWTPH-Gx	BTEX by 8021B	CVOC's by 8260B	PCP by 8270	Nitrate by EPA 300.0	Sulfate by EPA 300.0	Methan, Ethene, Ethane by RSK 175	Notes
01MW27-20090707	01MW27	~27'	15 A-J	7/7/09	1418	Water	10	X	X	X	X		X	X	X	
01MW45-20090707	01MW45	~27'	16 A-J	7/7/09	1602	Water	10	X	X	X	X		X	X	X	
						Water										
						Water										
						Water										
						Water										
						Water										
						Water										
						Water										
						Water										
						Water										
						Water										
						Water										

Friedman & Bruya, Inc.
3012 16th Avenue West
Seattle, WA 98119-2029
Ph. (206) 285-8282
Fax (206) 283-5044

SIGNATURE	PRINT NAME	COMPANY	DATE	TIME
Relinquished by:	Sheri Davis	SES	7/7/09	1735
Received by:	HONEY WORKMAN	FBI	〃	〃
Relinquished by:				
Received by:				

FORMS\COC\SESGEMSR1.DOC (Revision 1)

Samples received at 6 °C (4)

907062

SAMPLE CHAIN OF CUSTODY

ME 07/07/09

V4/A05/AT

Page # 1 of 1

Send Report To Tim Brown, cc: Erin Rothman

Company Sound Environmental Strategies

Address 2400 Airport Way S,

City, State, ZIP Seattle, WA 98134

Phone # 206.306.1900 Fax # 206.306.1907

SAMPLERS (signature)

PROJECT NAME/NO. Seattle Terminal

PO # 01-600

REMARKS

EIM Y / N ⊗

TURNAROUND TIME
⊗ Standard (2 Weeks)
☐ RUSH
Rush charges authorized by:

SAMPLE DISPOSAL
⊗ Dispose after 30 days
☐ Return samples
☐ Will call with instructions

Sample ID	Sample Location	Sample Depth	Lab ID	Date Sampled	Time Sampled	Matrix	# of jars	NWTPH-Dx	NWTPH-Gx	BTEX by 8021B	CVOC's by 8260B	PCP by 8270	Nitrate by EPA 300.0	Sulfate by EPA 300.0	Methan, Ethene, Ethane by RSK 175	Notes
02MW07-20090707	02MW07	7.5'	17A-D	07.07.09	0950	Water	4	X	X	X						
02MW06-20090707	02MW06	12'	18A-D		1120	Water	4	X	X	X						
02MW08-20090707	02MW08	19'	19A-D		1215	Water	4	X	X	X						
02MW05-20090707	02MW05	24.5'	20A-D		1312	Water	4	X	X	X						
02MW02-20090707	02MW02	7'	21A-D		1520	Water	4	X	X	X						
						Water										
						Water										
						Water										
						Water										
						Water										
						Water										
						Water										
						Water										

ANALYSES REQUESTED

SIGNATURE	PRINT NAME	COMPANY	DATE	TIME
Relinquished by:	Andrea Hackett	SES	7/7/09	1600
Received by:	Sheri Davis	SES	7/7/09	1600
Relinquished by:	Sheri Davis	SES	7/7/09	1735
Received by:	HONGWEI	FBI		

Friedman & Bruya, Inc.
3012 16th Avenue West
Seattle, WA 98119-2029
Ph. (206) 285-8282
Fax (206) 283-5044

Samples received at 6 °C

FRIEDMAN & BRUYA, INC.

ENVIRONMENTAL CHEMISTS

James E. Bruya, Ph.D.
Charlene Morrow, M.S.
Yelena Aravkina, M.S.
Bradley T. Benson, B.S.
Kurt Johnson, B.S.

3012 16th Avenue West
Seattle, WA 98119-2029
TEL: (206) 285-8282
FAX: (206) 283-5044
e-mail: fbi@isomedia.com

July 22, 2009

Tim Brown, Project Manager
Sound Environmental Strategies Corporation
2400 Airport Way S., Suite 200
Seattle, WA 98134-2020

Dear Mr. Brown:

Included are the results from the testing of material submitted on July 8, 2009 from the TOC_01-600_20090708 WORFDB2, F&BI 907076 project. There are 23 pages included in this report. Any samples that may remain are currently scheduled for disposal in 30 days. If you would like us to return your samples or arrange for long term storage at our offices, please contact us as soon as possible.

We appreciate this opportunity to be of service to you and hope you will call if you should have any questions.

Sincerely,

FRIEDMAN & BRUYA, INC.



Michael Erdahl
Project Manager

Enclosures
c: Mark Chandler, Ryan Bixby, Erin Rothman
SOU0722R.DOC

CASE NARRATIVE

This case narrative encompasses samples received on July 8, 2009 by Friedman & Bruya, Inc. from the Sound Environmental Strategies TOC_01-600_20090708 WORFDB2, F&BI 907076 project. Samples were logged in under the laboratory ID's listed below.

Laboratory ID	Sound Environmental Strategies
907076-01	01MW36-20090708
907076-02	01MW32-20090708
907076-03	02MW11-20090708
907076-04	02MW97-20090708
907076-05	02MW10-20090708
907076-06	02MW12-20090708
907076-07	MW06-20090708
907076-08	01MW15-20090708
907076-09	01MW44-20090708
907076-10	01MW63-20090708
907076-11	01MW96-20090708

Samples 01MW44-20090708 and 01MW63-20090708 were sent to Fremont Analytical for nitrate, sulfate, and dissolved gasses analyses. Review of the enclosed report indicates that all quality assurance was acceptable.

The calibration acceptance criteria for methylene chloride and EDC failed the acceptance criteria for several samples. The data was flagged accordingly. All other quality control requirements were acceptable.

Date of Report: 07/22/09
Date Received: 07/08/09
Project: TOC_01-600_20090708 WORFDB2, F&BI 907076
Date Extracted: 07/13/09
Date Analyzed: 07/13/09 and 07/14/09

RESULTS FROM THE ANALYSIS OF THE WATER SAMPLES FOR BENZENE, TOLUENE, ETHYLBENZENE, XYLENES AND TPH AS GASOLINE USING EPA METHOD 8021B AND NWTPH-Gx

Results Reported as ug/L (ppb)

Sample ID Laboratory ID	Benzene	Toluene	Ethyl Benzene	Total Xylenes	Gasoline Range	Surrogate (% Recovery) (Limit 52-124)
01MW36-20090708 907076-01	<1	<1	<1	<3	<100	86
01MW32-20090708 907076-02	<1	<1	<1	<3	<100	85
02MW11-20090708 907076-03	1	<1	6	15	970	100
02MW97-20090708 d 907076-04 1/20	420	46	700	510	8,400	88
02MW10-20090708 907076-05	<1	<1	<1	<3	<100	88
02MW12-20090708 d 907076-06 1/20	430	46	720	530	8,400	91
MW06-20090708 907076-07	<1	<1	<1	<3	<100	87
01MW15-20090708 907076-08	<1	<1	<1	<3	<100	74
01MW44-20090708 907076-09	18	3	<1	<3	670	89
01MW63-20090708 907076-10	15	2	1	<3	5,100	97

Date of Report: 07/22/09
Date Received: 07/08/09
Project: TOC_01-600_20090708 WORFDB2, F&BI 907076
Date Extracted: 07/13/09
Date Analyzed: 07/13/09 and 07/14/09

RESULTS FROM THE ANALYSIS OF THE WATER SAMPLES FOR BENZENE, TOLUENE, ETHYLBENZENE, XYLENES AND TPH AS GASOLINE USING EPA METHOD 8021B AND NWTPH-Gx

Results Reported as ug/L (ppb)

Sample ID Laboratory ID	Benzene	Toluene	Ethyl Benzene	Total Xylenes	Gasoline Range	Surrogate (% Recovery) (Limit 52-124)
01MW96-20090708 907076-11	15	2	1	<3	5,000	101
Method Blank	<1	<1	<1	<3	<100	79

Date of Report: 07/22/09
Date Received: 07/08/09
Project: TOC_01-600_20090708 WORFDB2, F&BI 907076
Date Extracted: 07/10/09
Date Analyzed: 07/10/09

RESULTS FROM THE ANALYSIS OF THE WATER SAMPLES FOR TOTAL PETROLEUM HYDROCARBONS AS DIESEL AND MOTOR OIL USING METHOD NWTPH-Dx

Results Reported as ug/L (ppb)

Sample ID Laboratory ID	Diesel Range (C_{10}-C_{25})	Motor Oil Range (C_{25}-C_{36})	Surrogate (% Recovery) (Limit 51-137)
01MW36-20090708 907076-01	390 x	<250	97
01MW32-20090708 907076-02	<50	<250	90
02MW11-20090708 907076-03	220 x	<250	92
02MW97-20090708 907076-04	1,500 x	<250	94
02MW10-20090708 907076-05	91 x	<250	88
02MW12-20090708 907076-06	1,400 x	<250	94
MW06-20090708 907076-07	180 x	<250	85
01MW15-20090708 907076-08	220 x	<250	95
01MW44-20090708 907076-09	420 x	<250	91
01MW63-20090708 907076-10	1,400 x	530 y	91

Date of Report: 07/22/09
Date Received: 07/08/09
Project: TOC_01-600_20090708 WORFDB2, F&BI 907076
Date Extracted: 07/10/09
Date Analyzed: 07/10/09

RESULTS FROM THE ANALYSIS OF THE WATER SAMPLES FOR TOTAL PETROLEUM HYDROCARBONS AS DIESEL AND MOTOR OIL USING METHOD NWTPH-Dx

Results Reported as ug/L (ppb)

Sample ID Laboratory ID	Diesel Range (C_{10}-C_{25})	Motor Oil Range (C_{25}-C_{36})	Surrogate (% Recovery) (Limit 51-137)
01MW96-20090708 907076-11	1,300 x	460 y	99
Method Blank	<50	<250	98

Analysis For Volatile Compounds By EPA Method 8260C

Client Sample ID:	MW06-20090708	Client:	Sound Environmental Strategies
Date Received:	07/08/09	Project:	TOC_01-600_20090708 WORFDB2
Date Extracted:	07/08/09	Lab ID:	907076-07
Date Analyzed:	07/09/09	Data File:	070851.D
Matrix:	Water	Instrument:	GCMS4
Units:	ug/L (ppb)	Operator:	MB

Surrogates:	% Recovery:	Lower Limit:	Upper Limit:
1,2-Dichloroethane-d4	96	63	127
Toluene-d8	97	60	129
4-Bromofluorobenzene	94	51	145

Compounds:	Concentration ug/L (ppb)
Vinyl chloride	0.93
Chloroethane	<1
1,1-Dichloroethene	<1
Methylene chloride	<5 jl, ca
trans-1,2-Dichloroethene	<1
1,1-Dichloroethane	<1
cis-1,2-Dichloroethene	<1
1,2-Dichloroethane (EDC)	<1
1,1,1-Trichloroethane	<1
Trichloroethene	<1
Tetrachloroethene	<1

Analysis For Volatile Compounds By EPA Method 8260C

Client Sample ID:	01MW15-20090708	Client:	Sound Environmental Strategies
Date Received:	07/08/09	Project:	TOC_01-600_20090708 WORFDB2
Date Extracted:	07/08/09	Lab ID:	907076-08
Date Analyzed:	07/09/09	Data File:	070852.D
Matrix:	Water	Instrument:	GCMS4
Units:	ug/L (ppb)	Operator:	MB

Surrogates:	% Recovery:	Lower Limit:	Upper Limit:
1,2-Dichloroethane-d4	102	63	127
Toluene-d8	97	60	129
4-Bromofluorobenzene	92	51	145

Compounds:	Concentration ug/L (ppb)
Vinyl chloride	5.6
Chloroethane	<1
1,1-Dichloroethene	<1
Methylene chloride	<5 jl, ca
trans-1,2-Dichloroethene	<1
1,1-Dichloroethane	<1
cis-1,2-Dichloroethene	<1
1,2-Dichloroethane (EDC)	<1
1,1,1-Trichloroethane	<1
Trichloroethene	<1
Tetrachloroethene	<1

Analysis For Volatile Compounds By EPA Method 8260C

Client Sample ID:	01MW44-20090708	Client:	Sound Environmental Strategies
Date Received:	07/08/09	Project:	TOC_01-600_20090708 WORFDB2
Date Extracted:	07/08/09	Lab ID:	907076-09
Date Analyzed:	07/09/09	Data File:	070853.D
Matrix:	Water	Instrument:	GCMS4
Units:	ug/L (ppb)	Operator:	MB

Surrogates:	% Recovery:	Lower Limit:	Upper Limit:
1,2-Dichloroethane-d4	88	63	127
Toluene-d8	105	60	129
4-Bromofluorobenzene	106	51	145

Compounds:	Concentration ug/L (ppb)
Vinyl chloride	6.9
Chloroethane	<1
1,1-Dichloroethene	<1
Methylene chloride	<5 jl, ca
trans-1,2-Dichloroethene	<1
1,1-Dichloroethane	<1
cis-1,2-Dichloroethene	68
1,2-Dichloroethane (EDC)	4.7 ca
1,1,1-Trichloroethane	<1
Trichloroethene	1,700 ve
Tetrachloroethene	<1

Analysis For Volatile Compounds By EPA Method 8260C

Client Sample ID:	01MW44-20090708	Client:	Sound Environmental Strategies
Date Received:	07/08/09	Project:	TOC_01-600_20090708 WORFDB2
Date Extracted:	07/09/09	Lab ID:	907076-09 1/100
Date Analyzed:	07/10/09	Data File:	070917.D
Matrix:	Water	Instrument:	GCMS4
Units:	ug/L (ppb)	Operator:	MB

Surrogates:	% Recovery:	Lower Limit:	Upper Limit:
1,2-Dichloroethane-d4	100	63	127
Toluene-d8	99	60	129
4-Bromofluorobenzene	92	51	145

Compounds:	Concentration ug/L (ppb)
Vinyl chloride	<20
Chloroethane	<100
1,1-Dichloroethene	<100
Methylene chloride	650 lc, jl
trans-1,2-Dichloroethene	<100
1,1-Dichloroethane	<100
cis-1,2-Dichloroethene	<100
1,2-Dichloroethane (EDC)	<100
1,1,1-Trichloroethane	<100
Trichloroethene	1,300
Tetrachloroethene	<100

Analysis For Volatile Compounds By EPA Method 8260C

Client Sample ID:	01MW63-20090708	Client:	Sound Environmental Strategies
Date Received:	07/08/09	Project:	TOC_01-600_20090708 WORFDB2
Date Extracted:	07/08/09	Lab ID:	907076-10
Date Analyzed:	07/09/09	Data File:	070854.D
Matrix:	Water	Instrument:	GCMS4
Units:	ug/L (ppb)	Operator:	MB

Surrogates:	% Recovery:	Lower Limit:	Upper Limit:
1,2-Dichloroethane-d4	101	63	127
Toluene-d8	96	60	129
4-Bromofluorobenzene	95	51	145

Compounds:	Concentration ug/L (ppb)
Vinyl chloride	100
Chloroethane	<1
1,1-Dichloroethene	7.5
Methylene chloride	<5 jl, ca
trans-1,2-Dichloroethene	3.9
1,1-Dichloroethane	<1
cis-1,2-Dichloroethene	440 ve
1,2-Dichloroethane (EDC)	8.0 ca
1,1,1-Trichloroethane	<1
Trichloroethene	11,000 ve
Tetrachloroethene	<1

Analysis For Volatile Compounds By EPA Method 8260C

Client Sample ID:	01MW63-20090708	Client:	Sound Environmental Strategies
Date Received:	07/08/09	Project:	TOC_01-600_20090708 WORFDB2
Date Extracted:	07/17/09	Lab ID:	907076-10 1/100
Date Analyzed:	07/18/09	Data File:	071719.D
Matrix:	Water	Instrument:	GCMS5
Units:	ug/L (ppb)	Operator:	MB

Surrogates:	% Recovery:	Lower Limit:	Upper Limit:
1,2-Dichloroethane-d4	100	65	127
Toluene-d8	99	69	127
4-Bromofluorobenzene	98	77	156

Compounds:	Concentration ug/L (ppb)
Vinyl chloride	85
Chloroethane	<100
1,1-Dichloroethene	<100
Methylene chloride	<500
trans-1,2-Dichloroethene	<100
1,1-Dichloroethane	<100
cis-1,2-Dichloroethene	470
1,2-Dichloroethane (EDC)	<100
1,1,1-Trichloroethane	<100
Trichloroethene	9,500
Tetrachloroethene	<100

Analysis For Volatile Compounds By EPA Method 8260C

Client Sample ID:	01MW96-20090708	Client:	Sound Environmental Strategies
Date Received:	07/08/09	Project:	TOC_01-600_20090708 WORFDB2
Date Extracted:	07/08/09	Lab ID:	907076-11
Date Analyzed:	07/09/09	Data File:	070855.D
Matrix:	Water	Instrument:	GCMS4
Units:	ug/L (ppb)	Operator:	MB

Surrogates:	% Recovery:	Lower Limit:	Upper Limit:
1,2-Dichloroethane-d4	97	63	127
Toluene-d8	99	60	129
4-Bromofluorobenzene	94	51	145

Compounds:	Concentration ug/L (ppb)
Vinyl chloride	100
Chloroethane	<1
1,1-Dichloroethene	7.7
Methylene chloride	<5 jl, ca
trans-1,2-Dichloroethene	3.8
1,1-Dichloroethane	<1
cis-1,2-Dichloroethene	440 ve
1,2-Dichloroethane (EDC)	8.0 ca
1,1,1-Trichloroethane	<1
Trichloroethene	11,000 ve
Tetrachloroethene	<1

Analysis For Volatile Compounds By EPA Method 8260C

Client Sample ID:	01MW96-20090708	Client:	Sound Environmental Strategies
Date Received:	07/08/09	Project:	TOC_01-600_20090708 WORFDB2
Date Extracted:	07/17/09	Lab ID:	907076-11 1/100
Date Analyzed:	07/18/09	Data File:	071720.D
Matrix:	Water	Instrument:	GCMS5
Units:	ug/L (ppb)	Operator:	MB

Surrogates:	% Recovery:	Lower Limit:	Upper Limit:
1,2-Dichloroethane-d4	103	65	127
Toluene-d8	102	69	127
4-Bromofluorobenzene	101	77	156

Compounds:	Concentration ug/L (ppb)
Vinyl chloride	80
Chloroethane	<100
1,1-Dichloroethene	<100
Methylene chloride	<500
trans-1,2-Dichloroethene	<100
1,1-Dichloroethane	<100
cis-1,2-Dichloroethene	470
1,2-Dichloroethane (EDC)	<100
1,1,1-Trichloroethane	<100
Trichloroethene	9,500
Tetrachloroethene	<100

Analysis For Volatile Compounds By EPA Method 8260C

Client Sample ID:	Method Blank	Client:	Sound Environmental Strategies
Date Received:	NA	Project:	TOC_01-600_20090708 WORFDB2
Date Extracted:	07/08/09	Lab ID:	090957 mb
Date Analyzed:	07/09/09	Data File:	070839.D
Matrix:	Water	Instrument:	GCMS4
Units:	ug/L (ppb)	Operator:	MB

Surrogates:	% Recovery:	Lower Limit:	Upper Limit:
1,2-Dichloroethane-d4	100	63	127
Toluene-d8	93	60	129
4-Bromofluorobenzene	92	51	145

Compounds:	Concentration ug/L (ppb)
Vinyl chloride	<1
Chloroethane	<1
1,1-Dichloroethene	<1
Methylene chloride	<5 jl, ca
trans-1,2-Dichloroethene	<1
1,1-Dichloroethane	<1
cis-1,2-Dichloroethene	<1
1,2-Dichloroethane (EDC)	<1
1,1,1-Trichloroethane	<1
Trichloroethene	<1
Tetrachloroethene	<1

Analysis For Volatile Compounds By EPA Method 8260C

Client Sample ID:	Method Blank	Client:	Sound Environmental Strategies
Date Received:	NA	Project:	TOC_01-600_20090708 WORFDB2
Date Extracted:	07/09/09	Lab ID:	090958 mb
Date Analyzed:	07/09/09	Data File:	070908.D
Matrix:	Water	Instrument:	GCMS4
Units:	ug/L (ppb)	Operator:	MB

Surrogates:	% Recovery:	Lower Limit:	Upper Limit:
1,2-Dichloroethane-d4	101	63	127
Toluene-d8	95	60	129
4-Bromofluorobenzene	93	51	145

Compounds:	Concentration ug/L (ppb)
Vinyl chloride	<0.2
Chloroethane	<1
1,1-Dichloroethene	<1
Methylene chloride	5.0 lc jl
trans-1,2-Dichloroethene	<1
1,1-Dichloroethane	<1
cis-1,2-Dichloroethene	<1
1,2-Dichloroethane (EDC)	<1
1,1,1-Trichloroethane	<1
Trichloroethene	<1
Tetrachloroethene	<1

Analysis For Volatile Compounds By EPA Method 8260C

Client Sample ID:	Method Blank	Client:	Sound Environmental Strategies
Date Received:	NA	Project:	TOC_01-600_20090708 WORFDB2
Date Extracted:	07/17/09	Lab ID:	090968 mb
Date Analyzed:	07/18/09	Data File:	071717.D
Matrix:	Water	Instrument:	GCMS5
Units:	ug/L (ppb)	Operator:	MB

Surrogates:	% Recovery:	Lower Limit:	Upper Limit:
1,2-Dichloroethane-d4	103	65	127
Toluene-d8	101	69	127
4-Bromofluorobenzene	100	77	156

Compounds:	Concentration ug/L (ppb)
Vinyl chloride	<0.2
Chloroethane	<1
1,1-Dichloroethene	<1
Methylene chloride	<5
trans-1,2-Dichloroethene	<1
1,1-Dichloroethane	<1
cis-1,2-Dichloroethene	<1
1,2-Dichloroethane (EDC)	<1
1,1,1-Trichloroethane	<1
Trichloroethene	<1
Tetrachloroethene	<1

Date of Report: 07/22/09
Date Received: 07/08/09
Project: TOC_01-600_20090708 WORFDB2, F&BI 907076

QUALITY ASSURANCE RESULTS FOR THE ANALYSIS OF WATER SAMPLES FOR BENZENE, TOLUENE, ETHYLBENZENE, XYLENES, AND TPH AS GASOLINE USING EPA METHOD 8021B AND NWTPH-Gx

Laboratory Code: 907076-01 (Duplicate)

Analyte	Reporting Units	Sample Result	Duplicate Result	Relative Percent Difference (Limit 20)
Benzene	ug/L (ppb)	<1	<1	nm
Toluene	ug/L (ppb)	<1	<1	nm
Ethylbenzene	ug/L (ppb)	<1	<1	nm
Xylenes	ug/L (ppb)	<3	<3	nm
Gasoline	ug/L (ppb)	<100	<100	nm

Laboratory Code: Laboratory Control Sample

Analyte	Reporting Units	Spike Level	Percent Recovery LCS	Acceptance Criteria
Benzene	ug/L (ppb)	50	101	65-118
Toluene	ug/L (ppb)	50	100	72-122
Ethylbenzene	ug/L (ppb)	50	99	73-126
Xylenes	ug/L (ppb)	150	101	74-118
Gasoline	ug/L (ppb)	1,000	98	69-134

Date of Report: 07/22/09
Date Received: 07/08/09
Project: TOC_01-600_20090708 WORFDB2, F&BI 907076

QUALITY ASSURANCE RESULTS FOR THE ANALYSIS OF WATER SAMPLES FOR TOTAL PETROLEUM HYDROCARBONS AS DIESEL EXTENDED USING METHOD NWTPH-Dx

Laboratory Code: Laboratory Control Sample

Analyte	Reporting Units	Spike Level	Percent Recovery LCS	Percent Recovery LCSD	Acceptance Criteria	RPD (Limit 20)
Diesel Extended	ug/L (ppb)	2,500	107	100	71-131	7

Date of Report: 07/22/09
Date Received: 07/08/09
Project: TOC_01-600_20090708 WORFDB2, F&BI 907076

QUALITY ASSURANCE RESULTS FOR THE ANALYSIS OF WATER SAMPLES FOR VOLATILES BY EPA METHOD 8260C

Laboratory Code: 907049-11 (Duplicate)

Analyte	Reporting Units	Sample Result	Duplicate Result	Relative Percent Difference (Limit 20)
Vinyl chloride	ug/L (ppb)	<0.2	<0.2	nm
Chloroethane	ug/L (ppb)	<1	<1	nm
1,1-Dichloroethene	ug/L (ppb)	<1	<1	nm
Methylene chloride	ug/L (ppb)	<5	<5	nm
trans-1,2-Dichloroethene	ug/L (ppb)	<1	<1	nm
1,1-Dichloroethane	ug/L (ppb)	<1	<1	nm
cis-1,2-Dichloroethene	ug/L (ppb)	<1	<1	nm
1,2-Dichloroethane (EDC)	ug/L (ppb)	<1	<1	nm
1,1,1-Trichloroethane	ug/L (ppb)	<1	<1	nm
Trichloroethene	ug/L (ppb)	<1	<1	nm
Tetrachloroethene	ug/L (ppb)	<1	<1	nm

Laboratory Code: Laboratory Control Sample

Analyte	Reporting Units	Spike Level	Percent Recovery LCS	Percent Recovery LCSD	Acceptance Criteria	RPD (Limit 20)
Vinyl chloride	ug/L (ppb)	50	75	79	64-134	5
Chloroethane	ug/L (ppb)	50	97	100	58-146	3
1,1-Dichloroethene	ug/L (ppb)	50	89	92	70-132	3
Methylene chloride	ug/L (ppb)	50	68 vo	70	70-124	3
trans-1,2-Dichloroethene	ug/L (ppb)	50	88	91	81-122	3
1,1-Dichloroethane	ug/L (ppb)	50	89	93	85-118	4
cis-1,2-Dichloroethene	ug/L (ppb)	50	93	98	82-122	5
1,2-Dichloroethane (EDC)	ug/L (ppb)	50	120	126	82-127	5
1,1,1-Trichloroethane	ug/L (ppb)	50	107	111	85-130	4
Trichloroethene	ug/L (ppb)	50	98	101	84-119	3
Tetrachloroethene	ug/L (ppb)	50	83	84	83-119	1

Date of Report: 07/22/09
Date Received: 07/08/09
Project: TOC_01-600_20090708 WORFDB2, F&BI 907076

QUALITY ASSURANCE RESULTS FOR THE ANALYSIS OF WATER SAMPLES FOR VOLATILES BY EPA METHOD 8260C

Laboratory Code: 907076-09 1/100 (Duplicate)

Analyte	Reporting Units	Sample Result	Duplicate Result	Relative Percent Difference (Limit 20)
Vinyl chloride	ug/L (ppb)	<20	<20	nm
Chloroethane	ug/L (ppb)	<100	<100	nm
1,1-Dichloroethene	ug/L (ppb)	<100	<100	nm
Methylene chloride	ug/L (ppb)	<500	<500	nm
trans-1,2-Dichloroethene	ug/L (ppb)	<100	<100	nm
1,1-Dichloroethane	ug/L (ppb)	<100	<100	nm
cis-1,2-Dichloroethene	ug/L (ppb)	<100	<100	nm
1,2-Dichloroethane (EDC)	ug/L (ppb)	<100	<100	nm
1,1,1-Trichloroethane	ug/L (ppb)	<100	<100	nm
Trichloroethene	ug/L (ppb)	13,000	13,000	0
Tetrachloroethene	ug/L (ppb)	<100	<100	nm

Laboratory Code: Laboratory Control Sample

Analyte	Reporting Units	Spike Level	Percent Recovery LCS	Percent Recovery LCSD	Acceptance Criteria	RPD (Limit 20)
Vinyl chloride	ug/L (ppb)	50	113	121	64-134	7
Chloroethane	ug/L (ppb)	50	119	127	58-146	7
1,1-Dichloroethene	ug/L (ppb)	50	99	105	70-132	6
Methylene chloride	ug/L (ppb)	50	65 vo	71	70-124	9
trans-1,2-Dichloroethene	ug/L (ppb)	50	92	99	81-122	7
1,1-Dichloroethane	ug/L (ppb)	50	91	96	85-118	5
cis-1,2-Dichloroethene	ug/L (ppb)	50	93	99	82-122	6
1,2-Dichloroethane (EDC)	ug/L (ppb)	50	118	126	82-127	7
1,1,1-Trichloroethane	ug/L (ppb)	50	106	114	85-130	7
Trichloroethene	ug/L (ppb)	50	97	103	84-119	6
Tetrachloroethene	ug/L (ppb)	50	84	85	83-119	1

Date of Report: 07/22/09
Date Received: 07/08/09
Project: TOC_01-600_20090708 WORFDB2, F&BI 907076

QUALITY ASSURANCE RESULTS FOR THE ANALYSIS OF WATER SAMPLES FOR VOLATILES BY EPA METHOD 8260C

Laboratory Code: 907158-03 (Duplicate)

Analyte	Reporting Units	Sample Result	Duplicate Result	Relative Percent Difference (Limit 20)
Vinyl chloride	ug/L (ppb)	<0.2	<0.2	nm
Chloroethane	ug/L (ppb)	<1	<1	nm
1,1-Dichloroethene	ug/L (ppb)	<1	<1	nm
Methylene chloride	ug/L (ppb)	<5	<5	nm
trans-1,2-Dichloroethene	ug/L (ppb)	<1	<1	nm
1,1-Dichloroethane	ug/L (ppb)	<1	<1	nm
cis-1,2-Dichloroethene	ug/L (ppb)	<1	<1	nm
1,2-Dichloroethane (EDC)	ug/L (ppb)	<1	<1	nm
1,1,1-Trichloroethane	ug/L (ppb)	<1	<1	nm
Trichloroethene	ug/L (ppb)	<1	<1	nm
Tetrachloroethene	ug/L (ppb)	<1	<1	nm

Laboratory Code: Laboratory Control Sample

Analyte	Reporting Units	Spike Level	Percent Recovery LCS	Percent Recovery LCSD	Acceptance Criteria	RPD (Limit 20)
Vinyl chloride	ug/L (ppb)	50	94	106	53-131	12
Chloroethane	ug/L (ppb)	50	88	95	52-127	8
1,1-Dichloroethene	ug/L (ppb)	50	94	106	68-131	12
Methylene chloride	ug/L (ppb)	50	88	96	56-136	9
trans-1,2-Dichloroethene	ug/L (ppb)	50	93	102	71-128	9
1,1-Dichloroethane	ug/L (ppb)	50	95	102	74-118	7
cis-1,2-Dichloroethene	ug/L (ppb)	50	94	102	74-126	8
1,2-Dichloroethane (EDC)	ug/L (ppb)	50	94	101	77-118	7
1,1,1-Trichloroethane	ug/L (ppb)	50	96	104	77-123	8
Trichloroethene	ug/L (ppb)	50	92	98	74-119	6
Tetrachloroethene	ug/L (ppb)	50	95	101	86-121	6

Data Qualifiers & Definitions

a - The analyte was detected at a level less than five times the reporting limit. The RPD results may not provide reliable information on the variability of the analysis.

A1 – More than one compound of similar molecule structure was identified with equal probability.

b - The analyte was spiked at a level that was less than five times that present in the sample. Matrix spike recoveries may not be meaningful.

ca - The calibration results for this range fell outside of acceptance criteria. The value reported is an estimate.

c - The presence of the analyte indicated may be due to carryover from previous sample injections.

d - The sample was diluted. Detection limits may be raised due to dilution.

ds - The sample was diluted. Detection limits are raised due to dilution and surrogate recoveries may not be meaningful.

dv - Insufficient sample was available to achieve normal reporting limits and limits are raised accordingly.

fb - The analyte indicated was found in the method blank. The result should be considered an estimate.

fc – The compound is a common laboratory and field contaminant.

hr - The sample and duplicate were reextracted and reanalyzed. RPD results were still outside of control limits. The variability is attributed to sample inhomogeneity.

ht - The sample was extracted outside of holding time. Results should be considered estimates.

ip - Recovery fell outside of normal control limits. Compounds in the sample matrix interfered with the quantitation of the analyte.

j – The result is below normal reporting limits. The value reported is an estimate.

J - The internal standard associated with the analyte is out of control limits. The reported concentration is an estimate.

jl - The analyte result in the laboratory control sample is out of control limits. The reported concentration should be considered an estimate.

jr - The rpd result in laboratory control sample associated with the analyte is out of control limits. The reported concentration should be considered an estimate.

js - The surrogate associated with the analyte is out of control limits. The reported concentration should be considered an estimate.

lc - The presence of the compound indicated is likely due to laboratory contamination.

L - The reported concentration was generated from a library search.

nm - The analyte was not detected in one or more of the duplicate analyses. Therefore, calculation of the RPD is not applicable.

pc – The sample was received in a container not approved by the method. The value reported should be considered an estimate.

pr – The sample was received with incorrect preservation. The value reported should be considered an estimate.

ve - The value reported exceeded the calibration range established for the analyte. The reported concentration should be considered an estimate.

vo - The value reported fell outside the control limits established for this analyte.

x - The pattern of peaks present is not indicative of diesel.

y - The pattern of peaks present is not indicative of motor oil.

2930 Westlake Ave N Suite 100
Seattle, WA 98109
T: (206) 352-3790
F: (206) 352-7178
info@fremontanalytical.com

RECEIVED
JUL 21 2009

Friedman and Bruya
Attn: Michael Erdahl
3012 16th Ave W.
Seattle, WA 98119

RE: 907076
Fremont Project No: CHM090709-2
Friedman and Bruya Project No: H-1915

July 16th, 2009

Michael:

Enclosed are the analytical results for the ***907062*** water samples picked up by Fremont Analytical on July 9th, 2009.

The samples were received in good condition – in the proper containers, properly sealed, labeled and within holding time. The samples were contained in 6 – 500mL HDPE bottles and 8 – 40mL VOAs. The samples were analyzed and stored in a refrigeration unit at the USEPA-recommended temperature of 4°C ± 2°C.

Examination of these samples was conducted for the presence of the following:

- ***Dissolved Gases (Methane, Ethane & Ethene) by RSK-175***
- ***Nitrate and Sulfate by EPA Method 300.0***

These applications were performed under Washington State Department of Ecology accreditation parameters. All appropriate Quality Assurance / Quality Control method parameters have been applied.

Please contact the laboratory if you should have any questions about the report.

Thank you for using Fremont Analytical.

Sincerely,

Michael Dee
Sr. Chemist / Principal
mikedee@fremontanalytical.com

Fremont Analytical

2930 Westlake Ave . N., Suite 100
Seattle, WA 98109

T: 206.352.3790
F: 206-352-7178
email: info@fremontanalytical.com

Analysis of Dissolved Gases by RSK-175

Project: 907062
Client: Friedman & Bruya, Inc.
Client Project #: H-1915
Lab Project #: CHM090709-2

RSK-175 (mg/L)	MRL	Method Blank	LCS	01MW44-20090708	Duplicate 01MW44-20090708	RPD %
Date Extracted		7/15/09	7/15/09	7/15/09	7/15/09	
Date Analyzed		7/15/09	7/15/09	7/15/09	7/15/09	
Matrix				Water	Water	
Methane	0.005	nd	98%	**0.27**	**0.27**	1%
Ethane	0.005	nd	106%	nd	nd	
Ethene	0.005	nd	99%	nd	nd	

"nd" Indicates not detected at listed reporting limits
"int" Indicates that interference prevents determination
* Instrument Detection Limit
"J" Indicates estimated value
"MRL" Indicates Method Reporting Limit
"LCS" Indicates Laboratory Control Sample
"RPD" Indicates Relative Percent Difference

Acceptable RPD is determined to be less than 30%
Acceptable Recovery Limits:
LCS, LCSD = 80% to 120%
Spike Concentration = 100 PPMV

Fremont Analytical

2930 Westlake Ave . N., Suite 100
Seattle, WA 98109

T: 206.352.3790
F: 206-352-7178
email: info@fremontanalytical.com

Analysis of Dissolved Gases by RSK-175

Project: 907062
Client: Friedman & Bruya, Inc.
Client Project #: H-1915
Lab Project #: CHM090709-2

RSK-175 (mg/L)	MRL	01MW63-20090708
Date Extracted		7/15/09
Date Analyzed		7/15/09
Matrix		Water
Methane	0.005	**0.23**
Ethane	0.005	nd
Ethene	0.005	nd

"nd" Indicates not detected at listed reporting limits
"int" Indicates that interference prevents determination
* Instrument Detection Limit
"J" Indicates estimated value
"MRL" Indicates Method Reporting Limit
"LCS" Indicates Laboratory Control Sample
"RPD" Indicates Relative Percent Difference

Acceptable RPD is determined to be less than 30%
Acceptable Recovery Limits:
LCS, LCSD = 80% to 120%
Spike Concentration = 100 PPMV

Fremont Analytical

2930 Westlake Ave. N., Suite 100
Seattle, WA 98109

T: 206.352.3790
F: 206.352.7178
email: info@fremontanalytical.com

Ion Chromatography by EPA Method 300.0

Project: 907076
Client: Friedman & Bruya, Inc.
Client Project #: H-1915
Lab Project #: CHM090709-2

EPA Method 300.0 (mg/L)	MRL	Method Blank	LCS	01MW44-20090708	01MW63-20090708
Date Analyzed		7/9/09	7/9/09	7/9/09	7/9/09
Matrix				Water	Water
Nitrate (NO_3)	0.1	nd	112%	nd	nd
Sulfate (SO_4)	0.1	nd	107%	**36**	**12**

"nd" Indicates no detection at the listed reporting limits
"int" Indicates that interference prevents determination
"J" Indicates estimated value
"MRL" Indicates Method Reporting Limit
"LCS" Indicates Laboratory Control Sample
"MS" Indicates Matrix Spike
"MSD" Indicates Matrix Spike Duplicate
"RPD" Indicates Relative Percent Difference

Acceptable RPD is determined to be less than 30%
Acceptable Recovery Limits:
LCS, LCSD, MS, MSD: 65% to 135%
Spike Concentrations:
NO_3 = 1.0 mg/L
SO_4 = 7.5 mg/L

Fremont Analytical

2930 Westlake Ave. N., Suite 100
Seattle, WA 98109

T: 206.352.3790
F: 206.352.7178
email: info@fremontanalytical.com

Ion Chromatography by EPA Method 300.0

Project: 907076
Client: Friedman & Bruya, Inc.
Client Project #: H-1915
Lab Project #: CHM090709-2

EPA Method 300.0 (mg/L)	MRL	QA Batch 090709-2-3	QA Duplicate Batch 090709-2-3	RPD %	MS Batch 090709-2-3	MSD Batch 090709-2-3	RPD %
Date Analyzed		7/9/09	7/9/09		7/9/09	7/9/09	
Matrix		Water	Water		Water	Water	
Nitrate (NO_3)	0.1	nd	nd		114%	113%	1%
Sulfate (SO_4)	0.1	**12**	**12**	2%	92%	93%	1%

"nd" Indicates no detection at the listed reporting limits
"int" Indicates that interference prevents determination
"J" Indicates estimated value
"MRL" Indicates Method Reporting Limit
"LCS" Indicates Laboratory Control Sample
"MS" Indicates Matrix Spike
"MSD" Indicates Matrix Spike Duplicate
"RPD" Indicates Relative Percent Difference

Acceptable RPD is determined to be less than 30%
Acceptable Recovery Limits:
LCS, LCSD, MS, MSD: 65% to 135%
Spike Concentrations:
NO_3 = 1.0 mg/L
SO_4 = 7.5 mg/L

SUBCONTRACT SAMPLE CHAIN OF CUSTODY

Send Report To: Michael Erdahl
Company: Friedman and Bruya, Inc
Address: 3012 16th Ave W
City, State, ZIP: Seattle, WA 98119
Phone #: (206) 285-8282 Fax #: (206) 283-5044

SUBCONTRACTER: Fremont
PROJECT NAME/NO: 907076
PO #: 11915
REMARKS: Please Email Results merdahl@friedmanandbruya.com

Page # 1 of 1

TURNAROUND TIME
[X] Standard (2 Weeks)
[ ] RUSH
Rush charges authorized by:

SAMPLE DISPOSAL
[ ] Dispose after 30 days
[ ] Return samples
[ ] Will call with instructions

Sample ID	Lab ID	Date Sampled	Time Sampled	Matrix	# of jars	ANALYSES REQUESTED: Oil and Grease	EPH	VPH	Nitrate	Sulfate	Alkalinity	Dissolved Gases Methane, Ethane, Ethene				Notes
01MW44-20090706		7/8/09	10:44	W	4				X	X		X				
01MW63-20090708		"	12:53	"	"				X	X		X				
01MW96-20090708		"	13:05	"	"				X	X		X				

	SIGNATURE	PRINT NAME	COMPANY	DATE	TIME
Relinquished by		Michael Erdahl	Friedman & Bruya	7/9/09	8:45
Received by		Caitlyn Frazier	Fremont Analytical	7/9/09	1130
Relinquished by					
Received by					

Friedman & Bruya, Inc.
3012 16th Avenue West
Seattle, WA 98119-2029
Ph. (206) 285-8282
Fax (206) 283-5044

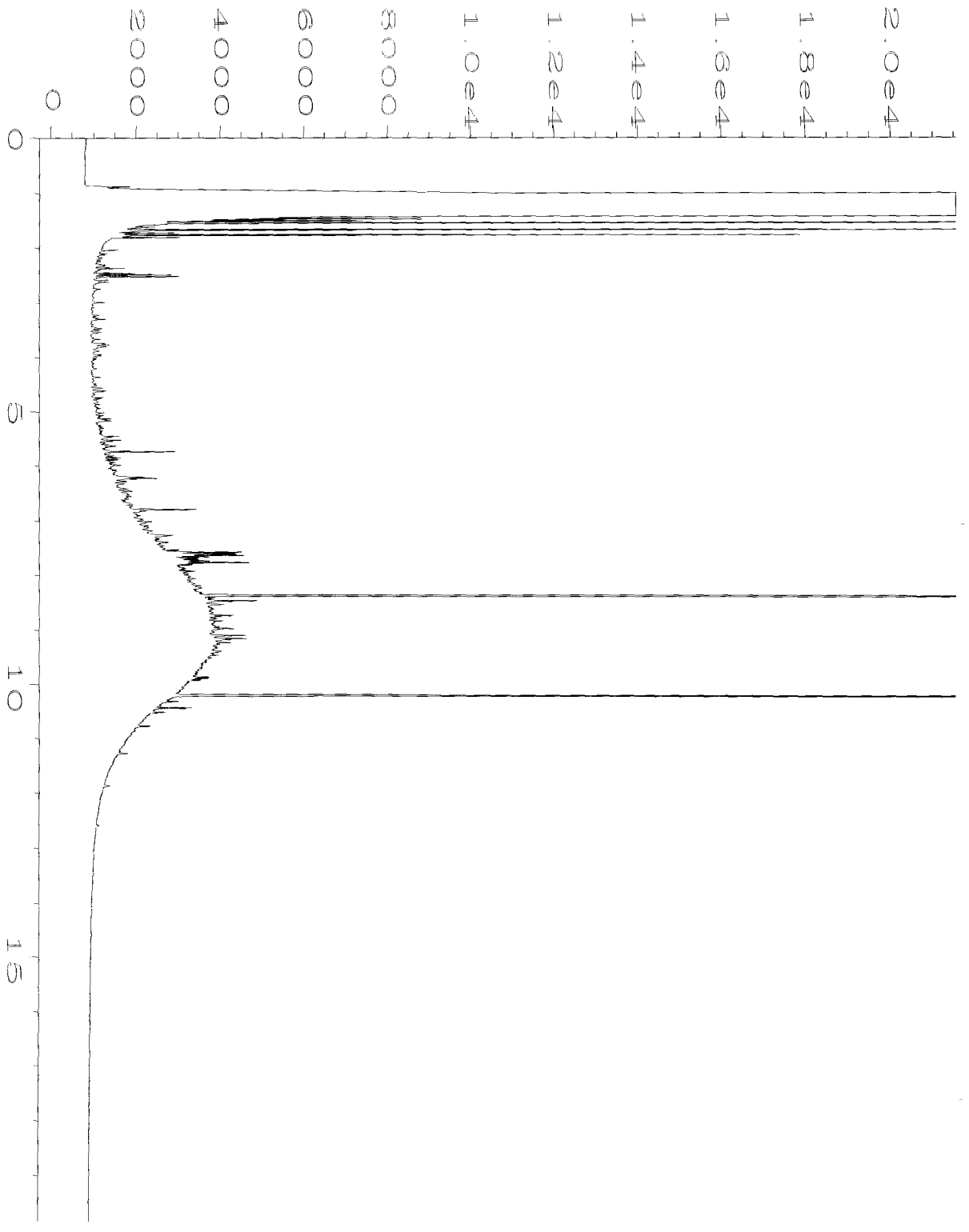

Data File Name : C:\HPCHEM\4\DATA\07-10-09\009F0501.D
Operator : ay
Instrument : GC#4
Sample Name : 907076-01
Run Time Bar Code:
Acquired on : 10 Jul 09 02:23 PM
Report Created on: 13 Jul 09 02:08 PM

Page Number : 1
Vial Number : 9
Injection Number : 1
Sequence Line : 5
Instrument Method: TPHD.MTH
Analysis Method : TPHD.MTH



Data File Name : C:\HPCHEM\4\DATA\07-10-09\010F0501.D
Operator : ay
Instrument : GC#4
Sample Name : 907076-02
Run Time Bar Code:
Acquired on : 10 Jul 09 02:51 PM
Report Created on: 13 Jul 09 02:08 PM

Page Number : 1
Vial Number : 10
Injection Number : 1
Sequence Line : 5
Instrument Method: TPHD.MTH
Analysis Method : TPHD.MTH



Data File Name : C:\HPCHEM\4\DATA\07-10-09\011F0501.D
Operator : ay
Instrument : GC#4
Sample Name : 907076-03
Run Time Bar Code:
Acquired on : 10 Jul 09 03:19 PM
Report Created on: 13 Jul 09 02:08 PM

Page Number : 1
Vial Number : 11
Injection Number : 1
Sequence Line : 5
Instrument Method: TPHD.MTH
Analysis Method : TPHD.MTH

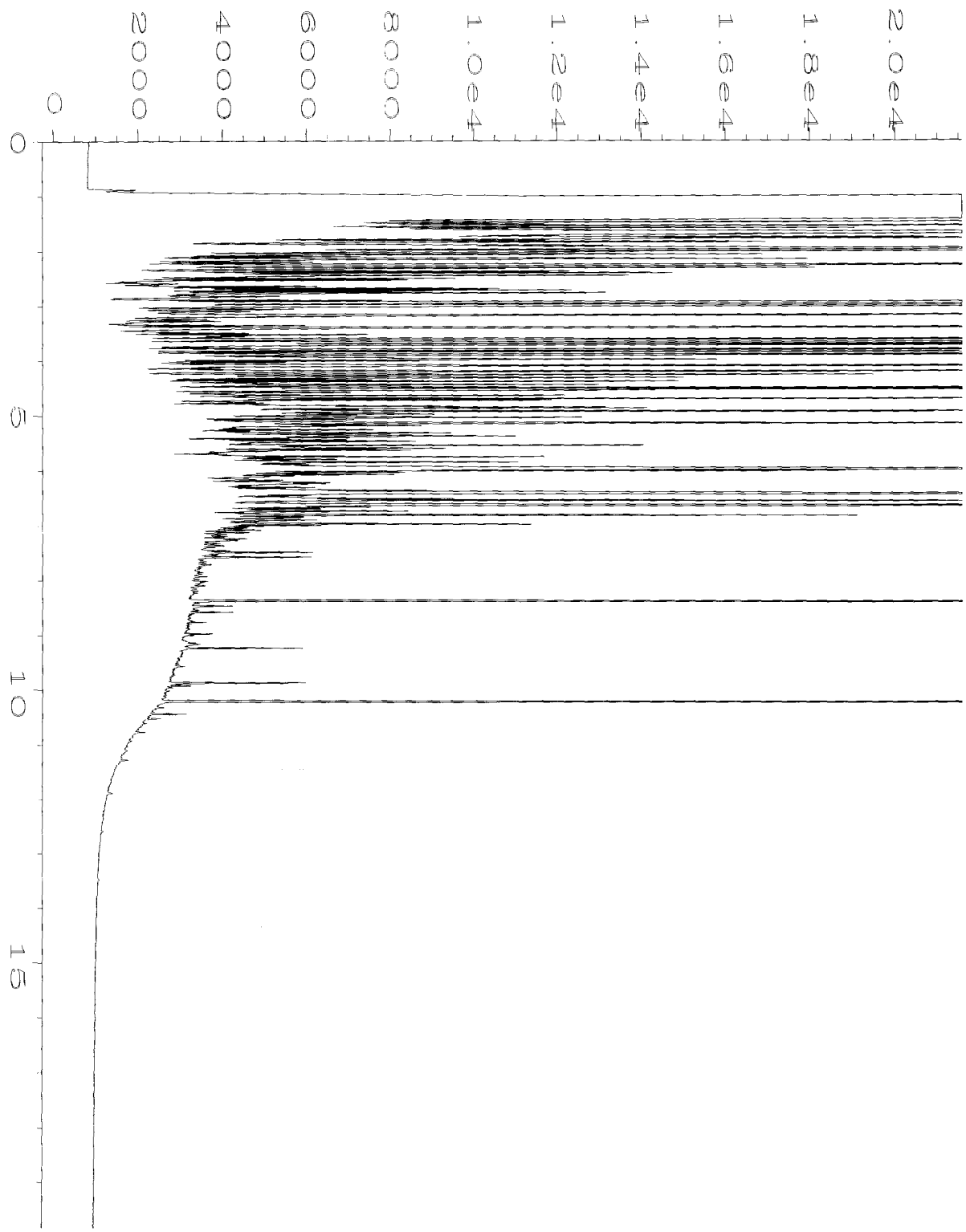

Data File Name : C:\HPCHEM\4\DATA\07-10-09\012F0501.D
Operator : ay
Instrument : GC#4
Sample Name : 907076-04
Run Time Bar Code:
Acquired on : 10 Jul 09 03:47 PM
Report Created on: 13 Jul 09 02:08 PM

Page Number : 1
Vial Number : 12
Injection Number : 1
Sequence Line : 5
Instrument Method: TPHD.MTH
Analysis Method : TPHD.MTH



Data File Name : C:\HPCHEM\4\DATA\07-10-09\013F0501.D
Operator : ay
Instrument : GC#4
Sample Name : 907076-05
Run Time Bar Code:
Acquired on : 10 Jul 09 04:15 PM
Report Created on: 13 Jul 09 02:09 PM

Page Number : 1
Vial Number : 13
Injection Number : 1
Sequence Line : 5
Instrument Method: TPHD.MTH
Analysis Method : TPHD.MTH

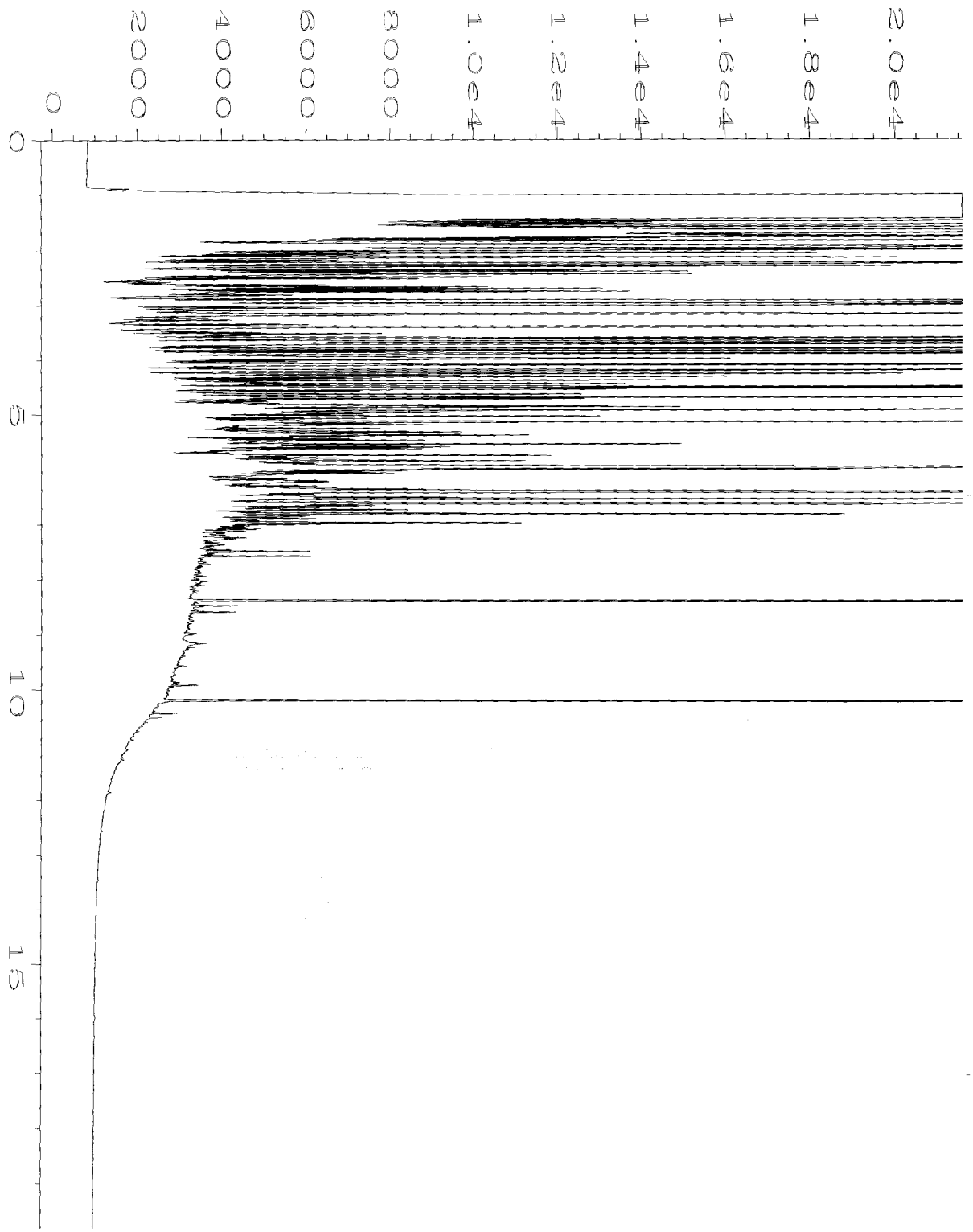

Data File Name	: C:\HPCHEM\4\DATA\07-10-09\014F0501.D		
Operator	: ay	Page Number	: 1
Instrument	: GC#4	Vial Number	: 14
Sample Name	: 907076-06	Injection Number	: 1
Run Time Bar Code:		Sequence Line	: 5
Acquired on	: 10 Jul 09 04:43 PM	Instrument Method	: TPHD.MTH
Report Created on	: 13 Jul 09 02:09 PM	Analysis Method	: TPHD.MTH



Data File Name	: C:\HPCHEM\4\DATA\07-10-09\015F0501.D		
Operator	: ay	Page Number	: 1
Instrument	: GC#4	Vial Number	: 15
Sample Name	: 907076-07	Injection Number	: 1
Run Time Bar Code:		Sequence Line	: 5
Acquired on	: 10 Jul 09 05:11 PM	Instrument Method	: TPHD.MTH
Report Created on	: 13 Jul 09 02:09 PM	Analysis Method	: TPHD.MTH

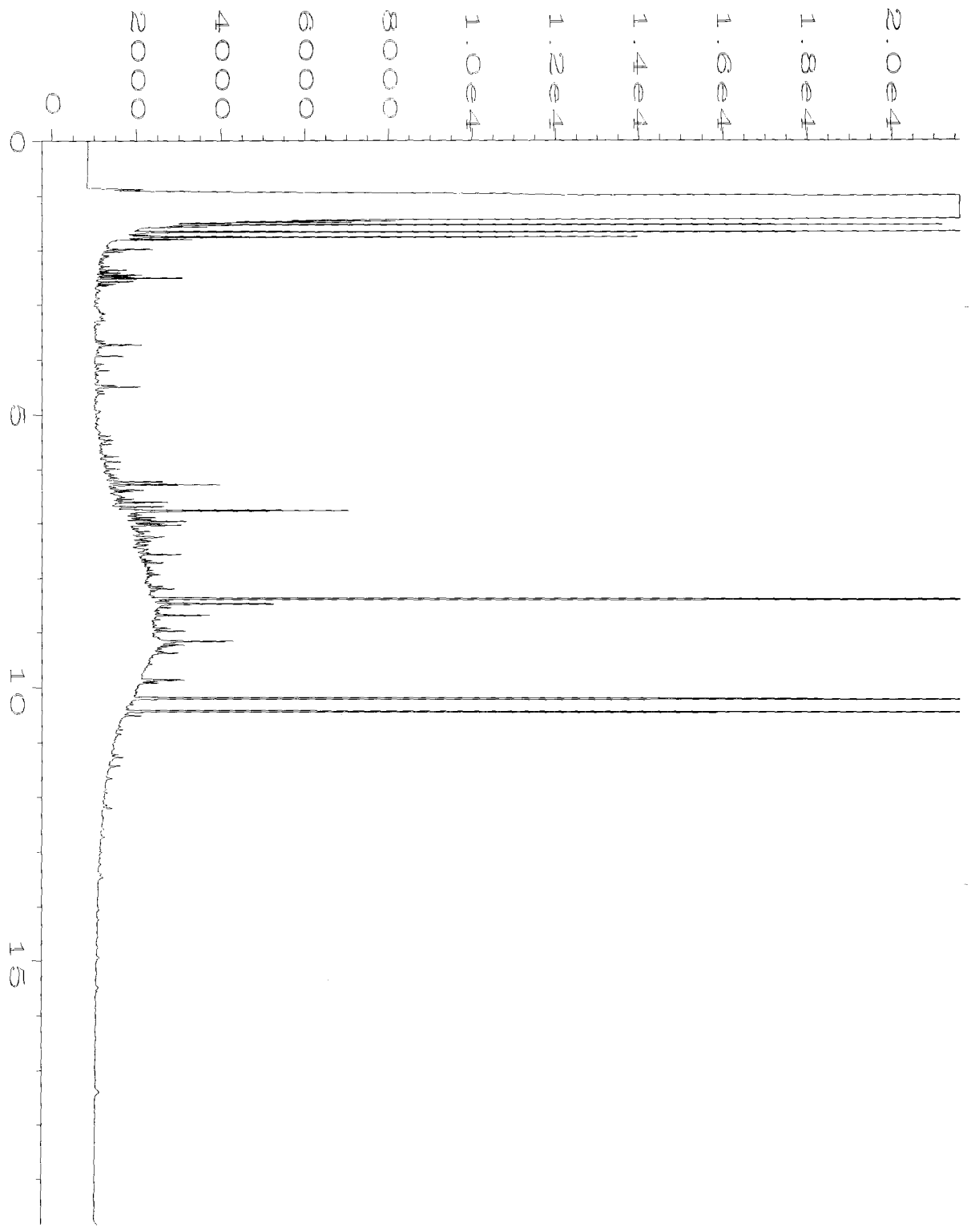

Data File Name : C:\HPCHEM\4\DATA\07-10-09\016F0801.D
Operator : ay
Instrument : GC#4
Sample Name : 907076-08
Run Time Bar Code:
Acquired on : 10 Jul 09 06:42 PM
Report Created on: 13 Jul 09 02:09 PM

Page Number : 1
Vial Number : 16
Injection Number : 1
Sequence Line : 8
Instrument Method: TPHD.MTH
Analysis Method : TPHD.MTH



Data File Name : C:\HPCHEM\4\DATA\07-10-09\017F0801.D
Operator : ay
Instrument : GC#4
Sample Name : 907076-09
Run Time Bar Code:
Acquired on : 10 Jul 09 07:05 PM
Report Created on: 13 Jul 09 02:09 PM

Page Number : 1
Vial Number : 17
Injection Number : 1
Sequence Line : 8
Instrument Method: TPHD.MTH
Analysis Method : TPHD.MTH

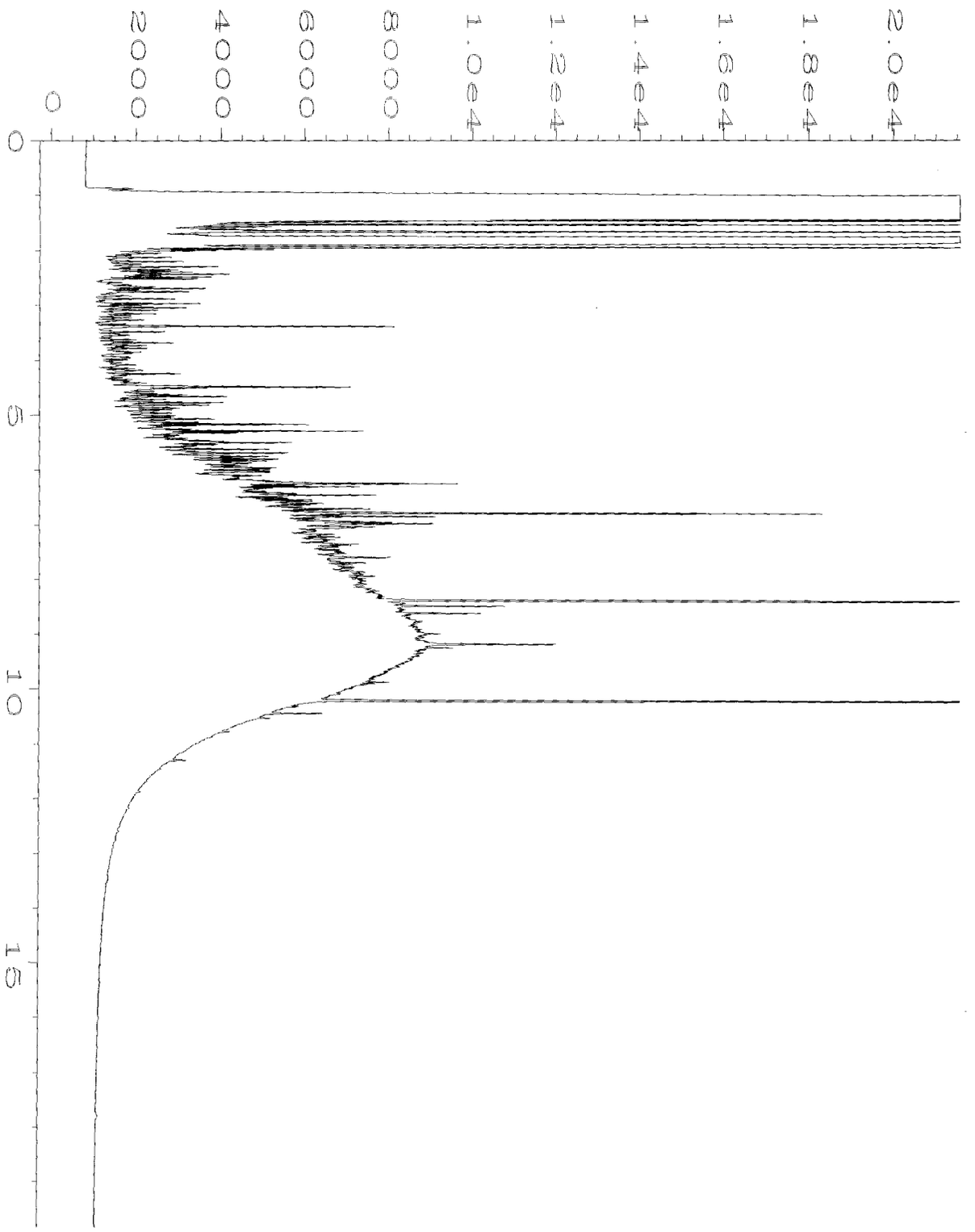

Data File Name : C:\HPCHEM\4\DATA\07-10-09\018F0801.D
Operator : ay
Instrument : GC#4
Sample Name : 907076-10
Run Time Bar Code:
Acquired on : 10 Jul 09 07:33 PM
Report Created on: 13 Jul 09 02:10 PM

Page Number : 1
Vial Number : 18
Injection Number : 1
Sequence Line : 8
Instrument Method: TPHD.MTH
Analysis Method : TPHD.MTH

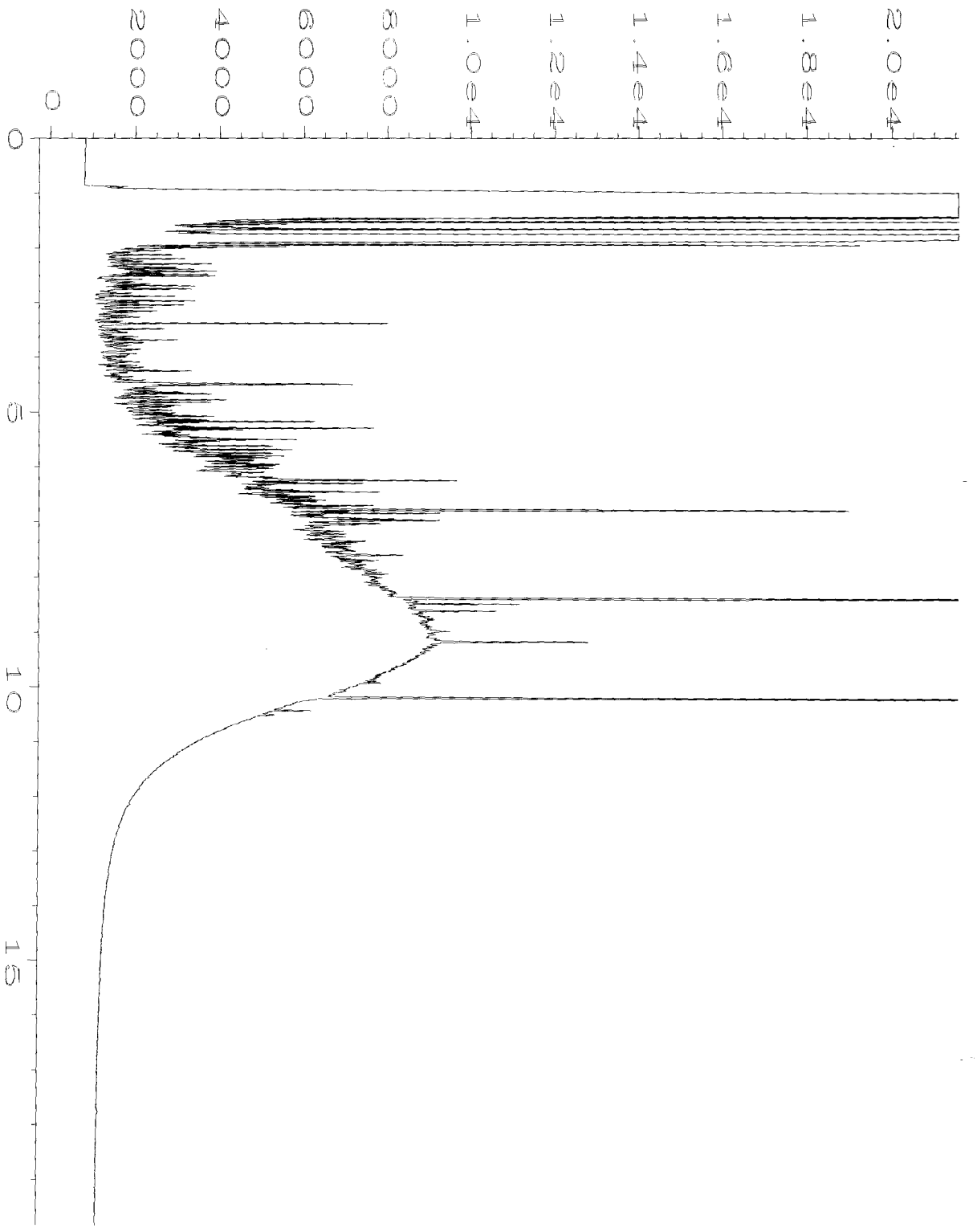

Data File Name : C:\HPCHEM\4\DATA\07-10-09\019F0801.D
Operator : ay
Instrument : GC#4
Sample Name : 907076-11
Run Time Bar Code:
Acquired on : 10 Jul 09 08:01 PM
Report Created on: 13 Jul 09 02:10 PM

Page Number : 1
Vial Number : 19
Injection Number : 1
Sequence Line : 8
Instrument Method: TPHD.MTH
Analysis Method : TPHD.MTH

907076

SAMPLE CHAIN OF CUSTODY

ME 07/08/09

V2/A05/AE6

Page # _____ of _____

Send Report To Tim Brown, cc: Erin Rothman

Company Sound Environmental Strategies

Address 2400 Airport Way S.

City, State, ZIP Seattle, WA 98134

Phone # 206.306.1900 Fax # 206.306.1907

SAMPLERS (signature)

PROJECT NAME/NO.: Seattle Terminal

PO #: 01-600

REMARKS

GEMS ⊗ Y / N

TURNAROUND TIME
⊗ Standard (2 Weeks)
□ RUSH _____
Rush charges authorized by: _____

SAMPLE DISPOSAL
⊗ Dispose after 30 days
□ Return samples
□ Will call with instructions

Sample ID	Sample Location	Sample Depth	Lab ID	Date Sampled	Time Sampled	Matrix	# of jars	NWTPH-Dx	NWTPH-Gx	BTEX by 8021B	CVOC's by 8260B	PCP by 8270	Nitrate by EPA 300.0	Sulfate by EPA 300.0	Methan, Ethene, Ethane by RSK 175	Notes
								ANALYSES REQUESTED								
01MW36-20090708	01MW36	19.8	01 A-D	7.8.09	0836	Water	4	X	X	X						
01MW32-20090709	01MW32	25.5	02 A-D	7.8.09	0913	Water	4	X	X	X						
02MW11-20090709	02MW11		03 A-D	7.8.09	1006	Water	4	X	X	X						
02MW97-20090709			04 A-D	7.8.09	1050	Water	4	X	X	X						Duplicate
02MW10-20090708	02MW10		05 A-D	7.8.09	1109	Water	4	X	X	X						
02MW12-20090708	02MW12		06 A-D	7.8.09	1210	Water	4	X	X	X						
MW06-20090709	MW06		07 A-F	7.8.09	1337	Water	6	X	X	X	X					
						Water										
						Water										
						Water										
						Water										
						Water										
						Water										

Friedman & Bruya, Inc.
3012 16th Avenue West
Seattle, WA 98119-2029
Ph. (206) 285-8282
Fax (206) 283-5044

	SIGNATURE	PRINT NAME	COMPANY	DATE	TIME
Relinquished by:		Jessica Brown	SES	7.8.09	1530
Received by:		Sheri Davis	SES	7/8/09	1530
Relinquished by:		Sheri Davis	SES	7/8/09	1630
Received by:		HONG NGUYEN	FBI	"	"

FORMS\COC\SESGEMSR1.DOC (Revision 1)

Samples received at 5 °C

907076

SAMPLE CHAIN OF CUSTODY ME 07/08/09

V2/A05/AI 6

Page # 1 of 1

Send Report To Tim Brown, cc: Erin Rothman

Company Sound Environmental Strategies

Address 2400 Airport Way S,

City, State, ZIP Seattle, WA 98134

Phone # 206.306.1900 Fax # 206.306.1907

SAMPLERS (signature)

PROJECT NAME/NO.: Seattle Terminal

PO #: 01-600

REMARKS

EIM ⊗ Y / N

TURNAROUND TIME
⊗ Standard (2 Weeks)
□ RUSH
Rush charges authorized by:

SAMPLE DISPOSAL
⊗ Dispose after 30 days
□ Return samples
□ Will call with instructions

Sample ID	Sample Location	Sample Depth	Lab ID	Date Sampled	Time Sampled	Matrix	# of jars	NWTPH-Dx	NWTPH-Gx	BTEX by 8021B	CVOC's by 8260B	PCP by 8270	Nitrate by EPA 300.0	Sulfate by EPA 300.0	Methan, Ethene, Ethane by RSK 175	Notes
								ANALYSES REQUESTED								
01MW15-20090708	01MW15	~26'	08 A-F	7/8/09	0920	Water	6	X	X	X	X					cancel * - per TB 7/14/09 ML
01MW44-20090708	01MW44	~26'	09 A-J		1044	Water	10	X	X	X	X		X	X	X	
01MW63-20090708	01MW63	~30'	10 A-J		1253	Water	10	X	X	X	X		X	X	X	
01MW96-20090708	[redacted]	[redacted]	11 AJ	↓	1305	Water	10	*	X	X	X		*	*	*	
						Water										
						Water										
						Water										
						Water										
						Water										
						Water										
						Water										
						Water										
						Water										

Friedman & Bruya, Inc.
3012 16th Avenue West
Seattle, WA 98119-2029
Ph. (206) 285-8282
Fax (206) 283-5044

	SIGNATURE	PRINT NAME	COMPANY	DATE	TIME
Relinquished by:		Sheri Davis	SES	7/8/09	1630
Received by:		HONE NGUYEN	FBI	"	"
Relinquished by:					
Received by:					

FORMS\COC\SESGEMSR1.DOC (Revision 1)

Samples received at 5 °C

FRIEDMAN & BRUYA, INC.

ENVIRONMENTAL CHEMISTS

James E. Bruya, Ph.D.
Charlene Morrow, M.S.
Yelena Aravkina, M.S.
Bradley T. Benson, B.S.
Kurt Johnson, B.S.

3012 16th Avenue West
Seattle, WA 98119-2029
TEL: (206) 285-8282
FAX: (206) 283-5044
e-mail: fbi@isomedia.com

July 22, 2009

Tim Brown, Project Manager
Sound Environmental Strategies Corporation
2400 Airport Way S., Suite 200
Seattle, WA 98134-2020

Dear Mr. Brown:

Included are the results from the testing of material submitted on July 9, 2009 from the TOC_01-600_20090709 WORFDB2, F&BI 907090 project. There are 17 pages included in this report. Any samples that may remain are currently scheduled for disposal in 30 days. If you would like us to return your samples or arrange for long term storage at our offices, please contact us as soon as possible.

We appreciate this opportunity to be of service to you and hope you will call if you should have any questions.

Sincerely,

FRIEDMAN & BRUYA, INC.



Michael Erdahl
Project Manager

Enclosures
c: Mark Chandler, Ryan Bixby, Erin Rothman
SOU0722R.DOC

CASE NARRATIVE

This case narrative encompasses samples received on July 9, 2009 by Friedman & Bruya, Inc. from the Sound Environmental Strategies TOC_01-600_20090709 WORFDB2, F&BI 907090 project. Samples were logged in under the laboratory ID's listed below.

Laboratory ID	Sound Environmental Strategies
907090-01	01MW61-20090708
907090-02	01MW60-20090708
907090-03	01MW62-20090708
907090-04	01MW64-20090708
907090-05	01MW54-20090709
907090-06	01MW65-20090709

Sample 01MW60-20090708 was sent to Fremont Analytical for nitrate, sulfate, and dissolved gasses analyses. Review of the enclosed report indicates that all quality assurance was acceptable.

The 8260C calibration standards did not pass acceptance criteria for chloroethane or methylene chloride. In addition, methylene chloride was detected in the method blank. The data was flagged accordingly. All other quality control requirements were acceptable.

Date of Report: 07/22/09
Date Received: 07/09/09
Project: TOC_01-600_20090709 WORFDB2, F&BI 907090
Date Extracted: 07/13/09
Date Analyzed: 07/13/09

RESULTS FROM THE ANALYSIS OF THE WATER SAMPLES FOR BENZENE, TOLUENE, ETHYLBENZENE, XYLENES AND TPH AS GASOLINE USING EPA METHOD 8021B AND NWTPH-Gx

Results Reported as ug/L (ppb)

Sample ID Laboratory ID	Benzene	Toluene	Ethyl Benzene	Total Xylenes	Gasoline Range	Surrogate (% Recovery) (Limit 52-124)
01MW61-20090708 907090-01	<1	<1	<1	<3	<100	84
01MW60-20090708 907090-02	<1	<1	<1	<3	<100	87
01MW62-20090708 907090-03	<1	<1	<1	<3	130	75
01MW64-20090708 907090-04	<1	<1	<1	<3	<100	83
01MW54-20090709 907090-05	<1	<1	<1	<3	<100	74
01MW65-20090709 907090-06	<1	<1	<1	<3	<100	86
Method Blank	<1	<1	<1	<3	<100	79

Date of Report: 07/22/09
Date Received: 07/09/09
Project: TOC_01-600_20090709 WORFDB2, F&BI 907090
Date Extracted: 07/10/09
Date Analyzed: 07/11/09

RESULTS FROM THE ANALYSIS OF THE WATER SAMPLES FOR TOTAL PETROLEUM HYDROCARBONS AS DIESEL AND MOTOR OIL USING METHOD NWTPH-Dx

Results Reported as ug/L (ppb)

Sample ID Laboratory ID	Diesel Range (C_{10}-C_{25})	Motor Oil Range (C_{25}-C_{36})	Surrogate (% Recovery) (Limit 51-137)
01MW61-20090708 907090-01	<50	<250	104
01MW60-20090708 907090-02	130	<250	95
01MW62-20090708 907090-03	58	<250	106
01MW64-20090708 907090-04	170	<250	110
01MW54-20090709 907090-05	<50	<250	108
01MW65-20090709 907090-06	<50	<250	105
Method Blank	<50	<250	98

Analysis For Volatile Compounds By EPA Method 8260C

Client Sample ID:	01MW61-20090708	Client:	Sound Environmental Strategies
Date Received:	07/09/09	Project:	TOC_01-600_20090709 WORFDB2
Date Extracted:	07/10/09	Lab ID:	907090-01
Date Analyzed:	07/11/09	Data File:	071025.D
Matrix:	Water	Instrument:	GCMS4
Units:	ug/L (ppb)	Operator:	MB

Surrogates:	% Recovery:	Lower Limit:	Upper Limit:
1,2-Dichloroethane-d4	102	63	127
Toluene-d8	101	60	129
4-Bromofluorobenzene	106	51	145

Compounds:	Concentration ug/L (ppb)
Vinyl chloride	<0.2
Chloroethane	<1 ca
1,1-Dichloroethene	<1
Methylene chloride	<5 ca
trans-1,2-Dichloroethene	<1
1,1-Dichloroethane	<1
cis-1,2-Dichloroethene	<1
1,2-Dichloroethane (EDC)	<1
1,1,1-Trichloroethane	<1
Trichloroethene	<1
Tetrachloroethene	<1

Analysis For Volatile Compounds By EPA Method 8260C

Client Sample ID:	01MW60-20090708	Client:	Sound Environmental Strategies
Date Received:	07/09/09	Project:	TOC_01-600_20090709 WORFDB2
Date Extracted:	07/10/09	Lab ID:	907090-02
Date Analyzed:	07/11/09	Data File:	071026.D
Matrix:	Water	Instrument:	GCMS4
Units:	ug/L (ppb)	Operator:	MB

Surrogates:	% Recovery:	Lower Limit:	Upper Limit:
1,2-Dichloroethane-d4	104	63	127
Toluene-d8	104	60	129
4-Bromofluorobenzene	105	51	145

Compounds:	Concentration ug/L (ppb)
Vinyl chloride	<0.2
Chloroethane	<1 ca
1,1-Dichloroethene	<1
Methylene chloride	<5 ca
trans-1,2-Dichloroethene	<1
1,1-Dichloroethane	<1
cis-1,2-Dichloroethene	<1
1,2-Dichloroethane (EDC)	<1
1,1,1-Trichloroethane	<1
Trichloroethene	7.6
Tetrachloroethene	<1

Analysis For Volatile Compounds By EPA Method 8260C

Client Sample ID:	01MW62-20090708	Client:	Sound Environmental Strategies
Date Received:	07/09/09	Project:	TOC_01-600_20090709 WORFDB2
Date Extracted:	07/10/09	Lab ID:	907090-03
Date Analyzed:	07/11/09	Data File:	071027.D
Matrix:	Water	Instrument:	GCMS4
Units:	ug/L (ppb)	Operator:	MB

Surrogates:	% Recovery:	Lower Limit:	Upper Limit:
1,2-Dichloroethane-d4	98	63	127
Toluene-d8	100	60	129
4-Bromofluorobenzene	104	51	145

Compounds:	Concentration ug/L (ppb)
Vinyl chloride	<0.2
Chloroethane	<1 ca
1,1-Dichloroethene	<1
Methylene chloride	<5 ca
trans-1,2-Dichloroethene	<1
1,1-Dichloroethane	<1
cis-1,2-Dichloroethene	1.8
1,2-Dichloroethane (EDC)	<1
1,1,1-Trichloroethane	<1
Trichloroethene	290 ve
Tetrachloroethene	<1

Analysis For Volatile Compounds By EPA Method 8260C

Client Sample ID:	01MW62-20090708	Client:	Sound Environmental Strategies
Date Received:	07/09/09	Project:	TOC_01-600_20090709 WORFDB2
Date Extracted:	07/15/09	Lab ID:	907090-03 1/10
Date Analyzed:	07/16/09	Data File:	071533.D
Matrix:	Water	Instrument:	GCMS4
Units:	ug/L (ppb)	Operator:	MB

Surrogates:	% Recovery:	Lower Limit:	Upper Limit:
1,2-Dichloroethane-d4	99	63	127
Toluene-d8	102	60	129
4-Bromofluorobenzene	108	51	145

Compounds:	Concentration ug/L (ppb)
Vinyl chloride	<2
Chloroethane	<10
1,1-Dichloroethene	<10
Methylene chloride	<50
trans-1,2-Dichloroethene	<10
1,1-Dichloroethane	<10
cis-1,2-Dichloroethene	<10
1,2-Dichloroethane (EDC)	<10
1,1,1-Trichloroethane	<10
Trichloroethene	220
Tetrachloroethene	<10

Analysis For Volatile Compounds By EPA Method 8260C

Client Sample ID:	01MW64-20090708	Client:	Sound Environmental Strategies
Date Received:	07/09/09	Project:	TOC_01-600_20090709 WORFDB2
Date Extracted:	07/10/09	Lab ID:	907090-04
Date Analyzed:	07/11/09	Data File:	071028.D
Matrix:	Water	Instrument:	GCMS4
Units:	ug/L (ppb)	Operator:	MB

Surrogates:	% Recovery:	Lower Limit:	Upper Limit:
1,2-Dichloroethane-d4	105	63	127
Toluene-d8	103	60	129
4-Bromofluorobenzene	101	51	145

Compounds:	Concentration ug/L (ppb)
Vinyl chloride	<0.2
Chloroethane	<1 ca
1,1-Dichloroethene	<1
Methylene chloride	<5 ca
trans-1,2-Dichloroethene	<1
1,1-Dichloroethane	<1
cis-1,2-Dichloroethene	<1
1,2-Dichloroethane (EDC)	<1
1,1,1-Trichloroethane	<1
Trichloroethene	<1
Tetrachloroethene	<1

Analysis For Volatile Compounds By EPA Method 8260C

Client Sample ID:	01MW54-20090709	Client:	Sound Environmental Strategies
Date Received:	07/09/09	Project:	TOC_01-600_20090709 WORFDB2
Date Extracted:	07/10/09	Lab ID:	907090-05
Date Analyzed:	07/11/09	Data File:	071029.D
Matrix:	Water	Instrument:	GCMS4
Units:	ug/L (ppb)	Operator:	MB

Surrogates:	% Recovery:	Lower Limit:	Upper Limit:
1,2-Dichloroethane-d4	100	63	127
Toluene-d8	101	60	129
4-Bromofluorobenzene	105	51	145

Compounds:	Concentration ug/L (ppb)
Vinyl chloride	<0.2
Chloroethane	<1 ca
1,1-Dichloroethene	<1
Methylene chloride	<5 ca
trans-1,2-Dichloroethene	<1
1,1-Dichloroethane	<1
cis-1,2-Dichloroethene	<1
1,2-Dichloroethane (EDC)	<1
1,1,1-Trichloroethane	<1
Trichloroethene	1.5
Tetrachloroethene	<1

Analysis For Volatile Compounds By EPA Method 8260C

Client Sample ID:	01MW65-20090709	Client:	Sound Environmental Strategies
Date Received:	07/09/09	Project:	TOC_01-600_20090709 WORFDB2
Date Extracted:	07/10/09	Lab ID:	907090-06
Date Analyzed:	07/11/09	Data File:	071030.D
Matrix:	Water	Instrument:	GCMS4
Units:	ug/L (ppb)	Operator:	MB

Surrogates:	% Recovery:	Lower Limit:	Upper Limit:
1,2-Dichloroethane-d4	106	63	127
Toluene-d8	99	60	129
4-Bromofluorobenzene	102	51	145

Compounds:	Concentration ug/L (ppb)
Vinyl chloride	<0.2
Chloroethane	<1 ca
1,1-Dichloroethene	<1
Methylene chloride	<5 ca
trans-1,2-Dichloroethene	<1
1,1-Dichloroethane	<1
cis-1,2-Dichloroethene	<1
1,2-Dichloroethane (EDC)	<1
1,1,1-Trichloroethane	<1
Trichloroethene	3.5
Tetrachloroethene	<1

Analysis For Volatile Compounds By EPA Method 8260C

Client Sample ID:	Method Blank	Client:	Sound Environmental Strategies
Date Received:	NA	Project:	TOC_01-600_20090709 WORFDB2
Date Extracted:	07/10/09	Lab ID:	090959 mb
Date Analyzed:	07/10/09	Data File:	071017.D
Matrix:	Water	Instrument:	GCMS4
Units:	ug/L (ppb)	Operator:	MB

Surrogates:	% Recovery:	Lower Limit:	Upper Limit:
1,2-Dichloroethane-d4	99	63	127
Toluene-d8	97	60	129
4-Bromofluorobenzene	102	51	145

Compounds:	Concentration ug/L (ppb)
Vinyl chloride	<0.2
Chloroethane	<1 ca
1,1-Dichloroethene	<1
Methylene chloride	13 ca, lc
trans-1,2-Dichloroethene	<1
1,1-Dichloroethane	<1
cis-1,2-Dichloroethene	<1
1,2-Dichloroethane (EDC)	<1
1,1,1-Trichloroethane	<1
Trichloroethene	<1
Tetrachloroethene	<1

Analysis For Volatile Compounds By EPA Method 8260C

Client Sample ID:	Method Blank	Client:	Sound Environmental Strategies
Date Received:	NA	Project:	TOC_01-600_20090709 WORFDB2
Date Extracted:	07/15/09	Lab ID:	090965 mb
Date Analyzed:	07/15/09	Data File:	071526.D
Matrix:	Water	Instrument:	GCMS4
Units:	ug/L (ppb)	Operator:	MB

Surrogates:	% Recovery:	Lower Limit:	Upper Limit:
1,2-Dichloroethane-d4	106	63	127
Toluene-d8	105	60	129
4-Bromofluorobenzene	109	51	145

Compounds:	Concentration ug/L (ppb)
Vinyl chloride	<0.2
Chloroethane	<1
1,1-Dichloroethene	<1
Methylene chloride	<5
trans-1,2-Dichloroethene	<1
1,1-Dichloroethane	<1
cis-1,2-Dichloroethene	<1
1,2-Dichloroethane (EDC)	<1
1,1,1-Trichloroethane	<1
Trichloroethene	<1
Tetrachloroethene	<1

Date of Report: 07/22/09
Date Received: 07/09/09
Project: TOC_01-600_20090709 WORFDB2, F&BI 907090

QUALITY ASSURANCE RESULTS FOR THE ANALYSIS OF WATER SAMPLES FOR BENZENE, TOLUENE, ETHYLBENZENE, XYLENES, AND TPH AS GASOLINE USING EPA METHOD 8021B AND NWTPH-Gx

Laboratory Code: 907076-01 (Duplicate)

Analyte	Reporting Units	Sample Result	Duplicate Result	Relative Percent Difference (Limit 20)
Benzene	ug/L (ppb)	<1	<1	nm
Toluene	ug/L (ppb)	<1	<1	nm
Ethylbenzene	ug/L (ppb)	<1	<1	nm
Xylenes	ug/L (ppb)	<3	<3	nm
Gasoline	ug/L (ppb)	<100	<100	nm

Laboratory Code: Laboratory Control Sample

Analyte	Reporting Units	Spike Level	Percent Recovery LCS	Acceptance Criteria
Benzene	ug/L (ppb)	50	101	65-118
Toluene	ug/L (ppb)	50	100	72-122
Ethylbenzene	ug/L (ppb)	50	99	73-126
Xylenes	ug/L (ppb)	150	101	74-118
Gasoline	ug/L (ppb)	1,000	98	69-134

Date of Report: 07/22/09
Date Received: 07/09/09
Project: TOC_01-600_20090709 WORFDB2, F&BI 907090

QUALITY ASSURANCE RESULTS FOR THE ANALYSIS OF WATER SAMPLES FOR TOTAL PETROLEUM HYDROCARBONS AS DIESEL EXTENDED USING METHOD NWTPH-Dx

Laboratory Code: Laboratory Control Sample

Analyte	Reporting Units	Spike Level	Percent Recovery LCS	Percent Recovery LCSD	Acceptance Criteria	RPD (Limit 20)
Diesel Extended	ug/L (ppb)	2,500	101	109	71-131	8

Date of Report: 07/22/09
Date Received: 07/09/09
Project: TOC_01-600_20090709 WORFDB2, F&BI 907090

QUALITY ASSURANCE RESULTS FOR THE ANALYSIS OF WATER SAMPLES FOR VOLATILES BY EPA METHOD 8260C

Laboratory Code: 907067-12 (Duplicate)

Analyte	Reporting Units	Sample Result	Duplicate Result	Relative Percent Difference (Limit 20)
Vinyl chloride	ug/L (ppb)	<0.2	<0.2	nm
Chloroethane	ug/L (ppb)	<1	<1	nm
1,1-Dichloroethene	ug/L (ppb)	<1	<1	nm
Methylene chloride	ug/L (ppb)	<5	<5	nm
trans-1,2-Dichloroethene	ug/L (ppb)	<1	<1	nm
1,1-Dichloroethane	ug/L (ppb)	<1	<1	nm
cis-1,2-Dichloroethene	ug/L (ppb)	<1	<1	nm
1,2-Dichloroethane (EDC)	ug/L (ppb)	<1	<1	nm
1,1,1-Trichloroethane	ug/L (ppb)	<1	<1	nm
Trichloroethene	ug/L (ppb)	<1	<1	nm
Tetrachloroethene	ug/L (ppb)	<1	<1	nm

Laboratory Code: Laboratory Control Sample

Analyte	Reporting Units	Spike Level	Percent Recovery LCS	Percent Recovery LCSD	Acceptance Criteria	RPD (Limit 20)
Vinyl chloride	ug/L (ppb)	50	110	105	53-131	5
Chloroethane	ug/L (ppb)	50	111	112	52-127	1
1,1-Dichloroethene	ug/L (ppb)	50	103	100	68-131	3
Methylene chloride	ug/L (ppb)	50	86	105	56-136	20
trans-1,2-Dichloroethene	ug/L (ppb)	50	94	100	71-128	6
1,1-Dichloroethane	ug/L (ppb)	50	99	99	74-118	0
cis-1,2-Dichloroethene	ug/L (ppb)	50	104	104	74-126	0
1,2-Dichloroethane (EDC)	ug/L (ppb)	50	99	100	77-118	1
1,1,1-Trichloroethane	ug/L (ppb)	50	100	101	77-123	1
Trichloroethene	ug/L (ppb)	50	96	99	74-119	3
Tetrachloroethene	ug/L (ppb)	50	98	99	86-121	1

Date of Report: 07/22/09
Date Received: 07/09/09
Project: TOC_01-600_20090709 WORFDB2, F&BI 907090

QUALITY ASSURANCE RESULTS FOR THE ANALYSIS OF WATER SAMPLES FOR VOLATILES BY EPA METHOD 8260C

Laboratory Code: 0907117-08 (Duplicate)

Analyte	Reporting Units	Sample Result	Duplicate Result	Relative Percent Difference (Limit 20)
Vinyl chloride	ug/L (ppb)	<0.2	<0.2	nm
Chloroethane	ug/L (ppb)	<1	<1	nm
1,1-Dichloroethene	ug/L (ppb)	<1	<1	nm
Methylene chloride	ug/L (ppb)	<5	<5	nm
trans-1,2-Dichloroethene	ug/L (ppb)	<1	<1	nm
1,1-Dichloroethane	ug/L (ppb)	<1	<1	nm
cis-1,2-Dichloroethene	ug/L (ppb)	<1	<1	nm
1,2-Dichloroethane (EDC)	ug/L (ppb)	<1	<1	nm
1,1,1-Trichloroethane	ug/L (ppb)	<1	<1	nm
Trichloroethene	ug/L (ppb)	<1	<1	nm
Tetrachloroethene	ug/L (ppb)	<1	<1	nm

Laboratory Code: Laboratory Control Sample

Analyte	Reporting Units	Spike Level	Percent Recovery LCS	Percent Recovery LCSD	Acceptance Criteria	RPD (Limit 20)
Vinyl chloride	ug/L (ppb)	50	117	121	64-134	3
Chloroethane	ug/L (ppb)	50	126	130	58-146	3
1,1-Dichloroethene	ug/L (ppb)	50	108	112	70-132	4
Methylene chloride	ug/L (ppb)	50	78	80	70-124	3
trans-1,2-Dichloroethene	ug/L (ppb)	50	95	99	81-122	4
1,1-Dichloroethane	ug/L (ppb)	50	99	101	85-118	2
cis-1,2-Dichloroethene	ug/L (ppb)	50	105	106	82-122	1
1,2-Dichloroethane (EDC)	ug/L (ppb)	50	111	115	82-127	4
1,1,1-Trichloroethane	ug/L (ppb)	50	113	115	85-130	2
Trichloroethene	ug/L (ppb)	50	102	104	84-119	2
Tetrachloroethene	ug/L (ppb)	50	103	104	83-119	1

Data Qualifiers & Definitions

a - The analyte was detected at a level less than five times the reporting limit. The RPD results may not provide reliable information on the variability of the analysis.

A1 – More than one compound of similar molecule structure was identified with equal probability.

b - The analyte was spiked at a level that was less than five times that present in the sample. Matrix spike recoveries may not be meaningful.

ca - The calibration results for this range fell outside of acceptance criteria. The value reported is an estimate.

c - The presence of the analyte indicated may be due to carryover from previous sample injections.

d - The sample was diluted. Detection limits may be raised due to dilution.

ds - The sample was diluted. Detection limits are raised due to dilution and surrogate recoveries may not be meaningful.

dv - Insufficient sample was available to achieve normal reporting limits and limits are raised accordingly.

fb - The analyte indicated was found in the method blank. The result should be considered an estimate.

fc – The compound is a common laboratory and field contaminant.

hr - The sample and duplicate were reextracted and reanalyzed. RPD results were still outside of control limits. The variability is attributed to sample inhomogeneity.

ht - The sample was extracted outside of holding time. Results should be considered estimates.

ip - Recovery fell outside of normal control limits. Compounds in the sample matrix interfered with the quantitation of the analyte.

j – The result is below normal reporting limits. The value reported is an estimate.

J - The internal standard associated with the analyte is out of control limits. The reported concentration is an estimate.

jl - The analyte result in the laboratory control sample is out of control limits. The reported concentration should be considered an estimate.

jr - The rpd result in laboratory control sample associated with the analyte is out of control limits. The reported concentration should be considered an estimate.

js - The surrogate associated with the analyte is out of control limits. The reported concentration should be considered an estimate.

lc - The presence of the compound indicated is likely due to laboratory contamination.

L - The reported concentration was generated from a library search.

nm - The analyte was not detected in one or more of the duplicate analyses. Therefore, calculation of the RPD is not applicable.

pc – The sample was received in a container not approved by the method. The value reported should be considered an estimate.

pr – The sample was received with incorrect preservation. The value reported should be considered an estimate.

ve - The value reported exceeded the calibration range established for the analyte. The reported concentration should be considered an estimate.

vo - The value reported fell outside the control limits established for this analyte.

x - The pattern of peaks present is not indicative of diesel.

y - The pattern of peaks present is not indicative of motor oil.



Data File Name	: C:\HPCHEM\4\DATA\07-10-09\032F1001.D		
Operator	: ay	Page Number	: 1
Instrument	: GC#4	Vial Number	: 32
Sample Name	: 907090-01	Injection Number	: 1
Run Time Bar Code:		Sequence Line	: 10
Acquired on	: 11 Jul 09 02:56 AM	Instrument Method	: TPHD.MTH
Report Created on	: 13 Jul 09 02:00 PM	Analysis Method	: TPHD.MTH



Data File Name : C:\HPCHEM\4\DATA\07-10-09\033F1001.D
Operator : ay
Instrument : GC#4
Sample Name : 907090-02
Run Time Bar Code:
Acquired on : 11 Jul 09 03:23 AM
Report Created on: 13 Jul 09 02:00 PM

Page Number : 1
Vial Number : 33
Injection Number : 1
Sequence Line : 10
Instrument Method: TPHD.MTH
Analysis Method : TPHD.MTH



Data File Name : C:\HPCHEM\4\DATA\07-10-09\034F1001.D
Operator : ay
Instrument : GC#4
Sample Name : 907090-03
Run Time Bar Code:
Acquired on : 11 Jul 09 03:50 AM
Report Created on: 13 Jul 09 02:01 PM

Page Number : 1
Vial Number : 34
Injection Number : 1
Sequence Line : 10
Instrument Method: TPHD.MTH
Analysis Method : TPHD.MTH

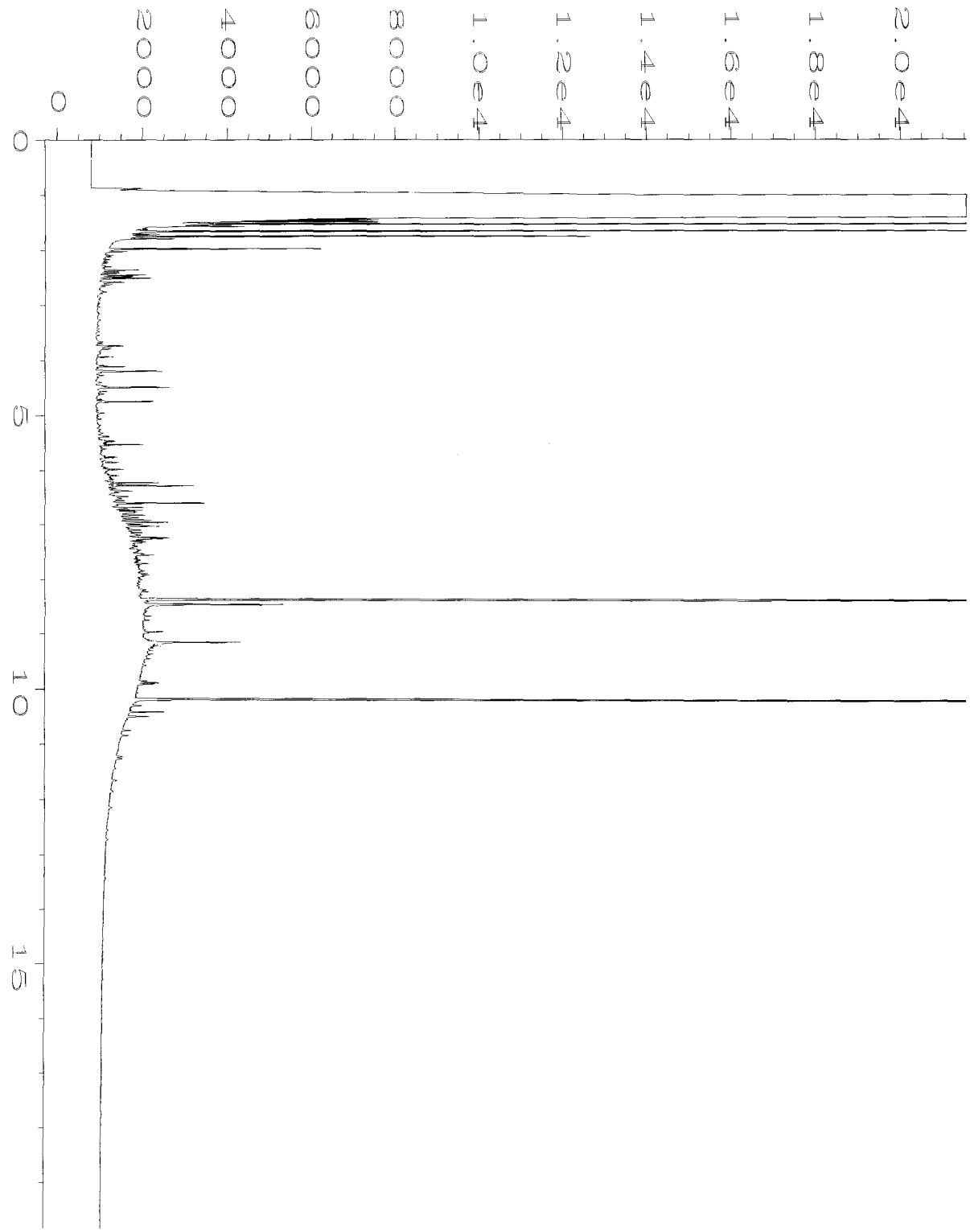

Data File Name : C:\HPCHEM\4\DATA\07-10-09\035F1001.D
Operator : ay
Instrument : GC#4
Sample Name : 907090-04
Run Time Bar Code:
Acquired on : 11 Jul 09 04:17 AM
Report Created on: 13 Jul 09 02:01 PM

Page Number : 1
Vial Number : 35
Injection Number : 1
Sequence Line : 10
Instrument Method: TPHD.MTH
Analysis Method : TPHD.MTH



Data File Name	: C:\HPCHEM\4\DATA\07-10-09\036F1201.D		
Operator	: ay	Page Number	: 1
Instrument	: GC#4	Vial Number	: 36
Sample Name	: 907090-05	Injection Number	: 1
Run Time Bar Code:		Sequence Line	: 12
Acquired on	: 11 Jul 09 05:39 AM	Instrument Method	: TPHD.MTH
Report Created on:	13 Jul 09 02:01 PM	Analysis Method	: TPHD.MTH



Data File Name	: C:\HPCHEM\4\DATA\Q7-10-09\037F1201.D		
Operator	: ay	Page Number	: 1
Instrument	: GC#4	Vial Number	: 37
Sample Name	: 907090-06	Injection Number	: 1
Run Time Bar Code:		Sequence Line	: 12
Acquired on	: 11 Jul 09 06:06 AM	Instrument Method	: TPHD.MTH
Report Created on	: 13 Jul 09 02:01 PM	Analysis Method	: TPHD.MTH

Fremont Analytical

2930 Westlake Ave N Suite 100
Seattle, WA 98109
T: (206) 352-3790
F: (206) 352-7178
info@fremontanalytical.com

JUL 21 2009

Friedman and Bruya
Attn: Michael Erdahl
3012 16th Ave W.
Seattle, WA 98119

RE: 907090
Fremont Project No: CHM090710-1
Friedman and Bruya Project No: H-1915

July 16th, 2009

Michael:

Enclosed are the analytical results for the ***907090*** water samples picked up by Fremont Analytical on July 10th, 2009.

The samples were received in good condition – in the proper containers, properly sealed, labeled and within holding time. The samples were contained in 7 – 500mL HDPE bottles and 8 – 40mL VOAs preserved with HCl. The samples were analyzed and stored in a refrigeration unit at the USEPA-recommended temperature of 4°C ± 2°C.

Examination of sample 01MW60-20090708 was conducted for the presence of the following:

- ***Dissolved Gases (Methane, Ethane & Ethene) by RSK-175***
- ***Nitrate and Sulfate by EPA Method 300.0***

These applications were performed under Washington State Department of Ecology accreditation parameters. All appropriate Quality Assurance / Quality Control method parameters have been applied.

Please contact the laboratory if you should have any questions about the report.

Thank you for using Fremont Analytical.

Sincerely,

Michael Dee
Sr. Chemist / Principal

mikedee@fremontanalytical.com

Fremont Analytical

2930 Westlake Ave . N., Suite 100
Seattle, WA 98109

T: 206.352.3790
F: 206-352-7178
email: info@fremontanalytical.com

Analysis of Dissolved Gases by RSK-175

Project: 907090
Client: Friedman & Bruya, Inc.
Client Project #: H-1915
Lab Project #: CHM090710-1

RSK-175 (mg/L)	MRL	Method Blank	LCS	01MW60-20090708	Duplicate 01MW60-20090708	RPD %
Date Extracted		7/15/09	7/15/09	7/15/09	7/15/09	
Date Analyzed		7/15/09	7/15/09	7/15/09	7/15/09	
Matrix				Water	Water	
Methane	0.005	nd	98%	**0.24**	**0.24**	3%
Ethane	0.005	nd	106%	nd	nd	
Ethene	0.005	nd	99%	nd	nd	

"nd" Indicates not detected at listed reporting limits
"int" Indicates that interference prevents determination
* Instrument Detection Limit
"J" Indicates estimated value
"MRL" Indicates Method Reporting Limit
"LCS" Indicates Laboratory Control Sample
"RPD" Indicates Relative Percent Difference

Acceptable RPD is determined to be less than 30%
Acceptable Recovery Limits:
LCS, LCSD = 80% to 120%
Spike Concentration = 100 PPMV

Fremont Analytical

2930 Westlake Ave. N., Suite 100
Seattle, WA 98109

T: 206.352.3790
F: 206.352.7178
email: info@fremontanalytical.com

Ion Chromatography by EPA Method 300.0

Project: 907090
Client: Friedman & Bruya, Inc.
Client Project #: H-1915
Lab Project #: CHM090710-1

EPA Method 300.0 (mg/L)	MRL	Method Blank	LCS	01MW60-20090708	Duplicate 01MW60-20090708	RPD %
Date Analyzed		7/10/09	7/10/09	7/10/09	7/10/09	
Matrix				Water	Water	
Nitrate (NO_3)	0.1	nd	102%	nd	nd	
Sulfate (SO_4)	0.1	nd	100%	**54**	**54**	1%

"nd" Indicates no detection at the listed reporting limits
"int" Indicates that interference prevents determination
"J" Indicates estimated value
"MRL" Indicates Method Reporting Limit
"LCS" Indicates Laboratory Control Sample
"MS" Indicates Matrix Spike
"MSD" Indicates Matrix Spike Duplicate
"RPD" Indicates Relative Percent Difference

Acceptable RPD is determined to be less than 30%

Acceptable Recovery Limits:
LCS, LCSD, MS, MSD: 65% to 135%

Spike Concentrations:
NO_3 = 1.0 mg/L
SO_4 = 7.5 mg/L

Fremont Analytical

2930 Westlake Ave. N., Suite 100
Seattle, WA 98109

T: 206.352.3790
F: 206.352.7178
email: info@fremontanalytical.com

Ion Chromatography by EPA Method 300.0

Project: 907090
Client: Friedman & Bruya, Inc.
Client Project #: H-1915
Lab Project #: CHM090710-1

EPA Method 300.0 (mg/L)	MRL	MS Batch 090709-2-3	MSD Batch 090709-2-3	RPD %
Date Analyzed		7/9/09	7/9/09	
Matrix		Water	Water	
Nitrate (NO_3)	0.1	114%	113%	1%
Sulfate (SO_4)	0.1	92%	93%	1%

"nd" Indicates no detection at the listed reporting limits
"int" Indicates that interference prevents determination
"J" Indicates estimated value
"MRL" Indicates Method Reporting Limit
"LCS" Indicates Laboratory Control Sample
"MS" Indicates Matrix Spike
"MSD" Indicates Matrix Spike Duplicate
"RPD" Indicates Relative Percent Difference

Acceptable RPD is determined to be less than 30%

Acceptable Recovery Limits:
LCS, LCSD, MS, MSD: 65% to 135%

Spike Concentrations:
NO_3 = 1.0 mg/L
SO_4 = 7.5 mg/L

SUBCONTRACT SAMPLE CHAIN OF CUSTODY

Send Report To: Michael Erdahl

Company: Friedman and Bruya, Inc.

Address: 3012 16th Ave W

City, State, ZIP: Seattle, WA 98119

Phone #: (206) 285-8282 Fax #: (206) 283-5044

SUBCONTRACTER

PROJECT NAME/NO.: 907090

PO #: H-1915

REMARKS: * ONLY ANALYZE 01MW60-20090703

Please Email Results
merdahl@friedmanandbruya.com

Page # _____ of _____

TURNAROUND TIME
- ☐ Standard (2 Weeks)
- ☐ RUSH _____

Rush charges authorized by: _____

SAMPLE DISPOSAL
- ☐ Dispose after 30 days
- ☐ Return samples
- ☐ Will call with instructions

Sample ID	Lab ID	Date Sampled	Time Sampled	Matrix	# of jars	ANALYSES REQUESTED: Oil and Grease	EPH	VPH	Nitrate	Sulfate	Alkalinity	Dissolved Gases				Notes
01MW61-20090706		7/8/09	1146	W	3				*	*		*				HOLD
01MW60-20090703			1348						⊗	⊗		⊗				ANALYZE
01MW62-20090708			1639													HOLD
01MW64-20090709			1752													HOLD
01MW54-20090704		7/9/09	1332													HOLD
01MW65-20090705			1517													HOLD

Friedman & Bruya, Inc.
3012 16th Avenue West
Seattle, WA 98119-2029
Ph. (206) 285-8282
Fax (206) 283-5044

SIGNATURE	PRINT NAME	COMPANY	DATE	TIME
Relinquished by:	Michael Erdahl	Friedman & Bruya	7/9/09	4:10
Received by:	Caitlyn Frazier	Fremont Analytical	7/10/09	1110
Relinquished by:				
Received by:				

907090

SAMPLE CHAIN OF CUSTODY

ME 07/09/09

V4/A15/A05

Page # 1 of 1

Send Report To Tim Brown, cc: Erin Rothman

Company Sound Environmental Strategies

Address 2400 Airport Way S,

City, State, ZIP Seattle, WA 98134

Phone # 206.306.1900 Fax # 206.306.1907

SAMPLERS (signature): Larry Nambu

PROJECT NAME/NO.: Seattle Terminal 8496 - 002 - 18

PO # 01-600

REMARKS

GEMS Y / N

TURNAROUND TIME
⊗ Standard (2 Weeks)
□ RUSH
Rush charges authorized by:

SAMPLE DISPOSAL
⊗ Dispose after 30 days
□ Return samples
□ Will call with instructions

Sample ID	Sample Location	Sample Depth	Lab ID	Date Sampled	Time Sampled	Matrix	# of jars	NWTPH-Dx	NWTPH-Gx	BTEX by 8021B	CVOC's by 8260B	PCP by 8270	Nitrate by EPA 300.0	Sulfate by EPA 300.0	Methan, Ethene, Ethane by RSK 175	Notes
								ANALYSES REQUESTED								
c1mw61-20090708	c1mw61	34.5	01A-G	07/08/09	1146	Water	7	✓	✓	✓	✓		✓	✓	✓	SD per Telemail 7/9/09 cs
c1mw60-20090708	c1mw60	35	02A-G	07/08/09	1348	Water	7	✓	✓	✓	✓		✓	✓	✓	
c1mw62-20090708	c1mw62	35	03A-G	07/08/09	1639	Water	7	✓	✓	✓	✓		✓	✓	✓	
c1mw64-20090708	c1mw64	35.5	04A-G	07/08/09	1752	Water	7	✓	✓	✓	✓		✓	✓	✓	
c1mw54-20090709	c1mw54	36	05A-G	07/09/09	1332	Water	7	✓	✓	✓	✓		✓	✓	✓	
c1mw65-20090709	c1mw65	48	06A-G	07/09/09	1517	Water	7	✓	✓	✓	✓		✓	✓	✓	
						Water										
						Water										
						Water										
						Water										
						Water										
						Water										
						Water										

Friedman & Bruya, Inc.
3012 16th Avenue West
Seattle, WA 98119-2029
Ph. (206) 285-8282
Fax (206) 283-5044

SIGNATURE	PRINT NAME	COMPANY	DATE	TIME
Relinquished by: Larry N.	Larry Nambu	SES	07/09/09	16:25
Received by: Nhan Phan	Nhan Phan	FEBT	7/9/09	16:25
Relinquished by:				
Received by:				

Samples received at 9 °C

Client Information and Summary		Sample Information and Summary	
TEG Project Number:	L090317-10	# of Samples by Type:	
Chemist(s):	Sherry Chilcutt	Soils	
Start (Collection) Date:		Waters	
End (Analysis) Date:	3/17/2009	Soil Vapor	
Client:	Sound Environmental Strategies	# of Days:	
Project Manager:		On-site (Y/N):	
Telephone:		Outlab Analyses (Y/N):	
Fax:			
Client Project Number:	0440-004-19	# of Analyses by Type:	
Client Job Name:	TOC HOLDINGS CO FACILITY NO	VOC 8021B	
City, State:	Seatttle, Washington	BTEX 8020	
		TPH-418.1	
		Gasoline 8015	
		Diesel 8015	
		Oil 8015	
		PAH 8100	
		Pesticides 8081	
		PCB 8082	
		Total Lead 7420	
		Total Cadmium 7130	
		Total Chromium 7190	
		Total Arsenic 7061	
		TCLP Lead 7420	
		TCLP Cadmium 7130	
		TCLP Chromium 7190	
		TCLP Arsenic 7061	

LIBBY ENVIRONMENTAL CHEMISTRY LABORATORY

TOC HOLDINGS CO FACILITY NO 01-600 PROJECT
Seatttle, Washington
Sound Environmental Strategies
Libby Env.Project No.L090317-10

VOLATILE ORGANIC COMPOUNDS BY EPA METHOD 8260B IN SOIL

Sample Description		Method Blank	B104-14	B104-14 Dup	B104-18	B105-10	B105-15
Date Extracted	Reporting	N/A	3/17/09	3/17/09	3/17/09	3/17/09	3/17/09
Date Analyzed	Limits	3/17/09	3/17/09	3/17/09	3/17/09	3/17/09	3/17/09
	(mg/kg)	(mg/kg)	(mg/kg)	(mg/kg)	(mg/kg)	(mg/kg)	(mg/kg)
Dichlorodifluoromethane	0.06	nd	nd	nd	nd	nd	nd
Chloromethane	0.06	nd	nd	nd	nd	nd	nd
Vinyl chloride	0.02	nd	nd	nd	nd	nd	nd
Bromomethane	0.09	nd	nd	nd	nd	nd	nd
Chloroethane	0.06	nd	nd	nd	nd	nd	nd
Trichlorofluoromethane	0.05	nd	nd	nd	nd	nd	nd
1,1-Dichloroethene	0.05	nd	nd	nd	nd	nd	nd
Methylene chloride	0.02	nd	nd	nd	nd	nd	nd
trans-1,2-Dichloroethene	0.02	nd	nd	nd	nd	nd	nd
1,1-Dichloroethane	0.02	nd	nd	nd	nd	nd	nd
2,2-Dichloropropane	0.05	nd	nd	nd	nd	nd	nd
cis-1,2-Dichloroethene	0.02	nd	0.16	0.15	0.11	nd	0.27
Chloroform	0.02	nd	nd	nd	nd	nd	nd
1,1,1-Trichloroethane (TCA	0.02	nd	nd	nd	nd	nd	nd
Carbon tetrachloride	0.02	nd	nd	nd	nd	nd	nd
1,1-Dichloropropene	0.02	nd	nd	nd	nd	nd	nd
Benzene	0.02	nd	nd	nd	nd	nd	nd
1,2-Dichloroethane (EDC)	0.03	nd	nd	nd	nd	nd	nd
Trichloroethene (TCE)	0.03	nd	3.76	4.30	3.09	0.091	9.03
1,2-Dichloropropane	0.02	nd	nd	nd	nd	nd	nd
Dibromomethane	0.04	nd	nd	nd	nd	nd	nd
Bromodichloromethane	0.02	nd	nd	nd	nd	nd	nd
cis-1,3-Dichloropropene	0.02	nd	nd	nd	nd	nd	nd
Toluene	0.02	nd	nd	nd	nd	nd	nd
Trans-1,3-Dichloropropene	0.03	nd	nd	nd	nd	nd	nd
1,1,2-Trichloroethane	0.03	nd	nd	nd	nd	nd	nd
Tetrachloroethene (PCE)	0.02	nd	nd	nd	nd	nd	nd
1,3-Dichloropropane	0.05	nd	nd	nd	nd	nd	nd
Dibromochloromethane	0.03	nd	nd	nd	nd	nd	nd
1,2-Dibromoethane (EDB)	0.005	nd	nd	nd	nd	nd	nd
Chlorobenzene	0.02	nd	nd	nd	nd	nd	nd
1,1,1,2-Tetrachloroethane	0.03	nd	nd	nd	nd	nd	nd
Ethylbenzene	0.03	nd	nd	nd	nd	nd	nd

LIBBY ENVIRONMENTAL CHEMISTRY LABORATORY

TOC HOLDINGS CO FACILITY NO 01-600 PROJECT
Seatttle, Washington
Sound Environmental Strategies
Libby Env.Project No.L090317-10

Total Xylenes	0.03	nd	nd	nd	nd	nd	nd
Styrenes	0.02	nd	nd	nd	nd	nd	nd

LIBBY ENVIRONMENTAL CHEMISTRY LABORATORY

TOC HOLDINGS CO FACILITY NO 01-600 PROJECT
Seatttle, Washington
Sound Environmental Strategies
Libby Env.Project No.L090317-10

VOLATILE ORGANIC COMPOUNDS BY EPA METHOD 8260B IN SOIL

Sample Description		Method Blank	B104-14	B104-14 Dup	B104-18	B105-10	B105-15
Date Extracted	Reporting	N/A	3/17/09	3/17/09	3/17/09	3/17/09	3/17/09
Date Analyzed	Limits	3/17/09	3/17/09	3/17/09	3/17/09	3/17/09	3/17/09
	(mg/kg)	(mg/kg)	(mg/kg)	(mg/kg)	(mg/kg)	(mg/kg)	(mg/kg)
Bromoform	0.02	nd	nd	nd	nd	nd	nd
Isopropylbenzene	0.08	nd	nd	nd	nd	nd	nd
1,2,3-Trichloropropane	0.02	nd	nd	nd	nd	nd	nd
Bromobenzene	0.03	nd	nd	nd	nd	nd	nd
1,1,2,2-Tetrachloroethane	0.02	nd	nd	nd	nd	nd	nd
n-Propylbenzene	0.02	nd	nd	nd	nd	nd	nd
2-Chlorotoluene	0.02	nd	nd	nd	nd	nd	nd
4-Chlorotoluene	0.02	nd	nd	nd	nd	nd	nd
1,3,5-Trimethylbenzene	0.02	nd	nd	nd	nd	nd	nd
tert-Butylbenzene	0.02	nd	nd	nd	nd	nd	nd
1,2,4-Trimethylbenzene	0.02	nd	nd	nd	nd	nd	nd
sec-Butylbenzene	0.02	nd	nd	nd	nd	nd	nd
1,3-Dichlorobenzene	0.02	nd	nd	nd	nd	nd	nd
Isopropyltoluene	0.02	nd	nd	nd	nd	nd	nd
1,4-Dichlorobenzene	0.02	nd	nd	nd	nd	nd	nd
1,2-Dichlorobenzene	0.02	nd	nd	nd	nd	nd	nd
n-Butylbenzene	0.02	nd	nd	nd	nd	nd	nd
1,2-Dibromo-3-Chloroprop	0.03	nd	nd	nd	nd	nd	nd
1,2,4-Trichlorolbenzene	0.05	nd	nd	nd	nd	nd	nd
Hexachloro-1,3-butadiene	0.10	nd	nd	nd	nd	nd	nd
Naphthalene	0.03	nd	nd	nd	nd	nd	nd
1,2,3-Trichlorobenzene	1.0	nd	nd	nd	nd	nd	nd
Surrogate Recovery							
Dibromofluoromethane		100	98.5	98.2	92.8	84.5	98.1
1,2-Dichloroethane-d4		92.7	99.8	106	98.6	107	109
Toluene-d8		97.3	94.8	99.1	95	98.5	100
4-Bromofluorobenzene		100	102	107	100	105	101

"nd" Indicates not detected at listed detection limit.

"int" Indicates that interference prevents determination.

* INSTRUMENT DETECTION LIMIT

ACCEPTABLE RECOVERY LIMITS FOR SURROGATE 65% TO 135%

LIBBY ENVIRONMENTAL CHEMISTRY LABORATORY

TOC HOLDINGS CO FACILITY NO 01-600 PROJECT
Seatttle, Washington
Sound Environmental Strategies
Libby Env.Project No.L090317-10

ANALYSES PERFORMED BY: Sherry Chilcutt

LIBBY ENVIRONMENTAL CHEMISTRY LABORATORY

TOC HOLDINGS CO FACILITY NO 01-600 PROJECT
Seatttle, Washington
Sound Environmental Strategies
Libby Env.Project No.L090317-10

QA/QC Data - EPA 8260B Analyses

Sample Identification: B106-20							
	Matrix Spike			Matrix Spike Duplicate			RPD
	Spiked Conc. (mg/kg)	Measured Conc. (mg/kg)	Spike Recovery (%)	Spiked Conc. (mg/kg)	Measured Conc. (mg/kg)	Spike Recovery (%)	
1,1-Dichloroethene	0.50	0.41	82	0.50	0.46	92	11.5
Benzene	0.50	0.51	102	0.50	0.53	106	3.8
Toluene	0.50	0.51	102	0.50	0.55	110	7.5
Chlorobenzene	0.50	0.51	102	0.50	0.55	110	7.5
Trichloroethene (TCE)	0.50	int		0.50	int		
Surrogate Recovery							
Dibromofluoromethane			82.7			98.9	
1,2-Dichloroethane-d4			112			114	
Toluene-d8			103			104	
4-Bromofluorobenzene			106			107	

	Laboratory Control Sample		
	Spiked Conc. (mg/kg)	Measured Conc. (mg/kg)	Spike Recovery (%)
1,1-Dichloroethene	0.50	0.55	110
Benzene	0.50	0.51	102
Toluene	0.50	0.51	102
Chlorobenzene	0.50	0.53	106
Trichloroethene (TCE)	0.50	0.53	106
Surrogate Recovery			
Dibromofluoromethane			100
1,2-Dichloroethane-d4			91
Toluene-d8			100
4-Bromofluorobenzene			97

ACCEPTABLE RECOVERY LIMITS FOR MATRIX SPIKES: 65%-135%
ACCEPTABLE RPD IS 35%

LIBBY ENVIRONMENTAL CHEMISTRY LABORATORY

TOC HOLDINGS CO FACILITY NO 01-600 PROJECT
Seatttle, Washington
Sound Environmental Strategies
Libby Env.Project No.L090317-10

ANALYSES PERFORMED BY: Sherry Chilcutt

VOLATILE ORGANIC COMPOUNDS BY EPA METHOD 8260B IN SOIL

Sample Description		B106-16	B106-20	B107-13	B107-17	B108-14	B109-12
Date Extracted	Reporting	3/17/09	3/17/09	3/17/09	3/17/09	3/17/09	3/17/09
Date Analyzed	Limits	3/17/09	3/17/09	3/17/09	3/17/09	3/17/09	3/17/09
	(mg/kg)	(mg/kg)	(mg/kg)	(mg/kg)	(mg/kg)	(mg/kg)	(mg/kg)
Dichlorodifluoromethane	0.06	nd	nd	nd	nd	nd	nd
Chloromethane	0.06	nd	nd	nd	nd	nd	nd
Vinyl chloride	0.02	nd	0.13	0.02	nd	nd	nd
Bromomethane	0.09	nd	nd	nd	nd	nd	nd
Chloroethane	0.06	nd	nd	nd	nd	nd	nd
Trichlorofluoromethane	0.05	nd	nd	nd	nd	nd	nd
1,1-Dichloroethene	0.05	nd	nd	nd	nd	nd	nd
Methylene chloride	0.02	nd	nd	nd	nd	nd	nd
trans-1,2-Dichloroethene	0.02	nd	nd	nd	nd	nd	nd
1,1-Dichloroethane	0.02	nd	nd	nd	nd	nd	nd
2,2-Dichloropropane	0.05	nd	nd	nd	nd	nd	nd
cis-1,2-Dichloroethene	0.02	0.078	0.99	0.55	0.51	nd	0.12
Chloroform	0.02	nd	nd	nd	nd	nd	nd
1,1,1-Trichloroethane (TCA	0.02	nd	nd	nd	nd	nd	nd
Carbon tetrachloride	0.02	nd	nd	nd	nd	nd	nd
1,1-Dichloropropene	0.02	nd	nd	nd	nd	nd	nd
Benzene	0.02	nd	nd	nd	nd	nd	nd
1,2-Dichloroethane (EDC)	0.03	nd	nd	nd	nd	nd	nd
Trichloroethene (TCE)	0.03	5.17	36.0	110	30.5	0.42	1.55
1,2-Dichloropropane	0.02	nd	nd	nd	nd	nd	nd
Dibromomethane	0.04	nd	nd	nd	nd	nd	nd
Bromodichloromethane	0.02	nd	nd	nd	nd	nd	nd
cis-1,3-Dichloropropene	0.02	nd	nd	nd	nd	nd	nd
Toluene	0.02	nd	nd	nd	nd	nd	nd
Trans-1,3-Dichloropropene	0.03	nd	nd	nd	nd	nd	nd
1,1,2-Trichloroethane	0.03	nd	nd	nd	nd	nd	nd
Tetrachloroethene (PCE)	0.02	nd	nd	nd	nd	nd	nd
1,3-Dichloropropane	0.05	nd	nd	nd	nd	nd	nd
Dibromochloromethane	0.03	nd	nd	nd	nd	nd	nd
1,2-Dibromoethane (EDB)	0.005	nd	nd	nd	nd	nd	nd
Chlorobenzene	0.02	nd	nd	nd	nd	nd	nd

LIBBY ENVIRONMENTAL CHEMISTRY LABORATORY

TOC HOLDINGS CO FACILITY NO 01-600 PROJECT
Seatttle, Washington
Sound Environmental Strategies
Libby Env.Project No.L090317-10

1,1,1,2-Tetrachloroethane	0.03	nd	nd	nd	nd	nd	nd
Ethylbenzene	0.03	nd	nd	nd	nd	nd	nd
Total Xylenes	0.03	nd	nd	nd	nd	nd	nd
Styrenes	0.02	nd	nd	nd	nd	nd	nd

VOLATILE ORGANIC COMPOUNDS BY EPA METHOD 8260B IN SOIL

Sample Description		B106-16	B106-20	B107-13	B107-17	B108-14	B109-12
Date Extracted	Reporting	3/17/09	3/17/09	3/17/09	3/17/09	3/17/09	3/17/09
Date Analyzed	Limits	3/17/09	3/17/09	3/17/09	3/17/09	3/17/09	3/17/09
	(mg/kg)	(mg/kg)	(mg/kg)	(mg/kg)	(mg/kg)	(mg/kg)	(mg/kg)
Bromoform	0.02	nd	nd	nd	nd	nd	nd
Isopropylbenzene	0.08	nd	nd	nd	nd	nd	nd
1,2,3-Trichloropropane	0.02	nd	nd	nd	nd	nd	nd
Bromobenzene	0.03	nd	nd	nd	nd	nd	nd
1,1,2,2-Tetrachloroethane	0.02	nd	nd	nd	nd	nd	nd
n-Propylbenzene	0.02	nd	nd	nd	nd	nd	nd
2-Chlorotoluene	0.02	nd	nd	nd	nd	nd	nd
4-Chlorotoluene	0.02	nd	nd	nd	nd	nd	nd
1,3,5-Trimethylbenzene	0.02	nd	nd	nd	nd	nd	nd
tert-Butylbenzene	0.02	nd	nd	nd	nd	nd	nd
1,2,4-Trimethylbenzene	0.02	nd	nd	nd	nd	nd	nd
sec-Butylbenzene	0.02	nd	nd	nd	nd	nd	nd
1,3-Dichlorobenzene	0.02	nd	nd	nd	nd	nd	nd
Isopropyltoluene	0.02	nd	nd	nd	nd	nd	nd
1,4-Dichlorobenzene	0.02	nd	nd	nd	nd	nd	nd
1,2-Dichlorobenzene	0.02	nd	nd	nd	nd	nd	nd
n-Butylbenzene	0.02	nd	nd	nd	nd	nd	nd
1,2-Dibromo-3-Chloroprop	0.03	nd	nd	nd	nd	nd	nd
1,2,4-Trichlorolbenzene	0.05	nd	nd	nd	nd	nd	nd
Hexachloro-1,3-butadiene	0.10	nd	nd	nd	nd	nd	nd
Naphthalene	0.03	nd	nd	nd	nd	nd	nd
1,2,3-Trichlorobenzene	1.0	nd	nd	nd	nd	nd	nd
Surrogate Recovery							
Dibromofluoromethane		97.3	88.7	96.6	84.3	96.2	87.8
1,2-Dichloroethane-d4		114	108	97.8	97.1	105	96.4
Toluene-d8		102	101	97	98.5	98.9	97.8
4-Bromofluorobenzene		107	106	103	104	100	108

LIBBY ENVIRONMENTAL CHEMISTRY LABORATORY

TOC HOLDINGS CO FACILITY NO 01-600 PROJECT
Seatttle, Washington
Sound Environmental Strategies
Libby Env.Project No.L090317-10

"nd" Indicates not detected at listed detection limit.
"int" Indicates that interference prevents determination.

ACCEPTABLE RECOVERY LIMITS FOR SURROGATE 65% TO 135%
ANALYSES PERFORMED BY: Sherry Chilcutt

LIBBY ENVIRONMENTAL CHEMISTRY LABORATORY

TOC HOLDINGS CO FACILITY NO 01-600 PROJECT
Seatttle, Washington
Sound Environmental Strategies
Libby Env.Project No.L090317-10

VOLATILE ORGANIC COMPOUNDS BY EPA METHOD 8260B IN SOIL

Sample Description		B109-15	B110-10	B110-16
Date Extracted	Reporting	3/17/09	3/17/09	3/17/09
Date Analyzed	Limits	3/17/09	3/17/09	3/17/09
	(mg/kg)	(mg/kg)	(mg/kg)	(mg/kg)
Dichlorodifluoromethane	0.06	nd	nd	nd
Chloromethane	0.06	nd	nd	nd
Vinyl chloride	0.02	nd	nd	nd
Bromomethane	0.09	nd	nd	nd
Chloroethane	0.06	nd	nd	nd
Trichlorofluoromethane	0.05	nd	nd	nd
1,1-Dichloroethene	0.05	nd	nd	nd
Methylene chloride	0.02	nd	nd	nd
trans-1,2-Dichloroethene	0.02	nd	nd	nd
1,1-Dichloroethane	0.02	nd	nd	nd
2,2-Dichloropropane	0.05	nd	nd	nd
cis-1,2-Dichloroethene	0.02	0.032	0.21	0.026
Chloroform	0.02	nd	nd	nd
1,1,1-Trichloroethane (TCA	0.02	nd	nd	nd
Carbon tetrachloride	0.02	nd	nd	nd
1,1-Dichloropropene	0.02	nd	nd	nd
Benzene	0.02	nd	nd	nd
1,2-Dichloroethane (EDC)	0.03	nd	nd	nd
Trichloroethene (TCE)	0.03	0.90	4.20	0.80
1,2-Dichloropropane	0.02	nd	nd	nd
Dibromomethane	0.04	nd	nd	nd
Bromodichloromethane	0.02	nd	nd	nd
cis-1,3-Dichloropropene	0.02	nd	nd	nd
Toluene	0.02	nd	nd	nd
Trans-1,3-Dichloropropene	0.03	nd	nd	nd
1,1,2-Trichloroethane	0.03	nd	nd	nd
Tetrachloroethene (PCE)	0.02	nd	nd	nd
1,3-Dichloropropane	0.05	nd	nd	nd
Dibromochloromethane	0.03	nd	nd	nd
1,2-Dibromoethane (EDB)	0.005	nd	nd	nd
Chlorobenzene	0.02	nd	nd	nd
1,1,1,2-Tetrachloroethane	0.03	nd	nd	nd
Ethylbenzene	0.03	nd	nd	nd

LIBBY ENVIRONMENTAL CHEMISTRY LABORATORY

TOC HOLDINGS CO FACILITY NO 01-600 PROJECT
Seatttle, Washington
Sound Environmental Strategies
Libby Env.Project No.L090317-10

Total Xylenes	0.03	nd	nd	nd
Styrenes	0.02	nd	nd	nd

VOLATILE ORGANIC COMPOUNDS BY EPA METHOD 8260B IN SOIL

Sample Description		B109-15	B110-10	B110-16
Date Extracted	Reporting	3/17/09	3/17/09	3/17/09
Date Analyzed	Limits	3/17/09	3/17/09	3/17/09
	(mg/kg)	(mg/kg)	(mg/kg)	(mg/kg)
Bromoform	0.02	nd	nd	nd
Isopropylbenzene	0.08	nd	nd	nd
1,2,3-Trichloropropane	0.02	nd	nd	nd
Bromobenzene	0.03	nd	nd	nd
1,1,2,2-Tetrachloroethane	0.02	nd	nd	nd
n-Propylbenzene	0.02	nd	nd	nd
2-Chlorotoluene	0.02	nd	nd	nd
4-Chlorotoluene	0.02	nd	nd	nd
1,3,5-Trimethylbenzene	0.02	nd	nd	nd
tert-Butylbenzene	0.02	nd	nd	nd
1,2,4-Trimethylbenzene	0.02	nd	nd	nd
sec-Butylbenzene	0.02	nd	nd	nd
1,3-Dichlorobenzene	0.02	nd	nd	nd
Isopropyltoluene	0.02	nd	nd	nd
1,4-Dichlorobenzene	0.02	nd	nd	nd
1,2-Dichlorobenzene	0.02	nd	nd	nd
n-Butylbenzene	0.02	nd	nd	nd
1,2-Dibromo-3-Chloroprop	0.03	nd	nd	nd
1,2,4-Trichlorolbenzene	0.05	nd	nd	nd
Hexachloro-1,3-butadiene	0.10	nd	nd	nd
Naphthalene	0.03	nd	nd	nd
1,2,3-Trichlorobenzene	1.0	nd	nd	nd
Surrogate Recovery				
Dibromofluoromethane		103	101	95.7
1,2-Dichloroethane-d4		113	95.1	116
Toluene-d8		100	96.2	97.6
4-Bromofluorobenzene		106	102	103

"nd" Indicates not detected at listed detection limit.

"int" Indicates that interference prevents determination.

LIBBY ENVIRONMENTAL CHEMISTRY LABORATORY

TOC HOLDINGS CO FACILITY NO 01-600 PROJECT
Seatttle, Washington
Sound Environmental Strategies
Libby Env.Project No.L090317-10

ACCEPTABLE RECOVERY LIMITS FOR SURROGATE 65% TO 135%
ANALYSES PERFORMED BY: Sherry Chilcutt

LIBBY ENVIRONMENTAL CHEMISTRY LABORATORY

TOC HOLDINGS CO FACILITY NO 01-600 PROJECT
Seatttle, Washington
Sound Environmental Strategies
Libby Env.Project No.L090317-10

VOLATILE ORGANIC COMPOUNDS BY EPA METHOD 8260B IN SOIL

Sample Description		Method Blank	B107-22	B104-10	B111-03	B111-03 Dup	B111-18
Date Extracted	Reporting	N/A	3/17/09	3/17/09	3/18/09	3/18/09	3/18/09
Date Analyzed	Limits	3/18/09	3/18/09	3/18/09	3/18/09	3/18/09	3/18/09
	(mg/kg)	(mg/kg)	(mg/kg)	(mg/kg)	(mg/kg)	(mg/kg)	(mg/kg)
Dichlorodifluoromethane	0.06	nd	nd	nd	nd	nd	nd
Chloromethane	0.06	nd	nd	nd	nd	nd	nd
Vinyl chloride	0.02	nd	nd	nd	nd	nd	0.039
Bromomethane	0.09	nd	nd	nd	nd	nd	nd
Chloroethane	0.06	nd	nd	nd	nd	nd	nd
Trichlorofluoromethane	0.05	nd	nd	nd	nd	nd	nd
1,1-Dichloroethene	0.05	nd	nd	nd	nd	nd	nd
Methylene chloride	0.02	nd	nd	nd	nd	nd	nd
trans-1,2-Dichloroethene	0.02	nd	nd	nd	nd	nd	nd
1,1-Dichloroethane	0.02	nd	nd	nd	nd	nd	nd
2,2-Dichloropropane	0.05	nd	nd	nd	nd	nd	nd
cis-1,2-Dichloroethene	0.02	nd	0.17	0.061	0.037	0.035	0.35
Chloroform	0.02	nd	nd	nd	nd	nd	nd
1,1,1-Trichloroethane (TCA	0.02	nd	nd	nd	nd	nd	nd
Carbon tetrachloride	0.02	nd	nd	nd	nd	nd	nd
1,1-Dichloropropene	0.02	nd	nd	nd	nd	nd	nd
Benzene	0.02	nd	nd	nd	nd	nd	nd
1,2-Dichloroethane (EDC)	0.03	nd	nd	nd	nd	nd	nd
Trichloroethene (TCE)	0.03	nd	6.0	2.5	0.032	0.040	20.3
1,2-Dichloropropane	0.02	nd	nd	nd	nd	nd	nd
Dibromomethane	0.04	nd	nd	nd	nd	nd	nd
Bromodichloromethane	0.02	nd	nd	nd	nd	nd	nd
cis-1,3-Dichloropropene	0.02	nd	nd	nd	nd	nd	nd
Toluene	0.02	nd	nd	nd	nd	nd	nd
Trans-1,3-Dichloropropene	0.03	nd	nd	nd	nd	nd	nd
1,1,2-Trichloroethane	0.03	nd	nd	nd	nd	nd	nd
Tetrachloroethene (PCE)	0.02	nd	nd	nd	nd	nd	nd
1,3-Dichloropropane	0.05	nd	nd	nd	nd	nd	nd
Dibromochloromethane	0.03	nd	nd	nd	nd	nd	nd
1,2-Dibromoethane (EDB)	0.005	nd	nd	nd	nd	nd	nd
Chlorobenzene	0.02	nd	nd	nd	nd	nd	nd
1,1,1,2-Tetrachloroethane	0.03	nd	nd	nd	nd	nd	nd
Ethylbenzene	0.03	nd	nd	nd	nd	nd	nd

LIBBY ENVIRONMENTAL CHEMISTRY LABORATORY

TOC HOLDINGS CO FACILITY NO 01-600 PROJECT
Seatttle, Washington
Sound Environmental Strategies
Libby Env.Project No.L090317-10

Total Xylenes	0.03	nd	nd	nd	nd	nd	nd
Styrenes	0.02	nd	nd	nd	nd	nd	nd

VOLATILE ORGANIC COMPOUNDS BY EPA METHOD 8260B IN SOIL

Sample Description		Method Blank	B107-22	B104-10	B111-03	B111-03 Dup	B111-18
Date Extracted	Reporting	N/A	3/17/09	3/17/09	3/18/09	3/18/09	3/18/09
Date Analyzed	Limits	3/18/09	3/18/09	3/18/09	3/18/09	3/18/09	3/18/09
	(mg/kg)	(mg/kg)	(mg/kg)	(mg/kg)	(mg/kg)	(mg/kg)	(mg/kg)
Bromoform	0.02	nd	nd	nd	nd	nd	nd
Isopropylbenzene	0.08	nd	nd	nd	nd	nd	nd
1,2,3-Trichloropropane	0.02	nd	nd	nd	nd	nd	nd
Bromobenzene	0.03	nd	nd	nd	nd	nd	nd
1,1,2,2-Tetrachloroethane	0.02	nd	nd	nd	nd	nd	nd
n-Propylbenzene	0.02	nd	nd	nd	nd	nd	nd
2-Chlorotoluene	0.02	nd	nd	nd	nd	nd	nd
4-Chlorotoluene	0.02	nd	nd	nd	nd	nd	nd
1,3,5-Trimethylbenzene	0.02	nd	nd	nd	nd	nd	nd
tert-Butylbenzene	0.02	nd	nd	nd	nd	nd	nd
1,2,4-Trimethylbenzene	0.02	nd	nd	nd	nd	nd	nd
sec-Butylbenzene	0.02	nd	nd	nd	nd	nd	nd
1,3-Dichlorobenzene	0.02	nd	nd	nd	nd	nd	nd
Isopropyltoluene	0.02	nd	nd	nd	nd	nd	nd
1,4-Dichlorobenzene	0.02	nd	nd	nd	nd	nd	nd
1,2-Dichlorobenzene	0.02	nd	nd	nd	nd	nd	nd
n-Butylbenzene	0.02	nd	nd	nd	nd	nd	nd
1,2-Dibromo-3-Chloroprop	0.03	nd	nd	nd	nd	nd	nd
1,2,4-Trichlorolbenzene	0.05	nd	nd	nd	nd	nd	nd
Hexachloro-1,3-butadiene	0.10	nd	nd	nd	nd	nd	nd
Naphthalene	0.03	nd	nd	nd	nd	nd	nd
1,2,3-Trichlorobenzene	1.0	nd	nd	nd	nd	nd	nd
Surrogate Recovery							
Dibromofluoromethane		88.3	104	101	99.1	94.6	96.8
1,2-Dichloroethane-d4		73.8	102	104	116	84.5	105
Toluene-d8		98	99	102	109	106	102
4-Bromofluorobenzene		94.4	104	106	95.1	104	103

"nd" Indicates not detected at listed detection limit.

"int" Indicates that interference prevents determination.

LIBBY ENVIRONMENTAL CHEMISTRY LABORATORY

TOC HOLDINGS CO FACILITY NO 01-600 PROJECT
Seatttle, Washington
Sound Environmental Strategies
Libby Env.Project No.L090317-10

* INSTRUMENT DETECTION LIMIT

ACCEPTABLE RECOVERY LIMITS FOR SURROGATE 65% TO 135%

ANALYSES PERFORMED BY: Sherry Chilcutt

LIBBY ENVIRONMENTAL CHEMISTRY LABORATORY

TOC HOLDINGS CO FACILITY NO 01-600 PROJECT
Seatttle, Washington
Sound Environmental Strategies
Libby Env.Project No.L090317-10

QA/QC Data - EPA 8260B Analyses

Sample Identification: B103-40							
	Matrix Spike			Matrix Spike Duplicate			RPD
	Spiked Conc. (mg/kg)	Measured Conc. (mg/kg)	Spike Recovery (%)	Spiked Conc. (mg/kg)	Measured Conc. (mg/kg)	Spike Recovery (%)	
1,1-Dichloroethene	0.50	0.55	110	0.50	0.53	106	3.7
Benzene	0.50	0.55	110	0.50	0.54	108	1.8
Toluene	0.50	0.58	116	0.50	0.58	116	0.0
Chlorobenzene	0.50	0.54	108	0.50	0.55	110	1.8
Trichloroethene (TCE)	0.50	0.42	84	0.50	0.45	90	6.9
Surrogate Recovery							
Dibromofluoromethane			101			101	
1,2-Dichloroethane-d4			104			107	
Toluene-d8			102			105	
4-Bromofluorobenzene			107			107	

	Laboratory Control Sample		
	Spiked Conc. (mg/kg)	Measured Conc. (mg/kg)	Spike Recovery (%)
1,1-Dichloroethene	0.50	0.62	124
Benzene	0.50	0.54	108
Toluene	0.50	0.54	108
Chlorobenzene	0.50	0.56	112
Trichloroethene (TCE)	0.50	0.57	114
Surrogate Recovery			
Dibromofluoromethane			79
1,2-Dichloroethane-d4			107
Toluene-d8			98
4-Bromofluorobenzene			88

ACCEPTABLE RECOVERY LIMITS FOR MATRIX SPIKES: 65%-135%

LIBBY ENVIRONMENTAL CHEMISTRY LABORATORY

TOC HOLDINGS CO FACILITY NO 01-600 PROJECT
Seatttle, Washington
Sound Environmental Strategies
Libby Env.Project No.L090317-10

ACCEPTABLE RPD IS 35%

ANALYSES PERFORMED BY: Sherry Chilcutt

LIBBY ENVIRONMENTAL CHEMISTRY LABORATORY

TOC HOLDINGS CO FACILITY NO 01-600 PROJECT
Seatttle, Washington
Sound Environmental Strategies
Libby Env.Project No.L090317-10

VOLATILE ORGANIC COMPOUNDS BY EPA METHOD 8260B IN SOIL

Sample Description		B112-13	B112-16	B113-11.5	B114-18	B114-21	B116-03
Date Extracted	Reporting	3/18/09	3/18/09	3/18/09	3/18/09	3/18/09	3/18/09
Date Analyzed	Limits	3/18/09	3/18/09	3/18/09	3/18/09	3/18/09	3/18/09
	(mg/kg)	(mg/kg)	(mg/kg)	(mg/kg)	(mg/kg)	(mg/kg)	(mg/kg)
Dichlorodifluoromethane	0.06	nd	nd	nd	nd	nd	nd
Chloromethane	0.06	nd	nd	nd	nd	nd	nd
Vinyl chloride	0.02	nd	nd	nd	nd	nd	nd
Bromomethane	0.09	nd	nd	nd	nd	nd	nd
Chloroethane	0.06	nd	nd	nd	nd	nd	nd
Trichlorofluoromethane	0.05	nd	nd	nd	nd	nd	nd
1,1-Dichloroethene	0.05	nd	nd	nd	nd	nd	nd
Methylene chloride	0.02	nd	nd	nd	nd	nd	nd
trans-1,2-Dichloroethene	0.02	nd	nd	nd	nd	nd	nd
1,1-Dichloroethane	0.02	nd	nd	nd	nd	nd	nd
2,2-Dichloropropane	0.05	nd	nd	nd	nd	nd	nd
cis-1,2-Dichloroethene	0.02	0.098	0.22	0.035	0.11	0.042	nd
Chloroform	0.02	nd	nd	nd	nd	nd	nd
1,1,1-Trichloroethane (TCA	0.02	nd	nd	nd	nd	nd	nd
Carbon tetrachloride	0.02	nd	nd	nd	nd	nd	nd
1,1-Dichloropropene	0.02	nd	nd	nd	nd	nd	nd
Benzene	0.02	nd	nd	nd	nd	nd	nd
1,2-Dichloroethane (EDC)	0.03	nd	nd	nd	nd	nd	nd
Trichloroethene (TCE)	0.03	1.08	3.26	nd	2.82	2.29	0.21
1,2-Dichloropropane	0.02	nd	nd	nd	nd	nd	nd
Dibromomethane	0.04	nd	nd	nd	nd	nd	nd
Bromodichloromethane	0.02	nd	nd	nd	nd	nd	nd
cis-1,3-Dichloropropene	0.02	nd	nd	nd	nd	nd	nd
Toluene	0.02	nd	nd	nd	nd	nd	nd
Trans-1,3-Dichloropropene	0.03	nd	nd	nd	nd	nd	nd
1,1,2-Trichloroethane	0.03	nd	nd	nd	nd	nd	nd
Tetrachloroethene (PCE)	0.02	nd	nd	nd	nd	nd	nd
1,3-Dichloropropane	0.05	nd	nd	nd	nd	nd	nd
Dibromochloromethane	0.03	nd	nd	nd	nd	nd	nd
1,2-Dibromoethane (EDB)	0.005	nd	nd	nd	nd	nd	nd
Chlorobenzene	0.02	nd	nd	nd	nd	nd	nd
1,1,1,2-Tetrachloroethane	0.03	nd	nd	nd	nd	nd	nd
Ethylbenzene	0.03	nd	nd	nd	nd	nd	nd

LIBBY ENVIRONMENTAL CHEMISTRY LABORATORY

TOC HOLDINGS CO FACILITY NO 01-600 PROJECT
Seatttle, Washington
Sound Environmental Strategies
Libby Env.Project No.L090317-10

Total Xylenes	0.03	nd	nd	nd	nd	nd	nd
Styrenes	0.02	nd	nd	nd	nd	nd	nd

LIBBY ENVIRONMENTAL CHEMISTRY LABORATORY

TOC HOLDINGS CO FACILITY NO 01-600 PROJECT
Seatttle, Washington
Sound Environmental Strategies
Libby Env.Project No.L090317-10

VOLATILE ORGANIC COMPOUNDS BY EPA METHOD 8260B IN SOIL

Sample Description		B112-13	B112-16	B113-11.5	B114-18	B114-21	B116-03
Date Extracted	Reporting	3/18/09	3/18/09	3/18/09	3/18/09	3/18/09	3/18/09
Date Analyzed	Limits	3/18/09	3/18/09	3/18/09	3/18/09	3/18/09	3/18/09
	(mg/kg)	(mg/kg)	(mg/kg)	(mg/kg)	(mg/kg)	(mg/kg)	(mg/kg)
Bromoform	0.02	nd	nd	nd	nd	nd	nd
Isopropylbenzene	0.08	nd	nd	nd	nd	nd	nd
1,2,3-Trichloropropane	0.02	nd	nd	nd	nd	nd	nd
Bromobenzene	0.03	nd	nd	nd	nd	nd	nd
1,1,2,2-Tetrachloroethane	0.02	nd	nd	nd	nd	nd	nd
n-Propylbenzene	0.02	nd	nd	nd	nd	nd	nd
2-Chlorotoluene	0.02	nd	nd	nd	nd	nd	nd
4-Chlorotoluene	0.02	nd	nd	nd	nd	nd	nd
1,3,5-Trimethylbenzene	0.02	nd	nd	nd	nd	nd	nd
tert-Butylbenzene	0.02	nd	nd	nd	nd	nd	nd
1,2,4-Trimethylbenzene	0.02	nd	nd	nd	nd	nd	nd
sec-Butylbenzene	0.02	nd	nd	nd	nd	nd	nd
1,3-Dichlorobenzene	0.02	nd	nd	nd	nd	nd	nd
Isopropyltoluene	0.02	nd	nd	nd	nd	nd	nd
1,4-Dichlorobenzene	0.02	nd	nd	nd	nd	nd	nd
1,2-Dichlorobenzene	0.02	nd	nd	nd	nd	nd	nd
n-Butylbenzene	0.02	nd	nd	nd	nd	nd	nd
1,2-Dibromo-3-Chloroprop	0.03	nd	nd	nd	nd	nd	nd
1,2,4-Trichlorolbenzene	0.05	nd	nd	nd	nd	nd	nd
Hexachloro-1,3-butadiene	0.10	nd	nd	nd	nd	nd	nd
Naphthalene	0.03	nd	nd	nd	nd	nd	nd
1,2,3-Trichlorobenzene	1.0	nd	nd	nd	nd	nd	nd
Surrogate Recovery							
Dibromofluoromethane		99.9	96.9	96.9	101	93.6	103
1,2-Dichloroethane-d4		101	105	121	106	107	108
Toluene-d8		99.8	95.2	101	96.8	99.9	101
4-Bromofluorobenzene		106	106	102	108	103	110

"nd" Indicates not detected at listed detection limit.

"int" Indicates that interference prevents determination.

* INSTRUMENT DETECTION LIMIT

ACCEPTABLE RECOVERY LIMITS FOR SURROGATE 65% TO 135%

LIBBY ENVIRONMENTAL CHEMISTRY LABORATORY

TOC HOLDINGS CO FACILITY NO 01-600 PROJECT
Seatttle, Washington
Sound Environmental Strategies
Libby Env.Project No.L090317-10

ANALYSES PERFORMED BY: Sherry Chilcutt

LIBBY ENVIRONMENTAL CHEMISTRY LABORATORY

TOC HOLDINGS CO FACILITY NO 01-600 PROJECT
Seatttle, Washington
Sound Environmental Strategies
Libby Env.Project No.L090317-10

VOLATILE ORGANIC COMPOUNDS BY EPA METHOD 8260B IN SOIL

Sample Description		B116-16	B115-03	B115-12
Date Extracted	Reporting	3/18/09	3/18/09	3/18/09
Date Analyzed	Limits	3/18/09	3/18/09	3/18/09
	(mg/kg)	(mg/kg)	(mg/kg)	(mg/kg)
Dichlorodifluoromethane	0.06	nd	nd	nd
Chloromethane	0.06	nd	nd	nd
Vinyl chloride	0.02	nd	nd	nd
Bromomethane	0.09	nd	nd	nd
Chloroethane	0.06	nd	nd	nd
Trichlorofluoromethane	0.05	nd	nd	nd
1,1-Dichloroethene	0.05	nd	nd	nd
Methylene chloride	0.02	nd	nd	nd
trans-1,2-Dichloroethene	0.02	nd	nd	nd
1,1-Dichloroethane	0.02	nd	nd	nd
2,2-Dichloropropane	0.05	nd	nd	nd
cis-1,2-Dichloroethene	0.02	0.20	nd	nd
Chloroform	0.02	nd	nd	nd
1,1,1-Trichloroethane (TCA	0.02	nd	nd	nd
Carbon tetrachloride	0.02	nd	nd	nd
1,1-Dichloropropene	0.02	nd	nd	nd
Benzene	0.02	nd	nd	nd
1,2-Dichloroethane (EDC)	0.03	nd	nd	nd
Trichloroethene (TCE)	0.03	nd	nd	0.037
1,2-Dichloropropane	0.02	nd	nd	nd
Dibromomethane	0.04	nd	nd	nd
Bromodichloromethane	0.02	nd	nd	nd
cis-1,3-Dichloropropene	0.02	nd	nd	nd
Toluene	0.02	nd	nd	nd
Trans-1,3-Dichloropropene	0.03	nd	nd	nd
1,1,2-Trichloroethane	0.03	nd	nd	nd
Tetrachloroethene (PCE)	0.02	nd	nd	nd
1,3-Dichloropropane	0.05	nd	nd	nd
Dibromochloromethane	0.03	nd	nd	nd
1,2-Dibromoethane (EDB)	0.005	nd	nd	nd
Chlorobenzene	0.02	nd	nd	nd
1,1,1,2-Tetrachloroethane	0.03	nd	nd	nd
Ethylbenzene	0.03	nd	nd	nd

LIBBY ENVIRONMENTAL CHEMISTRY LABORATORY

TOC HOLDINGS CO FACILITY NO 01-600 PROJECT
Seatttle, Washington
Sound Environmental Strategies
Libby Env.Project No.L090317-10

Total Xylenes	0.03	nd	nd	nd
Styrenes	0.02	nd	nd	nd

LIBBY ENVIRONMENTAL CHEMISTRY LABORATORY

TOC HOLDINGS CO FACILITY NO 01-600 PROJECT
Seatttle, Washington
Sound Environmental Strategies
Libby Env.Project No.L090317-10

VOLATILE ORGANIC COMPOUNDS BY EPA METHOD 8260B IN SOIL

Sample Description		B116-16	B115-03	B115-12
Date Extracted	Reporting	3/18/09	3/18/09	3/18/09
Date Analyzed	Limits	3/18/09	3/18/09	3/18/09
	(mg/kg)	(mg/kg)	(mg/kg)	(mg/kg)
Bromoform	0.02	nd	nd	nd
Isopropylbenzene	0.08	nd	nd	nd
1,2,3-Trichloropropane	0.02	nd	nd	nd
Bromobenzene	0.03	nd	nd	nd
1,1,2,2-Tetrachloroethane	0.02	nd	nd	nd
n-Propylbenzene	0.02	nd	nd	nd
2-Chlorotoluene	0.02	nd	nd	nd
4-Chlorotoluene	0.02	nd	nd	nd
1,3,5-Trimethylbenzene	0.02	nd	nd	nd
tert-Butylbenzene	0.02	nd	nd	nd
1,2,4-Trimethylbenzene	0.02	nd	nd	nd
sec-Butylbenzene	0.02	nd	nd	nd
1,3-Dichlorobenzene	0.02	nd	nd	nd
Isopropyltoluene	0.02	nd	nd	nd
1,4-Dichlorobenzene	0.02	nd	nd	nd
1,2-Dichlorobenzene	0.02	nd	nd	nd
n-Butylbenzene	0.02	nd	nd	nd
1,2-Dibromo-3-Chloroprop	0.03	nd	nd	nd
1,2,4-Trichlorolbenzene	0.05	nd	nd	nd
Hexachloro-1,3-butadiene	0.10	nd	nd	nd
Naphthalene	0.03	nd	nd	nd
1,2,3-Trichlorobenzene	1.0	nd	nd	nd
Surrogate Recovery				
Dibromofluoromethane		106	98.8	98.6
1,2-Dichloroethane-d4		107	106	112
Toluene-d8		102	99.9	93.8
4-Bromofluorobenzene		109	114	99.9

"nd" Indicates not detected at listed detection limit.

"int" Indicates that interference prevents determination.

* INSTRUMENT DETECTION LIMIT

ACCEPTABLE RECOVERY LIMITS FOR SURROGATE 65% TO 135%

LIBBY ENVIRONMENTAL CHEMISTRY LABORATORY

TOC HOLDINGS CO FACILITY NO 01-600 PROJECT
Seatttle, Washington
Sound Environmental Strategies
Libby Env.Project No.L090317-10

ANALYSES PERFORMED BY: Sherry Chilcutt

LIBBY ENVIRONMENTAL CHEMISTRY LABORATORY

TOC HOLDINGS CO FACILITY NO 01-600 PROJECT
Seatttle, Washington
Sound Environmental Strategies
Libby Env.Project No.L090317-10

VOLATILE ORGANIC COMPOUNDS BY EPA METHOD 8260B IN SOIL

Sample Description		Method Blank	B102-17.5	B102-20	Method Blank	B103-40
Date Extracted	Reporting	N/A	3/17/09	3/17/09	N/A	3/18/09
Date Analyzed	Limits	3/17/09	3/17/09	3/17/09	3/18/09	3/18/09
	(mg/kg)	(mg/kg)	(mg/kg)	(mg/kg)	(mg/kg)	(mg/kg)
Dichlorodifluoromethane	0.06	nd	nd	nd	nd	nd
Chloromethane	0.06	nd	nd	nd	nd	nd
Vinyl chloride	0.02	nd	nd	nd	nd	nd
Bromomethane	0.09	nd	nd	nd	nd	nd
Chloroethane	0.06	nd	nd	nd	nd	nd
Trichlorofluoromethane	0.05	nd	nd	nd	nd	nd
1,1-Dichloroethene	0.05	nd	nd	nd	nd	nd
Methylene chloride	0.02	nd	nd	nd	nd	nd
trans -1,2-Dichloroethene	0.02	nd	nd	nd	nd	nd
1,1-Dichloroethane	0.02	nd	nd	nd	nd	nd
2,2-Dichloropropane	0.05	nd	nd	nd	nd	nd
cis -1,2-Dichloroethene	0.02	nd	nd	nd	nd	nd
Chloroform	0.02	nd	nd	nd	nd	nd
1,1,1-Trichloroethane (TC	0.02	nd	nd	nd	nd	nd
Carbon tetrachloride	0.02	nd	nd	nd	nd	nd
1,1-Dichloropropene	0.02	nd	nd	nd	nd	nd
Benzene	0.02	nd	nd	nd	nd	nd
1,2-Dichloroethane (EDC)	0.03	nd	nd	nd	nd	nd
Trichloroethene (TCE)	0.03	nd	1.26	nd	nd	0.18
1,2-Dichloropropane	0.02	nd	nd	nd	nd	nd
Dibromomethane	0.04	nd	nd	nd	nd	nd
Bromodichloromethane	0.02	nd	nd	nd	nd	nd
cis-1,3-Dichloropropene	0.02	nd	nd	nd	nd	nd
Toluene	0.02	nd	nd	nd	nd	nd
Trans-1,3-Dichloropropen	0.03	nd	nd	nd	nd	nd
1,1,2-Trichloroethane	0.03	nd	nd	nd	nd	nd
Tetrachloroethene (PCE)	0.02	nd	nd	nd	nd	nd
1,3-Dichloropropane	0.05	nd	nd	nd	nd	nd
Dibromochloromethane	0.03	nd	nd	nd	nd	nd
1,2-Dibromoethane (EDB)	0.005	nd	nd	nd	nd	nd
Chlorobenzene	0.02	nd	nd	nd	nd	nd
1,1,1,2-Tetrachloroethane	0.03	nd	nd	nd	nd	nd
Ethylbenzene	0.03	nd	nd	nd	nd	nd

LIBBY ENVIRONMENTAL CHEMISTRY LABORATORY

TOC HOLDINGS CO FACILITY NO 01-600 PROJECT
Seatttle, Washington
Sound Environmental Strategies
Libby Env.Project No.L090317-10

Total Xylenes	0.03	nd	nd	nd	nd	nd
Styrenes	0.02	nd	nd	nd	nd	nd

LIBBY ENVIRONMENTAL CHEMISTRY LABORATORY

TOC HOLDINGS CO FACILITY NO 01-600 PROJECT
Seatttle, Washington
Sound Environmental Strategies
Libby Env.Project No.L090317-10

VOLATILE ORGANIC COMPOUNDS BY EPA METHOD 8260B IN SOIL

Sample Description		Method Blank	B102-17.5	B102-20	Method Blank	B103-40
Date Extracted	Reporting	N/A	3/17/09	3/17/09	N/A	3/18/09
Date Analyzed	Limits	3/17/09	3/17/09	3/17/09	3/18/09	3/18/09
	(mg/kg)	(mg/kg)	(mg/kg)	(mg/kg)	(mg/kg)	(mg/kg)
Bromoform	0.02	nd	nd	nd	nd	nd
Isopropylbenzene	0.08	nd	nd	nd	nd	nd
1,2,3-Trichloropropane	0.02	nd	nd	nd	nd	nd
Bromobenzene	0.03	nd	nd	nd	nd	nd
1,1,2,2-Tetrachloroethane	0.02	nd	nd	nd	nd	nd
n-Propylbenzene	0.02	nd	nd	nd	nd	nd
2-Chlorotoluene	0.02	nd	nd	nd	nd	nd
4-Chlorotoluene	0.02	nd	nd	nd	nd	nd
1,3,5-Trimethylbenzene	0.02	nd	nd	nd	nd	nd
tert-Butylbenzene	0.02	nd	nd	nd	nd	nd
1,2,4-Trimethylbenzene	0.02	nd	nd	nd	nd	nd
sec-Butylbenzene	0.02	nd	nd	nd	nd	nd
1,3-Dichlorobenzene	0.02	nd	nd	nd	nd	nd
Isopropyltoluene	0.02	nd	nd	nd	nd	nd
1,4-Dichlorobenzene	0.02	nd	nd	nd	nd	nd
1,2-Dichlorobenzene	0.02	nd	nd	nd	nd	nd
n-Butylbenzene	0.02	nd	nd	nd	nd	nd
1,2-Dibromo-3-Chloropro	0.03	nd	nd	nd	nd	nd
1,2,4-Trichlorolbenzene	0.05	nd	nd	nd	nd	nd
Hexachloro-1,3-butadiene	0.10	nd	nd	nd	nd	nd
Naphthalene	0.03	nd	nd	nd	nd	nd
1,2,3-Trichlorobenzene	1.0	nd	nd	nd	nd	nd
Surrogate Recovery						
Dibromofluoromethane		100	78.8	107	88.3	93.2
1,2-Dichloroethane-d4		92.7	103	94.4	73.8	93.2
Toluene-d8		97.3	104	103	98	100
4-Bromofluorobenzene		100	105	104	94.4	100

"nd" Indicates not detected at listed detection limit.

"int" Indicates that interference prevents determination.

* INSTRUMENT DETECTION LIMIT

ACCEPTABLE RECOVERY LIMITS FOR SURROGATE 65% TO 135%

LIBBY ENVIRONMENTAL CHEMISTRY LABORATORY

TOC HOLDINGS CO FACILITY NO 01-600 PROJECT
Seatttle, Washington
Sound Environmental Strategies
Libby Env.Project No.L090317-10

ANALYSES PERFORMED BY: Sherry Chilcutt

LIBBY ENVIRONMENTAL CHEMISTRY LABORATORY

TOC HOLDINGS CO FACILITY NO 01-600 PROJECT
Seatttle, Washington
Sound Environmental Strategies
Libby Env.Project No.L090317-10

QA/QC Data - EPA 8260B Analyses

Sample Identification: B106-20							
	Matrix Spike			Matrix Spike Duplicate			RPD
	Spiked Conc. (mg/kg)	Measured Conc. (mg/kg)	Spike Recovery (%)	Spiked Conc. (mg/kg)	Measured Conc. (mg/kg)	Spike Recovery (%)	
1,1-Dichloroethene	0.50	0.41	82	0.50	0.46	92	11.5
Benzene	0.50	0.51	102	0.50	0.53	106	3.8
Toluene	0.50	0.51	102	0.50	0.55	110	7.5
Chlorobenzene	0.50	0.51	102	0.50	0.55	110	7.5
Trichloroethene (TCE)	0.50	int		0.50	int		
Surrogate Recovery							
Dibromofluoromethane			82.7			98.9	
1,2-Dichloroethane-d4			112			114	
Toluene-d8			103			104	
4-Bromofluorobenzene			106			107	

	Laboratory Control Sample		
	Spiked Conc. (mg/kg)	Measured Conc. (mg/kg)	Spike Recovery (%)
1,1-Dichloroethene	0.50	0.55	110
Benzene	0.50	0.51	102
Toluene	0.50	0.51	102
Chlorobenzene	0.50	0.53	106
Trichloroethene (TCE)	0.50	0.53	106
Surrogate Recovery			
Dibromofluoromethane			100
1,2-Dichloroethane-d4			91
Toluene-d8			100
4-Bromofluorobenzene			97

ACCEPTABLE RECOVERY LIMITS FOR MATRIX SPIKES: 65%-135%
ACCEPTABLE RPD IS 35%

LIBBY ENVIRONMENTAL CHEMISTRY LABORATORY

TOC HOLDINGS CO FACILITY NO 01-600 PROJECT
Seatttle, Washington
Sound Environmental Strategies
Libby Env.Project No.L090317-10

ANALYSES PERFORMED BY: Sherry Chilcutt

LIBBY ENVIRONMENTAL CHEMISTRY LABORATORY

TOC HOLDINGS CO FACILITY NO 01-600 PROJECT
Seatttle, Washington
Sound Environmental Strategies
Libby Env.Project No.L090317-10

VOLATILE ORGANIC COMPOUNDS BY EPA METHOD 8260B IN WATER

Sample Description		Method Blank	B116 20090318	B116 Dup 20090318
Date Sampled	Reporting	N/A	3/18/09	3/18/09
Date Analyzed	Limits (ug/l)	3/18/09 (ug/l)	3/18/09 (ug/l)	3/18/09 (ug/l)
Dichlorodifluoromethane	2.0	nd	nd	nd
Chloromethane	2.0	nd	nd	nd
Vinyl chloride	0.2	nd	nd	nd
Bromomethane	2.0	nd	nd	nd
Chloroethane	2.0	nd	nd	nd
Trichlorofluoromethane	2.0	nd	nd	nd
1,1-Dichloroethene	2.0	nd	nd	nd
Methylene chloride	1.0	nd	nd	nd
trans-1,2-Dichloroethene	1.0	nd	nd	nd
1,1-Dichloroethane	1.0	nd	nd	nd
2,2-Dichloropropane	2.0	nd	nd	nd
cis-1,2-Dichloroethene	1.0	nd	nd	nd
Chloroform	1.0	nd	nd	nd
1,1,1-Trichloroethane (TCA	1.0	nd	nd	nd
Carbon tetrachloride	1.0	nd	nd	nd
1,1-Dichloropropene	1.0	nd	nd	nd
Benzene	1.0	nd	nd	nd
1,2-Dichloroethane (EDC)	1.0	nd	nd	nd
Trichloroethene (TCE)	1.0	nd	nd	nd
1,2-Dichloropropane	1.0	nd	nd	nd
Dibromomethane	1.0	nd	nd	nd
Bromodichloromethane	1.0	nd	nd	nd
cis-1,3-Dichloropropene	1.0	nd	nd	nd
Toluene	1.0	nd	nd	nd
Trans-1,3-Dichloropropene	1.0	nd	nd	nd
1,1,2-Trichloroethane	1.0	nd	nd	nd
Tetrachloroethene (PCE)	1.0	nd	nd	nd
1,3-Dichloropropane	1.0	nd	nd	nd
Dibromochloromethane	1.0	nd	nd	nd
1,2-Dibromoethane (EDB) *	0.01	nd	nd	nd
Chlorobenzene	1.0	nd	nd	nd
1,1,1,2-Tetrachloroethane	1.0	nd	nd	nd
Ethylbenzene	1.0	nd	nd	nd

LIBBY ENVIRONMENTAL CHEMISTRY LABORATORY

TOC HOLDINGS CO FACILITY NO 01-600 PROJECT
Seatttle, Washington
Sound Environmental Strategies
Libby Env.Project No.L090317-10

Total Xylenes	1.0	nd	nd	nd
Styrenes	1.0	nd	nd	nd

LIBBY ENVIRONMENTAL CHEMISTRY LABORATORY

TOC HOLDINGS CO FACILITY NO 01-600 PROJECT
Seatttle, Washington
Sound Environmental Strategies
Libby Env.Project No.L090317-10

VOLATILE ORGANIC COMPOUNDS BY EPA METHOD 8260B IN WATER

Sample Description		Method Blank	B116 20090318	B116 Dup 20090318
Date Extracted	Reporting	N/A	3/18/09	3/18/09
Date Analyzed	Limits	3/18/09	3/18/09	3/18/09
	(ug/l)	(ug/l)	(ug/l)	(ug/l)
Bromoform	1.0	nd	nd	nd
Isopropylbenzene	4.0	nd	nd	nd
1,2,3-Trichloropropane	1.0	nd	nd	nd
Bromobenzene	1.0	nd	nd	nd
1,1,2,2-Tetrachloroethane	1.0	nd	nd	nd
n-Propylbenzene	1.0	nd	nd	nd
2-Chlorotoluene	1.0	nd	nd	nd
4-Chlorotoluene	1.0	nd	nd	nd
1,3,5-Trimethylbenzene	1.0	nd	nd	nd
tert-Butylbenzene	1.0	nd	nd	nd
1,2,4-Trimethylbenzene	1.0	nd	nd	nd
sec-Butylbenzene	1.0	nd	nd	nd
1,3-Dichlorobenzene	1.0	nd	nd	nd
Isopropyltoluene	1.0	nd	nd	nd
1,4-Dichlorobenzene	1.0	nd	nd	nd
1,2-Dichlorobenzene	1.0	nd	nd	nd
n-Butylbenzene	1.0	nd	nd	nd
1,2-Dibromo-3-Chloropropa	1.0	nd	nd	nd
1,2,4-Trichlorolbenzene	2.0	nd	nd	nd
Hexachloro-1,3-butadiene	5.0	nd	nd	nd
Naphthalene	5.0	nd	nd	nd
1,2,3-Trichlorobenzene	5.0	nd	nd	nd
Surrogate Recovery				
Dibromofluoromethane		88.3	102	105
Toluene-d8		73.8	107	106
1,2-Dichloroethane-d4		98	97.4	102
4-Bromofluorobenzene		94.4	105	101

"nd" Indicates not detected at listed detection limit.

"int" Indicates that interference prevents determination.

* INSTRUMENT DETECTION LIMIT

ACCEPTABLE RECOVERY LIMITS FOR SURROGATE 65% TO 135%

LIBBY ENVIRONMENTAL CHEMISTRY LABORATORY

TOC HOLDINGS CO FACILITY NO 01-600 PROJECT
Seatttle, Washington
Sound Environmental Strategies
Libby Env.Project No.L090317-10

ANALYSES PERFORMED BY: Sherry Chilcutt

LIBBY ENVIRONMENTAL CHEMISTRY LABORATORY

TOC HOLDINGS CO FACILITY NO 01-600 PROJECT
Seatttle, Washington
Sound Environmental Strategies
Libby Env.Project No.L090317-10

QA/QC Data - EPA 8260B Analyses

	Laboratory Control Sample		
	Spiked Conc. (ug/l)	Measured Conc. (ug/l)	Spike Recovery (%)
1,1-Dichloroethene	10	12.4	124
Benzene	10	10.7	107
Toluene	10	10.9	109
Chlorobenzene	10	11.2	112
Trichloroethene (TCE)	10	11.5	115

Surrogate Recovery	
Dibromofluoromethane	78.6
Toluene-d8	107
1,2-Dichloroethane-d4	97.5
4-Bromofluorobenzene	87.8

ACCEPTABLE RECOVERY LIMITS FOR MATRIX SPIKES: 65%-135%
ACCEPTABLE RPD IS 35%

FRIEDMAN & BRUYA, INC.

ENVIRONMENTAL CHEMISTS

James E. Bruya, Ph.D.
Charlene Morrow, M.S.
Yelena Aravkina, M.S.
Bradley T. Benson, B.S.
Kurt Johnson, B.S.

3012 16th Avenue West
Seattle, WA 98119-2029
TEL: (206) 285-8282
FAX: (206) 283-5044
e-mail: fbi@isomedia.com

February 5, 2010

Tim Brown, Project Manager
Sound Environmental Strategies Corporation
2400 Airport Way S., Suite 200
Seattle, WA 98134-2020

Dear Mr. Brown:

Included are the results from the testing of material submitted on January 25, 2010 from the TOC_01-600_20100125 WORFDB4, F&BI 001170 project. There are 12 pages included in this report. Any samples that may remain are currently scheduled for disposal in 30 days. If you would like us to return your samples or arrange for long term storage at our offices, please contact us as soon as possible.

We appreciate this opportunity to be of service to you and hope you will call if you should have any questions.

Sincerely,

FRIEDMAN & BRUYA, INC.



Michael Erdahl
Project Manager

Enclosures
c: Mark Chandler, Jessica Brown
SOU0205R.DOC

CASE NARRATIVE

This case narrative encompasses samples received on January 25, 2010 by Friedman & Bruya, Inc. from the Sound Environmental Strategies TOC_01-600_20100125 WORFDB4, F&BI 001170 project. Samples were logged in under the laboratory ID's listed below.

Laboratory ID	Sound Environmental Strategies
001170-01	01MW52-20100125
001170-02	MW02-20100125
001170-03	MW06-20100125

Sample 01MW52-20100125 was sent to Fremont Analytical for nitrate, sulfate, and dissolved gasses analyses. Review of the enclosed report indicates that all quality assurance was acceptable.

All quality control requirements were acceptable.

Date of Report: 02/05/10
Date Received: 01/25/10
Project: TOC_01-600_20100125 WORFDB4, F&BI 001170
Date Extracted: 01/26/10
Date Analyzed: 01/26/10

RESULTS FROM THE ANALYSIS OF THE WATER SAMPLES FOR BENZENE, TOLUENE, ETHYLBENZENE, XYLENES AND TPH AS GASOLINE USING EPA METHOD 8021B AND NWTPH-Gx

Results Reported as ug/L (ppb)

Sample ID Laboratory ID	Benzene	Toluene	Ethyl Benzene	Total Xylenes	Gasoline Range	Surrogate (% Recovery) (Limit 52-124)
01MW52-20100125 001170-01	<1	<1	<1	<3	<100	73
MW02-20100125 001170-02	<1	<1	<1	<3	<100	69
MW06-20100125 001170-03	<1	<1	<1	<3	<100	68
Method Blank	<1	<1	<1	<3	<100	60

Date of Report: 02/05/10
Date Received: 01/25/10
Project: TOC_01-600_20100125 WORFDB4, F&BI 001170
Date Extracted: 01/27/10
Date Analyzed: 01/27/10

RESULTS FROM THE ANALYSIS OF THE WATER SAMPLES FOR TOTAL PETROLEUM HYDROCARBONS AS DIESEL AND MOTOR OIL USING METHOD NWTPH-Dx

Results Reported as ug/L (ppb)

Sample ID Laboratory ID	Diesel Range (C_{10}-C_{25})	Motor Oil Range (C_{25}-C_{36})	Surrogate (% Recovery) (Limit 51-137)
01MW52-20100125 001170-01	<50	<250	100
MW02-20100125 001170-02	<50	<250	93
MW06-20100125 001170-03	310 x	<250	97
Method Blank	<50	<250	99

Analysis For Volatile Compounds By EPA Method 8260C

Client Sample ID:	01MW52-20100125	Client:	Sound Environmental Strategies
Date Received:	01/25/10	Project:	TOC_01-600_20100125 WORFDB4
Date Extracted:	01/27/10	Lab ID:	001170-01
Date Analyzed:	01/27/10	Data File:	012712.D
Matrix:	Water	Instrument:	GCMS5
Units:	ug/L (ppb)	Operator:	VM

Surrogates:	% Recovery:	Lower Limit:	Upper Limit:
1,2-Dichloroethane-d4	100	65	127
Toluene-d8	98	69	127
4-Bromofluorobenzene	101	77	156

Compounds:	Concentration ug/L (ppb)
Vinyl chloride	<0.2
Chloroethane	<1
1,1-Dichloroethene	<1
Methylene chloride	<5
trans-1,2-Dichloroethene	<1
1,1-Dichloroethane	<1
cis-1,2-Dichloroethene	<1
1,2-Dichloroethane (EDC)	<1
1,1,1-Trichloroethane	<1
Trichloroethene	<1
Tetrachloroethene	<1

Analysis For Volatile Compounds By EPA Method 8260C

Client Sample ID:	MW02-20100125	Client:	Sound Environmental Strategies
Date Received:	01/25/10	Project:	TOC_01-600_20100125 WORFDB4
Date Extracted:	01/27/10	Lab ID:	001170-02
Date Analyzed:	01/27/10	Data File:	012714.D
Matrix:	Water	Instrument:	GCMS5
Units:	ug/L (ppb)	Operator:	VM

Surrogates:	% Recovery:	Lower Limit:	Upper Limit:
1,2-Dichloroethane-d4	101	65	127
Toluene-d8	99	69	127
4-Bromofluorobenzene	95	77	156

Compounds:	Concentration ug/L (ppb)
Vinyl chloride	<0.2
Chloroethane	<1
1,1-Dichloroethene	<1
Methylene chloride	<5
trans-1,2-Dichloroethene	<1
1,1-Dichloroethane	<1
cis-1,2-Dichloroethene	<1
1,2-Dichloroethane (EDC)	<1
1,1,1-Trichloroethane	<1
Trichloroethene	<1
Tetrachloroethene	<1

Analysis For Volatile Compounds By EPA Method 8260C

Client Sample ID:	MW06-20100125	Client:	Sound Environmental Strategies
Date Received:	01/25/10	Project:	TOC_01-600_20100125 WORFDB4
Date Extracted:	01/27/10	Lab ID:	001170-03
Date Analyzed:	01/27/10	Data File:	012715.D
Matrix:	Water	Instrument:	GCMS5
Units:	ug/L (ppb)	Operator:	VM

Surrogates:	% Recovery:	Lower Limit:	Upper Limit:
1,2-Dichloroethane-d4	101	65	127
Toluene-d8	100	69	127
4-Bromofluorobenzene	98	77	156

Compounds:	Concentration ug/L (ppb)
Vinyl chloride	1.1
Chloroethane	<1
1,1-Dichloroethene	<1
Methylene chloride	<5
trans-1,2-Dichloroethene	<1
1,1-Dichloroethane	<1
cis-1,2-Dichloroethene	<1
1,2-Dichloroethane (EDC)	<1
1,1,1-Trichloroethane	<1
Trichloroethene	<1
Tetrachloroethene	<1

Analysis For Volatile Compounds By EPA Method 8260C

Client Sample ID:	Method Blank	Client:	Sound Environmental Strategies
Date Received:	NA	Project:	TOC_01-600_20100125 WORFDB4
Date Extracted:	01/27/10	Lab ID:	0000100 mb
Date Analyzed:	01/27/10	Data File:	012711.D
Matrix:	Water	Instrument:	GCMS5
Units:	ug/L (ppb)	Operator:	VM

Surrogates:	% Recovery:	Lower Limit:	Upper Limit:
1,2-Dichloroethane-d4	103	65	127
Toluene-d8	98	69	127
4-Bromofluorobenzene	100	77	156

Compounds:	Concentration ug/L (ppb)
Vinyl chloride	<0.2
Chloroethane	<1
1,1-Dichloroethene	<1
Methylene chloride	<5
trans-1,2-Dichloroethene	<1
1,1-Dichloroethane	<1
cis-1,2-Dichloroethene	<1
1,2-Dichloroethane (EDC)	<1
1,1,1-Trichloroethane	<1
Trichloroethene	<1
Tetrachloroethene	<1

Date of Report: 02/05/10
Date Received: 01/25/10
Project: TOC_01-600_20100125 WORFDB4, F&BI 001170

QUALITY ASSURANCE RESULTS FOR THE ANALYSIS OF WATER SAMPLES FOR BENZENE, TOLUENE, ETHYLBENZENE, XYLENES, AND TPH AS GASOLINE USING EPA METHOD 8021B AND NWTPH-Gx

Laboratory Code: 001170-01 (Duplicate)

Analyte	Reporting Units	Sample Result	Duplicate Result	Relative Percent Difference (Limit 20)
Benzene	ug/L (ppb)	<1	<1	nm
Toluene	ug/L (ppb)	<1	<1	nm
Ethylbenzene	ug/L (ppb)	<1	<1	nm
Xylenes	ug/L (ppb)	<3	<3	nm
Gasoline	ug/L (ppb)	<100	<100	nm

Laboratory Code: Laboratory Control Sample

Analyte	Reporting Units	Spike Level	Percent Recovery LCS	Acceptance Criteria
Benzene	ug/L (ppb)	50	84	65-118
Toluene	ug/L (ppb)	50	84	72-122
Ethylbenzene	ug/L (ppb)	50	83	73-126
Xylenes	ug/L (ppb)	150	85	74-118
Gasoline	ug/L (ppb)	1,000	109	69-134

Date of Report: 02/05/10
Date Received: 01/25/10
Project: TOC_01-600_20100125 WORFDB4, F&BI 001170

QUALITY ASSURANCE RESULTS FOR THE ANALYSIS OF WATER SAMPLES FOR TOTAL PETROLEUM HYDROCARBONS AS DIESEL EXTENDED USING METHOD NWTPH-Dx

Laboratory Code: Laboratory Control Sample

Analyte	Reporting Units	Spike Level	Percent Recovery LCS	Percent Recovery LCSD	Acceptance Criteria	RPD (Limit 20)
Diesel Extended	ug/L (ppb)	2,500	109	118	71-131	8

Date of Report: 02/05/10
Date Received: 01/25/10
Project: TOC_01-600_20100125 WORFDB4, F&BI 001170

QUALITY ASSURANCE RESULTS FOR THE ANALYSIS OF WATER SAMPLES FOR VOLATILES BY EPA METHOD 8260C

Laboratory Code: 001170-01 (Duplicate)

Analyte	Reporting Units	Sample Result	Duplicate Result	Relative Percent Difference (Limit 20)
Vinyl chloride	ug/L (ppb)	<0.2	<0.2	nm
Chloroethane	ug/L (ppb)	<1	<1	nm
1,1-Dichloroethene	ug/L (ppb)	<1	<1	nm
Methylene chloride	ug/L (ppb)	<5	<5	nm
trans-1,2-Dichloroethene	ug/L (ppb)	<1	<1	nm
1,1-Dichloroethane	ug/L (ppb)	<1	<1	nm
cis-1,2-Dichloroethene	ug/L (ppb)	<1	<1	nm
1,2-Dichloroethane (EDC)	ug/L (ppb)	<1	<1	nm
1,1,1-Trichloroethane	ug/L (ppb)	<1	<1	nm
Trichloroethene	ug/L (ppb)	<1	<1	nm
Tetrachloroethene	ug/L (ppb)	<1	<1	nm

Laboratory Code: 001170-02 (Matrix Spike)

Analyte	Reporting Units	Spike Level	Sample Result	Percent Recovery MS	Acceptance Criteria
Vinyl chloride	ug/L (ppb)	50	<0.2	95	35-159
Chloroethane	ug/L (ppb)	50	<1	100	19-172
1,1-Dichloroethene	ug/L (ppb)	50	<1	95	34-149
Methylene chloride	ug/L (ppb)	50	<5	95	64-126
trans-1,2-Dichloroethene	ug/L (ppb)	50	<1	100	65-131
1,1-Dichloroethane	ug/L (ppb)	50	<1	100	59-132
cis-1,2-Dichloroethene	ug/L (ppb)	50	<1	109	64-134
1,2-Dichloroethane (EDC)	ug/L (ppb)	50	<1	100	67-133
1,1,1-Trichloroethane	ug/L (ppb)	50	<1	102	59-142
Trichloroethene	ug/L (ppb)	50	<1	102	71-121
Tetrachloroethene	ug/L (ppb)	50	<1	100	71-130

Date of Report: 02/05/10
Date Received: 01/25/10
Project: TOC_01-600_20100125 WORFDB4, F&BI 001170

QUALITY ASSURANCE RESULTS FOR THE ANALYSIS OF WATER SAMPLES FOR VOLATILES BY EPA METHOD 8260C

Laboratory Code: Laboratory Control Sample

Analyte	Reporting Units	Spike Level	Percent Recovery LCS	Percent Recovery LCSD	Acceptance Criteria	RPD (Limit 20)
Vinyl chloride	ug/L (ppb)	50	90	87	53-131	3
Chloroethane	ug/L (ppb)	50	85	86	52-127	1
1,1-Dichloroethene	ug/L (ppb)	50	85	83	68-131	2
Methylene chloride	ug/L (ppb)	50	92	90	56-136	2
trans-1,2-Dichloroethene	ug/L (ppb)	50	99	99	71-128	0
1,1-Dichloroethane	ug/L (ppb)	50	101	99	74-118	2
cis-1,2-Dichloroethene	ug/L (ppb)	50	110	111	74-126	1
1,2-Dichloroethane (EDC)	ug/L (ppb)	50	100	100	77-118	0
1,1,1-Trichloroethane	ug/L (ppb)	50	103	102	77-123	1
Trichloroethene	ug/L (ppb)	50	101	99	74-119	2
Tetrachloroethene	ug/L (ppb)	50	107	107	86-121	0

Data Qualifiers & Definitions

a - The analyte was detected at a level less than five times the reporting limit. The RPD results may not provide reliable information on the variability of the analysis.

A1 – More than one compound of similar molecule structure was identified with equal probability.

b - The analyte was spiked at a level that was less than five times that present in the sample. Matrix spike recoveries may not be meaningful.

ca - The calibration results for this range fell outside of acceptance criteria. The value reported is an estimate.

c - The presence of the analyte indicated may be due to carryover from previous sample injections.

d - The sample was diluted. Detection limits may be raised due to dilution.

ds - The sample was diluted. Detection limits are raised due to dilution and surrogate recoveries may not be meaningful.

dv - Insufficient sample was available to achieve normal reporting limits and limits are raised accordingly.

fb - The analyte indicated was found in the method blank. The result should be considered an estimate.

fc – The compound is a common laboratory and field contaminant.

hr - The sample and duplicate were reextracted and reanalyzed. RPD results were still outside of control limits. The variability is attributed to sample inhomogeneity.

ht - The sample was extracted outside of holding time. Results should be considered estimates.

ip - Recovery fell outside of normal control limits. Compounds in the sample matrix interfered with the quantitation of the analyte.

j – The result is below normal reporting limits. The value reported is an estimate.

J - The internal standard associated with the analyte is out of control limits. The reported concentration is an estimate.

jl - The analyte result in the laboratory control sample is out of control limits. The reported concentration should be considered an estimate.

jr - The rpd result in laboratory control sample associated with the analyte is out of control limits. The reported concentration should be considered an estimate.

js - The surrogate associated with the analyte is out of control limits. The reported concentration should be considered an estimate.

lc - The presence of the compound indicated is likely due to laboratory contamination.

L - The reported concentration was generated from a library search.

nm - The analyte was not detected in one or more of the duplicate analyses. Therefore, calculation of the RPD is not applicable.

pc – The sample was received in a container not approved by the method. The value reported should be considered an estimate.

pr – The sample was received with incorrect preservation. The value reported should be considered an estimate.

ve - The value reported exceeded the calibration range established for the analyte. The reported concentration should be considered an estimate.

vo - The value reported fell outside the control limits established for this analyte.

x - The pattern of peaks present is not indicative of diesel.

y - The pattern of peaks present is not indicative of motor oil.



Data File Name : C:\HPCHEM\4\DATA\01-27-10\009F0501.D
Operator : ay
Instrument : GC#4
Sample Name : 001170-01
Run Time Bar Code:
Acquired on : 27 Jan 10 06:39 PM
Report Created on: 28 Jan 10 08:24 AM

Page Number : 1
Vial Number : 9
Injection Number : 1
Sequence Line : 5
Instrument Method: TPHD.MTH
Analysis Method : TPHD.MTH



Data File Name : C:\HPCHEM\4\DATA\01-27-10\010F0501.D
Operator : ay
Instrument : GC#4
Sample Name : 001170-02
Run Time Bar Code:
Acquired on : 27 Jan 10 07:06 PM
Report Created on: 28 Jan 10 08:24 AM

Page Number : 1
Vial Number : 10
Injection Number : 1
Sequence Line : 5
Instrument Method: TPHD.MTH
Analysis Method : TPHD.MTH



Data File Name	: C:\HPCHEM\4\DATA\01-27-10\011F0701.D		
Operator	: ay	Page Number	: 1
Instrument	: GC#4	Vial Number	: 11
Sample Name	: 001170-03	Injection Number	: 1
Run Time Bar Code:		Sequence Line	: 7
Acquired on	: 27 Jan 10 08:26 PM	Instrument Method	: TPHD.MTH
Report Created on	: 28 Jan 10 08:24 AM	Analysis Method	: TPHD.MTH

2930 Westlake Ave N Suite 100
Seattle, WA 98109
T: (206) 352-3790
F: (206) 352-7178
info@fremontanalytical.com

Friedman and Bruya, Inc.
Attn: Michael Erdahl
3012 16th Ave W.
Seattle, WA 98119

RE: 001170
Fremont Project No: CHM100126-5
Friedman & Bruya Project No: A-260

February 4th, 2010

Michael:

Enclosed are the analytical results for the ***001170*** water sample submitted to Fremont Analytical on January 26th, 2010.

Examination of this sample was conducted for the presence of the following:

- ***Nitrate and Sulfate by EPA Method 300.0***
- ***Dissolved Gases (Methane, Ethane & Ethene) by RSK-175***

These applications were performed under Washington State Department of Ecology accreditation parameters. All appropriate Quality Assurance / Quality Control method parameters have been applied.

Please contact the laboratory if you should have any questions about the results.

Thank you for using Fremont Analytical!

Sincerely,

Michael Dee
Sr. Chemist / Principal
mikedee@fremontanalytical.com

Fremont Analytical

2930 Westlake Ave . N., Suite 100
Seattle, WA 98109

T: 206.352.3790
F: 206-352-7178
email: info@fremontanalytical.com

Analysis of Dissolved Gases by RSK-175

Project: 001170
Client: Friedman & Bruya, Inc.
Client Project #: A-260
Lab Project #: CHM100126-5

RSK-175 (mg/L)	MRL	Method Blank	LCS	01MW52-20100125	01MW52-20100125 Duplicate	RPD %
Date Extracted		2/4/10	2/4/10	2/4/10	2/4/10	
Date Analyzed		2/4/10	2/4/10	2/4/10	2/4/10	
Matrix				Water	Water	
Methane	0.005	nd	74%	**0.012**	**0.011**	9%
Ethane	0.005	nd	75%	nd	nd	
Ethene	0.005	nd	96%	nd	nd	

"nd" Indicates not detected at listed reporting limits
"int" Indicates that interference prevents determination
* Instrument Detection Limit
"J" Indicates estimated value
"MRL" Indicates Method Reporting Limit
"LCS" Indicates Laboratory Control Sample
"RPD" Indicates Relative Percent Difference

Acceptable RPD is determined to be less than 30%
Acceptable Recovery Limits:
LCS, LCSD = 80% to 120%
Spike Concentration = 100 PPMV

Fremont Analytical

2930 Westlake Ave. N., Suite 100
Seattle, WA 98109

T: 206.352.3790
F: 206.352.7178
email: info@fremontanalytical.com

Ion Chromatography by EPA Method 300.0

Project: 001170
Client: Friedman & Bruya, Inc.
Client Project #: A-260
Lab Project #: CHM100126-5

EPA Method 300.0 (mg/L)	MRL	Method Blank	LCS	01MW52-20100125	Duplicate 01MW52-20100125	RPD %
Date Analyzed		1/26/10	1/26/10	1/26/10	1/26/10	
Matrix				Water	Water	
Nitrate (NO_3)	0.1	nd	126%	**24**	**24**	0.1%
Sulfate (SO_4)	0.1	nd	126%	**45**	**45**	0.1%

"nd" Indicates no detection at the listed reporting limits
"int" Indicates that interference prevents determination
"J" Indicates estimated value
"MRL" Indicates Method Reporting Limit
"LCS" Indicates Laboratory Control Sample
"MS" Indicates Matrix Spike
"MSD" Indicates Matrix Spike Duplicate
"RPD" Indicates Relative Percent Difference

Acceptable RPD is determined to be less than 30%
Acceptable Recovery Limits:
LCS, LCSD, MS, MSD: 65% to 135%
Spike Concentrations:
NO_3 = 1.0 mg/L
SO_4 = 7.5 mg/L

Fremont Analytical

2930 Westlake Ave. N., Suite 100
Seattle, WA 98109

T: 206.352.3790
F: 206.352.7178
email: info@fremontanalytical.com

Ion Chromatography by EPA Method 300.0

Project: 001170
Client: Friedman & Bruya, Inc.
Client Project #: A-260
Lab Project #: CHM100126-5

		MS	MSD	
EPA Method 300.0 (mg/L)	**MRL**	**01MW52-20100125**	**01MW52-20100125**	**RPD %**
Date Analyzed		1/26/10	1/26/10	
Matrix		Water	Water	
Nitrate (NO_3)	0.1	79%	70%	12%
Sulfate (SO_4)	0.1	118%	119%	1%

"nd" Indicates no detection at the listed reporting limits
"int" Indicates that interference prevents determination
"J" Indicates estimated value
"MRL" Indicates Method Reporting Limit
"LCS" Indicates Laboratory Control Sample
"MS" Indicates Matrix Spike
"MSD" Indicates Matrix Spike Duplicate
"RPD" Indicates Relative Percent Difference

Acceptable RPD is determined to be less than 30%

Acceptable Recovery Limits:

LCS, LCSD, MS, MSD: 65% to 135%

Spike Concentrations:

NO_3 = 1.0 mg/L
SO_4 = 7.5 mg/L

CHM-D0126-5

SUBCONTRACT SAMPLE CHAIN OF CUSTODY

Send Report To: Michael Erdahl
Company: Friedman and Bruya, Inc.
Address: 3012 16th Ave W
City, State, ZIP: Seattle, WA 98119
Phone #: (206) 285-8282 Fax #: (206) 283-5044

SUBCONTRACTER: Fremont
PROJECT NAME/NO.: 001170
PO #: A-260
REMARKS: Please Email Results merdahl@friedmanandbruya.com

Page # 1 of 1

TURNAROUND TIME
☒ Standard (2 Weeks)
☐ RUSH
Rush charges authorized by:

SAMPLE DISPOSAL
☐ Dispose after 30 days
☐ Return samples
☐ Will call with instructions

Sample ID	Lab ID	Date Sampled	Time Sampled	Matrix	# of jars	ANALYSES REQUESTED: Oil and Grease	EPH	VPH	Nitrate	Sulfate	Alkalinity	Methane, Ethane, Ethene by RSK 175				Notes
01MW52-20N0N5		1/25/10	1151	W	2				X	X		X				

Friedman & Bruya, Inc.
3012 16th Avenue West
Seattle, WA 98119-2029
Ph. (206) 285-8282
Fax (206) 283-5044

SIGNATURE	PRINT NAME	COMPANY	DATE	TIME
Relinquished by:	Michael Erdahl	Friedman & Bruya	1/26/10	10:30
Received by:	Troy Zehr	F_A	1/26/10	11:34
Relinquished by:				
Received by:				

001170

SAMPLE CHAIN OF CUSTODY

ME 01/25/10

V2/AI6/B04

Page # 1 of 1

Send Report To Tim Brown, cc: Jessica Brown

Company Sound Environmental Strategies

Address 2400 Airport Way S, Ste. 200

City, State, ZIP Seattle, WA 98134

Phone # 206.306.1900 Fax # 206.306.1907

SAMPLERS (signature)	
PROJECT NAME/NO. Seattle Terminal	PO # 01-600
REMARKS	EIM Y / N

TURNAROUND TIME
⊗ Standard (2 Weeks)
RUSH
Rush charges authorized by:

SAMPLE DISPOSAL
⊗ Dispose after 30 days
Return samples
Will call with instructions

Sample ID	Sample Location	Sample Depth	Lab ID	Date Sampled	Time Sampled	Matrix	# of jars	GRPH by NWTPH-Gx	BTEX by EPA 8021B	DRPH/ORPH by NWTPH-Dx	PCP by EPA 8270D	cVOCs by EPA 8260B	Nitrate and Sulfate by EPA 300.0	Methane, Ethane and Ethene by RSK 175	Notes
01MW52-20100125	MW52	24'	01 A-F	01/25/10	1131	GW	9	X	X	X		X	X	X	
MW2-20100125	MW2	28'	02 A-F	01/25/10	1330	GW	6	X	X	X		X			
MW16-20100125	MW16	26'	03 A-F	01/25/10	1413	GW	6	X	X	X		X			

Samples received at 4 °C

Friedman & Bruya, Inc.
3012 16th Avenue West
Seattle, WA 98119-2029
Ph. (206) 285-8282
Fax (206) 283-5044

	SIGNATURE	PRINT NAME	COMPANY	DATE	TIME
Relinquished by:		IAN THOMAS CW	SES	01/25/10	1435
Received by:		JESSICA BROWN	SES	1-25-10	1435
Relinquished by:		JESSICA BROWN	SES	1-25-0	1630
Received by:		HONG NGUYEN	FBI	"	"

FRIEDMAN & BRUYA, INC.

ENVIRONMENTAL CHEMISTS

James E. Bruya, Ph.D.
Charlene Morrow, M.S.
Yelena Aravkina, M.S.
Bradley T. Benson, B.S.
Kurt Johnson, B.S.

3012 16th Avenue West
Seattle, WA 98119-2029
TEL: (206) 285-8282
FAX: (206) 283-5044
e-mail: fbi@isomedia.com

February 9, 2010

Tim Brown, Project Manager
Sound Environmental Strategies Corporation
2400 Airport Way S., Suite 200
Seattle, WA 98134-2020

Dear Mr. Brown:

Included are the results from the testing of material submitted on January 26, 2010 from the TOC_01-600_20100126 WORFDB4, F&BI 001187 project. There are 21 pages included in this report. Any samples that may remain are currently scheduled for disposal in 30 days. If you would like us to return your samples or arrange for long term storage at our offices, please contact us as soon as possible.

We appreciate this opportunity to be of service to you and hope you will call if you should have any questions.

Sincerely,

FRIEDMAN & BRUYA, INC.



Michael Erdahl
Project Manager

Enclosures
c: Mark Chandler, Jessica Brown
SOU0209R.DOC

CASE NARRATIVE

This case narrative encompasses samples received on January 26, 2010 by Friedman & Bruya, Inc. from the Sound Environmental Strategies TOC_01-600_20100126 WORFDB4, F&BI 001187 project. Samples were logged in under the laboratory ID's listed below.

Laboratory ID	Sound Environmental Strategies
001187-01	01MW58-20100126
001187-02	01MW54-20100126
001187-03	01MW44-20100126
001187-04	01MW55-20100126
001187-05	01MW65-20100126

Samples 01MW44-20100126 and 01MW55-20100126 were sent to Fremont Analytical for nitrate, sulfate, and dissolved gasses analyses. Review of the enclosed report indicates that all quality assurance were acceptable.

All quality control requirements were acceptable.

Date of Report: 02/09/10
Date Received: 01/26/10
Project: TOC_01-600_20100126 WORFDB4, F&BI 001187
Date Extracted: 02/03/10
Date Analyzed: 02/03/10

RESULTS FROM THE ANALYSIS OF THE WATER SAMPLES FOR BENZENE, TOLUENE, ETHYLBENZENE, XYLENES AND TPH AS GASOLINE USING EPA METHOD 8021B AND NWTPH-Gx

Results Reported as ug/L (ppb)

Sample ID Laboratory ID	Benzene	Toluene	Ethyl Benzene	Total Xylenes	Gasoline Range	Surrogate (% Recovery) (Limit 52-124)
01MW58-20100126 001187-01	<1	<1	<1	<3	<100	83
01MW54-20100126 001187-02	<1	<1	<1	<3	<100	65
01MW44-20100126 001187-03	22	4	<1	<3	890	89
01MW55-20100126 001187-04	30	<1	2	5	8,000	91
01MW65-20100126 001187-05	<1	<1	<1	<3	<100	86
Method Blank	<1	<1	<1	<3	<100	89

Date of Report: 02/09/10
Date Received: 01/26/10
Project: TOC_01-600_20100126 WORFDB4, F&BI 001187
Date Extracted: 01/27/10
Date Analyzed: 01/28/10

RESULTS FROM THE ANALYSIS OF THE WATER SAMPLES FOR TOTAL PETROLEUM HYDROCARBONS AS DIESEL AND MOTOR OIL USING METHOD NWTPH-Dx

Results Reported as ug/L (ppb)

Sample ID Laboratory ID	Diesel Range (C_{10}-C_{25})	Motor Oil Range (C_{25}-C_{36})	Surrogate (% Recovery) (Limit 51-137)
01MW58-20100126 001187-01	<50	<250	93
01MW54-20100126 dv 001187-02	<62	<310	90
01MW44-20100126 001187-03	510 x	<250	109
01MW55-20100126 001187-04	950 x	540 y	97
01MW65-20100126 001187-05	<50	<250	103
Method Blank	<50	<250	99

Analysis For Volatile Compounds By EPA Method 8260C

Client Sample ID:	01MW58-20100126	Client:	Sound Environmental Strategies
Date Received:	01/26/10	Project:	TOC_01-600_20100126 WORFDB4
Date Extracted:	01/27/10	Lab ID:	001187-01
Date Analyzed:	01/27/10	Data File:	012720.D
Matrix:	Water	Instrument:	GCMS5
Units:	ug/L (ppb)	Operator:	VM

Surrogates:	% Recovery:	Lower Limit:	Upper Limit:
1,2-Dichloroethane-d4	102	65	127
Toluene-d8	100	69	127
4-Bromofluorobenzene	102	77	156

Compounds:	Concentration ug/L (ppb)
Vinyl chloride	<0.2
Chloroethane	<1
1,1-Dichloroethene	<1
Methylene chloride	<5
trans-1,2-Dichloroethene	<1
1,1-Dichloroethane	<1
cis-1,2-Dichloroethene	<1
1,2-Dichloroethane (EDC)	<1
1,1,1-Trichloroethane	<1
Trichloroethene	<1
Tetrachloroethene	<1

Analysis For Volatile Compounds By EPA Method 8260C

Client Sample ID:	01MW54-20100126	Client:	Sound Environmental Strategies
Date Received:	01/26/10	Project:	TOC_01-600_20100126 WORFDB4
Date Extracted:	01/27/10	Lab ID:	001187-02
Date Analyzed:	01/27/10	Data File:	012721.D
Matrix:	Water	Instrument:	GCMS5
Units:	ug/L (ppb)	Operator:	VM

Surrogates:	% Recovery:	Lower Limit:	Upper Limit:
1,2-Dichloroethane-d4	99	65	127
Toluene-d8	98	69	127
4-Bromofluorobenzene	98	77	156

Compounds:	Concentration ug/L (ppb)
Vinyl chloride	<0.2
Chloroethane	<1
1,1-Dichloroethene	<1
Methylene chloride	<5
trans-1,2-Dichloroethene	<1
1,1-Dichloroethane	<1
cis-1,2-Dichloroethene	<1
1,2-Dichloroethane (EDC)	<1
1,1,1-Trichloroethane	<1
Trichloroethene	1.3
Tetrachloroethene	<1

Analysis For Volatile Compounds By EPA Method 8260C

Client Sample ID:	01MW44-20100126	Client:	Sound Environmental Strategies
Date Received:	01/26/10	Project:	TOC_01-600_20100126 WORFDB4
Date Extracted:	01/27/10	Lab ID:	001187-03
Date Analyzed:	01/27/10	Data File:	012722.D
Matrix:	Water	Instrument:	GCMS5
Units:	ug/L (ppb)	Operator:	VM

Surrogates:	% Recovery:	Lower Limit:	Upper Limit:
1,2-Dichloroethane-d4	106	65	127
Toluene-d8	106	69	127
4-Bromofluorobenzene	109	77	156

Compounds:	Concentration ug/L (ppb)
Vinyl chloride	11
Chloroethane	<1
1,1-Dichloroethene	1.9
Methylene chloride	<5
trans-1,2-Dichloroethene	1.6
1,1-Dichloroethane	<1
cis-1,2-Dichloroethene	120
1,2-Dichloroethane (EDC)	4.8
1,1,1-Trichloroethane	<1
Trichloroethene	1,200 ve
Tetrachloroethene	<1

Analysis For Volatile Compounds By EPA Method 8260C

Client Sample ID:	01MW44-20100126	Client:	Sound Environmental Strategies
Date Received:	01/26/10	Project:	TOC_01-600_20100126 WORFDB4
Date Extracted:	01/27/10	Lab ID:	001187-03 1/100
Date Analyzed:	01/28/10	Data File:	012819.D
Matrix:	Water	Instrument:	GCMS5
Units:	ug/L (ppb)	Operator:	VM

Surrogates:	% Recovery:	Lower Limit:	Upper Limit:
1,2-Dichloroethane-d4	100	65	127
Toluene-d8	102	69	127
4-Bromofluorobenzene	96	77	156

Compounds:	Concentration ug/L (ppb)
Vinyl chloride	<20
Chloroethane	<100
1,1-Dichloroethene	<100
Methylene chloride	<500
trans-1,2-Dichloroethene	<100
1,1-Dichloroethane	<100
cis-1,2-Dichloroethene	110
1,2-Dichloroethane (EDC)	<100
1,1,1-Trichloroethane	<100
Trichloroethene	1,500
Tetrachloroethene	<100

Analysis For Volatile Compounds By EPA Method 8260C

Client Sample ID:	01MW55-20100126	Client:	Sound Environmental Strategies
Date Received:	01/26/10	Project:	TOC_01-600_20100126 WORFDB4
Date Extracted:	01/27/10	Lab ID:	001187-04
Date Analyzed:	01/27/10	Data File:	012723.D
Matrix:	Water	Instrument:	GCMS5
Units:	ug/L (ppb)	Operator:	VM

Surrogates:	% Recovery:	Lower Limit:	Upper Limit:
1,2-Dichloroethane-d4	102	65	127
Toluene-d8	100	69	127
4-Bromofluorobenzene	101	77	156

Compounds:	Concentration ug/L (ppb)
Vinyl chloride	140
Chloroethane	<1
1,1-Dichloroethene	14
Methylene chloride	<5
trans-1,2-Dichloroethene	11
1,1-Dichloroethane	<1
cis-1,2-Dichloroethene	1,600 ve
1,2-Dichloroethane (EDC)	<1
1,1,1-Trichloroethane	<1
Trichloroethene	2,800 ve
Tetrachloroethene	2.7

Analysis For Volatile Compounds By EPA Method 8260C

Client Sample ID:	01MW55-20100126	Client:	Sound Environmental Strategies
Date Received:	01/26/10	Project:	TOC_01-600_20100126 WORFDB4
Date Extracted:	02/03/10	Lab ID:	001187-04 1/1000
Date Analyzed:	02/04/10	Data File:	020346.D
Matrix:	Water	Instrument:	GCMS5
Units:	ug/L (ppb)	Operator:	VM

Surrogates:	% Recovery:	Lower Limit:	Upper Limit:
1,2-Dichloroethane-d4	97	65	127
Toluene-d8	98	69	127
4-Bromofluorobenzene	96	77	156

Compounds:	Concentration ug/L (ppb)
Vinyl chloride	<200
Chloroethane	<1,000
1,1-Dichloroethene	<1,000
Methylene chloride	<5,000
trans-1,2-Dichloroethene	<1,000
1,1-Dichloroethane	<1,000
cis-1,2-Dichloroethene	1,600
1,2-Dichloroethane (EDC)	<1,000
1,1,1-Trichloroethane	<1,000
Trichloroethene	17,000
Tetrachloroethene	<1,000

Analysis For Volatile Compounds By EPA Method 8260C

Client Sample ID:	01MW65-20100126	Client:	Sound Environmental Strategies
Date Received:	01/26/10	Project:	TOC_01-600_20100126 WORFDB4
Date Extracted:	02/03/10	Lab ID:	001187-05
Date Analyzed:	02/04/10	Data File:	020341.D
Matrix:	Water	Instrument:	GCMS5
Units:	ug/L (ppb)	Operator:	VM

Surrogates:	% Recovery:	Lower Limit:	Upper Limit:
1,2-Dichloroethane-d4	99	65	127
Toluene-d8	99	69	127
4-Bromofluorobenzene	96	77	156

Compounds:	Concentration ug/L (ppb)
Vinyl chloride	<0.2
Chloroethane	<1
1,1-Dichloroethene	<1
Methylene chloride	<5
trans-1,2-Dichloroethene	<1
1,1-Dichloroethane	<1
cis-1,2-Dichloroethene	<1
1,2-Dichloroethane (EDC)	<1
1,1,1-Trichloroethane	<1
Trichloroethene	2.3
Tetrachloroethene	<1

Analysis For Volatile Compounds By EPA Method 8260C

Client Sample ID:	Method Blank	Client:	Sound Environmental Strategies
Date Received:	Not Applicable	Project:	TOC_01-600_20100126 WORFDB4
Date Extracted:	01/27/10	Lab ID:	0000100 mb
Date Analyzed:	01/27/10	Data File:	012711.D
Matrix:	Water	Instrument:	GCMS5
Units:	ug/L (ppb)	Operator:	VM

Surrogates:	% Recovery:	Lower Limit:	Upper Limit:
1,2-Dichloroethane-d4	103	65	127
Toluene-d8	98	69	127
4-Bromofluorobenzene	100	77	156

Compounds:	Concentration ug/L (ppb)
Vinyl chloride	<0.2
Chloroethane	<1
1,1-Dichloroethene	<1
Methylene chloride	<5
trans-1,2-Dichloroethene	<1
1,1-Dichloroethane	<1
cis-1,2-Dichloroethene	<1
1,2-Dichloroethane (EDC)	<1
1,1,1-Trichloroethane	<1
Trichloroethene	<1
Tetrachloroethene	<1

Analysis For Volatile Compounds By EPA Method 8260C

Client Sample ID:	Method Blank	Client:	Sound Environmental Strategies
Date Received:	Not Applicable	Project:	TOC_01-600_20100126 WORFDB4
Date Extracted:	01/28/10	Lab ID:	00138 mb
Date Analyzed:	01/28/10	Data File:	012807.D
Matrix:	Water	Instrument:	GCMS5
Units:	ug/L (ppb)	Operator:	VM

Surrogates:	% Recovery:	Lower Limit:	Upper Limit:
1,2-Dichloroethane-d4	103	65	127
Toluene-d8	101	69	127
4-Bromofluorobenzene	98	77	156

Compounds:	Concentration ug/L (ppb)
Vinyl chloride	<0.2
Chloroethane	<1
1,1-Dichloroethene	<1
Methylene chloride	<5
trans-1,2-Dichloroethene	<1
1,1-Dichloroethane	<1
cis-1,2-Dichloroethene	<1
1,2-Dichloroethane (EDC)	<1
1,1,1-Trichloroethane	<1
Trichloroethene	<1
Tetrachloroethene	<1

Analysis For Volatile Compounds By EPA Method 8260C

Client Sample ID:	Method Blank	Client:	Sound Environmental Strategies
Date Received:	Not Applicable	Project:	TOC_01-600_20100126 WORFDB4
Date Extracted:	02/03/10	Lab ID:	00103 mb
Date Analyzed:	02/04/10	Data File:	020331.D
Matrix:	Water	Instrument:	GCMS5
Units:	ug/L (ppb)	Operator:	VM

Surrogates:	% Recovery:	Lower Limit:	Upper Limit:
1,2-Dichloroethane-d4	99	65	127
Toluene-d8	101	69	127
4-Bromofluorobenzene	99	77	156

Compounds:	Concentration ug/L (ppb)
Vinyl chloride	<0.2
Chloroethane	<1
1,1-Dichloroethene	<1
Methylene chloride	<5
trans-1,2-Dichloroethene	<1
1,1-Dichloroethane	<1
cis-1,2-Dichloroethene	<1
1,2-Dichloroethane (EDC)	<1
1,1,1-Trichloroethane	<1
Trichloroethene	<1
Tetrachloroethene	<1

Date of Report: 02/09/10
Date Received: 01/26/10
Project: TOC_01-600_20100126 WORFDB4, F&BI 001187

QUALITY ASSURANCE RESULTS FOR THE ANALYSIS OF WATER SAMPLES FOR BENZENE, TOLUENE, ETHYLBENZENE, XYLENES, AND TPH AS GASOLINE USING EPA METHOD 8021B AND NWTPH-Gx

Laboratory Code: 001187-01 (Duplicate)

Analyte	Reporting Units	Sample Result	Duplicate Result	Relative Percent Difference (Limit 20)
Benzene	ug/L (ppb)	<1	<1	nm
Toluene	ug/L (ppb)	<1	<1	nm
Ethylbenzene	ug/L (ppb)	<1	<1	nm
Xylenes	ug/L (ppb)	<3	<3	nm
Gasoline	ug/L (ppb)	<100	<100	nm

Laboratory Code: Laboratory Control Sample

Analyte	Reporting Units	Spike Level	Percent Recovery LCS	Acceptance Criteria
Benzene	ug/L (ppb)	50	100	65-118
Toluene	ug/L (ppb)	50	100	72-122
Ethylbenzene	ug/L (ppb)	50	99	73-126
Xylenes	ug/L (ppb)	150	99	74-118
Gasoline	ug/L (ppb)	1,000	94	69-134

Date of Report: 02/09/10
Date Received: 01/26/10
Project: TOC_01-600_20100126 WORFDB4, F&BI 001187

QUALITY ASSURANCE RESULTS FOR THE ANALYSIS OF WATER SAMPLES FOR TOTAL PETROLEUM HYDROCARBONS AS DIESEL EXTENDED USING METHOD NWTPH-Dx

Laboratory Code: Laboratory Control Sample

Analyte	Reporting Units	Spike Level	Percent Recovery LCS	Percent Recovery LCSD	Acceptance Criteria	RPD (Limit 20)
Diesel Extended	ug/L (ppb)	2,500	109	118	71-131	8

Date of Report: 02/09/10
Date Received: 01/26/10
Project: TOC_01-600_20100126 WORFDB4, F&BI 001187

QUALITY ASSURANCE RESULTS FOR THE ANALYSIS OF WATER SAMPLES FOR VOLATILES BY EPA METHOD 8260C

Laboratory Code: 001170-01 (Duplicate)

Analyte	Reporting Units	Sample Result	Duplicate Result	Relative Percent Difference (Limit 20)
Vinyl chloride	ug/L (ppb)	<0.2	<0.2	nm
Chloroethane	ug/L (ppb)	<1	<1	nm
1,1-Dichloroethene	ug/L (ppb)	<1	<1	nm
Methylene chloride	ug/L (ppb)	<5	<5	nm
trans-1,2-Dichloroethene	ug/L (ppb)	<1	<1	nm
1,1-Dichloroethane	ug/L (ppb)	<1	<1	nm
cis-1,2-Dichloroethene	ug/L (ppb)	<1	<1	nm
1,2-Dichloroethane (EDC)	ug/L (ppb)	<1	<1	nm
1,1,1-Trichloroethane	ug/L (ppb)	<1	<1	nm
Trichloroethene	ug/L (ppb)	<1	<1	nm
Tetrachloroethene	ug/L (ppb)	<1	<1	nm

Laboratory Code: 001170-02 (Matrix Spike)

Analyte	Reporting Units	Spike Level	Sample Result	Percent Recovery MS	Acceptance Criteria
Vinyl chloride	ug/L (ppb)	50	<0.2	95	35-159
Chloroethane	ug/L (ppb)	50	<1	100	19-172
1,1-Dichloroethene	ug/L (ppb)	50	<1	95	34-149
Methylene chloride	ug/L (ppb)	50	<5	95	64-126
trans-1,2-Dichloroethene	ug/L (ppb)	50	<1	100	65-131
1,1-Dichloroethane	ug/L (ppb)	50	<1	100	59-132
cis-1,2-Dichloroethene	ug/L (ppb)	50	<1	109	64-134
1,2-Dichloroethane (EDC)	ug/L (ppb)	50	<1	100	67-133
1,1,1-Trichloroethane	ug/L (ppb)	50	<1	102	59-142
Trichloroethene	ug/L (ppb)	50	<1	102	71-121
Tetrachloroethene	ug/L (ppb)	50	<1	100	71-130

Date of Report: 02/09/10
Date Received: 01/26/10
Project: TOC_01-600_20100126 WORFDB4, F&BI 001187

QUALITY ASSURANCE RESULTS FOR THE ANALYSIS OF WATER SAMPLES FOR VOLATILES BY EPA METHOD 8260C

Laboratory Code: Laboratory Control Sample

Analyte	Reporting Units	Spike Level	Percent Recovery LCS	Percent Recovery LCSD	Acceptance Criteria	RPD (Limit 20)
Vinyl chloride	ug/L (ppb)	50	90	87	53-131	3
Chloroethane	ug/L (ppb)	50	85	86	52-127	1
1,1-Dichloroethene	ug/L (ppb)	50	85	83	68-131	2
Methylene chloride	ug/L (ppb)	50	92	90	56-136	2
trans-1,2-Dichloroethene	ug/L (ppb)	50	99	99	71-128	0
1,1-Dichloroethane	ug/L (ppb)	50	101	99	74-118	2
cis-1,2-Dichloroethene	ug/L (ppb)	50	110	111	74-126	1
1,2-Dichloroethane (EDC)	ug/L (ppb)	50	100	100	77-118	0
1,1,1-Trichloroethane	ug/L (ppb)	50	103	102	77-123	1
Trichloroethene	ug/L (ppb)	50	101	99	74-119	2
Tetrachloroethene	ug/L (ppb)	50	107	107	86-121	0

Date of Report: 02/09/10
Date Received: 01/26/10
Project: TOC_01-600_20100126 WORFDB4, F&BI 001187

QUALITY ASSURANCE RESULTS FOR THE ANALYSIS OF WATER SAMPLES FOR VOLATILES BY EPA METHOD 8260C

Laboratory Code: 001151-30 (Duplicate)

Analyte	Reporting Units	Sample Result	Duplicate Result	Relative Percent Difference (Limit 20)
Vinyl chloride	ug/L (ppb)	<0.2	<0.2	nm
Chloroethane	ug/L (ppb)	<1	<1	nm
1,1-Dichloroethene	ug/L (ppb)	<1	<1	nm
Methylene chloride	ug/L (ppb)	<5	<5	nm
trans-1,2-Dichloroethene	ug/L (ppb)	<1	<1	nm
1,1-Dichloroethane	ug/L (ppb)	<1	<1	nm
cis-1,2-Dichloroethene	ug/L (ppb)	<1	<1	nm
1,2-Dichloroethane (EDC)	ug/L (ppb)	<1	<1	nm
1,1,1-Trichloroethane	ug/L (ppb)	<1	<1	nm
Trichloroethene	ug/L (ppb)	<1	<1	nm
Tetrachloroethene	ug/L (ppb)	<1	<1	nm

Laboratory Code: Laboratory Control Sample

Analyte	Reporting Units	Spike Level	Percent Recovery LCS	Percent Recovery LCSD	Acceptance Criteria	RPD (Limit 20)
Vinyl chloride	ug/L (ppb)	50	91	92	53-131	1
Chloroethane	ug/L (ppb)	50	94	95	52-127	1
1,1-Dichloroethene	ug/L (ppb)	50	94	94	68-131	0
Methylene chloride	ug/L (ppb)	50	92	91	56-136	1
trans-1,2-Dichloroethene	ug/L (ppb)	50	96	97	71-128	1
1,1-Dichloroethane	ug/L (ppb)	50	95	98	74-118	3
cis-1,2-Dichloroethene	ug/L (ppb)	50	106	108	74-126	2
1,2-Dichloroethane (EDC)	ug/L (ppb)	50	96	99	77-118	3
1,1,1-Trichloroethane	ug/L (ppb)	50	98	100	77-123	2
Trichloroethene	ug/L (ppb)	50	96	99	74-119	3
Tetrachloroethene	ug/L (ppb)	50	107	110	86-121	3

Date of Report: 02/09/10
Date Received: 01/26/10
Project: TOC_01-600_20100126 WORFDB4, F&BI 001187

QUALITY ASSURANCE RESULTS FOR THE ANALYSIS OF WATER SAMPLES FOR VOLATILES BY EPA METHOD 8260C

Laboratory Code: 002015-01 (Duplicate)

Analyte	Reporting Units	Sample Result	Duplicate Result	Relative Percent Difference (Limit 20)
Vinyl chloride	ug/L (ppb)	<0.2	<0.2	nm
Chloroethane	ug/L (ppb)	<1	<1	nm
1,1-Dichloroethene	ug/L (ppb)	<1	<1	nm
Methylene chloride	ug/L (ppb)	<5	<5	nm
trans-1,2-Dichloroethene	ug/L (ppb)	<1	<1	nm
1,1-Dichloroethane	ug/L (ppb)	<1	<1	nm
cis-1,2-Dichloroethene	ug/L (ppb)	<1	<1	nm
1,2-Dichloroethane (EDC)	ug/L (ppb)	<1	<1	nm
1,1,1-Trichloroethane	ug/L (ppb)	<1	<1	nm
Trichloroethene	ug/L (ppb)	<1	<1	nm
Tetrachloroethene	ug/L (ppb)	<1	<1	nm

Laboratory Code: 002015-02 (Matrix Spike)

Analyte	Reporting Units	Spike Level	Sample Result	Percent Recovery MS	Acceptance Criteria
Vinyl chloride	ug/L (ppb)	50	<0.2	100	35-159
Chloroethane	ug/L (ppb)	50	<1	103	19-172
1,1-Dichloroethene	ug/L (ppb)	50	<1	101	34-149
Methylene chloride	ug/L (ppb)	50	<5	95	64-126
trans-1,2-Dichloroethene	ug/L (ppb)	50	<1	98	65-131
1,1-Dichloroethane	ug/L (ppb)	50	<1	96	59-132
cis-1,2-Dichloroethene	ug/L (ppb)	50	<1	102	64-134
1,2-Dichloroethane (EDC)	ug/L (ppb)	50	<1	100	67-133
1,1,1-Trichloroethane	ug/L (ppb)	50	<1	98	59-142
Trichloroethene	ug/L (ppb)	50	<1	99	71-121
Tetrachloroethene	ug/L (ppb)	50	<1	101	71-130

Date of Report: 02/09/10
Date Received: 01/26/10
Project: TOC_01-600_20100126 WORFDB4, F&BI 001187

QUALITY ASSURANCE RESULTS FOR THE ANALYSIS OF WATER SAMPLES FOR VOLATILES BY EPA METHOD 8260C

Laboratory Code: Laboratory Control Sample

Analyte	Reporting Units	Spike Level	Percent Recovery LCS	Percent Recovery LCSD	Acceptance Criteria	RPD (Limit 20)
Vinyl chloride	ug/L (ppb)	50	109	105	53-131	4
Chloroethane	ug/L (ppb)	50	111	105	52-127	6
1,1-Dichloroethene	ug/L (ppb)	50	107	103	68-131	4
Methylene chloride	ug/L (ppb)	50	108	104	56-136	4
trans-1,2-Dichloroethene	ug/L (ppb)	50	107	103	71-128	4
1,1-Dichloroethane	ug/L (ppb)	50	104	101	74-118	3
cis-1,2-Dichloroethene	ug/L (ppb)	50	110	106	74-126	4
1,2-Dichloroethane (EDC)	ug/L (ppb)	50	103	102	77-118	1
1,1,1-Trichloroethane	ug/L (ppb)	50	106	101	77-123	5
Trichloroethene	ug/L (ppb)	50	105	101	74-119	4
Tetrachloroethene	ug/L (ppb)	50	107	104	86-121	3

Data Qualifiers & Definitions

a - The analyte was detected at a level less than five times the reporting limit. The RPD results may not provide reliable information on the variability of the analysis.

A1 – More than one compound of similar molecule structure was identified with equal probability.

b - The analyte was spiked at a level that was less than five times that present in the sample. Matrix spike recoveries may not be meaningful.

ca - The calibration results for this range fell outside of acceptance criteria. The value reported is an estimate.

c - The presence of the analyte indicated may be due to carryover from previous sample injections.

d - The sample was diluted. Detection limits may be raised due to dilution.

ds - The sample was diluted. Detection limits are raised due to dilution and surrogate recoveries may not be meaningful.

dv - Insufficient sample was available to achieve normal reporting limits and limits are raised accordingly.

fb - The analyte indicated was found in the method blank. The result should be considered an estimate.

fc – The compound is a common laboratory and field contaminant.

hr - The sample and duplicate were reextracted and reanalyzed. RPD results were still outside of control limits. The variability is attributed to sample inhomogeneity.

ht - The sample was extracted outside of holding time. Results should be considered estimates.

ip - Recovery fell outside of normal control limits. Compounds in the sample matrix interfered with the quantitation of the analyte.

j – The result is below normal reporting limits. The value reported is an estimate.

J - The internal standard associated with the analyte is out of control limits. The reported concentration is an estimate.

jl - The analyte result in the laboratory control sample is out of control limits. The reported concentration should be considered an estimate.

jr - The rpd result in laboratory control sample associated with the analyte is out of control limits. The reported concentration should be considered an estimate.

js - The surrogate associated with the analyte is out of control limits. The reported concentration should be considered an estimate.

lc - The presence of the compound indicated is likely due to laboratory contamination.

L - The reported concentration was generated from a library search.

nm - The analyte was not detected in one or more of the duplicate analyses. Therefore, calculation of the RPD is not applicable.

pc – The sample was received in a container not approved by the method. The value reported should be considered an estimate.

pr – The sample was received with incorrect preservation. The value reported should be considered an estimate.

ve - The value reported exceeded the calibration range established for the analyte. The reported concentration should be considered an estimate.

vo - The value reported fell outside the control limits established for this analyte.

x - The pattern of peaks present is not indicative of diesel.

y - The pattern of peaks present is not indicative of motor oil.



Data File Name	: C:\HPCHEM\4\DATA\01-27-10\022F0901.D		
Operator	: ay	Page Number	: 1
Instrument	: GC#4	Vial Number	: 22
Sample Name	: 001187-01	Injection Number	: 1
Run Time Bar Code:		Sequence Line	: 9
Acquired on	: 28 Jan 10 02:11 AM	Instrument Method	: TPHD.MTH
Report Created on	: 28 Jan 10 08:27 AM	Analysis Method	: TPHD.MTH



Data File Name	: C:\HPCHEM\4\DATA\01-27-10\023F0901.D		
Operator	: ay	Page Number	: 1
Instrument	: GC#4	Vial Number	: 23
Sample Name	: 001187-02	Injection Number	: 1
Run Time Bar Code:		Sequence Line	: 9
Acquired on	: 28 Jan 10 02:38 AM	Instrument Method	: TPHD.MTH
Report Created on	: 28 Jan 10 08:27 AM	Analysis Method	: TPHD.MTH



Data File Name	: C:\HPCHEM\4\DATA\01-27-10\024F0901.D		
Operator	: ay	Page Number	: 1
Instrument	: GC#4	Vial Number	: 24
Sample Name	: 001187-03	Injection Number	: 1
Run Time Bar Code:		Sequence Line	: 9
Acquired on	: 28 Jan 10 03:05 AM	Instrument Method	: TPHD.MTH
Report Created on	: 28 Jan 10 08:28 AM	Analysis Method	: TPHD.MTH

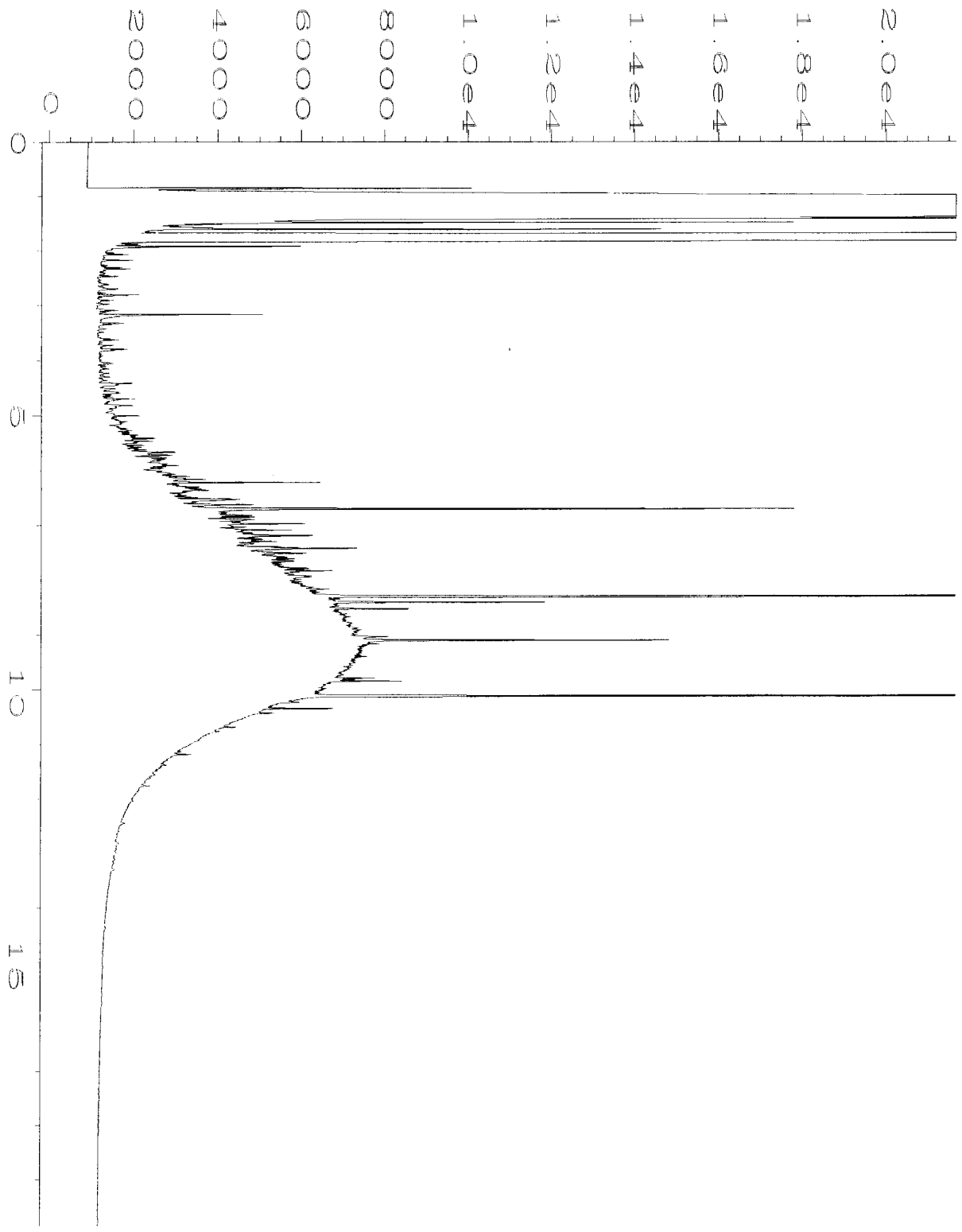

Data File Name : C:\HPCHEM\4\DATA\01-27-10\025F0901.D
Operator : ay
Instrument : GC#4
Sample Name : 001187-04
Run Time Bar Code:
Acquired on : 28 Jan 10 03:31 AM
Report Created on: 28 Jan 10 08:28 AM

Page Number : 1
Vial Number : 25
Injection Number : 1
Sequence Line : 9
Instrument Method: TPHD.MTH
Analysis Method : TPHD.MTH



Data File Name	: C:\HPCHEM\4\DATA\01-27-10\026F0901.D		
Operator	: ay	Page Number	: 1
Instrument	: GC#4	Vial Number	: 26
Sample Name	: 001187-05	Injection Number	: 1
Run Time Bar Code:		Sequence Line	: 9
Acquired on	: 28 Jan 10 03:58 AM	Instrument Method	: TPHD.MTH
Report Created on	: 28 Jan 10 08:28 AM	Analysis Method	: TPHD.MTH

2930 Westlake Ave N Suite 100
Seattle, WA 98109
T: (206) 352-3790
F: (206) 352-7178
info@fremontanalytical.com

Friedman and Bruya, Inc.
Attn: Michael Erdahl
3012 16th Ave W.
Seattle, WA 98119

RE: 001187
Fremont Project No: CHM100127-5
Friedman & Bruya Project No: A-272

February 4th, 2010

Michael:

Enclosed are the analytical results for the ***001187*** water samples submitted to Fremont Analytical on January 27th, 2010.

Examination of these samples was conducted for the presence of the following:

- ***Nitrate and Sulfate by EPA Method 300.0***
- ***Dissolved Gases (Methane, Ethane & Ethene) by RSK-175***

These applications were performed under Washington State Department of Ecology accreditation parameters. All appropriate Quality Assurance / Quality Control method parameters have been applied.

Please contact the laboratory if you should have any questions about the results.

Thank you for using Fremont Analytical!

Sincerely,



Michael Dee
Sr. Chemist / Principal

mikedee@fremontanalytical.com

2930 Westlake Ave . N., Suite 100
Seattle, WA 98109

T: 206.352.3790
F: 206-352-7178
email: info@fremontanalytical.com

Analysis of Dissolved Gases by RSK-175

Project: 001187
Client: Friedman & Bruya, Inc.
Client Project #: A-272
Lab Project #: CHM100127-5

RSK-175 (mg/L)	MRL	Method Blank	LCS	01MW44-201001226	01MW55-20100126
Date Extracted		2/1/10	2/1/10	2/1/10	2/1/10
Date Analyzed		2/1/10	2/1/10	2/1/10	2/1/10
Matrix				Water	Water
Methane	0.005	nd	94%	**0.24**	**0.020**
Ethane	0.005	nd	81%	nd	nd
Ethene	0.005	nd	91%	nd	nd

"nd" Indicates not detected at listed reporting limits
"int" Indicates that interference prevents determination
* Instrument Detection Limit
"J" Indicates estimated value
"MRL" Indicates Method Reporting Limit
"LCS" Indicates Laboratory Control Sample
"RPD" Indicates Relative Percent Difference

Acceptable RPD is determined to be less than 30%
Acceptable Recovery Limits:
LCS, LCSD = 80% to 120%
Spike Concentration = 100 PPMV

2930 Westlake Ave . N., Suite 100
Seattle, WA 98109

T: 206.352.3790
F: 206-352-7178
email: info@fremontanalytical.com

Analysis of Dissolved Gases by RSK-175

Project: 001187
Client: Friedman & Bruya, Inc.
Client Project #: A-272
Lab Project #: CHM100127-5

		QA Sample	QA Duplicate	
RSK-175	**MRL**	*Batch*	*Batch*	**RPD**
(mg/L)		*100129-3-1*	*100129-3-1*	**%**
Date Extracted		2/1/10	2/1/10	
Date Analyzed		2/1/10	2/1/10	
Matrix		Water	Water	
Methane	0.005	**0.094**	**0.090**	4%
Ethane	0.005	nd	nd	
Ethene	0.005	nd	nd	

"nd" Indicates not detected at listed reporting limits
"int" Indicates that interference prevents determination
* Instrument Detection Limit
"J" Indicates estimated value
"MRL" Indicates Method Reporting Limit
"LCS" Indicates Laboratory Control Sample
"RPD" Indicates Relative Percent Difference

Acceptable RPD is determined to be less than 30%
Acceptable Recovery Limits:
LCS, LCSD = 80% to 120%
Spike Concentration = 100 PPMV

2930 Westlake Ave. N., Suite 100
Seattle, WA 98109

T: 206.352.3790
F: 206.352.7178
email: info@fremontanalytical.com

Ion Chromatography by EPA Method 300.0

Project: 001187
Client: Friedman & Bruya, Inc.
Client Project #: A-272
Lab Project #: CHM100127-5

EPA Method 300.0 (mg/L)	MRL	Method Blank	LCS	01MW44-201001226	01MW55-20100126
Date Analyzed		1/28/10	1/28/10	1/28/10	1/28/10
Matrix				Water	Water
Nitrate (NO_3)	0.1	nd	124%	nd	nd
Sulfate (SO_4)	0.1	nd	100%	**27**	**21**

"nd" Indicates no detection at the listed reporting limits
"int" Indicates that interference prevents determination
"J" Indicates estimated value
"MRL" Indicates Method Reporting Limit
"LCS" Indicates Laboratory Control Sample
"MS" Indicates Matrix Spike
"MSD" Indicates Matrix Spike Duplicate
"RPD" Indicates Relative Percent Difference

Acceptable RPD is determined to be less than 30%
Acceptable Recovery Limits:
LCS, LCSD, MS, MSD: 65% to 135%
Spike Concentrations:
NO_3 = 1.0 mg/L
SO_4 = 7.5 mg/L

2930 Westlake Ave. N., Suite 100
Seattle, WA 98109

T: 206.352.3790
F: 206.352.7178
email: info@fremontanalytical.com

Ion Chromatography by EPA Method 300.0

Project: 001187
Client: Friedman & Bruya, Inc.
Client Project #: A-272
Lab Project #: CHM100127-5

		Duplicate		MS	MSD	
EPA Method 300.0 (mg/L)	**MRL**	**01MW55-20100126**	**RPD %**	**01MW55-20100126**	**01MW55-20100126**	**RPD %**
Date Analyzed		1/28/10		1/28/10	1/28/10	
Matrix		Water		Water	Water	
Nitrate (NO_3)	0.1	nd		103%	101%	2%
Sulfate (SO_4)	0.1	**21**	2%	99%	98%	1%

"nd" Indicates no detection at the listed reporting limit
"int" Indicates that interference prevents determinatic
"J" Indicates estimated value
"MRL" Indicates Method Reporting Limit
"LCS" Indicates Laboratory Control Sample
"MS" Indicates Matrix Spike
"MSD" Indicates Matrix Spike Duplicate
"RPD" Indicates Relative Percent Difference

Acceptable RPD is determined to be less than 30%

Acceptable Recovery Limits:

LCS, LCSD, MS, MSD: 65% to 135%

Spike Concentrations:

NO_3 = 1.0 mg/L
SO_4 = 7.5 mg/L

SUBCONTRACT SAMPLE CHAIN OF CUSTODY

Send Report To Michael Erdahl

Company Friedman and Bruya, Inc.

Address 3012 16th Ave W

City, State, ZIP Seattle, WA 98119

Phone # (206) 285-8282 Fax # (206) 283-5044

SUBCONTRACTER CHM100127-5

PROJECT NAME/NO. 001187

PO # A-272

REMARKS

Please Email Results
merdahl@friedmanandbruya.com

Page # 1 of 1

TURNAROUND TIME
☑ Standard (2 Weeks)
☐ RUSH
Rush charges authorized by:

SAMPLE DISPOSAL
☐ Dispose after 30 days
☐ Return samples
☐ Will call with instructions

Sample ID	Lab ID	Date Sampled	Time Sampled	Matrix	# of jars	ANALYSES REQUESTED: Oil and Grease	EPH	VPH	Nitrate	Sulfate	Alkalinity	Methane, Ethane, Ethene RSK-175				Notes
01MW44-20100126		1/26/10	1114	W	1				X	X		X				
01MW55-20100126		1	1232	W	1				X	X		X				

Friedman & Bruya, Inc.
3012 16th Avenue West
Seattle, WA 98119-2029
Ph. (206) 285-8282
Fax (206) 283-5044

	SIGNATURE	PRINT NAME	COMPANY	DATE	TIME
Relinquished by:		Michael Erdahl	Friedman & Bruya	1/27/10	09:15
Received by:		MICHAEL PIDGEWAY	FA	1/27/10	1410
Relinquished by:					
Received by:					

001187

SAMPLE CHAIN OF CUSTODY

ME 01/26/10 V3/AI3/B03

Page # 1 of 1

Send Report To Tim Brown, cc: Jessica Brown

Company Sound Environmental Strategies

Address 2400 Airport Way S, Ste. 200

City, State, ZIP Seattle, WA 98134

Phone # 206.306.1900 Fax # 206.306.1907

SAMPLERS (signature)	
PROJECT NAME/NO. Seattle Terminal	PO # 01-600
REMARKS	EIM Y / N

TURNAROUND TIME
⊗ Standard (2 Weeks)
□ RUSH
Rush charges authorized by:

SAMPLE DISPOSAL
⊗ Dispose after 30 days
□ Return samples
□ Will call with instructions

Sample ID	Sample Location	Sample Depth	Lab ID	Date Sampled	Time Sampled	Matrix	# of jars	GRPH by NWTPH-Gx	BTEX by EPA 8021B	DRPH/ORPH by NWTPH-Dx	PCP by EPA 8270D	cVOCs by EPA 8260B	Nitrate and Sulfate by EPA 300.0	Methane, Ethane and Ethene by RSK 175	Notes
OIMW58-20100126	OIMW58	30	01 A-F	1-26-10	0911	W	6	X	X	X		X			
OIMW54-20100126	OIMW54	38	02 A-F	1-26-10	1011	W	6	X	X	X		X			
OIMW44-20100126	OIMW44	25	03 A-J	1-26-10	1111	W	10	X	X	X		X	X	X	
OIMW55-20100126	OIMW55	26	04 A-J	1-26-10	1232	W	10	X	X	X		X	X	X	
OIMW65-20100126	OIMW65	37	05 A-F	1-26-10	1459	W	6	X	X	X		X			

RT 1/26/10

Samples received at 4 °C

Friedman & Bruya, Inc.
3012 16th Avenue West
Seattle, WA 98119-2029
Ph. (206) 285-8282
Fax (206) 283-5044

SIGNATURE	PRINT NAME	COMPANY	DATE	TIME
Relinquished by:	Matt Hickson	SES	1/26/10	1620
Received by:	Jessica Brown	SES	1-26-10	1620
Relinquished by:	Jessica Brown	SES	1-26	1620
Received by:	HONG NGUYEN	FBI		

FRIEDMAN & BRUYA, INC.

ENVIRONMENTAL CHEMISTS

James E. Bruya, Ph.D.
Charlene Morrow, M.S.
Yelena Aravkina, M.S.
Bradley T. Benson, B.S.
Kurt Johnson, B.S.

3012 16th Avenue West
Seattle, WA 98119-2029
TEL: (206) 285-8282
FAX: (206) 283-5044
e-mail: fbi@isomedia.com

February 9, 2010

Tim Brown, Project Manager
Sound Environmental Strategies Corporation
2400 Airport Way S., Suite 200
Seattle, WA 98134-2020

Dear Mr. Brown:

Included are the results from the testing of material submitted on January 26, 2010 from the TOC_01-600_20100126 WORFDB4, F&BI 001189 project. There are 18 pages included in this report. Any samples that may remain are currently scheduled for disposal in 30 days. If you would like us to return your samples or arrange for long term storage at our offices, please contact us as soon as possible.

We appreciate this opportunity to be of service to you and hope you will call if you should have any questions.

Sincerely,

FRIEDMAN & BRUYA, INC.



Michael Erdahl
Project Manager

Enclosures
c: Mark Chandler, Jessica Brown
SOU0209R.DOC

CASE NARRATIVE

This case narrative encompasses samples received on January 26, 2010 by Friedman & Bruya, Inc. from the Sound Environmental Strategies TOC_01-600_20100126 WORFDB4, F&BI 001189 project. Samples were logged in under the laboratory ID's listed below.

Laboratory ID	Sound Environmental Strategies
001189-01	01MW57-20100126
001189-02	MW05-20100126
001189-03	MW04-20100126
001189-04	MW99-20100126
001189-05	01MW46-20100126
001189-06	01MW30-20100126

All quality control requirements were acceptable.

Date of Report: 02/09/10
Date Received: 01/26/10
Project: TOC_01-600_20100126 WORFDB4, F&BI 001189
Date Extracted: 01/29/10
Date Analyzed: 01/29/10 and 02/01/10

RESULTS FROM THE ANALYSIS OF THE WATER SAMPLES FOR BENZENE, TOLUENE, ETHYLBENZENE, XYLENES AND TPH AS GASOLINE USING EPA METHOD 8021B AND NWTPH-Gx

Results Reported as ug/L (ppb)

Sample ID Laboratory ID	Benzene	Toluene	Ethyl Benzene	Total Xylenes	Gasoline Range	Surrogate (% Recovery) (Limit 52-124)
01MW57-20100126 001189-01	<1	<1	<1	<3	<100	66
MW05-20100126 001189-02	1	<1	<1	<3	<100	73
MW04-20100126 001189-03	<1	<1	<1	<3	<100	69
MW99-20100126 001189-04	<1	<1	<1	<3	<100	68
01MW46-20100126 001189-05	<1	<1	<1	<3	<100	64
01MW30-20100126 001189-06	<1	<1	<1	<3	<100	67
Method Blank	<1	<1	<1	<3	<100	65

Date of Report: 02/09/10
Date Received: 01/26/10
Project: TOC_01-600_20100126 WORFDB4, F&BI 001189
Date Extracted: 01/27/10
Date Analyzed: 01/27/10 and 01/28/10

RESULTS FROM THE ANALYSIS OF THE WATER SAMPLES FOR TOTAL PETROLEUM HYDROCARBONS AS DIESEL AND MOTOR OIL USING METHOD NWTPH-Dx

Results Reported as ug/L (ppb)

Sample ID Laboratory ID	Diesel Range (C_{10}-C_{25})	Motor Oil Range (C_{25}-C_{36})	Surrogate (% Recovery) (Limit 50-150)
01MW57-20100126 001189-01	<50	<250	87
MW05-20100126 001189-02	110 x	<250	84
MW04-20100126 001189-03	82 x	<250	91
MW99-20100126 001189-04	75 x	<250	87
01MW46-20100126 001189-05	210 x	<250	85
01MW30-20100126 001189-06	610 x	<250	98
Method Blank	<50	<250	81

Analysis For Volatile Compounds By EPA Method 8260C

Client Sample ID:	01MW57-20100126	Client:	Sound Environmental Strategies
Date Received:	01/26/10	Project:	TOC_01-600_20100126 WORFDB4
Date Extracted:	02/03/10	Lab ID:	001189-01
Date Analyzed:	02/04/10	Data File:	020342.D
Matrix:	Water	Instrument:	GCMS5
Units:	ug/L (ppb)	Operator:	VM

Surrogates:	% Recovery:	Lower Limit:	Upper Limit:
1,2-Dichloroethane-d4	99	65	127
Toluene-d8	99	69	127
4-Bromofluorobenzene	96	77	156

Compounds:	Concentration ug/L (ppb)
Vinyl chloride	<0.2
Chloroethane	<1
1,1-Dichloroethene	<1
Methylene chloride	<5
trans-1,2-Dichloroethene	<1
1,1-Dichloroethane	<1
cis-1,2-Dichloroethene	<1
1,2-Dichloroethane (EDC)	<1
1,1,1-Trichloroethane	<1
Trichloroethene	<1
Tetrachloroethene	<1

Analysis For Volatile Compounds By EPA Method 8260C

Client Sample ID:	MW05-20100126	Client:	Sound Environmental Strategies
Date Received:	01/26/10	Project:	TOC_01-600_20100126 WORFDB4
Date Extracted:	01/27/10	Lab ID:	001189-02
Date Analyzed:	01/28/10	Data File:	012726.D
Matrix:	Water	Instrument:	GCMS5
Units:	ug/L (ppb)	Operator:	VM

Surrogates:	% Recovery:	Lower Limit:	Upper Limit:
1,2-Dichloroethane-d4	101	65	127
Toluene-d8	100	69	127
4-Bromofluorobenzene	99	77	156

Compounds:	Concentration ug/L (ppb)
Vinyl chloride	1.4
Chloroethane	<1
1,1-Dichloroethene	<1
Methylene chloride	<5
trans-1,2-Dichloroethene	<1
1,1-Dichloroethane	<1
cis-1,2-Dichloroethene	12
1,2-Dichloroethane (EDC)	<1
1,1,1-Trichloroethane	<1
Trichloroethene	150
Tetrachloroethene	<1

Analysis For Volatile Compounds By EPA Method 8260C

Client Sample ID:	MW04-20100126	Client:	Sound Environmental Strategies
Date Received:	01/26/10	Project:	TOC_01-600_20100126 WORFDB4
Date Extracted:	01/27/10	Lab ID:	001189-03
Date Analyzed:	01/28/10	Data File:	012735.D
Matrix:	Water	Instrument:	GCMS5
Units:	ug/L (ppb)	Operator:	VM

Surrogates:	% Recovery:	Lower Limit:	Upper Limit:
1,2-Dichloroethane-d4	104	65	127
Toluene-d8	102	69	127
4-Bromofluorobenzene	100	77	156

Compounds:	Concentration ug/L (ppb)
Vinyl chloride	0.56
Chloroethane	<1
1,1-Dichloroethene	<1
Methylene chloride	<5
trans-1,2-Dichloroethene	<1
1,1-Dichloroethane	<1
cis-1,2-Dichloroethene	2.5
1,2-Dichloroethane (EDC)	<1
1,1,1-Trichloroethane	<1
Trichloroethene	20
Tetrachloroethene	<1

Analysis For Volatile Compounds By EPA Method 8260C

Client Sample ID:	MW99-20100126	Client:	Sound Environmental Strategies
Date Received:	01/26/10	Project:	TOC_01-600_20100126 WORFDB4
Date Extracted:	01/27/10	Lab ID:	001189-04
Date Analyzed:	01/28/10	Data File:	012732.D
Matrix:	Water	Instrument:	GCMS5
Units:	ug/L (ppb)	Operator:	VM

Surrogates:	% Recovery:	Lower Limit:	Upper Limit:
1,2-Dichloroethane-d4	101	65	127
Toluene-d8	101	69	127
4-Bromofluorobenzene	101	77	156

Compounds:	Concentration ug/L (ppb)
Vinyl chloride	0.52
Chloroethane	<1
1,1-Dichloroethene	<1
Methylene chloride	<5
trans-1,2-Dichloroethene	<1
1,1-Dichloroethane	<1
cis-1,2-Dichloroethene	2.3
1,2-Dichloroethane (EDC)	<1
1,1,1-Trichloroethane	<1
Trichloroethene	20
Tetrachloroethene	<1

Analysis For Volatile Compounds By EPA Method 8260C

Client Sample ID:	01MW46-20100126	Client:	Sound Environmental Strategies
Date Received:	01/26/10	Project:	TOC_01-600_20100126 WORFDB4
Date Extracted:	01/27/10	Lab ID:	001189-05
Date Analyzed:	01/28/10	Data File:	012733.D
Matrix:	Water	Instrument:	GCMS5
Units:	ug/L (ppb)	Operator:	VM

Surrogates:	% Recovery:	Lower Limit:	Upper Limit:
1,2-Dichloroethane-d4	100	65	127
Toluene-d8	100	69	127
4-Bromofluorobenzene	99	77	156

Compounds:	Concentration ug/L (ppb)
Vinyl chloride	6.9
Chloroethane	<1
1,1-Dichloroethene	<1
Methylene chloride	<5
trans-1,2-Dichloroethene	<1
1,1-Dichloroethane	<1
cis-1,2-Dichloroethene	<1
1,2-Dichloroethane (EDC)	<1
1,1,1-Trichloroethane	<1
Trichloroethene	4.6
Tetrachloroethene	<1

Analysis For Volatile Compounds By EPA Method 8260C

Client Sample ID:	01MW30-20100126	Client:	Sound Environmental Strategies
Date Received:	01/26/10	Project:	TOC_01-600_20100126 WORFDB4
Date Extracted:	01/27/10	Lab ID:	001189-06
Date Analyzed:	01/28/10	Data File:	012734.D
Matrix:	Water	Instrument:	GCMS5
Units:	ug/L (ppb)	Operator:	VM

Surrogates:	% Recovery:	Lower Limit:	Upper Limit:
1,2-Dichloroethane-d4	105	65	127
Toluene-d8	101	69	127
4-Bromofluorobenzene	100	77	156

Compounds:	Concentration ug/L (ppb)
Vinyl chloride	<0.2
Chloroethane	<1
1,1-Dichloroethene	<1
Methylene chloride	<5
trans-1,2-Dichloroethene	<1
1,1-Dichloroethane	<1
cis-1,2-Dichloroethene	<1
1,2-Dichloroethane (EDC)	<1
1,1,1-Trichloroethane	<1
Trichloroethene	<1
Tetrachloroethene	<1

Analysis For Volatile Compounds By EPA Method 8260C

Client Sample ID:	Method Blank	Client:	Sound Environmental Strategies
Date Received:	Not Applicable	Project:	TOC_01-600_20100126 WORFDB4
Date Extracted:	01/27/10	Lab ID:	0000100 mb
Date Analyzed:	01/27/10	Data File:	012711.D
Matrix:	Water	Instrument:	GCMS5
Units:	ug/L (ppb)	Operator:	VM

Surrogates:	% Recovery:	Lower Limit:	Upper Limit:
1,2-Dichloroethane-d4	103	65	127
Toluene-d8	98	69	127
4-Bromofluorobenzene	100	77	156

Compounds:	Concentration ug/L (ppb)
Vinyl chloride	<0.2
Chloroethane	<1
1,1-Dichloroethene	<1
Methylene chloride	<5
trans-1,2-Dichloroethene	<1
1,1-Dichloroethane	<1
cis-1,2-Dichloroethene	<1
1,2-Dichloroethane (EDC)	<1
1,1,1-Trichloroethane	<1
Trichloroethene	<1
Tetrachloroethene	<1

Analysis For Volatile Compounds By EPA Method 8260C

Client Sample ID:	Method Blank	Client:	Sound Environmental Strategies
Date Received:	Not Applicable	Project:	TOC_01-600_20100126 WORFDB4
Date Extracted:	02/03/10	Lab ID:	00103 mb
Date Analyzed:	02/04/10	Data File:	020331.D
Matrix:	Water	Instrument:	GCMS5
Units:	ug/L (ppb)	Operator:	VM

Surrogates:	% Recovery:	Lower Limit:	Upper Limit:
1,2-Dichloroethane-d4	99	65	127
Toluene-d8	101	69	127
4-Bromofluorobenzene	99	77	156

Compounds:	Concentration ug/L (ppb)
Vinyl chloride	<0.2
Chloroethane	<1
1,1-Dichloroethene	<1
Methylene chloride	<5
trans-1,2-Dichloroethene	<1
1,1-Dichloroethane	<1
cis-1,2-Dichloroethene	<1
1,2-Dichloroethane (EDC)	<1
1,1,1-Trichloroethane	<1
Trichloroethene	<1
Tetrachloroethene	<1

Date of Report: 02/09/10
Date Received: 01/26/10
Project: TOC_01-600_20100126 WORFDB4, F&BI 001189

QUALITY ASSURANCE RESULTS FOR THE ANALYSIS OF WATER SAMPLES FOR BENZENE, TOLUENE, ETHYLBENZENE, XYLENES, AND TPH AS GASOLINE USING EPA METHOD 8021B AND NWTPH-Gx

Laboratory Code: 001189-01 (Duplicate)

Analyte	Reporting Units	Sample Result	Duplicate Result	Relative Percent Difference (Limit 20)
Benzene	ug/L (ppb)	<1	<1	nm
Toluene	ug/L (ppb)	<1	<1	nm
Ethylbenzene	ug/L (ppb)	<1	<1	nm
Xylenes	ug/L (ppb)	<3	<3	nm
Gasoline	ug/L (ppb)	<100	<100	nm

Laboratory Code: Laboratory Control Sample

Analyte	Reporting Units	Spike Level	Percent Recovery LCS	Acceptance Criteria
Benzene	ug/L (ppb)	50	87	65-118
Toluene	ug/L (ppb)	50	84	72-122
Ethylbenzene	ug/L (ppb)	50	83	73-126
Xylenes	ug/L (ppb)	150	85	74-118
Gasoline	ug/L (ppb)	1,000	100	69-134

Date of Report: 02/09/10
Date Received: 01/26/10
Project: TOC_01-600_20100126 WORFDB4, F&BI 001189

QUALITY ASSURANCE RESULTS FOR THE ANALYSIS OF WATER SAMPLES FOR TOTAL PETROLEUM HYDROCARBONS AS DIESEL EXTENDED USING METHOD NWTPH-Dx

Laboratory Code: Laboratory Control Sample

Analyte	Reporting Units	Spike Level	Percent Recovery LCS	Percent Recovery LCSD	Acceptance Criteria	RPD (Limit 20)
Diesel Extended	ug/L (ppb)	2,500	102	101	69-135	1

Date of Report: 02/09/10
Date Received: 01/26/10
Project: TOC_01-600_20100126 WORFDB4, F&BI 001189

QUALITY ASSURANCE RESULTS FOR THE ANALYSIS OF WATER SAMPLES FOR VOLATILES BY EPA METHOD 8260C

Laboratory Code: 001170-01 (Duplicate)

Analyte	Reporting Units	Sample Result	Duplicate Result	Relative Percent Difference (Limit 20)
Vinyl chloride	ug/L (ppb)	<0.2	<0.2	nm
Chloroethane	ug/L (ppb)	<1	<1	nm
1,1-Dichloroethene	ug/L (ppb)	<1	<1	nm
Methylene chloride	ug/L (ppb)	<5	<5	nm
trans-1,2-Dichloroethene	ug/L (ppb)	<1	<1	nm
1,1-Dichloroethane	ug/L (ppb)	<1	<1	nm
cis-1,2-Dichloroethene	ug/L (ppb)	<1	<1	nm
1,2-Dichloroethane (EDC)	ug/L (ppb)	<1	<1	nm
1,1,1-Trichloroethane	ug/L (ppb)	<1	<1	nm
Trichloroethene	ug/L (ppb)	<1	<1	nm
Tetrachloroethene	ug/L (ppb)	<1	<1	nm

Laboratory Code: 001170-02 (Matrix Spike)

Analyte	Reporting Units	Spike Level	Sample Result	Percent Recovery MS	Acceptance Criteria
Vinyl chloride	ug/L (ppb)	50	<0.2	95	35-159
Chloroethane	ug/L (ppb)	50	<1	100	19-172
1,1-Dichloroethene	ug/L (ppb)	50	<1	95	34-149
Methylene chloride	ug/L (ppb)	50	<5	95	64-126
trans-1,2-Dichloroethene	ug/L (ppb)	50	<1	100	65-131
1,1-Dichloroethane	ug/L (ppb)	50	<1	100	59-132
cis-1,2-Dichloroethene	ug/L (ppb)	50	<1	109	64-134
1,2-Dichloroethane (EDC)	ug/L (ppb)	50	<1	100	67-133
1,1,1-Trichloroethane	ug/L (ppb)	50	<1	102	59-142
Trichloroethene	ug/L (ppb)	50	<1	102	71-121
Tetrachloroethene	ug/L (ppb)	50	<1	100	71-130

Date of Report: 02/09/10
Date Received: 01/26/10
Project: TOC_01-600_20100126 WORFDB4, F&BI 001189

QUALITY ASSURANCE RESULTS FOR THE ANALYSIS OF WATER SAMPLES FOR VOLATILES BY EPA METHOD 8260C

Laboratory Code: Laboratory Control Sample

Analyte	Reporting Units	Spike Level	Percent Recovery LCS	Percent Recovery LCSD	Acceptance Criteria	RPD (Limit 20)
Vinyl chloride	ug/L (ppb)	50	90	87	53-131	3
Chloroethane	ug/L (ppb)	50	85	86	52-127	1
1,1-Dichloroethene	ug/L (ppb)	50	85	83	68-131	2
Methylene chloride	ug/L (ppb)	50	92	90	56-136	2
trans-1,2-Dichloroethene	ug/L (ppb)	50	99	99	71-128	0
1,1-Dichloroethane	ug/L (ppb)	50	101	99	74-118	2
cis-1,2-Dichloroethene	ug/L (ppb)	50	110	111	74-126	1
1,2-Dichloroethane (EDC)	ug/L (ppb)	50	100	100	77-118	0
1,1,1-Trichloroethane	ug/L (ppb)	50	103	102	77-123	1
Trichloroethene	ug/L (ppb)	50	101	99	74-119	2
Tetrachloroethene	ug/L (ppb)	50	107	107	86-121	0

Date of Report: 02/09/10
Date Received: 01/26/10
Project: TOC_01-600_20100126 WORFDB4, F&BI 001189

QUALITY ASSURANCE RESULTS FOR THE ANALYSIS OF WATER SAMPLES FOR VOLATILES BY EPA METHOD 8260C

Laboratory Code: 002015-01 (Duplicate)

Analyte	Reporting Units	Sample Result	Duplicate Result	Relative Percent Difference (Limit 20)
Vinyl chloride	ug/L (ppb)	<0.2	<0.2	nm
Chloroethane	ug/L (ppb)	<1	<1	nm
1,1-Dichloroethene	ug/L (ppb)	<1	<1	nm
Methylene chloride	ug/L (ppb)	<5	<5	nm
trans-1,2-Dichloroethene	ug/L (ppb)	<1	<1	nm
1,1-Dichloroethane	ug/L (ppb)	<1	<1	nm
cis-1,2-Dichloroethene	ug/L (ppb)	<1	<1	nm
1,2-Dichloroethane (EDC)	ug/L (ppb)	<1	<1	nm
1,1,1-Trichloroethane	ug/L (ppb)	<1	<1	nm
Trichloroethene	ug/L (ppb)	<1	<1	nm
Tetrachloroethene	ug/L (ppb)	<1	<1	nm

Laboratory Code: 002015-02 (Matrix Spike)

Analyte	Reporting Units	Spike Level	Sample Result	Percent Recovery MS	Acceptance Criteria
Vinyl chloride	ug/L (ppb)	50	<0.2	100	35-159
Chloroethane	ug/L (ppb)	50	<1	103	19-172
1,1-Dichloroethene	ug/L (ppb)	50	<1	101	34-149
Methylene chloride	ug/L (ppb)	50	<5	95	64-126
trans-1,2-Dichloroethene	ug/L (ppb)	50	<1	98	65-131
1,1-Dichloroethane	ug/L (ppb)	50	<1	96	59-132
cis-1,2-Dichloroethene	ug/L (ppb)	50	<1	102	64-134
1,2-Dichloroethane (EDC)	ug/L (ppb)	50	<1	100	67-133
1,1,1-Trichloroethane	ug/L (ppb)	50	<1	98	59-142
Trichloroethene	ug/L (ppb)	50	<1	99	71-121
Tetrachloroethene	ug/L (ppb)	50	<1	101	71-130

Date of Report: 02/09/10
Date Received: 01/26/10
Project: TOC_01-600_20100126 WORFDB4, F&BI 001189

QUALITY ASSURANCE RESULTS FOR THE ANALYSIS OF WATER SAMPLES FOR VOLATILES BY EPA METHOD 8260C

Laboratory Code: Laboratory Control Sample

Analyte	Reporting Units	Spike Level	Percent Recovery LCS	Percent Recovery LCSD	Acceptance Criteria	RPD (Limit 20)
Vinyl chloride	ug/L (ppb)	50	109	105	53-131	4
Chloroethane	ug/L (ppb)	50	111	105	52-127	6
1,1-Dichloroethene	ug/L (ppb)	50	107	103	68-131	4
Methylene chloride	ug/L (ppb)	50	108	104	56-136	4
trans-1,2-Dichloroethene	ug/L (ppb)	50	107	103	71-128	4
1,1-Dichloroethane	ug/L (ppb)	50	104	101	74-118	3
cis-1,2-Dichloroethene	ug/L (ppb)	50	110	106	74-126	4
1,2-Dichloroethane (EDC)	ug/L (ppb)	50	103	102	77-118	1
1,1,1-Trichloroethane	ug/L (ppb)	50	106	101	77-123	5
Trichloroethene	ug/L (ppb)	50	105	101	74-119	4
Tetrachloroethene	ug/L (ppb)	50	107	104	86-121	3

Data Qualifiers & Definitions

a - The analyte was detected at a level less than five times the reporting limit. The RPD results may not provide reliable information on the variability of the analysis.

A1 – More than one compound of similar molecule structure was identified with equal probability.

b - The analyte was spiked at a level that was less than five times that present in the sample. Matrix spike recoveries may not be meaningful.

ca - The calibration results for this range fell outside of acceptance criteria. The value reported is an estimate.

c - The presence of the analyte indicated may be due to carryover from previous sample injections.

d - The sample was diluted. Detection limits may be raised due to dilution.

ds - The sample was diluted. Detection limits are raised due to dilution and surrogate recoveries may not be meaningful.

dv - Insufficient sample was available to achieve normal reporting limits and limits are raised accordingly.

fb - The analyte indicated was found in the method blank. The result should be considered an estimate.

fc – The compound is a common laboratory and field contaminant.

hr - The sample and duplicate were reextracted and reanalyzed. RPD results were still outside of control limits. The variability is attributed to sample inhomogeneity.

ht - The sample was extracted outside of holding time. Results should be considered estimates.

ip - Recovery fell outside of normal control limits. Compounds in the sample matrix interfered with the quantitation of the analyte.

j – The result is below normal reporting limits. The value reported is an estimate.

J - The internal standard associated with the analyte is out of control limits. The reported concentration is an estimate.

jl - The analyte result in the laboratory control sample is out of control limits. The reported concentration should be considered an estimate.

jr - The rpd result in laboratory control sample associated with the analyte is out of control limits. The reported concentration should be considered an estimate.

js - The surrogate associated with the analyte is out of control limits. The reported concentration should be considered an estimate.

lc - The presence of the compound indicated is likely due to laboratory contamination.

L - The reported concentration was generated from a library search.

nm - The analyte was not detected in one or more of the duplicate analyses. Therefore, calculation of the RPD is not applicable.

pc – The sample was received in a container not approved by the method. The value reported should be considered an estimate.

pr – The sample was received with incorrect preservation. The value reported should be considered an estimate.

ve - The value reported exceeded the calibration range established for the analyte. The reported concentration should be considered an estimate.

vo - The value reported fell outside the control limits established for this analyte.

x - The pattern of peaks present is not indicative of diesel.

y - The pattern of peaks present is not indicative of motor oil.

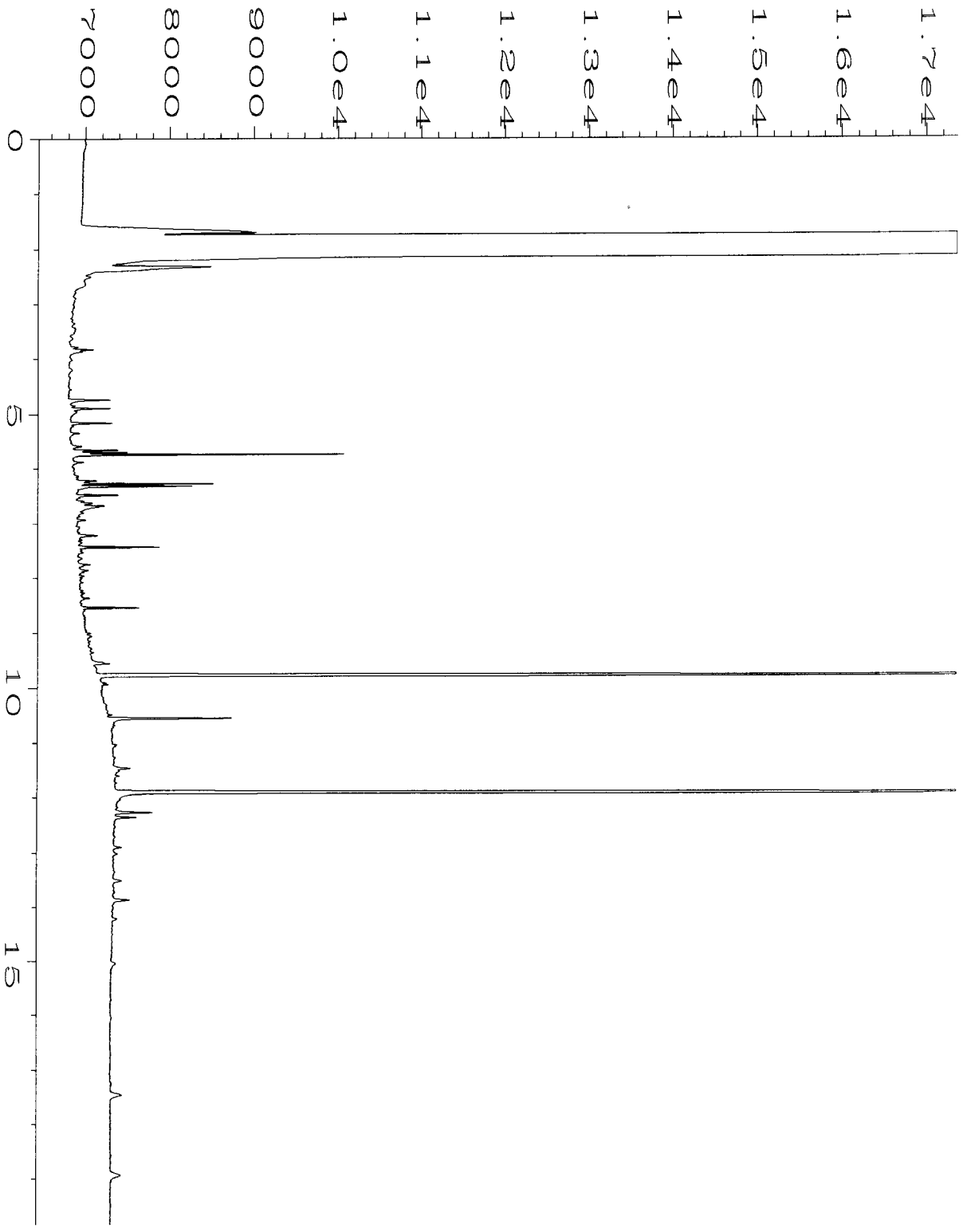

Data File Name	: C:\HPCHEM\1\DATA\01-27-10\031F0701.D		
Operator	: ay	Page Number	: 1
Instrument	: GC1	Vial Number	: 31
Sample Name	: 001189-01	Injection Number	: 1
Run Time Bar Code:		Sequence Line	: 7
Acquired on	: 27 Jan 10 11:41 PM	Instrument Method	: TPHD.MTH
Report Created on	: 28 Jan 10 09:00 AM	Analysis Method	: TPHD.MTH

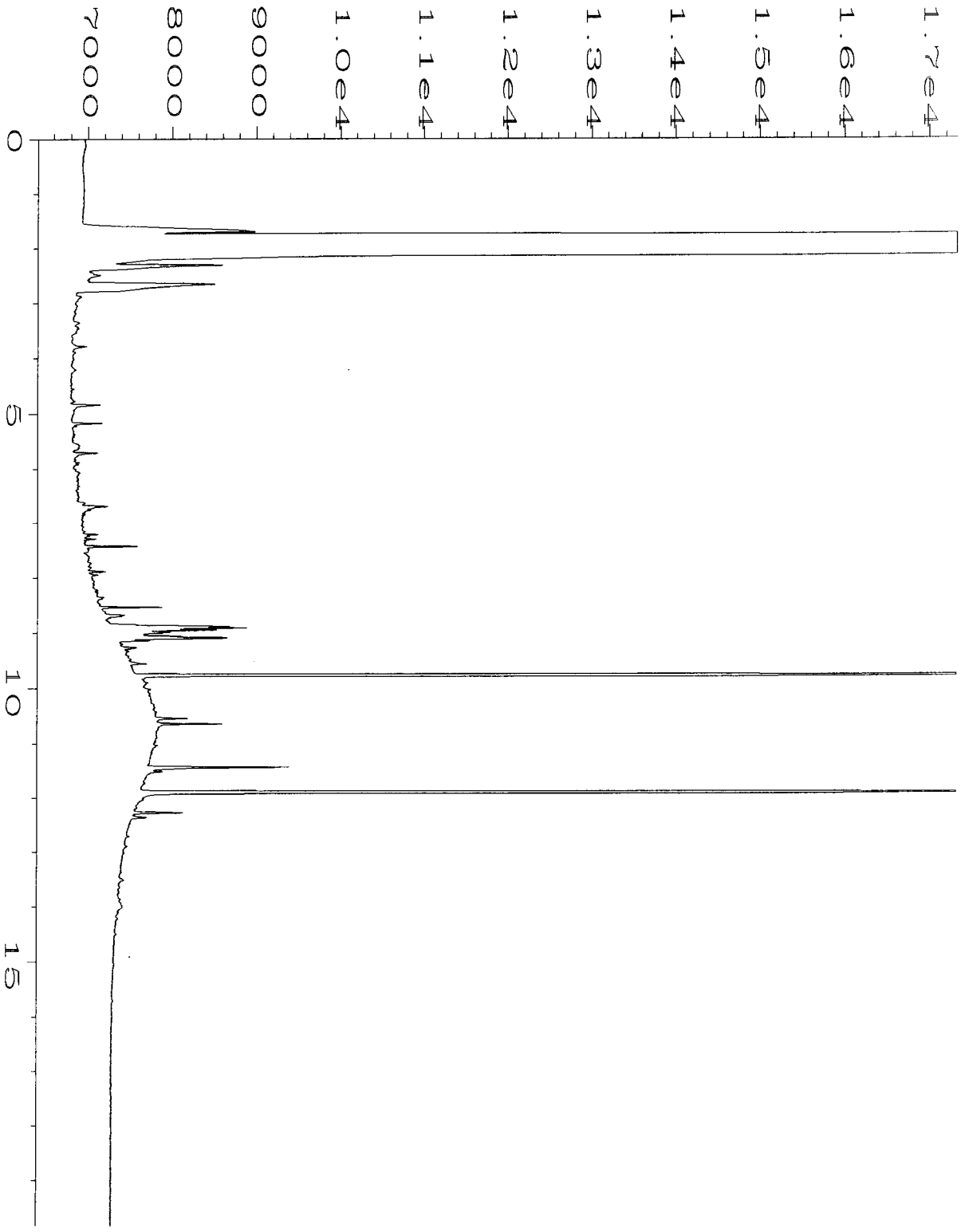

Data File Name : C:\HPCHEM\1\DATA\01-27-10\032F0701.D
Operator : ay
Instrument : GC1
Sample Name : 001189-02
Run Time Bar Code:
Acquired on : 28 Jan 10 00:07 AM
Report Created on: 28 Jan 10 09:00 AM

Page Number : 1
Vial Number : 32
Injection Number : 1
Sequence Line : 7
Instrument Method: TPHD.MTH
Analysis Method : TPHD.MTH

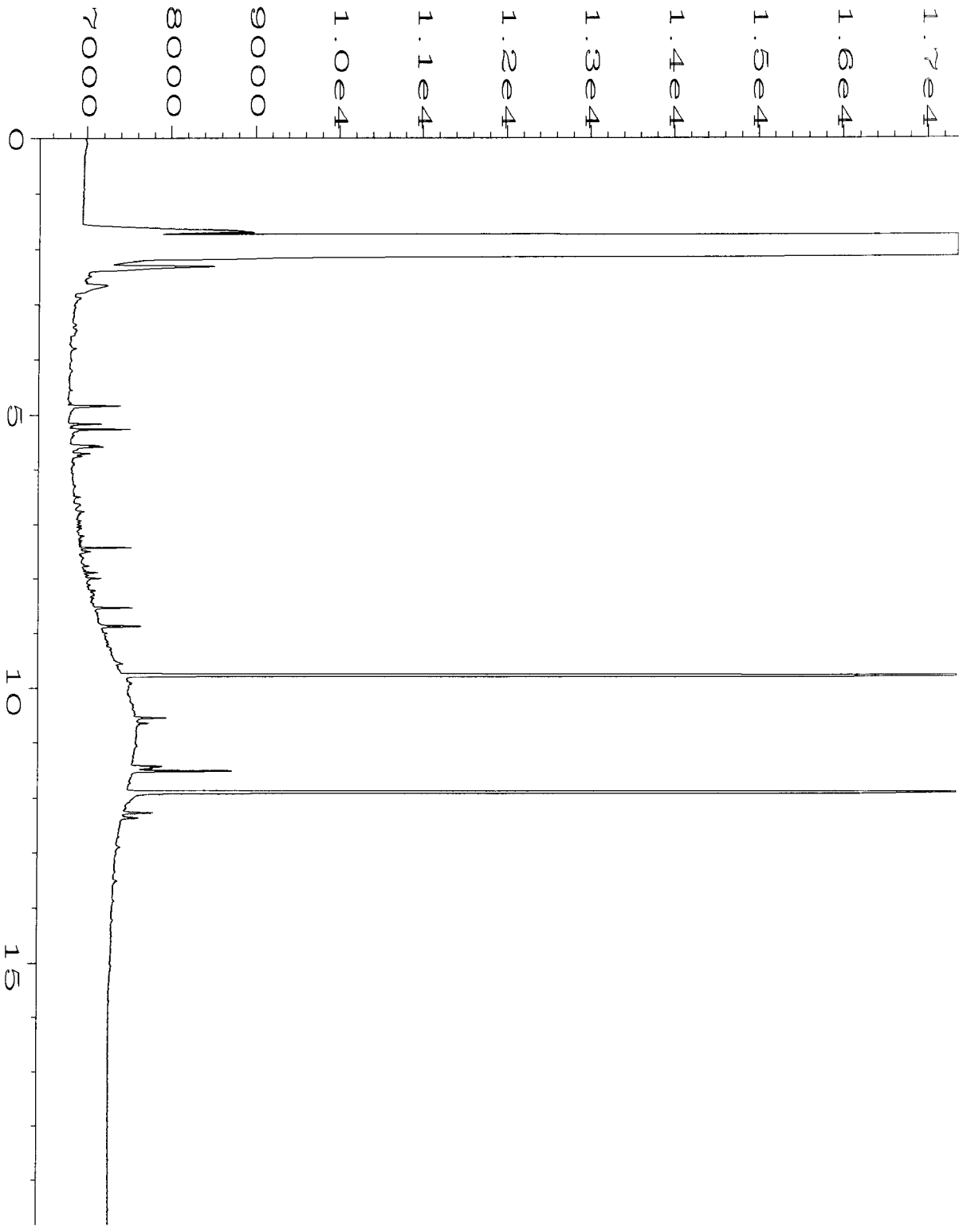

Data File Name	: C:\HPCHEM\1\DATA\01-27-10\033F0701.D		
Operator	: ay	Page Number	: 1
Instrument	: GC1	Vial Number	: 33
Sample Name	: 001189-03	Injection Number	: 1
Run Time Bar Code:		Sequence Line	: 7
Acquired on	: 28 Jan 10 00:33 AM	Instrument Method	: TPHD.MTH
Report Created on	: 28 Jan 10 09:00 AM	Analysis Method	: TPHD.MTH

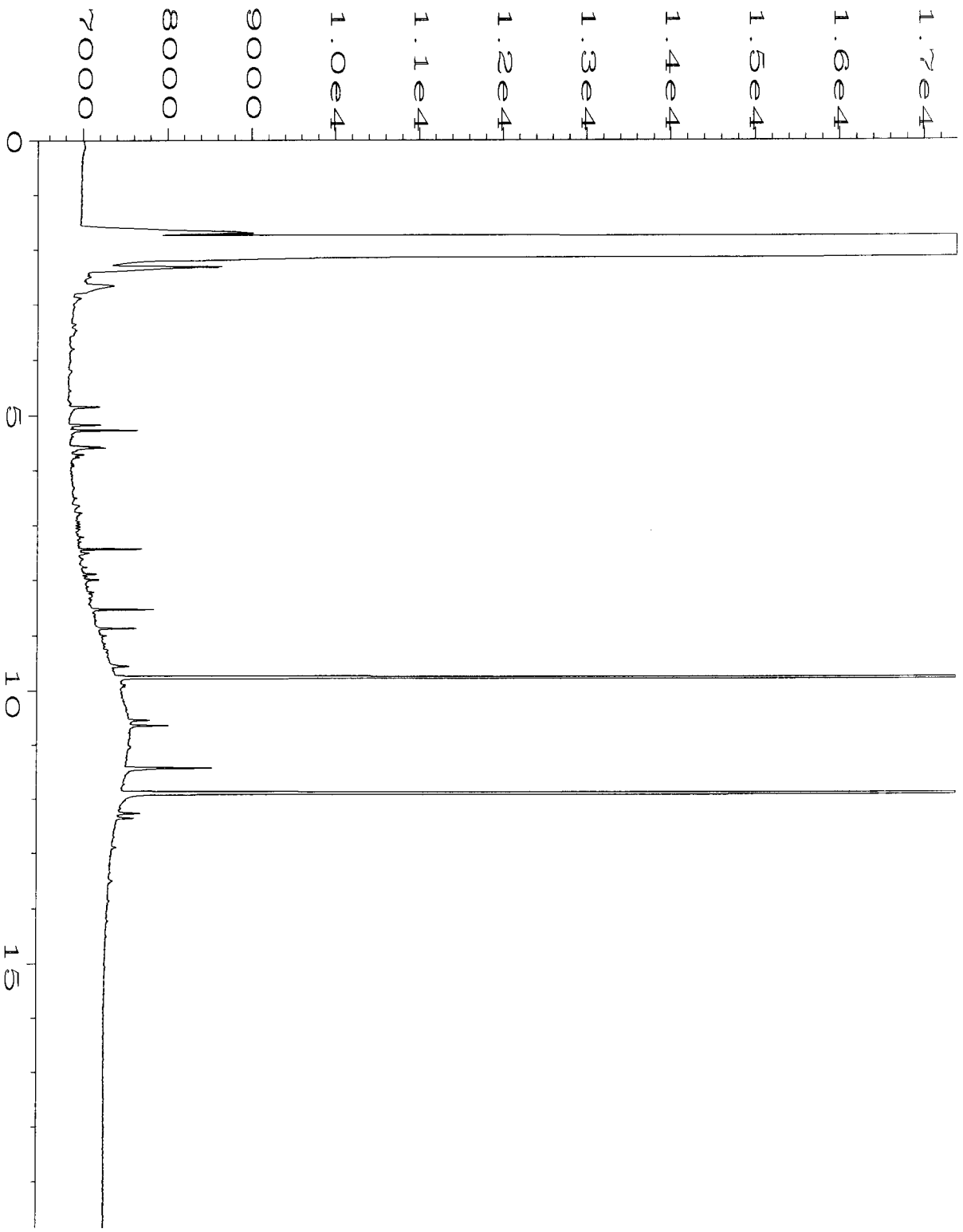

Data File Name : C:\HPCHEM\1\DATA\01-27-10\034F0701.D

Operator	: ay	Page Number	: 1
Instrument	: GC1	Vial Number	: 34
Sample Name	: 001189-04	Injection Number	: 1
Run Time Bar Code:		Sequence Line	: 7
Acquired on	: 28 Jan 10 01:00 AM	Instrument Method	: TPHD.MTH
Report Created on	: 28 Jan 10 09:00 AM	Analysis Method	: TPHD.MTH

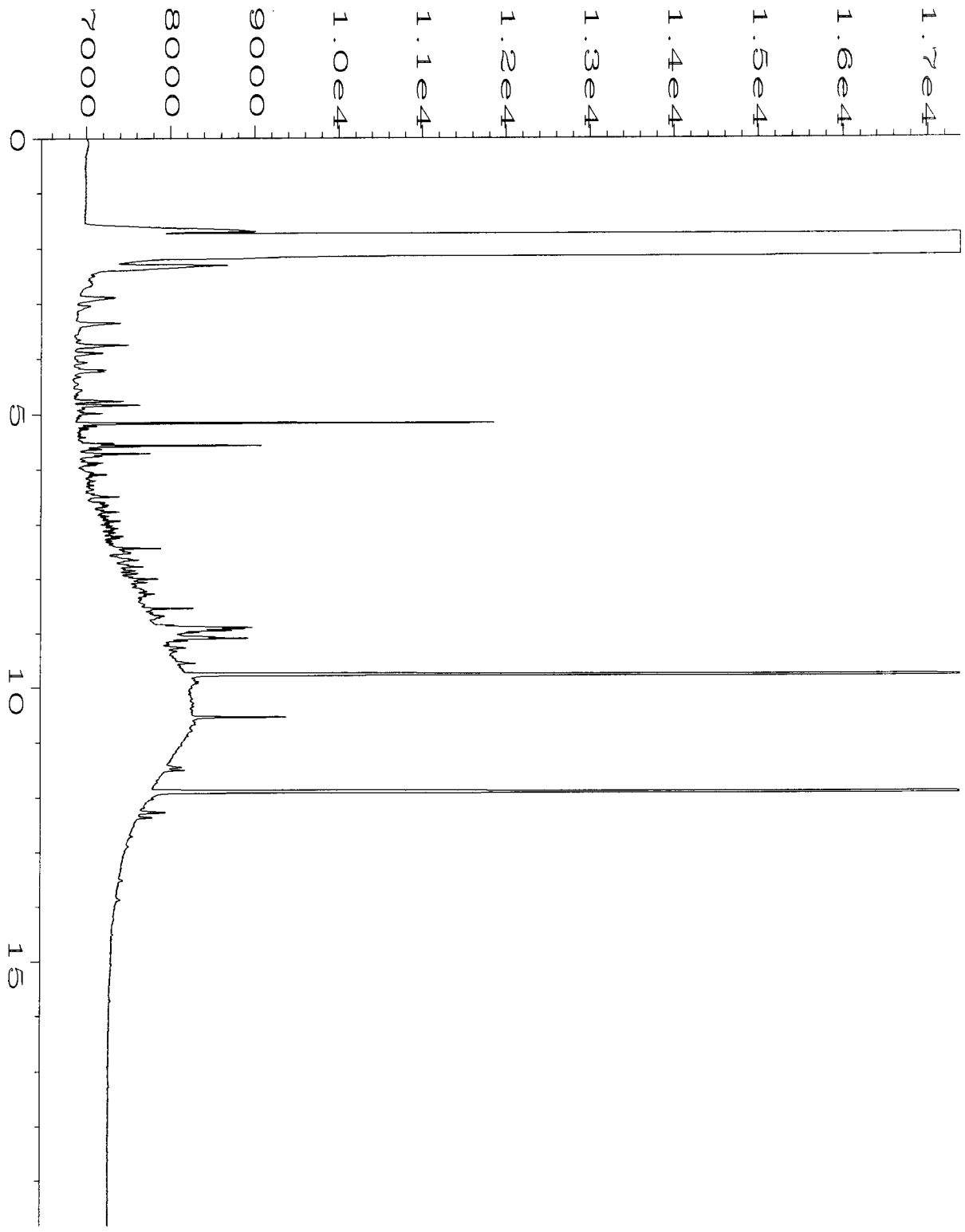

Data File Name : C:\HPCHEM\1\DATA\01-27-10\035F0701.D
Operator : ay
Instrument : GC1
Sample Name : 001189-05
Run Time Bar Code:
Acquired on : 28 Jan 10 01:26 AM
Report Created on: 28 Jan 10 09:00 AM

Page Number : 1
Vial Number : 35
Injection Number : 1
Sequence Line : 7
Instrument Method: TPHD.MTH
Analysis Method : TPHD.MTH

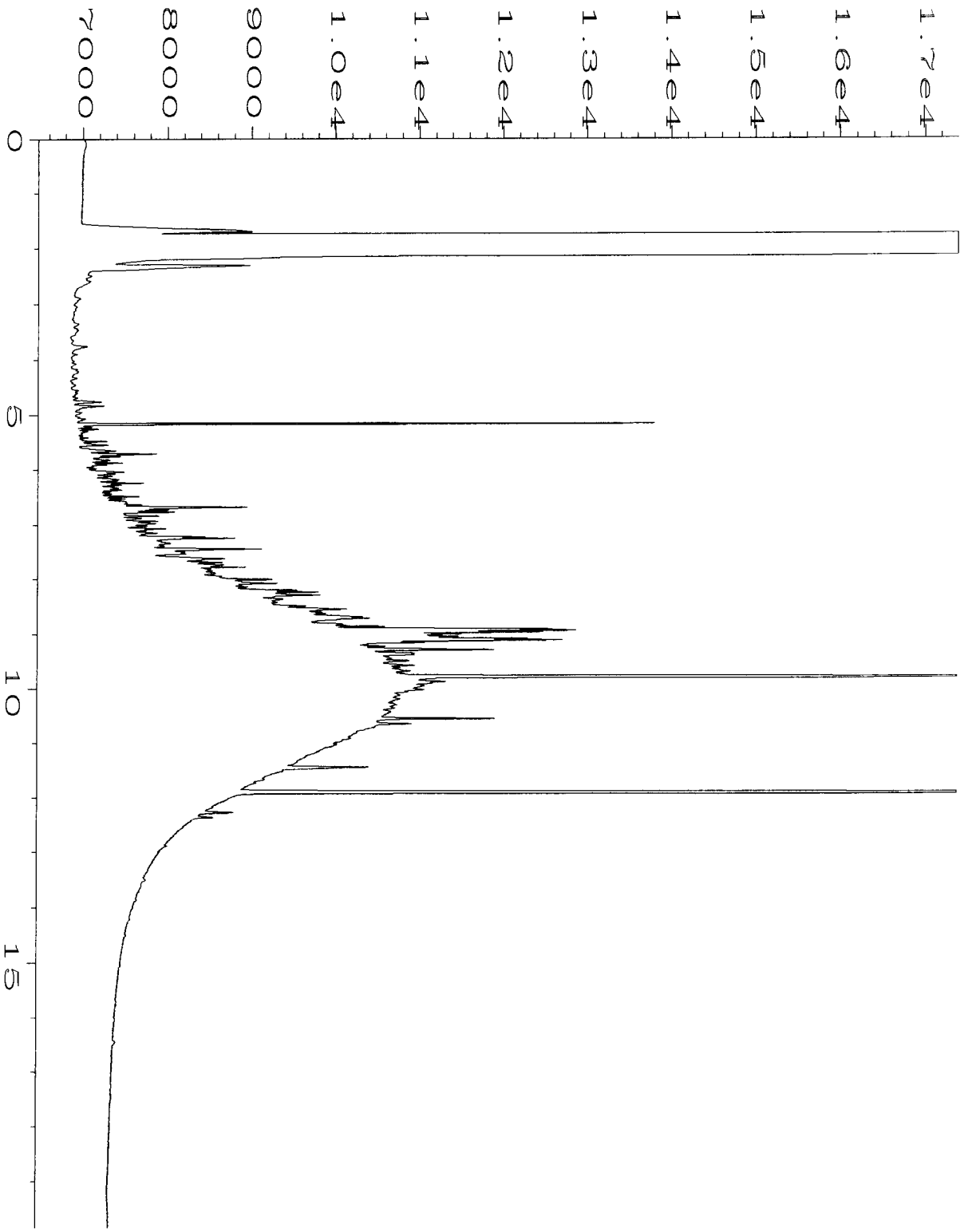

Data File Name	: C:\HPCHEM\1\DATA\01-27-10\036F0701.D		
Operator	: ay	Page Number	: 1
Instrument	: GC1	Vial Number	: 36
Sample Name	: 001189-06	Injection Number	: 1
Run Time Bar Code:		Sequence Line	: 7
Acquired on	: 28 Jan 10 01:52 AM	Instrument Method	: TPHD.MTH
Report Created on	: 28 Jan 10 09:01 AM	Analysis Method	: TPHD.MTH

001189

SAMPLE CHAIN OF CUSTODY

ME 01/26/10 V3/B05

Page # 1 of 1

Send Report To Tim Brown, cc: Jessica Brown

Company Sound Environmental Strategies

Address 2400 Airport Way S, Ste. 200

City, State, ZIP Seattle, WA 98134

Phone # 206.306.1900 Fax # 206.306.1907

SAMPLERS (signature)

PROJECT NAME/NO.: Seattle Terminal

PO # 01-600

REMARKS

EIM Y / N

TURNAROUND TIME
⊗ Standard (2 Weeks)
○ RUSH
Rush charges authorized by:

SAMPLE DISPOSAL
⊗ Dispose after 30 days
Return samples
Will call with instructions

Sample ID	Sample Location	Sample Depth	Lab ID	Date Sampled	Time Sampled	Matrix	# of jars	GRPH by NWTPH-Gx	BTEX by EPA 8021B	DRPH/ORPH by NWTPH-Dx	PCP by EPA 8270D	cVOCs by EPA 8260B	Nitrate and Sulfate by EPA 300.0	Methane, Ethane and Ethene by RSK 175	Notes
OIMW57-20100126	MW57	27.5'	01 A-F	01.26.10	935	H_2O	6	X	X	X		X			
MW05-20100126	MW05	25'	02 A-F		1045		6	X	X	X		X			
MW04-20100126	MW04	25'	03 A-F		1150		6	X	X	X		X			
MW07-20100126	MW07	25'	04 A-F		1205		6	X	X	X		X			
OIMW46-20100126	OIMW46	27'	05 A-F		1320		6	X	X	X		X			
OIMW30-20100126	OIMW30	25'	06 A-F		1430		6	X	X	X		X			

APH 01.26.10

Samples received at 4 °C

Friedman & Bruya, Inc.
3012 16th Avenue West
Seattle, WA 98119-2029
Ph. (206) 285-8282
Fax (206) 283-5044

SIGNATURE	PRINT NAME	COMPANY	DATE	TIME
Relinquished by:	Audrey Hackett	SES	01.26.10	1620
Received by:	Jessica Brown	SBS	1-26-10	1620
Relinquished by:	Jessica Brown	SBS	1-26-10	1620
Received by:	HONG NGUYEN	FBI	✓	✓

FRIEDMAN & BRUYA, INC.

ENVIRONMENTAL CHEMISTS

James E. Bruya, Ph.D.
Charlene Morrow, M.S.
Yelena Aravkina, M.S.
Bradley T. Benson, B.S.
Kurt Johnson, B.S.

3012 16th Avenue West
Seattle, WA 98119-2029
TEL: (206) 285-8282
FAX: (206) 283-5044
e-mail: fbi@isomedia.com

February 11, 2010

Tim Brown, Project Manager
Sound Environmental Strategies Corporation
2400 Airport Way S., Suite 200
Seattle, WA 98134-2020

Dear Mr. Brown:

Included are the results from the testing of material submitted on January 27, 2010 from the TOC_01-600_20100127 WORFDB4, F&BI 001199 project. There are 18 pages included in this report. Any samples that may remain are currently scheduled for disposal in 30 days. If you would like us to return your samples or arrange for long term storage at our offices, please contact us as soon as possible.

We appreciate this opportunity to be of service to you and hope you will call if you should have any questions.

Sincerely,

FRIEDMAN & BRUYA, INC.



Michael Erdahl
Project Manager

Enclosures
c: Mark Chandler, Jessica Brown
SOU0211R.DOC

CASE NARRATIVE

This case narrative encompasses samples received on January 27, 2010 by Friedman & Bruya, Inc. from the Sound Environmental Strategies TOC_01-600_20100127 WORFDB4, F&BI 001199 project. Samples were logged in under the laboratory ID's listed below.

Laboratory ID	Sound Environmental Strategies
001199-01	01MW15-20100127
001199-02	01MW63-20100127
001199-03	01MW97-20100127
001199-04	01MW64-20100127

Samples 01MW63-201001127 and was sent to Fremont Analytical for nitrate, sulfate, and dissolved gasses analyses. Review of the enclosed report indicates that all quality assurance were acceptable.

All quality control requirements were acceptable.

Date of Report: 02/11/10
Date Received: 01/27/10
Project: TOC_01-600_20100127 WORFDB4, F&BI 001199
Date Extracted: 02/01/10
Date Analyzed: 02/01/10 and 02/03/10

RESULTS FROM THE ANALYSIS OF THE WATER SAMPLES FOR BENZENE, TOLUENE, ETHYLBENZENE, XYLENES AND TPH AS GASOLINE USING EPA METHOD 8021B AND NWTPH-Gx

Results Reported as ug/L (ppb)

Sample ID Laboratory ID	Benzene	Toluene	Ethyl Benzene	Total Xylenes	Gasoline Range	Surrogate (% Recovery) (Limit 52-124)
01MW15-20100127 001199-01	<1	<1	<1	<3	<100	66
01MW63-20100127 001199-02	12	<1	1	<3	6,000	72
01MW97-20100127 001199-03	12	<1	1	<3	6,100	78
01MW64-20100127 001199-04	<1	<1	<1	<3	<100	53
Method Blank	<1	<1	<1	<3	<100	57

Date of Report: 02/11/10
Date Received: 01/27/10
Project: TOC_01-600_20100127 WORFDB4, F&BI 001199
Date Extracted: 01/28/10
Date Analyzed: 01/29/10

RESULTS FROM THE ANALYSIS OF THE WATER SAMPLES FOR TOTAL PETROLEUM HYDROCARBONS AS DIESEL AND MOTOR OIL USING METHOD NWTPH-Dx

Results Reported as ug/L (ppb)

Sample ID Laboratory ID	Diesel Range (C_{10}-C_{25})	Motor Oil Range (C_{25}-C_{36})	Surrogate (% Recovery) (Limit 51-137)
01MW15-20100127 001199-01	280 x	<250	109
01MW63-20100127 001199-02	1,300 x	520 x	98
01MW97-20100127 001199-03	1,300 x	440 x	98
01MW64-20100127 001199-04	180 x	<250	96
Method Blank	<50	<250	99

Analysis For Volatile Compounds By EPA Method 8260C

Client Sample ID:	01MW15-20100127	Client:	Sound Environmental Strategies
Date Received:	01/27/10	Project:	TOC_01-600_20100127 WORFDB4
Date Extracted:	02/05/10	Lab ID:	001199-01
Date Analyzed:	02/06/10	Data File:	020529.D
Matrix:	Water	Instrument:	GCMS5
Units:	ug/L (ppb)	Operator:	VM

Surrogates:	% Recovery:	Lower Limit:	Upper Limit:
1,2-Dichloroethane-d4	103	65	127
Toluene-d8	105	69	127
4-Bromofluorobenzene	100	77	156

Compounds:	Concentration ug/L (ppb)
Vinyl chloride	5.4
Chloroethane	<1
1,1-Dichloroethene	<1
Methylene chloride	<5
trans-1,2-Dichloroethene	<1
1,1-Dichloroethane	<1
cis-1,2-Dichloroethene	7.4
1,2-Dichloroethane (EDC)	<1
1,1,1-Trichloroethane	<1
Trichloroethene	3.6
Tetrachloroethene	<1

Analysis For Volatile Compounds By EPA Method 8260C

Client Sample ID:	01MW63-20100127	Client:	Sound Environmental Strategies
Date Received:	01/27/10	Project:	TOC_01-600_20100127 WORFDB4
Date Extracted:	02/05/10	Lab ID:	001199-02
Date Analyzed:	02/06/10	Data File:	020531.D
Matrix:	Water	Instrument:	GCMS5
Units:	ug/L (ppb)	Operator:	VM

Surrogates:	% Recovery:	Lower Limit:	Upper Limit:
1,2-Dichloroethane-d4	101	65	127
Toluene-d8	102	69	127
4-Bromofluorobenzene	100	77	156

Compounds:	Concentration ug/L (ppb)
Vinyl chloride	100
Chloroethane	<1
1,1-Dichloroethene	11
Methylene chloride	<5
trans-1,2-Dichloroethene	5.0
1,1-Dichloroethane	<1
cis-1,2-Dichloroethene	600 ve
1,2-Dichloroethane (EDC)	5.8
1,1,1-Trichloroethane	<1
Trichloroethene	3,900 ve
Tetrachloroethene	<1

Analysis For Volatile Compounds By EPA Method 8260C

Client Sample ID:	01MW63-20100127	Client:	Sound Environmental Strategies
Date Received:	01/27/10	Project:	TOC_01-600_20100127 WORFDB4
Date Extracted:	02/08/10	Lab ID:	001199-02 1/100
Date Analyzed:	02/08/10	Data File:	020816.D
Matrix:	Water	Instrument:	GCMS5
Units:	ug/L (ppb)	Operator:	VM

Surrogates:	% Recovery:	Lower Limit:	Upper Limit:
1,2-Dichloroethane-d4	102	65	127
Toluene-d8	100	69	127
4-Bromofluorobenzene	98	77	156

Compounds:	Concentration ug/L (ppb)
Vinyl chloride	98
Chloroethane	<100
1,1-Dichloroethene	<100
Methylene chloride	<500
trans-1,2-Dichloroethene	<100
1,1-Dichloroethane	<100
cis-1,2-Dichloroethene	490
1,2-Dichloroethane (EDC)	<100
1,1,1-Trichloroethane	<100
Trichloroethene	13,000
Tetrachloroethene	<100

Analysis For Volatile Compounds By EPA Method 8260C

Client Sample ID:	01MW97-20100127	Client:	Sound Environmental Strategies
Date Received:	01/27/10	Project:	TOC_01-600_20100127 WORFDB4
Date Extracted:	02/05/10	Lab ID:	001199-03
Date Analyzed:	02/06/10	Data File:	020532.D
Matrix:	Water	Instrument:	GCMS5
Units:	ug/L (ppb)	Operator:	VM

Surrogates:	% Recovery:	Lower Limit:	Upper Limit:
1,2-Dichloroethane-d4	102	65	127
Toluene-d8	103	69	127
4-Bromofluorobenzene	100	77	156

Compounds:	Concentration ug/L (ppb)
Vinyl chloride	110
Chloroethane	<1
1,1-Dichloroethene	10
Methylene chloride	<5
trans-1,2-Dichloroethene	5.1
1,1-Dichloroethane	<1
cis-1,2-Dichloroethene	610 ve
1,2-Dichloroethane (EDC)	5.7
1,1,1-Trichloroethane	<1
Trichloroethene	3,800 ve
Tetrachloroethene	<1

Analysis For Volatile Compounds By EPA Method 8260C

Client Sample ID:	01MW97-20100127	Client:	Sound Environmental Strategies
Date Received:	01/27/10	Project:	TOC_01-600_20100127 WORFDB4
Date Extracted:	02/08/10	Lab ID:	001199-03 1/100
Date Analyzed:	02/08/10	Data File:	020817.D
Matrix:	Water	Instrument:	GCMS5
Units:	ug/L (ppb)	Operator:	VM

Surrogates:	% Recovery:	Lower Limit:	Upper Limit:
1,2-Dichloroethane-d4	107	65	127
Toluene-d8	101	69	127
4-Bromofluorobenzene	99	77	156

Compounds:	Concentration ug/L (ppb)
Vinyl chloride	98
Chloroethane	<100
1,1-Dichloroethene	<100
Methylene chloride	<500
trans-1,2-Dichloroethene	<100
1,1-Dichloroethane	<100
cis-1,2-Dichloroethene	480
1,2-Dichloroethane (EDC)	<100
1,1,1-Trichloroethane	<100
Trichloroethene	13,000
Tetrachloroethene	<100

Analysis For Volatile Compounds By EPA Method 8260C

Client Sample ID:	01MW64-20100127	Client:	Sound Environmental Strategies
Date Received:	01/27/10	Project:	TOC_01-600_20100127 WORFDB4
Date Extracted:	02/08/10	Lab ID:	001199-04
Date Analyzed:	02/08/10	Data File:	020813.D
Matrix:	Water	Instrument:	GCMS5
Units:	ug/L (ppb)	Operator:	VM

Surrogates:	% Recovery:	Lower Limit:	Upper Limit:
1,2-Dichloroethane-d4	104	65	127
Toluene-d8	103	69	127
4-Bromofluorobenzene	98	77	156

Compounds:	Concentration ug/L (ppb)
Vinyl chloride	<0.2
Chloroethane	<1
1,1-Dichloroethene	<1
Methylene chloride	<5
trans-1,2-Dichloroethene	<1
1,1-Dichloroethane	<1
cis-1,2-Dichloroethene	<1
1,2-Dichloroethane (EDC)	<1
1,1,1-Trichloroethane	<1
Trichloroethene	<1
Tetrachloroethene	<1

Analysis For Volatile Compounds By EPA Method 8260C

Client Sample ID:	Method Blank	Client:	Sound Environmental Strategies
Date Received:	Not Applicable	Project:	TOC_01-600_20100127 WORFDB4
Date Extracted:	02/05/10	Lab ID:	00108 mb
Date Analyzed:	02/05/10	Data File:	020506.D
Matrix:	Water	Instrument:	GCMS5
Units:	ug/L (ppb)	Operator:	VM

Surrogates:	% Recovery:	Lower Limit:	Upper Limit:
1,2-Dichloroethane-d4	101	65	127
Toluene-d8	100	69	127
4-Bromofluorobenzene	101	77	156

Compounds:	Concentration ug/L (ppb)
Vinyl chloride	<0.2
Chloroethane	<1
1,1-Dichloroethene	<1
Methylene chloride	<5
trans-1,2-Dichloroethene	<1
1,1-Dichloroethane	<1
cis-1,2-Dichloroethene	<1
1,2-Dichloroethane (EDC)	<1
1,1,1-Trichloroethane	<1
Trichloroethene	<1
Tetrachloroethene	<1

Analysis For Volatile Compounds By EPA Method 8260C

Client Sample ID:	Method Blank	Client:	Sound Environmental Strategies
Date Received:	Not Applicable	Project:	TOC_01-600_20100127 WORFDB4
Date Extracted:	02/08/10	Lab ID:	00110 mb
Date Analyzed:	02/08/10	Data File:	020806.D
Matrix:	Water	Instrument:	GCMS5
Units:	ug/L (ppb)	Operator:	VM

Surrogates:	% Recovery:	Lower Limit:	Upper Limit:
1,2-Dichloroethane-d4	106	65	127
Toluene-d8	99	69	127
4-Bromofluorobenzene	98	77	156

Compounds:	Concentration ug/L (ppb)
Vinyl chloride	<0.2
Chloroethane	<1
1,1-Dichloroethene	<1
Methylene chloride	<5
trans-1,2-Dichloroethene	<1
1,1-Dichloroethane	<1
cis-1,2-Dichloroethene	<1
1,2-Dichloroethane (EDC)	<1
1,1,1-Trichloroethane	<1
Trichloroethene	<1
Tetrachloroethene	<1

Date of Report: 02/11/10
Date Received: 01/27/10
Project: TOC_01-600_20100127 WORFDB4, F&BI 001199

QUALITY ASSURANCE RESULTS FOR THE ANALYSIS OF WATER SAMPLES FOR BENZENE, TOLUENE, ETHYLBENZENE, XYLENES, AND TPH AS GASOLINE USING EPA METHOD 8021B AND NWTPH-Gx

Laboratory Code: 001189-01 (Duplicate)

Analyte	Reporting Units	Sample Result	Duplicate Result	Relative Percent Difference (Limit 20)
Benzene	ug/L (ppb)	<1	<1	nm
Toluene	ug/L (ppb)	<1	<1	nm
Ethylbenzene	ug/L (ppb)	<1	<1	nm
Xylenes	ug/L (ppb)	<3	<3	nm
Gasoline	ug/L (ppb)	<100	<100	nm

Laboratory Code: Laboratory Control Sample

Analyte	Reporting Units	Spike Level	Percent Recovery LCS	Acceptance Criteria
Benzene	ug/L (ppb)	50	87	65-118
Toluene	ug/L (ppb)	50	84	72-122
Ethylbenzene	ug/L (ppb)	50	83	73-126
Xylenes	ug/L (ppb)	150	85	74-118
Gasoline	ug/L (ppb)	1,000	100	69-134

Date of Report: 02/11/10
Date Received: 01/27/10
Project: TOC_01-600_20100127 WORFDB4, F&BI 001199

QUALITY ASSURANCE RESULTS FOR THE ANALYSIS OF WATER SAMPLES FOR TOTAL PETROLEUM HYDROCARBONS AS DIESEL EXTENDED USING METHOD NWTPH-Dx

Laboratory Code: Laboratory Control Sample

Analyte	Reporting Units	Spike Level	Percent Recovery LCS	Percent Recovery LCSD	Acceptance Criteria	RPD (Limit 20)
Diesel Extended	ug/L (ppb)	2,500	100	114	71-131	13

Date of Report: 02/11/10
Date Received: 01/27/10
Project: TOC_01-600_20100127 WORFDB4, F&BI 001199

QUALITY ASSURANCE RESULTS FOR THE ANALYSIS OF WATER SAMPLES FOR VOLATILES BY EPA METHOD 8260C

Laboratory Code: 001199-01 (Duplicate)

Analyte	Reporting Units	Sample Result	Duplicate Result	Relative Percent Difference (Limit 20)
Vinyl chloride	ug/L (ppb)	5.4	5.2	4
Chloroethane	ug/L (ppb)	<1	<1	nm
1,1-Dichloroethene	ug/L (ppb)	<1	<1	nm
Methylene chloride	ug/L (ppb)	<5	<5	nm
trans-1,2-Dichloroethene	ug/L (ppb)	<1	<1	nm
1,1-Dichloroethane	ug/L (ppb)	<1	<1	nm
cis-1,2-Dichloroethene	ug/L (ppb)	7.4	7.5	1
1,2-Dichloroethane (EDC)	ug/L (ppb)	<1	<1	nm
1,1,1-Trichloroethane	ug/L (ppb)	<1	<1	nm
Trichloroethene	ug/L (ppb)	3.6	3.5	3
Tetrachloroethene	ug/L (ppb)	<1	<1	nm

Laboratory Code: 001199-02 (Matrix Spike)

Analyte	Reporting Units	Spike Level	Sample Result	Percent Recovery MS	Acceptance Criteria
Vinyl chloride	ug/L (ppb)	50	100	91 b	35-159
Chloroethane	ug/L (ppb)	50	<1	109	19-172
1,1-Dichloroethene	ug/L (ppb)	50	11	100 b	34-149
Methylene chloride	ug/L (ppb)	50	<5	108	64-126
trans-1,2-Dichloroethene	ug/L (ppb)	50	5.0	103	65-131
1,1-Dichloroethane	ug/L (ppb)	50	<1	106	59-132
cis-1,2-Dichloroethene	ug/L (ppb)	50	600	89 b	64-134
1,2-Dichloroethane (EDC)	ug/L (ppb)	50	5.8	107	67-133
1,1,1-Trichloroethane	ug/L (ppb)	50	<1	106	59-142
Trichloroethene	ug/L (ppb)	50	3,900	0 b	71-121
Tetrachloroethene	ug/L (ppb)	50	<1	106	71-130

Date of Report: 02/11/10
Date Received: 01/27/10
Project: TOC_01-600_20100127 WORFDB4, F&BI 001199

QUALITY ASSURANCE RESULTS FOR THE ANALYSIS OF WATER SAMPLES FOR VOLATILES BY EPA METHOD 8260C

Laboratory Code: Laboratory Control Sample

Analyte	Reporting Units	Spike Level	Percent Recovery LCS	Percent Recovery LCSD	Acceptance Criteria	RPD (Limit 20)
Vinyl chloride	ug/L (ppb)	50	97	94	53-131	3
Chloroethane	ug/L (ppb)	50	91	94	52-127	3
1,1-Dichloroethene	ug/L (ppb)	50	95	95	68-131	0
Methylene chloride	ug/L (ppb)	50	102	98	56-136	4
trans-1,2-Dichloroethene	ug/L (ppb)	50	99	100	71-128	1
1,1-Dichloroethane	ug/L (ppb)	50	99	100	74-118	1
cis-1,2-Dichloroethene	ug/L (ppb)	50	106	107	74-126	1
1,2-Dichloroethane (EDC)	ug/L (ppb)	50	101	103	77-118	2
1,1,1-Trichloroethane	ug/L (ppb)	50	102	103	77-123	1
Trichloroethene	ug/L (ppb)	50	99	103	74-119	4
Tetrachloroethene	ug/L (ppb)	50	104	109	86-121	5

Date of Report: 02/11/10
Date Received: 01/27/10
Project: TOC_01-600_20100127 WORFDB4, F&BI 001199

QUALITY ASSURANCE RESULTS FOR THE ANALYSIS OF WATER SAMPLES FOR VOLATILES BY EPA METHOD 8260C

Laboratory Code: 001214-01 (Duplicate)

Analyte	Reporting Units	Sample Result	Duplicate Result	Relative Percent Difference (Limit 20)
Vinyl chloride	ug/L (ppb)	<0.2	<0.2	nm
Chloroethane	ug/L (ppb)	<1	<1	nm
1,1-Dichloroethene	ug/L (ppb)	<1	<1	nm
Methylene chloride	ug/L (ppb)	<5	<5	nm
trans-1,2-Dichloroethene	ug/L (ppb)	<1	<1	nm
1,1-Dichloroethane	ug/L (ppb)	<1	<1	nm
cis-1,2-Dichloroethene	ug/L (ppb)	<1	<1	nm
1,2-Dichloroethane (EDC)	ug/L (ppb)	<1	<1	nm
1,1,1-Trichloroethane	ug/L (ppb)	<1	<1	nm
Trichloroethene	ug/L (ppb)	<1	<1	nm
Tetrachloroethene	ug/L (ppb)	<1	<1	nm

Laboratory Code: 001214-02 (Matrix Spike)

Analyte	Reporting Units	Spike Level	Sample Result	Percent Recovery MS	Acceptance Criteria
Vinyl chloride	ug/L (ppb)	50	<0.30	89	35-159
Chloroethane	ug/L (ppb)	50	<1	95	19-172
1,1-Dichloroethene	ug/L (ppb)	50	<1	96	34-149
Methylene chloride	ug/L (ppb)	50	<5	101	64-126
trans-1,2-Dichloroethene	ug/L (ppb)	50	<1	105	65-131
1,1-Dichloroethane	ug/L (ppb)	50	<1	103	59-132
cis-1,2-Dichloroethene	ug/L (ppb)	50	<1	110	64-134
1,2-Dichloroethane (EDC)	ug/L (ppb)	50	<1	110	67-133
1,1,1-Trichloroethane	ug/L (ppb)	50	<1	108	59-142
Trichloroethene	ug/L (ppb)	50	8.9	111	71-121
Tetrachloroethene	ug/L (ppb)	50	<1	107	71-130

Date of Report: 02/11/10
Date Received: 01/27/10
Project: TOC_01-600_20100127 WORFDB4, F&BI 001199

QUALITY ASSURANCE RESULTS FOR THE ANALYSIS OF WATER SAMPLES FOR VOLATILES BY EPA METHOD 8260C

Laboratory Code: Laboratory Control Sample

Analyte	Reporting Units	Spike Level	Percent Recovery LCS	Percent Recovery LCSD	Acceptance Criteria	RPD (Limit 20)
Vinyl chloride	ug/L (ppb)	50	90	95	53-131	5
Chloroethane	ug/L (ppb)	50	91	93	52-127	2
1,1-Dichloroethene	ug/L (ppb)	50	92	95	68-131	3
Methylene chloride	ug/L (ppb)	50	102	104	56-136	2
trans-1,2-Dichloroethene	ug/L (ppb)	50	104	104	71-128	0
1,1-Dichloroethane	ug/L (ppb)	50	106	106	74-118	0
cis-1,2-Dichloroethene	ug/L (ppb)	50	113	112	74-126	1
1,2-Dichloroethane (EDC)	ug/L (ppb)	50	111	111	77-118	0
1,1,1-Trichloroethane	ug/L (ppb)	50	112	111	77-123	1
Trichloroethene	ug/L (ppb)	50	110	108	74-119	2
Tetrachloroethene	ug/L (ppb)	50	111	113	86-121	2

Data Qualifiers & Definitions

a - The analyte was detected at a level less than five times the reporting limit. The RPD results may not provide reliable information on the variability of the analysis.

A1 – More than one compound of similar molecule structure was identified with equal probability.

b - The analyte was spiked at a level that was less than five times that present in the sample. Matrix spike recoveries may not be meaningful.

ca - The calibration results for this range fell outside of acceptance criteria. The value reported is an estimate.

c - The presence of the analyte indicated may be due to carryover from previous sample injections.

d - The sample was diluted. Detection limits may be raised due to dilution.

ds - The sample was diluted. Detection limits are raised due to dilution and surrogate recoveries may not be meaningful.

dv - Insufficient sample was available to achieve normal reporting limits and limits are raised accordingly.

fb - Analyte present in the blank and the sample.

fc – The compound is a common laboratory and field contaminant.

hr - The sample and duplicate were reextracted and reanalyzed. RPD results were still outside of control limits. The variability is attributed to sample inhomogeneity.

ht - Analysis performed outside the method or client-specified holding time requirement.

ip - Recovery fell outside of normal control limits. Compounds in the sample matrix interfered with the quantitation of the analyte.

j – The result is below normal reporting limits. The value reported is an estimate.

J - The internal standard associated with the analyte is out of control limits. The reported concentration is an estimate.

jl - The analyte result in the laboratory control sample is out of control limits. The reported concentration should be considered an estimate.

jr - The rpd result in laboratory control sample associated with the analyte is out of control limits. The reported concentration should be considered an estimate.

js - The surrogate associated with the analyte is out of control limits. The reported concentration should be considered an estimate.

lc - The presence of the compound indicated is likely due to laboratory contamination.

L - The reported concentration was generated from a library search.

nm - The analyte was not detected in one or more of the duplicate analyses. Therefore, calculation of the RPD is not applicable.

pc – The sample was received in a container not approved by the method. The value reported should be considered an estimate.

pr – The sample was received with incorrect preservation. The value reported should be considered an estimate.

ve - Estimated concentration calculated for an analyte response above the valid instrument calibration range. A dilution is required to obtain an accurate quantification of the analyte.

vo - The value reported fell outside the control limits established for this analyte.

x - The sample chromatographic pattern does not resemble the fuel standard used for quantitation.

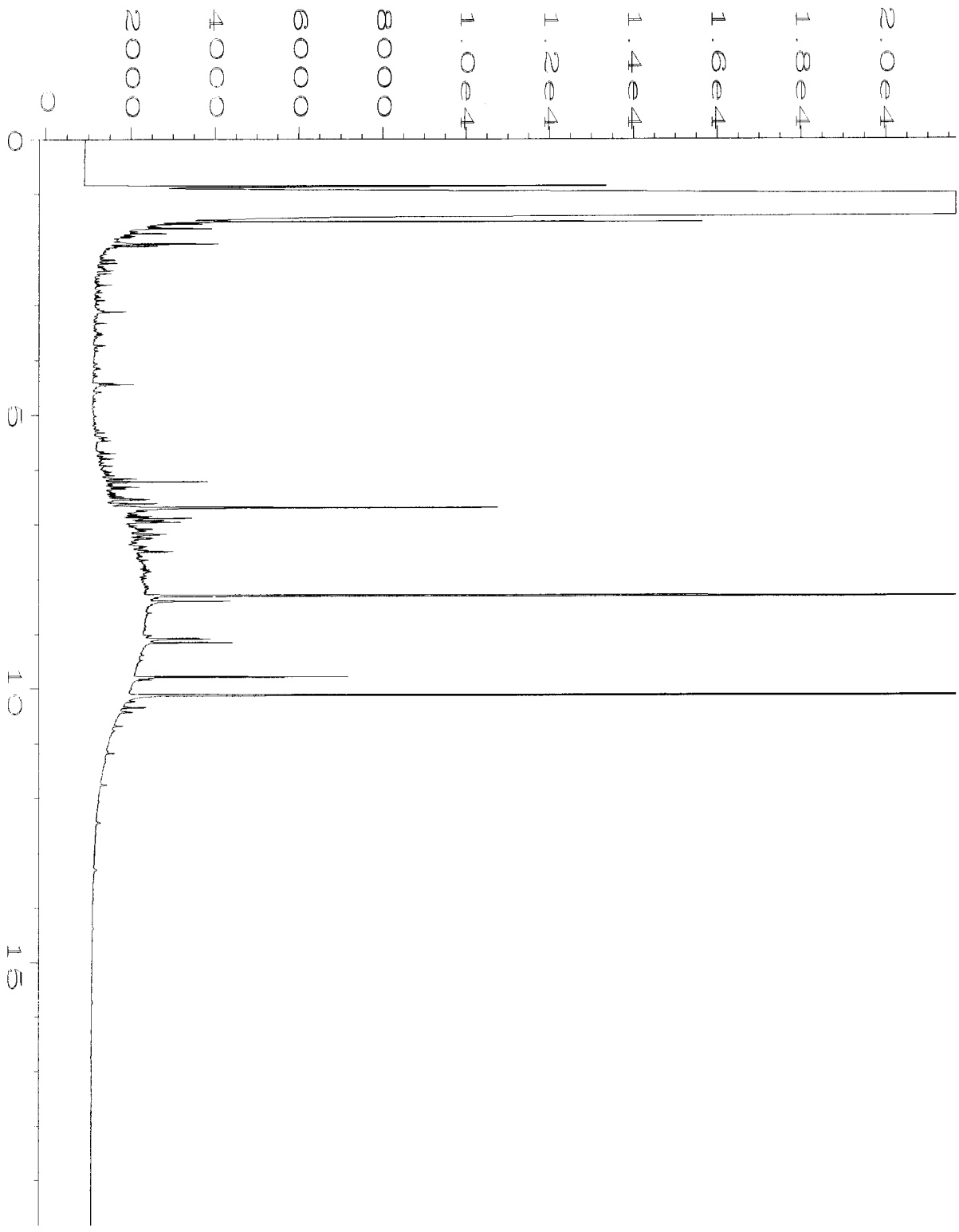

Data File Name	: C:\HPCHEM\4\DATA\01-29-10\008F0301.D		
Operator	: ay	Page Number	: 1
Instrument	: GC#4	Vial Number	: 8
Sample Name	: 001199-01	Injection Number	: 1
Run Time Bar Code:		Sequence Line	: 3
Acquired on	: 29 Jan 10 11:31 AM	Instrument Method	: TPHD.MTH
Report Created on	: 01 Feb 10 11:35 AM	Analysis Method	: TPHD.MTH

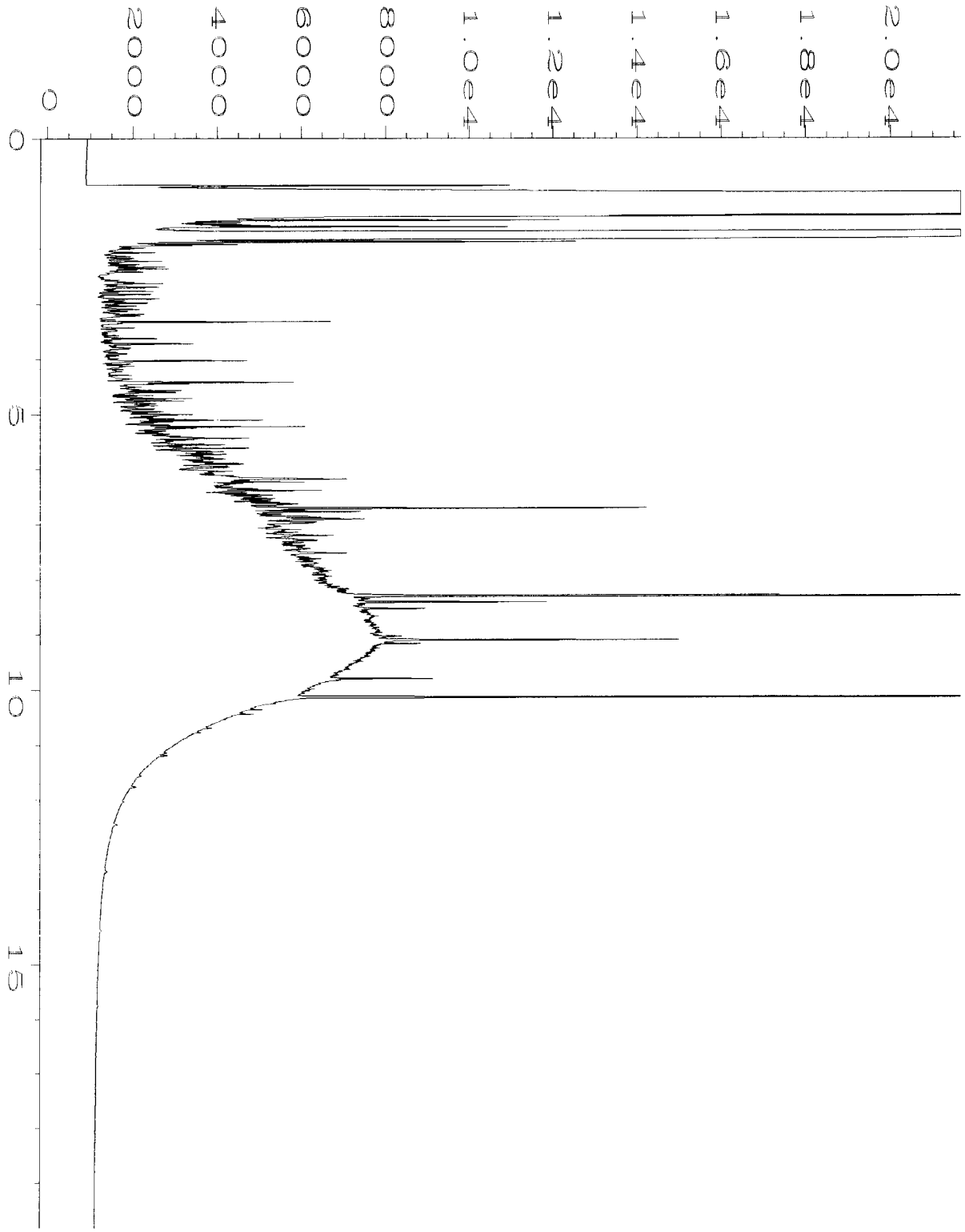

Data File Name	: C:\HPCHEM\4\DATA\01-29-10\009F0301.D		
Operator	: ay	Page Number	: 1
Instrument	: GC#4	Vial Number	: 9
Sample Name	: 001199-02	Injection Number	: 1
Run Time Bar Code:		Sequence Line	: 3
Acquired on	: 29 Jan 10 11:58 AM	Instrument Method	: TPHD.MTH
Report Created on	: 01 Feb 10 11:35 AM	Analysis Method	: TPHD.MTH

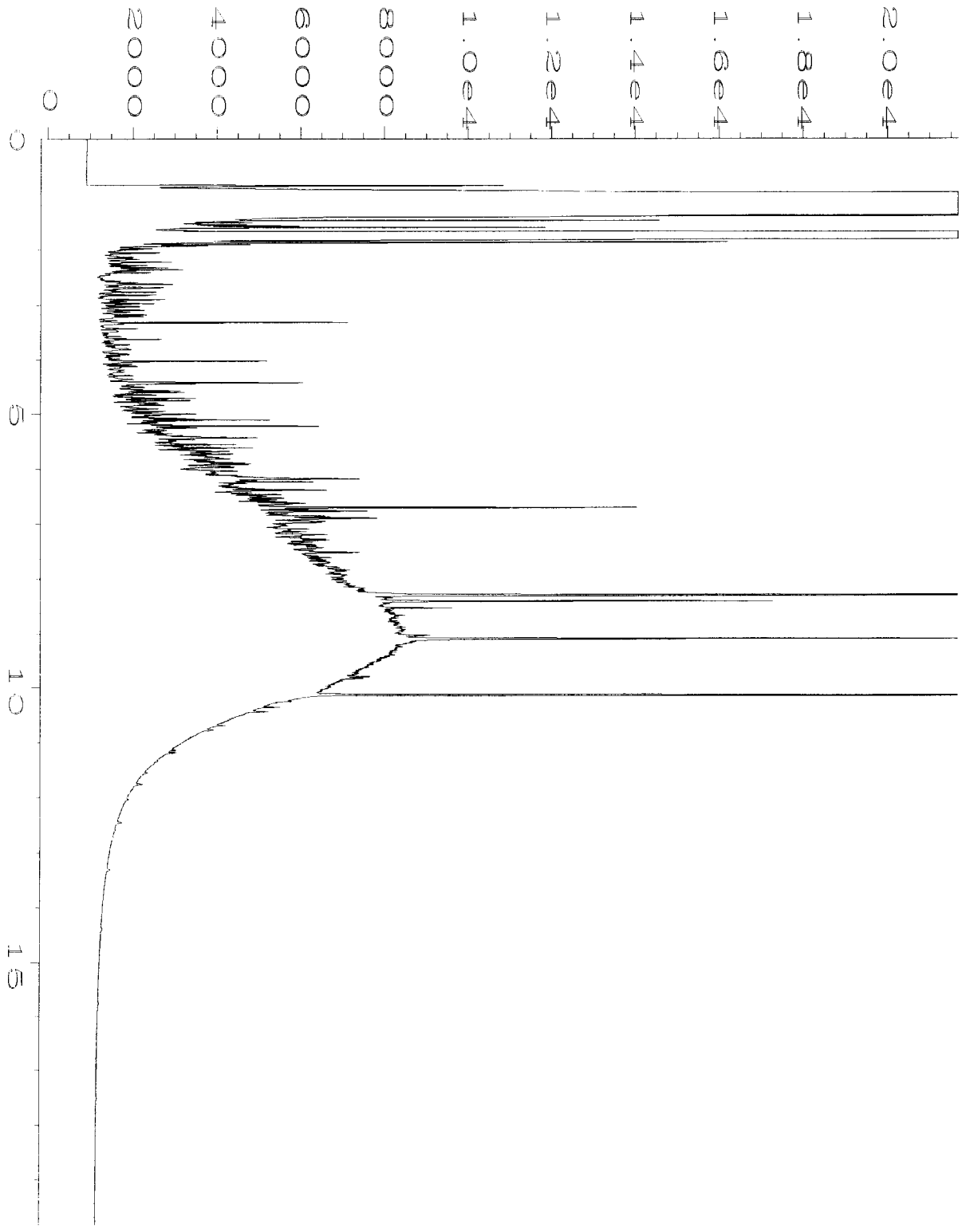

Data File Name : C:\HPCHEM\4\DATA\01-29-10\010F0301.D
Operator : ay
Instrument : GC#4
Sample Name : 001199-03
Run Time Bar Code:
Acquired on : 29 Jan 10 12:25 PM
Report Created on: 01 Feb 10 11:35 AM

Page Number : 1
Vial Number : 10
Injection Number : 1
Sequence Line : 3
Instrument Method: TPHD.MTH
Analysis Method : TPHD.MTH



Data File Name : C:\HPCHEM\4\DATA\01-29-10\011F0301.D
Operator : ay
Instrument : GC#4
Sample Name : 001199-04
Run Time Bar Code:
Acquired on : 29 Jan 10 12:52 PM
Report Created on: 01 Feb 10 11:35 AM

Page Number : 1
Vial Number : 11
Injection Number : 1
Sequence Line : 3
Instrument Method: TPHD.MTH
Analysis Method : TPHD.MTH

2930 Westlake Ave N Suite 100
Seattle, WA 98109
T: (206) 352-3790
F: (206) 352-7178
info@fremontanalytical.com

Friedman and Bruya, Inc.
Attn: Michael Erdahl
3012 16th Ave W.
Seattle, WA 98119

RE: 001199
Fremont Project No: CHM100128-6
Friedman & Bruya Project No: A-272

February 4th, 2010

Michael:

Enclosed are the analytical results for the ***001199*** water sample submitted to Fremont Analytical on January 27th, 2010.

Examination of this sample was conducted for the presence of the following:

- ***Nitrate and Sulfate by EPA Method 300.0***
- ***Dissolved Gases (Methane, Ethane & Ethene) by RSK-175***

These applications were performed under Washington State Department of Ecology accreditation parameters. All appropriate Quality Assurance / Quality Control method parameters have been applied.

Please contact the laboratory if you should have any questions about the results.

Thank you for using Fremont Analytical!

Sincerely,



Michael Dee
Sr. Chemist / Principal

mikedee@fremontanalytical.com

2930 Westlake Ave . N., Suite 100
Seattle, WA 98109

T: 206.352.3790
F: 206-352-7178
email: info@fremontanalytical.com

Analysis of Dissolved Gases by RSK-175

Project: 001199
Client: Friedman & Bruya, Inc.
Client Project #: A-272
Lab Project #: CHM100128-6

RSK-175 (mg/L)	MRL	Method Blank	LCS	01MW63-201001227	QA Sample *Batch 100129-3-1*	QA Duplicate *Batch 100129-3-1*	RPD %
Date Extracted		2/1/10	2/1/10	2/1/10	2/1/10	2/1/10	
Date Analyzed		2/1/10	2/1/10	2/1/10	2/1/10	2/1/10	
Matrix				Water	Water	Water	
Methane	0.005	nd	94%	**0.556**	**0.094**	**0.090**	4%
Ethane	0.005	nd	81%	nd	nd	nd	
Ethene	0.005	nd	91%	nd	nd	nd	

"nd" Indicates not detected at listed reporting limits
"int" Indicates that interference prevents determination
* Instrument Detection Limit
"J" Indicates estimated value
"MRL" Indicates Method Reporting Limit
"LCS" Indicates Laboratory Control Sample
"RPD" Indicates Relative Percent Difference

Acceptable RPD is determined to be less than 30%
Acceptable Recovery Limits:
LCS, LCSD = 80% to 120%
Spike Concentration = 100 PPMV

2930 Westlake Ave. N., Suite 100
Seattle, WA 98109

T: 206.352.3790
F: 206.352.7178
email: info@fremontanalytical.com

Ion Chromatography by EPA Method 300.0

Project: 001199
Client: Friedman & Bruya, Inc.
Client Project #: A-272
Lab Project #: CHM100128-6

EPA Method 300.0 (mg/L)	MRL	Method Blank	LCS	01MW63-201001227	01MW63-201001227 Duplicate	RPD %
Date Analyzed		1/28/10	1/28/10	1/28/10	1/28/10	
Matrix				Water	Water	
Nitrate (NO_3)	0.1	nd	124%	nd	nd	
Sulfate (SO_4)	0.1	nd	100%	**12**	**12**	0.4%

"nd" Indicates no detection at the listed reporting limits
"int" Indicates that interference prevents determination
"J" Indicates estimated value
"MRL" Indicates Method Reporting Limit
"LCS" Indicates Laboratory Control Sample
"MS" Indicates Matrix Spike
"MSD" Indicates Matrix Spike Duplicate
"RPD" Indicates Relative Percent Difference

Acceptable RPD is determined to be less than 30%
Acceptable Recovery Limits:
LCS, LCSD, MS, MSD: 65% to 135%
Spike Concentrations:
NO_3 = 1.0 mg/L
SO_4 = 7.5 mg/L

2930 Westlake Ave. N., Suite 100
Seattle, WA 98109

T: 206.352.3790
F: 206.352.7178
email: info@fremontanalytical.com

Ion Chromatography by EPA Method 300.0

Project: 001199
Client: Friedman & Bruya, Inc.
Client Project #: A-272
Lab Project #: CHM100128-6

		MS	MSD	
EPA Method 300.0	**MRL**	*Batch*	*Batch*	**RPD**
(mg/L)		*100127-5-2*	*100127-5-2*	**%**
Date Analyzed		1/28/10	1/28/10	
Matrix		Water	Water	
Nitrate (NO_3)	0.1	103%	101%	2%
Sulfate (SO_4)	0.1	99%	98%	1%

"nd" Indicates no detection at the listed reporting limits
"int" Indicates that interference prevents determination
"J" Indicates estimated value
"MRL" Indicates Method Reporting Limit
"LCS" Indicates Laboratory Control Sample
"MS" Indicates Matrix Spike
"MSD" Indicates Matrix Spike Duplicate
"RPD" Indicates Relative Percent Difference

Acceptable RPD is determined to be less than 30%
Acceptable Recovery Limits:
LCS, LCSD, MS, MSD: 65% to 135%
Spike Concentrations:
NO_3 = 1.0 mg/L
SO_4 = 7.5 mg/L

SUBCONTRACT SAMPLE CHAIN OF CUSTODY

Send Report To Michael Erdahl

Company Friedman and Bruya, Inc.

Address 3012 16th Ave W

City, State, ZIP Seattle, WA 98119

Phone # (206) 285-8282 Fax # (206) 283-5044

SUBCONTRACTER Fremont CHM100128-6

PROJECT NAME/NO. 001199

PO # A-272

REMARKS

Please Email Results
merdahl@friedmanandbruya.com

TURNAROUND TIME
☒ Standard (2 Weeks)
☐ RUSH
Rush charges authorized by:

SAMPLE DISPOSAL
☐ Dispose after 30 days
☐ Return samples
☐ Will call with instructions

Sample ID	Lab ID	Date Sampled	Time Sampled	Matrix	# of jars	ANALYSES REQUESTED: Oil and Grease	EPH	VPH	Nitrate	Sulfate	Alkalinity	Methane, Ethane and Ethene by RSK 175			Notes
01MW63-20100127		1/27/10	0902	W	4				X	X		X			

Friedman & Bruya, Inc.
3012 16th Avenue West
Seattle, WA 98119-2029
Ph. (206) 285-8282
Fax (206) 283-5044

	SIGNATURE	PRINT NAME	COMPANY	DATE	TIME
Relinquished by:		Michael Erdahl	Friedman & Bruya	1/28/10	11:35
Received by:		Michael Kidzerman	FB	1/28/10	1345
Relinquished by:					
Received by:					

001199

SAMPLE CHAIN OF CUSTODY

ME 01/27/10 B05/A15/V:

Page # ____ of ____

Send Report To Tim Brown, cc: Jessica Brown

Company Sound Environmental Strategies

Address 2400 Airport Way S, Ste. 200

City, State, ZIP Seattle, WA 98134

Phone # 206.306.1900 Fax # 206.306.1907

SAMPLERS (signature)

PROJECT NAME/NO.	PO #
Seattle Terminal	01-600
REMARKS	EIM Y / N

TURNAROUND TIME
⊗ Standard (2 Weeks)
☐ RUSH
Rush charges authorized by:

SAMPLE DISPOSAL
⊗ Dispose after 30 days
☐ Return samples
☐ Will call with instructions

Sample ID	Sample Location	Sample Depth	Lab ID	Date Sampled	Time Sampled	Matrix	# of jars	GRPH by NWTPH-Gx	BTEX by EPA 8021B	DRPH/ORPH by NWTPH-Dx	PCP by EPA 8270D	cVOCs by EPA 8260B	Nitrate and Sulfate by EPA 300.0	Methane, Ethane and Ethene by RSK 175	Notes
01MW15-20100127	01MW15	26'	01 A-F	01/27/10	0902	W	6	X	X	X		X			
01MW63-20100127	01MW63	30	02 A-J	01/27/10	1029	W	10	X	X	X		X	X	X	
01MW97-20100127	01MW97	—	03 A-F	01/27/10	1010	W	6	X	X	X		X			Duplicate
01MW64-20100127	01MW64	34'	04 A-F	01/27/10	1402	W	6	X	X	X		X			

SIGNATURE	PRINT NAME	COMPANY	DATE	TIME
Relinquished by:	Peter Thompson	SES	01/27/10	1535
Received by:	Nhan Pham	FEBI	1/27/10	1535
Relinquished by:				
Received by:		Samples received at 3 °C		

Friedman & Bruya, Inc.
3012 16th Avenue West
Seattle, WA 98119-2029
Ph. (206) 285-8282
Fax (206) 283-5044

FRIEDMAN & BRUYA, INC.

ENVIRONMENTAL CHEMISTS

James E. Bruya, Ph.D.
Charlene Morrow, M.S.
Yelena Aravkina, M.S.
Bradley T. Benson, B.S.
Kurt Johnson, B.S.

3012 16th Avenue West
Seattle, WA 98119-2029
TEL: (206) 285-8282
FAX: (206) 283-5044
e-mail: fbi@isomedia.com

February 11, 2010

Tim Brown, Project Manager
Sound Environmental Strategies Corporation
2400 Airport Way S., Suite 200
Seattle, WA 98134-2020

Dear Mr. Brown:

Included are the results from the testing of material submitted on January 28, 2010 from the TOC_01-600_20100128 WORFDB4, F&BI 001213 project. There are 15 pages included in this report. Any samples that may remain are currently scheduled for disposal in 30 days. If you would like us to return your samples or arrange for long term storage at our offices, please contact us as soon as possible.

We appreciate this opportunity to be of service to you and hope you will call if you should have any questions.

Sincerely,

FRIEDMAN & BRUYA, INC.



Michael Erdahl
Project Manager

Enclosures
c: Mark Chandler, Jessica Brown
SOU0211R.DOC

CASE NARRATIVE

This case narrative encompasses samples received on January 28, 2010 by Friedman & Bruya, Inc. from the Sound Environmental Strategies TOC_01-600_20100128 WORFDB4, F&BI 001213 project. Samples were logged in under the laboratory ID's listed below.

Laboratory ID	Sound Environmental Strategies
001213-01	01MW20-20100128
001213-02	01MW19-20100128
001213-03	01MW45-20100128

Samples 01MW45-201001128 and was sent to Fremont Analytical for nitrate, sulfate, and dissolved gasses analyses. Review of the enclosed report indicates that all quality assurance were acceptable.

All quality control requirements were acceptable.

Date of Report: 02/11/10
Date Received: 01/28/10
Project: TOC_01-600_20100128 WORFDB4, F&BI 001213
Date Extracted: 02/03/10
Date Analyzed: 02/04/10 and 02/05/10

RESULTS FROM THE ANALYSIS OF THE WATER SAMPLES FOR BENZENE, TOLUENE, ETHYLBENZENE, XYLENES AND TPH AS GASOLINE USING EPA METHOD 8021B AND NWTPH-Gx

Results Reported as ug/L (ppb)

Sample ID Laboratory ID	Benzene	Toluene	Ethyl Benzene	Total Xylenes	Gasoline Range	Surrogate (% Recovery) (Limit 52-124)
01MW20-20100128 001213-01	31	9	83	140	1,300	99
01MW19-20100128 001213-02 1/20	4,200	65	730	2,800	22,000	97
01MW45-20100128 001213-03	3	2	<1	<3	200	89
Method Blank	<1	<1	<1	<3	<100	89

Date of Report: 02/11/10
Date Received: 01/28/10
Project: TOC_01-600_20100128 WORFDB4, F&BI 001213
Date Extracted: 01/29/10
Date Analyzed: 01/30/10

RESULTS FROM THE ANALYSIS OF THE WATER SAMPLES FOR TOTAL PETROLEUM HYDROCARBONS AS DIESEL AND MOTOR OIL USING METHOD NWTPH-Dx

Results Reported as ug/L (ppb)

Sample ID Laboratory ID	Diesel Range (C_{10}-C_{25})	Motor Oil Range (C_{25}-C_{36})	Surrogate (% Recovery) (Limit 50-150)
01MW20-20100128 001213-01	640 x	<250	87
01MW19-20100128 001213-02	2,300 x	2,300 x	74
01MW45-20100128 001213-03	620 x	<250	94
Method Blank	<50	<250	79

Analysis For Volatile Compounds By EPA Method 8260C

Client Sample ID:	01MW19-20100128	Client:	Sound Environmental Strategies
Date Received:	01/28/10	Project:	TOC_01-600_20100128 WORFDB4
Date Extracted:	02/04/10	Lab ID:	001213-02
Date Analyzed:	02/04/10	Data File:	020419.D
Matrix:	Water	Instrument:	GCMS5
Units:	ug/L (ppb)	Operator:	VM

Surrogates:	% Recovery:	Lower Limit:	Upper Limit:
1,2-Dichloroethane-d4	98	65	127
Toluene-d8	105	69	127
4-Bromofluorobenzene	102	77	156

Compounds:	Concentration ug/L (ppb)
Vinyl chloride	<0.2
Chloroethane	<1
1,1-Dichloroethene	<1
Methylene chloride	<5
trans-1,2-Dichloroethene	<1
1,1-Dichloroethane	<1
cis-1,2-Dichloroethene	<1
1,2-Dichloroethane (EDC)	<1
1,1,1-Trichloroethane	<1
Trichloroethene	<1
Tetrachloroethene	<1

Analysis For Volatile Compounds By EPA Method 8260C

Client Sample ID:	01MW45-20100128	Client:	Sound Environmental Strategies
Date Received:	01/28/10	Project:	TOC_01-600_20100128 WORFDB4
Date Extracted:	02/04/10	Lab ID:	001213-03
Date Analyzed:	02/04/10	Data File:	020420.D
Matrix:	Water	Instrument:	GCMS5
Units:	ug/L (ppb)	Operator:	VM

Surrogates:	% Recovery:	Lower Limit:	Upper Limit:
1,2-Dichloroethane-d4	100	65	127
Toluene-d8	99	69	127
4-Bromofluorobenzene	102	77	156

Compounds:	Concentration ug/L (ppb)
Vinyl chloride	2.4
Chloroethane	<1
1,1-Dichloroethene	<1
Methylene chloride	<5
trans-1,2-Dichloroethene	<1
1,1-Dichloroethane	<1
cis-1,2-Dichloroethene	80
1,2-Dichloroethane (EDC)	<1
1,1,1-Trichloroethane	<1
Trichloroethene	370 ve
Tetrachloroethene	<1

Analysis For Volatile Compounds By EPA Method 8260C

Client Sample ID:	01MW45-20100128	Client:	Sound Environmental Strategies
Date Received:	01/28/10	Project:	TOC_01-600_20100128 WORFDB4
Date Extracted:	02/04/10	Lab ID:	001213-03 1/10
Date Analyzed:	02/05/10	Data File:	020441.D
Matrix:	Water	Instrument:	GCMS5
Units:	ug/L (ppb)	Operator:	VM

Surrogates:	% Recovery:	Lower Limit:	Upper Limit:
1,2-Dichloroethane-d4	101	65	127
Toluene-d8	98	69	127
4-Bromofluorobenzene	99	77	156

Compounds:	Concentration ug/L (ppb)
Vinyl chloride	2.4
Chloroethane	<10
1,1-Dichloroethene	<10
Methylene chloride	<50
trans-1,2-Dichloroethene	<10
1,1-Dichloroethane	<10
cis-1,2-Dichloroethene	66
1,2-Dichloroethane (EDC)	<10
1,1,1-Trichloroethane	<10
Trichloroethene	360
Tetrachloroethene	<10

Analysis For Volatile Compounds By EPA Method 8260C

Client Sample ID:	Method Blank	Client:	Sound Environmental Strategies
Date Received:	Not Applicable	Project:	TOC_01-600_20100128 WORFDB4
Date Extracted:	02/04/10	Lab ID:	00107 mb
Date Analyzed:	02/04/10	Data File:	020407.D
Matrix:	Water	Instrument:	GCMS5
Units:	ug/L (ppb)	Operator:	VM

Surrogates:	% Recovery:	Lower Limit:	Upper Limit:
1,2-Dichloroethane-d4	101	65	127
Toluene-d8	99	69	127
4-Bromofluorobenzene	96	77	156

Compounds:	Concentration ug/L (ppb)
Vinyl chloride	<0.2
Chloroethane	<1
1,1-Dichloroethene	<1
Methylene chloride	<5
trans-1,2-Dichloroethene	<1
1,1-Dichloroethane	<1
cis-1,2-Dichloroethene	<1
1,2-Dichloroethane (EDC)	<1
1,1,1-Trichloroethane	<1
Trichloroethene	<1
Tetrachloroethene	<1

Analysis for Semivolatile Phenols By EPA Method 8270D SIM

Client Sample ID:	01MW20-20100128	Client:	Sound Environmental Strategies
Date Received:	01/28/10	Project:	TOC_01-600_20100128 WORFDB4
Date Extracted:	02/01/10	Lab ID:	001213-01
Date Analyzed:	02/02/10	Data File:	020220.D
Matrix:	Water	Instrument:	GCMS3
Units:	ug/L (ppb)	Operator:	YA

Surrogates:	% Recovery:	Lower Limit:	Upper Limit:
2,4,6-Tribromophenol	82	10	154

Compounds:	Concentration ug/L (ppb)
Pentachlorophenol	<0.5

Analysis for Semivolatile Phenols By EPA Method 8270D SIM

Client Sample ID:	Method Blank	Client:	Sound Environmental Strategies
Date Received:	Not Applicable	Project:	TOC_01-600_20100128 WORFDB4
Date Extracted:	02/01/10	Lab ID:	00146mb
Date Analyzed:	02/02/10	Data File:	020205.D
Matrix:	Water	Instrument:	GCMS3
Units:	ug/L (ppb)	Operator:	YA

Surrogates:	% Recovery:	Lower Limit:	Upper Limit:
2,4,6-Tribromophenol	92	10	154

Compounds:	Concentration ug/L (ppb)
Pentachlorophenol	<0.5

Date of Report: 02/11/10
Date Received: 01/28/10
Project: TOC_01-600_20100128 WORFDB4, F&BI 001213

QUALITY ASSURANCE RESULTS FOR THE ANALYSIS OF WATER SAMPLES FOR BENZENE, TOLUENE, ETHYLBENZENE, XYLENES, AND TPH AS GASOLINE USING EPA METHOD 8021B AND NWTPH-Gx

Laboratory Code: 001187-01 (Duplicate)

Analyte	Reporting Units	Sample Result	Duplicate Result	Relative Percent Difference (Limit 20)
Benzene	ug/L (ppb)	<1	<1	nm
Toluene	ug/L (ppb)	<1	<1	nm
Ethylbenzene	ug/L (ppb)	<1	<1	nm
Xylenes	ug/L (ppb)	<3	<3	nm
Gasoline	ug/L (ppb)	<100	<100	nm

Laboratory Code: Laboratory Control Sample

Analyte	Reporting Units	Spike Level	Percent Recovery LCS	Acceptance Criteria
Benzene	ug/L (ppb)	50	100	65-118
Toluene	ug/L (ppb)	50	100	72-122
Ethylbenzene	ug/L (ppb)	50	99	73-126
Xylenes	ug/L (ppb)	150	99	74-118
Gasoline	ug/L (ppb)	1,000	94	69-134

Date of Report: 02/11/10
Date Received: 01/28/10
Project: TOC_01-600_20100128 WORFDB4, F&BI 001213

QUALITY ASSURANCE RESULTS FOR THE ANALYSIS OF WATER SAMPLES FOR TOTAL PETROLEUM HYDROCARBONS AS DIESEL EXTENDED USING METHOD NWTPH-Dx

Laboratory Code: Laboratory Control Sample

Analyte	Reporting Units	Spike Level	Percent Recovery LCS	Percent Recovery LCSD	Acceptance Criteria	RPD (Limit 20)
Diesel Extended	ug/L (ppb)	2,500	107	115	69-135	7

Date of Report: 02/11/10
Date Received: 01/28/10
Project: TOC_01-600_20100128 WORFDB4, F&BI 001213

QUALITY ASSURANCE RESULTS FOR THE ANALYSIS OF WATER SAMPLES FOR VOLATILES BY EPA METHOD 8260C

Laboratory Code: 002028-01 (Duplicate)

Analyte	Reporting Units	Sample Result	Duplicate Result	Relative Percent Difference (Limit 20)
Vinyl chloride	ug/L (ppb)	<0.2	<0.2	nm
Chloroethane	ug/L (ppb)	<1	<1	nm
1,1-Dichloroethene	ug/L (ppb)	<1	<1	nm
Methylene chloride	ug/L (ppb)	<5	<5	nm
trans-1,2-Dichloroethene	ug/L (ppb)	<1	<1	nm
1,1-Dichloroethane	ug/L (ppb)	<1	<1	nm
cis-1,2-Dichloroethene	ug/L (ppb)	<1	<1	nm
1,2-Dichloroethane (EDC)	ug/L (ppb)	<1	<1	nm
1,1,1-Trichloroethane	ug/L (ppb)	<1	<1	nm
Trichloroethene	ug/L (ppb)	<1	<1	nm
Tetrachloroethene	ug/L (ppb)	<1	<1	nm

Laboratory Code: 002028-02 (Matrix Spike)

Analyte	Reporting Units	Spike Level	Sample Result	Percent Recovery MS	Acceptance Criteria
Vinyl chloride	ug/L (ppb)	50	<0.2	101	35-159
Chloroethane	ug/L (ppb)	50	<1	97	19-172
1,1-Dichloroethene	ug/L (ppb)	50	<1	103	34-149
Methylene chloride	ug/L (ppb)	50	<5	104	64-126
trans-1,2-Dichloroethene	ug/L (ppb)	50	<1	101	65-131
1,1-Dichloroethane	ug/L (ppb)	50	<1	102	59-132
cis-1,2-Dichloroethene	ug/L (ppb)	50	<1	110	64-134
1,2-Dichloroethane (EDC)	ug/L (ppb)	50	<1	106	67-133
1,1,1-Trichloroethane	ug/L (ppb)	50	<1	105	59-142
Trichloroethene	ug/L (ppb)	50	<1	101	71-121
Tetrachloroethene	ug/L (ppb)	50	<1	103	71-130

Date of Report: 02/11/10
Date Received: 01/28/10
Project: TOC_01-600_20100128 WORFDB4, F&BI 001213

QUALITY ASSURANCE RESULTS FOR THE ANALYSIS OF WATER SAMPLES FOR VOLATILES BY EPA METHOD 8260C

Laboratory Code: Laboratory Control Sample

Analyte	Reporting Units	Spike Level	Percent Recovery LCS	Percent Recovery LCSD	Acceptance Criteria	RPD (Limit 20)
Vinyl chloride	ug/L (ppb)	50	99	100	53-131	1
Chloroethane	ug/L (ppb)	50	86	95	52-127	10
1,1-Dichloroethene	ug/L (ppb)	50	97	97	68-131	0
Methylene chloride	ug/L (ppb)	50	98	103	56-136	5
trans-1,2-Dichloroethene	ug/L (ppb)	50	103	106	71-128	3
1,1-Dichloroethane	ug/L (ppb)	50	101	104	74-118	3
cis-1,2-Dichloroethene	ug/L (ppb)	50	107	113	74-126	5
1,2-Dichloroethane (EDC)	ug/L (ppb)	50	102	106	77-118	4
1,1,1-Trichloroethane	ug/L (ppb)	50	103	106	77-123	3
Trichloroethene	ug/L (ppb)	50	104	107	74-119	3
Tetrachloroethene	ug/L (ppb)	50	111	114	86-121	3

Date of Report: 02/11/10
Date Received: 01/28/10
Project: TOC_01-600_20100128 WORFDB4, F&BI 001213

QUALITY ASSURANCE RESULTS FOR THE ANALYSIS OF WATER SAMPLES FOR SEMIVOLATILE PHENOLS BY EPA METHOD 8270D SIM

Laboratory Code: Laboratory Control Sample

Analyte	Reporting Units	Spike Level	Percent Recovery LCS	Percent Recovery LCSD	Acceptance Criteria	RPD (Limit 20)
Pentachlorophenol	ug/L (ppb)	7.5	90	87	15-124	3

Data Qualifiers & Definitions

a - The analyte was detected at a level less than five times the reporting limit. The RPD results may not provide reliable information on the variability of the analysis.

A1 – More than one compound of similar molecule structure was identified with equal probability.

b - The analyte was spiked at a level that was less than five times that present in the sample. Matrix spike recoveries may not be meaningful.

ca - The calibration results for this range fell outside of acceptance criteria. The value reported is an estimate.

c - The presence of the analyte indicated may be due to carryover from previous sample injections.

d - The sample was diluted. Detection limits may be raised due to dilution.

ds - The sample was diluted. Detection limits are raised due to dilution and surrogate recoveries may not be meaningful.

dv - Insufficient sample was available to achieve normal reporting limits and limits are raised accordingly.

fb - Analyte present in the blank and the sample.

fc – The compound is a common laboratory and field contaminant.

hr - The sample and duplicate were reextracted and reanalyzed. RPD results were still outside of control limits. The variability is attributed to sample inhomogeneity.

ht - Analysis performed outside the method or client-specified holding time requirement.

ip - Recovery fell outside of normal control limits. Compounds in the sample matrix interfered with the quantitation of the analyte.

j – The result is below normal reporting limits. The value reported is an estimate.

J - The internal standard associated with the analyte is out of control limits. The reported concentration is an estimate.

jl - The analyte result in the laboratory control sample is out of control limits. The reported concentration should be considered an estimate.

jr - The rpd result in laboratory control sample associated with the analyte is out of control limits. The reported concentration should be considered an estimate.

js - The surrogate associated with the analyte is out of control limits. The reported concentration should be considered an estimate.

lc - The presence of the compound indicated is likely due to laboratory contamination.

L - The reported concentration was generated from a library search.

nm - The analyte was not detected in one or more of the duplicate analyses. Therefore, calculation of the RPD is not applicable.

pc – The sample was received in a container not approved by the method. The value reported should be considered an estimate.

pr – The sample was received with incorrect preservation. The value reported should be considered an estimate.

ve - Estimated concentration calculated for an analyte response above the valid instrument calibration range. A dilution is required to obtain an accurate quantification of the analyte.

vo - The value reported fell outside the control limits established for this analyte.

x - The sample chromatographic pattern does not resemble the fuel standard used for quantitation.

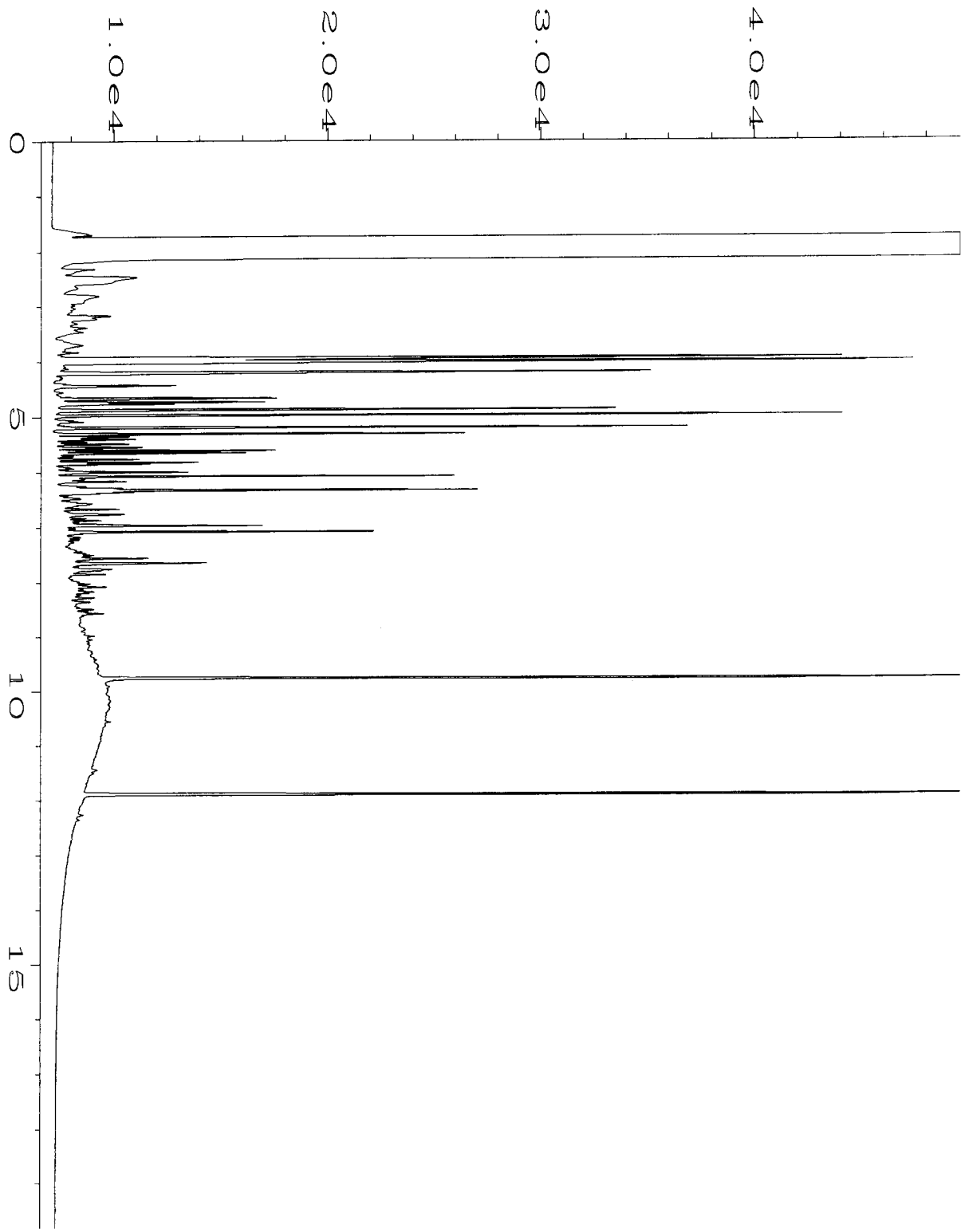

Data File Name : C:\HPCHEM\1\DATA\01-29-10\034F0901.D
Operator : ay
Instrument : GC1
Sample Name : 001213-01
Run Time Bar Code:
Acquired on : 30 Jan 10 00:58 AM
Report Created on: 01 Feb 10 09:50 AM

Page Number : 1
Vial Number : 34
Injection Number : 1
Sequence Line : 9
Instrument Method: TPHD.MTH
Analysis Method : TPHD.MTH

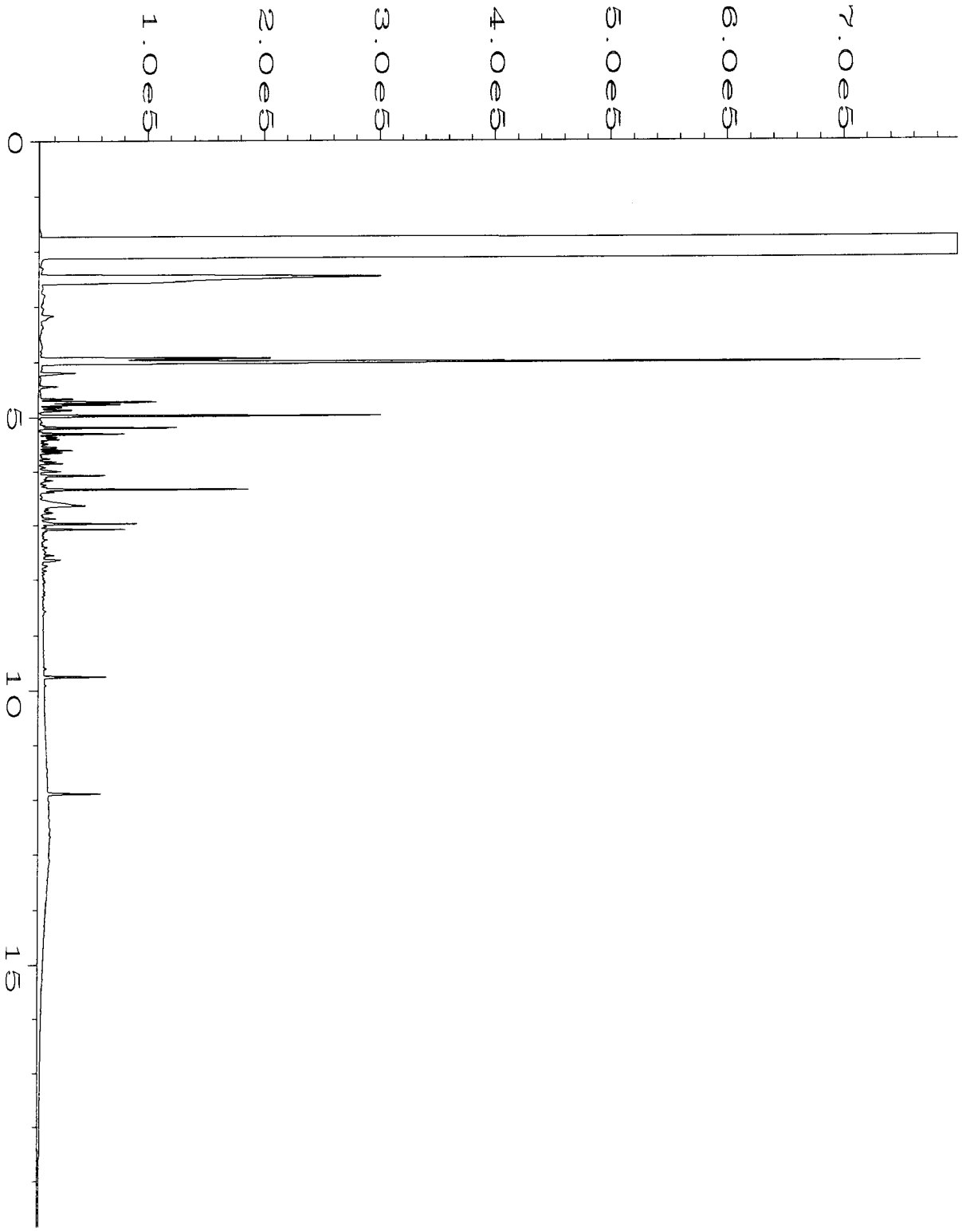

Data File Name : C:\HPCHEM\1\DATA\01-29-10\035F0901.D
Operator : ay
Instrument : GC1
Sample Name : 001213-02
Run Time Bar Code:
Acquired on : 30 Jan 10 01:25 AM
Report Created on: 01 Feb 10 09:50 AM

Page Number : 1
Vial Number : 35
Injection Number : 1
Sequence Line : 9
Instrument Method: TPHD.MTH
Analysis Method : TPHD.MTH

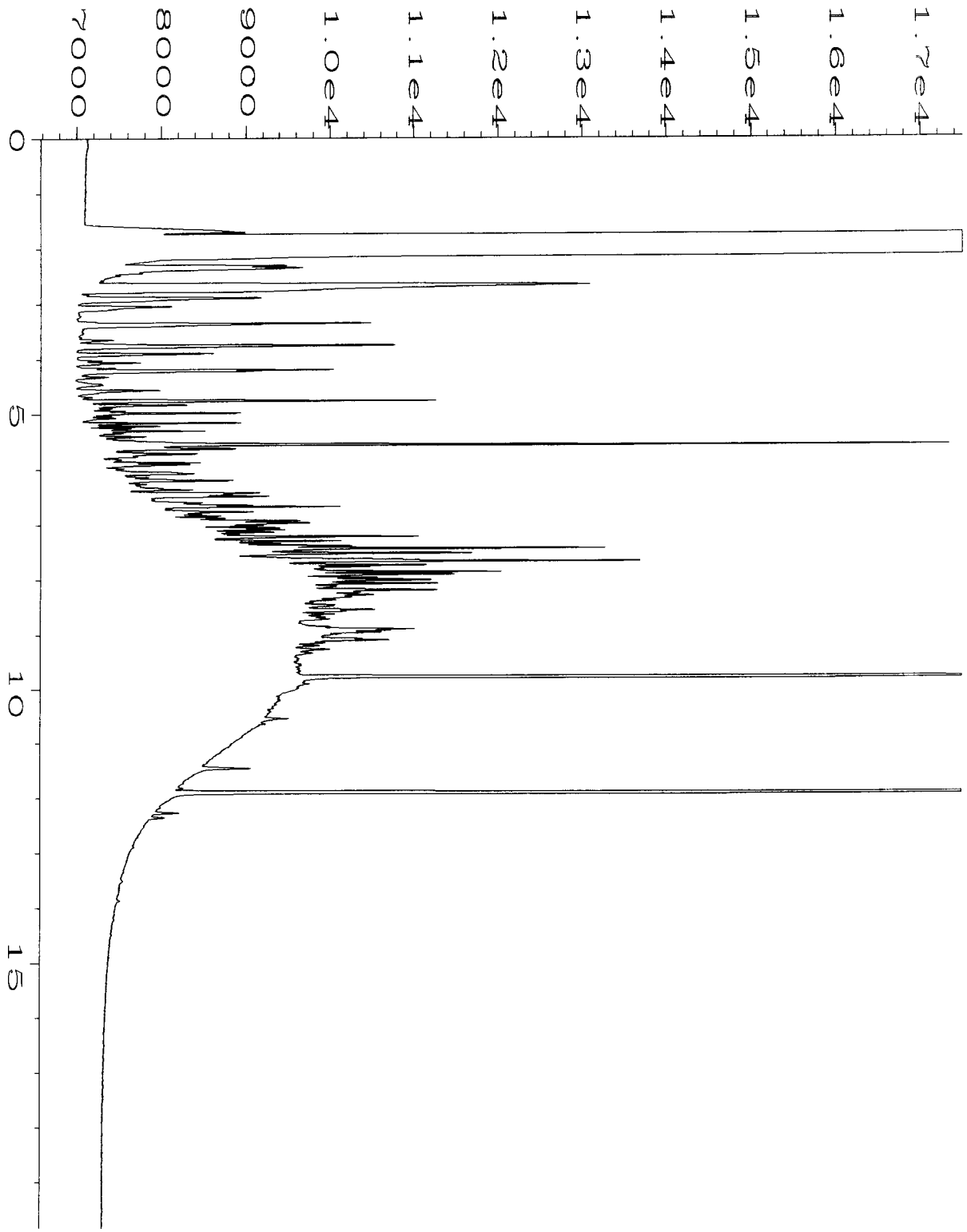

Data File Name : C:\HPCHEM\1\DATA\01-29-10\036F1101.D
Operator : ay
Instrument : GC1
Sample Name : 001213-03
Run Time Bar Code:
Acquired on : 30 Jan 10 02:44 AM
Report Created on: 01 Feb 10 09:50 AM

Page Number : 1
Vial Number : 36
Injection Number : 1
Sequence Line : 11
Instrument Method: TPHD.MTH
Analysis Method : TPHD.MTH

2930 Westlake Ave N Suite 100
Seattle, WA 98109
T: (206) 352-3790
F: (206) 352-7178
info@fremontanalytical.com

Friedman and Bruya, Inc.
Attn: Michael Erdahl
3012 16th Ave W.
Seattle, WA 98119

RE: 001213
Fremont Project No: CHM100129-3
Friedman & Bruya Project No: A-272

February 4th, 2010

Michael:

Enclosed are the analytical results for the ***001213*** water sample submitted to Fremont Analytical on January 29th, 2010.

Examination of this sample was conducted for the presence of the following:

- ***Nitrate and Sulfate by EPA Method 300.0***
- ***Dissolved Gases (Methane, Ethane & Ethene) by RSK-175***

These applications were performed under Washington State Department of Ecology accreditation parameters. All appropriate Quality Assurance / Quality Control method parameters have been applied.

Please contact the laboratory if you should have any questions about the results.

Thank you for using Fremont Analytical!

Sincerely,



Michael Dee
Sr. Chemist / Principal

mikedee@fremontanalytical.com

2930 Westlake Ave . N., Suite 100
Seattle, WA 98109

T: 206.352.3790
F: 206-352-7178
email: info@fremontanalytical.com

Analysis of Dissolved Gases by RSK-175

Project: 001213
Client: Friedman & Bruya, Inc.
Client Project #: A-272
Lab Project #: CHM100129-3

					Duplicate	
RSK-175 (mg/L)	**MRL**	**Method Blank**	**LCS**	**01MW45-20100128**	**01MW45-20100128**	**RPD %**
Date Extracted		2/1/10	2/1/10	2/1/10	2/1/10	
Date Analyzed		2/1/10	2/1/10	2/1/10	2/1/10	
Matrix				Water	Water	
Methane	0.005	nd	94%	**0.094**	**0.090**	4%
Ethane	0.005	nd	81%	nd	nd	
Ethene	0.005	nd	91%	nd	nd	

"nd" Indicates not detected at listed reporting limits
"int" Indicates that interference prevents determination
* Instrument Detection Limit
"J" Indicates estimated value
"MRL" Indicates Method Reporting Limit
"LCS" Indicates Laboratory Control Sample
"RPD" Indicates Relative Percent Difference

Acceptable RPD is determined to be less than 30%
Acceptable Recovery Limits:
LCS, LCSD = 80% to 120%
Spike Concentration = 100 PPMV

2930 Westlake Ave. N., Suite 100
Seattle, WA 98109

T: 206.352.3790
F: 206.352.7178
email: info@fremontanalytical.com

Ion Chromatography by EPA Method 300.0

Project: 001213
Client: Friedman & Bruya, Inc.
Client Project #: A-272
Lab Project #: CHM100129-3

EPA Method 300.0 (mg/L)	MRL	Method Blank	LCS	01MW45-20100128	QA Sample *Batch* *100129-4-2*	Duplicate *Batch* *100129-4-2*	RPD %
Date Analyzed		1/29/10	1/29/10	1/29/10	1/29/10	1/29/10	
Matrix				Water	Water	Water	
Nitrate (NO_3)	0.1	nd	126%	nd	nd	nd	
Sulfate (SO_4)	0.1	nd	101%	**27**	**34**	**34**	1%

"nd" Indicates no detection at the listed reporting limits
"int" Indicates that interference prevents determination
"J" Indicates estimated value
"MRL" Indicates Method Reporting Limit
"LCS" Indicates Laboratory Control Sample
"MS" Indicates Matrix Spike
"MSD" Indicates Matrix Spike Duplicate
"RPD" Indicates Relative Percent Difference

Acceptable RPD is determined to be less than 30%
Acceptable Recovery Limits:
LCS, LCSD, MS, MSD: 65% to 135%
Spike Concentrations:
NO_3 = 1.0 mg/L
SO_4 = 7.5 mg/L

2930 Westlake Ave. N., Suite 100
Seattle, WA 98109

T: 206.352.3790
F: 206.352.7178
email: info@fremontanalytical.com

Ion Chromatography by EPA Method 300.0

Project: 001213
Client: Friedman & Bruya, Inc.
Client Project #: A-272
Lab Project #: CHM100129-3

		MS	MSD	
EPA Method 300.0	**MRL**	*Batch*	*Batch*	**RPD**
(mg/L)		*100129-4-2*	*100129-4-2*	**%**
Date Analyzed		1/29/10	1/29/10	
Matrix		Water	Water	
Nitrate (NO_3)	0.1	99%	99%	0%
Sulfate (SO_4)	0.1	108%	107%	1%

"nd" Indicates no detection at the listed reporting limit
"int" Indicates that interference prevents determinatic
"J" Indicates estimated value
"MRL" Indicates Method Reporting Limit
"LCS" Indicates Laboratory Control Sample
"MS" Indicates Matrix Spike
"MSD" Indicates Matrix Spike Duplicate
"RPD" Indicates Relative Percent Difference

Acceptable RPD is determined to be less than 30%
Acceptable Recovery Limits:
LCS, LCSD, MS, MSD: 65% to 135%
Spike Concentrations:
NO_3 = 1.0 mg/L
SO_4 = 7.5 mg/L

SUBCONTRACT SAMPLE CHAIN OF CUSTODY

Send Report To Michael Erdahl

Company Friedman and Bruya, Inc.

Address 3012 16th Ave W

City, State, ZIP Seattle, WA 98119

Phone # (206) 285-8282 Fax # (206) 283-5044

SUBCONTRACTER CHM100129-3

PROJECT NAME/NO. 00123

PO # A-272

REMARKS

Please Email Results
merdahl@friedmanandbruya.com

Page # 1 of 1

TURNAROUND TIME
☒ Standard (2 Weeks)
☐ RUSH
Rush charges authorized by:

SAMPLE DISPOSAL
☐ Dispose after 30 days
☐ Return samples
☐ Will call with instructions

Sample ID	Lab ID	Date Sampled	Time Sampled	Matrix	# of jars	Oil and Grease	EPH	VPH	Nitrate	Sulfate	Alkalinity	Methane, Ethane, + Ethene RSK-175			Notes
01 MW-5-20100128		1/28/10	1202	W					x	x		x			

ANALYSES REQUESTED

Friedman & Bruya, Inc.
3012 16th Avenue West
Seattle, WA 98119-2029
Ph. (206) 285-8282
Fax (206) 283-5044

	SIGNATURE	PRINT NAME	COMPANY	DATE	TIME
Relinquished by:		Michael Erdahl	Friedman & Bruya	1/29/10	
Received by:		Mike McGehay	FA	1/29/10	1310
Relinquished by:					
Received by:					

001213

SAMPLE CHAIN OF CUSTODY

ME 01/28/10 V3/ADS/B05

Send Report To Tim Brown, cc: Jessica Brown

Company Sound Environmental Strategies

Address 2400 Airport Way S, Ste. 200

City, State, ZIP Seattle, WA 98134

Phone # 206.306.1900 Fax # 206.306.1907

SAMPLERS (signature)

PROJECT NAME/NO.: Seattle Terminal

PO #: 01-600

REMARKS: Run PCP with low level Detection Limits

EIM Y / N

TURNAROUND TIME
⊗ Standard (2 Weeks)
□ RUSH
Rush charges authorized by:

SAMPLE DISPOSAL
⊗ Dispose after 30 days
Return samples
Will call with instructions

Sample ID	Sample Location	Sample Depth	Lab ID	Date Sampled	Time Sampled	Matrix	# of jars	GRPH by NWTPH-Gx	BTEX by EPA 8021B	DRPH/ORPH by NWTPH-Dx	PCP by EPA 8270D	cVOCs by EPA 8260B	Nitrate and Sulfate by EPA 300.0	Methane, Ethane and Ethene by RSK 175	Notes
01MW20-20100128	01MW20	17.5	01 A-F	1.28.10	0907	W	6	X	X	X	X				
01MW19-20100128	01MW19	17.5	02 A-F	1.28.10	1054	W	6	X	X	X		X			
01MW45-20100128	01MW45	25.5	03 A-J	1.28.10	1202	W	10	X	X	X		X	X	X	

Samples received at 3 °C

AB 1.28.10

Friedman & Bruya, Inc.
3012 16th Avenue West
Seattle, WA 98119-2029
Ph. (206) 285-8282
Fax (206) 283-5044

	SIGNATURE	PRINT NAME	COMPANY	DATE	TIME
Relinquished by:		Jessica Brown	SES	1.28.10	1505
Received by:		Mychel Erdahl	FB.	1	1
Relinquished by:					
Received by:					

FRIEDMAN & BRUYA, INC.

ENVIRONMENTAL CHEMISTS

James E. Bruya, Ph.D.
Charlene Morrow, M.S.
Yelena Aravkina, M.S.
Bradley T. Benson, B.S.
Kurt Johnson, B.S.

3012 16th Avenue West
Seattle, WA 98119-2029
TEL: (206) 285-8282
FAX: (206) 283-5044
e-mail: fbi@isomedia.com

February 11, 2010

Tim Brown, Project Manager
Sound Environmental Strategies Corporation
2400 Airport Way S., Suite 200
Seattle, WA 98134-2020

Dear Mr. Brown:

Included are the results from the testing of material submitted on January 28, 2010 from the TOC_01-600_20100128 WORFDB4, F&BI 001214 project. There are 16 pages included in this report. Any samples that may remain are currently scheduled for disposal in 30 days. If you would like us to return your samples or arrange for long term storage at our offices, please contact us as soon as possible.

We appreciate this opportunity to be of service to you and hope you will call if you should have any questions.

Sincerely,

FRIEDMAN & BRUYA, INC.



Michael Erdahl
Project Manager

Enclosures
c: Mark Chandler, Jessica Brown
SOU0211R.DOC

CASE NARRATIVE

This case narrative encompasses samples received on January 28, 2010 by Friedman & Bruya, Inc. from the Sound Environmental Strategies TOC_01-600_20100128 WORFDB4, F&BI 001214 project. Samples were logged in under the laboratory ID's listed below.

Laboratory ID	Sound Environmental Strategies
001214-01	01MW61-20100128
001214-02	01MW60-20100128
001214-03	01MW62-20100128
001214-04	01MW07-20100128

Samples 01MW60-201001128 and 01MW07-201001128 was sent to Fremont Analytical for nitrate, sulfate, and dissolved gasses analyses. Review of the enclosed report indicates that all quality assurance were acceptable.

All quality control requirements were acceptable.

Date of Report: 02/11/10
Date Received: 01/28/10
Project: TOC_01-600_20100128 WORFDB4, F&BI 001214
Date Extracted: 02/03/10
Date Analyzed: 02/04/10

RESULTS FROM THE ANALYSIS OF THE WATER SAMPLES FOR BENZENE, TOLUENE, ETHYLBENZENE, XYLENES AND TPH AS GASOLINE USING EPA METHOD 8021B AND NWTPH-Gx

Results Reported as ug/L (ppb)

Sample ID Laboratory ID	Benzene	Toluene	Ethyl Benzene	Total Xylenes	Gasoline Range	Surrogate (% Recovery) (Limit 52-124)
01MW61-20100128 001214-01	<1	<1	<1	<3	<100	88
01MW60-20100128 001214-02	<1	<1	<1	<3	<100	62
01MW62-20100128 001214-03	<1	2	<1	<3	270	91
01MW07-20100128 001214-04	<1	2	<1	<3	<100	92
Method Blank	<1	<1	<1	<3	<100	89

Date of Report: 02/11/10
Date Received: 01/28/10
Project: TOC_01-600_20100128 WORFDB4, F&BI 001214
Date Extracted: 01/29/10
Date Analyzed: 01/30/10

RESULTS FROM THE ANALYSIS OF THE WATER SAMPLES FOR TOTAL PETROLEUM HYDROCARBONS AS DIESEL AND MOTOR OIL USING METHOD NWTPH-Dx

Results Reported as ug/L (ppb)

Sample ID Laboratory ID	Diesel Range (C_{10}-C_{25})	Motor Oil Range (C_{25}-C_{36})	Surrogate (% Recovery) (Limit 50-150)
01MW61-20100128 001214-01	<50	<250	89
01MW60-20100128 001214-02	<50	<250	87
01MW62-20100128 001214-03	<50	<250	83
01MW07-20100128 001214-04	820 x	<250	87
Method Blank	<50	<250	79

Analysis For Volatile Compounds By EPA Method 8260C

Client Sample ID:	01MW61-20100128	Client:	Sound Environmental Strategies
Date Received:	01/28/10	Project:	TOC_01-600_20100128 WORFDB4
Date Extracted:	02/08/10	Lab ID:	001214-01
Date Analyzed:	02/08/10	Data File:	020807.D
Matrix:	Water	Instrument:	GCMS5
Units:	ug/L (ppb)	Operator:	VM

Surrogates:	% Recovery:	Lower Limit:	Upper Limit:
1,2-Dichloroethane-d4	104	65	127
Toluene-d8	102	69	127
4-Bromofluorobenzene	97	77	156

Compounds:	Concentration ug/L (ppb)
Vinyl chloride	<0.2
Chloroethane	<1
1,1-Dichloroethene	<1
Methylene chloride	<5
trans-1,2-Dichloroethene	<1
1,1-Dichloroethane	<1
cis-1,2-Dichloroethene	<1
1,2-Dichloroethane (EDC)	<1
1,1,1-Trichloroethane	<1
Trichloroethene	<1
Tetrachloroethene	<1

Analysis For Volatile Compounds By EPA Method 8260C

Client Sample ID:	01MW60-20100128	Client:	Sound Environmental Strategies
Date Received:	01/28/10	Project:	TOC_01-600_20100128 WORFDB4
Date Extracted:	02/08/10	Lab ID:	001214-02
Date Analyzed:	02/08/10	Data File:	020809.D
Matrix:	Water	Instrument:	GCMS5
Units:	ug/L (ppb)	Operator:	VM

Surrogates:	% Recovery:	Lower Limit:	Upper Limit:
1,2-Dichloroethane-d4	107	65	127
Toluene-d8	103	69	127
4-Bromofluorobenzene	98	77	156

Compounds:	Concentration ug/L (ppb)
Vinyl chloride	0.30
Chloroethane	<1
1,1-Dichloroethene	<1
Methylene chloride	<5
trans-1,2-Dichloroethene	<1
1,1-Dichloroethane	<1
cis-1,2-Dichloroethene	<1
1,2-Dichloroethane (EDC)	<1
1,1,1-Trichloroethane	<1
Trichloroethene	8.9
Tetrachloroethene	<1

Analysis For Volatile Compounds By EPA Method 8260C

Client Sample ID:	01MW62-20100128	Client:	Sound Environmental Strategies
Date Received:	01/28/10	Project:	TOC_01-600_20100128 WORFDB4
Date Extracted:	02/08/10	Lab ID:	001214-03
Date Analyzed:	02/08/10	Data File:	020810.D
Matrix:	Water	Instrument:	GCMS5
Units:	ug/L (ppb)	Operator:	VM

Surrogates:	% Recovery:	Lower Limit:	Upper Limit:
1,2-Dichloroethane-d4	101	65	127
Toluene-d8	102	69	127
4-Bromofluorobenzene	100	77	156

Compounds:	Concentration ug/L (ppb)
Vinyl chloride	0.36
Chloroethane	<1
1,1-Dichloroethene	<1
Methylene chloride	<5
trans-1,2-Dichloroethene	<1
1,1-Dichloroethane	<1
cis-1,2-Dichloroethene	4.5
1,2-Dichloroethane (EDC)	<1
1,1,1-Trichloroethane	<1
Trichloroethene	530 ve
Tetrachloroethene	<1

Analysis For Volatile Compounds By EPA Method 8260C

Client Sample ID:	01MW62-20100128	Client:	Sound Environmental Strategies
Date Received:	01/28/10	Project:	TOC_01-600_20100128 WORFDB4
Date Extracted:	02/09/10	Lab ID:	001214-03 1/10
Date Analyzed:	02/10/10	Data File:	020938.D
Matrix:	Water	Instrument:	GCMS5
Units:	ug/L (ppb)	Operator:	VM

Surrogates:	% Recovery:	Lower Limit:	Upper Limit:
1,2-Dichloroethane-d4	104	65	127
Toluene-d8	101	69	127
4-Bromofluorobenzene	101	77	156

Compounds:	Concentration ug/L (ppb)
Vinyl chloride	<2
Chloroethane	<10
1,1-Dichloroethene	<10
Methylene chloride	<50
trans-1,2-Dichloroethene	<10
1,1-Dichloroethane	<10
cis-1,2-Dichloroethene	<10
1,2-Dichloroethane (EDC)	<10
1,1,1-Trichloroethane	<10
Trichloroethene	570
Tetrachloroethene	<10

Analysis For Volatile Compounds By EPA Method 8260C

Client Sample ID:	01MW07-20100128	Client:	Sound Environmental Strategies
Date Received:	01/28/10	Project:	TOC_01-600_20100128 WORFDB4
Date Extracted:	02/09/10	Lab ID:	001214-04
Date Analyzed:	02/10/10	Data File:	020937.D
Matrix:	Water	Instrument:	GCMS5
Units:	ug/L (ppb)	Operator:	VM

Surrogates:	% Recovery:	Lower Limit:	Upper Limit:
1,2-Dichloroethane-d4	102	65	127
Toluene-d8	102	69	127
4-Bromofluorobenzene	103	77	156

Compounds:	Concentration ug/L (ppb)
Vinyl chloride	0.58
Chloroethane	<1
1,1-Dichloroethene	<1
Methylene chloride	<5
trans-1,2-Dichloroethene	<1
1,1-Dichloroethane	<1
cis-1,2-Dichloroethene	<1
1,2-Dichloroethane (EDC)	<1
1,1,1-Trichloroethane	<1
Trichloroethene	4.8
Tetrachloroethene	<1

Analysis For Volatile Compounds By EPA Method 8260C

Client Sample ID:	Method Blank	Client:	Sound Environmental Strategies
Date Received:	Not Applicable	Project:	TOC_01-600_20100128 WORFDB4
Date Extracted:	02/08/10	Lab ID:	00110 mb
Date Analyzed:	02/08/10	Data File:	020806.D
Matrix:	Water	Instrument:	GCMS5
Units:	ug/L (ppb)	Operator:	VM

Surrogates:	% Recovery:	Lower Limit:	Upper Limit:
1,2-Dichloroethane-d4	106	65	127
Toluene-d8	99	69	127
4-Bromofluorobenzene	98	77	156

Compounds:	Concentration ug/L (ppb)
Vinyl chloride	<0.2
Chloroethane	<1
1,1-Dichloroethene	<1
Methylene chloride	<5
trans-1,2-Dichloroethene	<1
1,1-Dichloroethane	<1
cis-1,2-Dichloroethene	<1
1,2-Dichloroethane (EDC)	<1
1,1,1-Trichloroethane	<1
Trichloroethene	<1
Tetrachloroethene	<1

Analysis For Volatile Compounds By EPA Method 8260C

Client Sample ID:	Method Blank	Client:	Sound Environmental Strategies
Date Received:	Not Applicable	Project:	TOC_01-600_20100128 WORFDB4
Date Extracted:	02/09/10	Lab ID:	00112 mb
Date Analyzed:	02/09/10	Data File:	020907.D
Matrix:	Water	Instrument:	GCMS5
Units:	ug/L (ppb)	Operator:	VM

Surrogates:	% Recovery:	Lower Limit:	Upper Limit:
1,2-Dichloroethane-d4	106	65	127
Toluene-d8	104	69	127
4-Bromofluorobenzene	100	77	156

Compounds:	Concentration ug/L (ppb)
Vinyl chloride	<0.2
Chloroethane	<1
1,1-Dichloroethene	<1
Methylene chloride	<5
trans-1,2-Dichloroethene	<1
1,1-Dichloroethane	<1
cis-1,2-Dichloroethene	<1
1,2-Dichloroethane (EDC)	<1
1,1,1-Trichloroethane	<1
Trichloroethene	<1
Tetrachloroethene	<1

Date of Report: 02/11/10
Date Received: 01/28/10
Project: TOC_01-600_20100128 WORFDB4, F&BI 001214

QUALITY ASSURANCE RESULTS FOR THE ANALYSIS OF WATER SAMPLES FOR BENZENE, TOLUENE, ETHYLBENZENE, XYLENES, AND TPH AS GASOLINE USING EPA METHOD 8021B AND NWTPH-Gx

Laboratory Code: 001187-01 (Duplicate)

Analyte	Reporting Units	Sample Result	Duplicate Result	Relative Percent Difference (Limit 20)
Benzene	ug/L (ppb)	<1	<1	nm
Toluene	ug/L (ppb)	<1	<1	nm
Ethylbenzene	ug/L (ppb)	<1	<1	nm
Xylenes	ug/L (ppb)	<3	<3	nm
Gasoline	ug/L (ppb)	<100	<100	nm

Laboratory Code: Laboratory Control Sample

Analyte	Reporting Units	Spike Level	Percent Recovery LCS	Acceptance Criteria
Benzene	ug/L (ppb)	50	100	65-118
Toluene	ug/L (ppb)	50	100	72-122
Ethylbenzene	ug/L (ppb)	50	99	73-126
Xylenes	ug/L (ppb)	150	99	74-118
Gasoline	ug/L (ppb)	1,000	94	69-134

Date of Report: 02/11/10
Date Received: 01/28/10
Project: TOC_01-600_20100128 WORFDB4, F&BI 001214

QUALITY ASSURANCE RESULTS FOR THE ANALYSIS OF WATER SAMPLES FOR TOTAL PETROLEUM HYDROCARBONS AS DIESEL EXTENDED USING METHOD NWTPH-Dx

Laboratory Code: Laboratory Control Sample

Analyte	Reporting Units	Spike Level	Percent Recovery LCS	Percent Recovery LCSD	Acceptance Criteria	RPD (Limit 20)
Diesel Extended	ug/L (ppb)	2,500	107	115	69-135	7

Date of Report: 02/11/10
Date Received: 01/28/10
Project: TOC_01-600_20100128 WORFDB4, F&BI 001214

QUALITY ASSURANCE RESULTS FOR THE ANALYSIS OF WATER SAMPLES FOR VOLATILES BY EPA METHOD 8260C

Laboratory Code: 001214-01 (Duplicate)

Analyte	Reporting Units	Sample Result	Duplicate Result	Relative Percent Difference (Limit 20)
Vinyl chloride	ug/L (ppb)	<0.2	<0.2	nm
Chloroethane	ug/L (ppb)	<1	<1	nm
1,1-Dichloroethene	ug/L (ppb)	<1	<1	nm
Methylene chloride	ug/L (ppb)	<5	<5	nm
trans-1,2-Dichloroethene	ug/L (ppb)	<1	<1	nm
1,1-Dichloroethane	ug/L (ppb)	<1	<1	nm
cis-1,2-Dichloroethene	ug/L (ppb)	<1	<1	nm
1,2-Dichloroethane (EDC)	ug/L (ppb)	<1	<1	nm
1,1,1-Trichloroethane	ug/L (ppb)	<1	<1	nm
Trichloroethene	ug/L (ppb)	<1	<1	nm
Tetrachloroethene	ug/L (ppb)	<1	<1	nm

Laboratory Code: 001214-02 (Matrix Spike)

Analyte	Reporting Units	Spike Level	Sample Result	Percent Recovery MS	Acceptance Criteria
Vinyl chloride	ug/L (ppb)	50	0.30	89	35-159
Chloroethane	ug/L (ppb)	50	<1	95	19-172
1,1-Dichloroethene	ug/L (ppb)	50	<1	96	34-149
Methylene chloride	ug/L (ppb)	50	<5	101	64-126
trans-1,2-Dichloroethene	ug/L (ppb)	50	<1	105	65-131
1,1-Dichloroethane	ug/L (ppb)	50	<1	103	59-132
cis-1,2-Dichloroethene	ug/L (ppb)	50	<1	110	64-134
1,2-Dichloroethane (EDC)	ug/L (ppb)	50	<1	110	67-133
1,1,1-Trichloroethane	ug/L (ppb)	50	<1	108	59-142
Trichloroethene	ug/L (ppb)	50	8.9	111	71-121
Tetrachloroethene	ug/L (ppb)	50	<1	107	71-130

Date of Report: 02/11/10
Date Received: 01/28/10
Project: TOC_01-600_20100128 WORFDB4, F&BI 001214

QUALITY ASSURANCE RESULTS FOR THE ANALYSIS OF WATER SAMPLES FOR VOLATILES BY EPA METHOD 8260C

Laboratory Code: Laboratory Control Sample

Analyte	Reporting Units	Spike Level	Percent Recovery LCS	Percent Recovery LCSD	Acceptance Criteria	RPD (Limit 20)
Vinyl chloride	ug/L (ppb)	50	90	95	53-131	5
Chloroethane	ug/L (ppb)	50	91	93	52-127	2
1,1-Dichloroethene	ug/L (ppb)	50	92	95	68-131	3
Methylene chloride	ug/L (ppb)	50	102	104	56-136	2
trans-1,2-Dichloroethene	ug/L (ppb)	50	104	104	71-128	0
1,1-Dichloroethane	ug/L (ppb)	50	106	106	74-118	0
cis-1,2-Dichloroethene	ug/L (ppb)	50	113	112	74-126	1
1,2-Dichloroethane (EDC)	ug/L (ppb)	50	111	111	77-118	0
1,1,1-Trichloroethane	ug/L (ppb)	50	112	111	77-123	1
Trichloroethene	ug/L (ppb)	50	110	108	74-119	2
Tetrachloroethene	ug/L (ppb)	50	111	113	86-121	2

Date of Report: 02/11/10
Date Received: 01/28/10
Project: TOC_01-600_20100128 WORFDB4, F&BI 001214

QUALITY ASSURANCE RESULTS FOR THE ANALYSIS OF WATER SAMPLES FOR VOLATILES BY EPA METHOD 8260C

Laboratory Code: 002078-01 (Duplicate)

Analyte	Reporting Units	Sample Result	Duplicate Result	Relative Percent Difference (Limit 20)
Vinyl chloride	ug/L (ppb)	<0.2	<0.2	nm
Chloroethane	ug/L (ppb)	<1	<1	nm
1,1-Dichloroethene	ug/L (ppb)	<1	<1	nm
Methylene chloride	ug/L (ppb)	<5	<5	nm
trans-1,2-Dichloroethene	ug/L (ppb)	<1	<1	nm
1,1-Dichloroethane	ug/L (ppb)	<1	<1	nm
cis-1,2-Dichloroethene	ug/L (ppb)	<1	<1	nm
1,2-Dichloroethane (EDC)	ug/L (ppb)	<1	<1	nm
1,1,1-Trichloroethane	ug/L (ppb)	<1	<1	nm
Trichloroethene	ug/L (ppb)	<1	<1	nm
Tetrachloroethene	ug/L (ppb)	<1	<1	nm

Laboratory Code: Laboratory Control Sample

Analyte	Reporting Units	Spike Level	Percent Recovery LCS	Percent Recovery LCSD	Acceptance Criteria	RPD (Limit 20)
Vinyl chloride	ug/L (ppb)	50	87	92	53-131	6
Chloroethane	ug/L (ppb)	50	92	95	52-127	3
1,1-Dichloroethene	ug/L (ppb)	50	92	93	68-131	1
Methylene chloride	ug/L (ppb)	50	98	102	56-136	4
trans-1,2-Dichloroethene	ug/L (ppb)	50	102	104	71-128	2
1,1-Dichloroethane	ug/L (ppb)	50	103	102	74-118	1
cis-1,2-Dichloroethene	ug/L (ppb)	50	111	109	74-126	2
1,2-Dichloroethane (EDC)	ug/L (ppb)	50	110	108	77-118	2
1,1,1-Trichloroethane	ug/L (ppb)	50	109	110	77-123	1
Trichloroethene	ug/L (ppb)	50	109	107	74-119	2
Tetrachloroethene	ug/L (ppb)	50	112	110	86-121	2

Data Qualifiers & Definitions

a - The analyte was detected at a level less than five times the reporting limit. The RPD results may not provide reliable information on the variability of the analysis.

A1 – More than one compound of similar molecule structure was identified with equal probability.

b - The analyte was spiked at a level that was less than five times that present in the sample. Matrix spike recoveries may not be meaningful.

ca - The calibration results for this range fell outside of acceptance criteria. The value reported is an estimate.

c - The presence of the analyte indicated may be due to carryover from previous sample injections.

d - The sample was diluted. Detection limits may be raised due to dilution.

ds - The sample was diluted. Detection limits are raised due to dilution and surrogate recoveries may not be meaningful.

dv - Insufficient sample was available to achieve normal reporting limits and limits are raised accordingly.

fb - Analyte present in the blank and the sample.

fc – The compound is a common laboratory and field contaminant.

hr - The sample and duplicate were reextracted and reanalyzed. RPD results were still outside of control limits. The variability is attributed to sample inhomogeneity.

ht - Analysis performed outside the method or client-specified holding time requirement.

ip - Recovery fell outside of normal control limits. Compounds in the sample matrix interfered with the quantitation of the analyte.

j – The result is below normal reporting limits. The value reported is an estimate.

J - The internal standard associated with the analyte is out of control limits. The reported concentration is an estimate.

jl - The analyte result in the laboratory control sample is out of control limits. The reported concentration should be considered an estimate.

jr - The rpd result in laboratory control sample associated with the analyte is out of control limits. The reported concentration should be considered an estimate.

js - The surrogate associated with the analyte is out of control limits. The reported concentration should be considered an estimate.

lc - The presence of the compound indicated is likely due to laboratory contamination.

L - The reported concentration was generated from a library search.

nm - The analyte was not detected in one or more of the duplicate analyses. Therefore, calculation of the RPD is not applicable.

pc – The sample was received in a container not approved by the method. The value reported should be considered an estimate.

pr – The sample was received with incorrect preservation. The value reported should be considered an estimate.

ve - Estimated concentration calculated for an analyte response above the valid instrument calibration range. A dilution is required to obtain an accurate quantification of the analyte.

vo - The value reported fell outside the control limits established for this analyte.

x - The sample chromatographic pattern does not resemble the fuel standard used for quantitation.

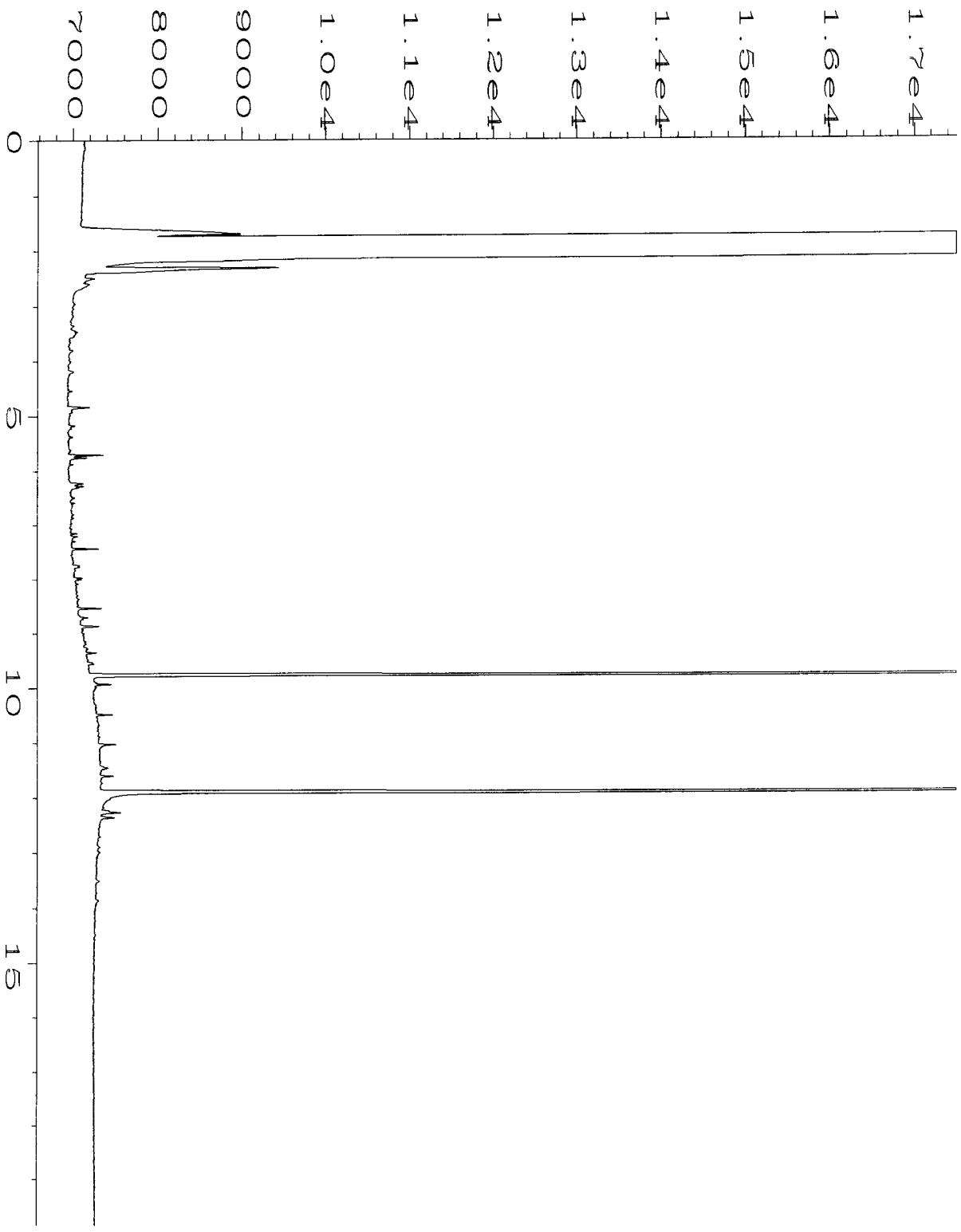

Data File Name : C:\HPCHEM\1\DATA\01-29-10\037F1101.D
Operator : ay
Instrument : GC1
Sample Name : 001214-01
Run Time Bar Code:
Acquired on : 30 Jan 10 03:10 AM
Report Created on: 01 Feb 10 09:50 AM

Page Number : 1
Vial Number : 37
Injection Number : 1
Sequence Line : 11
Instrument Method: TPHD.MTH
Analysis Method : TPHD.MTH

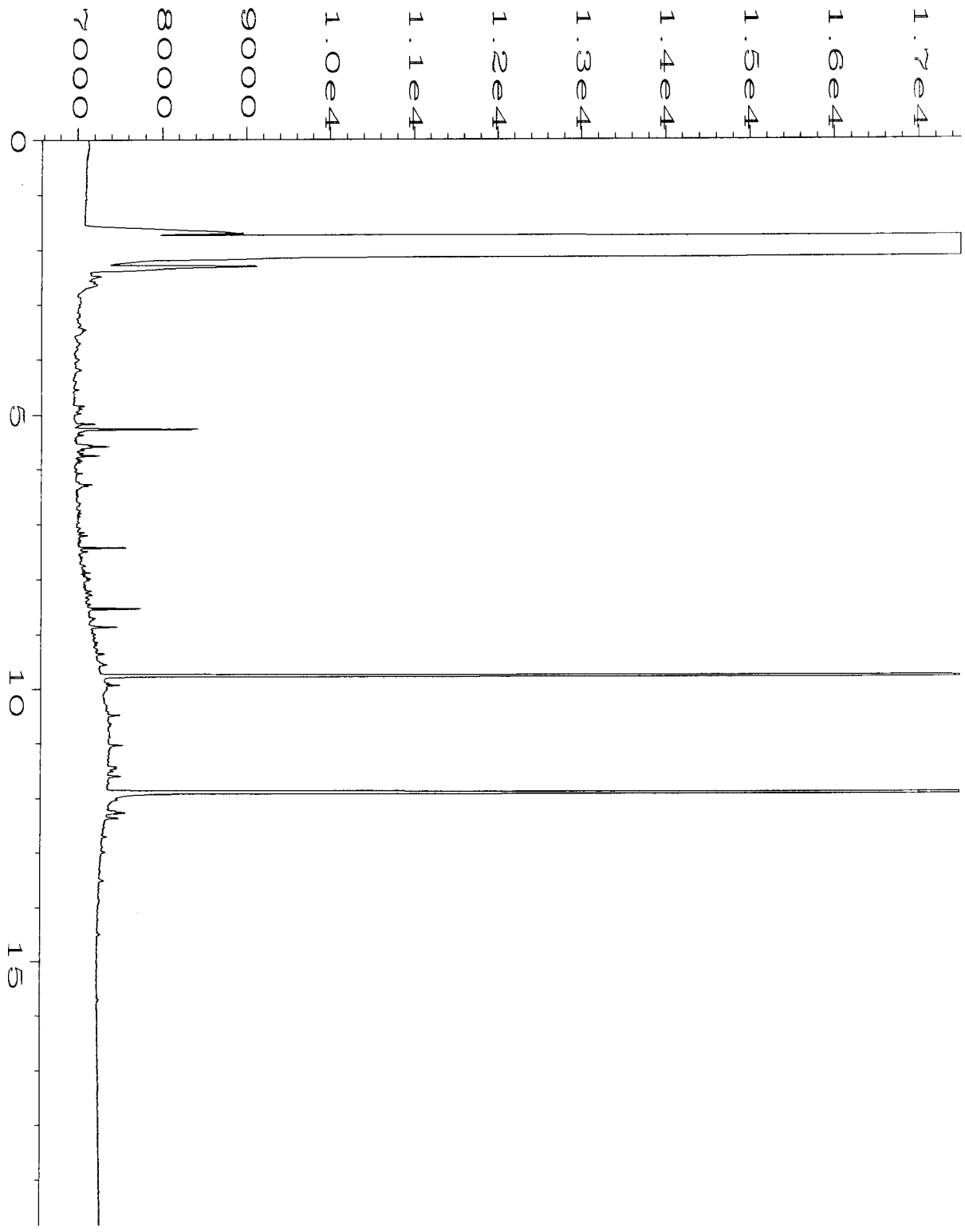

Data File Name : C:\HPCHEM\1\DATA\01-29-10\038F1101.D
Operator : ay
Instrument : GC1
Sample Name : 001214-02
Run Time Bar Code:
Acquired on : 30 Jan 10 03:37 AM
Report Created on: 01 Feb 10 09:50 AM

Page Number : 1
Vial Number : 38
Injection Number : 1
Sequence Line : 11
Instrument Method: TPHD.MTH
Analysis Method : TPHD.MTH



Data File Name : C:\HPCHEM\1\DATA\01-29-10\039F1101.D
Operator : ay
Instrument : GC1
Sample Name : 001214-03
Run Time Bar Code:
Acquired on : 30 Jan 10 04:03 AM
Report Created on: 01 Feb 10 09:50 AM

Page Number : 1
Vial Number : 39
Injection Number : 1
Sequence Line : 11
Instrument Method: TPHD.MTH
Analysis Method : TPHD.MTH

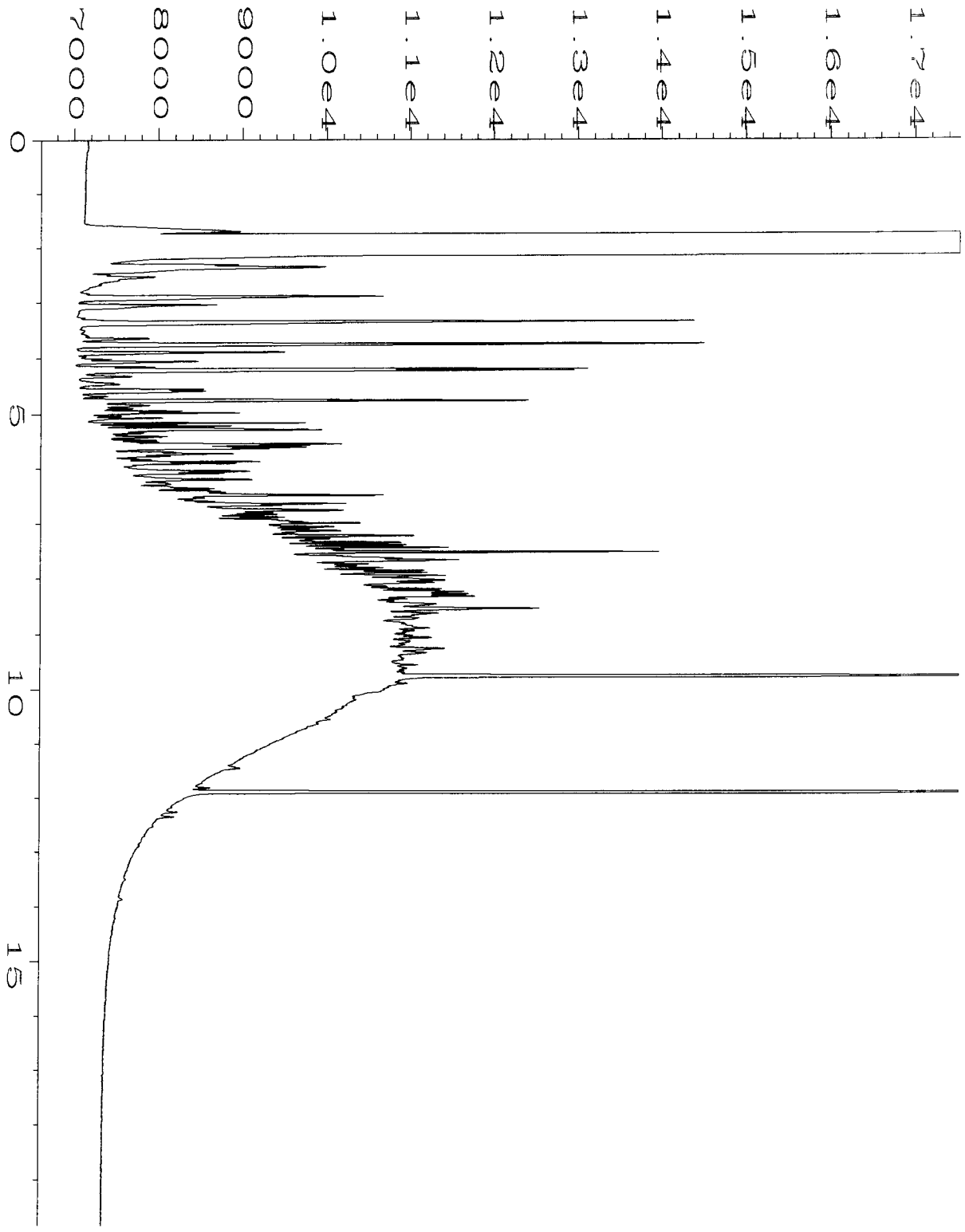

Data File Name : C:\HPCHEM\1\DATA\01-29-10\040F1101.D
Operator : ay
Instrument : GC1
Sample Name : 001214-04
Run Time Bar Code:
Acquired on : 30 Jan 10 04:30 AM
Report Created on: 01 Feb 10 09:50 AM

Page Number : 1
Vial Number : 40
Injection Number : 1
Sequence Line : 11
Instrument Method: TPHD.MTH
Analysis Method : TPHD.MTH

2930 Westlake Ave N Suite 100
Seattle, WA 98109
T: (206) 352-3790
F: (206) 352-7178
info@fremontanalytical.com

Friedman and Bruya, Inc.
Attn: Michael Erdahl
3012 16th Ave W.
Seattle, WA 98119

RE: 001214
Fremont Project No: CHM100129-4
Friedman & Bruya Project No: A-272

February 4th, 2010

Michael:

Enclosed are the analytical results for the ***001214*** water samples submitted to Fremont Analytical on January 29th, 2010.

Examination of these samples was conducted for the presence of the following:

- ***Nitrate and Sulfate by EPA Method 300.0***
- ***Dissolved Gases (Methane, Ethane & Ethene) by RSK-175***

These applications were performed under Washington State Department of Ecology accreditation parameters. All appropriate Quality Assurance / Quality Control method parameters have been applied.

Please contact the laboratory if you should have any questions about the results.

Thank you for using Fremont Analytical!

Sincerely,

Michael Dee
Sr. Chemist / Principal

mikedee@fremontanalytical.com

2930 Westlake Ave . N., Suite 100
Seattle, WA 98109

T: 206.352.3790
F: 206-352-7178
email: info@fremontanalytical.com

Analysis of Dissolved Gases by RSK-175

Project: 001214
Client: Friedman & Bruya, Inc.
Client Project #: A-272
Lab Project #: CHM100129-4

RSK-175 (mg/L)	MRL	Method Blank	LCS	01MW60-20100128	01MW07-20100128
Date Extracted		2/1/10	2/1/10	2/1/10	2/1/10
Date Analyzed		2/1/10	2/1/10	2/1/10	2/1/10
Matrix				Water	Water
Methane	0.005	nd	94%	**0.098**	**0.072**
Ethane	0.005	nd	81%	nd	nd
Ethene	0.005	nd	91%	nd	nd

"nd" Indicates not detected at listed reporting limits
"int" Indicates that interference prevents determination
* Instrument Detection Limit
"J" Indicates estimated value
"MRL" Indicates Method Reporting Limit
"LCS" Indicates Laboratory Control Sample
"RPD" Indicates Relative Percent Difference

Acceptable RPD is determined to be less than 30%
Acceptable Recovery Limits:
LCS, LCSD = 80% to 120%
Spike Concentration = 100 PPMV

2930 Westlake Ave . N., Suite 100
Seattle, WA 98109

T: 206.352.3790
F: 206-352-7178
email: info@fremontanalytical.com

Analysis of Dissolved Gases by RSK-175

Project: 001214
Client: Friedman & Bruya, Inc.
Client Project #: A-272
Lab Project #: CHM100129-4

		QA Sample	QA Duplicate	
RSK-175 (mg/L)	**MRL**	*Batch 100129-3-1*	*Batch 100129-3-1*	**RPD %**
Date Extracted		2/1/10	2/1/10	
Date Analyzed		2/1/10	2/1/10	
Matrix		Water	Water	
Methane	0.005	**0.094**	**0.090**	4%
Ethane	0.005	nd	nd	
Ethene	0.005	nd	nd	

"nd" Indicates not detected at listed reporting limits
"int" Indicates that interference prevents determination
* Instrument Detection Limit
"J" Indicates estimated value
"MRL" Indicates Method Reporting Limit
"LCS" Indicates Laboratory Control Sample
"RPD" Indicates Relative Percent Difference

Acceptable RPD is determined to be less than 30%
Acceptable Recovery Limits:
LCS, LCSD = 80% to 120%
Spike Concentration = 100 PPMV

2930 Westlake Ave. N., Suite 100
Seattle, WA 98109

T: 206.352.3790
F: 206.352.7178
email: info@fremontanalytical.com

Ion Chromatography by EPA Method 300.0

Project: 001214
Client: Friedman & Bruya, Inc.
Client Project #: A-272
Lab Project #: CHM100129-4

EPA Method 300.0 (mg/L)	MRL	Method Blank	LCS	01MW60-20100128	01MW07-20100128
Date Analyzed		1/29/10	1/29/10	1/29/10	1/29/10
Matrix				Water	Water
Nitrate (NO_3)	0.1	nd	126%	nd	nd
Sulfate (SO_4)	0.1	nd	101%	**50**	**34**

"nd" Indicates no detection at the listed reporting limits
"int" Indicates that interference prevents determination
"J" Indicates estimated value
"MRL" Indicates Method Reporting Limit
"LCS" Indicates Laboratory Control Sample
"MS" Indicates Matrix Spike
"MSD" Indicates Matrix Spike Duplicate
"RPD" Indicates Relative Percent Difference

Acceptable RPD is determined to be less than 30%
Acceptable Recovery Limits:
LCS, LCSD, MS, MSD: 65% to 135%
Spike Concentrations:
NO_3 = 1.0 mg/L
SO_4 = 7.5 mg/L

2930 Westlake Ave. N., Suite 100
Seattle, WA 98109

T: 206.352.3790
F: 206.352.7178
email: info@fremontanalytical.com

Ion Chromatography by EPA Method 300.0

Project: 001214
Client: Friedman & Bruya, Inc.
Client Project #: A-272
Lab Project #: CHM100129-4

		Duplicate		MS	MSD	
EPA Method 300.0 (mg/L)	**MRL**	**01MW07-20100128**	**RPD %**	**01MW07-20100128**	**01MW07-20100128**	**RPD %**
Date Analyzed		1/29/10		1/29/10	1/29/10	
Matrix		Water		Water	Water	
Nitrate (NO_3)	0.1	nd		99%	99%	0%
Sulfate (SO_4)	0.1	**34**	1%	108%	107%	1%

"nd" Indicates no detection at the listed reporting limit
"int" Indicates that interference prevents determinatic
"J" Indicates estimated value
"MRL" Indicates Method Reporting Limit
"LCS" Indicates Laboratory Control Sample
"MS" Indicates Matrix Spike
"MSD" Indicates Matrix Spike Duplicate
"RPD" Indicates Relative Percent Difference

Acceptable RPD is determined to be less than 30%
Acceptable Recovery Limits:
LCS, LCSD, MS, MSD: 65% to 135%
Spike Concentrations:
NO_3 = 1.0 mg/L
SO_4 = 7.5 mg/L

SUBCONTRACT SAMPLE CHAIN OF CUSTODY

Send Report To Michael Erdahl

Company Friedman and Bruya, Inc.

Address 3012 16th Ave W

City, State, ZIP Seattle, WA 98119

Phone # (206) 285-8282 Fax # (206) 283-5044

SUBCONTRACTER CHM100129-4

PROJECT NAME/NO. 001214

PO # A-272

REMARKS

Please Email Results
merdahl@friedmanandbruya.com

Page # 1 of 1

TURNAROUND TIME
- ☐ Standard (2 Weeks)
- ☐ RUSH
- Rush charges authorized by:

SAMPLE DISPOSAL
- ☐ Dispose after 30 days
- ☐ Return samples
- ☐ Will call with instructions

Sample ID	Lab ID	Date Sampled	Time Sampled	Matrix	# of jars	ANALYSES REQUESTED: Oil and Grease	EPH	VPH	Nitrate	Sulfate	Alkalinity	Methane, Ethane, Ethene (SK-175)				Notes
01MW60-20100128		1/28/10	1018	W	4				X	X		X				
01MW67-20100128		1	1312	W	4				X	X		X				

Friedman & Bruya, Inc.
3012 16th Avenue West
Seattle, WA 98119-2029
Ph. (206) 285-8282
Fax (206) 283-5044

SIGNATURE	PRINT NAME	COMPANY	DATE	TIME
Relinquished by:	Michael Erdahl	Friedman & Bruya	1/29/10	10:45
Received by:		FA	1/29/10	1310
Relinquished by:				
Received by:				

001214

SAMPLE CHAIN OF CUSTODY

ME 01/28/10 VB4/BOY/AI5

Send Report To Tim Brown, cc: Jessica Brown

Company Sound Environmental Strategies

Address 2400 Airport Way S, Ste. 200

City, State, ZIP Seattle, WA 98134

Phone # 206.306.1900 Fax # 206.306.1907

SAMPLERS (signature)

Page # ___ of ___

PROJECT NAME/NO.	PO #
Seattle Terminal	01-600
REMARKS	EIM Y / N

TURNAROUND TIME
⊗ Standard (2 Weeks)
○ RUSH ___
Rush charges authorized by: ___

SAMPLE DISPOSAL
⊗ Dispose after 30 days
○ Return samples
○ Will call with instructions

Sample ID	Sample Location	Sample Depth	Lab ID	Date Sampled	Time Sampled	Matrix	# of jars	GRPH by NWTPH-Gx	BTEX by EPA 8021B	DRPH/ORPH by NWTPH-Dx	PCP by EPA 8270D	cVOCs by EPA 8260B	Nitrate and Sulfate by EPA 300.0	Methane, Ethane and Ethene by RSK 175	Notes
GIMW61-[illegible]	GIMW61	33'	01 A-F	01/28/10	0917	W	6	X	X	X		X			
GIMW60-[illegible]	GIMW60	33'	02 A-J	01/28/10	1018	W	10	X	X	X		X	X	X	
GIMW62-[illegible]	GIMW62	34'	03 A-F	[illegible]/10	1200	W	6	X	X	X		X			
GIMW07-[illegible]	GIMW07	26'	04 A-J	01/28/10	1317	W	10	X	X	X		X	X	X	

Samples received at 3 °C

SIGNATURE	PRINT NAME	COMPANY	DATE	TIME
Relinquished by:	[illegible]	SES	01/28/10	1505
Received by:	Michael Erdahl	FEBne	1	1
Relinquished by:				
Received by:				

Friedman & Bruya, Inc.
3012 16th Avenue West
Seattle, WA 98119-2029
Ph. (206) 285-8282
Fax (206) 283-5044

AQUATIC RESEARCH INCORPORATED

LABORATORY & CONSULTING SERVICES

3927 AURORA AVENUE NORTH, SEATTLE, WA 98103

PHONE: (206) 632-2715 FAX: (206) 632-2417

CASE FILE NUMBER:	**FBI007-66**		**PAGE 1**
REPORT DATE:	**01/25/11**		
DATE SAMPLED:	**01/12/11**	**DATE RECEIVED:**	**01/13/11**

FINAL REPORT, LABORATORY ANALYSIS OF SELECTED PARAMETERS ON WATER SAMPLES FROM FRIEDMAN & BRUYA, INC. / PROJECT NO. 101127

CASE NARRATIVE

Two water samples were received by the laboratory in good condition and analyzed according to the chain of custody. No difficulties were encountered in the preparation or analysis of these samples. Sample data follows while QA/QC data is contained on subsequent pages.

SAMPLE DATA

SAMPLE ID	ALKALINITY (mgCaCO3/l)	SULFATE (mg/L)	SULFIDE (mg/L)	TOTAL-P (mg/L)	TKN (mg/L)
01MW55-20110112	264	20.5	<0.05	0.028	0.442
02MW13-20110112	82.5	11.8	<0.05	0.012	0.305

SAMPLE ID	TOTAL IRON (mg/L)	NITRATE (mg/L)	NITRITE (mg/L)	HARDNESS (mgCaCO3/l)
01MW55-20110112	0.133	<0.010	<0.002	217
02MW13-20110112	<0.020	0.538	<0.002	87.5

AQUATIC RESEARCH INCORPORATED

LABORATORY & CONSULTING SERVICES

3927 AURORA AVENUE NORTH, SEATTLE, WA 98103

PHONE: (206) 632-2715 FAX: (206) 632-2417

CASE FILE NUMBER:	**FBI007-66**		**PAGE 2**
REPORT DATE:	**01/25/11**		
DATE SAMPLED:	**01/12/11**	**DATE RECEIVED:**	**01/13/11**

FINAL REPORT, LABORATORY ANALYSIS OF SELECTED PARAMETERS ON WATER SAMPLES FROM FRIEDMAN & BRUYA, INC. / PROJECT NO. 101127

QA/QC DATA

QC PARAMETER	ALKALINITY (mgCaCO3/l)	SULFATE (mg/L)	SULFIDE (mg/L)	TOTAL-P (mg/L)	TKN (mg/L)
METHOD	SM18 2320B	SM184500SO4E	EPA 376.1	EPA 365.1	EPA 351.1
DATE ANALYZED	01/17/11	01/25/11	01/14/11	01/14/11	01/19/11
DETECTION LIMIT	1.00	1.00	0.05	0.002	0.200
DUPLICATE					
SAMPLE ID	01MW13-20110112	BATCH	01MW13-20110112	01MW13-20110112	BATCH
ORIGINAL	82.5	6.84	<0.05	0.012	1.49
DUPLICATE	77.6	6.94	<0.05	0.012	1.50
RPD	6.12%	1.48%	NC	7.38%	0.50%
SPIKE SAMPLE					
SAMPLE ID		BATCH		01MW13-20110112	BATCH
ORIGINAL		6.84		0.012	1.49
SPIKED SAMPLE		17.4		0.061	3.42
SPIKE ADDED		10.0		0.050	2.00
% RECOVERY	NA	105.17%	NA	97.82%	96.58%
QC CHECK					
FOUND	102	9.93		0.093	5.80
TRUE	100	10.0		0.090	5.79
% RECOVERY	101.50%	99.27%	NA	102.98%	100.09%
BLANK	NA	<1.00	<0.05	<0.002	<0.200

RPD = RELATIVE PERCENT DIFFERENCE.
NA = NOT APPLICABLE OR NOT AVAILABLE.
NC = NOT CALCULABLE DUE TO ONE OR MORE VALUES BEING BELOW THE DETECTION LIMIT.
OR = RECOVERY NOT CALCULABLE DUE TO SPIKE SAMPLE OUT OF RANGE OR SPIKE TOO LOW RELATIVE TO SAMPLE CONCENTRATION.

AQUATIC RESEARCH INCORPORATED

LABORATORY & CONSULTING SERVICES

3927 AURORA AVENUE NORTH, SEATTLE, WA 98103

PHONE: (206) 632-2715 FAX: (206) 632-2417

CASE FILE NUMBER: FBI007-66

REPORT DATE: 01/25/11

DATE SAMPLED: 01/12/11 **DATE RECEIVED:** 01/13/11

FINAL REPORT, LABORATORY ANALYSIS OF SELECTED PARAMETERS ON WATER SAMPLES FROM FRIEDMAN & BRUYA, INC. / PROJECT NO. 101127

QA/QC DATA

QC PARAMETER	TOTAL IRON (mg/L)	NITRATE (mg/L)	NITRITE (mg/L)	HARDNESS (mgCaCO3/l)
METHOD	EPA 200.7	SM184500N03F	EPA 353.2	SM 2340C
DATE ANALYZED	01/18/11	01/13/11	01/14/11	01/24/11
DETECTION LIMIT	0.020	0.010	0.002	2.00
DUPLICATE				
SAMPLE ID	01MW13-20110112	BATCH	01MW13-20110112	BATCH
ORIGINAL	<0.020	0.666	<0.002	431
DUPLICATE	<0.020	0.666	<0.002	441
RPD	NC	0.05%	NC	2.24%
SPIKE SAMPLE				
SAMPLE ID	01MW13-20110112	BATCH	01MW13-20110112	BATCH
ORIGINAL	<0.020	0.666	<0.002	
SPIKED SAMPLE	9.69	0.870	0.040	
SPIKE ADDED	10.0	0.200	0.040	
% RECOVERY	96.89%	101.89%	100.00%	OR
QC CHECK				
FOUND	9.37	0.434	0.040	40.3
TRUE	10.0	0.408	0.040	40.0
% RECOVERY	93.65%	106.37%	100.00%	100.65%
BLANK	<0.020	<0.010	<0.002	<2.00

RPD = RELATIVE PERCENT DIFFERENCE.
NA = NOT APPLICABLE OR NOT AVAILABLE.
NC = NOT CALCULABLE DUE TO ONE OR MORE VALUES BEING BELOW THE DETECTION LIMIT.
OR = RECOVERY NOT CALCULABLE DUE TO SPIKE SAMPLE OUT OF RANGE OR SPIKE TOO LOW RELATIVE TO SAMPLE CONCENTRATION.

SUBMITTED BY:

Steven Lazoff
Laboratory Director

2930 Westlake Ave N Suite 100
Seattle, WA 98109
T: (206) 352-3790
F: (206) 352-7178
info@fremontanalytical.com

Friedman and Bruya, Inc.
Attn: Michael Erdahl
3012 16th Ave W.
Seattle, WA 98119

RE: 101144
Fremont Project No: CHM110119-1
Friedman & Bruya Project No: A-814

January 27th, 2011

Michael:

Enclosed are the analytical results for the ***101144*** water sample (Sample ID: *01MW60-20110113*) submitted to Fremont Analytical on January 19th, 2011.

Examination of these samples was conducted for the presence of the following:

- ***Dissolved Gases by RSK-175***

This application was performed under Washington State Department of Ecology accreditation parameters. All appropriate Quality Assurance / Quality Control method parameters have been applied.

Please contact the laboratory if you should have any questions about the results.

Thank you for using Fremont Analytical!

Sincerely,

Michael Dee
Sr. Chemist / Principal

mikedee@fremontanalytical.com

2930 Westlake Ave . N., Suite 100
Seattle, WA 98109

T: 206.352.3790
F: 206-352-7178
email: info@fremontanalytical.com

Analysis of Dissolved Gases by RSK-175

Project: 101144
Client: Friedman & Bruya
Client Project #: A-814
Lab Project #: CHM110119-1

RSK-175 (mg/L)	MRL	Method Blank	LCS	01MW60-20110113	Duplicate 01MW60-20110113	RPD %
Date Extracted		1/19/11	1/19/11	1/19/11	1/19/11	
Date Analyzed		1/19/11	1/19/11	1/19/11	1/19/11	
Matrix				Water	Water	
Methane	0.005	nd	94.9%	**0.0218**	**0.0216**	1%
Ethane	0.005	nd	113%	nd	nd	
Ethene	0.005	nd	116%	nd	nd	

"nd" Indicates not detected at listed reporting limits
"int" Indicates that interference prevents determination
* Instrument Detection Limit
"J" Indicates estimated value
"MRL" Indicates Method Reporting Limit
"LCS" Indicates Laboratory Control Sample
"RPD" Indicates Relative Percent Difference

Acceptable RPD is determined to be less than 30%
Acceptable Recovery Limits:
LCS, LCSD = 80% to 120%
Spike Concentration = 100 PPMV

SUBCONTRACT SAMPLE CHAIN OF CUSTODY

CHM110119-1

Page # 1 of 1

Send Report To Michael Erdahl

Company Friedman and Bruya, Inc.

Address 3012 16th Ave W

City, State, ZIP Seattle, WA 98119

Phone # (206) 285-8282 Fax # (206) 283-5044

SUBCONTRACTER Fremont

PROJECT NAME/NO.	PO #
101144	A-814

REMARKS

Please Email Results
merdahl@friedmanandbruya.com

TURNAROUND TIME
☒ Standard (2 Weeks)
☐ RUSH
Rush charges authorized by:

SAMPLE DISPOSAL
☐ Dispose after 30 days
☐ Return samples
☐ Will call with instructions

Sample ID	Lab ID	Date Sampled	Time Sampled	Matrix	# of jars	ANALYSES REQUESTED: Oil and Grease	EPH	VPH	Nitrate	Sulfate	Alkalinity	Dissolved Gases				Notes
ORMW60-20110113		1/13/11	1203	W	2							X				

Friedman & Bruya, Inc.
3012 16th Avenue West
Seattle, WA 98119-2029
Ph. (206) 285-8282
Fax (206) 283-5044

SIGNATURE	PRINT NAME	COMPANY	DATE	TIME
Relinquished by:	Michael Erdahl	Friedman & Bruya	1/14/11	855Am
Received by: Troy Zehr	Troy Zehr	FA.	1/19/11	10:59
Relinquished by:				
Received by:				

AQUATIC RESEARCH INCORPORATED

LABORATORY & CONSULTING SERVICES

3927 AURORA AVENUE NORTH, SEATTLE, WA 98103

PHONE: (206) 632-2715 FAX: (206) 632-2417

CASE FILE NUMBER:	**FBI007-68**		**PAGE 1**
REPORT DATE:	**01/27/11**		
DATE SAMPLED:	**01/13/11**	**DATE RECEIVED:**	**01/14/11**

FINAL REPORT, LABORATORY ANALYSIS OF SELECTED PARAMETERS ON WATER SAMPLES FROM FRIEDMAN & BRUYA, INC. / PROJECT NO. 101146

CASE NARRATIVE

Two water samples were received by the laboratory in good condition and analyzed according to the chain of custody. No difficulties were encountered in the preparation or analysis of these samples. Sample data follows while QA/QC data is contained on subsequent pages.

SAMPLE DATA

SAMPLE ID	ALKALINITY (mgCaCO3/l)	SULFATE (mg/L)	SULFIDE (mg/L)	TOTAL-P (mg/L)	TKN (mg/L)
01MW53-20110113	533	17.5	<0.05	7.39	1.49
01MW34-20110113		18.4			

SAMPLE ID	TOTAL IRON (mg/L)	NITRATE (mg/L)	NITRITE (mg/L)	HARDNESS (mgCaCO3/l)
01MW53-20110113	4.54	0.014	0.002	431

AQUATIC RESEARCH INCORPORATED

LABORATORY & CONSULTING SERVICES

3927 AURORA AVENUE NORTH, SEATTLE, WA 98103

PHONE: (206) 632-2715 FAX: (206) 632-2417

CASE FILE NUMBER:	**FBI007-68**	**PAGE 2**	
REPORT DATE:	**01/27/11**		
DATE SAMPLED:	**01/13/11**	**DATE RECEIVED:**	**01/14/11**

FINAL REPORT, LABORATORY ANALYSIS OF SELECTED PARAMETERS ON WATER SAMPLES FROM FRIEDMAN & BRUYA, INC. / PROJECT NO. 101146

QA/QC DATA

QC PARAMETER	ALKALINITY (mgCaCO3/l)	SULFATE (mg/L)	SULFIDE (mg/L)	TOTAL-P (mg/L)	TKN (mg/L)
METHOD	SM18 2320B	SM184500SO4E	EPA 376.1	EPA 365.1	EPA 351.1
DATE ANALYZED	01/17/11	01/25/11	01/18/11	01/21/11	01/19/11
DETECTION LIMIT	1.00	1.00	0.05	0.002	0.200
DUPLICATE					
SAMPLE ID	BATCH	BATCH	MW53-20110113	BATCH	MW53-20110113
ORIGINAL	82.5	6.84	<0.05	0.003	1.49
DUPLICATE	77.6	6.94	<0.05	0.003	1.50
RPD	6.12%	1.48%	NC	1.74%	0.50%
SPIKE SAMPLE					
SAMPLE ID		BATCH		BATCH	MW53-20110113
ORIGINAL		6.84		0.003	1.49
SPIKED SAMPLE		17.4		0.050	3.42
SPIKE ADDED		10.0		0.050	2.00
% RECOVERY	NA	105.17%	NA	92.90%	96.58%
QC CHECK					
FOUND	102	9.93		0.092	5.80
TRUE	100	10.0		0.090	5.79
% RECOVERY	101.50%	99.27%	NA	101.90%	100.09%
BLANK	NA	<1.00	<0.05	<0.002	<0.200

RPD = RELATIVE PERCENT DIFFERENCE.
NA = NOT APPLICABLE OR NOT AVAILABLE.
NC = NOT CALCULABLE DUE TO ONE OR MORE VALUES BEING BELOW THE DETECTION LIMIT.
OR = RECOVERY NOT CALCULABLE DUE TO SPIKE SAMPLE OUT OF RANGE OR SPIKE TOO LOW RELATIVE TO SAMPLE CONCENTRATION.

AQUATIC RESEARCH INCORPORATED

LABORATORY & CONSULTING SERVICES

3927 AURORA AVENUE NORTH, SEATTLE, WA 98103

PHONE: (206) 632-2715 FAX: (206) 632-2417

CASE FILE NUMBER:	**FBI007-68**		**PAGE 3**
REPORT DATE:	**01/27/11**		
DATE SAMPLED:	**01/13/11**	**DATE RECEIVED:**	**01/14/11**

FINAL REPORT, LABORATORY ANALYSIS OF SELECTED PARAMETERS ON WATER SAMPLES FROM FRIEDMAN & BRUYA, INC. / PROJECT NO. 101146

QA/QC DATA

QC PARAMETER	TOTAL IRON (mg/L)	NITRATE (mg/L)	NITRITE (mg/L)	HARDNESS (mgCaCO3/l)
METHOD	EPA 200.7	SM184500N03F	EPA 353.2	SM 2340C
DATE ANALYZED	01/26/11	01/14/11	01/14/11	01/24/11
DETECTION LIMIT	0.020	0.010	0.002	2.00
DUPLICATE				
SAMPLE ID	BATCH	BATCH	MW53-20110113	MW53-20110113
ORIGINAL	0.112	0.194	0.002	431
DUPLICATE	0.116	0.195	<0.002	441
RPD	2.81%	0.47%	NC	2.24%
SPIKE SAMPLE				
SAMPLE ID	BATCH	BATCH	MW53-20110113	MW53-20110113
ORIGINAL	0.112	0.194	0.002	
SPIKED SAMPLE	9.13	0.399	0.041	
SPIKE ADDED	10.0	0.200	0.040	
% RECOVERY	90.13%	102.67%	97.50%	OR
QC CHECK				
FOUND	9.39	0.399	0.041	40.3
TRUE	10.0	0.408	0.040	40.0
% RECOVERY	93.93%	97.82%	102.50%	100.65%
BLANK	<0.020	<0.010	<0.002	<2.00

RPD = RELATIVE PERCENT DIFFERENCE.
NA = NOT APPLICABLE OR NOT AVAILABLE.
NC = NOT CALCULABLE DUE TO ONE OR MORE VALUES BEING BELOW THE DETECTION LIMIT.
OR = RECOVERY NOT CALCULABLE DUE TO SPIKE SAMPLE OUT OF RANGE OR SPIKE TOO LOW RELATIVE TO SAMPLE CONCENTRATION.

SUBMITTED BY:

Steven Lazoff
Laboratory Director

FRIEDMAN & BRUYA, INC.

ENVIRONMENTAL CHEMISTS

James E. Bruya, Ph.D.
Charlene Morrow, M.S.
Yelena Aravkina, M.S.
Bradley T. Benson, B.S.
Kurt Johnson, B.S.

3012 16th Avenue West
Seattle, WA 98119-2029
TEL: (206) 285-8282
FAX: (206) 283-5044
e-mail: fbi@isomedia.com

January 27, 2011

Tim Brown, Project Manager
SoundEarth Strategies
2811 Fairview Ave. East, Suite 2000
Seattle, WA 98102

Dear Mr. Brown:

Included are the results from the testing of material submitted on January 11, 2011 from the TOC_01-600_20110111 WORFDB4, F&BI 101102 project. There are 13 pages included in this report. Any samples that may remain are currently scheduled for disposal in 30 days. If you would like us to return your samples or arrange for long term storage at our offices, please contact us as soon as possible.

We appreciate this opportunity to be of service to you and hope you will call if you should have any questions.

Sincerely,

FRIEDMAN & BRUYA, INC.



Michael Erdahl
Project Manager

Enclosures
c: Mark Chandler, Jessica Brown, Audrey Hackett
SOU0127R.DOC

CASE NARRATIVE

This case narrative encompasses samples received on January 11, 2011 by Friedman & Bruya, Inc. from the SoundEarth Strategies 01-600 project. Samples were logged in under the laboratory ID's listed below.

Laboratory ID	SoundEarth Strategies
101102-01	01MW04-20110111
101102-02	01MW19-20110111
101102-03	01MW61-20110111

1,1-Dichloroethene in the 8260C laboratory control sample and laboratory control sample duplicate exceeded the acceptance criteria. The analyte was not detected in the sample, therefore the data were acceptable.

All other quality control requirements were acceptable.

Date of Report: 01/27/11
Date Received: 01/11/11
Project: TOC_01-600_20110111 WORFDB4, F&BI 101102
Date Extracted: 01/14/11
Date Analyzed: 01/14/11, 01/17/11, and 01/18/11

RESULTS FROM THE ANALYSIS OF WATER SAMPLES FOR BENZENE, TOLUENE, ETHYLBENZENE, XYLENES AND TPH AS GASOLINE USING EPA METHOD 8021B AND NWTPH-Gx

Results Reported as ug/L (ppb)

Sample ID Laboratory ID	Benzene	Toluene	Ethyl Benzene	Total Xylenes	Gasoline Range	Surrogate (% Recovery) (Limit 52-124)
01MW04-20110111 101102-01	2.0	<1	<1	<3	<100	84
01MW19-20110111 101102-02 1/100	4,100	<100	800	3,100	22,000	115
01MW61-20110111 101102-03	<1	<1	<1	<3	<100	81
Method Blank 01-0077 MB	<1	<1	<1	<3	<100	87

Date of Report: 01/27/11
Date Received: 01/11/11
Project: TOC_01-600_20110111 WORFDB4, F&BI 101102
Date Extracted: 01/12/11
Date Analyzed: 01/20/11

RESULTS FROM THE ANALYSIS OF WATER SAMPLES FOR TOTAL PETROLEUM HYDROCARBONS AS DIESEL AND MOTOR OIL USING METHOD NWTPH-Dx
Sample Extracts Passed Through a Silica Gel Column Prior to Analysis
Results Reported as ug/L (ppb)

Sample ID Laboratory ID	Diesel Range (C_{10}-C_{25})	Motor Oil Range (C_{25}-C_{36})	Surrogate (% Recovery) (Limit 51-134)
01MW04-20110111 101102-01	<50	<250	79
01MW19-20110111 101102-02	1,400 x	<250	73
01MW61-20110111 101102-03	<50	<250	90
Method Blank 01-0069 MB2	<50	<250	69

Analysis For Volatile Compounds By EPA Method 8260C

Client Sample ID:	01MW19-20110111	Client:	SoundEarth Strategies
Date Received:	01/11/11	Project:	TOC_01-600_20110111 WORFDB4
Date Extracted:	01/25/11	Lab ID:	101102-02
Date Analyzed:	01/25/11	Data File:	012511.D
Matrix:	Water	Instrument:	GCMS5
Units:	ug/L (ppb)	Operator:	VM

Surrogates:	% Recovery:	Lower Limit:	Upper Limit:
1,2-Dichloroethane-d4	103	63	127
Toluene-d8	103	65	127
4-Bromofluorobenzene	103	69	127

Compounds:	Concentration ug/L (ppb)
Vinyl chloride	<0.2
Chloroethane	<1
1,1-Dichloroethene	<1
Methylene chloride	<5
trans-1,2-Dichloroethene	<1
1,1-Dichloroethane	<1
cis-1,2-Dichloroethene	<1
1,2-Dichloroethane (EDC)	<1
1,1,1-Trichloroethane	<1
Trichloroethene	<1
Tetrachloroethene	<1

Analysis For Volatile Compounds By EPA Method 8260C

Client Sample ID:	01MW61-20110111	Client:	SoundEarth Strategies
Date Received:	01/11/11	Project:	TOC_01-600_20110111 WORFDB4
Date Extracted:	01/25/11	Lab ID:	101102-03
Date Analyzed:	01/25/11	Data File:	012516.D
Matrix:	Water	Instrument:	GCMS5
Units:	ug/L (ppb)	Operator:	VM

Surrogates:	% Recovery:	Lower Limit:	Upper Limit:
1,2-Dichloroethane-d4	101	63	127
Toluene-d8	106	65	127
4-Bromofluorobenzene	108	69	127

Compounds:	Concentration ug/L (ppb)
Vinyl chloride	<0.2
Chloroethane	<1
1,1-Dichloroethene	<1
Methylene chloride	<5
trans-1,2-Dichloroethene	<1
1,1-Dichloroethane	<1
cis-1,2-Dichloroethene	<1
1,2-Dichloroethane (EDC)	<1
1,1,1-Trichloroethane	<1
Trichloroethene	<1
Tetrachloroethene	<1

Analysis For Volatile Compounds By EPA Method 8260C

Client Sample ID:	Method Blank	Client:	SoundEarth Strategies
Date Received:	NA	Project:	TOC_01-600_20110111 WORFDB4
Date Extracted:	01/25/11	Lab ID:	01141 mb
Date Analyzed:	01/25/11	Data File:	012515.D
Matrix:	Water	Instrument:	GCMS5
Units:	ug/L (ppb)	Operator:	VM

Surrogates:	% Recovery:	Lower Limit:	Upper Limit:
1,2-Dichloroethane-d4	97	63	127
Toluene-d8	102	65	127
4-Bromofluorobenzene	104	69	127

Compounds:	Concentration ug/L (ppb)
Vinyl chloride	<0.2
Chloroethane	<1
1,1-Dichloroethene	<1
Methylene chloride	<5
trans-1,2-Dichloroethene	<1
1,1-Dichloroethane	<1
cis-1,2-Dichloroethene	<1
1,2-Dichloroethane (EDC)	<1
1,1,1-Trichloroethane	<1
Trichloroethene	<1
Tetrachloroethene	<1

Analysis for Semivolatile Phenols By EPA Method 8270D SIM

Client Sample ID:	01MW04-20110111	Client:	SoundEarth Strategies
Date Received:	01/11/11	Project:	TOC_01-600_20110111 WORFDB4
Date Extracted:	01/13/11	Lab ID:	101102-01
Date Analyzed:	01/16/11	Data File:	011628.D
Matrix:	Water	Instrument:	GCMS3
Units:	ug/L (ppb)	Operator:	VM

Surrogates:	% Recovery:	Lower Limit:	Upper Limit:
2,4,6-Tribromophenol	146 ve	10	154

Compounds:	Concentration ug/L (ppb)
Pentachlorophenol	<0.5

Analysis for Semivolatile Phenols By EPA Method 8270D SIM

Client Sample ID:	Method Blank	Client:	SoundEarth Strategies
Date Received:	NA	Project:	TOC_01-600_20110111 WORFDB4
Date Extracted:	01/13/11	Lab ID:	01067 mb2
Date Analyzed:	01/16/11	Data File:	011618.D
Matrix:	Water	Instrument:	GCMS3
Units:	ug/L (ppb)	Operator:	VM

Surrogates:	% Recovery:	Lower Limit:	Upper Limit:
2,4,6-Tribromophenol	121 ve	10	154

Compounds:	Concentration ug/L (ppb)
Pentachlorophenol	<0.5

Date of Report: 01/27/11
Date Received: 01/11/11
Project: TOC_01-600_20110111 WORFDB4, F&BI 101102

QUALITY ASSURANCE RESULTS FOR THE ANALYSIS OF WATER SAMPLES FOR BENZENE, TOLUENE, ETHYLBENZENE, XYLENES, AND TPH AS GASOLINE USING EPA METHOD 8021B AND NWTPH-Gx

Laboratory Code: 101084-02 (Duplicate)

Analyte	Reporting Units	Sample Result	Duplicate Result	Relative Percent Difference (Limit 20)
Benzene	ug/L (ppb)	7.2	8.0	11
Toluene	ug/L (ppb)	<1	<1	nm
Ethylbenzene	ug/L (ppb)	1.7	1.6	10 a
Xylenes	ug/L (ppb)	<3	<3	nm
Gasoline	ug/L (ppb)	280	250	13 a

Laboratory Code: Laboratory Control Sample

Analyte	Reporting Units	Spike Level	Percent Recovery LCS	Acceptance Criteria
Benzene	ug/L (ppb)	50	102	65-118
Toluene	ug/L (ppb)	50	101	72-122
Ethylbenzene	ug/L (ppb)	50	100	73-126
Xylenes	ug/L (ppb)	150	102	74-118
Gasoline	ug/L (ppb)	1,000	88	69-134

Date of Report: 01/27/11
Date Received: 01/11/11
Project: TOC_01-600_20110111 WORFDB4, F&BI 101102

QUALITY ASSURANCE RESULTS FOR THE ANALYSIS OF WATER SAMPLES FOR TOTAL PETROLEUM HYDROCARBONS AS DIESEL EXTENDED USING METHOD NWTPH-Dx

Laboratory Code: Laboratory Control Sample Silica Gel

Analyte	Reporting Units	Spike Level	Percent Recovery LCS	Percent Recovery LCSD	Acceptance Criteria	RPD (Limit 20)
Diesel Extended	ug/L (ppb)	2,500	83	92	58-134	10

Date of Report: 01/27/11
Date Received: 01/11/11
Project: TOC_01-600_20110111 WORFDB4, F&BI 101102

QUALITY ASSURANCE RESULTS FOR THE ANALYSIS OF WATER SAMPLES FOR VOLATILES BY EPA METHOD 8260C

Laboratory Code: Laboratory Control Sample

Analyte	Reporting Units	Spike Level	Percent Recovery LCS	Percent Recovery LCSD	Acceptance Criteria	RPD (Limit 20)
Vinyl chloride	ug/L (ppb)	50	108	107	53-131	1
Chloroethane	ug/L (ppb)	50	99	105	30-176	6
1,1-Dichloroethene	ug/L (ppb)	50	134 vo	132 vo	68-131	2
Methylene chloride	ug/L (ppb)	50	112	109	17-177	3
trans-1,2-Dichloroethene	ug/L (ppb)	50	113	110	71-128	3
1,1-Dichloroethane	ug/L (ppb)	50	118	115	74-118	3
cis-1,2-Dichloroethene	ug/L (ppb)	50	105	103	74-126	2
1,2-Dichloroethane (EDC)	ug/L (ppb)	50	116	115	77-118	1
1,1,1-Trichloroethane	ug/L (ppb)	50	105	102	77-123	3
Trichloroethene	ug/L (ppb)	50	101	100	74-119	1
Tetrachloroethene	ug/L (ppb)	50	103	103	77-126	0

Date of Report: 01/27/11
Date Received: 01/11/11
Project: TOC_01-600_20110111 WORFDB4, F&BI 101102

QUALITY ASSURANCE RESULTS FOR THE ANALYSIS OF WATER SAMPLES FOR PCP BY EPA METHOD 8270D SIM

Laboratory Code: Laboratory Control Sample

Analyte	Reporting Units	Spike Level	Percent Recovery LCS	Percent Recovery LCSD	Acceptance Criteria	RPD (Limit 20)
Pentachlorophenol	ug/L (ppb)	3.75	110	122	15-124	10

Data Qualifiers & Definitions

a - The analyte was detected at a level less than five times the reporting limit. The RPD results may not provide reliable information on the variability of the analysis.

A1 – More than one compound of similar molecule structure was identified with equal probability.

b - The analyte was spiked at a level that was less than five times that present in the sample. Matrix spike recoveries may not be meaningful.

ca - The calibration results for this range fell outside of acceptance criteria. The value reported is an estimate.

c - The presence of the analyte indicated may be due to carryover from previous sample injections.

d - The sample was diluted. Detection limits may be raised due to dilution.

ds - The sample was diluted. Detection limits are raised due to dilution and surrogate recoveries may not be meaningful.

dv - Insufficient sample was available to achieve normal reporting limits and limits are raised accordingly.

fb - Analyte present in the blank and the sample.

fc – The compound is a common laboratory and field contaminant.

hr - The sample and duplicate were reextracted and reanalyzed. RPD results were still outside of control limits. The variability is attributed to sample inhomogeneity.

ht - Analysis performed outside the method or client-specified holding time requirement.

ip - Recovery fell outside of normal control limits. Compounds in the sample matrix interfered with the quantitation of the analyte.

j – The result is below normal reporting limits. The value reported is an estimate.

J - The internal standard associated with the analyte is out of control limits. The reported concentration is an estimate.

jl - The analyte result in the laboratory control sample is out of control limits. The reported concentration should be considered an estimate.

jr - The rpd result in laboratory control sample associated with the analyte is out of control limits. The reported concentration should be considered an estimate.

js - The surrogate associated with the analyte is out of control limits. The reported concentration should be considered an estimate.

lc - The presence of the compound indicated is likely due to laboratory contamination.

L - The reported concentration was generated from a library search.

nm - The analyte was not detected in one or more of the duplicate analyses. Therefore, calculation of the RPD is not applicable.

pc – The sample was received in a container not approved by the method. The value reported should be considered an estimate.

pr – The sample was received with incorrect preservation. The value reported should be considered an estimate.

ve - Estimated concentration calculated for an analyte response above the valid instrument calibration range. A dilution is required to obtain an accurate quantification of the analyte.

vo - The value reported fell outside the control limits established for this analyte.

x - The sample chromatographic pattern does not resemble the fuel standard used for quantitation.



Data File Name : C:\HPCHEM\6\DATA\01-20-11\017F0301.D
Operator : ML
Instrument : GC #6
Sample Name : 101102-01 sg
Run Time Bar Code:
Acquired on : 20 Jan 11 12:51 PM
Report Created on: 21 Jan 11 09:12 AM

Page Number : 1
Vial Number : 17
Injection Number : 1
Sequence Line : 3
Instrument Method: TPHD.MTH
Analysis Method : TPHD.MTH

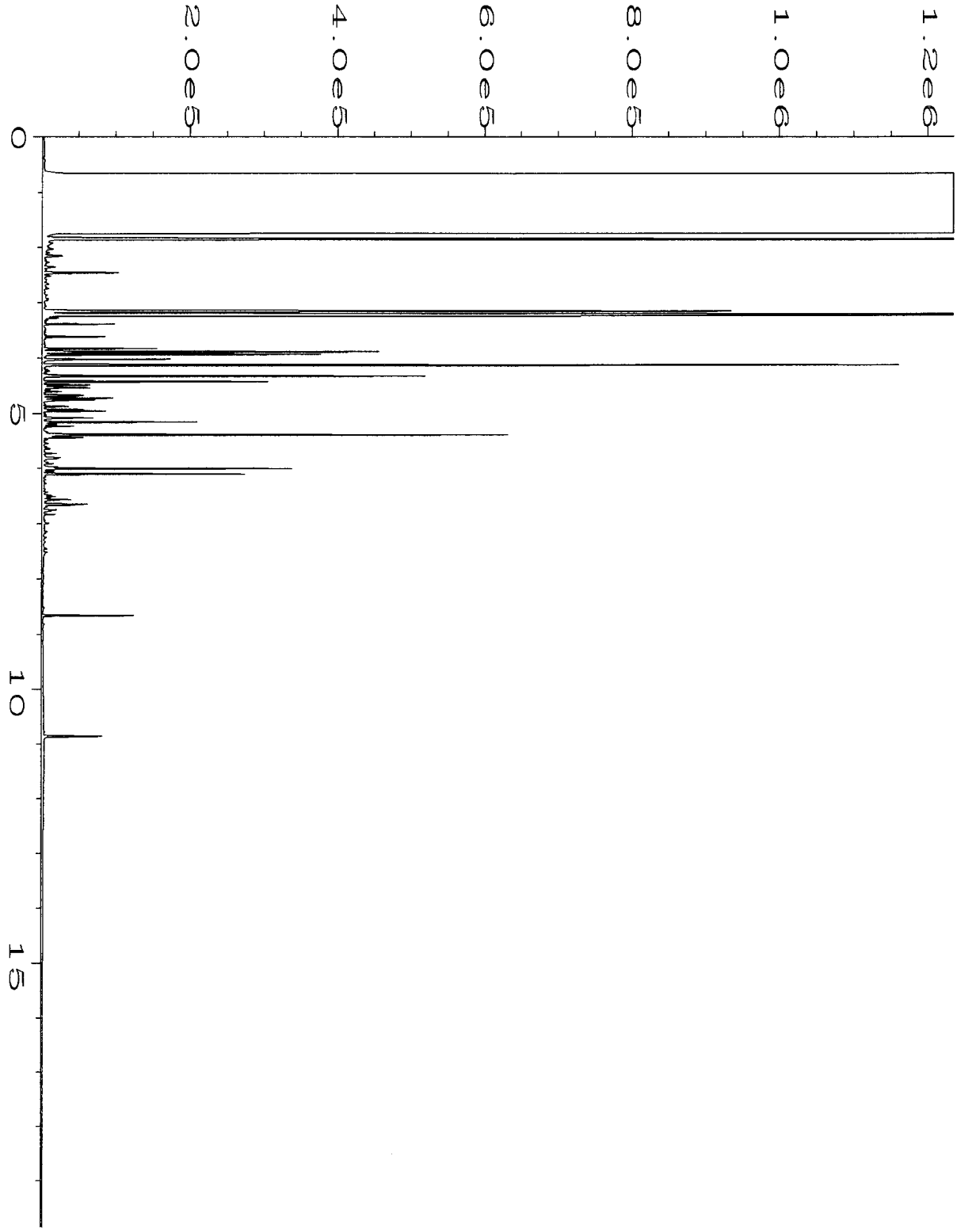

Data File Name : C:\HPCHEM\6\DATA\01-20-11\018F0301.D
Operator : ML
Instrument : GC #6
Sample Name : 101102-02 sg
Run Time Bar Code:
Acquired on : 20 Jan 11 01:16 PM
Report Created on: 21 Jan 11 09:12 AM

Page Number : 1
Vial Number : 18
Injection Number : 1
Sequence Line : 3
Instrument Method: TPHD.MTH
Analysis Method : TPHD.MTH



Data File Name : C:\HPCHEM\6\DATA\01-20-11\019F0501.D
Operator : ML
Instrument : GC #6
Sample Name : 101102-03 sg
Run Time Bar Code:
Acquired on : 20 Jan 11 02:32 PM
Report Created on: 21 Jan 11 09:12 AM

Page Number : 1
Vial Number : 19
Injection Number : 1
Sequence Line : 5
Instrument Method: TPHD.MTH
Analysis Method : TPHD.MTH

101102

SAMPLE CHAIN OF CUSTODY

ME. 01-11-11

Page # 1 of 1 V3/A05

Send Report To Tim Brown, cc: Jessica Brown + Audrey Hackett

Company Sound Environmental Strategies

Address 2811 Fairview Ave E, Ste. 2000

City, State, ZIP Seattle, WA 98102

Phone # 206.306.1900 Fax # 206.306.1907

SAMPLERS (signature)

PROJECT NAME/NO.	PO #
Seattle Terminal	01-600
REMARKS R Run PCP only on 3-day ~~TAT~~ = ⊗	EIM Y / N

TURNAROUND TIME

☒ Standard (2 Weeks)

☐ RUSH

Rush charges authorized by:

SAMPLE DISPOSAL

⊗ Dispose after 30 days

☐ Return samples

☐ Will call with instructions

Sample ID	Sample Location	Sample Depth	Lab ID	Date Sampled	Time Sampled	Matrix	# of jars	GRPH by NWTPH-Gx	BTEX by EPA 8021B	DRPH/ORPH by NWTPH-Dx	PCP by EPA 8270D Low-level detection limits	cVOCs by EPA 8260B	Nitrate and Sulfate by EPA 300.0	Methane, Ethane and Ethene by RSK 175			Notes
01MW04-20110111	01MW04	15'	01 A-E	1/11/11	1006	W	6	X	X	X	⊗						
01MW19-20110111	01MW19	17.5'	02 A-E	"	1204	"	6	X	X	X		X					
01MW61-20110111	01MW61	33'	03 A-E	"	1511	"	6	X	X	X		X					

Samples received at 2 °C

SIGNATURE	PRINT NAME	COMPANY	DATE	TIME
Relinquished by:	Shon Bizic	SoundEarth	1/11/11	1730
Received by:	Jessica Brown	"	1-11-11	1730
Relinquished by:	Jessica Brown	"	1-11-11	1730
Received by:	Kurt Johnson	FDB	1/11/11	1730

Friedman & Bruya, Inc.
3012 16th Avenue West
Seattle, WA 98119-2029
Ph. (206) 285-8282
Fax (206) 283-5044

FRIEDMAN & BRUYA, INC.

ENVIRONMENTAL CHEMISTS

James E. Bruya, Ph.D.
Charlene Morrow, M.S.
Yelena Aravkina, M.S.
Bradley T. Benson, B.S.
Kurt Johnson, B.S.

3012 16th Avenue West
Seattle, WA 98119-2029
TEL: (206) 285-8282
FAX: (206) 283-5044
e-mail: fbi@isomedia.com

January 24, 2011

Tim Brown, Project Manager
SoundEarth Strategies
2811 Fairview Ave. East, Suite 2000
Seattle, WA 98102

Dear Mr. Brown:

Included are the results from the testing of material submitted on January 11, 2011 from the TOC_01-600_20110111 WORFDB4, F&BI 101103 project. There are 13 pages included in this report. Any samples that may remain are currently scheduled for disposal in 30 days. If you would like us to return your samples or arrange for long term storage at our offices, please contact us as soon as possible.

We appreciate this opportunity to be of service to you and hope you will call if you should have any questions.

Sincerely,

FRIEDMAN & BRUYA, INC.



Michael Erdahl
Project Manager

Enclosures
c: Mark Chandler, Jessica Brown, Audrey Hackett
SOU0124R.DOC

CASE NARRATIVE

This case narrative encompasses samples received on January 11, 2011 by Friedman & Bruya, Inc. from the SoundEarth Strategies 01-600 project. Samples were logged in under the laboratory ID's listed below.

Laboratory ID	SoundEarth Strategies
101103-01	01MW57-20110111
101103-02	MW02-20110111
101103-03	MW04-20110111
101103-04	FD03-20110111
101103-05	MW06-20110111

All quality control requirements were acceptable.

Date of Report: 01/24/11
Date Received: 01/11/11
Project: TOC_01-600_20110111 WORFDB4, F&BI 101103
Date Extracted: 01/14/11
Date Analyzed: 01/14/11 and 01/18/11

RESULTS FROM THE ANALYSIS OF WATER SAMPLES FOR BENZENE, TOLUENE, ETHYLBENZENE, XYLENES AND TPH AS GASOLINE USING EPA METHOD 8021B AND NWTPH-Gx

Results Reported as ug/L (ppb)

Sample ID Laboratory ID	Benzene	Toluene	Ethyl Benzene	Total Xylenes	Gasoline Range	Surrogate (% Recovery) (Limit 52-124)
01MW57-20110111 101103-01	<1	<1	<1	<3	<100	117
MW02-20110111 101103-02	<1	<1	<1	<3	<100	90
MW04-20110111 101103-03	<1	<1	<1	<3	<100	83
FD03-20110111 101103-04	<1	<1	<1	<3	<100	84
MW06-20110111 101103-05	<1	<1	<1	<3	<100	83
Method Blank 01-0077 MB	<1	<1	<1	<3	<100	87

Date of Report: 01/24/11
Date Received: 01/11/11
Project: TOC_01-600_20110111 WORFDB4, F&BI 101103
Date Extracted: 01/12/11
Date Analyzed: 01/20/11

RESULTS FROM THE ANALYSIS OF WATER SAMPLES FOR TOTAL PETROLEUM HYDROCARBONS AS DIESEL AND MOTOR OIL USING METHOD NWTPH-Dx
Sample Extracts Passed Through a Silica Gel Column Prior to Analysis
Results Reported as ug/L (ppb)

Sample ID Laboratory ID	Diesel Range (C_{10}-C_{25})	Motor Oil Range (C_{25}-C_{36})	Surrogate (% Recovery) (Limit 51-134)
01MW57-20110111 101103-01	<50	<250	73
MW02-20110111 101103-02	<50	<250	78
MW04-20110111 101103-03	<50	<250	81
FD03-20110111 101103-04	<50	<250	76
MW06-20110111 101103-05	<50	<250	77
Method Blank 01-0069 MB2	<50	<250	69

Analysis For Volatile Compounds By EPA Method 8260C

Client Sample ID:	01MW57-20110111	Client:	SoundEarth Strategies
Date Received:	01/11/11	Project:	TOC_01-600_20110111 WORFDB4
Date Extracted:	01/12/11	Lab ID:	101103-01
Date Analyzed:	01/12/11	Data File:	011212.D
Matrix:	Water	Instrument:	GCMS5
Units:	ug/L (ppb)	Operator:	VM

Surrogates:	% Recovery:	Lower Limit:	Upper Limit:
1,2-Dichloroethane-d4	98	63	127
Toluene-d8	93	65	127
4-Bromofluorobenzene	93	69	127

Compounds:	Concentration ug/L (ppb)
Vinyl chloride	<0.2
Chloroethane	<1
1,1-Dichloroethene	<1
Methylene chloride	<5
trans-1,2-Dichloroethene	<1
1,1-Dichloroethane	<1
cis-1,2-Dichloroethene	<1
1,2-Dichloroethane (EDC)	<1
1,1,1-Trichloroethane	<1
Trichloroethene	<1
Tetrachloroethene	<1

Analysis For Volatile Compounds By EPA Method 8260C

Client Sample ID:	MW02-20110111	Client:	SoundEarth Strategies
Date Received:	01/11/11	Project:	TOC_01-600_20110111 WORFDB4
Date Extracted:	01/12/11	Lab ID:	101103-02
Date Analyzed:	01/12/11	Data File:	011213.D
Matrix:	Water	Instrument:	GCMS5
Units:	ug/L (ppb)	Operator:	VM

Surrogates:	% Recovery:	Lower Limit:	Upper Limit:
1,2-Dichloroethane-d4	95	63	127
Toluene-d8	94	65	127
4-Bromofluorobenzene	92	69	127

Compounds:	Concentration ug/L (ppb)
Vinyl chloride	<0.2
Chloroethane	<1
1,1-Dichloroethene	<1
Methylene chloride	<5
trans-1,2-Dichloroethene	<1
1,1-Dichloroethane	<1
cis-1,2-Dichloroethene	<1
1,2-Dichloroethane (EDC)	<1
1,1,1-Trichloroethane	<1
Trichloroethene	<1
Tetrachloroethene	<1

Analysis For Volatile Compounds By EPA Method 8260C

Client Sample ID:	MW04-20110111	Client:	SoundEarth Strategies
Date Received:	01/11/11	Project:	TOC_01-600_20110111 WORFDB4
Date Extracted:	01/12/11	Lab ID:	101103-03
Date Analyzed:	01/12/11	Data File:	011214.D
Matrix:	Water	Instrument:	GCMS5
Units:	ug/L (ppb)	Operator:	VM

Surrogates:	% Recovery:	Lower Limit:	Upper Limit:
1,2-Dichloroethane-d4	98	63	127
Toluene-d8	94	65	127
4-Bromofluorobenzene	93	69	127

Compounds:	Concentration ug/L (ppb)
Vinyl chloride	1.2
Chloroethane	<1
1,1-Dichloroethene	<1
Methylene chloride	<5
trans-1,2-Dichloroethene	<1
1,1-Dichloroethane	<1
cis-1,2-Dichloroethene	6.7
1,2-Dichloroethane (EDC)	<1
1,1,1-Trichloroethane	<1
Trichloroethene	100
Tetrachloroethene	<1

Analysis For Volatile Compounds By EPA Method 8260C

Client Sample ID:	FD03-20110111	Client:	SoundEarth Strategies
Date Received:	01/11/11	Project:	TOC_01-600_20110111 WORFDB4
Date Extracted:	01/12/11	Lab ID:	101103-04
Date Analyzed:	01/13/11	Data File:	011225.D
Matrix:	Water	Instrument:	GCMS5
Units:	ug/L (ppb)	Operator:	VM

Surrogates:	% Recovery:	Lower Limit:	Upper Limit:
1,2-Dichloroethane-d4	103	63	127
Toluene-d8	101	65	127
4-Bromofluorobenzene	102	69	127

Compounds:	Concentration ug/L (ppb)
Vinyl chloride	1.5
Chloroethane	<1
1,1-Dichloroethene	<1
Methylene chloride	<5
trans-1,2-Dichloroethene	<1
1,1-Dichloroethane	<1
cis-1,2-Dichloroethene	7.8
1,2-Dichloroethane (EDC)	<1
1,1,1-Trichloroethane	<1
Trichloroethene	150
Tetrachloroethene	<1

Analysis For Volatile Compounds By EPA Method 8260C

Client Sample ID:	MW06-20110111	Client:	SoundEarth Strategies
Date Received:	01/11/11	Project:	TOC_01-600_20110111 WORFDB4
Date Extracted:	01/12/11	Lab ID:	101103-05
Date Analyzed:	01/13/11	Data File:	011226.D
Matrix:	Water	Instrument:	GCMS5
Units:	ug/L (ppb)	Operator:	VM

Surrogates:	% Recovery:	Lower Limit:	Upper Limit:
1,2-Dichloroethane-d4	100	63	127
Toluene-d8	102	65	127
4-Bromofluorobenzene	99	69	127

Compounds:	Concentration ug/L (ppb)
Vinyl chloride	2.2
Chloroethane	<1
1,1-Dichloroethene	<1
Methylene chloride	<5
trans-1,2-Dichloroethene	<1
1,1-Dichloroethane	<1
cis-1,2-Dichloroethene	<1
1,2-Dichloroethane (EDC)	<1
1,1,1-Trichloroethane	<1
Trichloroethene	<1
Tetrachloroethene	<1

Analysis For Volatile Compounds By EPA Method 8260C

Client Sample ID:	Method Blank	Client:	SoundEarth Strategies
Date Received:	NA	Project:	TOC_01-600_20110111 WORFDB4
Date Extracted:	01/12/11	Lab ID:	01019 mb
Date Analyzed:	01/12/11	Data File:	011206.D
Matrix:	Water	Instrument:	GCMS5
Units:	ug/L (ppb)	Operator:	VM

Surrogates:	% Recovery:	Lower Limit:	Upper Limit:
1,2-Dichloroethane-d4	104	63	127
Toluene-d8	98	65	127
4-Bromofluorobenzene	99	69	127

Compounds:	Concentration ug/L (ppb)
Vinyl chloride	<0.2
Chloroethane	<1
1,1-Dichloroethene	<1
Methylene chloride	<5
trans-1,2-Dichloroethene	<1
1,1-Dichloroethane	<1
cis-1,2-Dichloroethene	<1
1,2-Dichloroethane (EDC)	<1
1,1,1-Trichloroethane	<1
Trichloroethene	<1
Tetrachloroethene	<1

Date of Report: 01/24/11
Date Received: 01/11/11
Project: TOC_01-600_20110111 WORFDB4, F&BI 101103

QUALITY ASSURANCE RESULTS FOR THE ANALYSIS OF WATER SAMPLES FOR BENZENE, TOLUENE, ETHYLBENZENE, XYLENES, AND TPH AS GASOLINE USING EPA METHOD 8021B AND NWTPH-Gx

Laboratory Code: 101084-02 (Duplicate)

Analyte	Reporting Units	Sample Result	Duplicate Result	Relative Percent Difference (Limit 20)
Benzene	ug/L (ppb)	7.2	8.0	11
Toluene	ug/L (ppb)	<1	<1	nm
Ethylbenzene	ug/L (ppb)	1.7 a	1.6 a	10 a
Xylenes	ug/L (ppb)	<3	<3	nm
Gasoline	ug/L (ppb)	280 a	250 a	13 a

Laboratory Code: Laboratory Control Sample

Analyte	Reporting Units	Spike Level	Percent Recovery LCS	Acceptance Criteria
Benzene	ug/L (ppb)	50	102	65-118
Toluene	ug/L (ppb)	50	101	72-122
Ethylbenzene	ug/L (ppb)	50	100	73-126
Xylenes	ug/L (ppb)	150	102	74-118
Gasoline	ug/L (ppb)	1,000	88	69-134

Date of Report: 01/24/11
Date Received: 01/11/11
Project: TOC_01-600_20110111 WORFDB4, F&BI 101103

QUALITY ASSURANCE RESULTS FOR THE ANALYSIS OF WATER SAMPLES FOR TOTAL PETROLEUM HYDROCARBONS AS DIESEL EXTENDED USING METHOD NWTPH-Dx

Laboratory Code: Laboratory Control Sample Silica Gel

Analyte	Reporting Units	Spike Level	Percent Recovery LCS	Percent Recovery LCSD	Acceptance Criteria	RPD (Limit 20)
Diesel Extended	ug/L (ppb)	2,500	83	92	58-134	10

Date of Report: 01/24/11
Date Received: 01/11/11
Project: TOC_01-600_20110111 WORFDB4, F&BI 101103

QUALITY ASSURANCE RESULTS FOR THE ANALYSIS OF WATER SAMPLES FOR VOLATILES BY EPA METHOD 8260C

Laboratory Code: 101103-05 (Matrix Spike)

Analyte	Reporting Units	Spike Level	Sample Result	Percent Recovery MS	Acceptance Criteria
Vinyl chloride	ug/L (ppb)	50	2.2	112	37-171
Chloroethane	ug/L (ppb)	50	<1	122	10-172
1,1-Dichloroethene	ug/L (ppb)	50	<1	110	35-149
Methylene chloride	ug/L (ppb)	50	<5	86	61-124
trans-1,2-Dichloroethene	ug/L (ppb)	50	<1	97	65-128
1,1-Dichloroethane	ug/L (ppb)	50	<1	100	67-127
cis-1,2-Dichloroethene	ug/L (ppb)	50	<1	96	65-139
1,2-Dichloroethane (EDC)	ug/L (ppb)	50	<1	113	68-132
1,1,1-Trichloroethane	ug/L (ppb)	50	<1	111	63-135
Trichloroethene	ug/L (ppb)	50	<1	103	68-134
Tetrachloroethene	ug/L (ppb)	50	<1	92	64-132

Laboratory Code: Laboratory Control Sample

Analyte	Reporting Units	Spike Level	Percent Recovery LCS	Percent Recovery LCSD	Acceptance Criteria	RPD (Limit 20)
Vinyl chloride	ug/L (ppb)	50	118	111	53-131	6
Chloroethane	ug/L (ppb)	50	111	109	30-176	2
1,1-Dichloroethene	ug/L (ppb)	50	111	107	68-131	4
Methylene chloride	ug/L (ppb)	50	97	95	17-177	2
trans-1,2-Dichloroethene	ug/L (ppb)	50	104	100	71-128	4
1,1-Dichloroethane	ug/L (ppb)	50	104	100	74-118	4
cis-1,2-Dichloroethene	ug/L (ppb)	50	106	102	74-126	4
1,2-Dichloroethane (EDC)	ug/L (ppb)	50	100	98	77-118	2
1,1,1-Trichloroethane	ug/L (ppb)	50	106	103	77-123	3
Trichloroethene	ug/L (ppb)	50	99	96	74-119	3
Tetrachloroethene	ug/L (ppb)	50	97	94	77-126	3

Data Qualifiers & Definitions

a - The analyte was detected at a level less than five times the reporting limit. The RPD results may not provide reliable information on the variability of the analysis.

A1 – More than one compound of similar molecule structure was identified with equal probability.

b - The analyte was spiked at a level that was less than five times that present in the sample. Matrix spike recoveries may not be meaningful.

ca - The calibration results for this range fell outside of acceptance criteria. The value reported is an estimate.

c - The presence of the analyte indicated may be due to carryover from previous sample injections.

d - The sample was diluted. Detection limits may be raised due to dilution.

ds - The sample was diluted. Detection limits are raised due to dilution and surrogate recoveries may not be meaningful.

dv - Insufficient sample was available to achieve normal reporting limits and limits are raised accordingly.

fb - Analyte present in the blank and the sample.

fc – The compound is a common laboratory and field contaminant.

hr - The sample and duplicate were reextracted and reanalyzed. RPD results were still outside of control limits. The variability is attributed to sample inhomogeneity.

ht - Analysis performed outside the method or client-specified holding time requirement.

ip - Recovery fell outside of normal control limits. Compounds in the sample matrix interfered with the quantitation of the analyte.

j – The result is below normal reporting limits. The value reported is an estimate.

J - The internal standard associated with the analyte is out of control limits. The reported concentration is an estimate.

jl - The analyte result in the laboratory control sample is out of control limits. The reported concentration should be considered an estimate.

jr - The rpd result in laboratory control sample associated with the analyte is out of control limits. The reported concentration should be considered an estimate.

js - The surrogate associated with the analyte is out of control limits. The reported concentration should be considered an estimate.

lc - The presence of the compound indicated is likely due to laboratory contamination.

L - The reported concentration was generated from a library search.

nm - The analyte was not detected in one or more of the duplicate analyses. Therefore, calculation of the RPD is not applicable.

pc – The sample was received in a container not approved by the method. The value reported should be considered an estimate.

pr – The sample was received with incorrect preservation. The value reported should be considered an estimate.

ve - Estimated concentration calculated for an analyte response above the valid instrument calibration range. A dilution is required to obtain an accurate quantification of the analyte.

vo - The value reported fell outside the control limits established for this analyte.

x - The sample chromatographic pattern does not resemble the fuel standard used for quantitation.



Data File Name : C:\HPCHEM\6\DATA\01-20-11\020F0501.D
Operator : ML
Instrument : GC #6
Sample Name : 101103-01 sg
Run Time Bar Code:
Acquired on : 20 Jan 11 02:57 PM
Report Created on: 21 Jan 11 09:12 AM

Page Number : 1
Vial Number : 20
Injection Number : 1
Sequence Line : 5
Instrument Method: TPHD.MTH
Analysis Method : TPHD.MTH



Data File Name : C:\HPCHEM\6\DATA\01-20-11\021F0501.D
Operator : ML
Instrument : GC #6
Sample Name : 101103-02 sg
Run Time Bar Code:
Acquired on : 20 Jan 11 03:22 PM
Report Created on: 21 Jan 11 09:12 AM

Page Number : 1
Vial Number : 21
Injection Number : 1
Sequence Line : 5
Instrument Method: TPHD.MTH
Analysis Method : TPHD.MTH



Data File Name : C:\HPCHEM\6\DATA\01-20-11\022F0501.D
Operator : ML
Instrument : GC #6
Sample Name : 101103-03 sg
Run Time Bar Code:
Acquired on : 20 Jan 11 03:47 PM
Report Created on: 21 Jan 11 09:13 AM

Page Number : 1
Vial Number : 22
Injection Number : 1
Sequence Line : 5
Instrument Method: TPHD.MTH
Analysis Method : TPHD.MTH



Data File Name : C:\HPCHEM\6\DATA\01-20-11\023F0501.D
Operator : ML
Instrument : GC #6
Sample Name : 101103-04 sg
Run Time Bar Code:
Acquired on : 20 Jan 11 04:12 PM
Report Created on: 21 Jan 11 09:13 AM

Page Number : 1
Vial Number : 23
Injection Number : 1
Sequence Line : 5
Instrument Method: TPHD.MTH
Analysis Method : TPHD.MTH



Data File Name : C:\HPCHEM\6\DATA\01-20-11\024F0501.D
Operator : ML
Instrument : GC #6
Sample Name : 101103-05 sg
Run Time Bar Code:
Acquired on : 20 Jan 11 04:37 PM
Report Created on: 21 Jan 11 09:13 AM

Page Number : 1
Vial Number : 24
Injection Number : 1
Sequence Line : 5
Instrument Method: TPHD.MTH
Analysis Method : TPHD.MTH

101103

SAMPLE CHAIN OF CUSTODY

ME 01-11-11

V3 / A05

Page # 1 of 1

Send Report To Tim Brown, cc: Jessica Brown + Audrey Hackett

Company Sound Environmental Strategies

Address 2811 Fairview Ave E, Ste. 2000

City, State, ZIP Seattle, WA 98102

Phone # 206.306.1900 Fax # 206.306.1907

SAMPLERS (signature) ATL

PROJECT NAME/NO. Seattle Terminal

PO # 01-600

REMARKS R

EIM Y / N

TURNAROUND TIME

⊗ Standard (2 Weeks)

☐ RUSH

Rush charges authorized by:

SAMPLE DISPOSAL

⊗ Dispose after 30 days

☐ Return samples

☐ Will call with instructions

Sample ID	Sample Location	Sample Depth	Lab ID	Date Sampled	Time Sampled	Matrix	# of jars	GRPH by NWTPH-Gx	BTEX by EPA 8021B	DRPH/ORPH by NWTPH-Dx	PCP by EPA 8270D Low-level detection limits	cVOCs by EPA 8260B	Nitrate and Sulfate by EPA 300.0	Methane, Ethane and Ethene by RSK 175			Notes
DMW57-20110111	DMW57	34	01 A-F	1.11.11	1050	W	6	X	X	X		X					
MW02-20110111	MW02	25.35	02 A-D	1.11.11	1150	W	(6) 4	X	X	X		X					
MW04-20110111	MW04	24.9	03 A-F	1.11.11	1445	W	6	X	X	X		X					
FD03-20110111	—	—	04 A-F	1.11.11	1449	W	6	X	X	X		X					
MW06-20110111	MW02	26.25	05 A-F	1.11.11	1612	W	(6) ~~8~~ (NP)	X	X	X		X					
						4°C											

Samples received at 3 °C

SIGNATURE	PRINT NAME	COMPANY	DATE	TIME
Relinquished by:	Jessica Brown	SES	1.11.11	1730
Received by:	Kim Johnson	FFB	1/11	1730
Relinquished by:				
Received by:				

Friedman & Bruya, Inc.
3012 16th Avenue West
Seattle, WA 98119-2029
Ph. (206) 285-8282
Fax (206) 283-5044

FRIEDMAN & BRUYA, INC.

ENVIRONMENTAL CHEMISTS

James E. Bruya, Ph.D.
Charlene Morrow, M.S.
Yelena Aravkina, M.S.
Bradley T. Benson, B.S.
Kurt Johnson, B.S.

3012 16th Avenue West
Seattle, WA 98119-2029
TEL: (206) 285-8282
FAX: (206) 283-5044
e-mail: fbi@isomedia.com

January 26, 2011

Tim Brown, Project Manager
SoundEarth Strategies
2811 Fairview Ave. East, Suite 2000
Seattle, WA 98102

Dear Mr. Brown:

Included are the results from the testing of material submitted on January 11, 2011 from the TOC_01-600_20110111 WORFDB4, F&BI 101104 project. There are 22 pages included in this report. Any samples that may remain are currently scheduled for disposal in 30 days. If you would like us to return your samples or arrange for long term storage at our offices, please contact us as soon as possible.

We appreciate this opportunity to be of service to you and hope you will call if you should have any questions.

Sincerely,

FRIEDMAN & BRUYA, INC.



Michael Erdahl
Project Manager

Enclosures
c: Mark Chandler, Jessica Brown, Audrey Hackett
SOU0126R.DOC

CASE NARRATIVE

This case narrative encompasses samples received on January 11, 2011 by Friedman & Bruya, Inc. from the SoundEarth Strategies 01-600 project. Samples were logged in under the laboratory ID's listed below.

Laboratory ID	SoundEarth Strategies
101104-01	01MW59-20110111
101104-02	01MW07-20110111
101104-03	01MW45-20110111
101104-04	01MW44-20110111
101104-05	01MW63-20110111
101104-06	FD04-20110111

Samples 01MW07-20110111, 01MW45-20110111, 01MW44-20110111, and 01MW63-20110111 were sent to Aquatic Research for nitrate, sulfate, alkalinity, phosphorus, hardness, total Fe, TKN, nitrite, and sulfide analyses. Sample 01MW59-20110111 was sent to Aquatic Research for nitrate and sulfate analyses. In addition, the samples 01MW07-20110111, 01MW45-20110111, 01MW44-20110111, and 01MW63-20110111 were sent to Fremont Analytical for dissolved gasses analysis. Review of the enclosed reports indicates that all quality assurance were acceptable.

The 8260C vinyl chloride calibration failed the acceptance criteria for 01MW63-20110111. The sample was diluted and reanalyzed.

All quality control requirements were acceptable.

Date of Report: 01/26/11
Date Received: 01/11/11
Project: TOC_01-600_20110111 WORFDB4, F&BI 101104
Date Extracted: 01/17/11
Date Analyzed: 01/17/11

RESULTS FROM THE ANALYSIS OF WATER SAMPLES FOR BENZENE, TOLUENE, ETHYLBENZENE, XYLENES AND TPH AS GASOLINE USING EPA METHOD 8021B AND NWTPH-Gx

Results Reported as ug/L (ppb)

Sample ID Laboratory ID	Benzene	Toluene	Ethyl Benzene	Total Xylenes	Gasoline Range	Surrogate (% Recovery) (Limit 52-124)
01MW59-20110111 101104-01	<1	<1	<1	<3	<100	83
01MW07-20110111 101104-02	<1	<1	<1	<3	<100	81
01MW45-20110111 101104-03	2.9	<1	<1	<3	260 x	83
01MW44-20110111 101104-04	15	<1	<1	<3	520 x	88
01MW63-20110111 101104-05	10	1.0	<1	<3	990 x	91
FD04-20110111 101104-06	9.9	<1	<1	<3	960 x	92
Method Blank 01-0102 MB	<1	<1	<1	<3	<100	75

Date of Report: 01/26/11
Date Received: 01/11/11
Project: TOC_01-600_20110111 WORFDB4, F&BI 101104
Date Extracted: 01/14/11
Date Analyzed: 01/18/11

RESULTS FROM THE ANALYSIS OF WATER SAMPLES FOR TOTAL PETROLEUM HYDROCARBONS AS DIESEL AND MOTOR OIL USING METHOD NWTPH-Dx
Sample Extracts Passed Through a Silica Gel Column Prior to Analysis
Results Reported as ug/L (ppb)

Sample ID Laboratory ID	Diesel Range (C_{10}-C_{25})	Motor Oil Range (C_{25}-C_{36})	Surrogate (% Recovery) (Limit 51-134)
01MW59-20110111 101104-01	<50	<250	119
01MW07-20110111 101104-02	<50	<250	96
01MW45-20110111 101104-03	<50	<250	100
01MW44-20110111 101104-04	<50	<250	98
01MW63-20110111 101104-05	<50	<250	94
FD04-20110111 101104-06	<50	<250	101
Method Blank 01-0078 MB2	<50	<250	97

Analysis For Volatile Compounds By EPA Method 8260C

Client Sample ID:	01MW59-20110111	Client:	SoundEarth Strategies
Date Received:	01/11/11	Project:	TOC_01-600_20110111 WORFDB4
Date Extracted:	01/12/11	Lab ID:	101104-01
Date Analyzed:	01/13/11	Data File:	011232.D
Matrix:	Water	Instrument:	GCMS5
Units:	ug/L (ppb)	Operator:	VM

Surrogates:	% Recovery:	Lower Limit:	Upper Limit:
1,2-Dichloroethane-d4	100	63	127
Toluene-d8	103	65	127
4-Bromofluorobenzene	101	69	127

Compounds:	Concentration ug/L (ppb)
Vinyl chloride	<0.2
Chloroethane	<1
1,1-Dichloroethene	<1
Methylene chloride	<5
trans-1,2-Dichloroethene	<1
1,1-Dichloroethane	<1
cis-1,2-Dichloroethene	<1
1,2-Dichloroethane (EDC)	<1
1,1,1-Trichloroethane	<1
Trichloroethene	<1
Tetrachloroethene	<1

Analysis For Volatile Compounds By EPA Method 8260C

Client Sample ID:	01MW07-20110111	Client:	SoundEarth Strategies
Date Received:	01/11/11	Project:	TOC_01-600_20110111 WORFDB4
Date Extracted:	01/12/11	Lab ID:	101104-02
Date Analyzed:	01/13/11	Data File:	011233.D
Matrix:	Water	Instrument:	GCMS5
Units:	ug/L (ppb)	Operator:	VM

Surrogates:	% Recovery:	Lower Limit:	Upper Limit:
1,2-Dichloroethane-d4	102	63	127
Toluene-d8	101	65	127
4-Bromofluorobenzene	104	69	127

Compounds:	Concentration ug/L (ppb)
Vinyl chloride	0.86
Chloroethane	<1
1,1-Dichloroethene	<1
Methylene chloride	<5
trans-1,2-Dichloroethene	<1
1,1-Dichloroethane	<1
cis-1,2-Dichloroethene	<1
1,2-Dichloroethane (EDC)	<1
1,1,1-Trichloroethane	<1
Trichloroethene	<1
Tetrachloroethene	<1

Analysis For Volatile Compounds By EPA Method 8260C

Client Sample ID:	01MW45-20110111	Client:	SoundEarth Strategies
Date Received:	01/11/11	Project:	TOC_01-600_20110111 WORFDB4
Date Extracted:	01/12/11	Lab ID:	101104-03
Date Analyzed:	01/13/11	Data File:	011234.D
Matrix:	Water	Instrument:	GCMS5
Units:	ug/L (ppb)	Operator:	VM

Surrogates:	% Recovery:	Lower Limit:	Upper Limit:
1,2-Dichloroethane-d4	105	63	127
Toluene-d8	103	65	127
4-Bromofluorobenzene	106	69	127

Compounds:	Concentration ug/L (ppb)
Vinyl chloride	3.6
Chloroethane	<1
1,1-Dichloroethene	<1
Methylene chloride	<5
trans-1,2-Dichloroethene	<1
1,1-Dichloroethane	<1
cis-1,2-Dichloroethene	83
1,2-Dichloroethane (EDC)	<1
1,1,1-Trichloroethane	<1
Trichloroethene	490 ve
Tetrachloroethene	<1

Analysis For Volatile Compounds By EPA Method 8260C

Client Sample ID:	01MW45-20110111	Client:	SoundEarth Strategies
Date Received:	01/11/11	Project:	TOC_01-600_20110111 WORFDB4
Date Extracted:	01/14/11	Lab ID:	101104-03 1/10
Date Analyzed:	01/14/11	Data File:	011409.D
Matrix:	Water	Instrument:	GCMS5
Units:	ug/L (ppb)	Operator:	VM

Surrogates:	% Recovery:	Lower Limit:	Upper Limit:
1,2-Dichloroethane-d4	107	63	127
Toluene-d8	103	65	127
4-Bromofluorobenzene	104	69	127

Compounds:	Concentration ug/L (ppb)
Vinyl chloride	2.9
Chloroethane	<10
1,1-Dichloroethene	<10
Methylene chloride	<50
trans-1,2-Dichloroethene	<10
1,1-Dichloroethane	<10
cis-1,2-Dichloroethene	86
1,2-Dichloroethane (EDC)	<10
1,1,1-Trichloroethane	<10
Trichloroethene	550
Tetrachloroethene	<10

Analysis For Volatile Compounds By EPA Method 8260C

Client Sample ID:	01MW44-20110111	Client:	SoundEarth Strategies
Date Received:	01/11/11	Project:	TOC_01-600_20110111 WORFDB4
Date Extracted:	01/12/11	Lab ID:	101104-04
Date Analyzed:	01/13/11	Data File:	011235.D
Matrix:	Water	Instrument:	GCMS5
Units:	ug/L (ppb)	Operator:	VM

Surrogates:	% Recovery:	Lower Limit:	Upper Limit:
1,2-Dichloroethane-d4	107	63	127
Toluene-d8	106	65	127
4-Bromofluorobenzene	106	69	127

Compounds:	Concentration ug/L (ppb)
Vinyl chloride	12
Chloroethane	<1
1,1-Dichloroethene	1.6
Methylene chloride	<5
trans-1,2-Dichloroethene	1.5
1,1-Dichloroethane	<1
cis-1,2-Dichloroethene	83
1,2-Dichloroethane (EDC)	5.0
1,1,1-Trichloroethane	<1
Trichloroethene	1,100 ve
Tetrachloroethene	<1

Analysis For Volatile Compounds By EPA Method 8260C

Client Sample ID:	01MW44-20110111	Client:	SoundEarth Strategies
Date Received:	01/11/11	Project:	TOC_01-600_20110111 WORFDB4
Date Extracted:	01/14/11	Lab ID:	101104-04 1/100
Date Analyzed:	01/14/11	Data File:	011408.D
Matrix:	Water	Instrument:	GCMS5
Units:	ug/L (ppb)	Operator:	VM

Surrogates:	% Recovery:	Lower Limit:	Upper Limit:
1,2-Dichloroethane-d4	112	63	127
Toluene-d8	104	65	127
4-Bromofluorobenzene	106	69	127

Compounds:	Concentration ug/L (ppb)
Vinyl chloride	<20
Chloroethane	<100
1,1-Dichloroethene	<100
Methylene chloride	<500
trans-1,2-Dichloroethene	<100
1,1-Dichloroethane	<100
cis-1,2-Dichloroethene	<100
1,2-Dichloroethane (EDC)	<100
1,1,1-Trichloroethane	<100
Trichloroethene	1,400
Tetrachloroethene	<100

Analysis For Volatile Compounds By EPA Method 8260C

Client Sample ID:	01MW63-20110111	Client:	SoundEarth Strategies
Date Received:	01/11/11	Project:	TOC_01-600_20110111 WORFDB4
Date Extracted:	01/12/11	Lab ID:	101104-05
Date Analyzed:	01/13/11	Data File:	011242.D
Matrix:	Water	Instrument:	GCMS5
Units:	ug/L (ppb)	Operator:	VM

Surrogates:	% Recovery:	Lower Limit:	Upper Limit:
1,2-Dichloroethane-d4	95	63	127
Toluene-d8	101	65	127
4-Bromofluorobenzene	98	69	127

Compounds:	Concentration ug/L (ppb)
Vinyl chloride	150 ca
Chloroethane	<1
1,1-Dichloroethene	12
Methylene chloride	<5
trans-1,2-Dichloroethene	5.9
1,1-Dichloroethane	<1
cis-1,2-Dichloroethene	540 ve
1,2-Dichloroethane (EDC)	4.9
1,1,1-Trichloroethane	<1
Trichloroethene	2,900 ve
Tetrachloroethene	<1

Analysis For Volatile Compounds By EPA Method 8260C

Client Sample ID:	01MW63-20110111	Client:	SoundEarth Strategies
Date Received:	01/11/11	Project:	TOC_01-600_20110111 WORFDB4
Date Extracted:	01/14/11	Lab ID:	101104-05 1/100
Date Analyzed:	01/14/11	Data File:	011410.D
Matrix:	Water	Instrument:	GCMS5
Units:	ug/L (ppb)	Operator:	VM

Surrogates:	% Recovery:	Lower Limit:	Upper Limit:
1,2-Dichloroethane-d4	109	63	127
Toluene-d8	103	65	127
4-Bromofluorobenzene	106	69	127

Compounds:	Concentration ug/L (ppb)
Vinyl chloride	100
Chloroethane	<100
1,1-Dichloroethene	<100
Methylene chloride	<500
trans-1,2-Dichloroethene	<100
1,1-Dichloroethane	<100
cis-1,2-Dichloroethene	590
1,2-Dichloroethane (EDC)	<100
1,1,1-Trichloroethane	<100
Trichloroethene	10,000
Tetrachloroethene	<100

Analysis For Volatile Compounds By EPA Method 8260C

Client Sample ID:	FD04-20110111	Client:	SoundEarth Strategies
Date Received:	01/11/11	Project:	TOC_01-600_20110111 WORFDB4
Date Extracted:	01/14/11	Lab ID:	101104-06
Date Analyzed:	01/14/11	Data File:	011411.D
Matrix:	Water	Instrument:	GCMS5
Units:	ug/L (ppb)	Operator:	VM

Surrogates:	% Recovery:	Lower Limit:	Upper Limit:
1,2-Dichloroethane-d4	109	63	127
Toluene-d8	109	65	127
4-Bromofluorobenzene	110	69	127

Compounds:	Concentration ug/L (ppb)
Vinyl chloride	110
Chloroethane	1.3
1,1-Dichloroethene	9.9
Methylene chloride	<5
trans-1,2-Dichloroethene	5.5
1,1-Dichloroethane	<1
cis-1,2-Dichloroethene	560 ve
1,2-Dichloroethane (EDC)	4.3
1,1,1-Trichloroethane	<1
Trichloroethene	2,700 ve
Tetrachloroethene	<1

Analysis For Volatile Compounds By EPA Method 8260C

Client Sample ID:	FD04-20110111	Client:	SoundEarth Strategies
Date Received:	01/11/11	Project:	TOC_01-600_20110111 WORFDB4
Date Extracted:	01/17/11	Lab ID:	101104-06 1/100
Date Analyzed:	01/17/11	Data File:	011716.D
Matrix:	Water	Instrument:	GCMS5
Units:	ug/L (ppb)	Operator:	VM

Surrogates:	% Recovery:	Lower Limit:	Upper Limit:
1,2-Dichloroethane-d4	99	63	127
Toluene-d8	102	65	127
4-Bromofluorobenzene	108	69	127

Compounds:	Concentration ug/L (ppb)
Vinyl chloride	120
Chloroethane	<100
1,1-Dichloroethene	<100
Methylene chloride	<500
trans-1,2-Dichloroethene	<100
1,1-Dichloroethane	<100
cis-1,2-Dichloroethene	550
1,2-Dichloroethane (EDC)	<100
1,1,1-Trichloroethane	<100
Trichloroethene	10,000
Tetrachloroethene	<100

Analysis For Volatile Compounds By EPA Method 8260C

Client Sample ID:	Method Blank	Client:	SoundEarth Strategies
Date Received:	NA	Project:	TOC_01-600_20110111 WORFDB4
Date Extracted:	01/17/11	Lab ID:	01086 mb
Date Analyzed:	01/17/11	Data File:	011709.D
Matrix:	Water	Instrument:	GCMS5
Units:	ug/L (ppb)	Operator:	VM

Surrogates:	% Recovery:	Lower Limit:	Upper Limit:
1,2-Dichloroethane-d4	103	63	127
Toluene-d8	102	65	127
4-Bromofluorobenzene	107	69	127

Compounds:	Concentration ug/L (ppb)
Vinyl chloride	<0.2
Chloroethane	<1
1,1-Dichloroethene	<1
Methylene chloride	<5
trans-1,2-Dichloroethene	<1
1,1-Dichloroethane	<1
cis-1,2-Dichloroethene	<1
1,2-Dichloroethane (EDC)	<1
1,1,1-Trichloroethane	<1
Trichloroethene	<1
Tetrachloroethene	<1

Analysis For Volatile Compounds By EPA Method 8260C

Client Sample ID:	Method Blank	Client:	SoundEarth Strategies
Date Received:	NA	Project:	TOC_01-600_20110111 WORFDB4
Date Extracted:	01/12/11	Lab ID:	01019 mb
Date Analyzed:	01/12/11	Data File:	011206.D
Matrix:	Water	Instrument:	GCMS5
Units:	ug/L (ppb)	Operator:	VM

Surrogates:	% Recovery:	Lower Limit:	Upper Limit:
1,2-Dichloroethane-d4	104	63	127
Toluene-d8	98	65	127
4-Bromofluorobenzene	99	69	127

Compounds:	Concentration ug/L (ppb)
Vinyl chloride	<0.2
Chloroethane	<1
1,1-Dichloroethene	<1
Methylene chloride	<5
trans-1,2-Dichloroethene	<1
1,1-Dichloroethane	<1
cis-1,2-Dichloroethene	<1
1,2-Dichloroethane (EDC)	<1
1,1,1-Trichloroethane	<1
Trichloroethene	<1
Tetrachloroethene	<1

Analysis For Volatile Compounds By EPA Method 8260C

Client Sample ID:	Method Blank	Client:	SoundEarth Strategies
Date Received:	NA	Project:	TOC_01-600_20110111 WORFDB4
Date Extracted:	01/14/11	Lab ID:	01084 mb
Date Analyzed:	01/14/11	Data File:	011407.D
Matrix:	Water	Instrument:	GCMS5
Units:	ug/L (ppb)	Operator:	VM

Surrogates:	% Recovery:	Lower Limit:	Upper Limit:
1,2-Dichloroethane-d4	110	63	127
Toluene-d8	103	65	127
4-Bromofluorobenzene	106	69	127

Compounds:	Concentration ug/L (ppb)
Vinyl chloride	<0.2
Chloroethane	<1
1,1-Dichloroethene	<1
Methylene chloride	<5
trans-1,2-Dichloroethene	<1
1,1-Dichloroethane	<1
cis-1,2-Dichloroethene	<1
1,2-Dichloroethane (EDC)	<1
1,1,1-Trichloroethane	<1
Trichloroethene	<1
Tetrachloroethene	<1

Date of Report: 01/26/11
Date Received: 01/11/11
Project: TOC_01-600_20110111 WORFDB4, F&BI 101104

QUALITY ASSURANCE RESULTS FOR THE ANALYSIS OF WATER SAMPLES FOR BENZENE, TOLUENE, ETHYLBENZENE, XYLENES, AND TPH AS GASOLINE USING EPA METHOD 8021B AND NWTPH-Gx

Laboratory Code: 101130-02 (Duplicate)

Analyte	Reporting Units	Sample Result	Duplicate Result	Relative Percent Difference (Limit 20)
Benzene	ug/L (ppb)	<1	<1	nm
Toluene	ug/L (ppb)	<1	<1	nm
Ethylbenzene	ug/L (ppb)	<1	<1	nm
Xylenes	ug/L (ppb)	<3	<3	nm
Gasoline	ug/L (ppb)	<100	<100	nm

Laboratory Code: Laboratory Control Sample

Analyte	Reporting Units	Spike Level	Percent Recovery LCS	Acceptance Criteria
Benzene	ug/L (ppb)	50	98	65-118
Toluene	ug/L (ppb)	50	97	72-122
Ethylbenzene	ug/L (ppb)	50	97	73-126
Xylenes	ug/L (ppb)	150	98	74-118
Gasoline	ug/L (ppb)	1,000	89	69-134

Date of Report: 01/26/11
Date Received: 01/11/11
Project: TOC_01-600_20110111 WORFDB4, F&BI 101104

QUALITY ASSURANCE RESULTS FOR THE ANALYSIS OF WATER SAMPLES FOR TOTAL PETROLEUM HYDROCARBONS AS DIESEL EXTENDED USING METHOD NWTPH-Dx

Laboratory Code: Laboratory Control Sample Silica Gel

Analyte	Reporting Units	Spike Level	Percent Recovery LCS	Percent Recovery LCSD	Acceptance Criteria	RPD (Limit 20)
Diesel Extended	ug/L (ppb)	2,500	96	98	58-134	2

Date of Report: 01/26/11
Date Received: 01/11/11
Project: TOC_01-600_20110111 WORFDB4, F&BI 101104

QUALITY ASSURANCE RESULTS FOR THE ANALYSIS OF WATER SAMPLES FOR VOLATILES BY EPA METHOD 8260C

Laboratory Code: 101103-05 (Matrix Spike)

Analyte	Reporting Units	Spike Level	Sample Result	Percent Recovery MS	Acceptance Criteria
Vinyl chloride	ug/L (ppb)	50	2.2	112	37-171
Chloroethane	ug/L (ppb)	50	<1	122	10-172
1,1-Dichloroethene	ug/L (ppb)	50	<1	110	35-149
Methylene chloride	ug/L (ppb)	50	<5	86	61-124
trans-1,2-Dichloroethene	ug/L (ppb)	50	<1	97	65-128
1,1-Dichloroethane	ug/L (ppb)	50	<1	100	67-127
cis-1,2-Dichloroethene	ug/L (ppb)	50	<1	96	65-139
1,2-Dichloroethane (EDC)	ug/L (ppb)	50	<1	113	68-132
1,1,1-Trichloroethane	ug/L (ppb)	50	<1	111	63-135
Trichloroethene	ug/L (ppb)	50	<1	103	68-134
Tetrachloroethene	ug/L (ppb)	50	<1	92	64-132

Laboratory Code: Laboratory Control Sample

Analyte	Reporting Units	Spike Level	Percent Recovery LCS	Percent Recovery LCSD	Acceptance Criteria	RPD (Limit 20)
Vinyl chloride	ug/L (ppb)	50	118	111	53-131	6
Chloroethane	ug/L (ppb)	50	111	109	30-176	2
1,1-Dichloroethene	ug/L (ppb)	50	111	107	68-131	4
Methylene chloride	ug/L (ppb)	50	97	95	17-177	2
trans-1,2-Dichloroethene	ug/L (ppb)	50	104	100	71-128	4
1,1-Dichloroethane	ug/L (ppb)	50	104	100	74-118	4
cis-1,2-Dichloroethene	ug/L (ppb)	50	106	102	74-126	4
1,2-Dichloroethane (EDC)	ug/L (ppb)	50	100	98	77-118	2
1,1,1-Trichloroethane	ug/L (ppb)	50	106	103	77-123	3
Trichloroethene	ug/L (ppb)	50	99	96	74-119	3
Tetrachloroethene	ug/L (ppb)	50	97	94	77-126	3

Date of Report: 01/26/11
Date Received: 01/11/11
Project: TOC_01-600_20110111 WORFDB4, F&BI 101104

QUALITY ASSURANCE RESULTS FOR THE ANALYSIS OF WATER SAMPLES FOR VOLATILES BY EPA METHOD 8260C

Laboratory Code: 101144-02 (Matrix Spike)

Analyte	Reporting Units	Spike Level	Sample Result	Percent Recovery MS	Acceptance Criteria
Vinyl chloride	ug/L (ppb)	50	<0.2	95	37-171
Chloroethane	ug/L (ppb)	50	<1	105	10-172
1,1-Dichloroethene	ug/L (ppb)	50	<1	104	35-149
Methylene chloride	ug/L (ppb)	50	<5	92	61-124
trans-1,2-Dichloroethene	ug/L (ppb)	50	<1	101	65-128
1,1-Dichloroethane	ug/L (ppb)	50	<1	100	67-127
cis-1,2-Dichloroethene	ug/L (ppb)	50	<1	103	65-139
1,2-Dichloroethane (EDC)	ug/L (ppb)	50	<1	104	68-132
1,1,1-Trichloroethane	ug/L (ppb)	50	<1	104	63-135
Trichloroethene	ug/L (ppb)	50	26	90 b	68-134
Tetrachloroethene	ug/L (ppb)	50	<1	100	64-132

Laboratory Code: Laboratory Control Sample

Analyte	Reporting Units	Spike Level	Percent Recovery LCS	Percent Recovery LCSD	Acceptance Criteria	RPD (Limit 20)
Vinyl chloride	ug/L (ppb)	50	91	97	53-131	6
Chloroethane	ug/L (ppb)	50	89	94	30-176	5
1,1-Dichloroethene	ug/L (ppb)	50	90	95	68-131	5
Methylene chloride	ug/L (ppb)	50	88	94	17-177	7
trans-1,2-Dichloroethene	ug/L (ppb)	50	97	101	71-128	4
1,1-Dichloroethane	ug/L (ppb)	50	95	98	74-118	3
cis-1,2-Dichloroethene	ug/L (ppb)	50	100	105	74-126	5
1,2-Dichloroethane (EDC)	ug/L (ppb)	50	87	88	77-118	1
1,1,1-Trichloroethane	ug/L (ppb)	50	91	96	77-123	5
Trichloroethene	ug/L (ppb)	50	88	89	74-119	1
Tetrachloroethene	ug/L (ppb)	50	99	103	77-126	4

Date of Report: 01/26/11
Date Received: 01/11/11
Project: TOC_01-600_20110111 WORFDB4, F&BI 101104

QUALITY ASSURANCE RESULTS FOR THE ANALYSIS OF WATER SAMPLES FOR VOLATILES BY EPA METHOD 8260C

Laboratory Code: 101105-03 (Matrix Spike)

Analyte	Reporting Units	Spike Level	Sample Result	Percent Recovery MS	Acceptance Criteria
Vinyl chloride	ug/L (ppb)	50	<0.2	92	37-171
Chloroethane	ug/L (ppb)	50	<1	93	10-172
1,1-Dichloroethene	ug/L (ppb)	50	<1	89	35-149
Methylene chloride	ug/L (ppb)	50	<5	87	61-124
trans-1,2-Dichloroethene	ug/L (ppb)	50	<1	99	65-128
1,1-Dichloroethane	ug/L (ppb)	50	<1	95	67-127
cis-1,2-Dichloroethene	ug/L (ppb)	50	<1	101	65-139
1,2-Dichloroethane (EDC)	ug/L (ppb)	50	<1	89	68-132
1,1,1-Trichloroethane	ug/L (ppb)	50	<1	93	63-135
Trichloroethene	ug/L (ppb)	50	<1	87	68-134
Tetrachloroethene	ug/L (ppb)	50	<1	99	64-132

Laboratory Code: Laboratory Control Sample

Analyte	Reporting Units	Spike Level	Percent Recovery LCS	Percent Recovery LCSD	Acceptance Criteria	RPD (Limit 20)
Vinyl chloride	ug/L (ppb)	50	93	98	53-131	5
Chloroethane	ug/L (ppb)	50	94	99	30-176	5
1,1-Dichloroethene	ug/L (ppb)	50	89	92	68-131	3
Methylene chloride	ug/L (ppb)	50	85	93	17-177	9
trans-1,2-Dichloroethene	ug/L (ppb)	50	96	102	71-128	6
1,1-Dichloroethane	ug/L (ppb)	50	92	98	74-118	6
cis-1,2-Dichloroethene	ug/L (ppb)	50	99	103	74-126	4
1,2-Dichloroethane (EDC)	ug/L (ppb)	50	87	89	77-118	2
1,1,1-Trichloroethane	ug/L (ppb)	50	91	96	77-123	5
Trichloroethene	ug/L (ppb)	50	86	90	74-119	5
Tetrachloroethene	ug/L (ppb)	50	97	99	77-126	2

Data Qualifiers & Definitions

a - The analyte was detected at a level less than five times the reporting limit. The RPD results may not provide reliable information on the variability of the analysis.

A1 – More than one compound of similar molecule structure was identified with equal probability.

b - The analyte was spiked at a level that was less than five times that present in the sample. Matrix spike recoveries may not be meaningful.

ca - The calibration results for this range fell outside of acceptance criteria. The value reported is an estimate.

c - The presence of the analyte indicated may be due to carryover from previous sample injections.

d - The sample was diluted. Detection limits may be raised due to dilution.

ds - The sample was diluted. Detection limits are raised due to dilution and surrogate recoveries may not be meaningful.

dv - Insufficient sample was available to achieve normal reporting limits and limits are raised accordingly.

fb - Analyte present in the blank and the sample.

fc – The compound is a common laboratory and field contaminant.

hr - The sample and duplicate were reextracted and reanalyzed. RPD results were still outside of control limits. The variability is attributed to sample inhomogeneity.

ht - Analysis performed outside the method or client-specified holding time requirement.

ip - Recovery fell outside of normal control limits. Compounds in the sample matrix interfered with the quantitation of the analyte.

j – The result is below normal reporting limits. The value reported is an estimate.

J - The internal standard associated with the analyte is out of control limits. The reported concentration is an estimate.

jl - The analyte result in the laboratory control sample is out of control limits. The reported concentration should be considered an estimate.

jr - The rpd result in laboratory control sample associated with the analyte is out of control limits. The reported concentration should be considered an estimate.

js - The surrogate associated with the analyte is out of control limits. The reported concentration should be considered an estimate.

lc - The presence of the compound indicated is likely due to laboratory contamination.

L - The reported concentration was generated from a library search.

nm - The analyte was not detected in one or more of the duplicate analyses. Therefore, calculation of the RPD is not applicable.

pc – The sample was received in a container not approved by the method. The value reported should be considered an estimate.

pr – The sample was received with incorrect preservation. The value reported should be considered an estimate.

ve - Estimated concentration calculated for an analyte response above the valid instrument calibration range. A dilution is required to obtain an accurate quantification of the analyte.

vo - The value reported fell outside the control limits established for this analyte.

x - The sample chromatographic pattern does not resemble the fuel standard used for quantitation.

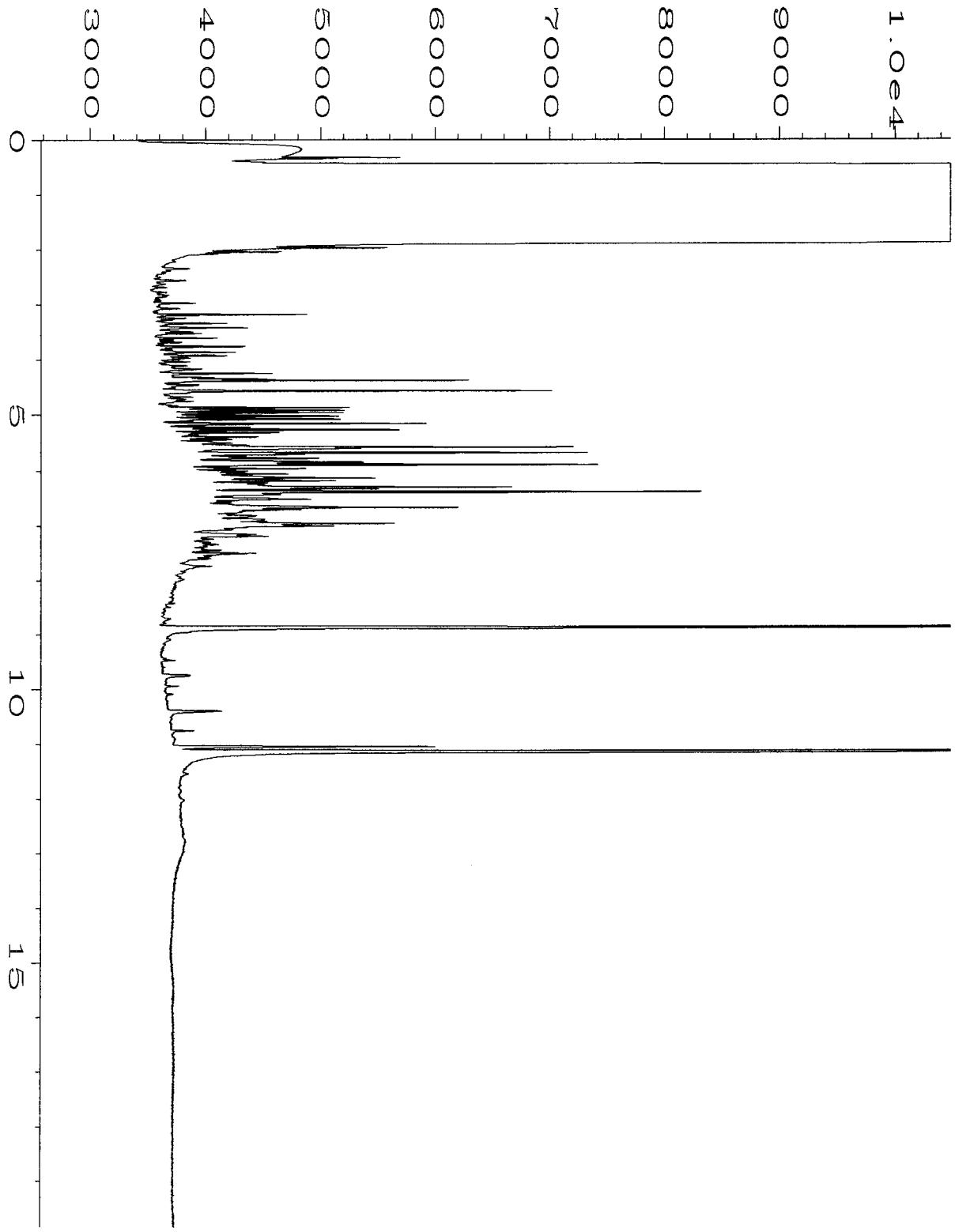

Data File Name	: C:\HPCHEM\6\DATA\01-18-11\009F0501.D		
Operator	: ML	Page Number	: 1
Instrument	: GC #6	Vial Number	: 9
Sample Name	: 101104-01 sg	Injection Number	: 1
Run Time Bar Code:		Sequence Line	: 5
Acquired on	: 18 Jan 11 10:27 AM	Instrument Method	: TPHD.MTH
Report Created on	: 19 Jan 11 08:52 AM	Analysis Method	: TPHD.MTH



Data File Name : C:\HPCHEM\6\DATA\01-18-11\010F0501.D
Operator : ML
Instrument : GC #6
Sample Name : 101104-02 sg
Run Time Bar Code:
Acquired on : 18 Jan 11 10:53 AM
Report Created on: 19 Jan 11 08:52 AM

Page Number : 1
Vial Number : 10
Injection Number : 1
Sequence Line : 5
Instrument Method: TPHD.MTH
Analysis Method : TPHD.MTH



Data File Name : C:\HPCHEM\6\DATA\01-18-11\011F0501.D
Operator : ML
Instrument : GC #6
Sample Name : 101104-03 sg
Run Time Bar Code:
Acquired on : 18 Jan 11 11:18 AM
Report Created on: 19 Jan 11 08:52 AM

Page Number : 1
Vial Number : 11
Injection Number : 1
Sequence Line : 5
Instrument Method: TPHD.MTH
Analysis Method : TPHD.MTH



Data File Name : C:\HPCHEM\6\DATA\01-18-11\012F0501.D
Operator : ML
Instrument : GC #6
Sample Name : 101104-04 sg
Run Time Bar Code:
Acquired on : 18 Jan 11 11:43 AM
Report Created on: 19 Jan 11 08:52 AM

Page Number : 1
Vial Number : 12
Injection Number : 1
Sequence Line : 5
Instrument Method: TPHD.MTH
Analysis Method : TPHD.MTH

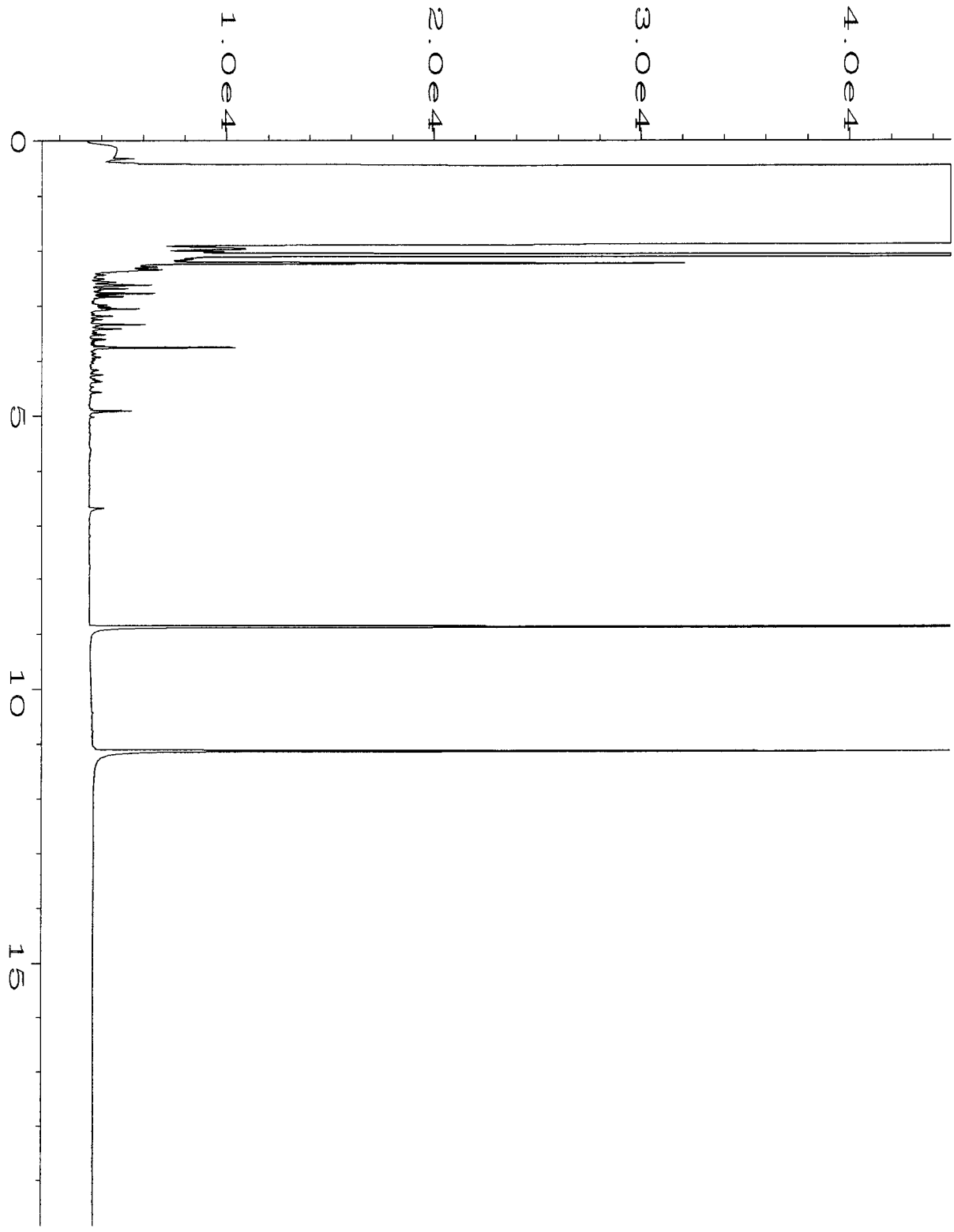

Data File Name	: C:\HPCHEM\6\DATA\01-18-11\013F0501.D		
Operator	: ML	Page Number	: 1
Instrument	: GC #6	Vial Number	: 13
Sample Name	: 101104-05 sg	Injection Number	: 1
Run Time Bar Code:		Sequence Line	: 5
Acquired on	: 18 Jan 11 12:08 PM	Instrument Method	: TPHD.MTH
Report Created on	: 19 Jan 11 08:52 AM	Analysis Method	: TPHD.MTH

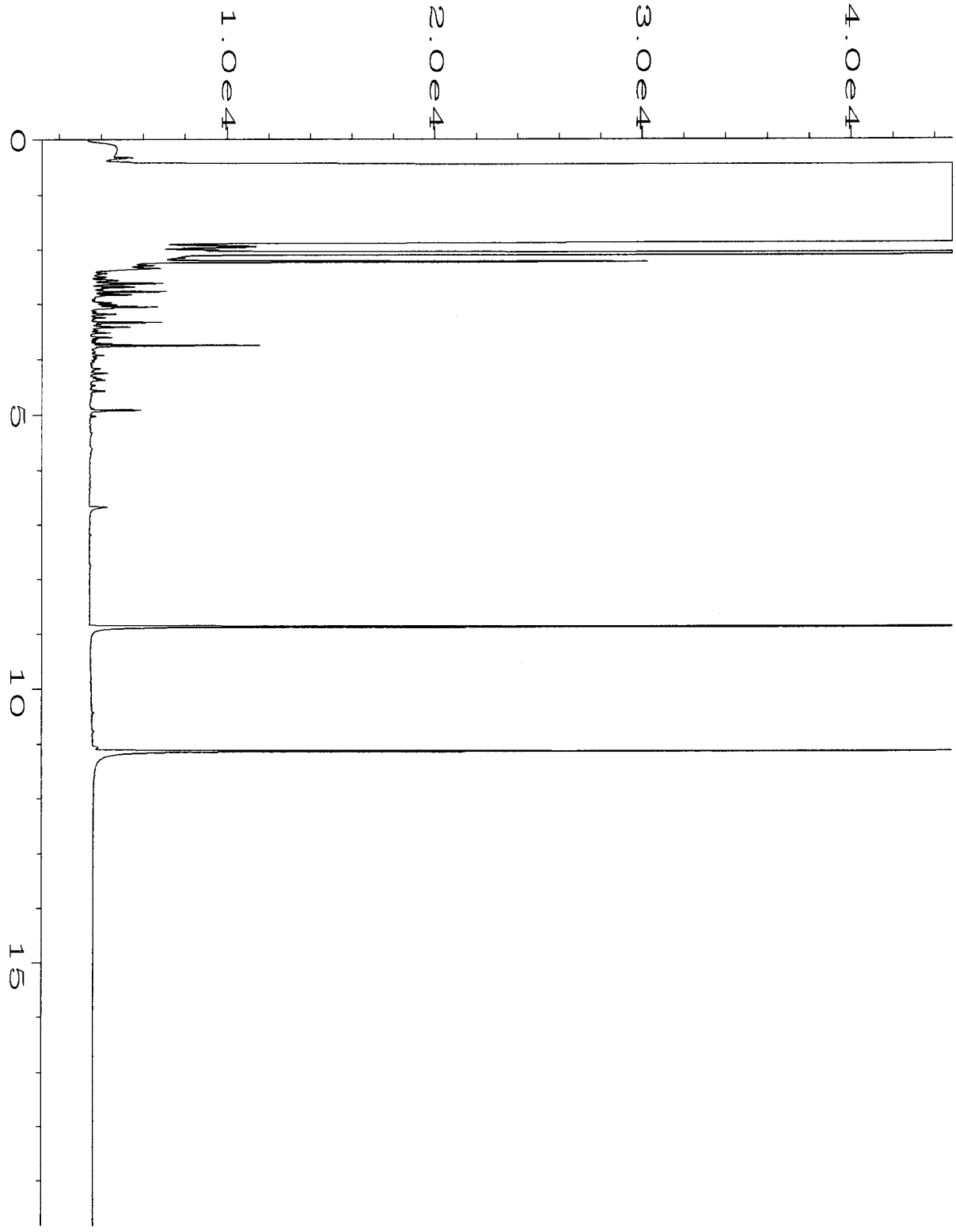

Data File Name : C:\HPCHEM\6\DATA\01-18-11\014F0501.D
Operator : ML
Instrument : GC #6
Sample Name : 101104-06 sg
Run Time Bar Code:
Acquired on : 18 Jan 11 12:34 PM
Report Created on: 19 Jan 11 08:52 AM

Page Number : 1
Vial Number : 14
Injection Number : 1
Sequence Line : 5
Instrument Method: TPHD.MTH
Analysis Method : TPHD.MTH

AQUATIC RESEARCH INCORPORATED

LABORATORY & CONSULTING SERVICES

3927 AURORA AVENUE NORTH, SEATTLE, WA 98103

PHONE: (206) 632-2715 FAX: (206) 632-2417

CASE FILE NUMBER:	FBI007-64		PAGE 1
REPORT DATE:	01/25/11		
DATE SAMPLED:	01/11/11	DATE RECEIVED:	01/12/11

FINAL REPORT, LABORATORY ANALYSIS OF SELECTED PARAMETERS ON WATER SAMPLES FROM FRIEDMAN & BRUYA, INC. / PROJECT NO. 101104

CASE NARRATIVE

Five water samples were received by the laboratory in good condition and analyzed according to the chain of custody. No difficulties were encountered in the preparation or analysis of these samples. Sample data follows while QA/QC data is contained on subsequent pages.

SAMPLE DATA

SAMPLE ID	ALKALINITY (mgCaCO3/l)	SULFATE (mg/L)	SULFIDE (mg/L)	TOTAL-P (mg/L)	TKN (mg/L)
01MW07-20110111	496	30.9	<0.05	0.057	0.760
01MW45-20110111	515	28.7	<0.05	0.093	1.07
01MW44-20110111	402	29.1	<0.05	0.184	0.600
01MW63-20110111	246	12.5	<0.05	0.055	0.306
01MW59-20110111		2.78			

SAMPLE ID	TOTAL IRON (mg/L)	NITRATE (mg/L)	NITRITE (mg/L)	HARDNESS (mgCaCO3/l)
01MW07-20110111	6.12	0.016	<0.002	454
01MW45-20110111	6.92	0.018	<0.002	449
01MW44-20110111	4.88	0.015	<0.002	403
01MW63-20110111	3.72	<0.010	0.005	215

AQUATIC RESEARCH INCORPORATED

LABORATORY & CONSULTING SERVICES

3927 AURORA AVENUE NORTH, SEATTLE, WA 98103

PHONE: (206) 632-2715 FAX: (206) 632-2417

CASE FILE NUMBER:	**FBI007-64**		**PAGE 2**
REPORT DATE:	**01/25/11**		
DATE SAMPLED:	**01/11/11**	**DATE RECEIVED:**	**01/12/11**

FINAL REPORT, LABORATORY ANALYSIS OF SELECTED PARAMETERS ON WATER SAMPLES FROM FRIEDMAN & BRUYA, INC. / PROJECT NO. 101104

QA/QC DATA

QC PARAMETER	ALKALINITY (mgCaCO3/l)	SULFATE (mg/L)	SULFIDE (mg/L)	TOTAL-P (mg/L)	TKN (mg/L)
METHOD	SM18 2320B	SM184500SO4E	EPA 376.1	EPA 365.1	EPA 351.1
DATE ANALYZED	01/17/11	01/24/11	01/14/11	01/14/11	01/19/11
DETECTION LIMIT	1.00	1.00	0.05	0.002	0.200
DUPLICATE					
SAMPLE ID	BATCH	01MW63-20110111	BATCH	BATCH	BATCH
ORIGINAL	82.5	12.5	<0.05	0.019	1.49
DUPLICATE	77.6	12.9	<0.05	0.019	1.50
RPD	6.12%	2.92%	NC	3.62%	0.50%
SPIKE SAMPLE					
SAMPLE ID		01MW63-20110111		BATCH	BATCH
ORIGINAL		12.5		0.019	1.49
SPIKED SAMPLE		22.8		0.068	3.42
SPIKE ADDED		10.0		0.050	2.00
% RECOVERY	NA	102.82%	NA	97.04%	96.58%
QC CHECK					
FOUND	102	10.2		0.093	5.80
TRUE	100	10.0		0.090	5.79
% RECOVERY	101.50%	101.70%	NA	102.98%	100.09%
BLANK	NA	<1.00	<0.05	<0.002	<0.200

RPD = RELATIVE PERCENT DIFFERENCE.
NA = NOT APPLICABLE OR NOT AVAILABLE.
NC = NOT CALCULABLE DUE TO ONE OR MORE VALUES BEING BELOW THE DETECTION LIMIT.
OR = RECOVERY NOT CALCULABLE DUE TO SPIKE SAMPLE OUT OF RANGE OR SPIKE TOO LOW RELATIVE TO SAMPLE CONCENTRATION.

AQUATIC RESEARCH INCORPORATED

LABORATORY & CONSULTING SERVICES

3927 AURORA AVENUE NORTH, SEATTLE, WA 98103

PHONE: (206) 632-2715 FAX: (206) 632-2417

CASE FILE NUMBER: FBI007-64

REPORT DATE: 01/25/11

DATE SAMPLED: 01/11/11 **DATE RECEIVED:** 01/12/11

FINAL REPORT, LABORATORY ANALYSIS OF SELECTED PARAMETERS ON WATER SAMPLES FROM FRIEDMAN & BRUYA, INC. / PROJECT NO. 101104

QA/QC DATA

QC PARAMETER	TOTAL IRON (mg/L)	NITRATE (mg/L)	NITRITE (mg/L)	HARDNESS (mgCaCO3/l)
METHOD	EPA 200.7	SM184500N03F	EPA 353.2	SM 2340C
DATE ANALYZED	01/18/11	01/12/11	01/13/11	01/12/11
DETECTION LIMIT	0.020	0.010	0.002	2.00
DUPLICATE				
SAMPLE ID	BATCH	BATCH	01MW63-20110111	BATCH
ORIGINAL	<0.020	0.016	0.005	47.3
DUPLICATE	<0.020	0.016	0.004	46.1
RPD	NC	1.15%	22.22%	2.51%
SPIKE SAMPLE				
SAMPLE ID	BATCH	BATCH	01MW63-20110111	BATCH
ORIGINAL	<0.020	0.016	0.005	47.3
SPIKED SAMPLE	9.69	0.225	0.045	65.3
SPIKE ADDED	10.0	0.200	0.040	20.0
% RECOVERY	96.89%	104.42%	100.00%	89.90%
QC CHECK				
FOUND	9.37	0.418	0.040	41.0
TRUE	10.0	0.408	0.040	40.0
% RECOVERY	93.65%	102.40%	100.00%	102.61%
BLANK	<0.020	<0.010	<0.002	<2.00

RPD = RELATIVE PERCENT DIFFERENCE.
NA = NOT APPLICABLE OR NOT AVAILABLE.
NC = NOT CALCULABLE DUE TO ONE OR MORE VALUES BEING BELOW THE DETECTION LIMIT.
OR = RECOVERY NOT CALCULABLE DUE TO SPIKE SAMPLE OUT OF RANGE OR SPIKE TOO LOW RELATIVE TO SAMPLE CONCENTRATION.

SUBMITTED BY:

Steven Lazoff
Laboratory Director

2930 Westlake Ave N Suite 100
Seattle, WA 98109
T: (206) 352-3790
F: (206) 352-7178
info@fremontanalytical.com

Friedman and Bruya, Inc.
Attn: Michael Erdahl
3012 16th Ave W.
Seattle, WA 98119

RE: 101104
Fremont Project No: CHM110112-4
Friedman & Bruya Project No: A-794

January 20th, 2011

Michael:

Enclosed are the analytical results for the ***101104*** water samples submitted to Fremont Analytical on January 12th, 2011.

Examination of these samples was conducted for the presence of the following:

- ***Dissolved Gases by RSK-175***

This application was performed under Washington State Department of Ecology accreditation parameters. All appropriate Quality Assurance / Quality Control method parameters have been applied.

Please contact the laboratory if you should have any questions about the results.

Thank you for using Fremont Analytical!

Sincerely,

Michael Dee
Sr. Chemist / Principal

mikedee@fremontanalytical.com

2930 Westlake Ave . N., Suite 100
Seattle, WA 98109

T: 206.352.3790
F: 206-352-7178
email: info@fremontanalytical.com

Analysis of Dissolved Gases by RSK-175

Project: 101104
Client: Friedman and Bruya, Inc.
Client Project #: A-794
Lab Project #: CHM110112-4

RSK-175 (mg/L)	MRL	Method Blank	LCS	01MW07-20110111	01MW07-20110111 Duplicate	RPD %
Date Extracted		1/18/11	1/18/11	1/18/11	1/18/11	
Date Analyzed		1/18/11	1/18/11	1/18/11	1/18/11	
Matrix				Water	Water	
Methane	0.005	nd	118%	**0.0440**	**0.0432**	2%
Ethane	0.005	nd	113%	nd	nd	
Ethene	0.005	nd	114%	nd	nd	

"nd" Indicates not detected at listed reporting limits
"int" Indicates that interference prevents determination
* Instrument Detection Limit
"J" Indicates estimated value
"MRL" Indicates Method Reporting Limit
"LCS" Indicates Laboratory Control Sample
"RPD" Indicates Relative Percent Difference

Acceptable RPD is determined to be less than 30%
Acceptable Recovery Limits:
LCS, LCSD = 80% to 120%
Spike Concentration = 100 PPMV

2930 Westlake Ave . N., Suite 100
Seattle, WA 98109

T: 206.352.3790
F: 206-352-7178
email: info@fremontanalytical.com

Analysis of Dissolved Gases by RSK-175

Project: 101104
Client: Friedman and Bruya, Inc.
Client Project #: A-794
Lab Project #: CHM110112-4

RSK-175 (mg/L)	MRL	01MW45-20110111	01MW44-20110111	01MW63-20110111
Date Extracted		1/18/11	1/18/11	1/18/11
Date Analyzed		1/18/11	1/18/11	1/18/11
Matrix		Water	Water	Water
Methane	0.005	**0.138**	**0.144**	**0.531**
Ethane	0.005	nd	nd	nd
Ethene	0.005	nd	nd	nd

"nd" Indicates not detected at listed reporting limits
"int" Indicates that interference prevents determination
* Instrument Detection Limit
"J" Indicates estimated value
"MRL" Indicates Method Reporting Limit
"LCS" Indicates Laboratory Control Sample
"RPD" Indicates Relative Percent Difference

Acceptable RPD is determined to be less than 30%
Acceptable Recovery Limits:
LCS, LCSD = 80% to 120%
Spike Concentration = 100 PPMV

SUBCONTRACT SAMPLE CHAIN OF CUSTODY

CHm110124

Page # 1 of 1

Send Report To Michael Erdahl

Company Friedman and Bruya, Inc.

Address 3012 16th Ave W

City, State, ZIP Seattle, WA 98119

Phone # (206) 285-8282 Fax # (206) 283-5044

SUBCONTRACTER Fremont

PROJECT NAME/NO. 101104

PO # A-794

REMARKS

Please Email Results
merdahl@friedmanandbruya.com

TURNAROUND TIME
☒ Standard (2 Weeks)
☐ RUSH
Rush charges authorized by:

SAMPLE DISPOSAL
☐ Dispose after 30 days
☐ Return samples
☐ Will call with instructions

Sample ID	Lab ID	Date Sampled	Time Sampled	Matrix	# of jars	ANALYSES REQUESTED: Oil and Grease	EPH	VPH	Nitrate	Sulfate	Alkalinity	Dissolved Methane, Ethane, Ethene				Notes
01MW7-20110111		1/11/11	1045	W	2							X				
01MW45-20110111			1243									X				
01MW44-20110111			1410									X				
01MW65-20110111			1527									X				

Friedman & Bruya, Inc.
3012 16th Avenue West
Seattle, WA 98119-2029
Ph. (206) 285-8282
Fax (206) 283-5044

	SIGNATURE	PRINT NAME	COMPANY	DATE	TIME
Relinquished by:		Michael Erdahl	Friedman & Bruya	1/12/11	10:30 AM
Received by:		Troy Zehr	F.A.	1/12/11	16:30
Relinquished by:					
Received by:					

101104

SAMPLE CHAIN OF CUSTODY

ME 01-11-11 V3/A05/BI4

Send Report To Tim Brown, cc: Jessica Brown + Audrey Hackett

Company Sound Environmental Strategies

Address 2811 Fairview Ave E, Ste. 2000

City, State, ZIP Seattle, WA 98102

Phone # 206.306.1900 Fax # 206.306.1907

SAMPLERS (signature)

PROJECT NAME/NO.	PO #
Seattle Terminal	01-600
REMARKS R	EIM Y / N

Page # 1 of 1

TURNAROUND TIME

⊗ Standard (2 Weeks)
RUSH
Rush charges authorized by:

SAMPLE DISPOSAL

⊗ Dispose after 30 days
Return samples
Will call with instructions

Sample ID	Sample Location	Sample Depth	Lab ID	Date Sampled	Time Sampled	Matrix	# of jars	GRPH by NWTPH-Gx	BTEX by EPA 8021B	DRPH/ORPH by NWTPH-Dx	PCP by EPA 8270D Low-level detection limits	cVOCs by EPA 8260B	Nitrate and Sulfate by EPA 300.0	Methane, Ethane and Ethene by RSK 175	Nitrate, Phosphorus, Total Fe	Hardness, Alkalinity, TDS	Notes
01MW59-20110111	01MW59	20.0	01 A-G, A-L	01-11-11	0925	WATER	7	X	X	X		X	X				
01MW07-20110111	01MW07	26.0	02 A-L		1045		12	X	X	X		X	X	X	X	X	
01MW45-20110111	01MW45	25.5	03 A-L		1243		12	X	X	X		X	X	X	X	X	
01MW44-20110111	01MW44	20.0	04 A-L		1410		12	X	X	X		X	X	X	X	X	
01MW63-20110111	01MW63	29.0	05 A-L		1527		12	X	X	X		X	X	X	X	X	
~~DUP~~ FD04-20110111	FD04	29.0	06 A-F		1600		6	X	X	X		X					

DUP

01-11-11

Friedman & Bruya, Inc.
3012 16th Avenue West
Seattle, WA 98119-2029
Ph. (206) 285-8282
Fax (206) 283-5044

	SIGNATURE	PRINT NAME	COMPANY	DATE	TIME
Relinquished by:		Jessica Brown	SEI	1/11/11	1730
Received by:		Kurt Johnson	FBI	1/11/11	1730
Relinquished by:					
Received by:					

Samples received at 3 °C

FRIEDMAN & BRUYA, INC.

ENVIRONMENTAL CHEMISTS

James E. Bruya, Ph.D.
Charlene Morrow, M.S.
Yelena Aravkina, M.S.
Bradley T. Benson, B.S.
Kurt Johnson, B.S.

3012 16th Avenue West
Seattle, WA 98119-2029
TEL: (206) 285-8282
FAX: (206) 283-5044
e-mail: fbi@isomedia.com

January 24, 2011

Tim Brown, Project Manager
SoundEarth Strategies
2811 Fairview Ave. East, Suite 2000
Seattle, WA 98102

Dear Mr. Brown:

Included are the results from the testing of material submitted on January 11, 2011 from the TOC_01-600_20110111 WORFDB4, F&BI 101106 project. There are 16 pages included in this report. Any samples that may remain are currently scheduled for disposal in 30 days. If you would like us to return your samples or arrange for long term storage at our offices, please contact us as soon as possible.

We appreciate this opportunity to be of service to you and hope you will call if you should have any questions.

Sincerely,

FRIEDMAN & BRUYA, INC.



Michael Erdahl
Project Manager

Enclosures
c: Mark Chandler, Jessica Brown, Audrey Hackett
SOU0124R.DOC

CASE NARRATIVE

This case narrative encompasses samples received on January 11, 2011 by Friedman & Bruya, Inc. from the SoundEarth Strategies 01-600 project. Samples were logged in under the laboratory ID's listed below.

Laboratory ID	SoundEarth Strategies
101106-01	01MW58-20110111
101106-02	01MW15-20110111
101106-03	01MW70-20110111
101106-04	01MW71-20110111

All quality control requirements were acceptable.

Date of Report: 01/24/11
Date Received: 01/11/11
Project: TOC_01-600_20110111 WORFDB4, F&BI 101106
Date Extracted: 01/14/11
Date Analyzed: 01/14/11

RESULTS FROM THE ANALYSIS OF WATER SAMPLES FOR BENZENE, TOLUENE, ETHYLBENZENE, XYLENES AND TPH AS GASOLINE USING EPA METHOD 8021B AND NWTPH-Gx

Results Reported as ug/L (ppb)

Sample ID Laboratory ID	Benzene	Toluene	Ethyl Benzene	Total Xylenes	Gasoline Range	Surrogate (% Recovery) (Limit 52-124)
01MW58-20110111 101106-01	<1	<1	<1	<3	<100	73
01MW15-20110111 101106-02	<1	<1	<1	<3	<100	85
01MW70-20110111 101106-03	<1	<1	<1	<3	170 x	89
01MW71-20110111 101106-04	<1	<1	<1	<3	460 x	89
Method Blank 01-0077 MB	<1	<1	<1	<3	<100	87

Date of Report: 01/24/11
Date Received: 01/11/11
Project: TOC_01-600_20110111 WORFDB4, F&BI 101106
Date Extracted: 01/12/11
Date Analyzed: 01/20/11

RESULTS FROM THE ANALYSIS OF WATER SAMPLES FOR TOTAL PETROLEUM HYDROCARBONS AS DIESEL AND MOTOR OIL USING METHOD NWTPH-Dx
Sample Extracts Passed Through a Silica Gel Column Prior to Analysis
Results Reported as ug/L (ppb)

Sample ID Laboratory ID	Diesel Range (C_{10}-C_{25})	Motor Oil Range (C_{25}-C_{36})	Surrogate (% Recovery) (Limit 51-134)
01MW58-20110111 101106-01	<50	<250	84
01MW15-20110111 101106-02	<50	<250	82
01MW70-20110111 101106-03	<50	<250	74
01MW71-20110111 101106-04	<50	<250	87
Method Blank 01-0069 MB2	<50	<250	69

Analysis For Volatile Compounds By EPA Method 8260C

Client Sample ID:	01MW58-20110111	Client:	SoundEarth Strategies
Date Received:	01/11/11	Project:	TOC_01-600_20110111 WORFDB4
Date Extracted:	01/17/11	Lab ID:	101106-01
Date Analyzed:	01/17/11	Data File:	011712.D
Matrix:	Water	Instrument:	GCMS5
Units:	ug/L (ppb)	Operator:	VM

Surrogates:	% Recovery:	Lower Limit:	Upper Limit:
1,2-Dichloroethane-d4	108	63	127
Toluene-d8	104	65	127
4-Bromofluorobenzene	110	69	127

Compounds:	Concentration ug/L (ppb)
Vinyl chloride	<0.2
Chloroethane	<1
1,1-Dichloroethene	<1
Methylene chloride	<5
trans-1,2-Dichloroethene	<1
1,1-Dichloroethane	<1
cis-1,2-Dichloroethene	<1
1,2-Dichloroethane (EDC)	<1
1,1,1-Trichloroethane	<1
Trichloroethene	<1
Tetrachloroethene	<1

Analysis For Volatile Compounds By EPA Method 8260C

Client Sample ID:	01MW15-20110111	Client:	SoundEarth Strategies
Date Received:	01/11/11	Project:	TOC_01-600_20110111 WORFDB4
Date Extracted:	01/17/11	Lab ID:	101106-02
Date Analyzed:	01/17/11	Data File:	011713.D
Matrix:	Water	Instrument:	GCMS5
Units:	ug/L (ppb)	Operator:	VM

Surrogates:	% Recovery:	Lower Limit:	Upper Limit:
1,2-Dichloroethane-d4	107	63	127
Toluene-d8	105	65	127
4-Bromofluorobenzene	110	69	127

Compounds:	Concentration ug/L (ppb)
Vinyl chloride	7.4
Chloroethane	<1
1,1-Dichloroethene	<1
Methylene chloride	<5
trans-1,2-Dichloroethene	<1
1,1-Dichloroethane	<1
cis-1,2-Dichloroethene	5.2
1,2-Dichloroethane (EDC)	<1
1,1,1-Trichloroethane	<1
Trichloroethene	2.1
Tetrachloroethene	<1

Analysis For Volatile Compounds By EPA Method 8260C

Client Sample ID:	01MW70-20110111	Client:	SoundEarth Strategies
Date Received:	01/11/11	Project:	TOC_01-600_20110111 WORFDB4
Date Extracted:	01/14/11	Lab ID:	101106-03
Date Analyzed:	01/14/11	Data File:	011414.D
Matrix:	Water	Instrument:	GCMS5
Units:	ug/L (ppb)	Operator:	VM

Surrogates:	% Recovery:	Lower Limit:	Upper Limit:
1,2-Dichloroethane-d4	103	63	127
Toluene-d8	103	65	127
4-Bromofluorobenzene	110	69	127

Compounds:	Concentration ug/L (ppb)
Vinyl chloride	0.93
Chloroethane	<1
1,1-Dichloroethene	<1
Methylene chloride	<5
trans-1,2-Dichloroethene	29
1,1-Dichloroethane	<1
cis-1,2-Dichloroethene	41
1,2-Dichloroethane (EDC)	<1
1,1,1-Trichloroethane	<1
Trichloroethene	370 ve
Tetrachloroethene	<1

Analysis For Volatile Compounds By EPA Method 8260C

Client Sample ID:	01MW70-20110111	Client:	SoundEarth Strategies
Date Received:	01/11/11	Project:	TOC_01-600_20110111 WORFDB4
Date Extracted:	01/17/11	Lab ID:	101106-03 1/10
Date Analyzed:	01/17/11	Data File:	011717.D
Matrix:	Water	Instrument:	GCMS5
Units:	ug/L (ppb)	Operator:	VM

Surrogates:	% Recovery:	Lower Limit:	Upper Limit:
1,2-Dichloroethane-d4	104	63	127
Toluene-d8	103	65	127
4-Bromofluorobenzene	108	69	127

Compounds:	Concentration ug/L (ppb)
Vinyl chloride	<2
Chloroethane	<10
1,1-Dichloroethene	<10
Methylene chloride	<50
trans-1,2-Dichloroethene	26
1,1-Dichloroethane	<10
cis-1,2-Dichloroethene	36
1,2-Dichloroethane (EDC)	<10
1,1,1-Trichloroethane	<10
Trichloroethene	410
Tetrachloroethene	<10

Analysis For Volatile Compounds By EPA Method 8260C

Client Sample ID:	01MW71-20110111	Client:	SoundEarth Strategies
Date Received:	01/11/11	Project:	TOC_01-600_20110111 WORFDB4
Date Extracted:	01/14/11	Lab ID:	101106-04
Date Analyzed:	01/14/11	Data File:	011415.D
Matrix:	Water	Instrument:	GCMS5
Units:	ug/L (ppb)	Operator:	VM

Surrogates:	% Recovery:	Lower Limit:	Upper Limit:
1,2-Dichloroethane-d4	107	63	127
Toluene-d8	104	65	127
4-Bromofluorobenzene	107	69	127

Compounds:	Concentration ug/L (ppb)
Vinyl chloride	5.1
Chloroethane	<1
1,1-Dichloroethene	2.5
Methylene chloride	<5
trans-1,2-Dichloroethene	5.5
1,1-Dichloroethane	<1
cis-1,2-Dichloroethene	79
1,2-Dichloroethane (EDC)	<1
1,1,1-Trichloroethane	<1
Trichloroethene	900 ve
Tetrachloroethene	<1

Analysis For Volatile Compounds By EPA Method 8260C

Client Sample ID:	01MW71-20110111	Client:	SoundEarth Strategies
Date Received:	01/11/11	Project:	TOC_01-600_20110111 WORFDB4
Date Extracted:	01/17/11	Lab ID:	101106-04 1/10
Date Analyzed:	01/17/11	Data File:	011718.D
Matrix:	Water	Instrument:	GCMS5
Units:	ug/L (ppb)	Operator:	VM

Surrogates:	% Recovery:	Lower Limit:	Upper Limit:
1,2-Dichloroethane-d4	99	63	127
Toluene-d8	104	65	127
4-Bromofluorobenzene	107	69	127

Compounds:	Concentration ug/L (ppb)
Vinyl chloride	5.1
Chloroethane	<10
1,1-Dichloroethene	<10
Methylene chloride	<50
trans-1,2-Dichloroethene	<10
1,1-Dichloroethane	<10
cis-1,2-Dichloroethene	71
1,2-Dichloroethane (EDC)	<10
1,1,1-Trichloroethane	<10
Trichloroethene	1,100
Tetrachloroethene	<10

Analysis For Volatile Compounds By EPA Method 8260C

Client Sample ID:	Method Blank	Client:	SoundEarth Strategies
Date Received:	NA	Project:	TOC_01-600_20110111 WORFDB4
Date Extracted:	01/14/11	Lab ID:	01084 mb
Date Analyzed:	01/14/11	Data File:	011407.D
Matrix:	Water	Instrument:	GCMS5
Units:	ug/L (ppb)	Operator:	VM

Surrogates:	% Recovery:	Lower Limit:	Upper Limit:
1,2-Dichloroethane-d4	110	63	127
Toluene-d8	103	65	127
4-Bromofluorobenzene	106	69	127

Compounds:	Concentration ug/L (ppb)
Vinyl chloride	<0.2
Chloroethane	<1
1,1-Dichloroethene	<1
Methylene chloride	<5
trans-1,2-Dichloroethene	<1
1,1-Dichloroethane	<1
cis-1,2-Dichloroethene	<1
1,2-Dichloroethane (EDC)	<1
1,1,1-Trichloroethane	<1
Trichloroethene	<1
Tetrachloroethene	<1

Analysis For Volatile Compounds By EPA Method 8260C

Client Sample ID:	Method Blank	Client:	SoundEarth Strategies
Date Received:	NA	Project:	TOC_01-600_20110111 WORFDB4
Date Extracted:	01/17/11	Lab ID:	01086 mb
Date Analyzed:	01/17/11	Data File:	011709.D
Matrix:	Water	Instrument:	GCMS5
Units:	ug/L (ppb)	Operator:	VM

Surrogates:	% Recovery:	Lower Limit:	Upper Limit:
1,2-Dichloroethane-d4	103	63	127
Toluene-d8	102	65	127
4-Bromofluorobenzene	107	69	127

Compounds:	Concentration ug/L (ppb)
Vinyl chloride	<0.2
Chloroethane	<1
1,1-Dichloroethene	<1
Methylene chloride	<5
trans-1,2-Dichloroethene	<1
1,1-Dichloroethane	<1
cis-1,2-Dichloroethene	<1
1,2-Dichloroethane (EDC)	<1
1,1,1-Trichloroethane	<1
Trichloroethene	<1
Tetrachloroethene	<1

Date of Report: 01/24/11
Date Received: 01/11/11
Project: TOC_01-600_20110111 WORFDB4, F&BI 101106

QUALITY ASSURANCE RESULTS FOR THE ANALYSIS OF WATER SAMPLES FOR BENZENE, TOLUENE, ETHYLBENZENE, XYLENES, AND TPH AS GASOLINE USING EPA METHOD 8021B AND NWTPH-Gx

Laboratory Code: 101084-02 (Duplicate)

Analyte	Reporting Units	Sample Result	Duplicate Result	Relative Percent Difference (Limit 20)
Benzene	ug/L (ppb)	7.2	8.0	11
Toluene	ug/L (ppb)	<1	<1	nm
Ethylbenzene	ug/L (ppb)	1.7 a	1.6 a	10 a
Xylenes	ug/L (ppb)	<3	<3	nm
Gasoline	ug/L (ppb)	280 a	250 a	13 a

Laboratory Code: Laboratory Control Sample

Analyte	Reporting Units	Spike Level	Percent Recovery LCS	Acceptance Criteria
Benzene	ug/L (ppb)	50	102	65-118
Toluene	ug/L (ppb)	50	101	72-122
Ethylbenzene	ug/L (ppb)	50	100	73-126
Xylenes	ug/L (ppb)	150	102	74-118
Gasoline	ug/L (ppb)	1,000	88	69-134

Date of Report: 01/24/11
Date Received: 01/11/11
Project: TOC_01-600_20110111 WORFDB4, F&BI 101106

QUALITY ASSURANCE RESULTS FOR THE ANALYSIS OF WATER SAMPLES FOR TOTAL PETROLEUM HYDROCARBONS AS DIESEL EXTENDED USING METHOD NWTPH-Dx

Laboratory Code: Laboratory Control Sample Silica Gel

Analyte	Reporting Units	Spike Level	Percent Recovery LCS	Percent Recovery LCSD	Acceptance Criteria	RPD (Limit 20)
Diesel Extended	ug/L (ppb)	2,500	83	92	58-134	10

Date of Report: 01/24/11
Date Received: 01/11/11
Project: TOC_01-600_20110111 WORFDB4, F&BI 101106

QUALITY ASSURANCE RESULTS FOR THE ANALYSIS OF WATER SAMPLES FOR VOLATILES BY EPA METHOD 8260C

Laboratory Code: 101144-02 (Matrix Spike)

Analyte	Reporting Units	Spike Level	Sample Result	Percent Recovery MS	Acceptance Criteria
Vinyl chloride	ug/L (ppb)	50	<0.2	95	37-171
Chloroethane	ug/L (ppb)	50	<1	105	10-172
1,1-Dichloroethene	ug/L (ppb)	50	<1	104	35-149
Methylene chloride	ug/L (ppb)	50	<5	92	61-124
trans-1,2-Dichloroethene	ug/L (ppb)	50	<1	101	65-128
1,1-Dichloroethane	ug/L (ppb)	50	<1	100	67-127
cis-1,2-Dichloroethene	ug/L (ppb)	50	<1	103	65-139
1,2-Dichloroethane (EDC)	ug/L (ppb)	50	<1	104	68-132
1,1,1-Trichloroethane	ug/L (ppb)	50	<1	104	63-135
Trichloroethene	ug/L (ppb)	50	26	90 b	68-134
Tetrachloroethene	ug/L (ppb)	50	<1	100	64-132

Laboratory Code: Laboratory Control Sample

Analyte	Reporting Units	Spike Level	Percent Recovery LCS	Percent Recovery LCSD	Acceptance Criteria	RPD (Limit 20)
Vinyl chloride	ug/L (ppb)	50	91	97	53-131	6
Chloroethane	ug/L (ppb)	50	89	94	30-176	5
1,1-Dichloroethene	ug/L (ppb)	50	90	95	68-131	5
Methylene chloride	ug/L (ppb)	50	88	94	17-177	7
trans-1,2-Dichloroethene	ug/L (ppb)	50	97	101	71-128	4
1,1-Dichloroethane	ug/L (ppb)	50	95	98	74-118	3
cis-1,2-Dichloroethene	ug/L (ppb)	50	100	105	74-126	5
1,2-Dichloroethane (EDC)	ug/L (ppb)	50	87	88	77-118	1
1,1,1-Trichloroethane	ug/L (ppb)	50	91	96	77-123	5
Trichloroethene	ug/L (ppb)	50	88	89	74-119	1
Tetrachloroethene	ug/L (ppb)	50	99	103	77-126	4

Date of Report: 01/24/11
Date Received: 01/11/11
Project: TOC_01-600_20110111 WORFDB4, F&BI 101106

QUALITY ASSURANCE RESULTS FOR THE ANALYSIS OF WATER SAMPLES FOR VOLATILES BY EPA METHOD 8260C

Laboratory Code: 101105-03 (Matrix Spike)

Analyte	Reporting Units	Spike Level	Sample Result	Percent Recovery MS	Acceptance Criteria
Vinyl chloride	ug/L (ppb)	50	<0.2	92	37-171
Chloroethane	ug/L (ppb)	50	<1	93	10-172
1,1-Dichloroethene	ug/L (ppb)	50	<1	89	35-149
Methylene chloride	ug/L (ppb)	50	<5	87	61-124
trans-1,2-Dichloroethene	ug/L (ppb)	50	<1	99	65-128
1,1-Dichloroethane	ug/L (ppb)	50	<1	95	67-127
cis-1,2-Dichloroethene	ug/L (ppb)	50	<1	101	65-139
1,2-Dichloroethane (EDC)	ug/L (ppb)	50	<1	89	68-132
1,1,1-Trichloroethane	ug/L (ppb)	50	<1	93	63-135
Trichloroethene	ug/L (ppb)	50	<1	87	68-134
Tetrachloroethene	ug/L (ppb)	50	<1	99	64-132

Laboratory Code: Laboratory Control Sample

Analyte	Reporting Units	Spike Level	Percent Recovery LCS	Percent Recovery LCSD	Acceptance Criteria	RPD (Limit 20)
Vinyl chloride	ug/L (ppb)	50	93	98	53-131	5
Chloroethane	ug/L (ppb)	50	94	99	30-176	5
1,1-Dichloroethene	ug/L (ppb)	50	89	92	68-131	3
Methylene chloride	ug/L (ppb)	50	85	93	17-177	9
trans-1,2-Dichloroethene	ug/L (ppb)	50	96	102	71-128	6
1,1-Dichloroethane	ug/L (ppb)	50	92	98	74-118	6
cis-1,2-Dichloroethene	ug/L (ppb)	50	99	103	74-126	4
1,2-Dichloroethane (EDC)	ug/L (ppb)	50	87	89	77-118	2
1,1,1-Trichloroethane	ug/L (ppb)	50	91	96	77-123	5
Trichloroethene	ug/L (ppb)	50	86	90	74-119	5
Tetrachloroethene	ug/L (ppb)	50	97	99	77-126	2

Data Qualifiers & Definitions

a - The analyte was detected at a level less than five times the reporting limit. The RPD results may not provide reliable information on the variability of the analysis.

A1 – More than one compound of similar molecule structure was identified with equal probability.

b - The analyte was spiked at a level that was less than five times that present in the sample. Matrix spike recoveries may not be meaningful.

ca - The calibration results for this range fell outside of acceptance criteria. The value reported is an estimate.

c - The presence of the analyte indicated may be due to carryover from previous sample injections.

d - The sample was diluted. Detection limits may be raised due to dilution.

ds - The sample was diluted. Detection limits are raised due to dilution and surrogate recoveries may not be meaningful.

dv - Insufficient sample was available to achieve normal reporting limits and limits are raised accordingly.

fb - Analyte present in the blank and the sample.

fc – The compound is a common laboratory and field contaminant.

hr - The sample and duplicate were reextracted and reanalyzed. RPD results were still outside of control limits. The variability is attributed to sample inhomogeneity.

ht - Analysis performed outside the method or client-specified holding time requirement.

ip - Recovery fell outside of normal control limits. Compounds in the sample matrix interfered with the quantitation of the analyte.

j – The result is below normal reporting limits. The value reported is an estimate.

J - The internal standard associated with the analyte is out of control limits. The reported concentration is an estimate.

jl - The analyte result in the laboratory control sample is out of control limits. The reported concentration should be considered an estimate.

jr - The rpd result in laboratory control sample associated with the analyte is out of control limits. The reported concentration should be considered an estimate.

js - The surrogate associated with the analyte is out of control limits. The reported concentration should be considered an estimate.

lc - The presence of the compound indicated is likely due to laboratory contamination.

L - The reported concentration was generated from a library search.

nm - The analyte was not detected in one or more of the duplicate analyses. Therefore, calculation of the RPD is not applicable.

pc – The sample was received in a container not approved by the method. The value reported should be considered an estimate.

pr – The sample was received with incorrect preservation. The value reported should be considered an estimate.

ve - Estimated concentration calculated for an analyte response above the valid instrument calibration range. A dilution is required to obtain an accurate quantification of the analyte.

vo - The value reported fell outside the control limits established for this analyte.

x - The sample chromatographic pattern does not resemble the fuel standard used for quantitation.



Data File Name : C:\HPCHEM\6\DATA\01-20-11\028F0501.D
Operator : ML
Instrument : GC #6
Sample Name : 101106-01 sg
Run Time Bar Code:
Acquired on : 20 Jan 11 06:18 PM
Report Created on: 21 Jan 11 09:13 AM

Page Number : 1
Vial Number : 28
Injection Number : 1
Sequence Line : 5
Instrument Method: TPHD.MTH
Analysis Method : TPHD.MTH

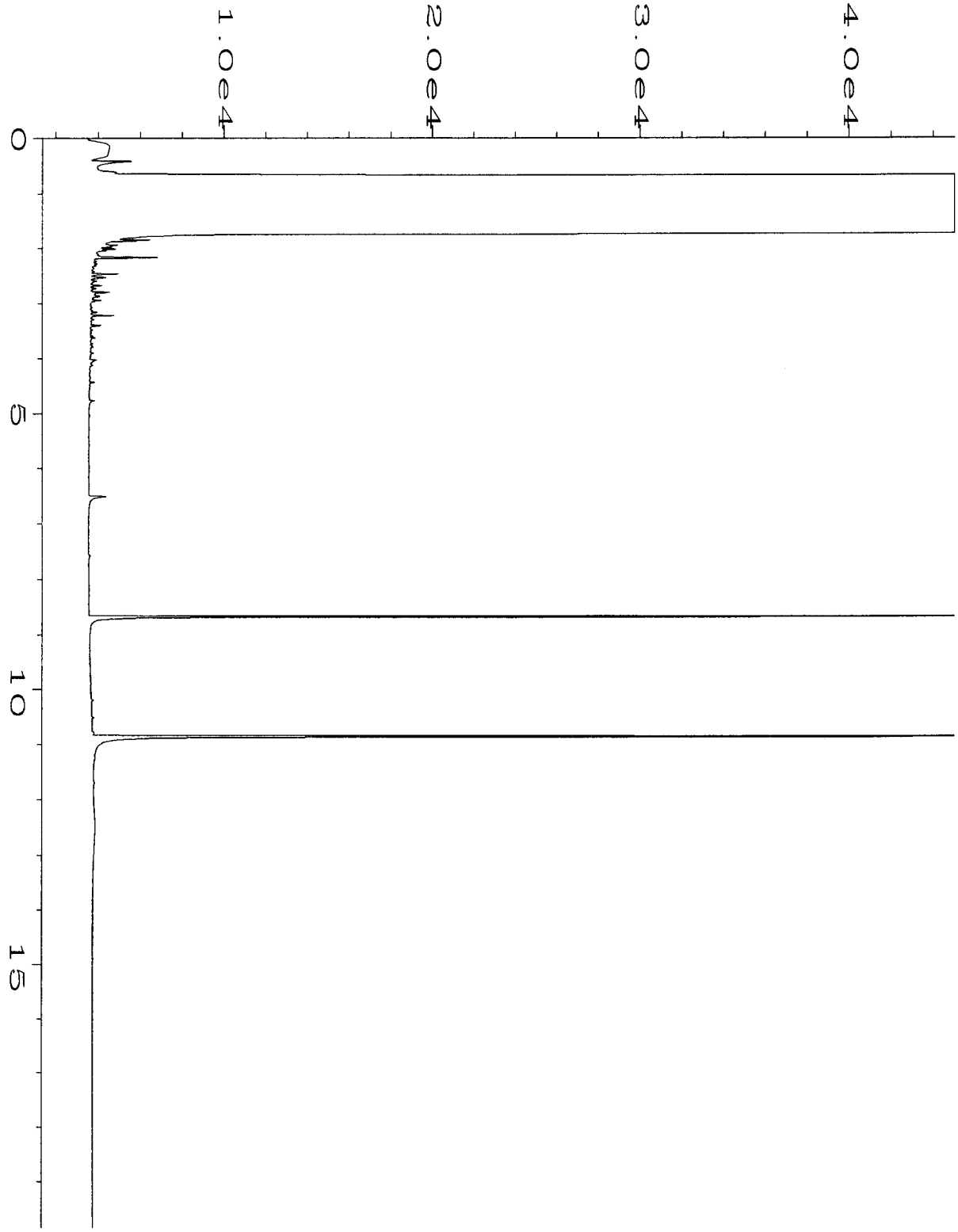

Data File Name	: C:\HPCHEM\6\DATA\01-20-11\029F0501.D		
Operator	: ML	Page Number	: 1
Instrument	: GC #6	Vial Number	: 29
Sample Name	: 101106-02 sg	Injection Number	: 1
Run Time Bar Code:		Sequence Line	: 5
Acquired on	: 20 Jan 11 06:44 PM	Instrument Method	: TPHD.MTH
Report Created on	: 21 Jan 11 09:13 AM	Analysis Method	: TPHD.MTH



Data File Name : C:\HPCHEM\6\DATA\01-20-11\030F0501.D
Operator : ML
Instrument : GC #6
Sample Name : 101106-03 sg
Run Time Bar Code:
Acquired on : 20 Jan 11 07:09 PM
Report Created on: 21 Jan 11 09:13 AM

Page Number : 1
Vial Number : 30
Injection Number : 1
Sequence Line : 5
Instrument Method: TPHD.MTH
Analysis Method : TPHD.MTH



Data File Name : C:\HPCHEM\6\DATA\01-20-11\031F0501.D
Operator : ML
Instrument : GC #6
Sample Name : 101106-04 sg
Run Time Bar Code:
Acquired on : 20 Jan 11 07:34 PM
Report Created on: 21 Jan 11 09:14 AM

Page Number : 1
Vial Number : 31
Injection Number : 1
Sequence Line : 5
Instrument Method: TPHD.MTH
Analysis Method : TPHD.MTH

101106

SAMPLE CHAIN OF CUSTODY

ME 01-11-11 V2/1A03

Page # 1 of 1

Send Report To Tim Brown, cc: Jessica Brown + Audrey Hackett

Company Sound Environmental Strategies

Address 2811 Fairview Ave E, Ste. 2000

City, State, ZIP Seattle, WA 98102

Phone # 206.306.1900 Fax # 206.306.1907

SAMPLERS (signature)

PROJECT NAME/NO.: Seattle Terminal

PO #: 01-600

REMARKS: R

EIM Y / N

TURNAROUND TIME
⊗ Standard (2 Weeks)
RUSH
Rush charges authorized by:

SAMPLE DISPOSAL
⊗ Dispose after 30 days
Return samples
Will call with instructions

Sample ID	Sample Location	Sample Depth	Lab ID	Date Sampled	Time Sampled	Matrix	# of jars	GRPH by NWTPH-Gx	BTEX by EPA 8021B	DRPH/ORPH by NWTPH-Dx	PCP by EPA 8270D Low-level detection limits	cVOCs by EPA 8260B	Nitrate and Sulfate by EPA 300.0	Methane, Ethane and Ethene by RSK 175			Notes
01MW58-20110111	01MW58	29.5'	01A-F	1/11/11	1140	W	6	X	X	X		X					
01MW15-20110111	01MW15	25.5'	02A-F	"	1318	"	"	X	X	X		X					
01MW70-20110111	01MW70	10'	03A-F	"	1435	"	"	X	X	X		X					
01MW71-20110111	01MW71	10'	04A-F	"	1532	"	"	X	X	X		X					
					a-L 1/14/11												

SIGNATURE	PRINT NAME	COMPANY	DATE	TIME
Relinquished by:	Andrea Ellingsen	SES	1/11/11	1650
Received by:	HONG NGUYEN	FBI	✓	2
Relinquished by:				
Received by:				

Samples received at 3 °C

Friedman & Bruya, Inc.
3012 16th Avenue West
Seattle, WA 98119-2029
Ph. (206) 285-8282
Fax (206) 283-5044

FRIEDMAN & BRUYA, INC.

ENVIRONMENTAL CHEMISTS

James E. Bruya, Ph.D.
Charlene Morrow, M.S.
Yelena Aravkina, M.S.
Bradley T. Benson, B.S.
Kurt Johnson, B.S.

3012 16th Avenue West
Seattle, WA 98119-2029
TEL: (206) 285-8282
FAX: (206) 283-5044
e-mail: fbi@isomedia.com

January 26, 2011

Tim Brown, Project Manager
SoundEarth Strategies
2811 Fairview Ave. East, Suite 2000
Seattle, WA 98102

Dear Mr. Brown:

Included are the results from the testing of material submitted on January 12, 2011 from the TOC_01-600_20110112 WORFDB4, F&BI 101127 project. There are 14 pages included in this report. Any samples that may remain are currently scheduled for disposal in 30 days. If you would like us to return your samples or arrange for long term storage at our offices, please contact us as soon as possible.

We appreciate this opportunity to be of service to you and hope you will call if you should have any questions.

Sincerely,

FRIEDMAN & BRUYA, INC.



Michael Erdahl
Project Manager

Enclosures
c: Mark Chandler, Jessica Brown, Audrey Hackett
SOU0126R.DOC

CASE NARRATIVE

This case narrative encompasses samples received on January 12, 2011 by Friedman & Bruya, Inc. from the SoundEarth Strategies 01-600 project. Samples were logged in under the laboratory ID's listed below.

Laboratory ID	SoundEarth Strategies
101127-01	01MW55-20110112
101127-02	02MW13-20110112
101127-03	02MW14-20110112

The samples 01MW55-20110112 and 02MW13-20110112 were sent to Aquatic Research for nitrate, sulfate, alkalinity, phosphorus, hardness, total Fe, TKN, nitrite, and sulfide analyses. In addition, the samples were sent to Fremont Analytical for dissolved gasses analysis. Review of the enclosed reports indicates that all quality assurance were acceptable.

All quality control requirements were acceptable.

Date of Report: 01/26/11
Date Received: 01/12/11
Project: TOC_01-600_20110112 WORFDB4, F&BI 101127
Date Extracted: 01/17/11
Date Analyzed: 01/17/11

RESULTS FROM THE ANALYSIS OF WATER SAMPLES FOR BENZENE, TOLUENE, ETHYLBENZENE, XYLENES AND TPH AS GASOLINE USING EPA METHOD 8021B AND NWTPH-Gx

Results Reported as ug/L (ppb)

Sample ID Laboratory ID	Benzene	Toluene	Ethyl Benzene	Total Xylenes	Gasoline Range	Surrogate (% Recovery) (Limit 52-124)
01MW55-20110112 101127-01	6.3	<1	1.4	<3	770 x	89
02MW13-20110112 101127-02	<1	<1	<1	<3	<100	85
02MW14-20110112 101127-03	<1	<1	<1	<3	<100	85
Method Blank 01-0102 MB	<1	<1	<1	<3	<100	75

Date of Report: 01/26/11
Date Received: 01/12/11
Project: TOC_01-600_20110112 WORFDB4, F&BI 101127
Date Extracted: 01/14/11
Date Analyzed: 01/20/11 and 01/21/11

RESULTS FROM THE ANALYSIS OF WATER SAMPLES FOR TOTAL PETROLEUM HYDROCARBONS AS DIESEL AND MOTOR OIL USING METHOD NWTPH-Dx
Sample Extracts Passed Through a Silica Gel Column Prior to Analysis
Results Reported as ug/L (ppb)

Sample ID Laboratory ID	Diesel Range (C_{10}-C_{25})	Motor Oil Range (C_{25}-C_{36})	Surrogate (% Recovery) (Limit 51-134)
01MW55-20110112 101127-01	<50	<250	89
02MW13-20110112 101127-02	<50	<250	87
02MW14-20110112 101127-03	<50	<250	87
Method Blank 01-0105 MB	<50	<250	97

Analysis For Volatile Compounds By EPA Method 8260C

Client Sample ID:	01MW55-20110112	Client:	SoundEarth Strategies
Date Received:	01/12/11	Project:	TOC_01-600_20110112 WORFDB4
Date Extracted:	01/14/11	Lab ID:	101127-01
Date Analyzed:	01/14/11	Data File:	011417.D
Matrix:	Water	Instrument:	GCMS5
Units:	ug/L (ppb)	Operator:	VM

Surrogates:	% Recovery:	Lower Limit:	Upper Limit:
1,2-Dichloroethane-d4	104	63	127
Toluene-d8	104	65	127
4-Bromofluorobenzene	106	69	127

Compounds:	Concentration ug/L (ppb)
Vinyl chloride	150
Chloroethane	2.2
1,1-Dichloroethene	13
Methylene chloride	<5
trans-1,2-Dichloroethene	16
1,1-Dichloroethane	<1
cis-1,2-Dichloroethene	560 ve
1,2-Dichloroethane (EDC)	<1
1,1,1-Trichloroethane	<1
Trichloroethene	2,300 ve
Tetrachloroethene	6.2

Analysis For Volatile Compounds By EPA Method 8260C

Client Sample ID:	01MW55-20110112	Client:	SoundEarth Strategies
Date Received:	01/12/11	Project:	TOC_01-600_20110112 WORFDB4
Date Extracted:	01/19/11	Lab ID:	101127-01 1/100
Date Analyzed:	01/20/11	Data File:	011926.D
Matrix:	Water	Instrument:	GCMS4
Units:	ug/L (ppb)	Operator:	VM

Surrogates:	% Recovery:	Lower Limit:	Upper Limit:
1,2-Dichloroethane-d4	100	63	127
Toluene-d8	99	60	129
4-Bromofluorobenzene	107	51	145

Compounds:	Concentration ug/L (ppb)
Vinyl chloride	170
Chloroethane	<100
1,1-Dichloroethene	<100
Methylene chloride	<500
trans-1,2-Dichloroethene	<100
1,1-Dichloroethane	<100
cis-1,2-Dichloroethene	580
1,2-Dichloroethane (EDC)	<100
1,1,1-Trichloroethane	<100
Trichloroethene	5,500
Tetrachloroethene	<100

Analysis For Volatile Compounds By EPA Method 8260C

Client Sample ID:	02MW13-20110112	Client:	SoundEarth Strategies
Date Received:	01/12/11	Project:	TOC_01-600_20110112 WORFDB4
Date Extracted:	01/19/11	Lab ID:	101127-02
Date Analyzed:	01/19/11	Data File:	011912.D
Matrix:	Water	Instrument:	GCMS4
Units:	ug/L (ppb)	Operator:	VM

Surrogates:	% Recovery:	Lower Limit:	Upper Limit:
1,2-Dichloroethane-d4	97	63	127
Toluene-d8	102	60	129
4-Bromofluorobenzene	107	51	145

Compounds:	Concentration ug/L (ppb)
Vinyl chloride	<0.2
Chloroethane	<1
1,1-Dichloroethene	<1
Methylene chloride	<5
trans-1,2-Dichloroethene	<1
1,1-Dichloroethane	<1
cis-1,2-Dichloroethene	<1
1,2-Dichloroethane (EDC)	<1
1,1,1-Trichloroethane	<1
Trichloroethene	<1
Tetrachloroethene	<1

Analysis For Volatile Compounds By EPA Method 8260C

Client Sample ID:	02MW14-20110112	Client:	SoundEarth Strategies
Date Received:	01/12/11	Project:	TOC_01-600_20110112 WORFDB4
Date Extracted:	01/19/11	Lab ID:	101127-03
Date Analyzed:	01/19/11	Data File:	011913.D
Matrix:	Water	Instrument:	GCMS4
Units:	ug/L (ppb)	Operator:	VM

Surrogates:	% Recovery:	Lower Limit:	Upper Limit:
1,2-Dichloroethane-d4	92	63	127
Toluene-d8	101	60	129
4-Bromofluorobenzene	108	51	145

Compounds:	Concentration ug/L (ppb)
Vinyl chloride	<0.2
Chloroethane	<1
1,1-Dichloroethene	<1
Methylene chloride	<5
trans-1,2-Dichloroethene	<1
1,1-Dichloroethane	<1
cis-1,2-Dichloroethene	<1
1,2-Dichloroethane (EDC)	<1
1,1,1-Trichloroethane	<1
Trichloroethene	<1
Tetrachloroethene	<1

Analysis For Volatile Compounds By EPA Method 8260C

Client Sample ID:	Method Blank	Client:	SoundEarth Strategies
Date Received:	NA	Project:	TOC_01-600_20110112 WORFDB4
Date Extracted:	01/19/11	Lab ID:	01087 mb
Date Analyzed:	01/19/11	Data File:	011906.D
Matrix:	Water	Instrument:	GCMS4
Units:	ug/L (ppb)	Operator:	VM

Surrogates:	% Recovery:	Lower Limit:	Upper Limit:
1,2-Dichloroethane-d4	97	63	127
Toluene-d8	101	60	129
4-Bromofluorobenzene	110	51	145

Compounds:	Concentration ug/L (ppb)
Vinyl chloride	<0.2
Chloroethane	<1
1,1-Dichloroethene	<1
Methylene chloride	<5
trans-1,2-Dichloroethene	<1
1,1-Dichloroethane	<1
cis-1,2-Dichloroethene	<1
1,2-Dichloroethane (EDC)	<1
1,1,1-Trichloroethane	<1
Trichloroethene	<1
Tetrachloroethene	<1

Analysis For Volatile Compounds By EPA Method 8260C

Client Sample ID:	Method Blank	Client:	SoundEarth Strategies
Date Received:	NA	Project:	TOC_01-600_20110112 WORFDB4
Date Extracted:	01/14/11	Lab ID:	01084 mb
Date Analyzed:	01/14/11	Data File:	011407.D
Matrix:	Water	Instrument:	GCMS5
Units:	ug/L (ppb)	Operator:	VM

Surrogates:	% Recovery:	Lower Limit:	Upper Limit:
1,2-Dichloroethane-d4	110	63	127
Toluene-d8	103	65	127
4-Bromofluorobenzene	106	69	127

Compounds:	Concentration ug/L (ppb)
Vinyl chloride	<0.2
Chloroethane	<1
1,1-Dichloroethene	<1
Methylene chloride	<5
trans-1,2-Dichloroethene	<1
1,1-Dichloroethane	<1
cis-1,2-Dichloroethene	<1
1,2-Dichloroethane (EDC)	<1
1,1,1-Trichloroethane	<1
Trichloroethene	<1
Tetrachloroethene	<1

Date of Report: 01/26/11
Date Received: 01/12/11
Project: TOC_01-600_20110112 WORFDB4, F&BI 101127

QUALITY ASSURANCE RESULTS FOR THE ANALYSIS OF WATER SAMPLES FOR BENZENE, TOLUENE, ETHYLBENZENE, XYLENES, AND TPH AS GASOLINE USING EPA METHOD 8021B AND NWTPH-Gx

Laboratory Code: 101130-02 (Duplicate)

Analyte	Reporting Units	Sample Result	Duplicate Result	Relative Percent Difference (Limit 20)
Benzene	ug/L (ppb)	<1	<1	nm
Toluene	ug/L (ppb)	<1	<1	nm
Ethylbenzene	ug/L (ppb)	<1	<1	nm
Xylenes	ug/L (ppb)	<3	<3	nm
Gasoline	ug/L (ppb)	<100	<100	nm

Laboratory Code: Laboratory Control Sample

Analyte	Reporting Units	Spike Level	Percent Recovery LCS	Acceptance Criteria
Benzene	ug/L (ppb)	50	98	65-118
Toluene	ug/L (ppb)	50	97	72-122
Ethylbenzene	ug/L (ppb)	50	97	73-126
Xylenes	ug/L (ppb)	150	98	74-118
Gasoline	ug/L (ppb)	1,000	89	69-134

Date of Report: 01/26/11
Date Received: 01/12/11
Project: TOC_01-600_20110112 WORFDB4, F&BI 101127

QUALITY ASSURANCE RESULTS FOR THE ANALYSIS OF WATER SAMPLES FOR TOTAL PETROLEUM HYDROCARBONS AS DIESEL EXTENDED USING METHOD NWTPH-Dx

Laboratory Code: Laboratory Control Sample Silica Gel

Analyte	Reporting Units	Spike Level	Percent Recovery LCS	Percent Recovery LCSD	Acceptance Criteria	RPD (Limit 20)
Diesel Extended	ug/L (ppb)	2,500	105	91	58-134	14

Date of Report: 01/26/11
Date Received: 01/12/11
Project: TOC_01-600_20110112 WORFDB4, F&BI 101127

QUALITY ASSURANCE RESULTS FOR THE ANALYSIS OF WATER SAMPLES FOR VOLATILES BY EPA METHOD 8260C

Laboratory Code: 101144-02 (Matrix Spike)

Analyte	Reporting Units	Spike Level	Sample Result	Percent Recovery MS	Acceptance Criteria
Vinyl chloride	ug/L (ppb)	50	<0.2	95	37-171
Chloroethane	ug/L (ppb)	50	<1	105	10-172
1,1-Dichloroethene	ug/L (ppb)	50	<1	104	35-149
Methylene chloride	ug/L (ppb)	50	<5	92	61-124
trans-1,2-Dichloroethene	ug/L (ppb)	50	<1	101	65-128
1,1-Dichloroethane	ug/L (ppb)	50	<1	100	67-127
cis-1,2-Dichloroethene	ug/L (ppb)	50	<1	103	65-139
1,2-Dichloroethane (EDC)	ug/L (ppb)	50	<1	104	68-132
1,1,1-Trichloroethane	ug/L (ppb)	50	<1	104	63-135
Trichloroethene	ug/L (ppb)	50	26	90 b	68-134
Tetrachloroethene	ug/L (ppb)	50	<1	100	64-132

Laboratory Code: Laboratory Control Sample

Analyte	Reporting Units	Spike Level	Percent Recovery LCS	Percent Recovery LCSD	Acceptance Criteria	RPD (Limit 20)
Vinyl chloride	ug/L (ppb)	50	91	97	53-131	6
Chloroethane	ug/L (ppb)	50	89	94	30-176	5
1,1-Dichloroethene	ug/L (ppb)	50	90	95	68-131	5
Methylene chloride	ug/L (ppb)	50	88	94	17-177	7
trans-1,2-Dichloroethene	ug/L (ppb)	50	97	101	71-128	4
1,1-Dichloroethane	ug/L (ppb)	50	95	98	74-118	3
cis-1,2-Dichloroethene	ug/L (ppb)	50	100	105	74-126	5
1,2-Dichloroethane (EDC)	ug/L (ppb)	50	87	88	77-118	1
1,1,1-Trichloroethane	ug/L (ppb)	50	91	96	77-123	5
Trichloroethene	ug/L (ppb)	50	88	89	74-119	1
Tetrachloroethene	ug/L (ppb)	50	99	103	77-126	4

Date of Report: 01/26/11
Date Received: 01/12/11
Project: TOC_01-600_20110112 WORFDB4, F&BI 101127

QUALITY ASSURANCE RESULTS FOR THE ANALYSIS OF WATER SAMPLES FOR VOLATILES BY EPA METHOD 8260C

Laboratory Code: 101132-01 (Matrix Spike)

Analyte	Reporting Units	Spike Level	Sample Result	Percent Recovery MS	Acceptance Criteria
Vinyl chloride	ug/L (ppb)	50	8.7	105	36-166
Chloroethane	ug/L (ppb)	50	<1	120	46-160
1,1-Dichloroethene	ug/L (ppb)	50	<1	111	60-136
Methylene chloride	ug/L (ppb)	50	<5	94	67-132
trans-1,2-Dichloroethene	ug/L (ppb)	50	<1	101	72-129
1,1-Dichloroethane	ug/L (ppb)	50	<1	99	70-128
cis-1,2-Dichloroethene	ug/L (ppb)	50	4.5	102	71-127
1,2-Dichloroethane (EDC)	ug/L (ppb)	50	<1	99	69-133
1,1,1-Trichloroethane	ug/L (ppb)	50	<1	98	60-146
Trichloroethene	ug/L (ppb)	50	1.4	96	66-135
Tetrachloroethene	ug/L (ppb)	50	<1	103	73-129

Laboratory Code: Laboratory Control Sample

Analyte	Reporting Units	Spike Level	Percent Recovery LCS	Percent Recovery LCSD	Acceptance Criteria	RPD (Limit 20)
Vinyl chloride	ug/L (ppb)	50	100	106	50-154	6
Chloroethane	ug/L (ppb)	50	106	104	58-146	2
1,1-Dichloroethene	ug/L (ppb)	50	103	104	67-136	1
Methylene chloride	ug/L (ppb)	50	92	94	39-148	2
trans-1,2-Dichloroethene	ug/L (ppb)	50	101	101	68-128	0
1,1-Dichloroethane	ug/L (ppb)	50	99	101	79-121	2
cis-1,2-Dichloroethene	ug/L (ppb)	50	100	104	80-123	4
1,2-Dichloroethane (EDC)	ug/L (ppb)	50	96	97	73-132	1
1,1,1-Trichloroethane	ug/L (ppb)	50	100	97	83-130	3
Trichloroethene	ug/L (ppb)	50	96	97	80-120	1
Tetrachloroethene	ug/L (ppb)	50	98	101	76-121	3

Data Qualifiers & Definitions

a - The analyte was detected at a level less than five times the reporting limit. The RPD results may not provide reliable information on the variability of the analysis.

A1 – More than one compound of similar molecule structure was identified with equal probability.

b - The analyte was spiked at a level that was less than five times that present in the sample. Matrix spike recoveries may not be meaningful.

ca - The calibration results for this range fell outside of acceptance criteria. The value reported is an estimate.

c - The presence of the analyte indicated may be due to carryover from previous sample injections.

d - The sample was diluted. Detection limits may be raised due to dilution.

ds - The sample was diluted. Detection limits are raised due to dilution and surrogate recoveries may not be meaningful.

dv - Insufficient sample was available to achieve normal reporting limits and limits are raised accordingly.

fb - Analyte present in the blank and the sample.

fc – The compound is a common laboratory and field contaminant.

hr - The sample and duplicate were reextracted and reanalyzed. RPD results were still outside of control limits. The variability is attributed to sample inhomogeneity.

ht - Analysis performed outside the method or client-specified holding time requirement.

ip - Recovery fell outside of normal control limits. Compounds in the sample matrix interfered with the quantitation of the analyte.

j – The result is below normal reporting limits. The value reported is an estimate.

J - The internal standard associated with the analyte is out of control limits. The reported concentration is an estimate.

jl - The analyte result in the laboratory control sample is out of control limits. The reported concentration should be considered an estimate.

jr - The rpd result in laboratory control sample associated with the analyte is out of control limits. The reported concentration should be considered an estimate.

js - The surrogate associated with the analyte is out of control limits. The reported concentration should be considered an estimate.

lc - The presence of the compound indicated is likely due to laboratory contamination.

L - The reported concentration was generated from a library search.

nm - The analyte was not detected in one or more of the duplicate analyses. Therefore, calculation of the RPD is not applicable.

pc – The sample was received in a container not approved by the method. The value reported should be considered an estimate.

pr – The sample was received with incorrect preservation. The value reported should be considered an estimate.

ve - Estimated concentration calculated for an analyte response above the valid instrument calibration range. A dilution is required to obtain an accurate quantification of the analyte.

vo - The value reported fell outside the control limits established for this analyte.

x - The sample chromatographic pattern does not resemble the fuel standard used for quantitation.



Data File Name : C:\HPCHEM\6\DATA\01-20-11\038F0701.D
Operator : ML
Instrument : GC #6
Sample Name : 101127-01 sg
Run Time Bar Code:
Acquired on : 20 Jan 11 11:22 PM
Report Created on: 21 Jan 11 09:14 AM

Page Number : 1
Vial Number : 38
Injection Number : 1
Sequence Line : 7
Instrument Method: TPHD.MTH
Analysis Method : TPHD.MTH



Data File Name	: C:\HPCHEM\6\DATA\01-20-11\039F0701.D		
Operator	: ML	Page Number	: 1
Instrument	: GC #6	Vial Number	: 39
Sample Name	: 101127-02 sg	Injection Number	: 1
Run Time Bar Code:		Sequence Line	: 7
Acquired on	: 20 Jan 11 11:48 PM	Instrument Method	: TPHD.MTH
Report Created on	: 21 Jan 11 09:15 AM	Analysis Method	: TPHD.MTH



Data File Name : C:\HPCHEM\6\DATA\01-20-11\040F0701.D
Operator : ML
Instrument : GC #6
Sample Name : 101127-03 sg
Run Time Bar Code:
Acquired on : 21 Jan 11 00:13 AM
Report Created on: 21 Jan 11 09:15 AM

Page Number : 1
Vial Number : 40
Injection Number : 1
Sequence Line : 7
Instrument Method: TPHD.MTH
Analysis Method : TPHD.MTH

AQUATIC RESEARCH INCORPORATED

LABORATORY & CONSULTING SERVICES

3927 AURORA AVENUE NORTH, SEATTLE, WA 98103

PHONE: (206) 632-2715 FAX: (206) 632-2417

CASE FILE NUMBER:	**FBI007-66**		**PAGE 1**
REPORT DATE:	**01/25/11**		
DATE SAMPLED:	**01/12/11**	**DATE RECEIVED:**	**01/13/11**

FINAL REPORT, LABORATORY ANALYSIS OF SELECTED PARAMETERS ON WATER SAMPLES FROM FRIEDMAN & BRUYA, INC. / PROJECT NO. 101127

CASE NARRATIVE

Two water samples were received by the laboratory in good condition and analyzed according to the chain of custody. No difficulties were encountered in the preparation or analysis of these samples. Sample data follows while QA/QC data is contained on subsequent pages.

SAMPLE DATA

SAMPLE ID	ALKALINITY (mgCaCO3/l)	SULFATE (mg/L)	SULFIDE (mg/L)	TOTAL-P (mg/L)	TKN (mg/L)
01MW55-20110112	264	20.5	<0.05	0.028	0.442
01MW13-20110112	82.5	11.8	<0.05	0.012	0.305

SAMPLE ID	TOTAL IRON (mg/L)	NITRATE (mg/L)	NITRITE (mg/L)	HARDNESS (mgCaCO3/l)
01MW55-20110112	0.133	<0.010	<0.002	217
01MW13-20110112	<0.020	0.538	<0.002	87.5

AQUATIC RESEARCH INCORPORATED

LABORATORY & CONSULTING SERVICES

3927 AURORA AVENUE NORTH, SEATTLE, WA 98103

PHONE: (206) 632-2715 FAX: (206) 632-2417

CASE FILE NUMBER: FBI007-66 **PAGE 2**

REPORT DATE: 01/25/11

DATE SAMPLED: 01/12/11 **DATE RECEIVED:** 01/13/11

FINAL REPORT, LABORATORY ANALYSIS OF SELECTED PARAMETERS ON WATER SAMPLES FROM FRIEDMAN & BRUYA, INC. / PROJECT NO. 101127

QA/QC DATA

QC PARAMETER	ALKALINITY (mgCaCO3/l)	SULFATE (mg/L)	SULFIDE (mg/L)	TOTAL-P (mg/L)	TKN (mg/L)
METHOD	SM18 2320B	SM184500SO4E	EPA 376.1	EPA 365.1	EPA 351.1
DATE ANALYZED	01/17/11	01/25/11	01/14/11	01/14/11	01/19/11
DETECTION LIMIT	1.00	1.00	0.05	0.002	0.200
DUPLICATE					
SAMPLE ID	01MW13-20110112	BATCH	01MW13-20110112	01MW13-20110112	BATCH
ORIGINAL	82.5	6.84	<0.05	0.012	1.49
DUPLICATE	77.6	6.94	<0.05	0.012	1.50
RPD	6.12%	1.48%	NC	7.38%	0.50%
SPIKE SAMPLE					
SAMPLE ID		BATCH		01MW13-20110112	BATCH
ORIGINAL		6.84		0.012	1.49
SPIKED SAMPLE		17.4		0.061	3.42
SPIKE ADDED		10.0		0.050	2.00
% RECOVERY	NA	105.17%	NA	97.82%	96.58%
QC CHECK					
FOUND	102	9.93		0.093	5.80
TRUE	100	10.0		0.090	5.79
% RECOVERY	101.50%	99.27%	NA	102.98%	100.09%
BLANK	NA	<1.00	<0.05	<0.002	<0.200

RPD = RELATIVE PERCENT DIFFERENCE.
NA = NOT APPLICABLE OR NOT AVAILABLE.
NC = NOT CALCULABLE DUE TO ONE OR MORE VALUES BEING BELOW THE DETECTION LIMIT.
OR = RECOVERY NOT CALCULABLE DUE TO SPIKE SAMPLE OUT OF RANGE OR SPIKE TOO LOW RELATIVE TO SAMPLE CONCENTRATION.

AQUATIC RESEARCH INCORPORATED

LABORATORY & CONSULTING SERVICES

3927 AURORA AVENUE NORTH, SEATTLE, WA 98103

PHONE: (206) 632-2715 FAX: (206) 632-2417

CASE FILE NUMBER: FBI007-66

REPORT DATE: 01/25/11

DATE SAMPLED: 01/12/11 **DATE RECEIVED:** 01/13/11

FINAL REPORT, LABORATORY ANALYSIS OF SELECTED PARAMETERS ON WATER SAMPLES FROM FRIEDMAN & BRUYA, INC. / PROJECT NO. 101127

QA/QC DATA

QC PARAMETER	TOTAL IRON (mg/L)	NITRATE (mg/L)	NITRITE (mg/L)	HARDNESS (mgCaCO3/l)
METHOD	EPA 200.7	SM184500N03F	EPA 353.2	SM 2340C
DATE ANALYZED	01/18/11	01/13/11	01/14/11	01/24/11
DETECTION LIMIT	0.020	0.010	0.002	2.00
DUPLICATE				
SAMPLE ID	01MW13-20110112	BATCH	01MW13-20110112	BATCH
ORIGINAL	<0.020	0.666	<0.002	431
DUPLICATE	<0.020	0.666	<0.002	441
RPD	NC	0.05%	NC	2.24%
SPIKE SAMPLE				
SAMPLE ID	01MW13-20110112	BATCH	01MW13-20110112	BATCH
ORIGINAL	<0.020	0.666	<0.002	
SPIKED SAMPLE	9.69	0.870	0.040	
SPIKE ADDED	10.0	0.200	0.040	
% RECOVERY	96.89%	101.89%	100.00%	OR
QC CHECK				
FOUND	9.37	0.434	0.040	40.3
TRUE	10.0	0.408	0.040	40.0
% RECOVERY	93.65%	106.37%	100.00%	100.65%
BLANK	<0.020	<0.010	<0.002	<2.00

RPD = RELATIVE PERCENT DIFFERENCE.
NA = NOT APPLICABLE OR NOT AVAILABLE.
NC = NOT CALCULABLE DUE TO ONE OR MORE VALUES BEING BELOW THE DETECTION LIMIT.
OR = RECOVERY NOT CALCULABLE DUE TO SPIKE SAMPLE OUT OF RANGE OR SPIKE TOO LOW RELATIVE TO SAMPLE CONCENTRATION.

SUBMITTED BY:

Steven Lazoff
Laboratory Director

2930 Westlake Ave N Suite 100
Seattle, WA 98109
T: (206) 352-3790
F: (206) 352-7178
info@fremontanalytical.com

Friedman and Bruya, Inc.
Attn: Michael Erdahl
3012 16th Ave W.
Seattle, WA 98119

RE: 101127
Fremont Project No: CHM110113-4
Friedman & Bruya Project No: A-814

January 20th, 2011

Michael:

Enclosed are the analytical results for the ***101127*** water samples submitted to Fremont Analytical on January 13th, 2011.

Examination of these samples was conducted for the presence of the following:

- ***Dissolved Gases by RSK-175***

This application was performed under Washington State Department of Ecology accreditation parameters. All appropriate Quality Assurance / Quality Control method parameters have been applied.

Please contact the laboratory if you should have any questions about the results.

Thank you for using Fremont Analytical!

Sincerely,

Michael Dee
Sr. Chemist / Principal

mikedee@fremontanalytical.com

2930 Westlake Ave . N., Suite 100
Seattle, WA 98109

T: 206.352.3790
F: 206-352-7178
email: info@fremontanalytical.com

Analysis of Dissolved Gases by RSK-175

Project: 101127
Client: Friedman and Bruya, Inc.
Client Project #: A-814
Lab Project #: CHM110113-4

RSK-175 (mg/L)	MRL	Method Blank	LCS	01MW55-20110112	Duplicate 01MW55-20110112	RPD %
Date Extracted		1/18/11	1/18/11	1/18/11	1/18/11	
Date Analyzed		1/18/11	1/18/11	1/18/11	1/18/11	
Matrix				Water	Water	
Methane	0.005	nd	95%	**0.135**	**0.166**	20%
Ethane	0.005	nd	111%	nd	nd	
Ethene	0.005	nd	80%	nd	nd	

"nd" Indicates not detected at listed reporting limits
"int" Indicates that interference prevents determination
* Instrument Detection Limit
"J" Indicates estimated value
"MRL" Indicates Method Reporting Limit
"LCS" Indicates Laboratory Control Sample
"RPD" Indicates Relative Percent Difference

Acceptable RPD is determined to be less than 30%
Acceptable Recovery Limits:
LCS, LCSD = 80% to 120%
Spike Concentration = 100 PPMV

2930 Westlake Ave . N., Suite 100
Seattle, WA 98109

T: 206.352.3790
F: 206-352-7178
email: info@fremontanalytical.com

Analysis of Dissolved Gases by RSK-175

Project: 101127
Client: Friedman and Bruya, Inc.
Client Project #: A-814
Lab Project #: CHM110113-4

RSK-175 (mg/L)	MRL	02MW13-20110112
Date Extracted		1/18/11
Date Analyzed		1/18/11
Matrix		Water
Methane	0.005	nd
Ethane	0.005	nd
Ethene	0.005	nd

"nd" Indicates not detected at listed reporting limits
"int" Indicates that interference prevents determination
* Instrument Detection Limit
"J" Indicates estimated value
"MRL" Indicates Method Reporting Limit
"LCS" Indicates Laboratory Control Sample
"RPD" Indicates Relative Percent Difference

Acceptable RPD is determined to be less than 30%
Acceptable Recovery Limits:
LCS, LCSD = 80% to 120%
Spike Concentration = 100 PPMV

SUBCONTRACT SAMPLE CHAIN OF CUSTODY

OTM110113-4

Page # 1 of 1

Send Report To Michael Erdahl

Company Friedman and Bruya, Inc.

Address 3012 16th Ave W

City, State, ZIP Seattle, WA 98119

Phone # (206) 285-8282 Fax # (206) 283-5044

SUBCONTRACTER

PROJECT NAME/NO.	PO #
101127	A-814

REMARKS

Please Email Results
merdahl@friedmanandbruya.com

TURNAROUND TIME
- ☒ Standard (2 Weeks)
- ☐ RUSH
- Rush charges authorized by:

SAMPLE DISPOSAL
- ☐ Dispose after 30 days
- ☐ Return samples
- ☐ Will call with instructions

Sample ID	Lab ID	Date Sampled	Time Sampled	Matrix	# of jars	ANALYSES REQUESTED: Oil and Grease	EPH	VPH	Nitrate	Sulfate	Alkalinity	Dissolved Gases				Notes
01MW55-20110112		1/12/11	0937	W	2							✓				
01MW13-20110112		1	1128	↓	2							✓				

Friedman & Bruya, Inc.
3012 16th Avenue West
Seattle, WA 98119-2029
Ph. (206) 285-8282
Fax (206) 283-5044

	SIGNATURE	PRINT NAME	COMPANY	DATE	TIME
Relinquished by:		Michael Erdahl	Friedman & Bruya	1/13/11	09:45
Received by:	Troy Zehr	Troy Zehr	F.B.	1/13/11	10 37
Relinquished by:					
Received by:					

101127

SAMPLE CHAIN OF CUSTODY

ME 01/12/2011 CI4/A04/V3

Page # 1 of 1

Send Report To Tim Brown, cc: Jessica Brown + Audrey Hackett

Company Sound Environmental Strategies

Address 2811 Fairview Ave E, Ste. 2000

City, State, ZIP Seattle, WA 98102

Phone # 206.306.1900 Fax # 206.306.1907

SAMPLERS (signature)

PROJECT NAME/NO.: Seattle Terminal

PO #: 01-600

REMARKS: R

EIM Y / N

TURNAROUND TIME
- ⊗ Standard (2 Weeks)
- RUSH
- Rush charges authorized by:

SAMPLE DISPOSAL
- ⊗ Dispose after 30 days
- Return samples
- Will call with instructions

Sample ID	Sample Location	Sample Depth	Lab ID	Date Sampled	Time Sampled	Matrix	# of jars	GRPH by NWTPH-Gx	BTEX by EPA 8021B	DRPH/ORPH by NWTPH-Dx	PCP by EPA 8270D Low-level detection limits	cVOCs by EPA 8260B	Nitrate and Sulfate by EPA 300.0	Methane, Ethane and Ethene by RSK 175	Nitrate, Phosphorus, Sulfide, Hardness	Total Fe, Ammonia, TKN	Notes
01MW55-20110112	01MW55	25.0	01 A-L	01-12-2011	0937	WATER	12	X	X	X		X	X	X	X	X	
02MW13-20110112	02MW13	11.0	02 A-L	1	1128	1	12	X	X	X		X	X	X	X	X	
02MW14-20110112	02MW14	12.0	03 A-F	1	1335	1	6	X	X	X		X					

EBF 01-12-11

Friedman & Bruya, Inc.
3012 16th Avenue West
Seattle, WA 98119-2029
Ph. (206) 285-8282
Fax (206) 283-5044

SIGNATURE	PRINT NAME	COMPANY	DATE	TIME
Relinquished by:	Elizabeth Forbes	SES	01-12-11	1558
Received by:	Mochael E. Lahl	FGBr	1	1
Relinquished by:				
Received by:		Samples received at 3 °C		

FRIEDMAN & BRUYA, INC.

ENVIRONMENTAL CHEMISTS

James E. Bruya, Ph.D.
Charlene Morrow, M.S.
Yelena Aravkina, M.S.
Bradley T. Benson, B.S.
Kurt Johnson, B.S.

3012 16th Avenue West
Seattle, WA 98119-2029
TEL: (206) 285-8282
FAX: (206) 283-5044
e-mail: fbi@isomedia.com

January 24, 2011

Tim Brown, Project Manager
SoundEarth Strategies
2811 Fairview Ave. East, Suite 2000
Seattle, WA 98102

Dear Mr. Brown:

Included are the results from the testing of material submitted on January 12, 2011 from the TOC_01-600_20110112 WORFDB4, F&BI 101130 project. There are 11 pages included in this report. Any samples that may remain are currently scheduled for disposal in 30 days. If you would like us to return your samples or arrange for long term storage at our offices, please contact us as soon as possible.

We appreciate this opportunity to be of service to you and hope you will call if you should have any questions.

Sincerely,

FRIEDMAN & BRUYA, INC.



Michael Erdahl
Project Manager

Enclosures
c: Mark Chandler, Jessica Brown, Audrey Hackett
SOU0124R.DOC

CASE NARRATIVE

This case narrative encompasses samples received on January 12, 2011 by Friedman & Bruya, Inc. from the SoundEarth Strategies 01-600 project. Samples were logged in under the laboratory ID's listed below.

Laboratory ID	SoundEarth Strategies
101130-01	01MW65-20110112
101130-02	01MW54-20110112
101130-03	01MW64-20110112

All quality control requirements were acceptable.

Date of Report: 01/24/11
Date Received: 01/12/11
Project: TOC_01-600_20110112 WORFDB4, F&BI 101130
Date Extracted: 01/17/11
Date Analyzed: 01/18/11

RESULTS FROM THE ANALYSIS OF WATER SAMPLES FOR BENZENE, TOLUENE, ETHYLBENZENE, XYLENES AND TPH AS GASOLINE USING EPA METHOD 8021B AND NWTPH-Gx

Results Reported as ug/L (ppb)

Sample ID Laboratory ID	Benzene	Toluene	Ethyl Benzene	Total Xylenes	Gasoline Range	Surrogate (% Recovery) (Limit 52-124)
01MW65-20110112 101130-01	<1	<1	<1	<3	<100	81
01MW54-20110112 101130-02	<1	<1	<1	<3	<100	83
01MW64-20110112 101130-03	<1	<1	<1	<3	<100	68
Method Blank 01-0102 MB	<1	<1	<1	<3	<100	75

Date of Report: 01/24/11
Date Received: 01/12/11
Project: TOC_01-600_20110112 WORFDB4, F&BI 101130
Date Extracted: 01/14/11
Date Analyzed: 01/21/11

RESULTS FROM THE ANALYSIS OF WATER SAMPLES FOR TOTAL PETROLEUM HYDROCARBONS AS DIESEL AND MOTOR OIL USING METHOD NWTPH-Dx
Sample Extracts Passed Through a Silica Gel Column Prior to Analysis
Results Reported as ug/L (ppb)

Sample ID Laboratory ID	Diesel Range (C_{10}-C_{25})	Motor Oil Range (C_{25}-C_{36})	Surrogate (% Recovery) (Limit 51-134)
01MW65-20110112 101130-01	<50	<250	102
01MW54-20110112 101130-02	<50	<250	84
01MW64-20110112 101130-03	<50	<250	102
Method Blank 01-0105 MB	<50	<250	97

Analysis For Volatile Compounds By EPA Method 8260C

Client Sample ID:	01MW65-20110112	Client:	SoundEarth Strategies
Date Received:	01/12/11	Project:	TOC_01-600_20110112 WORFDB4
Date Extracted:	01/19/11	Lab ID:	101130-01
Date Analyzed:	01/19/11	Data File:	011907.D
Matrix:	Water	Instrument:	GCMS4
Units:	ug/L (ppb)	Operator:	VM

Surrogates:	% Recovery:	Lower Limit:	Upper Limit:
1,2-Dichloroethane-d4	97	63	127
Toluene-d8	102	60	129
4-Bromofluorobenzene	109	51	145

Compounds:	Concentration ug/L (ppb)
Vinyl chloride	<0.2
Chloroethane	<1
1,1-Dichloroethene	<1
Methylene chloride	<5
trans-1,2-Dichloroethene	<1
1,1-Dichloroethane	<1
cis-1,2-Dichloroethene	<1
1,2-Dichloroethane (EDC)	<1
1,1,1-Trichloroethane	<1
Trichloroethene	<1
Tetrachloroethene	<1

Analysis For Volatile Compounds By EPA Method 8260C

Client Sample ID:	01MW54-20110112	Client:	SoundEarth Strategies
Date Received:	01/12/11	Project:	TOC_01-600_20110112 WORFDB4
Date Extracted:	01/19/11	Lab ID:	101130-02
Date Analyzed:	01/19/11	Data File:	011908.D
Matrix:	Water	Instrument:	GCMS4
Units:	ug/L (ppb)	Operator:	VM

Surrogates:	% Recovery:	Lower Limit:	Upper Limit:
1,2-Dichloroethane-d4	99	63	127
Toluene-d8	100	60	129
4-Bromofluorobenzene	106	51	145

Compounds:	Concentration ug/L (ppb)
Vinyl chloride	<0.2
Chloroethane	<1
1,1-Dichloroethene	<1
Methylene chloride	<5
trans-1,2-Dichloroethene	<1
1,1-Dichloroethane	<1
cis-1,2-Dichloroethene	<1
1,2-Dichloroethane (EDC)	<1
1,1,1-Trichloroethane	<1
Trichloroethene	<1
Tetrachloroethene	<1

Analysis For Volatile Compounds By EPA Method 8260C

Client Sample ID:	01MW64-20110112	Client:	SoundEarth Strategies
Date Received:	01/12/11	Project:	TOC_01-600_20110112 WORFDB4
Date Extracted:	01/19/11	Lab ID:	101130-03
Date Analyzed:	01/19/11	Data File:	011909.D
Matrix:	Water	Instrument:	GCMS4
Units:	ug/L (ppb)	Operator:	VM

Surrogates:	% Recovery:	Lower Limit:	Upper Limit:
1,2-Dichloroethane-d4	97	63	127
Toluene-d8	100	60	129
4-Bromofluorobenzene	107	51	145

Compounds:	Concentration ug/L (ppb)
Vinyl chloride	<0.2
Chloroethane	<1
1,1-Dichloroethene	<1
Methylene chloride	<5
trans-1,2-Dichloroethene	<1
1,1-Dichloroethane	<1
cis-1,2-Dichloroethene	<1
1,2-Dichloroethane (EDC)	<1
1,1,1-Trichloroethane	<1
Trichloroethene	1.1
Tetrachloroethene	<1

Analysis For Volatile Compounds By EPA Method 8260C

Client Sample ID:	Method Blank	Client:	SoundEarth Strategies
Date Received:	NA	Project:	TOC_01-600_20110112 WORFDB4
Date Extracted:	01/19/11	Lab ID:	01087 mb
Date Analyzed:	01/19/11	Data File:	011906.D
Matrix:	Water	Instrument:	GCMS4
Units:	ug/L (ppb)	Operator:	VM

Surrogates:	% Recovery:	Lower Limit:	Upper Limit:
1,2-Dichloroethane-d4	97	63	127
Toluene-d8	101	60	129
4-Bromofluorobenzene	110	51	145

Compounds:	Concentration ug/L (ppb)
Vinyl chloride	<0.2
Chloroethane	<1
1,1-Dichloroethene	<1
Methylene chloride	<5
trans-1,2-Dichloroethene	<1
1,1-Dichloroethane	<1
cis-1,2-Dichloroethene	<1
1,2-Dichloroethane (EDC)	<1
1,1,1-Trichloroethane	<1
Trichloroethene	<1
Tetrachloroethene	<1

Date of Report: 01/24/11
Date Received: 01/12/11
Project: TOC_01-600_20110112 WORFDB4, F&BI 101130

QUALITY ASSURANCE RESULTS FOR THE ANALYSIS OF WATER SAMPLES FOR BENZENE, TOLUENE, ETHYLBENZENE, XYLENES, AND TPH AS GASOLINE USING EPA METHOD 8021B AND NWTPH-Gx

Laboratory Code: 101130-02 (Duplicate)

Analyte	Reporting Units	Sample Result	Duplicate Result	Relative Percent Difference (Limit 20)
Benzene	ug/L (ppb)	<1	<1	nm
Toluene	ug/L (ppb)	<1	<1	nm
Ethylbenzene	ug/L (ppb)	<1	<1	nm
Xylenes	ug/L (ppb)	<3	<3	nm
Gasoline	ug/L (ppb)	<100	<100	nm

Laboratory Code: Laboratory Control Sample

Analyte	Reporting Units	Spike Level	Percent Recovery LCS	Acceptance Criteria
Benzene	ug/L (ppb)	50	98	65-118
Toluene	ug/L (ppb)	50	97	72-122
Ethylbenzene	ug/L (ppb)	50	97	73-126
Xylenes	ug/L (ppb)	150	98	74-118
Gasoline	ug/L (ppb)	1,000	89	69-134

Date of Report: 01/24/11
Date Received: 01/12/11
Project: TOC_01-600_20110112 WORFDB4, F&BI 101130

QUALITY ASSURANCE RESULTS FOR THE ANALYSIS OF WATER SAMPLES FOR TOTAL PETROLEUM HYDROCARBONS AS DIESEL EXTENDED USING METHOD NWTPH-Dx

Laboratory Code: Laboratory Control Sample Silica Gel

Analyte	Reporting Units	Spike Level	Percent Recovery LCS	Percent Recovery LCSD	Acceptance Criteria	RPD (Limit 20)
Diesel Extended	ug/L (ppb)	2,500	105	91	58-134	14

Date of Report: 01/24/11
Date Received: 01/12/11
Project: TOC_01-600_20110112 WORFDB4, F&BI 101130

QUALITY ASSURANCE RESULTS FOR THE ANALYSIS OF WATER SAMPLES FOR VOLATILES BY EPA METHOD 8260C

Laboratory Code: 101132-01 (Matrix Spike)

Analyte	Reporting Units	Spike Level	Sample Result	Percent Recovery MS	Acceptance Criteria
Vinyl chloride	ug/L (ppb)	50	8.7	105	36-166
Chloroethane	ug/L (ppb)	50	<1	120	46-160
1,1-Dichloroethene	ug/L (ppb)	50	<1	111	60-136
Methylene chloride	ug/L (ppb)	50	<5	94	67-132
trans-1,2-Dichloroethene	ug/L (ppb)	50	<1	101	72-129
1,1-Dichloroethane	ug/L (ppb)	50	<1	99	70-128
cis-1,2-Dichloroethene	ug/L (ppb)	50	4.5	102	71-127
1,2-Dichloroethane (EDC)	ug/L (ppb)	50	<1	99	69-133
1,1,1-Trichloroethane	ug/L (ppb)	50	<1	98	60-146
Trichloroethene	ug/L (ppb)	50	1.4	96	66-135
Tetrachloroethene	ug/L (ppb)	50	<1	103	73-129

Laboratory Code: Laboratory Control Sample

Analyte	Reporting Units	Spike Level	Percent Recovery LCS	Percent Recovery LCSD	Acceptance Criteria	RPD (Limit 20)
Vinyl chloride	ug/L (ppb)	50	100	106	50-154	6
Chloroethane	ug/L (ppb)	50	106	104	58-146	2
1,1-Dichloroethene	ug/L (ppb)	50	103	104	67-136	1
Methylene chloride	ug/L (ppb)	50	92	94	39-148	2
trans-1,2-Dichloroethene	ug/L (ppb)	50	101	101	68-128	0
1,1-Dichloroethane	ug/L (ppb)	50	99	101	79-121	2
cis-1,2-Dichloroethene	ug/L (ppb)	50	100	104	80-123	4
1,2-Dichloroethane (EDC)	ug/L (ppb)	50	96	97	73-132	1
1,1,1-Trichloroethane	ug/L (ppb)	50	100	97	83-130	3
Trichloroethene	ug/L (ppb)	50	96	97	80-120	1
Tetrachloroethene	ug/L (ppb)	50	98	101	76-121	3

Data Qualifiers & Definitions

a - The analyte was detected at a level less than five times the reporting limit. The RPD results may not provide reliable information on the variability of the analysis.

A1 – More than one compound of similar molecule structure was identified with equal probability.

b - The analyte was spiked at a level that was less than five times that present in the sample. Matrix spike recoveries may not be meaningful.

ca - The calibration results for this range fell outside of acceptance criteria. The value reported is an estimate.

c - The presence of the analyte indicated may be due to carryover from previous sample injections.

d - The sample was diluted. Detection limits may be raised due to dilution.

ds - The sample was diluted. Detection limits are raised due to dilution and surrogate recoveries may not be meaningful.

dv - Insufficient sample was available to achieve normal reporting limits and limits are raised accordingly.

fb - Analyte present in the blank and the sample.

fc – The compound is a common laboratory and field contaminant.

hr - The sample and duplicate were reextracted and reanalyzed. RPD results were still outside of control limits. The variability is attributed to sample inhomogeneity.

ht - Analysis performed outside the method or client-specified holding time requirement.

ip - Recovery fell outside of normal control limits. Compounds in the sample matrix interfered with the quantitation of the analyte.

j – The result is below normal reporting limits. The value reported is an estimate.

J - The internal standard associated with the analyte is out of control limits. The reported concentration is an estimate.

jl - The analyte result in the laboratory control sample is out of control limits. The reported concentration should be considered an estimate.

jr - The rpd result in laboratory control sample associated with the analyte is out of control limits. The reported concentration should be considered an estimate.

js - The surrogate associated with the analyte is out of control limits. The reported concentration should be considered an estimate.

lc - The presence of the compound indicated is likely due to laboratory contamination.

L - The reported concentration was generated from a library search.

nm - The analyte was not detected in one or more of the duplicate analyses. Therefore, calculation of the RPD is not applicable.

pc – The sample was received in a container not approved by the method. The value reported should be considered an estimate.

pr – The sample was received with incorrect preservation. The value reported should be considered an estimate.

ve - Estimated concentration calculated for an analyte response above the valid instrument calibration range. A dilution is required to obtain an accurate quantification of the analyte.

vo - The value reported fell outside the control limits established for this analyte.

x - The sample chromatographic pattern does not resemble the fuel standard used for quantitation.



Data File Name : C:\HPCHEM\6\DATA\01-20-11\049F0901.D
Operator : ML
Instrument : GC #6
Sample Name : 101130-01 sg
Run Time Bar Code:
Acquired on : 21 Jan 11 04:52 AM
Report Created on: 21 Jan 11 09:16 AM

Page Number : 1
Vial Number : 49
Injection Number : 1
Sequence Line : 9
Instrument Method: TPHD.MTH
Analysis Method : TPHD.MTH



Data File Name	: C:\HPCHEM\6\DATA\01-20-11\050F0901.D		
Operator	: ML	Page Number	: 1
Instrument	: GC #6	Vial Number	: 50
Sample Name	: 101130-02 sg	Injection Number	: 1
Run Time Bar Code:		Sequence Line	: 9
Acquired on	: 21 Jan 11 05:18 AM	Instrument Method	: TPHD.MTH
Report Created on	: 21 Jan 11 09:16 AM	Analysis Method	: TPHD.MTH



Data File Name : C:\HPCHEM\6\DATA\01-20-11\051F0901.D
Operator : ML
Instrument : GC #6
Sample Name : 101130-03 sg
Run Time Bar Code:
Acquired on : 21 Jan 11 05:43 AM
Report Created on: 21 Jan 11 09:16 AM

Page Number : 1
Vial Number : 51
Injection Number : 1
Sequence Line : 9
Instrument Method: TPHD.MTH
Analysis Method : TPHD.MTH

101130

SAMPLE CHAIN OF CUSTODY ME 01/12/2011 1 V2/A05

Send Report To Tim Brown, cc: Jessica Brown + Audrey Hackett

Company Sound Environmental Strategies

Address 2811 Fairview Ave E, Ste. 2000

City, State, ZIP Seattle, WA 98102

Phone # 206.306.1900 Fax # 206.306.1907

SAMPLERS (signature)

PROJECT NAME/NO.	PO #
Seattle Terminal	01-600
REMARKS R	EIM Y / N

Page # 1 of 1

TURNAROUND TIME

☒ Standard (2 Weeks)

☐ RUSH

Rush charges authorized by:

SAMPLE DISPOSAL

☒ Dispose after 30 days

☐ Return samples

☐ Will call with instructions

Sample ID	Sample Location	Sample Depth	Lab ID	Date Sampled	Time Sampled	Matrix	# of jars	GRPH by NWTPH-Gx	BTEX by EPA 8021B	DRPH/ORPH by NWTPH-Dx	PCP by EPA 8270D Low-level detection limits	cVOCs by EPA 8260B	Nitrate and Sulfate by EPA 300.0	Methane, Ethane and Ethene by RSK 175			Notes
01MW65-20110112	01MW65	~56'	01 A	1/12/11	1025	W	6	X	X	X		X					
01MW54-20110112	01MW54	~40'	02	1	1204	1	6	X	X	X		X					
01MW64-20110112	01MW64	~34'	03	1	1355	1	6	X	X	X		X					

Friedman & Bruya, Inc.
3012 16th Avenue West
Seattle, WA 98119-2029
Ph. (206) 285-8282
Fax (206) 283-5044

SIGNATURE	PRINT NAME	COMPANY	DATE	TIME
Relinquished by:	Jessica Brown	SET	1-12-11	1607
Received by:	Nikki Phillips	FEBT	1/12/11	1607
Relinquished by:				
Received by:		Samples received at 2 °C		

FRIEDMAN & BRUYA, INC.

ENVIRONMENTAL CHEMISTS

James E. Bruya, Ph.D.
Charlene Morrow, M.S.
Yelena Aravkina, M.S.
Bradley T. Benson, B.S.
Kurt Johnson, B.S.

3012 16th Avenue West
Seattle, WA 98119-2029
TEL: (206) 285-8282
FAX: (206) 283-5044
e-mail: fbi@isomedia.com

January 25, 2011

Tim Brown, Project Manager
SoundEarth Strategies
2811 Fairview Ave. East, Suite 2000
Seattle, WA 98102

Dear Mr. Brown:

Included are the results from the testing of material submitted on January 12, 2011 from the TOC_01-600_20110112 WORFDB4, F&BI 101132 project. There are 10 pages included in this report. Any samples that may remain are currently scheduled for disposal in 30 days. If you would like us to return your samples or arrange for long term storage at our offices, please contact us as soon as possible.

We appreciate this opportunity to be of service to you and hope you will call if you should have any questions.

Sincerely,

FRIEDMAN & BRUYA, INC.



Michael Erdahl
Project Manager

Enclosures
c: Mark Chandler, Jessica Brown, Audrey Hackett
SOU0125R.DOC

CASE NARRATIVE

This case narrative encompasses samples received on January 12, 2011 by Friedman & Bruya, Inc. from the SoundEarth Strategies 01-600 project. Samples were logged in under the laboratory ID's listed below.

Laboratory ID	SoundEarth Strategies
101132-01	01MW46-20110112
101132-02	MW05-20110112
101132-03	02MW07-20110112

All quality control requirements were acceptable.

Date of Report: 01/25/11
Date Received: 01/12/11
Project: TOC_01-600_20110112 WORFDB4, F&BI 101132
Date Extracted: 01/19/11
Date Analyzed: 01/19/11, 01/20/11, and 01/21/11

RESULTS FROM THE ANALYSIS OF WATER SAMPLES FOR BENZENE, TOLUENE, ETHYLBENZENE, XYLENES AND TPH AS GASOLINE USING EPA METHOD 8021B AND NWTPH-Gx

Results Reported as ug/L (ppb)

Sample ID Laboratory ID	Benzene	Toluene	Ethyl Benzene	Total Xylenes	Gasoline Range	Surrogate (% Recovery) (Limit 50-150)
01MW46-20110112 101132-01	<1	<1	<1	<3	<100	84
MW05-20110112 101132-02	<1	<1	<1	<3	<100	83
02MW07-20110112 101132-03	<1	<1	<1	<3	<100	114
Method Blank 01-0110 MB	<1	<1	<1	<3	<100	117

Date of Report: 01/25/11
Date Received: 01/12/11
Project: TOC_01-600_20110112 WORFDB4, F&BI 101132
Date Extracted: 01/14/11
Date Analyzed: 01/20/11

RESULTS FROM THE ANALYSIS OF WATER SAMPLES FOR TOTAL PETROLEUM HYDROCARBONS AS DIESEL AND MOTOR OIL USING METHOD NWTPH-Dx
Sample Extracts Passed Through a Silica Gel Column Prior to Analysis
Results Reported as ug/L (ppb)

Sample ID Laboratory ID	Diesel Range (C_{10}-C_{25})	Motor Oil Range (C_{25}-C_{36})	Surrogate (% Recovery) (Limit 51-134)
01MW46-20110112 101132-01	<50	<250	77
MW05-20110112 101132-02	<50	<250	79
02MW07-20110112 101132-03	<50	<250	86
Method Blank 01-0105 MB	<50	<250	97

Analysis For Volatile Compounds By EPA Method 8260C

Client Sample ID:	01MW46-20110112	Client:	SoundEarth Strategies
Date Received:	01/12/11	Project:	TOC_01-600_20110112 WORFDB4
Date Extracted:	01/19/11	Lab ID:	101132-01
Date Analyzed:	01/19/11	Data File:	011910.D
Matrix:	Water	Instrument:	GCMS4
Units:	ug/L (ppb)	Operator:	VM

Surrogates:	% Recovery:	Lower Limit:	Upper Limit:
1,2-Dichloroethane-d4	100	63	127
Toluene-d8	100	60	129
4-Bromofluorobenzene	106	51	145

Compounds:	Concentration ug/L (ppb)
Vinyl chloride	8.7
Chloroethane	<1
1,1-Dichloroethene	<1
Methylene chloride	<5
trans-1,2-Dichloroethene	<1
1,1-Dichloroethane	<1
cis-1,2-Dichloroethene	4.5
1,2-Dichloroethane (EDC)	<1
1,1,1-Trichloroethane	<1
Trichloroethene	1.4
Tetrachloroethene	<1

Analysis For Volatile Compounds By EPA Method 8260C

Client Sample ID:	MW05-20110112	Client:	SoundEarth Strategies
Date Received:	01/12/11	Project:	TOC_01-600_20110112 WORFDB4
Date Extracted:	01/19/11	Lab ID:	101132-02
Date Analyzed:	01/19/11	Data File:	011911.D
Matrix:	Water	Instrument:	GCMS4
Units:	ug/L (ppb)	Operator:	VM

Surrogates:	% Recovery:	Lower Limit:	Upper Limit:
1,2-Dichloroethane-d4	101	63	127
Toluene-d8	101	60	129
4-Bromofluorobenzene	106	51	145

Compounds:	Concentration ug/L (ppb)
Vinyl chloride	1.1
Chloroethane	<1
1,1-Dichloroethene	<1
Methylene chloride	<5
trans-1,2-Dichloroethene	<1
1,1-Dichloroethane	<1
cis-1,2-Dichloroethene	6.3
1,2-Dichloroethane (EDC)	<1
1,1,1-Trichloroethane	<1
Trichloroethene	66
Tetrachloroethene	<1

Analysis For Volatile Compounds By EPA Method 8260C

Client Sample ID:	Method Blank	Client:	SoundEarth Strategies
Date Received:	NA	Project:	TOC_01-600_20110112 WORFDB4
Date Extracted:	01/19/11	Lab ID:	01087 mb
Date Analyzed:	01/19/11	Data File:	011906.D
Matrix:	Water	Instrument:	GCMS4
Units:	ug/L (ppb)	Operator:	VM

Surrogates:	% Recovery:	Lower Limit:	Upper Limit:
1,2-Dichloroethane-d4	97	63	127
Toluene-d8	101	60	129
4-Bromofluorobenzene	110	51	145

Compounds:	Concentration ug/L (ppb)
Vinyl chloride	<0.2
Chloroethane	<1
1,1-Dichloroethene	<1
Methylene chloride	<5
trans-1,2-Dichloroethene	<1
1,1-Dichloroethane	<1
cis-1,2-Dichloroethene	<1
1,2-Dichloroethane (EDC)	<1
1,1,1-Trichloroethane	<1
Trichloroethene	<1
Tetrachloroethene	<1

Date of Report: 01/25/11
Date Received: 01/12/11
Project: TOC_01-600_20110112 WORFDB4, F&BI 101132

QUALITY ASSURANCE RESULTS FOR THE ANALYSIS OF WATER SAMPLES FOR BENZENE, TOLUENE, ETHYLBENZENE, XYLENES, AND TPH AS GASOLINE USING EPA METHOD 8021B AND NWTPH-Gx

Laboratory Code: 101186-01 (Duplicate)

Analyte	Reporting Units	Sample Result	Duplicate Result	Relative Percent Difference (Limit 20)
Benzene	ug/L (ppb)	<1	<1	nm
Toluene	ug/L (ppb)	<1	<1	nm
Ethylbenzene	ug/L (ppb)	<1	<1	nm
Xylenes	ug/L (ppb)	<3	<3	nm
Gasoline	ug/L (ppb)	<100	<100	nm

Laboratory Code: Laboratory Control Sample

Analyte	Reporting Units	Spike Level	Percent Recovery LCS	Acceptance Criteria
Benzene	ug/L (ppb)	50	95	72-119
Toluene	ug/L (ppb)	50	104	71-113
Ethylbenzene	ug/L (ppb)	50	99	72-114
Xylenes	ug/L (ppb)	150	97	72-113
Gasoline	ug/L (ppb)	1,000	96	70-119

Date of Report: 01/25/11
Date Received: 01/12/11
Project: TOC_01-600_20110112 WORFDB4, F&BI 101132

QUALITY ASSURANCE RESULTS FOR THE ANALYSIS OF WATER SAMPLES FOR TOTAL PETROLEUM HYDROCARBONS AS DIESEL EXTENDED USING METHOD NWTPH-Dx

Laboratory Code: Laboratory Control Sample Silica Gel

Analyte	Reporting Units	Spike Level	Percent Recovery LCS	Percent Recovery LCSD	Acceptance Criteria	RPD (Limit 20)
Diesel Extended	ug/L (ppb)	2,500	105	91	58-134	14

Date of Report: 01/25/11
Date Received: 01/12/11
Project: TOC_01-600_20110112 WORFDB4, F&BI 101132

QUALITY ASSURANCE RESULTS FOR THE ANALYSIS OF WATER SAMPLES FOR VOLATILES BY EPA METHOD 8260C

Laboratory Code: 101132-01 (Matrix Spike)

Analyte	Reporting Units	Spike Level	Sample Result	Percent Recovery MS	Acceptance Criteria
Vinyl chloride	ug/L (ppb)	50	8.7	105	36-166
Chloroethane	ug/L (ppb)	50	<1	120	46-160
1,1-Dichloroethene	ug/L (ppb)	50	<1	111	60-136
Methylene chloride	ug/L (ppb)	50	<5	94	67-132
trans-1,2-Dichloroethene	ug/L (ppb)	50	<1	101	72-129
1,1-Dichloroethane	ug/L (ppb)	50	<1	99	70-128
cis-1,2-Dichloroethene	ug/L (ppb)	50	4.5	102	71-127
1,2-Dichloroethane (EDC)	ug/L (ppb)	50	<1	99	69-133
1,1,1-Trichloroethane	ug/L (ppb)	50	<1	98	60-146
Trichloroethene	ug/L (ppb)	50	1.4	96	66-135
Tetrachloroethene	ug/L (ppb)	50	<1	103	73-129

Laboratory Code: Laboratory Control Sample

Analyte	Reporting Units	Spike Level	Percent Recovery LCS	Percent Recovery LCSD	Acceptance Criteria	RPD (Limit 20)
Vinyl chloride	ug/L (ppb)	50	100	106	50-154	6
Chloroethane	ug/L (ppb)	50	106	104	58-146	2
1,1-Dichloroethene	ug/L (ppb)	50	103	104	67-136	1
Methylene chloride	ug/L (ppb)	50	92	94	39-148	2
trans-1,2-Dichloroethene	ug/L (ppb)	50	101	101	68-128	0
1,1-Dichloroethane	ug/L (ppb)	50	99	101	79-121	2
cis-1,2-Dichloroethene	ug/L (ppb)	50	100	104	80-123	4
1,2-Dichloroethane (EDC)	ug/L (ppb)	50	96	97	73-132	1
1,1,1-Trichloroethane	ug/L (ppb)	50	100	97	83-130	3
Trichloroethene	ug/L (ppb)	50	96	97	80-120	1
Tetrachloroethene	ug/L (ppb)	50	98	101	76-121	3

Data Qualifiers & Definitions

a - The analyte was detected at a level less than five times the reporting limit. The RPD results may not provide reliable information on the variability of the analysis.

A1 – More than one compound of similar molecule structure was identified with equal probability.

b - The analyte was spiked at a level that was less than five times that present in the sample. Matrix spike recoveries may not be meaningful.

ca - The calibration results for this range fell outside of acceptance criteria. The value reported is an estimate.

c - The presence of the analyte indicated may be due to carryover from previous sample injections.

d - The sample was diluted. Detection limits may be raised due to dilution.

ds - The sample was diluted. Detection limits are raised due to dilution and surrogate recoveries may not be meaningful.

dv - Insufficient sample was available to achieve normal reporting limits and limits are raised accordingly.

fb - Analyte present in the blank and the sample.

fc – The compound is a common laboratory and field contaminant.

hr - The sample and duplicate were reextracted and reanalyzed. RPD results were still outside of control limits. The variability is attributed to sample inhomogeneity.

ht - Analysis performed outside the method or client-specified holding time requirement.

ip - Recovery fell outside of normal control limits. Compounds in the sample matrix interfered with the quantitation of the analyte.

j – The result is below normal reporting limits. The value reported is an estimate.

J - The internal standard associated with the analyte is out of control limits. The reported concentration is an estimate.

jl - The analyte result in the laboratory control sample is out of control limits. The reported concentration should be considered an estimate.

jr - The rpd result in laboratory control sample associated with the analyte is out of control limits. The reported concentration should be considered an estimate.

js - The surrogate associated with the analyte is out of control limits. The reported concentration should be considered an estimate.

lc - The presence of the compound indicated is likely due to laboratory contamination.

L - The reported concentration was generated from a library search.

nm - The analyte was not detected in one or more of the duplicate analyses. Therefore, calculation of the RPD is not applicable.

pc – The sample was received in a container not approved by the method. The value reported should be considered an estimate.

pr – The sample was received with incorrect preservation. The value reported should be considered an estimate.

ve - Estimated concentration calculated for an analyte response above the valid instrument calibration range. A dilution is required to obtain an accurate quantification of the analyte.

vo - The value reported fell outside the control limits established for this analyte.

x - The sample chromatographic pattern does not resemble the fuel standard used for quantitation.



Data File Name : C:\HPCHEM\6\DATA\01-20-11\035F0701.D
Operator : ML
Instrument : GC #6
Sample Name : 101132-01 sg
Run Time Bar Code:
Acquired on : 20 Jan 11 10:06 PM
Report Created on: 21 Jan 11 09:14 AM

Page Number : 1
Vial Number : 35
Injection Number : 1
Sequence Line : 7
Instrument Method: TPHD.MTH
Analysis Method : TPHD.MTH

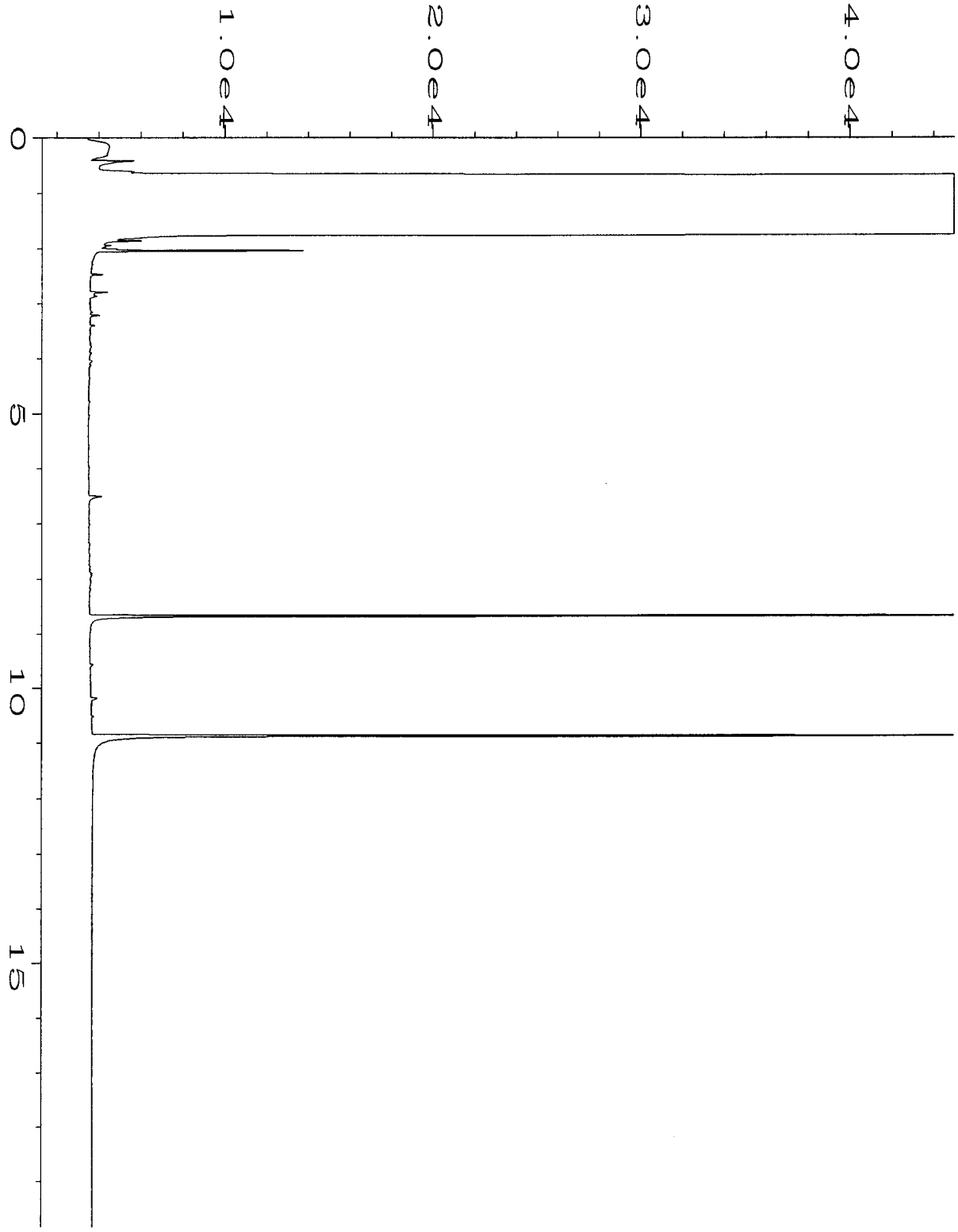

Data File Name : C:\HPCHEM\6\DATA\01-20-11\036F0701.D
Operator : ML
Instrument : GC #6
Sample Name : 101132-02 sg
Run Time Bar Code:
Acquired on : 20 Jan 11 10:31 PM
Report Created on: 21 Jan 11 09:14 AM

Page Number : 1
Vial Number : 36
Injection Number : 1
Sequence Line : 7
Instrument Method: TPHD.MTH
Analysis Method : TPHD.MTH



Data File Name : C:\HPCHEM\6\DATA\01-20-11\037F0701.D
Operator : ML
Instrument : GC #6
Sample Name : 101132-03 sg
Run Time Bar Code:
Acquired on : 20 Jan 11 10:57 PM
Report Created on: 21 Jan 11 09:14 AM

Page Number : 1
Vial Number : 37
Injection Number : 1
Sequence Line : 7
Instrument Method: TPHD.MTH
Analysis Method : TPHD.MTH

101132

SAMPLE CHAIN OF CUSTODY

ME 01/12/2011 A03 /V2

Page # 1 of 1

Send Report To Tim Brown, cc: Jessica Brown + Audrey Hackett

Company Sound Environmental Strategies

Address 2811 Fairview Ave E, Ste. 2000

City, State, ZIP Seattle, WA 98102

Phone # 206.306.1900 Fax # 206.306.1907

SAMPLERS (*signature*): ATZ

PROJECT NAME/NO.: 01-600 Seattle Terminal

PO #: 01-600

REMARKS: R

EIM Y / N

TURNAROUND TIME
- ⊗ Standard (2 Weeks)
- ☐ RUSH
- Rush charges authorized by:

SAMPLE DISPOSAL
- ⊗ Dispose after 30 days
- ☐ Return samples
- ☐ Will call with instructions

Sample ID	Sample Location	Sample Depth	Lab ID	Date Sampled	Time Sampled	Matrix	# of jars	GRPH by NWTPH-Gx	BTEX by EPA 8021B	DRPH/ORPH by NWTPH-Dx	PCP by EPA 8270D Low-level detection limits	cVOCs by EPA 8260B	Nitrate and Sulfate by EPA 300.0	Methane, Ethane and Ethene by RSK 175			Notes
01MW46-20110112	01MW46		01A-F	01/12/11	1005	Water	6	X	X	X		X					
MW05-20110112	MW05		02A-F	01/12/11	1120	water	6	X	X	X		X					
02MW07-20110112	02MW07		03A-D	01/12/11	1245	water	4	X	X	X							
							ATZ										
													4 °C				

Samples received at

Friedman & Bruya, Inc.
3012 16th Avenue West
Seattle, WA 98119-2029
Ph. (206) 285-8282
Fax (206) 283-5044

SIGNATURE	PRINT NAME	COMPANY	DATE	TIME
Relinquished by: Andrew Luf	Andrew Luf	SES	01/12/11	1515
Received by:	Jessica Brown	SES	1-12-11	1515
Relinquished by:	Jessica Brown	SES	1-12-11	1607
Received by:	Khan Phan	FEBI	1/12/11	16:07

FRIEDMAN & BRUYA, INC.

ENVIRONMENTAL CHEMISTS

James E. Bruya, Ph.D.
Charlene Morrow, M.S.
Yelena Aravkina, M.S.
Bradley T. Benson, B.S.
Kurt Johnson, B.S.

3012 16th Avenue West
Seattle, WA 98119-2029
TEL: (206) 285-8282
FAX: (206) 283-5044
e-mail: fbi@isomedia.com

January 28, 2011

Tim Brown, Project Manager
SoundEarth Strategies
2811 Fairview Ave. East, Suite 2000
Seattle, WA 98102

Dear Mr. Brown:

Included are the results from the testing of material submitted on January 13, 2011 from the TOC_01-600_20110113 WORFDB4, F&BI 101144 project. There are 13 pages included in this report. Any samples that may remain are currently scheduled for disposal in 30 days. If you would like us to return your samples or arrange for long term storage at our offices, please contact us as soon as possible.

We appreciate this opportunity to be of service to you and hope you will call if you should have any questions.

Sincerely,

FRIEDMAN & BRUYA, INC.



Michael Erdahl
Project Manager

Enclosures
c: Mark Chandler, Jessica Brown, Audrey Hackett
SOU0128R.DOC

CASE NARRATIVE

This case narrative encompasses samples received on January 13, 2011 by Friedman & Bruya, Inc. from the SoundEarth Strategies 01-600 project. Samples were logged in under the laboratory ID's listed below.

Laboratory ID	SoundEarth Strategies
101144-01	01MW62-20110113
101144-02	01MW60-20110113

Sample 01MW62-20110113 was sent to Aquatic Research for nitrate, sulfate, alkalinity, phosphorus, hardness, total Fe, TKN, nitrite, and sulfide analyses. In addition, the sample was sent to Fremont Analytical for dissolved gasses analysis. Review of the enclosed reports indicates that all quality assurance were acceptable.

All quality control requirements were acceptable.

Date of Report: 01/28/11
Date Received: 01/13/11
Project: TOC_01-600_20110113 WORFDB4, F&BI 101144
Date Extracted: 01/19/11
Date Analyzed: 01/20/11

RESULTS FROM THE ANALYSIS OF WATER SAMPLES FOR BENZENE, TOLUENE, ETHYLBENZENE, XYLENES AND TPH AS GASOLINE USING EPA METHOD 8021B AND NWTPH-Gx

Results Reported as ug/L (ppb)

Sample ID Laboratory ID	Benzene	Toluene	Ethyl Benzene	Total Xylenes	Gasoline Range	Surrogate (% Recovery) (Limit 50-150)
01MW62-20110113 101144-01	<1	<1	<1	<3	520 x	115
01MW60-20110113 101144-02	<1	<1	<1	<3	<100	115
Method Blank 01-0110 MB	<1	<1	<1	<3	<100	117

Date of Report: 01/28/11
Date Received: 01/13/11
Project: TOC_01-600_20110113 WORFDB4, F&BI 101144
Date Extracted: 01/14/11
Date Analyzed: 01/18/11

RESULTS FROM THE ANALYSIS OF WATER SAMPLES FOR TOTAL PETROLEUM HYDROCARBONS AS DIESEL AND MOTOR OIL USING METHOD NWTPH-Dx
Sample Extracts Passed Through a Silica Gel Column Prior to Analysis
Results Reported as ug/L (ppb)

Sample ID Laboratory ID	Diesel Range (C_{10}-C_{25})	Motor Oil Range (C_{25}-C_{36})	Surrogate (% Recovery) (Limit 51-134)
01MW62-20110113 101144-01	<50	<250	92
01MW60-20110113 101144-02	<50	<250	95
Method Blank 01-0078 MB2	<50	<250	97

Analysis For Volatile Compounds By EPA Method 8260C

Client Sample ID:	01MW62-20110113	Client:	SoundEarth Strategies
Date Received:	01/13/11	Project:	TOC_01-600_20110113 WORFDB4
Date Extracted:	01/19/11	Lab ID:	101144-01
Date Analyzed:	01/19/11	Data File:	011914.D
Matrix:	Water	Instrument:	GCMS4
Units:	ug/L (ppb)	Operator:	VM

Surrogates:	% Recovery:	Lower Limit:	Upper Limit:
1,2-Dichloroethane-d4	101	63	127
Toluene-d8	102	60	129
4-Bromofluorobenzene	107	51	145

Compounds:	Concentration ug/L (ppb)
Vinyl chloride	0.53
Chloroethane	<1
1,1-Dichloroethene	<1
Methylene chloride	<5
trans-1,2-Dichloroethene	<1
1,1-Dichloroethane	<1
cis-1,2-Dichloroethene	6.1
1,2-Dichloroethane (EDC)	<1
1,1,1-Trichloroethane	<1
Trichloroethene	1,500 ve
Tetrachloroethene	<1

Analysis For Volatile Compounds By EPA Method 8260C

Client Sample ID:	01MW62-20110113	Client:	SoundEarth Strategies
Date Received:	01/13/11	Project:	TOC_01-600_20110113 WORFDB4
Date Extracted:	01/19/11	Lab ID:	101144-01 1/100
Date Analyzed:	01/20/11	Data File:	011927.D
Matrix:	Water	Instrument:	GCMS4
Units:	ug/L (ppb)	Operator:	VM

Surrogates:	% Recovery:	Lower Limit:	Upper Limit:
1,2-Dichloroethane-d4	99	63	127
Toluene-d8	99	60	129
4-Bromofluorobenzene	109	51	145

Compounds:	Concentration ug/L (ppb)
Vinyl chloride	<20
Chloroethane	<100
1,1-Dichloroethene	<100
Methylene chloride	<500
trans-1,2-Dichloroethene	<100
1,1-Dichloroethane	<100
cis-1,2-Dichloroethene	<100
1,2-Dichloroethane (EDC)	<100
1,1,1-Trichloroethane	<100
Trichloroethene	1,400
Tetrachloroethene	<100

Analysis For Volatile Compounds By EPA Method 8260C

Client Sample ID:	01MW60-20110113	Client:	SoundEarth Strategies
Date Received:	01/13/11	Project:	TOC_01-600_20110113 WORFDB4
Date Extracted:	01/17/11	Lab ID:	101144-02
Date Analyzed:	01/17/11	Data File:	011714.D
Matrix:	Water	Instrument:	GCMS5
Units:	ug/L (ppb)	Operator:	VM

Surrogates:	% Recovery:	Lower Limit:	Upper Limit:
1,2-Dichloroethane-d4	111	63	127
Toluene-d8	106	65	127
4-Bromofluorobenzene	115	69	127

Compounds:	Concentration ug/L (ppb)
Vinyl chloride	<0.2
Chloroethane	<1
1,1-Dichloroethene	<1
Methylene chloride	<5
trans-1,2-Dichloroethene	<1
1,1-Dichloroethane	<1
cis-1,2-Dichloroethene	<1
1,2-Dichloroethane (EDC)	<1
1,1,1-Trichloroethane	<1
Trichloroethene	26
Tetrachloroethene	<1

Analysis For Volatile Compounds By EPA Method 8260C

Client Sample ID:	Method Blank	Client:	SoundEarth Strategies
Date Received:	NA	Project:	TOC_01-600_20110113 WORFDB4
Date Extracted:	01/17/11	Lab ID:	01086 mb
Date Analyzed:	01/17/11	Data File:	011709.D
Matrix:	Water	Instrument:	GCMS5
Units:	ug/L (ppb)	Operator:	VM

Surrogates:	% Recovery:	Lower Limit:	Upper Limit:
1,2-Dichloroethane-d4	103	63	127
Toluene-d8	102	65	127
4-Bromofluorobenzene	107	69	127

Compounds:	Concentration ug/L (ppb)
Vinyl chloride	<0.2
Chloroethane	<1
1,1-Dichloroethene	<1
Methylene chloride	<5
trans-1,2-Dichloroethene	<1
1,1-Dichloroethane	<1
cis-1,2-Dichloroethene	<1
1,2-Dichloroethane (EDC)	<1
1,1,1-Trichloroethane	<1
Trichloroethene	<1
Tetrachloroethene	<1

Analysis For Volatile Compounds By EPA Method 8260C

Client Sample ID:	Method Blank	Client:	SoundEarth Strategies
Date Received:	NA	Project:	TOC_01-600_20110113 WORFDB4
Date Extracted:	01/19/11	Lab ID:	01087 mb
Date Analyzed:	01/19/11	Data File:	011906.D
Matrix:	Water	Instrument:	GCMS4
Units:	ug/L (ppb)	Operator:	VM

Surrogates:	% Recovery:	Lower Limit:	Upper Limit:
1,2-Dichloroethane-d4	97	63	127
Toluene-d8	101	60	129
4-Bromofluorobenzene	110	51	145

Compounds:	Concentration ug/L (ppb)
Vinyl chloride	<0.2
Chloroethane	<1
1,1-Dichloroethene	<1
Methylene chloride	<5
trans-1,2-Dichloroethene	<1
1,1-Dichloroethane	<1
cis-1,2-Dichloroethene	<1
1,2-Dichloroethane (EDC)	<1
1,1,1-Trichloroethane	<1
Trichloroethene	<1
Tetrachloroethene	<1

Date of Report: 01/28/11
Date Received: 01/13/11
Project: TOC_01-600_20110113 WORFDB4, F&BI 101144

QUALITY ASSURANCE RESULTS FOR THE ANALYSIS OF WATER SAMPLES FOR BENZENE, TOLUENE, ETHYLBENZENE, XYLENES, AND TPH AS GASOLINE USING EPA METHOD 8021B AND NWTPH-Gx

Laboratory Code: 101186-01 (Duplicate)

Analyte	Reporting Units	Sample Result	Duplicate Result	Relative Percent Difference (Limit 20)
Benzene	ug/L (ppb)	<1	<1	nm
Toluene	ug/L (ppb)	<1	<1	nm
Ethylbenzene	ug/L (ppb)	<1	<1	nm
Xylenes	ug/L (ppb)	<3	<3	nm
Gasoline	ug/L (ppb)	<100	<100	nm

Laboratory Code: Laboratory Control Sample

Analyte	Reporting Units	Spike Level	Percent Recovery LCS	Acceptance Criteria
Benzene	ug/L (ppb)	50	95	72-119
Toluene	ug/L (ppb)	50	104	71-113
Ethylbenzene	ug/L (ppb)	50	99	72-114
Xylenes	ug/L (ppb)	150	97	72-113
Gasoline	ug/L (ppb)	1,000	96	70-119

Date of Report: 01/28/11
Date Received: 01/13/11
Project: TOC_01-600_20110113 WORFDB4, F&BI 101144

QUALITY ASSURANCE RESULTS FOR THE ANALYSIS OF WATER SAMPLES FOR TOTAL PETROLEUM HYDROCARBONS AS DIESEL EXTENDED USING METHOD NWTPH-Dx

Laboratory Code: Laboratory Control Sample Silica Gel

Analyte	Reporting Units	Spike Level	Percent Recovery LCS	Percent Recovery LCSD	Acceptance Criteria	RPD (Limit 20)
Diesel Extended	ug/L (ppb)	2,500	96	98	58-134	2

Date of Report: 01/28/11
Date Received: 01/13/11
Project: TOC_01-600_20110113 WORFDB4, F&BI 101144

QUALITY ASSURANCE RESULTS FOR THE ANALYSIS OF WATER SAMPLES FOR VOLATILES BY EPA METHOD 8260C

Laboratory Code: 101105-03 (Matrix Spike)

Analyte	Reporting Units	Spike Level	Sample Result	Percent Recovery MS	Acceptance Criteria
Vinyl chloride	ug/L (ppb)	50	<0.2	92	37-171
Chloroethane	ug/L (ppb)	50	<1	93	10-172
1,1-Dichloroethene	ug/L (ppb)	50	<1	89	35-149
Methylene chloride	ug/L (ppb)	50	<5	87	61-124
trans-1,2-Dichloroethene	ug/L (ppb)	50	<1	99	65-128
1,1-Dichloroethane	ug/L (ppb)	50	<1	95	67-127
cis-1,2-Dichloroethene	ug/L (ppb)	50	<1	101	65-139
1,2-Dichloroethane (EDC)	ug/L (ppb)	50	<1	89	68-132
1,1,1-Trichloroethane	ug/L (ppb)	50	<1	93	63-135
Trichloroethene	ug/L (ppb)	50	<1	87	68-134
Tetrachloroethene	ug/L (ppb)	50	<1	99	64-132

Laboratory Code: Laboratory Control Sample

Analyte	Reporting Units	Spike Level	Percent Recovery LCS	Percent Recovery LCSD	Acceptance Criteria	RPD (Limit 20)
Vinyl chloride	ug/L (ppb)	50	93	98	53-131	5
Chloroethane	ug/L (ppb)	50	94	99	30-176	5
1,1-Dichloroethene	ug/L (ppb)	50	89	92	68-131	3
Methylene chloride	ug/L (ppb)	50	85	93	17-177	9
trans-1,2-Dichloroethene	ug/L (ppb)	50	96	102	71-128	6
1,1-Dichloroethane	ug/L (ppb)	50	92	98	74-118	6
cis-1,2-Dichloroethene	ug/L (ppb)	50	99	103	74-126	4
1,2-Dichloroethane (EDC)	ug/L (ppb)	50	87	89	77-118	2
1,1,1-Trichloroethane	ug/L (ppb)	50	91	96	77-123	5
Trichloroethene	ug/L (ppb)	50	86	90	74-119	5
Tetrachloroethene	ug/L (ppb)	50	97	99	77-126	2

Date of Report: 01/28/11
Date Received: 01/13/11
Project: TOC_01-600_20110113 WORFDB4, F&BI 101144

QUALITY ASSURANCE RESULTS FOR THE ANALYSIS OF WATER SAMPLES FOR VOLATILES BY EPA METHOD 8260C

Laboratory Code: 101132-01 (Matrix Spike)

Analyte	Reporting Units	Spike Level	Sample Result	Percent Recovery MS	Acceptance Criteria
Vinyl chloride	ug/L (ppb)	50	8.7	105	36-166
Chloroethane	ug/L (ppb)	50	<1	120	46-160
1,1-Dichloroethene	ug/L (ppb)	50	<1	111	60-136
Methylene chloride	ug/L (ppb)	50	<5	94	67-132
trans-1,2-Dichloroethene	ug/L (ppb)	50	<1	101	72-129
1,1-Dichloroethane	ug/L (ppb)	50	<1	99	70-128
cis-1,2-Dichloroethene	ug/L (ppb)	50	4.5	102	71-127
1,2-Dichloroethane (EDC)	ug/L (ppb)	50	<1	99	69-133
1,1,1-Trichloroethane	ug/L (ppb)	50	<1	98	60-146
Trichloroethene	ug/L (ppb)	50	1.4	96	66-135
Tetrachloroethene	ug/L (ppb)	50	<1	103	73-129

Laboratory Code: Laboratory Control Sample

Analyte	Reporting Units	Spike Level	Percent Recovery LCS	Percent Recovery LCSD	Acceptance Criteria	RPD (Limit 20)
Vinyl chloride	ug/L (ppb)	50	100	106	50-154	6
Chloroethane	ug/L (ppb)	50	106	104	58-146	2
1,1-Dichloroethene	ug/L (ppb)	50	103	104	67-136	1
Methylene chloride	ug/L (ppb)	50	92	94	39-148	2
trans-1,2-Dichloroethene	ug/L (ppb)	50	101	101	68-128	0
1,1-Dichloroethane	ug/L (ppb)	50	99	101	79-121	2
cis-1,2-Dichloroethene	ug/L (ppb)	50	100	104	80-123	4
1,2-Dichloroethane (EDC)	ug/L (ppb)	50	96	97	73-132	1
1,1,1-Trichloroethane	ug/L (ppb)	50	100	97	83-130	3
Trichloroethene	ug/L (ppb)	50	96	97	80-120	1
Tetrachloroethene	ug/L (ppb)	50	98	101	76-121	3

Data Qualifiers & Definitions

a - The analyte was detected at a level less than five times the reporting limit. The RPD results may not provide reliable information on the variability of the analysis.

A1 – More than one compound of similar molecule structure was identified with equal probability.

b - The analyte was spiked at a level that was less than five times that present in the sample. Matrix spike recoveries may not be meaningful.

ca - The calibration results for this range fell outside of acceptance criteria. The value reported is an estimate.

c - The presence of the analyte indicated may be due to carryover from previous sample injections.

d - The sample was diluted. Detection limits may be raised due to dilution.

ds - The sample was diluted. Detection limits are raised due to dilution and surrogate recoveries may not be meaningful.

dv - Insufficient sample was available to achieve normal reporting limits and limits are raised accordingly.

fb - Analyte present in the blank and the sample.

fc – The compound is a common laboratory and field contaminant.

hr - The sample and duplicate were reextracted and reanalyzed. RPD results were still outside of control limits. The variability is attributed to sample inhomogeneity.

ht - Analysis performed outside the method or client-specified holding time requirement.

ip - Recovery fell outside of normal control limits. Compounds in the sample matrix interfered with the quantitation of the analyte.

j – The result is below normal reporting limits. The value reported is an estimate.

J - The internal standard associated with the analyte is out of control limits. The reported concentration is an estimate.

jl - The analyte result in the laboratory control sample is out of control limits. The reported concentration should be considered an estimate.

jr - The rpd result in laboratory control sample associated with the analyte is out of control limits. The reported concentration should be considered an estimate.

js - The surrogate associated with the analyte is out of control limits. The reported concentration should be considered an estimate.

lc - The presence of the compound indicated is likely due to laboratory contamination.

L - The reported concentration was generated from a library search.

nm - The analyte was not detected in one or more of the duplicate analyses. Therefore, calculation of the RPD is not applicable.

pc – The sample was received in a container not approved by the method. The value reported should be considered an estimate.

pr – The sample was received with incorrect preservation. The value reported should be considered an estimate.

ve - Estimated concentration calculated for an analyte response above the valid instrument calibration range. A dilution is required to obtain an accurate quantification of the analyte.

vo - The value reported fell outside the control limits established for this analyte.

x - The sample chromatographic pattern does not resemble the fuel standard used for quantitation.



Data File Name : C:\HPCHEM\6\DATA\01-18-11\015F0501.D
Operator : ML
Instrument : GC #6
Sample Name : 101144-01 sg
Run Time Bar Code:
Acquired on : 18 Jan 11 12:59 PM
Report Created on: 19 Jan 11 08:52 AM

Page Number : 1
Vial Number : 15
Injection Number : 1
Sequence Line : 5
Instrument Method: TPHD.MTH
Analysis Method : TPHD.MTH



Data File Name : C:\HPCHEM\6\DATA\01-18-11\016F0501.D
Operator : ML
Instrument : GC #6
Sample Name : 101144-02 sg
Run Time Bar Code:
Acquired on : 18 Jan 11 01:24 PM
Report Created on: 19 Jan 11 08:53 AM

Page Number : 1
Vial Number : 16
Injection Number : 1
Sequence Line : 5
Instrument Method: TPHD.MTH
Analysis Method : TPHD.MTH

AQUATIC RESEARCH INCORPORATED

LABORATORY & CONSULTING SERVICES

3927 AURORA AVENUE NORTH, SEATTLE, WA 98103

PHONE: (206) 632-2715 FAX: (206) 632-2417

CASE FILE NUMBER:	**FBI007-67**		**PAGE 1**
REPORT DATE:	**01/25/11**		
DATE SAMPLED:	**01/13/11**	**DATE RECEIVED:**	**01/14/11**

FINAL REPORT, LABORATORY ANALYSIS OF SELECTED PARAMETERS ON WATER SAMPLES FROM FRIEDMAN & BRUYA, INC. / PROJECT NO. 101144

CASE NARRATIVE

One water sample was received by the laboratory in good condition and analyzed according to the chain of custody. No difficulties were encountered in the preparation or analysis of this sample. Sample data follows while QA/QC data is contained on subsequent pages.

SAMPLE DATA

SAMPLE ID	ALKALINITY (mgCaCO3/l)	SULFATE (mg/L)	SULFIDE (mg/L)	TOTAL-P (mg/L)	TKN (mg/L)
01MW60-20110113	418	57.7	<0.05	0.264	1.51

SAMPLE ID	TOTAL IRON (mg/L)	NITRATE (mg/L)	NITRITE (mg/L)	HARDNESS (mgCaCO3/l)
01MW60-20110113	3.18	<0.010	0.006	364

AQUATIC RESEARCH INCORPORATED

LABORATORY & CONSULTING SERVICES

3927 AURORA AVENUE NORTH, SEATTLE, WA 98103

PHONE: (206) 632-2715 FAX: (206) 632-2417

CASE FILE NUMBER:	**FBI007-67**		**PAGE 2**
REPORT DATE:	**01/25/11**		
DATE SAMPLED:	**01/13/11**	**DATE RECEIVED:**	**01/14/11**

FINAL REPORT, LABORATORY ANALYSIS OF SELECTED PARAMETERS ON WATER SAMPLES FROM FRIEDMAN & BRUYA, INC. / PROJECT NO. 101144

QA/QC DATA

QC PARAMETER	ALKALINITY (mgCaCO3/l)	SULFATE (mg/L)	SULFIDE (mg/L)	TOTAL-P (mg/L)	TKN (mg/L)
METHOD	SM18 2320B	SM184500SO4E	EPA 376.1	EPA 365.1	EPA 351.1
DATE ANALYZED	01/17/11	01/25/11	01/18/11	01/21/11	01/19/11
DETECTION LIMIT	1.00	1.00	0.05	0.002	0.200
DUPLICATE					
SAMPLE ID	BATCH	BATCH	BATCH	BATCH	BATCH
ORIGINAL	82.5	6.84	<0.05	0.003	1.49
DUPLICATE	77.6	6.94	<0.05	0.003	1.50
RPD	6.12%	1.48%	NC	1.74%	0.50%
SPIKE SAMPLE					
SAMPLE ID		BATCH		BATCH	BATCH
ORIGINAL		6.84		0.003	1.49
SPIKED SAMPLE		17.4		0.050	3.42
SPIKE ADDED		10.0		0.050	2.00
% RECOVERY	NA	105.17%	NA	92.90%	96.58%
QC CHECK					
FOUND	102	9.93		0.092	5.80
TRUE	100	10.0		0.090	5.79
% RECOVERY	101.50%	99.27%	NA	101.90%	100.09%
BLANK	NA	<1.00	<0.05	<0.002	<0.200

RPD = RELATIVE PERCENT DIFFERENCE.
NA = NOT APPLICABLE OR NOT AVAILABLE.
NC = NOT CALCULABLE DUE TO ONE OR MORE VALUES BEING BELOW THE DETECTION LIMIT.
OR = RECOVERY NOT CALCULABLE DUE TO SPIKE SAMPLE OUT OF RANGE OR SPIKE TOO LOW RELATIVE TO SAMPLE CONCENTRATION.

AQUATIC RESEARCH INCORPORATED

LABORATORY & CONSULTING SERVICES

3927 AURORA AVENUE NORTH, SEATTLE, WA 98103

PHONE: (206) 632-2715 FAX: (206) 632-2417

CASE FILE NUMBER:	**FBI007-67**		**PAGE 3**
REPORT DATE:	**01/25/11**		
DATE SAMPLED:	**01/13/11**	**DATE RECEIVED:**	**01/14/11**

FINAL REPORT, LABORATORY ANALYSIS OF SELECTED PARAMETERS ON WATER SAMPLES FROM FRIEDMAN & BRUYA, INC. / PROJECT NO. 101144

QA/QC DATA

QC PARAMETER	TOTAL IRON (mg/L)	NITRATE (mg/L)	NITRITE (mg/L)	HARDNESS (mgCaCO3/l)
METHOD	EPA 200.7	SM184500N03F	EPA 353.2	SM 2340C
DATE ANALYZED	01/19/11	01/14/11	01/14/11	01/24/11
DETECTION LIMIT	0.020	0.010	0.002	2.00
DUPLICATE				
SAMPLE ID	BATCH	BATCH	BATCH	BATCH
ORIGINAL	0.140	0.016	0.002	431
DUPLICATE	0.136	0.016	<0.002	441
RPD	2.84%	0.18%	NC	2.24%
SPIKE SAMPLE				
SAMPLE ID	BATCH	BATCH	BATCH	BATCH
ORIGINAL	0.140	0.016	0.002	
SPIKED SAMPLE	10.2	0.224	0.041	
SPIKE ADDED	10.0	0.200	0.040	
% RECOVERY	100.51%	104.03%	97.50%	OR
QC CHECK				
FOUND	9.73	0.399	0.041	40.3
TRUE	10.0	0.408	0.040	40.0
% RECOVERY	97.30%	97.82%	102.50%	100.65%
BLANK	<0.020	<0.010	<0.002	<2.00

RPD = RELATIVE PERCENT DIFFERENCE.
NA = NOT APPLICABLE OR NOT AVAILABLE.
NC = NOT CALCULABLE DUE TO ONE OR MORE VALUES BEING BELOW THE DETECTION LIMIT.
OR = RECOVERY NOT CALCULABLE DUE TO SPIKE SAMPLE OUT OF RANGE OR SPIKE TOO LOW RELATIVE TO SAMPLE CONCENTRATION.

SUBMITTED BY:

Steven Lazoff
Laboratory Director

2930 Westlake Ave N Suite 100
Seattle, WA 98109
T: (206) 352-3790
F: (206) 352-7178
info@fremontanalytical.com

Friedman and Bruya, Inc.
Attn: Michael Erdahl
3012 16th Ave W.
Seattle, WA 98119

RE: 101144
Fremont Project No: CHM110119-1
Friedman & Bruya Project No: A-814

January 27th, 2011

Michael:

Enclosed are the analytical results for the ***101144*** water sample (Sample ID: *01MW60-20110113*) submitted to Fremont Analytical on January 19th, 2011.

Examination of these samples was conducted for the presence of the following:

- ***Dissolved Gases by RSK-175***

This application was performed under Washington State Department of Ecology accreditation parameters. All appropriate Quality Assurance / Quality Control method parameters have been applied.

Please contact the laboratory if you should have any questions about the results.

Thank you for using Fremont Analytical!

Sincerely,

Michael Dee
Sr. Chemist / Principal

mikedee@fremontanalytical.com

2930 Westlake Ave . N., Suite 100
Seattle, WA 98109

T: 206.352.3790
F: 206-352-7178
email: info@fremontanalytical.com

Analysis of Dissolved Gases by RSK-175

Project: 101144
Client: Friedman & Bruya
Client Project #: A-814
Lab Project #: CHM110119-1

RSK-175 (mg/L)	MRL	Method Blank	LCS	08MW60-20110113	08MW60-20110113 Duplicate	RPD %
Date Extracted		1/19/11	1/19/11	1/19/11	1/19/11	
Date Analyzed		1/19/11	1/19/11	1/19/11	1/19/11	
Matrix				Water	Water	
Methane	0.005	nd	94.9%	**0.0218**	**0.0216**	1%
Ethane	0.005	nd	113%	nd	nd	
Ethene	0.005	nd	116%	nd	nd	

"nd" Indicates not detected at listed reporting limits
"int" Indicates that interference prevents determination
* Instrument Detection Limit
"J" Indicates estimated value
"MRL" Indicates Method Reporting Limit
"LCS" Indicates Laboratory Control Sample
"RPD" Indicates Relative Percent Difference

Acceptable RPD is determined to be less than 30%
Acceptable Recovery Limits:
LCS, LCSD = 80% to 120%
Spike Concentration = 100 PPMV

SUBCONTRACT SAMPLE CHAIN OF CUSTODY

CHM110119-1

Page # 1 of 1

Send Report To Michael Erdahl

Company Friedman and Bruya, Inc.

Address 3012 16th Ave W

City, State, ZIP Seattle, WA 98119

Phone # (206) 285-8282 Fax # (206) 283-5044

SUBCONTRACTER Fremont

PROJECT NAME/NO.	PO #
101144	A-814

REMARKS

Please Email Results
merdahl@friedmanandbruya.com

TURNAROUND TIME
☒ Standard (2 Weeks)
☐ RUSH
Rush charges authorized by:

SAMPLE DISPOSAL
☐ Dispose after 30 days
☐ Return samples
☐ Will call with instructions

Sample ID	Lab ID	Date Sampled	Time Sampled	Matrix	# of jars	ANALYSES REQUESTED: Oil and Grease	EPH	VPH	Nitrate	Sulfate	Alkalinity	Dissolved Gases				Notes
ORMW60-20110113		1/13/11	1203	W	2							X				

Friedman & Bruya, Inc.
3012 16th Avenue West
Seattle, WA 98119-2029
Ph. (206) 285-8282
Fax (206) 283-5044

SIGNATURE	PRINT NAME	COMPANY	DATE	TIME
Relinquished by:	Michael Erdahl	Friedman & Bruya	1/14/11	855Am
Received by: Troy Zehr	Troy Zehr	FA.	1/19/11	10:59
Relinquished by:				
Received by:				

101144

SAMPLE CHAIN OF CUSTODY ME 01-13-11 AI4/V2

Page # 1 of 1

Send Report To Tim Brown, cc: Jessica Brown + Audrey Hackett

Company Sound Environmental Strategies

Address 2811 Fairview Ave E, Ste. 2000

City, State, ZIP Seattle, WA 98102

Phone # 206.306.1900 Fax # 206.306.1907

SAMPLERS (signature)

PROJECT NAME/NO. Seattle Terminal

PO # 01-600

REMARKS R

EIM Y / N

TURNAROUND TIME

☒ Standard (2 Weeks)

☐ RUSH

Rush charges authorized by:

SAMPLE DISPOSAL

☒ Dispose after 30 days

☐ Return samples

☐ Will call with instructions

Sample ID	Sample Location	Sample Depth	Lab ID	Date Sampled	Time Sampled	Matrix	# of jars	GRPH by NWTPH-Gx	BTEX by EPA 8021B	DRPH/ORPH by NWTPH-Dx	PCP by EPA 8270D Low-level detection limits	cVOCs by EPA 8260B	Nitrate and Sulfate by EPA 300.0	Methane, Ethane and Ethene by RSK 175	Sulfide Total Fe Hardness	Ferrous Alkalinity Phosph. only Nitrite	Notes
01MW62-20110113	01MW62	33	01A-F	01-13-11	1047	WATER	6	X	X	X		X					
01MW60-20110113	01MW60	33	02A-F	01-13-11	1203	I	13	X	X	X		X	X	X	X	X	
					EBF 01-13-11												

Friedman & Bruya, Inc.
3012 16th Avenue West
Seattle, WA 98119-2029
Ph. (206) 285-8282
Fax (206) 283-5044

SIGNATURE	PRINT NAME	COMPANY	DATE	TIME
Relinquished by:	Jessica Brown	SEJ	1-13-11	1415
Received by:	DO VO	FEBF	"	"
Relinquished by:				
Received by:		Samples received at 2 °C		

FRIEDMAN & BRUYA, INC.

ENVIRONMENTAL CHEMISTS

James E. Bruya, Ph.D.
Charlene Morrow, M.S.
Yelena Aravkina, M.S.
Bradley T. Benson, B.S.
Kurt Johnson, B.S.

3012 16th Avenue West
Seattle, WA 98119-2029
TEL: (206) 285-8282
FAX: (206) 283-5044
e-mail: fbi@isomedia.com

January 28, 2011

Tim Brown, Project Manager
SoundEarth Strategies
2811 Fairview Ave. East, Suite 2000
Seattle, WA 98102

Dear Mr. Brown:

Included are the results from the testing of material submitted on January 13, 2011 from the TOC_01-600_20110113 WORFDB4, F&BI 101146 project. There are 9 pages included in this report. Any samples that may remain are currently scheduled for disposal in 30 days. If you would like us to return your samples or arrange for long term storage at our offices, please contact us as soon as possible.

We appreciate this opportunity to be of service to you and hope you will call if you should have any questions.

Sincerely,

FRIEDMAN & BRUYA, INC.



Michael Erdahl
Project Manager

Enclosures
c: Mark Chandler, Jessica Brown, Audrey Hackett
SOU0128R.DOC

CASE NARRATIVE

This case narrative encompasses samples received on January 13, 2011 by Friedman & Bruya, Inc. from the SoundEarth Strategies 01-600 project. Samples were logged in under the laboratory ID's listed below.

Laboratory ID	SoundEarth Strategies
101146-01	01MW53-20110113
101146-02	01MW34-20110113

Sample 01MW53-20110113 was sent to Aquatic Research for nitrate, sulfate, alkalinity, phosphorus, hardness, total Fe, TKN, nitrite, and sulfide analyses. Sample 01MW34-20110113 was sent to Aquatic Research for sulfate analysis. In addition, sample 01MW53-20110113 was sent to Fremont Analytical for dissolved gasses analysis. Review of the enclosed reports indicates that all quality assurance were acceptable.

All quality control requirements were acceptable.

Date of Report: 01/28/11
Date Received: 01/13/11
Project: TOC_01-600_20110113 WORFDB4, F&BI 101146
Date Extracted: 01/19/11
Date Analyzed: 01/20/11

RESULTS FROM THE ANALYSIS OF WATER SAMPLES FOR BENZENE, TOLUENE, ETHYLBENZENE, XYLENES AND TPH AS GASOLINE USING EPA METHOD 8021B AND NWTPH-Gx

Results Reported as ug/L (ppb)

Sample ID Laboratory ID	Benzene	Toluene	Ethyl Benzene	Total Xylenes	Gasoline Range	Surrogate (% Recovery) (Limit 50-150)
01MW53-20110113 101146-01	<1	<1	<1	<3	<100	116
01MW34-20110113 101146-02	<1	<1	<1	<3	<100	116
Method Blank 01-0110 MB	<1	<1	<1	<3	<100	117

Date of Report: 01/28/11
Date Received: 01/13/11
Project: TOC_01-600_20110113 WORFDB4, F&BI 101146
Date Extracted: 01/14/11
Date Analyzed: 01/18/11

RESULTS FROM THE ANALYSIS OF WATER SAMPLES FOR TOTAL PETROLEUM HYDROCARBONS AS DIESEL AND MOTOR OIL USING METHOD NWTPH-Dx
Sample Extracts Passed Through a Silica Gel Column Prior to Analysis
Results Reported as ug/L (ppb)

Sample ID Laboratory ID	Diesel Range (C_{10}-C_{25})	Motor Oil Range (C_{25}-C_{36})	Surrogate (% Recovery) (Limit 51-134)
01MW53-20110113 101146-01	<50	<250	105
01MW34-20110113 101146-02	<50	<250	107
Method Blank 01-0078 MB2	<50	<250	97

Analysis For Volatile Compounds By EPA Method 8260C

Client Sample ID:	01MW53-20110113	Client:	SoundEarth Strategies
Date Received:	01/13/11	Project:	TOC_01-600_20110113 WORFDB4
Date Extracted:	01/17/11	Lab ID:	101146-01
Date Analyzed:	01/17/11	Data File:	011715.D
Matrix:	Water	Instrument:	GCMS5
Units:	ug/L (ppb)	Operator:	VM

Surrogates:	% Recovery:	Lower Limit:	Upper Limit:
1,2-Dichloroethane-d4	102	63	127
Toluene-d8	105	65	127
4-Bromofluorobenzene	111	69	127

Compounds:	Concentration ug/L (ppb)
Vinyl chloride	0.57
Chloroethane	<1
1,1-Dichloroethene	<1
Methylene chloride	<5
trans-1,2-Dichloroethene	<1
1,1-Dichloroethane	<1
cis-1,2-Dichloroethene	<1
1,2-Dichloroethane (EDC)	<1
1,1,1-Trichloroethane	<1
Trichloroethene	<1
Tetrachloroethene	<1

Analysis For Volatile Compounds By EPA Method 8260C

Client Sample ID:	Method Blank	Client:	SoundEarth Strategies
Date Received:	NA	Project:	TOC_01-600_20110113 WORFDB4
Date Extracted:	01/17/11	Lab ID:	01086 mb
Date Analyzed:	01/17/11	Data File:	011709.D
Matrix:	Water	Instrument:	GCMS5
Units:	ug/L (ppb)	Operator:	VM

Surrogates:	% Recovery:	Lower Limit:	Upper Limit:
1,2-Dichloroethane-d4	103	63	127
Toluene-d8	102	65	127
4-Bromofluorobenzene	107	69	127

Compounds:	Concentration ug/L (ppb)
Vinyl chloride	<0.2
Chloroethane	<1
1,1-Dichloroethene	<1
Methylene chloride	<5
trans-1,2-Dichloroethene	<1
1,1-Dichloroethane	<1
cis-1,2-Dichloroethene	<1
1,2-Dichloroethane (EDC)	<1
1,1,1-Trichloroethane	<1
Trichloroethene	<1
Tetrachloroethene	<1

Date of Report: 01/28/11
Date Received: 01/13/11
Project: TOC_01-600_20110113 WORFDB4, F&BI 101146

QUALITY ASSURANCE RESULTS FOR THE ANALYSIS OF WATER SAMPLES FOR BENZENE, TOLUENE, ETHYLBENZENE, XYLENES, AND TPH AS GASOLINE USING EPA METHOD 8021B AND NWTPH-Gx

Laboratory Code: 101186-01 (Duplicate)

Analyte	Reporting Units	Sample Result	Duplicate Result	Relative Percent Difference (Limit 20)
Benzene	ug/L (ppb)	<1	<1	nm
Toluene	ug/L (ppb)	<1	<1	nm
Ethylbenzene	ug/L (ppb)	<1	<1	nm
Xylenes	ug/L (ppb)	<3	<3	nm
Gasoline	ug/L (ppb)	<100	<100	nm

Laboratory Code: Laboratory Control Sample

Analyte	Reporting Units	Spike Level	Percent Recovery LCS	Acceptance Criteria
Benzene	ug/L (ppb)	50	95	72-119
Toluene	ug/L (ppb)	50	104	71-113
Ethylbenzene	ug/L (ppb)	50	99	72-114
Xylenes	ug/L (ppb)	150	97	72-113
Gasoline	ug/L (ppb)	1,000	96	70-119

Date of Report: 01/28/11
Date Received: 01/13/11
Project: TOC_01-600_20110113 WORFDB4, F&BI 101146

QUALITY ASSURANCE RESULTS FOR THE ANALYSIS OF WATER SAMPLES FOR TOTAL PETROLEUM HYDROCARBONS AS DIESEL EXTENDED USING METHOD NWTPH-Dx

Laboratory Code: Laboratory Control Sample Silica Gel

Analyte	Reporting Units	Spike Level	Percent Recovery LCS	Percent Recovery LCSD	Acceptance Criteria	RPD (Limit 20)
Diesel Extended	ug/L (ppb)	2,500	96	98	58-134	2

Date of Report: 01/28/11
Date Received: 01/13/11
Project: TOC_01-600_20110113 WORFDB4, F&BI 101146

QUALITY ASSURANCE RESULTS FOR THE ANALYSIS OF WATER SAMPLES FOR VOLATILES BY EPA METHOD 8260C

Laboratory Code: 101105-03 (Matrix Spike)

Analyte	Reporting Units	Spike Level	Sample Result	Percent Recovery MS	Acceptance Criteria
Vinyl chloride	ug/L (ppb)	50	<0.2	92	37-171
Chloroethane	ug/L (ppb)	50	<1	93	10-172
1,1-Dichloroethene	ug/L (ppb)	50	<1	89	35-149
Methylene chloride	ug/L (ppb)	50	<5	87	61-124
trans-1,2-Dichloroethene	ug/L (ppb)	50	<1	99	65-128
1,1-Dichloroethane	ug/L (ppb)	50	<1	95	67-127
cis-1,2-Dichloroethene	ug/L (ppb)	50	<1	101	65-139
1,2-Dichloroethane (EDC)	ug/L (ppb)	50	<1	89	68-132
1,1,1-Trichloroethane	ug/L (ppb)	50	<1	93	63-135
Trichloroethene	ug/L (ppb)	50	<1	87	68-134
Tetrachloroethene	ug/L (ppb)	50	<1	99	64-132

Laboratory Code: Laboratory Control Sample

Analyte	Reporting Units	Spike Level	Percent Recovery LCS	Percent Recovery LCSD	Acceptance Criteria	RPD (Limit 20)
Vinyl chloride	ug/L (ppb)	50	93	98	53-131	5
Chloroethane	ug/L (ppb)	50	94	99	30-176	5
1,1-Dichloroethene	ug/L (ppb)	50	89	92	68-131	3
Methylene chloride	ug/L (ppb)	50	85	93	17-177	9
trans-1,2-Dichloroethene	ug/L (ppb)	50	96	102	71-128	6
1,1-Dichloroethane	ug/L (ppb)	50	92	98	74-118	6
cis-1,2-Dichloroethene	ug/L (ppb)	50	99	103	74-126	4
1,2-Dichloroethane (EDC)	ug/L (ppb)	50	87	89	77-118	2
1,1,1-Trichloroethane	ug/L (ppb)	50	91	96	77-123	5
Trichloroethene	ug/L (ppb)	50	86	90	74-119	5
Tetrachloroethene	ug/L (ppb)	50	97	99	77-126	2

Data Qualifiers & Definitions

a - The analyte was detected at a level less than five times the reporting limit. The RPD results may not provide reliable information on the variability of the analysis.

A1 – More than one compound of similar molecule structure was identified with equal probability.

b - The analyte was spiked at a level that was less than five times that present in the sample. Matrix spike recoveries may not be meaningful.

ca - The calibration results for this range fell outside of acceptance criteria. The value reported is an estimate.

c - The presence of the analyte indicated may be due to carryover from previous sample injections.

d - The sample was diluted. Detection limits may be raised due to dilution.

ds - The sample was diluted. Detection limits are raised due to dilution and surrogate recoveries may not be meaningful.

dv - Insufficient sample was available to achieve normal reporting limits and limits are raised accordingly.

fb - Analyte present in the blank and the sample.

fc – The compound is a common laboratory and field contaminant.

hr - The sample and duplicate were reextracted and reanalyzed. RPD results were still outside of control limits. The variability is attributed to sample inhomogeneity.

ht - Analysis performed outside the method or client-specified holding time requirement.

ip - Recovery fell outside of normal control limits. Compounds in the sample matrix interfered with the quantitation of the analyte.

j – The result is below normal reporting limits. The value reported is an estimate.

J - The internal standard associated with the analyte is out of control limits. The reported concentration is an estimate.

jl - The analyte result in the laboratory control sample is out of control limits. The reported concentration should be considered an estimate.

jr - The rpd result in laboratory control sample associated with the analyte is out of control limits. The reported concentration should be considered an estimate.

js - The surrogate associated with the analyte is out of control limits. The reported concentration should be considered an estimate.

lc - The presence of the compound indicated is likely due to laboratory contamination.

L - The reported concentration was generated from a library search.

nm - The analyte was not detected in one or more of the duplicate analyses. Therefore, calculation of the RPD is not applicable.

pc – The sample was received in a container not approved by the method. The value reported should be considered an estimate.

pr – The sample was received with incorrect preservation. The value reported should be considered an estimate.

ve - Estimated concentration calculated for an analyte response above the valid instrument calibration range. A dilution is required to obtain an accurate quantification of the analyte.

vo - The value reported fell outside the control limits established for this analyte.

x - The sample chromatographic pattern does not resemble the fuel standard used for quantitation.



Data File Name : C:\HPCHEM\6\DATA\01-18-11\017F0501.D
Operator : ML
Instrument : GC #6
Sample Name : 101146-01 sg
Run Time Bar Code:
Acquired on : 18 Jan 11 01:50 PM
Report Created on: 19 Jan 11 08:53 AM

Page Number : 1
Vial Number : 17
Injection Number : 1
Sequence Line : 5
Instrument Method: TPHD.MTH
Analysis Method : TPHD.MTH



Data File Name : C:\HPCHEM\6\DATA\01-18-11\018F0501.D
Operator : ML
Instrument : GC #6
Sample Name : 101146-02 sg
Run Time Bar Code:
Acquired on : 18 Jan 11 02:15 PM
Report Created on: 19 Jan 11 08:53 AM

Page Number : 1
Vial Number : 18
Injection Number : 1
Sequence Line : 5
Instrument Method: TPHD.MTH
Analysis Method : TPHD.MTH

AQUATIC RESEARCH INCORPORATED

LABORATORY & CONSULTING SERVICES

3927 AURORA AVENUE NORTH, SEATTLE, WA 98103

PHONE: (206) 632-2715 FAX: (206) 632-2417

CASE FILE NUMBER:	**FBI007-68**		**PAGE 1**
REPORT DATE:	**01/27/11**		
DATE SAMPLED:	**01/13/11**	**DATE RECEIVED:**	**01/14/11**

FINAL REPORT, LABORATORY ANALYSIS OF SELECTED PARAMETERS ON WATER SAMPLES FROM FRIEDMAN & BRUYA, INC. / PROJECT NO. 101146

CASE NARRATIVE

Two water samples were received by the laboratory in good condition and analyzed according to the chain of custody. No difficulties were encountered in the preparation or analysis of these samples. Sample data follows while QA/QC data is contained on subsequent pages.

SAMPLE DATA

SAMPLE ID	ALKALINITY (mgCaCO3/l)	SULFATE (mg/L)	SULFIDE (mg/L)	TOTAL-P (mg/L)	TKN (mg/L)
MW53-20110113	533	17.5	<0.05	7.39	1.49
MW34-20110113		18.4			

SAMPLE ID	TOTAL IRON (mg/L)	NITRATE (mg/L)	NITRITE (mg/L)	HARDNESS (mgCaCO3/l)
MW53-20110113	4.54	0.014	0.002	431

AQUATIC RESEARCH INCORPORATED

LABORATORY & CONSULTING SERVICES

3927 AURORA AVENUE NORTH, SEATTLE, WA 98103

PHONE: (206) 632-2715 FAX: (206) 632-2417

CASE FILE NUMBER:	**FBI007-68**		**PAGE 2**
REPORT DATE:	**01/27/11**		
DATE SAMPLED:	**01/13/11**	**DATE RECEIVED:**	**01/14/11**

FINAL REPORT, LABORATORY ANALYSIS OF SELECTED PARAMETERS ON WATER SAMPLES FROM FRIEDMAN & BRUYA, INC. / PROJECT NO. 101146

QA/QC DATA

QC PARAMETER	ALKALINITY (mgCaCO3/l)	SULFATE (mg/L)	SULFIDE (mg/L)	TOTAL-P (mg/L)	TKN (mg/L)
METHOD	SM18 2320B	SM184500SO4E	EPA 376.1	EPA 365.1	EPA 351.1
DATE ANALYZED	01/17/11	01/25/11	01/18/11	01/21/11	01/19/11
DETECTION LIMIT	1.00	1.00	0.05	0.002	0.200
DUPLICATE					
SAMPLE ID	BATCH	BATCH	MW53-20110113	BATCH	MW53-20110113
ORIGINAL	82.5	6.84	<0.05	0.003	1.49
DUPLICATE	77.6	6.94	<0.05	0.003	1.50
RPD	6.12%	1.48%	NC	1.74%	0.50%
SPIKE SAMPLE					
SAMPLE ID		BATCH		BATCH	MW53-20110113
ORIGINAL		6.84		0.003	1.49
SPIKED SAMPLE		17.4		0.050	3.42
SPIKE ADDED		10.0		0.050	2.00
% RECOVERY	NA	105.17%	NA	92.90%	96.58%
QC CHECK					
FOUND	102	9.93		0.092	5.80
TRUE	100	10.0		0.090	5.79
% RECOVERY	101.50%	99.27%	NA	101.90%	100.09%
BLANK	NA	<1.00	<0.05	<0.002	<0.200

RPD = RELATIVE PERCENT DIFFERENCE.
NA = NOT APPLICABLE OR NOT AVAILABLE.
NC = NOT CALCULABLE DUE TO ONE OR MORE VALUES BEING BELOW THE DETECTION LIMIT.
OR = RECOVERY NOT CALCULABLE DUE TO SPIKE SAMPLE OUT OF RANGE OR SPIKE TOO LOW RELATIVE TO SAMPLE CONCENTRATION.

AQUATIC RESEARCH INCORPORATED

LABORATORY & CONSULTING SERVICES

3927 AURORA AVENUE NORTH, SEATTLE, WA 98103

PHONE: (206) 632-2715 FAX: (206) 632-2417

CASE FILE NUMBER:	**FBI007-68**		**PAGE 3**
REPORT DATE:	**01/27/11**		
DATE SAMPLED:	**01/13/11**	**DATE RECEIVED:**	**01/14/11**

FINAL REPORT, LABORATORY ANALYSIS OF SELECTED PARAMETERS ON WATER SAMPLES FROM FRIEDMAN & BRUYA, INC. / PROJECT NO. 101146

QA/QC DATA

QC PARAMETER	TOTAL IRON (mg/L)	NITRATE (mg/L)	NITRITE (mg/L)	HARDNESS (mgCaCO3/l)
METHOD	EPA 200.7	SM184500N03F	EPA 353.2	SM 2340C
DATE ANALYZED	01/26/11	01/14/11	01/14/11	01/24/11
DETECTION LIMIT	0.020	0.010	0.002	2.00
DUPLICATE				
SAMPLE ID	BATCH	BATCH	MW53-20110113	MW53-20110113
ORIGINAL	0.112	0.194	0.002	431
DUPLICATE	0.116	0.195	<0.002	441
RPD	2.81%	0.47%	NC	2.24%
SPIKE SAMPLE				
SAMPLE ID	BATCH	BATCH	MW53-20110113	MW53-20110113
ORIGINAL	0.112	0.194	0.002	
SPIKED SAMPLE	9.13	0.399	0.041	
SPIKE ADDED	10.0	0.200	0.040	
% RECOVERY	90.13%	102.67%	97.50%	OR
QC CHECK				
FOUND	9.39	0.399	0.041	40.3
TRUE	10.0	0.408	0.040	40.0
% RECOVERY	93.93%	97.82%	102.50%	100.65%
BLANK	<0.020	<0.010	<0.002	<2.00

RPD = RELATIVE PERCENT DIFFERENCE.
NA = NOT APPLICABLE OR NOT AVAILABLE.
NC = NOT CALCULABLE DUE TO ONE OR MORE VALUES BEING BELOW THE DETECTION LIMIT.
OR = RECOVERY NOT CALCULABLE DUE TO SPIKE SAMPLE OUT OF RANGE OR SPIKE TOO LOW RELATIVE TO SAMPLE CONCENTRATION.

SUBMITTED BY:

Steven Lazoff
Laboratory Director

2930 Westlake Ave N Suite 100
Seattle, WA 98109
T: (206) 352-3790
F: (206) 352-7178
info@fremontanalytical.com

Friedman and Bruya, Inc.
Attn: Michael Erdahl
3012 16th Ave W.
Seattle, WA 98119

RE: 101146
Fremont Project No: CHM110119-2
Friedman & Bruya Project No: A-814

January 27th, 2011

Michael:

Enclosed are the analytical results for the ***101146*** water sample (Sample ID: *MW53-20110113*) submitted to Fremont Analytical on January 19th, 2011.

Examination of these samples was conducted for the presence of the following:

- ***Dissolved Gases by RSK-175***

This application was performed under Washington State Department of Ecology accreditation parameters. All appropriate Quality Assurance / Quality Control method parameters have been applied.

Please contact the laboratory if you should have any questions about the results.

Thank you for using Fremont Analytical!

Sincerely,

Michael Dee
Sr. Chemist / Principal

mikedee@fremontanalytical.com

2930 Westlake Ave . N., Suite 100
Seattle, WA 98109

T: 206.352.3790
F: 206-352-7178
email: info@fremontanalytical.com

Analysis of Dissolved Gases by RSK-175

Project: 101146
Client: Friedman & Bruya
Client Project #: A-814
Lab Project #: CHM110119-2

RSK-175 (mg/L)	MRL	Method Blank	LCS	MW53-20110113
Date Extracted		1/19/11	1/19/11	1/19/11
Date Analyzed		1/19/11	1/19/11	1/19/11
Matrix				Water
Methane	0.005	nd	94.9%	**0.00987**
Ethane	0.005	nd	113%	nd
Ethene	0.005	nd	116%	nd

"nd" Indicates not detected at listed reporting limits
"int" Indicates that interference prevents determination
* Instrument Detection Limit
"J" Indicates estimated value
"MRL" Indicates Method Reporting Limit
"LCS" Indicates Laboratory Control Sample
"RPD" Indicates Relative Percent Difference

Acceptable RPD is determined to be less than 30%
Acceptable Recovery Limits:
LCS, LCSD = 80% to 120%
Spike Concentration = 100 PPMV

SUBCONTRACT SAMPLE CHAIN OF CUSTODY

CHM110119-2

Page # 1 of 1

Send Report To Michael Erdahl

Company Friedman and Bruya, Inc.

Address 3012 16th Ave W

City, State, ZIP Seattle, WA 98119

Phone # (206) 285-8282 Fax # (206) 283-5044

SUBCONTRACTER Fremont

PROJECT NAME/NO.	PO #
101146	A-814

REMARKS

Please Email Results
merdahl@friedmanandbruya.com

TURNAROUND TIME
- ☑ Standard (2 Weeks)
- ☐ RUSH
- Rush charges authorized by:

SAMPLE DISPOSAL
- ☐ Dispose after 30 days
- ☐ Return samples
- ☐ Will call with instructions

Sample ID	Lab ID	Date Sampled	Time Sampled	Matrix	# of jars	ANALYSES REQUESTED: Oil and Grease	EPH	VPH	Nitrate	Sulfate	Alkalinity	Dissolved Gases				Notes
MW53-20110113		1/13/11	0950	W	2							X				

Friedman & Bruya, Inc.
3012 16th Avenue West
Seattle, WA 98119-2029
Ph. (206) 285-8282
Fax (206) 283-5044

	SIGNATURE	PRINT NAME	COMPANY	DATE	TIME
Relinquished by:		Michael Erdahl	Friedman & Bruya	1/14/11	0855
Received by:	Troy Zehr	Troy Zehr	EA.	1/19/11	10:59
Relinquished by:					
Received by:					

~~101146~~ 101146 (2) 1.13.11

SAMPLE CHAIN OF CUSTODY

ME 01-13-11 V1/AI6

Page # 1 of 1

Send Report To Tim Brown, cc: Jessica Brown + Audrey Hackett

Company Sound Environmental Strategies

Address 2811 Fairview Ave E, Ste. 2000

City, State, ZIP Seattle, WA 98102

Phone # 206.306.1900 Fax # 206.306.1907

SAMPLERS (signature)	
PROJECT NAME/NO.: Seattle Terminal	PO # 01-600
REMARKS R	EIM Y / N

TURNAROUND TIME

☒ Standard (2 Weeks)
☐ RUSH
Rush charges authorized by:

SAMPLE DISPOSAL

⊗ Dispose after 30 days
☐ Return samples
☐ Will call with instructions

Sample ID	Sample Location	Sample Depth	Lab ID	Date Sampled	Time Sampled	Matrix	# of jars	GRPH by NWTPH-Gx	BTEX by EPA 8021B	DRPH/ORPH by NWTPH-Dx	PCP by EPA 8270D Low-level detection limits	cVOCs by EPA 8260B	Nitrate and Sulfate by EPA 300.0	Methane, Ethane and Ethene by RSK 175	NITRITE, SULFIDE, TKN	SULFATE	Notes
MW53-20110113	DMW53	24.75'	01A-L	01.13.11	0950	H2O	12	X	X	X		X	X	X	X		
MW34-20110113	DMW34	20.5'	02A-E	01.13.11	1205	H2O	5	X	X	X						X	

Friedman & Bruya, Inc.
3012 16th Avenue West
Seattle, WA 98119-2029
Ph. (206) 285-8282
Fax (206) 283-5044

SIGNATURE	PRINT NAME	COMPANY	DATE	TIME
Relinquished by:	Jessica Brown	SEJ	1.13.11	1415
Received by:	Dodo	Febi	11	11
Relinquished by:				
Received by:		Samples received at 2 °C		

FRIEDMAN & BRUYA, INC.

ENVIRONMENTAL CHEMISTS

James E. Bruya, Ph.D.
Charlene Morrow, M.S.
Yelena Aravkina, M.S.
Bradley T. Benson, B.S.
Kurt Johnson, B.S.

3012 16th Avenue West
Seattle, WA 98119-2029
TEL: (206) 285-8282
FAX: (206) 283-5044
e-mail: fbi@isomedia.com

March 22, 2011

Tim Brown, Project Manager
SoundEarth Strategies
2811 Fairview Ave. East, Suite 2000
Seattle, WA 98102

Dear Mr. Brown:

Included are the results from the testing of material submitted on March 7, 2011 from the TOC_01-600_20110307 WORFDB5, F&BI 103087 project. There are 15 pages included in this report. Any samples that may remain are currently scheduled for disposal in 30 days. If you would like us to return your samples or arrange for long term storage at our offices, please contact us as soon as possible.

We appreciate this opportunity to be of service to you and hope you will call if you should have any questions.

Sincerely,

FRIEDMAN & BRUYA, INC.



Michael Erdahl
Project Manager

Enclosures
c: Mark Chandler, Jessica Brown, Audrey Hackett, Pete Kingston, Jennifer Cyr
SOU0322R.DOC

CASE NARRATIVE

This case narrative encompasses samples received on March 7, 2011 by Friedman & Bruya, Inc. from the SoundEarth Strategies TOC_01-600_20110307 WORFDB5, F&BI 103087 project. Samples were logged in under the laboratory ID's listed below.

Laboratory ID	SoundEarth Strategies
103087-01	01MW78-20110307
103087-02	01MW79-20110307
103087-03	01MW77-20110307
103087-04	01MW76-20110307

Methylene chloride was detected in the 8260C method blank. The results was flagged as due to laboratory contamination.

All other quality control requirements were acceptable.

Date of Report: 03/22/11
Date Received: 03/07/11
Project: TOC_01-600_20110307 WORFDB5, F&BI 103087
Date Extracted: 03/10/11
Date Analyzed: 03/10/11

RESULTS FROM THE ANALYSIS OF WATER SAMPLES FOR BENZENE, TOLUENE, ETHYLBENZENE, XYLENES AND TPH AS GASOLINE USING EPA METHOD 8021B AND NWTPH-Gx

Results Reported as ug/L (ppb)

Sample ID Laboratory ID	Benzene	Toluene	Ethyl Benzene	Total Xylenes	Gasoline Range	Surrogate (% Recovery) (Limit 52-124)
01MW78-20110307 103087-01	<1	<1	<1	<3	<100	76
01MW79-20110307 103087-02	<1	<1	<1	<3	280 x	82
01MW77-20110307 103087-03	<1	<1	<1	<3	<100	78
01MW76-20110307 103087-04	<1	<1	<1	<3	<100	66
Method Blank 01-0426 MB	<1	<1	<1	<3	<100	80

Date of Report: 03/22/11
Date Received: 03/07/11
Project: TOC_01-600_20110307 WORFDB5, F&BI 103087
Date Extracted: 03/08/11
Date Analyzed: 03/10/11

RESULTS FROM THE ANALYSIS OF WATER SAMPLES FOR TOTAL PETROLEUM HYDROCARBONS AS DIESEL AND MOTOR OIL USING METHOD NWTPH-Dx
Sample Extracts Passed Through a Silica Gel Column Prior to Analysis
Results Reported as ug/L (ppb)

Sample ID Laboratory ID	Diesel Range (C_{10}-C_{25})	Motor Oil Range (C_{25}-C_{36})	Surrogate (% Recovery) (Limit 47-140)
01MW78-20110307 103087-01	<50	<250	77
01MW79-20110307 103087-02	<50	<250	91
01MW77-20110307 103087-03	<50	<250	91
01MW76-20110307 103087-04	<50	<250	90
Method Blank 01-0379 MB2	<50	<250	90

Analysis For Volatile Compounds By EPA Method 8260C

Client Sample ID:	01MW78-20110307	Client:	SoundEarth Strategies
Date Received:	03/07/11	Project:	TOC_01-600_20110307 WORFDB5
Date Extracted:	03/09/11	Lab ID:	103087-01
Date Analyzed:	03/09/11	Data File:	030924.D
Matrix:	Water	Instrument:	GCMS5
Units:	ug/L (ppb)	Operator:	JS

Surrogates:	% Recovery:	Lower Limit:	Upper Limit:
1,2-Dichloroethane-d4	96 ca	63	127
Toluene-d8	90	65	127
4-Bromofluorobenzene	89	40	157

Compounds:	Concentration ug/L (ppb)
Vinyl chloride	<0.2
Chloroethane	<1
1,1-Dichloroethene	<1
Methylene chloride	<5
trans-1,2-Dichloroethene	<1
1,1-Dichloroethane	<1
cis-1,2-Dichloroethene	<1
1,2-Dichloroethane (EDC)	<1
1,1,1-Trichloroethane	<1
Trichloroethene	16
Tetrachloroethene	<1

Analysis For Volatile Compounds By EPA Method 8260C

Client Sample ID:	01MW79-20110307	Client:	SoundEarth Strategies
Date Received:	03/07/11	Project:	TOC_01-600_20110307 WORFDB5
Date Extracted:	03/09/11	Lab ID:	103087-02
Date Analyzed:	03/10/11	Data File:	030925.D
Matrix:	Water	Instrument:	GCMS5
Units:	ug/L (ppb)	Operator:	JS

Surrogates:	% Recovery:	Lower Limit:	Upper Limit:
1,2-Dichloroethane-d4	104 ca	63	127
Toluene-d8	99	65	127
4-Bromofluorobenzene	97	40	157

Compounds:	Concentration ug/L (ppb)
Vinyl chloride	6.9
Chloroethane	<1
1,1-Dichloroethene	1.3
Methylene chloride	<5
trans-1,2-Dichloroethene	3.2
1,1-Dichloroethane	<1
cis-1,2-Dichloroethene	33
1,2-Dichloroethane (EDC)	<1
1,1,1-Trichloroethane	<1
Trichloroethene	750 ve
Tetrachloroethene	<1

Analysis For Volatile Compounds By EPA Method 8260C

Client Sample ID:	01MW79-20110307	Client:	SoundEarth Strategies
Date Received:	03/07/11	Project:	TOC_01-600_20110307 WORFDB5
Date Extracted:	03/11/11	Lab ID:	103087-02 1/10
Date Analyzed:	03/11/11	Data File:	031112.D
Matrix:	Water	Instrument:	GCMS5
Units:	ug/L (ppb)	Operator:	JS

Surrogates:	% Recovery:	Lower Limit:	Upper Limit:
1,2-Dichloroethane-d4	94	63	127
Toluene-d8	92	65	127
4-Bromofluorobenzene	91	40	157

Compounds:	Concentration ug/L (ppb)
Vinyl chloride	6.9
Chloroethane	<10
1,1-Dichloroethene	<10
Methylene chloride	<50
trans-1,2-Dichloroethene	<10
1,1-Dichloroethane	<10
cis-1,2-Dichloroethene	28
1,2-Dichloroethane (EDC)	<10
1,1,1-Trichloroethane	<10
Trichloroethene	590
Tetrachloroethene	<10

Analysis For Volatile Compounds By EPA Method 8260C

Client Sample ID:	01MW77-20110307	Client:	SoundEarth Strategies
Date Received:	03/07/11	Project:	TOC_01-600_20110307 WORFDB5
Date Extracted:	03/11/11	Lab ID:	103087-03
Date Analyzed:	03/11/11	Data File:	031113.D
Matrix:	Water	Instrument:	GCMS5
Units:	ug/L (ppb)	Operator:	JS

Surrogates:	% Recovery:	Lower Limit:	Upper Limit:
1,2-Dichloroethane-d4	93	63	127
Toluene-d8	91	65	127
4-Bromofluorobenzene	89	40	157

Compounds:	Concentration ug/L (ppb)
Vinyl chloride	<0.2
Chloroethane	<1
1,1-Dichloroethene	<1
Methylene chloride	<5
trans-1,2-Dichloroethene	<1
1,1-Dichloroethane	<1
cis-1,2-Dichloroethene	<1
1,2-Dichloroethane (EDC)	<1
1,1,1-Trichloroethane	<1
Trichloroethene	1.3
Tetrachloroethene	<1

Analysis For Volatile Compounds By EPA Method 8260C

Client Sample ID:	01MW76-20110307	Client:	SoundEarth Strategies
Date Received:	03/07/11	Project:	TOC_01-600_20110307 WORFDB5
Date Extracted:	03/09/11	Lab ID:	103087-04
Date Analyzed:	03/10/11	Data File:	030927.D
Matrix:	Water	Instrument:	GCMS5
Units:	ug/L (ppb)	Operator:	JS

Surrogates:	% Recovery:	Lower Limit:	Upper Limit:
1,2-Dichloroethane-d4	104 ca	63	127
Toluene-d8	100	65	127
4-Bromofluorobenzene	96	40	157

Compounds:	Concentration ug/L (ppb)
Vinyl chloride	<0.2
Chloroethane	<1
1,1-Dichloroethene	<1
Methylene chloride	<5
trans-1,2-Dichloroethene	<1
1,1-Dichloroethane	<1
cis-1,2-Dichloroethene	<1
1,2-Dichloroethane (EDC)	<1
1,1,1-Trichloroethane	<1
Trichloroethene	<1
Tetrachloroethene	<1

Analysis For Volatile Compounds By EPA Method 8260C

Client Sample ID:	Method Blank	Client:	SoundEarth Strategies
Date Received:	NA	Project:	TOC_01-600_20110307 WORFDB5
Date Extracted:	03/09/11	Lab ID:	01-392 mb
Date Analyzed:	03/09/11	Data File:	030916.D
Matrix:	Water	Instrument:	GCMS5
Units:	ug/L (ppb)	Operator:	JS

Surrogates:	% Recovery:	Lower Limit:	Upper Limit:
1,2-Dichloroethane-d4	130 vo ca	63	127
Toluene-d8	126	65	127
4-Bromofluorobenzene	118	40	157

Compounds:	Concentration ug/L (ppb)
Vinyl chloride	<0.2
Chloroethane	<1
1,1-Dichloroethene	<1
Methylene chloride	<5
trans-1,2-Dichloroethene	<1
1,1-Dichloroethane	<1
cis-1,2-Dichloroethene	<1
1,2-Dichloroethane (EDC)	<1
1,1,1-Trichloroethane	<1
Trichloroethene	<1
Tetrachloroethene	<1

Analysis For Volatile Compounds By EPA Method 8260C

Client Sample ID:	Method Blank	Client:	SoundEarth Strategies
Date Received:	NA	Project:	TOC_01-600_20110307 WORFDB5
Date Extracted:	03/11/11	Lab ID:	01-397 mb
Date Analyzed:	03/11/11	Data File:	031111.D
Matrix:	Water	Instrument:	GCMS5
Units:	ug/L (ppb)	Operator:	JS

Surrogates:	% Recovery:	Lower Limit:	Upper Limit:
1,2-Dichloroethane-d4	94	63	127
Toluene-d8	90	65	127
4-Bromofluorobenzene	92	40	157

Compounds:	Concentration ug/L (ppb)
Vinyl chloride	<0.2
Chloroethane	<1
1,1-Dichloroethene	<1
Methylene chloride	5.2 lc
trans-1,2-Dichloroethene	<1
1,1-Dichloroethane	<1
cis-1,2-Dichloroethene	<1
1,2-Dichloroethane (EDC)	<1
1,1,1-Trichloroethane	<1
Trichloroethene	<1
Tetrachloroethene	<1

Date of Report: 03/22/11
Date Received: 03/07/11
Project: TOC_01-600_20110307 WORFDB5, F&BI 103087

QUALITY ASSURANCE RESULTS FOR THE ANALYSIS OF WATER SAMPLES FOR BENZENE, TOLUENE, ETHYLBENZENE, XYLENES, AND TPH AS GASOLINE USING EPA METHOD 8021B AND NWTPH-Gx

Laboratory Code: 103087-01 (Duplicate)

Analyte	Reporting Units	Sample Result	Duplicate Result	Relative Percent Difference (Limit 20)
Benzene	ug/L (ppb)	<1	<1	nm
Toluene	ug/L (ppb)	<1	<1	nm
Ethylbenzene	ug/L (ppb)	<1	<1	nm
Xylenes	ug/L (ppb)	<3	<3	nm
Gasoline	ug/L (ppb)	<100	<100	nm

Laboratory Code: Laboratory Control Sample

Analyte	Reporting Units	Spike Level	Percent Recovery LCS	Acceptance Criteria
Benzene	ug/L (ppb)	50	99	65-118
Toluene	ug/L (ppb)	50	98	72-122
Ethylbenzene	ug/L (ppb)	50	99	73-126
Xylenes	ug/L (ppb)	150	100	74-118
Gasoline	ug/L (ppb)	1,000	93	69-134

Date of Report: 03/22/11
Date Received: 03/07/11
Project: TOC_01-600_20110307 WORFDB5, F&BI 103087

QUALITY ASSURANCE RESULTS FOR THE ANALYSIS OF WATER SAMPLES FOR TOTAL PETROLEUM HYDROCARBONS AS DIESEL EXTENDED USING METHOD NWTPH-Dx

Laboratory Code: Laboratory Control Sample Silica Gel

Analyte	Reporting Units	Spike Level	Percent Recovery LCS	Percent Recovery LCSD	Acceptance Criteria	RPD (Limit 20)
Diesel Extended	ug/L (ppb)	2,500	74	77	58-134	4

Date of Report: 03/22/11
Date Received: 03/07/11
Project: TOC_01-600_20110307 WORFDB5, F&BI 103087

QUALITY ASSURANCE RESULTS FOR THE ANALYSIS OF WATER SAMPLES FOR VOLATILES BY EPA METHOD 8260C

Laboratory Code: 103087-04 (Matrix Spike)

Analyte	Reporting Units	Spike Level	Sample Result	Percent Recovery MS	Acceptance Criteria
Vinyl chloride	ug/L (ppb)	50	<0.2	99	10-185
Chloroethane	ug/L (ppb)	50	<1	108	10-172
1,1-Dichloroethene	ug/L (ppb)	50	<1	104	35-149
Methylene chloride	ug/L (ppb)	50	<5	97	61-138
trans-1,2-Dichloroethene	ug/L (ppb)	50	<1	98	65-128
1,1-Dichloroethane	ug/L (ppb)	50	<1	100	67-127
cis-1,2-Dichloroethene	ug/L (ppb)	50	<1	101	65-139
1,2-Dichloroethane (EDC)	ug/L (ppb)	50	<1	101	68-132
1,1,1-Trichloroethane	ug/L (ppb)	50	<1	106	63-135
Trichloroethene	ug/L (ppb)	50	<1	106	66-121
Tetrachloroethene	ug/L (ppb)	50	<1	103	64-132

Laboratory Code: Laboratory Control Sample

Analyte	Reporting Units	Spike Level	Percent Recovery LCS	Percent Recovery LCSD	Acceptance Criteria	RPD (Limit 20)
Vinyl chloride	ug/L (ppb)	50	94	99	53-131	5
Chloroethane	ug/L (ppb)	50	94	107	30-176	13
1,1-Dichloroethene	ug/L (ppb)	50	98	103	65-157	5
Methylene chloride	ug/L (ppb)	50	90	98	17-177	9
trans-1,2-Dichloroethene	ug/L (ppb)	50	92	97	71-128	5
1,1-Dichloroethane	ug/L (ppb)	50	94	98	74-118	4
cis-1,2-Dichloroethene	ug/L (ppb)	50	94	98	74-126	4
1,2-Dichloroethane (EDC)	ug/L (ppb)	50	95	97	71-135	2
1,1,1-Trichloroethane	ug/L (ppb)	50	95	101	77-123	6
Trichloroethene	ug/L (ppb)	50	101	101	74-119	0
Tetrachloroethene	ug/L (ppb)	50	100	103	83-113	3

Date of Report: 03/22/11
Date Received: 03/07/11
Project: TOC_01-600_20110307 WORFDB5, F&BI 103087

QUALITY ASSURANCE RESULTS FOR THE ANALYSIS OF WATER SAMPLES FOR VOLATILES BY EPA METHOD 8260C

Laboratory Code: Laboratory Control Sample

Analyte	Reporting Units	Spike Level	Percent Recovery LCS	Percent Recovery LCSD	Acceptance Criteria	RPD (Limit 20)
Vinyl chloride	ug/L (ppb)	50	91	87	53-131	4
Chloroethane	ug/L (ppb)	50	93	95	30-176	2
1,1-Dichloroethene	ug/L (ppb)	50	98	98	65-157	0
Methylene chloride	ug/L (ppb)	50	118	111	17-177	6
trans-1,2-Dichloroethene	ug/L (ppb)	50	90	88	71-128	2
1,1-Dichloroethane	ug/L (ppb)	50	97	94	74-118	3
cis-1,2-Dichloroethene	ug/L (ppb)	50	96	93	74-126	3
1,2-Dichloroethane (EDC)	ug/L (ppb)	50	106	102	71-135	4
1,1,1-Trichloroethane	ug/L (ppb)	50	106	105	77-123	1
Trichloroethene	ug/L (ppb)	50	105	102	74-119	3
Tetrachloroethene	ug/L (ppb)	50	101	98	83-113	3

Data Qualifiers & Definitions

a - The analyte was detected at a level less than five times the reporting limit. The RPD results may not provide reliable information on the variability of the analysis.

A1 – More than one compound of similar molecule structure was identified with equal probability.

b - The analyte was spiked at a level that was less than five times that present in the sample. Matrix spike recoveries may not be meaningful.

ca - The calibration results for this range fell outside of acceptance criteria. The value reported is an estimate.

c - The presence of the analyte indicated may be due to carryover from previous sample injections.

d - The sample was diluted. Detection limits may be raised due to dilution.

ds - The sample was diluted. Detection limits are raised due to dilution and surrogate recoveries may not be meaningful.

dv - Insufficient sample was available to achieve normal reporting limits and limits are raised accordingly.

fb - Analyte present in the blank and the sample.

fc – The compound is a common laboratory and field contaminant.

hr - The sample and duplicate were reextracted and reanalyzed. RPD results were still outside of control limits. The variability is attributed to sample inhomogeneity.

ht - Analysis performed outside the method or client-specified holding time requirement.

ip - Recovery fell outside of normal control limits. Compounds in the sample matrix interfered with the quantitation of the analyte.

j – The result is below normal reporting limits. The value reported is an estimate.

J - The internal standard associated with the analyte is out of control limits. The reported concentration is an estimate.

jl - The analyte result in the laboratory control sample is out of control limits. The reported concentration should be considered an estimate.

jr - The rpd result in laboratory control sample associated with the analyte is out of control limits. The reported concentration should be considered an estimate.

js - The surrogate associated with the analyte is out of control limits. The reported concentration should be considered an estimate.

lc - The presence of the compound indicated is likely due to laboratory contamination.

L - The reported concentration was generated from a library search.

nm - The analyte was not detected in one or more of the duplicate analyses. Therefore, calculation of the RPD is not applicable.

pc – The sample was received in a container not approved by the method. The value reported should be considered an estimate.

pr – The sample was received with incorrect preservation. The value reported should be considered an estimate.

ve - Estimated concentration calculated for an analyte response above the valid instrument calibration range. A dilution is required to obtain an accurate quantification of the analyte.

vo - The value reported fell outside the control limits established for this analyte.

x - The sample chromatographic pattern does not resemble the fuel standard used for quantitation.

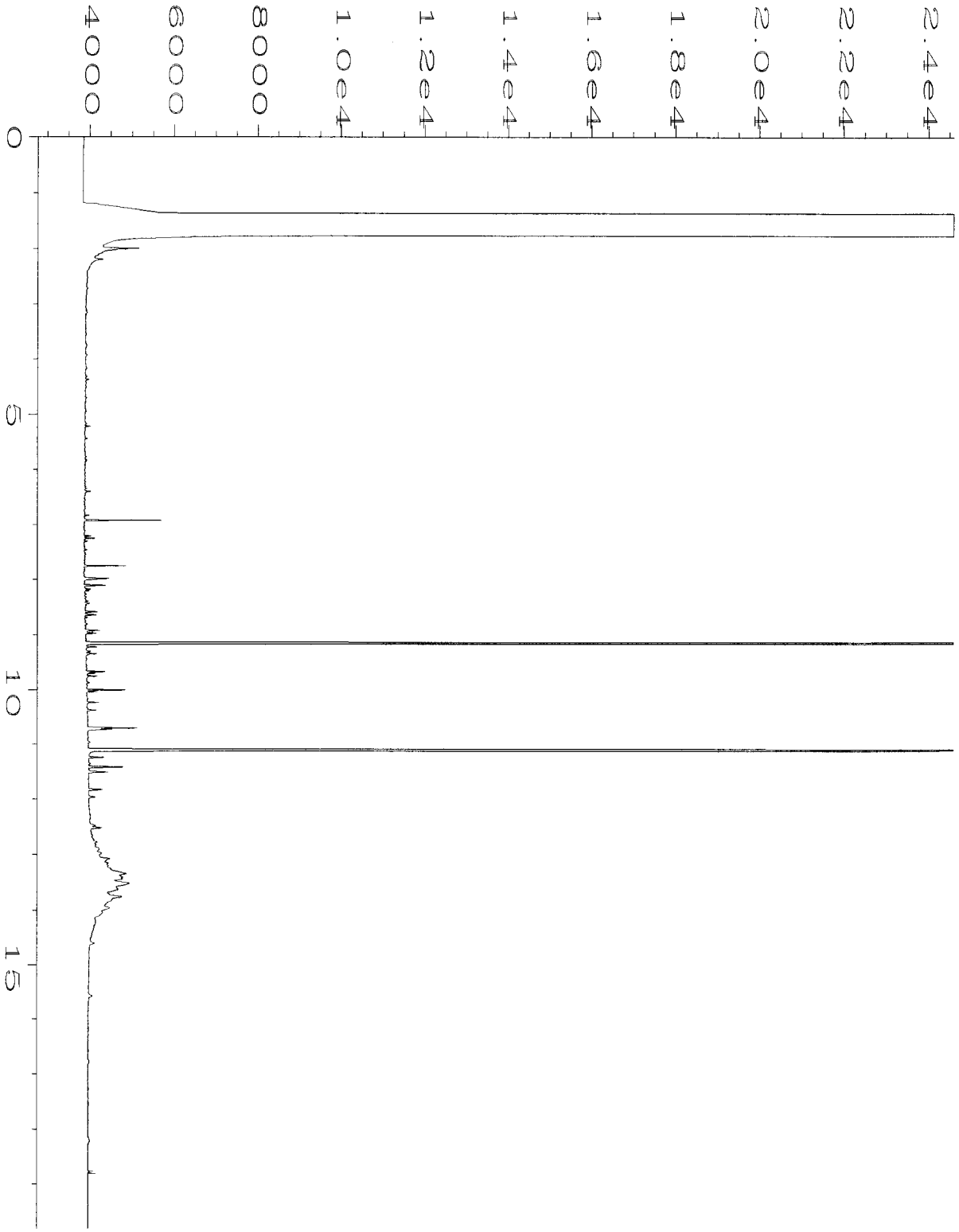

Data File Name : C:\HPCHEM\4\DATA\03-10-11\016F0301.D
Operator : ML
Instrument : GC#4
Sample Name : 103087-01 sg
Run Time Bar Code:
Acquired on : 10 Mar 11 02:40 PM
Report Created on: 11 Mar 11 09:54 AM

Page Number : 1
Vial Number : 16
Injection Number : 1
Sequence Line : 3
Instrument Method: TPHD.MTH
Analysis Method : TPHD.MTH



Data File Name : C:\HPCHEM\4\DATA\03-10-11\017F0501.D
Operator : ML
Instrument : GC#4
Sample Name : 103087-02 sg
Run Time Bar Code:
Acquired on : 10 Mar 11 04:05 PM
Report Created on: 11 Mar 11 09:54 AM

Page Number : 1
Vial Number : 17
Injection Number : 1
Sequence Line : 5
Instrument Method: TPHD.MTH
Analysis Method : TPHD.MTH



Data File Name : C:\HPCHEM\4\DATA\03-10-11\018F0501.D
Operator : ML
Instrument : GC#4
Sample Name : 103087-03 sg
Run Time Bar Code:
Acquired on : 10 Mar 11 04:32 PM
Report Created on: 11 Mar 11 09:55 AM

Page Number : 1
Vial Number : 18
Injection Number : 1
Sequence Line : 5
Instrument Method: TPHD.MTH
Analysis Method : TPHD.MTH

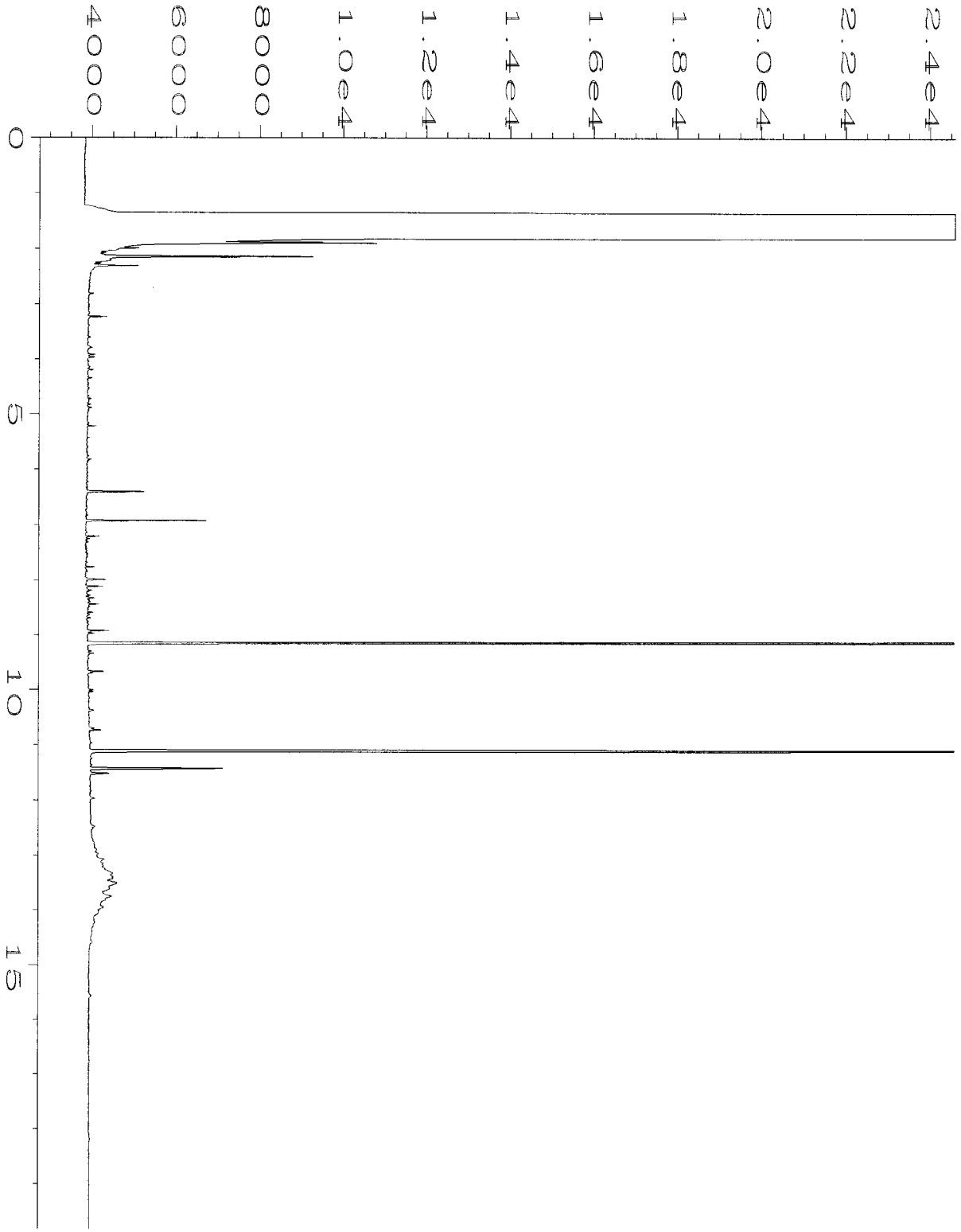

Data File Name : C:\HPCHEM\4\DATA\03-10-11\019F0501.D
Operator : ML
Instrument : GC#4
Sample Name : 103087-04 sg
Run Time Bar Code:
Acquired on : 10 Mar 11 05:00 PM
Report Created on: 11 Mar 11 09:55 AM

Page Number : 1
Vial Number : 19
Injection Number : 1
Sequence Line : 5
Instrument Method: TPHD.MTH
Analysis Method : TPHD.MTH

103087

SAMPLE CHAIN OF CUSTODY ME 03/07/11

Page # 1 of 1

Send Report To Tim Brown, cc: Jessica Brown, Jennifer Cyr, Pete Kingston, Audrey Hackett

Company SoundEarth Strategies

Address 2811 Fairview Ave E, Suite 2000

City, State, ZIP Seattle, WA 98102

SAMPLERS (signature)

PROJECT NAME/NO.: TOC Holdings Co. Facility No. 01-600 Seattle Terminal – ASKO Property

PO #: 0440-004-24

REMARKS

EIM Y

TURNAROUND TIME

☐ Standard (2 Weeks)
☐ RUSH
Rush charges authorized by:

SAMPLE DISPOSAL

⊗ Dispose after 30 days
☐ Return samples
☐ Will call with instructions

Sample ID	Sample Location	Sample Depth	Lab ID	Date Sampled	Time Sampled	Matrix	# of jars	GRPH by NWTPH-Gx	BTEX by EPA 8021B	DRPH/ORPH by NWTPH-Dx	cVOCs by EPA 8260C						Notes
OIMW78-20110307	OIMW78	47.5	01A-G	3/7/11	1142	H20	7	X	X	X	X						
OIMW79-20110307	OIMW79	10.5	02	3/7/11	1144	H20	7	X	X	X	X						
OIMW77-20110307	OIMW77	38.5	03	3/7/11	1257	H20	7	X	X	X	X						
OIMW76-20110307	OIMW76	36.5	04	3/7/11	1355	H20	7	X	X	X	X						

by 3/7/11

SIGNATURE	PRINT NAME	COMPANY	DATE	TIME
Relinquished by:	David Mendel	SES	3/7/11	1450
Received by:	Richard Hedelund	FBI	3-07-11	1450
Relinquished by:				
Received by:				

Samples received at 4 °C

Friedman & Bruya, Inc.
3012 16th Avenue West
Seattle, WA 98119-2029
Ph. (206) 285-8282
Fax (206) 283-5044

FRIEDMAN & BRUYA, INC.

ENVIRONMENTAL CHEMISTS

James E. Bruya, Ph.D.
Charlene Morrow, M.S.
Yelena Aravkina, M.S.
Bradley T. Benson, B.S.
Kurt Johnson, B.S.

3012 16th Avenue West
Seattle, WA 98119-2029
TEL: (206) 285-8282
FAX: (206) 283-5044
e-mail: fbi@isomedia.com

April 27, 2011

Tim Brown, Project Manager
SoundEarth Strategies
2811 Fairview Ave. East, Suite 2000
Seattle, WA 98102

Dear Mr. Brown:

Included are the results from the testing of material submitted on April 11, 2011 from the TOC_01-600_20110411 WORFDB5, F&BI 104110 project. There are 11 pages included in this report. Any samples that may remain are currently scheduled for disposal in 30 days. If you would like us to return your samples or arrange for long term storage at our offices, please contact us as soon as possible.

We appreciate this opportunity to be of service to you and hope you will call if you should have any questions.

Sincerely,

FRIEDMAN & BRUYA, INC.



Michael Erdahl
Project Manager

Enclosures
c: Mark Chandler, Jessica Brown, Audrey Hackett, Pete Kingston, Jennifer Cyr
SOU0427R.DOC

CASE NARRATIVE

This case narrative encompasses samples received on April 11, 2011 by Friedman & Bruya, Inc. from the SoundEarth Strategies TOC_01-600_20110411 WORFDB5, F&BI 104110 project. Samples were logged in under the laboratory ID's listed below.

Laboratory ID	SoundEarth Strategies
104110-01	MW02-20110411
104110-02	MW04-20110411
104110-03	FD03-20110411

All quality control requirements were acceptable.

Date of Report: 04/27/11
Date Received: 04/11/11
Project: TOC_01-600_20110411 WORFDB5, F&BI 104110
Date Extracted: 04/15/11
Date Analyzed: 04/17/11

RESULTS FROM THE ANALYSIS OF WATER SAMPLES FOR BENZENE, TOLUENE, ETHYLBENZENE, XYLENES AND TPH AS GASOLINE USING EPA METHOD 8021B AND NWTPH-Gx

Results Reported as ug/L (ppb)

Sample ID Laboratory ID	Benzene	Toluene	Ethyl Benzene	Total Xylenes	Gasoline Range	Surrogate (% Recovery) (Limit 52-124)
MW02-20110411 104110-01	<1	<1	<1	<3	<100	55
MW04-20110411 104110-02	<1	<1	<1	<3	<100	66
FD03-20110411 104110-03	<1	<1	<1	<3	<100	53
Method Blank 01-693 MB	<1	<1	<1	<3	<100	56

Date of Report: 04/27/11
Date Received: 04/11/11
Project: TOC_01-600_20110411 WORFDB5, F&BI 104110
Date Extracted: 04/13/11
Date Analyzed: 04/13/11

RESULTS FROM THE ANALYSIS OF WATER SAMPLES FOR TOTAL PETROLEUM HYDROCARBONS AS DIESEL AND MOTOR OIL USING METHOD NWTPH-Dx

Results Reported as ug/L (ppb)

Sample ID Laboratory ID	Diesel Range (C_{10}-C_{25})	Motor Oil Range (C_{25}-C_{36})	Surrogate (% Recovery) (Limit 50-150)
MW02-20110411 104110-01	<50	<250	103
MW04-20110411 104110-02	52 x	<250	105
FD03-20110411 104110-03	<50	<250	101
Method Blank 01-680 MB2	<50	<250	94

Analysis For Volatile Compounds By EPA Method 8260C

Client Sample ID:	MW02-20110411	Client:	SoundEarth Strategies
Date Received:	04/11/11	Project:	TOC_01-600_20110411 WORFDB5, F&BI 1041
Date Extracted:	04/12/11	Lab ID:	104110-01
Date Analyzed:	04/13/11	Data File:	041227.D
Matrix:	Water	Instrument:	GCMS4
Units:	ug/L (ppb)	Operator:	JS

Surrogates:	% Recovery:	Lower Limit:	Upper Limit:
1,2-Dichloroethane-d4	98	57	121
Toluene-d8	98	63	127
4-Bromofluorobenzene	105	60	133

Compounds:	Concentration ug/L (ppb)
Vinyl chloride	<0.2
Chloroethane	<1
1,1-Dichloroethene	<1
Methylene chloride	<5
trans-1,2-Dichloroethene	<1
1,1-Dichloroethane	<1
cis-1,2-Dichloroethene	<1
1,2-Dichloroethane (EDC)	<1
1,1,1-Trichloroethane	<1
Trichloroethene	<1
Tetrachloroethene	<1

Analysis For Volatile Compounds By EPA Method 8260C

Client Sample ID:	MW04-20110411	Client:	SoundEarth Strategies
Date Received:	04/11/11	Project:	TOC_01-600_20110411 WORFDB5, F&BI 1041
Date Extracted:	04/12/11	Lab ID:	104110-02
Date Analyzed:	04/13/11	Data File:	041228.D
Matrix:	Water	Instrument:	GCMS4
Units:	ug/L (ppb)	Operator:	JS

Surrogates:	% Recovery:	Lower Limit:	Upper Limit:
1,2-Dichloroethane-d4	98	57	121
Toluene-d8	98	63	127
4-Bromofluorobenzene	105	60	133

Compounds:	Concentration ug/L (ppb)
Vinyl chloride	0.88
Chloroethane	<1
1,1-Dichloroethene	<1
Methylene chloride	<5
trans-1,2-Dichloroethene	<1
1,1-Dichloroethane	<1
cis-1,2-Dichloroethene	7.8
1,2-Dichloroethane (EDC)	<1
1,1,1-Trichloroethane	<1
Trichloroethene	120
Tetrachloroethene	<1

Analysis For Volatile Compounds By EPA Method 8260C

Client Sample ID:	FD03-20110411	Client:	SoundEarth Strategies
Date Received:	04/11/11	Project:	TOC_01-600_20110411 WORFDB5, F&BI 1041
Date Extracted:	04/12/11	Lab ID:	104110-03
Date Analyzed:	04/13/11	Data File:	041229.D
Matrix:	Water	Instrument:	GCMS4
Units:	ug/L (ppb)	Operator:	JS

Surrogates:	% Recovery:	Lower Limit:	Upper Limit:
1,2-Dichloroethane-d4	98	57	121
Toluene-d8	98	63	127
4-Bromofluorobenzene	105	60	133

Compounds:	Concentration ug/L (ppb)
Vinyl chloride	0.77
Chloroethane	<1
1,1-Dichloroethene	<1
Methylene chloride	<5
trans-1,2-Dichloroethene	<1
1,1-Dichloroethane	<1
cis-1,2-Dichloroethene	6.4
1,2-Dichloroethane (EDC)	<1
1,1,1-Trichloroethane	<1
Trichloroethene	100
Tetrachloroethene	<1

Analysis For Volatile Compounds By EPA Method 8260C

Client Sample ID:	Method Blank	Client:	SoundEarth Strategies
Date Received:	NA	Project:	TOC_01-600_20110411 WORFDB5, F&BI 1041
Date Extracted:	04/12/11	Lab ID:	01-637 mb
Date Analyzed:	04/12/11	Data File:	041217.D
Matrix:	Water	Instrument:	GCMS4
Units:	ug/L (ppb)	Operator:	JS

Surrogates:	% Recovery:	Lower Limit:	Upper Limit:
1,2-Dichloroethane-d4	98	57	121
Toluene-d8	99	63	127
4-Bromofluorobenzene	106	60	133

Compounds:	Concentration ug/L (ppb)
Vinyl chloride	<0.2
Chloroethane	<1
1,1-Dichloroethene	<1
Methylene chloride	<5
trans-1,2-Dichloroethene	<1
1,1-Dichloroethane	<1
cis-1,2-Dichloroethene	<1
1,2-Dichloroethane (EDC)	<1
1,1,1-Trichloroethane	<1
Trichloroethene	<1
Tetrachloroethene	<1

Date of Report: 04/27/11
Date Received: 04/11/11
Project: TOC_01-600_20110411 WORFDB5, F&BI 104110

QUALITY ASSURANCE RESULTS FOR THE ANALYSIS OF WATER SAMPLES FOR BENZENE, TOLUENE, ETHYLBENZENE, XYLENES, AND TPH AS GASOLINE USING EPA METHOD 8021B AND NWTPH-Gx

Laboratory Code: 104131-02 (Duplicate)

Analyte	Reporting Units	Sample Result	Duplicate Result	Relative Percent Difference (Limit 20)
Benzene	ug/L (ppb)	3.9	3.4	13
Toluene	ug/L (ppb)	<1	<1	nm
Ethylbenzene	ug/L (ppb)	1.3	<1	nm
Xylenes	ug/L (ppb)	3.5	3.8	9
Gasoline	ug/L (ppb)	250	270	9

Laboratory Code: Laboratory Control Sample

Analyte	Reporting Units	Spike Level	Percent Recovery LCS	Acceptance Criteria
Benzene	ug/L (ppb)	100	109	65-118
Toluene	ug/L (ppb)	100	97	72-122
Ethylbenzene	ug/L (ppb)	100	93	73-126
Xylenes	ug/L (ppb)	300	94	74-118
Gasoline	ug/L (ppb)	2,000	111	69-134

Date of Report: 04/27/11
Date Received: 04/11/11
Project: TOC_01-600_20110411 WORFDB5, F&BI 104110

QUALITY ASSURANCE RESULTS FOR THE ANALYSIS OF WATER SAMPLES FOR TOTAL PETROLEUM HYDROCARBONS AS DIESEL EXTENDED USING METHOD NWTPH-Dx

Laboratory Code: Laboratory Control Sample

Analyte	Reporting Units	Spike Level	Percent Recovery LCS	Percent Recovery LCSD	Acceptance Criteria	RPD (Limit 20)
Diesel Extended	ug/L (ppb)	2,500	111	109	63-142	2

Date of Report: 04/27/11
Date Received: 04/11/11
Project: TOC_01-600_20110411 WORFDB5, F&BI 104110

QUALITY ASSURANCE RESULTS FOR THE ANALYSIS OF WATER SAMPLES FOR VOLATILES BY EPA METHOD 8260C

Laboratory Code: Laboratory Control Sample

Analyte	Reporting Units	Spike Level	Percent Recovery LCS	Percent Recovery LCSD	Acceptance Criteria	RPD (Limit 20)
Vinyl chloride	ug/L (ppb)	50	98	105	50-154	7
Chloroethane	ug/L (ppb)	50	94	94	58-146	0
1,1-Dichloroethene	ug/L (ppb)	50	84	89	67-136	6
Methylene chloride	ug/L (ppb)	50	104	110	39-148	6
trans-1,2-Dichloroethene	ug/L (ppb)	50	99	107	68-128	8
1,1-Dichloroethane	ug/L (ppb)	50	97	103	79-121	6
cis-1,2-Dichloroethene	ug/L (ppb)	50	101	107	80-123	6
1,2-Dichloroethane (EDC)	ug/L (ppb)	50	88	92	73-132	4
1,1,1-Trichloroethane	ug/L (ppb)	50	93	96	83-130	3
Trichloroethene	ug/L (ppb)	50	93	98	80-120	5
Tetrachloroethene	ug/L (ppb)	50	94	99	76-121	5

Data Qualifiers & Definitions

a - The analyte was detected at a level less than five times the reporting limit. The RPD results may not provide reliable information on the variability of the analysis.

A1 – More than one compound of similar molecule structure was identified with equal probability.

b - The analyte was spiked at a level that was less than five times that present in the sample. Matrix spike recoveries may not be meaningful.

ca - The calibration results for this range fell outside of acceptance criteria. The value reported is an estimate.

c - The presence of the analyte indicated may be due to carryover from previous sample injections.

d - The sample was diluted. Detection limits may be raised due to dilution.

ds - The sample was diluted. Detection limits are raised due to dilution and surrogate recoveries may not be meaningful.

dv - Insufficient sample was available to achieve normal reporting limits and limits are raised accordingly.

fb - Analyte present in the blank and the sample.

fc – The compound is a common laboratory and field contaminant.

hr - The sample and duplicate were reextracted and reanalyzed. RPD results were still outside of control limits. The variability is attributed to sample inhomogeneity.

ht - Analysis performed outside the method or client-specified holding time requirement.

ip - Recovery fell outside of normal control limits. Compounds in the sample matrix interfered with the quantitation of the analyte.

j – The result is below normal reporting limits. The value reported is an estimate.

J - The internal standard associated with the analyte is out of control limits. The reported concentration is an estimate.

jl - The analyte result in the laboratory control sample is out of control limits. The reported concentration should be considered an estimate.

jr - The rpd result in laboratory control sample associated with the analyte is out of control limits. The reported concentration should be considered an estimate.

js - The surrogate associated with the analyte is out of control limits. The reported concentration should be considered an estimate.

lc - The presence of the compound indicated is likely due to laboratory contamination.

L - The reported concentration was generated from a library search.

nm - The analyte was not detected in one or more of the duplicate analyses. Therefore, calculation of the RPD is not applicable.

pc – The sample was received in a container not approved by the method. The value reported should be considered an estimate.

pr – The sample was received with incorrect preservation. The value reported should be considered an estimate.

ve - Estimated concentration calculated for an analyte response above the valid instrument calibration range. A dilution is required to obtain an accurate quantification of the analyte.

vo - The value reported fell outside the control limits established for this analyte.

x - The sample chromatographic pattern does not resemble the fuel standard used for quantitation.



Data File Name : C:\HPCHEM\1\DATA\04-13-11\023F0501.D
Operator : ML
Instrument : GC1
Sample Name : 104110-01
Run Time Bar Code:
Acquired on : 13 Apr 11 08:26 PM
Report Created on: 14 Apr 11 09:03 AM

Page Number : 1
Vial Number : 23
Injection Number : 1
Sequence Line : 5
Instrument Method: TPHD.MTH
Analysis Method : TPHD.MTH



Data File Name : C:\HPCHEM\1\DATA\04-13-11\024F0501.D
Operator : ML
Instrument : GC1
Sample Name : 104110-02
Run Time Bar Code:
Acquired on : 13 Apr 11 08:53 PM
Report Created on: 14 Apr 11 09:03 AM

Page Number : 1
Vial Number : 24
Injection Number : 1
Sequence Line : 5
Instrument Method: TPHD.MTH
Analysis Method : TPHD.MTH



Data File Name : C:\HPCHEM\1\DATA\04-13-11\025F0701.D
Operator : ML
Instrument : GC1
Sample Name : 104110-03
Run Time Bar Code:
Acquired on : 13 Apr 11 10:14 PM
Report Created on: 14 Apr 11 09:03 AM

Page Number : 1
Vial Number : 25
Injection Number : 1
Sequence Line : 7
Instrument Method: TPHD.MTH
Analysis Method : TPHD.MTH

104110

SAMPLE CHAIN OF CUSTODY

ME 04-11-11 COC 1 of 1

Send Report To Tim Brown, cc: Jessica Brown, Audrey Hackett, Pete Kingston, Jennifer Cyr

Company SoundEarth Strategies

Address 2811 Fairview Ave E, Ste. 2000

City, State, ZIP Seattle, WA 98102

Phone # 206.306.1900 Fax # 206.306.1907

SAMPLERS (signature)

PROJECT NAME/NO.	PO #
Seattle Terminal / 01-600	0440-004-24
REMARKS	EIM Y / N

Page # 1 of 1

TURNAROUND TIME

☒ Standard (2 Weeks)

☐ RUSH

Rush charges authorized by:

SAMPLE DISPOSAL

☒ Dispose of after 30 days

Sample ID	Sample Location	Sample Depth	Lab ID	Date Sampled	Time Sampled	Matrix	# of jars	GRPH by NWTPH-Gx and BTEX by EPA 8021B	DRPH/ORPH by NWTPH-Dx	cVOCs by EPA 8260C	Sulfate by SM184500SO4E	Nitrate by SM184500NO3F, Nitrite by EPA 353.2, Total P by EPA 365.1, Alkalinity by Sm18 2320B	Total Fe by EPA 200.7, Hardness by SM2340C	TKN by EPA 351.1	Sulfide by EPA 376.1	Methane, Ethene, and Ethane by RSK 175	Notes
MW07-20110411	MW07	26.5	01A-F	4/11/11	1425	H20	6	X	X	X							
MW04-20110411	MW04	25.5	02	↓	1540	↓	↓	X	X	X							
FD03-20110411	FD03	26	03	↓	1700	↓	↓	X	X	X							

BM 4/11/11

Friedman & Bruya, Inc.
3012 16th Avenue West
Seattle, WA 98119-2029
Ph. (206) 285-8282
Fax (206) 283-5044

	SIGNATURE	PRINT NAME	COMPANY	DATE	TIME
Relinquished by:		David Merkel	SES	4/11/11	1710
Received by:		HOLLY WILLIAMS	FBI	4/11/11	1710
Relinquished by					
Received by					

Samples received at 2 °C

FRIEDMAN & BRUYA, INC.

ENVIRONMENTAL CHEMISTS

James E. Bruya, Ph.D.
Charlene Morrow, M.S.
Yelena Aravkina, M.S.
Bradley T. Benson, B.S.
Kurt Johnson, B.S.

3012 16th Avenue West
Seattle, WA 98119-2029
TEL: (206) 285-8282
FAX: (206) 283-5044
e-mail: fbi@isomedia.com

April 27, 2011

Tim Brown, Project Manager
SoundEarth Strategies
2811 Fairview Ave. East, Suite 2000
Seattle, WA 98102

Dear Mr. Brown:

Included are the results from the testing of material submitted on April 11, 2011 from the TOC_01-600_20110411 WORFDB5, F&BI 104111 project. There are 9 pages included in this report. Any samples that may remain are currently scheduled for disposal in 30 days. If you would like us to return your samples or arrange for long term storage at our offices, please contact us as soon as possible.

We appreciate this opportunity to be of service to you and hope you will call if you should have any questions.

Sincerely,

FRIEDMAN & BRUYA, INC.



Michael Erdahl
Project Manager

Enclosures
c: Mark Chandler, Jessica Brown, Audrey Hackett, Pete Kingston, Jennifer Cyr
SOU0427R.DOC

CASE NARRATIVE

This case narrative encompasses samples received on April 11, 2011 by Friedman & Bruya, Inc. from the SoundEarth Strategies TOC_01-600_20110411 WORFDB5, F&BI 104111 project. Samples were logged in under the laboratory ID's listed below.

Laboratory ID	SoundEarth Strategies
104111-01	01MW46-20110411

All quality control requirements were acceptable.

Date of Report: 04/27/11
Date Received: 04/11/11
Project: TOC_01-600_20110411 WORFDB5, F&BI 104111
Date Extracted: 04/12/11
Date Analyzed: 04/14/11

RESULTS FROM THE ANALYSIS OF WATER SAMPLES FOR BENZENE, TOLUENE, ETHYLBENZENE, XYLENES AND TPH AS GASOLINE USING EPA METHOD 8021B AND NWTPH-Gx

Results Reported as ug/L (ppb)

Sample ID Laboratory ID	Benzene	Toluene	Ethyl Benzene	Total Xylenes	Gasoline Range	Surrogate (% Recovery) (Limit 52-124)
01MW46-20110411 104111-01	<1	<1	<1	<3	<100	68
Method Blank 01-0676 MB	<1	<1	<1	<3	<100	64

Date of Report: 04/27/11
Date Received: 04/11/11
Project: TOC_01-600_20110411 WORFDB5, F&BI 104111
Date Extracted: 04/13/11
Date Analyzed: 04/13/11

RESULTS FROM THE ANALYSIS OF WATER SAMPLES FOR TOTAL PETROLEUM HYDROCARBONS AS DIESEL AND MOTOR OIL USING METHOD NWTPH-Dx

Results Reported as ug/L (ppb)

Sample ID Laboratory ID	Diesel Range (C_{10}-C_{25})	Motor Oil Range (C_{25}-C_{36})	Surrogate (% Recovery) (Limit 50-150)
01MW46-20110411 104111-01	160 x	<250	96
Method Blank 01-680 MB2	<50	<250	94

Analysis For Volatile Compounds By EPA Method 8260C

Client Sample ID:	01MW46-20110411	Client:	SoundEarth Strategies
Date Received:	04/11/11	Project:	TOC_01-600_20110411 WORFDB5
Date Extracted:	04/12/11	Lab ID:	104111-01
Date Analyzed:	04/13/11	Data File:	041230.D
Matrix:	Water	Instrument:	GCMS4
Units:	ug/L (ppb)	Operator:	JS

Surrogates:	% Recovery:	Lower Limit:	Upper Limit:
1,2-Dichloroethane-d4	97	57	121
Toluene-d8	97	63	127
4-Bromofluorobenzene	105	60	133

Compounds:	Concentration ug/L (ppb)
Vinyl chloride	7.5
Chloroethane	<1
1,1-Dichloroethene	<1
Methylene chloride	<5
trans-1,2-Dichloroethene	<1
1,1-Dichloroethane	<1
cis-1,2-Dichloroethene	7.1
1,2-Dichloroethane (EDC)	<1
1,1,1-Trichloroethane	<1
Trichloroethene	1.0
Tetrachloroethene	<1

Analysis For Volatile Compounds By EPA Method 8260C

Client Sample ID:	Method Blank	Client:	SoundEarth Strategies
Date Received:	NA	Project:	TOC_01-600_20110411 WORFDB5
Date Extracted:	04/12/11	Lab ID:	01-637 mb
Date Analyzed:	04/12/11	Data File:	041217.D
Matrix:	Water	Instrument:	GCMS4
Units:	ug/L (ppb)	Operator:	JS

Surrogates:	% Recovery:	Lower Limit:	Upper Limit:
1,2-Dichloroethane-d4	98	57	121
Toluene-d8	99	63	127
4-Bromofluorobenzene	106	60	133

Compounds:	Concentration ug/L (ppb)
Vinyl chloride	<0.2
Chloroethane	<1
1,1-Dichloroethene	<1
Methylene chloride	<5
trans-1,2-Dichloroethene	<1
1,1-Dichloroethane	<1
cis-1,2-Dichloroethene	<1
1,2-Dichloroethane (EDC)	<1
1,1,1-Trichloroethane	<1
Trichloroethene	<1
Tetrachloroethene	<1

Date of Report: 04/27/11
Date Received: 04/11/11
Project: TOC_01-600_20110411 WORFDB5, F&BI 104111

QUALITY ASSURANCE RESULTS FOR THE ANALYSIS OF WATER SAMPLES FOR BENZENE, TOLUENE, ETHYLBENZENE, XYLENES, AND TPH AS GASOLINE USING EPA METHOD 8021B AND NWTPH-Gx

Laboratory Code: 104111-01 (Duplicate)

Analyte	Reporting Units	Sample Result	Duplicate Result	Relative Percent Difference (Limit 20)
Benzene	ug/L (ppb)	<1	<1	nm
Toluene	ug/L (ppb)	<1	<1	nm
Ethylbenzene	ug/L (ppb)	<1	<1	nm
Xylenes	ug/L (ppb)	<3	<3	nm
Gasoline	ug/L (ppb)	<100	<100	nm

Laboratory Code: Laboratory Control Sample

Analyte	Reporting Units	Spike Level	Percent Recovery LCS	Acceptance Criteria
Benzene	ug/L (ppb)	50	96	65-118
Toluene	ug/L (ppb)	50	87	72-122
Ethylbenzene	ug/L (ppb)	50	94	73-126
Xylenes	ug/L (ppb)	150	89	74-118
Gasoline	ug/L (ppb)	1,000	102	69-134

Date of Report: 04/27/11
Date Received: 04/11/11
Project: TOC_01-600_20110411 WORFDB5, F&BI 104111

QUALITY ASSURANCE RESULTS FOR THE ANALYSIS OF WATER SAMPLES FOR TOTAL PETROLEUM HYDROCARBONS AS DIESEL EXTENDED USING METHOD NWTPH-Dx

Laboratory Code: Laboratory Control Sample

Analyte	Reporting Units	Spike Level	Percent Recovery LCS	Percent Recovery LCSD	Acceptance Criteria	RPD (Limit 20)
Diesel Extended	ug/L (ppb)	2,500	111	109	63-142	2

Date of Report: 04/27/11
Date Received: 04/11/11
Project: TOC_01-600_20110411 WORFDB5, F&BI 104111

QUALITY ASSURANCE RESULTS FOR THE ANALYSIS OF WATER SAMPLES FOR VOLATILES BY EPA METHOD 8260C

Laboratory Code: Laboratory Control Sample

Analyte	Reporting Units	Spike Level	Percent Recovery LCS	Percent Recovery LCSD	Acceptance Criteria	RPD (Limit 20)
Vinyl chloride	ug/L (ppb)	50	98	105	50-154	7
Chloroethane	ug/L (ppb)	50	94	94	58-146	0
1,1-Dichloroethene	ug/L (ppb)	50	84	89	67-136	6
Methylene chloride	ug/L (ppb)	50	104	110	39-148	6
trans-1,2-Dichloroethene	ug/L (ppb)	50	99	107	68-128	8
1,1-Dichloroethane	ug/L (ppb)	50	97	103	79-121	6
cis-1,2-Dichloroethene	ug/L (ppb)	50	101	107	80-123	6
1,2-Dichloroethane (EDC)	ug/L (ppb)	50	88	92	73-132	4
1,1,1-Trichloroethane	ug/L (ppb)	50	93	96	83-130	3
Trichloroethene	ug/L (ppb)	50	93	98	80-120	5
Tetrachloroethene	ug/L (ppb)	50	94	99	76-121	5

Data Qualifiers & Definitions

a - The analyte was detected at a level less than five times the reporting limit. The RPD results may not provide reliable information on the variability of the analysis.

A1 – More than one compound of similar molecule structure was identified with equal probability.

b - The analyte was spiked at a level that was less than five times that present in the sample. Matrix spike recoveries may not be meaningful.

ca - The calibration results for this range fell outside of acceptance criteria. The value reported is an estimate.

c - The presence of the analyte indicated may be due to carryover from previous sample injections.

d - The sample was diluted. Detection limits may be raised due to dilution.

ds - The sample was diluted. Detection limits are raised due to dilution and surrogate recoveries may not be meaningful.

dv - Insufficient sample was available to achieve normal reporting limits and limits are raised accordingly.

fb - Analyte present in the blank and the sample.

fc – The compound is a common laboratory and field contaminant.

hr - The sample and duplicate were reextracted and reanalyzed. RPD results were still outside of control limits. The variability is attributed to sample inhomogeneity.

ht - Analysis performed outside the method or client-specified holding time requirement.

ip - Recovery fell outside of normal control limits. Compounds in the sample matrix interfered with the quantitation of the analyte.

j – The result is below normal reporting limits. The value reported is an estimate.

J - The internal standard associated with the analyte is out of control limits. The reported concentration is an estimate.

jl - The analyte result in the laboratory control sample is out of control limits. The reported concentration should be considered an estimate.

jr - The rpd result in laboratory control sample associated with the analyte is out of control limits. The reported concentration should be considered an estimate.

js - The surrogate associated with the analyte is out of control limits. The reported concentration should be considered an estimate.

lc - The presence of the compound indicated is likely due to laboratory contamination.

L - The reported concentration was generated from a library search.

nm - The analyte was not detected in one or more of the duplicate analyses. Therefore, calculation of the RPD is not applicable.

pc – The sample was received in a container not approved by the method. The value reported should be considered an estimate.

pr – The sample was received with incorrect preservation. The value reported should be considered an estimate.

ve - Estimated concentration calculated for an analyte response above the valid instrument calibration range. A dilution is required to obtain an accurate quantification of the analyte.

vo - The value reported fell outside the control limits established for this analyte.

x - The sample chromatographic pattern does not resemble the fuel standard used for quantitation.

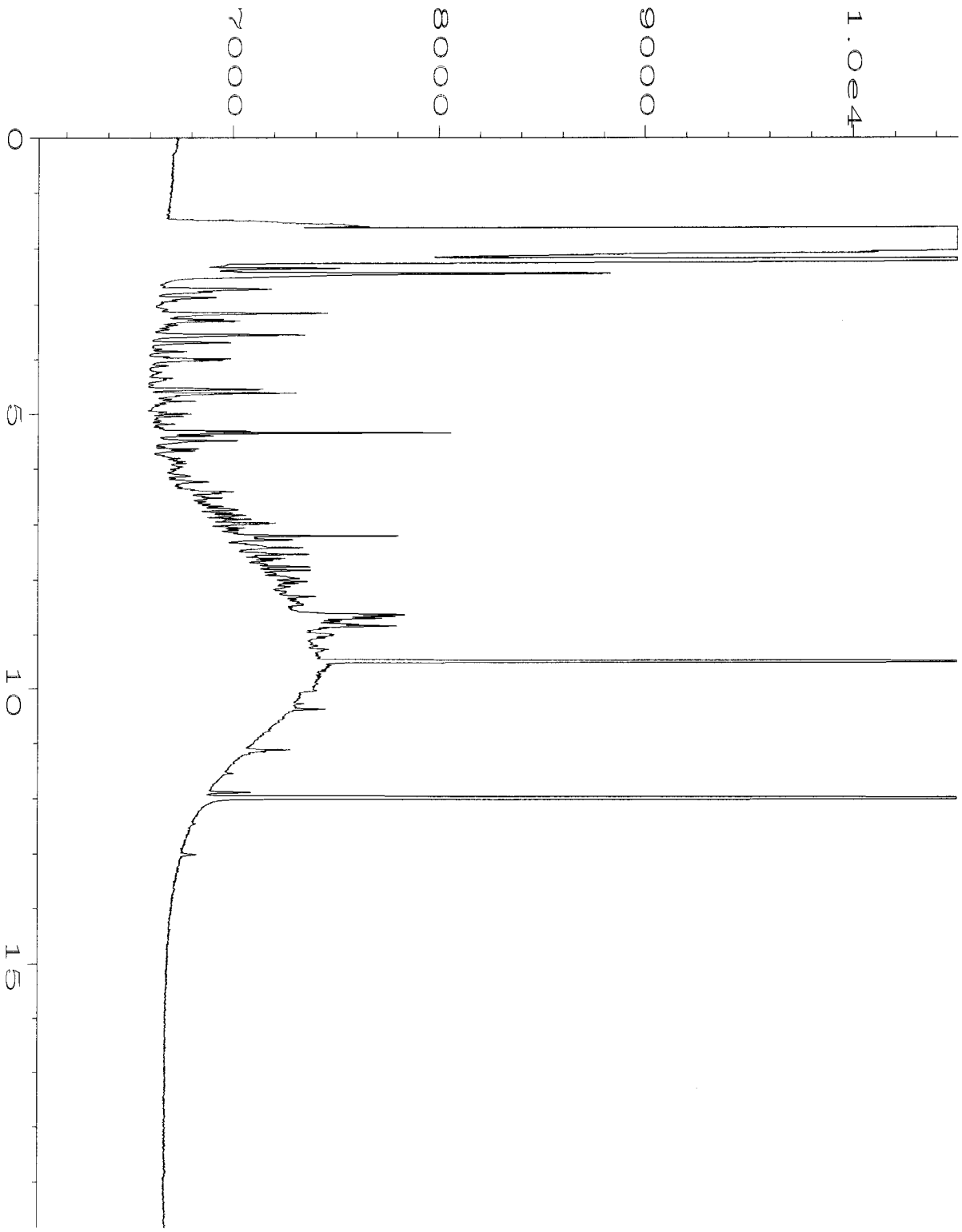

Data File Name	: C:\HPCHEM\1\DATA\04-13-11\026F0701.D		
Operator	: ML	Page Number	: 1
Instrument	: GC1	Vial Number	: 26
Sample Name	: 104111-01	Injection Number	: 1
Run Time Bar Code:		Sequence Line	: 7
Acquired on	: 13 Apr 11 10:41 PM	Instrument Method	: TPHD.MTH
Report Created on:	14 Apr 11 09:03 AM	Analysis Method	: TPHD.MTH

104111

SAMPLE CHAIN OF CUSTODY

MG 04-11-N

V57

Send Report To Tim Brown, cc: Jessica Brown, Audrey Hackett, Pete Kingston, Jennifer Cyr

Company SoundEarth Strategies

Address 2811 Fairview Ave E, Ste. 2000

City, State, ZIP Seattle, WA 98102

Phone # 206.306.1900 Fax # 206.306.1907

SAMPLERS (signature): AR

PROJECT NAME /NO.: Seattle Terminal / 01-600

PO #: 0440-004 24

REMARKS

EIM Y / N

[illegible] charges authorized by:

SAMPLE DISPOSAL
Dispose of after 30 days

Sample ID	Sample Location	Sample Depth	Lab ID	Date Sampled	Time Sampled	Matrix	# of jars	GRPH by NWTPH-Gx and BTEX by EPA 8021B	DRPH/ORPH by NWTPH-Dx	cVOCs by EPA 8260C	Sulfate by SM184500SO4E	Nitrate by SM184500NO3F, Nitrite by EPA 353.2, Total P by EPA 365.1, Alkalinity by Sm18 2320B	Total Fe by EPA 200.7, Hardness by SM2340C	TOC by EPA 351.1	Sulfide by EPA 376.1	[illegible]	Notes
			01 AA														
OMW46-20110411	OMW46	26.5		4/11/11	1558	W	6	X	X	X							

AR

Friedman & Bruya, Inc.
3012 16th Avenue West
Seattle, WA 98119-2029
Ph. (206) 285-8282
Fax (206) 283-5044

	SIGNATURE	PRINT NAME	COMPANY	DATE	TIME
Relinquished by:	[signature]	Andrew Leaf	SES	4/11/11	1710
Received by:	[signature]	HONG NGUYEN	FBI	"	"
Relinquished by:					
Received by:					

Samples received at 2 °C

FRIEDMAN & BRUYA, INC.

ENVIRONMENTAL CHEMISTS

James E. Bruya, Ph.D.
Charlene Morrow, M.S.
Yelena Aravkina, M.S.
Bradley T. Benson, B.S.
Kurt Johnson, B.S.

3012 16th Avenue West
Seattle, WA 98119-2029
TEL: (206) 285-8282
FAX: (206) 283-5044
e-mail: fbi@isomedia.com

April 28, 2011

Tim Brown, Project Manager
SoundEarth Strategies
2811 Fairview Ave. East, Suite 2000
Seattle, WA 98102

Dear Mr. Brown:

Included are the results from the testing of material submitted on April 12, 2011 from the TOC_01-600_20110412 WORFDB5, F&BI 104129 project. There are 17 pages included in this report. Any samples that may remain are currently scheduled for disposal in 30 days. If you would like us to return your samples or arrange for long term storage at our offices, please contact us as soon as possible.

We appreciate this opportunity to be of service to you and hope you will call if you should have any questions.

Sincerely,

FRIEDMAN & BRUYA, INC.



Michael Erdahl
Project Manager

Enclosures
c: Mark Chandler, Jessica Brown, Audrey Hackett, Pete Kingston, Jennifer Cyr
SOU0428R.DOC

CASE NARRATIVE

This case narrative encompasses samples received on April 12, 2011 by Friedman & Bruya, Inc. from the SoundEarth Strategies TOC_01-600_20110412 WORFDB5, F&BI 104129 project. Samples were logged in under the laboratory ID's listed below.

Laboratory ID	SoundEarth Strategies
104129-01	01MW56-20110412
104129-02	01MW58-20110412
104129-03	01MW07-20110412
104129-04	01MW45-20110412
104129-05	01MW44-20110412

Samples 01MW07-20110412, 01MW45-20110412, and 01MW44-20110412 were sent to Aquatic Research for nitrate, sulfate, alkalinity, phosphorus, hardness, total Fe, TKN, nitrite, and sulfide analyses. In addition, the samples were sent to Fremont Analytical for dissolved gasses analysis. Review of the enclosed reports indicates that all quality assurance were acceptable.

1,1,1-Trichloroethane failed the acceptance criteria in the 8260C laboratory control sample for several samples. The data were flagged accordingly.

All other quality control requirements were acceptable.

Date of Report: 04/28/11
Date Received: 04/12/11
Project: TOC_01-600_20110412 WORFDB5, F&BI 104129
Date Extracted: 04/15/11
Date Analyzed: 04/17/11 and 04/21/11

RESULTS FROM THE ANALYSIS OF WATER SAMPLES FOR BENZENE, TOLUENE, ETHYLBENZENE, XYLENES AND TPH AS GASOLINE USING EPA METHOD 8021B AND NWTPH-Gx

Results Reported as ug/L (ppb)

Sample ID Laboratory ID	Benzene	Toluene	Ethyl Benzene	Total Xylenes	Gasoline Range	Surrogate (% Recovery) (Limit 52-124)
01MW56-20110412 104129-01	<1	<1	<1	<3	<100	60
01MW58-20110412 104129-02	<1	<1	<1	<3	<100	59
01MW07-20110412 104129-03	<1	2.2	<1	<3	<100	118
01MW45-20110412 104129-04	2.5	1.1	<1	<3	170 x	119
01MW44-20110412 104129-05	13	<1	<1	<3	410 x	118
Method Blank 01-693 MB	<1	<1	<1	<3	<100	56

Date of Report: 04/28/11
Date Received: 04/12/11
Project: TOC_01-600_20110412 WORFDB5, F&BI 104129
Date Extracted: 04/14/11
Date Analyzed: 04/14/11

RESULTS FROM THE ANALYSIS OF WATER SAMPLES FOR TOTAL PETROLEUM HYDROCARBONS AS DIESEL AND MOTOR OIL USING METHOD NWTPH-Dx

Results Reported as ug/L (ppb)

Sample ID Laboratory ID	Diesel Range (C_{10}-C_{25})	Motor Oil Range (C_{25}-C_{36})	Surrogate (% Recovery) (Limit 47-140)
01MW56-20110412 104129-01	790 x	<250	87
01MW58-20110412 104129-02	80 x	<250	94
01MW07-20110412 104129-03	730 x	<250	90
01MW45-20110412 104129-04	470 x	<250	85
01MW44-20110412 104129-05	380 x	<250	100
Method Blank 01-688 MB	<50	<250	86

Analysis For Volatile Compounds By EPA Method 8260C

Client Sample ID:	01MW56-20110412	Client:	SoundEarth Strategies
Date Received:	04/12/11	Project:	TOC_01-600_20110412 WORFDB5
Date Extracted:	04/13/11	Lab ID:	104129-01
Date Analyzed:	04/14/11	Data File:	041326.D
Matrix:	Water	Instrument:	GCMS4
Units:	ug/L (ppb)	Operator:	JS

Surrogates:	% Recovery:	Lower Limit:	Upper Limit:
1,2-Dichloroethane-d4	96	57	121
Toluene-d8	98	63	127
4-Bromofluorobenzene	107	60	133

Compounds:	Concentration ug/L (ppb)
Vinyl chloride	0.20
Chloroethane	<1
1,1-Dichloroethene	<1
Methylene chloride	<5
trans-1,2-Dichloroethene	<1
1,1-Dichloroethane	<1
cis-1,2-Dichloroethene	<1
1,2-Dichloroethane (EDC)	<1
1,1,1-Trichloroethane	<1
Trichloroethene	<1
Tetrachloroethene	<1

Analysis For Volatile Compounds By EPA Method 8260C

Client Sample ID:	01MW58-20110412	Client:	SoundEarth Strategies
Date Received:	04/12/11	Project:	TOC_01-600_20110412 WORFDB5
Date Extracted:	04/13/11	Lab ID:	104129-02
Date Analyzed:	04/14/11	Data File:	041327.D
Matrix:	Water	Instrument:	GCMS4
Units:	ug/L (ppb)	Operator:	JS

Surrogates:	% Recovery:	Lower Limit:	Upper Limit:
1,2-Dichloroethane-d4	97	57	121
Toluene-d8	98	63	127
4-Bromofluorobenzene	105	60	133

Compounds:	Concentration ug/L (ppb)
Vinyl chloride	<0.2
Chloroethane	<1
1,1-Dichloroethene	<1
Methylene chloride	<5
trans-1,2-Dichloroethene	<1
1,1-Dichloroethane	<1
cis-1,2-Dichloroethene	<1
1,2-Dichloroethane (EDC)	<1
1,1,1-Trichloroethane	<1
Trichloroethene	<1
Tetrachloroethene	<1

Analysis For Volatile Compounds By EPA Method 8260C

Client Sample ID:	01MW07-20110412	Client:	SoundEarth Strategies
Date Received:	04/12/11	Project:	TOC_01-600_20110412 WORFDB5
Date Extracted:	04/13/11	Lab ID:	104129-03
Date Analyzed:	04/14/11	Data File:	041328.D
Matrix:	Water	Instrument:	GCMS4
Units:	ug/L (ppb)	Operator:	JS

Surrogates:	% Recovery:	Lower Limit:	Upper Limit:
1,2-Dichloroethane-d4	98	57	121
Toluene-d8	98	63	127
4-Bromofluorobenzene	108	60	133

Compounds:	Concentration ug/L (ppb)
Vinyl chloride	0.62
Chloroethane	<1
1,1-Dichloroethene	<1
Methylene chloride	<5
trans-1,2-Dichloroethene	<1
1,1-Dichloroethane	<1
cis-1,2-Dichloroethene	<1
1,2-Dichloroethane (EDC)	<1
1,1,1-Trichloroethane	<1
Trichloroethene	2.1
Tetrachloroethene	<1

Analysis For Volatile Compounds By EPA Method 8260C

Client Sample ID:	01MW45-20110412	Client:	SoundEarth Strategies
Date Received:	04/12/11	Project:	TOC_01-600_20110412 WORFDB5
Date Extracted:	04/13/11	Lab ID:	104129-04
Date Analyzed:	04/14/11	Data File:	041329.D
Matrix:	Water	Instrument:	GCMS4
Units:	ug/L (ppb)	Operator:	JS

Surrogates:	% Recovery:	Lower Limit:	Upper Limit:
1,2-Dichloroethane-d4	98	57	121
Toluene-d8	98	63	127
4-Bromofluorobenzene	108	60	133

Compounds:	Concentration ug/L (ppb)
Vinyl chloride	2.2
Chloroethane	<1
1,1-Dichloroethene	<1
Methylene chloride	<5
trans-1,2-Dichloroethene	<1
1,1-Dichloroethane	<1
cis-1,2-Dichloroethene	75
1,2-Dichloroethane (EDC)	<1
1,1,1-Trichloroethane	<1
Trichloroethene	320 ve
Tetrachloroethene	<1

Analysis For Volatile Compounds By EPA Method 8260C

Client Sample ID:	01MW45-20110412	Client:	SoundEarth Strategies
Date Received:	04/12/11	Project:	TOC_01-600_20110412 WORFDB5
Date Extracted:	04/15/11	Lab ID:	104129-04 1/10
Date Analyzed:	04/15/11	Data File:	041512.D
Matrix:	Water	Instrument:	GCMS4
Units:	ug/L (ppb)	Operator:	JS

Surrogates:	% Recovery:	Lower Limit:	Upper Limit:
1,2-Dichloroethane-d4	99	57	121
Toluene-d8	97	63	127
4-Bromofluorobenzene	102	60	133

Compounds:	Concentration ug/L (ppb)
Vinyl chloride	<2
Chloroethane	<10
1,1-Dichloroethene	<10
Methylene chloride	<50
trans-1,2-Dichloroethene	<10
1,1-Dichloroethane	<10
cis-1,2-Dichloroethene	73
1,2-Dichloroethane (EDC)	<10
1,1,1-Trichloroethane	<10 jl
Trichloroethene	310
Tetrachloroethene	<10

Analysis For Volatile Compounds By EPA Method 8260C

Client Sample ID:	01MW44-20110412	Client:	SoundEarth Strategies
Date Received:	04/12/11	Project:	TOC_01-600_20110412 WORFDB5
Date Extracted:	04/13/11	Lab ID:	104129-05
Date Analyzed:	04/14/11	Data File:	041330.D
Matrix:	Water	Instrument:	GCMS4
Units:	ug/L (ppb)	Operator:	JS

Surrogates:	% Recovery:	Lower Limit:	Upper Limit:
1,2-Dichloroethane-d4	98	57	121
Toluene-d8	99	63	127
4-Bromofluorobenzene	109	60	133

Compounds:	Concentration ug/L (ppb)
Vinyl chloride	11
Chloroethane	<1
1,1-Dichloroethene	<1
Methylene chloride	<5
trans-1,2-Dichloroethene	<1
1,1-Dichloroethane	<1
cis-1,2-Dichloroethene	60
1,2-Dichloroethane (EDC)	4.5
1,1,1-Trichloroethane	<1
Trichloroethene	720 ve
Tetrachloroethene	<1

Analysis For Volatile Compounds By EPA Method 8260C

Client Sample ID:	01MW44-20110412	Client:	SoundEarth Strategies
Date Received:	04/12/11	Project:	TOC_01-600_20110412 WORFDB5
Date Extracted:	04/15/11	Lab ID:	104129-05 1/10
Date Analyzed:	04/15/11	Data File:	041513.D
Matrix:	Water	Instrument:	GCMS4
Units:	ug/L (ppb)	Operator:	JS

Surrogates:	% Recovery:	Lower Limit:	Upper Limit:
1,2-Dichloroethane-d4	98	57	121
Toluene-d8	97	63	127
4-Bromofluorobenzene	102	60	133

Compounds:	Concentration ug/L (ppb)
Vinyl chloride	8.0
Chloroethane	<10
1,1-Dichloroethene	<10
Methylene chloride	<50
trans-1,2-Dichloroethene	<10
1,1-Dichloroethane	<10
cis-1,2-Dichloroethene	57
1,2-Dichloroethane (EDC)	<10
1,1,1-Trichloroethane	<10 jl
Trichloroethene	780
Tetrachloroethene	<10

Analysis For Volatile Compounds By EPA Method 8260C

Client Sample ID:	Method Blank	Client:	SoundEarth Strategies
Date Received:	NA	Project:	TOC_01-600_20110412 WORFDB5
Date Extracted:	04/15/11	Lab ID:	01-642 mb
Date Analyzed:	04/15/11	Data File:	041511.D
Matrix:	Water	Instrument:	GCMS4
Units:	ug/L (ppb)	Operator:	JS

Surrogates:	% Recovery:	Lower Limit:	Upper Limit:
1,2-Dichloroethane-d4	99	57	121
Toluene-d8	97	63	127
4-Bromofluorobenzene	103	60	133

Compounds:	Concentration ug/L (ppb)
Vinyl chloride	<0.2
Chloroethane	<1
1,1-Dichloroethene	<1
Methylene chloride	<5
trans-1,2-Dichloroethene	<1
1,1-Dichloroethane	<1
cis-1,2-Dichloroethene	<1
1,2-Dichloroethane (EDC)	<1
1,1,1-Trichloroethane	<1 jl
Trichloroethene	<1
Tetrachloroethene	<1

Analysis For Volatile Compounds By EPA Method 8260C

Client Sample ID:	Method Blank	Client:	SoundEarth Strategies
Date Received:	NA	Project:	TOC_01-600_20110412 WORFDB5
Date Extracted:	04/13/11	Lab ID:	01-638 mb
Date Analyzed:	04/13/11	Data File:	041307.D
Matrix:	Water	Instrument:	GCMS4
Units:	ug/L (ppb)	Operator:	JS

Surrogates:	% Recovery:	Lower Limit:	Upper Limit:
1,2-Dichloroethane-d4	97	57	121
Toluene-d8	97	63	127
4-Bromofluorobenzene	104	60	133

Compounds:	Concentration ug/L (ppb)
Vinyl chloride	<0.2
Chloroethane	<1
1,1-Dichloroethene	<1
Methylene chloride	<5
trans-1,2-Dichloroethene	<1
1,1-Dichloroethane	<1
cis-1,2-Dichloroethene	<1
1,2-Dichloroethane (EDC)	<1
1,1,1-Trichloroethane	<1
Trichloroethene	<1
Tetrachloroethene	<1

Date of Report: 04/28/11
Date Received: 04/12/11
Project: TOC_01-600_20110412 WORFDB5, F&BI 104129

QUALITY ASSURANCE RESULTS FOR THE ANALYSIS OF WATER SAMPLES FOR BENZENE, TOLUENE, ETHYLBENZENE, XYLENES, AND TPH AS GASOLINE USING EPA METHOD 8021B AND NWTPH-Gx

Laboratory Code: 104131-02 (Duplicate)

Analyte	Reporting Units	Sample Result	Duplicate Result	Relative Percent Difference (Limit 20)
Benzene	ug/L (ppb)	3.9	3.4	13
Toluene	ug/L (ppb)	<1	<1	nm
Ethylbenzene	ug/L (ppb)	1.3	<1	nm
Xylenes	ug/L (ppb)	3.5	3.8	9
Gasoline	ug/L (ppb)	250	270	9

Laboratory Code: Laboratory Control Sample

Analyte	Reporting Units	Spike Level	Percent Recovery LCS	Acceptance Criteria
Benzene	ug/L (ppb)	100	109	65-118
Toluene	ug/L (ppb)	100	97	72-122
Ethylbenzene	ug/L (ppb)	100	93	73-126
Xylenes	ug/L (ppb)	300	94	74-118
Gasoline	ug/L (ppb)	2,000	111	69-134

Date of Report: 04/28/11
Date Received: 04/12/11
Project: TOC_01-600_20110412 WORFDB5, F&BI 104129

QUALITY ASSURANCE RESULTS FOR THE ANALYSIS OF WATER SAMPLES FOR TOTAL PETROLEUM HYDROCARBONS AS DIESEL EXTENDED USING METHOD NWTPH-Dx

Laboratory Code: Laboratory Control Sample

Analyte	Reporting Units	Spike Level	Percent Recovery LCS	Percent Recovery LCSD	Acceptance Criteria	RPD (Limit 20)
Diesel Extended	ug/L (ppb)	2,500	98	101	61-133	3

Date of Report: 04/28/11
Date Received: 04/12/11
Project: TOC_01-600_20110412 WORFDB5, F&BI 104129

QUALITY ASSURANCE RESULTS FOR THE ANALYSIS OF WATER SAMPLES FOR VOLATILES BY EPA METHOD 8260C

Laboratory Code: 104106-01 (Matrix Spike)

Analyte	Reporting Units	Spike Level	Sample Result	Percent Recovery MS	Acceptance Criteria
Vinyl chloride	ug/L (ppb)	50	<0.2	113	36-166
Chloroethane	ug/L (ppb)	50	<1	109	46-160
1,1-Dichloroethene	ug/L (ppb)	50	<1	92	60-136
Methylene chloride	ug/L (ppb)	50	<5	107	67-132
trans-1,2-Dichloroethene	ug/L (ppb)	50	<1	101	72-129
1,1-Dichloroethane	ug/L (ppb)	50	<1	101	70-128
cis-1,2-Dichloroethene	ug/L (ppb)	50	<1	103	71-127
1,2-Dichloroethane (EDC)	ug/L (ppb)	50	<1	100	69-133
1,1,1-Trichloroethane	ug/L (ppb)	50	<1	104	60-146
Trichloroethene	ug/L (ppb)	50	<1	100	66-135
Tetrachloroethene	ug/L (ppb)	50	<1	95	73-129

Laboratory Code: Laboratory Control Sample

Analyte	Reporting Units	Spike Level	Percent Recovery LCS	Percent Recovery LCSD	Acceptance Criteria	RPD (Limit 20)
Vinyl chloride	ug/L (ppb)	50	102	110	50-154	8
Chloroethane	ug/L (ppb)	50	88	96	58-146	9
1,1-Dichloroethene	ug/L (ppb)	50	86	90	67-136	5
Methylene chloride	ug/L (ppb)	50	98	101	39-148	3
trans-1,2-Dichloroethene	ug/L (ppb)	50	98	98	68-128	0
1,1-Dichloroethane	ug/L (ppb)	50	98	98	79-121	0
cis-1,2-Dichloroethene	ug/L (ppb)	50	103	102	80-123	1
1,2-Dichloroethane (EDC)	ug/L (ppb)	50	91	90	73-132	1
1,1,1-Trichloroethane	ug/L (ppb)	50	93	96	83-130	3
Trichloroethene	ug/L (ppb)	50	95	95	80-120	0
Tetrachloroethene	ug/L (ppb)	50	96	96	76-121	0

Date of Report: 04/28/11
Date Received: 04/12/11
Project: TOC_01-600_20110412 WORFDB5, F&BI 104129

QUALITY ASSURANCE RESULTS FOR THE ANALYSIS OF WATER SAMPLES FOR VOLATILES BY EPA METHOD 8260C

Laboratory Code: 104150-04 (Matrix Spike)

Analyte	Reporting Units	Spike Level	Sample Result	Percent Recovery MS	Acceptance Criteria
Vinyl chloride	ug/L (ppb)	50	<0.2	66	36-166
Chloroethane	ug/L (ppb)	50	<1	66	46-160
1,1-Dichloroethene	ug/L (ppb)	50	<1	76	60-136
Methylene chloride	ug/L (ppb)	50	<5	132	67-132
trans-1,2-Dichloroethene	ug/L (ppb)	50	<1	76	72-129
1,1-Dichloroethane	ug/L (ppb)	50	<1	81	70-128
cis-1,2-Dichloroethene	ug/L (ppb)	50	<1	99	71-127
1,2-Dichloroethane (EDC)	ug/L (ppb)	50	<1	89	69-133
1,1,1-Trichloroethane	ug/L (ppb)	50	<1	73	60-146
Trichloroethene	ug/L (ppb)	50	<1	80	66-135
Tetrachloroethene	ug/L (ppb)	50	<1	103	73-129

Laboratory Code: Laboratory Control Sample

Analyte	Reporting Units	Spike Level	Percent Recovery LCS	Percent Recovery LCSD	Acceptance Criteria	RPD (Limit 20)
Vinyl chloride	ug/L (ppb)	50	78	88	50-154	12
Chloroethane	ug/L (ppb)	50	79	80	58-146	1
1,1-Dichloroethene	ug/L (ppb)	50	76	80	67-136	5
Methylene chloride	ug/L (ppb)	50	90	94	39-148	4
trans-1,2-Dichloroethene	ug/L (ppb)	50	81	85	68-128	5
1,1-Dichloroethane	ug/L (ppb)	50	84	87	79-121	4
cis-1,2-Dichloroethene	ug/L (ppb)	50	90	93	80-123	3
1,2-Dichloroethane (EDC)	ug/L (ppb)	50	82	85	73-132	4
1,1,1-Trichloroethane	ug/L (ppb)	50	80 vo	86	83-130	7
Trichloroethene	ug/L (ppb)	50	84	88	80-120	5
Tetrachloroethene	ug/L (ppb)	50	87	90	76-121	3

Data Qualifiers & Definitions

a - The analyte was detected at a level less than five times the reporting limit. The RPD results may not provide reliable information on the variability of the analysis.

A1 – More than one compound of similar molecule structure was identified with equal probability.

b - The analyte was spiked at a level that was less than five times that present in the sample. Matrix spike recoveries may not be meaningful.

ca - The calibration results for this range fell outside of acceptance criteria. The value reported is an estimate.

c - The presence of the analyte indicated may be due to carryover from previous sample injections.

d - The sample was diluted. Detection limits may be raised due to dilution.

ds - The sample was diluted. Detection limits are raised due to dilution and surrogate recoveries may not be meaningful.

dv - Insufficient sample was available to achieve normal reporting limits and limits are raised accordingly.

fb - Analyte present in the blank and the sample.

fc – The compound is a common laboratory and field contaminant.

hr - The sample and duplicate were reextracted and reanalyzed. RPD results were still outside of control limits. The variability is attributed to sample inhomogeneity.

ht - Analysis performed outside the method or client-specified holding time requirement.

ip - Recovery fell outside of normal control limits. Compounds in the sample matrix interfered with the quantitation of the analyte.

j – The result is below normal reporting limits. The value reported is an estimate.

J - The internal standard associated with the analyte is out of control limits. The reported concentration is an estimate.

jl - The analyte result in the laboratory control sample is out of control limits. The reported concentration should be considered an estimate.

jr - The rpd result in laboratory control sample associated with the analyte is out of control limits. The reported concentration should be considered an estimate.

js - The surrogate associated with the analyte is out of control limits. The reported concentration should be considered an estimate.

lc - The presence of the compound indicated is likely due to laboratory contamination.

L - The reported concentration was generated from a library search.

nm - The analyte was not detected in one or more of the duplicate analyses. Therefore, calculation of the RPD is not applicable.

pc – The sample was received in a container not approved by the method. The value reported should be considered an estimate.

pr – The sample was received with incorrect preservation. The value reported should be considered an estimate.

ve - Estimated concentration calculated for an analyte response above the valid instrument calibration range. A dilution is required to obtain an accurate quantification of the analyte.

vo - The value reported fell outside the control limits established for this analyte.

x - The sample chromatographic pattern does not resemble the fuel standard used for quantitation.

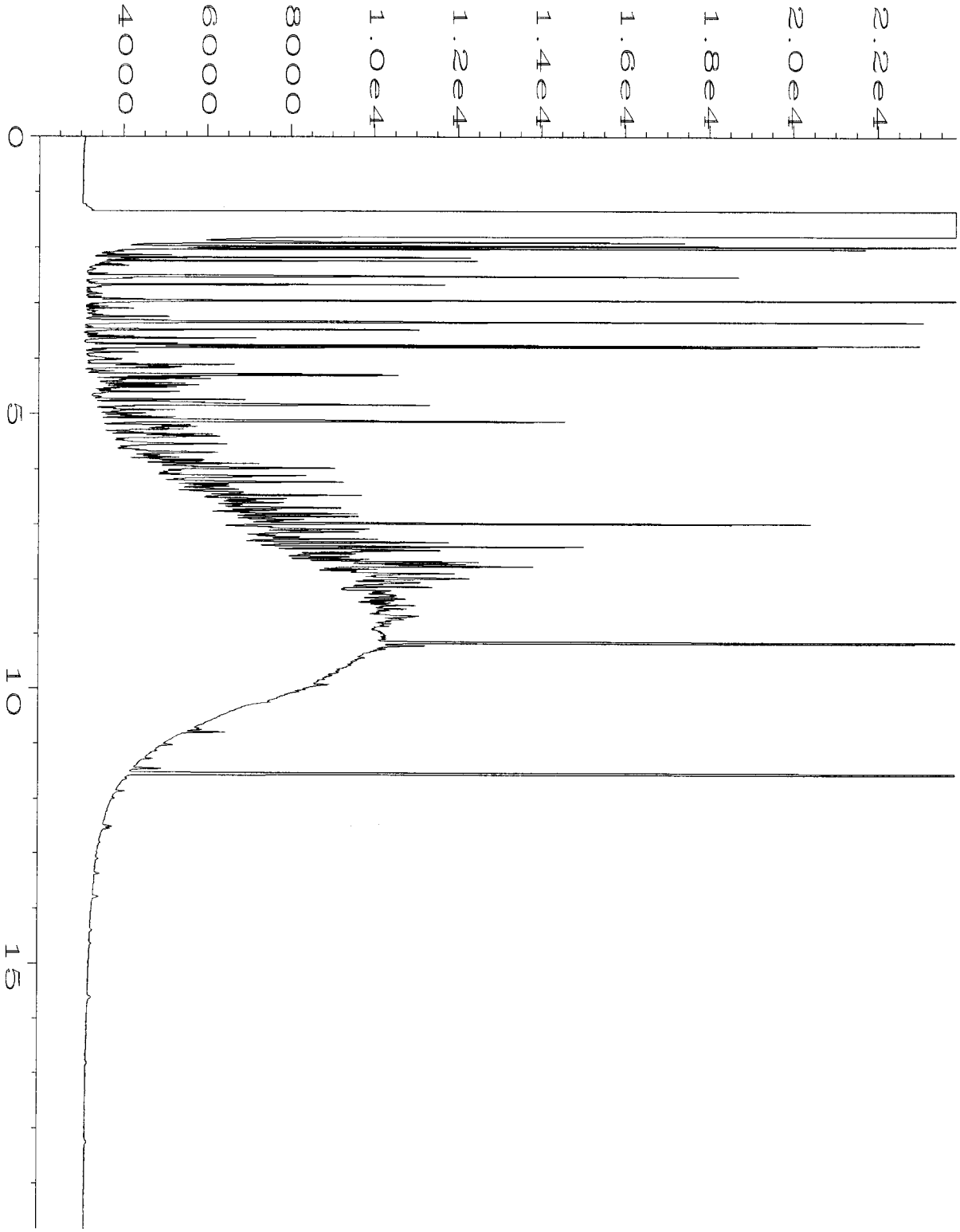

Data File Name : C:\HPCHEM\4\DATA\04-14-11\014F0601.D
Operator : ML
Instrument : GC#4
Sample Name : 104129-01
Run Time Bar Code:
Acquired on : 14 Apr 11 06:28 PM
Report Created on: 15 Apr 11 10:31 AM

Page Number : 1
Vial Number : 14
Injection Number : 1
Sequence Line : 6
Instrument Method: TPHD.MTH
Analysis Method : TPHD.MTH



Data File Name : C:\HPCHEM\4\DATA\04-14-11\015F0601.D
Operator : ML
Instrument : GC#4
Sample Name : 104129-02
Run Time Bar Code:
Acquired on : 14 Apr 11 06:54 PM
Report Created on: 15 Apr 11 10:31 AM

Page Number : 1
Vial Number : 15
Injection Number : 1
Sequence Line : 6
Instrument Method: TPHD.MTH
Analysis Method : TPHD.MTH

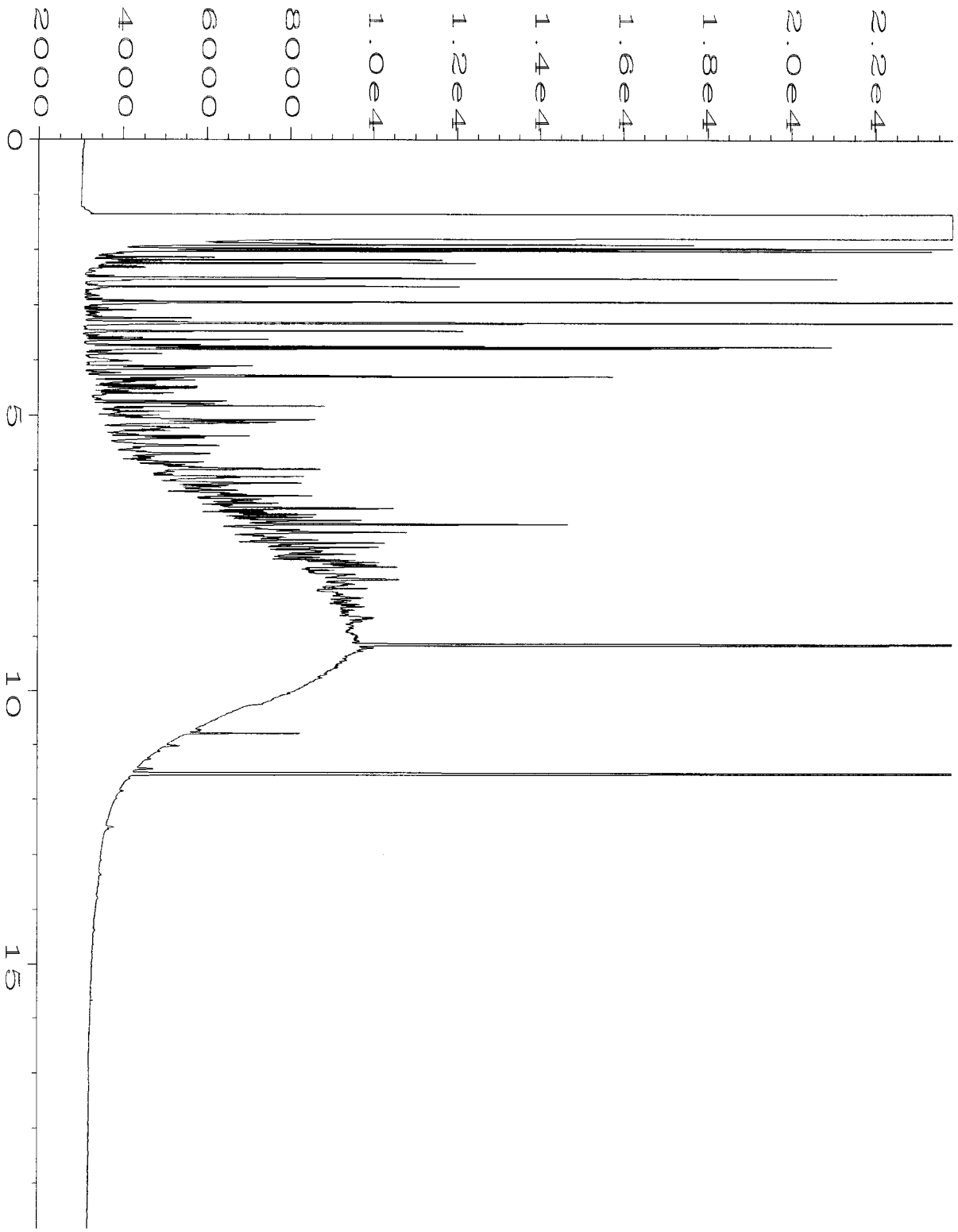

Data File Name : C:\HPCHEM\4\DATA\04-14-11\016F0601.D
Operator : ML
Instrument : GC#4
Sample Name : 104129-03
Run Time Bar Code:
Acquired on : 14 Apr 11 07:21 PM
Report Created on: 15 Apr 11 10:32 AM

Page Number : 1
Vial Number : 16
Injection Number : 1
Sequence Line : 6
Instrument Method: TPHD.MTH
Analysis Method : TPHD.MTH

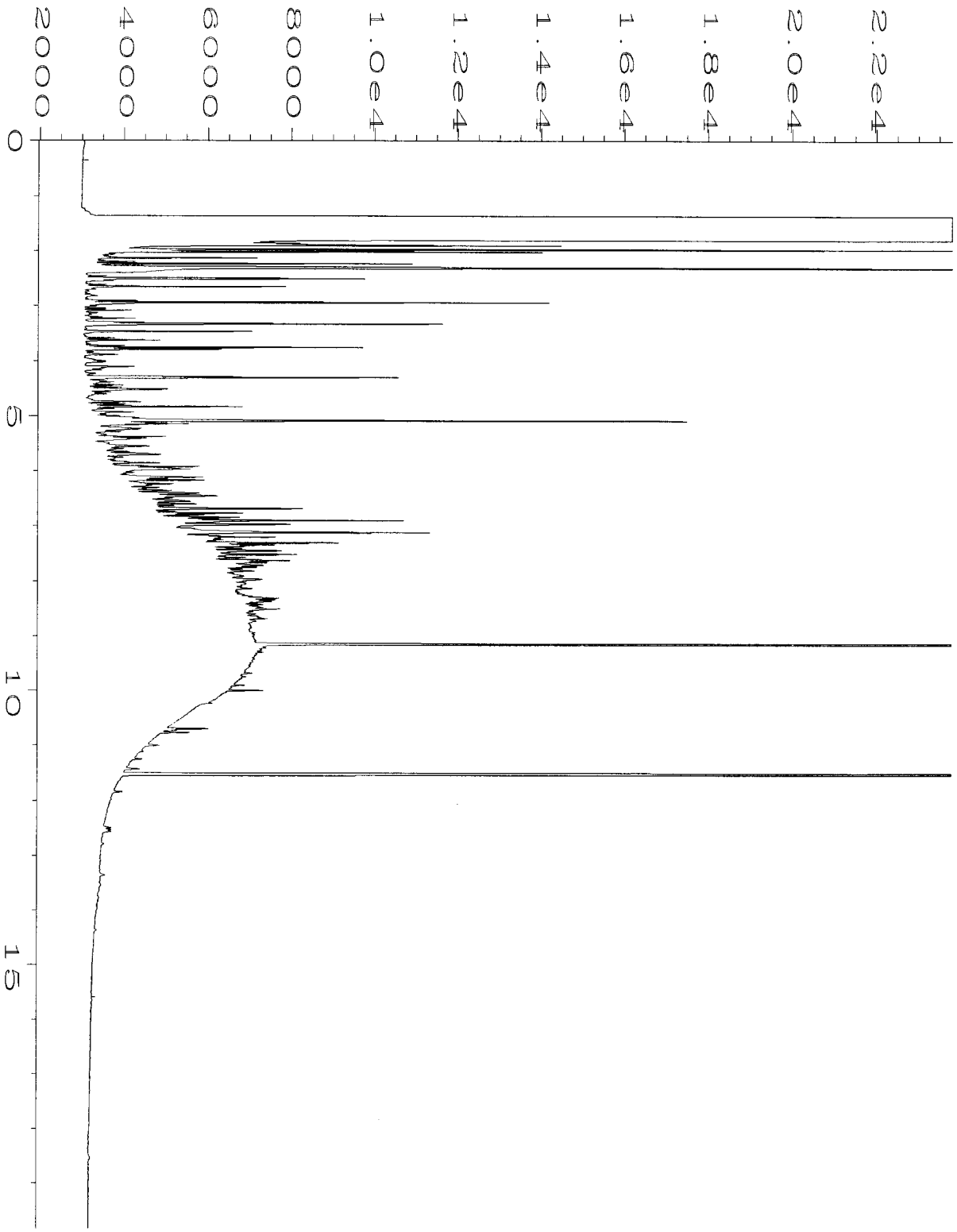

Data File Name : C:\HPCHEM\4\DATA\04-14-11\017F0601.D
Operator : ML
Instrument : GC#4
Sample Name : 104129-04
Run Time Bar Code:
Acquired on : 14 Apr 11 07:47 PM
Report Created on: 15 Apr 11 10:32 AM

Page Number : 1
Vial Number : 17
Injection Number : 1
Sequence Line : 6
Instrument Method: TPHD.MTH
Analysis Method : TPHD.MTH

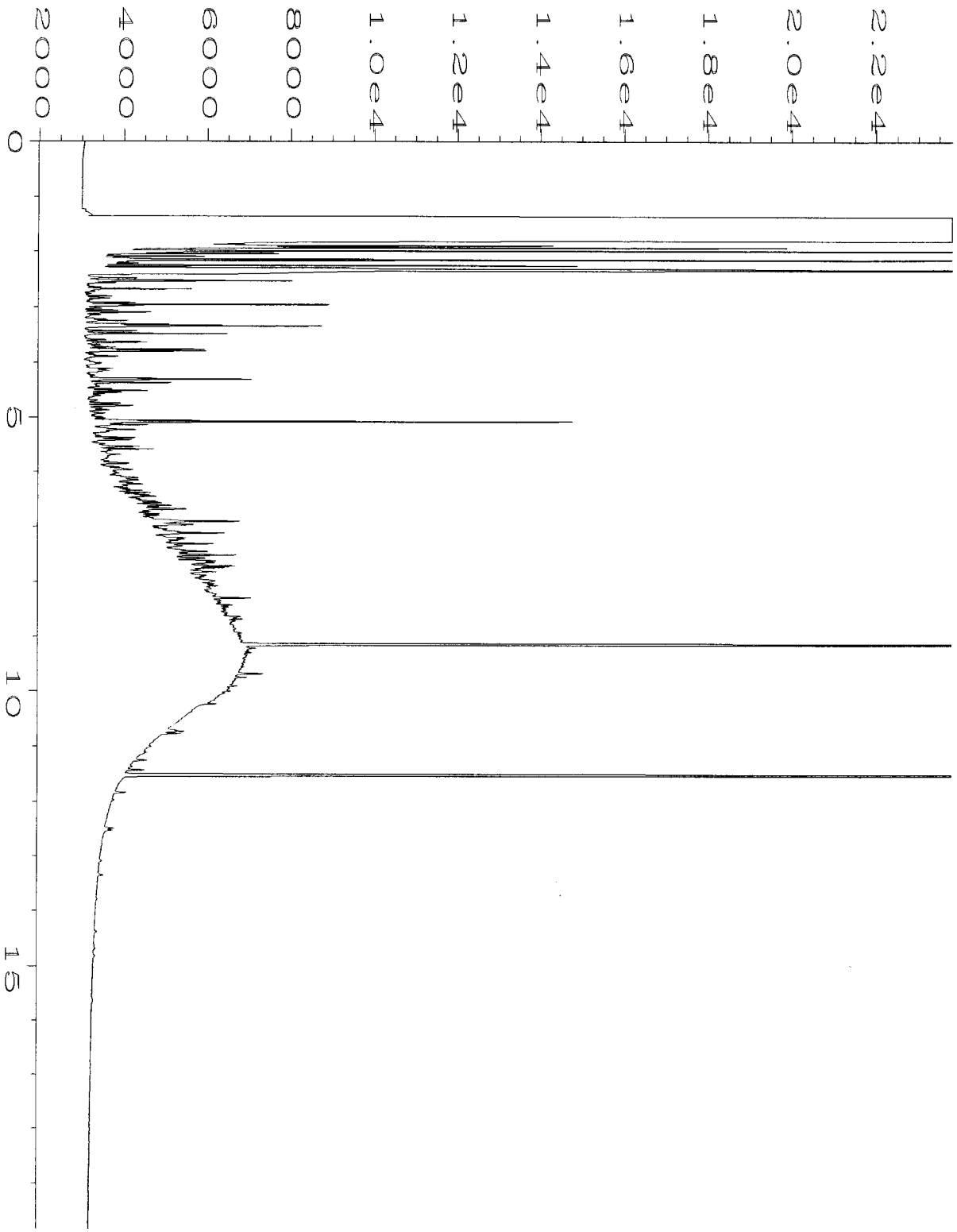

Data File Name : C:\HPCHEM\4\DATA\04-14-11\018F0601.D
Operator : ML
Instrument : GC#4
Sample Name : 104129-05
Run Time Bar Code:
Acquired on : 14 Apr 11 08:14 PM
Report Created on: 15 Apr 11 10:32 AM

Page Number : 1
Vial Number : 18
Injection Number : 1
Sequence Line : 6
Instrument Method: TPHD.MTH
Analysis Method : TPHD.MTH

AQUATIC RESEARCH INCORPORATED

LABORATORY & CONSULTING SERVICES

3927 AURORA AVENUE NORTH, SEATTLE, WA 98103

PHONE: (206) 632-2715 FAX: (206) 632-2417

CASE FILE NUMBER:	**FBI008-04**		**PAGE 1**
REPORT DATE:	**04/22/11**		
DATE SAMPLED:	**04/12/11**	**DATE RECEIVED:**	**04/13/11**

FINAL REPORT, LABORATORY ANALYSIS OF SELECTED PARAMETERS ON WATER SAMPLES FROM FRIEDMAN & BRUYA, INC. / PROJECT NO. 104129

CASE NARRATIVE

Three water samples were received by the laboratory in good condition and analyzed according to the chain of custody. No difficulties were encountered in the preparation or analysis of these samples. Sample data follows while QA/QC data is contained on subsequent pages.

SAMPLE DATA

SAMPLE ID	ALKALINITY (mgCaCO3/l)	SULFATE (mg/L)	SULFIDE (mg/L)	TOTAL-P (mg/L)	TKN (mg/L)
01MW07-20110412	497	43.9	<0.05	0.062	0.491
01MW45-20110412	511	32.0	<0.05	0.094	0.520
01MW44-20110412	448	27.5	<0.05	0.188	0.292

SAMPLE ID	TOTAL IRON (mg/L)	NITRATE (mg/L)	NITRITE (mg/L)	HARDNESS (mgCaCO3/l)
01MW07-20110412	6.15	<0.010	0.007	394
01MW45-20110412	6.77	<0.010	0.005	404
01MW44-20110412	4.95	0.279	0.007	390

AQUATIC RESEARCH INCORPORATED

LABORATORY & CONSULTING SERVICES

3927 AURORA AVENUE NORTH, SEATTLE, WA 98103

PHONE: (206) 632-2715 FAX: (206) 632-2417

CASE FILE NUMBER: FBI008-04

REPORT DATE: 04/22/11

DATE SAMPLED: 04/12/11 **DATE RECEIVED:** 04/13/11

FINAL REPORT, LABORATORY ANALYSIS OF SELECTED PARAMETERS ON WATER SAMPLES FROM FRIEDMAN & BRUYA, INC. / PROJECT NO. 104129

QA/QC DATA

QC PARAMETER	ALKALINITY (mgCaCO3/l)	SULFATE (mg/L)	SULFIDE (mg/L)	TOTAL-P (mg/L)	TKN (mg/L)
METHOD	SM18 2320B	SM184500SO4E	EPA 376.1	EPA 365.1	EPA 351.1
DATE ANALYZED	04/18/11	04/20/11	04/19/11	04/18/11	04/15/11
DETECTION LIMIT	1.00	1.00	0.05	0.002	0.200
DUPLICATE					
SAMPLE ID	01MW44-20110412	BATCH	BATCH	BATCH	BATCH
ORIGINAL	448	20.2	<0.05	0.027	<0.200
DUPLICATE	444	20.0	<0.05	0.028	<0.200
RPD	0.90%	1.01%	NC	3.94%	NC
SPIKE SAMPLE					
SAMPLE ID		BATCH		BATCH	BATCH
ORIGINAL		20.2		0.027	<0.200
SPIKED SAMPLE		30.0		0.073	2.11
SPIKE ADDED		10.0		0.050	2.00
% RECOVERY	NA	98.15%	NA	91.54%	105.59%
QC CHECK					
FOUND	101	10.0		0.091	5.25
TRUE	100	10.0		0.090	5.79
% RECOVERY	101.00%	100.00%	NA	101.56%	90.65%
BLANK	NA	<1.00	<0.05	<0.002	<0.200

RPD = RELATIVE PERCENT DIFFERENCE.
NA = NOT APPLICABLE OR NOT AVAILABLE.
NC = NOT CALCULABLE DUE TO ONE OR MORE VALUES BEING BELOW THE DETECTION LIMIT.
OR = RECOVERY NOT CALCULABLE DUE TO SPIKE SAMPLE OUT OF RANGE OR SPIKE TOO LOW RELATIVE TO SAMPLE CONCENTRATION.

AQUATIC RESEARCH INCORPORATED

LABORATORY & CONSULTING SERVICES

3927 AURORA AVENUE NORTH, SEATTLE, WA 98103

PHONE: (206) 632-2715 FAX: (206) 632-2417

CASE FILE NUMBER:	FBI008-04		PAGE 3
REPORT DATE:	04/22/11		
DATE SAMPLED:	04/12/11	DATE RECEIVED:	04/13/11

FINAL REPORT, LABORATORY ANALYSIS OF SELECTED PARAMETERS ON WATER SAMPLES FROM FRIEDMAN & BRUYA, INC. / PROJECT NO. 104129

QA/QC DATA

QC PARAMETER	TOTAL IRON (mg/L)	NITRATE (mg/L)	NITRITE (mg/L)	HARDNESS (mgCaCO3/l)
METHOD	EPA 200.7	SM184500N03F	EPA 353.2	SM 2340C
DATE ANALYZED	04/19/11	04/13/11	04/14/11	04/20/11
DETECTION LIMIT	0.020	0.010	0.002	2.00
DUPLICATE				
SAMPLE ID	BATCH	BATCH	01MW44-20110412	BATCH
ORIGINAL	0.209	0.053	0.007	2668
DUPLICATE	0.173	0.053	0.007	2638
RPD	18.71%	0.06%	0.00%	1.10%
SPIKE SAMPLE				
SAMPLE ID	BATCH	BATCH	01MW44-20110412	BATCH
ORIGINAL	0.209	0.053	0.007	
SPIKED SAMPLE	8.45	0.251	0.047	
SPIKE ADDED	10.0	0.200	0.040	
% RECOVERY	82.37%	99.08%	100.00%	OR
QC CHECK				
FOUND	9.12	0.422	0.040	40.3
TRUE	10.0	0.408	0.040	40.0
% RECOVERY	91.23%	103.39%	100.00%	100.65%
BLANK	<0.020	<0.010	<0.002	<2.00

RPD = RELATIVE PERCENT DIFFERENCE.
NA = NOT APPLICABLE OR NOT AVAILABLE.
NC = NOT CALCULABLE DUE TO ONE OR MORE VALUES BEING BELOW THE DETECTION LIMIT.
OR = RECOVERY NOT CALCULABLE DUE TO SPIKE SAMPLE OUT OF RANGE OR SPIKE TOO LOW RELATIVE TO SAMPLE CONCENTRATION.

SUBMITTED BY:

Steven Lazoff
Laboratory Director

SUBCONTRACT SAMPLE CHAIN OF CUSTODY

FB1008-04

Send Report To Michael Erdahl
Company Friedman and Bruya, Inc.
Address 3012 16th Ave W
City, State, ZIP Seattle, WA 98119
Phone # (206) 285-8282 Fax # (206) 283-5044

SUBCONTRACTER

PROJECT NAME/NO.: 104129
PO #: A-964

REMARKS
Please Email Results
merdahl@friedmanandbruya.com

Page # _____ of _____

TURNAROUND TIME
☐ Standard (2 Weeks)
☐ RUSH
Rush charges authorized by:

SAMPLE DISPOSAL
☐ Dispose after 30 days
☐ Return samples
☐ Will call with instructions

Sample ID	Lab ID	Date Sampled	Time Sampled	Matrix	# of jars	ANALYSES REQUESTED: Oil and Grease	EPH	VPH	Nitrate	Sulfate	Alkalinity	TOTAL Fe Hardness	Nitrite Sulfide	TKN Total P	Total Fe (Filtered)	Notes
01MW07-20110412		4/12/11	11:50	W	5				X	X	X	X	X	X	X	
01MW45-20110412		4/12/11	14:10	W	5				X	X	X	X	X	X	X	
01MW44-20110412		4/12/11	15:25	W	5				X	X	X	X	X	X	X	

Friedman & Bruya, Inc.
3012 16th Avenue West
Seattle, WA 98119-2029
Ph. (206) 285-8282
Fax (206) 283-5044

	SIGNATURE	PRINT NAME	COMPANY	DATE	TIME
Relinquished by:		~~Michael Erdahl~~ ERIC JOHNSON	Friedman & Bruya	04/13	9:40
Received by:		S. NELSON	KAR	4/13/11	1200
Relinquished by:					
Received by:					

2930 Westlake Ave N Suite 100
Seatlle. WA 98109
T: (206) 352-3790
F: (206) 352-7178
info@fremontanalytical.com

Friedman & Bruya
Michael Erdahl
3012 16th Ave. W.
Seattle, Washington 98119

RE: 104129
Lab ID: 1104045

April 20, 2011

Attention Michael Erdahl:

Fremont Analytical, Inc. received 3 sample(s) on 4/13/2011 for the analyses presented in the following report.

Dissolved Gases by RSK-175

This report consists of the following:

- Case Narrative
- Analytical Results
- Applicable Quality Control Summary Reports
- Chain of Custody

All analyses were performed consistent with the Quality Assurance program of Fremont Analytical, Inc. Please contact the laboratory if you should have any questions about the results.

Thank you for using Fremont Analytical.

Sincerely,

Michael Dee
Sr. Chemist / Principal

Date: *04/20/2011*

CLIENT: Friedman & Bruya
Project: 104129
Lab Order: 1104045

Work Order Sample Summary

Lab Sample ID	Client Sample ID	Date/Time Collected	Date/Time Received
1104045-001	01MW07-20110412	04/12/2011 11:50 AM	04/13/2011 11:10 AM
1104045-002	01MW45-20110412	04/12/2011 2:10 PM	04/13/2011 11:10 AM
1104045-003	01MW44-20110412	04/12/2011 3:25 PM	04/13/2011 11:10 AM

Note: If no "Time Collected" is supplied, a default of 12:00AM is assigned

Case Narrative

WO#: **1104045**
Date: **4/20/2011**

CLIENT: Friedman & Bruya
Project: 104129

I. SAMPLE RECEIPT:
All samples were received intact. The internal ice chest temperatures were measured on receipt (7.2 Degrees C).

II. GENERAL REPORTING COMMENTS:
Results are reported on a wet weight basis unless dry-weight correction is denoted in the units field on the analytical report ("mg/kg-dry" or "ug/kg-dry").

The validity of the analytical procedures for which data is reported in this analytical report is determined by the Laboratory Control Sample (LCS) and the Method Blank (MB). The LCS and the MB are processed with the samples to ensure method criteria are achieved throughout the entire analytical process.

III. ANALYSES AND EXCEPTIONS:
Exceptions associated with this report will be footnoted in the analytical results page(s) or the quality control summary page(s) and/or noted below.

Analytical Report

WO#: **1104045**
Date Reported: **4/20/2011**

Client: Friedman & Bruya
Collection Date: 4/12/2011 11:50:00 AM
Project: 104129
Lab ID: 1104045-001
Matrix: Groundwater
Client Sample ID: 01MW07-20110412

Analyses	Result	RL	Qual	Units	DF	Date Analyzed
Dissolved Gases by RSK-175						Analyst: **MCR**
Methane	0.0604	0.00500		mg/L	1	4/15/2011
Ethene	ND	0.00500		mg/L	1	4/15/2011
Ethane	ND	0.00500		mg/L	1	4/15/2011

Qualifiers:

B	Analyte detected in the associated Method Blank	D	Dilution was required
E	Value above quantitation range	H	Holding times for preparation or analysis exceeded
J	Analyte detected below quantitation limits	ND	Not detected at the Reporting Limit
RL	Reporting Limit	S	Spike recovery outside accepted recovery limits

Analytical Report

WO#: **1104045**
Date Reported: **4/20/2011**

Client: Friedman & Bruya
Collection Date: 4/12/2011 2:10:00 PM
Project: 104129
Lab ID: 1104045-002
Matrix: Groundwater
Client Sample ID: 01MW45-20110412

Analyses	Result	RL	Qual	Units	DF	Date Analyzed
Dissolved Gases by RSK-175						Analyst: **MCR**
Methane	0.0938	0.00500		mg/L	1	4/15/2011
Ethene	ND	0.00500		mg/L	1	4/15/2011
Ethane	ND	0.00500		mg/L	1	4/15/2011

Qualifiers:

B	Analyte detected in the associated Method Blank	D	Dilution was required
E	Value above quantitation range	H	Holding times for preparation or analysis exceeded
J	Analyte detected below quantitation limits	ND	Not detected at the Reporting Limit
RL	Reporting Limit	S	Spike recovery outside accepted recovery limits

Analytical Report

WO#: **1104045**
Date Reported: **4/20/2011**

Client: Friedman & Bruya
Collection Date: 4/12/2011 3:25:00 PM
Project: 104129
Lab ID: 1104045-003
Matrix: Groundwater
Client Sample ID: 01MW44-20110412

Analyses	Result	RL	Qual	Units	DF	Date Analyzed
Dissolved Gases by RSK-175						Analyst: **MCR**
Methane	0.0504	0.00500		mg/L	1	4/15/2011
Ethene	ND	0.00500		mg/L	1	4/15/2011
Ethane	ND	0.00500		mg/L	1	4/15/2011

Qualifiers:

B	Analyte detected in the associated Method Blank	D	Dilution was required
E	Value above quantitation range	H	Holding times for preparation or analysis exceeded
J	Analyte detected below quantitation limits	ND	Not detected at the Reporting Limit
RL	Reporting Limit	S	Spike recovery outside accepted recovery limits

Work Order: 1104045
CLIENT: Friedman & Bruya
Project: 104129

QC SUMMARY REPORT

Dissolved Gases by RSK-175

Sample ID: **LCS-1** SampType: **LCS** Units: **µg/L** Prep Date: RunNo: **586**
Client ID: **LCSW** Batch ID: **R586** Analysis Date: **4/15/2011** SeqNo: **11920**

Analyte	Result	RL	SPK value	SPK Ref Val	%REC	LowLimit	HighLimit	RPD Ref Val	%RPD	RPDLimit	Qual
Methane	105	0.00500	100.0	0	105	80	120				
Ethene	100	0.00500	100.0	0	101	80	120				
Ethane	105	0.00500	100.0	0	105	80	120				

Sample ID: **1104045-001ADUP** SampType: **DUP** Units: **mg/L** Prep Date: RunNo: **586**
Client ID: **01MW07-20110412** Batch ID: **R586** Analysis Date: **4/15/2011** SeqNo: **11930**

Analyte	Result	RL	SPK value	SPK Ref Val	%REC	LowLimit	HighLimit	RPD Ref Val	%RPD	RPDLimit	Qual
Methane	0.0678	0.00500						0.06040	11.5	30	
Ethene	ND	0.00500						0	0	30	
Ethane	ND	0.00500						0	0	30	

Sample ID: **LCS-2** SampType: **LCS** Units: **µg/L** Prep Date: RunNo: **586**
Client ID: **LCSW** Batch ID: **R586** Analysis Date: **4/15/2011** SeqNo: **11943**

Analyte	Result	RL	SPK value	SPK Ref Val	%REC	LowLimit	HighLimit	RPD Ref Val	%RPD	RPDLimit	Qual
Methane	112	0.00500	100.0	0	112	80	120				
Ethene	118	0.00500	100.0	0	118	80	120				
Ethane	89.0	0.00500	100.0	0	89.0	80	120				

Qualifiers:

E	Value above quantitation range	H	Holding times for preparation or analysis exceeded	J	Analyte detected below quantitation limits
ND	Not detected at the Reporting Limit	R	RPD outside accepted recovery limits	RL	Reporting Limit
S	Spike recovery outside accepted recovery limits				

SUBCONTRACT SAMPLE CHAIN OF CUSTODY

110405

Send Report To Michael Erdahl
Company Friedman and Bruya, Inc.
Address 3012 16th Ave W
City, State, ZIP Seattle, WA 98119
Phone # (206) 285-8282 Fax # (206) 283-5044

SUBCONTRACTER

PROJECT NAME/NO. 104129 | PO # A-963

REMARKS
Please Email Results
merdahl@friedmanandbruya.com

Page # _____ of _____

TURNAROUND TIME
☒ Standard (2 Weeks)
☐ RUSH
Rush charges authorized by:

SAMPLE DISPOSAL
☒ Dispose after 30 days
☐ Return samples
☐ Will call with instructions

Sample ID	Lab ID	Date Sampled	Time Sampled	Matrix	# of jars	ANALYSES REQUESTED: Oil and Grease	EPH	VPH	Nitrate	Sulfate	Alkalinity	Methane, Ethane, Ethene by RSK 175			Notes
01MW07-20110412		4/12/11	11:50	W								X			
01MW45-20110412		↓	14:10	W								X			
01MW44 20110412		↓	15:25	W								X			

Friedman & Bruya, Inc.
3012 16th Avenue West
Seattle, WA 98119-2029
Ph. (206) 285-8282
Fax (206) 283-5044

	SIGNATURE	PRINT NAME	COMPANY	DATE	TIME
Relinquished by:		~~Michael Erdahl~~ Eric Young	Friedman & Bruya	04/13	9:40
Received by:		Troy Zehr	FA.	4/13	11:10
Relinquished by:					
Received by:					

104129

SAMPLE CHAIN OF CUSTODY

ME 04/12/11

VS/605/CT

Page # _____ of _____

Send Report To Tim Brown, cc: Jessica Brown, Audrey Hackett, Pete Kingston, Jennifer Cyr

Company SoundEarth Strategies

Address 2811 Fairview Ave E, Ste. 2000

City, State, ZIP Seattle, WA 98102

Phone # 206.306.1900 Fax # 206.306.1907

SAMPLERS *(signature)*: AR

PROJECT NAME/NO.: Seattle Terminal / 01-600

PO #: 0440-004-24

REMARKS

EIM Y / N

TURNAROUND TIME
- ☐ Standard (2 Weeks)
- ☐ RUSH
- Rush charges authorized by:

SAMPLE DISPOSAL
Dispose of after 30 days

Sample ID	Sample Location	Sample Depth	Lab ID	Date Sampled	Time Sampled	Matrix	# of jars	GRPH by NWTPH-Gx and BTEX by EPA 8021B	DRPH/ORPH by NWTPH-Dx	cVOCs by EPA 8260C	Sulfate by SM184500SO4E	Nitrate by SM184500NO3F, Nitrite by EPA 353.2, Total P by EPA 365.1, Alkalinity by Sm18 2320B	Total Fe by EPA 200.7, Hardness by SM2340C	TKN by EPA 351.1	Sulfide by EPA 376.1	Methane, Ethene, and Ethane by RSK 175	Notes
01mw56-20110412		24.5	01 A-F	4/12/11	940	W	6	X	X	X							
01mw58-20110412		29	02 A-F	4/12/11	1042	W	6	X	X	X							
01mw07-20110412		25.5	03 A-M	4/12/11	1150	W	13	X	X	X	X	X	X	X	X	X	
01mw45-20110412		26.5	04 A-M	4/12/11	1410	W	13	X	X	X	X	X	X	X	X	X	
01mw44-20110412		25	05 A-M	4/12/11	1525	W	13	X	X	X	X	X	b	b	X	b	
					AR 4/12/11												

SIGNATURE	PRINT NAME	COMPANY	DATE	TIME
Relinquished by:	Andrew Leaf	SES	4/12/11	1757
Received by:	Kurt Johnson	FBB	4/12/11	1757
Relinquished by:		Samples received at 4 °C		
Received by:				

Friedman & Bruya, Inc.
3012 16th Avenue West
Seattle, WA 98119-2029
Ph. (206) 285-8282
Fax (206) 283-5044

FRIEDMAN & BRUYA, INC.

ENVIRONMENTAL CHEMISTS

James E. Bruya, Ph.D.
Charlene Morrow, M.S.
Yelena Aravkina, M.S.
Bradley T. Benson, B.S.
Kurt Johnson, B.S.

3012 16th Avenue West
Seattle, WA 98119-2029
TEL: (206) 285-8282
FAX: (206) 283-5044
e-mail: fbi@isomedia.com

April 21, 2011

Tim Brown, Project Manager
SoundEarth Strategies
2811 Fairview Ave. East, Suite 2000
Seattle, WA 98102

Dear Mr. Brown:

Included are the results from the testing of material submitted on April 12, 2011 from the TOC_01-600_20110412 WORFDB5, F&BI 104132 project. There are 13 pages included in this report. Any samples that may remain are currently scheduled for disposal in 30 days. If you would like us to return your samples or arrange for long term storage at our offices, please contact us as soon as possible.

We appreciate this opportunity to be of service to you and hope you will call if you should have any questions.

Sincerely,

FRIEDMAN & BRUYA, INC.



Michael Erdahl
Project Manager

Enclosures
c: Mark Chandler, Jessica Brown, Audrey Hackett, Pete Kingston, Jennifer Cyr
SOU0421R.DOC

CASE NARRATIVE

This case narrative encompasses samples received on April 12, 2011 by Friedman & Bruya, Inc. from the SoundEarth Strategies TOC_01-600_20110412 WORFDB5, F&BI 104132 project. Samples were logged in under the laboratory ID's listed below.

Laboratory ID	SoundEarth Strategies
104132-01	01MW57-20110412
104132-02	MW05-20110412
104132-03	MW06-20110412
104132-04	01MW76-20110412
104132-05	01MW15-20110412

All quality control requirements were acceptable.

Date of Report: 04/21/11
Date Received: 04/12/11
Project: TOC_01-600_20110412 WORFDB5, F&BI 104132
Date Extracted: 04/15/11
Date Analyzed: 04/15/11 and 04/20/11

RESULTS FROM THE ANALYSIS OF WATER SAMPLES FOR BENZENE, TOLUENE, ETHYLBENZENE, XYLENES AND TPH AS GASOLINE USING EPA METHOD 8021B AND NWTPH-Gx

Results Reported as ug/L (ppb)

Sample ID Laboratory ID	Benzene	Toluene	Ethyl Benzene	Total Xylenes	Gasoline Range	Surrogate (% Recovery) (Limit 52-124)
01MW57-20110412 104132-01	<1	<1	<1	<3	<100	120
MW05-20110412 104132-02	<1	<1	<1	<3	<100	65
MW06-20110412 104132-03	<1	<1	<1	<3	<100	70
01MW76-20110412 104132-04	<1	<1	<1	<3	<100	55
01MW15-20110412 104132-05	<1	<1	<1	<3	<100	66
Method Blank 01-0695 MB	<1	<1	<1	<3	<100	68

Date of Report: 04/21/11
Date Received: 04/12/11
Project: TOC_01-600_20110412 WORFDB5, F&BI 104132
Date Extracted: 04/14/11
Date Analyzed: 04/14/11 and 04/15/11

RESULTS FROM THE ANALYSIS OF WATER SAMPLES FOR TOTAL PETROLEUM HYDROCARBONS AS DIESEL AND MOTOR OIL USING METHOD NWTPH-Dx

Results Reported as ug/L (ppb)

Sample ID Laboratory ID	Diesel Range (C_{10}-C_{25})	Motor Oil Range (C_{25}-C_{36})	Surrogate (% Recovery) (Limit 47-140)
01MW57-20110412 104132-01	<50	<250	88
MW05-20110412 104132-02	110 x	<250	93
MW06-20110412 104132-03	200 x	<250	88
01MW76-20110412 104132-04	<50	<250	97
01MW15-20110412 104132-05	270 x	<250	92
Method Blank 01-688 MB	<50	<250	86

Analysis For Volatile Compounds By EPA Method 8260C

Client Sample ID:	01MW57-20110412	Client:	SoundEarth Strategies
Date Received:	04/12/11	Project:	TOC_01-600_20110412 WORFDB5
Date Extracted:	04/13/11	Lab ID:	104132-01
Date Analyzed:	04/13/11	Data File:	041321.D
Matrix:	Water	Instrument:	GCMS4
Units:	ug/L (ppb)	Operator:	JS

Surrogates:	% Recovery:	Lower Limit:	Upper Limit:
1,2-Dichloroethane-d4	97	57	121
Toluene-d8	98	63	127
4-Bromofluorobenzene	104	60	133

Compounds:	Concentration ug/L (ppb)
Vinyl chloride	<0.2
Chloroethane	<1
1,1-Dichloroethene	<1
Methylene chloride	<5
trans-1,2-Dichloroethene	<1
1,1-Dichloroethane	<1
cis-1,2-Dichloroethene	<1
1,2-Dichloroethane (EDC)	<1
1,1,1-Trichloroethane	<1
Trichloroethene	<1
Tetrachloroethene	<1

Analysis For Volatile Compounds By EPA Method 8260C

Client Sample ID:	MW05-20110412	Client:	SoundEarth Strategies
Date Received:	04/12/11	Project:	TOC_01-600_20110412 WORFDB5
Date Extracted:	04/13/11	Lab ID:	104132-02
Date Analyzed:	04/13/11	Data File:	041322.D
Matrix:	Water	Instrument:	GCMS4
Units:	ug/L (ppb)	Operator:	JS

Surrogates:	% Recovery:	Lower Limit:	Upper Limit:
1,2-Dichloroethane-d4	97	57	121
Toluene-d8	98	63	127
4-Bromofluorobenzene	106	60	133

Compounds:	Concentration ug/L (ppb)
Vinyl chloride	1.2
Chloroethane	<1
1,1-Dichloroethene	<1
Methylene chloride	<5
trans-1,2-Dichloroethene	<1
1,1-Dichloroethane	<1
cis-1,2-Dichloroethene	7.7
1,2-Dichloroethane (EDC)	<1
1,1,1-Trichloroethane	<1
Trichloroethene	79
Tetrachloroethene	<1

Analysis For Volatile Compounds By EPA Method 8260C

Client Sample ID:	MW06-20110412	Client:	SoundEarth Strategies
Date Received:	04/12/11	Project:	TOC_01-600_20110412 WORFDB5
Date Extracted:	04/13/11	Lab ID:	104132-03
Date Analyzed:	04/13/11	Data File:	041323.D
Matrix:	Water	Instrument:	GCMS4
Units:	ug/L (ppb)	Operator:	JS

Surrogates:	% Recovery:	Lower Limit:	Upper Limit:
1,2-Dichloroethane-d4	99	57	121
Toluene-d8	98	63	127
4-Bromofluorobenzene	105	60	133

Compounds:	Concentration ug/L (ppb)
Vinyl chloride	0.84
Chloroethane	<1
1,1-Dichloroethene	<1
Methylene chloride	<5
trans-1,2-Dichloroethene	<1
1,1-Dichloroethane	<1
cis-1,2-Dichloroethene	<1
1,2-Dichloroethane (EDC)	<1
1,1,1-Trichloroethane	<1
Trichloroethene	<1
Tetrachloroethene	<1

Analysis For Volatile Compounds By EPA Method 8260C

Client Sample ID:	01MW76-20110412	Client:	SoundEarth Strategies
Date Received:	04/12/11	Project:	TOC_01-600_20110412 WORFDB5
Date Extracted:	04/13/11	Lab ID:	104132-04
Date Analyzed:	04/13/11	Data File:	041324.D
Matrix:	Water	Instrument:	GCMS4
Units:	ug/L (ppb)	Operator:	JS

Surrogates:	% Recovery:	Lower Limit:	Upper Limit:
1,2-Dichloroethane-d4	97	57	121
Toluene-d8	97	63	127
4-Bromofluorobenzene	104	60	133

Compounds:	Concentration ug/L (ppb)
Vinyl chloride	<0.2
Chloroethane	<1
1,1-Dichloroethene	<1
Methylene chloride	<5
trans-1,2-Dichloroethene	<1
1,1-Dichloroethane	<1
cis-1,2-Dichloroethene	<1
1,2-Dichloroethane (EDC)	<1
1,1,1-Trichloroethane	<1
Trichloroethene	<1
Tetrachloroethene	<1

Analysis For Volatile Compounds By EPA Method 8260C

Client Sample ID:	01MW15-20110412	Client:	SoundEarth Strategies
Date Received:	04/12/11	Project:	TOC_01-600_20110412 WORFDB5
Date Extracted:	04/13/11	Lab ID:	104132-05
Date Analyzed:	04/14/11	Data File:	041325.D
Matrix:	Water	Instrument:	GCMS4
Units:	ug/L (ppb)	Operator:	JS

Surrogates:	% Recovery:	Lower Limit:	Upper Limit:
1,2-Dichloroethane-d4	97	57	121
Toluene-d8	98	63	127
4-Bromofluorobenzene	106	60	133

Compounds:	Concentration ug/L (ppb)
Vinyl chloride	6.7
Chloroethane	<1
1,1-Dichloroethene	<1
Methylene chloride	<5
trans-1,2-Dichloroethene	<1
1,1-Dichloroethane	<1
cis-1,2-Dichloroethene	2.2
1,2-Dichloroethane (EDC)	<1
1,1,1-Trichloroethane	<1
Trichloroethene	2.7
Tetrachloroethene	<1

Analysis For Volatile Compounds By EPA Method 8260C

Client Sample ID:	Method Blank	Client:	SoundEarth Strategies
Date Received:	NA	Project:	TOC_01-600_20110412 WORFDB5
Date Extracted:	04/13/11	Lab ID:	01-638 mb
Date Analyzed:	04/13/11	Data File:	041307.D
Matrix:	Water	Instrument:	GCMS4
Units:	ug/L (ppb)	Operator:	JS

Surrogates:	% Recovery:	Lower Limit:	Upper Limit:
1,2-Dichloroethane-d4	97	57	121
Toluene-d8	97	63	127
4-Bromofluorobenzene	104	60	133

Compounds:	Concentration ug/L (ppb)
Vinyl chloride	<0.2
Chloroethane	<1
1,1-Dichloroethene	<1
Methylene chloride	<5
trans-1,2-Dichloroethene	<1
1,1-Dichloroethane	<1
cis-1,2-Dichloroethene	<1
1,2-Dichloroethane (EDC)	<1
1,1,1-Trichloroethane	<1
Trichloroethene	<1
Tetrachloroethene	<1

Date of Report: 04/21/11
Date Received: 04/12/11
Project: TOC_01-600_20110412 WORFDB5, F&BI 104132

QUALITY ASSURANCE RESULTS FOR THE ANALYSIS OF WATER SAMPLES FOR BENZENE, TOLUENE, ETHYLBENZENE, XYLENES, AND TPH AS GASOLINE USING EPA METHOD 8021B AND NWTPH-Gx

Laboratory Code: 104132-01 (Duplicate)

Analyte	Reporting Units	Sample Result	Duplicate Result	Relative Percent Difference (Limit 20)
Benzene	ug/L (ppb)	<1	<1	nm
Toluene	ug/L (ppb)	1.2	<1	nm
Ethylbenzene	ug/L (ppb)	<1	<1	nm
Xylenes	ug/L (ppb)	<3	<3	nm
Gasoline	ug/L (ppb)	<100	<100	nm

Laboratory Code: Laboratory Control Sample

Analyte	Reporting Units	Spike Level	Percent Recovery LCS	Acceptance Criteria
Benzene	ug/L (ppb)	50	84	65-118
Toluene	ug/L (ppb)	50	74	72-122
Ethylbenzene	ug/L (ppb)	50	74	73-126
Xylenes	ug/L (ppb)	150	74	74-118
Gasoline	ug/L (ppb)	1,000	100	69-134

Date of Report: 04/21/11
Date Received: 04/12/11
Project: TOC_01-600_20110412 WORFDB5, F&BI 104132

QUALITY ASSURANCE RESULTS FOR THE ANALYSIS OF WATER SAMPLES FOR TOTAL PETROLEUM HYDROCARBONS AS DIESEL EXTENDED USING METHOD NWTPH-Dx

Laboratory Code: Laboratory Control Sample

Analyte	Reporting Units	Spike Level	Percent Recovery LCS	Percent Recovery LCSD	Acceptance Criteria	RPD (Limit 20)
Diesel Extended	ug/L (ppb)	2,500	98	101	61-133	3

Date of Report: 04/21/11
Date Received: 04/12/11
Project: TOC_01-600_20110412 WORFDB5, F&BI 104132

QUALITY ASSURANCE RESULTS FOR THE ANALYSIS OF WATER SAMPLES FOR VOLATILES BY EPA METHOD 8260C

Laboratory Code: 104106-01 (Matrix Spike)

Analyte	Reporting Units	Spike Level	Sample Result	Percent Recovery MS	Acceptance Criteria
Vinyl chloride	ug/L (ppb)	50	<0.2	113	36-166
Chloroethane	ug/L (ppb)	50	<1	109	46-160
1,1-Dichloroethene	ug/L (ppb)	50	<1	92	60-136
Methylene chloride	ug/L (ppb)	50	<5	107	67-132
trans-1,2-Dichloroethene	ug/L (ppb)	50	<1	101	72-129
1,1-Dichloroethane	ug/L (ppb)	50	<1	101	70-128
cis-1,2-Dichloroethene	ug/L (ppb)	50	<1	103	71-127
1,2-Dichloroethane (EDC)	ug/L (ppb)	50	<1	100	69-133
1,1,1-Trichloroethane	ug/L (ppb)	50	<1	104	60-146
Trichloroethene	ug/L (ppb)	50	<1	100	66-135
Tetrachloroethene	ug/L (ppb)	50	<1	95	73-129

Laboratory Code: Laboratory Control Sample

Analyte	Reporting Units	Spike Level	Percent Recovery LCS	Percent Recovery LCSD	Acceptance Criteria	RPD (Limit 20)
Vinyl chloride	ug/L (ppb)	50	102	110	50-154	8
Chloroethane	ug/L (ppb)	50	88	96	58-146	9
1,1-Dichloroethene	ug/L (ppb)	50	86	90	67-136	5
Methylene chloride	ug/L (ppb)	50	98	101	39-148	3
trans-1,2-Dichloroethene	ug/L (ppb)	50	98	98	68-128	0
1,1-Dichloroethane	ug/L (ppb)	50	98	98	79-121	0
cis-1,2-Dichloroethene	ug/L (ppb)	50	103	102	80-123	1
1,2-Dichloroethane (EDC)	ug/L (ppb)	50	91	90	73-132	1
1,1,1-Trichloroethane	ug/L (ppb)	50	93	96	83-130	3
Trichloroethene	ug/L (ppb)	50	95	95	80-120	0
Tetrachloroethene	ug/L (ppb)	50	96	96	76-121	0

Data Qualifiers & Definitions

a - The analyte was detected at a level less than five times the reporting limit. The RPD results may not provide reliable information on the variability of the analysis.

A1 – More than one compound of similar molecule structure was identified with equal probability.

b - The analyte was spiked at a level that was less than five times that present in the sample. Matrix spike recoveries may not be meaningful.

ca - The calibration results for this range fell outside of acceptance criteria. The value reported is an estimate.

c - The presence of the analyte indicated may be due to carryover from previous sample injections.

d - The sample was diluted. Detection limits may be raised due to dilution.

ds - The sample was diluted. Detection limits are raised due to dilution and surrogate recoveries may not be meaningful.

dv - Insufficient sample was available to achieve normal reporting limits and limits are raised accordingly.

fb - Analyte present in the blank and the sample.

fc – The compound is a common laboratory and field contaminant.

hr - The sample and duplicate were reextracted and reanalyzed. RPD results were still outside of control limits. The variability is attributed to sample inhomogeneity.

ht - Analysis performed outside the method or client-specified holding time requirement.

ip - Recovery fell outside of normal control limits. Compounds in the sample matrix interfered with the quantitation of the analyte.

j – The result is below normal reporting limits. The value reported is an estimate.

J - The internal standard associated with the analyte is out of control limits. The reported concentration is an estimate.

jl - The analyte result in the laboratory control sample is out of control limits. The reported concentration should be considered an estimate.

jr - The rpd result in laboratory control sample associated with the analyte is out of control limits. The reported concentration should be considered an estimate.

js - The surrogate associated with the analyte is out of control limits. The reported concentration should be considered an estimate.

lc - The presence of the compound indicated is likely due to laboratory contamination.

L - The reported concentration was generated from a library search.

nm - The analyte was not detected in one or more of the duplicate analyses. Therefore, calculation of the RPD is not applicable.

pc – The sample was received in a container not approved by the method. The value reported should be considered an estimate.

pr – The sample was received with incorrect preservation. The value reported should be considered an estimate.

ve - Estimated concentration calculated for an analyte response above the valid instrument calibration range. A dilution is required to obtain an accurate quantification of the analyte.

vo - The value reported fell outside the control limits established for this analyte.

x - The sample chromatographic pattern does not resemble the fuel standard used for quantitation.



Data File Name : C:\HPCHEM\4\DATA\04-14-11\023F0801.D
Operator : ML
Instrument : GC#4
Sample Name : 104132-01
Run Time Bar Code:
Acquired on : 14 Apr 11 11:19 PM
Report Created on: 15 Apr 11 10:33 AM

Page Number : 1
Vial Number : 23
Injection Number : 1
Sequence Line : 8
Instrument Method: TPHD.MTH
Analysis Method : TPHD.MTH

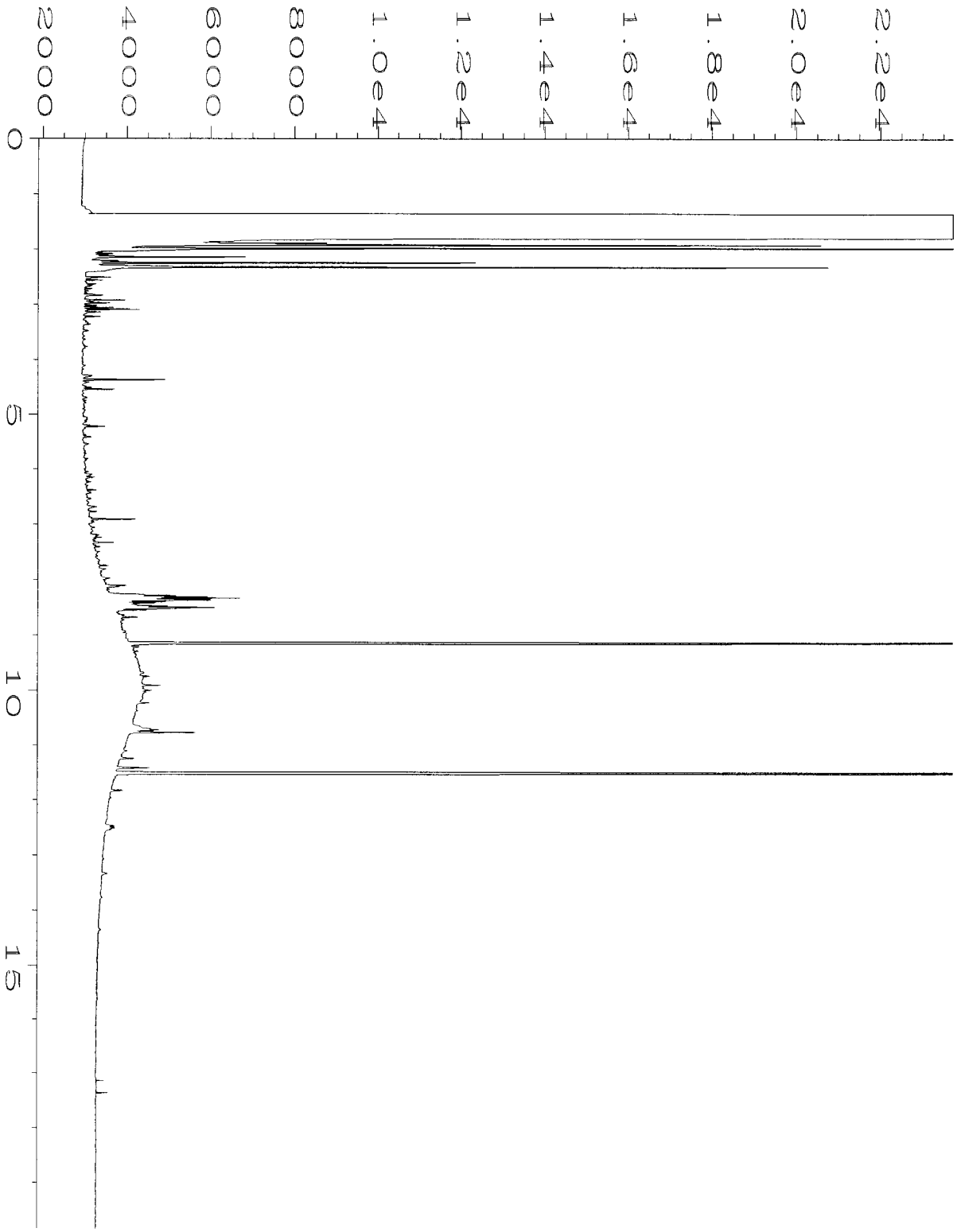

Data File Name : C:\HPCHEM\4\DATA\04-14-11\024F0801.D
Operator : ML
Instrument : GC#4
Sample Name : 104132-02
Run Time Bar Code:
Acquired on : 14 Apr 11 11:46 PM
Report Created on: 15 Apr 11 10:33 AM

Page Number : 1
Vial Number : 24
Injection Number : 1
Sequence Line : 8
Instrument Method: TPHD.MTH
Analysis Method : TPHD.MTH

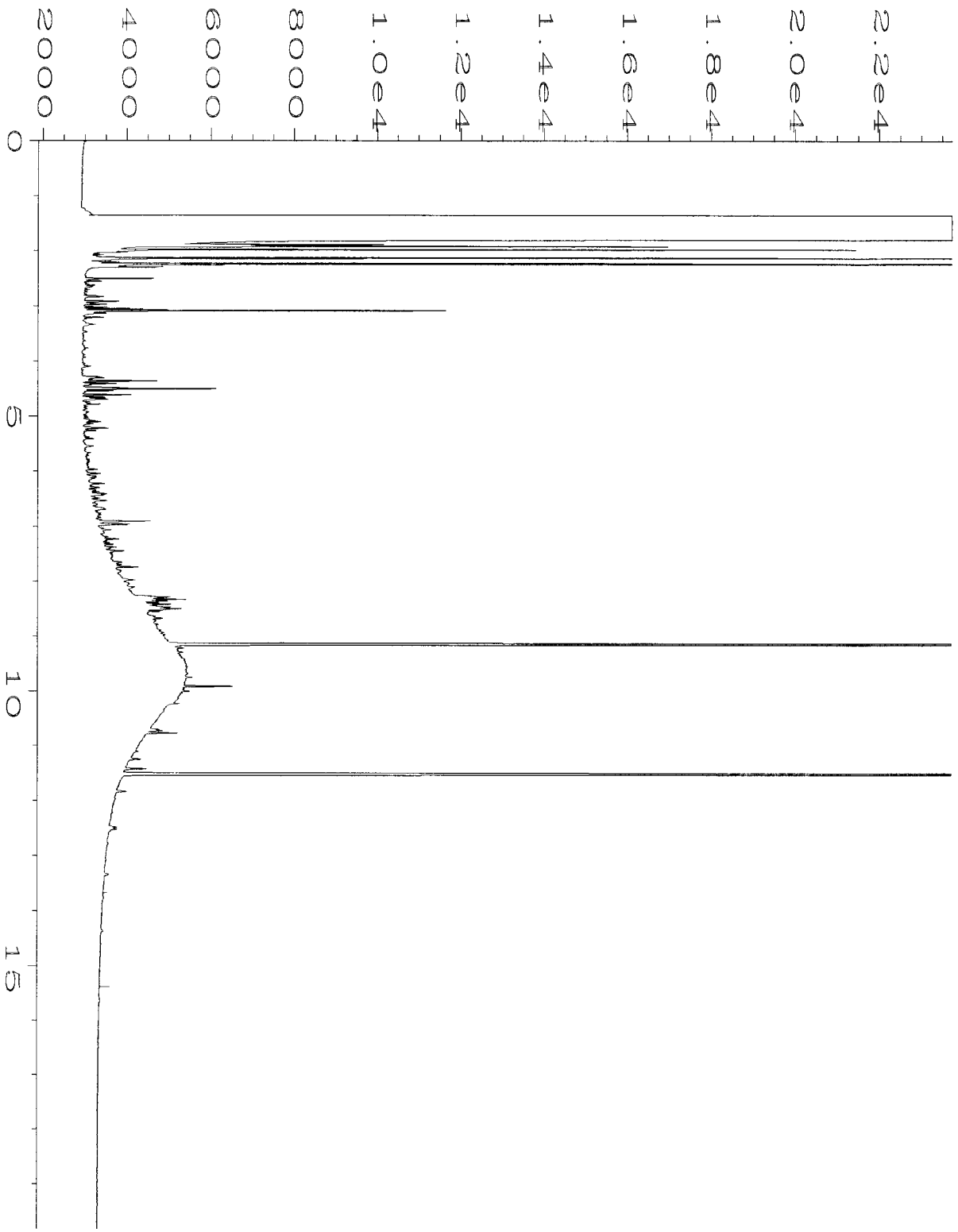

Data File Name : C:\HPCHEM\4\DATA\04-14-11\025F0801.D
Operator : ML
Instrument : GC#4
Sample Name : 104132-03
Run Time Bar Code:
Acquired on : 15 Apr 11 00:12 AM
Report Created on: 15 Apr 11 10:33 AM

Page Number : 1
Vial Number : 25
Injection Number : 1
Sequence Line : 8
Instrument Method: TPHD.MTH
Analysis Method : TPHD.MTH

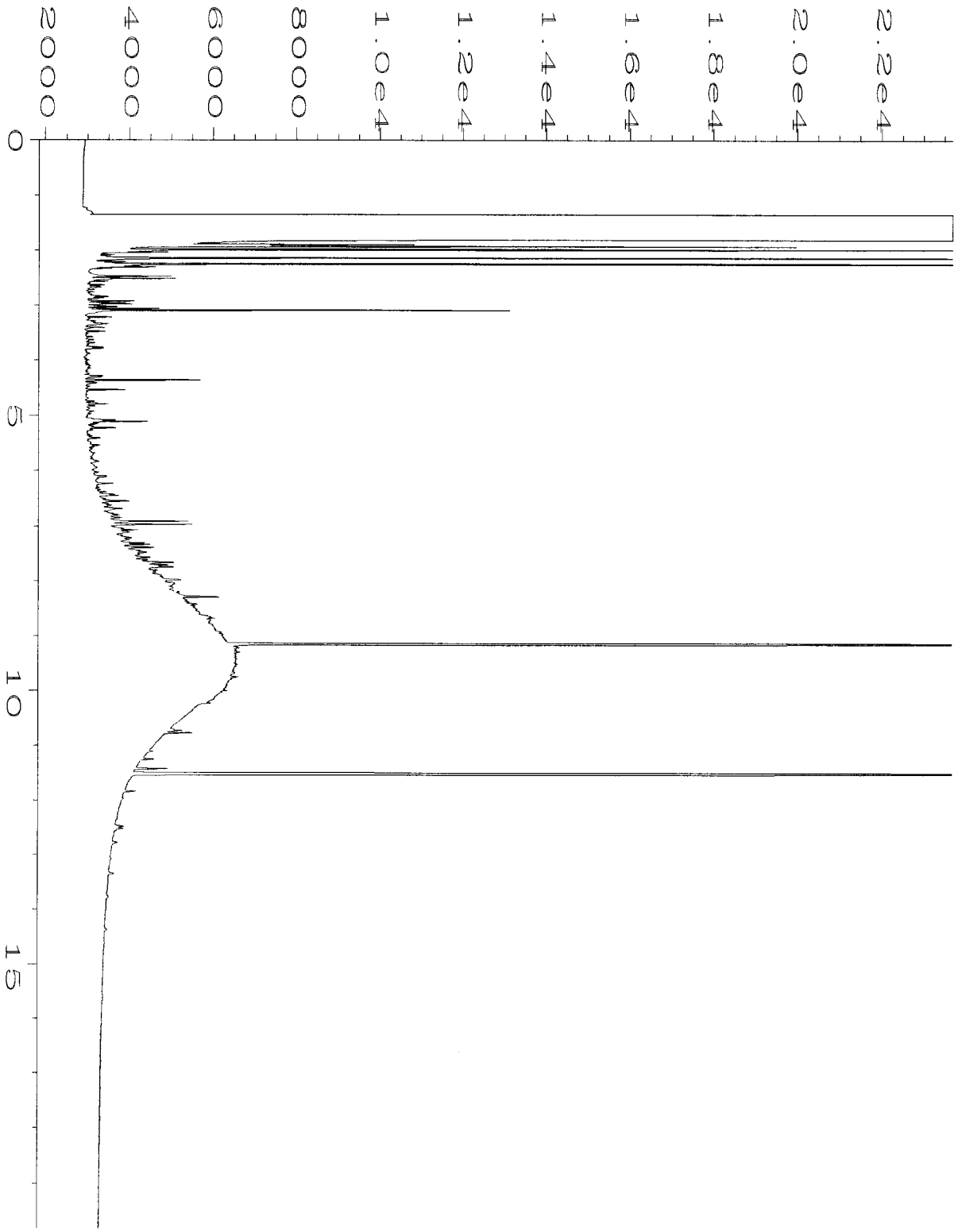

Data File Name : C:\HPCHEM\4\DATA\04-14-11\027F0801.D
Operator : ML
Instrument : GC#4
Sample Name : 104132-05
Run Time Bar Code:
Acquired on : 15 Apr 11 01:05 AM
Report Created on: 15 Apr 11 10:33 AM

Page Number : 1
Vial Number : 27
Injection Number : 1
Sequence Line : 8
Instrument Method: TPHD.MTH
Analysis Method : TPHD.MTH



Data File Name : C:\HPCHEM\4\DATA\04-14-11\026F0801.D
Operator : ML
Instrument : GC#4
Sample Name : 104132-04
Run Time Bar Code:
Acquired on : 15 Apr 11 00:39 AM
Report Created on: 15 Apr 11 10:33 AM

Page Number : 1
Vial Number : 26
Injection Number : 1
Sequence Line : 8
Instrument Method: TPHD.MTH
Analysis Method : TPHD.MTH

104132

SAMPLE CHAIN OF CUSTODY

ME 04/12/11 VST/COS

Page # 1 of 1

Send Report To Tim Brown, cc: Jessica Brown, Audrey Hackett, Pete Kingston, Jennifer Cyr

Company SoundEarth Strategies

Address 2811 Fairview Ave E, Ste. 2000

City, State, ZIP Seattle, WA 98102

Phone # 206.306.1900 Fax # 206.306.1907

SAMPLERS *(signature)*

PROJECT NAME/NO.: Seattle Terminal / 01-600

PO #: 0440-004-24

REMARKS

EIM Y / N

TURNAROUND TIME

☒ Standard (2 Weeks)

☐ RUSH

Rush charges authorized by:

SAMPLE DISPOSAL
Dispose of after 30 days

Sample ID	Sample Location	Sample Depth	Lab ID	Date Sampled	Time Sampled	Matrix	# of jars	GRPH by NWTPH-Gx and BTEX by EPA 8021B	DRPH/ORPH by NWTPH-Dx	cVOCs by EPA 8260C	Sulfate by SM184500SO4E	Nitrate by SM184500NO3F, Nitrite by EPA 353.2, Total P by EPA 365.1, Alkalinity by Sm18 2320B	Total Fe by EPA 200.7, Hardness by SM2340C	TKN by EPA 351.1	Sulfide by EPA 376.1	Methane, Ethene, and Ethane by RSK 175	Notes
01MW57-20110412	01MW57	38	01 A-E	4/12/11	1042	H2O	6	X	X	X							
MW05-20110412	MW05	24.5	02		1206			X	X	X							
MW06-20110412	MW06	25	03		1335			X	X	X							
01MW26-20110412	01MW26	37	04		1508			X	X	X							
01MW15-20110412	01MW15	25	05		1631			X	X	X							

DM 4/12/11

Friedman & Bruya, Inc.
3012 16th Avenue West
Seattle, WA 98119-2029
Ph. (206) 285-8282
Fax (206) 283-5044

	SIGNATURE	PRINT NAME	COMPANY	DATE	TIME
Relinquished by:		David Mandel	SES	4/12/11	1757
Received by:		Kurt Johnson	F & B	4/12/11	1757
Relinquished by:			Samples received at 3 °C		
Received by:					

FRIEDMAN & BRUYA, INC.

ENVIRONMENTAL CHEMISTS

James E. Bruya, Ph.D.
Charlene Morrow, M.S.
Yelena Aravkina, M.S.
Bradley T. Benson, B.S.
Kurt Johnson, B.S.

3012 16th Avenue West
Seattle, WA 98119-2029
TEL: (206) 285-8282
FAX: (206) 283-5044
e-mail: fbi@isomedia.com

April 29, 2011

Tim Brown, Project Manager
SoundEarth Strategies
2811 Fairview Ave. East, Suite 2000
Seattle, WA 98102

Dear Mr. Brown:

Included are the results from the testing of material submitted on April 13, 2011 from the TOC_01-600_20110413 WORFDB5, F&BI 104147 project. There are 19 pages included in this report. Any samples that may remain are currently scheduled for disposal in 30 days. If you would like us to return your samples or arrange for long term storage at our offices, please contact us as soon as possible.

We appreciate this opportunity to be of service to you and hope you will call if you should have any questions.

Sincerely,

FRIEDMAN & BRUYA, INC.



Michael Erdahl
Project Manager

Enclosures
c: Mark Chandler, Jessica Brown, Audrey Hackett, Pete Kingston, Jennifer Cyr
SOU0429R.DOC

CASE NARRATIVE

This case narrative encompasses samples received on April 13, 2011 by Friedman & Bruya, Inc. from the SoundEarth Strategies TOC_01-600_20110413 WORFDB5, F&BI 104147 project. Samples were logged in under the laboratory ID's listed below.

Laboratory ID	SoundEarth Strategies
104147-01	01MW53-20110413
104147-02	01MW55-20110413
104147-03	01MW70-20110413
104147-04	01MW71-20110413
104147-05	01MW79-20110413

Samples 01MW53-20110413 and 01MW55-20110413 were sent to Aquatic Research for nitrate, sulfate, alkalinity, phosphorus, hardness, total Fe, TKN, nitrite, and sulfide analyses. In addition, the sample was sent to Fremont Analytical for dissolved gasses analysis. Review of the enclosed reports indicates that all quality assurance were acceptable.

1,1,1-Trichloroethane failed the acceptance criteria in the 8260C laboratory control sample for the full concentration analysis of the samples. The data were flagged accordingly.

All quality control requirements were acceptable.

Date of Report: 04/29/11
Date Received: 04/13/11
Project: TOC_01-600_20110413 WORFDB5, F&BI 104147
Date Extracted: 04/15/11
Date Analyzed: 04/15/11

RESULTS FROM THE ANALYSIS OF WATER SAMPLES FOR BENZENE, TOLUENE, ETHYLBENZENE, XYLENES AND TPH AS GASOLINE USING EPA METHOD 8021B AND NWTPH-Gx

Results Reported as ug/L (ppb)

Sample ID Laboratory ID	Benzene	Toluene	Ethyl Benzene	Total Xylenes	Gasoline Range	Surrogate (% Recovery) (Limit 52-124)
01MW53-20110413 104147-01	<1	<1	<1	<3	<100	63
01MW55-20110413 104147-02	3.5	1.3	<1	<3	2,200 x	84
01MW70-20110413 104147-03	<1	<1	<1	<3	190 x	61
01MW71-20110413 104147-04	<1	1.4	<1	<3	900 x	71
01MW79-20110413 104147-05	1.2	<1	<1	<3	190 x	60
Method Blank 01-0695 MB	<1	<1	<1	<3	<100	68

Date of Report: 04/29/11
Date Received: 04/13/11
Project: TOC_01-600_20110413 WORFDB5, F&BI 104147
Date Extracted: 04/14/11
Date Analyzed: 04/15/11

RESULTS FROM THE ANALYSIS OF WATER SAMPLES FOR TOTAL PETROLEUM HYDROCARBONS AS DIESEL AND MOTOR OIL USING METHOD NWTPH-Dx

Results Reported as ug/L (ppb)

Sample ID Laboratory ID	Diesel Range (C_{10}-C_{25})	Motor Oil Range (C_{25}-C_{36})	Surrogate (% Recovery) (Limit 47-140)
01MW53-20110413 104147-01	420 x	300 x	75
01MW55-20110413 104147-02	680 x	410 x	91
01MW70-20110413 104147-03	980 x	760 x	78
01MW71-20110413 104147-04	1,100 x	860 x	89
01MW79-20110413 104147-05	800 x	400 x	92
Method Blank 01-689 MB	<50	<250	91

Analysis For Volatile Compounds By EPA Method 8260C

Client Sample ID:	01MW53-20110413	Client:	SoundEarth Strategies
Date Received:	04/13/11	Project:	TOC_01-600_20110413 WORFDB5
Date Extracted:	04/15/11	Lab ID:	104147-01
Date Analyzed:	04/15/11	Data File:	041516.D
Matrix:	Water	Instrument:	GCMS4
Units:	ug/L (ppb)	Operator:	JS

Surrogates:	% Recovery:	Lower Limit:	Upper Limit:
1,2-Dichloroethane-d4	100	57	121
Toluene-d8	98	63	127
4-Bromofluorobenzene	105	60	133

Compounds:	Concentration ug/L (ppb)
Vinyl chloride	0.22
Chloroethane	<1
1,1-Dichloroethene	<1
Methylene chloride	<5
trans-1,2-Dichloroethene	<1
1,1-Dichloroethane	<1
cis-1,2-Dichloroethene	<1
1,2-Dichloroethane (EDC)	<1
1,1,1-Trichloroethane	<1 jl
Trichloroethene	<1
Tetrachloroethene	<1

Analysis For Volatile Compounds By EPA Method 8260C

Client Sample ID:	01MW55-20110413	Client:	SoundEarth Strategies
Date Received:	04/13/11	Project:	TOC_01-600_20110413 WORFDB5
Date Extracted:	04/15/11	Lab ID:	104147-02
Date Analyzed:	04/15/11	Data File:	041517.D
Matrix:	Water	Instrument:	GCMS4
Units:	ug/L (ppb)	Operator:	JS

Surrogates:	% Recovery:	Lower Limit:	Upper Limit:
1,2-Dichloroethane-d4	102	57	121
Toluene-d8	102	63	127
4-Bromofluorobenzene	107	60	133

Compounds:	Concentration ug/L (ppb)
Vinyl chloride	98
Chloroethane	<1
1,1-Dichloroethene	7.4
Methylene chloride	<5
trans-1,2-Dichloroethene	13
1,1-Dichloroethane	<1
cis-1,2-Dichloroethene	460 ve
1,2-Dichloroethane (EDC)	<1
1,1,1-Trichloroethane	<1 jl
Trichloroethene	2,100 ve
Tetrachloroethene	4.3

Analysis For Volatile Compounds By EPA Method 8260C

Client Sample ID:	01MW55-20110413	Client:	SoundEarth Strategies
Date Received:	04/13/11	Project:	TOC_01-600_20110413 WORFDB5
Date Extracted:	04/23/11	Lab ID:	104147-02 1/100
Date Analyzed:	04/24/11	Data File:	042333.D
Matrix:	Water	Instrument:	GCMS5
Units:	ug/L (ppb)	Operator:	JS

Surrogates:	% Recovery:	Lower Limit:	Upper Limit:
1,2-Dichloroethane-d4	99	63	127
Toluene-d8	97	65	127
4-Bromofluorobenzene	95	40	157

Compounds:	Concentration ug/L (ppb)
Vinyl chloride	83
Chloroethane	<100
1,1-Dichloroethene	<100
Methylene chloride	<500
trans-1,2-Dichloroethene	<100
1,1-Dichloroethane	<100
cis-1,2-Dichloroethene	440
1,2-Dichloroethane (EDC)	<100
1,1,1-Trichloroethane	<100
Trichloroethene	4,100
Tetrachloroethene	<100

Analysis For Volatile Compounds By EPA Method 8260C

Client Sample ID:	01MW70-20110413	Client:	SoundEarth Strategies
Date Received:	04/13/11	Project:	TOC_01-600_20110413 WORFDB5
Date Extracted:	04/15/11	Lab ID:	104147-03
Date Analyzed:	04/15/11	Data File:	041518.D
Matrix:	Water	Instrument:	GCMS4
Units:	ug/L (ppb)	Operator:	JS

Surrogates:	% Recovery:	Lower Limit:	Upper Limit:
1,2-Dichloroethane-d4	100	57	121
Toluene-d8	99	63	127
4-Bromofluorobenzene	108	60	133

Compounds:	Concentration ug/L (ppb)
Vinyl chloride	1.1
Chloroethane	<1
1,1-Dichloroethene	<1
Methylene chloride	<5
trans-1,2-Dichloroethene	19
1,1-Dichloroethane	<1
cis-1,2-Dichloroethene	38
1,2-Dichloroethane (EDC)	<1
1,1,1-Trichloroethane	<1 jl
Trichloroethene	340 ve
Tetrachloroethene	<1

Analysis For Volatile Compounds By EPA Method 8260C

Client Sample ID:	01MW70-20110413	Client:	SoundEarth Strategies
Date Received:	04/13/11	Project:	TOC_01-600_20110413 WORFDB5
Date Extracted:	04/23/11	Lab ID:	104147-03 1/10
Date Analyzed:	04/24/11	Data File:	042336.D
Matrix:	Water	Instrument:	GCMS5
Units:	ug/L (ppb)	Operator:	JS

Surrogates:	% Recovery:	Lower Limit:	Upper Limit:
1,2-Dichloroethane-d4	99	63	127
Toluene-d8	95	65	127
4-Bromofluorobenzene	97	40	157

Compounds:	Concentration ug/L (ppb)
Vinyl chloride	<2
Chloroethane	<10
1,1-Dichloroethene	<10
Methylene chloride	<50
trans-1,2-Dichloroethene	15
1,1-Dichloroethane	<10
cis-1,2-Dichloroethene	33
1,2-Dichloroethane (EDC)	<10
1,1,1-Trichloroethane	<10
Trichloroethene	330
Tetrachloroethene	<10

Analysis For Volatile Compounds By EPA Method 8260C

Client Sample ID:	01MW71-20110413	Client:	SoundEarth Strategies
Date Received:	04/13/11	Project:	TOC_01-600_20110413 WORFDB5
Date Extracted:	04/15/11	Lab ID:	104147-04
Date Analyzed:	04/15/11	Data File:	041519.D
Matrix:	Water	Instrument:	GCMS4
Units:	ug/L (ppb)	Operator:	JS

Surrogates:	% Recovery:	Lower Limit:	Upper Limit:
1,2-Dichloroethane-d4	101	57	121
Toluene-d8	100	63	127
4-Bromofluorobenzene	109	60	133

Compounds:	Concentration ug/L (ppb)
Vinyl chloride	4.9
Chloroethane	<1
1,1-Dichloroethene	2.0
Methylene chloride	<5
trans-1,2-Dichloroethene	5.5
1,1-Dichloroethane	<1
cis-1,2-Dichloroethene	95
1,2-Dichloroethane (EDC)	<1
1,1,1-Trichloroethane	<1 jl
Trichloroethene	1,400 ve
Tetrachloroethene	<1

Analysis For Volatile Compounds By EPA Method 8260C

Client Sample ID:	01MW71-20110413	Client:	SoundEarth Strategies
Date Received:	04/13/11	Project:	TOC_01-600_20110413 WORFDB5
Date Extracted:	04/23/11	Lab ID:	104147-04 1/100
Date Analyzed:	04/24/11	Data File:	042334.D
Matrix:	Water	Instrument:	GCMS5
Units:	ug/L (ppb)	Operator:	JS

Surrogates:	% Recovery:	Lower Limit:	Upper Limit:
1,2-Dichloroethane-d4	101	63	127
Toluene-d8	99	65	127
4-Bromofluorobenzene	95	40	157

Compounds:	Concentration ug/L (ppb)
Vinyl chloride	<20
Chloroethane	<100
1,1-Dichloroethene	<100
Methylene chloride	<500
trans-1,2-Dichloroethene	<100
1,1-Dichloroethane	<100
cis-1,2-Dichloroethene	<100
1,2-Dichloroethane (EDC)	<100
1,1,1-Trichloroethane	<100
Trichloroethene	1,700
Tetrachloroethene	<100

Analysis For Volatile Compounds By EPA Method 8260C

Client Sample ID:	01MW79-20110413	Client:	SoundEarth Strategies
Date Received:	04/13/11	Project:	TOC_01-600_20110413 WORFDB5
Date Extracted:	04/15/11	Lab ID:	104147-05
Date Analyzed:	04/16/11	Data File:	041520.D
Matrix:	Water	Instrument:	GCMS4
Units:	ug/L (ppb)	Operator:	JS

Surrogates:	% Recovery:	Lower Limit:	Upper Limit:
1,2-Dichloroethane-d4	101	57	121
Toluene-d8	101	63	127
4-Bromofluorobenzene	107	60	133

Compounds:	Concentration ug/L (ppb)
Vinyl chloride	3.8
Chloroethane	<1
1,1-Dichloroethene	<1
Methylene chloride	<5
trans-1,2-Dichloroethene	3.4
1,1-Dichloroethane	<1
cis-1,2-Dichloroethene	24
1,2-Dichloroethane (EDC)	<1
1,1,1-Trichloroethane	<1 jl
Trichloroethene	300 ve
Tetrachloroethene	<1

Analysis For Volatile Compounds By EPA Method 8260C

Client Sample ID:	01MW79-20110413	Client:	SoundEarth Strategies
Date Received:	04/13/11	Project:	TOC_01-600_20110413 WORFDB5
Date Extracted:	04/23/11	Lab ID:	104147-05 1/10
Date Analyzed:	04/24/11	Data File:	042337.D
Matrix:	Water	Instrument:	GCMS5
Units:	ug/L (ppb)	Operator:	JS

Surrogates:	% Recovery:	Lower Limit:	Upper Limit:
1,2-Dichloroethane-d4	97	63	127
Toluene-d8	96	65	127
4-Bromofluorobenzene	97	40	157

Compounds:	Concentration ug/L (ppb)
Vinyl chloride	3.2
Chloroethane	<10
1,1-Dichloroethene	<10
Methylene chloride	<50
trans-1,2-Dichloroethene	<10
1,1-Dichloroethane	<10
cis-1,2-Dichloroethene	20
1,2-Dichloroethane (EDC)	<10
1,1,1-Trichloroethane	<10
Trichloroethene	290
Tetrachloroethene	<10

Analysis For Volatile Compounds By EPA Method 8260C

Client Sample ID:	Method Blank	Client:	SoundEarth Strategies
Date Received:	NA	Project:	TOC_01-600_20110413 WORFDB5
Date Extracted:	04/15/11	Lab ID:	01-642 mb
Date Analyzed:	04/15/11	Data File:	041511.D
Matrix:	Water	Instrument:	GCMS4
Units:	ug/L (ppb)	Operator:	JS

Surrogates:	% Recovery:	Lower Limit:	Upper Limit:
1,2-Dichloroethane-d4	99	57	121
Toluene-d8	97	63	127
4-Bromofluorobenzene	103	60	133

Compounds:	Concentration ug/L (ppb)
Vinyl chloride	<0.2
Chloroethane	<1
1,1-Dichloroethene	<1
Methylene chloride	<5
trans-1,2-Dichloroethene	<1
1,1-Dichloroethane	<1
cis-1,2-Dichloroethene	<1
1,2-Dichloroethane (EDC)	<1
1,1,1-Trichloroethane	<1 jl
Trichloroethene	<1
Tetrachloroethene	<1

Analysis For Volatile Compounds By EPA Method 8260C

Client Sample ID:	Method Blank	Client:	SoundEarth Strategies
Date Received:	NA	Project:	TOC_01-600_20110413 WORFDB5
Date Extracted:	04/23/11	Lab ID:	01-653 mb
Date Analyzed:	04/23/11	Data File:	042318.D
Matrix:	Water	Instrument:	GCMS5
Units:	ug/L (ppb)	Operator:	JS

Surrogates:	% Recovery:	Lower Limit:	Upper Limit:
1,2-Dichloroethane-d4	96	63	127
Toluene-d8	94	65	127
4-Bromofluorobenzene	96	40	157

Compounds:	Concentration ug/L (ppb)
Vinyl chloride	<0.2
Chloroethane	<1
1,1-Dichloroethene	<1
Methylene chloride	<5
trans-1,2-Dichloroethene	<1
1,1-Dichloroethane	<1
cis-1,2-Dichloroethene	<1
1,2-Dichloroethane (EDC)	<1
1,1,1-Trichloroethane	<1
Trichloroethene	<1
Tetrachloroethene	<1

Date of Report: 04/29/11
Date Received: 04/13/11
Project: TOC_01-600_20110413 WORFDB5, F&BI 104147

QUALITY ASSURANCE RESULTS FOR THE ANALYSIS OF WATER SAMPLES FOR BENZENE, TOLUENE, ETHYLBENZENE, XYLENES, AND TPH AS GASOLINE USING EPA METHOD 8021B AND NWTPH-Gx

Laboratory Code: 104132-01 (Duplicate)

Analyte	Reporting Units	Sample Result	Duplicate Result	Relative Percent Difference (Limit 20)
Benzene	ug/L (ppb)	<1	<1	nm
Toluene	ug/L (ppb)	1.2	<1	nm
Ethylbenzene	ug/L (ppb)	<1	<1	nm
Xylenes	ug/L (ppb)	<3	<3	nm
Gasoline	ug/L (ppb)	<100	<100	nm

Laboratory Code: Laboratory Control Sample

Analyte	Reporting Units	Spike Level	Percent Recovery LCS	Acceptance Criteria
Benzene	ug/L (ppb)	50	84	65-118
Toluene	ug/L (ppb)	50	74	72-122
Ethylbenzene	ug/L (ppb)	50	74	73-126
Xylenes	ug/L (ppb)	150	74	74-118
Gasoline	ug/L (ppb)	1,000	100	69-134

Date of Report: 04/29/11
Date Received: 04/13/11
Project: TOC_01-600_20110413 WORFDB5, F&BI 104147

QUALITY ASSURANCE RESULTS FOR THE ANALYSIS OF WATER SAMPLES FOR TOTAL PETROLEUM HYDROCARBONS AS DIESEL EXTENDED USING METHOD NWTPH-Dx

Laboratory Code: Laboratory Control Sample

Analyte	Reporting Units	Spike Level	Percent Recovery LCS	Percent Recovery LCSD	Acceptance Criteria	RPD (Limit 20)
Diesel Extended	ug/L (ppb)	2,500	96	102	61-133	6

Date of Report: 04/29/11
Date Received: 04/13/11
Project: TOC_01-600_20110413 WORFDB5, F&BI 104147

QUALITY ASSURANCE RESULTS FOR THE ANALYSIS OF WATER SAMPLES FOR VOLATILES BY EPA METHOD 8260C

Laboratory Code: 104150-04 (Matrix Spike)

Analyte	Reporting Units	Spike Level	Sample Result	Percent Recovery MS	Acceptance Criteria
Vinyl chloride	ug/L (ppb)	50	<0.2	66	36-166
Chloroethane	ug/L (ppb)	50	<1	66	46-160
1,1-Dichloroethene	ug/L (ppb)	50	<1	76	60-136
Methylene chloride	ug/L (ppb)	50	<5	132	67-132
trans-1,2-Dichloroethene	ug/L (ppb)	50	<1	76	72-129
1,1-Dichloroethane	ug/L (ppb)	50	<1	81	70-128
cis-1,2-Dichloroethene	ug/L (ppb)	50	<1	99	71-127
1,2-Dichloroethane (EDC)	ug/L (ppb)	50	<1	89	69-133
1,1,1-Trichloroethane	ug/L (ppb)	50	<1	73	60-146
Trichloroethene	ug/L (ppb)	50	<1	80	66-135
Tetrachloroethene	ug/L (ppb)	50	<1	103	73-129

Laboratory Code: Laboratory Control Sample

Analyte	Reporting Units	Spike Level	Percent Recovery LCS	Percent Recovery LCSD	Acceptance Criteria	RPD (Limit 20)
Vinyl chloride	ug/L (ppb)	50	78	88	50-154	12
Chloroethane	ug/L (ppb)	50	79	80	58-146	1
1,1-Dichloroethene	ug/L (ppb)	50	76	80	67-136	5
Methylene chloride	ug/L (ppb)	50	90	94	39-148	4
trans-1,2-Dichloroethene	ug/L (ppb)	50	81	85	68-128	5
1,1-Dichloroethane	ug/L (ppb)	50	84	87	79-121	4
cis-1,2-Dichloroethene	ug/L (ppb)	50	90	93	80-123	3
1,2-Dichloroethane (EDC)	ug/L (ppb)	50	82	85	73-132	4
1,1,1-Trichloroethane	ug/L (ppb)	50	80 vo	86	83-130	7
Trichloroethene	ug/L (ppb)	50	84	88	80-120	5
Tetrachloroethene	ug/L (ppb)	50	87	90	76-121	3

Note: The sample and matrix spike were analyzed outside of the 12 hour shift.

Date of Report: 04/29/11
Date Received: 04/13/11
Project: TOC_01-600_20110413 WORFDB5, F&BI 104147

QUALITY ASSURANCE RESULTS FOR THE ANALYSIS OF WATER SAMPLES FOR VOLATILES BY EPA METHOD 8260C

Laboratory Code: Laboratory Control Sample

Analyte	Reporting Units	Spike Level	Percent Recovery LCS	Percent Recovery LCSD	Acceptance Criteria	RPD (Limit 20)
Vinyl chloride	ug/L (ppb)	50	100	105	53-131	5
Chloroethane	ug/L (ppb)	50	98	105	30-176	7
1,1-Dichloroethene	ug/L (ppb)	50	98	104	65-157	6
Methylene chloride	ug/L (ppb)	50	97	93	17-177	4
trans-1,2-Dichloroethene	ug/L (ppb)	50	107	98	71-128	9
1,1-Dichloroethane	ug/L (ppb)	50	106	100	74-118	6
cis-1,2-Dichloroethene	ug/L (ppb)	50	105	102	74-126	3
1,2-Dichloroethane (EDC)	ug/L (ppb)	50	93	97	71-135	4
1,1,1-Trichloroethane	ug/L (ppb)	50	101	103	77-123	2
Trichloroethene	ug/L (ppb)	50	98	101	74-119	3
Tetrachloroethene	ug/L (ppb)	50	85	89	83-113	5

Data Qualifiers & Definitions

a - The analyte was detected at a level less than five times the reporting limit. The RPD results may not provide reliable information on the variability of the analysis.

A1 – More than one compound of similar molecule structure was identified with equal probability.

b - The analyte was spiked at a level that was less than five times that present in the sample. Matrix spike recoveries may not be meaningful.

ca - The calibration results for this range fell outside of acceptance criteria. The value reported is an estimate.

c - The presence of the analyte indicated may be due to carryover from previous sample injections.

d - The sample was diluted. Detection limits may be raised due to dilution.

ds - The sample was diluted. Detection limits are raised due to dilution and surrogate recoveries may not be meaningful.

dv - Insufficient sample was available to achieve normal reporting limits and limits are raised accordingly.

fb - Analyte present in the blank and the sample.

fc – The compound is a common laboratory and field contaminant.

hr - The sample and duplicate were reextracted and reanalyzed. RPD results were still outside of control limits. The variability is attributed to sample inhomogeneity.

ht - Analysis performed outside the method or client-specified holding time requirement.

ip - Recovery fell outside of normal control limits. Compounds in the sample matrix interfered with the quantitation of the analyte.

j – The result is below normal reporting limits. The value reported is an estimate.

J - The internal standard associated with the analyte is out of control limits. The reported concentration is an estimate.

jl - The analyte result in the laboratory control sample is out of control limits. The reported concentration should be considered an estimate.

jr - The rpd result in laboratory control sample associated with the analyte is out of control limits. The reported concentration should be considered an estimate.

js - The surrogate associated with the analyte is out of control limits. The reported concentration should be considered an estimate.

lc - The presence of the compound indicated is likely due to laboratory contamination.

L - The reported concentration was generated from a library search.

nm - The analyte was not detected in one or more of the duplicate analyses. Therefore, calculation of the RPD is not applicable.

pc – The sample was received in a container not approved by the method. The value reported should be considered an estimate.

pr – The sample was received with incorrect preservation. The value reported should be considered an estimate.

ve - Estimated concentration calculated for an analyte response above the valid instrument calibration range. A dilution is required to obtain an accurate quantification of the analyte.

vo - The value reported fell outside the control limits established for this analyte.

x - The sample chromatographic pattern does not resemble the fuel standard used for quantitation.

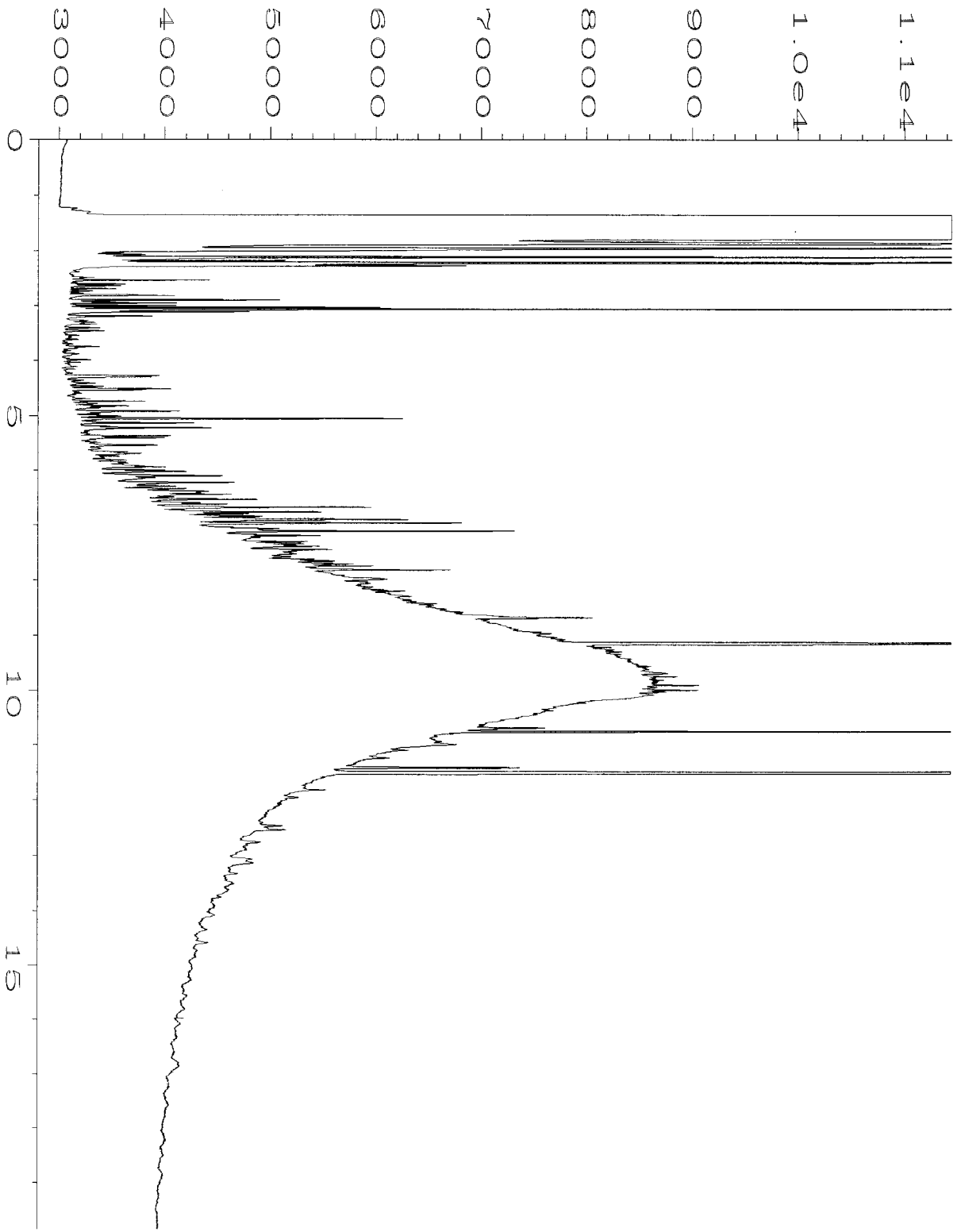

Data File Name	: C:\HPCHEM\4\DATA\04-15-11\019F0501.D		
Operator	: ML	Page Number	: 1
Instrument	: GC#4	Vial Number	: 19
Sample Name	: 104147-01	Injection Number	: 1
Run Time Bar Code:		Sequence Line	: 5
Acquired on	: 15 Apr 11 07:18 PM	Instrument Method	: TPHD.MTH
Report Created on	: 18 Apr 11 10:48 AM	Analysis Method	: BAKEOUT.MTH

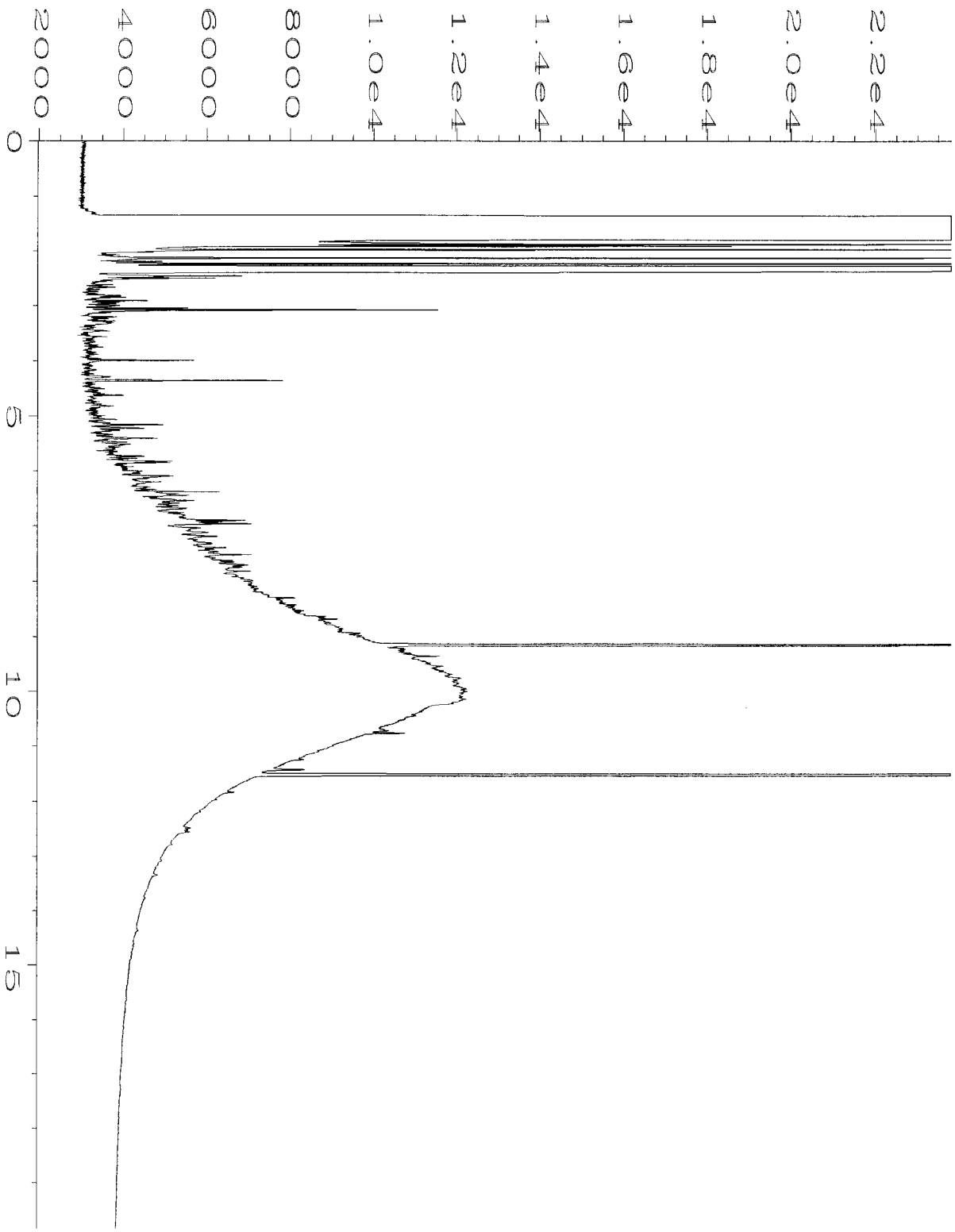

Data File Name : C:\HPCHEM\4\DATA\04-15-11\020F0501.D
Operator : ML
Instrument : GC#4
Sample Name : 104147-02
Run Time Bar Code:
Acquired on : 15 Apr 11 07:45 PM
Report Created on: 18 Apr 11 10:48 AM

Page Number : 1
Vial Number : 20
Injection Number : 1
Sequence Line : 5
Instrument Method: TPHD.MTH
Analysis Method : BAKEOUT.MTH



Data File Name : C:\HPCHEM\4\DATA\04-15-11\021F0501.D
Operator : ML
Instrument : GC#4
Sample Name : 104147-03
Run Time Bar Code:
Acquired on : 15 Apr 11 08:11 PM
Report Created on: 18 Apr 11 10:48 AM

Page Number : 1
Vial Number : 21
Injection Number : 1
Sequence Line : 5
Instrument Method: TPHD.MTH
Analysis Method : BAKEOUT.MTH

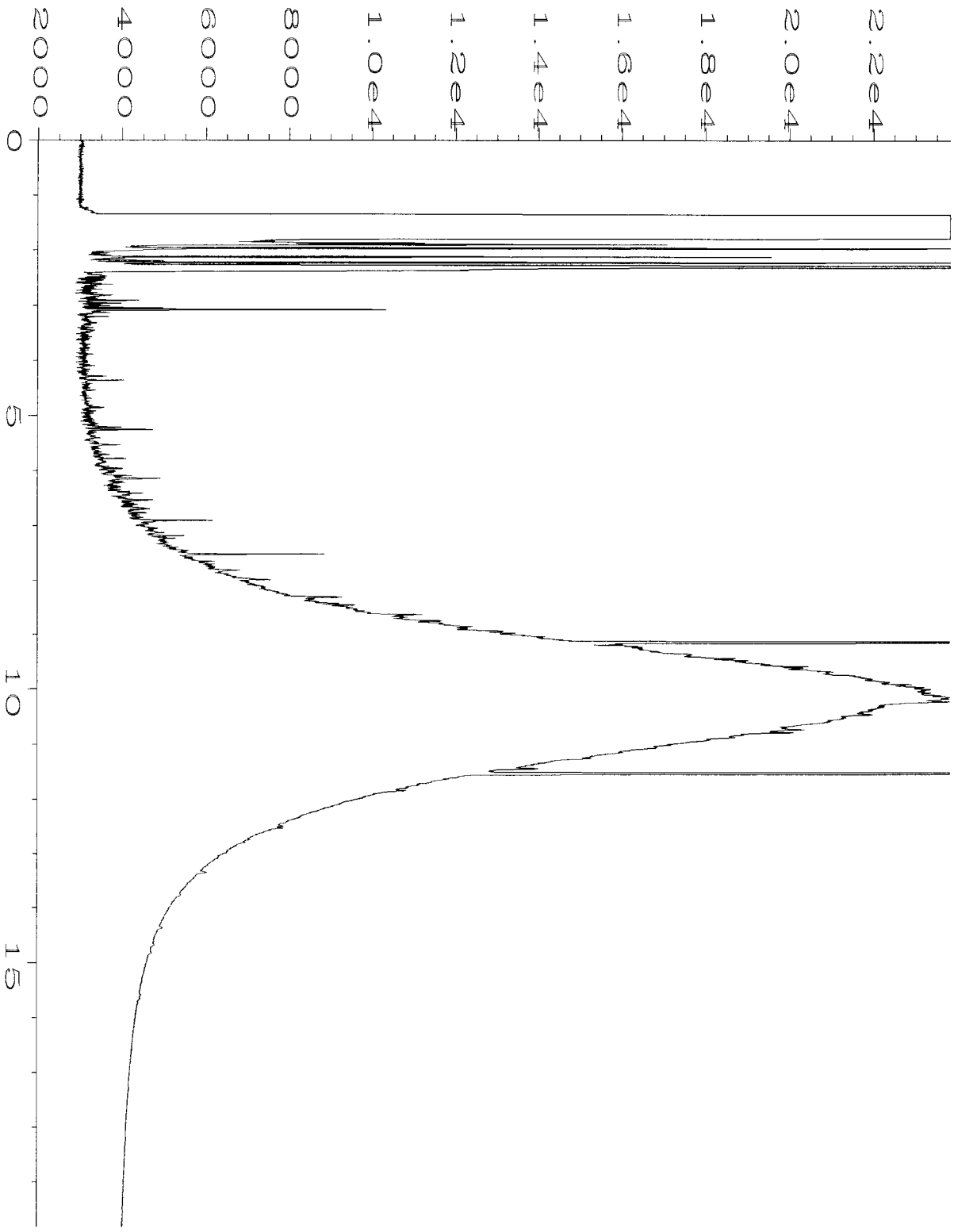

Data File Name	: C:\HPCHEM\4\DATA\04-15-11\022F0501.D		
Operator	: ML	Page Number	: 1
Instrument	: GC#4	Vial Number	: 22
Sample Name	: 104147-04	Injection Number	: 1
Run Time Bar Code:		Sequence Line	: 5
Acquired on	: 15 Apr 11 08:38 PM	Instrument Method	: TPHD.MTH
Report Created on	: 18 Apr 11 10:49 AM	Analysis Method	: BAKEOUT.MTH

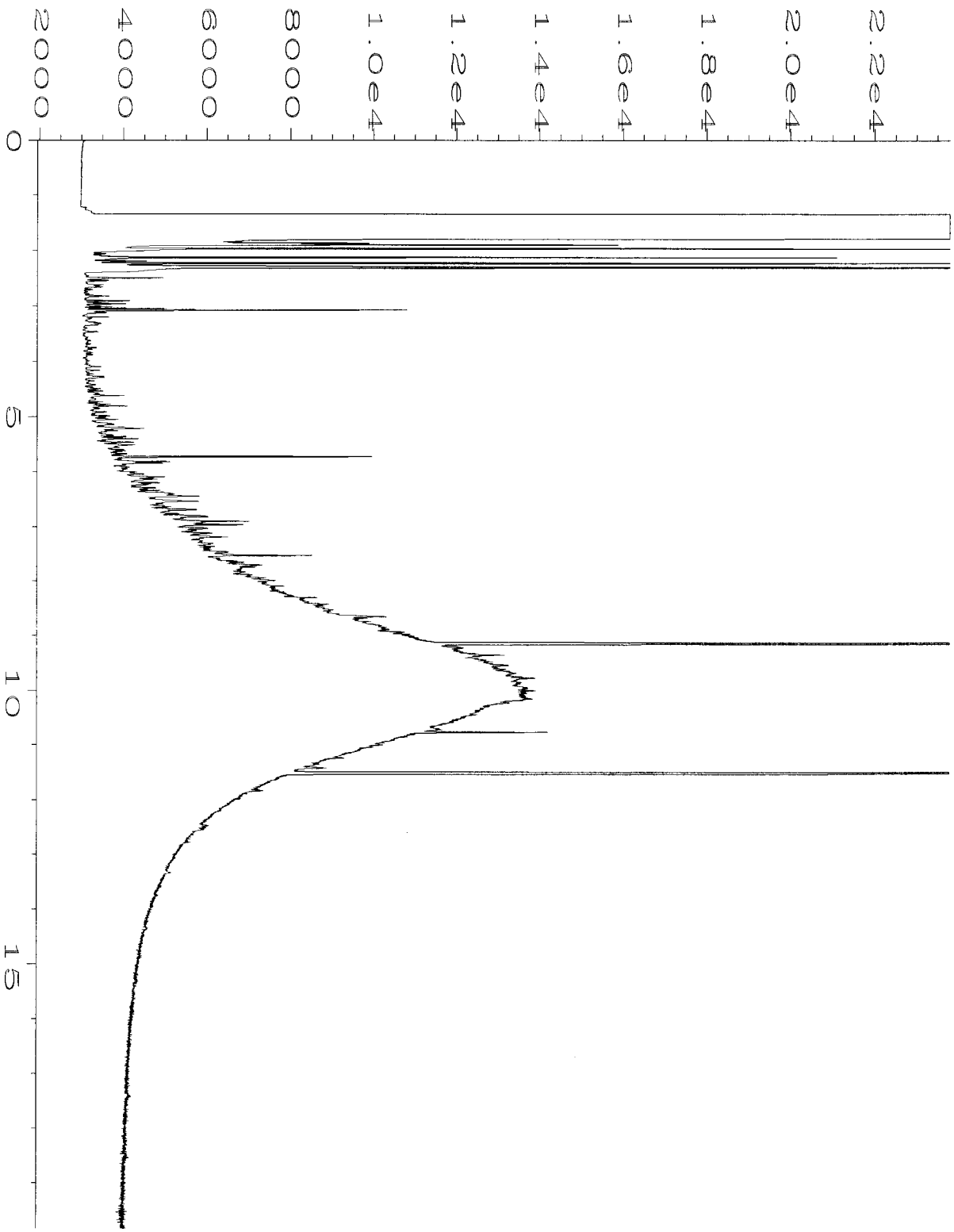

Data File Name : C:\HPCHEM\4\DATA\04-15-11\023F0501.D
Operator : ML
Instrument : GC#4
Sample Name : 104147-05
Run Time Bar Code:
Acquired on : 15 Apr 11 09:04 PM
Report Created on: 18 Apr 11 10:49 AM

Page Number : 1
Vial Number : 23
Injection Number : 1
Sequence Line : 5
Instrument Method: TPHD.MTH
Analysis Method : BAKEOUT.MTH

AQUATIC RESEARCH INCORPORATED

LABORATORY & CONSULTING SERVICES

3927 AURORA AVENUE NORTH, SEATTLE, WA 98103

PHONE: (206) 632-2715 FAX: (206) 632-2417

CASE FILE NUMBER:	FBI008-12	PAGE 1	
REPORT DATE:	04/22/11		
DATE SAMPLED:	04/13/11	DATE RECEIVED:	04/14/11

FINAL REPORT, LABORATORY ANALYSIS OF SELECTED PARAMETERS ON WATER SAMPLES FROM FRIEDMAN & BRUYA, INC. / PROJECT NO. 104147

CASE NARRATIVE

Two water samples were received by the laboratory in good condition and analyzed according to the chain of custody. No difficulties were encountered in the preparation or analysis of these samples. Sample data follows while QA/QC data is contained on subsequent pages.

SAMPLE DATA

SAMPLE ID	ALKALINITY (mgCaCO3/l)	SULFATE (mg/L)	SULFIDE (mg/L)	TOTAL-P (mg/L)	TKN (mg/L)
01MW53-20110413	537	13.3	<0.05	4.47	0.997
01MW55-20110413	268	16.9	<0.05	0.030	0.151

SAMPLE ID	TOTAL IRON (mg/L)	NITRATE (mg/L)	NITRITE (mg/L)	HARDNESS (mgCaCO3/l)
01MW53-20110413	8.59	<0.010	0.005	463
01MW55-20110413	0.268	0.973	0.003	198

AQUATIC RESEARCH INCORPORATED

LABORATORY & CONSULTING SERVICES

3927 AURORA AVENUE NORTH, SEATTLE, WA 98103

PHONE: (206) 632-2715 FAX: (206) 632-2417

CASE FILE NUMBER:	**FBI008-12**		**PAGE 2**
REPORT DATE:	**04/22/11**		
DATE SAMPLED:	**04/13/11**	**DATE RECEIVED:**	**04/14/11**

FINAL REPORT, LABORATORY ANALYSIS OF SELECTED PARAMETERS ON WATER SAMPLES FROM FRIEDMAN & BRUYA, INC. / PROJECT NO. 104147

QA/QC DATA

QC PARAMETER	ALKALINITY (mgCaCO3/l)	SULFATE (mg/L)	SULFIDE (mg/L)	TOTAL-P (mg/L)	TKN (mg/L)
METHOD	SM18 2320B	SM184500SO4E	EPA 376.1	EPA 365.1	EPA 351.1
DATE ANALYZED	04/22/11	04/21/11	04/19/11	04/18/11	04/21/11
DETECTION LIMIT	1.00	1.00	0.05	0.002	0.200
DUPLICATE					
SAMPLE ID	BATCH	01MW55-20110413	BATCH	BATCH	BATCH
ORIGINAL	82.5	16.9	<0.05	0.027	<0.200
DUPLICATE	81.8	17.0	<0.05	0.028	<0.200
RPD	0.85%	0.51%	NC	3.94%	NC
SPIKE SAMPLE					
SAMPLE ID		01MW55-20110413		BATCH	BATCH
ORIGINAL		16.9		0.027	<0.200
SPIKED SAMPLE		26.5		0.073	2.25
SPIKE ADDED		10.0		0.050	2.00
% RECOVERY	NA	96.40%	NA	91.54%	112.25%
QC CHECK					
FOUND	101	10.0		0.091	5.27
TRUE	100	10.0		0.090	5.79
% RECOVERY	101.00%	100.49%	NA	101.56%	91.09%
BLANK	NA	<1.00	<0.05	<0.002	<0.200

RPD = RELATIVE PERCENT DIFFERENCE.
NA = NOT APPLICABLE OR NOT AVAILABLE.
NC = NOT CALCULABLE DUE TO ONE OR MORE VALUES BEING BELOW THE DETECTION LIMIT.
OR = RECOVERY NOT CALCULABLE DUE TO SPIKE SAMPLE OUT OF RANGE OR SPIKE TOO LOW RELATIVE TO SAMPLE CONCENTRATION.

AQUATIC RESEARCH INCORPORATED

LABORATORY & CONSULTING SERVICES

3927 AURORA AVENUE NORTH, SEATTLE, WA 98103

PHONE: (206) 632-2715 FAX: (206) 632-2417

CASE FILE NUMBER:	**FBI008-12**		**PAGE 3**
REPORT DATE:	**04/22/11**		
DATE SAMPLED:	**04/13/11**	**DATE RECEIVED:**	**04/14/11**

FINAL REPORT, LABORATORY ANALYSIS OF SELECTED PARAMETERS ON WATER SAMPLES FROM FRIEDMAN & BRUYA, INC. / PROJECT NO. 104147

QA/QC DATA

QC PARAMETER	TOTAL IRON (mg/L)	NITRATE (mg/L)	NITRITE (mg/L)	HARDNESS (mgCaCO3/l)
METHOD	EPA 200.7	SM184500N03F	EPA 353.2	SM 2340C
DATE ANALYZED	04/19/11	04/15/11	04/15/11	04/20/11
DETECTION LIMIT	0.020	0.010	0.002	2.00
DUPLICATE				
SAMPLE ID	BATCH	BATCH	01MW55-20110413	BATCH
ORIGINAL	0.209	0.223	0.003	2668
DUPLICATE	0.173	0.227	0.003	2638
RPD	18.71%	1.60%	0.00%	1.10%
SPIKE SAMPLE				
SAMPLE ID	BATCH	BATCH	01MW55-20110413	BATCH
ORIGINAL	0.209	0.223	0.003	
SPIKED SAMPLE	8.45	0.420	0.043	
SPIKE ADDED	10.0	0.200	0.040	
% RECOVERY	82.37%	98.51%	100.00%	OR
QC CHECK				
FOUND	9.12	0.428	0.040	40.3
TRUE	10.0	0.408	0.040	40.0
% RECOVERY	91.23%	104.87%	100.00%	100.65%
BLANK	<0.020	<0.010	<0.002	<2.00

RPD = RELATIVE PERCENT DIFFERENCE.
NA = NOT APPLICABLE OR NOT AVAILABLE.
NC = NOT CALCULABLE DUE TO ONE OR MORE VALUES BEING BELOW THE DETECTION LIMIT.
OR = RECOVERY NOT CALCULABLE DUE TO SPIKE SAMPLE OUT OF RANGE OR SPIKE TOO LOW RELATIVE TO SAMPLE CONCENTRATION.

SUBMITTED BY:

Steven Lazoff
Laboratory Director

FS1008-12

SUBCONTRACT SAMPLE CHAIN OF CUSTODY

Page # _____ of _____

Send Report To Michael Erdahl

Company Friedman and Bruya, Inc.

Address 3012 16th Ave W

City, State, ZIP Seattle, WA 98119

Phone # (206) 285-8282 Fax # (206) 283-5044

SUBCONTRACTER

PROJECT NAME/NO.	PO #
104147	A-971

REMARKS

Please Email Results
merdahl@friedmanandbruya.com

TURNAROUND TIME
- ☐ Standard (2 Weeks)
- ☐ RUSH _____
- Rush charges authorized by: _____

SAMPLE DISPOSAL
- ☐ Dispose after 30 days
- ☐ Return samples
- ☐ Will call with instructions

Sample ID	Lab ID	Date Sampled	Time Sampled	Matrix	# of jars	ANALYSES REQUESTED: Oil and Grease	EPH	VPH	Nitrate	Sulfate	Alkalinity	Nitrate Total P	Total Fe Hardness	TKN Sulfide		Notes
01MW53-20110413		4/13/11	10:10	W					X	X	X	X	X	X		
01MW55-20110413		4/13/11	12:47	W					X	X	X	X	X	X		

Friedman & Bruya, Inc.
3012 16th Avenue West
Seattle, WA 98119-2029
Ph. (206) 285-8282
Fax (206) 283-5044

SIGNATURE	PRINT NAME	COMPANY	DATE	TIME
Relinquished by:	Michael Erdahl Eric Hvane	Friedman & Bruya	4/14	10 30
Received by:	S. Nielsen	IRRA	4/14/11	1400
Relinquished by:				
Received by:				

2930 Westlake Ave N Suite 100
Seatlle. WA 98109
T: (206) 352-3790
F: (206) 352-7178
info@fremontanalytical.com

Friedman & Bruya
Michael Erdahl
3012 16th Ave. W.
Seattle, Washington 98119

RE: 104147
Lab ID: 1104057

April 20, 2011

Attention Michael Erdahl:

Fremont Analytical, Inc. received 2 sample(s) on 4/14/2011 for the analyses presented in the following report.

Dissolved Gases by RSK-175

This report consists of the following:

- Case Narrative
- Analytical Results
- Applicable Quality Control Summary Reports
- Chain of Custody

All analyses were performed consistent with the Quality Assurance program of Fremont Analytical, Inc. Please contact the laboratory if you should have any questions about the results.

Thank you for using Fremont Analytical.

Sincerely,

Michael Dee
Sr. Chemist / Principal

Date: *04/20/2011*

CLIENT: Friedman & Bruya
Project: 104147
Lab Order: 1104057

Work Order Sample Summary

Lab Sample ID	Client Sample ID	Date/Time Collected	Date/Time Received
1104057-001	01MW53-20110413	04/13/2011 10:11 AM	04/14/2011 2:05 PM
1104057-002	01MW55-20110413	04/13/2011 12:47 PM	04/14/2011 2:05 PM

Note: If no "Time Collected" is supplied, a default of 12:00AM is assigned

Case Narrative

WO#: **1104057**
Date: **4/20/2011**

CLIENT: Friedman & Bruya
Project: 104147

I. SAMPLE RECEIPT:
All samples were received intact. The internal ice chest temperatures were measured on receipt (2.3 Degrees C).

II. GENERAL REPORTING COMMENTS:
Results are reported on a wet weight basis unless dry-weight correction is denoted in the units field on the analytical report ("mg/kg-dry" or "ug/kg-dry").

The validity of the analytical procedures for which data is reported in this analytical report is determined by the Laboratory Control Sample (LCS) and the Method Blank (MB). The LCS and the MB are processed with the samples to ensure method criteria are achieved throughout the entire analytical process.

III. ANALYSES AND EXCEPTIONS:
Exceptions associated with this report will be footnoted in the analytical results page(s) or the quality control summary page(s) and/or noted below.

Analytical Report

WO#: **1104057**
Date Reported: **4/20/2011**

Client: Friedman & Bruya
Collection Date: 4/13/2011 10:11:00 AM
Project: 104147
Lab ID: 1104057-001
Matrix: Groundwater
Client Sample ID: 01MW53-20110413

Analyses	Result	RL	Qual	Units	DF	Date Analyzed
Dissolved Gases by RSK-175						Analyst: **MCR**
Methane	0.0396	0.00500		mg/L	1	4/15/2011
Ethene	ND	0.00500		mg/L	1	4/15/2011
Ethane	ND	0.00500		mg/L	1	4/15/2011

Qualifiers:

B	Analyte detected in the associated Method Blank	D	Dilution was required
E	Value above quantitation range	H	Holding times for preparation or analysis exceeded
J	Analyte detected below quantitation limits	ND	Not detected at the Reporting Limit
RL	Reporting Limit	S	Spike recovery outside accepted recovery limits

Analytical Report

WO#: **1104057**
Date Reported: **4/20/2011**

Client: Friedman & Bruya
Collection Date: 4/13/2011 12:47:00 PM
Project: 104147
Lab ID: 1104057-002
Matrix: Groundwater
Client Sample ID: 01MW55-20110413

Analyses	Result	RL	Qual	Units	DF	Date Analyzed
Dissolved Gases by RSK-175						Analyst: **MCR**
Methane	0.187	0.00500		mg/L	1	4/15/2011
Ethene	0.00653	0.00500		mg/L	1	4/15/2011
Ethane	ND	0.00500		mg/L	1	4/15/2011

Qualifiers:

B	Analyte detected in the associated Method Blank	D	Dilution was required
E	Value above quantitation range	H	Holding times for preparation or analysis exceeded
J	Analyte detected below quantitation limits	ND	Not detected at the Reporting Limit
RL	Reporting Limit	S	Spike recovery outside accepted recovery limits

Work Order: 1104057
CLIENT: Friedman & Bruya
Project: 104147

QC SUMMARY REPORT

Dissolved Gases by RSK-175

Sample ID: **LCS-1** SampType: **LCS** Units: **µg/L** Prep Date: RunNo: **586**
Client ID: **LCSW** Batch ID: **R586** Analysis Date: **4/15/2011** SeqNo: **11920**

Analyte	Result	RL	SPK value	SPK Ref Val	%REC	LowLimit	HighLimit	RPD Ref Val	%RPD	RPDLimit	Qual
Methane	105	0.00500	100.0	0	105	80	120				
Ethene	100	0.00500	100.0	0	101	80	120				
Ethane	105	0.00500	100.0	0	105	80	120				

Sample ID: **1104057-001ADUP** SampType: **DUP** Units: **mg/L** Prep Date: RunNo: **586**
Client ID: **01MW53-20110413** Batch ID: **R586** Analysis Date: **4/15/2011** SeqNo: **11934**

Analyte	Result	RL	SPK value	SPK Ref Val	%REC	LowLimit	HighLimit	RPD Ref Val	%RPD	RPDLimit	Qual
Methane	0.0506	0.00500						0.03960	24.4	30	
Ethene	ND	0.00500						0	0	30	
Ethane	ND	0.00500						0	0	30	

Sample ID: **LCS-2** SampType: **LCS** Units: **µg/L** Prep Date: RunNo: **586**
Client ID: **LCSW** Batch ID: **R586** Analysis Date: **4/15/2011** SeqNo: **11943**

Analyte	Result	RL	SPK value	SPK Ref Val	%REC	LowLimit	HighLimit	RPD Ref Val	%RPD	RPDLimit	Qual
Methane	112	0.00500	100.0	0	112	80	120				
Ethene	118	0.00500	100.0	0	118	80	120				
Ethane	89.0	0.00500	100.0	0	89.0	80	120				

Qualifiers:

E	Value above quantitation range	H	Holding times for preparation or analysis exceeded	J	Analyte detected below quantitation limits
ND	Not detected at the Reporting Limit	R	RPD outside accepted recovery limits	RL	Reporting Limit
S	Spike recovery outside accepted recovery limits				

1104057

SUBCONTRACT SAMPLE CHAIN OF CUSTODY

Send Report To Michael Erdahl
Company Friedman and Bruya, Inc.
Address 3012 16th Ave W
City, State, ZIP Seattle, WA 98119
Phone # (206) 285-8282 Fax # (206) 283-5044

SUBCONTRACTER

PROJECT NAME/NO. 104147

PO # A-971

REMARKS

Please Email Results
merdahl@friedmanandbruya.com

Page # _____ of _____

TURNAROUND TIME
☒ Standard (2 Weeks)
☐ RUSH _____
Rush charges authorized by: _____

SAMPLE DISPOSAL
☒ Dispose after 30 days
☐ Return samples
☐ Will call with instructions

Sample ID	Lab ID	Date Sampled	Time Sampled	Matrix	# of jars	ANALYSES REQUESTED: Oil and Grease	EPH	VPH	Nitrate	Sulfate	Alkalinity	Methane, Ethane, Ethene by RSK175			Notes
01MW53-20110413		4/13/11	10:11	W								X			
01MW55-20110413		4/13/11	12:47	W								X			

Friedman & Bruya, Inc.
3012 16th Avenue West
Seattle, WA 98119-2029
Ph. (206) 285-8282
Fax (206) 283-5044

	SIGNATURE	PRINT NAME	COMPANY	DATE	TIME
Relinquished by:		Michael Erdahl ERIC YOUNG	Friedman & Bruya	04/14	10 00
Received by:		MIKE ROSENKRANZ	FAI	4/14	1405
Relinquished by					
Received by:					

104147

SAMPLE CHAIN OF CUSTODY

ME 04-13-11

VS/COS/CIT

Page # _____ of _____

Send Report To Tim Brown, cc: Jessica Brown, Audrey Hackett, Pete Kingston, Jennifer Cyr

Company SoundEarth Strategies

Address 2811 Fairview Ave E, Ste. 2000

City, State, ZIP Seattle, WA 98102

Phone # 206.306.1900 Fax # 206.306.1907

SAMPLERS *(signature)*: ATR

PROJECT NAME/NO.: Seattle Terminal / 01-600

PO #: 0440-004-24

REMARKS

EIM Y / N

TURNAROUND TIME
- ☐ Standard (2 Weeks)
- ☐ RUSH _____

Rush charges authorized by: _____

SAMPLE DISPOSAL
Dispose of after 30 days

Sample ID	Sample Location	Sample Depth	Lab ID	Date Sampled	Time Sampled	Matrix	# of jars	GRPH by NWTPH-Gx and BTEX by EPA 8021B	DRPH/ORPH by NWTPH-Dx	cVOCs by EPA 8260C	Sulfate by SM184500SO4E	Nitrate by SM184500NO3F, Nitrite by EPA 353.2, Total P by EPA 365.1, Alkalinity by Sm18 2320B	Total Fe by EPA 200.7, Hardness by SM2340C	TKN by EPA 351.1	Sulfide by EPA 376.1	Methane, Ethene, and Ethane by RSK 175	Notes
01MW53-20110413		25.5	01 A-M	4/13/11	1011	W	13	X	X	X	X	X	X	X	X	X	
01MW55-20110413		25	02 A-M	4/13/11	1247	W	13	X	X	X	X	X	X	X	X	X	
01MW70-20110413		9	03 A-F	4/13/11	1430	W	6	X	X	X							
01MW71-20110413		9	04 A-F	4/13/11	1537	W	6	X	X	X							
01MW79-20110413		11	05 A-F	4/13/11	1645	W	6	X	X	X							

ATC

4/13/11

Samples received at 2 °C

Friedman & Bruya, Inc.
3012 16th Avenue West
Seattle, WA 98119-2029
Ph. (206) 285-8282
Fax (206) 283-5044

	SIGNATURE	PRINT NAME	COMPANY	DATE	TIME
Relinquished by:		Andrew Kut	SES	4/13/11	
Received by:		Jay Shimazu	FBI	4/13/11	18:39
Relinquished by:					
Received by:					

FRIEDMAN & BRUYA, INC.

ENVIRONMENTAL CHEMISTS

James E. Bruya, Ph.D.
Charlene Morrow, M.S.
Yelena Aravkina, M.S.
Bradley T. Benson, B.S.
Kurt Johnson, B.S.

3012 16th Avenue West
Seattle, WA 98119-2029
TEL: (206) 285-8282
FAX: (206) 283-5044
e-mail: fbi@isomedia.com

April 27, 2011

Tim Brown, Project Manager
SoundEarth Strategies
2811 Fairview Ave. East, Suite 2000
Seattle, WA 98102

Dear Mr. Brown:

Included are the results from the testing of material submitted on April 13, 2011 from the TOC_01-600_20110413 WORFDB5, F&BI 104148 project. There are 10 pages included in this report. Any samples that may remain are currently scheduled for disposal in 30 days. If you would like us to return your samples or arrange for long term storage at our offices, please contact us as soon as possible.

We appreciate this opportunity to be of service to you and hope you will call if you should have any questions.

Sincerely,

FRIEDMAN & BRUYA, INC.



Michael Erdahl
Project Manager

Enclosures
c: Mark Chandler, Jessica Brown, Audrey Hackett, Pete Kingston, Jennifer Cyr
SOU0427R.DOC

CASE NARRATIVE

This case narrative encompasses samples received on April 13, 2011 by Friedman & Bruya, Inc. from the SoundEarth Strategies TOC_01-600_20110413 WORFDB5, F&BI 104148 project. Samples were logged in under the laboratory ID's listed below.

Laboratory ID	SoundEarth Strategies
104148-01	01MW54-20110413
104148-02	01MW77-20110413

1,1,1-Trichloroethane failed the acceptance criteria in the 8260C laboratory control sample. The data were flagged accordingly.

All other quality control requirements were acceptable.

Date of Report: 04/27/11
Date Received: 04/13/11
Project: TOC_01-600_20110413 WORFDB5, F&BI 104148
Date Extracted: 04/15/11
Date Analyzed: 04/15/11

RESULTS FROM THE ANALYSIS OF WATER SAMPLES FOR BENZENE, TOLUENE, ETHYLBENZENE, XYLENES AND TPH AS GASOLINE USING EPA METHOD 8021B AND NWTPH-Gx

Results Reported as ug/L (ppb)

Sample ID Laboratory ID	Benzene	Toluene	Ethyl Benzene	Total Xylenes	Gasoline Range	Surrogate (% Recovery) (Limit 52-124)
01MW54-20110413 104148-01	<1	<1	<1	<3	<100	66
01MW77-20110413 104148-02	<1	<1	<1	<3	<100	62
Method Blank 01-0695 MB	<1	<1	<1	<3	<100	68

Date of Report: 04/27/11
Date Received: 04/13/11
Project: TOC_01-600_20110413 WORFDB5, F&BI 104148
Date Extracted: 04/14/11
Date Analyzed: 04/15/11

RESULTS FROM THE ANALYSIS OF WATER SAMPLES FOR TOTAL PETROLEUM HYDROCARBONS AS DIESEL AND MOTOR OIL USING METHOD NWTPH-Dx

Results Reported as ug/L (ppb)

Sample ID Laboratory ID	Diesel Range (C_{10}-C_{25})	Motor Oil Range (C_{25}-C_{36})	Surrogate (% Recovery) (Limit 47-140)
01MW54-20110413 104148-01	<50	<250	98
01MW77-20110413 104148-02	<50	<250	89
Method Blank 01-689 MB	<50	<250	91

Analysis For Volatile Compounds By EPA Method 8260C

Client Sample ID:	01MW54-20110413	Client:	SoundEarth Strategies
Date Received:	04/13/11	Project:	TOC_01-600_20110413 WORFDB5
Date Extracted:	04/15/11	Lab ID:	104148-01
Date Analyzed:	04/15/11	Data File:	041514.D
Matrix:	Water	Instrument:	GCMS4
Units:	ug/L (ppb)	Operator:	JS

Surrogates:	% Recovery:	Lower Limit:	Upper Limit:
1,2-Dichloroethane-d4	98	57	121
Toluene-d8	97	63	127
4-Bromofluorobenzene	101	60	133

Compounds:	Concentration ug/L (ppb)
Vinyl chloride	<0.2
Chloroethane	<1
1,1-Dichloroethene	<1
Methylene chloride	<5
trans-1,2-Dichloroethene	<1
1,1-Dichloroethane	<1
cis-1,2-Dichloroethene	<1
1,2-Dichloroethane (EDC)	<1
1,1,1-Trichloroethane	<1 jl
Trichloroethene	<1
Tetrachloroethene	<1

Analysis For Volatile Compounds By EPA Method 8260C

Client Sample ID:	01MW77-20110413	Client:	SoundEarth Strategies
Date Received:	04/13/11	Project:	TOC_01-600_20110413 WORFDB5
Date Extracted:	04/15/11	Lab ID:	104148-02
Date Analyzed:	04/15/11	Data File:	041515.D
Matrix:	Water	Instrument:	GCMS4
Units:	ug/L (ppb)	Operator:	JS

Surrogates:	% Recovery:	Lower Limit:	Upper Limit:
1,2-Dichloroethane-d4	100	57	121
Toluene-d8	98	63	127
4-Bromofluorobenzene	104	60	133

Compounds:	Concentration ug/L (ppb)
Vinyl chloride	<0.2
Chloroethane	<1
1,1-Dichloroethene	<1
Methylene chloride	<5
trans-1,2-Dichloroethene	<1
1,1-Dichloroethane	<1
cis-1,2-Dichloroethene	<1
1,2-Dichloroethane (EDC)	<1
1,1,1-Trichloroethane	<1 jl
Trichloroethene	1.2
Tetrachloroethene	<1

Analysis For Volatile Compounds By EPA Method 8260C

Client Sample ID:	Method Blank	Client:	SoundEarth Strategies
Date Received:	NA	Project:	TOC_01-600_20110413 WORFDB5
Date Extracted:	04/15/11	Lab ID:	01-642 mb
Date Analyzed:	04/15/11	Data File:	041511.D
Matrix:	Water	Instrument:	GCMS4
Units:	ug/L (ppb)	Operator:	JS

Surrogates:	% Recovery:	Lower Limit:	Upper Limit:
1,2-Dichloroethane-d4	99	57	121
Toluene-d8	97	63	127
4-Bromofluorobenzene	103	60	133

Compounds:	Concentration ug/L (ppb)
Vinyl chloride	<0.2
Chloroethane	<1
1,1-Dichloroethene	<1
Methylene chloride	<5
trans-1,2-Dichloroethene	<1
1,1-Dichloroethane	<1
cis-1,2-Dichloroethene	<1
1,2-Dichloroethane (EDC)	<1
1,1,1-Trichloroethane	<1 jl
Trichloroethene	<1
Tetrachloroethene	<1

Date of Report: 04/27/11
Date Received: 04/13/11
Project: TOC_01-600_20110413 WORFDB5, F&BI 104148

QUALITY ASSURANCE RESULTS FOR THE ANALYSIS OF WATER SAMPLES FOR BENZENE, TOLUENE, ETHYLBENZENE, XYLENES, AND TPH AS GASOLINE USING EPA METHOD 8021B AND NWTPH-Gx

Laboratory Code: 104132-01 (Duplicate)

Analyte	Reporting Units	Sample Result	Duplicate Result	Relative Percent Difference (Limit 20)
Benzene	ug/L (ppb)	<1	<1	nm
Toluene	ug/L (ppb)	1.2	<1	nm
Ethylbenzene	ug/L (ppb)	<1	<1	nm
Xylenes	ug/L (ppb)	<3	<3	nm
Gasoline	ug/L (ppb)	<100	<100	nm

Laboratory Code: Laboratory Control Sample

Analyte	Reporting Units	Spike Level	Percent Recovery LCS	Acceptance Criteria
Benzene	ug/L (ppb)	50	84	65-118
Toluene	ug/L (ppb)	50	74	72-122
Ethylbenzene	ug/L (ppb)	50	74	73-126
Xylenes	ug/L (ppb)	150	74	74-118
Gasoline	ug/L (ppb)	1,000	100	69-134

Date of Report: 04/27/11
Date Received: 04/13/11
Project: TOC_01-600_20110413 WORFDB5, F&BI 104148

QUALITY ASSURANCE RESULTS FOR THE ANALYSIS OF WATER SAMPLES FOR TOTAL PETROLEUM HYDROCARBONS AS DIESEL EXTENDED USING METHOD NWTPH-Dx

Laboratory Code: Laboratory Control Sample

Analyte	Reporting Units	Spike Level	Percent Recovery LCS	Percent Recovery LCSD	Acceptance Criteria	RPD (Limit 20)
Diesel Extended	ug/L (ppb)	2,500	96	102	61-133	6

Date of Report: 04/27/11
Date Received: 04/13/11
Project: TOC_01-600_20110413 WORFDB5, F&BI 104148

QUALITY ASSURANCE RESULTS FOR THE ANALYSIS OF WATER SAMPLES FOR VOLATILES BY EPA METHOD 8260C

Laboratory Code: 104150-04 (Matrix Spike)

Analyte	Reporting Units	Spike Level	Sample Result	Percent Recovery MS	Acceptance Criteria
Vinyl chloride	ug/L (ppb)	50	<0.2	66	36-166
Chloroethane	ug/L (ppb)	50	<1	66	46-160
1,1-Dichloroethene	ug/L (ppb)	50	<1	76	60-136
Methylene chloride	ug/L (ppb)	50	<5	132	67-132
trans-1,2-Dichloroethene	ug/L (ppb)	50	<1	76	72-129
1,1-Dichloroethane	ug/L (ppb)	50	<1	81	70-128
cis-1,2-Dichloroethene	ug/L (ppb)	50	<1	99	71-127
1,2-Dichloroethane (EDC)	ug/L (ppb)	50	<1	89	69-133
1,1,1-Trichloroethane	ug/L (ppb)	50	<1	73	60-146
Trichloroethene	ug/L (ppb)	50	<1	80	66-135
Tetrachloroethene	ug/L (ppb)	50	<1	103	73-129

Laboratory Code: Laboratory Control Sample

Analyte	Reporting Units	Spike Level	Percent Recovery LCS	Percent Recovery LCSD	Acceptance Criteria	RPD (Limit 20)
Vinyl chloride	ug/L (ppb)	50	78	88	50-154	12
Chloroethane	ug/L (ppb)	50	79	80	58-146	1
1,1-Dichloroethene	ug/L (ppb)	50	76	80	67-136	5
Methylene chloride	ug/L (ppb)	50	90	94	39-148	4
trans-1,2-Dichloroethene	ug/L (ppb)	50	81	85	68-128	5
1,1-Dichloroethane	ug/L (ppb)	50	84	87	79-121	4
cis-1,2-Dichloroethene	ug/L (ppb)	50	90	93	80-123	3
1,2-Dichloroethane (EDC)	ug/L (ppb)	50	82	85	73-132	4
1,1,1-Trichloroethane	ug/L (ppb)	50	80 vo	86	83-130	7
Trichloroethene	ug/L (ppb)	50	84	88	80-120	5
Tetrachloroethene	ug/L (ppb)	50	87	90	76-121	3

Data Qualifiers & Definitions

a - The analyte was detected at a level less than five times the reporting limit. The RPD results may not provide reliable information on the variability of the analysis.

A1 – More than one compound of similar molecule structure was identified with equal probability.

b - The analyte was spiked at a level that was less than five times that present in the sample. Matrix spike recoveries may not be meaningful.

ca - The calibration results for this range fell outside of acceptance criteria. The value reported is an estimate.

c - The presence of the analyte indicated may be due to carryover from previous sample injections.

d - The sample was diluted. Detection limits may be raised due to dilution.

ds - The sample was diluted. Detection limits are raised due to dilution and surrogate recoveries may not be meaningful.

dv - Insufficient sample was available to achieve normal reporting limits and limits are raised accordingly.

fb - Analyte present in the blank and the sample.

fc – The compound is a common laboratory and field contaminant.

hr - The sample and duplicate were reextracted and reanalyzed. RPD results were still outside of control limits. The variability is attributed to sample inhomogeneity.

ht - Analysis performed outside the method or client-specified holding time requirement.

ip - Recovery fell outside of normal control limits. Compounds in the sample matrix interfered with the quantitation of the analyte.

j – The result is below normal reporting limits. The value reported is an estimate.

J - The internal standard associated with the analyte is out of control limits. The reported concentration is an estimate.

jl - The analyte result in the laboratory control sample is out of control limits. The reported concentration should be considered an estimate.

jr - The rpd result in laboratory control sample associated with the analyte is out of control limits. The reported concentration should be considered an estimate.

js - The surrogate associated with the analyte is out of control limits. The reported concentration should be considered an estimate.

lc - The presence of the compound indicated is likely due to laboratory contamination.

L - The reported concentration was generated from a library search.

nm - The analyte was not detected in one or more of the duplicate analyses. Therefore, calculation of the RPD is not applicable.

pc – The sample was received in a container not approved by the method. The value reported should be considered an estimate.

pr – The sample was received with incorrect preservation. The value reported should be considered an estimate.

ve - Estimated concentration calculated for an analyte response above the valid instrument calibration range. A dilution is required to obtain an accurate quantification of the analyte.

vo - The value reported fell outside the control limits established for this analyte.

x - The sample chromatographic pattern does not resemble the fuel standard used for quantitation.

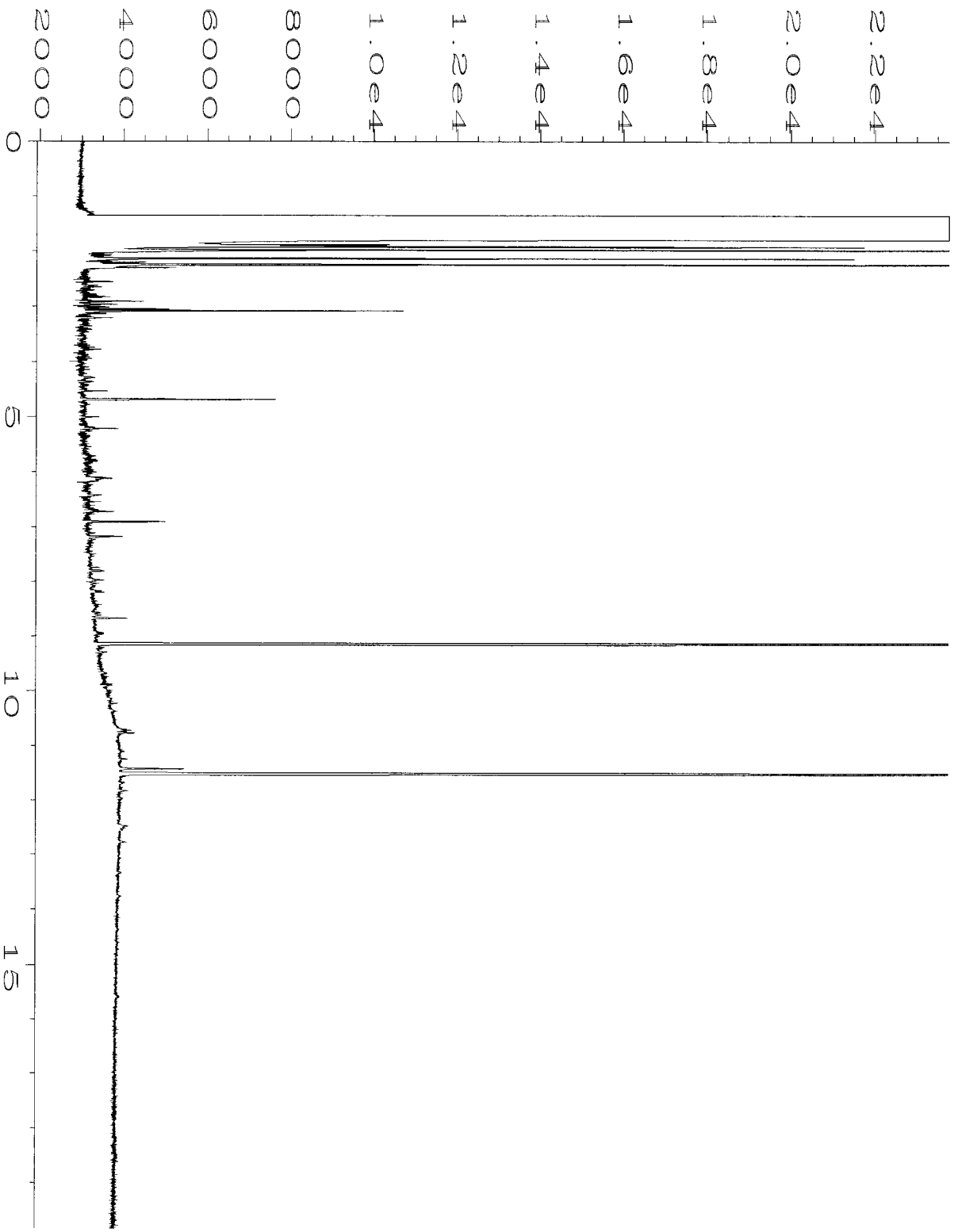

Data File Name	: C:\HPCHEM\4\DATA\04-15-11\024F0501.D		
Operator	: ML	Page Number	: 1
Instrument	: GC#4	Vial Number	: 24
Sample Name	: 104148-01	Injection Number	: 1
Run Time Bar Code:		Sequence Line	: 5
Acquired on	: 15 Apr 11 09:31 PM	Instrument Method	: TPHD.MTH
Report Created on	: 18 Apr 11 10:49 AM	Analysis Method	: BAKEOUT.MTH

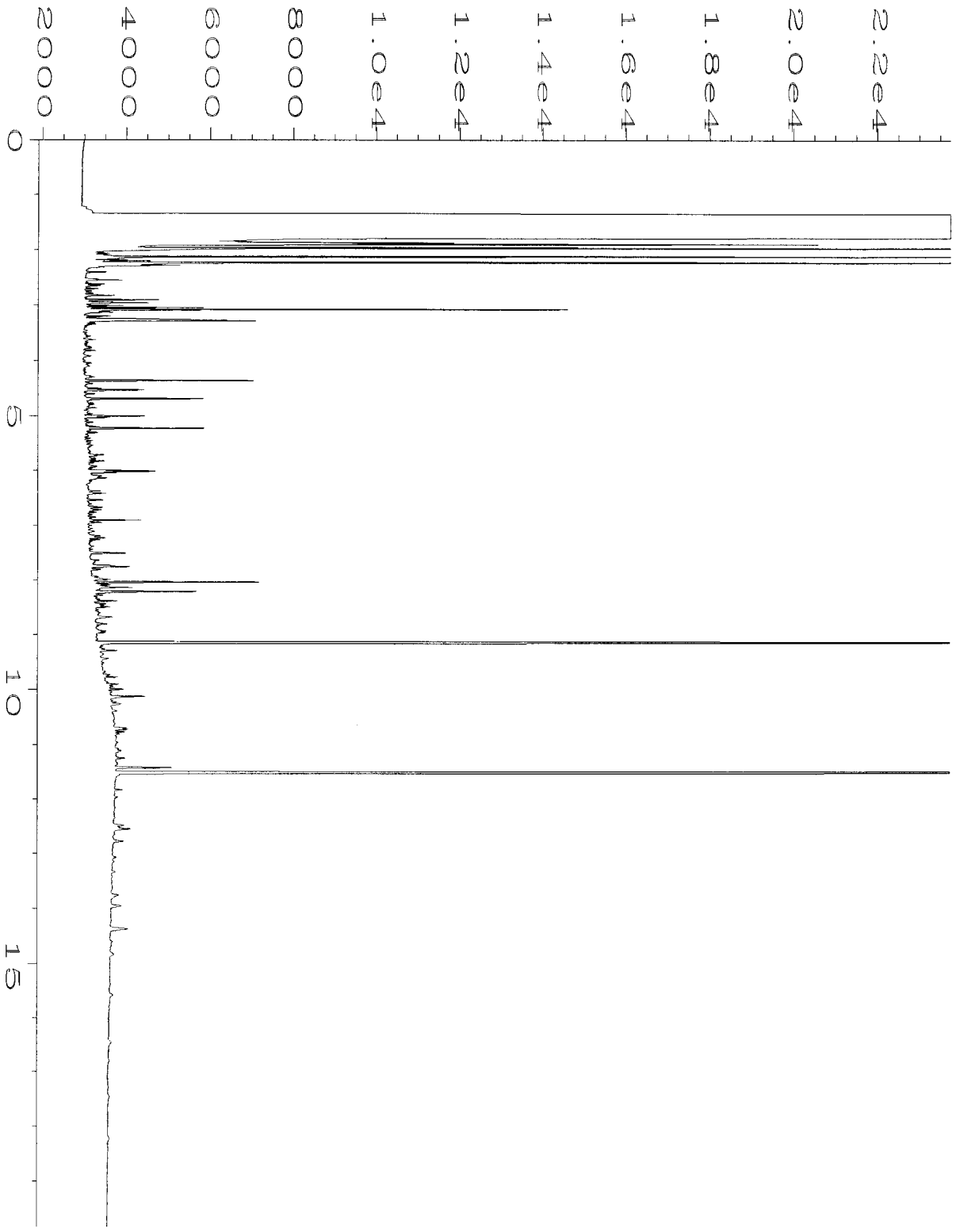

Data File Name : C:\HPCHEM\4\DATA\04-15-11\025F0701.D
Operator : ML
Instrument : GC#4
Sample Name : 104148-02
Run Time Bar Code:
Acquired on : 15 Apr 11 10:51 PM
Report Created on: 18 Apr 11 10:49 AM

Page Number : 1
Vial Number : 25
Injection Number : 1
Sequence Line : 7
Instrument Method: TPHD.MTH
Analysis Method : BAKEOUT.MTH

104148

SAMPLE CHAIN OF CUSTODY

ME 04-13-11

VS 7 COS

Page # 1 of 1

Send Report To Tim Brown, cc: Jessica Brown, Audrey Hackett, Pete Kingston, Jennifer Cyr

Company SoundEarth Strategies

Address 2811 Fairview Ave E, Ste. 2000

City, State, ZIP Seattle, WA 98102

Phone # 206.306.1900 Fax # 206.306.1907

SAMPLERS (signature)

PROJECT NAME/NO.: Seattle Terminal / 01-600

PO #: 0440-004-24

REMARKS

EIM Y / N

TURNAROUND TIME

☒ Standard (2 Weeks)

☐ RUSH

Rush charges authorized by:

SAMPLE DISPOSAL
Dispose of after 30 days

Sample ID	Sample Location	Sample Depth	Lab ID	Date Sampled	Time Sampled	Matrix	# of jars	GRPH by NWTPH-Gx and BTEX by EPA 8021B	DRPH/ORPH by NWTPH-Dx	cVOCs by EPA 8260C	Sulfate by SM184500SO4E	Nitrate by SM184500NO3F, Nitrite by EPA 353.2, Total P by EPA 365.1, Alkalinity by Sm18 2320B	Total Fe by EPA 200.7, Hardness by SM2340C	TKN by EPA 351.1	Sulfide by EPA 376.1	Methane, Ethene, and Ethane by RSK 175	Notes
~~01MW54-20110413~~	01MW54	39	01 A-F	4/13/11	1159	H2O	6	X	X	X							
01MW77-20110413	01MW77	38	02 A-F	4/13/11	1453	H2O	6	X	X	X							

DW 4/13/11

Samples received at 2 °C

SIGNATURE	PRINT NAME	COMPANY	DATE	TIME
Relinquished by:	David Mendel	SES	4/13/11	1839
Received by:	Jon Shimazu	FBI	/	/
Relinquished by:				
Received by:				

Friedman & Bruya, Inc.
3012 16th Avenue West
Seattle, WA 98119-2029
Ph. (206) 285-8282
Fax (206) 283-5044

FRIEDMAN & BRUYA, INC.

ENVIRONMENTAL CHEMISTS

James E. Bruya, Ph.D.
Charlene Morrow, M.S.
Yelena Aravkina, M.S.
Bradley T. Benson, B.S.
Kurt Johnson, B.S.

3012 16th Avenue West
Seattle, WA 98119-2029
TEL: (206) 285-8282
FAX: (206) 283-5044
e-mail: fbi@isomedia.com

May 6, 2011

Tim Brown, Project Manager
SoundEarth Strategies
2811 Fairview Ave. East, Suite 2000
Seattle, WA 98102

Dear Mr. Brown:

Included are the results from the testing of material submitted on April 15, 2011 from the TOC_01-600_20110415 WORFDB5, F&BI 104191 project. There are 14 pages included in this report. Any samples that may remain are currently scheduled for disposal in 30 days. If you would like us to return your samples or arrange for long term storage at our offices, please contact us as soon as possible.

We appreciate this opportunity to be of service to you and hope you will call if you should have any questions.

Sincerely,

FRIEDMAN & BRUYA, INC.



Michael Erdahl
Project Manager

Enclosures
c: Mark Chandler, Jessica Brown, Audrey Hackett, Pete Kingston, Jennifer Cyr
SOU0506R.DOC

CASE NARRATIVE

This case narrative encompasses samples received on April 15, 2011 by Friedman & Bruya, Inc. from the SoundEarth Strategies 01-600 project. Samples were logged in under the laboratory ID's listed below.

Laboratory ID	SoundEarth Strategies
104191-01	02MW13-20110414
104191-02	02MW14-20110414

Sample 02MW13-20110414 was sent to Aquatic Research for nitrate, sulfate, alkalinity, phosphorus, hardness, total Fe, TKN, nitrite, and sulfide analyses. In addition, the sample was sent to Fremont Analytical for dissolved gasses analysis. Review of the enclosed reports indicates that all quality assurance were acceptable.

The detection of trichloroethane in the original 8260C analysis of the samples was determined to be due to carryover from previous sample injections. The samples were reanalyzed out of the holding time. The data were flagged accordingly.

All other quality control requirements were acceptable.

Date of Report: 05/06/11
Date Received: 04/15/11
Project: TOC_01-600_20110415 WORFDB5, F&BI 104191
Date Extracted: 04/18/11
Date Analyzed: 04/18/11

RESULTS FROM THE ANALYSIS OF WATER SAMPLES FOR BENZENE, TOLUENE, ETHYLBENZENE, XYLENES AND TPH AS GASOLINE USING EPA METHOD 8021B AND NWTPH-Gx

Results Reported as ug/L (ppb)

Sample ID Laboratory ID	Benzene	Toluene	Ethyl Benzene	Total Xylenes	Gasoline Range	Surrogate (% Recovery) (Limit 50-150)
02MW13-20110414 104191-01	<1	<1	<1	<3	<100	122
02MW14-20110414 104191-02	<1	<1	<1	<3	<100	121
Method Blank 01-0704 MB	<1	<1	<1	<3	<100	124

Date of Report: 05/06/11
Date Received: 04/15/11
Project: TOC_01-600_20110415 WORFDB5, F&BI 104191
Date Extracted: 04/15/11
Date Analyzed: 04/15/11 and 04/16/11

RESULTS FROM THE ANALYSIS OF WATER SAMPLES FOR TOTAL PETROLEUM HYDROCARBONS AS DIESEL AND MOTOR OIL USING METHOD NWTPH-Dx

Results Reported as ug/L (ppb)

Sample ID Laboratory ID	Diesel Range (C_{10}-C_{25})	Motor Oil Range (C_{25}-C_{36})	Surrogate (% Recovery) (Limit 50-150)
02MW13-20110414 104191-01	54 x	<250	91
02MW14-20110414 104191-02	<50	<250	84
Method Blank 01-697 MB	<50	<250	86

Analysis For Volatile Compounds By EPA Method 8260C

Client Sample ID:	02MW13-20110414	Client:	SoundEarth Strategies
Date Received:	04/15/11	Project:	TOC_01-600_20110415 WORFDB5
Date Extracted:	04/18/11	Lab ID:	104191-01
Date Analyzed:	04/19/11	Data File:	041819.D
Matrix:	Water	Instrument:	GCMS4
Units:	ug/L (ppb)	Operator:	JS

Surrogates:	% Recovery:	Lower Limit:	Upper Limit:
1,2-Dichloroethane-d4	100	57	121
Toluene-d8	99	63	127
4-Bromofluorobenzene	105	60	133

Compounds:	Concentration ug/L (ppb)
Vinyl chloride	<0.2
Chloroethane	<1
1,1-Dichloroethene	<1
Methylene chloride	<5
trans-1,2-Dichloroethene	<1
1,1-Dichloroethane	<1
cis-1,2-Dichloroethene	<1
1,2-Dichloroethane (EDC)	<1
1,1,1-Trichloroethane	<1
Trichloroethene	17 c
Tetrachloroethene	<1

Analysis For Volatile Compounds By EPA Method 8260C

Client Sample ID:	02MW13-20110414 ht	Client:	SoundEarth Strategies
Date Received:	04/15/11	Project:	TOC_01-600_20110415 WORFDB5
Date Extracted:	05/02/11	Lab ID:	104191-01
Date Analyzed:	05/02/11	Data File:	050211.D
Matrix:	Water	Instrument:	GCMS4
Units:	ug/L (ppb)	Operator:	JS

Surrogates:	% Recovery:	Lower Limit:	Upper Limit:
1,2-Dichloroethane-d4	101	57	121
Toluene-d8	97	63	127
4-Bromofluorobenzene	108	60	133

Compounds:	Concentration ug/L (ppb)
Trichloroethene	<1

Analysis For Volatile Compounds By EPA Method 8260C

Client Sample ID:	02MW14-20110414	Client:	SoundEarth Strategies
Date Received:	04/15/11	Project:	TOC_01-600_20110415 WORFDB5
Date Extracted:	04/18/11	Lab ID:	104191-02
Date Analyzed:	04/19/11	Data File:	041820.D
Matrix:	Water	Instrument:	GCMS4
Units:	ug/L (ppb)	Operator:	JS

Surrogates:	% Recovery:	Lower Limit:	Upper Limit:
1,2-Dichloroethane-d4	101	57	121
Toluene-d8	99	63	127
4-Bromofluorobenzene	105	60	133

Compounds:	Concentration ug/L (ppb)
Vinyl chloride	<0.2
Chloroethane	<1
1,1-Dichloroethene	<1
Methylene chloride	<5
trans-1,2-Dichloroethene	<1
1,1-Dichloroethane	<1
cis-1,2-Dichloroethene	<1
1,2-Dichloroethane (EDC)	<1
1,1,1-Trichloroethane	<1
Trichloroethene	5.9 c
Tetrachloroethene	<1

Analysis For Volatile Compounds By EPA Method 8260C

Client Sample ID:	02MW14-20110414 ht	Client:	SoundEarth Strategies
Date Received:	04/15/11	Project:	TOC_01-600_20110415 WORFDB5
Date Extracted:	05/02/11	Lab ID:	104191-02
Date Analyzed:	05/02/11	Data File:	050212.D
Matrix:	Water	Instrument:	GCMS4
Units:	ug/L (ppb)	Operator:	JS

Surrogates:	% Recovery:	Lower Limit:	Upper Limit:
1,2-Dichloroethane-d4	100	57	121
Toluene-d8	98	63	127
4-Bromofluorobenzene	109	60	133

Compounds:	Concentration ug/L (ppb)
Trichloroethene	<1

Analysis For Volatile Compounds By EPA Method 8260C

Client Sample ID:	Method Blank	Client:	SoundEarth Strategies
Date Received:	NA	Project:	TOC_01-600_20110415 WORFDB5
Date Extracted:	04/18/11	Lab ID:	01-644 mb
Date Analyzed:	04/18/11	Data File:	041808.D
Matrix:	Water	Instrument:	GCMS4
Units:	ug/L (ppb)	Operator:	JS

Surrogates:	% Recovery:	Lower Limit:	Upper Limit:
1,2-Dichloroethane-d4	99	57	121
Toluene-d8	98	63	127
4-Bromofluorobenzene	104	60	133

Compounds:	Concentration ug/L (ppb)
Vinyl chloride	<0.2
Chloroethane	<1
1,1-Dichloroethene	<1
Methylene chloride	<5
trans-1,2-Dichloroethene	<1
1,1-Dichloroethane	<1
cis-1,2-Dichloroethene	<1
1,2-Dichloroethane (EDC)	<1
1,1,1-Trichloroethane	<1
Trichloroethene	<1
Tetrachloroethene	<1

Analysis For Volatile Compounds By EPA Method 8260C

Client Sample ID:	Method Blank	Client:	SoundEarth Strategies
Date Received:	NA	Project:	TOC_01-600_20110415 WORFDB5
Date Extracted:	05/02/11	Lab ID:	01-666 mb
Date Analyzed:	05/02/11	Data File:	050207.D
Matrix:	Water	Instrument:	GCMS4
Units:	ug/L (ppb)	Operator:	JS

Surrogates:	% Recovery:	Lower Limit:	Upper Limit:
1,2-Dichloroethane-d4	102	57	121
Toluene-d8	98	63	127
4-Bromofluorobenzene	104	60	133

Compounds:	Concentration ug/L (ppb)
Vinyl chloride	<0.2
Chloroethane	<1
1,1-Dichloroethene	<1
Methylene chloride	<5
trans-1,2-Dichloroethene	<1
1,1-Dichloroethane	<1
cis-1,2-Dichloroethene	<1
1,2-Dichloroethane (EDC)	<1
1,1,1-Trichloroethane	<1
Trichloroethene	<1
Tetrachloroethene	<1

Date of Report: 05/06/11
Date Received: 04/15/11
Project: TOC_01-600_20110415 WORFDB5, F&BI 104191

QUALITY ASSURANCE RESULTS FOR THE ANALYSIS OF WATER SAMPLES FOR BENZENE, TOLUENE, ETHYLBENZENE, XYLENES, AND TPH AS GASOLINE USING EPA METHOD 8021B AND NWTPH-Gx

Laboratory Code: 104205-01 (Duplicate)

Analyte	Reporting Units	Sample Result	Duplicate Result	Relative Percent Difference (Limit 20)
Benzene	ug/L (ppb)	<1	<1	nm
Toluene	ug/L (ppb)	<1	<1	nm
Ethylbenzene	ug/L (ppb)	<1	<1	nm
Xylenes	ug/L (ppb)	<3	<3	nm
Gasoline	ug/L (ppb)	510	520	1

Laboratory Code: Laboratory Control Sample

Analyte	Reporting Units	Spike Level	Percent Recovery LCS	Acceptance Criteria
Benzene	ug/L (ppb)	50	112	72-119
Toluene	ug/L (ppb)	50	98	71-113
Ethylbenzene	ug/L (ppb)	50	104	72-114
Xylenes	ug/L (ppb)	150	96	72-113
Gasoline	ug/L (ppb)	1,000	106	70-119

Date of Report: 05/06/11
Date Received: 04/15/11
Project: TOC_01-600_20110415 WORFDB5, F&BI 104191

QUALITY ASSURANCE RESULTS FOR THE ANALYSIS OF WATER SAMPLES FOR TOTAL PETROLEUM HYDROCARBONS AS DIESEL EXTENDED USING METHOD NWTPH-Dx

Laboratory Code: Laboratory Control Sample

Analyte	Reporting Units	Spike Level	Percent Recovery LCS	Percent Recovery LCSD	Acceptance Criteria	RPD (Limit 20)
Diesel Extended	ug/L (ppb)	2,500	98	100	63-142	2

Date of Report: 05/06/11
Date Received: 04/15/11
Project: TOC_01-600_20110415 WORFDB5, F&BI 104191

QUALITY ASSURANCE RESULTS FOR THE ANALYSIS OF WATER SAMPLES FOR VOLATILES BY EPA METHOD 8260C

Laboratory Code: 104199-32 (Matrix Spike)

Analyte	Reporting Units	Spike Level	Sample Result	Percent Recovery MS	Acceptance Criteria
Vinyl chloride	ug/L (ppb)	50	<0.2	104	36-166
Chloroethane	ug/L (ppb)	50	<1	97	46-160
1,1-Dichloroethene	ug/L (ppb)	50	<1	89	60-136
Methylene chloride	ug/L (ppb)	50	<5	108	67-132
trans-1,2-Dichloroethene	ug/L (ppb)	50	<1	81	72-129
1,1-Dichloroethane	ug/L (ppb)	50	<1	91	70-128
cis-1,2-Dichloroethene	ug/L (ppb)	50	<1	101	71-127
1,2-Dichloroethane (EDC)	ug/L (ppb)	50	<1	97	69-133
1,1,1-Trichloroethane	ug/L (ppb)	50	<1	95	60-146
Trichloroethene	ug/L (ppb)	50	1.4	100	66-135
Tetrachloroethene	ug/L (ppb)	50	1.9	99	73-129

Laboratory Code: Laboratory Control Sample

Analyte	Reporting Units	Spike Level	Percent Recovery LCS	Percent Recovery LCSD	Acceptance Criteria	RPD (Limit 20)
Vinyl chloride	ug/L (ppb)	50	92	83	50-154	10
Chloroethane	ug/L (ppb)	50	92	89	58-146	3
1,1-Dichloroethene	ug/L (ppb)	50	89	89	67-136	0
Methylene chloride	ug/L (ppb)	50	103	106	39-148	3
trans-1,2-Dichloroethene	ug/L (ppb)	50	98	101	68-128	3
1,1-Dichloroethane	ug/L (ppb)	50	98	98	79-121	0
cis-1,2-Dichloroethene	ug/L (ppb)	50	105	104	80-123	1
1,2-Dichloroethane (EDC)	ug/L (ppb)	50	95	94	73-132	1
1,1,1-Trichloroethane	ug/L (ppb)	50	97	96	83-130	1
Trichloroethene	ug/L (ppb)	50	99	96	80-120	3
Tetrachloroethene	ug/L (ppb)	50	99	98	76-121	1

Date of Report: 05/06/11
Date Received: 04/15/11
Project: TOC_01-600_20110415 WORFDB5, F&BI 104191

QUALITY ASSURANCE RESULTS FOR THE ANALYSIS OF WATER SAMPLES FOR VOLATILES BY EPA METHOD 8260C

Laboratory Code: 104377-01 (Matrix Spike)

Analyte	Reporting Units	Spike Level	Sample Result	Percent Recovery MS	Acceptance Criteria
Vinyl chloride	ug/L (ppb)	50	<0.2	87	36-166
Chloroethane	ug/L (ppb)	50	<1	103	46-160
1,1-Dichloroethene	ug/L (ppb)	50	<1	85	60-136
Methylene chloride	ug/L (ppb)	50	<5	76	67-132
trans-1,2-Dichloroethene	ug/L (ppb)	50	<1	101	72-129
1,1-Dichloroethane	ug/L (ppb)	50	<1	103	70-128
cis-1,2-Dichloroethene	ug/L (ppb)	50	<1	108	71-127
1,2-Dichloroethane (EDC)	ug/L (ppb)	50	<1	109	69-133
1,1,1-Trichloroethane	ug/L (ppb)	50	<1	113	60-146
Trichloroethene	ug/L (ppb)	50	<1	106	66-135
Tetrachloroethene	ug/L (ppb)	50	<1	106	73-129

Laboratory Code: Laboratory Control Sample

Analyte	Reporting Units	Spike Level	Percent Recovery LCS	Percent Recovery LCSD	Acceptance Criteria	RPD (Limit 20)
Vinyl chloride	ug/L (ppb)	50	87	86	50-154	1
Chloroethane	ug/L (ppb)	50	103	98	58-146	5
1,1-Dichloroethene	ug/L (ppb)	50	88	86	67-136	2
Methylene chloride	ug/L (ppb)	50	81	80	39-148	1
trans-1,2-Dichloroethene	ug/L (ppb)	50	102	102	68-128	0
1,1-Dichloroethane	ug/L (ppb)	50	102	102	79-121	0
cis-1,2-Dichloroethene	ug/L (ppb)	50	107	108	80-123	1
1,2-Dichloroethane (EDC)	ug/L (ppb)	50	108	108	73-132	0
1,1,1-Trichloroethane	ug/L (ppb)	50	111	99	83-130	11
Trichloroethene	ug/L (ppb)	50	105	105	80-120	0
Tetrachloroethene	ug/L (ppb)	50	105	106	76-121	1

Data Qualifiers & Definitions

a - The analyte was detected at a level less than five times the reporting limit. The RPD results may not provide reliable information on the variability of the analysis.

A1 – More than one compound of similar molecule structure was identified with equal probability.

b - The analyte was spiked at a level that was less than five times that present in the sample. Matrix spike recoveries may not be meaningful.

ca - The calibration results for this range fell outside of acceptance criteria. The value reported is an estimate.

c - The presence of the analyte indicated may be due to carryover from previous sample injections.

d - The sample was diluted. Detection limits may be raised due to dilution.

ds - The sample was diluted. Detection limits are raised due to dilution and surrogate recoveries may not be meaningful.

dv - Insufficient sample was available to achieve normal reporting limits and limits are raised accordingly.

fb - Analyte present in the blank and the sample.

fc – The compound is a common laboratory and field contaminant.

hr - The sample and duplicate were reextracted and reanalyzed. RPD results were still outside of control limits. The variability is attributed to sample inhomogeneity.

ht - Analysis performed outside the method or client-specified holding time requirement.

ip - Recovery fell outside of normal control limits. Compounds in the sample matrix interfered with the quantitation of the analyte.

j – The result is below normal reporting limits. The value reported is an estimate.

J - The internal standard associated with the analyte is out of control limits. The reported concentration is an estimate.

jl - The analyte result in the laboratory control sample is out of control limits. The reported concentration should be considered an estimate.

jr - The rpd result in laboratory control sample associated with the analyte is out of control limits. The reported concentration should be considered an estimate.

js - The surrogate associated with the analyte is out of control limits. The reported concentration should be considered an estimate.

lc - The presence of the compound indicated is likely due to laboratory contamination.

L - The reported concentration was generated from a library search.

nm - The analyte was not detected in one or more of the duplicate analyses. Therefore, calculation of the RPD is not applicable.

pc – The sample was received in a container not approved by the method. The value reported should be considered an estimate.

pr – The sample was received with incorrect preservation. The value reported should be considered an estimate.

ve - Estimated concentration calculated for an analyte response above the valid instrument calibration range. A dilution is required to obtain an accurate quantification of the analyte.

vo - The value reported fell outside the control limits established for this analyte.

x - The sample chromatographic pattern does not resemble the fuel standard used for quantitation.

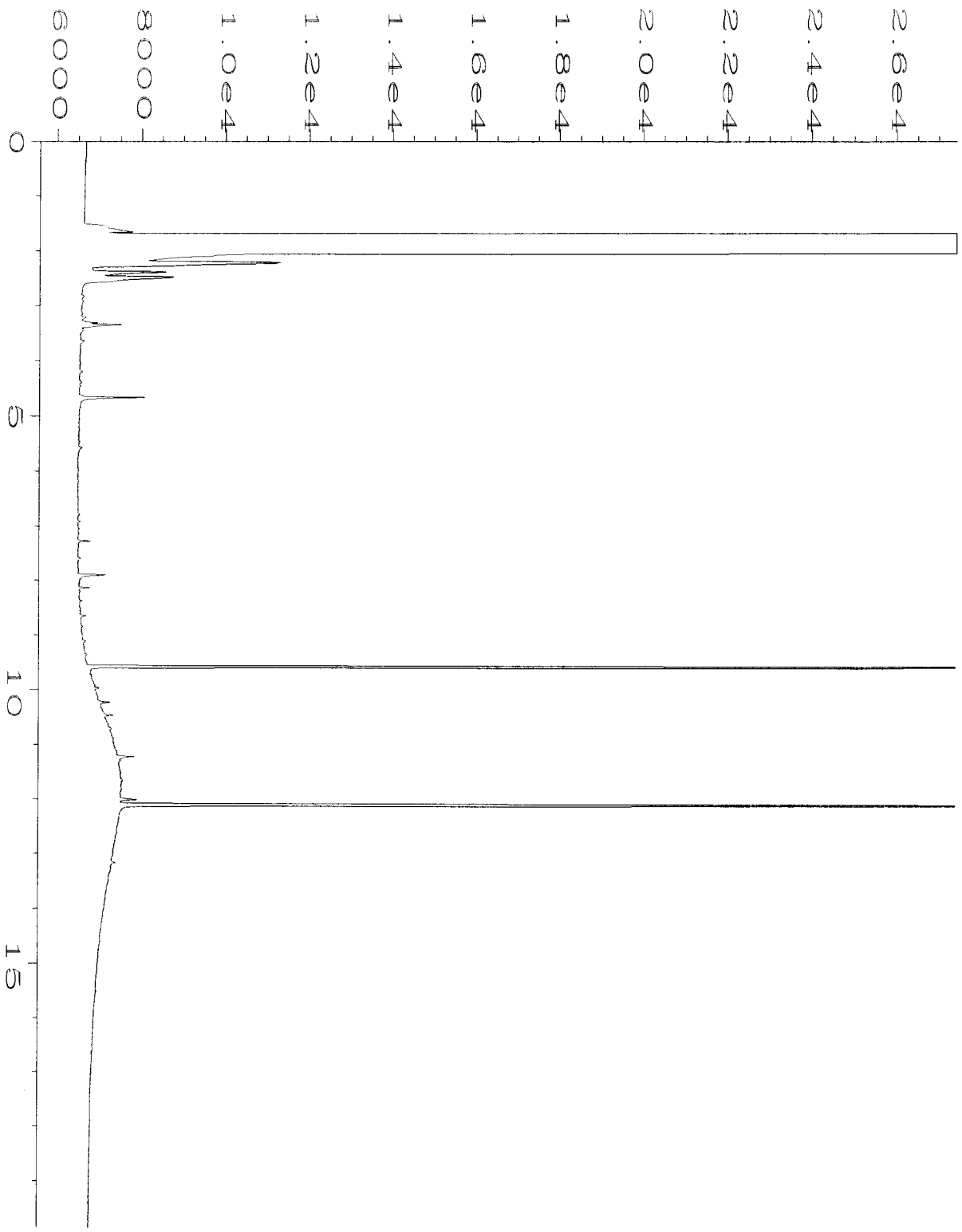

Data File Name : C:\HPCHEM\1\DATA\04-15-11\030F0801.D
Operator : ML
Instrument : GC1
Sample Name : 104191-01
Run Time Bar Code:
Acquired on : 15 Apr 11 11:49 PM
Report Created on: 18 Apr 11 08:56 AM

Page Number : 1
Vial Number : 30
Injection Number : 1
Sequence Line : 8
Instrument Method: TPHD.MTH
Analysis Method : BAKEOUT.MTH



Data File Name	: C:\HPCHEM\1\DATA\04-15-11\031F0801.D		
Operator	: ML	Page Number	: 1
Instrument	: GC1	Vial Number	: 31
Sample Name	: 104191-02	Injection Number	: 1
Run Time Bar Code:		Sequence Line	: 8
Acquired on	: 16 Apr 11 00:16 AM	Instrument Method	: TPHD.MTH
Report Created on	: 18 Apr 11 08:56 AM	Analysis Method	: BAKEOUT.MTH

2930 Westlake Ave N Suite 100
Seatlle. WA 98109
T: (206) 352-3790
F: (206) 352-7178
info@fremontanalytical.com

Friedman & Bruya
Michael Erdahl
3012 16th Ave. W.
Seattle, Washington 98119

RE: 104191
Lab ID: 1104079

April 26, 2011

Attention Michael Erdahl:

Fremont Analytical, Inc. received 1 sample(s) on 4/18/2011 for the analyses presented in the following report.

Dissolved Gases by RSK-175

This report consists of the following:

- Case Narrative
- Analytical Results
- Applicable Quality Control Summary Reports
- Chain of Custody

All analyses were performed consistent with the Quality Assurance program of Fremont Analytical, Inc. Please contact the laboratory if you should have any questions about the results.

Thank you for using Fremont Analytical.

Sincerely,

Michael Dee
Sr. Chemist / Principal

Date: *04/26/2011*

CLIENT: Friedman & Bruya
Project: 104191
Lab Order: 1104079

Work Order Sample Summary

Lab Sample ID	Client Sample ID	Date/Time Collected	Date/Time Received
1104079-001	02MW13-20110414	04/14/2011 11:34 AM	04/18/2011 1:53 PM

Note: If no "Time Collected" is supplied, a default of 12:00AM is assigned

Case Narrative

WO#: **1104079**
Date: **4/26/2011**

CLIENT: Friedman & Bruya
Project: 104191

I. SAMPLE RECEIPT:
All samples were received intact. The internal ice chest temperatures were measured on receipt (8.8 Degrees C).

II. GENERAL REPORTING COMMENTS:
Results are reported on a wet weight basis unless dry-weight correction is denoted in the units field on the analytical report ("mg/kg-dry" or "ug/kg-dry").

The validity of the analytical procedures for which data is reported in this analytical report is determined by the Laboratory Control Sample (LCS) and the Method Blank (MB). The LCS and the MB are processed with the samples and the MS/MSD to ensure method criteria are achieved throughout the entire analytical process.

III. ANALYSES AND EXCEPTIONS:
Exceptions associated with this report will be footnoted in the analytical results page(s) or the quality control summary page(s) and/or noted below.

Analytical Report

WO#: **1104079**
Date Reported: **4/26/2011**

Client: Friedman & Bruya
Collection Date: 4/14/2011 11:34:00 AM
Project: 104191
Lab ID: 1104079-001
Matrix: Groundwater
Client Sample ID: 02MW13-20110414

Analyses	Result	RL	Qual	Units	DF	Date Analyzed
Dissolved Gases by RSK-175						Analyst: **MD**
Methane	ND	0.00500		mg/L	1	4/19/2011
Ethene	ND	0.00500		mg/L	1	4/19/2011
Ethane	ND	0.00500		mg/L	1	4/19/2011

Qualifiers:

B	Analyte detected in the associated Method Blank	D	Dilution was required
E	Value above quantitation range	H	Holding times for preparation or analysis exceeded
J	Analyte detected below quantitation limits	ND	Not detected at the Reporting Limit
RL	Reporting Limit	S	Spike recovery outside accepted recovery limits

Date: *4/26/2011*

Work Order: 1104079
CLIENT: Friedman & Bruya
Project: 104191

QC SUMMARY REPORT

Dissolved Gases by RSK-175

Sample ID: **LCS**	SampType: **LCS**	Units: **mg/L**	Prep Date: **4/19/2011**	RunNo: **586**
Client ID: **LCSW**	Batch ID: **R586**		Analysis Date: **4/19/2011**	SeqNo: **11947**

Analyte	Result	RL	SPK value	SPK Ref Val	%REC	LowLimit	HighLimit	RPD Ref Val	%RPD	RPDLimit	Qual
Methane	94.2	0.00500	100.0	0	94.2	80	120				
Ethene	89.1	0.00500	100.0	0	89.1	80	120				
Ethane	82.2	0.00500	100.0	0	82.2	80	120				

Sample ID: **1104078-001ADUP**	SampType: **DUP**	Units: **mg/L**	Prep Date: **4/19/2011**	RunNo: **586**
Client ID: **Batch**	Batch ID: **R586**		Analysis Date: **4/19/2011**	SeqNo: **11949**

Analyte	Result	RL	SPK value	SPK Ref Val	%REC	LowLimit	HighLimit	RPD Ref Val	%RPD	RPDLimit	Qual
Methane	0.125	0.00500						0.1220	2.43	30	
Ethene	ND	0.00500						0	0	30	
Ethane	ND	0.00500						0	0	30	

Qualifiers:

E	Value above quantitation range	H	Holding times for preparation or analysis exceeded	J	Analyte detected below quantitation limits
ND	Not detected at the Reporting Limit	R	RPD outside accepted recovery limits	RL	Reporting Limit
S	Spike recovery outside accepted recovery limits				

SUBCONTRACT SAMPLE CHAIN OF CUSTODY

Send Report To Michael Erdahl

Company Friedman and Bruya, Inc.

Address 3012 16th Ave W

City, State, ZIP Seattle, WA 98119

Phone # (206) 285-8282 Fax # (206) 283-5044

SUBCONTRACTER Fremont

PROJECT NAME/NO. 104191

PO # A-963

REMARKS

Please Email Results
merdahl@friedmanandbruya.com

Page # 1 of 1

TURNAROUND TIME
- ☐ Standard (2 Weeks)
- ☐ RUSH
- Rush charges authorized by:

SAMPLE DISPOSAL
- ☐ Dispose after 30 days
- ☐ Return samples
- ☐ Will call with instructions

Sample ID	Lab ID	Date Sampled	Time Sampled	Matrix	# of jars	ANALYSES REQUESTED: Oil and Grease	EPH	VPH	Nitrate	Sulfate	Alkalinity	Dissolved Gases				Notes
02MW13-20110414		4/14/11	0932	W	2							X				

SIGNATURE	PRINT NAME	COMPANY	DATE	TIME
Relinquished by:	Michael Erdahl	Friedman & Bruya	4/15/11	1130
Received by:				
Relinquished by:				
Received by:				

Friedman & Bruya, Inc.
3012 16th Avenue West
Seattle, WA 98119-2029
Ph. (206) 285-8282
Fax (206) 283-5044

1104043

SUBCONTRACT SAMPLE CHAIN OF CUSTODY

Send Report To Michael Erdahl
Company Friedman and Bruya, Inc.
Address 3012 16th Ave W
City, State, ZIP Seattle, WA 98119
Phone # (206) 285-8282 Fax # (206) 283-5044

SUBCONTRACTER Fremont
PROJECT NAME/NO. 104113
PO # A-963
REMARKS
Please Email Results
merdahl@friedmanandbruya.com

Page # 1 of 1
TURNAROUND TIME
☒ Standard (2 Weeks)
☐ RUSH
Rush charges authorized by:
SAMPLE DISPOSAL
☐ Dispose after 30 days
☐ Return samples
☐ Will call with instructions

Sample ID	Lab ID	Date Sampled	Time Sampled	Matrix	# of jars	ANALYSES REQUESTED: Oil and Grease	EPH	VPH	Nitrate	Sulfate	Alkalinity	Dioxane Methane, Ethane, Ethene				Notes
01MW75-20110411		4/11/11	1255	W	2							X				
01MW13-20110411		↓	1422	1	2							X				

Friedman & Bruya, Inc.
3012 16th Avenue West
Seattle, WA 98119-2029
Ph. (206) 285-8282
Fax (206) 283-5044

	SIGNATURE	PRINT NAME	COMPANY	DATE	TIME
Relinquished by:		Michael Erdahl	Friedman & Bruya	4/12/11	09:30
Received by:	Troy Zehr	Troy Zehr	F.A.	4/12/11	10
Relinquished by:					
Received by:					

AQUATIC RESEARCH INCORPORATED

LABORATORY & CONSULTING SERVICES

3927 AURORA AVENUE NORTH, SEATTLE, WA 98103

PHONE: (206) 632-2715 FAX: (206) 632-2417

CASE FILE NUMBER:	FBI008-19	PAGE 1	
REPORT DATE:	04/27/11		
DATE SAMPLED:	04/15/11	DATE RECEIVED:	04/15/11

FINAL REPORT, LABORATORY ANALYSIS OF SELECTED PARAMETERS ON WATER SAMPLES FROM FRIEDMAN & BRUYA, INC. / PROJECT NO. 104191

CASE NARRATIVE

One water sample was received by the laboratory in good condition and analyzed according to the chain of custody. No difficulties were encountered in the preparation or analysis of this sample. Sample data follows while QA/QC data is contained on subsequent pages.

SAMPLE DATA

SAMPLE ID	ALKALINITY (mgCaCO3/l)	SULFATE (mg/L)	SULFIDE (mg/L)	TOTAL-P (mg/L)	TKN (mg/L)
02MW13-20110414	81.0	12.1	<0.05	0.013	<0.200

SAMPLE ID	TOTAL IRON (mg/L)	NITRATE (mg/L)	NITRITE (mg/L)	HARDNESS (mgCaCO3/l)
02MW13-20110414	<0.100	0.534	<0.002	88.4

AQUATIC RESEARCH INCORPORATED

LABORATORY & CONSULTING SERVICES

3927 AURORA AVENUE NORTH, SEATTLE, WA 98103

PHONE: (206) 632-2715 FAX: (206) 632-2417

CASE FILE NUMBER:	FBI008-19		PAGE 2
REPORT DATE:	04/27/11		
DATE SAMPLED:	04/15/11	DATE RECEIVED:	04/15/11

FINAL REPORT, LABORATORY ANALYSIS OF SELECTED PARAMETERS ON WATER SAMPLES FROM FRIEDMAN & BRUYA, INC. / PROJECT NO. 104191

QA/QC DATA

QC PARAMETER	ALKALINITY (mgCaCO3/l)	SULFATE (mg/L)	SULFIDE (mg/L)	TOTAL-P (mg/L)	TKN (mg/L)
METHOD	SM18 2320B	SM184500SO4E	EPA 376.1	EPA 365.1	EPA 351.1
DATE ANALYZED	04/25/11	04/25/11	04/19/11	04/18/11	04/21/11
DETECTION LIMIT	1.00	1.00	0.05	0.002	0.200
DUPLICATE					
SAMPLE ID	BATCH	BATCH	BATCH	BATCH	BATCH
ORIGINAL	230	13.6	<0.05	0.027	<0.200
DUPLICATE	227	13.3	<0.05	0.028	<0.200
RPD	1.09%	2.39%	NC	3.94%	NC
SPIKE SAMPLE					
SAMPLE ID		BATCH		BATCH	BATCH
ORIGINAL		13.6		0.027	<0.200
SPIKED SAMPLE		23.2		0.073	2.25
SPIKE ADDED		10.0		0.050	2.00
% RECOVERY	NA	96.31%	NA	91.54%	112.25%
QC CHECK					
FOUND	101	9.95		0.091	5.27
TRUE	100	10.0		0.090	5.79
% RECOVERY	100.50%	99.51%	NA	101.56%	91.09%
BLANK	NA	<1.00	<0.05	<0.002	<0.200

RPD = RELATIVE PERCENT DIFFERENCE.
NA = NOT APPLICABLE OR NOT AVAILABLE.
NC = NOT CALCULABLE DUE TO ONE OR MORE VALUES BEING BELOW THE DETECTION LIMIT.
OR = RECOVERY NOT CALCULABLE DUE TO SPIKE SAMPLE OUT OF RANGE OR SPIKE TOO LOW RELATIVE TO SAMPLE CONCENTRATION.

AQUATIC RESEARCH INCORPORATED

LABORATORY & CONSULTING SERVICES

3927 AURORA AVENUE NORTH, SEATTLE, WA 98103

PHONE: (206) 632-2715 FAX: (206) 632-2417

CASE FILE NUMBER:	FBI008-19		PAGE 3
REPORT DATE:	04/27/11		
DATE SAMPLED:	04/15/11	DATE RECEIVED:	04/15/11

FINAL REPORT, LABORATORY ANALYSIS OF SELECTED PARAMETERS ON WATER SAMPLES FROM FRIEDMAN & BRUYA, INC. / PROJECT NO. 104191

QA/QC DATA

QC PARAMETER	TOTAL IRON (mg/L)	NITRATE (mg/L)	NITRITE (mg/L)	HARDNESS (mgCaCO3/l)
METHOD	EPA 200.7	SM184500N03F	EPA 353.2	SM 2340C
DATE ANALYZED	04/20/11	04/15/11	04/15/11	04/25/11
DETECTION LIMIT	0.020	0.010	0.002	2.00
DUPLICATE				
SAMPLE ID	BATCH	BATCH	BATCH	BATCH
ORIGINAL	3.56	0.223	0.003	67.8
DUPLICATE	3.63	0.227	0.003	67.8
RPD	2.00%	1.60%	0.00%	0.00%
SPIKE SAMPLE				
SAMPLE ID	BATCH	BATCH	BATCH	BATCH
ORIGINAL	3.56	0.223	0.003	67.8
SPIKED SAMPLE	12.9	0.420	0.043	87.8
SPIKE ADDED	10.0	0.200	0.040	20.0
% RECOVERY	93.26%	98.51%	100.00%	99.67%
QC CHECK				
FOUND	9.38	0.428	0.040	39.9
TRUE	10.0	0.408	0.040	40.0
% RECOVERY	93.78%	104.87%	100.00%	99.67%
BLANK	<0.020	<0.010	<0.002	<2.00

RPD = RELATIVE PERCENT DIFFERENCE.
NA = NOT APPLICABLE OR NOT AVAILABLE
NC = NOT CALCULABLE DUE TO ONE OR MORE VALUES BEING BELOW THE DETECTION LIMIT
OR = RECOVERY NOT CALCULABLE DUE TO SPIKE SAMPLE OUT OF RANGE OR SPIKE TOO LOW RELATIVE TO SAMPLE CONCENTRATION.

SUBMITTED BY:

Steven Lazoff
Laboratory Director

FB1008.19

SUBCONTRACT SAMPLE CHAIN OF CUSTODY

Send Report To: Michael Erdahl
Company: Friedman and Bruya, Inc.
Address: 3012 16th Ave W
City, State, ZIP: Seattle, WA 98119
Phone #: (206) 285-8282 Fax #: (206) 283-5044

SUBCONTRACTER: Ag. Research
PROJECT NAME/NO.: 104191
PO #: A-974
REMARKS: Please Email Results merdahl@friedmanandbruya.com

Page # 1 of 1

TURNAROUND TIME
☒ Standard (2 Weeks)
☐ RUSH
Rush charges authorized by:

SAMPLE DISPOSAL
☐ Dispose after 30 days
☐ Return samples
☐ Will call with instructions

Sample ID	Lab ID	Date Sampled	Time Sampled	Matrix	# of jars	ANALYSES REQUESTED: Hardness Calcium Cmpnd	Total Phosphorus EPA	Nitrate EPA	Nitrate	Sulfate	Alkalinity	TKN	Sulfide	Total Fe.		Notes
02MW13-20110414		4/15/11	1134	W		X	X	X	X	X	X	X	X	X		

Friedman & Bruya, Inc.
3012 16th Avenue West
Seattle, WA 98119-2029
Ph. (206) 285-8282
Fax (206) 283-5044

	SIGNATURE	PRINT NAME	COMPANY	DATE	TIME
Relinquished by:		Michael Erdahl	Friedman & Bruya	4/15/11	11:00 AM
Received by:		S. Williams	FBR	4/15/11	11:00
Relinquished by:					
Received by:					

104191

SAMPLE CHAIN OF CUSTODY

ME 04/15/11 V4/8 CQS

Page # 1 of 1

Send Report To Tim Brown, cc: Jessica Brown, Audrey Hackett, Pete Kingston, Jennifer Cyr

Company SoundEarth Strategies

Address 2811 Fairview Ave E, Ste. 2000

City, State, ZIP Seattle, WA 98102

Phone # 206.306.1900 Fax # 206.306.1907

SAMPLERS (signature) ATR

PROJECT NAME/NO. Seattle Terminal / 01-600

PO # 0440-004-23

REMARKS

EIM Y / N

TURNAROUND TIME

☐ Standard (2 Weeks)

☐ RUSH

Rush charges authorized by:

SAMPLE DISPOSAL
Dispose of after 30 days

Sample ID	Sample Location	Sample Depth	Lab ID	Date Sampled	Time Sampled	Matrix	# of jars	GRPH by NWTPH-Gx and BTEX by EPA 8021B	DRPH/ORPH by NWTPH-Dx	PCP by EPA 8270D with low detection limits	cVOCs by EPA 8260C	Sulfate by SM184500SO4E	Nitrate by SM184500NO3F, Nitrite by EPA 353.2, Total P by EPA 365.1, Alkalinity by Sm18 2320B	Total Fe by EPA 200.7, Hardness by SM2340C	TKN by EPA 351.1	Sulfide by EPA 376.1	Methane, Ethene, and Ethane by RSK 175	Notes
02mw13 -	20110414	11'-12'	02A	4/14/11	1134	W	13	X	X		X	X	X	X	X	X	X	
02MW14 -	20110414	12'-13'	02A	4/14/11	1304	W	6	X	X		X							

ATR 4/14/11

Friedman & Bruya, Inc.
3012 16th Avenue West
Seattle, WA 98119-2029
Ph. (206) 285-8282
Fax (206) 283-5044

	SIGNATURE	PRINT NAME	COMPANY	DATE	TIME
Relinquished by:		Andrew Leif	SES	4/15/11	0900
Received by:		Nhan Phan	FeBI	4/15/11	0910
Relinquished by:					
Received by:			Samples received at 2 °C		

FRIEDMAN & BRUYA, INC.

ENVIRONMENTAL CHEMISTS

James E. Bruya, Ph.D.
Charlene Morrow, M.S.
Yelena Aravkina, M.S.
Bradley T. Benson, B.S.
Kurt Johnson, B.S.

3012 16th Avenue West
Seattle, WA 98119-2029
TEL: (206) 285-8282
FAX: (206) 283-5044
e-mail: fbi@isomedia.com

May 2, 2011

Tim Brown, Project Manager
SoundEarth Strategies
2811 Fairview Ave. East, Suite 2000
Seattle, WA 98102

Dear Mr. Brown:

Included are the results from the testing of material submitted on April 15, 2011 from the TOC_01-600_20110415 WORFDB5, F&BI 104192 project. There are 14 pages included in this report. Any samples that may remain are currently scheduled for disposal in 30 days. If you would like us to return your samples or arrange for long term storage at our offices, please contact us as soon as possible.

We appreciate this opportunity to be of service to you and hope you will call if you should have any questions.

Sincerely,

FRIEDMAN & BRUYA, INC.



Michael Erdahl
Project Manager

Enclosures
c: Mark Chandler, Jessica Brown, Audrey Hackett, Pete Kingston, Jennifer Cyr
SOU0502R.DOC

CASE NARRATIVE

This case narrative encompasses samples received on April 15, 2011 by Friedman & Bruya, Inc. from the SoundEarth Strategies TOC_01-600_20110415 WORFDB5, F&BI 104192 project. Samples were logged in under the laboratory ID's listed below.

Laboratory ID	SoundEarth Strategies
104192-01	01MW63-20110414
104192-02	FD04-20110414

Sample 01MW63-20110414 was sent to Aquatic Research for nitrate, sulfate, alkalinity, phosphorus, hardness, total Fe, TKN, nitrite, and sulfide analyses. In addition, the sample was sent to Fremont Analytical for dissolved gasses analysis. Review of the enclosed reports indicates that all quality assurance were acceptable.

All quality control requirements were acceptable.

Date of Report: 05/02/11
Date Received: 04/15/11
Project: TOC_01-600_20110415 WORFDB5, F&BI 104192
Date Extracted: 04/15/11
Date Analyzed: 04/16/11

RESULTS FROM THE ANALYSIS OF WATER SAMPLES FOR BENZENE, TOLUENE, ETHYLBENZENE, XYLENES AND TPH AS GASOLINE USING EPA METHOD 8021B AND NWTPH-Gx

Results Reported as ug/L (ppb)

Sample ID Laboratory ID	Benzene	Toluene	Ethyl Benzene	Total Xylenes	Gasoline Range	Surrogate (% Recovery) (Limit 52-124)
01MW63-20110414 104192-01	7.2	<1	<1	<3	5,700 x	65
FD04-20110414 104192-02	7.1	<1	<1	<3	5,800 x	76
Method Blank 01-698 MB	<1	<1	<1	<3	<100	124

Date of Report: 05/02/11
Date Received: 04/15/11
Project: TOC_01-600_20110415 WORFDB5, F&BI 104192
Date Extracted: 04/15/11
Date Analyzed: 04/16/11

RESULTS FROM THE ANALYSIS OF WATER SAMPLES FOR TOTAL PETROLEUM HYDROCARBONS AS DIESEL AND MOTOR OIL USING METHOD NWTPH-Dx

Results Reported as ug/L (ppb)

Sample ID Laboratory ID	Diesel Range (C_{10}-C_{25})	Motor Oil Range (C_{25}-C_{36})	Surrogate (% Recovery) (Limit 50-150)
01MW63-20110414 104192-01	740 x	430 x	86
FD04-20110414 104192-02	850 x	510 x	92
Method Blank 01-697 MB	<50	<250	86

Analysis For Volatile Compounds By EPA Method 8260C

Client Sample ID:	01MW63-20110414	Client:	SoundEarth Strategies
Date Received:	04/15/11	Project:	TOC_01-600_20110415 WORFDB5, F&BI 1041
Date Extracted:	04/18/11	Lab ID:	104192-01
Date Analyzed:	04/18/11	Data File:	041817.D
Matrix:	Water	Instrument:	GCMS4
Units:	ug/L (ppb)	Operator:	JS

Surrogates:	% Recovery:	Lower Limit:	Upper Limit:
1,2-Dichloroethane-d4	102	57	121
Toluene-d8	103	63	127
4-Bromofluorobenzene	105	60	133

Compounds:	Concentration ug/L (ppb)
Vinyl chloride	82
Chloroethane	<1
1,1-Dichloroethene	7.5
Methylene chloride	<5
trans-1,2-Dichloroethene	5.0
1,1-Dichloroethane	<1
cis-1,2-Dichloroethene	590 ve
1,2-Dichloroethane (EDC)	3.3
1,1,1-Trichloroethane	<1
Trichloroethene	2,800 ve
Tetrachloroethene	<1

Analysis For Volatile Compounds By EPA Method 8260C

Client Sample ID:	01MW63-20110414	Client:	SoundEarth Strategies
Date Received:	04/15/11	Project:	TOC_01-600_20110415 WORFDB5, F&BI 1041
Date Extracted:	04/26/11	Lab ID:	104192-01 1/100
Date Analyzed:	04/26/11	Data File:	0426510.D
Matrix:	Water	Instrument:	GCMS5
Units:	ug/L (ppb)	Operator:	JS

Surrogates:	% Recovery:	Lower Limit:	Upper Limit:
1,2-Dichloroethane-d4	104	63	127
Toluene-d8	101	65	127
4-Bromofluorobenzene	101	40	157

Compounds:	Concentration ug/L (ppb)
Vinyl chloride	84
Chloroethane	<100
1,1-Dichloroethene	<100
Methylene chloride	<500
trans-1,2-Dichloroethene	<100
1,1-Dichloroethane	<100
cis-1,2-Dichloroethene	610
1,2-Dichloroethane (EDC)	<100
1,1,1-Trichloroethane	<100
Trichloroethene	11,000
Tetrachloroethene	<100

Analysis For Volatile Compounds By EPA Method 8260C

Client Sample ID:	FD04-20110414	Client:	SoundEarth Strategies
Date Received:	04/15/11	Project:	TOC_01-600_20110415 WORFDB5, F&BI 1041
Date Extracted:	04/18/11	Lab ID:	104192-02
Date Analyzed:	04/18/11	Data File:	041818.D
Matrix:	Water	Instrument:	GCMS4
Units:	ug/L (ppb)	Operator:	JS

Surrogates:	% Recovery:	Lower Limit:	Upper Limit:
1,2-Dichloroethane-d4	102	57	121
Toluene-d8	103	63	127
4-Bromofluorobenzene	104	60	133

Compounds:	Concentration ug/L (ppb)
Vinyl chloride	65
Chloroethane	<1
1,1-Dichloroethene	7.1
Methylene chloride	<5
trans-1,2-Dichloroethene	4.0
1,1-Dichloroethane	<1
cis-1,2-Dichloroethene	550 ve
1,2-Dichloroethane (EDC)	1.7
1,1,1-Trichloroethane	<1
Trichloroethene	2,800 ve
Tetrachloroethene	<1

Analysis For Volatile Compounds By EPA Method 8260C

Client Sample ID:	FD04-20110414	Client:	SoundEarth Strategies
Date Received:	04/15/11	Project:	TOC_01-600_20110415 WORFDB5, F&BI 1041
Date Extracted:	04/26/11	Lab ID:	104192-02 1/100
Date Analyzed:	04/26/11	Data File:	0426511.D
Matrix:	Water	Instrument:	GCMS5
Units:	ug/L (ppb)	Operator:	JS

Surrogates:	% Recovery:	Lower Limit:	Upper Limit:
1,2-Dichloroethane-d4	102	63	127
Toluene-d8	98	65	127
4-Bromofluorobenzene	99	40	157

Compounds:	Concentration ug/L (ppb)
Vinyl chloride	79
Chloroethane	<100
1,1-Dichloroethene	<100
Methylene chloride	<500
trans-1,2-Dichloroethene	<100
1,1-Dichloroethane	<100
cis-1,2-Dichloroethene	620
1,2-Dichloroethane (EDC)	<100
1,1,1-Trichloroethane	<100
Trichloroethene	11,000
Tetrachloroethene	<100

Analysis For Volatile Compounds By EPA Method 8260C

Client Sample ID:	Method Blank	Client:	SoundEarth Strategies
Date Received:	NA	Project:	TOC_01-600_20110415 WORFDB5, F&BI 1041
Date Extracted:	04/18/11	Lab ID:	01-644 mb
Date Analyzed:	04/18/11	Data File:	041808.D
Matrix:	Water	Instrument:	GCMS4
Units:	ug/L (ppb)	Operator:	JS

Surrogates:	% Recovery:	Lower Limit:	Upper Limit:
1,2-Dichloroethane-d4	99	57	121
Toluene-d8	98	63	127
4-Bromofluorobenzene	104	60	133

Compounds:	Concentration ug/L (ppb)
Vinyl chloride	<0.2
Chloroethane	<1
1,1-Dichloroethene	<1
Methylene chloride	<5
trans-1,2-Dichloroethene	<1
1,1-Dichloroethane	<1
cis-1,2-Dichloroethene	<1
1,2-Dichloroethane (EDC)	<1
1,1,1-Trichloroethane	<1
Trichloroethene	<1
Tetrachloroethene	<1

Analysis For Volatile Compounds By EPA Method 8260C

Client Sample ID:	Method Blank	Client:	SoundEarth Strategies
Date Received:	NA	Project:	TOC_01-600_20110415 WORFDB5
Date Extracted:	04/23/11	Lab ID:	01-653 mb
Date Analyzed:	04/23/11	Data File:	042318.D
Matrix:	Water	Instrument:	GCMS5
Units:	ug/L (ppb)	Operator:	JS

Surrogates:	% Recovery:	Lower Limit:	Upper Limit:
1,2-Dichloroethane-d4	96	63	127
Toluene-d8	94	65	127
4-Bromofluorobenzene	96	40	157

Compounds:	Concentration ug/L (ppb)
Vinyl chloride	<0.2
Chloroethane	<1
1,1-Dichloroethene	<1
Methylene chloride	<5
trans-1,2-Dichloroethene	<1
1,1-Dichloroethane	<1
cis-1,2-Dichloroethene	<1
1,2-Dichloroethane (EDC)	<1
1,1,1-Trichloroethane	<1
Trichloroethene	<1
Tetrachloroethene	<1

Date of Report: 05/02/11
Date Received: 04/15/11
Project: TOC_01-600_20110415 WORFDB5, F&BI 104192

QUALITY ASSURANCE RESULTS FOR THE ANALYSIS OF WATER SAMPLES FOR BENZENE, TOLUENE, ETHYLBENZENE, XYLENES, AND TPH AS GASOLINE USING EPA METHOD 8021B AND NWTPH-Gx

Laboratory Code: 104197-01 (Duplicate)

Analyte	Reporting Units	Sample Result	Duplicate Result	Relative Percent Difference (Limit 20)
Benzene	ug/L (ppb)	<1	<1	nm
Toluene	ug/L (ppb)	<1	<1	nm
Ethylbenzene	ug/L (ppb)	<1	<1	nm
Xylenes	ug/L (ppb)	<3	<3	nm
Gasoline	ug/L (ppb)	<100	<100	nm

Laboratory Code: Laboratory Control Sample

Analyte	Reporting Units	Spike Level	Percent Recovery LCS	Acceptance Criteria
Benzene	ug/L (ppb)	50	91	65-118
Toluene	ug/L (ppb)	50	84	72-122
Ethylbenzene	ug/L (ppb)	50	76	73-126
Xylenes	ug/L (ppb)	150	79	74-118
Gasoline	ug/L (ppb)	1,000	98	69-134

Date of Report: 05/02/11
Date Received: 04/15/11
Project: TOC_01-600_20110415 WORFDB5, F&BI 104192

QUALITY ASSURANCE RESULTS FOR THE ANALYSIS OF WATER SAMPLES FOR TOTAL PETROLEUM HYDROCARBONS AS DIESEL EXTENDED USING METHOD NWTPH-Dx

Laboratory Code: Laboratory Control Sample

Analyte	Reporting Units	Spike Level	Percent Recovery LCS	Percent Recovery LCSD	Acceptance Criteria	RPD (Limit 20)
Diesel Extended	ug/L (ppb)	2,500	98	100	63-142	2

Date of Report: 05/02/11
Date Received: 04/15/11
Project: TOC_01-600_20110415 WORFDB5, F&BI 104192

QUALITY ASSURANCE RESULTS FOR THE ANALYSIS OF WATER SAMPLES FOR VOLATILES BY EPA METHOD 8260C

Laboratory Code: 104199-32 (Matrix Spike)

Analyte	Reporting Units	Spike Level	Sample Result	Percent Recovery MS	Acceptance Criteria
Vinyl chloride	ug/L (ppb)	50	<0.2	104	36-166
Chloroethane	ug/L (ppb)	50	<1	97	46-160
1,1-Dichloroethene	ug/L (ppb)	50	<1	89	60-136
Methylene chloride	ug/L (ppb)	50	<5	108	67-132
trans-1,2-Dichloroethene	ug/L (ppb)	50	<1	81	72-129
1,1-Dichloroethane	ug/L (ppb)	50	<1	91	70-128
cis-1,2-Dichloroethene	ug/L (ppb)	50	<1	101	71-127
1,2-Dichloroethane (EDC)	ug/L (ppb)	50	<1	97	69-133
1,1,1-Trichloroethane	ug/L (ppb)	50	<1	95	60-146
Trichloroethene	ug/L (ppb)	50	1.4	100	66-135
Tetrachloroethene	ug/L (ppb)	50	1.9	99	73-129

Laboratory Code: Laboratory Control Sample

Analyte	Reporting Units	Spike Level	Percent Recovery LCS	Percent Recovery LCSD	Acceptance Criteria	RPD (Limit 20)
Vinyl chloride	ug/L (ppb)	50	92	83	50-154	10
Chloroethane	ug/L (ppb)	50	92	89	58-146	3
1,1-Dichloroethene	ug/L (ppb)	50	89	89	67-136	0
Methylene chloride	ug/L (ppb)	50	103	106	39-148	3
trans-1,2-Dichloroethene	ug/L (ppb)	50	98	101	68-128	3
1,1-Dichloroethane	ug/L (ppb)	50	98	98	79-121	0
cis-1,2-Dichloroethene	ug/L (ppb)	50	105	104	80-123	1
1,2-Dichloroethane (EDC)	ug/L (ppb)	50	95	94	73-132	1
1,1,1-Trichloroethane	ug/L (ppb)	50	97	96	83-130	1
Trichloroethene	ug/L (ppb)	50	99	96	80-120	3
Tetrachloroethene	ug/L (ppb)	50	99	98	76-121	1

Note: The matrix spike was analyzed outside of the 12 hour shift.

Date of Report: 05/02/11
Date Received: 04/15/11
Project: TOC_01-600_20110415 WORFDB5, F&BI 104192

QUALITY ASSURANCE RESULTS FOR THE ANALYSIS OF WATER SAMPLES FOR VOLATILES BY EPA METHOD 8260C

Laboratory Code: Laboratory Control Sample

Analyte	Reporting Units	Spike Level	Percent Recovery LCS	Percent Recovery LCSD	Acceptance Criteria	RPD (Limit 20)
Vinyl chloride	ug/L (ppb)	50	100	105	53-131	5
Chloroethane	ug/L (ppb)	50	98	105	30-176	7
1,1-Dichloroethene	ug/L (ppb)	50	98	104	65-157	6
Methylene chloride	ug/L (ppb)	50	97	93	17-177	4
trans-1,2-Dichloroethene	ug/L (ppb)	50	107	98	71-128	9
1,1-Dichloroethane	ug/L (ppb)	50	106	100	74-118	6
cis-1,2-Dichloroethene	ug/L (ppb)	50	105	102	74-126	3
1,2-Dichloroethane (EDC)	ug/L (ppb)	50	93	97	71-135	4
1,1,1-Trichloroethane	ug/L (ppb)	50	101	103	77-123	2
Trichloroethene	ug/L (ppb)	50	98	101	74-119	3
Tetrachloroethene	ug/L (ppb)	50	85	89	83-113	5

Data Qualifiers & Definitions

a - The analyte was detected at a level less than five times the reporting limit. The RPD results may not provide reliable information on the variability of the analysis.

A1 – More than one compound of similar molecule structure was identified with equal probability.

b - The analyte was spiked at a level that was less than five times that present in the sample. Matrix spike recoveries may not be meaningful.

ca - The calibration results for this range fell outside of acceptance criteria. The value reported is an estimate.

c - The presence of the analyte indicated may be due to carryover from previous sample injections.

d - The sample was diluted. Detection limits may be raised due to dilution.

ds - The sample was diluted. Detection limits are raised due to dilution and surrogate recoveries may not be meaningful.

dv - Insufficient sample was available to achieve normal reporting limits and limits are raised accordingly.

fb - Analyte present in the blank and the sample.

fc – The compound is a common laboratory and field contaminant.

hr - The sample and duplicate were reextracted and reanalyzed. RPD results were still outside of control limits. The variability is attributed to sample inhomogeneity.

ht - Analysis performed outside the method or client-specified holding time requirement.

ip - Recovery fell outside of normal control limits. Compounds in the sample matrix interfered with the quantitation of the analyte.

j – The result is below normal reporting limits. The value reported is an estimate.

J - The internal standard associated with the analyte is out of control limits. The reported concentration is an estimate.

jl - The analyte result in the laboratory control sample is out of control limits. The reported concentration should be considered an estimate.

jr - The rpd result in laboratory control sample associated with the analyte is out of control limits. The reported concentration should be considered an estimate.

js - The surrogate associated with the analyte is out of control limits. The reported concentration should be considered an estimate.

lc - The presence of the compound indicated is likely due to laboratory contamination.

L - The reported concentration was generated from a library search.

nm - The analyte was not detected in one or more of the duplicate analyses. Therefore, calculation of the RPD is not applicable.

pc – The sample was received in a container not approved by the method. The value reported should be considered an estimate.

pr – The sample was received with incorrect preservation. The value reported should be considered an estimate.

ve - Estimated concentration calculated for an analyte response above the valid instrument calibration range. A dilution is required to obtain an accurate quantification of the analyte.

vo - The value reported fell outside the control limits established for this analyte.

x - The sample chromatographic pattern does not resemble the fuel standard used for quantitation.

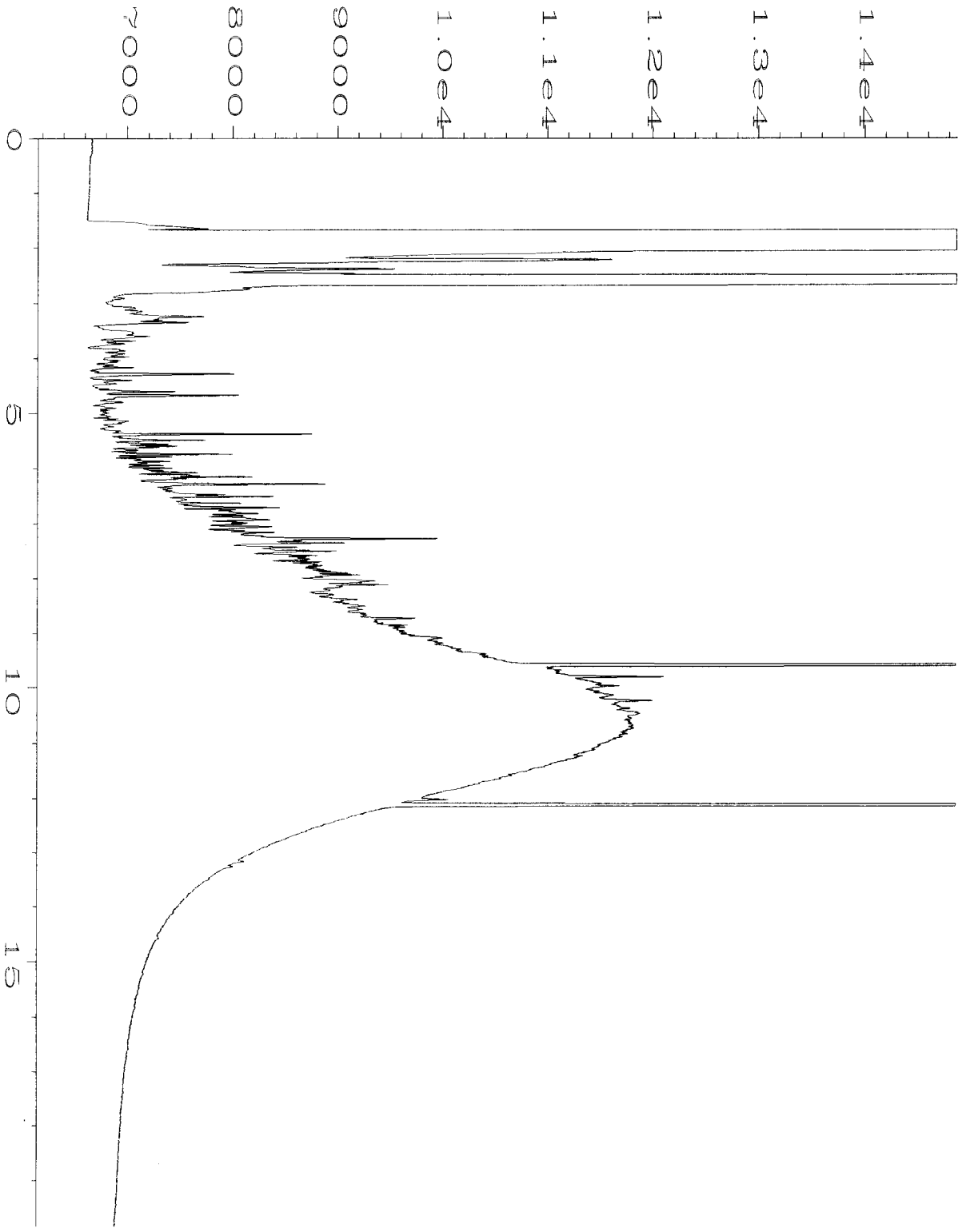

Data File Name : C:\HPCHEM\1\DATA\04-15-11\032F0801.D
Operator : ML
Instrument : GC1
Sample Name : 104192-01
Run Time Bar Code:
Acquired on : 16 Apr 11 00:43 AM
Report Created on: 18 Apr 11 08:56 AM

Page Number : 1
Vial Number : 32
Injection Number : 1
Sequence Line : 8
Instrument Method: TPHD.MTH
Analysis Method : BAKEOUT.MTH

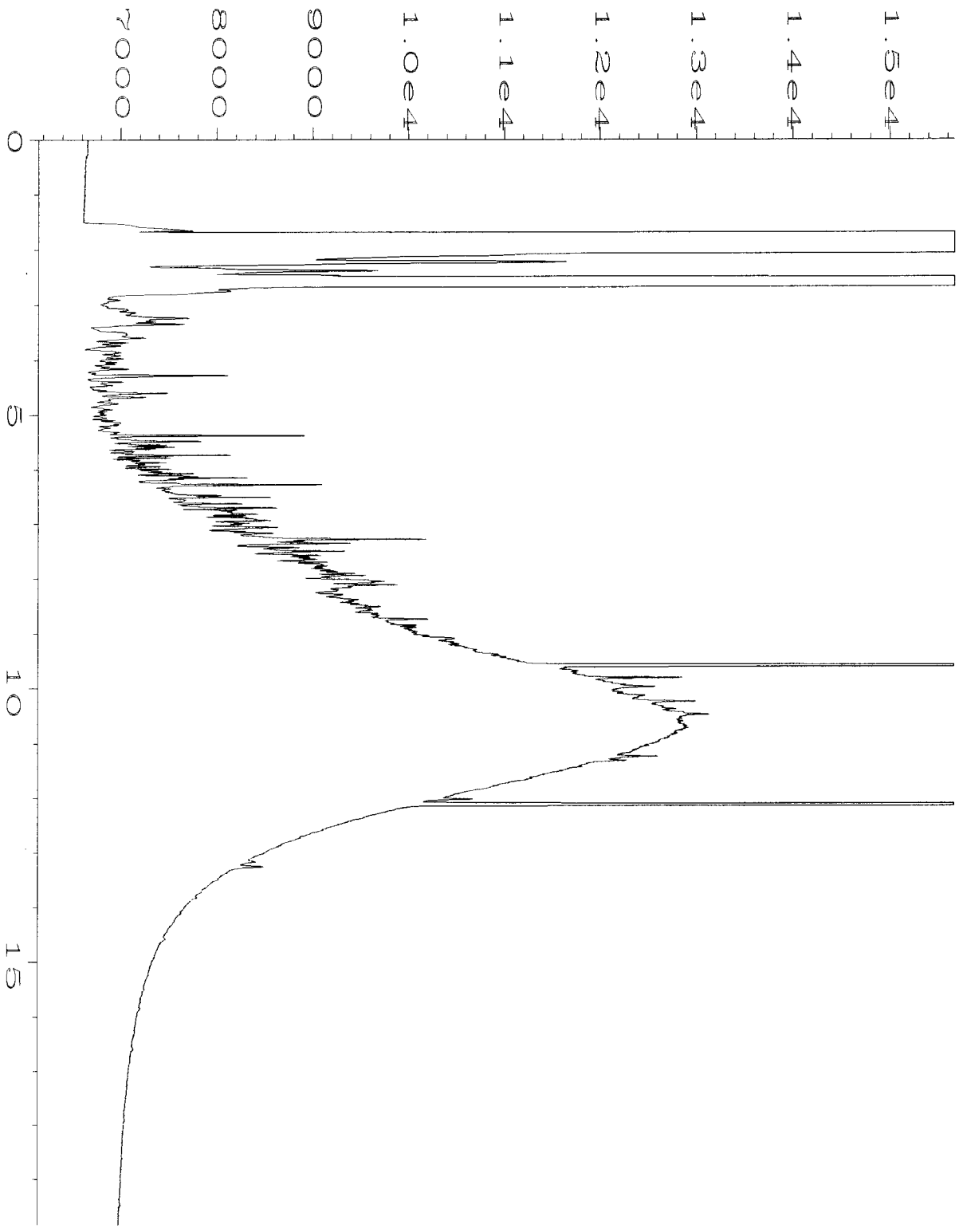

Data File Name	: C:\HPCHEM\1\DATA\04-15-11\033F0801.D		
Operator	: ML	Page Number	: 1
Instrument	: GC1	Vial Number	: 33
Sample Name	: 104192-02	Injection Number	: 1
Run Time Bar Code:		Sequence Line	: 8
Acquired on	: 16 Apr 11 01:10 AM	Instrument Method	: TPHD.MTH
Report Created on:	18 Apr 11 08:57 AM	Analysis Method	: BAKEOUT.MTH

AQUATIC RESEARCH INCORPORATED

LABORATORY & CONSULTING SERVICES

3927 AURORA AVENUE NORTH, SEATTLE, WA 98103

PHONE: (206) 632-2715 FAX: (206) 632-2417

CASE FILE NUMBER:	FBI008-21		PAGE 1
REPORT DATE:	04/27/11		
DATE SAMPLED:	04/14/11	DATE RECEIVED:	04/15/11

FINAL REPORT, LABORATORY ANALYSIS OF SELECTED PARAMETERS ON WATER SAMPLES FROM FRIEDMAN & BRUYA, INC. / PROJECT NO. 104192

CASE NARRATIVE

One water sample was received by the laboratory in good condition and analyzed according to the chain of custody. No difficulties were encountered in the preparation or analysis of this sample. Sample data follows while QA/QC data is contained on subsequent pages.

SAMPLE DATA

SAMPLE ID	ALKALINITY (mgCaCO3/l)	SULFATE (mg/L)	SULFIDE (mg/L)	TOTAL-P (mg/L)	TKN (mg/L)
01MW63-20110414	246	13.6	<0.05	0.320	<0.200

SAMPLE ID	TOTAL IRON (mg/L)	NITRATE (mg/L)	NITRITE (mg/L)	HARDNESS (mgCaCO3/l)
01MW63-20110414	2.42	<0.010	0.003	201

AQUATIC RESEARCH INCORPORATED

LABORATORY & CONSULTING SERVICES

3927 AURORA AVENUE NORTH, SEATTLE, WA 98103

PHONE: (206) 632-2715 FAX: (206) 632-2417

CASE FILE NUMBER: FBI008-21

REPORT DATE: 04/27/11

DATE SAMPLED: 04/14/11 DATE RECEIVED: 04/15/11

FINAL REPORT, LABORATORY ANALYSIS OF SELECTED PARAMETERS ON WATER SAMPLES FROM FRIEDMAN & BRUYA, INC. / PROJECT NO. 104192

QA/QC DATA

QC PARAMETER	ALKALINITY (mgCaCO3/l)	SULFATE (mg/L)	SULFIDE (mg/L)	TOTAL-P (mg/L)	TKN (mg/L)
METHOD	SM18 2320B	SM184500SO4E	EPA 376.1	EPA 365.1	EPA 351.1
DATE ANALYZED	04/25/11	04/25/11	04/19/11	04/18/11	04/21/11
DETECTION LIMIT	1.00	1.00	0.05	0.002	0.200
DUPLICATE					
SAMPLE ID	BATCH	01MW63-20110414	01MW63-20110414	BATCH	01MW63-20110414
ORIGINAL	230	13.6	<0.05	0.027	<0.200
DUPLICATE	227	13.3	<0.05	0.028	<0.200
RPD	1.09%	2.39%	NC	3.94%	NC
SPIKE SAMPLE					
SAMPLE ID		01MW63-20110414		BATCH	01MW63-20110414
ORIGINAL		13.6		0.027	<0.200
SPIKED SAMPLE		23.2		0.073	2.25
SPIKE ADDED		10.0		0.050	2.00
% RECOVERY	NA	96.31%	NA	91.54%	112.25%
QC CHECK					
FOUND	101	9.95		0.091	5.27
TRUE	100	10.0		0.090	5.79
% RECOVERY	100.50%	99.51%	NA	101.56%	91.09%
BLANK	NA	<1.00	<0.05	<0.002	<0.200

RPD = RELATIVE PERCENT DIFFERENCE.
NA = NOT APPLICABLE OR NOT AVAILABLE.
NC = NOT CALCULABLE DUE TO ONE OR MORE VALUES BEING BELOW THE DETECTION LIMIT.
OR = RECOVERY NOT CALCULABLE DUE TO SPIKE SAMPLE OUT OF RANGE OR SPIKE TOO LOW RELATIVE TO SAMPLE CONCENTRATION.

AQUATIC RESEARCH INCORPORATED

LABORATORY & CONSULTING SERVICES

3927 AURORA AVENUE NORTH, SEATTLE, WA 98103

PHONE: (206) 632-2715 FAX: (206) 632-2417

CASE FILE NUMBER:	**FBI008-21**		**PAGE 3**
REPORT DATE:	**04/27/11**		
DATE SAMPLED:	**04/14/11**	**DATE RECEIVED:**	**04/15/11**

FINAL REPORT, LABORATORY ANALYSIS OF SELECTED PARAMETERS ON WATER SAMPLES FROM FRIEDMAN & BRUYA, INC. / PROJECT NO. 104192

QA/QC DATA

QC PARAMETER	TOTAL IRON (mg/L)	NITRATE (mg/L)	NITRITE (mg/L)	HARDNESS (mgCaCO3/l)
METHOD	EPA 200.7	SM184500N03F	EPA 353.2	SM 2340C
DATE ANALYZED	04/20/11	04/15/11	04/15/11	04/25/11
DETECTION LIMIT	0.020	0.010	0.002	2.00
DUPLICATE				
SAMPLE ID	BATCH	BATCH	01MW63-20110414	BATCH
ORIGINAL	3.56	0.223	0.003	67.8
DUPLICATE	3.63	0.227	0.003	67.8
RPD	2.00%	1.60%	0.00%	0.00%
SPIKE SAMPLE				
SAMPLE ID	BATCH	BATCH	01MW63-20110414	BATCH
ORIGINAL	3.56	0.223	0.003	67.8
SPIKED SAMPLE	12.9	0.420	0.043	87.8
SPIKE ADDED	10.0	0.200	0.040	20.0
% RECOVERY	93.26%	98.51%	100.00%	99.67%
QC CHECK				
FOUND	9.38	0.428	0.040	39.9
TRUE	10.0	0.408	0.040	40.0
% RECOVERY	93.78%	104.87%	100.00%	99.67%
BLANK	<0.020	<0.010	<0.002	<2.00

RPD = RELATIVE PERCENT DIFFERENCE.
NA = NOT APPLICABLE OR NOT AVAILABLE.
NC = NOT CALCULABLE DUE TO ONE OR MORE VALUES BEING BELOW THE DETECTION LIMIT.
OR = RECOVERY NOT CALCULABLE DUE TO SPIKE SAMPLE OUT OF RANGE OR SPIKE TOO LOW RELATIVE TO SAMPLE CONCENTRATION.

SUBMITTED BY:

Steven Lazoff
Laboratory Director

FB1008 Z1

SUBCONTRACT SAMPLE CHAIN OF CUSTODY

Send Report To: Michael Erdahl
Company: Friedman and Bruya, Inc.
Address: 3012 16th Ave W
City, State, ZIP: Seattle, WA 98119
Phone #: (206) 285-8282 Fax #: (206) 283-5044

SUBCONTRACTER: Ag. Research
PROJECT NAME/NO.: 104192
PO #: A-966
REMARKS: Please Email Results merdahl@friedmanandbruya.com

TURNAROUND TIME
☒ Standard (2 Weeks)
☐ RUSH
Rush charges authorized by:

SAMPLE DISPOSAL
☐ Dispose after 30 days
☐ Return samples
☐ Will call with instructions

Sample ID	Lab ID	Date Sampled	Time Sampled	Matrix	# of jars	ANALYSES REQUESTED: Hardness, Oil and Grease, Total Phosphorus EPH, Nitrite VPH, Nitrate, Sulfate, Alkalinity, TKN, Sulfide, Total Fe.	Notes
AMW6S-20110414		4/14/11	0932	W		x x x x x x x x x	

	SIGNATURE	PRINT NAME	COMPANY	DATE	TIME
Relinquished by:		Michael Erdahl	Friedman & Bruya	4/15/11	11:05
Received by:		S. HILLEBRAND	ARI	4/15/11	1400
Relinquished by:					
Received by:					

Friedman & Bruya, Inc.
3012 16th Avenue West
Seattle, WA 98119-2029
Ph. (206) 285-8282
Fax (206) 283-5044

2930 Westlake Ave N Suite 100
Seattle. WA 98109
T: (206) 352-3790
F: (206) 352-7178
info@fremontanalytical.com

Friedman & Bruya
Michael Erdahl
3012 16th Ave. W.
Seattle, Washington 98119

RE: 104192
Lab ID: 1104078

April 20, 2011

Attention Michael Erdahl:

Fremont Analytical, Inc. received 1 sample(s) on 4/18/2011 for the analyses presented in the following report.

Dissolved Gases by RSK-175

This report consists of the following:

- Case Narrative
- Analytical Results
- Applicable Quality Control Summary Reports
- Chain of Custody

All analyses were performed consistent with the Quality Assurance program of Fremont Analytical, Inc. Please contact the laboratory if you should have any questions about the results.

Thank you for using Fremont Analytical.

Sincerely,

Michael Dee
Sr. Chemist / Principal

Fremont Analytical

Date: *05/03/2011*

CLIENT: Friedman & Bruya
Project: 104192
Lab Order: 1104078

Work Order Sample Summary

Lab Sample ID	Client Sample ID	Date/Time Collected	Date/Time Received
1104078-001	01MW63-20110414	04/14/2011 9:32 AM	04/18/2011 1:53 PM

Note: If no "Time Collected" is supplied, a default of 12:00AM is assigned

Fremont Analytical

Case Narrative

WO#: **1104078**
Date: **4/20/2011**

CLIENT: Friedman & Bruya
Project: 104192

I. SAMPLE RECEIPT:
All samples were received intact. The internal ice chest temperatures were measured on receipt (8.8 Degrees C).

II. GENERAL REPORTING COMMENTS:
Results are reported on a wet weight basis unless dry-weight correction is denoted in the units field on the analytical report ("mg/kg-dry" or "ug/kg-dry").

The validity of the analytical procedures for which data is reported in this analytical report is determined by the Laboratory Control Sample (LCS) and the Method Blank (MB). The LCS and the MB are processed with the samples to ensure method criteria are achieved throughout the entire analytical process.

III. ANALYSES AND EXCEPTIONS:
Exceptions associated with this report will be footnoted in the analytical results page(s) or the quality control summary page(s) and/or noted below.

Client: Friedman & Bruya
Collection Date: 4/14/2011 9:32:00 AM
Project: 104192
Lab ID: 1104078-001
Matrix: Groundwater
Client Sample ID: 01MW63-20110414

Analyses	Result	RL	Qual	Units	DF	Date Analyzed
Dissolved Gases by RSK-175						Analyst: **MD**
Methane	0.122	0.00500		mg/L	1	4/19/2011
Ethene	ND	0.00500		mg/L	1	4/19/2011
Ethane	ND	0.00500		mg/L	1	4/19/2011

Qualifiers:

B	Analyte detected in the associated Method Blank	D	Dilution was required
E	Value above quantitation range	H	Holding times for preparation or analysis exceeded
J	Analyte detected below quantitation limits	ND	Not detected at the Reporting Limit
RL	Reporting Limit	S	Spike recovery outside accepted recovery limits

Fremont Analytical

Date: *4/20/2011*

Work Order: 1104078
CLIENT: Friedman & Bruya
Project: 104192

QC SUMMARY REPORT

Dissolved Gases by RSK-175

Sample ID: **LCS**	SampType: **LCS**	Units: **mg/L**	Prep Date: **4/19/2011**	RunNo: **586**
Client ID: **LCSW**	Batch ID: **R586**		Analysis Date: **4/19/2011**	SeqNo: **11947**

Analyte	Result	RL	SPK value	SPK Ref Val	%REC	LowLimit	HighLimit	RPD Ref Val	%RPD	RPDLimit	Qual
Methane	94.2	0.00500	100.0	0	94.2	80	120				
Ethene	89.1	0.00500	100.0	0	89.1	80	120				
Ethane	82.2	0.00500	100.0	0	82.2	80	120				

Sample ID: **1104078-001ADUP**	SampType: **DUP**	Units: **mg/L**	Prep Date: **4/19/2011**	RunNo: **586**
Client ID: **01MW63-20110414**	Batch ID: **R586**		Analysis Date: **4/19/2011**	SeqNo: **11949**

Analyte	Result	RL	SPK value	SPK Ref Val	%REC	LowLimit	HighLimit	RPD Ref Val	%RPD	RPDLimit	Qual
Methane	0.125	0.00500						0.1220	2.43	30	
Ethene	ND	0.00500						0	0	30	
Ethane	ND	0.00500						0	0	30	

Qualifiers:

E	Value above quantitation range	H	Holding times for preparation or analysis exceeded	J	Analyte detected below quantitation limits
ND	Not detected at the Reporting Limit	R	RPD outside accepted recovery limits	RL	Reporting Limit
S	Spike recovery outside accepted recovery limits				

SUBCONTRACT SAMPLE CHAIN OF CUSTODY

1104078

Send Report To Michael Erdahl
Company Friedman and Bruya, Inc.
Address 3012 16th Ave W
City, State, ZIP Seattle, WA 98119
Phone # (206) 285-8282 Fax # (206) 283-5044

SUBCONTRACTER Fremont
PROJECT NAME/NO. 104191 104192
PO # A-963
REMARKS MC 5/3/11
Please Email Results
mcrdahl@friedmanandbruya.com

Page # 1 of 1
TURNAROUND TIME
☒ Standard (2 Weeks)
☐ RUSH
Rush charges authorized by:
SAMPLE DISPOSAL
☐ Dispose after 30 days
☐ Return samples
☐ Will call with instructions

Sample ID	Lab ID	Date Sampled	Time Sampled	Matrix	# of jars	ANALYSES REQUESTED: Oil and Grease	EPH	VPH	Nitrate	Sulfate	Alkalinity	Dissolved Gases				Notes
01MW03-20110414		4/14/11	0932	W	2							X				

Friedman & Bruya, Inc.
3012 16th Avenue West
Seattle, WA 98119-2029
Ph. (206) 285-8282
Fax (206) 283-5044

SIGNATURE	PRINT NAME	COMPANY	DATE	TIME
Relinquished by:	Michael Erdahl	Friedman & Bruya	4/15/11	1130
Received by:	Troy Zehr	FM	4/19/11	1153
Relinquished by:				
Received by:				

104192

SAMPLE CHAIN OF CUSTODY

ME 04/15/11

COS/CIH/VY

Page # 1 of 1

Send Report To Tim Brown, cc: Jessica Brown, Audrey Hackett, Pete Kingston, Jennifer Cyr

Company SoundEarth Strategies

Address 2811 Fairview Ave E, Ste. 2000

City, State, ZIP Seattle, WA 98102

Phone # 206.306.1900 Fax # 206.306.1907

SAMPLERS (signature) AR	
PROJECT NAME/NO. Seattle Terminal / 01-600	PO # 0440-004-24
REMARKS	EIM Y / N

TURNAROUND TIME

X Standard (2 Weeks)

☐ RUSH

Rush charges authorized by

SAMPLE DISPOSAL

Dispose of after 30 days

Sample ID	Sample Location	Sample Depth	Lab ID	Date Sampled	Time Sampled	Matrix	# of jars	GRPH by NWTPH-Gx and BTEX by EPA 8021B	DRPH/ORPH by NWTPH-Dx	cVOCs by EPA 8260C	Sulfate by SM184500SO4E	Nitrate by SM184500NO3F, Nitrite by EPA 353.2, Total P by EPA 365.1, Alkalinity by Sm18 2320B	Total Fe by EPA 200.7, Hardness by SM2340C	TKN by EPA 351.1	Sulfide by EPA 376.1	Methane, Ethene, and Ethane by RSK 175	Notes
01MW63-20110414		29	01A-F	4/14/11	932	W	13	X	X	X	X	X	X	X	X	X	
FD04-20110414			02AF	4/14/11	1000	W	6	X	X	X							

4/14/11

Friedman & Bruya, Inc.
3012 16th Avenue West
Seattle, WA 98119-2029
Ph. (206) 285-8282
Fax (206) 283-5044

	SIGNATURE	PRINT NAME	COMPANY	DATE	TIME
Relinquished by:		Andrew Leaf	SES	4/15/11	0400
Received by:		Eric Young	FRB	4/15/11	09 10
Relinquished by:					
Received by:			Samples received at 2 °C		

FRIEDMAN & BRUYA, INC.

ENVIRONMENTAL CHEMISTS

James E. Bruya, Ph.D.
Charlene Morrow, M.S.
Yelena Aravkina, M.S.
Bradley T. Benson, B.S.
Kurt Johnson, B.S.

3012 16th Avenue West
Seattle, WA 98119-2029
TEL: (206) 285-8282
FAX: (206) 283-5044
e-mail: fbi@isomedia.com

May 3, 2011

Tim Brown, Project Manager
SoundEarth Strategies
2811 Fairview Ave. East, Suite 2000
Seattle, WA 98102

Dear Mr. Brown:

Included are the results from the testing of material submitted on April 15, 2011 from the TOC_01-600_20110415 WORFDB5, F&BI 104195 project. There are 13 pages included in this report. Any samples that may remain are currently scheduled for disposal in 30 days. If you would like us to return your samples or arrange for long term storage at our offices, please contact us as soon as possible.

We appreciate this opportunity to be of service to you and hope you will call if you should have any questions.

Sincerely,

FRIEDMAN & BRUYA, INC.



Michael Erdahl
Project Manager

Enclosures
c: Mark Chandler, Jessica Brown, Audrey Hackett, Pete Kingston, Jennifer Cyr
SOU0503R.DOC

CASE NARRATIVE

This case narrative encompasses samples received on April 15, 2011 by Friedman & Bruya, Inc. from the SoundEarth Strategies TOC_01-600_20110415 WORFDB5, F&BI 104195 project. Samples were logged in under the laboratory ID's listed below.

Laboratory ID	SoundEarth Strategies
104195-01	01MW65-20110414
104195-02	01MW64-20110414
104195-03	01MW61-20110414

1,1,1-Trichloroethane in the 8260C laboratory control sample failed the acceptance criteria for several samples. The data were flagged accordingly.

All other quality control requirements were acceptable.

Date of Report: 05/03/11
Date Received: 04/15/11
Project: TOC_01-600_20110415 WORFDB5, F&BI 104195
Date Extracted: 04/18/11
Date Analyzed: 04/18/11 and 04/20/11

RESULTS FROM THE ANALYSIS OF WATER SAMPLES FOR BENZENE, TOLUENE, ETHYLBENZENE, XYLENES AND TPH AS GASOLINE USING EPA METHOD 8021B AND NWTPH-Gx

Results Reported as ug/L (ppb)

Sample ID Laboratory ID	Benzene	Toluene	Ethyl Benzene	Total Xylenes	Gasoline Range	Surrogate (% Recovery) (Limit 50-150)
01MW65-20110414 104195-01	<1	<1	<1	<3	<100	121
01MW64-20110414 104195-02	<1	<1	<1	<3	<100	122
01MW61-20110414 104195-03	<1	<1	<1	<3	<100	122
Method Blank 01-0704 MB	<1	<1	<1	<3	<100	124

Date of Report: 05/03/11
Date Received: 04/15/11
Project: TOC_01-600_20110415 WORFDB5, F&BI 104195
Date Extracted: 04/15/11
Date Analyzed: 04/16/11

RESULTS FROM THE ANALYSIS OF WATER SAMPLES FOR TOTAL PETROLEUM HYDROCARBONS AS DIESEL AND MOTOR OIL USING METHOD NWTPH-Dx

Results Reported as ug/L (ppb)

Sample ID Laboratory ID	Diesel Range (C_{10}-C_{25})	Motor Oil Range (C_{25}-C_{36})	Surrogate (% Recovery) (Limit 50-150)
01MW65-20110414 104195-01	<50	<250	90
01MW64-20110414 104195-02	110 x	<250	91
01MW61-20110414 104195-03	<50	<250	93
Method Blank 01-697 MB	<50	<250	86

Analysis For Volatile Compounds By EPA Method 8260C

Client Sample ID:	01MW65-20110414	Client:	SoundEarth Strategies
Date Received:	04/15/11	Project:	TOC_01-600_20110415 WORFDB5
Date Extracted:	04/23/11	Lab ID:	104195-01
Date Analyzed:	04/24/11	Data File:	042328.D
Matrix:	Water	Instrument:	GCMS5
Units:	ug/L (ppb)	Operator:	JS

Surrogates:	% Recovery:	Lower Limit:	Upper Limit:
1,2-Dichloroethane-d4	96	63	127
Toluene-d8	96	65	127
4-Bromofluorobenzene	93	40	157

Compounds:	Concentration ug/L (ppb)
Vinyl chloride	<0.2
Chloroethane	<1
1,1-Dichloroethene	<1
Methylene chloride	<5
trans-1,2-Dichloroethene	<1
1,1-Dichloroethane	<1
cis-1,2-Dichloroethene	<1
1,2-Dichloroethane (EDC)	<1
1,1,1-Trichloroethane	<1
Trichloroethene	1.4
Tetrachloroethene	<1

Analysis For Volatile Compounds By EPA Method 8260C

Client Sample ID:	01MW64-20110414	Client:	SoundEarth Strategies
Date Received:	04/15/11	Project:	TOC_01-600_20110415 WORFDB5
Date Extracted:	04/23/11	Lab ID:	104195-02
Date Analyzed:	04/24/11	Data File:	042329.D
Matrix:	Water	Instrument:	GCMS5
Units:	ug/L (ppb)	Operator:	JS

Surrogates:	% Recovery:	Lower Limit:	Upper Limit:
1,2-Dichloroethane-d4	97	63	127
Toluene-d8	96	65	127
4-Bromofluorobenzene	96	40	157

Compounds:	Concentration ug/L (ppb)
Vinyl chloride	<0.2
Chloroethane	<1
1,1-Dichloroethene	<1
Methylene chloride	<5
trans-1,2-Dichloroethene	<1
1,1-Dichloroethane	<1
cis-1,2-Dichloroethene	<1
1,2-Dichloroethane (EDC)	<1
1,1,1-Trichloroethane	<1
Trichloroethene	<1
Tetrachloroethene	<1

Analysis For Volatile Compounds By EPA Method 8260C

Client Sample ID:	01MW61-20110414	Client:	SoundEarth Strategies
Date Received:	04/15/11	Project:	TOC_01-600_20110415 WORFDB5
Date Extracted:	04/15/11	Lab ID:	104195-03
Date Analyzed:	04/16/11	Data File:	041523.D
Matrix:	Water	Instrument:	GCMS4
Units:	ug/L (ppb)	Operator:	JS

Surrogates:	% Recovery:	Lower Limit:	Upper Limit:
1,2-Dichloroethane-d4	100	57	121
Toluene-d8	99	63	127
4-Bromofluorobenzene	106	60	133

Compounds:	Concentration ug/L (ppb)
Vinyl chloride	<0.2
Chloroethane	<1
1,1-Dichloroethene	<1
Methylene chloride	<5
trans-1,2-Dichloroethene	<1
1,1-Dichloroethane	<1
cis-1,2-Dichloroethene	<1
1,2-Dichloroethane (EDC)	<1
1,1,1-Trichloroethane	<1 jl
Trichloroethene	<1
Tetrachloroethene	<1

Analysis For Volatile Compounds By EPA Method 8260C

Client Sample ID:	Method Blank	Client:	SoundEarth Strategies
Date Received:	NA	Project:	TOC_01-600_20110415 WORFDB5
Date Extracted:	04/15/11	Lab ID:	01-642 mb
Date Analyzed:	04/15/11	Data File:	041511.D
Matrix:	Water	Instrument:	GCMS4
Units:	ug/L (ppb)	Operator:	JS

Surrogates:	% Recovery:	Lower Limit:	Upper Limit:
1,2-Dichloroethane-d4	99	57	121
Toluene-d8	97	63	127
4-Bromofluorobenzene	103	60	133

Compounds:	Concentration ug/L (ppb)
Vinyl chloride	<0.2
Chloroethane	<1
1,1-Dichloroethene	<1
Methylene chloride	<5
trans-1,2-Dichloroethene	<1
1,1-Dichloroethane	<1
cis-1,2-Dichloroethene	<1
1,2-Dichloroethane (EDC)	<1
1,1,1-Trichloroethane	<1 jl
Trichloroethene	<1
Tetrachloroethene	<1

Analysis For Volatile Compounds By EPA Method 8260C

Client Sample ID:	Method Blank	Client:	SoundEarth Strategies
Date Received:	NA	Project:	TOC_01-600_20110415 WORFDB5
Date Extracted:	04/23/11	Lab ID:	01-653 mb
Date Analyzed:	04/23/11	Data File:	042318.D
Matrix:	Water	Instrument:	GCMS5
Units:	ug/L (ppb)	Operator:	JS

Surrogates:	% Recovery:	Lower Limit:	Upper Limit:
1,2-Dichloroethane-d4	96	63	127
Toluene-d8	94	65	127
4-Bromofluorobenzene	96	40	157

Compounds:	Concentration ug/L (ppb)
Vinyl chloride	<0.2
Chloroethane	<1
1,1-Dichloroethene	<1
Methylene chloride	<5
trans-1,2-Dichloroethene	<1
1,1-Dichloroethane	<1
cis-1,2-Dichloroethene	<1
1,2-Dichloroethane (EDC)	<1
1,1,1-Trichloroethane	<1
Trichloroethene	<1
Tetrachloroethene	<1

Date of Report: 05/03/11
Date Received: 04/15/11
Project: TOC_01-600_20110415 WORFDB5, F&BI 104195

QUALITY ASSURANCE RESULTS FOR THE ANALYSIS OF WATER SAMPLES FOR BENZENE, TOLUENE, ETHYLBENZENE, XYLENES, AND TPH AS GASOLINE USING EPA METHOD 8021B AND NWTPH-Gx

Laboratory Code: 104205-01 (Duplicate)

Analyte	Reporting Units	Sample Result	Duplicate Result	Relative Percent Difference (Limit 20)
Benzene	ug/L (ppb)	<1	<1	nm
Toluene	ug/L (ppb)	<1	<1	nm
Ethylbenzene	ug/L (ppb)	<1	<1	nm
Xylenes	ug/L (ppb)	<3	<3	nm
Gasoline	ug/L (ppb)	510	520	1

Laboratory Code: Laboratory Control Sample

Analyte	Reporting Units	Spike Level	Percent Recovery LCS	Acceptance Criteria
Benzene	ug/L (ppb)	50	112	72-119
Toluene	ug/L (ppb)	50	98	71-113
Ethylbenzene	ug/L (ppb)	50	104	72-114
Xylenes	ug/L (ppb)	150	96	72-113
Gasoline	ug/L (ppb)	1,000	106	70-119

Date of Report: 05/03/11
Date Received: 04/15/11
Project: TOC_01-600_20110415 WORFDB5, F&BI 104195

QUALITY ASSURANCE RESULTS FOR THE ANALYSIS OF WATER SAMPLES FOR TOTAL PETROLEUM HYDROCARBONS AS DIESEL EXTENDED USING METHOD NWTPH-Dx

Laboratory Code: Laboratory Control Sample

Analyte	Reporting Units	Spike Level	Percent Recovery LCS	Percent Recovery LCSD	Acceptance Criteria	RPD (Limit 20)
Diesel Extended	ug/L (ppb)	2,500	98	100	63-142	2

Date of Report: 05/03/11
Date Received: 04/15/11
Project: TOC_01-600_20110415 WORFDB5, F&BI 104195

QUALITY ASSURANCE RESULTS FOR THE ANALYSIS OF WATER SAMPLES FOR VOLATILES BY EPA METHOD 8260C

Laboratory Code: 104150-04 (Matrix Spike)

Analyte	Reporting Units	Spike Level	Sample Result	Percent Recovery MS	Acceptance Criteria
Vinyl chloride	ug/L (ppb)	50	<0.2	66	36-166
Chloroethane	ug/L (ppb)	50	<1	66	46-160
1,1-Dichloroethene	ug/L (ppb)	50	<1	76	60-136
Methylene chloride	ug/L (ppb)	50	<5	132	67-132
trans-1,2-Dichloroethene	ug/L (ppb)	50	<1	76	72-129
1,1-Dichloroethane	ug/L (ppb)	50	<1	81	70-128
cis-1,2-Dichloroethene	ug/L (ppb)	50	<1	99	71-127
1,2-Dichloroethane (EDC)	ug/L (ppb)	50	<1	89	69-133
1,1,1-Trichloroethane	ug/L (ppb)	50	<1	73	60-146
Trichloroethene	ug/L (ppb)	50	<1	80	66-135
Tetrachloroethene	ug/L (ppb)	50	<1	103	73-129

Laboratory Code: Laboratory Control Sample

Analyte	Reporting Units	Spike Level	Percent Recovery LCS	Percent Recovery LCSD	Acceptance Criteria	RPD (Limit 20)
Vinyl chloride	ug/L (ppb)	50	78	88	50-154	12
Chloroethane	ug/L (ppb)	50	79	80	58-146	1
1,1-Dichloroethene	ug/L (ppb)	50	76	80	67-136	5
Methylene chloride	ug/L (ppb)	50	90	94	39-148	4
trans-1,2-Dichloroethene	ug/L (ppb)	50	81	85	68-128	5
1,1-Dichloroethane	ug/L (ppb)	50	84	87	79-121	4
cis-1,2-Dichloroethene	ug/L (ppb)	50	90	93	80-123	3
1,2-Dichloroethane (EDC)	ug/L (ppb)	50	82	85	73-132	4
1,1,1-Trichloroethane	ug/L (ppb)	50	80 vo	86	83-130	7
Trichloroethene	ug/L (ppb)	50	84	88	80-120	5
Tetrachloroethene	ug/L (ppb)	50	87	90	76-121	3

Note: The sample and matrix spike were analyzed outside of the 12 hour shift.

Date of Report: 05/03/11
Date Received: 04/15/11
Project: TOC_01-600_20110415 WORFDB5, F&BI 104195

QUALITY ASSURANCE RESULTS FOR THE ANALYSIS OF WATER SAMPLES FOR VOLATILES BY EPA METHOD 8260C

Laboratory Code: Laboratory Control Sample

Analyte	Reporting Units	Spike Level	Percent Recovery LCS	Percent Recovery LCSD	Acceptance Criteria	RPD (Limit 20)
Vinyl chloride	ug/L (ppb)	50	100	105	53-131	5
Chloroethane	ug/L (ppb)	50	98	105	30-176	7
1,1-Dichloroethene	ug/L (ppb)	50	98	104	65-157	6
Methylene chloride	ug/L (ppb)	50	97	93	17-177	4
trans-1,2-Dichloroethene	ug/L (ppb)	50	107	98	71-128	9
1,1-Dichloroethane	ug/L (ppb)	50	106	100	74-118	6
cis-1,2-Dichloroethene	ug/L (ppb)	50	105	102	74-126	3
1,2-Dichloroethane (EDC)	ug/L (ppb)	50	93	97	71-135	4
1,1,1-Trichloroethane	ug/L (ppb)	50	101	103	77-123	2
Trichloroethene	ug/L (ppb)	50	98	101	74-119	3
Tetrachloroethene	ug/L (ppb)	50	85	89	83-113	5

Data Qualifiers & Definitions

a - The analyte was detected at a level less than five times the reporting limit. The RPD results may not provide reliable information on the variability of the analysis.

A1 – More than one compound of similar molecule structure was identified with equal probability.

b - The analyte was spiked at a level that was less than five times that present in the sample. Matrix spike recoveries may not be meaningful.

ca - The calibration results for this range fell outside of acceptance criteria. The value reported is an estimate.

c - The presence of the analyte indicated may be due to carryover from previous sample injections.

d - The sample was diluted. Detection limits may be raised due to dilution.

ds - The sample was diluted. Detection limits are raised due to dilution and surrogate recoveries may not be meaningful.

dv - Insufficient sample was available to achieve normal reporting limits and limits are raised accordingly.

fb - Analyte present in the blank and the sample.

fc – The compound is a common laboratory and field contaminant.

hr - The sample and duplicate were reextracted and reanalyzed. RPD results were still outside of control limits. The variability is attributed to sample inhomogeneity.

ht - Analysis performed outside the method or client-specified holding time requirement.

ip - Recovery fell outside of normal control limits. Compounds in the sample matrix interfered with the quantitation of the analyte.

j – The result is below normal reporting limits. The value reported is an estimate.

J - The internal standard associated with the analyte is out of control limits. The reported concentration is an estimate.

jl - The analyte result in the laboratory control sample is out of control limits. The reported concentration should be considered an estimate.

jr - The rpd result in laboratory control sample associated with the analyte is out of control limits. The reported concentration should be considered an estimate.

js - The surrogate associated with the analyte is out of control limits. The reported concentration should be considered an estimate.

lc - The presence of the compound indicated is likely due to laboratory contamination.

L - The reported concentration was generated from a library search.

nm - The analyte was not detected in one or more of the duplicate analyses. Therefore, calculation of the RPD is not applicable.

pc – The sample was received in a container not approved by the method. The value reported should be considered an estimate.

pr – The sample was received with incorrect preservation. The value reported should be considered an estimate.

ve - Estimated concentration calculated for an analyte response above the valid instrument calibration range. A dilution is required to obtain an accurate quantification of the analyte.

vo - The value reported fell outside the control limits established for this analyte.

x - The sample chromatographic pattern does not resemble the fuel standard used for quantitation.

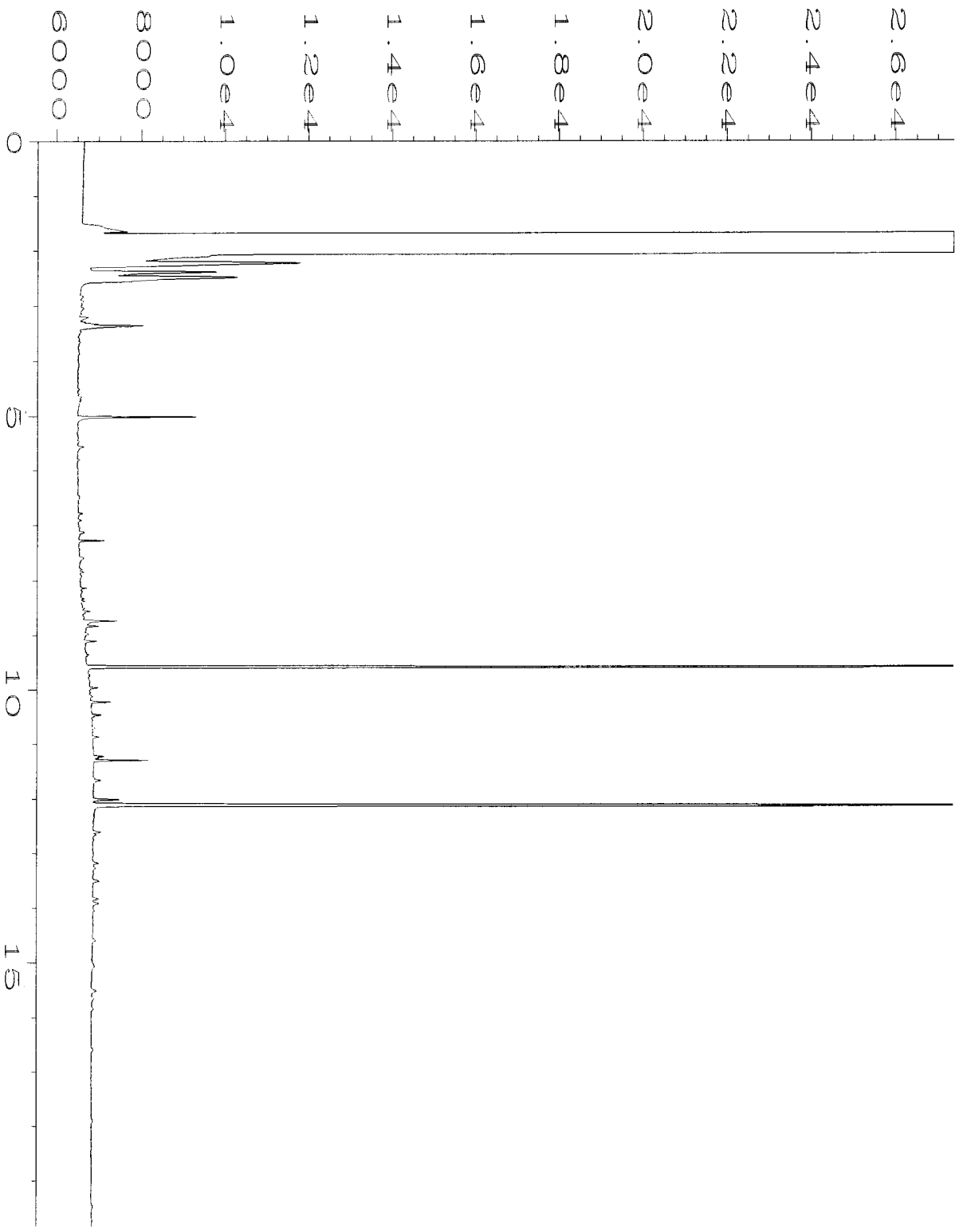

Data File Name	: C:\HPCHEM\1\DATA\04-15-11\038F0801.D		
Operator	: ML	Page Number	: 1
Instrument	: GC1	Vial Number	: 38
Sample Name	: 104195-01	Injection Number	: 1
Run Time Bar Code:		Sequence Line	: 8
Acquired on	: 16 Apr 11 03:25 AM	Instrument Method	: TPHD.MTH
Report Created on:	18 Apr 11 08:57 AM	Analysis Method	: BAKEOUT.MTH

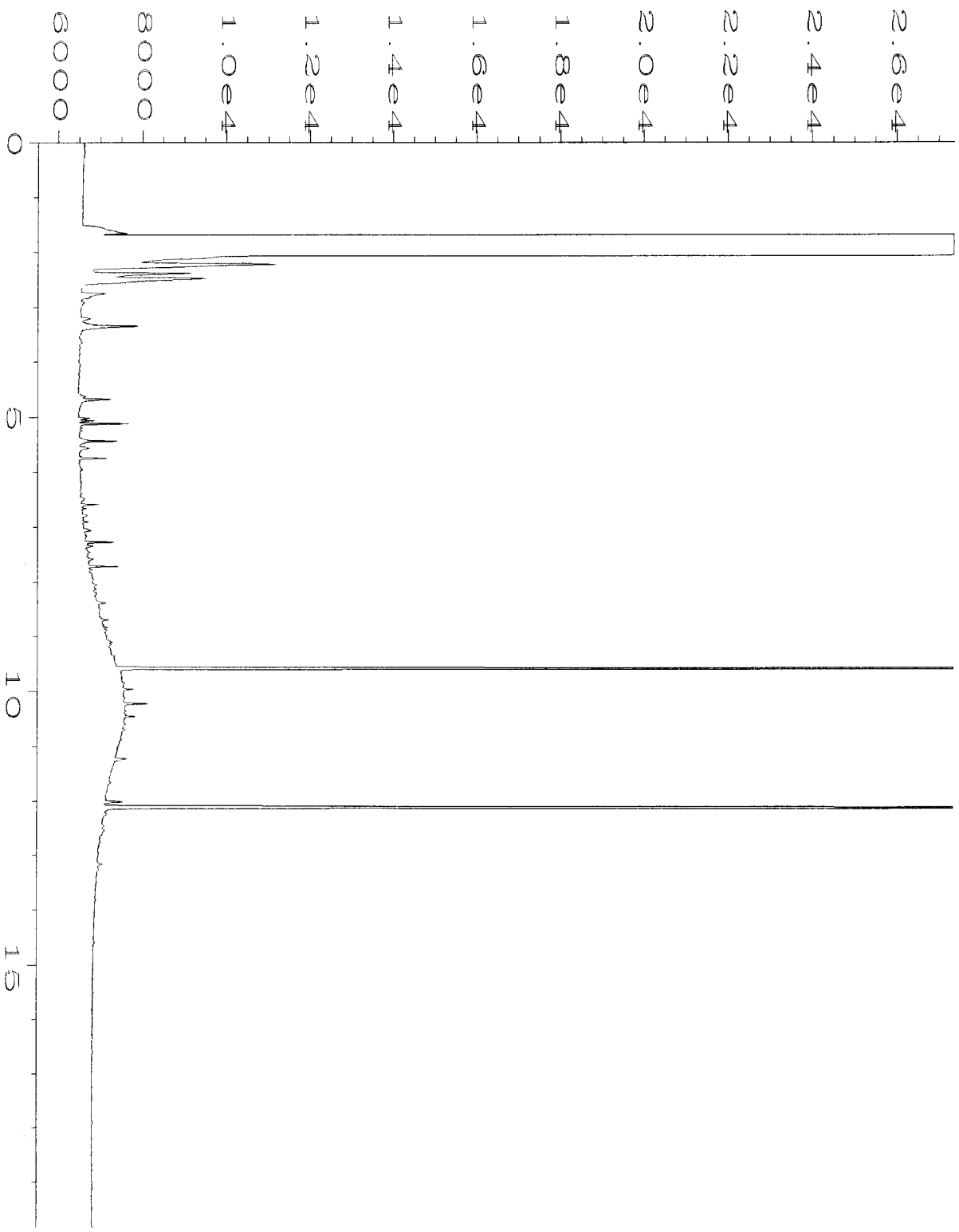

Data File Name	: C:\HPCHEM\1\DATA\04-15-11\039F0801.D		
Operator	: ML	Page Number	: 1
Instrument	: GC1	Vial Number	: 39
Sample Name	: 104195-02	Injection Number	: 1
Run Time Bar Code:		Sequence Line	: 8
Acquired on	: 16 Apr 11 03:52 AM	Instrument Method	: TPHD.MTH
Report Created on:	18 Apr 11 08:58 AM	Analysis Method	: BAKEOUT.MTH



Data File Name	: C:\HPCHEM\1\DATA\04-15-11\040F0801.D		
Operator	: ML	Page Number	: 1
Instrument	: GC1	Vial Number	: 40
Sample Name	: 104195-03	Injection Number	: 1
Run Time Bar Code:		Sequence Line	: 8
Acquired on	: 16 Apr 11 04:19 AM	Instrument Method	: TPHD.MTH
Report Created on	: 18 Apr 11 08:58 AM	Analysis Method	: BAKEOUT.MTH

104195

SAMPLE CHAIN OF CUSTODY ME 04/15/11

V4/C04

Page # 1 of 1

Send Report To Tim Brown, cc: Jessica Brown, Audrey Hackett, Pete Kingston, Jennifer Cyr

Company SoundEarth Strategies

Address 2811 Fairview Ave E, Ste. 2000

City, State, ZIP Seattle, WA 98102

Phone # 206.306.1900 Fax # 206.306.1907

SAMPLERS (signature)	
PROJECT NAME/NO. Seattle Terminal / 01-600	PO # 0440-004-24
REMARKS	EIM Y / N

TURNAROUND TIME

☒ Standard (2 Weeks)

☐ RUSH

Rush charges authorized by:

SAMPLE DISPOSAL
Dispose of after 30 days

Sample ID	Sample Location	Sample Depth	Lab ID	Date Sampled	Time Sampled	Matrix	# of jars	GRPH by NWTPH-Gx and BTEX by EPA 8021B	DRPH/ORPH by NWTPH-Dx	cVOCs by EPA 8260C	Sulfate by SM184500SO4E	Nitrate by SM184500NO3F, Nitrite by EPA 353.2, Total P by EPA 365.1, Alkalinity by Sm18 2320B	Total Fe by EPA 200.7, Hardness by SM2340C	TKN by EPA 351.1	Sulfide by EPA 376.1	Methane, Ethene, and Ethane by RSK 175	Notes
OMW65-20110419	OMW65	57	01AF	4/19/11	0925	H2O	6	X	X	X							
OMW64-20110419	OMW64	34	02AF	↓	1335	↓	↓	X	X	X							
OMW61-20110419	OMW61	39.5	03AF	↓	1519	↓	↓	X	X	X							

4/19/11

Friedman & Bruya, Inc.
3012 16th Avenue West
Seattle, WA 98119-2029
Ph. (206) 285-8282
Fax (206) 283-5044

	SIGNATURE	PRINT NAME	COMPANY	DATE	TIME
Relinquished by:		David Madel	FSE	4/15/11	0900
Received by:		Eric Young	F&B	4/15/11	0910
Relinquished by:					
Received by:			Samples received at 2 °C		

FRIEDMAN & BRUYA, INC.

ENVIRONMENTAL CHEMISTS

James E. Bruya, Ph.D.
Charlene Morrow, M.S.
Yelena Aravkina, M.S.
Bradley T. Benson, B.S.
Kurt Johnson, B.S.

3012 16th Avenue West
Seattle, WA 98119-2029
TEL: (206) 285-8282
FAX: (206) 283-5044
e-mail: fbi@isomedia.com

May 2, 2011

Tim Brown, Project Manager
SoundEarth Strategies
2811 Fairview Ave. East, Suite 2000
Seattle, WA 98102

Dear Mr. Brown:

Included are the results from the testing of material submitted on April 15, 2011 from the TOC_01-600_20110415 WORFDB5, F&BI 104197 project. There are 9 pages included in this report. Any samples that may remain are currently scheduled for disposal in 30 days. If you would like us to return your samples or arrange for long term storage at our offices, please contact us as soon as possible.

We appreciate this opportunity to be of service to you and hope you will call if you should have any questions.

Sincerely,

FRIEDMAN & BRUYA, INC.



Michael Erdahl
Project Manager

Enclosures
c: Mark Chandler, Jessica Brown, Audrey Hackett, Pete Kingston, Jennifer Cyr
SOU0502R.DOC

CASE NARRATIVE

This case narrative encompasses samples received on April 15, 2011 by Friedman & Bruya, Inc. from the SoundEarth Strategies TOC_01-600_20110415 WORFDB5, F&BI 104197 project. Samples were logged in under the laboratory ID's listed below.

Laboratory ID	SoundEarth Strategies
104197-01	01MW78-20110414

All quality control requirements were acceptable.

Date of Report: 05/02/11
Date Received: 04/15/11
Project: TOC_01-600_20110415 WORFDB5, F&BI 104197
Date Extracted: 04/15/11
Date Analyzed: 04/16/11

RESULTS FROM THE ANALYSIS OF WATER SAMPLES FOR BENZENE, TOLUENE, ETHYLBENZENE, XYLENES AND TPH AS GASOLINE USING EPA METHOD 8021B AND NWTPH-Gx

Results Reported as ug/L (ppb)

Sample ID Laboratory ID	Benzene	Toluene	Ethyl Benzene	Total Xylenes	Gasoline Range	Surrogate (% Recovery) (Limit 52-124)
01MW78-20110414 104197-01	<1	<1	<1	<3	<100	68
Method Blank 01-698 MB	<1	<1	<1	<3	<100	124

Date of Report: 05/02/11
Date Received: 04/15/11
Project: TOC_01-600_20110415 WORFDB5, F&BI 104197
Date Extracted: 04/18/11
Date Analyzed: 04/18/11

RESULTS FROM THE ANALYSIS OF WATER SAMPLES FOR TOTAL PETROLEUM HYDROCARBONS AS DIESEL AND MOTOR OIL USING METHOD NWTPH-Dx

Results Reported as ug/L (ppb)

Sample ID Laboratory ID	Diesel Range (C_{10}-C_{25})	Motor Oil Range (C_{25}-C_{36})	Surrogate (% Recovery) (Limit 50-150)
01MW78-20110414 104197-01	<50	<250	97
Method Blank 01-699 MB	<50	<250	88

Analysis For Volatile Compounds By EPA Method 8260C

Client Sample ID:	01MW78-20110414	Client:	SoundEarth Strategies
Date Received:	04/15/11	Project:	TOC_01-600_20110415 WORFDB5
Date Extracted:	04/23/11	Lab ID:	104197-01
Date Analyzed:	04/24/11	Data File:	042340.D
Matrix:	Water	Instrument:	GCMS5
Units:	ug/L (ppb)	Operator:	JS

Surrogates:	% Recovery:	Lower Limit:	Upper Limit:
1,2-Dichloroethane-d4	100	63	127
Toluene-d8	98	65	127
4-Bromofluorobenzene	97	40	157

Compounds:	Concentration ug/L (ppb)
Vinyl chloride	<0.2
Chloroethane	<1
1,1-Dichloroethene	<1
Methylene chloride	<5
trans-1,2-Dichloroethene	<1
1,1-Dichloroethane	<1
cis-1,2-Dichloroethene	<1
1,2-Dichloroethane (EDC)	<1
1,1,1-Trichloroethane	<1
Trichloroethene	11
Tetrachloroethene	<1

Analysis For Volatile Compounds By EPA Method 8260C

Client Sample ID:	Method Blank	Client:	SoundEarth Strategies
Date Received:	NA	Project:	TOC_01-600_20110415 WORFDB5
Date Extracted:	04/23/11	Lab ID:	01-653 mb
Date Analyzed:	04/23/11	Data File:	042318.D
Matrix:	Water	Instrument:	GCMS5
Units:	ug/L (ppb)	Operator:	JS

Surrogates:	% Recovery:	Lower Limit:	Upper Limit:
1,2-Dichloroethane-d4	96	63	127
Toluene-d8	94	65	127
4-Bromofluorobenzene	96	40	157

Compounds:	Concentration ug/L (ppb)
Vinyl chloride	<0.2
Chloroethane	<1
1,1-Dichloroethene	<1
Methylene chloride	<5
trans-1,2-Dichloroethene	<1
1,1-Dichloroethane	<1
cis-1,2-Dichloroethene	<1
1,2-Dichloroethane (EDC)	<1
1,1,1-Trichloroethane	<1
Trichloroethene	<1
Tetrachloroethene	<1

Date of Report: 05/02/11
Date Received: 04/15/11
Project: TOC_01-600_20110415 WORFDB5, F&BI 104197

QUALITY ASSURANCE RESULTS FOR THE ANALYSIS OF WATER SAMPLES FOR BENZENE, TOLUENE, ETHYLBENZENE, XYLENES, AND TPH AS GASOLINE USING EPA METHOD 8021B AND NWTPH-Gx

Laboratory Code: 104197-01 (Duplicate)

Analyte	Reporting Units	Sample Result	Duplicate Result	Relative Percent Difference (Limit 20)
Benzene	ug/L (ppb)	<1	<1	nm
Toluene	ug/L (ppb)	<1	<1	nm
Ethylbenzene	ug/L (ppb)	<1	<1	nm
Xylenes	ug/L (ppb)	<3	<3	nm
Gasoline	ug/L (ppb)	<100	<100	nm

Laboratory Code: Laboratory Control Sample

Analyte	Reporting Units	Spike Level	Percent Recovery LCS	Acceptance Criteria
Benzene	ug/L (ppb)	50	91	65-118
Toluene	ug/L (ppb)	50	84	72-122
Ethylbenzene	ug/L (ppb)	50	76	73-126
Xylenes	ug/L (ppb)	150	79	74-118
Gasoline	ug/L (ppb)	1,000	98	69-134

Date of Report: 05/02/11
Date Received: 04/15/11
Project: TOC_01-600_20110415 WORFDB5, F&BI 104197

QUALITY ASSURANCE RESULTS FOR THE ANALYSIS OF WATER SAMPLES FOR TOTAL PETROLEUM HYDROCARBONS AS DIESEL EXTENDED USING METHOD NWTPH-Dx

Laboratory Code: Laboratory Control Sample

Analyte	Reporting Units	Spike Level	Percent Recovery LCS	Percent Recovery LCSD	Acceptance Criteria	RPD (Limit 20)
Diesel Extended	ug/L (ppb)	2,500	102	109	63-142	7

Date of Report: 05/02/11
Date Received: 04/15/11
Project: TOC_01-600_20110415 WORFDB5, F&BI 104197

QUALITY ASSURANCE RESULTS FOR THE ANALYSIS OF WATER SAMPLES FOR VOLATILES BY EPA METHOD 8260C

Laboratory Code: Laboratory Control Sample

Analyte	Reporting Units	Spike Level	Percent Recovery LCS	Percent Recovery LCSD	Acceptance Criteria	RPD (Limit 20)
Vinyl chloride	ug/L (ppb)	50	100	105	53-131	5
Chloroethane	ug/L (ppb)	50	98	105	30-176	7
1,1-Dichloroethene	ug/L (ppb)	50	98	104	65-157	6
Methylene chloride	ug/L (ppb)	50	97	93	17-177	4
trans-1,2-Dichloroethene	ug/L (ppb)	50	107	98	71-128	9
1,1-Dichloroethane	ug/L (ppb)	50	106	100	74-118	6
cis-1,2-Dichloroethene	ug/L (ppb)	50	105	102	74-126	3
1,2-Dichloroethane (EDC)	ug/L (ppb)	50	93	97	71-135	4
1,1,1-Trichloroethane	ug/L (ppb)	50	101	103	77-123	2
Trichloroethene	ug/L (ppb)	50	98	101	74-119	3
Tetrachloroethene	ug/L (ppb)	50	85	89	83-113	5

Data Qualifiers & Definitions

a - The analyte was detected at a level less than five times the reporting limit. The RPD results may not provide reliable information on the variability of the analysis.

A1 – More than one compound of similar molecule structure was identified with equal probability.

b - The analyte was spiked at a level that was less than five times that present in the sample. Matrix spike recoveries may not be meaningful.

ca - The calibration results for this range fell outside of acceptance criteria. The value reported is an estimate.

c - The presence of the analyte indicated may be due to carryover from previous sample injections.

d - The sample was diluted. Detection limits may be raised due to dilution.

ds - The sample was diluted. Detection limits are raised due to dilution and surrogate recoveries may not be meaningful.

dv - Insufficient sample was available to achieve normal reporting limits and limits are raised accordingly.

fb - Analyte present in the blank and the sample.

fc – The compound is a common laboratory and field contaminant.

hr - The sample and duplicate were reextracted and reanalyzed. RPD results were still outside of control limits. The variability is attributed to sample inhomogeneity.

ht - Analysis performed outside the method or client-specified holding time requirement.

ip - Recovery fell outside of normal control limits. Compounds in the sample matrix interfered with the quantitation of the analyte.

j – The result is below normal reporting limits. The value reported is an estimate.

J - The internal standard associated with the analyte is out of control limits. The reported concentration is an estimate.

jl - The analyte result in the laboratory control sample is out of control limits. The reported concentration should be considered an estimate.

jr - The rpd result in laboratory control sample associated with the analyte is out of control limits. The reported concentration should be considered an estimate.

js - The surrogate associated with the analyte is out of control limits. The reported concentration should be considered an estimate.

lc - The presence of the compound indicated is likely due to laboratory contamination.

L - The reported concentration was generated from a library search.

nm - The analyte was not detected in one or more of the duplicate analyses. Therefore, calculation of the RPD is not applicable.

pc – The sample was received in a container not approved by the method. The value reported should be considered an estimate.

pr – The sample was received with incorrect preservation. The value reported should be considered an estimate.

ve - Estimated concentration calculated for an analyte response above the valid instrument calibration range. A dilution is required to obtain an accurate quantification of the analyte.

vo - The value reported fell outside the control limits established for this analyte.

x - The sample chromatographic pattern does not resemble the fuel standard used for quantitation.

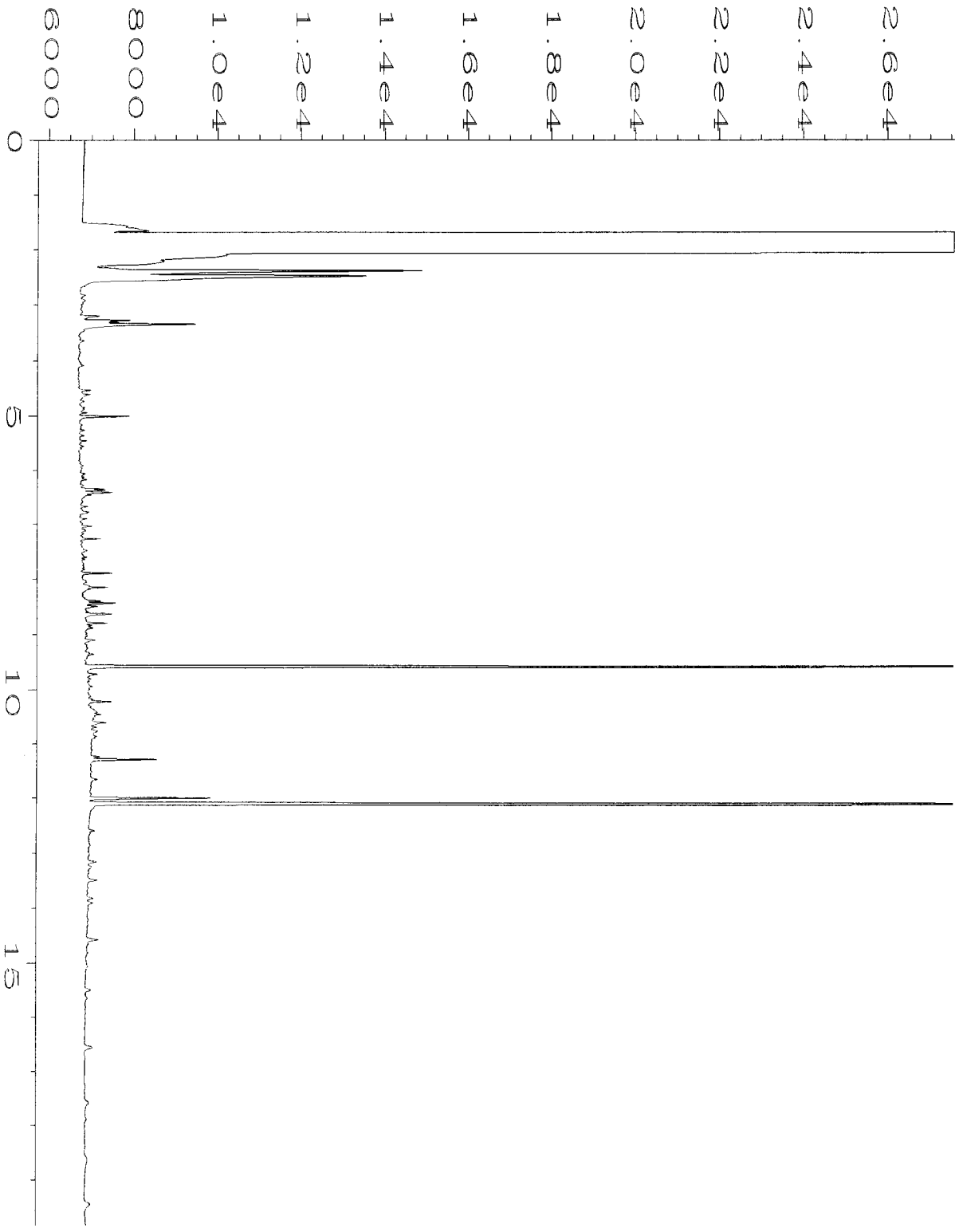

Data File Name : C:\HPCHEM\1\DATA\04-18-11\019F0501.D
Operator : ML
Instrument : GC1
Sample Name : 104197-01
Run Time Bar Code:
Acquired on : 18 Apr 11 06:11 PM
Report Created on: 19 Apr 11 09:39 AM

Page Number : 1
Vial Number : 19
Injection Number : 1
Sequence Line : 5
Instrument Method: TPHD.MTH
Analysis Method : BAKEOUT.MTH

104197

SAMPLE CHAIN OF CUSTODY

ME 04/15/11 V4/COC

Page # 1 of

Send Report To Tim Brown, cc: Jessica Brown, Audrey Hackett, Pete Kingston, Jennifer Cyr

Company SoundEarth Strategies

Address 2811 Fairview Ave E, Ste. 2000

City, State, ZIP Seattle, WA 98102

Phone # 206.306.1900 Fax # 206.306.1907

SAMPLERS (signature)

PROJECT NAME/NO.	PO #
Seattle Terminal / 01-600	0440-004-24
REMARKS	EIM Y / N

TURNAROUND TIME

☑ Standard (2 Weeks)

☐ RUSH

Rush charges authorized by:

SAMPLE DISPOSAL
Dispose of after 30 days

Sample ID	Sample Location	Sample Depth	Lab ID	Date Sampled	Time Sampled	Matrix	# of jars	GRPH by NWTPH-Gx and BTEX by EPA 8021B	DRPH/ORPH by NWTPH-Dx	cVOCs by EPA 8260C	Sulfate by SM184500SO4E	Nitrate by SM184500NO3F, Nitrite by EPA 353.2, Total P by EPA 365.1, Alkalinity by Sm18 2320B	Total Fe by EPA 200.7, Hardness by SM2340C	TKN by EPA 351.1	Sulfide by EPA 376.1	Methane, Ethane, and Ethene by RSK 175	Notes
OMW8-041414	OMW-8	47.5	01A	4/14/11	1243	Water	6	X	X	X							

4/14/11

SIGNATURE	PRINT NAME	COMPANY	DATE	TIME
Relinquished by:	Pete Kingston	SoundEarth	4/15/11	0900
Received by:	Nhan Pham	FEBI	4/15/11	0910
Relinquished by:				
Received by:		Samples received at 2 °C		

Friedman & Bruya, Inc.
3012 16th Avenue West
Seattle, WA 98119-2029
Ph. (206) 285-8282
Fax (206) 283-5044

FRIEDMAN & BRUYA, INC.

ENVIRONMENTAL CHEMISTS

James E. Bruya, Ph.D.
Charlene Morrow, M.S.
Yelena Aravkina, M.S.
Bradley T. Benson, B.S.
Kurt Johnson, B.S.

3012 16th Avenue West
Seattle, WA 98119-2029
TEL: (206) 285-8282
FAX: (206) 283-5044
e-mail: fbi@isomedia.com

May 3, 2011

Tim Brown, Project Manager
SoundEarth Strategies
2811 Fairview Ave. East, Suite 2000
Seattle, WA 98102

Dear Mr. Brown:

Included are the results from the testing of material submitted on April 15, 2011 from the TOC_01-600_20110415 WORFDB5, F&BI 104200 project. There are 8 pages included in this report. Any samples that may remain are currently scheduled for disposal in 30 days. If you would like us to return your samples or arrange for long term storage at our offices, please contact us as soon as possible.

We appreciate this opportunity to be of service to you and hope you will call if you should have any questions.

Sincerely,

FRIEDMAN & BRUYA, INC.



Michael Erdahl
Project Manager

Enclosures
c: Mark Chandler, Jessica Brown, Audrey Hackett, Pete Kingston, Jennifer Cyr
SOU0503R.DOC

CASE NARRATIVE

This case narrative encompasses samples received on April 15, 2011 by Friedman & Bruya, Inc. from the SoundEarth Strategies TOC_01-600_20110415 WORFDB5, F&BI 104200 project. Samples were logged in under the laboratory ID's listed below.

Laboratory ID	SoundEarth Strategies
104200-01	01MW60-20110415

Sample 01MW60-20110414 was sent to Aquatic Research for nitrate, sulfate, alkalinity, phosphorus, hardness, total Fe, TKN, nitrite, and sulfide analyses. In addition, the sample was sent to Fremont Analytical for dissolved gasses analysis. Review of the enclosed reports indicates that all quality assurance were acceptable.

All quality control requirements were acceptable.

Date of Report: 05/03/11
Date Received: 04/15/11
Project: TOC_01-600_20110415 WORFDB5, F&BI 104200
Date Extracted: 04/15/11
Date Analyzed: 04/16/11

RESULTS FROM THE ANALYSIS OF WATER SAMPLES FOR BENZENE, TOLUENE, ETHYLBENZENE, XYLENES AND TPH AS GASOLINE USING EPA METHOD 8021B AND NWTPH-Gx

Results Reported as ug/L (ppb)

Sample ID Laboratory ID	Benzene	Toluene	Ethyl Benzene	Total Xylenes	Gasoline Range	Surrogate (% Recovery) (Limit 52-124)
01MW60-20110415 104200-01	<1	<1	<1	<3	<100	72
Method Blank 01-698 MB	<1	<1	<1	<3	<100	124

Date of Report: 05/03/11
Date Received: 04/15/11
Project: TOC_01-600_20110415 WORFDB5, F&BI 104200
Date Extracted: 04/18/11
Date Analyzed: 04/18/11

RESULTS FROM THE ANALYSIS OF WATER SAMPLES FOR TOTAL PETROLEUM HYDROCARBONS AS DIESEL AND MOTOR OIL USING METHOD NWTPH-Dx

Results Reported as ug/L (ppb)

Sample ID Laboratory ID	Diesel Range (C_{10}-C_{25})	Motor Oil Range (C_{25}-C_{36})	Surrogate (% Recovery) (Limit 50-150)
01MW60-20110415 104200-01	<50	<250	92
Method Blank 01-699 MB	<50	<250	88

Analysis For Volatile Compounds By EPA Method 8260C

Client Sample ID:	01MW60-20110415	Client:	SoundEarth Strategies
Date Received:	04/15/11	Project:	TOC_01-600_20110415 WORFDB5
Date Extracted:	04/23/11	Lab ID:	104200-01
Date Analyzed:	04/23/11	Data File:	042319.D
Matrix:	Water	Instrument:	GCMS5
Units:	ug/L (ppb)	Operator:	JS

Surrogates:	% Recovery:	Lower Limit:	Upper Limit:
1,2-Dichloroethane-d4	97	63	127
Toluene-d8	95	65	127
4-Bromofluorobenzene	97	40	157

Compounds:	Concentration ug/L (ppb)
Vinyl chloride	<0.2
Chloroethane	<1
1,1-Dichloroethene	<1
Methylene chloride	<5
trans-1,2-Dichloroethene	<1
1,1-Dichloroethane	<1
cis-1,2-Dichloroethene	<1
1,2-Dichloroethane (EDC)	<1
1,1,1-Trichloroethane	<1
Trichloroethene	4.9
Tetrachloroethene	<1

Analysis For Volatile Compounds By EPA Method 8260C

Client Sample ID:	Method Blank	Client:	SoundEarth Strategies
Date Received:	NA	Project:	TOC_01-600_20110415 WORFDB5
Date Extracted:	04/23/11	Lab ID:	01-653 mb
Date Analyzed:	04/23/11	Data File:	042318.D
Matrix:	Water	Instrument:	GCMS5
Units:	ug/L (ppb)	Operator:	JS

Surrogates:	% Recovery:	Lower Limit:	Upper Limit:
1,2-Dichloroethane-d4	96	63	127
Toluene-d8	94	65	127
4-Bromofluorobenzene	96	40	157

Compounds:	Concentration ug/L (ppb)
Vinyl chloride	<0.2
Chloroethane	<1
1,1-Dichloroethene	<1
Methylene chloride	<5
trans-1,2-Dichloroethene	<1
1,1-Dichloroethane	<1
cis-1,2-Dichloroethene	<1
1,2-Dichloroethane (EDC)	<1
1,1,1-Trichloroethane	<1
Trichloroethene	<1
Tetrachloroethene	<1

Date of Report: 05/03/11
Date Received: 04/15/11
Project: TOC_01-600_20110415 WORFDB5, F&BI 104200

QUALITY ASSURANCE RESULTS FOR THE ANALYSIS OF WATER SAMPLES FOR BENZENE, TOLUENE, ETHYLBENZENE, XYLENES, AND TPH AS GASOLINE USING EPA METHOD 8021B AND NWTPH-Gx

Laboratory Code: 104197-01 (Duplicate)

Analyte	Reporting Units	Sample Result	Duplicate Result	Relative Percent Difference (Limit 20)
Benzene	ug/L (ppb)	<1	<1	nm
Toluene	ug/L (ppb)	<1	<1	nm
Ethylbenzene	ug/L (ppb)	<1	<1	nm
Xylenes	ug/L (ppb)	<3	<3	nm
Gasoline	ug/L (ppb)	<100	<100	nm

Laboratory Code: Laboratory Control Sample

Analyte	Reporting Units	Spike Level	Percent Recovery LCS	Acceptance Criteria
Benzene	ug/L (ppb)	50	91	65-118
Toluene	ug/L (ppb)	50	84	72-122
Ethylbenzene	ug/L (ppb)	50	76	73-126
Xylenes	ug/L (ppb)	150	79	74-118
Gasoline	ug/L (ppb)	1,000	98	69-134

Date of Report: 05/03/11
Date Received: 04/15/11
Project: TOC_01-600_20110415 WORFDB5, F&BI 104200

QUALITY ASSURANCE RESULTS FOR THE ANALYSIS OF WATER SAMPLES FOR TOTAL PETROLEUM HYDROCARBONS AS DIESEL EXTENDED USING METHOD NWTPH-Dx

Laboratory Code: Laboratory Control Sample

Analyte	Reporting Units	Spike Level	Percent Recovery LCS	Percent Recovery LCSD	Acceptance Criteria	RPD (Limit 20)
Diesel Extended	ug/L (ppb)	2,500	102	109	63-142	7

Data Qualifiers & Definitions

a - The analyte was detected at a level less than five times the reporting limit. The RPD results may not provide reliable information on the variability of the analysis.

A1 – More than one compound of similar molecule structure was identified with equal probability.

b - The analyte was spiked at a level that was less than five times that present in the sample. Matrix spike recoveries may not be meaningful.

ca - The calibration results for this range fell outside of acceptance criteria. The value reported is an estimate.

c - The presence of the analyte indicated may be due to carryover from previous sample injections.

d - The sample was diluted. Detection limits may be raised due to dilution.

ds - The sample was diluted. Detection limits are raised due to dilution and surrogate recoveries may not be meaningful.

dv - Insufficient sample was available to achieve normal reporting limits and limits are raised accordingly.

fb - Analyte present in the blank and the sample.

fc – The compound is a common laboratory and field contaminant.

hr - The sample and duplicate were reextracted and reanalyzed. RPD results were still outside of control limits. The variability is attributed to sample inhomogeneity.

ht - Analysis performed outside the method or client-specified holding time requirement.

ip - Recovery fell outside of normal control limits. Compounds in the sample matrix interfered with the quantitation of the analyte.

j – The result is below normal reporting limits. The value reported is an estimate.

J - The internal standard associated with the analyte is out of control limits. The reported concentration is an estimate.

jl - The analyte result in the laboratory control sample is out of control limits. The reported concentration should be considered an estimate.

jr - The rpd result in laboratory control sample associated with the analyte is out of control limits. The reported concentration should be considered an estimate.

js - The surrogate associated with the analyte is out of control limits. The reported concentration should be considered an estimate.

lc - The presence of the compound indicated is likely due to laboratory contamination.

L - The reported concentration was generated from a library search.

nm - The analyte was not detected in one or more of the duplicate analyses. Therefore, calculation of the RPD is not applicable.

pc – The sample was received in a container not approved by the method. The value reported should be considered an estimate.

pr – The sample was received with incorrect preservation. The value reported should be considered an estimate.

ve - Estimated concentration calculated for an analyte response above the valid instrument calibration range. A dilution is required to obtain an accurate quantification of the analyte.

vo - The value reported fell outside the control limits established for this analyte.

x - The sample chromatographic pattern does not resemble the fuel standard used for quantitation.



Data File Name	: C:\HPCHEM\1\DATA\04-18-11\021F0501.D		
Operator	: ML	Page Number	: 1
Instrument	: GC1	Vial Number	: 21
Sample Name	: 104200-01	Injection Number	: 1
Run Time Bar Code:		Sequence Line	: 5
Acquired on	: 18 Apr 11 07:05 PM	Instrument Method	: TPHD.MTH
Report Created on	: 19 Apr 11 09:39 AM	Analysis Method	: BAKEOUT.MTH

AQUATIC RESEARCH INCORPORATED

LABORATORY & CONSULTING SERVICES

3927 AURORA AVENUE NORTH, SEATTLE, WA 98103

PHONE: (206) 632-2715 FAX: (206) 632-2417

CASE FILE NUMBER:	**FBI008-20**		**PAGE 1**
REPORT DATE:	**04/27/11**		
DATE SAMPLED:	**04/15/11**	**DATE RECEIVED:**	**04/15/11**

FINAL REPORT, LABORATORY ANALYSIS OF SELECTED PARAMETERS ON WATER SAMPLES FROM FRIEDMAN & BRUYA, INC. / PROJECT NO. 104200

CASE NARRATIVE

One water sample was received by the laboratory in good condition and analyzed according to the chain of custody. No difficulties were encountered in the preparation or analysis of this sample. Sample data follows while QA/QC data is contained on subsequent pages.

SAMPLE DATA

SAMPLE ID	ALKALINITY (mgCaCO3/l)	SULFATE (mg/L)	SULFIDE (mg/L)	TOTAL-P (mg/L)	TKN (mg/L)
01MW60-20110415	378	52.4	<0.05	0.320	1.19

SAMPLE ID	TOTAL IRON (mg/L)	NITRATE (mg/L)	NITRITE (mg/L)	HARDNESS (mgCaCO3/l)
01MW60-20110415	3.56	<0.010	0.007	391

AQUATIC RESEARCH INCORPORATED

LABORATORY & CONSULTING SERVICES

3927 AURORA AVENUE NORTH, SEATTLE, WA 98103

PHONE: (206) 632-2715 FAX: (206) 632-2417

CASE FILE NUMBER: FBI008-20

REPORT DATE: 04/27/11

DATE SAMPLED: 04/15/11 DATE RECEIVED: 04/15/11

FINAL REPORT, LABORATORY ANALYSIS OF SELECTED PARAMETERS ON WATER SAMPLES FROM FRIEDMAN & BRUYA, INC. / PROJECT NO. 104200

QA/QC DATA

QC PARAMETER	ALKALINITY (mgCaCO3/l)	SULFATE (mg/L)	SULFIDE (mg/L)	TOTAL-P (mg/L)	TKN (mg/L)
METHOD	SM18 2320B	SM184500SO4E	EPA 376.1	EPA 365.1	EPA 351.1
DATE ANALYZED	04/25/11	04/25/11	04/19/11	04/18/11	04/21/11
DETECTION LIMIT	1.00	1.00	0.05	0.002	0.200
DUPLICATE					
SAMPLE ID	BATCH	BATCH	BATCH	BATCH	BATCH
ORIGINAL	230	13.6	<0.05	0.027	<0.200
DUPLICATE	227	13.3	<0.05	0.028	<0.200
RPD	1.09%	2.39%	NC	3.94%	NC
SPIKE SAMPLE					
SAMPLE ID		BATCH		BATCH	BATCH
ORIGINAL		13.6		0.027	<0.200
SPIKED SAMPLE		23.2		0.073	2.25
SPIKE ADDED		10.0		0.050	2.00
% RECOVERY	NA	96.31%	NA	91.54%	112.25%
QC CHECK					
FOUND	101	9.95		0.091	5.27
TRUE	100	10.0		0.090	5.79
% RECOVERY	100.50%	99.51%	NA	101.56%	91.09%
BLANK	NA	<1.00	<0.05	<0.002	<0.200

RPD = RELATIVE PERCENT DIFFERENCE.
NA = NOT APPLICABLE OR NOT AVAILABLE.
NC = NOT CALCULABLE DUE TO ONE OR MORE VALUES BEING BELOW THE DETECTION LIMIT.
OR = RECOVERY NOT CALCULABLE DUE TO SPIKE SAMPLE OUT OF RANGE OR SPIKE TOO LOW RELATIVE TO SAMPLE CONCENTRATION.

AQUATIC RESEARCH INCORPORATED

LABORATORY & CONSULTING SERVICES

3927 AURORA AVENUE NORTH, SEATTLE, WA 98103

PHONE: (206) 632-2715 FAX: (206) 632-2417

CASE FILE NUMBER:	**FBI008-20**		**PAGE 3**
REPORT DATE:	**04/27/11**		
DATE SAMPLED:	**04/15/11**	**DATE RECEIVED:**	**04/15/11**

FINAL REPORT, LABORATORY ANALYSIS OF SELECTED PARAMETERS ON WATER SAMPLES FROM FRIEDMAN & BRUYA, INC. / PROJECT NO. 104200

QA/QC DATA

QC PARAMETER	TOTAL IRON (mg/L)	NITRATE (mg/L)	NITRITE (mg/L)	HARDNESS (mgCaCO3/l)
METHOD	EPA 200.7	SM184500N03F	EPA 353.2	SM 2340C
DATE ANALYZED	04/20/11	04/15/11	04/15/11	04/25/11
DETECTION LIMIT	0.020	0.010	0.002	2.00
DUPLICATE				
SAMPLE ID	01MW60-20110415	BATCH	BATCH	BATCH
ORIGINAL	3.56	0.223	0.003	67.8
DUPLICATE	3.63	0.227	0.003	67.8
RPD	2.00%	1.60%	0.00%	0.00%
SPIKE SAMPLE				
SAMPLE ID	01MW60-20110415	BATCH	BATCH	BATCH
ORIGINAL	3.56	0.223	0.003	67.8
SPIKED SAMPLE	12.9	0.420	0.043	87.8
SPIKE ADDED	10.0	0.200	0.040	20.0
% RECOVERY	93.26%	98.51%	100.00%	99.67%
QC CHECK				
FOUND	9.38	0.428	0.040	39.9
TRUE	10.0	0.408	0.040	40.0
% RECOVERY	93.78%	104.87%	100.00%	99.67%
BLANK	<0.020	<0.010	<0.002	<2.00

RPD = RELATIVE PERCENT DIFFERENCE.
NA = NOT APPLICABLE OR NOT AVAILABLE
NC = NOT CALCULABLE DUE TO ONE OR MORE VALUES BEING BELOW THE DETECTION LIMIT.
OR = RECOVERY NOT CALCULABLE DUE TO SPIKE SAMPLE OUT OF RANGE OR SPIKE TOO LOW RELATIVE TO SAMPLE CONCENTRATION.

SUBMITTED BY:

Steven Lazoff
Laboratory Director

FB1008 20

SUBCONTRACT SAMPLE CHAIN OF CUSTODY

Send Report To: Michael Erdahl
Company: Friedman and Bruya, Inc.
Address: 3012 16th Ave W
City, State, ZIP: Seattle, WA 98119
Phone #: (206) 285-8282 Fax #: (206) 283-5044

SUBCONTRACTER: Ag. Research
PROJECT NAME/NO.: 104200
PO #: A-976
REMARKS: Please Email Results merdahl@friedmanandbruya.com

TURNAROUND TIME
[X] Standard (2 Weeks)
[ ] RUSH
Rush charges authorized by:

SAMPLE DISPOSAL
[ ] Dispose after 30 days
[ ] Return samples
[ ] Will call with instructions

Sample ID	Lab ID	Date Sampled	Time Sampled	Matrix	# of jars	ANALYSES REQUESTED: Hardness Oil and Grease	Total Phosphorus #365.1	Nitrite #353.2	Nitrate	Sulfate	Alkalinity	TKN	Sulfide	Total Fe.		Notes
01MW60-20110415		4/15/11	0907	W		X	X	X	X	X	X	X	X	X		

Friedman & Bruya, Inc.
3012 16th Avenue West
Seattle, WA 98119-2029
Ph. (206) 285-8282
Fax (206) 283-5044

	SIGNATURE	PRINT NAME	COMPANY	DATE	TIME
Relinquished by:		Michael Erdahl	Friedman & Bruya	4/15/11	11:30 AM
Received by:		S. Nielson	Ace	4/15/11	1400
Relinquished by:					
Received by:					

2930 Westlake Ave N Suite 100
Seatlle. WA 98109
T: (206) 352-3790
F: (206) 352-7178
info@fremontanalytical.com

Friedman & Bruya
Michael Erdahl
3012 16th Ave. W.
Seattle, Washington 98119

RE: 104200
Lab ID: 1104077

April 20, 2011

Attention Michael Erdahl:

Fremont Analytical, Inc. received 1 sample(s) on 4/18/2011 for the analyses presented in the following report.

Dissolved Gases by RSK-175

This report consists of the following:

- Case Narrative
- Analytical Results
- Applicable Quality Control Summary Reports
- Chain of Custody

All analyses were performed consistent with the Quality Assurance program of Fremont Analytical, Inc. Please contact the laboratory if you should have any questions about the results.

Thank you for using Fremont Analytical.

Sincerely,

Michael Dee
Sr. Chemist / Principal

Date: *04/20/2011*

CLIENT: Friedman & Bruya
Project: 104200
Lab Order: 1104077

Work Order Sample Summary

Lab Sample ID	Client Sample ID	Date/Time Collected	Date/Time Received
1104077-001	01MW60-20110415	04/14/2011 9:07 AM	04/18/2011 1:53 PM

Note: If no "Time Collected" is supplied, a default of 12:00AM is assigned

Case Narrative

WO#: **1104077**
Date: **4/20/2011**

CLIENT: Friedman & Bruya
Project: 104200

I. SAMPLE RECEIPT:
All samples were received intact. The internal ice chest temperatures were measured on receipt (8.8 Degrees C)

II. GENERAL REPORTING COMMENTS:
Results are reported on a wet weight basis unless dry-weight correction is denoted in the units field on the analytical report ("mg/kg-dry" or "ug/kg-dry").

The validity of the analytical procedures for which data is reported in this analytical report is determined by the Laboratory Control Sample (LCS) and the Method Blank (MB). The LCS and the MB are processed with the samples to ensure method criteria are achieved throughout the entire analytical process.

III. ANALYSES AND EXCEPTIONS:
Exceptions associated with this report will be footnoted in the analytical results page(s) or the quality control summary page(s) and/or noted below.

Analytical Report

WO#: **1104077**
Date Reported: **4/20/2011**

Client: Friedman & Bruya
Collection Date: 4/14/2011 9:07:00 AM
Project: 104200
Lab ID: 1104077-001
Matrix: Groundwater
Client Sample ID: 01MW60-20110415

Analyses	Result	RL	Qual	Units	DF	Date Analyzed
Dissolved Gases by RSK-175						Analyst: **MCR**
Methane	0.0380	0.00500		mg/L	1	4/19/2011
Ethene	ND	0.00500		mg/L	1	4/19/2011
Ethane	ND	0.00500		mg/L	1	4/19/2011

Qualifiers:

B	Analyte detected in the associated Method Blank	D	Dilution was required
E	Value above quantitation range	H	Holding times for preparation or analysis exceeded
J	Analyte detected below quantitation limits	ND	Not detected at the Reporting Limit
RL	Reporting Limit	S	Spike recovery outside accepted recovery limits

Date: *4/20/2011*

Work Order: 1104077
CLIENT: Friedman & Bruya
Project: 104200

QC SUMMARY REPORT

Dissolved Gases by RSK-175

Sample ID: **LCS** SampType: **LCS** Units: **mg/L** Prep Date: RunNo: **586**
Client ID: **LCSW** Batch ID: **R586** Analysis Date: **4/19/2011** SeqNo: **11947**

Analyte	Result	RL	SPK value	SPK Ref Val	%REC	LowLimit	HighLimit	RPD Ref Val	%RPD	RPDLimit	Qual
Methane	94.2	0.00500	100.0	0	94.2	80	120				
Ethene	89.1	0.00500	100.0	0	89.1	80	120				
Ethane	82.2	0.00500	100.0	0	82.2	80	120				

Sample ID: **1104077-001ADUP** SampType: **DUP** Units: **mg/L** Prep Date: RunNo: **586**
Client ID: **01MW60-20110415** Batch ID: **R586** Analysis Date: **4/19/2011** SeqNo: **11950**

Analyte	Result	RL	SPK value	SPK Ref Val	%REC	LowLimit	HighLimit	RPD Ref Val	%RPD	RPDLimit	Qual
Methane	0.0455	0.00500						0.03800	18.0	30	
Ethene	ND	0.00500						0	0	30	
Ethane	ND	0.00500						0	0	30	

Qualifiers:

E	Value above quantitation range	H	Holding times for preparation or analysis exceeded	J	Analyte detected below quantitation limits
ND	Not detected at the Reporting Limit	R	RPD outside accepted recovery limits	RL	Reporting Limit
S	Spike recovery outside accepted recovery limits				

SUBCONTRACT SAMPLE CHAIN OF CUSTODY

1104077

Page # 1 of 1

Send Report To Michael Erdahl
Company Friedman and Bruya, Inc.
Address 3012 16th Ave W
City, State, ZIP Seattle, WA 98119
Phone # (206) 285-8282 Fax # (206) 283-5044

SUBCONTRACTER Fremont
PROJECT NAME/NO. 104200
PO # A-963
REMARKS
Please Email Results
merdahl@friedmanandbruya.com

TURNAROUND TIME
☑ Standard (2 Weeks)
☐ RUSH
Rush charges authorized by:

SAMPLE DISPOSAL
☐ Dispose after 30 days
☐ Return samples
☐ Will call with instructions

Sample ID	Lab ID	Date Sampled	Time Sampled	Matrix	# of jars	ANALYSES REQUESTED: Oil and Grease	EPH	VPH	Nitrate	Sulfate	Alkalinity	Dissolved Gases				Notes
OMW60-20110415		4/14/11	0907	W	2							X				

Friedman & Bruya, Inc.
3012 16th Avenue West
Seattle, WA 98119-2029
Ph. (206) 285-8282
Fax (206) 283-5044

SIGNATURE	PRINT NAME	COMPANY	DATE	TIME
Relinquished by:	Michael Erdahl	Friedman & Bruya		
Received by: Troy Zehr	Troy Zehr	FA	4/18/11	1:53
Relinquished by:				
Received by:				

104200

SAMPLE CHAIN OF CUSTODY

ME 04/15/11 COS/VG

Page # 1 of 1

Send Report To Tim Brown, cc: Jessica Brown, Audrey Hackett, Pete Kingston, Jennifer Cyr

Company SoundEarth Strategies

Address 2811 Fairview Ave E, Ste. 2000

City, State, ZIP Seattle, WA 98102

Phone # 206.306.1900 Fax # 206.306.1907

SAMPLERS (*signature*)

PROJECT NAME/NO.: Seattle Terminal / 01-600

PO #: 0440-004-24

REMARKS

EIM Y / N

TURNAROUND TIME

☒ Standard (2 Weeks)

☐ RUSH

Rush charges authorized by:

SAMPLE DISPOSAL

Dispose of after 30 days

Sample ID	Sample Location	Sample Depth	Lab ID	Date Sampled	Time Sampled	Matrix	# of jars	GRPH by NWTPH-Gx and BTEX by EPA 8021B	DRPH/ORPH by NWTPH-Dx	cVOCs by EPA 8260C	Sulfate by SM184500SO4E	Nitrate by SM184500NO3F, Nitrite by EPA 353.2, Total P by EPA 365.1, Alkalinity by Sm18 2320B	Total Fe by EPA 200.7, Hardness by SM2340C	TKN by EPA 351.1	Sulfide by EPA 376.1	Methane, Ethene, and Ethane by RSK 175	Notes
OTMW60 - 20110415	OTMW60	32	OTA-M	4/15/11	0907	water	13	X	X	X	X	X	X	Y	X	X	

4/15/11 EBF

Samples received at 2 °C

Friedman & Bruya, Inc.
3012 16th Avenue West
Seattle, WA 98119-2029
Ph. (206) 285-8282
Fax (206) 283-5044

SIGNATURE	PRINT NAME	COMPANY	DATE	TIME
Relinquished by:	Liz Tribus	SES	4/15/11	1050
Received by: Elizabeth A Copeland	Elizabeth A Copeland	SES	4 15 11	1050
Relinquished by: Elizabeth A Copeland	Elizabeth A Copeland	SES	4-15-11	1102
Received by:	Nhan Phan	FEBT	4/15/11	V

FRIEDMAN & BRUYA, INC.

ENVIRONMENTAL CHEMISTS

James E. Bruya, Ph.D.
Charlene Morrow, M.S.
Yelena Aravkina, M.S.
Bradley T. Benson, B.S.
Kurt Johnson, B.S.

3012 16th Avenue West
Seattle, WA 98119-2029
TEL: (206) 285-8282
FAX: (206) 283-5044
e-mail: fbi@isomedia.com

May 4, 2011

Tim Brown, Project Manager
SoundEarth Strategies
2811 Fairview Ave. East, Suite 2000
Seattle, WA 98102

Dear Mr. Brown:

Included are the results from the testing of material submitted on April 15, 2011 from the TOC_01-600_20110415 WORFDB5, F&BI 104205 project. There are 12 pages included in this report. Any samples that may remain are currently scheduled for disposal in 30 days. If you would like us to return your samples or arrange for long term storage at our offices, please contact us as soon as possible.

We appreciate this opportunity to be of service to you and hope you will call if you should have any questions.

Sincerely,

FRIEDMAN & BRUYA, INC.



Michael Erdahl
Project Manager

Enclosures
c: Mark Chandler, Jessica Brown, Audrey Hackett, Pete Kingston, Jennifer Cyr
SOU0504R.DOC

CASE NARRATIVE

This case narrative encompasses samples received on April 15, 2011 by Friedman & Bruya, Inc. from the SoundEarth Strategies TOC_01-600_20110415 WORFDB5, F&BI 104205 project. Samples were logged in under the laboratory ID's listed below.

Laboratory ID	SoundEarth Strategies
104205-01	01MW62-20110415

Several compounds in the 8260C laboratory control sample and laboratory control sample duplicate exceeded the acceptance criteria. The analytes were not detected in the sample, therefore the data were acceptable.

All quality control requirements were acceptable.

Date of Report: 05/04/11
Date Received: 04/15/11
Project: TOC_01-600_20110415 WORFDB5, F&BI 104205
Date Extracted: 04/18/11
Date Analyzed: 04/18/11

RESULTS FROM THE ANALYSIS OF WATER SAMPLES FOR BENZENE, TOLUENE, ETHYLBENZENE, XYLENES AND TPH AS GASOLINE USING EPA METHOD 8021B AND NWTPH-Gx

Results Reported as ug/L (ppb)

Sample ID Laboratory ID	Benzene	Toluene	Ethyl Benzene	Total Xylenes	Gasoline Range	Surrogate (% Recovery) (Limit 50-150)
01MW62-20110415 104205-01	<1	<1	<1	<3	510 x	124
Method Blank 01-0704 MB	<1	<1	<1	<3	<100	124

Date of Report: 05/04/11
Date Received: 04/15/11
Project: TOC_01-600_20110415 WORFDB5, F&BI 104205
Date Extracted: 04/18/11
Date Analyzed: 04/18/11

RESULTS FROM THE ANALYSIS OF WATER SAMPLES FOR TOTAL PETROLEUM HYDROCARBONS AS DIESEL AND MOTOR OIL USING METHOD NWTPH-Dx

Results Reported as ug/L (ppb)

Sample ID Laboratory ID	Diesel Range (C_{10}-C_{25})	Motor Oil Range (C_{25}-C_{36})	Surrogate (% Recovery) (Limit 50-150)
01MW62-20110415 104205-01	<50	<250	98
Method Blank 01-699 MB	<50	<250	88

Analysis For Volatile Compounds By EPA Method 8260C

Client Sample ID:	01MW62-20110415	Client:	SoundEarth Strategies
Date Received:	04/15/11	Project:	TOC_01-600_20110415 WORFDB5
Date Extracted:	04/28/11	Lab ID:	104205-01 1/10
Date Analyzed:	04/28/11	Data File:	042821.D
Matrix:	Water	Instrument:	GCMS5
Units:	ug/L (ppb)	Operator:	JS

Surrogates:	% Recovery:	Lower Limit:	Upper Limit:
1,2-Dichloroethane-d4	102	63	127
Toluene-d8	100	65	127
4-Bromofluorobenzene	102	40	157

Compounds:	Concentration ug/L (ppb)
Vinyl chloride	<2
Chloroethane	<10
1,1-Dichloroethene	<10
Methylene chloride	<50
trans-1,2-Dichloroethene	<10
1,1-Dichloroethane	<10
cis-1,2-Dichloroethene	<10
1,2-Dichloroethane (EDC)	<10
1,1,1-Trichloroethane	<10
Trichloroethene	1,600 ve
Tetrachloroethene	24

Analysis For Volatile Compounds By EPA Method 8260C

Client Sample ID:	01MW62-20110415	Client:	SoundEarth Strategies
Date Received:	04/15/11	Project:	TOC_01-600_20110415 WORFDB5
Date Extracted:	04/23/11	Lab ID:	104205-01 1/1000
Date Analyzed:	04/24/11	Data File:	042341.D
Matrix:	Water	Instrument:	GCMS5
Units:	ug/L (ppb)	Operator:	JS

Surrogates:	% Recovery:	Lower Limit:	Upper Limit:
1,2-Dichloroethane-d4	100	63	127
Toluene-d8	96	65	127
4-Bromofluorobenzene	95	40	157

Compounds:	Concentration ug/L (ppb)
Vinyl chloride	<200
Chloroethane	<1,000
1,1-Dichloroethene	<1,000
Methylene chloride	<5,000
trans-1,2-Dichloroethene	<1,000
1,1-Dichloroethane	<1,000
cis-1,2-Dichloroethene	<1,000
1,2-Dichloroethane (EDC)	<1,000
1,1,1-Trichloroethane	<1,000
Trichloroethene	1,600
Tetrachloroethene	<1,000

Analysis For Volatile Compounds By EPA Method 8260C

Client Sample ID:	Method Blank	Client:	SoundEarth Strategies
Date Received:	NA	Project:	TOC_01-600_20110415 WORFDB5
Date Extracted:	04/23/11	Lab ID:	01-653 mb
Date Analyzed:	04/23/11	Data File:	042318.D
Matrix:	Water	Instrument:	GCMS5
Units:	ug/L (ppb)	Operator:	JS

Surrogates:	% Recovery:	Lower Limit:	Upper Limit:
1,2-Dichloroethane-d4	96	63	127
Toluene-d8	94	65	127
4-Bromofluorobenzene	96	40	157

Compounds:	Concentration ug/L (ppb)
Vinyl chloride	<0.2
Chloroethane	<1
1,1-Dichloroethene	<1
Methylene chloride	<5
trans-1,2-Dichloroethene	<1
1,1-Dichloroethane	<1
cis-1,2-Dichloroethene	<1
1,2-Dichloroethane (EDC)	<1
1,1,1-Trichloroethane	<1
Trichloroethene	<1
Tetrachloroethene	<1

Analysis For Volatile Compounds By EPA Method 8260C

Client Sample ID:	Method Blank	Client:	SoundEarth Strategies
Date Received:	NA	Project:	TOC_01-600_20110415 WORFDB5
Date Extracted:	04/28/11	Lab ID:	01-659 mb
Date Analyzed:	04/28/11	Data File:	042810.D
Matrix:	Water	Instrument:	GCMS5
Units:	ug/L (ppb)	Operator:	JS

Surrogates:	% Recovery:	Lower Limit:	Upper Limit:
1,2-Dichloroethane-d4	105	63	127
Toluene-d8	103	65	127
4-Bromofluorobenzene	102	40	157

Compounds:	Concentration ug/L (ppb)
Vinyl chloride	<0.2
Chloroethane	<1
1,1-Dichloroethene	<1
Methylene chloride	<5
trans-1,2-Dichloroethene	<1
1,1-Dichloroethane	<1
cis-1,2-Dichloroethene	<1
1,2-Dichloroethane (EDC)	<1
1,1,1-Trichloroethane	<1
Trichloroethene	<1
Tetrachloroethene	<1

Date of Report: 05/04/11
Date Received: 04/15/11
Project: TOC_01-600_20110415 WORFDB5, F&BI 104205

QUALITY ASSURANCE RESULTS FOR THE ANALYSIS OF WATER SAMPLES FOR BENZENE, TOLUENE, ETHYLBENZENE, XYLENES, AND TPH AS GASOLINE USING EPA METHOD 8021B AND NWTPH-Gx

Laboratory Code: 104205-01 (Duplicate)

Analyte	Reporting Units	Sample Result	Duplicate Result	Relative Percent Difference (Limit 20)
Benzene	ug/L (ppb)	<1	<1	nm
Toluene	ug/L (ppb)	<1	<1	nm
Ethylbenzene	ug/L (ppb)	<1	<1	nm
Xylenes	ug/L (ppb)	<3	<3	nm
Gasoline	ug/L (ppb)	510	520	1

Laboratory Code: Laboratory Control Sample

Analyte	Reporting Units	Spike Level	Percent Recovery LCS	Acceptance Criteria
Benzene	ug/L (ppb)	50	112	72-119
Toluene	ug/L (ppb)	50	98	71-113
Ethylbenzene	ug/L (ppb)	50	104	72-114
Xylenes	ug/L (ppb)	150	96	72-113
Gasoline	ug/L (ppb)	1,000	106	70-119

Date of Report: 05/04/11
Date Received: 04/15/11
Project: TOC_01-600_20110415 WORFDB5, F&BI 104205

QUALITY ASSURANCE RESULTS FOR THE ANALYSIS OF WATER SAMPLES FOR TOTAL PETROLEUM HYDROCARBONS AS DIESEL EXTENDED USING METHOD NWTPH-Dx

Laboratory Code: Laboratory Control Sample

Analyte	Reporting Units	Spike Level	Percent Recovery LCS	Percent Recovery LCSD	Acceptance Criteria	RPD (Limit 20)
Diesel Extended	ug/L (ppb)	2,500	102	109	63-142	7

Date of Report: 05/04/11
Date Received: 04/15/11
Project: TOC_01-600_20110415 WORFDB5, F&BI 104205

QUALITY ASSURANCE RESULTS FOR THE ANALYSIS OF WATER SAMPLES FOR VOLATILES BY EPA METHOD 8260C

Laboratory Code: Laboratory Control Sample

Analyte	Reporting Units	Spike Level	Percent Recovery LCS	Percent Recovery LCSD	Acceptance Criteria	RPD (Limit 20)
Vinyl chloride	ug/L (ppb)	50	100	105	53-131	5
Chloroethane	ug/L (ppb)	50	98	105	30-176	7
1,1-Dichloroethene	ug/L (ppb)	50	98	104	65-157	6
Methylene chloride	ug/L (ppb)	50	97	93	17-177	4
trans-1,2-Dichloroethene	ug/L (ppb)	50	107	98	71-128	9
1,1-Dichloroethane	ug/L (ppb)	50	106	100	74-118	6
cis-1,2-Dichloroethene	ug/L (ppb)	50	105	102	74-126	3
1,2-Dichloroethane (EDC)	ug/L (ppb)	50	93	97	71-135	4
1,1,1-Trichloroethane	ug/L (ppb)	50	101	103	77-123	2
Trichloroethene	ug/L (ppb)	50	98	101	74-119	3
Tetrachloroethene	ug/L (ppb)	50	85	89	83-113	5

Date of Report: 05/04/11
Date Received: 04/15/11
Project: TOC_01-600_20110415 WORFDB5, F&BI 104205

QUALITY ASSURANCE RESULTS FOR THE ANALYSIS OF WATER SAMPLES FOR VOLATILES BY EPA METHOD 8260C

Laboratory Code: 10260-25 (Matrix Spike)

Analyte	Reporting Units	Spike Level	Sample Result	Percent Recovery MS	Acceptance Criteria
Vinyl chloride	ug/L (ppb)	50	<0.2	138	10-185
Chloroethane	ug/L (ppb)	50	<1	137	10-172
1,1-Dichloroethene	ug/L (ppb)	50	<1	127	35-149
Methylene chloride	ug/L (ppb)	50	<5	120	61-138
trans-1,2-Dichloroethene	ug/L (ppb)	50	<1	127	65-128
1,1-Dichloroethane	ug/L (ppb)	50	<1	125	67-127
cis-1,2-Dichloroethene	ug/L (ppb)	50	<1	127	65-139
1,2-Dichloroethane (EDC)	ug/L (ppb)	50	<1	127	68-132
1,1,1-Trichloroethane	ug/L (ppb)	50	<1	142 vo	63-135
Trichloroethene	ug/L (ppb)	50	<1	124 vo	66-121
Tetrachloroethene	ug/L (ppb)	50	<1	115	64-132

Laboratory Code: Laboratory Control Sample

Analyte	Reporting Units	Spike Level	Percent Recovery LCS	Percent Recovery LCSD	Acceptance Criteria	RPD (Limit 20)
Vinyl chloride	ug/L (ppb)	50	118	118	53-131	0
Chloroethane	ug/L (ppb)	50	124	119	30-176	4
1,1-Dichloroethene	ug/L (ppb)	50	117	112	65-157	4
Methylene chloride	ug/L (ppb)	50	109	107	17-177	2
trans-1,2-Dichloroethene	ug/L (ppb)	50	117	114	71-128	3
1,1-Dichloroethane	ug/L (ppb)	50	112	109	74-118	3
cis-1,2-Dichloroethene	ug/L (ppb)	50	115	114	74-126	1
1,2-Dichloroethane (EDC)	ug/L (ppb)	50	109	106	71-135	3
1,1,1-Trichloroethane	ug/L (ppb)	50	126	124	77-123	2
Trichloroethene	ug/L (ppb)	50	111	109	74-119	2
Tetrachloroethene	ug/L (ppb)	50	97	96	83-113	1

Data Qualifiers & Definitions

a - The analyte was detected at a level less than five times the reporting limit. The RPD results may not provide reliable information on the variability of the analysis.

A1 – More than one compound of similar molecule structure was identified with equal probability.

b - The analyte was spiked at a level that was less than five times that present in the sample. Matrix spike recoveries may not be meaningful.

ca - The calibration results for this range fell outside of acceptance criteria. The value reported is an estimate.

c - The presence of the analyte indicated may be due to carryover from previous sample injections.

d - The sample was diluted. Detection limits may be raised due to dilution.

ds - The sample was diluted. Detection limits are raised due to dilution and surrogate recoveries may not be meaningful.

dv - Insufficient sample was available to achieve normal reporting limits and limits are raised accordingly.

fb - Analyte present in the blank and the sample.

fc – The compound is a common laboratory and field contaminant.

hr - The sample and duplicate were reextracted and reanalyzed. RPD results were still outside of control limits. The variability is attributed to sample inhomogeneity.

ht - Analysis performed outside the method or client-specified holding time requirement.

ip - Recovery fell outside of normal control limits. Compounds in the sample matrix interfered with the quantitation of the analyte.

j – The result is below normal reporting limits. The value reported is an estimate.

J - The internal standard associated with the analyte is out of control limits. The reported concentration is an estimate.

jl - The analyte result in the laboratory control sample is out of control limits. The reported concentration should be considered an estimate.

jr - The rpd result in laboratory control sample associated with the analyte is out of control limits. The reported concentration should be considered an estimate.

js - The surrogate associated with the analyte is out of control limits. The reported concentration should be considered an estimate.

lc - The presence of the compound indicated is likely due to laboratory contamination.

L - The reported concentration was generated from a library search.

nm - The analyte was not detected in one or more of the duplicate analyses. Therefore, calculation of the RPD is not applicable.

pc – The sample was received in a container not approved by the method. The value reported should be considered an estimate.

pr – The sample was received with incorrect preservation. The value reported should be considered an estimate.

ve - Estimated concentration calculated for an analyte response above the valid instrument calibration range. A dilution is required to obtain an accurate quantification of the analyte.

vo - The value reported fell outside the control limits established for this analyte.

x - The sample chromatographic pattern does not resemble the fuel standard used for quantitation.

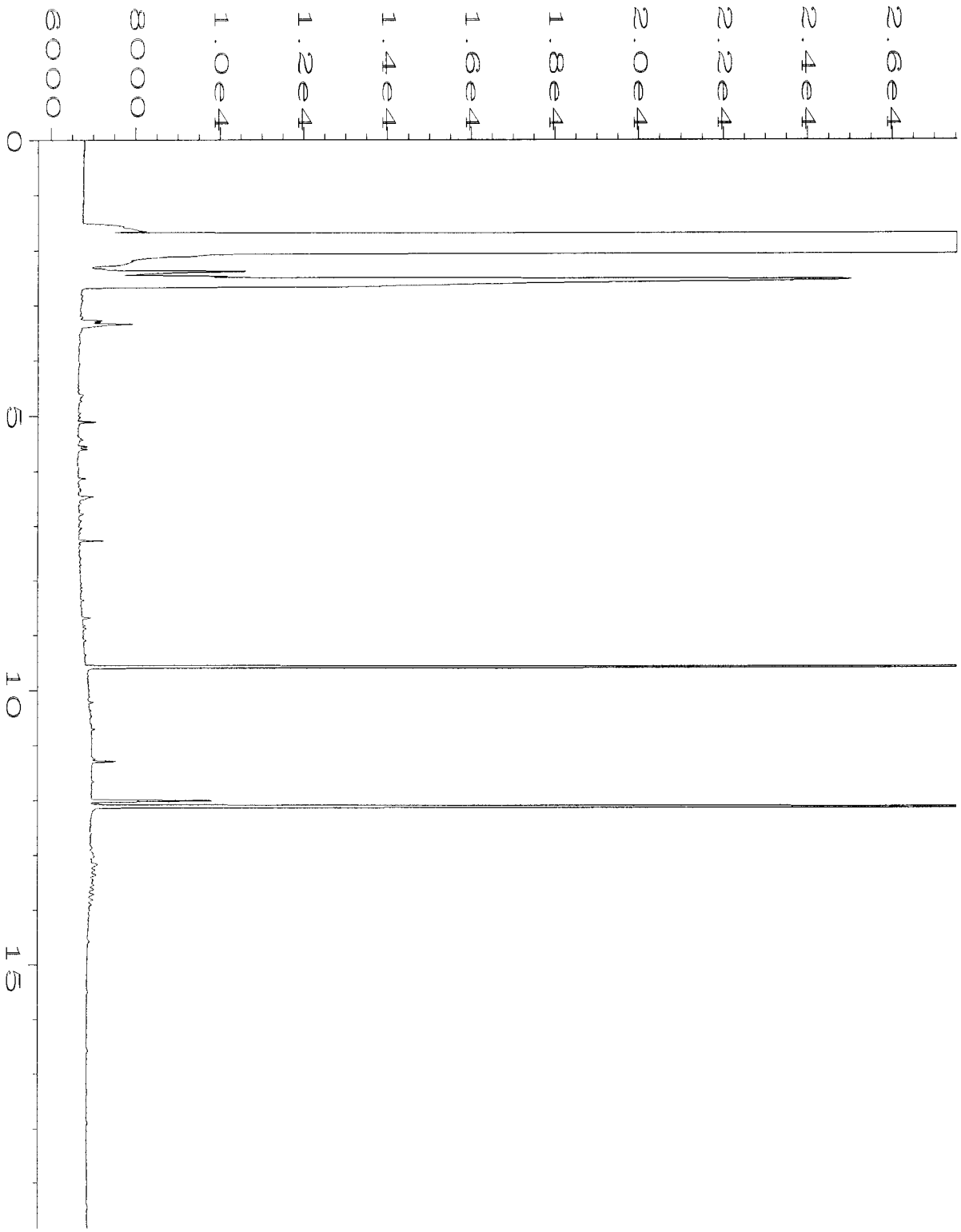

Data File Name	: C:\HPCHEM\1\DATA\04-18-11\023F0501.D		
Operator	: ML	Page Number	: 1
Instrument	: GC1	Vial Number	: 23
Sample Name	: 104205-01	Injection Number	: 1
Run Time Bar Code:		Sequence Line	: 5
Acquired on	: 18 Apr 11 07:59 PM	Instrument Method	: TPHD.MTH
Report Created on	: 19 Apr 11 09:40 AM	Analysis Method	: BAKEOUT.MTH

104205

SAMPLE CHAIN OF CUSTODY ME 04/15/11

V3/C05

Page # 1 of 1

Send Report To Tim Brown, cc: Jessica Brown, Audrey Hackett, Pete Kingston, Jennifer Cyr

Company SoundEarth Strategies

Address 2811 Fairview Ave E, Ste. 2000

City, State, ZIP Seattle, WA 98102

Phone # 206.306.1900 Fax # 206.306.1907

SAMPLERS (signature)	
PROJECT NAME/NO. Seattle Terminal / 01-600	PO # 0440-004-24
REMARKS	EIM Y / N

TURNAROUND TIME

☒ Standard (2 Weeks)

☐ RUSH

Rush charges authorized by:

SAMPLE DISPOSAL
Dispose of after 30 days

Sample ID	Sample Location	Sample Depth	Lab ID	Date Sampled	Time Sampled	Matrix	# of jars	GRPH by NWTPH-Gx and BTEX by EPA 8021B	DRPH/ORPH by NWTPH-Dx	cVOCs by EPA 8260C	Sulfate by SM184500SO4E	Nitrate by SM184500NO3F, Nitrite by EPA 353.2, Total P by EPA 365.1, Alkalinity by Sm18 2320B	Total Fe by EPA 200.7, Hardness by SM2340C	TKN by EPA 351.1	Sulfide by EPA 376.1	Methane, Ethene, and Ethane by RSK 175	Notes
01MW62-20110415	01MW62	23	01 A-F	4/15/11	1059	WATER	6	X	X	X							

FBF 4/14/11

Friedman & Bruya, Inc. 3012 16th Avenue West Seattle, WA 98119-2029 Ph. (206) 285-8282 Fax (206) 283-5044	SIGNATURE	PRINT NAME	COMPANY	DATE	TIME
	Relinquished by:	Elizabeth Furbee	SES	4/15/11	1335
	Received by:	Nhan Phan	FeBT	V	1335
	Relinquished by:				
	Received by:				

Samples received at 3 °C

FRIEDMAN & BRUYA, INC.

ENVIRONMENTAL CHEMISTS

James E. Bruya, Ph.D.
Charlene Morrow, M.S.
Yelena Aravkina, M.S.
Bradley T. Benson, B.S.
Kurt Johnson, B.S.

3012 16th Avenue West
Seattle, WA 98119-2029
TEL: (206) 285-8282
FAX: (206) 283-5044
e-mail: fbi@isomedia.com

May 6, 2011

Tim Brown, Project Manager
SoundEarth Strategies
2811 Fairview Ave. East, Suite 2000
Seattle, WA 98102

Dear Mr. Brown:

Included are the results from the testing of material submitted on April 22, 2011 from the TOC_01-600_20110422 WORFDB5, F&BI 104299 project. There are 9 pages included in this report. Any samples that may remain are currently scheduled for disposal in 30 days. If you would like us to return your samples or arrange for long term storage at our offices, please contact us as soon as possible.

We appreciate this opportunity to be of service to you and hope you will call if you should have any questions.

Sincerely,

FRIEDMAN & BRUYA, INC.



Michael Erdahl
Project Manager

Enclosures
c: Mark Chandler, Jessica Brown, Audrey Hackett, Pete Kingston, Jennifer Cyr
SOU0506R.DOC

CASE NARRATIVE

This case narrative encompasses samples received on April 22, 2011 by Friedman & Bruya, Inc. from the SoundEarth Strategies TOC_01-600_20110422 WORFDB5, F&BI 104299 project. Samples were logged in under the laboratory ID's listed below.

Laboratory ID	SoundEarth Strategies
104299-01	01MW83-20110422

The 8260C methylene chloride calibration standard failed the acceptance criteria. The data were flagged accordingly.

All other quality control requirements were acceptable.

Date of Report: 05/06/11
Date Received: 04/22/11
Project: TOC_01-600_20110422 WORFDB5, F&BI 104299
Date Extracted: 04/25/11
Date Analyzed: 04/25/11

RESULTS FROM THE ANALYSIS OF WATER SAMPLES FOR BENZENE, TOLUENE, ETHYLBENZENE, XYLENES AND TPH AS GASOLINE USING EPA METHOD 8021B AND NWTPH-Gx

Results Reported as ug/L (ppb)

Sample ID Laboratory ID	Benzene	Toluene	Ethyl Benzene	Total Xylenes	Gasoline Range	Surrogate (% Recovery) (Limit 50-150)
01MW83-20110422 104299-01	<1	<1	<1	<3	<100	118
Method Blank 01-0745 MB	<1	<1	<1	<3	<100	114

Date of Report: 05/06/11
Date Received: 04/22/11
Project: TOC_01-600_20110422 WORFDB5, F&BI 104299
Date Extracted: 04/27/11
Date Analyzed: 04/28/11

RESULTS FROM THE ANALYSIS OF WATER SAMPLES FOR TOTAL PETROLEUM HYDROCARBONS AS DIESEL AND MOTOR OIL USING METHOD NWTPH-Dx

Results Reported as ug/L (ppb)

Sample ID Laboratory ID	Diesel Range (C_{10}-C_{25})	Motor Oil Range (C_{25}-C_{36})	Surrogate (% Recovery) (Limit 51-134)
01MW83-20110422 104299-01	<50	<250	82
Method Blank 01-759 MB	<50	<250	89

Analysis For Volatile Compounds By EPA Method 8260C

Client Sample ID:	01MW83-20110422	Client:	SoundEarth Strategies
Date Received:	04/22/11	Project:	TOC_01-600_20110422 WORFDB5
Date Extracted:	05/03/11	Lab ID:	104299-01
Date Analyzed:	05/03/11	Data File:	050320.D
Matrix:	Water	Instrument:	GCMS4
Units:	ug/L (ppb)	Operator:	JS

Surrogates:	% Recovery:	Lower Limit:	Upper Limit:
1,2-Dichloroethane-d4	102	57	121
Toluene-d8	97	63	127
4-Bromofluorobenzene	103	60	133

Compounds:	Concentration ug/L (ppb)
Vinyl chloride	<0.2
Chloroethane	<1
1,1-Dichloroethene	<1
Methylene chloride	<5 ca
trans-1,2-Dichloroethene	<1
1,1-Dichloroethane	<1
cis-1,2-Dichloroethene	<1
1,2-Dichloroethane (EDC)	<1
1,1,1-Trichloroethane	<1
Trichloroethene	<1
Tetrachloroethene	<1

Analysis For Volatile Compounds By EPA Method 8260C

Client Sample ID:	Method Blank	Client:	SoundEarth Strategies
Date Received:	NA	Project:	TOC_01-600_20110422 WORFDB5
Date Extracted:	05/03/11	Lab ID:	01-668 mb
Date Analyzed:	05/03/11	Data File:	050316.D
Matrix:	Water	Instrument:	GCMS4
Units:	ug/L (ppb)	Operator:	JS

Surrogates:	% Recovery:	Lower Limit:	Upper Limit:
1,2-Dichloroethane-d4	102	57	121
Toluene-d8	98	63	127
4-Bromofluorobenzene	107	60	133

Compounds:	Concentration ug/L (ppb)
Vinyl chloride	<0.2
Chloroethane	<1
1,1-Dichloroethene	<1
Methylene chloride	<5 ca
trans-1,2-Dichloroethene	<1
1,1-Dichloroethane	<1
cis-1,2-Dichloroethene	<1
1,2-Dichloroethane (EDC)	<1
1,1,1-Trichloroethane	<1
Trichloroethene	<1
Tetrachloroethene	<1

Date of Report: 05/06/11
Date Received: 04/22/11
Project: TOC_01-600_20110422 WORFDB5, F&BI 104299

QUALITY ASSURANCE RESULTS FOR THE ANALYSIS OF WATER SAMPLES FOR BENZENE, TOLUENE, ETHYLBENZENE, XYLENES, AND TPH AS GASOLINE USING EPA METHOD 8021B AND NWTPH-Gx

Laboratory Code: 104299-01 (Duplicate)

Analyte	Reporting Units	Sample Result	Duplicate Result	Relative Percent Difference (Limit 20)
Benzene	ug/L (ppb)	<1	<1	nm
Toluene	ug/L (ppb)	<1	<1	nm
Ethylbenzene	ug/L (ppb)	<1	<1	nm
Xylenes	ug/L (ppb)	<3	<3	nm
Gasoline	ug/L (ppb)	<100	<100	nm

Laboratory Code: Laboratory Control Sample

Analyte	Reporting Units	Spike Level	Percent Recovery LCS	Acceptance Criteria
Benzene	ug/L (ppb)	50	103	72-119
Toluene	ug/L (ppb)	50	91	71-113
Ethylbenzene	ug/L (ppb)	50	96	72-114
Xylenes	ug/L (ppb)	150	89	72-113
Gasoline	ug/L (ppb)	1,000	106	70-119

Date of Report: 05/06/11
Date Received: 04/22/11
Project: TOC_01-600_20110422 WORFDB5, F&BI 104299

QUALITY ASSURANCE RESULTS FOR THE ANALYSIS OF WATER SAMPLES FOR TOTAL PETROLEUM HYDROCARBONS AS DIESEL EXTENDED USING METHOD NWTPH-Dx

Laboratory Code: Laboratory Control Sample

Analyte	Reporting Units	Spike Level	Percent Recovery LCS	Percent Recovery LCSD	Acceptance Criteria	RPD (Limit 20)
Diesel Extended	ug/L (ppb)	2,500	80	87	58-134	8

Date of Report: 05/06/11
Date Received: 04/22/11
Project: TOC_01-600_20110422 WORFDB5, F&BI 104299

QUALITY ASSURANCE RESULTS FOR THE ANALYSIS OF WATER SAMPLES FOR VOLATILES BY EPA METHOD 8260C

Laboratory Code: Laboratory Control Sample

Analyte	Reporting Units	Spike Level	Percent Recovery LCS	Percent Recovery LCSD	Acceptance Criteria	RPD (Limit 20)
Vinyl chloride	ug/L (ppb)	50	84	88	50-154	5
Chloroethane	ug/L (ppb)	50	101	116	58-146	14
1,1-Dichloroethene	ug/L (ppb)	50	85	85	67-136	0
Methylene chloride	ug/L (ppb)	50	80	75	39-148	6
trans-1,2-Dichloroethene	ug/L (ppb)	50	97	101	68-128	4
1,1-Dichloroethane	ug/L (ppb)	50	94	103	79-121	9
cis-1,2-Dichloroethene	ug/L (ppb)	50	102	109	80-123	7
1,2-Dichloroethane (EDC)	ug/L (ppb)	50	101	111	73-132	9
1,1,1-Trichloroethane	ug/L (ppb)	50	93	99	83-130	6
Trichloroethene	ug/L (ppb)	50	99	107	80-120	8
Tetrachloroethene	ug/L (ppb)	50	99	109	76-121	10

Data Qualifiers & Definitions

a - The analyte was detected at a level less than five times the reporting limit. The RPD results may not provide reliable information on the variability of the analysis.

A1 – More than one compound of similar molecule structure was identified with equal probability.

b - The analyte was spiked at a level that was less than five times that present in the sample. Matrix spike recoveries may not be meaningful.

ca - The calibration results for this range fell outside of acceptance criteria. The value reported is an estimate.

c - The presence of the analyte indicated may be due to carryover from previous sample injections.

d - The sample was diluted. Detection limits may be raised due to dilution.

ds - The sample was diluted. Detection limits are raised due to dilution and surrogate recoveries may not be meaningful.

dv - Insufficient sample was available to achieve normal reporting limits and limits are raised accordingly.

fb - Analyte present in the blank and the sample.

fc – The compound is a common laboratory and field contaminant.

hr - The sample and duplicate were reextracted and reanalyzed. RPD results were still outside of control limits. The variability is attributed to sample inhomogeneity.

ht - Analysis performed outside the method or client-specified holding time requirement.

ip - Recovery fell outside of normal control limits. Compounds in the sample matrix interfered with the quantitation of the analyte.

j – The result is below normal reporting limits. The value reported is an estimate.

J - The internal standard associated with the analyte is out of control limits. The reported concentration is an estimate.

jl - The analyte result in the laboratory control sample is out of control limits. The reported concentration should be considered an estimate.

jr - The rpd result in laboratory control sample associated with the analyte is out of control limits. The reported concentration should be considered an estimate.

js - The surrogate associated with the analyte is out of control limits. The reported concentration should be considered an estimate.

lc - The presence of the compound indicated is likely due to laboratory contamination.

L - The reported concentration was generated from a library search.

nm - The analyte was not detected in one or more of the duplicate analyses. Therefore, calculation of the RPD is not applicable.

pc – The sample was received in a container not approved by the method. The value reported should be considered an estimate.

pr – The sample was received with incorrect preservation. The value reported should be considered an estimate.

ve - Estimated concentration calculated for an analyte response above the valid instrument calibration range. A dilution is required to obtain an accurate quantification of the analyte.

vo - The value reported fell outside the control limits established for this analyte.

x - The sample chromatographic pattern does not resemble the fuel standard used for quantitation.



Data File Name	: C:\HPCHEM\6\DATA\04-28-11\013F0301.D		
Operator	: ML	Page Number	: 1
Instrument	: GC #6	Vial Number	: 13
Sample Name	: 104299-01	Injection Number	: 1
Run Time Bar Code:		Sequence Line	: 3
Acquired on	: 28 Apr 11 12:53 PM	Instrument Method	: TPHD.MTH
Report Created on	: 29 Apr 11 11:59 AM	Analysis Method	: END.MTH

104299

SAMPLE CHAIN OF CUSTODY

ME 04/22/11

V1/D02

Page # 1 of 1

Send Report To Tim Brown, cc: Pete Kingston, Jessica Brown, Jennifer Cyr & Audrey Hackett

Company SoundEarth Strategies

Address 2811 Fairview Ave E, Suite 2000

City, State, ZIP Seattle, WA 98102

Phone # 206-306-1900 Fax # 206-306-1907

SAMPLERS (signature)

PROJECT NAME/NO.: TOC Holdings Co. Facility No. 01-600 Seattle Terminal

PO #: 0440-004-24

REMARKS

EIM Y

TURNAROUND TIME

Standard (2 Weeks)

RUSH

Rush charges authorized by:

SAMPLE DISPOSAL

Dispose after 30 days

Return samples

Will call with instructions

Sample ID	Sample Location	Sample Depth	Lab ID	Date Sampled	Time Sampled	Matrix	# of jars	GRPH/BTEX by NWTPH-Gx /8021B	DRPH/ORPH by NWTPH-Dx	CVOCs by 8260C						Notes
01MW83-20110422	01MW83	22.5	01AF	4/22/11	1042	WATER	6	X	X	X						
				EBF 4/22/11												

SIGNATURE	PRINT NAME	COMPANY	DATE	TIME
Relinquished by:	LIZ FARRELL	SEI	4/22/11	1440
Received by:	A. POSNOZOVA	PBT	4/22/11	2140
Relinquished by:				
Received by:		Samples received at 2 C		

Friedman & Bruya, Inc.
3012 16th Avenue West
Seattle, WA 98119-2029
Ph. (206) 285-8282
Fax (206) 283-5044

FRIEDMAN & BRUYA, INC.

ENVIRONMENTAL CHEMISTS

James E. Bruya, Ph.D.
Charlene Morrow, M.S.
Yelena Aravkina, M.S.
Bradley T. Benson, B.S.
Kurt Johnson, B.S.

3012 16th Avenue West
Seattle, WA 98119-2029
TEL: (206) 285-8282
FAX: (206) 283-5044
e-mail: fbi@isomedia.com

May 6, 2011

Tim Brown, Project Manager
SoundEarth Strategies
2811 Fairview Ave. East, Suite 2000
Seattle, WA 98102

Dear Mr. Brown:

Included are the results from the testing of material submitted on April 22, 2011 from the TOC_01-600_20110422 WORFDB5, F&BI 104300 project. There are 10 pages included in this report. Any samples that may remain are currently scheduled for disposal in 30 days. If you would like us to return your samples or arrange for long term storage at our offices, please contact us as soon as possible.

We appreciate this opportunity to be of service to you and hope you will call if you should have any questions.

Sincerely,

FRIEDMAN & BRUYA, INC.



Michael Erdahl
Project Manager

Enclosures
c: Mark Chandler, Jessica Brown, Audrey Hackett, Pete Kingston, Jennifer Cyr
SOU0506R.DOC

CASE NARRATIVE

This case narrative encompasses samples received on April 22, 2011 by Friedman & Bruya, Inc. from the SoundEarth Strategies 01-600 project. Samples were logged in under the laboratory ID's listed below.

Laboratory ID	SoundEarth Strategies
104300-01	01MW80-20110422
104300-02	01MW85-20110422

All quality control requirements were acceptable.

Date of Report: 05/06/11
Date Received: 04/22/11
Project: TOC_01-600_20110422 WORFDB5, F&BI 104300
Date Extracted: 04/25/11
Date Analyzed: 04/25/11

RESULTS FROM THE ANALYSIS OF WATER SAMPLES FOR BENZENE, TOLUENE, ETHYLBENZENE, XYLENES AND TPH AS GASOLINE USING EPA METHOD 8021B AND NWTPH-Gx

Results Reported as ug/L (ppb)

Sample ID Laboratory ID	Benzene	Toluene	Ethyl Benzene	Total Xylenes	Gasoline Range	Surrogate (% Recovery) (Limit 50-150)
01MW80-20110422 104300-01	<1	<1	<1	<3	<100	117
01MW85-20110422 104300-02	<1	<1	<1	<3	<100	116
Method Blank 01-0745 MB	<1	<1	<1	<3	<100	114

Date of Report: 05/06/11
Date Received: 04/22/11
Project: TOC_01-600_20110422 WORFDB5, F&BI 104300
Date Extracted: 04/27/11
Date Analyzed: 04/28/11

RESULTS FROM THE ANALYSIS OF WATER SAMPLES FOR TOTAL PETROLEUM HYDROCARBONS AS DIESEL AND MOTOR OIL USING METHOD NWTPH-Dx

Results Reported as ug/L (ppb)

Sample ID Laboratory ID	Diesel Range (C_{10}-C_{25})	Motor Oil Range (C_{25}-C_{36})	Surrogate (% Recovery) (Limit 51-134)
01MW80-20110422 104300-01	230 x	<250	88
01MW85-20110422 104300-02	74 x	<250	89
Method Blank 01-759 MB	<50	<250	89

Analysis For Volatile Compounds By EPA Method 8260C

Client Sample ID:	01MW80-20110422	Client:	SoundEarth Strategies
Date Received:	04/22/11	Project:	TOC_01-600_20110422 WORFDB5
Date Extracted:	04/29/11	Lab ID:	104300-01
Date Analyzed:	04/30/11	Data File:	042927.D
Matrix:	Water	Instrument:	GCMS4
Units:	ug/L (ppb)	Operator:	JS

Surrogates:	% Recovery:	Lower Limit:	Upper Limit:
1,2-Dichloroethane-d4	103	57	121
Toluene-d8	102	63	127
4-Bromofluorobenzene	103	60	133

Compounds:	Concentration ug/L (ppb)
Vinyl chloride	4.8
Chloroethane	<1
1,1-Dichloroethene	<1
Methylene chloride	<5
trans-1,2-Dichloroethene	<1
1,1-Dichloroethane	<1
cis-1,2-Dichloroethene	<1
1,2-Dichloroethane (EDC)	<1
1,1,1-Trichloroethane	<1
Trichloroethene	<1
Tetrachloroethene	<1

Analysis For Volatile Compounds By EPA Method 8260C

Client Sample ID:	01MW85-20110422	Client:	SoundEarth Strategies
Date Received:	04/22/11	Project:	TOC_01-600_20110422 WORFDB5
Date Extracted:	04/29/11	Lab ID:	104300-02
Date Analyzed:	04/30/11	Data File:	042928.D
Matrix:	Water	Instrument:	GCMS4
Units:	ug/L (ppb)	Operator:	JS

Surrogates:	% Recovery:	Lower Limit:	Upper Limit:
1,2-Dichloroethane-d4	103	57	121
Toluene-d8	101	63	127
4-Bromofluorobenzene	103	60	133

Compounds:	Concentration ug/L (ppb)
Vinyl chloride	<0.2
Chloroethane	<1
1,1-Dichloroethene	<1
Methylene chloride	<5
trans-1,2-Dichloroethene	<1
1,1-Dichloroethane	<1
cis-1,2-Dichloroethene	<1
1,2-Dichloroethane (EDC)	<1
1,1,1-Trichloroethane	<1
Trichloroethene	<1
Tetrachloroethene	<1

Analysis For Volatile Compounds By EPA Method 8260C

Client Sample ID:	Method Blank	Client:	SoundEarth Strategies
Date Received:	NA	Project:	TOC_01-600_20110422 WORFDB5
Date Extracted:	04/29/11	Lab ID:	01-657 mb
Date Analyzed:	04/29/11	Data File:	042905.D
Matrix:	Water	Instrument:	GCMS4
Units:	ug/L (ppb)	Operator:	JS

Surrogates:	% Recovery:	Lower Limit:	Upper Limit:
1,2-Dichloroethane-d4	101	57	121
Toluene-d8	99	63	127
4-Bromofluorobenzene	104	60	133

Compounds:	Concentration ug/L (ppb)
Vinyl chloride	<0.2
Chloroethane	<1
1,1-Dichloroethene	<1
Methylene chloride	<5
trans-1,2-Dichloroethene	<1
1,1-Dichloroethane	<1
cis-1,2-Dichloroethene	<1
1,2-Dichloroethane (EDC)	<1
1,1,1-Trichloroethane	<1
Trichloroethene	<1
Tetrachloroethene	<1

Date of Report: 05/06/11
Date Received: 04/22/11
Project: TOC_01-600_20110422 WORFDB5, F&BI 104300

QUALITY ASSURANCE RESULTS FOR THE ANALYSIS OF WATER SAMPLES FOR BENZENE, TOLUENE, ETHYLBENZENE, XYLENES, AND TPH AS GASOLINE USING EPA METHOD 8021B AND NWTPH-Gx

Laboratory Code: 104299-01 (Duplicate)

Analyte	Reporting Units	Sample Result	Duplicate Result	Relative Percent Difference (Limit 20)
Benzene	ug/L (ppb)	<1	<1	nm
Toluene	ug/L (ppb)	<1	<1	nm
Ethylbenzene	ug/L (ppb)	<1	<1	nm
Xylenes	ug/L (ppb)	<3	<3	nm
Gasoline	ug/L (ppb)	<100	<100	nm

Laboratory Code: Laboratory Control Sample

Analyte	Reporting Units	Spike Level	Percent Recovery LCS	Acceptance Criteria
Benzene	ug/L (ppb)	50	103	72-119
Toluene	ug/L (ppb)	50	91	71-113
Ethylbenzene	ug/L (ppb)	50	96	72-114
Xylenes	ug/L (ppb)	150	89	72-113
Gasoline	ug/L (ppb)	1,000	106	70-119

Date of Report: 05/06/11
Date Received: 04/22/11
Project: TOC_01-600_20110422 WORFDB5, F&BI 104300

QUALITY ASSURANCE RESULTS FOR THE ANALYSIS OF WATER SAMPLES FOR TOTAL PETROLEUM HYDROCARBONS AS DIESEL EXTENDED USING METHOD NWTPH-Dx

Laboratory Code: Laboratory Control Sample

Analyte	Reporting Units	Spike Level	Percent Recovery LCS	Percent Recovery LCSD	Acceptance Criteria	RPD (Limit 20)
Diesel Extended	ug/L (ppb)	2,500	80	87	58-134	8

Date of Report: 05/06/11
Date Received: 04/22/11
Project: TOC_01-600_20110422 WORFDB5, F&BI 104300

QUALITY ASSURANCE RESULTS FOR THE ANALYSIS OF WATER SAMPLES FOR VOLATILES BY EPA METHOD 8260C

Laboratory Code: 104295-08 (Matrix Spike)

Analyte	Reporting Units	Spike Level	Sample Result	Percent Recovery MS	Percent Recovery MSD	Acceptance Criteria	RPD (Limit 20)
Vinyl chloride	ug/L (ppb)	50	<0.2	83	84	10-185	1
Chloroethane	ug/L (ppb)	50	<1	111	113	10-172	2
1,1-Dichloroethene	ug/L (ppb)	50	<1	87	89	35-149	2
Methylene chloride	ug/L (ppb)	50	<5	77	77	61-138	0
trans-1,2-Dichloroethene	ug/L (ppb)	50	<1	105	105	65-128	0
1,1-Dichloroethane	ug/L (ppb)	50	<1	108	109	67-127	1
cis-1,2-Dichloroethene	ug/L (ppb)	50	<1	114	113	65-139	1
1,2-Dichloroethane (EDC)	ug/L (ppb)	50	<1	119	121	68-132	2
1,1,1-Trichloroethane	ug/L (ppb)	50	<1	116	116	63-135	0
Trichloroethene	ug/L (ppb)	50	<1	111	111	66-121	0
Tetrachloroethene	ug/L (ppb)	50	<1	100	100	64-132	0

Laboratory Code: Laboratory Control Sample

Analyte	Reporting Units	Spike Level	Percent Recovery LCS	Percent Recovery LCSD	Acceptance Criteria	RPD (Limit 20)
Vinyl chloride	ug/L (ppb)	50	87	86	53-131	1
Chloroethane	ug/L (ppb)	50	101	100	30-176	1
1,1-Dichloroethene	ug/L (ppb)	50	88	83	65-157	6
Methylene chloride	ug/L (ppb)	50	80	77	17-177	4
trans-1,2-Dichloroethene	ug/L (ppb)	50	102	97	71-128	5
1,1-Dichloroethane	ug/L (ppb)	50	105	99	74-118	6
cis-1,2-Dichloroethene	ug/L (ppb)	50	109	104	74-126	5
1,2-Dichloroethane (EDC)	ug/L (ppb)	50	110	105	71-135	5
1,1,1-Trichloroethane	ug/L (ppb)	50	97	96	77-123	1
Trichloroethene	ug/L (ppb)	50	105	101	74-119	4
Tetrachloroethene	ug/L (ppb)	50	101	97	83-113	4

Data Qualifiers & Definitions

a - The analyte was detected at a level less than five times the reporting limit. The RPD results may not provide reliable information on the variability of the analysis.

A1 – More than one compound of similar molecule structure was identified with equal probability.

b - The analyte was spiked at a level that was less than five times that present in the sample. Matrix spike recoveries may not be meaningful.

ca - The calibration results for this range fell outside of acceptance criteria. The value reported is an estimate.

c - The presence of the analyte indicated may be due to carryover from previous sample injections.

d - The sample was diluted. Detection limits may be raised due to dilution.

ds - The sample was diluted. Detection limits are raised due to dilution and surrogate recoveries may not be meaningful.

dv - Insufficient sample was available to achieve normal reporting limits and limits are raised accordingly.

fb - Analyte present in the blank and the sample.

fc – The compound is a common laboratory and field contaminant.

hr - The sample and duplicate were reextracted and reanalyzed. RPD results were still outside of control limits. The variability is attributed to sample inhomogeneity.

ht - Analysis performed outside the method or client-specified holding time requirement.

ip - Recovery fell outside of normal control limits. Compounds in the sample matrix interfered with the quantitation of the analyte.

j – The result is below normal reporting limits. The value reported is an estimate.

J - The internal standard associated with the analyte is out of control limits. The reported concentration is an estimate.

jl - The analyte result in the laboratory control sample is out of control limits. The reported concentration should be considered an estimate.

jr - The rpd result in laboratory control sample associated with the analyte is out of control limits. The reported concentration should be considered an estimate.

js - The surrogate associated with the analyte is out of control limits. The reported concentration should be considered an estimate.

lc - The presence of the compound indicated is likely due to laboratory contamination.

L - The reported concentration was generated from a library search.

nm - The analyte was not detected in one or more of the duplicate analyses. Therefore, calculation of the RPD is not applicable.

pc – The sample was received in a container not approved by the method. The value reported should be considered an estimate.

pr – The sample was received with incorrect preservation. The value reported should be considered an estimate.

ve - Estimated concentration calculated for an analyte response above the valid instrument calibration range. A dilution is required to obtain an accurate quantification of the analyte.

vo - The value reported fell outside the control limits established for this analyte.

x - The sample chromatographic pattern does not resemble the fuel standard used for quantitation.



Data File Name	: C:\HPCHEM\6\DATA\04-28-11\014F0301.D		
Operator	: ML	Page Number	: 1
Instrument	: GC #6	Vial Number	: 14
Sample Name	: 104300-01	Injection Number	: 1
Run Time Bar Code:		Sequence Line	: 3
Acquired on	: 28 Apr 11 01:18 PM	Instrument Method	: TPHD.MTH
Report Created on	: 29 Apr 11 11:59 AM	Analysis Method	: END.MTH



Data File Name	: C:\HPCHEM\6\DATA\04-28-11\015F0301.D		
Operator	: ML	Page Number	: 1
Instrument	: GC #6	Vial Number	: 15
Sample Name	: 104300-02	Injection Number	: 1
Run Time Bar Code:		Sequence Line	: 3
Acquired on	: 28 Apr 11 01:44 PM	Instrument Method	: TPHD.MTH
Report Created on	: 29 Apr 11 11:59 AM	Analysis Method	: END.MTH

104300

SAMPLE CHAIN OF CUSTODY

ME 04/22/11 V1/D02

Page # 1 of 1

Send Report To Tim Brown, cc: Pete Kingston, Jessica Brown, Jennifer Cyr & Audrey Hackett

Company SoundEarth Strategies

Address 2811 Fairview Ave E, Suite 2000

City, State, ZIP Seattle, WA 98102

Phone # 206-306-1900 Fax # 206-306-1907

SAMPLERS (signature)

PROJECT NAME/NO.	PO #
TOC Holdings Co. Facility No. 01-600 Seattle Terminal	0440-004-24
REMARKS	EIM Y

TURNAROUND TIME

Standard (2 Weeks)

RUSH

Rush charges authorized by:

SAMPLE DISPOSAL

Dispose after 30 days

Return samples

Will call with instructions

Sample ID	Sample Location	Sample Depth	Lab ID	Date Sampled	Time Sampled	Matrix	# of jars	GRPH/BTEX by NWTPH-Gx /8021B	DRPH/ORPH by NWTPH-Dx	cVOCs 8260	Lab ID	Notes
01mw80-20110422	01MW80	26.5'		4/22/11	1120	W	6	X	X	X	01 A-F	
01mw85-20110422	01MW85	26'		4/22/11	1243	W	6	X	X	X	02 A-F	

4/22/11

ATL

Friedman & Bruya, Inc.
3012 16th Avenue West
Seattle, WA 98119-2029
Ph. (206) 285-8282
Fax (206) 283-5044

	SIGNATURE	PRINT NAME	COMPANY	DATE	TIME
Relinquished by:		Andrew Leaf	SES	4/22/11	1440
Received by:		A. POSNOZOVA	FBI	4/22/11	2:40
Relinquished by:					
Received by:			Samples received at 2 °C		

FRIEDMAN & BRUYA, INC.

ENVIRONMENTAL CHEMISTS

James E. Bruya, Ph.D.
Charlene Morrow, M.S.
Yelena Aravkina, M.S.
Bradley T. Benson, B.S.
Kurt Johnson, B.S.

3012 16th Avenue West
Seattle, WA 98119-2029
TEL: (206) 285-8282
FAX: (206) 283-5044
e-mail: fbi@isomedia.com

May 9, 2011

Tim Brown, Project Manager
SoundEarth Strategies
2811 Fairview Ave. East, Suite 2000
Seattle, WA 98102

Dear Mr. Brown:

Included are the results from the testing of material submitted on April 25, 2011 from the TOC_01-600_20110425 WORFDB5, F&BI 104318 project. There are 9 pages included in this report. Any samples that may remain are currently scheduled for disposal in 30 days. If you would like us to return your samples or arrange for long term storage at our offices, please contact us as soon as possible.

We appreciate this opportunity to be of service to you and hope you will call if you should have any questions.

Sincerely,

FRIEDMAN & BRUYA, INC.



Michael Erdahl
Project Manager

Enclosures
c: Mark Chandler, Jessica Brown, Audrey Hackett, Pete Kingston, Jennifer Cyr
SOU0509R.DOC

CASE NARRATIVE

This case narrative encompasses samples received on April 25, 2011 by Friedman & Bruya, Inc. from the SoundEarth Strategies TOC_01-600_20110425 WORFDB5, F&BI 104318 project. Samples were logged in under the laboratory ID's listed below.

Laboratory ID	SoundEarth Strategies
104318-01	01MW89-20110425

The 8260C calibration standard failed the acceptance criteria for methylene chloride. The data were flagged accordingly.

All other quality control requirements were acceptable.

Date of Report: 05/09/11
Date Received: 04/25/11
Project: TOC_01-600_20110425 WORFDB5, F&BI 104318
Date Extracted: 04/27/11
Date Analyzed: 04/27/11

RESULTS FROM THE ANALYSIS OF WATER SAMPLES FOR BENZENE, TOLUENE, ETHYLBENZENE, XYLENES AND TPH AS GASOLINE USING EPA METHOD 8021B AND NWTPH-Gx

Results Reported as ug/L (ppb)

Sample ID Laboratory ID	Benzene	Toluene	Ethyl Benzene	Total Xylenes	Gasoline Range	Surrogate (% Recovery) (Limit 52-124)
01MW89-20110425 104318-01	<1	<1	<1	<3	<100	75
Method Blank 01-761 MB	<1	<1	<1	<3	<100	71

Date of Report: 05/09/11
Date Received: 04/25/11
Project: TOC_01-600_20110425 WORFDB5, F&BI 104318
Date Extracted: 04/27/11
Date Analyzed: 04/28/11

RESULTS FROM THE ANALYSIS OF WATER SAMPLES FOR TOTAL PETROLEUM HYDROCARBONS AS DIESEL AND MOTOR OIL USING METHOD NWTPH-Dx

Results Reported as ug/L (ppb)

Sample ID Laboratory ID	Diesel Range (C_{10}-C_{25})	Motor Oil Range (C_{25}-C_{36})	Surrogate (% Recovery) (Limit 51-134)
01MW89-20110425 104318-01	310 x	<250	84
Method Blank 01-759 MB	<50	<250	89

Analysis For Volatile Compounds By EPA Method 8260C

Client Sample ID:	01MW89-20110425	Client:	SoundEarth Strategies
Date Received:	04/25/11	Project:	TOC_01-600_20110425 WORFDB5
Date Extracted:	05/03/11	Lab ID:	104318-01
Date Analyzed:	05/03/11	Data File:	050319.D
Matrix:	Water	Instrument:	GCMS4
Units:	ug/L (ppb)	Operator:	JS

Surrogates:	% Recovery:	Lower Limit:	Upper Limit:
1,2-Dichloroethane-d4	104	57	121
Toluene-d8	99	63	127
4-Bromofluorobenzene	103	60	133

Compounds:	Concentration ug/L (ppb)
Vinyl chloride	<0.2
Chloroethane	<1
1,1-Dichloroethene	<1
Methylene chloride	<5 ca
trans-1,2-Dichloroethene	<1
1,1-Dichloroethane	<1
cis-1,2-Dichloroethene	<1
1,2-Dichloroethane (EDC)	<1
1,1,1-Trichloroethane	<1
Trichloroethene	<1
Tetrachloroethene	<1

Analysis For Volatile Compounds By EPA Method 8260C

Client Sample ID:	Method Blank	Client:	SoundEarth Strategies
Date Received:	NA	Project:	TOC_01-600_20110425 WORFDB5
Date Extracted:	05/03/11	Lab ID:	01-668 mb
Date Analyzed:	05/03/11	Data File:	050316.D
Matrix:	Water	Instrument:	GCMS4
Units:	ug/L (ppb)	Operator:	JS

Surrogates:	% Recovery:	Lower Limit:	Upper Limit:
1,2-Dichloroethane-d4	102	57	121
Toluene-d8	98	63	127
4-Bromofluorobenzene	107	60	133

Compounds:	Concentration ug/L (ppb)
Vinyl chloride	<0.2
Chloroethane	<1
1,1-Dichloroethene	<1
Methylene chloride	<5 ca
trans-1,2-Dichloroethene	<1
1,1-Dichloroethane	<1
cis-1,2-Dichloroethene	<1
1,2-Dichloroethane (EDC)	<1
1,1,1-Trichloroethane	<1
Trichloroethene	<1
Tetrachloroethene	<1

Date of Report: 05/09/11
Date Received: 04/25/11
Project: TOC_01-600_20110425 WORFDB5, F&BI 104318

QUALITY ASSURANCE RESULTS FOR THE ANALYSIS OF WATER SAMPLES FOR BENZENE, TOLUENE, ETHYLBENZENE, XYLENES, AND TPH AS GASOLINE USING EPA METHOD 8021B AND NWTPH-Gx

Laboratory Code: 104295-08 (Matrix Spike)

Analyte	Reporting Units	Spike Level	Sample Result	Percent Recovery MS	Percent Recovery MSD	Acceptance Criteria	RPD (Limit 20)
Benzene	ug/L (ppb)	50	83	81 b	73 b	50-150	10
Toluene	ug/L (ppb)	50	7.1	88	87	50-150	1
Ethylbenzene	ug/L (ppb)	50	3.4	95	96	50-150	1
Xylenes	ug/L (ppb)	150	6.3	94	94	50-150	0
Gasoline	ug/L (ppb)	1,000	1,200	99 b	102 b	53-117	3

Laboratory Code: Laboratory Control Sample

Analyte	Reporting Units	Spike Level	Percent Recovery LCS	Acceptance Criteria
Benzene	ug/L (ppb)	50	94	65-118
Toluene	ug/L (ppb)	50	86	72-122
Ethylbenzene	ug/L (ppb)	50	92	73-126
Xylenes	ug/L (ppb)	150	89	74-118
Gasoline	ug/L (ppb)	1,000	109	69-134

Date of Report: 05/09/11
Date Received: 04/25/11
Project: TOC_01-600_20110425 WORFDB5, F&BI 104318

QUALITY ASSURANCE RESULTS FOR THE ANALYSIS OF WATER SAMPLES FOR TOTAL PETROLEUM HYDROCARBONS AS DIESEL EXTENDED USING METHOD NWTPH-Dx

Laboratory Code: Laboratory Control Sample

Analyte	Reporting Units	Spike Level	Percent Recovery LCS	Percent Recovery LCSD	Acceptance Criteria	RPD (Limit 20)
Diesel Extended	ug/L (ppb)	2,500	80	87	58-134	8

Date of Report: 05/09/11
Date Received: 04/25/11
Project: TOC_01-600_20110425 WORFDB5, F&BI 104318

QUALITY ASSURANCE RESULTS FOR THE ANALYSIS OF WATER SAMPLES FOR VOLATILES BY EPA METHOD 8260C

Laboratory Code: Laboratory Control Sample

Analyte	Reporting Units	Spike Level	Percent Recovery LCS	Percent Recovery LCSD	Acceptance Criteria	RPD (Limit 20)
Vinyl chloride	ug/L (ppb)	50	84	88	50-154	5
Chloroethane	ug/L (ppb)	50	101	116	58-146	14
1,1-Dichloroethene	ug/L (ppb)	50	85	85	67-136	0
Methylene chloride	ug/L (ppb)	50	80	75	39-148	6
trans-1,2-Dichloroethene	ug/L (ppb)	50	97	101	68-128	4
1,1-Dichloroethane	ug/L (ppb)	50	94	103	79-121	9
cis-1,2-Dichloroethene	ug/L (ppb)	50	102	109	80-123	7
1,2-Dichloroethane (EDC)	ug/L (ppb)	50	101	111	73-132	9
1,1,1-Trichloroethane	ug/L (ppb)	50	93	99	83-130	6
Trichloroethene	ug/L (ppb)	50	99	107	80-120	8
Tetrachloroethene	ug/L (ppb)	50	99	109	76-121	10

Data Qualifiers & Definitions

a - The analyte was detected at a level less than five times the reporting limit. The RPD results may not provide reliable information on the variability of the analysis.

A1 – More than one compound of similar molecule structure was identified with equal probability.

b - The analyte was spiked at a level that was less than five times that present in the sample. Matrix spike recoveries may not be meaningful.

ca - The calibration results for this range fell outside of acceptance criteria. The value reported is an estimate.

c - The presence of the analyte indicated may be due to carryover from previous sample injections.

d - The sample was diluted. Detection limits may be raised due to dilution.

ds - The sample was diluted. Detection limits are raised due to dilution and surrogate recoveries may not be meaningful.

dv - Insufficient sample was available to achieve normal reporting limits and limits are raised accordingly.

fb - Analyte present in the blank and the sample.

fc – The compound is a common laboratory and field contaminant.

hr - The sample and duplicate were reextracted and reanalyzed. RPD results were still outside of control limits. The variability is attributed to sample inhomogeneity.

ht - Analysis performed outside the method or client-specified holding time requirement.

ip - Recovery fell outside of normal control limits. Compounds in the sample matrix interfered with the quantitation of the analyte.

j – The result is below normal reporting limits. The value reported is an estimate.

J - The internal standard associated with the analyte is out of control limits. The reported concentration is an estimate.

jl - The analyte result in the laboratory control sample is out of control limits. The reported concentration should be considered an estimate.

jr - The rpd result in laboratory control sample associated with the analyte is out of control limits. The reported concentration should be considered an estimate.

js - The surrogate associated with the analyte is out of control limits. The reported concentration should be considered an estimate.

lc - The presence of the compound indicated is likely due to laboratory contamination.

L - The reported concentration was generated from a library search.

nm - The analyte was not detected in one or more of the duplicate analyses. Therefore, calculation of the RPD is not applicable.

pc – The sample was received in a container not approved by the method. The value reported should be considered an estimate.

pr – The sample was received with incorrect preservation. The value reported should be considered an estimate.

ve - Estimated concentration calculated for an analyte response above the valid instrument calibration range. A dilution is required to obtain an accurate quantification of the analyte.

vo - The value reported fell outside the control limits established for this analyte.

x - The sample chromatographic pattern does not resemble the fuel standard used for quantitation.

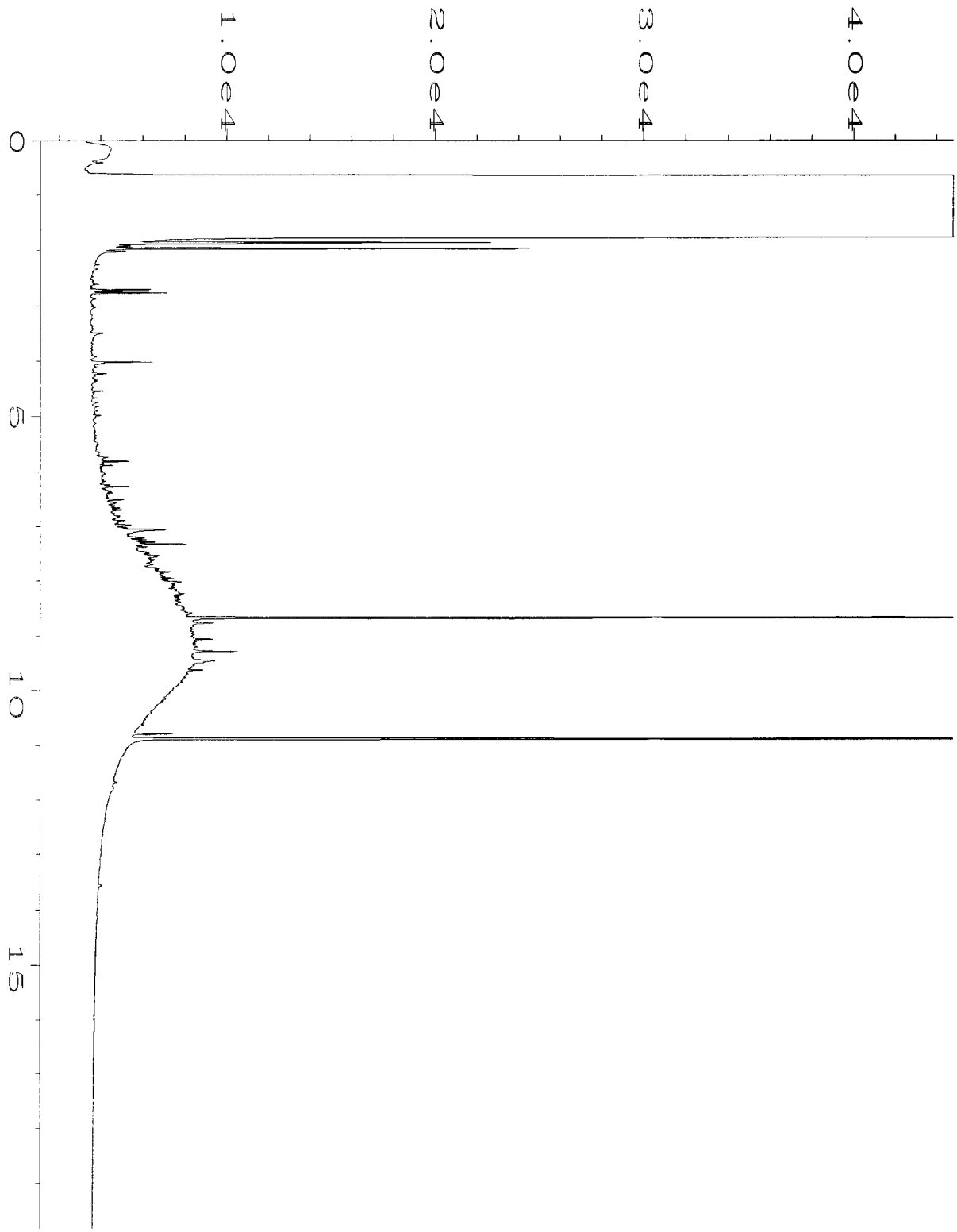

Data File Name	: C:\HPCHEM\6\DATA\04-28-11\017F0301.D		
Operator	: ML	Page Number	: 1
Instrument	: GC #6	Vial Number	: 17
Sample Name	: 104318-01	Injection Number	: 1
Run Time Bar Code:		Sequence Line	: 3
Acquired on	: 28 Apr 11 02:35 PM	Instrument Method	: TPHD.MTH
Report Created on	: 29 Apr 11 12:00 PM	Analysis Method	: END.MTH

104318

SAMPLE CHAIN OF CUSTODY

ME 04/25/11 V1 D02

Page # 1 of

Send Report To Tim Brown, cc: Pete Kingston, Jessica Brown, Jennifer Cyr & Audrey Hackett

Company SoundEarth Strategies

Address 2811 Fairview Ave E, Suite 2000

City, State, ZIP Seattle, WA 98102

Phone # 206-306-1900 Fax # 206-306-1907

SAMPLERS (signature)

PROJECT NAME/NO.	PO #
TOC Holdings Co. Facility No. 01-600 Seattle Terminal	0440-004-24
REMARKS	EIM Y

TURNAROUND TIME

X Standard (2 Weeks)

RUSH

Rush charges authorized by:

SAMPLE DISPOSAL

X Dispose after 30 days

Return samples

Will call with instructions

Sample ID	Sample Location	Sample Depth	Lab ID	Date Sampled	Time Sampled	Matrix	# of jars	GRPH/BTEX by NWTPH-Gx /8021B	DRPH/ORPH by NWTPH-Dx	CVOCs	Notes
01MW89-20110425	01MW89	21.5	01A.F	4/25/11	1330	H2O	6	X	X	X	
					bmp	4/25/11					

Friedman & Bruya, Inc.
3012 16th Avenue West
Seattle, WA 98119-2029
Ph. (206) 285-8282
Fax (206) 283-5044

	SIGNATURE	PRINT NAME	COMPANY	DATE	TIME
Relinquished by:		David Mendel	SES	4/25/11	[redacted]
Received by:		HONG NGUYEN	FBI	4/25/11	16:00
Relinquished by:					
Received by:			Samples received at 3 °C		

FRIEDMAN & BRUYA, INC.

ENVIRONMENTAL CHEMISTS

James E. Bruya, Ph.D.
Yelena Aravkina, M.S.
Bradley T. Benson, B.S.
Kurt Johnson, B.S.

3012 16th Avenue West
Seattle, WA 98119-2029
TEL: (206) 285-8282
e-mail: fbi@isomedia.com

December 15, 2011

Tim Brown, Project Manager
SoundEarth Strategies
2811 Fairview Ave. East, Suite 2000
Seattle, WA 98102

Dear Mr. Brown:

Included are the results from the testing of material submitted on December 6, 2011 from the TOC_01-600_20111206 WORFDB5, F&BI 112074 project. There are 13 pages included in this report. Any samples that may remain are currently scheduled for disposal in 30 days. If you would like us to return your samples or arrange for long term storage at our offices, please contact us as soon as possible.

We appreciate this opportunity to be of service to you and hope you will call if you should have any questions.

Sincerely,

FRIEDMAN & BRUYA, INC.



Michael Erdahl
Project Manager

Enclosures
c: Mark Chandler, Jessica Brown, Audrey Hackett, Pete Kingston, Jennifer Cyr
SOU1215R.DOC

CASE NARRATIVE

This case narrative encompasses samples received on December 6, 2011 by Friedman & Bruya, Inc. from the SoundEarth Strategies TOC_01-600_20111206 WORFDB5, F&BI 112074 project. Samples were logged in under the laboratory ID's listed below.

Laboratory ID	SoundEarth Strategies
112074 -01	01MW58-201111206
112074 -02	01MW54-201111206
112074 -03	01MW65-201111206
112074 -04	01MW57-201111206
112074 -05	01MW15-201111206

All quality control requirements were acceptable.

Date of Report: 12/15/11
Date Received: 12/06/11
Project: TOC_01-600_20111206 WORFDB5, F&BI 112074
Date Extracted: 12/08/11
Date Analyzed: 12/08/11

RESULTS FROM THE ANALYSIS OF WATER SAMPLES FOR BENZENE, TOLUENE, ETHYLBENZENE, XYLENES AND TPH AS GASOLINE USING EPA METHOD 8021B AND NWTPH-Gx

Results Reported as ug/L (ppb)

Sample ID Laboratory ID	Benzene	Toluene	Ethyl Benzene	Total Xylenes	Gasoline Range	Surrogate (% Recovery) (Limit 52-124)
01MW58-201111206 112074-01	<1	<1	<1	<3	<100	100
01MW54-201111206 112074-02	<1	<1	<1	<3	<100	95
01MW65-201111206 112074-03	<1	<1	<1	<3	<100	97
01MW57-201111206 112074-04	<1	<1	<1	<3	<100	100
01MW15-201111206 112074-05	<1	<1	<1	<3	<100	100
Method Blank 01-2185 MB	<1	<1	<1	<3	<100	97

Date of Report: 12/15/11
Date Received: 12/06/11
Project: TOC_01-600_20111206 WORFDB5, F&BI 112074
Date Extracted: 12/07/11
Date Analyzed: 12/09/11

RESULTS FROM THE ANALYSIS OF WATER SAMPLES FOR TOTAL PETROLEUM HYDROCARBONS AS DIESEL AND MOTOR OIL USING METHOD NWTPH-Dx

Results Reported as ug/L (ppb)

Sample ID Laboratory ID	Diesel Range (C_{10}-C_{25})	Motor Oil Range (C_{25}-C_{36})	Surrogate (% Recovery) (Limit 51-134)
01MW58-201111206 112074-01	<50	<250	96
01MW54-201111206 112074-02	<50	<250	95
01MW65-201111206 112074-03	<50	<250	94
01MW57-201111206 112074-04	<50	<250	91
01MW15-201111206 112074-05	170 x	<250	92
Method Blank 01-2180 MB	<50	<250	87

Analysis For Volatile Compounds By EPA Method 8260C

Client Sample ID:	01MW58-201111206	Client:	SoundEarth Strategies
Date Received:	12/06/11	Project:	TOC_01-600_20111206 WORFDB5
Date Extracted:	12/07/11	Lab ID:	112074-01
Date Analyzed:	12/07/11	Data File:	120727.D
Matrix:	Water	Instrument:	GCMS4
Units:	ug/L (ppb)	Operator:	JS

Surrogates:	% Recovery:	Lower Limit:	Upper Limit:
1,2-Dichloroethane-d4	101	57	121
Toluene-d8	102	63	127
4-Bromofluorobenzene	102	60	133

Compounds:	Concentration ug/L (ppb)
Vinyl chloride	<0.2
Chloroethane	<1
1,1-Dichloroethene	<1
Methylene chloride	<5
trans-1,2-Dichloroethene	<1
1,1-Dichloroethane	<1
cis-1,2-Dichloroethene	<1
1,2-Dichloroethane (EDC)	<1
1,1,1-Trichloroethane	<1
Trichloroethene	<1
Tetrachloroethene	<1

Analysis For Volatile Compounds By EPA Method 8260C

Client Sample ID:	01MW54-201111206	Client:	SoundEarth Strategies
Date Received:	12/06/11	Project:	TOC_01-600_20111206 WORFDB5
Date Extracted:	12/07/11	Lab ID:	112074-02
Date Analyzed:	12/07/11	Data File:	120728.D
Matrix:	Water	Instrument:	GCMS4
Units:	ug/L (ppb)	Operator:	JS

Surrogates:	% Recovery:	Lower Limit:	Upper Limit:
1,2-Dichloroethane-d4	99	57	121
Toluene-d8	100	63	127
4-Bromofluorobenzene	104	60	133

Compounds:	Concentration ug/L (ppb)
Vinyl chloride	<0.2
Chloroethane	<1
1,1-Dichloroethene	<1
Methylene chloride	<5
trans-1,2-Dichloroethene	<1
1,1-Dichloroethane	<1
cis-1,2-Dichloroethene	<1
1,2-Dichloroethane (EDC)	<1
1,1,1-Trichloroethane	<1
Trichloroethene	1.3
Tetrachloroethene	<1

Analysis For Volatile Compounds By EPA Method 8260C

Client Sample ID:	01MW65-201111206	Client:	SoundEarth Strategies
Date Received:	12/06/11	Project:	TOC_01-600_20111206 WORFDB5
Date Extracted:	12/07/11	Lab ID:	112074-03
Date Analyzed:	12/07/11	Data File:	120724.D
Matrix:	Water	Instrument:	GCMS4
Units:	ug/L (ppb)	Operator:	JS

Surrogates:	% Recovery:	Lower Limit:	Upper Limit:
1,2-Dichloroethane-d4	100	57	121
Toluene-d8	101	63	127
4-Bromofluorobenzene	103	60	133

Compounds:	Concentration ug/L (ppb)
Vinyl chloride	<0.2
Chloroethane	<1
1,1-Dichloroethene	<1
Methylene chloride	<5
trans-1,2-Dichloroethene	<1
1,1-Dichloroethane	<1
cis-1,2-Dichloroethene	<1
1,2-Dichloroethane (EDC)	<1
1,1,1-Trichloroethane	<1
Trichloroethene	<1
Tetrachloroethene	<1

Analysis For Volatile Compounds By EPA Method 8260C

Client Sample ID:	01MW57-201111206	Client:	SoundEarth Strategies
Date Received:	12/06/11	Project:	TOC_01-600_20111206 WORFDB5
Date Extracted:	12/07/11	Lab ID:	112074-04
Date Analyzed:	12/07/11	Data File:	120725.D
Matrix:	Water	Instrument:	GCMS4
Units:	ug/L (ppb)	Operator:	JS

Surrogates:	% Recovery:	Lower Limit:	Upper Limit:
1,2-Dichloroethane-d4	99	57	121
Toluene-d8	101	63	127
4-Bromofluorobenzene	103	60	133

Compounds:	Concentration ug/L (ppb)
Vinyl chloride	<0.2
Chloroethane	<1
1,1-Dichloroethene	<1
Methylene chloride	<5
trans-1,2-Dichloroethene	<1
1,1-Dichloroethane	<1
cis-1,2-Dichloroethene	<1
1,2-Dichloroethane (EDC)	<1
1,1,1-Trichloroethane	<1
Trichloroethene	<1
Tetrachloroethene	<1

Analysis For Volatile Compounds By EPA Method 8260C

Client Sample ID:	01MW15-201111206	Client:	SoundEarth Strategies
Date Received:	12/06/11	Project:	TOC_01-600_20111206 WORFDB5
Date Extracted:	12/07/11	Lab ID:	112074-05
Date Analyzed:	12/07/11	Data File:	120726.D
Matrix:	Water	Instrument:	GCMS4
Units:	ug/L (ppb)	Operator:	JS

Surrogates:	% Recovery:	Lower Limit:	Upper Limit:
1,2-Dichloroethane-d4	102	57	121
Toluene-d8	102	63	127
4-Bromofluorobenzene	105	60	133

Compounds:	Concentration ug/L (ppb)
Vinyl chloride	6.9
Chloroethane	<1
1,1-Dichloroethene	<1
Methylene chloride	<5
trans-1,2-Dichloroethene	<1
1,1-Dichloroethane	<1
cis-1,2-Dichloroethene	1.8
1,2-Dichloroethane (EDC)	<1
1,1,1-Trichloroethane	<1
Trichloroethene	1.3
Tetrachloroethene	<1

Analysis For Volatile Compounds By EPA Method 8260C

Client Sample ID:	Method Blank	Client:	SoundEarth Strategies
Date Received:	NA	Project:	TOC_01-600_20111206 WORFDB5
Date Extracted:	12/07/11	Lab ID:	01-2158 mb
Date Analyzed:	12/07/11	Data File:	120707.D
Matrix:	Water	Instrument:	GCMS4
Units:	ug/L (ppb)	Operator:	JS

Surrogates:	% Recovery:	Lower Limit:	Upper Limit:
1,2-Dichloroethane-d4	99	57	121
Toluene-d8	100	63	127
4-Bromofluorobenzene	102	60	133

Compounds:	Concentration ug/L (ppb)
Vinyl chloride	<0.2
Chloroethane	<1
1,1-Dichloroethene	<1
Methylene chloride	<5
trans-1,2-Dichloroethene	<1
1,1-Dichloroethane	<1
cis-1,2-Dichloroethene	<1
1,2-Dichloroethane (EDC)	<1
1,1,1-Trichloroethane	<1
Trichloroethene	<1
Tetrachloroethene	<1

Date of Report: 12/15/11
Date Received: 12/06/11
Project: TOC_01-600_20111206 WORFDB5, F&BI 112074

QUALITY ASSURANCE RESULTS FOR THE ANALYSIS OF WATER SAMPLES FOR BENZENE, TOLUENE, ETHYLBENZENE, XYLENES, AND TPH AS GASOLINE USING EPA METHOD 8021B AND NWTPH-Gx

Laboratory Code: 112074-02 (Duplicate)

Analyte	Reporting Units	Sample Result	Duplicate Result	Relative Percent Difference (Limit 20)
Benzene	ug/L (ppb)	<1	<1	nm
Toluene	ug/L (ppb)	<1	<1	nm
Ethylbenzene	ug/L (ppb)	<1	<1	nm
Xylenes	ug/L (ppb)	<3	<3	nm
Gasoline	ug/L (ppb)	<100	<100	nm

Laboratory Code: Laboratory Control Sample

Analyte	Reporting Units	Spike Level	Percent Recovery LCS	Acceptance Criteria
Benzene	ug/L (ppb)	50	95	65-118
Toluene	ug/L (ppb)	50	96	72-122
Ethylbenzene	ug/L (ppb)	50	97	73-126
Xylenes	ug/L (ppb)	150	93	74-118
Gasoline	ug/L (ppb)	1,000	76	69-134

Date of Report: 12/15/11
Date Received: 12/06/11
Project: TOC_01-600_20111206 WORFDB5, F&BI 112074

QUALITY ASSURANCE RESULTS FOR THE ANALYSIS OF WATER SAMPLES FOR TOTAL PETROLEUM HYDROCARBONS AS DIESEL EXTENDED USING METHOD NWTPH-Dx

Laboratory Code: Laboratory Control Sample

Analyte	Reporting Units	Spike Level	Percent Recovery LCS	Percent Recovery LCSD	Acceptance Criteria	RPD (Limit 20)
Diesel Extended	ug/L (ppb)	2,500	85	85	58-134	0

Date of Report: 12/15/11
Date Received: 12/06/11
Project: TOC_01-600_20111206 WORFDB5, F&BI 112074

QUALITY ASSURANCE RESULTS FOR THE ANALYSIS OF WATER SAMPLES FOR VOLATILES BY EPA METHOD 8260C

Laboratory Code: 112074-04 (Matrix Spike)

Analyte	Reporting Units	Spike Level	Sample Result	Percent Recovery MS	Acceptance Criteria
Vinyl chloride	ug/L (ppb)	50	<0.2	101	36-166
Chloroethane	ug/L (ppb)	50	<1	99	46-160
1,1-Dichloroethene	ug/L (ppb)	50	<1	95	60-136
Methylene chloride	ug/L (ppb)	50	<5	87	67-132
trans-1,2-Dichloroethene	ug/L (ppb)	50	<1	101	72-129
1,1-Dichloroethane	ug/L (ppb)	50	<1	104	70-128
cis-1,2-Dichloroethene	ug/L (ppb)	50	<1	105	71-127
1,2-Dichloroethane (EDC)	ug/L (ppb)	50	<1	108	69-133
1,1,1-Trichloroethane	ug/L (ppb)	50	<1	108	60-146
Trichloroethene	ug/L (ppb)	50	<1	101	66-135
Tetrachloroethene	ug/L (ppb)	50	<1	102	73-129

Laboratory Code: Laboratory Control Sample

Analyte	Reporting Units	Spike Level	Percent Recovery LCS	Percent Recovery LCSD	Acceptance Criteria	RPD (Limit 20)
Vinyl chloride	ug/L (ppb)	50	106	106	50-154	0
Chloroethane	ug/L (ppb)	50	102	99	58-146	3
1,1-Dichloroethene	ug/L (ppb)	50	99	97	67-136	2
Methylene chloride	ug/L (ppb)	50	91	88	39-148	3
trans-1,2-Dichloroethene	ug/L (ppb)	50	100	99	68-128	1
1,1-Dichloroethane	ug/L (ppb)	50	101	100	79-121	1
cis-1,2-Dichloroethene	ug/L (ppb)	50	104	105	80-123	1
1,2-Dichloroethane (EDC)	ug/L (ppb)	50	101	99	73-132	2
1,1,1-Trichloroethane	ug/L (ppb)	50	105	103	83-130	2
Trichloroethene	ug/L (ppb)	50	98	98	80-120	0
Tetrachloroethene	ug/L (ppb)	50	107	106	76-121	1

Data Qualifiers & Definitions

a - The analyte was detected at a level less than five times the reporting limit. The RPD results may not provide reliable information on the variability of the analysis.

A1 – More than one compound of similar molecule structure was identified with equal probability.

b - The analyte was spiked at a level that was less than five times that present in the sample. Matrix spike recoveries may not be meaningful.

ca - The calibration results for this range fell outside of acceptance criteria. The value reported is an estimate.

c - The presence of the analyte indicated may be due to carryover from previous sample injections.

d - The sample was diluted. Detection limits may be raised due to dilution.

ds - The sample was diluted. Detection limits are raised due to dilution and surrogate recoveries may not be meaningful.

dv - Insufficient sample was available to achieve normal reporting limits and limits are raised accordingly.

fb - Analyte present in the blank and the sample.

fc – The compound is a common laboratory and field contaminant.

hr - The sample and duplicate were reextracted and reanalyzed. RPD results were still outside of control limits. The variability is attributed to sample inhomogeneity.

ht - Analysis performed outside the method or client-specified holding time requirement.

ip - Recovery fell outside of normal control limits. Compounds in the sample matrix interfered with the quantitation of the analyte.

j – The result is below normal reporting limits. The value reported is an estimate.

J - The internal standard associated with the analyte is out of control limits. The reported concentration is an estimate.

jl - The analyte result in the laboratory control sample is out of control limits. The reported concentration should be considered an estimate.

jr - The rpd result in laboratory control sample associated with the analyte is out of control limits. The reported concentration should be considered an estimate.

js - The surrogate associated with the analyte is out of control limits. The reported concentration should be considered an estimate.

lc - The presence of the compound indicated is likely due to laboratory contamination.

L - The reported concentration was generated from a library search.

nm - The analyte was not detected in one or more of the duplicate analyses. Therefore, calculation of the RPD is not applicable.

pc – The sample was received in a container not approved by the method. The value reported should be considered an estimate.

pr – The sample was received with incorrect preservation. The value reported should be considered an estimate.

ve - Estimated concentration calculated for an analyte response above the valid instrument calibration range. A dilution is required to obtain an accurate quantification of the analyte.

vo - The value reported fell outside the control limits established for this analyte.

x - The sample chromatographic pattern does not resemble the fuel standard used for quantitation.



Data File Name	: C:\HPCHEM\6\DATA\12-09-11\011F0401.D		
Operator	: ML	Page Number	: 1
Instrument	: GC #6	Vial Number	: 11
Sample Name	: 112074-01	Injection Number	: 1
Run Time Bar Code:		Sequence Line	: 4
Acquired on	: 09 Dec 11 06:20 PM	Instrument Method	: TPHD.MTH
Report Created on	: 12 Dec 11 09:09 AM	Analysis Method	: END.MTH



Data File Name	: C:\HPCHEM\6\DATA\12-09-11\012F0401.D		
Operator	: ML	Page Number	: 1
Instrument	: GC #6	Vial Number	: 12
Sample Name	: 112074-02	Injection Number	: 1
Run Time Bar Code:		Sequence Line	: 4
Acquired on	: 09 Dec 11 06:45 PM	Instrument Method	: TPHD.MTH
Report Created on	: 12 Dec 11 09:09 AM	Analysis Method	: END.MTH



Data File Name : C:\HPCHEM\6\DATA\12-09-11\013F0401.D
Operator : ML
Instrument : GC #6
Sample Name : 112074-03
Run Time Bar Code:
Acquired on : 09 Dec 11 07:10 PM
Report Created on: 12 Dec 11 09:09 AM

Page Number : 1
Vial Number : 13
Injection Number : 1
Sequence Line : 4
Instrument Method: TPHD.MTH
Analysis Method : END.MTH



Data File Name	: C:\HPCHEM\6\DATA\12-09-11\014F0401.D		
Operator	: ML	Page Number	: 1
Instrument	: GC #6	Vial Number	: 14
Sample Name	: 112074-04	Injection Number	: 1
Run Time Bar Code:		Sequence Line	: 4
Acquired on	: 09 Dec 11 07:35 PM	Instrument Method	: TPHD.MTH
Report Created on	: 12 Dec 11 09:09 AM	Analysis Method	: END.MTH



Data File Name : C:\HPCHEM\6\DATA\12-09-11\015F0401.D
Operator : ML
Instrument : GC #6
Sample Name : 112074-05
Run Time Bar Code:
Acquired on : 09 Dec 11 08:00 PM
Report Created on: 12 Dec 11 09:09 AM

Page Number : 1
Vial Number : 15
Injection Number : 1
Sequence Line : 4
Instrument Method: TPHD.MTH
Analysis Method : END.MTH



Data File Name	: C:\HPCHEM\6\DATA\12-09-11\006F0401.D		
Operator	: ML	Page Number	: 1
Instrument	: GC #6	Vial Number	: 6
Sample Name	: 01-2180 mb	Injection Number	: 1
Run Time Bar Code:		Sequence Line	: 4
Acquired on	: 09 Dec 11 04:12 PM	Instrument Method	: TPHD.MTH
Report Created on	: 12 Dec 11 09:08 AM	Analysis Method	: END.MTH

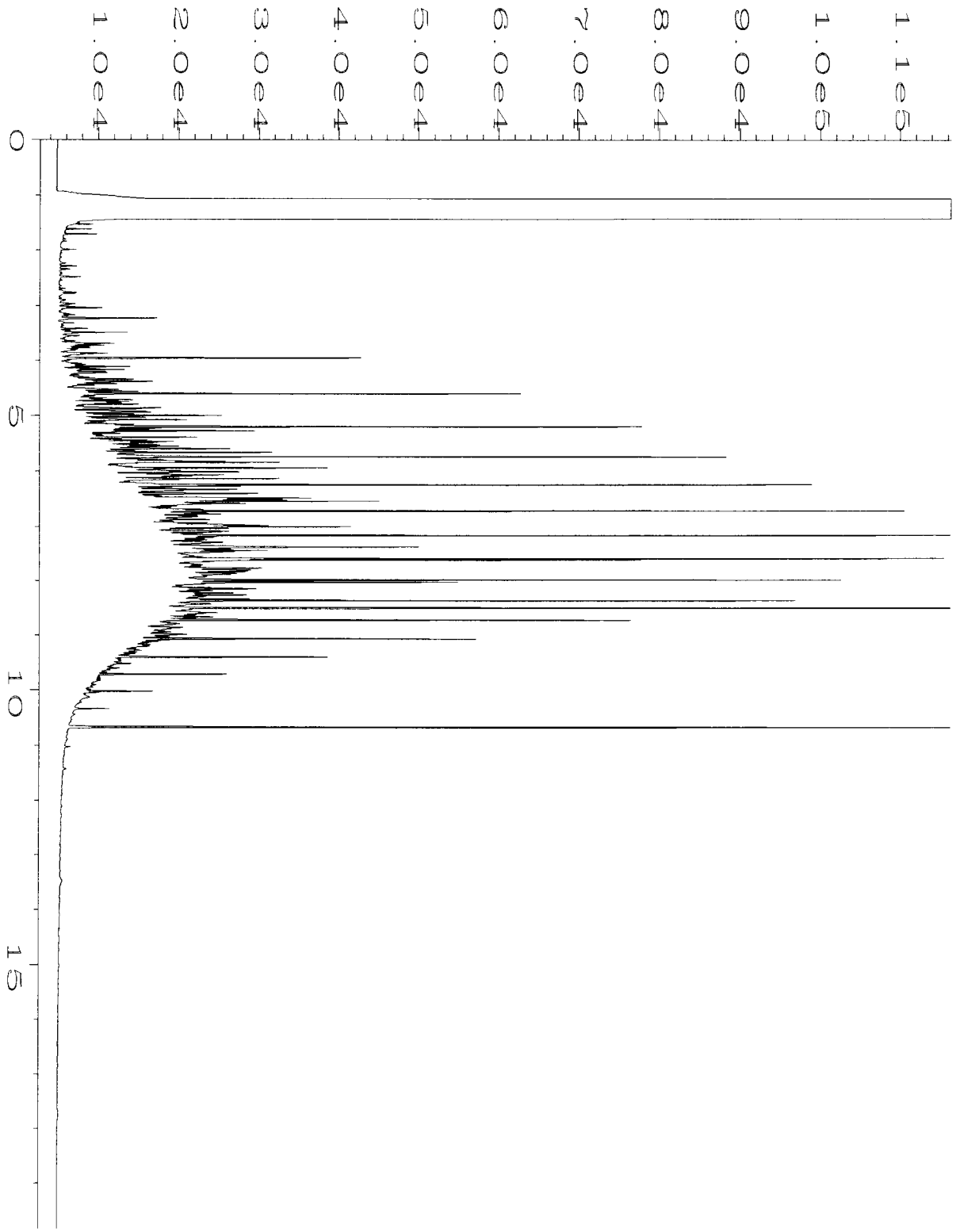

Data File Name : C:\HPCHEM\6\DATA\12-09-11\003F0201.D
Operator : ML
Instrument : GC #6
Sample Name : 500 WADF 35-58C
Run Time Bar Code:
Acquired on : 09 Dec 11 09:06 AM
Report Created on: 12 Dec 11 09:08 AM

Page Number : 1
Vial Number : 3
Injection Number : 1
Sequence Line : 2
Instrument Method: TPHD.MTH
Analysis Method : END.MTH

112074

SAMPLE CHAIN OF CUSTODY ME 12/06/11

V3/C05

Page # 1 of 1

Send Report To Tim Brown, cc: Jessica Brown, Jennifer Cyr, Pete Kingston, Audrey Hackett

Company SoundEarth Strategies

Address 2811 Fairview Ave E, Suite 2000

City, State, ZIP Seattle, WA 98102

SAMPLERS (signature)

PROJECT NAME/NO.: TOC Holdings Co. Facility No. 01-600 Seattle Terminal – ASKO Property

PO #: 0440-004-24

REMARKS

EIM Y

TURNAROUND TIME
- ☐ Standard (2 Weeks)
- ☐ RUSH
- Rush charges authorized by:

SAMPLE DISPOSAL
- ⊗ Dispose after 30 days
- ☐ Return samples
- ☐ Will call with instructions

Sample ID	Sample Location	Sample Depth	Lab ID	Date Sampled	Time Sampled	Matrix	# of jars	GRPH by NWTPH-Gx	BTEX by EPA 8021B	DRPH/ORPH by NWTPH-Dx	cVOCs by EPA 8260C						Notes
01MW58-20111206	01MW58	29	01AF	12/6/11	0953	WATER	6	X	X	X	X						
01MW54-20111206	01MW54	39.5	02		1110		6	X	X	X	X						
01MW65-20111206	01MW65	67	03		1311		6	X	X	X	X						
01MW57-20111206	01MW57	38.5	04		1421		6	X	X	X	X						
01MW55-20111206	01MW55	25	05		1510		6	X	X	X	X						
					ERE 12/6/11												
												Samples received at 4 °C					

Friedman & Bruya, Inc.	SIGNATURE	PRINT NAME	COMPANY	DATE	TIME
3012 16th Avenue West	Relinquished by:	Elizabeth Forbes	SoundEarth	12/6/11	1700
Seattle, WA 98119-2029	Received by:				
Ph. (206) 285-8282	Relinquished by:				
Fax (206) 283-5044	Received by:	Matt Laystrom	FRB Inc	12/6/11	1700

FRIEDMAN & BRUYA, INC.

ENVIRONMENTAL CHEMISTS

James E. Bruya, Ph.D.
Yelena Aravkina, M.S.
Bradley T. Benson, B.S.
Kurt Johnson, B.S.

3012 16th Avenue West
Seattle, WA 98119-2029
TEL: (206) 285-8282
e-mail: fbi@isomedia.com

December 21, 2011

Tim Brown, Project Manager
SoundEarth Strategies
2811 Fairview Ave. East, Suite 2000
Seattle, WA 98102

Dear Mr. Brown:

Included are the results from the testing of material submitted on December 6, 2011 from the TOC_01-600_20111206 WORFDB5, F&BI 112077 project. There are 13 pages included in this report. Any samples that may remain are currently scheduled for disposal in 30 days. If you would like us to return your samples or arrange for long term storage at our offices, please contact us as soon as possible.

We appreciate this opportunity to be of service to you and hope you will call if you should have any questions.

Sincerely,

FRIEDMAN & BRUYA, INC.



Michael Erdahl
Project Manager

Enclosures
c: Mark Chandler, Jessica Brown, Audrey Hackett, Pete Kingston, Jennifer Cyr
SOU1221R.DOC

CASE NARRATIVE

This case narrative encompasses samples received on December 6, 2011 by Friedman & Bruya, Inc. from the SoundEarth Strategies TOC_01-600_20111206 WORFDB5, F&BI 112077 project. Samples were logged in under the laboratory ID's listed below.

Laboratory ID	SoundEarth Strategies
112077 -01	MW02-20111206
112077 -02	MW06-20111206
112077 -03	MW07-20111206
112077 -04	MW56-20111206
112077 -05	MW46-20111206
112077 -06	MW36-20111206

Sample MW07-20111206 was sent to Aquatic Research for sulfate, nitrate, nitrite, phosphorus, alkalinity, total iron, hardness, TKN, and sulfide analyses. In addition, the sample was sent to Fremont Analytical for dissolved methane analysis. The reports are enclosed.

All quality control requirements were acceptable.

Date of Report: 12/21/11
Date Received: 12/06/11
Project: TOC_01-600_20111206 WORFDB5, F&BI 112077
Date Extracted: 12/07/11
Date Analyzed: 12/07/11

RESULTS FROM THE ANALYSIS OF WATER SAMPLES FOR BENZENE, TOLUENE, ETHYLBENZENE, XYLENES AND TPH AS GASOLINE USING EPA METHOD 8021B AND NWTPH-Gx

Results Reported as ug/L (ppb)

Sample ID Laboratory ID	Benzene	Toluene	Ethyl Benzene	Total Xylenes	Gasoline Range	Surrogate (% Recovery) (Limit 52-124)
MW02-20111206 112077-01	<1	<1	<1	<3	<100	97
MW06-20111206 112077-02	<1	<1	<1	<3	<100	98
MW07-20111206 112077-03	<1	<1	<1	<3	<100	99
MW56-20111206 112077-04	<1	<1	<1	<3	<100	100
MW46-20111206 112077-05	<1	<1	<1	<3	<100	101
MW36-20111206 112077-06	<1	<1	<1	<3	<100	98
Method Blank 01-2156 MB	<1	<1	<1	<3	<100	103

Date of Report: 12/21/11
Date Received: 12/06/11
Project: TOC_01-600_20111206 WORFDB5, F&BI 112077
Date Extracted: 12/07/11
Date Analyzed: 12/10/11

RESULTS FROM THE ANALYSIS OF WATER SAMPLES FOR TOTAL PETROLEUM HYDROCARBONS AS DIESEL AND MOTOR OIL USING METHOD NWTPH-Dx

Results Reported as ug/L (ppb)

Sample ID Laboratory ID	Diesel Range (C_{10}-C_{25})	Motor Oil Range (C_{25}-C_{36})	Surrogate (% Recovery) (Limit 51-134)
MW02-20111206 112077-01	<50	<250	101
MW06-20111206 112077-02	180 x	<250	92
MW07-20111206 112077-03	790 x	<250	96
MW56-20111206 112077-04	840 x	<250	97
MW46-20111206 112077-05	150 x	<250	96
MW36-20111206 112077-06	650 x	430 x	90
Method Blank 01-2180 MB	<50	<250	87

Analysis For Volatile Compounds By EPA Method 8260C

Client Sample ID:	MW02-20111206	Client:	SoundEarth Strategies
Date Received:	12/06/11	Project:	TOC_01-600_20111206 WORFDB5
Date Extracted:	12/07/11	Lab ID:	112077-01
Date Analyzed:	12/07/11	Data File:	120714.D
Matrix:	Water	Instrument:	GCMS4
Units:	ug/L (ppb)	Operator:	JS

Surrogates:	% Recovery:	Lower Limit:	Upper Limit:
1,2-Dichloroethane-d4	101	57	121
Toluene-d8	101	63	127
4-Bromofluorobenzene	102	60	133

Compounds:	Concentration ug/L (ppb)
Vinyl chloride	<0.2
Chloroethane	<1
1,1-Dichloroethene	<1
Methylene chloride	<5
trans-1,2-Dichloroethene	<1
1,1-Dichloroethane	<1
cis-1,2-Dichloroethene	<1
1,2-Dichloroethane (EDC)	<1
1,1,1-Trichloroethane	<1
Trichloroethene	<1
Tetrachloroethene	<1

Analysis For Volatile Compounds By EPA Method 8260C

Client Sample ID:	MW06-20111206	Client:	SoundEarth Strategies
Date Received:	12/06/11	Project:	TOC_01-600_20111206 WORFDB5
Date Extracted:	12/07/11	Lab ID:	112077-02
Date Analyzed:	12/07/11	Data File:	120715.D
Matrix:	Water	Instrument:	GCMS4
Units:	ug/L (ppb)	Operator:	JS

Surrogates:	% Recovery:	Lower Limit:	Upper Limit:
1,2-Dichloroethane-d4	102	57	121
Toluene-d8	101	63	127
4-Bromofluorobenzene	100	60	133

Compounds:	Concentration ug/L (ppb)
Vinyl chloride	1.2
Chloroethane	<1
1,1-Dichloroethene	<1
Methylene chloride	<5
trans-1,2-Dichloroethene	<1
1,1-Dichloroethane	<1
cis-1,2-Dichloroethene	<1
1,2-Dichloroethane (EDC)	<1
1,1,1-Trichloroethane	<1
Trichloroethene	<1
Tetrachloroethene	<1

Analysis For Volatile Compounds By EPA Method 8260C

Client Sample ID:	MW07-20111206	Client:	SoundEarth Strategies
Date Received:	12/06/11	Project:	TOC_01-600_20111206 WORFDB5
Date Extracted:	12/07/11	Lab ID:	112077-03
Date Analyzed:	12/07/11	Data File:	120718.D
Matrix:	Water	Instrument:	GCMS4
Units:	ug/L (ppb)	Operator:	JS

Surrogates:	% Recovery:	Lower Limit:	Upper Limit:
1,2-Dichloroethane-d4	96	57	121
Toluene-d8	99	63	127
4-Bromofluorobenzene	105	60	133

Compounds:	Concentration ug/L (ppb)
Vinyl chloride	0.68
Chloroethane	<1
1,1-Dichloroethene	<1
Methylene chloride	<5
trans-1,2-Dichloroethene	<1
1,1-Dichloroethane	<1
cis-1,2-Dichloroethene	<1
1,2-Dichloroethane (EDC)	<1
1,1,1-Trichloroethane	<1
Trichloroethene	5.5
Tetrachloroethene	<1

Analysis For Volatile Compounds By EPA Method 8260C

Client Sample ID:	MW56-20111206	Client:	SoundEarth Strategies
Date Received:	12/06/11	Project:	TOC_01-600_20111206 WORFDB5
Date Extracted:	12/07/11	Lab ID:	112077-04
Date Analyzed:	12/07/11	Data File:	120716.D
Matrix:	Water	Instrument:	GCMS4
Units:	ug/L (ppb)	Operator:	JS

Surrogates:	% Recovery:	Lower Limit:	Upper Limit:
1,2-Dichloroethane-d4	100	57	121
Toluene-d8	99	63	127
4-Bromofluorobenzene	105	60	133

Compounds:	Concentration ug/L (ppb)
Vinyl chloride	0.22
Chloroethane	<1
1,1-Dichloroethene	<1
Methylene chloride	<5
trans-1,2-Dichloroethene	<1
1,1-Dichloroethane	<1
cis-1,2-Dichloroethene	<1
1,2-Dichloroethane (EDC)	<1
1,1,1-Trichloroethane	<1
Trichloroethene	<1
Tetrachloroethene	<1

Analysis For Volatile Compounds By EPA Method 8260C

Client Sample ID:	MW46-20111206	Client:	SoundEarth Strategies
Date Received:	12/06/11	Project:	TOC_01-600_20111206 WORFDB5
Date Extracted:	12/07/11	Lab ID:	112077-05
Date Analyzed:	12/07/11	Data File:	120717.D
Matrix:	Water	Instrument:	GCMS4
Units:	ug/L (ppb)	Operator:	JS

Surrogates:	% Recovery:	Lower Limit:	Upper Limit:
1,2-Dichloroethane-d4	101	57	121
Toluene-d8	102	63	127
4-Bromofluorobenzene	103	60	133

Compounds:	Concentration ug/L (ppb)
Vinyl chloride	8.2
Chloroethane	<1
1,1-Dichloroethene	<1
Methylene chloride	<5
trans-1,2-Dichloroethene	<1
1,1-Dichloroethane	<1
cis-1,2-Dichloroethene	16
1,2-Dichloroethane (EDC)	<1
1,1,1-Trichloroethane	<1
Trichloroethene	<1
Tetrachloroethene	<1

Analysis For Volatile Compounds By EPA Method 8260C

Client Sample ID:	Method Blank	Client:	SoundEarth Strategies
Date Received:	NA	Project:	TOC_01-600_20111206 WORFDB5
Date Extracted:	12/07/11	Lab ID:	01-2158 mb
Date Analyzed:	12/07/11	Data File:	120707.D
Matrix:	Water	Instrument:	GCMS4
Units:	ug/L (ppb)	Operator:	JS

Surrogates:	% Recovery:	Lower Limit:	Upper Limit:
1,2-Dichloroethane-d4	99	57	121
Toluene-d8	100	63	127
4-Bromofluorobenzene	102	60	133

Compounds:	Concentration ug/L (ppb)
Vinyl chloride	<0.2
Chloroethane	<1
1,1-Dichloroethene	<1
Methylene chloride	<5
trans-1,2-Dichloroethene	<1
1,1-Dichloroethane	<1
cis-1,2-Dichloroethene	<1
1,2-Dichloroethane (EDC)	<1
1,1,1-Trichloroethane	<1
Trichloroethene	<1
Tetrachloroethene	<1

Date of Report: 12/21/11
Date Received: 12/06/11
Project: TOC_01-600_20111206 WORFDB5, F&BI 112077

QUALITY ASSURANCE RESULTS FOR THE ANALYSIS OF WATER SAMPLES FOR BENZENE, TOLUENE, ETHYLBENZENE, XYLENES, AND TPH AS GASOLINE USING EPA METHOD 8021B AND NWTPH-Gx

Laboratory Code: 112048-22 (Duplicate)

Analyte	Reporting Units	Sample Result	Duplicate Result	Relative Percent Difference (Limit 20)
Benzene	ug/L (ppb)	<1	<1	nm
Toluene	ug/L (ppb)	<1	<1	nm
Ethylbenzene	ug/L (ppb)	<1	<1	nm
Xylenes	ug/L (ppb)	<3	<3	nm
Gasoline	ug/L (ppb)	<100	<100	nm

Laboratory Code: Laboratory Control Sample

Analyte	Reporting Units	Spike Level	Percent Recovery LCS	Acceptance Criteria
Benzene	ug/L (ppb)	50	94	65-118
Toluene	ug/L (ppb)	50	96	72-122
Ethylbenzene	ug/L (ppb)	50	98	73-126
Xylenes	ug/L (ppb)	150	94	74-118
Gasoline	ug/L (ppb)	1,000	100	69-134

Date of Report: 12/21/11
Date Received: 12/06/11
Project: TOC_01-600_20111206 WORFDB5, F&BI 112077

QUALITY ASSURANCE RESULTS FOR THE ANALYSIS OF WATER SAMPLES FOR TOTAL PETROLEUM HYDROCARBONS AS DIESEL EXTENDED USING METHOD NWTPH-Dx

Laboratory Code: Laboratory Control Sample

Analyte	Reporting Units	Spike Level	Percent Recovery LCS	Percent Recovery LCSD	Acceptance Criteria	RPD (Limit 20)
Diesel Extended	ug/L (ppb)	2,500	85	85	58-134	0

Date of Report: 12/21/11
Date Received: 12/06/11
Project: TOC_01-600_20111206 WORFDB5, F&BI 112077

QUALITY ASSURANCE RESULTS FOR THE ANALYSIS OF WATER SAMPLES FOR VOLATILES BY EPA METHOD 8260C

Laboratory Code: 112074-04 (Matrix Spike)

Analyte	Reporting Units	Spike Level	Sample Result	Percent Recovery MS	Acceptance Criteria
Vinyl chloride	ug/L (ppb)	50	<0.2	101	36-166
Chloroethane	ug/L (ppb)	50	<1	99	46-160
1,1-Dichloroethene	ug/L (ppb)	50	<1	95	60-136
Methylene chloride	ug/L (ppb)	50	<5	87	67-132
trans-1,2-Dichloroethene	ug/L (ppb)	50	<1	101	72-129
1,1-Dichloroethane	ug/L (ppb)	50	<1	104	70-128
cis-1,2-Dichloroethene	ug/L (ppb)	50	<1	105	71-127
1,2-Dichloroethane (EDC)	ug/L (ppb)	50	<1	108	69-133
1,1,1-Trichloroethane	ug/L (ppb)	50	<1	108	60-146
Trichloroethene	ug/L (ppb)	50	<1	101	66-135
Tetrachloroethene	ug/L (ppb)	50	<1	102	73-129

Laboratory Code: Laboratory Control Sample

Analyte	Reporting Units	Spike Level	Percent Recovery LCS	Percent Recovery LCSD	Acceptance Criteria	RPD (Limit 20)
Vinyl chloride	ug/L (ppb)	50	106	106	50-154	0
Chloroethane	ug/L (ppb)	50	102	99	58-146	3
1,1-Dichloroethene	ug/L (ppb)	50	99	97	67-136	2
Methylene chloride	ug/L (ppb)	50	91	88	39-148	3
trans-1,2-Dichloroethene	ug/L (ppb)	50	100	99	68-128	1
1,1-Dichloroethane	ug/L (ppb)	50	101	100	79-121	1
cis-1,2-Dichloroethene	ug/L (ppb)	50	104	105	80-123	1
1,2-Dichloroethane (EDC)	ug/L (ppb)	50	101	99	73-132	2
1,1,1-Trichloroethane	ug/L (ppb)	50	105	103	83-130	2
Trichloroethene	ug/L (ppb)	50	98	98	80-120	0
Tetrachloroethene	ug/L (ppb)	50	107	106	76-121	1

Data Qualifiers & Definitions

a - The analyte was detected at a level less than five times the reporting limit. The RPD results may not provide reliable information on the variability of the analysis.

A1 – More than one compound of similar molecule structure was identified with equal probability.

b - The analyte was spiked at a level that was less than five times that present in the sample. Matrix spike recoveries may not be meaningful.

ca - The calibration results for this range fell outside of acceptance criteria. The value reported is an estimate.

c - The presence of the analyte indicated may be due to carryover from previous sample injections.

d - The sample was diluted. Detection limits may be raised due to dilution.

ds - The sample was diluted. Detection limits are raised due to dilution and surrogate recoveries may not be meaningful.

dv - Insufficient sample was available to achieve normal reporting limits and limits are raised accordingly.

fb - Analyte present in the blank and the sample.

fc – The compound is a common laboratory and field contaminant.

hr - The sample and duplicate were reextracted and reanalyzed. RPD results were still outside of control limits. The variability is attributed to sample inhomogeneity.

ht - Analysis performed outside the method or client-specified holding time requirement.

ip - Recovery fell outside of normal control limits. Compounds in the sample matrix interfered with the quantitation of the analyte.

j – The result is below normal reporting limits. The value reported is an estimate.

J - The internal standard associated with the analyte is out of control limits. The reported concentration is an estimate.

jl - The analyte result in the laboratory control sample is out of control limits. The reported concentration should be considered an estimate.

jr - The rpd result in laboratory control sample associated with the analyte is out of control limits. The reported concentration should be considered an estimate.

js - The surrogate associated with the analyte is out of control limits. The reported concentration should be considered an estimate.

lc - The presence of the compound indicated is likely due to laboratory contamination.

L - The reported concentration was generated from a library search.

nm - The analyte was not detected in one or more of the duplicate analyses. Therefore, calculation of the RPD is not applicable.

pc – The sample was received in a container not approved by the method. The value reported should be considered an estimate.

pr – The sample was received with incorrect preservation. The value reported should be considered an estimate.

ve - Estimated concentration calculated for an analyte response above the valid instrument calibration range. A dilution is required to obtain an accurate quantification of the analyte.

vo - The value reported fell outside the control limits established for this analyte.

x - The sample chromatographic pattern does not resemble the fuel standard used for quantitation.



Data File Name	: C:\HPCHEM\6\DATA\12-09-11\023F0601.D		
Operator	: ML	Page Number	: 1
Instrument	: GC #6	Vial Number	: 23
Sample Name	: 112077-01	Injection Number	: 1
Run Time Bar Code:		Sequence Line	: 6
Acquired on	: 10 Dec 11 00:11 AM	Instrument Method	: TPHD.MTH
Report Created on	: 12 Dec 11 09:13 AM	Analysis Method	: END.MTH

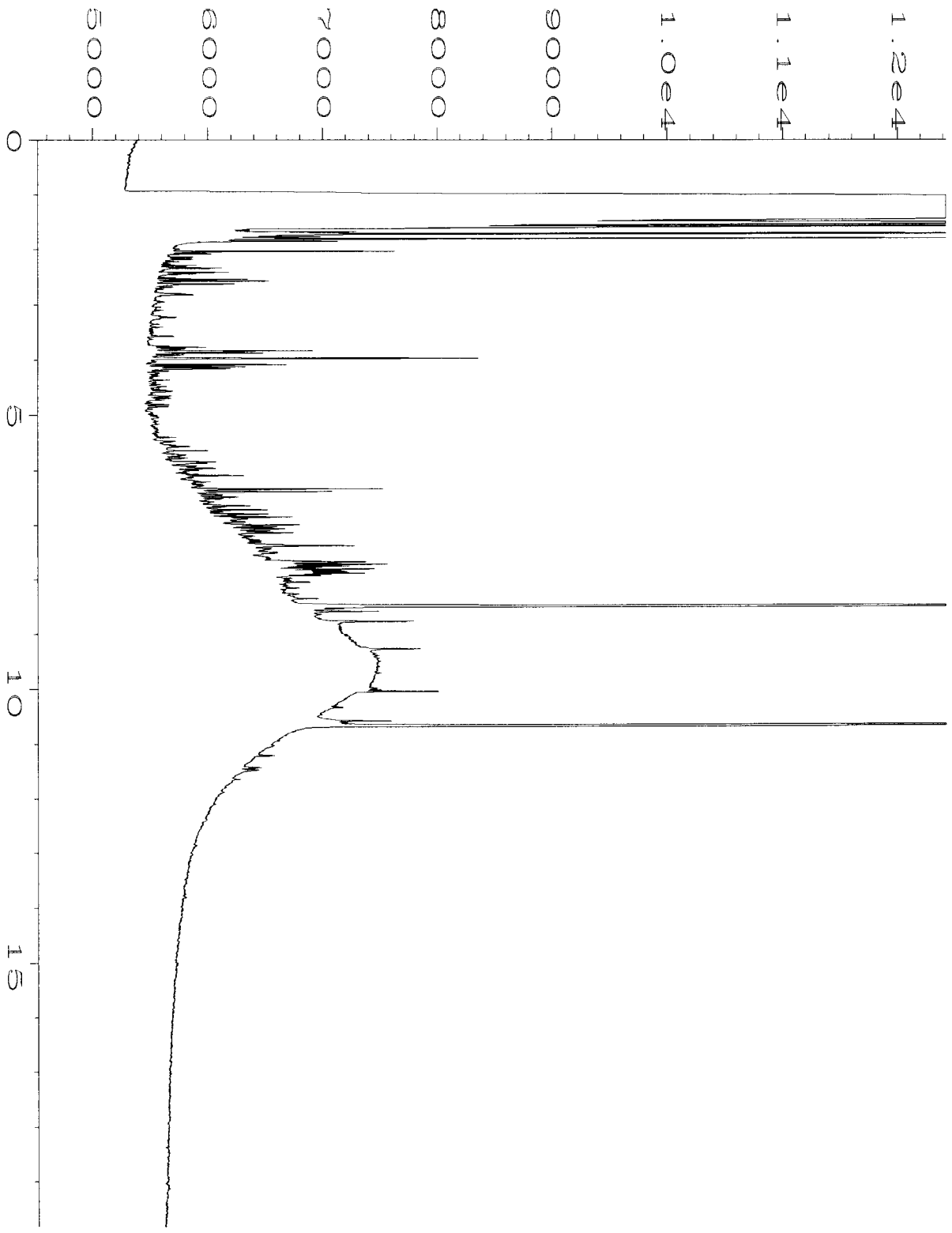

Data File Name : C:\HPCHEM\6\DATA\12-09-11\024F0601.D
Operator : ML
Instrument : GC #6
Sample Name : 112077-02
Run Time Bar Code:
Acquired on : 10 Dec 11 00:37 AM
Report Created on: 12 Dec 11 09:13 AM

Page Number : 1
Vial Number : 24
Injection Number : 1
Sequence Line : 6
Instrument Method: TPHD.MTH
Analysis Method : END.MTH



Data File Name : C:\HPCHEM\6\DATA\12-09-11\025F0601.D
Operator : ML
Instrument : GC #6
Sample Name : 112077-03
Run Time Bar Code:
Acquired on : 10 Dec 11 01:02 AM
Report Created on: 12 Dec 11 09:13 AM

Page Number : 1
Vial Number : 25
Injection Number : 1
Sequence Line : 6
Instrument Method: TPHD.MTH
Analysis Method : END.MTH

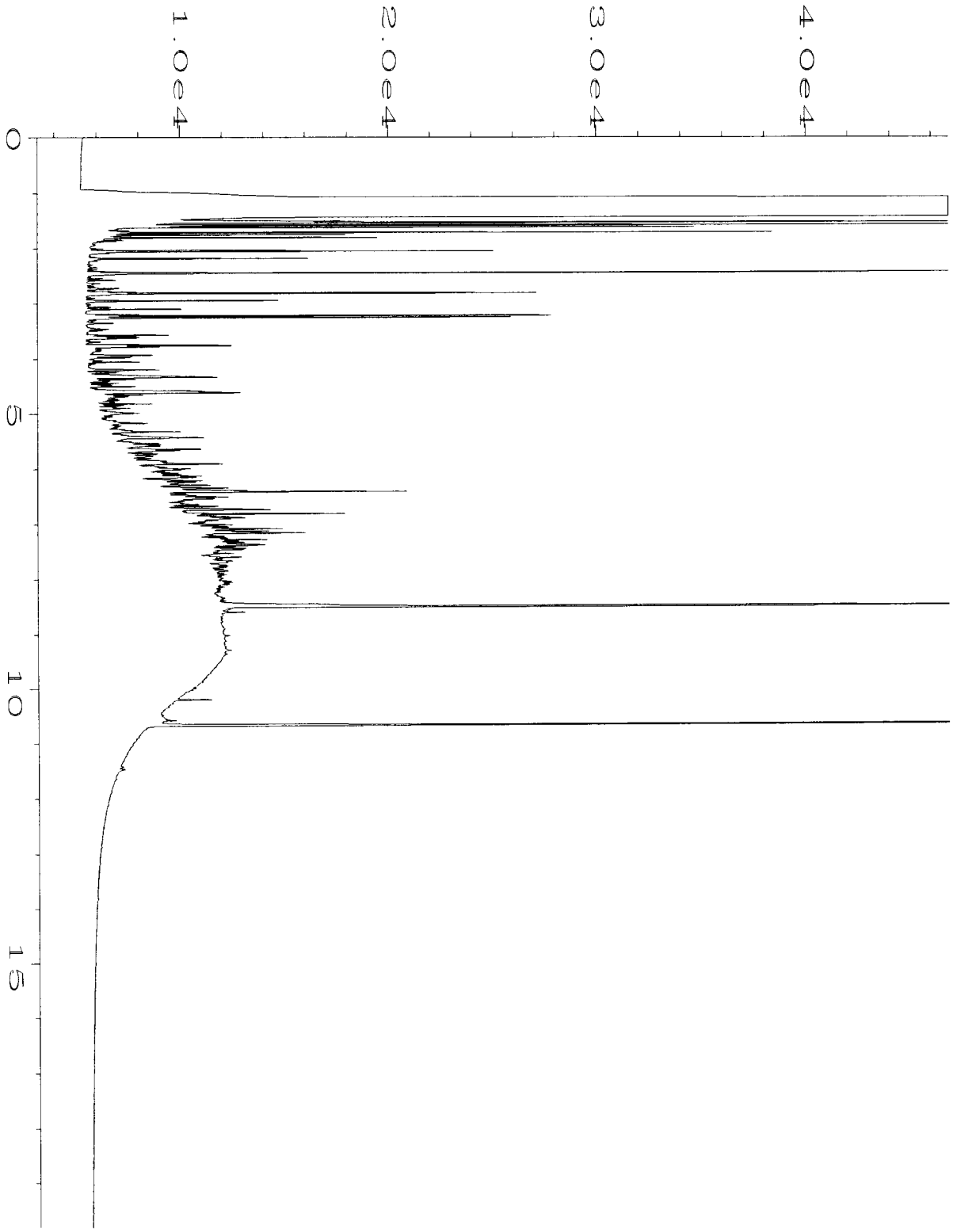

Data File Name	: C:\HPCHEM\6\DATA\12-09-11\026F0601.D		
Operator	: ML	Page Number	: 1
Instrument	: GC #6	Vial Number	: 26
Sample Name	: 112077-04	Injection Number	: 1
Run Time Bar Code:		Sequence Line	: 6
Acquired on	: 10 Dec 11 01:27 AM	Instrument Method	: TPHD.MTH
Report Created on	: 12 Dec 11 09:13 AM	Analysis Method	: END.MTH

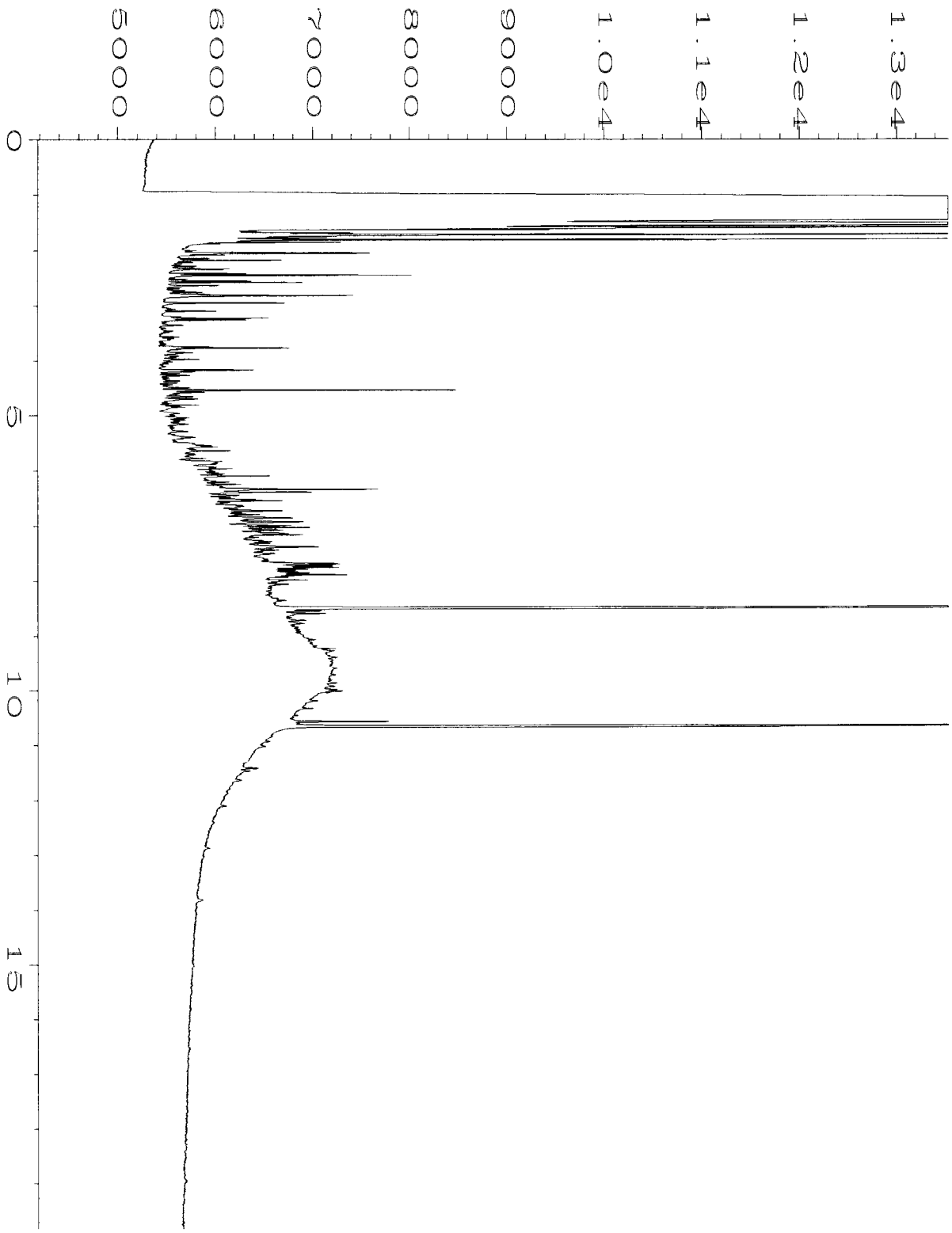

Data File Name	: C:\HPCHEM\6\DATA\12-09-11\027F0601.D		
Operator	: ML	Page Number	: 1
Instrument	: GC #6	Vial Number	: 27
Sample Name	: 112077-05	Injection Number	: 1
Run Time Bar Code:		Sequence Line	: 6
Acquired on	: 10 Dec 11 01:52 AM	Instrument Method	: TPHD.MTH
Report Created on	: 12 Dec 11 09:13 AM	Analysis Method	: END.MTH

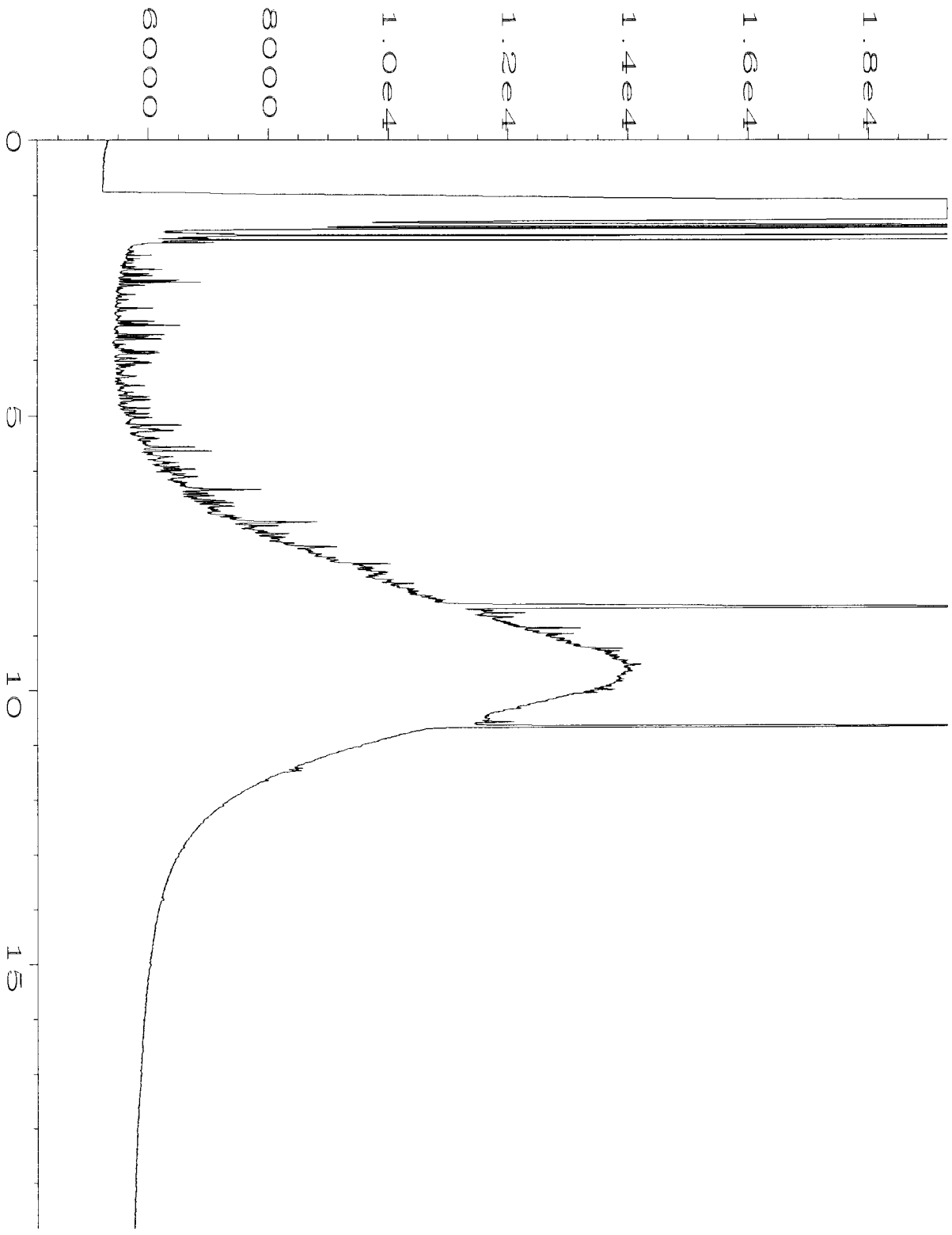

Data File Name : C:\HPCHEM\6\DATA\12-09-11\028F0601.D
Operator : ML
Instrument : GC #6
Sample Name : 112077-06
Run Time Bar Code:
Acquired on : 10 Dec 11 02:17 AM
Report Created on: 12 Dec 11 09:13 AM

Page Number : 1
Vial Number : 28
Injection Number : 1
Sequence Line : 6
Instrument Method: TPHD.MTH
Analysis Method : END.MTH



Data File Name : C:\HPCHEM\6\DATA\12-09-11\006F0401.D
Operator : ML
Instrument : GC #6
Sample Name : 01-2180 mb
Run Time Bar Code:
Acquired on : 09 Dec 11 04:12 PM
Report Created on: 12 Dec 11 09:08 AM

Page Number : 1
Vial Number : 6
Injection Number : 1
Sequence Line : 4
Instrument Method: TPHD.MTH
Analysis Method : END.MTH

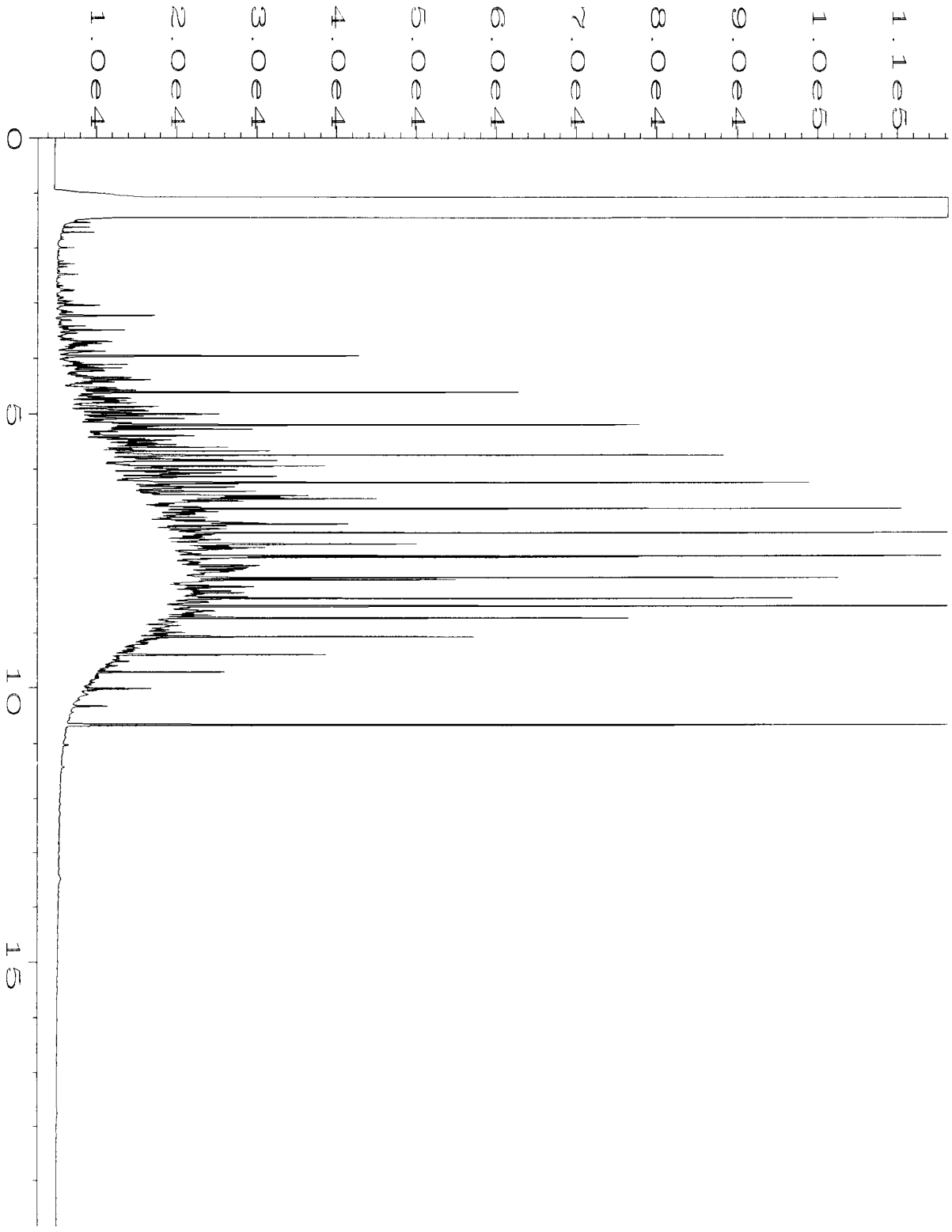

Data File Name : C:\HPCHEM\6\DATA\12-09-11\003F0201.D
Operator : ML
Instrument : GC #6
Sample Name : 500 WADF 35-58C
Run Time Bar Code:
Acquired on : 09 Dec 11 09:06 AM
Report Created on: 12 Dec 11 09:08 AM

Page Number : 1
Vial Number : 3
Injection Number : 1
Sequence Line : 2
Instrument Method: TPHD.MTH
Analysis Method : END.MTH

1311 N. 35th St.
Seattle, WA 98103
T: (206) 352-3790
F: (206) 352-7178
info@fremontanalytical.com

Friedman & Bruya
Michael Erdahl
3012 16th Ave. W.
Seattle, Washington 98119

RE: 112077
Lab ID: 1112035

December 09, 2011

Attention Michael Erdahl:

Fremont Analytical, Inc. received 1 sample(s) on 12/7/2011 for the analyses presented in the following report.

Dissolved Gases by RSK-175

This report consists of the following:

- Case Narrative
- Analytical Results
- Applicable Quality Control Summary Reports
- Chain of Custody

All analyses were performed consistent with the Quality Assurance program of Fremont Analytical, Inc. Please contact the laboratory if you should have any questions about the results.

Thank you for using Fremont Analytical.

Sincerely,

Michael Dee
Sr. Chemist / Principal

Date: *12/09/2011*

CLIENT: Friedman & Bruya
Project: 112077
Lab Order: 1112035

Work Order Sample Summary

Lab Sample ID	Client Sample ID	Date/Time Collected	Date/Time Received
1112035-001	01MW07-20111206	12/06/2011 11:11 AM	12/07/2011 10:30 AM

Note: If no "Time Collected" is supplied, a default of 12:00AM is assigned

Case Narrative

WO#: **1112035**
Date: **12/9/2011**

CLIENT: Friedman & Bruya
Project: 112077

I. SAMPLE RECEIPT:
All samples were received intact.

II. GENERAL REPORTING COMMENTS:
Results are reported on a wet weight basis unless dry-weight correction is denoted in the units field on the analytical report ("mg/kg-dry" or "ug/kg-dry").

The validity of the analytical procedures for which data is reported in this analytical report is determined by the Laboratory Control Sample (LCS) and the Method Blank (MB). The LCS and the MB are processed with the samples to ensure method criteria are achieved throughout the entire analytical process.

III. ANALYSES AND EXCEPTIONS:
Exceptions associated with this report will be footnoted in the analytical results page(s) or the quality control summary page(s) and/or noted below.

Analytical Report

WO#: **1112035**
Date Reported: **12/9/2011**

Client: Friedman & Bruya
Collection Date: 12/6/2011 11:11:00 AM
Project: 112077
Lab ID: 1112035-001
Matrix: Water
Client Sample ID: 01MW07-20111206

Analyses	Result	RL	Qual	Units	DF	Date Analyzed
Dissolved Gases by RSK-175				Batch ID: R2692		Analyst: PH
Methane	0.112	0.00500		mg/L	1	12/8/2011 3:37:00 PM
Ethene	ND	0.00500		mg/L	1	12/8/2011 3:37:00 PM
Ethane	ND	0.00500		mg/L	1	12/8/2011 3:37:00 PM

Qualifiers:

B	Analyte detected in the associated Method Blank	D	Dilution was required
E	Value above quantitation range	H	Holding times for preparation or analysis exceeded
J	Analyte detected below quantitation limits	ND	Not detected at the Reporting Limit
RL	Reporting Limit	S	Spike recovery outside accepted recovery limits

Fremont Analytical

Date: *12/9/2011*

Work Order: 1112035
CLIENT: Friedman & Bruya
Project: 112077

QC SUMMARY REPORT

Dissolved Gases by RSK-175

Sample ID: **MB-R2692**	SampType: **MBLK**	Units: **mg/L**	Prep Date: **12/8/2011**	RunNo: **2692**
Client ID: **MBLKW**	Batch ID: **R2692**		Analysis Date: **12/8/2011**	SeqNo: **47706**

Analyte	Result	RL	SPK value	SPK Ref Val	%REC	LowLimit	HighLimit	RPD Ref Val	%RPD	RPDLimit	Qual
Methane	ND	0.00500									
Ethene	ND	0.00500									
Ethane	ND	0.00500									

Sample ID: **LCS-R2692**	SampType: **LCS**	Units: **mg/L**	Prep Date: **12/8/2011**	RunNo: **2692**
Client ID: **LCSW**	Batch ID: **R2692**		Analysis Date: **12/8/2011**	SeqNo: **47708**

Analyte	Result	RL	SPK value	SPK Ref Val	%REC	LowLimit	HighLimit	RPD Ref Val	%RPD	RPDLimit	Qual
Methane	0.484	0.00500	0.5000	0	96.8	80	120				
Ethene	0.488	0.00500	0.5000	0	97.6	80	120				
Ethane	0.504	0.00500	0.5000	0	101	80	120				

Sample ID: **1112035-001ADUP**	SampType: **DUP**	Units: **mg/L**	Prep Date: **12/8/2011**	RunNo: **2692**
Client ID: **01MW07-20111206**	Batch ID: **R2692**		Analysis Date: **12/8/2011**	SeqNo: **47729**

Analyte	Result	RL	SPK value	SPK Ref Val	%REC	LowLimit	HighLimit	RPD Ref Val	%RPD	RPDLimit	Qual
Methane	0.115	0.00500						0.1119	2.39	30	
Ethene	ND	0.00500						0	0	30	
Ethane	ND	0.00500						0	0	30	

Qualifiers:

B	Analyte detected in the associated Method Blank	D	Dilution was required	E	Value above quantitation range
H	Holding times for preparation or analysis exceeded	J	Analyte detected below quantitation limits	ND	Not detected at the Reporting Limit
R	RPD outside accepted recovery limits	RL	Reporting Limit	S	Spike recovery outside accepted recovery limits

1112035

SAMPLE CHAIN OF CUSTODY SUBCONTRACT SAMPLE CHAIN OF CUSTODY

Page # 1 of 1

Send Report To Michael Erdahl

Company Friedman and Bruya, Inc.

Address 3012 16th Ave W

City, State, ZIP Seattle, WA 98119

Phone # (206) 285-8282 Fax # (206) 283-5044

SUBCONTRACTER Fremont

PROJECT NAME/NO. 112077

PO # B-422

REMARKS

Please Email Results
merdahl@friedmanandbruya.com

TURNAROUND TIME
☒ Standard (2 Weeks)
☐ RUSH
Rush charges authorized by:

SAMPLE DISPOSAL
☒ Dispose after 30 days
☐ Return samples
☐ Will call with instructions

						ANALYSES REQUESTED										
Sample ID	Lab ID	Date Sampled	Time Sampled	Matrix	# of jars	Oil and Grease	EPH	VPH	Nitrate	Sulfate	Alkalinity	Dissolved Gases				Notes
01MW07-20111206		12/6/11	1111	water	2							X				

Friedman & Bruya, Inc.
3012 16th Avenue West
Seattle, WA 98119-2029
Ph. (206) 285-8282
Fax (206) 283-5044

	SIGNATURE	PRINT NAME	COMPANY	DATE	TIME
Relinquished by:		Michael Erdahl	Friedman & Bruya	12/7/11	0930
Received by:				12/7/11	1050
Relinquished by:					
Received by:					

AQUATIC RESEARCH INCORPORATED

LABORATORY & CONSULTING SERVICES

3927 AURORA AVENUE NORTH, SEATTLE, WA 98103

PHONE: (206) 632-2715 FAX: (206) 632-2417

CASE FILE NUMBER:	**FBI008-90**		**PAGE 1**
REPORT DATE:	**12/20/11**		
DATE SAMPLED:	**12/06/11**	**DATE RECEIVED:**	**12/07/11**

FINAL REPORT, LABORATORY ANALYSIS OF SELECTED PARAMETERS ON WATER SAMPLES FROM FRIEDMAN & BRUYA, INC. / PROJECT NO. 112077

CASE NARRATIVE

One water sample was received by the laboratory in good condition and analyzed according to the chain of custody. No difficulties were encountered in the preparation or analysis of this sample. Sample data follows while QA/QC data is contained on subsequent pages.

SAMPLE DATA

SAMPLE ID	ALKALINITY (mgCaCO3/l)	SULFATE (mg/L)	SULFIDE (mg/L)	TOTAL-P (mg/L)	TKN (mg/L)
01MW07-20111206	526	38.2	0.30	0.086	0.946

SAMPLE ID	TOTAL IRON (mg/L)	NITRATE (mg/L)	NITRITE (mg/L)	HARDNESS (mgCaCO3/l)
01MW07-20111206	5.97	0.026	0.005	436

AQUATIC RESEARCH INCORPORATED

LABORATORY & CONSULTING SERVICES

3927 AURORA AVENUE NORTH, SEATTLE, WA 98103

PHONE: (206) 632-2715 FAX: (206) 632-2417

CASE FILE NUMBER: FBI008-90 **PAGE 2**

REPORT DATE: 12/20/11

DATE SAMPLED: 12/06/11 **DATE RECEIVED:** 12/07/11

FINAL REPORT, LABORATORY ANALYSIS OF SELECTED PARAMETERS ON WATER SAMPLES FROM FRIEDMAN & BRUYA, INC. / PROJECT NO. 112077

QA/QC DATA

QC PARAMETER	ALKALINITY (mgCaCO3/l)	SULFATE (mg/L)	SULFIDE (mg/L)	TOTAL-P (mg/L)	TKN (mg/L)
METHOD	SM18 2320B	SM184500SO4E	EPA 376.1	EPA 365.1	EPA 351.1
DATE ANALYZED	12/14/11	12/13/11	12/12/11	12/14/11	12/14/11
DETECTION LIMIT	1.00	1.00	0.05	0.002	0.200
DUPLICATE					
SAMPLE ID	BATCH	01MW07-20111206	BATCH	BATCH	BATCH
ORIGINAL	43.0	38.2	0.16	0.008	1.85
DUPLICATE	42.7	38.3	0.16	0.007	2.10
RPD	0.70%	0.32%	0.00%	10.81%	12.36%
SPIKE SAMPLE					
SAMPLE ID		01MW07-20111206		BATCH	BATCH
ORIGINAL		38.2		0.008	1.85
SPIKED SAMPLE		48.4		0.060	3.82
SPIKE ADDED		10.0		0.050	2.00
% RECOVERY	NA	101.75%	NA	103.79%	98.52%
QC CHECK					
FOUND	98.1	10.0		0.089	5.64
TRUE	100	10.0		0.090	5.79
% RECOVERY	98.10%	100.24%	NA	98.72%	97.46%
BLANK	NA	<1.00	<0.05	<0.002	<0.200

RPD = RELATIVE PERCENT DIFFERENCE.
NA = NOT APPLICABLE OR NOT AVAILABLE.
NC = NOT CALCULABLE DUE TO ONE OR MORE VALUES BEING BELOW THE DETECTION LIMIT.
OR = RECOVERY NOT CALCULABLE DUE TO SPIKE SAMPLE OUT OF RANGE OR SPIKE TOO LOW RELATIVE TO SAMPLE CONCENTRATION.

AQUATIC RESEARCH INCORPORATED

LABORATORY & CONSULTING SERVICES

3927 AURORA AVENUE NORTH, SEATTLE, WA 98103

PHONE: (206) 632-2715 FAX: (206) 632-2417

CASE FILE NUMBER:	**FBI008-90**		**PAGE 3**
REPORT DATE:	**12/20/11**		
DATE SAMPLED:	**12/06/11**	**DATE RECEIVED:**	**12/07/11**

FINAL REPORT, LABORATORY ANALYSIS OF SELECTED PARAMETERS ON WATER SAMPLES FROM FRIEDMAN & BRUYA, INC. / PROJECT NO. 112077

QA/QC DATA

QC PARAMETER	TOTAL IRON (mg/L)	NITRATE (mg/L)	NITRITE (mg/L)	HARDNESS (mgCaCO3/l)
METHOD	EPA 200.7	SM184500N03F	EPA 353.2	SM 2340C
DATE ANALYZED	12/09/11	12/07/11	12/07/11	12/19/11
DETECTION LIMIT	0.020	0.010	0.002	2.00
DUPLICATE				
SAMPLE ID	BATCH	BATCH	BATCH	BATCH
ORIGINAL	0.645	0.395	0.016	848
DUPLICATE	0.664	0.396	0.014	840
RPD	2.89%	0.05%	13.33%	0.93%
SPIKE SAMPLE				
SAMPLE ID	BATCH	BATCH	BATCH	BATCH
ORIGINAL	0.645	0.395	0.016	
SPIKED SAMPLE	1.46	0.587	0.054	
SPIKE ADDED	1.00	0.200	0.040	
% RECOVERY	81.59%	95.95%	95.00%	OR
QC CHECK				
FOUND	10.2	0.414	0.040	39.1
TRUE	10.0	0.408	0.040	40.0
% RECOVERY	101.96%	101.47%	100.00%	97.72%
BLANK	<0.020	<0.010	<0.002	<2.00

RPD = RELATIVE PERCENT DIFFERENCE.
NA = NOT APPLICABLE OR NOT AVAILABLE.
NC = NOT CALCULABLE DUE TO ONE OR MORE VALUES BEING BELOW THE DETECTION LIMIT.
OR = RECOVERY NOT CALCULABLE DUE TO SPIKE SAMPLE OUT OF RANGE OR SPIKE TOO LOW RELATIVE TO SAMPLE CONCENTRATION.

SUBMITTED BY:

Damien Gadomski
Project Manager

FB1008.90

SAMPLE CHAIN OF CUSTODY

Send Report To Michael Erdahl

Company Friedman and Bruya, Inc.

Address 3012 16th Ave W

City, State, ZIP Seattle, WA 98119

Phone # (206) 285-8282 Fax # (206) 283-5044

SUBCONTRACTER Ag. Research

PROJECT NAME/NO. 112077

PO # B-449

REMARKS

Please Email Results
merdahl@friedmanandbruya.com

Page # 1 of 1

TURNAROUND TIME
☒ Standard (2 Weeks)
☐ RUSH
Rush charges authorized by:

SAMPLE DISPOSAL
☒ Dispose after 30 days
☐ Return samples
☐ Will call with instructions

Sample ID	Lab ID	Date Sampled	Time Sampled	Matrix	# of jars	ANALYSES REQUESTED: Total Fe Oil and Grease	Hardness EPH	Tot. Phosphorus VPH	Nitrate/ Nitrate	Sulfate	Alkalinity	TKN	Sulfide			Notes
01MW07-20111206		12/6/11	1111	water	5	x	x	x	x	x	x	x	x			

SIGNATURE	PRINT NAME	COMPANY	DATE	TIME
Relinquished by:	Michael Erdahl	Friedman & Bruya	12/7/11	0930
Received by:	S. Hillesdon	ARI	12/7/11	1030
Relinquished by:				
Received by:				

Friedman & Bruya, Inc.
3012 16th Avenue West
Seattle, WA 98119-2029
Ph. (206) 285-8282
Fax (206) 283-5044

112077

SAMPLE CHAIN OF CUSTODY

ME 12/06/11

V3/AI3/C05

Page # 1 of 1

Send Report To Tim Brown, cc: Jessica Brown, Jennifer Cyr, Pete Kingston, Audrey Hackett

Company SoundEarth Strategies

Address 2811 Fairview Ave E, Suite 2000

City, State, ZIP Seattle, WA 98102

SAMPLERS (signature)

PROJECT NAME/NO.: TOC Holdings Co. Facility No. 01-600 Seattle Terminal – ASKO Property

PO #: 0440-004-24

REMARKS: EIM Y

TURNAROUND TIME
- [x] Standard (2 Weeks)
- [ ] RUSH
- Rush charges authorized by:

SAMPLE DISPOSAL
- [x] Dispose after 30 days
- [ ] Return samples
- [ ] Will call with instructions

Sample ID	Sample Location	Sample Depth	Lab ID	Date Sampled	Time Sampled	Matrix	# of jars	GRPH by NWTPH-Gx	BTEX by EPA 8021B	DRPH/ORPH by NWTPH-Dx	cVOCs by EPA 8260C	Sulfate, nitrate nitrite	Total phosphorus alkalinity	TKN, sulfide	Total FE Hardness	Methane, ethane ethene	Notes
MW02-20111206	MW02		01 A-F	12/06/11	0906	H_2O	6	X	X	X	X						
MW06-20111206	MW06		02 AF	12/06/11	0956	H_2O	6	X	X	X	X						
MW07-20111206	01MW07		03 A-L	12/06/11	1111	H_2O	13	X	X	X	X	X	X	X	X	X	
MW56-20111206	01MW56		04 AF	12/06/11	1228	H_2O	6	X	X	X	X						
MW46-20111206	01MW46		05 A-F	12/06/11	1424	H_2O	6	X	X	X	X						
MW36-20111206	01MW36		06 AF	12/06/11	1549	H_2O	6	X	X	X	X						NO CVOCS run
								WC									

Samples received at 4 °C

Friedman & Bruya, Inc.
3012 16th Avenue West
Seattle, WA 98119-2029
Ph. (206) 285-8282
Fax (206) 283-5044

	SIGNATURE	PRINT NAME	COMPANY	DATE	TIME
Relinquished by:		WILL CAMARDA	SES	12/06/11	1700
Received by:		Matt Laytha	FBI	12/6/11	1700
Relinquished by:					
Received by:					

FRIEDMAN & BRUYA, INC.

ENVIRONMENTAL CHEMISTS

James E. Bruya, Ph.D.
Yelena Aravkina, M.S.
Bradley T. Benson, B.S.
Kurt Johnson, B.S.

3012 16th Avenue West
Seattle, WA 98119-2029
TEL: (206) 285-8282
e-mail: fbi@isomedia.com

December 21, 2011

Tim Brown, Project Manager
SoundEarth Strategies
2811 Fairview Ave. East, Suite 2000
Seattle, WA 98102

Dear Mr. Brown:

Included are the results from the testing of material submitted on December 6, 2011 from the TOC_01-600_20111206 WORFDB5, F&BI 112077 project. There are 13 pages included in this report. Any samples that may remain are currently scheduled for disposal in 30 days. If you would like us to return your samples or arrange for long term storage at our offices, please contact us as soon as possible.

We appreciate this opportunity to be of service to you and hope you will call if you should have any questions.

Sincerely,

FRIEDMAN & BRUYA, INC.



Michael Erdahl
Project Manager

Enclosures
c: Mark Chandler, Jessica Brown, Audrey Hackett, Pete Kingston, Jennifer Cyr
SOU1221R.DOC

CASE NARRATIVE

This case narrative encompasses samples received on December 6, 2011 by Friedman & Bruya, Inc. from the SoundEarth Strategies TOC_01-600_20111206 WORFDB5, F&BI 112077 project. Samples were logged in under the laboratory ID's listed below.

Laboratory ID	SoundEarth Strategies
112077 -01	MW02-20111206
112077 -02	MW06-20111206
112077 -03	01MW07-20111206
112077 -04	01MW56-20111206
112077 -05	01MW46-20111206
112077 -06	01MW36-20111206

Sample 01MW07-20111206 was sent to Aquatic Research for sulfate, nitrate, nitrite, phosphorus, alkalinity, total iron, hardness, TKN, and sulfide analyses. In addition, the sample was sent to Fremont Analytical for dissolved methane analysis. The reports are enclosed.

All quality control requirements were acceptable.

Date of Report: 12/21/11
Date Received: 12/06/11
Project: TOC_01-600_20111206 WORFDB5, F&BI 112077
Date Extracted: 12/07/11
Date Analyzed: 12/07/11

RESULTS FROM THE ANALYSIS OF WATER SAMPLES FOR BENZENE, TOLUENE, ETHYLBENZENE, XYLENES AND TPH AS GASOLINE USING EPA METHOD 8021B AND NWTPH-Gx

Results Reported as ug/L (ppb)

Sample ID Laboratory ID	Benzene	Toluene	Ethyl Benzene	Total Xylenes	Gasoline Range	Surrogate (% Recovery) (Limit 52-124)
MW02-20111206 112077-01	<1	<1	<1	<3	<100	97
MW06-20111206 112077-02	<1	<1	<1	<3	<100	98
01MW07-20111206 112077-03	<1	<1	<1	<3	<100	99
01MW56-20111206 112077-04	<1	<1	<1	<3	<100	100
01MW46-20111206 112077-05	<1	<1	<1	<3	<100	101
01MW36-20111206 112077-06	<1	<1	<1	<3	<100	98
Method Blank 01-2156 MB	<1	<1	<1	<3	<100	103

Date of Report: 12/21/11
Date Received: 12/06/11
Project: TOC_01-600_20111206 WORFDB5, F&BI 112077
Date Extracted: 12/07/11
Date Analyzed: 12/10/11

RESULTS FROM THE ANALYSIS OF WATER SAMPLES FOR TOTAL PETROLEUM HYDROCARBONS AS DIESEL AND MOTOR OIL USING METHOD NWTPH-Dx

Results Reported as ug/L (ppb)

Sample ID Laboratory ID	Diesel Range (C_{10}-C_{25})	Motor Oil Range (C_{25}-C_{36})	Surrogate (% Recovery) (Limit 51-134)
MW02-20111206 112077-01	<50	<250	101
MW06-20111206 112077-02	180 x	<250	92
01MW07-20111206 112077-03	790 x	<250	96
01MW56-20111206 112077-04	840 x	<250	97
01MW46-20111206 112077-05	150 x	<250	96
01MW36-20111206 112077-06	650 x	430 x	90
Method Blank 01-2180 MB	<50	<250	87

Analysis For Volatile Compounds By EPA Method 8260C

Client Sample ID:	MW02-20111206	Client:	SoundEarth Strategies
Date Received:	12/06/11	Project:	TOC_01-600_20111206 WORFDB5
Date Extracted:	12/07/11	Lab ID:	112077-01
Date Analyzed:	12/07/11	Data File:	120714.D
Matrix:	Water	Instrument:	GCMS4
Units:	ug/L (ppb)	Operator:	JS

Surrogates:	% Recovery:	Lower Limit:	Upper Limit:
1,2-Dichloroethane-d4	101	57	121
Toluene-d8	101	63	127
4-Bromofluorobenzene	102	60	133

Compounds:	Concentration ug/L (ppb)
Vinyl chloride	<0.2
Chloroethane	<1
1,1-Dichloroethene	<1
Methylene chloride	<5
trans-1,2-Dichloroethene	<1
1,1-Dichloroethane	<1
cis-1,2-Dichloroethene	<1
1,2-Dichloroethane (EDC)	<1
1,1,1-Trichloroethane	<1
Trichloroethene	<1
Tetrachloroethene	<1

Analysis For Volatile Compounds By EPA Method 8260C

Client Sample ID:	MW06-20111206	Client:	SoundEarth Strategies
Date Received:	12/06/11	Project:	TOC_01-600_20111206 WORFDB5
Date Extracted:	12/07/11	Lab ID:	112077-02
Date Analyzed:	12/07/11	Data File:	120715.D
Matrix:	Water	Instrument:	GCMS4
Units:	ug/L (ppb)	Operator:	JS

Surrogates:	% Recovery:	Lower Limit:	Upper Limit:
1,2-Dichloroethane-d4	102	57	121
Toluene-d8	101	63	127
4-Bromofluorobenzene	100	60	133

Compounds:	Concentration ug/L (ppb)
Vinyl chloride	1.2
Chloroethane	<1
1,1-Dichloroethene	<1
Methylene chloride	<5
trans-1,2-Dichloroethene	<1
1,1-Dichloroethane	<1
cis-1,2-Dichloroethene	<1
1,2-Dichloroethane (EDC)	<1
1,1,1-Trichloroethane	<1
Trichloroethene	<1
Tetrachloroethene	<1

Analysis For Volatile Compounds By EPA Method 8260C

Client Sample ID:	01MW07-20111206	Client:	SoundEarth Strategies
Date Received:	12/06/11	Project:	TOC_01-600_20111206 WORFDB5
Date Extracted:	12/07/11	Lab ID:	112077-03
Date Analyzed:	12/07/11	Data File:	120718.D
Matrix:	Water	Instrument:	GCMS4
Units:	ug/L (ppb)	Operator:	JS

Surrogates:	% Recovery:	Lower Limit:	Upper Limit:
1,2-Dichloroethane-d4	96	57	121
Toluene-d8	99	63	127
4-Bromofluorobenzene	105	60	133

Compounds:	Concentration ug/L (ppb)
Vinyl chloride	0.68
Chloroethane	<1
1,1-Dichloroethene	<1
Methylene chloride	<5
trans-1,2-Dichloroethene	<1
1,1-Dichloroethane	<1
cis-1,2-Dichloroethene	<1
1,2-Dichloroethane (EDC)	<1
1,1,1-Trichloroethane	<1
Trichloroethene	5.5
Tetrachloroethene	<1

Analysis For Volatile Compounds By EPA Method 8260C

Client Sample ID:	01MW56-20111206	Client:	SoundEarth Strategies
Date Received:	12/06/11	Project:	TOC_01-600_20111206 WORFDB5
Date Extracted:	12/07/11	Lab ID:	112077-04
Date Analyzed:	12/07/11	Data File:	120716.D
Matrix:	Water	Instrument:	GCMS4
Units:	ug/L (ppb)	Operator:	JS

Surrogates:	% Recovery:	Lower Limit:	Upper Limit:
1,2-Dichloroethane-d4	100	57	121
Toluene-d8	99	63	127
4-Bromofluorobenzene	105	60	133

Compounds:	Concentration ug/L (ppb)
Vinyl chloride	0.22
Chloroethane	<1
1,1-Dichloroethene	<1
Methylene chloride	<5
trans-1,2-Dichloroethene	<1
1,1-Dichloroethane	<1
cis-1,2-Dichloroethene	<1
1,2-Dichloroethane (EDC)	<1
1,1,1-Trichloroethane	<1
Trichloroethene	<1
Tetrachloroethene	<1

Analysis For Volatile Compounds By EPA Method 8260C

Client Sample ID:	01MW46-20111206	Client:	SoundEarth Strategies
Date Received:	12/06/11	Project:	TOC_01-600_20111206 WORFDB5
Date Extracted:	12/07/11	Lab ID:	112077-05
Date Analyzed:	12/07/11	Data File:	120717.D
Matrix:	Water	Instrument:	GCMS4
Units:	ug/L (ppb)	Operator:	JS

Surrogates:	% Recovery:	Lower Limit:	Upper Limit:
1,2-Dichloroethane-d4	101	57	121
Toluene-d8	102	63	127
4-Bromofluorobenzene	103	60	133

Compounds:	Concentration ug/L (ppb)
Vinyl chloride	8.2
Chloroethane	<1
1,1-Dichloroethene	<1
Methylene chloride	<5
trans-1,2-Dichloroethene	<1
1,1-Dichloroethane	<1
cis-1,2-Dichloroethene	16
1,2-Dichloroethane (EDC)	<1
1,1,1-Trichloroethane	<1
Trichloroethene	<1
Tetrachloroethene	<1

Analysis For Volatile Compounds By EPA Method 8260C

Client Sample ID:	Method Blank	Client:	SoundEarth Strategies
Date Received:	NA	Project:	TOC_01-600_20111206 WORFDB5
Date Extracted:	12/07/11	Lab ID:	01-2158 mb
Date Analyzed:	12/07/11	Data File:	120707.D
Matrix:	Water	Instrument:	GCMS4
Units:	ug/L (ppb)	Operator:	JS

Surrogates:	% Recovery:	Lower Limit:	Upper Limit:
1,2-Dichloroethane-d4	99	57	121
Toluene-d8	100	63	127
4-Bromofluorobenzene	102	60	133

Compounds:	Concentration ug/L (ppb)
Vinyl chloride	<0.2
Chloroethane	<1
1,1-Dichloroethene	<1
Methylene chloride	<5
trans-1,2-Dichloroethene	<1
1,1-Dichloroethane	<1
cis-1,2-Dichloroethene	<1
1,2-Dichloroethane (EDC)	<1
1,1,1-Trichloroethane	<1
Trichloroethene	<1
Tetrachloroethene	<1

Date of Report: 12/21/11
Date Received: 12/06/11
Project: TOC_01-600_20111206 WORFDB5, F&BI 112077

QUALITY ASSURANCE RESULTS FOR THE ANALYSIS OF WATER SAMPLES FOR BENZENE, TOLUENE, ETHYLBENZENE, XYLENES, AND TPH AS GASOLINE USING EPA METHOD 8021B AND NWTPH-Gx

Laboratory Code: 112048-22 (Duplicate)

Analyte	Reporting Units	Sample Result	Duplicate Result	Relative Percent Difference (Limit 20)
Benzene	ug/L (ppb)	<1	<1	nm
Toluene	ug/L (ppb)	<1	<1	nm
Ethylbenzene	ug/L (ppb)	<1	<1	nm
Xylenes	ug/L (ppb)	<3	<3	nm
Gasoline	ug/L (ppb)	<100	<100	nm

Laboratory Code: Laboratory Control Sample

Analyte	Reporting Units	Spike Level	Percent Recovery LCS	Acceptance Criteria
Benzene	ug/L (ppb)	50	94	65-118
Toluene	ug/L (ppb)	50	96	72-122
Ethylbenzene	ug/L (ppb)	50	98	73-126
Xylenes	ug/L (ppb)	150	94	74-118
Gasoline	ug/L (ppb)	1,000	100	69-134

Date of Report: 12/21/11
Date Received: 12/06/11
Project: TOC_01-600_20111206 WORFDB5, F&BI 112077

QUALITY ASSURANCE RESULTS FOR THE ANALYSIS OF WATER SAMPLES FOR TOTAL PETROLEUM HYDROCARBONS AS DIESEL EXTENDED USING METHOD NWTPH-Dx

Laboratory Code: Laboratory Control Sample

Analyte	Reporting Units	Spike Level	Percent Recovery LCS	Percent Recovery LCSD	Acceptance Criteria	RPD (Limit 20)
Diesel Extended	ug/L (ppb)	2,500	85	85	58-134	0

Date of Report: 12/21/11
Date Received: 12/06/11
Project: TOC_01-600_20111206 WORFDB5, F&BI 112077

QUALITY ASSURANCE RESULTS FOR THE ANALYSIS OF WATER SAMPLES FOR VOLATILES BY EPA METHOD 8260C

Laboratory Code: 112074-04 (Matrix Spike)

Analyte	Reporting Units	Spike Level	Sample Result	Percent Recovery MS	Acceptance Criteria
Vinyl chloride	ug/L (ppb)	50	<0.2	101	36-166
Chloroethane	ug/L (ppb)	50	<1	99	46-160
1,1-Dichloroethene	ug/L (ppb)	50	<1	95	60-136
Methylene chloride	ug/L (ppb)	50	<5	87	67-132
trans-1,2-Dichloroethene	ug/L (ppb)	50	<1	101	72-129
1,1-Dichloroethane	ug/L (ppb)	50	<1	104	70-128
cis-1,2-Dichloroethene	ug/L (ppb)	50	<1	105	71-127
1,2-Dichloroethane (EDC)	ug/L (ppb)	50	<1	108	69-133
1,1,1-Trichloroethane	ug/L (ppb)	50	<1	108	60-146
Trichloroethene	ug/L (ppb)	50	<1	101	66-135
Tetrachloroethene	ug/L (ppb)	50	<1	102	73-129

Laboratory Code: Laboratory Control Sample

Analyte	Reporting Units	Spike Level	Percent Recovery LCS	Percent Recovery LCSD	Acceptance Criteria	RPD (Limit 20)
Vinyl chloride	ug/L (ppb)	50	106	106	50-154	0
Chloroethane	ug/L (ppb)	50	102	99	58-146	3
1,1-Dichloroethene	ug/L (ppb)	50	99	97	67-136	2
Methylene chloride	ug/L (ppb)	50	91	88	39-148	3
trans-1,2-Dichloroethene	ug/L (ppb)	50	100	99	68-128	1
1,1-Dichloroethane	ug/L (ppb)	50	101	100	79-121	1
cis-1,2-Dichloroethene	ug/L (ppb)	50	104	105	80-123	1
1,2-Dichloroethane (EDC)	ug/L (ppb)	50	101	99	73-132	2
1,1,1-Trichloroethane	ug/L (ppb)	50	105	103	83-130	2
Trichloroethene	ug/L (ppb)	50	98	98	80-120	0
Tetrachloroethene	ug/L (ppb)	50	107	106	76-121	1

Data Qualifiers & Definitions

a - The analyte was detected at a level less than five times the reporting limit. The RPD results may not provide reliable information on the variability of the analysis.

A1 – More than one compound of similar molecule structure was identified with equal probability.

b - The analyte was spiked at a level that was less than five times that present in the sample. Matrix spike recoveries may not be meaningful.

ca - The calibration results for this range fell outside of acceptance criteria. The value reported is an estimate.

c - The presence of the analyte indicated may be due to carryover from previous sample injections.

d - The sample was diluted. Detection limits may be raised due to dilution.

ds - The sample was diluted. Detection limits are raised due to dilution and surrogate recoveries may not be meaningful.

dv - Insufficient sample was available to achieve normal reporting limits and limits are raised accordingly.

fb - Analyte present in the blank and the sample.

fc – The compound is a common laboratory and field contaminant.

hr - The sample and duplicate were reextracted and reanalyzed. RPD results were still outside of control limits. The variability is attributed to sample inhomogeneity.

ht - Analysis performed outside the method or client-specified holding time requirement.

ip - Recovery fell outside of normal control limits. Compounds in the sample matrix interfered with the quantitation of the analyte.

j – The result is below normal reporting limits. The value reported is an estimate.

J - The internal standard associated with the analyte is out of control limits. The reported concentration is an estimate.

jl - The analyte result in the laboratory control sample is out of control limits. The reported concentration should be considered an estimate.

jr - The rpd result in laboratory control sample associated with the analyte is out of control limits. The reported concentration should be considered an estimate.

js - The surrogate associated with the analyte is out of control limits. The reported concentration should be considered an estimate.

lc - The presence of the compound indicated is likely due to laboratory contamination.

L - The reported concentration was generated from a library search.

nm - The analyte was not detected in one or more of the duplicate analyses. Therefore, calculation of the RPD is not applicable.

pc – The sample was received in a container not approved by the method. The value reported should be considered an estimate.

pr – The sample was received with incorrect preservation. The value reported should be considered an estimate.

ve - Estimated concentration calculated for an analyte response above the valid instrument calibration range. A dilution is required to obtain an accurate quantification of the analyte.

vo - The value reported fell outside the control limits established for this analyte.

x - The sample chromatographic pattern does not resemble the fuel standard used for quantitation.

1311 N. 35th St.
Seattle, WA 98103
T: (206) 352-3790
F: (206) 352-7178
info@fremontanalytical.com

Friedman & Bruya
Michael Erdahl
3012 16th Ave. W.
Seattle, Washington 98119

RE: 112077
Lab ID: 1112035

December 09, 2011

Attention Michael Erdahl:

Fremont Analytical, Inc. received 1 sample(s) on 12/7/2011 for the analyses presented in the following report.

Dissolved Gases by RSK-175

This report consists of the following:

- Case Narrative
- Analytical Results
- Applicable Quality Control Summary Reports
- Chain of Custody

All analyses were performed consistent with the Quality Assurance program of Fremont Analytical, Inc. Please contact the laboratory if you should have any questions about the results.

Thank you for using Fremont Analytical.

Sincerely,

Michael Dee
Sr. Chemist / Principal

Date: *12/09/2011*

CLIENT: Friedman & Bruya
Project: 112077
Lab Order: 1112035

Work Order Sample Summary

Lab Sample ID	Client Sample ID	Date/Time Collected	Date/Time Received
1112035-001	01MW07-20111206	12/06/2011 11:11 AM	12/07/2011 10:30 AM

Note: If no "Time Collected" is supplied, a default of 12:00AM is assigned

Case Narrative

WO#: **1112035**
Date: **12/9/2011**

CLIENT: Friedman & Bruya
Project: 112077

I. SAMPLE RECEIPT:
All samples were received intact.

II. GENERAL REPORTING COMMENTS:
Results are reported on a wet weight basis unless dry-weight correction is denoted in the units field on the analytical report ("mg/kg-dry" or "ug/kg-dry").

The validity of the analytical procedures for which data is reported in this analytical report is determined by the Laboratory Control Sample (LCS) and the Method Blank (MB). The LCS and the MB are processed with the samples to ensure method criteria are achieved throughout the entire analytical process.

III. ANALYSES AND EXCEPTIONS:
Exceptions associated with this report will be footnoted in the analytical results page(s) or the quality control summary page(s) and/or noted below.

Analytical Report

WO#: **1112035**
Date Reported: **12/9/2011**

Client: Friedman & Bruya
Collection Date: 12/6/2011 11:11:00 AM
Project: 112077
Lab ID: 1112035-001
Matrix: Water
Client Sample ID: 01MW07-20111206

Analyses	Result	RL	Qual	Units	DF	Date Analyzed
Dissolved Gases by RSK-175				Batch ID: R2692		Analyst: PH
Methane	0.112	0.00500		mg/L	1	12/8/2011 3:37:00 PM
Ethene	ND	0.00500		mg/L	1	12/8/2011 3:37:00 PM
Ethane	ND	0.00500		mg/L	1	12/8/2011 3:37:00 PM

Qualifiers:

B	Analyte detected in the associated Method Blank	D	Dilution was required
E	Value above quantitation range	H	Holding times for preparation or analysis exceeded
J	Analyte detected below quantitation limits	ND	Not detected at the Reporting Limit
RL	Reporting Limit	S	Spike recovery outside accepted recovery limits

Fremont Analytical

Date: *12/9/2011*

Work Order: 1112035
CLIENT: Friedman & Bruya
Project: 112077

QC SUMMARY REPORT

Dissolved Gases by RSK-175

Sample ID: **MB-R2692**	SampType: **MBLK**	Units: **mg/L**	Prep Date: **12/8/2011**	RunNo: **2692**
Client ID: **MBLKW**	Batch ID: **R2692**		Analysis Date: **12/8/2011**	SeqNo: **47706**

Analyte	Result	RL	SPK value	SPK Ref Val	%REC	LowLimit	HighLimit	RPD Ref Val	%RPD	RPDLimit	Qual
Methane	ND	0.00500									
Ethene	ND	0.00500									
Ethane	ND	0.00500									

Sample ID: **LCS-R2692**	SampType: **LCS**	Units: **mg/L**	Prep Date: **12/8/2011**	RunNo: **2692**
Client ID: **LCSW**	Batch ID: **R2692**		Analysis Date: **12/8/2011**	SeqNo: **47708**

Analyte	Result	RL	SPK value	SPK Ref Val	%REC	LowLimit	HighLimit	RPD Ref Val	%RPD	RPDLimit	Qual
Methane	0.484	0.00500	0.5000	0	96.8	80	120				
Ethene	0.488	0.00500	0.5000	0	97.6	80	120				
Ethane	0.504	0.00500	0.5000	0	101	80	120				

Sample ID: **1112035-001ADUP**	SampType: **DUP**	Units: **mg/L**	Prep Date: **12/8/2011**	RunNo: **2692**
Client ID: **01MW07-20111206**	Batch ID: **R2692**		Analysis Date: **12/8/2011**	SeqNo: **47729**

Analyte	Result	RL	SPK value	SPK Ref Val	%REC	LowLimit	HighLimit	RPD Ref Val	%RPD	RPDLimit	Qual
Methane	0.115	0.00500						0.1119	2.39	30	
Ethene	ND	0.00500						0	0	30	
Ethane	ND	0.00500						0	0	30	

Qualifiers:

B	Analyte detected in the associated Method Blank	D	Dilution was required	E	Value above quantitation range
H	Holding times for preparation or analysis exceeded	J	Analyte detected below quantitation limits	ND	Not detected at the Reporting Limit
R	RPD outside accepted recovery limits	RL	Reporting Limit	S	Spike recovery outside accepted recovery limits

1112035

SAMPLE CHAIN OF CUSTODY SUBCONTRACT SAMPLE CHAIN OF CUSTODY

Page # 1 of 1

Send Report To Michael Erdahl

Company Friedman and Bruya, Inc.

Address 3012 16th Ave W

City, State, ZIP Seattle, WA 98119

Phone # (206) 285-8282 Fax # (206) 283-5044

SUBCONTRACTER Fremont

PROJECT NAME/NO. 112077

PO # B-422

REMARKS

Please Email Results
merdahl@friedmanandbruya.com

TURNAROUND TIME
☒ Standard (2 Weeks)
☐ RUSH
Rush charges authorized by:

SAMPLE DISPOSAL
☒ Dispose after 30 days
☐ Return samples
☐ Will call with instructions

						ANALYSES REQUESTED										
Sample ID	Lab ID	Date Sampled	Time Sampled	Matrix	# of jars	Oil and Grease	EPH	VPH	Nitrate	Sulfate	Alkalinity	Dissolved Gases				Notes
01MW07-20111206		12/6/11	1111	water	2							X				

Friedman & Bruya, Inc.
3012 16th Avenue West
Seattle, WA 98119-2029
Ph. (206) 285-8282
Fax (206) 283-5044

	SIGNATURE	PRINT NAME	COMPANY	DATE	TIME
Relinquished by:		Michael Erdahl	Friedman & Bruya	12/7/11	0930
Received by:				12/7/11	1050
Relinquished by:					
Received by:					

AQUATIC RESEARCH INCORPORATED

LABORATORY & CONSULTING SERVICES

3927 AURORA AVENUE NORTH, SEATTLE, WA 98103

PHONE: (206) 632-2715 FAX: (206) 632-2417

CASE FILE NUMBER:	**FBI008-90**		**PAGE 1**
REPORT DATE:	**12/20/11**		
DATE SAMPLED:	**12/06/11**	**DATE RECEIVED:**	**12/07/11**

FINAL REPORT, LABORATORY ANALYSIS OF SELECTED PARAMETERS ON WATER SAMPLES FROM FRIEDMAN & BRUYA, INC. / PROJECT NO. 112077

CASE NARRATIVE

One water sample was received by the laboratory in good condition and analyzed according to the chain of custody. No difficulties were encountered in the preparation or analysis of this sample. Sample data follows while QA/QC data is contained on subsequent pages.

SAMPLE DATA

SAMPLE ID	ALKALINITY (mgCaCO3/l)	SULFATE (mg/L)	SULFIDE (mg/L)	TOTAL-P (mg/L)	TKN (mg/L)
01MW07-20111206	526	38.2	0.30	0.086	0.946

SAMPLE ID	TOTAL IRON (mg/L)	NITRATE (mg/L)	NITRITE (mg/L)	HARDNESS (mgCaCO3/l)
01MW07-20111206	5.97	0.026	0.005	436

AQUATIC RESEARCH INCORPORATED

LABORATORY & CONSULTING SERVICES

3927 AURORA AVENUE NORTH, SEATTLE, WA 98103

PHONE: (206) 632-2715 FAX: (206) 632-2417

CASE FILE NUMBER: FBI008-90 **PAGE 2**

REPORT DATE: 12/20/11

DATE SAMPLED: 12/06/11 **DATE RECEIVED:** 12/07/11

FINAL REPORT, LABORATORY ANALYSIS OF SELECTED PARAMETERS ON WATER SAMPLES FROM FRIEDMAN & BRUYA, INC. / PROJECT NO. 112077

QA/QC DATA

QC PARAMETER	ALKALINITY (mgCaCO3/l)	SULFATE (mg/L)	SULFIDE (mg/L)	TOTAL-P (mg/L)	TKN (mg/L)
METHOD	SM18 2320B	SM184500SO4E	EPA 376.1	EPA 365.1	EPA 351.1
DATE ANALYZED	12/14/11	12/13/11	12/12/11	12/14/11	12/14/11
DETECTION LIMIT	1.00	1.00	0.05	0.002	0.200
DUPLICATE					
SAMPLE ID	BATCH	01MW07-20111206	BATCH	BATCH	BATCH
ORIGINAL	43.0	38.2	0.16	0.008	1.85
DUPLICATE	42.7	38.3	0.16	0.007	2.10
RPD	0.70%	0.32%	0.00%	10.81%	12.36%
SPIKE SAMPLE					
SAMPLE ID		01MW07-20111206		BATCH	BATCH
ORIGINAL		38.2		0.008	1.85
SPIKED SAMPLE		48.4		0.060	3.82
SPIKE ADDED		10.0		0.050	2.00
% RECOVERY	NA	101.75%	NA	103.79%	98.52%
QC CHECK					
FOUND	98.1	10.0		0.089	5.64
TRUE	100	10.0		0.090	5.79
% RECOVERY	98.10%	100.24%	NA	98.72%	97.46%
BLANK	NA	<1.00	<0.05	<0.002	<0.200

RPD = RELATIVE PERCENT DIFFERENCE.
NA = NOT APPLICABLE OR NOT AVAILABLE.
NC = NOT CALCULABLE DUE TO ONE OR MORE VALUES BEING BELOW THE DETECTION LIMIT.
OR = RECOVERY NOT CALCULABLE DUE TO SPIKE SAMPLE OUT OF RANGE OR SPIKE TOO LOW RELATIVE TO SAMPLE CONCENTRATION.

AQUATIC RESEARCH INCORPORATED

LABORATORY & CONSULTING SERVICES

3927 AURORA AVENUE NORTH, SEATTLE, WA 98103

PHONE: (206) 632-2715 FAX: (206) 632-2417

CASE FILE NUMBER:	**FBI008-90**		**PAGE 3**
REPORT DATE:	**12/20/11**		
DATE SAMPLED:	**12/06/11**	**DATE RECEIVED:**	**12/07/11**

FINAL REPORT, LABORATORY ANALYSIS OF SELECTED PARAMETERS ON WATER SAMPLES FROM FRIEDMAN & BRUYA, INC. / PROJECT NO. 112077

QA/QC DATA

QC PARAMETER	TOTAL IRON (mg/L)	NITRATE (mg/L)	NITRITE (mg/L)	HARDNESS (mgCaCO3/l)
METHOD	EPA 200.7	SM184500N03F	EPA 353.2	SM 2340C
DATE ANALYZED	12/09/11	12/07/11	12/07/11	12/19/11
DETECTION LIMIT	0.020	0.010	0.002	2.00
DUPLICATE				
SAMPLE ID	BATCH	BATCH	BATCH	BATCH
ORIGINAL	0.645	0.395	0.016	848
DUPLICATE	0.664	0.396	0.014	840
RPD	2.89%	0.05%	13.33%	0.93%
SPIKE SAMPLE				
SAMPLE ID	BATCH	BATCH	BATCH	BATCH
ORIGINAL	0.645	0.395	0.016	
SPIKED SAMPLE	1.46	0.587	0.054	
SPIKE ADDED	1.00	0.200	0.040	
% RECOVERY	81.59%	95.95%	95.00%	OR
QC CHECK				
FOUND	10.2	0.414	0.040	39.1
TRUE	10.0	0.408	0.040	40.0
% RECOVERY	101.96%	101.47%	100.00%	97.72%
BLANK	<0.020	<0.010	<0.002	<2.00

RPD = RELATIVE PERCENT DIFFERENCE.
NA = NOT APPLICABLE OR NOT AVAILABLE.
NC = NOT CALCULABLE DUE TO ONE OR MORE VALUES BEING BELOW THE DETECTION LIMIT.
OR = RECOVERY NOT CALCULABLE DUE TO SPIKE SAMPLE OUT OF RANGE OR SPIKE TOO LOW RELATIVE TO SAMPLE CONCENTRATION.

SUBMITTED BY:

Damien Gadomski
Project Manager

FB1008.90

SAMPLE CHAIN OF CUSTODY

Send Report To Michael Erdahl

Company Friedman and Bruya, Inc.

Address 3012 16th Ave W

City, State, ZIP Seattle, WA 98119

Phone # (206) 285-8282 Fax # (206) 283-5044

SUBCONTRACTER Ag. Research

PROJECT NAME/NO. 112077

PO # B-449

REMARKS

Please Email Results
merdahl@friedmanandbruya.com

Page # 1 of 1

TURNAROUND TIME
☒ Standard (2 Weeks)
☐ RUSH
Rush charges authorized by:

SAMPLE DISPOSAL
☒ Dispose after 30 days
☐ Return samples
☐ Will call with instructions

Sample ID	Lab ID	Date Sampled	Time Sampled	Matrix	# of jars	ANALYSES REQUESTED: Total Fe Oil and Grease	Hardness EPH	Tot. Phosphorus VPH	Nitrate/ Nitrate	Sulfate	Alkalinity	TKN	Sulfide			Notes
01MW07-20111206		12/6/11	1111	water	5	x	x	x	x	x	x	x	x			

SIGNATURE	PRINT NAME	COMPANY	DATE	TIME
Relinquished by:	Michael Erdahl	Friedman & Bruya	12/7/11	0930
Received by:	S. Hillesdon	ARI	12/7/11	1030
Relinquished by:				
Received by:				

Friedman & Bruya, Inc.
3012 16th Avenue West
Seattle, WA 98119-2029
Ph. (206) 285-8282
Fax (206) 283-5044

112077

SAMPLE CHAIN OF CUSTODY

ME 12/06/11

V3/AI3/C05

Page # 1 of 1

Send Report To Tim Brown, cc: Jessica Brown, Jennifer Cyr, Pete Kingston, Audrey Hackett

Company SoundEarth Strategies

Address 2811 Fairview Ave E, Suite 2000

City, State, ZIP Seattle, WA 98102

SAMPLERS (signature) Will Camarda

PROJECT NAME/NO.: TOC Holdings Co. Facility No. 01-600 Seattle Terminal – ASKO Property

PO #: 0440-004-24

REMARKS: EIM Y

TURNAROUND TIME
- [x] Standard (2 Weeks)
- [ ] RUSH
- Rush charges authorized by:

SAMPLE DISPOSAL
- [x] Dispose after 30 days
- [ ] Return samples
- [ ] Will call with instructions

Sample ID	Sample Location	Sample Depth	Lab ID	Date Sampled	Time Sampled	Matrix	# of jars	GRPH by NWTPH-Gx	BTEX by EPA 8021B	DRPH/ORPH by NWTPH-Dx	cVOCs by EPA 8260C	Sulfate, nitrate nitrite	Total phosphorus alkalinity	TKN, Sulfide	Total Fe Hardness	Methane, ethane ethene	Notes
MW02-20111206	MW02		01 A-F	12/06/11	0906	H_2O	6	X	X	X	X						
MW06-20111206	MW06		02 AF	12/06/11	0956	H_2O	6	X	X	X	X						
01 MW07-20111206	01 MW07		03 A-L	12/06/11	1111	H_2O	13	X	X	X	X	X	X	X	X	X	
01 MW5Z-20111206	01 MW5Z		04 AF	12/06/11	1228	H_2O	6	X	X	X	X						
01 MW46-20111206	01 MW46		05 AF	12/06/11	1424	H_2O	6	X	X	X	X						
01 MW36-20111206	01 MW36		06 AF	12/06/11	1549	H_2O	6	X	X	X	~~X~~						NO CVOC'S RUN
								WC									

Samples received at 4 °C

Per JB 12/22/11 MK

Friedman & Bruya, Inc.
3012 16th Avenue West
Seattle, WA 98119-2029
Ph. (206) 285-8282
Fax (206) 283-5044

	SIGNATURE	PRINT NAME	COMPANY	DATE	TIME
Relinquished by:	Will Camarda	Will Camarda	SES	12/06/11	1700
Received by:		Matt Laytha	F&B Inc	12/6/11	1700
Relinquished by:					
Received by:					

FRIEDMAN & BRUYA, INC.

ENVIRONMENTAL CHEMISTS

James E. Bruya, Ph.D.
Yelena Aravkina, M.S.
Bradley T. Benson, B.S.
Kurt Johnson, B.S.

3012 16th Avenue West
Seattle, WA 98119-2029
TEL: (206) 285-8282
e-mail: fbi@isomedia.com

December 16, 2011

Tim Brown, Project Manager
SoundEarth Strategies
2811 Fairview Ave. East, Suite 2000
Seattle, WA 98102

Dear Mr. Brown:

Included are the results from the testing of material submitted on December 7, 2011 from the TOC_01-600_20111207 WORFDB5, F&BI 112105 project. There are 15 pages included in this report. Any samples that may remain are currently scheduled for disposal in 30 days. If you would like us to return your samples or arrange for long term storage at our offices, please contact us as soon as possible.

We appreciate this opportunity to be of service to you and hope you will call if you should have any questions.

Sincerely,

FRIEDMAN & BRUYA, INC.



Michael Erdahl
Project Manager

Enclosures
c: Mark Chandler, Jessica Brown, Audrey Hackett, Pete Kingston, Jennifer Cyr
SOU1216R.DOC

CASE NARRATIVE

This case narrative encompasses samples received on December 7, 2011 by Friedman & Bruya, Inc. from the SoundEarth Strategies TOC_01-600_20111207 WORFDB5, F&BI 112105 project. Samples were logged in under the laboratory ID's listed below.

Laboratory ID	SoundEarth Strategies
112105-01	MW03-20111207
112105-02	MW05-20111207
112105-03	MW04-20111207
112105-04	FD03-20111207

All quality control requirements were acceptable.

Date of Report: 12/16/11
Date Received: 12/07/11
Project: TOC_01-600_20111207 WORFDB5, F&BI 112105
Date Extracted: 12/08/11
Date Analyzed: 12/08/11

RESULTS FROM THE ANALYSIS OF WATER SAMPLES FOR BENZENE, TOLUENE, ETHYLBENZENE, XYLENES AND TPH AS GASOLINE USING EPA METHOD 8021B AND NWTPH-Gx

Results Reported as ug/L (ppb)

Sample ID Laboratory ID	Benzene	Toluene	Ethyl Benzene	Total Xylenes	Gasoline Range	Surrogate (% Recovery) (Limit 52-124)
MW03-20111207 112105-01	3.2	3.6	2.0	28	840	95
MW05-20111207 112105-02	1.6	<1	<1	<3	120 x	100
MW04-20111207 112105-03	1.0	<1	<1	<3	150 x	99
FD03-20111207 112105-04	1.1	1.1	<1	<3	140 x	99
Method Blank 01-2185 MB	<1	<1	<1	<3	<100	97

Date of Report: 12/16/11
Date Received: 12/07/11
Project: TOC_01-600_20111207 WORFDB5, F&BI 112105
Date Extracted: 12/08/11
Date Analyzed: 12/09/11 and 12/10/11

RESULTS FROM THE ANALYSIS OF WATER SAMPLES FOR TOTAL PETROLEUM HYDROCARBONS AS DIESEL AND MOTOR OIL USING METHOD NWTPH-Dx

Results Reported as ug/L (ppb)

Sample ID Laboratory ID	Diesel Range (C_{10}-C_{25})	Motor Oil Range (C_{25}-C_{36})	Surrogate (% Recovery) (Limit 50-150)
MW03-20111207 112105-01	1,000 x	<250	81
MW05-20111207 112105-02	130 x	<250	88
MW04-20111207 112105-03	81 x	<250	86
FD03-20111207 112105-04	170 x	<250	88
Method Blank 01-2187 MB	<50	<250	85

Analysis For Volatile Compounds By EPA Method 8260C

Client Sample ID:	MW03-20111207	Client:	SoundEarth Strategies
Date Received:	12/07/11	Project:	TOC_01-600_20111207 WORFDB5
Date Extracted:	12/13/11	Lab ID:	112105-01
Date Analyzed:	12/14/11	Data File:	121323.D
Matrix:	Water	Instrument:	GCMS4
Units:	ug/L (ppb)	Operator:	JS

Surrogates:	% Recovery:	Lower Limit:	Upper Limit:
1,2-Dichloroethane-d4	100	57	121
Toluene-d8	100	63	127
4-Bromofluorobenzene	102	60	133

Compounds:	Concentration ug/L (ppb)
Vinyl chloride	0.28
Chloroethane	<1
1,1-Dichloroethene	<1
Methylene chloride	<5
trans-1,2-Dichloroethene	<1
1,1-Dichloroethane	<1
cis-1,2-Dichloroethene	11
1,2-Dichloroethane (EDC)	<1
1,1,1-Trichloroethane	<1
Trichloroethene	<1
Tetrachloroethene	<1

Analysis For Volatile Compounds By EPA Method 8260C

Client Sample ID:	MW05-20111207	Client:	SoundEarth Strategies
Date Received:	12/07/11	Project:	TOC_01-600_20111207 WORFDB5
Date Extracted:	12/13/11	Lab ID:	112105-02
Date Analyzed:	12/14/11	Data File:	121324.D
Matrix:	Water	Instrument:	GCMS4
Units:	ug/L (ppb)	Operator:	JS

Surrogates:	% Recovery:	Lower Limit:	Upper Limit:
1,2-Dichloroethane-d4	98	57	121
Toluene-d8	99	63	127
4-Bromofluorobenzene	102	60	133

Compounds:	Concentration ug/L (ppb)
Vinyl chloride	1.2
Chloroethane	<1
1,1-Dichloroethene	<1
Methylene chloride	<5
trans-1,2-Dichloroethene	<1
1,1-Dichloroethane	<1
cis-1,2-Dichloroethene	21
1,2-Dichloroethane (EDC)	<1
1,1,1-Trichloroethane	<1
Trichloroethene	270 ve
Tetrachloroethene	<1

Analysis For Volatile Compounds By EPA Method 8260C

Client Sample ID:	MW05-20111207	Client:	SoundEarth Strategies
Date Received:	12/07/11	Project:	TOC_01-600_20111207 WORFDB5
Date Extracted:	12/13/11	Lab ID:	112105-02 1/10
Date Analyzed:	12/14/11	Data File:	121336.D
Matrix:	Water	Instrument:	GCMS4
Units:	ug/L (ppb)	Operator:	JS

Surrogates:	% Recovery:	Lower Limit:	Upper Limit:
1,2-Dichloroethane-d4	98	57	121
Toluene-d8	99	63	127
4-Bromofluorobenzene	100	60	133

Compounds:	Concentration ug/L (ppb)
Vinyl chloride	<2
Chloroethane	<10
1,1-Dichloroethene	<10
Methylene chloride	<50
trans-1,2-Dichloroethene	<10
1,1-Dichloroethane	<10
cis-1,2-Dichloroethene	24
1,2-Dichloroethane (EDC)	<10
1,1,1-Trichloroethane	<10
Trichloroethene	340
Tetrachloroethene	<10

Analysis For Volatile Compounds By EPA Method 8260C

Client Sample ID:	MW04-20111207	Client:	SoundEarth Strategies
Date Received:	12/07/11	Project:	TOC_01-600_20111207 WORFDB5
Date Extracted:	12/13/11	Lab ID:	112105-03
Date Analyzed:	12/14/11	Data File:	121338.D
Matrix:	Water	Instrument:	GCMS4
Units:	ug/L (ppb)	Operator:	JS

Surrogates:	% Recovery:	Lower Limit:	Upper Limit:
1,2-Dichloroethane-d4	100	57	121
Toluene-d8	99	63	127
4-Bromofluorobenzene	100	60	133

Compounds:	Concentration ug/L (ppb)
Vinyl chloride	1.4
Chloroethane	<1
1,1-Dichloroethene	<1
Methylene chloride	<5
trans-1,2-Dichloroethene	<1
1,1-Dichloroethane	<1
cis-1,2-Dichloroethene	9.3
1,2-Dichloroethane (EDC)	<1
1,1,1-Trichloroethane	<1
Trichloroethene	310 ve
Tetrachloroethene	<1

Analysis For Volatile Compounds By EPA Method 8260C

Client Sample ID:	MW04-20111207	Client:	SoundEarth Strategies
Date Received:	12/07/11	Project:	TOC_01-600_20111207 WORFDB5
Date Extracted:	12/13/11	Lab ID:	112105-03 1/10
Date Analyzed:	12/13/11	Data File:	121319.D
Matrix:	Water	Instrument:	GCMS4
Units:	ug/L (ppb)	Operator:	JS

Surrogates:	% Recovery:	Lower Limit:	Upper Limit:
1,2-Dichloroethane-d4	99	57	121
Toluene-d8	100	63	127
4-Bromofluorobenzene	104	60	133

Compounds:	Concentration ug/L (ppb)
Vinyl chloride	<2
Chloroethane	<10
1,1-Dichloroethene	<10
Methylene chloride	<50
trans-1,2-Dichloroethene	<10
1,1-Dichloroethane	<10
cis-1,2-Dichloroethene	<10
1,2-Dichloroethane (EDC)	<10
1,1,1-Trichloroethane	<10
Trichloroethene	330
Tetrachloroethene	<10

Analysis For Volatile Compounds By EPA Method 8260C

Client Sample ID:	FD03-20111207	Client:	SoundEarth Strategies
Date Received:	12/07/11	Project:	TOC_01-600_20111207 WORFDB5
Date Extracted:	12/13/11	Lab ID:	112105-04
Date Analyzed:	12/14/11	Data File:	121337.D
Matrix:	Water	Instrument:	GCMS4
Units:	ug/L (ppb)	Operator:	JS

Surrogates:	% Recovery:	Lower Limit:	Upper Limit:
1,2-Dichloroethane-d4	99	57	121
Toluene-d8	99	63	127
4-Bromofluorobenzene	101	60	133

Compounds:	Concentration ug/L (ppb)
Vinyl chloride	1.3
Chloroethane	<1
1,1-Dichloroethene	<1
Methylene chloride	<5
trans-1,2-Dichloroethene	<1
1,1-Dichloroethane	<1
cis-1,2-Dichloroethene	9.8
1,2-Dichloroethane (EDC)	<1
1,1,1-Trichloroethane	<1
Trichloroethene	280 ve
Tetrachloroethene	<1

Analysis For Volatile Compounds By EPA Method 8260C

Client Sample ID:	FD03-20111207	Client:	SoundEarth Strategies
Date Received:	12/07/11	Project:	TOC_01-600_20111207 WORFDB5
Date Extracted:	12/13/11	Lab ID:	112105-04 1/10
Date Analyzed:	12/13/11	Data File:	121320.D
Matrix:	Water	Instrument:	GCMS4
Units:	ug/L (ppb)	Operator:	JS

Surrogates:	% Recovery:	Lower Limit:	Upper Limit:
1,2-Dichloroethane-d4	100	57	121
Toluene-d8	100	63	127
4-Bromofluorobenzene	105	60	133

Compounds:	Concentration ug/L (ppb)
Vinyl chloride	<2
Chloroethane	<10
1,1-Dichloroethene	<10
Methylene chloride	<50
trans-1,2-Dichloroethene	<10
1,1-Dichloroethane	<10
cis-1,2-Dichloroethene	<10
1,2-Dichloroethane (EDC)	<10
1,1,1-Trichloroethane	<10
Trichloroethene	310
Tetrachloroethene	<10

Analysis For Volatile Compounds By EPA Method 8260C

Client Sample ID:	Method Blank	Client:	SoundEarth Strategies
Date Received:	NA	Project:	TOC_01-600_20111207 WORFDB5
Date Extracted:	12/13/11	Lab ID:	01-2169 mb
Date Analyzed:	12/13/11	Data File:	121308.D
Matrix:	Water	Instrument:	GCMS4
Units:	ug/L (ppb)	Operator:	JS

Surrogates:	% Recovery:	Lower Limit:	Upper Limit:
1,2-Dichloroethane-d4	101	57	121
Toluene-d8	100	63	127
4-Bromofluorobenzene	103	60	133

Compounds:	Concentration ug/L (ppb)
Vinyl chloride	<0.2
Chloroethane	<1
1,1-Dichloroethene	<1
Methylene chloride	<5
trans-1,2-Dichloroethene	<1
1,1-Dichloroethane	<1
cis-1,2-Dichloroethene	<1
1,2-Dichloroethane (EDC)	<1
1,1,1-Trichloroethane	<1
Trichloroethene	<1
Tetrachloroethene	<1

Date of Report: 12/16/11
Date Received: 12/07/11
Project: TOC_01-600_20111207 WORFDB5, F&BI 112105

QUALITY ASSURANCE RESULTS FOR THE ANALYSIS OF WATER SAMPLES FOR BENZENE, TOLUENE, ETHYLBENZENE, XYLENES, AND TPH AS GASOLINE USING EPA METHOD 8021B AND NWTPH-Gx

Laboratory Code: 112074-02 (Duplicate)

Analyte	Reporting Units	Sample Result	Duplicate Result	Relative Percent Difference (Limit 20)
Benzene	ug/L (ppb)	<1	<1	nm
Toluene	ug/L (ppb)	<1	<1	nm
Ethylbenzene	ug/L (ppb)	<1	<1	nm
Xylenes	ug/L (ppb)	<3	<3	nm
Gasoline	ug/L (ppb)	<100	<100	nm

Laboratory Code: Laboratory Control Sample

Analyte	Reporting Units	Spike Level	Percent Recovery LCS	Acceptance Criteria
Benzene	ug/L (ppb)	50	95	65-118
Toluene	ug/L (ppb)	50	96	72-122
Ethylbenzene	ug/L (ppb)	50	97	73-126
Xylenes	ug/L (ppb)	150	93	74-118
Gasoline	ug/L (ppb)	1,000	76	69-134

Date of Report: 12/16/11
Date Received: 12/07/11
Project: TOC_01-600_20111207 WORFDB5, F&BI 112105

QUALITY ASSURANCE RESULTS FOR THE ANALYSIS OF WATER SAMPLES FOR TOTAL PETROLEUM HYDROCARBONS AS DIESEL EXTENDED USING METHOD NWTPH-Dx

Laboratory Code: Laboratory Control Sample

Analyte	Reporting Units	Spike Level	Percent Recovery LCS	Percent Recovery LCSD	Acceptance Criteria	RPD (Limit 20)
Diesel Extended	ug/L (ppb)	2,500	85	89	63-142	5

Date of Report: 12/16/11
Date Received: 12/07/11
Project: TOC_01-600_20111207 WORFDB5, F&BI 112105

QUALITY ASSURANCE RESULTS FOR THE ANALYSIS OF WATER SAMPLES FOR VOLATILES BY EPA METHOD 8260C

Laboratory Code: 112105-01 (Matrix Spike)

Analyte	Reporting Units	Spike Level	Sample Result	Percent Recovery MS	Acceptance Criteria
Vinyl chloride	ug/L (ppb)	50	0.28	113	36-166
Chloroethane	ug/L (ppb)	50	<1	112	46-160
1,1-Dichloroethene	ug/L (ppb)	50	<1	105	60-136
Methylene chloride	ug/L (ppb)	50	<5	101	67-132
trans-1,2-Dichloroethene	ug/L (ppb)	50	<1	107	72-129
1,1-Dichloroethane	ug/L (ppb)	50	<1	114	70-128
cis-1,2-Dichloroethene	ug/L (ppb)	50	<1	113	71-127
1,2-Dichloroethane (EDC)	ug/L (ppb)	50	<1	111	69-133
1,1,1-Trichloroethane	ug/L (ppb)	50	<1	111	60-146
Trichloroethene	ug/L (ppb)	50	<1	104	66-135
Tetrachloroethene	ug/L (ppb)	50	<1	113	73-129

Laboratory Code: Laboratory Control Sample

Analyte	Reporting Units	Spike Level	Percent Recovery LCS	Percent Recovery LCSD	Acceptance Criteria	RPD (Limit 20)
Vinyl chloride	ug/L (ppb)	50	108	108	50-154	0
Chloroethane	ug/L (ppb)	50	108	112	58-146	4
1,1-Dichloroethene	ug/L (ppb)	50	105	99	67-136	6
Methylene chloride	ug/L (ppb)	50	95	89	39-148	7
trans-1,2-Dichloroethene	ug/L (ppb)	50	104	103	68-128	1
1,1-Dichloroethane	ug/L (ppb)	50	114	110	79-121	4
cis-1,2-Dichloroethene	ug/L (ppb)	50	109	108	80-123	1
1,2-Dichloroethane (EDC)	ug/L (ppb)	50	115	112	73-132	3
1,1,1-Trichloroethane	ug/L (ppb)	50	117	114	83-130	3
Trichloroethene	ug/L (ppb)	50	104	101	80-120	3
Tetrachloroethene	ug/L (ppb)	50	113	112	76-121	1

Data Qualifiers & Definitions

a - The analyte was detected at a level less than five times the reporting limit. The RPD results may not provide reliable information on the variability of the analysis.

A1 – More than one compound of similar molecule structure was identified with equal probability.

b - The analyte was spiked at a level that was less than five times that present in the sample. Matrix spike recoveries may not be meaningful.

ca - The calibration results for this range fell outside of acceptance criteria. The value reported is an estimate.

c - The presence of the analyte indicated may be due to carryover from previous sample injections.

d - The sample was diluted. Detection limits may be raised due to dilution.

ds - The sample was diluted. Detection limits are raised due to dilution and surrogate recoveries may not be meaningful.

dv - Insufficient sample was available to achieve normal reporting limits and limits are raised accordingly.

fb - Analyte present in the blank and the sample.

fc – The compound is a common laboratory and field contaminant.

hr - The sample and duplicate were reextracted and reanalyzed. RPD results were still outside of control limits. The variability is attributed to sample inhomogeneity.

ht - Analysis performed outside the method or client-specified holding time requirement.

ip - Recovery fell outside of normal control limits. Compounds in the sample matrix interfered with the quantitation of the analyte.

j – The result is below normal reporting limits. The value reported is an estimate.

J - The internal standard associated with the analyte is out of control limits. The reported concentration is an estimate.

jl - The analyte result in the laboratory control sample is out of control limits. The reported concentration should be considered an estimate.

jr - The rpd result in laboratory control sample associated with the analyte is out of control limits. The reported concentration should be considered an estimate.

js - The surrogate associated with the analyte is out of control limits. The reported concentration should be considered an estimate.

lc - The presence of the compound indicated is likely due to laboratory contamination.

L - The reported concentration was generated from a library search.

nm - The analyte was not detected in one or more of the duplicate analyses. Therefore, calculation of the RPD is not applicable.

pc – The sample was received in a container not approved by the method. The value reported should be considered an estimate.

pr – The sample was received with incorrect preservation. The value reported should be considered an estimate.

ve - Estimated concentration calculated for an analyte response above the valid instrument calibration range. A dilution is required to obtain an accurate quantification of the analyte.

vo - The value reported fell outside the control limits established for this analyte.

x - The sample chromatographic pattern does not resemble the fuel standard used for quantitation.

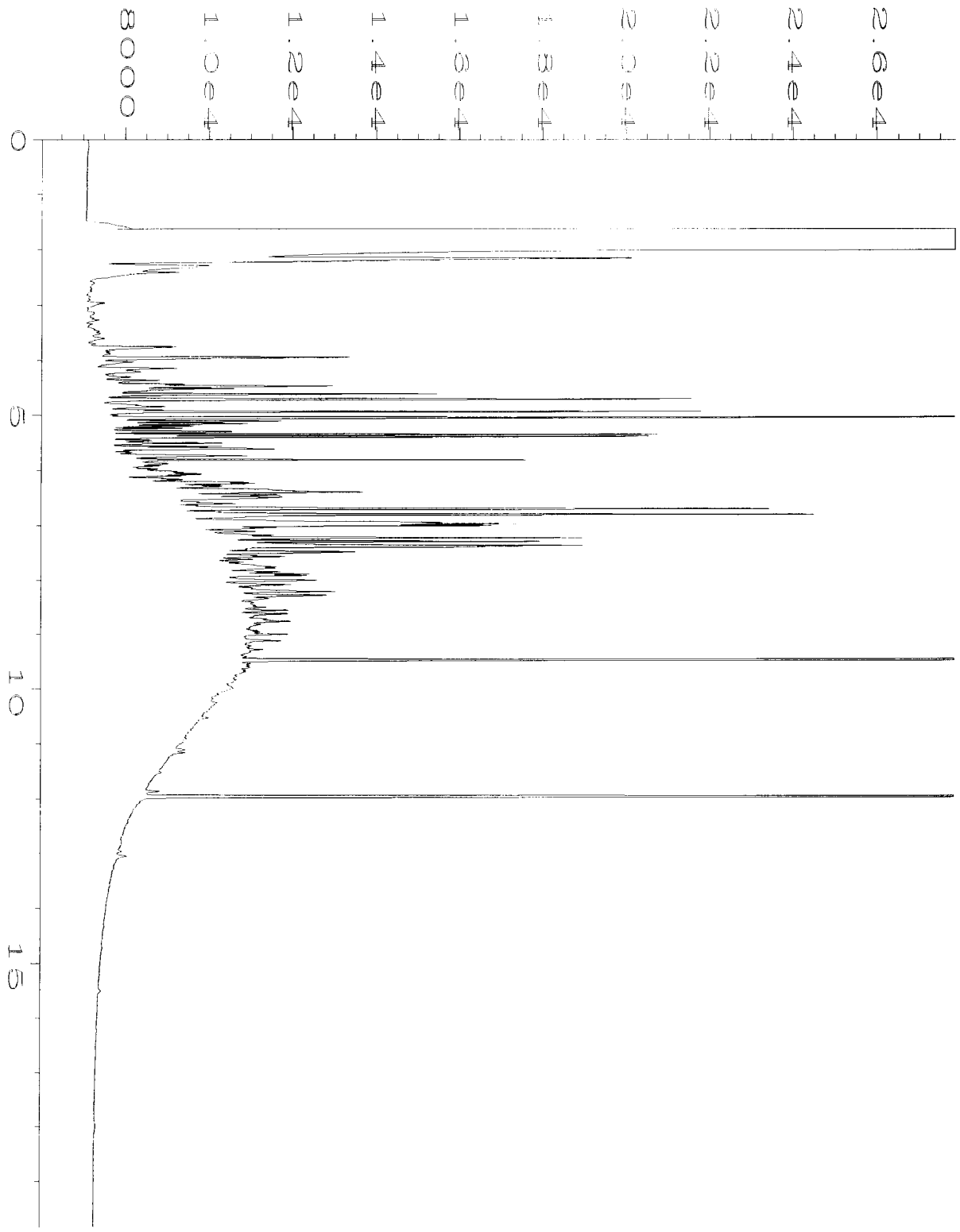

Data File Name : C:\HPCHEM\1\DATA\12-09-11\020F0601.D
Operator : ML
Instrument : GC1
Sample Name : 112105-01
Run Time Bar Code:
Acquired on : 09 Dec 11 11:35 PM
Report Created on: 12 Dec 11 10:12 AM

Page Number : 1
Vial Number : 20
Injection Number : 1
Sequence Line : 6
Instrument Method: TPHD.MTH
Analysis Method : TPHD.MTH

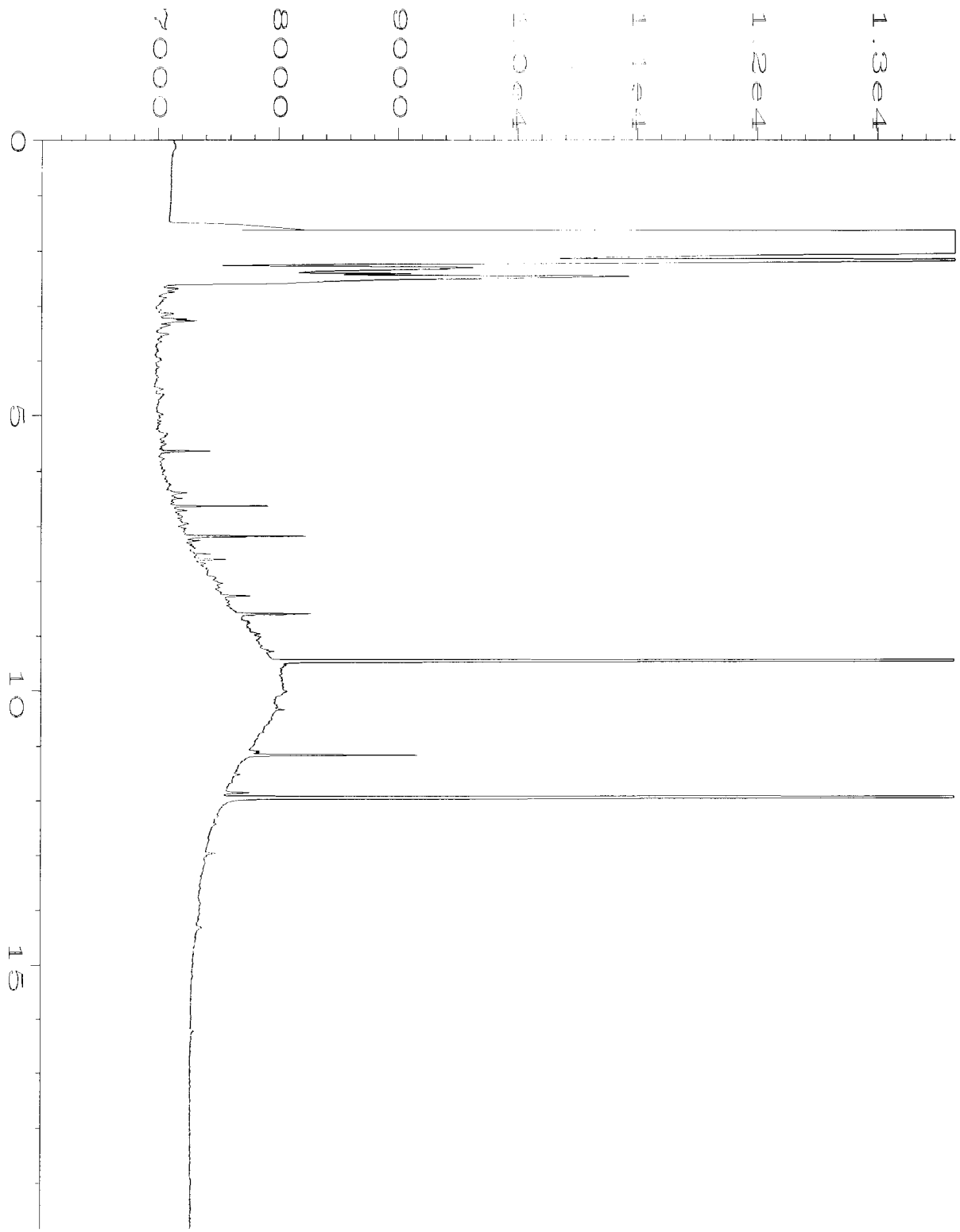

Data File Name	: C:\HPCHEM\1\DATA\12-09-11\021F0601.D		
Operator	: ML	Page Number	: 1
Instrument	: GC1	Vial Number	: 21
Sample Name	: 112105-02	Injection Number	: 1
Run Time Bar Code:		Sequence Line	: 6
Acquired on	: 10 Dec 11 00:02 AM	Instrument Method	: TPHD.MTH
Report Created on	: 12 Dec 11 10:13 AM	Analysis Method	: TPHD.MTH



Data File Name	: C:\HPCHEM\1\DATA\12-09-11\022F0601.D		
Operator	: ML	Page Number	: 1
Instrument	: GC1	Vial Number	: 22
Sample Name	: 112105-03	Injection Number	: 1
Run Time Bar Code:		Sequence Line	: 6
Acquired on	: 10 Dec 11 00:29 AM	Instrument Method	: TPHD.MTH
Report Created on	: 12 Dec 11 10:13 AM	Analysis Method	: TPHD.MTH



Data File Name	: C:\HPCHEM\1\DATA\12-09-11\023F0601.D		
Operator	: ML	Page Number	: 1
Instrument	: GC1	Vial Number	: 23
Sample Name	: 112105-04	Injection Number	: 1
Run Time Bar Code:		Sequence Line	: 6
Acquired on	: 10 Dec 11 00:56 AM	Instrument Method	: TPHD.MTH
Report Created on	: 12 Dec 11 10:13 AM	Analysis Method	: TPHD.MTH



Data File Name : C:\HPCHEM\1\DATA\12-09-11\006F0401.D
Operator : ML
Instrument : GC1
Sample Name : 01-2187 MB
Run Time Bar Code:
Acquired on : 09 Dec 11 04:23 PM
Report Created on: 12 Dec 11 10:11 AM

Page Number : 1
Vial Number : 6
Injection Number : 1
Sequence Line : 4
Instrument Method: TPHD.MTH
Analysis Method : TPHD.MTH

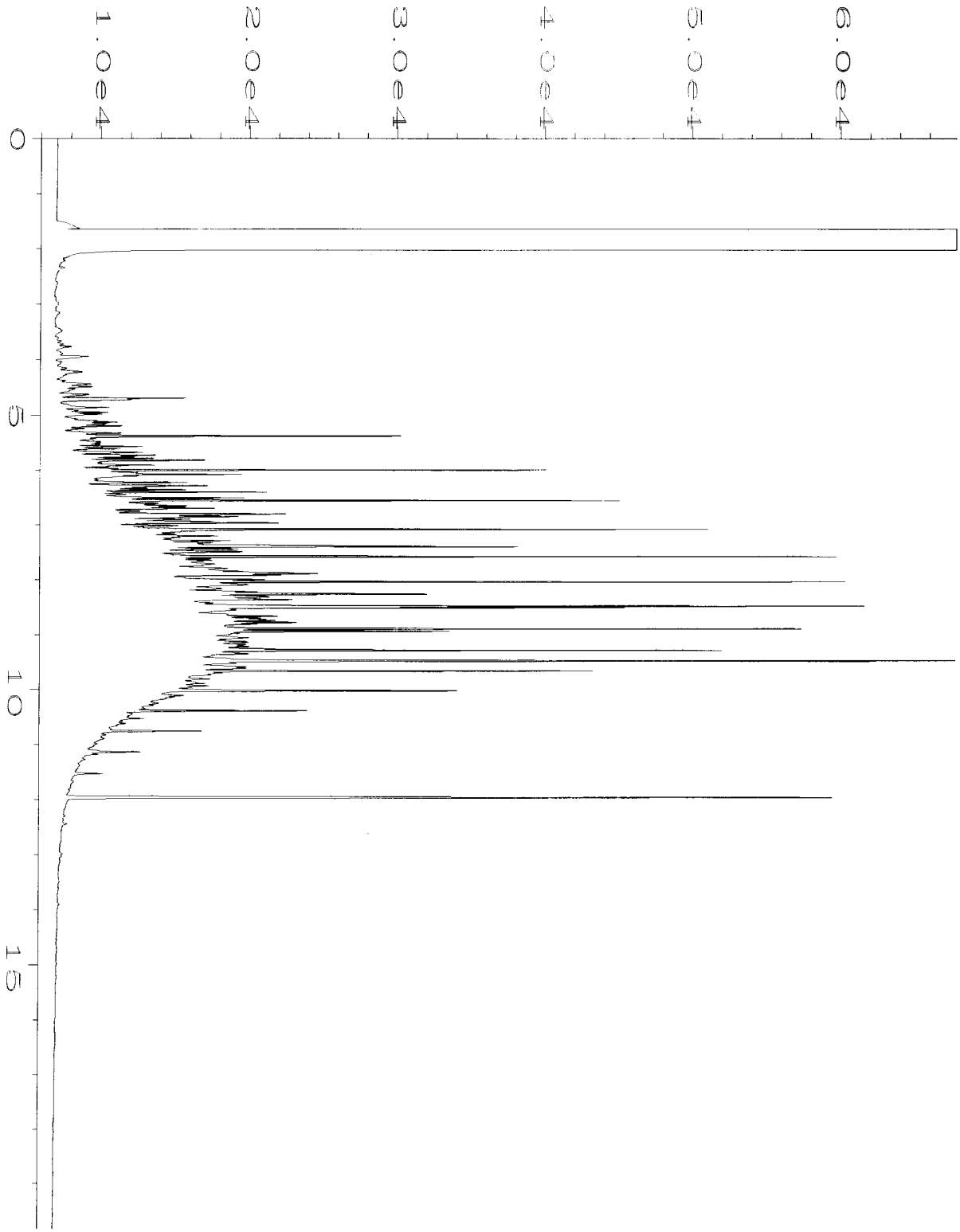

Data File Name	: C:\HPCHEM\1\DATA\12-09-11\003F0201.D		
Operator	: ML	Page Number	: 1
Instrument	: GC1	Vial Number	: 3
Sample Name	: 500 WADF 35-58C	Injection Number	: 1
Run Time Bar Code:		Sequence Line	: 2
Acquired on	: 09 Dec 11 09:35 AM	Instrument Method	: TPHD.MTH
Report Created on	: 12 Dec 11 10:11 AM	Analysis Method	: TPHD.MTH

112105

SAMPLE CHAIN OF CUSTODY

ME 12/07/11 V3/COC

Send Report To Tim Brown, cc: Jessica Brown, Jennifer Cyr, Pete Kingston, Audrey Hackett

Company SoundEarth Strategies

Address 2811 Fairview Ave E, Suite 2000

City, State, ZIP Seattle, WA 98102

SAMPLERS (signature)

PROJECT NAME/NO.: TOC Holdings Co. Facility No. 01-600 Seattle Terminal – ASKO Property

PO #: 0440-004-24

REMARKS

EIM Y

Page # 1 of 1

TURNAROUND TIME

☒ Standard (2 Weeks)
☐ RUSH
Rush charges authorized by:

SAMPLE DISPOSAL

⊗ Dispose after 30 days
☐ Return samples
☐ Will call with instructions

Sample ID	Sample Location	Sample Depth	Lab ID	Date Sampled	Time Sampled	Matrix	# of jars	GRPH by NWTPH-Gx	BTEX by EPA 8021B	DRPH/ORPH by NWTPH-Dx	cVOCs by EPA 8260C						Notes
MW03-20111207	MW03		01A-F	12/07/11	0951	H_2O	6	X	X	X	X						
MW05-20111207	MW05		02	12/07/11	1456	H_2O	6	X	X	X	X						
MW04-20111207	MW04		03	12/07/11	1550	H_2O	6	X	X	X	X						
FD03-20111207	FD03		04	12/07/11	1556	H_2O	6	X	X	X	X						

SIGNATURE	PRINT NAME	COMPANY	DATE	TIME
Relinquished by:	WILL CAMARDA	SES	12/07/11	1701
Received by:	matt Langston	F-B-Inc	12/7/11	1701
Relinquished by:				
Received by:				

Samples received at 3 °C

Friedman & Bruya, Inc.
3012 16th Avenue West
Seattle, WA 98119-2029
Ph. (206) 285-8282
Fax (206) 283-5044

FRIEDMAN & BRUYA, INC.

ENVIRONMENTAL CHEMISTS

James E. Bruya, Ph.D.
Yelena Aravkina, M.S.
Bradley T. Benson, B.S.
Kurt Johnson, B.S.

3012 16th Avenue West
Seattle, WA 98119-2029
TEL: (206) 285-8282
e-mail: fbi@isomedia.com

December 21, 2011

Tim Brown, Project Manager
SoundEarth Strategies
2811 Fairview Ave. East, Suite 2000
Seattle, WA 98102

Dear Mr. Brown:

Included are the results from the testing of material submitted on December 7, 2011 from the TOC_01-600_20111207 WORFDB5, F&BI 112107 project. There are 10 pages included in this report. Any samples that may remain are currently scheduled for disposal in 30 days. If you would like us to return your samples or arrange for long term storage at our offices, please contact us as soon as possible.

We appreciate this opportunity to be of service to you and hope you will call if you should have any questions.

Sincerely,

FRIEDMAN & BRUYA, INC.



Michael Erdahl
Project Manager

Enclosures
c: Mark Chandler, Jessica Brown, Audrey Hackett, Pete Kingston, Jennifer Cyr
SOU1221R.DOC

CASE NARRATIVE

This case narrative encompasses samples received on December 7, 2011 by Friedman & Bruya, Inc. from the SoundEarth Strategies TOC_01-600_20111207 WORFDB5, F&BI 112107 project. Samples were logged in under the laboratory ID's listed below.

Laboratory ID	SoundEarth Strategies
112107-01	01MW77-20111207
112107-02	01MW60-20111207

Sample 01MW60-20111207was sent to Aquatic Research for sulfate, nitrate, nitrite, phosphorus, alkalinity, total iron, hardness, TKN, and sulfide analyses. In addition, the sample was sent to Fremont Analytical for dissolved gasses analysis. The reports are enclosed.

All quality control requirements were acceptable.

Date of Report: 12/21/11
Date Received: 12/07/11
Project: TOC_01-600_20111207 WORFDB5, F&BI 112107
Date Extracted: 12/09/11
Date Analyzed: 12/09/11

RESULTS FROM THE ANALYSIS OF WATER SAMPLES FOR BENZENE, TOLUENE, ETHYLBENZENE, XYLENES AND TPH AS GASOLINE USING EPA METHOD 8021B AND NWTPH-Gx

Results Reported as ug/L (ppb)

Sample ID Laboratory ID	Benzene	Toluene	Ethyl Benzene	Total Xylenes	Gasoline Range	Surrogate (% Recovery) (Limit 50-150)
01MW77-20111207 112107-01	<1	<1	<1	<3	<100	95
01MW60-20111207 112107-02	<1	<1	<1	<3	<100	95
Method Blank 01-2192 MB	<1	<1	<1	<3	<100	91

Date of Report: 12/21/11
Date Received: 12/07/11
Project: TOC_01-600_20111207 WORFDB5, F&BI 112107
Date Extracted: 12/08/11
Date Analyzed: 12/10/11

RESULTS FROM THE ANALYSIS OF WATER SAMPLES FOR TOTAL PETROLEUM HYDROCARBONS AS DIESEL AND MOTOR OIL USING METHOD NWTPH-Dx

Results Reported as ug/L (ppb)

Sample ID Laboratory ID	Diesel Range (C_{10}-C_{25})	Motor Oil Range (C_{25}-C_{36})	Surrogate (% Recovery) (Limit 50-150)
01MW77-20111207 112107-01	<50	<250	93
01MW60-20111207 112107-02	78 x	<250	93
Method Blank 01-2187 MB	<50	<250	85

Analysis For Volatile Compounds By EPA Method 8260C

Client Sample ID:	01MW77-20111207	Client:	SoundEarth Strategies
Date Received:	12/07/11	Project:	TOC_01-600_20111207 WORFDB5
Date Extracted:	12/11/11	Lab ID:	112107-01
Date Analyzed:	12/11/11	Data File:	121115.D
Matrix:	Water	Instrument:	GCMS4
Units:	ug/L (ppb)	Operator:	JS

Surrogates:	% Recovery:	Lower Limit:	Upper Limit:
1,2-Dichloroethane-d4	101	57	121
Toluene-d8	99	63	127
4-Bromofluorobenzene	103	60	133

Compounds:	Concentration ug/L (ppb)
Vinyl chloride	<0.2
Chloroethane	<1
1,1-Dichloroethene	<1
Methylene chloride	<5
trans-1,2-Dichloroethene	<1
1,1-Dichloroethane	<1
cis-1,2-Dichloroethene	<1
1,2-Dichloroethane (EDC)	<1
1,1,1-Trichloroethane	<1
Trichloroethene	<1
Tetrachloroethene	<1

Analysis For Volatile Compounds By EPA Method 8260C

Client Sample ID:	01MW60-20111207	Client:	SoundEarth Strategies
Date Received:	12/07/11	Project:	TOC_01-600_20111207 WORFDB5
Date Extracted:	12/11/11	Lab ID:	112107-02
Date Analyzed:	12/11/11	Data File:	121116.D
Matrix:	Water	Instrument:	GCMS4
Units:	ug/L (ppb)	Operator:	JS

Surrogates:	% Recovery:	Lower Limit:	Upper Limit:
1,2-Dichloroethane-d4	102	57	121
Toluene-d8	100	63	127
4-Bromofluorobenzene	105	60	133

Compounds:	Concentration ug/L (ppb)
Vinyl chloride	<0.2
Chloroethane	<1
1,1-Dichloroethene	<1
Methylene chloride	<5
trans-1,2-Dichloroethene	<1
1,1-Dichloroethane	<1
cis-1,2-Dichloroethene	<1
1,2-Dichloroethane (EDC)	<1
1,1,1-Trichloroethane	<1
Trichloroethene	29
Tetrachloroethene	<1

Analysis For Volatile Compounds By EPA Method 8260C

Client Sample ID:	Method Blank	Client:	SoundEarth Strategies
Date Received:	NA	Project:	TOC_01-600_20111207 WORFDB5
Date Extracted:	12/11/11	Lab ID:	01-2165 mb
Date Analyzed:	12/11/11	Data File:	121114.D
Matrix:	Water	Instrument:	GCMS4
Units:	ug/L (ppb)	Operator:	JS

Surrogates:	% Recovery:	Lower Limit:	Upper Limit:
1,2-Dichloroethane-d4	99	57	121
Toluene-d8	99	63	127
4-Bromofluorobenzene	104	60	133

Compounds:	Concentration ug/L (ppb)
Vinyl chloride	<0.2
Chloroethane	<1
1,1-Dichloroethene	<1
Methylene chloride	<5
trans-1,2-Dichloroethene	<1
1,1-Dichloroethane	<1
cis-1,2-Dichloroethene	<1
1,2-Dichloroethane (EDC)	<1
1,1,1-Trichloroethane	<1
Trichloroethene	<1
Tetrachloroethene	<1

Date of Report: 12/21/11
Date Received: 12/07/11
Project: TOC_01-600_20111207 WORFDB5, F&BI 112107

QUALITY ASSURANCE RESULTS FOR THE ANALYSIS OF WATER SAMPLES FOR BENZENE, TOLUENE, ETHYLBENZENE, XYLENES, AND TPH AS GASOLINE USING EPA METHOD 8021B AND NWTPH-Gx

Laboratory Code: 112093-04 (Duplicate)

Analyte	Reporting Units	Sample Result	Duplicate Result	Relative Percent Difference (Limit 20)
Benzene	ug/L (ppb)	<1	<1	nm
Toluene	ug/L (ppb)	<1	<1	nm
Ethylbenzene	ug/L (ppb)	<1	<1	nm
Xylenes	ug/L (ppb)	<3	<3	nm
Gasoline	ug/L (ppb)	<100	<100	nm

Laboratory Code: Laboratory Control Sample

Analyte	Reporting Units	Spike Level	Percent Recovery LCS	Acceptance Criteria
Benzene	ug/L (ppb)	50	87	72-119
Toluene	ug/L (ppb)	50	88	71-113
Ethylbenzene	ug/L (ppb)	50	87	72-114
Xylenes	ug/L (ppb)	150	83	72-113
Gasoline	ug/L (ppb)	1,000	105	70-119

Date of Report: 12/21/11
Date Received: 12/07/11
Project: TOC_01-600_20111207 WORFDB5, F&BI 112107

QUALITY ASSURANCE RESULTS FOR THE ANALYSIS OF WATER SAMPLES FOR TOTAL PETROLEUM HYDROCARBONS AS DIESEL EXTENDED USING METHOD NWTPH-Dx

Laboratory Code: Laboratory Control Sample

Analyte	Reporting Units	Spike Level	Percent Recovery LCS	Percent Recovery LCSD	Acceptance Criteria	RPD (Limit 20)
Diesel Extended	ug/L (ppb)	2,500	85	89	63-142	5

Date of Report: 12/21/11
Date Received: 12/07/11
Project: TOC_01-600_20111207 WORFDB5, F&BI 112107

QUALITY ASSURANCE RESULTS FOR THE ANALYSIS OF WATER SAMPLES FOR VOLATILES BY EPA METHOD 8260C

Laboratory Code: 112107-01 (Matrix Spike)

Analyte	Reporting Units	Spike Level	Sample Result	Percent Recovery MS	Acceptance Criteria
Vinyl chloride	ug/L (ppb)	50	<0.2	94	36-166
Chloroethane	ug/L (ppb)	50	<1	105	46-160
1,1-Dichloroethene	ug/L (ppb)	50	<1	99	60-136
Methylene chloride	ug/L (ppb)	50	<5	102	67-132
trans-1,2-Dichloroethene	ug/L (ppb)	50	<1	102	72-129
1,1-Dichloroethane	ug/L (ppb)	50	<1	107	70-128
cis-1,2-Dichloroethene	ug/L (ppb)	50	<1	102	71-127
1,2-Dichloroethane (EDC)	ug/L (ppb)	50	<1	116	69-133
1,1,1-Trichloroethane	ug/L (ppb)	50	<1	112	60-146
Trichloroethene	ug/L (ppb)	50	<1	100	66-135
Tetrachloroethene	ug/L (ppb)	50	<1	98	73-129

Laboratory Code: Laboratory Control Sample

Analyte	Reporting Units	Spike Level	Percent Recovery LCS	Percent Recovery LCSD	Acceptance Criteria	RPD (Limit 20)
Vinyl chloride	ug/L (ppb)	50	98	92	50-154	6
Chloroethane	ug/L (ppb)	50	98	95	58-146	3
1,1-Dichloroethene	ug/L (ppb)	50	100	95	67-136	5
Methylene chloride	ug/L (ppb)	50	90	89	39-148	1
trans-1,2-Dichloroethene	ug/L (ppb)	50	102	97	68-128	5
1,1-Dichloroethane	ug/L (ppb)	50	105	100	79-121	5
cis-1,2-Dichloroethene	ug/L (ppb)	50	108	102	80-123	6
1,2-Dichloroethane (EDC)	ug/L (ppb)	50	110	103	73-132	7
1,1,1-Trichloroethane	ug/L (ppb)	50	107	105	83-130	2
Trichloroethene	ug/L (ppb)	50	103	97	80-120	6
Tetrachloroethene	ug/L (ppb)	50	111	108	76-121	3

Data Qualifiers & Definitions

a - The analyte was detected at a level less than five times the reporting limit. The RPD results may not provide reliable information on the variability of the analysis.

A1 – More than one compound of similar molecule structure was identified with equal probability.

b - The analyte was spiked at a level that was less than five times that present in the sample. Matrix spike recoveries may not be meaningful.

ca - The calibration results for this range fell outside of acceptance criteria. The value reported is an estimate.

c - The presence of the analyte indicated may be due to carryover from previous sample injections.

d - The sample was diluted. Detection limits may be raised due to dilution.

ds - The sample was diluted. Detection limits are raised due to dilution and surrogate recoveries may not be meaningful.

dv - Insufficient sample was available to achieve normal reporting limits and limits are raised accordingly.

fb - Analyte present in the blank and the sample.

fc – The compound is a common laboratory and field contaminant.

hr - The sample and duplicate were reextracted and reanalyzed. RPD results were still outside of control limits. The variability is attributed to sample inhomogeneity.

ht - Analysis performed outside the method or client-specified holding time requirement.

ip - Recovery fell outside of normal control limits. Compounds in the sample matrix interfered with the quantitation of the analyte.

j – The result is below normal reporting limits. The value reported is an estimate.

J - The internal standard associated with the analyte is out of control limits. The reported concentration is an estimate.

jl - The analyte result in the laboratory control sample is out of control limits. The reported concentration should be considered an estimate.

jr - The rpd result in laboratory control sample associated with the analyte is out of control limits. The reported concentration should be considered an estimate.

js - The surrogate associated with the analyte is out of control limits. The reported concentration should be considered an estimate.

lc - The presence of the compound indicated is likely due to laboratory contamination.

L - The reported concentration was generated from a library search.

nm - The analyte was not detected in one or more of the duplicate analyses. Therefore, calculation of the RPD is not applicable.

pc – The sample was received in a container not approved by the method. The value reported should be considered an estimate.

pr – The sample was received with incorrect preservation. The value reported should be considered an estimate.

ve - Estimated concentration calculated for an analyte response above the valid instrument calibration range. A dilution is required to obtain an accurate quantification of the analyte.

vo - The value reported fell outside the control limits established for this analyte.

x - The sample chromatographic pattern does not resemble the fuel standard used for quantitation.



Data File Name : C:\HPCHEM\1\DATA\12-09-11\025F0601.D
Operator : ML
Instrument : GC1
Sample Name : 112107-01
Run Time Bar Code:
Acquired on : 10 Dec 11 01:49 AM
Report Created on: 12 Dec 11 10:13 AM

Page Number : 1
Vial Number : 25
Injection Number : 1
Sequence Line : 6
Instrument Method: TPHD.MTH
Analysis Method : TPHD.MTH



Data File Name : C:\HPCHEM\1\DATA\12-09-11\026F0601.D
Operator : ML
Instrument : GC1
Sample Name : 112107-02
Run Time Bar Code:
Acquired on : 10 Dec 11 02:16 AM
Report Created on: 12 Dec 11 10:13 AM

Page Number : 1
Vial Number : 26
Injection Number : 1
Sequence Line : 6
Instrument Method: TPHD.MTH
Analysis Method : TPHD.MTH



Data File Name : C:\HPCHEM\1\DATA\12-09-11\006F0401.D
Operator : ML
Instrument : GC1
Sample Name : 01-2187 MB
Run Time Bar Code:
Acquired on : 09 Dec 11 04:23 PM
Report Created on: 12 Dec 11 10:11 AM

Page Number : 1
Vial Number : 6
Injection Number : 1
Sequence Line : 4
Instrument Method: TPHD.MTH
Analysis Method : TPHD.MTH

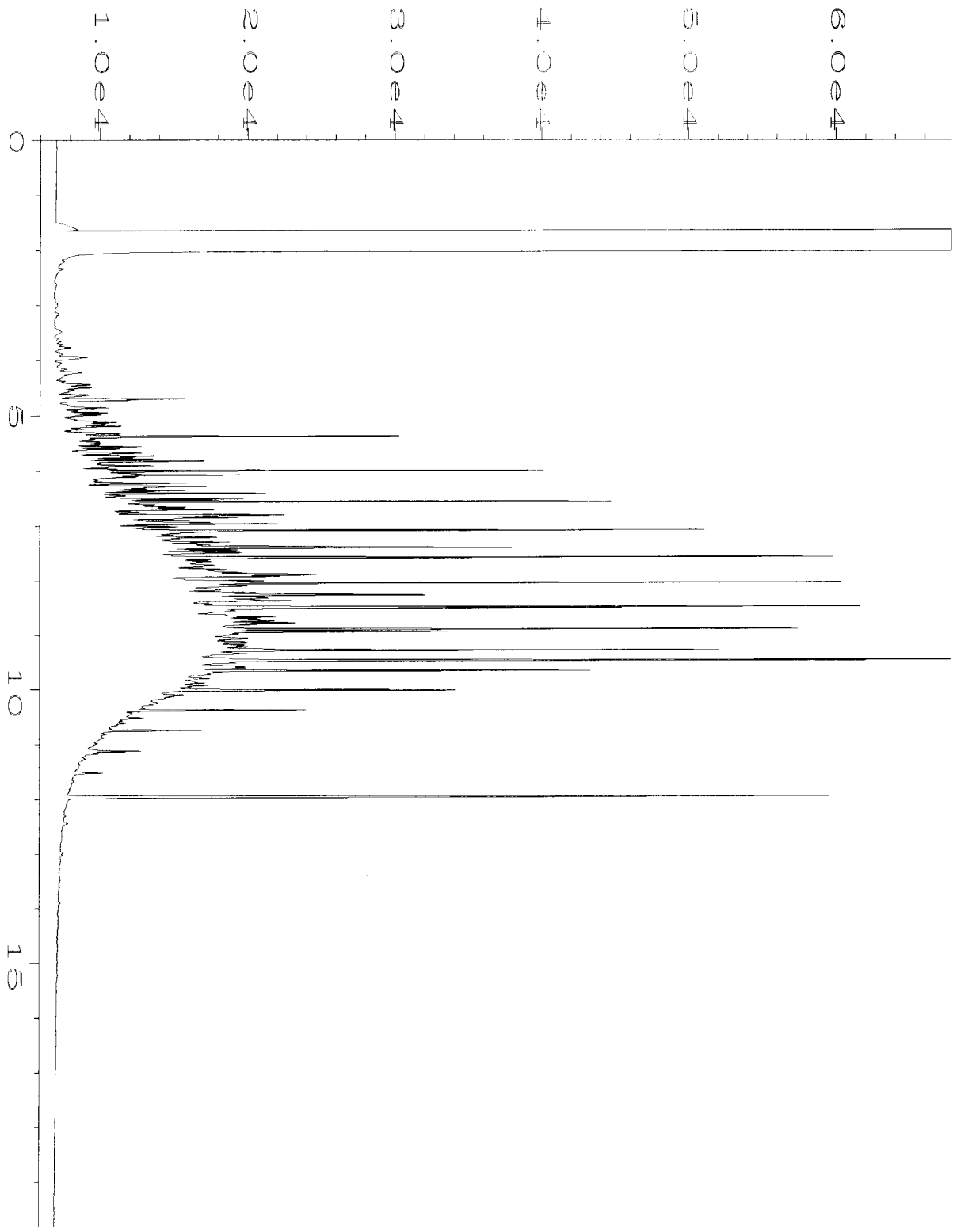

Data File Name	: C:\HPCHEM\1\DATA\12-09-11\003F0201.D		
Operator	: ML	Page Number	: 1
Instrument	: GC1	Vial Number	: 3
Sample Name	: 500 WADF 35-58C	Injection Number	: 1
Run Time Bar Code:		Sequence Line	: 2
Acquired on	: 09 Dec 11 09:35 AM	Instrument Method	: TPHD.MTH
Report Created on:	12 Dec 11 10:11 AM	Analysis Method	: TPHD.MTH

1311 N. 35th St.
Seattle, WA 98103
T: (206) 352-3790
F: (206) 352-7178
info@fremontanalytical.com

Friedman & Bruya
Michael Erdahl
3012 16th Ave. W.
Seattle, Washington 98119

RE: 112107
Lab ID: 1112046

December 08, 2011

Attention Michael Erdahl:

Fremont Analytical, Inc. received 1 sample(s) on 12/8/2011 for the analyses presented in the following report.

Dissolved Gases by RSK-175

This report consists of the following:

- Case Narrative
- Analytical Results
- Applicable Quality Control Summary Reports
- Chain of Custody

All analyses were performed consistent with the Quality Assurance program of Fremont Analytical, Inc. Please contact the laboratory if you should have any questions about the results.

Thank you for using Fremont Analytical.

Sincerely,

Michael Dee
Sr. Chemist / Principal

Date: *12/08/2011*

CLIENT: Friedman & Bruya
Project: 112107
Lab Order: 1112046

Work Order Sample Summary

Lab Sample ID	Client Sample ID	Date/Time Collected	Date/Time Received
1112046-001	01MW60-20111207	12/07/2011 11:36 AM	12/08/2011 10:35 AM

Note: If no "Time Collected" is supplied, a default of 12:00AM is assigned

Case Narrative

WO#: **1112046**
Date: **12/8/2011**

CLIENT: Friedman & Bruya
Project: 112107

I. SAMPLE RECEIPT:
All samples were received intact.

II. GENERAL REPORTING COMMENTS:
Results are reported on a wet weight basis unless dry-weight correction is denoted in the units field on the analytical report ("mg/kg-dry" or "ug/kg-dry").

The validity of the analytical procedures for which data is reported in this analytical report is determined by the Laboratory Control Sample (LCS) and the Method Blank (MB). The LCS and the MB are processed with the samples and the MS/MSD to ensure method criteria are achieved throughout the entire analytical process.

III. ANALYSES AND EXCEPTIONS:
Exceptions associated with this report will be footnoted in the analytical results page(s) or the quality control summary page(s) and/or noted below.

Analytical Report

WO#: **1112046**
Date Reported: **12/8/2011**

Client: Friedman & Bruya
Collection Date: 12/7/2011 11:36:00 AM
Project: 112107
Lab ID: 1112046-001
Matrix: Water
Client Sample ID: 01MW60-20111207

Analyses	Result	RL	Qual	Units	DF	Date Analyzed
Dissolved Gases by RSK-175				Batch ID: R2683		Analyst: PH
Methane	0.203	0.00500		mg/L	1	12/8/2011 2:59:00 PM
Ethene	ND	0.00500		mg/L	1	12/8/2011 2:59:00 PM
Ethane	ND	0.00500		mg/L	1	12/8/2011 2:59:00 PM

Qualifiers:

B	Analyte detected in the associated Method Blank	D	Dilution was required
E	Value above quantitation range	H	Holding times for preparation or analysis exceeded
J	Analyte detected below quantitation limits	ND	Not detected at the Reporting Limit
RL	Reporting Limit	S	Spike recovery outside accepted recovery limits

Fremont Analytical

Date: *12/8/2011*

Work Order: 1112046
CLIENT: Friedman & Bruya
Project: 112107

QC SUMMARY REPORT

Dissolved Gases by RSK-175

Sample ID: **MB-R2683** SampType: **MBLK** Units: **mg/L** Prep Date: **12/8/2011** RunNo: **2683**
Client ID: **MBLKW** Batch ID: **R2683** Analysis Date: **12/8/2011** SeqNo: **47591**

Analyte	Result	RL	SPK value	SPK Ref Val	%REC	LowLimit	HighLimit	RPD Ref Val	%RPD	RPDLimit	Qual
Methane	ND	0.00500									
Ethene	ND	0.00500									
Ethane	ND	0.00500									

Sample ID: **LCS-R2683** SampType: **LCS** Units: **mg/L** Prep Date: **12/8/2011** RunNo: **2683**
Client ID: **LCSW** Batch ID: **R2683** Analysis Date: **12/8/2011** SeqNo: **47592**

Analyte	Result	RL	SPK value	SPK Ref Val	%REC	LowLimit	HighLimit	RPD Ref Val	%RPD	RPDLimit	Qual
Methane	0.560	0.00500	0.5000	0	112	80	120				
Ethene	0.571	0.00500	0.5000	0	114	80	120				
Ethane	0.572	0.00500	0.5000	0	114	80	120				

Sample ID: **1112046-001ADUP** SampType: **DUP** Units: **mg/L** Prep Date: **12/8/2011** RunNo: **2683**
Client ID: **01MW60-20111207** Batch ID: **R2683** Analysis Date: **12/8/2011** SeqNo: **47613**

Analyte	Result	RL	SPK value	SPK Ref Val	%REC	LowLimit	HighLimit	RPD Ref Val	%RPD	RPDLimit	Qual
Methane	0.180	0.00500						0.2027	11.7	30	
Ethene	ND	0.00500						0	0	30	
Ethane	ND	0.00500						0	0	30	

Qualifiers:

B	Analyte detected in the associated Method Blank	D	Dilution was required	E	Value above quantitation range
H	Holding times for preparation or analysis exceeded	J	Analyte detected below quantitation limits	ND	Not detected at the Reporting Limit
R	RPD outside accepted recovery limits	RL	Reporting Limit	S	Spike recovery outside accepted recovery limits

112046

SAMPLE CHAIN OF CUSTODY SUBCONTRACT SAMPLE CHAIN OF CUSTODY

Page # 1 of 1

Send Report To Michael Erdahl

Company Friedman and Bruya, Inc.

Address 3012 16th Ave W

City, State, ZIP Seattle, WA 98119

Phone # (206) 285-8282 Fax # (206) 283-5044

SUBCONTRACTER Fremont

PROJECT NAME/NO.	PO #
112107	B-422

REMARKS

Please Email Results
merdahl@friedmanandbruya.com

TURNAROUND TIME
☒ Standard (2 Weeks)
☐ RUSH
Rush charges authorized by:

SAMPLE DISPOSAL
☒ Dispose after 30 days
☐ Return samples
☐ Will call with instructions

Sample ID	Lab ID	Date Sampled	Time Sampled	Matrix	# of jars	Oil and Grease	EPH	VPH	Nitrate	Sulfate	Alkalinity	Dissolved gases				Notes
01MW60-20111207		12/7/11	1136	water	1							X				

ANALYSES REQUESTED

	SIGNATURE	PRINT NAME	COMPANY	DATE	TIME
Relinquished by:		Michael Erdahl	Friedman & Bruya	12/8/11	0945
Received by:	Troy Zehr	Troy Zehr	F.A.	12/8/11	10:35
Relinquished by:					
Received by:					

Friedman & Bruya, Inc.
3012 16th Avenue West
Seattle, WA 98119-2029
Ph. (206) 285-8282
Fax (206) 283-5044

AQUATIC RESEARCH INCORPORATED

LABORATORY & CONSULTING SERVICES

3927 AURORA AVENUE NORTH, SEATTLE, WA 98103

PHONE: (206) 632-2715 FAX: (206) 632-2417

CASE FILE NUMBER:	**FBI008-95**		**PAGE 1**
REPORT DATE:	**12/20/11**		
DATE SAMPLED:	**12/07/11**	**DATE RECEIVED:**	**12/08/11**

FINAL REPORT, LABORATORY ANALYSIS OF SELECTED PARAMETERS ON WATER SAMPLES FROM FRIEDMAN & BRUYA, INC. / PROJECT NO. 112107

CASE NARRATIVE

One water sample was received by the laboratory in good condition and analyzed according to the chain of custody. No difficulties were encountered in the preparation or analysis of this sample. Sample data follows while QA/QC data is contained on subsequent pages.

SAMPLE DATA

SAMPLE ID	ALKALINITY (mgCaCO3/l)	SULFATE (mg/L)	SULFIDE (mg/L)	TOTAL-P (mg/L)	TKN (mg/L)
01MW60-20111207	444	51.9	<0.05	0.530	1.85

SAMPLE ID	TOTAL IRON (mg/L)	NITRATE (mg/L)	NITRITE (mg/L)	HARDNESS (mgCaCO3/l)
01MW60-20111207	5.87	0.107	0.003	369

AQUATIC RESEARCH INCORPORATED

LABORATORY & CONSULTING SERVICES

3927 AURORA AVENUE NORTH, SEATTLE, WA 98103

PHONE: (206) 632-2715 FAX: (206) 632-2417

CASE FILE NUMBER:	**FBI008-95**		**PAGE 2**
REPORT DATE:	**12/20/11**		
DATE SAMPLED:	**12/07/11**	**DATE RECEIVED:**	**12/08/11**

FINAL REPORT, LABORATORY ANALYSIS OF SELECTED PARAMETERS ON WATER SAMPLES FROM FRIEDMAN & BRUYA, INC. / PROJECT NO. 112107

QA/QC DATA

QC PARAMETER	ALKALINITY (mgCaCO3/l)	SULFATE (mg/L)	SULFIDE (mg/L)	TOTAL-P (mg/L)	TKN (mg/L)
METHOD	SM18 2320B	SM184500SO4E	EPA 376.1	EPA 365.1	EPA 351.1
DATE ANALYZED	12/15/11	12/13/11	12/12/11	12/14/11	12/14/11
DETECTION LIMIT	1.00	1.00	0.05	0.002	0.200
DUPLICATE					
SAMPLE ID	BATCH	BATCH	BATCH	BATCH	01MW60-20111207
ORIGINAL	439	38.2	0.16	0.008	1.85
DUPLICATE	434	38.3	0.16	0.007	2.10
RPD	1.15%	0.32%	0.00%	10.81%	12.36%
SPIKE SAMPLE					
SAMPLE ID		BATCH		BATCH	01MW60-20111207
ORIGINAL		38.2		0.008	1.85
SPIKED SAMPLE		48.4		0.060	3.82
SPIKE ADDED		10.0		0.050	2.00
% RECOVERY	NA	101.75%	NA	103.79%	98.52%
QC CHECK					
FOUND	98.1	10.0		0.089	5.64
TRUE	100	10.0		0.090	5.79
% RECOVERY	98.10%	100.24%	NA	98.72%	97.46%
BLANK	NA	<1.00	<0.05	<0.002	<0.200

RPD = RELATIVE PERCENT DIFFERENCE.
NA = NOT APPLICABLE OR NOT AVAILABLE.
NC = NOT CALCULABLE DUE TO ONE OR MORE VALUES BEING BELOW THE DETECTION LIMIT.
OR = RECOVERY NOT CALCULABLE DUE TO SPIKE SAMPLE OUT OF RANGE OR SPIKE TOO LOW RELATIVE TO SAMPLE CONCENTRATION.

AQUATIC RESEARCH INCORPORATED

LABORATORY & CONSULTING SERVICES

3927 AURORA AVENUE NORTH, SEATTLE, WA 98103

PHONE: (206) 632-2715 FAX: (206) 632-2417

CASE FILE NUMBER:	**FBI008-95**		**PAGE 3**
REPORT DATE:	**12/20/11**		
DATE SAMPLED:	**12/07/11**	**DATE RECEIVED:**	**12/08/11**

FINAL REPORT, LABORATORY ANALYSIS OF SELECTED PARAMETERS ON WATER SAMPLES FROM FRIEDMAN & BRUYA, INC. / PROJECT NO. 112107

QA/QC DATA

QC PARAMETER	TOTAL IRON (mg/L)	NITRATE (mg/L)	NITRITE (mg/L)	HARDNESS (mgCaCO3/l)
METHOD	EPA 200.7	SM184500N03F	EPA 353.2	SM 2340C
DATE ANALYZED	12/14/11	12/09/11	12/09/11	12/19/11
DETECTION LIMIT	0.020	0.010	0.002	2.00
DUPLICATE				
SAMPLE ID	BATCH	BATCH	BATCH	BATCH
ORIGINAL	2.72	0.065	<0.002	848
DUPLICATE	2.81	0.069	<0.002	840
RPD	3.16%	5.71%	NC	0.93%
SPIKE SAMPLE				
SAMPLE ID	BATCH	BATCH	BATCH	BATCH
ORIGINAL	2.72	0.065	<0.002	
SPIKED SAMPLE	3.74	0.266	0.040	
SPIKE ADDED	1.00	0.200	0.040	
% RECOVERY	102.65%	100.45%	100.00%	OR
QC CHECK				
FOUND	10.2	0.409	0.040	39.1
TRUE	10.0	0.408	0.040	40.0
% RECOVERY	102.13%	100.18%	100.00%	97.72%
BLANK	<0.020	<0.010	<0.002	<2.00

RPD = RELATIVE PERCENT DIFFERENCE.
NA = NOT APPLICABLE OR NOT AVAILABLE.
NC = NOT CALCULABLE DUE TO ONE OR MORE VALUES BEING BELOW THE DETECTION LIMIT.
OR = RECOVERY NOT CALCULABLE DUE TO SPIKE SAMPLE OUT OF RANGE OR SPIKE TOO LOW RELATIVE TO SAMPLE CONCENTRATION.

SUBMITTED BY:

Damien Gadomski
Project Manager

SAMPLE CHAIN OF CUSTODY

Send Report To Michael Erdahl

Company Friedman and Bruya, Inc.

Address 3012 16th Ave W

City, State, ZIP Seattle, WA 98119

Phone # (206) 285-8282 Fax # (206) 283-5044

SUBCONTRACTER Ag. Research

PROJECT NAME/NO. 112107

PO # B.451

REMARKS

Please Email Results
merdahl@friedmanandbruya.com

Page # 1 of 1

TURNAROUND TIME
☒ Standard (2 Weeks)
☐ RUSH
Rush charges authorized by:

SAMPLE DISPOSAL
☒ Dispose after 30 days
☐ Return samples
☐ Will call with instructions

Sample ID	Lab ID	Date Sampled	Time Sampled	Matrix	# of jars	ANALYSES REQUESTED: Total Fe Oil and Grease	Hardness EPH	Total Phosphorus VPH	Nitrite / Nitrate Separate	Sulfate	Alkalinity	TKN	Sulfide			Notes
01MW60-20111207		12/7/11	1136	water	5	x	x	x	x	x	x	x	x			

Friedman & Bruya, Inc.
3012 16th Avenue West
Seattle, WA 98119-2029
Ph. (206) 285-8282
Fax (206) 283-5044

	SIGNATURE	PRINT NAME	COMPANY	DATE	TIME
Relinquished by:		Michael Erdahl	Friedman & Bruya	12/8/11	0945
Received by:					
Relinquished by:					
Received by:					

112107

SAMPLE CHAIN OF CUSTODY

ME 12/07/11

V2/05

Page # 1 of 1

Send Report To Tim Brown, cc: Jessica Brown, Jennifer Cyr, Pete Kingston, Audrey Hackett

Company SoundEarth Strategies

Address 2811 Fairview Ave E, Suite 2000

City, State, ZIP Seattle, WA 98102

SAMPLERS (signature)

PROJECT NAME/NO.: TOC Holdings Co. Facility No. 01-600 Seattle Terminal – ASKO Property

PO #: 0440-004-24

REMARKS

EIM Y

TURNAROUND TIME
- ☐ Standard (2 Weeks)
- ☐ RUSH
- Rush charges authorized by:

SAMPLE DISPOSAL
- ⊗ Dispose after 30 days
- ☐ Return samples
- ☐ Will call with instructions

Sample ID	Sample Location	Sample Depth	Lab ID	Date Sampled	Time Sampled	Matrix	# of jars	GRPH by NWTPH-Gx	BTEX by EPA 8021B	DRPH/ORPH by NWTPH-Dx	cVOCs by EPA 8260C	Sulfate Nitrate	Nitrite Total Phosphorus Alkalinity	Total Fe Hardness TEN	Sulfide Methane, Ethane, Ethene		Notes
01MW77-20111207	01MW77	38	01A-F	12/7/11	0942	WATER	6	X	X	X	X						
01MW60-20111207	01MW60	32	02A-M	12/7/11	1136	WATER	13	X	X	X	X	X	X	X	X		

EMF 12/7/11

Friedman & Bruya, Inc.
3012 16th Avenue West
Seattle, WA 98119-2029
Ph. (206) 285-8282
Fax (206) 283-5044

	SIGNATURE	PRINT NAME	COMPANY	DATE	TIME
Relinquished by:		Elizabeth Furbes	SES	12/7/11	1701
Received by:		Matt Langston	F&B Inc	12/7/11	1701
Relinquished by:					
Received by:					

Samples received at 3 °C

FRIEDMAN & BRUYA, INC.

ENVIRONMENTAL CHEMISTS

James E. Bruya, Ph.D.
Yelena Aravkina, M.S.
Bradley T. Benson, B.S.
Kurt Johnson, B.S.

3012 16th Avenue West
Seattle, WA 98119-2029
TEL: (206) 285-8282
e-mail: fbi@isomedia.com

December 15, 2011

Tim Brown, Project Manager
SoundEarth Strategies
2811 Fairview Ave. East, Suite 2000
Seattle, WA 98102

Dear Mr. Brown:

Included are the results from the testing of material submitted on December 8, 2011 from the TOC_01-600_20111208 WORFDB5, F&BI 112129 project. There are 14 pages included in this report. Any samples that may remain are currently scheduled for disposal in 30 days. If you would like us to return your samples or arrange for long term storage at our offices, please contact us as soon as possible.

We appreciate this opportunity to be of service to you and hope you will call if you should have any questions.

Sincerely,

FRIEDMAN & BRUYA, INC.



Michael Erdahl
Project Manager

Enclosures
c: Mark Chandler, Jessica Brown, Audrey Hackett, Pete Kingston, Jennifer Cyr
SOU1215R.DOC

CASE NARRATIVE

This case narrative encompasses samples received on December 8, 2011 by Friedman & Bruya, Inc. from the SoundEarth Strategies TOC_01-600_20111208 WORFDB5, F&BI 112129 project. Samples were logged in under the laboratory ID's listed below.

Laboratory ID	SoundEarth Strategies
112129 -01	01MW61-20111208
112129 -02	01MW64-20111208
112129 -03	01MW78-20111208
112129 -04	01MW62-20111208
112129 -05	01MW76-20111208

All quality control requirements were acceptable.

Date of Report: 12/15/11
Date Received: 12/08/11
Project: TOC_01-600_20111208 WORFDB5, F&BI 112129
Date Extracted: 12/09/11
Date Analyzed: 12/10/11

RESULTS FROM THE ANALYSIS OF WATER SAMPLES FOR BENZENE, TOLUENE, ETHYLBENZENE, XYLENES AND TPH AS GASOLINE USING EPA METHOD 8021B AND NWTPH-Gx

Results Reported as ug/L (ppb)

Sample ID Laboratory ID	Benzene	Toluene	Ethyl Benzene	Total Xylenes	Gasoline Range	Surrogate (% Recovery) (Limit 52-124)
01MW61-20111208 112129-01	<1	<1	<1	<3	<100	99
01MW64-20111208 112129-02	<1	<1	<1	<3	<100	99
01MW78-20111208 112129-03	<1	<1	<1	<3	<100	98
01MW62-20111208 112129-04	<1	<1	<1	<3	150 x	98
01MW76-20111208 112129-05	<1	<1	<1	<3	<100	98
Method Blank 01-2194 MB	<1	<1	<1	<3	<100	94

Date of Report: 12/15/11
Date Received: 12/08/11
Project: TOC_01-600_20111208 WORFDB5, F&BI 112129
Date Extracted: 12/09/11
Date Analyzed: 12/12/11

RESULTS FROM THE ANALYSIS OF WATER SAMPLES FOR TOTAL PETROLEUM HYDROCARBONS AS DIESEL AND MOTOR OIL USING METHOD NWTPH-Dx

Results Reported as ug/L (ppb)

Sample ID Laboratory ID	Diesel Range (C_{10}-C_{25})	Motor Oil Range (C_{25}-C_{36})	Surrogate (% Recovery) (Limit 50-150)
01MW61-20111208 112129-01	<50	<250	95
01MW64-20111208 112129-02	<50	<250	87
01MW78-20111208 112129-03	<50	<250	87
01MW62-20111208 112129-04	<50	<250	88
01MW76-20111208 112129-05	<50	<250	91
Method Blank 01-2191 MB	<50	<250	92

Analysis For Volatile Compounds By EPA Method 8260C

Client Sample ID:	01MW61-20111208	Client:	SoundEarth Strategies
Date Received:	12/08/11	Project:	TOC_01-600_20111208 WORFDB5
Date Extracted:	12/11/11	Lab ID:	112129-01
Date Analyzed:	12/12/11	Data File:	121129.D
Matrix:	Water	Instrument:	GCMS4
Units:	ug/L (ppb)	Operator:	JS

Surrogates:	% Recovery:	Lower Limit:	Upper Limit:
1,2-Dichloroethane-d4	99	57	121
Toluene-d8	100	63	127
4-Bromofluorobenzene	104	60	133

Compounds:	Concentration ug/L (ppb)
Vinyl chloride	<0.2
Chloroethane	<1
1,1-Dichloroethene	<1
Methylene chloride	<5
trans-1,2-Dichloroethene	<1
1,1-Dichloroethane	<1
cis-1,2-Dichloroethene	<1
1,2-Dichloroethane (EDC)	<1
1,1,1-Trichloroethane	<1
Trichloroethene	<1
Tetrachloroethene	<1

Analysis For Volatile Compounds By EPA Method 8260C

Client Sample ID:	01MW64-20111208	Client:	SoundEarth Strategies
Date Received:	12/08/11	Project:	TOC_01-600_20111208 WORFDB5
Date Extracted:	12/11/11	Lab ID:	112129-02
Date Analyzed:	12/12/11	Data File:	121130.D
Matrix:	Water	Instrument:	GCMS4
Units:	ug/L (ppb)	Operator:	JS

Surrogates:	% Recovery:	Lower Limit:	Upper Limit:
1,2-Dichloroethane-d4	103	57	121
Toluene-d8	101	63	127
4-Bromofluorobenzene	102	60	133

Compounds:	Concentration ug/L (ppb)
Vinyl chloride	<0.2
Chloroethane	<1
1,1-Dichloroethene	<1
Methylene chloride	<5
trans-1,2-Dichloroethene	<1
1,1-Dichloroethane	<1
cis-1,2-Dichloroethene	<1
1,2-Dichloroethane (EDC)	<1
1,1,1-Trichloroethane	<1
Trichloroethene	12
Tetrachloroethene	<1

Analysis For Volatile Compounds By EPA Method 8260C

Client Sample ID:	01MW78-20111208	Client:	SoundEarth Strategies
Date Received:	12/08/11	Project:	TOC_01-600_20111208 WORFDB5
Date Extracted:	12/11/11	Lab ID:	112129-03
Date Analyzed:	12/11/11	Data File:	121118.D
Matrix:	Water	Instrument:	GCMS4
Units:	ug/L (ppb)	Operator:	JS

Surrogates:	% Recovery:	Lower Limit:	Upper Limit:
1,2-Dichloroethane-d4	101	57	121
Toluene-d8	100	63	127
4-Bromofluorobenzene	105	60	133

Compounds:	Concentration ug/L (ppb)
Vinyl chloride	<0.2
Chloroethane	<1
1,1-Dichloroethene	<1
Methylene chloride	<5
trans-1,2-Dichloroethene	<1
1,1-Dichloroethane	<1
cis-1,2-Dichloroethene	2.2
1,2-Dichloroethane (EDC)	<1
1,1,1-Trichloroethane	<1
Trichloroethene	1.1
Tetrachloroethene	<1

Analysis For Volatile Compounds By EPA Method 8260C

Client Sample ID:	01MW62-20111208	Client:	SoundEarth Strategies
Date Received:	12/08/11	Project:	TOC_01-600_20111208 WORFDB5
Date Extracted:	12/11/11	Lab ID:	112129-04
Date Analyzed:	12/12/11	Data File:	121131.D
Matrix:	Water	Instrument:	GCMS4
Units:	ug/L (ppb)	Operator:	JS

Surrogates:	% Recovery:	Lower Limit:	Upper Limit:
1,2-Dichloroethane-d4	100	57	121
Toluene-d8	101	63	127
4-Bromofluorobenzene	102	60	133

Compounds:	Concentration ug/L (ppb)
Vinyl chloride	<0.2
Chloroethane	<1
1,1-Dichloroethene	<1
Methylene chloride	<5
trans-1,2-Dichloroethene	<1
1,1-Dichloroethane	<1
cis-1,2-Dichloroethene	1.8
1,2-Dichloroethane (EDC)	<1
1,1,1-Trichloroethane	<1
Trichloroethene	330 ve
Tetrachloroethene	<1

Analysis For Volatile Compounds By EPA Method 8260C

Client Sample ID:	01MW62-20111208	Client:	SoundEarth Strategies
Date Received:	12/08/11	Project:	TOC_01-600_20111208 WORFDB5
Date Extracted:	12/11/11	Lab ID:	112129-04 1/10
Date Analyzed:	12/12/11	Data File:	121139.D
Matrix:	Water	Instrument:	GCMS4
Units:	ug/L (ppb)	Operator:	JS

Surrogates:	% Recovery:	Lower Limit:	Upper Limit:
1,2-Dichloroethane-d4	101	57	121
Toluene-d8	99	63	127
4-Bromofluorobenzene	105	60	133

Compounds:	Concentration ug/L (ppb)
Vinyl chloride	<2
Chloroethane	<10
1,1-Dichloroethene	<10
Methylene chloride	<50
trans-1,2-Dichloroethene	<10
1,1-Dichloroethane	<10
cis-1,2-Dichloroethene	<10
1,2-Dichloroethane (EDC)	<10
1,1,1-Trichloroethane	<10
Trichloroethene	330
Tetrachloroethene	<10

Analysis For Volatile Compounds By EPA Method 8260C

Client Sample ID:	01MW76-20111208	Client:	SoundEarth Strategies
Date Received:	12/08/11	Project:	TOC_01-600_20111208 WORFDB5
Date Extracted:	12/11/11	Lab ID:	112129-05
Date Analyzed:	12/11/11	Data File:	121119.D
Matrix:	Water	Instrument:	GCMS4
Units:	ug/L (ppb)	Operator:	JS

Surrogates:	% Recovery:	Lower Limit:	Upper Limit:
1,2-Dichloroethane-d4	100	57	121
Toluene-d8	100	63	127
4-Bromofluorobenzene	104	60	133

Compounds:	Concentration ug/L (ppb)
Vinyl chloride	<0.2
Chloroethane	<1
1,1-Dichloroethene	<1
Methylene chloride	<5
trans-1,2-Dichloroethene	<1
1,1-Dichloroethane	<1
cis-1,2-Dichloroethene	<1
1,2-Dichloroethane (EDC)	<1
1,1,1-Trichloroethane	<1
Trichloroethene	36
Tetrachloroethene	<1

Analysis For Volatile Compounds By EPA Method 8260C

Client Sample ID:	Method Blank	Client:	SoundEarth Strategies
Date Received:	NA	Project:	TOC_01-600_20111208 WORFDB5
Date Extracted:	12/11/11	Lab ID:	01-2165 mb
Date Analyzed:	12/11/11	Data File:	121114.D
Matrix:	Water	Instrument:	GCMS4
Units:	ug/L (ppb)	Operator:	JS

Surrogates:	% Recovery:	Lower Limit:	Upper Limit:
1,2-Dichloroethane-d4	99	57	121
Toluene-d8	99	63	127
4-Bromofluorobenzene	104	60	133

Compounds:	Concentration ug/L (ppb)
Vinyl chloride	<0.2
Chloroethane	<1
1,1-Dichloroethene	<1
Methylene chloride	<5
trans-1,2-Dichloroethene	<1
1,1-Dichloroethane	<1
cis-1,2-Dichloroethene	<1
1,2-Dichloroethane (EDC)	<1
1,1,1-Trichloroethane	<1
Trichloroethene	<1
Tetrachloroethene	<1

Date of Report: 12/15/11
Date Received: 12/08/11
Project: TOC_01-600_20111208 WORFDB5, F&BI 112129

QUALITY ASSURANCE RESULTS FOR THE ANALYSIS OF WATER SAMPLES FOR BENZENE, TOLUENE, ETHYLBENZENE, XYLENES, AND TPH AS GASOLINE USING EPA METHOD 8021B AND NWTPH-Gx

Laboratory Code: 112129-01 (Duplicate)

Analyte	Reporting Units	Sample Result	Duplicate Result	Relative Percent Difference (Limit 20)
Benzene	ug/L (ppb)	<1	<1	nm
Toluene	ug/L (ppb)	<1	<1	nm
Ethylbenzene	ug/L (ppb)	<1	<1	nm
Xylenes	ug/L (ppb)	<3	<3	nm
Gasoline	ug/L (ppb)	<100	<100	nm

Laboratory Code: Laboratory Control Sample

Analyte	Reporting Units	Spike Level	Percent Recovery LCS	Acceptance Criteria
Benzene	ug/L (ppb)	50	94	65-118
Toluene	ug/L (ppb)	50	96	72-122
Ethylbenzene	ug/L (ppb)	50	97	73-126
Xylenes	ug/L (ppb)	150	94	74-118
Gasoline	ug/L (ppb)	1,000	102	69-134

Date of Report: 12/15/11
Date Received: 12/08/11
Project: TOC_01-600_20111208 WORFDB5, F&BI 112129

QUALITY ASSURANCE RESULTS FOR THE ANALYSIS OF WATER SAMPLES FOR TOTAL PETROLEUM HYDROCARBONS AS DIESEL EXTENDED USING METHOD NWTPH-Dx

Laboratory Code: Laboratory Control Sample

Analyte	Reporting Units	Spike Level	Percent Recovery LCS	Percent Recovery LCSD	Acceptance Criteria	RPD (Limit 20)
Diesel Extended	ug/L (ppb)	2,500	82	86	63-142	5

Date of Report: 12/15/11
Date Received: 12/08/11
Project: TOC_01-600_20111208 WORFDB5, F&BI 112129

QUALITY ASSURANCE RESULTS FOR THE ANALYSIS OF WATER SAMPLES FOR VOLATILES BY EPA METHOD 8260C

Laboratory Code: 112107-01 (Matrix Spike)

Analyte	Reporting Units	Spike Level	Sample Result	Percent Recovery MS	Acceptance Criteria
Vinyl chloride	ug/L (ppb)	50	<0.2	94	36-166
Chloroethane	ug/L (ppb)	50	<1	105	46-160
1,1-Dichloroethene	ug/L (ppb)	50	<1	99	60-136
Methylene chloride	ug/L (ppb)	50	<5	102	67-132
trans-1,2-Dichloroethene	ug/L (ppb)	50	<1	102	72-129
1,1-Dichloroethane	ug/L (ppb)	50	<1	107	70-128
cis-1,2-Dichloroethene	ug/L (ppb)	50	<1	102	71-127
1,2-Dichloroethane (EDC)	ug/L (ppb)	50	<1	116	69-133
1,1,1-Trichloroethane	ug/L (ppb)	50	<1	112	60-146
Trichloroethene	ug/L (ppb)	50	<1	100	66-135
Tetrachloroethene	ug/L (ppb)	50	<1	98	73-129

Laboratory Code: Laboratory Control Sample

Analyte	Reporting Units	Spike Level	Percent Recovery LCS	Percent Recovery LCSD	Acceptance Criteria	RPD (Limit 20)
Vinyl chloride	ug/L (ppb)	50	98	92	50-154	6
Chloroethane	ug/L (ppb)	50	98	95	58-146	3
1,1-Dichloroethene	ug/L (ppb)	50	100	95	67-136	5
Methylene chloride	ug/L (ppb)	50	90	89	39-148	1
trans-1,2-Dichloroethene	ug/L (ppb)	50	102	97	68-128	5
1,1-Dichloroethane	ug/L (ppb)	50	105	100	79-121	5
cis-1,2-Dichloroethene	ug/L (ppb)	50	108	102	80-123	6
1,2-Dichloroethane (EDC)	ug/L (ppb)	50	110	103	73-132	7
1,1,1-Trichloroethane	ug/L (ppb)	50	107	105	83-130	2
Trichloroethene	ug/L (ppb)	50	103	97	80-120	6
Tetrachloroethene	ug/L (ppb)	50	111	108	76-121	3

Data Qualifiers & Definitions

a - The analyte was detected at a level less than five times the reporting limit. The RPD results may not provide reliable information on the variability of the analysis.

A1 – More than one compound of similar molecule structure was identified with equal probability.

b - The analyte was spiked at a level that was less than five times that present in the sample. Matrix spike recoveries may not be meaningful.

ca - The calibration results for this range fell outside of acceptance criteria. The value reported is an estimate.

c - The presence of the analyte indicated may be due to carryover from previous sample injections.

d - The sample was diluted. Detection limits may be raised due to dilution.

ds - The sample was diluted. Detection limits are raised due to dilution and surrogate recoveries may not be meaningful.

dv - Insufficient sample was available to achieve normal reporting limits and limits are raised accordingly.

fb - Analyte present in the blank and the sample.

fc – The compound is a common laboratory and field contaminant.

hr - The sample and duplicate were reextracted and reanalyzed. RPD results were still outside of control limits. The variability is attributed to sample inhomogeneity.

ht - Analysis performed outside the method or client-specified holding time requirement.

ip - Recovery fell outside of normal control limits. Compounds in the sample matrix interfered with the quantitation of the analyte.

j – The result is below normal reporting limits. The value reported is an estimate.

J - The internal standard associated with the analyte is out of control limits. The reported concentration is an estimate.

jl - The analyte result in the laboratory control sample is out of control limits. The reported concentration should be considered an estimate.

jr - The rpd result in laboratory control sample associated with the analyte is out of control limits. The reported concentration should be considered an estimate.

js - The surrogate associated with the analyte is out of control limits. The reported concentration should be considered an estimate.

lc - The presence of the compound indicated is likely due to laboratory contamination.

L - The reported concentration was generated from a library search.

nm - The analyte was not detected in one or more of the duplicate analyses. Therefore, calculation of the RPD is not applicable.

pc – The sample was received in a container not approved by the method. The value reported should be considered an estimate.

pr – The sample was received with incorrect preservation. The value reported should be considered an estimate.

ve - Estimated concentration calculated for an analyte response above the valid instrument calibration range. A dilution is required to obtain an accurate quantification of the analyte.

vo - The value reported fell outside the control limits established for this analyte.

x - The sample chromatographic pattern does not resemble the fuel standard used for quantitation.



Data File Name	: C:\HPCHEM\1\DATA\12-12-11\009F0301.D		
Operator	: ML	Page Number	: 1
Instrument	: GC1	Vial Number	: 9
Sample Name	: 112129-01	Injection Number	: 1
Run Time Bar Code:		Sequence Line	: 3
Acquired on	: 12 Dec 11 01:37 PM	Instrument Method	: TPHD.MTH
Report Created on	: 13 Dec 11 09:25 AM	Analysis Method	: TPHD.MTH



Data File Name	: C:\HPCHEM\1\DATA\12-12-11\010F0301.D		
Operator	: ML	Page Number	: 1
Instrument	: GC1	Vial Number	: 10
Sample Name	: 112129-02	Injection Number	: 1
Run Time Bar Code:		Sequence Line	: 3
Acquired on	: 12 Dec 11 02:04 PM	Instrument Method	: TPHD.MTH
Report Created on	: 13 Dec 11 09:25 AM	Analysis Method	: TPHD.MTH



Data File Name : C:\HPCHEM\1\DATA\12-12-11\011F0301.D
Operator : ML
Instrument : GC1
Sample Name : 112129-03
Run Time Bar Code:
Acquired on : 12 Dec 11 02:31 PM
Report Created on: 13 Dec 11 09:25 AM

Page Number : 1
Vial Number : 11
Injection Number : 1
Sequence Line : 3
Instrument Method: TPHD.MTH
Analysis Method : TPHD.MTH



Data File Name	: C:\HPCHEM\1\DATA\12-12-11\012F0301.D		
Operator	: ML	Page Number	: 1
Instrument	: GC1	Vial Number	: 12
Sample Name	: 112129-04	Injection Number	: 1
Run Time Bar Code:		Sequence Line	: 3
Acquired on	: 12 Dec 11 02:59 PM	Instrument Method	: TPHD.MTH
Report Created on	: 13 Dec 11 09:25 AM	Analysis Method	: TPHD.MTH



Data File Name	: C:\HPCHEM\1\DATA\12-12-11\013F0301.D		
Operator	: ML	Page Number	: 1
Instrument	: GC1	Vial Number	: 13
Sample Name	: 112129-05	Injection Number	: 1
Run Time Bar Code:		Sequence Line	: 3
Acquired on	: 12 Dec 11 03:26 PM	Instrument Method	: TPHD.MTH
Report Created on	: 13 Dec 11 09:25 AM	Analysis Method	: TPHD.MTH



Data File Name	: C:\HPCHEM\1\DATA\12-12-11\006F0301.D		
Operator	: ML	Page Number	: 1
Instrument	: GC1	Vial Number	: 6
Sample Name	: 01-2191 mb	Injection Number	: 1
Run Time Bar Code:		Sequence Line	: 3
Acquired on	: 12 Dec 11 12:22 PM	Instrument Method	: TPHD.MTH
Report Created on	: 13 Dec 11 09:24 AM	Analysis Method	: TPHD.MTH

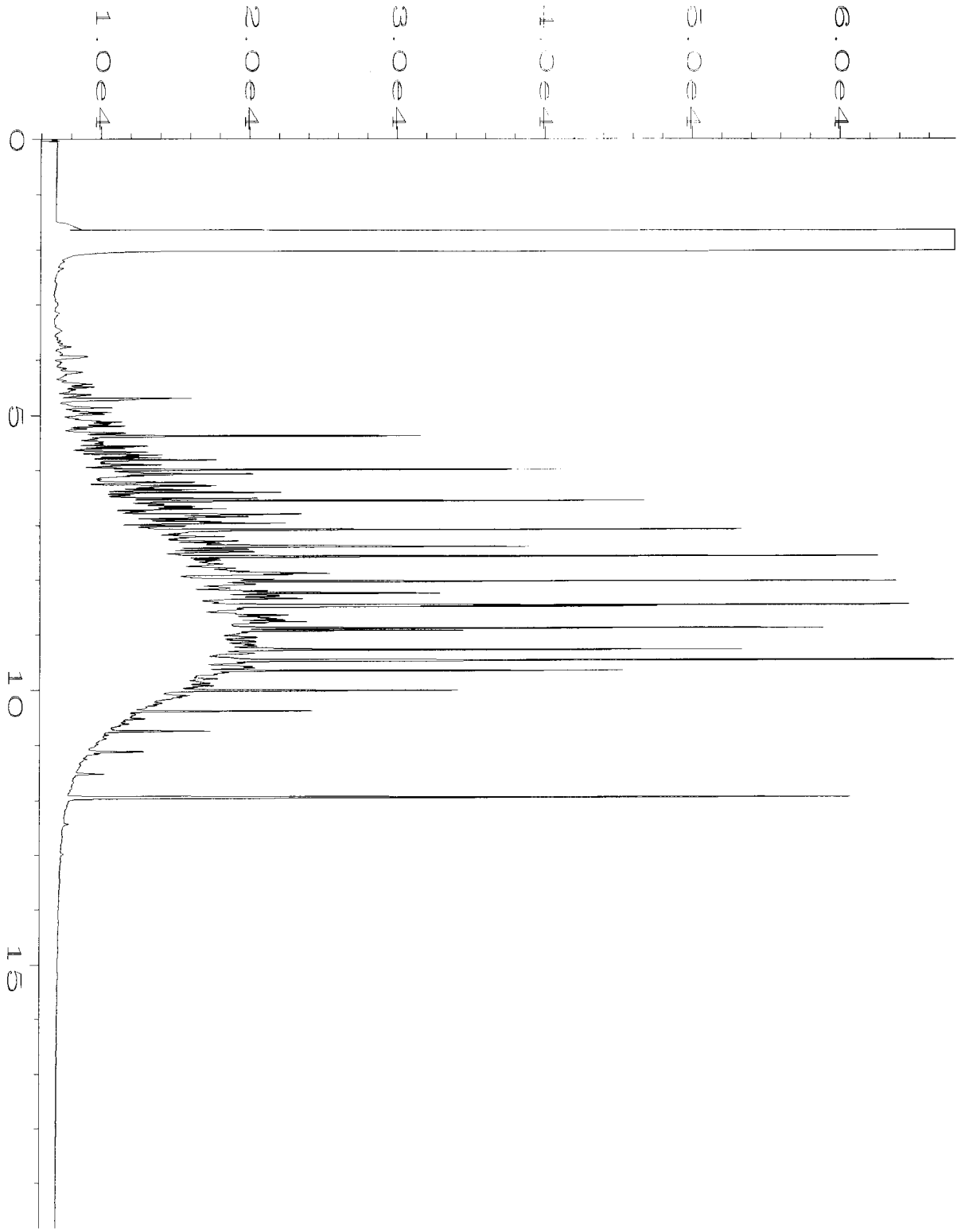

Data File Name	: C:\HPCHEM\1\DATA\12-12-11\003F0201.D		
Operator	: ML	Page Number	: 1
Instrument	: GC1	Vial Number	: 3
Sample Name	: 500 WADF 35-58C	Injection Number	: 1
Run Time Bar Code:		Sequence Line	: 2
Acquired on	: 12 Dec 11 09:09 AM	Instrument Method	: TPHD.MTH
Report Created on	: 13 Dec 11 09:24 AM	Analysis Method	: TPHD.MTH

112129

SAMPLE CHAIN OF CUSTODY ME 12/08/11

V3/C05

Page # 1 of 1

Send Report To Tim Brown, cc: Jessica Brown, Jennifer Cyr, Pete Kingston, Audrey Hackett

Company SoundEarth Strategies

Address 2811 Fairview Ave E, Suite 2000

City, State, ZIP Seattle, WA 98102

SAMPLERS (signature)

PROJECT NAME/NO.: TOC Holdings Co. Facility No. 01-600 Seattle Terminal – ASKO Property

PO #: 0440-004-24

REMARKS

EIM Y

TURNAROUND TIME
- ☐ Standard (2 Weeks)
- ☐ RUSH
- Rush charges authorized by:

SAMPLE DISPOSAL
- ⊗ Dispose after 30 days
- ☐ Return samples
- ☐ Will call with instructions

Sample ID	Sample Location	Sample Depth	Lab ID (NP)	Date Sampled	Time Sampled	Matrix	# of jars	GRPH by NWTPH-Gx	BTEX by EPA 8021B	DRPH/ORPH by NWTPH-Dx	cVOCs by EPA 8260C					Lab	Notes
01MW61-20111208	01MW61	32.5	01A-F	12/08/11	0929	WATER	6	X	X	X	X					01 A-F	
01MW64-20111208	01MW64	33.5	05		1056		6	X	X	X	X					02 A-F	
01MW75-20111208	01MW75	47.5	06		1301		6	X	X	X	X					03 A-F	
01MW62-20111208	01MW62	33	07		1400		6	X	X	X	X					04 A-F	
01MW76-20111208	01MW76	37.5	08		1530		6	X	X	X	X					05 A-F	

EBE 12/9/11

Samples received at 2 °C

Friedman & Bruya, Inc.
3012 16th Avenue West
Seattle, WA 98119-2029
Ph. (206) 285-8282
Fax (206) 283-5044

SIGNATURE	PRINT NAME	COMPANY	DATE	TIME
Relinquished by:	Elizabeth Fabes	SES	12/9/11	16:45
Received by:	HONGI NGUYEN	FBI	12/8/11	1
Relinquished by:				
Received by:				

FRIEDMAN & BRUYA, INC.

ENVIRONMENTAL CHEMISTS

James E. Bruya, Ph.D.
Yelena Aravkina, M.S.
Bradley T. Benson, B.S.
Kurt Johnson, B.S.

3012 16th Avenue West
Seattle, WA 98119-2029
TEL: (206) 285-8282
e-mail: fbi@isomedia.com

December 15, 2011

Tim Brown, Project Manager
SoundEarth Strategies
2811 Fairview Ave. East, Suite 2000
Seattle, WA 98102

Dear Mr. Brown:

Included are the results from the testing of material submitted on December 8, 2011 from the TOC_01-600_20111208 WORFDB5, F&BI 112130 project. There are 9 pages included in this report. Any samples that may remain are currently scheduled for disposal in 30 days. If you would like us to return your samples or arrange for long term storage at our offices, please contact us as soon as possible.

We appreciate this opportunity to be of service to you and hope you will call if you should have any questions.

Sincerely,

FRIEDMAN & BRUYA, INC.



Michael Erdahl
Project Manager

Enclosures
c: Mark Chandler, Jessica Brown, Audrey Hackett, Pete Kingston, Jennifer Cyr
SOU1215R.DOC

CASE NARRATIVE

This case narrative encompasses samples received on December 8, 2011 by Friedman & Bruya, Inc. from the SoundEarth Strategies TOC_01-600_20111208 WORFDB5, F&BI 112130 project. Samples were logged in under the laboratory ID's listed below.

Laboratory ID	SoundEarth Strategies
112130 -01	02MW05-20111208
112130 -02	02MW08-20111208
112130 -03	01MW85-20111208

All quality control requirements were acceptable.

Date of Report: 12/15/11
Date Received: 12/08/11
Project: TOC_01-600_20111208 WORFDB5, F&BI 112130
Date Extracted: 12/09/11
Date Analyzed: 12/10/11 and 12/12/11

RESULTS FROM THE ANALYSIS OF WATER SAMPLES FOR BENZENE, TOLUENE, ETHYLBENZENE, XYLENES AND TPH AS GASOLINE USING EPA METHOD 8021B AND NWTPH-Gx

Results Reported as ug/L (ppb)

Sample ID Laboratory ID	Benzene	Toluene	Ethyl Benzene	Total Xylenes	Gasoline Range	Surrogate (% Recovery) (Limit 52-124)
02MW05-20111208 112130-01	<1	<1	<1	<3	190	97
02MW08-20111208 112130-02	<1	<1	<1	<3	<100	101
01MW85-20111208 112130-03	<1	<1	<1	<3	<100	96
Method Blank 01-2194 MB	<1	<1	<1	<3	<100	94

Date of Report: 12/15/11
Date Received: 12/08/11
Project: TOC_01-600_20111208 WORFDB5, F&BI 112130
Date Extracted: 12/09/11
Date Analyzed: 12/12/11

RESULTS FROM THE ANALYSIS OF WATER SAMPLES FOR TOTAL PETROLEUM HYDROCARBONS AS DIESEL AND MOTOR OIL USING METHOD NWTPH-Dx

Results Reported as ug/L (ppb)

Sample ID Laboratory ID	Diesel Range (C_{10}-C_{25})	Motor Oil Range (C_{25}-C_{36})	Surrogate (% Recovery) (Limit 50-150)
02MW05-20111208 112130-01	110 x	<250	96
02MW08-20111208 112130-02	<50	<250	83
01MW85-20111208 112130-03	100 x	<250	89
Method Blank 01-2191 MB	<50	<250	92

Analysis For Volatile Compounds By EPA Method 8260C

Client Sample ID:	01MW85-20111208	Client:	SoundEarth Strategies
Date Received:	12/08/11	Project:	TOC_01-600_20111208 WORFDB5
Date Extracted:	12/11/11	Lab ID:	112130-03
Date Analyzed:	12/11/11	Data File:	121117.D
Matrix:	Water	Instrument:	GCMS4
Units:	ug/L (ppb)	Operator:	JS

Surrogates:	% Recovery:	Lower Limit:	Upper Limit:
1,2-Dichloroethane-d4	98	57	121
Toluene-d8	99	63	127
4-Bromofluorobenzene	105	60	133

Compounds:	Concentration ug/L (ppb)
Vinyl chloride	<0.2
Chloroethane	<1
1,1-Dichloroethene	<1
Methylene chloride	<5
trans-1,2-Dichloroethene	<1
1,1-Dichloroethane	<1
cis-1,2-Dichloroethene	<1
1,2-Dichloroethane (EDC)	<1
1,1,1-Trichloroethane	<1
Trichloroethene	<1
Tetrachloroethene	<1

Analysis For Volatile Compounds By EPA Method 8260C

Client Sample ID:	Method Blank	Client:	SoundEarth Strategies
Date Received:	NA	Project:	TOC_01-600_20111208 WORFDB5
Date Extracted:	12/11/11	Lab ID:	01-2165 mb
Date Analyzed:	12/11/11	Data File:	121114.D
Matrix:	Water	Instrument:	GCMS4
Units:	ug/L (ppb)	Operator:	JS

Surrogates:	% Recovery:	Lower Limit:	Upper Limit:
1,2-Dichloroethane-d4	99	57	121
Toluene-d8	99	63	127
4-Bromofluorobenzene	104	60	133

Compounds:	Concentration ug/L (ppb)
Vinyl chloride	<0.2
Chloroethane	<1
1,1-Dichloroethene	<1
Methylene chloride	<5
trans-1,2-Dichloroethene	<1
1,1-Dichloroethane	<1
cis-1,2-Dichloroethene	<1
1,2-Dichloroethane (EDC)	<1
1,1,1-Trichloroethane	<1
Trichloroethene	<1
Tetrachloroethene	<1

Date of Report: 12/15/11
Date Received: 12/08/11
Project: TOC_01-600_20111208 WORFDB5, F&BI 112130

QUALITY ASSURANCE RESULTS FOR THE ANALYSIS OF WATER SAMPLES FOR BENZENE, TOLUENE, ETHYLBENZENE, XYLENES, AND TPH AS GASOLINE USING EPA METHOD 8021B AND NWTPH-Gx

Laboratory Code: 112129-01 (Duplicate)

Analyte	Reporting Units	Sample Result	Duplicate Result	Relative Percent Difference (Limit 20)
Benzene	ug/L (ppb)	<1	<1	nm
Toluene	ug/L (ppb)	<1	<1	nm
Ethylbenzene	ug/L (ppb)	<1	<1	nm
Xylenes	ug/L (ppb)	<3	<3	nm
Gasoline	ug/L (ppb)	<100	<100	nm

Laboratory Code: Laboratory Control Sample

Analyte	Reporting Units	Spike Level	Percent Recovery LCS	Acceptance Criteria
Benzene	ug/L (ppb)	50	94	65-118
Toluene	ug/L (ppb)	50	96	72-122
Ethylbenzene	ug/L (ppb)	50	97	73-126
Xylenes	ug/L (ppb)	150	94	74-118
Gasoline	ug/L (ppb)	1,000	102	69-134

Date of Report: 12/15/11
Date Received: 12/08/11
Project: TOC_01-600_20111208 WORFDB5, F&BI 112130

QUALITY ASSURANCE RESULTS FOR THE ANALYSIS OF WATER SAMPLES FOR TOTAL PETROLEUM HYDROCARBONS AS DIESEL EXTENDED USING METHOD NWTPH-Dx

Laboratory Code: Laboratory Control Sample

Analyte	Reporting Units	Spike Level	Percent Recovery LCS	Percent Recovery LCSD	Acceptance Criteria	RPD (Limit 20)
Diesel Extended	ug/L (ppb)	2,500	82	86	63-142	5

Date of Report: 12/15/11
Date Received: 12/08/11
Project: TOC_01-600_20111208 WORFDB5, F&BI 112130

QUALITY ASSURANCE RESULTS FOR THE ANALYSIS OF WATER SAMPLES FOR VOLATILES BY EPA METHOD 8260C

Laboratory Code: 112107-01 (Matrix Spike)

Analyte	Reporting Units	Spike Level	Sample Result	Percent Recovery MS	Acceptance Criteria
Vinyl chloride	ug/L (ppb)	50	<0.2	94	36-166
Chloroethane	ug/L (ppb)	50	<1	105	46-160
1,1-Dichloroethene	ug/L (ppb)	50	<1	99	60-136
Methylene chloride	ug/L (ppb)	50	<5	102	67-132
trans-1,2-Dichloroethene	ug/L (ppb)	50	<1	102	72-129
1,1-Dichloroethane	ug/L (ppb)	50	<1	107	70-128
cis-1,2-Dichloroethene	ug/L (ppb)	50	<1	102	71-127
1,2-Dichloroethane (EDC)	ug/L (ppb)	50	<1	116	69-133
1,1,1-Trichloroethane	ug/L (ppb)	50	<1	112	60-146
Trichloroethene	ug/L (ppb)	50	<1	100	66-135
Tetrachloroethene	ug/L (ppb)	50	<1	98	73-129

Laboratory Code: Laboratory Control Sample

Analyte	Reporting Units	Spike Level	Percent Recovery LCS	Percent Recovery LCSD	Acceptance Criteria	RPD (Limit 20)
Vinyl chloride	ug/L (ppb)	50	98	92	50-154	6
Chloroethane	ug/L (ppb)	50	98	95	58-146	3
1,1-Dichloroethene	ug/L (ppb)	50	100	95	67-136	5
Methylene chloride	ug/L (ppb)	50	90	89	39-148	1
trans-1,2-Dichloroethene	ug/L (ppb)	50	102	97	68-128	5
1,1-Dichloroethane	ug/L (ppb)	50	105	100	79-121	5
cis-1,2-Dichloroethene	ug/L (ppb)	50	108	102	80-123	6
1,2-Dichloroethane (EDC)	ug/L (ppb)	50	110	103	73-132	7
1,1,1-Trichloroethane	ug/L (ppb)	50	107	105	83-130	2
Trichloroethene	ug/L (ppb)	50	103	97	80-120	6
Tetrachloroethene	ug/L (ppb)	50	111	108	76-121	3

Data Qualifiers & Definitions

a - The analyte was detected at a level less than five times the reporting limit. The RPD results may not provide reliable information on the variability of the analysis.

A1 – More than one compound of similar molecule structure was identified with equal probability.

b - The analyte was spiked at a level that was less than five times that present in the sample. Matrix spike recoveries may not be meaningful.

ca - The calibration results for this range fell outside of acceptance criteria. The value reported is an estimate.

c - The presence of the analyte indicated may be due to carryover from previous sample injections.

d - The sample was diluted. Detection limits may be raised due to dilution.

ds - The sample was diluted. Detection limits are raised due to dilution and surrogate recoveries may not be meaningful.

dv - Insufficient sample was available to achieve normal reporting limits and limits are raised accordingly.

fb - Analyte present in the blank and the sample.

fc – The compound is a common laboratory and field contaminant.

hr - The sample and duplicate were reextracted and reanalyzed. RPD results were still outside of control limits. The variability is attributed to sample inhomogeneity.

ht - Analysis performed outside the method or client-specified holding time requirement.

ip - Recovery fell outside of normal control limits. Compounds in the sample matrix interfered with the quantitation of the analyte.

j – The result is below normal reporting limits. The value reported is an estimate.

J - The internal standard associated with the analyte is out of control limits. The reported concentration is an estimate.

jl - The analyte result in the laboratory control sample is out of control limits. The reported concentration should be considered an estimate.

jr - The rpd result in laboratory control sample associated with the analyte is out of control limits. The reported concentration should be considered an estimate.

js - The surrogate associated with the analyte is out of control limits. The reported concentration should be considered an estimate.

lc - The presence of the compound indicated is likely due to laboratory contamination.

L - The reported concentration was generated from a library search.

nm - The analyte was not detected in one or more of the duplicate analyses. Therefore, calculation of the RPD is not applicable.

pc – The sample was received in a container not approved by the method. The value reported should be considered an estimate.

pr – The sample was received with incorrect preservation. The value reported should be considered an estimate.

ve - Estimated concentration calculated for an analyte response above the valid instrument calibration range. A dilution is required to obtain an accurate quantification of the analyte.

vo - The value reported fell outside the control limits established for this analyte.

x - The sample chromatographic pattern does not resemble the fuel standard used for quantitation.

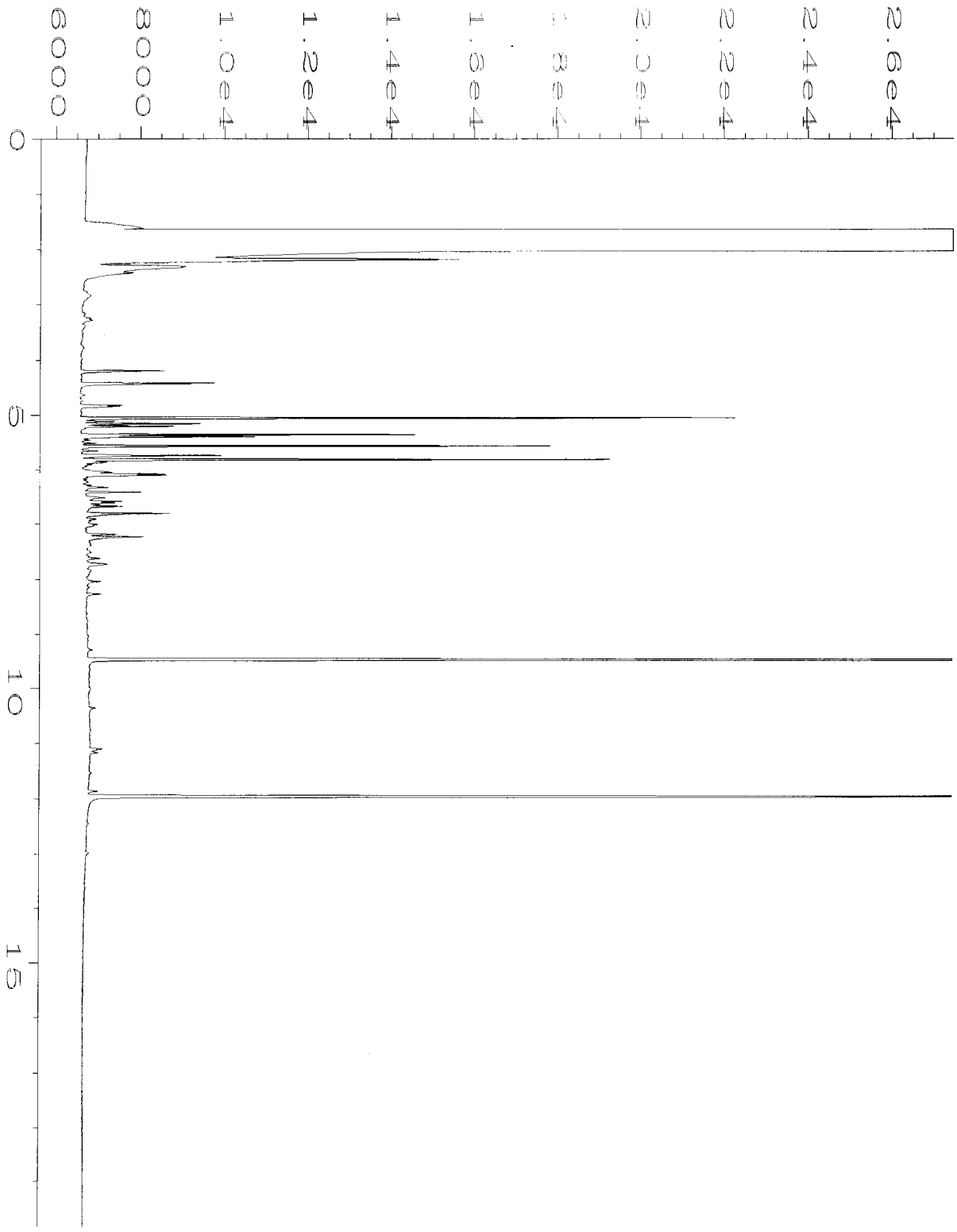

Data File Name	: C:\HPCHEM\1\DATA\12-12-11\014F0301.D		
Operator	: ML	Page Number	: 1
Instrument	: GC1	Vial Number	: 14
Sample Name	: 112130-01	Injection Number	: 1
Run Time Bar Code:		Sequence Line	: 3
Acquired on	: 12 Dec 11 03:53 PM	Instrument Method	: TPHD.MTH
Report Created on	: 13 Dec 11 09:26 AM	Analysis Method	: TPHD.MTH



Data File Name	: C:\HPCHEM\1\DATA\12-12-11\015F0301.D		
Operator	: ML	Page Number	: 1
Instrument	: GC1	Vial Number	: 15
Sample Name	: 112130-02	Injection Number	: 1
Run Time Bar Code:		Sequence Line	: 3
Acquired on	: 12 Dec 11 04:21 PM	Instrument Method	: TPHD.MTH
Report Created on	: 13 Dec 11 09:26 AM	Analysis Method	: TPHD.MTH

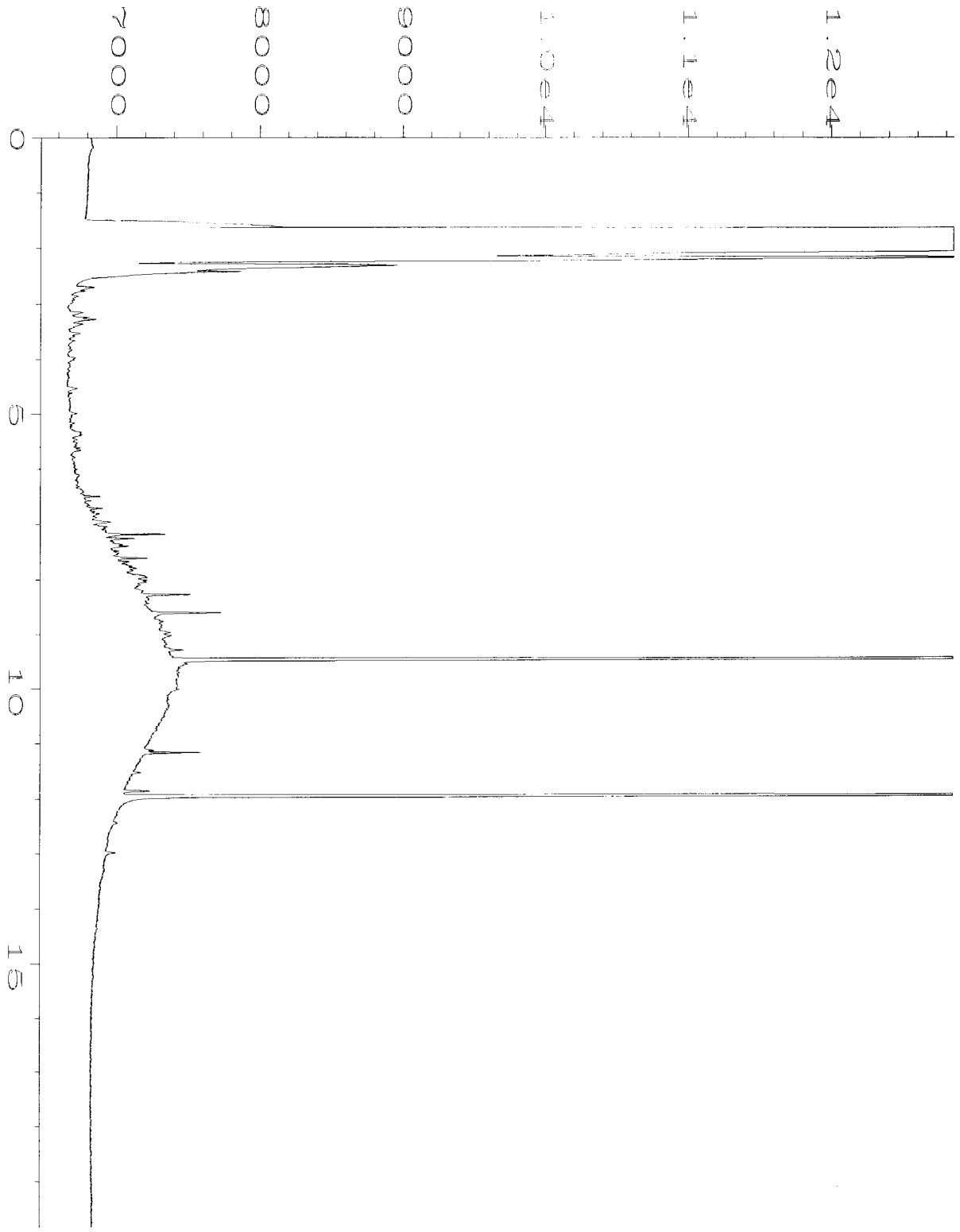

Data File Name : C:\HPCHEM\1\DATA\12-12-11\016F0501.D
Operator : ML
Instrument : GC1
Sample Name : 112130-03
Run Time Bar Code:
Acquired on : 12 Dec 11 05:42 PM
Report Created on: 13 Dec 11 09:26 AM

Page Number : 1
Vial Number : 16
Injection Number : 1
Sequence Line : 5
Instrument Method: TPHD.MTH
Analysis Method : TPHD.MTH



Data File Name : C:\HPCHEM\1\DATA\12-12-11\006F0301.D
Operator : ML
Instrument : GC1
Sample Name : 01-2191 mb
Run Time Bar Code:
Acquired on : 12 Dec 11 12:22 PM
Report Created on: 13 Dec 11 09:24 AM

Page Number : 1
Vial Number : 6
Injection Number : 1
Sequence Line : 3
Instrument Method: TPHD.MTH
Analysis Method : TPHD.MTH

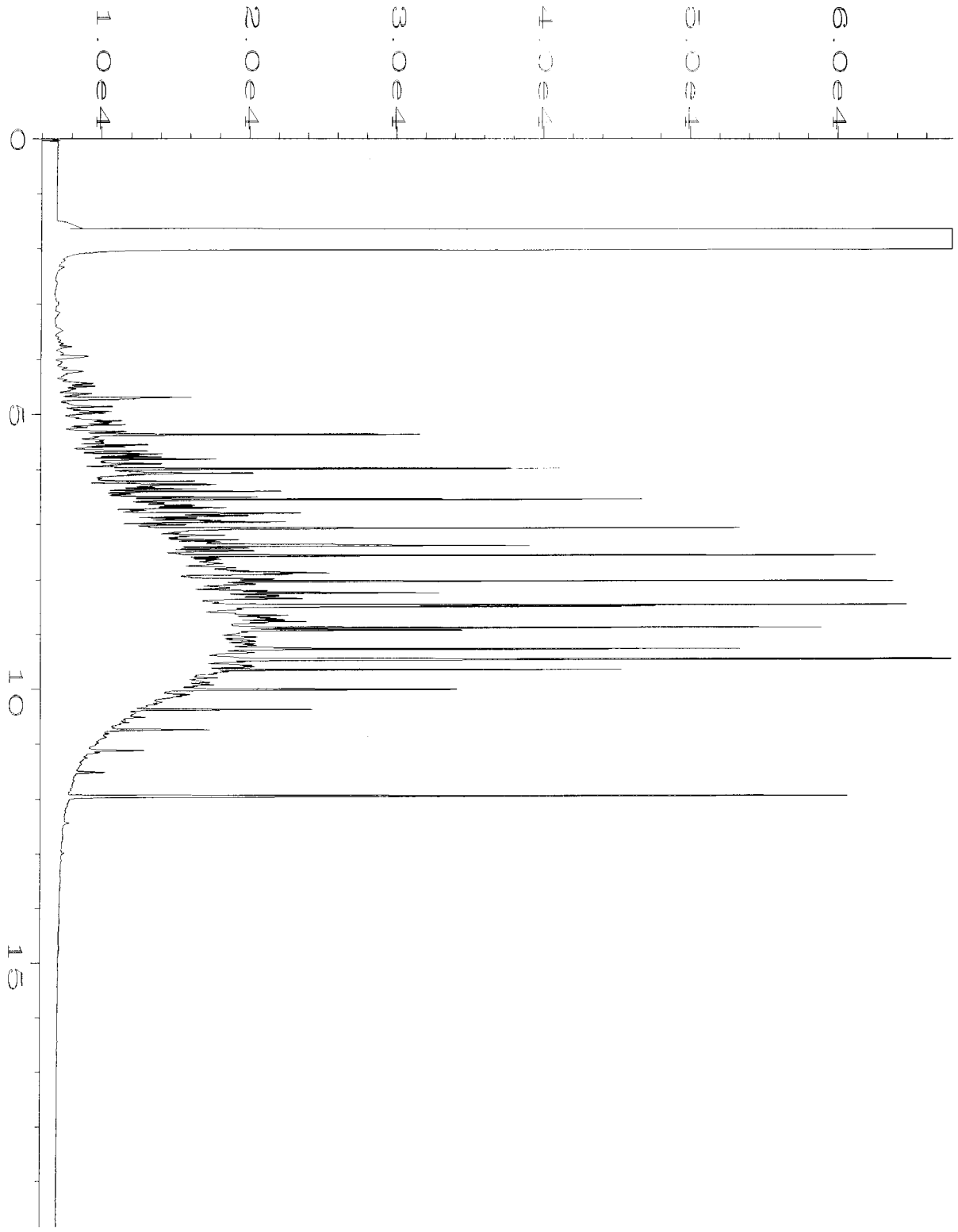

Data File Name	: C:\HPCHEM\1\DATA\12-12-11\003F0201.D		
Operator	: ML	Page Number	: 1
Instrument	: GC1	Vial Number	: 3
Sample Name	: 500 WADF 35-58C	Injection Number	: 1
Run Time Bar Code:		Sequence Line	: 2
Acquired on	: 12 Dec 11 09:09 AM	Instrument Method	: TPHD.MTH
Report Created on	: 13 Dec 11 09:24 AM	Analysis Method	: TPHD.MTH

112130

SAMPLE CHAIN OF CUSTODY

ME 12/08/11

V3/C05

Send Report To Tim Brown, cc: Jessica Brown, Audrey Hackett, Jennifer Cyr, Pete Kingston

Company SoundEarth Strategies, Inc.

Address 2811 Fairview Ave E, Suite 2000

City, State, ZIP Seattle, WA 98102

SAMPLERS (signature)	
E. Copeland	
PROJECT NAME/NO.	PO #
TOC Holdings Co. Facility No. 01-600 Seattle Terminal	01-600
REMARKS	EIM Y / N
[1] low level detection limit of 0.219 ug/L for PCP.	

Page # 1 of 1

TURNAROUND TIME

☒ Standard (2 Weeks)

☐ RUSH

Rush charges authorized by:

SAMPLE DISPOSAL

☒ Dispose after 30 days

☐ Return samples

☐ Will call with instructions

Sample ID	Sample Location	Sample Depth	Lab ID	Date Sampled	Time Sampled	Matrix	# of jars	GRPH by NWTPH-Gx	BTEX by EPA 8021B	DRPH/ORPH by NWTPH-Dx	PCP by EPA 8270D (low-level detection limits)[1]	cVOCs by EPA 8260B	Nitrate and Sulfate by EPA 300.0	Methane, Ethane, and Ethene by RSK 175			Notes
02MW05-20111208	02MW05	27.5	01A-D	20111208	1010	water	4	✓	✓	✓							
02MW08-20111208	02MW08	17.0	02A-D	" "	1140	" "	4	✓	✓	✓							
01MW85-20111208	01MW85	26.0	03A-E	" "	1530	" "	6	✓	✓	✓		✓					

E. Copeland 20111208

Samples received at 2 °C

Friedman & Bruya, Inc.
3012 16th Avenue West
Seattle, WA 98119-2029
Ph. (206) 285-8282
Fax (206) 283-5044

SIGNATURE	PRINT NAME	COMPANY	DATE	TIME
Relinquished by: E. Copeland	Elizabeth A. Copeland	SES	20111208	1645
Received by:		FrBr	12/8	1645
Relinquished by:				
Received by:				

FRIEDMAN & BRUYA, INC.

ENVIRONMENTAL CHEMISTS

James E. Bruya, Ph.D.
Yelena Aravkina, M.S.
Bradley T. Benson, B.S.
Kurt Johnson, B.S.

3012 16th Avenue West
Seattle, WA 98119-2029
TEL: (206) 285-8282
e-mail: fbi@isomedia.com

December 20, 2011

Tim Brown, Project Manager
SoundEarth Strategies
2811 Fairview Ave. East, Suite 2000
Seattle, WA 98102

Dear Mr. Brown:

Included are the results from the testing of material submitted on December 9, 2011 from the TOC_01-600_20111209 WORFDB5, F&BI 112147 project. There are 9 pages included in this report. Any samples that may remain are currently scheduled for disposal in 30 days. If you would like us to return your samples or arrange for long term storage at our offices, please contact us as soon as possible.

We appreciate this opportunity to be of service to you and hope you will call if you should have any questions.

Sincerely,

FRIEDMAN & BRUYA, INC.



Michael Erdahl
Project Manager

Enclosures
c: Mark Chandler, Jessica Brown, Audrey Hackett, Pete Kingston, Jennifer Cyr
SOU1220R.DOC

CASE NARRATIVE

This case narrative encompasses samples received on December 9, 2011 by Friedman & Bruya, Inc. from the SoundEarth Strategies TOC_01-600_20111209 WORFDB5, F&BI 112147 project. Samples were logged in under the laboratory ID's listed below.

Laboratory ID	SoundEarth Strategies
112147 -01	01MW83-20111209

All quality control requirements were acceptable.

Date of Report: 12/20/11
Date Received: 12/09/11
Project: TOC_01-600_20111209 WORFDB5, F&BI 112147
Date Extracted: 12/12/11
Date Analyzed: 12/12/11

RESULTS FROM THE ANALYSIS OF WATER SAMPLES FOR BENZENE, TOLUENE, ETHYLBENZENE, XYLENES AND TPH AS GASOLINE USING EPA METHOD 8021B AND NWTPH-Gx

Results Reported as ug/L (ppb)

Sample ID Laboratory ID	Benzene	Toluene	Ethyl Benzene	Total Xylenes	Gasoline Range	Surrogate (% Recovery) (Limit 50-150)
01MW83-20111209 112147-01	<1	<1	<1	<3	<100	93
Method Blank 01-2199 MB	<1	<1	<1	<3	<100	91

Date of Report: 12/20/11
Date Received: 12/09/11
Project: TOC_01-600_20111209 WORFDB5, F&BI 112147
Date Extracted: 12/12/11
Date Analyzed: 12/13/11

RESULTS FROM THE ANALYSIS OF WATER SAMPLES FOR TOTAL PETROLEUM HYDROCARBONS AS DIESEL AND MOTOR OIL USING METHOD NWTPH-Dx

Results Reported as ug/L (ppb)

Sample ID Laboratory ID	Diesel Range (C_{10}-C_{25})	Motor Oil Range (C_{25}-C_{36})	Surrogate (% Recovery) (Limit 47-140)
01MW83-20111209 112147-01	<50	<250	83
Method Blank 01-2198 MB	<50	<250	75

Analysis For Volatile Compounds By EPA Method 8260C

Client Sample ID:	01MW83-20111209	Client:	SoundEarth Strategies
Date Received:	12/09/11	Project:	TOC_01-600_20111209 WORFDB5
Date Extracted:	12/15/11	Lab ID:	112147-01
Date Analyzed:	12/15/11	Data File:	121506.D
Matrix:	Water	Instrument:	GCMS4
Units:	ug/L (ppb)	Operator:	JS

Surrogates:	% Recovery:	Lower Limit:	Upper Limit:
1,2-Dichloroethane-d4	100	57	121
Toluene-d8	99	63	127
4-Bromofluorobenzene	106	60	133

Compounds:	Concentration ug/L (ppb)
Vinyl chloride	<0.2
Chloroethane	<1
1,1-Dichloroethene	<1
Methylene chloride	<5
trans-1,2-Dichloroethene	<1
1,1-Dichloroethane	<1
cis-1,2-Dichloroethene	<1
1,2-Dichloroethane (EDC)	<1
1,1,1-Trichloroethane	<1
Trichloroethene	<1
Tetrachloroethene	<1

Analysis For Volatile Compounds By EPA Method 8260C

Client Sample ID:	Method Blank	Client:	SoundEarth Strategies
Date Received:	NA	Project:	TOC_01-600_20111209 WORFDB5
Date Extracted:	12/15/11	Lab ID:	01-2170 mb
Date Analyzed:	12/15/11	Data File:	121505.D
Matrix:	Water	Instrument:	GCMS4
Units:	ug/L (ppb)	Operator:	JS

Surrogates:	% Recovery:	Lower Limit:	Upper Limit:
1,2-Dichloroethane-d4	98	57	121
Toluene-d8	98	63	127
4-Bromofluorobenzene	104	60	133

Compounds:	Concentration ug/L (ppb)
Vinyl chloride	<0.2
Chloroethane	<1
1,1-Dichloroethene	<1
Methylene chloride	<5
trans-1,2-Dichloroethene	<1
1,1-Dichloroethane	<1
cis-1,2-Dichloroethene	<1
1,2-Dichloroethane (EDC)	<1
1,1,1-Trichloroethane	<1
Trichloroethene	<1
Tetrachloroethene	<1

Date of Report: 12/20/11
Date Received: 12/09/11
Project: TOC_01-600_20111209 WORFDB5, F&BI 112147

QUALITY ASSURANCE RESULTS FOR THE ANALYSIS OF WATER SAMPLES FOR BENZENE, TOLUENE, ETHYLBENZENE, XYLENES, AND TPH AS GASOLINE USING EPA METHOD 8021B AND NWTPH-Gx

Laboratory Code: 112147-01 (Duplicate)

Analyte	Reporting Units	Sample Result	Duplicate Result	Relative Percent Difference (Limit 20)
Benzene	ug/L (ppb)	<1	<1	nm
Toluene	ug/L (ppb)	<1	<1	nm
Ethylbenzene	ug/L (ppb)	<1	<1	nm
Xylenes	ug/L (ppb)	<3	<3	nm
Gasoline	ug/L (ppb)	<100	<100	nm

Laboratory Code: Laboratory Control Sample

Analyte	Reporting Units	Spike Level	Percent Recovery LCS	Acceptance Criteria
Benzene	ug/L (ppb)	50	90	72-119
Toluene	ug/L (ppb)	50	93	71-113
Ethylbenzene	ug/L (ppb)	50	91	72-114
Xylenes	ug/L (ppb)	150	86	72-113
Gasoline	ug/L (ppb)	1,000	104	70-119

Date of Report: 12/20/11
Date Received: 12/09/11
Project: TOC_01-600_20111209 WORFDB5, F&BI 112147

QUALITY ASSURANCE RESULTS FOR THE ANALYSIS OF WATER SAMPLES FOR TOTAL PETROLEUM HYDROCARBONS AS DIESEL EXTENDED USING METHOD NWTPH-Dx

Laboratory Code: Laboratory Control Sample

Analyte	Reporting Units	Spike Level	Percent Recovery LCS	Percent Recovery LCSD	Acceptance Criteria	RPD (Limit 20)
Diesel Extended	ug/L (ppb)	2,500	77	80	61-133	4

Date of Report: 12/20/11
Date Received: 12/09/11
Project: TOC_01-600_20111209 WORFDB5, F&BI 112147

QUALITY ASSURANCE RESULTS FOR THE ANALYSIS OF WATER SAMPLES FOR VOLATILES BY EPA METHOD 8260C

Laboratory Code: 112147-01 (Matrix Spike)

Analyte	Reporting Units	Spike Level	Sample Result	Percent Recovery MS	Acceptance Criteria
Vinyl chloride	ug/L (ppb)	50	<0.2	108	36-166
Chloroethane	ug/L (ppb)	50	<1	112	46-160
1,1-Dichloroethene	ug/L (ppb)	50	<1	99	60-136
Methylene chloride	ug/L (ppb)	50	<5	92	67-132
trans-1,2-Dichloroethene	ug/L (ppb)	50	<1	102	72-129
1,1-Dichloroethane	ug/L (ppb)	50	<1	114	70-128
cis-1,2-Dichloroethene	ug/L (ppb)	50	<1	103	71-127
1,2-Dichloroethane (EDC)	ug/L (ppb)	50	<1	120	69-133
1,1,1-Trichloroethane	ug/L (ppb)	50	<1	114	60-146
Trichloroethene	ug/L (ppb)	50	<1	108	66-135
Tetrachloroethene	ug/L (ppb)	50	<1	104	73-129

Laboratory Code: Laboratory Control Sample

Analyte	Reporting Units	Spike Level	Percent Recovery LCS	Percent Recovery LCSD	Acceptance Criteria	RPD (Limit 20)
Vinyl chloride	ug/L (ppb)	50	115	113	50-154	2
Chloroethane	ug/L (ppb)	50	117	118	58-146	1
1,1-Dichloroethene	ug/L (ppb)	50	107	106	67-136	1
Methylene chloride	ug/L (ppb)	50	95	95	39-148	0
trans-1,2-Dichloroethene	ug/L (ppb)	50	105	104	68-128	1
1,1-Dichloroethane	ug/L (ppb)	50	115	114	79-121	1
cis-1,2-Dichloroethene	ug/L (ppb)	50	107	105	80-123	2
1,2-Dichloroethane (EDC)	ug/L (ppb)	50	120	117	73-132	3
1,1,1-Trichloroethane	ug/L (ppb)	50	116	114	83-130	2
Trichloroethene	ug/L (ppb)	50	103	101	80-120	2
Tetrachloroethene	ug/L (ppb)	50	108	107	76-121	1

Data Qualifiers & Definitions

a - The analyte was detected at a level less than five times the reporting limit. The RPD results may not provide reliable information on the variability of the analysis.

A1 – More than one compound of similar molecule structure was identified with equal probability.

b - The analyte was spiked at a level that was less than five times that present in the sample. Matrix spike recoveries may not be meaningful.

ca - The calibration results for this range fell outside of acceptance criteria. The value reported is an estimate.

c - The presence of the analyte indicated may be due to carryover from previous sample injections.

d - The sample was diluted. Detection limits may be raised due to dilution.

ds - The sample was diluted. Detection limits are raised due to dilution and surrogate recoveries may not be meaningful.

dv - Insufficient sample was available to achieve normal reporting limits and limits are raised accordingly.

fb - Analyte present in the blank and the sample.

fc – The compound is a common laboratory and field contaminant.

hr - The sample and duplicate were reextracted and reanalyzed. RPD results were still outside of control limits. The variability is attributed to sample inhomogeneity.

ht - Analysis performed outside the method or client-specified holding time requirement.

ip - Recovery fell outside of normal control limits. Compounds in the sample matrix interfered with the quantitation of the analyte.

j – The result is below normal reporting limits. The value reported is an estimate.

J - The internal standard associated with the analyte is out of control limits. The reported concentration is an estimate.

jl - The analyte result in the laboratory control sample is out of control limits. The reported concentration should be considered an estimate.

jr - The rpd result in laboratory control sample associated with the analyte is out of control limits. The reported concentration should be considered an estimate.

js - The surrogate associated with the analyte is out of control limits. The reported concentration should be considered an estimate.

lc - The presence of the compound indicated is likely due to laboratory contamination.

L - The reported concentration was generated from a library search.

nm - The analyte was not detected in one or more of the duplicate analyses. Therefore, calculation of the RPD is not applicable.

pc – The sample was received in a container not approved by the method. The value reported should be considered an estimate.

pr – The sample was received with incorrect preservation. The value reported should be considered an estimate.

ve - Estimated concentration calculated for an analyte response above the valid instrument calibration range. A dilution is required to obtain an accurate quantification of the analyte.

vo - The value reported fell outside the control limits established for this analyte.

x - The sample chromatographic pattern does not resemble the fuel standard used for quantitation.



Data File Name : C:\HPCHEM\4\DATA\12-13-11\024F0601.D
Operator : ML
Instrument : GC#4
Sample Name : 112147-01
Run Time Bar Code:
Acquired on : 13 Dec 11 08:06 PM
Report Created on: 14 Dec 11 10:38 AM

Page Number : 1
Vial Number : 24
Injection Number : 1
Sequence Line : 6
Instrument Method: TPHD.MTH
Analysis Method : END.MTH



Data File Name : C:\HPCHEM\4\DATA\12-13-11\020F0601.D
Operator : ML
Instrument : GC#4
Sample Name : 01-2198 mb
Run Time Bar Code:
Acquired on : 13 Dec 11 06:22 PM
Report Created on: 14 Dec 11 10:34 AM

Page Number : 1
Vial Number : 20
Injection Number : 1
Sequence Line : 6
Instrument Method: TPHD.MTH
Analysis Method : END.MTH

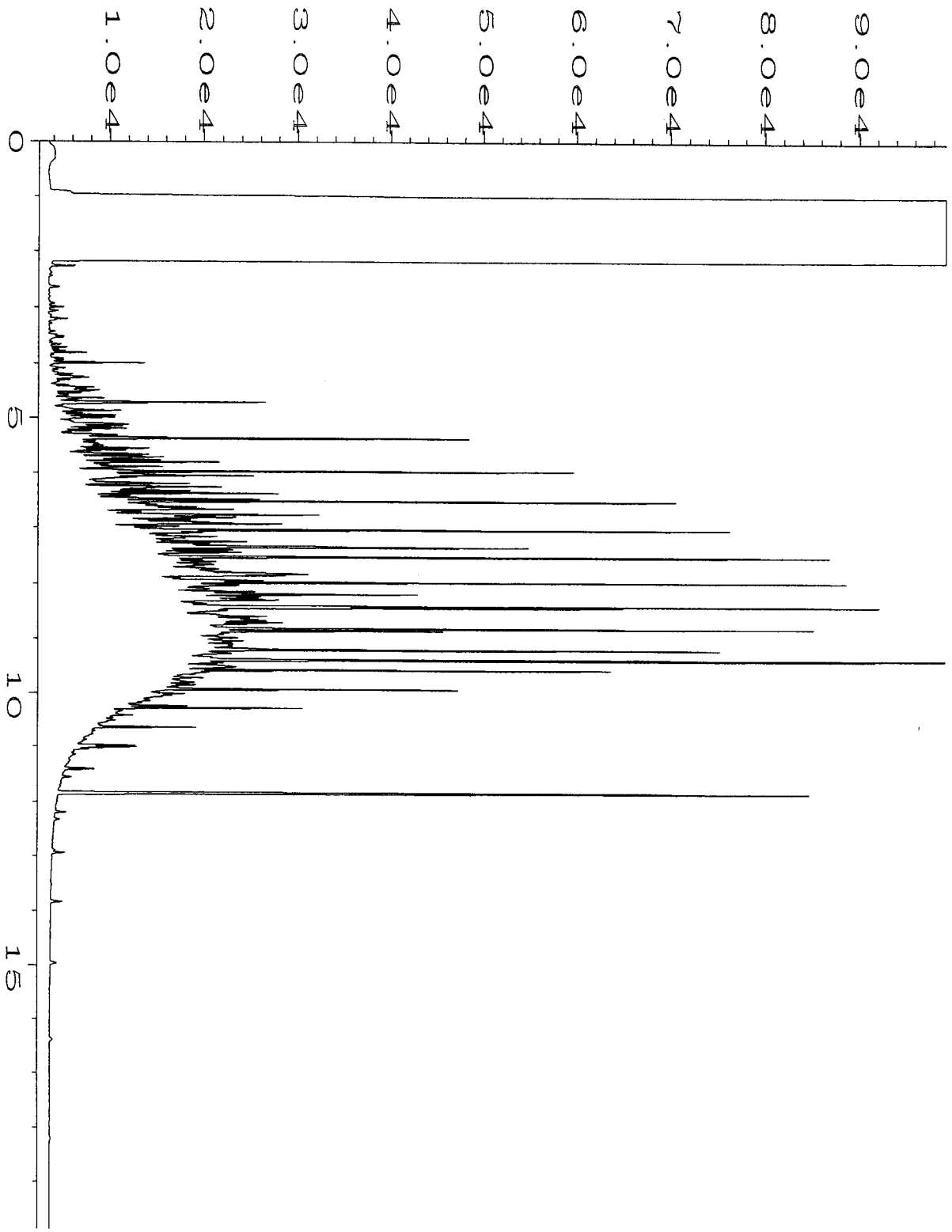

Data File Name	: C:\HPCHEM\4\DATA\12-13-11\003F0201.D		
Operator	: ML	Page Number	: 1
Instrument	: GC#4	Vial Number	: 3
Sample Name	: 500 WADF 35-58C	Injection Number	: 1
Run Time Bar Code:		Sequence Line	: 2
Acquired on	: 13 Dec 11 10:21 AM	Instrument Method	: TPHD.MTH
Report Created on	: 14 Dec 11 10:36 AM	Analysis Method	: END.MTH

112147

SAMPLE CHAIN OF CUSTODY

ME 12/09/11

Page # 1 of 1 V2/ca

Send Report To Tim Brown, cc: Jessica Brown & Audrey Hackett

Company Sound Environmental Strategies

Address 2811 Fairview Ave E, Suite 2000

City, State, ZIP Seattle, WA 98102

SAMPLERS (signature)	
E. Copeland	
PROJECT NAME/NO. TOC Holdings Co. Facility No. 01-600 Seattle Terminal – East Waterfront Property	PO #
REMARKS	EIM Y / N

TURNAROUND TIME

☐ Standard (2 Weeks)
☐ RUSH
Rush charges authorized by:

SAMPLE DISPOSAL

⊗ Dispose after 30 days
☐ Return samples
☐ Will call with instructions

Sample ID	Sample Location	Sample Depth	Lab ID	Date Sampled	Time Sampled	Matrix	# of jars	GRPH by NWTPH-Gx	BTEX by EPA 8021B	DRPH/ORPH by NWTPH-Dx	PCP by EPA 8270D (low-level detection limits)	cVOCs by EPA 8260B	Nitrate and Sulfate by EPA 300.0	Methane, Ethane, and Ethene by RSK 175			Notes
01MW83-20111209	01MW83	24.5	01A-F	20111209	1100	water	6	✓	✓	✓		✓					

Samples received at 3 °C

Friedman & Bruya, Inc.
3012 16th Avenue West
Seattle, WA 98119-2029
Ph. (206) 285-8282
Fax (206) 283-5044

SIGNATURE	PRINT NAME	COMPANY	DATE	TIME
Relinquished by: E Copeland	Elizabeth A. Copeland	SES	20111209	1715
Received by:	Matt Langston	F&B Inc	12/9/11	1715
Relinquished by:				
Received by:				

FRIEDMAN & BRUYA, INC.

ENVIRONMENTAL CHEMISTS

James E. Bruya, Ph.D.
Yelena Aravkina, M.S.
Bradley T. Benson, B.S.
Kurt Johnson, B.S.

3012 16th Avenue West
Seattle, WA 98119-2029
TEL: (206) 285-8282
e-mail: fbi@isomedia.com

December 20, 2011

Tim Brown, Project Manager
SoundEarth Strategies
2811 Fairview Ave. East, Suite 2000
Seattle, WA 98102

Dear Mr. Brown:

Included are the results from the testing of material submitted on December 9, 2011 from the TOC_01-600_20111209 WORFDB5, F&BI 112148 project. There are 9 pages included in this report. Any samples that may remain are currently scheduled for disposal in 30 days. If you would like us to return your samples or arrange for long term storage at our offices, please contact us as soon as possible.

We appreciate this opportunity to be of service to you and hope you will call if you should have any questions.

Sincerely,

FRIEDMAN & BRUYA, INC.



Michael Erdahl
Project Manager

Enclosures
c: Mark Chandler, Jessica Brown, Audrey Hackett, Pete Kingston, Jennifer Cyr
SOU1220R.DOC

CASE NARRATIVE

This case narrative encompasses samples received on December 9, 2011 by Friedman & Bruya, Inc. from the SoundEarth Strategies TOC_01-600_20111209 WORFDB5, F&BI 112148 project. Samples were logged in under the laboratory ID's listed below.

Laboratory ID	SoundEarth Strategies
112148 -01	01MW80-20111209

All quality control requirements were acceptable.

Date of Report: 12/20/11
Date Received: 12/09/11
Project: TOC_01-600_20111209 WORFDB5, F&BI 112148
Date Extracted: 12/12/11
Date Analyzed: 12/12/11

RESULTS FROM THE ANALYSIS OF WATER SAMPLES FOR BENZENE, TOLUENE, ETHYLBENZENE, XYLENES AND TPH AS GASOLINE USING EPA METHOD 8021B AND NWTPH-Gx

Results Reported as ug/L (ppb)

Sample ID Laboratory ID	Benzene	Toluene	Ethyl Benzene	Total Xylenes	Gasoline Range	Surrogate (% Recovery) (Limit 50-150)
01MW80-20111209 112148-01	<1	<1	<1	<3	<100	91
Method Blank 01-2199 MB	<1	<1	<1	<3	<100	91

Date of Report: 12/20/11
Date Received: 12/09/11
Project: TOC_01-600_20111209 WORFDB5, F&BI 112148
Date Extracted: 12/12/11
Date Analyzed: 12/13/11

RESULTS FROM THE ANALYSIS OF WATER SAMPLES FOR TOTAL PETROLEUM HYDROCARBONS AS DIESEL AND MOTOR OIL USING METHOD NWTPH-Dx

Results Reported as ug/L (ppb)

Sample ID Laboratory ID	Diesel Range (C_{10}-C_{25})	Motor Oil Range (C_{25}-C_{36})	Surrogate (% Recovery) (Limit 47-140)
01MW80-20111209 112148-01	180 x	<250	84
Method Blank 01-2198 MB	<50	<250	75

Analysis For Volatile Compounds By EPA Method 8260C

Client Sample ID:	01MW80-20111209	Client:	SoundEarth Strategies
Date Received:	12/09/11	Project:	TOC_01-600_20111209 WORFDB5
Date Extracted:	12/15/11	Lab ID:	112148-01
Date Analyzed:	12/15/11	Data File:	121507.D
Matrix:	Water	Instrument:	GCMS4
Units:	ug/L (ppb)	Operator:	JS

Surrogates:	% Recovery:	Lower Limit:	Upper Limit:
1,2-Dichloroethane-d4	102	57	121
Toluene-d8	101	63	127
4-Bromofluorobenzene	106	60	133

Compounds:	Concentration ug/L (ppb)
Vinyl chloride	6.7
Chloroethane	<1
1,1-Dichloroethene	<1
Methylene chloride	<5
trans-1,2-Dichloroethene	<1
1,1-Dichloroethane	<1
cis-1,2-Dichloroethene	<1
1,2-Dichloroethane (EDC)	<1
1,1,1-Trichloroethane	<1
Trichloroethene	<1
Tetrachloroethene	<1

Analysis For Volatile Compounds By EPA Method 8260C

Client Sample ID:	Method Blank	Client:	SoundEarth Strategies
Date Received:	NA	Project:	TOC_01-600_20111209 WORFDB5
Date Extracted:	12/15/11	Lab ID:	01-2170 mb
Date Analyzed:	12/15/11	Data File:	121505.D
Matrix:	Water	Instrument:	GCMS4
Units:	ug/L (ppb)	Operator:	JS

Surrogates:	% Recovery:	Lower Limit:	Upper Limit:
1,2-Dichloroethane-d4	98	57	121
Toluene-d8	98	63	127
4-Bromofluorobenzene	104	60	133

Compounds:	Concentration ug/L (ppb)
Vinyl chloride	<0.2
Chloroethane	<1
1,1-Dichloroethene	<1
Methylene chloride	<5
trans-1,2-Dichloroethene	<1
1,1-Dichloroethane	<1
cis-1,2-Dichloroethene	<1
1,2-Dichloroethane (EDC)	<1
1,1,1-Trichloroethane	<1
Trichloroethene	<1
Tetrachloroethene	<1

Date of Report: 12/20/11
Date Received: 12/09/11
Project: TOC_01-600_20111209 WORFDB5, F&BI 112148

QUALITY ASSURANCE RESULTS FOR THE ANALYSIS OF WATER SAMPLES FOR BENZENE, TOLUENE, ETHYLBENZENE, XYLENES, AND TPH AS GASOLINE USING EPA METHOD 8021B AND NWTPH-Gx

Laboratory Code: 112147-01 (Duplicate)

Analyte	Reporting Units	Sample Result	Duplicate Result	Relative Percent Difference (Limit 20)
Benzene	ug/L (ppb)	<1	<1	nm
Toluene	ug/L (ppb)	<1	<1	nm
Ethylbenzene	ug/L (ppb)	<1	<1	nm
Xylenes	ug/L (ppb)	<3	<3	nm
Gasoline	ug/L (ppb)	<100	<100	nm

Laboratory Code: Laboratory Control Sample

Analyte	Reporting Units	Spike Level	Percent Recovery LCS	Acceptance Criteria
Benzene	ug/L (ppb)	50	90	72-119
Toluene	ug/L (ppb)	50	93	71-113
Ethylbenzene	ug/L (ppb)	50	91	72-114
Xylenes	ug/L (ppb)	150	86	72-113
Gasoline	ug/L (ppb)	1,000	104	70-119

Date of Report: 12/20/11
Date Received: 12/09/11
Project: TOC_01-600_20111209 WORFDB5, F&BI 112148

QUALITY ASSURANCE RESULTS FOR THE ANALYSIS OF WATER SAMPLES FOR TOTAL PETROLEUM HYDROCARBONS AS DIESEL EXTENDED USING METHOD NWTPH-Dx

Laboratory Code: Laboratory Control Sample

Analyte	Reporting Units	Spike Level	Percent Recovery LCS	Percent Recovery LCSD	Acceptance Criteria	RPD (Limit 20)
Diesel Extended	ug/L (ppb)	2,500	77	80	61-133	4

Date of Report: 12/20/11
Date Received: 12/09/11
Project: TOC_01-600_20111209 WORFDB5, F&BI 112148

QUALITY ASSURANCE RESULTS FOR THE ANALYSIS OF WATER SAMPLES FOR VOLATILES BY EPA METHOD 8260C

Laboratory Code: 112147-01 (Matrix Spike)

Analyte	Reporting Units	Spike Level	Sample Result	Percent Recovery MS	Acceptance Criteria
Vinyl chloride	ug/L (ppb)	50	<0.2	108	36-166
Chloroethane	ug/L (ppb)	50	<1	112	46-160
1,1-Dichloroethene	ug/L (ppb)	50	<1	99	60-136
Methylene chloride	ug/L (ppb)	50	<5	92	67-132
trans-1,2-Dichloroethene	ug/L (ppb)	50	<1	102	72-129
1,1-Dichloroethane	ug/L (ppb)	50	<1	114	70-128
cis-1,2-Dichloroethene	ug/L (ppb)	50	<1	103	71-127
1,2-Dichloroethane (EDC)	ug/L (ppb)	50	<1	120	69-133
1,1,1-Trichloroethane	ug/L (ppb)	50	<1	114	60-146
Trichloroethene	ug/L (ppb)	50	<1	108	66-135
Tetrachloroethene	ug/L (ppb)	50	<1	104	73-129

Laboratory Code: Laboratory Control Sample

Analyte	Reporting Units	Spike Level	Percent Recovery LCS	Percent Recovery LCSD	Acceptance Criteria	RPD (Limit 20)
Vinyl chloride	ug/L (ppb)	50	115	113	50-154	2
Chloroethane	ug/L (ppb)	50	117	118	58-146	1
1,1-Dichloroethene	ug/L (ppb)	50	107	106	67-136	1
Methylene chloride	ug/L (ppb)	50	95	95	39-148	0
trans-1,2-Dichloroethene	ug/L (ppb)	50	105	104	68-128	1
1,1-Dichloroethane	ug/L (ppb)	50	115	114	79-121	1
cis-1,2-Dichloroethene	ug/L (ppb)	50	107	105	80-123	2
1,2-Dichloroethane (EDC)	ug/L (ppb)	50	120	117	73-132	3
1,1,1-Trichloroethane	ug/L (ppb)	50	116	114	83-130	2
Trichloroethene	ug/L (ppb)	50	103	101	80-120	2
Tetrachloroethene	ug/L (ppb)	50	108	107	76-121	1

Data Qualifiers & Definitions

a - The analyte was detected at a level less than five times the reporting limit. The RPD results may not provide reliable information on the variability of the analysis.

A1 – More than one compound of similar molecule structure was identified with equal probability.

b - The analyte was spiked at a level that was less than five times that present in the sample. Matrix spike recoveries may not be meaningful.

ca - The calibration results for this range fell outside of acceptance criteria. The value reported is an estimate.

c - The presence of the analyte indicated may be due to carryover from previous sample injections.

d - The sample was diluted. Detection limits may be raised due to dilution.

ds - The sample was diluted. Detection limits are raised due to dilution and surrogate recoveries may not be meaningful.

dv - Insufficient sample was available to achieve normal reporting limits and limits are raised accordingly.

fb - Analyte present in the blank and the sample.

fc – The compound is a common laboratory and field contaminant.

hr - The sample and duplicate were reextracted and reanalyzed. RPD results were still outside of control limits. The variability is attributed to sample inhomogeneity.

ht - Analysis performed outside the method or client-specified holding time requirement.

ip - Recovery fell outside of normal control limits. Compounds in the sample matrix interfered with the quantitation of the analyte.

j – The result is below normal reporting limits. The value reported is an estimate.

J - The internal standard associated with the analyte is out of control limits. The reported concentration is an estimate.

jl - The analyte result in the laboratory control sample is out of control limits. The reported concentration should be considered an estimate.

jr - The rpd result in laboratory control sample associated with the analyte is out of control limits. The reported concentration should be considered an estimate.

js - The surrogate associated with the analyte is out of control limits. The reported concentration should be considered an estimate.

lc - The presence of the compound indicated is likely due to laboratory contamination.

L - The reported concentration was generated from a library search.

nm - The analyte was not detected in one or more of the duplicate analyses. Therefore, calculation of the RPD is not applicable.

pc – The sample was received in a container not approved by the method. The value reported should be considered an estimate.

pr – The sample was received with incorrect preservation. The value reported should be considered an estimate.

ve - Estimated concentration calculated for an analyte response above the valid instrument calibration range. A dilution is required to obtain an accurate quantification of the analyte.

vo - The value reported fell outside the control limits established for this analyte.

x - The sample chromatographic pattern does not resemble the fuel standard used for quantitation.

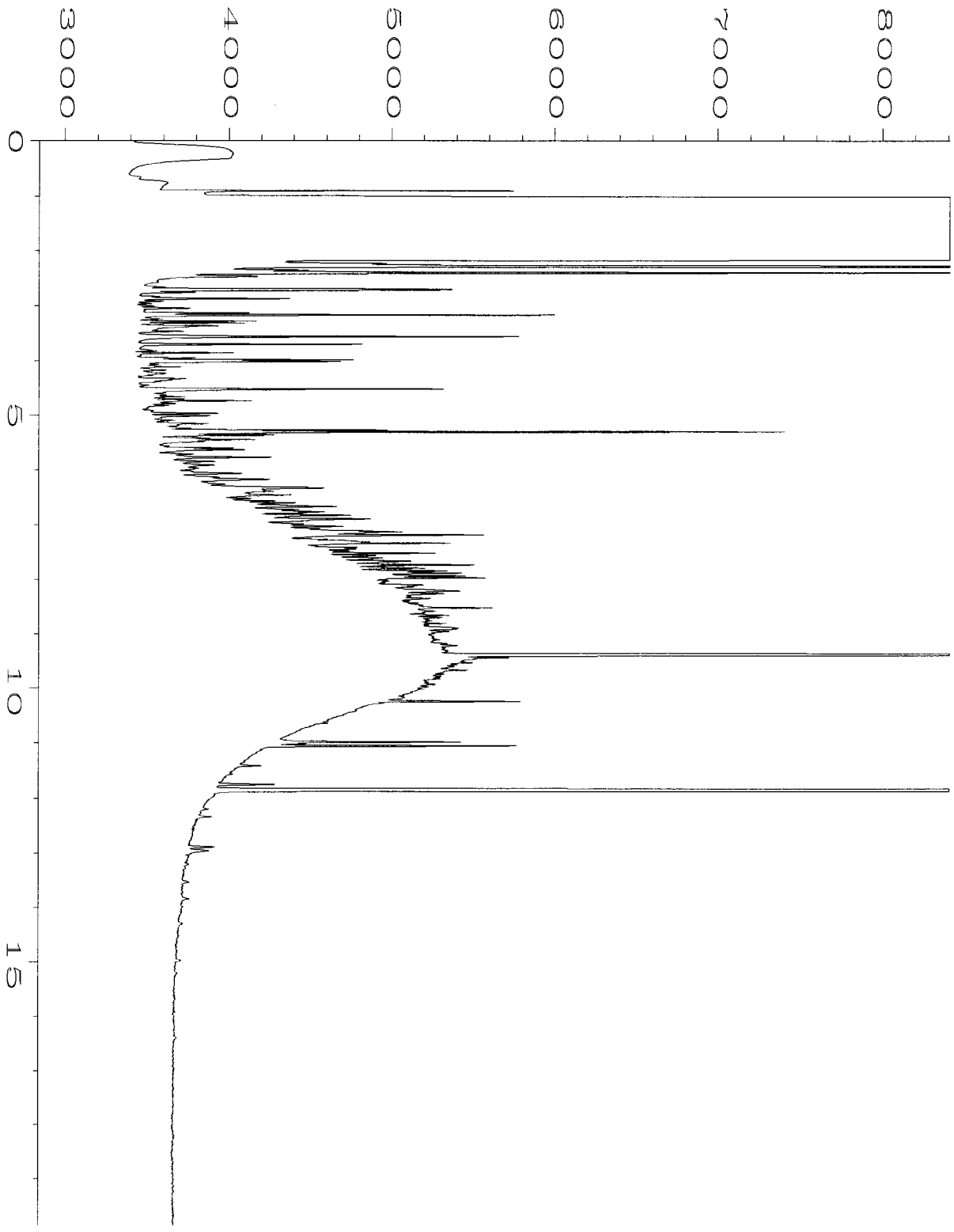

Data File Name	: C:\HPCHEM\4\DATA\12-13-11\025F0601.D		
Operator	: ML	Page Number	: 1
Instrument	: GC#4	Vial Number	: 25
Sample Name	: 112148-01	Injection Number	: 1
Run Time Bar Code:		Sequence Line	: 6
Acquired on	: 13 Dec 11 08:32 PM	Instrument Method	: TPHD.MTH
Report Created on	: 14 Dec 11 10:39 AM	Analysis Method	: END.MTH

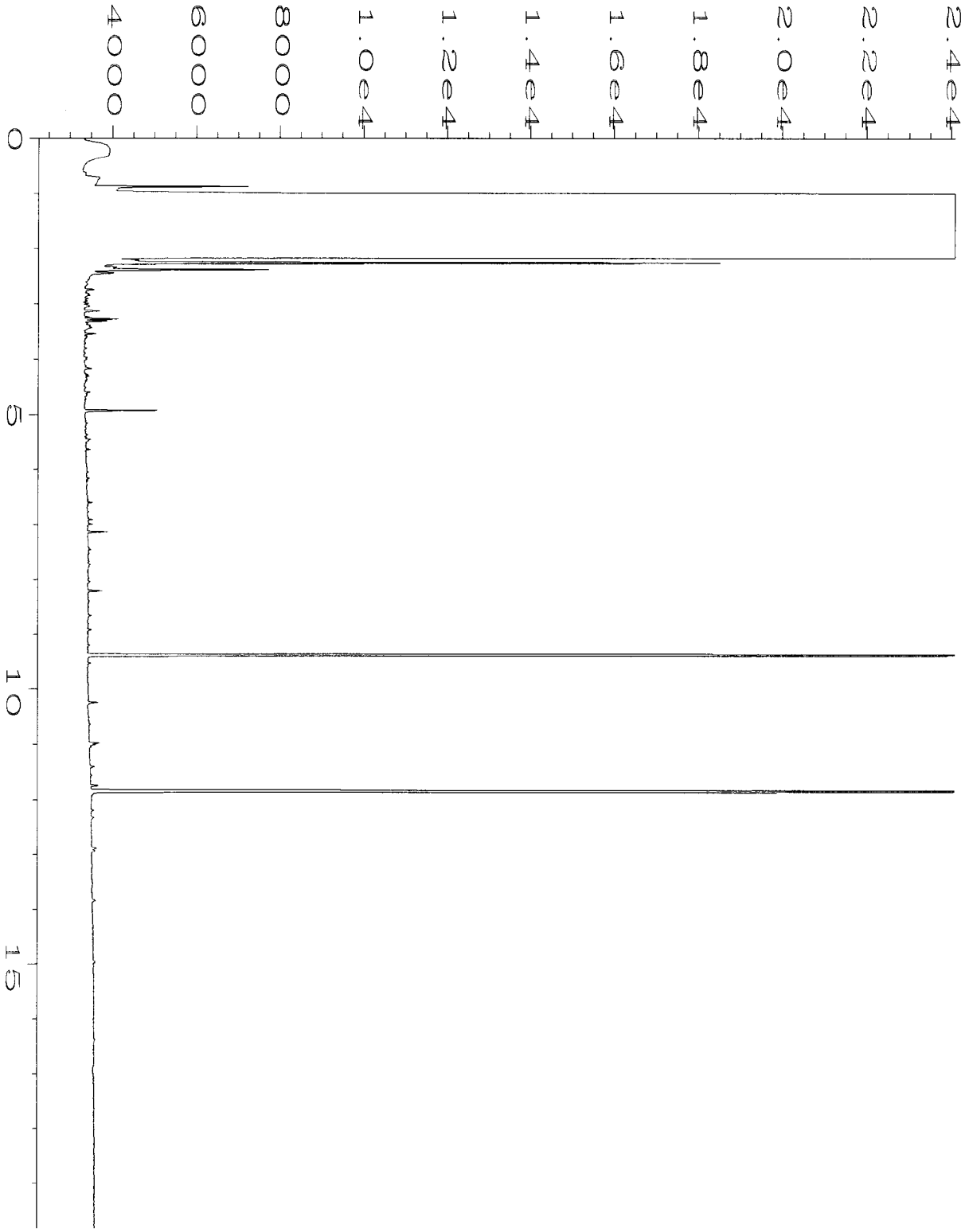

Data File Name : C:\HPCHEM\4\DATA\12-13-11\020F0601.D
Operator : ML
Instrument : GC#4
Sample Name : 01-2198 mb
Run Time Bar Code:
Acquired on : 13 Dec 11 06:22 PM
Report Created on: 14 Dec 11 10:34 AM

Page Number : 1
Vial Number : 20
Injection Number : 1
Sequence Line : 6
Instrument Method: TPHD.MTH
Analysis Method : END.MTH

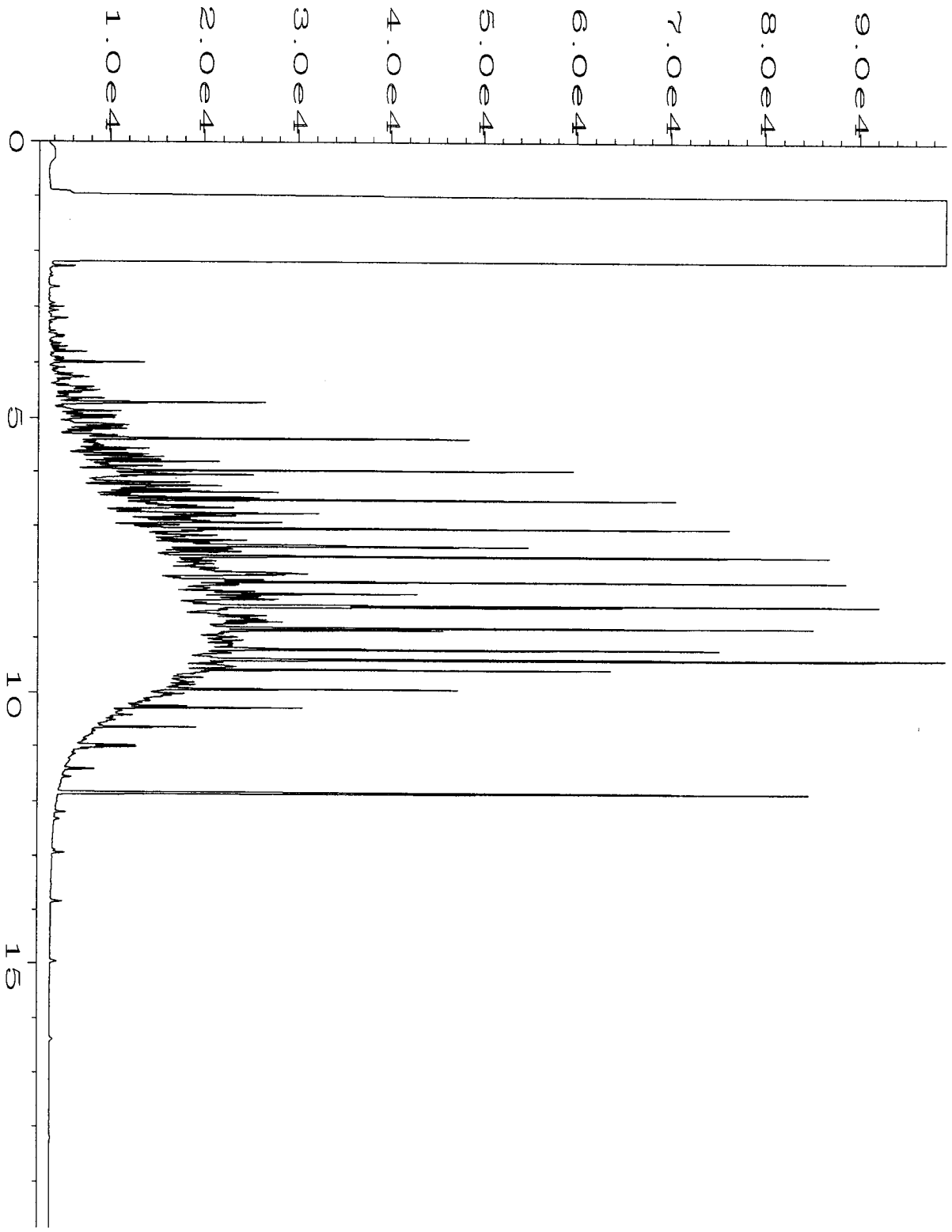

Data File Name	: C:\HPCHEM\4\DATA\12-13-11\003F0201.D		
Operator	: ML	Page Number	: 1
Instrument	: GC#4	Vial Number	: 3
Sample Name	: 500 WADF 35-58C	Injection Number	: 1
Run Time Bar Code:		Sequence Line	: 2
Acquired on	: 13 Dec 11 10:21 AM	Instrument Method	: TPHD.MTH
Report Created on	: 14 Dec 11 10:36 AM	Analysis Method	: END.MTH

112148

SAMPLE CHAIN OF CUSTODY

ME 12/09/11

Page # 1 of 1 12/05

Send Report To Tim Brown, cc: Jessica Brown, Jennifer Cyr, Pete Kingston, Audrey Hackett

Company SoundEarth Strategies

Address 2811 Fairview Ave E, Suite 2000

City, State, ZIP Seattle, WA 98102

SAMPLERS (signature)	
E. Copel	
PROJECT NAME/NO.	PO #
TOC Holdings Co. Facility No. 01-600 Seattle Terminal – ASKO Property	0440-004-24
REMARKS	EIM Y

TURNAROUND TIME

- ☐ Standard (2 Weeks)
- ☐ RUSH
- Rush charges authorized by:

SAMPLE DISPOSAL

- ⊗ Dispose after 30 days
- ☐ Return samples
- ☐ Will call with instructions

Sample ID	Sample Location	Sample Depth	Lab ID	Date Sampled	Time Sampled	Matrix	# of jars	GRPH by NWTPH-Gx	BTEX by EPA 8021B	DRPH/ORPH by NWTPH-Dx	cVOCs by EPA 8260C						Notes
MWE0-20111209	01MW00	26.5	01A-F	20111209	1305	water	6	✓	✓	✓	✓						

E. Copel 20111209

Samples received at 5 °C

Friedman & Bruya, Inc.
3012 16th Avenue West
Seattle, WA 98119-2029
Ph. (206) 285-8282
Fax (206) 283-5044

SIGNATURE	PRINT NAME	COMPANY	DATE	TIME
Relinquished by: E Copel	Elizabeth A. Copeland	SES	20111209	1715
Received by:	matt langston	FB for	12/9/11	1715
Relinquished by:				
Received by:				

FRIEDMAN & BRUYA, INC.

ENVIRONMENTAL CHEMISTS

James E. Bruya, Ph.D.
Yelena Aravkina, M.S.
Bradley T. Benson, B.S.
Kurt Johnson, B.S.

3012 16th Avenue West
Seattle, WA 98119-2029
TEL: (206) 285-8282
e-mail: fbi@isomedia.com

December 28, 2011

Tim Brown, Project Manager
SoundEarth Strategies
2811 Fairview Ave. East, Suite 2000
Seattle, WA 98102

Dear Mr. Brown:

Included are the results from the testing of material submitted on December 9, 2011 from the TOC_01-600_20111209 WORFDB5, F&BI 112151 project. There are 15 pages included in this report. Any samples that may remain are currently scheduled for disposal in 30 days. If you would like us to return your samples or arrange for long term storage at our offices, please contact us as soon as possible.

We appreciate this opportunity to be of service to you and hope you will call if you should have any questions.

Sincerely,

FRIEDMAN & BRUYA, INC.



Michael Erdahl
Project Manager

Enclosures
c: Mark Chandler, Jessica Brown, Audrey Hackett, Pete Kingston, Jennifer Cyr
SOU1228R.DOC

CASE NARRATIVE

This case narrative encompasses samples received on December 9, 2011 by Friedman & Bruya, Inc. from the SoundEarth Strategies TOC_01-600_20111209 WORFDB5, F&BI 112151 project. Samples were logged in under the laboratory ID's listed below.

Laboratory ID	SoundEarth Strategies
112151-01	01MW63-20111209
112151-02	FD04-20111209
112151-03	01MW55-20111209

Samples 01MW63-20111209 and 01MW55-20111209 were sent to Aquatic Research for sulfate, phosphorus, alkalinity, total iron, hardness, TKN, and sulfide analyses. In addition, the samples were sent to Fremont Analytical for dissolved methane analysis. The reports are enclosed.

The 8260C dilutions of the samples were performed on VOAs containing HCl. The vinyl chloride results were flagged accordingly. Full strength analyses of all of the samples were performed from unpreserved VOAs and are enclosed.

All other quality control requirements were acceptable.

Date of Report: 12/28/11
Date Received: 12/09/11
Project: TOC_01-600_20111209 WORFDB5, F&BI 112151
Date Extracted: 12/12/11
Date Analyzed: 12/12/11

RESULTS FROM THE ANALYSIS OF WATER SAMPLES FOR BENZENE, TOLUENE, ETHYLBENZENE, XYLENES AND TPH AS GASOLINE USING EPA METHOD 8021B AND NWTPH-Gx

Results Reported as ug/L (ppb)

Sample ID Laboratory ID	Benzene	Toluene	Ethyl Benzene	Total Xylenes	Gasoline Range	Surrogate (% Recovery) (Limit 52-124)
01MW63-20111209 112151-01	5.1	3.5	1.3	<3	2,200 x	102
FD04-20111209 112151-02	5.0	3.5	<1	<3	2,100 x	106
01MW55-20111209 112151-03	3.6	<1	1.7	<3	1,500 x	98
Method Blank 01-2199 MB	<1	<1	<1	<3	<100	91

Date of Report: 12/28/11
Date Received: 12/09/11
Project: TOC_01-600_20111209 WORFDB5, F&BI 112151
Date Extracted: 12/12/11
Date Analyzed: 12/13/11 and 12/14/11

RESULTS FROM THE ANALYSIS OF WATER SAMPLES FOR TOTAL PETROLEUM HYDROCARBONS AS DIESEL AND MOTOR OIL USING METHOD NWTPH-Dx

Results Reported as ug/L (ppb)

Sample ID Laboratory ID	Diesel Range (C_{10}-C_{25})	Motor Oil Range (C_{25}-C_{36})	Surrogate (% Recovery) (Limit 47-140)
01MW63-20111209 112151-01	810 x	270 x	79
FD04-20111209 112151-02	760 x	270 x	79
01MW55-20111209 112151-03	650 x	320 x	84
Method Blank 01-2198 MB	<50	<250	75

Analysis For Volatile Compounds By EPA Method 8260C

Client Sample ID:	01MW63-20111209	Client:	SoundEarth Strategies
Date Received:	12/09/11	Project:	TOC_01-600_20111209 WORFDB5
Date Extracted:	12/15/11	Lab ID:	112151-01
Date Analyzed:	12/15/11	Data File:	121508.D
Matrix:	Water	Instrument:	GCMS4
Units:	ug/L (ppb)	Operator:	JS

Surrogates:	% Recovery:	Lower Limit:	Upper Limit:
1,2-Dichloroethane-d4	100	57	121
Toluene-d8	103	63	127
4-Bromofluorobenzene	111	60	133

Compounds:	Concentration ug/L (ppb)
Vinyl chloride	89
Chloroethane	<1
1,1-Dichloroethene	7.8
Methylene chloride	<5
trans-1,2-Dichloroethene	5.8
1,1-Dichloroethane	<1
cis-1,2-Dichloroethene	500 ve
1,2-Dichloroethane (EDC)	4.9
1,1,1-Trichloroethane	<1
Trichloroethene	5,700 ve
Tetrachloroethene	<1

Analysis For Volatile Compounds By EPA Method 8260C

Client Sample ID:	01MW63-20111209	Client:	SoundEarth Strategies
Date Received:	12/09/11	Project:	TOC_01-600_20111209 WORFDB5
Date Extracted:	12/15/11	Lab ID:	112151-01 1/100
Date Analyzed:	12/16/11	Data File:	121536.D
Matrix:	Water	Instrument:	GCMS4
Units:	ug/L (ppb)	Operator:	JS

Surrogates:	% Recovery:	Lower Limit:	Upper Limit:
1,2-Dichloroethane-d4	100	57	121
Toluene-d8	99	63	127
4-Bromofluorobenzene	102	60	133

Compounds:	Concentration ug/L (ppb)
Vinyl chloride	87 pr
Chloroethane	<100
1,1-Dichloroethene	<100
Methylene chloride	<500
trans-1,2-Dichloroethene	<100
1,1-Dichloroethane	<100
cis-1,2-Dichloroethene	460
1,2-Dichloroethane (EDC)	<100
1,1,1-Trichloroethane	<100
Trichloroethene	9,700
Tetrachloroethene	<100

Analysis For Volatile Compounds By EPA Method 8260C

Client Sample ID:	FD04-20111209	Client:	SoundEarth Strategies
Date Received:	12/09/11	Project:	TOC_01-600_20111209 WORFDB5
Date Extracted:	12/15/11	Lab ID:	112151-02
Date Analyzed:	12/15/11	Data File:	121519.D
Matrix:	Water	Instrument:	GCMS4
Units:	ug/L (ppb)	Operator:	JS

Surrogates:	% Recovery:	Lower Limit:	Upper Limit:
1,2-Dichloroethane-d4	102	57	121
Toluene-d8	105	63	127
4-Bromofluorobenzene	111	60	133

Compounds:	Concentration ug/L (ppb)
Vinyl chloride	94
Chloroethane	1.1
1,1-Dichloroethene	8.1
Methylene chloride	<5
trans-1,2-Dichloroethene	5.7
1,1-Dichloroethane	<1
cis-1,2-Dichloroethene	510 ve
1,2-Dichloroethane (EDC)	4.9
1,1,1-Trichloroethane	<1
Trichloroethene	5,900 ve
Tetrachloroethene	<1

Analysis For Volatile Compounds By EPA Method 8260C

Client Sample ID:	FD04-20111209	Client:	SoundEarth Strategies
Date Received:	12/09/11	Project:	TOC_01-600_20111209 WORFDB5
Date Extracted:	12/15/11	Lab ID:	112151-02 1/100
Date Analyzed:	12/16/11	Data File:	121530.D
Matrix:	Water	Instrument:	GCMS4
Units:	ug/L (ppb)	Operator:	JS

Surrogates:	% Recovery:	Lower Limit:	Upper Limit:
1,2-Dichloroethane-d4	101	57	121
Toluene-d8	101	63	127
4-Bromofluorobenzene	105	60	133

Compounds:	Concentration ug/L (ppb)
Vinyl chloride	88 pr
Chloroethane	<100
1,1-Dichloroethene	<100
Methylene chloride	<500
trans-1,2-Dichloroethene	<100
1,1-Dichloroethane	<100
cis-1,2-Dichloroethene	440
1,2-Dichloroethane (EDC)	<100
1,1,1-Trichloroethane	<100
Trichloroethene	10,000
Tetrachloroethene	<100

Analysis For Volatile Compounds By EPA Method 8260C

Client Sample ID:	01MW55-20111209	Client:	SoundEarth Strategies
Date Received:	12/09/11	Project:	TOC_01-600_20111209 WORFDB5
Date Extracted:	12/15/11	Lab ID:	112151-03
Date Analyzed:	12/15/11	Data File:	121520.D
Matrix:	Water	Instrument:	GCMS4
Units:	ug/L (ppb)	Operator:	JS

Surrogates:	% Recovery:	Lower Limit:	Upper Limit:
1,2-Dichloroethane-d4	101	57	121
Toluene-d8	100	63	127
4-Bromofluorobenzene	105	60	133

Compounds:	Concentration ug/L (ppb)
Vinyl chloride	140
Chloroethane	<1
1,1-Dichloroethene	13
Methylene chloride	<5
trans-1,2-Dichloroethene	16
1,1-Dichloroethane	<1
cis-1,2-Dichloroethene	630 ve
1,2-Dichloroethane (EDC)	<1
1,1,1-Trichloroethane	<1
Trichloroethene	4,400 ve
Tetrachloroethene	4.4

Analysis For Volatile Compounds By EPA Method 8260C

Client Sample ID:	01MW55-20111209	Client:	SoundEarth Strategies
Date Received:	12/09/11	Project:	TOC_01-600_20111209 WORFDB5
Date Extracted:	12/15/11	Lab ID:	112151-03 1/100
Date Analyzed:	12/16/11	Data File:	121531.D
Matrix:	Water	Instrument:	GCMS4
Units:	ug/L (ppb)	Operator:	JS

Surrogates:	% Recovery:	Lower Limit:	Upper Limit:
1,2-Dichloroethane-d4	102	57	121
Toluene-d8	101	63	127
4-Bromofluorobenzene	107	60	133

Compounds:	Concentration ug/L (ppb)
Vinyl chloride	130 pr
Chloroethane	<100
1,1-Dichloroethene	<100
Methylene chloride	<500
trans-1,2-Dichloroethene	<100
1,1-Dichloroethane	<100
cis-1,2-Dichloroethene	530
1,2-Dichloroethane (EDC)	<100
1,1,1-Trichloroethane	<100
Trichloroethene	6,200
Tetrachloroethene	<100

Analysis For Volatile Compounds By EPA Method 8260C

Client Sample ID:	Method Blank	Client:	SoundEarth Strategies
Date Received:	NA	Project:	TOC_01-600_20111209 WORFDB5
Date Extracted:	12/15/11	Lab ID:	01-2170 mb
Date Analyzed:	12/15/11	Data File:	121505.D
Matrix:	Water	Instrument:	GCMS4
Units:	ug/L (ppb)	Operator:	JS

Surrogates:	% Recovery:	Lower Limit:	Upper Limit:
1,2-Dichloroethane-d4	98	57	121
Toluene-d8	98	63	127
4-Bromofluorobenzene	104	60	133

Compounds:	Concentration ug/L (ppb)
Vinyl chloride	<0.2
Chloroethane	<1
1,1-Dichloroethene	<1
Methylene chloride	<5
trans-1,2-Dichloroethene	<1
1,1-Dichloroethane	<1
cis-1,2-Dichloroethene	<1
1,2-Dichloroethane (EDC)	<1
1,1,1-Trichloroethane	<1
Trichloroethene	<1
Tetrachloroethene	<1

Date of Report: 12/28/11
Date Received: 12/09/11
Project: TOC_01-600_20111209 WORFDB5, F&BI 112151

QUALITY ASSURANCE RESULTS FOR THE ANALYSIS OF WATER SAMPLES FOR BENZENE, TOLUENE, ETHYLBENZENE, XYLENES, AND TPH AS GASOLINE USING EPA METHOD 8021B AND NWTPH-Gx

Laboratory Code: 112147-01 (Duplicate)

Analyte	Reporting Units	Sample Result	Duplicate Result	Relative Percent Difference (Limit 20)
Benzene	ug/L (ppb)	<1	<1	nm
Toluene	ug/L (ppb)	<1	<1	nm
Ethylbenzene	ug/L (ppb)	<1	<1	nm
Xylenes	ug/L (ppb)	<3	<3	nm
Gasoline	ug/L (ppb)	<100	<100	nm

Laboratory Code: Laboratory Control Sample

Analyte	Reporting Units	Spike Level	Percent Recovery LCS	Acceptance Criteria
Benzene	ug/L (ppb)	50	90	72-119
Toluene	ug/L (ppb)	50	93	71-113
Ethylbenzene	ug/L (ppb)	50	91	72-114
Xylenes	ug/L (ppb)	150	86	72-113
Gasoline	ug/L (ppb)	1,000	104	70-119

Date of Report: 12/28/11
Date Received: 12/09/11
Project: TOC_01-600_20111209 WORFDB5, F&BI 112151

QUALITY ASSURANCE RESULTS FOR THE ANALYSIS OF WATER SAMPLES FOR TOTAL PETROLEUM HYDROCARBONS AS DIESEL EXTENDED USING METHOD NWTPH-Dx

Laboratory Code: Laboratory Control Sample

Analyte	Reporting Units	Spike Level	Percent Recovery LCS	Percent Recovery LCSD	Acceptance Criteria	RPD (Limit 20)
Diesel Extended	ug/L (ppb)	2,500	77	80	61-133	4

Date of Report: 12/28/11
Date Received: 12/09/11
Project: TOC_01-600_20111209 WORFDB5, F&BI 112151

QUALITY ASSURANCE RESULTS FOR THE ANALYSIS OF WATER SAMPLES FOR VOLATILES BY EPA METHOD 8260C

Laboratory Code: 112147-01 (Matrix Spike)

Analyte	Reporting Units	Spike Level	Sample Result	Percent Recovery MS	Acceptance Criteria
Vinyl chloride	ug/L (ppb)	50	<0.2	108	36-166
Chloroethane	ug/L (ppb)	50	<1	112	46-160
1,1-Dichloroethene	ug/L (ppb)	50	<1	99	60-136
Methylene chloride	ug/L (ppb)	50	<5	92	67-132
trans-1,2-Dichloroethene	ug/L (ppb)	50	<1	102	72-129
1,1-Dichloroethane	ug/L (ppb)	50	<1	114	70-128
cis-1,2-Dichloroethene	ug/L (ppb)	50	<1	103	71-127
1,2-Dichloroethane (EDC)	ug/L (ppb)	50	<1	120	69-133
1,1,1-Trichloroethane	ug/L (ppb)	50	<1	114	60-146
Trichloroethene	ug/L (ppb)	50	<1	108	66-135
Tetrachloroethene	ug/L (ppb)	50	<1	104	73-129

Laboratory Code: Laboratory Control Sample

Analyte	Reporting Units	Spike Level	Percent Recovery LCS	Percent Recovery LCSD	Acceptance Criteria	RPD (Limit 20)
Vinyl chloride	ug/L (ppb)	50	115	113	50-154	2
Chloroethane	ug/L (ppb)	50	117	118	58-146	1
1,1-Dichloroethene	ug/L (ppb)	50	107	106	67-136	1
Methylene chloride	ug/L (ppb)	50	95	95	39-148	0
trans-1,2-Dichloroethene	ug/L (ppb)	50	105	104	68-128	1
1,1-Dichloroethane	ug/L (ppb)	50	115	114	79-121	1
cis-1,2-Dichloroethene	ug/L (ppb)	50	107	105	80-123	2
1,2-Dichloroethane (EDC)	ug/L (ppb)	50	120	117	73-132	3
1,1,1-Trichloroethane	ug/L (ppb)	50	116	114	83-130	2
Trichloroethene	ug/L (ppb)	50	103	101	80-120	2
Tetrachloroethene	ug/L (ppb)	50	108	107	76-121	1

Data Qualifiers & Definitions

a - The analyte was detected at a level less than five times the reporting limit. The RPD results may not provide reliable information on the variability of the analysis.

A1 – More than one compound of similar molecule structure was identified with equal probability.

b - The analyte was spiked at a level that was less than five times that present in the sample. Matrix spike recoveries may not be meaningful.

ca - The calibration results for this range fell outside of acceptance criteria. The value reported is an estimate.

c - The presence of the analyte indicated may be due to carryover from previous sample injections.

d - The sample was diluted. Detection limits may be raised due to dilution.

ds - The sample was diluted. Detection limits are raised due to dilution and surrogate recoveries may not be meaningful.

dv - Insufficient sample was available to achieve normal reporting limits and limits are raised accordingly.

fb - Analyte present in the blank and the sample.

fc – The compound is a common laboratory and field contaminant.

hr - The sample and duplicate were reextracted and reanalyzed. RPD results were still outside of control limits. The variability is attributed to sample inhomogeneity.

ht - Analysis performed outside the method or client-specified holding time requirement.

ip - Recovery fell outside of normal control limits. Compounds in the sample matrix interfered with the quantitation of the analyte.

j – The result is below normal reporting limits. The value reported is an estimate.

J - The internal standard associated with the analyte is out of control limits. The reported concentration is an estimate.

jl - The analyte result in the laboratory control sample is out of control limits. The reported concentration should be considered an estimate.

jr - The rpd result in laboratory control sample associated with the analyte is out of control limits. The reported concentration should be considered an estimate.

js - The surrogate associated with the analyte is out of control limits. The reported concentration should be considered an estimate.

lc - The presence of the compound indicated is likely due to laboratory contamination.

L - The reported concentration was generated from a library search.

nm - The analyte was not detected in one or more of the duplicate analyses. Therefore, calculation of the RPD is not applicable.

pc – The sample was received in a container not approved by the method. The value reported should be considered an estimate.

pr – The sample was received with incorrect preservation. The value reported should be considered an estimate.

ve - Estimated concentration calculated for an analyte response above the valid instrument calibration range. A dilution is required to obtain an accurate quantification of the analyte.

vo - The value reported fell outside the control limits established for this analyte.

x - The sample chromatographic pattern does not resemble the fuel standard used for quantitation.



Data File Name : C:\HPCHEM\4\DATA\12-13-11\029F0801.D
Operator : ML
Instrument : GC#4
Sample Name : 112151-01
Run Time Bar Code:
Acquired on : 13 Dec 11 11:08 PM
Report Created on: 14 Dec 11 10:40 AM

Page Number : 1
Vial Number : 29
Injection Number : 1
Sequence Line : 8
Instrument Method: TPHD.MTH
Analysis Method : END.MTH

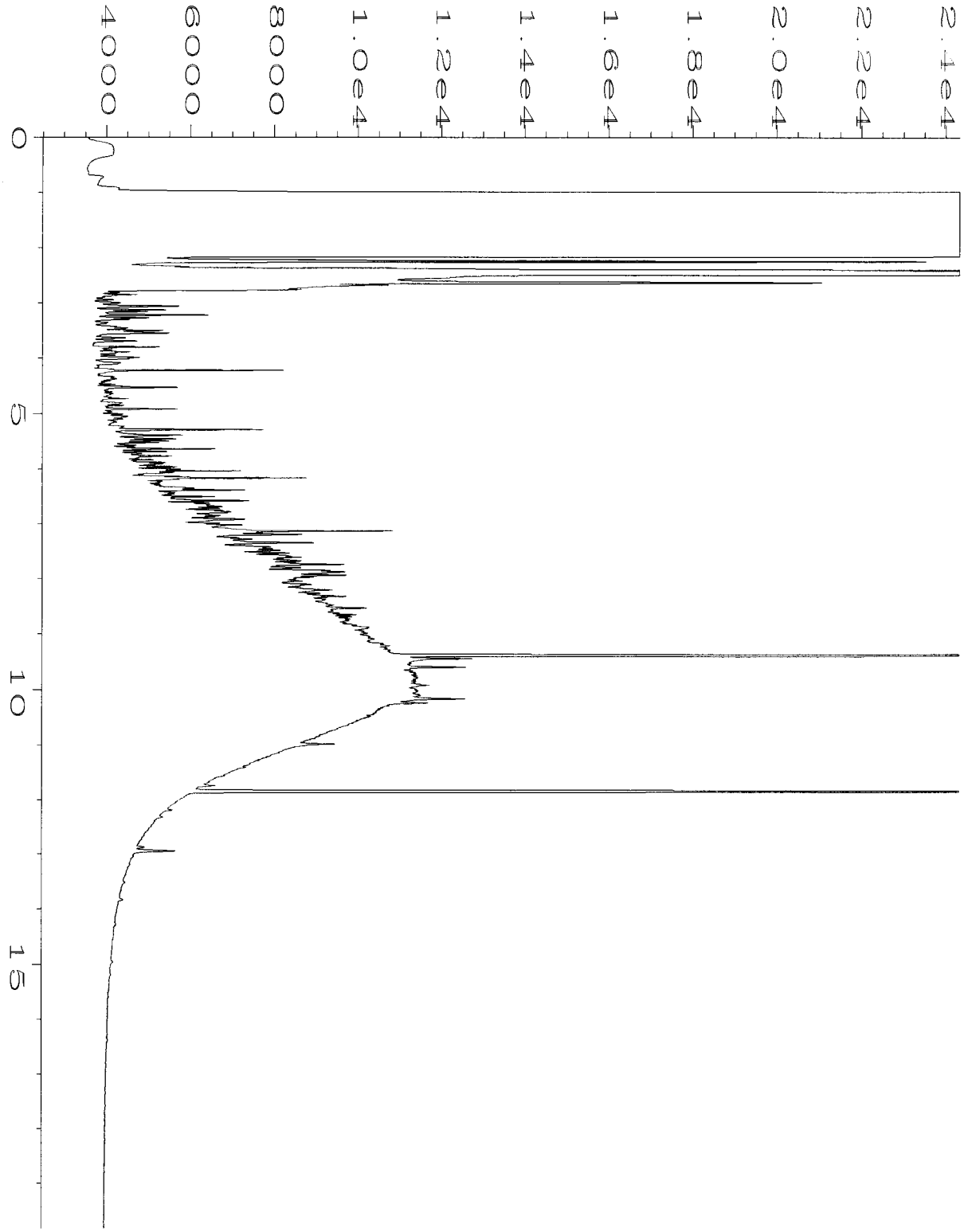

Data File Name : C:\HPCHEM\4\DATA\12-13-11\030F0801.D
Operator : ML
Instrument : GC#4
Sample Name : 112151-02
Run Time Bar Code:
Acquired on : 13 Dec 11 11:34 PM
Report Created on: 14 Dec 11 10:41 AM

Page Number : 1
Vial Number : 30
Injection Number : 1
Sequence Line : 8
Instrument Method: TPHD.MTH
Analysis Method : END.MTH

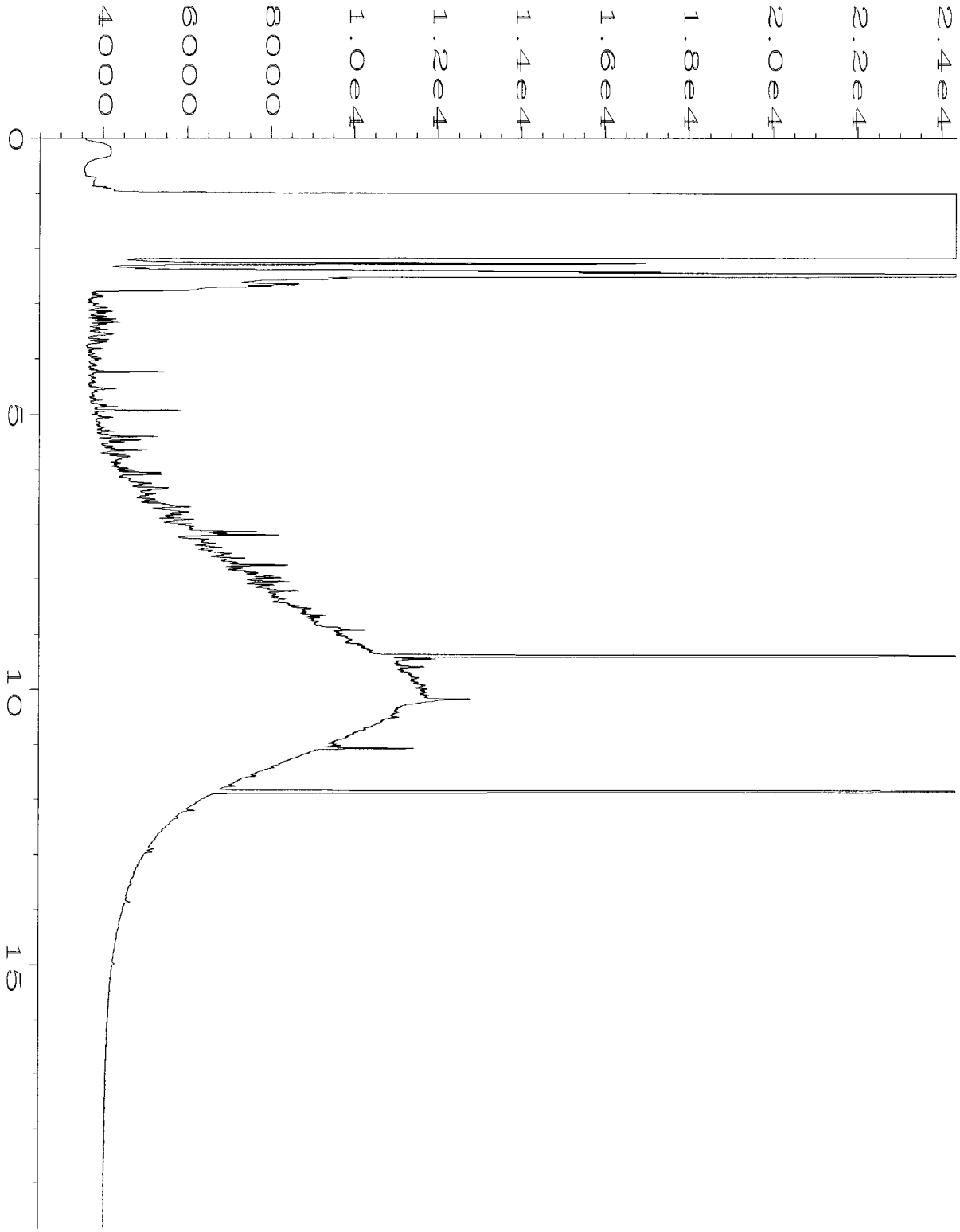

Data File Name : C:\HPCHEM\4\DATA\12-13-11\031F0801.D
Operator : ML
Instrument : GC#4
Sample Name : 112151-03
Run Time Bar Code:
Acquired on : 14 Dec 11 00:00 AM
Report Created on: 14 Dec 11 10:41 AM

Page Number : 1
Vial Number : 31
Injection Number : 1
Sequence Line : 8
Instrument Method: TPHD.MTH
Analysis Method : END.MTH



Data File Name : C:\HPCHEM\4\DATA\12-13-11\020F0601.D
Operator : ML
Instrument : GC#4
Sample Name : 01-2198 mb
Run Time Bar Code:
Acquired on : 13 Dec 11 06:22 PM
Report Created on: 14 Dec 11 10:34 AM

Page Number : 1
Vial Number : 20
Injection Number : 1
Sequence Line : 6
Instrument Method: TPHD.MTH
Analysis Method : END.MTH

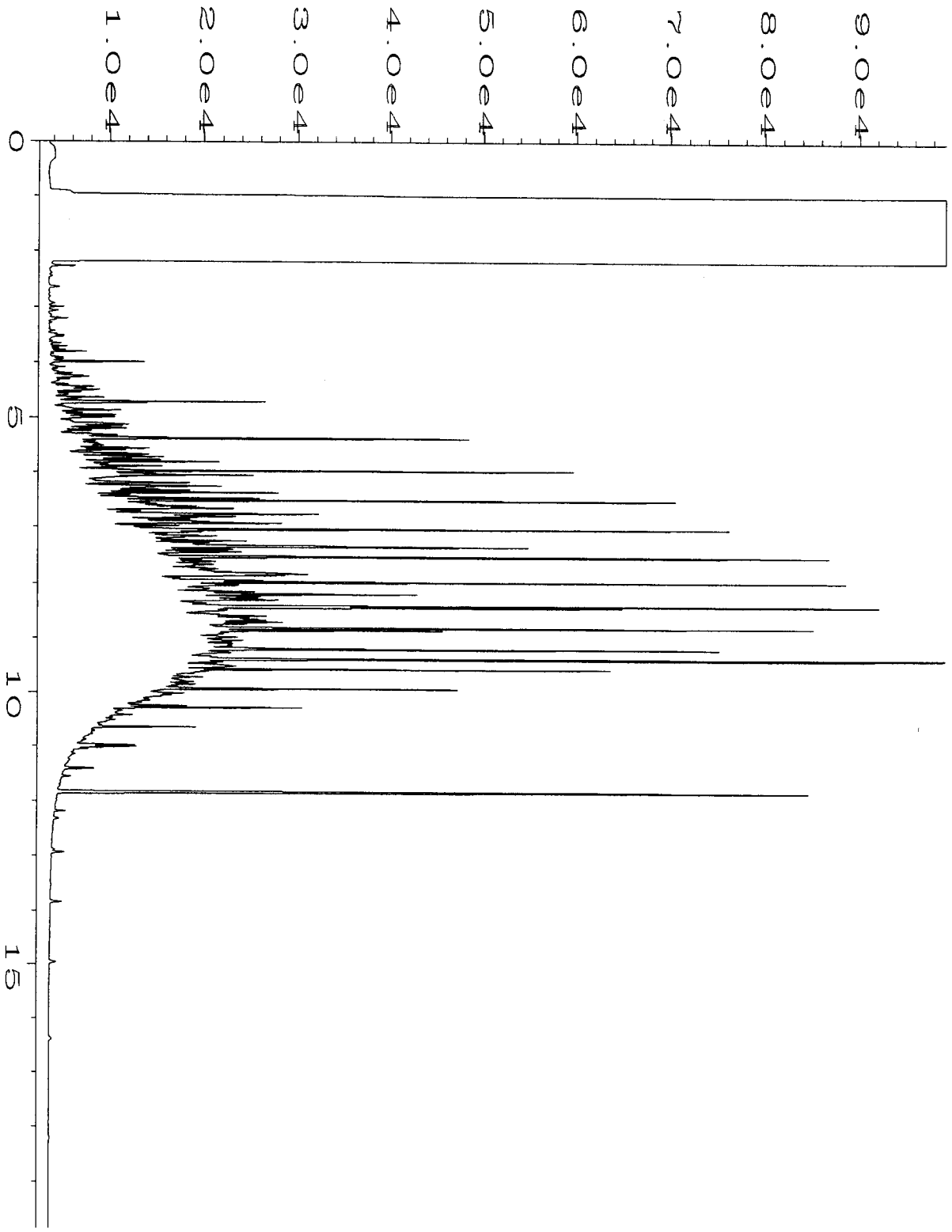

Data File Name	: C:\HPCHEM\4\DATA\12-13-11\003F0201.D		
Operator	: ML	Page Number	: 1
Instrument	: GC#4	Vial Number	: 3
Sample Name	: 500 WADF 35-58C	Injection Number	: 1
Run Time Bar Code:		Sequence Line	: 2
Acquired on	: 13 Dec 11 10:21 AM	Instrument Method	: TPHD.MTH
Report Created on:	14 Dec 11 10:36 AM	Analysis Method	: END.MTH

1311 N. 35th St.
Seattle, WA 98103
T: (206) 352-3790
F: (206) 352-7178
info@fremontanalytical.com

Friedman & Bruya
Michael Erdahl
3012 16th Ave. W.
Seattle, Washington 98119

RE: 112151
Lab ID: 1112066

December 16, 2011

Attention Michael Erdahl:

Fremont Analytical, Inc. received 2 sample(s) on 12/12/2011 for the analyses presented in the following report.

Dissolved Gases by RSK-175

This report consists of the following:

- Case Narrative
- Analytical Results
- Applicable Quality Control Summary Reports
- Chain of Custody

All analyses were performed consistent with the Quality Assurance program of Fremont Analytical, Inc. Please contact the laboratory if you should have any questions about the results.

Thank you for using Fremont Analytical.

Sincerely,

Michael Dee
Sr. Chemist / Principal

Date: *12/16/2011*

CLIENT: Friedman & Bruya
Project: 112151
Lab Order: 1112066

Work Order Sample Summary

Lab Sample ID	Client Sample ID	Date/Time Collected	Date/Time Received
1112066-001	01MW63-20111209	12/09/2011 10:27 AM	12/12/2011 10:50 AM
1112066-002	01MW55-20111209	12/09/2011 1:37 PM	12/12/2011 10:50 AM

Note: If no "Time Collected" is supplied, a default of 12:00AM is assigned

Case Narrative

WO#: **1112066**
Date: **12/16/2011**

CLIENT: Friedman & Bruya
Project: 112151

I. SAMPLE RECEIPT:
All samples were received intact.

II. GENERAL REPORTING COMMENTS:
Results are reported on a wet weight basis unless dry-weight correction is denoted in the units field on the analytical report ("mg/kg-dry" or "ug/kg-dry").

The validity of the analytical procedures for which data is reported in this analytical report is determined by the Laboratory Control Sample (LCS) and the Method Blank (MB). The LCS and the MB are processed with the samples to ensure method criteria are achieved throughout the entire analytical process.

III. ANALYSES AND EXCEPTIONS:
Exceptions associated with this report will be footnoted in the analytical results page(s) or the quality control summary page(s) and/or noted below.

Analytical Report

WO#: **1112066**
Date Reported: **12/16/2011**

Client: Friedman & Bruya
Collection Date: 12/9/2011 10:27:00 AM
Project: 112151
Lab ID: 1112066-001
Matrix: Water
Client Sample ID: 01MW63-20111209

Analyses	Result	RL	Qual	Units	DF	Date Analyzed
Dissolved Gases by RSK-175				Batch ID: R2726		Analyst: PH
Methane	1.23	0.00500		mg/L	1	12/13/2011 1:05:00 PM
Ethene	0.00683	0.00500		mg/L	1	12/13/2011 1:05:00 PM
Ethane	ND	0.00500		mg/L	1	12/13/2011 1:05:00 PM

Qualifiers:

B	Analyte detected in the associated Method Blank	D	Dilution was required
E	Value above quantitation range	H	Holding times for preparation or analysis exceeded
J	Analyte detected below quantitation limits	ND	Not detected at the Reporting Limit
RL	Reporting Limit	S	Spike recovery outside accepted recovery limits

Analytical Report

WO#: **1112066**
Date Reported: **12/16/2011**

Client: Friedman & Bruya
Collection Date: 12/9/2011 1:37:00 PM
Project: 112151
Lab ID: 1112066-002
Matrix: Water
Client Sample ID: 01MW55-20111209

Analyses	Result	RL	Qual	Units	DF	Date Analyzed
Dissolved Gases by RSK-175				Batch ID: R2726		Analyst: PH
Methane	0.581	0.00500		mg/L	1	12/13/2011 1:07:00 PM
Ethene	0.00590	0.00500		mg/L	1	12/13/2011 1:07:00 PM
Ethane	ND	0.00500		mg/L	1	12/13/2011 1:07:00 PM

Qualifiers:

B	Analyte detected in the associated Method Blank	D	Dilution was required
E	Value above quantitation range	H	Holding times for preparation or analysis exceeded
J	Analyte detected below quantitation limits	ND	Not detected at the Reporting Limit
RL	Reporting Limit	S	Spike recovery outside accepted recovery limits

Date: *12/16/2011*

Work Order: 1112066
CLIENT: Friedman & Bruya
Project: 112151

QC SUMMARY REPORT

Dissolved Gases by RSK-175

Sample ID: **MB-R2726**	SampType: **MBLK**	Units: **mg/L**	Prep Date: **12/13/2011**	RunNo: **2726**
Client ID: **MBLKW**	Batch ID: **R2726**		Analysis Date: **12/13/2011**	SeqNo: **48361**

Analyte	Result	RL	SPK value	SPK Ref Val	%REC	LowLimit	HighLimit	RPD Ref Val	%RPD	RPDLimit	Qual
Methane	ND	0.00500									
Ethene	ND	0.00500									
Ethane	ND	0.00500									

Sample ID: **LCS-R2726**	SampType: **LCS**	Units: **mg/L**	Prep Date: **12/13/2011**	RunNo: **2726**
Client ID: **LCSW**	Batch ID: **R2726**		Analysis Date: **12/13/2011**	SeqNo: **48362**

Analyte	Result	RL	SPK value	SPK Ref Val	%REC	LowLimit	HighLimit	RPD Ref Val	%RPD	RPDLimit	Qual
Methane	0.463	0.00500	0.5000	0	92.6	80	120				
Ethene	0.477	0.00500	0.5000	0	95.4	80	120				
Ethane	0.476	0.00500	0.5000	0	95.3	80	120				

Sample ID: **1112066-002ADUP**	SampType: **DUP**	Units: **mg/L**	Prep Date: **12/13/2011**	RunNo: **2726**
Client ID: **01MW55-20111209**	Batch ID: **R2726**		Analysis Date: **12/13/2011**	SeqNo: **48379**

Analyte	Result	RL	SPK value	SPK Ref Val	%REC	LowLimit	HighLimit	RPD Ref Val	%RPD	RPDLimit	Qual
Methane	0.640	0.00500						0.5812	9.57	30	
Ethene	0.00658	0.00500						0.005900	10.9	30	
Ethane	ND	0.00500						0	0	30	

Qualifiers:

B	Analyte detected in the associated Method Blank	D	Dilution was required	E	Value above quantitation range
H	Holding times for preparation or analysis exceeded	J	Analyte detected below quantitation limits	ND	Not detected at the Reporting Limit
R	RPD outside accepted recovery limits	RL	Reporting Limit	S	Spike recovery outside accepted recovery limits

SUBCONTRACT SAMPLE CHAIN OF CUSTODY

Send Report To Michael Erdahl
Company Friedman and Bruya, Inc.
Address 3012 16th Ave W
City, State, ZIP Seattle, WA 98119
Phone # (206) 285-8282 Fax # (206) 283-5044

SUBCONTRACTER Fremont

PROJECT NAME/NO.	PO #
~~112144~~ 112151	B-422

REMARKS

Please Email Results
merdahl@friedmanandbruya.com

Page # 1 of 1

TURNAROUND TIME
☒ Standard (2 Weeks)
☐ RUSH
Rush charges authorized by:

SAMPLE DISPOSAL
☒ Dispose after 30 days
☐ Return samples
☐ Will call with instructions

Sample ID	Lab ID	Date Sampled	Time Sampled	Matrix	# of jars	ANALYSES REQUESTED: Oil and Grease	EPH	VPH	Nitrate	Sulfate	Alkalinity	Dissolved Gases				Notes
01MW63-20111209		12/9/11	X 1127	water	2							X				
01MW55-20111209		1	X 1337	1	2							X				

Friedman & Bruya, Inc.
3012 16th Avenue West
Seattle, WA 98119-2029
Ph. (206) 285-8282
Fax (206) 283-5044

	SIGNATURE	PRINT NAME	COMPANY	DATE	TIME
Relinquished by:		Michael Erdahl	Friedman & Bruya	12/12/11	10:15
Received by:		M. RIDGEWAY	FA1	12/12/11	10:50
Relinquished by:					
Received by:					

AQUATIC RESEARCH INCORPORATED

LABORATORY & CONSULTING SERVICES

3927 AURORA AVENUE NORTH, SEATTLE, WA 98103

PHONE: (206) 632-2715 FAX: (206) 632-2417

CASE FILE NUMBER:	**FBI009-01**		**PAGE 1**
REPORT DATE:	**12/27/11**		
DATE SAMPLED:	**12/09/11**	**DATE RECEIVED:**	**12/12/11**

FINAL REPORT, LABORATORY ANALYSIS OF SELECTED PARAMETERS ON WATER SAMPLES FROM FRIEDMAN & BRUYA, INC. / PROJECT NO. 112151

CASE NARRATIVE

Two water samples were received by the laboratory in good condition and analyzed according to the chain of custody. No difficulties were encountered in the preparation or analysis of these samples. Sample data follows while QA/QC data is contained on subsequent pages.

SAMPLE DATA

SAMPLE ID	ALKALINITY (mgCaCO3/l)	SULFATE (mg/L)	SULFIDE (mg/L)	TOTAL-P (mg/L)	TKN (mg/L)
01MW63-20111209	257	13.3	0.36	0.055	0.705
01MW55-20111209	285	24.0	<0.05	0.033	0.674

SAMPLE ID	TOTAL IRON (mg/L)	HARDNESS (mgCaCO3/l)
01MW63-20111209	2.96	213
01MW55-20111209	0.249	213

AQUATIC RESEARCH INCORPORATED

LABORATORY & CONSULTING SERVICES

3927 AURORA AVENUE NORTH, SEATTLE, WA 98103

PHONE: (206) 632-2715 FAX: (206) 632-2417

CASE FILE NUMBER:	**FBI009-01**		**PAGE 2**
REPORT DATE:	**12/27/11**		
DATE SAMPLED:	**12/09/11**	**DATE RECEIVED:**	**12/12/11**

FINAL REPORT, LABORATORY ANALYSIS OF SELECTED PARAMETERS ON WATER SAMPLES FROM FRIEDMAN & BRUYA, INC. / PROJECT NO. 112151

QA/QC DATA

QC PARAMETER	ALKALINITY (mgCaCO3/l)	SULFATE (mg/L)	SULFIDE (mg/L)	TOTAL-P (mg/L)	TKN (mg/L)
METHOD	SM18 2320B	SM184500SO4E	EPA 376.1	EPA 365.1	EPA 351.1
DATE ANALYZED	12/20/11	12/15/11	12/12/11	12/14/11	12/14/11
DETECTION LIMIT	1.00	1.00	0.05	0.002	0.200
DUPLICATE					
SAMPLE ID	BATCH	BATCH	BATCH	BATCH	BATCH
ORIGINAL	207	22.0	0.16	0.008	1.85
DUPLICATE	207	22.0	0.16	0.007	2.10
RPD	0.29%	0.44%	0.00%	10.81%	12.36%
SPIKE SAMPLE					
SAMPLE ID		BATCH		BATCH	BATCH
ORIGINAL		22.0		0.008	1.85
SPIKED SAMPLE		32.1		0.060	3.82
SPIKE ADDED		10.0		0.050	2.00
% RECOVERY	NA	101.33%	NA	103.79%	98.52%
QC CHECK					
FOUND	98.0	10.0		0.089	5.64
TRUE	100	10.0		0.090	5.79
% RECOVERY	98.00%	100.24%	NA	98.72%	97.46%
BLANK	NA	<1.00	<0.05	<0.002	<0.200

RPD = RELATIVE PERCENT DIFFERENCE.
NA = NOT APPLICABLE OR NOT AVAILABLE.
NC = NOT CALCULABLE DUE TO ONE OR MORE VALUES BEING BELOW THE DETECTION LIMIT.
OR = RECOVERY NOT CALCULABLE DUE TO SPIKE SAMPLE OUT OF RANGE OR SPIKE TOO LOW RELATIVE TO SAMPLE CONCENTRATION.

AQUATIC RESEARCH INCORPORATED

LABORATORY & CONSULTING SERVICES

3927 AURORA AVENUE NORTH, SEATTLE, WA 98103

PHONE: (206) 632-2715 FAX: (206) 632-2417

CASE FILE NUMBER:	**FBI009-01**		**PAGE 3**
REPORT DATE:	**12/27/11**		
DATE SAMPLED:	**12/09/11**	**DATE RECEIVED:**	**12/12/11**

FINAL REPORT, LABORATORY ANALYSIS OF SELECTED PARAMETERS ON WATER SAMPLES FROM FRIEDMAN & BRUYA, INC. / PROJECT NO. 112151

QA/QC DATA

QC PARAMETER	TOTAL IRON (mg/L)	HARDNESS (mgCaCO3/l)
METHOD	EPA 200.7	SM 2340C
DATE ANALYZED	12/21/11	12/19/11
DETECTION LIMIT	0.020	2.00
DUPLICATE		
SAMPLE ID	BATCH	BATCH
ORIGINAL	28.9	848
DUPLICATE	29.2	840
RPD	0.95%	0.93%
SPIKE SAMPLE		
SAMPLE ID	BATCH	BATCH
ORIGINAL	28.9	
SPIKED SAMPLE	37.0	
SPIKE ADDED	10.0	
% RECOVERY	81.32%	OR
QC CHECK		
FOUND	9.82	39.1
TRUE	10.0	40.0
% RECOVERY	98.20%	97.72%
BLANK	<0.020	<2.00

RPD = RELATIVE PERCENT DIFFERENCE.
NA = NOT APPLICABLE OR NOT AVAILABLE.
NC = NOT CALCULABLE DUE TO ONE OR MORE VALUES BEING BELOW THE DETECTION LIMIT.
OR = RECOVERY NOT CALCULABLE DUE TO SPIKE SAMPLE OUT OF RANGE OR SPIKE TOO LOW RELATIVE TO SAMPLE CONCENTRATION.

SUBMITTED BY:

Damien Gadomski

Damien Gadomski
Project Manager

112151

SAMPLE CHAIN OF CUSTODY

ME 12/09/11 v2/cos

Page # 1 of 1

Send Report To Tim Brown, cc: Jessica Brown, Jennifer Cyr, Pete Kingston, Audrey Hackett

Company SoundEarth Strategies

Address 2811 Fairview Ave E, Suite 2000

City, State, ZIP Seattle, WA 98102

SAMPLERS (signature)

PROJECT NAME/NO.: TOC Holdings Co. Facility No. 01-600 Seattle Terminal – ASKO Property

PO #: 0440-004-24

REMARKS: EIM Y

TURNAROUND TIME
- ☐ Standard (2 Weeks)
- ☐ RUSH
- Rush charges authorized by:

SAMPLE DISPOSAL
- ⊗ Dispose after 30 days
- ☐ Return samples
- ☐ Will call with instructions

Sample ID	Sample Location	Sample Depth	Lab ID	Date Sampled	Time Sampled	Matrix	# of jars	GRPH by NWTPH-Gx	BTEX by EPA 8021B	DRPH/ORPH by NWTPH-Dx	cVOCs by EPA 8260C	Sulfide Alkalinity Total P Hardness TKN	Sulfide Methane, Ethane, Ethene	Notes
01MW03-20111209	01MW03	29	01A-M	12/9/11	1027	WATER	13	X	X	X	X	X	X	Cancel intrak/nitrik per JR 12/12/11 MS
FD04-20111209	FD04	29	02A-F	"	1101	"	6	X	X	X	X			
01MW55-20111209	01MW55	25	03A-K	"	1337	"	13	X	X	X	X	X	X	

BBF 12/9/11

Samples received at 3°C

SIGNATURE	PRINT NAME	COMPANY	DATE	TIME
Relinquished by:	Elizabeth Forbes	SES	12/9/11	1715
Received by:		FBI	12/9/11	1715
Relinquished by:				
Received by:				

Friedman & Bruya, Inc.
3012 16th Avenue West
Seattle, WA 98119-2029
Ph. (206) 285-8282
Fax (206) 283-5044

FRIEDMAN & BRUYA, INC.

ENVIRONMENTAL CHEMISTS

James E. Bruya, Ph.D.
Yelena Aravkina, M.S.
Bradley T. Benson, B.S.
Kurt Johnson, B.S.

3012 16th Avenue West
Seattle, WA 98119-2029
TEL: (206) 285-8282
e-mail: fbi@isomedia.com

December 22, 2011

Tim Brown, Project Manager
SoundEarth Strategies
2811 Fairview Ave. East, Suite 2000
Seattle, WA 98102

Dear Mr. Brown:

Included are the results from the testing of material submitted on December 9, 2011 from the TOC_01-600_20111209 WORFDB5, F&BI 112152 project. There are 16 pages included in this report. Any samples that may remain are currently scheduled for disposal in 30 days. If you would like us to return your samples or arrange for long term storage at our offices, please contact us as soon as possible.

We appreciate this opportunity to be of service to you and hope you will call if you should have any questions.

Sincerely,

FRIEDMAN & BRUYA, INC.



Michael Erdahl
Project Manager

Enclosures
c: Mark Chandler, Jessica Brown, Audrey Hackett, Pete Kingston, Jennifer Cyr
SOU1222R.DOC

CASE NARRATIVE

This case narrative encompasses samples received on December 9, 2011 by Friedman & Bruya, Inc. from the SoundEarth Strategies TOC_01-600_20111209 WORFDB5, F&BI 112152 project. Samples were logged in under the laboratory ID's listed below.

Laboratory ID	SoundEarth Strategies
112152 -01	01MW79-20111209
112152 -02	01MW70-20111209
112152 -03	01MW71-20111209
112152 -04	01MW45-20111209

Sample 01MW45-20111209 was sent to Aquatic Research for sulfate, phosphorus, alkalinity, total iron, hardness, TKN, and sulfide analyses. In addition, the sample was sent to Fremont Analytical for dissolved methane analysis. The reports are enclosed.

The 8260C dilution of sample 01MW71-20111209 was analyzed from a VOA containing hydrochloric acid. The vinyl chloride result was flagged accordingly. The sample was analyzed at full concentration without preservative and the results are enclosed.

All other quality control requirements were acceptable.

Date of Report: 12/22/11
Date Received: 12/09/11
Project: TOC_01-600_20111209 WORFDB5, F&BI 112152
Date Extracted: 12/12/11
Date Analyzed: 12/12/11

RESULTS FROM THE ANALYSIS OF WATER SAMPLES FOR BENZENE, TOLUENE, ETHYLBENZENE, XYLENES AND TPH AS GASOLINE USING EPA METHOD 8021B AND NWTPH-Gx

Results Reported as ug/L (ppb)

Sample ID Laboratory ID	Benzene	Toluene	Ethyl Benzene	Total Xylenes	Gasoline Range	Surrogate (% Recovery) (Limit 52-124)
01MW79-20111209 112152-01	<1	<1	<1	<3	140 x	100
01MW70-20111209 112152-02	<1	<1	<1	<3	220 x	101
01MW71-20111209 112152-03	<1	<1	<1	<3	540 x	104
01MW45-20111209 112152-04	2.7	1.6	<1	<3	240 x	100
Method Blank 01-2199 MB	<1	<1	<1	<3	<100	91

Date of Report: 12/22/11
Date Received: 12/09/11
Project: TOC_01-600_20111209 WORFDB5, F&BI 112152
Date Extracted: 12/12/11
Date Analyzed: 12/14/11

RESULTS FROM THE ANALYSIS OF WATER SAMPLES FOR TOTAL PETROLEUM HYDROCARBONS AS DIESEL AND MOTOR OIL USING METHOD NWTPH-Dx

Results Reported as ug/L (ppb)

Sample ID Laboratory ID	Diesel Range (C_{10}-C_{25})	Motor Oil Range (C_{25}-C_{36})	Surrogate (% Recovery) (Limit 47-140)
01MW79-20111209 112152-01	860 x	410 x	84
01MW70-20111209 112152-02	830 x	680 x	80
01MW71-20111209 112152-03	1,100 x	820 x	88
01MW45-20111209 112152-04	380 x	<250	82
Method Blank 01-2198 MB	<50	<250	75

Analysis For Volatile Compounds By EPA Method 8260C

Client Sample ID:	01MW79-20111209	Client:	SoundEarth Strategies
Date Received:	12/09/11	Project:	TOC_01-600_20111209 WORFDB5
Date Extracted:	12/15/11	Lab ID:	112152-01
Date Analyzed:	12/15/11	Data File:	121515.D
Matrix:	Water	Instrument:	GCMS4
Units:	ug/L (ppb)	Operator:	JS

Surrogates:	% Recovery:	Lower Limit:	Upper Limit:
1,2-Dichloroethane-d4	100	57	121
Toluene-d8	100	63	127
4-Bromofluorobenzene	103	60	133

Compounds:	Concentration ug/L (ppb)
Vinyl chloride	7.5
Chloroethane	<1
1,1-Dichloroethene	1.1
Methylene chloride	<5
trans-1,2-Dichloroethene	3.2
1,1-Dichloroethane	<1
cis-1,2-Dichloroethene	30
1,2-Dichloroethane (EDC)	<1
1,1,1-Trichloroethane	<1
Trichloroethene	220 ve
Tetrachloroethene	<1

Analysis For Volatile Compounds By EPA Method 8260C

Client Sample ID:	01MW79-20111209	Client:	SoundEarth Strategies
Date Received:	12/09/11	Project:	TOC_01-600_20111209 WORFDB5
Date Extracted:	12/15/11	Lab ID:	112152-01 1/10
Date Analyzed:	12/16/11	Data File:	121526.D
Matrix:	Water	Instrument:	GCMS4
Units:	ug/L (ppb)	Operator:	JS

Surrogates:	% Recovery:	Lower Limit:	Upper Limit:
1,2-Dichloroethane-d4	101	57	121
Toluene-d8	100	63	127
4-Bromofluorobenzene	106	60	133

Compounds:	Concentration ug/L (ppb)
Vinyl chloride	7.1
Chloroethane	<10
1,1-Dichloroethene	<10
Methylene chloride	<50
trans-1,2-Dichloroethene	<10
1,1-Dichloroethane	<10
cis-1,2-Dichloroethene	29
1,2-Dichloroethane (EDC)	<10
1,1,1-Trichloroethane	<10
Trichloroethene	230
Tetrachloroethene	<10

Analysis For Volatile Compounds By EPA Method 8260C

Client Sample ID:	01MW70-20111209	Client:	SoundEarth Strategies
Date Received:	12/09/11	Project:	TOC_01-600_20111209 WORFDB5
Date Extracted:	12/15/11	Lab ID:	112152-02
Date Analyzed:	12/15/11	Data File:	121516.D
Matrix:	Water	Instrument:	GCMS4
Units:	ug/L (ppb)	Operator:	JS

Surrogates:	% Recovery:	Lower Limit:	Upper Limit:
1,2-Dichloroethane-d4	100	57	121
Toluene-d8	100	63	127
4-Bromofluorobenzene	103	60	133

Compounds:	Concentration ug/L (ppb)
Vinyl chloride	1.4
Chloroethane	<1
1,1-Dichloroethene	<1
Methylene chloride	<5
trans-1,2-Dichloroethene	20
1,1-Dichloroethane	<1
cis-1,2-Dichloroethene	51
1,2-Dichloroethane (EDC)	<1
1,1,1-Trichloroethane	<1
Trichloroethene	530 ve
Tetrachloroethene	<1

Analysis For Volatile Compounds By EPA Method 8260C

Client Sample ID:	01MW70-20111209	Client:	SoundEarth Strategies
Date Received:	12/09/11	Project:	TOC_01-600_20111209 WORFDB5
Date Extracted:	12/15/11	Lab ID:	112152-02 1/10
Date Analyzed:	12/16/11	Data File:	121527.D
Matrix:	Water	Instrument:	GCMS4
Units:	ug/L (ppb)	Operator:	JS

Surrogates:	% Recovery:	Lower Limit:	Upper Limit:
1,2-Dichloroethane-d4	101	57	121
Toluene-d8	100	63	127
4-Bromofluorobenzene	106	60	133

Compounds:	Concentration ug/L (ppb)
Vinyl chloride	<2
Chloroethane	<10
1,1-Dichloroethene	<10
Methylene chloride	<50
trans-1,2-Dichloroethene	19
1,1-Dichloroethane	<10
cis-1,2-Dichloroethene	44
1,2-Dichloroethane (EDC)	<10
1,1,1-Trichloroethane	<10
Trichloroethene	560
Tetrachloroethene	<10

Analysis For Volatile Compounds By EPA Method 8260C

Client Sample ID:	01MW71-20111209	Client:	SoundEarth Strategies
Date Received:	12/09/11	Project:	TOC_01-600_20111209 WORFDB5
Date Extracted:	12/15/11	Lab ID:	112152-03
Date Analyzed:	12/15/11	Data File:	121517.D
Matrix:	Water	Instrument:	GCMS4
Units:	ug/L (ppb)	Operator:	JS

Surrogates:	% Recovery:	Lower Limit:	Upper Limit:
1,2-Dichloroethane-d4	101	57	121
Toluene-d8	101	63	127
4-Bromofluorobenzene	106	60	133

Compounds:	Concentration ug/L (ppb)
Vinyl chloride	7.0
Chloroethane	<1
1,1-Dichloroethene	3.2
Methylene chloride	<5
trans-1,2-Dichloroethene	7.7
1,1-Dichloroethane	<1
cis-1,2-Dichloroethene	92
1,2-Dichloroethane (EDC)	<1
1,1,1-Trichloroethane	<1
Trichloroethene	1,400 ve
Tetrachloroethene	<1

Analysis For Volatile Compounds By EPA Method 8260C

Client Sample ID:	01MW71-20111209	Client:	SoundEarth Strategies
Date Received:	12/09/11	Project:	TOC_01-600_20111209 WORFDB5
Date Extracted:	12/16/11	Lab ID:	112152-03 1/20
Date Analyzed:	12/16/11	Data File:	121535.D
Matrix:	Water	Instrument:	GCMS4
Units:	ug/L (ppb)	Operator:	JS

Surrogates:	% Recovery:	Lower Limit:	Upper Limit:
1,2-Dichloroethane-d4	98	57	121
Toluene-d8	98	63	127
4-Bromofluorobenzene	103	60	133

Compounds:	Concentration ug/L (ppb)
Vinyl chloride	5.8 pr
Chloroethane	<20
1,1-Dichloroethene	<20
Methylene chloride	<100
trans-1,2-Dichloroethene	<20
1,1-Dichloroethane	<20
cis-1,2-Dichloroethene	79
1,2-Dichloroethane (EDC)	<20
1,1,1-Trichloroethane	<20
Trichloroethene	1,400
Tetrachloroethene	<20

Analysis For Volatile Compounds By EPA Method 8260C

Client Sample ID:	01MW45-20111209	Client:	SoundEarth Strategies
Date Received:	12/09/11	Project:	TOC_01-600_20111209 WORFDB5
Date Extracted:	12/15/11	Lab ID:	112152-04
Date Analyzed:	12/15/11	Data File:	121518.D
Matrix:	Water	Instrument:	GCMS4
Units:	ug/L (ppb)	Operator:	JS

Surrogates:	% Recovery:	Lower Limit:	Upper Limit:
1,2-Dichloroethane-d4	100	57	121
Toluene-d8	100	63	127
4-Bromofluorobenzene	106	60	133

Compounds:	Concentration ug/L (ppb)
Vinyl chloride	2.5
Chloroethane	<1
1,1-Dichloroethene	<1
Methylene chloride	<5
trans-1,2-Dichloroethene	<1
1,1-Dichloroethane	<1
cis-1,2-Dichloroethene	98
1,2-Dichloroethane (EDC)	<1
1,1,1-Trichloroethane	<1
Trichloroethene	530 ve
Tetrachloroethene	<1

Analysis For Volatile Compounds By EPA Method 8260C

Client Sample ID:	01MW45-20111209	Client:	SoundEarth Strategies
Date Received:	12/09/11	Project:	TOC_01-600_20111209 WORFDB5
Date Extracted:	12/15/11	Lab ID:	112152-04 1/10
Date Analyzed:	12/16/11	Data File:	121529.D
Matrix:	Water	Instrument:	GCMS4
Units:	ug/L (ppb)	Operator:	JS

Surrogates:	% Recovery:	Lower Limit:	Upper Limit:
1,2-Dichloroethane-d4	99	57	121
Toluene-d8	100	63	127
4-Bromofluorobenzene	106	60	133

Compounds:	Concentration ug/L (ppb)
Vinyl chloride	<2
Chloroethane	<10
1,1-Dichloroethene	<10
Methylene chloride	<50
trans-1,2-Dichloroethene	<10
1,1-Dichloroethane	<10
cis-1,2-Dichloroethene	75
1,2-Dichloroethane (EDC)	<10
1,1,1-Trichloroethane	<10
Trichloroethene	490
Tetrachloroethene	<10

Analysis For Volatile Compounds By EPA Method 8260C

Client Sample ID:	Method Blank	Client:	SoundEarth Strategies
Date Received:	NA	Project:	TOC_01-600_20111209 WORFDB5
Date Extracted:	12/15/11	Lab ID:	01-2170 mb
Date Analyzed:	12/15/11	Data File:	121505.D
Matrix:	Water	Instrument:	GCMS4
Units:	ug/L (ppb)	Operator:	JS

Surrogates:	% Recovery:	Lower Limit:	Upper Limit:
1,2-Dichloroethane-d4	98	57	121
Toluene-d8	98	63	127
4-Bromofluorobenzene	104	60	133

Compounds:	Concentration ug/L (ppb)
Vinyl chloride	<0.2
Chloroethane	<1
1,1-Dichloroethene	<1
Methylene chloride	<5
trans-1,2-Dichloroethene	<1
1,1-Dichloroethane	<1
cis-1,2-Dichloroethene	<1
1,2-Dichloroethane (EDC)	<1
1,1,1-Trichloroethane	<1
Trichloroethene	<1
Tetrachloroethene	<1

Date of Report: 12/22/11
Date Received: 12/09/11
Project: TOC_01-600_20111209 WORFDB5, F&BI 112152

QUALITY ASSURANCE RESULTS FOR THE ANALYSIS OF WATER SAMPLES FOR BENZENE, TOLUENE, ETHYLBENZENE, XYLENES, AND TPH AS GASOLINE USING EPA METHOD 8021B AND NWTPH-Gx

Laboratory Code: 112147-01 (Duplicate)

Analyte	Reporting Units	Sample Result	Duplicate Result	Relative Percent Difference (Limit 20)
Benzene	ug/L (ppb)	<1	<1	nm
Toluene	ug/L (ppb)	<1	<1	nm
Ethylbenzene	ug/L (ppb)	<1	<1	nm
Xylenes	ug/L (ppb)	<3	<3	nm
Gasoline	ug/L (ppb)	<100	<100	nm

Laboratory Code: Laboratory Control Sample

Analyte	Reporting Units	Spike Level	Percent Recovery LCS	Acceptance Criteria
Benzene	ug/L (ppb)	50	90	72-119
Toluene	ug/L (ppb)	50	93	71-113
Ethylbenzene	ug/L (ppb)	50	91	72-114
Xylenes	ug/L (ppb)	150	86	72-113
Gasoline	ug/L (ppb)	1,000	104	70-119

Date of Report: 12/22/11
Date Received: 12/09/11
Project: TOC_01-600_20111209 WORFDB5, F&BI 112152

QUALITY ASSURANCE RESULTS FOR THE ANALYSIS OF WATER SAMPLES FOR TOTAL PETROLEUM HYDROCARBONS AS DIESEL EXTENDED USING METHOD NWTPH-Dx

Laboratory Code: Laboratory Control Sample

Analyte	Reporting Units	Spike Level	Percent Recovery LCS	Percent Recovery LCSD	Acceptance Criteria	RPD (Limit 20)
Diesel Extended	ug/L (ppb)	2,500	77	80	61-133	4

Date of Report: 12/22/11
Date Received: 12/09/11
Project: TOC_01-600_20111209 WORFDB5, F&BI 112152

QUALITY ASSURANCE RESULTS FOR THE ANALYSIS OF WATER SAMPLES FOR VOLATILES BY EPA METHOD 8260C

Laboratory Code: 112147-01 (Matrix Spike)

Analyte	Reporting Units	Spike Level	Sample Result	Percent Recovery MS	Acceptance Criteria
Vinyl chloride	ug/L (ppb)	50	<0.2	108	36-166
Chloroethane	ug/L (ppb)	50	<1	112	46-160
1,1-Dichloroethene	ug/L (ppb)	50	<1	99	60-136
Methylene chloride	ug/L (ppb)	50	<5	92	67-132
trans-1,2-Dichloroethene	ug/L (ppb)	50	<1	102	72-129
1,1-Dichloroethane	ug/L (ppb)	50	<1	114	70-128
cis-1,2-Dichloroethene	ug/L (ppb)	50	<1	103	71-127
1,2-Dichloroethane (EDC)	ug/L (ppb)	50	<1	120	69-133
1,1,1-Trichloroethane	ug/L (ppb)	50	<1	114	60-146
Trichloroethene	ug/L (ppb)	50	<1	108	66-135
Tetrachloroethene	ug/L (ppb)	50	<1	104	73-129

Laboratory Code: Laboratory Control Sample

Analyte	Reporting Units	Spike Level	Percent Recovery LCS	Percent Recovery LCSD	Acceptance Criteria	RPD (Limit 20)
Vinyl chloride	ug/L (ppb)	50	115	113	50-154	2
Chloroethane	ug/L (ppb)	50	117	118	58-146	1
1,1-Dichloroethene	ug/L (ppb)	50	107	106	67-136	1
Methylene chloride	ug/L (ppb)	50	95	95	39-148	0
trans-1,2-Dichloroethene	ug/L (ppb)	50	105	104	68-128	1
1,1-Dichloroethane	ug/L (ppb)	50	115	114	79-121	1
cis-1,2-Dichloroethene	ug/L (ppb)	50	107	105	80-123	2
1,2-Dichloroethane (EDC)	ug/L (ppb)	50	120	117	73-132	3
1,1,1-Trichloroethane	ug/L (ppb)	50	116	114	83-130	2
Trichloroethene	ug/L (ppb)	50	103	101	80-120	2
Tetrachloroethene	ug/L (ppb)	50	108	107	76-121	1

Data Qualifiers & Definitions

a - The analyte was detected at a level less than five times the reporting limit. The RPD results may not provide reliable information on the variability of the analysis.

A1 – More than one compound of similar molecule structure was identified with equal probability.

b - The analyte was spiked at a level that was less than five times that present in the sample. Matrix spike recoveries may not be meaningful.

ca - The calibration results for this range fell outside of acceptance criteria. The value reported is an estimate.

c - The presence of the analyte indicated may be due to carryover from previous sample injections.

d - The sample was diluted. Detection limits may be raised due to dilution.

ds - The sample was diluted. Detection limits are raised due to dilution and surrogate recoveries may not be meaningful.

dv - Insufficient sample was available to achieve normal reporting limits and limits are raised accordingly.

fb - Analyte present in the blank and the sample.

fc – The compound is a common laboratory and field contaminant.

hr - The sample and duplicate were reextracted and reanalyzed. RPD results were still outside of control limits. The variability is attributed to sample inhomogeneity.

ht - Analysis performed outside the method or client-specified holding time requirement.

ip - Recovery fell outside of normal control limits. Compounds in the sample matrix interfered with the quantitation of the analyte.

j – The result is below normal reporting limits. The value reported is an estimate.

J - The internal standard associated with the analyte is out of control limits. The reported concentration is an estimate.

jl - The analyte result in the laboratory control sample is out of control limits. The reported concentration should be considered an estimate.

jr - The rpd result in laboratory control sample associated with the analyte is out of control limits. The reported concentration should be considered an estimate.

js - The surrogate associated with the analyte is out of control limits. The reported concentration should be considered an estimate.

lc - The presence of the compound indicated is likely due to laboratory contamination.

L - The reported concentration was generated from a library search.

nm - The analyte was not detected in one or more of the duplicate analyses. Therefore, calculation of the RPD is not applicable.

pc – The sample was received in a container not approved by the method. The value reported should be considered an estimate.

pr – The sample was received with incorrect preservation. The value reported should be considered an estimate.

ve - Estimated concentration calculated for an analyte response above the valid instrument calibration range. A dilution is required to obtain an accurate quantification of the analyte.

vo - The value reported fell outside the control limits established for this analyte.

x - The sample chromatographic pattern does not resemble the fuel standard used for quantitation.

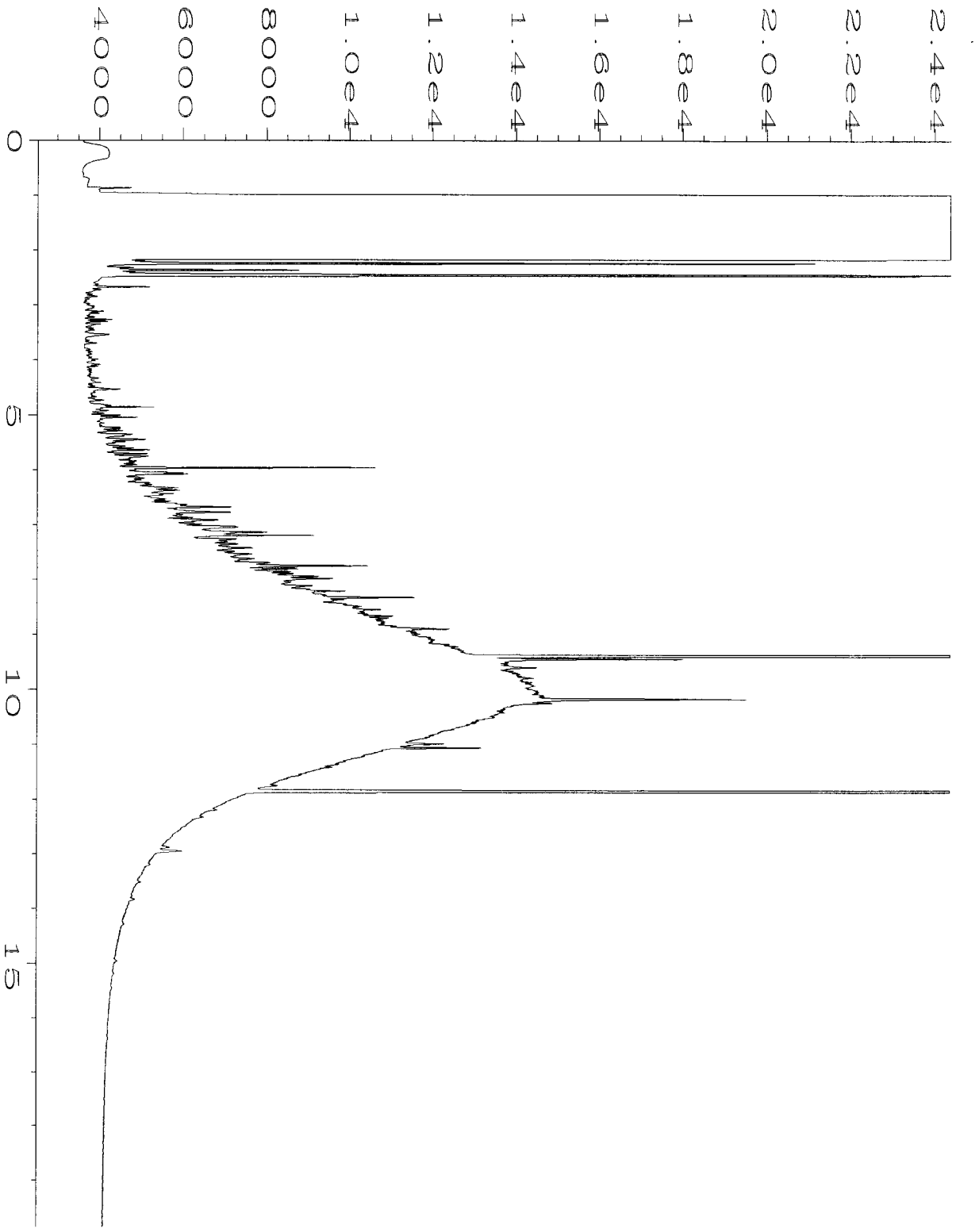

Data File Name : C:\HPCHEM\4\DATA\12-13-11\032F0801.D
Operator : ML
Instrument : GC#4
Sample Name : 112152-01
Run Time Bar Code:
Acquired on : 14 Dec 11 00:26 AM
Report Created on: 14 Dec 11 10:42 AM

Page Number : 1
Vial Number : 32
Injection Number : 1
Sequence Line : 8
Instrument Method: TPHD.MTH
Analysis Method : END.MTH

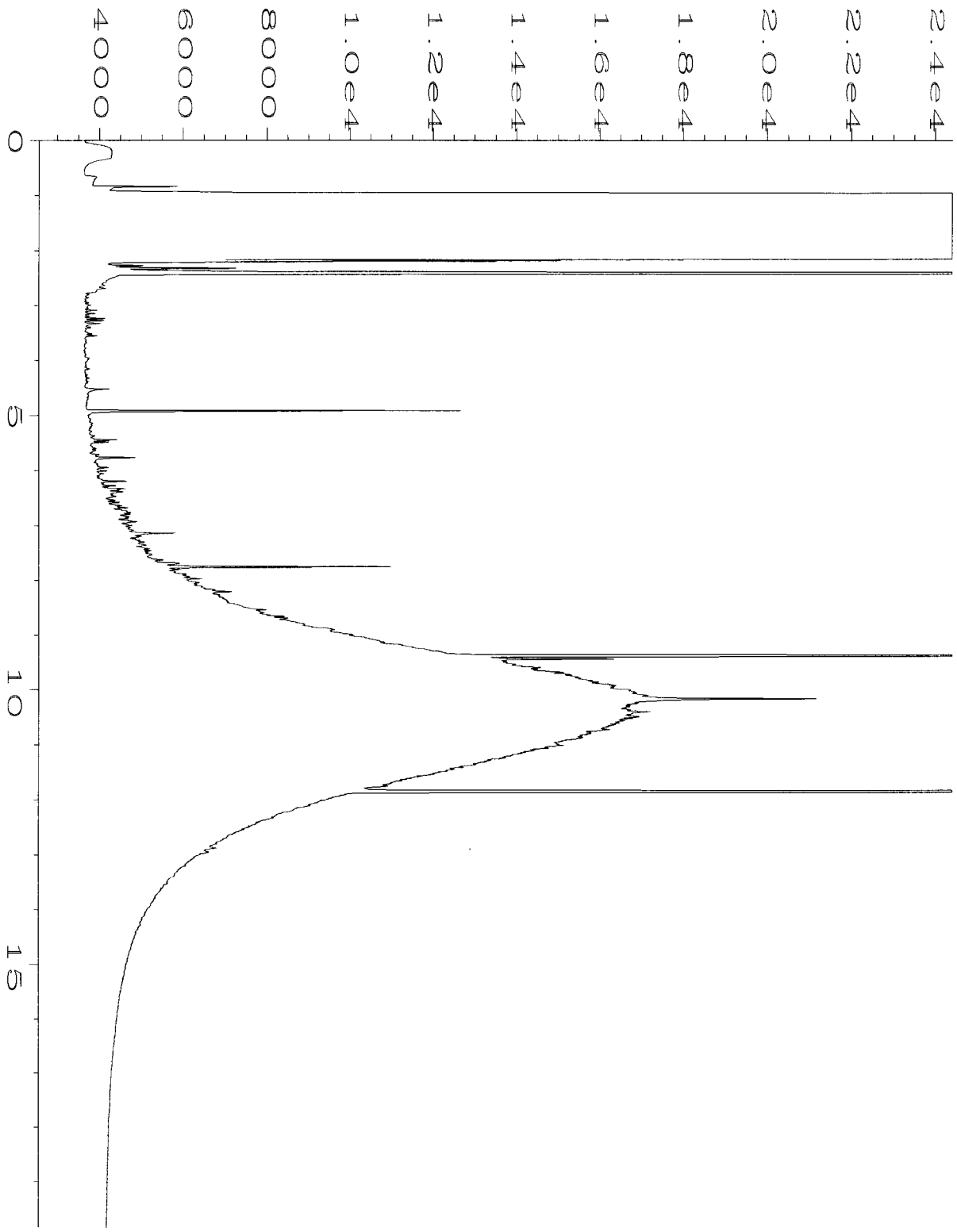

Data File Name : C:\HPCHEM\4\DATA\12-13-11\033F0801.D
Operator : ML
Instrument : GC#4
Sample Name : 112152-02
Run Time Bar Code:
Acquired on : 14 Dec 11 00:52 AM
Report Created on: 14 Dec 11 10:42 AM

Page Number : 1
Vial Number : 33
Injection Number : 1
Sequence Line : 8
Instrument Method: TPHD.MTH
Analysis Method : END.MTH

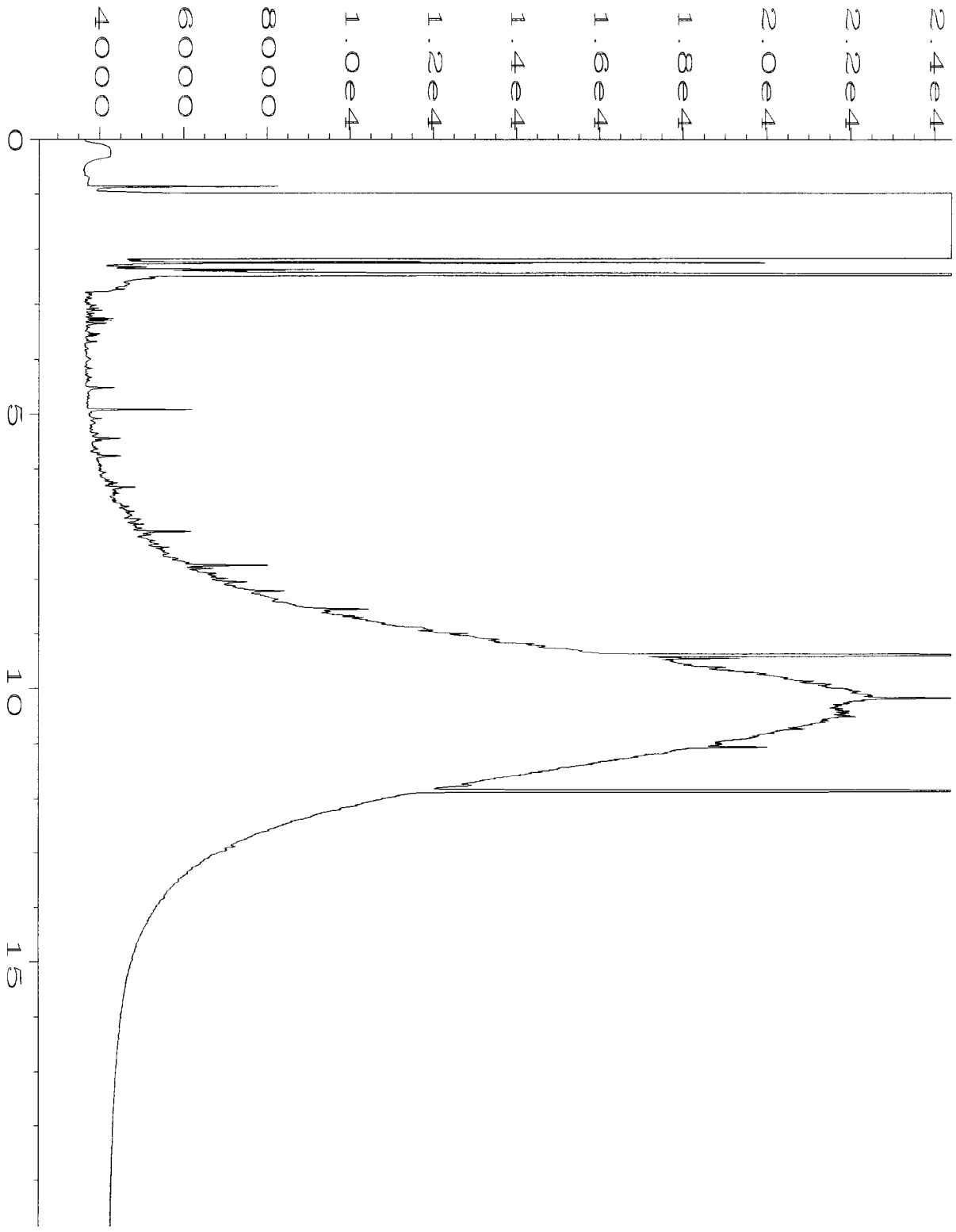

Data File Name : C:\HPCHEM\4\DATA\12-13-11\034F0801.D
Operator : ML
Instrument : GC#4
Sample Name : 112152-03
Run Time Bar Code:
Acquired on : 14 Dec 11 01:18 AM
Report Created on: 14 Dec 11 10:42 AM

Page Number : 1
Vial Number : 34
Injection Number : 1
Sequence Line : 8
Instrument Method: TPHD.MTH
Analysis Method : END.MTH

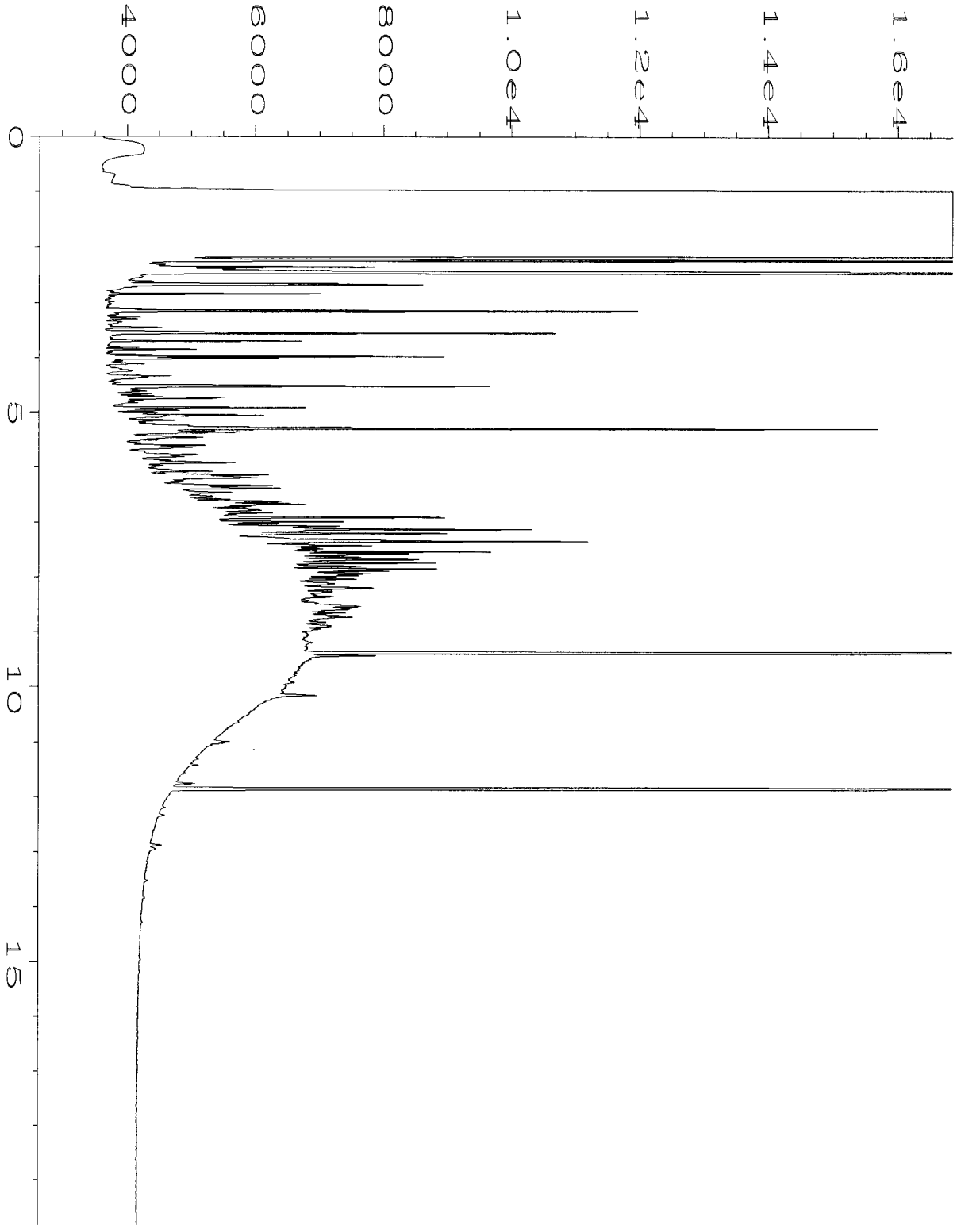

Data File Name : C:\HPCHEM\4\DATA\12-13-11\035F0801.D
Operator : ML
Instrument : GC#4
Sample Name : 112152-04
Run Time Bar Code:
Acquired on : 14 Dec 11 01:44 AM
Report Created on: 14 Dec 11 10:42 AM

Page Number : 1
Vial Number : 35
Injection Number : 1
Sequence Line : 8
Instrument Method: TPHD.MTH
Analysis Method : END.MTH



Data File Name : C:\HPCHEM\4\DATA\12-13-11\020F0601.D
Operator : ML
Instrument : GC#4
Sample Name : 01-2198 mb
Run Time Bar Code:
Acquired on : 13 Dec 11 06:22 PM
Report Created on: 14 Dec 11 10:34 AM

Page Number : 1
Vial Number : 20
Injection Number : 1
Sequence Line : 6
Instrument Method: TPHD.MTH
Analysis Method : END.MTH

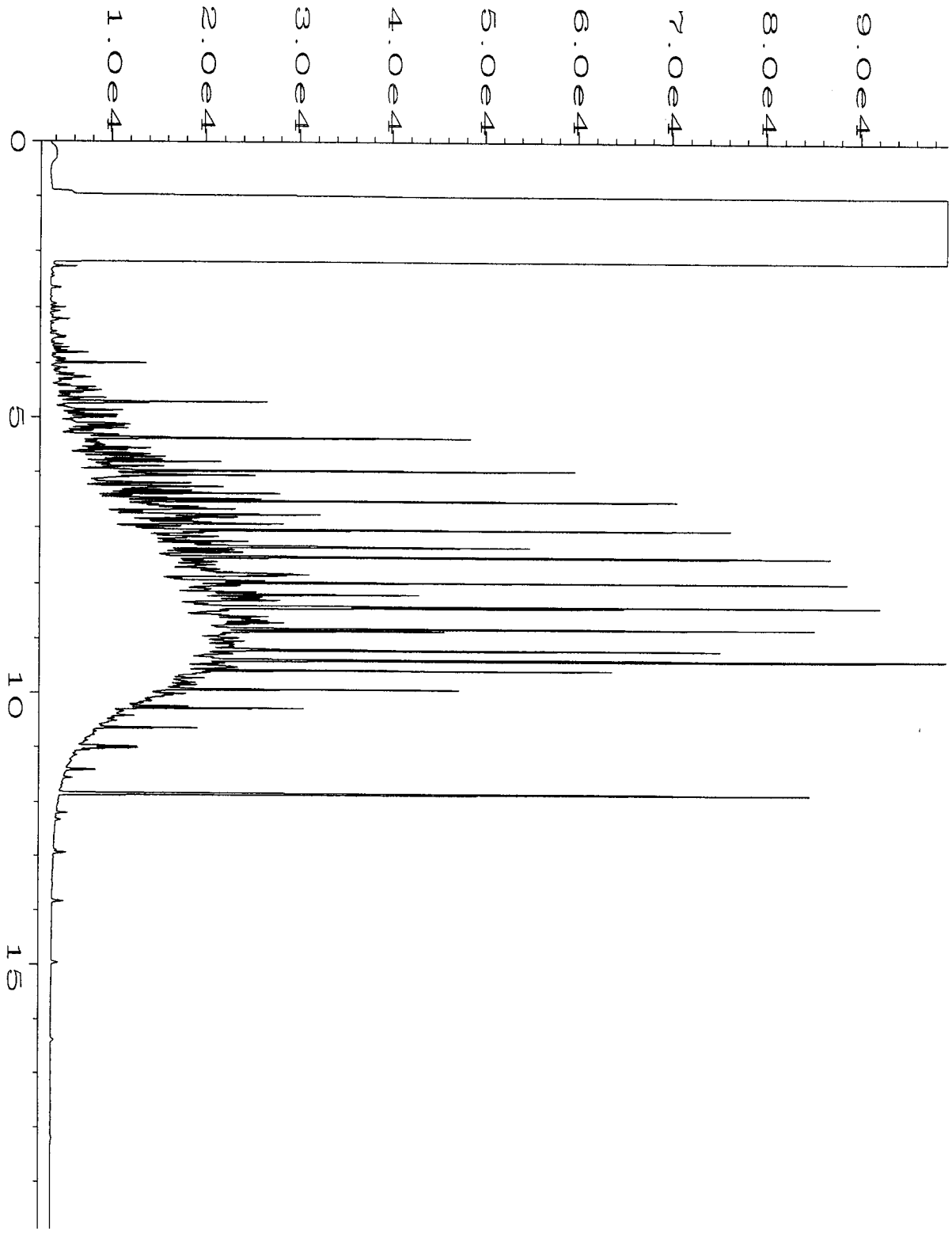

Data File Name	: C:\HPCHEM\4\DATA\12-13-11\003F0201.D		
Operator	: ML	Page Number	: 1
Instrument	: GC#4	Vial Number	: 3
Sample Name	: 500 WADF 35-58C	Injection Number	: 1
Run Time Bar Code:		Sequence Line	: 2
Acquired on	: 13 Dec 11 10:21 AM	Instrument Method	: TPHD.MTH
Report Created on	: 14 Dec 11 10:36 AM	Analysis Method	: END.MTH

1311 N. 35th St.
Seattle, WA 98103
T: (206) 352-3790
F: (206) 352-7178
info@fremontanalytical.com

Friedman & Bruya
Michael Erdahl
3012 16th Ave. W.
Seattle, Washington 98119

RE: 112152
Lab ID: 1112067

December 16, 2011

Attention Michael Erdahl:

Fremont Analytical, Inc. received 1 sample(s) on 12/12/2011 for the analyses presented in the following report.

Dissolved Gases by RSK-175

This report consists of the following:

- Case Narrative
- Analytical Results
- Applicable Quality Control Summary Reports
- Chain of Custody

All analyses were performed consistent with the Quality Assurance program of Fremont Analytical, Inc. Please contact the laboratory if you should have any questions about the results.

Thank you for using Fremont Analytical.

Sincerely,

Michael Dee
Sr. Chemist / Principal

Date: *12/16/2011*

CLIENT: Friedman & Bruya
Project: 112152
Lab Order: 1112067

Work Order Sample Summary

Lab Sample ID	Client Sample ID	Date/Time Collected	Date/Time Received
1112067-001	01MW45-20111209	12/09/2011 2:58 PM	12/12/2011 10:50 AM

Note: If no "Time Collected" is supplied, a default of 12:00AM is assigned

Case Narrative

WO#: **1112067**
Date: **12/16/2011**

CLIENT: Friedman & Bruya
Project: 112152

I. SAMPLE RECEIPT:
All samples were received intact.

II. GENERAL REPORTING COMMENTS:
Results are reported on a wet weight basis unless dry-weight correction is denoted in the units field on the analytical report ("mg/kg-dry" or "ug/kg-dry").

The validity of the analytical procedures for which data is reported in this analytical report is determined by the Laboratory Control Sample (LCS) and the Method Blank (MB). The LCS and the MB are processed with the samples to ensure method criteria are achieved throughout the entire analytical process.

III. ANALYSES AND EXCEPTIONS:
Exceptions associated with this report will be footnoted in the analytical results page(s) or the quality control summary page(s) and/or noted below.

Analytical Report

WO#: **1112067**
Date Reported: **12/16/2011**

Client: Friedman & Bruya
Collection Date: 12/9/2011 2:58:00 PM
Project: 112152
Lab ID: 1112067-001
Matrix: Water
Client Sample ID: 01MW45-20111209

Analyses	Result	RL	Qual	Units	DF	Date Analyzed
Dissolved Gases by RSK-175				Batch ID: R2726		Analyst: PH
Methane	0.341	0.00500		mg/L	1	12/13/2011 1:15:00 PM
Ethene	ND	0.00500		mg/L	1	12/13/2011 1:15:00 PM
Ethane	ND	0.00500		mg/L	1	12/13/2011 1:15:00 PM

Qualifiers:

B	Analyte detected in the associated Method Blank	D	Dilution was required
E	Value above quantitation range	H	Holding times for preparation or analysis exceeded
J	Analyte detected below quantitation limits	ND	Not detected at the Reporting Limit
RL	Reporting Limit	S	Spike recovery outside accepted recovery limits

Fremont Analytical

Date: *12/16/2011*

Work Order: 1112067
CLIENT: Friedman & Bruya
Project: 112152

QC SUMMARY REPORT

Dissolved Gases by RSK-175

Sample ID: **MB-R2726**	SampType: **MBLK**	Units: **mg/L**	Prep Date: **12/13/2011**	RunNo: **2726**
Client ID: **MBLKW**	Batch ID: **R2726**		Analysis Date: **12/13/2011**	SeqNo: **48361**

Analyte	Result	RL	SPK value	SPK Ref Val	%REC	LowLimit	HighLimit	RPD Ref Val	%RPD	RPDLimit	Qual
Methane	ND	0.00500									
Ethene	ND	0.00500									
Ethane	ND	0.00500									

Sample ID: **LCS-R2726**	SampType: **LCS**	Units: **mg/L**	Prep Date: **12/13/2011**	RunNo: **2726**
Client ID: **LCSW**	Batch ID: **R2726**		Analysis Date: **12/13/2011**	SeqNo: **48362**

Analyte	Result	RL	SPK value	SPK Ref Val	%REC	LowLimit	HighLimit	RPD Ref Val	%RPD	RPDLimit	Qual
Methane	0.463	0.00500	0.5000	0	92.6	80	120				
Ethene	0.477	0.00500	0.5000	0	95.4	80	120				
Ethane	0.476	0.00500	0.5000	0	95.3	80	120				

Sample ID: **1112067-001ADUP**	SampType: **DUP**	Units: **mg/L**	Prep Date: **12/13/2011**	RunNo: **2726**
Client ID: **01MW45-20111209**	Batch ID: **R2726**		Analysis Date: **12/13/2011**	SeqNo: **48382**

Analyte	Result	RL	SPK value	SPK Ref Val	%REC	LowLimit	HighLimit	RPD Ref Val	%RPD	RPDLimit	Qual
Methane	0.315	0.00500						0.3414	8.03	30	
Ethene	ND	0.00500						0	0	30	
Ethane	ND	0.00500						0	0	30	

Qualifiers:

B	Analyte detected in the associated Method Blank	D	Dilution was required	E	Value above quantitation range
H	Holding times for preparation or analysis exceeded	J	Analyte detected below quantitation limits	ND	Not detected at the Reporting Limit
R	RPD outside accepted recovery limits	RL	Reporting Limit	S	Spike recovery outside accepted recovery limits

SAMPLE CHAIN OF CUSTODY

Send Report To Michael Erdahl
Company Friedman and Bruya, Inc.
Address 3012 16th Ave W
City, State, ZIP Seattle, WA 98119
Phone # (206) 285-8282 Fax # (206) 283-5044

SUBCONTRACTER Fremont
PROJECT NAME/NO. 112152
PO # B-422
REMARKS
Please Email Results
merdahl@friedmanandbruya.com

Page # 1 of 1

TURNAROUND TIME
☒ Standard (2 Weeks)
☐ RUSH
Rush charges authorized by:

SAMPLE DISPOSAL
☒ Dispose after 30 days
☐ Return samples
☐ Will call with instructions

Sample ID	Lab ID	Date Sampled	Time Sampled	Matrix	# of jars	ANALYSES REQUESTED: Oil and Grease	EPH	VPH	Nitrate	Sulfate	Alkalinity	Dissolved Gasses				Notes
01MW45-20111206		12/6/11	1458	water	2							X				

Friedman & Bruya, Inc.
3012 16th Avenue West
Seattle, WA 98119-2029
Ph. (206) 285-8282
Fax (206) 283-5044

	SIGNATURE	PRINT NAME	COMPANY	DATE	TIME
Relinquished by:		Michael Erdahl	Friedman & Bruya	12/12/11	1015
Received by:		M. RODGERMAN	FAI	12/12/11	1050
Relinquished by:					
Received by:					

AQUATIC RESEARCH INCORPORATED

LABORATORY & CONSULTING SERVICES

3927 AURORA AVENUE NORTH, SEATTLE, WA 98103

PHONE: (206) 632-2715 FAX: (206) 632-2417

CASE FILE NUMBER:	**FBI009-04**		**PAGE 1**
REPORT DATE:	**12/21/11**		
DATE SAMPLED:	**12/09/11**	**DATE RECEIVED:**	**12/12/11**

FINAL REPORT, LABORATORY ANALYSIS OF SELECTED PARAMETERS ON WATER SAMPLES FROM FRIEDMAN & BRUYA, INC. / PROJECT NO. 112152

CASE NARRATIVE

One water sample was received by the laboratory in good condition and analyzed according to the chain of custody. No difficulties were encountered in the preparation or analysis of this sample. Sample data follows while QA/QC data is contained on subsequent pages.

SAMPLE DATA

SAMPLE ID	ALKALINITY (mgCaCO3/l)	SULFATE (mg/L)	SULFIDE (mg/L)	TOTAL-P (mg/L)	TKN (mg/L)
01MW45-20111209	534	28.2	0.24	0.097	1.14

SAMPLE ID	TOTAL IRON (mg/L)	HARDNESS (mgCaCO3/l)
01MW45-20111209	6.38	414

AQUATIC RESEARCH INCORPORATED

LABORATORY & CONSULTING SERVICES

3927 AURORA AVENUE NORTH, SEATTLE, WA 98103

PHONE: (206) 632-2715 FAX: (206) 632-2417

CASE FILE NUMBER:	**FBI009-04**		**PAGE 2**
REPORT DATE:	**12/21/11**		
DATE SAMPLED:	**12/09/11**	**DATE RECEIVED:**	**12/12/11**

FINAL REPORT, LABORATORY ANALYSIS OF SELECTED PARAMETERS ON WATER SAMPLES FROM FRIEDMAN & BRUYA, INC. / PROJECT NO. 112152

QA/QC DATA

QC PARAMETER	ALKALINITY (mgCaCO3/l)	SULFATE (mg/L)	SULFIDE (mg/L)	TOTAL-P (mg/L)	TKN (mg/L)
METHOD	SM18 2320B	SM184500SO4E	EPA 376.1	EPA 365.1	EPA 351.1
DATE ANALYZED	12/20/11	12/19/11	12/12/11	12/14/11	12/14/11
DETECTION LIMIT	1.00	1.00	0.05	0.002	0.200
DUPLICATE					
SAMPLE ID	BATCH	BATCH	BATCH	BATCH	BATCH
ORIGINAL	207	18.6	0.16	0.008	1.85
DUPLICATE	207	18.3	0.16	0.007	2.10
RPD	0.29%	1.25%	0.00%	10.81%	12.36%
SPIKE SAMPLE					
SAMPLE ID		BATCH		BATCH	BATCH
ORIGINAL		18.6		0.008	1.85
SPIKED SAMPLE		28.2		0.060	3.82
SPIKE ADDED		10.0		0.050	2.00
% RECOVERY	NA	96.88%	NA	103.79%	98.52%
QC CHECK					
FOUND	98.0	9.90		0.089	5.64
TRUE	100	10.0		0.090	5.79
% RECOVERY	98.00%	99.03%	NA	98.72%	97.46%
BLANK	NA	<1.00	<0.05	<0.002	<0.200

RPD = RELATIVE PERCENT DIFFERENCE.
NA = NOT APPLICABLE OR NOT AVAILABLE.
NC = NOT CALCULABLE DUE TO ONE OR MORE VALUES BEING BELOW THE DETECTION LIMIT.
OR = RECOVERY NOT CALCULABLE DUE TO SPIKE SAMPLE OUT OF RANGE OR SPIKE TOO LOW RELATIVE TO SAMPLE CONCENTRATION.

AQUATIC RESEARCH INCORPORATED

LABORATORY & CONSULTING SERVICES

3927 AURORA AVENUE NORTH, SEATTLE, WA 98103

PHONE: (206) 632-2715 FAX: (206) 632-2417

CASE FILE NUMBER:	**FBI009-04**		**PAGE 3**
REPORT DATE:	**12/21/11**		
DATE SAMPLED:	**12/09/11**	**DATE RECEIVED:**	**12/12/11**

FINAL REPORT, LABORATORY ANALYSIS OF SELECTED PARAMETERS ON WATER SAMPLES FROM FRIEDMAN & BRUYA, INC. / PROJECT NO. 112152

QA/QC DATA

QC PARAMETER	TOTAL IRON (mg/L)	HARDNESS (mgCaCO3/l)
METHOD	EPA 200.7	SM 2340C
DATE ANALYZED	12/16/11	12/19/11
DETECTION LIMIT	0.020	2.00
DUPLICATE		
SAMPLE ID	BATCH	BATCH
ORIGINAL	2.72	848
DUPLICATE	2.81	840
RPD	3.16%	0.93%
SPIKE SAMPLE		
SAMPLE ID	BATCH	BATCH
ORIGINAL	2.72	
SPIKED SAMPLE	3.74	
SPIKE ADDED	1.00	
% RECOVERY	102.65%	OR
QC CHECK		
FOUND	10.2	39.1
TRUE	10.0	40.0
% RECOVERY	102.13%	97.72%
BLANK	<0.020	<2.00

RPD = RELATIVE PERCENT DIFFERENCE.
NA = NOT APPLICABLE OR NOT AVAILABLE.
NC = NOT CALCULABLE DUE TO ONE OR MORE VALUES BEING BELOW THE DETECTION LIMIT.
OR = RECOVERY NOT CALCULABLE DUE TO SPIKE SAMPLE OUT OF RANGE OR SPIKE TOO LOW RELATIVE TO SAMPLE CONCENTRATION.

SUBMITTED BY:

Damien Gadomski
Project Manager

FS1009.04

SAMPLE CHAIN OF CUSTODY SUBCONTRACT SAMPLE CHAIN OF CUSTODY

Page # 1 of 1

Send Report To Michael Erdahl
Company Friedman and Bruya, Inc.
Address 3012 16th Ave W
City, State, ZIP Seattle, WA 98119
Phone # (206) 285-8282 Fax # (206) 283-5044

SUBCONTRACTER Ag. Research
PROJECT NAME/NO. 112152
PO # B-463
REMARKS
Please Email Results
merdahl@friedmanandbruya.com

TURNAROUND TIME
☒ Standard (2 Weeks)
☐ RUSH
Rush charges authorized by:

SAMPLE DISPOSAL
☒ Dispose after 30 days
☐ Return samples
☐ Will call with instructions

Sample ID	Lab ID	Date Sampled	Time Sampled	Matrix	# of jars	ANALYSES REQUESTED: Total Fe Oil and Grease	Hardness EPH	Total Phosphorus VPH	Nitrate/Nitrite Nitrate Separate	Sulfate	Alkalinity	TKN	Sulfide			Notes
01MW45-20111209		12/9/11	1458	water	5	x	x	x	x	x	x	x	x			canal intake/
																intake
																mc

SIGNATURE	PRINT NAME	COMPANY	DATE	TIME
Relinquished by:	Michael Erdahl	Friedman & Bruya	12/12/11	0915
Received by:	S-HIGDON	AMS	12/12/11	1105
Relinquished by:				
Received by:				

Friedman & Bruya, Inc.
3012 16th Avenue West
Seattle, WA 98119-2029
Ph. (206) 285-8282
Fax (206) 283-5044

112152

SAMPLE CHAIN OF CUSTODY

ME 12/09/11

V2/C05

Page # 1 of 1

Send Report To Tim Brown, cc: Jessica Brown, Jennifer Cyr, Pete Kingston, Audrey Hackett

Company SoundEarth Strategies

Address 2811 Fairview Ave E, Suite 2000

City, State, ZIP Seattle, WA 98102

SAMPLERS (signature): Will Camarda

PROJECT NAME/NO.: TOC Holdings Co. Facility No. 01-600 Seattle Terminal – ASKO Property

PO #: 0440-004-24

REMARKS

EIM Y

TURNAROUND TIME
- [x] Standard (2 Weeks)
- [ ] RUSH
- Rush charges authorized by:

SAMPLE DISPOSAL
- [x] Dispose after 30 days
- [ ] Return samples
- [ ] Will call with instructions

Sample ID	Sample Location	Sample Depth	Lab ID	Date Sampled	Time Sampled	Matrix	# of jars	GRPH by NWTPH-Gx	BTEX by EPA 8021B	DRPH/ORPH by NWTPH-Dx	cVOCs by EPA 8260C	alkalinity, nitrate, nitrite, phosphorus, chloride	methane	sulfide	Total Fe, manganese	TKN	Notes
01	mw79-20111209	01mw79		01A-F	12/09/11	1037	H_2O	6	X	X	X	X						Canal/nitrate/nitrite
01	mw70-20111209	01mw70		02A-F	12/09/11	1207	H_2O	6	X	X	X	X						JS 12/12/11
01	mw71-20111209	01mw71		03A-F	12/09/11	1339	H_2O	6	X	X	X	X						
01	mw45-20111209	01mw45		04A-M	12/09/11	1458	H_2O	13	X	X	X	X	X	X	X	X	X	

TOC

Samples received at 9 °C

Friedman & Bruya, Inc. 3012 16th Avenue West Seattle, WA 98119-2029 Ph. (206) 285-8282 Fax (206) 283-5044	SIGNATURE	PRINT NAME	COMPANY	DATE	TIME
	Relinquished by: Will Camarda	Will Camarda	SoundEarth	12/09/11	1745
	Received by:		FBI Inc	12/9/11	1745
	Relinquished by:				
	Received by:				

FRIEDMAN & BRUYA, INC.

ENVIRONMENTAL CHEMISTS

James E. Bruya, Ph.D.
Yelena Aravkina, M.S.
Bradley T. Benson, B.S.
Kurt Johnson, B.S.

3012 16th Avenue West
Seattle, WA 98119-2029
TEL: (206) 285-8282
e-mail: fbi@isomedia.com

December 20, 2011

Tim Brown, Project Manager
SoundEarth Strategies
2811 Fairview Ave. East, Suite 2000
Seattle, WA 98102

Dear Mr. Brown:

Included are the results from the testing of material submitted on December 12, 2011 from the TOC_01-600_20111212 WORFDB5, F&BI 112163 project. There is 1 page included in this report. Any samples that may remain are currently scheduled for disposal in 30 days. If you would like us to return your samples or arrange for long term storage at our offices, please contact us as soon as possible.

We appreciate this opportunity to be of service to you and hope you will call if you should have any questions.

Sincerely,

FRIEDMAN & BRUYA, INC.



Michael Erdahl
Project Manager

Enclosures
c: Mark Chandler, Jessica Brown, Audrey Hackett, Pete Kingston, Jennifer Cyr
SOU1220R.DOC

CASE NARRATIVE

This case narrative encompasses samples received on December 12, 2011 by Friedman & Bruya, Inc. from the SoundEarth Strategies TOC_01-600_20111212 WORFDB5, F&BI 112163 project. Samples were logged in under the laboratory ID's listed below.

Laboratory ID	SoundEarth Strategies
112163 -01	01MW55-20111212

The sample was sent to Aquatic Research for nitrate and nitrite analyses. Review of the enclosed report indicates that all quality assurance were acceptable.

AQUATIC RESEARCH INCORPORATED

LABORATORY & CONSULTING SERVICES

3927 AURORA AVENUE NORTH, SEATTLE, WA 98103

PHONE: (206) 632-2715 FAX: (206) 632-2417

CASE FILE NUMBER:	**FBI009-08**	**PAGE 1**	
REPORT DATE:	**12/16/11**		
DATE SAMPLED:	**12/12/11**	**DATE RECEIVED:**	**12/13/11**

FINAL REPORT, LABORATORY ANALYSIS OF SELECTED PARAMETERS ON WATER SAMPLES FROM FRIEDMAN & BRUYA, INC. / PROJECT NO. 112163

CASE NARRATIVE

One water sample was received by the laboratory in good condition and analyzed according to the chain of custody. No difficulties were encountered in the preparation or analysis of this sample. Sample data follows while QA/QC data is contained on subsequent pages.

SAMPLE DATA

SAMPLE ID	NITRATE (mg/L)	NITRITE (mg/L)
01MW55-20111212	0.016	0.002

AQUATIC RESEARCH INCORPORATED

LABORATORY & CONSULTING SERVICES

3927 AURORA AVENUE NORTH, SEATTLE, WA 98103

PHONE: (206) 632-2715 FAX: (206) 632-2417

CASE FILE NUMBER:	**FBI009-08**	**PAGE 2**	
REPORT DATE:	**12/16/11**		
DATE SAMPLED:	**12/12/11**	**DATE RECEIVED:**	**12/13/11**

FINAL REPORT, LABORATORY ANALYSIS OF SELECTED PARAMETERS ON WATER SAMPLES FROM FRIEDMAN & BRUYA, INC. / PROJECT NO. 112163

QA/QC DATA

QC PARAMETER	NITRATE (mg/L)	NITRITE (mg/L)
METHOD	SM184500N03F	EPA 353.2
DATE ANALYZED	12/13/11	12/13/11
DETECTION LIMIT	0.010	0.002
DUPLICATE		
SAMPLE ID	BATCH	BATCH
ORIGINAL	0.099	<0.002
DUPLICATE	0.100	<0.002
RPD	1.42%	NC
SPIKE SAMPLE		
SAMPLE ID	BATCH	BATCH
ORIGINAL	0.099	<0.002
SPIKED SAMPLE	0.296	0.040
SPIKE ADDED	0.200	0.040
% RECOVERY	98.54%	100.00%
QC CHECK		
FOUND	0.405	0.040
TRUE	0.408	0.040
% RECOVERY	99.16%	100.00%
BLANK	<0.010	<0.002

RPD = RELATIVE PERCENT DIFFERENCE.
NA = NOT APPLICABLE OR NOT AVAILABLE.
NC = NOT CALCULABLE DUE TO ONE OR MORE VALUES BEING BELOW THE DETECTION LIMIT.
OR = RECOVERY NOT CALCULABLE DUE TO SPIKE SAMPLE OUT OF RANGE OR SPIKE TO LOW RELATIVE TOO SAMPLE CONCENTRATION.

SUBMITTED BY:

Damien Gadomski
Project Manager

SUBCONTRACT SAMPLE CHAIN OF CUSTODY

FB1009.08

Page # 1 of 1

Send Report To Michael Erdahl
Company Friedman and Bruya, Inc.
Address 3012 16th Ave W
City, State, ZIP Seattle, WA 98119
Phone # (206) 285-8282 Fax # (206) 283-5044

SUBCONTRACTER Ag. Research
PROJECT NAME/NO. 112163
PO # B-462
REMARKS
Please Email Results
merdahl@friedmanandbruya.com

TURNAROUND TIME
☑ Standard (2 Weeks)
☐ RUSH
Rush charges authorized by:

SAMPLE DISPOSAL
☐ Dispose after 30 days
☐ Return samples
☐ Will call with instructions

Sample ID	Lab ID	Date Sampled	Time Sampled	Matrix	# of jars	ANALYSES REQUESTED: Oil and Grease	Phosphorus EPH	Nitrite	Nitrate	Sulfate	Alkalinity	TKN	Total Fe	Hardness	Sulfide	Notes
01MW55-20111212		12/12/11	1552	water				x	x							

SIGNATURE	PRINT NAME	COMPANY	DATE	TIME
Relinquished by:	Michael Erdahl	Friedman & Bruya	12/13/11	9:15 AM
Received by:	S-HIGGINS	ARI	12/13/11	1100
Relinquished by:				
Received by:				

Friedman & Bruya, Inc.
3012 16th Avenue West
Seattle, WA 98119-2029
Ph. (206) 285-8282
Fax (206) 283-5044

112163

SAMPLE CHAIN OF CUSTODY

ME 12/12/11

Page # 1 of 1 AE3

Send Report To Tim Brown, cc: Jessica Brown, Jennifer Cyr, Pete Kingston, Audrey Hackett

Company SoundEarth Strategies

Address 2811 Fairview Ave E, Suite 2000

City, State, ZIP Seattle, WA 98102

SAMPLERS *(signature)*

PROJECT NAME/NO.: TOC Holdings Co. Facility No. 01-600 Seattle Terminal – ASKO Property

PO #: 0440-004-24

REMARKS

EIM Y

TURNAROUND TIME
- ☐ Standard (2 Weeks)
- ☐ RUSH
- Rush charges authorized by:

SAMPLE DISPOSAL
- ⊗ Dispose after 30 days
- ☐ Return samples
- ☐ Will call with instructions

Sample ID	Sample Location	Sample Depth	Lab ID	Date Sampled	Time Sampled	Matrix	# of jars	GRPH by NWTPH-Gx	BTEX by EPA 8021B	DRPH/ORPH by NWTPH-Dx	cVOCs by EPA 8260C	[illegible]					Notes
OIMW55-20111212	OIMW55	26	01	12/12/11	1552	WATER	1					X					
					1552												
					12/12/11												

Samples received at 2 °C

Friedman & Bruya, Inc.
3012 16th Avenue West
Seattle, WA 98119-2029
Ph. (206) 285-8282
Fax (206) 283-5044

	SIGNATURE	PRINT NAME	COMPANY	DATE	TIME
Relinquished by:		Liz Fries	SES	12/12/11	17:05
Received by:		HONG NGUYEN	FBI	12/12/11	V
Relinquished by:					
Received by:					

FRIEDMAN & BRUYA, INC.

ENVIRONMENTAL CHEMISTS

James E. Bruya, Ph.D.
Yelena Aravkina, M.S.
Bradley T. Benson, B.S.
Kurt Johnson, B.S.

3012 16th Avenue West
Seattle, WA 98119-2029
TEL: (206) 285-8282
e-mail: fbi@isomedia.com

December 28, 2011

Tim Brown, Project Manager
SoundEarth Strategies
2811 Fairview Ave. East, Suite 2000
Seattle, WA 98102

Dear Mr. Brown:

Included are the results from the testing of material submitted on December 12, 2011 from the TOC_01-600_20111212 WORFDB5, F&BI 112165 project. There are 11 pages included in this report. Any samples that may remain are currently scheduled for disposal in 30 days. If you would like us to return your samples or arrange for long term storage at our offices, please contact us as soon as possible.

We appreciate this opportunity to be of service to you and hope you will call if you should have any questions.

Sincerely,

FRIEDMAN & BRUYA, INC.



Michael Erdahl
Project Manager

Enclosures
c: Mark Chandler, Jessica Brown, Audrey Hackett, Pete Kingston, Jennifer Cyr
SOU1228R.DOC

FRIEDMAN & BRUYA, INC.

ENVIRONMENTAL CHEMISTS

CASE NARRATIVE

This case narrative encompasses samples received on December 12, 2011 by Friedman & Bruya, Inc. from the SoundEarth Strategies TOC_01-600_20111212 WORFDB5, F&BI 112165 project. Samples were logged in under the laboratory ID's listed below.

Laboratory ID	SoundEarth Strategies
112165 -01	01MW44-20111212
112165 -02	01MW89-20111212

The samples were sent to Aquatic Research for sulfate, nitrate, nitrite, phosphorus, alkalinity, total iron, hardness, TKN, and sulfide analyses. In addition, the sample was sent to Fremont Analytical for dissolved methane analysis. The reports are enclosed.

All quality control requirements were acceptable.

Date of Report: 12/28/11
Date Received: 12/12/11
Project: TOC_01-600_20111212 WORFDB5, F&BI 112165
Date Extracted: 12/13/11
Date Analyzed: 12/13/11

RESULTS FROM THE ANALYSIS OF WATER SAMPLES FOR BENZENE, TOLUENE, ETHYLBENZENE, XYLENES AND TPH AS GASOLINE USING EPA METHOD 8021B AND NWTPH-Gx

Results Reported as ug/L (ppb)

Sample ID Laboratory ID	Benzene	Toluene	Ethyl Benzene	Total Xylenes	Gasoline Range	Surrogate (% Recovery) (Limit 52-124)
01MW44-20111212 112165-01	17	1.5	<1	<3	570 x	103
01MW89-20111212 112165-02	<1	<1	<1	<3	<100	97
Method Blank 01-2202 MB	<1	<1	<1	<3	<100	101

Date of Report: 12/28/11
Date Received: 12/12/11
Project: TOC_01-600_20111212 WORFDB5, F&BI 112165
Date Extracted: 12/14/11
Date Analyzed: 12/15/11

RESULTS FROM THE ANALYSIS OF WATER SAMPLES FOR TOTAL PETROLEUM HYDROCARBONS AS DIESEL AND MOTOR OIL USING METHOD NWTPH-Dx

Results Reported as ug/L (ppb)

Sample ID Laboratory ID	Diesel Range (C_{10}-C_{25})	Motor Oil Range (C_{25}-C_{36})	Surrogate (% Recovery) (Limit 47-140)
01MW44-20111212 112165-01	240	<250	92
01MW89-20111212 112165-02	180	<250	79
Method Blank 01-2209 MB	<50	<250	90

Analysis For Volatile Compounds By EPA Method 8260C

Client Sample ID:	01MW44-20111212	Client:	SoundEarth Strategies
Date Received:	12/12/11	Project:	TOC_01-600_20111212 WORFDB5
Date Extracted:	12/19/11	Lab ID:	112165-01
Date Analyzed:	12/19/11	Data File:	121911.D
Matrix:	Water	Instrument:	GCMS4
Units:	ug/L (ppb)	Operator:	JS

Surrogates:	% Recovery:	Lower Limit:	Upper Limit:
1,2-Dichloroethane-d4	102	57	121
Toluene-d8	101	63	127
4-Bromofluorobenzene	105	60	133

Compounds:	Concentration ug/L (ppb)
Vinyl chloride	12
Chloroethane	<1
1,1-Dichloroethene	1.3
Methylene chloride	<5
trans-1,2-Dichloroethene	2.2
1,1-Dichloroethane	<1
cis-1,2-Dichloroethene	92
1,2-Dichloroethane (EDC)	5.6
1,1,1-Trichloroethane	<1
Trichloroethene	1,200 ve
Tetrachloroethene	<1

Analysis For Volatile Compounds By EPA Method 8260C

Client Sample ID:	01MW44-20111212	Client:	SoundEarth Strategies
Date Received:	12/12/11	Project:	TOC_01-600_20111212 WORFDB5
Date Extracted:	12/19/11	Lab ID:	112165-01 1/10
Date Analyzed:	12/19/11	Data File:	121909.D
Matrix:	Water	Instrument:	GCMS4
Units:	ug/L (ppb)	Operator:	JS

Surrogates:	% Recovery:	Lower Limit:	Upper Limit:
1,2-Dichloroethane-d4	100	57	121
Toluene-d8	100	63	127
4-Bromofluorobenzene	103	60	133

Compounds:	Concentration ug/L (ppb)
Vinyl chloride	9.8
Chloroethane	<10
1,1-Dichloroethene	<10
Methylene chloride	<50
trans-1,2-Dichloroethene	<10
1,1-Dichloroethane	<10
cis-1,2-Dichloroethene	87
1,2-Dichloroethane (EDC)	<10
1,1,1-Trichloroethane	<10
Trichloroethene	1,300
Tetrachloroethene	<10

Analysis For Volatile Compounds By EPA Method 8260C

Client Sample ID:	01MW89-20111212	Client:	SoundEarth Strategies
Date Received:	12/12/11	Project:	TOC_01-600_20111212 WORFDB5
Date Extracted:	12/19/11	Lab ID:	112165-02
Date Analyzed:	12/19/11	Data File:	121910.D
Matrix:	Water	Instrument:	GCMS4
Units:	ug/L (ppb)	Operator:	JS

Surrogates:	% Recovery:	Lower Limit:	Upper Limit:
1,2-Dichloroethane-d4	101	57	121
Toluene-d8	100	63	127
4-Bromofluorobenzene	101	60	133

Compounds:	Concentration ug/L (ppb)
Vinyl chloride	<0.2
Chloroethane	<1
1,1-Dichloroethene	<1
Methylene chloride	<5
trans-1,2-Dichloroethene	<1
1,1-Dichloroethane	<1
cis-1,2-Dichloroethene	<1
1,2-Dichloroethane (EDC)	<1
1,1,1-Trichloroethane	<1
Trichloroethene	<1
Tetrachloroethene	<1

Analysis For Volatile Compounds By EPA Method 8260C

Client Sample ID:	Method Blank	Client:	SoundEarth Strategies
Date Received:	NA	Project:	TOC_01-600_20111212 WORFDB5
Date Extracted:	12/19/11	Lab ID:	01-2218 mb
Date Analyzed:	12/19/11	Data File:	121906.D
Matrix:	Water	Instrument:	GCMS4
Units:	ug/L (ppb)	Operator:	JS

Surrogates:	% Recovery:	Lower Limit:	Upper Limit:
1,2-Dichloroethane-d4	100	57	121
Toluene-d8	99	63	127
4-Bromofluorobenzene	102	60	133

Compounds:	Concentration ug/L (ppb)
Vinyl chloride	<0.2
Chloroethane	<1
1,1-Dichloroethene	<1
Methylene chloride	<5
trans-1,2-Dichloroethene	<1
1,1-Dichloroethane	<1
cis-1,2-Dichloroethene	<1
1,2-Dichloroethane (EDC)	<1
1,1,1-Trichloroethane	<1
Trichloroethene	<1
Tetrachloroethene	<1

Date of Report: 12/28/11
Date Received: 12/12/11
Project: TOC_01-600_20111212 WORFDB5, F&BI 112165

QUALITY ASSURANCE RESULTS FOR THE ANALYSIS OF WATER SAMPLES FOR BENZENE, TOLUENE, ETHYLBENZENE, XYLENES, AND TPH AS GASOLINE USING EPA METHOD 8021B AND NWTPH-Gx

Laboratory Code: 112165-02 (Duplicate)

Analyte	Reporting Units	Sample Result	Duplicate Result	Relative Percent Difference (Limit 20)
Benzene	ug/L (ppb)	<1	<1	nm
Toluene	ug/L (ppb)	<1	<1	nm
Ethylbenzene	ug/L (ppb)	<1	<1	nm
Xylenes	ug/L (ppb)	<3	<3	nm
Gasoline	ug/L (ppb)	<100	<100	nm

Laboratory Code: Laboratory Control Sample

Analyte	Reporting Units	Spike Level	Percent Recovery LCS	Acceptance Criteria
Benzene	ug/L (ppb)	50	88	65-118
Toluene	ug/L (ppb)	50	91	72-122
Ethylbenzene	ug/L (ppb)	50	92	73-126
Xylenes	ug/L (ppb)	150	88	74-118
Gasoline	ug/L (ppb)	1,000	98	69-134

Date of Report: 12/28/11
Date Received: 12/12/11
Project: TOC_01-600_20111212 WORFDB5, F&BI 112165

QUALITY ASSURANCE RESULTS FOR THE ANALYSIS OF WATER SAMPLES FOR TOTAL PETROLEUM HYDROCARBONS AS DIESEL EXTENDED USING METHOD NWTPH-Dx

Laboratory Code: Laboratory Control Sample

Analyte	Reporting Units	Spike Level	Percent Recovery LCS	Percent Recovery LCSD	Acceptance Criteria	RPD (Limit 20)
Diesel Extended	ug/L (ppb)	2,500	80	81	61-133	1

Date of Report: 12/28/11
Date Received: 12/12/11
Project: TOC_01-600_20111212 WORFDB5, F&BI 112165

QUALITY ASSURANCE RESULTS FOR THE ANALYSIS OF WATER SAMPLES FOR VOLATILES BY EPA METHOD 8260C

Laboratory Code: Laboratory Control Sample

Analyte	Reporting Units	Spike Level	Percent Recovery LCS	Percent Recovery LCSD	Acceptance Criteria	RPD (Limit 20)
Vinyl chloride	ug/L (ppb)	50	116	113	50-154	3
Chloroethane	ug/L (ppb)	50	120	117	58-146	3
1,1-Dichloroethene	ug/L (ppb)	50	112	111	67-136	1
Methylene chloride	ug/L (ppb)	50	97	99	39-148	2
trans-1,2-Dichloroethene	ug/L (ppb)	50	107	106	68-128	1
1,1-Dichloroethane	ug/L (ppb)	50	114	112	79-121	2
cis-1,2-Dichloroethene	ug/L (ppb)	50	111	110	80-123	1
1,2-Dichloroethane (EDC)	ug/L (ppb)	50	113	111	73-132	2
1,1,1-Trichloroethane	ug/L (ppb)	50	120	115	83-130	4
Trichloroethene	ug/L (ppb)	50	105	103	80-120	2
Tetrachloroethene	ug/L (ppb)	50	118	113	76-121	4

Data Qualifiers & Definitions

a - The analyte was detected at a level less than five times the reporting limit. The RPD results may not provide reliable information on the variability of the analysis.

A1 – More than one compound of similar molecule structure was identified with equal probability.

b - The analyte was spiked at a level that was less than five times that present in the sample. Matrix spike recoveries may not be meaningful.

ca - The calibration results for this range fell outside of acceptance criteria. The value reported is an estimate.

c - The presence of the analyte indicated may be due to carryover from previous sample injections.

d - The sample was diluted. Detection limits may be raised due to dilution.

ds - The sample was diluted. Detection limits are raised due to dilution and surrogate recoveries may not be meaningful.

dv - Insufficient sample was available to achieve normal reporting limits and limits are raised accordingly.

fb - Analyte present in the blank and the sample.

fc – The compound is a common laboratory and field contaminant.

hr - The sample and duplicate were reextracted and reanalyzed. RPD results were still outside of control limits. The variability is attributed to sample inhomogeneity.

ht - Analysis performed outside the method or client-specified holding time requirement.

ip - Recovery fell outside of normal control limits. Compounds in the sample matrix interfered with the quantitation of the analyte.

j – The result is below normal reporting limits. The value reported is an estimate.

J - The internal standard associated with the analyte is out of control limits. The reported concentration is an estimate.

jl - The analyte result in the laboratory control sample is out of control limits. The reported concentration should be considered an estimate.

jr - The rpd result in laboratory control sample associated with the analyte is out of control limits. The reported concentration should be considered an estimate.

js - The surrogate associated with the analyte is out of control limits. The reported concentration should be considered an estimate.

lc - The presence of the compound indicated is likely due to laboratory contamination.

L - The reported concentration was generated from a library search.

nm - The analyte was not detected in one or more of the duplicate analyses. Therefore, calculation of the RPD is not applicable.

pc – The sample was received in a container not approved by the method. The value reported should be considered an estimate.

pr – The sample was received with incorrect preservation. The value reported should be considered an estimate.

ve - Estimated concentration calculated for an analyte response above the valid instrument calibration range. A dilution is required to obtain an accurate quantification of the analyte.

vo - The value reported fell outside the control limits established for this analyte.

x - The sample chromatographic pattern does not resemble the fuel standard used for quantitation.

112165

SAMPLE CHAIN OF CUSTODY

ME 12/12/11

V3/C05

Page # 1 of 1

Send Report To Tim Brown, cc: Jessica Brown, Jennifer Cyr, Pete Kingston, Audrey Hackett

Company SoundEarth Strategies

Address 2811 Fairview Ave E, Suite 2000

City, State, ZIP Seattle, WA 98102

SAMPLERS (signature)

PROJECT NAME/NO.: TOC Holdings Co. Facility No. 01-600 Seattle Terminal – ASKO Property

PO #: 0440-004-24

REMARKS: EIM Y

TURNAROUND TIME
- ☒ Standard (2 Weeks)
- ☐ RUSH
- Rush charges authorized by:

SAMPLE DISPOSAL
- ⊗ Dispose after 30 days
- ☐ Return samples
- ☐ Will call with instructions

Sample ID	Sample Location	Sample Depth	Lab ID	Date Sampled	Time Sampled	Matrix	# of jars	GRPH by NWTPH-Gx	BTEX by EPA 8021B	DRPH/ORPH by NWTPH-Dx	cVOCs by EPA 8260C	Sulfide	methane, ethane, ethene	nitrate, nitrite, sulfate, orthophosphate, alkalinity	Fe (total), hardness	TKN	Notes
01mw44-20111212	01mw44		01A-M	12/12/11	1022	H_2O	13	X	X	X	X	X	X	X	X	X	
01mw89-20111212	01mw89		02A-M	12/12/11	1237	H_2O	14	X	X	X	X	X	X	X	X	X	

v2

Friedman & Bruya, Inc.
3012 16th Avenue West
Seattle, WA 98119-2029
Ph. (206) 285-8282
Fax (206) 283-5044

SIGNATURE	PRINT NAME	COMPANY	DATE	TIME
Relinquished by:	WILL CAMARDA	SES	12/12/11	17:05
Received by:	HONG NGUYEN	FBI	12/12/11	
Relinquished by:				
Received by:		Samples received at 2 °C		

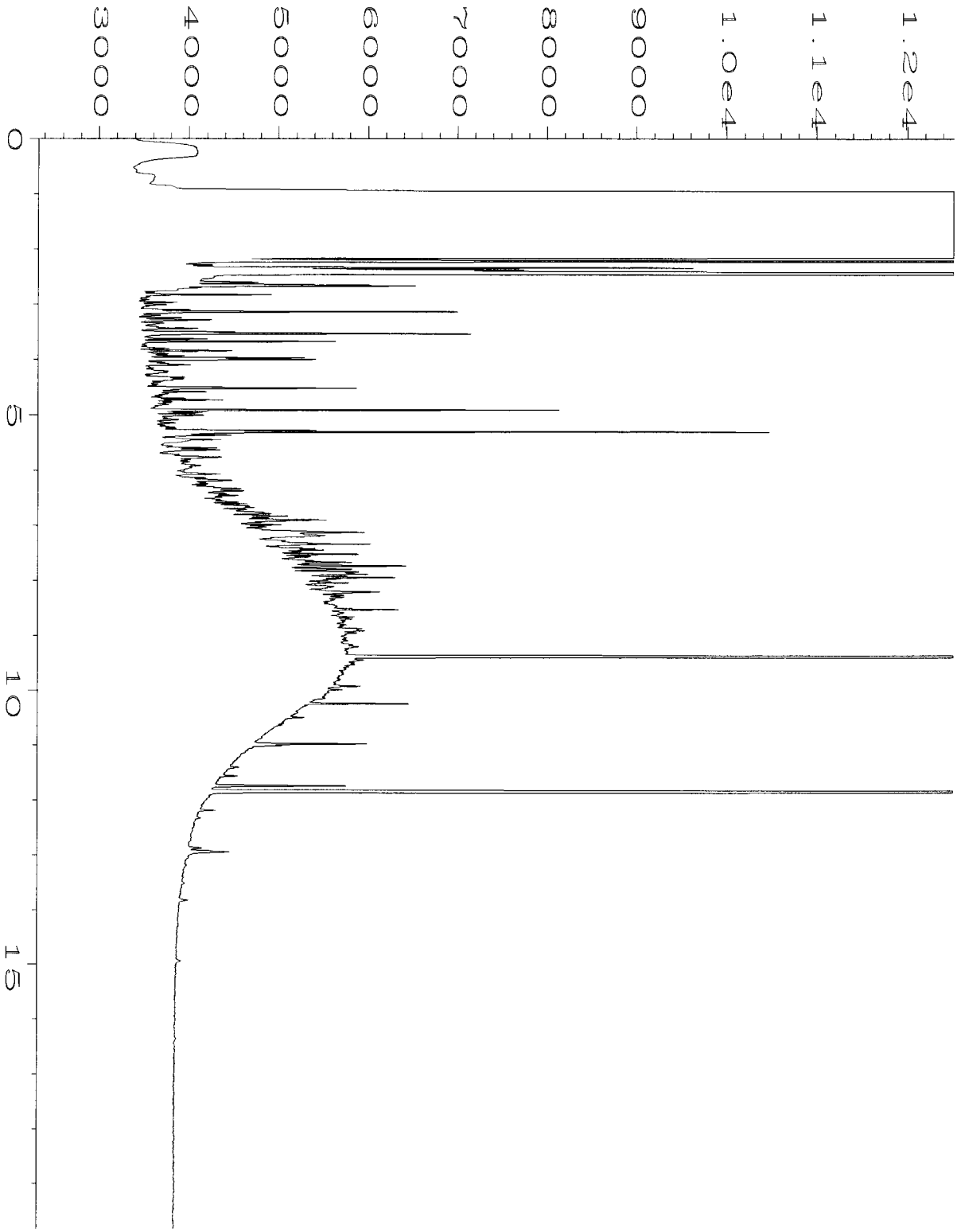

Data File Name	: C:\HPCHEM\4\DATA\12-15-11\014F0501.D		
Operator	: ML	Page Number	: 1
Instrument	: GC#4	Vial Number	: 14
Sample Name	: 112165-01	Injection Number	: 1
Run Time Bar Code:		Sequence Line	: 5
Acquired on	: 15 Dec 11 05:21 PM	Instrument Method	: TPHD.MTH
Report Created on	: 16 Dec 11 10:20 AM	Analysis Method	: END.MTH

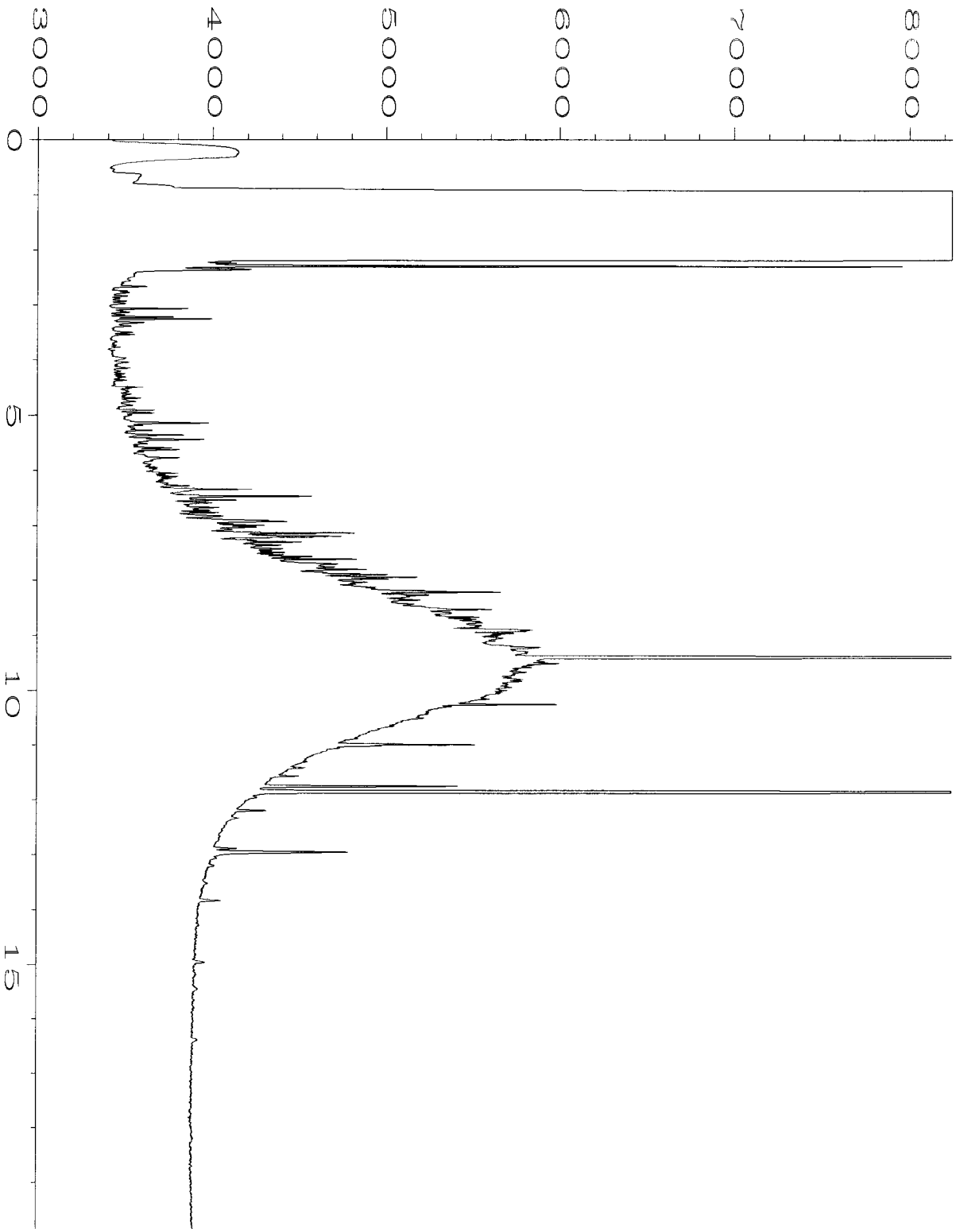

Data File Name	: C:\HPCHEM\4\DATA\12-15-11\015F0501.D		
Operator	: ML	Page Number	: 1
Instrument	: GC#4	Vial Number	: 15
Sample Name	: 112165-02	Injection Number	: 1
Run Time Bar Code:		Sequence Line	: 5
Acquired on	: 15 Dec 11 05:47 PM	Instrument Method	: TPHD.MTH
Report Created on	: 16 Dec 11 10:20 AM	Analysis Method	: END.MTH



Data File Name : C:\HPCHEM\4\DATA\12-15-11\011F0501.D
Operator : ML
Instrument : GC#4
Sample Name : 01-2209 mb
Run Time Bar Code:
Acquired on : 15 Dec 11 04:02 PM
Report Created on: 16 Dec 11 10:19 AM

Page Number : 1
Vial Number : 11
Injection Number : 1
Sequence Line : 5
Instrument Method: TPHD.MTH
Analysis Method : END.MTH

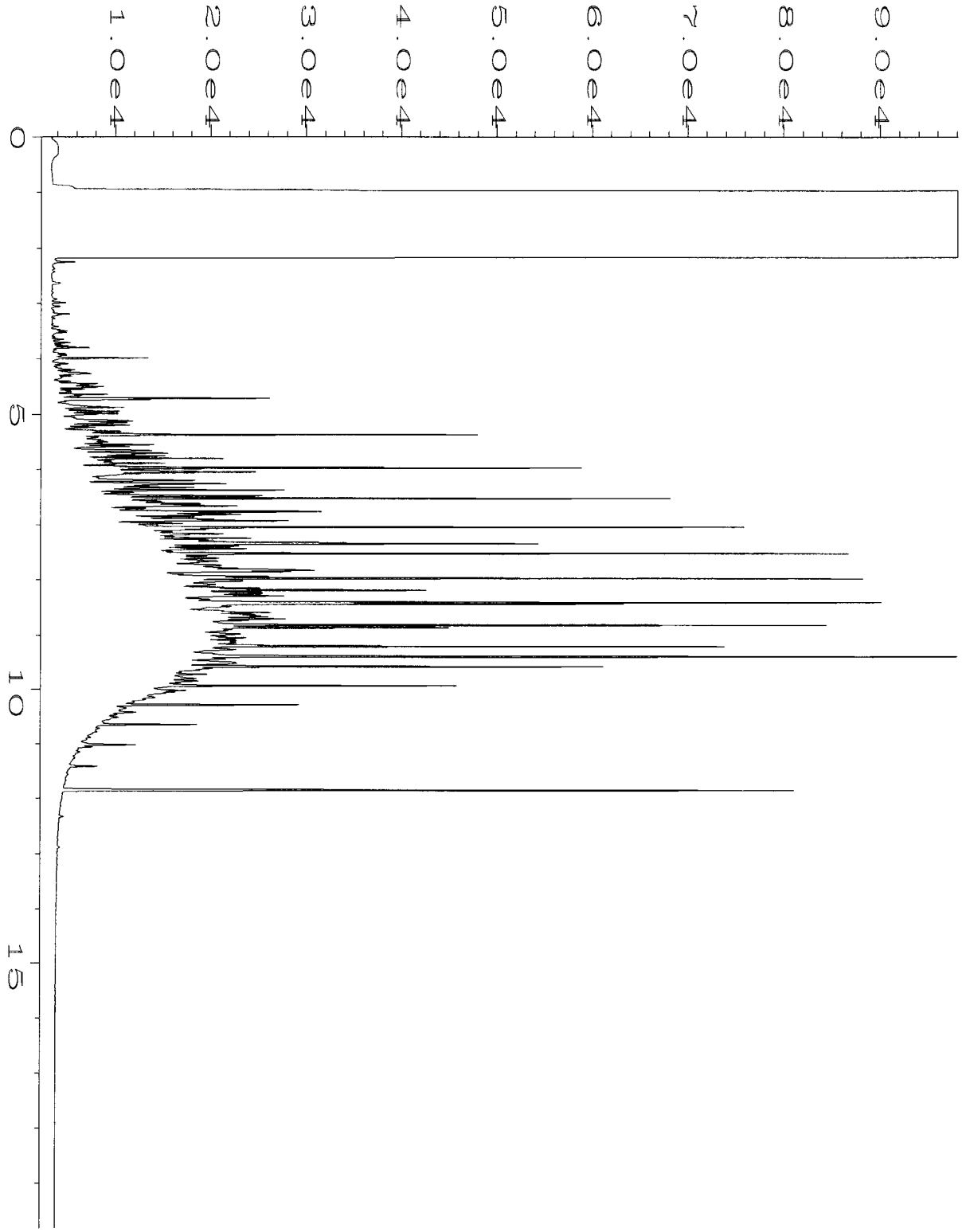

Data File Name	: C:\HPCHEM\4\DATA\12-15-11\003F0201.D		
Operator	: ML	Page Number	: 1
Instrument	: GC#4	Vial Number	: 3
Sample Name	: 500 WADF 35-58C	Injection Number	: 1
Run Time Bar Code:		Sequence Line	: 2
Acquired on	: 15 Dec 11 11:48 AM	Instrument Method	: TPHD.MTH
Report Created on	: 16 Dec 11 10:19 AM	Analysis Method	: END.MTH

1311 N. 35th St.
Seattle, WA 98103
T: (206) 352-3790
F: (206) 352-7178
info@fremontanalytical.com

Friedman & Bruya
Michael Erdahl
3012 16th Ave. W.
Seattle, Washington 98119

RE: 112165
Lab ID: 1112094

December 19, 2011

Attention Michael Erdahl:

Fremont Analytical, Inc. received 2 sample(s) on 12/13/2011 for the analyses presented in the following report.

Dissolved Gases by RSK-175

This report consists of the following:

- Case Narrative
- Analytical Results
- Applicable Quality Control Summary Reports
- Chain of Custody

All analyses were performed consistent with the Quality Assurance program of Fremont Analytical, Inc. Please contact the laboratory if you should have any questions about the results.

Thank you for using Fremont Analytical.

Sincerely,

Michael Dee
Sr. Chemist / Principal

Date: *12/19/2011*

CLIENT: Friedman & Bruya
Project: 112165
Lab Order: 1112094

Work Order Sample Summary

Lab Sample ID	Client Sample ID	Date/Time Collected	Date/Time Received
1112094-001	01MW44-20111212	12/12/2011 10:22 AM	12/13/2011 9:55 AM
1112094-002	01MW89-20111212	12/12/2011 12:37 PM	12/13/2011 9:55 AM

Note: If no "Time Collected" is supplied, a default of 12:00AM is assigned

Case Narrative

WO#: **1112094**
Date: **12/19/2011**

CLIENT: Friedman & Bruya
Project: 112165

I. SAMPLE RECEIPT:
All samples were received intact.

II. GENERAL REPORTING COMMENTS:
Results are reported on a wet weight basis unless dry-weight correction is denoted in the units field on the analytical report ("mg/kg-dry" or "ug/kg-dry").

The validity of the analytical procedures for which data is reported in this analytical report is determined by the Laboratory Control Sample (LCS) and the Method Blank (MB). The LCS and the MB are processed with the samples to ensure method criteria are achieved throughout the entire analytical process.

III. ANALYSES AND EXCEPTIONS:
Exceptions associated with this report will be footnoted in the analytical results page(s) or the quality control summary page(s) and/or noted below.

Analytical Report

WO#: **1112094**
Date Reported: **12/19/2011**

Client: Friedman & Bruya
Collection Date: 12/12/2011 10:22:00 AM
Project: 112165
Lab ID: 1112094-001
Matrix: Water
Client Sample ID: 01MW44-20111212

Analyses	Result	RL	Qual	Units	DF	Date Analyzed
Dissolved Gases by RSK-175				Batch ID: R2726		Analyst: PH
Methane	0.839	0.00500		mg/L	1	12/13/2011 1:28:00 PM
Ethene	ND	0.00500		mg/L	1	12/13/2011 1:28:00 PM
Ethane	ND	0.00500		mg/L	1	12/13/2011 1:28:00 PM

Qualifiers:

B	Analyte detected in the associated Method Blank	D	Dilution was required
E	Value above quantitation range	H	Holding times for preparation or analysis exceeded
J	Analyte detected below quantitation limits	ND	Not detected at the Reporting Limit
RL	Reporting Limit	S	Spike recovery outside accepted recovery limits

Analytical Report

WO#: **1112094**
Date Reported: **12/19/2011**

Client: Friedman & Bruya
Collection Date: 12/12/2011 12:37:00 PM
Project: 112165
Lab ID: 1112094-002
Matrix: Water
Client Sample ID: 01MW89-20111212

Analyses	Result	RL	Qual	Units	DF	Date Analyzed
Dissolved Gases by RSK-175				Batch ID: R2726		Analyst: PH
Methane	0.898	0.00500		mg/L	1	12/13/2011 1:31:00 PM
Ethene	ND	0.00500		mg/L	1	12/13/2011 1:31:00 PM
Ethane	ND	0.00500		mg/L	1	12/13/2011 1:31:00 PM

Qualifiers:

B	Analyte detected in the associated Method Blank	D	Dilution was required
E	Value above quantitation range	H	Holding times for preparation or analysis exceeded
J	Analyte detected below quantitation limits	ND	Not detected at the Reporting Limit
RL	Reporting Limit	S	Spike recovery outside accepted recovery limits

Fremont Analytical

Date: *12/19/2011*

Work Order: 1112094
CLIENT: Friedman & Bruya
Project: 112165

QC SUMMARY REPORT

Dissolved Gases by RSK-175

Sample ID: **MB-R2726**	SampType: **MBLK**	Units: **mg/L**	Prep Date: **12/13/2011**	RunNo: **2726**
Client ID: **MBLKW**	Batch ID: **R2726**		Analysis Date: **12/13/2011**	SeqNo: **48361**

Analyte	Result	RL	SPK value	SPK Ref Val	%REC	LowLimit	HighLimit	RPD Ref Val	%RPD	RPDLimit	Qual
Methane	ND	0.00500									
Ethene	ND	0.00500									
Ethane	ND	0.00500									

Sample ID: **LCS-R2726**	SampType: **LCS**	Units: **mg/L**	Prep Date: **12/13/2011**	RunNo: **2726**
Client ID: **LCSW**	Batch ID: **R2726**		Analysis Date: **12/13/2011**	SeqNo: **48362**

Analyte	Result	RL	SPK value	SPK Ref Val	%REC	LowLimit	HighLimit	RPD Ref Val	%RPD	RPDLimit	Qual
Methane	0.463	0.00500	0.5000	0	92.6	80	120				
Ethene	0.477	0.00500	0.5000	0	95.4	80	120				
Ethane	0.476	0.00500	0.5000	0	95.3	80	120				

Sample ID: **1112094-002ADUP**	SampType: **DUP**	Units: **mg/L**	Prep Date: **12/13/2011**	RunNo: **2726**
Client ID: **01MW89-20111212**	Batch ID: **R2726**		Analysis Date: **12/13/2011**	SeqNo: **48388**

Analyte	Result	RL	SPK value	SPK Ref Val	%REC	LowLimit	HighLimit	RPD Ref Val	%RPD	RPDLimit	Qual
Methane	0.688	0.00500						0.8976	26.4	30	
Ethene	ND	0.00500						0	0	30	
Ethane	ND	0.00500						0	0	30	

Qualifiers:

B	Analyte detected in the associated Method Blank	D	Dilution was required	E	Value above quantitation range
H	Holding times for preparation or analysis exceeded	J	Analyte detected below quantitation limits	ND	Not detected at the Reporting Limit
R	RPD outside accepted recovery limits	RL	Reporting Limit	S	Spike recovery outside accepted recovery limits

SUBCONTRACT SAMPLE CHAIN OF CUSTODY

Page # 1 of 1

Send Report To Michael Erdahl
Company Friedman and Bruya, Inc.
Address 3012 16th Ave W
City, State, ZIP Seattle, WA 98119
Phone # (206) 285-8282 Fax # (206) 283-5044

SUBCONTRACTER Fremont
PROJECT NAME/NO. 112165
PO # B455
REMARKS
Please Email Results
merdahl@friedmanandbruya.com

TURNAROUND TIME
☒ Standard (2 Weeks)
☐ RUSH
Rush charges authorized by:

SAMPLE DISPOSAL
☐ Dispose after 30 days
☐ Return samples
☐ Will call with instructions

Sample ID	Lab ID	Date Sampled	Time Sampled	Matrix	# of jars	ANALYSES REQUESTED: Oil and Grease	EPH	VPH	Nitrate	Sulfate	Alkalinity	Dissolved Gases				Notes
01MW44-20111212		12/12/11	1022	W	2							X				
01MW89-20111212		1	1237	L	2							X				

Friedman & Bruya, Inc.
3012 16th Avenue West
Seattle, WA 98119-2029
Ph. (206) 285-8282
Fax (206) 283-5044

	SIGNATURE	PRINT NAME	COMPANY	DATE	TIME
Relinquished by:		Michael Erdahl	Friedman & Bruya	12/13/11	0930
Received by:		M. RIDGEWAY	FAI	12/13/11	955
Relinquished by:					
Received by:					

AQUATIC RESEARCH INCORPORATED

LABORATORY & CONSULTING SERVICES

3927 AURORA AVENUE NORTH, SEATTLE, WA 98103

PHONE: (206) 632-2715 FAX: (206) 632-2417

CASE FILE NUMBER:	**FBI009-06**		**PAGE 1**
REPORT DATE:	**12/27/11**		
DATE SAMPLED:	**12/12/11**	**DATE RECEIVED:**	**12/13/11**

FINAL REPORT, LABORATORY ANALYSIS OF SELECTED PARAMETERS ON WATER SAMPLES FROM FRIEDMAN & BRUYA, INC. / PROJECT NO. 112165

CASE NARRATIVE

Two water samples were received by the laboratory in good condition and analyzed according to the chain of custody. No difficulties were encountered in the preparation or analysis of these samples. Sample data follows while QA/QC data is contained on subsequent pages.

SAMPLE DATA

SAMPLE ID	ALKALINITY (mgCaCO3/l)	SULFATE (mg/L)	SULFIDE (mg/L)	TOTAL-P (mg/L)	TKN (mg/L)
01MW44-20111212	461	24.5	0.18	0.200	1.44
01MW89-20111212	530	28.1	0.18	0.115	1.79

SAMPLE ID	TOTAL IRON (mg/L)	NITRATE (mg/L)	NITRITE (mg/L)	HARDNESS (mgCaCO3/l)
01MW44-20111212	4.36	<0.010	0.003	362
01MW89-20111212	4.32	0.102	0.007	418

AQUATIC RESEARCH INCORPORATED

LABORATORY & CONSULTING SERVICES

3927 AURORA AVENUE NORTH, SEATTLE, WA 98103

PHONE: (206) 632-2715 FAX: (206) 632-2417

CASE FILE NUMBER: FBI009-06 **PAGE 2**

REPORT DATE: 12/27/11

DATE SAMPLED: 12/12/11 **DATE RECEIVED:** 12/13/11

FINAL REPORT, LABORATORY ANALYSIS OF SELECTED PARAMETERS ON WATER SAMPLES FROM FRIEDMAN & BRUYA, INC. / PROJECT NO. 112165

QA/QC DATA

QC PARAMETER	ALKALINITY (mgCaCO3/l)	SULFATE (mg/L)	SULFIDE (mg/L)	TOTAL-P (mg/L)	TKN (mg/L)
METHOD	SM18 2320B	SM184500SO4E	EPA 376.1	EPA 365.1	EPA 351.1
DATE ANALYZED	12/20/11	12/21/11	12/16/11	12/14/11	12/22/11
DETECTION LIMIT	1.00	1.00	0.05	0.002	0.200
DUPLICATE					
SAMPLE ID	BATCH	BATCH	BATCH	BATCH	BATCH
ORIGINAL	207	10.2	0.08	0.008	3.06
DUPLICATE	207	9.78	0.08	0.007	2.87
RPD	0.29%	4.14%	0.00%	10.81%	6.11%
SPIKE SAMPLE					
SAMPLE ID		BATCH		BATCH	BATCH
ORIGINAL		10.2		0.008	3.06
SPIKED SAMPLE		19.8		0.060	4.93
SPIKE ADDED		10.0		0.050	2.00
% RECOVERY	NA	95.79%	NA	103.79%	93.97%
QC CHECK					
FOUND	98.0	10.0		0.089	6.03
TRUE	100	10.0		0.090	5.79
% RECOVERY	98.00%	100.49%	NA	98.72%	104.12%
BLANK	NA	<1.00	<0.05	<0.002	<0.200

RPD = RELATIVE PERCENT DIFFERENCE.
NA = NOT APPLICABLE OR NOT AVAILABLE.
NC = NOT CALCULABLE DUE TO ONE OR MORE VALUES BEING BELOW THE DETECTION LIMIT.
OR = RECOVERY NOT CALCULABLE DUE TO SPIKE SAMPLE OUT OF RANGE OR SPIKE TOO LOW RELATIVE TO SAMPLE CONCENTRATION.

AQUATIC RESEARCH INCORPORATED

LABORATORY & CONSULTING SERVICES

3927 AURORA AVENUE NORTH, SEATTLE, WA 98103

PHONE: (206) 632-2715 FAX: (206) 632-2417

CASE FILE NUMBER:	**FBI009-06**		**PAGE 3**
REPORT DATE:	**12/27/11**		
DATE SAMPLED:	**12/12/11**	**DATE RECEIVED:**	**12/13/11**

FINAL REPORT, LABORATORY ANALYSIS OF SELECTED PARAMETERS ON WATER SAMPLES FROM FRIEDMAN & BRUYA, INC. / PROJECT NO. 112165

QA/QC DATA

QC PARAMETER	TOTAL IRON (mg/L)	NITRATE (mg/L)	NITRITE (mg/L)	HARDNESS (mgCaCO3/l)
METHOD	EPA 200.7	SM184500N03F	EPA 353.2	SM 2340C
DATE ANALYZED	12/21/11	12/14/11	12/13/11	12/19/11
DETECTION LIMIT	0.020	0.010	0.002	2.00
DUPLICATE				
SAMPLE ID	BATCH	BATCH	BATCH	BATCH
ORIGINAL	28.9	0.099	<0.002	848
DUPLICATE	29.2	0.100	<0.002	840
RPD	0.95%	1.42%	NC	0.93%
SPIKE SAMPLE				
SAMPLE ID	BATCH	BATCH	BATCH	BATCH
ORIGINAL	28.9	0.099	<0.002	
SPIKED SAMPLE	37.0	0.296	0.040	
SPIKE ADDED	10.0	0.200	0.040	
% RECOVERY	81.32%	98.54%	100.00%	OR
QC CHECK				
FOUND	9.82	0.408	0.040	39.1
TRUE	10.0	0.408	0.040	40.0
% RECOVERY	98.20%	99.91%	100.00%	97.72%
BLANK	<0.020	<0.010	<0.002	<2.00

RPD = RELATIVE PERCENT DIFFERENCE.
NA = NOT APPLICABLE OR NOT AVAILABLE.
NC = NOT CALCULABLE DUE TO ONE OR MORE VALUES BEING BELOW THE DETECTION LIMIT.
OR = RECOVERY NOT CALCULABLE DUE TO SPIKE SAMPLE OUT OF RANGE OR SPIKE TOO LOW RELATIVE TO SAMPLE CONCENTRATION.

SUBMITTED BY:

Damien Gadomski

Damien Gadomski
Project Manager

FRIEDMAN & BRUYA, INC.

ENVIRONMENTAL CHEMISTS

James E. Bruya, Ph.D.
Yelena Aravkina, M.S.
Bradley T. Benson, B.S.
Kurt Johnson, B.S.

3012 16th Avenue West
Seattle, WA 98119-2029
TEL: (206) 285-8282
e-mail: fbi@isomedia.com

December 20, 2011

Tim Brown, Project Manager
SoundEarth Strategies
2811 Fairview Ave. East, Suite 2000
Seattle, WA 98102

Dear Mr. Brown:

Included are the results from the testing of material submitted on December 13, 2011 from the TOC_01-600_20111213 WORFDB5, F&BI 112185 project. There is 1 page included in this report. Any samples that may remain are currently scheduled for disposal in 30 days. If you would like us to return your samples or arrange for long term storage at our offices, please contact us as soon as possible.

We appreciate this opportunity to be of service to you and hope you will call if you should have any questions.

Sincerely,

FRIEDMAN & BRUYA, INC.



Michael Erdahl
Project Manager

Enclosures
c: Mark Chandler, Jessica Brown, Audrey Hackett, Pete Kingston, Jennifer Cyr
SOU1220R.DOC

FRIEDMAN & BRUYA, INC.

ENVIRONMENTAL CHEMISTS

CASE NARRATIVE

This case narrative encompasses samples received on December 13, 2011 by Friedman & Bruya, Inc. from the SoundEarth Strategies TOC_01-600_20111213 WORFDB5, F&BI 112185 project. Samples were logged in under the laboratory ID's listed below.

Laboratory ID	SoundEarth Strategies
112185 -01	01MW45-20111213
112185 -02	01MW63-20111213

The samples were sent to Aquatic Research for nitrate and nitrite analyses. Review of the enclosed report indicates that all quality assurance were acceptable.

AQUATIC RESEARCH INCORPORATED

LABORATORY & CONSULTING SERVICES

3927 AURORA AVENUE NORTH, SEATTLE, WA 98103

PHONE: (206) 632-2715 FAX: (206) 632-2417

CASE FILE NUMBER:	**FBI009-10**	**PAGE 1**	
REPORT DATE:	**12/16/11**		
DATE SAMPLED:	**12/13/11**	**DATE RECEIVED:**	**12/14/11**

FINAL REPORT, LABORATORY ANALYSIS OF SELECTED PARAMETERS ON WATER SAMPLES FROM FRIEDMAN & BRUYA, INC. / PROJECT NO. 112185

CASE NARRATIVE

Two water samples were received by the laboratory in good condition and analyzed according to the chain of custody. No difficulties were encountered in the preparation or analysis of these samples. Sample data follows while QA/QC data is contained on subsequent pages.

SAMPLE DATA

SAMPLE ID	NITRATE (mg/L)	NITRITE (mg/L)
01MW45-20111213	<0.010	0.008
01MW63-20111213	<0.010	0.002

AQUATIC RESEARCH INCORPORATED

LABORATORY & CONSULTING SERVICES

3927 AURORA AVENUE NORTH, SEATTLE, WA 98103

PHONE: (206) 632-2715 FAX: (206) 632-2417

CASE FILE NUMBER:	**FBI009-10**		**PAGE 2**
REPORT DATE:	**12/16/11**		
DATE SAMPLED:	**12/13/11**	**DATE RECEIVED:**	**12/14/11**

FINAL REPORT, LABORATORY ANALYSIS OF SELECTED PARAMETERS ON WATER SAMPLES FROM FRIEDMAN & BRUYA, INC. / PROJECT NO. 112185

QA/QC DATA

QC PARAMETER	NITRATE (mg/L)	NITRITE (mg/L)
METHOD	SM184500N03F	EPA 353.2
DATE ANALYZED	12/15/11	12/14/11
DETECTION LIMIT	0.010	0.002
DUPLICATE		
SAMPLE ID	BATCH	01MW63-20111213
ORIGINAL	0.026	0.002
DUPLICATE	0.028	0.002
RPD	8.89%	0.00%
SPIKE SAMPLE		
SAMPLE ID	BATCH	01MW63-20111213
ORIGINAL	0.026	0.002
SPIKED SAMPLE	0.220	0.041
SPIKE ADDED	0.200	0.040
% RECOVERY	96.98%	97.50%
QC CHECK		
FOUND	0.405	0.039
TRUE	0.408	0.040
% RECOVERY	99.17%	97.50%
BLANK	<0.010	<0.002

RPD = RELATIVE PERCENT DIFFERENCE.
NA = NOT APPLICABLE OR NOT AVAILABLE.
NC = NOT CALCULABLE DUE TO ONE OR MORE VALUES BEING BELOW THE DETECTION LIMIT.
OR = RECOVERY NOT CALCULABLE DUE TO SPIKE SAMPLE OUT OF RANGE OR SPIKE TO LOW RELATIVE TOO SAMPLE CONCENTRATION.

SUBMITTED BY:

Damien Gadomski
Project Manager

SUBCONTRACT SAMPLE CHAIN OF CUSTODY

FB1009-10

Page # 1 of 1

Send Report To Michael Erdahl
Company Friedman and Bruya, Inc.
Address 3012 16th Ave W
City, State, ZIP Seattle, WA 98119
Phone # (206) 285-8282 Fax # (206) 283-5044

SUBCONTRACTER Ag. Research
PROJECT NAME/NO. 112185
PO # B-463.

REMARKS
Please Email Results
merdahl@friedmanandbruya.com

TURNAROUND TIME
☒ Standard (2 Weeks)
☐ RUSH
Rush charges authorized by:

SAMPLE DISPOSAL
☐ Dispose after 30 days
☐ Return samples
☐ Will call with instructions

Sample ID	Lab ID	Date Sampled	Time Sampled	Matrix	# of jars	Oil and Grease	Phosphorus ~~EPH~~	Nitrite ~~VPH~~	Nitrate	Sulfate	Alkalinity	TKN	Total Fe	Hardness	Sulfide	Notes
01MW45-20111213		12/13/11	1029	water	1			X	X							
01MW63-20111213		1	1121	1	1			X	X							

SIGNATURE	PRINT NAME	COMPANY	DATE	TIME
Relinquished by:	Michael Erdahl	Friedman & Bruya	12/14/11	10:15AM
Received by:	S-Allison	ARI	12/14/11	1200
Relinquished by:				
Received by:				

Friedman & Bruya, Inc.
3012 16th Avenue West
Seattle, WA 98119-2029
Ph. (206) 285-8282
Fax (206) 283-5044

112185

SAMPLE CHAIN OF CUSTODY

ME 12/13/11

Page # 1 of 1 AI2

Send Report To Tim Brown, cc: Jessica Brown, Jennifer Cyr, Pete Kingston, Audrey Hackett

Company SoundEarth Strategies

Address 2811 Fairview Ave E, Suite 2000

City, State, ZIP Seattle, WA 98102

SAMPLERS (signature)

PROJECT NAME/NO.: TOC Holdings Co. Facility No. 01-600 Seattle Terminal – ASKO Property

PO #: 0440-004-24

REMARKS

EIM Y

TURNAROUND TIME
- ☒ Standard (2 Weeks)
- ☐ RUSH
- Rush charges authorized by:

SAMPLE DISPOSAL
- ⊗ Dispose after 30 days
- ☐ Return samples
- ☐ Will call with instructions

Sample ID	Sample Location	Sample Depth	Lab ID	Date Sampled	Time Sampled	Matrix	# of jars	GRPH by NWTPH-Gx	BTEX by EPA 8021B	DRPH/ORPH by NWTPH-Dx	cVOCs by EPA 8260C	Nitrate + Nitrite					Notes
BIMW45-20111213	BIMW45	26	01	12/13/11	1029	WATER	1					X					
BIMW63-20111213	BIMW63	29	02	12/13/11	1121	WATER	1					X					
					FBF 12/13/11												

Friedman & Bruya, Inc.
3012 16th Avenue West
Seattle, WA 98119-2029
Ph. (206) 285-8282
Fax (206) 283-5044

SIGNATURE	PRINT NAME	COMPANY	DATE	TIME
Relinquished by:	Liz Forbes	SES	12/13/11	1525
Received by:	DO VO	F&BI	11	4
Relinquished by:				
Received by:		Samples received at 4 °C		

FRIEDMAN & BRUYA, INC.

ENVIRONMENTAL CHEMISTS

James E. Bruya, Ph.D.
Yelena Aravkina, M.S.
Bradley T. Benson, B.S.
Kurt Johnson, B.S.

3012 16th Avenue West
Seattle, WA 98119-2029
TEL: (206) 285-8282
e-mail: fbi@isomedia.com

April 19, 2012

Tim Brown, Project Manager
SoundEarth Strategies
2811 Fairview Ave. East, Suite 2000
Seattle, WA 98102

Dear Mr. Brown:

Included are the results from the testing of material submitted on April 3, 2012 from the TOC_01-600_20120403 WORFDB6, F&BI 204038 project. There are 14 pages included in this report. Any samples that may remain are currently scheduled for disposal in 30 days. If you would like us to return your samples or arrange for long term storage at our offices, please contact us as soon as possible.

We appreciate this opportunity to be of service to you and hope you will call if you should have any questions.

Sincerely,

FRIEDMAN & BRUYA, INC.



Michael Erdahl
Project Manager

Enclosures
c: Mark Chandler, Jessica Brown, Audrey Hackett, Pete Kingston, Jennifer Cyr
SOU0419R.DOC

CASE NARRATIVE

This case narrative encompasses samples received on April 3, 2012 by Friedman & Bruya, Inc. from the SoundEarth Strategies TOC_01-600_20120403 WORFDB6, F&BI 204038 project. Samples were logged in under the laboratory ID's listed below.

Laboratory ID	SoundEarth Strategies
204038-01	01MW85-20120403
204038-02	01MW80-20120403
204038-03	MW06-20120403
204038-04	01MW56-20120403
204038-05	01MW89-20120403
204038-06	01MW07-20120403

Samples 01MW89-20120403 and 01MW07-20120403 were sent to Aquatic Research for sulfate, nitrate, nitrite, phosphorus, alkalinity, total iron, hardness, TKN, and sulfide analyses. In addition, the samples were sent to Fremont Analytical for dissolved methane analysis. The reports are enclosed.

Several compounds in the 8260C laboratory control sample and laboratory control sample duplicate exceeded the acceptance criteria. The analytes were not detected in the sample, therefore the data were acceptable.

All other quality control requirements were acceptable.

Date of Report: 04/19/12
Date Received: 04/03/12
Project: TOC_01-600_20120403 WORFDB6, F&BI 204038
Date Extracted: 04/04/12
Date Analyzed: 04/04/12

RESULTS FROM THE ANALYSIS OF WATER SAMPLES FOR BENZENE, TOLUENE, ETHYLBENZENE, XYLENES AND TPH AS GASOLINE USING EPA METHOD 8021B AND NWTPH-Gx

Results Reported as ug/L (ppb)

Sample ID Laboratory ID	Benzene	Toluene	Ethyl Benzene	Total Xylenes	Gasoline Range	Surrogate (% Recovery) (Limit 52-124)
01MW85-20120403 204038-01	<1	<1	<1	<3	<100	97
01MW80-20120403 204038-02	<1	<1	<1	<3	<100	97
MW06-20120403 204038-03	<1	<1	<1	<3	<100	96
01MW56-20120403 204038-04	<1	<1	<1	<3	<100	99
01MW89-20120403 204038-05	<1	<1	<1	<3	<100	98
01MW07-20120403 204038-06	<1	<1	<1	<3	<100	97
Method Blank 02-0577 MB	<1	<1	<1	<3	<100	99

Date of Report: 04/19/12
Date Received: 04/03/12
Project: TOC_01-600_20120403 WORFDB6, F&BI 204038
Date Extracted: 04/04/12
Date Analyzed: 04/04/12

RESULTS FROM THE ANALYSIS OF WATER SAMPLES FOR TOTAL PETROLEUM HYDROCARBONS AS DIESEL AND MOTOR OIL USING METHOD NWTPH-Dx

Results Reported as ug/L (ppb)

Sample ID Laboratory ID	Diesel Range (C_{10}-C_{25})	Motor Oil Range (C_{25}-C_{36})	Surrogate (% Recovery) (Limit 51-134)
01MW85-20120403 204038-01	110 x	<250	88
01MW80-20120403 204038-02	240 x	<250	88
MW06-20120403 204038-03	130 x	<250	90
01MW56-20120403 204038-04	970 x	<250	95
01MW89-20120403 204038-05	230 x	<250	92
01MW07-20120403 204038-06	510 x	<250	86
Method Blank 02-572 MB	<50	<250	82

Analysis For Volatile Compounds By EPA Method 8260C

Client Sample ID:	01MW85-20120403	Client:	SoundEarth Strategies
Date Received:	04/03/12	Project:	TOC_01-600_20120403 WORFDB6
Date Extracted:	04/04/12	Lab ID:	204038-01
Date Analyzed:	04/04/12	Data File:	040426.D
Matrix:	Water	Instrument:	GCMS9
Units:	ug/L (ppb)	Operator:	JS

Surrogates:	% Recovery:	Lower Limit:	Upper Limit:
1,2-Dichloroethane-d4	98	50	150
Toluene-d8	100	50	150
4-Bromofluorobenzene	100	50	150

Compounds:	Concentration ug/L (ppb)
Vinyl chloride	<0.2
Chloroethane	<1
1,1-Dichloroethene	<1
Methylene chloride	<5
trans-1,2-Dichloroethene	<1
1,1-Dichloroethane	<1
cis-1,2-Dichloroethene	<1
1,2-Dichloroethane (EDC)	<1
1,1,1-Trichloroethane	<1
Trichloroethene	<1
Tetrachloroethene	<1

Analysis For Volatile Compounds By EPA Method 8260C

Client Sample ID:	01MW80-20120403	Client:	SoundEarth Strategies
Date Received:	04/03/12	Project:	TOC_01-600_20120403 WORFDB6
Date Extracted:	04/04/12	Lab ID:	204038-02
Date Analyzed:	04/04/12	Data File:	040427.D
Matrix:	Water	Instrument:	GCMS9
Units:	ug/L (ppb)	Operator:	JS

Surrogates:	% Recovery:	Lower Limit:	Upper Limit:
1,2-Dichloroethane-d4	100	50	150
Toluene-d8	99	50	150
4-Bromofluorobenzene	97	50	150

Compounds:	Concentration ug/L (ppb)
Vinyl chloride	6.5
Chloroethane	<1
1,1-Dichloroethene	<1
Methylene chloride	<5
trans-1,2-Dichloroethene	<1
1,1-Dichloroethane	<1
cis-1,2-Dichloroethene	<1
1,2-Dichloroethane (EDC)	<1
1,1,1-Trichloroethane	<1
Trichloroethene	<1
Tetrachloroethene	<1

Analysis For Volatile Compounds By EPA Method 8260C

Client Sample ID:	MW06-20120403	Client:	SoundEarth Strategies
Date Received:	04/03/12	Project:	TOC_01-600_20120403 WORFDB6
Date Extracted:	04/04/12	Lab ID:	204038-03
Date Analyzed:	04/04/12	Data File:	040423.D
Matrix:	Water	Instrument:	GCMS9
Units:	ug/L (ppb)	Operator:	JS

Surrogates:	% Recovery:	Lower Limit:	Upper Limit:
1,2-Dichloroethane-d4	104	50	150
Toluene-d8	98	50	150
4-Bromofluorobenzene	96	50	150

Compounds:	Concentration ug/L (ppb)
Vinyl chloride	0.99
Chloroethane	<1
1,1-Dichloroethene	<1
Methylene chloride	<5
trans-1,2-Dichloroethene	<1
1,1-Dichloroethane	<1
cis-1,2-Dichloroethene	<1
1,2-Dichloroethane (EDC)	<1
1,1,1-Trichloroethane	<1
Trichloroethene	<1
Tetrachloroethene	<1

Analysis For Volatile Compounds By EPA Method 8260C

Client Sample ID:	01MW56-20120403	Client:	SoundEarth Strategies
Date Received:	04/03/12	Project:	TOC_01-600_20120403 WORFDB6
Date Extracted:	04/04/12	Lab ID:	204038-04
Date Analyzed:	04/04/12	Data File:	040428.D
Matrix:	Water	Instrument:	GCMS9
Units:	ug/L (ppb)	Operator:	JS

Surrogates:	% Recovery:	Lower Limit:	Upper Limit:
1,2-Dichloroethane-d4	100	50	150
Toluene-d8	100	50	150
4-Bromofluorobenzene	100	50	150

Compounds:	Concentration ug/L (ppb)
Vinyl chloride	0.28
Chloroethane	<1
1,1-Dichloroethene	<1
Methylene chloride	<5
trans-1,2-Dichloroethene	<1
1,1-Dichloroethane	<1
cis-1,2-Dichloroethene	<1
1,2-Dichloroethane (EDC)	<1
1,1,1-Trichloroethane	<1
Trichloroethene	<1
Tetrachloroethene	<1

Analysis For Volatile Compounds By EPA Method 8260C

Client Sample ID:	01MW89-20120403	Client:	SoundEarth Strategies
Date Received:	04/03/12	Project:	TOC_01-600_20120403 WORFDB6
Date Extracted:	04/04/12	Lab ID:	204038-05
Date Analyzed:	04/05/12	Data File:	040429.D
Matrix:	Water	Instrument:	GCMS9
Units:	ug/L (ppb)	Operator:	JS

Surrogates:	% Recovery:	Lower Limit:	Upper Limit:
1,2-Dichloroethane-d4	98	50	150
Toluene-d8	99	50	150
4-Bromofluorobenzene	98	50	150

Compounds:	Concentration ug/L (ppb)
Vinyl chloride	<0.2
Chloroethane	<1
1,1-Dichloroethene	<1
Methylene chloride	<5
trans-1,2-Dichloroethene	<1
1,1-Dichloroethane	<1
cis-1,2-Dichloroethene	<1
1,2-Dichloroethane (EDC)	<1
1,1,1-Trichloroethane	<1
Trichloroethene	<1
Tetrachloroethene	<1

Analysis For Volatile Compounds By EPA Method 8260C

Client Sample ID:	01MW07-20120403	Client:	SoundEarth Strategies
Date Received:	04/03/12	Project:	TOC_01-600_20120403 WORFDB6
Date Extracted:	04/04/12	Lab ID:	204038-06
Date Analyzed:	04/05/12	Data File:	040430.D
Matrix:	Water	Instrument:	GCMS9
Units:	ug/L (ppb)	Operator:	JS

Surrogates:	% Recovery:	Lower Limit:	Upper Limit:
1,2-Dichloroethane-d4	104	50	150
Toluene-d8	100	50	150
4-Bromofluorobenzene	99	50	150

Compounds:	Concentration ug/L (ppb)
Vinyl chloride	0.67
Chloroethane	<1
1,1-Dichloroethene	<1
Methylene chloride	<5
trans-1,2-Dichloroethene	<1
1,1-Dichloroethane	<1
cis-1,2-Dichloroethene	<1
1,2-Dichloroethane (EDC)	<1
1,1,1-Trichloroethane	<1
Trichloroethene	3.9
Tetrachloroethene	<1

Analysis For Volatile Compounds By EPA Method 8260C

Client Sample ID:	Method Blank	Client:	SoundEarth Strategies
Date Received:	NA	Project:	TOC_01-600_20120403 WORFDB6
Date Extracted:	04/04/12	Lab ID:	02-0528 mb
Date Analyzed:	04/04/12	Data File:	040411.D
Matrix:	Water	Instrument:	GCMS9
Units:	ug/L (ppb)	Operator:	JS

Surrogates:	% Recovery:	Lower Limit:	Upper Limit:
1,2-Dichloroethane-d4	100	50	150
Toluene-d8	99	50	150
4-Bromofluorobenzene	98	50	150

Compounds:	Concentration ug/L (ppb)
Vinyl chloride	<0.2
Chloroethane	<1
1,1-Dichloroethene	<1
Methylene chloride	<5
trans-1,2-Dichloroethene	<1
1,1-Dichloroethane	<1
cis-1,2-Dichloroethene	<1
1,2-Dichloroethane (EDC)	<1
1,1,1-Trichloroethane	<1
Trichloroethene	<1
Tetrachloroethene	<1

Date of Report: 04/19/12
Date Received: 04/03/12
Project: TOC_01-600_20120403 WORFDB6, F&BI 204038

QUALITY ASSURANCE RESULTS FOR THE ANALYSIS OF WATER SAMPLES FOR BENZENE, TOLUENE, ETHYLBENZENE, XYLENES, AND TPH AS GASOLINE USING EPA METHOD 8021B AND NWTPH-Gx

Laboratory Code: 204040-01 (Duplicate)

Analyte	Reporting Units	Sample Result	Duplicate Result	Relative Percent Difference (Limit 20)
Benzene	ug/L (ppb)	<1	<1	nm
Toluene	ug/L (ppb)	<1	<1	nm
Ethylbenzene	ug/L (ppb)	<1	<1	nm
Xylenes	ug/L (ppb)	<3	<3	nm
Gasoline	ug/L (ppb)	<100	<100	nm

Laboratory Code: Laboratory Control Sample

Analyte	Reporting Units	Spike Level	Percent Recovery LCS	Acceptance Criteria
Benzene	ug/L (ppb)	50	103	65-118
Toluene	ug/L (ppb)	50	105	72-122
Ethylbenzene	ug/L (ppb)	50	103	73-126
Xylenes	ug/L (ppb)	150	101	74-118
Gasoline	ug/L (ppb)	1,000	104	69-134

Date of Report: 04/19/12
Date Received: 04/03/12
Project: TOC_01-600_20120403 WORFDB6, F&BI 204038

QUALITY ASSURANCE RESULTS FOR THE ANALYSIS OF WATER SAMPLES FOR TOTAL PETROLEUM HYDROCARBONS AS DIESEL EXTENDED USING METHOD NWTPH-Dx

Laboratory Code: Laboratory Control Sample

Analyte	Reporting Units	Spike Level	Percent Recovery LCS	Percent Recovery LCSD	Acceptance Criteria	RPD (Limit 20)
Diesel Extended	ug/L (ppb)	2,500	97	108	58-134	11

Date of Report: 04/19/12
Date Received: 04/03/12
Project: TOC_01-600_20120403 WORFDB6, F&BI 204038

QUALITY ASSURANCE RESULTS FOR THE ANALYSIS OF WATER SAMPLES FOR VOLATILES BY EPA METHOD 8260C

Laboratory Code: 204040-02 (Matrix Spike)

Analyte	Reporting Units	Spike Level	Sample Result	Percent Recovery MS	Acceptance Criteria
Vinyl chloride	ug/L (ppb)	50	<0.2	124	50-150
Chloroethane	ug/L (ppb)	50	<1	123	50-150
1,1-Dichloroethene	ug/L (ppb)	50	<1	125	50-150
Methylene chloride	ug/L (ppb)	50	<5	116	50-150
trans-1,2-Dichloroethene	ug/L (ppb)	50	<1	125	50-150
1,1-Dichloroethane	ug/L (ppb)	50	<1	96	50-150
cis-1,2-Dichloroethene	ug/L (ppb)	50	<1	95	50-150
1,2-Dichloroethane (EDC)	ug/L (ppb)	50	<1	101	50-150
1,1,1-Trichloroethane	ug/L (ppb)	50	<1	103	50-150
Trichloroethene	ug/L (ppb)	50	<1	92	50-150
Tetrachloroethene	ug/L (ppb)	50	<1	92	50-150

Laboratory Code: Laboratory Control Sample

Analyte	Reporting Units	Spike Level	Percent Recovery LCS	Percent Recovery LCSD	Acceptance Criteria	RPD (Limit 20)
Vinyl chloride	ug/L (ppb)	50	130	113	70-130	14
Chloroethane	ug/L (ppb)	50	131 vo	120	70-130	9
1,1-Dichloroethene	ug/L (ppb)	50	126	122	70-130	3
Methylene chloride	ug/L (ppb)	50	126	140 vo	70-130	11
trans-1,2-Dichloroethene	ug/L (ppb)	50	126	122	70-130	3
1,1-Dichloroethane	ug/L (ppb)	50	102	94	70-130	8
cis-1,2-Dichloroethene	ug/L (ppb)	50	101	94	70-130	7
1,2-Dichloroethane (EDC)	ug/L (ppb)	50	103	96	70-130	7
1,1,1-Trichloroethane	ug/L (ppb)	50	108	100	70-130	8
Trichloroethene	ug/L (ppb)	50	99	92	70-130	7
Tetrachloroethene	ug/L (ppb)	50	97	90	70-130	7

Data Qualifiers & Definitions

a - The analyte was detected at a level less than five times the reporting limit. The RPD results may not provide reliable information on the variability of the analysis.

A1 – More than one compound of similar molecule structure was identified with equal probability.

b - The analyte was spiked at a level that was less than five times that present in the sample. Matrix spike recoveries may not be meaningful.

ca - The calibration results for this range fell outside of acceptance criteria. The value reported is an estimate.

c - The presence of the analyte indicated may be due to carryover from previous sample injections.

d - The sample was diluted. Detection limits may be raised due to dilution.

ds - The sample was diluted. Detection limits are raised due to dilution and surrogate recoveries may not be meaningful.

dv - Insufficient sample was available to achieve normal reporting limits and limits are raised accordingly.

fb - Analyte present in the blank and the sample.

fc – The compound is a common laboratory and field contaminant.

hr - The sample and duplicate were reextracted and reanalyzed. RPD results were still outside of control limits. The variability is attributed to sample inhomogeneity.

ht - Analysis performed outside the method or client-specified holding time requirement.

ip - Recovery fell outside of normal control limits. Compounds in the sample matrix interfered with the quantitation of the analyte.

j – The result is below normal reporting limits. The value reported is an estimate.

J - The internal standard associated with the analyte is out of control limits. The reported concentration is an estimate.

jl - The analyte result in the laboratory control sample is out of control limits. The reported concentration should be considered an estimate.

jr - The rpd result in laboratory control sample associated with the analyte is out of control limits. The reported concentration should be considered an estimate.

js - The surrogate associated with the analyte is out of control limits. The reported concentration should be considered an estimate.

lc - The presence of the compound indicated is likely due to laboratory contamination.

L - The reported concentration was generated from a library search.

nm - The analyte was not detected in one or more of the duplicate analyses. Therefore, calculation of the RPD is not applicable.

pc – The sample was received in a container not approved by the method. The value reported should be considered an estimate.

pr – The sample was received with incorrect preservation. The value reported should be considered an estimate.

ve - Estimated concentration calculated for an analyte response above the valid instrument calibration range. A dilution is required to obtain an accurate quantification of the analyte.

vo - The value reported fell outside the control limits established for this analyte.

x - The sample chromatographic pattern does not resemble the fuel standard used for quantitation.



Data File Name	: C:\HPCHEM\6\DATA\04-04-12\021F0701.D		
Operator	: ML	Page Number	: 1
Instrument	: GC #6	Vial Number	: 21
Sample Name	: 204033-01	Injection Number	: 1
Run Time Bar Code:		Sequence Line	: 7
Acquired on	: 04 Apr 12 03:17 PM	Instrument Method	: TPHD.MTH
Report Created on	: 05 Apr 12 09:21 AM	Analysis Method	: BAKEOUT.MTH



Data File Name	: C:\HPCHEM\6\DATA\04-04-12\022F0701.D		
Operator	: ML	Page Number	: 1
Instrument	: GC #6	Vial Number	: 22
Sample Name	: 204033-02	Injection Number	: 1
Run Time Bar Code:		Sequence Line	: 7
Acquired on	: 04 Apr 12 08:43 PM	Instrument Method	: TPHD.MTH
Report Created on	: 05 Apr 12 09:21 AM	Analysis Method	: BAKEOUT.MTH



Data File Name	: C:\HPCHEM\6\DATA\04-04-12\023F0901.D		
Operator	: ML	Page Number	: 1
Instrument	: GC #6	Vial Number	: 23
Sample Name	: 204033-03	Injection Number	: 1
Run Time Bar Code:		Sequence Line	: 9
Acquired on	: 04 Apr 12 10:01 PM	Instrument Method	: TPHD.MTH
Report Created on	: 05 Apr 12 09:21 AM	Analysis Method	: BAKEOUT.MTH



Data File Name : C:\HPCHEM\6\DATA\04-04-12\024F0901.D
Operator : ML
Instrument : GC #6
Sample Name : 204033-04
Run Time Bar Code:
Acquired on : 04 Apr 12 10:27 PM
Report Created on: 05 Apr 12 09:21 AM

Page Number : 1
Vial Number : 24
Injection Number : 1
Sequence Line : 9
Instrument Method: TPHD.MTH
Analysis Method : BAKEOUT.MTH



Data File Name	: C:\HPCHEM\6\DATA\04-04-12\025F0901.D		
Operator	: ML	Page Number	: 1
Instrument	: GC #6	Vial Number	: 25
Sample Name	: 204033-05	Injection Number	: 1
Run Time Bar Code:		Sequence Line	: 9
Acquired on	: 04 Apr 12 10:54 PM	Instrument Method	: TPHD.MTH
Report Created on	: 05 Apr 12 09:22 AM	Analysis Method	: BAKEOUT.MTH



Data File Name : C:\HPCHEM\6\DATA\04-04-12\026F0901.D
Operator : ML
Instrument : GC #6
Sample Name : 204033-06
Run Time Bar Code:
Acquired on : 04 Apr 12 11:20 PM
Report Created on: 05 Apr 12 09:22 AM

Page Number : 1
Vial Number : 26
Injection Number : 1
Sequence Line : 9
Instrument Method: TPHD.MTH
Analysis Method : BAKEOUT.MTH



Data File Name : C:\HPCHEM\6\DATA\04-04-12\014F0701.D
Operator : ML
Instrument : GC #6
Sample Name : 02-572 mb
Run Time Bar Code:
Acquired on : 04 Apr 12 05:18 PM
Report Created on: 05 Apr 12 09:20 AM

Page Number : 1
Vial Number : 14
Injection Number : 1
Sequence Line : 7
Instrument Method: TPHD.MTH
Analysis Method : BAKEOUT.MTH



Data File Name	: C:\HPCHEM\6\DATA\04-04-12\003F0201.D		
Operator	: ML	Page Number	: 1
Instrument	: GC #6	Vial Number	: 3
Sample Name	: 500 WADF 37-063	Injection Number	: 1
Run Time Bar Code:		Sequence Line	: 2
Acquired on	: 04 Apr 12 09:35 AM	Instrument Method:	TPHD.MTH
Report Created on:	05 Apr 12 09:20 AM	Analysis Method	: BAKEOUT.MTH

AQUATIC RESEARCH INCORPORATED

LABORATORY & CONSULTING SERVICES

3927 AURORA AVENUE NORTH, SEATTLE, WA 98103

PHONE: (206) 632-2715 FAX: (206) 632-2417

CASE FILE NUMBER:	**FBI009-59**		**PAGE 1**
REPORT DATE:	**04/17/12**		
DATE SAMPLED:	**04/03/12**	**DATE RECEIVED:**	**04/04/12**

FINAL REPORT, LABORATORY ANALYSIS OF SELECTED PARAMETERS ON WATER SAMPLES FROM FRIEDMAN & BRUYA, INC. / PROJECT NO. 204038

CASE NARRATIVE

Two water samples were received by the laboratory in good condition and analyzed according to the chain of custody. No difficulties were encountered in the preparation or analysis of these samples. Sample data follows while QA/QC data is contained on subsequent pages.

SAMPLE DATA

SAMPLE ID	ALKALINITY (mgCaCO3/l)	SULFATE (mg/L)	SULFIDE (mg/L)	TOTAL-P (mg/L)	TKN (mg/L)
01MW89-20120403	454	28.9	0.14	0.050	1.07
01MW07-20120403	505	33.1	0.14	0.067	0.782

SAMPLE ID	TOTAL IRON (mg/L)	NITRATE (mg/L)	NITRITE (mg/L)	HARDNESS (mgCaCO3/l)
01MW89-20120403	2.34	0.537	0.013	396
01MW07-20120403	6.54	<0.010	0.006	435

AQUATIC RESEARCH INCORPORATED

LABORATORY & CONSULTING SERVICES

3927 AURORA AVENUE NORTH, SEATTLE, WA 98103

PHONE: (206) 632-2715 FAX: (206) 632-2417

CASE FILE NUMBER:	**FBI009-59**		**PAGE 2**
REPORT DATE:	**04/17/12**		
DATE SAMPLED:	**04/03/12**	**DATE RECEIVED:**	**04/04/12**

FINAL REPORT, LABORATORY ANALYSIS OF SELECTED PARAMETERS ON WATER SAMPLES FROM FRIEDMAN & BRUYA, INC. / PROJECT NO. 204038

QA/QC DATA

QC PARAMETER	ALKALINITY (mgCaCO3/l)	SULFATE (mg/L)	SULFIDE (mg/L)	TOTAL-P (mg/L)	TKN (mg/L)
METHOD	SM18 2320B	SM184500SO4E	EPA 376.1	EPA 365.1	EPA 351.1
DATE ANALYZED	04/17/12	04/11/12	04/10/12	04/06/12	04/12/12
DETECTION LIMIT	1.00	1.00	0.05	0.002	0.200
DUPLICATE					
SAMPLE ID	BATCH	BATCH	BATCH	BATCH	BATCH
ORIGINAL	505	14.5	0.18	0.050	0.594
DUPLICATE	500	14.6	0.16	0.051	0.605
RPD	1.00%	0.62%	11.76%	2.56%	1.89%
SPIKE SAMPLE					
SAMPLE ID		BATCH		BATCH	BATCH
ORIGINAL		14.5		0.050	0.594
SPIKED SAMPLE		24.7		0.104	2.52
SPIKE ADDED		10.0		0.050	2.00
% RECOVERY	NA	101.79%	NA	109.08%	96.29%
QC CHECK					
FOUND	98.3	10.1		0.090	5.55
TRUE	100	10.0		0.090	5.79
% RECOVERY	98.30%	100.73%	NA	99.87%	95.88%
BLANK	NA	<1.00	<0.05	<0.002	<0.200

RPD = RELATIVE PERCENT DIFFERENCE.
NA = NOT APPLICABLE OR NOT AVAILABLE.
NC = NOT CALCULABLE DUE TO ONE OR MORE VALUES BEING BELOW THE DETECTION LIMIT.
OR = RECOVERY NOT CALCULABLE DUE TO SPIKE SAMPLE OUT OF RANGE OR SPIKE TOO LOW RELATIVE TO SAMPLE CONCENTRATION.

AQUATIC RESEARCH INCORPORATED

LABORATORY & CONSULTING SERVICES

3927 AURORA AVENUE NORTH, SEATTLE, WA 98103

PHONE: (206) 632-2715 FAX: (206) 632-2417

CASE FILE NUMBER:	**FBI009-59**		**PAGE 3**
REPORT DATE:	**04/17/12**		
DATE SAMPLED:	**04/03/12**	**DATE RECEIVED:**	**04/04/12**

FINAL REPORT, LABORATORY ANALYSIS OF SELECTED PARAMETERS ON WATER SAMPLES FROM FRIEDMAN & BRUYA, INC. / PROJECT NO. 204038

QA/QC DATA

QC PARAMETER	TOTAL IRON (mg/L)	NITRATE (mg/L)	NITRITE (mg/L)	HARDNESS (mgCaCO3/l)
METHOD	EPA 200.7	SM184500N03F	EPA 353.2	SM 2340C
DATE ANALYZED	04/06/12	04/05/12	04/05/12	04/12/12
DETECTION LIMIT	0.020	0.010	0.002	2.00
DUPLICATE				
SAMPLE ID	01MW07-20120403	BATCH	01MW07-20120403	BATCH
ORIGINAL	6.54	<0.010	0.006	8.05
DUPLICATE	6.49	<0.010	0.006	7.82
RPD	0.86%	NC	0.00%	2.90%
SPIKE SAMPLE				
SAMPLE ID	01MW07-20120403	BATCH	01MW07-20120403	BATCH
ORIGINAL	6.54	<0.010	0.006	8.05
SPIKED SAMPLE	7.62	0.205	0.047	27.0
SPIKE ADDED	1.00	0.200	0.040	20.0
% RECOVERY	107.24%	102.29%	102.50%	94.62%
QC CHECK				
FOUND	9.96	0.403	0.041	38.7
TRUE	10.0	0.408	0.040	40.0
% RECOVERY	99.55%	98.84%	102.50%	96.74%
BLANK	<0.020	<0.010	<0.002	<2.00

RPD = RELATIVE PERCENT DIFFERENCE.
NA = NOT APPLICABLE OR NOT AVAILABLE.
NC = NOT CALCULABLE DUE TO ONE OR MORE VALUES BEING BELOW THE DETECTION LIMIT.
OR = RECOVERY NOT CALCULABLE DUE TO SPIKE SAMPLE OUT OF RANGE OR SPIKE TOO LOW RELATIVE TO SAMPLE CONCENTRATION.

SUBMITTED BY:

Damien Gadomski
Project Manager

SUBCONTRACT SAMPLE CHAIN OF CUSTODY

FB1009.57

Page # 1 of 1

Send Report To Michael Erdahl

Company Friedman and Bruya, Inc.

Address 3012 16th Ave W

City, State, ZIP Seattle, WA 98119

Phone # (206) 285-8282 Fax # (206) 283-5044

SUBCONTRACTER Ag. Research.

PROJECT NAME/NO. 204038

PO # B655

REMARKS

Please Email Results

TURNAROUND TIME

☒ Standard (2 Weeks)

☐ RUSH

Rush charges authorized by:

SAMPLE DISPOSAL

☐ Dispose after 30 days

☐ Return samples

☐ Will call with instructions

Sample ID	Lab ID	Date Sampled	Time Sampled	Sample Type	# of containers	ANALYSES REQUESTED: Total Fe	Hardness	Sulfate	Nitrate	Nitrite	Alkalinity	Sulfide	TKN	Total Phosphorus	Dissolved Gasses	Notes
01MW89-20120403		4/3/12	1308	W	6	X	X	X	X	X	X	X	X	X		
01MW07-20120403		1	1507	↓	6	X	X	X	X	X	X	X	X	X		

Friedman & Bruya, Inc.
3012 16th Avenue West
Seattle, WA 98119-2029
Ph. (206) 285-8282
Fax (206) 283-5044

	SIGNATURE	PRINT NAME	COMPANY	DATE	TIME
Relinquished by:		Michael Erdahl	Friedman & Bruya	4/4/12	11:30AM.
Received by:		S WIELSCH	KAVE	4/4/12	1410
Relinquished by:					
Received by:					

1311 N. 35th St.
Seattle, WA 98103
T: (206) 352-3790
F: (206) 352-7178
info@fremontanalytical.com

Friedman & Bruya
Michael Erdahl
3012 16th Ave. W.
Seattle, Washington 98119

RE: 204038
Lab ID: 1204038

April 16, 2012

Attention Michael Erdahl:

Fremont Analytical, Inc. received 2 sample(s) on 4/5/2012 for the analyses presented in the following report.

Dissolved Gases by RSK-175

This report consists of the following:

- Case Narrative
- Analytical Results
- Applicable Quality Control Summary Reports
- Chain of Custody

All analyses were performed consistent with the Quality Assurance program of Fremont Analytical, Inc. Please contact the laboratory if you should have any questions about the results.

Thank you for using Fremont Analytical.

Sincerely,

Michael Dee
Sr. Chemist / Principal

Date: *04/16/2012*

CLIENT: Friedman & Bruya
Project: 204038
Lab Order: 1204038

Work Order Sample Summary

Lab Sample ID	Client Sample ID	Date/Time Collected	Date/Time Received
1204038-001	01MW89-20120403	04/03/2012 1:08 PM	04/05/2012 1:00 PM
1204038-002	01MW07-20120403	04/03/2012 3:07 PM	04/05/2012 1:00 PM

Note: If no "Time Collected" is supplied, a default of 12:00AM is assigned

Case Narrative

WO#: **1204038**
Date: **4/16/2012**

CLIENT: Friedman & Bruya
Project: 204038

I. SAMPLE RECEIPT:
All samples were received intact.

II. GENERAL REPORTING COMMENTS:
Results are reported on a wet weight basis unless dry-weight correction is denoted in the units field on the analytical report ("mg/kg-dry" or "ug/kg-dry").

The validity of the analytical procedures for which data is reported in this analytical report is determined by the Laboratory Control Sample (LCS) and the Method Blank (MB). The LCS and the MB are processed with the samples to ensure method criteria are achieved throughout the entire analytical process.

III. ANALYSES AND EXCEPTIONS:
Exceptions associated with this report will be footnoted in the analytical results page(s) or the quality control summary page(s) and/or noted below.

Analytical Report

WO#: **1204038**
Date Reported: **4/16/2012**

CLIENT: Friedman & Bruya
Project: 204038

Lab ID: 1204038-001 **Collection Date:** 4/3/2012 1:08:00 PM
Client Sample ID: **01MW89-20120403** **Matrix:** Water

Analyses	Result	RL	Qual	Units	DF	Date Analyzed
Dissolved Gases by RSK-175				Batch ID: R3950		Analyst: MD
Methane	0.0468	0.00500		mg/L	1	4/13/2012 2:44:00 PM
Ethene	ND	0.00500		mg/L	1	4/13/2012 2:44:00 PM
Ethane	ND	0.00500		mg/L	1	4/13/2012 2:44:00 PM

Lab ID: 1204038-002 **Collection Date:** 4/3/2012 3:07:00 PM
Client Sample ID: **01MW07-20120403** **Matrix:** Water

Analyses	Result	RL	Qual	Units	DF	Date Analyzed
Dissolved Gases by RSK-175				Batch ID: R3950		Analyst: MD
Methane	0.0611	0.00500		mg/L	1	4/13/2012 2:48:00 PM
Ethene	ND	0.00500		mg/L	1	4/13/2012 2:48:00 PM
Ethane	ND	0.00500		mg/L	1	4/13/2012 2:48:00 PM

Qualifiers:

B	Analyte detected in the associated Method Blank	D	Dilution was required
E	Value above quantitation range	H	Holding times for preparation or analysis exceeded
J	Analyte detected below quantitation limits	ND	Not detected at the Reporting Limit
RL	Reporting Limit	S	Spike recovery outside accepted recovery limits

Fremont Analytical

Date: *4/16/2012*

Work Order: 1204038
CLIENT: Friedman & Bruya
Project: 204038

QC SUMMARY REPORT

Dissolved Gases by RSK-175

Sample ID: **MB-R3950** SampType: **MBLK** Units: **mg/L** Prep Date: **4/13/2012** RunNo: **3950**
Client ID: **MBLKW** Batch ID: **R3950** Analysis Date: **4/13/2012** SeqNo: **71308**

Analyte	Result	RL	SPK value	SPK Ref Val	%REC	LowLimit	HighLimit	RPD Ref Val	%RPD	RPDLimit	Qual
Methane	ND	0.00500									
Ethene	ND	0.00500									
Ethane	ND	0.00500									

Sample ID: **LCS-R3950** SampType: **LCS** Units: **mg/L** Prep Date: **4/13/2012** RunNo: **3950**
Client ID: **LCSW** Batch ID: **R3950** Analysis Date: **4/13/2012** SeqNo: **71309**

Analyte	Result	RL	SPK value	SPK Ref Val	%REC	LowLimit	HighLimit	RPD Ref Val	%RPD	RPDLimit	Qual
Methane	0.0422	0.00500	0.05000	0	84.5	80	120				
Ethene	0.0418	0.00500	0.05000	0	83.7	80	120				
Ethane	0.0420	0.00500	0.05000	0	84.0	80	120				

Sample ID: **1204039-001ADUP** SampType: **DUP** Units: **mg/L** Prep Date: **4/13/2012** RunNo: **3950**
Client ID: **BATCH** Batch ID: **R3950** Analysis Date: **4/13/2012** SeqNo: **71313**

Analyte	Result	RL	SPK value	SPK Ref Val	%REC	LowLimit	HighLimit	RPD Ref Val	%RPD	RPDLimit	Qual
Methane	0.0467	0.00500						0.03930	17.1	30	
Ethene	ND	0.00500						0	0	30	
Ethane	ND	0.00500						0	0	30	

Qualifiers:

B	Analyte detected in the associated Method Blank	D	Dilution was required	E	Value above quantitation range
H	Holding times for preparation or analysis exceeded	J	Analyte detected below quantitation limits	ND	Not detected at the Reporting Limit
R	RPD outside accepted recovery limits	RL	Reporting Limit	S	Spike recovery outside accepted recovery limits

SUBCONTRACT SAMPLE CHAIN OF CUSTODY

Send Report To Michael Erdahl
Company Friedman and Bruya, Inc.
Address 3012 16th Ave W
City, State, ZIP Seattle, WA 98119
Phone # (206) 285-8282 Fax # (206) 283-5044

SUBCONTRACTER Fremont
PROJECT NAME/NO. 204038
PO # B-645
REMARKS
Please Email Results

Page # 1 of 1
TURNAROUND TIME
☒ Standard (2 Weeks)
☐ RUSH
Rush charges authorized by:

SAMPLE DISPOSAL
☐ Dispose after 30 days
☐ Return samples
☐ Will call with instructions

Sample ID	Lab ID	Date Sampled	Time Sampled	Sample Type	# of containers	ANALYSES REQUESTED: Total Fe	Hardness	Sulfate	Nitrate	Nitrite	Alkalinity	Sulfide	TKN	Total Phosphorus	Dissolved Gasses	Notes
01MW89-20120403		4/3/12	1308	W	2										X	
01MW07-20120403		1	1507	↓	2										X	

Friedman & Bruya, Inc.
3012 16th Avenue West
Seattle, WA 98119-2029
Ph. (206) 285-8282
Fax (206) 283-5044

	SIGNATURE	PRINT NAME	COMPANY	DATE	TIME
Relinquished by:		Michael Erdahl	Friedman & Bruya	4/4/12	11:30AM.
Received by:		Cathryn Frazier	FAI	4/5/12	1300
Relinquished by:					
Received by:					

204038

SAMPLE CHAIN OF CUSTODY

ME 04/03/12 v2/cos/cfy

Page # 1 of 1

Send Report To Tim Brown, cc: Jessica Brown, Jennifer Cyr, Pete Kingston, Audrey Hackett

Company SoundEarth Strategies

Address 2811 Fairview Ave E, Suite 2000

City, State, ZIP Seattle, WA 98102

SAMPLERS (signature)

PROJECT NAME/NO.: TOC Holdings Co. Facility No. 01-600 Seattle Terminal – ASKO Property

PO #: 0440-004-24

REMARKS: EIM Y

TURNAROUND TIME
- ⊗ Standard (2 Weeks)
- RUSH
- Rush charges authorized by:

SAMPLE DISPOSAL
- ⊗ Dispose after 30 days
- Return samples
- Will call with instructions

	Sample ID	Sample Location	Sample Depth	Lab ID	Date Sampled	Time Sampled	Matrix	# of jars	GRPH by NWTPH-Gx	BTEX by EPA 8021B	DRPH/ORPH by NWTPH-Dx	cVOCs by EPA 8260C	methane, ethane, ethene	Total Fe, hardness	sulfate, nitrate, Total Alkalinity	sulfide	TKN	Notes
01	MW85-20120403	01mw85	26'	01AG	4-3-12	1042	H_2O	7	X	X	X	X						
01	mw80-20120403	01mw80	26.5'	02	4-3-12	1216	H_2O	7	X	X	X	X						
	mw06-20120403	mw06	25.5'	03	4-3-12	1132	H_2O	7	X	X	X	X						
01	mw56-20120403	01mw56	25.5'	04	4-3-12	1604	H_2O	7	X	X	X	X						
21	mw89-20120403	01mw89	24.5'	05A-D	4-3-12	1308	H_2O	15	X	X	X	X	X	X	X	X	X	
21	mw07-20120403	01mw07	25.5'	06A-D	4-3-12	1507	H_2O	15	X	X	X	X	X	X	X	X	X	

void

Friedman & Bruya, Inc.
3012 16th Avenue West
Seattle, WA 98119-2029
Ph. (206) 285-8282
Fax (206) 283-5044

	SIGNATURE	PRINT NAME	COMPANY	DATE	TIME
Relinquished by:	Nasif Chowdhury	NASEEF CHOWDHURY	SOUNDEARTH	4/3/12	1757
Received by:		Yelena Aravkina	F&B, Inc.	4/3/12	1800
Relinquished by:					
Received by:			Samples received at 3		°C

FRIEDMAN & BRUYA, INC.

ENVIRONMENTAL CHEMISTS

James E. Bruya, Ph.D.
Yelena Aravkina, M.S.
Bradley T. Benson, B.S.
Kurt Johnson, B.S.

3012 16th Avenue West
Seattle, WA 98119-2029
TEL: (206) 285-8282
e-mail: fbi@isomedia.com

April 11, 2012

Tim Brown, Project Manager
SoundEarth Strategies
2811 Fairview Ave. East, Suite 2000
Seattle, WA 98102

Dear Mr. Brown:

Included are the results from the testing of material submitted on April 3, 2012 from the TOC_01-600_20120403 WORFDB6, F&BI 204039 project. There are 15 pages included in this report. Any samples that may remain are currently scheduled for disposal in 30 days. If you would like us to return your samples or arrange for long term storage at our offices, please contact us as soon as possible.

We appreciate this opportunity to be of service to you and hope you will call if you should have any questions.

Sincerely,

FRIEDMAN & BRUYA, INC.



Michael Erdahl
Project Manager

Enclosures
c: Mark Chandler, Jessica Brown, Audrey Hackett, Pete Kingston, Jennifer Cyr
SOU0411R.DOC

CASE NARRATIVE

This case narrative encompasses samples received on April 3, 2012 by Friedman & Bruya, Inc. from the SoundEarth Strategies TOC_01-600_20120403 WORFDB6, F&BI 204039 project. Samples were logged in under the laboratory ID's listed below.

Laboratory ID	SoundEarth Strategies
204039-01	01MW83-20120403
204039-02	01MW57-20120403
204039-03	MW05-20120403
204039-04	MW02-20120403

Methylene chloride in the laboratory control sample duplicate exceeded the acceptance criteria. The analyte was not detected in the sample, therefore the data were acceptable.

All other quality control requirements were acceptable.

Date of Report: 04/11/12
Date Received: 04/03/12
Project: TOC_01-600_20120403 WORFDB6, F&BI 204039
Date Extracted: 04/04/12
Date Analyzed: 04/04/12

RESULTS FROM THE ANALYSIS OF WATER SAMPLES FOR BENZENE, TOLUENE, ETHYLBENZENE, XYLENES AND TPH AS GASOLINE USING EPA METHOD 8021B AND NWTPH-Gx

Results Reported as ug/L (ppb)

Sample ID Laboratory ID	Benzene	Toluene	Ethyl Benzene	Total Xylenes	Gasoline Range	Surrogate (% Recovery) (Limit 52-124)
01MW83-20120403 204039-01	<1	<1	<1	<3	<100	99
01MW57-20120403 204039-02	<1	<1	<1	<3	<100	99
MW05-20120403 204039-03	1.2	<1	<1	<3	<100	101
MW02-20120403 204039-04	<1	<1	<1	<3	<100	95
Method Blank 02-0577 MB	<1	<1	<1	<3	<100	99

Date of Report: 04/11/12
Date Received: 04/03/12
Project: TOC_01-600_20120403 WORFDB6, F&BI 204039
Date Extracted: 04/04/12
Date Analyzed: 04/04/12 and 04/05/12

RESULTS FROM THE ANALYSIS OF WATER SAMPLES FOR TOTAL PETROLEUM HYDROCARBONS AS DIESEL AND MOTOR OIL USING METHOD NWTPH-Dx

Results Reported as ug/L (ppb)

Sample ID Laboratory ID	Diesel Range (C_{10}-C_{25})	Motor Oil Range (C_{25}-C_{36})	Surrogate (% Recovery) (Limit 51-134)
01MW83-20120403 204039-01	<50	<250	85
01MW57-20120403 204039-02	<50	<250	80
MW05-20120403 204039-03	180	<250	94
MW02-20120403 204039-04	<50	<250	87
Method Blank 02-572 MB	<50	<250	82

Analysis For Volatile Compounds By EPA Method 8260C

Client Sample ID:	01MW83-20120403	Client:	SoundEarth Strategies
Date Received:	04/03/12	Project:	TOC_01-600_20120403 WORFDB6
Date Extracted:	04/04/12	Lab ID:	204039-01
Date Analyzed:	04/05/12	Data File:	040431.D
Matrix:	Water	Instrument:	GCMS9
Units:	ug/L (ppb)	Operator:	JS

Surrogates:	% Recovery:	Lower Limit:	Upper Limit:
1,2-Dichloroethane-d4	101	50	150
Toluene-d8	99	50	150
4-Bromofluorobenzene	97	50	150

Compounds:	Concentration ug/L (ppb)
Vinyl chloride	<0.2
Chloroethane	<1
1,1-Dichloroethene	<1
Methylene chloride	<5
trans-1,2-Dichloroethene	<1
1,1-Dichloroethane	<1
cis-1,2-Dichloroethene	<1
1,2-Dichloroethane (EDC)	<1
1,1,1-Trichloroethane	<1
Trichloroethene	<1
Tetrachloroethene	<1

Analysis For Volatile Compounds By EPA Method 8260C

Client Sample ID:	01MW57-20120403	Client:	SoundEarth Strategies
Date Received:	04/03/12	Project:	TOC_01-600_20120403 WORFDB6
Date Extracted:	04/04/12	Lab ID:	204039-02
Date Analyzed:	04/04/12	Data File:	040424.D
Matrix:	Water	Instrument:	GCMS9
Units:	ug/L (ppb)	Operator:	JS

Surrogates:	% Recovery:	Lower Limit:	Upper Limit:
1,2-Dichloroethane-d4	98	50	150
Toluene-d8	98	50	150
4-Bromofluorobenzene	100	50	150

Compounds:	Concentration ug/L (ppb)
Vinyl chloride	<0.2
Chloroethane	<1
1,1-Dichloroethene	<1
Methylene chloride	<5
trans-1,2-Dichloroethene	<1
1,1-Dichloroethane	<1
cis-1,2-Dichloroethene	<1
1,2-Dichloroethane (EDC)	<1
1,1,1-Trichloroethane	<1
Trichloroethene	<1
Tetrachloroethene	<1

Analysis For Volatile Compounds By EPA Method 8260C

Client Sample ID:	MW05-20120403	Client:	SoundEarth Strategies
Date Received:	04/03/12	Project:	TOC_01-600_20120403 WORFDB6
Date Extracted:	04/04/12	Lab ID:	204039-03
Date Analyzed:	04/05/12	Data File:	040432.D
Matrix:	Water	Instrument:	GCMS9
Units:	ug/L (ppb)	Operator:	JS

Surrogates:	% Recovery:	Lower Limit:	Upper Limit:
1,2-Dichloroethane-d4	100	50	150
Toluene-d8	100	50	150
4-Bromofluorobenzene	97	50	150

Compounds:	Concentration ug/L (ppb)
Vinyl chloride	1.5
Chloroethane	<1
1,1-Dichloroethene	<1
Methylene chloride	<5
trans-1,2-Dichloroethene	<1
1,1-Dichloroethane	<1
cis-1,2-Dichloroethene	11
1,2-Dichloroethane (EDC)	<1
1,1,1-Trichloroethane	<1
Trichloroethene	160 ve
Tetrachloroethene	<1

Analysis For Volatile Compounds By EPA Method 8260C

Client Sample ID:	MW05-20120403	Client:	SoundEarth Strategies
Date Received:	04/03/12	Project:	TOC_01-600_20120403 WORFDB6
Date Extracted:	04/05/12	Lab ID:	204039-03 1/10
Date Analyzed:	04/05/12	Data File:	040509.D
Matrix:	Water	Instrument:	GCMS4
Units:	ug/L (ppb)	Operator:	JS

Surrogates:	% Recovery:	Lower Limit:	Upper Limit:
1,2-Dichloroethane-d4	100	57	121
Toluene-d8	98	63	127
4-Bromofluorobenzene	101	60	133

Compounds:	Concentration ug/L (ppb)
Vinyl chloride	<2
Chloroethane	<10
1,1-Dichloroethene	<10
Methylene chloride	<50
trans-1,2-Dichloroethene	<10
1,1-Dichloroethane	<10
cis-1,2-Dichloroethene	<10
1,2-Dichloroethane (EDC)	<10
1,1,1-Trichloroethane	<10
Trichloroethene	140
Tetrachloroethene	<10

Analysis For Volatile Compounds By EPA Method 8260C

Client Sample ID:	MW02-20120403	Client:	SoundEarth Strategies
Date Received:	04/03/12	Project:	TOC_01-600_20120403 WORFDB6
Date Extracted:	04/04/12	Lab ID:	204039-04
Date Analyzed:	04/04/12	Data File:	040425.D
Matrix:	Water	Instrument:	GCMS9
Units:	ug/L (ppb)	Operator:	JS

Surrogates:	% Recovery:	Lower Limit:	Upper Limit:
1,2-Dichloroethane-d4	97	50	150
Toluene-d8	97	50	150
4-Bromofluorobenzene	97	50	150

Compounds:	Concentration ug/L (ppb)
Vinyl chloride	<0.2
Chloroethane	<1
1,1-Dichloroethene	<1
Methylene chloride	<5
trans-1,2-Dichloroethene	<1
1,1-Dichloroethane	<1
cis-1,2-Dichloroethene	<1
1,2-Dichloroethane (EDC)	<1
1,1,1-Trichloroethane	<1
Trichloroethene	<1
Tetrachloroethene	<1

Analysis For Volatile Compounds By EPA Method 8260C

Client Sample ID:	Method Blank	Client:	SoundEarth Strategies
Date Received:	NA	Project:	TOC_01-600_20120403 WORFDB6
Date Extracted:	04/04/12	Lab ID:	02-0528 mb
Date Analyzed:	04/04/12	Data File:	040411.D
Matrix:	Water	Instrument:	GCMS9
Units:	ug/L (ppb)	Operator:	JS

Surrogates:	% Recovery:	Lower Limit:	Upper Limit:
1,2-Dichloroethane-d4	100	50	150
Toluene-d8	99	50	150
4-Bromofluorobenzene	98	50	150

Compounds:	Concentration ug/L (ppb)
Vinyl chloride	<0.2
Chloroethane	<1
1,1-Dichloroethene	<1
Methylene chloride	<5
trans-1,2-Dichloroethene	<1
1,1-Dichloroethane	<1
cis-1,2-Dichloroethene	<1
1,2-Dichloroethane (EDC)	<1
1,1,1-Trichloroethane	<1
Trichloroethene	<1
Tetrachloroethene	<1

Analysis For Volatile Compounds By EPA Method 8260C

Client Sample ID:	Method Blank	Client:	SoundEarth Strategies
Date Received:	NA	Project:	TOC_01-600_20120403 WORFDB6
Date Extracted:	04/05/12	Lab ID:	02-0531 mb
Date Analyzed:	04/05/12	Data File:	040508.D
Matrix:	Water	Instrument:	GCMS4
Units:	ug/L (ppb)	Operator:	JS

Surrogates:	% Recovery:	Lower Limit:	Upper Limit:
1,2-Dichloroethane-d4	101	57	121
Toluene-d8	100	63	127
4-Bromofluorobenzene	103	60	133

Compounds:	Concentration ug/L (ppb)
Vinyl chloride	<0.2
Chloroethane	<1
1,1-Dichloroethene	<1
Methylene chloride	<5
trans-1,2-Dichloroethene	<1
1,1-Dichloroethane	<1
cis-1,2-Dichloroethene	<1
1,2-Dichloroethane (EDC)	<1
1,1,1-Trichloroethane	<1
Trichloroethene	<1
Tetrachloroethene	<1

Date of Report: 04/11/12
Date Received: 04/03/12
Project: TOC_01-600_20120403 WORFDB6, F&BI 204039

QUALITY ASSURANCE RESULTS FOR THE ANALYSIS OF WATER SAMPLES FOR BENZENE, TOLUENE, ETHYLBENZENE, XYLENES, AND TPH AS GASOLINE USING EPA METHOD 8021B AND NWTPH-Gx

Laboratory Code: 204040-01 (Duplicate)

Analyte	Reporting Units	Sample Result	Duplicate Result	Relative Percent Difference (Limit 20)
Benzene	ug/L (ppb)	<1	<1	nm
Toluene	ug/L (ppb)	<1	<1	nm
Ethylbenzene	ug/L (ppb)	<1	<1	nm
Xylenes	ug/L (ppb)	<3	<3	nm
Gasoline	ug/L (ppb)	<100	<100	nm

Laboratory Code: Laboratory Control Sample

Analyte	Reporting Units	Spike Level	Percent Recovery LCS	Acceptance Criteria
Benzene	ug/L (ppb)	50	103	65-118
Toluene	ug/L (ppb)	50	105	72-122
Ethylbenzene	ug/L (ppb)	50	103	73-126
Xylenes	ug/L (ppb)	150	101	74-118
Gasoline	ug/L (ppb)	1,000	104	69-134

Date of Report: 04/11/12
Date Received: 04/03/12
Project: TOC_01-600_20120403 WORFDB6, F&BI 204039

QUALITY ASSURANCE RESULTS FOR THE ANALYSIS OF WATER SAMPLES FOR TOTAL PETROLEUM HYDROCARBONS AS DIESEL EXTENDED USING METHOD NWTPH-Dx

Laboratory Code: Laboratory Control Sample

Analyte	Reporting Units	Spike Level	Percent Recovery LCS	Percent Recovery LCSD	Acceptance Criteria	RPD (Limit 20)
Diesel Extended	ug/L (ppb)	2,500	97	108	58-134	11

Date of Report: 04/11/12
Date Received: 04/03/12
Project: TOC_01-600_20120403 WORFDB6, F&BI 204039

QUALITY ASSURANCE RESULTS FOR THE ANALYSIS OF WATER SAMPLES FOR VOLATILES BY EPA METHOD 8260C

Laboratory Code: 204040-02 (Matrix Spike)

Analyte	Reporting Units	Spike Level	Sample Result	Percent Recovery MS	Acceptance Criteria
Vinyl chloride	ug/L (ppb)	50	<0.2	124	50-150
Chloroethane	ug/L (ppb)	50	<1	123	50-150
1,1-Dichloroethene	ug/L (ppb)	50	<1	125	50-150
Methylene chloride	ug/L (ppb)	50	<5	116	50-150
trans-1,2-Dichloroethene	ug/L (ppb)	50	<1	125	50-150
1,1-Dichloroethane	ug/L (ppb)	50	<1	96	50-150
cis-1,2-Dichloroethene	ug/L (ppb)	50	<1	95	50-150
1,2-Dichloroethane (EDC)	ug/L (ppb)	50	<1	101	50-150
1,1,1-Trichloroethane	ug/L (ppb)	50	<1	103	50-150
Trichloroethene	ug/L (ppb)	50	<1	92	50-150
Tetrachloroethene	ug/L (ppb)	50	<1	92	50-150

Laboratory Code: Laboratory Control Sample

Analyte	Reporting Units	Spike Level	Percent Recovery LCS	Percent Recovery LCSD	Acceptance Criteria	RPD (Limit 20)
Vinyl chloride	ug/L (ppb)	50	130	113	70-130	14
Chloroethane	ug/L (ppb)	50	131 vo	120	70-130	9
1,1-Dichloroethene	ug/L (ppb)	50	126	122	70-130	3
Methylene chloride	ug/L (ppb)	50	126	140 vo	70-130	11
trans-1,2-Dichloroethene	ug/L (ppb)	50	126	122	70-130	3
1,1-Dichloroethane	ug/L (ppb)	50	102	94	70-130	8
cis-1,2-Dichloroethene	ug/L (ppb)	50	101	94	70-130	7
1,2-Dichloroethane (EDC)	ug/L (ppb)	50	103	96	70-130	7
1,1,1-Trichloroethane	ug/L (ppb)	50	108	100	70-130	8
Trichloroethene	ug/L (ppb)	50	99	92	70-130	7
Tetrachloroethene	ug/L (ppb)	50	97	90	70-130	7

Date of Report: 04/11/12
Date Received: 04/03/12
Project: TOC_01-600_20120403 WORFDB6, F&BI 204039

QUALITY ASSURANCE RESULTS FOR THE ANALYSIS OF WATER SAMPLES FOR VOLATILES BY EPA METHOD 8260C

Laboratory Code: 204045-04 (Matrix Spike)

Analyte	Reporting Units	Spike Level	Sample Result	Percent Recovery MS	Acceptance Criteria
Vinyl chloride	ug/L (ppb)	50	<0.2	101	36-166
Chloroethane	ug/L (ppb)	50	<1	108	46-160
1,1-Dichloroethene	ug/L (ppb)	50	<1	106	60-136
Methylene chloride	ug/L (ppb)	50	<5	89	67-132
trans-1,2-Dichloroethene	ug/L (ppb)	50	<1	102	72-129
1,1-Dichloroethane	ug/L (ppb)	50	<1	103	70-128
cis-1,2-Dichloroethene	ug/L (ppb)	50	<1	102	71-127
1,2-Dichloroethane (EDC)	ug/L (ppb)	50	<1	112	69-133
1,1,1-Trichloroethane	ug/L (ppb)	50	<1	105	60-146
Trichloroethene	ug/L (ppb)	50	<1	92	66-135
Tetrachloroethene	ug/L (ppb)	50	<1	91	73-129

Laboratory Code: Laboratory Control Sample

Analyte	Reporting Units	Spike Level	Percent Recovery LCS	Percent Recovery LCSD	Acceptance Criteria	RPD (Limit 20)
Vinyl chloride	ug/L (ppb)	50	99	103	50-154	4
Chloroethane	ug/L (ppb)	50	99	105	58-146	6
1,1-Dichloroethene	ug/L (ppb)	50	102	106	67-136	4
Methylene chloride	ug/L (ppb)	50	93	94	39-148	1
trans-1,2-Dichloroethene	ug/L (ppb)	50	99	102	68-128	3
1,1-Dichloroethane	ug/L (ppb)	50	100	104	79-121	4
cis-1,2-Dichloroethene	ug/L (ppb)	50	99	103	80-123	4
1,2-Dichloroethane (EDC)	ug/L (ppb)	50	104	108	73-132	4
1,1,1-Trichloroethane	ug/L (ppb)	50	100	107	83-130	7
Trichloroethene	ug/L (ppb)	50	89	91	80-120	2
Tetrachloroethene	ug/L (ppb)	50	95	98	76-121	3

Data Qualifiers & Definitions

a - The analyte was detected at a level less than five times the reporting limit. The RPD results may not provide reliable information on the variability of the analysis.

A1 – More than one compound of similar molecule structure was identified with equal probability.

b - The analyte was spiked at a level that was less than five times that present in the sample. Matrix spike recoveries may not be meaningful.

ca - The calibration results for this range fell outside of acceptance criteria. The value reported is an estimate.

c - The presence of the analyte indicated may be due to carryover from previous sample injections.

d - The sample was diluted. Detection limits may be raised due to dilution.

ds - The sample was diluted. Detection limits are raised due to dilution and surrogate recoveries may not be meaningful.

dv - Insufficient sample was available to achieve normal reporting limits and limits are raised accordingly.

fb - Analyte present in the blank and the sample.

fc – The compound is a common laboratory and field contaminant.

hr - The sample and duplicate were reextracted and reanalyzed. RPD results were still outside of control limits. The variability is attributed to sample inhomogeneity.

ht - Analysis performed outside the method or client-specified holding time requirement.

ip - Recovery fell outside of normal control limits. Compounds in the sample matrix interfered with the quantitation of the analyte.

j – The result is below normal reporting limits. The value reported is an estimate.

J - The internal standard associated with the analyte is out of control limits. The reported concentration is an estimate.

jl - The analyte result in the laboratory control sample is out of control limits. The reported concentration should be considered an estimate.

jr - The rpd result in laboratory control sample associated with the analyte is out of control limits. The reported concentration should be considered an estimate.

js - The surrogate associated with the analyte is out of control limits. The reported concentration should be considered an estimate.

lc - The presence of the compound indicated is likely due to laboratory contamination.

L - The reported concentration was generated from a library search.

nm - The analyte was not detected in one or more of the duplicate analyses. Therefore, calculation of the RPD is not applicable.

pc – The sample was received in a container not approved by the method. The value reported should be considered an estimate.

pr – The sample was received with incorrect preservation. The value reported should be considered an estimate.

ve - Estimated concentration calculated for an analyte response above the valid instrument calibration range. A dilution is required to obtain an accurate quantification of the analyte.

vo - The value reported fell outside the control limits established for this analyte.

x - The sample chromatographic pattern does not resemble the fuel standard used for quantitation.



Data File Name : C:\HPCHEM\6\DATA\04-04-12\027F0901.D
Operator : ML
Instrument : GC #6
Sample Name : 204039-01
Run Time Bar Code:
Acquired on : 04 Apr 12 11:46 PM
Report Created on: 05 Apr 12 09:22 AM

Page Number : 1
Vial Number : 27
Injection Number : 1
Sequence Line : 9
Instrument Method: TPHD.MTH
Analysis Method : BAKEOUT.MTH



Data File Name	: C:\HPCHEM\6\DATA\04-04-12\028F0901.D		
Operator	: ML	Page Number	: 1
Instrument	: GC #6	Vial Number	: 28
Sample Name	: 204039-02	Injection Number	: 1
Run Time Bar Code:		Sequence Line	: 9
Acquired on	: 05 Apr 12 09:13 AM	Instrument Method	: TPHD.MTH
Report Created on	: 05 Apr 12 09:22 AM	Analysis Method	: BAKEOUT.MTH



Data File Name : C:\HPCHEM\6\DATA\04-04-12\029F0901.D
Operator : ML
Instrument : GC #6
Sample Name : 204039-03
Run Time Bar Code:
Acquired on : 05 Apr 12 00:39 AM
Report Created on: 05 Apr 12 09:22 AM

Page Number : 1
Vial Number : 29
Injection Number : 1
Sequence Line : 9
Instrument Method: TPHD.MTH
Analysis Method : BAKEOUT.MTH



Data File Name : C:\HPCHEM\6\DATA\04-04-12\030F0901.D
Operator : ML
Instrument : GC #6
Sample Name : 204039-04
Run Time Bar Code:
Acquired on : 05 Apr 12 0[illegible]:05 AM
Report Created on: 05 Apr 12 09:22 AM

Page Number : 1
Vial Number : 30
Injection Number : 1
Sequence Line : 9
Instrument Method: TPHD.MTH
Analysis Method : BAKEOUT.MTH



Data File Name	: C:\HPCHEM\6\DATA\04-04-12\014F0701.D		
Operator	: ML	Page Number	: 1
Instrument	: GC #6	Vial Number	: 14
Sample Name	: 02-572 mb	Injection Number	: 1
Run Time Bar Code:		Sequence Line	: 7
Acquired on	: 04 Apr 12 05:18 PM	Instrument Method:	TPHD.MTH
Report Created on:	05 Apr 12 09:20 AM	Analysis Method	: BAKEOUT.MTH



Data File Name	: C:\HPCHEM\6\DATA\04-04-12\003F0201.D		
Operator	: ML	Page Number	: 1
Instrument	: GC #6	Vial Number	: 3
Sample Name	: 500 WADF 37-063	Injection Number	: 1
Run Time Bar Code:		Sequence Line	: 2
Acquired on	: 04 Apr 12 09:35 AM	Instrument Method	: TPHD.MTH
Report Created on	: 05 Apr 12 09:20 AM	Analysis Method	: BAKEOUT.MTH

204039

SAMPLE CHAIN OF CUSTODY

NE 04/03/12 V2/C05

Send Report To Tim Brown, cc: Jessica Brown, Jennifer Cyr, Pete Kingston, Audrey Hackett

Company SoundEarth Strategies

Address 2811 Fairview Ave E, Suite 2000

City, State, ZIP Seattle, WA 98102

SAMPLERS (signature): Naseef Choudhury

PROJECT NAME/NO.: TOC Holdings Co. Facility No. 01-600 Seattle Terminal – ASKO Property

PO #: 0440-004-24

REMARKS:

EIM Y

Page # 1 of 1

TURNAROUND TIME

⊗ Standard (2 Weeks)

RUSH

Rush charges authorized by:

SAMPLE DISPOSAL

⊗ Dispose after 30 days

Return samples

Will call with instructions

Sample ID	Sample Location	Sample Depth	Lab ID	Date Sampled	Time Sampled	Matrix	# of jars	GRPH by NWTPH-Gx	BTEX by EPA 8021B	DRPH/ORPH by NWTPH-Dx	cVOCs by EPA 8260C						Notes
OIMW83-20120403	OIMW83	23	01A-G	4/3/12	1042	Water	7	X	X	X	X						
OIMW57-20120403	OIMW57	38	02	4/3/12	1230	Water	7	X	X	X	X						
MW05-20120403	MW05	24	03	4/3/12	1449	Water	7	X	X	X	X						
MW02-20120403	MW02	27	04	4/3/12	1610	Water	7	X	X	X	X						
					NC												

Friedman & Bruya, Inc.
3012 16th Avenue West
Seattle, WA 98119-2029
Ph. (206) 285-8282
Fax (206) 283-5044

	SIGNATURE	PRINT NAME	COMPANY	DATE	TIME
Relinquished by:	Naseef Choudhury	NASEEF CHOUDHURY	SOUNDEARTH	4/3/12	1757
Received by:		Yelena Aravkina	F&B, Inc.	4/3/12	1800
Relinquished by:					
Received by:					

Samples received at 2 °C

FRIEDMAN & BRUYA, INC.

ENVIRONMENTAL CHEMISTS

James E. Bruya, Ph.D.
Yelena Aravkina, M.S.
Bradley T. Benson, B.S.
Kurt Johnson, B.S.

3012 16th Avenue West
Seattle, WA 98119-2029
TEL: (206) 285-8282
e-mail: fbi@isomedia.com

April 11, 2012

Tim Brown, Project Manager
SoundEarth Strategies
2811 Fairview Ave. East, Suite 2000
Seattle, WA 98102

Dear Mr. Brown:

Included are the results from the testing of material submitted on April 3, 2012 from the TOC_01-600_20120403 WORFDB6, F&BI 204040 project. There are 12 pages included in this report. Any samples that may remain are currently scheduled for disposal in 30 days. If you would like us to return your samples or arrange for long term storage at our offices, please contact us as soon as possible.

We appreciate this opportunity to be of service to you and hope you will call if you should have any questions.

Sincerely,

FRIEDMAN & BRUYA, INC.



Michael Erdahl
Project Manager

Enclosures
c: Mark Chandler, Jessica Brown, Audrey Hackett, Pete Kingston, Jennifer Cyr
SOU0411R.DOC

CASE NARRATIVE

This case narrative encompasses samples received on April 3, 2012 by Friedman & Bruya, Inc. from the SoundEarth Strategies TOC_01-600_20120403 WORFDB6, F&BI 204040 project. Samples were logged in under the laboratory ID's listed below.

Laboratory ID	SoundEarth Strategies
204040-01	01MW54-20120403
204040-02	01MW65-20120403
204040-03	01MW77-20120403
204040-04	01MW61-20120403

All quality control requirements were acceptable.

Date of Report: 04/11/12
Date Received: 04/03/12
Project: TOC_01-600_20120403 WORFDB6, F&BI 204040
Date Extracted: 04/04/12
Date Analyzed: 04/04/12

RESULTS FROM THE ANALYSIS OF WATER SAMPLES FOR BENZENE, TOLUENE, ETHYLBENZENE, XYLENES AND TPH AS GASOLINE USING EPA METHOD 8021B AND NWTPH-Gx

Results Reported as ug/L (ppb)

Sample ID Laboratory ID	Benzene	Toluene	Ethyl Benzene	Total Xylenes	Gasoline Range	Surrogate (% Recovery) (Limit 52-124)
01MW54-20120403 204040-01	<1	<1	<1	<3	<100	99
01MW65-20120403 204040-02	<1	<1	<1	<3	<100	97
01MW77-20120403 204040-03	<1	<1	<1	<3	<100	99
01MW61-20120403 204040-04	<1	<1	<1	<3	<100	101
Method Blank 02-0577 MB	<1	<1	<1	<3	<100	99

Date of Report: 04/11/12
Date Received: 04/03/12
Project: TOC_01-600_20120403 WORFDB6, F&BI 204040
Date Extracted: 04/06/12
Date Analyzed: 04/07/12

RESULTS FROM THE ANALYSIS OF WATER SAMPLES FOR TOTAL PETROLEUM HYDROCARBONS AS DIESEL AND MOTOR OIL USING METHOD NWTPH-Dx

Results Reported as ug/L (ppb)

Sample ID Laboratory ID	Diesel Range (C_{10}-C_{25})	Motor Oil Range (C_{25}-C_{36})	Surrogate (% Recovery) (Limit 47-140)
01MW54-20120403 204040-01	<50	<250	95
01MW65-20120403 204040-02	<50	<250	89
01MW77-20120403 204040-03	<50	<250	98
01MW61-20120403 204040-04	<50	<250	91
Method Blank 02-589 MB	<50	<250	90

Analysis For Volatile Compounds By EPA Method 8260C

Client Sample ID:	01MW54-20120403	Client:	SoundEarth Strategies
Date Received:	04/03/12	Project:	TOC_01-600_20120403 WORFDB6
Date Extracted:	04/04/12	Lab ID:	204040-01
Date Analyzed:	04/04/12	Data File:	040421.D
Matrix:	Water	Instrument:	GCMS9
Units:	ug/L (ppb)	Operator:	JS

Surrogates:	% Recovery:	Lower Limit:	Upper Limit:
1,2-Dichloroethane-d4	100	50	150
Toluene-d8	99	50	150
4-Bromofluorobenzene	86	50	150

Compounds:	Concentration ug/L (ppb)
Vinyl chloride	<0.2
Chloroethane	<1
1,1-Dichloroethene	<1
Methylene chloride	<5
trans-1,2-Dichloroethene	<1
1,1-Dichloroethane	<1
cis-1,2-Dichloroethene	<1
1,2-Dichloroethane (EDC)	<1
1,1,1-Trichloroethane	<1
Trichloroethene	<1
Tetrachloroethene	<1

Analysis For Volatile Compounds By EPA Method 8260C

Client Sample ID:	01MW65-20120403	Client:	SoundEarth Strategies
Date Received:	04/03/12	Project:	TOC_01-600_20120403 WORFDB6
Date Extracted:	04/04/12	Lab ID:	204040-02
Date Analyzed:	04/04/12	Data File:	040422.D
Matrix:	Water	Instrument:	GCMS9
Units:	ug/L (ppb)	Operator:	JS

Surrogates:	% Recovery:	Lower Limit:	Upper Limit:
1,2-Dichloroethane-d4	101	50	150
Toluene-d8	99	50	150
4-Bromofluorobenzene	100	50	150

Compounds:	Concentration ug/L (ppb)
Vinyl chloride	<0.2
Chloroethane	<1
1,1-Dichloroethene	<1
Methylene chloride	<5
trans-1,2-Dichloroethene	<1
1,1-Dichloroethane	<1
cis-1,2-Dichloroethene	<1
1,2-Dichloroethane (EDC)	<1
1,1,1-Trichloroethane	<1
Trichloroethene	<1
Tetrachloroethene	<1

Analysis For Volatile Compounds By EPA Method 8260C

Client Sample ID:	01MW77-20120403	Client:	SoundEarth Strategies
Date Received:	04/03/12	Project:	TOC_01-600_20120403 WORFDB6
Date Extracted:	04/04/12	Lab ID:	204040-03
Date Analyzed:	04/05/12	Data File:	040433.D
Matrix:	Water	Instrument:	GCMS9
Units:	ug/L (ppb)	Operator:	JS

Surrogates:	% Recovery:	Lower Limit:	Upper Limit:
1,2-Dichloroethane-d4	103	50	150
Toluene-d8	100	50	150
4-Bromofluorobenzene	100	50	150

Compounds:	Concentration ug/L (ppb)
Vinyl chloride	<0.2
Chloroethane	<1
1,1-Dichloroethene	<1
Methylene chloride	<5
trans-1,2-Dichloroethene	<1
1,1-Dichloroethane	<1
cis-1,2-Dichloroethene	<1
1,2-Dichloroethane (EDC)	<1
1,1,1-Trichloroethane	<1
Trichloroethene	<1
Tetrachloroethene	<1

Analysis For Volatile Compounds By EPA Method 8260C

Client Sample ID:	01MW61-20120403	Client:	SoundEarth Strategies
Date Received:	04/03/12	Project:	TOC_01-600_20120403 WORFDB6
Date Extracted:	04/04/12	Lab ID:	204040-04
Date Analyzed:	04/05/12	Data File:	040434.D
Matrix:	Water	Instrument:	GCMS9
Units:	ug/L (ppb)	Operator:	JS

Surrogates:	% Recovery:	Lower Limit:	Upper Limit:
1,2-Dichloroethane-d4	104	50	150
Toluene-d8	99	50	150
4-Bromofluorobenzene	97	50	150

Compounds:	Concentration ug/L (ppb)
Vinyl chloride	<0.2
Chloroethane	<1
1,1-Dichloroethene	<1
Methylene chloride	<5
trans-1,2-Dichloroethene	<1
1,1-Dichloroethane	<1
cis-1,2-Dichloroethene	<1
1,2-Dichloroethane (EDC)	<1
1,1,1-Trichloroethane	<1
Trichloroethene	<1
Tetrachloroethene	<1

Analysis For Volatile Compounds By EPA Method 8260C

Client Sample ID:	Method Blank	Client:	SoundEarth Strategies
Date Received:	NA	Project:	TOC_01-600_20120403 WORFDB6
Date Extracted:	04/04/12	Lab ID:	02-0528 mb
Date Analyzed:	04/04/12	Data File:	040411.D
Matrix:	Water	Instrument:	GCMS9
Units:	ug/L (ppb)	Operator:	JS

Surrogates:	% Recovery:	Lower Limit:	Upper Limit:
1,2-Dichloroethane-d4	100	50	150
Toluene-d8	99	50	150
4-Bromofluorobenzene	98	50	150

Compounds:	Concentration ug/L (ppb)
Vinyl chloride	<0.2
Chloroethane	<1
1,1-Dichloroethene	<1
Methylene chloride	<5
trans-1,2-Dichloroethene	<1
1,1-Dichloroethane	<1
cis-1,2-Dichloroethene	<1
1,2-Dichloroethane (EDC)	<1
1,1,1-Trichloroethane	<1
Trichloroethene	<1
Tetrachloroethene	<1

Date of Report: 04/11/12
Date Received: 04/03/12
Project: TOC_01-600_20120403 WORFDB6, F&BI 204040

QUALITY ASSURANCE RESULTS FOR THE ANALYSIS OF WATER SAMPLES FOR BENZENE, TOLUENE, ETHYLBENZENE, XYLENES, AND TPH AS GASOLINE USING EPA METHOD 8021B AND NWTPH-Gx

Laboratory Code: 204040-01 (Duplicate)

Analyte	Reporting Units	Sample Result	Duplicate Result	Relative Percent Difference (Limit 20)
Benzene	ug/L (ppb)	<1	<1	nm
Toluene	ug/L (ppb)	<1	<1	nm
Ethylbenzene	ug/L (ppb)	<1	<1	nm
Xylenes	ug/L (ppb)	<3	<3	nm
Gasoline	ug/L (ppb)	<100	<100	nm

Laboratory Code: Laboratory Control Sample

Analyte	Reporting Units	Spike Level	Percent Recovery LCS	Acceptance Criteria
Benzene	ug/L (ppb)	50	103	65-118
Toluene	ug/L (ppb)	50	105	72-122
Ethylbenzene	ug/L (ppb)	50	103	73-126
Xylenes	ug/L (ppb)	150	101	74-118
Gasoline	ug/L (ppb)	1,000	104	69-134

Date of Report: 04/11/12
Date Received: 04/03/12
Project: TOC_01-600_20120403 WORFDB6, F&BI 204040

QUALITY ASSURANCE RESULTS FOR THE ANALYSIS OF WATER SAMPLES FOR TOTAL PETROLEUM HYDROCARBONS AS DIESEL EXTENDED USING METHOD NWTPH-Dx

Laboratory Code: Laboratory Control Sample

Analyte	Reporting Units	Spike Level	Percent Recovery LCS	Percent Recovery LCSD	Acceptance Criteria	RPD (Limit 20)
Diesel Extended	ug/L (ppb)	2,500	112	114	61-133	2

Date of Report: 04/11/12
Date Received: 04/03/12
Project: TOC_01-600_20120403 WORFDB6, F&BI 204040

QUALITY ASSURANCE RESULTS FOR THE ANALYSIS OF WATER SAMPLES FOR VOLATILES BY EPA METHOD 8260C

Laboratory Code: 204040-02 (Matrix Spike)

Analyte	Reporting Units	Spike Level	Sample Result	Percent Recovery MS	Acceptance Criteria
Vinyl chloride	ug/L (ppb)	50	<0.2	124	50-150
Chloroethane	ug/L (ppb)	50	<1	123	50-150
1,1-Dichloroethene	ug/L (ppb)	50	<1	125	50-150
Methylene chloride	ug/L (ppb)	50	<5	116	50-150
trans-1,2-Dichloroethene	ug/L (ppb)	50	<1	125	50-150
1,1-Dichloroethane	ug/L (ppb)	50	<1	96	50-150
cis-1,2-Dichloroethene	ug/L (ppb)	50	<1	95	50-150
1,2-Dichloroethane (EDC)	ug/L (ppb)	50	<1	101	50-150
1,1,1-Trichloroethane	ug/L (ppb)	50	<1	103	50-150
Trichloroethene	ug/L (ppb)	50	<1	92	50-150
Tetrachloroethene	ug/L (ppb)	50	<1	92	50-150

Laboratory Code: Laboratory Control Sample

Analyte	Reporting Units	Spike Level	Percent Recovery LCS	Percent Recovery LCSD	Acceptance Criteria	RPD (Limit 20)
Vinyl chloride	ug/L (ppb)	50	130	113	70-130	14
Chloroethane	ug/L (ppb)	50	131 vo	120	70-130	9
1,1-Dichloroethene	ug/L (ppb)	50	126	122	70-130	3
Methylene chloride	ug/L (ppb)	50	126	140 vo	70-130	11
trans-1,2-Dichloroethene	ug/L (ppb)	50	126	122	70-130	3
1,1-Dichloroethane	ug/L (ppb)	50	102	94	70-130	8
cis-1,2-Dichloroethene	ug/L (ppb)	50	101	94	70-130	7
1,2-Dichloroethane (EDC)	ug/L (ppb)	50	103	96	70-130	7
1,1,1-Trichloroethane	ug/L (ppb)	50	108	100	70-130	8
Trichloroethene	ug/L (ppb)	50	99	92	70-130	7
Tetrachloroethene	ug/L (ppb)	50	97	90	70-130	7

Data Qualifiers & Definitions

a - The analyte was detected at a level less than five times the reporting limit. The RPD results may not provide reliable information on the variability of the analysis.

A1 – More than one compound of similar molecule structure was identified with equal probability.

b - The analyte was spiked at a level that was less than five times that present in the sample. Matrix spike recoveries may not be meaningful.

ca - The calibration results for this range fell outside of acceptance criteria. The value reported is an estimate.

c - The presence of the analyte indicated may be due to carryover from previous sample injections.

d - The sample was diluted. Detection limits may be raised due to dilution.

ds - The sample was diluted. Detection limits are raised due to dilution and surrogate recoveries may not be meaningful.

dv - Insufficient sample was available to achieve normal reporting limits and limits are raised accordingly.

fb - Analyte present in the blank and the sample.

fc – The compound is a common laboratory and field contaminant.

hr - The sample and duplicate were reextracted and reanalyzed. RPD results were still outside of control limits. The variability is attributed to sample inhomogeneity.

ht - Analysis performed outside the method or client-specified holding time requirement.

ip - Recovery fell outside of normal control limits. Compounds in the sample matrix interfered with the quantitation of the analyte.

j – The result is below normal reporting limits. The value reported is an estimate.

J - The internal standard associated with the analyte is out of control limits. The reported concentration is an estimate.

jl - The analyte result in the laboratory control sample is out of control limits. The reported concentration should be considered an estimate.

jr - The rpd result in laboratory control sample associated with the analyte is out of control limits. The reported concentration should be considered an estimate.

js - The surrogate associated with the analyte is out of control limits. The reported concentration should be considered an estimate.

lc - The presence of the compound indicated is likely due to laboratory contamination.

L - The reported concentration was generated from a library search.

nm - The analyte was not detected in one or more of the duplicate analyses. Therefore, calculation of the RPD is not applicable.

pc – The sample was received in a container not approved by the method. The value reported should be considered an estimate.

pr – The sample was received with incorrect preservation. The value reported should be considered an estimate.

ve - Estimated concentration calculated for an analyte response above the valid instrument calibration range. A dilution is required to obtain an accurate quantification of the analyte.

vo - The value reported fell outside the control limits established for this analyte.

x - The sample chromatographic pattern does not resemble the fuel standard used for quantitation.

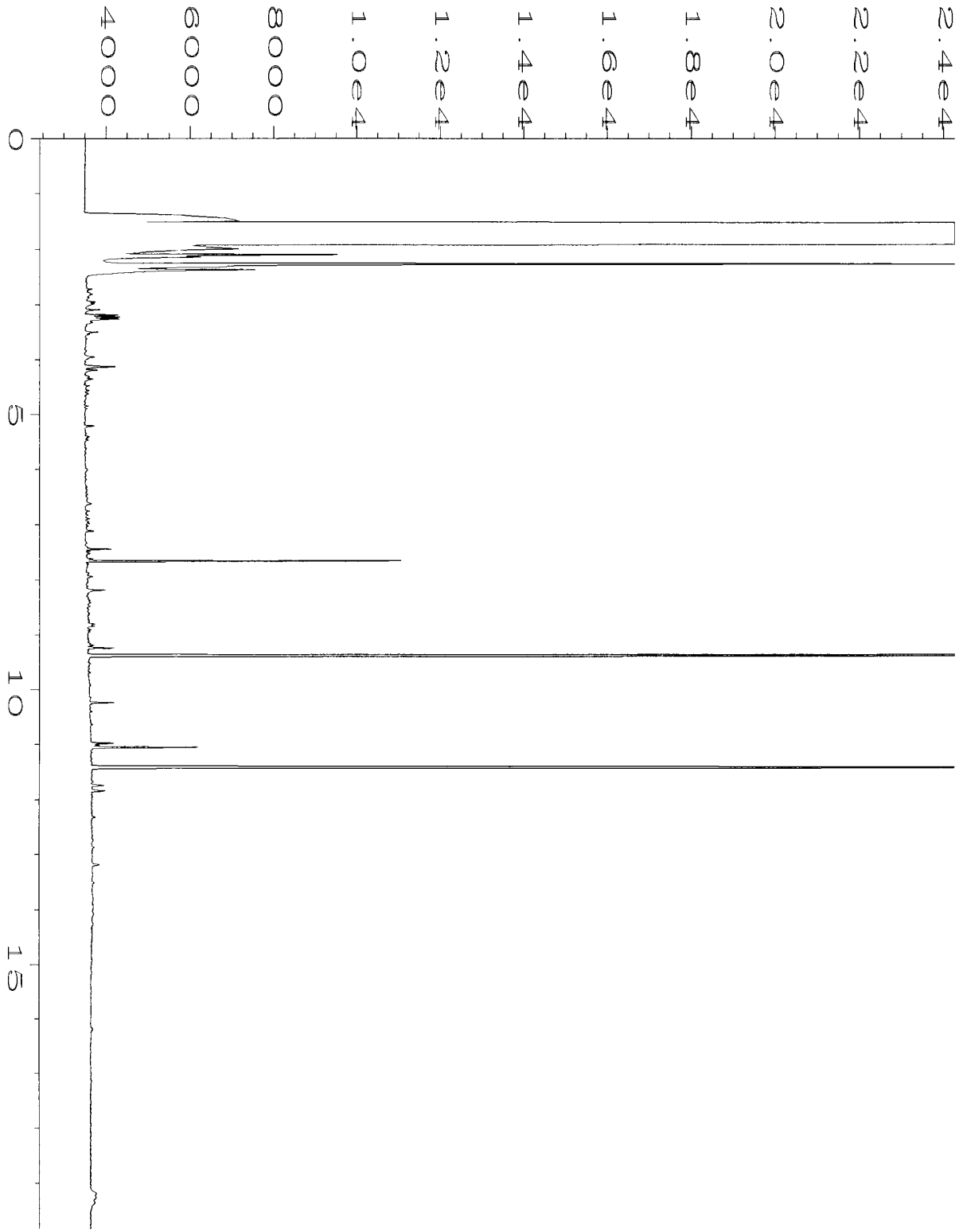

Data File Name : C:\HPCHEM\4\DATA\04-06-12\038F1101.D
Operator : ML
Instrument : GC#4
Sample Name : 204040-01
Run Time Bar Code:
Acquired on : 07 Apr 12 04:58 AM
Report Created on: 09 Apr 12 10:03 AM

Page Number : 1
Vial Number : 38
Injection Number : 1
Sequence Line : 11
Instrument Method: TPHD.MTH
Analysis Method : TPHD.MTH



Data File Name : C:\HPCHEM\4\DATA\04-06-12\039F1101.D
Operator : ML
Instrument : GC#4
Sample Name : 204040-02
Run Time Bar Code:
Acquired on : 07 Apr 12 05:24 AM
Report Created on: 09 Apr 12 10:03 AM

Page Number : 1
Vial Number : 39
Injection Number : 1
Sequence Line : 11
Instrument Method: TPHD.MTH
Analysis Method : TPHD.MTH

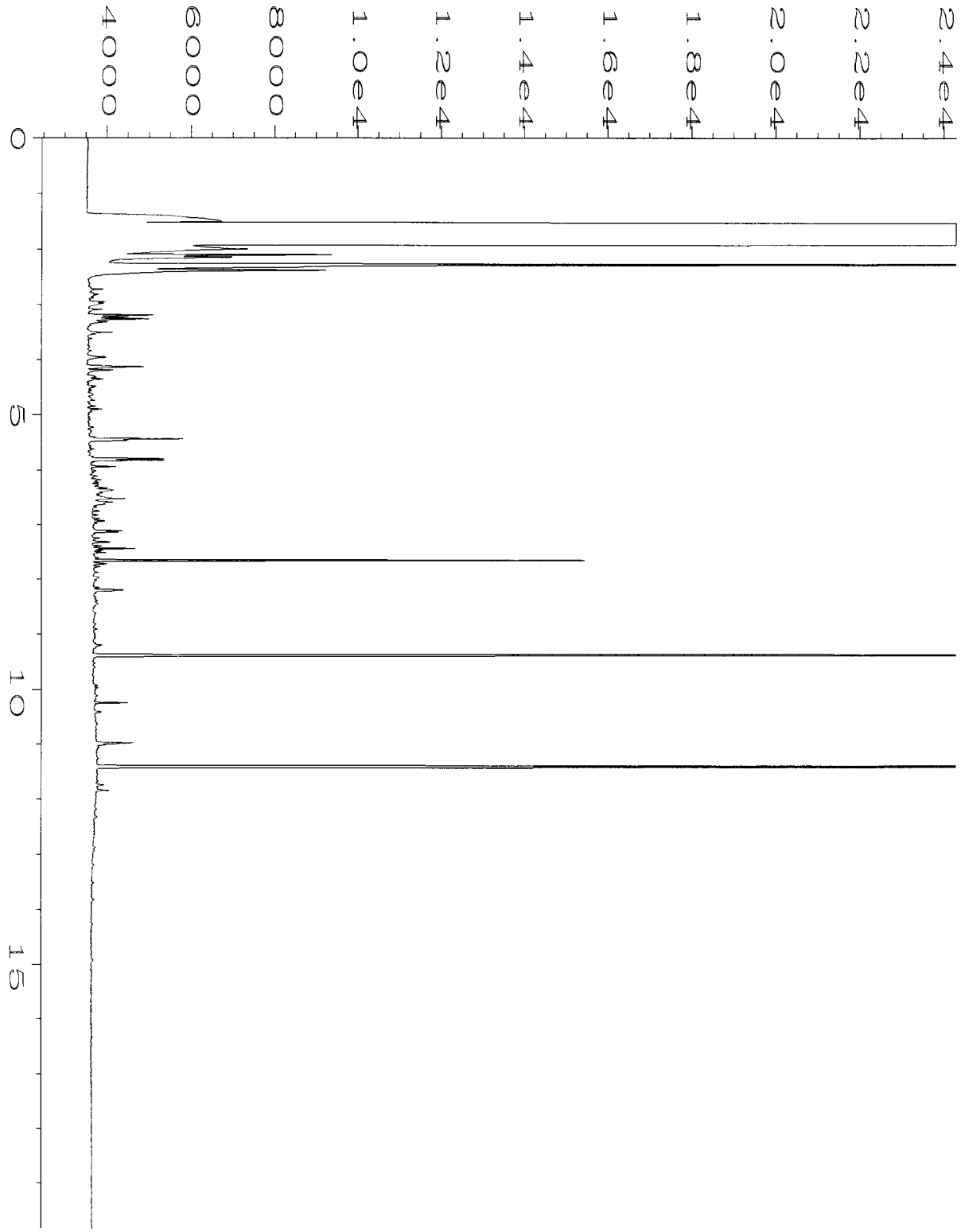

Data File Name : C:\HPCHEM\4\DATA\04-06-12\040F1101.D
Operator : ML
Instrument : GC#4
Sample Name : 204040-03
Run Time Bar Code:
Acquired on : 07 Apr 12 05:50 AM
Report Created on: 09 Apr 12 10:03 AM

Page Number : 1
Vial Number : 40
Injection Number : 1
Sequence Line : 11
Instrument Method: TPHD.MTH
Analysis Method : TPHD.MTH



Data File Name : C:\HPCHEM\4\DATA\04-06-12\041F1101.D
Operator : ML
Instrument : GC#4
Sample Name : 204040-04
Run Time Bar Code:
Acquired on : 07 Apr 12 06:17 AM
Report Created on: 09 Apr 12 10:03 AM

Page Number : 1
Vial Number : 41
Injection Number : 1
Sequence Line : 11
Instrument Method: TPHD.MTH
Analysis Method : TPHD.MTH



Data File Name : C:\HPCHEM\4\DATA\04-06-12\035F0901.D
Operator : ML
Instrument : GC#4
Sample Name : 02-589 mb
Run Time Bar Code:
Acquired on : 07 Apr 12 02:45 AM
Report Created on: 09 Apr 12 10:02 AM

Page Number : 1
Vial Number : 35
Injection Number : 1
Sequence Line : 9
Instrument Method: TPHD.MTH
Analysis Method : TPHD.MTH

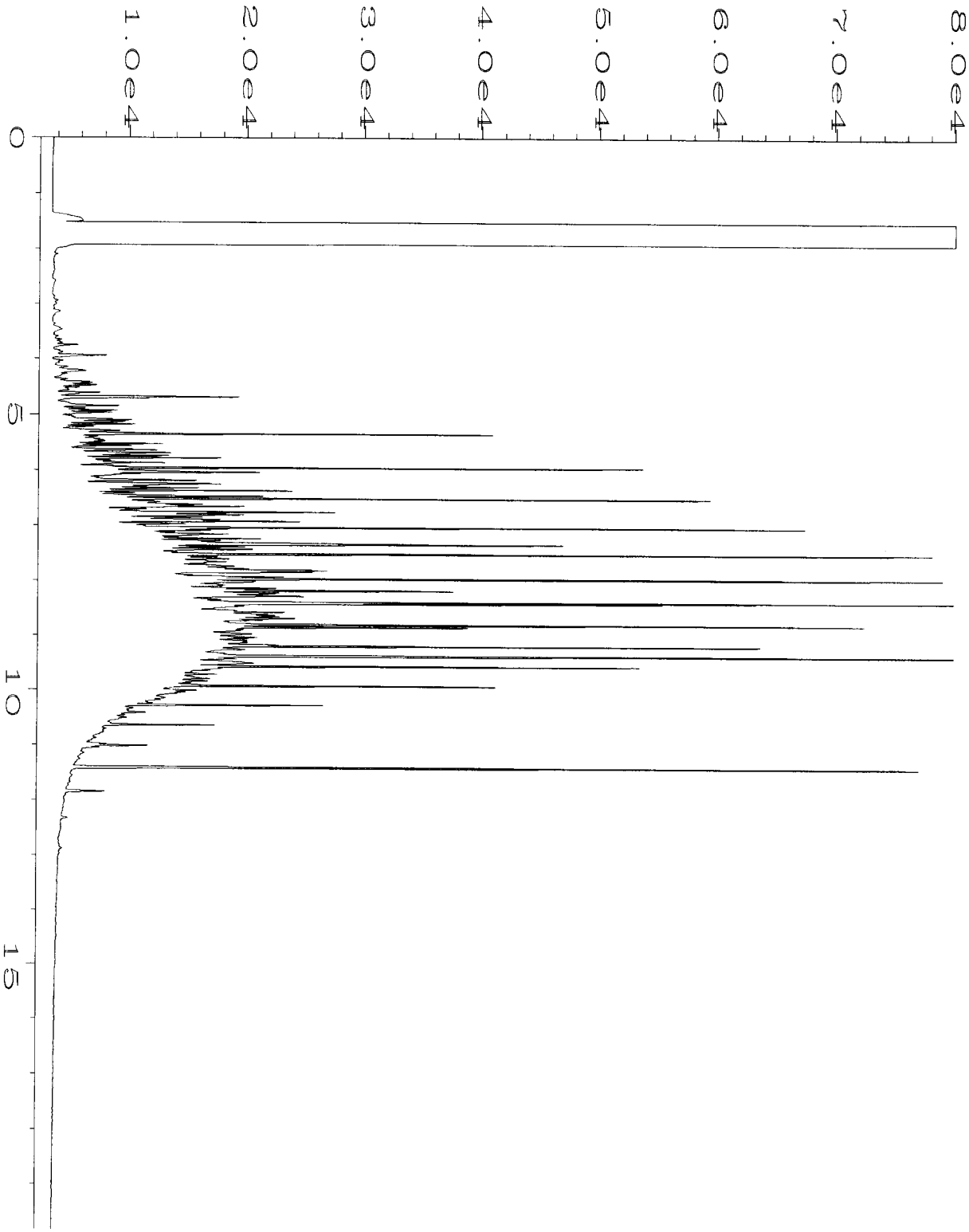

Data File Name : C:\HPCHEM\4\DATA\04-06-12\003F0201.D
Operator : ML
Instrument : GC#4
Sample Name : 500 WADF 37-06B
Run Time Bar Code:
Acquired on : 06 Apr 12 10:38 AM
Report Created on: 09 Apr 12 10:00 AM

Page Number : 1
Vial Number : 3
Injection Number : 1
Sequence Line : 2
Instrument Method: TPHD.MTH
Analysis Method : TPHD.MTH

204040

SAMPLE CHAIN OF CUSTODY

ME 04/03/12 V3/C05

Page # 1 of 1

Send Report To Tim Brown, cc: Jessica Brown, Jennifer Cyr, Pete Kingston, Audrey Hackett

Company SoundEarth Strategies

Address 2811 Fairview Ave E, Suite 2000

City, State, ZIP Seattle, WA 98102

SAMPLERS (signature)

PROJECT NAME/NO.	PO #
TOC Holdings Co. Facility No. 01-600 Seattle Terminal – ASKO Property	0440-004-24
REMARKS	EIM Y

TURNAROUND TIME

(Standard (2 Weeks)

RUSH

Rush charges authorized by:

SAMPLE DISPOSAL

⊗ Dispose after 30 days

Return samples

Will call with instructions

Sample ID	Sample Location	Sample Depth	Lab ID	Date Sampled	Time Sampled	Matrix	# of jars	GRPH by NWTPH-Gx	BTEX by EPA 8021B	DRPH/ORPH by NWTPH-Dx	cVOCs by EPA 8260C						Notes
01MW54-20120403		39.5	01A-G	4/3/12	1150	W	7	X	X	X	X						
01MW65-20120403		57	02AG	4/3/12	1402	W	7	X	X	X	X						
01MW77-20120403		38.5	03AG	4/3/12	1505	W	7	X	X	X	X						
01MW61-20120403		32.5	04-A-D	4/3/12	1658	W	7	X	X	X	X						

APL 4.3.12

SIGNATURE	PRINT NAME	COMPANY	DATE	TIME
Relinquished by:	Andrew Lent	SoundEarth	4/3/12	1757
Received by:	Yelena Aravkina	F&B, Inc.	4/03/12	1800
Relinquished by:				
Received by:		Samples received at 3 °C		

Friedman & Bruya, Inc.
3012 16th Avenue West
Seattle, WA 98119-2029
Ph. (206) 285-8282
Fax (206) 283-5044

FRIEDMAN & BRUYA, INC.

ENVIRONMENTAL CHEMISTS

James E. Bruya, Ph.D.
Yelena Aravkina, M.S.
Bradley T. Benson, B.S.
Kurt Johnson, B.S.

3012 16th Avenue West
Seattle, WA 98119-2029
TEL: (206) 285-8282
e-mail: fbi@isomedia.com

April 11, 2012

Tim Brown, Project Manager
SoundEarth Strategies
2811 Fairview Ave. East, Suite 2000
Seattle, WA 98102

Dear Mr. Brown:

Included are the results from the testing of material submitted on April 4, 2012 from the TOC_01-600_20120404 WORFDB6, F&BI 204053 project. There are 14 pages included in this report. Any samples that may remain are currently scheduled for disposal in 30 days. If you would like us to return your samples or arrange for long term storage at our offices, please contact us as soon as possible.

We appreciate this opportunity to be of service to you and hope you will call if you should have any questions.

Sincerely,

FRIEDMAN & BRUYA, INC.



Michael Erdahl
Project Manager

Enclosures
c: Mark Chandler, Jessica Brown, Audrey Hackett, Pete Kingston, Jennifer Cyr
SOU0411R.DOC

CASE NARRATIVE

This case narrative encompasses samples received on April 4, 2012 by Friedman & Bruya, Inc. from the SoundEarth Strategies TOC_01-600_20120404 WORFDB6, F&BI 204053 project. Samples were logged in under the laboratory ID's listed below.

Laboratory ID	SoundEarth Strategies
204053-01	MW03-20120403
204053-02	FD03-20120403
204053-03	MW04-20120403
204053-04	01MW79-20120403
204053-05	01MW70-20120403

The 8260C dilution of sample 01MW70-20120403 was analyzed from a hydrochloric acid preserved container. The vinyl chloride data were flagged accordingly. A full strength analysis from an unpreserved container is enclosed.

All other quality control requirements were acceptable.

Date of Report: 04/11/12
Date Received: 04/04/12
Project: TOC_01-600_20120404 WORFDB6, F&BI 204053
Date Extracted: 04/05/12
Date Analyzed: 04/05/12

RESULTS FROM THE ANALYSIS OF WATER SAMPLES FOR BENZENE, TOLUENE, ETHYLBENZENE, XYLENES AND TPH AS GASOLINE USING EPA METHOD 8021B AND NWTPH-Gx

Results Reported as ug/L (ppb)

Sample ID Laboratory ID	Benzene	Toluene	Ethyl Benzene	Total Xylenes	Gasoline Range	Surrogate (% Recovery) (Limit 52-124)
MW03-20120403 204053-01	4.7	6.9	4.0	47	1,100	98
FD03-20120403 204053-02	<1	<1	<1	<3	<100	100
MW04-20120403 204053-03	<1	<1	<1	<3	<100	100
01MW79-20120403 204053-04	<1	<1	<1	<3	120 x	102
01MW70-20120403 204053-05	<1	<1	<1	<3	120 x	102
Method Blank 02-0585 MB	<1	<1	<1	<3	<100	96

Date of Report: 04/11/12
Date Received: 04/04/12
Project: TOC_01-600_20120404 WORFDB6, F&BI 204053
Date Extracted: 04/06/12
Date Analyzed: 04/07/12

RESULTS FROM THE ANALYSIS OF WATER SAMPLES FOR TOTAL PETROLEUM HYDROCARBONS AS DIESEL AND MOTOR OIL USING METHOD NWTPH-Dx

Results Reported as ug/L (ppb)

Sample ID Laboratory ID	Diesel Range (C_{10}-C_{25})	Motor Oil Range (C_{25}-C_{36})	Surrogate (% Recovery) (Limit 47-140)
MW03-20120403 204053-01	4,700	330 x	96
FD03-20120403 204053-02	61 x	<250	86
MW04-20120403 204053-03	71 x	<250	97
01MW79-20120403 204053-04	1,200 x	400 x	92
01MW70-20120403 204053-05	1,500 x	900 x	100
Method Blank 02-589 MB	<50	<250	90

Analysis For Volatile Compounds By EPA Method 8260C

Client Sample ID:	MW03-20120403	Client:	SoundEarth Strategies
Date Received:	04/04/12	Project:	TOC_01-600_20120404 WORFDB6
Date Extracted:	04/04/12	Lab ID:	204053-01
Date Analyzed:	04/05/12	Data File:	040426.D
Matrix:	Water	Instrument:	GCMS4
Units:	ug/L (ppb)	Operator:	JS

Surrogates:	% Recovery:	Lower Limit:	Upper Limit:
1,2-Dichloroethane-d4	100	57	121
Toluene-d8	99	63	127
4-Bromofluorobenzene	101	60	133

Compounds:	Concentration ug/L (ppb)
Vinyl chloride	0.44
Chloroethane	<1
1,1-Dichloroethene	<1
Methylene chloride	<5
trans-1,2-Dichloroethene	<1
1,1-Dichloroethane	<1
cis-1,2-Dichloroethene	20
1,2-Dichloroethane (EDC)	<1
1,1,1-Trichloroethane	<1
Trichloroethene	<1
Tetrachloroethene	<1

Analysis For Volatile Compounds By EPA Method 8260C

Client Sample ID:	FD03-20120403	Client:	SoundEarth Strategies
Date Received:	04/04/12	Project:	TOC_01-600_20120404 WORFDB6
Date Extracted:	04/04/12	Lab ID:	204053-02
Date Analyzed:	04/05/12	Data File:	040427.D
Matrix:	Water	Instrument:	GCMS4
Units:	ug/L (ppb)	Operator:	JS

Surrogates:	% Recovery:	Lower Limit:	Upper Limit:
1,2-Dichloroethane-d4	100	57	121
Toluene-d8	98	63	127
4-Bromofluorobenzene	103	60	133

Compounds:	Concentration ug/L (ppb)
Vinyl chloride	0.64
Chloroethane	<1
1,1-Dichloroethene	<1
Methylene chloride	<5
trans-1,2-Dichloroethene	<1
1,1-Dichloroethane	<1
cis-1,2-Dichloroethene	4.9
1,2-Dichloroethane (EDC)	<1
1,1,1-Trichloroethane	<1
Trichloroethene	120
Tetrachloroethene	<1

Analysis For Volatile Compounds By EPA Method 8260C

Client Sample ID:	MW04-20120403	Client:	SoundEarth Strategies
Date Received:	04/04/12	Project:	TOC_01-600_20120404 WORFDB6
Date Extracted:	04/04/12	Lab ID:	204053-03
Date Analyzed:	04/05/12	Data File:	040428.D
Matrix:	Water	Instrument:	GCMS4
Units:	ug/L (ppb)	Operator:	JS

Surrogates:	% Recovery:	Lower Limit:	Upper Limit:
1,2-Dichloroethane-d4	100	57	121
Toluene-d8	99	63	127
4-Bromofluorobenzene	103	60	133

Compounds:	Concentration ug/L (ppb)
Vinyl chloride	0.62
Chloroethane	<1
1,1-Dichloroethene	<1
Methylene chloride	<5
trans-1,2-Dichloroethene	<1
1,1-Dichloroethane	<1
cis-1,2-Dichloroethene	4.8
1,2-Dichloroethane (EDC)	<1
1,1,1-Trichloroethane	<1
Trichloroethene	120
Tetrachloroethene	<1

Analysis For Volatile Compounds By EPA Method 8260C

Client Sample ID:	01MW79-20120403	Client:	SoundEarth Strategies
Date Received:	04/04/12	Project:	TOC_01-600_20120404 WORFDB6
Date Extracted:	04/04/12	Lab ID:	204053-04
Date Analyzed:	04/05/12	Data File:	040429.D
Matrix:	Water	Instrument:	GCMS4
Units:	ug/L (ppb)	Operator:	JS

Surrogates:	% Recovery:	Lower Limit:	Upper Limit:
1,2-Dichloroethane-d4	100	57	121
Toluene-d8	99	63	127
4-Bromofluorobenzene	100	60	133

Compounds:	Concentration ug/L (ppb)
Vinyl chloride	7.6
Chloroethane	<1
1,1-Dichloroethene	<1
Methylene chloride	<5
trans-1,2-Dichloroethene	2.9
1,1-Dichloroethane	<1
cis-1,2-Dichloroethene	27
1,2-Dichloroethane (EDC)	<1
1,1,1-Trichloroethane	<1
Trichloroethene	130
Tetrachloroethene	<1

Analysis For Volatile Compounds By EPA Method 8260C

Client Sample ID:	01MW70-20120403	Client:	SoundEarth Strategies
Date Received:	04/04/12	Project:	TOC_01-600_20120404 WORFDB6
Date Extracted:	04/04/12	Lab ID:	204053-05
Date Analyzed:	04/05/12	Data File:	040430.D
Matrix:	Water	Instrument:	GCMS4
Units:	ug/L (ppb)	Operator:	JS

Surrogates:	% Recovery:	Lower Limit:	Upper Limit:
1,2-Dichloroethane-d4	99	57	121
Toluene-d8	99	63	127
4-Bromofluorobenzene	103	60	133

Compounds:	Concentration ug/L (ppb)
Vinyl chloride	0.81
Chloroethane	<1
1,1-Dichloroethene	<1
Methylene chloride	<5
trans-1,2-Dichloroethene	18
1,1-Dichloroethane	<1
cis-1,2-Dichloroethene	32
1,2-Dichloroethane (EDC)	<1
1,1,1-Trichloroethane	<1
Trichloroethene	300 ve
Tetrachloroethene	<1

Analysis For Volatile Compounds By EPA Method 8260C

Client Sample ID:	01MW70-20120403	Client:	SoundEarth Strategies
Date Received:	04/04/12	Project:	TOC_01-600_20120404 WORFDB6
Date Extracted:	04/05/12	Lab ID:	204053-05 1/10
Date Analyzed:	04/05/12	Data File:	040510.D
Matrix:	Water	Instrument:	GCMS4
Units:	ug/L (ppb)	Operator:	JS

Surrogates:	% Recovery:	Lower Limit:	Upper Limit:
1,2-Dichloroethane-d4	97	57	121
Toluene-d8	100	63	127
4-Bromofluorobenzene	101	60	133

Compounds:	Concentration ug/L (ppb)
Vinyl chloride	<2 pr
Chloroethane	<10
1,1-Dichloroethene	<10
Methylene chloride	<50
trans-1,2-Dichloroethene	18
1,1-Dichloroethane	<10
cis-1,2-Dichloroethene	30
1,2-Dichloroethane (EDC)	<10
1,1,1-Trichloroethane	<10
Trichloroethene	300
Tetrachloroethene	<10

Analysis For Volatile Compounds By EPA Method 8260C

Client Sample ID:	Method Blank	Client:	SoundEarth Strategies
Date Received:	NA	Project:	TOC_01-600_20120404 WORFDB6
Date Extracted:	04/04/12	Lab ID:	02-0530 mb
Date Analyzed:	04/04/12	Data File:	040416.D
Matrix:	Water	Instrument:	GCMS4
Units:	ug/L (ppb)	Operator:	JS

Surrogates:	% Recovery:	Lower Limit:	Upper Limit:
1,2-Dichloroethane-d4	99	57	121
Toluene-d8	98	63	127
4-Bromofluorobenzene	101	60	133

Compounds:	Concentration ug/L (ppb)
Vinyl chloride	<0.2
Chloroethane	<1
1,1-Dichloroethene	<1
Methylene chloride	<5
trans-1,2-Dichloroethene	<1
1,1-Dichloroethane	<1
cis-1,2-Dichloroethene	<1
1,2-Dichloroethane (EDC)	<1
1,1,1-Trichloroethane	<1
Trichloroethene	<1
Tetrachloroethene	<1

Date of Report: 04/11/12
Date Received: 04/04/12
Project: TOC_01-600_20120404 WORFDB6, F&BI 204053

QUALITY ASSURANCE RESULTS FOR THE ANALYSIS OF WATER SAMPLES FOR BENZENE, TOLUENE, ETHYLBENZENE, XYLENES, AND TPH AS GASOLINE USING EPA METHOD 8021B AND NWTPH-Gx

Laboratory Code: 204053-02 (Duplicate)

Analyte	Reporting Units	Sample Result	Duplicate Result	Relative Percent Difference (Limit 20)
Benzene	ug/L (ppb)	<1	<1	nm
Toluene	ug/L (ppb)	<1	<1	nm
Ethylbenzene	ug/L (ppb)	<1	<1	nm
Xylenes	ug/L (ppb)	<3	<3	nm
Gasoline	ug/L (ppb)	<100	<100	nm

Laboratory Code: Laboratory Control Sample

Analyte	Reporting Units	Spike Level	Percent Recovery LCS	Acceptance Criteria
Benzene	ug/L (ppb)	50	90	65-118
Toluene	ug/L (ppb)	50	98	72-122
Ethylbenzene	ug/L (ppb)	50	101	73-126
Xylenes	ug/L (ppb)	150	98	74-118
Gasoline	ug/L (ppb)	1,000	100	69-134

Date of Report: 04/11/12
Date Received: 04/04/12
Project: TOC_01-600_20120404 WORFDB6, F&BI 204053

QUALITY ASSURANCE RESULTS FOR THE ANALYSIS OF WATER SAMPLES FOR TOTAL PETROLEUM HYDROCARBONS AS DIESEL EXTENDED USING METHOD NWTPH-Dx

Laboratory Code: Laboratory Control Sample

Analyte	Reporting Units	Spike Level	Percent Recovery LCS	Percent Recovery LCSD	Acceptance Criteria	RPD (Limit 20)
Diesel Extended	ug/L (ppb)	2,500	112	114	61-133	2

Date of Report: 04/11/12
Date Received: 04/04/12
Project: TOC_01-600_20120404 WORFDB6, F&BI 204053

QUALITY ASSURANCE RESULTS FOR THE ANALYSIS OF WATER SAMPLES FOR VOLATILES BY EPA METHOD 8260C

Laboratory Code: 204053-05 (Matrix Spike)

Analyte	Reporting Units	Spike Level	Sample Result	Percent Recovery MS	Acceptance Criteria
Vinyl chloride	ug/L (ppb)	50	0.81	96	36-166
Chloroethane	ug/L (ppb)	50	<1	103	46-160
1,1-Dichloroethene	ug/L (ppb)	50	<1	99	60-136
Methylene chloride	ug/L (ppb)	50	<5	86	67-132
trans-1,2-Dichloroethene	ug/L (ppb)	50	18	96 b	72-129
1,1-Dichloroethane	ug/L (ppb)	50	<1	99	70-128
cis-1,2-Dichloroethene	ug/L (ppb)	50	32	99 b	71-127
1,2-Dichloroethane (EDC)	ug/L (ppb)	50	<1	107	69-133
1,1,1-Trichloroethane	ug/L (ppb)	50	<1	104	60-146
Trichloroethene	ug/L (ppb)	50	300 ve	84 b	66-135
Tetrachloroethene	ug/L (ppb)	50	<1	90	73-129

Laboratory Code: Laboratory Control Sample

Analyte	Reporting Units	Spike Level	Percent Recovery LCS	Percent Recovery LCSD	Acceptance Criteria	RPD (Limit 20)
Vinyl chloride	ug/L (ppb)	50	100	100	50-154	0
Chloroethane	ug/L (ppb)	50	101	103	58-146	2
1,1-Dichloroethene	ug/L (ppb)	50	102	101	67-136	1
Methylene chloride	ug/L (ppb)	50	94	87	39-148	8
trans-1,2-Dichloroethene	ug/L (ppb)	50	100	99	68-128	1
1,1-Dichloroethane	ug/L (ppb)	50	101	100	79-121	1
cis-1,2-Dichloroethene	ug/L (ppb)	50	101	100	80-123	1
1,2-Dichloroethane (EDC)	ug/L (ppb)	50	105	104	73-132	1
1,1,1-Trichloroethane	ug/L (ppb)	50	102	100	83-130	2
Trichloroethene	ug/L (ppb)	50	89	88	80-120	1
Tetrachloroethene	ug/L (ppb)	50	96	94	76-121	2

Data Qualifiers & Definitions

a - The analyte was detected at a level less than five times the reporting limit. The RPD results may not provide reliable information on the variability of the analysis.

A1 – More than one compound of similar molecule structure was identified with equal probability.

b - The analyte was spiked at a level that was less than five times that present in the sample. Matrix spike recoveries may not be meaningful.

ca - The calibration results for this range fell outside of acceptance criteria. The value reported is an estimate.

c - The presence of the analyte indicated may be due to carryover from previous sample injections.

d - The sample was diluted. Detection limits may be raised due to dilution.

ds - The sample was diluted. Detection limits are raised due to dilution and surrogate recoveries may not be meaningful.

dv - Insufficient sample was available to achieve normal reporting limits and limits are raised accordingly.

fb - Analyte present in the blank and the sample.

fc – The compound is a common laboratory and field contaminant.

hr - The sample and duplicate were reextracted and reanalyzed. RPD results were still outside of control limits. The variability is attributed to sample inhomogeneity.

ht - Analysis performed outside the method or client-specified holding time requirement.

ip - Recovery fell outside of normal control limits. Compounds in the sample matrix interfered with the quantitation of the analyte.

j – The result is below normal reporting limits. The value reported is an estimate.

J - The internal standard associated with the analyte is out of control limits. The reported concentration is an estimate.

jl - The analyte result in the laboratory control sample is out of control limits. The reported concentration should be considered an estimate.

jr - The rpd result in laboratory control sample associated with the analyte is out of control limits. The reported concentration should be considered an estimate.

js - The surrogate associated with the analyte is out of control limits. The reported concentration should be considered an estimate.

lc - The presence of the compound indicated is likely due to laboratory contamination.

L - The reported concentration was generated from a library search.

nm - The analyte was not detected in one or more of the duplicate analyses. Therefore, calculation of the RPD is not applicable.

pc – The sample was received in a container not approved by the method. The value reported should be considered an estimate.

pr – The sample was received with incorrect preservation. The value reported should be considered an estimate.

ve - Estimated concentration calculated for an analyte response above the valid instrument calibration range. A dilution is required to obtain an accurate quantification of the analyte.

vo - The value reported fell outside the control limits established for this analyte.

x - The sample chromatographic pattern does not resemble the fuel standard used for quantitation.

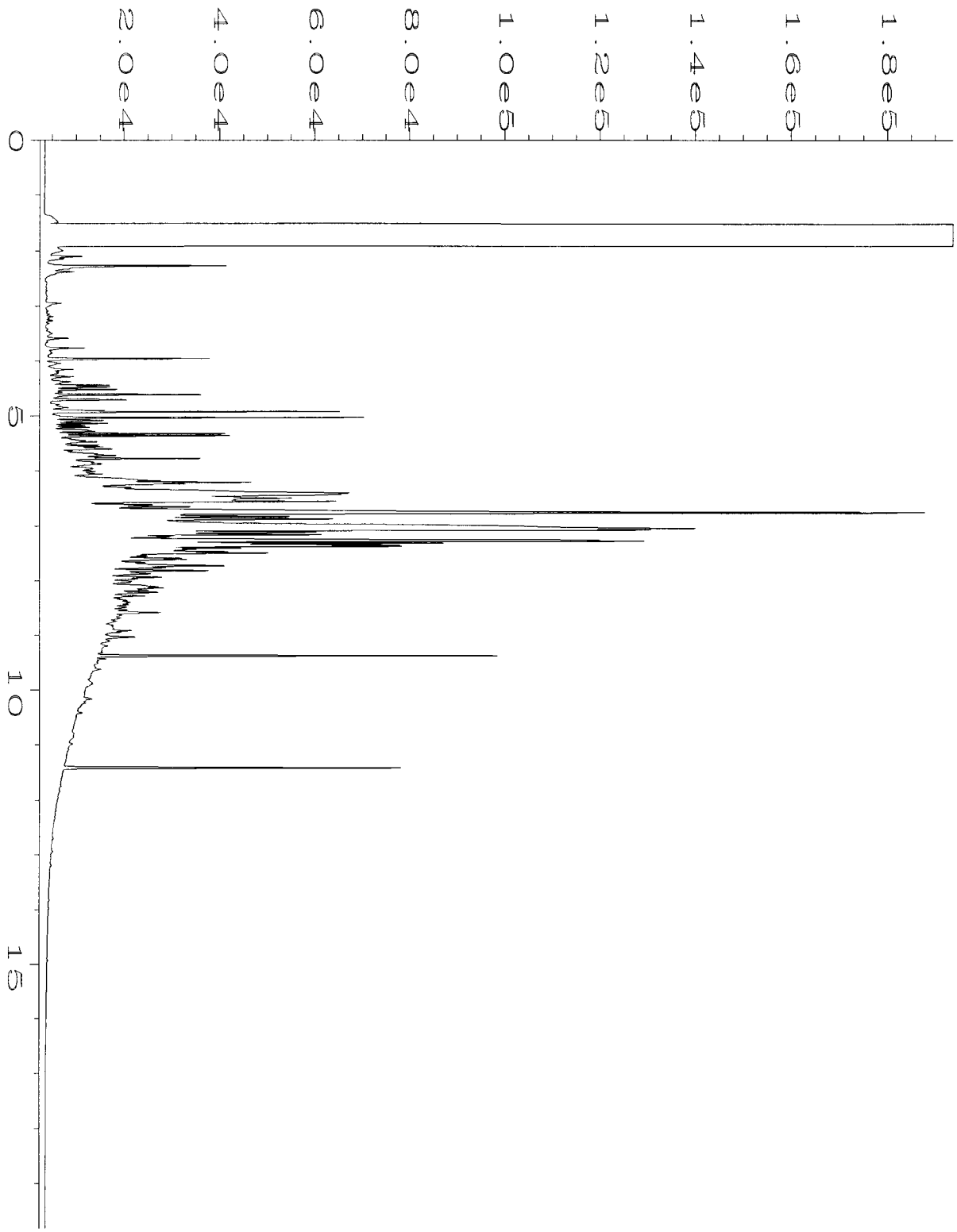

Data File Name : C:\HPCHEM\4\DATA\04-06-12\043F1101.D
Operator : ML
Instrument : GC#4
Sample Name : 204053-01
Run Time Bar Code:
Acquired on : 07 Apr 12 07:10 AM
Report Created on: 09 Apr 12 10:04 AM

Page Number : 1
Vial Number : 43
Injection Number : 1
Sequence Line : 11
Instrument Method: TPHD.MTH
Analysis Method : TPHD.MTH

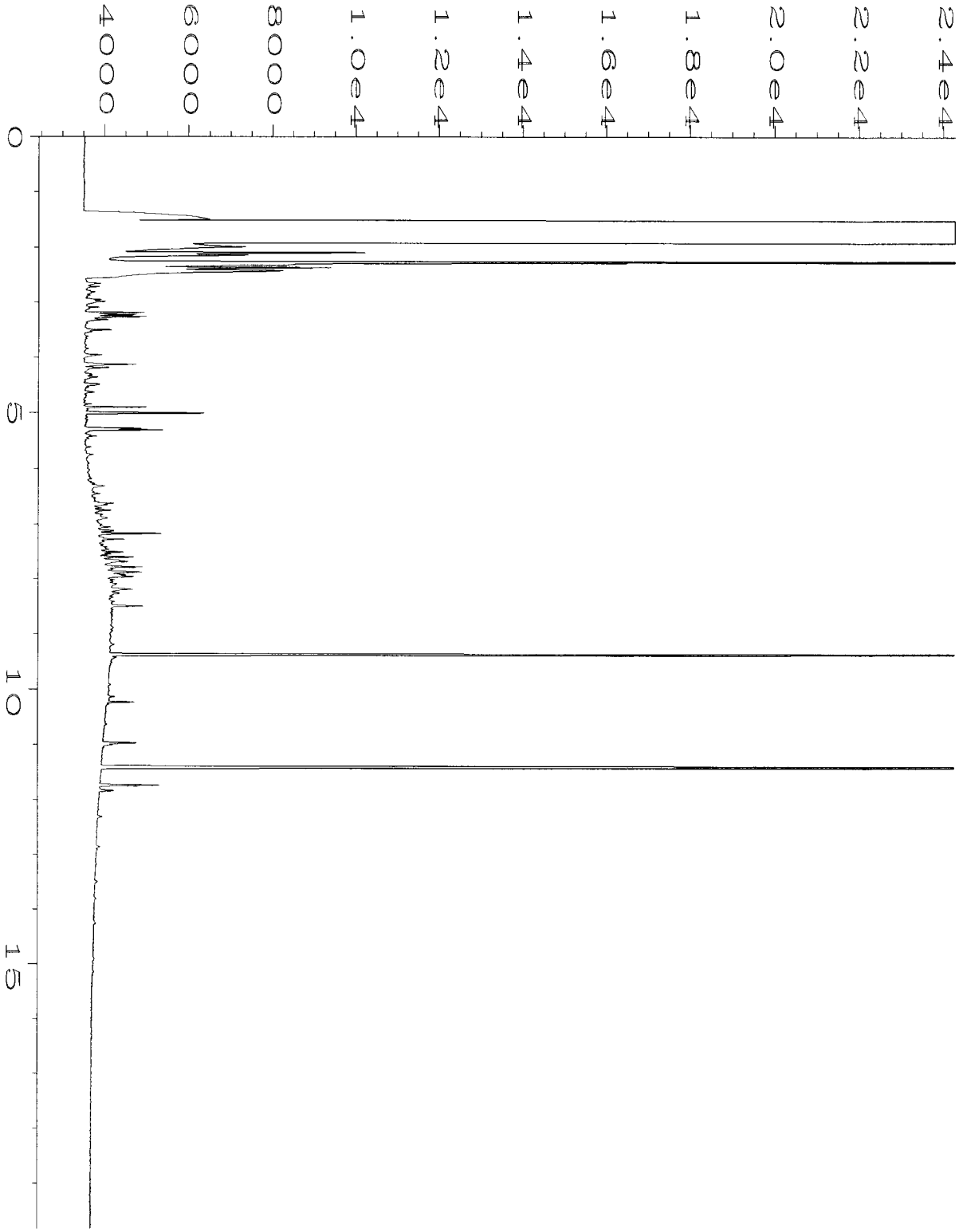

Data File Name : C:\HPCHEM\4\DATA\04-06-12\044F1101.D
Operator : ML
Instrument : GC#4
Sample Name : 204053-02
Run Time Bar Code:
Acquired on : 07 Apr 12 07:36 AM
Report Created on: 09 Apr 12 10:04 AM

Page Number : 1
Vial Number : 44
Injection Number : 1
Sequence Line : 11
Instrument Method: TPHD.MTH
Analysis Method : TPHD.MTH

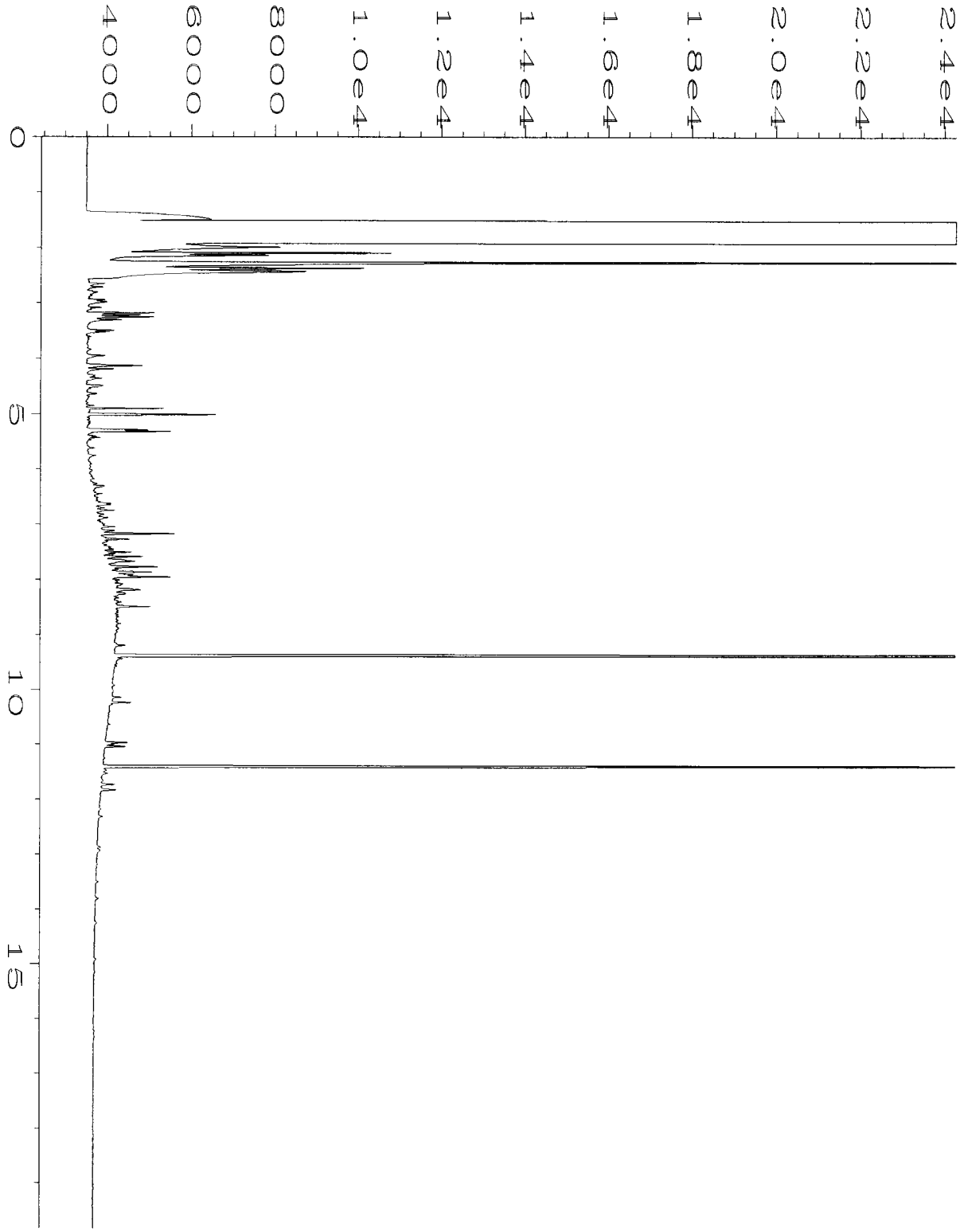

Data File Name : C:\HPCHEM\4\DATA\04-06-12\045F1101.D
Operator : ML
Instrument : GC#4
Sample Name : 204053-03
Run Time Bar Code:
Acquired on : 07 Apr 12 08:02 AM
Report Created on: 09 Apr 12 10:04 AM

Page Number : 1
Vial Number : 45
Injection Number : 1
Sequence Line : 11
Instrument Method: TPHD.MTH
Analysis Method : TPHD.MTH

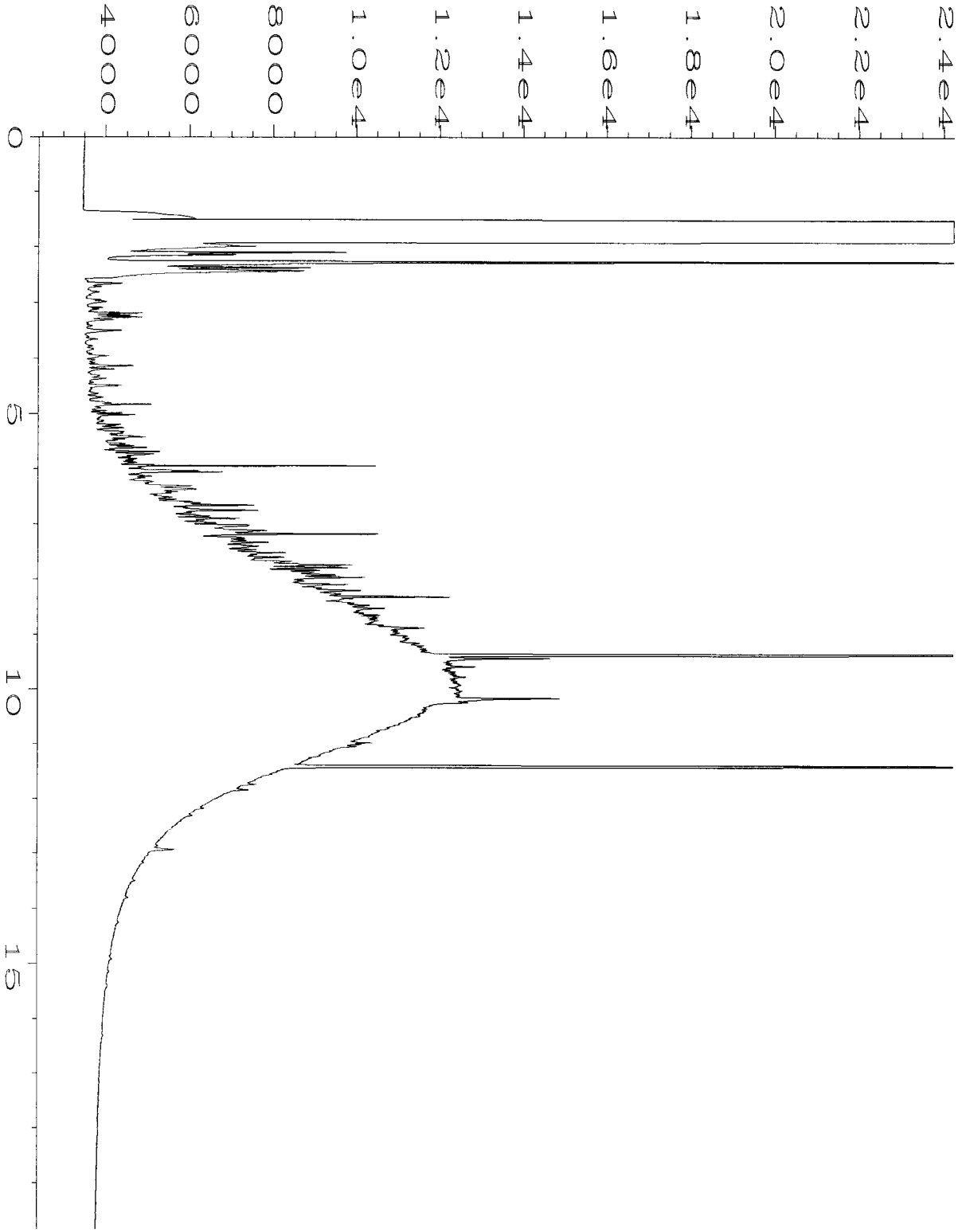

Data File Name : C:\HPCHEM\4\DATA\04-06-12\046F1101.D
Operator : ML
Instrument : GC#4
Sample Name : 204053-04
Run Time Bar Code:
Acquired on : 07 Apr 12 08:28 AM
Report Created on: 09 Apr 12 10:04 AM

Page Number : 1
Vial Number : 46
Injection Number : 1
Sequence Line : 11
Instrument Method: TPHD.MTH
Analysis Method : TPHD.MTH

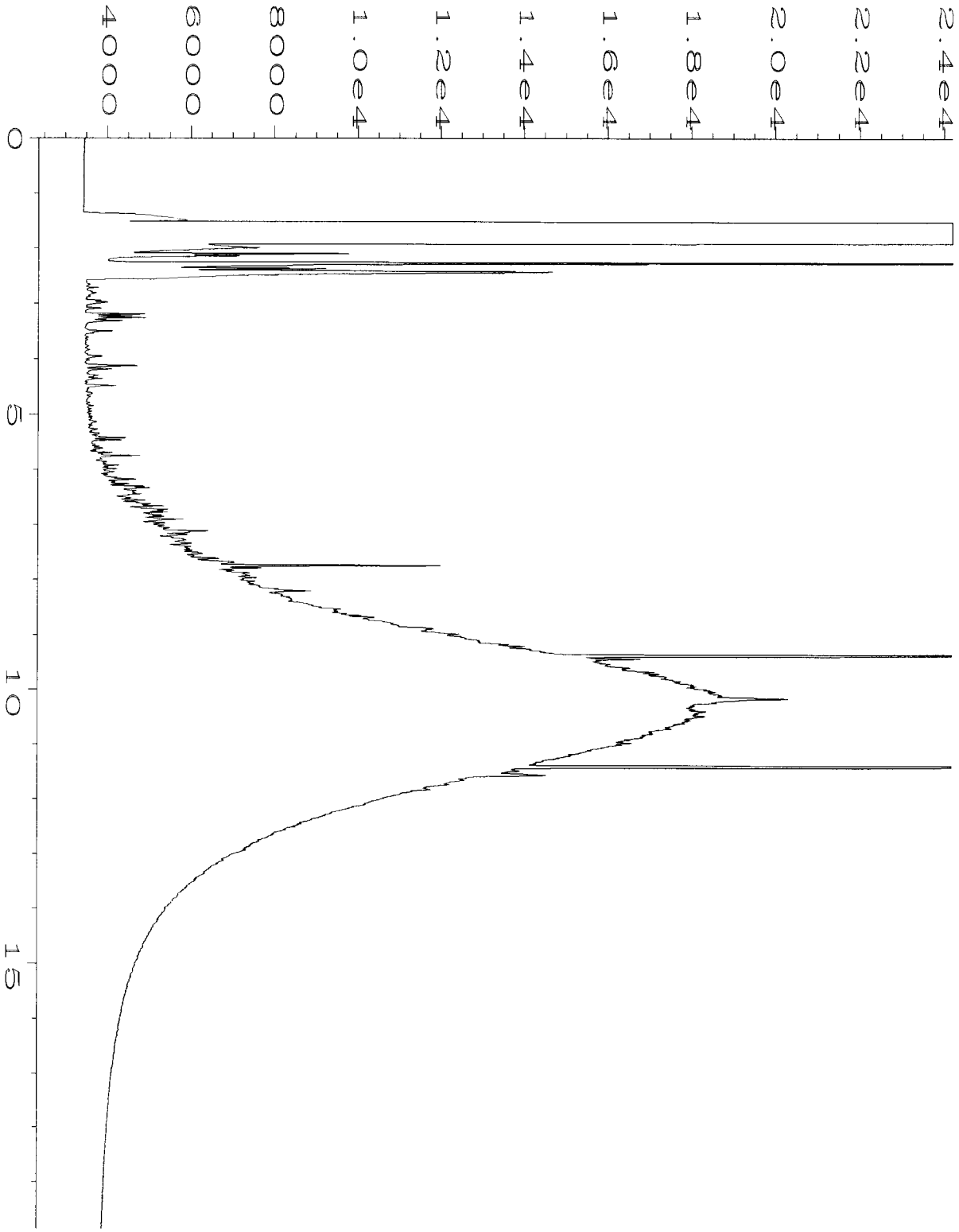

Data File Name : C:\HPCHEM\4\DATA\04-06-12\047F1301.D
Operator : ML
Instrument : GC#4
Sample Name : 204053-05
Run Time Bar Code:
Acquired on : 07 Apr 12 09:47 AM
Report Created on: 09 Apr 12 10:04 AM

Page Number : 1
Vial Number : 47
Injection Number : 1
Sequence Line : 13
Instrument Method: TPHD.MTH
Analysis Method : TPHD.MTH

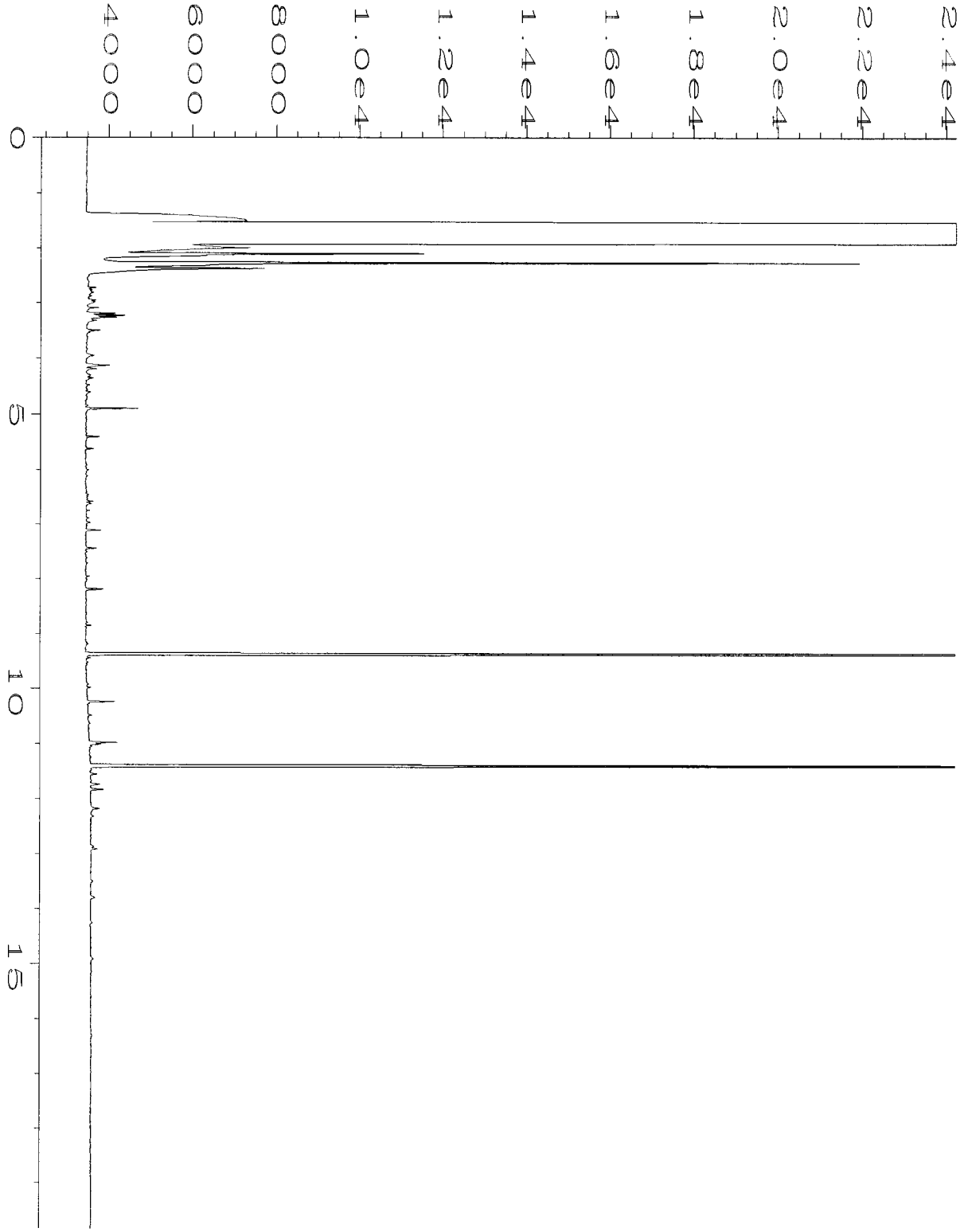

Data File Name : C:\HPCHEM\4\DATA\04-06-12\035F0901.D
Operator : ML
Instrument : GC#4
Sample Name : 02-589 mb
Run Time Bar Code:
Acquired on : 07 Apr 12 02:45 AM
Report Created on: 09 Apr 12 10:02 AM

Page Number : 1
Vial Number : 35
Injection Number : 1
Sequence Line : 9
Instrument Method: TPHD.MTH
Analysis Method : TPHD.MTH

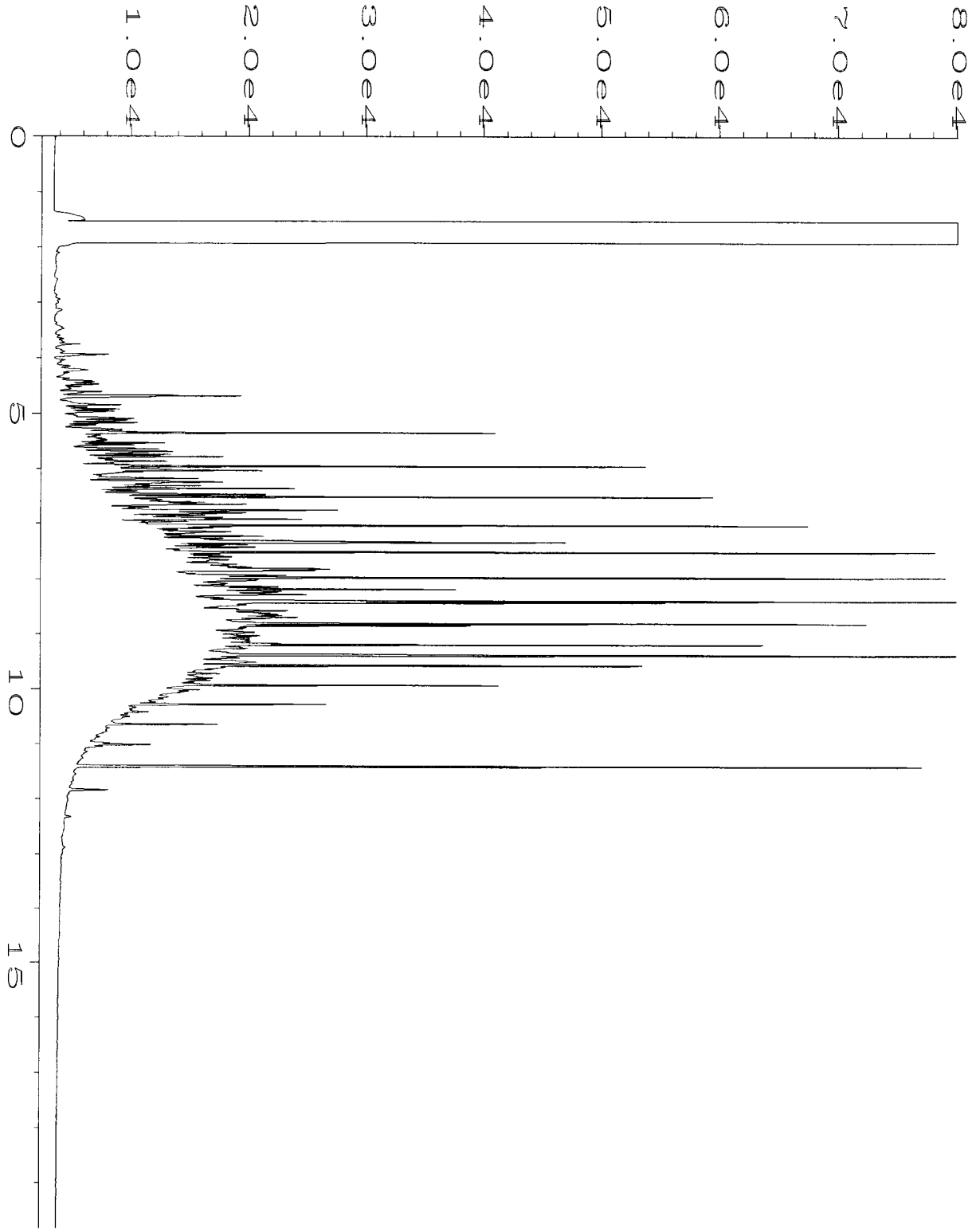

Data File Name : C:\HPCHEM\4\DATA\04-06-12\003F0201.D
Operator : ML
Instrument : GC#4
Sample Name : 500 WADF 37-06B
Run Time Bar Code:
Acquired on : 06 Apr 12 10:38 AM
Report Created on: 09 Apr 12 10:00 AM

Page Number : 1
Vial Number : 3
Injection Number : 1
Sequence Line : 2
Instrument Method: TPHD.MTH
Analysis Method : TPHD.MTH

204053

SAMPLE CHAIN OF CUSTODY

ME 04/04/12

V3/C05

Page # 1 of 1

Send Report To Tim Brown, cc: Jessica Brown, Jennifer Cyr, Pete Kingston, Audrey Hackett

Company SoundEarth Strategies

Address 2811 Fairview Ave E, Suite 2000

City, State, ZIP Seattle, WA 98102

SAMPLERS (signature)

PROJECT NAME/NO. TOC Holdings Co. Facility No. 01-600 Seattle Terminal – ASKO Property

PO # 0440-004-24

REMARKS

EIM Y

TURNAROUND TIME

(X) Standard (2 Weeks)

RUSH

Rush charges authorized by:

SAMPLE DISPOSAL

(⊗) Dispose after 30 days

Return samples

Will call with instructions

Sample ID	Sample Location	Sample Depth	Lab ID	Date Sampled	Time Sampled	Matrix	# of jars	GRPH by NWTPH-Gx	BTEX by EPA 8021B	DRPH/ORPH by NWTPH-Dx	cVOCs by EPA 8260C						Notes
MW03-20120403	MW03	12	01A-G	4/3/12	1230	WATER	7	X	X	X	X						
FD03-20120403	FD03	25	02		1313		7	X	X	X	X						
MW04-20120403	MW04	25	03		1401		7	X	X	X	X						
01MW79-20120403	01MW79	10.5	04		1525		7	X	X	X	X						
01MW70-20120403	01MW70	9	05		1652		7	X	X	X	X						

EBE

Samples received at 2 °C

Friedman & Bruya, Inc.
3012 16th Avenue West
Seattle, WA 98119-2029
Ph. (206) 285-8282
Fax (206) 283-5044

SIGNATURE	PRINT NAME	COMPANY	DATE	TIME
Relinquished by:	Liz Forbes	SES	4/3/12	1757
Received by:	Yelena Aravanis	F&B, Inc.	4/3/12	1800
Relinquished by:				
Received by:	Nhan Pham	FeBI	4/4/12	1300

FRIEDMAN & BRUYA, INC.

ENVIRONMENTAL CHEMISTS

James E. Bruya, Ph.D.
Yelena Aravkina, M.S.
Bradley T. Benson, B.S.
Kurt Johnson, B.S.

3012 16th Avenue West
Seattle, WA 98119-2029
TEL: (206) 285-8282
e-mail: fbi@isomedia.com

April 19, 2012

Tim Brown, Project Manager
SoundEarth Strategies
2811 Fairview Ave. East, Suite 2000
Seattle, WA 98102

Dear Mr. Brown:

Included are the results from the testing of material submitted on April 4, 2012 from the TOC_01-600_20120404 WORFDB6, F&BI 204057 project. There are 18 pages included in this report. Any samples that may remain are currently scheduled for disposal in 30 days. If you would like us to return your samples or arrange for long term storage at our offices, please contact us as soon as possible.

We appreciate this opportunity to be of service to you and hope you will call if you should have any questions.

Sincerely,

FRIEDMAN & BRUYA, INC.



Michael Erdahl
Project Manager

Enclosures
c: Mark Chandler, Jessica Brown, Audrey Hackett, Pete Kingston, Jennifer Cyr
SOU0419R.DOC

CASE NARRATIVE

This case narrative encompasses samples received on April 4, 2012 by Friedman & Bruya, Inc. from the SoundEarth Strategies TOC_01-600_20120404 WORFDB6, F&BI 204057 project. Samples were logged in under the laboratory ID's listed below.

Laboratory ID	SoundEarth Strategies
204057-01	01MW58-20120404
204057-02	01MW46-20120404
204057-03	01MW76-20120404
204057-04	01MW15-20120404
204057-05	01MW45-20120404
204057-06	01MW44-20120404

Samples 01MW45-20120404 and 01MW44-20120404 were sent to Aquatic Research for sulfate, nitrate, nitrite, phosphorus, alkalinity, total iron, hardness, TKN, and sulfide analyses. In addition, the samples were sent to Fremont Analytical for dissolved methane analysis. The reports are enclosed.

All quality control requirements were acceptable.

Date of Report: 04/19/12
Date Received: 04/04/12
Project: TOC_01-600_20120404 WORFDB6, F&BI 204057
Date Extracted: 04/05/12
Date Analyzed: 04/05/12 and 04/06/12

RESULTS FROM THE ANALYSIS OF WATER SAMPLES FOR BENZENE, TOLUENE, ETHYLBENZENE, XYLENES AND TPH AS GASOLINE USING EPA METHOD 8021B AND NWTPH-Gx

Results Reported as ug/L (ppb)

Sample ID Laboratory ID	Benzene	Toluene	Ethyl Benzene	Total Xylenes	Gasoline Range	Surrogate (% Recovery) (Limit 52-124)
01MW58-20120404 204057-01	<1	<1	<1	<3	<100	98
01MW46-20120404 204057-02	<1	<1	<1	<3	<100	99
01MW76-20120404 204057-03	<1	<1	<1	<3	<100	98
01MW15-20120404 204057-04	<1	<1	<1	<3	<100	100
01MW45-20120404 204057-05	2.3	1.1	<1	<3	180 x	101
01MW44-20120404 204057-06	13	1.0	<1	<3	450 x	101
Method Blank 02-0585 MB	<1	<1	<1	<3	<100	96

Date of Report: 04/19/12
Date Received: 04/04/12
Project: TOC_01-600_20120404 WORFDB6, F&BI 204057
Date Extracted: 04/06/12
Date Analyzed: 04/07/12

RESULTS FROM THE ANALYSIS OF WATER SAMPLES FOR TOTAL PETROLEUM HYDROCARBONS AS DIESEL AND MOTOR OIL USING METHOD NWTPH-Dx

Results Reported as ug/L (ppb)

Sample ID Laboratory ID	Diesel Range (C_{10}-C_{25})	Motor Oil Range (C_{25}-C_{36})	Surrogate (% Recovery) (Limit 47-140)
01MW58-20120404 204057-01	110 x	<250	100
01MW46-20120404 204057-02	180 x	<250	90
01MW76-20120404 204057-03	<50	<250	93
01MW15-20120404 204057-04	230 x	<250	89
01MW45-20120404 204057-05	500 x	<250	100
01MW44-20120404 204057-06	380 x	<250	90
Method Blank 02-589 MB	<50	<250	90

Analysis For Volatile Compounds By EPA Method 8260C

Client Sample ID:	01MW58-20120404	Client:	SoundEarth Strategies
Date Received:	04/04/12	Project:	TOC_01-600_20120404 WORFDB6
Date Extracted:	04/06/12	Lab ID:	204057-01
Date Analyzed:	04/06/12	Data File:	040609.D
Matrix:	Water	Instrument:	GCMS9
Units:	ug/L (ppb)	Operator:	JS

Surrogates:	% Recovery:	Lower Limit:	Upper Limit:
1,2-Dichloroethane-d4	97	50	150
Toluene-d8	97	50	150
4-Bromofluorobenzene	90	50	150

Compounds:	Concentration ug/L (ppb)
Vinyl chloride	<0.2
Chloroethane	<1
1,1-Dichloroethene	<1
Methylene chloride	<5
trans-1,2-Dichloroethene	<1
1,1-Dichloroethane	<1
cis-1,2-Dichloroethene	<1
1,2-Dichloroethane (EDC)	<1
1,1,1-Trichloroethane	<1
Trichloroethene	<1
Tetrachloroethene	<1

Analysis For Volatile Compounds By EPA Method 8260C

Client Sample ID:	01MW46-20120404	Client:	SoundEarth Strategies
Date Received:	04/04/12	Project:	TOC_01-600_20120404 WORFDB6
Date Extracted:	04/06/12	Lab ID:	204057-02
Date Analyzed:	04/06/12	Data File:	040610.D
Matrix:	Water	Instrument:	GCMS9
Units:	ug/L (ppb)	Operator:	JS

Surrogates:	% Recovery:	Lower Limit:	Upper Limit:
1,2-Dichloroethane-d4	98	50	150
Toluene-d8	95	50	150
4-Bromofluorobenzene	100	50	150

Compounds:	Concentration ug/L (ppb)
Vinyl chloride	9.3
Chloroethane	<1
1,1-Dichloroethene	<1
Methylene chloride	<5
trans-1,2-Dichloroethene	<1
1,1-Dichloroethane	<1
cis-1,2-Dichloroethene	22
1,2-Dichloroethane (EDC)	<1
1,1,1-Trichloroethane	<1
Trichloroethene	1.2
Tetrachloroethene	<1

Analysis For Volatile Compounds By EPA Method 8260C

Client Sample ID:	01MW76-20120404	Client:	SoundEarth Strategies
Date Received:	04/04/12	Project:	TOC_01-600_20120404 WORFDB6
Date Extracted:	04/06/12	Lab ID:	204057-03
Date Analyzed:	04/06/12	Data File:	040611.D
Matrix:	Water	Instrument:	GCMS9
Units:	ug/L (ppb)	Operator:	JS

Surrogates:	% Recovery:	Lower Limit:	Upper Limit:
1,2-Dichloroethane-d4	99	50	150
Toluene-d8	96	50	150
4-Bromofluorobenzene	103	50	150

Compounds:	Concentration ug/L (ppb)
Vinyl chloride	<0.2
Chloroethane	<1
1,1-Dichloroethene	<1
Methylene chloride	<5
trans-1,2-Dichloroethene	<1
1,1-Dichloroethane	<1
cis-1,2-Dichloroethene	<1
1,2-Dichloroethane (EDC)	<1
1,1,1-Trichloroethane	<1
Trichloroethene	33
Tetrachloroethene	<1

Analysis For Volatile Compounds By EPA Method 8260C

Client Sample ID:	01MW15-20120404	Client:	SoundEarth Strategies
Date Received:	04/04/12	Project:	TOC_01-600_20120404 WORFDB6
Date Extracted:	04/06/12	Lab ID:	204057-04
Date Analyzed:	04/06/12	Data File:	040612.D
Matrix:	Water	Instrument:	GCMS9
Units:	ug/L (ppb)	Operator:	JS

Surrogates:	% Recovery:	Lower Limit:	Upper Limit:
1,2-Dichloroethane-d4	96	50	150
Toluene-d8	97	50	150
4-Bromofluorobenzene	98	50	150

Compounds:	Concentration ug/L (ppb)
Vinyl chloride	6.5
Chloroethane	<1
1,1-Dichloroethene	<1
Methylene chloride	<5
trans-1,2-Dichloroethene	<1
1,1-Dichloroethane	<1
cis-1,2-Dichloroethene	2.2
1,2-Dichloroethane (EDC)	<1
1,1,1-Trichloroethane	<1
Trichloroethene	2.1
Tetrachloroethene	<1

Analysis For Volatile Compounds By EPA Method 8260C

Client Sample ID:	01MW45-20120404	Client:	SoundEarth Strategies
Date Received:	04/04/12	Project:	TOC_01-600_20120404 WORFDB6
Date Extracted:	04/05/12	Lab ID:	204057-05
Date Analyzed:	04/05/12	Data File:	040528.D
Matrix:	Water	Instrument:	GCMS4
Units:	ug/L (ppb)	Operator:	JS

Surrogates:	% Recovery:	Lower Limit:	Upper Limit:
1,2-Dichloroethane-d4	101	57	121
Toluene-d8	100	63	127
4-Bromofluorobenzene	103	60	133

Compounds:	Concentration ug/L (ppb)
Vinyl chloride	2.1
Chloroethane	<1
1,1-Dichloroethene	<1
Methylene chloride	<5
trans-1,2-Dichloroethene	<1
1,1-Dichloroethane	<1
cis-1,2-Dichloroethene	88
1,2-Dichloroethane (EDC)	<1
1,1,1-Trichloroethane	<1
Trichloroethene	440 ve
Tetrachloroethene	<1

Analysis For Volatile Compounds By EPA Method 8260C

Client Sample ID:	01MW45-20120404	Client:	SoundEarth Strategies
Date Received:	04/04/12	Project:	TOC_01-600_20120404 WORFDB6
Date Extracted:	02/06/12	Lab ID:	204057-05 1/10
Date Analyzed:	04/09/12	Data File:	040909.D
Matrix:	Water	Instrument:	GCMS4
Units:	ug/L (ppb)	Operator:	JS

Surrogates:	% Recovery:	Lower Limit:	Upper Limit:
1,2-Dichloroethane-d4	97	57	121
Toluene-d8	99	63	127
4-Bromofluorobenzene	101	60	133

Compounds:	Concentration ug/L (ppb)
Vinyl chloride	<2
Chloroethane	<10
1,1-Dichloroethene	<10
Methylene chloride	<50
trans-1,2-Dichloroethene	<10
1,1-Dichloroethane	<10
cis-1,2-Dichloroethene	75
1,2-Dichloroethane (EDC)	<10
1,1,1-Trichloroethane	<10
Trichloroethene	410
Tetrachloroethene	<10

Analysis For Volatile Compounds By EPA Method 8260C

Client Sample ID:	01MW44-20120404	Client:	SoundEarth Strategies
Date Received:	04/04/12	Project:	TOC_01-600_20120404 WORFDB6
Date Extracted:	04/05/12	Lab ID:	204057-06
Date Analyzed:	04/05/12	Data File:	040529.D
Matrix:	Water	Instrument:	GCMS4
Units:	ug/L (ppb)	Operator:	JS

Surrogates:	% Recovery:	Lower Limit:	Upper Limit:
1,2-Dichloroethane-d4	99	57	121
Toluene-d8	99	63	127
4-Bromofluorobenzene	103	60	133

Compounds:	Concentration ug/L (ppb)
Vinyl chloride	11
Chloroethane	<1
1,1-Dichloroethene	1.3
Methylene chloride	<5
trans-1,2-Dichloroethene	1.4
1,1-Dichloroethane	<1
cis-1,2-Dichloroethene	95
1,2-Dichloroethane (EDC)	5.2
1,1,1-Trichloroethane	<1
Trichloroethene	1,400 ve
Tetrachloroethene	<1

Analysis For Volatile Compounds By EPA Method 8260C

Client Sample ID:	01MW44-20120404	Client:	SoundEarth Strategies
Date Received:	04/04/12	Project:	TOC_01-600_20120404 WORFDB6
Date Extracted:	04/06/12	Lab ID:	204057-06 1/100
Date Analyzed:	04/06/12	Data File:	040622.D
Matrix:	Water	Instrument:	GCMS4
Units:	ug/L (ppb)	Operator:	JS

Surrogates:	% Recovery:	Lower Limit:	Upper Limit:
1,2-Dichloroethane-d4	101	57	121
Toluene-d8	99	63	127
4-Bromofluorobenzene	102	60	133

Compounds:	Concentration ug/L (ppb)
Vinyl chloride	<20
Chloroethane	<100
1,1-Dichloroethene	<100
Methylene chloride	<500
trans-1,2-Dichloroethene	<100
1,1-Dichloroethane	<100
cis-1,2-Dichloroethene	<100
1,2-Dichloroethane (EDC)	<100
1,1,1-Trichloroethane	<100
Trichloroethene	1,200
Tetrachloroethene	<100

Analysis For Volatile Compounds By EPA Method 8260C

Client Sample ID:	Method Blank	Client:	SoundEarth Strategies
Date Received:	NA	Project:	TOC_01-600_20120404 WORFDB6
Date Extracted:	04/06/12	Lab ID:	02-0535 mb
Date Analyzed:	04/06/12	Data File:	040608.D
Matrix:	Water	Instrument:	GCMS9
Units:	ug/L (ppb)	Operator:	JS

Surrogates:	% Recovery:	Lower Limit:	Upper Limit:
1,2-Dichloroethane-d4	96	50	150
Toluene-d8	96	50	150
4-Bromofluorobenzene	100	50	150

Compounds:	Concentration ug/L (ppb)
Vinyl chloride	<0.2
Chloroethane	<1
1,1-Dichloroethene	<1
Methylene chloride	<5
trans-1,2-Dichloroethene	<1
1,1-Dichloroethane	<1
cis-1,2-Dichloroethene	<1
1,2-Dichloroethane (EDC)	<1
1,1,1-Trichloroethane	<1
Trichloroethene	<1
Tetrachloroethene	<1

Analysis For Volatile Compounds By EPA Method 8260C

Client Sample ID:	Method Blank	Client:	SoundEarth Strategies
Date Received:	NA	Project:	TOC_01-600_20120404 WORFDB6
Date Extracted:	04/05/12	Lab ID:	02-0531 mb
Date Analyzed:	04/05/12	Data File:	040508.D
Matrix:	Water	Instrument:	GCMS4
Units:	ug/L (ppb)	Operator:	JS

Surrogates:	% Recovery:	Lower Limit:	Upper Limit:
1,2-Dichloroethane-d4	101	57	121
Toluene-d8	100	63	127
4-Bromofluorobenzene	103	60	133

Compounds:	Concentration ug/L (ppb)
Vinyl chloride	<0.2
Chloroethane	<1
1,1-Dichloroethene	<1
Methylene chloride	<5
trans-1,2-Dichloroethene	<1
1,1-Dichloroethane	<1
cis-1,2-Dichloroethene	<1
1,2-Dichloroethane (EDC)	<1
1,1,1-Trichloroethane	<1
Trichloroethene	<1
Tetrachloroethene	<1

Date of Report: 04/19/12
Date Received: 04/04/12
Project: TOC_01-600_20120404 WORFDB6, F&BI 204057

QUALITY ASSURANCE RESULTS FOR THE ANALYSIS OF WATER SAMPLES FOR BENZENE, TOLUENE, ETHYLBENZENE, XYLENES, AND TPH AS GASOLINE USING EPA METHOD 8021B AND NWTPH-Gx

Laboratory Code: 204053-02 (Duplicate)

Analyte	Reporting Units	Sample Result	Duplicate Result	Relative Percent Difference (Limit 20)
Benzene	ug/L (ppb)	<1	<1	nm
Toluene	ug/L (ppb)	<1	<1	nm
Ethylbenzene	ug/L (ppb)	<1	<1	nm
Xylenes	ug/L (ppb)	<3	<3	nm
Gasoline	ug/L (ppb)	<100	<100	nm

Laboratory Code: Laboratory Control Sample

Analyte	Reporting Units	Spike Level	Percent Recovery LCS	Acceptance Criteria
Benzene	ug/L (ppb)	50	90	65-118
Toluene	ug/L (ppb)	50	98	72-122
Ethylbenzene	ug/L (ppb)	50	101	73-126
Xylenes	ug/L (ppb)	150	98	74-118
Gasoline	ug/L (ppb)	1,000	100	69-134

Date of Report: 04/19/12
Date Received: 04/04/12
Project: TOC_01-600_20120404 WORFDB6, F&BI 204057

QUALITY ASSURANCE RESULTS FOR THE ANALYSIS OF WATER SAMPLES FOR TOTAL PETROLEUM HYDROCARBONS AS DIESEL EXTENDED USING METHOD NWTPH-Dx

Laboratory Code: Laboratory Control Sample

Analyte	Reporting Units	Spike Level	Percent Recovery LCS	Percent Recovery LCSD	Acceptance Criteria	RPD (Limit 20)
Diesel Extended	ug/L (ppb)	2,500	112	114	61-133	2

Date of Report: 04/19/12
Date Received: 04/04/12
Project: TOC_01-600_20120404 WORFDB6, F&BI 204057

QUALITY ASSURANCE RESULTS FOR THE ANALYSIS OF WATER SAMPLES FOR VOLATILES BY EPA METHOD 8260C

Laboratory Code: 204045-04 (Matrix Spike)

Analyte	Reporting Units	Spike Level	Sample Result	Percent Recovery MS	Acceptance Criteria
Vinyl chloride	ug/L (ppb)	50	<0.2	101	36-166
Chloroethane	ug/L (ppb)	50	<1	108	46-160
1,1-Dichloroethene	ug/L (ppb)	50	<1	106	60-136
Methylene chloride	ug/L (ppb)	50	<5	89	67-132
trans-1,2-Dichloroethene	ug/L (ppb)	50	<1	102	72-129
1,1-Dichloroethane	ug/L (ppb)	50	<1	103	70-128
cis-1,2-Dichloroethene	ug/L (ppb)	50	<1	102	71-127
1,2-Dichloroethane (EDC)	ug/L (ppb)	50	<1	112	69-133
1,1,1-Trichloroethane	ug/L (ppb)	50	<1	105	60-146
Trichloroethene	ug/L (ppb)	50	<1	92	66-135
Tetrachloroethene	ug/L (ppb)	50	<1	91	73-129

Laboratory Code: Laboratory Control Sample

Analyte	Reporting Units	Spike Level	Percent Recovery LCS	Percent Recovery LCSD	Acceptance Criteria	RPD (Limit 20)
Vinyl chloride	ug/L (ppb)	50	99	103	50-154	4
Chloroethane	ug/L (ppb)	50	99	105	58-146	6
1,1-Dichloroethene	ug/L (ppb)	50	102	106	67-136	4
Methylene chloride	ug/L (ppb)	50	93	94	39-148	1
trans-1,2-Dichloroethene	ug/L (ppb)	50	99	102	68-128	3
1,1-Dichloroethane	ug/L (ppb)	50	100	104	79-121	4
cis-1,2-Dichloroethene	ug/L (ppb)	50	99	103	80-123	4
1,2-Dichloroethane (EDC)	ug/L (ppb)	50	104	108	73-132	4
1,1,1-Trichloroethane	ug/L (ppb)	50	100	107	83-130	7
Trichloroethene	ug/L (ppb)	50	89	91	80-120	2
Tetrachloroethene	ug/L (ppb)	50	95	98	76-121	3

Date of Report: 04/19/12
Date Received: 04/04/12
Project: TOC_01-600_20120404 WORFDB6, F&BI 204057

QUALITY ASSURANCE RESULTS FOR THE ANALYSIS OF WATER SAMPLES FOR VOLATILES BY EPA METHOD 8260C

Laboratory Code: Laboratory Control Sample

Analyte	Reporting Units	Spike Level	Percent Recovery LCS	Percent Recovery LCSD	Acceptance Criteria	RPD (Limit 20)
Vinyl chloride	ug/L (ppb)	50	129	126	70-130	2
Chloroethane	ug/L (ppb)	50	119	125	70-130	5
1,1-Dichloroethene	ug/L (ppb)	50	121	125	70-130	3
Methylene chloride	ug/L (ppb)	50	113	118	70-130	4
trans-1,2-Dichloroethene	ug/L (ppb)	50	121	125	70-130	3
1,1-Dichloroethane	ug/L (ppb)	50	94	95	70-130	1
cis-1,2-Dichloroethene	ug/L (ppb)	50	96	94	70-130	2
1,2-Dichloroethane (EDC)	ug/L (ppb)	50	101	101	70-130	0
1,1,1-Trichloroethane	ug/L (ppb)	50	102	104	70-130	2
Trichloroethene	ug/L (ppb)	50	94	94	70-130	0
Tetrachloroethene	ug/L (ppb)	50	99	99	70-130	0

Data Qualifiers & Definitions

a - The analyte was detected at a level less than five times the reporting limit. The RPD results may not provide reliable information on the variability of the analysis.

A1 – More than one compound of similar molecule structure was identified with equal probability.

b - The analyte was spiked at a level that was less than five times that present in the sample. Matrix spike recoveries may not be meaningful.

ca - The calibration results for this range fell outside of acceptance criteria. The value reported is an estimate.

c - The presence of the analyte indicated may be due to carryover from previous sample injections.

d - The sample was diluted. Detection limits may be raised due to dilution.

ds - The sample was diluted. Detection limits are raised due to dilution and surrogate recoveries may not be meaningful.

dv - Insufficient sample was available to achieve normal reporting limits and limits are raised accordingly.

fb - Analyte present in the blank and the sample.

fc – The compound is a common laboratory and field contaminant.

hr - The sample and duplicate were reextracted and reanalyzed. RPD results were still outside of control limits. The variability is attributed to sample inhomogeneity.

ht - Analysis performed outside the method or client-specified holding time requirement.

ip - Recovery fell outside of normal control limits. Compounds in the sample matrix interfered with the quantitation of the analyte.

j – The result is below normal reporting limits. The value reported is an estimate.

J - The internal standard associated with the analyte is out of control limits. The reported concentration is an estimate.

jl - The analyte result in the laboratory control sample is out of control limits. The reported concentration should be considered an estimate.

jr - The rpd result in laboratory control sample associated with the analyte is out of control limits. The reported concentration should be considered an estimate.

js - The surrogate associated with the analyte is out of control limits. The reported concentration should be considered an estimate.

lc - The presence of the compound indicated is likely due to laboratory contamination.

L - The reported concentration was generated from a library search.

nm - The analyte was not detected in one or more of the duplicate analyses. Therefore, calculation of the RPD is not applicable.

pc – The sample was received in a container not approved by the method. The value reported should be considered an estimate.

pr – The sample was received with incorrect preservation. The value reported should be considered an estimate.

ve - Estimated concentration calculated for an analyte response above the valid instrument calibration range. A dilution is required to obtain an accurate quantification of the analyte.

vo - The value reported fell outside the control limits established for this analyte.

x - The sample chromatographic pattern does not resemble the fuel standard used for quantitation.

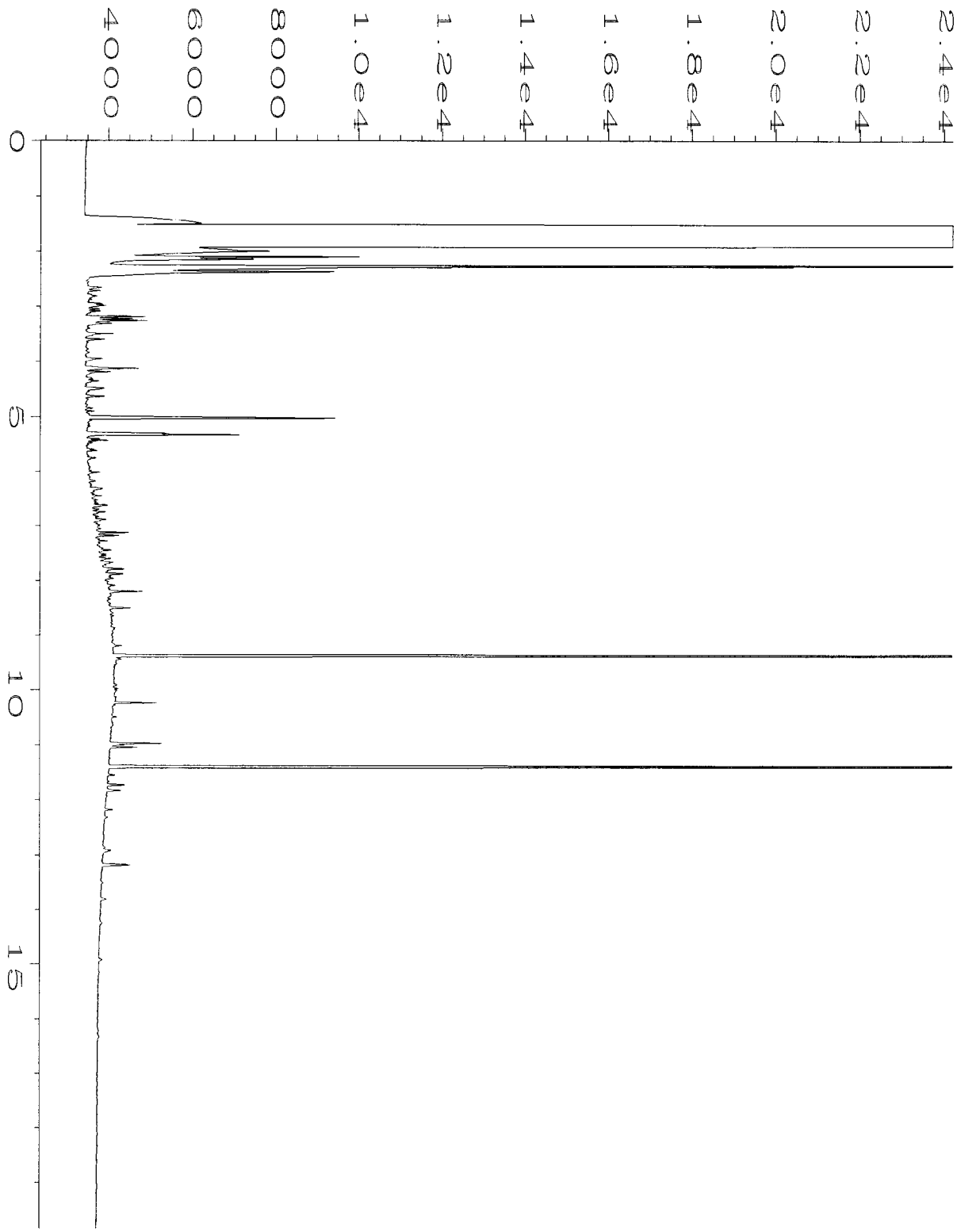

Data File Name : C:\HPCHEM\4\DATA\04-06-12\048F1301.D
Operator : ML
Instrument : GC#4
Sample Name : 204057-01
Run Time Bar Code:
Acquired on : 07 Apr 12 10:14 AM
Report Created on: 09 Apr 12 10:04 AM

Page Number : 1
Vial Number : 48
Injection Number : 1
Sequence Line : 13
Instrument Method: TPHD.MTH
Analysis Method : TPHD.MTH

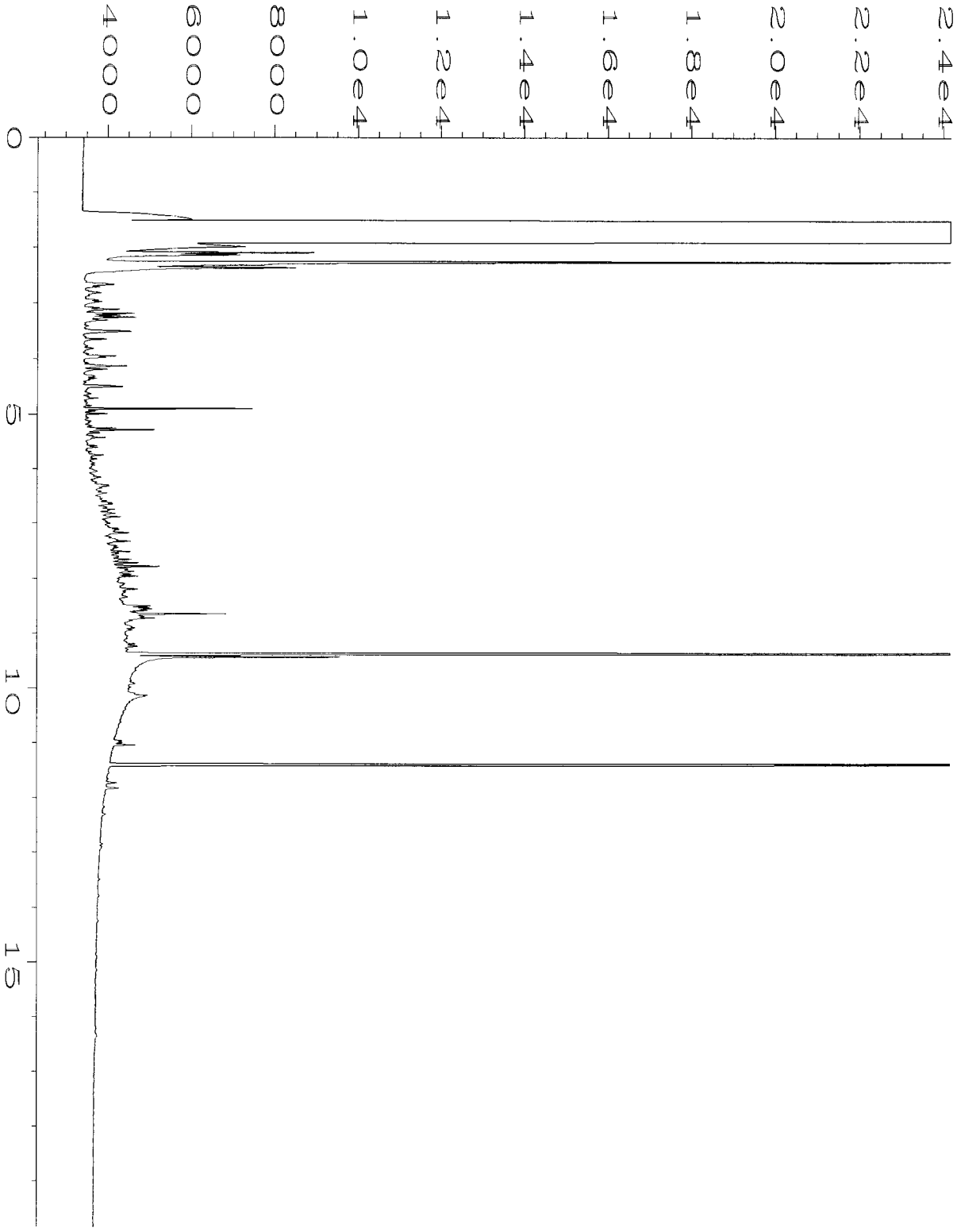

Data File Name : C:\HPCHEM\4\DATA\04-06-12\049F1301.D
Operator : ML
Instrument : GC#4
Sample Name : 204057-02
Run Time Bar Code:
Acquired on : 07 Apr 12 10:40 AM
Report Created on: 09 Apr 12 10:05 AM

Page Number : 1
Vial Number : 49
Injection Number : 1
Sequence Line : 13
Instrument Method: TPHD.MTH
Analysis Method : TPHD.MTH



Data File Name : C:\HPCHEM\4\DATA\04-06-12\050F1301.D
Operator : ML
Instrument : GC#4
Sample Name : 204057-03
Run Time Bar Code:
Acquired on : 07 Apr 12 11:06 AM
Report Created on: 09 Apr 12 10:05 AM

Page Number : 1
Vial Number : 50
Injection Number : 1
Sequence Line : 13
Instrument Method: TPHD.MTH
Analysis Method : TPHD.MTH

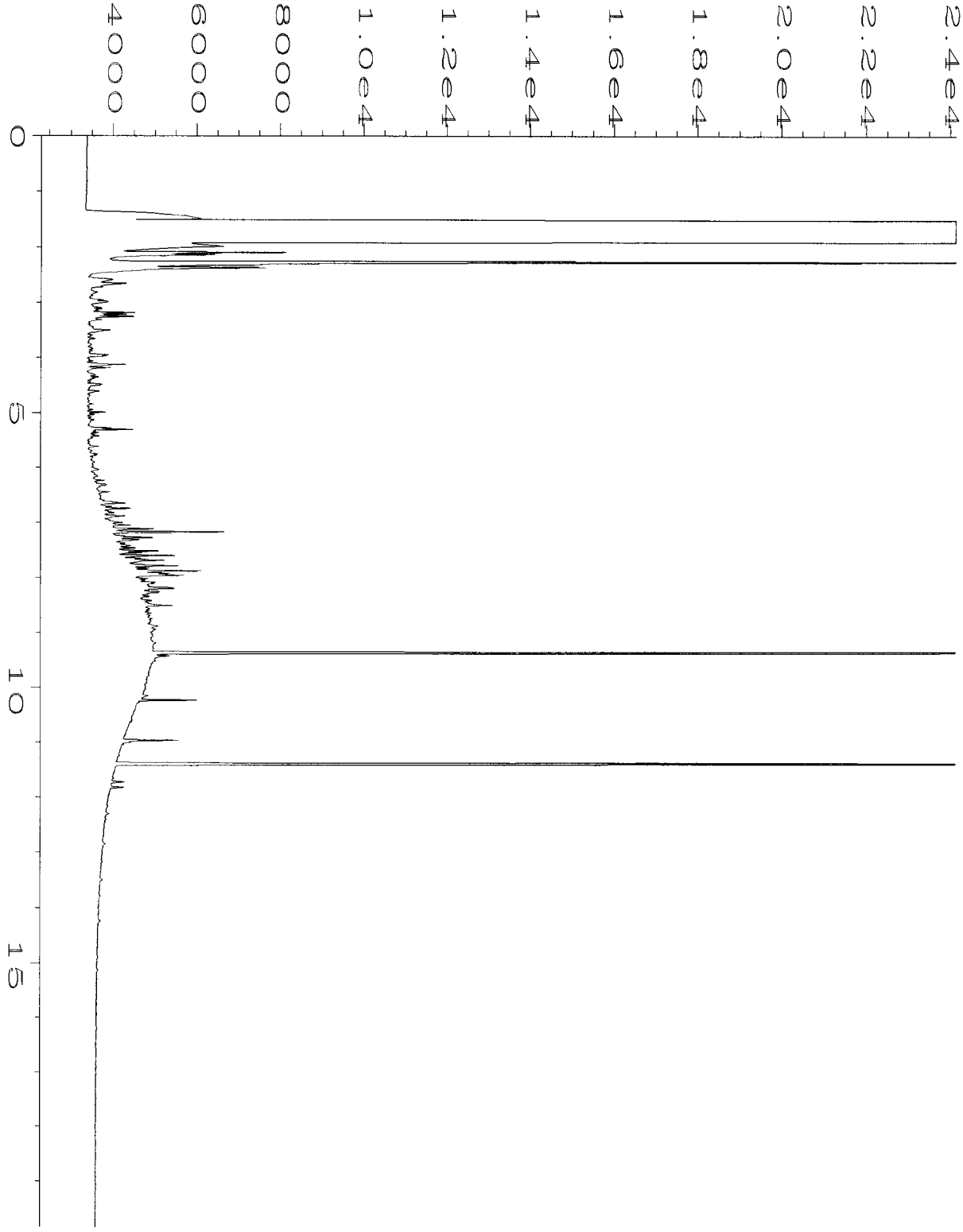

Data File Name : C:\HPCHEM\4\DATA\04-06-12\051F1301.D
Operator : ML
Instrument : GC#4
Sample Name : 204057-04
Run Time Bar Code:
Acquired on : 07 Apr 12 11:33 AM
Report Created on: 09 Apr 12 10:05 AM

Page Number : 1
Vial Number : 51
Injection Number : 1
Sequence Line : 13
Instrument Method: TPHD.MTH
Analysis Method : TPHD.MTH

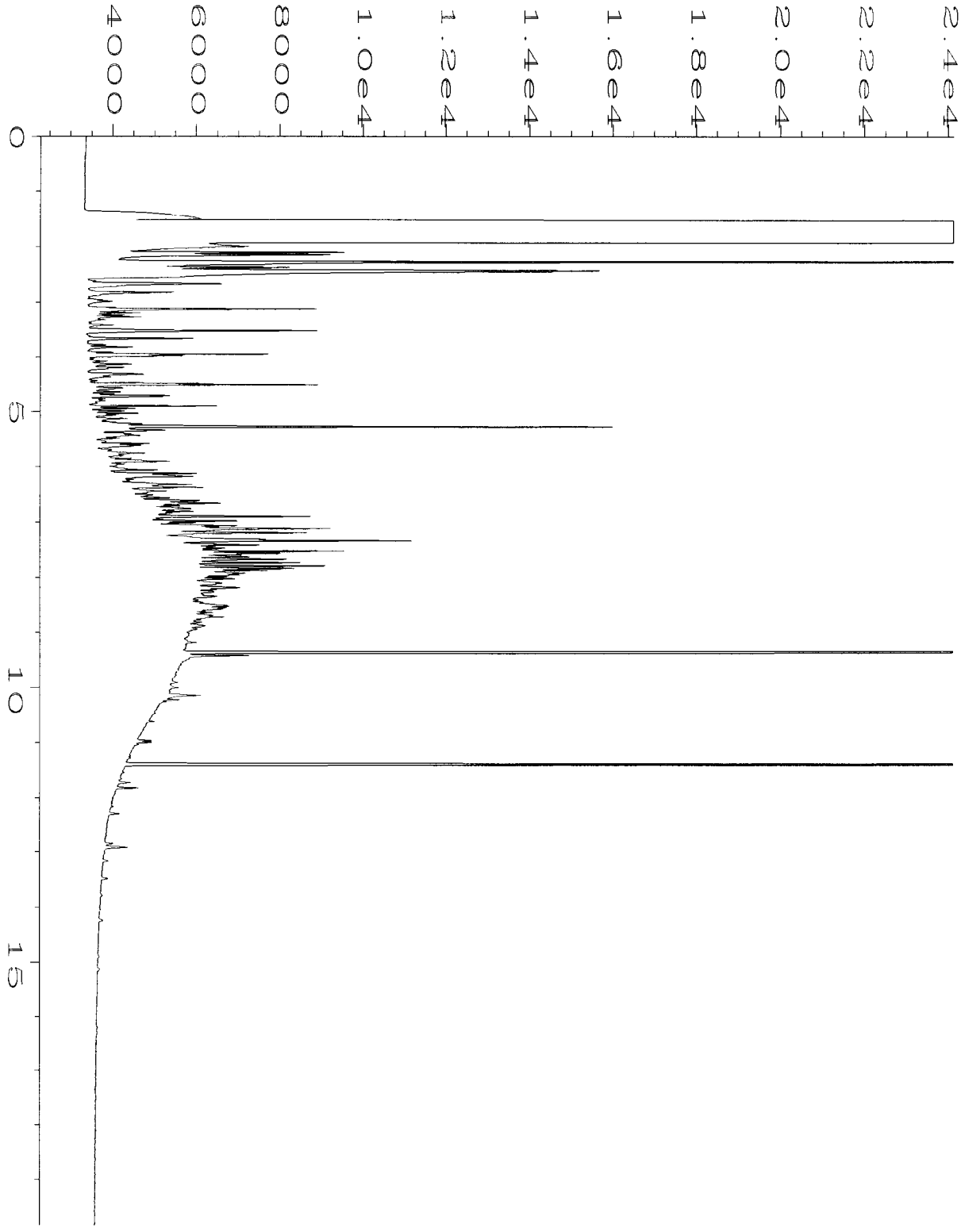

Data File Name : C:\HPCHEM\4\DATA\04-06-12\052F1301.D
Operator : ML
Instrument : GC#4
Sample Name : 204057-05
Run Time Bar Code:
Acquired on : 07 Apr 12 11:59 AM
Report Created on: 09 Apr 12 10:05 AM

Page Number : 1
Vial Number : 52
Injection Number : 1
Sequence Line : 13
Instrument Method: TPHD.MTH
Analysis Method : TPHD.MTH

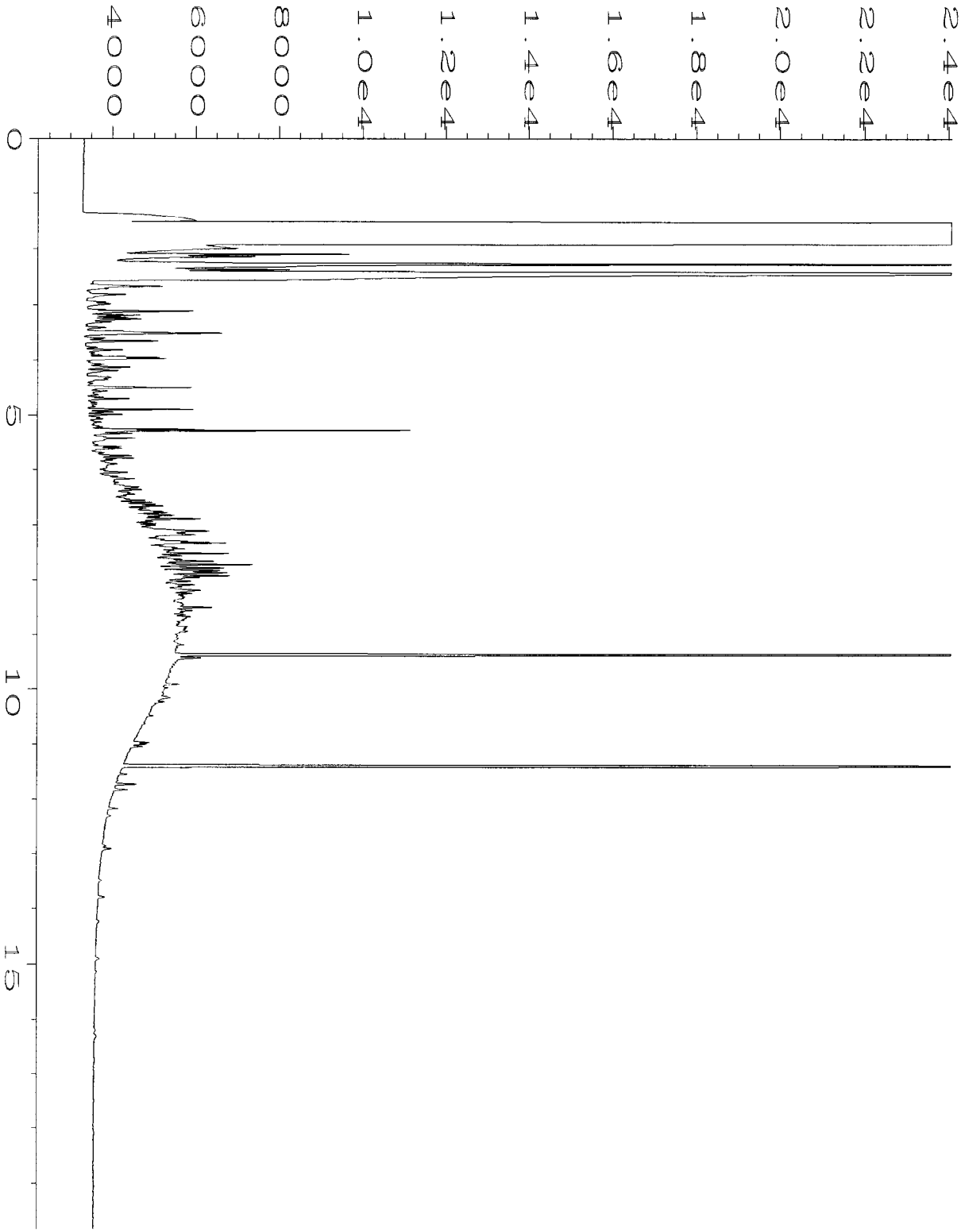

Data File Name : C:\HPCHEM\4\DATA\04-06-12\053F1301.D
Operator : ML
Instrument : GC#4
Sample Name : 204057-06
Run Time Bar Code:
Acquired on : 07 Apr 12 12:25 PM
Report Created on: 09 Apr 12 10:05 AM

Page Number : 1
Vial Number : 53
Injection Number : 1
Sequence Line : 13
Instrument Method: TPHD.MTH
Analysis Method : TPHD.MTH



Data File Name : C:\HPCHEM\4\DATA\04-06-12\035F0901.D
Operator : ML
Instrument : GC#4
Sample Name : 02-589 mb
Run Time Bar Code:
Acquired on : 07 Apr 12 02:45 AM
Report Created on: 09 Apr 12 10:02 AM

Page Number : 1
Vial Number : 35
Injection Number : 1
Sequence Line : 9
Instrument Method: TPHD.MTH
Analysis Method : TPHD.MTH

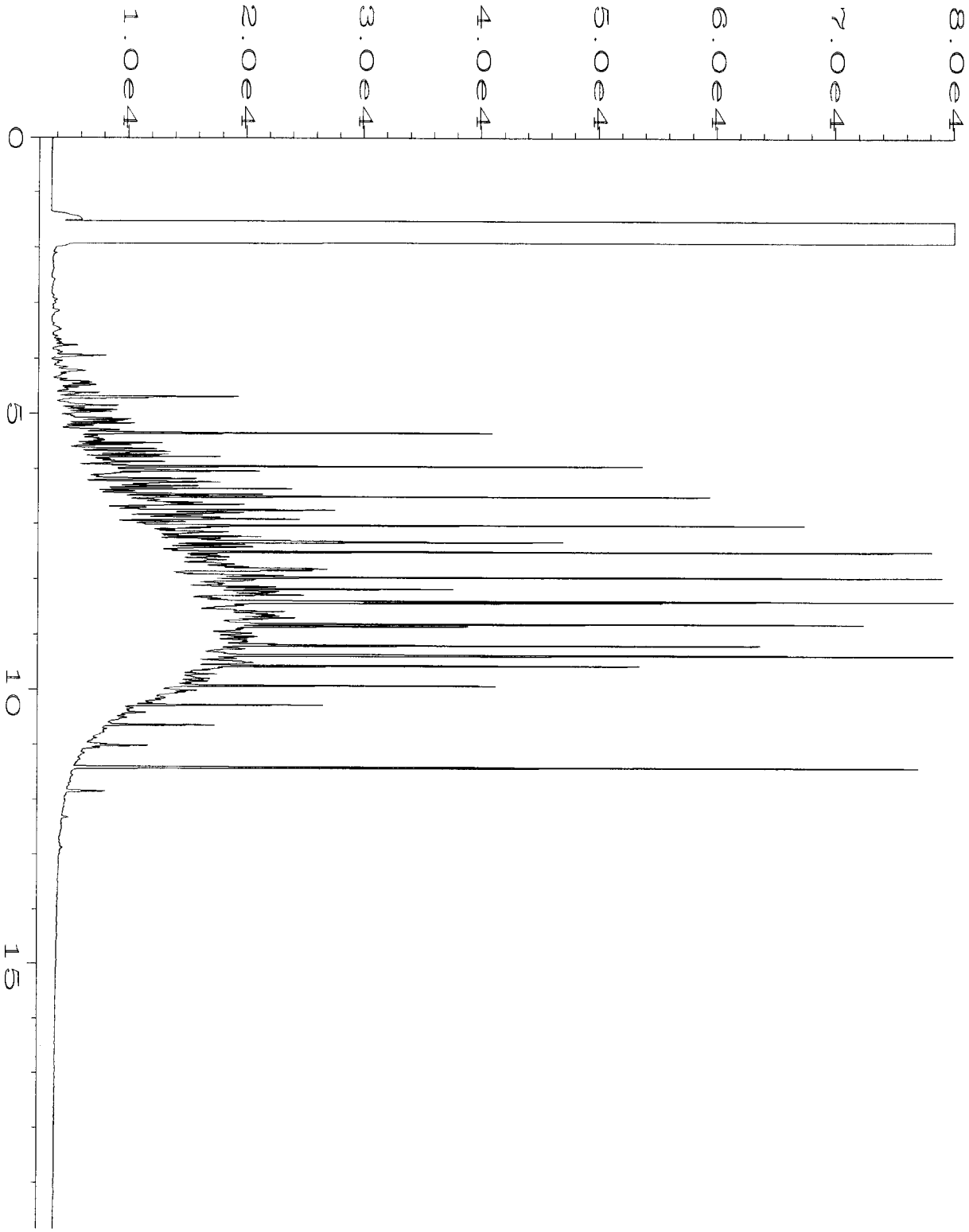

Data File Name	: C:\HPCHEM\4\DATA\04-06-12\003F0201.D		
Operator	: ML	Page Number	: 1
Instrument	: GC#4	Vial Number	: 3
Sample Name	: 500 WADF 37-06B	Injection Number	: 1
Run Time Bar Code:		Sequence Line	: 2
Acquired on	: 06 Apr 12 10:38 AM	Instrument Method	: TPHD.MTH
Report Created on	: 09 Apr 12 10:00 AM	Analysis Method	: TPHD.MTH

AQUATIC RESEARCH INCORPORATED

LABORATORY & CONSULTING SERVICES

3927 AURORA AVENUE NORTH, SEATTLE, WA 98103

PHONE: (206) 632-2715 FAX: (206) 632-2417

CASE FILE NUMBER:	**FBI009-60**		**PAGE 1**
REPORT DATE:	**04/17/12**		
DATE SAMPLED:	**04/04/12**	**DATE RECEIVED:**	**04/05/12**

FINAL REPORT, LABORATORY ANALYSIS OF SELECTED PARAMETERS ON WATER SAMPLES FROM FRIEDMAN & BRUYA, INC. / PROJECT NO. 204057

CASE NARRATIVE

Two water samples were received by the laboratory in good condition and analyzed according to the chain of custody. No difficulties were encountered in the preparation or analysis of these samples. Sample data follows while QA/QC data is contained on subsequent pages.

SAMPLE DATA

SAMPLE ID	ALKALINITY (mgCaCO3/l)	SULFATE (mg/L)	SULFIDE (mg/L)	TOTAL-P (mg/L)	TKN (mg/L)
01MW45-20120404	515	28.5	0.16	0.088	0.822
01MW44-20120404	434	33.1	0.18	0.183	0.689

SAMPLE ID	TOTAL IRON (mg/L)	NITRATE (mg/L)	NITRITE (mg/L)	HARDNESS (mgCaCO3/l)
01MW45-20120404	7.23	<0.010	0.003	414
01MW44-20120404	5.39	<0.010	0.006	357

AQUATIC RESEARCH INCORPORATED

LABORATORY & CONSULTING SERVICES

3927 AURORA AVENUE NORTH, SEATTLE, WA 98103

PHONE: (206) 632-2715 FAX: (206) 632-2417

CASE FILE NUMBER:	**FBI009-60**		**PAGE 2**
REPORT DATE:	**04/17/12**		
DATE SAMPLED:	**04/04/12**	**DATE RECEIVED:**	**04/05/12**

FINAL REPORT, LABORATORY ANALYSIS OF SELECTED PARAMETERS ON WATER SAMPLES FROM FRIEDMAN & BRUYA, INC. / PROJECT NO. 204057

QA/QC DATA

QC PARAMETER	ALKALINITY (mgCaCO3/l)	SULFATE (mg/L)	SULFIDE (mg/L)	TOTAL-P (mg/L)	TKN (mg/L)
METHOD	SM18 2320B	SM184500SO4E	EPA 376.1	EPA 365.1	EPA 351.1
DATE ANALYZED	04/17/12	04/11/12	04/10/12	04/06/12	04/12/12
DETECTION LIMIT	1.00	1.00	0.05	0.002	0.200
DUPLICATE					
SAMPLE ID	BATCH	BATCH	BATCH	BATCH	BATCH
ORIGINAL	505	14.5	0.18	0.050	0.594
DUPLICATE	500	14.6	0.16	0.051	0.605
RPD	1.00%	0.62%	11.76%	2.56%	1.89%
SPIKE SAMPLE					
SAMPLE ID		BATCH		BATCH	BATCH
ORIGINAL		14.5		0.050	0.594
SPIKED SAMPLE		24.7		0.104	2.52
SPIKE ADDED		10.0		0.050	2.00
% RECOVERY	NA	101.79%	NA	109.08%	96.29%
QC CHECK					
FOUND	98.3	10.1		0.090	5.55
TRUE	100	10.0		0.090	5.79
% RECOVERY	98.30%	100.73%	NA	99.87%	95.88%
BLANK	NA	<1.00	<0.05	<0.002	<0.200

RPD = RELATIVE PERCENT DIFFERENCE.
NA = NOT APPLICABLE OR NOT AVAILABLE.
NC = NOT CALCULABLE DUE TO ONE OR MORE VALUES BEING BELOW THE DETECTION LIMIT.
OR = RECOVERY NOT CALCULABLE DUE TO SPIKE SAMPLE OUT OF RANGE OR SPIKE TOO LOW RELATIVE TO SAMPLE CONCENTRATION.

AQUATIC RESEARCH INCORPORATED

LABORATORY & CONSULTING SERVICES

3927 AURORA AVENUE NORTH, SEATTLE, WA 98103

PHONE: (206) 632-2715 FAX: (206) 632-2417

CASE FILE NUMBER:	**FBI009-60**		**PAGE 3**
REPORT DATE:	**04/17/12**		
DATE SAMPLED:	**04/04/12**	**DATE RECEIVED:**	**04/05/12**

FINAL REPORT, LABORATORY ANALYSIS OF SELECTED PARAMETERS ON WATER SAMPLES FROM FRIEDMAN & BRUYA, INC. / PROJECT NO. 204057

QA/QC DATA

QC PARAMETER	TOTAL IRON (mg/L)	NITRATE (mg/L)	NITRITE (mg/L)	HARDNESS (mgCaCO3/l)
METHOD	EPA 200.7	SM184500N03F	EPA 353.2	SM 2340C
DATE ANALYZED	04/06/12	04/05/12	04/06/12	04/12/12
DETECTION LIMIT	0.020	0.010	0.002	2.00
DUPLICATE				
SAMPLE ID	BATCH	BATCH	BATCH	BATCH
ORIGINAL	6.54	<0.010	0.003	8.05
DUPLICATE	6.49	<0.010	0.003	7.82
RPD	0.86%	NC	0.00%	2.90%
SPIKE SAMPLE				
SAMPLE ID	BATCH	BATCH	BATCH	BATCH
ORIGINAL	6.54	<0.010	0.003	8.05
SPIKED SAMPLE	7.62	0.205	0.043	27.0
SPIKE ADDED	1.00	0.200	0.040	20.0
% RECOVERY	107.24%	102.29%	100.00%	94.62%
QC CHECK				
FOUND	9.96	0.403	0.040	38.7
TRUE	10.0	0.408	0.040	40.0
% RECOVERY	99.55%	98.84%	100.00%	96.74%
BLANK	<0.020	<0.010	<0.002	<2.00

RPD = RELATIVE PERCENT DIFFERENCE.
NA = NOT APPLICABLE OR NOT AVAILABLE.
NC = NOT CALCULABLE DUE TO ONE OR MORE VALUES BEING BELOW THE DETECTION LIMIT.
OR = RECOVERY NOT CALCULABLE DUE TO SPIKE SAMPLE OUT OF RANGE OR SPIKE TOO LOW RELATIVE TO SAMPLE CONCENTRATION.

SUBMITTED BY:

Damien Gadomski
Project Manager

SUBCONTRACT SAMPLE CHAIN OF CUSTODY

FB1009-60

Page # 1 of 1

Send Report To Michael Erdahl

Company Friedman and Bruya, Inc.

Address 3012 16th Ave W

City, State, ZIP Seattle, WA 98119

Phone # (206) 285-8282 Fax # (206) 283-5044

SUBCONTRACTER Ag. Research

PROJECT NAME/NO.	PO #
204057	B-660

REMARKS

Please Email Results

TURNAROUND TIME

☑ Standard (2 Weeks)

☐ RUSH

Rush charges authorized by:

SAMPLE DISPOSAL

☐ Dispose after 30 days

☐ Return samples

☐ Will call with instructions

Sample ID	Lab ID	Date Sampled	Time Sampled	Sample Type	# of containers	ANALYSES REQUESTED: Total Fe	Hardness	Sulfate	Nitrate	Nitrite	Alkalinity	Sulfide	TKN	Total Phosphorus	Dissolved Gasses	Notes
01MW45-20120404		4/4/12	1405	w	5	X	X	X	X	X	X	X	X	X		
01MW44-20120404		1	1506	1	5	X	X	X	X	X	X	X	X	X		

Friedman & Bruya, Inc.
3012 16th Avenue West
Seattle, WA 98119-2029
Ph. (206) 285-8282
Fax (206) 283-5044

	SIGNATURE	PRINT NAME	COMPANY	DATE	TIME
Relinquished by:		Michael Erdahl	Friedman & Bruya	4/5/12	1130
Received by:		S. NIELSON	ARI	4/5/12	1400
Relinquished by:					
Received by:					

1311 N. 35th St.
Seattle, WA 98103
T: (206) 352-3790
F: (206) 352-7178
info@fremontanalytical.com

Friedman & Bruya
Michael Erdahl
3012 16th Ave. W.
Seattle, Washington 98119

RE: 204057
Lab ID: 1204040

April 16, 2012

Attention Michael Erdahl:

Fremont Analytical, Inc. received 2 sample(s) on 4/5/2012 for the analyses presented in the following report.

Dissolved Gases by RSK-175

This report consists of the following:

- Case Narrative
- Analytical Results
- Applicable Quality Control Summary Reports
- Chain of Custody

All analyses were performed consistent with the Quality Assurance program of Fremont Analytical, Inc. Please contact the laboratory if you should have any questions about the results.

Thank you for using Fremont Analytical.

Sincerely,

Michael Dee
Sr. Chemist / Principal

Date: *04/16/2012*

CLIENT: Friedman & Bruya
Project: 204057
Lab Order: 1204040

Work Order Sample Summary

Lab Sample ID	Client Sample ID	Date/Time Collected	Date/Time Received
1204040-001	01MW45-20120404	04/04/2012 2:05 PM	04/05/2012 1:00 PM
1204040-002	01MW44-20120404	04/04/2012 3:06 PM	04/05/2012 1:00 PM

Note: If no "Time Collected" is supplied, a default of 12:00AM is assigned

Case Narrative

WO#: **1204040**
Date: **4/16/2012**

CLIENT: Friedman & Bruya
Project: 204057

I. SAMPLE RECEIPT:
All samples were received intact.

II. GENERAL REPORTING COMMENTS:
Results are reported on a wet weight basis unless dry-weight correction is denoted in the units field on the analytical report ("mg/kg-dry" or "ug/kg-dry").

The validity of the analytical procedures for which data is reported in this analytical report is determined by the Laboratory Control Sample (LCS) and the Method Blank (MB). The LCS and the MB are processed with the samples to ensure method criteria are achieved throughout the entire analytical process.

III. ANALYSES AND EXCEPTIONS:
Exceptions associated with this report will be footnoted in the analytical results page(s) or the quality control summary page(s) and/or noted below.

Analytical Report

WO#: **1204040**
Date Reported: **4/16/2012**

CLIENT: Friedman & Bruya
Project: 204057

Lab ID: 1204040-001 **Collection Date:** 4/4/2012 2:05:00 PM
Client Sample ID: **01MW45-20120404** **Matrix:** Water

Analyses	Result	RL	Qual	Units	DF	Date Analyzed
Dissolved Gases by RSK-175				Batch ID: R3950		Analyst: MD
Methane	0.112	0.00500		mg/L	1	4/13/2012 2:58:00 PM
Ethene	0.000266	0.00500	J	mg/L	1	4/13/2012 2:58:00 PM
Ethane	ND	0.00500		mg/L	1	4/13/2012 2:58:00 PM

Lab ID: 1204040-002 **Collection Date:** 4/4/2012 3:06:00 PM
Client Sample ID: **01MW44-20120404** **Matrix:** Water

Analyses	Result	RL	Qual	Units	DF	Date Analyzed
Dissolved Gases by RSK-175				Batch ID: R3950		Analyst: MD
Methane	0.143	0.00500		mg/L	1	4/13/2012 3:05:00 PM
Ethene	0.000254	0.00500	J	mg/L	1	4/13/2012 3:05:00 PM
Ethane	ND	0.00500		mg/L	1	4/13/2012 3:05:00 PM

Qualifiers:

B	Analyte detected in the associated Method Blank	D	Dilution was required
E	Value above quantitation range	H	Holding times for preparation or analysis exceeded
J	Analyte detected below quantitation limits	ND	Not detected at the Reporting Limit
RL	Reporting Limit	S	Spike recovery outside accepted recovery limits

Fremont Analytical

Date: *4/16/2012*

Work Order: 1204040
CLIENT: Friedman & Bruya
Project: 204057

QC SUMMARY REPORT

Dissolved Gases by RSK-175

Sample ID: **MB-R3950** SampType: **MBLK** Units: **mg/L** Prep Date: **4/13/2012** RunNo: **3950**
Client ID: **MBLKW** Batch ID: **R3950** Analysis Date: **4/13/2012** SeqNo: **71308**

Analyte	Result	RL	SPK value	SPK Ref Val	%REC	LowLimit	HighLimit	RPD Ref Val	%RPD	RPDLimit	Qual
Methane	ND	0.00500									
Ethene	ND	0.00500									
Ethane	ND	0.00500									

Sample ID: **LCS-R3950** SampType: **LCS** Units: **mg/L** Prep Date: **4/13/2012** RunNo: **3950**
Client ID: **LCSW** Batch ID: **R3950** Analysis Date: **4/13/2012** SeqNo: **71309**

Analyte	Result	RL	SPK value	SPK Ref Val	%REC	LowLimit	HighLimit	RPD Ref Val	%RPD	RPDLimit	Qual
Methane	0.0422	0.00500	0.05000	0	84.5	80	120				
Ethene	0.0418	0.00500	0.05000	0	83.7	80	120				
Ethane	0.0420	0.00500	0.05000	0	84.0	80	120				

Sample ID: **1204039-001ADUP** SampType: **DUP** Units: **mg/L** Prep Date: **4/13/2012** RunNo: **3950**
Client ID: **BATCH** Batch ID: **R3950** Analysis Date: **4/13/2012** SeqNo: **71313**

Analyte	Result	RL	SPK value	SPK Ref Val	%REC	LowLimit	HighLimit	RPD Ref Val	%RPD	RPDLimit	Qual
Methane	0.0467	0.00500						0.03930	17.1	30	
Ethene	ND	0.00500						0	0	30	
Ethane	ND	0.00500						0	0	30	

Qualifiers:

B	Analyte detected in the associated Method Blank	D	Dilution was required	E	Value above quantitation range
H	Holding times for preparation or analysis exceeded	J	Analyte detected below quantitation limits	ND	Not detected at the Reporting Limit
R	RPD outside accepted recovery limits	RL	Reporting Limit	S	Spike recovery outside accepted recovery limits

SUBCONTRACT SAMPLE CHAIN OF CUSTODY

Send Report To Michael Erdahl

Company Friedman and Bruya, Inc.

Address 3012 16th Ave W

City, State, ZIP Seattle, WA 98119

Phone # (206) 285-8282 Fax # (206) 283-5044

SUBCONTRACTER Fremont

PROJECT NAME/NO.	PO #
204057	B-659

REMARKS

Please Email Results

TURNAROUND TIME

☒ Standard (2 Weeks)

☐ RUSH

Rush charges authorized by:

SAMPLE DISPOSAL

☐ Dispose after 30 days

☐ Return samples

☐ Will call with instructions

Sample ID	Lab ID	Date Sampled	Time Sampled	Sample Type	# of containers	ANALYSES REQUESTED: Total Fe	Hardness	Sulfate	Nitrate	Nitrite	Alkalinity	Sulfide	TKN	Total Phosphorus	Dissolved Gasses	Notes
01MW45-20120404		4/4/12	1405	w	2										X	
01MW44-20120404		1	1506	1	2										X	

Friedman & Bruya, Inc.
3012 16th Avenue West
Seattle, WA 98119-2029
Ph. (206) 285-8282
Fax (206) 283-5044

	SIGNATURE	PRINT NAME	COMPANY	DATE	TIME
Relinquished by:		Michael Erdahl	Friedman & Bruya	4/5/12	1130
Received by:		Caitlyn Frazier	FAI	4/5/12	1300
Relinquished by:					
Received by:					

204057

SAMPLE CHAIN OF CUSTODY

ME 04/04/12 COS/V2

Page # 1 of 1

Send Report To Tim Brown, cc: Jessica Brown, Jennifer Cyr, Pete Kingston, Audrey Hackett

Company SoundEarth Strategies

Address 2811 Fairview Ave E, Suite 2000

City, State, ZIP Seattle, WA 98102

SAMPLERS (signature) Will Camara

PROJECT NAME/NO.: TOC Holdings Co. Facility No. 01-600 Seattle Terminal – ASKO Property

PO #: 0440-004-24

REMARKS: EIM Y

TURNAROUND TIME
⊗ Standard (2 Weeks)
RUSH
Rush charges authorized by:

SAMPLE DISPOSAL
⊗ Dispose after 30 days
Return samples
Will call with instructions

Sample ID	Sample Location	Sample Depth	Lab ID	Date Sampled	Time Sampled	Matrix	# of jars	GRPH by NWTPH-Gx	BTEX by EPA 8021B	DRPH/ORPH by NWTPH-Dx	cVOCs by EPA 8260C	methane, ethane, ethene	Total Fe, hardness	sulfate, nitrate, total P alkalinity	sulfide	TKN	Notes
01 MW58-20120404	01MW58	29'	01A-G	4-4-12	1018	H_2O	7	X	X	X	X						
01 MW46-20120404	01MW46	27.3	02 T	4-4-12	1059	H_2O	7	X	X	X	X						
01 MW76-20120404	01MW76	37.5'	03	4-4-12	1140	H_2O	7	X	X	X	X						
01 MW15-20120404	01MW15	25'	04	4-4-12	1224	H_2O	7	X	X	X	X						
01 MW45-20120404	01MW45	20.5'	05A-N	4-4-12	1405	H_2O	14	X	X	X	X	X	X	X	X	X	
01 MW44-20120404	01MW44	25'	06 T	4-4-12	1506	H_2O	14	X	X	X	X	X	X	X	X	X	
							~~VBC~~										

Friedman & Bruya, Inc.
3012 16th Avenue West
Seattle, WA 98119-2029
Ph. (206) 285-8282
Fax (206) 283-5044

SIGNATURE	PRINT NAME	COMPANY	DATE	TIME
Relinquished by: Will Camara	Will Camara	SES	4-4-12	
Received by: Jan Shiman	Jan Shiman	FBI	4-4-12	17:40
Relinquished by:				
Received by:				

Samples received at 3 °C

FRIEDMAN & BRUYA, INC.

ENVIRONMENTAL CHEMISTS

James E. Bruya, Ph.D.
Yelena Aravkina, M.S.
Bradley T. Benson, B.S.
Kurt Johnson, B.S.

3012 16th Avenue West
Seattle, WA 98119-2029
TEL: (206) 285-8282
e-mail: fbi@isomedia.com

April 19, 2012

Tim Brown, Project Manager
SoundEarth Strategies
2811 Fairview Ave. East, Suite 2000
Seattle, WA 98102

Dear Mr. Brown:

Included are the results from the testing of material submitted on April 4, 2012 from the TOC_01-600_20120404 WORFDB6, F&BI 204058 project. There are 13 pages included in this report. Any samples that may remain are currently scheduled for disposal in 30 days. If you would like us to return your samples or arrange for long term storage at our offices, please contact us as soon as possible.

We appreciate this opportunity to be of service to you and hope you will call if you should have any questions.

Sincerely,

FRIEDMAN & BRUYA, INC.



Michael Erdahl
Project Manager

Enclosures
c: Mark Chandler, Jessica Brown, Audrey Hackett, Pete Kingston, Jennifer Cyr
SOU0419R.DOC

CASE NARRATIVE

This case narrative encompasses samples received on April 4, 2012 by Friedman & Bruya, Inc. from the SoundEarth Strategies TOC_01-600_20120404 WORFDB6, F&BI 204058 project. Samples were logged in under the laboratory ID's listed below.

Laboratory ID	SoundEarth Strategies
204058-01	01MW60-20120404
204058-02	01MW64-20120404
204058-03	01MW78-20120404
204058-04	01MW62-20120404

Sample 01MW60-20120404 was sent to Aquatic Research for sulfate, nitrate, nitrite, phosphorus, alkalinity, total iron, hardness, TKN, and sulfide analyses. In addition, the sample was sent to Fremont Analytical for dissolved methane analysis. The reports are enclosed.

All quality control requirements were acceptable.

Date of Report: 04/19/12
Date Received: 04/04/12
Project: TOC_01-600_20120404 WORFDB6, F&BI 204058
Date Extracted: 04/05/12
Date Analyzed: 04/05/12

RESULTS FROM THE ANALYSIS OF WATER SAMPLES FOR BENZENE, TOLUENE, ETHYLBENZENE, XYLENES AND TPH AS GASOLINE USING EPA METHOD 8021B AND NWTPH-Gx

Results Reported as ug/L (ppb)

Sample ID Laboratory ID	Benzene	Toluene	Ethyl Benzene	Total Xylenes	Gasoline Range	Surrogate (% Recovery) (Limit 52-124)
01MW60-20120404 204058-01	<1	<1	<1	<3	<100	98
01MW64-20120404 204058-02	<1	<1	<1	<3	<100	99
01MW78-20120404 204058-03	<1	<1	<1	<3	<100	100
01MW62-20120404 204058-04	<1	<1	<1	<3	130 x	103
Method Blank 02-0585 MB	<1	<1	<1	<3	<100	96

Date of Report: 04/19/12
Date Received: 04/04/12
Project: TOC_01-600_20120404 WORFDB6, F&BI 204058
Date Extracted: 04/06/12
Date Analyzed: 04/07/12

RESULTS FROM THE ANALYSIS OF WATER SAMPLES FOR TOTAL PETROLEUM HYDROCARBONS AS DIESEL AND MOTOR OIL USING METHOD NWTPH-Dx

Results Reported as ug/L (ppb)

Sample ID Laboratory ID	Diesel Range (C_{10}-C_{25})	Motor Oil Range (C_{25}-C_{36})	Surrogate (% Recovery) (Limit 47-140)
01MW60-20120404 204058-01	<50	<250	110
01MW64-20120404 204058-02	50	<250	98
01MW78-20120404 204058-03	<50	<250	90
01MW62-20120404 204058-04	<50	<250	96
Method Blank 02-589 MB	<50	<250	90

Analysis For Volatile Compounds By EPA Method 8260C

Client Sample ID:	01MW60-20120404	Client:	SoundEarth Strategies
Date Received:	04/04/12	Project:	TOC_01-600_20120404 WORFDB6
Date Extracted:	04/06/12	Lab ID:	204058-01
Date Analyzed:	04/06/12	Data File:	040629.D
Matrix:	Water	Instrument:	GCMS4
Units:	ug/L (ppb)	Operator:	JS

Surrogates:	% Recovery:	Lower Limit:	Upper Limit:
1,2-Dichloroethane-d4	100	57	121
Toluene-d8	100	63	127
4-Bromofluorobenzene	101	60	133

Compounds:	Concentration ug/L (ppb)
Vinyl chloride	<0.2
Chloroethane	<1
1,1-Dichloroethene	<1
Methylene chloride	<5
trans-1,2-Dichloroethene	<1
1,1-Dichloroethane	<1
cis-1,2-Dichloroethene	<1
1,2-Dichloroethane (EDC)	<1
1,1,1-Trichloroethane	<1
Trichloroethene	6.5
Tetrachloroethene	<1

Analysis For Volatile Compounds By EPA Method 8260C

Client Sample ID:	01MW64-20120404	Client:	SoundEarth Strategies
Date Received:	04/04/12	Project:	TOC_01-600_20120404 WORFDB6
Date Extracted:	04/06/12	Lab ID:	204058-02
Date Analyzed:	04/06/12	Data File:	040630.D
Matrix:	Water	Instrument:	GCMS4
Units:	ug/L (ppb)	Operator:	JS

Surrogates:	% Recovery:	Lower Limit:	Upper Limit:
1,2-Dichloroethane-d4	98	57	121
Toluene-d8	99	63	127
4-Bromofluorobenzene	102	60	133

Compounds:	Concentration ug/L (ppb)
Vinyl chloride	<0.2
Chloroethane	<1
1,1-Dichloroethene	<1
Methylene chloride	<5
trans-1,2-Dichloroethene	<1
1,1-Dichloroethane	<1
cis-1,2-Dichloroethene	<1
1,2-Dichloroethane (EDC)	<1
1,1,1-Trichloroethane	<1
Trichloroethene	<1
Tetrachloroethene	<1

Analysis For Volatile Compounds By EPA Method 8260C

Client Sample ID:	01MW78-20120404	Client:	SoundEarth Strategies
Date Received:	04/04/12	Project:	TOC_01-600_20120404 WORFDB6
Date Extracted:	04/06/12	Lab ID:	204058-03
Date Analyzed:	04/06/12	Data File:	040631.D
Matrix:	Water	Instrument:	GCMS4
Units:	ug/L (ppb)	Operator:	JS

Surrogates:	% Recovery:	Lower Limit:	Upper Limit:
1,2-Dichloroethane-d4	101	57	121
Toluene-d8	99	63	127
4-Bromofluorobenzene	102	60	133

Compounds:	Concentration ug/L (ppb)
Vinyl chloride	<0.2
Chloroethane	<1
1,1-Dichloroethene	<1
Methylene chloride	<5
trans-1,2-Dichloroethene	<1
1,1-Dichloroethane	<1
cis-1,2-Dichloroethene	1.5
1,2-Dichloroethane (EDC)	<1
1,1,1-Trichloroethane	<1
Trichloroethene	<1
Tetrachloroethene	<1

Analysis For Volatile Compounds By EPA Method 8260C

Client Sample ID:	01MW62-20120404	Client:	SoundEarth Strategies
Date Received:	04/04/12	Project:	TOC_01-600_20120404 WORFDB6
Date Extracted:	04/06/12	Lab ID:	204058-04
Date Analyzed:	04/06/12	Data File:	040632.D
Matrix:	Water	Instrument:	GCMS4
Units:	ug/L (ppb)	Operator:	JS

Surrogates:	% Recovery:	Lower Limit:	Upper Limit:
1,2-Dichloroethane-d4	102	57	121
Toluene-d8	100	63	127
4-Bromofluorobenzene	101	60	133

Compounds:	Concentration ug/L (ppb)
Vinyl chloride	<0.2
Chloroethane	<1
1,1-Dichloroethene	<1
Methylene chloride	<5
trans-1,2-Dichloroethene	<1
1,1-Dichloroethane	<1
cis-1,2-Dichloroethene	2.9
1,2-Dichloroethane (EDC)	<1
1,1,1-Trichloroethane	<1
Trichloroethene	400 ve
Tetrachloroethene	<1

Analysis For Volatile Compounds By EPA Method 8260C

Client Sample ID:	01MW62-20120404	Client:	SoundEarth Strategies
Date Received:	04/04/12	Project:	TOC_01-600_20120404 WORFDB6
Date Extracted:	02/06/12	Lab ID:	204058-04 1/10
Date Analyzed:	04/09/12	Data File:	040911.D
Matrix:	Water	Instrument:	GCMS4
Units:	ug/L (ppb)	Operator:	JS

Surrogates:	% Recovery:	Lower Limit:	Upper Limit:
1,2-Dichloroethane-d4	96	57	121
Toluene-d8	99	63	127
4-Bromofluorobenzene	99	60	133

Compounds:	Concentration ug/L (ppb)
Vinyl chloride	<2
Chloroethane	<10
1,1-Dichloroethene	<10
Methylene chloride	<50
trans-1,2-Dichloroethene	<10
1,1-Dichloroethane	<10
cis-1,2-Dichloroethene	<10
1,2-Dichloroethane (EDC)	<10
1,1,1-Trichloroethane	<10
Trichloroethene	390
Tetrachloroethene	<10

Analysis For Volatile Compounds By EPA Method 8260C

Client Sample ID:	Method Blank	Client:	SoundEarth Strategies
Date Received:	NA	Project:	TOC_01-600_20120404 WORFDB6
Date Extracted:	04/06/12	Lab ID:	02-0533 mb
Date Analyzed:	04/06/12	Data File:	040610.D
Matrix:	Water	Instrument:	GCMS4
Units:	ug/L (ppb)	Operator:	JS

Surrogates:	% Recovery:	Lower Limit:	Upper Limit:
1,2-Dichloroethane-d4	100	57	121
Toluene-d8	99	63	127
4-Bromofluorobenzene	103	60	133

Compounds:	Concentration ug/L (ppb)
Vinyl chloride	<0.2
Chloroethane	<1
1,1-Dichloroethene	<1
Methylene chloride	<5
trans-1,2-Dichloroethene	<1
1,1-Dichloroethane	<1
cis-1,2-Dichloroethene	<1
1,2-Dichloroethane (EDC)	<1
1,1,1-Trichloroethane	<1
Trichloroethene	<1
Tetrachloroethene	<1

Date of Report: 04/19/12
Date Received: 04/04/12
Project: TOC_01-600_20120404 WORFDB6, F&BI 204058

QUALITY ASSURANCE RESULTS FOR THE ANALYSIS OF WATER SAMPLES FOR BENZENE, TOLUENE, ETHYLBENZENE, XYLENES, AND TPH AS GASOLINE USING EPA METHOD 8021B AND NWTPH-Gx

Laboratory Code: 204053-02 (Duplicate)

Analyte	Reporting Units	Sample Result	Duplicate Result	Relative Percent Difference (Limit 20)
Benzene	ug/L (ppb)	<1	<1	nm
Toluene	ug/L (ppb)	<1	<1	nm
Ethylbenzene	ug/L (ppb)	<1	<1	nm
Xylenes	ug/L (ppb)	<3	<3	nm
Gasoline	ug/L (ppb)	<100	<100	nm

Laboratory Code: Laboratory Control Sample

Analyte	Reporting Units	Spike Level	Percent Recovery LCS	Acceptance Criteria
Benzene	ug/L (ppb)	50	90	65-118
Toluene	ug/L (ppb)	50	98	72-122
Ethylbenzene	ug/L (ppb)	50	101	73-126
Xylenes	ug/L (ppb)	150	98	74-118
Gasoline	ug/L (ppb)	1,000	100	69-134

Date of Report: 04/19/12
Date Received: 04/04/12
Project: TOC_01-600_20120404 WORFDB6, F&BI 204058

QUALITY ASSURANCE RESULTS FOR THE ANALYSIS OF WATER SAMPLES FOR TOTAL PETROLEUM HYDROCARBONS AS DIESEL EXTENDED USING METHOD NWTPH-Dx

Laboratory Code: Laboratory Control Sample

Analyte	Reporting Units	Spike Level	Percent Recovery LCS	Percent Recovery LCSD	Acceptance Criteria	RPD (Limit 20)
Diesel Extended	ug/L (ppb)	2,500	112	114	61-133	2

Date of Report: 04/19/12
Date Received: 04/04/12
Project: TOC_01-600_20120404 WORFDB6, F&BI 204058

QUALITY ASSURANCE RESULTS FOR THE ANALYSIS OF WATER SAMPLES FOR VOLATILES BY EPA METHOD 8260C

Laboratory Code: 204058-01 (Matrix Spike)

Analyte	Reporting Units	Spike Level	Sample Result	Percent Recovery MS	Acceptance Criteria
Vinyl chloride	ug/L (ppb)	50	<0.2	103	36-166
Chloroethane	ug/L (ppb)	50	<1	113	46-160
1,1-Dichloroethene	ug/L (ppb)	50	<1	111	60-136
Methylene chloride	ug/L (ppb)	50	<5	91	67-132
trans-1,2-Dichloroethene	ug/L (ppb)	50	<1	100	72-129
1,1-Dichloroethane	ug/L (ppb)	50	<1	102	70-128
cis-1,2-Dichloroethene	ug/L (ppb)	50	<1	101	71-127
1,2-Dichloroethane (EDC)	ug/L (ppb)	50	<1	110	69-133
1,1,1-Trichloroethane	ug/L (ppb)	50	<1	103	60-146
Trichloroethene	ug/L (ppb)	50	6.5	90	66-135
Tetrachloroethene	ug/L (ppb)	50	<1	92	73-129

Laboratory Code: Laboratory Control Sample

Analyte	Reporting Units	Spike Level	Percent Recovery LCS	Percent Recovery LCSD	Acceptance Criteria	RPD (Limit 20)
Vinyl chloride	ug/L (ppb)	50	100	102	50-154	2
Chloroethane	ug/L (ppb)	50	106	106	58-146	0
1,1-Dichloroethene	ug/L (ppb)	50	105	103	67-136	2
Methylene chloride	ug/L (ppb)	50	87	80	39-148	8
trans-1,2-Dichloroethene	ug/L (ppb)	50	99	100	68-128	1
1,1-Dichloroethane	ug/L (ppb)	50	98	101	79-121	3
cis-1,2-Dichloroethene	ug/L (ppb)	50	98	100	80-123	2
1,2-Dichloroethane (EDC)	ug/L (ppb)	50	104	107	73-132	3
1,1,1-Trichloroethane	ug/L (ppb)	50	98	102	83-130	4
Trichloroethene	ug/L (ppb)	50	88	90	80-120	2
Tetrachloroethene	ug/L (ppb)	50	91	93	76-121	2

Data Qualifiers & Definitions

a - The analyte was detected at a level less than five times the reporting limit. The RPD results may not provide reliable information on the variability of the analysis.

A1 – More than one compound of similar molecule structure was identified with equal probability.

b - The analyte was spiked at a level that was less than five times that present in the sample. Matrix spike recoveries may not be meaningful.

ca - The calibration results for this range fell outside of acceptance criteria. The value reported is an estimate.

c - The presence of the analyte indicated may be due to carryover from previous sample injections.

d - The sample was diluted. Detection limits may be raised due to dilution.

ds - The sample was diluted. Detection limits are raised due to dilution and surrogate recoveries may not be meaningful.

dv - Insufficient sample was available to achieve normal reporting limits and limits are raised accordingly.

fb - Analyte present in the blank and the sample.

fc – The compound is a common laboratory and field contaminant.

hr - The sample and duplicate were reextracted and reanalyzed. RPD results were still outside of control limits. The variability is attributed to sample inhomogeneity.

ht - Analysis performed outside the method or client-specified holding time requirement.

ip - Recovery fell outside of normal control limits. Compounds in the sample matrix interfered with the quantitation of the analyte.

j – The result is below normal reporting limits. The value reported is an estimate.

J - The internal standard associated with the analyte is out of control limits. The reported concentration is an estimate.

jl - The analyte result in the laboratory control sample is out of control limits. The reported concentration should be considered an estimate.

jr - The rpd result in laboratory control sample associated with the analyte is out of control limits. The reported concentration should be considered an estimate.

js - The surrogate associated with the analyte is out of control limits. The reported concentration should be considered an estimate.

lc - The presence of the compound indicated is likely due to laboratory contamination.

L - The reported concentration was generated from a library search.

nm - The analyte was not detected in one or more of the duplicate analyses. Therefore, calculation of the RPD is not applicable.

pc – The sample was received in a container not approved by the method. The value reported should be considered an estimate.

pr – The sample was received with incorrect preservation. The value reported should be considered an estimate.

ve - Estimated concentration calculated for an analyte response above the valid instrument calibration range. A dilution is required to obtain an accurate quantification of the analyte.

vo - The value reported fell outside the control limits established for this analyte.

x - The sample chromatographic pattern does not resemble the fuel standard used for quantitation.



Data File Name : C:\HPCHEM\4\DATA\04-06-12\054F1301.D
Operator : ML
Instrument : GC#4
Sample Name : 204058-01
Run Time Bar Code:
Acquired on : 07 Apr 12 12:52 PM
Report Created on: 09 Apr 12 10:05 AM

Page Number : 1
Vial Number : 54
Injection Number : 1
Sequence Line : 13
Instrument Method: TPHD.MTH
Analysis Method : TPHD.MTH

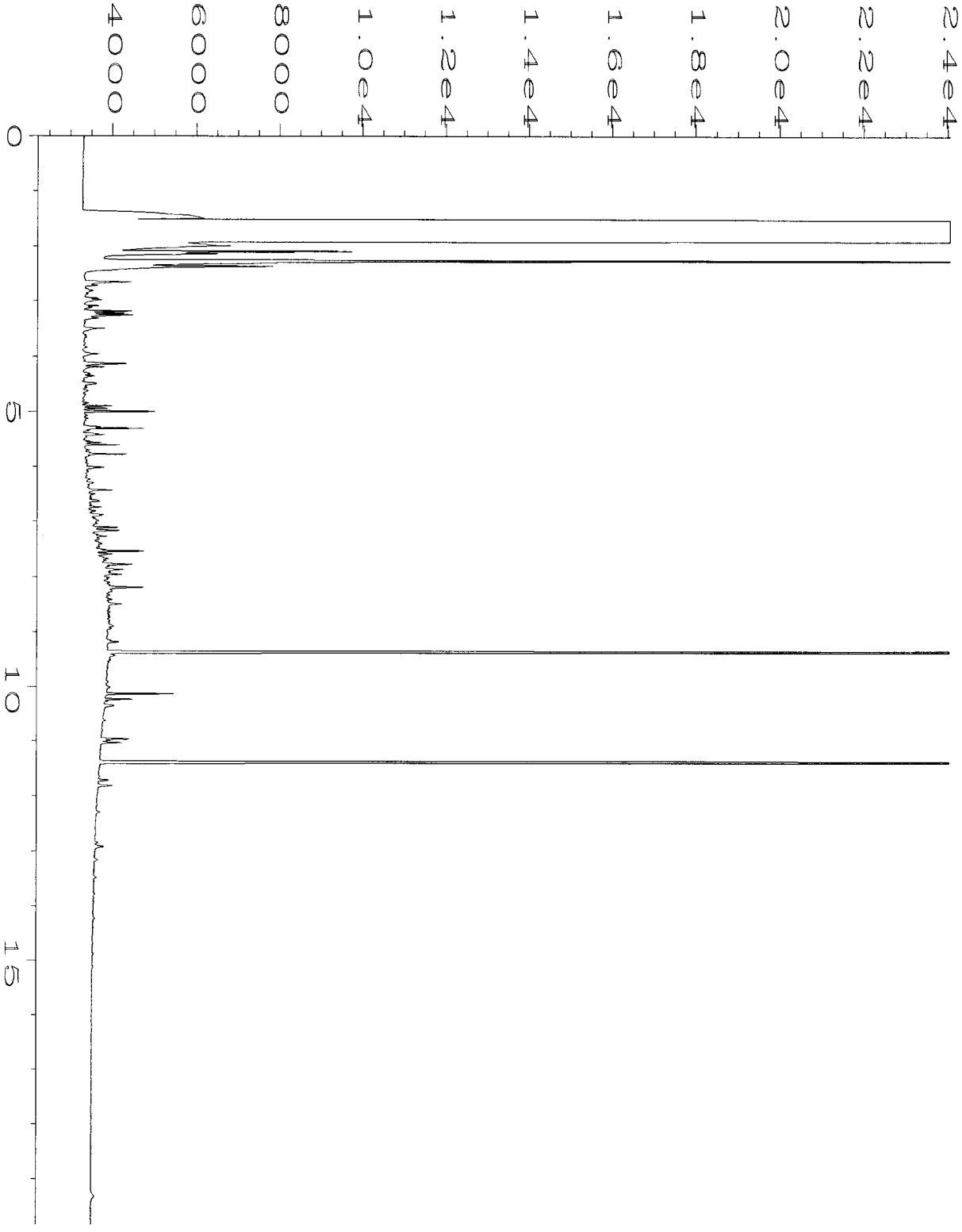

Data File Name : C:\HPCHEM\4\DATA\04-06-12\055F1301.D
Operator : ML
Instrument : GC#4
Sample Name : 204058-02
Run Time Bar Code:
Acquired on : 07 Apr 12 01:18 PM
Report Created on: 09 Apr 12 10:05 AM

Page Number : 1
Vial Number : 55
Injection Number : 1
Sequence Line : 13
Instrument Method: TPHD.MTH
Analysis Method : TPHD.MTH



Data File Name : C:\HPCHEM\4\DATA\04-06-12\056F1301.D
Operator : ML
Instrument : GC#4
Sample Name : 204058-03
Run Time Bar Code:
Acquired on : 07 Apr 12 01:44 PM
Report Created on: 09 Apr 12 10:06 AM

Page Number : 1
Vial Number : 56
Injection Number : 1
Sequence Line : 13
Instrument Method: TPHD.MTH
Analysis Method : TPHD.MTH



Data File Name : C:\HPCHEM\4\DATA\04-06-12\057F1301.D
Operator : ML
Instrument : GC#4
Sample Name : 204058-04
Run Time Bar Code:
Acquired on : 07 Apr 12 02:11 PM
Report Created on: 09 Apr 12 10:06 AM

Page Number : 1
Vial Number : 57
Injection Number : 1
Sequence Line : 13
Instrument Method: TPHD.MTH
Analysis Method : TPHD.MTH



Data File Name : C:\HPCHEM\4\DATA\04-06-12\035F0901.D
Operator : ML
Instrument : GC#4
Sample Name : 02-589 mb
Run Time Bar Code:
Acquired on : 07 Apr 12 02:45 AM
Report Created on: 09 Apr 12 10:02 AM

Page Number : 1
Vial Number : 35
Injection Number : 1
Sequence Line : 9
Instrument Method: TPHD.MTH
Analysis Method : TPHD.MTH

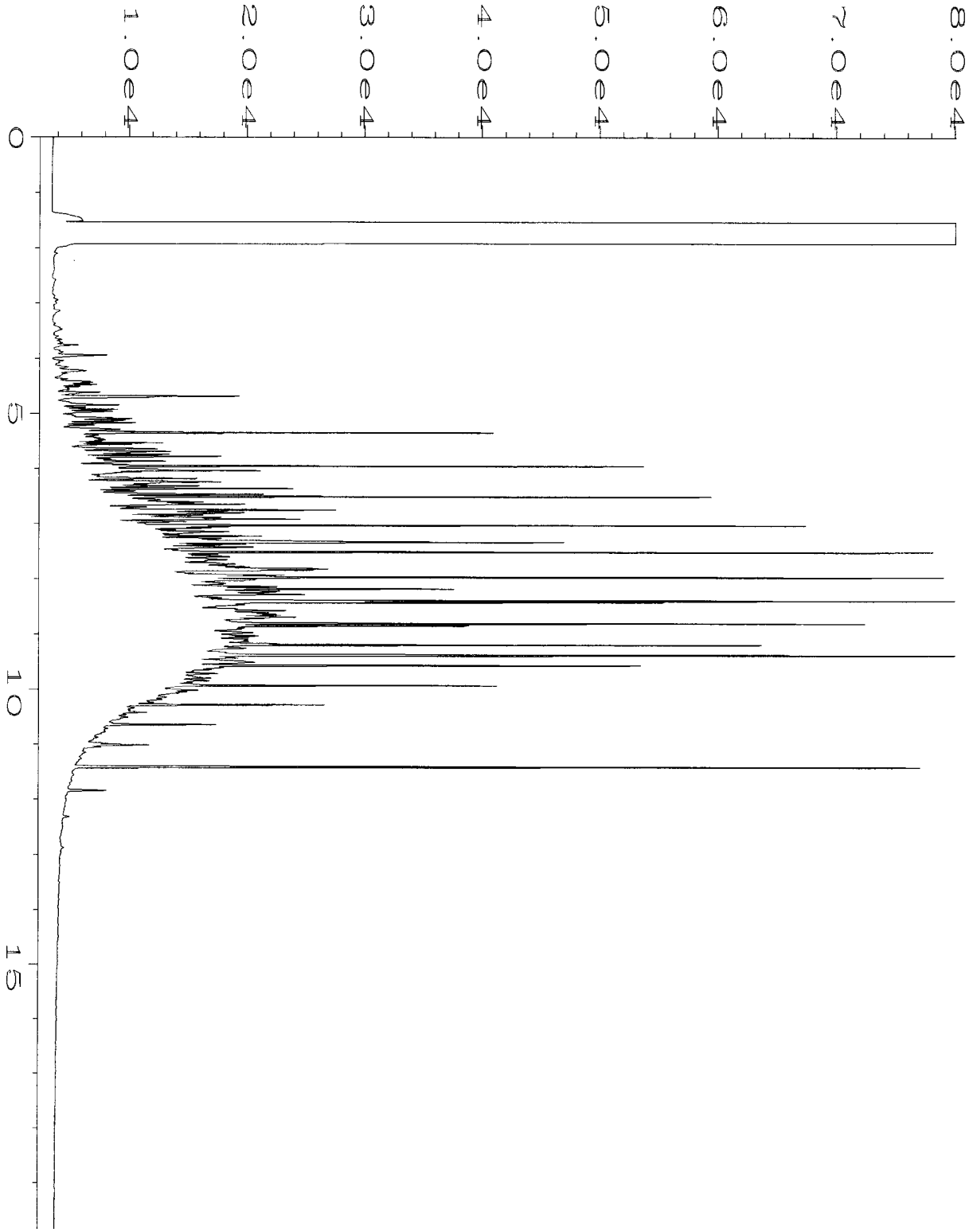

Data File Name	: C:\HPCHEM\4\DATA\04-06-12\003F0201.D		
Operator	: ML	Page Number	: 1
Instrument	: GC#4	Vial Number	: 3
Sample Name	: 500 WADF 37-06B	Injection Number	: 1
Run Time Bar Code:		Sequence Line	: 2
Acquired on	: 06 Apr 12 10:38 AM	Instrument Method	: TPHD.MTH
Report Created on	: 09 Apr 12 10:00 AM	Analysis Method	: TPHD.MTH

AQUATIC RESEARCH INCORPORATED

LABORATORY & CONSULTING SERVICES

3927 AURORA AVENUE NORTH, SEATTLE, WA 98103

PHONE: (206) 632-2715 FAX: (206) 632-2417

CASE FILE NUMBER:	**FBI009-61**		**PAGE 1**
REPORT DATE:	**04/17/12**		
DATE SAMPLED:	**04/04/12**	**DATE RECEIVED:**	**04/05/12**

FINAL REPORT, LABORATORY ANALYSIS OF SELECTED PARAMETERS ON WATER SAMPLES FROM FRIEDMAN & BRUYA, INC. / PROJECT NO. 204058

CASE NARRATIVE

One water sample was received by the laboratory in good condition and analyzed according to the chain of custody. No difficulties were encountered in the preparation or analysis of this sample. Sample data follows while QA/QC data is contained on subsequent pages.

SAMPLE DATA

SAMPLE ID	ALKALINITY (mgCaCO3/l)	SULFATE (mg/L)	SULFIDE (mg/L)	TOTAL-P (mg/L)	TKN (mg/L)
01MW60-20120404	414	53.9	0.18	0.369	1.19

SAMPLE ID	TOTAL IRON (mg/L)	NITRATE (mg/L)	NITRITE (mg/L)	HARDNESS (mgCaCO3/l)
01MW60-20120404	3.78	<0.010	0.004	362

AQUATIC RESEARCH INCORPORATED

LABORATORY & CONSULTING SERVICES

3927 AURORA AVENUE NORTH, SEATTLE, WA 98103

PHONE: (206) 632-2715 FAX: (206) 632-2417

CASE FILE NUMBER:	**FBI009-61**		**PAGE 2**
REPORT DATE:	**04/17/12**		
DATE SAMPLED:	**04/04/12**	**DATE RECEIVED:**	**04/05/12**

FINAL REPORT, LABORATORY ANALYSIS OF SELECTED PARAMETERS ON WATER SAMPLES FROM FRIEDMAN & BRUYA, INC. / PROJECT NO. 204058

QA/QC DATA

QC PARAMETER	ALKALINITY (mgCaCO3/l)	SULFATE (mg/L)	SULFIDE (mg/L)	TOTAL-P (mg/L)	TKN (mg/L)
METHOD	SM18 2320B	SM184500SO4E	EPA 376.1	EPA 365.1	EPA 351.1
DATE ANALYZED	04/17/12	04/11/12	04/10/12	04/06/12	04/12/12
DETECTION LIMIT	1.00	1.00	0.05	0.002	0.200
DUPLICATE					
SAMPLE ID	BATCH	BATCH	BATCH	BATCH	BATCH
ORIGINAL	505	14.5	0.18	0.050	0.594
DUPLICATE	500	14.6	0.16	0.051	0.605
RPD	1.00%	0.62%	11.76%	2.56%	1.89%
SPIKE SAMPLE					
SAMPLE ID		BATCH		BATCH	BATCH
ORIGINAL		14.5		0.050	0.594
SPIKED SAMPLE		24.7		0.104	2.52
SPIKE ADDED		10.0		0.050	2.00
% RECOVERY	NA	101.79%	NA	109.08%	96.29%
QC CHECK					
FOUND	98.3	10.1		0.090	5.55
TRUE	100	10.0		0.090	5.79
% RECOVERY	98.30%	100.73%	NA	99.87%	95.88%
BLANK	NA	<1.00	<0.05	<0.002	<0.200

RPD = RELATIVE PERCENT DIFFERENCE.
NA = NOT APPLICABLE OR NOT AVAILABLE.
NC = NOT CALCULABLE DUE TO ONE OR MORE VALUES BEING BELOW THE DETECTION LIMIT.
OR = RECOVERY NOT CALCULABLE DUE TO SPIKE SAMPLE OUT OF RANGE OR SPIKE TOO LOW RELATIVE TO SAMPLE CONCENTRATION.

AQUATIC RESEARCH INCORPORATED

LABORATORY & CONSULTING SERVICES

3927 AURORA AVENUE NORTH, SEATTLE, WA 98103

PHONE: (206) 632-2715 FAX: (206) 632-2417

CASE FILE NUMBER:	**FBI009-61**		**PAGE 3**
REPORT DATE:	**04/17/12**		
DATE SAMPLED:	**04/04/12**	**DATE RECEIVED:**	**04/05/12**

FINAL REPORT, LABORATORY ANALYSIS OF SELECTED PARAMETERS ON WATER SAMPLES FROM FRIEDMAN & BRUYA, INC. / PROJECT NO. 204058

QA/QC DATA

QC PARAMETER	TOTAL IRON (mg/L)	NITRATE (mg/L)	NITRITE (mg/L)	HARDNESS (mgCaCO3/l)
METHOD	EPA 200.7	SM184500N03F	EPA 353.2	SM 2340C
DATE ANALYZED	04/06/12	04/05/12	04/06/12	04/12/12
DETECTION LIMIT	0.020	0.010	0.002	2.00
DUPLICATE				
SAMPLE ID	BATCH	BATCH	BATCH	BATCH
ORIGINAL	6.54	<0.010	0.003	8.05
DUPLICATE	6.49	<0.010	0.003	7.82
RPD	0.86%	NC	0.00%	2.90%
SPIKE SAMPLE				
SAMPLE ID	BATCH	BATCH	BATCH	BATCH
ORIGINAL	6.54	<0.010	0.003	8.05
SPIKED SAMPLE	7.62	0.205	0.043	27.0
SPIKE ADDED	1.00	0.200	0.040	20.0
% RECOVERY	107.24%	102.29%	100.00%	94.62%
QC CHECK				
FOUND	9.96	0.403	0.040	38.7
TRUE	10.0	0.408	0.040	40.0
% RECOVERY	99.55%	98.84%	100.00%	96.74%
BLANK	<0.020	<0.010	<0.002	<2.00

RPD = RELATIVE PERCENT DIFFERENCE.
NA = NOT APPLICABLE OR NOT AVAILABLE.
NC = NOT CALCULABLE DUE TO ONE OR MORE VALUES BEING BELOW THE DETECTION LIMIT.
OR = RECOVERY NOT CALCULABLE DUE TO SPIKE SAMPLE OUT OF RANGE OR SPIKE TOO LOW RELATIVE TO SAMPLE CONCENTRATION.

SUBMITTED BY:

Damien Gadomski
Project Manager

FB1009.61

SUBCONTRACT SAMPLE CHAIN OF CUSTODY

Page # 1 of 1

Send Report To Michael Erdahl
Company Friedman and Bruya, Inc.
Address 3012 16th Ave W
City, State, ZIP Seattle, WA 98119
Phone # (206) 285-8282 Fax # (206) 283-5044

SUBCONTRACTER Aq. Research
PROJECT NAME/NO. 204053
PO # B-657
REMARKS
Please Email Results

TURNAROUND TIME
☒ Standard (2 Weeks)
☐ RUSH
Rush charges authorized by:

SAMPLE DISPOSAL
☐ Dispose after 30 days
☐ Return samples
☐ Will call with instructions

Sample ID	Lab ID	Date Sampled	Time Sampled	Sample Type	# of containers	ANALYSES REQUESTED: Total Fe	Hardness	Sulfate	Nitrate	Nitrite	Alkalinity	Sulfide	TKN	Total Phosphorus	Dissolved Gasses	Notes
01MW60-20120404		4/4/12	1055	W	5	X	X	X	X	X	X	X	X	X		

Friedman & Bruya, Inc.
3012 16th Avenue West
Seattle, WA 98119-2029
Ph. (206) 285-8282
Fax (206) 283-5044

	SIGNATURE	PRINT NAME	COMPANY	DATE	TIME
Relinquished by:		Michael Erdahl	Friedman & Bruya	4/5/12	11:20 AM
Received by:		S. HIGSON	RUC	4/5/12	1400
Relinquished by:					
Received by:					

1311 N. 35th St.
Seattle, WA 98103
T: (206) 352-3790
F: (206) 352-7178
info@fremontanalytical.com

Friedman & Bruya
Michael Erdahl
3012 16th Ave. W.
Seattle, Washington 98119

RE: 204058
Lab ID: 1204039

April 16, 2012

Attention Michael Erdahl:

Fremont Analytical, Inc. received 1 sample(s) on 4/5/2012 for the analyses presented in the following report.

Dissolved Gases by RSK-175

This report consists of the following:

- Case Narrative
- Analytical Results
- Applicable Quality Control Summary Reports
- Chain of Custody

All analyses were performed consistent with the Quality Assurance program of Fremont Analytical, Inc. Please contact the laboratory if you should have any questions about the results.

Thank you for using Fremont Analytical.

Sincerely,

Michael Dee
Sr. Chemist / Principal

Date: *04/16/2012*

CLIENT: Friedman & Bruya
Project: 204058
Lab Order: 1204039

Work Order Sample Summary

Lab Sample ID	Client Sample ID	Date/Time Collected	Date/Time Received
1204039-001	01MW60-20120404	04/04/2012 10:55 AM	04/05/2012 1:00 PM

Note: If no "Time Collected" is supplied, a default of 12:00AM is assigned

Case Narrative

WO#: **1204039**
Date: **4/16/2012**

CLIENT: Friedman & Bruya
Project: 204058

I. SAMPLE RECEIPT:
All samples were received intact.

II. GENERAL REPORTING COMMENTS:
Results are reported on a wet weight basis unless dry-weight correction is denoted in the units field on the analytical report ("mg/kg-dry" or "ug/kg-dry").

The validity of the analytical procedures for which data is reported in this analytical report is determined by the Laboratory Control Sample (LCS) and the Method Blank (MB). The LCS and the MB are processed with the samples to ensure method criteria are achieved throughout the entire analytical process.

III. ANALYSES AND EXCEPTIONS:
Exceptions associated with this report will be footnoted in the analytical results page(s) or the quality control summary page(s) and/or noted below.

Analytical Report

WO#: **1204039**
Date Reported: **4/16/2012**

CLIENT: Friedman & Bruya
Project: 204058

Lab ID: 1204039-001 **Collection Date:** 4/4/2012 10:55:00 AM
Client Sample ID: **01MW60-20120404** **Matrix:** Water

Analyses	Result	RL	Qual	Units	DF	Date Analyzed
Dissolved Gases by RSK-175				Batch ID: R3950		Analyst: MD
Methane	0.0393	0.00500		mg/L	1	4/13/2012 2:51:00 PM
Ethene	ND	0.00500		mg/L	1	4/13/2012 2:51:00 PM
Ethane	ND	0.00500		mg/L	1	4/13/2012 2:51:00 PM

Qualifiers:

B	Analyte detected in the associated Method Blank	D	Dilution was required
E	Value above quantitation range	H	Holding times for preparation or analysis exceeded
J	Analyte detected below quantitation limits	ND	Not detected at the Reporting Limit
RL	Reporting Limit	S	Spike recovery outside accepted recovery limits

Fremont Analytical

Date: *4/16/2012*

Work Order: 1204039
CLIENT: Friedman & Bruya
Project: 204058

QC SUMMARY REPORT

Dissolved Gases by RSK-175

Sample ID: **MB-R3950** SampType: **MBLK** Units: **mg/L** Prep Date: **4/13/2012** RunNo: **3950**
Client ID: **MBLKW** Batch ID: **R3950** Analysis Date: **4/13/2012** SeqNo: **71308**

Analyte	Result	RL	SPK value	SPK Ref Val	%REC	LowLimit	HighLimit	RPD Ref Val	%RPD	RPDLimit	Qual
Methane	ND	0.00500									
Ethene	ND	0.00500									
Ethane	ND	0.00500									

Sample ID: **LCS-R3950** SampType: **LCS** Units: **mg/L** Prep Date: **4/13/2012** RunNo: **3950**
Client ID: **LCSW** Batch ID: **R3950** Analysis Date: **4/13/2012** SeqNo: **71309**

Analyte	Result	RL	SPK value	SPK Ref Val	%REC	LowLimit	HighLimit	RPD Ref Val	%RPD	RPDLimit	Qual
Methane	0.0422	0.00500	0.05000	0	84.5	80	120				
Ethene	0.0418	0.00500	0.05000	0	83.7	80	120				
Ethane	0.0420	0.00500	0.05000	0	84.0	80	120				

Sample ID: **1204039-001ADUP** SampType: **DUP** Units: **mg/L** Prep Date: **4/13/2012** RunNo: **3950**
Client ID: **01MW60-20120404** Batch ID: **R3950** Analysis Date: **4/13/2012** SeqNo: **71313**

Analyte	Result	RL	SPK value	SPK Ref Val	%REC	LowLimit	HighLimit	RPD Ref Val	%RPD	RPDLimit	Qual
Methane	0.0467	0.00500						0.03930	17.1	30	
Ethene	ND	0.00500						0	0	30	
Ethane	ND	0.00500						0	0	30	

Qualifiers:

B	Analyte detected in the associated Method Blank	D	Dilution was required	E	Value above quantitation range
H	Holding times for preparation or analysis exceeded	J	Analyte detected below quantitation limits	ND	Not detected at the Reporting Limit
R	RPD outside accepted recovery limits	RL	Reporting Limit	S	Spike recovery outside accepted recovery limits

SUBCONTRACT SAMPLE CHAIN OF CUSTODY

1204039

Page # 1 of 1

Send Report To Michael Erdahl

Company Friedman and Bruya, Inc.

Address 3012 16th Ave W

City, State, ZIP Seattle, WA 98119

Phone # (206) 285-8282 Fax # (206) 283-5044

SUBCONTRACTER Fremont

PROJECT NAME/NO. 204059

PO # B-645

REMARKS

Please Email Results

TURNAROUND TIME

☒ Standard (2 Weeks)

☐ RUSH

Rush charges authorized by:

SAMPLE DISPOSAL

☐ Dispose after 30 days

☐ Return samples

☐ Will call with instructions

Sample ID	Lab ID	Date Sampled	Time Sampled	Sample Type	# of containers	ANALYSES REQUESTED: Total Fe	Hardness	Sulfate	Nitrate	Nitrite	Alkalinity	Sulfide	TKN	Total Phosphorus	Dissolved Gasses	Notes
1MW60-20120404		4/4/12	1055	W	2										X	

Friedman & Bruya, Inc.
3012 16th Avenue West
Seattle, WA 98119-2029
Ph. (206) 285-8282
Fax (206) 283-5044

	SIGNATURE	PRINT NAME	COMPANY	DATE	TIME
Relinquished by:		Michael Erdahl	Friedman & Bruya	4/5/12	11:20AM
Received by:		Caitlyn Frazier	FAI	4/5/12	1300
Relinquished by:					
Received by:					

204058

SAMPLE CHAIN OF CUSTODY

ME 04/04/12 AI 4/05/12

Page # _____ of _____

Send Report To Tim Brown, cc: Jessica Brown, Jennifer Cyr, Pete Kingston, Audrey Hackett

Company SoundEarth Strategies

Address 2811 Fairview Ave E, Suite 2000

City, State, ZIP Seattle, WA 98102

SAMPLERS (signature)

PROJECT NAME/NO.: TOC Holdings Co. Facility No. 01-600 Seattle Terminal – ASKO Property

PO #: 0440-004-24

REMARKS: EIM Y

TURNAROUND TIME
(Standard (2 Weeks)
RUSH
Rush charges authorized by:

SAMPLE DISPOSAL
⊗ Dispose after 30 days
Return samples
Will call with instructions

Sample ID	Sample Location	Sample Depth	Lab ID	Date Sampled	Time Sampled	Matrix	# of jars	GRPH by NWTPH-Gx	BTEX by EPA 8021B	DRPH/ORPH by NWTPH-Dx	cVOCs by EPA 8260C	NO3/NO2, SO4, TP, Alkalinity	Total Fe Hardness	Methane Ethane Ethene	TKN	Sulfide	Notes
01MW60-20120404		32.5	01A-N	4/4/12	1055	W	14	X	X	X	X	X	X	X	X	X	
01MW64-20120404		34	02A-G	4/4/12	1355	W	7	X	X	X	X						
01MW78-20120404		47.5	03 T	4/4/12	1500	W	7	X	X	X	X						
01MW62-20120404		34	04 T	4/4/12	1548	W	7	X	X	X	X						

	SIGNATURE	PRINT NAME	COMPANY	DATE	TIME
Relinquished by:		Andrew Carf	Sound Earth	4/4/12	
Received by:		Jon Shimazu	FBI	4/4/12	17:40
Relinquished by:					
Received by:					

Friedman & Bruya, Inc.
3012 16th Avenue West
Seattle, WA 98119-2029
Ph. (206) 285-8282
Fax (206) 283-5044

Samples received at 3 °C

FRIEDMAN & BRUYA, INC.

ENVIRONMENTAL CHEMISTS

James E. Bruya, Ph.D.
Yelena Aravkina, M.S.
Bradley T. Benson, B.S.
Kurt Johnson, B.S.

3012 16th Avenue West
Seattle, WA 98119-2029
TEL: (206) 285-8282
e-mail: fbi@isomedia.com

April 19, 2012

Tim Brown, Project Manager
SoundEarth Strategies
2811 Fairview Ave. East, Suite 2000
Seattle, WA 98102

Dear Mr. Brown:

Included are the results from the testing of material submitted on April 4, 2012 from the TOC_01-600_20120404 WORFDB6, F&BI 204059 project. There are 16 pages included in this report. Any samples that may remain are currently scheduled for disposal in 30 days. If you would like us to return your samples or arrange for long term storage at our offices, please contact us as soon as possible.

We appreciate this opportunity to be of service to you and hope you will call if you should have any questions.

Sincerely,

FRIEDMAN & BRUYA, INC.



Michael Erdahl
Project Manager

Enclosures
c: Mark Chandler, Jessica Brown, Audrey Hackett, Pete Kingston, Jennifer Cyr
SOU0419R.DOC

FRIEDMAN & BRUYA, INC.

ENVIRONMENTAL CHEMISTS

CASE NARRATIVE

This case narrative encompasses samples received on April 4, 2012 by Friedman & Bruya, Inc. from the SoundEarth Strategies TOC_01-600_20120404 WORFDB6, F&BI 204059 project. Samples were logged in under the laboratory ID's listed below.

Laboratory ID	SoundEarth Strategies
204059-01	01MW71-20120404
204059-02	01MW55-20120404
204059-03	FD04-20120404
204059-04	01MW63-20120404

Samples 01MW55-20120404 and 01MW63-20120404 were sent to Aquatic Research for sulfate, nitrate, nitrite, phosphorus, alkalinity, total iron, hardness, TKN, and sulfide analyses. In addition, the samples were sent to Fremont Analytical for dissolved methane analysis. The reports are enclosed.

All quality control requirements were acceptable.

Date of Report: 04/19/12
Date Received: 04/04/12
Project: TOC_01-600_20120404 WORFDB6, F&BI 204059
Date Extracted: 04/05/12
Date Analyzed: 04/06/12

RESULTS FROM THE ANALYSIS OF WATER SAMPLES FOR BENZENE, TOLUENE, ETHYLBENZENE, XYLENES AND TPH AS GASOLINE USING EPA METHOD 8021B AND NWTPH-Gx

Results Reported as ug/L (ppb)

Sample ID Laboratory ID	Benzene	Toluene	Ethyl Benzene	Total Xylenes	Gasoline Range	Surrogate (% Recovery) (Limit 52-124)
01MW71-20120404 204059-01	<1	<1	1.1	<3	740 x	100
01MW55-20120404 204059-02	1.6	1.2	1.2	<3	870 x	102
FD04-20120404 204059-03	3.6	1.9	<1	<3	1,200 x	102
01MW63-20120404 204059-04	3.5	1.9	<1	<3	1,200 x	103
Method Blank 02-0585 MB	<1	<1	<1	<3	<100	96

Date of Report: 04/19/12
Date Received: 04/04/12
Project: TOC_01-600_20120404 WORFDB6, F&BI 204059
Date Extracted: 04/06/12
Date Analyzed: 04/07/12

RESULTS FROM THE ANALYSIS OF WATER SAMPLES FOR TOTAL PETROLEUM HYDROCARBONS AS DIESEL AND MOTOR OIL USING METHOD NWTPH-Dx

Results Reported as ug/L (ppb)

Sample ID Laboratory ID	Diesel Range (C_{10}-C_{25})	Motor Oil Range (C_{25}-C_{36})	Surrogate (% Recovery) (Limit 51-134)
01MW71-20120404 204059-01	1,400 x	980 x	100
01MW55-20120404 204059-02	680 x	390 x	94
FD04-20120404 204059-03	790 x	360 x	96
01MW63-20120404 204059-04	830 x	400 x	99
Method Blank 02-590 MB	<50	<250	88

Analysis For Volatile Compounds By EPA Method 8260C

Client Sample ID:	01MW71-20120404	Client:	SoundEarth Strategies
Date Received:	04/04/12	Project:	TOC_01-600_20120404 WORFDB6
Date Extracted:	04/05/12	Lab ID:	204059-01
Date Analyzed:	04/05/12	Data File:	040520.D
Matrix:	Water	Instrument:	GCMS4
Units:	ug/L (ppb)	Operator:	JS

Surrogates:	% Recovery:	Lower Limit:	Upper Limit:
1,2-Dichloroethane-d4	100	57	121
Toluene-d8	98	63	127
4-Bromofluorobenzene	102	60	133

Compounds:	Concentration ug/L (ppb)
Vinyl chloride	6.3
Chloroethane	<1
1,1-Dichloroethene	3.9
Methylene chloride	<5
trans-1,2-Dichloroethene	8.2
1,1-Dichloroethane	<1
cis-1,2-Dichloroethene	94
1,2-Dichloroethane (EDC)	<1
1,1,1-Trichloroethane	<1
Trichloroethene	3,200 ve
Tetrachloroethene	<1

Analysis For Volatile Compounds By EPA Method 8260C

Client Sample ID:	01MW71-20120404	Client:	SoundEarth Strategies
Date Received:	04/04/12	Project:	TOC_01-600_20120404 WORFDB6
Date Extracted:	04/06/12	Lab ID:	204059-01 1/100
Date Analyzed:	04/06/12	Data File:	040623.D
Matrix:	Water	Instrument:	GCMS4
Units:	ug/L (ppb)	Operator:	JS

Surrogates:	% Recovery:	Lower Limit:	Upper Limit:
1,2-Dichloroethane-d4	102	57	121
Toluene-d8	99	63	127
4-Bromofluorobenzene	102	60	133

Compounds:	Concentration ug/L (ppb)
Vinyl chloride	<20
Chloroethane	<100
1,1-Dichloroethene	<100
Methylene chloride	<500
trans-1,2-Dichloroethene	<100
1,1-Dichloroethane	<100
cis-1,2-Dichloroethene	<100
1,2-Dichloroethane (EDC)	<100
1,1,1-Trichloroethane	<100
Trichloroethene	3,600
Tetrachloroethene	<100

Analysis For Volatile Compounds By EPA Method 8260C

Client Sample ID:	01MW55-20120404	Client:	SoundEarth Strategies
Date Received:	04/04/12	Project:	TOC_01-600_20120404 WORFDB6
Date Extracted:	04/05/12	Lab ID:	204059-02
Date Analyzed:	04/05/12	Data File:	040521.D
Matrix:	Water	Instrument:	GCMS4
Units:	ug/L (ppb)	Operator:	JS

Surrogates:	% Recovery:	Lower Limit:	Upper Limit:
1,2-Dichloroethane-d4	101	57	121
Toluene-d8	99	63	127
4-Bromofluorobenzene	102	60	133

Compounds:	Concentration ug/L (ppb)
Vinyl chloride	87
Chloroethane	<1
1,1-Dichloroethene	9.8
Methylene chloride	<5
trans-1,2-Dichloroethene	12
1,1-Dichloroethane	<1
cis-1,2-Dichloroethene	380 ve
1,2-Dichloroethane (EDC)	<1
1,1,1-Trichloroethane	<1
Trichloroethene	3,600 ve
Tetrachloroethene	4.5

Analysis For Volatile Compounds By EPA Method 8260C

Client Sample ID:	01MW55-20120404	Client:	SoundEarth Strategies
Date Received:	04/04/12	Project:	TOC_01-600_20120404 WORFDB6
Date Extracted:	04/06/12	Lab ID:	204059-02 1/100
Date Analyzed:	04/06/12	Data File:	040624.D
Matrix:	Water	Instrument:	GCMS4
Units:	ug/L (ppb)	Operator:	JS

Surrogates:	% Recovery:	Lower Limit:	Upper Limit:
1,2-Dichloroethane-d4	100	57	121
Toluene-d8	98	63	127
4-Bromofluorobenzene	101	60	133

Compounds:	Concentration ug/L (ppb)
Vinyl chloride	83
Chloroethane	<100
1,1-Dichloroethene	<100
Methylene chloride	<500
trans-1,2-Dichloroethene	<100
1,1-Dichloroethane	<100
cis-1,2-Dichloroethene	340
1,2-Dichloroethane (EDC)	<100
1,1,1-Trichloroethane	<100
Trichloroethene	4,100
Tetrachloroethene	<100

Analysis For Volatile Compounds By EPA Method 8260C

Client Sample ID:	FD04-20120404	Client:	SoundEarth Strategies
Date Received:	04/04/12	Project:	TOC_01-600_20120404 WORFDB6
Date Extracted:	04/05/12	Lab ID:	204059-03
Date Analyzed:	04/05/12	Data File:	040522.D
Matrix:	Water	Instrument:	GCMS4
Units:	ug/L (ppb)	Operator:	JS

Surrogates:	% Recovery:	Lower Limit:	Upper Limit:
1,2-Dichloroethane-d4	101	57	121
Toluene-d8	99	63	127
4-Bromofluorobenzene	104	60	133

Compounds:	Concentration ug/L (ppb)
Vinyl chloride	75
Chloroethane	<1
1,1-Dichloroethene	7.9
Methylene chloride	<5
trans-1,2-Dichloroethene	5.6
1,1-Dichloroethane	<1
cis-1,2-Dichloroethene	520 ve
1,2-Dichloroethane (EDC)	2.7
1,1,1-Trichloroethane	<1
Trichloroethene	5,600 ve
Tetrachloroethene	<1

Analysis For Volatile Compounds By EPA Method 8260C

Client Sample ID:	FD04-20120404	Client:	SoundEarth Strategies
Date Received:	04/04/12	Project:	TOC_01-600_20120404 WORFDB6
Date Extracted:	04/06/12	Lab ID:	204059-03 1/200
Date Analyzed:	04/06/12	Data File:	040625.D
Matrix:	Water	Instrument:	GCMS4
Units:	ug/L (ppb)	Operator:	JS

Surrogates:	% Recovery:	Lower Limit:	Upper Limit:
1,2-Dichloroethane-d4	99	57	121
Toluene-d8	99	63	127
4-Bromofluorobenzene	102	60	133

Compounds:	Concentration ug/L (ppb)
Vinyl chloride	67
Chloroethane	<200
1,1-Dichloroethene	<200
Methylene chloride	<1,000
trans-1,2-Dichloroethene	<200
1,1-Dichloroethane	<200
cis-1,2-Dichloroethene	460
1,2-Dichloroethane (EDC)	<200
1,1,1-Trichloroethane	<200
Trichloroethene	9,100
Tetrachloroethene	<200

Analysis For Volatile Compounds By EPA Method 8260C

Client Sample ID:	01MW63-20120404	Client:	SoundEarth Strategies
Date Received:	04/04/12	Project:	TOC_01-600_20120404 WORFDB6
Date Extracted:	04/05/12	Lab ID:	204059-04
Date Analyzed:	04/05/12	Data File:	040523.D
Matrix:	Water	Instrument:	GCMS4
Units:	ug/L (ppb)	Operator:	JS

Surrogates:	% Recovery:	Lower Limit:	Upper Limit:
1,2-Dichloroethane-d4	101	57	121
Toluene-d8	99	63	127
4-Bromofluorobenzene	106	60	133

Compounds:	Concentration ug/L (ppb)
Vinyl chloride	76
Chloroethane	<1
1,1-Dichloroethene	8.1
Methylene chloride	<5
trans-1,2-Dichloroethene	5.5
1,1-Dichloroethane	<1
cis-1,2-Dichloroethene	520 ve
1,2-Dichloroethane (EDC)	2.8
1,1,1-Trichloroethane	<1
Trichloroethene	5,700 ve
Tetrachloroethene	<1

Analysis For Volatile Compounds By EPA Method 8260C

Client Sample ID:	01MW63-20120404	Client:	SoundEarth Strategies
Date Received:	04/04/12	Project:	TOC_01-600_20120404 WORFDB6
Date Extracted:	04/06/12	Lab ID:	204059-04 1/200
Date Analyzed:	04/06/12	Data File:	040626.D
Matrix:	Water	Instrument:	GCMS4
Units:	ug/L (ppb)	Operator:	JS

Surrogates:	% Recovery:	Lower Limit:	Upper Limit:
1,2-Dichloroethane-d4	100	57	121
Toluene-d8	99	63	127
4-Bromofluorobenzene	100	60	133

Compounds:	Concentration ug/L (ppb)
Vinyl chloride	65
Chloroethane	<200
1,1-Dichloroethene	<200
Methylene chloride	<1,000
trans-1,2-Dichloroethene	<200
1,1-Dichloroethane	<200
cis-1,2-Dichloroethene	460
1,2-Dichloroethane (EDC)	<200
1,1,1-Trichloroethane	<200
Trichloroethene	8,800
Tetrachloroethene	<200

Analysis For Volatile Compounds By EPA Method 8260C

Client Sample ID:	Method Blank	Client:	SoundEarth Strategies
Date Received:	NA	Project:	TOC_01-600_20120404 WORFDB6
Date Extracted:	04/05/12	Lab ID:	02-0531 mb
Date Analyzed:	04/05/12	Data File:	040508.D
Matrix:	Water	Instrument:	GCMS4
Units:	ug/L (ppb)	Operator:	JS

Surrogates:	% Recovery:	Lower Limit:	Upper Limit:
1,2-Dichloroethane-d4	101	57	121
Toluene-d8	100	63	127
4-Bromofluorobenzene	103	60	133

Compounds:	Concentration ug/L (ppb)
Vinyl chloride	<0.2
Chloroethane	<1
1,1-Dichloroethene	<1
Methylene chloride	<5
trans-1,2-Dichloroethene	<1
1,1-Dichloroethane	<1
cis-1,2-Dichloroethene	<1
1,2-Dichloroethane (EDC)	<1
1,1,1-Trichloroethane	<1
Trichloroethene	<1
Tetrachloroethene	<1

Date of Report: 04/19/12
Date Received: 04/04/12
Project: TOC_01-600_20120404 WORFDB6, F&BI 204059

QUALITY ASSURANCE RESULTS FOR THE ANALYSIS OF WATER SAMPLES FOR BENZENE, TOLUENE, ETHYLBENZENE, XYLENES, AND TPH AS GASOLINE USING EPA METHOD 8021B AND NWTPH-Gx

Laboratory Code: 204053-02 (Duplicate)

Analyte	Reporting Units	Sample Result	Duplicate Result	Relative Percent Difference (Limit 20)
Benzene	ug/L (ppb)	<1	<1	nm
Toluene	ug/L (ppb)	<1	<1	nm
Ethylbenzene	ug/L (ppb)	<1	<1	nm
Xylenes	ug/L (ppb)	<3	<3	nm
Gasoline	ug/L (ppb)	<100	<100	nm

Laboratory Code: Laboratory Control Sample

Analyte	Reporting Units	Spike Level	Percent Recovery LCS	Acceptance Criteria
Benzene	ug/L (ppb)	50	90	65-118
Toluene	ug/L (ppb)	50	98	72-122
Ethylbenzene	ug/L (ppb)	50	101	73-126
Xylenes	ug/L (ppb)	150	98	74-118
Gasoline	ug/L (ppb)	1,000	100	69-134

Date of Report: 04/19/12
Date Received: 04/04/12
Project: TOC_01-600_20120404 WORFDB6, F&BI 204059

QUALITY ASSURANCE RESULTS FOR THE ANALYSIS OF WATER SAMPLES FOR TOTAL PETROLEUM HYDROCARBONS AS DIESEL EXTENDED USING METHOD NWTPH-Dx

Laboratory Code: Laboratory Control Sample

Analyte	Reporting Units	Spike Level	Percent Recovery LCS	Percent Recovery LCSD	Acceptance Criteria	RPD (Limit 20)
Diesel Extended	ug/L (ppb)	2,500	117	119	58-134	2

Date of Report: 04/19/12
Date Received: 04/04/12
Project: TOC_01-600_20120404 WORFDB6, F&BI 204059

QUALITY ASSURANCE RESULTS FOR THE ANALYSIS OF WATER SAMPLES FOR VOLATILES BY EPA METHOD 8260C

Laboratory Code: 204045-04 (Matrix Spike)

Analyte	Reporting Units	Spike Level	Sample Result	Percent Recovery MS	Acceptance Criteria
Vinyl chloride	ug/L (ppb)	50	<0.2	101	36-166
Chloroethane	ug/L (ppb)	50	<1	108	46-160
1,1-Dichloroethene	ug/L (ppb)	50	<1	106	60-136
Methylene chloride	ug/L (ppb)	50	<5	89	67-132
trans-1,2-Dichloroethene	ug/L (ppb)	50	<1	102	72-129
1,1-Dichloroethane	ug/L (ppb)	50	<1	103	70-128
cis-1,2-Dichloroethene	ug/L (ppb)	50	<1	102	71-127
1,2-Dichloroethane (EDC)	ug/L (ppb)	50	<1	112	69-133
1,1,1-Trichloroethane	ug/L (ppb)	50	<1	105	60-146
Trichloroethene	ug/L (ppb)	50	<1	92	66-135
Tetrachloroethene	ug/L (ppb)	50	<1	91	73-129

Laboratory Code: Laboratory Control Sample

Analyte	Reporting Units	Spike Level	Percent Recovery LCS	Percent Recovery LCSD	Acceptance Criteria	RPD (Limit 20)
Vinyl chloride	ug/L (ppb)	50	99	103	50-154	4
Chloroethane	ug/L (ppb)	50	99	105	58-146	6
1,1-Dichloroethene	ug/L (ppb)	50	102	106	67-136	4
Methylene chloride	ug/L (ppb)	50	93	94	39-148	1
trans-1,2-Dichloroethene	ug/L (ppb)	50	99	102	68-128	3
1,1-Dichloroethane	ug/L (ppb)	50	100	104	79-121	4
cis-1,2-Dichloroethene	ug/L (ppb)	50	99	103	80-123	4
1,2-Dichloroethane (EDC)	ug/L (ppb)	50	104	108	73-132	4
1,1,1-Trichloroethane	ug/L (ppb)	50	100	107	83-130	7
Trichloroethene	ug/L (ppb)	50	89	91	80-120	2
Tetrachloroethene	ug/L (ppb)	50	95	98	76-121	3

Data Qualifiers & Definitions

a - The analyte was detected at a level less than five times the reporting limit. The RPD results may not provide reliable information on the variability of the analysis.

A1 – More than one compound of similar molecule structure was identified with equal probability.

b - The analyte was spiked at a level that was less than five times that present in the sample. Matrix spike recoveries may not be meaningful.

ca - The calibration results for this range fell outside of acceptance criteria. The value reported is an estimate.

c - The presence of the analyte indicated may be due to carryover from previous sample injections.

d - The sample was diluted. Detection limits may be raised due to dilution.

ds - The sample was diluted. Detection limits are raised due to dilution and surrogate recoveries may not be meaningful.

dv - Insufficient sample was available to achieve normal reporting limits and limits are raised accordingly.

fb - Analyte present in the blank and the sample.

fc – The compound is a common laboratory and field contaminant.

hr - The sample and duplicate were reextracted and reanalyzed. RPD results were still outside of control limits. The variability is attributed to sample inhomogeneity.

ht - Analysis performed outside the method or client-specified holding time requirement.

ip - Recovery fell outside of normal control limits. Compounds in the sample matrix interfered with the quantitation of the analyte.

j – The result is below normal reporting limits. The value reported is an estimate.

J - The internal standard associated with the analyte is out of control limits. The reported concentration is an estimate.

jl - The analyte result in the laboratory control sample is out of control limits. The reported concentration should be considered an estimate.

jr - The rpd result in laboratory control sample associated with the analyte is out of control limits. The reported concentration should be considered an estimate.

js - The surrogate associated with the analyte is out of control limits. The reported concentration should be considered an estimate.

lc - The presence of the compound indicated is likely due to laboratory contamination.

L - The reported concentration was generated from a library search.

nm - The analyte was not detected in one or more of the duplicate analyses. Therefore, calculation of the RPD is not applicable.

pc – The sample was received in a container not approved by the method. The value reported should be considered an estimate.

pr – The sample was received with incorrect preservation. The value reported should be considered an estimate.

ve - Estimated concentration calculated for an analyte response above the valid instrument calibration range. A dilution is required to obtain an accurate quantification of the analyte.

vo - The value reported fell outside the control limits established for this analyte.

x - The sample chromatographic pattern does not resemble the fuel standard used for quantitation.

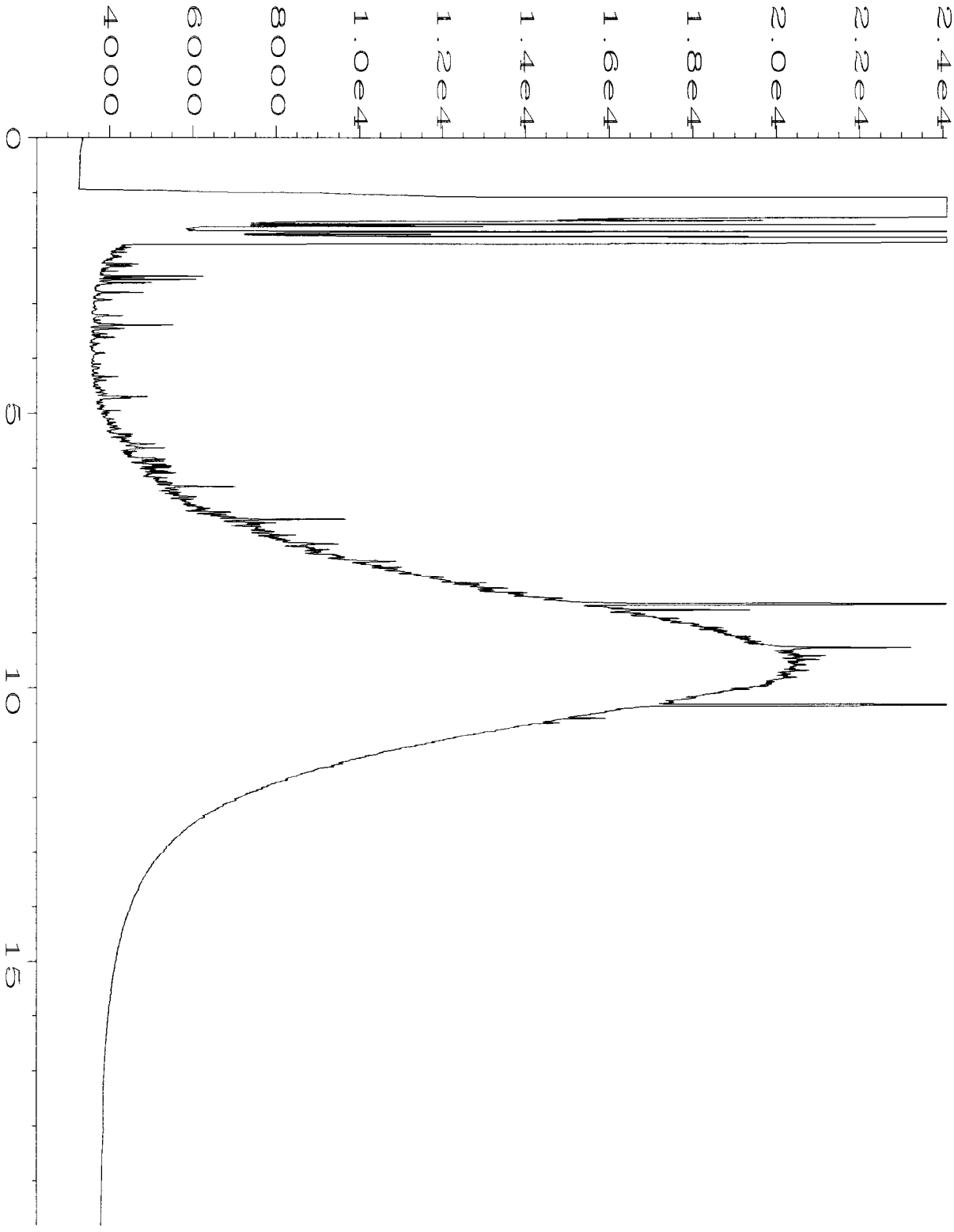

Data File Name : C:\HPCHEM\6\DATA\04-06-12\036F0901.D
Operator : ML
Instrument : GC #6
Sample Name : 204059-01
Run Time Bar Code:
Acquired on : 07 Apr 12 00:07 AM
Report Created on: 09 Apr 12 11:07 AM

Page Number : 1
Vial Number : 36
Injection Number : 1
Sequence Line : 9
Instrument Method: TPHD.MTH
Analysis Method : TPHD.MTH



Data File Name : C:\HPCHEM\6\DATA\04-06-12\037F0901.D
Operator : ML
Instrument : GC #6
Sample Name : 204059-02
Run Time Bar Code:
Acquired on : 07 Apr 12 00:33 AM
Report Created on: 09 Apr 12 11:07 AM

Page Number : 1
Vial Number : 37
Injection Number : 1
Sequence Line : 9
Instrument Method: TPHD.MTH
Analysis Method : TPHD.MTH

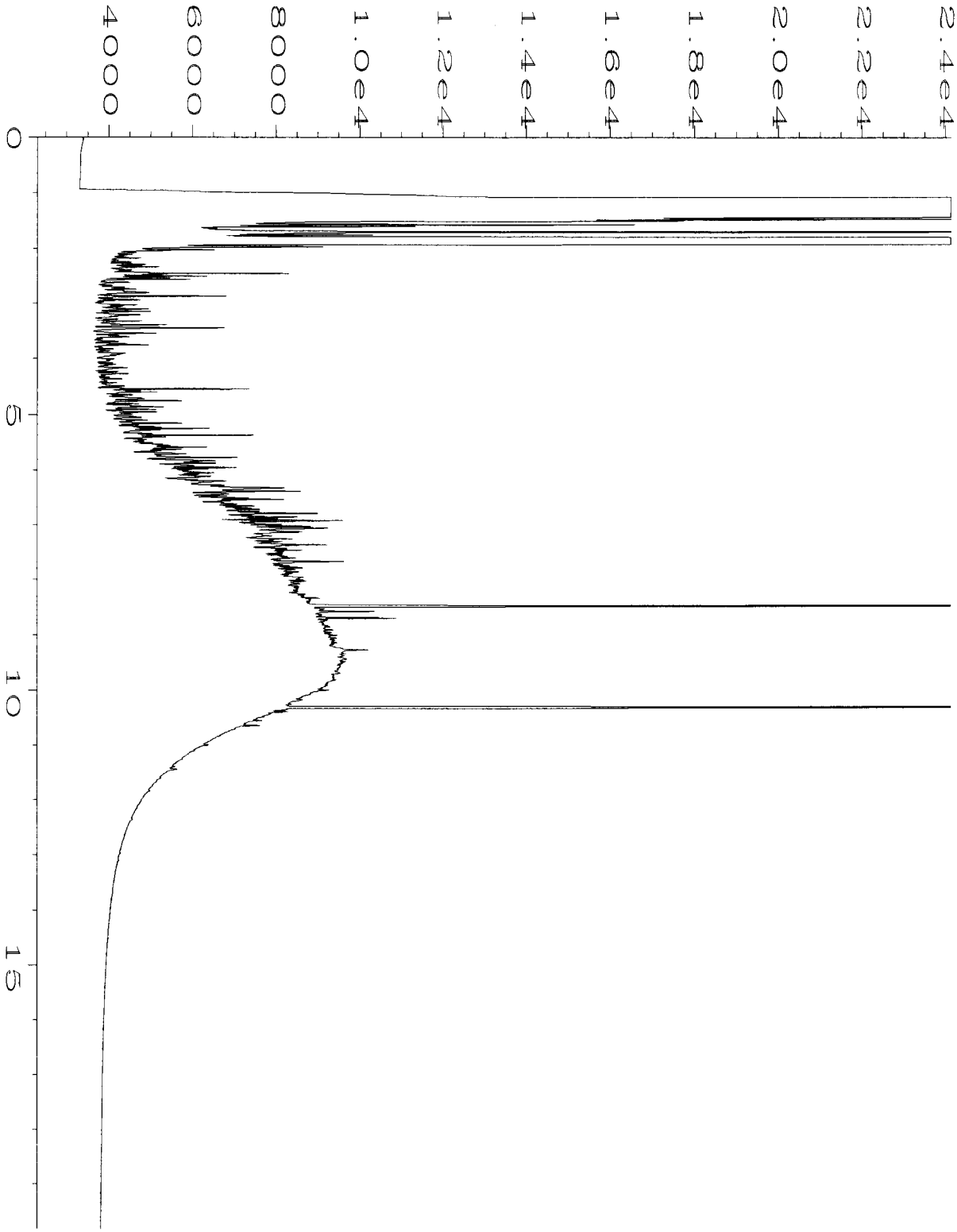

Data File Name : C:\HPCHEM\6\DATA\04-06-12\038F0901.D
Operator : ML
Instrument : GC #6
Sample Name : 204059-03
Run Time Bar Code:
Acquired on : 07 Apr 12 00:58 AM
Report Created on: 09 Apr 12 11:07 AM

Page Number : 1
Vial Number : 38
Injection Number : 1
Sequence Line : 9
Instrument Method: TPHD.MTH
Analysis Method : TPHD.MTH

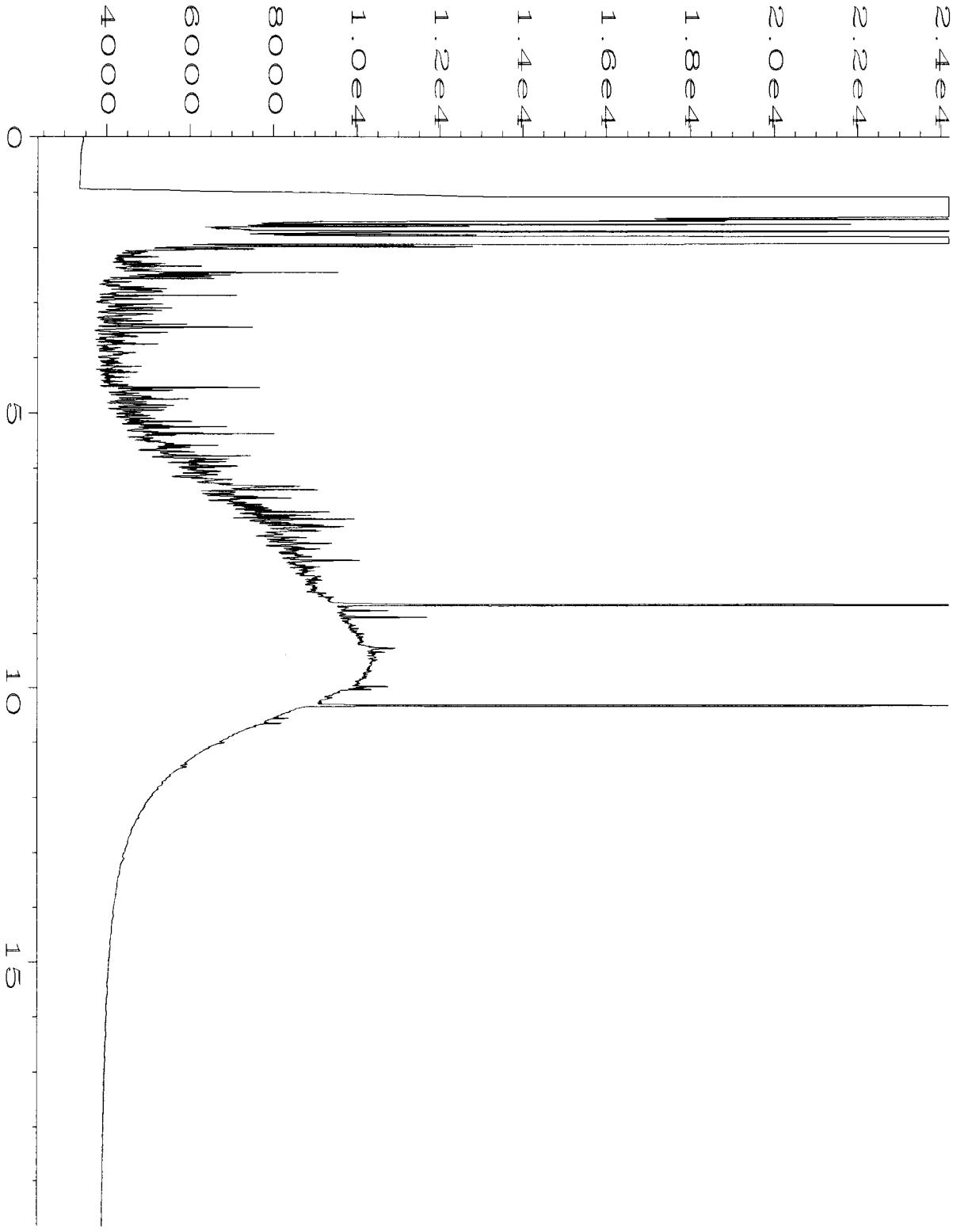

Data File Name : C:\HPCHEM\6\DATA\04-06-12\039F1101.D
Operator : ML
Instrument : GC #6
Sample Name : 204059-04
Run Time Bar Code:
Acquired on : 07 Apr 12 02:13 AM
Report Created on: 09 Apr 12 11:07 AM

Page Number : 1
Vial Number : 39
Injection Number : 1
Sequence Line : 11
Instrument Method: TPHD.MTH
Analysis Method : TPHD.MTH

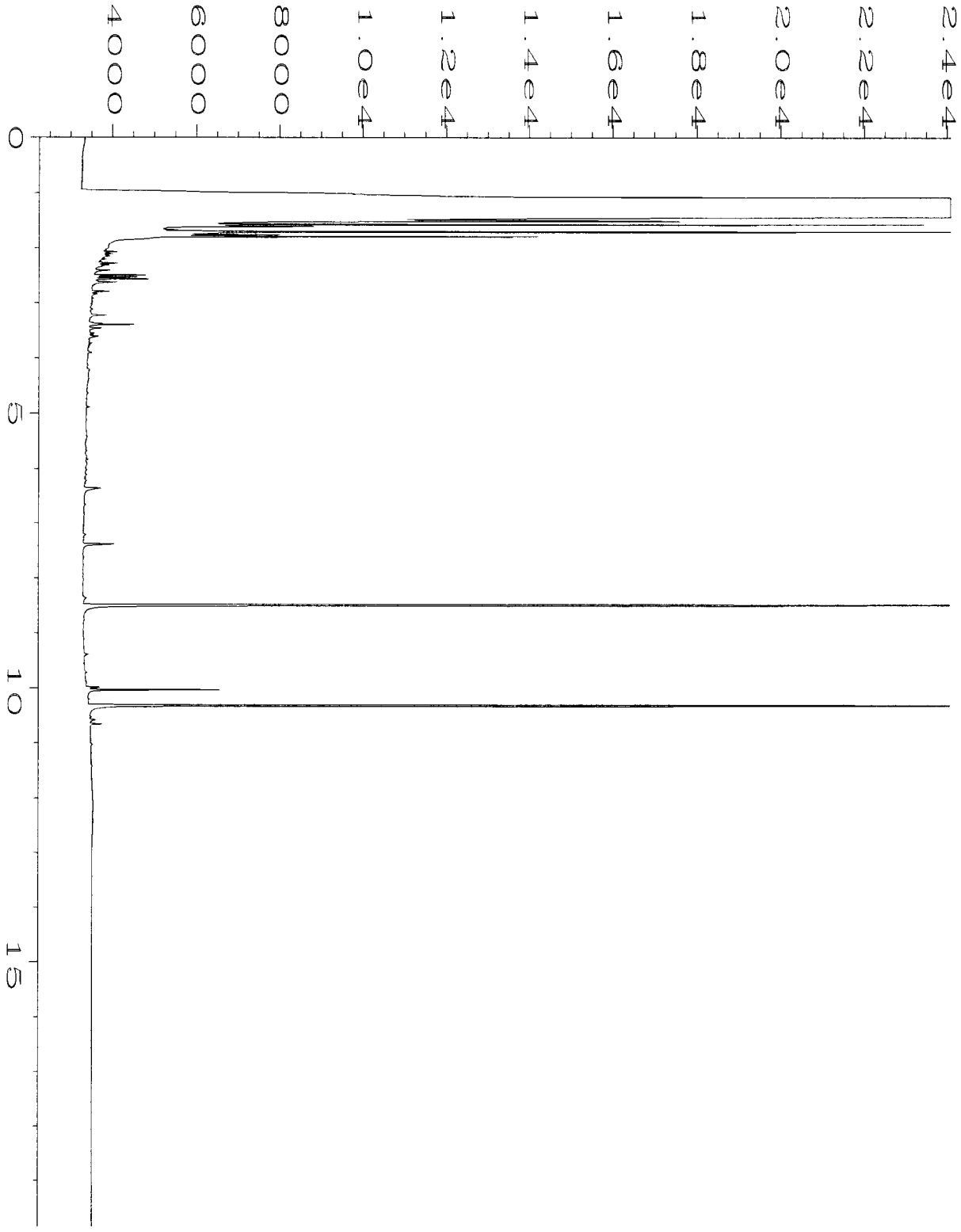

Data File Name : C:\HPCHEM\6\DATA\04-06-12\033F0901.D
Operator : ML
Instrument : GC #6
Sample Name : 02-590 mb
Run Time Bar Code:
Acquired on : 06 Apr 12 10:52 PM
Report Created on: 09 Apr 12 11:07 AM

Page Number : 1
Vial Number : 33
Injection Number : 1
Sequence Line : 9
Instrument Method: TPHD.MTH
Analysis Method : TPHD.MTH

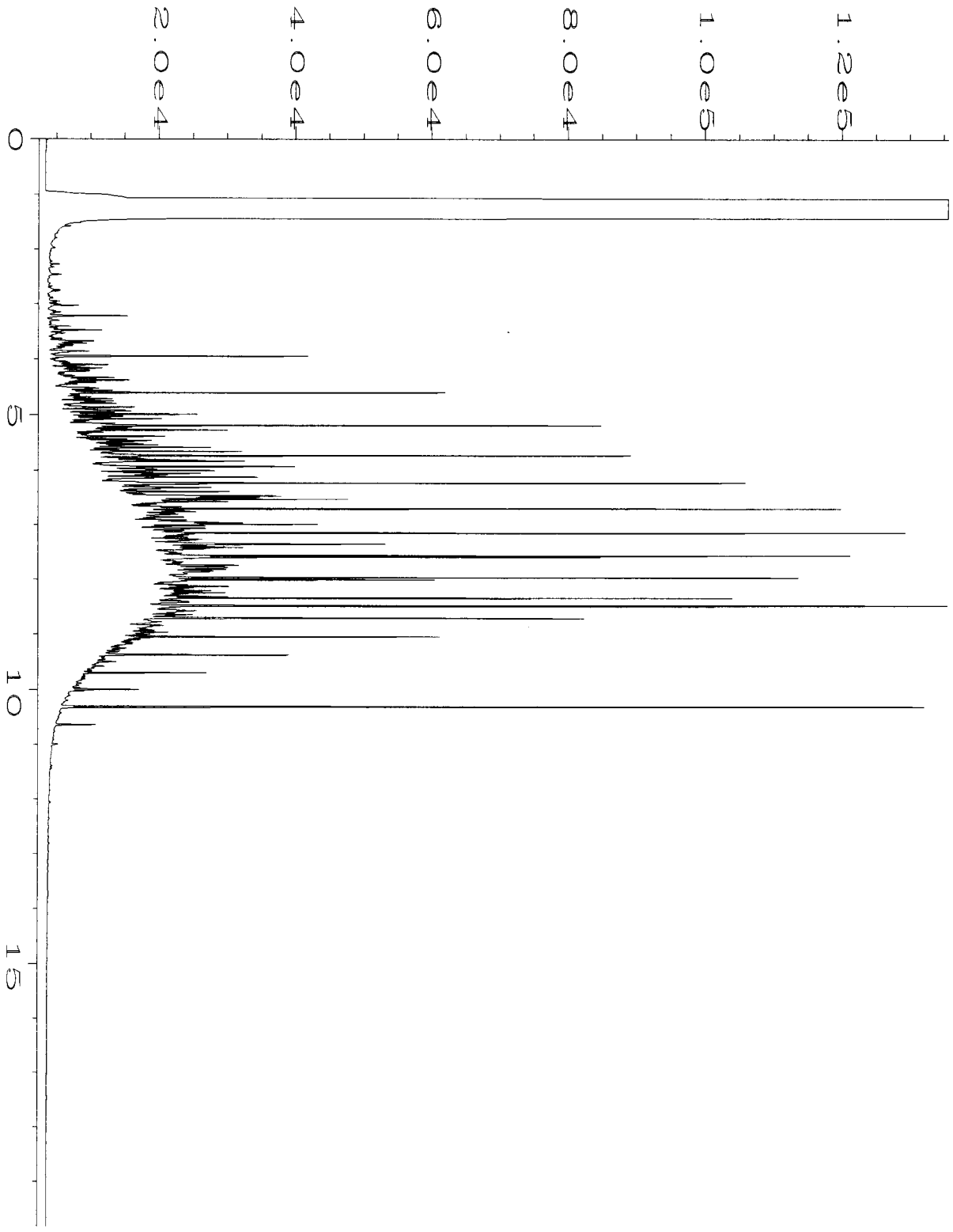

Data File Name	: C:\HPCHEM\6\DATA\04-06-12\003F0201.D		
Operator	: ML	Page Number	: 1
Instrument	: GC #6	Vial Number	: 3
Sample Name	: 500 WADF 37-06B	Injection Number	: 1
Run Time Bar Code:		Sequence Line	: 2
Acquired on	: 06 Apr 12 08:59 AM	Instrument Method	: TPHD.MTH
Report Created on	: 09 Apr 12 11:06 AM	Analysis Method	: TPHD.MTH

AQUATIC RESEARCH INCORPORATED

LABORATORY & CONSULTING SERVICES

3927 AURORA AVENUE NORTH, SEATTLE, WA 98103

PHONE: (206) 632-2715 FAX: (206) 632-2417

CASE FILE NUMBER:	**FBI009-62**		**PAGE 1**
REPORT DATE:	**04/17/12**		
DATE SAMPLED:	**04/04/12**	**DATE RECEIVED:**	**04/05/12**

FINAL REPORT, LABORATORY ANALYSIS OF SELECTED PARAMETERS ON WATER SAMPLES FROM FRIEDMAN & BRUYA, INC. / PROJECT NO. 204059

CASE NARRATIVE

Two water samples were received by the laboratory in good condition and analyzed according to the chain of custody. No difficulties were encountered in the preparation or analysis of these samples. Sample data follows while QA/QC data is contained on subsequent pages.

SAMPLE DATA

SAMPLE ID	ALKALINITY (mgCaCO3/l)	SULFATE (mg/L)	SULFIDE (mg/L)	TOTAL-P (mg/L)	TKN (mg/L)
01MW55-20120404	266	16.1	0.14	0.031	0.401
01MW63-20120404	252	14.5	0.14	0.032	0.357

SAMPLE ID	TOTAL IRON (mg/L)	NITRATE (mg/L)	NITRITE (mg/L)	HARDNESS (mgCaCO3/l)
01MW55-20120404	0.158	<0.010	<0.002	203
01MW63-20120404	1.83	<0.010	0.003	198

AQUATIC RESEARCH INCORPORATED

LABORATORY & CONSULTING SERVICES

3927 AURORA AVENUE NORTH, SEATTLE, WA 98103

PHONE: (206) 632-2715 FAX: (206) 632-2417

CASE FILE NUMBER:	**FBI009-62**		**PAGE 2**
REPORT DATE:	**04/17/12**		
DATE SAMPLED:	**04/04/12**	**DATE RECEIVED:**	**04/05/12**

FINAL REPORT, LABORATORY ANALYSIS OF SELECTED PARAMETERS ON WATER SAMPLES FROM FRIEDMAN & BRUYA, INC. / PROJECT NO. 204059

QA/QC DATA

QC PARAMETER	ALKALINITY (mgCaCO3/l)	SULFATE (mg/L)	SULFIDE (mg/L)	TOTAL-P (mg/L)	TKN (mg/L)
METHOD	SM18 2320B	SM184500SO4E	EPA 376.1	EPA 365.1	EPA 351.1
DATE ANALYZED	04/17/12	04/11/12	04/10/12	04/06/12	04/12/12
DETECTION LIMIT	1.00	1.00	0.05	0.002	0.200
DUPLICATE					
SAMPLE ID	BATCH	01MW63-20120404	BATCH	BATCH	BATCH
ORIGINAL	505	14.5	0.18	0.050	0.594
DUPLICATE	500	14.6	0.16	0.051	0.605
RPD	1.00%	0.62%	11.76%	2.56%	1.89%
SPIKE SAMPLE					
SAMPLE ID		01MW63-20120404		BATCH	BATCH
ORIGINAL		14.5		0.050	0.594
SPIKED SAMPLE		24.7		0.104	2.52
SPIKE ADDED		10.0		0.050	2.00
% RECOVERY	NA	101.79%	NA	109.08%	96.29%
QC CHECK					
FOUND	98.3	10.1		0.090	5.55
TRUE	100	10.0		0.090	5.79
% RECOVERY	98.30%	100.73%	NA	99.87%	95.88%
BLANK	NA	<1.00	<0.05	<0.002	<0.200

RPD = RELATIVE PERCENT DIFFERENCE
NA = NOT APPLICABLE OR NOT AVAILABLE
NC = NOT CALCULABLE DUE TO ONE OR MORE VALUES BEING BELOW THE DETECTION LIMIT
OR = RECOVERY NOT CALCULABLE DUE TO SPIKE SAMPLE OUT OF RANGE OR SPIKE TOO LOW RELATIVE TO SAMPLE CONCENTRATION

AQUATIC RESEARCH INCORPORATED

LABORATORY & CONSULTING SERVICES

3927 AURORA AVENUE NORTH, SEATTLE, WA 98103

PHONE: (206) 632-2715 FAX: (206) 632-2417

CASE FILE NUMBER:	**FBI009-62**		**PAGE 3**
REPORT DATE:	**04/17/12**		
DATE SAMPLED:	**04/04/12**	**DATE RECEIVED:**	**04/05/12**

FINAL REPORT, LABORATORY ANALYSIS OF SELECTED PARAMETERS ON WATER SAMPLES FROM FRIEDMAN & BRUYA, INC. / PROJECT NO. 204059

QA/QC DATA

QC PARAMETER	TOTAL IRON (mg/L)	NITRATE (mg/L)	NITRITE (mg/L)	HARDNESS (mgCaCO3/l)
METHOD	EPA 200.7	SM184500N03F	EPA 353.2	SM 2340C
DATE ANALYZED	04/10/12	04/05/12	04/06/12	04/12/12
DETECTION LIMIT	0.020	0.010	0.002	2.00
DUPLICATE				
SAMPLE ID	BATCH	01MW63-20120404	01MW63-20120404	BATCH
ORIGINAL	<0.020	<0.010	0.003	8.05
DUPLICATE	<0.020	<0.010	0.003	7.82
RPD	NC	NC	0.00%	2.90%
SPIKE SAMPLE				
SAMPLE ID	BATCH	01MW63-20120404	01MW63-20120404	BATCH
ORIGINAL	<0.020	<0.010	0.003	8.05
SPIKED SAMPLE	1.02	0.205	0.043	27.0
SPIKE ADDED	1.00	0.200	0.040	20.0
% RECOVERY	102.40%	102.29%	100.00%	94.62%
QC CHECK				
FOUND	9.91	0.403	0.040	38.7
TRUE	10.0	0.408	0.040	40.0
% RECOVERY	99.07%	98.84%	100.00%	96.74%
BLANK	<0.020	<0.010	<0.002	<2.00

RPD = RELATIVE PERCENT DIFFERENCE.
NA = NOT APPLICABLE OR NOT AVAILABLE.
NC = NOT CALCULABLE DUE TO ONE OR MORE VALUES BEING BELOW THE DETECTION LIMIT.
OR = RECOVERY NOT CALCULABLE DUE TO SPIKE SAMPLE OUT OF RANGE OR SPIKE TOO LOW RELATIVE TO SAMPLE CONCENTRATION.

SUBMITTED BY:

Damien Gadomski
Project Manager

SUBCONTRACT SAMPLE CHAIN OF CUSTODY

FB1009-62

Page # 1 of 1

Send Report To Michael Erdahl

Company Friedman and Bruya, Inc.

Address 3012 16th Ave W

City, State, ZIP Seattle, WA 98119

Phone # (206) 285-8282 Fax # (206) 283-5044

SUBCONTRACTER Ag. Research

PROJECT NAME/NO. 204059

PO # B658

REMARKS

Please Email Results

TURNAROUND TIME

☒ Standard (2 Weeks)

☐ RUSH

Rush charges authorized by:

SAMPLE DISPOSAL

☐ Dispose after 30 days

☐ Return samples

☐ Will call with instructions

Sample ID	Lab ID	Date Sampled	Time Sampled	Sample Type	# of containers	ANALYSES REQUESTED: Total Fe	Hardness	Sulfate	Nitrate	Nitrite	Alkalinity	Sulfide	TKN	Total Phosphorus	Dissolved Gasses	Notes
01MW55-20120404		4/4/12	1139	W		X	X	X	X	X	X	X	X	X		
01MW63-20120404		↓	1356	1		X	X	X	X	X	X	X	X	X		

Friedman & Bruya, Inc.
3012 16th Avenue West
Seattle, WA 98119-2029
Ph. (206) 285-8282
Fax (206) 283-5044

	SIGNATURE	PRINT NAME	COMPANY	DATE	TIME
Relinquished by:		Michael Erdahl	Friedman & Bruya	4/5/12	11:30
Received by:		S WILSON	FedEx	4/5/12	1400
Relinquished by:					
Received by:					

1311 N. 35th St.
Seattle, WA 98103
T: (206) 352-3790
F: (206) 352-7178
info@fremontanalytical.com

Friedman & Bruya
Michael Erdahl
3012 16th Ave. W.
Seattle, Washington 98119

RE: 204059
Lab ID: 1204041

April 16, 2012

Attention Michael Erdahl:

Fremont Analytical, Inc. received 2 sample(s) on 4/5/2012 for the analyses presented in the following report.

Dissolved Gases by RSK-175

This report consists of the following:

- Case Narrative
- Analytical Results
- Applicable Quality Control Summary Reports
- Chain of Custody

All analyses were performed consistent with the Quality Assurance program of Fremont Analytical, Inc. Please contact the laboratory if you should have any questions about the results.

Thank you for using Fremont Analytical.

Sincerely,

Michael Dee
Sr. Chemist / Principal

Date: *04/16/2012*

CLIENT: Friedman & Bruya
Project: 204059
Lab Order: 1204041

Work Order Sample Summary

Lab Sample ID	Client Sample ID	Date/Time Collected	Date/Time Received
1204041-001	01MW55-20120404	04/04/2012 11:39 AM	04/05/2012 1:00 PM
1204041-002	01MW63-20120404	04/04/2012 1:56 PM	04/05/2012 1:00 PM

Note: If no "Time Collected" is supplied, a default of 12:00AM is assigned

Case Narrative

WO#: **1204041**
Date: **4/16/2012**

CLIENT: Friedman & Bruya
Project: 204059

I. SAMPLE RECEIPT:
All samples were received intact.

II. GENERAL REPORTING COMMENTS:
Results are reported on a wet weight basis unless dry-weight correction is denoted in the units field on the analytical report ("mg/kg-dry" or "ug/kg-dry").

The validity of the analytical procedures for which data is reported in this analytical report is determined by the Laboratory Control Sample (LCS) and the Method Blank (MB). The LCS and the MB are processed with the samples to ensure method criteria are achieved throughout the entire analytical process.

III. ANALYSES AND EXCEPTIONS:
Exceptions associated with this report will be footnoted in the analytical results page(s) or the quality control summary page(s) and/or noted below.

Analytical Report

WO#: **1204041**
Date Reported: **4/16/2012**

CLIENT: Friedman & Bruya
Project: 204059

Lab ID: 1204041-001 **Collection Date:** 4/4/2012 11:39:00 AM
Client Sample ID: **01MW55-20120404** **Matrix:** Water

Analyses	Result	RL	Qual	Units	DF	Date Analyzed
Dissolved Gases by RSK-175				Batch ID: R3950		Analyst: MD
Methane	0.388	0.00500		mg/L	1	4/13/2012 3:07:00 PM
Ethene	0.00128	0.00500	J	mg/L	1	4/13/2012 3:07:00 PM
Ethane	0.00124	0.00500	J	mg/L	1	4/13/2012 3:07:00 PM

Lab ID: 1204041-002 **Collection Date:** 4/4/2012 1:56:00 PM
Client Sample ID: **01MW63-20120404** **Matrix:** Water

Analyses	Result	RL	Qual	Units	DF	Date Analyzed
Dissolved Gases by RSK-175				Batch ID: R3950		Analyst: MD
Methane	0.258	0.00500		mg/L	1	4/13/2012 3:12:00 PM
Ethene	0.000735	0.00500	J	mg/L	1	4/13/2012 3:12:00 PM
Ethane	0.000245	0.00500	J	mg/L	1	4/13/2012 3:12:00 PM

Qualifiers:

B	Analyte detected in the associated Method Blank	D	Dilution was required
E	Value above quantitation range	H	Holding times for preparation or analysis exceeded
J	Analyte detected below quantitation limits	ND	Not detected at the Reporting Limit
RL	Reporting Limit	S	Spike recovery outside accepted recovery limits

Fremont Analytical

Date: *4/16/2012*

Work Order: 1204041
CLIENT: Friedman & Bruya
Project: 204059

QC SUMMARY REPORT

Dissolved Gases by RSK-175

Sample ID: **MB-R3950** SampType: **MBLK** Units: **mg/L** Prep Date: **4/13/2012** RunNo: **3950**
Client ID: **MBLKW** Batch ID: **R3950** Analysis Date: **4/13/2012** SeqNo: **71308**

Analyte	Result	RL	SPK value	SPK Ref Val	%REC	LowLimit	HighLimit	RPD Ref Val	%RPD	RPDLimit	Qual
Methane	ND	0.00500									
Ethene	ND	0.00500									
Ethane	ND	0.00500									

Sample ID: **LCS-R3950** SampType: **LCS** Units: **mg/L** Prep Date: **4/13/2012** RunNo: **3950**
Client ID: **LCSW** Batch ID: **R3950** Analysis Date: **4/13/2012** SeqNo: **71309**

Analyte	Result	RL	SPK value	SPK Ref Val	%REC	LowLimit	HighLimit	RPD Ref Val	%RPD	RPDLimit	Qual
Methane	0.0422	0.00500	0.05000	0	84.5	80	120				
Ethene	0.0418	0.00500	0.05000	0	83.7	80	120				
Ethane	0.0420	0.00500	0.05000	0	84.0	80	120				

Sample ID: **1204039-001ADUP** SampType: **DUP** Units: **mg/L** Prep Date: **4/13/2012** RunNo: **3950**
Client ID: **BATCH** Batch ID: **R3950** Analysis Date: **4/13/2012** SeqNo: **71313**

Analyte	Result	RL	SPK value	SPK Ref Val	%REC	LowLimit	HighLimit	RPD Ref Val	%RPD	RPDLimit	Qual
Methane	0.0467	0.00500						0.03930	17.1	30	
Ethene	ND	0.00500						0	0	30	
Ethane	ND	0.00500						0	0	30	

Qualifiers:

B	Analyte detected in the associated Method Blank	D	Dilution was required	E	Value above quantitation range
H	Holding times for preparation or analysis exceeded	J	Analyte detected below quantitation limits	ND	Not detected at the Reporting Limit
R	RPD outside accepted recovery limits	RL	Reporting Limit	S	Spike recovery outside accepted recovery limits

1204041

SUBCONTRACT SAMPLE CHAIN OF CUSTODY

Send Report To Michael Erdahl
Company Friedman and Bruya, Inc.
Address 3012 16th Ave W
City, State, ZIP Seattle, WA 98119
Phone # (206) 285-8282 Fax # (206) 283-5044

SUBCONTRACTER Fremont

PROJECT NAME/NO.	PO #
204059	B659

REMARKS
Please Email Results

Page # 1 of 1

TURNAROUND TIME
☒ Standard (2 Weeks)
☐ RUSH
Rush charges authorized by:

SAMPLE DISPOSAL
☐ Dispose after 30 days
☐ Return samples
☐ Will call with instructions

Sample ID	Lab ID	Date Sampled	Time Sampled	Sample Type	# of containers	ANALYSES REQUESTED: Total Fe	Hardness	Sulfate	Nitrate	Nitrite	Alkalinity	Sulfide	TKN	Total Phosphorus	Dissolved Gasses	Notes
01MW5S-20120404		4/4/12	1139	W	2										X	
01MW6S-20120404		↓	1356	↓	2										X	

Friedman & Bruya, Inc.
3012 16th Avenue West
Seattle, WA 98119-2029
Ph. (206) 285-8282
Fax (206) 283-5044

	SIGNATURE	PRINT NAME	COMPANY	DATE	TIME
Relinquished by:		Michael Erdahl	Friedman & Bruya	4/5/12	11:30
Received by:		Caitlyn Frazier	FAI	4/5/12	1300
Relinquished by:					
Received by:					

204059

SAMPLE CHAIN OF CUSTODY

ME 04/04/12 V3/C05/CT

Page # 1 of 1

Send Report To Tim Brown, cc: Jessica Brown, Jennifer Cyr, Pete Kingston, Audrey Hackett

Company SoundEarth Strategies

Address 2811 Fairview Ave E, Suite 2000

City, State, ZIP Seattle, WA 98102

SAMPLERS *(signature)*

PROJECT NAME/NO.: TOC Holdings Co. Facility No. 01-600 Seattle Terminal – ASKO Property

PO #: 0440-004-24

REMARKS

EIM Y

TURNAROUND TIME

(X) Standard (2 Weeks)

RUSH

Rush charges authorized by:

SAMPLE DISPOSAL

(⊗) Dispose after 30 days

Return samples

Will call with instructions

Sample ID	Sample Location	Sample Depth	Lab ID	Date Sampled	Time Sampled	Matrix	# of jars	GRPH by NWTPH-Gx	BTEX by EPA 8021B	DRPH/ORPH by NWTPH-Dx	cVOCs by EPA 8260C	Sulfate	Nitrate, Nitrite, Total P, Alkalinity	Total Fe + Hardness	TKN	Sulfide	Methane, Ethene + Ethane	Notes
01MW71-20120404	01MW71	9	01A-G	4/4/12	1033	WATER	7	X	X	X	X							
01MW55-20120404	01MW55	25	02A-N		1139		14	X	X	X	X	X	X	X	X	X		X
FD04-20120404	FD04	29	03A-G		1330		7	X	X	X	X							
01MW63-20120404	01MW63	29	04A-N		1356		14	X	X	X	X	X	X	X	X	X		X

EDF 4/4/12

Friedman & Bruya, Inc.
3012 16th Avenue West
Seattle, WA 98119-2029
Ph. (206) 285-8282
Fax (206) 283-5044

SIGNATURE	PRINT NAME	COMPANY	DATE	TIME
Relinquished by:	Liz Forbes	SES	4/4/12	
Received by:	Jon Shimazu	FBI	4/4/12	17:40
Relinquished by:				
Received by:				

Samples received at 3 °C

FRIEDMAN & BRUYA, INC.

ENVIRONMENTAL CHEMISTS

James E. Bruya, Ph.D.
Yelena Aravkina, M.S.
Bradley T. Benson, B.S.
Kurt Johnson, B.S.

3012 16th Avenue West
Seattle, WA 98119-2029
TEL: (206) 285-8282
e-mail: fbi@isomedia.com

August 29, 2012

Tim Brown, Project Manager
SoundEarth Strategies
2811 Fairview Ave. East, Suite 2000
Seattle, WA 98102

Dear Mr. Brown:

Included are the results from the testing of material submitted on August 23, 2012 from the TOC_01-600_20120823 WORFDB6, F&BI 208347 project. There are 12 pages included in this report. Any samples that may remain are currently scheduled for disposal in 30 days. If you would like us to return your samples or arrange for long term storage at our offices, please contact us as soon as possible.

We appreciate this opportunity to be of service to you and hope you will call if you should have any questions.

Sincerely,

FRIEDMAN & BRUYA, INC.



Michael Erdahl
Project Manager

Enclosures
c: Jessica Brown, Audrey Hackett, Pete Kingston, Jennifer Cyr
SOU0829R.DOC

CASE NARRATIVE

This case narrative encompasses samples received on August 23, 2012 by Friedman & Bruya, Inc. from the SoundEarth Strategies TOC_01-600_20120823 WORFDB6, F&BI 208347 project. Samples were logged in under the laboratory ID's listed below.

Laboratory ID	SoundEarth Strategies
208347-01	01MW92-20120823
208347-02	01MW93-20120823
208347-03	01MW94-20120823
208347-04	01MW95-20120823

All quality control requirements were acceptable.

Date of Report: 08/29/12
Date Received: 08/23/12
Project: TOC_01-600_20120823 WORFDB6, F&BI 208347
Date Extracted: 08/24/12
Date Analyzed: 08/24/12

RESULTS FROM THE ANALYSIS OF WATER SAMPLES FOR BENZENE, TOLUENE, ETHYLBENZENE, XYLENES AND TPH AS GASOLINE USING EPA METHOD 8021B AND NWTPH-Gx

Results Reported as ug/L (ppb)

Sample ID Laboratory ID	Benzene	Toluene	Ethyl Benzene	Total Xylenes	Gasoline Range	Surrogate (% Recovery) (Limit 52-124)
01MW92-20120823 208347-01	<1	<1	<1	<3	<100	100
01MW93-20120823 208347-02	<1	<1	<1	<3	<100	100
01MW94-20120823 208347-03	<1	<1	<1	<3	<100	97
01MW95-20120823 208347-04	<1	<1	<1	<3	<100	102
Method Blank 02-1511 MB	<1	<1	<1	<3	<100	98

Date of Report: 08/29/12
Date Received: 08/23/12
Project: TOC_01-600_20120823 WORFDB6, F&BI 208347
Date Extracted: 08/24/12
Date Analyzed: 08/24/12 and 08/25/12

RESULTS FROM THE ANALYSIS OF WATER SAMPLES FOR TOTAL PETROLEUM HYDROCARBONS AS DIESEL AND MOTOR OIL USING METHOD NWTPH-Dx

Results Reported as ug/L (ppb)

Sample ID Laboratory ID	Diesel Range (C_{10}-C_{25})	Motor Oil Range (C_{25}-C_{36})	Surrogate (% Recovery) (Limit 47-140)
01MW92-20120823 208347-01	2,300 x	640 x	124
01MW93-20120823 208347-02	62 x	<250	116
01MW94-20120823 208347-03	89 x	<250	128
01MW95-20120823 208347-04	<50	<250	121
Method Blank 02-1507 MB	<50	<250	106

Analysis For Volatile Compounds By EPA Method 8260C

Client Sample ID:	01MW92-20120823	Client:	SoundEarth Strategies
Date Received:	08/23/12	Project:	TOC_01-600_20120823 WORFDB6
Date Extracted:	08/24/12	Lab ID:	208347-01
Date Analyzed:	08/24/12	Data File:	082408.D
Matrix:	Water	Instrument:	GCMS9
Units:	ug/L (ppb)	Operator:	JS

Surrogates:	% Recovery:	Lower Limit:	Upper Limit:
1,2-Dichloroethane-d4	101	50	150
Toluene-d8	99	50	150
4-Bromofluorobenzene	97	50	150

Compounds:	Concentration ug/L (ppb)
Vinyl chloride	9.3
Chloroethane	<1
1,1-Dichloroethene	3.0
Methylene chloride	<5
trans-1,2-Dichloroethene	2.2
1,1-Dichloroethane	<1
cis-1,2-Dichloroethene	100
1,2-Dichloroethane (EDC)	<1
1,1,1-Trichloroethane	<1
Trichloroethene	110
Tetrachloroethene	<1

Analysis For Volatile Compounds By EPA Method 8260C

Client Sample ID:	01MW93-20120823	Client:	SoundEarth Strategies
Date Received:	08/23/12	Project:	TOC_01-600_20120823 WORFDB6
Date Extracted:	08/24/12	Lab ID:	208347-02
Date Analyzed:	08/24/12	Data File:	082409.D
Matrix:	Water	Instrument:	GCMS9
Units:	ug/L (ppb)	Operator:	JS

Surrogates:	% Recovery:	Lower Limit:	Upper Limit:
1,2-Dichloroethane-d4	103	50	150
Toluene-d8	101	50	150
4-Bromofluorobenzene	98	50	150

Compounds:	Concentration ug/L (ppb)
Vinyl chloride	<0.2
Chloroethane	<1
1,1-Dichloroethene	<1
Methylene chloride	<5
trans-1,2-Dichloroethene	<1
1,1-Dichloroethane	<1
cis-1,2-Dichloroethene	<1
1,2-Dichloroethane (EDC)	<1
1,1,1-Trichloroethane	<1
Trichloroethene	<1
Tetrachloroethene	<1

Analysis For Volatile Compounds By EPA Method 8260C

Client Sample ID:	01MW94-20120823	Client:	SoundEarth Strategies
Date Received:	08/23/12	Project:	TOC_01-600_20120823 WORFDB6
Date Extracted:	08/24/12	Lab ID:	208347-03
Date Analyzed:	08/24/12	Data File:	082410.D
Matrix:	Water	Instrument:	GCMS9
Units:	ug/L (ppb)	Operator:	JS

Surrogates:	% Recovery:	Lower Limit:	Upper Limit:
1,2-Dichloroethane-d4	101	50	150
Toluene-d8	100	50	150
4-Bromofluorobenzene	99	50	150

Compounds:	Concentration ug/L (ppb)
Vinyl chloride	<0.2
Chloroethane	<1
1,1-Dichloroethene	<1
Methylene chloride	<5
trans-1,2-Dichloroethene	<1
1,1-Dichloroethane	<1
cis-1,2-Dichloroethene	<1
1,2-Dichloroethane (EDC)	<1
1,1,1-Trichloroethane	<1
Trichloroethene	<1
Tetrachloroethene	<1

Analysis For Volatile Compounds By EPA Method 8260C

Client Sample ID:	01MW95-20120823	Client:	SoundEarth Strategies
Date Received:	08/23/12	Project:	TOC_01-600_20120823 WORFDB6
Date Extracted:	08/24/12	Lab ID:	208347-04
Date Analyzed:	08/24/12	Data File:	082411.D
Matrix:	Water	Instrument:	GCMS9
Units:	ug/L (ppb)	Operator:	JS

Surrogates:	% Recovery:	Lower Limit:	Upper Limit:
1,2-Dichloroethane-d4	106	50	150
Toluene-d8	101	50	150
4-Bromofluorobenzene	96	50	150

Compounds:	Concentration ug/L (ppb)
Vinyl chloride	<0.2
Chloroethane	<1
1,1-Dichloroethene	<1
Methylene chloride	<5
trans-1,2-Dichloroethene	<1
1,1-Dichloroethane	<1
cis-1,2-Dichloroethene	<1
1,2-Dichloroethane (EDC)	<1
1,1,1-Trichloroethane	<1
Trichloroethene	<1
Tetrachloroethene	<1

Analysis For Volatile Compounds By EPA Method 8260C

Client Sample ID:	Method Blank	Client:	SoundEarth Strategies
Date Received:	NA	Project:	TOC_01-600_20120823 WORFDB6
Date Extracted:	08/24/12	Lab ID:	02-1487 mb
Date Analyzed:	08/24/12	Data File:	082407.D
Matrix:	Water	Instrument:	GCMS9
Units:	ug/L (ppb)	Operator:	JS

Surrogates:	% Recovery:	Lower Limit:	Upper Limit:
1,2-Dichloroethane-d4	106	50	150
Toluene-d8	101	50	150
4-Bromofluorobenzene	99	50	150

Compounds:	Concentration ug/L (ppb)
Vinyl chloride	<0.2
Chloroethane	<1
1,1-Dichloroethene	<1
Methylene chloride	<5
trans-1,2-Dichloroethene	<1
1,1-Dichloroethane	<1
cis-1,2-Dichloroethene	<1
1,2-Dichloroethane (EDC)	<1
1,1,1-Trichloroethane	<1
Trichloroethene	<1
Tetrachloroethene	<1

Date of Report: 08/29/12
Date Received: 08/23/12
Project: TOC_01-600_20120823 WORFDB6, F&BI 208347

QUALITY ASSURANCE RESULTS FOR THE ANALYSIS OF WATER SAMPLES FOR BENZENE, TOLUENE, ETHYLBENZENE, XYLENES, AND TPH AS GASOLINE USING EPA METHOD 8021B AND NWTPH-Gx

Laboratory Code: 208345-02 (Duplicate)

Analyte	Reporting Units	Sample Result	Duplicate Result	Relative Percent Difference (Limit 20)
Benzene	ug/L (ppb)	<1	<1	nm
Toluene	ug/L (ppb)	<1	<1	nm
Ethylbenzene	ug/L (ppb)	<1	<1	nm
Xylenes	ug/L (ppb)	<3	<3	nm
Gasoline	ug/L (ppb)	<100	<100	nm

Laboratory Code: Laboratory Control Sample

Analyte	Reporting Units	Spike Level	Percent Recovery LCS	Acceptance Criteria
Benzene	ug/L (ppb)	50	88	65-118
Toluene	ug/L (ppb)	50	96	72-122
Ethylbenzene	ug/L (ppb)	50	97	73-126
Xylenes	ug/L (ppb)	150	96	74-118
Gasoline	ug/L (ppb)	1,000	103	69-134

Date of Report: 08/29/12
Date Received: 08/23/12
Project: TOC_01-600_20120823 WORFDB6, F&BI 208347

QUALITY ASSURANCE RESULTS FOR THE ANALYSIS OF WATER SAMPLES FOR TOTAL PETROLEUM HYDROCARBONS AS DIESEL EXTENDED USING METHOD NWTPH-Dx

Laboratory Code: Laboratory Control Sample

Analyte	Reporting Units	Spike Level	Percent Recovery LCS	Percent Recovery LCSD	Acceptance Criteria	RPD (Limit 20)
Diesel Extended	ug/L (ppb)	2,500	107	105	61-133	2

Date of Report: 08/29/12
Date Received: 08/23/12
Project: TOC_01-600_20120823 WORFDB6, F&BI 208347

QUALITY ASSURANCE RESULTS FOR THE ANALYSIS OF WATER SAMPLES FOR VOLATILES BY EPA METHOD 8260C

Laboratory Code: 208347-02 (Matrix Spike)

Analyte	Reporting Units	Spike Level	Sample Result	Percent Recovery MS	Acceptance Criteria
Vinyl chloride	ug/L (ppb)	50	<0.2	101	76-124
Chloroethane	ug/L (ppb)	50	<1	96	69-123
1,1-Dichloroethene	ug/L (ppb)	50	<1	103	75-118
Methylene chloride	ug/L (ppb)	50	<5	93	64-120
trans-1,2-Dichloroethene	ug/L (ppb)	50	<1	98	75-119
1,1-Dichloroethane	ug/L (ppb)	50	<1	93	82-109
cis-1,2-Dichloroethene	ug/L (ppb)	50	<1	97	83-109
1,2-Dichloroethane (EDC)	ug/L (ppb)	50	<1	92	76-114
1,1,1-Trichloroethane	ug/L (ppb)	50	<1	98	77-116
Trichloroethene	ug/L (ppb)	50	<1	85	79-105
Tetrachloroethene	ug/L (ppb)	50	<1	102	69-114

Laboratory Code: Laboratory Control Sample

Analyte	Reporting Units	Spike Level	Percent Recovery LCS	Percent Recovery LCSD	Acceptance Criteria	RPD (Limit 20)
Vinyl chloride	ug/L (ppb)	50	101	101	73-126	0
Chloroethane	ug/L (ppb)	50	95	95	69-125	0
1,1-Dichloroethene	ug/L (ppb)	50	101	102	72-122	1
Methylene chloride	ug/L (ppb)	50	93	93	56-128	0
trans-1,2-Dichloroethene	ug/L (ppb)	50	98	98	74-122	0
1,1-Dichloroethane	ug/L (ppb)	50	93	92	85-107	1
cis-1,2-Dichloroethene	ug/L (ppb)	50	97	98	85-105	1
1,2-Dichloroethane (EDC)	ug/L (ppb)	50	88	89	85-107	1
1,1,1-Trichloroethane	ug/L (ppb)	50	99	99	81-114	0
Trichloroethene	ug/L (ppb)	50	86	87	80-104	1
Tetrachloroethene	ug/L (ppb)	50	98	99	81-106	1

Data Qualifiers & Definitions

a - The analyte was detected at a level less than five times the reporting limit. The RPD results may not provide reliable information on the variability of the analysis.

A1 – More than one compound of similar molecule structure was identified with equal probability.

b - The analyte was spiked at a level that was less than five times that present in the sample. Matrix spike recoveries may not be meaningful.

ca - The calibration results for this range fell outside of acceptance criteria. The value reported is an estimate.

c - The presence of the analyte indicated may be due to carryover from previous sample injections.

d - The sample was diluted. Detection limits may be raised due to dilution.

ds - The sample was diluted. Detection limits are raised due to dilution and surrogate recoveries may not be meaningful.

dv - Insufficient sample was available to achieve normal reporting limits and limits are raised accordingly.

fb - Analyte present in the blank and the sample.

fc – The compound is a common laboratory and field contaminant.

hr - The sample and duplicate were reextracted and reanalyzed. RPD results were still outside of control limits. The variability is attributed to sample inhomogeneity.

ht - Analysis performed outside the method or client-specified holding time requirement.

ip - Recovery fell outside of normal control limits. Compounds in the sample matrix interfered with the quantitation of the analyte.

j – The result is below normal reporting limits. The value reported is an estimate.

J - The internal standard associated with the analyte is out of control limits. The reported concentration is an estimate.

jl - The analyte result in the laboratory control sample is out of control limits. The reported concentration should be considered an estimate.

jr - The rpd result in laboratory control sample associated with the analyte is out of control limits. The reported concentration should be considered an estimate.

js - The surrogate associated with the analyte is out of control limits. The reported concentration should be considered an estimate.

lc - The presence of the compound indicated is likely due to laboratory contamination.

L - The reported concentration was generated from a library search.

nm - The analyte was not detected in one or more of the duplicate analyses. Therefore, calculation of the RPD is not applicable.

pc – The sample was received in a container not approved by the method. The value reported should be considered an estimate.

pr – The sample was received with incorrect preservation. The value reported should be considered an estimate.

ve - Estimated concentration calculated for an analyte response above the valid instrument calibration range. A dilution is required to obtain an accurate quantification of the analyte.

vo - The value reported fell outside the control limits established for this analyte.

x - The sample chromatographic pattern does not resemble the fuel standard used for quantitation.

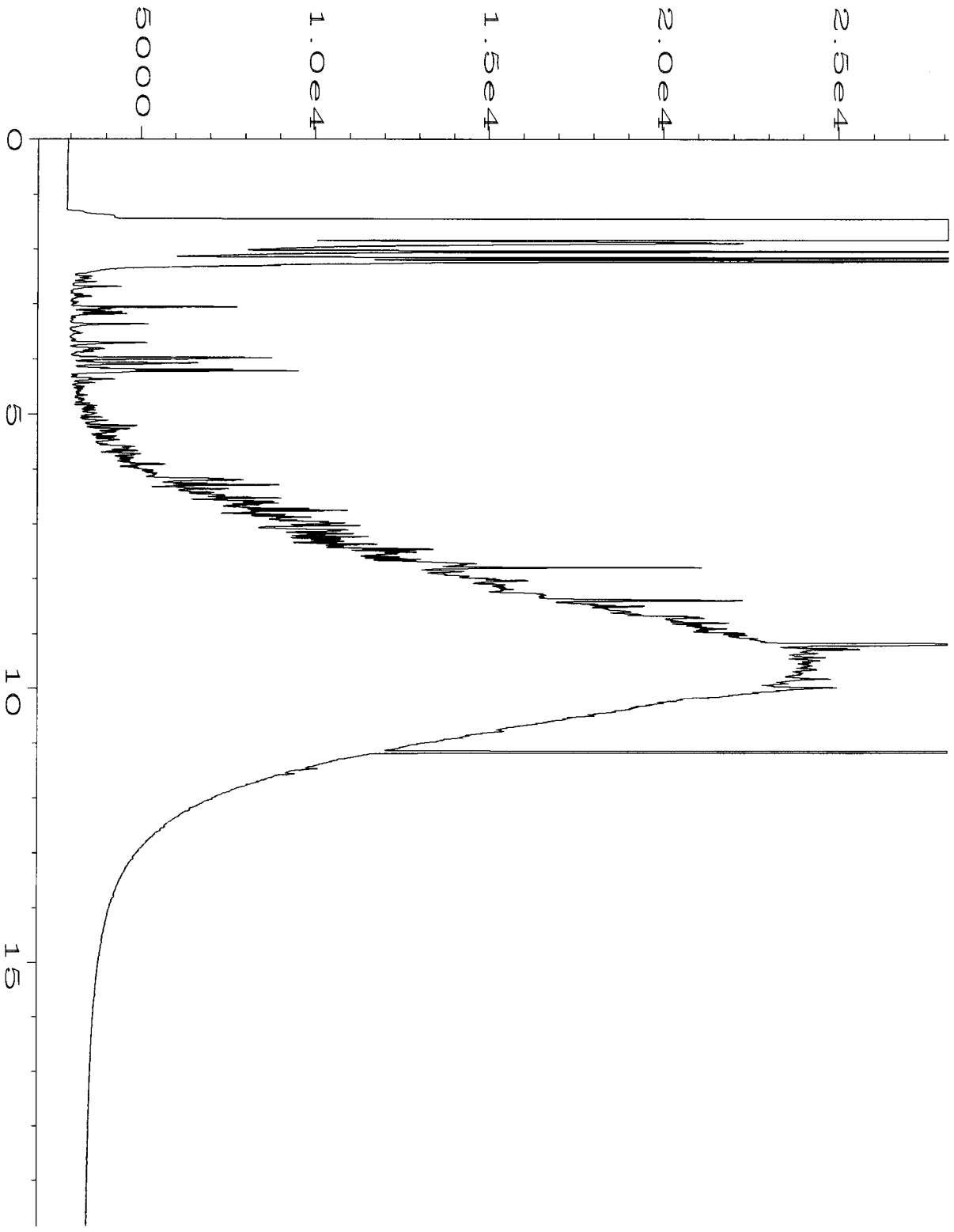

Data File Name : C:\HPCHEM\4\DATA\08-24-12\026F0601.D
Operator : ML
Instrument : GC#4
Sample Name : 208347-01
Run Time Bar Code:
Acquired on : 24 Aug 12 09:48 PM
Report Created on: 27 Aug 12 09:56 AM

Page Number : 1
Vial Number : 26
Injection Number : 1
Sequence Line : 6
Instrument Method: TPHD.MTH
Analysis Method : TPHD.MTH

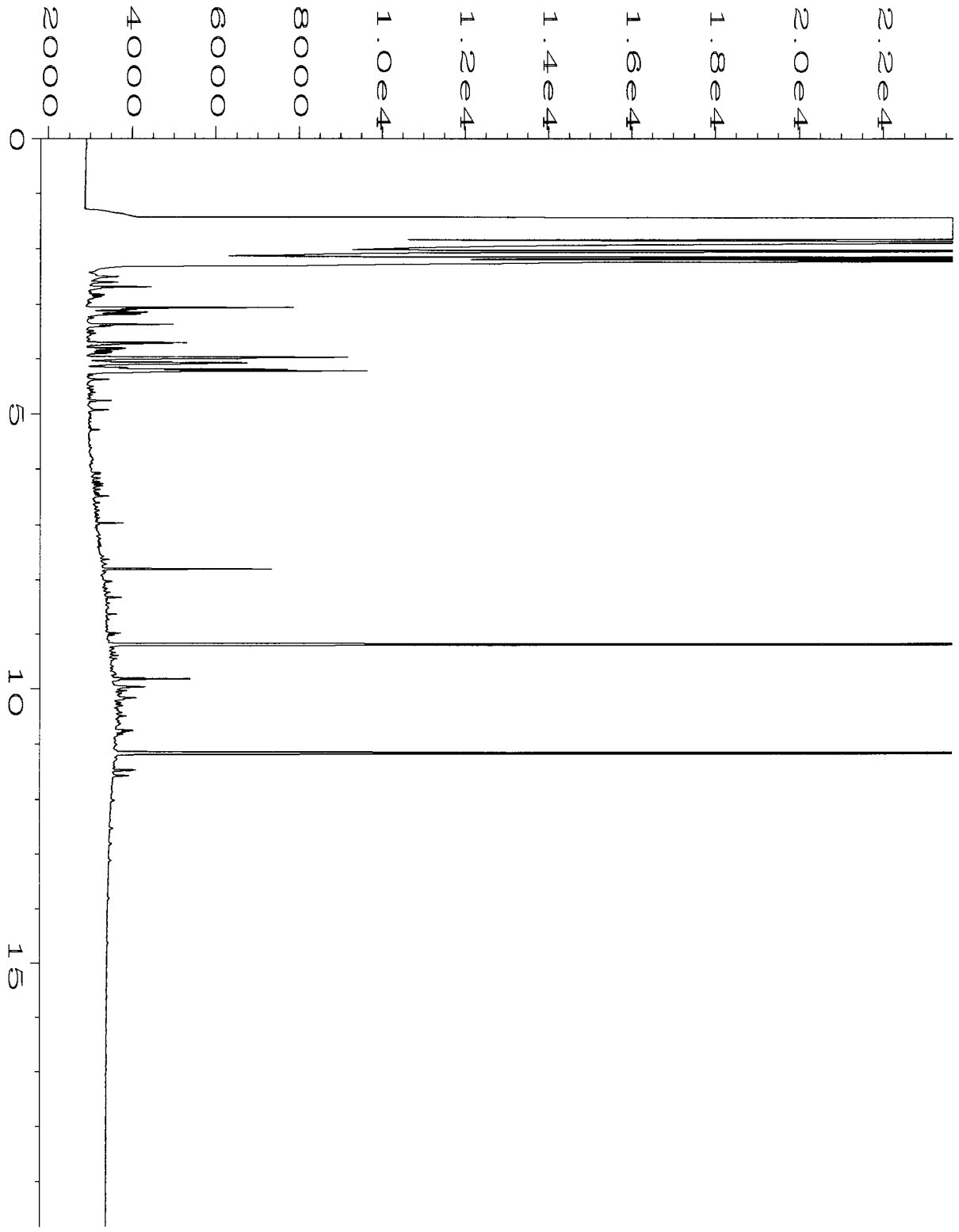

Data File Name : C:\HPCHEM\4\DATA\08-24-12\027F0601.D
Operator : ML
Instrument : GC#4
Sample Name : 208347-02
Run Time Bar Code:
Acquired on : 24 Aug 12 10:15 PM
Report Created on: 27 Aug 12 09:56 AM

Page Number : 1
Vial Number : 27
Injection Number : 1
Sequence Line : 6
Instrument Method: TPHD.MTH
Analysis Method : TPHD.MTH

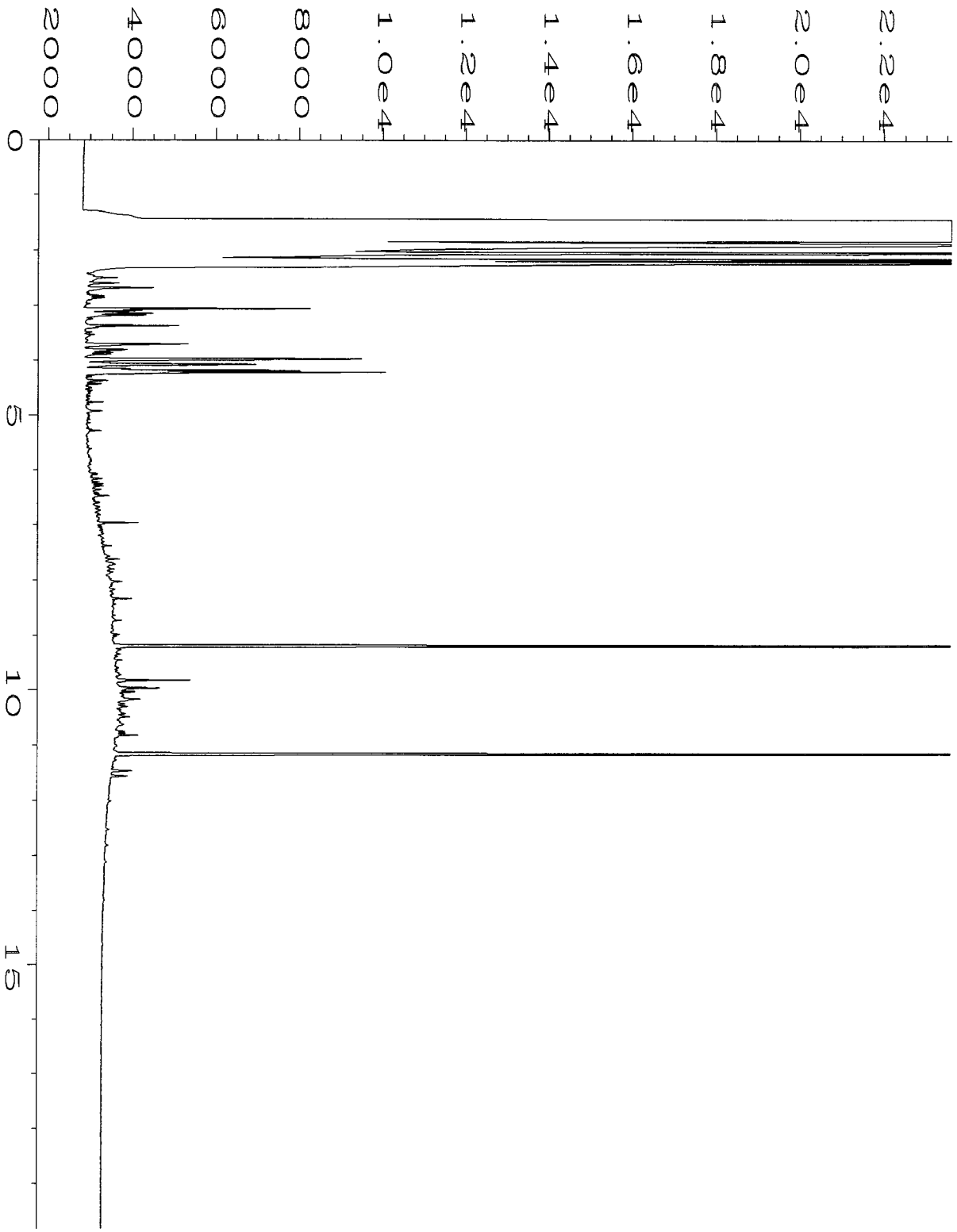

Data File Name : C:\HPCHEM\4\DATA\08-24-12\028F0801.D
Operator : ML
Instrument : GC#4
Sample Name : 208347-03
Run Time Bar Code:
Acquired on : 24 Aug 12 11:36 PM
Report Created on: 27 Aug 12 09:56 AM

Page Number : 1
Vial Number : 28
Injection Number : 1
Sequence Line : 8
Instrument Method: TPHD.MTH
Analysis Method : TPHD.MTH

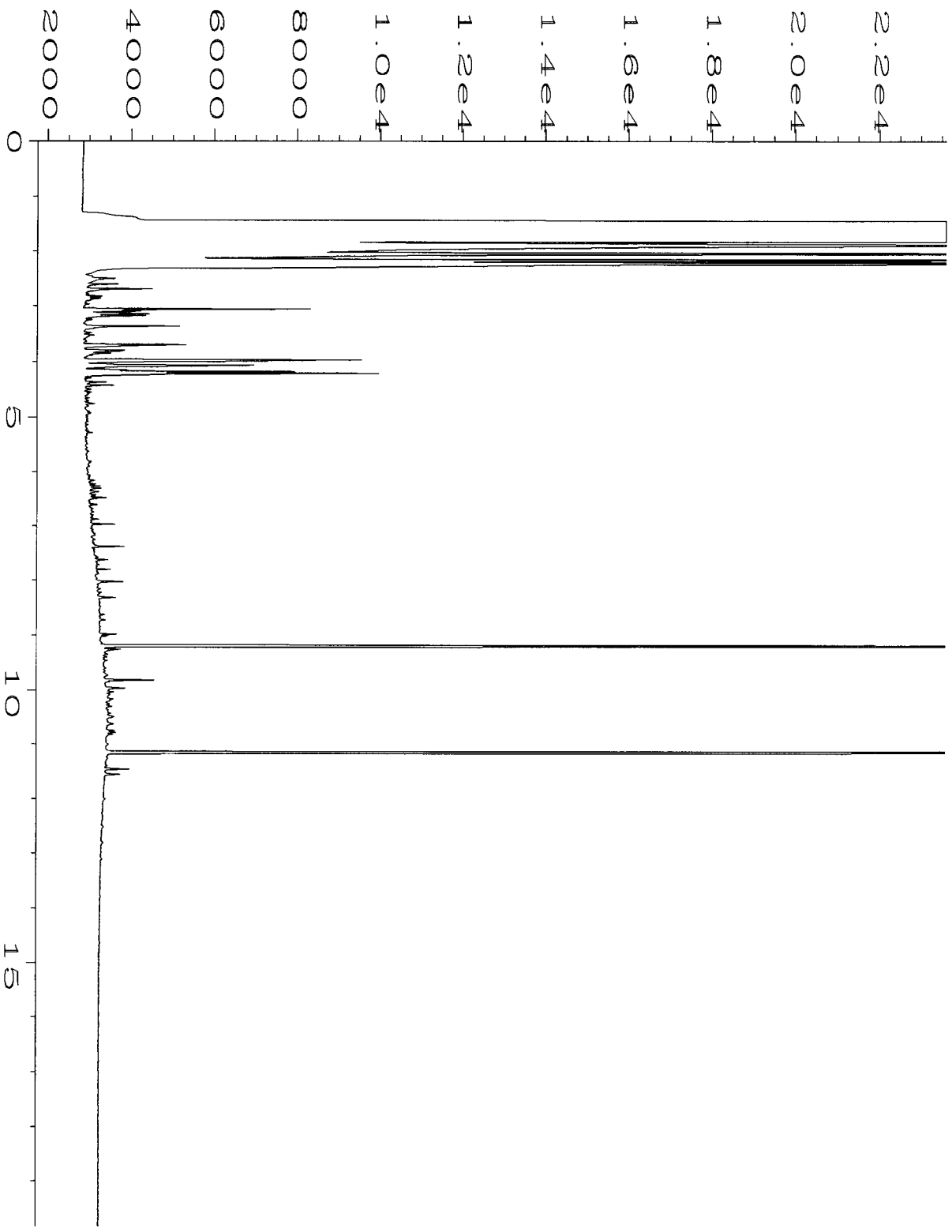

Data File Name	: C:\HPCHEM\4\DATA\08-24-12\029F0801.D		
Operator	: ML	Page Number	: 1
Instrument	: GC#4	Vial Number	: 29
Sample Name	: 208347-04	Injection Number	: 1
Run Time Bar Code:		Sequence Line	: 8
Acquired on	: 25 Aug 12 00:03 AM	Instrument Method	: TPHD.MTH
Report Created on	: 27 Aug 12 09:56 AM	Analysis Method	: TPHD.MTH



Data File Name : C:\HPCHEM\4\DATA\08-24-12\020F0601.D
Operator : ML
Instrument : GC#4
Sample Name : 02-1507 mb
Run Time Bar Code:
Acquired on : 24 Aug 12 07:06 PM
Report Created on: 27 Aug 12 09:55 AM

Page Number : 1
Vial Number : 20
Injection Number : 1
Sequence Line : 6
Instrument Method: TPHD.MTH
Analysis Method : TPHD.MTH

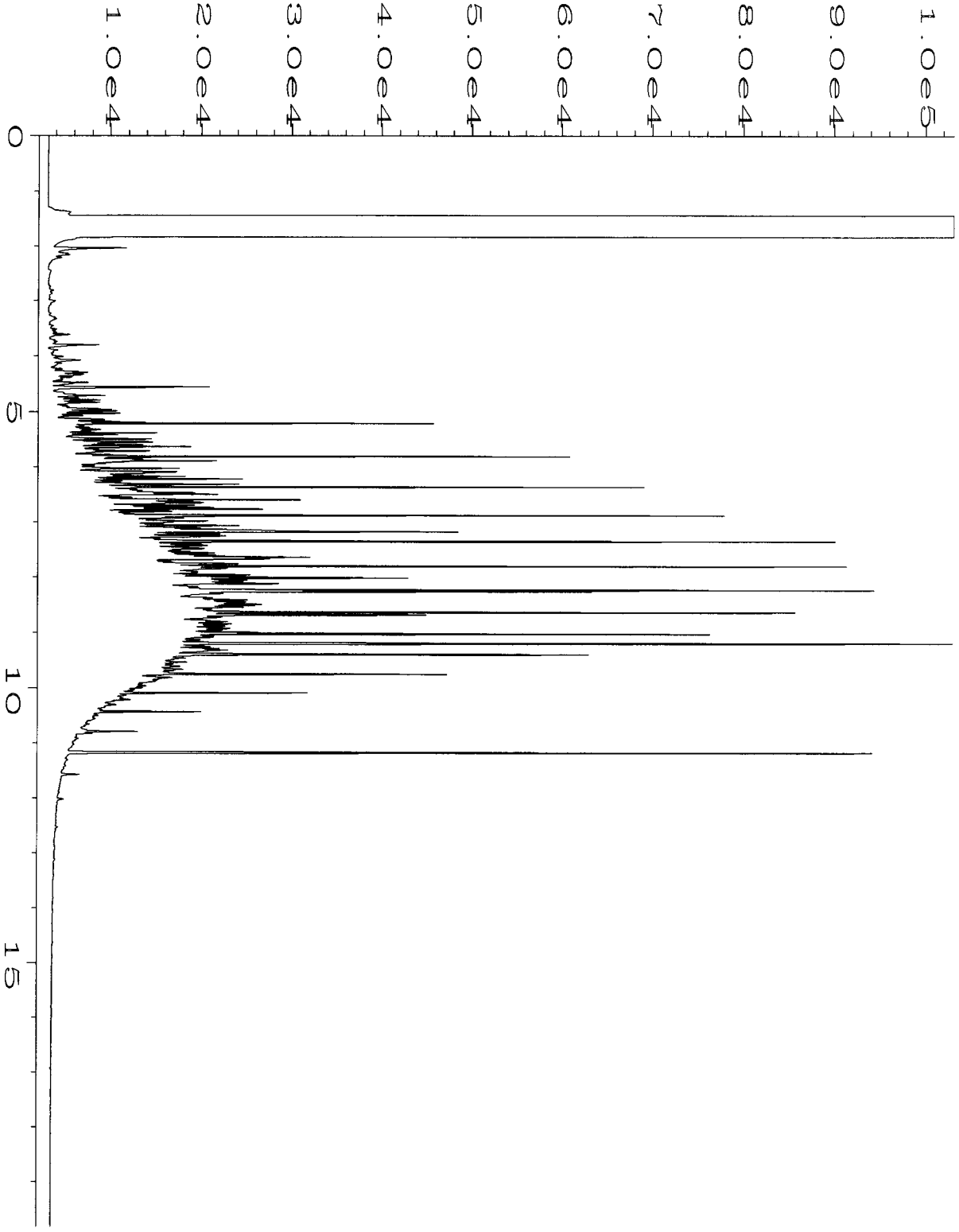

Data File Name	: C:\HPCHEM\4\DATA\08-24-12\003F0201.D		
Operator	: ML	Page Number	: 1
Instrument	: GC#4	Vial Number	: 3
Sample Name	: 500 Dx 38-103C	Injection Number	: 1
Run Time Bar Code:		Sequence Line	: 2
Acquired on	: 24 Aug 12 10:07 AM	Instrument Method	: TPHD.MTH
Report Created on	: 27 Aug 12 09:54 AM	Analysis Method	: TPHD.MTH

208347

SAMPLE CHAIN OF CUSTODY

ME 08/23/12 V3/cos

Page # 1 of 1

Send Report To Tim Brown, cc: Jessica Brown & Audrey Hackett
Pete Kingston

Company Sound Environmental Strategies

Address 2811 Fairview Ave E, Suite 2000

City, State, ZIP Seattle, WA 98102

SAMPLERS (signature)

PROJECT NAME/NO.
TOC Holdings Co. Facility No. 01-600
Seattle Terminal – ASKO Property

PO # 0440-004 -26

REMARKS
2 day TAT

EIM Y / N

TURNAROUND TIME
Standard (2 Weeks)
(X) RUSH 48 hr.
Rush charges authorized by: PJK

SAMPLE DISPOSAL
(⊗) Dispose after 30 days
Return samples
Will call with instructions

	Sample ID (POJC 8/27/12 mc)	Sample Location	Sample Depth	Lab ID	Date Sampled	Time Sampled	Matrix	# of jars	Gx BTEX (8260B)	DRPH	ORPH	cVOC's by 8260C							Notes
01	MW92-20120823	MW92	12.0	01A-G	8/23/12	1134	H_2O	7	X	X	X								
01	MW93-20120823	MW93	33.0	02		1259	H_2O	7	X	X	X								
01	MW94-20120823	MW94	35.5	03		1521	H_2O	7	X	X	X								
01	MW95-20120823	MW95	35.5	04		1415	H_2O	7	X	X	X								

Friedman & Bruya, Inc.
3012 16th Avenue West
Seattle, WA 98119-2029
Ph. (206) 285-8282
Fax (206) 283-5044

	SIGNATURE	PRINT NAME	COMPANY	DATE	TIME
Relinquished by:		Luke Swart	SES	8/23/12	1623
Received by:		HONG NGUYEN	FBI	"	"
Relinquished by:					
Received by:			Samples received at 5 °C		

FRIEDMAN & BRUYA, INC.

ENVIRONMENTAL CHEMISTS

James E. Bruya, Ph.D.
Yelena Aravkina, M.S.
Bradley T. Benson, B.S.
Kurt Johnson, B.S.

3012 16th Avenue West
Seattle, WA 98119-2029
TEL: (206) 285-8282
e-mail: fbi@isomedia.com

September 14, 2012

Tim Brown, Project Manager
SoundEarth Strategies
2811 Fairview Ave. East, Suite 2000
Seattle, WA 98102

Dear Mr. Brown:

Included are the results from the testing of material submitted on September 6, 2012 from the TOC_01-600_20120906 WORFDB6, F&BI 209046 project. There are 15 pages included in this report. Any samples that may remain are currently scheduled for disposal in 30 days. If you would like us to return your samples or arrange for long term storage at our offices, please contact us as soon as possible.

We appreciate this opportunity to be of service to you and hope you will call if you should have any questions.

Sincerely,

FRIEDMAN & BRUYA, INC.



Michael Erdahl
Project Manager

Enclosures
c: Jessica Brown, Audrey Hackett, Pete Kingston, Jennifer Cyr
SOU0914R.DOC

CASE NARRATIVE

This case narrative encompasses samples received on September 6, 2012 by Friedman & Bruya, Inc. from the SoundEarth Strategies TOC_01-600_20120906 WORFDB6, F&BI 209046 project. Samples were logged in under the laboratory ID's listed below.

Laboratory ID	SoundEarth Strategies
209046-01	01MW92-20120905
209046-02	01MW94-20120905
209046-03	01MW93-20120905
209046-04	01MW95-20120905

All quality control requirements were acceptable.

Date of Report: 09/14/12
Date Received: 09/06/12
Project: TOC_01-600_20120906 WORFDB6, F&BI 209046
Date Extracted: 09/06/12
Date Analyzed: 09/07/12

RESULTS FROM THE ANALYSIS OF WATER SAMPLES FOR BENZENE, TOLUENE, ETHYLBENZENE, XYLENES AND TPH AS GASOLINE USING EPA METHOD 8021B AND NWTPH-Gx

Results Reported as ug/L (ppb)

Sample ID Laboratory ID	Benzene	Toluene	Ethyl Benzene	Total Xylenes	Gasoline Range	Surrogate (% Recovery) (Limit 50-150)
01MW92-20120905 209046-01	<1	<1	<1	<3	220 x	92
01MW94-20120905 209046-02	<1	<1	<1	<3	<100	90
01MW93-20120905 209046-03	<1	<1	<1	<3	<100	91
01MW95-20120905 209046-04	<1	<1	<1	<3	<100	89
Method Blank 02-1595 MB	<1	<1	<1	<3	<100	96

Date of Report: 09/14/12
Date Received: 09/06/12
Project: TOC_01-600_20120906 WORFDB6, F&BI 209046
Date Extracted: 09/06/12
Date Analyzed: 09/06/12

RESULTS FROM THE ANALYSIS OF WATER SAMPLES FOR TOTAL PETROLEUM HYDROCARBONS AS DIESEL AND MOTOR OIL USING METHOD NWTPH-Dx

Results Reported as ug/L (ppb)

Sample ID Laboratory ID	Diesel Range (C_{10}-C_{25})	Motor Oil Range (C_{25}-C_{36})	Surrogate (% Recovery) (Limit 51-134)
01MW92-20120905 209046-01	3,100 x	1,100 x	147
01MW94-20120905 209046-02	120 x	<250	139
01MW93-20120905 209046-03	<50	<250	129
01MW95-20120905 209046-04	<50	<250	129
Method Blank 02-1588 MB	<50	<250	94

Analysis For Volatile Compounds By EPA Method 8260C

Client Sample ID:	01MW92-20120905	Client:	SoundEarth Strategies
Date Received:	09/06/12	Project:	TOC_01-600_20120906, F&BI 209046
Date Extracted:	09/06/12	Lab ID:	209046-01
Date Analyzed:	09/06/12	Data File:	090623.D
Matrix:	Water	Instrument:	GCMS9
Units:	ug/L (ppb)	Operator:	VM

Surrogates:	% Recovery:	Lower Limit:	Upper Limit:
1,2-Dichloroethane-d4	102	50	150
Toluene-d8	101	50	150
4-Bromofluorobenzene	97	50	150

Compounds:	Concentration ug/L (ppb)
Vinyl chloride	9.4
Chloroethane	<1
1,1-Dichloroethene	3.3
Methylene chloride	<5
trans-1,2-Dichloroethene	3.8
1,1-Dichloroethane	<1
cis-1,2-Dichloroethene	120
1,2-Dichloroethane (EDC)	<1
1,1,1-Trichloroethane	<1
Trichloroethene	320 ve
Tetrachloroethene	<1

Analysis For Volatile Compounds By EPA Method 8260C

Client Sample ID:	01MW92-20120905	Client:	SoundEarth Strategies
Date Received:	09/06/12	Project:	TOC_01-600_20120906, F&BI 209046
Date Extracted:	09/10/12	Lab ID:	209046-01 1/10
Date Analyzed:	09/10/12	Data File:	091026.D
Matrix:	Water	Instrument:	GCMS9
Units:	ug/L (ppb)	Operator:	VM

Surrogates:	% Recovery:	Lower Limit:	Upper Limit:
1,2-Dichloroethane-d4	102	50	150
Toluene-d8	101	50	150
4-Bromofluorobenzene	99	50	150

Compounds:	Concentration ug/L (ppb)
Vinyl chloride	7.8 pr
Chloroethane	<10
1,1-Dichloroethene	<10
Methylene chloride	<50
trans-1,2-Dichloroethene	<10
1,1-Dichloroethane	<10
cis-1,2-Dichloroethene	120
1,2-Dichloroethane (EDC)	<10
1,1,1-Trichloroethane	<10
Trichloroethene	300
Tetrachloroethene	<10

Analysis For Volatile Compounds By EPA Method 8260C

Client Sample ID:	01MW94-20120905	Client:	SoundEarth Strategies
Date Received:	09/06/12	Project:	TOC_01-600_20120906, F&BI 209046
Date Extracted:	09/06/12	Lab ID:	209046-02
Date Analyzed:	09/06/12	Data File:	090624.D
Matrix:	Water	Instrument:	GCMS9
Units:	ug/L (ppb)	Operator:	VM

Surrogates:	% Recovery:	Lower Limit:	Upper Limit:
1,2-Dichloroethane-d4	101	50	150
Toluene-d8	100	50	150
4-Bromofluorobenzene	98	50	150

Compounds:	Concentration ug/L (ppb)
Vinyl chloride	<0.2
Chloroethane	<1
1,1-Dichloroethene	<1
Methylene chloride	<5
trans-1,2-Dichloroethene	<1
1,1-Dichloroethane	<1
cis-1,2-Dichloroethene	<1
1,2-Dichloroethane (EDC)	<1
1,1,1-Trichloroethane	<1
Trichloroethene	<1
Tetrachloroethene	<1

Analysis For Volatile Compounds By EPA Method 8260C

Client Sample ID:	01MW93-20120905	Client:	SoundEarth Strategies
Date Received:	09/06/12	Project:	TOC_01-600_20120906, F&BI 209046
Date Extracted:	09/06/12	Lab ID:	209046-03
Date Analyzed:	09/06/12	Data File:	090625.D
Matrix:	Water	Instrument:	GCMS9
Units:	ug/L (ppb)	Operator:	VM

Surrogates:	% Recovery:	Lower Limit:	Upper Limit:
1,2-Dichloroethane-d4	101	50	150
Toluene-d8	100	50	150
4-Bromofluorobenzene	98	50	150

Compounds:	Concentration ug/L (ppb)
Vinyl chloride	<0.2
Chloroethane	<1
1,1-Dichloroethene	<1
Methylene chloride	<5
trans-1,2-Dichloroethene	<1
1,1-Dichloroethane	<1
cis-1,2-Dichloroethene	<1
1,2-Dichloroethane (EDC)	<1
1,1,1-Trichloroethane	<1
Trichloroethene	1.5
Tetrachloroethene	<1

Analysis For Volatile Compounds By EPA Method 8260C

Client Sample ID:	01MW95-20120905	Client:	SoundEarth Strategies
Date Received:	09/06/12	Project:	TOC_01-600_20120906, F&BI 209046
Date Extracted:	09/06/12	Lab ID:	209046-04
Date Analyzed:	09/06/12	Data File:	090622.D
Matrix:	Water	Instrument:	GCMS9
Units:	ug/L (ppb)	Operator:	VM

Surrogates:	% Recovery:	Lower Limit:	Upper Limit:
1,2-Dichloroethane-d4	99	50	150
Toluene-d8	99	50	150
4-Bromofluorobenzene	97	50	150

Compounds:	Concentration ug/L (ppb)
Vinyl chloride	<0.2
Chloroethane	<1
1,1-Dichloroethene	<1
Methylene chloride	<5
trans-1,2-Dichloroethene	<1
1,1-Dichloroethane	<1
cis-1,2-Dichloroethene	<1
1,2-Dichloroethane (EDC)	<1
1,1,1-Trichloroethane	<1
Trichloroethene	<1
Tetrachloroethene	<1

Analysis For Volatile Compounds By EPA Method 8260C

Client Sample ID:	Method Blank	Client:	SoundEarth Strategies
Date Received:	Not Applicable	Project:	TOC_01-600_20120906, F&BI 209046
Date Extracted:	09/10/12	Lab ID:	02-1613 mb
Date Analyzed:	09/10/12	Data File:	091020.D
Matrix:	Water	Instrument:	GCMS9
Units:	ug/L (ppb)	Operator:	VM

Surrogates:	% Recovery:	Lower Limit:	Upper Limit:
1,2-Dichloroethane-d4	100	50	150
Toluene-d8	100	50	150
4-Bromofluorobenzene	99	50	150

Compounds:	Concentration ug/L (ppb)
Vinyl chloride	<0.2
Chloroethane	<1
1,1-Dichloroethene	<1
Methylene chloride	<5
trans-1,2-Dichloroethene	<1
1,1-Dichloroethane	<1
cis-1,2-Dichloroethene	<1
1,2-Dichloroethane (EDC)	<1
1,1,1-Trichloroethane	<1
Trichloroethene	<1
Tetrachloroethene	<1

Analysis For Volatile Compounds By EPA Method 8260C

Client Sample ID:	Method Blank	Client:	SoundEarth Strategies
Date Received:	Not Applicable	Project:	TOC_01-600_20120906, F&BI 209046
Date Extracted:	09/06/12	Lab ID:	02-1590 mb
Date Analyzed:	09/06/12	Data File:	090612.D
Matrix:	Water	Instrument:	GCMS9
Units:	ug/L (ppb)	Operator:	VM

Surrogates:	% Recovery:	Lower Limit:	Upper Limit:
1,2-Dichloroethane-d4	100	50	150
Toluene-d8	100	50	150
4-Bromofluorobenzene	99	50	150

Compounds:	Concentration ug/L (ppb)
Vinyl chloride	<0.2
Chloroethane	<1
1,1-Dichloroethene	<1
Methylene chloride	<5
trans-1,2-Dichloroethene	<1
1,1-Dichloroethane	<1
cis-1,2-Dichloroethene	<1
1,2-Dichloroethane (EDC)	<1
1,1,1-Trichloroethane	<1
Trichloroethene	<1
Tetrachloroethene	<1

Date of Report: 09/14/12
Date Received: 09/06/12
Project: TOC_01-600_20120906 WORFDB6, F&BI 209046

QUALITY ASSURANCE RESULTS FOR THE ANALYSIS OF WATER SAMPLES FOR BENZENE, TOLUENE, ETHYLBENZENE, XYLENES, AND TPH AS GASOLINE USING EPA METHOD 8021B AND NWTPH-Gx

Laboratory Code: 208479-01 (Duplicate)

Analyte	Reporting Units	Sample Result	Duplicate Result	Relative Percent Difference (Limit 20)
Benzene	ug/L (ppb)	<1	<1	nm
Toluene	ug/L (ppb)	<1	<1	nm
Ethylbenzene	ug/L (ppb)	<1	<1	nm
Xylenes	ug/L (ppb)	<3	<3	nm
Gasoline	ug/L (ppb)	<100	<100	nm

Laboratory Code: Laboratory Control Sample

Analyte	Reporting Units	Spike Level	Percent Recovery LCS	Acceptance Criteria
Benzene	ug/L (ppb)	50	102	72-119
Toluene	ug/L (ppb)	50	98	71-113
Ethylbenzene	ug/L (ppb)	50	98	72-114
Xylenes	ug/L (ppb)	150	92	72-113
Gasoline	ug/L (ppb)	1,000	106	70-119

Date of Report: 09/14/12
Date Received: 09/06/12
Project: TOC_01-600_20120906 WORFDB6, F&BI 209046

QUALITY ASSURANCE RESULTS FOR THE ANALYSIS OF WATER SAMPLES FOR TOTAL PETROLEUM HYDROCARBONS AS DIESEL EXTENDED USING METHOD NWTPH-Dx

Laboratory Code: Laboratory Control Sample

Analyte	Reporting Units	Spike Level	Percent Recovery LCS	Percent Recovery LCSD	Acceptance Criteria	RPD (Limit 20)
Diesel Extended	ug/L (ppb)	2,500	108	111	63-142	3

Date of Report: 09/14/12
Date Received: 09/06/12
Project: TOC_01-600_20120906 WORFDB6, F&BI 209046

QUALITY ASSURANCE RESULTS FOR THE ANALYSIS OF WATER SAMPLES FOR VOLATILES BY EPA METHOD 8260C

Laboratory Code: 209046-04 (Matrix Spike)

Analyte	Reporting Units	Spike Level	Sample Result	Percent Recovery MS	Acceptance Criteria
Vinyl chloride	ug/L (ppb)	50	<0.2	109	76-124
Chloroethane	ug/L (ppb)	50	<1	103	69-123
1,1-Dichloroethene	ug/L (ppb)	50	<1	98	75-118
Methylene chloride	ug/L (ppb)	50	<5	93	64-120
trans-1,2-Dichloroethene	ug/L (ppb)	50	<1	100	75-119
1,1-Dichloroethane	ug/L (ppb)	50	<1	96	82-109
cis-1,2-Dichloroethene	ug/L (ppb)	50	<1	99	83-109
1,2-Dichloroethane (EDC)	ug/L (ppb)	50	<1	97	76-114
1,1,1-Trichloroethane	ug/L (ppb)	50	<1	103	77-116
Trichloroethene	ug/L (ppb)	50	<1	98	79-105
Tetrachloroethene	ug/L (ppb)	50	<1	94	69-114

Date of Report: 09/14/12
Date Received: 09/06/12
Project: TOC_01-600_20120906 WORFDB6, F&BI 209046

QUALITY ASSURANCE RESULTS FOR THE ANALYSIS OF WATER SAMPLES FOR VOLATILES BY EPA METHOD 8260C

Laboratory Code: Laboratory Control Sample

Analyte	Reporting Units	Spike Level	Percent Recovery LCS	Percent Recovery LCSD	Acceptance Criteria	RPD (Limit 20)
Vinyl chloride	ug/L (ppb)	50	119	119	73-126	0
Chloroethane	ug/L (ppb)	50	111	111	69-125	0
1,1-Dichloroethene	ug/L (ppb)	50	101	101	72-122	0
Methylene chloride	ug/L (ppb)	50	94	94	56-128	0
trans-1,2-Dichloroethene	ug/L (ppb)	50	101	99	74-122	2
1,1-Dichloroethane	ug/L (ppb)	50	102	101	85-107	1
cis-1,2-Dichloroethene	ug/L (ppb)	50	101	101	85-105	0
1,2-Dichloroethane (EDC)	ug/L (ppb)	50	97	97	85-107	0
1,1,1-Trichloroethane	ug/L (ppb)	50	104	104	81-114	0
Trichloroethene	ug/L (ppb)	50	99	99	80-104	0
Tetrachloroethene	ug/L (ppb)	50	99	98	81-106	1

Data Qualifiers & Definitions

a - The analyte was detected at a level less than five times the reporting limit. The RPD results may not provide reliable information on the variability of the analysis.

A1 – More than one compound of similar molecule structure was identified with equal probability.

b - The analyte was spiked at a level that was less than five times that present in the sample. Matrix spike recoveries may not be meaningful.

ca - The calibration results for this range fell outside of acceptance criteria. The value reported is an estimate.

c - The presence of the analyte indicated may be due to carryover from previous sample injections.

d - The sample was diluted. Detection limits may be raised due to dilution.

ds - The sample was diluted. Detection limits are raised due to dilution and surrogate recoveries may not be meaningful.

dv - Insufficient sample was available to achieve normal reporting limits and limits are raised accordingly.

fb - Analyte present in the blank and the sample.

fc – The compound is a common laboratory and field contaminant.

hr - The sample and duplicate were reextracted and reanalyzed. RPD results were still outside of control limits. The variability is attributed to sample inhomogeneity.

ht - Analysis performed outside the method or client-specified holding time requirement.

ip - Recovery fell outside of normal control limits. Compounds in the sample matrix interfered with the quantitation of the analyte.

j – The result is below normal reporting limits. The value reported is an estimate.

J - The internal standard associated with the analyte is out of control limits. The reported concentration is an estimate.

jl - The analyte result in the laboratory control sample is out of control limits. The reported concentration should be considered an estimate.

jr - The rpd result in laboratory control sample associated with the analyte is out of control limits. The reported concentration should be considered an estimate.

js - The surrogate associated with the analyte is out of control limits. The reported concentration should be considered an estimate.

lc - The presence of the compound indicated is likely due to laboratory contamination.

L - The reported concentration was generated from a library search.

nm - The analyte was not detected in one or more of the duplicate analyses. Therefore, calculation of the RPD is not applicable.

pc – The sample was received in a container not approved by the method. The value reported should be considered an estimate.

pr – The sample was received with incorrect preservation. The value reported should be considered an estimate.

ve - Estimated concentration calculated for an analyte response above the valid instrument calibration range. A dilution is required to obtain an accurate quantification of the analyte.

vo - The value reported fell outside the control limits established for this analyte.

x - The sample chromatographic pattern does not resemble the fuel standard used for quantitation.

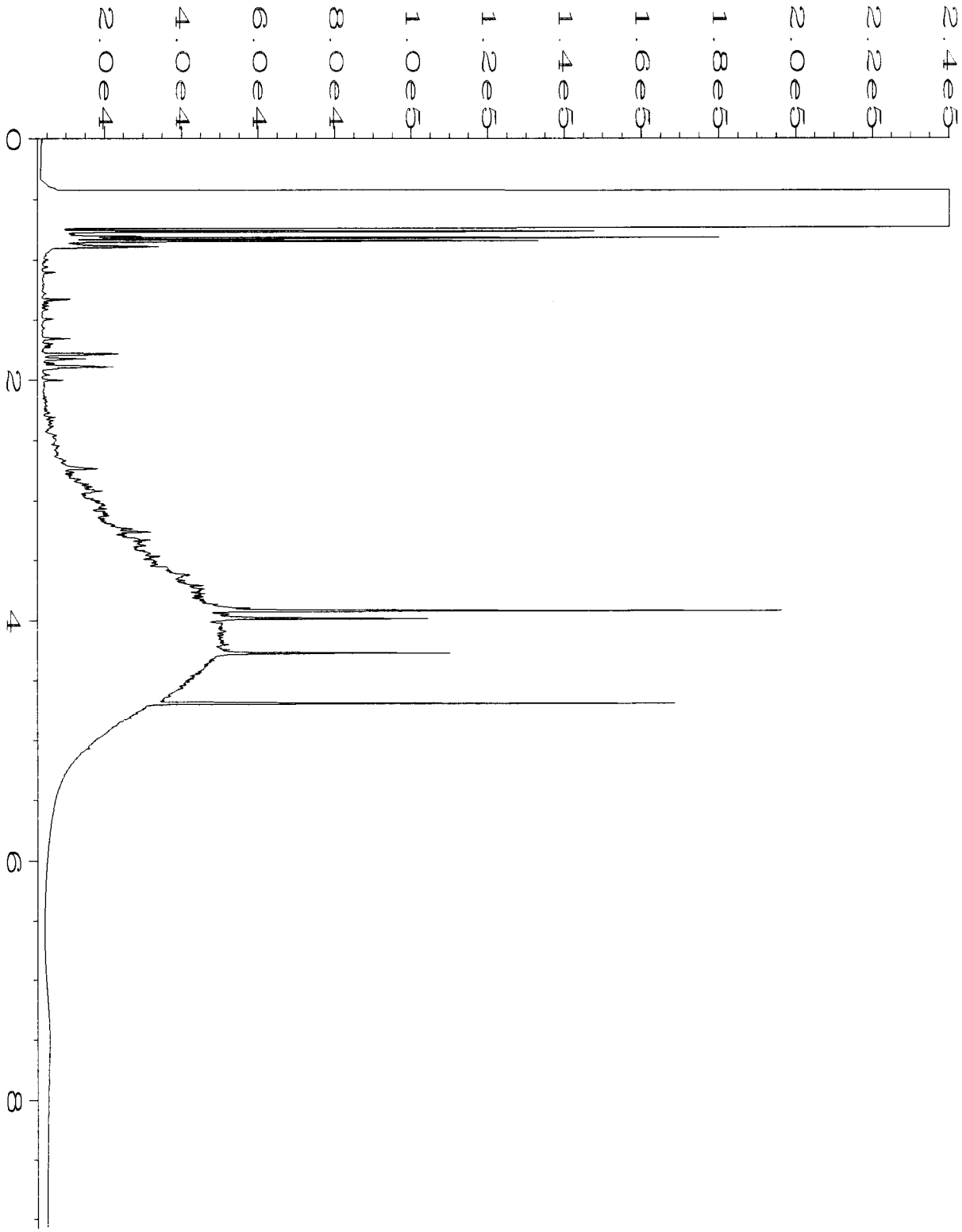

Data File Name : C:\HPCHEM\6\DATA\09-06-12\041F0901.D
Operator : ML
Instrument : GC #6
Sample Name : 209046-01
Run Time Bar Code:
Acquired on : 06 Sep 12 06:17 PM
Report Created on: 07 Sep 12 09:18 AM

Page Number : 1
Vial Number : 41
Injection Number : 1
Sequence Line : 9
Instrument Method: DX.MTH
Analysis Method : DX.MTH

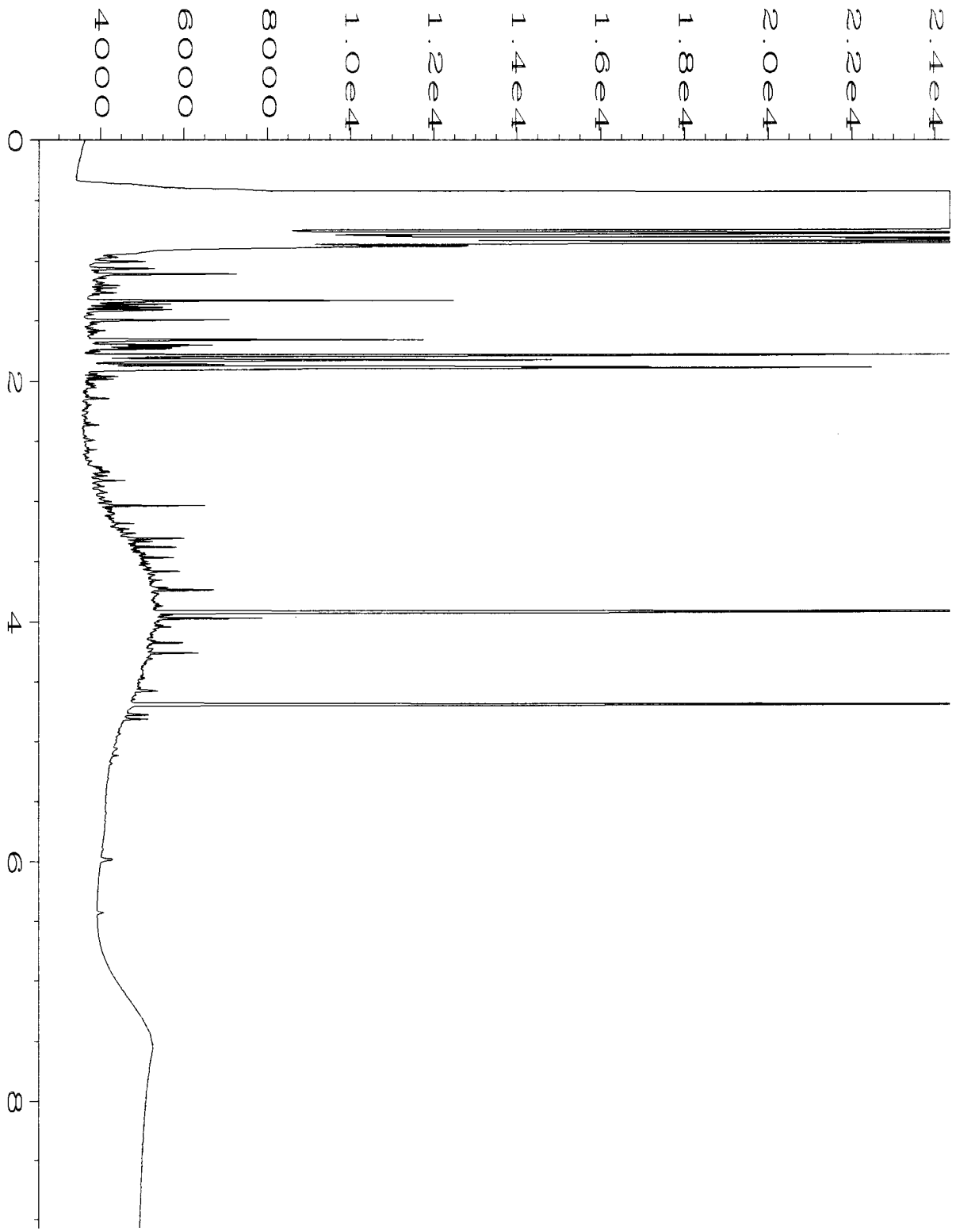

Data File Name : C:\HPCHEM\6\DATA\09-06-12\042F0901.D
Operator : ML
Instrument : GC #6
Sample Name : 209046-02
Run Time Bar Code:
Acquired on : 06 Sep 12 06:31 PM
Report Created on: 07 Sep 12 09:18 AM

Page Number : 1
Vial Number : 42
Injection Number : 1
Sequence Line : 9
Instrument Method: DX.MTH
Analysis Method : DX.MTH



Data File Name : C:\HPCHEM\6\DATA\09-06-12\043F0901.D
Operator : ML
Instrument : GC #6
Sample Name : 209046-03
Run Time Bar Code:
Acquired on : 06 Sep 12 06:45 PM
Report Created on: 07 Sep 12 09:18 AM

Page Number : 1
Vial Number : 43
Injection Number : 1
Sequence Line : 9
Instrument Method: DX.MTH
Analysis Method : DX.MTH



Data File Name	: C:\HPCHEM\6\DATA\09-06-12\044F0901.D		
Operator	: ML	Page Number	: 1
Instrument	: GC #6	Vial Number	: 44
Sample Name	: 209046-04	Injection Number	: 1
Run Time Bar Code:		Sequence Line	: 9
Acquired on	: 06 Sep 12 06:59 PM	Instrument Method	: DX.MTH
Report Created on	: 07 Sep 12 09:18 AM	Analysis Method	: DX.MTH

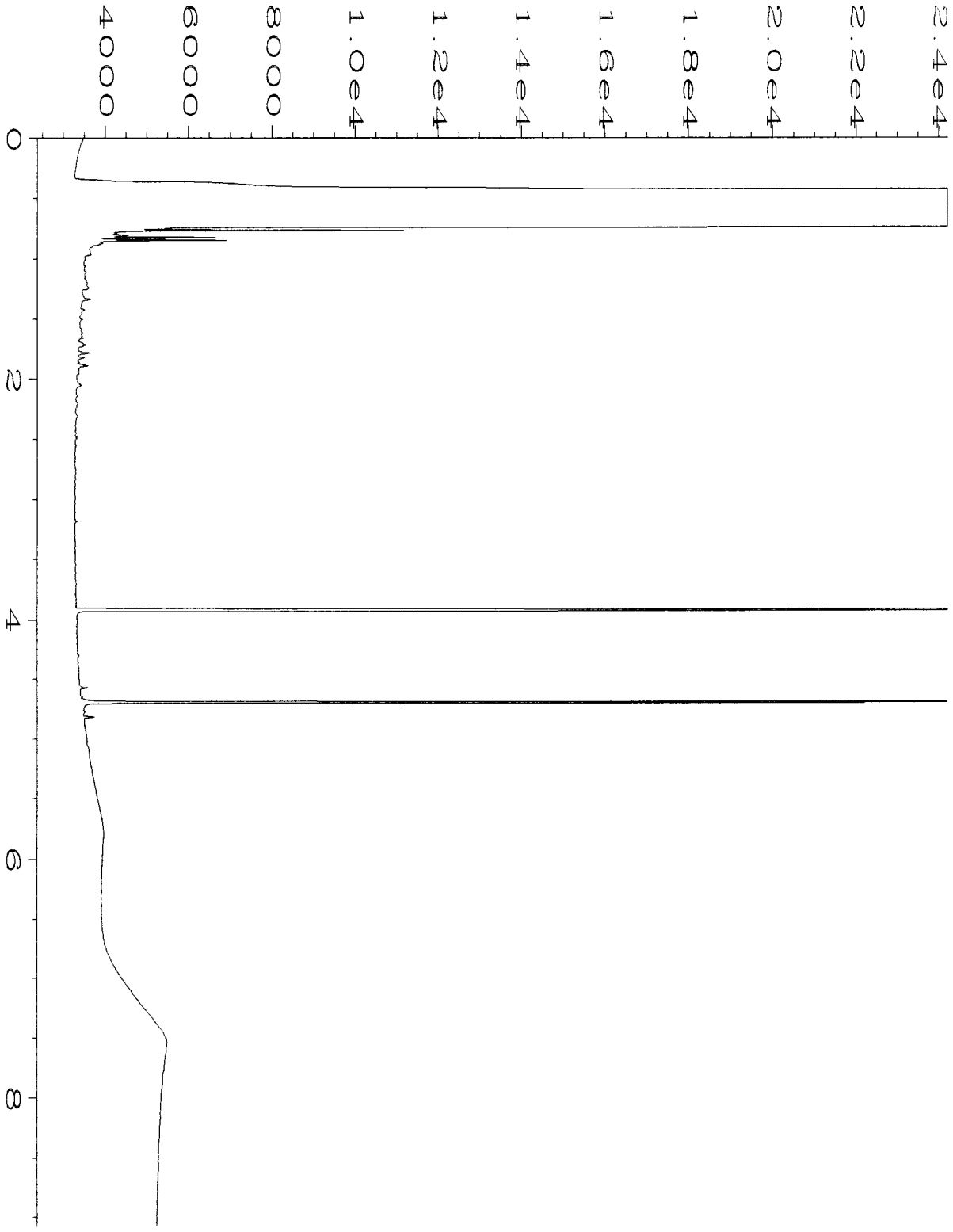

Data File Name : C:\HPCHEM\6\DATA\09-06-12\015F0701.D
Operator : ML
Instrument : GC #6
Sample Name : 02-1585 MB
Run Time Bar Code:
Acquired on : 06 Sep 12 11:47 AM
Report Created on: 07 Sep 12 09:16 AM

Page Number : 1
Vial Number : 15
Injection Number : 1
Sequence Line : 7
Instrument Method: DX.MTH
Analysis Method : DX.MTH

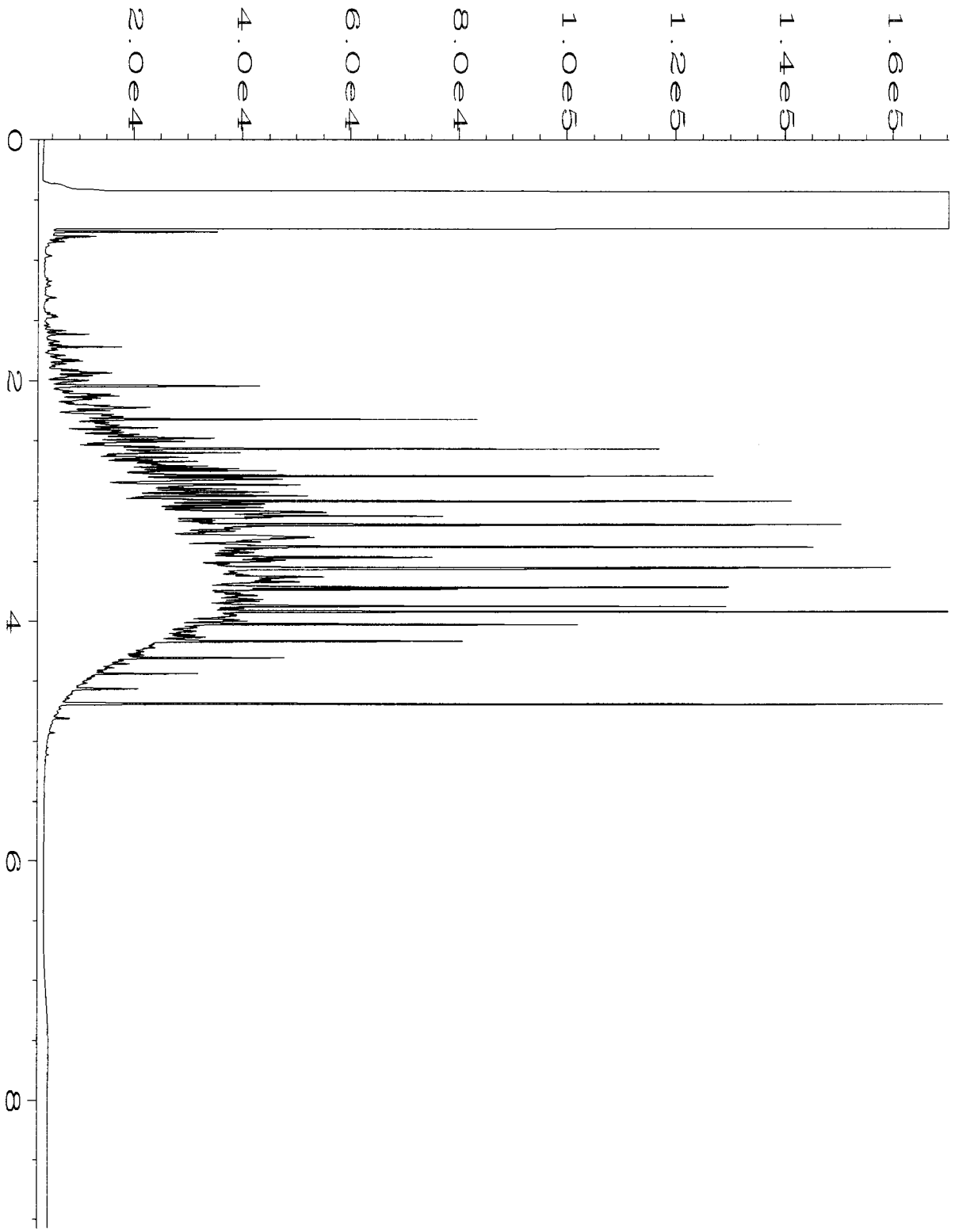

Data File Name	: C:\HPCHEM\6\DATA\09-06-12\003F0201.D		
Operator	: ML	Page Number	: 1
Instrument	: GC #6	Vial Number	: 3
Sample Name	: 500 Dx 38-103C	Injection Number	: 1
Run Time Bar Code:		Sequence Line	: 2
Acquired on	: 06 Sep 12 06:56 AM	Instrument Method	: DX.MTH
Report Created on	: 07 Sep 12 09:16 AM	Analysis Method	: DX.MTH

209046

SAMPLE CHAIN OF CUSTODY

ME 09/06/12

V3/E03

Page # 1 of 1

Send Report To Pete Knyston

Company SoundEarth Strategies

Address 2811 Fairview Ave E, Ste 2000

City, State, ZIP Seattle, WA 98102

Phone # 206 306 1900 Fax # 206 306 1907

SAMPLERS (signature)

PROJECT NAME/NO. 0440-004-26

PO #

REMARKS 48 hr. TAT

GEMS Y / (N)

TURNAROUND TIME
- ☐ Standard (2 Weeks)
- ☒ RUSH 2 day TAT

Rush charges authorized by: PJK

SAMPLE DISPOSAL
- ☒ Dispose after 30 days
- ☐ Return samples
- ☐ Will call with instructions

Sample ID	Sample Location	Sample Depth	Lab ID	Date Sampled	Time Sampled	Matrix	# of jars	ANALYSES REQUESTED: NWTPH-Dx	NWTPH-Gx	BTEX by 8021B	cVOC's by 8260c	SVOC's by 8270	RCRA-8 Metals			Notes
01MW92-20120905	01MW92	13	01	9/05/12	1400	H_2O	6	X	X	X	X					
01MW94-20120905	01MW94	34	02		1510		6	X	X	X	X					01MW94-20120905
01MW93-20120905	01MW93	33	03		1605		6	X	X	X	X					
01MW95-20120905	01MW95	33	04		1658		6	X	X	X	X					

SIGNATURE	PRINT NAME	COMPANY	DATE	TIME
Relinquished by:	Luke Swart	SES	9/6/12	0800
Received by:	Nhan Phan	FEBI	9/6/12	0800
Relinquished by:				
Received by:				

Friedman & Bruya, Inc.
3012 16th Avenue West
Seattle, WA 98119-2029
Ph. (206) 285-8282
Fax (206) 283-5044

FORMS\COC\SESGEMSR1.DOC (Revision 1)

Samples received at 5 °C

FRIEDMAN & BRUYA, INC.

ENVIRONMENTAL CHEMISTS

James E. Bruya, Ph.D.
Yelena Aravkina, M.S.
Bradley T. Benson, B.S.
Kurt Johnson, B.S.

3012 16th Avenue West
Seattle, WA 98119-2029
TEL: (206) 285-8282
e-mail: fbi@isomedia.com

August 29, 2012

Tim Brown, Project Manager
SoundEarth Strategies
2811 Fairview Ave. East, Suite 2000
Seattle, WA 98102

Dear Mr. Brown:

Included are the results from the testing of material submitted on August 23, 2012 from the TOC_01-600_20120823 WORFDB6, F&BI 208347 project. There are 12 pages included in this report. Any samples that may remain are currently scheduled for disposal in 30 days. If you would like us to return your samples or arrange for long term storage at our offices, please contact us as soon as possible.

We appreciate this opportunity to be of service to you and hope you will call if you should have any questions.

Sincerely,

FRIEDMAN & BRUYA, INC.



Michael Erdahl
Project Manager

Enclosures
c: Jessica Brown, Audrey Hackett, Pete Kingston, Jennifer Cyr
SOU0829R.DOC

CASE NARRATIVE

This case narrative encompasses samples received on August 23, 2012 by Friedman & Bruya, Inc. from the SoundEarth Strategies TOC_01-600_20120823 WORFDB6, F&BI 208347 project. Samples were logged in under the laboratory ID's listed below.

Laboratory ID	SoundEarth Strategies
208347-01	01MW92-20120823
208347-02	01MW93-20120823
208347-03	01MW94-20120823
208347-04	01MW95-20120823

All quality control requirements were acceptable.

Date of Report: 08/29/12
Date Received: 08/23/12
Project: TOC_01-600_20120823 WORFDB6, F&BI 208347
Date Extracted: 08/24/12
Date Analyzed: 08/24/12

RESULTS FROM THE ANALYSIS OF WATER SAMPLES FOR BENZENE, TOLUENE, ETHYLBENZENE, XYLENES AND TPH AS GASOLINE USING EPA METHOD 8021B AND NWTPH-Gx

Results Reported as ug/L (ppb)

Sample ID Laboratory ID	Benzene	Toluene	Ethyl Benzene	Total Xylenes	Gasoline Range	Surrogate (% Recovery) (Limit 52-124)
01MW92-20120823 208347-01	<1	<1	<1	<3	<100	100
01MW93-20120823 208347-02	<1	<1	<1	<3	<100	100
01MW94-20120823 208347-03	<1	<1	<1	<3	<100	97
01MW95-20120823 208347-04	<1	<1	<1	<3	<100	102
Method Blank 02-1511 MB	<1	<1	<1	<3	<100	98

Date of Report: 08/29/12
Date Received: 08/23/12
Project: TOC_01-600_20120823 WORFDB6, F&BI 208347
Date Extracted: 08/24/12
Date Analyzed: 08/24/12 and 08/25/12

RESULTS FROM THE ANALYSIS OF WATER SAMPLES FOR TOTAL PETROLEUM HYDROCARBONS AS DIESEL AND MOTOR OIL USING METHOD NWTPH-Dx

Results Reported as ug/L (ppb)

Sample ID Laboratory ID	Diesel Range (C_{10}-C_{25})	Motor Oil Range (C_{25}-C_{36})	Surrogate (% Recovery) (Limit 47-140)
01MW92-20120823 208347-01	2,300 x	640 x	124
01MW93-20120823 208347-02	62 x	<250	116
01MW94-20120823 208347-03	89 x	<250	128
01MW95-20120823 208347-04	<50	<250	121
Method Blank 02-1507 MB	<50	<250	106

Analysis For Volatile Compounds By EPA Method 8260C

Client Sample ID:	01MW92-20120823	Client:	SoundEarth Strategies
Date Received:	08/23/12	Project:	TOC_01-600_20120823 WORFDB6
Date Extracted:	08/24/12	Lab ID:	208347-01
Date Analyzed:	08/24/12	Data File:	082408.D
Matrix:	Water	Instrument:	GCMS9
Units:	ug/L (ppb)	Operator:	JS

Surrogates:	% Recovery:	Lower Limit:	Upper Limit:
1,2-Dichloroethane-d4	101	50	150
Toluene-d8	99	50	150
4-Bromofluorobenzene	97	50	150

Compounds:	Concentration ug/L (ppb)
Vinyl chloride	9.3
Chloroethane	<1
1,1-Dichloroethene	3.0
Methylene chloride	<5
trans-1,2-Dichloroethene	2.2
1,1-Dichloroethane	<1
cis-1,2-Dichloroethene	100
1,2-Dichloroethane (EDC)	<1
1,1,1-Trichloroethane	<1
Trichloroethene	110
Tetrachloroethene	<1

Analysis For Volatile Compounds By EPA Method 8260C

Client Sample ID:	01MW93-20120823	Client:	SoundEarth Strategies
Date Received:	08/23/12	Project:	TOC_01-600_20120823 WORFDB6
Date Extracted:	08/24/12	Lab ID:	208347-02
Date Analyzed:	08/24/12	Data File:	082409.D
Matrix:	Water	Instrument:	GCMS9
Units:	ug/L (ppb)	Operator:	JS

Surrogates:	% Recovery:	Lower Limit:	Upper Limit:
1,2-Dichloroethane-d4	103	50	150
Toluene-d8	101	50	150
4-Bromofluorobenzene	98	50	150

Compounds:	Concentration ug/L (ppb)
Vinyl chloride	<0.2
Chloroethane	<1
1,1-Dichloroethene	<1
Methylene chloride	<5
trans-1,2-Dichloroethene	<1
1,1-Dichloroethane	<1
cis-1,2-Dichloroethene	<1
1,2-Dichloroethane (EDC)	<1
1,1,1-Trichloroethane	<1
Trichloroethene	<1
Tetrachloroethene	<1

Analysis For Volatile Compounds By EPA Method 8260C

Client Sample ID:	01MW94-20120823	Client:	SoundEarth Strategies
Date Received:	08/23/12	Project:	TOC_01-600_20120823 WORFDB6
Date Extracted:	08/24/12	Lab ID:	208347-03
Date Analyzed:	08/24/12	Data File:	082410.D
Matrix:	Water	Instrument:	GCMS9
Units:	ug/L (ppb)	Operator:	JS

Surrogates:	% Recovery:	Lower Limit:	Upper Limit:
1,2-Dichloroethane-d4	101	50	150
Toluene-d8	100	50	150
4-Bromofluorobenzene	99	50	150

Compounds:	Concentration ug/L (ppb)
Vinyl chloride	<0.2
Chloroethane	<1
1,1-Dichloroethene	<1
Methylene chloride	<5
trans-1,2-Dichloroethene	<1
1,1-Dichloroethane	<1
cis-1,2-Dichloroethene	<1
1,2-Dichloroethane (EDC)	<1
1,1,1-Trichloroethane	<1
Trichloroethene	<1
Tetrachloroethene	<1

Analysis For Volatile Compounds By EPA Method 8260C

Client Sample ID:	01MW95-20120823	Client:	SoundEarth Strategies
Date Received:	08/23/12	Project:	TOC_01-600_20120823 WORFDB6
Date Extracted:	08/24/12	Lab ID:	208347-04
Date Analyzed:	08/24/12	Data File:	082411.D
Matrix:	Water	Instrument:	GCMS9
Units:	ug/L (ppb)	Operator:	JS

Surrogates:	% Recovery:	Lower Limit:	Upper Limit:
1,2-Dichloroethane-d4	106	50	150
Toluene-d8	101	50	150
4-Bromofluorobenzene	96	50	150

Compounds:	Concentration ug/L (ppb)
Vinyl chloride	<0.2
Chloroethane	<1
1,1-Dichloroethene	<1
Methylene chloride	<5
trans-1,2-Dichloroethene	<1
1,1-Dichloroethane	<1
cis-1,2-Dichloroethene	<1
1,2-Dichloroethane (EDC)	<1
1,1,1-Trichloroethane	<1
Trichloroethene	<1
Tetrachloroethene	<1

Analysis For Volatile Compounds By EPA Method 8260C

Client Sample ID:	Method Blank	Client:	SoundEarth Strategies
Date Received:	NA	Project:	TOC_01-600_20120823 WORFDB6
Date Extracted:	08/24/12	Lab ID:	02-1487 mb
Date Analyzed:	08/24/12	Data File:	082407.D
Matrix:	Water	Instrument:	GCMS9
Units:	ug/L (ppb)	Operator:	JS

Surrogates:	% Recovery:	Lower Limit:	Upper Limit:
1,2-Dichloroethane-d4	106	50	150
Toluene-d8	101	50	150
4-Bromofluorobenzene	99	50	150

Compounds:	Concentration ug/L (ppb)
Vinyl chloride	<0.2
Chloroethane	<1
1,1-Dichloroethene	<1
Methylene chloride	<5
trans-1,2-Dichloroethene	<1
1,1-Dichloroethane	<1
cis-1,2-Dichloroethene	<1
1,2-Dichloroethane (EDC)	<1
1,1,1-Trichloroethane	<1
Trichloroethene	<1
Tetrachloroethene	<1

Date of Report: 08/29/12
Date Received: 08/23/12
Project: TOC_01-600_20120823 WORFDB6, F&BI 208347

QUALITY ASSURANCE RESULTS FOR THE ANALYSIS OF WATER SAMPLES FOR BENZENE, TOLUENE, ETHYLBENZENE, XYLENES, AND TPH AS GASOLINE USING EPA METHOD 8021B AND NWTPH-Gx

Laboratory Code: 208345-02 (Duplicate)

Analyte	Reporting Units	Sample Result	Duplicate Result	Relative Percent Difference (Limit 20)
Benzene	ug/L (ppb)	<1	<1	nm
Toluene	ug/L (ppb)	<1	<1	nm
Ethylbenzene	ug/L (ppb)	<1	<1	nm
Xylenes	ug/L (ppb)	<3	<3	nm
Gasoline	ug/L (ppb)	<100	<100	nm

Laboratory Code: Laboratory Control Sample

Analyte	Reporting Units	Spike Level	Percent Recovery LCS	Acceptance Criteria
Benzene	ug/L (ppb)	50	88	65-118
Toluene	ug/L (ppb)	50	96	72-122
Ethylbenzene	ug/L (ppb)	50	97	73-126
Xylenes	ug/L (ppb)	150	96	74-118
Gasoline	ug/L (ppb)	1,000	103	69-134

Date of Report: 08/29/12
Date Received: 08/23/12
Project: TOC_01-600_20120823 WORFDB6, F&BI 208347

QUALITY ASSURANCE RESULTS FOR THE ANALYSIS OF WATER SAMPLES FOR TOTAL PETROLEUM HYDROCARBONS AS DIESEL EXTENDED USING METHOD NWTPH-Dx

Laboratory Code: Laboratory Control Sample

Analyte	Reporting Units	Spike Level	Percent Recovery LCS	Percent Recovery LCSD	Acceptance Criteria	RPD (Limit 20)
Diesel Extended	ug/L (ppb)	2,500	107	105	61-133	2

Date of Report: 08/29/12
Date Received: 08/23/12
Project: TOC_01-600_20120823 WORFDB6, F&BI 208347

QUALITY ASSURANCE RESULTS FOR THE ANALYSIS OF WATER SAMPLES FOR VOLATILES BY EPA METHOD 8260C

Laboratory Code: 208347-02 (Matrix Spike)

Analyte	Reporting Units	Spike Level	Sample Result	Percent Recovery MS	Acceptance Criteria
Vinyl chloride	ug/L (ppb)	50	<0.2	101	76-124
Chloroethane	ug/L (ppb)	50	<1	96	69-123
1,1-Dichloroethene	ug/L (ppb)	50	<1	103	75-118
Methylene chloride	ug/L (ppb)	50	<5	93	64-120
trans-1,2-Dichloroethene	ug/L (ppb)	50	<1	98	75-119
1,1-Dichloroethane	ug/L (ppb)	50	<1	93	82-109
cis-1,2-Dichloroethene	ug/L (ppb)	50	<1	97	83-109
1,2-Dichloroethane (EDC)	ug/L (ppb)	50	<1	92	76-114
1,1,1-Trichloroethane	ug/L (ppb)	50	<1	98	77-116
Trichloroethene	ug/L (ppb)	50	<1	85	79-105
Tetrachloroethene	ug/L (ppb)	50	<1	102	69-114

Laboratory Code: Laboratory Control Sample

Analyte	Reporting Units	Spike Level	Percent Recovery LCS	Percent Recovery LCSD	Acceptance Criteria	RPD (Limit 20)
Vinyl chloride	ug/L (ppb)	50	101	101	73-126	0
Chloroethane	ug/L (ppb)	50	95	95	69-125	0
1,1-Dichloroethene	ug/L (ppb)	50	101	102	72-122	1
Methylene chloride	ug/L (ppb)	50	93	93	56-128	0
trans-1,2-Dichloroethene	ug/L (ppb)	50	98	98	74-122	0
1,1-Dichloroethane	ug/L (ppb)	50	93	92	85-107	1
cis-1,2-Dichloroethene	ug/L (ppb)	50	97	98	85-105	1
1,2-Dichloroethane (EDC)	ug/L (ppb)	50	88	89	85-107	1
1,1,1-Trichloroethane	ug/L (ppb)	50	99	99	81-114	0
Trichloroethene	ug/L (ppb)	50	86	87	80-104	1
Tetrachloroethene	ug/L (ppb)	50	98	99	81-106	1

Data Qualifiers & Definitions

a - The analyte was detected at a level less than five times the reporting limit. The RPD results may not provide reliable information on the variability of the analysis.

A1 – More than one compound of similar molecule structure was identified with equal probability.

b - The analyte was spiked at a level that was less than five times that present in the sample. Matrix spike recoveries may not be meaningful.

ca - The calibration results for this range fell outside of acceptance criteria. The value reported is an estimate.

c - The presence of the analyte indicated may be due to carryover from previous sample injections.

d - The sample was diluted. Detection limits may be raised due to dilution.

ds - The sample was diluted. Detection limits are raised due to dilution and surrogate recoveries may not be meaningful.

dv - Insufficient sample was available to achieve normal reporting limits and limits are raised accordingly.

fb - Analyte present in the blank and the sample.

fc – The compound is a common laboratory and field contaminant.

hr - The sample and duplicate were reextracted and reanalyzed. RPD results were still outside of control limits. The variability is attributed to sample inhomogeneity.

ht - Analysis performed outside the method or client-specified holding time requirement.

ip - Recovery fell outside of normal control limits. Compounds in the sample matrix interfered with the quantitation of the analyte.

j – The result is below normal reporting limits. The value reported is an estimate.

J - The internal standard associated with the analyte is out of control limits. The reported concentration is an estimate.

jl - The analyte result in the laboratory control sample is out of control limits. The reported concentration should be considered an estimate.

jr - The rpd result in laboratory control sample associated with the analyte is out of control limits. The reported concentration should be considered an estimate.

js - The surrogate associated with the analyte is out of control limits. The reported concentration should be considered an estimate.

lc - The presence of the compound indicated is likely due to laboratory contamination.

L - The reported concentration was generated from a library search.

nm - The analyte was not detected in one or more of the duplicate analyses. Therefore, calculation of the RPD is not applicable.

pc – The sample was received in a container not approved by the method. The value reported should be considered an estimate.

pr – The sample was received with incorrect preservation. The value reported should be considered an estimate.

ve - Estimated concentration calculated for an analyte response above the valid instrument calibration range. A dilution is required to obtain an accurate quantification of the analyte.

vo - The value reported fell outside the control limits established for this analyte.

x - The sample chromatographic pattern does not resemble the fuel standard used for quantitation.

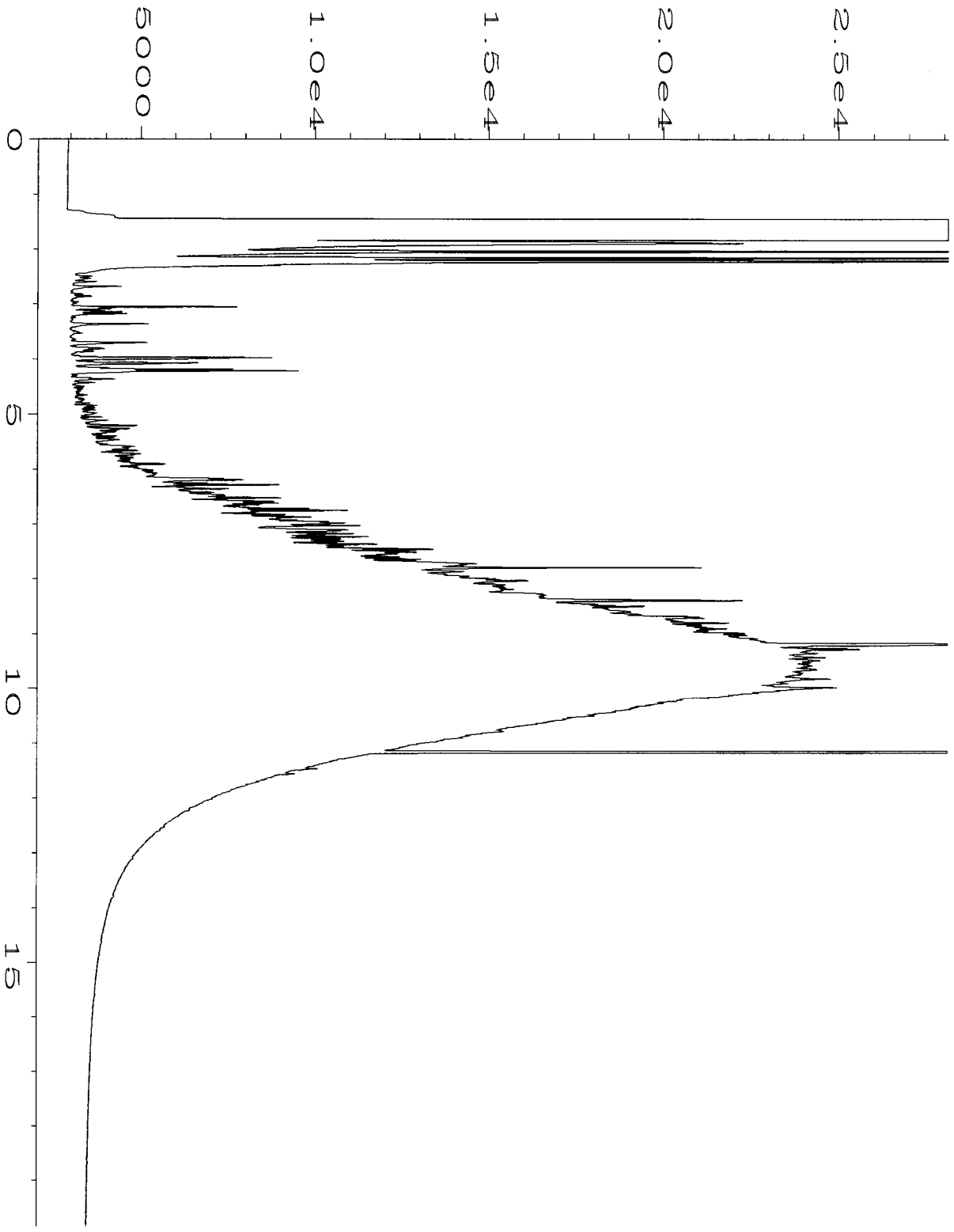

Data File Name : C:\HPCHEM\4\DATA\08-24-12\026F0601.D
Operator : ML
Instrument : GC#4
Sample Name : 208347-01
Run Time Bar Code:
Acquired on : 24 Aug 12 09:48 PM
Report Created on: 27 Aug 12 09:56 AM

Page Number : 1
Vial Number : 26
Injection Number : 1
Sequence Line : 6
Instrument Method: TPHD.MTH
Analysis Method : TPHD.MTH

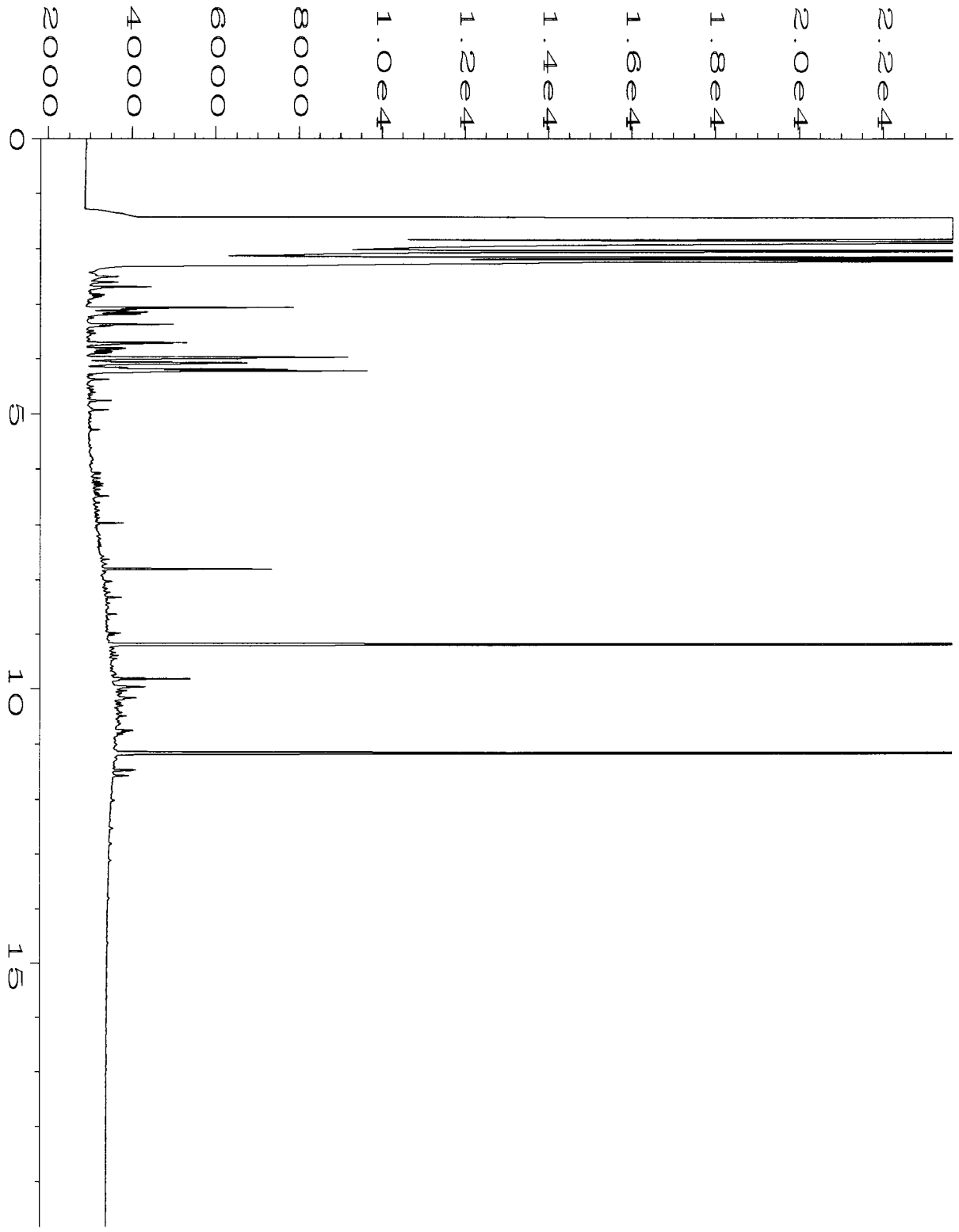

Data File Name : C:\HPCHEM\4\DATA\08-24-12\027F0601.D
Operator : ML
Instrument : GC#4
Sample Name : 208347-02
Run Time Bar Code:
Acquired on : 24 Aug 12 10:15 PM
Report Created on: 27 Aug 12 09:56 AM

Page Number : 1
Vial Number : 27
Injection Number : 1
Sequence Line : 6
Instrument Method: TPHD.MTH
Analysis Method : TPHD.MTH

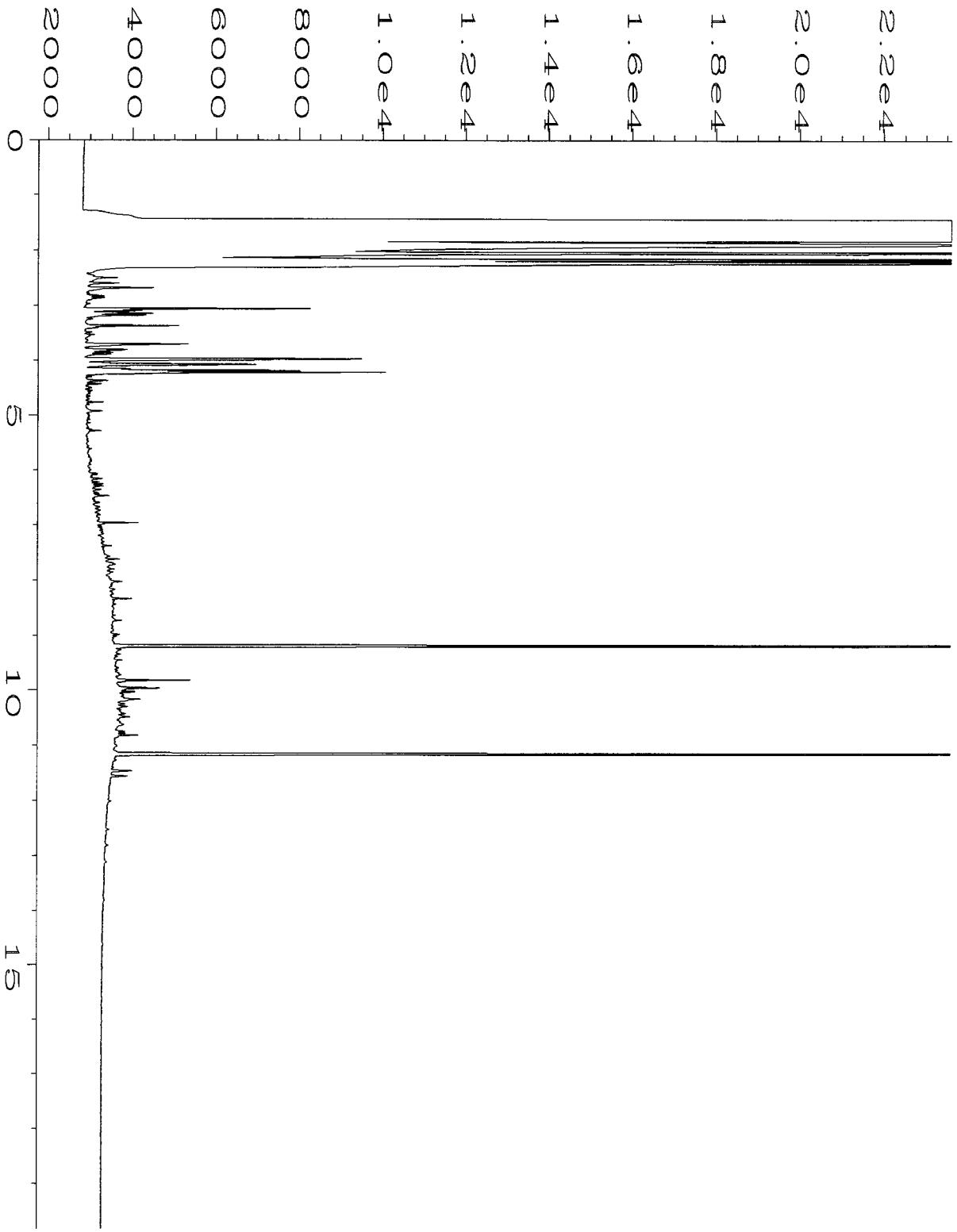

Data File Name : C:\HPCHEM\4\DATA\08-24-12\028F0801.D
Operator : ML
Instrument : GC#4
Sample Name : 208347-03
Run Time Bar Code:
Acquired on : 24 Aug 12 11:36 PM
Report Created on: 27 Aug 12 09:56 AM

Page Number : 1
Vial Number : 28
Injection Number : 1
Sequence Line : 8
Instrument Method: TPHD.MTH
Analysis Method : TPHD.MTH

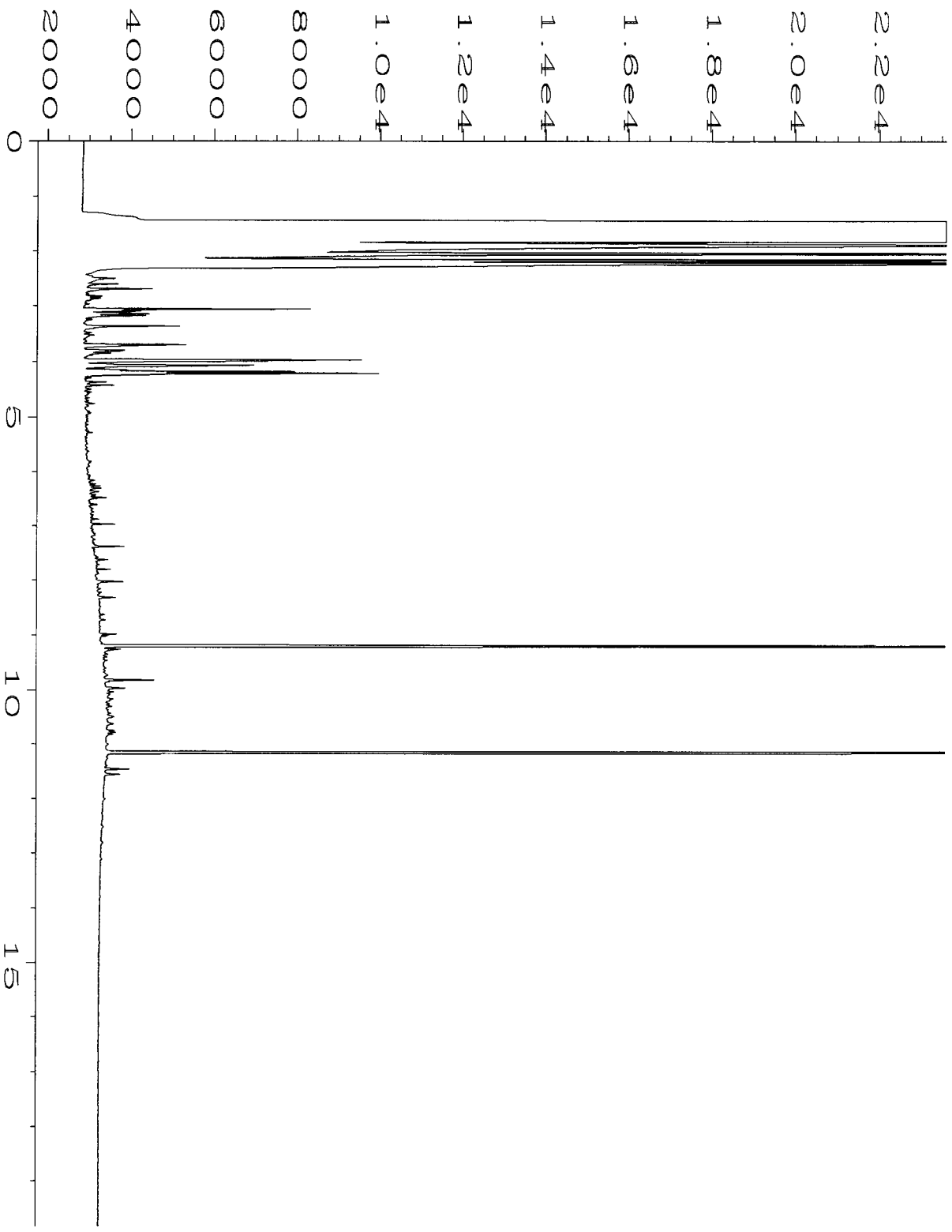

Data File Name	: C:\HPCHEM\4\DATA\08-24-12\029F0801.D		
Operator	: ML	Page Number	: 1
Instrument	: GC#4	Vial Number	: 29
Sample Name	: 208347-04	Injection Number	: 1
Run Time Bar Code:		Sequence Line	: 8
Acquired on	: 25 Aug 12 00:03 AM	Instrument Method	: TPHD.MTH
Report Created on	: 27 Aug 12 09:56 AM	Analysis Method	: TPHD.MTH



Data File Name : C:\HPCHEM\4\DATA\08-24-12\020F0601.D
Operator : ML
Instrument : GC#4
Sample Name : 02-1507 mb
Run Time Bar Code:
Acquired on : 24 Aug 12 07:06 PM
Report Created on: 27 Aug 12 09:55 AM

Page Number : 1
Vial Number : 20
Injection Number : 1
Sequence Line : 6
Instrument Method: TPHD.MTH
Analysis Method : TPHD.MTH

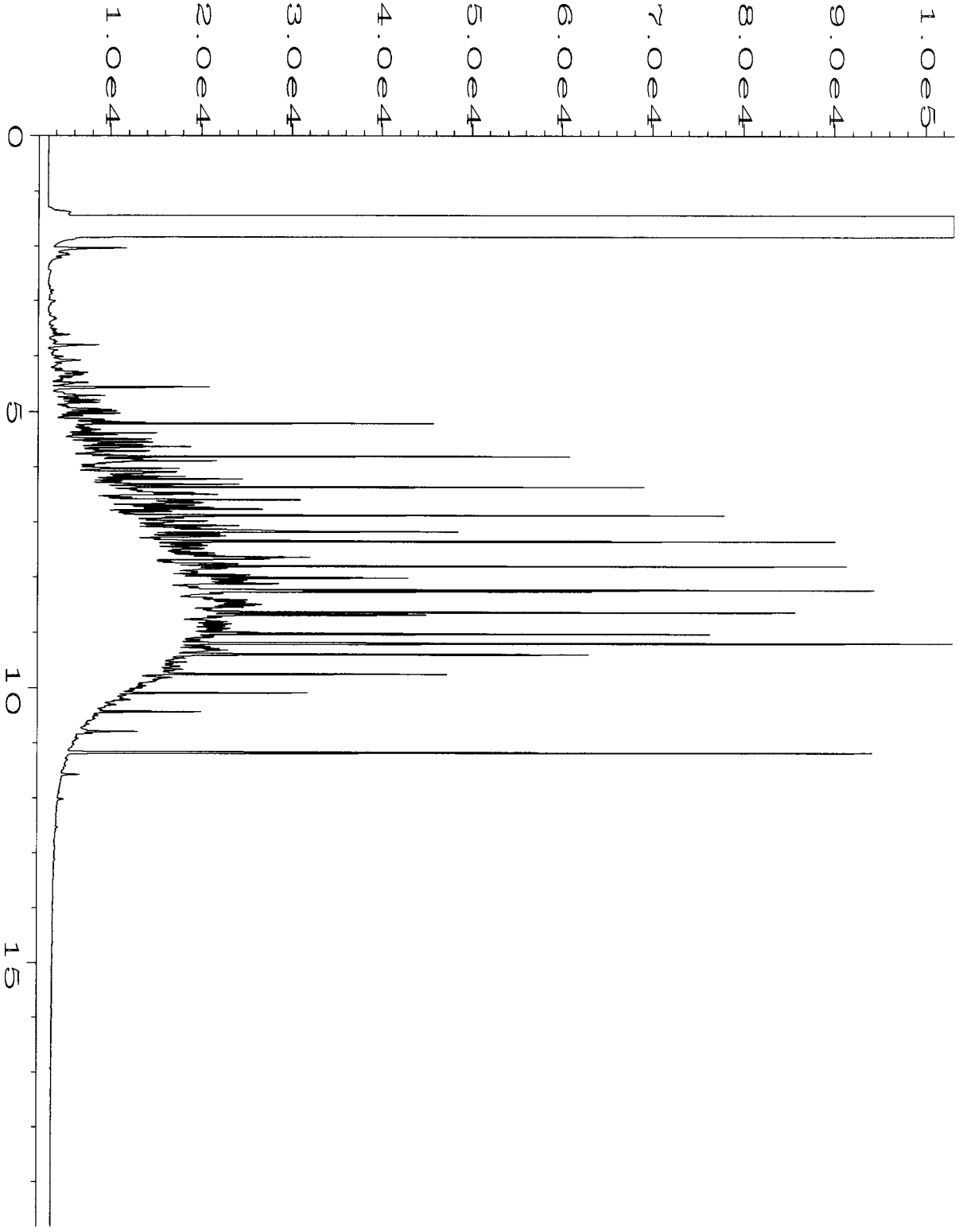

Data File Name	: C:\HPCHEM\4\DATA\08-24-12\003F0201.D		
Operator	: ML	Page Number	: 1
Instrument	: GC#4	Vial Number	: 3
Sample Name	: 500 Dx 38-103C	Injection Number	: 1
Run Time Bar Code:		Sequence Line	: 2
Acquired on	: 24 Aug 12 10:07 AM	Instrument Method	: TPHD.MTH
Report Created on	: 27 Aug 12 09:54 AM	Analysis Method	: TPHD.MTH

208347

SAMPLE CHAIN OF CUSTODY

ME 08/23/12 V3/cos

Page # 1 of 1

Send Report To Tim Brown, cc: Jessica Brown & Audrey Hackett
Pete Kingston

Company Sound Environmental Strategies

Address 2811 Fairview Ave E, Suite 2000

City, State, ZIP Seattle, WA 98102

SAMPLERS (signature)

PROJECT NAME/NO.
TOC Holdings Co. Facility No. 01-600
Seattle Terminal – ASKO Property

PO # 0440-004 -26

REMARKS
2 day TAT

EIM Y / N

TURNAROUND TIME
Standard (2 Weeks)
(X) RUSH 48 hr.
Rush charges authorized by: PJK

SAMPLE DISPOSAL
(⊗) Dispose after 30 days
Return samples
Will call with instructions

	Sample ID (POJC 8/27/12 mc)	Sample Location	Sample Depth	Lab ID	Date Sampled	Time Sampled	Matrix	# of jars	Gx BTEX (8260B)	DRPH	ORPH	cVOC's by 8260C							Notes
01	MW92-20120823	MW92	12.0	01A-G	8/23/12	1134	H_2O	7	X	X	X								
01	MW93-20120823	MW93	33.0	02		1259	H_2O	7	X	X	X								
01	MW94-20120823	MW94	35.5	03		1521	H_2O	7	X	X	X								
01	MW95-20120823	MW95	35.5	04		1415	H_2O	7	X	X	X								

Friedman & Bruya, Inc.
3012 16th Avenue West
Seattle, WA 98119-2029
Ph. (206) 285-8282
Fax (206) 283-5044

	SIGNATURE	PRINT NAME	COMPANY	DATE	TIME
Relinquished by:		Luke Swart	SES	8/23/12	1623
Received by:		HONG NGUYEN	FBI	"	"
Relinquished by:					
Received by:			Samples received at 5 °C		

FRIEDMAN & BRUYA, INC.

ENVIRONMENTAL CHEMISTS

James E. Bruya, Ph.D.
Yelena Aravkina, M.S.
Bradley T. Benson, B.S.
Kurt Johnson, B.S.

3012 16th Avenue West
Seattle, WA 98119-2029
TEL: (206) 285-8282
e-mail: fbi@isomedia.com

September 14, 2012

Tim Brown, Project Manager
SoundEarth Strategies
2811 Fairview Ave. East, Suite 2000
Seattle, WA 98102

Dear Mr. Brown:

Included are the results from the testing of material submitted on September 6, 2012 from the TOC_01-600_20120906 WORFDB6, F&BI 209046 project. There are 15 pages included in this report. Any samples that may remain are currently scheduled for disposal in 30 days. If you would like us to return your samples or arrange for long term storage at our offices, please contact us as soon as possible.

We appreciate this opportunity to be of service to you and hope you will call if you should have any questions.

Sincerely,

FRIEDMAN & BRUYA, INC.



Michael Erdahl
Project Manager

Enclosures
c: Jessica Brown, Audrey Hackett, Pete Kingston, Jennifer Cyr
SOU0914R.DOC

CASE NARRATIVE

This case narrative encompasses samples received on September 6, 2012 by Friedman & Bruya, Inc. from the SoundEarth Strategies TOC_01-600_20120906 WORFDB6, F&BI 209046 project. Samples were logged in under the laboratory ID's listed below.

Laboratory ID	SoundEarth Strategies
209046-01	01MW92-20120905
209046-02	01MW94-20120905
209046-03	01MW93-20120905
209046-04	01MW95-20120905

All quality control requirements were acceptable.

Date of Report: 09/14/12
Date Received: 09/06/12
Project: TOC_01-600_20120906 WORFDB6, F&BI 209046
Date Extracted: 09/06/12
Date Analyzed: 09/07/12

RESULTS FROM THE ANALYSIS OF WATER SAMPLES FOR BENZENE, TOLUENE, ETHYLBENZENE, XYLENES AND TPH AS GASOLINE USING EPA METHOD 8021B AND NWTPH-Gx

Results Reported as ug/L (ppb)

Sample ID Laboratory ID	Benzene	Toluene	Ethyl Benzene	Total Xylenes	Gasoline Range	Surrogate (% Recovery) (Limit 50-150)
01MW92-20120905 209046-01	<1	<1	<1	<3	220 x	92
01MW94-20120905 209046-02	<1	<1	<1	<3	<100	90
01MW93-20120905 209046-03	<1	<1	<1	<3	<100	91
01MW95-20120905 209046-04	<1	<1	<1	<3	<100	89
Method Blank 02-1595 MB	<1	<1	<1	<3	<100	96

Date of Report: 09/14/12
Date Received: 09/06/12
Project: TOC_01-600_20120906 WORFDB6, F&BI 209046
Date Extracted: 09/06/12
Date Analyzed: 09/06/12

RESULTS FROM THE ANALYSIS OF WATER SAMPLES FOR TOTAL PETROLEUM HYDROCARBONS AS DIESEL AND MOTOR OIL USING METHOD NWTPH-Dx

Results Reported as ug/L (ppb)

Sample ID Laboratory ID	Diesel Range (C_{10}-C_{25})	Motor Oil Range (C_{25}-C_{36})	Surrogate (% Recovery) (Limit 51-134)
01MW92-20120905 209046-01	3,100 x	1,100 x	147
01MW94-20120905 209046-02	120 x	<250	139
01MW93-20120905 209046-03	<50	<250	129
01MW95-20120905 209046-04	<50	<250	129
Method Blank 02-1588 MB	<50	<250	94

Analysis For Volatile Compounds By EPA Method 8260C

Client Sample ID:	01MW92-20120905	Client:	SoundEarth Strategies
Date Received:	09/06/12	Project:	TOC_01-600_20120906, F&BI 209046
Date Extracted:	09/06/12	Lab ID:	209046-01
Date Analyzed:	09/06/12	Data File:	090623.D
Matrix:	Water	Instrument:	GCMS9
Units:	ug/L (ppb)	Operator:	VM

Surrogates:	% Recovery:	Lower Limit:	Upper Limit:
1,2-Dichloroethane-d4	102	50	150
Toluene-d8	101	50	150
4-Bromofluorobenzene	97	50	150

Compounds:	Concentration ug/L (ppb)
Vinyl chloride	9.4
Chloroethane	<1
1,1-Dichloroethene	3.3
Methylene chloride	<5
trans-1,2-Dichloroethene	3.8
1,1-Dichloroethane	<1
cis-1,2-Dichloroethene	120
1,2-Dichloroethane (EDC)	<1
1,1,1-Trichloroethane	<1
Trichloroethene	320 ve
Tetrachloroethene	<1

Analysis For Volatile Compounds By EPA Method 8260C

Client Sample ID:	01MW92-20120905	Client:	SoundEarth Strategies
Date Received:	09/06/12	Project:	TOC_01-600_20120906, F&BI 209046
Date Extracted:	09/10/12	Lab ID:	209046-01 1/10
Date Analyzed:	09/10/12	Data File:	091026.D
Matrix:	Water	Instrument:	GCMS9
Units:	ug/L (ppb)	Operator:	VM

Surrogates:	% Recovery:	Lower Limit:	Upper Limit:
1,2-Dichloroethane-d4	102	50	150
Toluene-d8	101	50	150
4-Bromofluorobenzene	99	50	150

Compounds:	Concentration ug/L (ppb)
Vinyl chloride	7.8 pr
Chloroethane	<10
1,1-Dichloroethene	<10
Methylene chloride	<50
trans-1,2-Dichloroethene	<10
1,1-Dichloroethane	<10
cis-1,2-Dichloroethene	120
1,2-Dichloroethane (EDC)	<10
1,1,1-Trichloroethane	<10
Trichloroethene	300
Tetrachloroethene	<10

Analysis For Volatile Compounds By EPA Method 8260C

Client Sample ID:	01MW94-20120905	Client:	SoundEarth Strategies
Date Received:	09/06/12	Project:	TOC_01-600_20120906, F&BI 209046
Date Extracted:	09/06/12	Lab ID:	209046-02
Date Analyzed:	09/06/12	Data File:	090624.D
Matrix:	Water	Instrument:	GCMS9
Units:	ug/L (ppb)	Operator:	VM

Surrogates:	% Recovery:	Lower Limit:	Upper Limit:
1,2-Dichloroethane-d4	101	50	150
Toluene-d8	100	50	150
4-Bromofluorobenzene	98	50	150

Compounds:	Concentration ug/L (ppb)
Vinyl chloride	<0.2
Chloroethane	<1
1,1-Dichloroethene	<1
Methylene chloride	<5
trans-1,2-Dichloroethene	<1
1,1-Dichloroethane	<1
cis-1,2-Dichloroethene	<1
1,2-Dichloroethane (EDC)	<1
1,1,1-Trichloroethane	<1
Trichloroethene	<1
Tetrachloroethene	<1

Analysis For Volatile Compounds By EPA Method 8260C

Client Sample ID:	01MW93-20120905	Client:	SoundEarth Strategies
Date Received:	09/06/12	Project:	TOC_01-600_20120906, F&BI 209046
Date Extracted:	09/06/12	Lab ID:	209046-03
Date Analyzed:	09/06/12	Data File:	090625.D
Matrix:	Water	Instrument:	GCMS9
Units:	ug/L (ppb)	Operator:	VM

Surrogates:	% Recovery:	Lower Limit:	Upper Limit:
1,2-Dichloroethane-d4	101	50	150
Toluene-d8	100	50	150
4-Bromofluorobenzene	98	50	150

Compounds:	Concentration ug/L (ppb)
Vinyl chloride	<0.2
Chloroethane	<1
1,1-Dichloroethene	<1
Methylene chloride	<5
trans-1,2-Dichloroethene	<1
1,1-Dichloroethane	<1
cis-1,2-Dichloroethene	<1
1,2-Dichloroethane (EDC)	<1
1,1,1-Trichloroethane	<1
Trichloroethene	1.5
Tetrachloroethene	<1

Analysis For Volatile Compounds By EPA Method 8260C

Client Sample ID:	01MW95-20120905	Client:	SoundEarth Strategies
Date Received:	09/06/12	Project:	TOC_01-600_20120906, F&BI 209046
Date Extracted:	09/06/12	Lab ID:	209046-04
Date Analyzed:	09/06/12	Data File:	090622.D
Matrix:	Water	Instrument:	GCMS9
Units:	ug/L (ppb)	Operator:	VM

Surrogates:	% Recovery:	Lower Limit:	Upper Limit:
1,2-Dichloroethane-d4	99	50	150
Toluene-d8	99	50	150
4-Bromofluorobenzene	97	50	150

Compounds:	Concentration ug/L (ppb)
Vinyl chloride	<0.2
Chloroethane	<1
1,1-Dichloroethene	<1
Methylene chloride	<5
trans-1,2-Dichloroethene	<1
1,1-Dichloroethane	<1
cis-1,2-Dichloroethene	<1
1,2-Dichloroethane (EDC)	<1
1,1,1-Trichloroethane	<1
Trichloroethene	<1
Tetrachloroethene	<1

Analysis For Volatile Compounds By EPA Method 8260C

Client Sample ID:	Method Blank	Client:	SoundEarth Strategies
Date Received:	Not Applicable	Project:	TOC_01-600_20120906, F&BI 209046
Date Extracted:	09/10/12	Lab ID:	02-1613 mb
Date Analyzed:	09/10/12	Data File:	091020.D
Matrix:	Water	Instrument:	GCMS9
Units:	ug/L (ppb)	Operator:	VM

Surrogates:	% Recovery:	Lower Limit:	Upper Limit:
1,2-Dichloroethane-d4	100	50	150
Toluene-d8	100	50	150
4-Bromofluorobenzene	99	50	150

Compounds:	Concentration ug/L (ppb)
Vinyl chloride	<0.2
Chloroethane	<1
1,1-Dichloroethene	<1
Methylene chloride	<5
trans-1,2-Dichloroethene	<1
1,1-Dichloroethane	<1
cis-1,2-Dichloroethene	<1
1,2-Dichloroethane (EDC)	<1
1,1,1-Trichloroethane	<1
Trichloroethene	<1
Tetrachloroethene	<1

Analysis For Volatile Compounds By EPA Method 8260C

Client Sample ID:	Method Blank	Client:	SoundEarth Strategies
Date Received:	Not Applicable	Project:	TOC_01-600_20120906, F&BI 209046
Date Extracted:	09/06/12	Lab ID:	02-1590 mb
Date Analyzed:	09/06/12	Data File:	090612.D
Matrix:	Water	Instrument:	GCMS9
Units:	ug/L (ppb)	Operator:	VM

Surrogates:	% Recovery:	Lower Limit:	Upper Limit:
1,2-Dichloroethane-d4	100	50	150
Toluene-d8	100	50	150
4-Bromofluorobenzene	99	50	150

Compounds:	Concentration ug/L (ppb)
Vinyl chloride	<0.2
Chloroethane	<1
1,1-Dichloroethene	<1
Methylene chloride	<5
trans-1,2-Dichloroethene	<1
1,1-Dichloroethane	<1
cis-1,2-Dichloroethene	<1
1,2-Dichloroethane (EDC)	<1
1,1,1-Trichloroethane	<1
Trichloroethene	<1
Tetrachloroethene	<1

Date of Report: 09/14/12
Date Received: 09/06/12
Project: TOC_01-600_20120906 WORFDB6, F&BI 209046

QUALITY ASSURANCE RESULTS FOR THE ANALYSIS OF WATER SAMPLES FOR BENZENE, TOLUENE, ETHYLBENZENE, XYLENES, AND TPH AS GASOLINE USING EPA METHOD 8021B AND NWTPH-Gx

Laboratory Code: 208479-01 (Duplicate)

Analyte	Reporting Units	Sample Result	Duplicate Result	Relative Percent Difference (Limit 20)
Benzene	ug/L (ppb)	<1	<1	nm
Toluene	ug/L (ppb)	<1	<1	nm
Ethylbenzene	ug/L (ppb)	<1	<1	nm
Xylenes	ug/L (ppb)	<3	<3	nm
Gasoline	ug/L (ppb)	<100	<100	nm

Laboratory Code: Laboratory Control Sample

Analyte	Reporting Units	Spike Level	Percent Recovery LCS	Acceptance Criteria
Benzene	ug/L (ppb)	50	102	72-119
Toluene	ug/L (ppb)	50	98	71-113
Ethylbenzene	ug/L (ppb)	50	98	72-114
Xylenes	ug/L (ppb)	150	92	72-113
Gasoline	ug/L (ppb)	1,000	106	70-119

Date of Report: 09/14/12
Date Received: 09/06/12
Project: TOC_01-600_20120906 WORFDB6, F&BI 209046

QUALITY ASSURANCE RESULTS FOR THE ANALYSIS OF WATER SAMPLES FOR TOTAL PETROLEUM HYDROCARBONS AS DIESEL EXTENDED USING METHOD NWTPH-Dx

Laboratory Code: Laboratory Control Sample

Analyte	Reporting Units	Spike Level	Percent Recovery LCS	Percent Recovery LCSD	Acceptance Criteria	RPD (Limit 20)
Diesel Extended	ug/L (ppb)	2,500	108	111	63-142	3

Date of Report: 09/14/12
Date Received: 09/06/12
Project: TOC_01-600_20120906 WORFDB6, F&BI 209046

QUALITY ASSURANCE RESULTS FOR THE ANALYSIS OF WATER SAMPLES FOR VOLATILES BY EPA METHOD 8260C

Laboratory Code: 209046-04 (Matrix Spike)

Analyte	Reporting Units	Spike Level	Sample Result	Percent Recovery MS	Acceptance Criteria
Vinyl chloride	ug/L (ppb)	50	<0.2	109	76-124
Chloroethane	ug/L (ppb)	50	<1	103	69-123
1,1-Dichloroethene	ug/L (ppb)	50	<1	98	75-118
Methylene chloride	ug/L (ppb)	50	<5	93	64-120
trans-1,2-Dichloroethene	ug/L (ppb)	50	<1	100	75-119
1,1-Dichloroethane	ug/L (ppb)	50	<1	96	82-109
cis-1,2-Dichloroethene	ug/L (ppb)	50	<1	99	83-109
1,2-Dichloroethane (EDC)	ug/L (ppb)	50	<1	97	76-114
1,1,1-Trichloroethane	ug/L (ppb)	50	<1	103	77-116
Trichloroethene	ug/L (ppb)	50	<1	98	79-105
Tetrachloroethene	ug/L (ppb)	50	<1	94	69-114

Date of Report: 09/14/12
Date Received: 09/06/12
Project: TOC_01-600_20120906 WORFDB6, F&BI 209046

QUALITY ASSURANCE RESULTS FOR THE ANALYSIS OF WATER SAMPLES FOR VOLATILES BY EPA METHOD 8260C

Laboratory Code: Laboratory Control Sample

Analyte	Reporting Units	Spike Level	Percent Recovery LCS	Percent Recovery LCSD	Acceptance Criteria	RPD (Limit 20)
Vinyl chloride	ug/L (ppb)	50	119	119	73-126	0
Chloroethane	ug/L (ppb)	50	111	111	69-125	0
1,1-Dichloroethene	ug/L (ppb)	50	101	101	72-122	0
Methylene chloride	ug/L (ppb)	50	94	94	56-128	0
trans-1,2-Dichloroethene	ug/L (ppb)	50	101	99	74-122	2
1,1-Dichloroethane	ug/L (ppb)	50	102	101	85-107	1
cis-1,2-Dichloroethene	ug/L (ppb)	50	101	101	85-105	0
1,2-Dichloroethane (EDC)	ug/L (ppb)	50	97	97	85-107	0
1,1,1-Trichloroethane	ug/L (ppb)	50	104	104	81-114	0
Trichloroethene	ug/L (ppb)	50	99	99	80-104	0
Tetrachloroethene	ug/L (ppb)	50	99	98	81-106	1

Data Qualifiers & Definitions

a - The analyte was detected at a level less than five times the reporting limit. The RPD results may not provide reliable information on the variability of the analysis.

A1 – More than one compound of similar molecule structure was identified with equal probability.

b - The analyte was spiked at a level that was less than five times that present in the sample. Matrix spike recoveries may not be meaningful.

ca - The calibration results for this range fell outside of acceptance criteria. The value reported is an estimate.

c - The presence of the analyte indicated may be due to carryover from previous sample injections.

d - The sample was diluted. Detection limits may be raised due to dilution.

ds - The sample was diluted. Detection limits are raised due to dilution and surrogate recoveries may not be meaningful.

dv - Insufficient sample was available to achieve normal reporting limits and limits are raised accordingly.

fb - Analyte present in the blank and the sample.

fc – The compound is a common laboratory and field contaminant.

hr - The sample and duplicate were reextracted and reanalyzed. RPD results were still outside of control limits. The variability is attributed to sample inhomogeneity.

ht - Analysis performed outside the method or client-specified holding time requirement.

ip - Recovery fell outside of normal control limits. Compounds in the sample matrix interfered with the quantitation of the analyte.

j – The result is below normal reporting limits. The value reported is an estimate.

J - The internal standard associated with the analyte is out of control limits. The reported concentration is an estimate.

jl - The analyte result in the laboratory control sample is out of control limits. The reported concentration should be considered an estimate.

jr - The rpd result in laboratory control sample associated with the analyte is out of control limits. The reported concentration should be considered an estimate.

js - The surrogate associated with the analyte is out of control limits. The reported concentration should be considered an estimate.

lc - The presence of the compound indicated is likely due to laboratory contamination.

L - The reported concentration was generated from a library search.

nm - The analyte was not detected in one or more of the duplicate analyses. Therefore, calculation of the RPD is not applicable.

pc – The sample was received in a container not approved by the method. The value reported should be considered an estimate.

pr – The sample was received with incorrect preservation. The value reported should be considered an estimate.

ve - Estimated concentration calculated for an analyte response above the valid instrument calibration range. A dilution is required to obtain an accurate quantification of the analyte.

vo - The value reported fell outside the control limits established for this analyte.

x - The sample chromatographic pattern does not resemble the fuel standard used for quantitation.

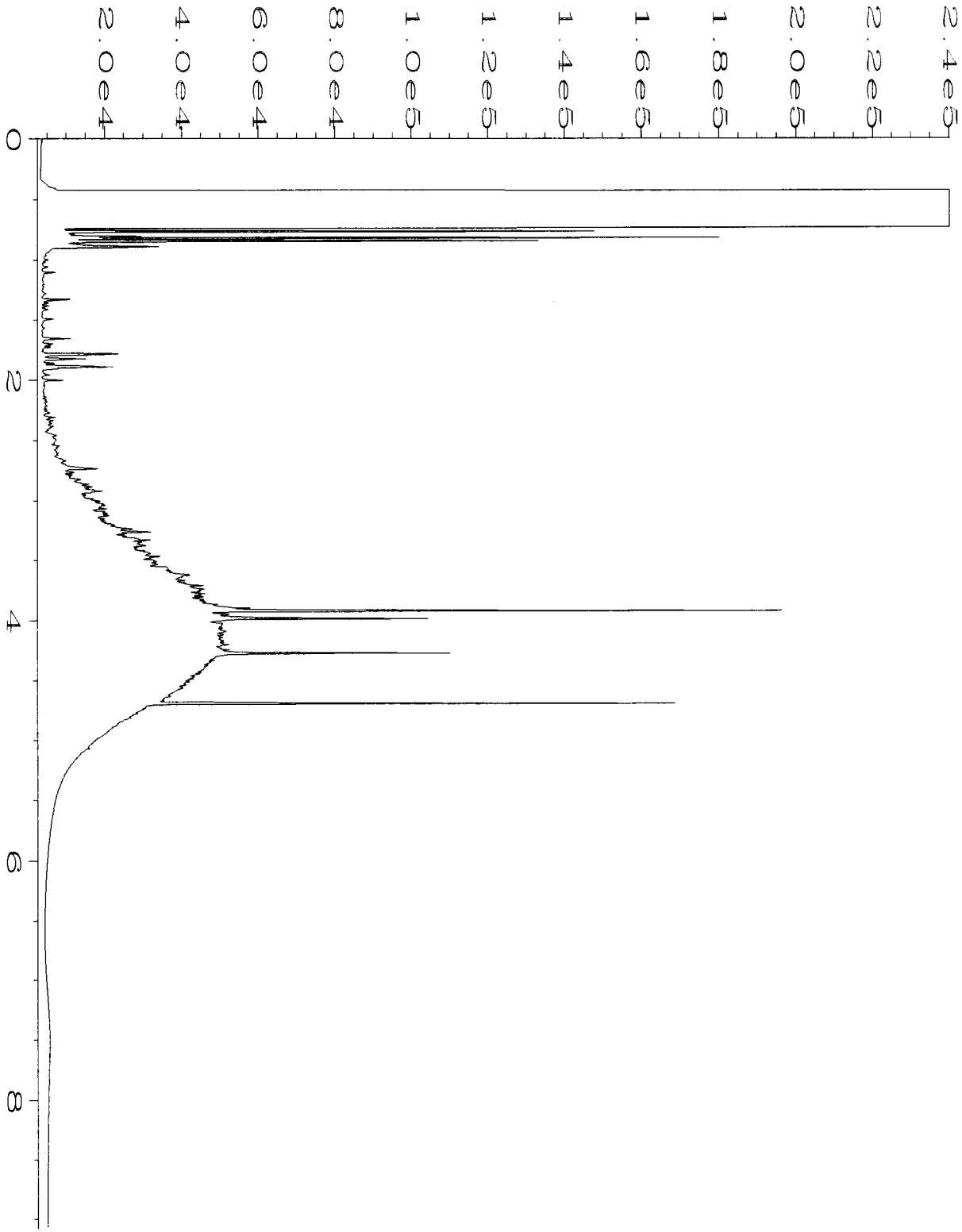

Data File Name : C:\HPCHEM\6\DATA\09-06-12\041F0901.D
Operator : ML
Instrument : GC #6
Sample Name : 209046-01
Run Time Bar Code:
Acquired on : 06 Sep 12 06:17 PM
Report Created on: 07 Sep 12 09:18 AM

Page Number : 1
Vial Number : 41
Injection Number : 1
Sequence Line : 9
Instrument Method: DX.MTH
Analysis Method : DX.MTH

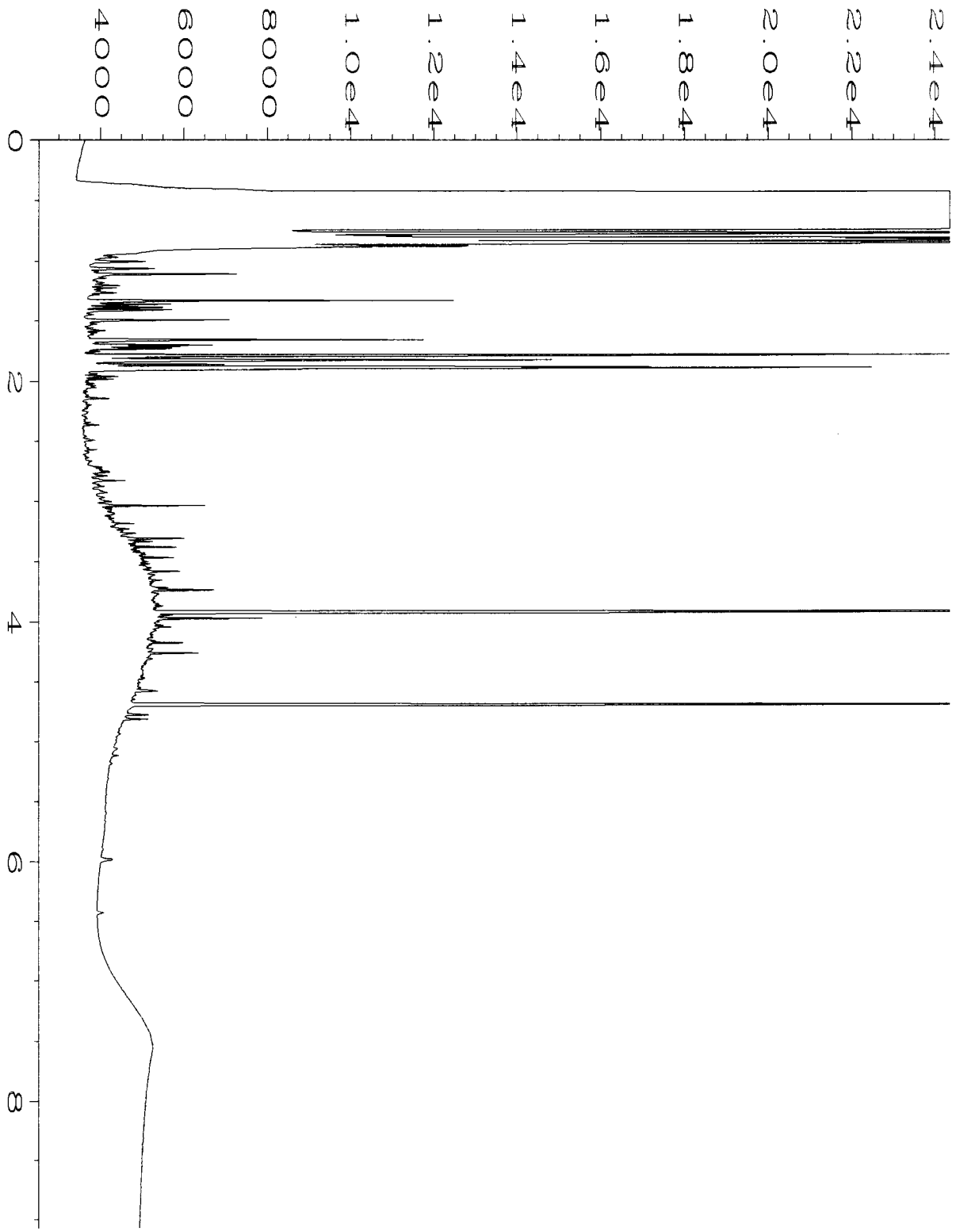

Data File Name : C:\HPCHEM\6\DATA\09-06-12\042F0901.D
Operator : ML
Instrument : GC #6
Sample Name : 209046-02
Run Time Bar Code:
Acquired on : 06 Sep 12 06:31 PM
Report Created on: 07 Sep 12 09:18 AM

Page Number : 1
Vial Number : 42
Injection Number : 1
Sequence Line : 9
Instrument Method: DX.MTH
Analysis Method : DX.MTH



Data File Name : C:\HPCHEM\6\DATA\09-06-12\043F0901.D
Operator : ML
Instrument : GC #6
Sample Name : 209046-03
Run Time Bar Code:
Acquired on : 06 Sep 12 06:45 PM
Report Created on: 07 Sep 12 09:18 AM

Page Number : 1
Vial Number : 43
Injection Number : 1
Sequence Line : 9
Instrument Method: DX.MTH
Analysis Method : DX.MTH



Data File Name	: C:\HPCHEM\6\DATA\09-06-12\044F0901.D		
Operator	: ML	Page Number	: 1
Instrument	: GC #6	Vial Number	: 44
Sample Name	: 209046-04	Injection Number	: 1
Run Time Bar Code:		Sequence Line	: 9
Acquired on	: 06 Sep 12 06:59 PM	Instrument Method	: DX.MTH
Report Created on	: 07 Sep 12 09:18 AM	Analysis Method	: DX.MTH

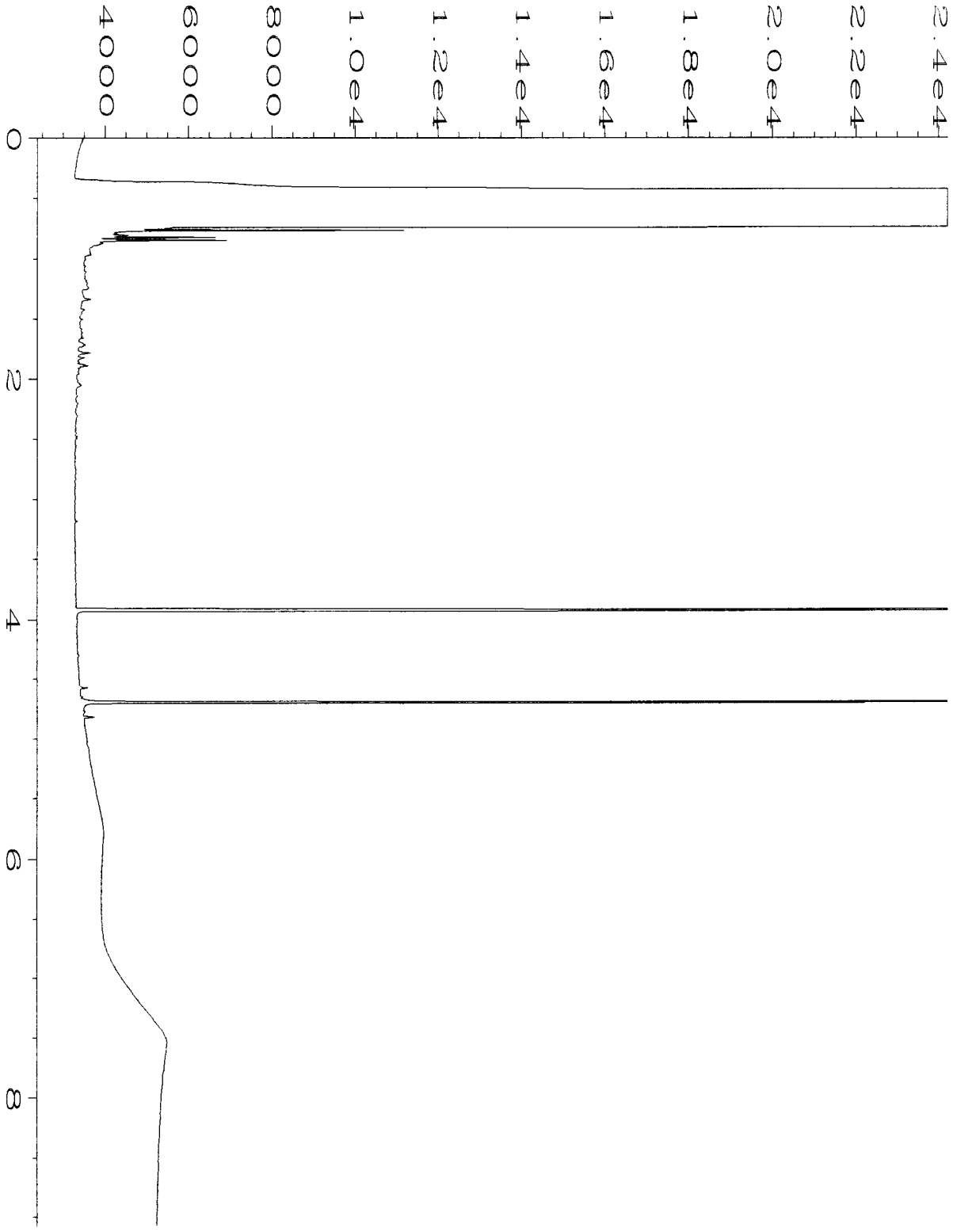

Data File Name : C:\HPCHEM\6\DATA\09-06-12\015F0701.D
Operator : ML
Instrument : GC #6
Sample Name : 02-1585 MB
Run Time Bar Code:
Acquired on : 06 Sep 12 11:47 AM
Report Created on: 07 Sep 12 09:16 AM

Page Number : 1
Vial Number : 15
Injection Number : 1
Sequence Line : 7
Instrument Method: DX.MTH
Analysis Method : DX.MTH

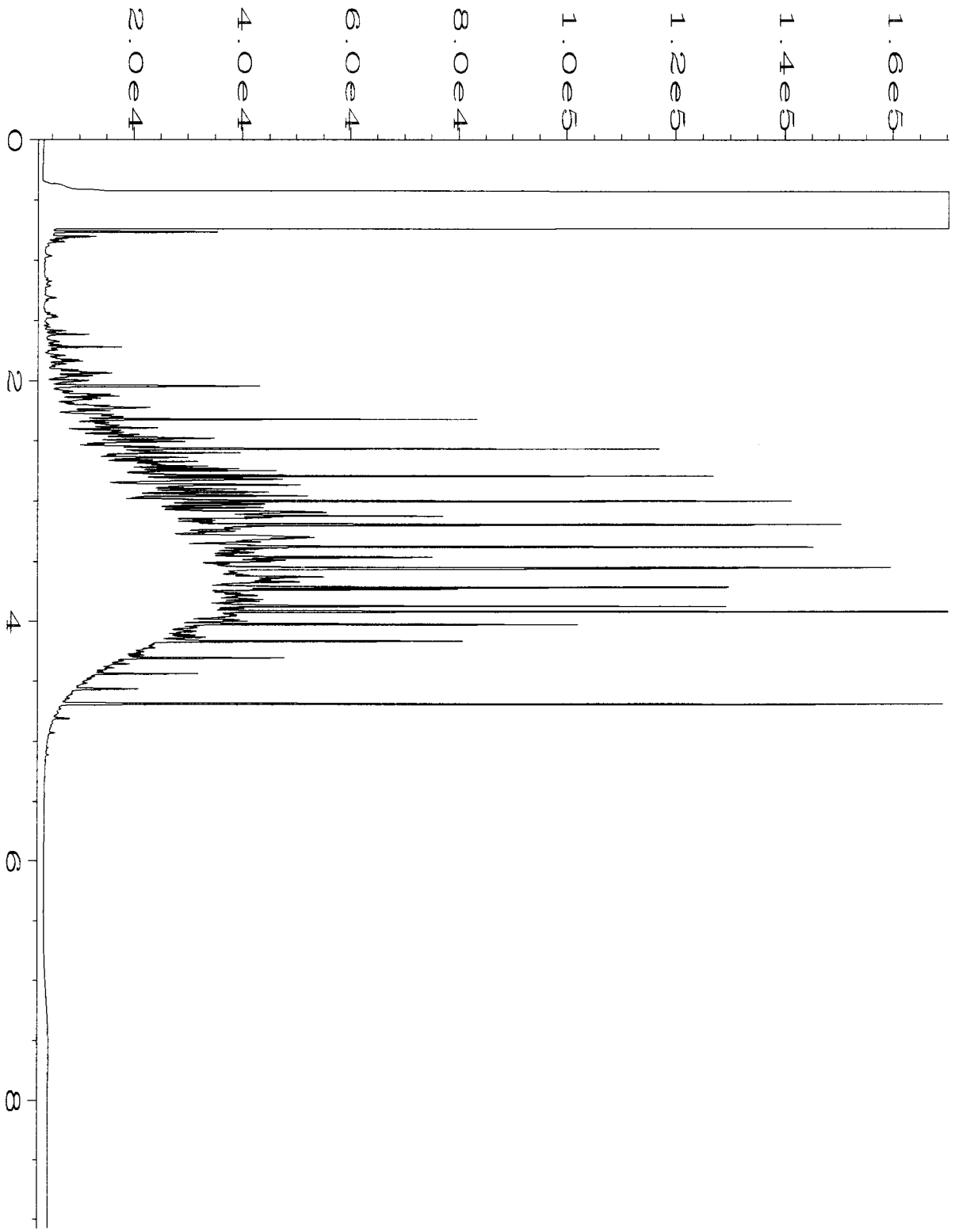

Data File Name	: C:\HPCHEM\6\DATA\09-06-12\003F0201.D		
Operator	: ML	Page Number	: 1
Instrument	: GC #6	Vial Number	: 3
Sample Name	: 500 Dx 38-103C	Injection Number	: 1
Run Time Bar Code:		Sequence Line	: 2
Acquired on	: 06 Sep 12 06:56 AM	Instrument Method	: DX.MTH
Report Created on	: 07 Sep 12 09:16 AM	Analysis Method	: DX.MTH

209046

SAMPLE CHAIN OF CUSTODY

ME 09/06/12

V3/E03

Page # 1 of 1

Send Report To Pete Knyston

Company SoundEarth Strategies

Address 2811 Fairview Ave E, Ste 2000

City, State, ZIP Seattle, WA 98102

Phone # 206 306 1900 Fax # 206 306 1907

SAMPLERS (signature)

PROJECT NAME/NO. 0440-004-26

PO #

REMARKS 48 hr. TAT

GEMS Y / (N)

TURNAROUND TIME
- ☐ Standard (2 Weeks)
- ☒ RUSH 2 day TAT

Rush charges authorized by: PJK

SAMPLE DISPOSAL
- ☒ Dispose after 30 days
- ☐ Return samples
- ☐ Will call with instructions

Sample ID	Sample Location	Sample Depth	Lab ID	Date Sampled	Time Sampled	Matrix	# of jars	ANALYSES REQUESTED: NWTPH-Dx	NWTPH-Gx	BTEX by 8021B	cVOC's by 8260c	SVOC's by 8270	RCRA-8 Metals			Notes
01MW92-20120905	01MW92	13	01	9/05/12	1400	H_2O	6	X	X	X	X					
01MW94-20120905	01MW94	34	02		1510		6	X	X	X	X					01MW94-20120905
01MW93-20120905	01MW93	33	03		1605		6	X	X	X	X					
01MW95-20120905	01MW95	33	04		1658		6	X	X	X	X					

SIGNATURE	PRINT NAME	COMPANY	DATE	TIME
Relinquished by:	Luke Swart	SES	9/6/12	0800
Received by:	Nhan Phan	FEBI	9/6/12	0800
Relinquished by:				
Received by:				

Friedman & Bruya, Inc.
3012 16th Avenue West
Seattle, WA 98119-2029
Ph. (206) 285-8282
Fax (206) 283-5044

FORMS\COC\SESGEMSR1.DOC (Revision 1)

Samples received at 5 °C

FRIEDMAN & BRUYA, INC.

ENVIRONMENTAL CHEMISTS

James E. Bruya, Ph.D.
Yelena Aravkina, M.S.
Bradley T. Benson, B.S.
Kurt Johnson, B.S.

3012 16th Avenue West
Seattle, WA 98119-2029
TEL: (206) 285-8282
e-mail: fbi@isomedia.com

September 25, 2012

Tim Brown, Project Manager
SoundEarth Strategies
2811 Fairview Ave. East, Suite 2000
Seattle, WA 98102

Dear Mr. Brown:

Included are the results from the testing of material submitted on September 19, 2012 from the TOC_01-600_20120919 WORFDB6, F&BI 209293 project. There are 9 pages included in this report. Any samples that may remain are currently scheduled for disposal in 30 days. If you would like us to return your samples or arrange for long term storage at our offices, please contact us as soon as possible.

We appreciate this opportunity to be of service to you and hope you will call if you should have any questions.

Sincerely,

FRIEDMAN & BRUYA, INC.



Michael Erdahl
Project Manager

Enclosures
c: Jessica Brown, Audrey Hackett, Pete Kingston, Jennifer Cyr
SOU0925R.DOC

CASE NARRATIVE

This case narrative encompasses samples received on September 19, 2012 by Friedman & Bruya, Inc. from the SoundEarth Strategies TOC_01-600_20120919 WORFDB6, F&BI 209293 project. Samples were logged in under the laboratory ID's listed below.

Laboratory ID	SoundEarth Strategies
209293-01	01MW44-20120919

All quality control requirements were acceptable.

Analysis For Volatile Compounds By EPA Method 8260C

Client Sample ID:	01MW44-20120919	Client:	SoundEarth Strategies
Date Received:	09/19/12	Project:	TOC_01-600_20120919, F&BI 209293
Date Extracted:	09/19/12	Lab ID:	209293-01
Date Analyzed:	09/19/12	Data File:	091915.D
Matrix:	Water	Instrument:	GCMS4
Units:	ug/L (ppb)	Operator:	VM

Surrogates:	% Recovery:	Lower Limit:	Upper Limit:
1,2-Dichloroethane-d4	102	57	121
Toluene-d8	101	63	127
4-Bromofluorobenzene	107	60	133

Compounds:	Concentration ug/L (ppb)
Vinyl chloride	7.7
Chloroethane	<1
1,1-Dichloroethene	<1
Methylene chloride	<5
trans-1,2-Dichloroethene	<1
1,1-Dichloroethane	<1
cis-1,2-Dichloroethene	67
1,2-Dichloroethane (EDC)	3.6
1,1,1-Trichloroethane	<1
Trichloroethene	650 ve
Tetrachloroethene	<1

Analysis For Volatile Compounds By EPA Method 8260C

Client Sample ID:	01MW44-20120919	Client:	SoundEarth Strategies
Date Received:	09/19/12	Project:	TOC_01-600_20120919, F&BI 209293
Date Extracted:	09/21/12	Lab ID:	209293-01 1/10
Date Analyzed:	09/21/12	Data File:	092110.D
Matrix:	Water	Instrument:	GCMS9
Units:	ug/L (ppb)	Operator:	VM

Surrogates:	% Recovery:	Lower Limit:	Upper Limit:
1,2-Dichloroethane-d4	99	50	150
Toluene-d8	102	50	150
4-Bromofluorobenzene	98	50	150

Compounds:	Concentration ug/L (ppb)
Vinyl chloride	6.5 pr
Chloroethane	<10
1,1-Dichloroethene	<10
Methylene chloride	<50
trans-1,2-Dichloroethene	<10
1,1-Dichloroethane	<10
cis-1,2-Dichloroethene	61
1,2-Dichloroethane (EDC)	<10
1,1,1-Trichloroethane	<10
Trichloroethene	630
Tetrachloroethene	<10

Analysis For Volatile Compounds By EPA Method 8260C

Client Sample ID:	Method Blank	Client:	SoundEarth Strategies
Date Received:	Not Applicable	Project:	TOC_01-600_20120919, F&BI 209293
Date Extracted:	09/19/12	Lab ID:	02-1674 mb
Date Analyzed:	09/19/12	Data File:	091907.D
Matrix:	Water	Instrument:	GCMS4
Units:	ug/L (ppb)	Operator:	VM

Surrogates:	% Recovery:	Lower Limit:	Upper Limit:
1,2-Dichloroethane-d4	102	57	121
Toluene-d8	101	63	127
4-Bromofluorobenzene	109	60	133

Compounds:	Concentration ug/L (ppb)
Vinyl chloride	<0.2
Chloroethane	<1
1,1-Dichloroethene	<1
Methylene chloride	<5
trans-1,2-Dichloroethene	<1
1,1-Dichloroethane	<1
cis-1,2-Dichloroethene	<1
1,2-Dichloroethane (EDC)	<1
1,1,1-Trichloroethane	<1
Trichloroethene	<1
Tetrachloroethene	<1

Analysis For Volatile Compounds By EPA Method 8260C

Client Sample ID:	Method Blank	Client:	SoundEarth Strategies
Date Received:	Not Applicable	Project:	TOC_01-600_20120919, F&BI 209293
Date Extracted:	09/21/12	Lab ID:	02-1699 mb
Date Analyzed:	09/21/12	Data File:	092107.D
Matrix:	Water	Instrument:	GCMS9
Units:	ug/L (ppb)	Operator:	VM

Surrogates:	% Recovery:	Lower Limit:	Upper Limit:
1,2-Dichloroethane-d4	99	50	150
Toluene-d8	101	50	150
4-Bromofluorobenzene	97	50	150

Compounds:	Concentration ug/L (ppb)
Vinyl chloride	<0.2
Chloroethane	<1
1,1-Dichloroethene	<1
Methylene chloride	<5
trans-1,2-Dichloroethene	<1
1,1-Dichloroethane	<1
cis-1,2-Dichloroethene	<1
1,2-Dichloroethane (EDC)	<1
1,1,1-Trichloroethane	<1
Trichloroethene	<1
Tetrachloroethene	<1

Date of Report: 09/25/12
Date Received: 09/19/12
Project: TOC_01-600_20120919 WORFDB6, F&BI 209293

QUALITY ASSURANCE RESULTS FOR THE ANALYSIS OF WATER SAMPLES FOR VOLATILES BY EPA METHOD 8260C

Laboratory Code: 209213-12 (Matrix Spike)

Analyte	Reporting Units	Spike Level	Sample Result	Percent Recovery MS	Acceptance Criteria
Vinyl chloride	ug/L (ppb)	50	<0.2	98	36-166
Chloroethane	ug/L (ppb)	50	<1	102	46-160
1,1-Dichloroethene	ug/L (ppb)	50	<1	94	60-136
Methylene chloride	ug/L (ppb)	50	<5	91	67-132
trans-1,2-Dichloroethene	ug/L (ppb)	50	<1	100	72-129
1,1-Dichloroethane	ug/L (ppb)	50	<1	100	70-128
cis-1,2-Dichloroethene	ug/L (ppb)	50	<1	105	71-127
1,2-Dichloroethane (EDC)	ug/L (ppb)	50	<1	101	69-133
1,1,1-Trichloroethane	ug/L (ppb)	50	<1	100	60-146
Trichloroethene	ug/L (ppb)	50	1.3	98	66-135
Tetrachloroethene	ug/L (ppb)	50	<1	96	73-129

Date of Report: 09/25/12
Date Received: 09/19/12
Project: TOC_01-600_20120919 WORFDB6, F&BI 209293

QUALITY ASSURANCE RESULTS FOR THE ANALYSIS OF WATER SAMPLES FOR VOLATILES BY EPA METHOD 8260C

Laboratory Code: Laboratory Control Sample

Analyte	Reporting Units	Spike Level	Percent Recovery LCS	Percent Recovery LCSD	Acceptance Criteria	RPD (Limit 20)
Vinyl chloride	ug/L (ppb)	50	98	97	50-154	1
Chloroethane	ug/L (ppb)	50	96	100	58-146	4
1,1-Dichloroethene	ug/L (ppb)	50	94	93	67-136	1
Methylene chloride	ug/L (ppb)	50	92	91	39-148	1
trans-1,2-Dichloroethene	ug/L (ppb)	50	98	97	68-128	1
1,1-Dichloroethane	ug/L (ppb)	50	97	97	79-121	0
cis-1,2-Dichloroethene	ug/L (ppb)	50	104	105	80-123	1
1,2-Dichloroethane (EDC)	ug/L (ppb)	50	97	95	73-132	2
1,1,1-Trichloroethane	ug/L (ppb)	50	98	97	83-130	1
Trichloroethene	ug/L (ppb)	50	95	96	80-120	1
Tetrachloroethene	ug/L (ppb)	50	94	94	76-121	0

Date of Report: 09/25/12
Date Received: 09/19/12
Project: TOC_01-600_20120919 WORFDB6, F&BI 209293

QUALITY ASSURANCE RESULTS FOR THE ANALYSIS OF WATER SAMPLES FOR VOLATILES BY EPA METHOD 8260C

Laboratory Code: Laboratory Control Sample

Analyte	Reporting Units	Spike Level	Percent Recovery LCS	Percent Recovery LCSD	Acceptance Criteria	RPD (Limit 20)
Vinyl chloride	ug/L (ppb)	50	103	100	73-126	3
Chloroethane	ug/L (ppb)	50	104	103	69-125	1
1,1-Dichloroethene	ug/L (ppb)	50	105	102	72-122	3
Methylene chloride	ug/L (ppb)	50	98	97	56-128	1
trans-1,2-Dichloroethene	ug/L (ppb)	50	104	103	74-122	1
1,1-Dichloroethane	ug/L (ppb)	50	99	97	85-107	2
cis-1,2-Dichloroethene	ug/L (ppb)	50	100	100	85-105	0
1,2-Dichloroethane (EDC)	ug/L (ppb)	50	105	102	85-107	3
1,1,1-Trichloroethane	ug/L (ppb)	50	102	99	81-114	3
Trichloroethene	ug/L (ppb)	50	98	97	80-104	1
Tetrachloroethene	ug/L (ppb)	50	99	97	81-106	2

Data Qualifiers & Definitions

a - The analyte was detected at a level less than five times the reporting limit. The RPD results may not provide reliable information on the variability of the analysis.

A1 – More than one compound of similar molecule structure was identified with equal probability.

b - The analyte was spiked at a level that was less than five times that present in the sample. Matrix spike recoveries may not be meaningful.

ca - The calibration results for this range fell outside of acceptance criteria. The value reported is an estimate.

c - The presence of the analyte indicated may be due to carryover from previous sample injections.

d - The sample was diluted. Detection limits may be raised due to dilution.

ds - The sample was diluted. Detection limits are raised due to dilution and surrogate recoveries may not be meaningful.

dv - Insufficient sample was available to achieve normal reporting limits and limits are raised accordingly.

fb - Analyte present in the blank and the sample.

fc – The compound is a common laboratory and field contaminant.

hr - The sample and duplicate were reextracted and reanalyzed. RPD results were still outside of control limits. The variability is attributed to sample inhomogeneity.

ht - Analysis performed outside the method or client-specified holding time requirement.

ip - Recovery fell outside of normal control limits. Compounds in the sample matrix interfered with the quantitation of the analyte.

j – The result is below normal reporting limits. The value reported is an estimate.

J - The internal standard associated with the analyte is out of control limits. The reported concentration is an estimate.

jl - The analyte result in the laboratory control sample is out of control limits. The reported concentration should be considered an estimate.

jr - The rpd result in laboratory control sample associated with the analyte is out of control limits. The reported concentration should be considered an estimate.

js - The surrogate associated with the analyte is out of control limits. The reported concentration should be considered an estimate.

lc - The presence of the compound indicated is likely due to laboratory contamination.

L - The reported concentration was generated from a library search.

nm - The analyte was not detected in one or more of the duplicate analyses. Therefore, calculation of the RPD is not applicable.

pc – The sample was received in a container not approved by the method. The value reported should be considered an estimate.

pr – The sample was received with incorrect preservation. The value reported should be considered an estimate.

ve - Estimated concentration calculated for an analyte response above the valid instrument calibration range. A dilution is required to obtain an accurate quantification of the analyte.

vo - The value reported fell outside the control limits established for this analyte.

x - The sample chromatographic pattern does not resemble the fuel standard used for quantitation.

209293

SAMPLE CHAIN OF CUSTODY

ME 09-19-12 V1

Send Report To Tim Brown, cc: Jessica Brown, Jennifer Cyr, Pete Kingston, Audrey Hackett

Company SoundEarth Strategies

Address 2811 Fairview Ave E, Suite 2000

City, State, ZIP Seattle, WA 98102

SAMPLERS (signature)

PROJECT NAME/NO.	PO #
TOC Holdings Co. Facility No. 01-600 Seattle Terminal – ASKO Property	0440-004-~~01~~ 26 DAN
REMARKS	EIM Y

Page # 1 of 1

TURNAROUND TIME

Standard (2 Weeks)
RUSH 2 days
Rush charges authorized by:

SAMPLE DISPOSAL

⊗ Dispose after 30 days
Return samples
Will call with instructions

Sample ID	Sample Location	Sample Depth	Lab ID	Date Sampled	Time Sampled	Matrix	# of jars	GRPH by NWTPH-Gx	BTEX by EPA 8021B	DRPH/ORPH by NWTPH-Dx	cVOCs by EPA 8260C						Notes
OMW-20120919	OMW4		01A-5	9/19/12	1019	water	2				X						
					DAN												

Friedman & Bruya, Inc.
3012 16th Avenue West
Seattle, WA 98119-2029
Ph. (206) 285-8282
Fax (206) 283-5044

SIGNATURE	PRINT NAME	COMPANY	DATE	TIME
Relinquished by:	Danny Naylor	SoundEarth	9/19/12	1207
Received by:	D & VB	F x B I	11	11
Relinquished by:				
Received by:		Samples received at 5 °C		

FRIEDMAN & BRUYA, INC.

ENVIRONMENTAL CHEMISTS

James E. Bruya, Ph.D.
Yelena Aravkina, M.S.
Bradley T. Benson, B.S.
Kurt Johnson, B.S.

3012 16th Avenue West
Seattle, WA 98119-2029
TEL: (206) 285-8282
e-mail: fbi@isomedia.com

October 26, 2012

Tim Brown, Project Manager
SoundEarth Strategies
2811 Fairview Ave. East, Suite 2000
Seattle, WA 98102

Dear Mr. Brown:

Included are the results from the testing of material submitted on October 9, 2012 from the TOC_01-600_20121009 WORFDB6, F&BI 210133 project. There are 10 pages included in this report. Any samples that may remain are currently scheduled for disposal in 30 days. If you would like us to return your samples or arrange for long term storage at our offices, please contact us as soon as possible.

We appreciate this opportunity to be of service to you and hope you will call if you should have any questions.

Sincerely,

FRIEDMAN & BRUYA, INC.



Michael Erdahl
Project Manager

Enclosures
c: Jessica Brown, Audrey Hackett, Pete Kingston, Jennifer Cyr
SOU1026R.DOC

CASE NARRATIVE

This case narrative encompasses samples received on October 9, 2012 by Friedman & Bruya, Inc. from the SoundEarth Strategies TOC_01-600_20121009 WORFDB6, F&BI 210133 project. Samples were logged in under the laboratory ID's listed below.

Laboratory ID	SoundEarth Strategies
210133-01	01MW85-20121009
210133-02	01MW89-20121009

Sample 01MW89-20121009 was sent to Aquatic Research for sulfate, nitrite, nitrate, phosphorus, alkalinity, total iron, total manganese, hardness, TKN, and sulfide analyses. In addition, the sample was sent to Fremont Analytical for dissolved methane analysis and to Amtest for ferrous iron analysis. The reports are enclosed.

All quality control requirements were acceptable.

Date of Report: 10/26/12
Date Received: 10/09/12
Project: TOC_01-600_20121009 WORFDB6, F&BI 210133
Date Extracted: 10/10/12
Date Analyzed: 10/10/12

RESULTS FROM THE ANALYSIS OF WATER SAMPLES FOR BENZENE, TOLUENE, ETHYLBENZENE, XYLENES AND TPH AS GASOLINE USING EPA METHOD 8021B AND NWTPH-Gx

Results Reported as ug/L (ppb)

Sample ID Laboratory ID	Benzene	Toluene	Ethyl Benzene	Total Xylenes	Gasoline Range	Surrogate (% Recovery) (Limit 50-150)
01MW85-20121009 210133-01	<1	<1	<1	<3	<100	72
01MW89-20121009 210133-02	<1	<1	<1	<3	<100	81
Method Blank 02-1838 MB	<1	<1	<1	<3	<100	78

Date of Report: 10/26/12
Date Received: 10/09/12
Project: TOC_01-600_20121009 WORFDB6, F&BI 210133
Date Extracted: 10/10/12
Date Analyzed: 10/10/12

RESULTS FROM THE ANALYSIS OF WATER SAMPLES FOR TOTAL PETROLEUM HYDROCARBONS AS DIESEL AND MOTOR OIL USING METHOD NWTPH-Dx

Results Reported as ug/L (ppb)

Sample ID Laboratory ID	Diesel Range (C_{10}-C_{25})	Motor Oil Range (C_{25}-C_{36})	Surrogate (% Recovery) (Limit 51-134)
01MW85-20121009 210133-01	160	<250	108
01MW89-20121009 210133-02	270	<250	112
Method Blank 02-1830 MB2	<50	<250	111

Analysis For Volatile Compounds By EPA Method 8260C

Client Sample ID:	01MW85-20121009	Client:	SoundEarth Strategies
Date Received:	10/09/12	Project:	TOC_01-600_20121009 WORFDB6
Date Extracted:	10/10/12	Lab ID:	210133-01
Date Analyzed:	10/10/12	Data File:	101029.D
Matrix:	Water	Instrument:	GCMS9
Units:	ug/L (ppb)	Operator:	JS

Surrogates:	% Recovery:	Lower Limit:	Upper Limit:
1,2-Dichloroethane-d4	102	50	150
Toluene-d8	100	50	150
4-Bromofluorobenzene	98	50	150

Compounds:	Concentration ug/L (ppb)
Vinyl chloride	0.33
Chloroethane	<1
1,1-Dichloroethene	<1
Methylene chloride	<5
trans-1,2-Dichloroethene	<1
1,1-Dichloroethane	<1
cis-1,2-Dichloroethene	<1
1,2-Dichloroethane (EDC)	<1
1,1,1-Trichloroethane	<1
Trichloroethene	<1
Tetrachloroethene	<1

Analysis For Volatile Compounds By EPA Method 8260C

Client Sample ID:	01MW89-20121009	Client:	SoundEarth Strategies
Date Received:	10/09/12	Project:	TOC_01-600_20121009 WORFDB6
Date Extracted:	10/10/12	Lab ID:	210133-02
Date Analyzed:	10/11/12	Data File:	101030.D
Matrix:	Water	Instrument:	GCMS9
Units:	ug/L (ppb)	Operator:	JS

Surrogates:	% Recovery:	Lower Limit:	Upper Limit:
1,2-Dichloroethane-d4	101	50	150
Toluene-d8	100	50	150
4-Bromofluorobenzene	98	50	150

Compounds:	Concentration ug/L (ppb)
Vinyl chloride	<0.2
Chloroethane	<1
1,1-Dichloroethene	<1
Methylene chloride	<5
trans-1,2-Dichloroethene	<1
1,1-Dichloroethane	<1
cis-1,2-Dichloroethene	<1
1,2-Dichloroethane (EDC)	<1
1,1,1-Trichloroethane	<1
Trichloroethene	<1
Tetrachloroethene	<1

Analysis For Volatile Compounds By EPA Method 8260C

Client Sample ID:	Method Blank	Client:	SoundEarth Strategies
Date Received:	NA	Project:	TOC_01-600_20121009 WORFDB6
Date Extracted:	10/10/12	Lab ID:	02-1723 mb
Date Analyzed:	10/10/12	Data File:	101011.D
Matrix:	Water	Instrument:	GCMS9
Units:	ug/L (ppb)	Operator:	JS

Surrogates:	% Recovery:	Lower Limit:	Upper Limit:
1,2-Dichloroethane-d4	101	50	150
Toluene-d8	99	50	150
4-Bromofluorobenzene	100	50	150

Compounds:	Concentration ug/L (ppb)
Vinyl chloride	<0.2
Chloroethane	<1
1,1-Dichloroethene	<1
Methylene chloride	<5
trans-1,2-Dichloroethene	<1
1,1-Dichloroethane	<1
cis-1,2-Dichloroethene	<1
1,2-Dichloroethane (EDC)	<1
1,1,1-Trichloroethane	<1
Trichloroethene	<1
Tetrachloroethene	<1

Date of Report: 10/26/12
Date Received: 10/09/12
Project: TOC_01-600_20121009 WORFDB6, F&BI 210133

QUALITY ASSURANCE RESULTS FOR THE ANALYSIS OF WATER SAMPLES FOR BENZENE, TOLUENE, ETHYLBENZENE, XYLENES, AND TPH AS GASOLINE USING EPA METHOD 8021B AND NWTPH-Gx

Laboratory Code: 210133-01 (Duplicate)

Analyte	Reporting Units	Sample Result	Duplicate Result	Relative Percent Difference (Limit 20)
Benzene	ug/L (ppb)	<1	<1	nm
Toluene	ug/L (ppb)	<1	<1	nm
Ethylbenzene	ug/L (ppb)	<1	<1	nm
Xylenes	ug/L (ppb)	<3	<3	nm
Gasoline	ug/L (ppb)	<100	<100	nm

Laboratory Code: Laboratory Control Sample

Analyte	Reporting Units	Spike Level	Percent Recovery LCS	Acceptance Criteria
Benzene	ug/L (ppb)	50	101	72-119
Toluene	ug/L (ppb)	50	99	71-113
Ethylbenzene	ug/L (ppb)	50	102	72-114
Xylenes	ug/L (ppb)	150	98	72-113
Gasoline	ug/L (ppb)	1,000	95	70-119

Date of Report: 10/26/12
Date Received: 10/09/12
Project: TOC_01-600_20121009 WORFDB6, F&BI 210133

QUALITY ASSURANCE RESULTS FOR THE ANALYSIS OF WATER SAMPLES FOR TOTAL PETROLEUM HYDROCARBONS AS DIESEL EXTENDED USING METHOD NWTPH-Dx

Laboratory Code: Laboratory Control Sample

Analyte	Reporting Units	Spike Level	Percent Recovery LCS	Percent Recovery LCSD	Acceptance Criteria	RPD (Limit 20)
Diesel Extended	ug/L (ppb)	2,500	77	84	61-133	9

Date of Report: 10/26/12
Date Received: 10/09/12
Project: TOC_01-600_20121009 WORFDB6, F&BI 210133

QUALITY ASSURANCE RESULTS FOR THE ANALYSIS OF WATER SAMPLES FOR VOLATILES BY EPA METHOD 8260C

Laboratory Code: 210134-03 (Matrix Spike)

Analyte	Reporting Units	Spike Level	Sample Result	Percent Recovery MS	Acceptance Criteria
Vinyl chloride	ug/L (ppb)	50	<0.2	113	72-132
Chloroethane	ug/L (ppb)	50	<1	103	69-127
1,1-Dichloroethene	ug/L (ppb)	50	<1	106	74-122
Methylene chloride	ug/L (ppb)	50	<5	106	61-125
trans-1,2-Dichloroethene	ug/L (ppb)	50	<1	104	75-121
1,1-Dichloroethane	ug/L (ppb)	50	<1	103	82-109
cis-1,2-Dichloroethene	ug/L (ppb)	50	<1	104	74-117
1,2-Dichloroethane (EDC)	ug/L (ppb)	50	<1	103	77-113
1,1,1-Trichloroethane	ug/L (ppb)	50	<1	110	79-116
Trichloroethene	ug/L (ppb)	50	<1	101	77-107
Tetrachloroethene	ug/L (ppb)	50	<1	100	69-116

Analyte	Reporting Units	Spike Level	Percent Recovery LCS	Percent Recovery LCSD	Acceptance Criteria	RPD (Limit 20)
Vinyl chloride	ug/L (ppb)	50	100	103	71-131	3
Chloroethane	ug/L (ppb)	50	91	96	70-125	5
1,1-Dichloroethene	ug/L (ppb)	50	92	97	76-116	5
Methylene chloride	ug/L (ppb)	50	92	96	61-121	4
trans-1,2-Dichloroethene	ug/L (ppb)	50	91	95	78-114	4
1,1-Dichloroethane	ug/L (ppb)	50	92	95	85-107	3
cis-1,2-Dichloroethene	ug/L (ppb)	50	94	97	83-108	3
1,2-Dichloroethane (EDC)	ug/L (ppb)	50	93	96	82-107	3
1,1,1-Trichloroethane	ug/L (ppb)	50	98	103	82-111	5
Trichloroethene	ug/L (ppb)	50	91	95	77-105	4
Tetrachloroethene	ug/L (ppb)	50	88	92	80-108	4

Data Qualifiers & Definitions

a - The analyte was detected at a level less than five times the reporting limit. The RPD results may not provide reliable information on the variability of the analysis.

A1 – More than one compound of similar molecule structure was identified with equal probability.

b - The analyte was spiked at a level that was less than five times that present in the sample. Matrix spike recoveries may not be meaningful.

ca - The calibration results for this range fell outside of acceptance criteria. The value reported is an estimate.

c - The presence of the analyte indicated may be due to carryover from previous sample injections.

d - The sample was diluted. Detection limits may be raised due to dilution.

ds - The sample was diluted. Detection limits are raised due to dilution and surrogate recoveries may not be meaningful.

dv - Insufficient sample was available to achieve normal reporting limits and limits are raised accordingly.

fb - Analyte present in the blank and the sample.

fc – The compound is a common laboratory and field contaminant.

hr - The sample and duplicate were reextracted and reanalyzed. RPD results were still outside of control limits. The variability is attributed to sample inhomogeneity.

ht - Analysis performed outside the method or client-specified holding time requirement.

ip - Recovery fell outside of normal control limits. Compounds in the sample matrix interfered with the quantitation of the analyte.

j – The result is below normal reporting limits. The value reported is an estimate.

J - The internal standard associated with the analyte is out of control limits. The reported concentration is an estimate.

jl - The analyte result in the laboratory control sample is out of control limits. The reported concentration should be considered an estimate.

jr - The rpd result in laboratory control sample associated with the analyte is out of control limits. The reported concentration should be considered an estimate.

js - The surrogate associated with the analyte is out of control limits. The reported concentration should be considered an estimate.

lc - The presence of the compound indicated is likely due to laboratory contamination.

L - The reported concentration was generated from a library search.

nm - The analyte was not detected in one or more of the duplicate analyses. Therefore, calculation of the RPD is not applicable.

pc – The sample was received in a container not approved by the method. The value reported should be considered an estimate.

pr – The sample was received with incorrect preservation. The value reported should be considered an estimate.

ve - Estimated concentration calculated for an analyte response above the valid instrument calibration range. A dilution is required to obtain an accurate quantification of the analyte.

vo - The value reported fell outside the control limits established for this analyte.

x - The sample chromatographic pattern does not resemble the fuel standard used for quantitation.



Data File Name : C:\HPCHEM\6\DATA\10-10-12\008F0301.D
Operator : mwdl
Instrument : GC #6
Sample Name : 210133-01
Run Time Bar Code:
Acquired on : 10 Oct 12 02:39 PM
Report Created on: 11 Oct 12 08:49 AM

Page Number : 1
Vial Number : 8
Injection Number : 1
Sequence Line : 3
Instrument Method: DX.MTH
Analysis Method : DX.MTH

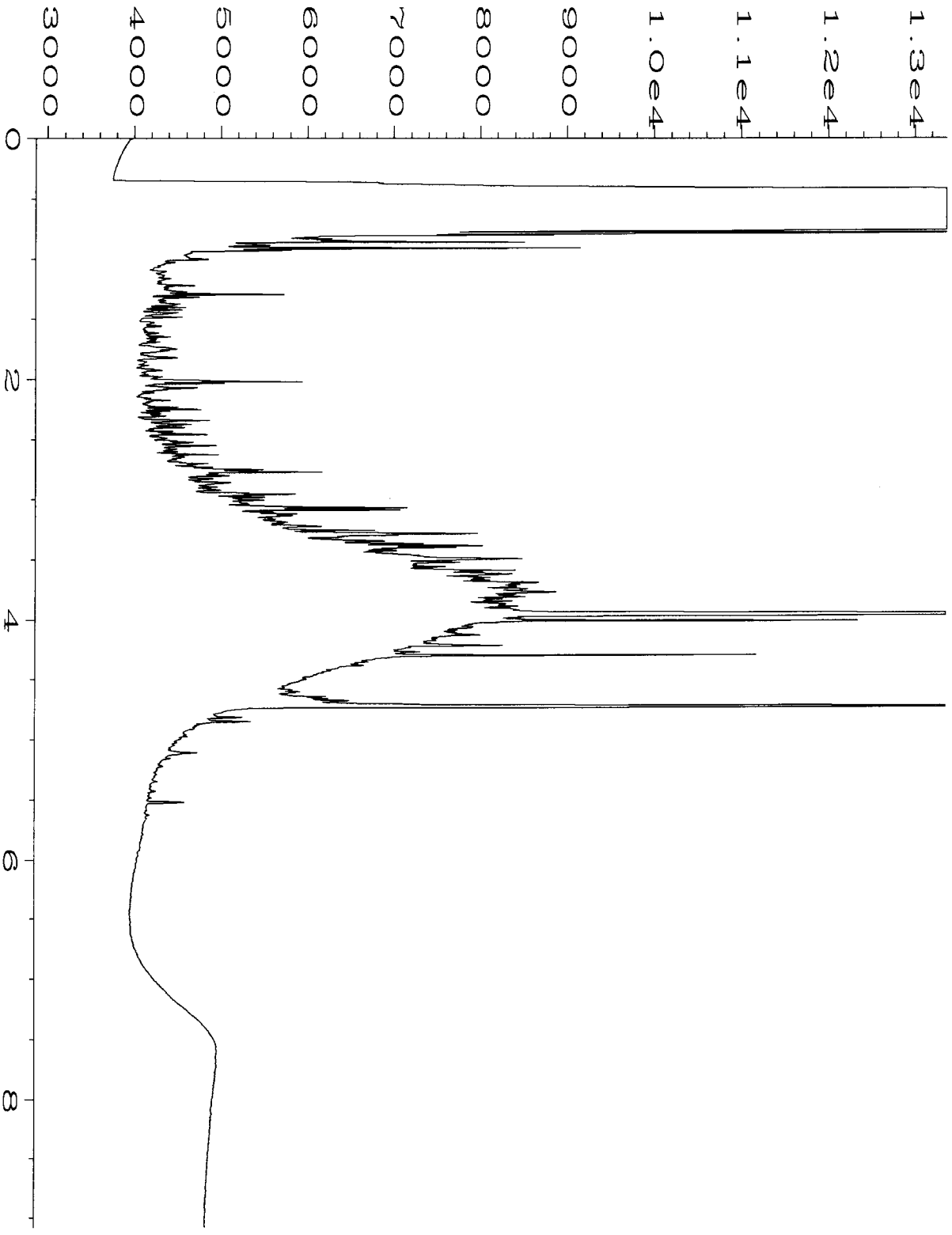

Data File Name : C:\HPCHEM\6\DATA\10-10-12\009F0301.D
Operator : mwdl
Instrument : GC #6
Sample Name : 210133-02
Run Time Bar Code:
Acquired on : 10 Oct 12 02:53 PM
Report Created on: 11 Oct 12 08:49 AM

Page Number : 1
Vial Number : 9
Injection Number : 1
Sequence Line : 3
Instrument Method: DX.MTH
Analysis Method : DX.MTH

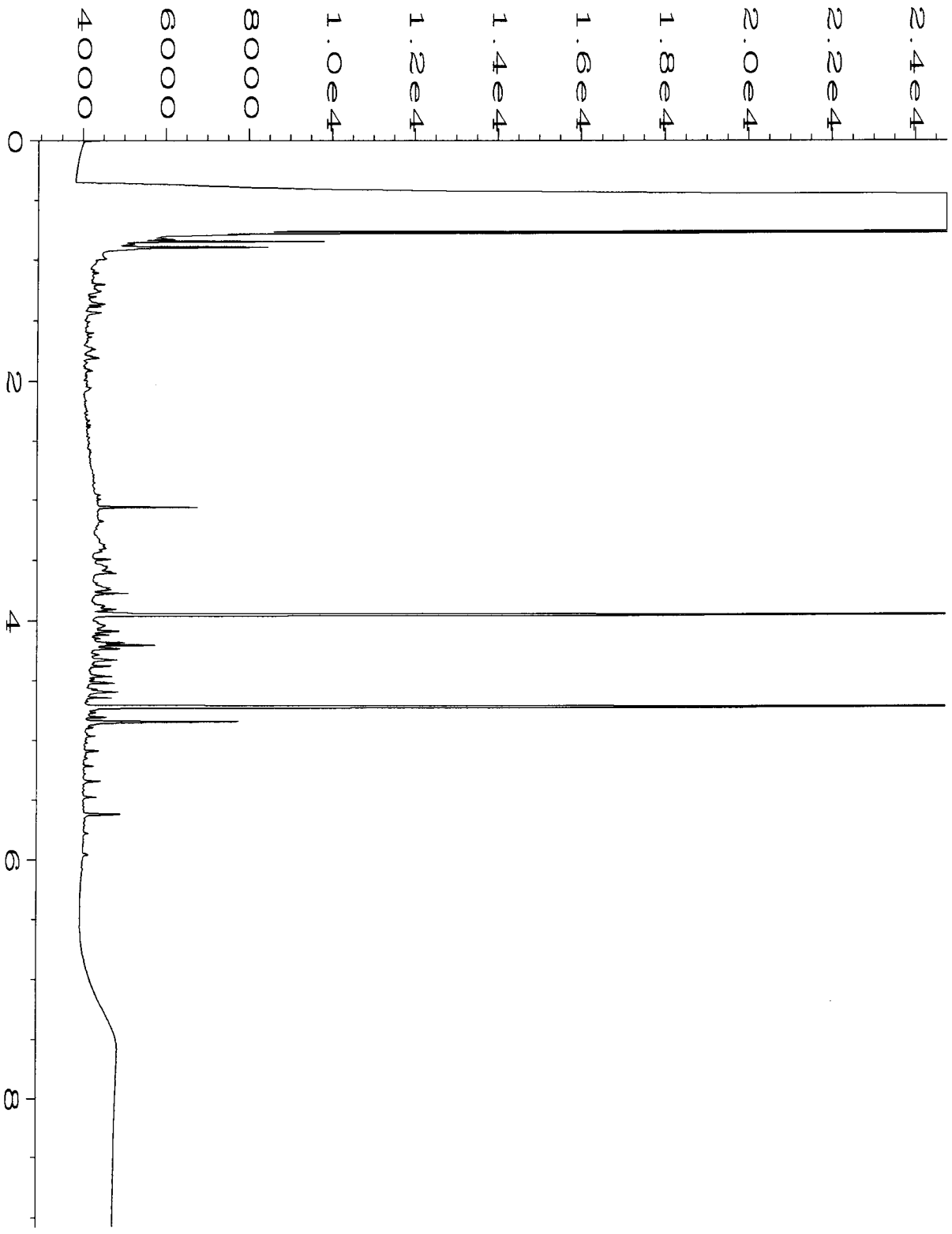

Data File Name : C:\HPCHEM\6\DATA\10-10-12\007F0301.D
Operator : mwdl
Instrument : GC #6
Sample Name : 02-1830 mb2
Run Time Bar Code:
Acquired on : 10 Oct 12 02:29 PM
Report Created on: 11 Oct 12 08:49 AM

Page Number : 1
Vial Number : 7
Injection Number : 1
Sequence Line : 3
Instrument Method: DX.MTH
Analysis Method : DX.MTH

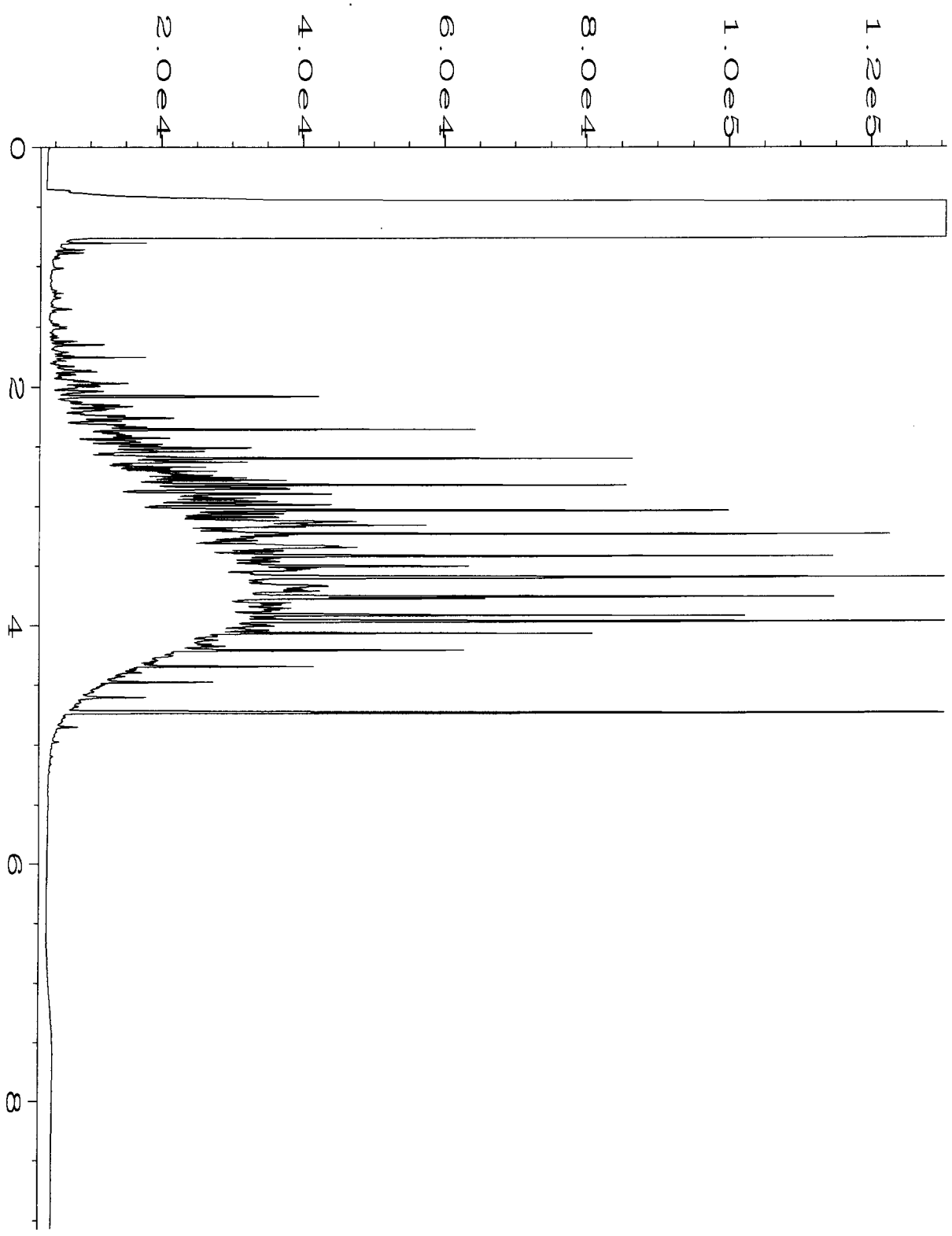

Data File Name	: C:\HPCHEM\6\DATA\10-10-12\003F0201.D		
Operator	: mwdl	Page Number	: 1
Instrument	: GC #6	Vial Number	: 3
Sample Name	: 500 Dx 38-103C	Injection Number	: 1
Run Time Bar Code:		Sequence Line	: 2
Acquired on	: 10 Oct 12 08:44 AM	Instrument Method	: DX.MTH
Report Created on	: 11 Oct 12 08:49 AM	Analysis Method	: DX.MTH

AQUATIC RESEARCH INCORPORATED

LABORATORY & CONSULTING SERVICES

3927 AURORA AVENUE NORTH, SEATTLE, WA 98103

PHONE: (206) 632-2715 FAX: (206) 632-2417

CASE FILE NUMBER:	**FBI010-60**		**PAGE 1**
REPORT DATE:	**10/24/12**		
DATE SAMPLED:	**10/09/12**	**DATE RECEIVED:**	**10/10/12**

FINAL REPORT, LABORATORY ANALYSIS OF SELECTED PARAMETERS ON WATER SAMPLES FROM FRIEDMAN & BRUYA, INC. / PROJECT NO. 210133

CASE NARRATIVE

One water sample was received by the laboratory in good condition and analyzed according to the chain of custody. No difficulties were encountered in the preparation or analysis of this sample. Sample data follows while QA/QC data is contained on subsequent pages.

SAMPLE DATA

SAMPLE ID	ALKALINITY (mgCaCO3/l)	SULFATE (mg/L)	SULFIDE (mg/L)	TOTAL-P (mg/L)	TKN (mg/L)
01MW89-20121009	465	30.3	0.30	0.092	2.39

	TOTAL METALS				
SAMPLE ID	IRON (mg/L)	MANGANESE (mg/L)	NITRATE (mg/L)	NITRITE (mg/L)	HARDNESS (mgCaCO3/l)
01MW89-20121009	7.73	1.92	0.156	0.009	459

AQUATIC RESEARCH INCORPORATED

LABORATORY & CONSULTING SERVICES

3927 AURORA AVENUE NORTH, SEATTLE, WA 98103

PHONE: (206) 632-2715 FAX: (206) 632-2417

CASE FILE NUMBER:	**FBI010-60**		**PAGE 2**
REPORT DATE:	**10/24/12**		
DATE SAMPLED:	**10/09/12**	**DATE RECEIVED:**	**10/10/12**

FINAL REPORT, LABORATORY ANALYSIS OF SELECTED PARAMETERS ON WATER SAMPLES FROM FRIEDMAN & BRUYA, INC. / PROJECT NO. 210133

QA/QC DATA

QC PARAMETER	ALKALINITY (mgCaCO3/l)	SULFATE (mg/L)	SULFIDE (mg/L)	TOTAL-P (mg/L)	TKN (mg/L)
METHOD	SM18 2320B	SM184500SO4E	EPA 376.1	EPA 365.1	EPA 351.1
DATE ANALYZED	10/23/12	10/16/12	10/14/12	10/11/12	10/18/12
DETECTION LIMIT	1.00	1.00	0.05	0.002	0.200
DUPLICATE					
SAMPLE ID	BATCH	BATCH	BATCH	BATCH	BATCH
ORIGINAL	105	1.04	44.0	0.004	0.538
DUPLICATE	102	<1.00	44.0	0.004	0.511
RPD	2.90%	NC	0.00%	4.15%	5.10%
SPIKE SAMPLE					
SAMPLE ID		BATCH		BATCH	BATCH
ORIGINAL		1.04		0.004	0.538
SPIKED SAMPLE		11.1		0.055	2.50
SPIKE ADDED		10.0		0.050	2.00
% RECOVERY	NA	100.93%	NA	103.06%	97.88%
QC CHECK					
FOUND	99.3	10.0		0.092	5.64
TRUE	100	10.0		0.090	5.79
% RECOVERY	99.30%	100.49%	NA	101.87%	97.44%
BLANK	NA	<1.00	<0.05	<0.002	<0.200

RPD = RELATIVE PERCENT DIFFERENCE.
NA = NOT APPLICABLE OR NOT AVAILABLE.
NC = NOT CALCULABLE DUE TO ONE OR MORE VALUES BEING BELOW THE DETECTION LIMIT.
OR = RECOVERY NOT CALCULABLE DUE TO SPIKE SAMPLE OUT OF RANGE OR SPIKE TOO LOW RELATIVE TO SAMPLE CONCENTRATION.

AQUATIC RESEARCH INCORPORATED

LABORATORY & CONSULTING SERVICES

3927 AURORA AVENUE NORTH, SEATTLE, WA 98103

PHONE: (206) 632-2715 FAX: (206) 632-2417

CASE FILE NUMBER:	**FBI010-60**		**PAGE 3**
REPORT DATE:	**10/24/12**		
DATE SAMPLED:	**10/09/12**	**DATE RECEIVED:**	**10/10/12**

FINAL REPORT, LABORATORY ANALYSIS OF SELECTED PARAMETERS ON WATER SAMPLES FROM FRIEDMAN & BRUYA, INC. / PROJECT NO. 210133

QA/QC DATA

	TOTAL METALS				
QC PARAMETER	IRON (mg/L)	MANGANESE (mg/L)	NITRATE (mg/L)	NITRITE (mg/L)	HARDNESS (mgCaCO3/l)
METHOD	EPA 200.7	EPA 200.7	SM184500N03F	EPA 353.2	SM 2340C
DATE ANALYZED	10/12/12	10/12/12	10/10/12	10/10/12	10/24/12
DETECTION LIMIT	0.020	0.010	0.010	0.002	2.00
DUPLICATE					
SAMPLE ID	01MW89-20121009	01MW89-20121009	BATCH	01MW89-20121009	BATCH
ORIGINAL	7.73	1.92	0.029	0.009	469
DUPLICATE	8.13	1.95	0.029	0.009	469
RPD	5.02%	1.54%	2.20%	0.00%	0.00%
SPIKE SAMPLE					
SAMPLE ID	01MW89-20121009	01MW89-20121009	BATCH	01MW89-20121009	BATCH
ORIGINAL		1.92	0.029	0.009	469
SPIKED SAMPLE		6.51	0.228	0.049	488
SPIKE ADDED		5.00	0.200	0.040	20.0
% RECOVERY	OR	91.90%	99.32%	100.00%	92.83%
QC CHECK					
FOUND	9.38	0.958	0.415	0.040	39.9
TRUE	10.0	1.00	0.408	0.040	40.0
% RECOVERY	93.81%	95.78%	101.69%	100.00%	99.67%
BLANK	<0.020	<0.010	<0.010	<0.002	<2.00

RPD = RELATIVE PERCENT DIFFERENCE.
NA = NOT APPLICABLE OR NOT AVAILABLE.
NC = NOT CALCULABLE DUE TO ONE OR MORE VALUES BEING BELOW THE DETECTION LIMIT.
OR = RECOVERY NOT CALCULABLE DUE TO SPIKE SAMPLE OUT OF RANGE OR SPIKE TOO LOW RELATIVE TO SAMPLE CONCENTRATION.

SUBMITTED BY:

Damien Gadomski
Project Manager

FB1010.60

SUBCONTRACT SAMPLE CHAIN OF CUSTODY

Send Report To Michael Erdahl

Company Friedman and Bruya, Inc.

Address 3012 16th Ave W

City, State, ZIP Seattle, WA 98119

Phone # (206) 285-8282 Fax # (206) 283-5044

SUBCONTRACTER Ag. Research.

PROJECT NAME/NO. 210133

PO # B-990

REMARKS

Please Email Results

TURNAROUND TIME

☒ Standard (2 Weeks)

☐ RUSH

Rush charges authorized by:

SAMPLE DISPOSAL

☐ Dispose after 30 days

☐ Return samples

☐ Will call with instructions

Sample ID	Lab ID	Date Sampled	Time Sampled	Sample Type	# of containers	ANALYSES REQUESTED: Total Fe and Mn	Hardness	Sulfate	Nitrate	Nitrite	Alkalinity	Sulfide	TKN	Total Phosphorus	Dissolved Gasses	Notes
01MW89-20121009		10/9/12	1344	water		X	X	X	X	X	X	X	X	X		

SIGNATURE	PRINT NAME	COMPANY	DATE	TIME
Relinquished by:	Michael Erdahl	Friedman & Bruya	10/10/12	9:20AM
Received by:	ANDREW GADOMSKI	ARI	10/10/12	01:30 PM
Relinquished by:				
Received by:				

Friedman & Bruya, Inc.
3012 16th Avenue West
Seattle, WA 98119-2029
Ph. (206) 285-8282
Fax (206) 283-5044

1311 N. 35th St.
Seattle, WA 98103
T: (206) 352-3790
F: (206) 352-7178
info@fremontanalytical.com

Friedman & Bruya
Michael Erdahl
3012 16th Ave. W.
Seattle, Washington 98119

RE: 210133
Lab ID: 1210084

October 18, 2012

Attention Michael Erdahl:

Fremont Analytical, Inc. received 1 sample(s) on 10/10/2012 for the analyses presented in the following report.

Dissolved Gases by RSK-175

This report consists of the following:

- Case Narrative
- Analytical Results
- Applicable Quality Control Summary Reports
- Chain of Custody

All analyses were performed consistent with the Quality Assurance program of Fremont Analytical, Inc. Please contact the laboratory if you should have any questions about the results.

Thank you for using Fremont Analytical.

Sincerely,

Michael Dee
Sr. Chemist / Principal

Date: *10/18/2012*

CLIENT: Friedman & Bruya
Project: 210133
Lab Order: 1210084

Work Order Sample Summary

Lab Sample ID	Client Sample ID	Date/Time Collected	Date/Time Received
1210084-001	01MW89-20121009	10/09/2012 1:44 PM	10/10/2012 12:30 PM

Note: If no "Time Collected" is supplied, a default of 12:00AM is assigned

Case Narrative

WO#: **1210084**
Date: **10/18/2012**

CLIENT: Friedman & Bruya
Project: 210133

I. SAMPLE RECEIPT:
All samples were received intact.

II. GENERAL REPORTING COMMENTS:
Results are reported on a wet weight basis unless dry-weight correction is denoted in the units field on the analytical report ("mg/kg-dry" or "ug/kg-dry").

The validity of the analytical procedures for which data is reported in this analytical report is determined by the Laboratory Control Sample (LCS) and the Method Blank (MB). The LCS and the MB are processed with the samples to ensure method criteria are achieved throughout the entire analytical process.

III. ANALYSES AND EXCEPTIONS:
Exceptions associated with this report will be footnoted in the analytical results page(s) or the quality control summary page(s) and/or noted below.

Analytical Report

WO#: **1210084**
Date Reported: **10/18/2012**

Client: Friedman & Bruya
Collection Date: 10/9/2012 1:44:00 PM
Project: 210133
Lab ID: 1210084-001
Matrix: Water
Client Sample ID: 01MW89-20121009

Analyses	Result	RL	Qual	Units	DF	Date Analyzed
Dissolved Gases by RSK-175				Batch ID: R6177		Analyst: BR
Methane	0.0509	0.00500		mg/L	1	10/17/2012 3:58:00 PM
Ethene	ND	0.00500		mg/L	1	10/17/2012 3:58:00 PM
Ethane	ND	0.00500		mg/L	1	10/17/2012 3:58:00 PM

Qualifiers:

B	Analyte detected in the associated Method Blank	D	Dilution was required
E	Value above quantitation range	H	Holding times for preparation or analysis exceeded
J	Analyte detected below quantitation limits	ND	Not detected at the Reporting Limit
RL	Reporting Limit	S	Spike recovery outside accepted recovery limits

Date: *10/18/2012*

Work Order: 1210084
CLIENT: Friedman & Bruya
Project: 210133

QC SUMMARY REPORT

Dissolved Gases by RSK-175

Sample ID: **1210099-021ADUP**	SampType: **DUP**	Units: **mg/L**	Prep Date: **10/17/2012**	RunNo: **6177**
Client ID: **BATCH**	Batch ID: **R6177**		Analysis Date: **10/17/2012**	SeqNo: **122966**

Analyte	Result	RL	SPK value	SPK Ref Val	%REC	LowLimit	HighLimit	RPD Ref Val	%RPD	RPDLimit	Qual
Methane	ND	0.00500						0	0	30	
Ethene	ND	0.00500						0	0	30	
Ethane	ND	0.00500						0	0	30	

Sample ID: **LCS-R6177**	SampType: **LCS**	Units: **mg/L**	Prep Date: **10/17/2012**	RunNo: **6177**
Client ID: **LCSW**	Batch ID: **R6177**		Analysis Date: **10/17/2012**	SeqNo: **122968**

Analyte	Result	RL	SPK value	SPK Ref Val	%REC	LowLimit	HighLimit	RPD Ref Val	%RPD	RPDLimit	Qual
Methane	0.420	0.00500	0.5000	0	84.0	80	120				
Ethene	0.416	0.00500	0.5000	0	83.2	80	120				
Ethane	0.418	0.00500	0.5000	0	83.5	80	120				

Sample ID: **MB-R6177**	SampType: **MBLK**	Units: **mg/L**	Prep Date: **10/17/2012**	RunNo: **6177**
Client ID: **MBLKW**	Batch ID: **R6177**		Analysis Date: **10/17/2012**	SeqNo: **122969**

Analyte	Result	RL	SPK value	SPK Ref Val	%REC	LowLimit	HighLimit	RPD Ref Val	%RPD	RPDLimit	Qual
Methane	ND	0.00500									
Ethene	ND	0.00500									
Ethane	ND	0.00500									

Qualifiers:

B	Analyte detected in the associated Method Blank	D	Dilution was required	E	Value above quantitation range
H	Holding times for preparation or analysis exceeded	J	Analyte detected below quantitation limits	ND	Not detected at the Reporting Limit
R	RPD outside accepted recovery limits	RL	Reporting Limit	S	Spike recovery outside accepted recovery limits

SUBCONTRACT SAMPLE CHAIN OF CUSTODY 1210084

Page # 1 of 1

Send Report To Michael Erdahl

Company Friedman and Bruya, Inc.

Address 3012 16th Ave W

City, State, ZIP Seattle, WA 98119

Phone # (206) 285-8282 Fax # (206) 283-5044

SUBCONTRACTER Fremont

PROJECT NAME/NO. 210133

PO # B-980

REMARKS

Please Email Results

TURNAROUND TIME

☒ Standard (2 Weeks)

☐ RUSH

Rush charges authorized by:

SAMPLE DISPOSAL

☐ Dispose after 30 days

☐ Return samples

☐ Will call with instructions

Sample ID	Lab ID	Date Sampled	Time Sampled	Sample Type	# of containers	ANALYSES REQUESTED: Total Fe	Hardness	Sulfate	Nitrate	Nitrite	Alkalinity	Sulfide	TKN	Total Phosphorus	Dissolved Gasses	Notes
01MW89-20121009		10/9/12	1344	water											X	

Friedman & Bruya, Inc.
3012 16th Avenue West
Seattle, WA 98119-2029
Ph. (206) 285-8282
Fax (206) 283-5044

	SIGNATURE	PRINT NAME	COMPANY	DATE	TIME
Relinquished by:		Michael Erdahl	Friedman & Bruya	10/10/12	9:20 AM
Received by:		Michael	Frem	10/10/12	12:30
Relinquished by:					
Received by:					

210133

SAMPLE CHAIN OF CUSTODY

ME 10/9/12

VB/AI6/DOY

Page # 1 of 1

Send Report To Tim Brown, cc: Jessica Brown, Jennifer Cyr, Pete Kingston, Audrey Hackett

Company SoundEarth Strategies

Address 2811 Fairview Ave E, Suite 2000

City, State, ZIP Seattle, WA 98102

SAMPLERS (signature)

PROJECT NAME/NO.	PO #
TOC Holdings Co. Facility No. 01-600 Seattle Terminal – ASKO Property	0440-004-24
REMARKS	EIM Y

TURNAROUND TIME

Standard (2 Weeks)

RUSH

Rush charges authorized by:

SAMPLE DISPOSAL

⊗ Dispose after 30 days

Return samples

Will call with instructions

Sample ID	Sample Location	Sample Depth	Lab ID	Date Sampled	Time Sampled	Matrix	# of jars	GRPH by NWTPH-Gx	BTEX by EPA 8021B	DRPH/ORPH by NWTPH-Dx	cVOCs by EPA 8260C	Methane, Ethane, and Ethene by RSK 175	Sulfate, Nitrate, Nitrite, Total P, Hardness, and Alkalinity	Total Fe and Total Mn	Sulfide, TKN, and Fe 2+	Notes
01MW85-20121009	01MW85	—	01A-F	10/9/12	1154	H_2O	6	X	X	X	X					
01MW89-20121009	01MW89	—	02A-N	10/9/12	1344	H_2O	14	X	X	X	X	X	X	X	X	

DAN 10/9/12

Samples received at 4 °C

SIGNATURE	PRINT NAME	COMPANY	DATE	TIME
Relinquished by:	Danny Naylor	SoundEarth	10/9/12	1656
Received by:	FBI	FBI	10/9/12	1656
Relinquished by:				
Received by:				

Friedman & Bruya, Inc.
3012 16th Avenue West
Seattle, WA 98119-2029
Ph. (206) 285-8282
Fax (206) 283-5044

Am Test Inc.
13600 NE 126TH PL
Suite C
Kirkland, WA 98034
(425) 885-1664

Professional Analytical Services

Oct 23 2012
Friedman & Bruya, Inc.
3012 16th Avenue West
Seattle, WA 98119-2029
Attention: Michael Erdahl

Dear Michael Erdahl:

Enclosed please find the analytical data for your project.

The following is a cross correlation of client and laboratory identifications for your convenience.

CLIENT ID	MATRIX	AMTEST ID	TEST
01MW89-20121009	Water	12-A015473	MET

Your sample was received on Wednesday, October 10, 2012. At the time of receipt, the sample was logged in and properly maintained prior to the subsequent analysis.

The analytical procedures used at AmTest are well documented and are typically derived from the protocols of the EPA, USDA, FDA or the Army Corps of Engineers.

Following the analytical data you will find the Quality Control (QC) results.

Please note that the detection limits that are listed in the body of the report refer to the Method Detection Limits (MDL's), as opposed to Practical Quantitation Limits (PQL's).

If you should have any questions pertaining to the data package, please feel free to conact me.

Sincerely,



Aaron W. Young
Laboratory Manager

Project #: 210133
PO Number: B-981

BACT = Bacteriological
CONV = Conventionals
MET = Metals
ORG = Organics
NUT=Nutrients
DEM=Demand
MIN=Minerals

Am Test Inc.
13600 NE 126TH PL
Suite C
Kirkland, WA 98034
(425) 885-1664
www.amtestlab.com

Professional Analytical Services

ANALYSIS REPORT

Friedman & Bruya, Inc.
3012 16th Avenue West
Seattle, WA 98119-2029
Attention: Michael Erdahl
Project #: 210133
PO Number: B-981
All results reported on an as received basis.

Date Received: 10/10/12
Date Reported: 10/23/12

AMTEST Identification Number **12-A015473**
Client Identification **01MW89-20121009**
Sampling Date **10/09/12, 13:44**

Conventionals

PARAMETER	RESULT	UNITS	Q	D.L.	METHOD	ANALYST	DATE
Ferrous Iron	4.78	mg/l		0.01	SM 3500FeD	EB	10/11/12

Aaron W. Young
Laboratory Manager

Am Test Inc.
13600 NE 126th PL
Suite C
Kirkland, WA, 98034
(425) 885-1664
www.amtestlab.com

Professional Analytical Services

QC Summary for sample number: 12-A015473

DUPLICATES

SAMPLE #	ANALYTE	UNITS	SAMPLE VALUE	DUP VALUE	RPD
12-A015569	Ferrous Iron	mg/l	7.96	7.82	1.8

MATRIX SPIKES

SAMPLE #	ANALYTE	UNITS	SAMPLE VALUE	SMPL+ SPK	SPK AMT	RECOVERY
12-A015569	Ferrous Iron	mg/l	7.96	12.2	5.00	84.80 %

STANDARD REFERENCE MATERIALS

ANALYTE	UNITS	TRUE VALUE	MEASURED VALUE	RECOVERY
Ferrous Iron	mg/l	0.50	0.50	100. %

BLANKS

ANALYTE	UNITS	RESULT
Ferrous Iron	mg/l	< 0.01

SUBCONTRACT SAMPLE CHAIN OF CUSTODY

Send Report To Michael Erdahl

Company Friedman and Bruya, Inc.

Address 3012 16th Ave W

City, State, ZIP Seattle, WA 98119

Phone # (206) 285-8282 Fax # (206) 283-5044

SUBCONTRACTER Anatest

PROJECT NAME/NO. 210133

PO # B-981

REMARKS

Please Email Results

TURNAROUND TIME

☒ Standard (2 Weeks)

☐ RUSH

Rush charges authorized by:

SAMPLE DISPOSAL

☐ Dispose after 30 days

☐ Return samples

☐ Will call with instructions

15423

Sample ID	Lab ID	Date Sampled	Time Sampled	Sample Type	# of containers	ANALYSES REQUESTED: Total Fe	Hardness	Sulfate	Fe2+ ~~Nitrate~~	Nitrite	Alkalinity	Sulfide	TKN	Total Phosphorus	Dissolved Gasses	Notes
01MW89-20121009		10/9/12	1344	water	1				X							T= 8.6°C

Friedman & Bruya, Inc.
3012 16th Avenue West
Seattle, WA 98119-2029
Ph. (206) 285-8282
Fax (206) 283-5044

	SIGNATURE	PRINT NAME	COMPANY	DATE	TIME
Relinquished by:		Michael Erdahl	Friedman & Bruya	10/10/12	9:20AM
Received by:		J. Olsen	Anatest	10/10/12	11:35
Relinquished by:					
Received by:					

FRIEDMAN & BRUYA, INC.

ENVIRONMENTAL CHEMISTS

James E. Bruya, Ph.D.
Yelena Aravkina, M.S.
Bradley T. Benson, B.S.
Kurt Johnson, B.S.

3012 16th Avenue West
Seattle, WA 98119-2029
TEL: (206) 285-8282
e-mail: fbi@isomedia.com

October 12, 2012

Tim Brown, Project Manager
SoundEarth Strategies
2811 Fairview Ave. East, Suite 2000
Seattle, WA 98102

Dear Mr. Brown:

Included are the results from the testing of material submitted on October 9, 2012 from the TOC_01-600_20121009 WORFDB6, F&BI 210134 project. There are 12 pages included in this report. Any samples that may remain are currently scheduled for disposal in 30 days. If you would like us to return your samples or arrange for long term storage at our offices, please contact us as soon as possible.

We appreciate this opportunity to be of service to you and hope you will call if you should have any questions.

Sincerely,

FRIEDMAN & BRUYA, INC.



Michael Erdahl
Project Manager

Enclosures
c: Jessica Brown, Audrey Hackett, Pete Kingston, Jennifer Cyr
SOU1012R.DOC

CASE NARRATIVE

This case narrative encompasses samples received on October 9, 2012 by Friedman & Bruya, Inc. from the SoundEarth Strategies TOC_01-600_20121009 WORFDB6, F&BI 210134 project. Samples were logged in under the laboratory ID's listed below.

Laboratory ID	SoundEarth Strategies
210134-01	01MW54-20121009
210134-02	01MW65-20121009
210134-03	01MW77-20121009
210134-04	01MW61-20121009

All quality control requirements were acceptable.

Date of Report: 10/12/12
Date Received: 10/09/12
Project: TOC_01-600_20121009 WORFDB6, F&BI 210134
Date Extracted: 10/10/12
Date Analyzed: 10/10/12

RESULTS FROM THE ANALYSIS OF WATER SAMPLES FOR BENZENE, TOLUENE, ETHYLBENZENE, XYLENES AND TPH AS GASOLINE USING EPA METHOD 8021B AND NWTPH-Gx

Results Reported as ug/L (ppb)

Sample ID Laboratory ID	Benzene	Toluene	Ethyl Benzene	Total Xylenes	Gasoline Range	Surrogate (% Recovery) (Limit 50-150)
01MW54-20121009 210134-01	<1	<1	<1	<3	<100	88
01MW65-20121009 210134-02	<1	<1	<1	<3	<100	87
01MW77-20121009 210134-03	<1	<1	<1	<3	<100	80
01MW61-20121009 210134-04	<1	<1	<1	<3	<100	88
Method Blank 02-1838 MB	<1	<1	<1	<3	<100	78

Date of Report: 10/12/12
Date Received: 10/09/12
Project: TOC_01-600_20121009 WORFDB6, F&BI 210134
Date Extracted: 10/10/12
Date Analyzed: 10/10/12

RESULTS FROM THE ANALYSIS OF WATER SAMPLES FOR TOTAL PETROLEUM HYDROCARBONS AS DIESEL AND MOTOR OIL USING METHOD NWTPH-Dx

Results Reported as ug/L (ppb)

Sample ID Laboratory ID	Diesel Range (C_{10}-C_{25})	Motor Oil Range (C_{25}-C_{36})	Surrogate (% Recovery) (Limit 51-134)
01MW54-20121009 210134-01	<50	<250	109
01MW65-20121009 210134-02	<50	<250	107
01MW77-20121009 210134-03	<50	<250	103
01MW61-20121009 210134-04	<50	<250	111
Method Blank 02-1830 MB2	<50	<250	111

Analysis For Volatile Compounds By EPA Method 8260C

Client Sample ID:	01MW54-20121009	Client:	SoundEarth Strategies
Date Received:	10/09/12	Project:	TOC_01-600_20121009 WORFDB6
Date Extracted:	10/10/12	Lab ID:	210134-01
Date Analyzed:	10/11/12	Data File:	101031.D
Matrix:	Water	Instrument:	GCMS9
Units:	ug/L (ppb)	Operator:	JS

Surrogates:	% Recovery:	Lower Limit:	Upper Limit:
1,2-Dichloroethane-d4	100	50	150
Toluene-d8	100	50	150
4-Bromofluorobenzene	100	50	150

Compounds:	Concentration ug/L (ppb)
Vinyl chloride	<0.2
Chloroethane	<1
1,1-Dichloroethene	<1
Methylene chloride	<5
trans-1,2-Dichloroethene	<1
1,1-Dichloroethane	<1
cis-1,2-Dichloroethene	<1
1,2-Dichloroethane (EDC)	<1
1,1,1-Trichloroethane	<1
Trichloroethene	<1
Tetrachloroethene	<1

Analysis For Volatile Compounds By EPA Method 8260C

Client Sample ID:	01MW65-20121009	Client:	SoundEarth Strategies
Date Received:	10/09/12	Project:	TOC_01-600_20121009 WORFDB6
Date Extracted:	10/10/12	Lab ID:	210134-02
Date Analyzed:	10/10/12	Data File:	101023.D
Matrix:	Water	Instrument:	GCMS9
Units:	ug/L (ppb)	Operator:	JS

Surrogates:	% Recovery:	Lower Limit:	Upper Limit:
1,2-Dichloroethane-d4	102	50	150
Toluene-d8	101	50	150
4-Bromofluorobenzene	100	50	150

Compounds:	Concentration ug/L (ppb)
Vinyl chloride	<0.2
Chloroethane	<1
1,1-Dichloroethene	<1
Methylene chloride	<5
trans-1,2-Dichloroethene	<1
1,1-Dichloroethane	<1
cis-1,2-Dichloroethene	<1
1,2-Dichloroethane (EDC)	<1
1,1,1-Trichloroethane	<1
Trichloroethene	<1
Tetrachloroethene	<1

Analysis For Volatile Compounds By EPA Method 8260C

Client Sample ID:	01MW77-20121009	Client:	SoundEarth Strategies
Date Received:	10/09/12	Project:	TOC_01-600_20121009 WORFDB6
Date Extracted:	10/10/12	Lab ID:	210134-03
Date Analyzed:	10/10/12	Data File:	101024.D
Matrix:	Water	Instrument:	GCMS9
Units:	ug/L (ppb)	Operator:	JS

Surrogates:	% Recovery:	Lower Limit:	Upper Limit:
1,2-Dichloroethane-d4	103	50	150
Toluene-d8	100	50	150
4-Bromofluorobenzene	100	50	150

Compounds:	Concentration ug/L (ppb)
Vinyl chloride	<0.2
Chloroethane	<1
1,1-Dichloroethene	<1
Methylene chloride	<5
trans-1,2-Dichloroethene	<1
1,1-Dichloroethane	<1
cis-1,2-Dichloroethene	<1
1,2-Dichloroethane (EDC)	<1
1,1,1-Trichloroethane	<1
Trichloroethene	<1
Tetrachloroethene	<1

Analysis For Volatile Compounds By EPA Method 8260C

Client Sample ID:	01MW61-20121009	Client:	SoundEarth Strategies
Date Received:	10/09/12	Project:	TOC_01-600_20121009 WORFDB6
Date Extracted:	10/10/12	Lab ID:	210134-04
Date Analyzed:	10/10/12	Data File:	101025.D
Matrix:	Water	Instrument:	GCMS9
Units:	ug/L (ppb)	Operator:	JS

Surrogates:	% Recovery:	Lower Limit:	Upper Limit:
1,2-Dichloroethane-d4	101	50	150
Toluene-d8	101	50	150
4-Bromofluorobenzene	99	50	150

Compounds:	Concentration ug/L (ppb)
Vinyl chloride	<0.2
Chloroethane	<1
1,1-Dichloroethene	<1
Methylene chloride	<5
trans-1,2-Dichloroethene	<1
1,1-Dichloroethane	<1
cis-1,2-Dichloroethene	<1
1,2-Dichloroethane (EDC)	<1
1,1,1-Trichloroethane	<1
Trichloroethene	<1
Tetrachloroethene	<1

Analysis For Volatile Compounds By EPA Method 8260C

Client Sample ID:	Method Blank	Client:	SoundEarth Strategies
Date Received:	NA	Project:	TOC_01-600_20121009 WORFDB6
Date Extracted:	10/10/12	Lab ID:	02-1723 mb
Date Analyzed:	10/10/12	Data File:	101011.D
Matrix:	Water	Instrument:	GCMS9
Units:	ug/L (ppb)	Operator:	JS

Surrogates:	% Recovery:	Lower Limit:	Upper Limit:
1,2-Dichloroethane-d4	101	50	150
Toluene-d8	99	50	150
4-Bromofluorobenzene	100	50	150

Compounds:	Concentration ug/L (ppb)
Vinyl chloride	<0.2
Chloroethane	<1
1,1-Dichloroethene	<1
Methylene chloride	<5
trans-1,2-Dichloroethene	<1
1,1-Dichloroethane	<1
cis-1,2-Dichloroethene	<1
1,2-Dichloroethane (EDC)	<1
1,1,1-Trichloroethane	<1
Trichloroethene	<1
Tetrachloroethene	<1

Date of Report: 10/12/12
Date Received: 10/09/12
Project: TOC_01-600_20121009 WORFDB6, F&BI 210134

QUALITY ASSURANCE RESULTS FOR THE ANALYSIS OF WATER SAMPLES FOR BENZENE, TOLUENE, ETHYLBENZENE, XYLENES, AND TPH AS GASOLINE USING EPA METHOD 8021B AND NWTPH-Gx

Laboratory Code: 210133-01 (Duplicate)

Analyte	Reporting Units	Sample Result	Duplicate Result	Relative Percent Difference (Limit 20)
Benzene	ug/L (ppb)	<1	<1	nm
Toluene	ug/L (ppb)	<1	<1	nm
Ethylbenzene	ug/L (ppb)	<1	<1	nm
Xylenes	ug/L (ppb)	<3	<3	nm
Gasoline	ug/L (ppb)	<100	<100	nm

Laboratory Code: Laboratory Control Sample

Analyte	Reporting Units	Spike Level	Percent Recovery LCS	Acceptance Criteria
Benzene	ug/L (ppb)	50	101	72-119
Toluene	ug/L (ppb)	50	99	71-113
Ethylbenzene	ug/L (ppb)	50	102	72-114
Xylenes	ug/L (ppb)	150	98	72-113
Gasoline	ug/L (ppb)	1,000	95	70-119

Date of Report: 10/12/12
Date Received: 10/09/12
Project: TOC_01-600_20121009 WORFDB6, F&BI 210134

QUALITY ASSURANCE RESULTS FOR THE ANALYSIS OF WATER SAMPLES FOR TOTAL PETROLEUM HYDROCARBONS AS DIESEL EXTENDED USING METHOD NWTPH-Dx

Laboratory Code: Laboratory Control Sample

Analyte	Reporting Units	Spike Level	Percent Recovery LCS	Percent Recovery LCSD	Acceptance Criteria	RPD (Limit 20)
Diesel Extended	ug/L (ppb)	2,500	77	84	61-133	9

Date of Report: 10/12/12
Date Received: 10/09/12
Project: TOC_01-600_20121009 WORFDB6, F&BI 210134

QUALITY ASSURANCE RESULTS FOR THE ANALYSIS OF WATER SAMPLES FOR VOLATILES BY EPA METHOD 8260C

Laboratory Code: 210134-03 (Matrix Spike)

Analyte	Reporting Units	Spike Level	Sample Result	Percent Recovery MS	Acceptance Criteria
Vinyl chloride	ug/L (ppb)	50	<0.2	113	72-132
Chloroethane	ug/L (ppb)	50	<1	103	69-127
1,1-Dichloroethene	ug/L (ppb)	50	<1	106	74-122
Methylene chloride	ug/L (ppb)	50	<5	106	61-125
trans-1,2-Dichloroethene	ug/L (ppb)	50	<1	104	75-121
1,1-Dichloroethane	ug/L (ppb)	50	<1	103	82-109
cis-1,2-Dichloroethene	ug/L (ppb)	50	<1	104	74-117
1,2-Dichloroethane (EDC)	ug/L (ppb)	50	<1	103	77-113
1,1,1-Trichloroethane	ug/L (ppb)	50	<1	110	79-116
Trichloroethene	ug/L (ppb)	50	<1	101	77-107
Tetrachloroethene	ug/L (ppb)	50	<1	100	69-116

Laboratory Code: Laboratory Control Sample

Analyte	Reporting Units	Spike Level	Percent Recovery LCS	Percent Recovery LCSD	Acceptance Criteria	RPD (Limit 20)
Vinyl chloride	ug/L (ppb)	50	100	103	71-131	3
Chloroethane	ug/L (ppb)	50	91	96	70-125	5
1,1-Dichloroethene	ug/L (ppb)	50	92	97	76-116	5
Methylene chloride	ug/L (ppb)	50	92	96	61-121	4
trans-1,2-Dichloroethene	ug/L (ppb)	50	91	95	78-114	4
1,1-Dichloroethane	ug/L (ppb)	50	92	95	85-107	3
cis-1,2-Dichloroethene	ug/L (ppb)	50	94	97	83-108	3
1,2-Dichloroethane (EDC)	ug/L (ppb)	50	93	96	82-107	3
1,1,1-Trichloroethane	ug/L (ppb)	50	98	103	82-111	5
Trichloroethene	ug/L (ppb)	50	91	95	77-105	4
Tetrachloroethene	ug/L (ppb)	50	88	92	80-108	4

Data Qualifiers & Definitions

a - The analyte was detected at a level less than five times the reporting limit. The RPD results may not provide reliable information on the variability of the analysis.

A1 – More than one compound of similar molecule structure was identified with equal probability.

b - The analyte was spiked at a level that was less than five times that present in the sample. Matrix spike recoveries may not be meaningful.

ca - The calibration results for this range fell outside of acceptance criteria. The value reported is an estimate.

c - The presence of the analyte indicated may be due to carryover from previous sample injections.

d - The sample was diluted. Detection limits may be raised due to dilution.

ds - The sample was diluted. Detection limits are raised due to dilution and surrogate recoveries may not be meaningful.

dv - Insufficient sample was available to achieve normal reporting limits and limits are raised accordingly.

fb - Analyte present in the blank and the sample.

fc – The compound is a common laboratory and field contaminant.

hr - The sample and duplicate were reextracted and reanalyzed. RPD results were still outside of control limits. The variability is attributed to sample inhomogeneity.

ht - Analysis performed outside the method or client-specified holding time requirement.

ip - Recovery fell outside of normal control limits. Compounds in the sample matrix interfered with the quantitation of the analyte.

j – The result is below normal reporting limits. The value reported is an estimate.

J - The internal standard associated with the analyte is out of control limits. The reported concentration is an estimate.

jl - The analyte result in the laboratory control sample is out of control limits. The reported concentration should be considered an estimate.

jr - The rpd result in laboratory control sample associated with the analyte is out of control limits. The reported concentration should be considered an estimate.

js - The surrogate associated with the analyte is out of control limits. The reported concentration should be considered an estimate.

lc - The presence of the compound indicated is likely due to laboratory contamination.

L - The reported concentration was generated from a library search.

nm - The analyte was not detected in one or more of the duplicate analyses. Therefore, calculation of the RPD is not applicable.

pc – The sample was received in a container not approved by the method. The value reported should be considered an estimate.

pr – The sample was received with incorrect preservation. The value reported should be considered an estimate.

ve - Estimated concentration calculated for an analyte response above the valid instrument calibration range. A dilution is required to obtain an accurate quantification of the analyte.

vo - The value reported fell outside the control limits established for this analyte.

x - The sample chromatographic pattern does not resemble the fuel standard used for quantitation.

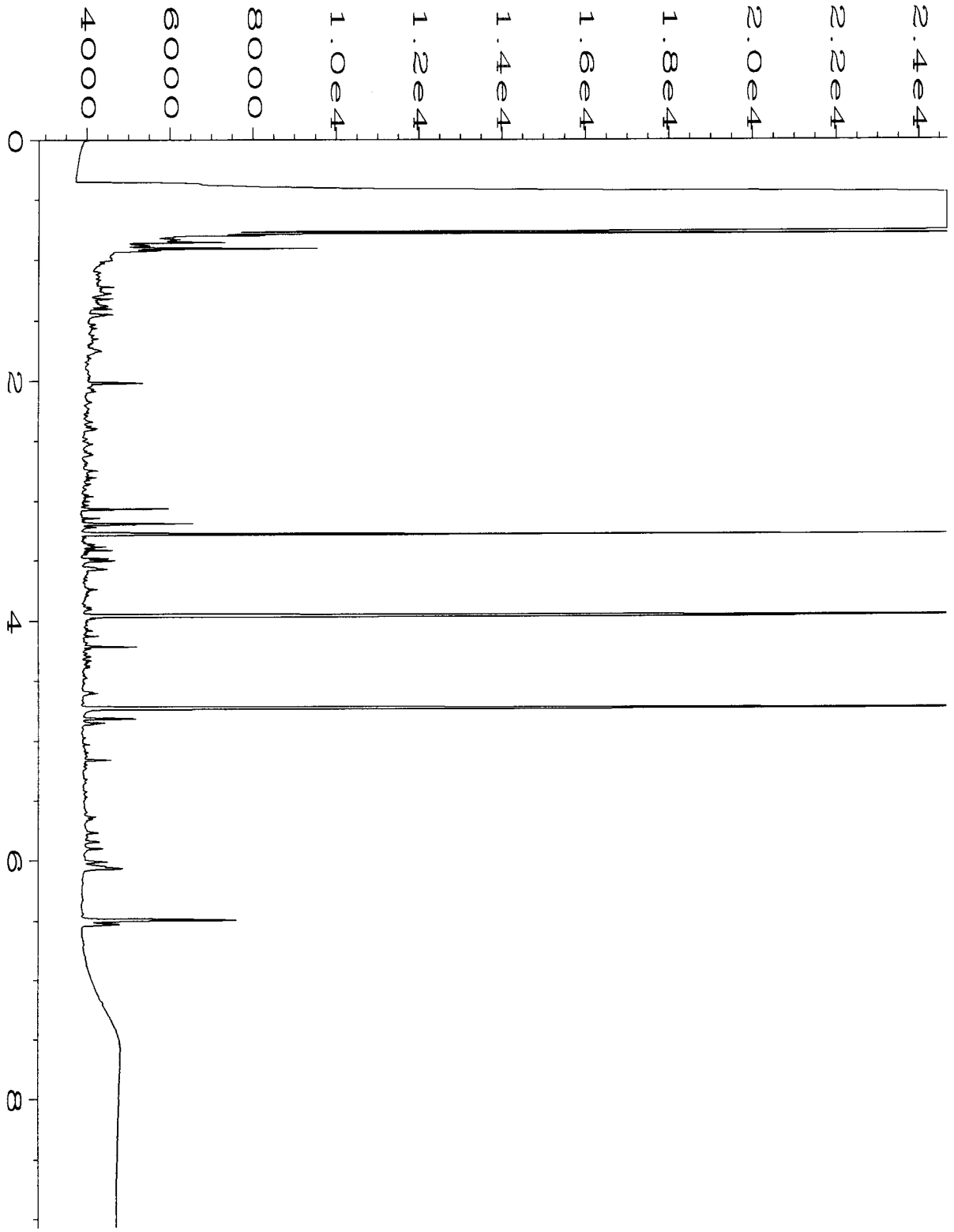

Data File Name : C:\HPCHEM\6\DATA\10-10-12\010F0301.D
Operator : mwdl
Instrument : GC #6
Sample Name : 210134-01
Run Time Bar Code:
Acquired on : 10 Oct 12 03:06 PM
Report Created on: 11 Oct 12 08:49 AM

Page Number : 1
Vial Number : 10
Injection Number : 1
Sequence Line : 3
Instrument Method: DX.MTH
Analysis Method : DX.MTH



Data File Name : C:\HPCHEM\6\DATA\10-10-12\011F0301.D
Operator : mwdl
Instrument : GC #6
Sample Name : 210134-02
Run Time Bar Code:
Acquired on : 10 Oct 12 03:19 PM
Report Created on: 11 Oct 12 08:49 AM

Page Number : 1
Vial Number : 11
Injection Number : 1
Sequence Line : 3
Instrument Method: DX.MTH
Analysis Method : DX.MTH

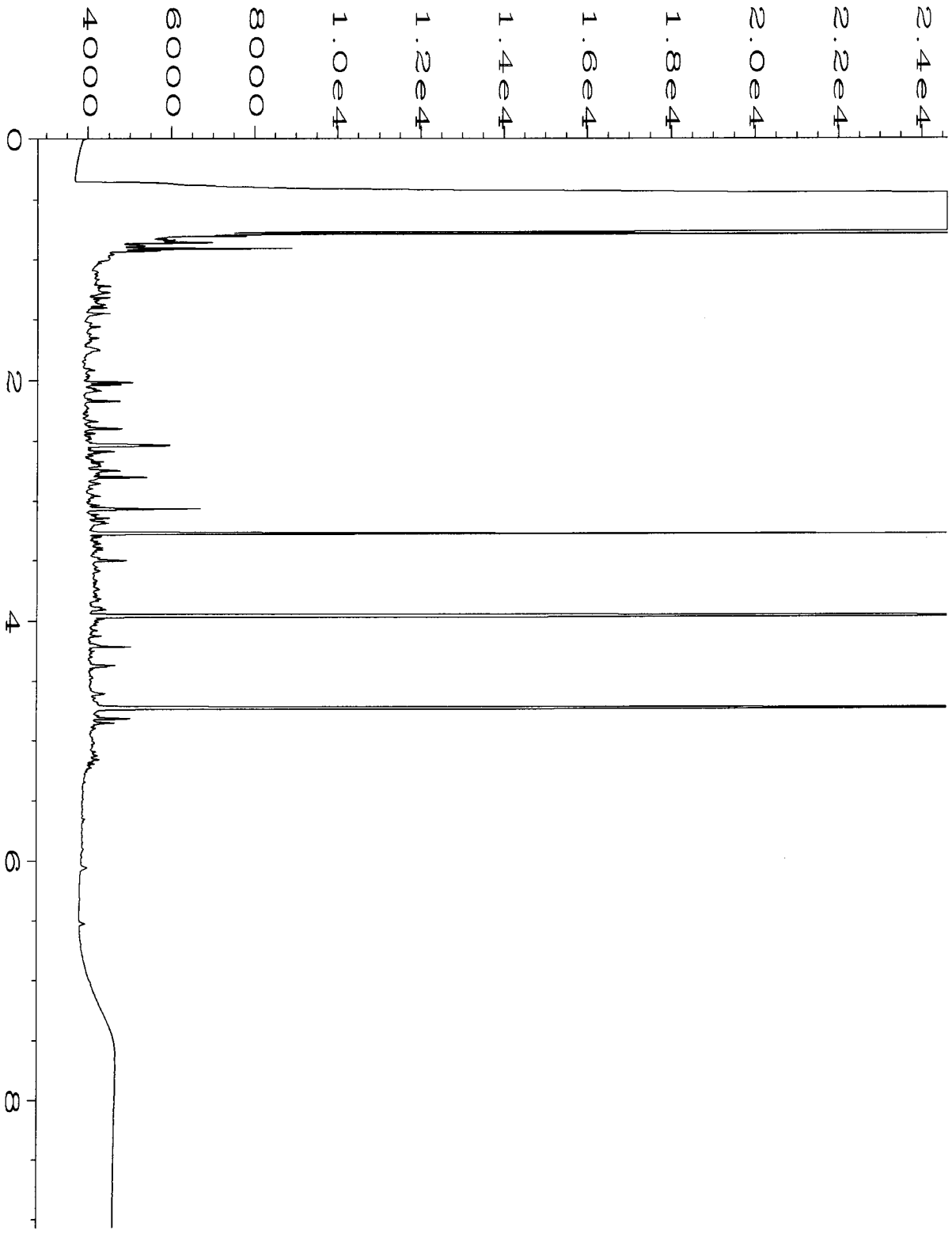

Data File Name : C:\HPCHEM\6\DATA\10-10-12\012F0301.D
Operator : mwdl
Instrument : GC #6
Sample Name : 210134-03
Run Time Bar Code:
Acquired on : 10 Oct 12 03:33 PM
Report Created on: 11 Oct 12 08:50 AM

Page Number : 1
Vial Number : 12
Injection Number : 1
Sequence Line : 3
Instrument Method: DX.MTH
Analysis Method : DX.MTH

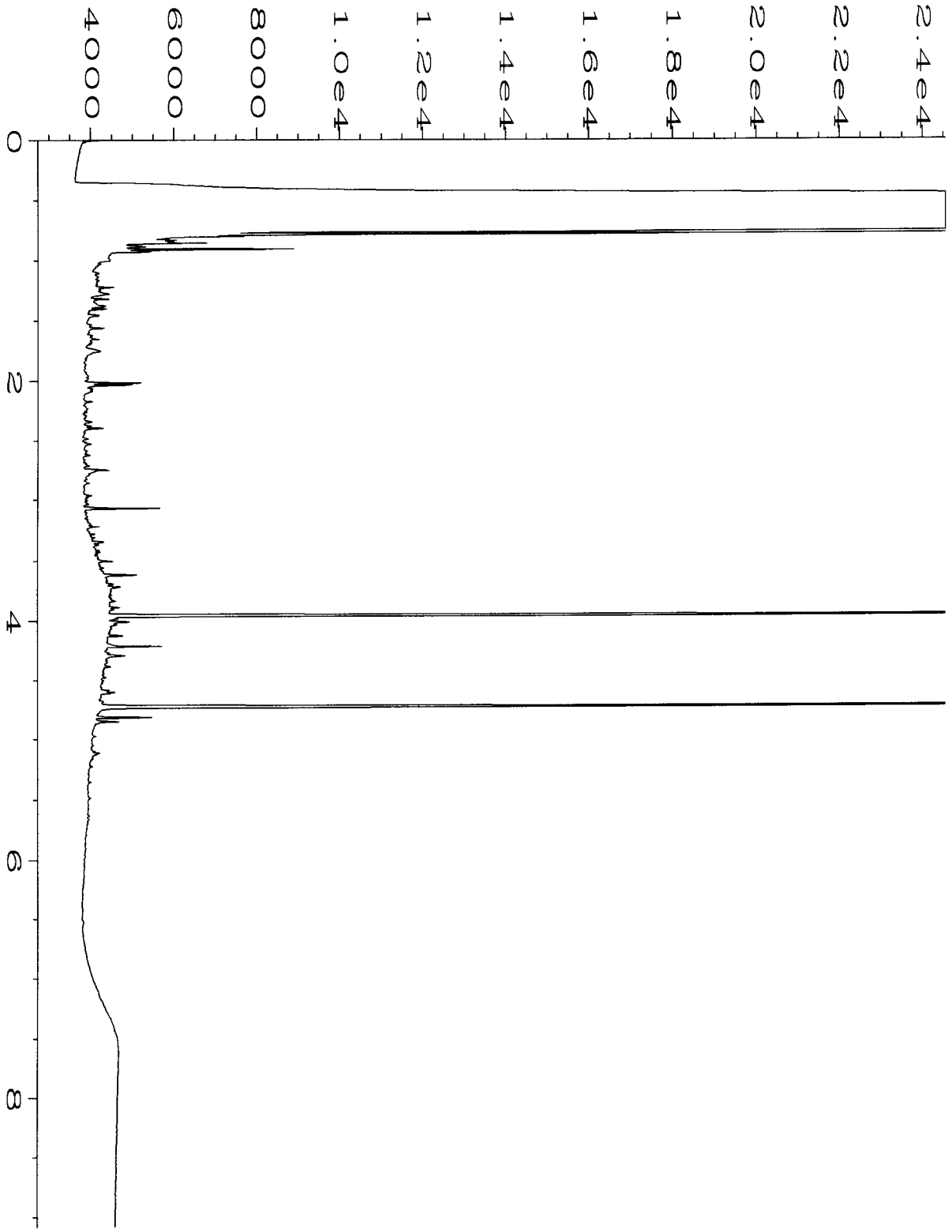

Data File Name : C:\HPCHEM\6\DATA\10-10-12\013F0501.D
Operator : mwdl
Instrument : GC #6
Sample Name : 210134-04
Run Time Bar Code:
Acquired on : 10 Oct 12 04:13 PM
Report Created on: 11 Oct 12 08:50 AM

Page Number : 1
Vial Number : 13
Injection Number : 1
Sequence Line : 5
Instrument Method: DX.MTH
Analysis Method : DX.MTH

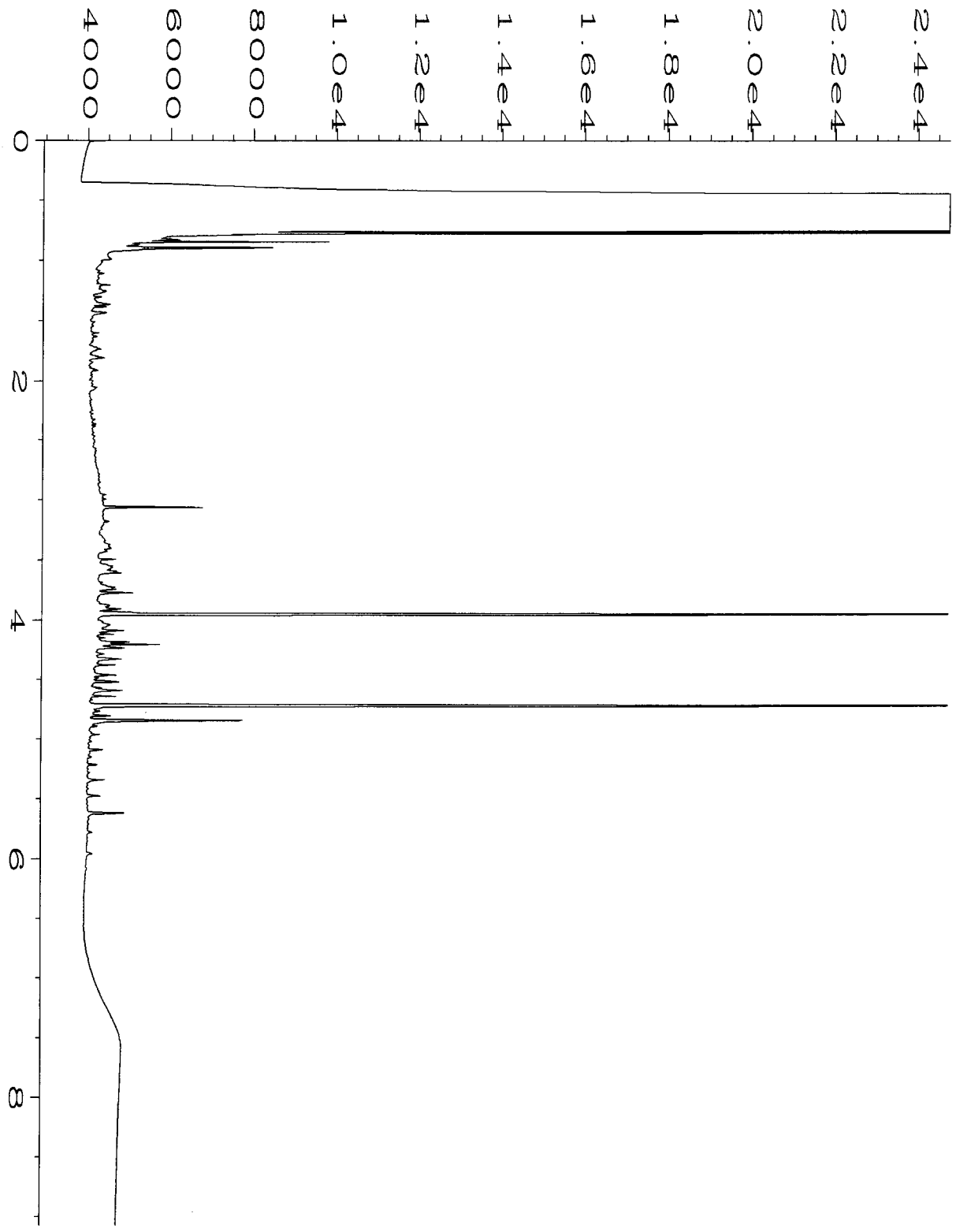

Data File Name : C:\HPCHEM\6\DATA\10-10-12\007F0301.D
Operator : mwdl
Instrument : GC #6
Sample Name : 02-1830 mb2
Run Time Bar Code:
Acquired on : 10 Oct 12 02:29 PM
Report Created on: 11 Oct 12 08:49 AM

Page Number : 1
Vial Number : 7
Injection Number : 1
Sequence Line : 3
Instrument Method: DX.MTH
Analysis Method : DX.MTH

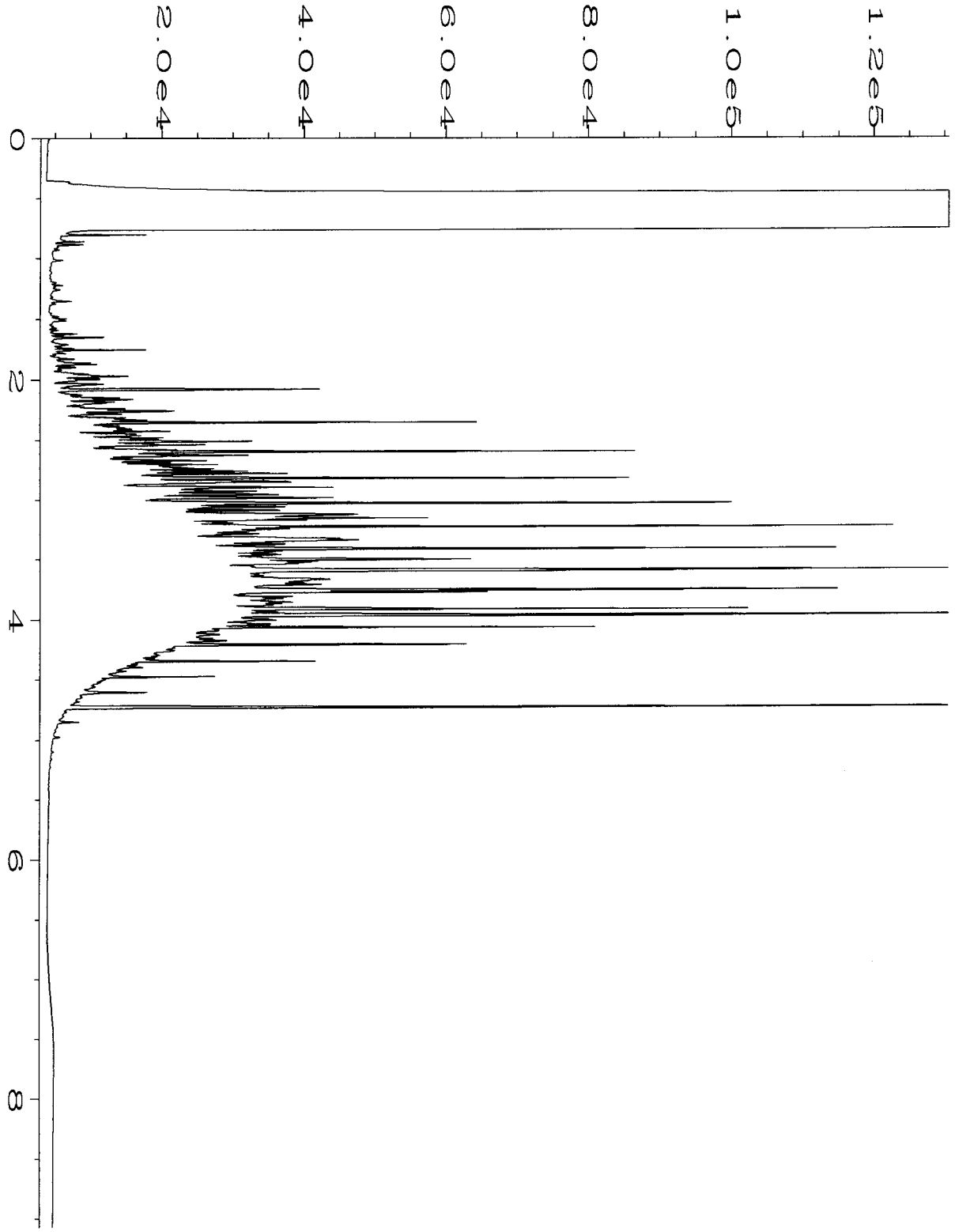

Data File Name	: C:\HPCHEM\6\DATA\10-10-12\003F0201.D		
Operator	: mwdl	Page Number	: 1
Instrument	: GC #6	Vial Number	: 3
Sample Name	: 500 Dx 38-103C	Injection Number	: 1
Run Time Bar Code:		Sequence Line	: 2
Acquired on	: 10 Oct 12 08:44 AM	Instrument Method	: DX.MTH
Report Created on	: 11 Oct 12 08:49 AM	Analysis Method	: DX.MTH

210134

SAMPLE CHAIN OF CUSTODY

ME 10/9/12 V3/D04

Page # 1 of 1

Send Report To Tim Brown, cc: Jessica Brown, Jennifer Cyr, Pete Kingston, Audrey Hackett

Company SoundEarth Strategies

Address 2811 Fairview Ave E, Suite 2000

City, State, ZIP Seattle, WA 98102

SAMPLERS (signature)

PROJECT NAME/NO.: TOC Holdings Co. Facility No. 01-600 Seattle Terminal – ASKO Property

PO #: 0440-004-24

REMARKS

EIM Y

TURNAROUND TIME
- ⊗ Standard (2 Weeks)
- RUSH
- Rush charges authorized by:

SAMPLE DISPOSAL
- ⊗ Dispose after 30 days
- Return samples
- Will call with instructions

Sample ID	Sample Location	Sample Depth	Lab ID	Date Sampled	Time Sampled	Matrix	# of jars	GRPH by NWTPH-Gx	BTEX by EPA 8021B	DRPH/ORPH by NWTPH-Dx	cVOCs by EPA 8260C	Methane, Ethane, and Ethene by RSK 175	Sulfate, Nitrate, Nitrite, Total P, Hardness, and Alkalinity	Total Fe and Total Mn	Sulfide, TKN, and Fe 2+	Not
01MW54-20121009	01MW54	39.5	01A-F	10/9/12	1102	H_2O	6	X	X	X	X					
01MW65-20121009	01MW65	57	02	10/9/12	1214	H_2O	6	X	X	X	X					
01MW77-20121009	01MW77	38.5	03	10/9/12	1251	H_2O	6	X	X	X	X					
01MW101-20121009	01MW101	32	04	10/9/12	1504	H_2O	6	X	X	X	X					

Samples received at 4 °C

Friedman & Bruya, Inc.
3012 16th Avenue West
Seattle, WA 98119-2029
Ph. (206) 285-8282
Fax (206) 283-5044

	SIGNATURE	PRINT NAME	COMPANY	DATE	TIME
Relinquished by:		WILL CAMARDA	SES	10/9/12	1656
Received by:		VINH	FBI	10/9/12	1656
Relinquished by:					
Received by:					

FRIEDMAN & BRUYA, INC.

ENVIRONMENTAL CHEMISTS

James E. Bruya, Ph.D.
Yelena Aravkina, M.S.
Bradley T. Benson, B.S.
Kurt Johnson, B.S.

3012 16th Avenue West
Seattle, WA 98119-2029
TEL: (206) 285-8282
e-mail: fbi@isomedia.com

October 12, 2012

Tim Brown, Project Manager
SoundEarth Strategies
2811 Fairview Ave. East, Suite 2000
Seattle, WA 98102

Dear Mr. Brown:

Included are the results from the testing of material submitted on October 9, 2012 from the TOC_01-600_20121009 WORFDB6, F&BI 210136 project. There are 11 pages included in this report. Any samples that may remain are currently scheduled for disposal in 30 days. If you would like us to return your samples or arrange for long term storage at our offices, please contact us as soon as possible.

We appreciate this opportunity to be of service to you and hope you will call if you should have any questions.

Sincerely,

FRIEDMAN & BRUYA, INC.



Michael Erdahl
Project Manager

Enclosures
c: Jessica Brown, Audrey Hackett, Pete Kingston, Jennifer Cyr
SOU1012R.DOC

CASE NARRATIVE

This case narrative encompasses samples received on October 9, 2012 by Friedman & Bruya, Inc. from the SoundEarth Strategies TOC_01-600_20121009 WORFDB6, F&BI 210136 project. Samples were logged in under the laboratory ID's listed below.

Laboratory ID	SoundEarth Strategies
210136-01	MW02-20121009
210136-02	01MW57-20121009
210136-03	MW06-20121009

All quality control requirements were acceptable.

Date of Report: 10/12/12
Date Received: 10/09/12
Project: TOC_01-600_20121009 WORFDB6, F&BI 210136
Date Extracted: 10/10/12
Date Analyzed: 10/10/12

RESULTS FROM THE ANALYSIS OF WATER SAMPLES FOR BENZENE, TOLUENE, ETHYLBENZENE, XYLENES AND TPH AS GASOLINE USING EPA METHOD 8021B AND NWTPH-Gx

Results Reported as ug/L (ppb)

Sample ID Laboratory ID	Benzene	Toluene	Ethyl Benzene	Total Xylenes	Gasoline Range	Surrogate (% Recovery) (Limit 50-150)
MW02-20121009 210136-01	<1	<1	<1	<3	<100	87
01MW57-20121009 210136-02	<1	<1	<1	<3	<100	81
MW06-20121009 210136-03	<1	<1	<1	<3	<100	88
Method Blank 02-1838 MB	<1	<1	<1	<3	<100	78

Date of Report: 10/12/12
Date Received: 10/09/12
Project: TOC_01-600_20121009 WORFDB6, F&BI 210136
Date Extracted: 10/10/12
Date Analyzed: 10/10/12

RESULTS FROM THE ANALYSIS OF WATER SAMPLES FOR TOTAL PETROLEUM HYDROCARBONS AS DIESEL AND MOTOR OIL USING METHOD NWTPH-Dx

Results Reported as ug/L (ppb)

Sample ID Laboratory ID	Diesel Range (C_{10}-C_{25})	Motor Oil Range (C_{25}-C_{36})	Surrogate (% Recovery) (Limit 51-134)
MW02-20121009 210136-01 1/1.1	<55	<280	112
01MW57-20121009 210136-02	<50	<250	108
MW06-20121009 210136-03 1/1.1	200	<280	110
Method Blank 02-1830 MB2	<50	<250	111

Analysis For Volatile Compounds By EPA Method 8260C

Client Sample ID:	MW02-20121009	Client:	SoundEarth Strategies
Date Received:	10/09/12	Project:	TOC_01-600_20121009 WORFDB6
Date Extracted:	10/10/12	Lab ID:	210136-01
Date Analyzed:	10/10/12	Data File:	101026.D
Matrix:	Water	Instrument:	GCMS9
Units:	ug/L (ppb)	Operator:	JS

Surrogates:	% Recovery:	Lower Limit:	Upper Limit:
1,2-Dichloroethane-d4	98	50	150
Toluene-d8	99	50	150
4-Bromofluorobenzene	98	50	150

Compounds:	Concentration ug/L (ppb)
Vinyl chloride	<0.2
Chloroethane	<1
1,1-Dichloroethene	<1
Methylene chloride	<5
trans-1,2-Dichloroethene	<1
1,1-Dichloroethane	<1
cis-1,2-Dichloroethene	<1
1,2-Dichloroethane (EDC)	<1
1,1,1-Trichloroethane	<1
Trichloroethene	<1
Tetrachloroethene	<1

Analysis For Volatile Compounds By EPA Method 8260C

Client Sample ID:	01MW57-20121009	Client:	SoundEarth Strategies
Date Received:	10/09/12	Project:	TOC_01-600_20121009 WORFDB6
Date Extracted:	10/10/12	Lab ID:	210136-02
Date Analyzed:	10/10/12	Data File:	101027.D
Matrix:	Water	Instrument:	GCMS9
Units:	ug/L (ppb)	Operator:	JS

Surrogates:	% Recovery:	Lower Limit:	Upper Limit:
1,2-Dichloroethane-d4	102	50	150
Toluene-d8	100	50	150
4-Bromofluorobenzene	98	50	150

Compounds:	Concentration ug/L (ppb)
Vinyl chloride	<0.2
Chloroethane	<1
1,1-Dichloroethene	<1
Methylene chloride	<5
trans-1,2-Dichloroethene	<1
1,1-Dichloroethane	<1
cis-1,2-Dichloroethene	<1
1,2-Dichloroethane (EDC)	<1
1,1,1-Trichloroethane	<1
Trichloroethene	<1
Tetrachloroethene	<1

Analysis For Volatile Compounds By EPA Method 8260C

Client Sample ID:	MW06-20121009	Client:	SoundEarth Strategies
Date Received:	10/09/12	Project:	TOC_01-600_20121009 WORFDB6
Date Extracted:	10/10/12	Lab ID:	210136-03
Date Analyzed:	10/10/12	Data File:	101028.D
Matrix:	Water	Instrument:	GCMS9
Units:	ug/L (ppb)	Operator:	JS

Surrogates:	% Recovery:	Lower Limit:	Upper Limit:
1,2-Dichloroethane-d4	103	50	150
Toluene-d8	100	50	150
4-Bromofluorobenzene	100	50	150

Compounds:	Concentration ug/L (ppb)
Vinyl chloride	1.4
Chloroethane	<1
1,1-Dichloroethene	<1
Methylene chloride	<5
trans-1,2-Dichloroethene	<1
1,1-Dichloroethane	<1
cis-1,2-Dichloroethene	<1
1,2-Dichloroethane (EDC)	<1
1,1,1-Trichloroethane	<1
Trichloroethene	<1
Tetrachloroethene	<1

Analysis For Volatile Compounds By EPA Method 8260C

Client Sample ID:	Method Blank	Client:	SoundEarth Strategies
Date Received:	NA	Project:	TOC_01-600_20121009 WORFDB6
Date Extracted:	10/10/12	Lab ID:	02-1723 mb
Date Analyzed:	10/10/12	Data File:	101011.D
Matrix:	Water	Instrument:	GCMS9
Units:	ug/L (ppb)	Operator:	JS

Surrogates:	% Recovery:	Lower Limit:	Upper Limit:
1,2-Dichloroethane-d4	101	50	150
Toluene-d8	99	50	150
4-Bromofluorobenzene	100	50	150

Compounds:	Concentration ug/L (ppb)
Vinyl chloride	<0.2
Chloroethane	<1
1,1-Dichloroethene	<1
Methylene chloride	<5
trans-1,2-Dichloroethene	<1
1,1-Dichloroethane	<1
cis-1,2-Dichloroethene	<1
1,2-Dichloroethane (EDC)	<1
1,1,1-Trichloroethane	<1
Trichloroethene	<1
Tetrachloroethene	<1

Date of Report: 10/12/12
Date Received: 10/09/12
Project: TOC_01-600_20121009 WORFDB6, F&BI 210136

QUALITY ASSURANCE RESULTS FOR THE ANALYSIS OF WATER SAMPLES FOR BENZENE, TOLUENE, ETHYLBENZENE, XYLENES, AND TPH AS GASOLINE USING EPA METHOD 8021B AND NWTPH-Gx

Laboratory Code: 210133-01 (Duplicate)

Analyte	Reporting Units	Sample Result	Duplicate Result	Relative Percent Difference (Limit 20)
Benzene	ug/L (ppb)	<1	<1	nm
Toluene	ug/L (ppb)	<1	<1	nm
Ethylbenzene	ug/L (ppb)	<1	<1	nm
Xylenes	ug/L (ppb)	<3	<3	nm
Gasoline	ug/L (ppb)	<100	<100	nm

Laboratory Code: Laboratory Control Sample

Analyte	Reporting Units	Spike Level	Percent Recovery LCS	Acceptance Criteria
Benzene	ug/L (ppb)	50	101	72-119
Toluene	ug/L (ppb)	50	99	71-113
Ethylbenzene	ug/L (ppb)	50	102	72-114
Xylenes	ug/L (ppb)	150	98	72-113
Gasoline	ug/L (ppb)	1,000	95	70-119

Date of Report: 10/12/12
Date Received: 10/09/12
Project: TOC_01-600_20121009 WORFDB6, F&BI 210136

QUALITY ASSURANCE RESULTS FOR THE ANALYSIS OF WATER SAMPLES FOR TOTAL PETROLEUM HYDROCARBONS AS DIESEL EXTENDED USING METHOD NWTPH-Dx

Laboratory Code: Laboratory Control Sample

Analyte	Reporting Units	Spike Level	Percent Recovery LCS	Percent Recovery LCSD	Acceptance Criteria	RPD (Limit 20)
Diesel Extended	ug/L (ppb)	2,500	77	84	61-133	9

Date of Report: 10/12/12
Date Received: 10/09/12
Project: TOC_01-600_20121009 WORFDB6, F&BI 210136

QUALITY ASSURANCE RESULTS FOR THE ANALYSIS OF WATER SAMPLES FOR VOLATILES BY EPA METHOD 8260C

Laboratory Code: 210134-03 (Matrix Spike)

Analyte	Reporting Units	Spike Level	Sample Result	Percent Recovery MS	Acceptance Criteria
Vinyl chloride	ug/L (ppb)	50	<0.2	113	72-132
Chloroethane	ug/L (ppb)	50	<1	103	69-127
1,1-Dichloroethene	ug/L (ppb)	50	<1	106	74-122
Methylene chloride	ug/L (ppb)	50	<5	106	61-125
trans-1,2-Dichloroethene	ug/L (ppb)	50	<1	104	75-121
1,1-Dichloroethane	ug/L (ppb)	50	<1	103	82-109
cis-1,2-Dichloroethene	ug/L (ppb)	50	<1	104	74-117
1,2-Dichloroethane (EDC)	ug/L (ppb)	50	<1	103	77-113
1,1,1-Trichloroethane	ug/L (ppb)	50	<1	110	79-116
Trichloroethene	ug/L (ppb)	50	<1	101	77-107
Tetrachloroethene	ug/L (ppb)	50	<1	100	69-116

Laboratory Code: Laboratory Control Sample

Analyte	Reporting Units	Spike Level	Percent Recovery LCS	Percent Recovery LCSD	Acceptance Criteria	RPD (Limit 20)
Vinyl chloride	ug/L (ppb)	50	100	103	71-131	3
Chloroethane	ug/L (ppb)	50	91	96	70-125	5
1,1-Dichloroethene	ug/L (ppb)	50	92	97	76-116	5
Methylene chloride	ug/L (ppb)	50	92	96	61-121	4
trans-1,2-Dichloroethene	ug/L (ppb)	50	91	95	78-114	4
1,1-Dichloroethane	ug/L (ppb)	50	92	95	85-107	3
cis-1,2-Dichloroethene	ug/L (ppb)	50	94	97	83-108	3
1,2-Dichloroethane (EDC)	ug/L (ppb)	50	93	96	82-107	3
1,1,1-Trichloroethane	ug/L (ppb)	50	98	103	82-111	5
Trichloroethene	ug/L (ppb)	50	91	95	77-105	4
Tetrachloroethene	ug/L (ppb)	50	88	92	80-108	4

Data Qualifiers & Definitions

a - The analyte was detected at a level less than five times the reporting limit. The RPD results may not provide reliable information on the variability of the analysis.

A1 – More than one compound of similar molecule structure was identified with equal probability.

b - The analyte was spiked at a level that was less than five times that present in the sample. Matrix spike recoveries may not be meaningful.

ca - The calibration results for this range fell outside of acceptance criteria. The value reported is an estimate.

c - The presence of the analyte indicated may be due to carryover from previous sample injections.

d - The sample was diluted. Detection limits may be raised due to dilution.

ds - The sample was diluted. Detection limits are raised due to dilution and surrogate recoveries may not be meaningful.

dv - Insufficient sample was available to achieve normal reporting limits and limits are raised accordingly.

fb - Analyte present in the blank and the sample.

fc – The compound is a common laboratory and field contaminant.

hr - The sample and duplicate were reextracted and reanalyzed. RPD results were still outside of control limits. The variability is attributed to sample inhomogeneity.

ht - Analysis performed outside the method or client-specified holding time requirement.

ip - Recovery fell outside of normal control limits. Compounds in the sample matrix interfered with the quantitation of the analyte.

j – The result is below normal reporting limits. The value reported is an estimate.

J - The internal standard associated with the analyte is out of control limits. The reported concentration is an estimate.

jl - The analyte result in the laboratory control sample is out of control limits. The reported concentration should be considered an estimate.

jr - The rpd result in laboratory control sample associated with the analyte is out of control limits. The reported concentration should be considered an estimate.

js - The surrogate associated with the analyte is out of control limits. The reported concentration should be considered an estimate.

lc - The presence of the compound indicated is likely due to laboratory contamination.

L - The reported concentration was generated from a library search.

nm - The analyte was not detected in one or more of the duplicate analyses. Therefore, calculation of the RPD is not applicable.

pc – The sample was received in a container not approved by the method. The value reported should be considered an estimate.

pr – The sample was received with incorrect preservation. The value reported should be considered an estimate.

ve - Estimated concentration calculated for an analyte response above the valid instrument calibration range. A dilution is required to obtain an accurate quantification of the analyte.

vo - The value reported fell outside the control limits established for this analyte.

x - The sample chromatographic pattern does not resemble the fuel standard used for quantitation.

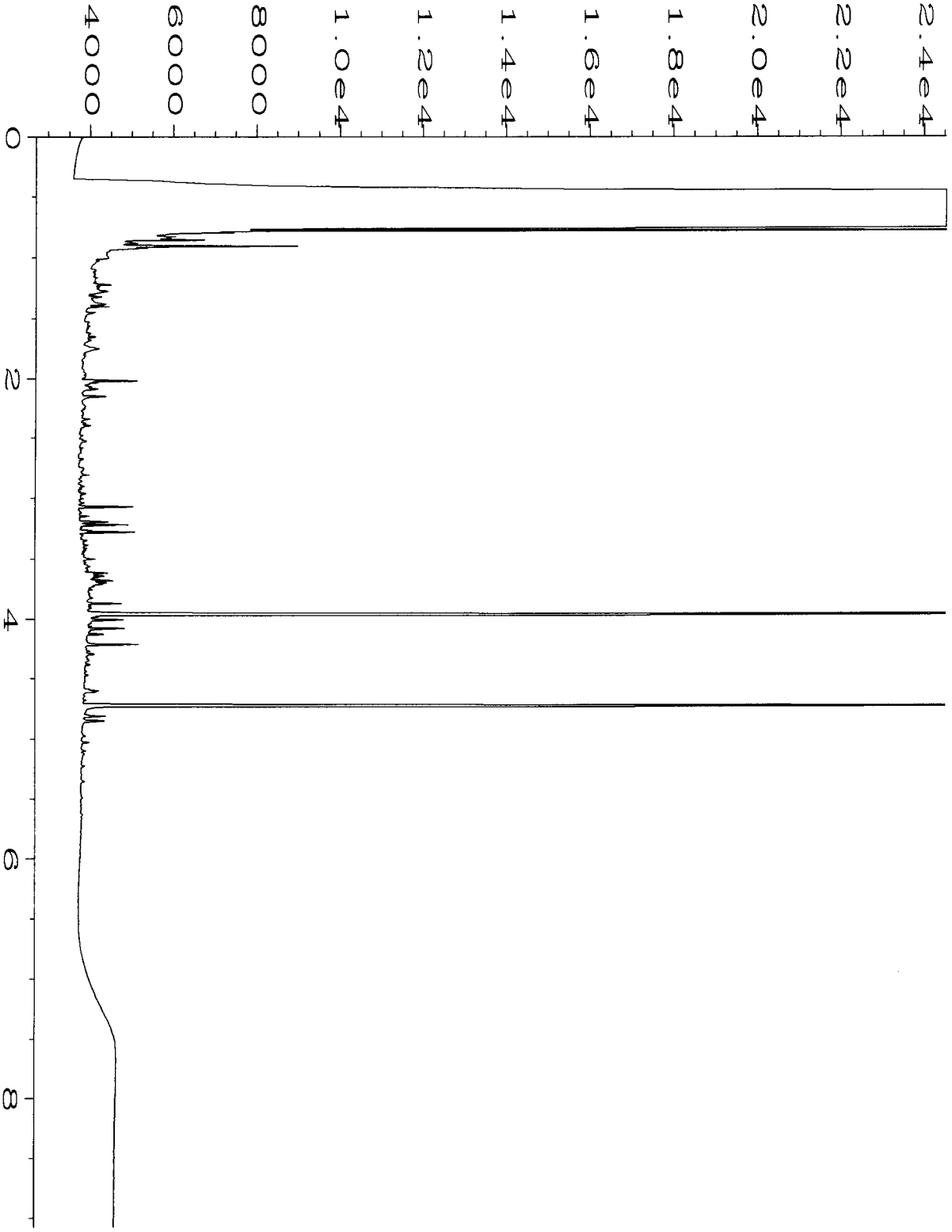

Data File Name : C:\HPCHEM\6\DATA\10-10-12\018F0501.D
Operator : mwdl
Instrument : GC #6
Sample Name : 210136-01
Run Time Bar Code:
Acquired on : 10 Oct 12 05:21 PM
Report Created on: 11 Oct 12 08:50 AM

Page Number : 1
Vial Number : 18
Injection Number : 1
Sequence Line : 5
Instrument Method: DX.MTH
Analysis Method : DX.MTH

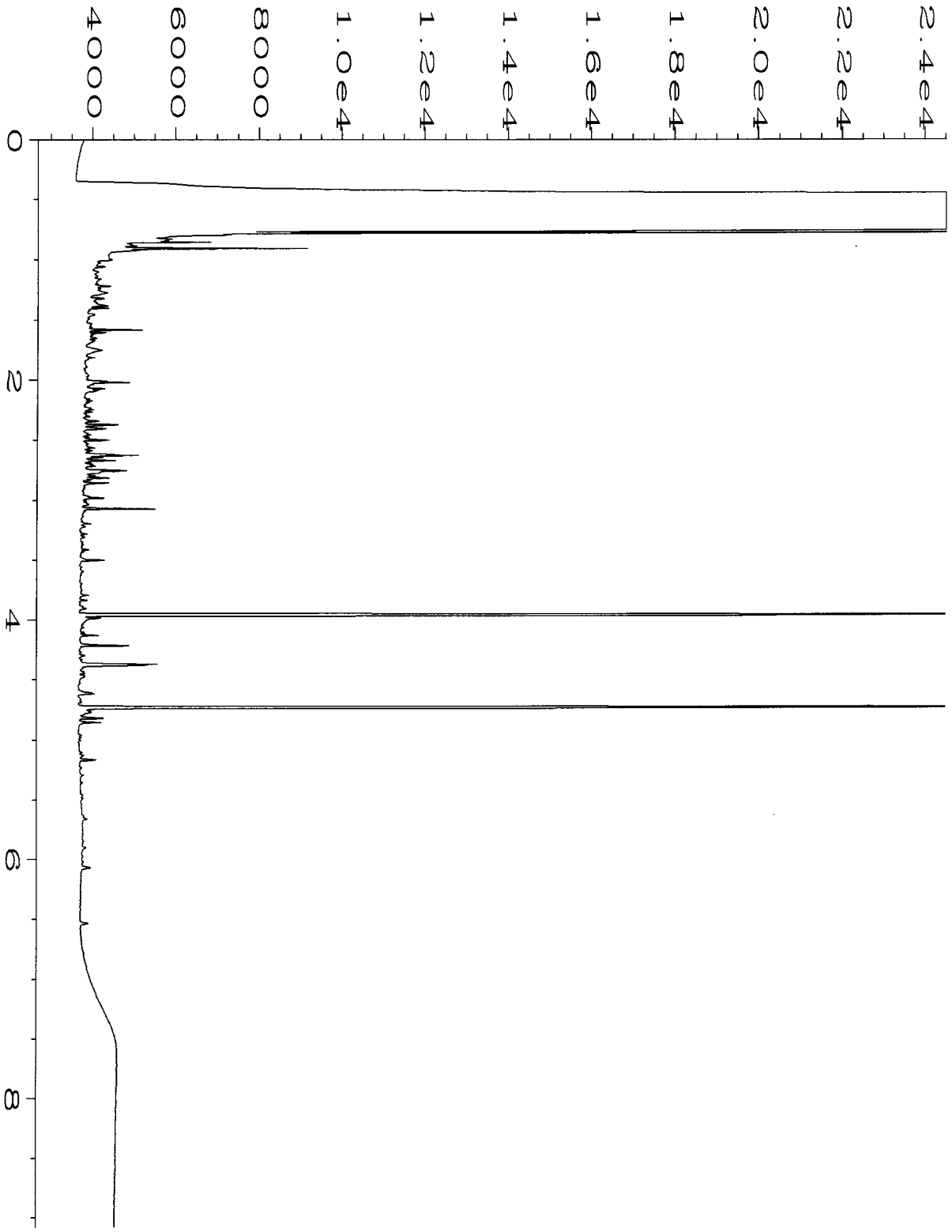

Data File Name : C:\HPCHEM\6\DATA\10-10-12\019F0501.D
Operator : mwdl
Instrument : GC #6
Sample Name : 210136-02
Run Time Bar Code:
Acquired on : 10 Oct 12 05:34 PM
Report Created on: 11 Oct 12 08:50 AM

Page Number : 1
Vial Number : 19
Injection Number : 1
Sequence Line : 5
Instrument Method: DX.MTH
Analysis Method : DX.MTH

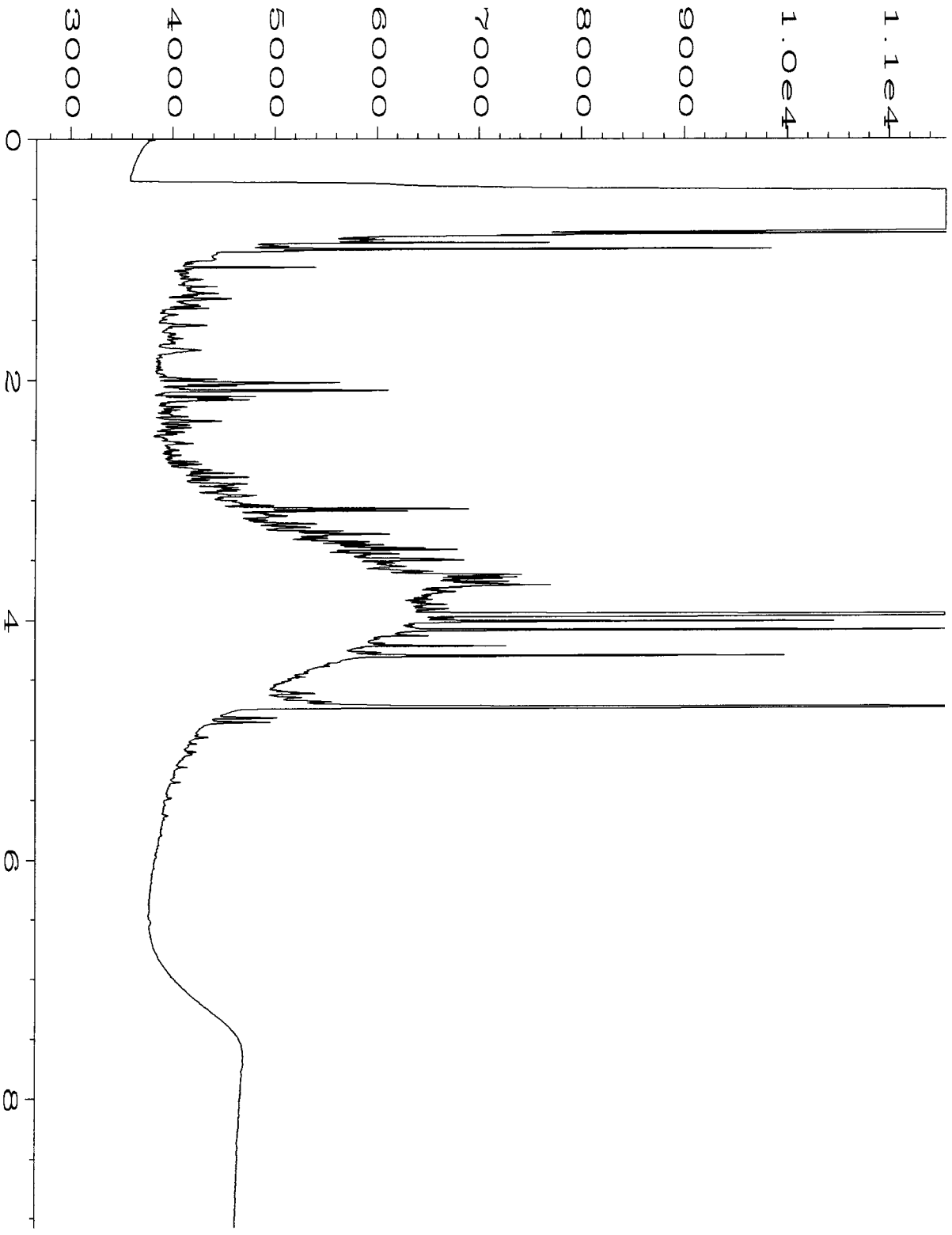

Data File Name	: C:\HPCHEM\6\DATA\10-10-12\020F0501.D		
Operator	: mwdl	Page Number	: 1
Instrument	: GC #6	Vial Number	: 20
Sample Name	: 210136-03	Injection Number	: 1
Run Time Bar Code:		Sequence Line	: 5
Acquired on	: 10 Oct 12 05:47 PM	Instrument Method	: DX.MTH
Report Created on	: 11 Oct 12 08:50 AM	Analysis Method	: DX.MTH



Data File Name	: C:\HPCHEM\6\DATA\10-10-12\007F0301.D		
Operator	: mwdl	Page Number	: 1
Instrument	: GC #6	Vial Number	: 7
Sample Name	: 02-1830 mb2	Injection Number	: 1
Run Time Bar Code:		Sequence Line	: 3
Acquired on	: 10 Oct 12 02:29 PM	Instrument Method	: DX.MTH
Report Created on	: 11 Oct 12 08:49 AM	Analysis Method	: DX.MTH

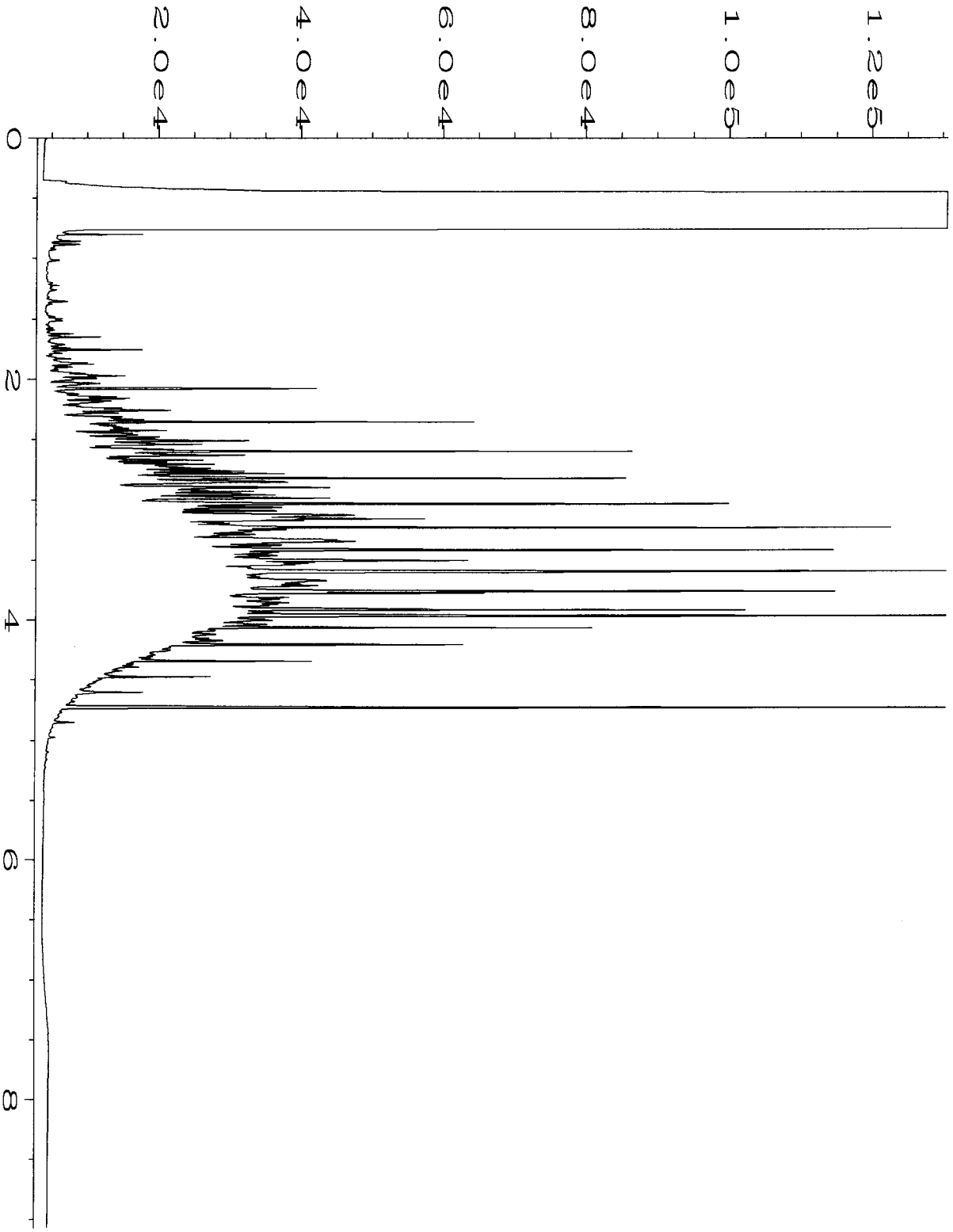

Data File Name	: C:\HPCHEM\6\DATA\10-10-12\003F0201.D		
Operator	: mwdl	Page Number	: 1
Instrument	: GC #6	Vial Number	: 3
Sample Name	: 500 Dx 38-103C	Injection Number	: 1
Run Time Bar Code:		Sequence Line	: 2
Acquired on	: 10 Oct 12 08:44 AM	Instrument Method	: DX.MTH
Report Created on	: 11 Oct 12 08:49 AM	Analysis Method	: DX.MTH

210136

SAMPLE CHAIN OF CUSTODY

ME 10/9/12

D04/V3

Page # 1 of 1

Send Report To Tim Brown, cc: Jessica Brown, Jennifer Cyr, Pete Kingston, Audrey Hackett

Company SoundEarth Strategies

Address 2811 Fairview Ave E, Suite 2000

City, State, ZIP Seattle, WA 98102

SAMPLERS *(signature)*

PROJECT NAME/NO.: TOC Holdings Co. Facility No. 01-600 Seattle Terminal – ASKO Property

PO #: 0440-004-24

REMARKS

EIM Y

TURNAROUND TIME

Standard (2 Weeks)

RUSH

*Rush charges authorized by:

SAMPLE DISPOSAL

⊗ Dispose after 30 days

Return samples

Will call with instructions

Sample ID	Sample Location	Sample Depth	Lab ID	Date Sampled	Time Sampled	Matrix	# of jars	GRPH by NWTPH-Gx	BTEX by EPA 8021B	DRPH/ORPH by NWTPH-Dx	cVOCs by EPA 8260C	Methane, Ethane, and Ethene by RSK 175	Sulfate, Nitrate, Nitrite, Total P, Hardness, and Alkalinity	Total Fe and Total Mn	Sulfide, TKN, and Fe 2+	Notes
MW09-20121009	MW09	—	01A-F	10/9/12	1145	H20	6	X	X	X	X					
01MW57-20121009	01MW57	—	02	"	1318	"	6	X	X	X	X					
MW06-20121009	MW06	—	03	"	1445	"	6	X	X	X	X					

10/9/12

Samples received at 4 °C

SIGNATURE	PRINT NAME	COMPANY	DATE	TIME
Relinquished by:	David Mendel	SES	10/9/12	1656
Received by:	VINH	FBI	10/9/12	1656
Relinquished by:				
Received by:				

Friedman & Bruya, Inc.
3012 16th Avenue West
Seattle, WA 98119-2029
Ph. (206) 285-8282
Fax (206) 283-5044

FRIEDMAN & BRUYA, INC.

ENVIRONMENTAL CHEMISTS

James E. Bruya, Ph.D.
Yelena Aravkina, M.S.
Bradley T. Benson, B.S.
Kurt Johnson, B.S.

3012 16th Avenue West
Seattle, WA 98119-2029
TEL: (206) 285-8282
e-mail: fbi@isomedia.com

October 29, 2012

Tim Brown, Project Manager
SoundEarth Strategies
2811 Fairview Ave. East, Suite 2000
Seattle, WA 98102

Dear Mr. Brown:

Included are the results from the testing of material submitted on October 10, 2012 from the TOC_01-600_20121010 WORFDB6, F&BI 210156 project. There are 12 pages included in this report. Any samples that may remain are currently scheduled for disposal in 30 days. If you would like us to return your samples or arrange for long term storage at our offices, please contact us as soon as possible.

We appreciate this opportunity to be of service to you and hope you will call if you should have any questions.

Sincerely,

FRIEDMAN & BRUYA, INC.



Michael Erdahl
Project Manager

Enclosures
c: Jessica Brown, Audrey Hackett, Pete Kingston, Jennifer Cyr
SOU1029R.DOC

CASE NARRATIVE

This case narrative encompasses samples received on October 10, 2012 by Friedman & Bruya, Inc. from the SoundEarth Strategies TOC_01-600_20121010 WORFDB6, F&BI 210156 project. Samples were logged in under the laboratory ID's listed below.

Laboratory ID	SoundEarth Strategies
210156-01	01MW58-20121010
210156-02	01MW07-20121010
210156-03	01MW56-20121010
210156-04	01MW80-20121010

Sample 01MW07-20121010 was sent to Aquatic Research for sulfate, nitrite, nitrate, phosphorus, alkalinity, total iron, total manganese, hardness, TKN, and sulfide analyses. In addition, the sample was sent to Fremont Analytical for dissolved methane analysis and to Amtest for ferrous iron analysis. The reports are enclosed.

All quality control requirements were acceptable.

Date of Report: 10/29/12
Date Received: 10/10/12
Project: TOC_01-600_20121010 WORFDB6, F&BI 210156
Date Extracted: 10/11/12
Date Analyzed: 10/11/12

RESULTS FROM THE ANALYSIS OF WATER SAMPLES FOR BENZENE, TOLUENE, ETHYLBENZENE, XYLENES AND TPH AS GASOLINE USING EPA METHOD 8021B AND NWTPH-Gx

Results Reported as ug/L (ppb)

Sample ID Laboratory ID	Benzene	Toluene	Ethyl Benzene	Total Xylenes	Gasoline Range	Surrogate (% Recovery) (Limit 52-124)
01MW58-20121010 210156-01	<1	<1	<1	<3	<100	103
01MW07-20121010 210156-02	<1	<1	<1	<3	<100	101
01MW56-20121010 210156-03	<1	<1	<1	<3	<100	101
01MW80-20121010 210156-04	<1	<1	<1	<3	<100	102
Method Blank 02-1846 MB	<1	<1	<1	<3	<100	82

Date of Report: 10/29/12
Date Received: 10/10/12
Project: TOC_01-600_20121010 WORFDB6, F&BI 210156
Date Extracted: 10/11/12
Date Analyzed: 10/12/12

RESULTS FROM THE ANALYSIS OF WATER SAMPLES FOR TOTAL PETROLEUM HYDROCARBONS AS DIESEL AND MOTOR OIL USING METHOD NWTPH-Dx

Results Reported as ug/L (ppb)

Sample ID Laboratory ID	Diesel Range (C_{10}-C_{25})	Motor Oil Range (C_{25}-C_{36})	Surrogate (% Recovery) (Limit 47-140)
01MW58-20121010 210156-01	110 x	<250	109
01MW07-20121010 210156-02	700 x	<250	105
01MW56-20121010 210156-03	1,000 x	<250	105
01MW80-20121010 210156-04	290 x	<250	100
Method Blank 02-1843 MB	<50	<250	95

Analysis For Volatile Compounds By EPA Method 8260C

Client Sample ID:	01MW58-20121010	Client:	SoundEarth Strategies
Date Received:	10/10/12	Project:	TOC_01-600_20121010 WORFDB6
Date Extracted:	10/11/12	Lab ID:	210156-01
Date Analyzed:	10/11/12	Data File:	101124.D
Matrix:	Water	Instrument:	GCMS9
Units:	ug/L (ppb)	Operator:	JS

Surrogates:	% Recovery:	Lower Limit:	Upper Limit:
1,2-Dichloroethane-d4	100	50	150
Toluene-d8	100	50	150
4-Bromofluorobenzene	99	50	150

Compounds:	Concentration ug/L (ppb)
Vinyl chloride	<0.2
Chloroethane	<1
1,1-Dichloroethene	<1
Methylene chloride	<5
trans-1,2-Dichloroethene	<1
1,1-Dichloroethane	<1
cis-1,2-Dichloroethene	<1
1,2-Dichloroethane (EDC)	<1
1,1,1-Trichloroethane	<1
Trichloroethene	<1
Tetrachloroethene	<1

Analysis For Volatile Compounds By EPA Method 8260C

Client Sample ID:	01MW07-20121010	Client:	SoundEarth Strategies
Date Received:	10/10/12	Project:	TOC_01-600_20121010 WORFDB6
Date Extracted:	10/11/12	Lab ID:	210156-02
Date Analyzed:	10/11/12	Data File:	101125.D
Matrix:	Water	Instrument:	GCMS9
Units:	ug/L (ppb)	Operator:	JS

Surrogates:	% Recovery:	Lower Limit:	Upper Limit:
1,2-Dichloroethane-d4	100	50	150
Toluene-d8	99	50	150
4-Bromofluorobenzene	98	50	150

Compounds:	Concentration ug/L (ppb)
Vinyl chloride	0.84
Chloroethane	<1
1,1-Dichloroethene	<1
Methylene chloride	<5
trans-1,2-Dichloroethene	<1
1,1-Dichloroethane	<1
cis-1,2-Dichloroethene	<1
1,2-Dichloroethane (EDC)	<1
1,1,1-Trichloroethane	<1
Trichloroethene	2.2
Tetrachloroethene	<1

Analysis For Volatile Compounds By EPA Method 8260C

Client Sample ID:	01MW56-20121010	Client:	SoundEarth Strategies
Date Received:	10/10/12	Project:	TOC_01-600_20121010 WORFDB6
Date Extracted:	10/11/12	Lab ID:	210156-03
Date Analyzed:	10/11/12	Data File:	101126.D
Matrix:	Water	Instrument:	GCMS9
Units:	ug/L (ppb)	Operator:	JS

Surrogates:	% Recovery:	Lower Limit:	Upper Limit:
1,2-Dichloroethane-d4	100	50	150
Toluene-d8	98	50	150
4-Bromofluorobenzene	96	50	150

Compounds:	Concentration ug/L (ppb)
Vinyl chloride	0.27
Chloroethane	<1
1,1-Dichloroethene	<1
Methylene chloride	<5
trans-1,2-Dichloroethene	<1
1,1-Dichloroethane	<1
cis-1,2-Dichloroethene	<1
1,2-Dichloroethane (EDC)	<1
1,1,1-Trichloroethane	<1
Trichloroethene	<1
Tetrachloroethene	<1

Analysis For Volatile Compounds By EPA Method 8260C

Client Sample ID:	01MW80-20121010	Client:	SoundEarth Strategies
Date Received:	10/10/12	Project:	TOC_01-600_20121010 WORFDB6
Date Extracted:	10/11/12	Lab ID:	210156-04
Date Analyzed:	10/11/12	Data File:	101127.D
Matrix:	Water	Instrument:	GCMS9
Units:	ug/L (ppb)	Operator:	JS

Surrogates:	% Recovery:	Lower Limit:	Upper Limit:
1,2-Dichloroethane-d4	101	50	150
Toluene-d8	101	50	150
4-Bromofluorobenzene	99	50	150

Compounds:	Concentration ug/L (ppb)
Vinyl chloride	9.1
Chloroethane	<1
1,1-Dichloroethene	<1
Methylene chloride	<5
trans-1,2-Dichloroethene	<1
1,1-Dichloroethane	<1
cis-1,2-Dichloroethene	<1
1,2-Dichloroethane (EDC)	<1
1,1,1-Trichloroethane	<1
Trichloroethene	<1
Tetrachloroethene	<1

Analysis For Volatile Compounds By EPA Method 8260C

Client Sample ID:	Method Blank	Client:	SoundEarth Strategies
Date Received:	NA	Project:	TOC_01-600_20121010 WORFDB6
Date Extracted:	10/11/12	Lab ID:	02-1724 mb
Date Analyzed:	10/11/12	Data File:	101122.D
Matrix:	Water	Instrument:	GCMS9
Units:	ug/L (ppb)	Operator:	JS

Surrogates:	% Recovery:	Lower Limit:	Upper Limit:
1,2-Dichloroethane-d4	102	50	150
Toluene-d8	99	50	150
4-Bromofluorobenzene	98	50	150

Compounds:	Concentration ug/L (ppb)
Vinyl chloride	<0.2
Chloroethane	<1
1,1-Dichloroethene	<1
Methylene chloride	<5
trans-1,2-Dichloroethene	<1
1,1-Dichloroethane	<1
cis-1,2-Dichloroethene	<1
1,2-Dichloroethane (EDC)	<1
1,1,1-Trichloroethane	<1
Trichloroethene	<1
Tetrachloroethene	<1

Date of Report: 10/29/12
Date Received: 10/10/12
Project: TOC_01-600_20121010 WORFDB6, F&BI 210156

QUALITY ASSURANCE RESULTS FOR THE ANALYSIS OF WATER SAMPLES FOR BENZENE, TOLUENE, ETHYLBENZENE, XYLENES, AND TPH AS GASOLINE USING EPA METHOD 8021B AND NWTPH-Gx

Laboratory Code: 210157-01 (Duplicate)

Analyte	Reporting Units	Sample Result	Duplicate Result	Relative Percent Difference (Limit 20)
Benzene	ug/L (ppb)	<1	<1	nm
Toluene	ug/L (ppb)	<1	<1	nm
Ethylbenzene	ug/L (ppb)	<1	<1	nm
Xylenes	ug/L (ppb)	<3	<3	nm
Gasoline	ug/L (ppb)	<100	<100	nm

Laboratory Code: Laboratory Control Sample

Analyte	Reporting Units	Spike Level	Percent Recovery LCS	Acceptance Criteria
Benzene	ug/L (ppb)	50	103	72-119
Toluene	ug/L (ppb)	50	100	71-113
Ethylbenzene	ug/L (ppb)	50	103	72-114
Xylenes	ug/L (ppb)	150	99	72-113
Gasoline	ug/L (ppb)	1,000	96	70-119

Date of Report: 10/29/12
Date Received: 10/10/12
Project: TOC_01-600_20121010 WORFDB6, F&BI 210156

QUALITY ASSURANCE RESULTS FOR THE ANALYSIS OF WATER SAMPLES FOR TOTAL PETROLEUM HYDROCARBONS AS DIESEL EXTENDED USING METHOD NWTPH-Dx

Laboratory Code: Laboratory Control Sample

Analyte	Reporting Units	Spike Level	Percent Recovery LCS	Percent Recovery LCSD	Acceptance Criteria	RPD (Limit 20)
Diesel Extended	ug/L (ppb)	2,500	84	89	61-133	6

Date of Report: 10/29/12
Date Received: 10/10/12
Project: TOC_01-600_20121010 WORFDB6, F&BI 210156

QUALITY ASSURANCE RESULTS FOR THE ANALYSIS OF WATER SAMPLES FOR VOLATILES BY EPA METHOD 8260C

Laboratory Code: 210156-04 (Matrix Spike)

Analyte	Reporting Units	Spike Level	Sample Result	Percent Recovery MS	Acceptance Criteria
Vinyl chloride	ug/L (ppb)	50	9.1	104	72-132
Chloroethane	ug/L (ppb)	50	<1	99	69-127
1,1-Dichloroethene	ug/L (ppb)	50	<1	100	74-122
Methylene chloride	ug/L (ppb)	50	<5	84	61-125
trans-1,2-Dichloroethene	ug/L (ppb)	50	<1	82	75-121
1,1-Dichloroethane	ug/L (ppb)	50	<1	99	82-109
cis-1,2-Dichloroethene	ug/L (ppb)	50	<1	101	74-117
1,2-Dichloroethane (EDC)	ug/L (ppb)	50	<1	100	77-113
1,1,1-Trichloroethane	ug/L (ppb)	50	<1	106	79-116
Trichloroethene	ug/L (ppb)	50	<1	101	77-107
Tetrachloroethene	ug/L (ppb)	50	<1	96	69-116

Laboratory Code: Laboratory Control Sample

Analyte	Reporting Units	Spike Level	Percent Recovery LCS	Percent Recovery LCSD	Acceptance Criteria	RPD (Limit 20)
Vinyl chloride	ug/L (ppb)	50	110	106	71-131	4
Chloroethane	ug/L (ppb)	50	102	101	70-125	1
1,1-Dichloroethene	ug/L (ppb)	50	104	100	76-116	4
Methylene chloride	ug/L (ppb)	50	105	103	61-121	2
trans-1,2-Dichloroethene	ug/L (ppb)	50	103	100	78-114	3
1,1-Dichloroethane	ug/L (ppb)	50	102	102	85-107	0
cis-1,2-Dichloroethene	ug/L (ppb)	50	105	106	83-108	1
1,2-Dichloroethane (EDC)	ug/L (ppb)	50	102	101	82-107	1
1,1,1-Trichloroethane	ug/L (ppb)	50	110	111	82-111	1
Trichloroethene	ug/L (ppb)	50	102	102	77-105	0
Tetrachloroethene	ug/L (ppb)	50	103	103	80-108	0

Data Qualifiers & Definitions

a - The analyte was detected at a level less than five times the reporting limit. The RPD results may not provide reliable information on the variability of the analysis.

A1 – More than one compound of similar molecule structure was identified with equal probability.

b - The analyte was spiked at a level that was less than five times that present in the sample. Matrix spike recoveries may not be meaningful.

ca - The calibration results for this range fell outside of acceptance criteria. The value reported is an estimate.

c - The presence of the analyte indicated may be due to carryover from previous sample injections.

d - The sample was diluted. Detection limits may be raised due to dilution.

ds - The sample was diluted. Detection limits are raised due to dilution and surrogate recoveries may not be meaningful.

dv - Insufficient sample was available to achieve normal reporting limits and limits are raised accordingly.

fb - Analyte present in the blank and the sample.

fc – The compound is a common laboratory and field contaminant.

hr - The sample and duplicate were reextracted and reanalyzed. RPD results were still outside of control limits. The variability is attributed to sample inhomogeneity.

ht - Analysis performed outside the method or client-specified holding time requirement.

ip - Recovery fell outside of normal control limits. Compounds in the sample matrix interfered with the quantitation of the analyte.

j – The result is below normal reporting limits. The value reported is an estimate.

J - The internal standard associated with the analyte is out of control limits. The reported concentration is an estimate.

jl - The analyte result in the laboratory control sample is out of control limits. The reported concentration should be considered an estimate.

jr - The rpd result in laboratory control sample associated with the analyte is out of control limits. The reported concentration should be considered an estimate.

js - The surrogate associated with the analyte is out of control limits. The reported concentration should be considered an estimate.

lc - The presence of the compound indicated is likely due to laboratory contamination.

L - The reported concentration was generated from a library search.

nm - The analyte was not detected in one or more of the duplicate analyses. Therefore, calculation of the RPD is not applicable.

pc – The sample was received in a container not approved by the method. The value reported should be considered an estimate.

pr – The sample was received with incorrect preservation. The value reported should be considered an estimate.

ve - Estimated concentration calculated for an analyte response above the valid instrument calibration range. A dilution is required to obtain an accurate quantification of the analyte.

vo - The value reported fell outside the control limits established for this analyte.

x - The sample chromatographic pattern does not resemble the fuel standard used for quantitation.

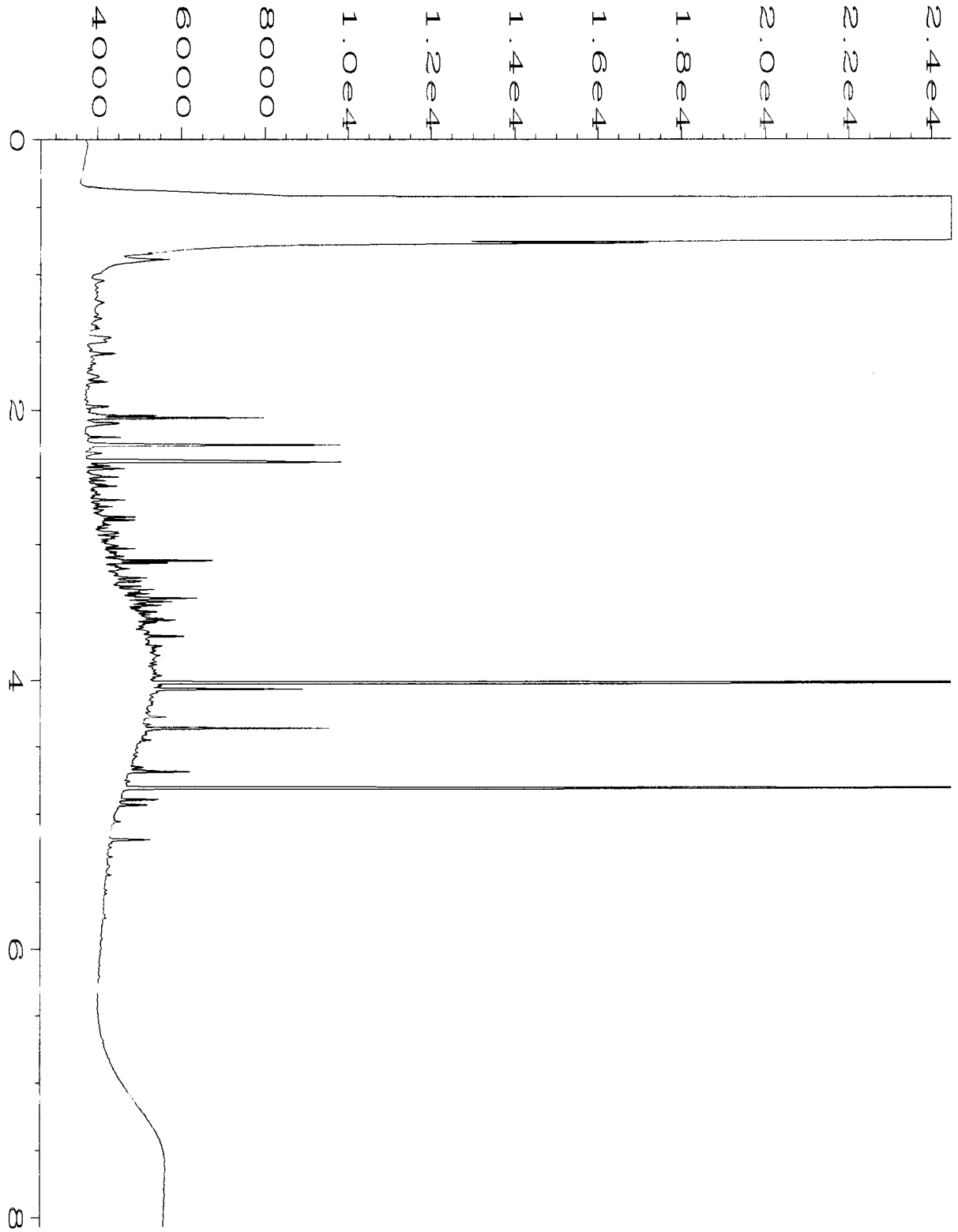

Data File Name : C:\HPCHEM\4\DATA\10-12-12\031F0701.D
Operator : mwdl
Instrument : GC#4
Sample Name : 210156-01
Run Time Bar Code:
Acquired on : 12 Oct 12 07:48 PM
Report Created on: 15 Oct 12 09:41 AM

Page Number : 1
Vial Number : 31
Injection Number : 1
Sequence Line : 7
Instrument Method: DX.MTH
Analysis Method : END.MTH

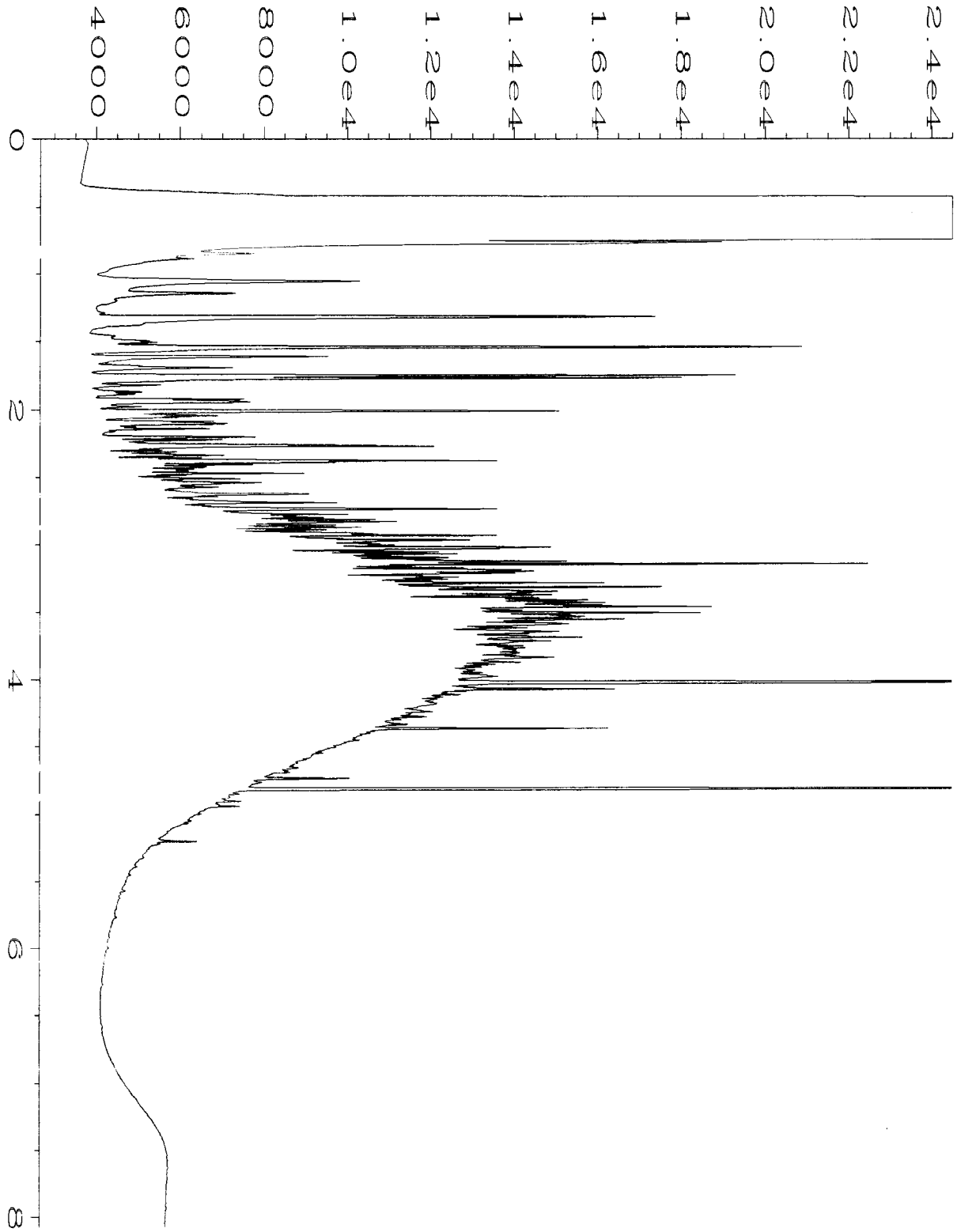

Data File Name : C:\HPCHEM\4\DATA\10-12-12\032F0701.D
Operator : mwdl
Instrument : GC#4
Sample Name : 210156-02
Run Time Bar Code:
Acquired on : 12 Oct 12 08:01 PM
Report Created on: 15 Oct 12 09:41 AM

Page Number : 1
Vial Number : 32
Injection Number : 1
Sequence Line : 7
Instrument Method: DX.MTH
Analysis Method : END.MTH

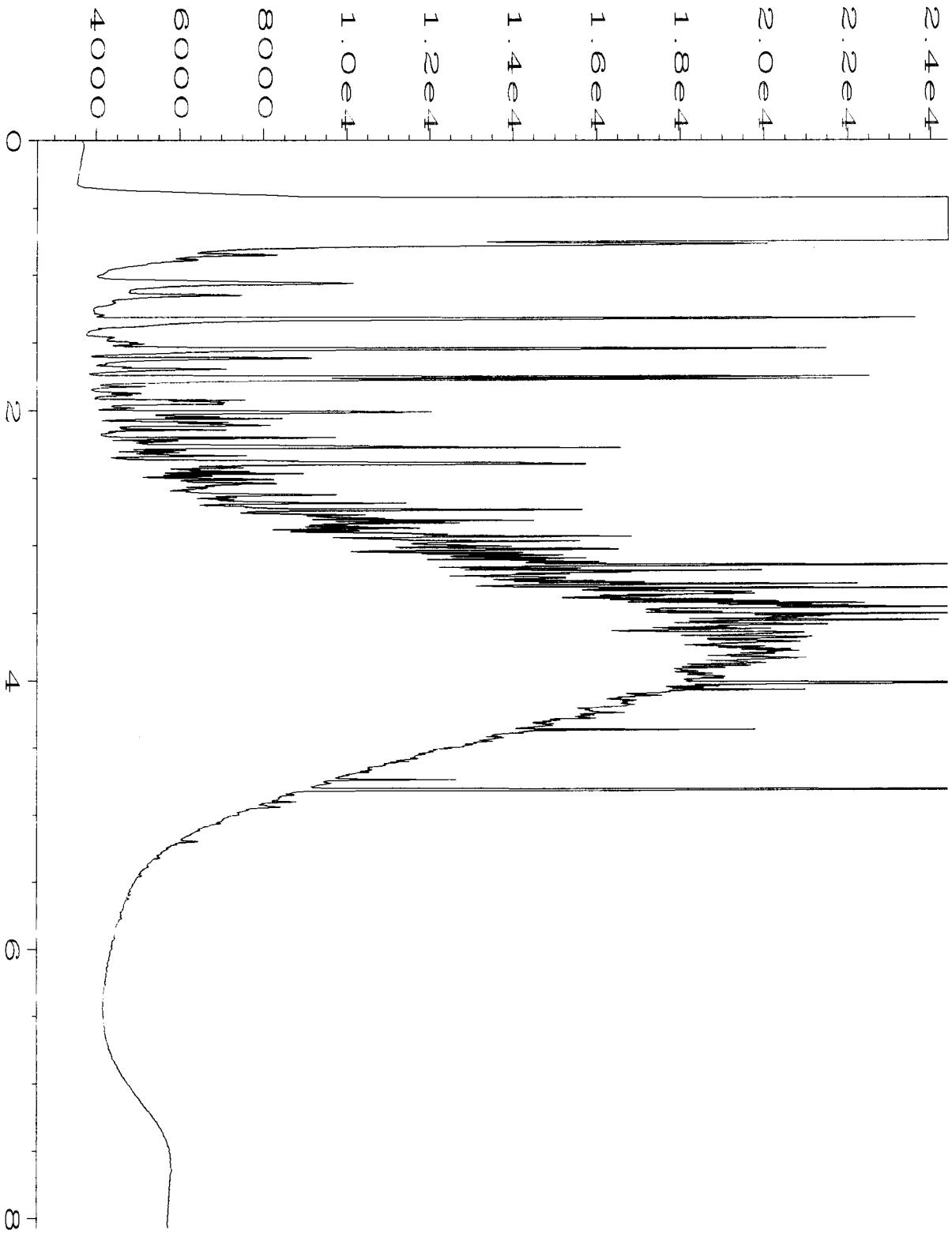

Data File Name : C:\HPCHEM\4\DATA\10-12-12\033F0701.D
Operator : mwdl
Instrument : GC#4
Sample Name : 210156-03
Run Time Bar Code:
Acquired on : 12 Oct 12 08:15 PM
Report Created on: 15 Oct 12 09:41 AM

Page Number : 1
Vial Number : 33
Injection Number : 1
Sequence Line : 7
Instrument Method: DX.MTH
Analysis Method : END.MTH

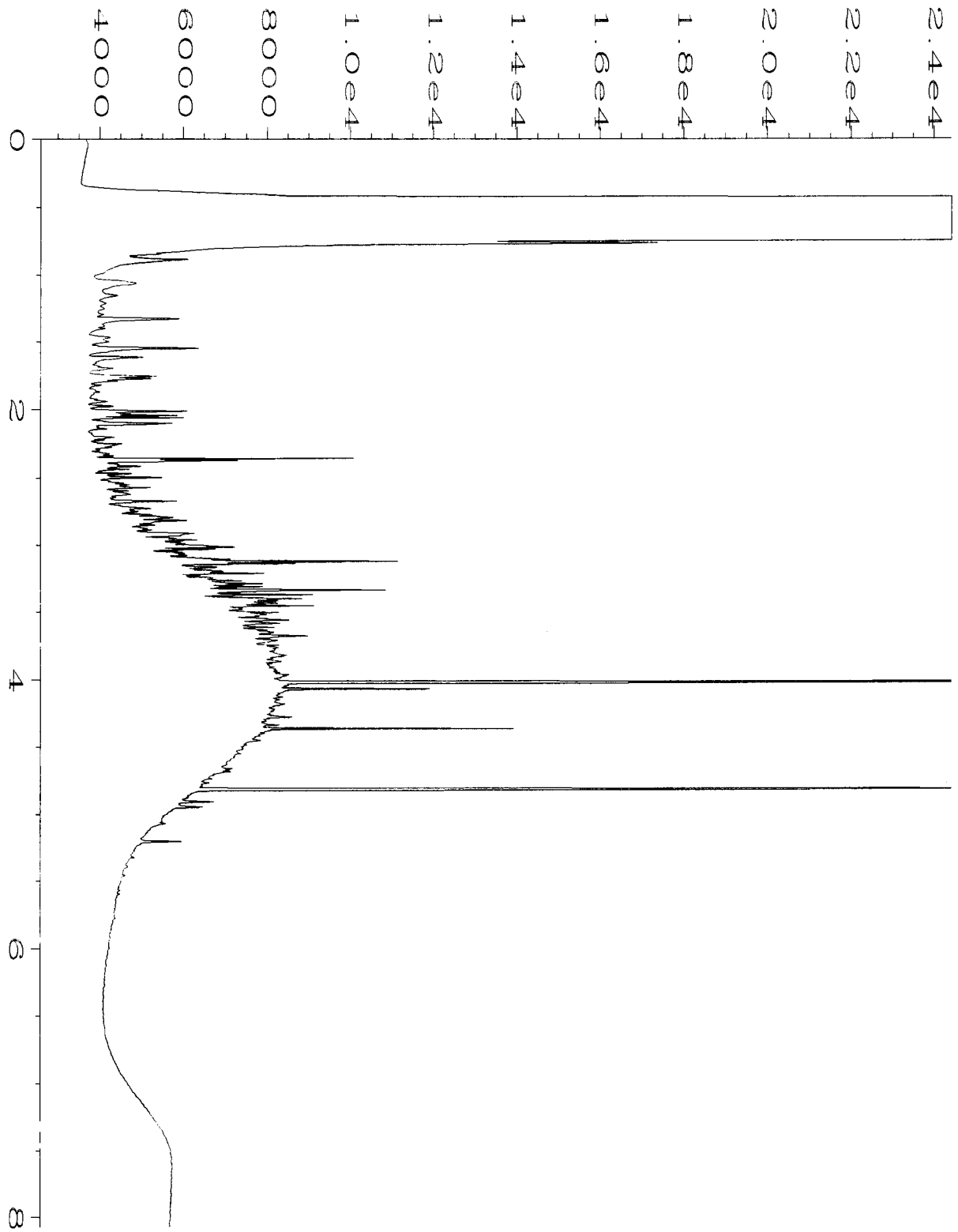

Data File Name : C:\HPCHEM\4\DATA\10-12-12\034F0701.D
Operator : mwdl
Instrument : GC#4
Sample Name : 210156-04
Run Time Bar Code:
Acquired on : 12 Oct 12 08:28 PM
Report Created on: 15 Oct 12 09:41 AM

Page Number : 1
Vial Number : 34
Injection Number : 1
Sequence Line : 7
Instrument Method: DX.MTH
Analysis Method : END.MTH



Data File Name : C:\HPCHEM\4\DATA\10-11-12\022F0301.D
Operator : mwdl
Instrument : GC#4
Sample Name : 02-1843 mb
Run Time Bar Code:
Acquired on : 11 Oct 12 02:44 PM
Report Created on: 15 Oct 12 09:38 AM

Page Number : 1
Vial Number : 22
Injection Number : 1
Sequence Line : 3
Instrument Method: DX.MTH
Analysis Method : END.MTH

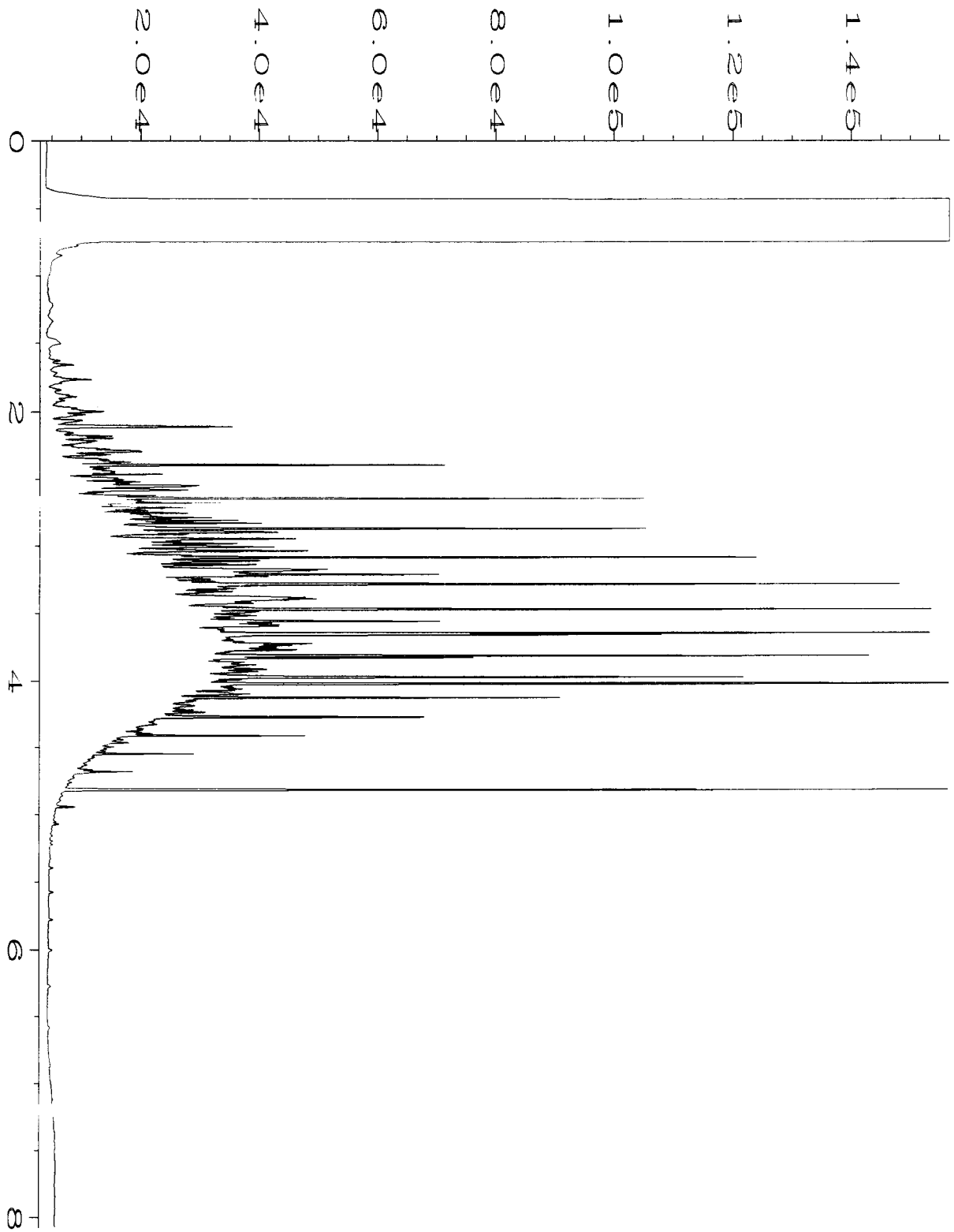

Data File Name	: C:\HPCHEM\4\DATA\10-12-12\003F0201.D		
Operator	: mwdl	Page Number	: 1
Instrument	: GC#4	Vial Number	: 3
Sample Name	: 500 Dx 39-14B	Injection Number	: 1
Run Time Bar Code:		Sequence Line	: 2
Acquired on	: 12 Oct 12 08:59 AM	Instrument Method	: DX.MTH
Report Created on	: 15 Oct 12 09:36 AM	Analysis Method	: END.MTH

AQUATIC RESEARCH INCORPORATED

LABORATORY & CONSULTING SERVICES

3927 AURORA AVENUE NORTH, SEATTLE, WA 98103

PHONE: (206) 632-2715 FAX: (206) 632-2417

CASE FILE NUMBER:	**FBI010-62**		**PAGE 1**
REPORT DATE:	**10/24/12**		
DATE SAMPLED:	**10/10/12**	**DATE RECEIVED:**	**10/11/12**

FINAL REPORT, LABORATORY ANALYSIS OF SELECTED PARAMETERS ON WATER SAMPLES FROM FRIEDMAN & BRUYA, INC. / PROJECT NO. 210156

CASE NARRATIVE

One water sample was received by the laboratory in good condition and analyzed according to the chain of custody. No difficulties were encountered in the preparation or analysis of this sample. Sample data follows while QA/QC data is contained on subsequent pages.

SAMPLE DATA

SAMPLE ID	ALKALINITY (mgCaCO3/l)	SULFATE (mg/L)	SULFIDE (mg/L)	TOTAL-P (mg/L)	TKN (mg/L)
01MW07-20121010	489	31.3	0.30	0.063	0.603

	TOTAL METALS				
SAMPLE ID	IRON (mg/L)	MANGANESE (mg/L)	NITRATE (mg/L)	NITRITE (mg/L)	HARDNESS (mgCaCO3/l)
01MW07-20121010	6.17	0.129	<0.010	0.006	479

AQUATIC RESEARCH INCORPORATED

LABORATORY & CONSULTING SERVICES

3927 AURORA AVENUE NORTH, SEATTLE, WA 98103

PHONE: (206) 632-2715 FAX: (206) 632-2417

CASE FILE NUMBER:	**FBI010-62**		**PAGE 2**
REPORT DATE:	**10/24/12**		
DATE SAMPLED:	**10/10/12**	**DATE RECEIVED:**	**10/11/12**

FINAL REPORT, LABORATORY ANALYSIS OF SELECTED PARAMETERS ON WATER SAMPLES FROM FRIEDMAN & BRUYA, INC. / PROJECT NO. 210156

QA/QC DATA

QC PARAMETER	ALKALINITY (mgCaCO3/l)	SULFATE (mg/L)	SULFIDE (mg/L)	TOTAL-P (mg/L)	TKN (mg/L)
METHOD	SM18 2320B	SM184500SO4E	EPA 376.1	EPA 365.1	EPA 351.1
DATE ANALYZED	10/23/12	10/16/12	10/14/12	10/11/12	10/18/12
DETECTION LIMIT	1.00	1.00	0.05	0.002	0.200
DUPLICATE					
SAMPLE ID	BATCH	BATCH	BATCH	BATCH	BATCH
ORIGINAL	105	1.04	44.0	0.004	0.538
DUPLICATE	102	<1.00	44.0	0.004	0.511
RPD	2.90%	NC	0.00%	4.15%	5.10%
SPIKE SAMPLE					
SAMPLE ID		BATCH		BATCH	BATCH
ORIGINAL		1.04		0.004	0.538
SPIKED SAMPLE		11.1		0.055	2.50
SPIKE ADDED		10.0		0.050	2.00
% RECOVERY	NA	100.93%	NA	103.06%	97.88%
QC CHECK					
FOUND	99.3	10.0		0.092	5.64
TRUE	100	10.0		0.090	5.79
% RECOVERY	99.30%	100.49%	NA	101.87%	97.44%
BLANK	NA	<1.00	<0.05	<0.002	<0.200

RPD = RELATIVE PERCENT DIFFERENCE.
NA = NOT APPLICABLE OR NOT AVAILABLE.
NC = NOT CALCULABLE DUE TO ONE OR MORE VALUES BEING BELOW THE DETECTION LIMIT.
OR = RECOVERY NOT CALCULABLE DUE TO SPIKE SAMPLE OUT OF RANGE OR SPIKE TOO LOW RELATIVE TO SAMPLE CONCENTRATION.

AQUATIC RESEARCH INCORPORATED

LABORATORY & CONSULTING SERVICES

3927 AURORA AVENUE NORTH, SEATTLE, WA 98103

PHONE: (206) 632-2715 FAX: (206) 632-2417

CASE FILE NUMBER:	**FBI010-62**	**PAGE 3**	
REPORT DATE:	**10/24/12**		
DATE SAMPLED:	**10/10/12**	**DATE RECEIVED:**	**10/11/12**

FINAL REPORT, LABORATORY ANALYSIS OF SELECTED PARAMETERS ON WATER SAMPLES FROM FRIEDMAN & BRUYA, INC. / PROJECT NO. 210156

QA/QC DATA

	TOTAL METALS				
QC PARAMETER	IRON (mg/L)	MANGANESE (mg/L)	NITRATE (mg/L)	NITRITE (mg/L)	HARDNESS (mgCaCO3/l)
METHOD	EPA 200.7	EPA 200.7	SM184500N03F	EPA 353.2	SM 2340C
DATE ANALYZED	10/12/12	10/12/12	10/12/12	10/12/12	10/24/12
DETECTION LIMIT	0.020	0.010	0.010	0.002	2.00
DUPLICATE					
SAMPLE ID	BATCH	BATCH	BATCH	01MW07-20121010	BATCH
ORIGINAL	<0.020	<0.010	0.010	0.006	469
DUPLICATE	<0.020	<0.010	0.010	0.006	469
RPD	NC	NC	1.75%	0.00%	0.00%
SPIKE SAMPLE					
SAMPLE ID	BATCH	BATCH	BATCH	01MW07-20121010	BATCH
ORIGINAL	<0.020	<0.010	0.010	0.006	469
SPIKED SAMPLE	0.954	0.961	0.212	0.046	488
SPIKE ADDED	1.00	1.00	0.200	0.040	20.0
% RECOVERY	95.36%	96.06%	100.97%	100.00%	92.83%
QC CHECK					
FOUND	9.48	0.968	0.412	0.040	39.9
TRUE	10.0	1.00	0.408	0.040	40.0
% RECOVERY	94.83%	96.84%	100.96%	100.00%	99.67%
BLANK	<0.020	<0.010	<0.010	<0.002	<2.00

RPD = RELATIVE PERCENT DIFFERENCE.
NA = NOT APPLICABLE OR NOT AVAILABLE.
NC = NOT CALCULABLE DUE TO ONE OR MORE VALUES BEING BELOW THE DETECTION LIMIT.
OR = RECOVERY NOT CALCULABLE DUE TO SPIKE SAMPLE OUT OF RANGE OR SPIKE TOO LOW RELATIVE TO SAMPLE CONCENTRATION.

SUBMITTED BY:

Damien Gadomski
Project Manager

FB1010.62

SUBCONTRACT SAMPLE CHAIN OF CUSTODY

Page # 1 of 1

Send Report To Michael Erdahl

Company Friedman and Bruya, Inc.

Address 3012 16th Ave W

City, State, ZIP Seattle, WA 98119

Phone # (206) 285-8282 Fax # (206) 283-5044

SUBCONTRACTER Ag. Research

PROJECT NAME/NO. 210156

PO # B-092.

REMARKS

Please Email Results

TURNAROUND TIME

☒ Standard (2 Weeks)

☐ RUSH

Rush charges authorized by:

SAMPLE DISPOSAL

☐ Dispose after 30 days

☐ Return samples

☐ Will call with instructions

Sample ID	Lab ID	Date Sampled	Time Sampled	Sample Type	# of containers	ANALYSES REQUESTED										Notes:
						Total Fe + Mn	Hardness	Sulfate	Nitrate	Nitrite	Alkalinity	Sulfide	TKN	Total Phosphorus	Dissolved Gasses	
01MW07-2d121010		10/10/12	1132	water		X	X	X	X	X	X	X	X	X		

Friedman & Bruya, Inc.
3012 16th Avenue West
Seattle, WA 98119-2029
Ph. (206) 285-8282
Fax (206) 283-5044

	SIGNATURE	PRINT NAME	COMPANY	DATE	TIME
Relinquished by:		Michael Erdahl	Friedman & Bruya	10/11/12	950
Received by:		S. Hillesdon	IANZ	10/12/12	1000
Relinquished by:					
Received by:					

Am Test Inc.
13600 NE 126TH PL
Suite C
Kirkland, WA 98034
(425) 885-1664

Professional Analytical Services

Oct 25 2012
Friedman & Bruya, Inc.
3012 16th Avenue West
Seattle, WA 98119-2029
Attention: Michael Erdahl

Dear Michael Erdahl:

Enclosed please find the analytical data for your project.

The following is a cross correlation of client and laboratory identifications for your convenience.

CLIENT ID	MATRIX	AMTEST ID	TEST
01MW07-20121010	Water	12-A015569	MET

Your sample was received on Thursday, October 11, 2012. At the time of receipt, the sample was logged in and properly maintained prior to the subsequent analysis.

The analytical procedures used at AmTest are well documented and are typically derived from the protocols of the EPA, USDA, FDA or the Army Corps of Engineers.

Following the analytical data you will find the Quality Control (QC) results.

Please note that the detection limits that are listed in the body of the report refer to the Method Detection Limits (MDL's), as opposed to Practical Quantitation Limits (PQL's).

If you should have any questions pertaining to the data package, please feel free to conact me.

Sincerely,



Aaron W. Young
Laboratory Manager

Project #: 210156
PO Number: B-981

BACT = Bacteriological
CONV = Conventionals
MET = Metals
ORG = Organics
NUT=Nutrients
DEM=Demand
MIN=Minerals

Am Test Inc.
13600 NE 126TH PL
Suite C
Kirkland, WA 98034
(425) 885-1664
www.amtestlab.com

Professional Analytical Services

ANALYSIS REPORT

Friedman & Bruya, Inc.
3012 16th Avenue West
Seattle, WA 98119-2029
Attention: Michael Erdahl
Project #: 210156
PO Number: B-981
All results reported on an as received basis.

Date Received: 10/11/12
Date Reported: 10/25/12

AMTEST Identification Number **12-A015569**
Client Identification **01MW07-20121010**
Sampling Date **10/10/12, 11:32**

Conventionals

PARAMETER	RESULT	UNITS	Q	D.L.	METHOD	ANALYST	DATE
Ferrous Iron	7.96	mg/l		0.01	SM 3500FeD	EB	10/11/12

Aaron W. Young
Laboratory Manager

Am Test Inc.
13600 NE 126th PL
Suite C
Kirkland, WA, 98034
(425) 885-1664
www.amtestlab.com

Professional Analytical Services

QC Summary for sample number: 12-A015569

DUPLICATES

SAMPLE #	ANALYTE	UNITS	SAMPLE VALUE	DUP VALUE	RPD
12-A015569	Ferrous Iron	mg/l	7.96	7.82	1.8

MATRIX SPIKES

SAMPLE #	ANALYTE	UNITS	SAMPLE VALUE	SMPL+ SPK	SPK AMT	RECOVERY
12-A015569	Ferrous Iron	mg/l	7.96	12.2	5.00	84.80 %

STANDARD REFERENCE MATERIALS

ANALYTE	UNITS	TRUE VALUE	MEASURED VALUE	RECOVERY
Ferrous Iron	mg/l	0.50	0.50	100. %

BLANKS

ANALYTE	UNITS	RESULT
Ferrous Iron	mg/l	< 0.01

SUBCONTRACT SAMPLE CHAIN OF CUSTODY

Page # 1 of 1

Send Report To Michael Erdahl

Company Friedman and Bruya, Inc.

Address 3012 16th Ave W

City, State, ZIP Seattle, WA 98119

Phone # (206) 285-8282 Fax # (206) 283-5044

SUBCONTRACTER Amtest

PROJECT NAME/NO.	PO #
210156	B-981

REMARKS

Please Email Results

TURNAROUND TIME

☒ Standard (2 Weeks)

☐ RUSH

Rush charges authorized by:

SAMPLE DISPOSAL

☐ Dispose after 30 days

☐ Return samples

☐ Will call with instructions

						ANALYSES REQUESTED										
Sample ID	Lab ID	Date Sampled	Time Sampled	Sample Type	# of containers	Total Fe	Hardness	Sulfate	Nitrate	Ferrous Iron ~~Nitrite~~	Alkalinity	Sulfide	TKN	Total Phosphorus	Dissolved Gasses	Notes
15569 01MW07-20121010		10/10/12	1132.	water						X						

Friedman & Bruya, Inc.
3012 16th Avenue West
Seattle, WA 98119-2029
Ph. (206) 285-8282
Fax (206) 283-5044

	SIGNATURE	PRINT NAME	COMPANY	DATE	TIME
Relinquished by:		Michael Erdahl	Friedman & Bruya	10/11/12	950
Received by:		Jeffry Hurst	AmTest	10/11/12	1:40
Relinquished by:					
Received by:					

1311 N. 35th St.
Seattle, WA 98103
T: (206) 352-3790
F: (206) 352-7178
info@fremontanalytical.com

Friedman & Bruya
Michael Erdahl
3012 16th Ave. W.
Seattle, Washington 98119

RE: 210156
Lab ID: 1210097

October 19, 2012

Attention Michael Erdahl:

Fremont Analytical, Inc. received 1 sample(s) on 10/11/2012 for the analyses presented in the following report.

Dissolved Gases by RSK-175

This report consists of the following:

- Case Narrative
- Analytical Results
- Applicable Quality Control Summary Reports
- Chain of Custody

All analyses were performed consistent with the Quality Assurance program of Fremont Analytical, Inc. Please contact the laboratory if you should have any questions about the results.

Thank you for using Fremont Analytical.

Sincerely,

Michael Dee
Sr. Chemist / Principal

Date: *10/19/2012*

CLIENT: Friedman & Bruya
Project: 210156
Lab Order: 1210097

Work Order Sample Summary

Lab Sample ID	Client Sample ID	Date/Time Collected	Date/Time Received
1210097-001	01MW07-20121010	10/10/2012 11:32 AM	10/11/2012 11:45 AM

Note: If no "Time Collected" is supplied, a default of 12:00AM is assigned

Case Narrative

WO#: **1210097**
Date: **10/19/2012**

CLIENT: Friedman & Bruya
Project: 210156

I. SAMPLE RECEIPT:
All samples were received intact.

II. GENERAL REPORTING COMMENTS:
Results are reported on a wet weight basis unless dry-weight correction is denoted in the units field on the analytical report ("mg/kg-dry" or "ug/kg-dry").

The validity of the analytical procedures for which data is reported in this analytical report is determined by the Laboratory Control Sample (LCS) and the Method Blank (MB). The LCS and the MB are processed with the samples to ensure method criteria are achieved throughout the entire analytical process.

III. ANALYSES AND EXCEPTIONS:
Exceptions associated with this report will be footnoted in the analytical results page(s) or the quality control summary page(s) and/or noted below.

Analytical Report

WO#: **1210097**
Date Reported: **10/19/2012**

Client: Friedman & Bruya
Collection Date: 10/10/2012 11:32:00 A
Project: 210156
Lab ID: 1210097-001
Matrix: Water
Client Sample ID: 01MW07-20121010

Analyses	Result	RL	Qual	Units	DF	Date Analyzed
Dissolved Gases by RSK-175				Batch ID: R6177		Analyst: BR
Methane	0.0342	0.00500		mg/L	1	10/17/2012 4:02:00 PM
Ethene	ND	0.00500		mg/L	1	10/17/2012 4:02:00 PM
Ethane	ND	0.00500		mg/L	1	10/17/2012 4:02:00 PM

Qualifiers:

B	Analyte detected in the associated Method Blank	D	Dilution was required
E	Value above quantitation range	H	Holding times for preparation or analysis exceeded
J	Analyte detected below quantitation limits	ND	Not detected at the Reporting Limit
RL	Reporting Limit	S	Spike recovery outside accepted recovery limits

Date: *10/19/2012*

Work Order: 1210097
CLIENT: Friedman & Bruya
Project: 210156

QC SUMMARY REPORT

Dissolved Gases by RSK-175

Sample ID: **1210099-021ADUP**	SampType: **DUP**	Units: **mg/L**	Prep Date: **10/17/2012**	RunNo: **6177**
Client ID: **BATCH**	Batch ID: **R6177**		Analysis Date: **10/17/2012**	SeqNo: **122966**

Analyte	Result	RL	SPK value	SPK Ref Val	%REC	LowLimit	HighLimit	RPD Ref Val	%RPD	RPDLimit	Qual
Methane	ND	0.00500						0	0	30	
Ethene	ND	0.00500						0	0	30	
Ethane	ND	0.00500						0	0	30	

Sample ID: **LCS-R6177**	SampType: **LCS**	Units: **mg/L**	Prep Date: **10/17/2012**	RunNo: **6177**
Client ID: **LCSW**	Batch ID: **R6177**		Analysis Date: **10/17/2012**	SeqNo: **122968**

Analyte	Result	RL	SPK value	SPK Ref Val	%REC	LowLimit	HighLimit	RPD Ref Val	%RPD	RPDLimit	Qual
Methane	0.420	0.00500	0.5000	0	84.0	80	120				
Ethene	0.416	0.00500	0.5000	0	83.2	80	120				
Ethane	0.418	0.00500	0.5000	0	83.5	80	120				

Sample ID: **MB-R6177**	SampType: **MBLK**	Units: **mg/L**	Prep Date: **10/17/2012**	RunNo: **6177**
Client ID: **MBLKW**	Batch ID: **R6177**		Analysis Date: **10/17/2012**	SeqNo: **122969**

Analyte	Result	RL	SPK value	SPK Ref Val	%REC	LowLimit	HighLimit	RPD Ref Val	%RPD	RPDLimit	Qual
Methane	ND	0.00500									
Ethene	ND	0.00500									
Ethane	ND	0.00500									

Qualifiers:

B	Analyte detected in the associated Method Blank	D	Dilution was required	E	Value above quantitation range
H	Holding times for preparation or analysis exceeded	J	Analyte detected below quantitation limits	ND	Not detected at the Reporting Limit
R	RPD outside accepted recovery limits	RL	Reporting Limit	S	Spike recovery outside accepted recovery limits

1210097

SUBCONTRACT SAMPLE CHAIN OF CUSTODY

Send Report To Michael Erdahl
Company Friedman and Bruya, Inc.
Address 3012 16th Ave W
City, State, ZIP Seattle, WA 98119
Phone # (206) 285-8282 Fax # (206) 283-5044

SUBCONTRACTER Fremont
PROJECT NAME/NO. 210156
PO # B-980
REMARKS Please Email Results

Page # 1 of 1

TURNAROUND TIME
☒ Standard (2 Weeks)
☐ RUSH
Rush charges authorized by:

SAMPLE DISPOSAL
☐ Dispose after 30 days
☐ Return samples
☐ Will call with instructions

Sample ID	Lab ID	Date Sampled	Time Sampled	Sample Type	# of containers	ANALYSES REQUESTED: Total Fe	Hardness	Sulfate	Nitrate	Nitrite	Alkalinity	Sulfide	TKN	Total Phosphorus	Dissolved Gasses	Notes:
01MW07-20121010		10/10/12	1132	water											X	

Friedman & Bruya, Inc.
3012 16th Avenue West
Seattle, WA 98119-2029
Ph. (206) 285-8282
Fax (206) 283-5044

	SIGNATURE	PRINT NAME	COMPANY	DATE	TIME
Relinquished by:		Michael Erdahl	Friedman & Bruya	10/11/12	9:30
Received by:		Tony Zehr	FAI	10/11/12	11:45
Relinquished by:					
Received by:					

210156

SAMPLE CHAIN OF CUSTODY

ME 10/10/12

Page # 1 of 2 V2/BI4/D04

Send Report To Tim Brown, cc: Jessica Brown, Jennifer Cyr, Pete Kingston, Audrey Hackett

Company SoundEarth Strategies

Address 2811 Fairview Ave E, Suite 2000

City, State, ZIP Seattle, WA 98102

SAMPLERS (signature)

PROJECT NAME/NO.	PO #
TOC Holdings Co. Facility No. 01-600 Seattle Terminal – ASKO Property	0440-004-24
REMARKS	EIM Y

TURNAROUND TIME

Standard (2 Weeks)
RUSH
Rush charges authorized by:

SAMPLE DISPOSAL

⊗ Dispose after 30 days
Return samples
Will call with instructions

Sample ID	Sample Location	Sample Depth	Lab ID	Date Sampled	Time Sampled	Matrix	# of jars	GRPH by NWTPH-Gx	BTEX by EPA 8021B	DRPH/ORPH by NWTPH-Dx	cVOCs by EPA 8260C	Methane, Ethane, and Ethene by RSK 175	Sulfate, Nitrate, Nitrite, Total P, Hardness, and Alkalinity	Total Fe and Total Mn	Sulfide, TKN, and Fe 2+	Notes
01MW58-20121010	01MW58	—	01AF	10/10/12	1010	H_2O	6	X	X	X	X					
01MW07-20121010	01MW07	—	02AF	10/10/12	1132	H_2O	14	X	X	X	X	X	X	X	X	
01MW56-20121010	01MW56	—	03AF	10/10/12	1333	H_2O	6	X	X	X	X					
01MW80-20121010	01MW80	—	04AF	10/10/12	1450	H_2O	6	X	X	X	X					
					DAN	10/10/12										

Friedman & Bruya, Inc.
3012 16th Avenue West
Seattle, WA 98119-2029
Ph. (206) 285-8282
Fax (206) 283-5044

	SIGNATURE	PRINT NAME	COMPANY	DATE	TIME
Relinquished by:		Danny Naylor	SoundEarth	10/10/12	1645
Received by:		Matt Austin	FB	10/10/12	1645
Relinquished by:					
Received by:			Samples received at 4 °C		

FRIEDMAN & BRUYA, INC.

ENVIRONMENTAL CHEMISTS

James E. Bruya, Ph.D.
Yelena Aravkina, M.S.
Bradley T. Benson, B.S.
Kurt Johnson, B.S.

3012 16th Avenue West
Seattle, WA 98119-2029
TEL: (206) 285-8282
e-mail: fbi@isomedia.com

October 29, 2012

Tim Brown, Project Manager
SoundEarth Strategies
2811 Fairview Ave. East, Suite 2000
Seattle, WA 98102

Dear Mr. Brown:

Included are the results from the testing of material submitted on October 10, 2012 from the TOC_01-600_20121010 WORFDB6, F&BI 210157 project. There are 11 pages included in this report. Any samples that may remain are currently scheduled for disposal in 30 days. If you would like us to return your samples or arrange for long term storage at our offices, please contact us as soon as possible.

We appreciate this opportunity to be of service to you and hope you will call if you should have any questions.

Sincerely,

FRIEDMAN & BRUYA, INC.



Michael Erdahl
Project Manager

Enclosures
c: Jessica Brown, Audrey Hackett, Pete Kingston, Jennifer Cyr
SOU1029R.DOC

CASE NARRATIVE

This case narrative encompasses samples received on October 10, 2012 by Friedman & Bruya, Inc. from the SoundEarth Strategies TOC_01-600_20121010 WORFDB6, F&BI 210157 project. Samples were logged in under the laboratory ID's listed below.

Laboratory ID	SoundEarth Strategies
210157-01	01MW78-20121010
210157-02	01MW64-20121010
210157-03	01MW60-20121010

Sample 01MW60-20121010 was sent to Aquatic Research for sulfate, nitrite, nitrate, phosphorus, alkalinity, total iron, total manganese, hardness, TKN, and sulfide analyses. In addition, the sample was sent to Fremont Analytical for dissolved methane analysis and to Amtest for ferrous iron analysis. The reports are enclosed.

All quality control requirements were acceptable.

Date of Report: 10/29/12
Date Received: 10/10/12
Project: TOC_01-600_20121010 WORFDB6, F&BI 210157
Date Extracted: 10/11/12
Date Analyzed: 10/11/12

RESULTS FROM THE ANALYSIS OF WATER SAMPLES FOR BENZENE, TOLUENE, ETHYLBENZENE, XYLENES AND TPH AS GASOLINE USING EPA METHOD 8021B AND NWTPH-Gx

Results Reported as ug/L (ppb)

Sample ID Laboratory ID	Benzene	Toluene	Ethyl Benzene	Total Xylenes	Gasoline Range	Surrogate (% Recovery) (Limit 50-150)
01MW78-20121010 210157-01	<1	<1	<1	<3	<100	90
01MW64-20121010 210157-02	<1	<1	<1	<3	<100	89
01MW60-20121010 210157-03	<1	<1	<1	<3	<100	97
Method Blank 02-1846 MB	<1	<1	<1	<3	<100	82

Date of Report: 10/29/12
Date Received: 10/10/12
Project: TOC_01-600_20121010 WORFDB6, F&BI 210157
Date Extracted: 10/11/12
Date Analyzed: 10/12/12

RESULTS FROM THE ANALYSIS OF WATER SAMPLES FOR TOTAL PETROLEUM HYDROCARBONS AS DIESEL AND MOTOR OIL USING METHOD NWTPH-Dx

Results Reported as ug/L (ppb)

Sample ID Laboratory ID	Diesel Range (C_{10}-C_{25})	Motor Oil Range (C_{25}-C_{36})	Surrogate (% Recovery) (Limit 47-140)
01MW78-20121010 210157-01	<50	<250	103
01MW64-20121010 210157-02	88 x	<250	100
01MW60-20121010 210157-03	<50	<250	108
Method Blank 02-1843 MB	<50	<250	95

Analysis For Volatile Compounds By EPA Method 8260C

Client Sample ID:	01MW78-20121010	Client:	SoundEarth Strategies
Date Received:	10/10/12	Project:	TOC_01-600_20121010 WORFDB6
Date Extracted:	10/11/12	Lab ID:	210157-01
Date Analyzed:	10/11/12	Data File:	101128.D
Matrix:	Water	Instrument:	GCMS9
Units:	ug/L (ppb)	Operator:	JS

Surrogates:	% Recovery:	Lower Limit:	Upper Limit:
1,2-Dichloroethane-d4	101	50	150
Toluene-d8	97	50	150
4-Bromofluorobenzene	96	50	150

Compounds:	Concentration ug/L (ppb)
Vinyl chloride	<0.2
Chloroethane	<1
1,1-Dichloroethene	<1
Methylene chloride	<5
trans-1,2-Dichloroethene	<1
1,1-Dichloroethane	<1
cis-1,2-Dichloroethene	1.6
1,2-Dichloroethane (EDC)	<1
1,1,1-Trichloroethane	<1
Trichloroethene	1.2
Tetrachloroethene	<1

Analysis For Volatile Compounds By EPA Method 8260C

Client Sample ID:	01MW64-20121010	Client:	SoundEarth Strategies
Date Received:	10/10/12	Project:	TOC_01-600_20121010 WORFDB6
Date Extracted:	10/11/12	Lab ID:	210157-02
Date Analyzed:	10/11/12	Data File:	101129.D
Matrix:	Water	Instrument:	GCMS9
Units:	ug/L (ppb)	Operator:	JS

Surrogates:	% Recovery:	Lower Limit:	Upper Limit:
1,2-Dichloroethane-d4	102	50	150
Toluene-d8	94	50	150
4-Bromofluorobenzene	105	50	150

Compounds:	Concentration ug/L (ppb)
Vinyl chloride	<0.2
Chloroethane	<1
1,1-Dichloroethene	<1
Methylene chloride	<5
trans-1,2-Dichloroethene	<1
1,1-Dichloroethane	<1
cis-1,2-Dichloroethene	<1
1,2-Dichloroethane (EDC)	<1
1,1,1-Trichloroethane	<1
Trichloroethene	<1
Tetrachloroethene	<1

Analysis For Volatile Compounds By EPA Method 8260C

Client Sample ID:	01MW60-20121010	Client:	SoundEarth Strategies
Date Received:	10/10/12	Project:	TOC_01-600_20121010 WORFDB6
Date Extracted:	10/11/12	Lab ID:	210157-03
Date Analyzed:	10/11/12	Data File:	101130.D
Matrix:	Water	Instrument:	GCMS9
Units:	ug/L (ppb)	Operator:	JS

Surrogates:	% Recovery:	Lower Limit:	Upper Limit:
1,2-Dichloroethane-d4	100	50	150
Toluene-d8	98	50	150
4-Bromofluorobenzene	105	50	150

Compounds:	Concentration ug/L (ppb)
Vinyl chloride	<0.2
Chloroethane	<1
1,1-Dichloroethene	<1
Methylene chloride	<5
trans-1,2-Dichloroethene	<1
1,1-Dichloroethane	<1
cis-1,2-Dichloroethene	<1
1,2-Dichloroethane (EDC)	<1
1,1,1-Trichloroethane	<1
Trichloroethene	2.6
Tetrachloroethene	<1

Analysis For Volatile Compounds By EPA Method 8260C

Client Sample ID:	Method Blank	Client:	SoundEarth Strategies
Date Received:	NA	Project:	TOC_01-600_20121010 WORFDB6
Date Extracted:	10/11/12	Lab ID:	02-1724 mb
Date Analyzed:	10/11/12	Data File:	101122.D
Matrix:	Water	Instrument:	GCMS9
Units:	ug/L (ppb)	Operator:	JS

Surrogates:	% Recovery:	Lower Limit:	Upper Limit:
1,2-Dichloroethane-d4	102	50	150
Toluene-d8	99	50	150
4-Bromofluorobenzene	98	50	150

Compounds:	Concentration ug/L (ppb)
Vinyl chloride	<0.2
Chloroethane	<1
1,1-Dichloroethene	<1
Methylene chloride	<5
trans-1,2-Dichloroethene	<1
1,1-Dichloroethane	<1
cis-1,2-Dichloroethene	<1
1,2-Dichloroethane (EDC)	<1
1,1,1-Trichloroethane	<1
Trichloroethene	<1
Tetrachloroethene	<1

Date of Report: 10/29/12
Date Received: 10/10/12
Project: TOC_01-600_20121010 WORFDB6, F&BI 210157

QUALITY ASSURANCE RESULTS FOR THE ANALYSIS OF WATER SAMPLES FOR BENZENE, TOLUENE, ETHYLBENZENE, XYLENES, AND TPH AS GASOLINE USING EPA METHOD 8021B AND NWTPH-Gx

Laboratory Code: 210157-01 (Duplicate)

Analyte	Reporting Units	Sample Result	Duplicate Result	Relative Percent Difference (Limit 20)
Benzene	ug/L (ppb)	<1	<1	nm
Toluene	ug/L (ppb)	<1	<1	nm
Ethylbenzene	ug/L (ppb)	<1	<1	nm
Xylenes	ug/L (ppb)	<3	<3	nm
Gasoline	ug/L (ppb)	<100	<100	nm

Laboratory Code: Laboratory Control Sample

Analyte	Reporting Units	Spike Level	Percent Recovery LCS	Acceptance Criteria
Benzene	ug/L (ppb)	50	103	72-119
Toluene	ug/L (ppb)	50	100	71-113
Ethylbenzene	ug/L (ppb)	50	103	72-114
Xylenes	ug/L (ppb)	150	99	72-113
Gasoline	ug/L (ppb)	1,000	96	70-119

Date of Report: 10/29/12
Date Received: 10/10/12
Project: TOC_01-600_20121010 WORFDB6, F&BI 210157

QUALITY ASSURANCE RESULTS FOR THE ANALYSIS OF WATER SAMPLES FOR TOTAL PETROLEUM HYDROCARBONS AS DIESEL EXTENDED USING METHOD NWTPH-Dx

Laboratory Code: Laboratory Control Sample

Analyte	Reporting Units	Spike Level	Percent Recovery LCS	Percent Recovery LCSD	Acceptance Criteria	RPD (Limit 20)
Diesel Extended	ug/L (ppb)	2,500	84	89	61-133	6

Date of Report: 10/29/12
Date Received: 10/10/12
Project: TOC_01-600_20121010 WORFDB6, F&BI 210157

QUALITY ASSURANCE RESULTS FOR THE ANALYSIS OF WATER SAMPLES FOR VOLATILES BY EPA METHOD 8260C

Laboratory Code: 210156-04 (Matrix Spike)

Analyte	Reporting Units	Spike Level	Sample Result	Percent Recovery MS	Acceptance Criteria
Vinyl chloride	ug/L (ppb)	50	9.1	104	72-132
Chloroethane	ug/L (ppb)	50	<1	99	69-127
1,1-Dichloroethene	ug/L (ppb)	50	<1	100	74-122
Methylene chloride	ug/L (ppb)	50	<5	84	61-125
trans-1,2-Dichloroethene	ug/L (ppb)	50	<1	82	75-121
1,1-Dichloroethane	ug/L (ppb)	50	<1	99	82-109
cis-1,2-Dichloroethene	ug/L (ppb)	50	<1	101	74-117
1,2-Dichloroethane (EDC)	ug/L (ppb)	50	<1	100	77-113
1,1,1-Trichloroethane	ug/L (ppb)	50	<1	106	79-116
Trichloroethene	ug/L (ppb)	50	<1	101	77-107
Tetrachloroethene	ug/L (ppb)	50	<1	96	69-116

Laboratory Code: Laboratory Control Sample

Analyte	Reporting Units	Spike Level	Percent Recovery LCS	Percent Recovery LCSD	Acceptance Criteria	RPD (Limit 20)
Vinyl chloride	ug/L (ppb)	50	110	106	71-131	4
Chloroethane	ug/L (ppb)	50	102	101	70-125	1
1,1-Dichloroethene	ug/L (ppb)	50	104	100	76-116	4
Methylene chloride	ug/L (ppb)	50	105	103	61-121	2
trans-1,2-Dichloroethene	ug/L (ppb)	50	103	100	78-114	3
1,1-Dichloroethane	ug/L (ppb)	50	102	102	85-107	0
cis-1,2-Dichloroethene	ug/L (ppb)	50	105	106	83-108	1
1,2-Dichloroethane (EDC)	ug/L (ppb)	50	102	101	82-107	1
1,1,1-Trichloroethane	ug/L (ppb)	50	110	111	82-111	1
Trichloroethene	ug/L (ppb)	50	102	102	77-105	0
Tetrachloroethene	ug/L (ppb)	50	103	103	80-108	0

Data Qualifiers & Definitions

a - The analyte was detected at a level less than five times the reporting limit. The RPD results may not provide reliable information on the variability of the analysis.

A1 – More than one compound of similar molecule structure was identified with equal probability.

b - The analyte was spiked at a level that was less than five times that present in the sample. Matrix spike recoveries may not be meaningful.

ca - The calibration results for this range fell outside of acceptance criteria. The value reported is an estimate.

c - The presence of the analyte indicated may be due to carryover from previous sample injections.

d - The sample was diluted. Detection limits may be raised due to dilution.

ds - The sample was diluted. Detection limits are raised due to dilution and surrogate recoveries may not be meaningful.

dv - Insufficient sample was available to achieve normal reporting limits and limits are raised accordingly.

fb - Analyte present in the blank and the sample.

fc – The compound is a common laboratory and field contaminant.

hr - The sample and duplicate were reextracted and reanalyzed. RPD results were still outside of control limits. The variability is attributed to sample inhomogeneity.

ht - Analysis performed outside the method or client-specified holding time requirement.

ip - Recovery fell outside of normal control limits. Compounds in the sample matrix interfered with the quantitation of the analyte.

j – The result is below normal reporting limits. The value reported is an estimate.

J - The internal standard associated with the analyte is out of control limits. The reported concentration is an estimate.

jl - The analyte result in the laboratory control sample is out of control limits. The reported concentration should be considered an estimate.

jr - The rpd result in laboratory control sample associated with the analyte is out of control limits. The reported concentration should be considered an estimate.

js - The surrogate associated with the analyte is out of control limits. The reported concentration should be considered an estimate.

lc - The presence of the compound indicated is likely due to laboratory contamination.

L - The reported concentration was generated from a library search.

nm - The analyte was not detected in one or more of the duplicate analyses. Therefore, calculation of the RPD is not applicable.

pc – The sample was received in a container not approved by the method. The value reported should be considered an estimate.

pr – The sample was received with incorrect preservation. The value reported should be considered an estimate.

ve - Estimated concentration calculated for an analyte response above the valid instrument calibration range. A dilution is required to obtain an accurate quantification of the analyte.

vo - The value reported fell outside the control limits established for this analyte.

x - The sample chromatographic pattern does not resemble the fuel standard used for quantitation.

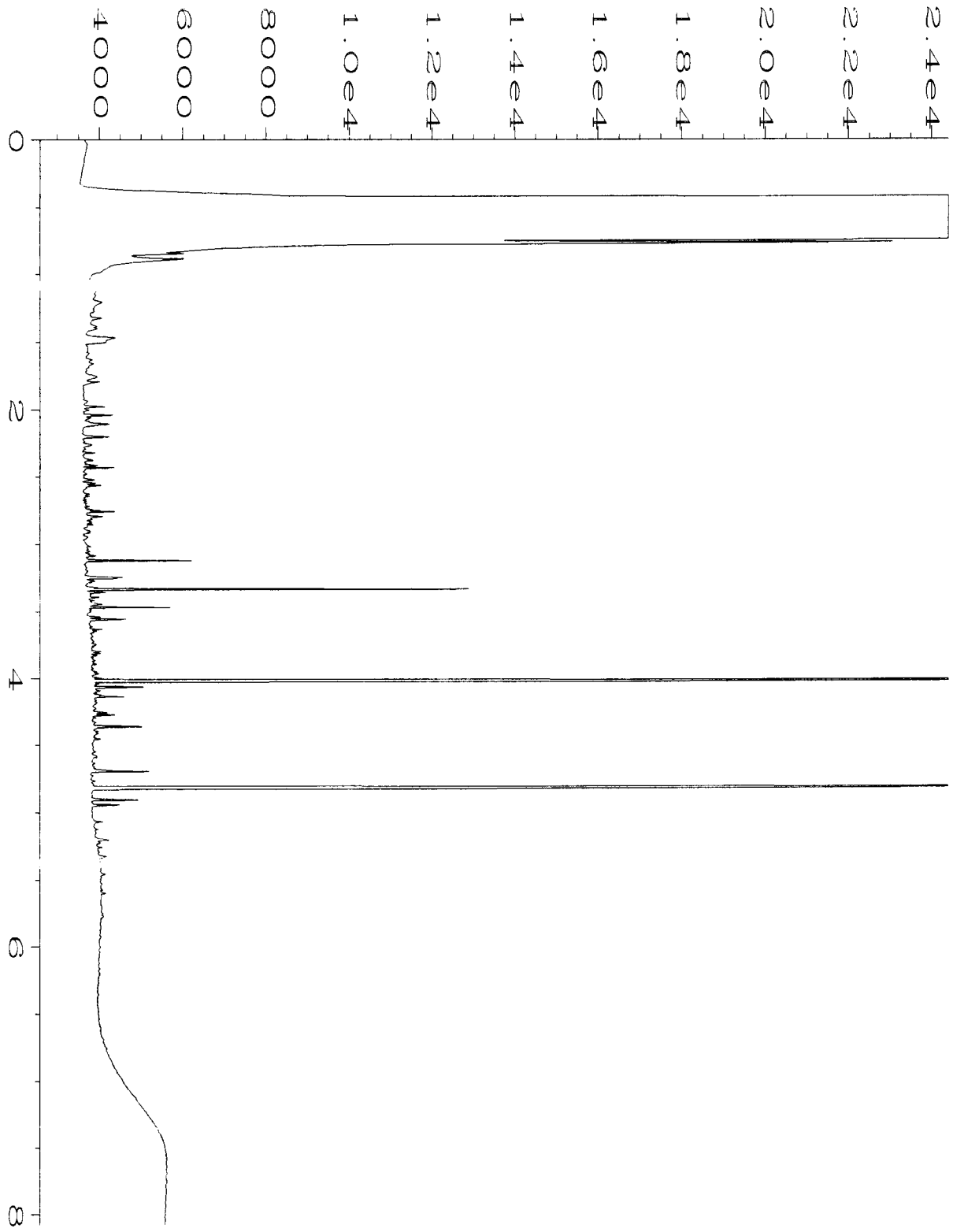

Data File Name : C:\HPCHEM\4\DATA\10-12-12\035F0701.D
Operator : mwdl
Instrument : GC#4
Sample Name : 210157-01
Run Time Bar Code:
Acquired on : 12 Oct 12 08:42 PM
Report Created on: 15 Oct 12 09:41 AM

Page Number : 1
Vial Number : 35
Injection Number : 1
Sequence Line : 7
Instrument Method: DX.MTH
Analysis Method : END.MTH

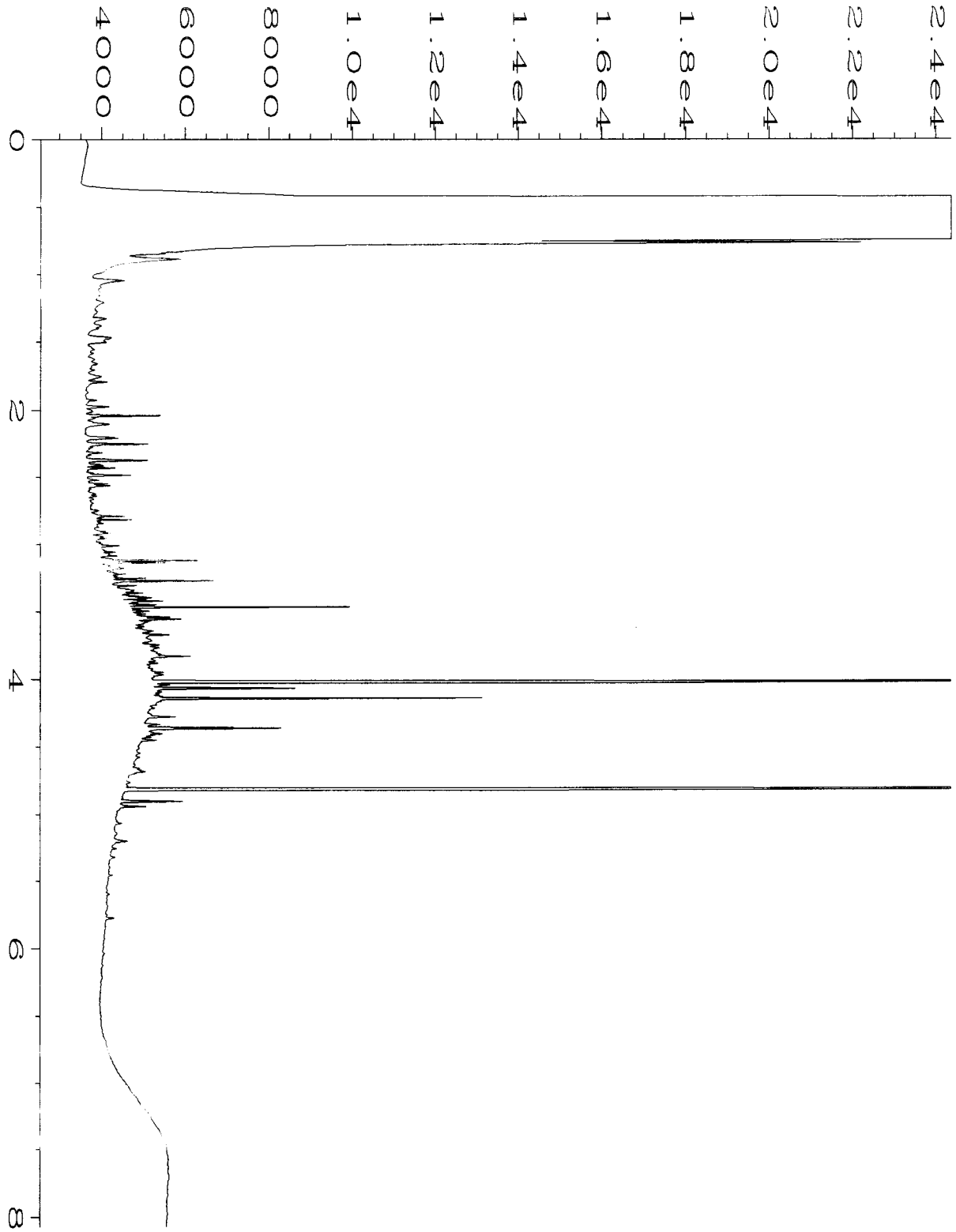

Data File Name : C:\HPCHEM\4\DATA\10-12-12\036F0901.D
Operator : mwdl
Instrument : GC#4
Sample Name : 210157-02
Run Time Bar Code:
Acquired on : 12 Oct 12 09:22 PM
Report Created on: 15 Oct 12 09:41 AM

Page Number : 1
Vial Number : 36
Injection Number : 1
Sequence Line : 9
Instrument Method: DX.MTH
Analysis Method : END.MTH

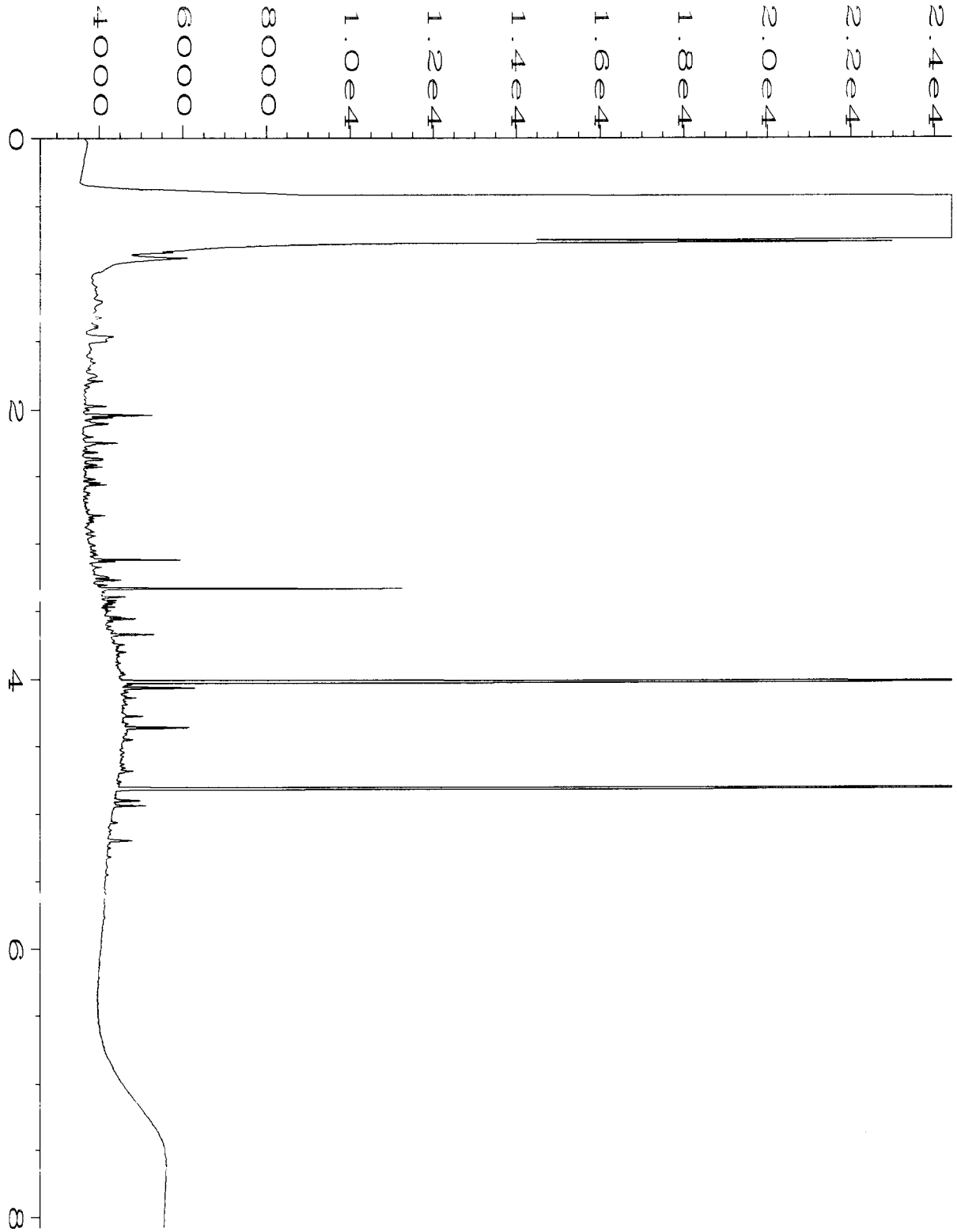

Data File Name	: C:\HPCHEM\4\DATA\10-12-12\037F0901.D		
Operator	: mwdl	Page Number	: 1
Instrument	: GC#4	Vial Number	: 37
Sample Name	: 210157-03	Injection Number	: 1
Run Time Bar Code:		Sequence Line	: 9
Acquired on	: 12 Oct 12 09:36 PM	Instrument Method	: DX.MTH
Report Created on	: 15 Oct 12 09:41 AM	Analysis Method	: END.MTH



Data File Name	: C:\HPCHEM\4\DATA\10-11-12\022F0301.D		
Operator	: mwdl	Page Number	: 1
Instrument	: GC#4	Vial Number	: 22
Sample Name	: 02-1843 mb	Injection Number	: 1
Run Time Bar Code:		Sequence Line	: 3
Acquired on	: 11 Oct 12 02:44 PM	Instrument Method	: DX.MTH
Report Created on	: 15 Oct 12 09:38 AM	Analysis Method	: END.MTH

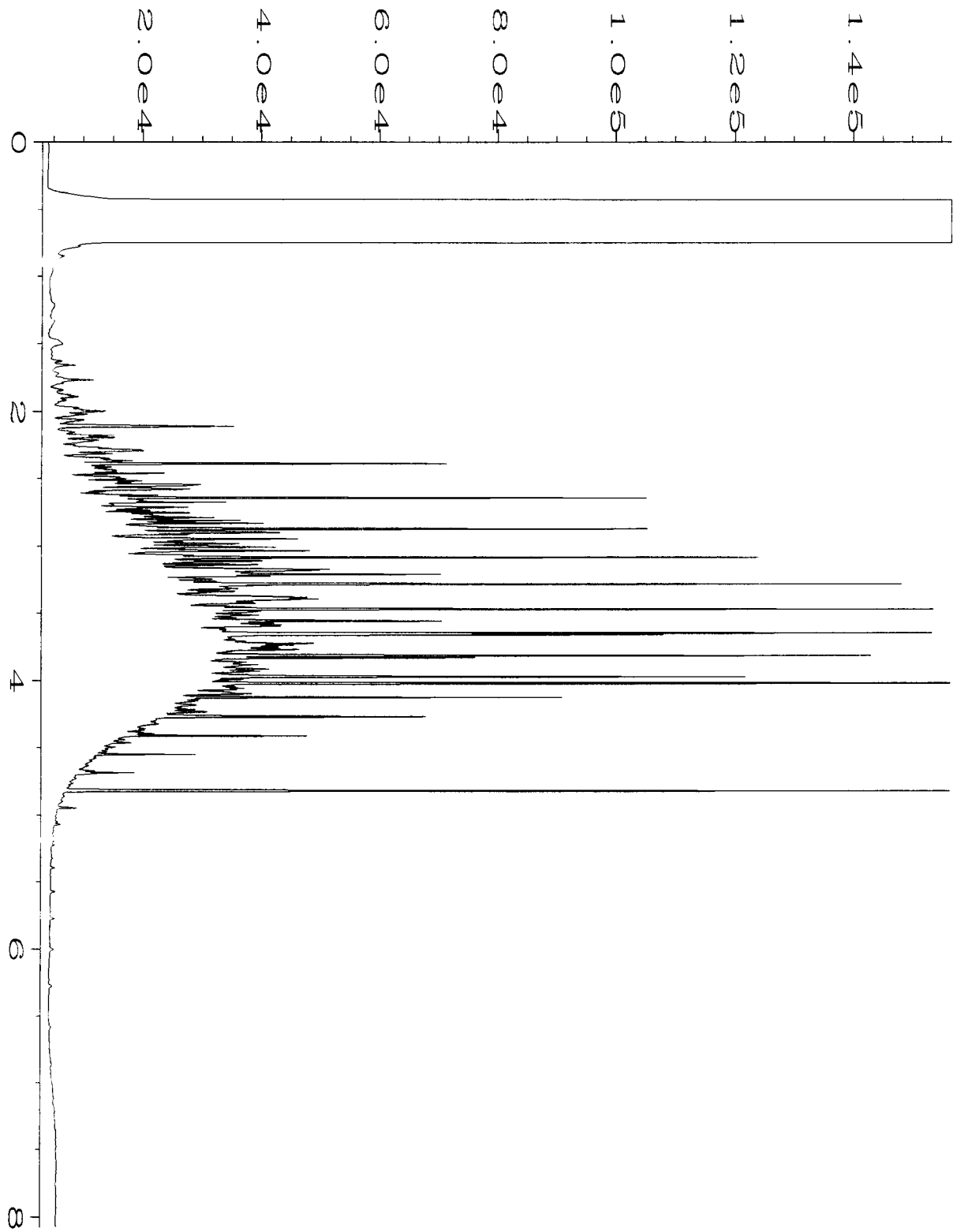

Data File Name : C:\HPCHEM\4\DATA\10-12-12\003F0201.D
Operator : mwdl
Instrument : GC#4
Sample Name : 500 Dx 39-14B
Run Time Bar Code:
Acquired on : 12 Oct 12 08:59 AM
Report Created on: 15 Oct 12 09:36 AM

Page Number : 1
Vial Number : 3
Injection Number : 1
Sequence Line : 2
Instrument Method: DX.MTH
Analysis Method : END.MTH

AQUATIC RESEARCH INCORPORATED

LABORATORY & CONSULTING SERVICES

3927 AURORA AVENUE NORTH, SEATTLE, WA 98103

PHONE: (206) 632-2715 FAX: (206) 632-2417

CASE FILE NUMBER:	**FBI010-61**		**PAGE 1**
REPORT DATE:	**10/24/12**		
DATE SAMPLED:	**10/10/12**	**DATE RECEIVED:**	**10/11/12**

FINAL REPORT, LABORATORY ANALYSIS OF SELECTED PARAMETERS ON WATER SAMPLES FROM FRIEDMAN & BRUYA, INC. / PROJECT NO. 210157

CASE NARRATIVE

One water sample was received by the laboratory in good condition and analyzed according to the chain of custody. No difficulties were encountered in the preparation or analysis of this sample. Sample data follows while QA/QC data is contained on subsequent pages.

SAMPLE DATA

SAMPLE ID	ALKALINITY (mgCaCO3/l)	SULFATE (mg/L)	SULFIDE (mg/L)	TOTAL-P (mg/L)	TKN (mg/L)
01MW60-20121010	398	50.9	0.32	0.265	0.991

	TOTAL METALS				
SAMPLE ID	IRON (mg/L)	MANGANESE (mg/L)	NITRATE (mg/L)	NITRITE (mg/L)	HARDNESS (mgCaCO3/l)
01MW60-20121010	2.65	0.956	0.012	0.004	401

AQUATIC RESEARCH INCORPORATED

LABORATORY & CONSULTING SERVICES

3927 AURORA AVENUE NORTH, SEATTLE, WA 98103

PHONE: (206) 632-2715 FAX: (206) 632-2417

CASE FILE NUMBER:	**FBI010-61**		**PAGE 2**
REPORT DATE:	**10/24/12**		
DATE SAMPLED:	**10/10/12**	**DATE RECEIVED:**	**10/11/12**

FINAL REPORT, LABORATORY ANALYSIS OF SELECTED PARAMETERS ON WATER SAMPLES FROM FRIEDMAN & BRUYA, INC. / PROJECT NO. 210157

QA/QC DATA

QC PARAMETER	ALKALINITY (mgCaCO3/l)	SULFATE (mg/L)	SULFIDE (mg/L)	TOTAL-P (mg/L)	TKN (mg/L)
METHOD	SM18 2320B	SM184500SO4E	EPA 376.1	EPA 365.1	EPA 351.1
DATE ANALYZED	10/23/12	10/16/12	10/14/12	10/11/12	10/18/12
DETECTION LIMIT	1.00	1.00	0.05	0.002	0.200
DUPLICATE					
SAMPLE ID	BATCH	BATCH	BATCH	BATCH	BATCH
ORIGINAL	105	1.04	44.0	0.004	0.538
DUPLICATE	102	<1.00	44.0	0.004	0.511
RPD	2.90%	NC	0.00%	4.15%	5.10%
SPIKE SAMPLE					
SAMPLE ID		BATCH		BATCH	BATCH
ORIGINAL		1.04		0.004	0.538
SPIKED SAMPLE		11.1		0.055	2.50
SPIKE ADDED		10.0		0.050	2.00
% RECOVERY	NA	100.93%	NA	103.06%	97.88%
QC CHECK					
FOUND	99.3	10.0		0.092	5.64
TRUE	100	10.0		0.090	5.79
% RECOVERY	99.30%	100.49%	NA	101.87%	97.44%
BLANK	NA	<1.00	<0.05	<0.002	<0.200

RPD = RELATIVE PERCENT DIFFERENCE.
NA = NOT APPLICABLE OR NOT AVAILABLE.
NC = NOT CALCULABLE DUE TO ONE OR MORE VALUES BEING BELOW THE DETECTION LIMIT.
OR = RECOVERY NOT CALCULABLE DUE TO SPIKE SAMPLE OUT OF RANGE OR SPIKE TOO LOW RELATIVE TO SAMPLE CONCENTRATION.

AQUATIC RESEARCH INCORPORATED

LABORATORY & CONSULTING SERVICES

3927 AURORA AVENUE NORTH, SEATTLE, WA 98103

PHONE: (206) 632-2715 FAX: (206) 632-2417

CASE FILE NUMBER:	**FBI010-61**		**PAGE 3**
REPORT DATE:	**10/24/12**		
DATE SAMPLED:	**10/10/12**	**DATE RECEIVED:**	**10/11/12**

FINAL REPORT, LABORATORY ANALYSIS OF SELECTED PARAMETERS ON WATER SAMPLES FROM FRIEDMAN & BRUYA, INC. / PROJECT NO. 210157

QA/QC DATA

	TOTAL METALS				
QC PARAMETER	IRON (mg/L)	MANGANESE (mg/L)	NITRATE (mg/L)	NITRITE (mg/L)	HARDNESS (mgCaCO3/l)
METHOD	EPA 200.7	EPA 200.7	SM184500N03F	EPA 353.2	SM 2340C
DATE ANALYZED	10/12/12	10/12/12	10/12/12	10/12/12	10/24/12
DETECTION LIMIT	0.020	0.010	0.010	0.002	2.00
DUPLICATE					
SAMPLE ID	BATCH	BATCH	BATCH	BATCH	BATCH
ORIGINAL	<0.020	<0.010	0.010	0.006	469
DUPLICATE	<0.020	<0.010	0.010	0.006	469
RPD	NC	NC	1.75%	0.00%	0.00%
SPIKE SAMPLE					
SAMPLE ID	BATCH	BATCH	BATCH	BATCH	BATCH
ORIGINAL	<0.020	<0.010	0.010	0.006	469
SPIKED SAMPLE	0.954	0.961	0.212	0.046	488
SPIKE ADDED	1.00	1.00	0.200	0.040	20.0
% RECOVERY	95.36%	96.06%	100.97%	100.00%	92.83%
QC CHECK					
FOUND	9.48	0.968	0.412	0.040	39.9
TRUE	10.0	1.00	0.408	0.040	40.0
% RECOVERY	94.83%	96.84%	100.96%	100.00%	99.67%
BLANK	<0.020	<0.010	<0.010	<0.002	<2.00

RPD = RELATIVE PERCENT DIFFERENCE.
NA = NOT APPLICABLE OR NOT AVAILABLE.
NC = NOT CALCULABLE DUE TO ONE OR MORE VALUES BEING BELOW THE DETECTION LIMIT.
OR = RECOVERY NOT CALCULABLE DUE TO SPIKE SAMPLE OUT OF RANGE OR SPIKE TOO LOW RELATIVE TO SAMPLE CONCENTRATION.

SUBMITTED BY:

Damien Gadomski
Project Manager

FB1010-61

SUBCONTRACT SAMPLE CHAIN OF CUSTODY

Page # 1 of 1

Send Report To Michael Erdahl
Company Friedman and Bruya, Inc.
Address 3012 16th Ave W
City, State, ZIP Seattle, WA 98119
Phone # (206) 285-8282 Fax # (206) 283-5044

SUBCONTRACTER Ag. Research
PROJECT NAME/NO. 210157
PO # B-991
REMARKS: Please Email Results

TURNAROUND TIME
☒ Standard (2 Weeks)
☐ RUSH
Rush charges authorized by:

SAMPLE DISPOSAL
☐ Dispose after 30 days
☐ Return samples
☐ Will call with instructions

Sample ID	Lab ID	Date Sampled	Time Sampled	Sample Type	# of containers	ANALYSES REQUESTED: Total Fe + Mn	Hardness	Sulfate	Nitrate	Nitrite	Alkalinity	Sulfide	TKN	Total Phosphorus	Dissolved Gasses	Notes
01MW60-20121010		10/10/12	1340	water		X	X	X	X	X	X	X	X	X		

	SIGNATURE	PRINT NAME	COMPANY	DATE	TIME
Relinquished by:		Michael Erdahl	Friedman & Bruya	10/11/12	9:50
Received by:		S. Hall	ARI	10/11/12	1000
Relinquished by:					
Received by:					

Friedman & Bruya, Inc.
3012 16th Avenue West
Seattle, WA 98119-2029
Ph. (206) 285-8282
Fax (206) 283-5044

Am Test Inc.
13600 NE 126TH PL
Suite C
Kirkland, WA 98034
(425) 885-1664

Professional Analytical Services

Oct 25 2012
Friedman & Bruya, Inc.
3012 16th Avenue West
Seattle, WA 98119-2029
Attention: Michael Erdahl

Dear Michael Erdahl:

Enclosed please find the analytical data for your project.

The following is a cross correlation of client and laboratory identifications for your convenience.

CLIENT ID	MATRIX	AMTEST ID	TEST
01MW60-20121010	Water	12-A015568	MET

Your sample was received on Thursday, October 11, 2012. At the time of receipt, the sample was logged in and properly maintained prior to the subsequent analysis.

The analytical procedures used at AmTest are well documented and are typically derived from the protocols of the EPA, USDA, FDA or the Army Corps of Engineers.

Following the analytical data you will find the Quality Control (QC) results.

Please note that the detection limits that are listed in the body of the report refer to the Method Detection Limits (MDL's), as opposed to Practical Quantitation Limits (PQL's).

If you should have any questions pertaining to the data package, please feel free to conact me.

Sincerely,



Aaron W. Young
Laboratory Manager

Project #: 210157
PO Number: B-981

BACT = Bacteriological
CONV = Conventionals
MET = Metals
ORG = Organics
NUT=Nutrients
DEM=Demand
MIN=Minerals

Am Test Inc.
13600 NE 126TH PL
Suite C
Kirkland, WA 98034
(425) 885-1664
www.amtestlab.com

Professional Analytical Services

ANALYSIS REPORT

Friedman & Bruya, Inc.
3012 16th Avenue West
Seattle, WA 98119-2029
Attention: Michael Erdahl
Project #: 210157
PO Number: B-981
All results reported on an as received basis.

Date Received: 10/11/12
Date Reported: 10/25/12

AMTEST Identification Number **12-A015568**
Client Identification **01MW60-20121010**
Sampling Date **10/10/12, 13:40**

Conventionals

PARAMETER	RESULT	UNITS	Q	D.L.	METHOD	ANALYST	DATE
Ferrous Iron	3.58	mg/l		0.01	SM 3500FeD	EB	10/11/12

Aaron W. Young
Laboratory Manager

Am Test Inc.
13600 NE 126th PL
Suite C
Kirkland, WA, 98034
(425) 885-1664
www.amtestlab.com

Professional Analytical Services

QC Summary for sample number: 12-A015568

DUPLICATES

SAMPLE #	ANALYTE	UNITS	SAMPLE VALUE	DUP VALUE	RPD
12-A015569	Ferrous Iron	mg/l	7.96	7.82	1.8

MATRIX SPIKES

SAMPLE #	ANALYTE	UNITS	SAMPLE VALUE	SMPL+ SPK	SPK AMT	RECOVERY
12-A015569	Ferrous Iron	mg/l	7.96	12.2	5.00	84.80 %

STANDARD REFERENCE MATERIALS

ANALYTE	UNITS	TRUE VALUE	MEASURED VALUE	RECOVERY
Ferrous Iron	mg/l	0.50	0.50	100. %

BLANKS

ANALYTE	UNITS	RESULT
Ferrous Iron	mg/l	< 0.01

SUBCONTRACT SAMPLE CHAIN OF CUSTODY

Page # 1 of 1

Send Report To Michael Erdahl

Company Friedman and Bruya, Inc.

Address 3012 16th Ave W

City, State, ZIP Seattle, WA 98119

Phone # (206) 285-8282 Fax # (206) 283-5044

SUBCONTRACTER Amtest

PROJECT NAME/NO.	PO #
210157	B-981

REMARKS

Please Email Results

TURNAROUND TIME

☒ Standard (2 Weeks)

☐ RUSH

Rush charges authorized by:

SAMPLE DISPOSAL

☐ Dispose after 30 days

☐ Return samples

☐ Will call with instructions

Sample ID	Lab ID	Date Sampled	Time Sampled	Sample Type	# of containers	ANALYSES REQUESTED: Total Fe	Hardness	Sulfate	Nitrate	Ferrous Iron ~~Nitrite~~	Alkalinity	Sulfide	TKN	Total Phosphorus	Dissolved Gasses	Notes
155681 MW60-20121010		10/10/12	1340	water						X						

SIGNATURE	PRINT NAME	COMPANY	DATE	TIME
Relinquished by:	Michael Erdahl	Friedman & Bruya	10/11/12	9:50
Received by:	Jeffrey Hurst	Am Test	10/11/12	1:40
Relinquished by:				
Received by:				

Friedman & Bruya, Inc.
3012 16th Avenue West
Seattle, WA 98119-2029
Ph. (206) 285-8282
Fax (206) 283-5044

1311 N. 35th St.
Seattle, WA 98103
T: (206) 352-3790
F: (206) 352-7178
info@fremontanalytical.com

Friedman & Bruya
Michael Erdahl
3012 16th Ave. W.
Seattle, Washington 98119

RE: 210157
Lab ID: 1210098

October 19, 2012

Attention Michael Erdahl:

Fremont Analytical, Inc. received 1 sample(s) on 10/11/2012 for the analyses presented in the following report.

Dissolved Gases by RSK-175

This report consists of the following:

- Case Narrative
- Analytical Results
- Applicable Quality Control Summary Reports
- Chain of Custody

All analyses were performed consistent with the Quality Assurance program of Fremont Analytical, Inc. Please contact the laboratory if you should have any questions about the results.

Thank you for using Fremont Analytical.

Sincerely,

Michael Dee
Sr. Chemist / Principal

Date: *10/19/2012*

CLIENT: Friedman & Bruya
Project: 210157
Lab Order: 1210098

Work Order Sample Summary

Lab Sample ID	Client Sample ID	Date/Time Collected	Date/Time Received
1210098-001	01MW60-20121010	10/10/2012 1:40 PM	10/11/2012 11:45 AM

Note: If no "Time Collected" is supplied, a default of 12:00AM is assigned

Case Narrative

WO#: **1210098**
Date: **10/19/2012**

CLIENT: Friedman & Bruya
Project: 210157

I. SAMPLE RECEIPT:
All samples were received intact.

II. GENERAL REPORTING COMMENTS:
Results are reported on a wet weight basis unless dry-weight correction is denoted in the units field on the analytical report ("mg/kg-dry" or "ug/kg-dry").

The validity of the analytical procedures for which data is reported in this analytical report is determined by the Laboratory Control Sample (LCS) and the Method Blank (MB). The LCS and the MB are processed with the samples to ensure method criteria are achieved throughout the entire analytical process.

III. ANALYSES AND EXCEPTIONS:
Exceptions associated with this report will be footnoted in the analytical results page(s) or the quality control summary page(s) and/or noted below.

Analytical Report

WO#: **1210098**
Date Reported: **10/19/2012**

Client: Friedman & Bruya
Collection Date: 10/10/2012 1:40:00 PM
Project: 210157
Lab ID: 1210098-001
Matrix: Water
Client Sample ID: 01MW60-20121010

Analyses	Result	RL	Qual	Units	DF	Date Analyzed
Dissolved Gases by RSK-175				Batch ID: R6177		Analyst: BR
Methane	0.0158	0.00500		mg/L	1	10/17/2012 4:05:00 PM
Ethene	ND	0.00500		mg/L	1	10/17/2012 4:05:00 PM
Ethane	ND	0.00500		mg/L	1	10/17/2012 4:05:00 PM

Qualifiers:

B	Analyte detected in the associated Method Blank	D	Dilution was required
E	Value above quantitation range	H	Holding times for preparation or analysis exceeded
J	Analyte detected below quantitation limits	ND	Not detected at the Reporting Limit
RL	Reporting Limit	S	Spike recovery outside accepted recovery limits

Fremont Analytical

Date: *10/19/2012*

Work Order: 1210098
CLIENT: Friedman & Bruya
Project: 210157

QC SUMMARY REPORT

Dissolved Gases by RSK-175

Sample ID: **1210099-021ADUP** SampType: **DUP** Units: **mg/L** Prep Date: **10/17/2012** RunNo: **6177**
Client ID: **BATCH** Batch ID: **R6177** Analysis Date: **10/17/2012** SeqNo: **122966**

Analyte	Result	RL	SPK value	SPK Ref Val	%REC	LowLimit	HighLimit	RPD Ref Val	%RPD	RPDLimit	Qual
Methane	ND	0.00500						0	0	30	
Ethene	ND	0.00500						0	0	30	
Ethane	ND	0.00500						0	0	30	

Sample ID: **LCS-R6177** SampType: **LCS** Units: **mg/L** Prep Date: **10/17/2012** RunNo: **6177**
Client ID: **LCSW** Batch ID: **R6177** Analysis Date: **10/17/2012** SeqNo: **122968**

Analyte	Result	RL	SPK value	SPK Ref Val	%REC	LowLimit	HighLimit	RPD Ref Val	%RPD	RPDLimit	Qual
Methane	0.420	0.00500	0.5000	0	84.0	80	120				
Ethene	0.416	0.00500	0.5000	0	83.2	80	120				
Ethane	0.418	0.00500	0.5000	0	83.5	80	120				

Sample ID: **MB-R6177** SampType: **MBLK** Units: **mg/L** Prep Date: **10/17/2012** RunNo: **6177**
Client ID: **MBLKW** Batch ID: **R6177** Analysis Date: **10/17/2012** SeqNo: **122969**

Analyte	Result	RL	SPK value	SPK Ref Val	%REC	LowLimit	HighLimit	RPD Ref Val	%RPD	RPDLimit	Qual
Methane	ND	0.00500									
Ethene	ND	0.00500									
Ethane	ND	0.00500									

Qualifiers:

B	Analyte detected in the associated Method Blank	D	Dilution was required	E	Value above quantitation range
H	Holding times for preparation or analysis exceeded	J	Analyte detected below quantitation limits	ND	Not detected at the Reporting Limit
R	RPD outside accepted recovery limits	RL	Reporting Limit	S	Spike recovery outside accepted recovery limits

1210098

SUBCONTRACT SAMPLE CHAIN OF CUSTODY

Page # 1 of 1

Send Report To Michael Erdahl
Company Friedman and Bruya, Inc.
Address 3012 16th Ave W
City, State, ZIP Seattle, WA 98119
Phone # (206) 285-8282 Fax # (206) 283-5044

SUBCONTRACTER Fremont
PROJECT NAME/NO. 210157
PO # B-980
REMARKS Please Email Results

TURNAROUND TIME
☒ Standard (2 Weeks)
☐ RUSH
Rush charges authorized by:

SAMPLE DISPOSAL
☐ Dispose after 30 days
☐ Return samples
☐ Will call with instructions

Sample ID	Lab ID	Date Sampled	Time Sampled	Sample Type	# of containers	ANALYSES REQUESTED: Total Fe	Hardness	Sulfate	Nitrate	Nitrite	Alkalinity	Sulfide	TKN	Total Phosphorus	Dissolved Gasses	Notes
01MW60-20121010		10/10/12	1340	water											X	

Friedman & Bruya, Inc.
3012 16th Avenue West
Seattle, WA 98119-2029
Ph. (206) 285-8282
Fax (206) 283-5044

	SIGNATURE	PRINT NAME	COMPANY	DATE	TIME
Relinquished by:		Michael Erdahl	Friedman & Bruya	10/11/12	9:50
Received by:		Troy Zehr	FAI	10/11/12	11:45
Relinquished by:					
Received by:					

210157

SAMPLE CHAIN OF CUSTODY

ME 10/10/12 V2/DQA/B2

Page 1 of 1

Send Report To Tim Brown, cc: Jessica Brown, Jennifer Cyr, Pete Kingston, Audrey Hackett

Company SoundEarth Strategies

Address 2811 Fairview Ave E, Suite 2000

City, State, ZIP Seattle, WA 98102

SAMPLERS (signature)

PROJECT NAME/NO.: TOC Holdings Co. Facility No. 01-600 Seattle Terminal – ASKO Property

PO #: 0440-004-24

REMARKS

EIM Y

TURNAROUND TIME

⊗ Standard (2 Weeks)

RUSH

Rush charges authorized by:

SAMPLE DISPOSAL

⊗ Dispose after 30 days

Return samples

Will call with instructions

Sample ID	Sample Location	Sample Depth	Lab ID	Date Sampled	Time Sampled	Matrix	# of Jars	GRPH by NWTPH-Gx	BTEX by EPA 8021B	DRPH/ORPH by NWTPH-Dx	cVOCs by EPA 8260C	Methane, Ethane, and Ethene by RSK 175	Sulfate, Nitrate, Nitrite, Total P, Hardness, and Alkalinity	Total Fe and Total Mn	Sulfide, TKN, and Fe 2+	Note
01MW078-20121010	01MW78	47.5	01A-F	10/10/12	1019	H_2O	6	X	X	X	X					
01MW064-20121010	01MW64	33.5	02A-F	10/10/12	1142	H_2O	6	X	X	X	X					
01MW060-20121010	01MW60	31.0	03A-N	10/10/12	1340	H_2O	14	X	X	X	X	X	X	X	X	

VOC

Friedman & Bruya, Inc.
3012 16th Avenue West
Seattle, WA 98119-2029
Ph. (206) 285-8282
Fax (206) 283-5044

	SIGNATURE	PRINT NAME	COMPANY	DATE	TIME
Relinquished by:		Will Camarda	SES	10/10/12	1645
Received by:		Matt Lyster	FBI	10/10/12	1645
Relinquished by:					
Received by:			Samples received at 4 °C		

FRIEDMAN & BRUYA, INC.

ENVIRONMENTAL CHEMISTS

James E. Bruya, Ph.D.
Yelena Aravkina, M.S.
Bradley T. Benson, B.S.
Kurt Johnson, B.S.

3012 16th Avenue West
Seattle, WA 98119-2029
TEL: (206) 285-8282
e-mail: fbi@isomedia.com

October 16, 2012

Tim Brown, Project Manager
SoundEarth Strategies
2811 Fairview Ave. East, Suite 2000
Seattle, WA 98102

Dear Mr. Brown:

Included are the results from the testing of material submitted on October 10, 2012 from the TOC_01-600_20121010 WORFDB6, F&BI 210158 project. There are 16 pages included in this report. Any samples that may remain are currently scheduled for disposal in 30 days. If you would like us to return your samples or arrange for long term storage at our offices, please contact us as soon as possible.

We appreciate this opportunity to be of service to you and hope you will call if you should have any questions.

Sincerely,

FRIEDMAN & BRUYA, INC.



Michael Erdahl
Project Manager

Enclosures
c: Jessica Brown, Audrey Hackett, Pete Kingston, Jennifer Cyr
SOU1016R.DOC

CASE NARRATIVE

This case narrative encompasses samples received on October 10, 2012 by Friedman & Bruya, Inc. from the SoundEarth Strategies TOC_01-600_20121010 WORFDB6, F&BI 210158 project. Samples were logged in under the laboratory ID's listed below.

Laboratory ID	SoundEarth Strategies
210158-01	MW03-20121010
210158-02	MW04-20121010
210158-03	FD03-20121010
210158-04	MW05-20121010
210158-05	01MW79-20121010

1,1,1-Trichloroethane in the 8260C laboratory control sample and laboratory control sample duplicate exceeded the acceptance criteria. The analytes were not detected in the sample, therefore the data were acceptable.

All other quality control requirements were acceptable.

Date of Report: 10/16/12
Date Received: 10/10/12
Project: TOC_01-600_20121010 WORFDB6, F&BI 210158
Date Extracted: 10/11/12
Date Analyzed: 10/11/12 and 10/12/12

RESULTS FROM THE ANALYSIS OF WATER SAMPLES FOR BENZENE, TOLUENE, ETHYLBENZENE, XYLENES AND TPH AS GASOLINE USING EPA METHOD 8021B AND NWTPH-Gx

Results Reported as ug/L (ppb)

Sample ID Laboratory ID	Benzene	Toluene	Ethyl Benzene	Total Xylenes	Gasoline Range	Surrogate (% Recovery) (Limit 52-124)
MW03-20121010 210158-01	3.7	1.9	4.1	36	750	104
MW04-20121010 210158-02	<1	<1	<1	<3	<100	106
FD03-20121010 210158-03	<1	<1	<1	<3	<100	109
MW05-20121010 210158-04	1.0	<1	<1	<3	<100	105
01MW79-20121010 210158-05	<1	<1	<1	<3	130 x	106
Method Blank 02-1838 MB	<1	<1	<1	<3	<100	78

Date of Report: 10/16/12
Date Received: 10/10/12
Project: TOC_01-600_20121010 WORFDB6, F&BI 210158
Date Extracted: 10/11/12
Date Analyzed: 10/12/12

RESULTS FROM THE ANALYSIS OF WATER SAMPLES FOR TOTAL PETROLEUM HYDROCARBONS AS DIESEL AND MOTOR OIL USING METHOD NWTPH-Dx

Results Reported as ug/L (ppb)

Sample ID Laboratory ID	Diesel Range (C_{10}-C_{25})	Motor Oil Range (C_{25}-C_{36})	Surrogate (% Recovery) (Limit 47-140)
MW03-20121010 210158-01	1,300 x	290 x	112
MW04-20121010 210158-02	160 x	<250	108
FD03-20121010 210158-03	190 x	<250	112
MW05-20121010 210158-04 1/1.1	230 x	<280	108
01MW79-20121010 210158-05	1,100 x	710 x	108
Method Blank 02-1843 MB	<50	<250	95

Analysis For Volatile Compounds By EPA Method 8260C

Client Sample ID:	MW03-20121010	Client:	SoundEarth Strategies
Date Received:	10/10/12	Project:	TOC_01-600_20121010 WORFDB6
Date Extracted:	10/11/12	Lab ID:	210158-01
Date Analyzed:	10/12/12	Data File:	101131.D
Matrix:	Water	Instrument:	GCMS9
Units:	ug/L (ppb)	Operator:	JS

Surrogates:	% Recovery:	Lower Limit:	Upper Limit:
1,2-Dichloroethane-d4	100	50	150
Toluene-d8	99	50	150
4-Bromofluorobenzene	104	50	150

Compounds:	Concentration ug/L (ppb)
Vinyl chloride	0.49
Chloroethane	<1
1,1-Dichloroethene	<1
Methylene chloride	<5
trans-1,2-Dichloroethene	<1
1,1-Dichloroethane	<1
cis-1,2-Dichloroethene	14
1,2-Dichloroethane (EDC)	<1
1,1,1-Trichloroethane	<1
Trichloroethene	<1
Tetrachloroethene	<1

Analysis For Volatile Compounds By EPA Method 8260C

Client Sample ID:	MW04-20121010	Client:	SoundEarth Strategies
Date Received:	10/10/12	Project:	TOC_01-600_20121010 WORFDB6
Date Extracted:	10/12/12	Lab ID:	210158-02
Date Analyzed:	10/12/12	Data File:	101227.D
Matrix:	Water	Instrument:	GCMS9
Units:	ug/L (ppb)	Operator:	JS

Surrogates:	% Recovery:	Lower Limit:	Upper Limit:
1,2-Dichloroethane-d4	102	50	150
Toluene-d8	100	50	150
4-Bromofluorobenzene	100	50	150

Compounds:	Concentration ug/L (ppb)
Vinyl chloride	0.64
Chloroethane	<1
1,1-Dichloroethene	<1
Methylene chloride	<5
trans-1,2-Dichloroethene	<1
1,1-Dichloroethane	<1
cis-1,2-Dichloroethene	4.0
1,2-Dichloroethane (EDC)	<1
1,1,1-Trichloroethane	<1
Trichloroethene	110
Tetrachloroethene	<1

Analysis For Volatile Compounds By EPA Method 8260C

Client Sample ID:	FD03-20121010	Client:	SoundEarth Strategies
Date Received:	10/10/12	Project:	TOC_01-600_20121010 WORFDB6
Date Extracted:	10/12/12	Lab ID:	210158-03
Date Analyzed:	10/12/12	Data File:	101224.D
Matrix:	Water	Instrument:	GCMS9
Units:	ug/L (ppb)	Operator:	JS

Surrogates:	% Recovery:	Lower Limit:	Upper Limit:
1,2-Dichloroethane-d4	103	50	150
Toluene-d8	101	50	150
4-Bromofluorobenzene	112	50	150

Compounds:	Concentration ug/L (ppb)
Vinyl chloride	0.77
Chloroethane	<1
1,1-Dichloroethene	<1
Methylene chloride	<5
trans-1,2-Dichloroethene	<1
1,1-Dichloroethane	<1
cis-1,2-Dichloroethene	5.0
1,2-Dichloroethane (EDC)	<1
1,1,1-Trichloroethane	<1
Trichloroethene	150
Tetrachloroethene	<1

Analysis For Volatile Compounds By EPA Method 8260C

Client Sample ID:	MW05-20121010	Client:	SoundEarth Strategies
Date Received:	10/10/12	Project:	TOC_01-600_20121010 WORFDB6
Date Extracted:	10/12/12	Lab ID:	210158-04
Date Analyzed:	10/12/12	Data File:	101225.D
Matrix:	Water	Instrument:	GCMS9
Units:	ug/L (ppb)	Operator:	JS

Surrogates:	% Recovery:	Lower Limit:	Upper Limit:
1,2-Dichloroethane-d4	98	50	150
Toluene-d8	100	50	150
4-Bromofluorobenzene	111	50	150

Compounds:	Concentration ug/L (ppb)
Vinyl chloride	1.9
Chloroethane	<1
1,1-Dichloroethene	<1
Methylene chloride	<5
trans-1,2-Dichloroethene	<1
1,1-Dichloroethane	<1
cis-1,2-Dichloroethene	9.2
1,2-Dichloroethane (EDC)	<1
1,1,1-Trichloroethane	<1
Trichloroethene	120
Tetrachloroethene	<1

Analysis For Volatile Compounds By EPA Method 8260C

Client Sample ID:	01MW79-20121010	Client:	SoundEarth Strategies
Date Received:	10/10/12	Project:	TOC_01-600_20121010 WORFDB6
Date Extracted:	10/12/12	Lab ID:	210158-05
Date Analyzed:	10/12/12	Data File:	101226.D
Matrix:	Water	Instrument:	GCMS9
Units:	ug/L (ppb)	Operator:	JS

Surrogates:	% Recovery:	Lower Limit:	Upper Limit:
1,2-Dichloroethane-d4	103	50	150
Toluene-d8	100	50	150
4-Bromofluorobenzene	103	50	150

Compounds:	Concentration ug/L (ppb)
Vinyl chloride	6.4
Chloroethane	<1
1,1-Dichloroethene	1.1
Methylene chloride	<5
trans-1,2-Dichloroethene	3.0
1,1-Dichloroethane	<1
cis-1,2-Dichloroethene	31
1,2-Dichloroethane (EDC)	<1
1,1,1-Trichloroethane	<1
Trichloroethene	180 ve
Tetrachloroethene	<1

Analysis For Volatile Compounds By EPA Method 8260C

Client Sample ID:	01MW79-20121010	Client:	SoundEarth Strategies
Date Received:	10/10/12	Project:	TOC_01-600_20121010 WORFDB6
Date Extracted:	10/11/12	Lab ID:	210158-05 1/10
Date Analyzed:	10/12/12	Data File:	101135.D
Matrix:	Water	Instrument:	GCMS9
Units:	ug/L (ppb)	Operator:	JS

Surrogates:	% Recovery:	Lower Limit:	Upper Limit:
1,2-Dichloroethane-d4	100	50	150
Toluene-d8	101	50	150
4-Bromofluorobenzene	99	50	150

Compounds:	Concentration ug/L (ppb)
Vinyl chloride	5.5
Chloroethane	<10
1,1-Dichloroethene	<10
Methylene chloride	<50
trans-1,2-Dichloroethene	<10
1,1-Dichloroethane	<10
cis-1,2-Dichloroethene	31
1,2-Dichloroethane (EDC)	<10
1,1,1-Trichloroethane	<10
Trichloroethene	180
Tetrachloroethene	<10

Analysis For Volatile Compounds By EPA Method 8260C

Client Sample ID:	Method Blank	Client:	SoundEarth Strategies
Date Received:	NA	Project:	TOC_01-600_20121010 WORFDB6
Date Extracted:	10/12/12	Lab ID:	02-1727 mb
Date Analyzed:	10/12/12	Data File:	101213B.D
Matrix:	Water	Instrument:	GCMS9
Units:	ug/L (ppb)	Operator:	JS

Surrogates:	% Recovery:	Lower Limit:	Upper Limit:
1,2-Dichloroethane-d4	102	50	150
Toluene-d8	100	50	150
4-Bromofluorobenzene	97	50	150

Compounds:	Concentration ug/L (ppb)
Vinyl chloride	<0.2
Chloroethane	<1
1,1-Dichloroethene	<1
Methylene chloride	<5
trans-1,2-Dichloroethene	<1
1,1-Dichloroethane	<1
cis-1,2-Dichloroethene	<1
1,2-Dichloroethane (EDC)	<1
1,1,1-Trichloroethane	<1
Trichloroethene	<1
Tetrachloroethene	<1

Analysis For Volatile Compounds By EPA Method 8260C

Client Sample ID:	Method Blank	Client:	SoundEarth Strategies
Date Received:	NA	Project:	TOC_01-600_20121010 WORFDB6
Date Extracted:	10/11/12	Lab ID:	02-1724 mb
Date Analyzed:	10/11/12	Data File:	101122.D
Matrix:	Water	Instrument:	GCMS9
Units:	ug/L (ppb)	Operator:	JS

Surrogates:	% Recovery:	Lower Limit:	Upper Limit:
1,2-Dichloroethane-d4	102	50	150
Toluene-d8	99	50	150
4-Bromofluorobenzene	98	50	150

Compounds:	Concentration ug/L (ppb)
Vinyl chloride	<0.2
Chloroethane	<1
1,1-Dichloroethene	<1
Methylene chloride	<5
trans-1,2-Dichloroethene	<1
1,1-Dichloroethane	<1
cis-1,2-Dichloroethene	<1
1,2-Dichloroethane (EDC)	<1
1,1,1-Trichloroethane	<1
Trichloroethene	<1
Tetrachloroethene	<1

Date of Report: 10/16/12
Date Received: 10/10/12
Project: TOC_01-600_20121010 WORFDB6, F&BI 210158

QUALITY ASSURANCE RESULTS FOR THE ANALYSIS OF WATER SAMPLES FOR BENZENE, TOLUENE, ETHYLBENZENE, XYLENES, AND TPH AS GASOLINE USING EPA METHOD 8021B AND NWTPH-Gx

Laboratory Code: 210133-01 (Duplicate)

Analyte	Reporting Units	Sample Result	Duplicate Result	Relative Percent Difference (Limit 20)
Benzene	ug/L (ppb)	<1	<1	nm
Toluene	ug/L (ppb)	<1	<1	nm
Ethylbenzene	ug/L (ppb)	<1	<1	nm
Xylenes	ug/L (ppb)	<3	<3	nm
Gasoline	ug/L (ppb)	<100	<100	nm

Laboratory Code: Laboratory Control Sample

Analyte	Reporting Units	Spike Level	Percent Recovery LCS	Acceptance Criteria
Benzene	ug/L (ppb)	50	101	72-119
Toluene	ug/L (ppb)	50	99	71-113
Ethylbenzene	ug/L (ppb)	50	102	72-114
Xylenes	ug/L (ppb)	150	98	72-113
Gasoline	ug/L (ppb)	1,000	95	70-119

Date of Report: 10/16/12
Date Received: 10/10/12
Project: TOC_01-600_20121010 WORFDB6, F&BI 210158

QUALITY ASSURANCE RESULTS FOR THE ANALYSIS OF WATER SAMPLES FOR TOTAL PETROLEUM HYDROCARBONS AS DIESEL EXTENDED USING METHOD NWTPH-Dx

Laboratory Code: Laboratory Control Sample

Analyte	Reporting Units	Spike Level	Percent Recovery LCS	Percent Recovery LCSD	Acceptance Criteria	RPD (Limit 20)
Diesel Extended	ug/L (ppb)	2,500	84	89	61-133	6

Date of Report: 10/16/12
Date Received: 10/10/12
Project: TOC_01-600_20121010 WORFDB6, F&BI 210158

QUALITY ASSURANCE RESULTS FOR THE ANALYSIS OF WATER SAMPLES FOR VOLATILES BY EPA METHOD 8260C

Laboratory Code: 210156-04 (Matrix Spike)

Analyte	Reporting Units	Spike Level	Sample Result	Percent Recovery MS	Acceptance Criteria
Vinyl chloride	ug/L (ppb)	50	9.1	104	72-132
Chloroethane	ug/L (ppb)	50	<1	99	69-127
1,1-Dichloroethene	ug/L (ppb)	50	<1	100	74-122
Methylene chloride	ug/L (ppb)	50	<5	84	61-125
trans-1,2-Dichloroethene	ug/L (ppb)	50	<1	82	75-121
1,1-Dichloroethane	ug/L (ppb)	50	<1	99	82-109
cis-1,2-Dichloroethene	ug/L (ppb)	50	<1	101	74-117
1,2-Dichloroethane (EDC)	ug/L (ppb)	50	<1	100	77-113
1,1,1-Trichloroethane	ug/L (ppb)	50	<1	106	79-116
Trichloroethene	ug/L (ppb)	50	<1	101	77-107
Tetrachloroethene	ug/L (ppb)	50	<1	96	69-116

Laboratory Code: Laboratory Control Sample

Analyte	Reporting Units	Spike Level	Percent Recovery LCS	Percent Recovery LCSD	Acceptance Criteria	RPD (Limit 20)
Vinyl chloride	ug/L (ppb)	50	110	106	71-131	4
Chloroethane	ug/L (ppb)	50	102	101	70-125	1
1,1-Dichloroethene	ug/L (ppb)	50	104	100	76-116	4
Methylene chloride	ug/L (ppb)	50	105	103	61-121	2
trans-1,2-Dichloroethene	ug/L (ppb)	50	103	100	78-114	3
1,1-Dichloroethane	ug/L (ppb)	50	102	102	85-107	0
cis-1,2-Dichloroethene	ug/L (ppb)	50	105	106	83-108	1
1,2-Dichloroethane (EDC)	ug/L (ppb)	50	102	101	82-107	1
1,1,1-Trichloroethane	ug/L (ppb)	50	110	111	82-111	1
Trichloroethene	ug/L (ppb)	50	102	102	77-105	0
Tetrachloroethene	ug/L (ppb)	50	103	103	80-108	0

Date of Report: 10/16/12
Date Received: 10/10/12
Project: TOC_01-600_20121010 WORFDB6, F&BI 210158

QUALITY ASSURANCE RESULTS FOR THE ANALYSIS OF WATER SAMPLES FOR VOLATILES BY EPA METHOD 8260C

Laboratory Code: Laboratory Control Sample

Analyte	Reporting Units	Spike Level	Percent Recovery LCS	Percent Recovery LCSD	Acceptance Criteria	RPD (Limit 20)
Vinyl chloride	ug/L (ppb)	50	109	105	71-131	4
Chloroethane	ug/L (ppb)	50	93	91	70-125	2
1,1-Dichloroethene	ug/L (ppb)	50	89	87	76-116	2
Methylene chloride	ug/L (ppb)	50	93	97	61-121	4
trans-1,2-Dichloroethene	ug/L (ppb)	50	89	79	78-114	12
1,1-Dichloroethane	ug/L (ppb)	50	103	102	85-107	1
cis-1,2-Dichloroethene	ug/L (ppb)	50	107	105	83-108	2
1,2-Dichloroethane (EDC)	ug/L (ppb)	50	104	103	82-107	1
1,1,1-Trichloroethane	ug/L (ppb)	50	112 vo	112 vo	82-111	0
Trichloroethene	ug/L (ppb)	50	105	103	77-105	2
Tetrachloroethene	ug/L (ppb)	50	103	100	80-108	3

Data Qualifiers & Definitions

a - The analyte was detected at a level less than five times the reporting limit. The RPD results may not provide reliable information on the variability of the analysis.

A1 – More than one compound of similar molecule structure was identified with equal probability.

b - The analyte was spiked at a level that was less than five times that present in the sample. Matrix spike recoveries may not be meaningful.

ca - The calibration results for this range fell outside of acceptance criteria. The value reported is an estimate.

c - The presence of the analyte indicated may be due to carryover from previous sample injections.

d - The sample was diluted. Detection limits may be raised due to dilution.

ds - The sample was diluted. Detection limits are raised due to dilution and surrogate recoveries may not be meaningful.

dv - Insufficient sample was available to achieve normal reporting limits and limits are raised accordingly.

fb - Analyte present in the blank and the sample.

fc – The compound is a common laboratory and field contaminant.

hr - The sample and duplicate were reextracted and reanalyzed. RPD results were still outside of control limits. The variability is attributed to sample inhomogeneity.

ht - Analysis performed outside the method or client-specified holding time requirement.

ip - Recovery fell outside of normal control limits. Compounds in the sample matrix interfered with the quantitation of the analyte.

j – The result is below normal reporting limits. The value reported is an estimate.

J - The internal standard associated with the analyte is out of control limits. The reported concentration is an estimate.

jl - The analyte result in the laboratory control sample is out of control limits. The reported concentration should be considered an estimate.

jr - The rpd result in laboratory control sample associated with the analyte is out of control limits. The reported concentration should be considered an estimate.

js - The surrogate associated with the analyte is out of control limits. The reported concentration should be considered an estimate.

lc - The presence of the compound indicated is likely due to laboratory contamination.

L - The reported concentration was generated from a library search.

nm - The analyte was not detected in one or more of the duplicate analyses. Therefore, calculation of the RPD is not applicable.

pc – The sample was received in a container not approved by the method. The value reported should be considered an estimate.

pr – The sample was received with incorrect preservation. The value reported should be considered an estimate.

ve - Estimated concentration calculated for an analyte response above the valid instrument calibration range. A dilution is required to obtain an accurate quantification of the analyte.

vo - The value reported fell outside the control limits established for this analyte.

x - The sample chromatographic pattern does not resemble the fuel standard used for quantitation.

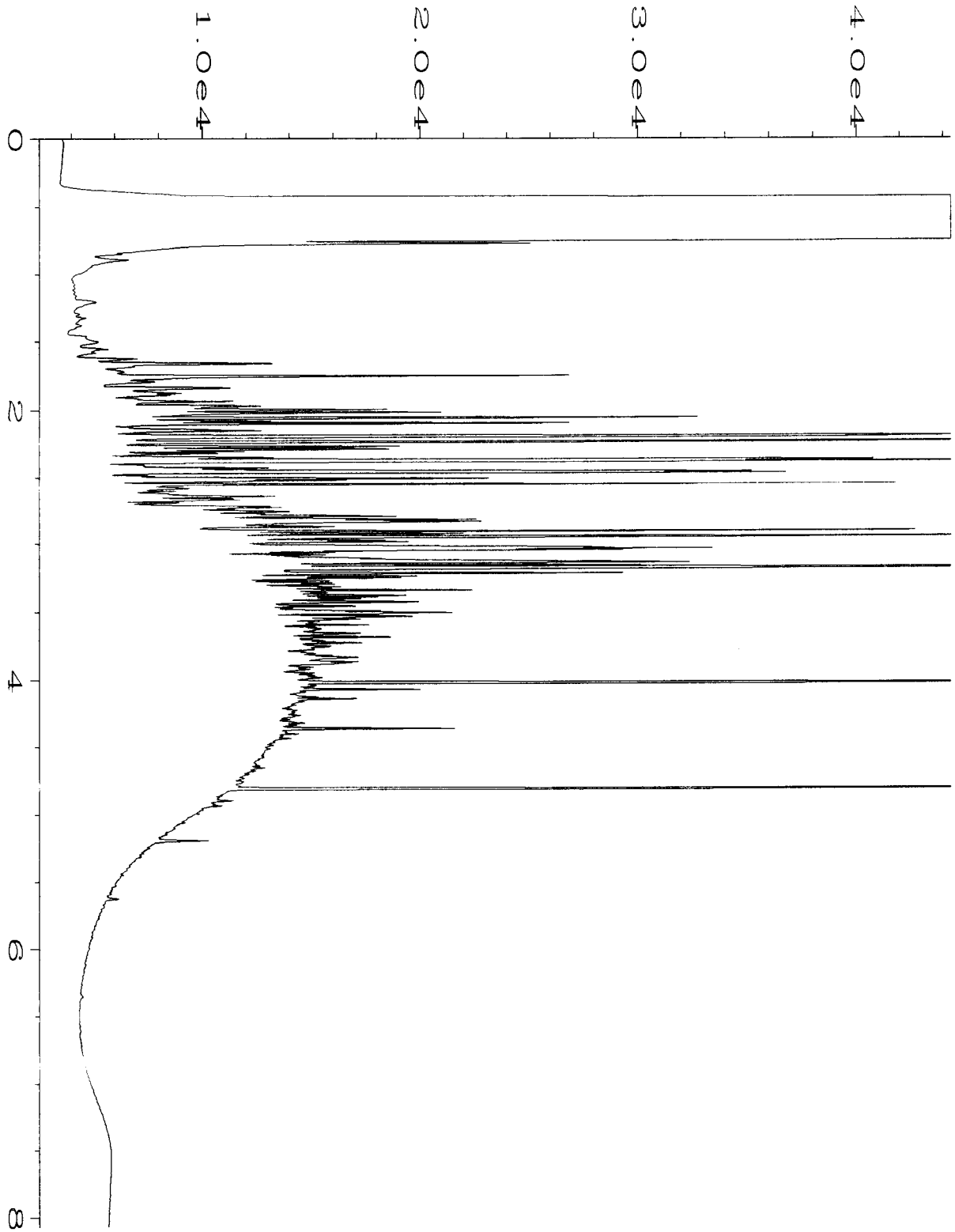

Data File Name : C:\HPCHEM\4\DATA\10-12-12\038F0901.D
Operator : mwdl
Instrument : GC#4
Sample Name : 210158-01
Run Time Bar Code:
Acquired on : 12 Oct 12 09:49 PM
Report Created on: 15 Oct 12 09:42 AM

Page Number : 1
Vial Number : 38
Injection Number : 1
Sequence Line : 9
Instrument Method: DX.MTH
Analysis Method : END.MTH

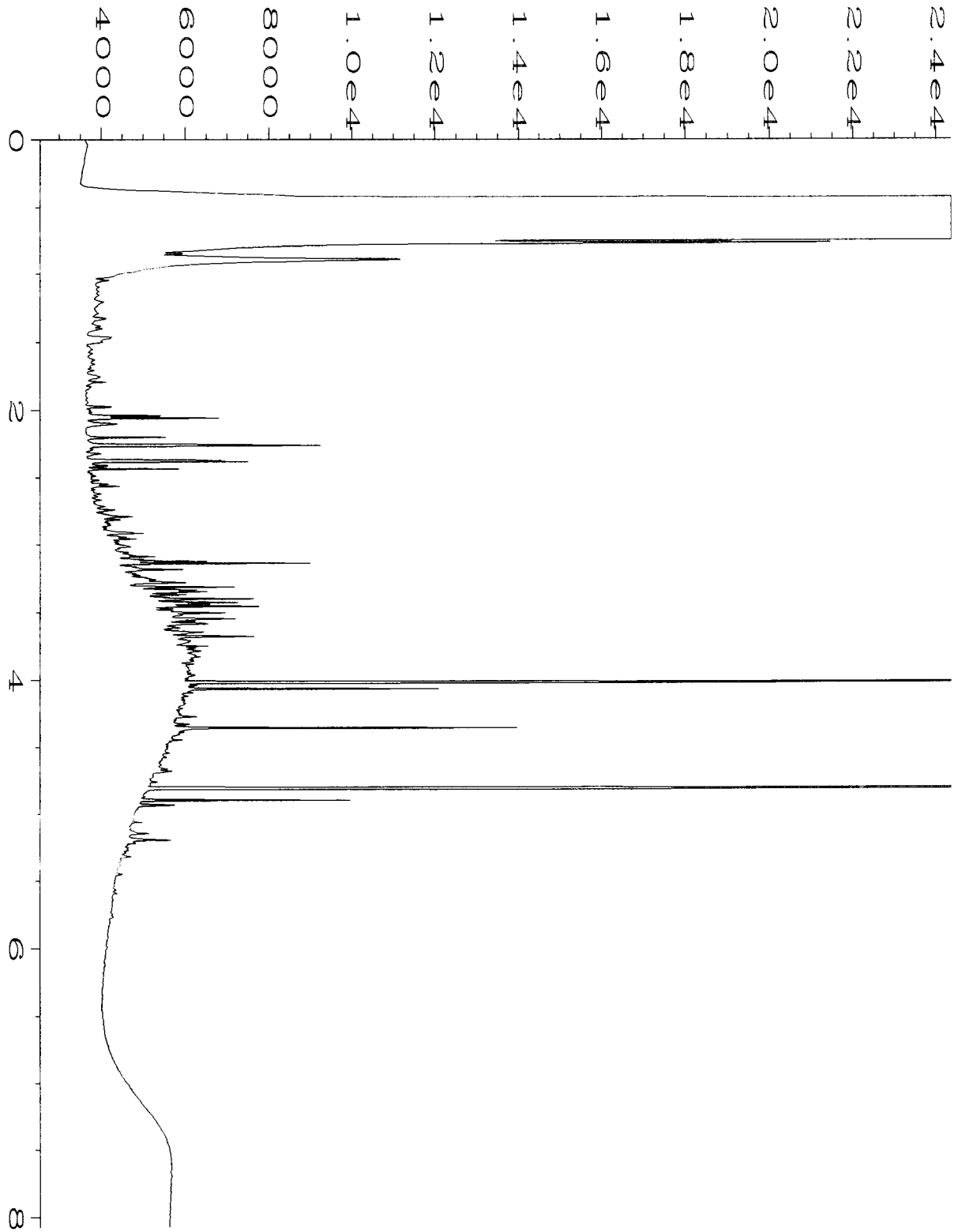

Data File Name : C:\HPCHEM\4\DATA\10-12-12\039F0901.D
Operator : mwdl
Instrument : GC#4
Sample Name : 210158-02
Run Time Bar Code:
Acquired on : 12 Oct 12 10:03 PM
Report Created on: 15 Oct 12 09:42 AM

Page Number : 1
Vial Number : 39
Injection Number : 1
Sequence Line : 9
Instrument Method: DX.MTH
Analysis Method : END.MTH

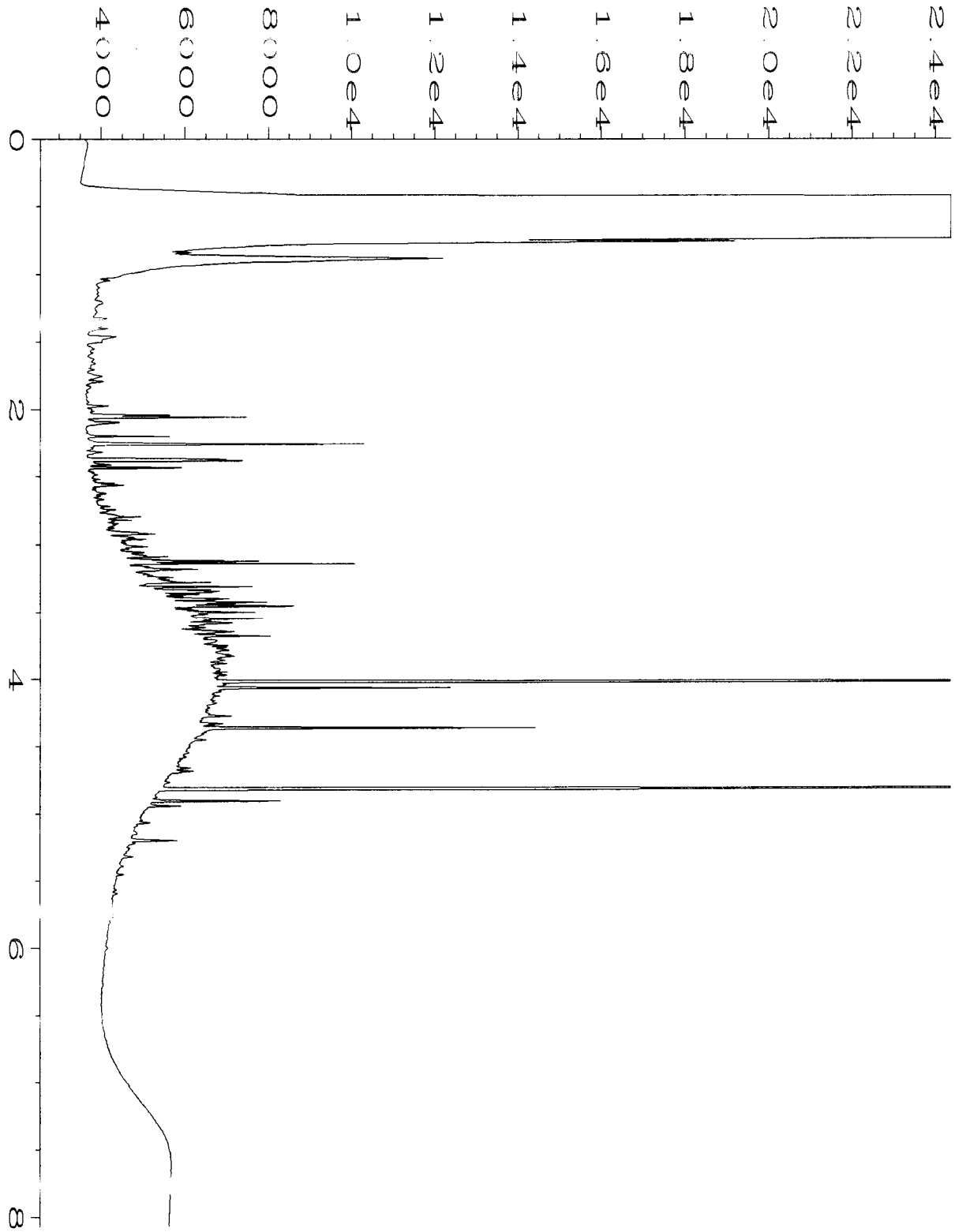

Data File Name : C:\HPCHEM\4\DATA\10-12-12\040F0901.D
Operator : mwdl
Instrument : GC#4
Sample Name : 210158-03
Run Time Bar Code:
Acquired on : 12 Oct 12 10:16 PM
Report Created on: 15 Oct 12 09:42 AM

Page Number : 1
Vial Number : 40
Injection Number : 1
Sequence Line : 9
Instrument Method: DX.MTH
Analysis Method : END.MTH

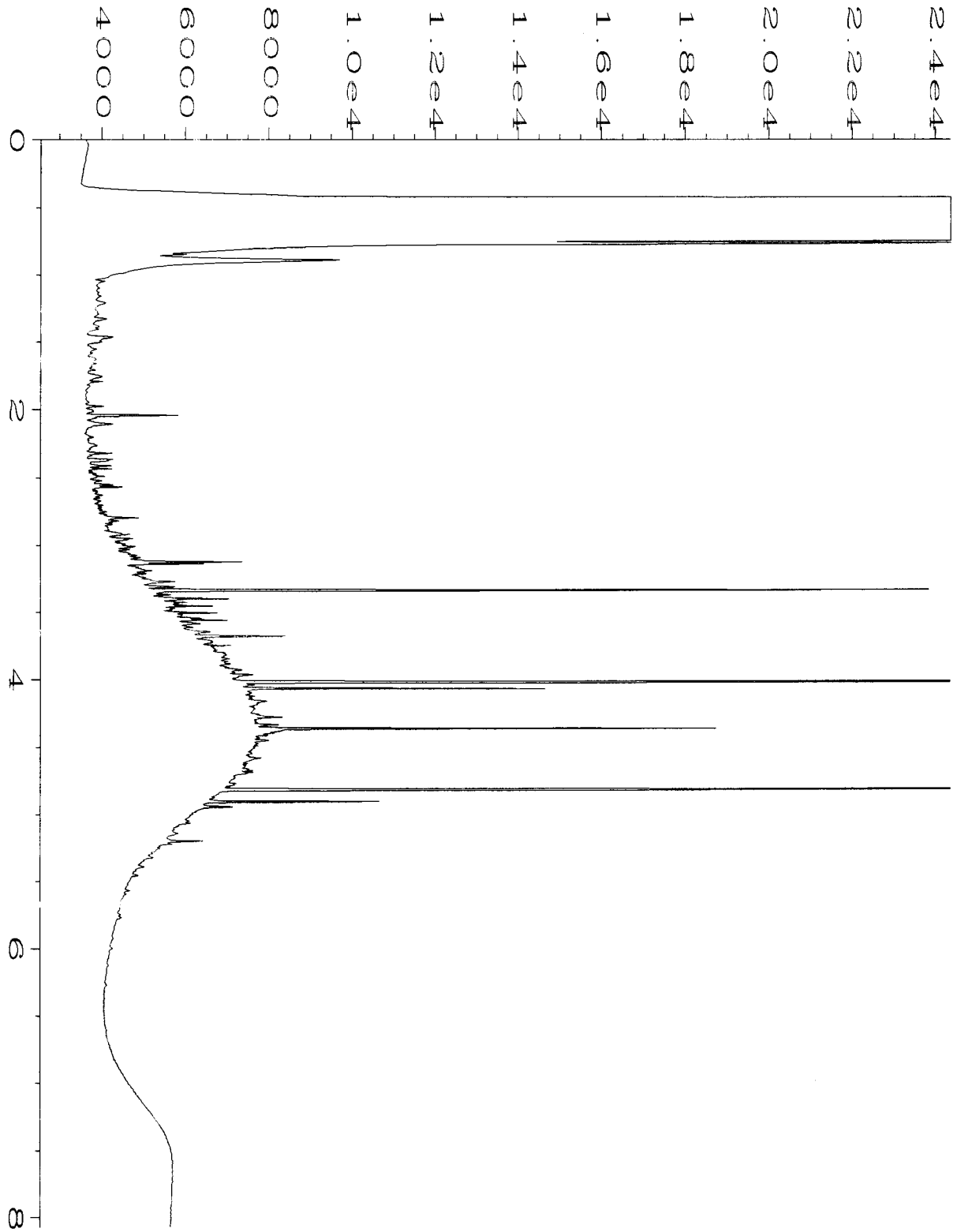

Data File Name : C:\HPCHEM\4\DATA\10-12-12\041F0901.D
Operator : mwdl
Instrument : GC#4
Sample Name : 210158-04
Run Time Bar Code:
Acquired on : 12 Oct 12 10:30 PM
Report Created on: 15 Oct 12 09:42 AM

Page Number : 1
Vial Number : 41
Injection Number : 1
Sequence Line : 9
Instrument Method: DX.MTH
Analysis Method : END.MTH

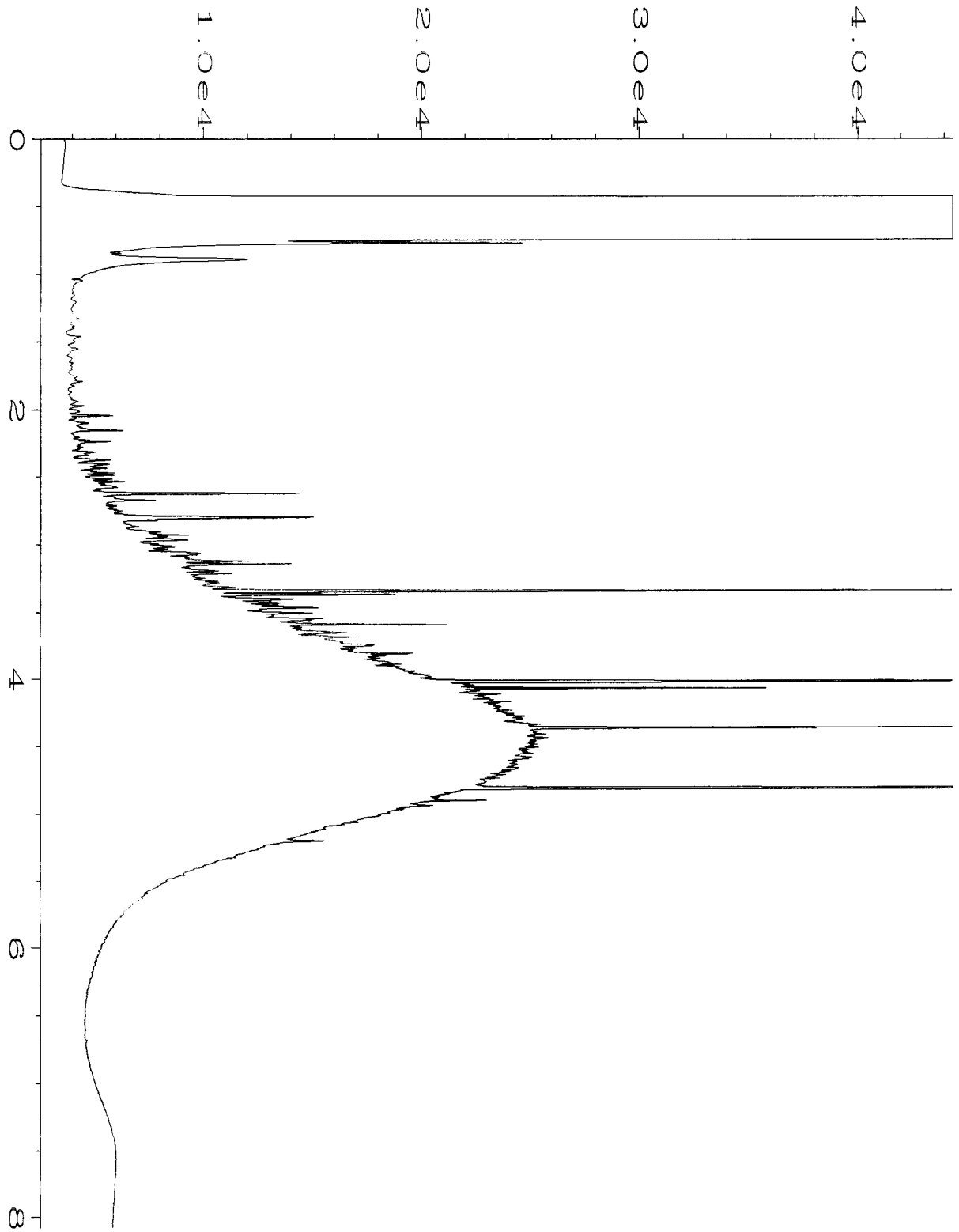

Data File Name	: C:\HPCHEM\4\DATA\10-12-12\042F0901.D		
Operator	: mwdl	Page Number	: 1
Instrument	: GC#4	Vial Number	: 42
Sample Name	: 210158-05	Injection Number	: 1
Run Time Bar Code:		Sequence Line	: 9
Acquired on	: 12 Oct 12 10:44 PM	Instrument Method	: DX.MTH
Report Created on	: 15 Oct 12 09:42 AM	Analysis Method	: END.MTH

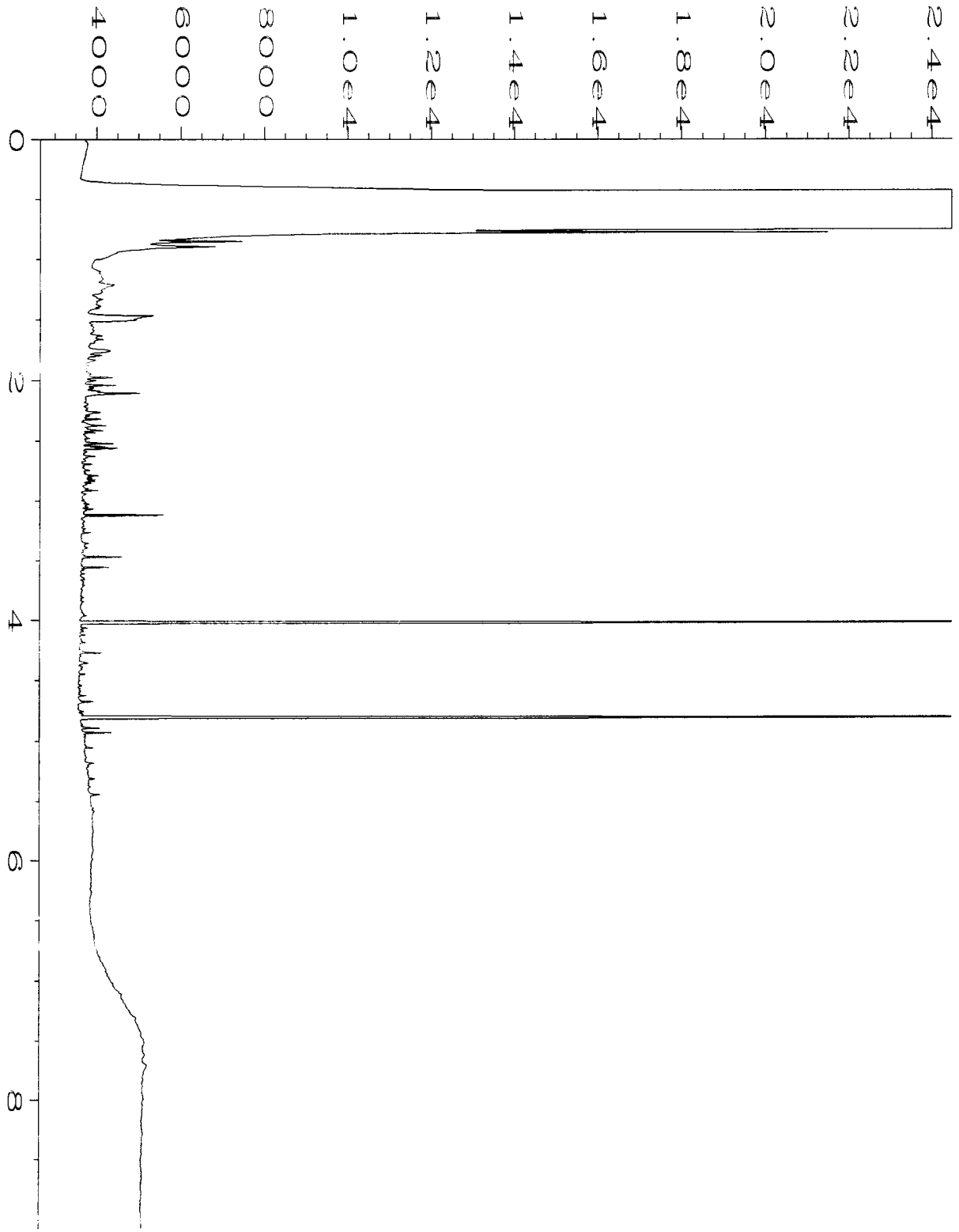

Data File Name : C:\HPCHEM\4\DATA\10-11-12\022F0301.D
Operator : mwdl
Instrument : GC#4
Sample Name : 02-1843 mb
Run Time Bar Code:
Acquired on : 11 Oct 12 02:44 PM
Report Created on: 15 Oct 12 09:38 AM

Page Number : 1
Vial Number : 22
Injection Number : 1
Sequence Line : 3
Instrument Method: DX.MTH
Analysis Method : END.MTH

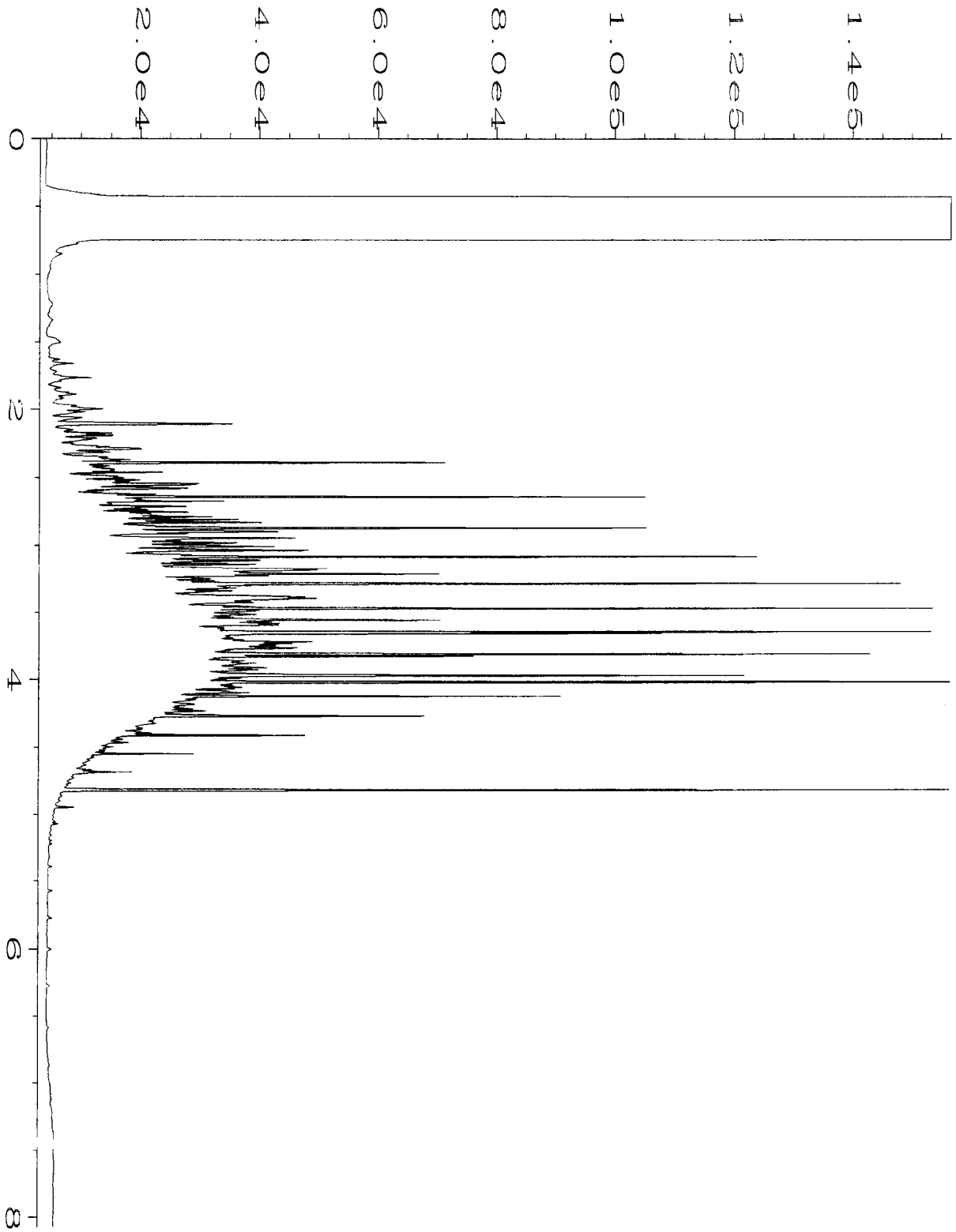

Data File Name : C:\HPCHEM\4\DATA\10-12-12\003F0201.D
Operator : mwdl
Instrument : GC#4
Sample Name : 500 Dx 39-14B
Run Time Bar Code:
Acquired on : 12 Oct 12 08:59 AM
Report Created on: 15 Oct 12 09:36 AM

Page Number : 1
Vial Number : 3
Injection Number : 1
Sequence Line : 2
Instrument Method: DX.MTH
Analysis Method : END.MTH

210158

SAMPLE CHAIN OF CUSTODY

ME 10/10/12

DO4/02

Page # 1 of 1

Send Report To Tim Brown, cc: Jessica Brown, Jennifer Cyr, Pete Kingston, Audrey Hackett

Company SoundEarth Strategies

Address 2811 Fairview Ave E, Suite 2000

City, State, ZIP Seattle, WA 98102

SAMPLERS (signature)

PROJECT NAME/NO.: TOC Holdings Co. Facility No. 01-600 Seattle Terminal – ASKO Property

PO #: 0440-004-24

REMARKS: EIM Y

TURNAROUND TIME: Standard (2 Weeks) RUSH

Rush charges authorized by:

SAMPLE DISPOSAL: ⊗ Dispose after 30 days; Return samples; Will call with instructions

Sample ID	Sample Location	Sample Depth	Lab ID	Date Sampled	Time Sampled	Matrix	# of jars	GRPH by NWTPH-Gx	BTEX by EPA 8021B	DRPH/ORPH by NWTPH-Dx	cVOCs by EPA 8260C	Methane, Ethane, and Ethene by RSK 175	Sulfate, Nitrate, Nitrite, Total P, Hardness, and Alkalinity	Total Fe and Total Mn	Sulfide, TKN, and Fe 2+	Notes
MW03-20121010	MW03		01A-F	10/10/12	1101	H20	6	X	X	X	X					
MW04-20121010	MW04		02		1150		6	X	X	X	X					
FD03-20121010	FD03		03		1230		6	X	X	X	X					
MW05-20121010	MW05		04		1347		6	X	X	X	X					
01MW79-20121010	01MW79		05		1455		6	X	X	X	X					

10/10/12

Samples received at 5 °C

Friedman & Bruya, Inc.
3012 16th Avenue West
Seattle, WA 98119-2029
Ph. (206) 285-8282
Fax (206) 283-5044

	SIGNATURE	PRINT NAME	COMPANY	DATE	TIME
Relinquished by:		David Mendel	SES	10/10/12	1645
Received by:			FRM	10/10/12	1645
Relinquished by:					
Received by:					

FRIEDMAN & BRUYA, INC.

ENVIRONMENTAL CHEMISTS

James E. Bruya, Ph.D.
Yelena Aravkina, M.S.
Bradley T. Benson, B.S.
Kurt Johnson, B.S.

3012 16th Avenue West
Seattle, WA 98119-2029
TEL: (206) 285-8282
e-mail: fbi@isomedia.com

October 29, 2012

Tim Brown, Project Manager
SoundEarth Strategies
2811 Fairview Ave. East, Suite 2000
Seattle, WA 98102

Dear Mr. Brown:

Included are the results from the testing of material submitted on October 11, 2012 from the TOC_01-600_20121011 WORFDB6, F&BI 210191 project. There are 12 pages included in this report. Any samples that may remain are currently scheduled for disposal in 30 days. If you would like us to return your samples or arrange for long term storage at our offices, please contact us as soon as possible.

We appreciate this opportunity to be of service to you and hope you will call if you should have any questions.

Sincerely,

FRIEDMAN & BRUYA, INC.



Michael Erdahl
Project Manager

Enclosures
c: Jessica Brown, Audrey Hackett, Pete Kingston, Jennifer Cyr
SOU1029R.DOC

CASE NARRATIVE

This case narrative encompasses samples received on October 11, 2012 by Friedman & Bruya, Inc. from the SoundEarth Strategies TOC_01-600_20121011 WORFDB6, F&BI 210191 project. Samples were logged in under the laboratory ID's listed below.

Laboratory ID	SoundEarth Strategies
210191-01	01MW46-20121011
210191-02	01MW76-20121011
210191-03	01MW45-20121011

Sample 01MW45-20121011 was sent to Aquatic Research for sulfate, nitrite, nitrate, phosphorus, alkalinity, total iron, total manganese, hardness, TKN, and sulfide analyses. In addition, the sample was sent to Fremont Analytical for dissolved methane analysis and to Amtest for ferrous iron analysis. The reports are enclosed.

1,1,1Trichloroethane in the 8260C laboratory control sample and laboratory control sample duplicate exceeded the acceptance criteria. The analyte was not detected in the sample, therefore the data were acceptable.

All other quality control requirements were acceptable.

Date of Report: 10/29/12
Date Received: 10/11/12
Project: TOC_01-600_20121011 WORFDB6, F&BI 210191
Date Extracted: 10/12/12
Date Analyzed: 10/12/12

RESULTS FROM THE ANALYSIS OF WATER SAMPLES FOR BENZENE, TOLUENE, ETHYLBENZENE, XYLENES AND TPH AS GASOLINE USING EPA METHOD 8021B AND NWTPH-Gx

Results Reported as ug/L (ppb)

Sample ID Laboratory ID	Benzene	Toluene	Ethyl Benzene	Total Xylenes	Gasoline Range	Surrogate (% Recovery) (Limit 50-150)
01MW46-20121011 210191-01	<1	<1	<1	<3	<100	88
01MW76-20121011 210191-02	<1	<1	<1	<3	<100	91
01MW45-20121011 210191-03	2.7	<1	<1	<3	250 x	98
Method Blank 02-1853 MB	<1	<1	<1	<3	<100	87

Date of Report: 10/29/12
Date Received: 10/11/12
Project: TOC_01-600_20121011 WORFDB6, F&BI 210191
Date Extracted: 10/12/12
Date Analyzed: 10/12/12

RESULTS FROM THE ANALYSIS OF WATER SAMPLES FOR TOTAL PETROLEUM HYDROCARBONS AS DIESEL AND MOTOR OIL USING METHOD NWTPH-Dx

Results Reported as ug/L (ppb)

Sample ID Laboratory ID	Diesel Range (C_{10}-C_{25})	Motor Oil Range (C_{25}-C_{36})	Surrogate (% Recovery) (Limit 47-140)
01MW46-20121011 210191-01	190 x	<250	109
01MW76-20121011 210191-02	52 x	<250	108
01MW45-20121011 210191-03	540 x	<250	115
Method Blank 02-1849 MB	<50	<250	108

Analysis For Volatile Compounds By EPA Method 8260C

Client Sample ID:	01MW46-20121011	Client:	SoundEarth Strategies
Date Received:	10/11/12	Project:	TOC_01-600_20121011 WORFDB6
Date Extracted:	10/12/12	Lab ID:	210191-01
Date Analyzed:	10/12/12	Data File:	101214.D
Matrix:	Water	Instrument:	GCMS9
Units:	ug/L (ppb)	Operator:	JS

Surrogates:	% Recovery:	Lower Limit:	Upper Limit:
1,2-Dichloroethane-d4	100	50	150
Toluene-d8	98	50	150
4-Bromofluorobenzene	102	50	150

Compounds:	Concentration ug/L (ppb)
Vinyl chloride	9.7
Chloroethane	<1
1,1-Dichloroethene	<1
Methylene chloride	<5
trans-1,2-Dichloroethene	<1
1,1-Dichloroethane	<1
cis-1,2-Dichloroethene	33
1,2-Dichloroethane (EDC)	<1
1,1,1-Trichloroethane	<1
Trichloroethene	<1
Tetrachloroethene	<1

Analysis For Volatile Compounds By EPA Method 8260C

Client Sample ID:	01MW76-20121011	Client:	SoundEarth Strategies
Date Received:	10/11/12	Project:	TOC_01-600_20121011 WORFDB6
Date Extracted:	10/12/12	Lab ID:	210191-02
Date Analyzed:	10/12/12	Data File:	101215.D
Matrix:	Water	Instrument:	GCMS9
Units:	ug/L (ppb)	Operator:	JS

Surrogates:	% Recovery:	Lower Limit:	Upper Limit:
1,2-Dichloroethane-d4	100	50	150
Toluene-d8	99	50	150
4-Bromofluorobenzene	98	50	150

Compounds:	Concentration ug/L (ppb)
Vinyl chloride	<0.2
Chloroethane	<1
1,1-Dichloroethene	<1
Methylene chloride	<5
trans-1,2-Dichloroethene	<1
1,1-Dichloroethane	<1
cis-1,2-Dichloroethene	1.6
1,2-Dichloroethane (EDC)	<1
1,1,1-Trichloroethane	<1
Trichloroethene	14
Tetrachloroethene	<1

Analysis For Volatile Compounds By EPA Method 8260C

Client Sample ID:	01MW45-20121011	Client:	SoundEarth Strategies
Date Received:	10/11/12	Project:	TOC_01-600_20121011 WORFDB6
Date Extracted:	10/12/12	Lab ID:	210191-03
Date Analyzed:	10/12/12	Data File:	101228.D
Matrix:	Water	Instrument:	GCMS9
Units:	ug/L (ppb)	Operator:	JS

Surrogates:	% Recovery:	Lower Limit:	Upper Limit:
1,2-Dichloroethane-d4	101	50	150
Toluene-d8	98	50	150
4-Bromofluorobenzene	100	50	150

Compounds:	Concentration ug/L (ppb)
Vinyl chloride	2.2
Chloroethane	<1
1,1-Dichloroethene	<1
Methylene chloride	<5
trans-1,2-Dichloroethene	<1
1,1-Dichloroethane	<1
cis-1,2-Dichloroethene	72
1,2-Dichloroethane (EDC)	<1
1,1,1-Trichloroethane	<1
Trichloroethene	350 ve
Tetrachloroethene	<1

Analysis For Volatile Compounds By EPA Method 8260C

Client Sample ID:	01MW45-20121011	Client:	SoundEarth Strategies
Date Received:	10/11/12	Project:	TOC_01-600_20121011 WORFDB6
Date Extracted:	10/12/12	Lab ID:	210191-03 1/10
Date Analyzed:	10/12/12	Data File:	101221.D
Matrix:	Water	Instrument:	GCMS9
Units:	ug/L (ppb)	Operator:	JS

Surrogates:	% Recovery:	Lower Limit:	Upper Limit:
1,2-Dichloroethane-d4	100	50	150
Toluene-d8	100	50	150
4-Bromofluorobenzene	104	50	150

Compounds:	Concentration ug/L (ppb)
Vinyl chloride	2.5
Chloroethane	<10
1,1-Dichloroethene	<10
Methylene chloride	<50
trans-1,2-Dichloroethene	<10
1,1-Dichloroethane	<10
cis-1,2-Dichloroethene	73
1,2-Dichloroethane (EDC)	<10
1,1,1-Trichloroethane	<10
Trichloroethene	360
Tetrachloroethene	<10

Analysis For Volatile Compounds By EPA Method 8260C

Client Sample ID:	Method Blank	Client:	SoundEarth Strategies
Date Received:	NA	Project:	TOC_01-600_20121011 WORFDB6
Date Extracted:	10/12/12	Lab ID:	02-1727 mb
Date Analyzed:	10/12/12	Data File:	101213B.D
Matrix:	Water	Instrument:	GCMS9
Units:	ug/L (ppb)	Operator:	JS

Surrogates:	% Recovery:	Lower Limit:	Upper Limit:
1,2-Dichloroethane-d4	102	50	150
Toluene-d8	100	50	150
4-Bromofluorobenzene	97	50	150

Compounds:	Concentration ug/L (ppb)
Vinyl chloride	<0.2
Chloroethane	<1
1,1-Dichloroethene	<1
Methylene chloride	<5
trans-1,2-Dichloroethene	<1
1,1-Dichloroethane	<1
cis-1,2-Dichloroethene	<1
1,2-Dichloroethane (EDC)	<1
1,1,1-Trichloroethane	<1
Trichloroethene	<1
Tetrachloroethene	<1

Date of Report: 10/29/12
Date Received: 10/11/12
Project: TOC_01-600_20121011 WORFDB6, F&BI 210191

QUALITY ASSURANCE RESULTS FOR THE ANALYSIS OF WATER SAMPLES FOR BENZENE, TOLUENE, ETHYLBENZENE, XYLENES, AND TPH AS GASOLINE USING EPA METHOD 8021B AND NWTPH-Gx

Laboratory Code: 210191-01 (Duplicate)

Analyte	Reporting Units	Sample Result	Duplicate Result	Relative Percent Difference (Limit 20)
Benzene	ug/L (ppb)	<1	<1	nm
Toluene	ug/L (ppb)	<1	<1	nm
Ethylbenzene	ug/L (ppb)	<1	<1	nm
Xylenes	ug/L (ppb)	<3	<3	nm
Gasoline	ug/L (ppb)	<100	<100	nm

Laboratory Code: Laboratory Control Sample

Analyte	Reporting Units	Spike Level	Percent Recovery LCS	Acceptance Criteria
Benzene	ug/L (ppb)	50	105	72-119
Toluene	ug/L (ppb)	50	100	71-113
Ethylbenzene	ug/L (ppb)	50	104	72-114
Xylenes	ug/L (ppb)	150	101	72-113
Gasoline	ug/L (ppb)	1,000	100	70-119

Date of Report: 10/29/12
Date Received: 10/11/12
Project: TOC_01-600_20121011 WORFDB6, F&BI 210191

QUALITY ASSURANCE RESULTS FOR THE ANALYSIS OF WATER SAMPLES FOR TOTAL PETROLEUM HYDROCARBONS AS DIESEL EXTENDED USING METHOD NWTPH-Dx

Laboratory Code: Laboratory Control Sample

Analyte	Reporting Units	Spike Level	Percent Recovery LCS	Percent Recovery LCSD	Acceptance Criteria	RPD (Limit 20)
Diesel Extended	ug/L (ppb)	2,500	86	91	61-133	6

Date of Report: 10/29/12
Date Received: 10/11/12
Project: TOC_01-600_20121011 WORFDB6, F&BI 210191

QUALITY ASSURANCE RESULTS FOR THE ANALYSIS OF WATER SAMPLES FOR VOLATILES BY EPA METHOD 8260C

Laboratory Code: Laboratory Control Sample

Analyte	Reporting Units	Spike Level	Percent Recovery LCS	Percent Recovery LCSD	Acceptance Criteria	RPD (Limit 20)
Vinyl chloride	ug/L (ppb)	50	109	105	71-131	4
Chloroethane	ug/L (ppb)	50	93	91	70-125	2
1,1-Dichloroethene	ug/L (ppb)	50	89	87	76-116	2
Methylene chloride	ug/L (ppb)	50	93	97	61-121	4
trans-1,2-Dichloroethene	ug/L (ppb)	50	89	79	78-114	12
1,1-Dichloroethane	ug/L (ppb)	50	103	102	85-107	1
cis-1,2-Dichloroethene	ug/L (ppb)	50	107	105	83-108	2
1,2-Dichloroethane (EDC)	ug/L (ppb)	50	104	103	82-107	1
1,1,1-Trichloroethane	ug/L (ppb)	50	112 vo	112 vo	82-111	0
Trichloroethene	ug/L (ppb)	50	105	103	77-105	2
Tetrachloroethene	ug/L (ppb)	50	103	100	80-108	3

Data Qualifiers & Definitions

a - The analyte was detected at a level less than five times the reporting limit. The RPD results may not provide reliable information on the variability of the analysis.

A1 – More than one compound of similar molecule structure was identified with equal probability.

b - The analyte was spiked at a level that was less than five times that present in the sample. Matrix spike recoveries may not be meaningful.

ca - The calibration results for this range fell outside of acceptance criteria. The value reported is an estimate.

c - The presence of the analyte indicated may be due to carryover from previous sample injections.

d - The sample was diluted. Detection limits may be raised due to dilution.

ds - The sample was diluted. Detection limits are raised due to dilution and surrogate recoveries may not be meaningful.

dv - Insufficient sample was available to achieve normal reporting limits and limits are raised accordingly.

fb - Analyte present in the blank and the sample.

fc – The compound is a common laboratory and field contaminant.

hr - The sample and duplicate were reextracted and reanalyzed. RPD results were still outside of control limits. The variability is attributed to sample inhomogeneity.

ht - Analysis performed outside the method or client-specified holding time requirement.

ip - Recovery fell outside of normal control limits. Compounds in the sample matrix interfered with the quantitation of the analyte.

j – The result is below normal reporting limits. The value reported is an estimate.

J - The internal standard associated with the analyte is out of control limits. The reported concentration is an estimate.

jl - The analyte result in the laboratory control sample is out of control limits. The reported concentration should be considered an estimate.

jr - The rpd result in laboratory control sample associated with the analyte is out of control limits. The reported concentration should be considered an estimate.

js - The surrogate associated with the analyte is out of control limits. The reported concentration should be considered an estimate.

lc - The presence of the compound indicated is likely due to laboratory contamination.

L - The reported concentration was generated from a library search.

nm - The analyte was not detected in one or more of the duplicate analyses. Therefore, calculation of the RPD is not applicable.

pc – The sample was received in a container not approved by the method. The value reported should be considered an estimate.

pr – The sample was received with incorrect preservation. The value reported should be considered an estimate.

ve - Estimated concentration calculated for an analyte response above the valid instrument calibration range. A dilution is required to obtain an accurate quantification of the analyte.

vo - The value reported fell outside the control limits established for this analyte.

x - The sample chromatographic pattern does not resemble the fuel standard used for quantitation.

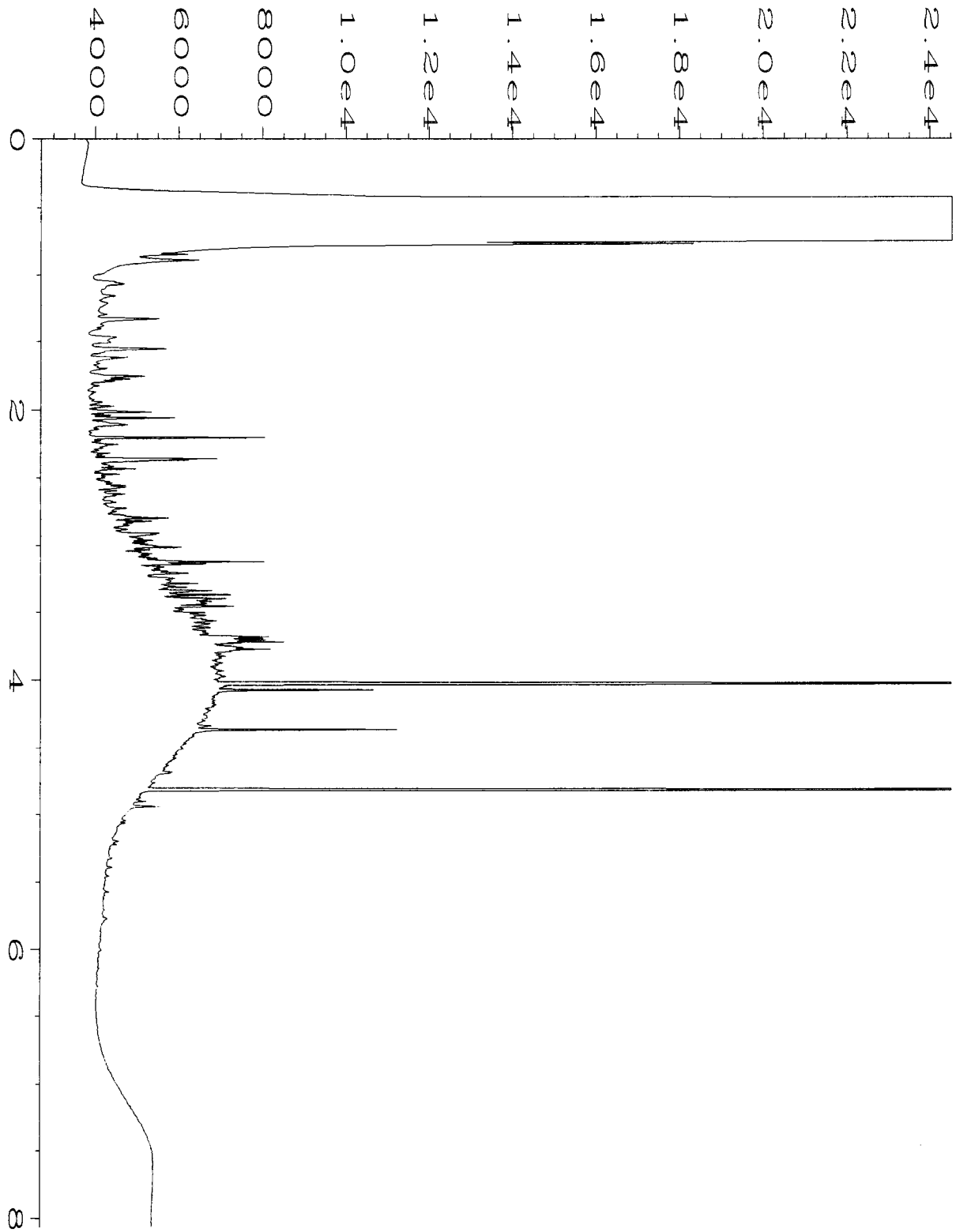

Data File Name : C:\HPCHEM\4\DATA\10-12-12\019F0701.D
Operator : mwdl
Instrument : GC#4
Sample Name : 210191-01
Run Time Bar Code:
Acquired on : 12 Oct 12 05:07 PM
Report Created on: 15 Oct 12 09:39 AM

Page Number : 1
Vial Number : 19
Injection Number : 1
Sequence Line : 7
Instrument Method: DX.MTH
Analysis Method : END.MTH

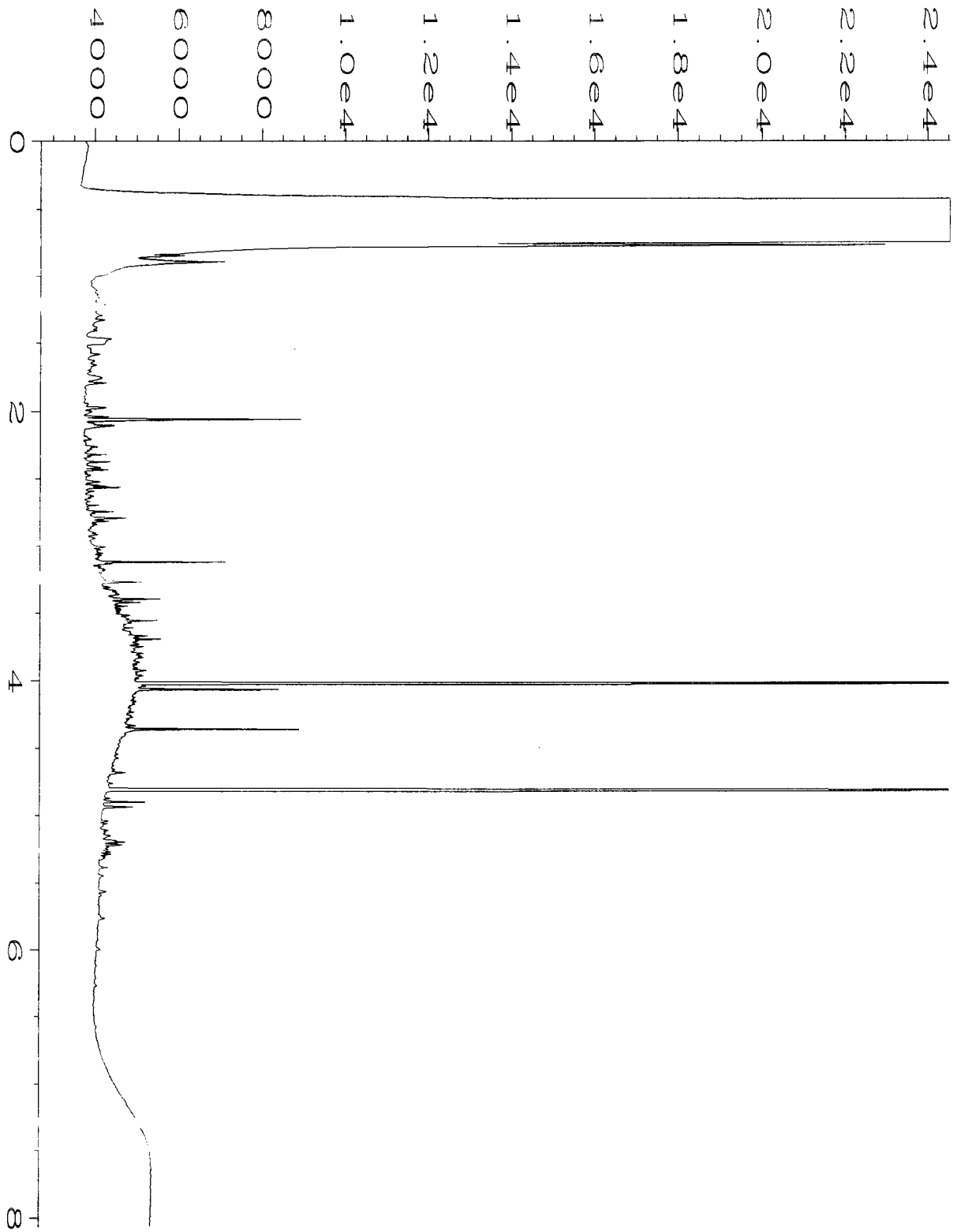

Data File Name : C:\HPCHEM\4\DATA\10-12-12\020F0701.D
Operator : mwdl
Instrument : GC#4
Sample Name : 210191-02
Run Time Bar Code:
Acquired on : 12 Oct 12 05:20 PM
Report Created on: 15 Oct 12 09:39 AM

Page Number : 1
Vial Number : 20
Injection Number : 1
Sequence Line : 7
Instrument Method: DX.MTH
Analysis Method : END.MTH

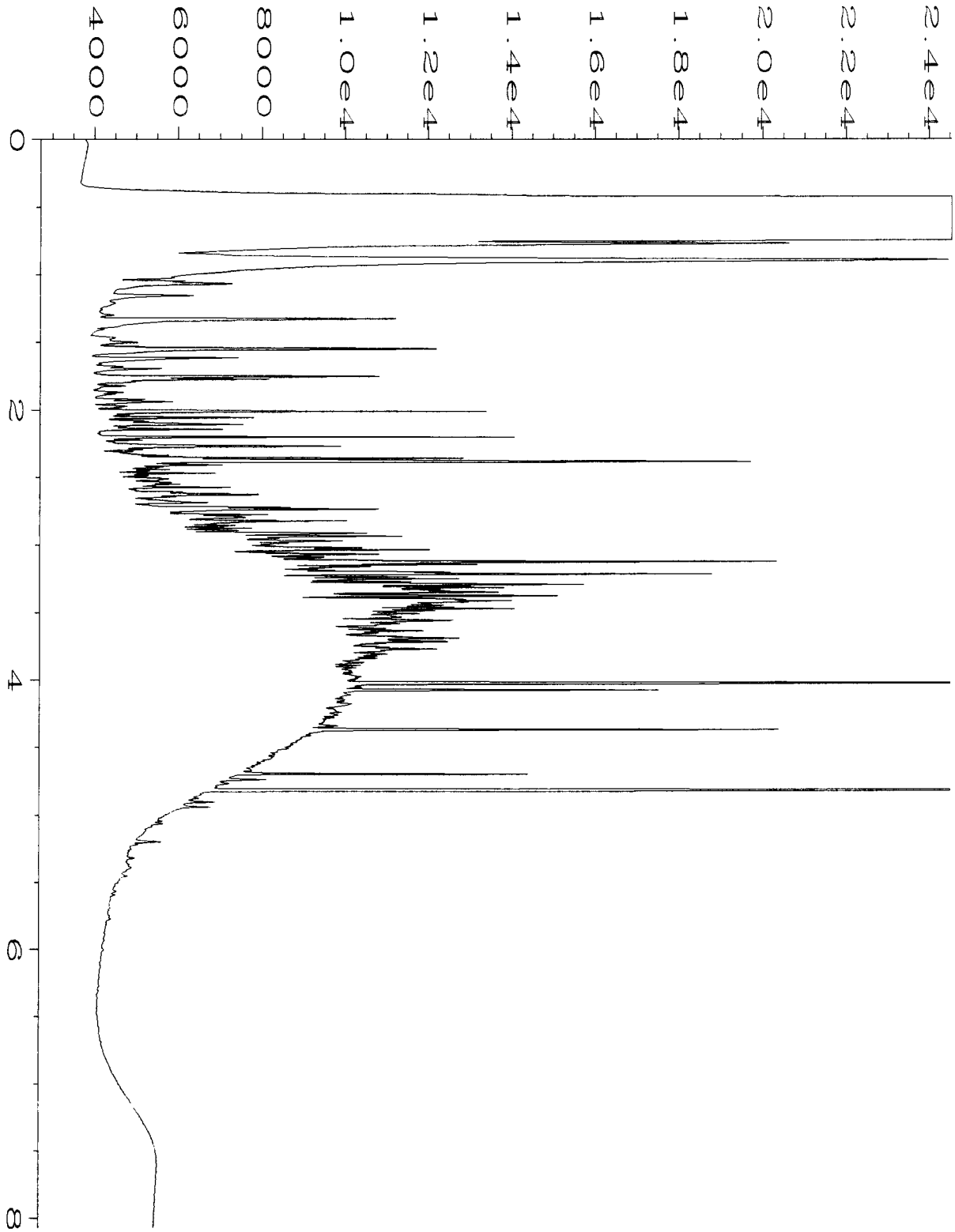

Data File Name : C:\HPCHEM\4\DATA\10-12-12\021F0701.D
Operator : mwdl
Instrument : GC#4
Sample Name : 210191-03
Run Time Bar Code:
Acquired on : 12 Oct 12 05:34 PM
Report Created on: 15 Oct 12 09:39 AM

Page Number : 1
Vial Number : 21
Injection Number : 1
Sequence Line : 7
Instrument Method: DX.MTH
Analysis Method : END.MTH

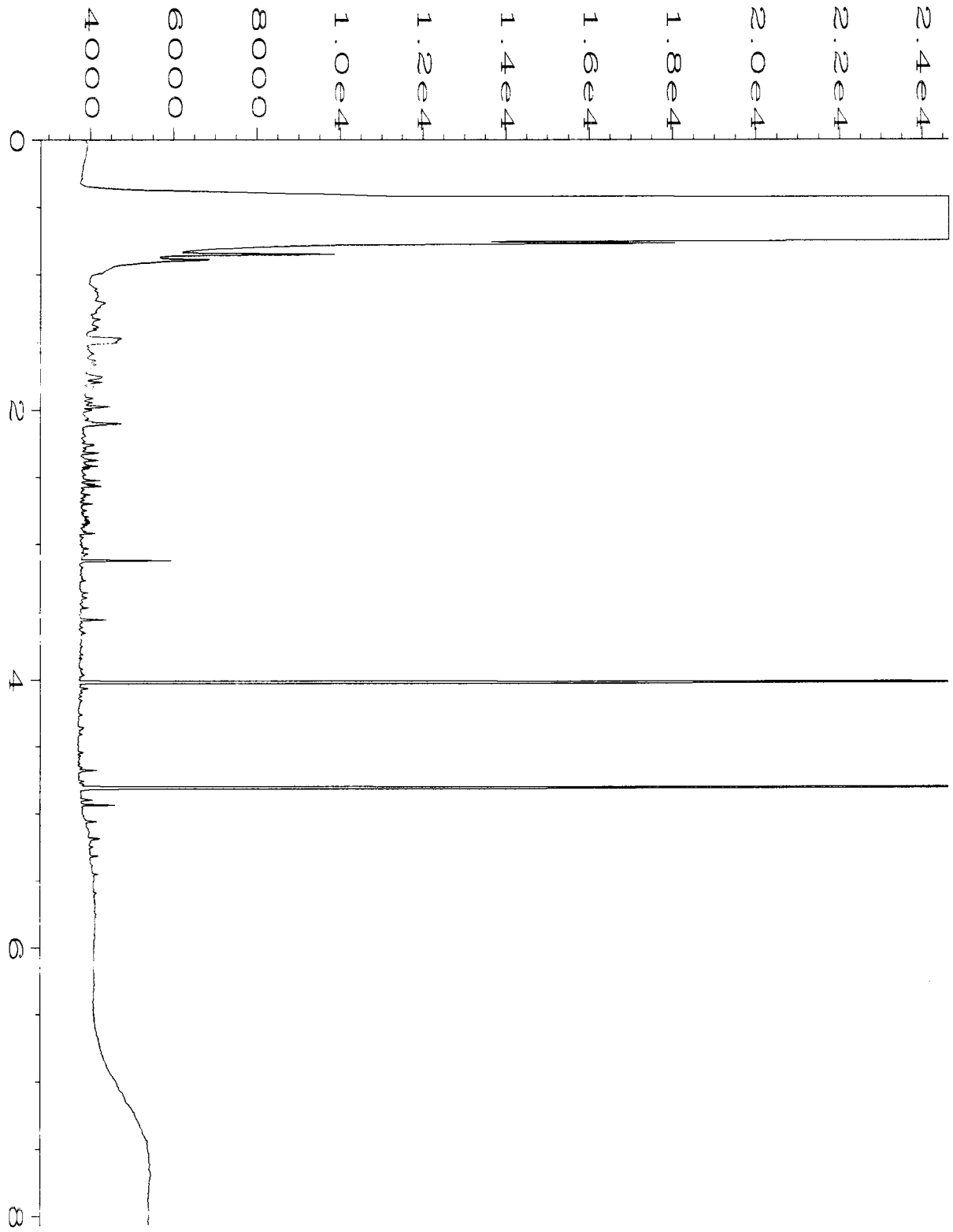

Data File Name : C:\HPCHEM\4\DATA\10-12-12\015F0501.D
Operator : mwdl
Instrument : GC#4
Sample Name : 02-1849 mb
Run Time Bar Code:
Acquired on : 12 Oct 12 04:01 PM
Report Created on: 15 Oct 12 09:37 AM

Page Number : 1
Vial Number : 15
Injection Number : 1
Sequence Line : 5
Instrument Method: DX.MTH
Analysis Method : END.MTH

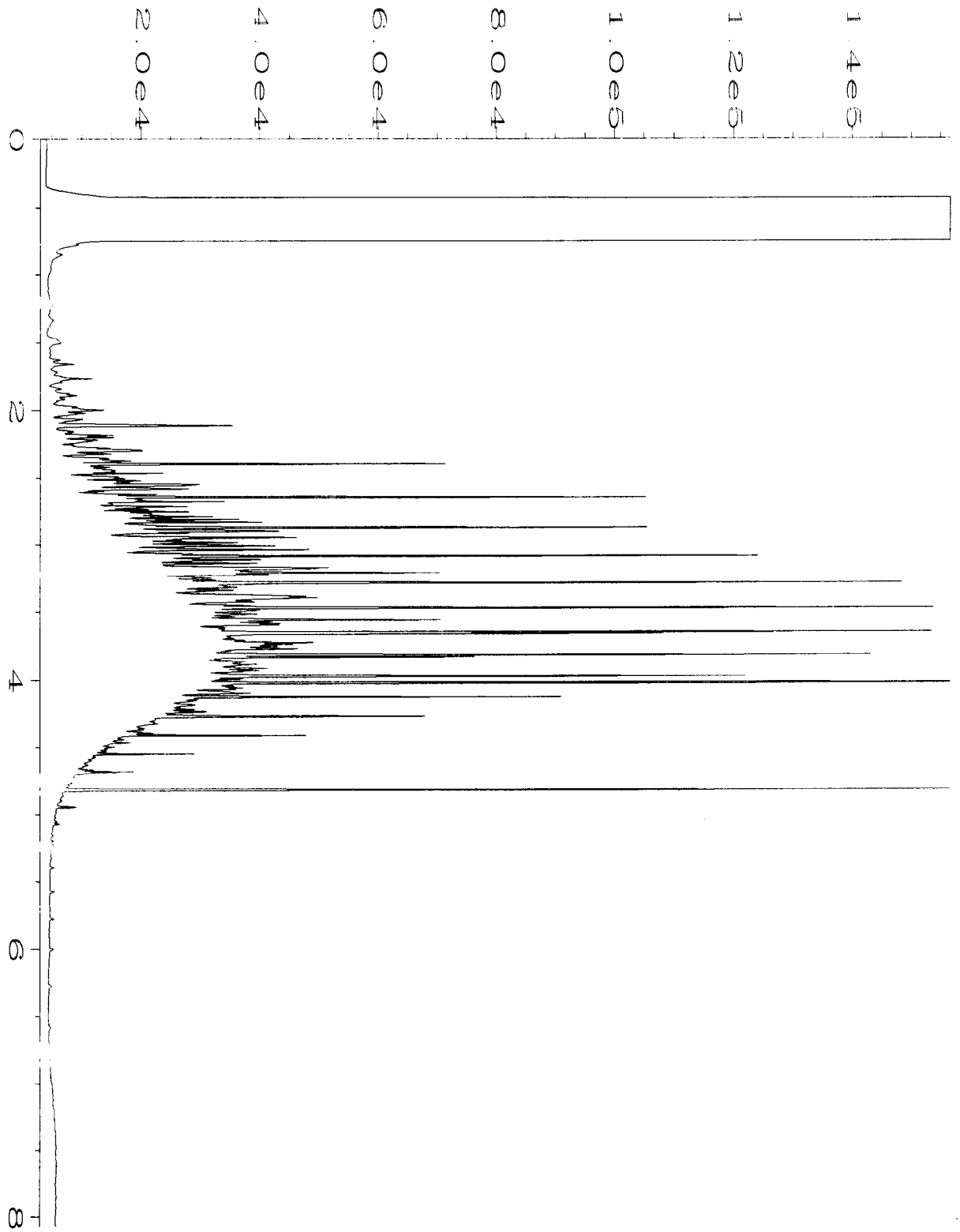

Data File Name	: C:\HPCHEM\4\DATA\10-12-12\003F0201.D		
Operator	: mwdl	Page Number	: 1
Instrument	: GC#4	Vial Number	: 3
Sample Name	: 500 Dx 39-14B	Injection Number	: 1
Run Time Bar Code:		Sequence Line	: 2
Acquired on	: 12 Oct 12 08:59 AM	Instrument Method	: DX.MTH
Report Created on	: 15 Oct 12 09:36 AM	Analysis Method	: END.MTH

AQUATIC RESEARCH INCORPORATED

LABORATORY & CONSULTING SERVICES

3927 AURORA AVENUE NORTH, SEATTLE, WA 98103

PHONE: (206) 632-2715 FAX: (206) 632-2417

CASE FILE NUMBER:	**FBI010-65**		**PAGE 1**
REPORT DATE:	**10/24/12**		
DATE SAMPLED:	**10/11/12**	**DATE RECEIVED:**	**10/12/12**

FINAL REPORT, LABORATORY ANALYSIS OF SELECTED PARAMETERS ON WATER SAMPLES FROM FRIEDMAN & BRUYA, INC. / PROJECT NO. 210191

CASE NARRATIVE

One water sample was received by the laboratory in good condition and analyzed according to the chain of custody. No difficulties were encountered in the preparation or analysis of this sample. Sample data follows while QA/QC data is contained on subsequent pages.

SAMPLE DATA

SAMPLE ID	ALKALINITY (mgCaCO3/l)	SULFATE (mg/L)	SULFIDE (mg/L)	TOTAL-P (mg/L)	TKN (mg/L)
01MW45-20121011	485	18.5	0.32	0.110	0.345

	TOTAL METALS				
SAMPLE ID	IRON (mg/L)	MANGANESE (mg/L)	NITRATE (mg/L)	NITRITE (mg/L)	HARDNESS (mgCaCO3/l)
01MW45-20121011	6.29	0.099	0.019	<0.002	469

AQUATIC RESEARCH INCORPORATED

LABORATORY & CONSULTING SERVICES

3927 AURORA AVENUE NORTH, SEATTLE, WA 98103

PHONE: (206) 632-2715 FAX: (206) 632-2417

CASE FILE NUMBER:	**FBI010-65**		**PAGE 2**
REPORT DATE:	**10/24/12**		
DATE SAMPLED:	**10/11/12**	**DATE RECEIVED:**	**10/12/12**

FINAL REPORT, LABORATORY ANALYSIS OF SELECTED PARAMETERS ON WATER SAMPLES FROM FRIEDMAN & BRUYA, INC. / PROJECT NO. 210191

QA/QC DATA

QC PARAMETER	ALKALINITY (mgCaCO3/l)	SULFATE (mg/L)	SULFIDE (mg/L)	TOTAL-P (mg/L)	TKN (mg/L)
METHOD	SM18 2320B	SM184500SO4E	EPA 376.1	EPA 365.1	EPA 351.1
DATE ANALYZED	10/23/12	10/16/12	10/14/12	10/19/12	10/18/12
DETECTION LIMIT	1.00	1.00	0.05	0.002	0.200
DUPLICATE					
SAMPLE ID	BATCH	BATCH	BATCH	BATCH	BATCH
ORIGINAL	105	1.04	44.0	0.021	0.538
DUPLICATE	102	<1.00	44.0	0.020	0.511
RPD	2.90%	NC	0.00%	3.16%	5.10%
SPIKE SAMPLE					
SAMPLE ID		BATCH		BATCH	BATCH
ORIGINAL		1.04		0.021	0.538
SPIKED SAMPLE		11.1		0.073	2.50
SPIKE ADDED		10.0		0.050	2.00
% RECOVERY	NA	100.93%	NA	104.72%	97.88%
QC CHECK					
FOUND	99.3	10.0		0.090	5.64
TRUE	100	10.0		0.090	5.79
% RECOVERY	99.30%	100.49%	NA	100.42%	97.44%
BLANK	NA	<1.00	<0.05	<0.002	<0.200

RPD = RELATIVE PERCENT DIFFERENCE.
NA = NOT APPLICABLE OR NOT AVAILABLE.
NC = NOT CALCULABLE DUE TO ONE OR MORE VALUES BEING BELOW THE DETECTION LIMIT.
OR = RECOVERY NOT CALCULABLE DUE TO SPIKE SAMPLE OUT OF RANGE OR SPIKE TOO LOW RELATIVE TO SAMPLE CONCENTRATION.

AQUATIC RESEARCH INCORPORATED

LABORATORY & CONSULTING SERVICES

3927 AURORA AVENUE NORTH, SEATTLE, WA 98103

PHONE: (206) 632-2715 FAX: (206) 632-2417

CASE FILE NUMBER:	**FBI010-65**		**PAGE 3**
REPORT DATE:	**10/24/12**		
DATE SAMPLED:	**10/11/12**	**DATE RECEIVED:**	**10/12/12**

FINAL REPORT, LABORATORY ANALYSIS OF SELECTED PARAMETERS ON WATER SAMPLES FROM FRIEDMAN & BRUYA, INC. / PROJECT NO. 210191

QA/QC DATA

	TOTAL METALS				
QC PARAMETER	IRON (mg/L)	MANGANESE (mg/L)	NITRATE (mg/L)	NITRITE (mg/L)	HARDNESS (mgCaCO3/l)
METHOD	EPA 200.7	EPA 200.7	SM184500N03F	EPA 353.2	SM 2340C
DATE ANALYZED	10/19/12	10/19/12	10/12/12	10/12/12	10/24/12
DETECTION LIMIT	0.020	0.010	0.010	0.002	2.00
DUPLICATE					
SAMPLE ID	01MW45-20121011	01MW45-20121011	BATCH	BATCH	BATCH
ORIGINAL	6.29	0.099	0.010	<0.002	469
DUPLICATE	6.27	0.098	0.010	<0.002	469
RPD	0.30%	0.91%	1.75%	NC	0.00%
SPIKE SAMPLE					
SAMPLE ID	01MW45-20121011	01MW45-20121011	BATCH	BATCH	BATCH
ORIGINAL	6.29	0.099	0.010	<0.002	469
SPIKED SAMPLE	7.13	0.967	0.212	0.040	488
SPIKE ADDED	1.00	1.00	0.200	0.040	20.0
% RECOVERY	84.35%	86.75%	100.97%	100.00%	92.83%
QC CHECK					
FOUND	4.52	0.922	0.412	0.040	39.9
TRUE	5.00	1.00	0.408	0.040	40.0
% RECOVERY	90.44%	92.21%	100.96%	100.00%	99.67%
BLANK	<0.020	<0.010	<0.010	<0.002	<2.00

RPD = RELATIVE PERCENT DIFFERENCE.
NA = NOT APPLICABLE OR NOT AVAILABLE.
NC = NOT CALCULABLE DUE TO ONE OR MORE VALUES BEING BELOW THE DETECTION LIMIT.
OR = RECOVERY NOT CALCULABLE DUE TO SPIKE SAMPLE OUT OF RANGE OR SPIKE TOO LOW RELATIVE TO SAMPLE CONCENTRATION.

SUBMITTED BY:

Damien Gadomski
Project Manager

FB1010.65

SUBCONTRACT SAMPLE CHAIN OF CUSTODY

Page # 1 of 1

Send Report To Michael Erdahl
Company Friedman and Bruya, Inc.
Address 3012 16th Ave W
City, State, ZIP Seattle, WA 98119
Phone # (206) 285-8282 Fax # (206) 283-5044

SUBCONTRACTER Ag. Research
PROJECT NAME/NO. 210191
PO # B-093
REMARKS
Please Email Results

TURNAROUND TIME
☒ Standard (2 Weeks)
☐ RUSH
Rush charges authorized by:

SAMPLE DISPOSAL
☐ Dispose after 30 days
☐ Return samples
☐ Will call with instructions

Sample ID	Lab ID	Date Sampled	Time Sampled	Sample Type	# of containers	ANALYSES REQUESTED: Total Fe + Mn	Hardness	Sulfate	Nitrate	Nitrite	Alkalinity	Sulfide	TKN	Total Phosphorus	Dissolved Gasses	Notes
01MW45-20121011		10/11/12	1338	water		X	X	X	X	X	X	X	X	X		

Friedman & Bruya, Inc.
3012 16th Avenue West
Seattle, WA 98119-2029
Ph. (206) 285-8282
Fax (206) 283-5044

	SIGNATURE	PRINT NAME	COMPANY	DATE	TIME
Relinquished by:		Michael Erdahl	Friedman & Bruya	10/12/12	9:10
Received by:		S. HIGGINS	AGE	10/12/12	1130
Relinquished by:					
Received by:					

Am Test Inc.
13600 NE 126TH PL
Suite C
Kirkland, WA 98034
(425) 885-1664

Professional Analytical Services

Oct 25 2012
Friedman & Bruya, Inc.
3012 16th Avenue West
Seattle, WA 98119-2029
Attention: Michael Erdahl

Dear Michael Erdahl:

Enclosed please find the analytical data for your project.

The following is a cross correlation of client and laboratory identifications for your convenience.

CLIENT ID	MATRIX	AMTEST ID	TEST
01MW45-20121011	Water	12-A015716	MET

Your sample was received on Friday, October 12, 2012. At the time of receipt, the sample was logged in and properly maintained prior to the subsequent analysis.

The analytical procedures used at AmTest are well documented and are typically derived from the protocols of the EPA, USDA, FDA or the Army Corps of Engineers.

Following the analytical data you will find the Quality Control (QC) results.

Please note that the detection limits that are listed in the body of the report refer to the Method Detection Limits (MDL's), as opposed to Practical Quantitation Limits (PQL's).

If you should have any questions pertaining to the data package, please feel free to conact me.

Sincerely,



Aaron W. Young
Laboratory Manager

Project #: 210191
PO Number: B-981

BACT = Bacteriological
CONV = Conventionals
MET = Metals
ORG = Organics
NUT=Nutrients
DEM=Demand
MIN=Minerals

Am Test Inc.
13600 NE 126TH PL
Suite C
Kirkland, WA 98034
(425) 885-1664
www.amtestlab.com

AMTEST LABORATORIES

Professional Analytical Services

ANALYSIS REPORT

Friedman & Bruya, Inc.
3012 16th Avenue West
Seattle, WA 98119-2029
Attention: Michael Erdahl
Project #: 210191
PO Number: B-981
All results reported on an as received basis.

Date Received: 10/12/12
Date Reported: 10/25/12

AMTEST Identification Number **12-A015716**
Client Identification **01MW45-20121011**
Sampling Date **10/11/12, 13:38**

Conventionals

PARAMETER	RESULT	UNITS	Q	D.L.	METHOD	ANALYST	DATE
Ferrous Iron	8.77	mg/l		0.01	SM 3500FeD	EB	10/12/12

Aaron W. Young
Laboratory Manager

Am Test Inc.
13600 NE 126th PL
Suite C
Kirkland, WA, 98034
(425) 885-1664
www.amtestlab.com

Professional Analytical Services

QC Summary for sample number: 12-A015716

DUPLICATES

SAMPLE #	ANALYTE	UNITS	SAMPLE VALUE	DUP VALUE	RPD
12-A015719	Ferrous Iron	mg/l	0.01	0.01	0.00

MATRIX SPIKES

SAMPLE #	ANALYTE	UNITS	SAMPLE VALUE	SMPL+ SPK	SPK AMT	RECOVERY
12-A015719	Ferrous Iron	mg/l	0.01	0.53	0.50	104.00 %

STANDARD REFERENCE MATERIALS

ANALYTE	UNITS	TRUE VALUE	MEASURED VALUE	RECOVERY
Ferrous Iron	mg/l	0.50	0.45	90.0 %

BLANKS

ANALYTE	UNITS	RESULT
Ferrous Iron	mg/l	< 0.01

SUBCONTRACT SAMPLE CHAIN OF CUSTODY

Page # 1 of 1

Send Report To Michael Erdahl

Company Friedman and Bruya, Inc.

Address 3012 16th Ave W

City, State, ZIP Seattle, WA 98119

Phone # (206) 285-8282 Fax # (206) 283-5044

SUBCONTRACTER Amtest

PROJECT NAME/NO. 210191

PO # B-981

REMARKS

Please Email Results

TURNAROUND TIME

☒ Standard (2 Weeks)

☐ RUSH

Rush charges authorized by:

SAMPLE DISPOSAL

☐ Dispose after 30 days

☐ Return samples

☐ Will call with instructions

						ANALYSES REQUESTED										
Sample ID	Lab ID	Date Sampled	Time Sampled	Sample Type	# of containers	Total Fe	Hardness	Sulfate	Nitrate	Ferrous Iron ~~Nitrite~~	Alkalinity	Sulfide	TKN	Total Phosphorus	Dissolved Gasses	Notes
157/12 OIMW45-20121011		10/11/12	1338	water	1					X						

Friedman & Bruya, Inc.
3012 16th Avenue West
Seattle, WA 98119-2029
Ph. (206) 285-8282
Fax (206) 283-5044

	SIGNATURE	PRINT NAME	COMPANY	DATE	TIME
Relinquished by:		Michael Erdahl	Friedman & Bruya	10/12/12	9:10
Received by:		J. Olsen	Amtest	10/12/12	12:15
Relinquished by:					
Received by:					

9.5°C

1311 N. 35th St.
Seattle, WA 98103
T: (206) 352-3790
F: (206) 352-7178
info@fremontanalytical.com

Friedman & Bruya
Michael Erdahl
3012 16th Ave. W.
Seattle, Washington 98119

RE: 210191
Lab ID: 1210110

October 18, 2012

Attention Michael Erdahl:

Fremont Analytical, Inc. received 1 sample(s) on 10/12/2012 for the analyses presented in the following report.

Dissolved Gases by RSK-175

This report consists of the following:

- Case Narrative
- Analytical Results
- Applicable Quality Control Summary Reports
- Chain of Custody

All analyses were performed consistent with the Quality Assurance program of Fremont Analytical, Inc. Please contact the laboratory if you should have any questions about the results.

Thank you for using Fremont Analytical.

Sincerely,

Michael Dee
Sr. Chemist / Principal

Date: *10/18/2012*

CLIENT: Friedman & Bruya
Project: 210191
Lab Order: 1210110

Work Order Sample Summary

Lab Sample ID	Client Sample ID	Date/Time Collected	Date/Time Received
1210110-001	01MW45-20121011	10/11/2012 1:38 PM	10/12/2012 1:30 PM

Note: If no "Time Collected" is supplied, a default of 12:00AM is assigned

Case Narrative

WO#: **1210110**
Date: **10/18/2012**

CLIENT: Friedman & Bruya
Project: 210191

I. SAMPLE RECEIPT:
All samples were received intact.

II. GENERAL REPORTING COMMENTS:
Results are reported on a wet weight basis unless dry-weight correction is denoted in the units field on the analytical report ("mg/kg-dry" or "ug/kg-dry").

The validity of the analytical procedures for which data is reported in this analytical report is determined by the Laboratory Control Sample (LCS) and the Method Blank (MB). The LCS and the MB are processed with the samples to ensure method criteria are achieved throughout the entire analytical process.

III. ANALYSES AND EXCEPTIONS:
Exceptions associated with this report will be footnoted in the analytical results page(s) or the quality control summary page(s) and/or noted below.

Analytical Report

WO#: **1210110**
Date Reported: **10/18/2012**

Client: Friedman & Bruya
Collection Date: 10/11/2012 1:38:00 PM
Project: 210191
Lab ID: 1210110-001
Matrix: Water
Client Sample ID: 01MW45-20121011

Analyses	Result	RL	Qual	Units	DF	Date Analyzed
Dissolved Gases by RSK-175				Batch ID: R6177		Analyst: BR
Methane	0.0402	0.00500		mg/L	1	10/17/2012 4:43:00 PM
Ethene	ND	0.00500		mg/L	1	10/17/2012 4:43:00 PM
Ethane	ND	0.00500		mg/L	1	10/17/2012 4:43:00 PM

Qualifiers:

B	Analyte detected in the associated Method Blank	D	Dilution was required
E	Value above quantitation range	H	Holding times for preparation or analysis exceeded
J	Analyte detected below quantitation limits	ND	Not detected at the Reporting Limit
RL	Reporting Limit	S	Spike recovery outside accepted recovery limits

Date: *10/18/2012*

Work Order: 1210110
CLIENT: Friedman & Bruya
Project: 210191

QC SUMMARY REPORT

Dissolved Gases by RSK-175

Sample ID: **1210099-021ADUP**	SampType: **DUP**	Units: **mg/L**	Prep Date: **10/17/2012**	RunNo: **6177**
Client ID: **BATCH**	Batch ID: **R6177**		Analysis Date: **10/17/2012**	SeqNo: **122966**

Analyte	Result	RL	SPK value	SPK Ref Val	%REC	LowLimit	HighLimit	RPD Ref Val	%RPD	RPDLimit	Qual
Methane	ND	0.00500						0	0	30	
Ethene	ND	0.00500						0	0	30	
Ethane	ND	0.00500						0	0	30	

Sample ID: **LCS-R6177**	SampType: **LCS**	Units: **mg/L**	Prep Date: **10/17/2012**	RunNo: **6177**
Client ID: **LCSW**	Batch ID: **R6177**		Analysis Date: **10/17/2012**	SeqNo: **122968**

Analyte	Result	RL	SPK value	SPK Ref Val	%REC	LowLimit	HighLimit	RPD Ref Val	%RPD	RPDLimit	Qual
Methane	0.420	0.00500	0.5000	0	84.0	80	120				
Ethene	0.416	0.00500	0.5000	0	83.2	80	120				
Ethane	0.418	0.00500	0.5000	0	83.5	80	120				

Sample ID: **MB-R6177**	SampType: **MBLK**	Units: **mg/L**	Prep Date: **10/17/2012**	RunNo: **6177**
Client ID: **MBLKW**	Batch ID: **R6177**		Analysis Date: **10/17/2012**	SeqNo: **122969**

Analyte	Result	RL	SPK value	SPK Ref Val	%REC	LowLimit	HighLimit	RPD Ref Val	%RPD	RPDLimit	Qual
Methane	ND	0.00500									
Ethene	ND	0.00500									
Ethane	ND	0.00500									

Qualifiers:

B	Analyte detected in the associated Method Blank	D	Dilution was required	E	Value above quantitation range
H	Holding times for preparation or analysis exceeded	J	Analyte detected below quantitation limits	ND	Not detected at the Reporting Limit
R	RPD outside accepted recovery limits	RL	Reporting Limit	S	Spike recovery outside accepted recovery limits

SUBCONTRACT SAMPLE CHAIN OF CUSTODY 121011O

Page # 1 of 1

Send Report To Michael Erdahl

Company Friedman and Bruya, Inc.

Address 3012 16th Ave W

City, State, ZIP Seattle, WA 98119

Phone # (206) 285-8282 Fax # (206) 283-5044

SUBCONTRACTER Fremont

PROJECT NAME/NO. 210191

PO # B-980

REMARKS

Please Email Results

TURNAROUND TIME

☒ Standard (2 Weeks)

☐ RUSH

Rush charges authorized by:

SAMPLE DISPOSAL

☐ Dispose after 30 days

☐ Return samples

☐ Will call with instructions

Sample ID	Lab ID	Date Sampled	Time Sampled	Sample Type	# of containers	ANALYSES REQUESTED: Total Fe	Hardness	Sulfate	Nitrate	Nitrite	Alkalinity	Sulfide	TKN	Total Phosphorus	Dissolved Gasses	Notes
amw45-20121011		10/11/12	1338	water											X	

Friedman & Bruya, Inc.
3012 16th Avenue West
Seattle, WA 98119-2029
Ph. (206) 285-8282
Fax (206) 283-5044

	SIGNATURE	PRINT NAME	COMPANY	DATE	TIME
Relinquished by:		Michael Erdahl	Friedman & Bruya	10/12/12	9:10
Received by:		Claire Griggs	FAI	10-12-12	13:30
Relinquished by:					
Received by:					

210191

SAMPLE CHAIN OF CUSTODY

ME 10/11/12 VI/DCH/BDH

Send Report To Tim Brown, cc: Jessica Brown, Jennifer Cyr, Pete Kingston, Audrey Hackett

Company SoundEarth Strategies

Address 2811 Fairview Ave E, Suite 2000

City, State, ZIP Seattle, WA 98102

SAMPLERS (signature)

PROJECT NAME/NO.	PO #
TOC Holdings Co. Facility No. 01-600 Seattle Terminal – ASKO Property	0440-004-24
REMARKS	EIM Y

Page # _____ of _____

TURNAROUND TIME

Standard (2 Weeks)
RUSH _____
*Rush charges authorized by: _____

SAMPLE DISPOSAL

⊗ Dispose after 30 days
Return samples
Will call with instructions

Sample ID	Sample Location	Sample Depth	Lab ID	Date Sampled	Time Sampled	Matrix	# of jars	GRPH by NWTPH-Gx	BTEX by EPA 8021B	DRPH/ORPH by NWTPH-Dx	cVOCs by EPA 8260C	Methane, Ethane, and Ethene by RSK 175	Sulfate, Nitrate, Nitrite, Total P, Hardness, and Alkalinity	Total Fe and Total Mn	Sulfide, TKN, and Fe 2+	Notes
01MW46-20121011	01MW46	—	01A-F	10/11/12	1022	H_2O	6	X	X	X	X					
01MW76-20121011	01MW76	—	02A-F	10/11/12	1153	H_2O	6	X	X	X	X					
01MW45-20121011	01MW45	—	03A-N	10/11/12	1338	H_2O	14	X	X	X	X	X	X	X	X	
				DAN												

received at 3 °C

Friedman & Bruya, Inc.
3012 16th Avenue West
Seattle, WA 98119-2029
Ph. (206) 285-8282
Fax (206) 283-5044

SIGNATURE	PRINT NAME	COMPANY	DATE	TIME
Relinquished by:	Danny Naylor	SoundEarth	10/11/12	1650
Received by:	[illegible]	FBI	10/11/12	1650
Relinquished by:				
Received by:				

FRIEDMAN & BRUYA, INC.

ENVIRONMENTAL CHEMISTS

James E. Bruya, Ph.D.
Yelena Aravkina, M.S.
Bradley T. Benson, B.S.
Kurt Johnson, B.S.

3012 16th Avenue West
Seattle, WA 98119-2029
TEL: (206) 285-8282
e-mail: fbi@isomedia.com

October 29, 2012

Tim Brown, Project Manager
SoundEarth Strategies
2811 Fairview Ave. East, Suite 2000
Seattle, WA 98102

Dear Mr. Brown:

Included are the results from the testing of material submitted on October 11, 2012 from the TOC_01-600_20121011 WORFDB6, F&BI 210192 project. There are 16 pages included in this report. Any samples that may remain are currently scheduled for disposal in 30 days. If you would like us to return your samples or arrange for long term storage at our offices, please contact us as soon as possible.

We appreciate this opportunity to be of service to you and hope you will call if you should have any questions.

Sincerely,

FRIEDMAN & BRUYA, INC.



Michael Erdahl
Project Manager

Enclosures
c: Jessica Brown, Audrey Hackett, Pete Kingston, Jennifer Cyr
SOU1029R.DOC

CASE NARRATIVE

This case narrative encompasses samples received on October 11, 2012 by Friedman & Bruya, Inc. from the SoundEarth Strategies TOC_01-600_20121011 WORFDB6, F&BI 210192 project. Samples were logged in under the laboratory ID's listed below.

Laboratory ID	SoundEarth Strategies
210192-01	01MW62-20121011
210192-02	01MW71-20121011
210192-03	01MW63-20121011
210192-04	FD04-20121011

Sample 01MW63-20121011 was sent to Aquatic Research for sulfate, nitrite, nitrate, phosphorus, alkalinity, total iron, total manganese, hardness, TKN, and sulfide. In addition, the sample was sent to Fremont Analytical for dissolved methane analysis and to Amtest for ferrous iron analysis. The reports are enclosed.

Methylene chloride was detected in the 8260C analysis of the method blank. The data were flagged as due to laboratory contamination.

1,1,1Trichloroethane in the 8260C laboratory control sample and laboratory control sample duplicate exceeded the acceptance criteria. The analyte was not detected in the sample, therefore the data were acceptable.

All other quality control requirements were acceptable.

Date of Report: 10/29/12
Date Received: 10/11/12
Project: TOC_01-600_20121011 WORFDB6, F&BI 210192
Date Extracted: 10/12/12
Date Analyzed: 10/12/12

RESULTS FROM THE ANALYSIS OF WATER SAMPLES FOR BENZENE, TOLUENE, ETHYLBENZENE, XYLENES AND TPH AS GASOLINE USING EPA METHOD 8021B AND NWTPH-Gx

Results Reported as ug/L (ppb)

Sample ID Laboratory ID	Benzene	Toluene	Ethyl Benzene	Total Xylenes	Gasoline Range	Surrogate (% Recovery) (Limit 50-150)
01MW62-20121011 210192-01	<1	<1	<1	<3	260 x	121
01MW71-20121011 210192-02	<1	<1	<1	<3	380 x	122
01MW63-20121011 210192-03	4.7	<1	<1	<3	680 x	125
FD04-20121011 210192-04	4.2	<1	<1	<3	740 x	127
Method Blank 02-1853 MB	<1	<1	<1	<3	<100	87

Date of Report: 10/29/12
Date Received: 10/11/12
Project: TOC_01-600_20121011 WORFDB6, F&BI 210192
Date Extracted: 10/12/12
Date Analyzed: 10/12/12

RESULTS FROM THE ANALYSIS OF WATER SAMPLES FOR TOTAL PETROLEUM HYDROCARBONS AS DIESEL AND MOTOR OIL USING METHOD NWTPH-Dx

Results Reported as ug/L (ppb)

Sample ID Laboratory ID	Diesel Range (C_{10}-C_{25})	Motor Oil Range (C_{25}-C_{36})	Surrogate (% Recovery) (Limit 47-140)
01MW62-20121011 210192-01	57 x	<250	114
01MW71-20121011 210192-02	1,100 x	780 x	96
01MW63-20121011 210192-03	900 x	400 x	100
FD04-20121011 210192-04	1,100 x	490 x	117
Method Blank 02-1849 MB	<50	<250	108

Analysis For Volatile Compounds By EPA Method 8260C

Client Sample ID:	01MW62-20121011	Client:	SoundEarth Strategies
Date Received:	10/11/12	Project:	TOC_01-600_20121011 WORFDB6
Date Extracted:	10/15/12	Lab ID:	210192-01
Date Analyzed:	10/16/12	Data File:	101535.D
Matrix:	Water	Instrument:	GCMS4
Units:	ug/L (ppb)	Operator:	JS

Surrogates:	% Recovery:	Lower Limit:	Upper Limit:
1,2-Dichloroethane-d4	103	57	121
Toluene-d8	98	63	127
4-Bromofluorobenzene	96	60	133

Compounds:	Concentration ug/L (ppb)
Vinyl chloride	<0.2
Chloroethane	<1
1,1-Dichloroethene	<1
Methylene chloride	<5
trans-1,2-Dichloroethene	<1
1,1-Dichloroethane	<1
cis-1,2-Dichloroethene	<1
1,2-Dichloroethane (EDC)	<1
1,1,1-Trichloroethane	<1
Trichloroethene	440 ve
Tetrachloroethene	<1

Analysis For Volatile Compounds By EPA Method 8260C

Client Sample ID:	01MW62-20121011	Client:	SoundEarth Strategies
Date Received:	10/11/12	Project:	TOC_01-600_20121011 WORFDB6
Date Extracted:	10/12/12	Lab ID:	210192-01 1/100
Date Analyzed:	10/12/12	Data File:	101217.D
Matrix:	Water	Instrument:	GCMS9
Units:	ug/L (ppb)	Operator:	JS

Surrogates:	% Recovery:	Lower Limit:	Upper Limit:
1,2-Dichloroethane-d4	101	50	150
Toluene-d8	97	50	150
4-Bromofluorobenzene	106	50	150

Compounds:	Concentration ug/L (ppb)
Vinyl chloride	<20
Chloroethane	<100
1,1-Dichloroethene	<100
Methylene chloride	<500
trans-1,2-Dichloroethene	<100
1,1-Dichloroethane	<100
cis-1,2-Dichloroethene	<100
1,2-Dichloroethane (EDC)	<100
1,1,1-Trichloroethane	<100
Trichloroethene	390
Tetrachloroethene	<100

Analysis For Volatile Compounds By EPA Method 8260C

Client Sample ID:	01MW71-20121011	Client:	SoundEarth Strategies
Date Received:	10/11/12	Project:	TOC_01-600_20121011 WORFDB6
Date Extracted:	10/12/12	Lab ID:	210192-02
Date Analyzed:	10/13/12	Data File:	101229.D
Matrix:	Water	Instrument:	GCMS9
Units:	ug/L (ppb)	Operator:	JS

Surrogates:	% Recovery:	Lower Limit:	Upper Limit:
1,2-Dichloroethane-d4	105	50	150
Toluene-d8	99	50	150
4-Bromofluorobenzene	103	50	150

Compounds:	Concentration ug/L (ppb)
Vinyl chloride	1.4
Chloroethane	<1
1,1-Dichloroethene	1.5
Methylene chloride	<5
trans-1,2-Dichloroethene	7.0
1,1-Dichloroethane	<1
cis-1,2-Dichloroethene	51
1,2-Dichloroethane (EDC)	<1
1,1,1-Trichloroethane	<1
Trichloroethene	780 ve
Tetrachloroethene	<1

Analysis For Volatile Compounds By EPA Method 8260C

Client Sample ID:	01MW71-20121011	Client:	SoundEarth Strategies
Date Received:	10/11/12	Project:	TOC_01-600_20121011 WORFDB6
Date Extracted:	10/12/12	Lab ID:	210192-02 1/10
Date Analyzed:	10/12/12	Data File:	101222.D
Matrix:	Water	Instrument:	GCMS9
Units:	ug/L (ppb)	Operator:	JS

Surrogates:	% Recovery:	Lower Limit:	Upper Limit:
1,2-Dichloroethane-d4	102	50	150
Toluene-d8	101	50	150
4-Bromofluorobenzene	101	50	150

Compounds:	Concentration ug/L (ppb)
Vinyl chloride	<2
Chloroethane	<10
1,1-Dichloroethene	<10
Methylene chloride	<50
trans-1,2-Dichloroethene	<10
1,1-Dichloroethane	<10
cis-1,2-Dichloroethene	53
1,2-Dichloroethane (EDC)	<10
1,1,1-Trichloroethane	<10
Trichloroethene	790
Tetrachloroethene	<10

Analysis For Volatile Compounds By EPA Method 8260C

Client Sample ID:	01MW63-20121011	Client:	SoundEarth Strategies
Date Received:	10/11/12	Project:	TOC_01-600_20121011 WORFDB6
Date Extracted:	10/12/12	Lab ID:	210192-03 1/100
Date Analyzed:	10/12/12	Data File:	101218.D
Matrix:	Water	Instrument:	GCMS9
Units:	ug/L (ppb)	Operator:	JS

Surrogates:	% Recovery:	Lower Limit:	Upper Limit:
1,2-Dichloroethane-d4	102	50	150
Toluene-d8	100	50	150
4-Bromofluorobenzene	103	50	150

Compounds:	Concentration ug/L (ppb)
Vinyl chloride	80
Chloroethane	<100
1,1-Dichloroethene	<100
Methylene chloride	<500
trans-1,2-Dichloroethene	<100
1,1-Dichloroethane	<100
cis-1,2-Dichloroethene	430
1,2-Dichloroethane (EDC)	<100
1,1,1-Trichloroethane	<100
Trichloroethene	8,300
Tetrachloroethene	<100

Analysis For Volatile Compounds By EPA Method 8260C

Client Sample ID:	FD04-20121011	Client:	SoundEarth Strategies
Date Received:	10/11/12	Project:	TOC_01-600_20121011 WORFDB6
Date Extracted:	10/12/12	Lab ID:	210192-04 1/100
Date Analyzed:	10/12/12	Data File:	101219.D
Matrix:	Water	Instrument:	GCMS9
Units:	ug/L (ppb)	Operator:	JS

Surrogates:	% Recovery:	Lower Limit:	Upper Limit:
1,2-Dichloroethane-d4	105	50	150
Toluene-d8	101	50	150
4-Bromofluorobenzene	99	50	150

Compounds:	Concentration ug/L (ppb)
Vinyl chloride	80
Chloroethane	<100
1,1-Dichloroethene	<100
Methylene chloride	<500
trans-1,2-Dichloroethene	<100
1,1-Dichloroethane	<100
cis-1,2-Dichloroethene	460
1,2-Dichloroethane (EDC)	<100
1,1,1-Trichloroethane	<100
Trichloroethene	8,700
Tetrachloroethene	<100

Analysis For Volatile Compounds By EPA Method 8260C

Client Sample ID:	Method Blank	Client:	SoundEarth Strategies
Date Received:	NA	Project:	TOC_01-600_20121011 WORFDB6
Date Extracted:	10/12/12	Lab ID:	02-1727 mb
Date Analyzed:	10/12/12	Data File:	101213B.D
Matrix:	Water	Instrument:	GCMS9
Units:	ug/L (ppb)	Operator:	JS

Surrogates:	% Recovery:	Lower Limit:	Upper Limit:
1,2-Dichloroethane-d4	102	50	150
Toluene-d8	100	50	150
4-Bromofluorobenzene	97	50	150

Compounds:	Concentration ug/L (ppb)
Vinyl chloride	<0.2
Chloroethane	<1
1,1-Dichloroethene	<1
Methylene chloride	<5
trans-1,2-Dichloroethene	<1
1,1-Dichloroethane	<1
cis-1,2-Dichloroethene	<1
1,2-Dichloroethane (EDC)	<1
1,1,1-Trichloroethane	<1
Trichloroethene	<1
Tetrachloroethene	<1

Analysis For Volatile Compounds By EPA Method 8260C

Client Sample ID:	Method Blank	Client:	SoundEarth Strategies
Date Received:	NA	Project:	TOC_01-600_20121011 WORFDB6
Date Extracted:	10/15/12	Lab ID:	02-1865 mb
Date Analyzed:	10/15/12	Data File:	101521.D
Matrix:	Water	Instrument:	GCMS4
Units:	ug/L (ppb)	Operator:	JS

Surrogates:	% Recovery:	Lower Limit:	Upper Limit:
1,2-Dichloroethane-d4	99	57	121
Toluene-d8	98	63	127
4-Bromofluorobenzene	99	60	133

Compounds:	Concentration ug/L (ppb)
Vinyl chloride	<0.2
Chloroethane	<1
1,1-Dichloroethene	<1
Methylene chloride	9.4 lc
trans-1,2-Dichloroethene	<1
1,1-Dichloroethane	<1
cis-1,2-Dichloroethene	<1
1,2-Dichloroethane (EDC)	<1
1,1,1-Trichloroethane	<1
Trichloroethene	<1
Tetrachloroethene	<1

Date of Report: 10/29/12
Date Received: 10/11/12
Project: TOC_01-600_20121011 WORFDB6, F&BI 210192

QUALITY ASSURANCE RESULTS FOR THE ANALYSIS OF WATER SAMPLES FOR BENZENE, TOLUENE, ETHYLBENZENE, XYLENES, AND TPH AS GASOLINE USING EPA METHOD 8021B AND NWTPH-Gx

Laboratory Code: 210191-01 (Duplicate)

Analyte	Reporting Units	Sample Result	Duplicate Result	Relative Percent Difference (Limit 20)
Benzene	ug/L (ppb)	<1	<1	nm
Toluene	ug/L (ppb)	<1	<1	nm
Ethylbenzene	ug/L (ppb)	<1	<1	nm
Xylenes	ug/L (ppb)	<3	<3	nm
Gasoline	ug/L (ppb)	<100	<100	nm

Laboratory Code: Laboratory Control Sample

Analyte	Reporting Units	Spike Level	Percent Recovery LCS	Acceptance Criteria
Benzene	ug/L (ppb)	50	105	72-119
Toluene	ug/L (ppb)	50	100	71-113
Ethylbenzene	ug/L (ppb)	50	104	72-114
Xylenes	ug/L (ppb)	150	101	72-113
Gasoline	ug/L (ppb)	1,000	100	70-119

Date of Report: 10/29/12
Date Received: 10/11/12
Project: TOC_01-600_20121011 WORFDB6, F&BI 210192

QUALITY ASSURANCE RESULTS FOR THE ANALYSIS OF WATER SAMPLES FOR TOTAL PETROLEUM HYDROCARBONS AS DIESEL EXTENDED USING METHOD NWTPH-Dx

Laboratory Code: Laboratory Control Sample

Analyte	Reporting Units	Spike Level	Percent Recovery LCS	Percent Recovery LCSD	Acceptance Criteria	RPD (Limit 20)
Diesel Extended	ug/L (ppb)	2,500	86	91	61-133	6

Date of Report: 10/29/12
Date Received: 10/11/12
Project: TOC_01-600_20121011 WORFDB6, F&BI 210192

QUALITY ASSURANCE RESULTS FOR THE ANALYSIS OF WATER SAMPLES FOR VOLATILES BY EPA METHOD 8260C

Laboratory Code: Laboratory Control Sample

Analyte	Reporting Units	Spike Level	Percent Recovery LCS	Percent Recovery LCSD	Acceptance Criteria	RPD (Limit 20)
Vinyl chloride	ug/L (ppb)	50	109	105	71-131	4
Chloroethane	ug/L (ppb)	50	93	91	70-125	2
1,1-Dichloroethene	ug/L (ppb)	50	89	87	76-116	2
Methylene chloride	ug/L (ppb)	50	93	97	61-121	4
trans-1,2-Dichloroethene	ug/L (ppb)	50	89	79	78-114	12
1,1-Dichloroethane	ug/L (ppb)	50	103	102	85-107	1
cis-1,2-Dichloroethene	ug/L (ppb)	50	107	105	83-108	2
1,2-Dichloroethane (EDC)	ug/L (ppb)	50	104	103	82-107	1
1,1,1-Trichloroethane	ug/L (ppb)	50	112 vo	112 vo	82-111	0
Trichloroethene	ug/L (ppb)	50	105	103	77-105	2
Tetrachloroethene	ug/L (ppb)	50	103	100	80-108	3

Date of Report: 10/29/12
Date Received: 10/11/12
Project: TOC_01-600_20121011 WORFDB6, F&BI 210192

QUALITY ASSURANCE RESULTS FOR THE ANALYSIS OF WATER SAMPLES FOR VOLATILES BY EPA METHOD 8260C

Laboratory Code: 210215-02 (Matrix Spike)

Analyte	Reporting Units	Spike Level	Sample Result	Percent Recovery MS	Acceptance Criteria
Vinyl chloride	ug/L (ppb)	50	<0.2	89	36-166
Chloroethane	ug/L (ppb)	50	<1	90	46-160
1,1-Dichloroethene	ug/L (ppb)	50	<1	84	60-136
Methylene chloride	ug/L (ppb)	50	<5	85	67-132
trans-1,2-Dichloroethene	ug/L (ppb)	50	<1	94	72-129
1,1-Dichloroethane	ug/L (ppb)	50	<1	89	70-128
cis-1,2-Dichloroethene	ug/L (ppb)	50	<1	94	71-127
1,2-Dichloroethane (EDC)	ug/L (ppb)	50	<1	85	69-133
1,1,1-Trichloroethane	ug/L (ppb)	50	<1	91	60-146
Trichloroethene	ug/L (ppb)	50	<1	91	66-135
Tetrachloroethene	ug/L (ppb)	50	<1	95	73-129

Analyte	Reporting Units	Spike Level	Percent Recovery LCS	Percent Recovery LCSD	Acceptance Criteria	RPD (Limit 20)
Vinyl chloride	ug/L (ppb)	50	92	92	50-154	0
Chloroethane	ug/L (ppb)	50	91	93	58-146	2
1,1-Dichloroethene	ug/L (ppb)	50	84	85	67-136	1
Methylene chloride	ug/L (ppb)	50	73	75	39-148	3
trans-1,2-Dichloroethene	ug/L (ppb)	50	98	100	68-128	2
1,1-Dichloroethane	ug/L (ppb)	50	92	92	79-121	0
cis-1,2-Dichloroethene	ug/L (ppb)	50	100	99	80-123	1
1,2-Dichloroethane (EDC)	ug/L (ppb)	50	87	88	73-132	1
1,1,1-Trichloroethane	ug/L (ppb)	50	97	98	83-130	1
Trichloroethene	ug/L (ppb)	50	95	96	80-120	1
Tetrachloroethene	ug/L (ppb)	50	102	102	76-121	0

Data Qualifiers & Definitions

a - The analyte was detected at a level less than five times the reporting limit. The RPD results may not provide reliable information on the variability of the analysis.

A1 – More than one compound of similar molecule structure was identified with equal probability.

b - The analyte was spiked at a level that was less than five times that present in the sample. Matrix spike recoveries may not be meaningful.

ca - The calibration results for this range fell outside of acceptance criteria. The value reported is an estimate.

c - The presence of the analyte indicated may be due to carryover from previous sample injections.

d - The sample was diluted. Detection limits may be raised due to dilution.

ds - The sample was diluted. Detection limits are raised due to dilution and surrogate recoveries may not be meaningful.

dv - Insufficient sample was available to achieve normal reporting limits and limits are raised accordingly.

fb - Analyte present in the blank and the sample.

fc – The compound is a common laboratory and field contaminant.

hr - The sample and duplicate were reextracted and reanalyzed. RPD results were still outside of control limits. The variability is attributed to sample inhomogeneity.

ht - Analysis performed outside the method or client-specified holding time requirement.

ip - Recovery fell outside of normal control limits. Compounds in the sample matrix interfered with the quantitation of the analyte.

j – The result is below normal reporting limits. The value reported is an estimate.

J - The internal standard associated with the analyte is out of control limits. The reported concentration is an estimate.

jl - The analyte result in the laboratory control sample is out of control limits. The reported concentration should be considered an estimate.

jr - The rpd result in laboratory control sample associated with the analyte is out of control limits. The reported concentration should be considered an estimate.

js - The surrogate associated with the analyte is out of control limits. The reported concentration should be considered an estimate.

lc - The presence of the compound indicated is likely due to laboratory contamination.

L - The reported concentration was generated from a library search.

nm - The analyte was not detected in one or more of the duplicate analyses. Therefore, calculation of the RPD is not applicable.

pc – The sample was received in a container not approved by the method. The value reported should be considered an estimate.

pr – The sample was received with incorrect preservation. The value reported should be considered an estimate.

ve - Estimated concentration calculated for an analyte response above the valid instrument calibration range. A dilution is required to obtain an accurate quantification of the analyte.

vo - The value reported fell outside the control limits established for this analyte.

x - The sample chromatographic pattern does not resemble the fuel standard used for quantitation.

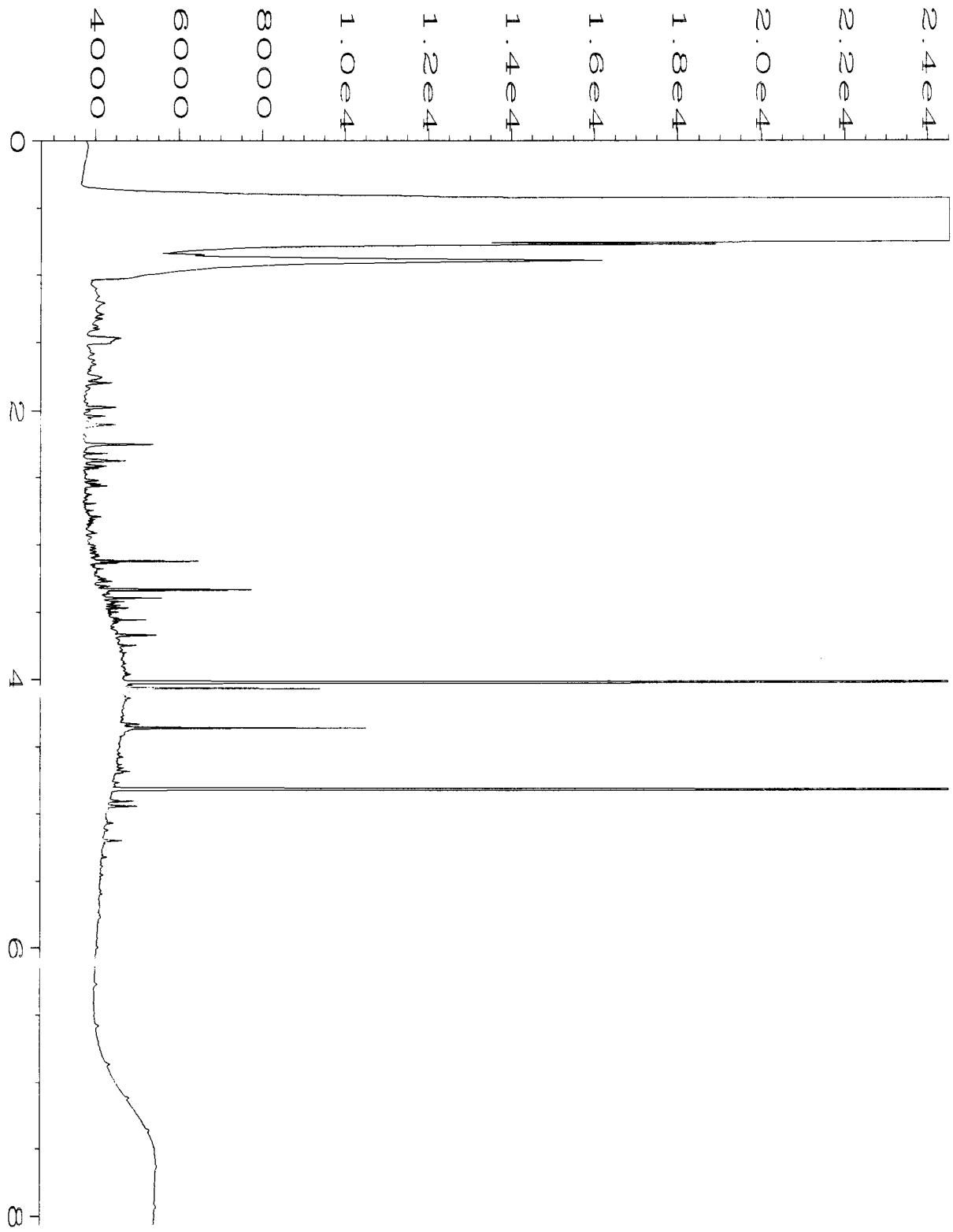

Data File Name : C:\HPCHEM\4\DATA\10-12-12\022F0701.D
Operator : mwdl
Instrument : GC#4
Sample Name : 210192-01
Run Time Bar Code:
Acquired on : 12 Oct 12 05:47 PM
Report Created on: 15 Oct 12 09:39 AM

Page Number : 1
Vial Number : 22
Injection Number : 1
Sequence Line : 7
Instrument Method: DX.MTH
Analysis Method : END.MTH

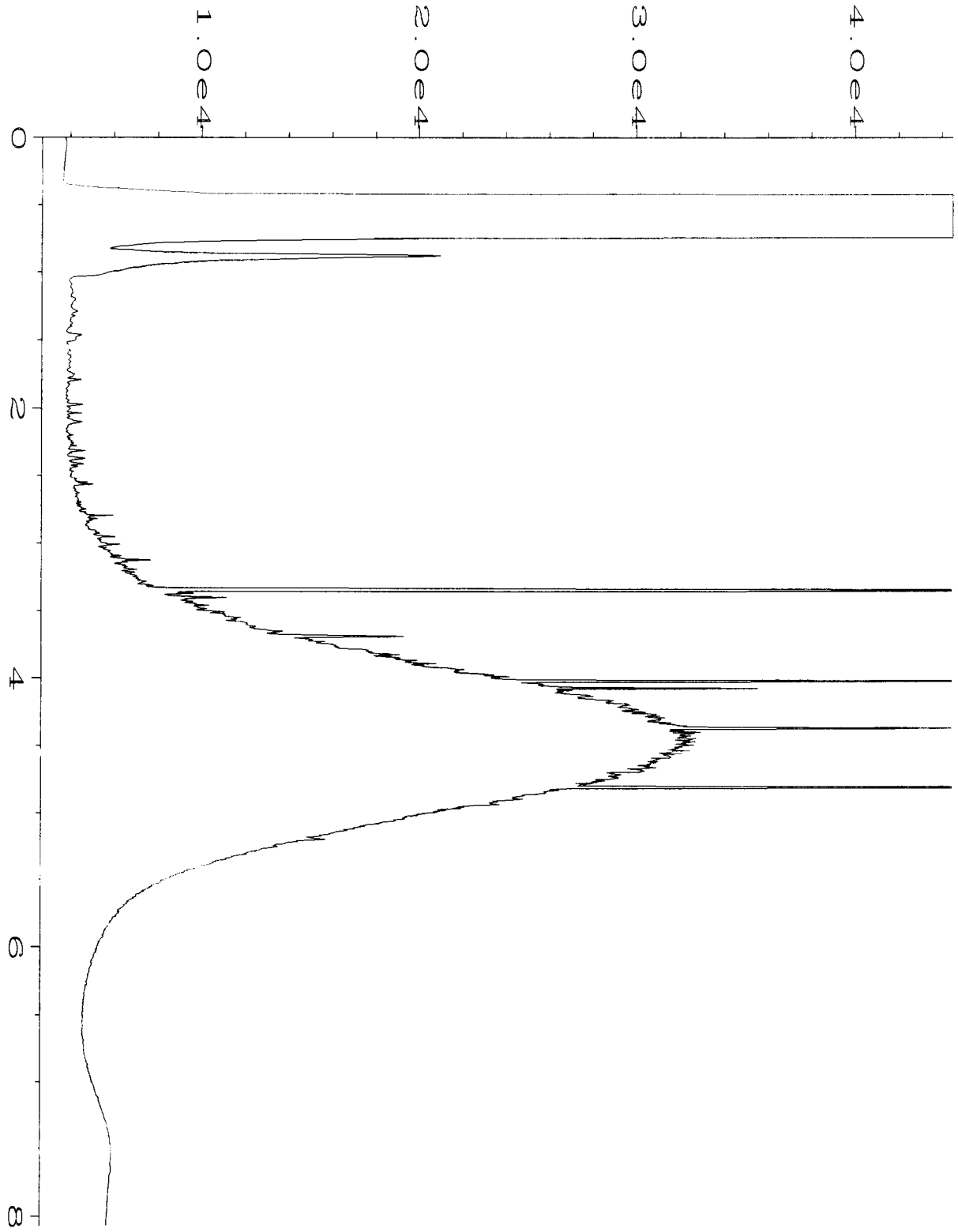

Data File Name	: C:\HPCHEM\4\DATA\10-12-12\023F0701.D		
Operator	: mwdl	Page Number	: 1
Instrument	: GC#4	Vial Number	: 23
Sample Name	: 210192-02	Injection Number	: 1
Run Time Bar Code:		Sequence Line	: 7
Acquired on	: 12 Oct 12 06:00 PM	Instrument Method	: DX.MTH
Report Created on	: 15 Oct 12 09:40 AM	Analysis Method	: END.MTH

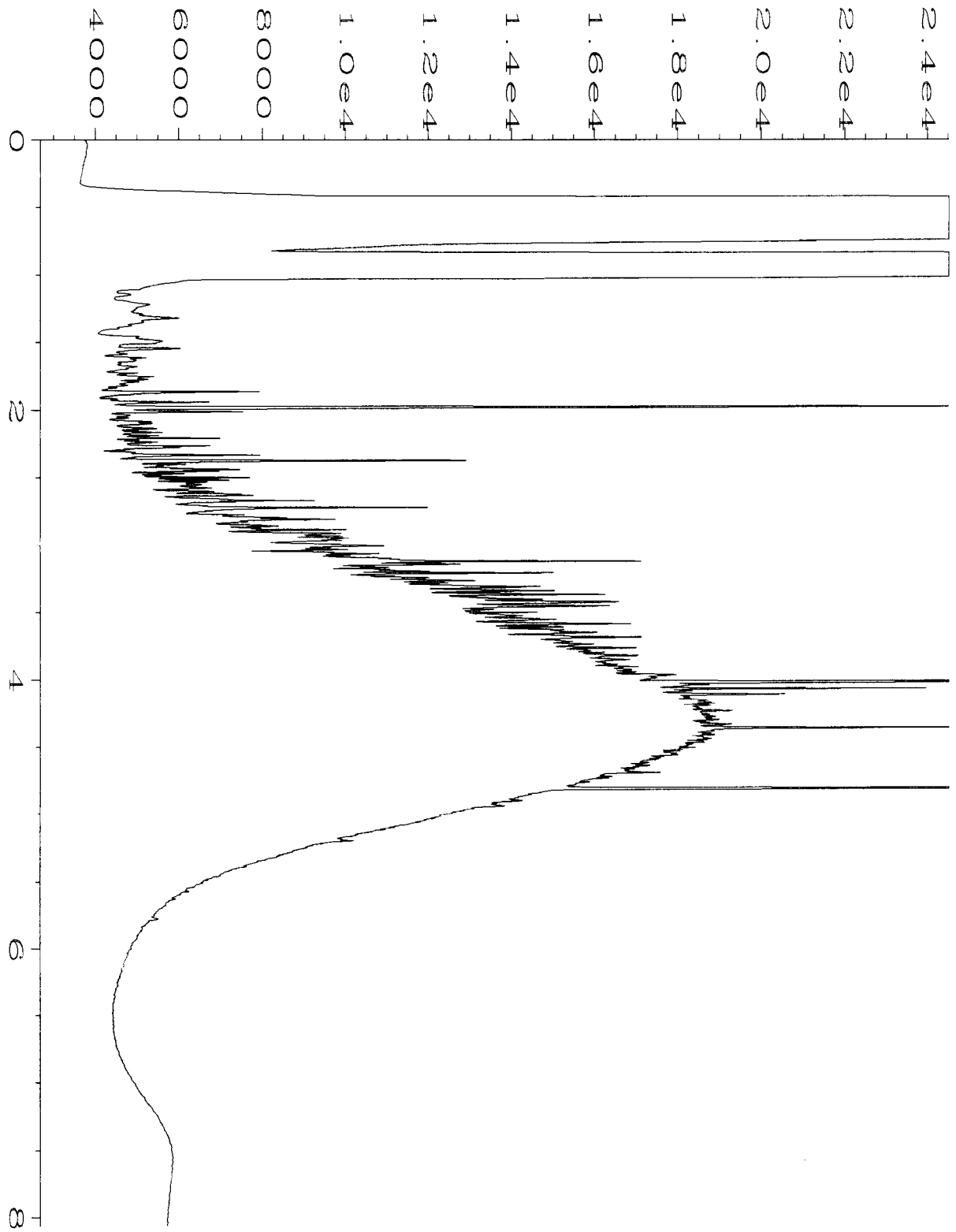

Data File Name : C:\HPCHEM\4\DATA\10-12-12\024F0701.D
Operator : mwdl
Instrument : GC#4
Sample Name : 210192-03
Run Time Bar Code:
Acquired on : 12 Oct 12 06:14 PM
Report Created on: 15 Oct 12 09:40 AM

Page Number : 1
Vial Number : 24
Injection Number : 1
Sequence Line : 7
Instrument Method: DX.MTH
Analysis Method : END.MTH

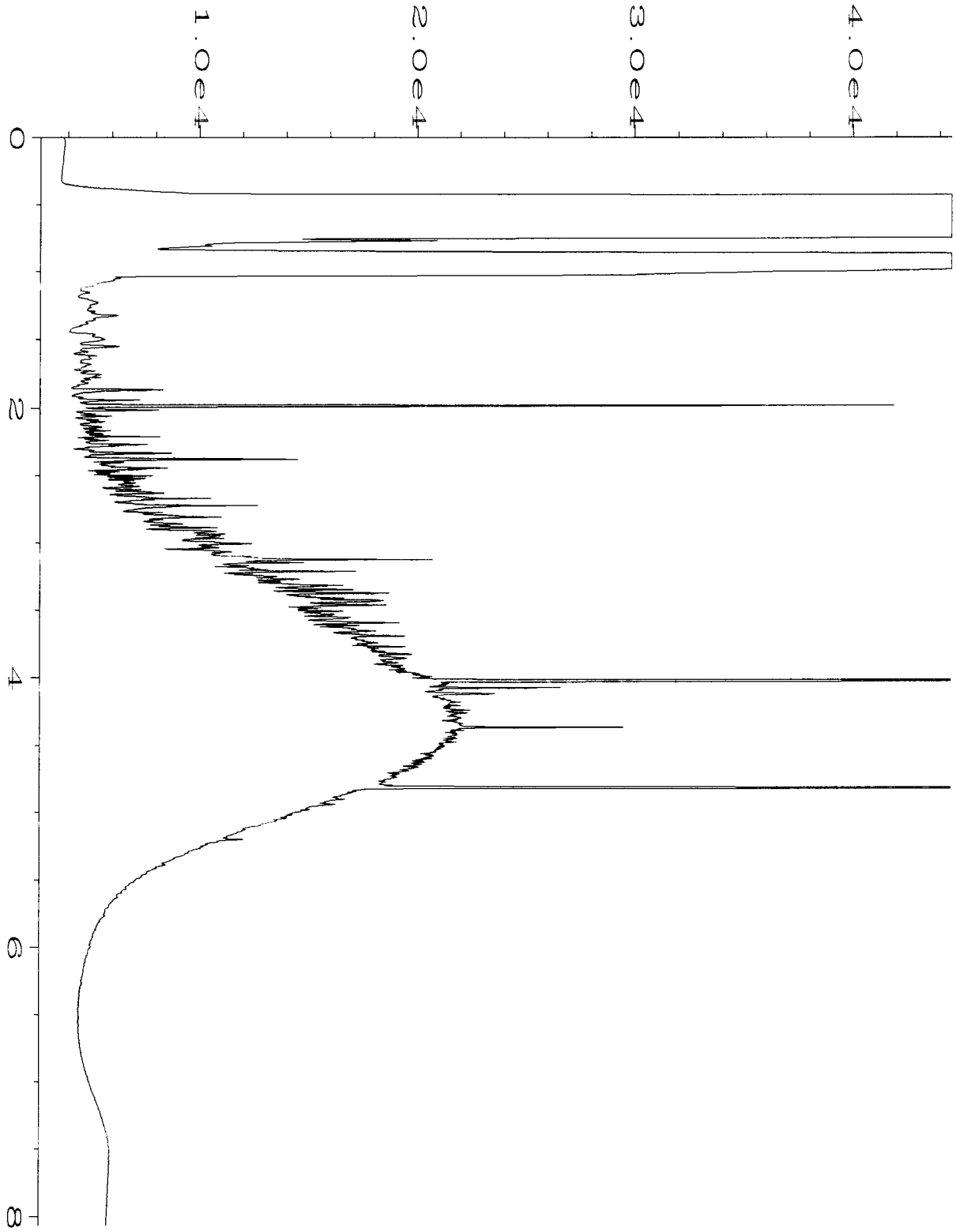

Data File Name : C:\HPCHEM\4\DATA\10-12-12\025F0701.D
Operator : mwdl
Instrument : GC#4
Sample Name : 210192-04
Run Time Bar Code:
Acquired on : 12 Oct 12 06:27 PM
Report Created on: 15 Oct 12 09:40 AM

Page Number : 1
Vial Number : 25
Injection Number : 1
Sequence Line : 7
Instrument Method: DX.MTH
Analysis Method : END.MTH

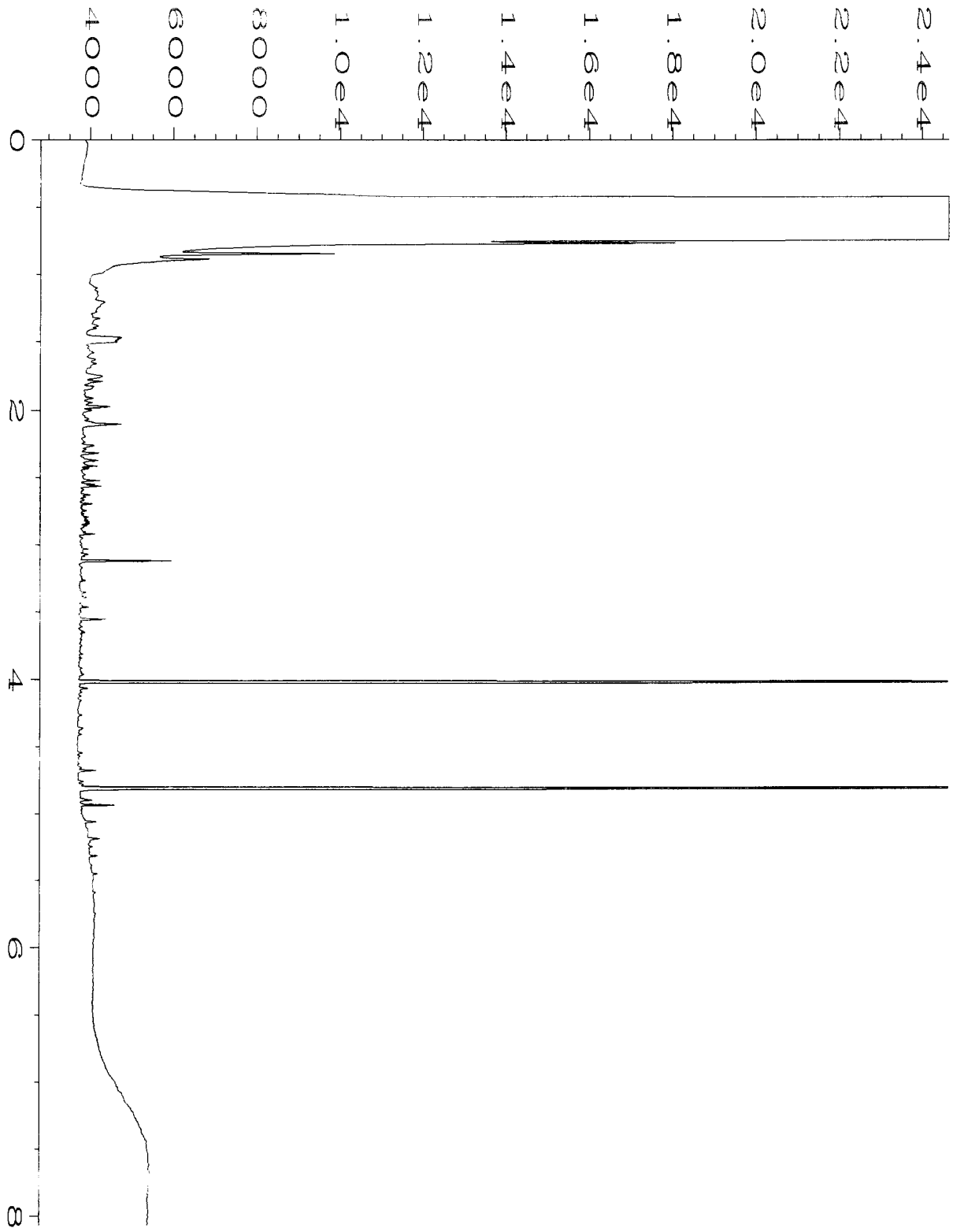

Data File Name : C:\HPCHEM\4\DATA\10-12-12\015F0501.D
Operator : mwdl
Instrument : GC#4
Sample Name : 02-1849 mb
Run Time Bar Code:
Acquired on : 12 Oct 12 04:01 PM
Report Created on: 15 Oct 12 09:37 AM

Page Number : 1
Vial Number : 15
Injection Number : 1
Sequence Line : 5
Instrument Method: DX.MTH
Analysis Method : END.MTH

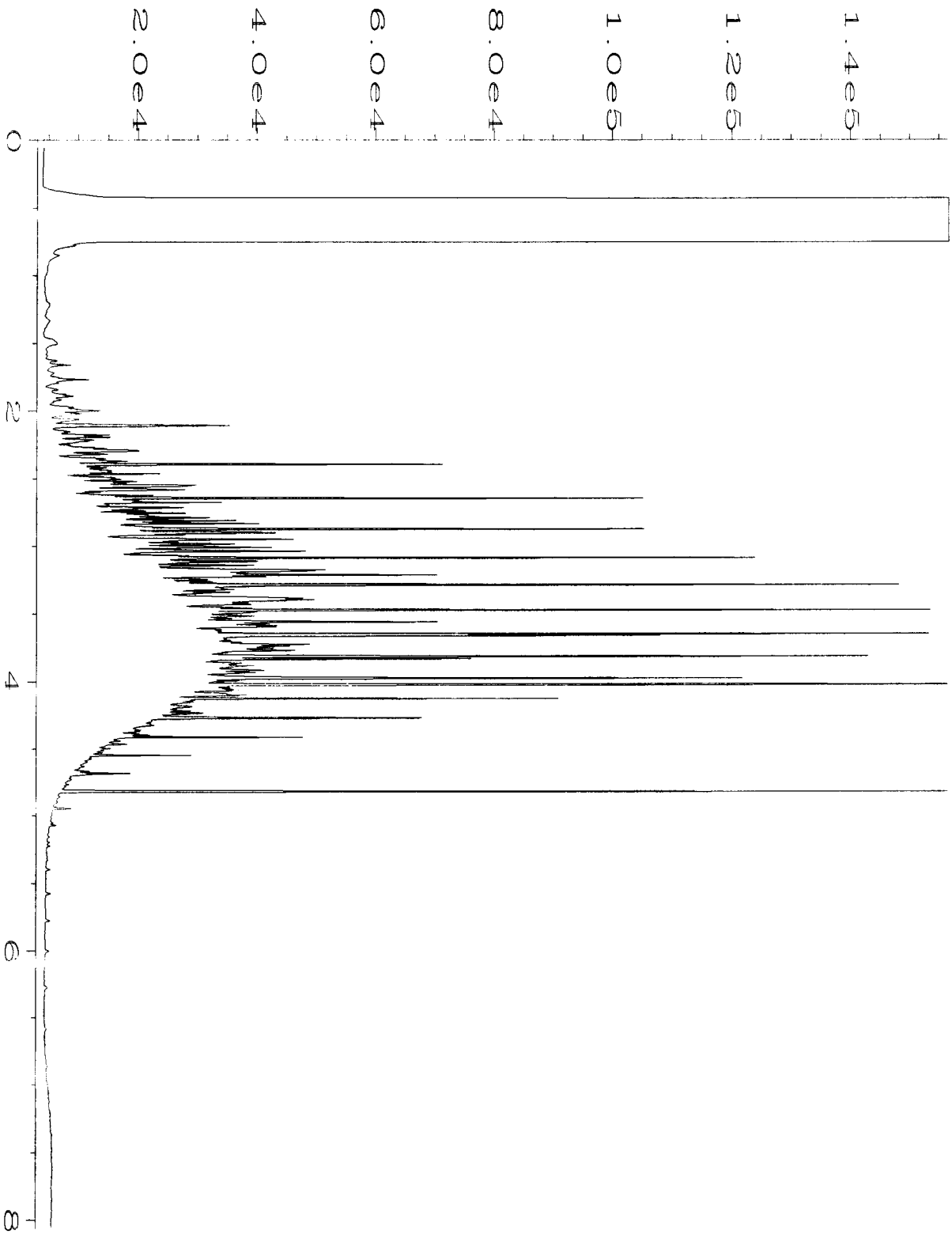

Data File Name : C:\HPCHEM\4\DATA\10-12-12\003F0201.D
Operator : mwdl
Instrument : GC#4
Sample Name : 500 Dx 39-14B
Run Time Bar Code:
Acquired on : 12 Oct 12 08:59 AM
Report Created on: 15 Oct 12 09:36 AM

Page Number : 1
Vial Number : 3
Injection Number : 1
Sequence Line : 2
Instrument Method: DX.MTH
Analysis Method : END.MTH

AQUATIC RESEARCH INCORPORATED

LABORATORY & CONSULTING SERVICES

3927 AURORA AVENUE NORTH, SEATTLE, WA 98103

PHONE: (206) 632-2715 FAX: (206) 632-2417

CASE FILE NUMBER:	**FBI010-66**		**PAGE 1**
REPORT DATE:	**10/24/12**		
DATE SAMPLED:	**10/11/12**	**DATE RECEIVED:**	**10/12/12**

FINAL REPORT, LABORATORY ANALYSIS OF SELECTED PARAMETERS ON WATER SAMPLES FROM FRIEDMAN & BRUYA, INC. / PROJECT NO. 210192

CASE NARRATIVE

One water sample was received by the laboratory in good condition and analyzed according to the chain of custody. No difficulties were encountered in the preparation or analysis of this sample. Sample data follows while QA/QC data is contained on subsequent pages.

SAMPLE DATA

SAMPLE ID	ALKALINITY (mgCaCO3/l)	SULFATE (mg/L)	SULFIDE (mg/L)	TOTAL-P (mg/L)	TKN (mg/L)
01MW63-20121011	248	18.5	0.32	0.047	0.309

	TOTAL METALS				
SAMPLE ID	IRON (mg/L)	MANGANESE (mg/L)	NITRATE (mg/L)	NITRITE (mg/L)	HARDNESS (mgCaCO3/l)
01MW63-20121011	3.80	0.887	0.020	<0.002	239

AQUATIC RESEARCH INCORPORATED

LABORATORY & CONSULTING SERVICES

3927 AURORA AVENUE NORTH, SEATTLE, WA 98103

PHONE: (206) 632-2715 FAX: (206) 632-2417

CASE FILE NUMBER:	**FBI010-66**		**PAGE 2**
REPORT DATE:	**10/24/12**		
DATE SAMPLED:	**10/11/12**	**DATE RECEIVED:**	**10/12/12**

FINAL REPORT, LABORATORY ANALYSIS OF SELECTED PARAMETERS ON WATER SAMPLES FROM FRIEDMAN & BRUYA, INC. / PROJECT NO. 210192

QA/QC DATA

QC PARAMETER	ALKALINITY (mgCaCO3/l)	SULFATE (mg/L)	SULFIDE (mg/L)	TOTAL-P (mg/L)	TKN (mg/L)
METHOD	SM18 2320B	SM184500SO4E	EPA 376.1	EPA 365.1	EPA 351.1
DATE ANALYZED	10/23/12	10/16/12	10/14/12	10/19/12	10/18/12
DETECTION LIMIT	1.00	1.00	0.05	0.002	0.200
DUPLICATE					
SAMPLE ID	BATCH	BATCH	BATCH	BATCH	BATCH
ORIGINAL	105	1.04	44.0	0.021	0.538
DUPLICATE	102	<1.00	44.0	0.020	0.511
RPD	2.90%	NC	0.00%	3.16%	5.10%
SPIKE SAMPLE					
SAMPLE ID		BATCH		BATCH	BATCH
ORIGINAL		1.04		0.021	0.538
SPIKED SAMPLE		11.1		0.073	2.50
SPIKE ADDED		10.0		0.050	2.00
% RECOVERY	NA	100.93%	NA	104.72%	97.88%
QC CHECK					
FOUND	99.3	10.0		0.090	5.64
TRUE	100	10.0		0.090	5.79
% RECOVERY	99.30%	100.49%	NA	100.42%	97.44%
BLANK	NA	<1.00	<0.05	<0.002	<0.200

RPD = RELATIVE PERCENT DIFFERENCE.
NA = NOT APPLICABLE OR NOT AVAILABLE.
NC = NOT CALCULABLE DUE TO ONE OR MORE VALUES BEING BELOW THE DETECTION LIMIT.
OR = RECOVERY NOT CALCULABLE DUE TO SPIKE SAMPLE OUT OF RANGE OR SPIKE TOO LOW RELATIVE TO SAMPLE CONCENTRATION.

AQUATIC RESEARCH INCORPORATED

LABORATORY & CONSULTING SERVICES

3927 AURORA AVENUE NORTH, SEATTLE, WA 98103

PHONE: (206) 632-2715 FAX: (206) 632-2417

CASE FILE NUMBER:	**FBI010-66**		**PAGE 3**
REPORT DATE:	**10/24/12**		
DATE SAMPLED:	**10/11/12**	**DATE RECEIVED:**	**10/12/12**

FINAL REPORT, LABORATORY ANALYSIS OF SELECTED PARAMETERS ON WATER SAMPLES FROM FRIEDMAN & BRUYA, INC. / PROJECT NO. 210192

QA/QC DATA

	TOTAL METALS				
QC PARAMETER	IRON (mg/L)	MANGANESE (mg/L)	NITRATE (mg/L)	NITRITE (mg/L)	HARDNESS (mgCaCO3/l)
METHOD	EPA 200.7	EPA 200.7	SM184500N03F	EPA 353.2	SM 2340C
DATE ANALYZED	10/19/12	10/19/12	10/12/12	10/12/12	10/24/12
DETECTION LIMIT	0.020	0.010	0.010	0.002	2.00
DUPLICATE					
SAMPLE ID	BATCH	BATCH	BATCH	01MW63-20121011	BATCH
ORIGINAL	6.29	0.099	0.010	<0.002	469
DUPLICATE	6.27	0.098	0.010	<0.002	469
RPD	0.30%	0.91%	1.75%	NC	0.00%
SPIKE SAMPLE					
SAMPLE ID	BATCH	BATCH	BATCH	01MW63-20121011	BATCH
ORIGINAL	6.29	0.099	0.010	<0.002	469
SPIKED SAMPLE	7.13	0.967	0.212	0.040	488
SPIKE ADDED	1.00	1.00	0.200	0.040	20.0
% RECOVERY	84.35%	86.75%	100.97%	100.00%	92.83%
QC CHECK					
FOUND	4.52	0.922	0.412	0.040	39.9
TRUE	5.00	1.00	0.408	0.040	40.0
% RECOVERY	90.44%	92.21%	100.96%	100.00%	99.67%
BLANK	<0.020	<0.010	<0.010	<0.002	<2.00

RPD = RELATIVE PERCENT DIFFERENCE.
NA = NOT APPLICABLE OR NOT AVAILABLE.
NC = NOT CALCULABLE DUE TO ONE OR MORE VALUES BEING BELOW THE DETECTION LIMIT.
OR = RECOVERY NOT CALCULABLE DUE TO SPIKE SAMPLE OUT OF RANGE OR SPIKE TOO LOW RELATIVE TO SAMPLE CONCENTRATION.

SUBMITTED BY:

Damien Gadomski
Project Manager

FB1010-66

SUBCONTRACT SAMPLE CHAIN OF CUSTODY

Page # 1 of 1

Send Report To Michael Erdahl
Company Friedman and Bruya, Inc.
Address 3012 16th Ave W
City, State, ZIP Seattle, WA 98119
Phone # (206) 285-8282 Fax # (206) 283-5044

SUBCONTRACTER Ag. Research
PROJECT NAME/NO. 210192.
PO # G100
REMARKS
Please Email Results

TURNAROUND TIME
☒ Standard (2 Weeks)
☐ RUSH
Rush charges authorized by:

SAMPLE DISPOSAL
☐ Dispose after 30 days
☐ Return samples
☐ Will call with instructions

Sample ID	Lab ID	Date Sampled	Time Sampled	Sample Type	# of containers	ANALYSES REQUESTED: Total Fe + Mn	Hardness	Sulfate	Nitrate	Nitrite	Alkalinity	Sulfide	TKN	Total Phosphorus	Dissolved Gasses	Notes
OIMW63-20121011		10/11/12	1145	water		X	X	X	X	X	X	X	X	X		

	SIGNATURE	PRINT NAME	COMPANY	DATE	TIME
Relinquished by:		Michael Erdahl	Friedman & Bruya	10/12/12	915
Received by:		S. HIGGINS	ARI	10/12/12	1230
Relinquished by:					
Received by:					

Friedman & Bruya, Inc.
3012 16th Avenue West
Seattle, WA 98119-2029
Ph. (206) 285-8282
Fax (206) 283-5044

Am Test Inc.
13600 NE 126TH PL
Suite C
Kirkland, WA 98034
(425) 885-1664

Professional Analytical Services

Oct 25 2012
Friedman & Bruya, Inc.
3012 16th Avenue West
Seattle, WA 98119-2029
Attention: Michael Erdahl

Dear Michael Erdahl:

Enclosed please find the analytical data for your project.

The following is a cross correlation of client and laboratory identifications for your convenience.

CLIENT ID	MATRIX	AMTEST ID	TEST
01MW63-20121011	Water	12-A015717	MET

Your sample was received on Friday, October 12, 2012. At the time of receipt, the sample was logged in and properly maintained prior to the subsequent analysis.

The analytical procedures used at AmTest are well documented and are typically derived from the protocols of the EPA, USDA, FDA or the Army Corps of Engineers.

Following the analytical data you will find the Quality Control (QC) results.

Please note that the detection limits that are listed in the body of the report refer to the Method Detection Limits (MDL's), as opposed to Practical Quantitation Limits (PQL's).

If you should have any questions pertaining to the data package, please feel free to conact me.

Sincerely,



Aaron W. Young
Laboratory Manager

Project #: 210192
PO Number: B-981

BACT = Bacteriological
CONV = Conventionals
MET = Metals
ORG = Organics
NUT=Nutrients
DEM=Demand
MIN=Minerals

Am Test Inc.
13600 NE 126TH PL
Suite C
Kirkland, WA 98034
(425) 885-1664
www.amtestlab.com

Professional Analytical Services

ANALYSIS REPORT

Friedman & Bruya, Inc.
3012 16th Avenue West
Seattle, WA 98119-2029
Attention: Michael Erdahl
Project #: 210192
PO Number: B-981
All results reported on an as received basis.

Date Received: 10/12/12
Date Reported: 10/25/12

AMTEST Identification Number **12-A015717**
Client Identification **01MW63-20121011**
Sampling Date **10/11/12, 14:15**

Conventionals

PARAMETER	RESULT	UNITS	Q	D.L.	METHOD	ANALYST	DATE
Ferrous Iron	3.63	mg/l		0.01	SM 3500FeD	EB	10/12/12

Aaron W. Young
Laboratory Manager

Am Test Inc.
13600 NE 126th PL
Suite C
Kirkland, WA, 98034
(425) 885-1664
www.amtestlab.com

Professional Analytical Services

QC Summary for sample number: 12-A015717

DUPLICATES

SAMPLE #	ANALYTE	UNITS	SAMPLE VALUE	DUP VALUE	RPD
12-A015719	Ferrous Iron	mg/l	0.01	0.01	0.00

MATRIX SPIKES

SAMPLE #	ANALYTE	UNITS	SAMPLE VALUE	SMPL+ SPK	SPK AMT	RECOVERY
12-A015719	Ferrous Iron	mg/l	0.01	0.53	0.50	104.00 %

STANDARD REFERENCE MATERIALS

ANALYTE	UNITS	TRUE VALUE	MEASURED VALUE	RECOVERY
Ferrous Iron	mg/l	0.50	0.45	90.0 %

BLANKS

ANALYTE	UNITS	RESULT
Ferrous Iron	mg/l	< 0.01

SUBCONTRACT SAMPLE CHAIN OF CUSTODY

Page # 1 of 1

Send Report To Michael Erdahl

Company Friedman and Bruya, Inc.

Address 3012 16th Ave W

City, State, ZIP Seattle, WA 98119

Phone # (206) 285-8282 Fax # (206) 283-5044

SUBCONTRACTER Amtest

PROJECT NAME/NO. 210192.

PO # B-981

REMARKS

Please Email Results

TURNAROUND TIME

☒ Standard (2 Weeks)

☐ RUSH

Rush charges authorized by:

SAMPLE DISPOSAL

☐ Dispose after 30 days

☐ Return samples

☐ Will call with instructions

Sample ID	Lab ID	Date Sampled	Time Sampled	Sample Type	# of containers	ANALYSES REQUESTED: Total Fe	Hardness	Sulfate	Nitrate	Ferrous Iron ~~Nitrite~~	Alkalinity	Sulfide	TKN	Total Phosphorus	Dissolved Gasses	Notes
01MW63-20121011		10/11/12	1415	water						X						

157/7

SIGNATURE	PRINT NAME	COMPANY	DATE	TIME
Relinquished by:	Michael Erdahl	Friedman & Bruya	10/12/12	9:15
Received by:	J Olsen	Amtest	10/12/12	12:15
Relinquished by:				
Received by:				

Friedman & Bruya, Inc.
3012 16th Avenue West
Seattle, WA 98119-2029
Ph. (206) 285-8282
Fax (206) 283-5044

1311 N. 35th St.
Seattle, WA 98103
T: (206) 352-3790
F: (206) 352-7178
info@fremontanalytical.com

Friedman & Bruya
Michael Erdahl
3012 16th Ave. W.
Seattle, Washington 98119

RE: 210192
Lab ID: 1210108

October 18, 2012

Attention Michael Erdahl:

Fremont Analytical, Inc. received 1 sample(s) on 10/12/2012 for the analyses presented in the following report.

Dissolved Gases by RSK-175

This report consists of the following:

- Case Narrative
- Analytical Results
- Applicable Quality Control Summary Reports
- Chain of Custody

All analyses were performed consistent with the Quality Assurance program of Fremont Analytical, Inc. Please contact the laboratory if you should have any questions about the results.

Thank you for using Fremont Analytical.

Sincerely,

Michael Dee
Sr. Chemist / Principal

Date: *10/18/2012*

CLIENT: Friedman & Bruya
Project: 210192
Lab Order: 1210108

Work Order Sample Summary

Lab Sample ID	Client Sample ID	Date/Time Collected	Date/Time Received
1210108-001	01MW63-20121011	10/11/2012 2:15 PM	10/12/2012 1:30 PM

Note: If no "Time Collected" is supplied, a default of 12:00AM is assigned

Case Narrative

WO#: **1210108**
Date: **10/18/2012**

CLIENT: Friedman & Bruya
Project: 210192

I. SAMPLE RECEIPT:
All samples were received intact.

II. GENERAL REPORTING COMMENTS:
Results are reported on a wet weight basis unless dry-weight correction is denoted in the units field on the analytical report ("mg/kg-dry" or "ug/kg-dry").

The validity of the analytical procedures for which data is reported in this analytical report is determined by the Laboratory Control Sample (LCS) and the Method Blank (MB). The LCS and the MB are processed with the samples to ensure method criteria are achieved throughout the entire analytical process.

III. ANALYSES AND EXCEPTIONS:
Exceptions associated with this report will be footnoted in the analytical results page(s) or the quality control summary page(s) and/or noted below.

Analytical Report

WO#: **1210108**
Date Reported: **10/18/2012**

Client: Friedman & Bruya
Collection Date: 10/11/2012 2:15:00 PM
Project: 210192
Lab ID: 1210108-001
Matrix: Water
Client Sample ID: 01MW63-20121011

Analyses	Result	RL	Qual	Units	DF	Date Analyzed
Dissolved Gases by RSK-175				Batch ID: R6177		Analyst: BR
Methane	0.158	0.00500		mg/L	1	10/17/2012 4:39:00 PM
Ethene	ND	0.00500		mg/L	1	10/17/2012 4:39:00 PM
Ethane	ND	0.00500		mg/L	1	10/17/2012 4:39:00 PM

Qualifiers:

B	Analyte detected in the associated Method Blank	D	Dilution was required
E	Value above quantitation range	H	Holding times for preparation or analysis exceeded
J	Analyte detected below quantitation limits	ND	Not detected at the Reporting Limit
RL	Reporting Limit	S	Spike recovery outside accepted recovery limits

Date: *10/18/2012*

Work Order: 1210108
CLIENT: Friedman & Bruya
Project: 210192

QC SUMMARY REPORT

Dissolved Gases by RSK-175

Sample ID: **1210099-021ADUP**	SampType: **DUP**	Units: **mg/L**	Prep Date: **10/17/2012**	RunNo: **6177**
Client ID: **BATCH**	Batch ID: **R6177**		Analysis Date: **10/17/2012**	SeqNo: **122966**

Analyte	Result	RL	SPK value	SPK Ref Val	%REC	LowLimit	HighLimit	RPD Ref Val	%RPD	RPDLimit	Qual
Methane	ND	0.00500						0	0	30	
Ethene	ND	0.00500						0	0	30	
Ethane	ND	0.00500						0	0	30	

Sample ID: **LCS-R6177**	SampType: **LCS**	Units: **mg/L**	Prep Date: **10/17/2012**	RunNo: **6177**
Client ID: **LCSW**	Batch ID: **R6177**		Analysis Date: **10/17/2012**	SeqNo: **122968**

Analyte	Result	RL	SPK value	SPK Ref Val	%REC	LowLimit	HighLimit	RPD Ref Val	%RPD	RPDLimit	Qual
Methane	0.420	0.00500	0.5000	0	84.0	80	120				
Ethene	0.416	0.00500	0.5000	0	83.2	80	120				
Ethane	0.418	0.00500	0.5000	0	83.5	80	120				

Sample ID: **MB-R6177**	SampType: **MBLK**	Units: **mg/L**	Prep Date: **10/17/2012**	RunNo: **6177**
Client ID: **MBLKW**	Batch ID: **R6177**		Analysis Date: **10/17/2012**	SeqNo: **122969**

Analyte	Result	RL	SPK value	SPK Ref Val	%REC	LowLimit	HighLimit	RPD Ref Val	%RPD	RPDLimit	Qual
Methane	ND	0.00500									
Ethene	ND	0.00500									
Ethane	ND	0.00500									

Qualifiers:

B	Analyte detected in the associated Method Blank	D	Dilution was required	E	Value above quantitation range
H	Holding times for preparation or analysis exceeded	J	Analyte detected below quantitation limits	ND	Not detected at the Reporting Limit
R	RPD outside accepted recovery limits	RL	Reporting Limit	S	Spike recovery outside accepted recovery limits

SUBCONTRACT SAMPLE CHAIN OF CUSTODY 1210108

Page # 1 of 1

Send Report To Michael Erdahl

Company Friedman and Bruya, Inc.

Address 3012 16th Ave W

City, State, ZIP Seattle, WA 98119

Phone # (206) 285-8282 Fax# (206) 283-5044

SUBCONTRACTER Fremont

PROJECT NAME/NO. 210192

PO # B-980

REMARKS

Please Email Results

TURNAROUND TIME

☒ Standard (2 Weeks)

☐ RUSH

Rush charges authorized by:

SAMPLE DISPOSAL

☐ Dispose after 30 days

☐ Return samples

☐ Will call with instructions

Sample ID	Lab ID	Date Sampled	Time Sampled	Sample Type	# of containers	ANALYSES REQUESTED: Total Fe	Hardness	Sulfate	Nitrate	Nitrite	Alkalinity	Sulfide	TKN	Total Phosphorus	Dissolved Gasses	Notes
OMW63-20121011		10/11/12	1415	water											X	

Friedman & Bruya, Inc.
3012 16th Avenue West
Seattle, WA 98119-2029
Ph. (206) 285-8282
Fax (206) 283-5044

	SIGNATURE	PRINT NAME	COMPANY	DATE	TIME
Relinquished by:		Michael Erdahl	Friedman & Bruya	10/12/12	9:45
Received by:		Clare Griggs	FAI	10.12.12	1:30pm
Relinquished by:					
Received by:					

210192

SAMPLE CHAIN OF CUSTODY

ME 10/11/12 VI/BIY/DO

Page # 1 of 1

Send Report To Tim Brown, cc: Jessica Brown, Jennifer Cyr, Pete Kingston, Audrey Hackett

Company SoundEarth Strategies

Address 2811 Fairview Ave E, Suite 2000

City, State, ZIP Seattle, WA 98102

SAMPLERS (signature)

PROJECT NAME/NO.: TOC Holdings Co. Facility No. 01-600 Seattle Terminal – ASKO Property

PO #: 0440-004-24

REMARKS

EIM Y

TURNAROUND TIME
- ⊗ Standard (2 Weeks)
- RUSH
- Rush charges authorized by:

SAMPLE DISPOSAL
- ⊗ Dispose after 30 days
- Return samples
- Will call with instructions

Sample ID	Sample Location	Sample Depth	Lab ID	Date Sampled	Time Sampled	Matrix	# of jars	GRPH by NWTPH-Gx	BTEX by EPA 8021B	DRPH/ORPH by NWTPH-Dx	cVOCs by EPA 8260C	Methane, Ethane, and Ethene by RSK 175	Sulfate, Nitrate, Nitrite, Total P, Hardness, and Alkalinity	Total Fe and Total Mn	Sulfide, TKN, and Fe 2+	Note
01MW62-20121011	01MW62	31.5	01A-F	10/11/12	1009	H_2O	6	X	X	X	X					
01MW71-20121011	01MW71	14	02A-F	10/11/12	1145	H_2O	6	X	X	X	X					
01MW03-20121011	01MW03	29	03A-N	10/11/12	1415	H_2O	14	X	X	X	X	X	X	X	X	
FD04-20121011	FD04	29	04A-F	10/11/12	1440	H_2O	6	X	X	X	X					

WBL

Samples received at 3 °C

Friedman & Bruya, Inc.
3012 16th Avenue West
Seattle, WA 98119-2029
Ph. (206) 285-8282
Fax (206) 283-5044

	SIGNATURE	PRINT NAME	COMPANY	DATE	TIME
Relinquished by:		Will Camarda	SES	10/11/12	1650
Received by:		Matt Hagge	FB Inc	10/11/12	1650
Relinquished by:					
Received by:					

FRIEDMAN & BRUYA, INC.

ENVIRONMENTAL CHEMISTS

James E. Bruya, Ph.D.
Yelena Aravkina, M.S.
Bradley T. Benson, B.S.
Kurt Johnson, B.S.

3012 16th Avenue West
Seattle, WA 98119-2029
TEL: (206) 285-8282
e-mail: fbi@isomedia.com

October 29, 2012

Tim Brown, Project Manager
SoundEarth Strategies
2811 Fairview Ave. East, Suite 2000
Seattle, WA 98102

Dear Mr. Brown:

Included are the results from the testing of material submitted on October 11, 2012 from the TOC_01-600_20121011 WORFDB6, F&BI 210194 project. There are 14 pages included in this report. Any samples that may remain are currently scheduled for disposal in 30 days. If you would like us to return your samples or arrange for long term storage at our offices, please contact us as soon as possible.

We appreciate this opportunity to be of service to you and hope you will call if you should have any questions.

Sincerely,

FRIEDMAN & BRUYA, INC.



Michael Erdahl
Project Manager

Enclosures
c: Jessica Brown, Audrey Hackett, Pete Kingston, Jennifer Cyr
SOU1029R.DOC

CASE NARRATIVE

This case narrative encompasses samples received on October 11, 2012 by Friedman & Bruya, Inc. from the SoundEarth Strategies TOC_01-600_20121011 WORFDB6, F&BI 210194 project. Samples were logged in under the laboratory ID's listed below.

Laboratory ID	SoundEarth Strategies
210194-01	01MW15-20121011
210194-02	01MW44-20121011
210194-03	01MW55-20121011

Samples 01MW44-20121011 and 01MW55-20121011 were sent to Aquatic Research for sulfate, nitrite, nitrate, phosphorus, alkalinity, total iron, total manganese, hardness, TKN, and sulfide analyses. In addition, the samples were sent to Fremont Analytical for dissolved methane analysis and to Amtest for ferrous iron analysis. The reports are enclosed.

Methylene chloride was detected in the 8260C analysis of the method blank. The data were flagged as due to laboratory contamination.

1,1,1Trichloroethane in the 8260C laboratory control sample and laboratory control sample duplicate exceeded the acceptance criteria. The analyte was not detected in the sample, therefore the data were acceptable.

All other quality control requirements were acceptable.

Date of Report: 10/29/12
Date Received: 10/11/12
Project: TOC_01-600_20121011 WORFDB6, F&BI 210194
Date Extracted: 10/15/12
Date Analyzed: 10/15/12

RESULTS FROM THE ANALYSIS OF WATER SAMPLES FOR BENZENE, TOLUENE, ETHYLBENZENE, XYLENES AND TPH AS GASOLINE USING EPA METHOD 8021B AND NWTPH-Gx

Results Reported as ug/L (ppb)

Sample ID Laboratory ID	Benzene	Toluene	Ethyl Benzene	Total Xylenes	Gasoline Range	Surrogate (% Recovery) (Limit 52-124)
01MW15-20121011 210194-01	<1	<1	<1	<3	<100	92
01MW44-20121011 210194-02	15	1.7	<1	<3	710 x	100
01MW55-20121011 210194-03	2.2	2.6	<1	<3	1,400 x	101
Method Blank 02-1863 MB	<1	<1	<1	<3	<100	88

Date of Report: 10/29/12
Date Received: 10/11/12
Project: TOC_01-600_20121011 WORFDB6, F&BI 210194
Date Extracted: 10/12/12
Date Analyzed: 10/12/12

RESULTS FROM THE ANALYSIS OF WATER SAMPLES FOR TOTAL PETROLEUM HYDROCARBONS AS DIESEL AND MOTOR OIL USING METHOD NWTPH-Dx

Results Reported as ug/L (ppb)

Sample ID Laboratory ID	Diesel Range (C_{10}-C_{25})	Motor Oil Range (C_{25}-C_{36})	Surrogate (% Recovery) (Limit 47-140)
01MW15-20121011 210194-01	210 x	<250	103
01MW44-20121011 210194-02	340 x	<250	118
01MW55-20121011 210194-03	330 x	280 x	104
Method Blank 02-1849 MB	<50	<250	108

Analysis For Volatile Compounds By EPA Method 8260C

Client Sample ID:	01MW15-20121011	Client:	SoundEarth Strategies
Date Received:	10/11/12	Project:	TOC_01-600_20121011 WORFDB6
Date Extracted:	10/12/12	Lab ID:	210194-01
Date Analyzed:	10/12/12	Data File:	101216.D
Matrix:	Water	Instrument:	GCMS9
Units:	ug/L (ppb)	Operator:	JS

Surrogates:	% Recovery:	Lower Limit:	Upper Limit:
1,2-Dichloroethane-d4	101	50	150
Toluene-d8	100	50	150
4-Bromofluorobenzene	97	50	150

Compounds:	Concentration ug/L (ppb)
Vinyl chloride	7.7
Chloroethane	<1
1,1-Dichloroethene	<1
Methylene chloride	<5
trans-1,2-Dichloroethene	<1
1,1-Dichloroethane	<1
cis-1,2-Dichloroethene	1.5
1,2-Dichloroethane (EDC)	<1
1,1,1-Trichloroethane	<1
Trichloroethene	1.3
Tetrachloroethene	<1

Analysis For Volatile Compounds By EPA Method 8260C

Client Sample ID:	01MW44-20121011	Client:	SoundEarth Strategies
Date Received:	10/11/12	Project:	TOC_01-600_20121011 WORFDB6
Date Extracted:	10/12/12	Lab ID:	210194-02 1/10
Date Analyzed:	10/12/12	Data File:	101223.D
Matrix:	Water	Instrument:	GCMS9
Units:	ug/L (ppb)	Operator:	JS

Surrogates:	% Recovery:	Lower Limit:	Upper Limit:
1,2-Dichloroethane-d4	103	50	150
Toluene-d8	101	50	150
4-Bromofluorobenzene	107	50	150

Compounds:	Concentration ug/L (ppb)
Vinyl chloride	12
Chloroethane	<10
1,1-Dichloroethene	<10
Methylene chloride	<50
trans-1,2-Dichloroethene	<10
1,1-Dichloroethane	<10
cis-1,2-Dichloroethene	99
1,2-Dichloroethane (EDC)	<10
1,1,1-Trichloroethane	<10
Trichloroethene	1,400
Tetrachloroethene	<10

Analysis For Volatile Compounds By EPA Method 8260C

Client Sample ID:	01MW55-20121011	Client:	SoundEarth Strategies
Date Received:	10/11/12	Project:	TOC_01-600_20121011 WORFDB6
Date Extracted:	10/15/12	Lab ID:	210194-03 1/10
Date Analyzed:	10/16/12	Data File:	101609.D
Matrix:	Water	Instrument:	GCMS4
Units:	ug/L (ppb)	Operator:	VM

Surrogates:	% Recovery:	Lower Limit:	Upper Limit:
1,2-Dichloroethane-d4	101	57	121
Toluene-d8	99	63	127
4-Bromofluorobenzene	97	60	133

Compounds:	Concentration ug/L (ppb)
Vinyl chloride	3.6
Chloroethane	<10
1,1-Dichloroethene	<10
Methylene chloride	<50
trans-1,2-Dichloroethene	<10
1,1-Dichloroethane	<10
cis-1,2-Dichloroethene	260
1,2-Dichloroethane (EDC)	<10
1,1,1-Trichloroethane	<10
Trichloroethene	3,300 ve
Tetrachloroethene	<10

Analysis For Volatile Compounds By EPA Method 8260C

Client Sample ID:	01MW55-20121011	Client:	SoundEarth Strategies
Date Received:	10/11/12	Project:	TOC_01-600_20121011 WORFDB6
Date Extracted:	10/12/12	Lab ID:	210194-03 1/100
Date Analyzed:	10/12/12	Data File:	101220.D
Matrix:	Water	Instrument:	GCMS9
Units:	ug/L (ppb)	Operator:	JS

Surrogates:	% Recovery:	Lower Limit:	Upper Limit:
1,2-Dichloroethane-d4	99	50	150
Toluene-d8	100	50	150
4-Bromofluorobenzene	97	50	150

Compounds:	Concentration ug/L (ppb)
Vinyl chloride	<20
Chloroethane	<100
1,1-Dichloroethene	<100
Methylene chloride	<500
trans-1,2-Dichloroethene	<100
1,1-Dichloroethane	<100
cis-1,2-Dichloroethene	270
1,2-Dichloroethane (EDC)	<100
1,1,1-Trichloroethane	<100
Trichloroethene	3,000
Tetrachloroethene	<100

Analysis For Volatile Compounds By EPA Method 8260C

Client Sample ID:	Method Blank	Client:	SoundEarth Strategies
Date Received:	NA	Project:	TOC_01-600_20121011 WORFDB6
Date Extracted:	10/12/12	Lab ID:	02-1727 mb
Date Analyzed:	10/12/12	Data File:	101213B.D
Matrix:	Water	Instrument:	GCMS9
Units:	ug/L (ppb)	Operator:	JS

Surrogates:	% Recovery:	Lower Limit:	Upper Limit:
1,2-Dichloroethane-d4	102	50	150
Toluene-d8	100	50	150
4-Bromofluorobenzene	97	50	150

Compounds:	Concentration ug/L (ppb)
Vinyl chloride	<0.2
Chloroethane	<1
1,1-Dichloroethene	<1
Methylene chloride	<5
trans-1,2-Dichloroethene	<1
1,1-Dichloroethane	<1
cis-1,2-Dichloroethene	<1
1,2-Dichloroethane (EDC)	<1
1,1,1-Trichloroethane	<1
Trichloroethene	<1
Tetrachloroethene	<1

Analysis For Volatile Compounds By EPA Method 8260C

Client Sample ID:	Method Blank	Client:	SoundEarth Strategies
Date Received:	NA	Project:	TOC_01-600_20121011 WORFDB6
Date Extracted:	10/15/12	Lab ID:	02-1865 mb
Date Analyzed:	10/15/12	Data File:	101521.D
Matrix:	Water	Instrument:	GCMS4
Units:	ug/L (ppb)	Operator:	JS

Surrogates:	% Recovery:	Lower Limit:	Upper Limit:
1,2-Dichloroethane-d4	99	57	121
Toluene-d8	98	63	127
4-Bromofluorobenzene	99	60	133

Compounds:	Concentration ug/L (ppb)
Vinyl chloride	<0.2
Chloroethane	<1
1,1-Dichloroethene	<1
Methylene chloride	9.4 lc
trans-1,2-Dichloroethene	<1
1,1-Dichloroethane	<1
cis-1,2-Dichloroethene	<1
1,2-Dichloroethane (EDC)	<1
1,1,1-Trichloroethane	<1
Trichloroethene	<1
Tetrachloroethene	<1

Date of Report: 10/29/12
Date Received: 10/11/12
Project: TOC_01-600_20121011 WORFDB6, F&BI 210194

QUALITY ASSURANCE RESULTS FOR THE ANALYSIS OF WATER SAMPLES FOR BENZENE, TOLUENE, ETHYLBENZENE, XYLENES, AND TPH AS GASOLINE USING EPA METHOD 8021B AND NWTPH-Gx

Laboratory Code: 210193-01 (Duplicate)

Analyte	Reporting Units	Sample Result	Duplicate Result	Relative Percent Difference (Limit 20)
Benzene	ug/L (ppb)	<1	<1	nm
Toluene	ug/L (ppb)	<1	<1	nm
Ethylbenzene	ug/L (ppb)	<1	<1	nm
Xylenes	ug/L (ppb)	<3	<3	nm
Gasoline	ug/L (ppb)	<100	<100	nm

Laboratory Code: Laboratory Control Sample

Analyte	Reporting Units	Spike Level	Percent Recovery LCS	Acceptance Criteria
Benzene	ug/L (ppb)	50	99	65-118
Toluene	ug/L (ppb)	50	106	72-122
Ethylbenzene	ug/L (ppb)	50	110	73-126
Xylenes	ug/L (ppb)	150	106	74-118
Gasoline	ug/L (ppb)	1,000	101	69-134

Date of Report: 10/29/12
Date Received: 10/11/12
Project: TOC_01-600_20121011 WORFDB6, F&BI 210194

QUALITY ASSURANCE RESULTS FOR THE ANALYSIS OF WATER SAMPLES FOR TOTAL PETROLEUM HYDROCARBONS AS DIESEL EXTENDED USING METHOD NWTPH-Dx

Laboratory Code: Laboratory Control Sample

Analyte	Reporting Units	Spike Level	Percent Recovery LCS	Percent Recovery LCSD	Acceptance Criteria	RPD (Limit 20)
Diesel Extended	ug/L (ppb)	2,500	86	91	61-133	6

Date of Report: 10/29/12
Date Received: 10/11/12
Project: TOC_01-600_20121011 WORFDB6, F&BI 210194

QUALITY ASSURANCE RESULTS FOR THE ANALYSIS OF WATER SAMPLES FOR VOLATILES BY EPA METHOD 8260C

Laboratory Code: Laboratory Control Sample

Analyte	Reporting Units	Spike Level	Percent Recovery LCS	Percent Recovery LCSD	Acceptance Criteria	RPD (Limit 20)
Vinyl chloride	ug/L (ppb)	50	109	105	71-131	4
Chloroethane	ug/L (ppb)	50	93	91	70-125	2
1,1-Dichloroethene	ug/L (ppb)	50	89	87	76-116	2
Methylene chloride	ug/L (ppb)	50	93	97	61-121	4
trans-1,2-Dichloroethene	ug/L (ppb)	50	89	79	78-114	12
1,1-Dichloroethane	ug/L (ppb)	50	103	102	85-107	1
cis-1,2-Dichloroethene	ug/L (ppb)	50	107	105	83-108	2
1,2-Dichloroethane (EDC)	ug/L (ppb)	50	104	103	82-107	1
1,1,1-Trichloroethane	ug/L (ppb)	50	112 vo	112 vo	82-111	0
Trichloroethene	ug/L (ppb)	50	105	103	77-105	2
Tetrachloroethene	ug/L (ppb)	50	103	100	80-108	3

Date of Report: 10/29/12
Date Received: 10/11/12
Project: TOC_01-600_20121011 WORFDB6, F&BI 210194

QUALITY ASSURANCE RESULTS FOR THE ANALYSIS OF WATER SAMPLES FOR VOLATILES BY EPA METHOD 8260C

Laboratory Code: 210215-02 (Matrix Spike)

Analyte	Reporting Units	Spike Level	Sample Result	Percent Recovery MS	Acceptance Criteria
Vinyl chloride	ug/L (ppb)	50	<0.2	89	36-166
Chloroethane	ug/L (ppb)	50	<1	90	46-160
1,1-Dichloroethene	ug/L (ppb)	50	<1	84	60-136
Methylene chloride	ug/L (ppb)	50	<5	85	67-132
trans-1,2-Dichloroethene	ug/L (ppb)	50	<1	94	72-129
1,1-Dichloroethane	ug/L (ppb)	50	<1	89	70-128
cis-1,2-Dichloroethene	ug/L (ppb)	50	<1	94	71-127
1,2-Dichloroethane (EDC)	ug/L (ppb)	50	<1	85	69-133
1,1,1-Trichloroethane	ug/L (ppb)	50	<1	91	60-146
Trichloroethene	ug/L (ppb)	50	<1	91	66-135
Tetrachloroethene	ug/L (ppb)	50	<1	95	73-129

Laboratory Code: Laboratory Control Sample

Analyte	Reporting Units	Spike Level	Percent Recovery LCS	Percent Recovery LCSD	Acceptance Criteria	RPD (Limit 20)
Vinyl chloride	ug/L (ppb)	50	92	92	50-154	0
Chloroethane	ug/L (ppb)	50	91	93	58-146	2
1,1-Dichloroethene	ug/L (ppb)	50	84	85	67-136	1
Methylene chloride	ug/L (ppb)	50	73	75	39-148	3
trans-1,2-Dichloroethene	ug/L (ppb)	50	98	100	68-128	2
1,1-Dichloroethane	ug/L (ppb)	50	92	92	79-121	0
cis-1,2-Dichloroethene	ug/L (ppb)	50	100	99	80-123	1
1,2-Dichloroethane (EDC)	ug/L (ppb)	50	87	88	73-132	1
1,1,1-Trichloroethane	ug/L (ppb)	50	97	98	83-130	1
Trichloroethene	ug/L (ppb)	50	95	96	80-120	1
Tetrachloroethene	ug/L (ppb)	50	102	102	76-121	0

Data Qualifiers & Definitions

a - The analyte was detected at a level less than five times the reporting limit. The RPD results may not provide reliable information on the variability of the analysis.

A1 – More than one compound of similar molecule structure was identified with equal probability.

b - The analyte was spiked at a level that was less than five times that present in the sample. Matrix spike recoveries may not be meaningful.

ca - The calibration results for this range fell outside of acceptance criteria. The value reported is an estimate.

c - The presence of the analyte indicated may be due to carryover from previous sample injections.

d - The sample was diluted. Detection limits may be raised due to dilution.

ds - The sample was diluted. Detection limits are raised due to dilution and surrogate recoveries may not be meaningful.

dv - Insufficient sample was available to achieve normal reporting limits and limits are raised accordingly.

fb - Analyte present in the blank and the sample.

fc – The compound is a common laboratory and field contaminant.

hr - The sample and duplicate were reextracted and reanalyzed. RPD results were still outside of control limits. The variability is attributed to sample inhomogeneity.

ht - Analysis performed outside the method or client-specified holding time requirement.

ip - Recovery fell outside of normal control limits. Compounds in the sample matrix interfered with the quantitation of the analyte.

j – The result is below normal reporting limits. The value reported is an estimate.

J - The internal standard associated with the analyte is out of control limits. The reported concentration is an estimate.

jl - The analyte result in the laboratory control sample is out of control limits. The reported concentration should be considered an estimate.

jr - The rpd result in laboratory control sample associated with the analyte is out of control limits. The reported concentration should be considered an estimate.

js - The surrogate associated with the analyte is out of control limits. The reported concentration should be considered an estimate.

lc - The presence of the compound indicated is likely due to laboratory contamination.

L - The reported concentration was generated from a library search.

nm - The analyte was not detected in one or more of the duplicate analyses. Therefore, calculation of the RPD is not applicable.

pc – The sample was received in a container not approved by the method. The value reported should be considered an estimate.

pr – The sample was received with incorrect preservation. The value reported should be considered an estimate.

ve - Estimated concentration calculated for an analyte response above the valid instrument calibration range. A dilution is required to obtain an accurate quantification of the analyte.

vo - The value reported fell outside the control limits established for this analyte.

x - The sample chromatographic pattern does not resemble the fuel standard used for quantitation.

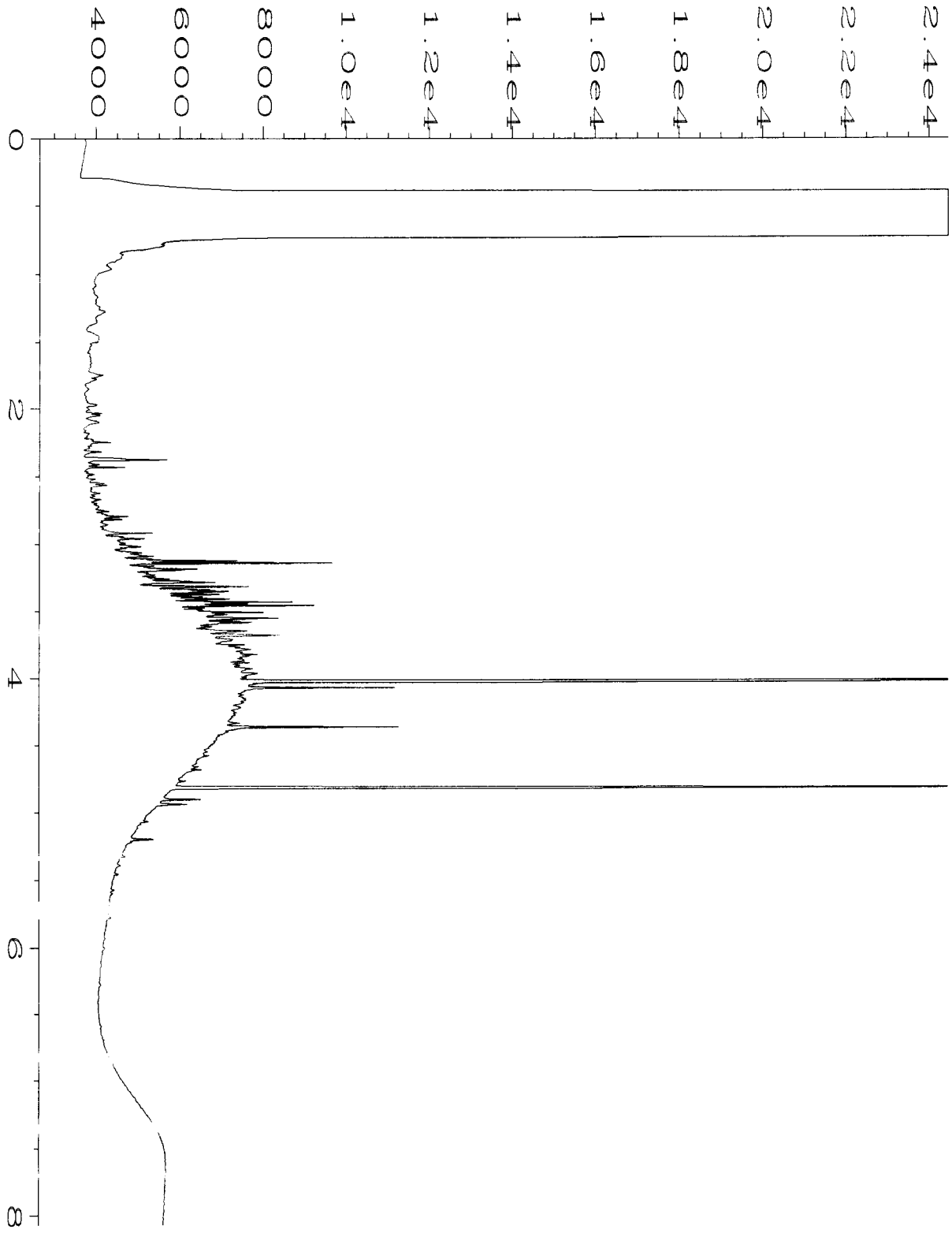

Data File Name : C:\HPCHEM\4\DATA\10-12-12\029F0701.D
Operator : mwdl
Instrument : GC#4
Sample Name : 210194-01
Run Time Bar Code:
Acquired on : 12 Oct 12 07:21 PM
Report Created on: 15 Oct 12 09:40 AM

Page Number : 1
Vial Number : 29
Injection Number : 1
Sequence Line : 7
Instrument Method: DX.MTH
Analysis Method : END.MTH

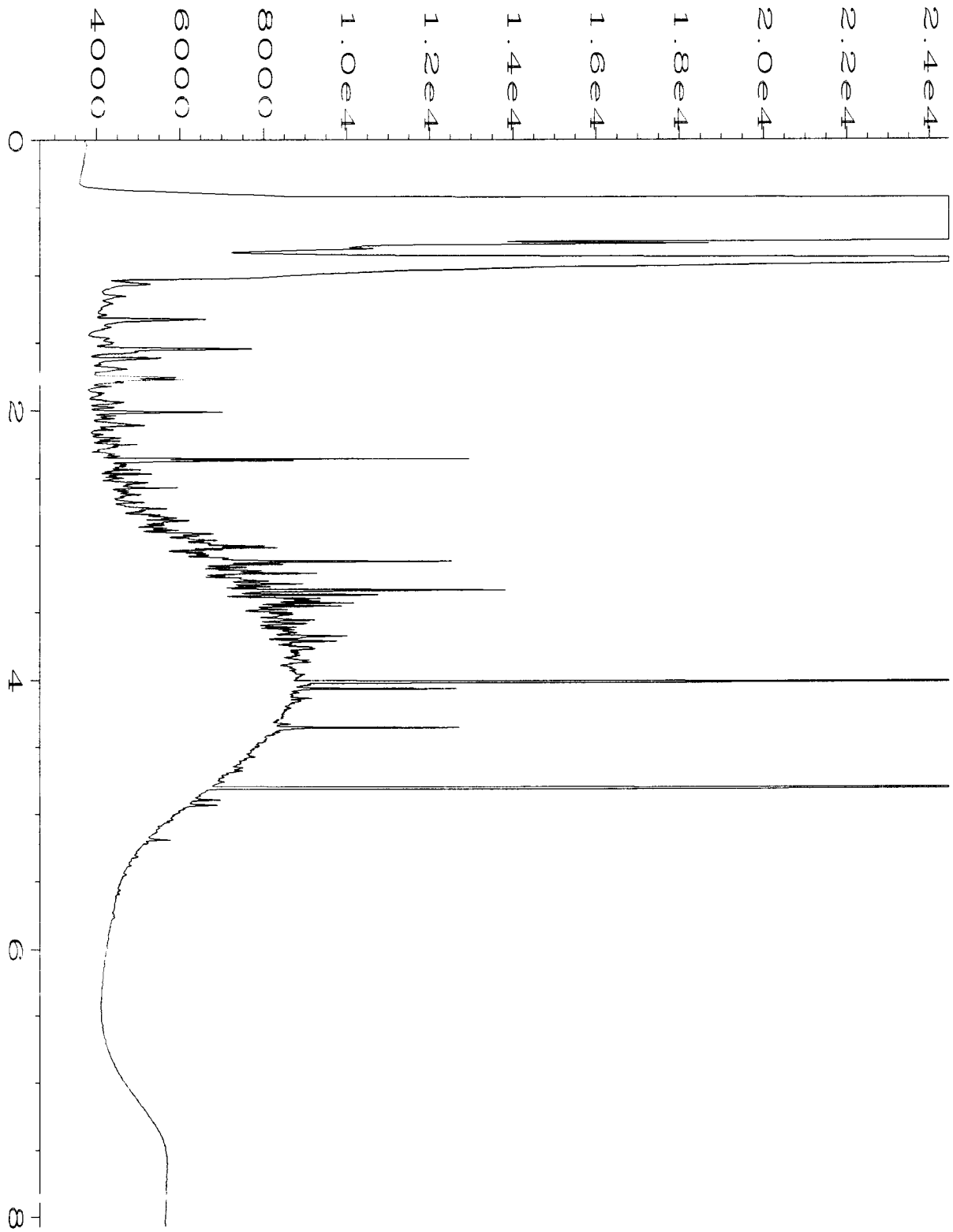

Data File Name : C:\HPCHEM\4\DATA\10-12-12\030F0701.D

Operator	: mwdl	Page Number	: 1
Instrument	: GC#4	Vial Number	: 30
Sample Name	: 210194-02	Injection Number	: 1
Run Time Bar Code:		Sequence Line	: 7
Acquired on	: 12 Oct 12 07:34 PM	Instrument Method	: DX.MTH
Report Created on	: 15 Oct 12 09:41 AM	Analysis Method	: END.MTH

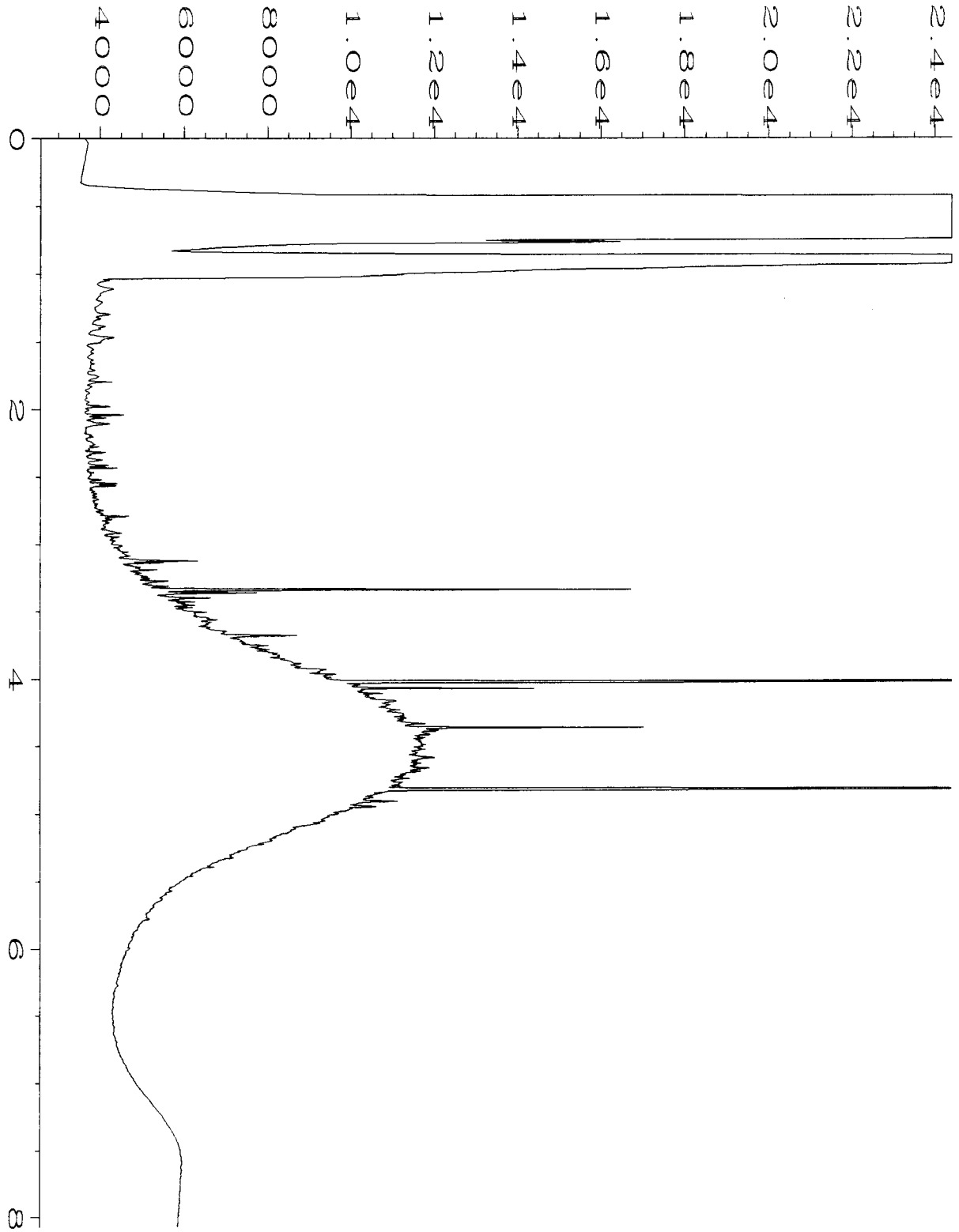

Data File Name : C:\HPCHEM\4\DATA\10-12-12\047F0901.D
Operator : mwdl
Instrument : GC#4
Sample Name : 210194-03
Run Time Bar Code:
Acquired on : 12 Oct 12 11:51 PM
Report Created on: 15 Oct 12 09:43 AM

Page Number : 1
Vial Number : 47
Injection Number : 1
Sequence Line : 9
Instrument Method: DX.MTH
Analysis Method : END.MTH



Data File Name : C:\HPCHEM\4\DATA\10-12-12\015F0501.D
Operator : mwdl
Instrument : GC#4
Sample Name : 02-1849 mb
Run Time Bar Code:
Acquired on : 12 Oct 12 04:01 PM
Report Created on: 15 Oct 12 09:37 AM

Page Number : 1
Vial Number : 15
Injection Number : 1
Sequence Line : 5
Instrument Method: DX.MTH
Analysis Method : END.MTH

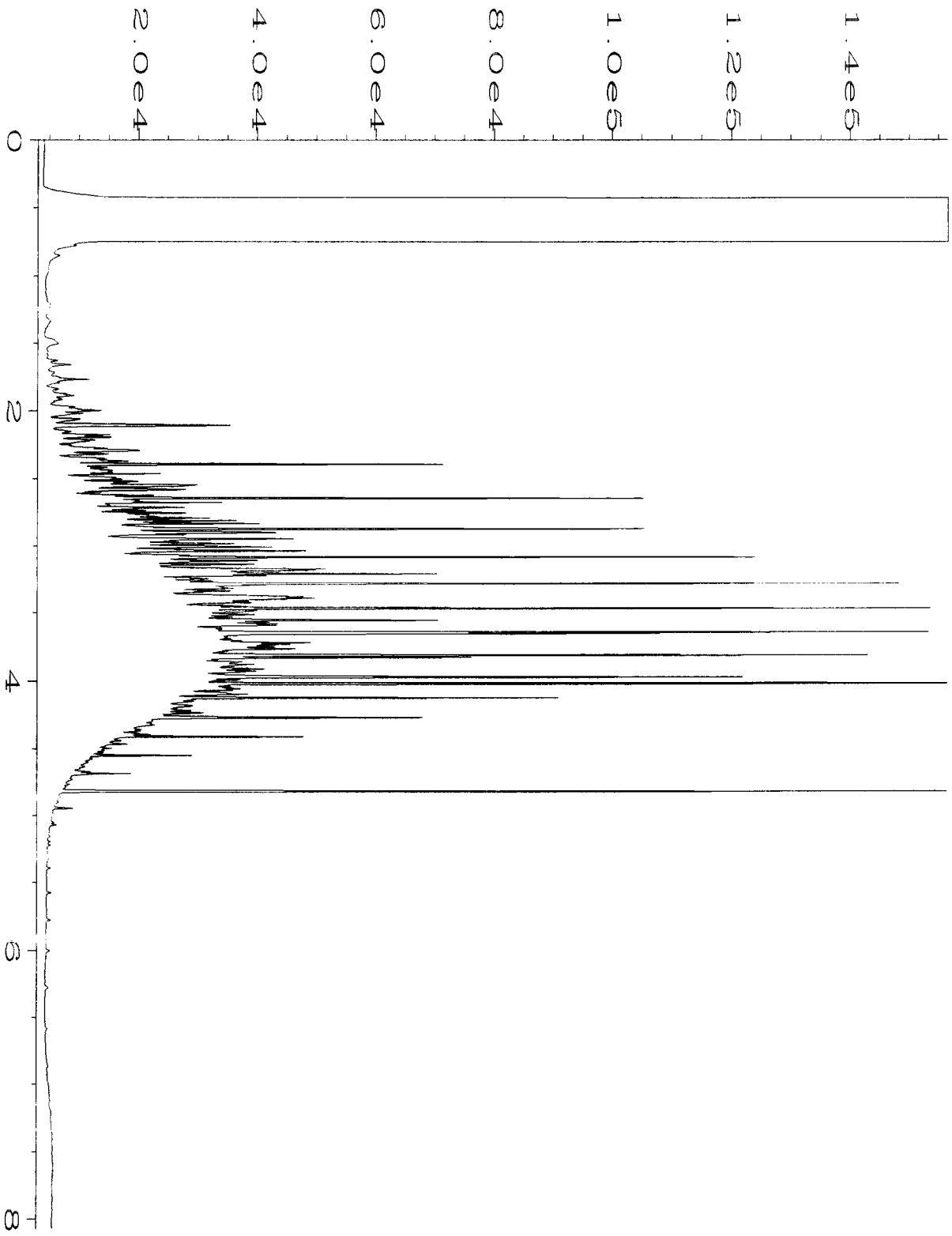

Data File Name : C:\HPCHEM\4\DATA\10-12-12\003F0201.D
Operator : mwdl
Instrument : GC#4
Sample Name : 500 Dx 39-14B
Run Time Bar Code:
Acquired on : 12 Oct 12 08:59 AM
Report Created on: 15 Oct 12 09:36 AM

Page Number : 1
Vial Number : 3
Injection Number : 1
Sequence Line : 2
Instrument Method: DX.MTH
Analysis Method : END.MTH

AQUATIC RESEARCH INCORPORATED

LABORATORY & CONSULTING SERVICES

3927 AURORA AVENUE NORTH, SEATTLE, WA 98103

PHONE: (206) 632-2715 FAX: (206) 632-2417

CASE FILE NUMBER:	**FBI010-64**		**PAGE 1**
REPORT DATE:	**10/24/12**		
DATE SAMPLED:	**10/11/12**	**DATE RECEIVED:**	**10/12/12**

FINAL REPORT, LABORATORY ANALYSIS OF SELECTED PARAMETERS ON WATER SAMPLES FROM FRIEDMAN & BRUYA, INC. / PROJECT NO. 210194

CASE NARRATIVE

Two water samples were received by the laboratory in good condition and analyzed according to the chain of custody. No difficulties were encountered in the preparation or analysis of these samples. Sample data follows while QA/QC data is contained on subsequent pages.

SAMPLE DATA

SAMPLE ID	ALKALINITY (mgCaCO3/l)	SULFATE (mg/L)	SULFIDE (mg/L)	TOTAL-P (mg/L)	TKN (mg/L)
01MW44-20121011	429	28.3	0.32	0.243	0.553
01MW55-20121011	305	24.2	0.28	0.085	0.384

	TOTAL METALS				
SAMPLE ID	IRON (mg/L)	MANGANESE (mg/L)	NITRATE (mg/L)	NITRITE (mg/L)	HARDNESS (mgCaCO3/l)
01MW44-20121011	4.84	0.731	1.15	<0.002	401
01MW55-20121011	0.180	0.676	14.0	<0.002	303

AQUATIC RESEARCH INCORPORATED

LABORATORY & CONSULTING SERVICES

3927 AURORA AVENUE NORTH, SEATTLE, WA 98103

PHONE: (206) 632-2715 FAX: (206) 632-2417

CASE FILE NUMBER:	**FBI010-64**		**PAGE 2**
REPORT DATE:	**10/24/12**		
DATE SAMPLED:	**10/11/12**	**DATE RECEIVED:**	**10/12/12**

FINAL REPORT, LABORATORY ANALYSIS OF SELECTED PARAMETERS ON WATER SAMPLES FROM FRIEDMAN & BRUYA, INC. / PROJECT NO. 210194

QA/QC DATA

QC PARAMETER	ALKALINITY (mgCaCO3/l)	SULFATE (mg/L)	SULFIDE (mg/L)	TOTAL-P (mg/L)	TKN (mg/L)
METHOD	SM18 2320B	SM184500SO4E	EPA 376.1	EPA 365.1	EPA 351.1
DATE ANALYZED	10/23/12	10/16/12	10/14/12	10/19/12	10/18/12
DETECTION LIMIT	1.00	1.00	0.05	0.002	0.200
DUPLICATE					
SAMPLE ID	BATCH	BATCH	BATCH	BATCH	BATCH
ORIGINAL	105	1.04	44.0	0.021	0.538
DUPLICATE	102	<1.00	44.0	0.020	0.511
RPD	2.90%	NC	0.00%	3.16%	5.10%
SPIKE SAMPLE					
SAMPLE ID		BATCH		BATCH	BATCH
ORIGINAL		1.04		0.021	0.538
SPIKED SAMPLE		11.1		0.073	2.50
SPIKE ADDED		10.0		0.050	2.00
% RECOVERY	NA	100.93%	NA	104.72%	97.88%
QC CHECK					
FOUND	99.3	10.0		0.090	5.64
TRUE	100	10.0		0.090	5.79
% RECOVERY	99.30%	100.49%	NA	100.42%	97.44%
BLANK	NA	<1.00	<0.05	<0.002	<0.200

RPD = RELATIVE PERCENT DIFFERENCE.
NA = NOT APPLICABLE OR NOT AVAILABLE.
NC = NOT CALCULABLE DUE TO ONE OR MORE VALUES BEING BELOW THE DETECTION LIMIT.
OR = RECOVERY NOT CALCULABLE DUE TO SPIKE SAMPLE OUT OF RANGE OR SPIKE TOO LOW RELATIVE TO SAMPLE CONCENTRATION.

AQUATIC RESEARCH INCORPORATED

LABORATORY & CONSULTING SERVICES

3927 AURORA AVENUE NORTH, SEATTLE, WA 98103

PHONE: (206) 632-2715 FAX: (206) 632-2417

CASE FILE NUMBER:	**FBI010-64**		**PAGE 3**
REPORT DATE:	**10/24/12**		
DATE SAMPLED:	**10/11/12**	**DATE RECEIVED:**	**10/12/12**

FINAL REPORT, LABORATORY ANALYSIS OF SELECTED PARAMETERS ON WATER SAMPLES FROM FRIEDMAN & BRUYA, INC. / PROJECT NO. 210194

QA/QC DATA

	TOTAL METALS				
QC PARAMETER	IRON (mg/L)	MANGANESE (mg/L)	NITRATE (mg/L)	NITRITE (mg/L)	HARDNESS (mgCaCO3/l)
METHOD	EPA 200.7	EPA 200.7	SM184500N03F	EPA 353.2	SM 2340C
DATE ANALYZED	10/19/12	10/19/12	10/12/12	10/12/12	10/24/12
DETECTION LIMIT	0.020	0.010	0.010	0.002	2.00
DUPLICATE					
SAMPLE ID	BATCH	BATCH	BATCH	BATCH	BATCH
ORIGINAL	6.29	0.099	0.010	<0.002	469
DUPLICATE	6.27	0.098	0.010	<0.002	469
RPD	0.30%	0.91%	1.75%	NC	0.00%
SPIKE SAMPLE					
SAMPLE ID	BATCH	BATCH	BATCH	BATCH	BATCH
ORIGINAL	6.29	0.099	0.010	<0.002	469
SPIKED SAMPLE	7.13	0.967	0.212	0.040	488
SPIKE ADDED	1.00	1.00	0.200	0.040	20.0
% RECOVERY	84.35%	86.75%	100.97%	100.00%	92.83%
QC CHECK					
FOUND	4.52	0.922	0.412	0.040	39.9
TRUE	5.00	1.00	0.408	0.040	40.0
% RECOVERY	90.44%	92.21%	100.96%	100.00%	99.67%
BLANK	<0.020	<0.010	<0.010	<0.002	<2.00

RPD = RELATIVE PERCENT DIFFERENCE.
NA = NOT APPLICABLE OR NOT AVAILABLE.
NC = NOT CALCULABLE DUE TO ONE OR MORE VALUES BEING BELOW THE DETECTION LIMIT.
OR = RECOVERY NOT CALCULABLE DUE TO SPIKE SAMPLE OUT OF RANGE OR SPIKE TOO LOW RELATIVE TO SAMPLE CONCENTRATION.

SUBMITTED BY:

Damien Gadomski
Project Manager

SUBCONTRACT SAMPLE CHAIN OF CUSTODY

Send Report To Michael Erdahl

Company Friedman and Bruya, Inc.

Address 3012 16th Ave W

City, State, ZIP Seattle, WA 98119

Phone # (206) 285-8282 Fax # (206) 283-5044

SUBCONTRACTER Ag. Research

PROJECT NAME/NO. 210194

PO # B-994

REMARKS

Please Email Results

Page # 1 of 1

TURNAROUND TIME

☒ Standard (2 Weeks)

☐ RUSH

Rush charges authorized by:

SAMPLE DISPOSAL

☐ Dispose after 30 days

☐ Return samples

☐ Will call with instructions

Sample ID	Lab ID	Date Sampled	Time Sampled	Sample Type	# of containers	ANALYSES REQUESTED: Total Fe + Mn	Hardness	Sulfate	Nitrate	Nitrite	Alkalinity	Sulfide	TKN	Total Phosphorus	Dissolved Gasses	Notes:
01MW44-20121011		10/11/12	1225	water		X	X	X	X	X	X	X	X	X		
01MW55-20121011		↓	1545	↓		X	X	X	X	X	X	X	X	X		

Friedman & Bruya, Inc.
3012 16th Avenue West
Seattle, WA 98119-2029
Ph. (206) 285-8282
Fax (206) 283-5044

	SIGNATURE	PRINT NAME	COMPANY	DATE	TIME
Relinquished by:		Michael Erdahl	Friedman & Bruya	10/12/12	9:10AM
Received by:		S. Hegdahl	AKE	10/12/12	1230
Relinquished by:					
Received by:					

Am Test Inc.
13600 NE 126TH PL
Suite C
Kirkland, WA 98034
(425) 885-1664

Professional Analytical Services

Oct 25 2012
Friedman & Bruya, Inc.
3012 16th Avenue West
Seattle, WA 98119-2029
Attention: Michael Erdahl

Dear Michael Erdahl:

Enclosed please find the analytical data for your project.

The following is a cross correlation of client and laboratory identifications for your convenience.

CLIENT ID	MATRIX	AMTEST ID	TEST
01MW44-20121011	Water	12-A015718	MET
01MW55-20121011	Water	12-A015719	MET

Your samples were received on Friday, October 12, 2012. At the time of receipt, the samples were logged in and properly maintained prior to the subsequent analysis.

The analytical procedures used at AmTest are well documented and are typically derived from the protocols of the EPA, USDA, FDA or the Army Corps of Engineers.

Following the analytical data you will find the Quality Control (QC) results.

Please note that the detection limits that are listed in the body of the report refer to the Method Detection Limits (MDL's), as opposed to Practical Quantitation Limits (PQL's).

If you should have any questions pertaining to the data package, please feel free to conact me.

Sincerely,



Aaron W. Young
Laboratory Manager

Project #: 210194
PO Number: B-981

BACT = Bacteriological
CONV = Conventionals
MET = Metals
ORG = Organics
NUT=Nutrients
DEM=Demand
MIN=Minerals

Am Test Inc.
13600 NE 126TH PL
Suite C
Kirkland, WA 98034
(425) 885-1664
www.amtestlab.com

AMTEST LABORATORIES

Professional Analytical Services

ANALYSIS REPORT

Friedman & Bruya, Inc.
3012 16th Avenue West
Seattle, WA 98119-2029
Attention: Michael Erdahl
Project #: 210194
PO Number: B-981
All results reported on an as received basis.

Date Received: 10/12/12
Date Reported: 10/25/12

AMTEST Identification Number **12-A015718**
Client Identification **01MW44-20121011**
Sampling Date **10/11/12, 12:25**

Conventionals

PARAMETER	RESULT	UNITS	Q	D.L.	METHOD	ANALYST	DATE
Ferrous Iron	6.75	mg/l		0.01	SM 3500FeD	EB	10/12/12

AMTEST Identification Number **12-A015719**
Client Identification **01MW55-20121011**
Sampling Date **10/11/12, 15:45**

Conventionals

PARAMETER	RESULT	UNITS	Q	D.L.	METHOD	ANALYST	DATE
Ferrous Iron	0.01	mg/l		0.01	SM 3500FeD	EB	10/12/12

Aaron W. Young
Laboratory Manager

Am Test Inc.
13600 NE 126th PL
Suite C
Kirkland, WA, 98034
(425) 885-1664
www.amtestlab.com

Professional Analytical Services

QC Summary for sample numbers: 12-A015718 to 12-A015719

DUPLICATES

SAMPLE #	ANALYTE	UNITS	SAMPLE VALUE	DUP VALUE	RPD
12-A015719	Ferrous Iron	mg/l	0.01	0.01	0.00

MATRIX SPIKES

SAMPLE #	ANALYTE	UNITS	SAMPLE VALUE	SMPL+ SPK	SPK AMT	RECOVERY
12-A015719	Ferrous Iron	mg/l	0.01	0.53	0.50	104.00 %

STANDARD REFERENCE MATERIALS

ANALYTE	UNITS	TRUE VALUE	MEASURED VALUE	RECOVERY
Ferrous Iron	mg/l	0.50	0.45	90.0 %

BLANKS

ANALYTE	UNITS	RESULT
Ferrous Iron	mg/l	< 0.01

SUBCONTRACT SAMPLE CHAIN OF CUSTODY

Send Report To Michael Erdahl

Company Friedman and Bruya, Inc.

Address 3012 16th Ave W

City, State, ZIP Seattle, WA 98119

Phone # (206) 285-8282 Fax # (206) 283-5044

SUBCONTRACTER Amtest

PROJECT NAME/NO.	PO #
210194	B-981

REMARKS

Please Email Results

Page # 1 of 1

TURNAROUND TIME

☒ Standard (2 Weeks)

☐ RUSH

Rush charges authorized by:

SAMPLE DISPOSAL

☐ Dispose after 30 days

☐ Return samples

☐ Will call with instructions

						ANALYSES REQUESTED										
Sample ID	Lab ID	Date Sampled	Time Sampled	Sample Type	# of containers	Total Fe	Hardness	Sulfate	Nitrate	~~Nitrite~~ Ferrous Iron	Alkalinity	Sulfide	TKN	Total Phosphorus	Dissolved Gasses	Notes:
15718 01MW44-201210 11		10/11/12	1225	water	1					X						
719 01MW55-201210 11		↓	1545	water	1					X						

Friedman & Bruya, Inc.
3012 16th Avenue West
Seattle, WA 98119-2029
Ph. (206) 285-8282
Fax (206) 283-5044

	SIGNATURE	PRINT NAME	COMPANY	DATE	TIME
Relinquished by:		Michael Erdahl	Friedman & Bruya	10/12/12	9:10AM
Received by:		J Olsen	Amtest	10/12/12	12:15
Relinquished by:					
Received by:					

1311 N. 35th St.
Seattle, WA 98103
T: (206) 352-3790
F: (206) 352-7178
info@fremontanalytical.com

Friedman & Bruya
Michael Erdahl
3012 16th Ave. W.
Seattle, Washington 98119

RE: 210194
Lab ID: 1210109

October 18, 2012

Attention Michael Erdahl:

Fremont Analytical, Inc. received 2 sample(s) on 10/12/2012 for the analyses presented in the following report.

Dissolved Gases by RSK-175

This report consists of the following:

- Case Narrative
- Analytical Results
- Applicable Quality Control Summary Reports
- Chain of Custody

All analyses were performed consistent with the Quality Assurance program of Fremont Analytical, Inc. Please contact the laboratory if you should have any questions about the results.

Thank you for using Fremont Analytical.

Sincerely,

Michael Dee
Sr. Chemist / Principal

Date: *10/18/2012*

CLIENT: Friedman & Bruya
Project: 210194
Lab Order: 1210109

Work Order Sample Summary

Lab Sample ID	Client Sample ID	Date/Time Collected	Date/Time Received
1210109-001	01MW44-20121011	10/11/2012 12:25 PM	10/12/2012 1:30 PM
1210109-002	01MW55-20121011	10/11/2012 3:45 PM	10/12/2012 1:30 PM

Note: If no "Time Collected" is supplied, a default of 12:00AM is assigned

Case Narrative

WO#: **1210109**
Date: **10/18/2012**

CLIENT: Friedman & Bruya
Project: 210194

I. SAMPLE RECEIPT:
All samples were received intact.

II. GENERAL REPORTING COMMENTS:
Results are reported on a wet weight basis unless dry-weight correction is denoted in the units field on the analytical report ("mg/kg-dry" or "ug/kg-dry").

The validity of the analytical procedures for which data is reported in this analytical report is determined by the Laboratory Control Sample (LCS) and the Method Blank (MB). The LCS and the MB are processed with the samples to ensure method criteria are achieved throughout the entire analytical process.

III. ANALYSES AND EXCEPTIONS:
Exceptions associated with this report will be footnoted in the analytical results page(s) or the quality control summary page(s) and/or noted below.

Analytical Report

WO#: **1210109**
Date Reported: **10/18/2012**

CLIENT: Friedman & Bruya
Project: 210194

Lab ID: 1210109-001 **Collection Date:** 10/11/2012 12:25:00 PM
Client Sample ID: **01MW44-20121011** **Matrix:** Water

Analyses	Result	RL	Qual	Units	DF	Date Analyzed
Dissolved Gases by RSK-175				Batch ID: R6177		Analyst: BR
Methane	0.141	0.00500		mg/L	1	10/17/2012 4:28:00 PM
Ethene	ND	0.00500		mg/L	1	10/17/2012 4:28:00 PM
Ethane	ND	0.00500		mg/L	1	10/17/2012 4:28:00 PM

Lab ID: 1210109-002 **Collection Date:** 10/11/2012 3:45:00 PM
Client Sample ID: **01MW55-20121011** **Matrix:** Water

Analyses	Result	RL	Qual	Units	DF	Date Analyzed
Dissolved Gases by RSK-175				Batch ID: R6177		Analyst: BR
Methane	0.0210	0.00500		mg/L	1	10/17/2012 4:33:00 PM
Ethene	ND	0.00500		mg/L	1	10/17/2012 4:33:00 PM
Ethane	ND	0.00500		mg/L	1	10/17/2012 4:33:00 PM

Qualifiers:

B	Analyte detected in the associated Method Blank	D	Dilution was required
E	Value above quantitation range	H	Holding times for preparation or analysis exceeded
J	Analyte detected below quantitation limits	ND	Not detected at the Reporting Limit
RL	Reporting Limit	S	Spike recovery outside accepted recovery limits

Date: *10/18/2012*

Work Order: 1210109
CLIENT: Friedman & Bruya
Project: 210194

QC SUMMARY REPORT

Dissolved Gases by RSK-175

Sample ID: **1210099-021ADUP**	SampType: **DUP**	Units: **mg/L**	Prep Date: **10/17/2012**	RunNo: **6177**
Client ID: **BATCH**	Batch ID: **R6177**		Analysis Date: **10/17/2012**	SeqNo: **122966**

Analyte	Result	RL	SPK value	SPK Ref Val	%REC	LowLimit	HighLimit	RPD Ref Val	%RPD	RPDLimit	Qual
Methane	ND	0.00500						0	0	30	
Ethene	ND	0.00500						0	0	30	
Ethane	ND	0.00500						0	0	30	

Sample ID: **LCS-R6177**	SampType: **LCS**	Units: **mg/L**	Prep Date: **10/17/2012**	RunNo: **6177**
Client ID: **LCSW**	Batch ID: **R6177**		Analysis Date: **10/17/2012**	SeqNo: **122968**

Analyte	Result	RL	SPK value	SPK Ref Val	%REC	LowLimit	HighLimit	RPD Ref Val	%RPD	RPDLimit	Qual
Methane	0.420	0.00500	0.5000	0	84.0	80	120				
Ethene	0.416	0.00500	0.5000	0	83.2	80	120				
Ethane	0.418	0.00500	0.5000	0	83.5	80	120				

Sample ID: **MB-R6177**	SampType: **MBLK**	Units: **mg/L**	Prep Date: **10/17/2012**	RunNo: **6177**
Client ID: **MBLKW**	Batch ID: **R6177**		Analysis Date: **10/17/2012**	SeqNo: **122969**

Analyte	Result	RL	SPK value	SPK Ref Val	%REC	LowLimit	HighLimit	RPD Ref Val	%RPD	RPDLimit	Qual
Methane	ND	0.00500									
Ethene	ND	0.00500									
Ethane	ND	0.00500									

Qualifiers:

B	Analyte detected in the associated Method Blank	D	Dilution was required	E	Value above quantitation range
H	Holding times for preparation or analysis exceeded	J	Analyte detected below quantitation limits	ND	Not detected at the Reporting Limit
R	RPD outside accepted recovery limits	RL	Reporting Limit	S	Spike recovery outside accepted recovery limits

SUBCONTRACT SAMPLE CHAIN OF CUSTODY 1210109

Page # 1 of 1

Send Report To Michael Erdahl

Company Friedman and Bruya, Inc.

Address 3012 16th Ave W

City, State, ZIP Seattle, WA 98119

Phone # (206) 285-8282 Fax # (206) 283-5044

SUBCONTRACTER Fremont

PROJECT NAME/NO.	PO #
210194	B-980

REMARKS

Please Email Results

TURNAROUND TIME

☒ Standard (2 Weeks)

☐ RUSH

Rush charges authorized by:

SAMPLE DISPOSAL

☐ Dispose after 30 days

☐ Return samples

☐ Will call with instructions

Sample ID	Lab ID	Date Sampled	Time Sampled	Sample Type	# of containers	ANALYSES REQUESTED: Total Fe	Hardness	Sulfate	Nitrate	Nitrite	Alkalinity	Sulfide	TKN	Total Phosphorus	Dissolved Gasses	Notes
01MW44-20121011		10/11/12	1225	water	2										X	
61MW55-20121011		↓	1545	↓	2										X	

Friedman & Bruya, Inc.
3012 16th Avenue West
Seattle, WA 98119-2029
Ph. (206) 285-8282
Fax (206) 283-5044

	SIGNATURE	PRINT NAME	COMPANY	DATE	TIME
Relinquished by:		Michael Erdahl	Friedman & Bruya	10/12/12	9:10AM
Received by:		Clare Griggs	FAI	10.12.12	13:30
Relinquished by:					
Received by:					

210194

SAMPLE CHAIN OF CUSTODY

ME 10/11/12 V1/DOG/BIG

Page # 1 of 1

Send Report To Tim Brown, cc: Jessica Brown, Jennifer Cyr, Pete Kingston, Audrey Hackett

Company SoundEarth Strategies

Address 2811 Fairview Ave E, Suite 2000

City, State, ZIP Seattle, WA 98102

SAMPLERS (signature) Kristin Garrett

PROJECT NAME/NO. TOC Holdings Co. Facility No. 01-600 Seattle Terminal – ASKO Property

PO # 0440-004-24

REMARKS

EIM Y

TURNAROUND TIME

Standard (2 Weeks)

RUSH

Rush charges authorized by:

SAMPLE DISPOSAL

⊗ Dispose after 30 days

Return samples

Will call with instructions

Sample ID	Sample Location	Sample Depth	Lab ID	Date Sampled	Time Sampled	Matrix	# of jars	GRPH by NWTPH-Gx	BTEX by EPA 8021B	DRPH/ORPH by NWTPH-Dx	cVOCs by EPA 8260C	Methane, Ethane, and Ethene by RSK 175	Sulfate, Nitrate, Nitrite, Total P, Hardness, and Alkalinity	Total Fe and Total Mn	Sulfide, TKN, and Fe 2+	Notes
01MW15-20121011	01MW15	25.0	01A-F	10/11/12	1050	H_2O	6	X	X	X	X					
01MW44-20121011	01MW44	24.2	02A-N	↓	1225	↓	14	X	X	X	X	X	X	X	X	
01MW55-20121011	01MW55	24.0	03A-N	↓	1545	↓	14	X	X	X	X	X	X	X	X	

KKG 10/11/12

Samples received at 4 °C

Friedman & Bruya, Inc.
3012 16th Avenue West
Seattle, WA 98119-2029
Ph. (206) 285-8282
Fax (206) 283-5044

	SIGNATURE	PRINT NAME	COMPANY	DATE	TIME
Relinquished by:	Kristin Garrett	KRISTA GARRETT	SES	10/11/12	1650
Received by:		Matt Yeaton	FB Inc	10/11/12	1650
Relinquished by:					
Received by:					

FRIEDMAN & BRUYA, INC.

ENVIRONMENTAL CHEMISTS

James E. Bruya, Ph.D.
Yelena Aravkina, M.S.
Bradley T. Benson, B.S.
Kurt Johnson, B.S.

3012 16th Avenue West
Seattle, WA 98119-2029
TEL: (206) 285-8282
e-mail: fbi@isomedia.com

October 23, 2012

Tim Brown, Project Manager
SoundEarth Strategies
2811 Fairview Ave. East, Suite 2000
Seattle, WA 98102

Dear Mr. Brown:

Included are the results from the testing of material submitted on October 12, 2012 from the TOC_01-600_20121012 WORFDB6, F&BI 210214 project. There are 10 pages included in this report. Any samples that may remain are currently scheduled for disposal in 30 days. If you would like us to return your samples or arrange for long term storage at our offices, please contact us as soon as possible.

We appreciate this opportunity to be of service to you and hope you will call if you should have any questions.

Sincerely,

FRIEDMAN & BRUYA, INC.



Michael Erdahl
Project Manager

Enclosures
c: Jessica Brown, Audrey Hackett, Pete Kingston, Jennifer Cyr
SOU1023R.DOC

CASE NARRATIVE

This case narrative encompasses samples received on October 12, 2012 by Friedman & Bruya, Inc. from the SoundEarth Strategies TOC_01-600_20121012 WORFDB6, F&BI 210214 project. Samples were logged in under the laboratory ID's listed below.

Laboratory ID	SoundEarth Strategies
210214-01	01MW70-20121012

Methylene chloride was detected in the 8260C method blank. The data were flagged as due to laboratory contamination.

All other quality control requirements were acceptable.

Date of Report: 10/23/12
Date Received: 10/12/12
Project: TOC_01-600_20121012 WORFDB6, F&BI 210214
Date Extracted: 10/15/12
Date Analyzed: 10/15/12

RESULTS FROM THE ANALYSIS OF WATER SAMPLES FOR BENZENE, TOLUENE, ETHYLBENZENE, XYLENES AND TPH AS GASOLINE USING EPA METHOD 8021B AND NWTPH-Gx

Results Reported as ug/L (ppb)

Sample ID Laboratory ID	Benzene	Toluene	Ethyl Benzene	Total Xylenes	Gasoline Range	Surrogate (% Recovery) (Limit 52-124)
01MW70-20121012 210214-01	<1	1.5	<1	<3	200 x	95
Method Blank 02-1863 MB	<1	<1	<1	<3	<100	88

Date of Report: 10/23/12
Date Received: 10/12/12
Project: TOC_01-600_20121012 WORFDB6, F&BI 210214
Date Extracted: 10/15/12
Date Analyzed: 10/17/12

RESULTS FROM THE ANALYSIS OF WATER SAMPLES FOR TOTAL PETROLEUM HYDROCARBONS AS DIESEL AND MOTOR OIL USING METHOD NWTPH-Dx

Results Reported as ug/L (ppb)

Sample ID Laboratory ID	Diesel Range (C_{10}-C_{25})	Motor Oil Range (C_{25}-C_{36})	Surrogate (% Recovery) (Limit 50-150)
01MW70-20121012 210214-01	710 x	480 x	89
Method Blank 02-1861 MB	<50	<250	89

Analysis For Volatile Compounds By EPA Method 8260C

Client Sample ID:	01MW70-20121012	Client:	SoundEarth Strategies
Date Received:	10/12/12	Project:	TOC_01-600_20121012 WORFDB6
Date Extracted:	10/15/12	Lab ID:	210214-01
Date Analyzed:	10/16/12	Data File:	101607.D
Matrix:	Water	Instrument:	GCMS4
Units:	ug/L (ppb)	Operator:	VM

Surrogates:	% Recovery:	Lower Limit:	Upper Limit:
1,2-Dichloroethane-d4	101	57	121
Toluene-d8	98	63	127
4-Bromofluorobenzene	96	60	133

Compounds:	Concentration ug/L (ppb)
Vinyl chloride	0.76
Chloroethane	<1
1,1-Dichloroethene	<1
Methylene chloride	<5
trans-1,2-Dichloroethene	140
1,1-Dichloroethane	<1
cis-1,2-Dichloroethene	78
1,2-Dichloroethane (EDC)	<1
1,1,1-Trichloroethane	<1
Trichloroethene	440 ve
Tetrachloroethene	<1

Analysis For Volatile Compounds By EPA Method 8260C

Client Sample ID:	01MW70-20121012	Client:	SoundEarth Strategies
Date Received:	10/12/12	Project:	TOC_01-600_20121012 WORFDB6
Date Extracted:	10/15/12	Lab ID:	210214-01 1/10
Date Analyzed:	10/16/12	Data File:	101531.D
Matrix:	Water	Instrument:	GCMS4
Units:	ug/L (ppb)	Operator:	JS

Surrogates:	% Recovery:	Lower Limit:	Upper Limit:
1,2-Dichloroethane-d4	101	57	121
Toluene-d8	97	63	127
4-Bromofluorobenzene	94	60	133

Compounds:	Concentration ug/L (ppb)
Vinyl chloride	<2
Chloroethane	<10
1,1-Dichloroethene	<10
Methylene chloride	<50
trans-1,2-Dichloroethene	130
1,1-Dichloroethane	<10
cis-1,2-Dichloroethene	69
1,2-Dichloroethane (EDC)	<10
1,1,1-Trichloroethane	<10
Trichloroethene	370
Tetrachloroethene	<10

Analysis For Volatile Compounds By EPA Method 8260C

Client Sample ID:	Method Blank	Client:	SoundEarth Strategies
Date Received:	NA	Project:	TOC_01-600_20121012 WORFDB6
Date Extracted:	10/15/12	Lab ID:	02-1865 mb
Date Analyzed:	10/15/12	Data File:	101521.D
Matrix:	Water	Instrument:	GCMS4
Units:	ug/L (ppb)	Operator:	JS

Surrogates:	% Recovery:	Lower Limit:	Upper Limit:
1,2-Dichloroethane-d4	99	57	121
Toluene-d8	98	63	127
4-Bromofluorobenzene	99	60	133

Compounds:	Concentration ug/L (ppb)
Vinyl chloride	<0.2
Chloroethane	<1
1,1-Dichloroethene	<1
Methylene chloride	9.4 lc
trans-1,2-Dichloroethene	<1
1,1-Dichloroethane	<1
cis-1,2-Dichloroethene	<1
1,2-Dichloroethane (EDC)	<1
1,1,1-Trichloroethane	<1
Trichloroethene	<1
Tetrachloroethene	<1

Date of Report: 10/23/12
Date Received: 10/12/12
Project: TOC_01-600_20121012 WORFDB6, F&BI 210214

QUALITY ASSURANCE RESULTS FOR THE ANALYSIS OF WATER SAMPLES FOR BENZENE, TOLUENE, ETHYLBENZENE, XYLENES, AND TPH AS GASOLINE USING EPA METHOD 8021B AND NWTPH-Gx

Laboratory Code: 210193-01 (Duplicate)

Analyte	Reporting Units	Sample Result	Duplicate Result	Relative Percent Difference (Limit 20)
Benzene	ug/L (ppb)	<1	<1	nm
Toluene	ug/L (ppb)	<1	<1	nm
Ethylbenzene	ug/L (ppb)	<1	<1	nm
Xylenes	ug/L (ppb)	<3	<3	nm
Gasoline	ug/L (ppb)	<100	<100	nm

Laboratory Code: Laboratory Control Sample

Analyte	Reporting Units	Spike Level	Percent Recovery LCS	Acceptance Criteria
Benzene	ug/L (ppb)	50	99	65-118
Toluene	ug/L (ppb)	50	106	72-122
Ethylbenzene	ug/L (ppb)	50	110	73-126
Xylenes	ug/L (ppb)	150	106	74-118
Gasoline	ug/L (ppb)	1,000	101	69-134

Date of Report: 10/23/12
Date Received: 10/12/12
Project: TOC_01-600_20121012 WORFDB6, F&BI 210214

QUALITY ASSURANCE RESULTS FOR THE ANALYSIS OF WATER SAMPLES FOR TOTAL PETROLEUM HYDROCARBONS AS DIESEL EXTENDED USING METHOD NWTPH-Dx

Laboratory Code: Laboratory Control Sample

Analyte	Reporting Units	Spike Level	Percent Recovery LCS	Percent Recovery LCSD	Acceptance Criteria	RPD (Limit 20)
Diesel Extended	ug/L (ppb)	2,500	83	73	63-142	13

Date of Report: 10/23/12
Date Received: 10/12/12
Project: TOC_01-600_20121012 WORFDB6, F&BI 210214

QUALITY ASSURANCE RESULTS FOR THE ANALYSIS OF WATER SAMPLES FOR VOLATILES BY EPA METHOD 8260C

Laboratory Code: 210215-02 (Matrix Spike)

Analyte	Reporting Units	Spike Level	Sample Result	Percent Recovery MS	Acceptance Criteria
Vinyl chloride	ug/L (ppb)	50	<0.2	89	36-166
Chloroethane	ug/L (ppb)	50	<1	90	46-160
1,1-Dichloroethene	ug/L (ppb)	50	<1	84	60-136
Methylene chloride	ug/L (ppb)	50	<5	85	67-132
trans-1,2-Dichloroethene	ug/L (ppb)	50	<1	94	72-129
1,1-Dichloroethane	ug/L (ppb)	50	<1	89	70-128
cis-1,2-Dichloroethene	ug/L (ppb)	50	<1	94	71-127
1,2-Dichloroethane (EDC)	ug/L (ppb)	50	<1	85	69-133
1,1,1-Trichloroethane	ug/L (ppb)	50	<1	91	60-146
Trichloroethene	ug/L (ppb)	50	<1	91	66-135
Tetrachloroethene	ug/L (ppb)	50	<1	95	73-129

Laboratory Code: Laboratory Control Sample

Analyte	Reporting Units	Spike Level	Percent Recovery LCS	Percent Recovery LCSD	Acceptance Criteria	RPD (Limit 20)
Vinyl chloride	ug/L (ppb)	50	92	92	50-154	0
Chloroethane	ug/L (ppb)	50	91	93	58-146	2
1,1-Dichloroethene	ug/L (ppb)	50	84	85	67-136	1
Methylene chloride	ug/L (ppb)	50	73	75	39-148	3
trans-1,2-Dichloroethene	ug/L (ppb)	50	98	100	68-128	2
1,1-Dichloroethane	ug/L (ppb)	50	92	92	79-121	0
cis-1,2-Dichloroethene	ug/L (ppb)	50	100	99	80-123	1
1,2-Dichloroethane (EDC)	ug/L (ppb)	50	87	88	73-132	1
1,1,1-Trichloroethane	ug/L (ppb)	50	97	98	83-130	1
Trichloroethene	ug/L (ppb)	50	95	96	80-120	1
Tetrachloroethene	ug/L (ppb)	50	102	102	76-121	0

Data Qualifiers & Definitions

a - The analyte was detected at a level less than five times the reporting limit. The RPD results may not provide reliable information on the variability of the analysis.

A1 – More than one compound of similar molecule structure was identified with equal probability.

b - The analyte was spiked at a level that was less than five times that present in the sample. Matrix spike recoveries may not be meaningful.

ca - The calibration results for this range fell outside of acceptance criteria. The value reported is an estimate.

c - The presence of the analyte indicated may be due to carryover from previous sample injections.

d - The sample was diluted. Detection limits may be raised due to dilution.

ds - The sample was diluted. Detection limits are raised due to dilution and surrogate recoveries may not be meaningful.

dv - Insufficient sample was available to achieve normal reporting limits and limits are raised accordingly.

fb - Analyte present in the blank and the sample.

fc – The compound is a common laboratory and field contaminant.

hr - The sample and duplicate were reextracted and reanalyzed. RPD results were still outside of control limits. The variability is attributed to sample inhomogeneity.

ht - Analysis performed outside the method or client-specified holding time requirement.

ip - Recovery fell outside of normal control limits. Compounds in the sample matrix interfered with the quantitation of the analyte.

j – The result is below normal reporting limits. The value reported is an estimate.

J - The internal standard associated with the analyte is out of control limits. The reported concentration is an estimate.

jl - The analyte result in the laboratory control sample is out of control limits. The reported concentration should be considered an estimate.

jr - The rpd result in laboratory control sample associated with the analyte is out of control limits. The reported concentration should be considered an estimate.

js - The surrogate associated with the analyte is out of control limits. The reported concentration should be considered an estimate.

lc - The presence of the compound indicated is likely due to laboratory contamination.

L - The reported concentration was generated from a library search.

nm - The analyte was not detected in one or more of the duplicate analyses. Therefore, calculation of the RPD is not applicable.

pc – The sample was received in a container not approved by the method. The value reported should be considered an estimate.

pr – The sample was received with incorrect preservation. The value reported should be considered an estimate.

ve - Estimated concentration calculated for an analyte response above the valid instrument calibration range. A dilution is required to obtain an accurate quantification of the analyte.

vo - The value reported fell outside the control limits established for this analyte.

x - The sample chromatographic pattern does not resemble the fuel standard used for quantitation.

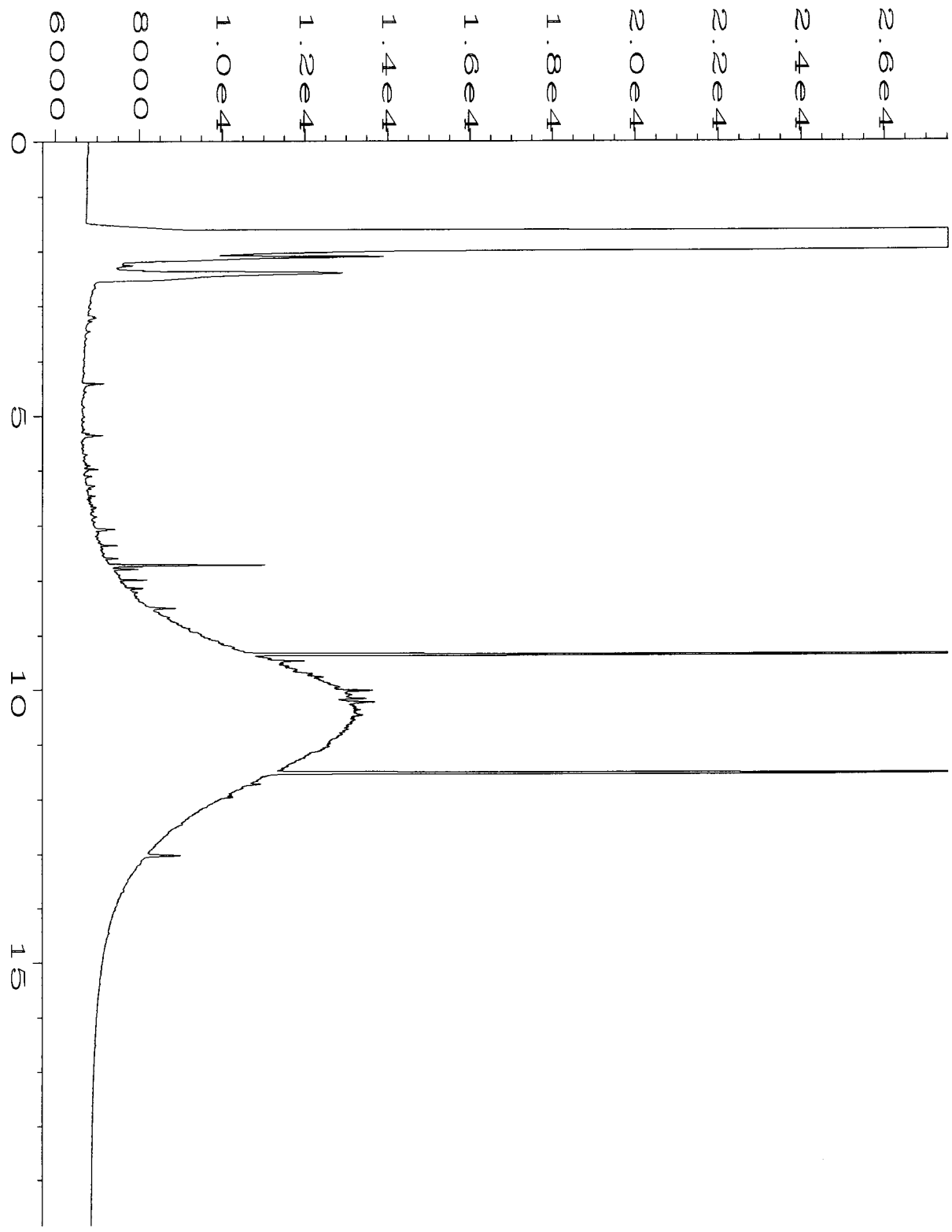

Data File Name	: C:\HPCHEM\1\DATA\10-17-12\013F0301.D		
Operator	: mwdl	Page Number	: 1
Instrument	: GC1	Vial Number	: 13
Sample Name	: 210214-01	Injection Number	: 1
Run Time Bar Code:		Sequence Line	: 3
Acquired on	: 17 Oct 12 02:20 PM	Instrument Method	: TPHD.MTH
Report Created on	: 18 Oct 12 12:50 PM	Analysis Method	: TPHD.MTH

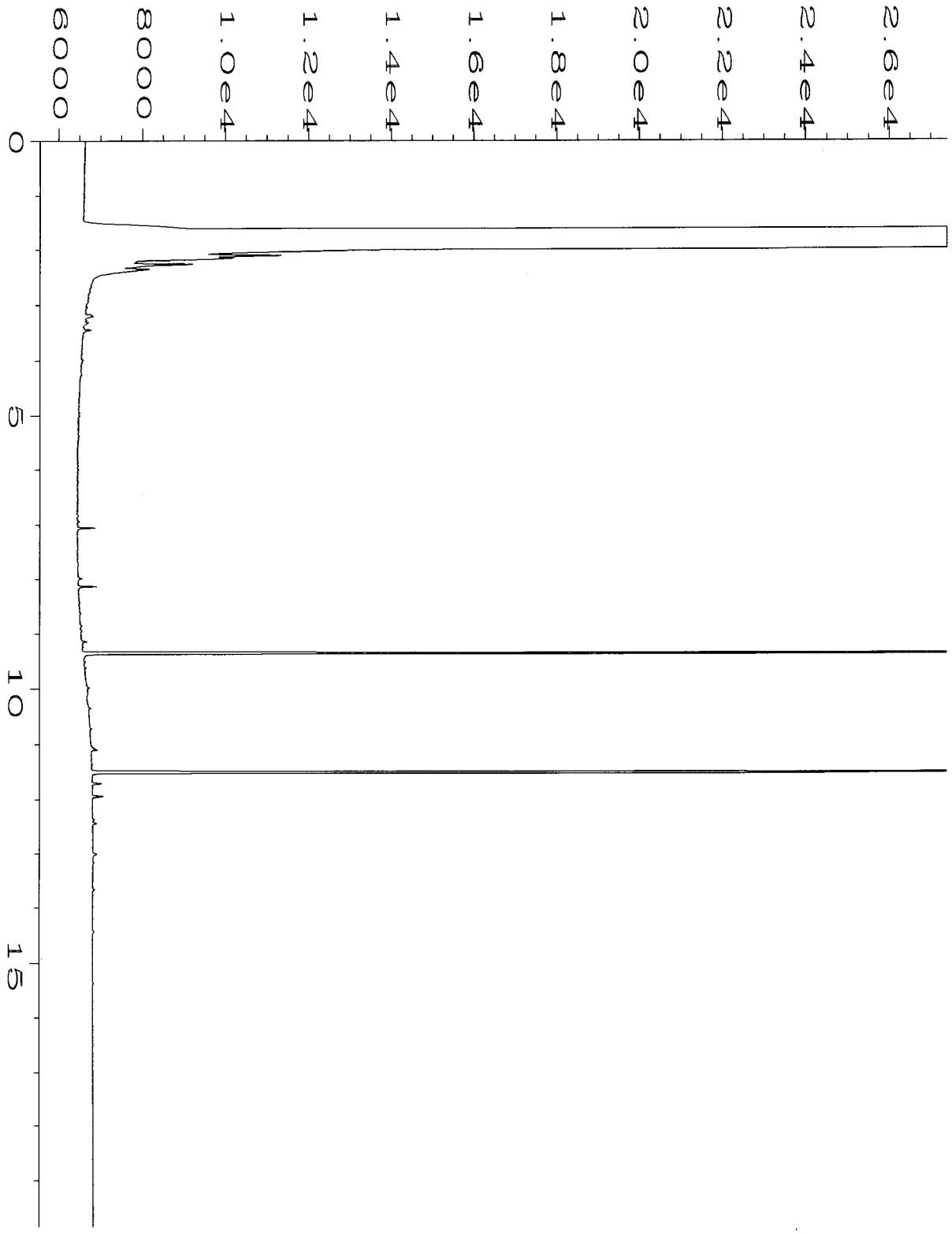

Data File Name : C:\HPCHEM\1\DATA\10-17-12\024F0501.D
Operator : mwdl
Instrument : GC1
Sample Name : 02-1861 mb
Run Time Bar Code:
Acquired on : 17 Oct 12 08:10 PM
Report Created on: 18 Oct 12 12:48 PM

Page Number : 1
Vial Number : 24
Injection Number : 1
Sequence Line : 5
Instrument Method: TPHD.MTH
Analysis Method : TPHD.MTH

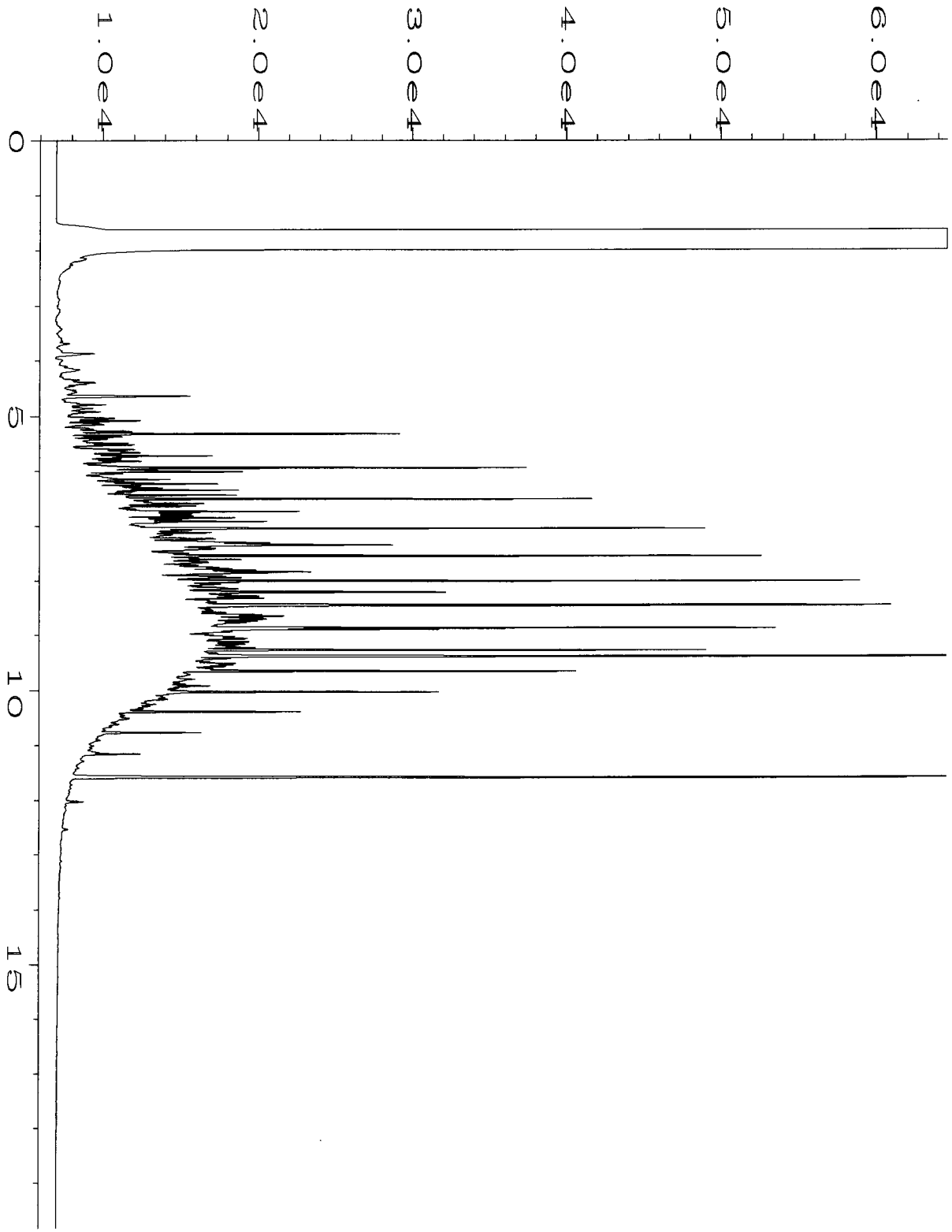

Data File Name	: C:\HPCHEM\1\DATA\10-17-12\003F0201.D		
Operator	: mwdl	Page Number	: 1
Instrument	: GC1	Vial Number	: 3
Sample Name	: 500 Dx 39-14B	Injection Number	: 1
Run Time Bar Code:		Sequence Line	: 2
Acquired on	: 17 Oct 12 10:52 AM	Instrument Method	: TPHD.MTH
Report Created on	: 18 Oct 12 12:48 PM	Analysis Method	: TPHD.MTH

210214

SAMPLE CHAIN OF CUSTODY

ME 10/12/12

V3/D04

Page # 1 of 1

Send Report To Tim Brown, cc: Jessica Brown, Jennifer Cyr, Pete Kingston, Audrey Hackett

Company SoundEarth Strategies

Address 2811 Fairview Ave E, Suite 2000

City, State, ZIP Seattle, WA 98102

SAMPLERS (signature)

PROJECT NAME/NO.: TOC Holdings Co. Facility No. 01-600 Seattle Terminal – ASKO Property

PO #: 0440-004-24

REMARKS: EIM Y

TURNAROUND TIME
Standard (2 Weeks)
RUSH
Rush charges authorized by:

SAMPLE DISPOSAL
⊗ Dispose after 30 days
Return samples
Will call with instructions

Sample ID	Sample Location	Sample Depth	Lab ID	Date Sampled	Time Sampled	Matrix	# of jars	GRPH by NWTPH-Gx	BTEX by EPA 8021B	DRPH/ORPH by NWTPH-Dx	cVOCs by EPA 8260C	Methane, Ethane, and Ethene by RSK 175	Sulfate, Nitrate, Nitrite, Total P, Hardness, and Alkalinity	Total Fe and Total Mn	Sulfide, TKN, and Fe 2+	Notes
01MW70-20121012	01MW70	—	01A-F	10/12/12	1238	H2O	6	X	X	X	X					

4

10/12/12

Samples received at 3 °C

Friedman & Bruya, Inc. 3012 16th Avenue West Seattle, WA 98119-2029 Ph. (206) 285-8282 Fax (206) 283-5044	SIGNATURE	PRINT NAME	COMPANY	DATE	TIME
	Relinquished by:	David Mendel	SES	10/12/12	1640
	Received by:	Scott Langston	FBI	10/12/12	1640
	Relinquished by:				
	Received by:				

FRIEDMAN & BRUYA, INC.

ENVIRONMENTAL CHEMISTS

James E. Bruya, Ph.D.
Yelena Aravkina, M.S.
Bradley T. Benson, B.S.
Kurt Johnson, B.S.

3012 16th Avenue West
Seattle, WA 98119-2029
TEL: (206) 285-8282
e-mail: fbi@isomedia.com

April 9, 2013

Tim Brown, Project Manager
SoundEarth Strategies
2811 Fairview Ave. East, Suite 2000
Seattle, WA 98102

Dear Mr. Brown:

Included are the results from the testing of material submitted on April 1, 2013 from the TOC_01-600_20130401 WORFDB7, F&BI 304021 project. There are 11 pages included in this report. Any samples that may remain are currently scheduled for disposal in 30 days. If you would like us to return your samples or arrange for long term storage at our offices, please contact us as soon as possible.

We appreciate this opportunity to be of service to you and hope you will call if you should have any questions.

Sincerely,

FRIEDMAN & BRUYA, INC.



Michael Erdahl
Project Manager

Enclosures
c: Jessica Brown, Audrey Hackett, Pete Kingston, Jennifer Cyr
SOU0409R.DOC

CASE NARRATIVE

This case narrative encompasses samples received on April 1, 2013 by Friedman & Bruya, Inc. from the SoundEarth Strategies TOC_01-600_20130401 WORFDB7, F&BI 304021 project. Samples were logged in under the laboratory ID's listed below.

Laboratory ID	SoundEarth Strategies
304021 -01	01MW83-20130401
304021 -02	01MW85-20130401
304021 -03	01MW89-20130401

All quality control requirements were acceptable.

Date of Report: 04/09/13
Date Received: 04/01/13
Project: TOC_01-600_20130401 WORFDB7, F&BI 304021
Date Extracted: 04/02/13
Date Analyzed: 04/02/13

RESULTS FROM THE ANALYSIS OF WATER SAMPLES FOR BENZENE, TOLUENE, ETHYLBENZENE, XYLENES AND TPH AS GASOLINE USING METHODS 8021B AND NWTPH-Gx

Results Reported as ug/L (ppb)

Sample ID Laboratory ID	Benzene	Toluene	Ethyl Benzene	Total Xylenes	Gasoline Range	Surrogate (% Recovery) (Limit 52-124)
01MW83-20130401 304021-01	<1	<1	<1	<3	<100	104
01MW85-20130401 304021-02	<1	<1	<1	<3	<100	113
01MW89-20130401 304021-03	<1	<1	<1	<3	<100	115
Method Blank 03-0544 MB	<1	<1	<1	<3	<100	103

Date of Report: 04/09/13
Date Received: 04/01/13
Project: TOC_01-600_20130401 WORFDB7, F&BI 304021
Date Extracted: 04/02/13
Date Analyzed: 04/02/13

RESULTS FROM THE ANALYSIS OF WATER SAMPLES FOR TOTAL PETROLEUM HYDROCARBONS AS DIESEL AND MOTOR OIL USING METHOD NWTPH-Dx

Results Reported as ug/L (ppb)

Sample ID Laboratory ID	Diesel Range (C_{10}-C_{25})	Motor Oil Range (C_{25}-C_{36})	Surrogate (% Recovery) (Limit 47-140)
01MW83-20130401 304021-01	<50	<250	94
01MW85-20130401 304021-02	140 x	<250	85
01MW89-20130401 304021-03	310 x	<250	93
Method Blank 03-567 MB2	<50	<250	96

Analysis For Volatile Compounds By EPA Method 8260C

Client Sample ID:	01MW83-20130401	Client:	SoundEarth Strategies
Date Received:	04/01/13	Project:	TOC_01-600_20130401 WORFDB7
Date Extracted:	04/02/13	Lab ID:	304021-01
Date Analyzed:	04/02/13	Data File:	040210.D
Matrix:	Water	Instrument:	GCMS4
Units:	ug/L (ppb)	Operator:	JS

Surrogates:	% Recovery:	Lower Limit:	Upper Limit:
1,2-Dichloroethane-d4	103	57	121
Toluene-d8	99	63	127
4-Bromofluorobenzene	99	60	133

Compounds:	Concentration ug/L (ppb)
Vinyl chloride	<0.2
Chloroethane	<1
1,1-Dichloroethene	<1
Methylene chloride	<5
trans-1,2-Dichloroethene	<1
1,1-Dichloroethane	<1
cis-1,2-Dichloroethene	<1
1,2-Dichloroethane (EDC)	<1
1,1,1-Trichloroethane	<1
Trichloroethene	<1
Tetrachloroethene	<1

Analysis For Volatile Compounds By EPA Method 8260C

Client Sample ID:	01MW85-20130401	Client:	SoundEarth Strategies
Date Received:	04/01/13	Project:	TOC_01-600_20130401 WORFDB7
Date Extracted:	04/02/13	Lab ID:	304021-02
Date Analyzed:	04/02/13	Data File:	040211.D
Matrix:	Water	Instrument:	GCMS4
Units:	ug/L (ppb)	Operator:	JS

Surrogates:	% Recovery:	Lower Limit:	Upper Limit:
1,2-Dichloroethane-d4	103	57	121
Toluene-d8	102	63	127
4-Bromofluorobenzene	101	60	133

Compounds:	Concentration ug/L (ppb)
Vinyl chloride	0.39
Chloroethane	<1
1,1-Dichloroethene	<1
Methylene chloride	<5
trans-1,2-Dichloroethene	<1
1,1-Dichloroethane	<1
cis-1,2-Dichloroethene	<1
1,2-Dichloroethane (EDC)	<1
1,1,1-Trichloroethane	<1
Trichloroethene	<1
Tetrachloroethene	<1

Analysis For Volatile Compounds By EPA Method 8260C

Client Sample ID:	01MW89-20130401	Client:	SoundEarth Strategies
Date Received:	04/01/13	Project:	TOC_01-600_20130401 WORFDB7
Date Extracted:	04/02/13	Lab ID:	304021-03
Date Analyzed:	04/02/13	Data File:	040212.D
Matrix:	Water	Instrument:	GCMS4
Units:	ug/L (ppb)	Operator:	JS

Surrogates:	% Recovery:	Lower Limit:	Upper Limit:
1,2-Dichloroethane-d4	102	57	121
Toluene-d8	102	63	127
4-Bromofluorobenzene	101	60	133

Compounds:	Concentration ug/L (ppb)
Vinyl chloride	<0.2
Chloroethane	<1
1,1-Dichloroethene	<1
Methylene chloride	<5
trans-1,2-Dichloroethene	<1
1,1-Dichloroethane	<1
cis-1,2-Dichloroethene	<1
1,2-Dichloroethane (EDC)	<1
1,1,1-Trichloroethane	<1
Trichloroethene	<1
Tetrachloroethene	<1

Analysis For Volatile Compounds By EPA Method 8260C

Client Sample ID:	Method Blank	Client:	SoundEarth Strategies
Date Received:	NA	Project:	TOC_01-600_20130401 WORFDB7
Date Extracted:	04/02/13	Lab ID:	03-0560 mb
Date Analyzed:	04/02/13	Data File:	040207.D
Matrix:	Water	Instrument:	GCMS4
Units:	ug/L (ppb)	Operator:	JS

Surrogates:	% Recovery:	Lower Limit:	Upper Limit:
1,2-Dichloroethane-d4	102	57	121
Toluene-d8	102	63	127
4-Bromofluorobenzene	98	60	133

Compounds:	Concentration ug/L (ppb)
Vinyl chloride	<0.2
Chloroethane	<1
1,1-Dichloroethene	<1
Methylene chloride	<5
trans-1,2-Dichloroethene	<1
1,1-Dichloroethane	<1
cis-1,2-Dichloroethene	<1
1,2-Dichloroethane (EDC)	<1
1,1,1-Trichloroethane	<1
Trichloroethene	<1
Tetrachloroethene	<1

Date of Report: 04/09/13
Date Received: 04/01/13
Project: TOC_01-600_20130401 WORFDB7, F&BI 304021

QUALITY ASSURANCE RESULTS FOR THE ANALYSIS OF WATER SAMPLES FOR BENZENE, TOLUENE, ETHYLBENZENE, XYLENES, AND TPH AS GASOLINE USING EPA METHOD 8021B AND NWTPH-Gx

Laboratory Code: 303488-01 (Duplicate)

Analyte	Reporting Units	Sample Result	Duplicate Result	RPD (Limit 20)
Benzene	ug/L (ppb)	<1	<1	nm
Toluene	ug/L (ppb)	<1	<1	nm
Ethylbenzene	ug/L (ppb)	<1	<1	nm
Xylenes	ug/L (ppb)	<3	<3	nm
Gasoline	ug/L (ppb)	<100	<100	nm

Laboratory Code: Laboratory Control Sample

Analyte	Reporting Units	Spike Level	Percent Recovery LCS	Acceptance Criteria
Benzene	ug/L (ppb)	50	95	72-119
Toluene	ug/L (ppb)	50	95	71-113
Ethylbenzene	ug/L (ppb)	50	96	72-114
Xylenes	ug/L (ppb)	150	89	72-113
Gasoline	ug/L (ppb)	1,000	94	70-119

Date of Report: 04/09/13
Date Received: 04/01/13
Project: TOC_01-600_20130401 WORFDB7, F&BI 304021

QUALITY ASSURANCE RESULTS FOR THE ANALYSIS OF WATER SAMPLES FOR TOTAL PETROLEUM HYDROCARBONS AS DIESEL EXTENDED USING METHOD NWTPH-Dx

Laboratory Code: Laboratory Control Sample

Analyte	Reporting Units	Spike Level	Percent Recovery LCS	Percent Recovery LCSD	Acceptance Criteria	RPD (Limit 20)
Diesel Extended	ug/L (ppb)	2,500	83	91	63-142	9

Date of Report: 04/09/13
Date Received: 04/01/13
Project: TOC_01-600_20130401 WORFDB7, F&BI 304021

QUALITY ASSURANCE RESULTS FOR THE ANALYSIS OF WATER SAMPLES FOR VOLATILES BY EPA METHOD 8260C

Laboratory Code: 304021-02 (Matrix Spike)

Analyte	Reporting Units	Spike Level	Sample Result	Percent Recovery MS	Acceptance Criteria
Vinyl chloride	ug/L (ppb)	50	0.39	99	36-166
Chloroethane	ug/L (ppb)	50	<1	108	46-160
1,1-Dichloroethene	ug/L (ppb)	50	<1	108	60-136
Methylene chloride	ug/L (ppb)	50	<5	98	67-132
trans-1,2-Dichloroethene	ug/L (ppb)	50	<1	105	72-129
1,1-Dichloroethane	ug/L (ppb)	50	<1	102	70-128
cis-1,2-Dichloroethene	ug/L (ppb)	50	<1	103	71-127
1,2-Dichloroethane (EDC)	ug/L (ppb)	50	<1	106	69-133
1,1,1-Trichloroethane	ug/L (ppb)	50	<1	107	60-146
Trichloroethene	ug/L (ppb)	50	<1	101	66-135
Tetrachloroethene	ug/L (ppb)	50	<1	102	10-226

Laboratory Code: Laboratory Control Sample

Analyte	Reporting Units	Spike Level	Percent Recovery LCS	Percent Recovery LCSD	Acceptance Criteria	RPD (Limit 20)
Vinyl chloride	ug/L (ppb)	50	102	101	50-154	1
Chloroethane	ug/L (ppb)	50	110	108	58-146	2
1,1-Dichloroethene	ug/L (ppb)	50	113	111	67-136	2
Methylene chloride	ug/L (ppb)	50	100	96	39-148	4
trans-1,2-Dichloroethene	ug/L (ppb)	50	107	106	68-128	1
1,1-Dichloroethane	ug/L (ppb)	50	103	103	79-121	0
cis-1,2-Dichloroethene	ug/L (ppb)	50	106	106	80-123	0
1,2-Dichloroethane (EDC)	ug/L (ppb)	50	105	106	73-132	1
1,1,1-Trichloroethane	ug/L (ppb)	50	107	107	83-130	0
Trichloroethene	ug/L (ppb)	50	103	102	80-120	1
Tetrachloroethene	ug/L (ppb)	50	106	104	76-121	2

Data Qualifiers & Definitions

a - The analyte was detected at a level less than five times the reporting limit. The RPD results may not provide reliable information on the variability of the analysis.

A1 – More than one compound of similar molecule structure was identified with equal probability.

b - The analyte was spiked at a level that was less than five times that present in the sample. Matrix spike recoveries may not be meaningful.

ca - The calibration results for this range fell outside of acceptance criteria. The value reported is an estimate.

c - The presence of the analyte indicated may be due to carryover from previous sample injections.

d - The sample was diluted. Detection limits may be raised due to dilution.

ds - The sample was diluted. Detection limits are raised due to dilution and surrogate recoveries may not be meaningful.

dv - Insufficient sample was available to achieve normal reporting limits and limits are raised accordingly.

fb - Analyte present in the blank and the sample.

fc – The compound is a common laboratory and field contaminant.

hr - The sample and duplicate were reextracted and reanalyzed. RPD results were still outside of control limits. The variability is attributed to sample inhomogeneity.

ht - Analysis performed outside the method or client-specified holding time requirement.

ip - Recovery fell outside of normal control limits. Compounds in the sample matrix interfered with the quantitation of the analyte.

j – The result is below normal reporting limits. The value reported is an estimate.

J - The internal standard associated with the analyte is out of control limits. The reported concentration is an estimate.

jl - The analyte result in the laboratory control sample is out of control limits. The reported concentration should be considered an estimate.

jr - The rpd result in laboratory control sample associated with the analyte is out of control limits. The reported concentration should be considered an estimate.

js - The surrogate associated with the analyte is out of control limits. The reported concentration should be considered an estimate.

lc - The presence of the compound indicated is likely due to laboratory contamination.

L - The reported concentration was generated from a library search.

nm - The analyte was not detected in one or more of the duplicate analyses. Therefore, calculation of the RPD is not applicable.

pc – The sample was received in a container not approved by the method. The value reported should be considered an estimate.

pr – The sample was received with incorrect preservation. The value reported should be considered an estimate.

ve - Estimated concentration calculated for an analyte response above the valid instrument calibration range. A dilution is required to obtain an accurate quantification of the analyte.

vo - The value reported fell outside the control limits established for this analyte.

x - The sample chromatographic pattern does not resemble the fuel standard used for quantitation.



Data File Name : C:\HPCHEM\4\DATA\04-02-13\028F0701.D
Operator : mwdl
Instrument : GC#4
Sample Name : 304021-01
Run Time Bar Code:
Acquired on : 02 Apr 13 04:26 PM
Report Created on: 03 Apr 13 11:03 AM

Page Number : 1
Vial Number : 28
Injection Number : 1
Sequence Line : 7
Instrument Method: DX.MTH
Analysis Method : DX.MTH

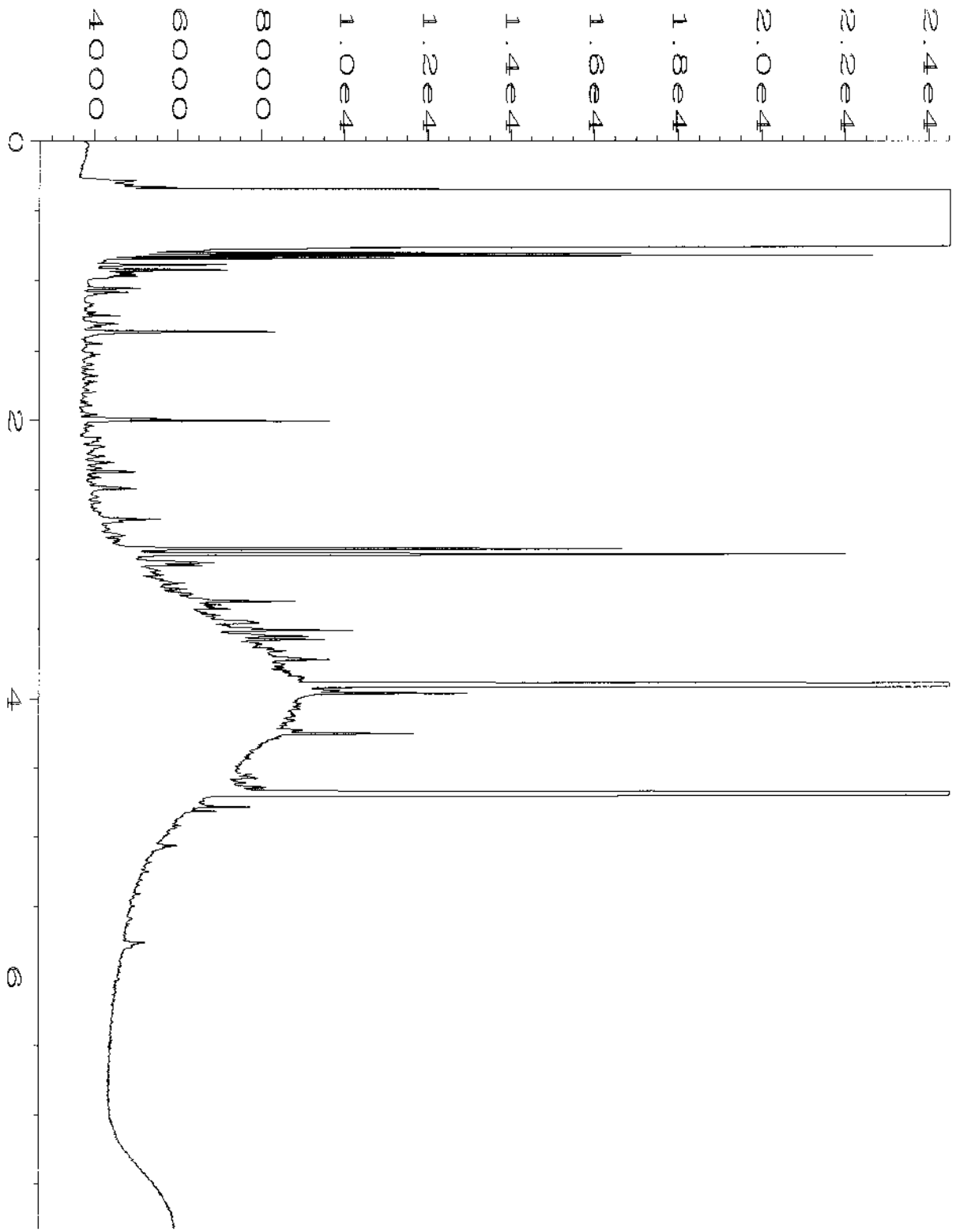

Data File Name : C:\HPCHEM\4\DATA\04-02-13\029F0701.D
Operator : mwdl
Instrument : GC#4
Sample Name : 304021-02
Run Time Bar Code:
Acquired on : 02 Apr 13 04:39 PM
Report Created on: 03 Apr 13 11:03 AM

Page Number : 1
Vial Number : 29
Injection Number : 1
Sequence Line : 7
Instrument Method: DX.MTH
Analysis Method : DX.MTH

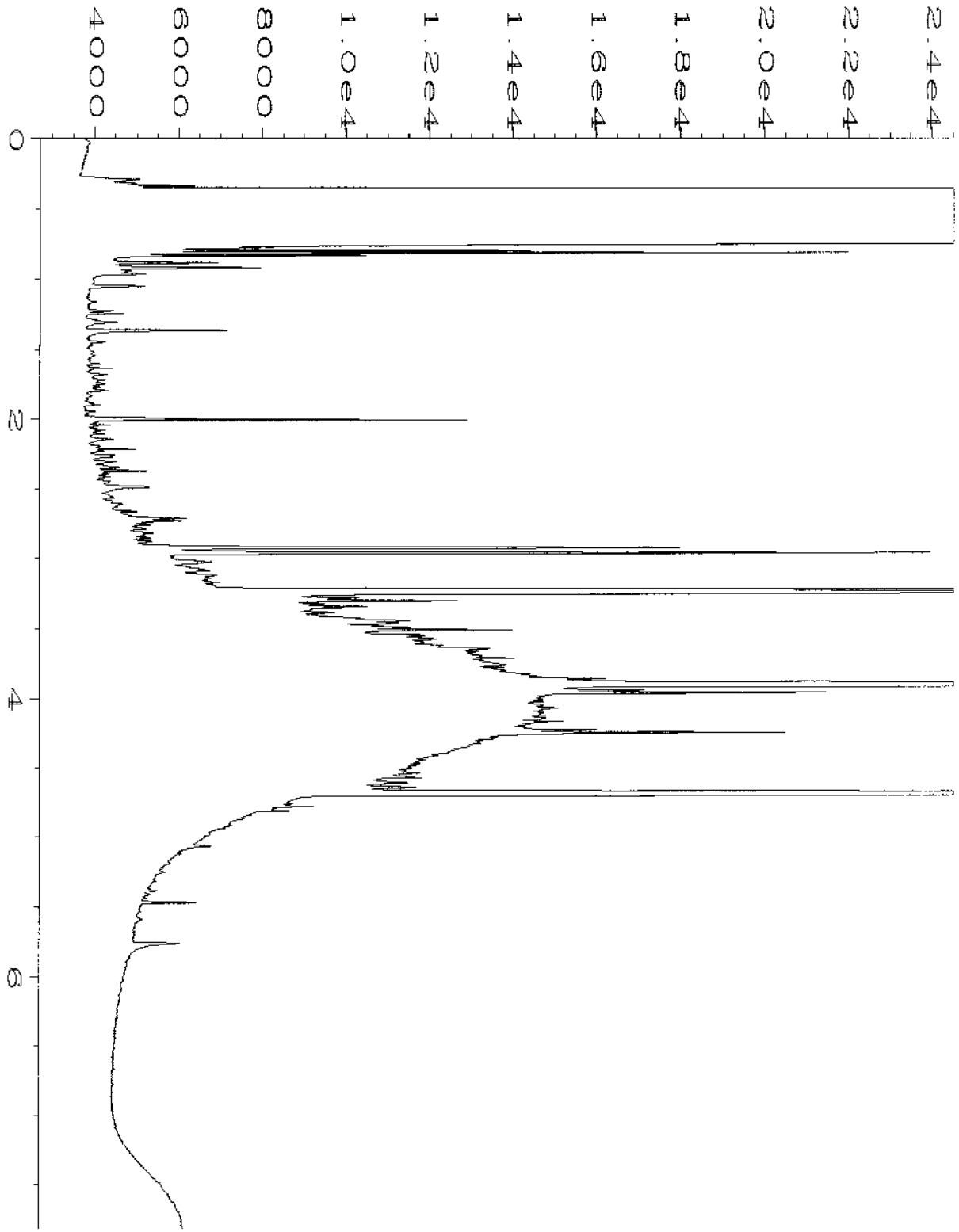

Data File Name : C:\HPCHEM\4\DATA\04-02-13\030F0701.D
Operator : mwdl
Instrument : GC#4
Sample Name : 304021-03
Run Time Bar Code:
Acquired on : 02 Apr 13 04:52 PM
Report Created on: 03 Apr 13 11:03 AM

Page Number : 1
Vial Number : 30
Injection Number : 1
Sequence Line : 7
Instrument Method: DX.MTH
Analysis Method : DX.MTH

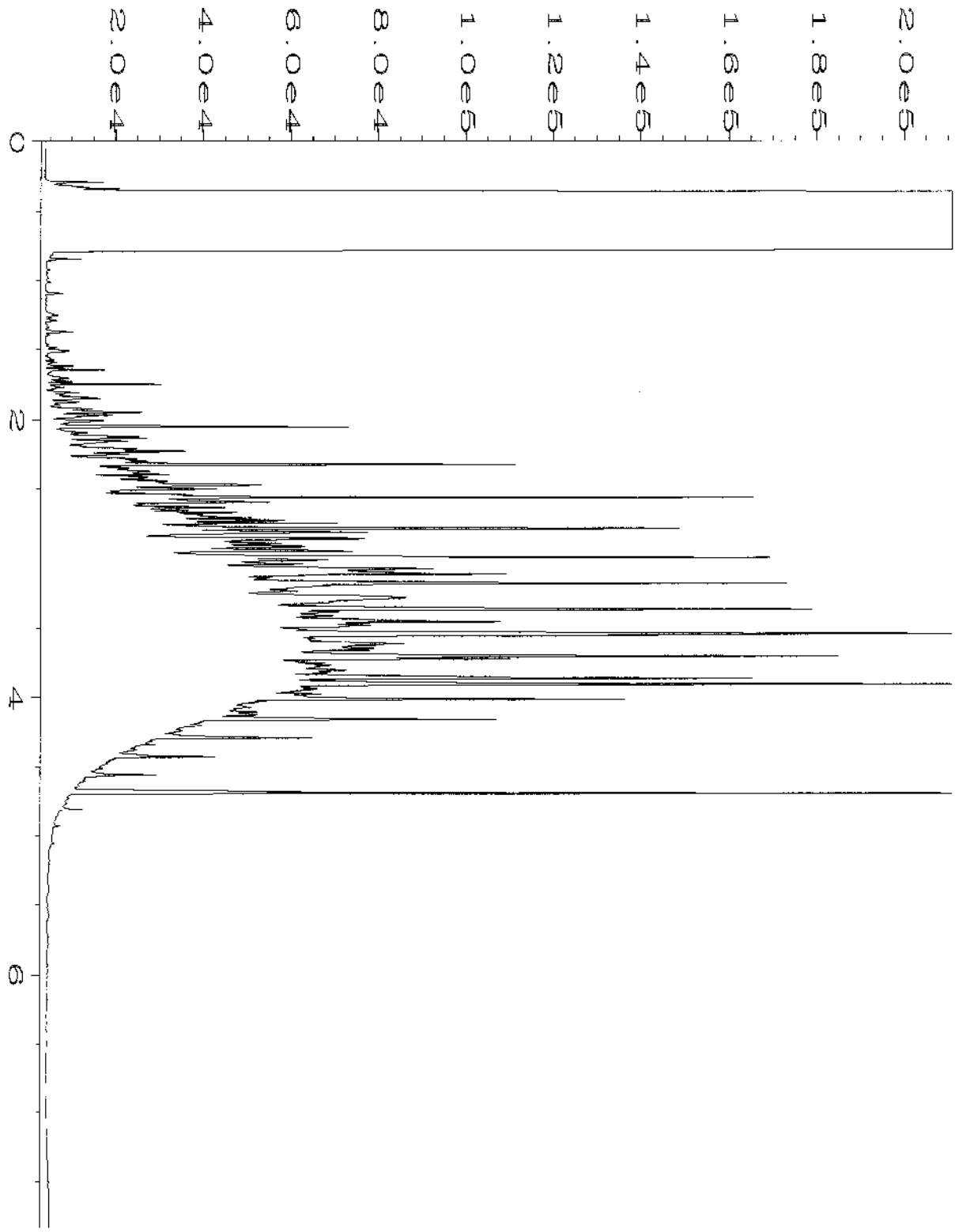

Data File Name	: C:\HPCHEM\4\DATA\04-02-13\003F0201.D		
Operator	: mwdl	Page Number	: 1
Instrument	: GC#4	Vial Number	: 3
Sample Name	: 500 Dx 40-42C	Injection Number	: 1
Run Time Bar Code:		Sequence Line	: 2
Acquired on	: 02 Apr 13 09:56 AM	Instrument Method	: DX.MTH
Report Created on:	03 Apr 13 11:00 AM	Analysis Method	: DX.MTH



Data File Name : C:\HPCHEM\4\DATA\04-02-13\023F0701.D
Operator : mwdl
Instrument : GC#4
Sample Name : 03-567 mb2
Run Time Bar Code:
Acquired on : 02 Apr 13 03:24 PM
Report Created on: 03 Apr 13 11:02 AM

Page Number : 1
Vial Number : 23
Injection Number : 1
Sequence Line : 7
Instrument Method: DX.MTH
Analysis Method : DX.MTH

304021

SAMPLE CHAIN OF CUSTODY

ME 04-01-13

V3/A05

Page # 1 of 1

Send Report To Tim Brown, cc: Jessica Brown, Jennifer Cyr, Pete Kingston, Audrey Hackett

Company SoundEarth Strategies

Address 2811 Fairview Ave E, Suite 2000

City, State, ZIP Seattle, WA 98102

SAMPLERS (signature) Krista Garrett

PROJECT NAME/NO.: TOC Holdings Co. Facility No. 01-600 Seattle Terminal – ASKO Property

PO #: 0440-004-24

REMARKS samples labeled as 01MW83, MW85, MW89 please report as 01MW83, 01MW85, 01MW89

EIM Y

TURNAROUND TIME
✓ Standard (2 Weeks)
RUSH
Rush charges authorized by:

SAMPLE DISPOSAL
⊗ Dispose after 30 days
Return samples
Will call with instructions

Sample ID	Sample Location	Sample Depth	Lab ID	Date Sampled	Time Sampled	Matrix	# of jars	GRPH by NWTPH-Gx	BTEX by EPA 8021B	DRPH/ORPH by NWTPH-Dx	cVOCs by EPA 8260C	Methane, Ethane, and Ethene by RSK 175	Sulfate, Nitrate, Nitrite, Total P, Hardness, and Alkalinity	Total Fe and Total Mn	Sulfide, TKN, and Fe 2+	Not
01MW83-20130401	01MW83	23	01A-F	04/01/13	1129	H_2O	6	X	X	X	X					
01MW85-20130401	01MW85	24	02	"	1330	"	"	X	X	X	X					
01MW89-20130401	01MW89	25	03	"	1530	"	"	X	X	X	X					

KG 04/01/2013

Samples received at 4 °C

Friedman & Bruya, Inc.
3012 16th Avenue West
Seattle, WA 98119-2029
Ph. (206) 285-8282
Fax (206) 283-5044

SIGNATURE	PRINT NAME	COMPANY	DATE	TIME
Relinquished by: Krista Garrett	KRISTA GARRETT	SES	04/01/13	1640
Received by:	Courtney Porter	SES	4/1/13	1640
Relinquished by:	Courtney Porter	SES	4/1/13	1648
Received by:	HONG NGUYEN	FBI	"	"

FRIEDMAN & BRUYA, INC.

ENVIRONMENTAL CHEMISTS

James E. Bruya, Ph.D.
Yelena Aravkina, M.S.
Bradley T. Benson, B.S.
Kurt Johnson, B.S.

3012 16th Avenue West
Seattle, WA 98119-2029
TEL: (206) 285-8282
e-mail: fbi@isomedia.com

April 9, 2013

Tim Brown, Project Manager
SoundEarth Strategies
2811 Fairview Ave. East, Suite 2000
Seattle, WA 98102

Dear Mr. Brown:

Included are the results from the testing of material submitted on April 1, 2013 from the TOC_01-600_20130401 WORFDB7, F&BI 304023 project. There are 12 pages included in this report. Any samples that may remain are currently scheduled for disposal in 30 days. If you would like us to return your samples or arrange for long term storage at our offices, please contact us as soon as possible.

We appreciate this opportunity to be of service to you and hope you will call if you should have any questions.

Sincerely,

FRIEDMAN & BRUYA, INC.



Michael Erdahl
Project Manager

Enclosures
c: Jessica Brown, Audrey Hackett, Pete Kingston, Jennifer Cyr
SOU0409R.DOC

CASE NARRATIVE

This case narrative encompasses samples received on April 1, 2013 by Friedman & Bruya, Inc. from the SoundEarth Strategies TOC_01-600_20130401 WORFDB7, F&BI 304023 project. Samples were logged in under the laboratory ID's listed below.

Laboratory ID	SoundEarth Strategies
304023 -01	01MW57-20130401
304023 -02	MW02-20130401
304023 -03	MW03-20130401
304023 -04	MW06-20130401

All quality control requirements were acceptable.

Date of Report: 04/09/13
Date Received: 04/01/13
Project: TOC_01-600_20130401 WORFDB7, F&BI 304023
Date Extracted: 04/02/13
Date Analyzed: 04/02/13

RESULTS FROM THE ANALYSIS OF WATER SAMPLES FOR BENZENE, TOLUENE, ETHYLBENZENE, XYLENES AND TPH AS GASOLINE USING METHODS 8021B AND NWTPH-Gx

Results Reported as ug/L (ppb)

Sample ID Laboratory ID	Benzene	Toluene	Ethyl Benzene	Total Xylenes	Gasoline Range	Surrogate (% Recovery) (Limit 52-124)
01MW57-20130401 304023-01	<1	<1	<1	<3	<100	112
MW02-20130401 304023-02	<1	<1	<1	<3	<100	114
MW03-20130401 304023-03	3.4	1.8	4.7	31	810	114
MW06-20130401 304023-04	<1	<1	<1	<3	<100	112
Method Blank 03-0544 MB	<1	<1	<1	<3	<100	103

Date of Report: 04/09/13
Date Received: 04/01/13
Project: TOC_01-600_20130401 WORFDB7, F&BI 304023
Date Extracted: 04/03/13
Date Analyzed: 04/03/13

RESULTS FROM THE ANALYSIS OF WATER SAMPLES FOR TOTAL PETROLEUM HYDROCARBONS AS DIESEL AND MOTOR OIL USING METHOD NWTPH-Dx

Results Reported as ug/L (ppb)

Sample ID Laboratory ID	Diesel Range (C_{10}-C_{25})	Motor Oil Range (C_{25}-C_{36})	Surrogate (% Recovery) (Limit 51-134)
01MW57-20130401 304023-01	<50	<250	82
MW02-20130401 304023-02	460 x	<250	91
MW03-20130401 304023-03	1,000 x	<250	86
MW06-20130401 304023-04	310 x	<250	107
Method Blank 03-589 MB	<50	<250	96

Analysis For Volatile Compounds By EPA Method 8260C

Client Sample ID:	01MW57-20130401	Client:	SoundEarth Strategies
Date Received:	04/01/13	Project:	TOC_01-600_20130401 WORFDB7
Date Extracted:	04/02/13	Lab ID:	304023-01
Date Analyzed:	04/02/13	Data File:	040215.D
Matrix:	Water	Instrument:	GCMS4
Units:	ug/L (ppb)	Operator:	JS

Surrogates:	% Recovery:	Lower Limit:	Upper Limit:
1,2-Dichloroethane-d4	100	57	121
Toluene-d8	100	63	127
4-Bromofluorobenzene	99	60	133

Compounds:	Concentration ug/L (ppb)
Vinyl chloride	<0.2
Chloroethane	<1
1,1-Dichloroethene	<1
Methylene chloride	<5
trans-1,2-Dichloroethene	<1
1,1-Dichloroethane	<1
cis-1,2-Dichloroethene	<1
1,2-Dichloroethane (EDC)	<1
1,1,1-Trichloroethane	<1
Trichloroethene	<1
Tetrachloroethene	<1

Analysis For Volatile Compounds By EPA Method 8260C

Client Sample ID:	MW02-20130401	Client:	SoundEarth Strategies
Date Received:	04/01/13	Project:	TOC_01-600_20130401 WORFDB7
Date Extracted:	04/02/13	Lab ID:	304023-02
Date Analyzed:	04/02/13	Data File:	040216.D
Matrix:	Water	Instrument:	GCMS4
Units:	ug/L (ppb)	Operator:	JS

Surrogates:	% Recovery:	Lower Limit:	Upper Limit:
1,2-Dichloroethane-d4	101	57	121
Toluene-d8	102	63	127
4-Bromofluorobenzene	99	60	133

Compounds:	Concentration ug/L (ppb)
Vinyl chloride	<0.2
Chloroethane	<1
1,1-Dichloroethene	<1
Methylene chloride	<5
trans-1,2-Dichloroethene	<1
1,1-Dichloroethane	<1
cis-1,2-Dichloroethene	<1
1,2-Dichloroethane (EDC)	<1
1,1,1-Trichloroethane	<1
Trichloroethene	<1
Tetrachloroethene	<1

Analysis For Volatile Compounds By EPA Method 8260C

Client Sample ID:	MW03-20130401	Client:	SoundEarth Strategies
Date Received:	04/01/13	Project:	TOC_01-600_20130401 WORFDB7
Date Extracted:	04/02/13	Lab ID:	304023-03
Date Analyzed:	04/02/13	Data File:	040217.D
Matrix:	Water	Instrument:	GCMS4
Units:	ug/L (ppb)	Operator:	JS

Surrogates:	% Recovery:	Lower Limit:	Upper Limit:
1,2-Dichloroethane-d4	102	57	121
Toluene-d8	101	63	127
4-Bromofluorobenzene	101	60	133

Compounds:	Concentration ug/L (ppb)
Vinyl chloride	0.50
Chloroethane	<1
1,1-Dichloroethene	<1
Methylene chloride	<5
trans-1,2-Dichloroethene	<1
1,1-Dichloroethane	<1
cis-1,2-Dichloroethene	13
1,2-Dichloroethane (EDC)	<1
1,1,1-Trichloroethane	<1
Trichloroethene	<1
Tetrachloroethene	<1

Analysis For Volatile Compounds By EPA Method 8260C

Client Sample ID:	MW06-20130401	Client:	SoundEarth Strategies
Date Received:	04/01/13	Project:	TOC_01-600_20130401 WORFDB7
Date Extracted:	04/02/13	Lab ID:	304023-04
Date Analyzed:	04/02/13	Data File:	040218.D
Matrix:	Water	Instrument:	GCMS4
Units:	ug/L (ppb)	Operator:	JS

Surrogates:	% Recovery:	Lower Limit:	Upper Limit:
1,2-Dichloroethane-d4	102	57	121
Toluene-d8	101	63	127
4-Bromofluorobenzene	100	60	133

Compounds:	Concentration ug/L (ppb)
Vinyl chloride	1.1
Chloroethane	<1
1,1-Dichloroethene	<1
Methylene chloride	<5
trans-1,2-Dichloroethene	<1
1,1-Dichloroethane	<1
cis-1,2-Dichloroethene	<1
1,2-Dichloroethane (EDC)	<1
1,1,1-Trichloroethane	<1
Trichloroethene	<1
Tetrachloroethene	<1

Analysis For Volatile Compounds By EPA Method 8260C

Client Sample ID:	Method Blank	Client:	SoundEarth Strategies
Date Received:	NA	Project:	TOC_01-600_20130401 WORFDB7
Date Extracted:	04/02/13	Lab ID:	03-0560 mb
Date Analyzed:	04/02/13	Data File:	040207.D
Matrix:	Water	Instrument:	GCMS4
Units:	ug/L (ppb)	Operator:	JS

Surrogates:	% Recovery:	Lower Limit:	Upper Limit:
1,2-Dichloroethane-d4	102	57	121
Toluene-d8	102	63	127
4-Bromofluorobenzene	98	60	133

Compounds:	Concentration ug/L (ppb)
Vinyl chloride	<0.2
Chloroethane	<1
1,1-Dichloroethene	<1
Methylene chloride	<5
trans-1,2-Dichloroethene	<1
1,1-Dichloroethane	<1
cis-1,2-Dichloroethene	<1
1,2-Dichloroethane (EDC)	<1
1,1,1-Trichloroethane	<1
Trichloroethene	<1
Tetrachloroethene	<1

Date of Report: 04/09/13
Date Received: 04/01/13
Project: TOC_01-600_20130401 WORFDB7, F&BI 304023

QUALITY ASSURANCE RESULTS FOR THE ANALYSIS OF WATER SAMPLES FOR BENZENE, TOLUENE, ETHYLBENZENE, XYLENES, AND TPH AS GASOLINE USING EPA METHOD 8021B AND NWTPH-Gx

Laboratory Code: 303488-01 (Duplicate)

Analyte	Reporting Units	Sample Result	Duplicate Result	RPD (Limit 20)
Benzene	ug/L (ppb)	<1	<1	nm
Toluene	ug/L (ppb)	<1	<1	nm
Ethylbenzene	ug/L (ppb)	<1	<1	nm
Xylenes	ug/L (ppb)	<3	<3	nm
Gasoline	ug/L (ppb)	<100	<100	nm

Laboratory Code: Laboratory Control Sample

Analyte	Reporting Units	Spike Level	Percent Recovery LCS	Acceptance Criteria
Benzene	ug/L (ppb)	50	95	72-119
Toluene	ug/L (ppb)	50	95	71-113
Ethylbenzene	ug/L (ppb)	50	96	72-114
Xylenes	ug/L (ppb)	150	89	72-113
Gasoline	ug/L (ppb)	1,000	94	70-119

Date of Report: 04/09/13
Date Received: 04/01/13
Project: TOC_01-600_20130401 WORFDB7, F&BI 304023

QUALITY ASSURANCE RESULTS FOR THE ANALYSIS OF WATER SAMPLES FOR TOTAL PETROLEUM HYDROCARBONS AS DIESEL EXTENDED USING METHOD NWTPH-Dx

Laboratory Code: Laboratory Control Sample

Analyte	Reporting Units	Spike Level	Percent Recovery LCS	Percent Recovery LCSD	Acceptance Criteria	RPD (Limit 20)
Diesel Extended	ug/L (ppb)	2,500	105	113	58-134	7

Date of Report: 04/09/13
Date Received: 04/01/13
Project: TOC_01-600_20130401 WORFDB7, F&BI 304023

QUALITY ASSURANCE RESULTS FOR THE ANALYSIS OF WATER SAMPLES FOR VOLATILES BY EPA METHOD 8260C

Laboratory Code: 304021-02 (Matrix Spike)

Analyte	Reporting Units	Spike Level	Sample Result	Percent Recovery MS	Acceptance Criteria
Vinyl chloride	ug/L (ppb)	50	0.39	99	36-166
Chloroethane	ug/L (ppb)	50	<1	108	46-160
1,1-Dichloroethene	ug/L (ppb)	50	<1	108	60-136
Methylene chloride	ug/L (ppb)	50	<5	98	67-132
trans-1,2-Dichloroethene	ug/L (ppb)	50	<1	105	72-129
1,1-Dichloroethane	ug/L (ppb)	50	<1	102	70-128
cis-1,2-Dichloroethene	ug/L (ppb)	50	<1	103	71-127
1,2-Dichloroethane (EDC)	ug/L (ppb)	50	<1	106	69-133
1,1,1-Trichloroethane	ug/L (ppb)	50	<1	107	60-146
Trichloroethene	ug/L (ppb)	50	<1	101	66-135
Tetrachloroethene	ug/L (ppb)	50	<1	102	10-226

Laboratory Code: Laboratory Control Sample

Analyte	Reporting Units	Spike Level	Percent Recovery LCS	Percent Recovery LCSD	Acceptance Criteria	RPD (Limit 20)
Vinyl chloride	ug/L (ppb)	50	102	101	50-154	1
Chloroethane	ug/L (ppb)	50	110	108	58-146	2
1,1-Dichloroethene	ug/L (ppb)	50	113	111	67-136	2
Methylene chloride	ug/L (ppb)	50	100	96	39-148	4
trans-1,2-Dichloroethene	ug/L (ppb)	50	107	106	68-128	1
1,1-Dichloroethane	ug/L (ppb)	50	103	103	79-121	0
cis-1,2-Dichloroethene	ug/L (ppb)	50	106	106	80-123	0
1,2-Dichloroethane (EDC)	ug/L (ppb)	50	105	106	73-132	1
1,1,1-Trichloroethane	ug/L (ppb)	50	107	107	83-130	0
Trichloroethene	ug/L (ppb)	50	103	102	80-120	1
Tetrachloroethene	ug/L (ppb)	50	106	104	76-121	2

Data Qualifiers & Definitions

a - The analyte was detected at a level less than five times the reporting limit. The RPD results may not provide reliable information on the variability of the analysis.

A1 – More than one compound of similar molecule structure was identified with equal probability.

b - The analyte was spiked at a level that was less than five times that present in the sample. Matrix spike recoveries may not be meaningful.

ca - The calibration results for this range fell outside of acceptance criteria. The value reported is an estimate.

c - The presence of the analyte indicated may be due to carryover from previous sample injections.

d - The sample was diluted. Detection limits may be raised due to dilution.

ds - The sample was diluted. Detection limits are raised due to dilution and surrogate recoveries may not be meaningful.

dv - Insufficient sample was available to achieve normal reporting limits and limits are raised accordingly.

fb - Analyte present in the blank and the sample.

fc – The compound is a common laboratory and field contaminant.

hr - The sample and duplicate were reextracted and reanalyzed. RPD results were still outside of control limits. The variability is attributed to sample inhomogeneity.

ht - Analysis performed outside the method or client-specified holding time requirement.

ip - Recovery fell outside of normal control limits. Compounds in the sample matrix interfered with the quantitation of the analyte.

j – The result is below normal reporting limits. The value reported is an estimate.

J - The internal standard associated with the analyte is out of control limits. The reported concentration is an estimate.

jl - The analyte result in the laboratory control sample is out of control limits. The reported concentration should be considered an estimate.

jr - The rpd result in laboratory control sample associated with the analyte is out of control limits. The reported concentration should be considered an estimate.

js - The surrogate associated with the analyte is out of control limits. The reported concentration should be considered an estimate.

lc - The presence of the compound indicated is likely due to laboratory contamination.

L - The reported concentration was generated from a library search.

nm - The analyte was not detected in one or more of the duplicate analyses. Therefore, calculation of the RPD is not applicable.

pc – The sample was received in a container not approved by the method. The value reported should be considered an estimate.

pr – The sample was received with incorrect preservation. The value reported should be considered an estimate.

ve - Estimated concentration calculated for an analyte response above the valid instrument calibration range. A dilution is required to obtain an accurate quantification of the analyte.

vo - The value reported fell outside the control limits established for this analyte.

x - The sample chromatographic pattern does not resemble the fuel standard used for quantitation.



Data File Name : C:\HPCHEM\6\DATA\04-03-13\016F0501.D
Operator : mwdl
Instrument : GC #6
Sample Name : 304023-01
Run Time Bar Code:
Acquired on : 03 Apr 13 04:54 PM
Report Created on: 04 Apr 13 08:51 AM

Page Number : 1
Vial Number : 16
Injection Number : 1
Sequence Line : 5
Instrument Method: DX.MTH
Analysis Method : DX.MTH

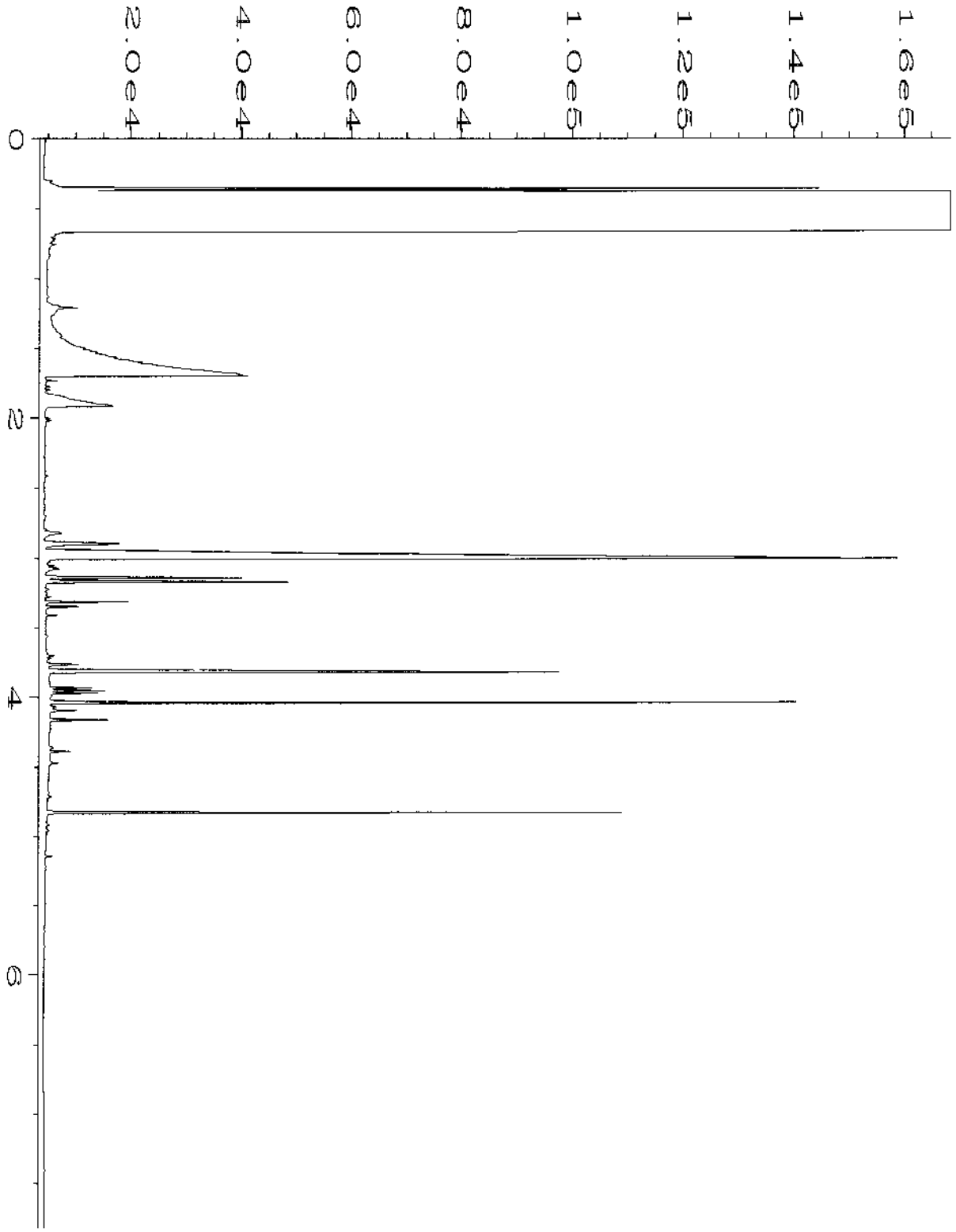

Data File Name	: C:\HPCHEM\6\DATA\04-03-13\017F0501.D		
Operator	: mwdl	Page Number	: 1
Instrument	: GC #6	Vial Number	: 17
Sample Name	: 304023-02	Injection Number	: 1
Run Time Bar Code:		Sequence Line	: 5
Acquired on	: 03 Apr 13 05:06 PM	Instrument Method	: DX.MTH
Report Created on	: 04 Apr 13 08:51 AM	Analysis Method	: DX.MTH

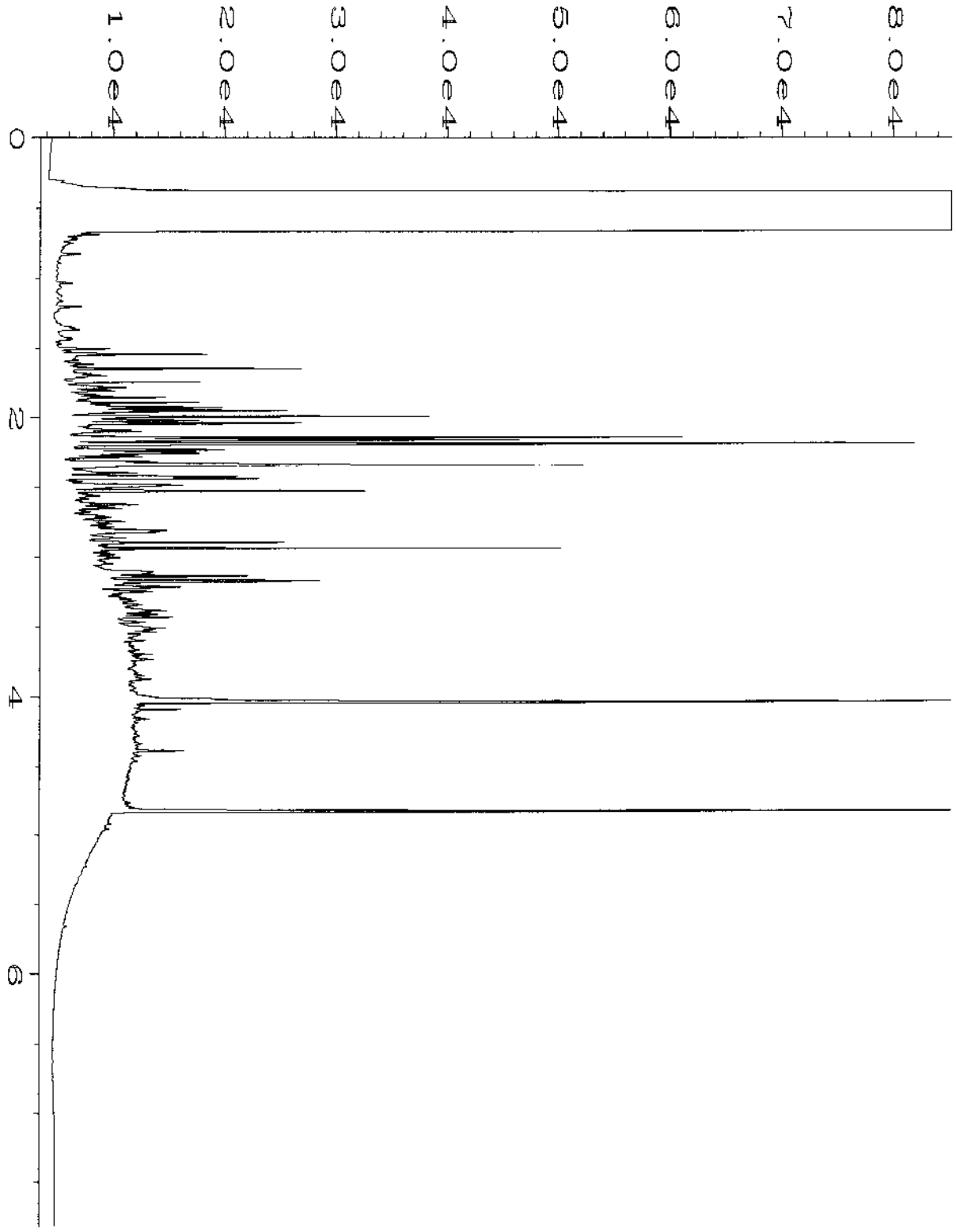

Data File Name : C:\HPCHEM\6\DATA\04-03-13\018F0501.D
Operator : mwdl
Instrument : GC #6
Sample Name : 304023-03
Run Time Bar Code:
Acquired on : 03 Apr 13 05:18 PM
Report Created on: 04 Apr 13 08:51 AM

Page Number : 1
Vial Number : 18
Injection Number : 1
Sequence Line : 5
Instrument Method: DX.MTH
Analysis Method : DX.MTH

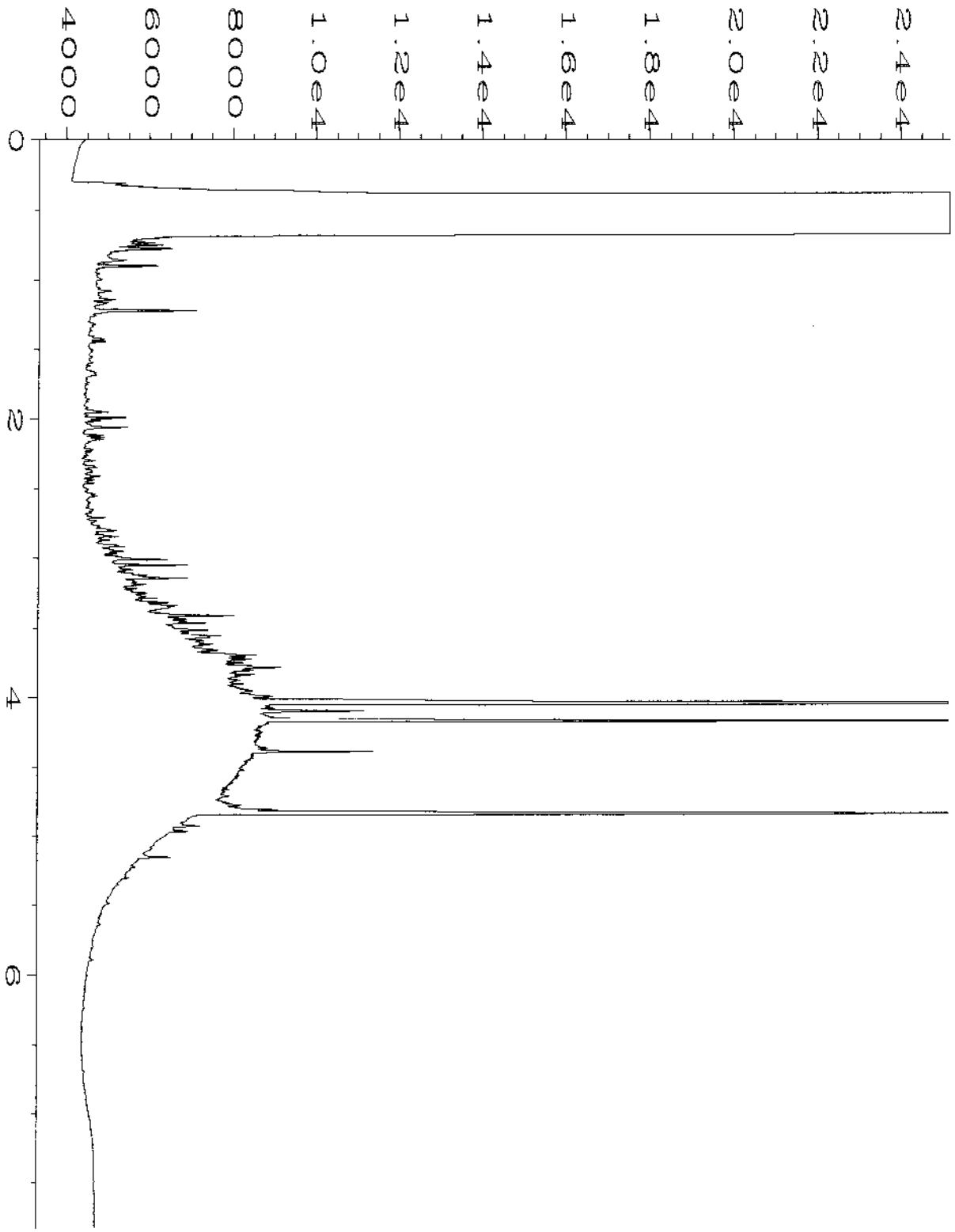

Data File Name : C:\HPCHEM\6\DATA\04-03-13\019F0501.D
Operator : mwdl
Instrument : GC #6
Sample Name : 304023-04
Run Time Bar Code:
Acquired on : 03 Apr 13 05:31 PM
Report Created on: 04 Apr 13 08:52 AM

Page Number : 1
Vial Number : 19
Injection Number : 1
Sequence Line : 5
Instrument Method: DX.MTH
Analysis Method : DX.MTH



Data File Name : C:\HPCHEM\6\DATA\04-03-13\013F0501.D
Operator : mwdl
Instrument : GC #6
Sample Name : 03-589 mb
Run Time Bar Code:
Acquired on : 03 Apr 13 04:17 PM
Report Created on: 04 Apr 13 08:49 AM

Page Number : 1
Vial Number : 13
Injection Number : 1
Sequence Line : 5
Instrument Method: DX.MTH
Analysis Method : DX.MTH

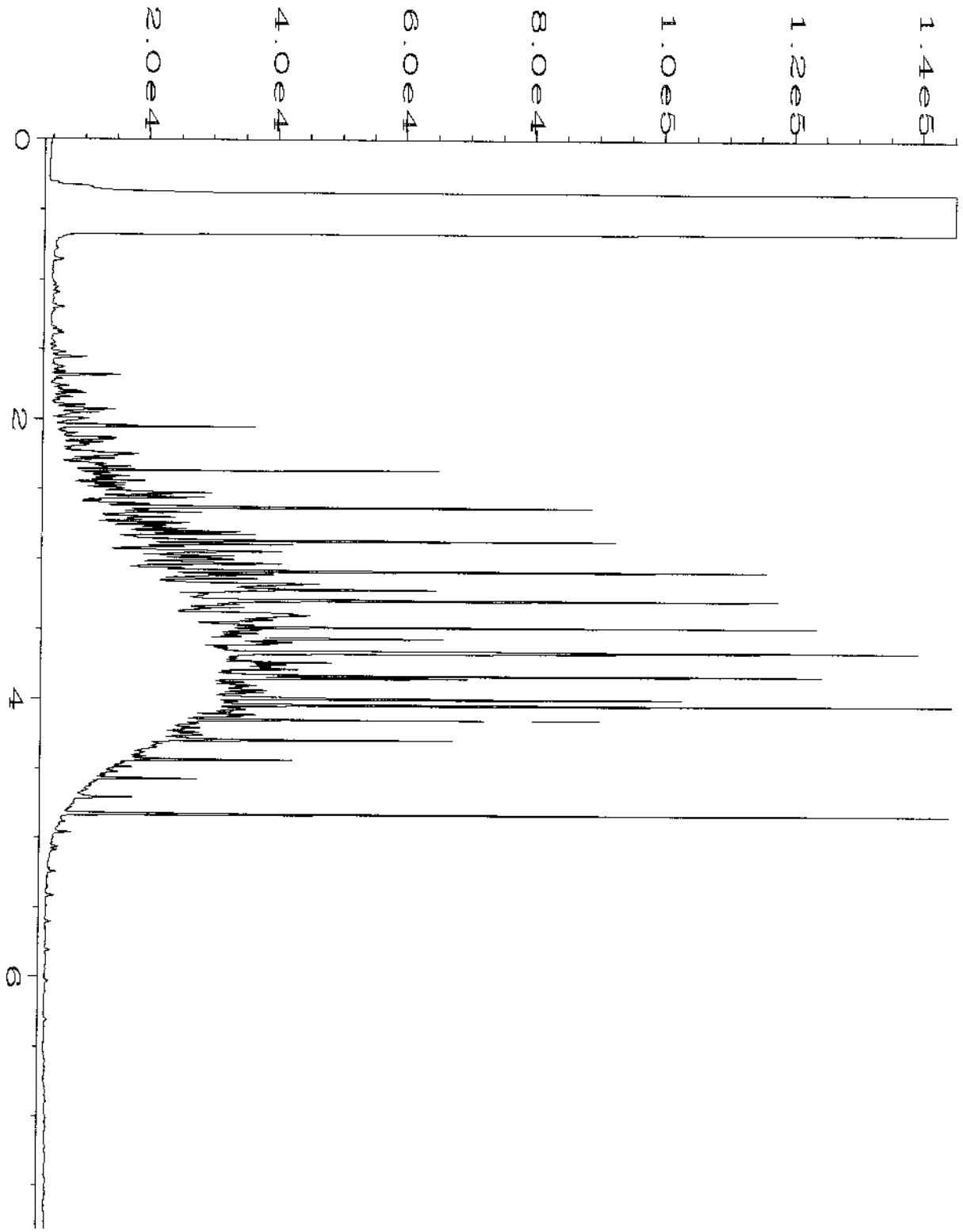

Data File Name : C:\HPCHEM\6\DATA\04-03-13\003F0201.D
Operator : mwdl
Instrument : GC #6
Sample Name : 500 Dx 40-42C
Run Time Bar Code:
Acquired on : 03 Apr 13 08:41 AM
Report Created on: 04 Apr 13 08:48 AM

Page Number : 1
Vial Number : 3
Injection Number : 1
Sequence Line : 2
Instrument Method: DX.MTH
Analysis Method : DX.MTH

304023

SAMPLE CHAIN OF CUSTODY

ME 04-01-13

Page # 1 of 1 A05 / V3

Send Report To Tim Brown, cc: Jessica Brown, Jennifer Cyr, Pete Kingston, Audrey Hackett

Company SoundEarth Strategies

Address 2811 Fairview Ave E, Suite 2000

City, State, ZIP Seattle, WA 98102

SAMPLERS (signature)

PROJECT NAME/NO.	PO #
TOC Holdings Co. Facility No. 01-600 Seattle Terminal – ASKO Property	0440-004-24
REMARKS	EIM Y

TURNAROUND TIME

☒ Standard (2 Weeks)

RUSH

Rush charges authorized by:

SAMPLE DISPOSAL

⊗ Dispose after 30 days

Return samples

Will call with instructions

Sample ID	Sample Location	Sample Depth	Lab ID	Date Sampled	Time Sampled	Matrix	# of jars	GRPH by NWTPH-Gx	BTEX by EPA 8021B	DRPH/ORPH by NWTPH-Dx	cVOCs by EPA 8260C	Methane, Ethane, and Ethene by RSK 175	Sulfate, Nitrate, Nitrite, Total P, Hardness, and Alkalinity	Total Fe and Total Mn	Sulfide, TKN, and Fe 2+	Notes
01MW57-20130401	01MW57	38	01A-F	4/1/13	1244	W	6	X	X	X	X					
MW02-20130401	MW02	27	02	4/1/13	1146	W	6	X	X	X	X					
MW03-20130401	MW03	13	03	4/1/13	1511	W	6	X	X	X	X					
MW06-20130401	MW06	25.5	04	4/1/13	1420	W	6	X	X	X	X					

DAA

Samples received at 5 °C

Friedman & Bruya, Inc.
3012 16th Avenue West
Seattle, WA 98119-2029
Ph. (206) 285-8282
Fax (206) 283-5044

	SIGNATURE	PRINT NAME	COMPANY	DATE	TIME
Relinquished by:		Danny Naylor	SoundEarth	4/1/13	1648
Received by:		Courtney Porter	SES	4/1/13	1648
Relinquished by:		Courtney Porter	SES	4/1/13	1648
Received by:		HONG NGUYEN	FBS	✓	✓

FRIEDMAN & BRUYA, INC.

ENVIRONMENTAL CHEMISTS

James E. Bruya, Ph.D.
Yelena Aravkina, M.S.
Bradley T. Benson, B.S.
Kurt Johnson, B.S.

3012 16th Avenue West
Seattle, WA 98119-2029
TEL: (206) 285-8282
e-mail: fbi@isomedia.com

April 9, 2013

Tim Brown, Project Manager
SoundEarth Strategies
2811 Fairview Ave. East, Suite 2000
Seattle, WA 98102

Dear Mr. Brown:

Included are the results from the testing of material submitted on April 1, 2013 from the TOC_01-600_20130401 WORFDB7, F&BI 304024 project. There are 12 pages included in this report. Any samples that may remain are currently scheduled for disposal in 30 days. If you would like us to return your samples or arrange for long term storage at our offices, please contact us as soon as possible.

We appreciate this opportunity to be of service to you and hope you will call if you should have any questions.

Sincerely,

FRIEDMAN & BRUYA, INC.



Michael Erdahl
Project Manager

Enclosures
c: Jessica Brown, Audrey Hackett, Pete Kingston, Jennifer Cyr
SOU0409R.DOC

CASE NARRATIVE

This case narrative encompasses samples received on April 1, 2013 by Friedman & Bruya, Inc. from the SoundEarth Strategies TOC_01-600_20130401 WORFDB7, F&BI 304024 project. Samples were logged in under the laboratory ID's listed below.

Laboratory ID	SoundEarth Strategies
304024 -01	01MW54-20130401
304024 -02	01MW65-20130401
304024 -03	01MW77-20130401
304024 -04	01MW78-20130401

All quality control requirements were acceptable.

Date of Report: 04/09/13
Date Received: 04/01/13
Project: TOC_01-600_20130401 WORFDB7, F&BI 304024
Date Extracted: 04/02/13
Date Analyzed: 04/02/13

RESULTS FROM THE ANALYSIS OF WATER SAMPLES FOR BENZENE, TOLUENE, ETHYLBENZENE, XYLENES AND TPH AS GASOLINE USING METHODS 8021B AND NWTPH-Gx

Results Reported as ug/L (ppb)

Sample ID Laboratory ID	Benzene	Toluene	Ethyl Benzene	Total Xylenes	Gasoline Range	Surrogate (% Recovery) (Limit 52-124)
01MW54-20130401 304024-01	<1	<1	<1	<3	<100	114
01MW65-20130401 304024-02	<1	<1	<1	<3	<100	112
01MW77-20130401 304024-03	<1	<1	<1	<3	<100	111
01MW78-20130401 304024-04	<1	<1	<1	<3	<100	111
Method Blank 03-0547 MB	<1	<1	<1	<3	<100	111

Date of Report: 04/09/13
Date Received: 04/01/13
Project: TOC_01-600_20130401 WORFDB7, F&BI 304024
Date Extracted: 04/03/13
Date Analyzed: 04/03/13

RESULTS FROM THE ANALYSIS OF WATER SAMPLES FOR TOTAL PETROLEUM HYDROCARBONS AS DIESEL AND MOTOR OIL USING METHOD NWTPH-Dx

Results Reported as ug/L (ppb)

Sample ID Laboratory ID	Diesel Range (C_{10}-C_{25})	Motor Oil Range (C_{25}-C_{36})	Surrogate (% Recovery) (Limit 51-134)
01MW54-20130401 304024-01	<50	<250	96
01MW65-20130401 304024-02	<50	<250	82
01MW77-20130401 304024-03	79 x	<250	95
01MW78-20130401 304024-04	<50	<250	81
Method Blank 03-589 MB	<50	<250	96

Analysis For Volatile Compounds By EPA Method 8260C

Client Sample ID:	01MW54-20130401	Client:	SoundEarth Strategies
Date Received:	04/01/13	Project:	TOC_01-600_20130401 WORFDB7
Date Extracted:	04/02/13	Lab ID:	304024-01
Date Analyzed:	04/02/13	Data File:	040222.D
Matrix:	Water	Instrument:	GCMS4
Units:	ug/L (ppb)	Operator:	JS

Surrogates:	% Recovery:	Lower Limit:	Upper Limit:
1,2-Dichloroethane-d4	100	57	121
Toluene-d8	101	63	127
4-Bromofluorobenzene	98	60	133

Compounds:	Concentration ug/L (ppb)
Vinyl chloride	<0.2
Chloroethane	<1
1,1-Dichloroethene	<1
Methylene chloride	<5
trans-1,2-Dichloroethene	<1
1,1-Dichloroethane	<1
cis-1,2-Dichloroethene	<1
1,2-Dichloroethane (EDC)	<1
1,1,1-Trichloroethane	<1
Trichloroethene	1.3
Tetrachloroethene	<1

Analysis For Volatile Compounds By EPA Method 8260C

Client Sample ID:	01MW65-20130401	Client:	SoundEarth Strategies
Date Received:	04/01/13	Project:	TOC_01-600_20130401 WORFDB7
Date Extracted:	04/02/13	Lab ID:	304024-02
Date Analyzed:	04/02/13	Data File:	040219.D
Matrix:	Water	Instrument:	GCMS4
Units:	ug/L (ppb)	Operator:	JS

Surrogates:	% Recovery:	Lower Limit:	Upper Limit:
1,2-Dichloroethane-d4	103	57	121
Toluene-d8	101	63	127
4-Bromofluorobenzene	99	60	133

Compounds:	Concentration ug/L (ppb)
Vinyl chloride	<0.2
Chloroethane	<1
1,1-Dichloroethene	<1
Methylene chloride	<5
trans-1,2-Dichloroethene	<1
1,1-Dichloroethane	<1
cis-1,2-Dichloroethene	<1
1,2-Dichloroethane (EDC)	<1
1,1,1-Trichloroethane	<1
Trichloroethene	<1
Tetrachloroethene	<1

Analysis For Volatile Compounds By EPA Method 8260C

Client Sample ID:	01MW77-20130401	Client:	SoundEarth Strategies
Date Received:	04/01/13	Project:	TOC_01-600_20130401 WORFDB7
Date Extracted:	04/02/13	Lab ID:	304024-03
Date Analyzed:	04/02/13	Data File:	040220.D
Matrix:	Water	Instrument:	GCMS4
Units:	ug/L (ppb)	Operator:	JS

Surrogates:	% Recovery:	Lower Limit:	Upper Limit:
1,2-Dichloroethane-d4	101	57	121
Toluene-d8	101	63	127
4-Bromofluorobenzene	97	60	133

Compounds:	Concentration ug/L (ppb)
Vinyl chloride	<0.2
Chloroethane	<1
1,1-Dichloroethene	<1
Methylene chloride	<5
trans-1,2-Dichloroethene	<1
1,1-Dichloroethane	<1
cis-1,2-Dichloroethene	<1
1,2-Dichloroethane (EDC)	<1
1,1,1-Trichloroethane	<1
Trichloroethene	<1
Tetrachloroethene	<1

Analysis For Volatile Compounds By EPA Method 8260C

Client Sample ID:	01MW78-20130401	Client:	SoundEarth Strategies
Date Received:	04/01/13	Project:	TOC_01-600_20130401 WORFDB7
Date Extracted:	04/02/13	Lab ID:	304024-04
Date Analyzed:	04/02/13	Data File:	040221.D
Matrix:	Water	Instrument:	GCMS4
Units:	ug/L (ppb)	Operator:	JS

Surrogates:	% Recovery:	Lower Limit:	Upper Limit:
1,2-Dichloroethane-d4	103	57	121
Toluene-d8	101	63	127
4-Bromofluorobenzene	98	60	133

Compounds:	Concentration ug/L (ppb)
Vinyl chloride	<0.2
Chloroethane	<1
1,1-Dichloroethene	<1
Methylene chloride	<5
trans-1,2-Dichloroethene	<1
1,1-Dichloroethane	<1
cis-1,2-Dichloroethene	1.0
1,2-Dichloroethane (EDC)	<1
1,1,1-Trichloroethane	<1
Trichloroethene	2.3
Tetrachloroethene	<1

Analysis For Volatile Compounds By EPA Method 8260C

Client Sample ID:	Method Blank	Client:	SoundEarth Strategies
Date Received:	NA	Project:	TOC_01-600_20130401 WORFDB7
Date Extracted:	04/02/13	Lab ID:	03-0560 mb
Date Analyzed:	04/02/13	Data File:	040207.D
Matrix:	Water	Instrument:	GCMS4
Units:	ug/L (ppb)	Operator:	JS

Surrogates:	% Recovery:	Lower Limit:	Upper Limit:
1,2-Dichloroethane-d4	102	57	121
Toluene-d8	102	63	127
4-Bromofluorobenzene	98	60	133

Compounds:	Concentration ug/L (ppb)
Vinyl chloride	<0.2
Chloroethane	<1
1,1-Dichloroethene	<1
Methylene chloride	<5
trans-1,2-Dichloroethene	<1
1,1-Dichloroethane	<1
cis-1,2-Dichloroethene	<1
1,2-Dichloroethane (EDC)	<1
1,1,1-Trichloroethane	<1
Trichloroethene	<1
Tetrachloroethene	<1

Date of Report: 04/09/13
Date Received: 04/01/13
Project: TOC_01-600_20130401 WORFDB7, F&BI 304024

QUALITY ASSURANCE RESULTS FOR THE ANALYSIS OF WATER SAMPLES FOR BENZENE, TOLUENE, ETHYLBENZENE, XYLENES, AND TPH AS GASOLINE USING EPA METHOD 8021B AND NWTPH-Gx

Laboratory Code: 304022-01 (Duplicate)

Analyte	Reporting Units	Sample Result	Duplicate Result	RPD (Limit 20)
Benzene	ug/L (ppb)	<1	<1	nm
Toluene	ug/L (ppb)	<1	<1	nm
Ethylbenzene	ug/L (ppb)	<1	<1	nm
Xylenes	ug/L (ppb)	<3	<3	nm
Gasoline	ug/L (ppb)	<100	<100	nm

Laboratory Code: Laboratory Control Sample

Analyte	Reporting Units	Spike Level	Percent Recovery LCS	Acceptance Criteria
Benzene	ug/L (ppb)	50	98	65-118
Toluene	ug/L (ppb)	50	96	72-122
Ethylbenzene	ug/L (ppb)	50	96	73-126
Xylenes	ug/L (ppb)	150	96	74-118
Gasoline	ug/L (ppb)	1,000	99	69-134

Date of Report: 04/09/13
Date Received: 04/01/13
Project: TOC_01-600_20130401 WORFDB7, F&BI 304024

QUALITY ASSURANCE RESULTS FOR THE ANALYSIS OF WATER SAMPLES FOR TOTAL PETROLEUM HYDROCARBONS AS DIESEL EXTENDED USING METHOD NWTPH-Dx

Laboratory Code: Laboratory Control Sample

Analyte	Reporting Units	Spike Level	Percent Recovery LCS	Percent Recovery LCSD	Acceptance Criteria	RPD (Limit 20)
Diesel Extended	ug/L (ppb)	2,500	105	113	58-134	7

Date of Report: 04/09/13
Date Received: 04/01/13
Project: TOC_01-600_20130401 WORFDB7, F&BI 304024

QUALITY ASSURANCE RESULTS FOR THE ANALYSIS OF WATER SAMPLES FOR VOLATILES BY EPA METHOD 8260C

Laboratory Code: 304021-02 (Matrix Spike)

Analyte	Reporting Units	Spike Level	Sample Result	Percent Recovery MS	Acceptance Criteria
Vinyl chloride	ug/L (ppb)	50	0.39	99	36-166
Chloroethane	ug/L (ppb)	50	<1	108	46-160
1,1-Dichloroethene	ug/L (ppb)	50	<1	108	60-136
Methylene chloride	ug/L (ppb)	50	<5	98	67-132
trans-1,2-Dichloroethene	ug/L (ppb)	50	<1	105	72-129
1,1-Dichloroethane	ug/L (ppb)	50	<1	102	70-128
cis-1,2-Dichloroethene	ug/L (ppb)	50	<1	103	71-127
1,2-Dichloroethane (EDC)	ug/L (ppb)	50	<1	106	69-133
1,1,1-Trichloroethane	ug/L (ppb)	50	<1	107	60-146
Trichloroethene	ug/L (ppb)	50	<1	101	66-135
Tetrachloroethene	ug/L (ppb)	50	<1	102	10-226

Laboratory Code: Laboratory Control Sample

Analyte	Reporting Units	Spike Level	Percent Recovery LCS	Percent Recovery LCSD	Acceptance Criteria	RPD (Limit 20)
Vinyl chloride	ug/L (ppb)	50	102	101	50-154	1
Chloroethane	ug/L (ppb)	50	110	108	58-146	2
1,1-Dichloroethene	ug/L (ppb)	50	113	111	67-136	2
Methylene chloride	ug/L (ppb)	50	100	96	39-148	4
trans-1,2-Dichloroethene	ug/L (ppb)	50	107	106	68-128	1
1,1-Dichloroethane	ug/L (ppb)	50	103	103	79-121	0
cis-1,2-Dichloroethene	ug/L (ppb)	50	106	106	80-123	0
1,2-Dichloroethane (EDC)	ug/L (ppb)	50	105	106	73-132	1
1,1,1-Trichloroethane	ug/L (ppb)	50	107	107	83-130	0
Trichloroethene	ug/L (ppb)	50	103	102	80-120	1
Tetrachloroethene	ug/L (ppb)	50	106	104	76-121	2

Data Qualifiers & Definitions

a - The analyte was detected at a level less than five times the reporting limit. The RPD results may not provide reliable information on the variability of the analysis.

A1 – More than one compound of similar molecule structure was identified with equal probability.

b - The analyte was spiked at a level that was less than five times that present in the sample. Matrix spike recoveries may not be meaningful.

ca - The calibration results for this range fell outside of acceptance criteria. The value reported is an estimate.

c - The presence of the analyte indicated may be due to carryover from previous sample injections.

d - The sample was diluted. Detection limits may be raised due to dilution.

ds - The sample was diluted. Detection limits are raised due to dilution and surrogate recoveries may not be meaningful.

dv - Insufficient sample was available to achieve normal reporting limits and limits are raised accordingly.

fb - Analyte present in the blank and the sample.

fc – The compound is a common laboratory and field contaminant.

hr - The sample and duplicate were reextracted and reanalyzed. RPD results were still outside of control limits. The variability is attributed to sample inhomogeneity.

ht - Analysis performed outside the method or client-specified holding time requirement.

ip - Recovery fell outside of normal control limits. Compounds in the sample matrix interfered with the quantitation of the analyte.

j – The result is below normal reporting limits. The value reported is an estimate.

J - The internal standard associated with the analyte is out of control limits. The reported concentration is an estimate.

jl - The analyte result in the laboratory control sample is out of control limits. The reported concentration should be considered an estimate.

jr - The rpd result in laboratory control sample associated with the analyte is out of control limits. The reported concentration should be considered an estimate.

js - The surrogate associated with the analyte is out of control limits. The reported concentration should be considered an estimate.

lc - The presence of the compound indicated is likely due to laboratory contamination.

L - The reported concentration was generated from a library search.

nm - The analyte was not detected in one or more of the duplicate analyses. Therefore, calculation of the RPD is not applicable.

pc – The sample was received in a container not approved by the method. The value reported should be considered an estimate.

pr – The sample was received with incorrect preservation. The value reported should be considered an estimate.

ve - Estimated concentration calculated for an analyte response above the valid instrument calibration range. A dilution is required to obtain an accurate quantification of the analyte.

vo - The value reported fell outside the control limits established for this analyte.

x - The sample chromatographic pattern does not resemble the fuel standard used for quantitation.



Data File Name : C:\HPCHEM\6\DATA\04-03-13\020F0501.D
Operator : mwdl
Instrument : GC #6
Sample Name : 304024-01
Run Time Bar Code:
Acquired on : 03 Apr 13 05:43 PM
Report Created on: 04 Apr 13 08:52 AM

Page Number : 1
Vial Number : 20
Injection Number : 1
Sequence Line : 5
Instrument Method: DX.MTH
Analysis Method : DX.MTH



Data File Name : C:\HPCHEM\6\DATA\04-03-13\021F0501.D
Operator : mwdl
Instrument : GC #6
Sample Name : 304024-02
Run Time Bar Code:
Acquired on : 03 Apr 13 05:55 PM
Report Created on: 04 Apr 13 08:52 AM

Page Number : 1
Vial Number : 21
Injection Number : 1
Sequence Line : 5
Instrument Method: DX.MTH
Analysis Method : DX.MTH

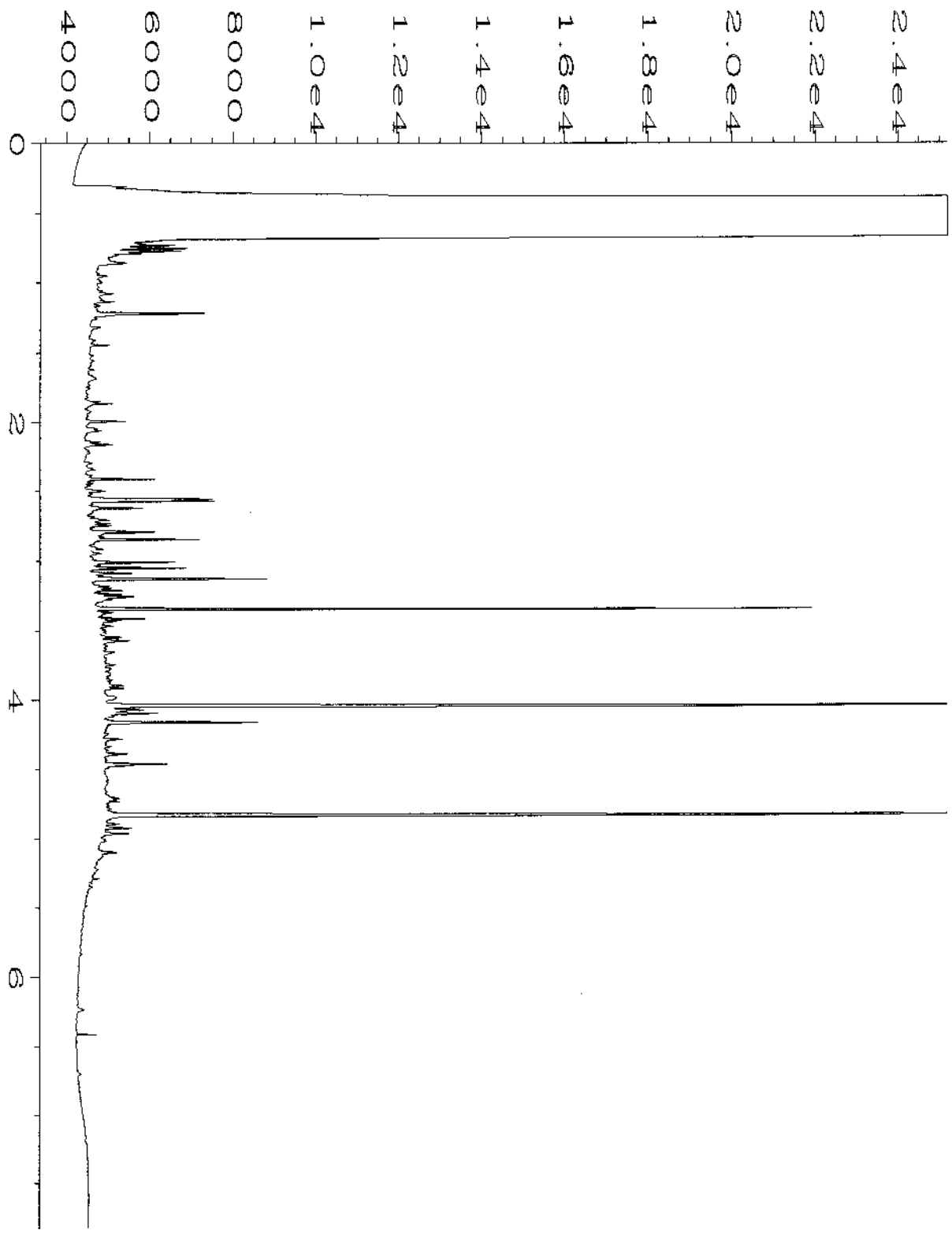

Data File Name : C:\HPCHEM\6\DATA\04-03-13\022F0501.D
Operator : mwdl
Instrument : GC #6
Sample Name : 304024-03
Run Time Bar Code:
Acquired on : 03 Apr 13 06:08 PM
Report Created on: 04 Apr 13 08:52 AM

Page Number : 1
Vial Number : 22
Injection Number : 1
Sequence Line : 5
Instrument Method: DX.MTH
Analysis Method : DX.MTH



Data File Name : C:\HPCHEM\6\DATA\04-03-13\023F0501.D
Operator : mwdl
Instrument : GC #6
Sample Name : 304024-04
Run Time Bar Code:
Acquired on : 03 Apr 13 06:20 PM
Report Created on: 04 Apr 13 08:52 AM

Page Number : 1
Vial Number : 23
Injection Number : 1
Sequence Line : 5
Instrument Method: DX.MTH
Analysis Method : DX.MTH



Data File Name : C:\HPCHEM\6\DATA\04-03-13\013F0501.D
Operator : mwdl
Instrument : GC #6
Sample Name : 03-589 mb
Run Time Bar Code:
Acquired on : 03 Apr 13 04:17 PM
Report Created on: 04 Apr 13 08:49 AM

Page Number : 1
Vial Number : 13
Injection Number : 1
Sequence Line : 5
Instrument Method: DX.MTH
Analysis Method : DX.MTH

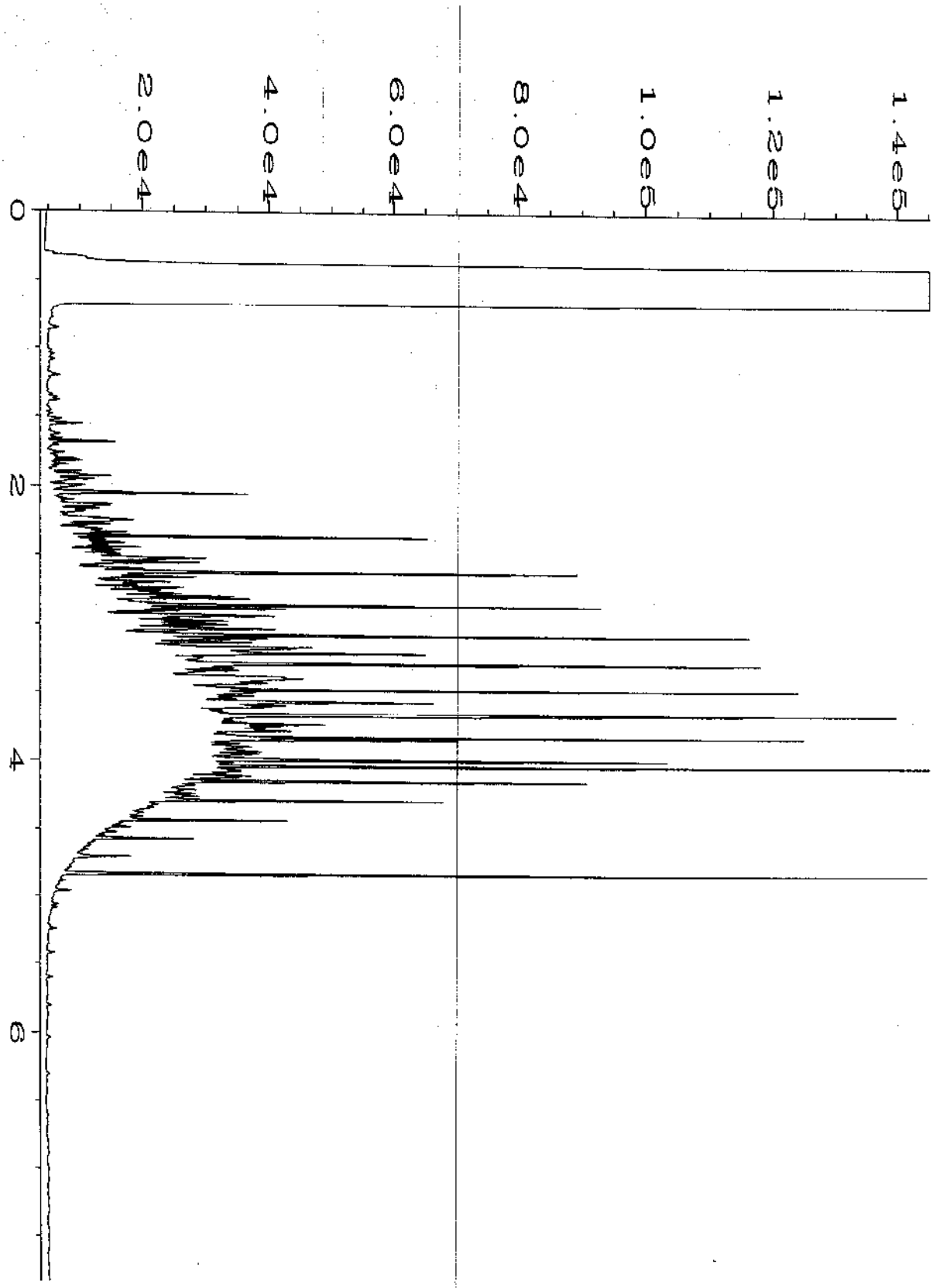

Data File Name : C:\HPCHEM\6\DATA\04-03-13\003F0201.D
Operator : mwdl
Instrument : GC #6
Sample Name : 500 Dx 40-42C
Run Time Bar Code:
Acquired on : 03 Apr 13 08:41 AM
Report Created on: 04 Apr 13 08:48 AM

Page Number : 1
Vial Number : 3
Injection Number : 1
Sequence Line : 2
Instrument Method: DX.MTH
Analysis Method : DX.MTH

304024

SAMPLE CHAIN OF CUSTODY

MG 04-01-13 V3/A05

Page # 1 of 1

Send Report To Tim Brown, cc: Jessica Brown, Jennifer Cyr, Pete Kingston, Audrey Hackett

Company SoundEarth Strategies

Address 2811 Fairview Ave E, Suite 2000

City, State, ZIP Seattle, WA 98102

SAMPLERS (signature)

PROJECT NAME/NO.: TOC Holdings Co. Facility No. 01-600 Seattle Terminal – ASKO Property

PO #: 0440-004-24

REMARKS

EIM Y

TURNAROUND TIME
⊗ Standard (2 Weeks)
RUSH
Rush charges authorized by:

SAMPLE DISPOSAL
⊗ Dispose after 30 days
Return samples
Will call with instructions

Sample ID	Sample Location	Sample Depth	Lab ID	Date Sampled	Time Sampled	Matrix	# of jars	GRPH by NWTPH-Gx	BTEX by EPA 8021B	DRPH/ORPH by NWTPH-Dx	cVOCs by EPA 8260C	Methane, Ethane, and Ethene by RSK 175	Sulfate, Nitrate, Nitrite, Total P, Hardness, and Alkalinity	Total Fe and Total Mn	Sulfide, TKN, and Fe 2+	Notes
01MW54-20130401	01MW54	–	01AF	4/1/13	1212	H_2O	6	X	X	X	X					
01MW65-20130401	01MW65	–	02		1415		6	X	X	X	X					
01MW77-20130401	01MW77	–	03		1458		6	X	X	X	X					
01MW78-20130401	01MW78	–	04		1609		6	X	X	X	X					
					EF											
												Samples received at 5 °C				

Friedman & Bruya, Inc.
3012 16th Avenue West
Seattle, WA 98119-2029
Ph. (206) 285-8282
Fax (206) 283-5044

SIGNATURE	PRINT NAME	COMPANY	DATE	TIME
Relinquished by:	Liz Fikes	SES	4/1/13	1640
Received by:	Courtney Porter	SES	4/1/13	1640
Relinquished by:	Courtney Porte	SES	4/1/13	1648
Received by:	HONG NGUYEN	FBI	4/	2

FRIEDMAN & BRUYA, INC.

ENVIRONMENTAL CHEMISTS

James E. Bruya, Ph.D.
Yelena Aravkina, M.S.
Bradley T. Benson, B.S.
Kurt Johnson, B.S.

3012 16th Avenue West
Seattle, WA 98119-2029
TEL: (206) 285-8282
e-mail: fbi@isomedia.com

April 12, 2013

Tim Brown, Project Manager
SoundEarth Strategies
2811 Fairview Ave. East, Suite 2000
Seattle, WA 98102

Dear Mr. Brown:

Included are the results from the testing of material submitted on April 2, 2013 from the TOC_01-600_20130402 WORFDB7, F&BI 304054 project. There are 18 pages included in this report. Any samples that may remain are currently scheduled for disposal in 30 days. If you would like us to return your samples or arrange for long term storage at our offices, please contact us as soon as possible.

We appreciate this opportunity to be of service to you and hope you will call if you should have any questions.

Sincerely,

FRIEDMAN & BRUYA, INC.



Michael Erdahl
Project Manager

Enclosures
c: Jessica Brown, Audrey Hackett, Pete Kingston, Jennifer Cyr
SOU0412R.DOC

CASE NARRATIVE

This case narrative encompasses samples received on April 2, 2013 by Friedman & Bruya, Inc. from the SoundEarth Strategies TOC_01-600_20130402 WORFDB7, F&BI 304054 project. Samples were logged in under the laboratory ID's listed below.

Laboratory ID	SoundEarth Strategies
304054 -01	MW04-20130402
304054 -02	MW05-20130402
304054 -03	01MW70-20130402
304054 -04	01MW71-20130402
304054 -05	01MW79-20130402
304054 -06	FD03-20130402

The 8260C dilutions for several samples were analyzed from acid preserved containers. The vinyl chloride was flagged accordingly. The initial analyses of the samples were analyzed without HCl preservative and are included in the report.

All other quality control requirements were acceptable.

Date of Report: 04/12/13
Date Received: 04/02/13
Project: TOC_01-600_20130402 WORFDB7, F&BI 304054
Date Extracted: 04/03/13
Date Analyzed: 04/03/13

RESULTS FROM THE ANALYSIS OF WATER SAMPLES FOR BENZENE, TOLUENE, ETHYLBENZENE, XYLENES AND TPH AS GASOLINE USING METHODS 8021B AND NWTPH-Gx

Results Reported as ug/L (ppb)

Sample ID Laboratory ID	Benzene	Toluene	Ethyl Benzene	Total Xylenes	Gasoline Range	Surrogate (% Recovery) (Limit 50-150)
MW04-20130402 304054-01	<1	<1	<1	<3	<100	97
MW05-20130402 304054-02	<1	<1	<1	<3	<100	109
01MW70-20130402 304054-03	<1	<1	<1	<3	160 x	109
01MW71-20130402 304054-04	<1	<1	<1	<3	330 x	109
01MW79-20130402 304054-05	<1	<1	<1	<3	<100	108
FD03-20130402 304054-06	<1	<1	<1	<3	<100	108
Method Blank 03-0549 MB	<1	<1	<1	<3	<100	106

Date of Report: 04/12/13
Date Received: 04/02/13
Project: TOC_01-600_20130402 WORFDB7, F&BI 304054
Date Extracted: 04/04/13
Date Analyzed: 04/04/13

RESULTS FROM THE ANALYSIS OF WATER SAMPLES FOR TOTAL PETROLEUM HYDROCARBONS AS DIESEL AND MOTOR OIL USING METHOD NWTPH-Dx

Results Reported as ug/L (ppb)

Sample ID Laboratory ID	Diesel Range (C_{10}-C_{25})	Motor Oil Range (C_{25}-C_{36})	Surrogate (% Recovery) (Limit 51-134)
MW04-20130402 304054-01	240 x	<250	113
MW05-20130402 304054-02	290 x	<250	109
01MW70-20130402 304054-03	1,200 x	1,000 x	67
01MW71-20130402 304054-04	1,500 x	1,400 x	84
01MW79-20130402 304054-05	1,200 x	660 x	99
FD03-20130402 304054-06	250 x	<250	115
Method Blank 03-590 MB	<50	<250	115

Analysis For Volatile Compounds By EPA Method 8260C

Client Sample ID:	MW04-20130402	Client:	SoundEarth Strategies
Date Received:	04/02/13	Project:	TOC_01-600_20130402 WORFDB7
Date Extracted:	04/04/13	Lab ID:	304054-01
Date Analyzed:	04/05/13	Data File:	040517.D
Matrix:	Water	Instrument:	GCMS4
Units:	ug/L (ppb)	Operator:	JS

Surrogates:	% Recovery:	Lower Limit:	Upper Limit:
1,2-Dichloroethane-d4	106	57	121
Toluene-d8	102	63	127
4-Bromofluorobenzene	100	60	133

Compounds:	Concentration ug/L (ppb)
Vinyl chloride	0.63
Chloroethane	<1
1,1-Dichloroethene	<1
Methylene chloride	<5
trans-1,2-Dichloroethene	<1
1,1-Dichloroethane	<1
cis-1,2-Dichloroethene	3.9
1,2-Dichloroethane (EDC)	<1
1,1,1-Trichloroethane	<1
Trichloroethene	130
Tetrachloroethene	<1

Analysis For Volatile Compounds By EPA Method 8260C

Client Sample ID:	MW05-20130402	Client:	SoundEarth Strategies
Date Received:	04/02/13	Project:	TOC_01-600_20130402 WORFDB7
Date Extracted:	04/03/13	Lab ID:	304054-02
Date Analyzed:	04/03/13	Data File:	040318.D
Matrix:	Water	Instrument:	GCMS4
Units:	ug/L (ppb)	Operator:	JS

Surrogates:	% Recovery:	Lower Limit:	Upper Limit:
1,2-Dichloroethane-d4	100	57	121
Toluene-d8	102	63	127
4-Bromofluorobenzene	99	60	133

Compounds:	Concentration ug/L (ppb)
Vinyl chloride	3.0
Chloroethane	<1
1,1-Dichloroethene	<1
Methylene chloride	<5
trans-1,2-Dichloroethene	<1
1,1-Dichloroethane	<1
cis-1,2-Dichloroethene	12
1,2-Dichloroethane (EDC)	<1
1,1,1-Trichloroethane	<1
Trichloroethene	170 ve
Tetrachloroethene	<1

Analysis For Volatile Compounds By EPA Method 8260C

Client Sample ID:	MW05-20130402	Client:	SoundEarth Strategies
Date Received:	04/02/13	Project:	TOC_01-600_20130402 WORFDB7
Date Extracted:	04/03/13	Lab ID:	304054-02 1/10
Date Analyzed:	04/04/13	Data File:	040413.D
Matrix:	Water	Instrument:	GCMS4
Units:	ug/L (ppb)	Operator:	JS

Surrogates:	% Recovery:	Lower Limit:	Upper Limit:
1,2-Dichloroethane-d4	103	57	121
Toluene-d8	101	63	127
4-Bromofluorobenzene	100	60	133

Compounds:	Concentration ug/L (ppb)
Vinyl chloride	3.8 pr
Chloroethane	<10
1,1-Dichloroethene	<10
Methylene chloride	<50
trans-1,2-Dichloroethene	<10
1,1-Dichloroethane	<10
cis-1,2-Dichloroethene	18
1,2-Dichloroethane (EDC)	<10
1,1,1-Trichloroethane	<10
Trichloroethene	260
Tetrachloroethene	<10

Analysis For Volatile Compounds By EPA Method 8260C

Client Sample ID:	01MW70-20130402	Client:	SoundEarth Strategies
Date Received:	04/02/13	Project:	TOC_01-600_20130402 WORFDB7
Date Extracted:	04/04/13	Lab ID:	304054-03 1/5
Date Analyzed:	04/05/13	Data File:	040519.D
Matrix:	Water	Instrument:	GCMS4
Units:	ug/L (ppb)	Operator:	JS

Surrogates:	% Recovery:	Lower Limit:	Upper Limit:
1,2-Dichloroethane-d4	103	57	121
Toluene-d8	100	63	127
4-Bromofluorobenzene	97	60	133

Compounds:	Concentration ug/L (ppb)
Vinyl chloride	<1
Chloroethane	<5
1,1-Dichloroethene	<5
Methylene chloride	<25
trans-1,2-Dichloroethene	19
1,1-Dichloroethane	<5
cis-1,2-Dichloroethene	36
1,2-Dichloroethane (EDC)	<5
1,1,1-Trichloroethane	<5
Trichloroethene	360
Tetrachloroethene	<5

Analysis For Volatile Compounds By EPA Method 8260C

Client Sample ID:	01MW71-20130402	Client:	SoundEarth Strategies
Date Received:	04/02/13	Project:	TOC_01-600_20130402 WORFDB7
Date Extracted:	04/03/13	Lab ID:	304054-04 1/10
Date Analyzed:	04/03/13	Data File:	040327.D
Matrix:	Water	Instrument:	GCMS4
Units:	ug/L (ppb)	Operator:	JS

Surrogates:	% Recovery:	Lower Limit:	Upper Limit:
1,2-Dichloroethane-d4	101	57	121
Toluene-d8	102	63	127
4-Bromofluorobenzene	96	60	133

Compounds:	Concentration ug/L (ppb)
Vinyl chloride	8.8
Chloroethane	<10
1,1-Dichloroethene	<10
Methylene chloride	<50
trans-1,2-Dichloroethene	11
1,1-Dichloroethane	<10
cis-1,2-Dichloroethene	110
1,2-Dichloroethane (EDC)	<10
1,1,1-Trichloroethane	<10
Trichloroethene	3,300 ve
Tetrachloroethene	<10

Analysis For Volatile Compounds By EPA Method 8260C

Client Sample ID:	01MW71-20130402	Client:	SoundEarth Strategies
Date Received:	04/02/13	Project:	TOC_01-600_20130402 WORFDB7
Date Extracted:	04/03/13	Lab ID:	304054-04 1/100
Date Analyzed:	04/04/13	Data File:	040414.D
Matrix:	Water	Instrument:	GCMS4
Units:	ug/L (ppb)	Operator:	JS

Surrogates:	% Recovery:	Lower Limit:	Upper Limit:
1,2-Dichloroethane-d4	103	57	121
Toluene-d8	101	63	127
4-Bromofluorobenzene	101	60	133

Compounds:	Concentration ug/L (ppb)
Vinyl chloride	<20 pr
Chloroethane	<100
1,1-Dichloroethene	<100
Methylene chloride	<500
trans-1,2-Dichloroethene	<100
1,1-Dichloroethane	<100
cis-1,2-Dichloroethene	110
1,2-Dichloroethane (EDC)	<100
1,1,1-Trichloroethane	<100
Trichloroethene	3,600
Tetrachloroethene	<100

Analysis For Volatile Compounds By EPA Method 8260C

Client Sample ID:	01MW79-20130402	Client:	SoundEarth Strategies
Date Received:	04/02/13	Project:	TOC_01-600_20130402 WORFDB7
Date Extracted:	04/03/13	Lab ID:	304054-05 1/5
Date Analyzed:	04/04/13	Data File:	040415.D
Matrix:	Water	Instrument:	GCMS4
Units:	ug/L (ppb)	Operator:	JS

Surrogates:	% Recovery:	Lower Limit:	Upper Limit:
1,2-Dichloroethane-d4	100	57	121
Toluene-d8	100	63	127
4-Bromofluorobenzene	101	60	133

Compounds:	Concentration ug/L (ppb)
Vinyl chloride	5.7
Chloroethane	<5
1,1-Dichloroethene	<5
Methylene chloride	<25
trans-1,2-Dichloroethene	<5
1,1-Dichloroethane	<5
cis-1,2-Dichloroethene	24
1,2-Dichloroethane (EDC)	<5
1,1,1-Trichloroethane	<5
Trichloroethene	100
Tetrachloroethene	<5

Analysis For Volatile Compounds By EPA Method 8260C

Client Sample ID:	FD03-20130402	Client:	SoundEarth Strategies
Date Received:	04/02/13	Project:	TOC_01-600_20130402 WORFDB7
Date Extracted:	04/04/13	Lab ID:	304054-06 1/5
Date Analyzed:	04/05/13	Data File:	040521.D
Matrix:	Water	Instrument:	GCMS4
Units:	ug/L (ppb)	Operator:	JS

Surrogates:	% Recovery:	Lower Limit:	Upper Limit:
1,2-Dichloroethane-d4	100	57	121
Toluene-d8	101	63	127
4-Bromofluorobenzene	100	60	133

Compounds:	Concentration ug/L (ppb)
Vinyl chloride	<1
Chloroethane	<5
1,1-Dichloroethene	<5
Methylene chloride	<25
trans-1,2-Dichloroethene	<5
1,1-Dichloroethane	<5
cis-1,2-Dichloroethene	<5
1,2-Dichloroethane (EDC)	<5
1,1,1-Trichloroethane	<5
Trichloroethene	150
Tetrachloroethene	<5

Analysis For Volatile Compounds By EPA Method 8260C

Client Sample ID:	Method Blank	Client:	SoundEarth Strategies
Date Received:	NA	Project:	TOC_01-600_20130402 WORFDB7
Date Extracted:	04/03/13	Lab ID:	03-0591 mb
Date Analyzed:	04/03/13	Data File:	040310.D
Matrix:	Water	Instrument:	GCMS4
Units:	ug/L (ppb)	Operator:	JS

Surrogates:	% Recovery:	Lower Limit:	Upper Limit:
1,2-Dichloroethane-d4	102	57	121
Toluene-d8	100	63	127
4-Bromofluorobenzene	99	60	133

Compounds:	Concentration ug/L (ppb)
Vinyl chloride	<0.2
Chloroethane	<1
1,1-Dichloroethene	<1
Methylene chloride	<5
trans-1,2-Dichloroethene	<1
1,1-Dichloroethane	<1
cis-1,2-Dichloroethene	<1
1,2-Dichloroethane (EDC)	<1
1,1,1-Trichloroethane	<1
Trichloroethene	<1
Tetrachloroethene	<1

Analysis For Volatile Compounds By EPA Method 8260C

Client Sample ID:	Method Blank	Client:	SoundEarth Strategies
Date Received:	NA	Project:	TOC_01-600_20130402 WORFDB7
Date Extracted:	04/04/13	Lab ID:	03-0595 mb
Date Analyzed:	04/05/13	Data File:	040507.D
Matrix:	Water	Instrument:	GCMS4
Units:	ug/L (ppb)	Operator:	JS

Surrogates:	% Recovery:	Lower Limit:	Upper Limit:
1,2-Dichloroethane-d4	100	57	121
Toluene-d8	101	63	127
4-Bromofluorobenzene	100	60	133

Compounds:	Concentration ug/L (ppb)
Vinyl chloride	<0.2
Chloroethane	<1
1,1-Dichloroethene	<1
Methylene chloride	<5
trans-1,2-Dichloroethene	<1
1,1-Dichloroethane	<1
cis-1,2-Dichloroethene	<1
1,2-Dichloroethane (EDC)	<1
1,1,1-Trichloroethane	<1
Trichloroethene	<1
Tetrachloroethene	<1

Date of Report: 04/12/13
Date Received: 04/02/13
Project: TOC_01-600_20130402 WORFDB7, F&BI 304054

QUALITY ASSURANCE RESULTS FOR THE ANALYSIS OF WATER SAMPLES FOR BENZENE, TOLUENE, ETHYLBENZENE, XYLENES, AND TPH AS GASOLINE USING EPA METHOD 8021B AND NWTPH-Gx

Laboratory Code: 304053-01 (Duplicate)

Analyte	Reporting Units	Sample Result	Duplicate Result	RPD (Limit 20)
Benzene	ug/L (ppb)	<1	<1	nm
Toluene	ug/L (ppb)	<1	<1	nm
Ethylbenzene	ug/L (ppb)	<1	<1	nm
Xylenes	ug/L (ppb)	<3	<3	nm
Gasoline	ug/L (ppb)	<100	<100	nm

Laboratory Code: Laboratory Control Sample

Analyte	Reporting Units	Spike Level	Percent Recovery LCS	Acceptance Criteria
Benzene	ug/L (ppb)	50	93	72-119
Toluene	ug/L (ppb)	50	95	71-113
Ethylbenzene	ug/L (ppb)	50	95	72-114
Xylenes	ug/L (ppb)	150	89	72-113
Gasoline	ug/L (ppb)	1,000	96	70-119

Date of Report: 04/12/13
Date Received: 04/02/13
Project: TOC_01-600_20130402 WORFDB7, F&BI 304054

QUALITY ASSURANCE RESULTS FOR THE ANALYSIS OF WATER SAMPLES FOR TOTAL PETROLEUM HYDROCARBONS AS DIESEL EXTENDED USING METHOD NWTPH-Dx

Laboratory Code: Laboratory Control Sample

Analyte	Reporting Units	Spike Level	Percent Recovery LCS	Percent Recovery LCSD	Acceptance Criteria	RPD (Limit 20)
Diesel Extended	ug/L (ppb)	2,500	110	96	58-134	14

Date of Report: 04/12/13
Date Received: 04/02/13
Project: TOC_01-600_20130402 WORFDB7, F&BI 304054

QUALITY ASSURANCE RESULTS FOR THE ANALYSIS OF WATER SAMPLES FOR VOLATILES BY EPA METHOD 8260C

Laboratory Code: 304055-02 (Matrix Spike)

Analyte	Reporting Units	Spike Level	Sample Result	Percent Recovery MS	Acceptance Criteria
Vinyl chloride	ug/L (ppb)	50	0.75	100	36-166
Chloroethane	ug/L (ppb)	50	<1	107	46-160
1,1-Dichloroethene	ug/L (ppb)	50	<1	111	60-136
Methylene chloride	ug/L (ppb)	50	<5	96	67-132
trans-1,2-Dichloroethene	ug/L (ppb)	50	<1	107	72-129
1,1-Dichloroethane	ug/L (ppb)	50	<1	104	70-128
cis-1,2-Dichloroethene	ug/L (ppb)	50	<1	109	71-127
1,2-Dichloroethane (EDC)	ug/L (ppb)	50	<1	108	69-133
1,1,1-Trichloroethane	ug/L (ppb)	50	<1	108	60-146
Trichloroethene	ug/L (ppb)	50	7.9	104	66-135
Tetrachloroethene	ug/L (ppb)	50	<1	103	10-226

Laboratory Code: Laboratory Control Sample

Analyte	Reporting Units	Spike Level	Percent Recovery LCS	Percent Recovery LCSD	Acceptance Criteria	RPD (Limit 20)
Vinyl chloride	ug/L (ppb)	50	100	96	50-154	4
Chloroethane	ug/L (ppb)	50	108	104	58-146	4
1,1-Dichloroethene	ug/L (ppb)	50	109	105	67-136	4
Methylene chloride	ug/L (ppb)	50	94	90	39-148	4
trans-1,2-Dichloroethene	ug/L (ppb)	50	104	98	68-128	6
1,1-Dichloroethane	ug/L (ppb)	50	102	97	79-121	5
cis-1,2-Dichloroethene	ug/L (ppb)	50	105	98	80-123	7
1,2-Dichloroethane (EDC)	ug/L (ppb)	50	105	99	73-132	6
1,1,1-Trichloroethane	ug/L (ppb)	50	104	100	83-130	4
Trichloroethene	ug/L (ppb)	50	104	97	80-120	7
Tetrachloroethene	ug/L (ppb)	50	105	98	76-121	7

Date of Report: 04/12/13
Date Received: 04/02/13
Project: TOC_01-600_20130402 WORFDB7, F&BI 304054

QUALITY ASSURANCE RESULTS FOR THE ANALYSIS OF WATER SAMPLES FOR VOLATILES BY EPA METHOD 8260C

Laboratory Code: 304125-03 (Matrix Spike)

Analyte	Reporting Units	Spike Level	Sample Result	Percent Recovery MS	Acceptance Criteria
Vinyl chloride	ug/L (ppb)	50	<0.2	106	36-166
Chloroethane	ug/L (ppb)	50	<1	111	46-160
1,1-Dichloroethene	ug/L (ppb)	50	<1	114	60-136
Methylene chloride	ug/L (ppb)	50	<5	99	67-132
trans-1,2-Dichloroethene	ug/L (ppb)	50	<1	108	72-129
1,1-Dichloroethane	ug/L (ppb)	50	<1	106	70-128
cis-1,2-Dichloroethene	ug/L (ppb)	50	<1	107	71-127
1,2-Dichloroethane (EDC)	ug/L (ppb)	50	<1	109	69-133
1,1,1-Trichloroethane	ug/L (ppb)	50	<1	112	60-146
Trichloroethene	ug/L (ppb)	50	<1	105	66-135
Tetrachloroethene	ug/L (ppb)	50	<1	106	10-226

Laboratory Code: Laboratory Control Sample

Analyte	Reporting Units	Spike Level	Percent Recovery LCS	Percent Recovery LCSD	Acceptance Criteria	RPD (Limit 20)
Vinyl chloride	ug/L (ppb)	50	104	106	50-154	2
Chloroethane	ug/L (ppb)	50	106	115	58-146	8
1,1-Dichloroethene	ug/L (ppb)	50	119	111	67-136	7
Methylene chloride	ug/L (ppb)	50	99	97	39-148	2
trans-1,2-Dichloroethene	ug/L (ppb)	50	113	107	68-128	5
1,1-Dichloroethane	ug/L (ppb)	50	107	105	79-121	2
cis-1,2-Dichloroethene	ug/L (ppb)	50	110	106	80-123	4
1,2-Dichloroethane (EDC)	ug/L (ppb)	50	109	108	73-132	1
1,1,1-Trichloroethane	ug/L (ppb)	50	112	110	83-130	2
Trichloroethene	ug/L (ppb)	50	107	105	80-120	2
Tetrachloroethene	ug/L (ppb)	50	105	104	76-121	1

Data Qualifiers & Definitions

a - The analyte was detected at a level less than five times the reporting limit. The RPD results may not provide reliable information on the variability of the analysis.

A1 – More than one compound of similar molecule structure was identified with equal probability.

b - The analyte was spiked at a level that was less than five times that present in the sample. Matrix spike recoveries may not be meaningful.

ca - The calibration results for this range fell outside of acceptance criteria. The value reported is an estimate.

c - The presence of the analyte indicated may be due to carryover from previous sample injections.

d - The sample was diluted. Detection limits may be raised due to dilution.

ds - The sample was diluted. Detection limits are raised due to dilution and surrogate recoveries may not be meaningful.

dv - Insufficient sample was available to achieve normal reporting limits and limits are raised accordingly.

fb - Analyte present in the blank and the sample.

fc – The compound is a common laboratory and field contaminant.

hr - The sample and duplicate were reextracted and reanalyzed. RPD results were still outside of control limits. The variability is attributed to sample inhomogeneity.

ht - Analysis performed outside the method or client-specified holding time requirement.

ip - Recovery fell outside of normal control limits. Compounds in the sample matrix interfered with the quantitation of the analyte.

j – The result is below normal reporting limits. The value reported is an estimate.

J - The internal standard associated with the analyte is out of control limits. The reported concentration is an estimate.

jl - The analyte result in the laboratory control sample is out of control limits. The reported concentration should be considered an estimate.

jr - The rpd result in laboratory control sample associated with the analyte is out of control limits. The reported concentration should be considered an estimate.

js - The surrogate associated with the analyte is out of control limits. The reported concentration should be considered an estimate.

lc - The presence of the compound indicated is likely due to laboratory contamination.

L - The reported concentration was generated from a library search.

nm - The analyte was not detected in one or more of the duplicate analyses. Therefore, calculation of the RPD is not applicable.

pc – The sample was received in a container not approved by the method. The value reported should be considered an estimate.

pr – The sample was received with incorrect preservation. The value reported should be considered an estimate.

ve - Estimated concentration calculated for an analyte response above the valid instrument calibration range. A dilution is required to obtain an accurate quantification of the analyte.

vo - The value reported fell outside the control limits established for this analyte.

x - The sample chromatographic pattern does not resemble the fuel standard used for quantitation.

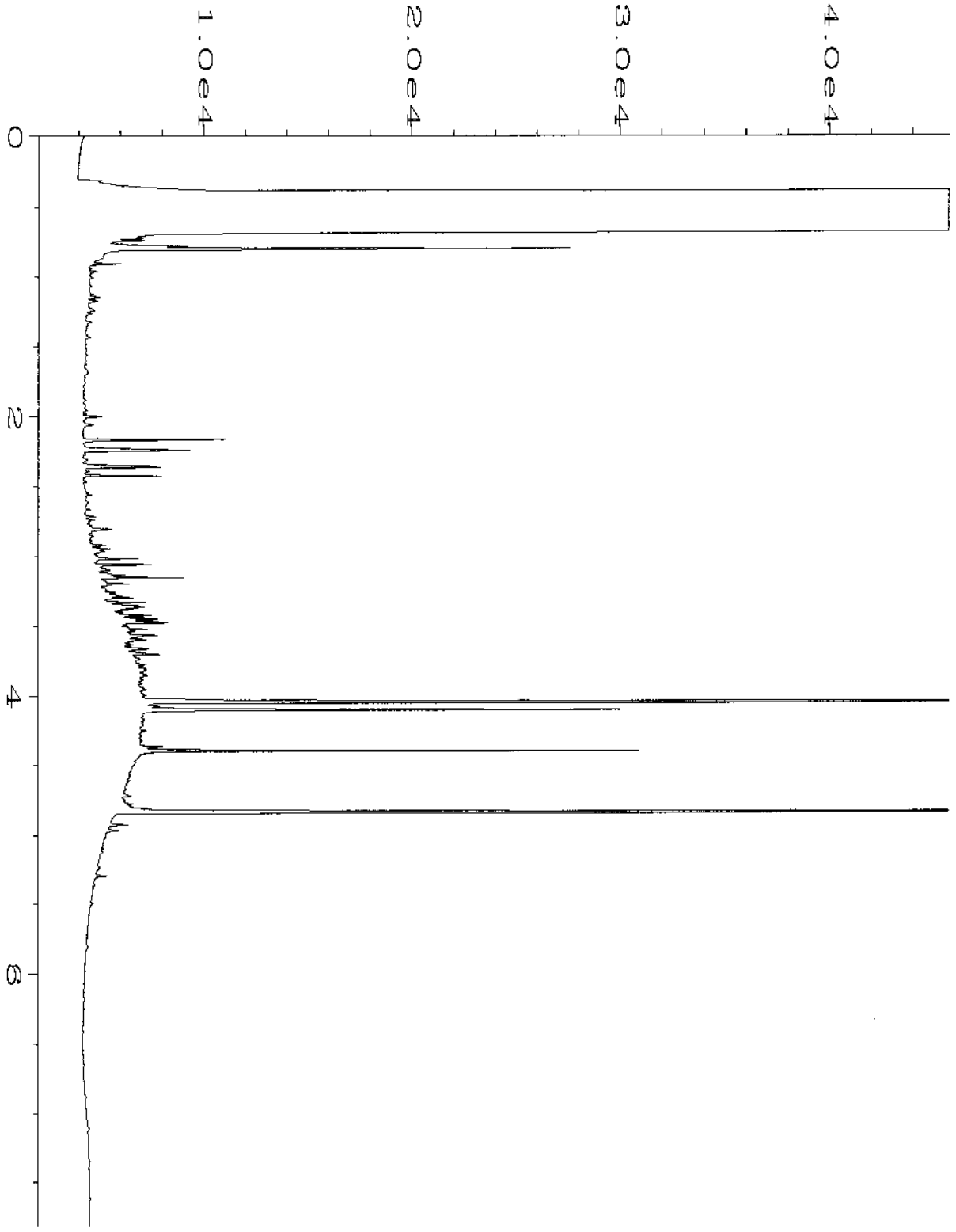

Data File Name : C:\HPCHEM\6\DATA\04-04-13\027F0701.D
Operator : mwdl
Instrument : GC #6
Sample Name : 304054-01
Run Time Bar Code:
Acquired on : 04 Apr 13 02:20 PM
Report Created on: 05 Apr 13 08:57 AM

Page Number : 1
Vial Number : 27
Injection Number : 1
Sequence Line : 7
Instrument Method: DX.MTH
Analysis Method : DX.MTH

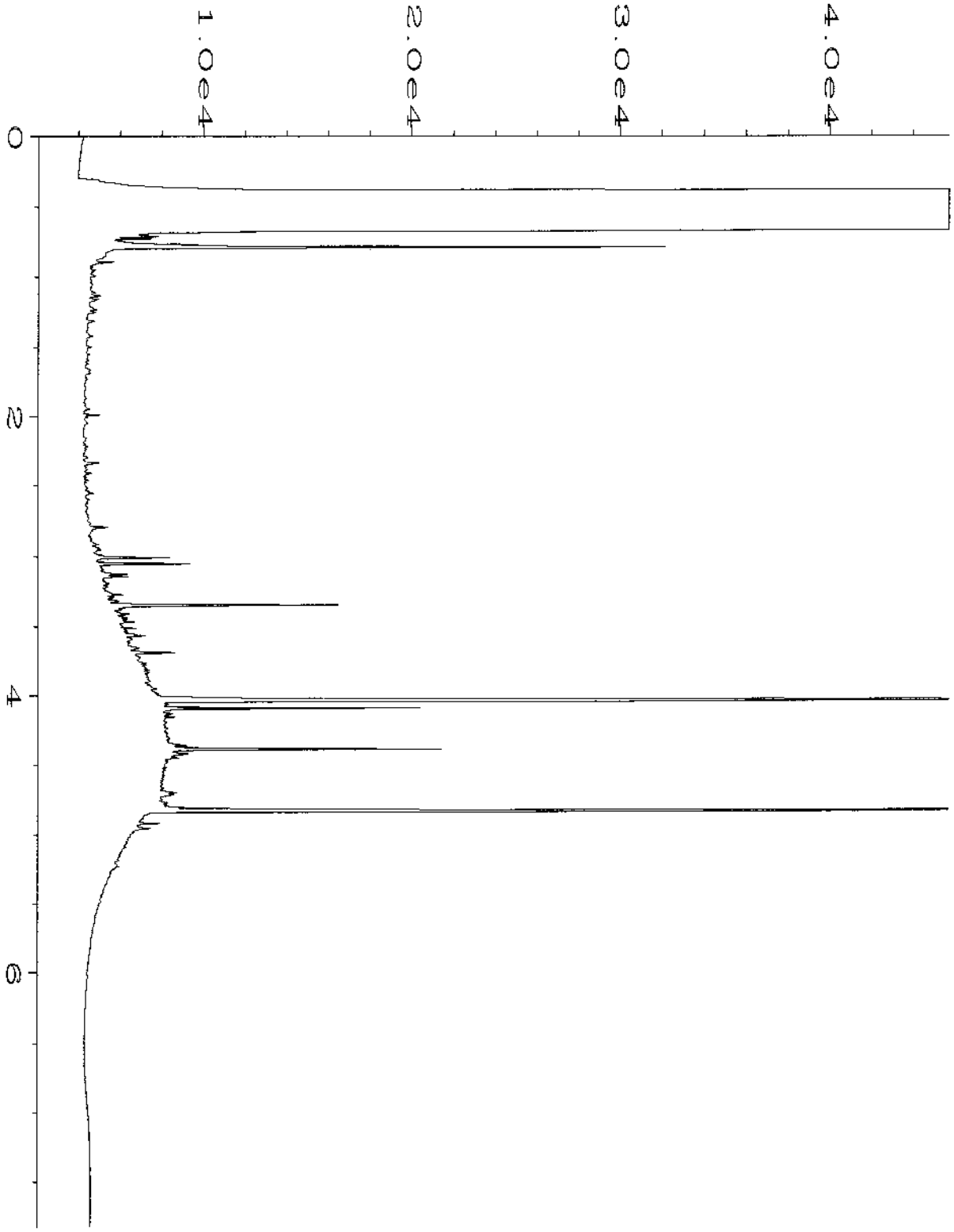

Data File Name	: C:\HPCHEM\6\DATA\04-04-13\028F0701.D		
Operator	: mwdl	Page Number	: 1
Instrument	: GC #6	Vial Number	: 28
Sample Name	: 304054-02	Injection Number	: 1
Run Time Bar Code:		Sequence Line	: 7
Acquired on	: 04 Apr 13 02:32 PM	Instrument Method	: DX.MTH
Report Created on	: 05 Apr 13 08:57 AM	Analysis Method	: DX.MTH

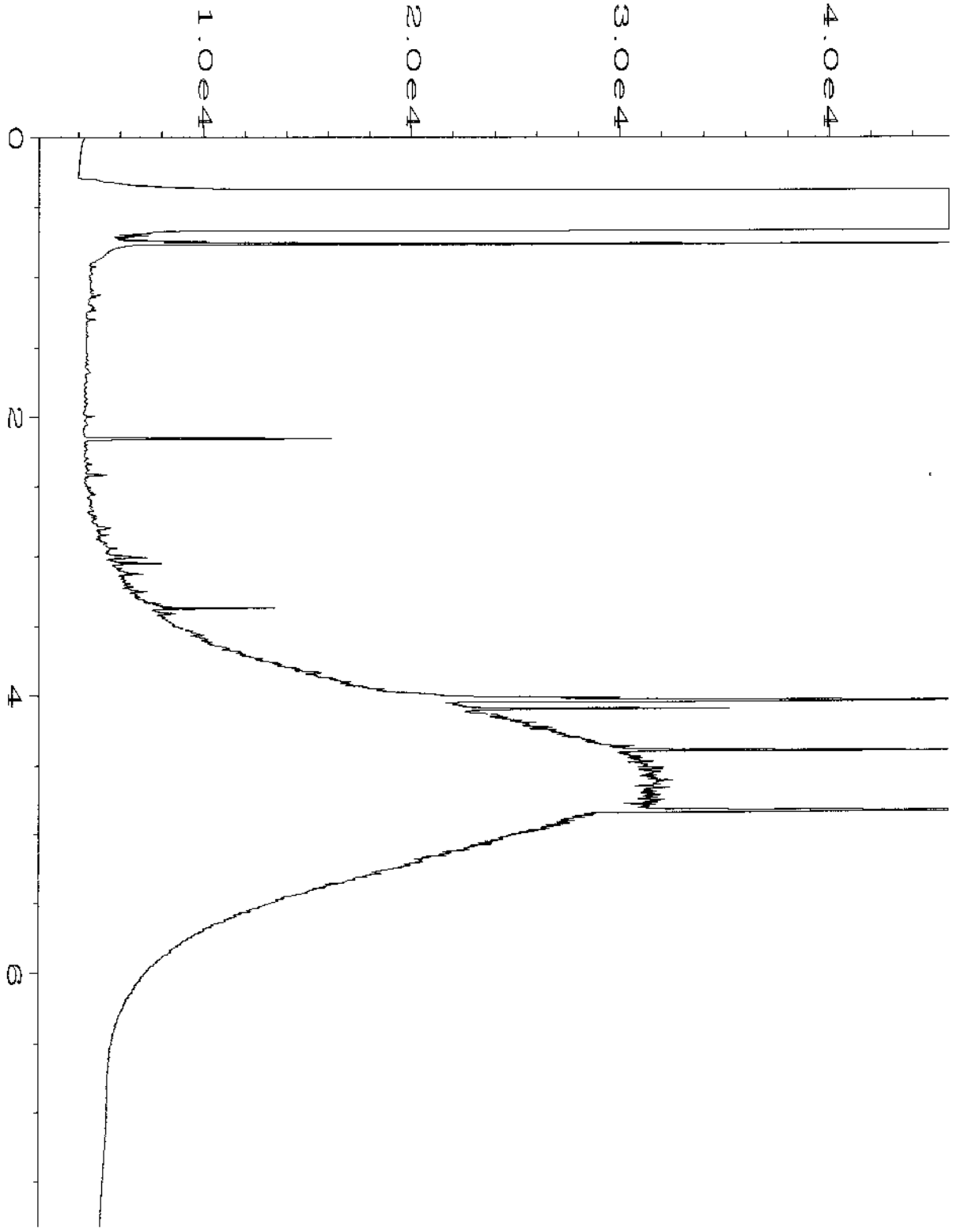

Data File Name : C:\HPCHEM\6\DATA\04-04-13\029F0701.D
Operator : mwdl
Instrument : GC #6
Sample Name : 304054-03
Run Time Bar Code:
Acquired on : 04 Apr 13 02:44 PM
Report Created on: 05 Apr 13 08:57 AM

Page Number : 1
Vial Number : 29
Injection Number : 1
Sequence Line : 7
Instrument Method: DX.MTH
Analysis Method : DX.MTH

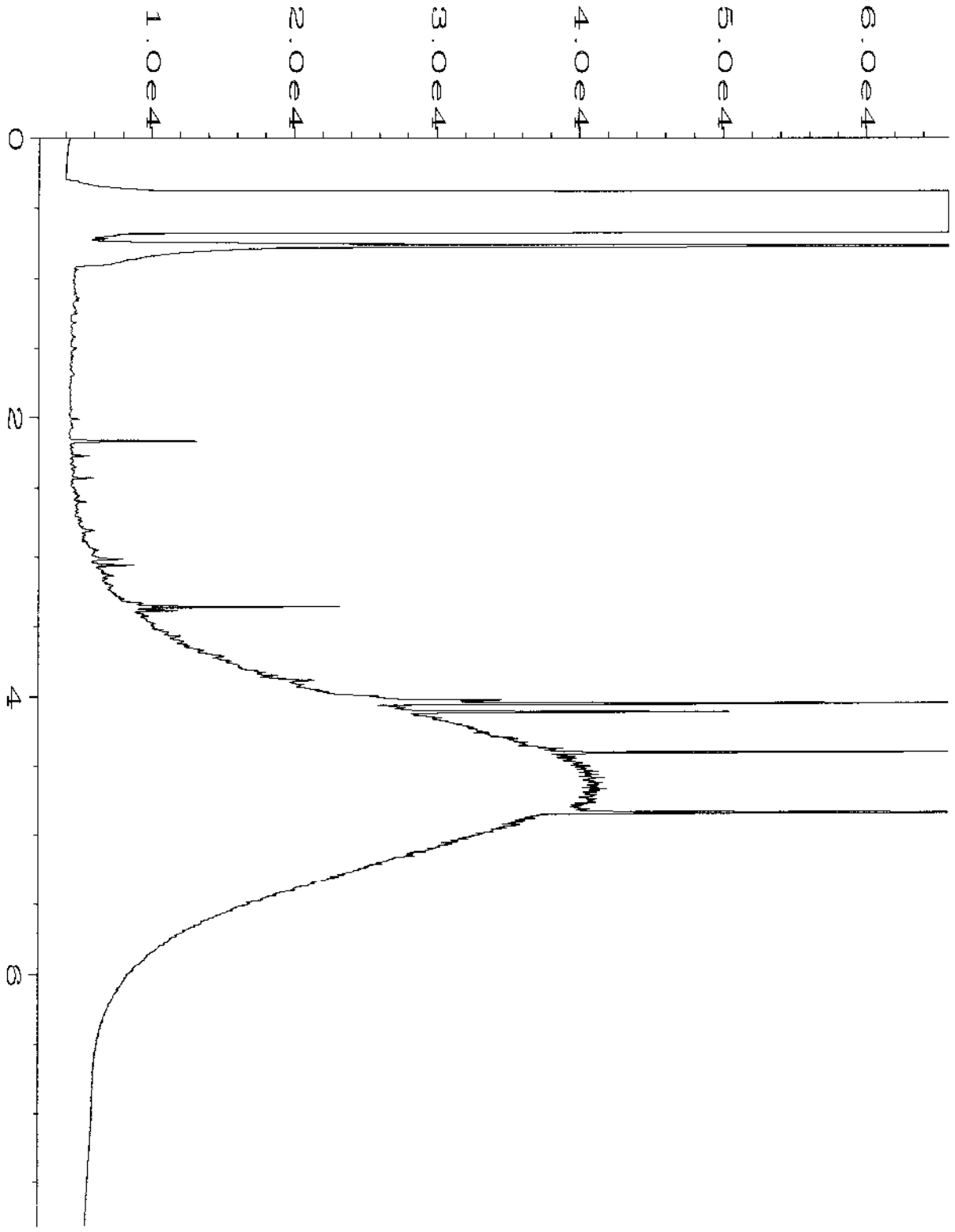

Data File Name : C:\HPCHEM\6\DATA\04-04-13\030F0701.D
Operator : mwdl
Instrument : GC #6
Sample Name : 304054-04
Run Time Bar Code:
Acquired on : 04 Apr 13 02:56 PM
Report Created on: 05 Apr 13 08:57 AM

Page Number : 1
Vial Number : 30
Injection Number : 1
Sequence Line : 7
Instrument Method: DX.MTH
Analysis Method : DX.MTH

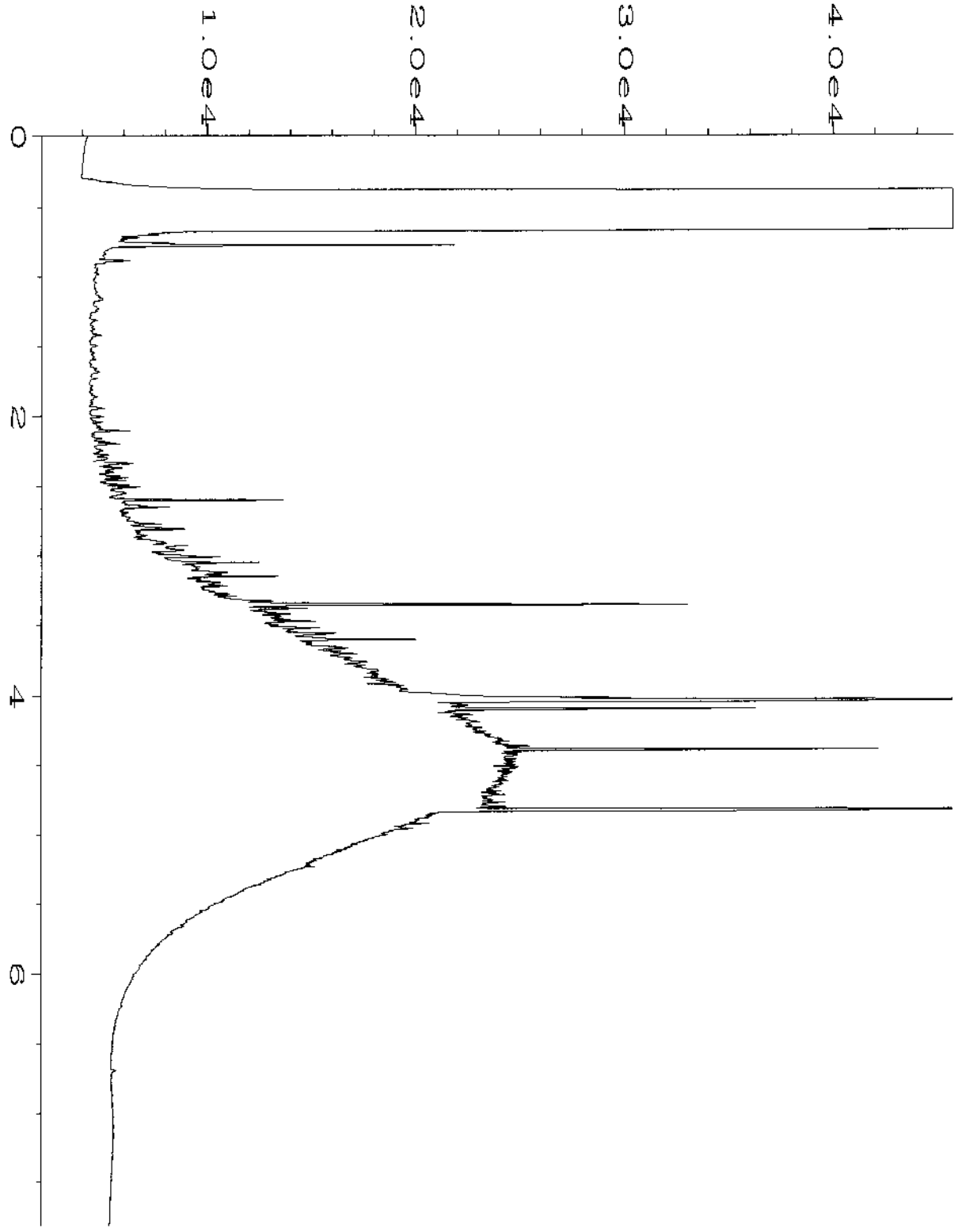

Data File Name : C:\HPCHEM\6\DATA\04-04-13\031F0701.D
Operator : mwdl
Instrument : GC #6
Sample Name : 304054-05
Run Time Bar Code:
Acquired on : 04 Apr 13 03:08 PM
Report Created on: 05 Apr 13 08:57 AM

Page Number : 1
Vial Number : 31
Injection Number : 1
Sequence Line : 7
Instrument Method: DX.MTH
Analysis Method : DX.MTH

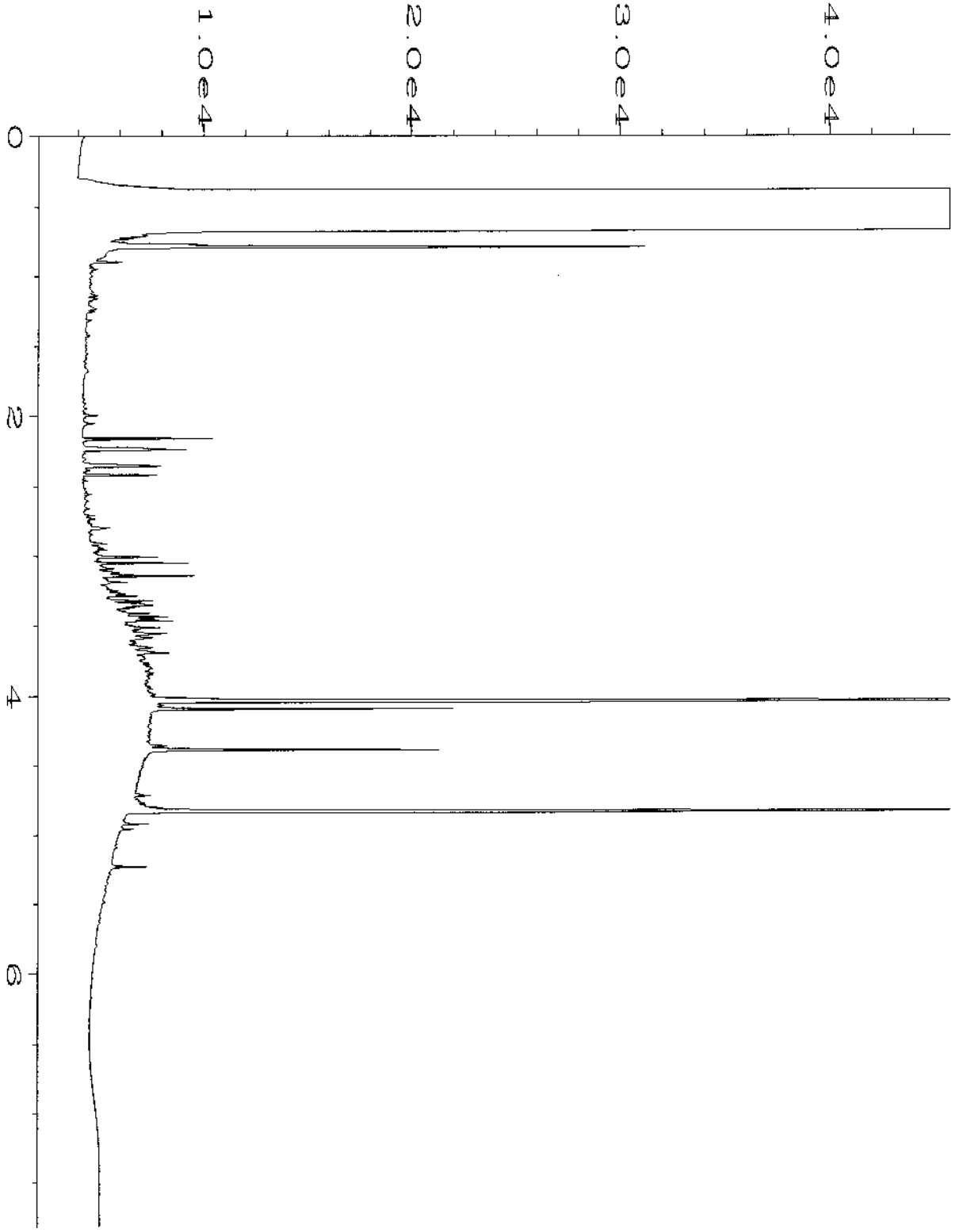

Data File Name	: C:\HPCHEM\6\DATA\04-04-13\032F0701.D		
Operator	: mwdl	Page Number	: 1
Instrument	: GC #6	Vial Number	: 32
Sample Name	: 304054-06	Injection Number	: 1
Run Time Bar Code:		Sequence Line	: 7
Acquired on	: 04 Apr 13 03:20 PM	Instrument Method	: DX.MTH
Report Created on	: 05 Apr 13 08:57 AM	Analysis Method	: DX.MTH



Data File Name	: C:\HPCHEM\6\DATA\04-04-13\021F0501.D		
Operator	: mwdl	Page Number	: 1
Instrument	: GC #6	Vial Number	: 21
Sample Name	: 03-590 mb	Injection Number	: 1
Run Time Bar Code:		Sequence Line	: 5
Acquired on	: 04 Apr 13 12:53 PM	Instrument Method	: DX.MTH
Report Created on	: 05 Apr 13 08:54 AM	Analysis Method	: DX.MTH

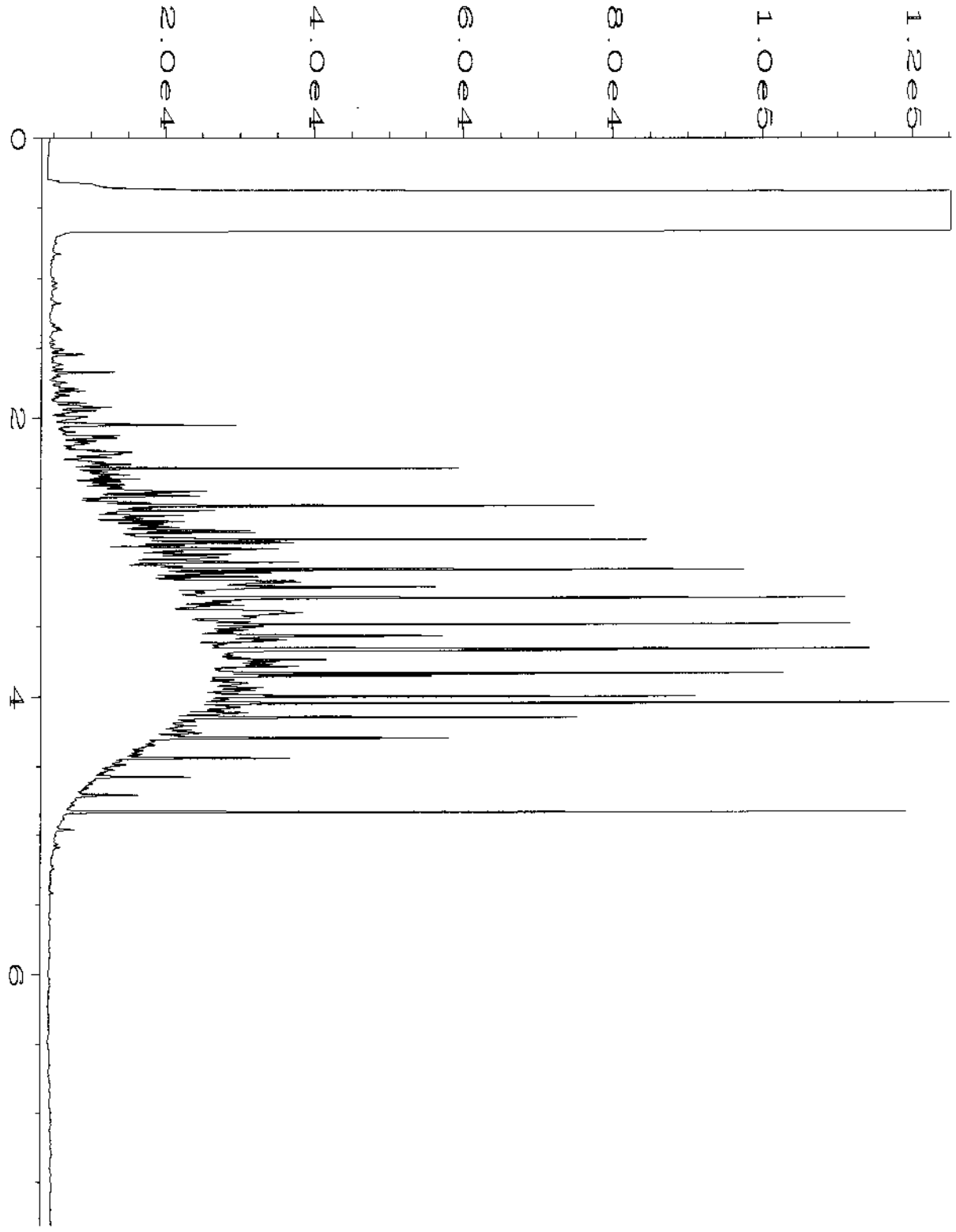

Data File Name : C:\HPCHEM\6\DATA\04-04-13\003F0201.D
Operator : mwdl
Instrument : GC #6
Sample Name : 500 Dx 40-42C
Run Time Bar Code:
Acquired on : 04 Apr 13 08:36 AM
Report Created on: 05 Apr 13 08:54 AM

Page Number : 1
Vial Number : 3
Injection Number : 1
Sequence Line : 2
Instrument Method: DX.MTH
Analysis Method : DX.MTH

304054

SAMPLE CHAIN OF CUSTODY

ME 04/02/13 V3/ A05

Page # 1 of 1

Send Report To Tim Brown, cc: Jessica Brown, Jennifer Cyr, Pete Kingston, Audrey Hackett

Company SoundEarth Strategies

Address 2811 Fairview Ave E, Suite 2000

City, State, ZIP Seattle, WA 98102

SAMPLERS (signature)

PROJECT NAME/NO.	PO #
TOC Holdings Co. Facility No. 01-600 Seattle Terminal – ASKO Property	0440-004-24
REMARKS	EIM Y

TURNAROUND TIME

X Standard (2 Weeks)

RUSH

Rush charges authorized by:

SAMPLE DISPOSAL

⊗ Dispose after 30 days

Return samples

Will call with instructions

Sample ID	Sample Location	Sample Depth	Lab ID	Date Sampled	Time Sampled	Matrix	# of jars	GRPH by NWTPH-Gx	BTEX by EPA 8021B	DRPH/ORPH by NWTPH-Dx	cVOCs by EPA 8260C	Methane, Ethane, and Ethene by RSK 175	Sulfate, Nitrate, Nitrite, Total P, Hardness, and Alkalinity	Total Fe and Total Mn	Sulfide, TKN, and Fe 2+	Notes
MW04-20130402 DAN	MW04	25	01 A-F	4/2/13	1014	W	6	X	X	X	X					
MW05-20130402 DAN	MW05	24	02	4/2/13	1107	W	6	X	X	X	X					
01MW70-20130402 DAN	01MW70	9	03	4/2/13	1350	W	6	X	X	X	X					
01MW71-20130402	01MW71	9	04	4/2/13	1444	W	6	X	X	X	X					
01MW79-20130402	01MW79	11	05	4/2/13	1203	W	6	X	X	X	X					
FD03-20130402	—	—	06	4/2/13	1029	W	6	X	X	X	X					

DAN

Friedman & Bruya, Inc.
3012 16th Avenue West
Seattle, WA 98119-2029
Ph. (206) 285-8282
Fax (206) 283-5044

SIGNATURE	PRINT NAME	COMPANY	DATE	TIME
Relinquished by:	Danny Naylor	SoundEarth	4/2/13	1654
Received by:	Jon Shilman	FBI	4	1
Relinquished by:				
Received by:		Samples received at 2 °C		

FRIEDMAN & BRUYA, INC.

ENVIRONMENTAL CHEMISTS

James E. Bruya, Ph.D.
Yelena Aravkina, M.S.
Bradley T. Benson, B.S.
Kurt Johnson, B.S.

3012 16th Avenue West
Seattle, WA 98119-2029
TEL: (206) 285-8282
e-mail: fbi@isomedia.com

April 17, 2013

Tim Brown, Project Manager
SoundEarth Strategies
2811 Fairview Ave. East, Suite 2000
Seattle, WA 98102

Dear Mr. Brown:

Included are the results from the testing of material submitted on April 2, 2013 from the TOC_01-600_20130402 WORFDB7, F&BI 304055 project. There are 17 pages included in this report. Any samples that may remain are currently scheduled for disposal in 30 days. If you would like us to return your samples or arrange for long term storage at our offices, please contact us as soon as possible.

We appreciate this opportunity to be of service to you and hope you will call if you should have any questions.

Sincerely,

FRIEDMAN & BRUYA, INC.



Michael Erdahl
Project Manager

Enclosures
c: Jessica Brown, Audrey Hackett, Pete Kingston, Jennifer Cyr
SOU0417R.DOC

FRIEDMAN & BRUYA, INC.

ENVIRONMENTAL CHEMISTS

CASE NARRATIVE

This case narrative encompasses samples received on April 2, 2013 by Friedman & Bruya, Inc. from the SoundEarth Strategies TOC_01-600_20130402 WORFDB7, F&BI 304055 project. Samples were logged in under the laboratory ID's listed below.

Laboratory ID	SoundEarth Strategies
304055 -01	01MW58-20130402
304055 -02	01MW07-20130402
304055 -03	01MW56-20130402

Sample 01MW07-20130402 was sent to Aquatic Research for sulfate, nitrate, nitrite, phosphorus, hardness, alkalinity, sulfide and TKN analysis. In addition, sample 01MW07-20130402 was sent to Amtest for ferrous iron analysis. The reports are enclosed.

All quality control requirements were acceptable.

Date of Report: 04/17/13
Date Received: 04/02/13
Project: TOC_01-600_20130402 WORFDB7, F&BI 304055
Date Extracted: 04/03/13
Date Analyzed: 04/03/13

RESULTS FROM THE ANALYSIS OF WATER SAMPLES FOR BENZENE, TOLUENE, ETHYLBENZENE, XYLENES AND TPH AS GASOLINE USING METHODS 8021B AND NWTPH-Gx

Results Reported as ug/L (ppb)

Sample ID Laboratory ID	Benzene	Toluene	Ethyl Benzene	Total Xylenes	Gasoline Range	Surrogate (% Recovery) (Limit 50-150)
01MW58-20130402 304055-01	<1	<1	<1	<3	<100	108
01MW07-20130402 304055-02	<1	1.1	<1	<3	<100	97
01MW56-20130402 304055-03	<1	1.3	<1	<3	<100	107
Method Blank 03-0549 MB	<1	<1	<1	<3	<100	106

Date of Report: 04/17/13
Date Received: 04/02/13
Project: TOC_01-600_20130402 WORFDB7, F&BI 304055
Date Extracted: 04/03/13
Date Analyzed: 04/03/13

RESULTS FROM THE ANALYSIS OF WATER SAMPLES FOR TOTAL PETROLEUM HYDROCARBONS AS DIESEL AND MOTOR OIL USING METHOD NWTPH-Dx

Results Reported as ug/L (ppb)

Sample ID Laboratory ID	Diesel Range (C_{10}-C_{25})	Motor Oil Range (C_{25}-C_{36})	Surrogate (% Recovery) (Limit 51-134)
01MW58-20130402 304055-01	250 x	<250	108
01MW07-20130402 304055-02	860 x	<250	101
01MW56-20130402 304055-03	1,000 x	<250	81
Method Blank 03-589 MB	<50	<250	96

Analysis For Total Metals By EPA Method 200.8

Client ID:	01MW07-20130402	Client:	SoundEarth Strategies
Date Received:	04/02/13	Project:	TOC_01-600_20130402 WORFDB7
Date Extracted:	04/03/13	Lab ID:	304055-02
Date Analyzed:	04/03/13	Data File:	304055-02.034
Matrix:	Water	Instrument:	ICPMS1
Units:	ug/L (ppb)	Operator:	AP

Internal Standard:	% Recovery:	Lower Limit:	Upper Limit:
Germanium	105	60	125

Analyte:	Concentration ug/L (ppb)
Manganese	117
Iron	5,870

Analysis For Total Metals By EPA Method 200.8

Client ID:	Method Blank	Client:	SoundEarth Strategies
Date Received:	NA	Project:	TOC_01-600_20130402 WORFDB7
Date Extracted:	04/03/13	Lab ID:	I3-153 mb
Date Analyzed:	04/03/13	Data File:	I3-153 mb rr.041
Matrix:	Water	Instrument:	ICPMS1
Units:	ug/L (ppb)	Operator:	AP

Internal Standard:	% Recovery:	Lower Limit:	Upper Limit:
Germanium	112	60	125

Analyte:	Concentration ug/L (ppb)
Manganese	<1
Iron	<10

Analysis For Volatile Compounds By EPA Method 8260C

Client Sample ID:	01MW58-20130402	Client:	SoundEarth Strategies
Date Received:	04/02/13	Project:	TOC_01-600_20130402 WORFDB7
Date Extracted:	04/03/13	Lab ID:	304055-01
Date Analyzed:	04/03/13	Data File:	040312.D
Matrix:	Water	Instrument:	GCMS4
Units:	ug/L (ppb)	Operator:	JS

Surrogates:	% Recovery:	Lower Limit:	Upper Limit:
1,2-Dichloroethane-d4	99	57	121
Toluene-d8	101	63	127
4-Bromofluorobenzene	99	60	133

Compounds:	Concentration ug/L (ppb)
Vinyl chloride	0.33
Chloroethane	<1
1,1-Dichloroethene	<1
Methylene chloride	<5
trans-1,2-Dichloroethene	<1
1,1-Dichloroethane	<1
cis-1,2-Dichloroethene	<1
1,2-Dichloroethane (EDC)	<1
1,1,1-Trichloroethane	<1
Trichloroethene	<1
Tetrachloroethene	<1

Analysis For Volatile Compounds By EPA Method 8260C

Client Sample ID:	01MW07-20130402	Client:	SoundEarth Strategies
Date Received:	04/02/13	Project:	TOC_01-600_20130402 WORFDB7
Date Extracted:	04/03/13	Lab ID:	304055-02
Date Analyzed:	04/03/13	Data File:	040313.D
Matrix:	Water	Instrument:	GCMS4
Units:	ug/L (ppb)	Operator:	JS

Surrogates:	% Recovery:	Lower Limit:	Upper Limit:
1,2-Dichloroethane-d4	100	57	121
Toluene-d8	101	63	127
4-Bromofluorobenzene	99	60	133

Compounds:	Concentration ug/L (ppb)
Vinyl chloride	0.75
Chloroethane	<1
1,1-Dichloroethene	<1
Methylene chloride	<5
trans-1,2-Dichloroethene	<1
1,1-Dichloroethane	<1
cis-1,2-Dichloroethene	<1
1,2-Dichloroethane (EDC)	<1
1,1,1-Trichloroethane	<1
Trichloroethene	7.9
Tetrachloroethene	<1

Analysis For Volatile Compounds By EPA Method 8260C

Client Sample ID:	01MW56-20130402	Client:	SoundEarth Strategies
Date Received:	04/02/13	Project:	TOC_01-600_20130402 WORFDB7
Date Extracted:	04/03/13	Lab ID:	304055-03
Date Analyzed:	04/03/13	Data File:	040314.D
Matrix:	Water	Instrument:	GCMS4
Units:	ug/L (ppb)	Operator:	JS

Surrogates:	% Recovery:	Lower Limit:	Upper Limit:
1,2-Dichloroethane-d4	102	57	121
Toluene-d8	102	63	127
4-Bromofluorobenzene	100	60	133

Compounds:	Concentration ug/L (ppb)
Vinyl chloride	0.37
Chloroethane	<1
1,1-Dichloroethene	<1
Methylene chloride	<5
trans-1,2-Dichloroethene	<1
1,1-Dichloroethane	<1
cis-1,2-Dichloroethene	<1
1,2-Dichloroethane (EDC)	<1
1,1,1-Trichloroethane	<1
Trichloroethene	<1
Tetrachloroethene	<1

Analysis For Volatile Compounds By EPA Method 8260C

Client Sample ID:	Method Blank	Client:	SoundEarth Strategies
Date Received:	NA	Project:	TOC_01-600_20130402 WORFDB7
Date Extracted:	04/03/13	Lab ID:	03-0591 mb
Date Analyzed:	04/03/13	Data File:	040310.D
Matrix:	Water	Instrument:	GCMS4
Units:	ug/L (ppb)	Operator:	JS

Surrogates:	% Recovery:	Lower Limit:	Upper Limit:
1,2-Dichloroethane-d4	102	57	121
Toluene-d8	100	63	127
4-Bromofluorobenzene	99	60	133

Compounds:	Concentration ug/L (ppb)
Vinyl chloride	<0.2
Chloroethane	<1
1,1-Dichloroethene	<1
Methylene chloride	<5
trans-1,2-Dichloroethene	<1
1,1-Dichloroethane	<1
cis-1,2-Dichloroethene	<1
1,2-Dichloroethane (EDC)	<1
1,1,1-Trichloroethane	<1
Trichloroethene	<1
Tetrachloroethene	<1

Analysis For Dissolved Gasses By RSK 175

Client Sample ID:	01MW07-20130402	Client:	SoundEarth Strategies
Date Received:	04/02/13	Project:	TOC_01-600_20130402 WORFDB7
Date Extracted:	04/05/13	Lab ID:	304055-02
Date Analyzed:	04/05/13	Data File:	009F0901.D
Matrix:	Water	Instrument:	GC8
Units:	ug/L (ppb)	Operator:	BTB

Compounds:	Concentration ug/L (ppb)
Methane	16
Ethane	<5
Ethene	<5

Analysis For Dissolved Gasses By RSK 175

Client Sample ID:	Method Blank	Client:	SoundEarth Strategies
Date Received:	NA	Project:	TOC_01-600_20130402 WORFDB7
Date Extracted:	04/05/13	Lab ID:	03-592 mb
Date Analyzed:	04/05/13	Data File:	008F0801.D
Matrix:	Water	Instrument:	GC8
Units:	ug/L (ppb)	Operator:	BTB

Compounds:	Concentration ug/L (ppb)
Methane	<5
Ethane	<5
Ethene	<5

Date of Report: 04/17/13
Date Received: 04/02/13
Project: TOC_01-600_20130402 WORFDB7, F&BI 304055

QUALITY ASSURANCE RESULTS FOR THE ANALYSIS OF WATER SAMPLES FOR BENZENE, TOLUENE, ETHYLBENZENE, XYLENES, AND TPH AS GASOLINE USING EPA METHOD 8021B AND NWTPH-Gx

Laboratory Code: 304053-01 (Duplicate)

Analyte	Reporting Units	Sample Result	Duplicate Result	RPD (Limit 20)
Benzene	ug/L (ppb)	<1	<1	nm
Toluene	ug/L (ppb)	<1	<1	nm
Ethylbenzene	ug/L (ppb)	<1	<1	nm
Xylenes	ug/L (ppb)	<3	<3	nm
Gasoline	ug/L (ppb)	<100	<100	nm

Laboratory Code: Laboratory Control Sample

Analyte	Reporting Units	Spike Level	Percent Recovery LCS	Acceptance Criteria
Benzene	ug/L (ppb)	50	93	72-119
Toluene	ug/L (ppb)	50	95	71-113
Ethylbenzene	ug/L (ppb)	50	95	72-114
Xylenes	ug/L (ppb)	150	89	72-113
Gasoline	ug/L (ppb)	1,000	96	70-119

Date of Report: 04/17/13
Date Received: 04/02/13
Project: TOC_01-600_20130402 WORFDB7, F&BI 304055

QUALITY ASSURANCE RESULTS FOR THE ANALYSIS OF WATER SAMPLES FOR TOTAL PETROLEUM HYDROCARBONS AS DIESEL EXTENDED USING METHOD NWTPH-Dx

Laboratory Code: Laboratory Control Sample

Analyte	Reporting Units	Spike Level	Percent Recovery LCS	Percent Recovery LCSD	Acceptance Criteria	RPD (Limit 20)
Diesel Extended	ug/L (ppb)	2,500	105	113	58-134	7

Date of Report: 04/17/13
Date Received: 04/02/13
Project: TOC_01-600_20130402 WORFDB7, F&BI 304055

QUALITY ASSURANCE RESULTS FOR THE ANALYSIS OF WATER SAMPLES FOR TOTAL METALS USING EPA METHOD 200.8

Laboratory Code: 303466-01 (Matrix Spike)

Analyte	Reporting Units	Spike Level	Sample Result	Percent Recovery MS	Percent Recovery MSD	Acceptance Criteria	RPD (Limit 20)
Manganese	ug/L (ppb)	20	127	96 b	107 b	47-155	11 b
Iron	ug/L (ppb)	100	982	69 b	91 b	50-150	27 b

Laboratory Code: Laboratory Control Sample

Analyte	Reporting Units	Spike Level	Percent Recovery LCS	Acceptance Criteria
Manganese	ug/L (ppb)	20	105	76-120
Iron	ug/L (ppb)	100	105	70-130

Date of Report: 04/17/13
Date Received: 04/02/13
Project: TOC_01-600_20130402 WORFDB7, F&BI 304055

QUALITY ASSURANCE RESULTS FOR THE ANALYSIS OF WATER SAMPLES FOR VOLATILES BY EPA METHOD 8260C

Laboratory Code: 304055-02 (Matrix Spike)

Analyte	Reporting Units	Spike Level	Sample Result	Percent Recovery MS	Acceptance Criteria
Vinyl chloride	ug/L (ppb)	50	0.75	100	36-166
Chloroethane	ug/L (ppb)	50	<1	107	46-160
1,1-Dichloroethene	ug/L (ppb)	50	<1	111	60-136
Methylene chloride	ug/L (ppb)	50	<5	96	67-132
trans-1,2-Dichloroethene	ug/L (ppb)	50	<1	107	72-129
1,1-Dichloroethane	ug/L (ppb)	50	<1	104	70-128
cis-1,2-Dichloroethene	ug/L (ppb)	50	<1	109	71-127
1,2-Dichloroethane (EDC)	ug/L (ppb)	50	<1	108	69-133
1,1,1-Trichloroethane	ug/L (ppb)	50	<1	108	60-146
Trichloroethene	ug/L (ppb)	50	7.9	104	66-135
Tetrachloroethene	ug/L (ppb)	50	<1	103	10-226

Laboratory Code: Laboratory Control Sample

Analyte	Reporting Units	Spike Level	Percent Recovery LCS	Percent Recovery LCSD	Acceptance Criteria	RPD (Limit 20)
Vinyl chloride	ug/L (ppb)	50	100	96	50-154	4
Chloroethane	ug/L (ppb)	50	108	104	58-146	4
1,1-Dichloroethene	ug/L (ppb)	50	109	105	67-136	4
Methylene chloride	ug/L (ppb)	50	94	90	39-148	4
trans-1,2-Dichloroethene	ug/L (ppb)	50	104	98	68-128	6
1,1-Dichloroethane	ug/L (ppb)	50	102	97	79-121	5
cis-1,2-Dichloroethene	ug/L (ppb)	50	105	98	80-123	7
1,2-Dichloroethane (EDC)	ug/L (ppb)	50	105	99	73-132	6
1,1,1-Trichloroethane	ug/L (ppb)	50	104	100	83-130	4
Trichloroethene	ug/L (ppb)	50	104	97	80-120	7
Tetrachloroethene	ug/L (ppb)	50	105	98	76-121	7

Date of Report: 04/17/13
Date Received: 04/02/13
Project: TOC_01-600_20130402 WORFDB7, F&BI 304055

QUALITY ASSURANCE RESULTS FOR THE ANALYSIS OF WATER SAMPLES FOR DISSOLVED GASSES USING METHOD RSK 175

Laboratory Code: Laboratory Control Sample

Analyte	Reporting Units	Spike Level	Percent Recovery LCS	Percent Recovery LCSD	Acceptance Criteria	RPD (Limit 20)
Methane	ug/L (ppm)	12	93	79	70-130	16
Ethane	ug/L (ppm)	24	104	88	70-130	17
Ethene	ug/L (ppm)	24	100	83	70-130	19

Data Qualifiers & Definitions

a - The analyte was detected at a level less than five times the reporting limit. The RPD results may not provide reliable information on the variability of the analysis.

A1 – More than one compound of similar molecule structure was identified with equal probability.

b - The analyte was spiked at a level that was less than five times that present in the sample. Matrix spike recoveries may not be meaningful.

ca - The calibration results for this range fell outside of acceptance criteria. The value reported is an estimate.

c - The presence of the analyte indicated may be due to carryover from previous sample injections.

d - The sample was diluted. Detection limits may be raised due to dilution.

ds - The sample was diluted. Detection limits are raised due to dilution and surrogate recoveries may not be meaningful.

dv - Insufficient sample was available to achieve normal reporting limits and limits are raised accordingly.

fb - Analyte present in the blank and the sample.

fc – The compound is a common laboratory and field contaminant.

hr - The sample and duplicate were reextracted and reanalyzed. RPD results were still outside of control limits. The variability is attributed to sample inhomogeneity.

ht - Analysis performed outside the method or client-specified holding time requirement.

ip - Recovery fell outside of normal control limits. Compounds in the sample matrix interfered with the quantitation of the analyte.

j – The result is below normal reporting limits. The value reported is an estimate.

J - The internal standard associated with the analyte is out of control limits. The reported concentration is an estimate.

jl - The analyte result in the laboratory control sample is out of control limits. The reported concentration should be considered an estimate.

jr - The rpd result in laboratory control sample associated with the analyte is out of control limits. The reported concentration should be considered an estimate.

js - The surrogate associated with the analyte is out of control limits. The reported concentration should be considered an estimate.

lc - The presence of the compound indicated is likely due to laboratory contamination.

L - The reported concentration was generated from a library search.

nm - The analyte was not detected in one or more of the duplicate analyses. Therefore, calculation of the RPD is not applicable.

pc – The sample was received in a container not approved by the method. The value reported should be considered an estimate.

pr – The sample was received with incorrect preservation. The value reported should be considered an estimate.

ve - Estimated concentration calculated for an analyte response above the valid instrument calibration range. A dilution is required to obtain an accurate quantification of the analyte.

vo - The value reported fell outside the control limits established for this analyte.

x - The sample chromatographic pattern does not resemble the fuel standard used for quantitation.

Am Test Inc.
13600 NE 126TH PL
Suite C
Kirkland, WA 98034
(425) 885-1664

Professional Analytical Services

Apr 5 2013
Friedman & Bruya, Inc.
3012 16th Avenue West
Seattle, WA 98119-2029

Enclosed please find the analytical data for your project.

The following is a cross correlation of client and laboratory identifications for your convenience.

CLIENT ID	MATRIX	AMTEST ID	TEST
01MW07-20130402	Water	13-A003916	MET

Your sample was received on Wednesday, April 3, 2013. At the time of receipt, the sample was logged in and properly maintained prior to the subsequent analysis.

The analytical procedures used at AmTest are well documented and are typically derived from the protocols of the EPA, USDA, FDA or the Army Corps of Engineers.

Following the analytical data you will find the Quality Control (QC) results.

Please note that the detection limits that are listed in the body of the report refer to the Method Detection Limits (MDL's), as opposed to Practical Quantitation Limits (PQL's).

If you should have any questions pertaining to the data package, please feel free to conact me.

Sincerely,



Aaron W. Young
Laboratory Manager

Project #: 304055
PO Number: C-317

BACT = Bacteriological
CONV = Conventionals
MET = Metals
ORG = Organics
NUT=Nutrients
DEM=Demand
MIN=Minerals

Am Test Inc.
13600 NE 126TH PL
Suite C
Kirkland, WA 98034
(425) 885-1664
www.amtestlab.com

AMTEST LABORATORIES

Professional Analytical Services

ANALYSIS REPORT

Friedman & Bruya, Inc.
3012 16th Avenue West
Seattle, WA 98119-2029
Project #: 304055
PO Number: C-317
All results reported on an as received basis.

Date Received: 04/03/13
Date Reported: 4/ 5/13

AMTEST Identification Number	**13-A003916**
Client Identification	**01MW07-20130402**
Sampling Date	**04/02/13, 11:00**

Conventionals

PARAMETER	RESULT	UNITS	Q	D.L.	METHOD	ANALYST	DATE
Ferrous Iron	2.77	mg/l		0.01	SM 3500FeD	EB	04/04/13

Aaron W. Young
Laboratory Manager

Am Test Inc.
13600 NE 126th PL
Suite C
Kirkland, WA, 98034
(425) 885-1664
www.amtestlab.com

AMTEST LABORATORIES

Professional Analytical Services

QC Summary for sample number: 13-A003916

MATRIX SPIKES

SAMPLE #	ANALYTE	UNITS	SAMPLE VALUE	SMPL+ SPK	SPK AMT	RECOVERY
13-A003917	Ferrous Iron	mg/l	< 0.01	0.46	0.50	92.00 %
13-A003917	Ferrous Iron	mg/l	< 0.01	0.49	0.50	98.00 %

MATRIX SPIKE DUPLICATES

SAMPLE #	ANALYTE	UNITS	SAMPLE + SPK	MSD VALUE	RPD
Spike	Ferrous Iron	mg/l	0.46	0.49	6.3

STANDARD REFERENCE MATERIALS

ANALYTE	UNITS	TRUE VALUE	MEASURED VALUE	RECOVERY
Ferrous Iron	mg/l	0.50	0.47	94.0 %

BLANKS

ANALYTE	UNITS	RESULT
Ferrous Iron	mg/l	< 0.01

SUBCONTRACT SAMPLE CHAIN OF CUSTODY

3.1

Page # 1 of 1

Send Report To Michael Erdahl

Company Friedman and Bruya, Inc.

Address 3012 16th Ave W

City, State, ZIP Seattle, WA 98119

Phone # (206) 285-8282 Fax # (206) 283-5044

SUBCONTRACTER Ambyr

PROJECT NAME/NO. 304055

PO # C-317

REMARKS

Please Email Results

TURNAROUND TIME

☒ Standard (2 Weeks)

☐ RUSH

Rush charges authorized by:

SAMPLE DISPOSAL

☐ Dispose after 30 days

☐ Return samples

☐ Will call with instructions

Sample ID	Lab ID	Date Sampled	Time Sampled	Sample Type	# of containers	ANALYSES REQUESTED: Total Fe	Hardness	Sulfate	Ferrous Iron Nitrate	Nitrite	Alkalinity	Sulfide	TKN	Total Phosphorus	Dissolved Gasses	Notes
3916																
~~3194~~ 01MW07-20130402		4/2/2013	1100	water	1				X							

Friedman & Bruya, Inc.
3012 16th Avenue West
Seattle, WA 98119-2029
Ph. (206) 285-8282
Fax (206) 283-5044

	SIGNATURE	PRINT NAME	COMPANY	DATE	TIME
Relinquished by:		Michael Erdahl	Friedman & Bruya	4/3/13.	9:45
Received by:					
Relinquished by:					
Received by:					

AQUATIC RESEARCH INCORPORATED

LABORATORY & CONSULTING SERVICES

3927 AURORA AVENUE NORTH, SEATTLE, WA 98103

PHONE: (206) 632-2715 FAX: (206) 632-2417

CASE FILE NUMBER:	**FBI011-38**		**PAGE 1**
REPORT DATE:	**04/16/13**		
DATE SAMPLED:	**04/02/13**	**DATE RECEIVED:**	**04/03/13**

FINAL REPORT, LABORATORY ANALYSIS OF SELECTED PARAMETERS ON WATER SAMPLES FROM FRIEDMAN & BRUYA, INC. / PROJECT NO. 304055

CASE NARRATIVE

One water sample was received by the laboratory in good condition and analyzed according to the chain of custody. No difficulties were encountered in the preparation or analysis of this sample. Sample data follows while QA/QC data is contained on subsequent pages.

SAMPLE DATA

SAMPLE ID	ALKALINITY (mgCaCO3/l)	SULFATE (mg/L)	SULFIDE (mg/L)	TOTAL-P (mg/L)	TKN (mg/L)
01MW07-20130402	180	37.2	0.12	0.062	0.520

SAMPLE ID	NITRATE (mg/L)	NITRITE (mg/L)	HARDNESS (mgCaCO3/L)
01MW07-20130402	0.045	0.008	432

AQUATIC RESEARCH INCORPORATED

LABORATORY & CONSULTING SERVICES

3927 AURORA AVENUE NORTH, SEATTLE, WA 98103

PHONE: (206) 632-2715 FAX: (206) 632-2417

CASE FILE NUMBER:	**FBI011-38**		**PAGE 2**
REPORT DATE:	**04/16/13**		
DATE SAMPLED:	**04/02/13**	**DATE RECEIVED:**	**04/03/13**

FINAL REPORT, LABORATORY ANALYSIS OF SELECTED PARAMETERS ON WATER SAMPLES FROM FRIEDMAN & BRUYA, INC. / PROJECT NO. 304055

QA/QC DATA

QC PARAMETER	ALKALINITY (mgCaCO3/l)	SULFATE (mg/L)	SULFIDE (mg/L)	TOTAL-P (mg/L)	TKN (mg/L)
METHOD	SM18 2320B	SM184500SO4E	EPA 376.1	EPA 365.1	EPA 351.1
DATE ANALYZED	04/15/13	04/03/13	04/09/13	04/04/13	04/04/13
DETECTION LIMIT	1.00	1.00	0.05	0.002	0.200
DUPLICATE					
SAMPLE ID	BATCH	BATCH	BATCH	BATCH	BATCH
ORIGINAL	41.6	<1.00	0.40	0.028	0.538
DUPLICATE	40.4	<1.00	0.40	0.028	0.555
RPD	2.93%	NC	0.00%	0.16%	3.10%
SPIKE SAMPLE					
SAMPLE ID		BATCH		BATCH	BATCH
ORIGINAL		<1.00		0.028	0.538
SPIKED SAMPLE		10.8		0.079	2.48
SPIKE ADDED		10.0		0.050	2.00
% RECOVERY	NA	108.00%	NA	101.13%	96.93%
QC CHECK					
FOUND	98.0	9.88		0.083	6.23
TRUE	100	10.0		0.090	5.79
% RECOVERY	98.00%	98.84%	NA	92.47%	107.60%
BLANK	NA	<1.00	<0.05	<0.002	<0.200

RPD = RELATIVE PERCENT DIFFERENCE.
NA = NOT APPLICABLE OR NOT AVAILABLE.
NC = NOT CALCULABLE DUE TO ONE OR MORE VALUES BEING BELOW THE DETECTION LIMIT.
OR = RECOVERY NOT CALCULABLE DUE TO SPIKE SAMPLE OUT OF RANGE OR SPIKE TOO LOW RELATIVE TO SAMPLE CONCENTRATION.

AQUATIC RESEARCH INCORPORATED

LABORATORY & CONSULTING SERVICES

3927 AURORA AVENUE NORTH, SEATTLE, WA 98103

PHONE: (206) 632-2715 FAX: (206) 632-2417

CASE FILE NUMBER:	**FBI011-38**		**PAGE 3**
REPORT DATE:	**04/16/13**		
DATE SAMPLED:	**04/02/13**	**DATE RECEIVED:**	**04/03/13**

FINAL REPORT, LABORATORY ANALYSIS OF SELECTED PARAMETERS ON WATER SAMPLES FROM FRIEDMAN & BRUYA, INC. / PROJECT NO. 304055

QA/QC DATA

QC PARAMETER	NITRATE (mg/L)	NITRITE (mg/L)	HARDNESS (mgCaCO3/L)
METHOD	SM184500N03F	EPA 353.2	SM18 2340C
DATE ANALYZED	04/04/13	04/04/13	04/11/13
DETECTION LIMIT	0.010	0.002	2.00
DUPLICATE			
SAMPLE ID	BATCH	BATCH	BATCH
ORIGINAL	0.452	0.007	221
DUPLICATE	0.440	0.006	225
RPD	2.55%	15.38%	1.75%
SPIKE SAMPLE			
SAMPLE ID	BATCH	BATCH	BATCH
ORIGINAL	0.452	0.007	221
SPIKED SAMPLE	0.659	0.048	238
SPIKE ADDED	0.200	0.040	20.0
% RECOVERY	103.36%	102.50%	87.95%
QC CHECK			
FOUND	0.419	0.040	39.5
TRUE	0.408	0.040	40.0
% RECOVERY	102.66%	100.00%	98.70%
BLANK	<0.010	<0.002	<2.00

RPD = RELATIVE PERCENT DIFFERENCE.
NA = NOT APPLICABLE OR NOT AVAILABLE.
NC = NOT CALCULABLE DUE TO ONE OR MORE VALUES BEING BELOW THE DETECTION LIMIT.
OR = RECOVERY NOT CALCULABLE DUE TO SPIKE SAMPLE OUT OF RANGE OR SPIKE TOO LOW RELATIVE TO SAMPLE CONCENTRATION.

SUBMITTED BY:

Damien Gadomski
Project Manager

FB1010-38

SUBCONTRACT SAMPLE CHAIN OF CUSTODY

Send Report To Michael Erdahl
Company Friedman and Bruya, Inc.
Address 3012 16th Ave W
City, State, ZIP Seattle, WA 98119
Phone # (206) 285-8282 Fax # (206) 283-5044

SUBCONTRACTER Ag. Research.
PROJECT NAME/NO. 304055
PO # C-318
REMARKS Please Email Results

Page # 1 of 1
TURNAROUND TIME
☑ Standard (2 Weeks)
☐ RUSH
Rush charges authorized by:

SAMPLE DISPOSAL
☐ Dispose after 30 days
☐ Return samples
☐ Will call with instructions

Sample ID	Lab ID	Date Sampled	Time Sampled	Sample Type	# of containers	ANALYSES REQUESTED: Total Fe	Hardness	Sulfate	Nitrate	Nitrite	Alkalinity	Sulfide	TKN	Total Phosphorus	Dissolved Gasses	Notes
01MW07-20130402		4/2/2013	1100	water			X	X	X	X	X	X	X	X		

	SIGNATURE	PRINT NAME	COMPANY	DATE	TIME
Relinquished by:		Michael Erdahl	Friedman & Bruya	4/3/13.	9:45
Received by:		S. Nielsen	FBI	4/3/13	1200
Relinquished by:					
Received by:					

Friedman & Bruya, Inc.
3012 16th Avenue West
Seattle, WA 98119-2029
Ph. (206) 285-8282
Fax (206) 283-5044



Data File Name : C:\HPCHEM\6\DATA\04-03-13\029F0501.D
Operator : mwdl
Instrument : GC #6
Sample Name : 304055-01
Run Time Bar Code:
Acquired on : 03 Apr 13 07:33 PM
Report Created on: 04 Apr 13 08:53 AM

Page Number : 1
Vial Number : 29
Injection Number : 1
Sequence Line : 5
Instrument Method: DX.MTH
Analysis Method : DX.MTH

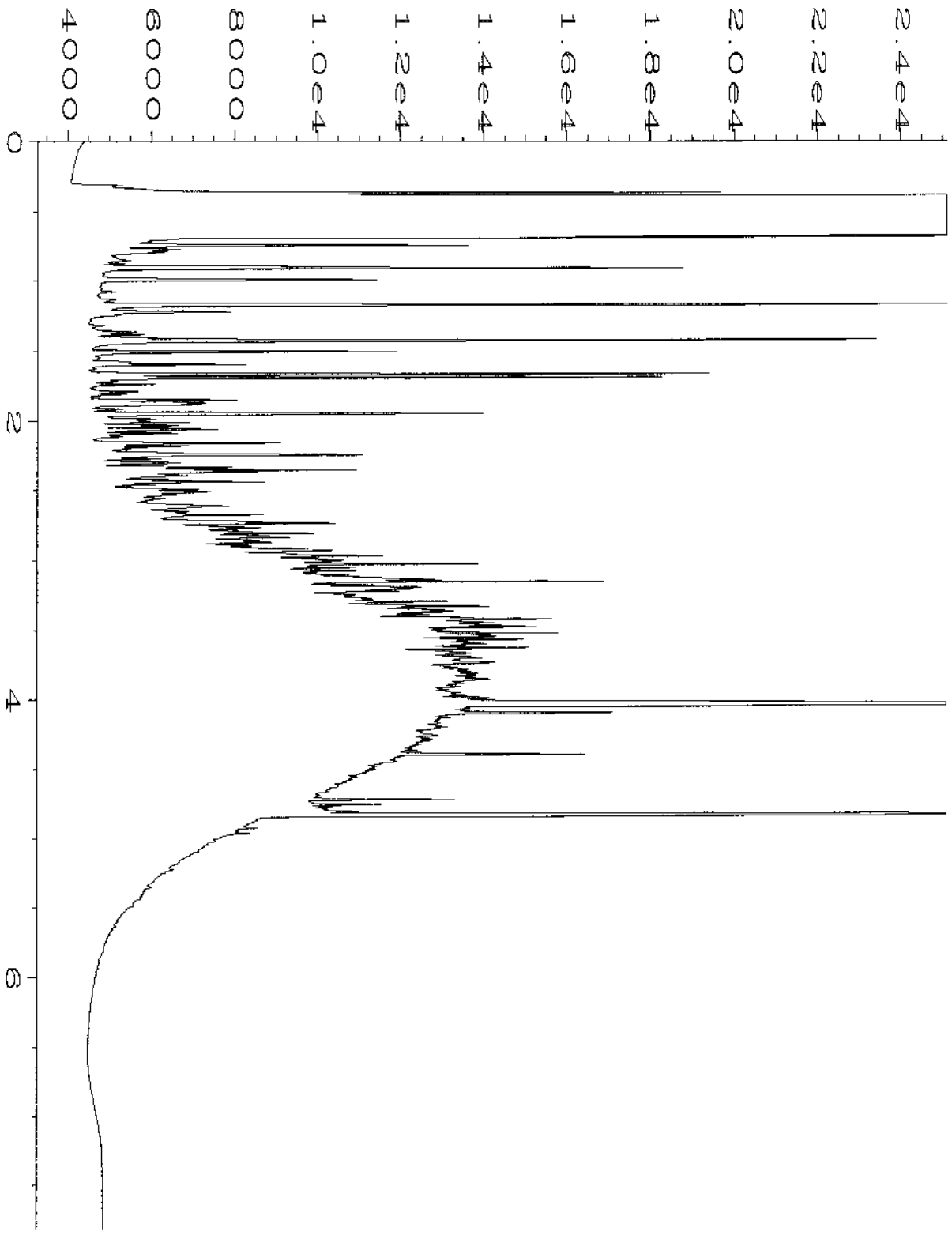

Data File Name : C:\HPCHEM\6\DATA\04-03-13\030F0501.D
Operator : mwdl
Instrument : GC #6
Sample Name : 304055-02
Run Time Bar Code:
Acquired on : 03 Apr 13 07:45 PM
Report Created on: 04 Apr 13 08:53 AM

Page Number : 1
Vial Number : 30
Injection Number : 1
Sequence Line : 5
Instrument Method: DX.MTH
Analysis Method : DX.MTH

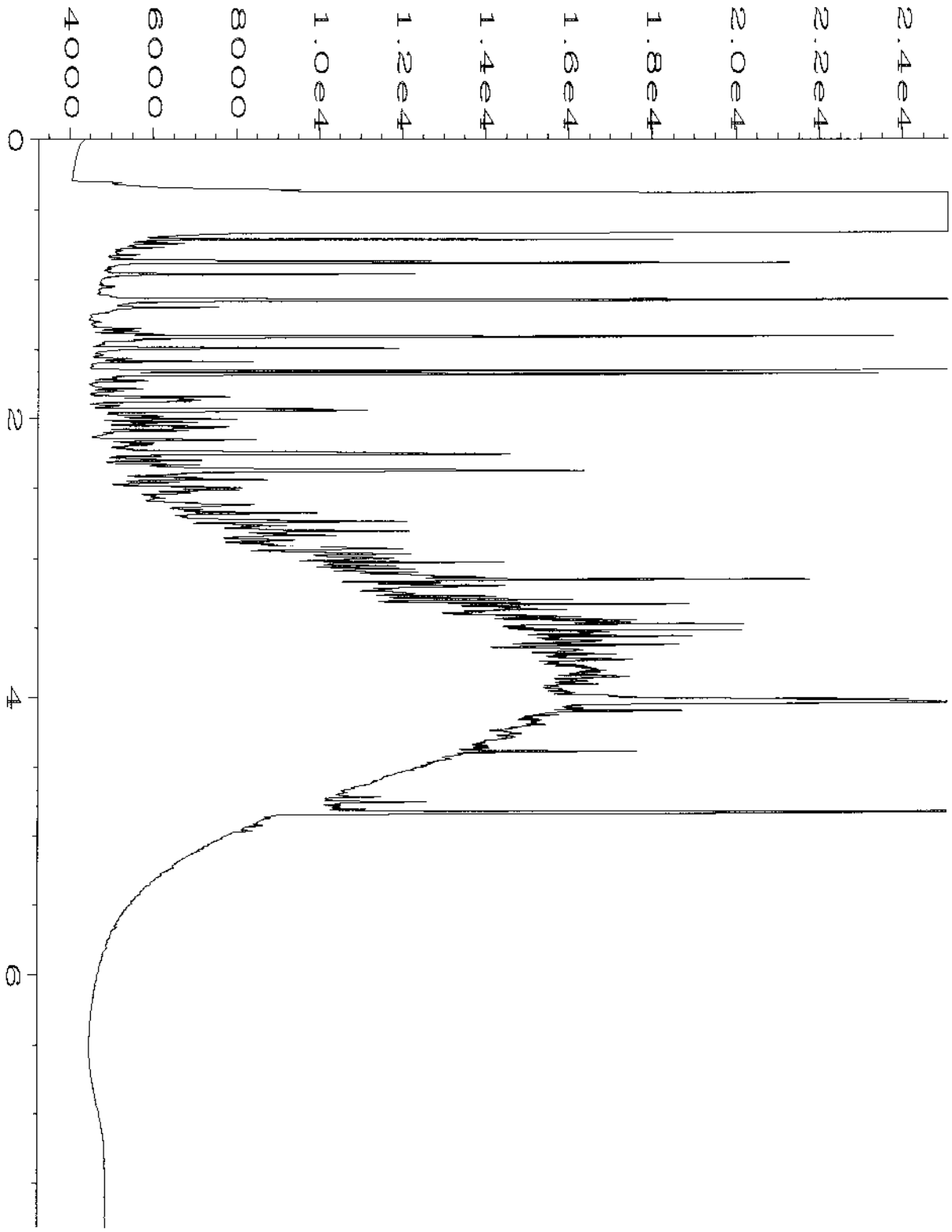

Data File Name : C:\HPCHEM\6\DATA\04-03-13\031F0501.D
Operator : mwdl
Instrument : GC #6
Sample Name : 304055-03
Run Time Bar Code:
Acquired on : 03 Apr 13 07:58 PM
Report Created on: 04 Apr 13 08:53 AM

Page Number : 1
Vial Number : 31
Injection Number : 1
Sequence Line : 5
Instrument Method: DX.MTH
Analysis Method : DX.MTH

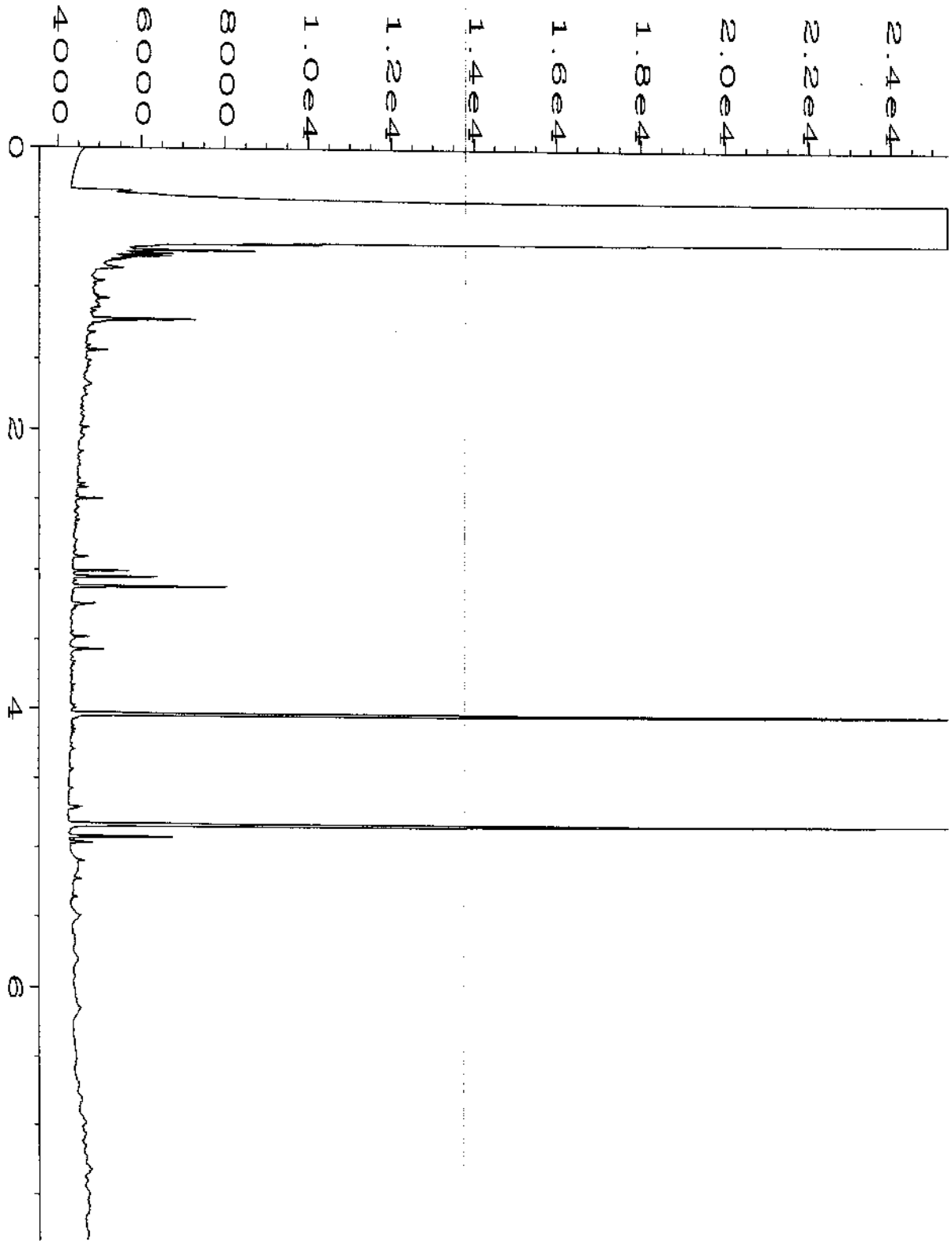

Data File Name : C:\HPCHEM\6\DATA\04-03-13\013F0501.D
Operator : mwdl
Instrument : GC #6
Sample Name : 03-589 mb
Run Time Bar Code:
Acquired on : 03 Apr 13 04:17 PM
Report Created on: 04 Apr 13 08:49 AM

Page Number : 1
Vial Number : 13
Injection Number : 1
Sequence Line : 5
Instrument Method: DX.MTH
Analysis Method : DX.MTH

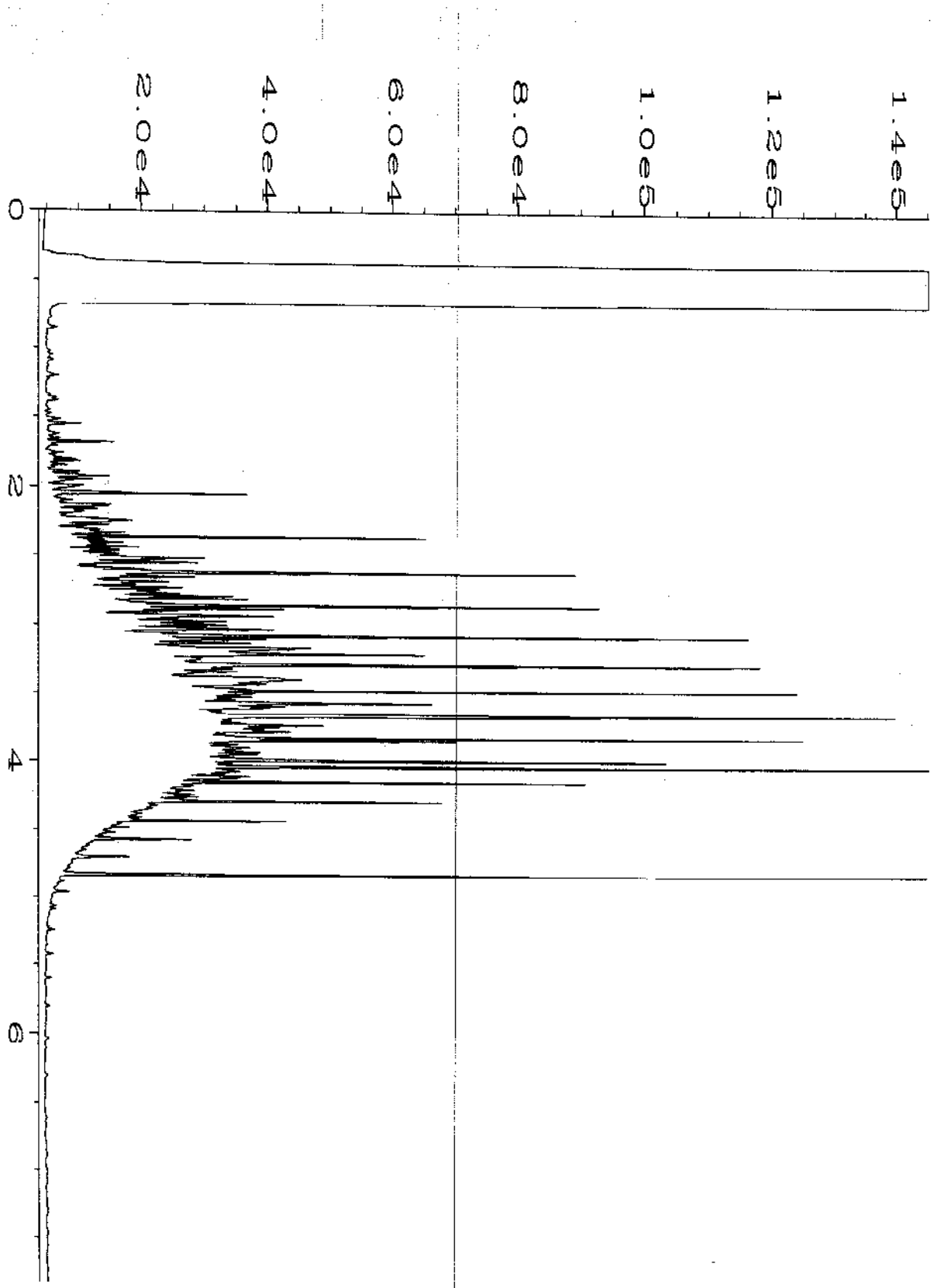

Data File Name : C:\HPCHEM\6\DATA\04-03-13\003F0201.D
Operator : mwdl
Instrument : GC #6
Sample Name : 500 Dx 40-42C
Run Time Bar Code:
Acquired on : 03 Apr 13 08:41 AM
Report Created on: 04 Apr 13 08:48 AM

Page Number : 1
Vial Number : 3
Injection Number : 1
Sequence Line : 2
Instrument Method: DX.MTH
Analysis Method : DX.MTH

304055

SAMPLE CHAIN OF CUSTODY

MG 04/02/13

VI/AOS/AIS

Page # 1 of 1

Send Report To Tim Brown, cc: Jessica Brown, Jennifer Cyr, Pete Kingston, Audrey Hackett

Company SoundEarth Strategies

Address 2811 Fairview Ave E, Suite 2000

City, State, ZIP Seattle, WA 98102

SAMPLERS (signature) Krista Garrett

PROJECT NAME/NO.: TOC Holdings Co. Facility No. 01-600 Seattle Terminal – ASKO Property

PO #: 0440-004-24

REMARKS: EIM Y

TURNAROUND TIME
- Standard (2 Weeks)
- RUSH
- Rush charges authorized by:

SAMPLE DISPOSAL
- ⊗ Dispose after 30 days
- Return samples
- Will call with instructions

Sample ID	Sample Location	Sample Depth	Lab ID	Date Sampled	Time Sampled	Matrix	# of jars	GRPH by NWTPH-Gx	BTEX by EPA 8021B	DRPH/ORPH by NWTPH-Dx	cVOCs by EPA 8260C	Methane, Ethane, and Ethene by RSK 175	Sulfate, Nitrate, Nitrite, Total P, Hardness, and Alkalinity	Total Fe and Total Mn	Sulfide, TKN, and Fe 2+	Notes
01MW58-20130402	01MW58	28.5	01A-F	04/02/2013	1100	H_2O	6	X	X	X	X					
01MW07-20130402	01MW07	25.5	02A-N	"	1400	"	14	X	X	X	X	X	X	X	X	
01MW56-20130402	01MW56	25	03A-F	"	1215	"	6	X	X	X	X					

KKG 04/02/2013

Friedman & Bruya, Inc.
3012 16th Avenue West
Seattle, WA 98119-2029
Ph. (206) 285-8282
Fax (206) 283-5044

SIGNATURE	PRINT NAME	COMPANY	DATE	TIME
Relinquished by: Krista Garrett	KRISTA GARRETT	SES	04/02/13	1654
Received by:	Jon Shinam	FBI	"	"
Relinquished by:				
Received by:		Samples received at 5 °C		

FRIEDMAN & BRUYA, INC.

ENVIRONMENTAL CHEMISTS

James E. Bruya, Ph.D.
Yelena Aravkina, M.S.
Bradley T. Benson, B.S.
Kurt Johnson, B.S.

3012 16th Avenue West
Seattle, WA 98119-2029
TEL: (206) 285-8282
e-mail: fbi@isomedia.com

April 17, 2013

Tim Brown, Project Manager
SoundEarth Strategies
2811 Fairview Ave. East, Suite 2000
Seattle, WA 98102

Dear Mr. Brown:

Included are the results from the testing of material submitted on April 2, 2013 from the TOC_01-600_20130402 WORFDB7, F&BI 304056 project. There are 18 pages included in this report. Any samples that may remain are currently scheduled for disposal in 30 days. If you would like us to return your samples or arrange for long term storage at our offices, please contact us as soon as possible.

We appreciate this opportunity to be of service to you and hope you will call if you should have any questions.

Sincerely,

FRIEDMAN & BRUYA, INC.



Michael Erdahl
Project Manager

Enclosures
c: Jessica Brown, Audrey Hackett, Pete Kingston, Jennifer Cyr
SOU0417R.DOC

CASE NARRATIVE

This case narrative encompasses samples received on April 2, 2013 by Friedman & Bruya, Inc. from the SoundEarth Strategies TOC_01-600_20130402 WORFDB7, F&BI 304056 project. Samples were logged in under the laboratory ID's listed below.

Laboratory ID	SoundEarth Strategies
304056 -01	01MW61-20130402
304056 -02	01MW64-20130402
304056 -03	01MW60-20130402
304056 -04	01MW62-20130402

Sample 01MW60-20130402 was sent to Aquatic Research for sulfate, nitrate, nitrite, phosphorus, hardness, alkalinity, sulfide and TKN analyses. In addition, sample 01MW60-20130402 was sent to Amtest for ferrous iron analysis. The reports are enclosed.

All quality control requirements were acceptable.

Date of Report: 04/17/13
Date Received: 04/02/13
Project: TOC_01-600_20130402 WORFDB7, F&BI 304056
Date Extracted: 04/03/13
Date Analyzed: 04/03/13

RESULTS FROM THE ANALYSIS OF WATER SAMPLES FOR BENZENE, TOLUENE, ETHYLBENZENE, XYLENES AND TPH AS GASOLINE USING METHODS 8021B AND NWTPH-Gx

Results Reported as ug/L (ppb)

Sample ID Laboratory ID	Benzene	Toluene	Ethyl Benzene	Total Xylenes	Gasoline Range	Surrogate (% Recovery) (Limit 52-124)
01MW61-20130402 304056-01	<1	<1	<1	<3	<100	112
01MW64-20130402 304056-02	<1	<1	<1	<3	<100	111
01MW60-20130402 304056-03	<1	<1	<1	<3	<100	111
01MW62-20130402 304056-04	<1	1.9	<1	<3	290 x	115
Method Blank 03-0576 MB	<1	<1	<1	<3	<100	111

Date of Report: 04/17/13
Date Received: 04/02/13
Project: TOC_01-600_20130402 WORFDB7, F&BI 304056
Date Extracted: 04/03/13
Date Analyzed: 04/03/13

RESULTS FROM THE ANALYSIS OF WATER SAMPLES FOR TOTAL PETROLEUM HYDROCARBONS AS DIESEL AND MOTOR OIL USING METHOD NWTPH-Dx

Results Reported as ug/L (ppb)

Sample ID Laboratory ID	Diesel Range (C_{10}-C_{25})	Motor Oil Range (C_{25}-C_{36})	Surrogate (% Recovery) (Limit 51-134)
01MW61-20130402 304056-01	230 x	<250	102
01MW64-20130402 304056-02	120 x	<250	86
01MW60-20130402 304056-03	120 x	<250	92
01MW62-20130402 304056-04	110 x	<250	99
Method Blank 03-589 MB	<50	<250	96

Analysis For Total Metals By EPA Method 200.8

Client ID:	01MW60-20130402	Client:	SoundEarth Strategies
Date Received:	04/02/13	Project:	TOC_01-600_20130402 WORFDB7
Date Extracted:	04/03/13	Lab ID:	304056-03
Date Analyzed:	04/03/13	Data File:	304056-03.035
Matrix:	Water	Instrument:	ICPMS1
Units:	ug/L (ppb)	Operator:	AP

Internal Standard:	% Recovery:	Lower Limit:	Upper Limit:
Germanium	100	60	125

Analyte:	Concentration ug/L (ppb)
Manganese	962
Iron	3,120

Analysis For Total Metals By EPA Method 200.8

Client ID:	Method Blank	Client:	SoundEarth Strategies
Date Received:	NA	Project:	TOC_01-600_20130402 WORFDB7
Date Extracted:	04/03/13	Lab ID:	I3-153 mb
Date Analyzed:	04/03/13	Data File:	I3-153 mb rr.041
Matrix:	Water	Instrument:	ICPMS1
Units:	ug/L (ppb)	Operator:	AP

Internal Standard:	% Recovery:	Lower Limit:	Upper Limit:
Germanium	112	60	125

Analyte:	Concentration ug/L (ppb)
Manganese	<1
Iron	<10

Analysis For Volatile Compounds By EPA Method 8260C

Client Sample ID:	01MW61-20130402	Client:	SoundEarth Strategies
Date Received:	04/02/13	Project:	TOC_01-600_20130402 WORFDB7
Date Extracted:	04/03/13	Lab ID:	304056-01
Date Analyzed:	04/03/13	Data File:	040315.D
Matrix:	Water	Instrument:	GCMS4
Units:	ug/L (ppb)	Operator:	JS

Surrogates:	% Recovery:	Lower Limit:	Upper Limit:
1,2-Dichloroethane-d4	104	57	121
Toluene-d8	102	63	127
4-Bromofluorobenzene	99	60	133

Compounds:	Concentration ug/L (ppb)
Vinyl chloride	<0.2
Chloroethane	<1
1,1-Dichloroethene	<1
Methylene chloride	<5
trans-1,2-Dichloroethene	<1
1,1-Dichloroethane	<1
cis-1,2-Dichloroethene	<1
1,2-Dichloroethane (EDC)	<1
1,1,1-Trichloroethane	<1
Trichloroethene	<1
Tetrachloroethene	<1

Analysis For Volatile Compounds By EPA Method 8260C

Client Sample ID:	01MW64-20130402	Client:	SoundEarth Strategies
Date Received:	04/02/13	Project:	TOC_01-600_20130402 WORFDB7
Date Extracted:	04/03/13	Lab ID:	304056-02
Date Analyzed:	04/03/13	Data File:	040316.D
Matrix:	Water	Instrument:	GCMS4
Units:	ug/L (ppb)	Operator:	JS

Surrogates:	% Recovery:	Lower Limit:	Upper Limit:
1,2-Dichloroethane-d4	104	57	121
Toluene-d8	103	63	127
4-Bromofluorobenzene	98	60	133

Compounds:	Concentration ug/L (ppb)
Vinyl chloride	<0.2
Chloroethane	<1
1,1-Dichloroethene	<1
Methylene chloride	<5
trans-1,2-Dichloroethene	<1
1,1-Dichloroethane	<1
cis-1,2-Dichloroethene	<1
1,2-Dichloroethane (EDC)	<1
1,1,1-Trichloroethane	<1
Trichloroethene	<1
Tetrachloroethene	<1

Analysis For Volatile Compounds By EPA Method 8260C

Client Sample ID:	01MW60-20130402	Client:	SoundEarth Strategies
Date Received:	04/02/13	Project:	TOC_01-600_20130402 WORFDB7
Date Extracted:	04/03/13	Lab ID:	304056-03
Date Analyzed:	04/03/13	Data File:	040317.D
Matrix:	Water	Instrument:	GCMS4
Units:	ug/L (ppb)	Operator:	JS

Surrogates:	% Recovery:	Lower Limit:	Upper Limit:
1,2-Dichloroethane-d4	101	57	121
Toluene-d8	101	63	127
4-Bromofluorobenzene	98	60	133

Compounds:	Concentration ug/L (ppb)
Vinyl chloride	<0.2
Chloroethane	<1
1,1-Dichloroethene	<1
Methylene chloride	<5
trans-1,2-Dichloroethene	<1
1,1-Dichloroethane	<1
cis-1,2-Dichloroethene	<1
1,2-Dichloroethane (EDC)	<1
1,1,1-Trichloroethane	<1
Trichloroethene	4.5
Tetrachloroethene	<1

Analysis For Volatile Compounds By EPA Method 8260C

Client Sample ID:	01MW62-20130402	Client:	SoundEarth Strategies
Date Received:	04/02/13	Project:	TOC_01-600_20130402 WORFDB7
Date Extracted:	04/03/13	Lab ID:	304056-04 1/50
Date Analyzed:	04/03/13	Data File:	040330.D
Matrix:	Water	Instrument:	GCMS4
Units:	ug/L (ppb)	Operator:	JS

Surrogates:	% Recovery:	Lower Limit:	Upper Limit:
1,2-Dichloroethane-d4	98	57	121
Toluene-d8	101	63	127
4-Bromofluorobenzene	98	60	133

Compounds:	Concentration ug/L (ppb)
Vinyl chloride	<10
Chloroethane	<50
1,1-Dichloroethene	<50
Methylene chloride	<250
trans-1,2-Dichloroethene	<50
1,1-Dichloroethane	<50
cis-1,2-Dichloroethene	<50
1,2-Dichloroethane (EDC)	<50
1,1,1-Trichloroethane	<50
Trichloroethene	890
Tetrachloroethene	<50

Analysis For Volatile Compounds By EPA Method 8260C

Client Sample ID:	Method Blank	Client:	SoundEarth Strategies
Date Received:	NA	Project:	TOC_01-600_20130402 WORFDB7
Date Extracted:	04/03/13	Lab ID:	03-0591 mb
Date Analyzed:	04/03/13	Data File:	040310.D
Matrix:	Water	Instrument:	GCMS4
Units:	ug/L (ppb)	Operator:	JS

Surrogates:	% Recovery:	Lower Limit:	Upper Limit:
1,2-Dichloroethane-d4	102	57	121
Toluene-d8	100	63	127
4-Bromofluorobenzene	99	60	133

Compounds:	Concentration ug/L (ppb)
Vinyl chloride	<0.2
Chloroethane	<1
1,1-Dichloroethene	<1
Methylene chloride	<5
trans-1,2-Dichloroethene	<1
1,1-Dichloroethane	<1
cis-1,2-Dichloroethene	<1
1,2-Dichloroethane (EDC)	<1
1,1,1-Trichloroethane	<1
Trichloroethene	<1
Tetrachloroethene	<1

Analysis For Dissolved Gasses By RSK 175

Client Sample ID:	01MW60-20130402	Client:	SoundEarth Strategies
Date Received:	04/02/13	Project:	TOC_01-600_20130402 WORFDB7
Date Extracted:	04/05/13	Lab ID:	304056-03
Date Analyzed:	04/05/13	Data File:	010F1001.D
Matrix:	Water	Instrument:	GC8
Units:	ug/L (ppb)	Operator:	BTB

Compounds:	Concentration ug/L (ppb)
Methane	5.2
Ethane	<5
Ethene	<5

Analysis For Dissolved Gasses By RSK 175

Client Sample ID:	Method Blank	Client:	SoundEarth Strategies
Date Received:	NA	Project:	TOC_01-600_20130402 WORFDB7
Date Extracted:	04/05/13	Lab ID:	03-592 mb
Date Analyzed:	04/05/13	Data File:	008F0801.D
Matrix:	Water	Instrument:	GC8
Units:	ug/L (ppb)	Operator:	BTB

Compounds:	Concentration ug/L (ppb)
Methane	<5
Ethane	<5
Ethene	<5

Date of Report: 04/17/13
Date Received: 04/02/13
Project: TOC_01-600_20130402 WORFDB7, F&BI 304056

QUALITY ASSURANCE RESULTS FOR THE ANALYSIS OF WATER SAMPLES FOR BENZENE, TOLUENE, ETHYLBENZENE, XYLENES, AND TPH AS GASOLINE USING EPA METHOD 8021B AND NWTPH-Gx

Laboratory Code: 304056-01 (Duplicate)

Analyte	Reporting Units	Sample Result	Duplicate Result	RPD (Limit 20)
Benzene	ug/L (ppb)	<1	<1	nm
Toluene	ug/L (ppb)	<1	<1	nm
Ethylbenzene	ug/L (ppb)	<1	<1	nm
Xylenes	ug/L (ppb)	<3	<3	nm
Gasoline	ug/L (ppb)	<100	<100	nm

Laboratory Code: Laboratory Control Sample

Analyte	Reporting Units	Spike Level	Percent Recovery LCS	Acceptance Criteria
Benzene	ug/L (ppb)	50	100	65-118
Toluene	ug/L (ppb)	50	98	72-122
Ethylbenzene	ug/L (ppb)	50	97	73-126
Xylenes	ug/L (ppb)	150	97	74-118
Gasoline	ug/L (ppb)	1,000	99	69-134

Date of Report: 04/17/13
Date Received: 04/02/13
Project: TOC_01-600_20130402 WORFDB7, F&BI 304056

QUALITY ASSURANCE RESULTS FOR THE ANALYSIS OF WATER SAMPLES FOR TOTAL PETROLEUM HYDROCARBONS AS DIESEL EXTENDED USING METHOD NWTPH-Dx

Laboratory Code: Laboratory Control Sample

Analyte	Reporting Units	Spike Level	Percent Recovery LCS	Percent Recovery LCSD	Acceptance Criteria	RPD (Limit 20)
Diesel Extended	ug/L (ppb)	2,500	105	113	58-134	7

Date of Report: 04/17/13
Date Received: 04/02/13
Project: TOC_01-600_20130402 WORFDB7, F&BI 304056

QUALITY ASSURANCE RESULTS FOR THE ANALYSIS OF WATER SAMPLES FOR TOTAL METALS USING EPA METHOD 200.8

Laboratory Code: 303466-01 (Matrix Spike)

Analyte	Reporting Units	Spike Level	Sample Result	Percent Recovery MS	Percent Recovery MSD	Acceptance Criteria	RPD (Limit 20)
Manganese	ug/L (ppb)	20	127	96 b	107 b	47-155	11 b
Iron	ug/L (ppb)	100	982	69 b	91 b	50-150	27 b

Laboratory Code: Laboratory Control Sample

Analyte	Reporting Units	Spike Level	Percent Recovery LCS	Acceptance Criteria
Manganese	ug/L (ppb)	20	105	76-120
Iron	ug/L (ppb)	100	105	70-130

Date of Report: 04/17/13
Date Received: 04/02/13
Project: TOC_01-600_20130402 WORFDB7, F&BI 304056

QUALITY ASSURANCE RESULTS FOR THE ANALYSIS OF WATER SAMPLES FOR VOLATILES BY EPA METHOD 8260C

Laboratory Code: 304055-02 (Matrix Spike)

Analyte	Reporting Units	Spike Level	Sample Result	Percent Recovery MS	Acceptance Criteria
Vinyl chloride	ug/L (ppb)	50	0.75	100	36-166
Chloroethane	ug/L (ppb)	50	<1	107	46-160
1,1-Dichloroethene	ug/L (ppb)	50	<1	111	60-136
Methylene chloride	ug/L (ppb)	50	<5	96	67-132
trans-1,2-Dichloroethene	ug/L (ppb)	50	<1	107	72-129
1,1-Dichloroethane	ug/L (ppb)	50	<1	104	70-128
cis-1,2-Dichloroethene	ug/L (ppb)	50	<1	109	71-127
1,2-Dichloroethane (EDC)	ug/L (ppb)	50	<1	108	69-133
1,1,1-Trichloroethane	ug/L (ppb)	50	<1	108	60-146
Trichloroethene	ug/L (ppb)	50	7.9	104	66-135
Tetrachloroethene	ug/L (ppb)	50	<1	103	10-226

Laboratory Code: Laboratory Control Sample

Analyte	Reporting Units	Spike Level	Percent Recovery LCS	Percent Recovery LCSD	Acceptance Criteria	RPD (Limit 20)
Vinyl chloride	ug/L (ppb)	50	100	96	50-154	4
Chloroethane	ug/L (ppb)	50	108	104	58-146	4
1,1-Dichloroethene	ug/L (ppb)	50	109	105	67-136	4
Methylene chloride	ug/L (ppb)	50	94	90	39-148	4
trans-1,2-Dichloroethene	ug/L (ppb)	50	104	98	68-128	6
1,1-Dichloroethane	ug/L (ppb)	50	102	97	79-121	5
cis-1,2-Dichloroethene	ug/L (ppb)	50	105	98	80-123	7
1,2-Dichloroethane (EDC)	ug/L (ppb)	50	105	99	73-132	6
1,1,1-Trichloroethane	ug/L (ppb)	50	104	100	83-130	4
Trichloroethene	ug/L (ppb)	50	104	97	80-120	7
Tetrachloroethene	ug/L (ppb)	50	105	98	76-121	7

Date of Report: 04/17/13
Date Received: 04/02/13
Project: TOC_01-600_20130402 WORFDB7, F&BI 304056

QUALITY ASSURANCE RESULTS FOR THE ANALYSIS OF WATER SAMPLES FOR DISSOLVED GASSES USING METHOD RSK 175

Laboratory Code: Laboratory Control Sample

Analyte	Reporting Units	Spike Level	Percent Recovery LCS	Percent Recovery LCSD	Acceptance Criteria	RPD (Limit 20)
Methane	ug/L (ppm)	12	93	79	70-130	16
Ethane	ug/L (ppm)	24	104	88	70-130	17
Ethene	ug/L (ppm)	24	100	83	70-130	19

Data Qualifiers & Definitions

a - The analyte was detected at a level less than five times the reporting limit. The RPD results may not provide reliable information on the variability of the analysis.

A1 – More than one compound of similar molecule structure was identified with equal probability.

b - The analyte was spiked at a level that was less than five times that present in the sample. Matrix spike recoveries may not be meaningful.

ca - The calibration results for this range fell outside of acceptance criteria. The value reported is an estimate.

c - The presence of the analyte indicated may be due to carryover from previous sample injections.

d - The sample was diluted. Detection limits may be raised due to dilution.

ds - The sample was diluted. Detection limits are raised due to dilution and surrogate recoveries may not be meaningful.

dv - Insufficient sample was available to achieve normal reporting limits and limits are raised accordingly.

fb - Analyte present in the blank and the sample.

fc – The compound is a common laboratory and field contaminant.

hr - The sample and duplicate were reextracted and reanalyzed. RPD results were still outside of control limits. The variability is attributed to sample inhomogeneity.

ht - Analysis performed outside the method or client-specified holding time requirement.

ip - Recovery fell outside of normal control limits. Compounds in the sample matrix interfered with the quantitation of the analyte.

j – The result is below normal reporting limits. The value reported is an estimate.

J - The internal standard associated with the analyte is out of control limits. The reported concentration is an estimate.

jl - The analyte result in the laboratory control sample is out of control limits. The reported concentration should be considered an estimate.

jr - The rpd result in laboratory control sample associated with the analyte is out of control limits. The reported concentration should be considered an estimate.

js - The surrogate associated with the analyte is out of control limits. The reported concentration should be considered an estimate.

lc - The presence of the compound indicated is likely due to laboratory contamination.

L - The reported concentration was generated from a library search.

nm - The analyte was not detected in one or more of the duplicate analyses. Therefore, calculation of the RPD is not applicable.

pc – The sample was received in a container not approved by the method. The value reported should be considered an estimate.

pr – The sample was received with incorrect preservation. The value reported should be considered an estimate.

ve - Estimated concentration calculated for an analyte response above the valid instrument calibration range. A dilution is required to obtain an accurate quantification of the analyte.

vo - The value reported fell outside the control limits established for this analyte.

x - The sample chromatographic pattern does not resemble the fuel standard used for quantitation.

Am Test Inc.
13600 NE 126TH PL
Suite C
Kirkland, WA 98034
(425) 885-1664

Professional Analytical Services

Apr 5 2013
Friedman & Bruya, Inc.
3012 16th Avenue West
Seattle, WA 98119-2029

Enclosed please find the analytical data for your project.

The following is a cross correlation of client and laboratory identifications for your convenience.

CLIENT ID	MATRIX	AMTEST ID	TEST
01MW60-20130402	Water	13-A003917	MET

Your sample was received on Wednesday, April 3, 2013. At the time of receipt, the sample was logged in and properly maintained prior to the subsequent analysis.

The analytical procedures used at AmTest are well documented and are typically derived from the protocols of the EPA, USDA, FDA or the Army Corps of Engineers.

Following the analytical data you will find the Quality Control (QC) results.

Please note that the detection limits that are listed in the body of the report refer to the Method Detection Limits (MDL's), as opposed to Practical Quantitation Limits (PQL's).

If you should have any questions pertaining to the data package, please feel free to conact me.

Sincerely,



Aaron W. Young
Laboratory Manager

Project #: 304056
PO Number: C-317

BACT = Bacteriological
CONV = Conventionals
MET = Metals
ORG = Organics
NUT=Nutrients
DEM=Demand
MIN=Minerals

Am Test Inc.
13600 NE 126TH PL
Suite C
Kirkland, WA 98034
(425) 885-1664
www.amtestlab.com

Professional Analytical Services

ANALYSIS REPORT

Friedman & Bruya, Inc.
3012 16th Avenue West
Seattle, WA 98119-2029
Project #: 304056
PO Number: C-317
All results reported on an as received basis.

Date Received: 04/03/13
Date Reported: 4/ 5/13

AMTEST Identification Number **13-A003917**
Client Identification **01MW60-20130402**
Sampling Date **04/02/13, 13:46**

Conventionals

PARAMETER	RESULT	UNITS	Q	D.L.	METHOD	ANALYST	DATE
Ferrous Iron	< 0.01	mg/l		0.01	SM 3500FeD	EB	04/04/13

Aaron W. Young
Laboratory Manager

Am Test Inc.
13600 NE 126th PL
Suite C
Kirkland, WA, 98034
(425) 885-1664
www.amtestlab.com

AMTEST LABORATORIES

Professional Analytical Services

QC Summary for sample number: 13-A003917

MATRIX SPIKES

SAMPLE #	ANALYTE	UNITS	SAMPLE VALUE	SMPL+ SPK	SPK AMT	RECOVERY
13-A003917	Ferrous Iron	mg/l	< 0.01	0.46	0.50	92.00 %
13-A003917	Ferrous Iron	mg/l	< 0.01	0.49	0.50	98.00 %

MATRIX SPIKE DUPLICATES

SAMPLE #	ANALYTE	UNITS	SAMPLE + SPK	MSD VALUE	RPD
Spike	Ferrous Iron	mg/l	0.46	0.49	6.3

STANDARD REFERENCE MATERIALS

ANALYTE	UNITS	TRUE VALUE	MEASURED VALUE	RECOVERY
Ferrous Iron	mg/l	0.50	0.47	94.0 %

BLANKS

ANALYTE	UNITS	RESULT
Ferrous Iron	mg/l	< 0.01

SUBCONTRACT SAMPLE CHAIN OF CUSTODY

13.1

Page # 1 of 1

Send Report To Michael Erdahl

Company Friedman and Bruya, Inc.

Address 3012 16th Ave W

City, State, ZIP Seattle, WA 98119

Phone # (206) 285-8282 Fax # (206) 283-5044

SUBCONTRACTER Anatest

PROJECT NAME/NO.	PO #
304056	C-317

REMARKS

Please Email Results

TURNAROUND TIME

☒ Standard (2 Weeks)

☐ RUSH

Rush charges authorized by:

SAMPLE DISPOSAL

☐ Dispose after 30 days

☐ Return samples

☐ Will call with instructions

						ANALYSES REQUESTED										
Sample ID	Lab ID	Date Sampled	Time Sampled	Sample Type	# of containers	Total Fe	Hardness	Sulfate	Ferrous Iron Nitrate	Nitrite	Alkalinity	Sulfide	TKN	Total Phosphorus	Dissolved Gasses	Notes
3917 01MW60-20130402		4/2/13	1346	water	1				X							

Friedman & Bruya, Inc.
3012 16th Avenue West
Seattle, WA 98119-2029
Ph. (206) 285-8282
Fax (206) 283-5044

	SIGNATURE	PRINT NAME	COMPANY	DATE	TIME
Relinquished by:		Michael Erdahl	Friedman & Bruya	4/3/13	9:45
Received by:					
Relinquished by:					
Received by:					

AQUATIC RESEARCH INCORPORATED

LABORATORY & CONSULTING SERVICES

3927 AURORA AVENUE NORTH, SEATTLE, WA 98103

PHONE: (206) 632-2715 FAX: (206) 632-2417

CASE FILE NUMBER:	**FBI011-39**		**PAGE 1**
REPORT DATE:	**04/16/13**		
DATE SAMPLED:	**04/02/13**	**DATE RECEIVED:**	**04/03/13**

FINAL REPORT, LABORATORY ANALYSIS OF SELECTED PARAMETERS ON WATER SAMPLES FROM FRIEDMAN & BRUYA, INC. / PROJECT NO. 304056

CASE NARRATIVE

One water sample was received by the laboratory in good condition and analyzed according to the chain of custody. No difficulties were encountered in the preparation or analysis of this sample. Sample data follows while QA/QC data is contained on subsequent pages.

SAMPLE DATA

SAMPLE ID	ALKALINITY (mgCaCO3/l)	SULFATE (mg/L)	SULFIDE (mg/L)	TOTAL-P (mg/L)	TKN (mg/L)
01MW60-20130402	424	36.9	0.12	0.223	0.788

SAMPLE ID	NITRATE (mg/L)	NITRITE (mg/L)	HARDNESS (mgCaCO3/L)
01MW60-20130402	<0.010	0.007	367

AQUATIC RESEARCH INCORPORATED

LABORATORY & CONSULTING SERVICES

3927 AURORA AVENUE NORTH, SEATTLE, WA 98103

PHONE: (206) 632-2715 FAX: (206) 632-2417

CASE FILE NUMBER:	**FBI011-39**		**PAGE 2**
REPORT DATE:	**04/16/13**		
DATE SAMPLED:	**04/02/13**	**DATE RECEIVED:**	**04/03/13**

FINAL REPORT, LABORATORY ANALYSIS OF SELECTED PARAMETERS ON WATER SAMPLES FROM FRIEDMAN & BRUYA, INC. / PROJECT NO. 304056

QA/QC DATA

QC PARAMETER	ALKALINITY (mgCaCO3/l)	SULFATE (mg/L)	SULFIDE (mg/L)	TOTAL-P (mg/L)	TKN (mg/L)
METHOD	SM18 2320B	SM184500SO4E	EPA 376.1	EPA 365.1	EPA 351.1
DATE ANALYZED	04/15/13	04/03/13	04/09/13	04/04/13	04/04/13
DETECTION LIMIT	1.00	1.00	0.05	0.002	0.200
DUPLICATE					
SAMPLE ID	BATCH	BATCH	BATCH	BATCH	BATCH
ORIGINAL	41.6	<1.00	0.40	0.028	0.538
DUPLICATE	40.4	<1.00	0.40	0.028	0.555
RPD	2.93%	NC	0.00%	0.16%	3.10%
SPIKE SAMPLE					
SAMPLE ID		BATCH		BATCH	BATCH
ORIGINAL		<1.00		0.028	0.538
SPIKED SAMPLE		10.8		0.079	2.48
SPIKE ADDED		10.0		0.050	2.00
% RECOVERY	NA	108.00%	NA	101.13%	96.93%
QC CHECK					
FOUND	98.0	9.88		0.083	6.23
TRUE	100	10.0		0.090	5.79
% RECOVERY	98.00%	98.84%	NA	92.47%	107.60%
BLANK	NA	<1.00	<0.05	<0.002	<0.200

RPD = RELATIVE PERCENT DIFFERENCE.
NA = NOT APPLICABLE OR NOT AVAILABLE.
NC = NOT CALCULABLE DUE TO ONE OR MORE VALUES BEING BELOW THE DETECTION LIMIT.
OR = RECOVERY NOT CALCULABLE DUE TO SPIKE SAMPLE OUT OF RANGE OR SPIKE TOO LOW RELATIVE TO SAMPLE CONCENTRATION.

AQUATIC RESEARCH INCORPORATED

LABORATORY & CONSULTING SERVICES

3927 AURORA AVENUE NORTH, SEATTLE, WA 98103

PHONE: (206) 632-2715 FAX: (206) 632-2417

CASE FILE NUMBER:	**FBI011-39**		**PAGE 3**
REPORT DATE:	**04/16/13**		
DATE SAMPLED:	**04/02/13**	**DATE RECEIVED:**	**04/03/13**

FINAL REPORT, LABORATORY ANALYSIS OF SELECTED PARAMETERS ON WATER SAMPLES FROM FRIEDMAN & BRUYA, INC. / PROJECT NO. 304056

QA/QC DATA

QC PARAMETER	NITRATE (mg/L)	NITRITE (mg/L)	HARDNESS (mgCaCO3/L)
METHOD	SM184500N03F	EPA 353.2	SM18 2340C
DATE ANALYZED	04/04/13	04/04/13	04/11/13
DETECTION LIMIT	0.010	0.002	2.00
DUPLICATE			
SAMPLE ID	BATCH	01MW60-20130402	BATCH
ORIGINAL	0.452	0.007	221
DUPLICATE	0.440	0.006	225
RPD	2.55%	15.38%	1.75%
SPIKE SAMPLE			
SAMPLE ID	BATCH	01MW60-20130402	BATCH
ORIGINAL	0.452	0.007	221
SPIKED SAMPLE	0.659	0.048	238
SPIKE ADDED	0.200	0.040	20.0
% RECOVERY	103.36%	102.50%	87.95%
QC CHECK			
FOUND	0.419	0.040	39.5
TRUE	0.408	0.040	40.0
% RECOVERY	102.66%	100.00%	98.70%
BLANK	<0.010	<0.002	<2.00

RPD = RELATIVE PERCENT DIFFERENCE.
NA = NOT APPLICABLE OR NOT AVAILABLE
NC = NOT CALCULABLE DUE TO ONE OR MORE VALUES BEING BELOW THE DETECTION LIMIT.
OR = RECOVERY NOT CALCULABLE DUE TO SPIKE SAMPLE OUT OF RANGE OR SPIKE TOO LOW RELATIVE TO SAMPLE CONCENTRATION.

SUBMITTED BY:

Damien Gadomski
Project Manager

FB1011.39

SUBCONTRACT SAMPLE CHAIN OF CUSTODY

Page # 1 of 1

Send Report To Michael Erdahl

Company Friedman and Bruya, Inc.

Address 3012 16th Ave W

City, State, ZIP Seattle, WA 98119

Phone # (206) 285-8282 Fax # (206) 283-5044

SUBCONTRACTER Ag. Research

PROJECT NAME/NO. 304056

PO # C-319.

REMARKS

Please Email Results

TURNAROUND TIME

☒ Standard (2 Weeks)

☐ RUSH

Rush charges authorized by:

SAMPLE DISPOSAL

☐ Dispose after 30 days

☐ Return samples

☐ Will call with instructions

Sample ID	Lab ID	Date Sampled	Time Sampled	Sample Type	# of containers	ANALYSES REQUESTED: Total Fe	Hardness	Sulfate	Nitrate	Nitrite	Alkalinity	Sulfide	TKN	Total Phosphorus	Dissolved Gasses	Notes
01MW60-20130402		4/2/13	1346	water			X	X	X	X	X	X	X	X		

Friedman & Bruya, Inc.
3012 16th Avenue West
Seattle, WA 98119-2029
Ph. (206) 285-8282
Fax (206) 283-5044

	SIGNATURE	PRINT NAME	COMPANY	DATE	TIME
Relinquished by:		Michael Erdahl	Friedman & Bruya	4/3/13	9:45
Received by:		S-NIGELOW	AKE	4/3/13	1200
Relinquished by:					
Received by:					



Data File Name : C:\HPCHEM\6\DATA\04-03-13\032F0501.D
Operator : mwdl
Instrument : GC #6
Sample Name : 304056-01
Run Time Bar Code:
Acquired on : 03 Apr 13 08:10 PM
Report Created on: 04 Apr 13 08:53 AM

Page Number : 1
Vial Number : 32
Injection Number : 1
Sequence Line : 5
Instrument Method: DX.MTH
Analysis Method : DX.MTH

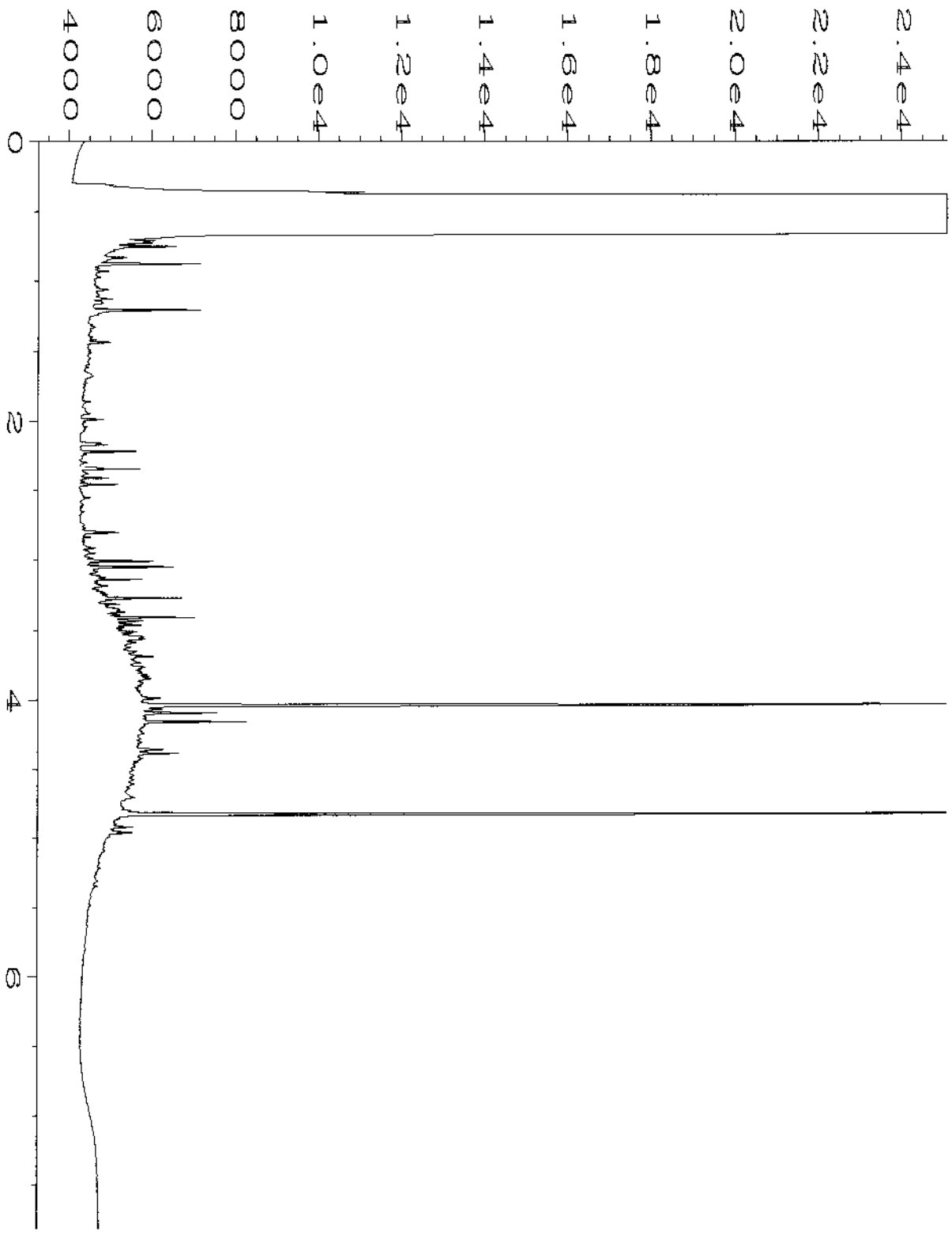

Data File Name : C:\HPCHEM\6\DATA\04-03-13\033F0501.D
Operator : mwdl
Instrument : GC #6
Sample Name : 304056-02
Run Time Bar Code:
Acquired on : 03 Apr 13 08:22 PM
Report Created on: 04 Apr 13 08:55 AM

Page Number : 1
Vial Number : 33
Injection Number : 1
Sequence Line : 5
Instrument Method: DX.MTH
Analysis Method : DX.MTH



Data File Name : C:\HPCHEM\6\DATA\04-03-13\034F0701.D
Operator : mwdl
Instrument : GC #6
Sample Name : 304056-03
Run Time Bar Code:
Acquired on : 03 Apr 13 08:59 PM
Report Created on: 04 Apr 13 08:55 AM

Page Number : 1
Vial Number : 34
Injection Number : 1
Sequence Line : 7
Instrument Method: DX.MTH
Analysis Method : DX.MTH



Data File Name : C:\HPCHEM\6\DATA\04-03-13\035F0701.D
Operator : mwdl
Instrument : GC #6
Sample Name : 304056-04
Run Time Bar Code:
Acquired on : 03 Apr 13 09:11 PM
Report Created on: 04 Apr 13 08:55 AM

Page Number : 1
Vial Number : 35
Injection Number : 1
Sequence Line : 7
Instrument Method: DX.MTH
Analysis Method : DX.MTH



Data File Name : C:\HPCHEM\6\DATA\04-03-13\013F0501.D
Operator : mwdl
Instrument : GC #6
Sample Name : 03-589 mb
Run Time Bar Code:
Acquired on : 03 Apr 13 04:17 PM
Report Created on: 04 Apr 13 08:49 AM

Page Number : 1
Vial Number : 13
Injection Number : 1
Sequence Line : 5
Instrument Method: DX.MTH
Analysis Method : DX.MTH

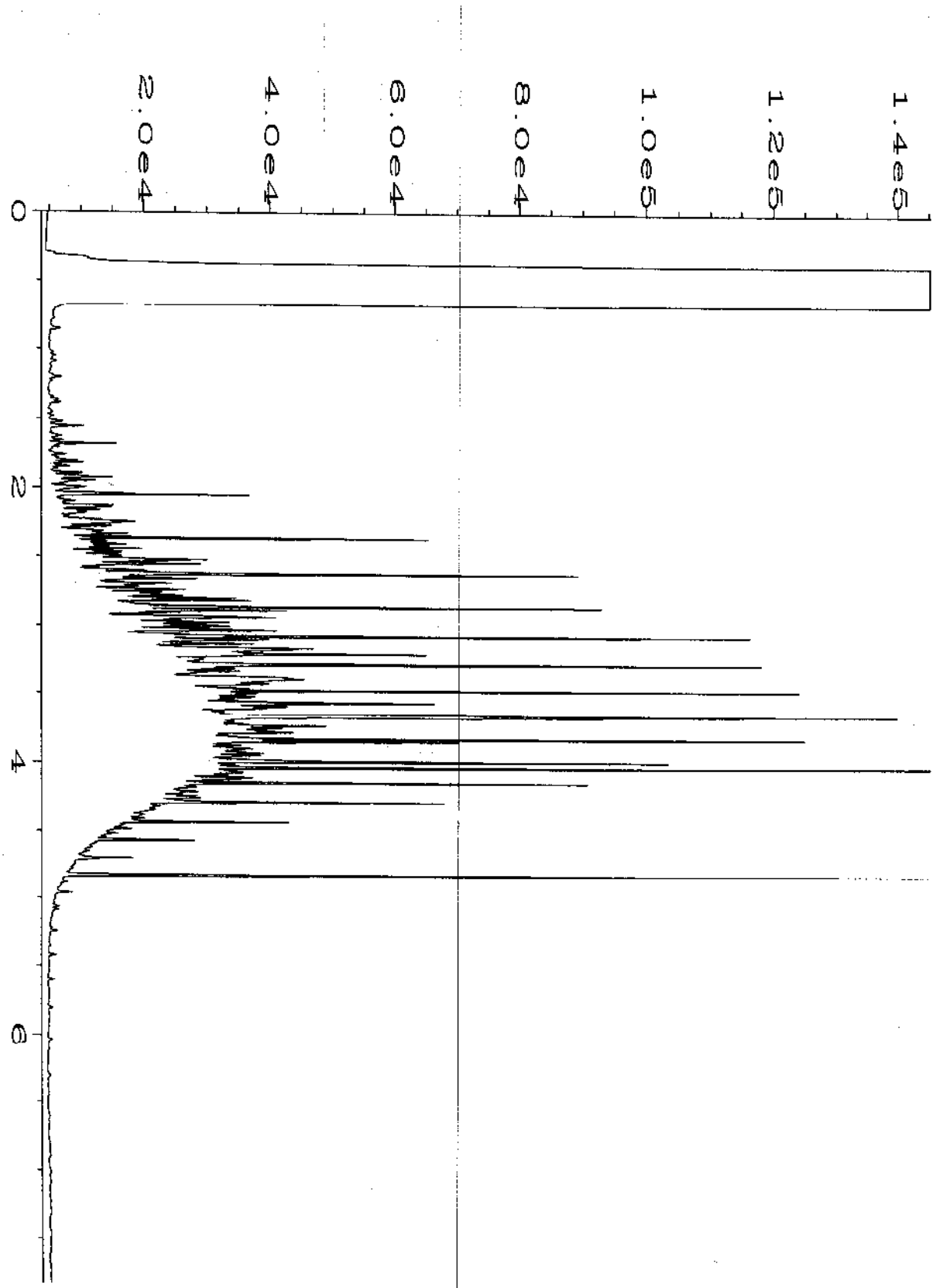

Data File Name : C:\HPCHEM\6\DATA\04-03-13\003F0201.D
Operator : mwdl
Instrument : GC #6
Sample Name : 500 Dx 40-42C
Run Time Bar Code:
Acquired on : 03 Apr 13 08:41 AM
Report Created on: 04 Apr 13 08:48 AM

Page Number : 1
Vial Number : 3
Injection Number : 1
Sequence Line : 2
Instrument Method: DX.MTH
Analysis Method : DX.MTH

304056

SAMPLE CHAIN OF CUSTODY

MG 04/02/13 V3/A05/A15

Page # ____ of ____

Send Report To Tim Brown, cc: Jessica Brown, Jennifer Cyr, Pete Kingston, Audrey Hackett

Company SoundEarth Strategies

Address 2811 Fairview Ave E, Suite 2000

City, State, ZIP Seattle, WA 98102

SAMPLERS (signature)

PROJECT NAME/NO.: TOC Holdings Co. Facility No. 01-600 Seattle Terminal – ASKO Property

PO #: 0440-004-24

REMARKS

EIM Y

TURNAROUND TIME
- ⊗ Standard (2 Weeks)
- RUSH ____
- Rush charges authorized by: ____

SAMPLE DISPOSAL
- ⊗ Dispose after 30 days
- Return samples
- Will call with instructions

Sample ID	Sample Location	Sample Depth	Lab ID	Date Sampled	Time Sampled	Matrix	# of jars	GRPH by NWTPH-Gx	BTEX by EPA 8021B	DRPH/ORPH by NWTPH-Dx	cVOCs by EPA 8260C	Methane, Ethane, and Ethene by RSK 175	Sulfate, Nitrate, Nitrite, Total P, Hardness, and Alkalinity	Total Fe and Total Mn	Sulfide, TKN, and Fe 2+	Notes
01MW61-20130402	01MW61	32	01A-F	4/2/13	1052	H_2O	6	X	X	X	X					
#1MW64-20130402	01MW64	33	02A-F		1220		6	X	X	X	X					
01MW60-20130402	01MW60	—	03A-N		1346		14	X	X	X	X	X	X	X	X	
01MW62-20130402	01MW62	—	04A-F		1530		6	X	X	X	X					

Samples received at 4 °C

Friedman & Bruya, Inc.
3012 16th Avenue West
Seattle, WA 98119-2029
Ph. (206) 285-8282
Fax (206) 283-5044

SIGNATURE	PRINT NAME	COMPANY	DATE	TIME
Relinquished by: Krista Garrett	KRISTA GARRETT	SES	4/2/2013	1456
Received by:	Jon Shimeus	PBJ	"	"
Relinquished by:				
Received by:				

FRIEDMAN & BRUYA, INC.

ENVIRONMENTAL CHEMISTS

James E. Bruya, Ph.D.
Yelena Aravkina, M.S.
Bradley T. Benson, B.S.
Kurt Johnson, B.S.

3012 16th Avenue West
Seattle, WA 98119-2029
TEL: (206) 285-8282
e-mail: fbi@isomedia.com

April 19, 2013

Tim Brown, Project Manager
SoundEarth Strategies
2811 Fairview Ave. East, Suite 2000
Seattle, WA 98102

Dear Mr. Brown:

Included are the results from the testing of material submitted on April 3, 2013 from the TOC_01-600_20130403 WORFDB7, F&BI 304080 project. There are 23 pages included in this report. Any samples that may remain are currently scheduled for disposal in 30 days. If you would like us to return your samples or arrange for long term storage at our offices, please contact us as soon as possible.

We appreciate this opportunity to be of service to you and hope you will call if you should have any questions.

Sincerely,

FRIEDMAN & BRUYA, INC.



Michael Erdahl
Project Manager

Enclosures
c: Jessica Brown, Audrey Hackett, Pete Kingston, Jennifer Cyr
SOU0419R.DOC

CASE NARRATIVE

This case narrative encompasses samples received on April 3, 2013 by Friedman & Bruya, Inc. from the SoundEarth Strategies TOC_01-600_20130403 WORFDB7, F&BI 304080 project. Samples were logged in under the laboratory ID's listed below.

Laboratory ID	SoundEarth Strategies
304080 -01	01MW76-20130403
304080 -02	01MW45-20130403
304080 -03	01MW94-20130403

Samples 01MW45-20130403 and 01MW94-20130403 were sent to Aquatic Research for sulfate, nitrate, nitrite, phosphorus, hardness, alkalinity, sulfide and TKN analyses. In addition, the samples were sent to Amtest for ferrous iron analysis. The reports are enclosed.

The 8260C vinyl chloride concentrations were flagged due to hydrochloric acid preservation per EPA SW-846 table 4-1 in the full concentration analysis of samples 01MW45-20130403 and 01MW94-20130403. The sample was diluted and vinyl chloride detections are reported without the qualifier.

Chloroethane in the 8260C laboratory control sample exceeded the acceptance criteria. The analyte was not detected in the sample, therefore the data were acceptable.

All other quality control requirements were acceptable.

Date of Report: 04/19/13
Date Received: 04/03/13
Project: TOC_01-600_20130403 WORFDB7, F&BI 304080
Date Extracted: 04/04/13
Date Analyzed: 04/04/13

RESULTS FROM THE ANALYSIS OF WATER SAMPLES FOR BENZENE, TOLUENE, ETHYLBENZENE, XYLENES AND TPH AS GASOLINE USING METHODS 8021B AND NWTPH-Gx

Results Reported as ug/L (ppb)

Sample ID Laboratory ID	Benzene	Toluene	Ethyl Benzene	Total Xylenes	Gasoline Range	Surrogate (% Recovery) (Limit 50-150)
01MW76-20130403 304080-01	<1	<1	<1	<3	<100	108
01MW45-20130403 304080-02	2.2	<1	<1	<3	200 x	109
01MW94-20130403 304080-03	13	<1	<1	<3	290 x	99
Method Blank 03-0576 MB	<1	<1	<1	<3	<100	111

Date of Report: 04/19/13
Date Received: 04/03/13
Project: TOC_01-600_20130403 WORFDB7, F&BI 304080
Date Extracted: 04/05/13
Date Analyzed: 04/05/13

RESULTS FROM THE ANALYSIS OF WATER SAMPLES FOR TOTAL PETROLEUM HYDROCARBONS AS DIESEL AND MOTOR OIL USING METHOD NWTPH-Dx

Results Reported as ug/L (ppb)

Sample ID Laboratory ID	Diesel Range (C_{10}-C_{25})	Motor Oil Range (C_{25}-C_{36})	Surrogate (% Recovery) (Limit 47-140)
01MW76-20130403 304080-01	<50	<250	93
01MW45-20130403 304080-02	380 x	<250	95
01MW94-20130403 304080-03	290 x	<250	91
Method Blank 03-610 MB	<50	<250	89

Analysis For Total Metals By EPA Method 200.8

Client ID:	01MW45-20130403	Client:	SoundEarth Strategies
Date Received:	04/03/13	Project:	TOC_01-600_20130403 WORFDB7
Date Extracted:	04/08/13	Lab ID:	304080-02
Date Analyzed:	04/08/13	Data File:	304080-02.021
Matrix:	Water	Instrument:	ICPMS1
Units:	ug/L (ppb)	Operator:	AP

Internal Standard:	% Recovery:	Lower Limit:	Upper Limit:
Germanium	101	60	125

Analyte:	Concentration ug/L (ppb)
Manganese	95.8
Iron	6,470

Analysis For Total Metals By EPA Method 200.8

Client ID:	01MW94-20130403	Client:	SoundEarth Strategies
Date Received:	04/03/13	Project:	TOC_01-600_20130403 WORFDB7
Date Extracted:	04/08/13	Lab ID:	304080-03
Date Analyzed:	04/08/13	Data File:	304080-03.024
Matrix:	Water	Instrument:	ICPMS1
Units:	ug/L (ppb)	Operator:	AP

Internal Standard:	% Recovery:	Lower Limit:	Upper Limit:
Germanium	99	60	125

Analyte:	Concentration ug/L (ppb)
Manganese	709
Iron	5,110

Analysis For Total Metals By EPA Method 200.8

Client ID:	Method Blank	Client:	SoundEarth Strategies
Date Received:	NA	Project:	TOC_01-600_20130403 WORFDB7
Date Extracted:	04/08/13	Lab ID:	I3-160 mb
Date Analyzed:	04/08/13	Data File:	I3-160 mb.019
Matrix:	Water	Instrument:	ICPMS1
Units:	ug/L (ppb)	Operator:	AP

Internal Standard:	% Recovery:	Lower Limit:	Upper Limit:
Germanium	95	60	125

Analyte:	Concentration ug/L (ppb)
Manganese	<1
Iron	<10

Analysis For Volatile Compounds By EPA Method 8260C

Client Sample ID:	01MW76-20130403	Client:	SoundEarth Strategies
Date Received:	04/03/13	Project:	TOC_01-600_20130403 WORFDB7
Date Extracted:	04/04/13	Lab ID:	304080-01
Date Analyzed:	04/05/13	Data File:	040508.D
Matrix:	Water	Instrument:	GCMS7
Units:	ug/L (ppb)	Operator:	JS

Surrogates:	% Recovery:	Lower Limit:	Upper Limit:
1,2-Dichloroethane-d4	101	50	150
Toluene-d8	97	50	150
4-Bromofluorobenzene	101	50	150

Compounds:	Concentration ug/L (ppb)
Vinyl chloride	<0.2
Chloroethane	<1
1,1-Dichloroethene	<1
Methylene chloride	<5
trans-1,2-Dichloroethene	<1
1,1-Dichloroethane	<1
cis-1,2-Dichloroethene	3.1
1,2-Dichloroethane (EDC)	<1
1,1,1-Trichloroethane	<1
Trichloroethene	22
Tetrachloroethene	<1

Analysis For Volatile Compounds By EPA Method 8260C

Client Sample ID:	01MW45-20130403	Client:	SoundEarth Strategies
Date Received:	04/03/13	Project:	TOC_01-600_20130403 WORFDB7
Date Extracted:	04/17/13	Lab ID:	304080-02
Date Analyzed:	04/17/13	Data File:	041721.D
Matrix:	Water	Instrument:	GCMS9
Units:	ug/L (ppb)	Operator:	JS

Surrogates:	% Recovery:	Lower Limit:	Upper Limit:
1,2-Dichloroethane-d4	101	50	150
Toluene-d8	99	50	150
4-Bromofluorobenzene	97	50	150

Compounds:	Concentration ug/L (ppb)
Vinyl chloride	2.4 pr
Chloroethane	<1
1,1-Dichloroethene	<1
Methylene chloride	<5
trans-1,2-Dichloroethene	<1
1,1-Dichloroethane	<1
cis-1,2-Dichloroethene	76
1,2-Dichloroethane (EDC)	<1
1,1,1-Trichloroethane	<1
Trichloroethene	400 ve
Tetrachloroethene	<1

Analysis For Volatile Compounds By EPA Method 8260C

Client Sample ID:	01MW45-20130403	Client:	SoundEarth Strategies
Date Received:	04/03/13	Project:	TOC_01-600_20130403 WORFDB7
Date Extracted:	04/04/13	Lab ID:	304080-02 1/5
Date Analyzed:	04/05/13	Data File:	040512.D
Matrix:	Water	Instrument:	GCMS7
Units:	ug/L (ppb)	Operator:	JS

Surrogates:	% Recovery:	Lower Limit:	Upper Limit:
1,2-Dichloroethane-d4	98	50	150
Toluene-d8	97	50	150
4-Bromofluorobenzene	103	50	150

Compounds:	Concentration ug/L (ppb)
Vinyl chloride	2.5
Chloroethane	<5
1,1-Dichloroethene	<5
Methylene chloride	<25
trans-1,2-Dichloroethene	<5
1,1-Dichloroethane	<5
cis-1,2-Dichloroethene	80
1,2-Dichloroethane (EDC)	<5
1,1,1-Trichloroethane	<5
Trichloroethene	410
Tetrachloroethene	<5

Analysis For Volatile Compounds By EPA Method 8260C

Client Sample ID:	01MW94-20130403	Client:	SoundEarth Strategies
Date Received:	04/03/13	Project:	TOC_01-600_20130403 WORFDB7
Date Extracted:	04/17/13	Lab ID:	304080-03
Date Analyzed:	04/17/13	Data File:	041722.D
Matrix:	Water	Instrument:	GCMS9
Units:	ug/L (ppb)	Operator:	JS

Surrogates:	% Recovery:	Lower Limit:	Upper Limit:
1,2-Dichloroethane-d4	98	50	150
Toluene-d8	99	50	150
4-Bromofluorobenzene	99	50	150

Compounds:	Concentration ug/L (ppb)
Vinyl chloride	11 pr
Chloroethane	<1
1,1-Dichloroethene	1.4
Methylene chloride	<5
trans-1,2-Dichloroethene	1.9
1,1-Dichloroethane	<1
cis-1,2-Dichloroethene	90
1,2-Dichloroethane (EDC)	4.5
1,1,1-Trichloroethane	<1
Trichloroethene	1,200 ve
Tetrachloroethene	<1

Analysis For Volatile Compounds By EPA Method 8260C

Client Sample ID:	01MW94-20130403	Client:	SoundEarth Strategies
Date Received:	04/03/13	Project:	TOC_01-600_20130403 WORFDB7
Date Extracted:	04/04/13	Lab ID:	304080-03 1/10
Date Analyzed:	04/05/13	Data File:	040517.D
Matrix:	Water	Instrument:	GCMS7
Units:	ug/L (ppb)	Operator:	JS

Surrogates:	% Recovery:	Lower Limit:	Upper Limit:
1,2-Dichloroethane-d4	97	50	150
Toluene-d8	97	50	150
4-Bromofluorobenzene	106	50	150

Compounds:	Concentration ug/L (ppb)
Vinyl chloride	12
Chloroethane	<10
1,1-Dichloroethene	<10
Methylene chloride	<50
trans-1,2-Dichloroethene	<10
1,1-Dichloroethane	<10
cis-1,2-Dichloroethene	88
1,2-Dichloroethane (EDC)	<10
1,1,1-Trichloroethane	<10
Trichloroethene	1,300
Tetrachloroethene	<10

Analysis For Volatile Compounds By EPA Method 8260C

Client Sample ID:	Method Blank	Client:	SoundEarth Strategies
Date Received:	NA	Project:	TOC_01-600_20130403 WORFDB7
Date Extracted:	04/04/13	Lab ID:	03-0594 mb
Date Analyzed:	04/04/13	Data File:	040407.D
Matrix:	Water	Instrument:	GCMS7
Units:	ug/L (ppb)	Operator:	JS

Surrogates:	% Recovery:	Lower Limit:	Upper Limit:
1,2-Dichloroethane-d4	98	50	150
Toluene-d8	101	50	150
4-Bromofluorobenzene	100	50	150

Compounds:	Concentration ug/L (ppb)
Vinyl chloride	<0.2
Chloroethane	<1
1,1-Dichloroethene	<1
Methylene chloride	<5
trans-1,2-Dichloroethene	<1
1,1-Dichloroethane	<1
cis-1,2-Dichloroethene	<1
1,2-Dichloroethane (EDC)	<1
1,1,1-Trichloroethane	<1
Trichloroethene	<1
Tetrachloroethene	<1

Analysis For Volatile Compounds By EPA Method 8260C

Client Sample ID:	Method Blank	Client:	SoundEarth Strategies
Date Received:	NA	Project:	TOC_01-600_20130403 WORFDB7
Date Extracted:	04/17/13	Lab ID:	03-0643 mb
Date Analyzed:	04/17/13	Data File:	041720.D
Matrix:	Water	Instrument:	GCMS9
Units:	ug/L (ppb)	Operator:	JS

Surrogates:	% Recovery:	Lower Limit:	Upper Limit:
1,2-Dichloroethane-d4	101	50	150
Toluene-d8	98	50	150
4-Bromofluorobenzene	98	50	150

Compounds:	Concentration ug/L (ppb)
Vinyl chloride	<0.2
Chloroethane	<1
1,1-Dichloroethene	<1
Methylene chloride	<5
trans-1,2-Dichloroethene	<1
1,1-Dichloroethane	<1
cis-1,2-Dichloroethene	<1
1,2-Dichloroethane (EDC)	<1
1,1,1-Trichloroethane	<1
Trichloroethene	<1
Tetrachloroethene	<1

Analysis For Dissolved Gasses By RSK 175

Client Sample ID:	01MW45-20130403	Client:	SoundEarth Strategies
Date Received:	04/03/13	Project:	TOC_01-600_20130403 WORFDB7
Date Extracted:	04/05/13	Lab ID:	304080-02
Date Analyzed:	04/05/13	Data File:	013F1301.D
Matrix:	Water	Instrument:	GC8
Units:	ug/L (ppb)	Operator:	BTB

Compounds:	Concentration ug/L (ppb)
Methane	24
Ethane	<5
Ethene	<5

Analysis For Dissolved Gasses By RSK 175

Client Sample ID:	01MW94-20130403	Client:	SoundEarth Strategies
Date Received:	04/03/13	Project:	TOC_01-600_20130403 WORFDB7
Date Extracted:	04/05/13	Lab ID:	304080-03
Date Analyzed:	04/05/13	Data File:	014F1401.D
Matrix:	Water	Instrument:	GC8
Units:	ug/L (ppb)	Operator:	BTB

Compounds:	Concentration ug/L (ppb)
Methane	35
Ethane	<5
Ethene	<5

Analysis For Dissolved Gasses By RSK 175

Client Sample ID:	Method Blank	Client:	SoundEarth Strategies
Date Received:	NA	Project:	TOC_01-600_20130403 WORFDB7
Date Extracted:	04/05/13	Lab ID:	03-592 mb
Date Analyzed:	04/05/13	Data File:	008F0801.D
Matrix:	Water	Instrument:	GC8
Units:	ug/L (ppb)	Operator:	BTB

Compounds:	Concentration ug/L (ppb)
Methane	<5
Ethane	<5
Ethene	<5

Date of Report: 04/19/13
Date Received: 04/03/13
Project: TOC_01-600_20130403 WORFDB7, F&BI 304080

QUALITY ASSURANCE RESULTS FOR THE ANALYSIS OF WATER SAMPLES FOR BENZENE, TOLUENE, ETHYLBENZENE, XYLENES, AND TPH AS GASOLINE USING EPA METHOD 8021B AND NWTPH-Gx

Laboratory Code: 304056-01 (Duplicate)

Analyte	Reporting Units	Sample Result	Duplicate Result	RPD (Limit 20)
Benzene	ug/L (ppb)	<1	<1	nm
Toluene	ug/L (ppb)	<1	<1	nm
Ethylbenzene	ug/L (ppb)	<1	<1	nm
Xylenes	ug/L (ppb)	<3	<3	nm
Gasoline	ug/L (ppb)	<100	<100	nm

Laboratory Code: Laboratory Control Sample

Analyte	Reporting Units	Spike Level	Percent Recovery LCS	Acceptance Criteria
Benzene	ug/L (ppb)	50	100	65-118
Toluene	ug/L (ppb)	50	98	72-122
Ethylbenzene	ug/L (ppb)	50	97	73-126
Xylenes	ug/L (ppb)	150	97	74-118
Gasoline	ug/L (ppb)	1,000	99	69-134

Date of Report: 04/19/13
Date Received: 04/03/13
Project: TOC_01-600_20130403 WORFDB7, F&BI 304080

QUALITY ASSURANCE RESULTS FOR THE ANALYSIS OF WATER SAMPLES FOR TOTAL PETROLEUM HYDROCARBONS AS DIESEL EXTENDED USING METHOD NWTPH-Dx

Laboratory Code: Laboratory Control Sample

Analyte	Reporting Units	Spike Level	Percent Recovery LCS	Percent Recovery LCSD	Acceptance Criteria	RPD (Limit 20)
Diesel Extended	ug/L (ppb)	2,500	97	104	61-133	7

Date of Report: 04/19/13
Date Received: 04/03/13
Project: TOC_01-600_20130403 WORFDB7, F&BI 304080

QUALITY ASSURANCE RESULTS FOR THE ANALYSIS OF WATER SAMPLES FOR TOTAL METALS USING EPA METHOD 200.8

Laboratory Code: 304080-02 (Duplicate)

Analyte	Reporting Units	Sample Result	Duplicate Result	RPD (Limit 20)
Manganese	ug/L (ppb)	95.8	94.2	2
Iron	ug/L (ppb)	6,470	6,330	2

Laboratory Code: 304080-02 (Matrix Spike)

Analyte	Reporting Units	Spike Level	Sample Result	Percent Recovery MS	Acceptance Criteria
Manganese	ug/L (ppb)	20	95.8	78 b	47-155
Iron	ug/L (ppb)	100	6,470	0 b	50-150

Laboratory Code: Laboratory Control Sample

Analyte	Reporting Units	Spike Level	Percent Recovery LCS	Acceptance Criteria
Manganese	ug/L (ppb)	20	99	76-120
Iron	ug/L (ppb)	100	99	70-130

Date of Report: 04/19/13
Date Received: 04/03/13
Project: TOC_01-600_20130403 WORFDB7, F&BI 304080

QUALITY ASSURANCE RESULTS FOR THE ANALYSIS OF WATER SAMPLES FOR VOLATILES BY EPA METHOD 8260C

Laboratory Code: 304081-01 (Matrix Spike)

Analyte	Reporting Units	Spike Level	Sample Result	Percent Recovery MS	Acceptance Criteria
Vinyl chloride	ug/L (ppb)	50	12	102 b	50-150
Chloroethane	ug/L (ppb)	50	<1	112	50-150
1,1-Dichloroethene	ug/L (ppb)	50	<1	113	50-150
Methylene chloride	ug/L (ppb)	50	<5	95	50-150
trans-1,2-Dichloroethene	ug/L (ppb)	50	<1	103	50-150
1,1-Dichloroethane	ug/L (ppb)	50	<1	109	50-150
cis-1,2-Dichloroethene	ug/L (ppb)	50	5.1	106	50-150
1,2-Dichloroethane (EDC)	ug/L (ppb)	50	<1	109	50-150
1,1,1-Trichloroethane	ug/L (ppb)	50	<1	104	50-150
Trichloroethene	ug/L (ppb)	50	1.9	99	50-150
Tetrachloroethene	ug/L (ppb)	50	<1	112	50-150

Laboratory Code: Laboratory Control Sample

Analyte	Reporting Units	Spike Level	Percent Recovery LCS	Percent Recovery LCSD	Acceptance Criteria	RPD (Limit 20)
Vinyl chloride	ug/L (ppb)	50	108	108	70-130	0
Chloroethane	ug/L (ppb)	50	111	113	70-130	2
1,1-Dichloroethene	ug/L (ppb)	50	119	117	70-130	2
Methylene chloride	ug/L (ppb)	50	96	96	70-130	0
trans-1,2-Dichloroethene	ug/L (ppb)	50	109	108	70-130	1
1,1-Dichloroethane	ug/L (ppb)	50	113	114	70-130	1
cis-1,2-Dichloroethene	ug/L (ppb)	50	112	111	70-130	1
1,2-Dichloroethane (EDC)	ug/L (ppb)	50	112	113	70-130	1
1,1,1-Trichloroethane	ug/L (ppb)	50	109	111	70-130	2
Trichloroethene	ug/L (ppb)	50	106	105	70-130	1
Tetrachloroethene	ug/L (ppb)	50	112	114	70-130	2

Date of Report: 04/19/13
Date Received: 04/03/13
Project: TOC_01-600_20130403 WORFDB7, F&BI 304080

QUALITY ASSURANCE RESULTS FOR THE ANALYSIS OF WATER SAMPLES FOR VOLATILES BY EPA METHOD 8260C

Laboratory Code: Laboratory Control Sample

Analyte	Reporting Units	Spike Level	Percent Recovery LCS	Percent Recovery LCSD	Acceptance Criteria	RPD (Limit 20)
Vinyl chloride	ug/L (ppb)	50	101	98	73-132	3
Chloroethane	ug/L (ppb)	50	127 vo	121	68-126	5
1,1-Dichloroethene	ug/L (ppb)	50	103	99	75-119	4
Methylene chloride	ug/L (ppb)	50	93	91	63-132	2
trans-1,2-Dichloroethene	ug/L (ppb)	50	105	103	76-118	2
1,1-Dichloroethane	ug/L (ppb)	50	103	102	80-116	1
cis-1,2-Dichloroethene	ug/L (ppb)	50	102	101	81-111	1
1,2-Dichloroethane (EDC)	ug/L (ppb)	50	102	100	79-109	2
1,1,1-Trichloroethane	ug/L (ppb)	50	111	109	80-116	2
Trichloroethene	ug/L (ppb)	50	100	100	77-108	0
Tetrachloroethene	ug/L (ppb)	50	98	96	78-109	2

Date of Report: 04/19/13
Date Received: 04/03/13
Project: TOC_01-600_20130403 WORFDB7, F&BI 304080

QUALITY ASSURANCE RESULTS FOR THE ANALYSIS OF WATER SAMPLES FOR DISSOLVED GASSES USING METHOD RSK 175

Laboratory Code: Laboratory Control Sample

Analyte	Reporting Units	Spike Level	Percent Recovery LCS	Percent Recovery LCSD	Acceptance Criteria	RPD (Limit 20)
Methane	ug/L (ppm)	12	93	79	70-130	16
Ethane	ug/L (ppm)	24	104	88	70-130	17
Ethene	ug/L (ppm)	24	100	83	70-130	19

Data Qualifiers & Definitions

a - The analyte was detected at a level less than five times the reporting limit. The RPD results may not provide reliable information on the variability of the analysis.

A1 – More than one compound of similar molecule structure was identified with equal probability.

b - The analyte was spiked at a level that was less than five times that present in the sample. Matrix spike recoveries may not be meaningful.

ca - The calibration results for this range fell outside of acceptance criteria. The value reported is an estimate.

c - The presence of the analyte indicated may be due to carryover from previous sample injections.

d - The sample was diluted. Detection limits may be raised due to dilution.

ds - The sample was diluted. Detection limits are raised due to dilution and surrogate recoveries may not be meaningful.

dv - Insufficient sample was available to achieve normal reporting limits and limits are raised accordingly.

fb - Analyte present in the blank and the sample.

fc – The compound is a common laboratory and field contaminant.

hr - The sample and duplicate were reextracted and reanalyzed. RPD results were still outside of control limits. The variability is attributed to sample inhomogeneity.

ht - Analysis performed outside the method or client-specified holding time requirement.

ip - Recovery fell outside of normal control limits. Compounds in the sample matrix interfered with the quantitation of the analyte.

j – The result is below normal reporting limits. The value reported is an estimate.

J - The internal standard associated with the analyte is out of control limits. The reported concentration is an estimate.

jl - The analyte result in the laboratory control sample is out of control limits. The reported concentration should be considered an estimate.

jr - The rpd result in laboratory control sample associated with the analyte is out of control limits. The reported concentration should be considered an estimate.

js - The surrogate associated with the analyte is out of control limits. The reported concentration should be considered an estimate.

lc - The presence of the compound indicated is likely due to laboratory contamination.

L - The reported concentration was generated from a library search.

nm - The analyte was not detected in one or more of the duplicate analyses. Therefore, calculation of the RPD is not applicable.

pc – The sample was received in a container not approved by the method. The value reported should be considered an estimate.

pr – The sample was received with incorrect preservation. The value reported should be considered an estimate.

ve - Estimated concentration calculated for an analyte response above the valid instrument calibration range. A dilution is required to obtain an accurate quantification of the analyte.

vo - The value reported fell outside the control limits established for this analyte.

x - The sample chromatographic pattern does not resemble the fuel standard used for quantitation.

Am Test Inc.
13600 NE 126TH PL
Suite C
Kirkland, WA 98034
(425) 885-1664

Professional Analytical Services

Apr 5 2013
Friedman & Bruya, Inc.
3012 16th Avenue West
Seattle, WA 98119-2029

Enclosed please find the analytical data for your project.

The following is a cross correlation of client and laboratory identifications for your convenience.

CLIENT ID	MATRIX	AMTEST ID	TEST
01MW45-20130403	Water	13-A003986	MET
01MW44-20130403	Water	13-A003987	MET

Your samples were received on Thursday, April 4, 2013. At the time of receipt, the samples were logged in and properly maintained prior to the subsequent analysis.

The analytical procedures used at AmTest are well documented and are typically derived from the protocols of the EPA, USDA, FDA or the Army Corps of Engineers.

Following the analytical data you will find the Quality Control (QC) results.

Please note that the detection limits that are listed in the body of the report refer to the Method Detection Limits (MDL's), as opposed to Practical Quantitation Limits (PQL's).

If you should have any questions pertaining to the data package, please feel free to conact me.

Sincerely,



Aaron W. Young
Laboratory Manager

Project #: 304080
PO Number: C317

BACT = Bacteriological
CONV = Conventionals
MET = Metals
ORG = Organics
NUT=Nutrients
DEM=Demand
MIN=Minerals

Am Test Inc.
13600 NE 126TH PL
Suite C
Kirkland, WA 98034
(425) 885-1664
www.amtestlab.com

Professional Analytical Services

ANALYSIS REPORT

Friedman & Bruya, Inc.
3012 16th Avenue West
Seattle, WA 98119-2029
Project #: 304080
PO Number: C317
All results reported on an as received basis.

Date Received: 04/04/13
Date Reported: 4/ 5/13

AMTEST Identification Number **13-A003986**
Client Identification **01MW45-20130403**
Sampling Date **04/03/13, 11:40**

Conventionals

PARAMETER	RESULT	UNITS	Q	D.L.	METHOD	ANALYST	DATE
Ferrous Iron	1.10	mg/l		0.01	SM 3500FeD	SS	04/05/13

AMTEST Identification Number **13-A003987**
Client Identification **01MW44-20130403**
Sampling Date **04/03/13, 13:20**

Conventionals

PARAMETER	RESULT	UNITS	Q	D.L.	METHOD	ANALYST	DATE
Ferrous Iron	0.14	mg/l		0.01	SM 3500FeD	SS	04/05/13

Aaron W. Young
Laboratory Manager

Am Test Inc.
13600 NE 126th PL
Suite C
Kirkland, WA, 98034
(425) 885-1664
www.amtestlab.com

Professional Analytical Services

QC Summary for sample numbers: 13-A003986 to 13-A003987

MATRIX SPIKES

SAMPLE #	ANALYTE	UNITS	SAMPLE VALUE	SMPL+ SPK	SPK AMT	RECOVERY
13-A003984	Ferrous Iron	mg/l	0.02	0.53	0.50	102.00 %
13-A003984	Ferrous Iron	mg/l	0.02	0.54	0.50	104.00 %

MATRIX SPIKE DUPLICATES

SAMPLE #	ANALYTE	UNITS	SAMPLE + SPK	MSD VALUE	RPD
Spike	Ferrous Iron	mg/l	0.53	0.54	1.9

STANDARD REFERENCE MATERIALS

ANALYTE	UNITS	TRUE VALUE	MEASURED VALUE	RECOVERY
Ferrous Iron	mg/l	0.50	0.51	102. %

BLANKS

ANALYTE	UNITS	RESULT
Ferrous Iron	mg/l	< 0.01

SUBCONTRACT SAMPLE CHAIN OF CUSTODY

Send Report To Michael Erdahl

Company Friedman and Bruya, Inc.

Address 3012 16th Ave W

City, State, ZIP Seattle, WA 98119

Phone # (206) 285-8282 Fax # (206) 283-5044

SUBCONTRACTER Anatest

PROJECT NAME/NO. 304080

PO # C-317

REMARKS

Please Email Results

TURNAROUND TIME

☑ Standard (2 Weeks)

☐ RUSH

Rush charges authorized by:

SAMPLE DISPOSAL

☐ Dispose after 30 days

☐ Return samples

☐ Will call with instructions

	Sample ID	Lab ID	Date Sampled	Time Sampled	Sample Type	# of containers	Total Fe	Hardness	Sulfate	Ferrous Iron ~~Nitrate~~	Nitrite	Alkalinity	Sulfide	TKN	Total Phosphorus	Dissolved Gasses	Notes
3986	01MW45-20130403		4/3/13	1140	water	1				X							
3987	01MW44-20130403		↓	1320	↓	1				X							

Friedman & Bruya, Inc.
3012 16th Avenue West
Seattle, WA 98119-2029
Ph. (206) 285-8282
Fax (206) 283-5044

	SIGNATURE	PRINT NAME	COMPANY	DATE	TIME
Relinquished by:		Michael Erdahl	Friedman & Bruya	4/4/13	9:45
Received by:		J Olsen	Anatest	4/4/13	12:20
Relinquished by:					
Received by:					

AQUATIC RESEARCH INCORPORATED

LABORATORY & CONSULTING SERVICES

3927 AURORA AVENUE NORTH, SEATTLE, WA 98103

PHONE: (206) 632-2715 FAX: (206) 632-2417

CASE FILE NUMBER:	**FBI011-40**		**PAGE 1**
REPORT DATE:	**04/16/13**		
DATE SAMPLED:	**04/03/13**	**DATE RECEIVED:**	**04/04/13**

FINAL REPORT, LABORATORY ANALYSIS OF SELECTED PARAMETERS ON WATER SAMPLES FROM FRIEDMAN & BRUYA, INC. / PROJECT NO. 304080

CASE NARRATIVE

Two water samples were received by the laboratory in good condition and analyzed according to the chain of custody. No difficulties were encountered in the preparation or analysis of these samples. Sample data follows while QA/QC data is contained on the subsequent pages.

SAMPLE DATA

SAMPLE ID	ALKALINITY (mgCaCO3/l)	SULFATE (mg/L)	SULFIDE (mg/L)	TOTAL-P (mg/L)	TKN (mg/L)
01MW45-20130403	519	30.1	0.14	0.124	0.957
01MW44-20130403	446	31.0	0.16	0.258	0.647

SAMPLE ID	NITRATE (mg/L)	NITRITE (mg/L)	HARDNESS (mgCaCO3/L)
01MW45-20130403	0.053	<0.002	420
01MW44-20130403	0.013	<0.002	383

AQUATIC RESEARCH INCORPORATED

LABORATORY & CONSULTING SERVICES

3927 AURORA AVENUE NORTH, SEATTLE, WA 98103

PHONE: (206) 632-2715 FAX: (206) 632-2417

CASE FILE NUMBER:	**FB1011-40**		**PAGE 2**
REPORT DATE:	**04/16/13**		
DATE SAMPLED:	**04/03/13**	**DATE RECEIVED:**	**04/04/13**

FINAL REPORT, LABORATORY ANALYSIS OF SELECTED PARAMETERS ON WATER SAMPLES FROM FRIEDMAN & BRUYA, INC. / PROJECT NO. 304080

QA/QC DATA

QC PARAMETER	ALKALINITY (mgCaCO3/l)	SULFATE (mg/L)	SULFIDE (mg/L)	TOTAL-P (mg/L)	TKN (mg/L)
METHOD	SM18 2320B	SM184500SO4E	EPA 376.1	EPA 365.1	EPA 351.1
DATE ANALYZED	04/15/13	04/09/13	04/09/13	04/11/13	04/10/13
DETECTION LIMIT	1.00	1.00	0.05	0.002	0.200
DUPLICATE					
SAMPLE ID	BATCH	BATCH	BATCH	BATCH	BATCH
ORIGINAL	41.6	11.5	0.40	0.019	0.461
DUPLICATE	40.4	11.5	0.40	0.018	0.468
RPD	2.93%	0.24%	0.00%	5.87%	1.43%
SPIKE SAMPLE					
SAMPLE ID		BATCH		BATCH	BATCH
ORIGINAL		11.5		0.019	0.461
SPIKED SAMPLE		21.6		0.071	2.46
SPIKE ADDED		10.0		0.050	2.00
% RECOVERY	NA	100.49%	NA	104.86%	99.75%
QC CHECK					
FOUND	98.0	9.91		0.090	5.92
TRUE	100	10.0		0.090	5.79
% RECOVERY	98.00%	99.12%	NA	100.34%	102.30%
BLANK	NA	<1.00	<0.05	<0.002	<0.200

RPD - RELATIVE PERCENT DIFFERENCE.
NA = NOT APPLICABLE OR NOT AVAILABLE
NC = NOT CALCULABLE DUE TO ONE OR MORE VALUES BEING BELOW THE DETECTION LIMIT.
OR = RECOVERY NOT CALCULABLE DUE TO SPIKE SAMPLE OUT OF RANGE OR SPIKE TOO LOW RELATIVE TO SAMPLE CONCENTRATION.

AQUATIC RESEARCH INCORPORATED

LABORATORY & CONSULTING SERVICES

3927 AURORA AVENUE NORTH, SEATTLE, WA 98103

PHONE: (206) 632-2715 FAX: (206) 632-2417

CASE FILE NUMBER:	FBI011-40		PAGE 3
REPORT DATE:	04/16/13		
DATE SAMPLED:	04/03/13	DATE RECEIVED:	04/04/13

FINAL REPORT, LABORATORY ANALYSIS OF SELECTED PARAMETERS ON WATER SAMPLES FROM FRIEDMAN & BRUYA, INC. / PROJECT NO. 304080

QA/QC DATA

QC PARAMETER	NITRATE (mg/L)	NITRITE (mg/L)	HARDNESS (mgCaCO3/L)
METHOD	SM184500N03F	EPA 353.2	SM18 2340C
DATE ANALYZED	04/04/13	04/05/13	04/11/13
DETECTION LIMIT	0.010	0.002	2.00
DUPLICATE			
SAMPLE ID	BATCH	BATCH	BATCH
ORIGINAL	0.452	0.003	221
DUPLICATE	0.440	0.003	225
RPD	2.55%	0.00%	1.75%
SPIKE SAMPLE			
SAMPLE ID	BATCH	BATCH	BATCH
ORIGINAL	0.452	0.003	221
SPIKED SAMPLE	0.659	0.043	238
SPIKE ADDED	0.200	0.040	20.0
% RECOVERY	103.36%	100.00%	87.95%
QC CHECK			
FOUND	0.419	0.040	39.5
TRUE	0.408	0.040	40.0
% RECOVERY	102.66%	100.00%	98.70%
BLANK	<0.010	<0.002	<2.00

RPD = RELATIVE PERCENT DIFFERENCE.
NA = NOT APPLICABLE OR NOT AVAILABLE.
NC = NOT CALCULABLE DUE TO ONE OR MORE VALUES BEING BELOW THE DETECTION LIMIT.
OR = RECOVERY NOT CALCULABLE DUE TO SPIKE SAMPLE OUT OF RANGE OR SPIKE TOO LOW RELATIVE TO SAMPLE CONCENTRATION.

SUBMITTED BY:

Damien Gadomski
Project Manager

SUBCONTRACT SAMPLE CHAIN OF CUSTODY

FBI011-40

Page # 1 of 1

Send Report To Michael Erdahl

Company Friedman and Bruya, Inc.

Address 3012 16th Ave W

City, State, ZIP Seattle, WA 98119

Phone # (206) 285-8282 Fax # (206) 283-5044

SUBCONTRACTER Ag. Research

PROJECT NAME/NO. 304080

PO # C-320

REMARKS

Please Email Results

TURNAROUND TIME

☑ Standard (2 Weeks)

☐ RUSH

Rush charges authorized by:

SAMPLE DISPOSAL

☐ Dispose after 30 days

☐ Return samples

☐ Will call with instructions

Sample ID	Lab ID	Date Sampled	Time Sampled	Sample Type	# of containers	ANALYSES REQUESTED: Total Fe	Hardness	Sulfate	Nitrate	Nitrite	Alkalinity	Sulfide	TKN	Total Phosphorus	Dissolved Gasses	Notes
01MW45-20130403		4/3/17	1140	water	1		X	X	X	X	X	X	X	X		
01MW44-20130403		↓	1320	1			X	X	X	X	X	X	X	X		

Friedman & Bruya, Inc.
3012 16th Avenue West
Seattle, WA 98119-2029
Ph. (206) 285-8282
Fax (206) 283-5044

	SIGNATURE	PRINT NAME	COMPANY	DATE	TIME
Relinquished by:		Michael Erdahl	Friedman & Bruya	3/4/13	9:45
Received by:		S. Nielsen	FBI	4/4/13	1400
Relinquished by:					
Received by:					



Data File Name : C:\HPCHEM\4\DATA\04-05-13\040F0801.D
Operator : mwdl
Instrument : GC#4
Sample Name : 304080-01
Run Time Bar Code:
Acquired on : 05 Apr 13 05:05 PM
Report Created on: 08 Apr 13 10:26 AM

Page Number : 1
Vial Number : 40
Injection Number : 1
Sequence Line : 8
Instrument Method: DX4.MTH
Analysis Method : BAKEOUT.MTH

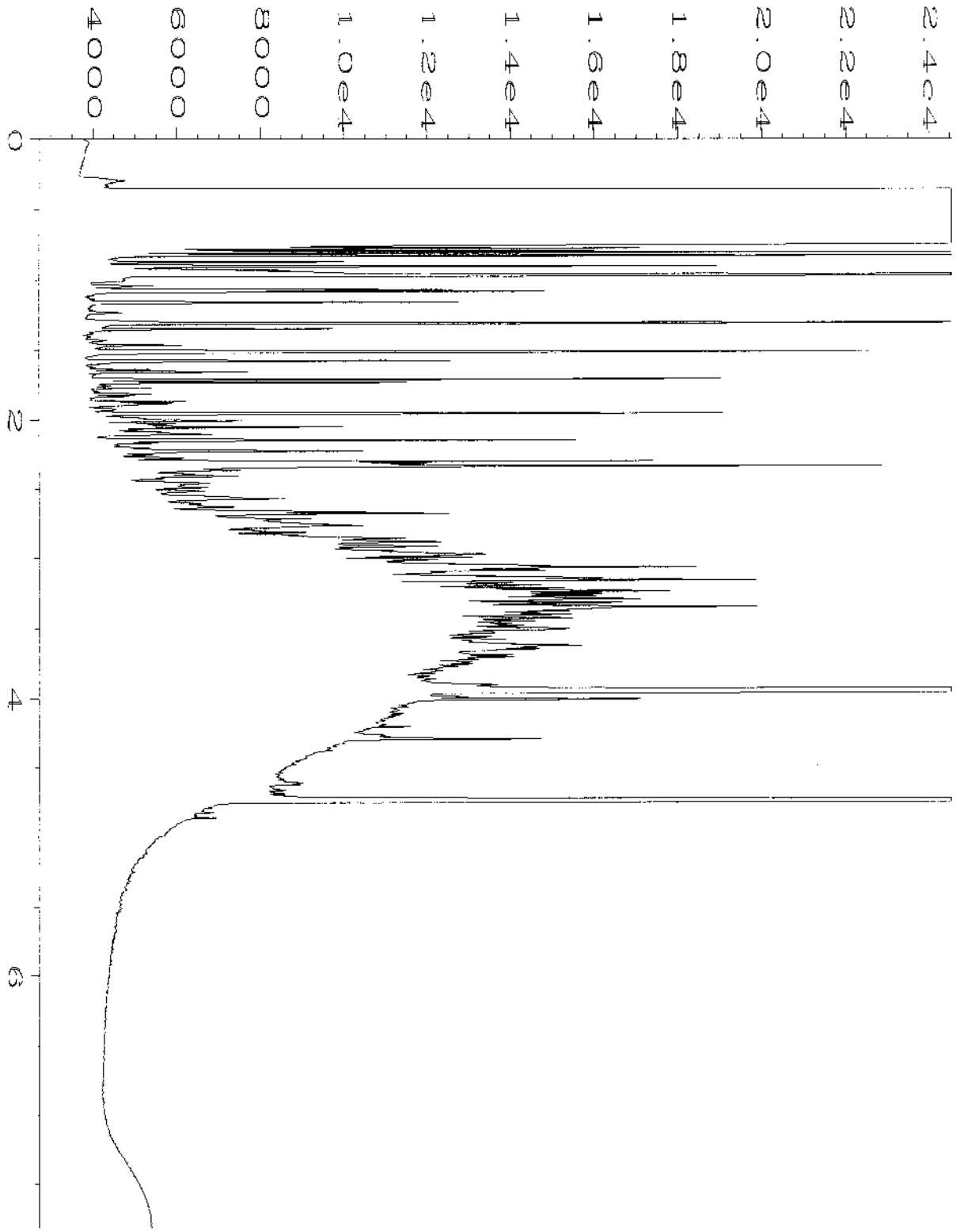

Data File Name : C:\HPCHEM\4\DATA\04-05-13\041F0801.D
Operator : mwdl
Instrument : GC#4
Sample Name : 304080-02
Run Time Bar Code:
Acquired on : 05 Apr 13 05:18 PM
Report Created on: 08 Apr 13 10:27 AM

Page Number : 1
Vial Number : 41
Injection Number : 1
Sequence Line : 8
Instrument Method: DX4.MTH
Analysis Method : BAKEOUT.MTH

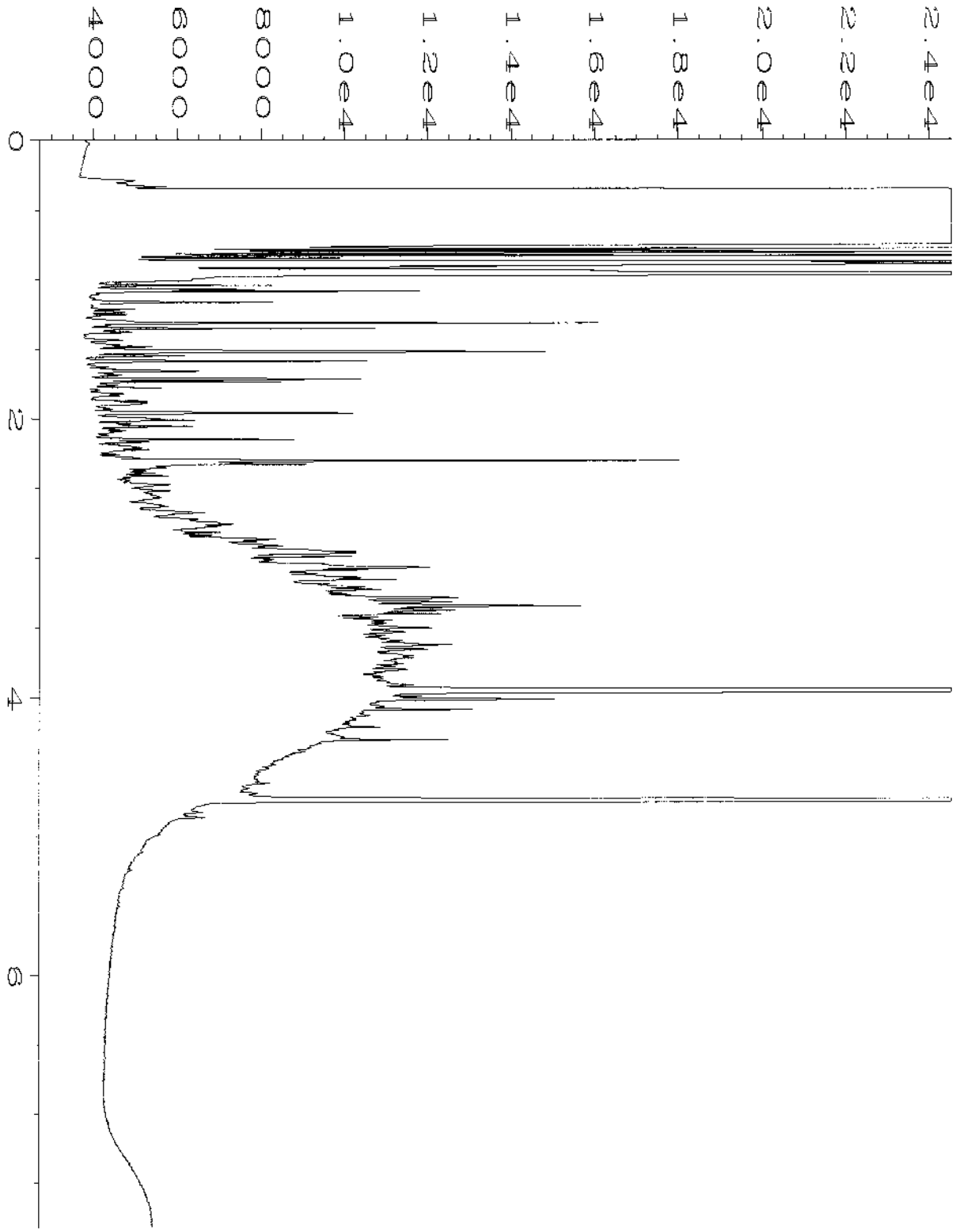

Data File Name : C:\HPCHEM\4\DATA\04-05-13\042F0801.D
Operator : mwdl
Instrument : GC#4
Sample Name : 304080-03
Run Time Bar Code:
Acquired on : 05 Apr 13 05:31 PM
Report Created on: 08 Apr 13 10:27 AM

Page Number : 1
Vial Number : 42
Injection Number : 1
Sequence Line : 8
Instrument Method: DX4.MTH
Analysis Method : BAKEOUT.MTH



Data File Name : C:\HPCHEM\4\DATA\04-05-13\035F0801.D
Operator : mwdl
Instrument : GC#4
Sample Name : 03-610 mb
Run Time Bar Code:
Acquired on : 05 Apr 13 04:01 PM
Report Created on: 08 Apr 13 10:13 AM

Page Number : 1
Vial Number : 35
Injection Number : 1
Sequence Line : 8
Instrument Method: DX4.MTH
Analysis Method : BAKEOUT.MTH

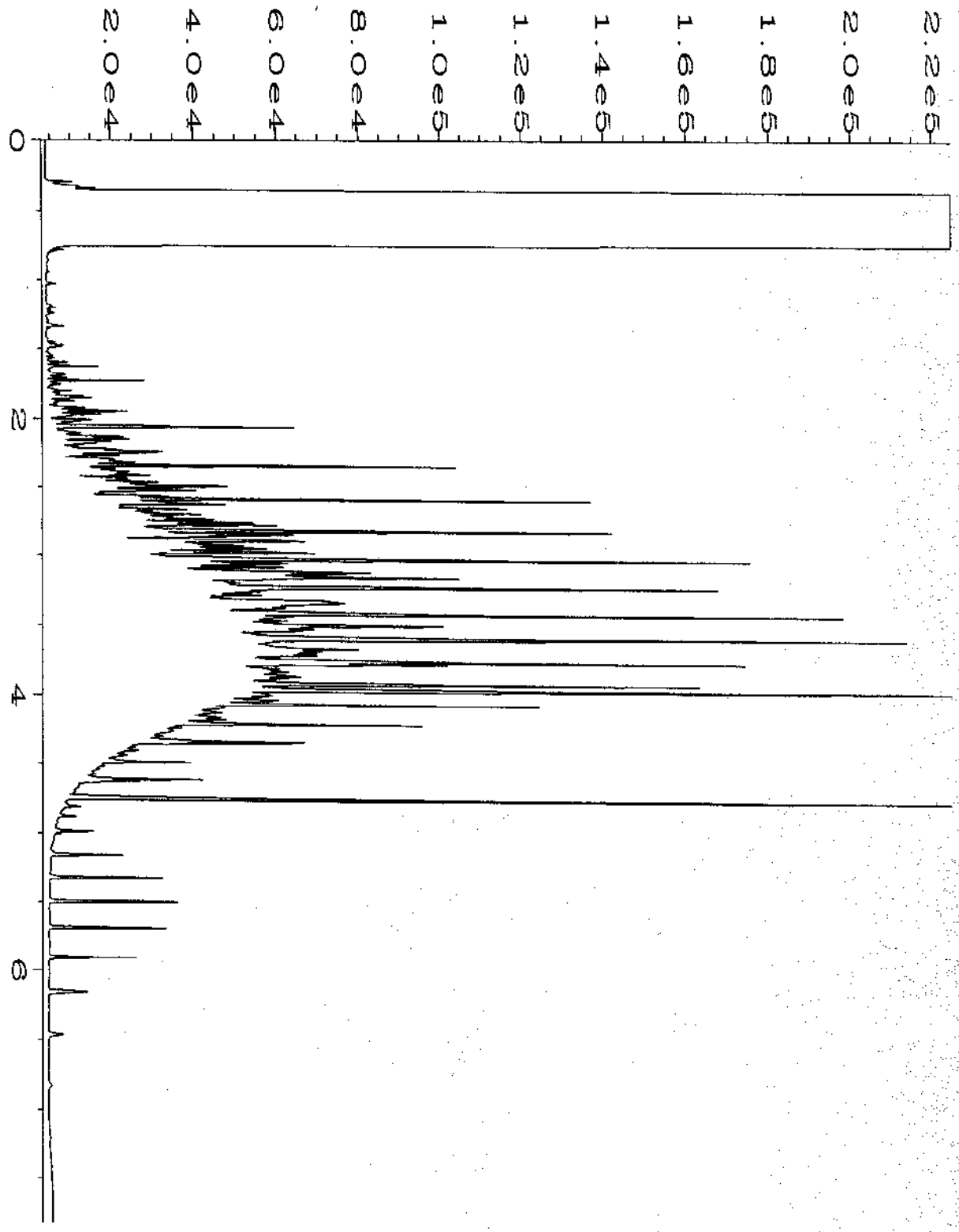

Data File Name : C:\HPCHEM\4\DATA\04-05-13\003F0201.D
Operator : mwdl
Instrument : GC#4
Sample Name : 500 Dx 40-42C
Run Time Bar Code:
Acquired on : 05 Apr 13 07:33 AM
Report Created on: 08 Apr 13 10:12 AM

Page Number : 1
Vial Number : 3
Injection Number : 1
Sequence Line : 2
Instrument Method: DX4.MTH
Analysis Method : BAKEOUT.MTH

304080

SAMPLE CHAIN OF CUSTODY

03 (MW) ME 04-04-13 VG/MS/AES

Send Report To Tim Brown, cc: Jessica Brown, Jennifer Cyr, Pete Kingston, Audrey Hackett

Company SoundEarth Strategies

Address 2811 Fairview Ave E, Suite 2000

City, State, ZIP Seattle, WA 98102

SAMPLERS (signature)

PROJECT NAME/NO.	PO #
TOC Holdings Co. Facility No. 01-600 Seattle Terminal – ASKO Property	0440-004-24
REMARKS	EIM Y

Page # 1 of 1

TURNAROUND TIME

X Standard (2 Weeks)

RUSH

Rush charges authorized by:

SAMPLE DISPOSAL

⊗ Dispose after 30 days

Return samples

Will call with instructions

Sample ID	Sample Location	Sample Depth	Lab ID	Date Sampled	Time Sampled	Matrix	# of jars	GRPH by NWTPH-Gx	BTEX by EPA 8021B	DRPH/ORPH by NWTPH-Dx	cVOCs by EPA 8260C	Methane, Ethane, and Ethene by RSK 175	Sulfate, Nitrate, Nitrite, Total P, Hardness, and Alkalinity	Total Fe and Total Mn	Sulfide, TKN, and Fe 2+	Notes
01MW76-20130403	01MW76		01AF	4/3/12	1040	water	6	X	X	X	X					
01MW45-20130403	01MW45		02AN	4/3/12	1140	water	14	X	X	X	X	X	X	X	X	
01MW94-20130403	01MW94		03AN		1320	1	14	X	X	X	X	X	X	X	X	

Samples received at 5 °C

Friedman & Bruya, Inc.
3012 16th Avenue West
Seattle, WA 98119-2029
Ph. (206) 285-8282
Fax (206) 283-5044

SIGNATURE	PRINT NAME	COMPANY	DATE	TIME
Relinquished by:	Courtney Porter	SoundEarth	4/3/13	1400
Received by:	Danny Nagle	"	"	1400
Relinquished by:	Danny Nagle	"	"	1650
Received by:	HANG NGUYEN	FBI	"	16:40

FRIEDMAN & BRUYA, INC.

ENVIRONMENTAL CHEMISTS

James E. Bruya, Ph.D.
Yelena Aravkina, M.S.
Bradley T. Benson, B.S.
Kurt Johnson, B.S.

3012 16th Avenue West
Seattle, WA 98119-2029
TEL: (206) 285-8282
e-mail: fbi@isomedia.com

April 24, 2013

Tim Brown, Project Manager
SoundEarth Strategies
2811 Fairview Ave. East, Suite 2000
Seattle, WA 98102

Dear Mr. Brown:

Included is the amended report from the testing of material submitted on April 3, 2013 from the TOC_01-600_20130403 WORFDB7, F&BI 304080 project. There are 23 pages included in this report. Per your request, the sample ID 01MW94-20130403 has been amended to 01MW44-20130403

We appreciate this opportunity to be of service to you and hope you will call if you should have any questions.

Sincerely,

FRIEDMAN & BRUYA, INC.



Michael Erdahl
Project Manager

Enclosures
c: Jessica Brown, Audrey Hackett, Pete Kingston, Jennifer Cyr
SOU0419R.DOC

FRIEDMAN & BRUYA, INC.

ENVIRONMENTAL CHEMISTS

James E. Bruya, Ph.D.
Yelena Aravkina, M.S.
Bradley T. Benson, B.S.
Kurt Johnson, B.S.

3012 16th Avenue West
Seattle, WA 98119-2029
TEL: (206) 285-8282
e-mail: fbi@isomedia.com

April 19, 2013

Tim Brown, Project Manager
SoundEarth Strategies
2811 Fairview Ave. East, Suite 2000
Seattle, WA 98102

Dear Mr. Brown:

Included are the results from the testing of material submitted on April 3, 2013 from the TOC_01-600_20130403 WORFDB7, F&BI 304080 project. There are 23 pages included in this report. Any samples that may remain are currently scheduled for disposal in 30 days. If you would like us to return your samples or arrange for long term storage at our offices, please contact us as soon as possible.

We appreciate this opportunity to be of service to you and hope you will call if you should have any questions.

Sincerely,

FRIEDMAN & BRUYA, INC.



Michael Erdahl
Project Manager

Enclosures
c: Jessica Brown, Audrey Hackett, Pete Kingston, Jennifer Cyr
SOU0419R.DOC

CASE NARRATIVE

This case narrative encompasses samples received on April 3, 2013 by Friedman & Bruya, Inc. from the SoundEarth Strategies TOC_01-600_20130403 WORFDB7, F&BI 304080 project. Samples were logged in under the laboratory ID's listed below.

Laboratory ID	SoundEarth Strategies
304080 -01	01MW76-20130403
304080 -02	01MW45-20130403
304080 -03	01MW44-20130403

Samples 01MW45-20130403 and 01MW94-20130403 were sent to Aquatic Research for sulfate, nitrate, nitrite, phosphorus, hardness, alkalinity, sulfide and TKN analyses. In addition, the samples were sent to Amtest for ferrous iron analysis. The reports are enclosed.

The 8260C vinyl chloride concentrations were flagged due to hydrochloric acid preservation per EPA SW-846 table 4-1 in the full concentration analysis of samples 01MW45-20130403 and 01MW44-20130403. The sample was diluted and vinyl chloride detections are reported without the qualifier.

Chloroethane in the 8260C laboratory control sample exceeded the acceptance criteria. The analyte was not detected in the sample, therefore the data were acceptable.

All other quality control requirements were acceptable.

Date of Report: 04/19/13
Date Received: 04/03/13
Project: TOC_01-600_20130403 WORFDB7, F&BI 304080
Date Extracted: 04/04/13
Date Analyzed: 04/04/13

RESULTS FROM THE ANALYSIS OF WATER SAMPLES FOR BENZENE, TOLUENE, ETHYLBENZENE, XYLENES AND TPH AS GASOLINE USING METHODS 8021B AND NWTPH-Gx

Results Reported as ug/L (ppb)

Sample ID Laboratory ID	Benzene	Toluene	Ethyl Benzene	Total Xylenes	Gasoline Range	Surrogate (% Recovery) (Limit 50-150)
01MW76-20130403 304080-01	<1	<1	<1	<3	<100	108
01MW45-20130403 304080-02	2.2	<1	<1	<3	200 x	109
01MW44-20130403 304080-03	13	<1	<1	<3	290 x	99
Method Blank 03-0576 MB	<1	<1	<1	<3	<100	111

Date of Report: 04/19/13
Date Received: 04/03/13
Project: TOC_01-600_20130403 WORFDB7, F&BI 304080
Date Extracted: 04/05/13
Date Analyzed: 04/05/13

RESULTS FROM THE ANALYSIS OF WATER SAMPLES FOR TOTAL PETROLEUM HYDROCARBONS AS DIESEL AND MOTOR OIL USING METHOD NWTPH-Dx

Results Reported as ug/L (ppb)

Sample ID Laboratory ID	Diesel Range (C_{10}-C_{25})	Motor Oil Range (C_{25}-C_{36})	Surrogate (% Recovery) (Limit 47-140)
01MW76-20130403 304080-01	<50	<250	93
01MW45-20130403 304080-02	380 x	<250	95
01MW44-20130403 304080-03	290 x	<250	91
Method Blank 03-610 MB	<50	<250	89

Analysis For Total Metals By EPA Method 200.8

Client ID:	01MW45-20130403	Client:	SoundEarth Strategies
Date Received:	04/03/13	Project:	TOC_01-600_20130403 WORFDB7
Date Extracted:	04/08/13	Lab ID:	304080-02
Date Analyzed:	04/08/13	Data File:	304080-02.021
Matrix:	Water	Instrument:	ICPMS1
Units:	ug/L (ppb)	Operator:	AP

Internal Standard:	% Recovery:	Lower Limit:	Upper Limit:
Germanium	101	60	125

Analyte:	Concentration ug/L (ppb)
Manganese	95.8
Iron	6,470

Analysis For Total Metals By EPA Method 200.8

Client ID:	01MW44-20130403	Client:	SoundEarth Strategies
Date Received:	04/03/13	Project:	TOC_01-600_20130403 WORFDB7
Date Extracted:	04/08/13	Lab ID:	304080-03
Date Analyzed:	04/08/13	Data File:	304080-03.024
Matrix:	Water	Instrument:	ICPMS1
Units:	ug/L (ppb)	Operator:	AP

Internal Standard:	% Recovery:	Lower Limit:	Upper Limit:
Germanium	99	60	125

Analyte:	Concentration ug/L (ppb)
Manganese	709
Iron	5,110

Analysis For Total Metals By EPA Method 200.8

Client ID:	Method Blank	Client:	SoundEarth Strategies
Date Received:	NA	Project:	TOC_01-600_20130403 WORFDB7
Date Extracted:	04/08/13	Lab ID:	I3-160 mb
Date Analyzed:	04/08/13	Data File:	I3-160 mb.019
Matrix:	Water	Instrument:	ICPMS1
Units:	ug/L (ppb)	Operator:	AP

Internal Standard:	% Recovery:	Lower Limit:	Upper Limit:
Germanium	95	60	125

Analyte:	Concentration ug/L (ppb)
Manganese	<1
Iron	<10

Analysis For Volatile Compounds By EPA Method 8260C

Client Sample ID:	01MW76-20130403	Client:	SoundEarth Strategies
Date Received:	04/03/13	Project:	TOC_01-600_20130403 WORFDB7
Date Extracted:	04/04/13	Lab ID:	304080-01
Date Analyzed:	04/05/13	Data File:	040508.D
Matrix:	Water	Instrument:	GCMS7
Units:	ug/L (ppb)	Operator:	JS

Surrogates:	% Recovery:	Lower Limit:	Upper Limit:
1,2-Dichloroethane-d4	101	50	150
Toluene-d8	97	50	150
4-Bromofluorobenzene	101	50	150

Compounds:	Concentration ug/L (ppb)
Vinyl chloride	<0.2
Chloroethane	<1
1,1-Dichloroethene	<1
Methylene chloride	<5
trans-1,2-Dichloroethene	<1
1,1-Dichloroethane	<1
cis-1,2-Dichloroethene	3.1
1,2-Dichloroethane (EDC)	<1
1,1,1-Trichloroethane	<1
Trichloroethene	22
Tetrachloroethene	<1

Analysis For Volatile Compounds By EPA Method 8260C

Client Sample ID:	01MW45-20130403	Client:	SoundEarth Strategies
Date Received:	04/03/13	Project:	TOC_01-600_20130403 WORFDB7
Date Extracted:	04/17/13	Lab ID:	304080-02
Date Analyzed:	04/17/13	Data File:	041721.D
Matrix:	Water	Instrument:	GCMS9
Units:	ug/L (ppb)	Operator:	JS

Surrogates:	% Recovery:	Lower Limit:	Upper Limit:
1,2-Dichloroethane-d4	101	50	150
Toluene-d8	99	50	150
4-Bromofluorobenzene	97	50	150

Compounds:	Concentration ug/L (ppb)
Vinyl chloride	2.4 pr
Chloroethane	<1
1,1-Dichloroethene	<1
Methylene chloride	<5
trans-1,2-Dichloroethene	<1
1,1-Dichloroethane	<1
cis-1,2-Dichloroethene	76
1,2-Dichloroethane (EDC)	<1
1,1,1-Trichloroethane	<1
Trichloroethene	400 ve
Tetrachloroethene	<1

Analysis For Volatile Compounds By EPA Method 8260C

Client Sample ID:	01MW45-20130403	Client:	SoundEarth Strategies
Date Received:	04/03/13	Project:	TOC_01-600_20130403 WORFDB7
Date Extracted:	04/04/13	Lab ID:	304080-02 1/5
Date Analyzed:	04/05/13	Data File:	040512.D
Matrix:	Water	Instrument:	GCMS7
Units:	ug/L (ppb)	Operator:	JS

Surrogates:	% Recovery:	Lower Limit:	Upper Limit:
1,2-Dichloroethane-d4	98	50	150
Toluene-d8	97	50	150
4-Bromofluorobenzene	103	50	150

Compounds:	Concentration ug/L (ppb)
Vinyl chloride	2.5
Chloroethane	<5
1,1-Dichloroethene	<5
Methylene chloride	<25
trans-1,2-Dichloroethene	<5
1,1-Dichloroethane	<5
cis-1,2-Dichloroethene	80
1,2-Dichloroethane (EDC)	<5
1,1,1-Trichloroethane	<5
Trichloroethene	410
Tetrachloroethene	<5

Analysis For Volatile Compounds By EPA Method 8260C

Client Sample ID:	01MW44-20130403	Client:	SoundEarth Strategies
Date Received:	04/03/13	Project:	TOC_01-600_20130403 WORFDB7
Date Extracted:	04/17/13	Lab ID:	304080-03
Date Analyzed:	04/17/13	Data File:	041722.D
Matrix:	Water	Instrument:	GCMS9
Units:	ug/L (ppb)	Operator:	JS

Surrogates:	% Recovery:	Lower Limit:	Upper Limit:
1,2-Dichloroethane-d4	98	50	150
Toluene-d8	99	50	150
4-Bromofluorobenzene	99	50	150

Compounds:	Concentration ug/L (ppb)
Vinyl chloride	11 pr
Chloroethane	<1
1,1-Dichloroethene	1.4
Methylene chloride	<5
trans-1,2-Dichloroethene	1.9
1,1-Dichloroethane	<1
cis-1,2-Dichloroethene	90
1,2-Dichloroethane (EDC)	4.5
1,1,1-Trichloroethane	<1
Trichloroethene	1,200 ve
Tetrachloroethene	<1

Analysis For Volatile Compounds By EPA Method 8260C

Client Sample ID:	01MW44-20130403	Client:	SoundEarth Strategies
Date Received:	04/03/13	Project:	TOC_01-600_20130403 WORFDB7
Date Extracted:	04/04/13	Lab ID:	304080-03 1/10
Date Analyzed:	04/05/13	Data File:	040517.D
Matrix:	Water	Instrument:	GCMS7
Units:	ug/L (ppb)	Operator:	JS

Surrogates:	% Recovery:	Lower Limit:	Upper Limit:
1,2-Dichloroethane-d4	97	50	150
Toluene-d8	97	50	150
4-Bromofluorobenzene	106	50	150

Compounds:	Concentration ug/L (ppb)
Vinyl chloride	12
Chloroethane	<10
1,1-Dichloroethene	<10
Methylene chloride	<50
trans-1,2-Dichloroethene	<10
1,1-Dichloroethane	<10
cis-1,2-Dichloroethene	88
1,2-Dichloroethane (EDC)	<10
1,1,1-Trichloroethane	<10
Trichloroethene	1,300
Tetrachloroethene	<10

Analysis For Volatile Compounds By EPA Method 8260C

Client Sample ID:	Method Blank	Client:	SoundEarth Strategies
Date Received:	NA	Project:	TOC_01-600_20130403 WORFDB7
Date Extracted:	04/04/13	Lab ID:	03-0594 mb
Date Analyzed:	04/04/13	Data File:	040407.D
Matrix:	Water	Instrument:	GCMS7
Units:	ug/L (ppb)	Operator:	JS

Surrogates:	% Recovery:	Lower Limit:	Upper Limit:
1,2-Dichloroethane-d4	98	50	150
Toluene-d8	101	50	150
4-Bromofluorobenzene	100	50	150

Compounds:	Concentration ug/L (ppb)
Vinyl chloride	<0.2
Chloroethane	<1
1,1-Dichloroethene	<1
Methylene chloride	<5
trans-1,2-Dichloroethene	<1
1,1-Dichloroethane	<1
cis-1,2-Dichloroethene	<1
1,2-Dichloroethane (EDC)	<1
1,1,1-Trichloroethane	<1
Trichloroethene	<1
Tetrachloroethene	<1

Analysis For Volatile Compounds By EPA Method 8260C

Client Sample ID:	Method Blank	Client:	SoundEarth Strategies
Date Received:	NA	Project:	TOC_01-600_20130403 WORFDB7
Date Extracted:	04/17/13	Lab ID:	03-0643 mb
Date Analyzed:	04/17/13	Data File:	041720.D
Matrix:	Water	Instrument:	GCMS9
Units:	ug/L (ppb)	Operator:	JS

Surrogates:	% Recovery:	Lower Limit:	Upper Limit:
1,2-Dichloroethane-d4	101	50	150
Toluene-d8	98	50	150
4-Bromofluorobenzene	98	50	150

Compounds:	Concentration ug/L (ppb)
Vinyl chloride	<0.2
Chloroethane	<1
1,1-Dichloroethene	<1
Methylene chloride	<5
trans-1,2-Dichloroethene	<1
1,1-Dichloroethane	<1
cis-1,2-Dichloroethene	<1
1,2-Dichloroethane (EDC)	<1
1,1,1-Trichloroethane	<1
Trichloroethene	<1
Tetrachloroethene	<1

Analysis For Dissolved Gasses By RSK 175

Client Sample ID:	01MW45-20130403	Client:	SoundEarth Strategies
Date Received:	04/03/13	Project:	TOC_01-600_20130403 WORFDB7
Date Extracted:	04/05/13	Lab ID:	304080-02
Date Analyzed:	04/05/13	Data File:	013F1301.D
Matrix:	Water	Instrument:	GC8
Units:	ug/L (ppb)	Operator:	BTB

Compounds:	Concentration ug/L (ppb)
Methane	24
Ethane	<5
Ethene	<5

Analysis For Dissolved Gasses By RSK 175

Client Sample ID:	01MW44-20130403	Client:	SoundEarth Strategies
Date Received:	04/03/13	Project:	TOC_01-600_20130403 WORFDB7
Date Extracted:	04/05/13	Lab ID:	304080-03
Date Analyzed:	04/05/13	Data File:	014F1401.D
Matrix:	Water	Instrument:	GC8
Units:	ug/L (ppb)	Operator:	BTB

Compounds:	Concentration ug/L (ppb)
Methane	35
Ethane	<5
Ethene	<5

Analysis For Dissolved Gasses By RSK 175

Client Sample ID:	Method Blank	Client:	SoundEarth Strategies
Date Received:	NA	Project:	TOC_01-600_20130403 WORFDB7
Date Extracted:	04/05/13	Lab ID:	03-592 mb
Date Analyzed:	04/05/13	Data File:	008F0801.D
Matrix:	Water	Instrument:	GC8
Units:	ug/L (ppb)	Operator:	BTB

Compounds:	Concentration ug/L (ppb)
Methane	<5
Ethane	<5
Ethene	<5

Date of Report: 04/19/13
Date Received: 04/03/13
Project: TOC_01-600_20130403 WORFDB7, F&BI 304080

QUALITY ASSURANCE RESULTS FOR THE ANALYSIS OF WATER SAMPLES FOR BENZENE, TOLUENE, ETHYLBENZENE, XYLENES, AND TPH AS GASOLINE USING EPA METHOD 8021B AND NWTPH-Gx

Laboratory Code: 304056-01 (Duplicate)

Analyte	Reporting Units	Sample Result	Duplicate Result	RPD (Limit 20)
Benzene	ug/L (ppb)	<1	<1	nm
Toluene	ug/L (ppb)	<1	<1	nm
Ethylbenzene	ug/L (ppb)	<1	<1	nm
Xylenes	ug/L (ppb)	<3	<3	nm
Gasoline	ug/L (ppb)	<100	<100	nm

Laboratory Code: Laboratory Control Sample

Analyte	Reporting Units	Spike Level	Percent Recovery LCS	Acceptance Criteria
Benzene	ug/L (ppb)	50	100	65-118
Toluene	ug/L (ppb)	50	98	72-122
Ethylbenzene	ug/L (ppb)	50	97	73-126
Xylenes	ug/L (ppb)	150	97	74-118
Gasoline	ug/L (ppb)	1,000	99	69-134

Date of Report: 04/19/13
Date Received: 04/03/13
Project: TOC_01-600_20130403 WORFDB7, F&BI 304080

QUALITY ASSURANCE RESULTS FOR THE ANALYSIS OF WATER SAMPLES FOR TOTAL PETROLEUM HYDROCARBONS AS DIESEL EXTENDED USING METHOD NWTPH-Dx

Laboratory Code: Laboratory Control Sample

Analyte	Reporting Units	Spike Level	Percent Recovery LCS	Percent Recovery LCSD	Acceptance Criteria	RPD (Limit 20)
Diesel Extended	ug/L (ppb)	2,500	97	104	61-133	7

Date of Report: 04/19/13
Date Received: 04/03/13
Project: TOC_01-600_20130403 WORFDB7, F&BI 304080

QUALITY ASSURANCE RESULTS FOR THE ANALYSIS OF WATER SAMPLES FOR TOTAL METALS USING EPA METHOD 200.8

Laboratory Code: 304080-02 (Duplicate)

Analyte	Reporting Units	Sample Result	Duplicate Result	RPD (Limit 20)
Manganese	ug/L (ppb)	95.8	94.2	2
Iron	ug/L (ppb)	6,470	6,330	2

Laboratory Code: 304080-02 (Matrix Spike)

Analyte	Reporting Units	Spike Level	Sample Result	Percent Recovery MS	Acceptance Criteria
Manganese	ug/L (ppb)	20	95.8	78 b	47-155
Iron	ug/L (ppb)	100	6,470	0 b	50-150

Laboratory Code: Laboratory Control Sample

Analyte	Reporting Units	Spike Level	Percent Recovery LCS	Acceptance Criteria
Manganese	ug/L (ppb)	20	99	76-120
Iron	ug/L (ppb)	100	99	70-130

Date of Report: 04/19/13
Date Received: 04/03/13
Project: TOC_01-600_20130403 WORFDB7, F&BI 304080

QUALITY ASSURANCE RESULTS FOR THE ANALYSIS OF WATER SAMPLES FOR VOLATILES BY EPA METHOD 8260C

Laboratory Code: 304081-01 (Matrix Spike)

Analyte	Reporting Units	Spike Level	Sample Result	Percent Recovery MS	Acceptance Criteria
Vinyl chloride	ug/L (ppb)	50	12	102 b	50-150
Chloroethane	ug/L (ppb)	50	<1	112	50-150
1,1-Dichloroethene	ug/L (ppb)	50	<1	113	50-150
Methylene chloride	ug/L (ppb)	50	<5	95	50-150
trans-1,2-Dichloroethene	ug/L (ppb)	50	<1	103	50-150
1,1-Dichloroethane	ug/L (ppb)	50	<1	109	50-150
cis-1,2-Dichloroethene	ug/L (ppb)	50	5.1	106	50-150
1,2-Dichloroethane (EDC)	ug/L (ppb)	50	<1	109	50-150
1,1,1-Trichloroethane	ug/L (ppb)	50	<1	104	50-150
Trichloroethene	ug/L (ppb)	50	1.9	99	50-150
Tetrachloroethene	ug/L (ppb)	50	<1	112	50-150

Laboratory Code: Laboratory Control Sample

Analyte	Reporting Units	Spike Level	Percent Recovery LCS	Percent Recovery LCSD	Acceptance Criteria	RPD (Limit 20)
Vinyl chloride	ug/L (ppb)	50	108	108	70-130	0
Chloroethane	ug/L (ppb)	50	111	113	70-130	2
1,1-Dichloroethene	ug/L (ppb)	50	119	117	70-130	2
Methylene chloride	ug/L (ppb)	50	96	96	70-130	0
trans-1,2-Dichloroethene	ug/L (ppb)	50	109	108	70-130	1
1,1-Dichloroethane	ug/L (ppb)	50	113	114	70-130	1
cis-1,2-Dichloroethene	ug/L (ppb)	50	112	111	70-130	1
1,2-Dichloroethane (EDC)	ug/L (ppb)	50	112	113	70-130	1
1,1,1-Trichloroethane	ug/L (ppb)	50	109	111	70-130	2
Trichloroethene	ug/L (ppb)	50	106	105	70-130	1
Tetrachloroethene	ug/L (ppb)	50	112	114	70-130	2

Date of Report: 04/19/13
Date Received: 04/03/13
Project: TOC_01-600_20130403 WORFDB7, F&BI 304080

QUALITY ASSURANCE RESULTS FOR THE ANALYSIS OF WATER SAMPLES FOR VOLATILES BY EPA METHOD 8260C

Laboratory Code: Laboratory Control Sample

Analyte	Reporting Units	Spike Level	Percent Recovery LCS	Percent Recovery LCSD	Acceptance Criteria	RPD (Limit 20)
Vinyl chloride	ug/L (ppb)	50	101	98	73-132	3
Chloroethane	ug/L (ppb)	50	127 vo	121	68-126	5
1,1-Dichloroethene	ug/L (ppb)	50	103	99	75-119	4
Methylene chloride	ug/L (ppb)	50	93	91	63-132	2
trans-1,2-Dichloroethene	ug/L (ppb)	50	105	103	76-118	2
1,1-Dichloroethane	ug/L (ppb)	50	103	102	80-116	1
cis-1,2-Dichloroethene	ug/L (ppb)	50	102	101	81-111	1
1,2-Dichloroethane (EDC)	ug/L (ppb)	50	102	100	79-109	2
1,1,1-Trichloroethane	ug/L (ppb)	50	111	109	80-116	2
Trichloroethene	ug/L (ppb)	50	100	100	77-108	0
Tetrachloroethene	ug/L (ppb)	50	98	96	78-109	2

Date of Report: 04/19/13
Date Received: 04/03/13
Project: TOC_01-600_20130403 WORFDB7, F&BI 304080

QUALITY ASSURANCE RESULTS FOR THE ANALYSIS OF WATER SAMPLES FOR DISSOLVED GASSES USING METHOD RSK 175

Laboratory Code: Laboratory Control Sample

Analyte	Reporting Units	Spike Level	Percent Recovery LCS	Percent Recovery LCSD	Acceptance Criteria	RPD (Limit 20)
Methane	ug/L (ppm)	12	93	79	70-130	16
Ethane	ug/L (ppm)	24	104	88	70-130	17
Ethene	ug/L (ppm)	24	100	83	70-130	19

Data Qualifiers & Definitions

a - The analyte was detected at a level less than five times the reporting limit. The RPD results may not provide reliable information on the variability of the analysis.

A1 – More than one compound of similar molecule structure was identified with equal probability.

b - The analyte was spiked at a level that was less than five times that present in the sample. Matrix spike recoveries may not be meaningful.

ca - The calibration results for this range fell outside of acceptance criteria. The value reported is an estimate.

c - The presence of the analyte indicated may be due to carryover from previous sample injections.

d - The sample was diluted. Detection limits may be raised due to dilution.

ds - The sample was diluted. Detection limits are raised due to dilution and surrogate recoveries may not be meaningful.

dv - Insufficient sample was available to achieve normal reporting limits and limits are raised accordingly.

fb - Analyte present in the blank and the sample.

fc – The compound is a common laboratory and field contaminant.

hr - The sample and duplicate were reextracted and reanalyzed. RPD results were still outside of control limits. The variability is attributed to sample inhomogeneity.

ht - Analysis performed outside the method or client-specified holding time requirement.

ip - Recovery fell outside of normal control limits. Compounds in the sample matrix interfered with the quantitation of the analyte.

j – The result is below normal reporting limits. The value reported is an estimate.

J - The internal standard associated with the analyte is out of control limits. The reported concentration is an estimate.

jl - The analyte result in the laboratory control sample is out of control limits. The reported concentration should be considered an estimate.

jr - The rpd result in laboratory control sample associated with the analyte is out of control limits. The reported concentration should be considered an estimate.

js - The surrogate associated with the analyte is out of control limits. The reported concentration should be considered an estimate.

lc - The presence of the compound indicated is likely due to laboratory contamination.

L - The reported concentration was generated from a library search.

nm - The analyte was not detected in one or more of the duplicate analyses. Therefore, calculation of the RPD is not applicable.

pc – The sample was received in a container not approved by the method. The value reported should be considered an estimate.

pr – The sample was received with incorrect preservation. The value reported should be considered an estimate.

ve - Estimated concentration calculated for an analyte response above the valid instrument calibration range. A dilution is required to obtain an accurate quantification of the analyte.

vo - The value reported fell outside the control limits established for this analyte.

x - The sample chromatographic pattern does not resemble the fuel standard used for quantitation.

FRIEDMAN & BRUYA, INC.

ENVIRONMENTAL CHEMISTS

James E. Bruya, Ph.D.
Yelena Aravkina, M.S.
Bradley T. Benson, B.S.
Kurt Johnson, B.S.

3012 16th Avenue West
Seattle, WA 98119-2029
TEL: (206) 285-8282
e-mail: fbi@isomedia.com

April 11, 2013

Tim Brown, Project Manager
SoundEarth Strategies
2811 Fairview Ave. East, Suite 2000
Seattle, WA 98102

Dear Mr. Brown:

Included are the results from the testing of material submitted on April 3, 2013 from the TOC_01-600_20130403 WORFDB7, F&BI 304081 project. There are 11 pages included in this report. Any samples that may remain are currently scheduled for disposal in 30 days. If you would like us to return your samples or arrange for long term storage at our offices, please contact us as soon as possible.

We appreciate this opportunity to be of service to you and hope you will call if you should have any questions.

Sincerely,

FRIEDMAN & BRUYA, INC.



Michael Erdahl
Project Manager

Enclosures
c: Jessica Brown, Audrey Hackett, Pete Kingston, Jennifer Cyr
SOU0411R.DOC

CASE NARRATIVE

This case narrative encompasses samples received on April 3, 2013 by Friedman & Bruya, Inc. from the SoundEarth Strategies TOC_01-600_20130403 WORFDB7, F&BI 304081 project. Samples were logged in under the laboratory ID's listed below.

Laboratory ID	SoundEarth Strategies
304081 -01	01MW15_20130403
304081 -02	01MW46_20130403
304081 -03	01MW80_20130403

All quality control requirements were acceptable.

Date of Report: 04/11/13
Date Received: 04/03/13
Project: TOC_01-600_20130403 WORFDB7, F&BI 304081
Date Extracted: 04/04/13
Date Analyzed: 04/04/13

RESULTS FROM THE ANALYSIS OF WATER SAMPLES FOR BENZENE, TOLUENE, ETHYLBENZENE, XYLENES AND TPH AS GASOLINE USING METHODS 8021B AND NWTPH-Gx

Results Reported as ug/L (ppb)

Sample ID Laboratory ID	Benzene	Toluene	Ethyl Benzene	Total Xylenes	Gasoline Range	Surrogate (% Recovery) (Limit 50-150)
01MW15_20130403 304081-01	<1	<1	<1	<3	<100	110
01MW46_20130403 304081-02	<1	<1	<1	<3	<100	101
01MW80_20130403 304081-03	<1	<1	<1	<3	<100	109
Method Blank 03-0576 MB	<1	<1	<1	<3	<100	111

Date of Report: 04/11/13
Date Received: 04/03/13
Project: TOC_01-600_20130403 WORFDB7, F&BI 304081
Date Extracted: 04/05/13
Date Analyzed: 04/05/13

RESULTS FROM THE ANALYSIS OF WATER SAMPLES FOR TOTAL PETROLEUM HYDROCARBONS AS DIESEL AND MOTOR OIL USING METHOD NWTPH-Dx

Results Reported as ug/L (ppb)

Sample ID Laboratory ID	Diesel Range (C_{10}-C_{25})	Motor Oil Range (C_{25}-C_{36})	Surrogate (% Recovery) (Limit 47-140)
01MW15_20130403 304081-01	240 x	<250	96
01MW46_20130403 304081-02	130 x	<250	83
01MW80_20130403 304081-03	240 x	<250	94
Method Blank 03-610 MB	<50	<250	89

Analysis For Volatile Compounds By EPA Method 8260C

Client Sample ID:	01MW15_20130403	Client:	SoundEarth Strategies
Date Received:	04/03/13	Project:	TOC_01-600_20130403 WORFDB7
Date Extracted:	04/04/13	Lab ID:	304081-01
Date Analyzed:	04/05/13	Data File:	040509.D
Matrix:	Water	Instrument:	GCMS7
Units:	ug/L (ppb)	Operator:	JS

Surrogates:	% Recovery:	Lower Limit:	Upper Limit:
1,2-Dichloroethane-d4	94	50	150
Toluene-d8	97	50	150
4-Bromofluorobenzene	102	50	150

Compounds:	Concentration ug/L (ppb)
Vinyl chloride	12
Chloroethane	<1
1,1-Dichloroethene	<1
Methylene chloride	<5
trans-1,2-Dichloroethene	<1
1,1-Dichloroethane	<1
cis-1,2-Dichloroethene	5.1
1,2-Dichloroethane (EDC)	<1
1,1,1-Trichloroethane	<1
Trichloroethene	1.9
Tetrachloroethene	<1

Analysis For Volatile Compounds By EPA Method 8260C

Client Sample ID:	01MW46_20130403	Client:	SoundEarth Strategies
Date Received:	04/03/13	Project:	TOC_01-600_20130403 WORFDB7
Date Extracted:	04/04/13	Lab ID:	304081-02
Date Analyzed:	04/05/13	Data File:	040510.D
Matrix:	Water	Instrument:	GCMS7
Units:	ug/L (ppb)	Operator:	JS

Surrogates:	% Recovery:	Lower Limit:	Upper Limit:
1,2-Dichloroethane-d4	101	50	150
Toluene-d8	99	50	150
4-Bromofluorobenzene	101	50	150

Compounds:	Concentration ug/L (ppb)
Vinyl chloride	8.8
Chloroethane	<1
1,1-Dichloroethene	1.1
Methylene chloride	<5
trans-1,2-Dichloroethene	<1
1,1-Dichloroethane	<1
cis-1,2-Dichloroethene	50
1,2-Dichloroethane (EDC)	<1
1,1,1-Trichloroethane	<1
Trichloroethene	<1
Tetrachloroethene	<1

Analysis For Volatile Compounds By EPA Method 8260C

Client Sample ID:	01MW80_20130403	Client:	SoundEarth Strategies
Date Received:	04/03/13	Project:	TOC_01-600_20130403 WORFDB7
Date Extracted:	04/04/13	Lab ID:	304081-03
Date Analyzed:	04/05/13	Data File:	040511.D
Matrix:	Water	Instrument:	GCMS7
Units:	ug/L (ppb)	Operator:	JS

Surrogates:	% Recovery:	Lower Limit:	Upper Limit:
1,2-Dichloroethane-d4	99	50	150
Toluene-d8	100	50	150
4-Bromofluorobenzene	105	50	150

Compounds:	Concentration ug/L (ppb)
Vinyl chloride	8.5
Chloroethane	<1
1,1-Dichloroethene	<1
Methylene chloride	<5
trans-1,2-Dichloroethene	<1
1,1-Dichloroethane	<1
cis-1,2-Dichloroethene	2.5
1,2-Dichloroethane (EDC)	<1
1,1,1-Trichloroethane	<1
Trichloroethene	<1
Tetrachloroethene	<1

Analysis For Volatile Compounds By EPA Method 8260C

Client Sample ID:	Method Blank	Client:	SoundEarth Strategies
Date Received:	NA	Project:	TOC_01-600_20130403 WORFDB7
Date Extracted:	04/04/13	Lab ID:	03-0594 mb
Date Analyzed:	04/04/13	Data File:	040407.D
Matrix:	Water	Instrument:	GCMS7
Units:	ug/L (ppb)	Operator:	JS

Surrogates:	% Recovery:	Lower Limit:	Upper Limit:
1,2-Dichloroethane-d4	98	50	150
Toluene-d8	101	50	150
4-Bromofluorobenzene	100	50	150

Compounds:	Concentration ug/L (ppb)
Vinyl chloride	<0.2
Chloroethane	<1
1,1-Dichloroethene	<1
Methylene chloride	<5
trans-1,2-Dichloroethene	<1
1,1-Dichloroethane	<1
cis-1,2-Dichloroethene	<1
1,2-Dichloroethane (EDC)	<1
1,1,1-Trichloroethane	<1
Trichloroethene	<1
Tetrachloroethene	<1

Date of Report: 04/11/13
Date Received: 04/03/13
Project: TOC_01-600_20130403 WORFDB7, F&BI 304081

QUALITY ASSURANCE RESULTS FOR THE ANALYSIS OF WATER SAMPLES FOR BENZENE, TOLUENE, ETHYLBENZENE, XYLENES, AND TPH AS GASOLINE USING EPA METHOD 8021B AND NWTPH-Gx

Laboratory Code: 304056-01 (Duplicate)

Analyte	Reporting Units	Sample Result	Duplicate Result	RPD (Limit 20)
Benzene	ug/L (ppb)	<1	<1	nm
Toluene	ug/L (ppb)	<1	<1	nm
Ethylbenzene	ug/L (ppb)	<1	<1	nm
Xylenes	ug/L (ppb)	<3	<3	nm
Gasoline	ug/L (ppb)	<100	<100	nm

Laboratory Code: Laboratory Control Sample

Analyte	Reporting Units	Spike Level	Percent Recovery LCS	Acceptance Criteria
Benzene	ug/L (ppb)	50	100	65-118
Toluene	ug/L (ppb)	50	98	72-122
Ethylbenzene	ug/L (ppb)	50	97	73-126
Xylenes	ug/L (ppb)	150	97	74-118
Gasoline	ug/L (ppb)	1,000	99	69-134

Date of Report: 04/11/13
Date Received: 04/03/13
Project: TOC_01-600_20130403 WORFDB7, F&BI 304081

QUALITY ASSURANCE RESULTS FOR THE ANALYSIS OF WATER SAMPLES FOR TOTAL PETROLEUM HYDROCARBONS AS DIESEL EXTENDED USING METHOD NWTPH-Dx

Laboratory Code: Laboratory Control Sample

Analyte	Reporting Units	Spike Level	Percent Recovery LCS	Percent Recovery LCSD	Acceptance Criteria	RPD (Limit 20)
Diesel Extended	ug/L (ppb)	2,500	97	104	61-133	7

Date of Report: 04/11/13
Date Received: 04/03/13
Project: TOC_01-600_20130403 WORFDB7, F&BI 304081

QUALITY ASSURANCE RESULTS FOR THE ANALYSIS OF WATER SAMPLES FOR VOLATILES BY EPA METHOD 8260C

Laboratory Code: 304081-01 (Matrix Spike)

Analyte	Reporting Units	Spike Level	Sample Result	Percent Recovery MS	Acceptance Criteria
Vinyl chloride	ug/L (ppb)	50	12	102 b	50-150
Chloroethane	ug/L (ppb)	50	<1	112	50-150
1,1-Dichloroethene	ug/L (ppb)	50	<1	113	50-150
Methylene chloride	ug/L (ppb)	50	<5	95	50-150
trans-1,2-Dichloroethene	ug/L (ppb)	50	<1	103	50-150
1,1-Dichloroethane	ug/L (ppb)	50	<1	109	50-150
cis-1,2-Dichloroethene	ug/L (ppb)	50	5.1	106	50-150
1,2-Dichloroethane (EDC)	ug/L (ppb)	50	<1	109	50-150
1,1,1-Trichloroethane	ug/L (ppb)	50	<1	104	50-150
Trichloroethene	ug/L (ppb)	50	1.9	99	50-150
Tetrachloroethene	ug/L (ppb)	50	<1	112	50-150

Laboratory Code: Laboratory Control Sample

Analyte	Reporting Units	Spike Level	Percent Recovery LCS	Percent Recovery LCSD	Acceptance Criteria	RPD (Limit 20)
Vinyl chloride	ug/L (ppb)	50	108	108	70-130	0
Chloroethane	ug/L (ppb)	50	111	113	70-130	2
1,1-Dichloroethene	ug/L (ppb)	50	119	117	70-130	2
Methylene chloride	ug/L (ppb)	50	96	96	70-130	0
trans-1,2-Dichloroethene	ug/L (ppb)	50	109	108	70-130	1
1,1-Dichloroethane	ug/L (ppb)	50	113	114	70-130	1
cis-1,2-Dichloroethene	ug/L (ppb)	50	112	111	70-130	1
1,2-Dichloroethane (EDC)	ug/L (ppb)	50	112	113	70-130	1
1,1,1-Trichloroethane	ug/L (ppb)	50	109	111	70-130	2
Trichloroethene	ug/L (ppb)	50	106	105	70-130	1
Tetrachloroethene	ug/L (ppb)	50	112	114	70-130	2

Data Qualifiers & Definitions

a - The analyte was detected at a level less than five times the reporting limit. The RPD results may not provide reliable information on the variability of the analysis.

A1 – More than one compound of similar molecule structure was identified with equal probability.

b - The analyte was spiked at a level that was less than five times that present in the sample. Matrix spike recoveries may not be meaningful.

ca - The calibration results for this range fell outside of acceptance criteria. The value reported is an estimate.

c - The presence of the analyte indicated may be due to carryover from previous sample injections.

d - The sample was diluted. Detection limits may be raised due to dilution.

ds - The sample was diluted. Detection limits are raised due to dilution and surrogate recoveries may not be meaningful.

dv - Insufficient sample was available to achieve normal reporting limits and limits are raised accordingly.

fb - Analyte present in the blank and the sample.

fc – The compound is a common laboratory and field contaminant.

hr - The sample and duplicate were reextracted and reanalyzed. RPD results were still outside of control limits. The variability is attributed to sample inhomogeneity.

ht - Analysis performed outside the method or client-specified holding time requirement.

ip - Recovery fell outside of normal control limits. Compounds in the sample matrix interfered with the quantitation of the analyte.

j – The result is below normal reporting limits. The value reported is an estimate.

J - The internal standard associated with the analyte is out of control limits. The reported concentration is an estimate.

jl - The analyte result in the laboratory control sample is out of control limits. The reported concentration should be considered an estimate.

jr - The rpd result in laboratory control sample associated with the analyte is out of control limits. The reported concentration should be considered an estimate.

js - The surrogate associated with the analyte is out of control limits. The reported concentration should be considered an estimate.

lc - The presence of the compound indicated is likely due to laboratory contamination.

L - The reported concentration was generated from a library search.

nm - The analyte was not detected in one or more of the duplicate analyses. Therefore, calculation of the RPD is not applicable.

pc – The sample was received in a container not approved by the method. The value reported should be considered an estimate.

pr – The sample was received with incorrect preservation. The value reported should be considered an estimate.

ve - Estimated concentration calculated for an analyte response above the valid instrument calibration range. A dilution is required to obtain an accurate quantification of the analyte.

vo - The value reported fell outside the control limits established for this analyte.

x - The sample chromatographic pattern does not resemble the fuel standard used for quantitation.

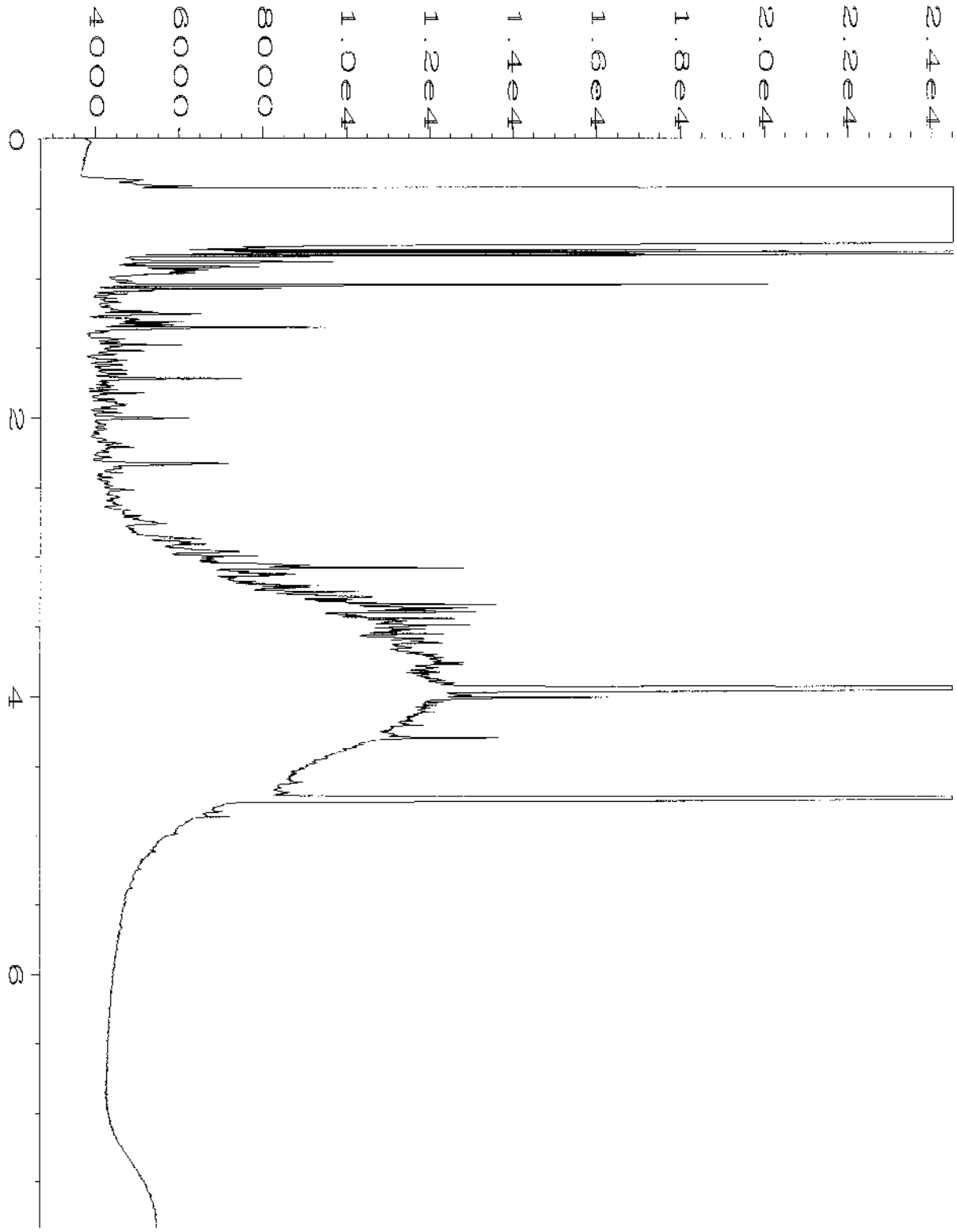

Data File Name : C:\HPCHEM\4\DATA\04-05-13\043F0801.D
Operator : mwdl
Instrument : GC#4
Sample Name : 304081-01
Run Time Bar Code:
Acquired on : 05 Apr 13 05:44 PM
Report Created on: 08 Apr 13 10:27 AM

Page Number : 1
Vial Number : 43
Injection Number : 1
Sequence Line : 8
Instrument Method: DX4.MTH
Analysis Method : BAKEOUT.MTH



Data File Name : C:\HPCHEM\4\DATA\04-05-13\044F0801.D
Operator : mwdl
Instrument : GC#4
Sample Name : 304081-02
Run Time Bar Code:
Acquired on : 05 Apr 13 05:57 PM
Report Created on: 08 Apr 13 10:27 AM

Page Number : 1
Vial Number : 44
Injection Number : 1
Sequence Line : 8
Instrument Method: DX4.MTH
Analysis Method : BAKEOUT.MTH

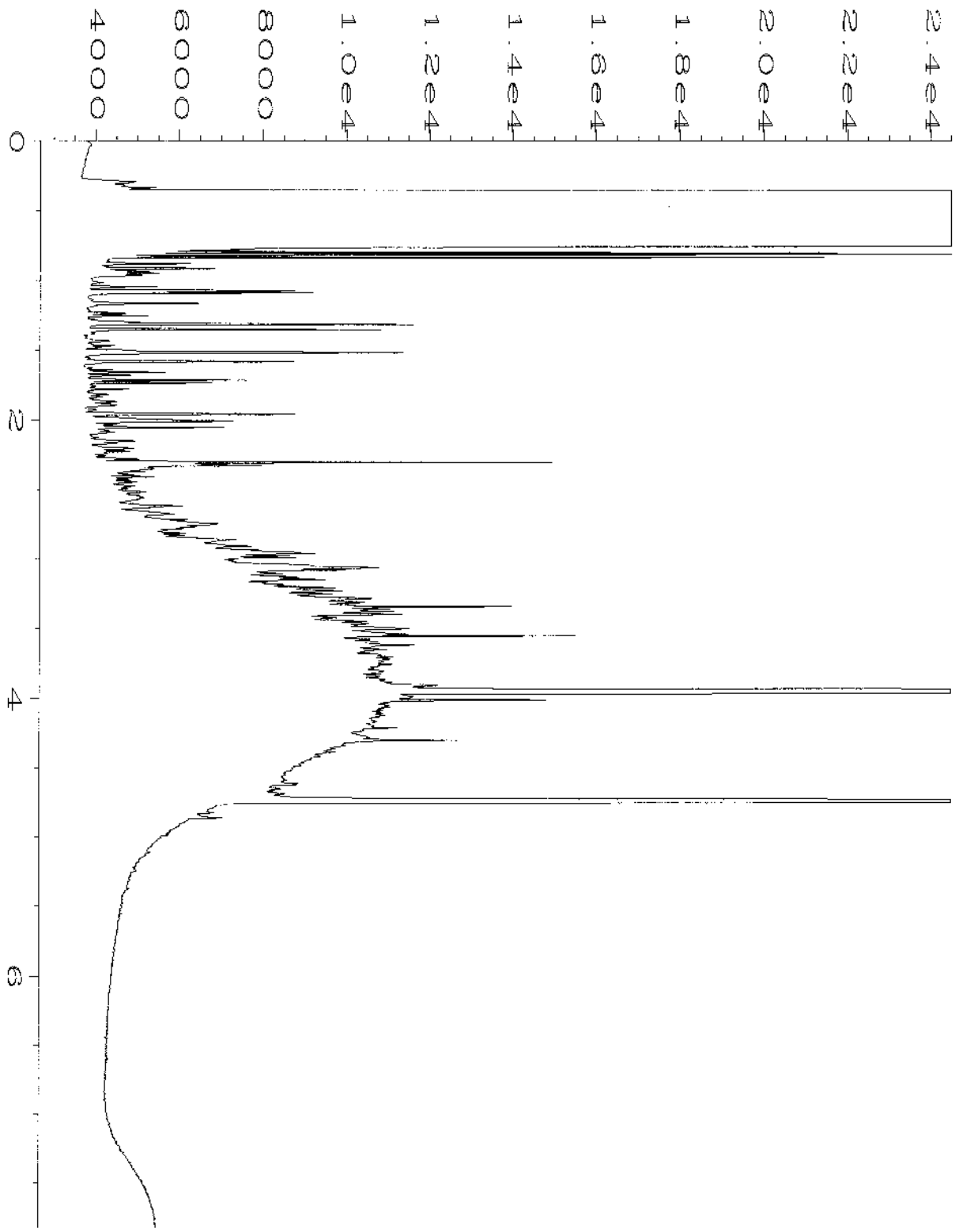

Data File Name : C:\HPCHEM\4\DATA\04-05-13\045F0801.D
Operator : mwdl
Instrument : GC#4
Sample Name : 304081-03
Run Time Bar Code:
Acquired on : 05 Apr 13 06:09 PM
Report Created on: 08 Apr 13 10:27 AM

Page Number : 1
Vial Number : 45
Injection Number : 1
Sequence Line : 8
Instrument Method: DX4.MTH
Analysis Method : BAKEOUT.MTH

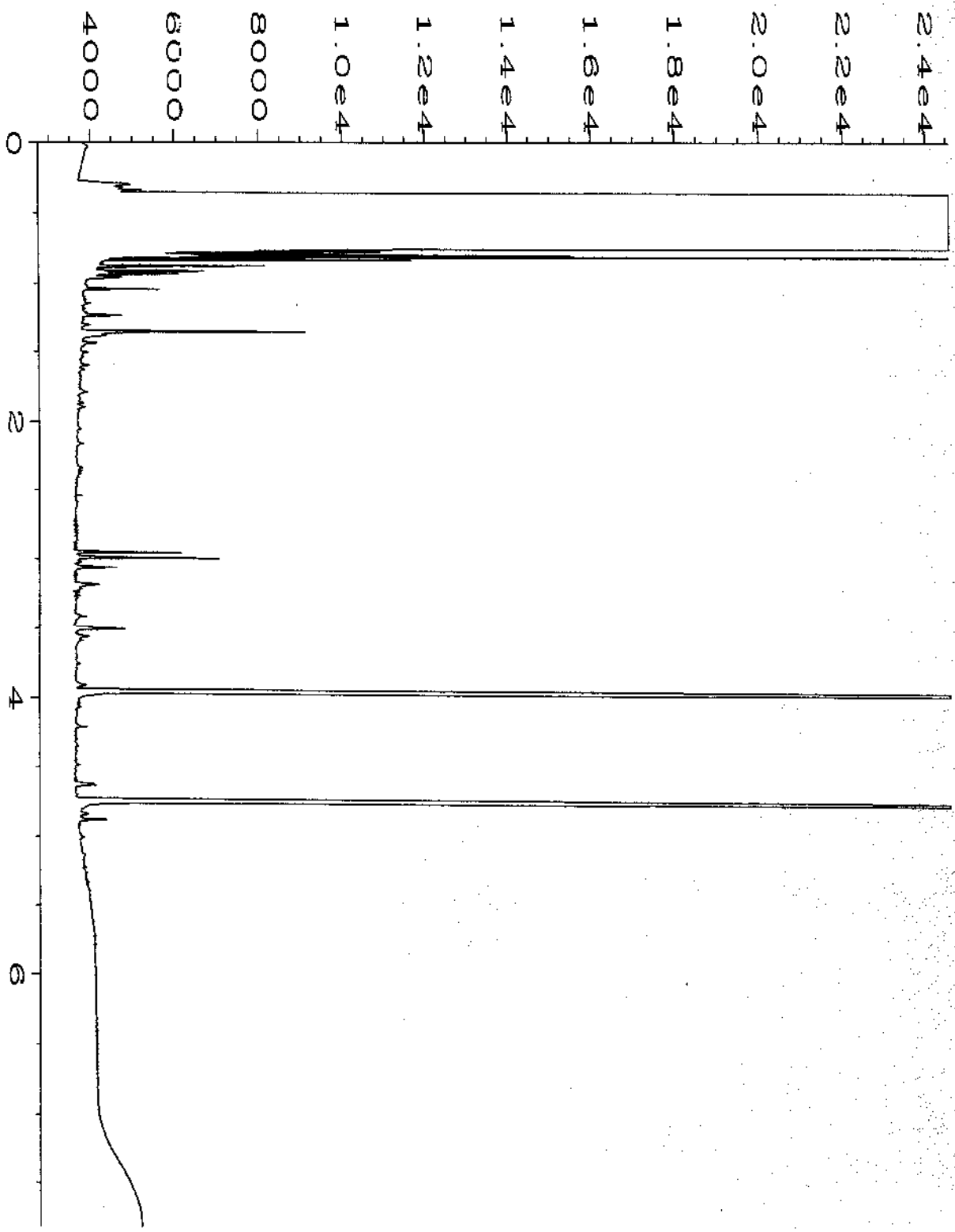

Data File Name : C:\HPCHEM\4\DATA\04-05-13\035F0801.D
Operator : mwdl
Instrument : GC#4
Sample Name : 03-610 mb
Run Time Bar Code:
Acquired on : 05 Apr 13 04:01 PM
Report Created on: 08 Apr 13 10:13 AM

Page Number : 1
Vial Number : 35
Injection Number : 1
Sequence Line : 8
Instrument Method: DX4.MTH
Analysis Method : BAKEOUT.MTH

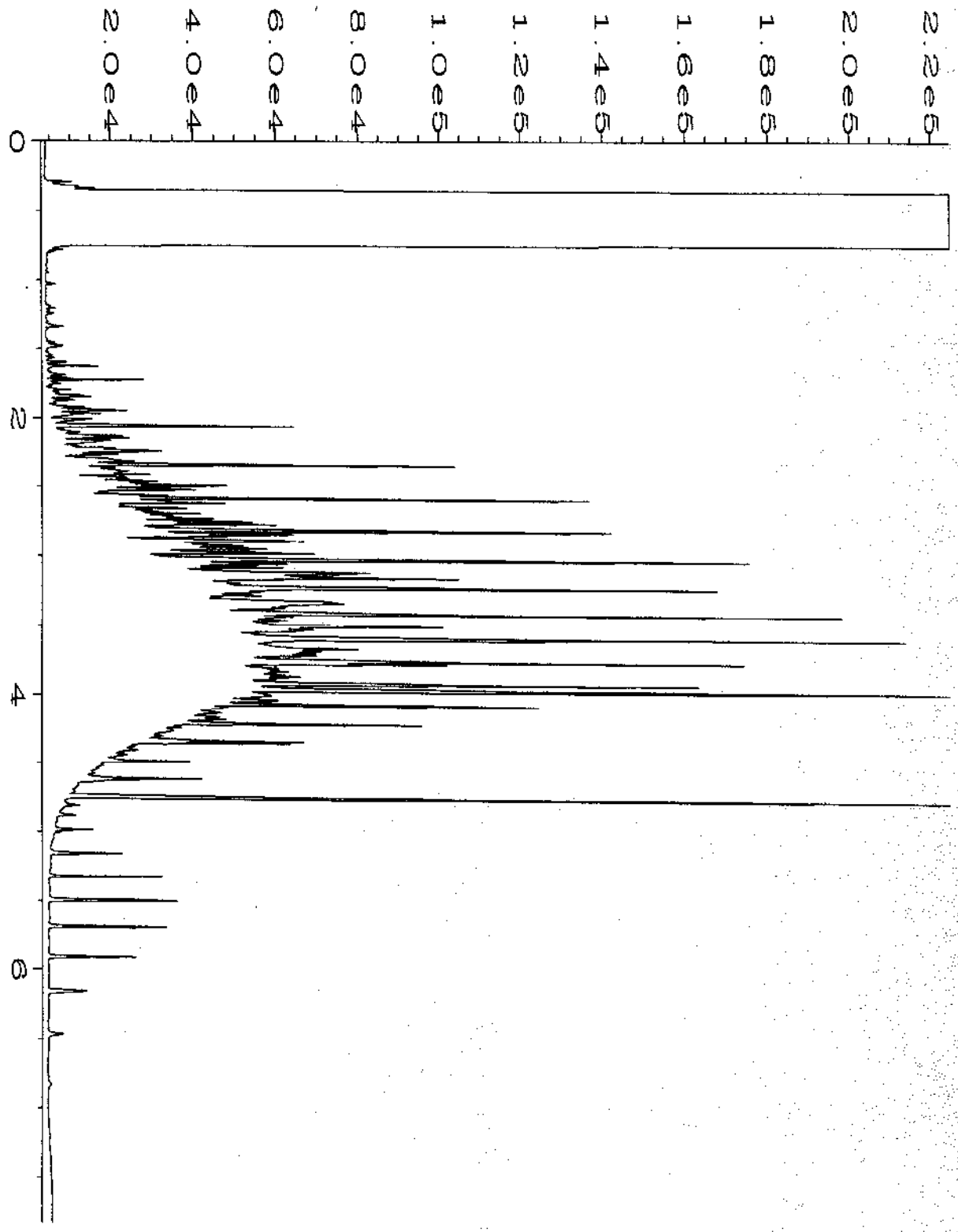

Data File Name : C:\HPCHEM\4\DATA\04-05-13\003F0201.D
Operator : mwdl
Instrument : GC#4
Sample Name : 500 Dx 40-42C
Run Time Bar Code:
Acquired on : 05 Apr 13 07:33 AM
Report Created on: 08 Apr 13 10:12 AM

Page Number : 1
Vial Number : 3
Injection Number : 1
Sequence Line : 2
Instrument Method: DX4.MTH
Analysis Method : BAKEOUT.MTH

304081

SAMPLE CHAIN OF CUSTODY

ME 04/03/13 V6/A05

Page # 1 of

Send Report To Tim Brown, cc: Jessica Brown, Jennifer Cyr, Pete Kingston, Audrey Hackett

Company SoundEarth Strategies

Address 2811 Fairview Ave E, Suite 2000

City, State, ZIP Seattle, WA 98102

SAMPLERS (signature) Krista Garrett

PROJECT NAME/NO.: TOC Holdings Co. Facility No. 01-600 Seattle Terminal – ASKO Property

PO #: 0440-004-24

REMARKS

EIM Y

TURNAROUND TIME
- X Standard (2 Weeks)
- RUSH
- Rush charges authorized by:

SAMPLE DISPOSAL
- ⊗ Dispose after 30 days
- Return samples
- Will call with instructions

Sample ID	Sample Location	Sample Depth	Lab ID	Date Sampled	Time Sampled	Matrix	# of jars	GRPH by NWTPH-Gx	BTEX by EPA 8021B	DRPH/ORPH by NWTPH-Dx	cVOCs by EPA 8260C	Methane, Ethane, and Ethene by RSK 175	Sulfate, Nitrate, Nitrite, Total P, Hardness, and Alkalinity	Total Fe and Total Mn	Sulfide, TKN, and Fe 2+	Notes
01MW15_20130403	01MW15	24.5	01A-F	4/3/13	1300	water	6	X	X	X	X					
01MW16_20130403	01MW16	27	02	"	1190	"	"	X	X	X	X					
01MWDup-20130403	01MW30	26	03	"	1030	"	"	X	X	X	X					

Samples received at 6 °C

Friedman & Bruya, Inc.
3012 16th Avenue West
Seattle, WA 98119-2029
Ph. (206) 285-8282
Fax (206) 283-5044

SIGNATURE	PRINT NAME	COMPANY	DATE	TIME
Relinquished by: Krista Garrett	KRISTA GARRETT	SOUNDEARTH	04/03/13	1630
Received by:	HONG NGUYEN	FBI	✓	16:45
Relinquished by:				
Received by:				

FRIEDMAN & BRUYA, INC.

ENVIRONMENTAL CHEMISTS

James E. Bruya, Ph.D.
Yelena Aravkina, M.S.
Bradley T. Benson, B.S.
Kurt Johnson, B.S.

3012 16th Avenue West
Seattle, WA 98119-2029
TEL: (206) 285-8282
e-mail: fbi@isomedia.com

April 19, 2013

Tim Brown, Project Manager
SoundEarth Strategies
2811 Fairview Ave. East, Suite 2000
Seattle, WA 98102

Dear Mr. Brown:

Included are the results from the testing of material submitted on April 3, 2013 from the TOC_01-600_20130403 WORFDB7, F&BI 304082 project. There are 19 pages included in this report. Any samples that may remain are currently scheduled for disposal in 30 days. If you would like us to return your samples or arrange for long term storage at our offices, please contact us as soon as possible.

We appreciate this opportunity to be of service to you and hope you will call if you should have any questions.

Sincerely,

FRIEDMAN & BRUYA, INC.



Michael Erdahl
Project Manager

Enclosures
c: Jessica Brown, Audrey Hackett, Pete Kingston, Jennifer Cyr
SOU0419R.DOC

FRIEDMAN & BRUYA, INC.

ENVIRONMENTAL CHEMISTS

CASE NARRATIVE

This case narrative encompasses samples received on April 3, 2013 by Friedman & Bruya, Inc. from the SoundEarth Strategies TOC_01-600_20130403 WORFDB7, F&BI 304082 project. Samples were logged in under the laboratory ID's listed below.

Laboratory ID	SoundEarth Strategies
304082 -01	01MW55-20130403
304082 -02	01MW63-20130403
304082 -03	FD04-20130403

Samples 01MW55-20130403 and 01MW63-20130403 were sent to Aquatic Research for sulfate, nitrate, nitrite, phosphorus, hardness, alkalinity, sulfide and TKN analyses. In addition, the samples were sent to Amtest for ferrous iron analysis. The reports are enclosed.

All quality control requirements were acceptable.

Date of Report: 04/19/13
Date Received: 04/03/13
Project: TOC_01-600_20130403 WORFDB7, F&BI 304082
Date Extracted: 04/04/13
Date Analyzed: 04/04/13

RESULTS FROM THE ANALYSIS OF WATER SAMPLES FOR BENZENE, TOLUENE, ETHYLBENZENE, XYLENES AND TPH AS GASOLINE USING METHODS 8021B AND NWTPH-Gx

Results Reported as ug/L (ppb)

Sample ID Laboratory ID	Benzene	Toluene	Ethyl Benzene	Total Xylenes	Gasoline Range	Surrogate (% Recovery) (Limit 52-124)
01MW55-20130403 304082-01	2.0	1.3	1.4	<3	1,100 x	110
01MW63-20130403 304082-02	5.6	<1	<1	<3	2,200 x	114
FD04-20130403 304082-03	5.5	<1	<1	<3	2,200 x	113
Method Blank 03-0579 MB	<1	<1	<1	<3	<100	109

Date of Report: 04/19/13
Date Received: 04/03/13
Project: TOC_01-600_20130403 WORFDB7, F&BI 304082
Date Extracted: 04/05/13
Date Analyzed: 04/05/13

RESULTS FROM THE ANALYSIS OF WATER SAMPLES FOR TOTAL PETROLEUM HYDROCARBONS AS DIESEL AND MOTOR OIL USING METHOD NWTPH-Dx

Results Reported as ug/L (ppb)

Sample ID Laboratory ID	Diesel Range (C_{10}-C_{25})	Motor Oil Range (C_{25}-C_{36})	Surrogate (% Recovery) (Limit 47-140)
01MW55-20130403 304082-01	630 x	370 x	92
01MW63-20130403 304082-02	800 x	340 x	90
FD04-20130403 304082-03	840 x	380 x	91
Method Blank 03-610 MB	<50	<250	89

Analysis For Total Metals By EPA Method 200.8

Client ID:	01MW55-20130403	Client:	SoundEarth Strategies
Date Received:	04/03/13	Project:	TOC_01-600_20130403 WORFDB7
Date Extracted:	04/08/13	Lab ID:	304082-01
Date Analyzed:	04/08/13	Data File:	304082-01.025
Matrix:	Water	Instrument:	ICPMS1
Units:	ug/L (ppb)	Operator:	AP

Internal Standard:	% Recovery:	Lower Limit:	Upper Limit:
Germanium	95	60	125

Analyte:	Concentration ug/L (ppb)
Manganese	1,070
Iron	79.1

Analysis For Total Metals By EPA Method 200.8

Client ID:	01MW63-20130403	Client:	SoundEarth Strategies
Date Received:	04/03/13	Project:	TOC_01-600_20130403 WORFDB7
Date Extracted:	04/08/13	Lab ID:	304082-02
Date Analyzed:	04/08/13	Data File:	304082-02.026
Matrix:	Water	Instrument:	ICPMS1
Units:	ug/L (ppb)	Operator:	AP

Internal Standard:	% Recovery:	Lower Limit:	Upper Limit:
Germanium	98	60	125

Analyte:	Concentration ug/L (ppb)
Manganese	832
Iron	3,130

FRIEDMAN & BRUYA, INC.

ENVIRONMENTAL CHEMISTS

Analysis For Total Metals By EPA Method 200.8

Client ID:	Method Blank	Client:	SoundEarth Strategies
Date Received:	NA	Project:	TOC_01-600_20130403 WORFDB7
Date Extracted:	04/08/13	Lab ID:	I3-160 mb
Date Analyzed:	04/08/13	Data File:	I3-160 mb.019
Matrix:	Water	Instrument:	ICPMS1
Units:	ug/L (ppb)	Operator:	AP

Internal Standard:	% Recovery:	Lower Limit:	Upper Limit:
Germanium	95	60	125

Analyte:	Concentration ug/L (ppb)
Manganese	<1
Iron	<10

Analysis For Volatile Compounds By EPA Method 8260C

Client Sample ID:	01MW55-20130403	Client:	SoundEarth Strategies
Date Received:	04/03/13	Project:	TOC_01-600_20130403 WORFDB7
Date Extracted:	04/04/13	Lab ID:	304082-01 1/100
Date Analyzed:	04/05/13	Data File:	040513.D
Matrix:	Water	Instrument:	GCMS7
Units:	ug/L (ppb)	Operator:	JS

Surrogates:	% Recovery:	Lower Limit:	Upper Limit:
1,2-Dichloroethane-d4	99	50	150
Toluene-d8	99	50	150
4-Bromofluorobenzene	105	50	150

Compounds:	Concentration ug/L (ppb)
Vinyl chloride	87
Chloroethane	<100
1,1-Dichloroethene	<100
Methylene chloride	<500
trans-1,2-Dichloroethene	<100
1,1-Dichloroethane	<100
cis-1,2-Dichloroethene	370
1,2-Dichloroethane (EDC)	<100
1,1,1-Trichloroethane	<100
Trichloroethene	4,000
Tetrachloroethene	<100

Analysis For Volatile Compounds By EPA Method 8260C

Client Sample ID:	01MW63-20130403	Client:	SoundEarth Strategies
Date Received:	04/03/13	Project:	TOC_01-600_20130403 WORFDB7
Date Extracted:	04/04/13	Lab ID:	304082-02 1/100
Date Analyzed:	04/05/13	Data File:	040514.D
Matrix:	Water	Instrument:	GCMS7
Units:	ug/L (ppb)	Operator:	JS

Surrogates:	% Recovery:	Lower Limit:	Upper Limit:
1,2-Dichloroethane-d4	96	50	150
Toluene-d8	97	50	150
4-Bromofluorobenzene	107	50	150

Compounds:	Concentration ug/L (ppb)
Vinyl chloride	96
Chloroethane	<100
1,1-Dichloroethene	<100
Methylene chloride	<500
trans-1,2-Dichloroethene	<100
1,1-Dichloroethane	<100
cis-1,2-Dichloroethene	530
1,2-Dichloroethane (EDC)	<100
1,1,1-Trichloroethane	<100
Trichloroethene	9,900
Tetrachloroethene	<100

Analysis For Volatile Compounds By EPA Method 8260C

Client Sample ID:	FD04-20130403	Client:	SoundEarth Strategies
Date Received:	04/03/13	Project:	TOC_01-600_20130403 WORFDB7
Date Extracted:	04/04/13	Lab ID:	304082-03 1/100
Date Analyzed:	04/05/13	Data File:	040515.D
Matrix:	Water	Instrument:	GCMS7
Units:	ug/L (ppb)	Operator:	JS

Surrogates:	% Recovery:	Lower Limit:	Upper Limit:
1,2-Dichloroethane-d4	96	50	150
Toluene-d8	97	50	150
4-Bromofluorobenzene	104	50	150

Compounds:	Concentration ug/L (ppb)
Vinyl chloride	110
Chloroethane	<100
1,1-Dichloroethene	<100
Methylene chloride	<500
trans-1,2-Dichloroethene	<100
1,1-Dichloroethane	<100
cis-1,2-Dichloroethene	540
1,2-Dichloroethane (EDC)	<100
1,1,1-Trichloroethane	<100
Trichloroethene	9,600
Tetrachloroethene	<100

Analysis For Volatile Compounds By EPA Method 8260C

Client Sample ID:	Method Blank	Client:	SoundEarth Strategies
Date Received:	NA	Project:	TOC_01-600_20130403 WORFDB7
Date Extracted:	04/04/13	Lab ID:	03-0594 mb
Date Analyzed:	04/04/13	Data File:	040407.D
Matrix:	Water	Instrument:	GCMS7
Units:	ug/L (ppb)	Operator:	JS

Surrogates:	% Recovery:	Lower Limit:	Upper Limit:
1,2-Dichloroethane-d4	98	50	150
Toluene-d8	101	50	150
4-Bromofluorobenzene	100	50	150

Compounds:	Concentration ug/L (ppb)
Vinyl chloride	<0.2
Chloroethane	<1
1,1-Dichloroethene	<1
Methylene chloride	<5
trans-1,2-Dichloroethene	<1
1,1-Dichloroethane	<1
cis-1,2-Dichloroethene	<1
1,2-Dichloroethane (EDC)	<1
1,1,1-Trichloroethane	<1
Trichloroethene	<1
Tetrachloroethene	<1

Analysis For Dissolved Gasses By RSK 175

Client Sample ID:	01MW55-20130403	Client:	SoundEarth Strategies
Date Received:	04/03/13	Project:	TOC_01-600_20130403 WORFDB7
Date Extracted:	04/05/13	Lab ID:	304082-01
Date Analyzed:	04/05/13	Data File:	011F1101.D
Matrix:	Water	Instrument:	GC8
Units:	ug/L (ppb)	Operator:	BTB

Compounds:	Concentration ug/L (ppb)
Methane	15
Ethane	<5
Ethene	<5

Analysis For Dissolved Gasses By RSK 175

Client Sample ID:	01MW63-20130403	Client:	SoundEarth Strategies
Date Received:	04/03/13	Project:	TOC_01-600_20130403 WORFDB7
Date Extracted:	04/05/13	Lab ID:	304082-02
Date Analyzed:	04/05/13	Data File:	012F1201.D
Matrix:	Water	Instrument:	GC8
Units:	ug/L (ppb)	Operator:	BTB

Compounds:	Concentration ug/L (ppb)
Methane	65
Ethane	<5
Ethene	<5

Analysis For Dissolved Gasses By RSK 175

Client Sample ID:	Method Blank	Client:	SoundEarth Strategies
Date Received:	NA	Project:	TOC_01-600_20130403 WORFDB7
Date Extracted:	04/05/13	Lab ID:	03-592 mb
Date Analyzed:	04/05/13	Data File:	008F0801.D
Matrix:	Water	Instrument:	GC8
Units:	ug/L (ppb)	Operator:	BTB

Compounds:	Concentration ug/L (ppb)
Methane	<5
Ethane	<5
Ethene	<5

Date of Report: 04/19/13
Date Received: 04/03/13
Project: TOC_01-600_20130403 WORFDB7, F&BI 304082

QUALITY ASSURANCE RESULTS FOR THE ANALYSIS OF WATER SAMPLES FOR BENZENE, TOLUENE, ETHYLBENZENE, XYLENES, AND TPH AS GASOLINE USING EPA METHOD 8021B AND NWTPH-Gx

Laboratory Code: 304083-01 (Duplicate)

Analyte	Reporting Units	Sample Result	Duplicate Result	RPD (Limit 20)
Benzene	ug/L (ppb)	<1	<1	nm
Toluene	ug/L (ppb)	<1	<1	nm
Ethylbenzene	ug/L (ppb)	<1	<1	nm
Xylenes	ug/L (ppb)	<3	<3	nm
Gasoline	ug/L (ppb)	<100	<100	nm

Laboratory Code: Laboratory Control Sample

Analyte	Reporting Units	Spike Level	Percent Recovery LCS	Acceptance Criteria
Benzene	ug/L (ppb)	50	91	65-118
Toluene	ug/L (ppb)	50	89	72-122
Ethylbenzene	ug/L (ppb)	50	89	73-126
Xylenes	ug/L (ppb)	150	89	74-118
Gasoline	ug/L (ppb)	1,000	99	69-134

Date of Report: 04/19/13
Date Received: 04/03/13
Project: TOC_01-600_20130403 WORFDB7, F&BI 304082

QUALITY ASSURANCE RESULTS FOR THE ANALYSIS OF WATER SAMPLES FOR TOTAL PETROLEUM HYDROCARBONS AS DIESEL EXTENDED USING METHOD NWTPH-Dx

Laboratory Code: Laboratory Control Sample

Analyte	Reporting Units	Spike Level	Percent Recovery LCS	Percent Recovery LCSD	Acceptance Criteria	RPD (Limit 20)
Diesel Extended	ug/L (ppb)	2,500	97	104	61-133	7

Date of Report: 04/19/13
Date Received: 04/03/13
Project: TOC_01-600_20130403 WORFDB7, F&BI 304082

QUALITY ASSURANCE RESULTS FOR THE ANALYSIS OF WATER SAMPLES FOR TOTAL METALS USING EPA METHOD 200.8

Laboratory Code: 304080-02 (Duplicate)

Analyte	Reporting Units	Sample Result	Duplicate Result	RPD (Limit 20)
Manganese	ug/L (ppb)	95.8	94.2	2
Iron	ug/L (ppb)	6,470	6,330	2

Laboratory Code: 304080-02 (Matrix Spike)

Analyte	Reporting Units	Spike Level	Sample Result	Percent Recovery MS	Acceptance Criteria
Manganese	ug/L (ppb)	20	95.8	78 b	47-155
Iron	ug/L (ppb)	100	6,470	0 b	50-150

Laboratory Code: Laboratory Control Sample

Analyte	Reporting Units	Spike Level	Percent Recovery LCS	Acceptance Criteria
Manganese	ug/L (ppb)	20	99	76-120
Iron	ug/L (ppb)	100	99	70-130

Date of Report: 04/19/13
Date Received: 04/03/13
Project: TOC_01-600_20130403 WORFDB7, F&BI 304082

QUALITY ASSURANCE RESULTS FOR THE ANALYSIS OF WATER SAMPLES FOR VOLATILES BY EPA METHOD 8260C

Laboratory Code: 304081-01 (Matrix Spike)

Analyte	Reporting Units	Spike Level	Sample Result	Percent Recovery MS	Acceptance Criteria
Vinyl chloride	ug/L (ppb)	50	12	102 b	50-150
Chloroethane	ug/L (ppb)	50	<1	112	50-150
1,1-Dichloroethene	ug/L (ppb)	50	<1	113	50-150
Methylene chloride	ug/L (ppb)	50	<5	95	50-150
trans-1,2-Dichloroethene	ug/L (ppb)	50	<1	103	50-150
1,1-Dichloroethane	ug/L (ppb)	50	<1	109	50-150
cis-1,2-Dichloroethene	ug/L (ppb)	50	5.1	106	50-150
1,2-Dichloroethane (EDC)	ug/L (ppb)	50	<1	109	50-150
1,1,1-Trichloroethane	ug/L (ppb)	50	<1	104	50-150
Trichloroethene	ug/L (ppb)	50	1.9	99	50-150
Tetrachloroethene	ug/L (ppb)	50	<1	112	50-150

Laboratory Code: Laboratory Control Sample

Analyte	Reporting Units	Spike Level	Percent Recovery LCS	Percent Recovery LCSD	Acceptance Criteria	RPD (Limit 20)
Vinyl chloride	ug/L (ppb)	50	108	108	70-130	0
Chloroethane	ug/L (ppb)	50	111	113	70-130	2
1,1-Dichloroethene	ug/L (ppb)	50	119	117	70-130	2
Methylene chloride	ug/L (ppb)	50	96	96	70-130	0
trans-1,2-Dichloroethene	ug/L (ppb)	50	109	108	70-130	1
1,1-Dichloroethane	ug/L (ppb)	50	113	114	70-130	1
cis-1,2-Dichloroethene	ug/L (ppb)	50	112	111	70-130	1
1,2-Dichloroethane (EDC)	ug/L (ppb)	50	112	113	70-130	1
1,1,1-Trichloroethane	ug/L (ppb)	50	109	111	70-130	2
Trichloroethene	ug/L (ppb)	50	106	105	70-130	1
Tetrachloroethene	ug/L (ppb)	50	112	114	70-130	2

Date of Report: 04/19/13
Date Received: 04/03/13
Project: TOC_01-600_20130403 WORFDB7, F&BI 304082

QUALITY ASSURANCE RESULTS FOR THE ANALYSIS OF WATER SAMPLES FOR DISSOLVED GASSES USING METHOD RSK 175

Laboratory Code: Laboratory Control Sample

Analyte	Reporting Units	Spike Level	Percent Recovery LCS	Percent Recovery LCSD	Acceptance Criteria	RPD (Limit 20)
Methane	ug/L (ppm)	12	93	79	70-130	16
Ethane	ug/L (ppm)	24	104	88	70-130	17
Ethene	ug/L (ppm)	24	100	83	70-130	19

Data Qualifiers & Definitions

a - The analyte was detected at a level less than five times the reporting limit. The RPD results may not provide reliable information on the variability of the analysis.

A1 – More than one compound of similar molecule structure was identified with equal probability.

b - The analyte was spiked at a level that was less than five times that present in the sample. Matrix spike recoveries may not be meaningful.

ca - The calibration results for this range fell outside of acceptance criteria. The value reported is an estimate.

c - The presence of the analyte indicated may be due to carryover from previous sample injections.

d - The sample was diluted. Detection limits may be raised due to dilution.

ds - The sample was diluted. Detection limits are raised due to dilution and surrogate recoveries may not be meaningful.

dv - Insufficient sample was available to achieve normal reporting limits and limits are raised accordingly.

fb - Analyte present in the blank and the sample.

fc – The compound is a common laboratory and field contaminant.

hr - The sample and duplicate were reextracted and reanalyzed. RPD results were still outside of control limits. The variability is attributed to sample inhomogeneity.

ht - Analysis performed outside the method or client-specified holding time requirement.

ip - Recovery fell outside of normal control limits. Compounds in the sample matrix interfered with the quantitation of the analyte.

j – The result is below normal reporting limits. The value reported is an estimate.

J - The internal standard associated with the analyte is out of control limits. The reported concentration is an estimate.

jl - The analyte result in the laboratory control sample is out of control limits. The reported concentration should be considered an estimate.

jr - The rpd result in laboratory control sample associated with the analyte is out of control limits. The reported concentration should be considered an estimate.

js - The surrogate associated with the analyte is out of control limits. The reported concentration should be considered an estimate.

lc - The presence of the compound indicated is likely due to laboratory contamination.

L - The reported concentration was generated from a library search.

nm - The analyte was not detected in one or more of the duplicate analyses. Therefore, calculation of the RPD is not applicable.

pc – The sample was received in a container not approved by the method. The value reported should be considered an estimate.

pr – The sample was received with incorrect preservation. The value reported should be considered an estimate.

ve - Estimated concentration calculated for an analyte response above the valid instrument calibration range. A dilution is required to obtain an accurate quantification of the analyte.

vo - The value reported fell outside the control limits established for this analyte.

x - The sample chromatographic pattern does not resemble the fuel standard used for quantitation.

AQUATIC RESEARCH INCORPORATED

LABORATORY & CONSULTING SERVICES

3927 AURORA AVENUE NORTH, SEATTLE, WA 98103

PHONE: (206) 632-2715 FAX: (206) 632-2417

CASE FILE NUMBER:	**FBI011-41**		**PAGE 1**
REPORT DATE:	**04/16/13**		
DATE SAMPLED:	**04/03/13**	**DATE RECEIVED:**	**04/04/13**

FINAL REPORT, LABORATORY ANALYSIS OF SELECTED PARAMETERS ON WATER SAMPLES FROM FRIEDMAN & BRUYA, INC. / PROJECT NO. 304082

CASE NARRATIVE

Two water samples were received by the laboratory in good condition and analyzed according to the chain of custody. No difficulties were encountered in the preparation or analysis of these samples. Sample data follows while QA/QC data is contained on the subsequent pages.

SAMPLE DATA

SAMPLE ID	ALKALINITY (mgCaCO3/l)	SULFATE (mg/L)	SULFIDE (mg/L)	TOTAL-P (mg/L)	TKN (mg/L)
01MW55-20130403	264	13.5	0.12	0.064	0.439
01MW63-20130403	261	15.6	0.12	0.022	0.457

SAMPLE ID	NITRATE (mg/L)	NITRITE (mg/L)	HARDNESS (mgCaCO3/L)
01MW55-20130403	0.010	<0.002	223
01MW63-20130403	<0.010	0.003	215

AQUATIC RESEARCH INCORPORATED

LABORATORY & CONSULTING SERVICES

3927 AURORA AVENUE NORTH, SEATTLE, WA 98103

PHONE: (206) 632-2715 FAX: (206) 632-2417

CASE FILE NUMBER: FBI011-41

REPORT DATE: 04/16/13

DATE SAMPLED: 04/03/13 **DATE RECEIVED:** 04/04/13

FINAL REPORT, LABORATORY ANALYSIS OF SELECTED PARAMETERS ON WATER SAMPLES FROM FRIEDMAN & BRUYA, INC. / PROJECT NO. 304082

QA/QC DATA

QC PARAMETER	ALKALINITY (mgCaCO3/l)	SULFATE (mg/L)	SULFIDE (mg/L)	TOTAL-P (mg/L)	TKN (mg/L)
METHOD	SM18 2320B	SM184500SO4E	EPA 376.1	EPA 365.1	EPA 351.1
DATE ANALYZED	04/15/13	04/09/13	04/09/13	04/11/13	04/10/13
DETECTION LIMIT	1.00	1.00	0.05	0.002	0.200
DUPLICATE					
SAMPLE ID	BATCH	BATCH	BATCH	BATCH	BATCH
ORIGINAL	41.6	11.5	0.40	0.019	0.461
DUPLICATE	40.4	11.5	0.40	0.018	0.468
RPD	2.93%	0.24%	0.00%	5.87%	1.43%
SPIKE SAMPLE					
SAMPLE ID		BATCH		BATCH	BATCH
ORIGINAL		11.5		0.019	0.461
SPIKED SAMPLE		21.6		0.071	2.46
SPIKE ADDED		10.0		0.050	2.00
% RECOVERY	NA	100.49%	NA	104.86%	99.75%
QC CHECK					
FOUND	98.0	9.91		0.090	5.92
TRUE	100	10.0		0.090	5.79
% RECOVERY	98.00%	99.12%	NA	100.34%	102.30%
BLANK	NA	<1.00	<0.05	<0.002	<0.200

RPD = RELATIVE PERCENT DIFFERENCE.
NA = NOT APPLICABLE OR NOT AVAILABLE.
NC = NOT CALCULABLE DUE TO ONE OR MORE VALUES BEING BELOW THE DETECTION LIMIT.
OR = RECOVERY NOT CALCULABLE DUE TO SPIKE SAMPLE OUT OF RANGE OR SPIKE TOO LOW RELATIVE TO SAMPLE CONCENTRATION.

AQUATIC RESEARCH INCORPORATED

LABORATORY & CONSULTING SERVICES

3927 AURORA AVENUE NORTH, SEATTLE, WA 98103

PHONE: (206) 632-2715 FAX: (206) 632-2417

CASE FILE NUMBER:	**FBI011-41**		**PAGE 3**
REPORT DATE:	**04/16/13**		
DATE SAMPLED:	**04/03/13**	**DATE RECEIVED:**	**04/04/13**

FINAL REPORT, LABORATORY ANALYSIS OF SELECTED PARAMETERS ON WATER SAMPLES FROM FRIEDMAN & BRUYA, INC. / PROJECT NO. 304082

QA/QC DATA

QC PARAMETER	NITRATE (mg/L)	NITRITE (mg/L)	HARDNESS (mgCaCO3/L)
METHOD	SM184500N03F	EPA 353.2	SM18 2340C
DATE ANALYZED	04/04/13	04/05/13	04/11/13
DETECTION LIMIT	0.010	0.002	2.00
DUPLICATE			
SAMPLE ID	BATCH	01MW63-20130403	BATCH
ORIGINAL	0.452	0.003	221
DUPLICATE	0.440	0.003	225
RPD	2.55%	0.00%	1.75%
SPIKE SAMPLE			
SAMPLE ID	BATCH	01MW63-20130403	BATCH
ORIGINAL	0.452	0.003	221
SPIKED SAMPLE	0.659	0.043	238
SPIKE ADDED	0.200	0.040	20.0
% RECOVERY	103.36%	100.00%	87.95%
QC CHECK			
FOUND	0.419	0.040	39.5
TRUE	0.408	0.040	40.0
% RECOVERY	102.66%	100.00%	98.70%
BLANK	<0.010	<0.002	<2.00

RPD = RELATIVE PERCENT DIFFERENCE.
NA = NOT APPLICABLE OR NOT AVAILABLE
NC = NOT CALCULABLE DUE TO ONE OR MORE VALUES BEING BELOW THE DETECTION LIMIT.
OR = RECOVERY NOT CALCULABLE DUE TO SPIKE SAMPLE OUT OF RANGE OR SPIKE TOO LOW RELATIVE TO SAMPLE CONCENTRATION.

SUBMITTED BY:

Damien Gadomski
Project Manager

FB1011.41

SUBCONTRACT SAMPLE CHAIN OF CUSTODY

Page # 1 of 1

Send Report To Michael Erdahl

Company Friedman and Bruya, Inc.

Address 3012 16th Ave W

City, State, ZIP Seattle, WA 98119

Phone # (206) 285-8282 Fax # (206) 283-5044

SUBCONTRACTER Ag. Research

PROJECT NAME/NO.	PO #
304082	C-321

REMARKS

Please Email Results

TURNAROUND TIME

☒ Standard (2 Weeks)

☐ RUSH

Rush charges authorized by:

SAMPLE DISPOSAL

☐ Dispose after 30 days

☐ Return samples

☐ Will call with instructions

Sample ID	Lab ID	Date Sampled	Time Sampled	Sample Type	# of containers	ANALYSES REQUESTED: Total Fe	Hardness	Sulfate	Nitrate	Nitrite	Alkalinity	Sulfide	TKN	Total Phosphorus	Dissolved Gasses	Notes
01MW55-20130403		4/3/13	1033	W			X	X	X	X	X	X	X	X		
01MW63-20130403		↓	1134	↓			X	X	X	X	X	X	X	X		

Friedman & Bruya, Inc.
3012 16th Avenue West
Seattle, WA 98119-2029
Ph. (206) 285-8282
Fax (206) 283-5044

	SIGNATURE	PRINT NAME	COMPANY	DATE	TIME
Relinquished by:		Michael Erdahl	Friedman & Bruya	4/4/13	9:50
Received by:		S. NELSON	ARI	4/4/13	1400
Relinquished by:					
Received by:					

Am Test Inc.
13600 NE 126TH PL
Suite C
Kirkland, WA 98034
(425) 885-1664

Professional Analytical Services

Apr 5 2013
Friedman & Bruya, Inc.
3012 16th Avenue West
Seattle, WA 98119-2029

Enclosed please find the analytical data for your project.

The following is a cross correlation of client and laboratory identifications for your convenience.

CLIENT ID	MATRIX	AMTEST ID	TEST
01MW55-20130403	Water	13-A003984	MET
01MW63-20130403	Water	13-A003985	MET

Your samples were received on Thursday, April 4, 2013. At the time of receipt, the samples were logged in and properly maintained prior to the subsequent analysis.

The analytical procedures used at AmTest are well documented and are typically derived from the protocols of the EPA, USDA, FDA or the Army Corps of Engineers.

Following the analytical data you will find the Quality Control (QC) results.

Please note that the detection limits that are listed in the body of the report refer to the Method Detection Limits (MDL's), as opposed to Practical Quantitation Limits (PQL's).

If you should have any questions pertaining to the data package, please feel free to conact me.

Sincerely,



Aaron W. Young
Laboratory Manager

Project #: 304082
PO Number: C317

BACT = Bacteriological
CONV = Conventionals
MET = Metals
ORG = Organics
NUT=Nutrients
DEM=Demand
MIN=Minerals

Am Test Inc.
13600 NE 126TH PL
Suite C
Kirkland, WA 98034
(425) 885-1664
www.amtestlab.com

AMTEST LABORATORIES

Professional Analytical Services

ANALYSIS REPORT

Friedman & Bruya, Inc.
3012 16th Avenue West
Seattle, WA 98119-2029
Project #: 304082
PO Number: C317
All results reported on an as received basis.

Date Received: 04/04/13
Date Reported: 4/ 5/13

AMTEST Identification Number **13-A003984**
Client Identification **01MW55-20130403**
Sampling Date **04/03/13, 10:33**

Conventionals

PARAMETER	RESULT	UNITS	Q	D.L.	METHOD	ANALYST	DATE
Ferrous Iron	0.02	mg/l		0.01	SM 3500FeD	SS	04/05/13

AMTEST Identification Number **13-A003985**
Client Identification **01MW63-20130403**
Sampling Date **04/03/13, 11:36**

Conventionals

PARAMETER	RESULT	UNITS	Q	D.L.	METHOD	ANALYST	DATE
Ferrous Iron	2.28	mg/l		0.01	SM 3500FeD	SS	04/05/13

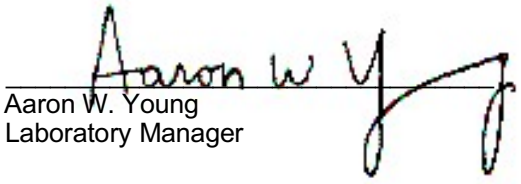

Aaron W. Young
Laboratory Manager

Am Test Inc.
13600 NE 126th PL
Suite C
Kirkland, WA, 98034
(425) 885-1664
www.amtestlab.com

AMTEST LABORATORIES

Professional Analytical Services

QC Summary for sample numbers: 13-A003984 to 13-A003985

MATRIX SPIKES

SAMPLE #	ANALYTE	UNITS	SAMPLE VALUE	SMPL+ SPK	SPK AMT	RECOVERY
13-A003984	Ferrous Iron	mg/l	0.02	0.53	0.50	102.00 %
13-A003984	Ferrous Iron	mg/l	0.02	0.54	0.50	104.00 %

MATRIX SPIKE DUPLICATES

SAMPLE #	ANALYTE	UNITS	SAMPLE + SPK	MSD VALUE	RPD
Spike	Ferrous Iron	mg/l	0.53	0.54	1.9

STANDARD REFERENCE MATERIALS

ANALYTE	UNITS	TRUE VALUE	MEASURED VALUE	RECOVERY
Ferrous Iron	mg/l	0.50	0.51	102. %

BLANKS

ANALYTE	UNITS	RESULT
Ferrous Iron	mg/l	< 0.01

SUBCONTRACT SAMPLE CHAIN OF CUSTODY

Send Report To Michael Erdahl

Company Friedman and Bruya, Inc.

Address 3012 16th Ave W

City, State, ZIP Seattle, WA 98119

Phone # (206) 285-8282 Fax # (206) 283-5044

SUBCONTRACTER Amtest

PROJECT NAME/NO. 304082

PO # C-317

REMARKS

Please Email Results

TURNAROUND TIME

☒ Standard (2 Weeks)

☐ RUSH

Rush charges authorized by:

SAMPLE DISPOSAL

☐ Dispose after 30 days

☐ Return samples

☐ Will call with instructions

	Sample ID	Lab ID	Date Sampled	Time Sampled	Sample Type	# of containers	ANALYSES REQUESTED: Total Fe	Hardness	Sulfate	Ferrous Iron / ~~Nitrate~~	Nitrite	Alkalinity	Sulfide	TKN	Total Phosphorus	Dissolved Gasses	Notes
3984	01MW55-20130403		4/3/13	1033	1					X							
3985	01MW63-20130403		↓	1132	1					X							

Friedman & Bruya, Inc.
3012 16th Avenue West
Seattle, WA 98119-2029
Ph. (206) 285-8282
Fax (206) 283-5044

	SIGNATURE	PRINT NAME	COMPANY	DATE	TIME
Relinquished by:		Michael Erdahl	Friedman & Bruya	4/4/13	9:50
Received by:		J Olsen	Amtest	4/4/13	12:20
Relinquished by:					
Received by:					



Data File Name	: C:\HPCHEM\4\DATA\04-05-13\046F0801.D		
Operator	: mwdl	Page Number	: 1
Instrument	: GC#4	Vial Number	: 46
Sample Name	: 304082-01	Injection Number	: 1
Run Time Bar Code:		Sequence Line	: 8
Acquired on	: 05 Apr 13 06:22 PM	Instrument Method	: DX4.MTH
Report Created on	: 08 Apr 13 10:27 AM	Analysis Method	: BAKEOUT.MTH

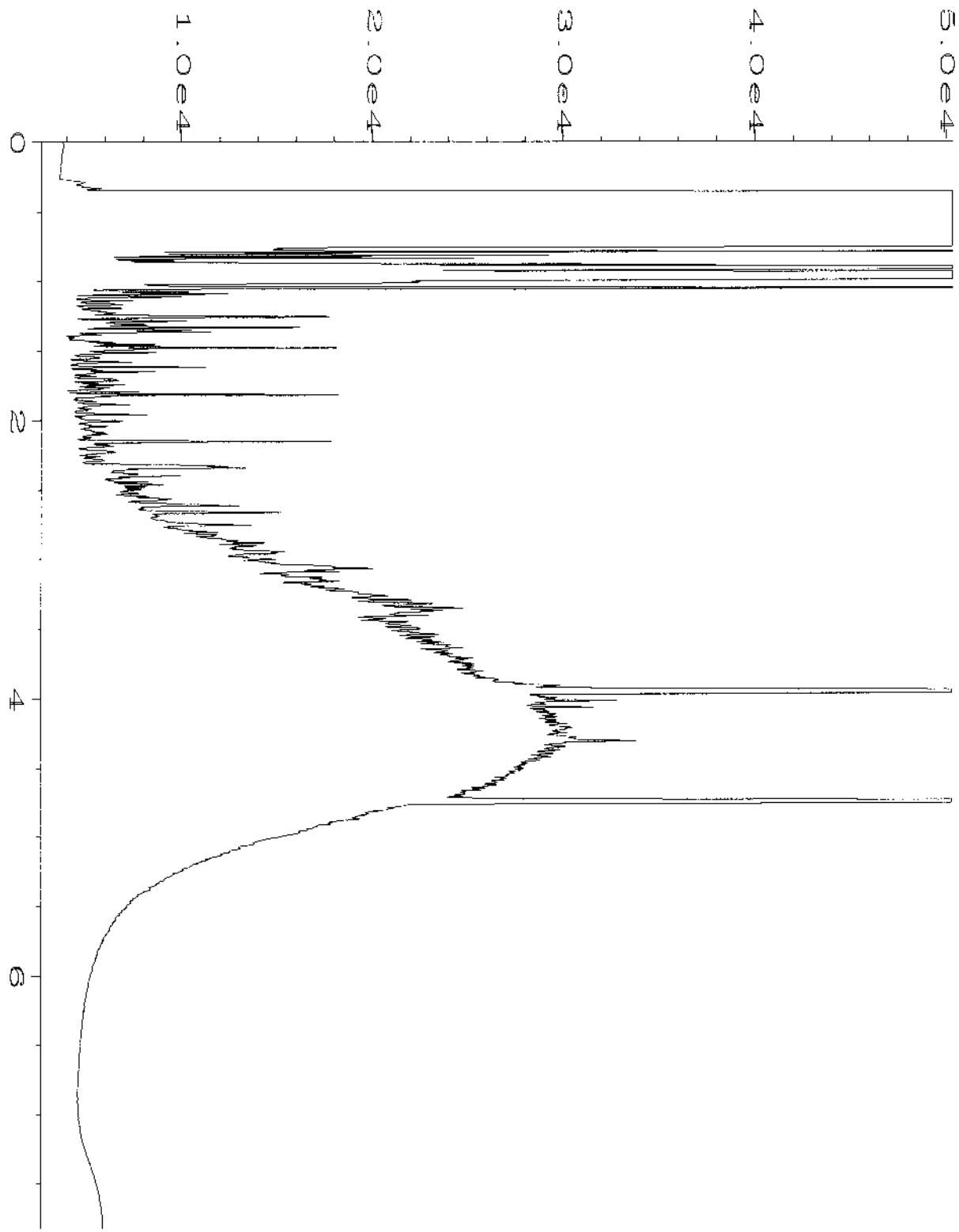

Data File Name : C:\HPCHEM\4\DATA\04-05-13\047F0801.D
Operator : mwdl
Instrument : GC#4
Sample Name : 304082-02
Run Time Bar Code:
Acquired on : 05 Apr 13 06:35 PM
Report Created on: 08 Apr 13 10:28 AM

Page Number : 1
Vial Number : 47
Injection Number : 1
Sequence Line : 8
Instrument Method: DX4.MTH
Analysis Method : BAKEOUT.MTH

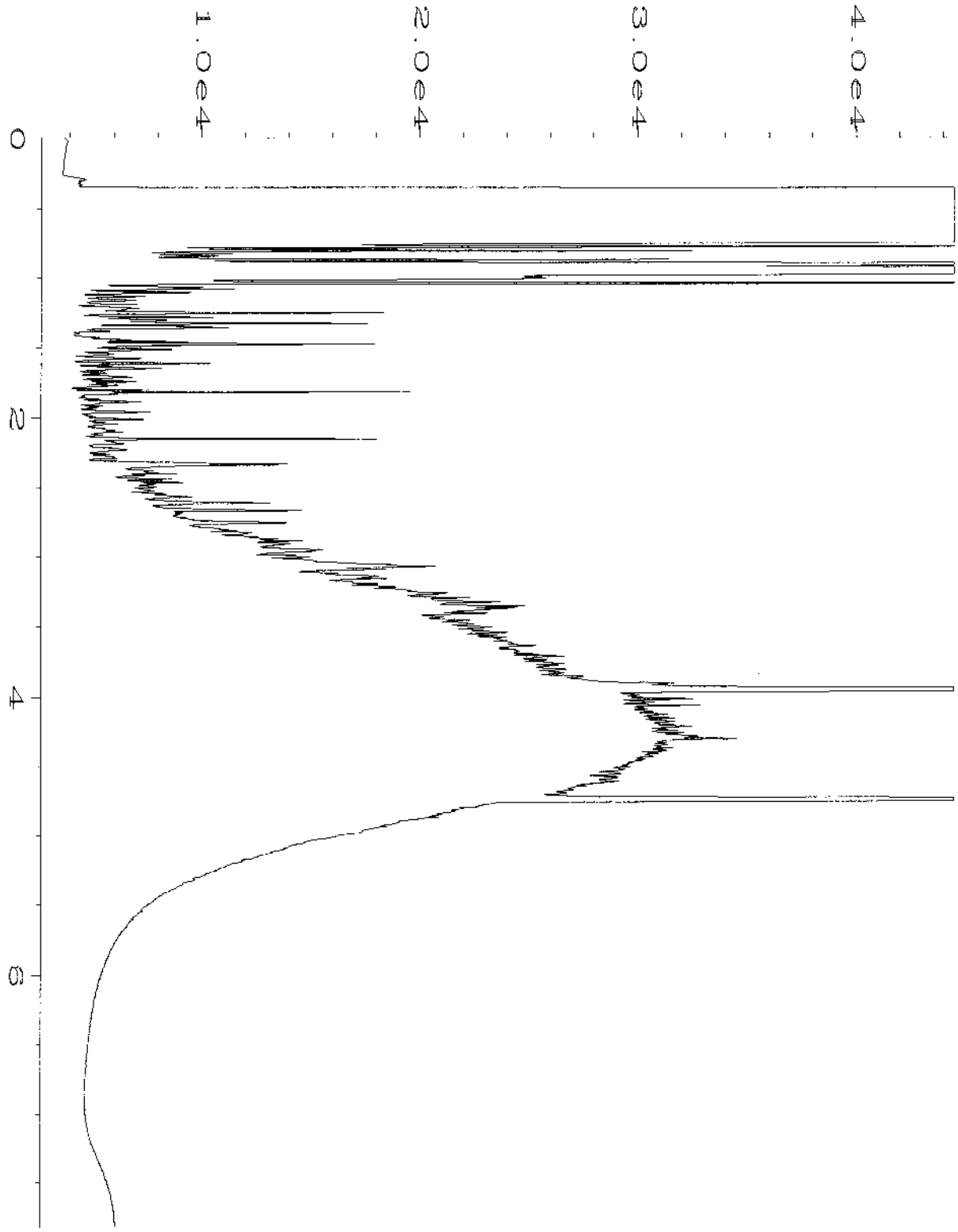

Data File Name	: C:\HPCHEM\4\DATA\04-05-13\048F0801.D		
Operator	: mwdl	Page Number	: 1
Instrument	: GC#4	Vial Number	: 48
Sample Name	: 304082-03	Injection Number	: 1
Run Time Bar Code:		Sequence Line	: 8
Acquired on	: 05 Apr 13 06:48 PM	Instrument Method	: DX4.MTH
Report Created on	: 08 Apr 13 10:28 AM	Analysis Method	: BAKEOUT.MTH



Data File Name : C:\HPCHEM\4\DATA\04-05-13\035F0801.D
Operator : mwdl
Instrument : GC#4
Sample Name : 03-610 mb
Run Time Bar Code:
Acquired on : 05 Apr 13 04:01 PM
Report Created on: 08 Apr 13 10:13 AM

Page Number : 1
Vial Number : 35
Injection Number : 1
Sequence Line : 8
Instrument Method: DX4.MTH
Analysis Method : BAKEOUT.MTH

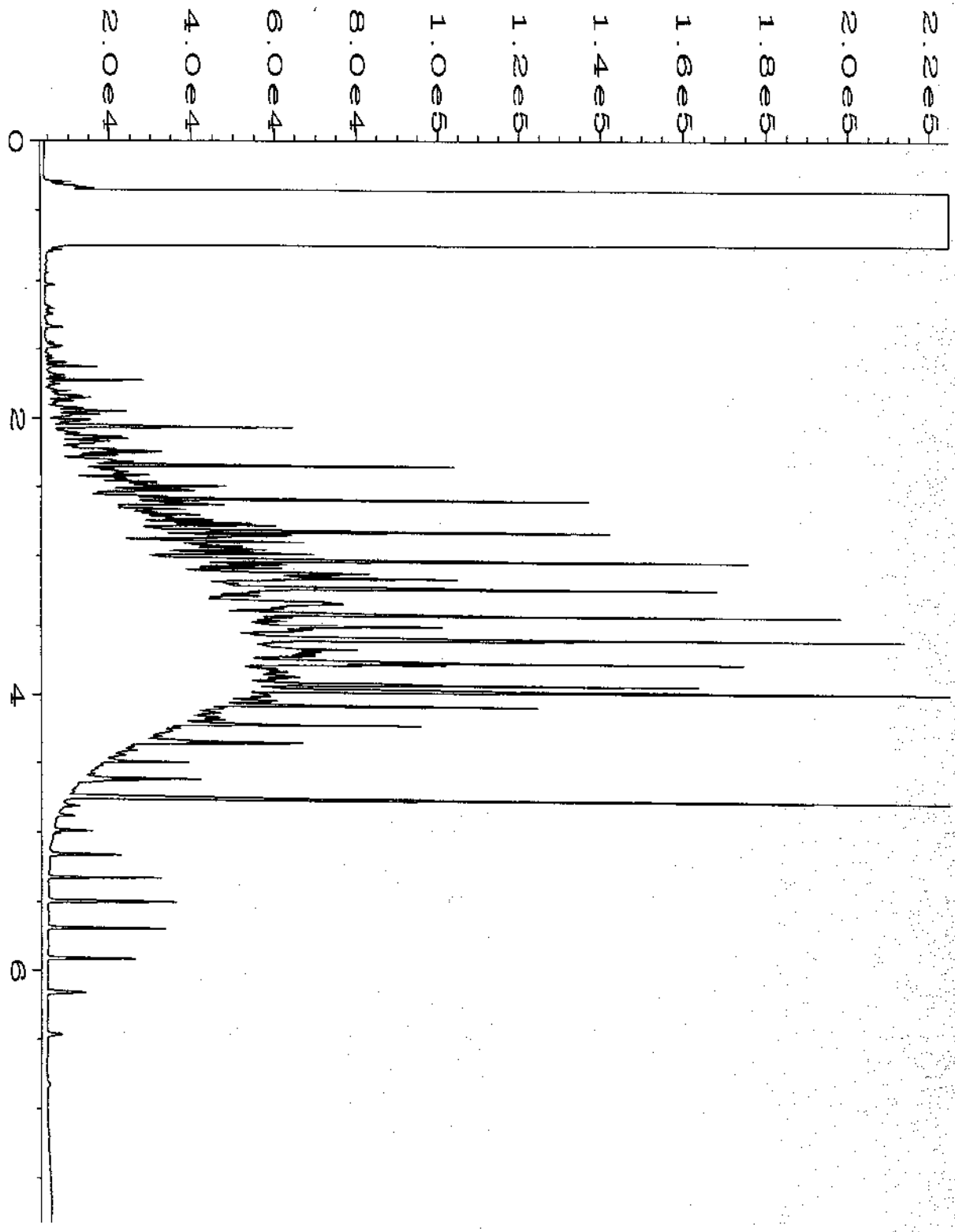

Data File Name : C:\HPCHEM\4\DATA\04-05-13\003F0201.D
Operator : mwdl
Instrument : GC#4
Sample Name : 500 Dx 40-42C
Run Time Bar Code:
Acquired on : 05 Apr 13 07:33 AM
Report Created on: 08 Apr 13 10:12 AM

Page Number : 1
Vial Number : 3
Injection Number : 1
Sequence Line : 2
Instrument Method: DX4.MTH
Analysis Method : BAKEOUT.MTH

304082

SAMPLE CHAIN OF CUSTODY

ME 04/03/13

V6/AD3/AQ5

Send Report To Tim Brown, cc: Jessica Brown, Jennifer Cyr, Pete Kingston, Audrey Hackett

Company SoundEarth Strategies

Address 2811 Fairview Ave E, Suite 2000

City, State, ZIP Seattle, WA 98102

SAMPLERS (signature)

PROJECT NAME/NO.: TOC Holdings Co. Facility No. 01-600 Seattle Terminal – ASKO Property

PO #: 0440-004-24

REMARKS

EIM Y

Page # ____ of ____

TURNAROUND TIME

X Standard (2 Weeks)

RUSH

Rush charges authorized by:

SAMPLE DISPOSAL

⊗ Dispose after 30 days

Return samples

Will call with instructions

Sample ID	Sample Location	Sample Depth	Lab ID	Date Sampled	Time Sampled	Matrix	# of jars	GRPH by NWTPH-Gx	BTEX by EPA 8021B	DRPH/ORPH by NWTPH-Dx	cVOCs by EPA 8260C	Methane, Ethane, and Ethene by RSK 175	Sulfate, Nitrate, Nitrite, Total P, Hardness, and Alkalinity	Total Fe and Total Mn	Sulfide, TKN, and Fe 2+	Notes
OMW55-20130403	OMW55	25	01A-N	4/3/13	1033	W	14	X	X	X	X	X	X	X	X	
OMW63-20130403	OMW63	29	02	4/3/13	1136	W	14	X	X	X	X	X	X	X	X	
FD04-20130403	—	—	03A-F	4/3/13	1230	W	6	X	X	X	X					

DAM

Samples received at 4 °C

Friedman & Bruya, Inc.
3012 16th Avenue West
Seattle, WA 98119-2029
Ph. (206) 285-8282
Fax (206) 283-5044

	SIGNATURE	PRINT NAME	COMPANY	DATE	TIME
Relinquished by:		Danny Naylor	SoundEarth	4/3/13	1630
Received by:		HONG NGUYEN	FBI	4/3/13	16:40
Relinquished by:					
Received by:					

FRIEDMAN & BRUYA, INC.

ENVIRONMENTAL CHEMISTS

James E. Bruya, Ph.D.
Yelena Aravkina, M.S.
Michael Erdahl, B.S.
Kurt Johnson, B.S.
Eric Young, B.S.

3012 16th Avenue West
Seattle, WA 98119-2029
(206) 285-8282
fbi@isomedia.com
www.friedmanandbruya.com

May 22, 2013

Tim Brown, Project Manager
SoundEarth Strategies
2811 Fairview Ave. East, Suite 2000
Seattle, WA 98102

Dear Mr. Brown:

Included are the results from the testing of material submitted on May 10, 2013 from the TOC_01-600_20130510 WORFDB7, F&BI 305226 project. There are 6 pages included in this report. Any samples that may remain are currently scheduled for disposal in 30 days. If you would like us to return your samples or arrange for long term storage at our offices, please contact us as soon as possible.

We appreciate this opportunity to be of service to you and hope you will call if you should have any questions.

Sincerely,

FRIEDMAN & BRUYA, INC.



Michael Erdahl
Project Manager

Enclosures
c: Jessica Brown, Audrey Hackett, Pete Kingston, Jennifer Cyr
SOU0522R.DOC

CASE NARRATIVE

This case narrative encompasses samples received on May 10, 2012 by Friedman & Bruya, Inc. from the SoundEarth Strategies TOC_01-600_20130510 WORFDB7, F&BI 305226 project. Samples were logged in under the laboratory ID's listed below.

Laboratory ID	SoundEarth Strategies
305226-01	01MW62-20130510

All quality control requirements were acceptable.

Analysis For Volatile Compounds By EPA Method 8260C

Client Sample ID:	01MW62-20130510	Client:	SoundEarth Strategies
Date Received:	05/10/13	Project:	TOC_01-600_20130510 WORFDB7
Date Extracted:	05/14/13	Lab ID:	305226-01
Date Analyzed:	05/15/13	Data File:	051450.D
Matrix:	Water	Instrument:	GCMS7
Units:	ug/L (ppb)	Operator:	JS

Surrogates:	% Recovery:	Lower Limit:	Upper Limit:
1,2-Dichloroethane-d4	100	50	150
Toluene-d8	99	50	150
4-Bromofluorobenzene	102	50	150

Compounds:	Concentration ug/L (ppb)
Vinyl chloride	<0.2
Chloroethane	<1
1,1-Dichloroethene	<1
Methylene chloride	<5
trans-1,2-Dichloroethene	<1
1,1-Dichloroethane	<1
cis-1,2-Dichloroethene	2.1
1,2-Dichloroethane (EDC)	<1
1,1,1-Trichloroethane	<1
Trichloroethene	360 ve
Tetrachloroethene	<1

Analysis For Volatile Compounds By EPA Method 8260C

Client Sample ID:	01MW62-20130510	Client:	SoundEarth Strategies
Date Received:	05/10/13	Project:	TOC_01-600_20130510 WORFDB7
Date Extracted:	05/14/13	Lab ID:	305226-01 1/10
Date Analyzed:	05/15/13	Data File:	051521.D
Matrix:	Water	Instrument:	GCMS7
Units:	ug/L (ppb)	Operator:	JS

Surrogates:	% Recovery:	Lower Limit:	Upper Limit:
1,2-Dichloroethane-d4	103	50	150
Toluene-d8	97	50	150
4-Bromofluorobenzene	101	50	150

Compounds:	Concentration ug/L (ppb)
Vinyl chloride	<2
Chloroethane	<10
1,1-Dichloroethene	<10
Methylene chloride	<50
trans-1,2-Dichloroethene	<10
1,1-Dichloroethane	<10
cis-1,2-Dichloroethene	<10
1,2-Dichloroethane (EDC)	<10
1,1,1-Trichloroethane	<10
Trichloroethene	360
Tetrachloroethene	<10

Analysis For Volatile Compounds By EPA Method 8260C

Client Sample ID:	Method Blank	Client:	SoundEarth Strategies
Date Received:	Not Applicable	Project:	TOC_01-600_20130510 WORFDB7
Date Extracted:	05/14/13	Lab ID:	03-0889 mb
Date Analyzed:	05/14/13	Data File:	051408.D
Matrix:	Water	Instrument:	GCMS7
Units:	ug/L (ppb)	Operator:	JS

Surrogates:	% Recovery:	Lower Limit:	Upper Limit:
1,2-Dichloroethane-d4	97	50	150
Toluene-d8	97	50	150
4-Bromofluorobenzene	101	50	150

Compounds:	Concentration ug/L (ppb)
Vinyl chloride	<0.2
Chloroethane	<1
1,1-Dichloroethene	<1
Methylene chloride	<5
trans-1,2-Dichloroethene	<1
1,1-Dichloroethane	<1
cis-1,2-Dichloroethene	<1
1,2-Dichloroethane (EDC)	<1
1,1,1-Trichloroethane	<1
Trichloroethene	<1
Tetrachloroethene	<1

Date of Report: 05/22/13
Date Received: 05/10/13
Project: TOC_01-600_20130510 WORFDB7, F&BI 305226

QUALITY ASSURANCE RESULTS FOR THE ANALYSIS OF WATER SAMPLES FOR VOLATILES BY EPA METHOD 8260C

Laboratory Code: 305227-03 (Matrix Spike)

Analyte	Reporting Units	Spike Level	Sample Result	Percent Recovery MS	Acceptance Criteria
Vinyl chloride	ug/L (ppb)	50	<0.2	99	50-150
Chloroethane	ug/L (ppb)	50	<1	97	50-150
1,1-Dichloroethene	ug/L (ppb)	50	<1	98	50-150
Methylene chloride	ug/L (ppb)	50	<5	93	50-150
trans-1,2-Dichloroethene	ug/L (ppb)	50	<1	97	50-150
1,1-Dichloroethane	ug/L (ppb)	50	<1	98	50-150
cis-1,2-Dichloroethene	ug/L (ppb)	50	<1	96	50-150
1,2-Dichloroethane (EDC)	ug/L (ppb)	50	<1	97	50-150
1,1,1-Trichloroethane	ug/L (ppb)	50	<1	100	50-150
Trichloroethene	ug/L (ppb)	50	<1	95	50-150
Tetrachloroethene	ug/L (ppb)	50	<1	94	50-150

Laboratory Code: Laboratory Control Sample

Analyte	Reporting Units	Spike Level	Percent Recovery LCS	Percent Recovery LCSD	Acceptance Criteria	RPD (Limit 20)
Vinyl chloride	ug/L (ppb)	50	113	112	70-130	1
Chloroethane	ug/L (ppb)	50	107	103	70-130	4
1,1-Dichloroethene	ug/L (ppb)	50	112	105	70-130	6
Methylene chloride	ug/L (ppb)	50	101	99	70-130	2
trans-1,2-Dichloroethene	ug/L (ppb)	50	111	107	70-130	4
1,1-Dichloroethane	ug/L (ppb)	50	109	106	70-130	3
cis-1,2-Dichloroethene	ug/L (ppb)	50	108	106	70-130	2
1,2-Dichloroethane (EDC)	ug/L (ppb)	50	111	107	70-130	4
1,1,1-Trichloroethane	ug/L (ppb)	50	111	108	70-130	3
Trichloroethene	ug/L (ppb)	50	110	106	70-130	4
Tetrachloroethene	ug/L (ppb)	50	108	103	70-130	5

Data Qualifiers & Definitions

a - The analyte was detected at a level less than five times the reporting limit. The RPD results may not provide reliable information on the variability of the analysis.

A1 – More than one compound of similar molecule structure was identified with equal probability.

b - The analyte was spiked at a level that was less than five times that present in the sample. Matrix spike recoveries may not be meaningful.

ca - The calibration results for this range fell outside of acceptance criteria. The value reported is an estimate.

c - The presence of the analyte indicated may be due to carryover from previous sample injections.

d - The sample was diluted. Detection limits may be raised due to dilution.

ds - The sample was diluted. Detection limits are raised due to dilution and surrogate recoveries may not be meaningful.

dv - Insufficient sample was available to achieve normal reporting limits and limits are raised accordingly.

fb - Analyte present in the blank and the sample.

fc – The compound is a common laboratory and field contaminant.

hr - The sample and duplicate were reextracted and reanalyzed. RPD results were still outside of control limits. The variability is attributed to sample inhomogeneity.

ht - Analysis performed outside the method or client-specified holding time requirement.

ip - Recovery fell outside of normal control limits. Compounds in the sample matrix interfered with the quantitation of the analyte.

j – The result is below normal reporting limits. The value reported is an estimate.

J - The internal standard associated with the analyte is out of control limits. The reported concentration is an estimate.

jl - The analyte result in the laboratory control sample is out of control limits. The reported concentration should be considered an estimate.

jr - The rpd result in laboratory control sample associated with the analyte is out of control limits. The reported concentration should be considered an estimate.

js - The surrogate associated with the analyte is out of control limits. The reported concentration should be considered an estimate.

lc - The presence of the compound indicated is likely due to laboratory contamination.

L - The reported concentration was generated from a library search.

nm - The analyte was not detected in one or more of the duplicate analyses. Therefore, calculation of the RPD is not applicable.

pc – The sample was received in a container not approved by the method. The value reported should be considered an estimate.

pr – The sample was received with incorrect preservation. The value reported should be considered an estimate.

ve - Estimated concentration calculated for an analyte response above the valid instrument calibration range. A dilution is required to obtain an accurate quantification of the analyte.

vo - The value reported fell outside the control limits established for this analyte.

x - The sample chromatographic pattern does not resemble the fuel standard used for quantitation.

1305226

SAMPLE CHAIN OF CUSTODY ME 05/10/13

V2

Send Report To Tim Brown, cc: Jessica Brown & Audrey Hackett

Company Sound Environmental Strategies

Address 2811 Fairview Ave E, Suite 2000

City, State, ZIP Seattle, WA 98102

SAMPLERS (signature) Kristi Garrett

PROJECT NAME/NO.
TOC Holdings Co. Facility No. 01-600
Seattle Terminal – ASKO Property

PO #

REMARKS

EIM Y / N

TURNAROUND TIME
- [x] Standard (2 Weeks)
- [ ] RUSH
Rush charges authorized by:

SAMPLE DISPOSAL
- [x] Dispose after 30 days
- [ ] Return samples
- [ ] Will call with instructions

Sample ID	Sample Location	Sample Depth	Lab ID	Date Sampled	Time Sampled	Matrix	# of Jars	8260C									Notes
OMW62-20130510	OMW62	—	01-D	05/10/13	1343	H2O	4	X									
					HKG												
						5/14/13											

Cooler received at 4 °C

SIGNATURE	PRINT NAME	COMPANY	DATE	TIME
Relinquished by:	Liz Forbes	SES	5/10/13	1615
Received by:	DC	F+BE	"	"
Relinquished by:				
Received by:				

Friedman & Bruya, Inc.
3012 16th Avenue West
Seattle, WA 98119-2029
Ph. (206) 285-8282
Fax (206) 283-5044

FRIEDMAN & BRUYA, INC.

ENVIRONMENTAL CHEMISTS

James E. Bruya, Ph.D.
Yelena Aravkina, M.S.
Michael Erdahl, B.S.
Kurt Johnson, B.S.
Eric Young, B.S.

3012 16th Avenue West
Seattle, WA 98119-2029
(206) 285-8282
fbi@isomedia.com
www.friedmanandbruya.com

May 20, 2013

Tim Brown, Project Manager
SoundEarth Strategies
2811 Fairview Ave. East, Suite 2000
Seattle, WA 98102

Dear Mr. Brown:

Included are the results from the testing of material submitted on May 10, 2013 from the TOC_01-600_20130510 WORFDB7, F&BI 305227 project. There are 18 pages included in this report. Any samples that may remain are currently scheduled for disposal in 30 days. If you would like us to return your samples or arrange for long term storage at our offices, please contact us as soon as possible.

We appreciate this opportunity to be of service to you and hope you will call if you should have any questions.

Sincerely,

FRIEDMAN & BRUYA, INC.



Michael Erdahl
Project Manager

Enclosures
c: Jessica Brown, Audrey Hackett, Pete Kingston, Jennifer Cyr
SOU0520R.DOC

CASE NARRATIVE

This case narrative encompasses samples received on May 10, 2012 by Friedman & Bruya, Inc. from the SoundEarth Strategies TOC_01-600_20130510 WORFDB7, F&BI 305227 project. Samples were logged in under the laboratory ID's listed below.

Laboratory ID	SoundEarth Strategies
305227-01	01MW96-20130510
305227-02	FD01-20130510
305227-03	01MW94-20130510
305227-04	01MW97-20130510
305227-05	01MW92-20130510
305227-06	01MW98-20130510
305227-07	01MW95-20130510

All quality control requirements were acceptable.

Date of Report: 05/20/13
Date Received: 05/10/13
Project: TOC_01-600_20130510 WORFDB7, F&BI 305227
Date Extracted: 05/14/13
Date Analyzed: 05/14/13

RESULTS FROM THE ANALYSIS OF WATER SAMPLES FOR BENZENE, TOLUENE, ETHYLBENZENE, XYLENES AND TPH AS GASOLINE USING METHODS 8021B AND NWTPH-Gx

Results Reported as ug/L (ppb)

Sample ID Laboratory ID	Benzene	Toluene	Ethyl Benzene	Total Xylenes	Gasoline Range	Surrogate (% Recovery) (Limit 50-150)
01MW96-20130510 305227-01	<1	<1	<1	<3	<100	74
FD01-20130510 305227-02	<1	<1	<1	<3	<100	74
01MW94-20130510 305227-03	<1	<1	<1	<3	<100	74
01MW97-20130510 305227-04	<1	<1	<1	<3	620 x	75
01MW92-20130510 305227-05	<1	<1	<1	<3	770 x	74
01MW98-20130510 305227-06	<1	<1	<1	<3	170 x	75
01MW95-20130510 305227-07	<1	<1	<1	<3	<100	74
Method Blank 03-0877 MB	<1	<1	<1	<3	<100	73

Date of Report: 05/20/13
Date Received: 05/10/13
Project: TOC_01-600_20130510 WORFDB7, F&BI 305227
Date Extracted: 05/14/13
Date Analyzed: 05/14/13

RESULTS FROM THE ANALYSIS OF WATER SAMPLES FOR TOTAL PETROLEUM HYDROCARBONS AS DIESEL AND MOTOR OIL USING METHOD NWTPH-Dx

Results Reported as ug/L (ppb)

Sample ID Laboratory ID	Diesel Range (C_{10}-C_{25})	Motor Oil Range (C_{25}-C_{36})	Surrogate (% Recovery) (Limit 51-134)
01MW96-20130510 305227-01	2,000 x	380 x	99
FD01-20130510 305227-02	1,800 x	340 x	97
01MW94-20130510 305227-03	56 x	<250	98
01MW97-20130510 305227-04	3,200 x	740 x	99
01MW92-20130510 305227-05	3,400 x	770 x	118
01MW98-20130510 305227-06	4,000 x	820 x	101
01MW95-20130510 305227-07	<50	<250	96
Method Blank 03-903 MB	<50	<250	105

Analysis For Volatile Compounds By EPA Method 8260C

Client Sample ID:	01MW96-20130510	Client:	SoundEarth Strategies
Date Received:	05/10/13	Project:	TOC_01-600_20130510 WORFDB7
Date Extracted:	05/14/13	Lab ID:	305227-01
Date Analyzed:	05/14/13	Data File:	051444.D
Matrix:	Water	Instrument:	GCMS7
Units:	ug/L (ppb)	Operator:	JS

Surrogates:	% Recovery:	Lower Limit:	Upper Limit:
1,2-Dichloroethane-d4	101	50	150
Toluene-d8	100	50	150
4-Bromofluorobenzene	101	50	150

Compounds:	Concentration ug/L (ppb)
Vinyl chloride	<0.2
Chloroethane	<1
1,1-Dichloroethene	<1
Methylene chloride	<5
trans-1,2-Dichloroethene	<1
1,1-Dichloroethane	<1
cis-1,2-Dichloroethene	<1
1,2-Dichloroethane (EDC)	<1
1,1,1-Trichloroethane	<1
Trichloroethene	<1
Tetrachloroethene	<1

Analysis For Volatile Compounds By EPA Method 8260C

Client Sample ID:	FD01-20130510	Client:	SoundEarth Strategies
Date Received:	05/10/13	Project:	TOC_01-600_20130510 WORFDB7
Date Extracted:	05/14/13	Lab ID:	305227-02
Date Analyzed:	05/14/13	Data File:	051412.D
Matrix:	Water	Instrument:	GCMS7
Units:	ug/L (ppb)	Operator:	JS

Surrogates:	% Recovery:	Lower Limit:	Upper Limit:
1,2-Dichloroethane-d4	102	50	150
Toluene-d8	100	50	150
4-Bromofluorobenzene	105	50	150

Compounds:	Concentration ug/L (ppb)
Vinyl chloride	<0.2
Chloroethane	<1
1,1-Dichloroethene	<1
Methylene chloride	<5
trans-1,2-Dichloroethene	<1
1,1-Dichloroethane	<1
cis-1,2-Dichloroethene	<1
1,2-Dichloroethane (EDC)	<1
1,1,1-Trichloroethane	<1
Trichloroethene	<1
Tetrachloroethene	<1

Analysis For Volatile Compounds By EPA Method 8260C

Client Sample ID:	01MW94-20130510	Client:	SoundEarth Strategies
Date Received:	05/10/13	Project:	TOC_01-600_20130510 WORFDB7
Date Extracted:	05/14/13	Lab ID:	305227-03
Date Analyzed:	05/14/13	Data File:	051413.D
Matrix:	Water	Instrument:	GCMS7
Units:	ug/L (ppb)	Operator:	JS

Surrogates:	% Recovery:	Lower Limit:	Upper Limit:
1,2-Dichloroethane-d4	99	50	150
Toluene-d8	99	50	150
4-Bromofluorobenzene	102	50	150

Compounds:	Concentration ug/L (ppb)
Vinyl chloride	<0.2
Chloroethane	<1
1,1-Dichloroethene	<1
Methylene chloride	<5
trans-1,2-Dichloroethene	<1
1,1-Dichloroethane	<1
cis-1,2-Dichloroethene	<1
1,2-Dichloroethane (EDC)	<1
1,1,1-Trichloroethane	<1
Trichloroethene	<1
Tetrachloroethene	<1

Analysis For Volatile Compounds By EPA Method 8260C

Client Sample ID:	01MW97-20130510	Client:	SoundEarth Strategies
Date Received:	05/10/13	Project:	TOC_01-600_20130510 WORFDB7
Date Extracted:	05/14/13	Lab ID:	305227-04
Date Analyzed:	05/14/13	Data File:	051414.D
Matrix:	Water	Instrument:	GCMS7
Units:	ug/L (ppb)	Operator:	JS

Surrogates:	% Recovery:	Lower Limit:	Upper Limit:
1,2-Dichloroethane-d4	93	50	150
Toluene-d8	98	50	150
4-Bromofluorobenzene	99	50	150

Compounds:	Concentration ug/L (ppb)
Vinyl chloride	2.0
Chloroethane	<1
1,1-Dichloroethene	6.5
Methylene chloride	<5
trans-1,2-Dichloroethene	14
1,1-Dichloroethane	<1
cis-1,2-Dichloroethene	300 ve
1,2-Dichloroethane (EDC)	<1
1,1,1-Trichloroethane	<1
Trichloroethene	4,000 ve
Tetrachloroethene	<1

Analysis For Volatile Compounds By EPA Method 8260C

Client Sample ID:	01MW97-20130510	Client:	SoundEarth Strategies
Date Received:	05/10/13	Project:	TOC_01-600_20130510 WORFDB7
Date Extracted:	05/14/13	Lab ID:	305227-04 1/100
Date Analyzed:	05/16/13	Data File:	051606.D
Matrix:	Water	Instrument:	GCMS7
Units:	ug/L (ppb)	Operator:	JS

Surrogates:	% Recovery:	Lower Limit:	Upper Limit:
1,2-Dichloroethane-d4	104	50	150
Toluene-d8	99	50	150
4-Bromofluorobenzene	102	50	150

Compounds:	Concentration ug/L (ppb)
Vinyl chloride	<20 pr
Chloroethane	<100
1,1-Dichloroethene	<100
Methylene chloride	<500
trans-1,2-Dichloroethene	<100
1,1-Dichloroethane	<100
cis-1,2-Dichloroethene	300
1,2-Dichloroethane (EDC)	<100
1,1,1-Trichloroethane	<100
Trichloroethene	6,300
Tetrachloroethene	<100

Analysis For Volatile Compounds By EPA Method 8260C

Client Sample ID:	01MW92-20130510	Client:	SoundEarth Strategies
Date Received:	05/10/13	Project:	TOC_01-600_20130510 WORFDB7
Date Extracted:	05/14/13	Lab ID:	305227-05
Date Analyzed:	05/14/13	Data File:	051415.D
Matrix:	Water	Instrument:	GCMS7
Units:	ug/L (ppb)	Operator:	JS

Surrogates:	% Recovery:	Lower Limit:	Upper Limit:
1,2-Dichloroethane-d4	95	50	150
Toluene-d8	96	50	150
4-Bromofluorobenzene	103	50	150

Compounds:	Concentration ug/L (ppb)
Vinyl chloride	5.8
Chloroethane	<1
1,1-Dichloroethene	6.2
Methylene chloride	<5
trans-1,2-Dichloroethene	43
1,1-Dichloroethane	<1
cis-1,2-Dichloroethene	430 ve
1,2-Dichloroethane (EDC)	<1
1,1,1-Trichloroethane	<1
Trichloroethene	4,100 ve
Tetrachloroethene	<1

Analysis For Volatile Compounds By EPA Method 8260C

Client Sample ID:	01MW92-20130510	Client:	SoundEarth Strategies
Date Received:	05/10/13	Project:	TOC_01-600_20130510 WORFDB7
Date Extracted:	05/14/13	Lab ID:	305227-05 1/100
Date Analyzed:	05/16/13	Data File:	051607.D
Matrix:	Water	Instrument:	GCMS7
Units:	ug/L (ppb)	Operator:	JS

Surrogates:	% Recovery:	Lower Limit:	Upper Limit:
1,2-Dichloroethane-d4	100	50	150
Toluene-d8	99	50	150
4-Bromofluorobenzene	104	50	150

Compounds:	Concentration ug/L (ppb)
Vinyl chloride	<20 pr
Chloroethane	<100
1,1-Dichloroethene	<100
Methylene chloride	<500
trans-1,2-Dichloroethene	<100
1,1-Dichloroethane	<100
cis-1,2-Dichloroethene	420
1,2-Dichloroethane (EDC)	<100
1,1,1-Trichloroethane	<100
Trichloroethene	6,700
Tetrachloroethene	<100

Analysis For Volatile Compounds By EPA Method 8260C

Client Sample ID:	01MW98-20130510	Client:	SoundEarth Strategies
Date Received:	05/10/13	Project:	TOC_01-600_20130510 WORFDB7
Date Extracted:	05/14/13	Lab ID:	305227-06
Date Analyzed:	05/15/13	Data File:	051449.D
Matrix:	Water	Instrument:	GCMS7
Units:	ug/L (ppb)	Operator:	JS

Surrogates:	% Recovery:	Lower Limit:	Upper Limit:
1,2-Dichloroethane-d4	104	50	150
Toluene-d8	98	50	150
4-Bromofluorobenzene	100	50	150

Compounds:	Concentration ug/L (ppb)
Vinyl chloride	<0.2
Chloroethane	<1
1,1-Dichloroethene	<1
Methylene chloride	<5
trans-1,2-Dichloroethene	<1
1,1-Dichloroethane	<1
cis-1,2-Dichloroethene	19
1,2-Dichloroethane (EDC)	<1
1,1,1-Trichloroethane	<1
Trichloroethene	190 ve
Tetrachloroethene	<1

Analysis For Volatile Compounds By EPA Method 8260C

Client Sample ID:	01MW98-20130510	Client:	SoundEarth Strategies
Date Received:	05/10/13	Project:	TOC_01-600_20130510 WORFDB7
Date Extracted:	05/14/13	Lab ID:	305227-06 1/10
Date Analyzed:	05/15/13	Data File:	051446.D
Matrix:	Water	Instrument:	GCMS7
Units:	ug/L (ppb)	Operator:	JS

Surrogates:	% Recovery:	Lower Limit:	Upper Limit:
1,2-Dichloroethane-d4	96	50	150
Toluene-d8	98	50	150
4-Bromofluorobenzene	99	50	150

Compounds:	Concentration ug/L (ppb)
Vinyl chloride	<2 pr
Chloroethane	<10
1,1-Dichloroethene	<10
Methylene chloride	<50
trans-1,2-Dichloroethene	<10
1,1-Dichloroethane	<10
cis-1,2-Dichloroethene	20
1,2-Dichloroethane (EDC)	<10
1,1,1-Trichloroethane	<10
Trichloroethene	190
Tetrachloroethene	<10

Analysis For Volatile Compounds By EPA Method 8260C

Client Sample ID:	01MW95-20130510	Client:	SoundEarth Strategies
Date Received:	05/10/13	Project:	TOC_01-600_20130510 WORFDB7
Date Extracted:	05/14/13	Lab ID:	305227-07
Date Analyzed:	05/15/13	Data File:	051445.D
Matrix:	Water	Instrument:	GCMS7
Units:	ug/L (ppb)	Operator:	JS

Surrogates:	% Recovery:	Lower Limit:	Upper Limit:
1,2-Dichloroethane-d4	103	50	150
Toluene-d8	99	50	150
4-Bromofluorobenzene	99	50	150

Compounds:	Concentration ug/L (ppb)
Vinyl chloride	<0.2
Chloroethane	<1
1,1-Dichloroethene	<1
Methylene chloride	<5
trans-1,2-Dichloroethene	<1
1,1-Dichloroethane	<1
cis-1,2-Dichloroethene	<1
1,2-Dichloroethane (EDC)	<1
1,1,1-Trichloroethane	<1
Trichloroethene	<1
Tetrachloroethene	<1

Analysis For Volatile Compounds By EPA Method 8260C

Client Sample ID:	Method Blank	Client:	SoundEarth Strategies
Date Received:	NA	Project:	TOC_01-600_20130510 WORFDB7
Date Extracted:	05/14/13	Lab ID:	03-0889 mb
Date Analyzed:	05/14/13	Data File:	051408.D
Matrix:	Water	Instrument:	GCMS7
Units:	ug/L (ppb)	Operator:	JS

Surrogates:	% Recovery:	Lower Limit:	Upper Limit:
1,2-Dichloroethane-d4	97	50	150
Toluene-d8	97	50	150
4-Bromofluorobenzene	101	50	150

Compounds:	Concentration ug/L (ppb)
Vinyl chloride	<0.2
Chloroethane	<1
1,1-Dichloroethene	<1
Methylene chloride	<5
trans-1,2-Dichloroethene	<1
1,1-Dichloroethane	<1
cis-1,2-Dichloroethene	<1
1,2-Dichloroethane (EDC)	<1
1,1,1-Trichloroethane	<1
Trichloroethene	<1
Tetrachloroethene	<1

Date of Report: 05/20/13
Date Received: 05/10/13
Project: TOC_01-600_20130510 WORFDB7, F&BI 305227

QUALITY ASSURANCE RESULTS FOR THE ANALYSIS OF WATER SAMPLES FOR BENZENE, TOLUENE, ETHYLBENZENE, XYLENES, AND TPH AS GASOLINE USING EPA METHOD 8021B AND NWTPH-Gx

Laboratory Code: 305227-07 (Duplicate)

Analyte	Reporting Units	Sample Result	Duplicate Result	RPD (Limit 20)
Benzene	ug/L (ppb)	<1	<1	nm
Toluene	ug/L (ppb)	<1	<1	nm
Ethylbenzene	ug/L (ppb)	<1	<1	nm
Xylenes	ug/L (ppb)	<3	<3	nm
Gasoline	ug/L (ppb)	<100	<100	nm

Laboratory Code: Laboratory Control Sample

Analyte	Reporting Units	Spike Level	Percent Recovery LCS	Acceptance Criteria
Benzene	ug/L (ppb)	50	90	72-119
Toluene	ug/L (ppb)	50	86	71-113
Ethylbenzene	ug/L (ppb)	50	90	72-114
Xylenes	ug/L (ppb)	150	87	72-113
Gasoline	ug/L (ppb)	1,000	101	70-119

Date of Report: 05/20/13
Date Received: 05/10/13
Project: TOC_01-600_20130510 WORFDB7, F&BI 305227

QUALITY ASSURANCE RESULTS FOR THE ANALYSIS OF WATER SAMPLES FOR TOTAL PETROLEUM HYDROCARBONS AS DIESEL EXTENDED USING METHOD NWTPH-Dx

Laboratory Code: Laboratory Control Sample

Analyte	Reporting Units	Spike Level	Percent Recovery LCS	Percent Recovery LCSD	Acceptance Criteria	RPD (Limit 20)
Diesel Extended	ug/L (ppb)	2,500	94	98	58-134	4

Date of Report: 05/20/13
Date Received: 05/10/13
Project: TOC_01-600_20130510 WORFDB7, F&BI 305227

QUALITY ASSURANCE RESULTS FOR THE ANALYSIS OF WATER SAMPLES FOR VOLATILES BY EPA METHOD 8260C

Laboratory Code: 305227-03 (Matrix Spike)

Analyte	Reporting Units	Spike Level	Sample Result	Percent Recovery MS	Acceptance Criteria
Vinyl chloride	ug/L (ppb)	50	<0.2	99	50-150
Chloroethane	ug/L (ppb)	50	<1	97	50-150
1,1-Dichloroethene	ug/L (ppb)	50	<1	98	50-150
Methylene chloride	ug/L (ppb)	50	<5	93	50-150
trans-1,2-Dichloroethene	ug/L (ppb)	50	<1	97	50-150
1,1-Dichloroethane	ug/L (ppb)	50	<1	98	50-150
cis-1,2-Dichloroethene	ug/L (ppb)	50	<1	96	50-150
1,2-Dichloroethane (EDC)	ug/L (ppb)	50	<1	97	50-150
1,1,1-Trichloroethane	ug/L (ppb)	50	<1	100	50-150
Trichloroethene	ug/L (ppb)	50	<1	95	50-150
Tetrachloroethene	ug/L (ppb)	50	<1	94	50-150

Laboratory Code: Laboratory Control Sample

Analyte	Reporting Units	Spike Level	Percent Recovery LCS	Percent Recovery LCSD	Acceptance Criteria	RPD (Limit 20)
Vinyl chloride	ug/L (ppb)	50	113	112	70-130	1
Chloroethane	ug/L (ppb)	50	107	103	70-130	4
1,1-Dichloroethene	ug/L (ppb)	50	112	105	70-130	6
Methylene chloride	ug/L (ppb)	50	101	99	70-130	2
trans-1,2-Dichloroethene	ug/L (ppb)	50	111	107	70-130	4
1,1-Dichloroethane	ug/L (ppb)	50	109	106	70-130	3
cis-1,2-Dichloroethene	ug/L (ppb)	50	108	106	70-130	2
1,2-Dichloroethane (EDC)	ug/L (ppb)	50	111	107	70-130	4
1,1,1-Trichloroethane	ug/L (ppb)	50	111	108	70-130	3
Trichloroethene	ug/L (ppb)	50	110	106	70-130	4
Tetrachloroethene	ug/L (ppb)	50	108	103	70-130	5

Data Qualifiers & Definitions

a - The analyte was detected at a level less than five times the reporting limit. The RPD results may not provide reliable information on the variability of the analysis.

A1 – More than one compound of similar molecule structure was identified with equal probability.

b - The analyte was spiked at a level that was less than five times that present in the sample. Matrix spike recoveries may not be meaningful.

ca - The calibration results for this range fell outside of acceptance criteria. The value reported is an estimate.

c - The presence of the analyte indicated may be due to carryover from previous sample injections.

d - The sample was diluted. Detection limits may be raised due to dilution.

ds - The sample was diluted. Detection limits are raised due to dilution and surrogate recoveries may not be meaningful.

dv - Insufficient sample was available to achieve normal reporting limits and limits are raised accordingly.

fb - Analyte present in the blank and the sample.

fc – The compound is a common laboratory and field contaminant.

hr - The sample and duplicate were reextracted and reanalyzed. RPD results were still outside of control limits. The variability is attributed to sample inhomogeneity.

ht - Analysis performed outside the method or client-specified holding time requirement.

ip - Recovery fell outside of normal control limits. Compounds in the sample matrix interfered with the quantitation of the analyte.

j – The result is below normal reporting limits. The value reported is an estimate.

J - The internal standard associated with the analyte is out of control limits. The reported concentration is an estimate.

jl - The analyte result in the laboratory control sample is out of control limits. The reported concentration should be considered an estimate.

jr - The rpd result in laboratory control sample associated with the analyte is out of control limits. The reported concentration should be considered an estimate.

js - The surrogate associated with the analyte is out of control limits. The reported concentration should be considered an estimate.

lc - The presence of the compound indicated is likely due to laboratory contamination.

L - The reported concentration was generated from a library search.

nm - The analyte was not detected in one or more of the duplicate analyses. Therefore, calculation of the RPD is not applicable.

pc – The sample was received in a container not approved by the method. The value reported should be considered an estimate.

pr – The sample was received with incorrect preservation. The value reported should be considered an estimate.

ve - Estimated concentration calculated for an analyte response above the valid instrument calibration range. A dilution is required to obtain an accurate quantification of the analyte.

vo - The value reported fell outside the control limits established for this analyte.

x - The sample chromatographic pattern does not resemble the fuel standard used for quantitation.

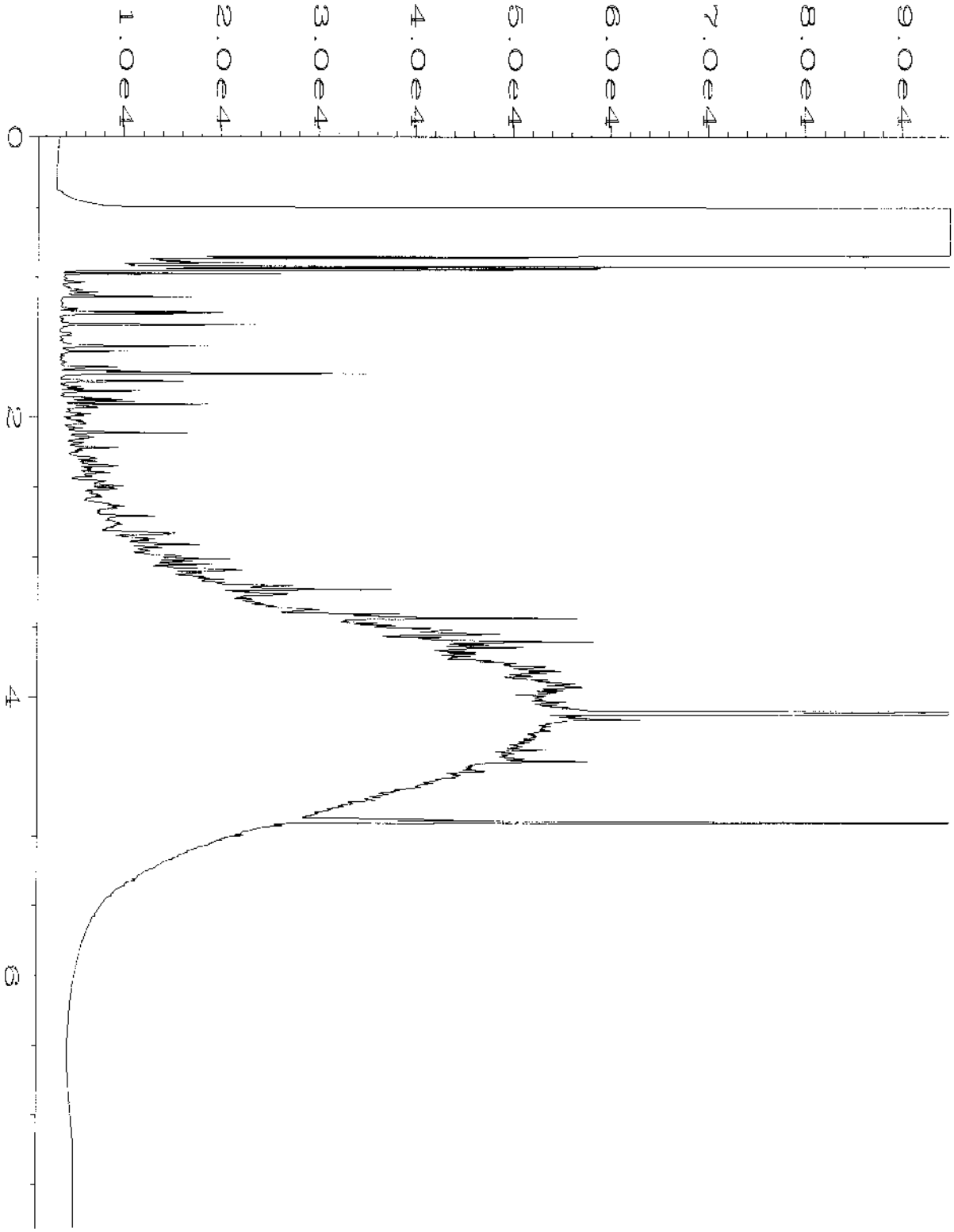

Data File Name : C:\HPCHEM\6\DATA\05-14-13\032F0601.D
Operator : mwdl
Instrument : GC #6
Sample Name : 305227-01
Run Time Bar Code:
Acquired on : 14 May 13 06:25 PM
Report Created on: 15 May 13 09:36 AM

Page Number : 1
Vial Number : 32
Injection Number : 1
Sequence Line : 6
Instrument Method: DX.MTH
Analysis Method : DX.MTH



Data File Name : C:\HPCHEM\6\DATA\05-14-13\033F0601.D
Operator : mwdl
Instrument : GC #6
Sample Name : 305227-02
Run Time Bar Code:
Acquired on : 14 May 13 06:38 PM
Report Created on: 15 May 13 09:36 AM

Page Number : 1
Vial Number : 33
Injection Number : 1
Sequence Line : 6
Instrument Method: DX.MTH
Analysis Method : DX.MTH

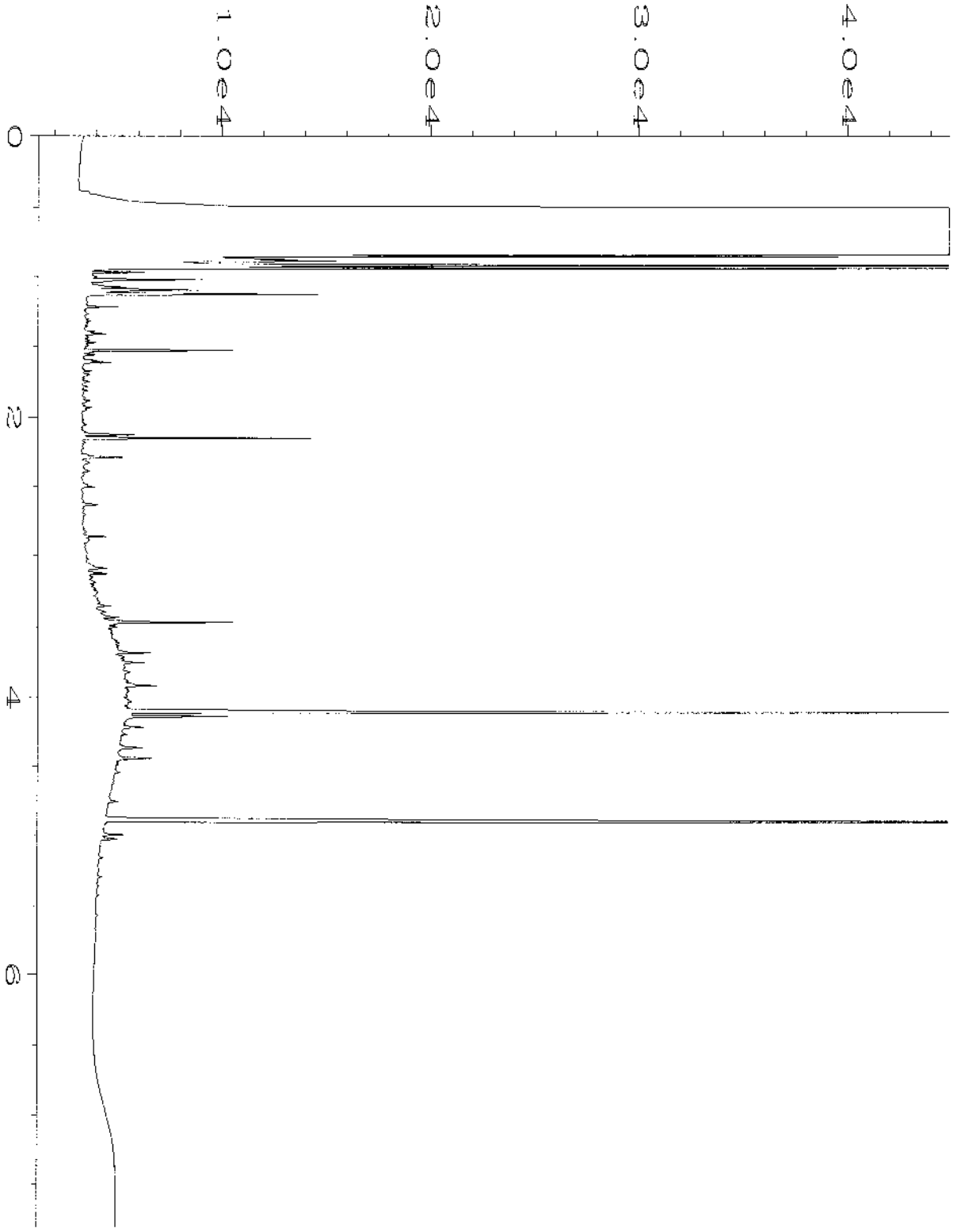

Data File Name : C:\HPCHEM\6\DATA\05-14-13\034F0601.D
Operator : mwdl
Instrument : GC #6
Sample Name : 305227-03
Run Time Bar Code:
Acquired on : 14 May 13 06:51 PM
Report Created on: 15 May 13 09:36 AM

Page Number : 1
Vial Number : 34
Injection Number : 1
Sequence Line : 6
Instrument Method: DX.MTH
Analysis Method : DX.MTH



Data File Name : C:\HPCHEM\6\DATA\05-14-13\035F0601.D
Operator : mwdl
Instrument : GC #6
Sample Name : 305227-04
Run Time Bar Code:
Acquired on : 14 May 13 07:03 PM
Report Created on: 15 May 13 09:36 AM

Page Number : 1
Vial Number : 35
Injection Number : 1
Sequence Line : 6
Instrument Method: DX.MTH
Analysis Method : DX.MTH



Data File Name	: C:\HPCHEM\6\DATA\05-14-13\036F0601.D		
Operator	: mwdl	Page Number	: 1
Instrument	: GC #6	Vial Number	: 36
Sample Name	: 305227-05	Injection Number	: 1
Run Time Bar Code:		Sequence Line	: 6
Acquired on	: 14 May 13 07:16 PM	Instrument Method	: DX.MTH
Report Created on	: 15 May 13 09:37 AM	Analysis Method	: DX.MTH



Data File Name : C:\HPCHEM\6\DATA\05-14-13\037F0601.D
Operator : mwdl
Instrument : GC #6
Sample Name : 305227-06
Run Time Bar Code:
Acquired on : 14 May 13 07:29 PM
Report Created on: 15 May 13 09:37 AM

Page Number : 1
Vial Number : 37
Injection Number : 1
Sequence Line : 6
Instrument Method: DX.MTH
Analysis Method : DX.MTH



Data File Name : C:\HPCHEM\6\DATA\05-14-13\038F0601.D
Operator : mwdl
Instrument : GC #6
Sample Name : 305227-07
Run Time Bar Code:
Acquired on : 14 May 13 07:41 PM
Report Created on: 15 May 13 09:37 AM

Page Number : 1
Vial Number : 38
Injection Number : 1
Sequence Line : 6
Instrument Method: DX.MTH
Analysis Method : DX.MTH



Data File Name : C:\HPCHEM\6\DATA\05-14-13\017F0501.D
Operator : mwdl
Instrument : GC #6
Sample Name : 03-903 mb
Run Time Bar Code:
Acquired on : 14 May 13 02:49 PM
Report Created on: 15 May 13 09:31 AM

Page Number : 1
Vial Number : 17
Injection Number : 1
Sequence Line : 5
Instrument Method: DX.MTH
Analysis Method : DX.MTH

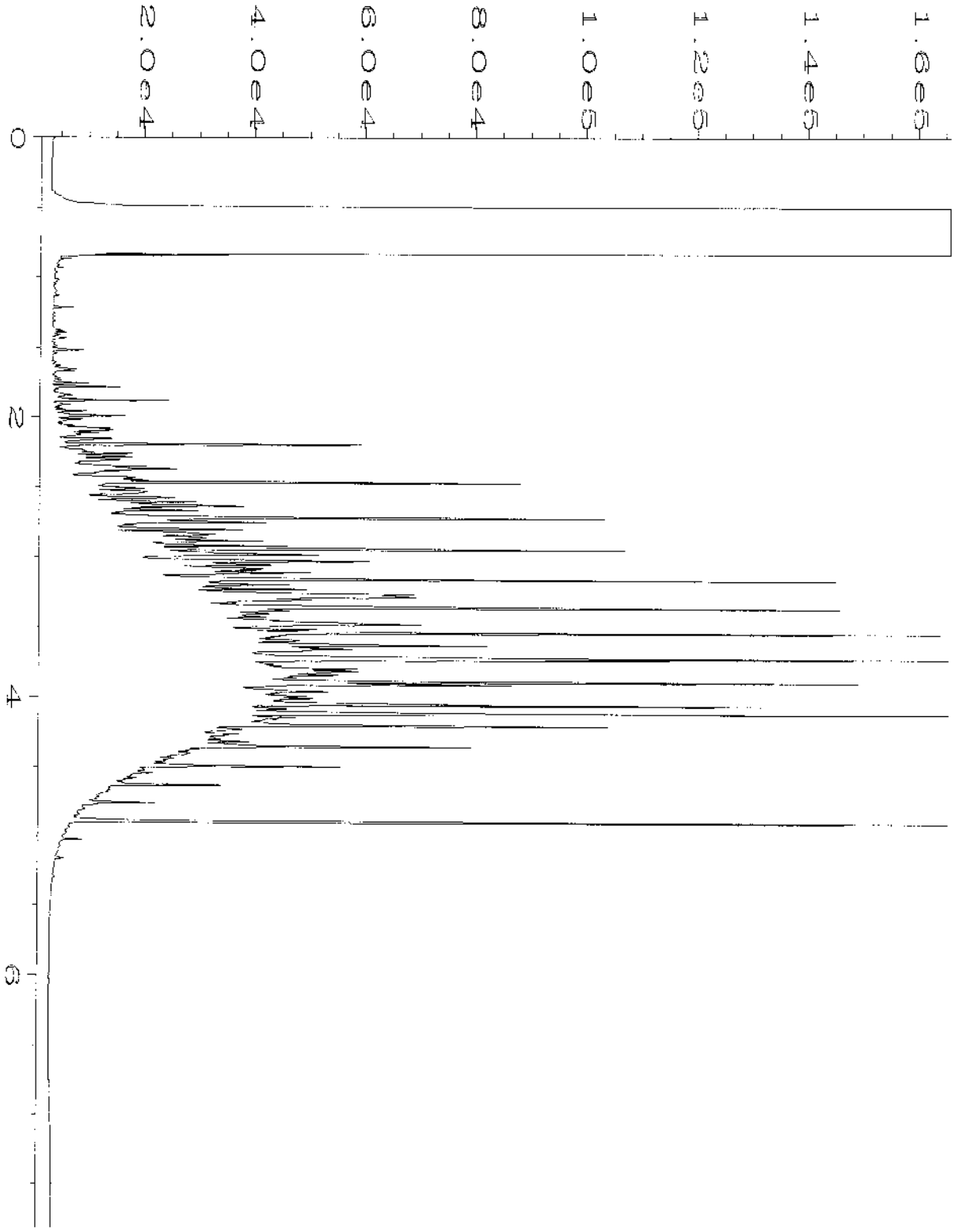

Data File Name : C:\HPCHEM\6\DATA\05-14-13\003F0201.D
Operator : mwdl
Instrument : GC #6
Sample Name : 500 Dx 40-42C
Run Time Bar Code:
Acquired on : 14 May 13 08:39 AM
Report Created on: 15 May 13 09:31 AM

Page Number : 1
Vial Number : 3
Injection Number : 1
Sequence Line : 2
Instrument Method: DX.MTH
Analysis Method : DX.MTH

305227

SAMPLE CHAIN OF CUSTODY

ME 05/10/13

VS/DO4

Page # 1 of 1

Send Report To Tim Brown, cc: Jessica Brown & Audrey Hackett

Company Sound Environmental Strategies

Address 2811 Fairview Ave E, Suite 2000

City, State, ZIP Seattle, WA 98102

SAMPLERS (signature)

PROJECT NAME/NO.: TOC Holdings Co. Facility No. 01-600 Seattle Terminal – ASKO Property

PO #

REMARKS

EIM Y / N

TURNAROUND TIME

(X) Standard (2 Weeks)

RUSH

Rush charges authorized by:

SAMPLE DISPOSAL

(⊗) Dispose after 30 days

Return samples

Will call with instructions

Sample ID	Sample Location	Sample Depth	Lab ID	Date Sampled	Time Sampled	Matrix	# of jars	GRPH by NWTPH-Gx	DRPH (ORPH) by NWTPH-Dx	BTEX by EPA Method 8021B	CVOC by EPA Method 8260C						Notes
QMW96-20130510	OMW96	13.5	01 A-H	5/10/13	1045	WATER	8	X	X	X	X						
FD01-20130510	FD01	—	02		1100		8	X	X	X	X						
QMW94-20130510	OMW94	33	03		1057		8	X	X	X	X						
OMW97-20130510	OMW97	10	04		1135		8	X	X	X	X						
OMW92-20130510	OMW92	10	05		1303		8	X	X	X	X						
OMW90-20130510	OMW90	9	06		1355		8	X	X	X	X						
OMW95-20130510	OMW95	32	07		1450		8	X	X	X	X						

Samples received at 4 °C

Friedman & Bruya, Inc.
3012 16th Avenue West
Seattle, WA 98119-2029
Ph. (206) 285-8282
Fax (206) 283-5044

	SIGNATURE	PRINT NAME	COMPANY	DATE	TIME
Relinquished by:		Liz Fabes	SES	5/10/13	1615
Received by:		DRO	F&B	4	4
Relinquished by:					
Received by:					