PIONEER
ENGINEERING & ENVIRONMENTAL SERVICES, LLC

2753 West 31st Street | Chicago, IL 60608
Tel: 773-722-9200 | Fax: 773-722-9201 | pioneerEES.com

Transmitted via Electronic Mail

July 9, 2026

Ms. Tena Seeds
Washington State Department of Ecology
Toxics Cleanup Program
15700 Dayton Ave N., Shoreline, WA 98133

RE: **Quarterly Progress Report: April 1 through June 30, 2026**
Time Oil Bulk Terminal Site, Cleanup Site ID #14604
Prospective Purchaser Consent Decree No. 20-2-15215-3 SEA

Dear Ms. Seeds:

Pioneer Engineering & Environmental Services, LLC on behalf of TOC Seattle Terminal 1, LLC submits the attached Quarterly Progress Report for the Time Oil Bulk Terminal Site per Section XII of the Prospective Purchaser Consent Decree between the Washington State Department of Ecology and TOC Seattle Terminal 1, LLC. The quarterly progress report consists of a brief narrative summary of notable activities that occurred during the reporting period and that are anticipated for the upcoming reporting period.

If you have any questions about this report, please contact me at 773-435-3725.

Sincerely,

Kim Hempel
Project Coordinator
Pioneer Engineering & Environmental Services, LLC

Distribution List:
Doug Ciserella and Mike Ciserella, TOC Seattle Terminal 1, LLC
Alexandra Kleeman, Hillis Clark Martin & Peterson P.S.
Jamie Stevens, CRETE Consulting
Kristin Anderson, Floyd|Snider

TIME OIL BULK TERMINAL SITE
PROSPECTIVE PURCHASER CONSENT DECREE NO. 20-2-15215-3 SEA
QUARTERLY PROGRESS REPORT: APRIL 1 THROUGH JUNE 30, 2026

This report has been prepared in accordance with the requirements of the Time Oil Bulk Terminal Site Prospective Purchaser Consent Decree (PPCD) between the Washington State Department of Ecology (Ecology) and TOC Seattle Terminal 1, LLC. This progress report provides details on the following: 1) all on site activities; 2) any deviations from required tasks; 3) anticipated problems in meeting schedule or objectives and associated solutions 4) sampling, testing, or other data received; 5) work planned for the upcoming 3-month period; and, 6) deliverables planned for the upcoming 3-month period.

Summary of On-Site Activities Performed During the Reporting Period (PPCD Section XII.A)

- A visual check of the site was conducted on April 27, 2026. All interim surfaces on remaining portions of the Site remain in good condition. No other concerns were noted during the site visit.

Deliverables

Deliverables during this reporting period included the following:

- An alternative vapor barrier product (Viper Venom Barrier) was submitted to Ecology for consideration on April 9, 2026 and additional information was submitted to Ecology on April 30, 2026; Ecology approved the use of this alternative product on May 6, 2026.
- The Quarterly Progress Report for the first quarter of 2026 was submitted to Ecology on April 15, 2026.
- Updated financial assurance costs were provided to Ecology via email on April 15, 2026; these costs were accepted by Ecology in an email dated May 14, 2026.
- A revised Appendix A (Groundwater Monitoring Annual Report) of the Long Term Compliance Monitoring Annual Report incorporating Ecology comments was submitted to Ecology on April 24, 2026.
- A Monitoring Well Network Update Plan was submitted to Ecology on May 29, 2026; Ecology provided feedback and approvals on June 16, 2026 and additional clarifications were provided by Floyd|Snider on June 17, 2026.
- A Notification of Construction for the proposed redevelopment of the remaining Upland parcels was submitted to Ecology on June 5, 2026 with additional clarifications provided on June 16, 2026; Ecology approved the proposed construction plans on June 16, 2026.

Deviations from Required Tasks (PPCD Section XII.B)

- None.

Anticipated Problems in Meeting Schedule or Objectives and Associated Solutions (PPCD Section XII.C and XII.D)

- Based on groundwater samples collected by BNSF in late 2023 through Q2 2025, TCE and associated cVOC as well as TPH contaminant concentrations originating from the upgradient BNSF property were identified in upgradient groundwater as part of the BNSF remedial investigation at levels considerably higher than those observed in the 2019 remedial investigation for the Time Oil Bulk Terminal Site. The elevated TCE and cVOC concentrations in groundwater on BNSF are impacting the shallow water bearing zone (WBZ) in groundwater wells on the downgradient ASKO parcel owned by TOC Seattle Terminal 1, LLC (TOCST). Additionally, approximately one foot of LNAPL was observed on September 16, 2025 in perched well MW-BN-05 on the BNSF property, which is located immediately upgradient and in close proximity to TOCST's property line. These impacts represent an on-going source to groundwater and may affect achievement of

the cleanup levels (CULs) at the conditional point of compliance (CPOC) within the predicted 15-year restoration timeframe.
- Aside from the item above, there are no other anticipated problems in meeting the schedule of deliverables specified in Exhibit D of the PPCD. The schedule of deliverables and activities specified in Table 8.1 of the Cleanup Action Plan (Exhibit C of the PPCD) are currently on track or ahead of schedule.

Raw Data Received (PPCD Section XII.E)

- Groundwater sampling results for the 1st Quarter 2026 were received from Friedman & Bruya, Inc. on April 1, 2026. Results were received in one sample delivery group (F&BI 603493).

Work Planned During the Upcoming Reporting Period (PPCD Section XII.F)

The following work is planned for the 3rd Quarter 2026:

- Review of any additional data or deliverables that may be provided by BNSF;
- Fourteenth round of groundwater sampling is scheduled for July 2026. Other tasks that will be completed concurrently with the sampling event include:
    - Decommission right-of-way wells as previously approved in the Long Term Compliance Monitoring Annual report
    - Redevelop East Waterfront property well 02MW14;
- Contingency groundwater actions in areas with future structures will be evaluated in coordination with Ecology, with approval and implementation anticipated in late July through early September 2026;
- Redevelopment of the remaining Upland parcels is anticipated to begin in August 2026; and
- All monitoring wells within the Upland parcel boundaries that are in conflict with future structures will be decommissioned per the Monitoring Well Network Update Plan following permit issuance and prior to construction.

Deliverables Planned During the Upcoming Reporting Period (PPCD Section XII.G)

The following deliverables are anticipated to be completed during the next quarterly reporting period of July through September 2026:

- Submittal of the Quarterly Progress Report for the 2nd Quarter 2026, including raw data; and
- Transmittal of a summary of 3rd Quarter 2026 groundwater sampling results to Ecology via email.

Other Pertinent Information, Including Changes in Key Personnel

- None.

Attachments

- Attachment 1 – Laboratory Analytical Reports

END QUARTERLY PROGRESS REPORT

ATTACHMENT 1

Laboratory Analytical Reports

FRIEDMAN & BRUYA, INC.

ENVIRONMENTAL CHEMISTS

Elizabeth Webber-Bruya
Ann Webber-Bruya
Michael Erdahl
Vineta Mills
Eric Young

5500 4th Ave South
Seattle, WA 98108-2419
(206) 285-8282
office@friedmanandbruya.com
www.friedmanandbruya.com

April 1, 2026

Kristin Anderson, Project Manager
Floyd-Snider
Two Union Square
601 Union St, Suite 600
Seattle, WA 98101

Dear Ms Anderson:

Included are the results from the testing of material submitted on March 25, 2026 from the Cantera/Time Oil, F&BI 603493 project. There are 27 pages included in this report. Any samples that may remain are currently scheduled for disposal in 30 days, or as directed by the Chain of Custody document. If you would like us to return your samples or arrange for long term storage at our offices, please contact us as soon as possible.

We appreciate this opportunity to be of service to you and hope you will call if you should have any questions.

Sincerely,

FRIEDMAN & BRUYA, INC.



Michael Erdahl
Project Manager

Enclosures
c: Floyd Snider Lab Data, Meg McCann
FDS0401R.DOC

CASE NARRATIVE

This case narrative encompasses samples received on March 25, 2026 by Friedman & Bruya, Inc. from the Floyd-Snider Cantera/Time Oil, F&BI 603493 project. Samples were logged in under the laboratory ID's listed below.

Laboratory ID	Floyd-Snider
603493 -01	01MW106-032426
603493 -02	01MW107-032426
603493 -03	01MW85-032426
603493 -04	01MW53R-032426
603493 -05	01MW84-032426
603493 -06	01MW19R-032426
603493 -07	01MW119R-032426
603493 -08	01MW66-032526
603493 -09	01MW40-032526
603493 -10	01MW56-032526
603493 -11	01MW15-032526
603493 -12	01MW58R-032526
603493 -13	MW06-032526
603493 -14	01MW46-032526
603493 -15	MW05-032526
603493 -16	TRIPBLANK-032526

All quality control requirements were acceptable.

Date of Report: 04/01/26
Date Received: 03/25/26
Project: Cantera/Time Oil, F&BI 603493
Date Extracted: 03/25/26
Date Analyzed: 03/26/26

RESULTS FROM THE ANALYSIS OF WATER SAMPLES FOR TOTAL PETROLEUM HYDROCARBONS AS GASOLINE USING METHOD NWTPH-Gx

Results Reported as ug/L (ppb)

Sample ID Laboratory ID	Gasoline Range	Surrogate (% Recovery) (Limit 50-150)
01MW84-032426 603493-05	610	102
01MW19R-032426 603493-06	500	109
01MW119R-032426 603493-07	500	109
Method Blank 06-295 MB	<100	116

Date of Report: 04/01/26
Date Received: 03/25/26
Project: Cantera/Time Oil, F&BI 603493
Date Extracted: 03/26/26
Date Analyzed: 03/26/26

RESULTS FROM THE ANALYSIS OF WATER SAMPLES FOR TOTAL PETROLEUM HYDROCARBONS AS DIESEL AND MOTOR OIL USING METHOD NWTPH-Dx

Results Reported as ug/L (ppb)

Sample ID Laboratory ID	Diesel Range (C_{10}-C_{25})	Motor Oil Range (C_{25}-C_{36})	Surrogate (% Recovery) (Limit 50-150)
01MW84-032426 603493-05	430 x	<200	112
01MW19R-032426 603493-06	660 x	<200	114
01MW119R-032426 603493-07	550 x	<200	113
01MW40-032526 603493-09	4,500 x	1,000 x	100
Method Blank 06-661 MB2	<50	<200	110

Analysis For Volatile Compounds By EPA Method 8260D Dual Acquisition

Client Sample ID:	01MW106-032426	Client:	Floyd-Snider
Date Received:	03/25/26	Project:	Cantera/Time Oil, F&BI 603493
Date Extracted:	03/27/26	Lab ID:	603493-01
Date Analyzed:	03/27/26	Data File:	032724.D
Matrix:	Water	Instrument:	GCMS13
Units:	ug/L (ppb)	Operator:	MD

Surrogates:	% Recovery:	Lower Limit:	Upper Limit:
1,2-Dichloroethane-d4	104	71	132
Toluene-d8	102	68	139
4-Bromofluorobenzene	103	62	136

Compounds:	Concentration ug/L (ppb)
Vinyl chloride	0.088
cis-1,2-Dichloroethene	97
Trichloroethene	18

Analysis For Volatile Compounds By EPA Method 8260D Dual Acquisition

Client Sample ID:	01MW107-032426	Client:	Floyd-Snider
Date Received:	03/25/26	Project:	Cantera/Time Oil, F&BI 603493
Date Extracted:	03/27/26	Lab ID:	603493-02
Date Analyzed:	03/27/26	Data File:	032717.D
Matrix:	Water	Instrument:	GCMS13
Units:	ug/L (ppb)	Operator:	MD

Surrogates:	% Recovery:	Lower Limit:	Upper Limit:
1,2-Dichloroethane-d4	101	71	132
Toluene-d8	101	68	139
4-Bromofluorobenzene	105	62	136

Compounds:	Concentration ug/L (ppb)
Vinyl chloride	<0.02
cis-1,2-Dichloroethene	<1
Trichloroethene	0.066

Analysis For Volatile Compounds By EPA Method 8260D Dual Acquisition

Client Sample ID:	01MW85-032426	Client:	Floyd-Snider
Date Received:	03/25/26	Project:	Cantera/Time Oil, F&BI 603493
Date Extracted:	03/27/26	Lab ID:	603493-03 1/10
Date Analyzed:	03/27/26	Data File:	032725.D
Matrix:	Water	Instrument:	GCMS13
Units:	ug/L (ppb)	Operator:	MD

Surrogates:	% Recovery:	Lower Limit:	Upper Limit:
1,2-Dichloroethane-d4	96	71	132
Toluene-d8	101	68	139
4-Bromofluorobenzene	103	62	136

Compounds:	Concentration ug/L (ppb)
Vinyl chloride	54
cis-1,2-Dichloroethene	1,300
Trichloroethene	2.7

Analysis For Volatile Compounds By EPA Method 8260D Dual Acquisition

Client Sample ID:	01MW53R-032426	Client:	Floyd-Snider
Date Received:	03/25/26	Project:	Cantera/Time Oil, F&BI 603493
Date Extracted:	03/27/26	Lab ID:	603493-04
Date Analyzed:	03/27/26	Data File:	032723.D
Matrix:	Water	Instrument:	GCMS13
Units:	ug/L (ppb)	Operator:	MD

Surrogates:	% Recovery:	Lower Limit:	Upper Limit:
1,2-Dichloroethane-d4	102	71	132
Toluene-d8	101	68	139
4-Bromofluorobenzene	104	62	136

Compounds:	Concentration ug/L (ppb)
Vinyl chloride	2.3
cis-1,2-Dichloroethene	2.2
Trichloroethene	27

Analysis For Volatile Compounds By EPA Method 8260D Dual Acquisition

Client Sample ID:	01MW19R-032426	Client:	Floyd-Snider
Date Received:	03/25/26	Project:	Cantera/Time Oil, F&BI 603493
Date Extracted:	03/27/26	Lab ID:	603493-06
Date Analyzed:	03/27/26	Data File:	032720.D
Matrix:	Water	Instrument:	GCMS13
Units:	ug/L (ppb)	Operator:	MD

Surrogates:	% Recovery:	Lower Limit:	Upper Limit:
1,2-Dichloroethane-d4	100	71	132
Toluene-d8	106	68	139
4-Bromofluorobenzene	102	62	136

Compounds:	Concentration ug/L (ppb)
Benzene	1.5

Analysis For Volatile Compounds By EPA Method 8260D Dual Acquisition

Client Sample ID:	01MW119R-032426	Client:	Floyd-Snider
Date Received:	03/25/26	Project:	Cantera/Time Oil, F&BI 603493
Date Extracted:	03/27/26	Lab ID:	603493-07
Date Analyzed:	03/27/26	Data File:	032721.D
Matrix:	Water	Instrument:	GCMS13
Units:	ug/L (ppb)	Operator:	MD

Surrogates:	% Recovery:	Lower Limit:	Upper Limit:
1,2-Dichloroethane-d4	96	71	132
Toluene-d8	105	68	139
4-Bromofluorobenzene	108	62	136

Compounds:	Concentration ug/L (ppb)
Benzene	1.5

Analysis For Volatile Compounds By EPA Method 8260D Dual Acquisition

Client Sample ID:	01MW40-032526	Client:	Floyd-Snider
Date Received:	03/25/26	Project:	Cantera/Time Oil, F&BI 603493
Date Extracted:	03/27/26	Lab ID:	603493-09
Date Analyzed:	03/27/26	Data File:	032719.D
Matrix:	Water	Instrument:	GCMS13
Units:	ug/L (ppb)	Operator:	MD

Surrogates:	% Recovery:	Lower Limit:	Upper Limit:
1,2-Dichloroethane-d4	97	71	132
Toluene-d8	100	68	139
4-Bromofluorobenzene	106	62	136

Compounds:	Concentration ug/L (ppb)
Benzene	<0.35

Analysis For Volatile Compounds By EPA Method 8260D Dual Acquisition

Client Sample ID:	01MW56-032526	Client:	Floyd-Snider
Date Received:	03/25/26	Project:	Cantera/Time Oil, F&BI 603493
Date Extracted:	03/27/26	Lab ID:	603493-10
Date Analyzed:	03/27/26	Data File:	032718.D
Matrix:	Water	Instrument:	GCMS13
Units:	ug/L (ppb)	Operator:	MD

Surrogates:	% Recovery:	Lower Limit:	Upper Limit:
1,2-Dichloroethane-d4	99	71	132
Toluene-d8	101	68	139
4-Bromofluorobenzene	104	62	136

Compounds:	Concentration ug/L (ppb)
Vinyl chloride	1.6
cis-1,2-Dichloroethene	<1
Trichloroethene	2.6

Analysis For Volatile Compounds By EPA Method 8260D Dual Acquisition

Client Sample ID:	01MW15-032526	Client:	Floyd-Snider
Date Received:	03/25/26	Project:	Cantera/Time Oil, F&BI 603493
Date Extracted:	03/30/26	Lab ID:	603493-11 1/10
Date Analyzed:	03/31/26	Data File:	033054.D
Matrix:	Water	Instrument:	GCMS11
Units:	ug/L (ppb)	Operator:	IJL

Surrogates:	% Recovery:	Lower Limit:	Upper Limit:
1,2-Dichloroethane-d4	102	78	126
Toluene-d8	96	84	115
4-Bromofluorobenzene	102	72	130

Compounds:	Concentration ug/L (ppb)
Vinyl chloride	74
cis-1,2-Dichloroethene	160
Trichloroethene	11

Analysis For Volatile Compounds By EPA Method 8260D Dual Acquisition

Client Sample ID:	01MW58R-032526	Client:	Floyd-Snider
Date Received:	03/25/26	Project:	Cantera/Time Oil, F&BI 603493
Date Extracted:	03/27/26	Lab ID:	603493-12 1/10
Date Analyzed:	03/27/26	Data File:	032729.D
Matrix:	Water	Instrument:	GCMS13
Units:	ug/L (ppb)	Operator:	MD

Surrogates:	% Recovery:	Lower Limit:	Upper Limit:
1,2-Dichloroethane-d4	102	71	132
Toluene-d8	100	68	139
4-Bromofluorobenzene	111	62	136

Compounds:	Concentration ug/L (ppb)
Vinyl chloride	240
cis-1,2-Dichloroethene	710
Trichloroethene	410

Analysis For Volatile Compounds By EPA Method 8260D Dual Acquisition

Client Sample ID:	MW06-032526	Client:	Floyd-Snider
Date Received:	03/25/26	Project:	Cantera/Time Oil, F&BI 603493
Date Extracted:	03/27/26	Lab ID:	603493-13 1/10
Date Analyzed:	03/27/26	Data File:	032728.D
Matrix:	Water	Instrument:	GCMS13
Units:	ug/L (ppb)	Operator:	MD

Surrogates:	% Recovery:	Lower Limit:	Upper Limit:
1,2-Dichloroethane-d4	99	71	132
Toluene-d8	99	68	139
4-Bromofluorobenzene	106	62	136

Compounds:	Concentration ug/L (ppb)
Vinyl chloride	5.7
cis-1,2-Dichloroethene	310
Benzene	<3.5
Trichloroethene	440

Analysis For Volatile Compounds By EPA Method 8260D Dual Acquisition

Client Sample ID:	01MW46-032526	Client:	Floyd-Snider
Date Received:	03/25/26	Project:	Cantera/Time Oil, F&BI 603493
Date Extracted:	03/27/26	Lab ID:	603493-14 1/10
Date Analyzed:	03/27/26	Data File:	032727.D
Matrix:	Water	Instrument:	GCMS13
Units:	ug/L (ppb)	Operator:	MD

Surrogates:	% Recovery:	Lower Limit:	Upper Limit:
1,2-Dichloroethane-d4	104	71	132
Toluene-d8	101	68	139
4-Bromofluorobenzene	103	62	136

Compounds:	Concentration ug/L (ppb)
Vinyl chloride	180
cis-1,2-Dichloroethene	410
Benzene	<3.5
Trichloroethene	46

Analysis For Volatile Compounds By EPA Method 8260D Dual Acquisition

Client Sample ID:	MW05-032526	Client:	Floyd-Snider
Date Received:	03/25/26	Project:	Cantera/Time Oil, F&BI 603493
Date Extracted:	03/27/26	Lab ID:	603493-15 1/10
Date Analyzed:	03/27/26	Data File:	032726.D
Matrix:	Water	Instrument:	GCMS13
Units:	ug/L (ppb)	Operator:	MD

Surrogates:	% Recovery:	Lower Limit:	Upper Limit:
1,2-Dichloroethane-d4	95	71	132
Toluene-d8	101	68	139
4-Bromofluorobenzene	107	62	136

Compounds:	Concentration ug/L (ppb)
Vinyl chloride	180
cis-1,2-Dichloroethene	760
Benzene	<3.5
Trichloroethene	16

Analysis For Volatile Compounds By EPA Method 8260D Dual Acquisition

Client Sample ID:	TRIPBLANK-032526	Client:	Floyd-Snider
Date Received:	03/25/26	Project:	Cantera/Time Oil, F&BI 603493
Date Extracted:	03/27/26	Lab ID:	603493-16
Date Analyzed:	03/27/26	Data File:	032716.D
Matrix:	Water	Instrument:	GCMS13
Units:	ug/L (ppb)	Operator:	MD

Surrogates:	% Recovery:	Lower Limit:	Upper Limit:
1,2-Dichloroethane-d4	98	71	132
Toluene-d8	100	68	139
4-Bromofluorobenzene	111	62	136

Compounds:	Concentration ug/L (ppb)
Vinyl chloride	<0.02
cis-1,2-Dichloroethene	<1
Trichloroethene	<0.05

Analysis For Volatile Compounds By EPA Method 8260D Dual Acquisition

Client Sample ID:	Method Blank	Client:	Floyd-Snider
Date Received:	Not Applicable	Project:	Cantera/Time Oil, F&BI 603493
Date Extracted:	03/27/26	Lab ID:	06-0543 mb
Date Analyzed:	03/27/26	Data File:	032731.D
Matrix:	Water	Instrument:	GCMS11
Units:	ug/L (ppb)	Operator:	IJL

Surrogates:	% Recovery:	Lower Limit:	Upper Limit:
1,2-Dichloroethane-d4	103	78	126
Toluene-d8	98	84	115
4-Bromofluorobenzene	98	72	130

Compounds:	Concentration ug/L (ppb)
Vinyl chloride	<0.02
cis-1,2-Dichloroethene	<1
Benzene	<0.35
Trichloroethene	<0.05

Analysis For Volatile Compounds By EPA Method 8260D Dual Acquisition

Client Sample ID:	Method Blank	Client:	Floyd-Snider
Date Received:	Not Applicable	Project:	Cantera/Time Oil, F&BI 603493
Date Extracted:	03/30/26	Lab ID:	06-0544 mb
Date Analyzed:	03/30/26	Data File:	033008.D
Matrix:	Water	Instrument:	GCMS11
Units:	ug/L (ppb)	Operator:	IJL

Surrogates:	% Recovery:	Lower Limit:	Upper Limit:
1,2-Dichloroethane-d4	96	78	126
Toluene-d8	100	84	115
4-Bromofluorobenzene	102	72	130

Compounds:	Concentration ug/L (ppb)
Vinyl chloride	<0.02
cis-1,2-Dichloroethene	<1
Benzene	<0.35
Trichloroethene	<0.05

Analysis For Semivolatile Compounds By EPA Method 8270E

Client Sample ID:	01MW66-032526	Client:	Floyd-Snider
Date Received:	03/25/26	Project:	Cantera/Time Oil, F&BI 603493
Date Extracted:	03/30/26	Lab ID:	603493-08 1/0.5
Date Analyzed:	03/31/26	Data File:	033039.D
Matrix:	Water	Instrument:	GCMS9
Units:	ug/L (ppb)	Operator:	VM

Surrogates:	% Recovery:	Lower Limit:	Upper Limit:
2,4,6-Tribromophenol	96	22	158

Compounds:	Concentration ug/L (ppb)
Pentachlorophenol	0.33

Analysis For Semivolatile Compounds By EPA Method 8270E

Client Sample ID:	Method Blank	Client:	Floyd-Snider
Date Received:	Not Applicable	Project:	Cantera/Time Oil, F&BI 603493
Date Extracted:	03/30/26	Lab ID:	06-0715 mb2 1/0.5
Date Analyzed:	03/31/26	Data File:	033038.D
Matrix:	Water	Instrument:	GCMS9
Units:	ug/L (ppb)	Operator:	VM

Surrogates:	% Recovery:	Lower Limit:	Upper Limit:
2,4,6-Tribromophenol	76	22	158

Compounds:	Concentration ug/L (ppb)
Pentachlorophenol	<0.2

Date of Report: 04/01/26
Date Received: 03/25/26
Project: Cantera/Time Oil, F&BI 603493

QUALITY ASSURANCE RESULTS FOR THE ANALYSIS OF WATER SAMPLES FOR TPH AS GASOLINE USING METHOD NWTPH-Gx

Laboratory Code: 603368-30 (Duplicate)

Analyte	Reporting Units	Sample Result	Duplicate Result	RPD (Limit 20)
Gasoline	ug/L (ppb)	<100	<100	nm

Laboratory Code: Laboratory Control Sample

Analyte	Reporting Units	Spike Level	Percent Recovery LCS	Acceptance Criteria
Gasoline	ug/L (ppb)	1,000	96	70-130

Date of Report: 04/01/26
Date Received: 03/25/26
Project: Cantera/Time Oil, F&BI 603493

QUALITY ASSURANCE RESULTS FOR THE ANALYSIS OF WATER SAMPLES FOR TOTAL PETROLEUM HYDROCARBONS AS DIESEL EXTENDED USING METHOD NWTPH-Dx

Laboratory Code: Laboratory Control Sample

Analyte	Reporting Units	Spike Level	Percent Recovery LCS	Percent Recovery LCSD	Acceptance Criteria	RPD (Limit 20)
Diesel Extended	ug/L (ppb)	2,500	120	120	65-151	0

Date of Report: 04/01/26
Date Received: 03/25/26
Project: Cantera/Time Oil, F&BI 603493

QUALITY ASSURANCE RESULTS FOR THE ANALYSIS OF WATER SAMPLES FOR VOLATILES BY EPA METHOD 8260D

Laboratory Code: 603528-01 (Matrix Spike)

Analyte	Reporting Units	Spike Level	Sample Result	Percent Recovery MS	Acceptance Criteria
Vinyl chloride	ug/L (ppb)	10	<0.02	93	50-150
cis-1,2-Dichloroethene	ug/L (ppb)	10	<1	93	10-211
Benzene	ug/L (ppb)	10	<0.35	93	50-150
Trichloroethene	ug/L (ppb)	10	0.90	87	35-149

Laboratory Code: Laboratory Control Sample

Analyte	Reporting Units	Spike Level	Percent Recovery LCS	Percent Recovery LCSD	Acceptance Criteria	RPD (Limit 20)
Vinyl chloride	ug/L (ppb)	10	93	93	64-142	0
cis-1,2-Dichloroethene	ug/L (ppb)	10	96	94	70-130	2
Benzene	ug/L (ppb)	10	97	94	70-130	3
Trichloroethene	ug/L (ppb)	10	92	89	70-130	3

Date of Report: 04/01/26
Date Received: 03/25/26
Project: Cantera/Time Oil, F&BI 603493

QUALITY ASSURANCE RESULTS FOR THE ANALYSIS OF WATER SAMPLES FOR VOLATILES BY EPA METHOD 8260D

Laboratory Code: 603492-01 (Matrix Spike)

Analyte	Reporting Units	Spike Level	Sample Result	Percent Recovery MS	Acceptance Criteria
Vinyl chloride	ug/L (ppb)	10	2.5	90 b	50-150
cis-1,2-Dichloroethene	ug/L (ppb)	10	19	60 b	10-211
Benzene	ug/L (ppb)	10	<0.35	95	50-150
Trichloroethene	ug/L (ppb)	10	9.2	72 b	35-149

Laboratory Code: Laboratory Control Sample

Analyte	Reporting Units	Spike Level	Percent Recovery LCS	Percent Recovery LCSD	Acceptance Criteria	RPD (Limit 20)
Vinyl chloride	ug/L (ppb)	10	102	97	64-142	5
cis-1,2-Dichloroethene	ug/L (ppb)	10	97	97	70-130	0
Benzene	ug/L (ppb)	10	97	98	70-130	1
Trichloroethene	ug/L (ppb)	10	92	92	70-130	0

Date of Report: 04/01/26
Date Received: 03/25/26
Project: Cantera/Time Oil, F&BI 603493

QUALITY ASSURANCE RESULTS FOR THE ANALYSIS OF WATER SAMPLES FOR SEMIVOLATILES BY EPA METHOD 8270E

Laboratory Code: Laboratory Control Sample

Analyte	Reporting Units	Spike Level	Percent Recovery LCS	Percent Recovery LCSD	Acceptance Criteria	RPD (Limit 20)
Pentachlorophenol	ug/L (ppb)	10	109	90	30-151	19

Data Qualifiers & Definitions

a - The analyte was detected at a level less than five times the reporting limit. The RPD results may not provide reliable information on the variability of the analysis.

b - The analyte was spiked at a level that was less than five times that present in the sample. Matrix spike recoveries may not be meaningful.

ca - The calibration results for the analyte were outside of acceptance criteria, biased low; or, the calibration results for the analyte were outside of acceptance criteria, biased high, with a detection for the analyte in the sample. The value reported is an estimate.

c - The presence of the analyte may be due to carryover from previous sample injections.

cf - The sample was centrifuged prior to analysis.

d - The sample was diluted. Detection limits were raised and surrogate recoveries may not be meaningful.

dv - Insufficient sample volume was available to achieve normal reporting limits.

f - The sample was laboratory filtered prior to analysis.

fb - The analyte was detected in the method blank.

fc - The analyte is a common laboratory and field contaminant.

hr - The sample and duplicate were reextracted and reanalyzed. RPD results were still outside of control limits. Variability is attributed to sample inhomogeneity.

hs - Headspace was present in the container used for analysis.

ht – The analysis was performed outside the method or client-specified holding time requirement.

ip - Recovery fell outside of control limits due to sample matrix effects.

j - The analyte concentration is reported between the method detection limit and the lowest calibration point. The value reported is an estimate.

J - The internal standard associated with the analyte is out of control limits. The reported concentration is an estimate.

jl - The laboratory control sample(s) percent recovery and/or RPD were out of control limits. The reported concentration should be considered an estimate.

js - The surrogate associated with the analyte is out of control limits. The reported concentration should be considered an estimate.

k – The calibration results for the analyte were outside of acceptance criteria, biased high, and the analyte was not detected in the sample.

lc - The presence of the analyte is likely due to laboratory contamination.

L - The reported concentration was generated from a library search.

nm - The analyte was not detected in one or more of the duplicate analyses. Therefore, calculation of the RPD is not applicable.

pc - The sample was received with incorrect preservation or in a container not approved by the method. The value reported should be considered an estimate.

ve - The analyte response exceeded the valid instrument calibration range. The value reported is an estimate.

vo - The value reported fell outside the control limits established for this analyte.

x - The sample chromatographic pattern does not resemble the fuel standard used for quantitation.

603493

SAMPLE CHAIN OF CUSTODY

03/25/26 VW3/G3

Page # 1 of 2

Report To Kristin Anderson + Meg McCann
Company Floyd Snider
Address 601 Union St, Suite 600
City, State, ZIP Seattle, WA 98101
Phone 206-292-2078 Email labdata@floydsnider.com

SAMPLERS (*signature*)

PROJECT NAME: Cantera | Time Oil

PO #

REMARKS: Select CVOCs: TCE, VC, cis-1,2 DCE
Project specific RLs? - Yes / No

INVOICE TO: Pioneer

TURNAROUND TIME
X Standard turnaround
☐ RUSH
Rush charges authorized by:

SAMPLE DISPOSAL
☐ Archive samples
☐ Other
(Default) Dispose after 30 days

Sample ID	Lab ID	Date Sampled	Time Sampled	Sample Type	# of Jars	NWTPH-Dx	NWTPH-Gx	BTEX EPA 8021	NWTPH-HCID	VOCs EPA 8260	PAHs EPA 8270	PCBs EPA 8082	Select CVOCs 8260D	Benzene 8260D	PCP 8270D		Notes
01MW106-032426	01 A-C	03/24/26	13:20	GW	3								X				
01MW107-032426	02		13:25		3								X				
01MW85-032426	03		14:05		3								X				
01MW53R-032426	04		14:10		3								X				
01MW84-032426	05 A-D		15:00		4	X	X										
01MW19R-032426	06		15:05		4	X	X							X			
01MW119R-032426	07		15:10		4	X	X							X			
01MW66-032526	08	03/25/26	9:35		1										X		
01MW40-032526	09 A-D		9:35		4	X								X			
01MW56-032526	10 A-C		10:45		3								X				

ANALYSES REQUESTED

SIGNATURE	PRINT NAME	COMPANY	DATE	TIME
Relinquished by:	meg mccann	FS	3/25/26	14:35
Received by:	Nhan Phan	FEBT	3/25/26	1435
Relinquished by:		Samples received at 4 °C		
Received by:				

Friedman & Bruya, Inc.
5500 4th Ave S.
Seattle WA 98108
(206) 285-8282
office@friedmanandbruya.com

603493

SAMPLE CHAIN OF CUSTODY

03/25/26 VW3/G3

Page # 2 of 2

Report To See pg. 1

Company

Address

City, State, ZIP

Phone Email

SAMPLERS (*signature*)

PROJECT NAME: Cantera/Time Oil

PO #

REMARKS: select CVOCs: TCE, VC, cis-1,2 DCE

Project specific RLs? - Yes / No

INVOICE TO: Pioneer

TURNAROUND TIME
- [X] Standard turnaround
- [ ] RUSH
- Rush charges authorized by:

SAMPLE DISPOSAL
- [ ] Archive samples
- [ ] Other
- Default: Dispose after 30 days

Sample ID	Lab ID	Date Sampled	Time Sampled	Sample Type	# of Jars	NWTPH-Dx	NWTPH-Gx	BTEX EPA 8021	NWTPH-HCID	VOCs EPA 8260	PAHs EPA 8270	PCBs EPA 8082	Select CVOCs 8260D	Benzene 8260D			Notes
01MW15-032526	11 A-C	03/25/26	10:45	GW	3								X				
01MW58R-032526	12	"	11:45	"	3								X				
MW06-032526	13	"	12:05	"	3								X	X			
01MW46-032526	14	"	12:45	"	3								X	X			
MW05-032526	15	"	13:00	"	3								X	X			
TRIPBLANK-032526	16 A-B	"	14:00	WQ	2								X				

ANALYSES REQUESTED

SIGNATURE	PRINT NAME	COMPANY	DATE	TIME
Relinquished by:	meg mccann	F/S	03/25/26	14:35
Received by:	Nhan Phan	FEBI	3/25/26	1435
Relinquished by:				
Received by:		Samples received at 4 °C		

Friedman & Bruya, Inc.
5500 4th Ave S.
Seattle WA 98108
(206) 285-8282
office@friedmanandbruya.com

SAMPLE CONDITION UPON RECEIPT CHECKLIST

PROJECT # 603493 CLIENT Floyd Snider INITIALS/DATE: AP 03/25/26

If custody seals are present on cooler, are they intact? ☑ NA ☐ YES ☐ NO

Cooler/Sample temperature 4 °C
Thermometer ID: Fluke 96312917

Were samples received on ice/cold packs? ☑ YES ☐ NO

How did samples arrive?
☑ Over the Counter ☐ Picked up by F&BI ☐ FedEx/UPS/GSO

Is there a Chain-of-Custody* (COC)? ☑ YES ☐ NO Initials/Date: NP 3/25
*or other representative documents, letters, and/or shipping memos

Number of days samples have been sitting prior to receipt at laboratory 0 >1 days

Are the samples clearly identified? (explain "no" answer below) ☑ YES ☐ NO

Were all sample containers received intact (i.e. not broken, leaking etc.)? (explain "no" answer below) ☑ YES ☐ NO

Were appropriate sample containers used? ☑ YES ☐ NO ☐ Unknown

If custody seals are present on samples, are they intact? ☐ NA ☐ YES ☐ NO

Are samples requiring no headspace, headspace free? ☐ NA ☑ YES ☐ NO

Is the following information provided on the COC, and does it match the sample label?
(explain "no" answer below)

Sample ID's	☑ Yes ☐ No	☐ Not on COC/label
Date Sampled	☑ Yes ☐ No	☐ Not on COC/label
Time Sampled	☑ Yes ☐ No	☐ Not on COC/label
# of Containers	☑ Yes ☐ No	
Relinquished	☑ Yes ☐ No	
Requested analysis	☑ Yes ☐ On Hold	

Other comments (use a separate page if needed)

Air Samples: Were any additional canisters/tubes received? ☐ NA ☐ YES ☑ NO

Number of unused TO15 canisters** _____ **Number of unused TO17 tubes** _____
**Fill out Green manifolds billing sheet

File :P:\Proc_GC14\03-26-26\032615.D
Operator : TL
Acquired : 26 Mar 2026 04:06 pm using AcqMethod DX.M
Instrument : GC14
Sample Name: 603493-05
Misc Info :
Vial Number: 13

ERR

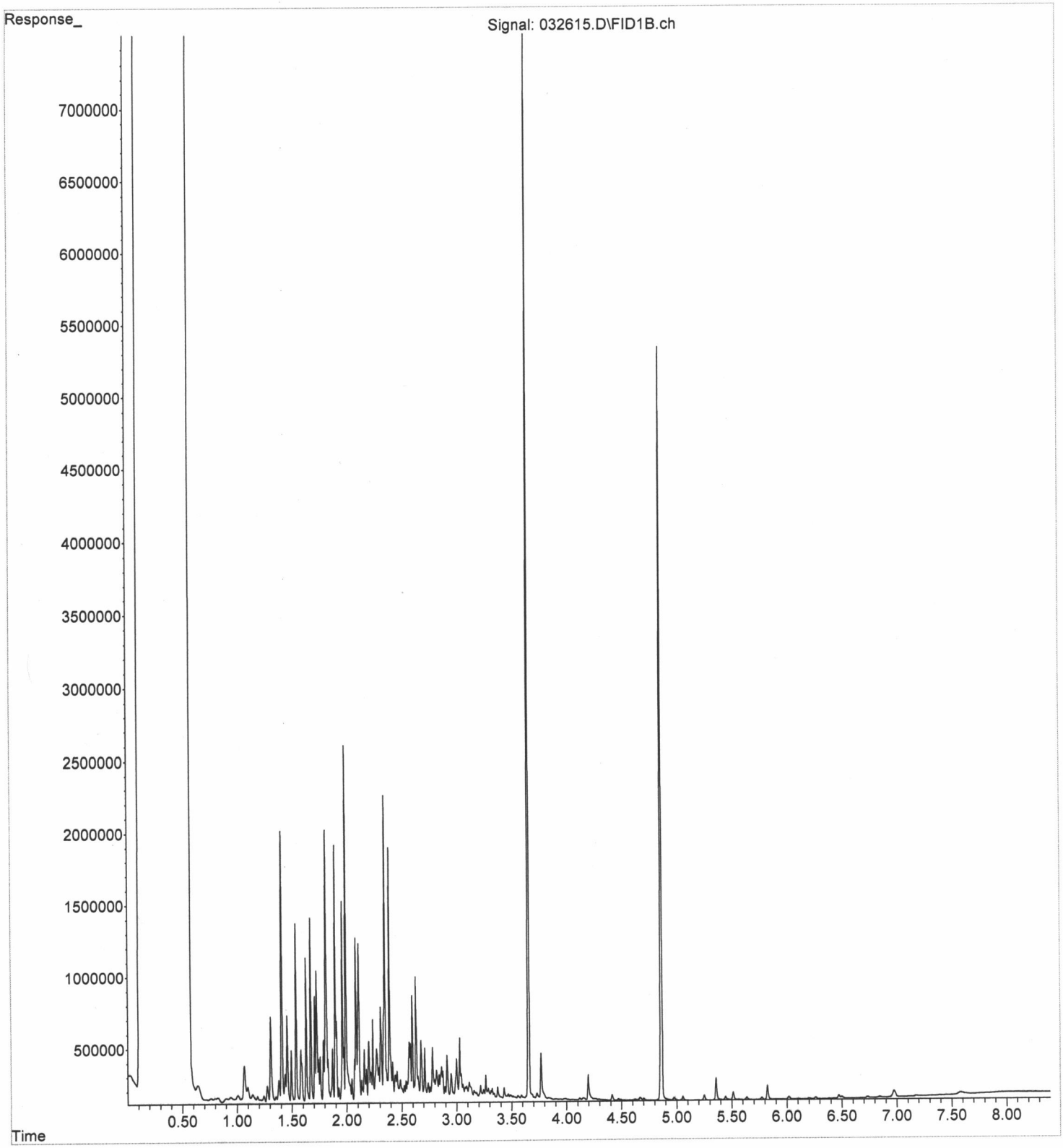

File :P:\Proc_GC14\03-26-26\032616.D
Operator : TL
Acquired : 26 Mar 2026 04:18 pm using AcqMethod DX.M
Instrument : GC14
Sample Name: 603493-06
Misc Info : ERR
Vial Number: 14

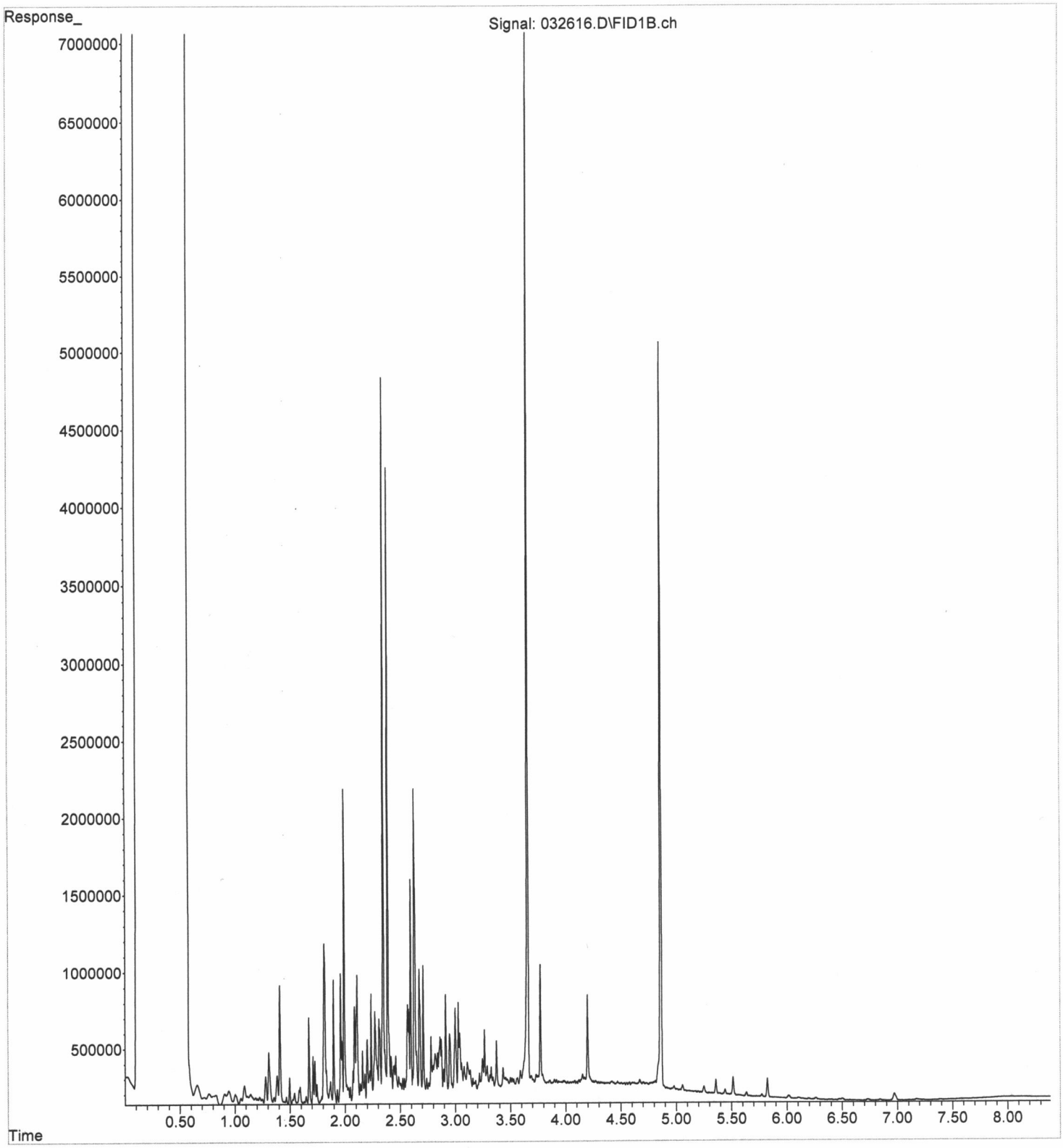

File :P:\Proc_GC14\03-26-26\032617.D
Operator : TL
Acquired : 26 Mar 2026 04:31 pm using AcqMethod DX.M
Instrument : GC14
Sample Name: 603493-07
Misc Info :
Vial Number: 15

ERR

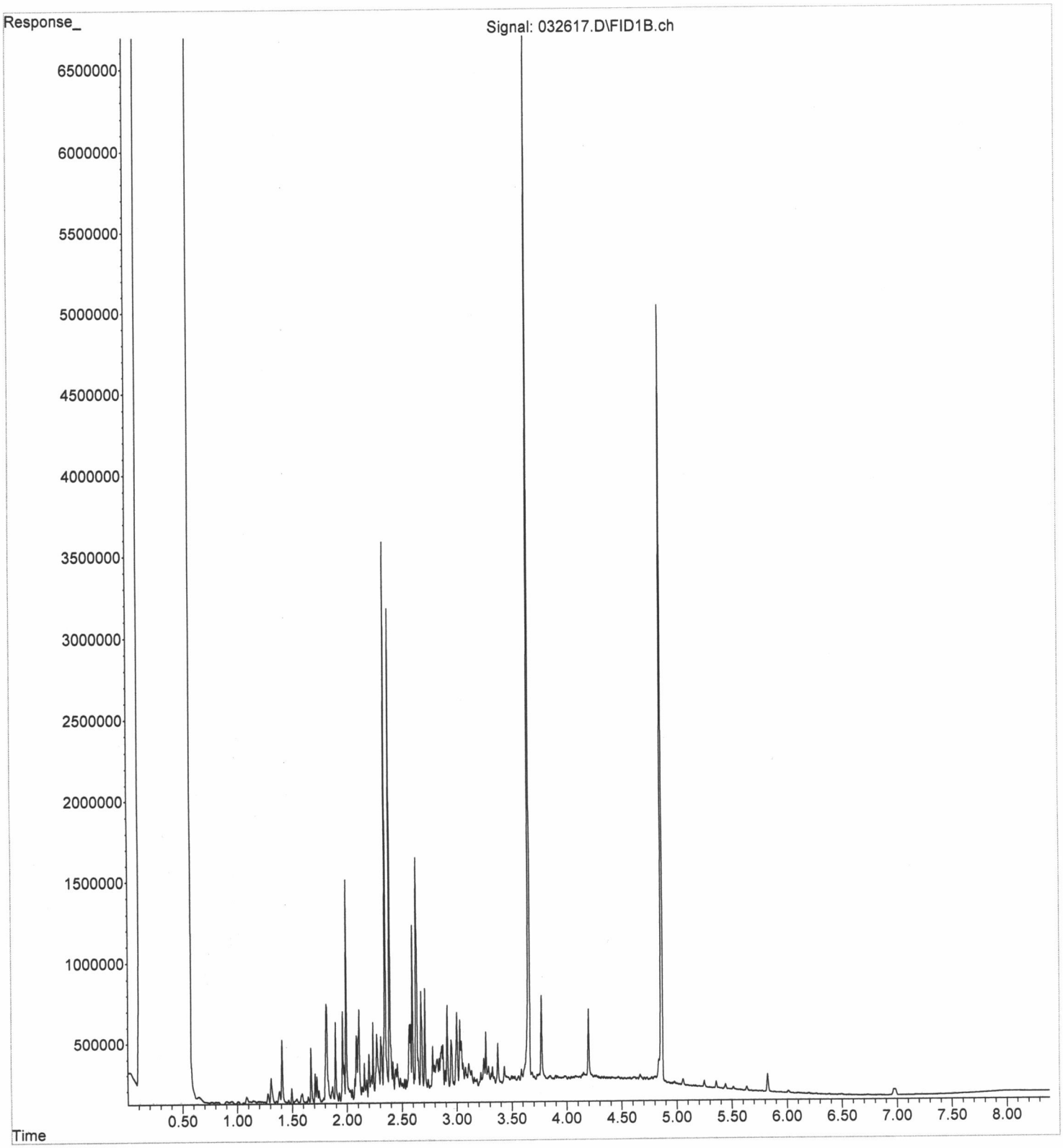

File :P:\Proc_GC14\03-26-26\032618.D
Operator : TL
Acquired : 26 Mar 2026 04:43 pm using AcqMethod DX.M
Instrument : GC14
Sample Name: 603493-09
Misc Info :
Vial Number: 16

ERR

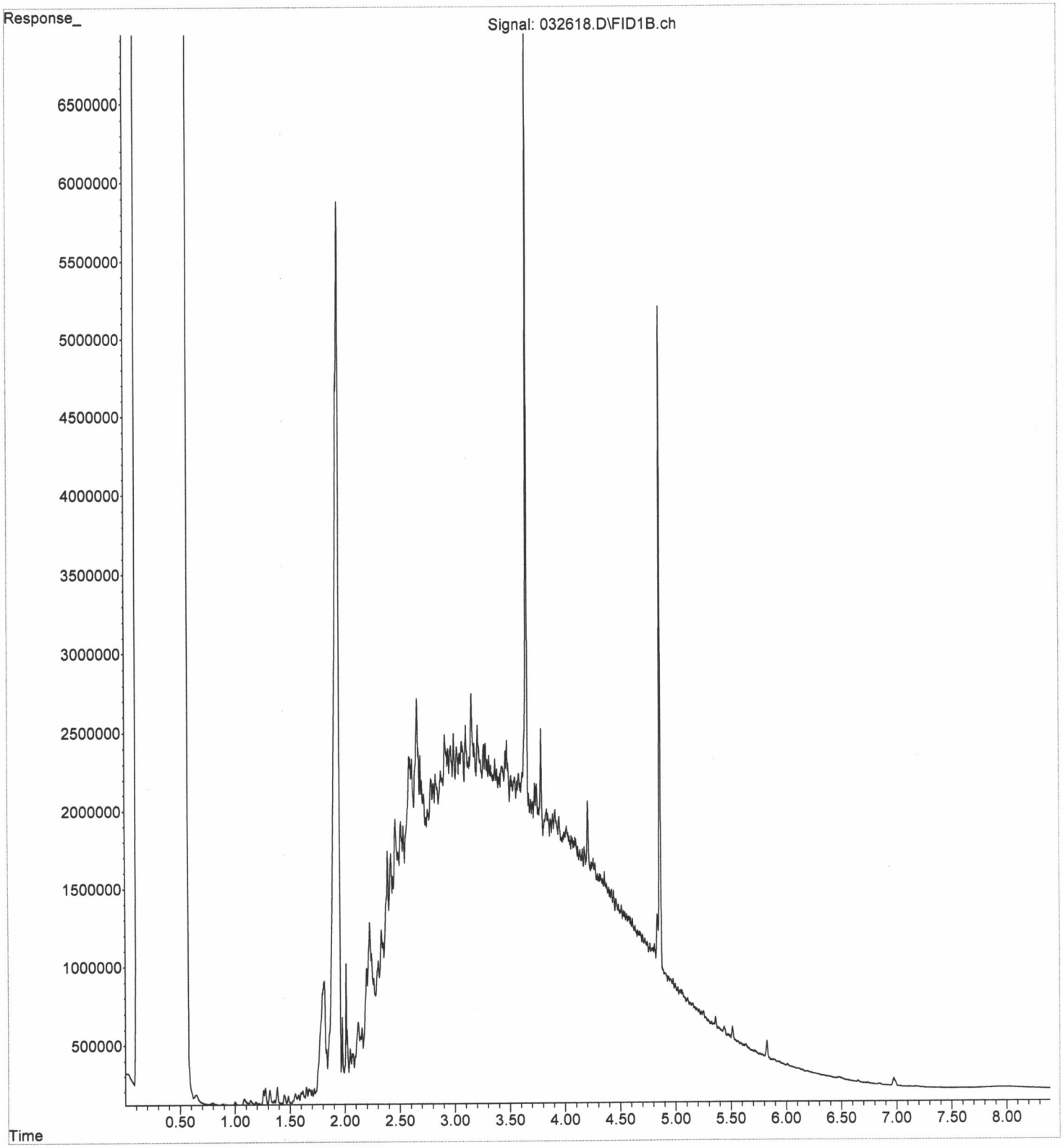

File :P:\Proc_GC14\03-26-26\032609.D
Operator : TL
Acquired : 26 Mar 2026 01:30 pm using AcqMethod DX.M
Instrument : GC14
Sample Name: 06-661 mb2
Misc Info :
Vial Number: 10

ERR

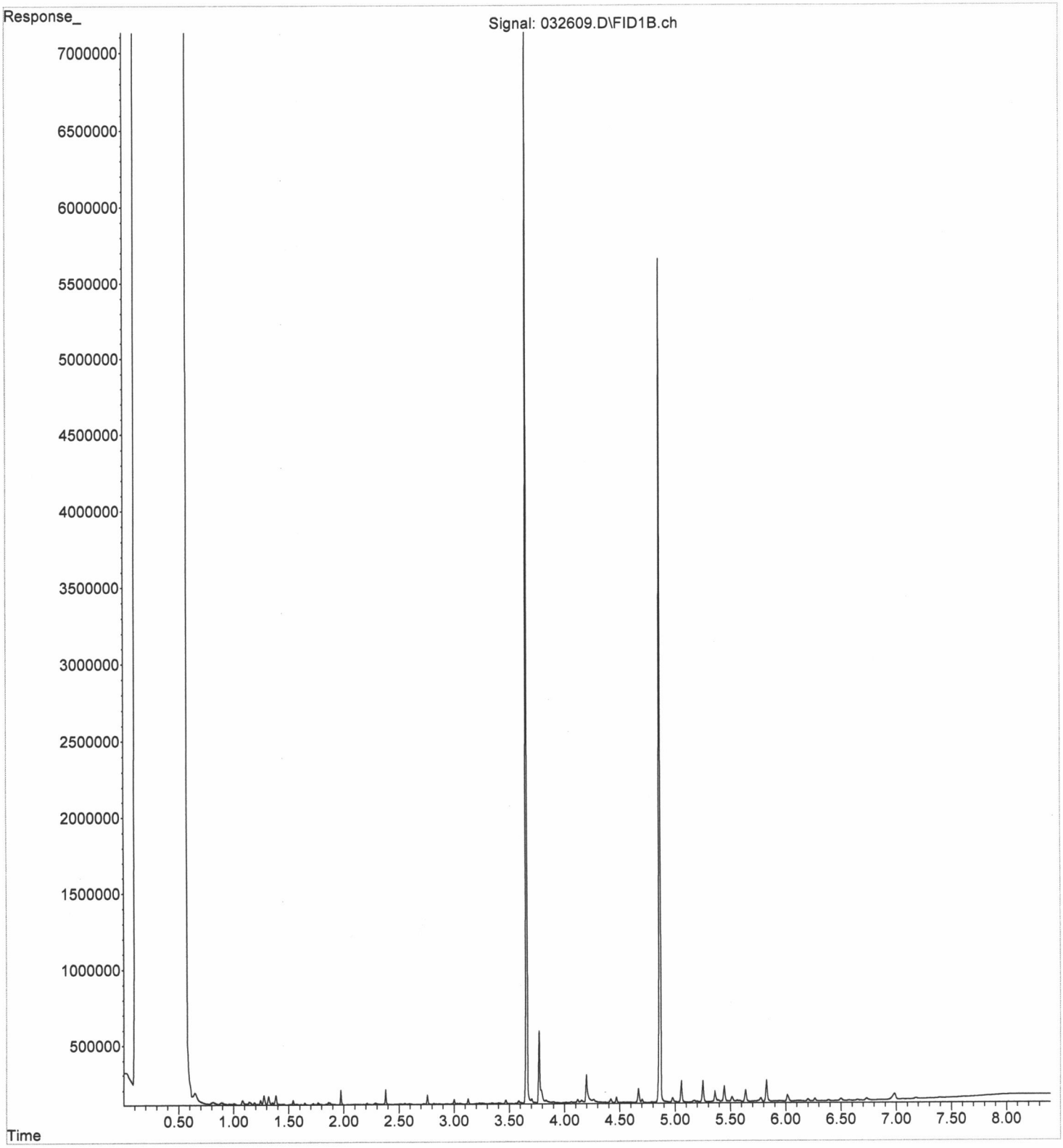

File :P:\Proc_GC14\03-26-26\032603.D
Operator : TL
Acquired : 26 Mar 2026 08:09 am using AcqMethod DX.M
Instrument : GC14
Sample Name: 500 Dx 77-79G
Misc Info :
Vial Number: 3

ERR

