TECHNICAL MEMORANDUM

LANDAU ASSOCIATES
ENVIRONMENTAL | GEOTECHNICAL | NATURAL RESOURCES

TO: Mr. Calvin Taylor

FROM: Eric Weber

DATE: May 27, 2011

RE: STATUS REPORT
FORMER SAURO'S CLEANERAMA SITE
TACOMA, WASHINGTON

INTRODUCTION

A remedial investigation (RI) is being conducted at the Sauro's Cleanerama Site (site) under Agreed Order DE 4283 with the Washington State Department of Ecology (Ecology). Initial RI activity consisted of an interim action soil removal completed at the site in January 2010 (Landau Associates 2010). The interim action consisted of excavating approximately 12,700 tons of soil and debris contaminated with tetrachloroethene (PCE) and other volatile organic compounds (VOCs) within the footprint of the Sauro's Property. The excavation extended down to a depth of approximately Elevation 30 ft, NGVD 29, or about 3 ft above the low water table. RI activities since the interim action have consisted of quarterly groundwater sampling at select wells and installation of a new monitoring well LAI-MW5. The purpose of this memorandum is to present well installation details and quarterly groundwater sampling results. The general project location is shown on the vicinity map on Figure 1. The Sauro's Property is shown on Figure 2.

NEW MONITORING WELL

During interim action implementation, all monitoring wells within the footprint of the excavation were abandoned (e.g., MW-4, MW-11S, MW-11D). The purpose of well LAI-MW5 was to provide a replacement groundwater monitoring location adjacent to the northeast corner of the excavation. The northeast corner of the excavation is the area directly upgradient of the highest detected concentrations of PCE in groundwater. The location of LAI-MW5 relative to existing wells in the current groundwater monitoring network is shown on Figure 2. The location of LAI-MW5 relative to the historically defined extent of the PCE groundwater plume is shown on Figure 3.

Boring LAI-MW5 was drilled to a total depth of 55.5 ft below ground surface (BGS) on October 20, 2010. The well is screened from 39 ft to 54 ft BGS. The well screen depth was selected based on existing groundwater VOC trends defined from historical groundwater data. The location of the well is shown on cross section with historical PCE concentrations on Figure 4. The cross section location is

shown on Figure 4. A description of drilling procedures and soil analytical results, including a boring log, are presented in Attachment A. Groundwater analytical results are presented with the other well data on Table 1 and in Attachment B.

Soil Laboratory Results

During drilling of boring LAI-MW5, four soil samples were collected from the depth of the anticipated well screen interval. Sample depths were about 40, 45, 50, and 55 ft BGS (sample identifications: LAI-MW5-40, LAI-MW5-45, LAI-MW5-50, and LAI-MW5-55). A fifth soil sample was collected from the drum of soil cuttings. These soil samples were analyzed for VOCs by Method 8260. The soils samples collected at 45 ft and 50 ft both detected PCE at 5.1 µg/kg. The soil concentration from the drum sample (potentially representing a composite of soil from the entire length of the boring) detected PCE at 30 µg/kg. This sample result suggests that PCE soil concentrations at a shallow depth may be greater than PCE soil concentrations within the well screen. PCE soil data from boring LAI-MW5 are presented in Attachment A (Table A-1).

A few other constituents were detected in soil samples. Methylene chloride, acetone and 2-butanone detections are assumed to be associated with laboratory contamination. Toluene and benzene were both detected once at very low concentrations. Metals were also analyzed from the drum sample. Concentrations did not appear to be elevated. No sample results for any constituent exceeded MTCA Method A soil cleanup levels for unrestricted site use (or MTCA Method B if there is not a MTCA Method A level).

Groundwater Laboratory Results

An initial groundwater sample was collected from monitoring well LAI-MW5 on November 11, 2010 after well development. The sample was collected using a peristaltic pump (LAI-MW5-PP). The well was purged until the field parameters stabilized before the sample was collected. The sample was analyzed for volatile organic compounds by Method 8260, total organic carbon by Method EPA415.1 and nitrate and sulfate by Method EPA300. A composite drum sample of purge and development water was also collected for waste characterization purposes and analyzed for volatile organic compounds by Method 8260. Initial well sample data and purge/development water data is presented on Table 1 and in Attachment B.

The initial groundwater sample did not detect PCE or any other VOC. PCE was detected at a very low concentration (0.3 µg/L) in the purge/development water drum sample. The relative lack of PCE seemed unusual given the relatively high concentrations directly downgradient at well RNS MW-6.

However PCE was detected at a very low concentration at about 22 ft BGS in boring B-3 from a borehole water sample in May 2008. The B-3 location is adjacent to the current LAI-MW5 location. Additional discussion of groundwater sample results from LAI-MW5 is presented in the last section of this report. The location of boring B-3 and historical PCE groundwater data is presented on Figures 3 and 4 along with the most recent data collected at well LAI-MW-5.

Samples for nitrate, sulfate, and total organic carbon were collected to evaluate the aquifer conditions for natural attenuation of PCE. Nitrate was not detected in the initial LAI-MW5 groundwater sample. Sulfate was detected at a very low concentration of 0.3 µg/L (typically we would expect sulfate in shallow groundwater to be in the range of about 10 to 20 mg/L). The very low concentration of sulfate suggests the presence of sulfate reducing conditions that are conducive to reductive dechlorination. Total organic carbon was detected at 8.29 µg/L. This concentration indicates that the presence of relatively high levels of dissolved organic carbon capable of sustaining reducing conditions in the vicinity of well LAI-MW5.

QUARTERLY GROUNDWATER SAMPLING

Following completion of the interim action in January 2010, thirteen wells remained in the groundwater sampling program. Nine of these thirteen wells were sampled by Landau Associates in May and July 2010 as part of post interim action quarterly sampling. The remaining four wells (RNS-MW3, RNS-MW-4, RNS-MW-5 and RNS-MW7) were not included in quarterly sampling due to a historical lack of detection of VOCs. However, these wells were sampled on a one-time basis in July 2010. All samples collected by Landau Associates were analyzed by Analytical Resources, Inc of Tukwila, Washington. The fourteen (original thirteen plus LAI-MW5) groundwater monitoring well locations present in the vicinity of the property are shown on Figure 2. During the quarterly sampling program, all wells except MW-1and MW-2 were sampled using a polyethylene diffusion bag (PDB). Wells MW-1 and MW-2 are 1¼ inch diameter wells and also have limited water during much of the year. The small well diameter coupled with low water volumes excludes the use of PDBs at these wells. Therefore these wells were sampled by peristaltic pump.

After the July 2010 sampling event, the City of Tacoma took over quarterly sampling and laboratory analysis responsibilities. An exception was the initial sample collected at well LAI-MW5 on November 9, 2010 which was collected by Landau Associates. The third quarterly sampling event was conducted by the City on October 27 and November 3, 2010. The fourth quarterly sampling event was conducted on January 27 and February 15 (LAI-MW5 only), 2011. A fifth quarterly sampling event was conducted on May 3, 2011. A summary of quarterly sampling results and earlier historical sampling data

are presented in Table 1 for constituents of concern. Complete historical laboratory sampling results are presented in Attachment B for the fourteen (initial thirteen wells plus LAI-MW5) monitoring wells remaining in the vicinity of the property.

VOC PLUME ANALYSIS

Prior to the interim action, the VOC plume discharged in two directions from the site. The primary PCE plume extended northward while a secondary PCE plume followed the general direction of the historical channel that dipped downward towards the southeast. The extent of the historical PCE plumes is shown on Figure 3. Historical VOC concentrations are summarized for primary constituents of concern in Table 1.

Secondary Plume

The secondary VOC plume had relatively high concentrations of reductive dechlorination breakdown products of PCE that include trichloroethene (TCE); cis-1,2-dichloroethene (12DCE); and vinyl chloride (Landau Associates 2008). The current extent of the smaller VOC plume is defined by three wells to the southwest of the site: MW-1, MW-2 and RNS-MW2 that have relatively low level VOC detections. There is not a clear VOC concentration trend associated with these wells since completion of the interim action. In addition to chlorinated VOCs like PCE, benzene was detected at relatively high concentrations at wells RNS MW4 and RNS MW5 east of the Diamond Property. These detections are assumed to be associated with a tank release at the Diamond Property and not associated with the Sauro's Property.

Primary Plume

The extent of the primary VOC plume is defined by relatively high detections at four monitoring wells: LAI-MW2, LAI-MW3, MW-13 and RNS MW-6. PCE concentrations at these four wells initially rose after completion of the interim action but have declined during the most recent sampling round. The most significant increase occurred at well RNS MW6, the well that is closest to Sauro's Property (except for LAI MW5). Concentrations at this well have increased from 96 µg/L in May 2010 to 1,200 µg/L in January 2011 in the shallow (PDB set at 42.5 ft BGS) portion of the well screen. Concentrations declined slightly to 1,100 µg/L during the most recent sampling round. The increase in the deeper portion of the RNS MW6 well screen (PDB set at 52.5 ft BGS) is slightly less. The PCE concentration increase in the three wells located further downgradient is less significant. A time series plot of primary plume wells with significant PCE detections is shown on Figure 5.

While PCE concentrations increased initially in primary plume wells, the relative increase in reductive dechlorination breakdown products has been less significant. For example, at downgradient wells LAI MW2 and LAI MW3 there is not an obvious increasing or decreasing trend in TCE concentration. The 12DCE concentrations appear to actually be declining slightly. The time series concentration of PCE, TCE and 12DCE at each of the four primary PCE plume wells is shown on Figures 6, 7, 8 and 9.

Well LAI-MW-5 is located between the Sauro's Property and well RNS MW6, the well with the highest PCE concentrations (Figure 3). During the first two sampling rounds (see Table 1), the well was sampled with a peristaltic pump and no VOCs were detected. During the most recent May 3, 2011 sample, two PDBs were installed at 42 ft and 50 ft and sampled. PCE was detected at 0.4 µg/L at the 42 ft deep sample. PCE was not detected at 50 ft deep sample. The well screen interval at LAI-MW5 is similar to the screen interval at RNS MW6 (Figure 2). Therefore, it was surprising that there were essentially no or very low concentrations of VOCs present at LAI-MW5 during the three times this well has been sampled.

DISCUSSION

The increase in PCE concentrations at RNS MW6 appears to be correlated with the interim action. Pile driving, tie-back installation, and soil disturbance likely mobilized PCE at or near the Sauro's Property. Since RNS MW6 is located within 100 ft of the Sauro's Property, an increase in PCE concentration would be expected relatively quickly after a disturbance event. However, given the relatively high concentration of PCE in soil removed from the Sauro's Property during the interim action, it was expected that significant PCE concentrations would be detected at LAI-MW5. The reason for the lack of PCE and other VOCs at this well has not been determined but could be related to soil heterogeneity or a more complex PCE source distribution. Given the somewhat variable and anomalous groundwater quality trends in the primary plume, we recommend continued VOC groundwater quality sampling for another year (until May 2012) at all of the designated quarterly groundwater monitoring wells.

REFERENCES

Landau Associates. 2010. *Construction Summary Report, 1401, 1407 & 1409 Pacific Avenue, Sauro's Property, Tacoma, Washington.* Report prepared for the City of Tacoma. February 3.

Landau Associates. 2008. *Phase 2 Investigation Report, Sauro Property – 1401, 1407 & 1409 Pacific Avenue, Tacoma, Washington.* Report prepared for the City of Tacoma. June 17.

Attachments

Figure 1 – Site Location
Figure 2 – Existing Monitoring Well Network
Figure 3 – PCE Groundwater Plume May 2008 – Plan View
Figure 4 – PCE Groundwater Plume May 2008 – Cross Section View
Figure 5 – PCE Concentrations at Select Wells
Figure 6 – Select VOC Concentrations at RNS MW-6
Figure 7 – Select VOC Concentrations at MW-13
Figure 8 – Select VOC Concentrations at LAI-MW2
Figure 9 – Select VOC Concentrations at LAI-MW3
Table 1 – Constituents of Concern Groundwater Analytical Results
Attachment A: Boring LAI-MW5
Attachment B: Groundwater Analytical Results



Y:\Projects\094048\Mapdocs\Work Plan\Fig1.mxd 2/23/2009

LANDAU ASSOCIATES

Sauro's Property Tacoma, Washington	**Site Location**	Figure 1

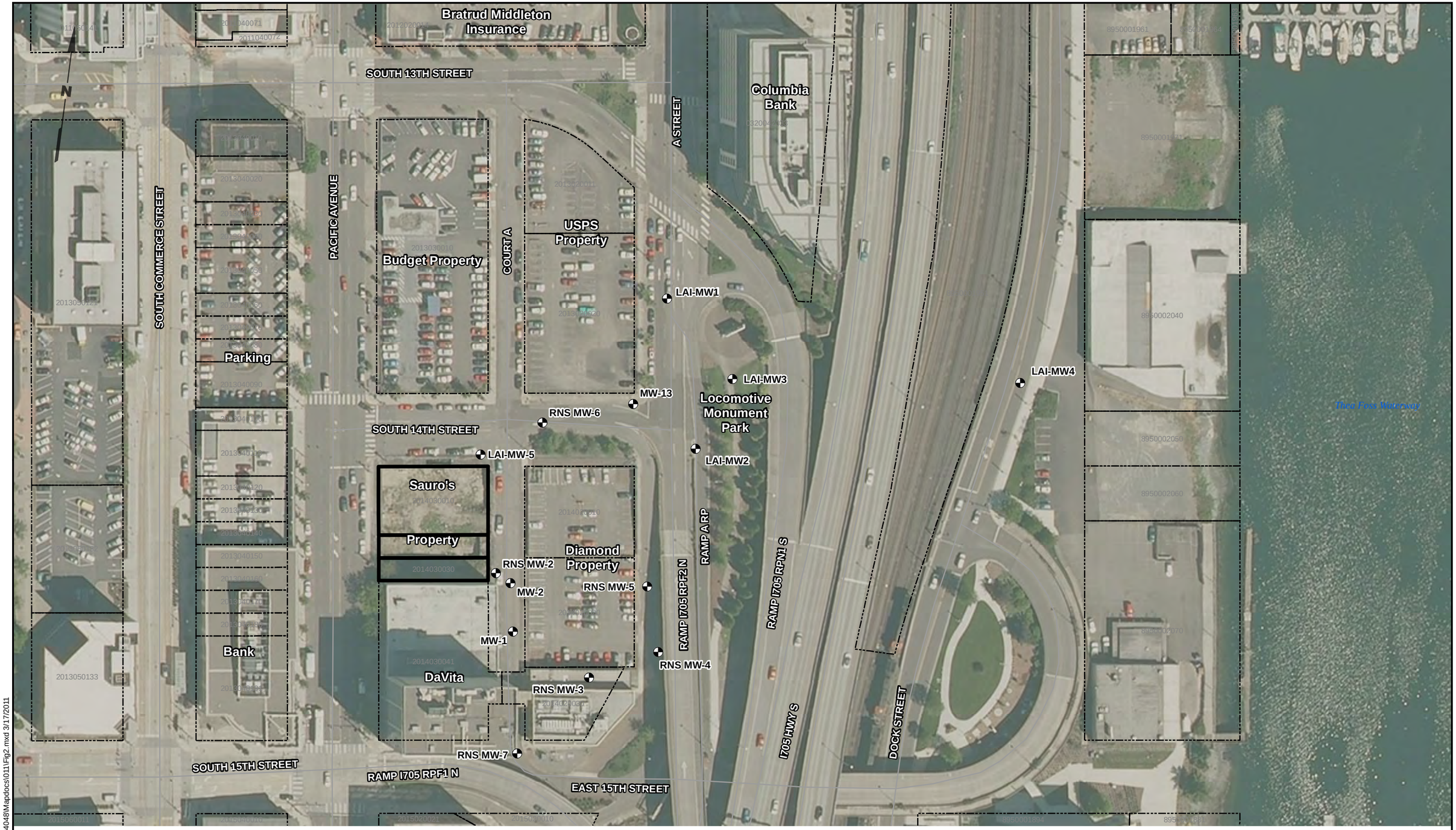

Y:\Projects\094048\Mapdocs\011\Fig2.mxd 3/17/2011

Legend

- Monitoring Wells
- Subject Property

0 100 200

Scale in Feet

Data Source: Pierce County GIS Layers

LANDAU ASSOCIATES

Sauro's Property
Status Report
Tacoma, Washington

Existing Monitoring Well Network

Figure 2

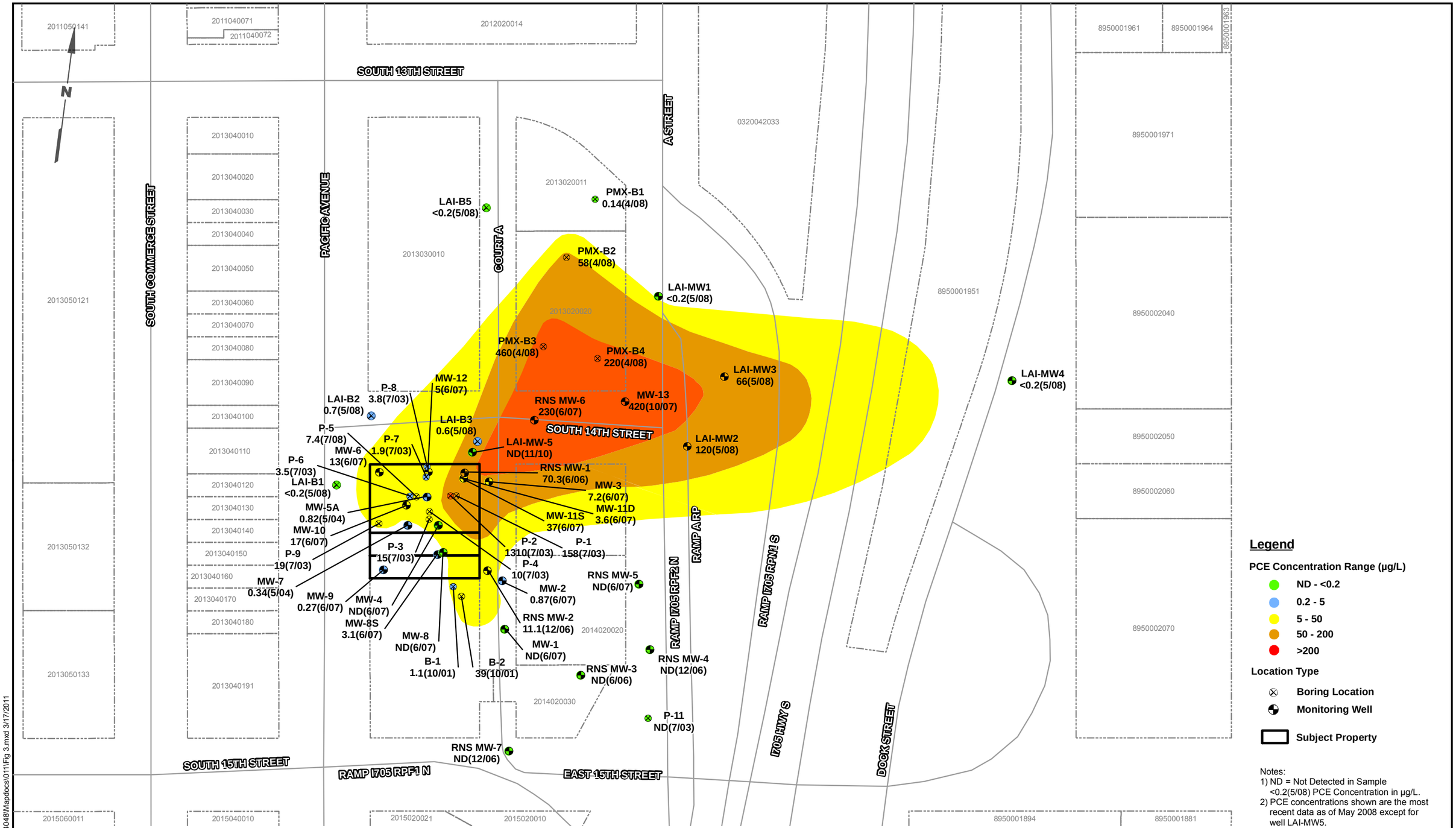

Y:\Projects\094048\Mapdocs\011\Fig 3.mxd 3/17/2011

Data Source: Pierce County GIS Layers

LANDAU ASSOCIATES

Sauro's Property
Status Report
Tacoma, Washington

PCE Groundwater Plume
May 2008 - Plan View

Figure
3

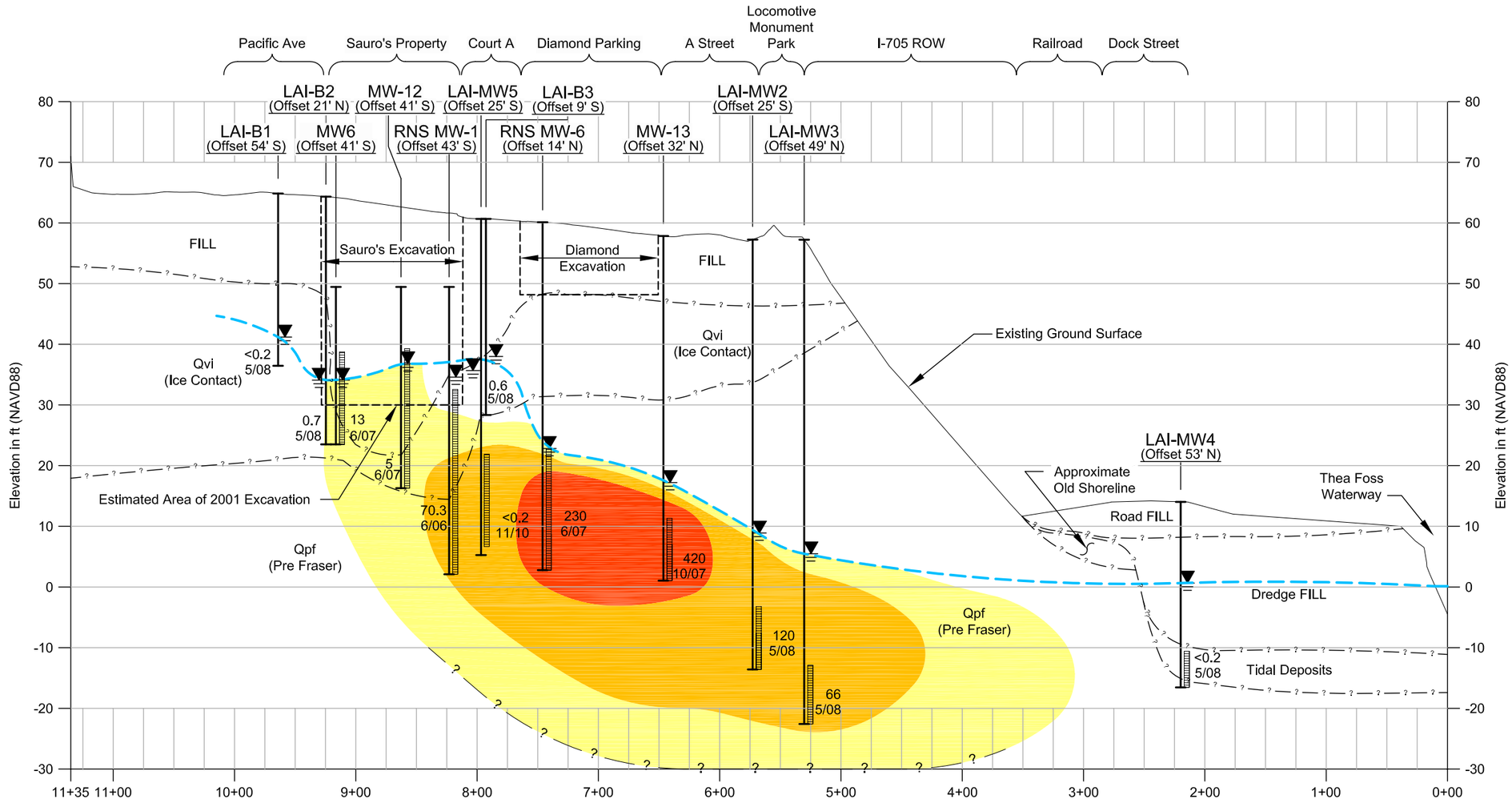

Legend

MW-1 — Project Exploration Designation
(Offset 160' W) — Offset Distance in Feet and Direction
Top of Exploration
Groundwater Level (At time of drilling)
Inferred Groundwater Table
Inferred Geologic Contact
Well Screen Interval (If Installed)
0.7 5/08 — PCE Concentration (µg/L) and Date Sampled (month/year)
Bottom of Exploration
Subgrade Areas

PCE Concentration Range (µg/L)

- Yellow 5 - 50
- Orange 50 - 100
- Red >200

Notes

1. Soil descriptions are generalized, based on interpretation of field and laboratory data. Stratigraphic contracts are interpolated between borings and based on topographic features; actual conditions may vary.
2. PCE Concentrations shown are the most recent data as of May 2008 except for LAI-MW5.
3. For cross-section profile location, see the Site and Exploration Plan, Figure 3.
4. Black and white reproduction of this color original may reduce its effectiveness and lead to incorrect interpretation.

0 100 200
Horizontal Scale: 1"=100'
Vertical Scale: 1"=20'

Base map source: Contours Provided By City of Tacoma 2008

LANDAU ASSOCIATES

Sauro's Property
Status Report
Tacoma, Washington

PCE Groundwater Plume
May 2008 - Cross Section View

Figure
4

Report | Y:\1094\048.011\T\Fig5_6_12.dwg (A) "Figure 4" 3/17/2011

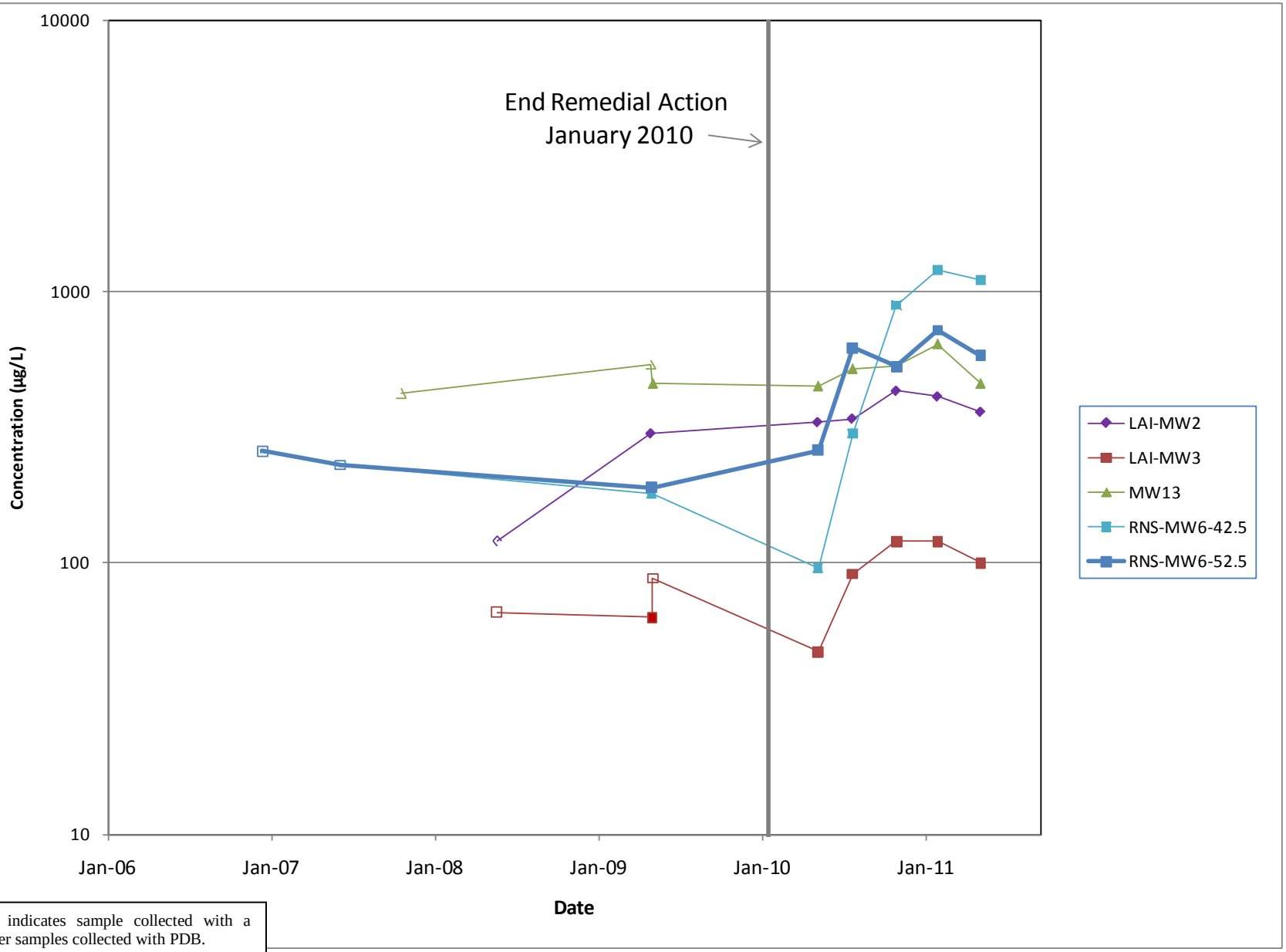

Open symbol indicates sample collected with a pump. All other samples collected with PDB.

LANDAU ASSOCIATES

Sauro's Property
Status Report
Tacoma, WA

PCE Concentrations at Select Wells

Figure
5

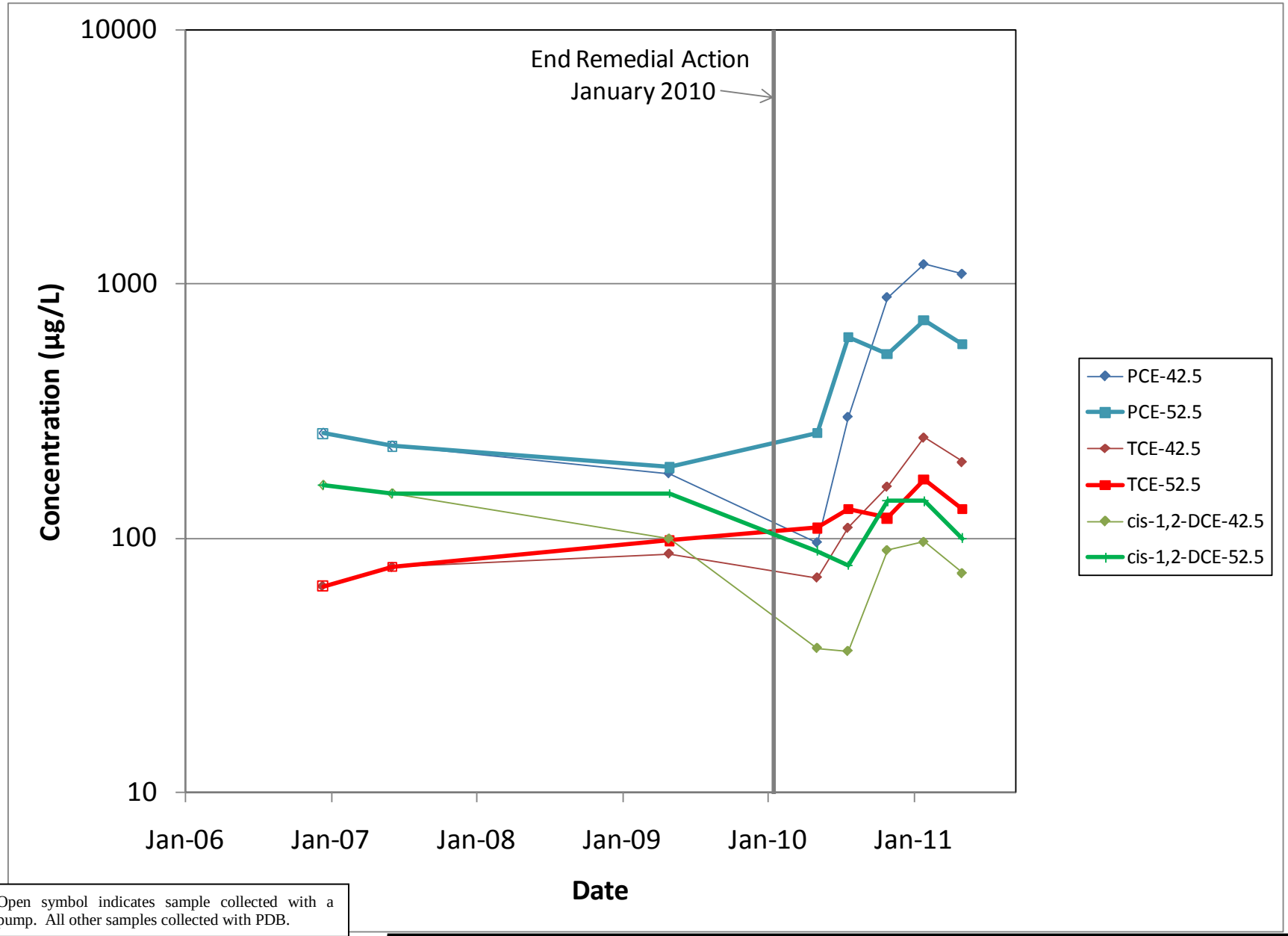

Open symbol indicates sample collected with a pump. All other samples collected with PDB.

LANDAU ASSOCIATES

Sauro's Property
Status Report
Tacoma, WA

Select VOC Concentrations at RNS MW-6

Figure
6

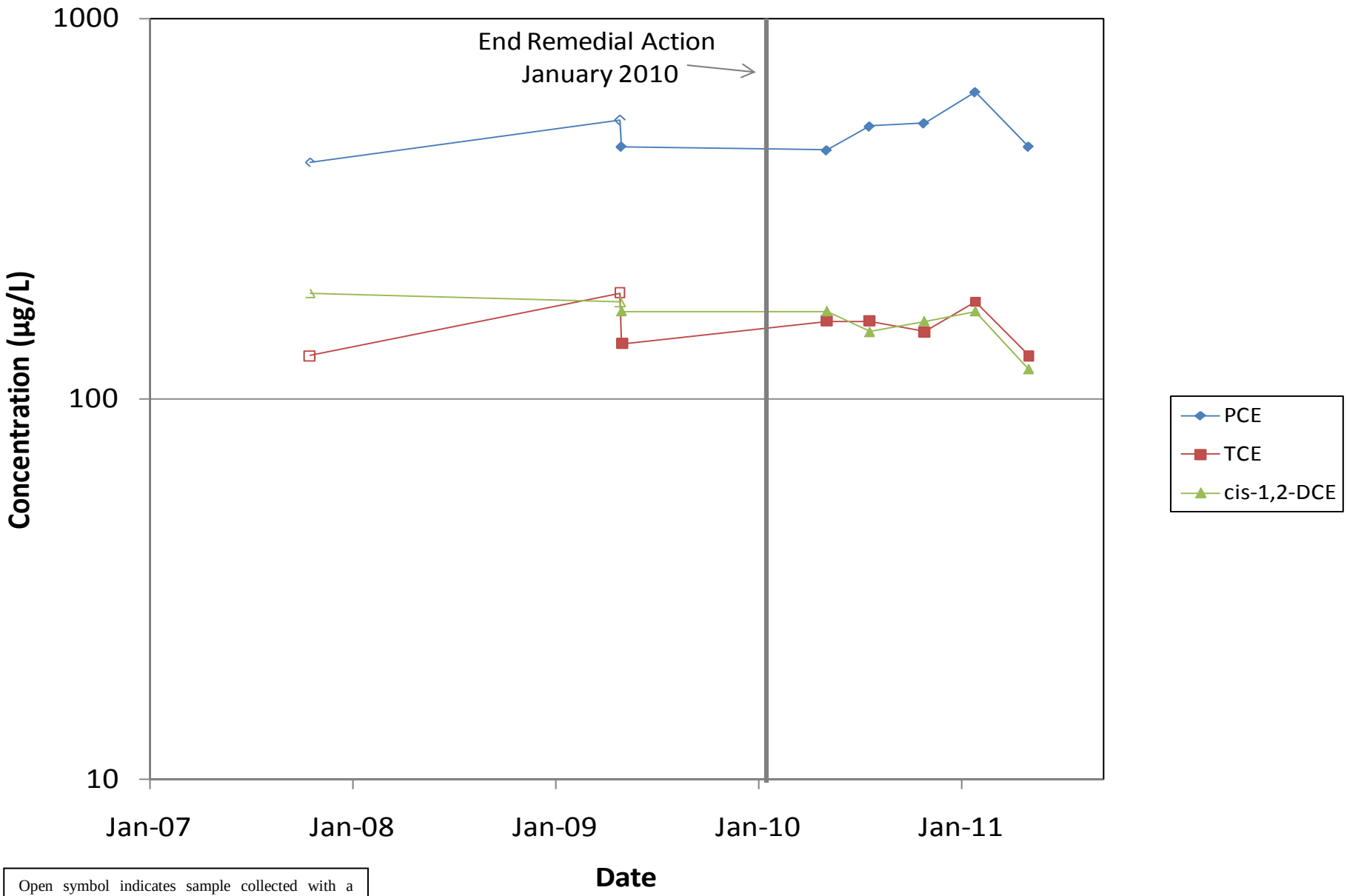

Open symbol indicates sample collected with a pump. All other samples collected with PDB.

LANDAU ASSOCIATES

Sauro's Property
Status Report
Tacoma, WA

Select VOC Concentrations at MW-13

Figure
7

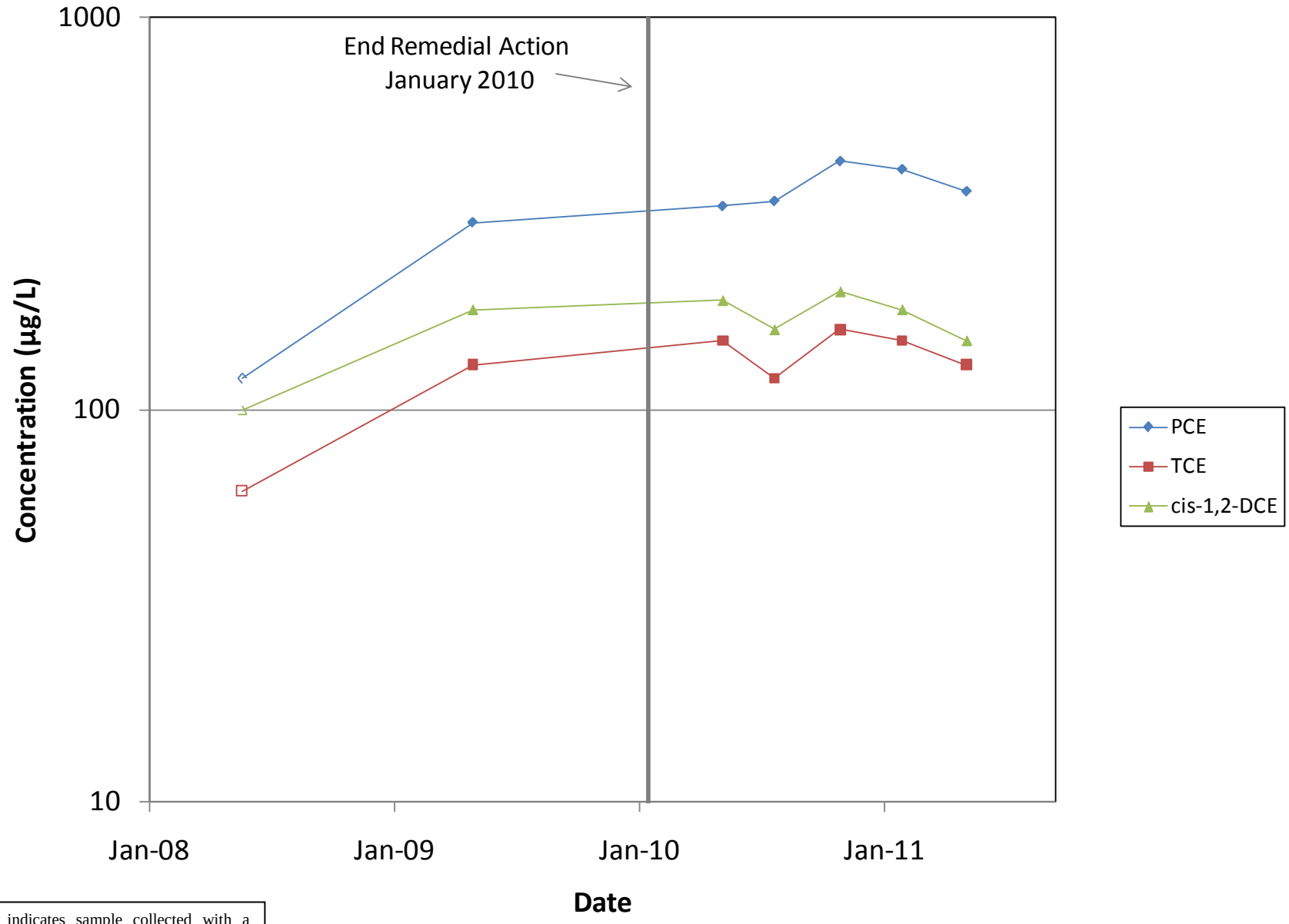

Open symbol indicates sample collected with a pump. All other samples collected with PDB.

LANDAU ASSOCIATES

Sauro's Property
Status Report
Tacoma, WA

Select VOC Concentrations at LAI-MW2

Figure
8

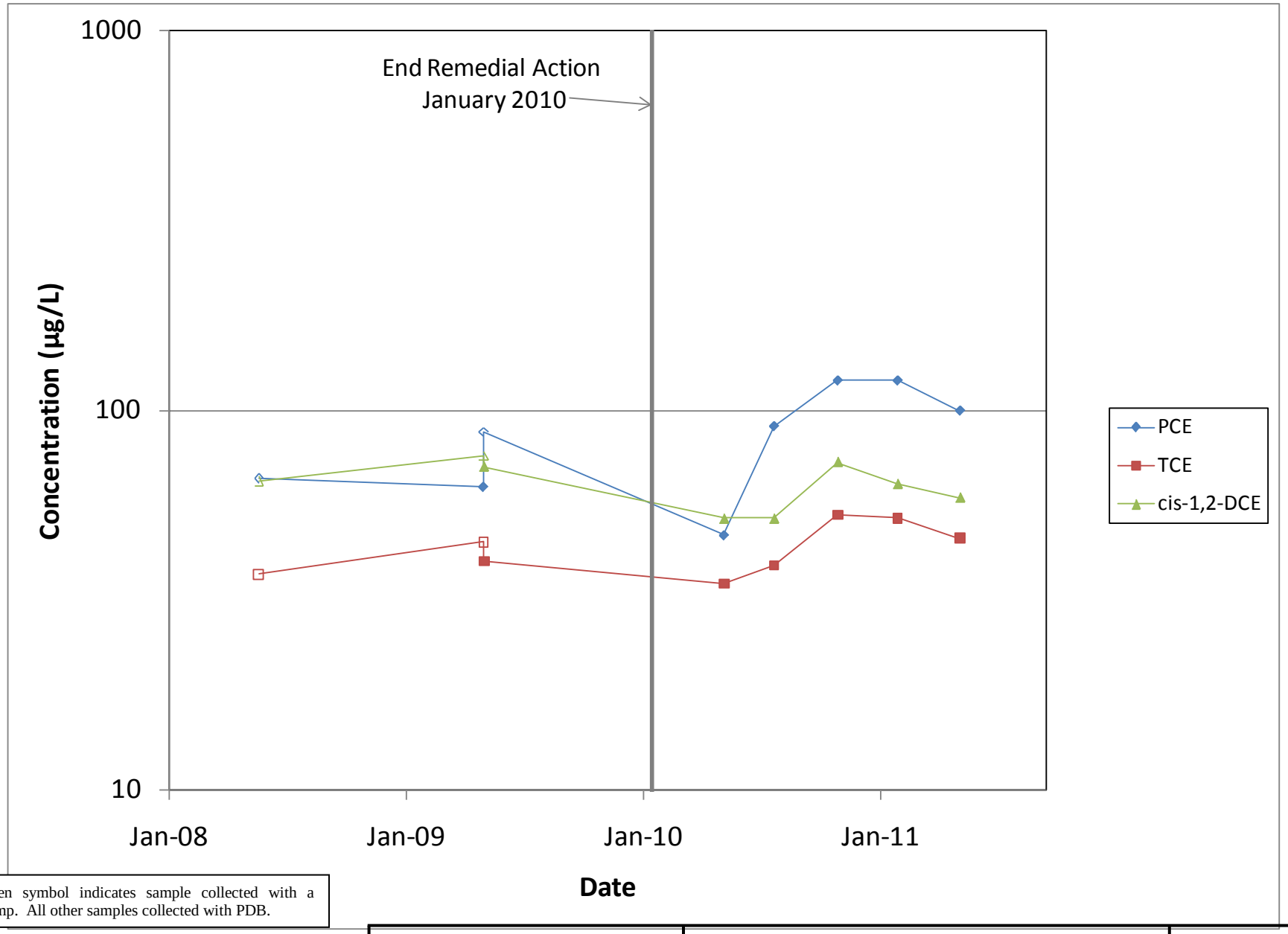

Open symbol indicates sample collected with a pump. All other samples collected with PDB.

LANDAU ASSOCIATES

Sauro's Property
Status Report
Tacoma, WA

Select VOC Concentrations at LAI-MW3

Figure
9

TABLE 1
CONSTITUENTS OF CONCERN
GROUNDWATER ANALYTICAL RESULTS
SAURO PROPERTY, CITY OF TACOMA

Location	Lab ID	Sample Method	Date Collected	VOLATILES (ug/L) Method SW8260B Tetrachloroethene	Trichloroethene	cis-1,2-Dichloroethene	Vinyl Chloride	Benzene
LAI-MW1	MX72A	PP	5/21/2008	0.2 U	**0.2**	**0.9**	0.2 U	0.2 U
LAI-MW1 (63)	OX16J	PDB	4/28/2009	0.2 U	0.2 U	0.2 U	0.2 U	0.2 U
LAI-MW1 (63)	QV52I	PDB	5/5/2010	0.2 U	0.2 U	0.2 U	0.2 U	0.2 U
LAI-MW1 (63)	RF48I	PDB	7/21/2010	0.2 U	**0.8**	0.2 U	0.2 U	0.2 U
LAI-MW1 (63)	2010-12739	PDB	10/27/2010	8.0 U	8.0 U	8.0 U	8.0 U	8.0 U
LAI-MW1 (63)	2011-00970	PDB	1/27/2011	**2.1**	**0.5** J	**0.4** J	0.2 U	0.2 U
LAI-MW1 (63)	T104125-04	PDB	4/21/2011	**1.8**	**0.5**	**0.2**	1 U	1 U
LAI-MW2	MX18C	PP	5/19/2008	**120**	**62**	**100**	**1.4**	0.2 U
LAI-MW2 (65)	OX16K	PDB	4/28/2009	**300**	**130**	**180**	**1.2**	0.2 U
LAI-MW2 (65)	QV52F	PDB	5/5/2010	**330**	**150**	**190**	**1.0**	0.2 U
LAI-MW2 (65)	RF48E	PDB	7/21/2010	**340**	**120**	**160**	2.0 U	2.0 U
LAI-MW2 (65)	2010-12740	PDB	10/27/2010	**430**	**160**	**200**	8.0 U	8.0 U
LAI-MW2 (65)	2011-00971	PDB	1/27/2011	**410**	**150**	**180**	**1.3**	0.2 U
LAI-MW2 (65)	T104125-05	PDB	4/21/2011	**360**	**130**	**150**	**1**	1 U
LAI-MW3	MX18B	GF	5/19/2008	**66**	**37**	**65**	**0.5**	0.2 U
LAI-MW3 (75)	OX30B	PDB	4/30/2009	**63**	**45**	**76**	**0.4**	0.2 U
LAI-MW3-GF	OX30F	GF	5/1/2009	**88**	**40**	**71**	**0.3**	0.2 U
LAI-MW3 (75)	QV52H	PDB	5/5/2010	**47**	**35**	**52**	0.2 U	0.2 U
LAI-MW3 (75)	RF48F	PDB	7/21/2010	**91**	**39**	**52**	0.6 U	0.6 U
LAI-MW3 (75)	2010-12741	PDB	10/27/2010	**120**	**53**	**73**	8.0 U	8.0 U
LAI-MW3 (75)	2011-00972	PDB	1/27/2011	**120**	**52**	**64**	**0.3**	0.2 U
LAI-MW3 (75)	T104125-06	PDB	4/21/2011	**100**	**46**	**59**	1 U	1 U
LAI-MW4	MX18A	PP	5/19/2008	0.2 U	**0.2**	**0.9**	**0.6**	**9.3**
LAI-MW4-PP	OX16M	PP	4/28/2009	0.2 U	0.2 U	**0.5**	**0.5**	0.2 U
LAI-MW4 (25)	OX16L	PDB	4/28/2009	0.2 U	0.2 U	**0.6**	**0.3**	0.2 U
LAI-MW4 (25)	QV52G	PDB	5/5/2010	0.2 U	0.2 U	**0.4**	**0.2**	0.2 U
LAI-MW4 (25)	RF48D	PDB	7/21/2010	0.2 U	**1.0**	**0.6**	**0.2**	0.2 U
LAI-MW4 (25)	2010-12742	PDB	10/27/2010	8.0 U	8.0 U	8.0 U	8.0 U	8.0 U
LAI-MW4 (25)	2011-00973	PDB	1/27/2011	1.0 U	**0.3** J	**0.7** J	0.2 U	0.2 U
LAI-MW4 (25)	T104125-07	PDB	4/21/2011	**1**	**0.3**	**0.6**	1 U	1 U
LAI-MW5	RV86A	PP	11/9/2010	0.2 U	0.2 U	0.2 U	0.2 U	0.2 U
LAI-MW5	T102071-01	PP	2/15/2011	0.2 U	0.2 U	0.2 U	0.2 U	0.2 U
LAI-MW5-(42)	T104125-08	PP	4/21/2011	**0.4**	1 U	1 U	1 U	1 U
LAI-MW5-(50)	T104125-09	PP	4/21/2011	1 U	1 U	1 U	1 U	1 U
LAI-MW5-(50) DUP	T104125-15	PP	4/21/2011	**3.3**	**0.5**	**0.3**	1 U	1 U
MW-1	GeoEngineers	Pump	1/25/2001	1 U	1 U	**24.7**	**33.3**	NA
MW1 (20)	Farallon	Pump	5/21/2004	0.2 U	0.2 U	**2.5**	**2.1**	NA
MW-1	RNS	Pump	7/14/2006	1 U	1 U	**1**	**7**	NA
MW-1	RNS	Pump	12/7/2006	1 U	1 U	**1.3**	**0.4**	NA
MW1	Farallon	Pump	6/4/2007	0.020 U	0.020 U	**0.81**	**0.52**	NA
MW1-PP	OX16G	PP	4/28/2009	0.2 U	0.2 U	**0.5**	0.2 U	0.2 U
MW-1	QV52M	PP	5/5/2010	0.2 U	0.2 U	**0.5**	0.2 U	0.2 U
MW1-PP	RF48N	PP	7/21/2010	0.2 U	0.2 U	0.2 U	0.2 U	0.2 U
MW1-PP	2010-13068	PP	11/3/2010	8.0 U	8.0 U	8.0 U	8.0 U	8.0 U
MW1-PP	2011-00967	PP	1/27/2011	**0.6** J	0.2 U	**0.3** J	0.2 U	0.2 U
MW1-PP	T104125-01	PP	4/21/2011	1 U	1 U	1 U	1 U	1 U
MW-2	GeoEngineers	Pump	1/25/2001	**7.37**	**10.7**	**134**	**118**	NA
MW2 (17)	Farallon	Pump	5/21/2004	**2.6**	**9.6**	**83**	**60**	NA
MW-2	RNS	Pump	12/7/2006	**3.4**	**4.8**	**42**	**7.6**	NA
MW2	Farallon	Pump	6/4/2007	**0.87**	**2**	**12**	**1.8**	NA
MW2-PP	OX16H	PP	4/29/2009	**1.0**	**1.6**	**7.4**	**0.2**	0.2 U
MW-2	QV52E	PP	5/5/2010	**0.3**	**0.9**	**5.5**	**0.4**	0.2 U
MW2-PP	RF48O	PP	7/21/2010	0.2 U	**0.3**	**1.0**	0.2 U	0.2 U

TABLE 1
CONSTITUENTS OF CONCERN
GROUNDWATER ANALYTICAL RESULTS
SAURO PROPERTY, CITY OF TACOMA

Location	Lab ID	Sample Method	Date Collected	VOLATILES (ug/L) Method SW8260B				
				Tetrachloroethene	Trichloroethene	cis-1,2-Dichloroethene	Vinyl Chloride	Benzene
MW2-PP	2010-13069	PP	11/3/2010	8.0 U	8.0 U	8.0 U	8.0 U	8.0 U
MW2-PP	2011-00968	PP	1/27/2011	**2**	**1.5**	**4.2**	**1.2**	0.2 U
MW2-PP	T104125-02	PP	4/21/2011	**1**	**1.3**	**3.9**	1 U	1 U
MW13	Farallon	Pump	10/18/2007	**420**	**130**	**190**	2.0 U	NA
MW-13 (51.5)	OX16E	PDB	4/28/2009	**540**	**190**	**180**	**1.5**	0.2 U
MW13-GF	OX30G	GF	5/1/2009	**460**	**140**	**170**	**0.8**	0.2 U
MW-13 (51.5)	QV52J	PDB	5/5/2010	**450**	**160**	**170**	**1.1**	0.2 U
MW13 (51.5)	RF48H	PDB	7/21/2010	**520**	**160**	**150**	2.0 U	2.0 U
MW13 (51.5)	2010-12738	PDB	10/27/1020	**530**	**150**	**160**	8.0 U	8.0 U
MW13 (51.5)	2011-00969	PDB	1/27/2011	**640**	**180**	**170**	**1.3**	0.2 U
MW13 (51.5)	T104125-03	PDB	4/21/2011	**460**	**130**	**120**	**0.8**	1 U
RNS-MW2 (44)	RNS	Pump	6/30/2006	**15.4**	**14**	1 U	2 U	NA
RNSMW2	RNS	Pump	12/7/2006	**11.1**	**1.7**	1.0 U	0.2 U	NA
RNSMW2-PP	OX15D	PP	4/29/2009	**16**	**1.6**	**0.6**	0.2 U	0.2 U
RNS-MW2 (21.5)	OX15A	PDB	4/29/2009	**16**	**1.5**	**0.5**	0.2 U	0.2 U
RNS-MW2 (32.5)	OX15B	PDB	4/29/2009	**16**	**1.5**	**0.5**	0.2 U	0.2 U
RNS-MW2 (38.5)	OX15C	PDB	4/29/2009	**13**	**1.4**	**0.5**	0.2 U	0.2 U
RNS-MW2 (21.5)	QV52B	PDB	5/5/2010	**13.0**	**0.7**	**0.4**	0.2 U	0.2 U
RNS-MW2 (38.5)	QV52D	PDB	5/5/2010	**8.1**	**0.6**	**0.4**	0.2 U	0.2 U
RNS-MW2 (21.5)	RF48J	PDB	7/21/2010	**12**	**0.7**	**0.4**	0.2 U	0.2 U
RNS-MW2 (38.5)	RF48L	PDB	7/21/2010	**8.5**	**0.6**	**0.3**	0.2 U	0.2 U
RNS-MW2 (21.5)	2010-12743	PDB	10/27/2010	**20** J	8.0 U	8.0 U	8.0 U	8.0 U
RNS-MW2 (38.5)	2010-12744	PDB	10/27/2010	**16** J	8.0 U	8.0 U	8.0 U	8.0 U
RNS-MW2 (21.5)	2011-00974	PDB	1/27/2011	**16**	**1.4**	**0.7** J	0.2 U	0.2 U
RNS-MW2 (38.5)	2011-00975	PDB	1/27/2011	**14**	**1.1**	**0.6** J	0.2 U	0.2 U
RNS-MW2 (21.5)	T104125-10	PDB	4/21/2011	**9.2**	**0.9**	**0.4**	1 U	1 U
RNS-MW2 (38.5)	T104125-11	PDB	4/21/2011	**8.6**	**0.5**	**0.3**	1 U	1 U
RNS-MW3 (23)	RNS	Pump	6/30/2006	1 U	1 U	1 U	2 U	**56.4**
RNS-MW3 (14)	OX15I	PDB	4/29/2009	0.2 U	0.2 U	0.2 U	0.2 U	**92**
RNS-MW3 (19)	OX15J	PDB	4/29/2009	0.2 U	0.2 U	0.2 U	0.2 U	**110**
RNS-MW3 (18)	RF48C	PDB	7/21/2010	2.0 U	2.0 U	2.0 U	2.0 U	**110**
RNSMW4	RNS	Pump	12/8/2006	1.0 U	1.0 U	1.0 U	0.02 U	NA
RNSMW4	RNS	Pump	12/13/2006	1.0 U	1.0 U	1.0 U	0.02 U	NA
RNS-MW4 (39)	OX15H	PDB	4/29/2009	0.2 U	0.2 U	0.2 U	0.2 U	**15000**
RNS-MW4 (25)	RF48B	PDB	7/21/2010	100 U	100 U	100 U	100 U	**14000**
RNSMW5	RNS	Pump	12/8/2006	1.0 U	1.0 U	1.0 U	0.2 U	NA
RNSMW5 (26)	RNS	Pump	12/8/2006	0.02 U	0.03 U	0.02 U	0.025 U	NA
RNSMW5 (46)	RNS	Pump	12/8/2006	0.02 U	0.03 U	0.02 U	0.025 U	NA
RNSMW5	RNS	Pump	12/13/2006	1.0 U	1.0 U	1.0 U	0.2 U	NA
RNSMW5	Farallon	Pump	6/5/2007	0.020 U	0.020 U	0.020 U	0.020 U	NA
RNS-MW5 - (39.5)	OX15G	PDB	4/29/2009	0.2 U	0.2 U	0.2 U	0.2 U	**100**
RNS-MW5 - (39.5)	RF48A	PDB	7/21/2010	0.2 U	0.2 U	0.2 U	0.2 U	**53**
RNSMW6	RNS	Pump	12/13/2006	**258**	**64.7**	**162**	**0.72**	NA
RNSMW6 (36.5)	RNS	Pump	12/13/2006	**0.062**	0.03 U	0.02 U	0.025 U	NA
RNSMW6 (59)	RNS	Pump	12/13/2006	**0.055**	0.03 U	0.02 U	0.025 U	NA
RNSMW6	Farallon	Pump	6/5/2007	**230**	**77**	**150**	1.0 U	NA
RNS-MW6 (42.5)	OX15E	PDB	4/29/2009	**180**	**87**	**100**	**0.4**	0.2 U
RNS-MW6 (52.5)	OX15F	PDB	4/29/2009	**190**	**98**	**150**	**0.9**	0.2 U
RNS-MW6 (42.5)	QV52K	PDB	5/5/2010	**96**	**70**	**37**	0.2 U	0.2 U
RNS-MW6 (52.5)	QV52L	PDB	5/5/2010	**260**	**110**	**89**	**0.3**	0.2 U
RNS-MW6 (42.5)	RF48G	PDB	7/21/2010	**300**	**110**	**36**	2.0 U	2.0 U
RNS-MW6 (52.5)	RF48P	PDB	7/21/2010	**620**	**130**	**78**	**0.4**	0.2 U
RNS-MW6 (42.5)	2010-12745	PDB	10/27/2010	**890**	**160**	**90**	8.0 U	8.0 U
RNS-MW6 (52.5)	2010-12746	PDB	10/27/2010	**530**	**120**	**140**	8.0 U	8.0 U
RNS-MW6 (42.5)	2011-00976	PDB	1/27/2011	**1100**	**250**	**93**	**0.3** J	0.2 U

TABLE 1
CONSTITUENTS OF CONCERN
GROUNDWATER ANALYTICAL RESULTS
SAURO PROPERTY, CITY OF TACOMA

Location	Lab ID	Sample Method	Date Collected	VOLATILES (ug/L) Method SW8260B				
				Tetrachloroethene	Trichloroethene	cis-1,2-Dichloroethene	Vinyl Chloride	Benzene
RNS-MW6 (52.5)	2011-00977	PDB	1/27/2011	**720**	**170**	**140**	**0.9** J	0.2 U
RNS-MW6 (42.5)	T104125-12	PDB	4/21/2011	**1100**	**200**	**73**	**0.3**	1 U
RNS-MW6 (52.5)	T104125-13	PDB	4/21/2011	**580**	**130**	**100**	**0.7**	1 U
RNSMW7	RNS	Pump	12/13/2006	1.0 U	1.0 U	1.0 U	0.2 U	NA
RNSMW7 (25)	RNS	Pump	12/13/2006	0.02 U	0.03 U	0.02 U	0.025 U	NA
RNSMW7 (45)	RNS	Pump	12/13/2006	0.02 U	0.03 U	0.02 U	0.025 U	NA
RNSMW7 (50.5)	RNS	Pump	12/13/2006	0.02 U	0.03 U	0.02 U	0.025 U	NA
RNS-MW7 (39)	OX15K	PDB	4/29/2009	0.2 U	0.2 U	0.2 U	0.2 U	0.2 U
RNS-MW7 (39)	RF48M	PDB	7/21/2010	0.2 U	0.2 U	0.2 U	0.2 U	0.2 U

U = Indicates the compound was undetected at the reported concentration.
J = Indicates the analyte was positively identified; the associated numerical value is the approximate concentration of the analyte in the sample.
Bold indicates detected compound.
NA = Not analyzed.
Sample Method
Pump = pump unknown
PP = peristaltic pump
GF = grundfos submersible pump
PDB = permeable diffusion bag
Grab = sample of purge water collected from drum

ATTACHMENT A: BORING LAI-MW5

Subsurface soil and groundwater conditions at the project site were explored by advancing and sampling one exploratory boring (LAI-MW5) with a truck-mounted, hollow-stem auger drill rig on October 20, 2010. This exploratory boring was advanced to depth of about 55½ ft below the existing ground surface (BGS) near the corner of South 14th Street and Court A. Holocene Drilling, Inc. of Edgewood, Washington advanced the boring and installed the monitoring well under subcontract to Landau Associates.

The street level on the west side (Pacific Avenue) and north side (South 14th Street) of the Sauro's Property is situated at about Elevation 65 to 62 ft (NGVD 1929) with the high point located at the northwest corner of the property. At the location of LAI-MW5, the ground is estimated to be about Elevation 62 ft.

The field exploration program was monitored by a geologist from Landau Associates who also obtained representative soil samples, maintained a detailed record of the observed subsurface soil and groundwater conditions, and described the soil encountered by visual and textural examination. Representative soil type was classified in general accordance with ASTM D2488, *Standard Recommended Practice for Description of Soils (Visual-Manual Procedure).* The soil classification system key is presented on Figure A-1. The LAI-MW5 boring and well installation log is presented on Figure A-2.

Disturbed samples of the soil encountered from the borings were obtained at 5 ft intervals using a 3.25-inch inside-diameter (ID) modified California sampler. The sampler was driven up to 18 inches (or a portion thereof) into the undisturbed soil ahead of the auger bit with a 140-lb automatic hammer falling a distance of approximately 30 inches. The number of blows required to drive the sampler for the final 12 inches (or portion thereof) of soil penetration, is noted on the boring logs adjacent to the appropriate sample notation.

Upon completion of drilling and sampling, a 2-inch diameter monitoring well was installed in the boring to a depth of about 54 ft BGS. The monitoring well consists of a 15 ft PVC slotted screen (0.010-inch slot size) and a 39 ft PVC blank. The sand pack consisted of 10/20 Colorado silica sand and extended from the bottom of the boring to approximately 37 ft BGS. Neat cement was used to fill the annular space above the sand pack to the surface per City of Tacoma requirements. The monitoring well is protected at the surface with a flush-mounted monument encased in Portland cement concrete. The monitoring well was installed in accordance with WAC 173-160.

The monitoring well was developed using a whale pump operated by Holocene Drilling on October 21, 2010. Soil cuttings and purge water generated from the well installation and well

development were collected in 55-gallon drums and left on site. The drums were collected by Waste Management on March 1, 2011 and disposed of at the Chemical Waste Management Facility in Arlington, Oregon.

Soil interpreted to be fill was encountered immediately below the ground surface to a depth of about 22½ ft BGS. Fill consists of very loose to loose, moist, very sandy, fine to coarse gravel and silty to very silty, fine to coarse sand with gravel to trace gravel. Organics, wood and brick were also found in the fill. Ice contact deposits were observed from 22½ ft BGS to about 32 ft BGS. Pre-Fraser sand and gravel were encountered below about 32 ft BGS. Four soil samples were collected from the boring for VOC analysis by Method 8260. A fifth sample of soil cutting was collected from a storage drum and sampled for VOCs and select metals. This drum sample was for waste characterization purposes. These data are presented in Table A-1.

During drilling of the well, groundwater was encountered in LAI-MW5 at 36½ ft BGS. On October 21, 2010, prior to development of the well, groundwater was measured at 23 ft BGS. A groundwater sample of purge water was collected from a storage drum on October 21, 2010 after well completion. An initial groundwater sample was collected from the well on November 9, 2010 using a peristaltic pump. This initial sample was analyzed for VOCs by Method 8260. Nitrate, sulfate and total organic carbon were also analyzed for in this sample.

Soil Classification System

MAJOR DIVISIONS			GRAPHIC SYMBOL	USCS LETTER SYMBOL[1]	TYPICAL DESCRIPTIONS [2][3]
COARSE-GRAINED SOIL (More than 50% of material is larger than No. 200 sieve size)	GRAVEL AND GRAVELLY SOIL (More than 50% of coarse fraction retained on No. 4 sieve)	CLEAN GRAVEL (Little or no fines)	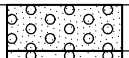	**GW**	Well-graded gravel; gravel/sand mixture(s); little or no fines
				**GP**	Poorly graded gravel; gravel/sand mixture(s); little or no fines
		GRAVEL WITH FINES (Appreciable amount of fines)		**GM**	Silty gravel; gravel/sand/silt mixture(s)
				**GC**	Clayey gravel; gravel/sand/clay mixture(s)
	SAND AND SANDY SOIL (More than 50% of coarse fraction passed through No. 4 sieve)	CLEAN SAND (Little or no fines)		**SW**	Well-graded sand; gravelly sand; little or no fines
				**SP**	Poorly graded sand; gravelly sand; little or no fines
		SAND WITH FINES (Appreciable amount of fines)		**SM**	Silty sand; sand/silt mixture(s)
				**SC**	Clayey sand; sand/clay mixture(s)
FINE-GRAINED SOIL (More than 50% of material is smaller than No. 200 sieve size)	SILT AND CLAY (Liquid limit less than 50)			**ML**	Inorganic silt and very fine sand; rock flour; silty or clayey fine sand or clayey silt with slight plasticity
				**CL**	Inorganic clay of low to medium plasticity; gravelly clay; sandy clay; silty clay; lean clay
				**OL**	Organic silt; organic, silty clay of low plasticity
	SILT AND CLAY (Liquid limit greater than 50)			**MH**	Inorganic silt; micaceous or diatomaceous fine sand
				**CH**	Inorganic clay of high plasticity; fat clay
				**OH**	Organic clay of medium to high plasticity; organic silt
	HIGHLY ORGANIC SOIL			**PT**	Peat; humus; swamp soil with high organic content

OTHER MATERIALS	GRAPHIC SYMBOL	LETTER SYMBOL	TYPICAL DESCRIPTIONS
PAVEMENT		**AC** or **PC**	Asphalt concrete pavement or Portland cement pavement
ROCK		**RK**	Rock (See Rock Classification)
WOOD		**WD**	Wood, lumber, wood chips
DEBRIS		**DB**	Construction debris, garbage

NOTES:

1. USCS letter symbols correspond to symbols used by the Unified Soil Classification System and ASTM classification methods. Dual letter symbols (e.g., SP-SM for sand or gravel) indicate soil with an estimated 5-15% fines. Multiple letter symbols (e.g., ML/CL) indicate borderline or multiple soil classifications.
2. Soil descriptions are based on the general approach presented in the *Standard Practice for Description and Identification of Soils (Visual-Manual Procedure)*, outlined in ASTM D 2488. Where laboratory index testing has been conducted, soil classifications are based on the *Standard Test Method for Classification of Soils for Engineering Purposes*, as outlined in ASTM D 2487.
3. Soil description terminology is based on visual estimates (in the absence of laboratory test data) of the percentages of each soil type and is defined as follows:

Primary Constituent:	> 50% - "GRAVEL," "SAND," "SILT," "CLAY," etc.
Secondary Constituents:	> 30% and ≤ 50% - "very gravelly," "very sandy," "very silty," etc.
	> 15% and ≤ 30% - "gravelly," "sandy," "silty," etc.
Additional Constituents:	> 5% and ≤ 15% - "with gravel," "with sand," "with silt," etc.
	≤ 5% - "trace gravel," "trace sand," "trace silt," etc., or not noted.

. 3/17/11 Y:\094\048.010\TBORING LOGS\094048.010.GPJ SCS WSDOT 1OF2

Drilling and Sampling Key

SAMPLER TYPE

Code	Description
a	3.25-inch O.D., 2.42-inch I.D. Split Spoon
b	2.00-inch O.D., 1.50-inch I.D. Split Spoon
c	Shelby Tube
d	Grab Sample
e	Single-Tube Core Barrel
f	Double-Tube Core Barrel
g	Other - See text if applicable
1	300-lb Hammer, 30-inch Drop
2	140-lb Hammer, 30-inch Drop
3	Pushed
4	Rotosonic
5	Air Rotary (Rock)
6	Wash Rotary (Rock)
7	Other - See text if applicable

SAMPLE NUMBER & INTERVAL

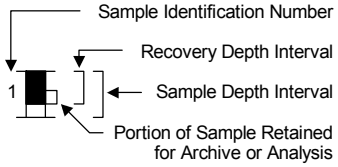

Field and Lab Test Data

Code	Description
PP = 1.0	Pocket Penetrometer, tsf
TV = 0.5	Torvane, tsf
PID = 100	Photoionization Detector VOC screening, ppm
W = 10	Moisture Content, %
D = 120	Dry Density, pcf
-200 = 60	Material smaller than No. 200 sieve, %
GS	Grain Size - See separate figure for data
AL	Atterberg Limits - See separate figure for data
VST	Vane Shear Test
GT	Other Geotechnical Testing
CA	Chemical Analysis

Groundwater

▽ Approximate water elevation at time of drilling (ATD).

▼ Approximate water elevation at other time(s). When multiple water levels are obtained other than ATD, only a representative range is shown. See text for additional information.

Note: Groundwater levels can fluctuate due to precipitation, seasonal conditions, and other factors.

Well Log Graphics

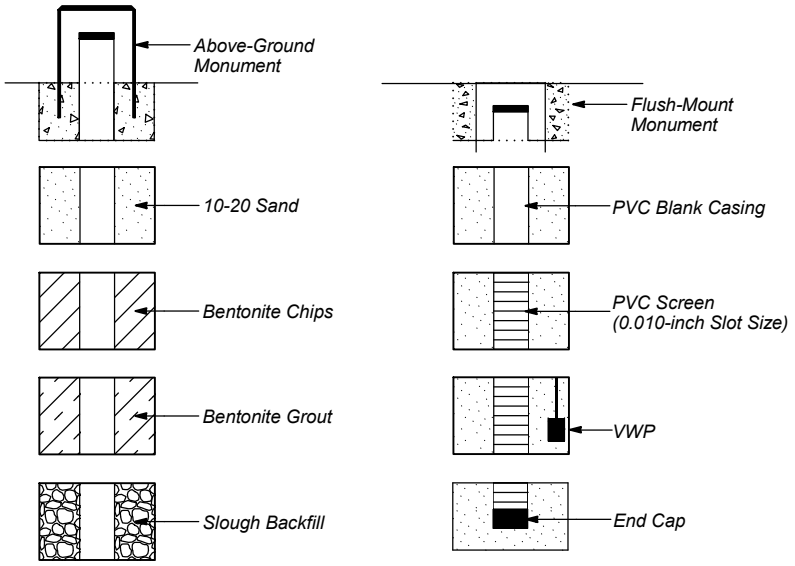

. 3/17/11 Y:\094\048.010\TBORING LOGS\094048.010.GPJ SCS WSDOT 2OF2

LANDAU ASSOCIATES

Sauro's Property
Status Report
Tacoma, Washington

Soil Classification System and Key

Figure A-1 (2 of 2)

LAI-MW5

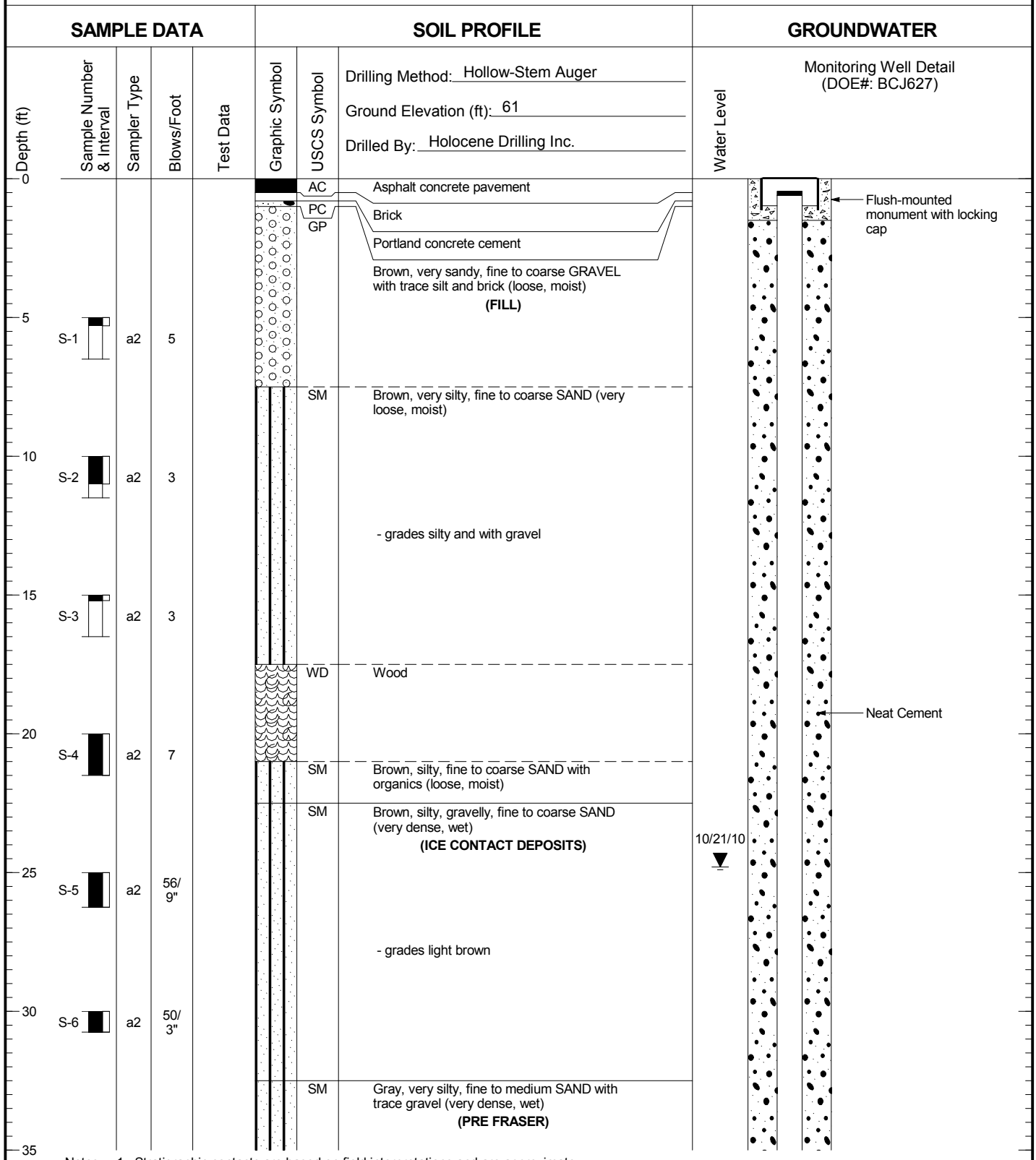

Notes:
1. Stratigraphic contacts are based on field interpretations and are approximate.
2. Reference to the text of this report is necessary for a proper understanding of subsurface conditions.
3. Refer to "Soil Classification System and Key" figure for explanation of graphics and symbols.
4. **DOE Unique Well Number: BCJ627**

94048.01 5/25/11 Y:\094\048.010\TBORING LOGS\094048.010.GPJ WELL LOG

LANDAU ASSOCIATES

Sauro's Property
Status Report
Tacoma, Washington

Log of Monitoring Well LAI-MW5

Figure
A-2
(1 of 2)

LAI-MW5

SAMPLE DATA				SOIL PROFILE			GROUNDWATER
Depth (ft)	Sample Number & Interval	Sampler Type	Blows/Foot	Test Data	Graphic Symbol	USCS Symbol	Water Level
35	S-7	a2	54			SM	ATD
40	S-8	a2	32				
45	S-9	a2	50/ 5"				
50	S-10	a2	50/ 4"			GP	
55	S-11	a2	50/ 5"			GP	
60							
65							
70							

Drilling Method: Hollow-Stem Auger

Ground Elevation (ft): 61

Drilled By: Holocene Drilling Inc.

Gray, very silty, fine to medium SAND with trace gravel (very dense, wet)
(PRE FRASER)

- grades silty, without gravel, dense and wet

- grades fine to coarse SAND, with trace gravel and very dense

Brownish-gray, very sandy, fine to coarse GRAVEL (very dense, wet)

Brown, fine GRAVEL with sand (very dense, wet)

Boring Completed 10/20/10
Total Depth of Boring = 55.4 ft.

Monitoring Well Detail
(DOE#: BCJ627)

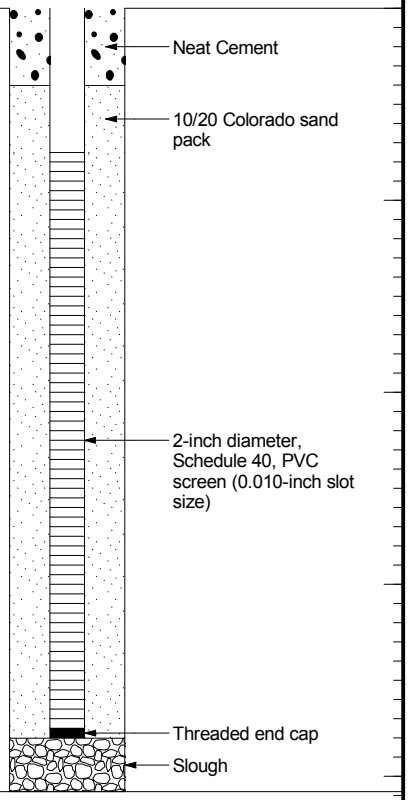

Monitoring Well Completed 10/20/10
Total Depth of Monitoring Well = 54.0 ft.

Notes:
1. Stratigraphic contacts are based on field interpretations and are approximate.
2. Reference to the text of this report is necessary for a proper understanding of subsurface conditions.
3. Refer to "Soil Classification System and Key" figure for explanation of graphics and symbols.
4. **DOE Unique Well Number: BCJ627**

94048.01 5/25/11 Y:\094\048.010\TBORING LOGS\094048.010.GPJ WELL LOG

LANDAU ASSOCIATES

Sauro's Property
Status Report
Tacoma, Washington

Log of Monitoring Well LAI-MW5

Figure
A-2
(2 of 2)

TABLE A-1
SOIL ANALYTICAL RESULTS
SAURO'S PROPERTY
TACOMA, WA

	LAI-MW5-40 RS65B 10/20/2010	LAI-MW5-45 RS65C 10/20/2010	LAI-MW5-50 RS65D 10/20/2010	LAI-MW5-55 RS65E 10/20/2010	LAI-MW5-DRUM RS65A 10/20/2010
VOLATILES (µg/kg)					
Method SW8260B					
Chloromethane	0.9 U	0.9 U	0.8 U	0.9 U	0.8 U
Bromomethane	0.9 U	0.9 U	0.8 U	0.9 U	0.8 U
Vinyl Chloride	0.9 U	0.9 U	0.8 U	0.9 U	0.8 U
Chloroethane	0.9 U	0.9 U	0.8 U	0.9 U	0.8 U
Methylene Chloride	**5.2**	**9.2**	**5.3**	**6.8**	**6.3**
Acetone	**14** Q	**22** Q	**29** Q	**12** Q	**140** Q
Carbon Disulfide	0.9 U	0.9 U	**1.0**	0.9 U	**1.7**
1,1-Dichloroethene	0.9 U	0.9 U	0.8 U	0.9 U	0.8 U
1,1-Dichloroethane	0.9 U	0.9 U	0.8 U	0.9 U	0.8 U
trans-1,2-Dichloroethene	0.9 U	0.9 U	0.8 U	0.9 U	0.8 U
cis-1,2-Dichloroethene	0.9 U	0.9 U	0.8 U	0.9 U	0.8 U
Chloroform	0.9 U	0.9 U	0.8 U	0.9 U	0.8 U
1,2-Dichloroethane	0.9 U	0.9 U	0.8 U	0.9 U	0.8 U
2-Butanone	4.3 U	4.6 U	4.0 U	4.4 U	**41**
1,1,1-Trichloroethane	0.9 U	0.9 U	0.8 U	0.9 U	0.8 U
Carbon Tetrachloride	0.9 U	0.9 U	0.8 U	0.9 U	0.8 U
Vinyl Acetate	4.3 U	4.6 U	4.0 U	4.4 U	4.0 U
Bromodichloromethane	0.9 U	0.9 U	0.8 U	0.9 U	0.8 U
1,2-Dichloropropane	0.9 U	0.9 U	0.8 U	0.9 U	0.8 U
cis-1,3-Dichloropropene	0.9 U	0.9 U	0.8 U	0.9 U	0.8 U
Trichloroethene	0.9 U	0.9 U	0.8 U	0.9 U	0.8 U
Dibromochloromethane	0.9 U	0.9 U	0.8 U	0.9 U	0.8 U
1,1,2-Trichloroethane	0.9 U	0.9 U	0.8 U	0.9 U	0.8 U
Benzene	0.9 U	0.9 U	**1.5**	0.9 U	0.8 U
trans-1,3-Dichloropropene	0.9 U	0.9 U	0.8 U	0.9 U	0.8 U
2-Chloroethylvinylether	4.3 U	4.6 U	4.0 U	4.4 U	4.0 U
Bromoform	0.9 U	0.9 U	0.8 U	0.9 U	0.8 U
4-Methyl-2-Pentanone (MIBK)	4.3 U	4.6 U	4.0 U	4.4 U	4.0 U
2-Hexanone	4.3 U	4.6 U	4.0 U	4.4 U	4.0 U
Tetrachloroethene	0.9 U	**5.1**	**5.1**	0.9 U	**30**
1,1,2,2-Tetrachloroethane	0.9 U	0.9 U	0.8 U	0.9 U	0.8 U
Toluene	0.9 U	0.9 U	0.8 U	0.9 U	**1.0**
Chlorobenzene	0.9 U	0.9 U	0.8 U	0.9 U	0.8 U
Ethylbenzene	0.9 U	0.9 U	0.8 U	0.9 U	0.8 U
Styrene	0.9 U	0.9 U	0.8 U	0.9 U	0.8 U
Trichlorofluoromethane	0.9 U	0.9 U	0.8 U	0.9 U	0.8 U
1,1,2-Trichloro-1,2,2-trifluoroethane	1.7 U	1.8 U	1.6 U	1.8 U	1.6 U
m, p-Xylene	0.9 U	0.9 U	0.8 U	0.9 U	0.8 U
o-Xylene	0.9 U	0.9 U	0.8 U	0.9 U	0.8 U
1,2-Dichlorobenzene	0.9 U	0.9 U	0.8 U	0.9 U	0.8 U
1,3-Dichlorobenzene	0.9 U	0.9 U	0.8 U	0.9 U	0.8 U
1,4-Dichlorobenzene	0.9 U	0.9 U	0.8 U	0.9 U	0.8 U
Acrolein	43 U	46 U	40 U	44 U	40 U
Methyl Iodide	0.9 U	0.9 U	0.8 U	0.9 U	0.8 U
Bromoethane	1.7 U	1.8 U	1.6 U	1.8 U	1.6 U
Acrylonitrile	4.3 U	4.6 U	4.0 U	4.4 U	4.0 U

TABLE A-1
SOIL ANALYTICAL RESULTS
SAURO'S PROPERTY
TACOMA, WA

	LAI-MW5-40 RS65B 10/20/2010	LAI-MW5-45 RS65C 10/20/2010	LAI-MW5-50 RS65D 10/20/2010	LAI-MW5-55 RS65E 10/20/2010	LAI-MW5-DRUM RS65A 10/20/2010
1,1-Dichloropropene	0.9 U	0.9 U	0.8 U	0.9 U	0.8 U
Dibromomethane	0.9 U	0.9 U	0.8 U	0.9 U	0.8 U
1,1,1,2-Tetrachloroethane	0.9 U	0.9 U	0.8 U	0.9 U	0.8 U
1,2-Dibromo-3-chloropropane	4.3 U	4.6 U	4.0 U	4.4 U	4.0 U
1,2,3-Trichloropropane	1.7 U	1.8 U	1.6 U	1.8 U	1.6 U
trans-1,4-Dichloro-2-butene	4.3 U	4.6 U	4.0 U	4.4 U	4.0 U
1,3,5-Trimethylbenzene	0.9 U	0.9 U	0.8 U	0.9 U	0.8 U
1,2,4-Trimethylbenzene	0.9 U	0.9 U	0.8 U	0.9 U	0.8 U
Hexachlorobutadiene	4.3 U	4.6 U	4.0 U	4.4 U	4.0 U
Ethylene Dibromide	0.9 U	0.9 U	0.8 U	0.9 U	0.8 U
Bromochloromethane	0.9 U	0.9 U	0.8 U	0.9 U	0.8 U
2,2-Dichloropropane	0.9 U	0.9 U	0.8 U	0.9 U	0.8 U
1,3-Dichloropropane	0.9 U	0.9 U	0.8 U	0.9 U	0.8 U
Isopropylbenzene	0.9 U	0.9 U	0.8 U	0.9 U	0.8 U
n-Propylbenzene	0.9 U	0.9 U	0.8 U	0.9 U	0.8 U
Bromobenzene	0.9 U	0.9 U	0.8 U	0.9 U	0.8 U
2-Chlorotoluene	0.9 U	0.9 U	0.8 U	0.9 U	0.8 U
4-Chlorotoluene	0.9 U	0.9 U	0.8 U	0.9 U	0.8 U
tert-Butylbenzene	0.9 U	0.9 U	0.8 U	0.9 U	0.8 U
sec-Butylbenzene	0.9 U	0.9 U	0.8 U	0.9 U	0.8 U
4-Isopropyltoluene	0.9 U	0.9 U	0.8 U	0.9 U	**3.3**
n-Butylbenzene	0.9 U	0.9 U	0.8 U	0.9 U	0.8 U
1,2,4-Trichlorobenzene	4.3 U	4.6 U	4.0 U	4.4 U	4.0 U
Naphthalene	4.3 U	4.6 U	4.0 U	4.4 U	4.0 U
1,2,3-Trichlorobenzene	4.3 U	4.6 U	4.0 U	4.4 U	4.0 U
TOTAL METALS (mg/kg) **Method SW6010B/SW7471**					
Arsenic	NA	NA	NA	NA	6 U
Barium	NA	NA	NA	NA	**105**
Cadmium	NA	NA	NA	NA	**0.3**
Chromium	NA	NA	NA	NA	**47.3**
Lead	NA	NA	NA	NA	**14**
Mercury	NA	NA	NA	NA	**0.08**
Selenium	NA	NA	NA	NA	6 U
Silver	NA	NA	NA	NA	0.4 U

U = Indicates the compound was undetected at the reported concentration.
Bold indicates detected compound.
NA = Not Analyzed
Q= CCAL is out of control high

TABLE B-1 - LAI-MW1
GROUNDWATER ANALYTICAL RESULTS
SAURO PROPERTY, CITY OF TACOMA

	LAI-MW1* MX72A 5/21/2008	LAI-MW1 (63) OX16J 4/28/2009	LAI-MW1 (63) QV52I 5/5/2010	LAI-MW1 (63) RF48I 7/21/2010	LAI-MW1 (63) 2010-12739 10/27/2010	LAI-MW1 (63) 2011-00970 1/27/2011	LAI-MW1 (63) T104125-04 4/21/2011
VOLATILES (ug/L)							
Method SW8260B							
Chloromethane	0.2 U	0.2 U	0.5 U	0.5 U	8.0 U	0.2 U	1 U
Bromomethane	0.5 U	0.5 U	0.5 U	1.0 U	20 U	0.5 U	1 U
Vinyl Chloride	0.2 U	0.2 U	0.2 U	0.2 U	8.0 U	0.2 U	1 U
Chloroethane	0.2 U	0.2 U	0.2 U	0.2 UJ	12 U	0.3 U	1 U
Methylene Chloride	0.5 U	0.5 U	0.5 U	0.5 U	**13** J	0.4 U	**0.8**
Acetone	3 U	**7.4**	**5.8**	5.0 UJ	180 U	**3.2** J	10 U
Carbon Disulfide	0.2 U	0.2 U	0.2 U	0.2 U	8.0 U	0.2 U	1 U
1,1-Dichloroethene	0.2 U	0.2 U	0.2 U	0.2 U	8.0 U	0.2 U	1 U
1,1-Dichloroethane	0.2 U	0.2 U	0.2 U	0.2 U	4.0 U	0.1 U	1 U
trans-1,2-Dichloroethene	0.2 U	0.2 U	0.2 U	0.2 U	8.0 U	0.2 U	1 U
cis-1,2-Dichloroethene	**0.9**	0.2 U	0.2 U	0.2 U	8.0 U	**0.4** J	**0.2**
Chloroform	0.2 U	0.2 U	0.2 U	0.2 U	8.0 U	0.2 U	1 U
1,2-Dichloroethane	0.2 U	0.2 U	0.2 U	0.2 U	8.0 U	0.2 U	1 U
2-Butanone	2.5 U	2.5 U	5.0 U	5.0 U	110 U	2.7 U	10 U
1,1,1-Trichloroethane	0.2 U	0.2 U	0.2 U	0.2 U	4.0 U	0.1 U	1 U
Carbon Tetrachloride	0.2 U	0.2 U	0.2 U	0.2 U	8.0 U	0.2 U	1 U
Vinyl Acetate	1 U	1.0 U	1.0 UJ	1.0 U	8.0 U	0.2 U	1 U
Bromodichloromethane	0.2 U	0.2 U	0.2 U	0.2 U	8.0 U	0.2 U	1 U
1,2-Dichloropropane	0.2 U	0.2 U	0.2 U	0.2 U	4.0 U	0.1 U	1 U
cis-1,3-Dichloropropene	0.2 U	0.2 U	0.2 U	0.2 U	8.0 U	0.2 U	1 U
Trichloroethene	**0.2**	0.2 U	0.2 U	**0.8**	8.0 U	**0.5** J	**0.5**
Dibromochloromethane	0.2 U	0.2 U	0.2 U	0.2 U	8.0 U	0.2 U	1 U
1,1,2-Trichloroethane	0.2 U	0.2 U	0.2 U	0.2 U	20 U	0.5 U	2 U
Benzene	0.2 U	0.2 U	0.2 U	0.2 U	8.0 U	0.2 U	1 U
trans-1,3-Dichloropropene	0.2 U	0.2 U	0.2 U	0.2 U	8.0 U	0.2 U	1 U
2-Chloroethylvinylether	1 U	1.0 U	1.0 U	1.0 U	NA	NA	NA
Bromoform	0.2 U	0.2 U	0.2 U	0.2 U	8.0 U	0.2 U	1 U
4-Methyl-2-Pentanone (MIBK)	2.5 U	2.5 U	5.0 U	5.0 U	110 U	2.8 U	10 U
2-Hexanone	2.5 U	2.5 U	5.0 U	5.0 U	96 U	2.4 U	10 U
Tetrachloroethene	0.2 U	0.2 U	0.2 U	0.2 U	8.0 U	**2.1**	**1.8**
1,1,2,2-Tetrachloroethane	0.2 U	0.2 U	0.2 U	0.2 U	8.0 U	0.2 U	1 U
Toluene	0.2 U	0.2 U	0.2 U	0.2 U	8.0 U	0.2 U	1 U
Chlorobenzene	0.2 U	0.2 U	0.2 U	0.2 U	8.0 U	0.2 U	1 U
Ethylbenzene	0.2 U	0.2 U	0.2 U	0.2 U	8.0 U	0.2 U	1 U
Styrene	0.2 U	0.2 U	0.2 U	0.2 U	8.0 U	0.2 U	1 U
Trichlorofluoromethane	0.2 U	0.2 U	0.2 U	0.2 U	8.0 U	0.2 U	1 U
1,1,2-Trichloro-1,2,2-trifluoroethane	0.2 U	0.2 U	0.2 U	0.2 U	NA	NA	1 U
m, p-Xylene	0.4 U	0.4 U	0.4 U	0.4 U	16 U	0.4 U	2 U
o-Xylene	0.2 U	0.2 U	0.2 U	0.2 U	8.0 U	0.2 U	1 U
1,2-Dichlorobenzene	0.2 U	0.2 U	0.2 U	0.2 U	8.0 U	0.2 U	1 U
1,3-Dichlorobenzene	0.2 U	0.2 U	0.2 U	0.2 U	8.0 U	0.2 U	1 U
1,4-Dichlorobenzene	0.2 U	0.2 U	0.2 U	0.2 U	8.0 U	0.2 U	1 U
Acrolein	5 U	5.0 U	5.0 U	5.0 UJ	80 U	2.0 U	10 U
Methyl Iodide	1 U	1.0 U	1.0 U	1.0 U	NA	NA	NA
Bromoethane	0.2 U	0.2 U	0.2 U	0.2 U	NA	NA	NA
Acrylonitrile	1 U	1.0 U	1.0 U	1.0 U	80 U	2.0 U	10 U
1,1-Dichloropropene	0.2 U	0.2 U	0.2 U	0.2 U	NA	NA	NA
Dibromomethane	0.2 U	0.2 U	0.2 U	0.2 U	NA	NA	NA
1,1,1,2-Tetrachloroethane	0.2 U	0.2 U	0.2 U	0.2 U	NA	NA	NA
1,2-Dibromo-3-chloropropane	0.5 U	0.5 U	0.5 UJ	0.5 U	NA	NA	NA
1,2,3-Trichloropropane	0.5 U	0.5 U	0.5 U	0.5 U	NA	NA	NA

TABLE B-1 - LAI-MW1
GROUNDWATER ANALYTICAL RESULTS
SAURO PROPERTY, CITY OF TACOMA

	LAI-MW1* MX72A 5/21/2008	LAI-MW1 (63) OX16J 4/28/2009	LAI-MW1 (63) QV52I 5/5/2010	LAI-MW1 (63) RF48I 7/21/2010	LAI-MW1 (63) 2010-12739 10/27/2010	LAI-MW1 (63) 2011-00970 1/27/2011	LAI-MW1 (63) T104125-04 4/21/2011
VOLATILES (ug/L)							
Method SW8260B							
trans-1,4-Dichloro-2-butene	1 U	1.0 U	1.0 U	1.0 UJ	NA	NA	NA
1,3,5-Trimethylbenzene	0.2 U	0.2 U	0.2 U	0.2 U	NA	NA	NA
1,2,4-Trimethylbenzene	0.2 U	0.2 U	0.2 U	0.2 U	NA	NA	NA
Hexachlorobutadiene	0.5 U	0.5 U	0.5 UJ	0.5 U	NA	NA	NA
Ethylene Dibromide	0.2 U	0.2 U	0.2 U	0.2 U	20 U	0.5 U	2 U
Bromochloromethane	0.2 U	0.2 U	0.2 U	0.2 U	NA	NA	NA
2,2-Dichloropropane	0.2 U	0.2 U	0.2 U	0.2 U	NA	NA	NA
1,3-Dichloropropane	0.2 U	0.2 U	0.2 U	0.2 U	NA	NA	NA
Isopropylbenzene	0.2 U	0.2 U	0.2 U	0.2 U	NA	NA	NA
n-Propylbenzene	0.2 U	0.2 U	0.2 U	0.2 U	NA	NA	NA
Bromobenzene	0.2 U	0.2 U	0.2 U	0.2 U	NA	NA	NA
2-Chlorotoluene	0.2 U	0.2 U	0.2 U	0.2 U	NA	NA	NA
4-Chlorotoluene	0.2 U	0.2 U	0.2 U	0.2 U	NA	NA	NA
tert-Butylbenzene	0.2 U	0.2 U	0.2 U	0.2 U	NA	NA	NA
sec-Butylbenzene	0.2 U	0.2 U	0.2 U	0.2 U	NA	NA	NA
4-Isopropyltoluene	0.2 U	0.2 U	0.2 U	0.2 U	NA	NA	NA
n-Butylbenzene	0.2 U	0.2 U	0.2 U	0.2 U	NA	NA	NA
1,2,4-Trichlorobenzene	0.5 U	0.5 U	0.5 U	0.5 U	NA	NA	NA
Naphthalene	0.5 U	0.5 U	0.5 UJ	0.5 U	NA	NA	NA
1,2,3-Trichlorobenzene	0.5 U	0.5 U	0.5 U	0.5 U	NA	NA	NA
Methyl tert-butyl ether	NA	NA	NA	NA	20 U	0.5 U	NA
CONVENTIONALS (mg/L)							
Method EPA300							
Nitrate	NA	NA	NA	NA	NA	NA	NA
Sulfate	NA	NA	NA	NA	NA	NA	NA
Method EPA415.1 (mg/L)							
Total Organic Carbon	NA	NA	NA	NA	NA	NA	NA
FIELD PARAMETERS							
Dissolved Oxygen (mg/L)	NA	NA	NA	NA	NA	NA	NA
Oxidation Reduction Potential (Mv)	NA	NA	NA	NA	NA	NA	NA
Iron (mg/L)	NA	NA	NA	NA	NA	NA	NA

U = Indicates the compound was undetected at the reported concentration.
J = Indicates the analyte was positively identified; the associated numerical value is the approximate concentration of the analyte in the sample.
UJ = The analyte was not detected in the sample; the reported sample reporting limit is an estimate.
* = Sample collected with a pump from the screen
Bold indicates detected compound.
NA = Not Analyzed

TABLE B-2 - LAI-MW2
GROUNDWATER ANALYTICAL RESULTS
SAURO PROPERTY, CITY OF TACOMA

	LAI-MW2* MX18C 5/19/2008	LAI-MW2 (65) OX16K 4/28/2009	LAI-MW2 (65) QV52F 5/5/2010	LAI-MW2 (65) RF48E 7/21/2010	LAI-MW2 (65) 2010-12740 10/27/2010	LAI-MW2 (65) 2011-00971 1/27/2011	LAI-MW2 (65) T104125-05 4/21/2011
VOLATILES (ug/L)							
Method SW8260B							
Chloromethane	0.2 U	0.2 U	0.5 U	5.0 U	8.0 U	0.2 U	1 U
Bromomethane	0.5 U	0.5 U	0.5 U	10 U	20 U	0.5 U	1 U
Vinyl Chloride	**1.4**	**1.2**	**1.0**	2.0 U	8.0 U	**1.3**	**1**
Chloroethane	0.2 U	0.2 U	0.2 U	2.0 U	12 U	0.3 U	1 U
Methylene Chloride	0.5 U	0.5 U	0.5 U	5.0 U	14 J	0.3 U	**1**
Acetone	3 U	**10**	**6.6**	50 U	210 U	2.9 U	10 U
Carbon Disulfide	0.2 U	0.2 U	0.2 U	2.0 U	8.0 U	0.2 U	1 U
1,1-Dichloroethene	**0.6**	**1.0**	**0.8**	2.0 U	8.0 U	0.9 J	**1**
1,1-Dichloroethane	0.2 U	0.2 U	0.2 U	2.0 U	4.0 U	0.1 U	1 U
trans-1,2-Dichloroethene	**2.4**	**1.8**	**1.7**	2.0 U	8.0 U	**3.1**	**1.2**
cis-1,2-Dichloroethene	**100**	**180**	**190**	**160**	**200**	**180**	**150**
Chloroform	0.2 U	0.2 U	0.2 U	2.0 U	8.0 U	0.2 U	1 U
1,2-Dichloroethane	0.2 U	0.2 U	0.2 U	2.0 U	8.0 U	0.2 U	1 U
2-Butanone	2.5 U	2.5 U	5.0 U	50 U	110 U	2.7 U	10 U
1,1,1-Trichloroethane	0.2 U	0.2 U	0.2 U	2.0 U	4.0 U	0.1 U	1 U
Carbon Tetrachloride	0.2 U	0.2 U	0.2 U	2.0 U	8.0 U	0.2 U	1 U
Vinyl Acetate	1 U	1.0 U	1.0 UJ	10 U	8.0 U	0.2 U	1 U
Bromodichloromethane	0.2 U	0.2 U	0.2 U	2.0 U	8.0 U	0.2 U	1 U
1,2-Dichloropropane	0.2 U	0.2 U	0.2 U	2.0 U	4.0 U	0.1 U	1 U
cis-1,3-Dichloropropene	0.2 U	0.2 U	0.2 U	2.0 U	8.0 U	0.2 U	1 U
Trichloroethene	**62**	**130**	**150**	**120**	**160**	**150**	**130**
Dibromochloromethane	0.2 U	0.2 U	0.2 U	2.0 U	8.0 U	0.2 U	1 U
1,1,2-Trichloroethane	0.2 U	0.2 U	0.2 U	2.0 U	20 U	0.5 U	2 U
Benzene	0.2 U	0.2 U	0.2 U	2.0 U	8.0 U	0.2 U	1 U
trans-1,3-Dichloropropene	0.2 U	0.2 U	0.2 U	2.0 U	8.0 U	0.2 U	1 U
2-Chloroethylvinylether	1 U	1.0 U	1.0 U	10 U	NA	NA	NA
Bromoform	0.2 U	0.2 U	0.2 U	2.0 U	8.0 U	0.2 U	1 U
4-Methyl-2-Pentanone (MIBK)	2.5 U	2.5 U	5.0 U	50 U	110 U	2.8 U	10 U
2-Hexanone	2.5 U	2.5 U	5.0 U	50 U	96 U	2.4 U	10 U
Tetrachloroethene	**120**	**300**	**330**	**340**	**430**	**410**	**360**
1,1,2,2-Tetrachloroethane	0.2 U	0.2 U	0.2 U	2.0 U	8.0 U	0.2 U	1 U
Toluene	0.2 U	0.2 U	0.2 U	2.0 U	8.0 U	0.2 U	1 U
Chlorobenzene	0.2 U	0.2 U	0.2 U	2.0 U	8.0 U	0.2 U	1 U
Ethylbenzene	0.2 U	0.2 U	0.2 U	2.0 U	8.0 U	0.2 U	1 U
Styrene	0.2 U	0.2 U	0.2 U	2.0 U	8.0 U	0.2 U	1 U
Trichlorofluoromethane	0.2 U	0.2 U	0.2 U	2.0 U	8.0 U	0.2 U	1 U
1,1,2-Trichloro-1,2,2-trifluoroethane	0.2 U	0.2 U	0.2 U	2.0 U	NA	NA	1 U
m, p-Xylene	0.4 U	0.4 U	0.4 U	4.0 U	16 U	0.4 U	2 U
o-Xylene	0.2 U	0.2 U	0.2 U	2.0 U	8.0 U	0.2 U	1 U
1,2-Dichlorobenzene	0.2 U	0.2 U	0.2 U	2.0 U	8.0 U	0.2 U	1 U
1,3-Dichlorobenzene	0.2 U	0.2 U	0.2 U	2.0 U	8.0 U	0.2 U	1 U
1,4-Dichlorobenzene	0.2 U	0.2 U	0.2 U	2.0 U	8.0 U	0.2 U	1 U
Acrolein	5 U	5.0 U	5.0 U	50 U	80 U	2.0 U	10 U
Methyl Iodide	1 U	1.0 U	1.0 U	10 U	NA	NA	NA
Bromoethane	0.2 U	0.2 U	0.2 U	2.0 U	NA	NA	NA
Acrylonitrile	1 U	1.0 U	1.0 U	10 U	80 U	2.0 U	10 U
1,1-Dichloropropene	0.2 U	0.2 U	0.2 U	2.0 U	NA	NA	NA
Dibromomethane	0.2 U	0.2 U	0.2 U	2.0 U	NA	NA	NA
1,1,1,2-Tetrachloroethane	0.2 U	0.2 U	0.2 U	2.0 U	NA	NA	NA
1,2-Dibromo-3-chloropropane	0.5 U	0.5 U	0.5 UJ	5.0 U	NA	NA	NA
1,2,3-Trichloropropane	0.5 U	0.5 U	0.5 U	5.0 U	NA	NA	NA

TABLE B-2 - LAI-MW2
GROUNDWATER ANALYTICAL RESULTS
SAURO PROPERTY, CITY OF TACOMA

	LAI-MW2* MX18C 5/19/2008	LAI-MW2 (65) OX16K 4/28/2009	LAI-MW2 (65) QV52F 5/5/2010	LAI-MW2 (65) RF48E 7/21/2010	LAI-MW2 (65) 2010-12740 10/27/2010	LAI-MW2 (65) 2011-00971 1/27/2011	LAI-MW2 (65) T104125-05 4/21/2011
VOLATILES (ug/L)							
Method SW8260B							
trans-1,4-Dichloro-2-butene	1 U	1.0 U	1.0 U	10 U	NA	NA	NA
1,3,5-Trimethylbenzene	0.2 U	0.2 U	0.2 U	2.0 U	NA	NA	NA
1,2,4-Trimethylbenzene	0.2 U	0.2 U	0.2 U	2.0 U	NA	NA	NA
Hexachlorobutadiene	0.5 U	0.5 U	0.5 UJ	5.0 U	NA	NA	NA
Ethylene Dibromide	0.2 U	0.2 U	0.2 U	2.0 U	20 U	0.5 U	2 U
Bromochloromethane	0.2 U	0.2 U	0.2 U	2.0 U	NA	NA	NA
2,2-Dichloropropane	0.2 U	0.2 U	0.2 U	2.0 U	NA	NA	NA
1,3-Dichloropropane	0.2 U	0.2 U	0.2 U	2.0 U	NA	NA	NA
Isopropylbenzene	0.2 U	0.2 U	0.2 U	2.0 U	NA	NA	NA
n-Propylbenzene	0.2 U	0.2 U	0.2 U	2.0 U	NA	NA	NA
Bromobenzene	0.2 U	0.2 U	0.2 U	2.0 U	NA	NA	NA
2-Chlorotoluene	0.2 U	0.2 U	0.2 U	2.0 U	NA	NA	NA
4-Chlorotoluene	0.2 U	0.2 U	0.2 U	2.0 U	NA	NA	NA
tert-Butylbenzene	0.2 U	0.2 U	0.2 U	2.0 U	NA	NA	NA
sec-Butylbenzene	0.2 U	0.2 U	0.2 U	2.0 U	NA	NA	NA
4-Isopropyltoluene	0.2 U	0.2 U	0.2 U	2.0 U	NA	NA	NA
n-Butylbenzene	0.2 U	0.2 U	0.2 U	2.0 U	NA	NA	NA
1,2,4-Trichlorobenzene	0.5 U	0.5 U	0.5 U	5.0 U	NA	NA	NA
Naphthalene	0.5 U	0.5 U	0.5 UJ	5.0 U	NA	NA	NA
1,2,3-Trichlorobenzene	0.5 U	0.5 U	0.5 U	5.0 U	NA	NA	NA
Methyl tert-butyl ether	NA	NA	NA	NA	20 U	0.5 U	NA
CONVENTIONALS (mg/L)							
Method EPA300							
Nitrate	NA	NA	NA	NA	NA	NA	NA
Sulfate	NA	NA	NA	NA	NA	NA	NA
Method EPA415.1 (mg/L)							
Total Organic Carbon	NA	NA	NA	NA	NA	NA	NA
FIELD PARAMETERS							
Dissolved Oxygen (mg/L)	NA	NA	NA	NA	NA	NA	NA
Oxidation Reduction Potential (Mv)	NA	NA	NA	NA	NA	NA	NA
Iron (mg/L)	NA	NA	NA	NA	NA	NA	NA

U = Indicates the compound was undetected at the reported concentration.
J = Indicates the analyte was positively identified; the associated numerical value is the approximate concentration of the analyte in the sample.
UJ = The analyte was not detected in the sample; the reported sample reporting limit is an estimate.
* = Sample collected with a pump from the screen
Bold indicates detected compound.
NA = Not Analyzed

TABLE B-3 - LAI-MW3
GROUNDWATER ANALYTICAL RESULTS
SAURO PROPERTY, CITY OF TACOMA

	LAI-MW3* MX18B 5/19/2008	LAI-MW3 (75) OX30B 4/30/2009	LAI-MW3-GF* OX30F 5/1/2009	LAI-MW3 (75) QV52H 5/5/2010	LAI-MW3 (75) RF48F 7/21/2010	LAI-MW3 (75) 2010-12741 10/27/2010	LAI-MW3 (75) 2011-00972 1/27/2011	LAI-MW3 (75) T104125-06 4/21/2011
VOLATILES (ug/L)								
Method SW8260B								
Chloromethane	0.2 U	0.2 U	0.2 U	0.5 U	1.5 U	8.0 U	0.2 U	1 U
Bromomethane	0.5 U	0.5 U	0.5 U	0.5 U	3.0 U	20 U	0.5 U	1 U
Vinyl Chloride	**0.5**	**0.4**	**0.3**	0.2 U	0.6 U	8.0 U	**0.3** J	1 U
Chloroethane	0.2 U	0.2 U	0.2 U	0.2 U	0.6 U	12 U	0.3 U	1 U
Methylene Chloride	0.5 U	0.5 U	0.5 U	0.5 U	1.5 U	12 U	0.3 U	**1**
Acetone	3 U	**9.4**	2.5 U	5.0 U	15 U	200 U	2.9 U	10 U
Carbon Disulfide	0.2 U	0.2 U	0.2 U	0.2 U	0.6 U	8.0 U	0.2 U	1 U
1,1-Dichloroethene	**0.3**	**0.2**	**0.2**	0.2 U	0.6 U	8.0 U	**0.2** J	**0.2**
1,1-Dichloroethane	0.2 U	0.2 U	0.2 U	0.2 U	0.6 U	4.0 U	0.1 U	1 U
trans-1,2-Dichloroethene	**0.6**	**0.5**	**0.8**	**0.4**	0.6 U	8.0 U	**0.8** J	1 U
cis-1,2-Dichloroethene	**65**	**76**	**71**	**52**	**52**	**73**	**64**	**59**
Chloroform	0.2 U	0.2 U	0.2 U	0.2 U	0.6 U	8.0 U	0.2 U	1 U
1,2-Dichloroethane	0.2 U	0.2 U	0.2 U	0.2 U	0.6 U	8.0 U	0.2 U	1 U
2-Butanone	2.5 U	2.5 U	2.5 U	5.0 U	15 U	110 U	2.7 U	10 U
1,1,1-Trichloroethane	0.2 U	0.2 U	0.2 U	0.2 U	0.6 U	4.0 U	0.1 U	1 U
Carbon Tetrachloride	0.2 U	0.2 U	0.2 U	0.2 U	0.6 U	8.0 U	0.2 U	1 U
Vinyl Acetate	1 U	1.0 U	1.0 U	1.0 UJ	3.0 U	8.0 U	0.2 U	1 U
Bromodichloromethane	0.2 U	0.2 U	0.2 U	0.2 U	0.6 U	8.0 U	0.2 U	1 U
1,2-Dichloropropane	0.2 U	0.2 U	0.2 U	0.2 U	0.6 U	4.0 U	0.1 U	1 U
cis-1,3-Dichloropropene	0.2 U	0.2 U	0.2 U	0.2 U	0.6 U	8.0 U	0.2 U	1 U
Trichloroethene	**37**	**45**	**40**	**35**	**39**	**53**	**52**	**46**
Dibromochloromethane	0.2 U	0.2 U	0.2 U	0.2 U	0.6 U	8.0 U	0.2 U	1 U
1,1,2-Trichloroethane	0.2 U	0.2 U	0.2 U	0.2 U	0.6 U	20 U	0.5 U	2 U
Benzene	0.2 U	0.2 U	0.2 U	0.2 U	0.6 U	8.0 U	0.2 U	1 U
trans-1,3-Dichloropropene	0.2 U	0.2 U	0.2 U	0.2 U	0.6 U	8.0 U	0.2 U	1 U
2-Chloroethylvinylether	1 U	1.0 U	1.0 U	1.0 U	3.0 U	NA	NA	NA
Bromoform	0.2 U	0.2 U	0.2 U	0.2 U	0.6 U	8.0 U	0.2 U	1 U
4-Methyl-2-Pentanone (MIBK)	2.5 U	2.5 U	2.5 U	5.0 U	15 U	110 U	2.8 U	10 U
2-Hexanone	2.5 U	2.5 U	2.5 U	5.0 U	15 U	96 U	2.4 U	10 U
Tetrachloroethene	**66**	**63**	**88**	**47**	**91**	**120**	**120**	**100**
1,1,2,2-Tetrachloroethane	0.2 U	0.2 U	0.2 U	0.2 U	0.6 U	8.0 U	0.2 U	1 U
Toluene	0.2 U	0.2 U	0.2 U	0.2 U	0.6 U	8.0 U	0.2 U	1 U
Chlorobenzene	0.2 U	0.2 U	0.2 U	0.2 U	0.6 U	8.0 U	0.2 U	1 U
Ethylbenzene	0.2 U	0.2 U	0.2 U	0.2 U	0.6 U	8.0 U	0.2 U	1 U
Styrene	0.2 U	0.2 U	0.2 U	0.2 U	0.6 U	8.0 U	0.2 U	1 U
Trichlorofluoromethane	0.2 U	0.2 U	0.2 U	0.2 U	0.6 U	8.0 U	0.2 U	1 U
1,1,2-Trichloro-1,2,2-trifluoroethane	0.2 U	0.2 U	0.2 U	0.2 U	0.6 U	NA	NA	1 U
m, p-Xylene	0.4 U	0.4 U	0.4 U	0.4 U	1.2 U	16 U	0.4 U	2 U
o-Xylene	0.2 U	0.2 U	0.2 U	0.2 U	0.6 U	8.0 U	0.2 U	1 U
1,2-Dichlorobenzene	0.2 U	0.2 U	0.2 U	0.2 U	0.6 U	8.0 U	0.2 U	1 U
1,3-Dichlorobenzene	0.2 U	0.2 U	0.2 U	0.2 U	0.6 U	8.0 U	0.2 U	1 U
1,4-Dichlorobenzene	0.2 U	0.2 U	0.2 U	0.2 U	0.6 U	8.0 U	0.2 U	1 U
Acrolein	5 U	5.0 U	5.0 U	5.0 U	15 U	80 U	2.0 U	10 U
Methyl Iodide	1 U	1.0 U	1.0 U	1.0 U	3.0 U	NA	NA	NA
Bromoethane	0.2 U	0.2 U	0.2 U	0.2 U	0.6 U	NA	NA	NA
Acrylonitrile	1 U	1.0 U	1.0 U	1.0 U	3.0 U	80 U	2.0 U	10 U
1,1-Dichloropropene	0.2 U	0.2 U	0.2 U	0.2 U	0.6 U	NA	NA	NA
Dibromomethane	0.2 U	0.2 U	0.2 U	0.2 U	0.6 U	NA	NA	NA
1,1,1,2-Tetrachloroethane	0.2 U	0.2 U	0.2 U	0.2 U	0.6 U	NA	NA	NA
1,2-Dibromo-3-chloropropane	0.5 U	0.5 U	0.5 U	0.5 UJ	1.5 U	NA	NA	NA
1,2,3-Trichloropropane	0.5 U	0.5 U	0.5 U	0.5 U	1.5 U	NA	NA	NA

TABLE B-3 - LAI-MW3
GROUNDWATER ANALYTICAL RESULTS
SAURO PROPERTY, CITY OF TACOMA

	LAI-MW3* MX18B 5/19/2008	LAI-MW3 (75) OX30B 4/30/2009	LAI-MW3-GF* OX30F 5/1/2009	LAI-MW3 (75) QV52H 5/5/2010	LAI-MW3 (75) RF48F 7/21/2010	LAI-MW3 (75) 2010-12741 10/27/2010	LAI-MW3 (75) 2011-00972 1/27/2011	LAI-MW3 (75) T104125-06 4/21/2011
VOLATILES (ug/L)								
Method SW8260B								
trans-1,4-Dichloro-2-butene	1 U	1.0 U	1.0 U	1.0 U	3.0 U	NA	NA	NA
1,3,5-Trimethylbenzene	0.2 U	0.2 U	0.2 U	0.2 U	0.6 U	NA	NA	NA
1,2,4-Trimethylbenzene	0.2 U	0.2 U	0.2 U	0.2 U	0.6 U	NA	NA	NA
Hexachlorobutadiene	0.5 U	0.5 U	0.5 U	0.5 UJ	1.5 U	NA	NA	NA
Ethylene Dibromide	0.2 U	0.2 U	0.2 U	0.2 U	0.6 U	20 U	0.5 U	2 U
Bromochloromethane	0.2 U	0.2 U	0.2 U	0.2 U	0.6 U	NA	NA	NA
2,2-Dichloropropane	0.2 U	0.2 U	0.2 U	0.2 U	0.6 U	NA	NA	NA
1,3-Dichloropropane	0.2 U	0.2 U	0.2 U	0.2 U	0.6 U	NA	NA	NA
Isopropylbenzene	0.2 U	0.2 U	0.2 U	0.2 U	0.6 U	NA	NA	NA
n-Propylbenzene	0.2 U	0.2 U	0.2 U	0.2 U	0.6 U	NA	NA	NA
Bromobenzene	0.2 U	0.2 U	0.2 U	0.2 U	0.6 U	NA	NA	NA
2-Chlorotoluene	0.2 U	0.2 U	0.2 U	0.2 U	0.6 U	NA	NA	NA
4-Chlorotoluene	0.2 U	0.2 U	0.2 U	0.2 U	0.6 U	NA	NA	NA
tert-Butylbenzene	0.2 U	0.2 U	0.2 U	0.2 U	0.6 U	NA	NA	NA
sec-Butylbenzene	0.2 U	0.2 U	0.2 U	0.2 U	0.6 U	NA	NA	NA
4-Isopropyltoluene	0.2 U	0.2 U	0.2 U	0.2 U	0.6 U	NA	NA	NA
n-Butylbenzene	0.2 U	0.2 U	0.2 U	0.2 U	0.6 U	NA	NA	NA
1,2,4-Trichlorobenzene	0.5 U	0.5 U	0.5 U	0.5 U	1.5 U	NA	NA	NA
Naphthalene	0.5 U	0.5 U	0.5 U	0.5 UJ	1.5 U	NA	NA	NA
1,2,3-Trichlorobenzene	0.5 U	0.5 U	0.5 U	0.5 U	1.5 U	NA	NA	NA
Methyl tert-butyl ether	NA	NA	NA	NA	NA	20 U	0.5 U	NA
CONVENTIONALS (mg/L)								
Method EPA300								
Nitrate	NA	NA	**0.5**	NA	NA	NA	NA	NA
Sulfate	NA	NA	**29.5**	NA	NA	NA	NA	NA
Method EPA415.1 (mg/L)								
Total Organic Carbon	NA	NA	NA	NA	NA	NA	NA	NA
FIELD PARAMETERS								
Dissolved Oxygen (mg/L)	NA	NA	0.33	NA	NA	NA	NA	NA
Oxidation Reduction Potential (Mv)	NA	NA	22.6	NA	NA	NA	NA	NA
Iron (mg/L)	NA	NA	0.08	NA	NA	NA	NA	NA

U = Indicates the compound was undetected at the reported concentration.
J = Indicates the analyte was positively identified; the associated numerical value is the approximate concentration of the analyte in the sample.
UJ = The analyte was not detected in the sample; the reported sample reporting limit is an estimate.
* = Sample collected with a pump from the screen
Bold indicates detected compound.
NA = Not analyzed.

TABLE B-4 - LAI-MW4
GROUNDWATER ANALYTICAL RESULTS
SAURO PROPERTY, CITY OF TACOMA

	LAI-MW4* MX18A 5/19/2008	LAI-MW4-PP* OX16M 4/28/2009	LAI-MW4 (25) OX16L 4/28/2009	LAI-MW4 (25) QV52G 5/5/2010	LAI-MW4 (25) RF48D 7/21/2010	LAI-MW4 (25) 2010-12742 10/27/2010	LAI-MW4 (25) 2011-00973 1/27/2011	LAI-MW4 (25) T104125-07 4/21/2011
VOLATILES (ug/L)								
Method SW8260B								
Chloromethane	0.2 U	0.2 U	0.2 U	0.5 U	0.5 U	8.0 U	**0.3** J	1 U
Bromomethane	0.5 U	0.5 U	0.5 U	0.5 U	1.0 U	20 U	0.5 U	1 U
Vinyl Chloride	**0.6**	**0.5**	**0.3**	**0.2**	**0.2**	8.0 U	0.2 U	1 U
Chloroethane	0.2 U	0.2 U	0.2 U	0.2 U	0.2 UJ	12 U	0.3 U	1 U
Methylene Chloride	0.5 U	0.5 U	0.5 U	0.5 U	0.5 U	12 U	0.9 U	**1.5**
Acetone	**120**	2.5 U	**8.6**	5.0 U	5.0 UJ	170 U	2.9 U	10 U
Carbon Disulfide	0.2 U	0.2 U	0.2 U	0.2 U	0.2 U	8.0 U	0.2 U	1 U
1,1-Dichloroethene	0.2 U	0.2 U	0.2 U	0.2 U	0.2 U	8.0 U	0.2 U	1 U
1,1-Dichloroethane	0.2 U	0.2 U	0.2 U	0.2 U	0.2 U	4.0 U	0.1 U	1 U
trans-1,2-Dichloroethene	0.2 U	0.2 U	0.2 U	0.2 U	0.2 U	8.0 U	0.2 U	1 U
cis-1,2-Dichloroethene	**0.9**	**0.5**	**0.6**	**0.4**	**0.6**	8.0 U	**0.7** J	**0.6**
Chloroform	**0.3**	0.2 U	0.2 U	0.2 U	0.2 U	8.0 U	0.2 U	1 U
1,2-Dichloroethane	0.2 U	0.2 U	0.2 U	0.2 U	0.2 U	8.0 U	0.2 U	1 U
2-Butanone	**5.8**	2.5 U	2.5 U	5.0 U	5.0 U	110 U	2.7 U	10 U
1,1,1-Trichloroethane	0.2 U	0.2 U	0.2 U	0.2 U	0.2 U	4.0 U	0.1 U	1 U
Carbon Tetrachloride	0.2 U	0.2 U	0.2 U	0.2 U	0.2 U	8.0 U	0.2 U	1 U
Vinyl Acetate	1 U	1.0 U	1.0 U	1.0 U	1.0 U	8.0 U	0.2 U	1 U
Bromodichloromethane	0.2 U	0.2 U	0.2 U	0.2 U	0.2 U	8.0 U	0.2 U	1 U
1,2-Dichloropropane	0.2 U	0.2 U	0.2 U	0.2 U	0.2 U	4.0 U	0.1 U	1 U
cis-1,3-Dichloropropene	0.2 U	0.2 U	0.2 U	0.2 U	0.2 U	8.0 U	0.2 U	1 U
Trichloroethene	**0.2**	0.2 U	0.2 U	0.2 U	**1.0**	8.0 U	**0.3** J	**0.3**
Dibromochloromethane	0.2 U	0.2 U	0.2 U	0.2 U	0.2 U	8.0 U	0.2 U	1 U
1,1,2-Trichloroethane	0.2 U	0.2 U	0.2 U	0.2 U	0.2 U	20 U	0.5 U	2 U
Benzene	**9.3**	0.2 U	0.2 U	0.2 U	0.2 U	8.0 U	0.2 U	1 U
trans-1,3-Dichloropropene	0.2 U	0.2 U	0.2 U	0.2 U	0.2 U	8.0 U	0.2 U	1 U
2-Chloroethylvinylether	1 U	1.0 U	1.0 U	1.0 U	1.0 U	NA	NA	NA
Bromoform	0.2 U	0.2 U	0.2 U	0.2 U	0.2 U	8.0 U	0.2 U	1 U
4-Methyl-2-Pentanone (MIBK)	2.5 U	2.5 U	2.5 U	5.0 U	5.0 U	110 U	2.8 U	10 U
2-Hexanone	2.5 U	2.5 U	2.5 U	5.0 U	5.0 U	96 U	2.4 U	10 U
Tetrachloroethene	0.2 U	0.2 U	0.2 U	0.2 U	0.2 U	8.0 U	**1.0**	**1**
1,1,2,2-Tetrachloroethane	0.2 U	0.2 U	0.2 U	0.2 U	0.2 U	8.0 U	0.2 U	1 U
Toluene	0.2 U	0.2 U	0.2 U	0.2 U	0.2 U	8.0 U	0.2 U	1 U
Chlorobenzene	0.2 U	0.2 U	0.2 U	0.2 U	0.2 U	8.0 U	0.2 U	1 U
Ethylbenzene	0.2 U	0.2 U	0.2 U	0.2 U	0.2 U	8.0 U	0.2 U	1 U
Styrene	0.2 U	0.2 U	0.2 U	0.2 U	0.2 U	8.0 U	0.2 U	1 U
Trichlorofluoromethane	0.2 U	0.2 U	0.2 U	0.2 U	0.2 U	8.0 U	0.2 U	1 U
1,1,2-Trichloro-1,2,2-trifluoroethane	0.2 U	0.2 U	0.2 U	0.2 U	0.2 U	NA	NA	1 U
m, p-Xylene	0.4 U	0.4 U	0.4 U	0.4 U	0.4 U	16 U	0.4 U	2 U
o-Xylene	0.2 U	0.2 U	0.2 U	0.2 U	0.2 U	8.0 U	0.2 U	1 U
1,2-Dichlorobenzene	0.2 U	0.2 U	0.2 U	0.2 U	0.2 U	8.0 U	0.2 U	1 U
1,3-Dichlorobenzene	0.2 U	0.2 U	0.2 U	0.2 U	0.2 U	8.0 U	0.2 U	1 U
1,4-Dichlorobenzene	0.2 U	0.2 U	0.2 U	0.2 U	0.2 U	8.0 U	0.2 U	1 U
Acrolein	5 U	5.0 U	5.0 U	5.0 U	5.0 UJ	80 U	2.0 U	10 U
Methyl Iodide	1 U	1.0 U	1.0 U	1.0 U	1.0 U	NA	NA	NA
Bromoethane	0.2 U	0.2 U	0.2 U	0.2 U	0.2 U	NA	NA	NA
Acrylonitrile	1 U	1.0 U	1.0 U	1.0 U	1.0 U	80 U	**2.2** J	10 U
1,1-Dichloropropene	0.2 U	0.2 U	0.2 U	0.2 U	0.2 U	NA	NA	NA
Dibromomethane	0.2 U	0.2 U	0.2 U	0.2 U	0.2 U	NA	NA	NA
1,1,1,2-Tetrachloroethane	0.2 U	0.2 U	0.2 U	0.2 U	0.2 U	NA	NA	NA
1,2-Dibromo-3-chloropropane	0.5 U	0.5 U	0.5 U	0.5 UJ	0.5 U	NA	NA	NA
1,2,3-Trichloropropane	0.5 U	0.5 U	0.5 U	0.5 U	0.5 U	NA	NA	NA

TABLE B-4 - LAI-MW4
GROUNDWATER ANALYTICAL RESULTS
SAURO PROPERTY, CITY OF TACOMA

	LAI-MW4* MX18A 5/19/2008	LAI-MW4-PP* OX16M 4/28/2009	LAI-MW4 (25) OX16L 4/28/2009	LAI-MW4 (25) QV52G 5/5/2010	LAI-MW4 (25) RF48D 7/21/2010	LAI-MW4 (25) 2010-12742 10/27/2010	LAI-MW4 (25) 2011-00973 1/27/2011	LAI-MW4 (25) T104125-07 4/21/2011
VOLATILES (ug/L)								
Method SW8260B								
trans-1,4-Dichloro-2-butene	1 U	1.0 U	1.0 U	1.0 U	1.0 UJ	NA	NA	NA
1,3,5-Trimethylbenzene	0.2 U	0.2 U	0.2 U	0.2 U	0.2 U	NA	NA	NA
1,2,4-Trimethylbenzene	0.2 U	0.2 U	0.2 U	0.2 U	0.2 U	NA	NA	NA
Hexachlorobutadiene	0.5 U	0.5 U	0.5 U	0.5 U	0.5 U	NA	NA	NA
Ethylene Dibromide	0.2 U	0.2 U	0.2 U	0.2 U	0.2 U	20 U	0.5 U	2 U
Bromochloromethane	0.2 U	0.2 U	0.2 U	0.2 U	0.2 U	NA	NA	NA
2,2-Dichloropropane	0.2 U	0.2 U	0.2 U	0.2 U	0.2 U	NA	NA	NA
1,3-Dichloropropane	0.2 U	0.2 U	0.2 U	0.2 U	0.2 U	NA	NA	NA
Isopropylbenzene	0.2 U	0.2 U	0.2 U	0.2 U	0.2 U	NA	NA	NA
n-Propylbenzene	0.2 U	0.2 U	0.2 U	0.2 U	0.2 U	NA	NA	NA
Bromobenzene	0.2 U	0.2 U	0.2 U	0.2 U	0.2 U	NA	NA	NA
2-Chlorotoluene	0.2 U	0.2 U	0.2 U	0.2 U	0.2 U	NA	NA	NA
4-Chlorotoluene	0.2 U	0.2 U	0.2 U	0.2 U	0.2 U	NA	NA	NA
tert-Butylbenzene	0.2 U	0.2 U	0.2 U	0.2 U	0.2 U	NA	NA	NA
sec-Butylbenzene	0.2 U	0.2 U	0.2 U	0.2 U	0.2 U	NA	NA	NA
4-Isopropyltoluene	0.2 U	0.2 U	0.2 U	0.2 U	0.2 U	NA	NA	NA
n-Butylbenzene	0.2 U	0.2 U	0.2 U	0.2 U	0.2 U	NA	NA	NA
1,2,4-Trichlorobenzene	0.5 U	0.5 U	0.5 U	0.5 U	0.5 U	NA	NA	NA
Naphthalene	0.5 U	0.5 U	0.5 U	0.5 U	0.5 U	NA	NA	NA
1,2,3-Trichlorobenzene	0.5 U	0.5 U	0.5 U	0.5 U	0.5 U	NA	NA	NA
Methyl tert-butyl ether	NA	NA	NA	NA	NA	20 U	0.5 U	NA
CONVENTIONALS (mg/L)								
Method EPA300								
Nitrate	NA	0.1 UJ	NA	NA	NA	NA	NA	NA
Sulfate	NA	**7.6**	NA	NA	NA	NA	NA	NA
Method EPA415.1 (mg/L)								
Total Organic Carbon	NA	**3.34**	NA	NA	NA	NA	NA	NA
FIELD PARAMETERS								
Dissolved Oxygen (mg/L)	NA	0.08	NA	NA	NA	NA	NA	NA
Oxidation Reduction Potential (Mv)	NA	-140.7	NA	NA	NA	NA	NA	NA
Iron (mg/L)	NA	4.0	NA	NA	NA	NA	NA	NA

U = Indicates the compound was undetected at the reported concentration.
J = Indicates the analyte was positively identified; the associated numerical value is the approximate concentration of the analyte in the sample.
UJ = The analyte was not detected in the sample; the reported sample reporting limit is an estimate.
* = Sample collected with a pump from the screen
Bold indicates detected compound.
NA = Not analyzed.

TABLE B-5 - LAI-MW5
GROUNDWATER ANALYTICAL RESULTS
SAURO PROPERTY, CITY OF TACOMA

	LAI-MW5-Purge RS65F 10/21/2010	LAIMW5-PP RV86A 11/9/2010	LAI-MW5 T102071-01 2/15/2011	LAI-MW5 (42) T104125-08 4/21/2011	LAI-MW5 (50) T104125-09 4/21/2011	DUP of LAI-MW5 (50) LAI-MW5 (50) DUP T104125-15 4/21/2011
VOLATILES (ug/L)						
Method SW8260B						
Chloromethane	0.5 U	0.5 U	0.2 U	1 U	**0.5**	1 U
Bromomethane	1 U	1 U	0.5 U	1 U	1 U	1 U
Vinyl Chloride	0.2 U	0.2 U	0.2 U	1 U	1 U	1 U
Chloroethane	0.2 U	0.2 U	0.3 U	1 U	1 U	1 U
Methylene Chloride	0.5 U	0.5 U	0.3 U	**0.9**	**0.9**	**0.9**
Acetone	5 U	5 U	2.9 U	10 U	**6.4**	**4.4**
Carbon Disulfide	0.2 U	0.2 U	0.2 U	1 U	1 U	1 U
1,1-Dichloroethene	0.2 U	0.2 U	0.2 U	1 U	1 U	1 U
1,1-Dichloroethane	0.2 U	0.2 U	0.1 U	1 U	1 U	1 U
trans-1,2-Dichloroethene	0.2 U	0.2 U	0.2 U	1 U	1 U	1 U
cis-1,2-Dichloroethene	0.2 U	0.2 U	0.2 U	1 U	1 U	**0.3**
Chloroform	0.2 U	0.2 U	0.2 U	1 U	1 U	1 U
1,2-Dichloroethane	0.2 U	0.2 U	0.2 U	1 U	1 U	1 U
2-Butanone	5 U	5 U	2.7 U	10 U	10 U	10 U
1,1,1-Trichloroethane	0.2 U	0.2 U	0.1 U	1 U	1 U	1 U
Carbon Tetrachloride	0.2 U	0.2 U	0.2 U	1 U	1 U	1 U
Vinyl Acetate	1 U	1 U	0.2 U	1 U	1 U	1 U
Bromodichloromethane	0.2 U	0.2 U	0.2 U	1 U	1 U	1 U
1,2-Dichloropropane	0.2 U	0.2 U	0.1 U	1 U	1 U	1 U
cis-1,3-Dichloropropene	0.2 U	0.2 U	0.2 U	1 U	1 U	1 U
Trichloroethene	0.2 U	0.2 U	0.2 U	1 U	1 U	**0.5**
Dibromochloromethane	0.2 U	0.2 U	0.2 U	1 U	1 U	1 U
1,1,2-Trichloroethane	0.2 U	0.2 U	0.5 U	2 U	2 U	2 U
Benzene	0.2 U	0.2 U	0.2 U	1 U	1 U	1 U
trans-1,3-Dichloropropene	0.2 U	0.2 U	0.2 U	1 U	1 U	1 U
2-Chloroethylvinylether	1 U	1 U	NA	NA	NA	NA
Bromoform	0.2 U	0.2 U	0.2 U	1 U	1 U	1 U
4-Methyl-2-Pentanone (MIBK)	5 U	5 U	2.8 U	10 U	10 U	10 U
2-Hexanone	5 U	5 U	2.4 U	10 U	10 U	10 U
Tetrachloroethene	**0.3**	0.2 U	0.2 U	**0.4**	1 U	**3.3**
1,1,2,2-Tetrachloroethane	0.2 U	0.2 U	0.2 U	1 U	1 U	1 U
Toluene	0.2 U	0.2 U	0.2 U	1 U	1 U	1 U
Chlorobenzene	0.2 U	0.2 U	0.2 U	1 U	1 U	1 U
Ethylbenzene	0.2 U	0.2 U	0.2 U	1 U	1 U	1 U
Styrene	0.2 U	0.2 U	0.2 U	1 U	1 U	1 U
Trichlorofluoromethane	0.2 U	0.2 U	0.2 U	1 U	1 U	1 U
1,1,2-Trichloro-1,2,2-trifluoroethane	0.2 U	0.2 U	NA	1 U	1 U	1 U
m, p-Xylene	0.4 U	0.4 U	0.4 U	2 U	2 U	2 U
o-Xylene	0.2 U	0.2 U	0.2 U	1 U	1 U	1 U
1,2-Dichlorobenzene	0.2 U	0.2 U	0.2 U	1 U	1 U	1 U
1,3-Dichlorobenzene	0.2 U	0.2 U	0.2 U	1 U	1 U	1 U
1,4-Dichlorobenzene	0.2 U	0.2 U	0.2 U	1 U	1 U	1 U
Acrolein	5 U	5 U	2.0 U	10 U	**2.9**	10 U
Methyl Iodide	1 U	1 U	NA	NA	NA	NA
Bromoethane	0.2 U	0.2 U	NA	NA	NA	NA
Acrylonitrile	1 U	1 U	2.0 U	10 U	10 U	10 U
1,1-Dichloropropene	0.2 U	0.2 U	NA	NA	NA	NA
Dibromomethane	0.2 U	0.2 U	NA	NA	NA	NA
1,1,1,2-Tetrachloroethane	0.2 U	0.2 U	NA	NA	NA	NA
1,2-Dibromo-3-chloropropane	0.5 U	0.5 U	NA	NA	NA	NA

TABLE B-5 - LAI-MW5
GROUNDWATER ANALYTICAL RESULTS
SAURO PROPERTY, CITY OF TACOMA

	LAI-MW5-Purge RS65F 10/21/2010	LAIMW5-PP RV86A 11/9/2010	LAI-MW5 T102071-01 2/15/2011	LAI-MW5 (42) T104125-08 4/21/2011	LAI-MW5 (50) T104125-09 4/21/2011	DUP of LAI-MW5 (50) LAI-MW5 (50) DUP T104125-15 4/21/2011
VOLATILES (ug/L)						
Method SW8260B						
1,2,3-Trichloropropane	0.5 U	0.5 U	NA	NA	NA	NA
trans-1,4-Dichloro-2-butene	1 U	1 U	NA	NA	NA	NA
1,3,5-Trimethylbenzene	0.2 U	0.2 U	NA	NA	NA	NA
1,2,4-Trimethylbenzene	0.2 U	0.2 U	NA	NA	NA	NA
Hexachlorobutadiene	0.5 U	0.5 U	NA	NA	NA	NA
Ethylene Dibromide	0.2 U	0.2 U	0.5 U	2 U	2 U	2 U
Bromochloromethane	0.2 U	0.2 U	NA	NA	NA	NA
2,2-Dichloropropane	0.2 U	0.2 U	NA	NA	NA	NA
1,3-Dichloropropane	0.2 U	0.2 U	NA	NA	NA	NA
Isopropylbenzene	0.2 U	0.2 U	NA	NA	NA	NA
n-Propylbenzene	0.2 U	0.2 U	NA	NA	NA	NA
Bromobenzene	0.2 U	0.2 U	NA	NA	NA	NA
2-Chlorotoluene	0.2 U	0.2 U	NA	NA	NA	NA
4-Chlorotoluene	0.2 U	0.2 U	NA	NA	NA	NA
tert-Butylbenzene	0.2 U	0.2 U	NA	NA	NA	NA
sec-Butylbenzene	0.2 U	0.2 U	NA	NA	NA	NA
4-Isopropyltoluene	0.2 U	0.2 U	NA	NA	NA	NA
n-Butylbenzene	0.2 U	0.2 U	NA	NA	NA	NA
1,2,4-Trichlorobenzene	0.5 U	0.5 U	NA	NA	NA	NA
Naphthalene	0.5 U	0.5 U	NA	NA	NA	NA
1,2,3-Trichlorobenzene	0.5 U	0.5 U	NA	NA	NA	NA
Methyl tert-butyl ether	NA	NA	0.5 U	NA	NA	NA
CONVENTIONALS (mg/L)						
Method EPA300						
Nitrate	NA	0.1 U	NA	NA	NA	NA
Sulfate	NA	**0.1**	NA	NA	NA	NA
Method EPA415.1 (mg/L)						
Total Organic Carbon	NA	**1.5**	NA	NA	NA	NA
FIELD PARAMETERS						
Dissolved Oxygen (mg/L)	NA	NA	NA	NA	NA	NA
Oxidation Reduction Potential (Mv)	NA	NA	NA	NA	NA	NA
Iron (mg/L)	NA	NA	NA	NA	NA	NA

U = Indicates the compound was undetected at the reported concentration.
Bold indicates detected compound.
NA = Not analyzed.

TABLE B-6 - MW1
GROUNDWATER ANALYTICAL RESULTS
SAURO PROPERTY, CITY OF TACOMA

	MW-1 GeoEngineers 1/25/2001	MW1-052104 (20) Farallon 5/21/2004	MW-1 RNS 7/14/2006	MW-1 RNS 12/7/2006	MW1-060407 Farallon 6/4/2007	MW1-PP-20090428 OX16G 4/28/2009	MW-1-20100505 QV52M 5/5/2010	MW1-PP-20100721 RF48N 7/21/2010	MW1-PP-20101103 2010-13068 11/3/2010	MW1-PP-20110127 2011-00967 1/27/2011
VOLATILES (ug/L)										
Method SW8260B										
Chloromethane	NA	NA	NA	NA	NA	0.2 U	0.5 U	0.5 U	8.0 U	0.2 U
Bromomethane	NA	NA	NA	NA	NA	0.5 U	0.5 U	1.0 U	20 U	0.5 U
Vinyl Chloride	**33.3**	**2.1**	**7**	**0.4**	**0.52**	0.2 U	0.2 U	0.2 U	8.0 U	0.2 U
Chloroethane	NA	NA	NA	NA	NA	0.2 U	0.2 U	0.2 U	12 U	0.3 U
Methylene Chloride	NA	NA	NA	NA	NA	0.5 U	0.5 U	0.5 U	12 U	0.6 U
Acetone	NA	NA	NA	NA	NA	**9.7**	5.0 U	**36** J	96 U	**4.7** J
Carbon Disulfide	NA	NA	NA	NA	NA	0.2 U	0.2 U	**0.4**	8.0 U	0.2 U
1,1-Dichloroethene	NA	NA	NA	NA	NA	0.2 U	0.2 U	0.2 U	8.0 U	0.2 U
1,1-Dichloroethane	NA	NA	NA	NA	NA	0.2 U	0.2 U	0.2 U	4.0 U	0.1 U
trans-1,2-Dichloroethene	NA	NA	NA	NA	NA	0.2 U	0.2 U	0.2 U	8.0 U	0.2 U
cis-1,2-Dichloroethene	**24.7**	**2.5**	**1**	**1.3**	**0.81**	**0.5**	**0.5**	0.2 U	8.0 U	**0.3** J
Chloroform	NA	NA	NA	NA	NA	0.2 U	0.2 U	0.2 U	8.0 U	0.2 U
1,2-Dichloroethane	NA	NA	NA	NA	NA	0.2 U	0.2 U	0.2 U	8.0 U	0.2 U
2-Butanone	NA	NA	NA	NA	NA	2.5 U	5.0 U	5.0 U	110 U	2.7 U
1,1,1-Trichloroethane	NA	NA	NA	NA	NA	0.2 U	0.2 U	0.2 U	4.0 U	0.1 U
Carbon Tetrachloride	NA	NA	NA	NA	NA	0.2 U	0.2 U	0.2 U	8.0 U	0.2 U
Vinyl Acetate	NA	NA	NA	NA	NA	1.0 U	1.0 U	1.0 U	8.0 U	0.2 U
Bromodichloromethane	NA	NA	NA	NA	NA	0.2 U	0.2 U	0.2 U	8.0 U	0.2 U
1,2-Dichloropropane	NA	NA	NA	NA	NA	0.2 U	0.2 U	0.2 U	4.0 U	0.1 U
cis-1,3-Dichloropropene	NA	NA	NA	NA	NA	0.2 U	0.2 U	0.2 U	8.0 U	0.2 U
Trichloroethene	1 U	0.2 U	1 U	1 U	0.020 U	0.2 U	0.2 U	0.2 U	8.0 U	0.2 U
Dibromochloromethane	NA	NA	NA	NA	NA	0.2 U	0.2 U	0.2 U	8.0 U	0.2 U
1,1,2-Trichloroethane	NA	NA	NA	NA	NA	0.2 U	0.2 U	0.2 U	20 U	0.5 U
Benzene	NA	NA	NA	NA	NA	0.2 U	0.2 U	0.2 U	8.0 U	0.2 U
trans-1,3-Dichloropropene	NA	NA	NA	NA	NA	0.2 U	0.2 U	0.2 U	8.0 U	0.2 U
2-Chloroethylvinylether	NA	NA	NA	NA	NA	1.0 U	1.0 U	1.0 U	NA	NA
Bromoform	NA	NA	NA	NA	NA	0.2 U	0.2 U	0.2 U	8.0 U	0.2 U
4-Methyl-2-Pentanone (MIBK)	NA	NA	NA	NA	NA	2.5 U	5.0 U	5.0 U	110 U	2.8 U
2-Hexanone	NA	NA	NA	NA	NA	2.5 U	5.0 U	5.0 U	96 U	2.4 U
Tetrachloroethene	1 U	0.2 U	1 U	1 U	0.020 U	0.2 U	0.2 U	0.2 U	8.0 U	**0.6** J
1,1,2,2-Tetrachloroethane	NA	NA	NA	NA	NA	0.2 U	0.2 U	0.2 U	8.0 U	0.2 U
Toluene	NA	1 U	1 U	NA	NA	0.2 U	0.2 U	0.2 U	8.0 U	0.2 U
Chlorobenzene	NA	NA	NA	NA	NA	0.2 U	0.2 U	0.2 U	8.0 U	0.2 U
Ethylbenzene	NA	1 U	1 U	NA	NA	0.2 U	0.2 U	0.2 U	8.0 U	0.2 U
Styrene	NA	NA	NA	NA	NA	0.2 U	0.2 U	0.2 U	8.0 U	0.2 U
Trichlorofluoromethane	NA	NA	NA	NA	NA	0.2 U	0.2 U	0.2 U	8.0 U	0.2 U
1,1,2-Trichloro-1,2,2-trifluoroethane	NA	NA	NA	NA	NA	0.2 U	0.2 U	0.2 U	NA	NA
m, p-Xylene	NA	2 U	2 U	NA	NA	0.4 U	0.4 U	0.4 U	16 U	0.4 U
o-Xylene	NA	2 U	2 U	NA	NA	0.2 U	0.2 U	0.2 U	8.0 U	0.2 U
1,2-Dichlorobenzene	NA	NA	NA	NA	NA	0.2 U	0.2 U	0.2 U	8.0 U	0.2 U
1,3-Dichlorobenzene	NA	NA	NA	NA	NA	0.2 U	0.2 U	0.2 U	8.0 U	0.2 U
1,4-Dichlorobenzene	NA	NA	NA	NA	NA	0.2 U	0.2 U	0.2 U	8.0 U	0.2 U
Acrolein	NA	NA	NA	NA	NA	5.0 U	5.0 U	5.0 U	80 U	2.0 U
Methyl Iodide	NA	NA	NA	NA	NA	1.0 U	1.0 U	1.0 U	NA	NA
Bromoethane	NA	NA	NA	NA	NA	0.2 U	0.2 U	0.2 U	NA	NA
Acrylonitrile	NA	NA	NA	NA	NA	1.0 U	1.0 U	1.0 U	80 U	2.0 U
1,1-Dichloropropene	NA	NA	NA	NA	NA	0.2 U	0.2 U	0.2 U	NA	NA
Dibromomethane	NA	NA	NA	NA	NA	0.2 U	0.2 U	0.2 U	NA	NA
1,1,1,2-Tetrachloroethane	NA	NA	NA	NA	NA	0.2 U	0.2 U	0.2 U	NA	NA
1,2-Dibromo-3-chloropropane	NA	NA	NA	NA	NA	0.5 U	0.5 UJ	0.5 U	NA	NA
1,2,3-Trichloropropane	NA	NA	NA	NA	NA	0.5 U	0.5 U	0.5 U	NA	NA
trans-1,4-Dichloro-2-butene	NA	NA	NA	NA	NA	1.0 U	1.0 U	1.0 UJ	NA	NA
1,3,5-Trimethylbenzene	NA	NA	NA	NA	NA	0.2 U	0.2 U	0.2 U	NA	NA
1,2,4-Trimethylbenzene	NA	NA	NA	NA	NA	0.2 U	0.2 U	0.2 U	NA	NA
Hexachlorobutadiene	NA	NA	NA	NA	NA	0.5 U	0.5 U	0.5 U	NA	NA
Ethylene Dibromide	NA	NA	NA	NA	NA	0.2 U	0.2 U	0.2 U	20 U	0.5 U
Bromochloromethane	NA	NA	NA	NA	NA	0.2 U	0.2 U	0.2 U	NA	NA
2,2-Dichloropropane	NA	NA	NA	NA	NA	0.2 U	0.2 U	0.2 U	NA	NA
1,3-Dichloropropane	NA	NA	NA	NA	NA	0.2 U	0.2 U	0.2 U	NA	NA
Isopropylbenzene	NA	NA	NA	NA	NA	0.2 U	0.2 U	0.2 U	NA	NA
n-Propylbenzene	NA	NA	NA	NA	NA	0.2 U	0.2 U	0.2 U	NA	NA

TABLE B-6 - MW1
GROUNDWATER ANALYTICAL RESULTS
SAURO PROPERTY, CITY OF TACOMA

	MW-1 GeoEngineers 1/25/2001	MW1-052104 (20) Farallon 5/21/2004	MW-1 RNS 7/14/2006	MW-1 RNS 12/7/2006	MW1-060407 Farallon 6/4/2007	MW1-PP-20090428 OX16G 4/28/2009	MW-1-20100505 QV52M 5/5/2010	MW1-PP-20100721 RF48N 7/21/2010	MW1-PP-20101103 2010-13068 11/3/2010	MW1-PP-20110127 2011-00967 1/27/2011
VOLATILES (ug/L)										
Method SW8260B										
Bromobenzene	NA	NA	NA	NA	NA	0.2 U	0.2 U	0.2 U	NA	NA
2-Chlorotoluene	NA	NA	NA	NA	NA	0.2 U	0.2 U	0.2 U	NA	NA
4-Chlorotoluene	NA	NA	NA	NA	NA	0.2 U	0.2 U	0.2 U	NA	NA
tert-Butylbenzene	NA	NA	NA	NA	NA	0.2 U	0.2 U	0.2 U	NA	NA
sec-Butylbenzene	NA	NA	NA	NA	NA	0.2 U	0.2 U	0.2 U	NA	NA
4-Isopropyltoluene	NA	NA	NA	NA	NA	0.2 U	0.2 U	0.2 U	NA	NA
n-Butylbenzene	NA	NA	NA	NA	NA	0.2 U	0.2 U	0.2 U	NA	NA
1,2,4-Trichlorobenzene	NA	NA	NA	NA	NA	0.5 U	0.5 U	0.5 U	NA	NA
Naphthalene	NA	NA	NA	NA	NA	0.5 U	0.5 U	0.5 U	NA	NA
1,2,3-Trichlorobenzene	NA	NA	NA	NA	NA	0.5 U	0.5 U	0.5 U	NA	NA
Methyl tert-butyl ether	NA	NA	NA	NA	NA	NA	NA	NA	20 U	0.5 U
TOTAL PETROLEUM HYDROCARBONS (mg/kg)										
NWTPH-Dx										
Diesel Range Organics	NA	260 U	NA	NA	NA	NA	NA	NA	NA	NA
Motor Oil	NA	410 U	NA	NA	NA	NA	NA	NA	NA	NA
NWTPH-G										
Gasoline Range Organics	NA	100 U	NA	NA	NA	NA	NA	NA	NA	NA
TOTAL METALS (mg/kg)										
Method SW6010B/SW7471										
Arsenic	**46.2**	**11**	**5**	NA	**10**	NA	NA	NA	NA	NA
Cadmium	1.00 U	4 U	3 U	NA	NA	NA	NA	NA	NA	NA
Chromium	**2.18**	NA	**15**	NA	NA	NA	NA	NA	NA	NA
Copper	**1.35**	NA	NA	NA	NA	NA	NA	NA	NA	NA
Lead	1.00 U	1 U	1 U	NA	1.0 U	NA	NA	NA	NA	NA
Mercury	1.00 U	0.5 U	0.2 U	NA	NA	NA	NA	NA	NA	NA
Nickel	**2.96**	NA	NA	NA	NA	NA	NA	NA	NA	NA
Zinc	1.00 U	NA	NA	NA	NA	NA	NA	NA	NA	NA
CONVENTIONALS (mg/L)										
Method EPA300										
Nitrate	NA	NA	NA	NA	NA	NA	NA	NA	NA	NA
Sulfate	NA	NA	NA	NA	NA	NA	NA	NA	NA	NA
Method EPA415.1 (mg/L)										
Total Organic Carbon	NA	NA	NA	NA	NA	NA	NA	NA	NA	NA
FIELD PARAMETERS										
Dissolved Oxygen (mg/L)	NA	0.27	NA	NA	NA	9.8	NA	NA	NA	NA
Oxidation Reduction Potential (Mv)	NA	8.2	NA	NA	NA	-91.2	NA	NA	NA	NA
Iron (mg/L)	NA	NA	NA	NA	NA	NA	NA	NA	NA	NA

U = Indicates the compound was undetected at the reported concentration.
J = Indicates the analyte was positively identified; the associated numerical value is the approximate concentration of the analyte in the sample.
UJ = The analyte was not detected in the sample; the reported sample reporting limit is an estimate.
Bold indicates detected compound.
NA = Not analyzed.

TABLE B-6 - MW1
GROUNDWATER ANALYTICAL RESULTS
SAURO PROPERTY, CITY OF TACOMA

	MW1-PP T104125-01 4/21/2011	
VOLATILES (ug/L)		
Method SW8260B		
Chloromethane	1	U
Bromomethane	1	U
Vinyl Chloride	1	U
Chloroethane	1	U
Methylene Chloride	**1.1**	
Acetone	**3.3**	
Carbon Disulfide	1	U
1,1-Dichloroethene	1	U
1,1-Dichloroethane	1	U
trans-1,2-Dichloroethene	1	U
cis-1,2-Dichloroethene	1	U
Chloroform	1	U
1,2-Dichloroethane	1	U
2-Butanone	10	U
1,1,1-Trichloroethane	1	U
Carbon Tetrachloride	1	U
Vinyl Acetate	1	U
Bromodichloromethane	1	U
1,2-Dichloropropane	1	U
cis-1,3-Dichloropropene	1	U
Trichloroethene	1	U
Dibromochloromethane	1	U
1,1,2-Trichloroethane	2	U
Benzene	1	U
trans-1,3-Dichloropropene	1	U
2-Chloroethylvinylether	NA	
Bromoform	1	U
4-Methyl-2-Pentanone (MIBK)	10	U
2-Hexanone	10	U
Tetrachloroethene	1	U
1,1,2,2-Tetrachloroethane	1	U
Toluene	1	U
Chlorobenzene	1	U
Ethylbenzene	1	U
Styrene	1	U
Trichlorofluoromethane	1	U
1,1,2-Trichloro-1,2,2-trifluoroethane	1	U
m, p-Xylene	2	U
o-Xylene	1	U
1,2-Dichlorobenzene	1	U
1,3-Dichlorobenzene	1	U
1,4-Dichlorobenzene	1	U
Acrolein	10	U
Methyl Iodide	NA	
Bromoethane	NA	
Acrylonitrile	10	U
1,1-Dichloropropene	NA	
Dibromomethane	NA	
1,1,1,2-Tetrachloroethane	NA	
1,2-Dibromo-3-chloropropane	NA	
1,2,3-Trichloropropane	NA	
trans-1,4-Dichloro-2-butene	NA	
1,3,5-Trimethylbenzene	NA	
1,2,4-Trimethylbenzene	NA	
Hexachlorobutadiene	NA	
Ethylene Dibromide	2	U
Bromochloromethane	NA	
2,2-Dichloropropane	NA	
1,3-Dichloropropane	NA	
Isopropylbenzene	NA	
n-Propylbenzene	NA	

TABLE B-6 - MW1
GROUNDWATER ANALYTICAL RESULTS
SAURO PROPERTY, CITY OF TACOMA

	MW1-PP T104125-01 4/21/2011
VOLATILES (ug/L)	
Method SW8260B	
Bromobenzene	NA
2-Chlorotoluene	NA
4-Chlorotoluene	NA
tert-Butylbenzene	NA
sec-Butylbenzene	NA
4-Isopropyltoluene	NA
n-Butylbenzene	NA
1,2,4-Trichlorobenzene	NA
Naphthalene	NA
1,2,3-Trichlorobenzene	NA
Methyl tert-butyl ether	NA
TOTAL PETROLEUM HYDROCARBONS (mg/kg)	
NWTPH-Dx	
Diesel Range Organics	NA
Motor Oil	NA
NWTPH-G	
Gasoline Range Organics	NA
TOTAL METALS (mg/kg)	
Method SW6010B/SW7471	
Arsenic	NA
Cadmium	NA
Chromium	NA
Copper	NA
Lead	NA
Mercury	NA
Nickel	NA
Zinc	NA
CONVENTIONALS (mg/L)	
Method EPA300	
Nitrate	NA
Sulfate	NA
Method EPA415.1 (mg/L)	
Total Organic Carbon	NA
FIELD PARAMETERS	
Dissolved Oxygen (mg/L)	NA
Oxidation Reduction Potential (Mv)	NA
Iron (mg/L)	NA

U = Indicates the compound was undetect
J = Indicates the analyte was positively id
UJ = The analyte was not detected in the
Bold indicates detected compound.
NA = Not analyzed.

TABLE B-7 - MW2
GROUNDWATER ANALYTICAL RESULTS
SAURO PROPERTY, CITY OF TACOMA

	MW-2 GeoEngineers 1/25/2001	MW2-052104 (17) Farallon 5/21/2004	MW-2 RNS 12/7/2006	MW2-060407 Farallon* 6/4/2007	MW2-PP-20090429 OX16H 4/29/2009	MW-2-20100505 QV52E 5/5/2010	MW2-PP-20100721 RF48O 7/21/2010	MW2-PP-20101103 2010-13069 11/3/2010	MW2-PP-20110127 2011-00968 1/27/2011
VOLATILES (ug/L)									
Method SW8260B									
Chloromethane	NA	NA	NA	NA	**0.2**	0.5 U	0.5 U	8.0 U	0.2 U
Bromomethane	NA	NA	NA	NA	0.5 U	0.5 U	1.0 U	20 U	0.5 U
Vinyl Chloride	**118**	**60**	**7.6**	**1.8**	**0.2**	**0.4**	0.2 U	8.0 U	**1.2**
Chloroethane	NA	NA	NA	NA	0.2 U	0.2 U	0.2 U	12 U	0.3 U
Methylene Chloride	NA	NA	NA	NA	0.5 U	0.5 U	0.5 U	15 J	0.6 U
Acetone	NA	NA	NA	NA	**4.3**	5.0 U	5.0 UJ	81 U	2.9 U
Carbon Disulfide	NA	NA	NA	NA	0.2 U	0.2 U	0.2 U	8.0 U	0.2 U
1,1-Dichloroethene	NA	NA	NA	NA	0.2 U	0.2 U	0.2 U	8.0 U	0.2 U
1,1-Dichloroethane	NA	NA	NA	NA	0.2 U	0.2 U	0.2 U	4.0 U	0.1 U
trans-1,2-Dichloroethene	NA	NA	NA	NA	0.2 U	0.2 U	0.2 U	8.0 U	**0.3** J
cis-1,2-Dichloroethene	**134**	**83**	**42**	**12**	**7.4**	**5.5**	**1.0**	8.0 U	**4.2**
Chloroform	NA	NA	NA	NA	0.2 U	0.2 U	0.2 U	8.0 U	0.2 U
1,2-Dichloroethane	NA	NA	NA	NA	0.2 U	0.2 U	0.2 U	8.0 U	0.2 U
2-Butanone	NA	NA	NA	NA	2.5 U	5.0 U	5.0 U	110 U	2.7 U
1,1,1-Trichloroethane	NA	NA	NA	NA	0.2 U	0.2 U	0.2 U	4.0 U	0.1 U
Carbon Tetrachloride	NA	NA	NA	NA	0.2 U	0.2 U	0.2 U	8.0 U	0.2 U
Vinyl Acetate	NA	NA	NA	NA	1.0 U	1.0 UJ	1.0 U	8.0 U	0.2 U
Bromodichloromethane	NA	NA	NA	NA	0.2 U	0.2 U	0.2 U	8.0 U	0.2 U
1,2-Dichloropropane	NA	NA	NA	NA	0.2 U	0.2 U	0.2 U	4.0 U	0.1 U
cis-1,3-Dichloropropene	NA	NA	NA	NA	0.2 U	0.2 U	0.2 U	8.0 U	0.2 U
Trichloroethene	**10.7**	**9.6**	**4.8**	**2**	**1.6**	**0.9**	**0.3**	8.0 U	**1.5**
Dibromochloromethane	NA	NA	NA	NA	0.2 U	0.2 U	0.2 U	8.0 U	0.2 U
1,1,2-Trichloroethane	NA	NA	NA	NA	0.2 U	0.2 U	0.2 U	20 U	0.5 U
Benzene	NA	NA	NA	NA	0.2 U	0.2 U	0.2 U	8.0 U	0.2 U
trans-1,3-Dichloropropene	NA	NA	NA	NA	0.2 U	0.2 U	0.2 U	8.0 U	0.2 U
2-Chloroethylvinylether	NA	NA	NA	NA	1.0 U	1.0 U	1.0 U	NA	NA
Bromoform	NA	NA	NA	NA	0.2 U	0.2 U	0.2 U	8.0 U	0.2 U
4-Methyl-2-Pentanone (MIBK)	NA	NA	NA	NA	2.5 U	5.0 U	5.0 U	110 U	2.8 U
2-Hexanone	NA	NA	NA	NA	2.5 U	5.0 U	5.0 U	96 U	2.4 U
Tetrachloroethene	**7.37**	**2.6**	**3.4**	**0.87**	**1.0**	**0.3**	0.2 U	8.0 U	**2**
1,1,2,2-Tetrachloroethane	NA	NA	NA	NA	0.2 U	0.2 U	0.2 U	8.0 U	0.2 U
Toluene	NA	1 U	NA	NA	0.2 U	0.2 U	0.2 U	8.0 U	0.2 U
Chlorobenzene	NA	NA	NA	NA	0.2 U	0.2 U	0.2 U	8.0 U	0.2 U
Ethylbenzene	NA	1 U	NA	NA	0.2 U	0.2 U	0.2 U	8.0 U	0.2 U
Styrene	NA	NA	NA	NA	0.2 U	0.2 U	0.2 U	8.0 U	0.2 U
Trichlorofluoromethane	NA	NA	NA	NA	0.2 U	0.2 U	0.2 U	8.0 U	0.2 U
1,1,2-Trichloro-1,2,2-trifluoroethane	NA	NA	NA	NA	0.2 U	0.2 U	0.2 U	NA	NA
m, p-Xylene	NA	2 U	NA	NA	0.4 U	0.4 U	0.4 U	16 U	0.4 U
o-Xylene	NA	2 U	NA	NA	0.2 U	0.2 U	0.2 U	8.0 U	0.2 U
1,2-Dichlorobenzene	NA	NA	NA	NA	0.2 U	0.2 U	0.2 U	8.0 U	0.2 U
1,3-Dichlorobenzene	NA	NA	NA	NA	0.2 U	0.2 U	0.2 U	8.0 U	0.2 U
1,4-Dichlorobenzene	NA	NA	NA	NA	0.2 U	0.2 U	0.2 U	8.0 U	0.2 U
Acrolein	NA	NA	NA	NA	5.0 U	5.0 U	5.0 U	80 U	2.0 U
Methyl Iodide	NA	NA	NA	NA	1.0 U	1.0 U	1.0 U	NA	NA
Bromoethane	NA	NA	NA	NA	0.2 U	0.2 U	0.2 U	NA	NA
Acrylonitrile	NA	NA	NA	NA	1.0 U	1.0 U	1.0 U	80 U	2.0 U
1,1-Dichloropropene	NA	NA	NA	NA	0.2 U	0.2 U	0.2 U	NA	NA
Dibromomethane	NA	NA	NA	NA	0.2 U	0.2 U	0.2 U	NA	NA
1,1,1,2-Tetrachloroethane	NA	NA	NA	NA	0.2 U	0.2 U	0.2 U	NA	NA
1,2-Dibromo-3-chloropropane	NA	NA	NA	NA	0.5 U	0.5 UJ	0.5 U	NA	NA
1,2,3-Trichloropropane	NA	NA	NA	NA	0.5 U	0.5 U	0.5 U	NA	NA
trans-1,4-Dichloro-2-butene	NA	NA	NA	NA	1.0 U	1.0 U	1.0 UJ	NA	NA
1,3,5-Trimethylbenzene	NA	NA	NA	NA	0.2 U	0.2 U	0.2 U	NA	NA
1,2,4-Trimethylbenzene	NA	NA	NA	NA	0.2 U	0.2 U	0.2 U	NA	NA
Hexachlorobutadiene	NA	NA	NA	NA	0.5 U	0.5 UJ	0.5 U	NA	NA
Ethylene Dibromide	NA	NA	NA	NA	0.2 U	0.2 U	0.2 U	20 U	0.5 U
Bromochloromethane	NA	NA	NA	NA	0.2 U	0.2 U	0.2 U	NA	NA
2,2-Dichloropropane	NA	NA	NA	NA	0.2 U	0.2 U	0.2 U	NA	NA
1,3-Dichloropropane	NA	NA	NA	NA	0.2 U	0.2 U	0.2 U	NA	NA
Isopropylbenzene	NA	NA	NA	NA	0.2 U	0.2 U	0.2 U	NA	NA
n-Propylbenzene	NA	NA	NA	NA	0.2 U	0.2 U	0.2 U	NA	NA

TABLE B-7 - MW2
GROUNDWATER ANALYTICAL RESULTS
SAURO PROPERTY, CITY OF TACOMA

	MW-2 GeoEngineers 1/25/2001	MW2-052104 (17) Farallon 5/21/2004	MW-2 RNS 12/7/2006	MW2-060407 Farallon* 6/4/2007	MW2-PP-20090429 OX16H 4/29/2009	MW-2-20100505 QV52E 5/5/2010	MW2-PP-20100721 RF48O 7/21/2010	MW2-PP-20101103 2010-13069 11/3/2010	MW2-PP-20110127 2011-00968 1/27/2011
VOLATILES (ug/L)									
Method SW8260B									
Bromobenzene	NA	NA	NA	NA	0.2 U	0.2 U	0.2 U	NA	NA
2-Chlorotoluene	NA	NA	NA	NA	0.2 U	0.2 U	0.2 U	NA	NA
4-Chlorotoluene	NA	NA	NA	NA	0.2 U	0.2 U	0.2 U	NA	NA
tert-Butylbenzene	NA	NA	NA	NA	0.2 U	0.2 U	0.2 U	NA	NA
sec-Butylbenzene	NA	NA	NA	NA	0.2 U	0.2 U	0.2 U	NA	NA
4-Isopropyltoluene	NA	NA	NA	NA	0.2 U	0.2 U	0.2 U	NA	NA
n-Butylbenzene	NA	NA	NA	NA	0.2 U	0.2 U	0.2 U	NA	NA
1,2,4-Trichlorobenzene	NA	NA	NA	NA	0.5 U	0.5 U	0.5 U	NA	NA
Naphthalene	NA	NA	NA	NA	0.5 U	0.5 UJ	0.5 U	NA	NA
1,2,3-Trichlorobenzene	NA	NA	NA	NA	0.5 U	0.5 U	0.5 U	NA	NA
Methyl tert-butyl ether	NA	NA	NA	NA	NA	NA	NA	20 U	0.5 U
TOTAL PETROLEUM HYDROCARBONS (mg/kg)									
NWTPH-Dx									
Diesel Range Organics	NA	260 U	NA	NA	NA	NA	NA	NA	NA
Motor Oil	NA	410 U	NA	NA	NA	NA	NA	NA	NA
NWTPH-G									
Gasoline Range Organics	NA	100 U	NA	NA	NA	NA	NA	NA	NA
TOTAL METALS (mg/kg)									
Method SW6010B/SW7471									
Arsenic	**1.88**	**10**	NA	**5.4**	NA	NA	NA	NA	NA
Cadmium	1.00 U	4 U	NA	NA	NA	NA	NA	NA	NA
Chromium	**1.23**	NA	NA	NA	NA	NA	NA	NA	NA
Copper	**1.97**	NA	NA	NA	NA	NA	NA	NA	NA
Lead	1.00 U	1 U	NA	1.0 U	NA	NA	NA	NA	NA
Mercury	1.00 U	0.5 U	NA	NA	NA	NA	NA	NA	NA
Nickel	**4.1**	NA	NA	NA	NA	NA	NA	NA	NA
Zinc	**22**	NA	NA	NA	NA	NA	NA	NA	NA
CONVENTIONALS									
Method EPA300 (mg/L)									
Nitrate	NA	NA	NA	NA	NA	NA	NA	NA	NA
Sulfate	NA	NA	NA	NA	NA	NA	NA	NA	NA
Method EPA415.1 (mg/L)									
Total Organic Carbon	NA	NA	NA	NA	NA	NA	NA	NA	NA
FIELD PARAMETERS									
Dissolved Oxygen (mg/L)	NA	0.60	NA	NA	2.06	NA	2.68	NA	NA
Oxidation Reduction Potential (Mv)	NA	-5.7	NA	NA	66.4	NA	150.6	NA	NA
Iron (mg/L)	NA	NA	NA	NA	NA	NA	NA	NA	NA

U = Indicates the compound was undetected at the reported concentration.
J = Indicates the analyte was positively identified; the associated numerical value is the approximate concentration of the analyte in the sample.
UJ = The analyte was not detected in the sample; the reported sample reporting limit is an estimate.
Bold indicates detected compound.
NA = Not analyzed.

TABLE B-7 - MW2
GROUNDWATER ANALYTICAL RESULTS
SAURO PROPERTY, CITY OF TACOMA

	MW2-PP T104125-02 4/21/2011	
VOLATILES (ug/L)		
Method SW8260B		
Chloromethane	1	U
Bromomethane	1	U
Vinyl Chloride	1	U
Chloroethane	1	U
Methylene Chloride	**1.3**	
Acetone	**3.3**	
Carbon Disulfide	1	U
1,1-Dichloroethene	1	U
1,1-Dichloroethane	1	U
trans-1,2-Dichloroethene	1	U
cis-1,2-Dichloroethene	**3.9**	
Chloroform	1	U
1,2-Dichloroethane	1	U
2-Butanone	10	U
1,1,1-Trichloroethane	1	U
Carbon Tetrachloride	1	U
Vinyl Acetate	1	U
Bromodichloromethane	1	U
1,2-Dichloropropane	1	U
cis-1,3-Dichloropropene	1	U
Trichloroethene	**1.3**	
Dibromochloromethane	1	U
1,1,2-Trichloroethane	2	U
Benzene	1	U
trans-1,3-Dichloropropene	1	U
2-Chloroethylvinylether	NA	
Bromoform	1	U
4-Methyl-2-Pentanone (MIBK)	10	U
2-Hexanone	10	U
Tetrachloroethene	**1**	
1,1,2,2-Tetrachloroethane	1	U
Toluene	1	U
Chlorobenzene	1	U
Ethylbenzene	1	U
Styrene	1	U
Trichlorofluoromethane	1	U
1,1,2-Trichloro-1,2,2-trifluoroethane	1	U
m, p-Xylene	2	U
o-Xylene	1	U
1,2-Dichlorobenzene	1	U
1,3-Dichlorobenzene	1	U
1,4-Dichlorobenzene	1	U
Acrolein	10	U
Methyl Iodide	NA	
Bromoethane	NA	
Acrylonitrile	10	U
1,1-Dichloropropene	NA	
Dibromomethane	NA	
1,1,1,2-Tetrachloroethane	NA	
1,2-Dibromo-3-chloropropane	NA	
1,2,3-Trichloropropane	NA	
trans-1,4-Dichloro-2-butene	NA	
1,3,5-Trimethylbenzene	NA	
1,2,4-Trimethylbenzene	NA	
Hexachlorobutadiene	NA	
Ethylene Dibromide	2	U
Bromochloromethane	NA	
2,2-Dichloropropane	NA	
1,3-Dichloropropane	NA	
Isopropylbenzene	NA	
n-Propylbenzene	NA	

TABLE B-7 - MW2
GROUNDWATER ANALYTICAL RESULTS
SAURO PROPERTY, CITY OF TACOMA

	MW2-PP T104125-02 4/21/2011
VOLATILES (ug/L)	
Method SW8260B	
Bromobenzene	NA
2-Chlorotoluene	NA
4-Chlorotoluene	NA
tert-Butylbenzene	NA
sec-Butylbenzene	NA
4-Isopropyltoluene	NA
n-Butylbenzene	NA
1,2,4-Trichlorobenzene	NA
Naphthalene	NA
1,2,3-Trichlorobenzene	NA
Methyl tert-butyl ether	NA
TOTAL PETROLEUM HYDROCARBONS (mg/kg)	
NWTPH-Dx	
Diesel Range Organics	NA
Motor Oil	NA
NWTPH-G	
Gasoline Range Organics	NA
TOTAL METALS (mg/kg)	
Method SW6010B/SW7471	
Arsenic	NA
Cadmium	NA
Chromium	NA
Copper	NA
Lead	NA
Mercury	NA
Nickel	NA
Zinc	NA
CONVENTIONALS	
Method EPA300 (mg/L)	
Nitrate	NA
Sulfate	NA
Method EPA415.1 (mg/L)	
Total Organic Carbon	NA
FIELD PARAMETERS	
Dissolved Oxygen (mg/L)	NA
Oxidation Reduction Potential (Mv)	NA
Iron (mg/L)	NA

U = Indicates the compound was unde
J = Indicates the analyte was positivel
UJ = The analyte was not detected in
Bold indicates detected compound.
NA = Not analyzed.

TABLE B-8 - MW13
GROUNDWATER ANALYTICAL RESULTS
SAURO PROPERTY, CITY OF TACOMA

	MW13-100907* Farallon 10/18/2007	MW-13-20090428 (51.5) OX16E 4/28/2009	MW13-GF-2009050* OX30G 5/1/2009	MW-13-20100505 (51.5) QV52J 5/5/2010	MW13-20100721 (51.5) RF48H 7/21/2010	MW13-20101027(51.5) 2010-12738 10/27/2010	MW13-20110127(51.5) 2011-00969 1/27/2011	MW13 (51.5) T104125-03 4/21/2011
VOLATILES (ug/L)								
Method SW8260B								
Chloromethane	NA	0.2 U	0.2 U	0.5 U	5.0 U	8.0 U	0.2 U	1 U
Bromomethane	NA	0.5 U	0.5 U	0.5 U	10 U	**28** J	0.5 U	1 U
Vinyl Chloride	2.0 U	**1.5**	**0.8**	**1.1**	2.0 U	8.0 U	**1.3**	**0.8**
Chloroethane	NA	0.2 U	0.2 U	0.2 U	2.0 UJ	12 U	0.3 U	1 U
Methylene Chloride	NA	0.5 U	0.5 U	0.5 U	5.0 U	13 J	0.3 U	**0.9**
Acetone	NA	**8.0**	**2.6**	5.0 U	50 UJ	190 U	**43**	10 U
Carbon Disulfide	NA	0.2 U	0.2 U	0.2 U	2.0 U	8.0 U	0.2 U	1 U
1,1-Dichloroethene	NA	**0.9**	**0.5**	**0.6**	2.0 U	8.0 U	**0.8** J	**0.6**
1,1-Dichloroethane	NA	0.2 U	0.2 U	0.2 U	2.0 U	4.0 U	0.1 U	1 U
trans-1,2-Dichloroethene	NA	**2.6**	**3.2**	**2.0**	**2.1**	8.0 U	**4.2**	**1.2**
cis-1,2-Dichloroethene	**190**	**180**	**170**	**170**	**150**	**160**	**170**	**120**
Chloroform	NA	0.2 U	0.2 U	0.2 U	2.0 U	8.0 U	0.2 U	1 U
1,2-Dichloroethane	NA	0.2 U	0.2 U	0.2 U	2.0 U	8.0 U	0.2 U	1 U
2-Butanone	NA	2.5 U	2.5 U	5.0 U	50 U	110 U	**6** J	10 U
1,1,1-Trichloroethane	NA	0.2 U	0.2 U	0.2 U	2.0 U	4.0 U	0.1 U	1 U
Carbon Tetrachloride	NA	0.2 U	0.2 U	0.2 U	2.0 U	8.0 U	0.2 U	1 U
Vinyl Acetate	NA	1.0 U	1.0 U	1.0 UJ	10 U	8.0 U	0.2 U	1 U
Bromodichloromethane	NA	0.2 U	0.2 U	0.2 U	2.0 U	8.0 U	0.2 U	1 U
1,2-Dichloropropane	NA	0.2 U	0.2 U	0.2 U	2.0 U	4.0 U	0.1 U	1 U
cis-1,3-Dichloropropene	NA	0.2 U	0.2 U	0.2 U	2.0 U	8.0 U	0.2 U	1 U
Trichloroethene	**130**	**190**	**140**	**160**	**160**	**150**	**180**	**130**
Dibromochloromethane	NA	0.2 U	0.2 U	0.2 U	2.0 U	8.0 U	0.2 U	1 U
1,1,2-Trichloroethane	NA	0.2 U	0.2 U	0.2 U	**5.4**	20 U	0.5 U	2 U
Benzene	NA	0.2 U	0.2 U	0.2 U	2.0 U	8.0 U	0.2 U	1 U
trans-1,3-Dichloropropene	NA	0.2 U	0.2 U	0.2 U	2.0 U	8.0 U	0.2 U	1 U
2-Chloroethylvinylether	NA	1.0 U	1.0 U	1.0 U	10 U	NA	NA	NA
Bromoform	NA	0.2 U	0.2 U	0.2 U	2.0 U	8.0 U	0.2 U	1 U
4-Methyl-2-Pentanone (MIBK)	NA	2.5 U	2.5 U	5.0 U	50 U	110 U	2.8 U	10 U
2-Hexanone	NA	2.5 U	2.5 U	5.0 U	50 U	96 U	2.4 U	10 U
Tetrachloroethene	**420**	**540**	**460**	**450**	**520**	**530**	**640**	**460**
1,1,2,2-Tetrachloroethane	NA	0.2 U	0.2 U	0.2 U	2.0 U	8.0 U	0.2 U	1 U
Toluene	NA	0.2 U	0.2 U	0.2 U	2.0 U	8.0 U	0.2 U	1 U
Chlorobenzene	NA	0.2 U	0.2 U	0.2 U	2.0 U	8.0 U	0.2 U	1 U
Ethylbenzene	NA	0.2 U	0.2 U	0.2 U	2.0 U	8.0 U	0.2 U	1 U
Styrene	NA	0.2 U	0.2 U	0.2 U	2.0 U	8.0 U	0.2 U	1 U
Trichlorofluoromethane	NA	0.2 U	0.2 U	0.2 U	2.0 U	8.0 U	0.2 U	1 U
1,1,2-Trichloro-1,2,2-trifluoroethane	NA	0.2 U	0.2 U	0.2 U	2.0 U	NA	NA	1 U
m, p-Xylene	NA	0.4 U	0.4 U	0.4 U	4.0 U	16 U	0.4 U	2 U
o-Xylene	NA	0.2 U	0.2 U	0.2 U	2.0 U	8.0 U	0.2 U	1 U
1,2-Dichlorobenzene	NA	0.2 U	0.2 U	0.2 U	2.0 U	8.0 U	0.2 U	1 U
1,3-Dichlorobenzene	NA	0.2 U	0.2 U	0.2 U	2.0 U	8.0 U	0.2 U	1 U
1,4-Dichlorobenzene	NA	0.2 U	0.2 U	0.2 U	2.0 U	8.0 U	0.2 U	1 U
Acrolein	NA	5.0 U	5.0 U	5.0 U	50 UJ	80 U	2.0 U	10 U
Methyl Iodide	NA	1.0 U	1.0 U	1.0 U	10 U	NA	NA	NA
Bromoethane	NA	0.2 U	0.2 U	0.2 U	2.0 U	NA	NA	NA
Acrylonitrile	NA	1.0 U	1.0 U	1.0 U	10 U	80 U	2.0 U	10 U
1,1-Dichloropropene	NA	0.2 U	0.2 U	0.2 U	2.0 U	NA	NA	NA
Dibromomethane	NA	0.2 U	0.2 U	0.2 U	2.0 U	NA	NA	NA
1,1,1,2-Tetrachloroethane	NA	0.2 U	0.2 U	0.2 U	2.0 U	NA	NA	NA
1,2-Dibromo-3-chloropropane	NA	0.5 U	0.5 U	0.5 UJ	5.0 U	NA	NA	NA
1,2,3-Trichloropropane	NA	0.5 U	0.5 U	0.5 U	5.0 U	NA	NA	NA
trans-1,4-Dichloro-2-butene	NA	1.0 U	1.0 U	1.0 U	10 UJ	NA	NA	NA
1,3,5-Trimethylbenzene	NA	0.2 U	0.2 U	0.2 U	2.0 U	NA	NA	NA
1,2,4-Trimethylbenzene	NA	0.2 U	0.2 U	0.2 U	2.0 U	NA	NA	NA
Hexachlorobutadiene	NA	0.5 U	0.5 U	0.5 UJ	5.0 U	NA	NA	NA
Ethylene Dibromide	NA	0.2 U	0.2 U	0.2 U	2.0 U	20 U	0.5 U	2 U

TABLE B-8 - MW13
GROUNDWATER ANALYTICAL RESULTS
SAURO PROPERTY, CITY OF TACOMA

	MW13-100907* Farallon 10/18/2007	MW-13-20090428 (51.5) OX16E 4/28/2009	MW13-GF-2009050* OX30G 5/1/2009	MW-13-20100505 (51.5) QV52J 5/5/2010	MW13-20100721 (51.5) RF48H 7/21/2010	MW13-20101027(51.5) 2010-12738 10/27/2010	MW13-20110127(51.5) 2011-00969 1/27/2011	MW13 (51.5) T104125-03 4/21/2011
VOLATILES (ug/L)								
Method SW8260B								
Bromochloromethane	NA	0.2 U	0.2 U	0.2 U	2.0 U	NA	NA	NA
2,2-Dichloropropane	NA	0.2 U	0.2 U	0.2 U	2.0 U	NA	NA	NA
1,3-Dichloropropane	NA	0.2 U	0.2 U	0.2 U	2.0 U	NA	NA	NA
Isopropylbenzene	NA	0.2 U	0.2 U	0.2 U	2.0 U	NA	NA	NA
n-Propylbenzene	NA	0.2 U	0.2 U	0.2 U	2.0 U	NA	NA	NA
Bromobenzene	NA	0.2 U	0.2 U	0.2 U	2.0 U	NA	NA	NA
2-Chlorotoluene	NA	0.2 U	0.2 U	0.2 U	2.0 U	NA	NA	NA
4-Chlorotoluene	NA	0.2 U	0.2 U	0.2 U	2.0 U	NA	NA	NA
tert-Butylbenzene	NA	0.2 U	0.2 U	0.2 U	2.0 U	NA	NA	NA
sec-Butylbenzene	NA	0.2 U	0.2 U	0.2 U	2.0 U	NA	NA	NA
4-Isopropyltoluene	NA	0.2 U	0.2 U	0.2 U	2.0 U	NA	NA	NA
n-Butylbenzene	NA	0.2 U	0.2 U	0.2 U	2.0 U	NA	NA	NA
1,2,4-Trichlorobenzene	NA	0.5 U	0.5 U	0.5 U	5.0 U	NA	NA	NA
Naphthalene	NA	0.5 U	0.5 U	0.5 UJ	5.0 U	NA	NA	NA
1,2,3-Trichlorobenzene	NA	0.5 U	0.5 U	0.5 U	5.0 U	NA	NA	NA
Methyl tert-butyl ether	NA	NA	NA	NA	NA	20 U	0.5 U	NA
TOTAL PETROLEUM HYDROCARBONS (mg/kg)								
NWTPH-Dx								
Diesel Range Organics	NA	NA	NA	NA	NA	NA	NA	NA
Motor Oil	NA	NA	NA	NA	NA	NA	NA	NA
NWTPH-G								
Gasoline Range Organics	NA	NA	NA	NA	NA	NA	NA	NA
CONVENTIONALS (mg/L)								
Method EPA300								
Nitrate	NA	NA	**0.9**	NA	NA	NA	NA	NA
Sulfate	NA	NA	**39.2**	NA	NA	NA	NA	NA
Method EPA415.1 (mg/L)								
Total Organic Carbon	NA	NA	NA	NA	NA	NA	NA	NA
FIELD PARAMETERS								
Dissolved Oxygen (mg/L)	NA	NA	0.10	NA	NA	NA	NA	NA
Oxidation Reduction Potential (Mv)	NA	NA	-13.5	NA	NA	NA	NA	NA
Iron (mg/L)	NA	NA	NA	NA	NA	NA	NA	NA

U = Indicates the compound was undetected at the reported concentration.
J = Indicates the analyte was positively identified; the associated numerical value is the approximate concentration of the analyte in the sample.
UJ = The analyte was not detected in the sample; the reported sample reporting limit is an estimate.
* = Sample collected with a pump from the screen
Bold indicates detected compound.
NA = Not analyzed.

TABLE B-9 - RNS-MW2
GROUNDWATER ANALYTICAL RESULTS
SAURO PROPERTY, CITY OF TACOMA

	RNS-MW2 (44) RNS 6/30/2006	RNSMW2 RNS 12/7/2006	RNSMW2-PP OX15D 4/29/2009	RNS-MW2 (21.5) OX15A 4/29/2009	RNS-MW2 (32.5) OX15B 4/29/2009	RNS-MW2 (38.5) OX15C 4/29/2009	RNS-MW2 (21.5) QV52B 5/5/2010	DUP:RNS-MW2 (21.5) MW99 QV52C 5/5/2010	RNS-MW2 (38.5) QV52D 5/5/2010	RNS-MW2 (21.5) RF48J 7/21/2010
VOLATILES (ug/L)										
Method SW8260B										
Chloromethane	NA	NA	0.2 U	0.2 U	0.2 U	0.2 U	0.5 U	0.5 U	0.5 U	0.5 U
Bromomethane	NA	NA	0.5 U	0.5 U	0.5 U	0.5 U	0.5 U	0.5 U	0.5 U	1.0 U
Vinyl Chloride	2 U	2 U	0.2 U	0.2 U	0.2 U	0.2 U	0.2 U	0.2 U	0.2 U	0.2 U
Chloroethane	NA	NA	0.2 U	0.2 U	0.2 U	0.2 U	0.2 U	0.2 U	0.2 U	0.2 UJ
Methylene Chloride	NA	NA	0.5 U	0.5 U	0.5 U	0.5 U	0.5 U	0.5 U	0.5 U	0.5 U
Acetone	NA	NA	2.5 U	**5.6**	**5.5**	2.5 U	5.0 U	**5.5**	5.0 U	5.0 UJ
Carbon Disulfide	NA	NA	0.2 U	0.2 U	0.2 U	0.2 U	0.2 U	0.2 U	0.2 U	**1.0**
1,1-Dichloroethene	NA	NA	0.2 U	0.2 U	0.2 U	0.2 U	0.2 U	0.2 U	0.2 U	0.2 U
1,1-Dichloroethane	NA	NA	0.2 U	0.2 U	0.2 U	0.2 U	0.2 U	0.2 U	0.2 U	0.2 U
trans-1,2-Dichloroethene	NA	NA	0.2 U	0.2 U	0.2 U	0.2 U	0.2 U	0.2 U	0.2 U	0.2 U
cis-1,2-Dichloroethene	1 U	1 U	**0.6**	**0.5**	**0.5**	**0.5**	**0.4**	**0.4**	**0.4**	**0.4**
Chloroform	NA	NA	0.2 U	0.2 U	**0.2**	**0.2**	0.2 U	0.2 U	0.2 U	0.2 U
1,2-Dichloroethane	NA	NA	0.2 U	0.2 U	0.2 U	0.2 U	0.2 U	0.2 U	0.2 U	0.2 U
2-Butanone	NA	NA	2.5 U	2.5 U	2.5 U	2.5 U	5.0 U	5.0 U	5.0 U	5.0 U
1,1,1-Trichloroethane	NA	NA	0.2 U	0.2 U	0.2 U	0.2 U	0.2 U	0.2 U	0.2 U	0.2 U
Carbon Tetrachloride	NA	NA	0.2 U	0.2 U	0.2 U	0.2 U	0.2 U	0.2 U	0.2 U	0.2 U
Vinyl Acetate	NA	NA	1.0 U	1.0 U	1.0 U	1.0 U	1.0 UJ	1.0 UJ	1.0 UJ	1.0 U
Bromodichloromethane	NA	NA	0.2 U	0.2 U	0.2 U	0.2 U	0.2 U	0.2 U	0.2 U	0.2 U
1,2-Dichloropropane	NA	NA	0.2 U	0.2 U	0.2 U	0.2 U	0.2 U	0.2 U	0.2 U	0.2 U
cis-1,3-Dichloropropene	NA	NA	0.2 U	0.2 U	0.2 U	0.2 U	0.2 U	0.2 U	0.2 U	0.2 U
Trichloroethene	**14**	**1.7**	**1.6**	**1.5**	**1.5**	**1.4**	**0.7**	**0.7**	**0.6**	**0.7**
Dibromochloromethane	NA	NA	0.2 U	0.2 U	0.2 U	0.2 U	0.2 U	0.2 U	0.2 U	0.2 U
1,1,2-Trichloroethane	NA	NA	0.2 U	0.2 U	0.2 U	0.2 U	0.2 U	0.2 U	0.2 U	0.2 U
Benzene	NA	NA	0.2 U	0.2 U	0.2 U	0.2 U	0.2 U	0.2 U	0.2 U	0.2 U
trans-1,3-Dichloropropene	NA	NA	0.2 U	0.2 U	0.2 U	0.2 U	0.2 U	0.2 U	0.2 U	0.2 U
2-Chloroethylvinylether	NA	NA	1.0 U	1.0 U	1.0 U	1.0 U	1.0 U	1.0 U	1.0 U	1.0 U
Bromoform	NA	NA	0.2 U	0.2 U	0.2 U	0.2 U	0.2 U	0.2 U	0.2 U	0.2 U
4-Methyl-2-Pentanone (MIBK)	NA	NA	2.5 U	2.5 U	2.5 U	2.5 U	5.0 U	5.0 U	5.0 U	5.0 U
2-Hexanone	NA	NA	2.5 U	2.5 U	2.5 U	2.5 U	5.0 U	5.0 U	5.0 U	5.0 U
Tetrachloroethene	**15.4**	**11.1**	**16**	**16**	**16**	**13**	**13.0**	**13.0**	**8.1**	**12**
1,1,2,2-Tetrachloroethane	NA	NA	0.2 U	0.2 U	0.2 U	0.2 U	0.2 U	0.2 U	0.2 U	0.2 U
Toluene	NA	1 U	0.2 U	0.2 U	0.2 U	0.2 U	0.2 U	0.2 U	0.2 U	0.2 U
Chlorobenzene	NA	NA	0.2 U	0.2 U	0.2 U	0.2 U	0.2 U	0.2 U	0.2 U	0.2 U
Ethylbenzene	NA	1 U	0.2 U	0.2 U	0.2 U	0.2 U	0.2 U	0.2 U	0.2 U	0.2 U
Styrene	NA	NA	0.2 U	0.2 U	0.2 U	0.2 U	0.2 U	0.2 U	0.2 U	0.2 U
Trichlorofluoromethane	NA	NA	0.2 U	0.2 U	0.2 U	0.2 U	0.2 U	0.2 U	0.2 U	0.2 U
1,1,2-Trichloro-1,2,2-trifluoroethane	NA	NA	0.2 U	0.2 U	0.2 U	0.2 U	0.2 U	0.2 U	0.2 U	0.2 U
m, p-Xylene	NA	1 U	0.4 U	0.4 U	0.4 U	0.4 U	0.4 U	0.4 U	0.4 U	0.4 U
o-Xylene	NA	1 U	0.2 U	0.2 U	0.2 U	0.2 U	0.2 U	0.2 U	0.2 U	0.2 U
1,2-Dichlorobenzene	NA	NA	0.2 U	0.2 U	0.2 U	0.2 U	0.2 U	0.2 U	0.2 U	0.2 U
1,3-Dichlorobenzene	NA	NA	0.2 U	0.2 U	0.2 U	0.2 U	0.2 U	0.2 U	0.2 U	0.2 U
1,4-Dichlorobenzene	NA	NA	0.2 U	0.2 U	0.2 U	0.2 U	0.2 U	0.2 U	0.2 U	0.2 U
Acrolein	NA	NA	5.0 U	5.0 U	5.0 U	5.0 U	5.0 U	5.0 U	5.0 U	5.0 UJ
Methyl Iodide	NA	NA	1.0 U	1.0 U	1.0 U	1.0 U	1.0 U	1.0 U	1.0 U	1.0 U
Bromoethane	NA	NA	0.2 U	0.2 U	0.2 U	0.2 U	0.2 U	0.2 U	0.2 U	0.2 U
Acrylonitrile	NA	NA	1.0 U	1.0 U	1.0 U	1.0 U	1.0 U	1.0 U	1.0 U	1.0 U
1,1-Dichloropropene	NA	NA	0.2 U	0.2 U	0.2 U	0.2 U	0.2 U	0.2 U	0.2 U	0.2 U
Dibromomethane	NA	NA	0.2 U	0.2 U	0.2 U	0.2 U	0.2 U	0.2 U	0.2 U	0.2 U
1,1,1,2-Tetrachloroethane	NA	NA	0.2 U	0.2 U	0.2 U	0.2 U	0.2 U	0.2 U	0.2 U	0.2 U
1,2-Dibromo-3-chloropropane	NA	NA	0.5 U	0.5 U	0.5 U	0.5 U	0.5 UJ	0.5 UJ	0.5 UJ	0.5 U
1,2,3-Trichloropropane	NA	NA	0.5 U	0.5 U	0.5 U	0.5 U	0.5 U	0.5 U	0.5 U	0.5 U
trans-1,4-Dichloro-2-butene	NA	NA	1.0 U	1.0 U	1.0 U	1.0 U	1.0 U	1.0 U	1.0 U	1.0 UJ
1,3,5-Trimethylbenzene	NA	NA	0.2 U	0.2 U	0.2 U	0.2 U	0.2 U	0.2 U	0.2 U	0.2 U
1,2,4-Trimethylbenzene	NA	NA	0.2 U	0.2 U	0.2 U	0.2 U	0.2 U	0.2 U	0.2 U	0.2 U
Hexachlorobutadiene	NA	NA	0.5 U	0.5 U	0.5 U	0.5 U	0.5 UJ	0.5 UJ	0.5 UJ	0.5 U
Ethylene Dibromide	NA	NA	0.2 U	0.2 U	0.2 U	0.2 U	0.2 U	0.2 U	0.2 U	0.2 U
Bromochloromethane	NA	NA	0.2 U	0.2 U	0.2 U	0.2 U	0.2 U	0.2 U	0.2 U	0.2 U
2,2-Dichloropropane	NA	NA	0.2 U	0.2 U	0.2 U	0.2 U	0.2 U	0.2 U	0.2 U	0.2 U
1,3-Dichloropropane	NA	NA	0.2 U	0.2 U	0.2 U	0.2 U	0.2 U	0.2 U	0.2 U	0.2 U
Isopropylbenzene	NA	NA	0.2 U	0.2 U	0.2 U	0.2 U	0.2 U	0.2 U	0.2 U	0.2 U
n-Propylbenzene	NA	NA	0.2 U	0.2 U	0.2 U	0.2 U	0.2 U	0.2 U	0.2 U	0.2 U
Bromobenzene	NA	NA	0.2 U	0.2 U	0.2 U	0.2 U	0.2 U	0.2 U	0.2 U	0.2 U
2-Chlorotoluene	NA	NA	0.2 U	0.2 U	0.2 U	0.2 U	0.2 U	0.2 U	0.2 U	0.2 U
4-Chlorotoluene	NA	NA	0.2 U	0.2 U	0.2 U	0.2 U	0.2 U	0.2 U	0.2 U	0.2 U

TABLE B-9 - RNS-MW2
GROUNDWATER ANALYTICAL RESULTS
SAURO PROPERTY, CITY OF TACOMA

	RNS-MW2 (44) RNS 6/30/2006	RNSMW2 RNS 12/7/2006	RNSMW2-PP OX15D 4/29/2009	RNS-MW2 (21.5) OX15A 4/29/2009	RNS-MW2 (32.5) OX15B 4/29/2009	RNS-MW2 (38.5) OX15C 4/29/2009	RNS-MW2 (21.5) QV52B 5/5/2010	DUP:RNS-MW2 (21.5) MW99 QV52C 5/5/2010	RNS-MW2 (38.5) QV52D 5/5/2010	RNS-MW2 (21.5) RF48J 7/21/2010
VOLATILES (ug/L)										
Method SW8260B										
tert-Butylbenzene	NA	NA	0.2 U	0.2 U	0.2 U	0.2 U	0.2 U	0.2 U	0.2 U	0.2 U
sec-Butylbenzene	NA	NA	0.2 U	0.2 U	0.2 U	0.2 U	0.2 U	0.2 U	0.2 U	0.2 U
4-Isopropyltoluene	NA	NA	0.2 U	0.2 U	0.2 U	0.2 U	0.2 U	0.2 U	0.2 U	0.2 U
n-Butylbenzene	NA	NA	0.2 U	0.2 U	0.2 U	0.2 U	0.2 U	0.2 U	0.2 U	0.2 U
1,2,4-Trichlorobenzene	NA	NA	0.5 U	0.5 U	0.5 U	0.5 U	0.5 U	0.5 U	0.5 U	0.5 U
Naphthalene	NA	NA	0.5 U	0.5 U	0.5 U	0.5 U	0.5 UJ	0.5 UJ	0.5 UJ	0.5 U
1,2,3-Trichlorobenzene	NA	NA	0.5 U	0.5 U	0.5 U	0.5 U	0.5 U	0.5 U	0.5 U	0.5 U
Methyl tert-butyl ether	NA	NA	NA	NA	NA	NA	NA	NA	NA	NA
TOTAL PETROLEUM HYDROCARBONS (mg/kg)										
NWTPH-Dx										
Diesel Range Organics	NA	200 U	NA	NA	NA	NA	NA	NA	NA	NA
Motor Oil	NA	200 U	NA	NA	NA	NA	NA	NA	NA	NA
NWTPH-G										
Gasoline Range Organics	NA	NR	NA	NA	NA	NA	NA	NA	NA	NA
TOTAL METALS (mg/kg)										
Method SW6010B/SW7471										
Arsenic	NA	NA	NA	NA	NA	NA	NA	NA	NA	NA
Cadmium	NA	NA	NA	NA	NA	NA	NA	NA	NA	NA
Chromium	NA	NA	NA	NA	NA	NA	NA	NA	NA	NA
Copper	NA	NA	NA	NA	NA	NA	NA	NA	NA	NA
Lead	NA	NA	NA	NA	NA	NA	NA	NA	NA	NA
Mercury	NA	NA	NA	NA	NA	NA	NA	NA	NA	NA
Nickel	NA	NA	NA	NA	NA	NA	NA	NA	NA	NA
Zinc	NA	NA	NA	NA	NA	NA	NA	NA	NA	NA
CONVENTIONALS (mg/L)										
Method EPA300										
Nitrate	NA	NA	NA	NA	NA	NA	NA	NA	NA	NA
Sulfate	NA	NA	NA	NA	NA	NA	NA	NA	NA	NA
Method EPA415.1 (mg/L)										
Total Organic Carbon	NA	NA	NA	NA	NA	NA	NA	NA	NA	NA
FIELD PARAMETERS										
Dissolved Oxygen (mg/L)	NA	NA	NA	**4.9**	NA	NA	NA	NA	NA	NA
Oxidation Reduction Potential (Mv)	NA	NA	NA	**102.4**	NA	NA	NA	NA	NA	NA
Iron (mg/L)	NA	NA	NA	NA	NA	NA	NA	NA	NA	NA

TABLE B-9 - RNS-MW2
GROUNDWATER ANALYTICAL RESULTS
SAURO PROPERTY, CITY OF TACOMA

	RNS-MW2 (38.5) RF48L 7/21/2010	DUP:RNS-MW2 (38.5) MW999 RF48K 7/21/2010	RNS-MW2 (21.5) 2010-12743 10/27/2010	RNS-MW2 (38.5) 2010-12744 10/27/2010	RNS-MW2 (21.5) 2011-00974 1/27/2011	RNS-MW2 (38.5) 2011-00975 1/27/2011	RNS-MW2 (21.5) T104125-10 4/21/2011	RNS-MW2 (38.5) T104125-11 4/21/2011
VOLATILES (ug/L)								
Method SW8260B								
Chloromethane	0.5 U	**0.5**	8.0 U	8.0 U	0.2 U	0.2 U	1 U	1 U
Bromomethane	1.0 U	1.0 U	20 U	20 U	**0.7** J	**0.7** J	1 U	1 U
Vinyl Chloride	0.2 U	0.2 U	8.0 U	8.0 U	0.2 U	0.2 U	1 U	1 U
Chloroethane	0.2 UJ	0.2 UJ	12 U	12 U	0.3 U	0.3 U	1 U	1 U
Methylene Chloride	0.5 U	0.5 U	**13** J	**14** J	0.4 U	0.3 U	**0.8**	**0.8**
Acetone	5.0 UJ	5.0 UJ	100 U	110 U	**7.2** J	**4.6** J	**3.0**	10 U
Carbon Disulfide	0.2 U	0.2 U	8.0 U	8.0 U	0.3 J	0.2 U	1 U	1 U
1,1-Dichloroethene	0.2 U	0.2 U	8.0 U	8.0 U	0.2 U	0.2 U	1 U	1 U
1,1-Dichloroethane	0.2 U	0.2 U	4.0 U	4.0 U	0.1 U	0.1 U	1 U	1 U
trans-1,2-Dichloroethene	0.2 U	0.2 U	8.0 U	8.0 U	0.2 U	0.2 U	1 U	1 U
cis-1,2-Dichloroethene	**0.3**	**0.3**	8.0 U	8.0 U	**0.7** J	**0.6** J	**0.4**	**0.3**
Chloroform	0.2 U	0.2 U	8.0 U	8.0 U	0.2 U	0.2 U	1 U	1 U
1,2-Dichloroethane	0.2 U	0.2 U	8.0 U	8.0 U	0.2 U	0.2 U	1 U	1 U
2-Butanone	5.0 U	5.0 U	110 U	110 U	4.5 J	**5.9** J	10 U	10 U
1,1,1-Trichloroethane	0.2 U	0.2 U	4.0 U	4.0 U	0.1 U	0.1 U	1 U	1 U
Carbon Tetrachloride	0.2 U	0.2 U	8.0 U	8.0 U	0.2 U	0.2 U	1 U	1 U
Vinyl Acetate	1.0 U	1.0 U	8.0 U	8.0 U	0.2 U	0.2 U	1 U	1 U
Bromodichloromethane	0.2 U	0.2 U	8.0 U	8.0 U	0.2 U	0.2 U	1 U	1 U
1,2-Dichloropropane	0.2 U	0.2 U	4.0 U	4.0 U	0.1 U	0.1 U	1 U	1 U
cis-1,3-Dichloropropene	0.2 U	0.2 U	8.0 U	8.0 U	0.2 U	0.2 U	1 U	1 U
Trichloroethene	**0.6**	**0.6**	8.0 U	8.0 U	**1.4**	**1.1**	**0.9**	**0.5**
Dibromochloromethane	0.2 U	0.2 U	8.0 U	8.0 U	0.2 U	0.2 U	1 U	1 U
1,1,2-Trichloroethane	0.2 U	0.2 U	20 U	20 U	0.5 U	0.5 U	2 U	2 U
Benzene	0.2 U	0.2 U	8.0 U	8.0 U	0.2 U	0.2 U	1 U	1 U
trans-1,3-Dichloropropene	0.2 U	0.2 U	8.0 U	8.0 U	0.2 U	0.2 U	1 U	1 U
2-Chloroethylvinylether	1.0 U	1.0 U	NA	NA	NA	NA	NA	NA
Bromoform	0.2 U	0.2 U	8.0 U	8.0 U	0.2 U	0.2 U	1 U	1 U
4-Methyl-2-Pentanone (MIBK)	5.0 U	5.0 U	110 U	110 U	2.8 U	2.8 U	10 U	10 U
2-Hexanone	5.0 U	5.0 U	96 U	96 U	**3.1** J	2.4 U	10 U	10 U
Tetrachloroethene	**8.5**	**8.5**	**20** J	**16** J	**16**	**14**	**9.2**	**8.6**
1,1,2,2-Tetrachloroethane	0.2 U	0.2 U	8.0 U	8.0 U	0.2 U	0.2 U	1 U	1 U
Toluene	0.2 U	0.2 U	8.0 U	8.0 U	0.2 U	0.2 U	1 U	1 U
Chlorobenzene	0.2 U	0.2 U	8.0 U	8.0 U	0.2 U	0.2 U	1 U	1 U
Ethylbenzene	0.2 U	0.2 U	8.0 U	8.0 U	0.2 U	0.2 U	1 U	1 U
Styrene	0.2 U	0.2 U	8.0 U	8.0 U	0.2 U	0.2 U	1 U	1 U
Trichlorofluoromethane	0.2 U	0.2 U	8.0 U	8.0 U	0.2 U	0.2 U	1 U	1 U
1,1,2-Trichloro-1,2,2-trifluoroethane	0.2 U	0.2 U	NA	NA	NA	NA	1 U	1 U
m, p-Xylene	0.4 U	0.4 U	16 U	16 U	0.4 U	0.4 U	2 U	2 U
o-Xylene	0.2 U	0.2 U	8.0 U	8.0 U	0.2 U	0.2 U	1 U	1 U
1,2-Dichlorobenzene	0.2 U	0.2 U	8.0 U	8.0 U	**0.3** J	0.2 U	1 U	1 U
1,3-Dichlorobenzene	0.2 U	0.2 U	8.0 U	8.0 U	**0.2** J	0.2 U	1 U	1 U
1,4-Dichlorobenzene	0.2 U	0.2 U	8.0 U	8.0 U	**0.2** J	0.2 U	1 U	1 U
Acrolein	5.0 UJ	5.0 UJ	80 U	80 U	2.0 U	2.0 U	10 U	10 U
Methyl Iodide	1.0 U	1.0 U	NA	NA	NA	NA	NA	NA
Bromoethane	0.2 U	0.2 U	NA	NA	NA	NA	NA	NA
Acrylonitrile	1.0 U	1.0 U	80 U	80 U	**5.5** J	2.0 U	10 U	10 U
1,1-Dichloropropene	0.2 U	0.2 U	NA	NA	NA	NA	NA	NA
Dibromomethane	0.2 U	0.2 U	NA	NA	NA	NA	NA	NA
1,1,1,2-Tetrachloroethane	0.2 U	0.2 U	NA	NA	NA	NA	NA	NA
1,2-Dibromo-3-chloropropane	0.5 U	0.5 U	NA	NA	NA	NA	NA	NA
1,2,3-Trichloropropane	0.5 U	0.5 U	NA	NA	NA	NA	NA	NA
trans-1,4-Dichloro-2-butene	1.0 UJ	1.0 UJ	NA	NA	NA	NA	NA	NA
1,3,5-Trimethylbenzene	0.2 U	0.2 U	NA	NA	NA	NA	NA	NA
1,2,4-Trimethylbenzene	0.2 U	0.2 U	NA	NA	NA	NA	NA	NA
Hexachlorobutadiene	0.5 U	0.5 U	NA	NA	NA	NA	NA	NA
Ethylene Dibromide	0.2 U	0.2 U	20 U	20 U	0.5 U	0.5 U	2 U	2 U
Bromochloromethane	0.2 U	0.2 U	NA	NA	NA	NA	NA	NA
2,2-Dichloropropane	0.2 U	0.2 U	NA	NA	NA	NA	NA	NA
1,3-Dichloropropane	0.2 U	0.2 U	NA	NA	NA	NA	NA	NA
Isopropylbenzene	0.2 U	0.2 U	NA	NA	NA	NA	NA	NA
n-Propylbenzene	0.2 U	0.2 U	NA	NA	NA	NA	NA	NA
Bromobenzene	0.2 U	0.2 U	NA	NA	NA	NA	NA	NA
2-Chlorotoluene	0.2 U	0.2 U	NA	NA	NA	NA	NA	NA
4-Chlorotoluene	0.2 U	0.2 U	NA	NA	NA	NA	NA	NA

TABLE B-9 - RNS-MW2
GROUNDWATER ANALYTICAL RESULTS
SAURO PROPERTY, CITY OF TACOMA

	RNS-MW2 (38.5) RF48L 7/21/2010	DUP:RNS-MW2 (38.5) MW999 RF48K 7/21/2010	RNS-MW2 (21.5) 2010-12743 10/27/2010	RNS-MW2 (38.5) 2010-12744 10/27/2010	RNS-MW2 (21.5) 2011-00974 1/27/2011	RNS-MW2 (38.5) 2011-00975 1/27/2011	RNS-MW2 (21.5) T104125-10 4/21/2011	RNS-MW2 (38.5) T104125-11 4/21/2011
VOLATILES (ug/L)								
Method SW8260B								
tert-Butylbenzene	0.2 U	0.2 U	NA	NA	NA	NA	NA	NA
sec-Butylbenzene	0.2 U	0.2 U	NA	NA	NA	NA	NA	NA
4-Isopropyltoluene	0.2 U	0.2 U	NA	NA	NA	NA	NA	NA
n-Butylbenzene	0.2 U	0.2 U	NA	NA	NA	NA	NA	NA
1,2,4-Trichlorobenzene	0.5 U	0.5 U	NA	NA	NA	NA	NA	NA
Naphthalene	0.5 U	0.5 U	NA	NA	NA	NA	NA	NA
1,2,3-Trichlorobenzene	0.5 U	0.5 U	NA	NA	NA	NA	NA	NA
Methyl tert-butyl ether	NA	NA	20 U	20 U	0.5 U	0.5 U	NA	NA
TOTAL PETROLEUM HYDROCARBONS (mg/kg)								
NWTPH-Dx								
Diesel Range Organics	NA	NA	NA	NA	NA	NA	NA	NA
Motor Oil	NA	NA	NA	NA	NA	NA	NA	NA
NWTPH-G								
Gasoline Range Organics	NA	NA	NA	NA	NA	NA	NA	NA
TOTAL METALS (mg/kg)								
Method SW6010B/SW7471								
Arsenic	NA	NA	NA	NA	NA	NA	NA	NA
Cadmium	NA	NA	NA	NA	NA	NA	NA	NA
Chromium	NA	NA	NA	NA	NA	NA	NA	NA
Copper	NA	NA	NA	NA	NA	NA	NA	NA
Lead	NA	NA	NA	NA	NA	NA	NA	NA
Mercury	NA	NA	NA	NA	NA	NA	NA	NA
Nickel	NA	NA	NA	NA	NA	NA	NA	NA
Zinc	NA	NA	NA	NA	NA	NA	NA	NA
CONVENTIONALS (mg/L)								
Method EPA300								
Nitrate	NA	NA	NA	NA	NA	NA	NA	NA
Sulfate	NA	NA	NA	NA	NA	NA	NA	NA
Method EPA415.1 (mg/L)								
Total Organic Carbon	NA	NA	NA	NA	NA	NA	NA	NA
FIELD PARAMETERS								
Dissolved Oxygen (mg/L)	NA	NA	NA	NA	NA	NA	NA	NA
Oxidation Reduction Potential (Mv)	NA	NA	NA	NA	NA	NA	NA	NA
Iron (mg/L)	NA	NA	NA	NA	NA	NA	NA	NA

U = Indicates the compound was undetected at the reported concentration.
J = Indicates the analyte was positively identified; the associated numerical value is the approximate concentration of the analyte in the sample.
UJ = The analyte was not detected in the sample; the reported sample reporting limit is an estimate.
Bold indicates detected compound.
NA = Not analyzed.

TABLE B-10 - RNS-MW3
GROUNDWATER ANALYTICAL RESULTS
SAURO PROPERTY, CITY OF TACOMA

	RNS-MW3 (23) RNS 6/30/2006	RNS-MW3 (14) OX15I 4/29/2009	RNS-MW3 (19) OX15J 4/29/2009	RNS-MW3 (18) RF48C 7/21/2010
VOLATILES (ug/L)				
Method SW8260B				
Chloromethane	NA	0.2 U	0.2 U	**68**
Bromomethane	NA	0.5 U	0.5 U	10 U
Vinyl Chloride	2 U	0.2 U	0.2 U	2.0 U
Chloroethane	NA	0.2 U	0.2 U	2.0 U
Methylene Chloride	NA	0.5 U	0.5 U	5.0 U
Acetone	NA	**12**	2.5 U	50 U
Carbon Disulfide	NA	0.2 U	0.2 U	2.0 U
1,1-Dichloroethene	NA	0.2 U	0.2 U	2.0 U
1,1-Dichloroethane	NA	**1.2**	0.2 U	2.0 U
trans-1,2-Dichloroethene	NA	0.2 U	0.2 U	2.0 U
cis-1,2-Dichloroethene	1 U	0.2 U	0.2 U	2.0 U
Chloroform	NA	0.2 U	0.2 U	2.0 U
1,2-Dichloroethane	NA	0.2 U	0.2 U	2.0 U
2-Butanone	NA	2.5 U	2.5 U	50 U
1,1,1-Trichloroethane	NA	0.2 U	0.2 U	2.0 U
Carbon Tetrachloride	NA	0.2 U	0.2 U	2.0 U
Vinyl Acetate	NA	1.0 U	1.0 U	10 U
Bromodichloromethane	NA	0.2 U	0.2 U	2.0 U
1,2-Dichloropropane	NA	0.2 U	0.2 U	2.0 U
cis-1,3-Dichloropropene	NA	0.2 U	0.2 U	2.0 U
Trichloroethene	1 U	0.2 U	0.2 U	2.0 U
Dibromochloromethane	NA	0.2 U	0.2 U	2.0 U
1,1,2-Trichloroethane	NA	0.2 U	0.2 U	2.0 U
Benzene	**56.4**	**92**	**110**	**110**
trans-1,3-Dichloropropene	NA	0.2 U	0.2 U	2.0 U
2-Chloroethylvinylether	NA	1.0 U	1.0 U	10 U
Bromoform	NA	0.2 U	0.2 U	2.0 U
4-Methyl-2-Pentanone (MIBK)	NA	2.5 U	2.5 U	50 U
2-Hexanone	NA	2.5 U	2.5 U	50 U
Tetrachloroethene	1 U	0.2 U	0.2 U	2.0 U
1,1,2,2-Tetrachloroethane	NA	0.2 U	0.2 U	2.0 U
Toluene	NA	**33**	**32**	**26**
Chlorobenzene	NA	0.2 U	0.2 U	2.0 U
Ethylbenzene	NA	**210**	**250**	**290**
Styrene	NA	0.2 U	0.2 U	2.0 U
Trichlorofluoromethane	NA	0.2 U	0.2 U	2.0 U
1,1,2-Trichloro-1,2,2-trifluoroethane	NA	0.2 U	0.2 U	2.0 U
m, p-Xylene	NA	**600**	**690**	**610**
o-Xylene	NA	**36**	**28**	**10**
1,2-Dichlorobenzene	NA	0.2 U	0.2 U	2.0 U
1,3-Dichlorobenzene	NA	0.2 U	0.2 U	2.0 U
1,4-Dichlorobenzene	NA	0.2 U	0.2 U	2.0 U
Acrolein	NA	5.0 U	5.0 U	50 U
Methyl Iodide	NA	1.0 U	1.0 U	10 U
Bromoethane	NA	0.2 U	0.2 U	2.0 U
Acrylonitrile	NA	1.0 U	1.0 U	10 U
1,1-Dichloropropene	NA	0.2 U	0.2 U	2.0 U
Dibromomethane	NA	0.2 U	0.2 U	2.0 U
1,1,1,2-Tetrachloroethane	NA	0.2 U	0.2 U	2.0 U
1,2-Dibromo-3-chloropropane	NA	0.5 U	0.5 U	5.0 U
1,2,3-Trichloropropane	NA	0.5 U	0.5 U	5.0 U
trans-1,4-Dichloro-2-butene	NA	1.0 U	1.0 U	10 U
1,3,5-Trimethylbenzene	NA	**11**	**12**	**18**
1,2,4-Trimethylbenzene	NA	**180**	**260**	**490**
Hexachlorobutadiene	NA	0.5 U	0.5 U	5.0 U
Ethylene Dibromide	NA	0.2 U	0.2 U	2.0 U
Bromochloromethane	NA	0.2 U	0.2 U	2.0 U
2,2-Dichloropropane	NA	0.2 U	0.2 U	2.0 U
1,3-Dichloropropane	NA	0.2 U	0.2 U	2.0 U
Isopropylbenzene	NA	**12**	**14**	**22**

TABLE B-10 - RNS-MW3
GROUNDWATER ANALYTICAL RESULTS
SAURO PROPERTY, CITY OF TACOMA

	RNS-MW3 (23) RNS 6/30/2006	RNS-MW3 (14) OX15I 4/29/2009	RNS-MW3 (19) OX15J 4/29/2009	RNS-MW3 (18) RF48C 7/21/2010
VOLATILES (ug/L)				
Method SW8260B				
n-Propylbenzene	NA	**24**	**31**	**59**
Bromobenzene	NA	0.2 U	0.2 U	2.0 U
2-Chlorotoluene	NA	0.2 U	0.2 U	2.0 U
4-Chlorotoluene	NA	0.2 U	0.2 U	2.0 U
tert-Butylbenzene	NA	0.2 U	**0.2**	2.0 U
sec-Butylbenzene	NA	0.2 U	**0.7**	**2.0**
4-Isopropyltoluene	NA	**0.9**	**1.4**	**3.6**
n-Butylbenzene	NA	**0.5**	**0.7**	**2.2**
1,2,4-Trichlorobenzene	NA	0.5 U	0.5 U	5.0 U
Naphthalene	NA	**73**	**100**	**170**
1,2,3-Trichlorobenzene	NA	0.5 U	0.5 U	5.0 U
TOTAL PETROLEUM HYDROCARBONS (mg/kg)				
NWTPH-Dx				
Diesel Range Organics	NA	NA	NA	NA
Motor Oil	NA	NA	NA	NA
NWTPH-G				
Gasoline Range Organics	NA	NA	NA	NA
TOTAL METALS (mg/kg)				
Method SW6010B/SW7471				
Arsenic	NA	NA	NA	NA
Cadmium	NA	NA	NA	NA
Chromium	NA	NA	NA	NA
Copper	NA	NA	NA	NA
Lead	NA	NA	NA	NA
Mercury	NA	NA	NA	NA
Nickel	NA	NA	NA	NA
Zinc	NA	NA	NA	NA
CONVENTIONALS (mg/L)				
Method EPA300				
Nitrate	NA	NA	NA	NA
Sulfate	NA	NA	NA	NA
Method EPA415.1 (mg/L)				
Total Organic Carbon	NA	NA	NA	NA
FIELD PARAMETERS				
Dissolved Oxygen (mg/L)	NA	NA	NA	NA
Oxidation Reduction Potential (Mv)	NA	NA	NA	NA
Iron (mg/L)	NA	NA	NA	NA

U = Indicates the compound was undetected at the reported concentration.
Bold indicates detected compound.
NA = Not analyzed.

TABLE B-11 - RNS-MW4
GROUNDWATER ANALYTICAL RESULTS
SAURO PROPERTY, CITY OF TACOMA

	RNSMW4 RNS 12/8/2006	RNSMW4 RNS 12/13/2006	RNS-MW4 (39) OX15H 4/29/2009	RNS-MW4-20100721 (25) RF48B 7/21/2010
VOLATILES (ug/L)				
Method SW8260B				
Chloromethane	NA	NA	0.2 U	250 U
Bromomethane	NA	NA	0.5 U	500 U
Vinyl Chloride	0.02 U	0.02 U	0.2 U	100 U
Chloroethane	NA	NA	0.2 U	100 UJ
Methylene Chloride	NA	NA	0.5 U	250 U
Acetone	NA	NA	**12**	2,500 UJ
Carbon Disulfide	NA	NA	0.2 U	100 U
1,1-Dichloroethene	NA	NA	0.2 U	100 U
1,1-Dichloroethane	NA	NA	0.2 U	100 U
trans-1,2-Dichloroethene	NA	NA	0.2 U	100 U
cis-1,2-Dichloroethene	1.0 U	1.0 U	0.2 U	100 U
Chloroform	NA	NA	0.2 U	100 U
1,2-Dichloroethane	NA	NA	0.2 U	100 U
2-Butanone	NA	NA	2.5 U	2,500 U
1,1,1-Trichloroethane	NA	NA	0.2 U	100 U
Carbon Tetrachloride	NA	NA	0.2 U	100 U
Vinyl Acetate	NA	NA	1.0 U	500 U
Bromodichloromethane	NA	NA	0.2 U	100 U
1,2-Dichloropropane	NA	NA	0.2 U	100 U
cis-1,3-Dichloropropene	NA	NA	0.2 U	100 U
Trichloroethene	1.0 U	1.0 U	0.2 U	100 U
Dibromochloromethane	NA	NA	0.2 U	100 U
1,1,2-Trichloroethane	NA	NA	0.2 U	100 U
Benzene	NA	NA	**15,000**	**14,000**
trans-1,3-Dichloropropene	NA	NA	0.2 U	100 U
2-Chloroethylvinylether	NA	NA	1.0 U	500 U
Bromoform	NA	NA	0.2 U	100 U
4-Methyl-2-Pentanone (MIBK)	NA	NA	2.5 U	2,500 U
2-Hexanone	NA	NA	2.5 U	2,500 U
Tetrachloroethene	1.0 U	1.0 U	0.2 U	100 U
1,1,2,2-Tetrachloroethane	NA	NA	0.2 U	100 U
Toluene	NA	NA	**52**	100 U
Chlorobenzene	NA	NA	0.2 U	100 U
Ethylbenzene	NA	NA	**220**	**130**
Styrene	NA	NA	0.2 U	100 U
Trichlorofluoromethane	NA	NA	0.2 U	100 U
1,1,2-Trichloro-1,2,2-trifluoroethane	NA	NA	0.2 U	100 U
m, p-Xylene	NA	NA	**140**	200 U
o-Xylene	NA	NA	**10**	100 U
1,2-Dichlorobenzene	NA	NA	0.2 U	100 U
1,3-Dichlorobenzene	NA	NA	0.2 U	100 U
1,4-Dichlorobenzene	NA	NA	0.2 U	100 U
Acrolein	NA	NA	5.0 U	2,500 UJ
Methyl Iodide	NA	NA	1.0 U	500 U
Bromoethane	NA	NA	0.2 U	100 U
Acrylonitrile	NA	NA	1.0 U	500 U
1,1-Dichloropropene	NA	NA	0.2 U	100 U
Dibromomethane	NA	NA	0.2 U	100 U
1,1,1,2-Tetrachloroethane	NA	NA	0.2 U	100 U
1,2-Dibromo-3-chloropropane	NA	NA	0.5 U	250 U
1,2,3-Trichloropropane	NA	NA	0.5 U	250 U
trans-1,4-Dichloro-2-butene	NA	NA	1.0 U	500 UJ
1,3,5-Trimethylbenzene	NA	NA	0.2 U	100 U
1,2,4-Trimethylbenzene	NA	NA	**34**	100 U
Hexachlorobutadiene	NA	NA	0.5 U	250 U
Ethylene Dibromide	NA	NA	0.2 U	100 U
Bromochloromethane	NA	NA	0.2 U	100 U
2,2-Dichloropropane	NA	NA	0.2 U	100 U
1,3-Dichloropropane	NA	NA	0.2 U	100 U
Isopropylbenzene	NA	NA	**6.2**	100 U

TABLE B-11 - RNS-MW4
GROUNDWATER ANALYTICAL RESULTS
SAURO PROPERTY, CITY OF TACOMA

	RNSMW4 RNS 12/8/2006	RNSMW4 RNS 12/13/2006	RNS-MW4 (39) OX15H 4/29/2009	RNS-MW4-20100721 (25) RF48B 7/21/2010
VOLATILES (ug/L)				
Method SW8260B				
n-Propylbenzene	NA	NA	**6.2**	100 U
Bromobenzene	NA	NA	0.2 U	100 U
2-Chlorotoluene	NA	NA	0.2 U	100 U
4-Chlorotoluene	NA	NA	0.2 U	100 U
tert-Butylbenzene	NA	NA	0.2 U	100 U
sec-Butylbenzene	NA	NA	0.2 U	100 U
4-Isopropyltoluene	NA	NA	**0.3**	100 U
n-Butylbenzene	NA	NA	0.2 U	100 U
1,2,4-Trichlorobenzene	NA	NA	0.5 U	250 U
Naphthalene	NA	NA	**26**	250 U
1,2,3-Trichlorobenzene	NA	NA	0.5 U	250 U
TOTAL PETROLEUM HYDROCARBONS (mg/kg)				
NWTPH-Dx				
Diesel Range Organics	NA	NA	NA	NA
Motor Oil	NA	NA	NA	NA
NWTPH-G				
Gasoline Range Organics	NA	NA	NA	NA
TOTAL METALS (mg/kg)				
Method SW6010B/SW7471				
Arsenic	NA	NA	NA	NA
Cadmium	NA	NA	NA	NA
Chromium	NA	NA	NA	NA
Copper	NA	NA	NA	NA
Lead	NA	NA	NA	NA
Mercury	NA	NA	NA	NA
Nickel	NA	NA	NA	NA
Zinc	NA	NA	NA	NA
CONVENTIONALS (mg/L)				
Method EPA300				
Nitrate	NA	NA	NA	NA
Sulfate	NA	NA	NA	NA
Method EPA415.1 (mg/L)				
Total Organic Carbon	NA	NA	NA	NA
FIELD PARAMETERS				
Dissolved Oxygen (mg/L)	NA	NA	NA	NA
Oxidation Reduction Potential (Mv)	NA	NA	NA	NA
Iron (mg/L)	NA	NA	NA	NA

U = Indicates the compound was undetected at the reported concentration.
UJ = The analyte was not detected in the sample; the reported sample reporting limit is an estimate.
Bold indicates detected compound.
NA = Not analyzed.

TABLE B-13 - RNSMW6
GROUNDWATER ANALYTICAL RESULTS
SAURO PROPERTY, CITY OF TACOMA

	RNSMW6 RNS 12/13/2006	RNSMW6 (36.5) RNS 12/13/2006	RNSMW6 (59) RNS 12/13/2006	RNSMW6 Farallon 6/5/2007	RNS-MW6 (42.5) OX15E 4/29/2009	RNS-MW6 (52.5) OX15F 4/29/2009	RNS-MW6 (42.5) QV52K 5/5/2010	RNS-MW6 (52.5) QV52L 5/5/2010	RNS-MW6 (42.5) RF48G 7/21/2010	RNS-MW6 (52.5) RF48P 7/21/2010	RNS-MW6 (42.5) 2010-12745 10/27/2010
VOLATILES (ug/L)											
Method SW8260B											
Chloromethane	NA	NA	NA	NA	0.2 U	0.2 U	0.5 U	0.5 U	5.0 U	0.5 U	8.0 U
Bromomethane	NA	NA	NA	NA	0.5 U	0.5 U	0.5 U	0.5 U	10 U	1.0 U	20 U
Vinyl Chloride	**0.72**	0.025 U	0.025 U	1.0 U	**0.4**	**0.9**	0.2 U	**0.3**	2.0 U	**0.4**	8.0 U
Chloroethane	NA	NA	NA	NA	0.2 U	0.2 U	0.2 U	0.2 U	2.0 UJ	0.2 U	12 U
Methylene Chloride	NA	NA	NA	NA	0.5 U	0.5 U	**0.6**	0.5 U	5.0 U	0.5 U	**12** J
Acetone	NA	NA	NA	NA	**7.8**	**5.3**	5.0 U	**5.2**	50 UJ	5.0 UJ	210 U
Carbon Disulfide	NA	NA	NA	NA	0.2 U	0.2 U	0.2 U	0.2 U	2.0 U	0.2 U	8.0 U
1,1-Dichloroethene	NA	NA	NA	NA	**0.3**	**0.6**	0.2 U	**0.2**	2.0 U	**0.2**	8.0 U
1,1-Dichloroethane	NA	NA	NA	NA	0.2 U	0.2 U	0.2 U	0.2 U	2.0 U	0.2 U	4.0 U
trans-1,2-Dichloroethene	NA	NA	NA	NA	**1.2**	**1.8**	**0.2**	**1.0**	2.0 U	**0.9**	8.0 U
cis-1,2-Dichloroethene	**162**	0.02 U	0.02 U	**150**	**100**	**150**	**37**	**89**	**36**	**78**	**90**
Chloroform	NA	NA	NA	NA	0.2 U	0.2 U	0.2 U	0.2 U	2.0 U	0.2 U	8.0 U
1,2-Dichloroethane	NA	NA	NA	NA	0.2 U	0.2 U	0.2 U	0.2 U	2.0 U	0.2 U	8.0 U
2-Butanone	NA	NA	NA	NA	2.5 U	2.5 U	5.0 U	5.0 U	50 U	5.0 U	110 U
1,1,1-Trichloroethane	NA	NA	NA	NA	0.2 U	0.2 U	0.2 U	0.2 U	2.0 U	0.2 U	4.0 U
Carbon Tetrachloride	NA	NA	NA	NA	0.2 U	0.2 U	0.2 U	0.2 U	2.0 U	0.2 U	8.0 U
Vinyl Acetate	NA	NA	NA	NA	1.0 U	1.0 U	1.0 UJ	1.0 UJ	10 U	1.0 U	8.0 U
Bromodichloromethane	NA	NA	NA	NA	0.2 U	0.2 U	0.2 U	0.2 U	2.0 U	0.2 U	8.0 U
1,2-Dichloropropane	NA	NA	NA	NA	0.2 U	0.2 U	0.2 U	0.2 U	2.0 U	0.2 U	4.0 U
cis-1,3-Dichloropropene	NA	NA	NA	NA	0.2 U	0.2 U	0.2 U	0.2 U	2.0 U	0.2 U	8.0 U
Trichloroethene	**64.7**	0.03 U	0.03 U	**77**	**87**	**98**	**70**	**110**	**110**	**130**	**160**
Dibromochloromethane	NA	NA	NA	NA	0.2 U	0.2 U	0.2 U	0.2 U	2.0 U	0.2 U	8.0 U
1,1,2-Trichloroethane	NA	NA	NA	NA	0.2 U	0.2 U	0.2 U	0.2 U	2.0 U	0.2 U	20 U
Benzene	NA	NA	NA	NA	0.2 U	0.2 U	0.2 U	0.2 U	2.0 U	0.2 U	8.0 U
trans-1,3-Dichloropropene	NA	NA	NA	NA	0.2 U	0.2 U	0.2 U	0.2 U	2.0 U	0.2 U	8.0 U
2-Chloroethylvinylether	NA	NA	NA	NA	1.0 U	1.0 U	1.0 U	1.0 U	10 U	1.0 U	NA
Bromoform	NA	NA	NA	NA	0.2 U	0.2 U	0.2 U	0.2 U	2.0 U	0.2 U	8.0 U
4-Methyl-2-Pentanone (MIBK)	NA	NA	NA	NA	2.5 U	2.5 U	5.0 U	5.0 U	50 U	5.0 U	110 U
2-Hexanone	NA	NA	NA	NA	2.5 U	2.5 U	5.0 U	5.0 U	50 U	5.0 U	96 U
Tetrachloroethene	**258**	**0.062**	**0.055**	**230**	**180**	**190**	**96**	**260**	**300**	**620**	**890**
1,1,2,2-Tetrachloroethane	NA	NA	NA	NA	0.2 U	0.2 U	0.2 U	0.2 U	2.0 U	0.2 U	8.0 U
Toluene	NA	NA	NA	NA	0.2 U	0.2 U	0.2 U	0.2 U	2.0 U	0.2 U	8.0 U
Chlorobenzene	NA	NA	NA	NA	0.2 U	0.2 U	0.2 U	0.2 U	2.0 U	0.2 U	8.0 U
Ethylbenzene	NA	NA	NA	NA	0.2 U	0.2 U	0.2 U	0.2 U	2.0 U	0.2 U	8.0 U
Styrene	NA	NA	NA	NA	0.2 U	0.2 U	**0.4**	0.2 U	2.0 U	0.2 U	8.0 U
Trichlorofluoromethane	NA	NA	NA	NA	0.2 U	0.2 U	0.2 U	0.2 U	2.0 U	0.2 U	8.0 U
1,1,2-Trichloro-1,2,2-trifluoroethane	NA	NA	NA	NA	0.2 U	0.2 U	0.2 U	0.2 U	2.0 U	0.2 U	NA
m, p-Xylene	NA	NA	NA	NA	0.4 U	0.4 U	0.4 U	0.4 U	4.0 U	0.4 U	16 U
o-Xylene	NA	NA	NA	NA	0.2 U	0.2 U	0.2 U	0.2 U	2.0 U	0.2 U	8.0 U
1,2-Dichlorobenzene	NA	NA	NA	NA	0.2 U	0.2 U	0.2 U	0.2 U	2.0 U	0.2 U	8.0 U
1,3-Dichlorobenzene	NA	NA	NA	NA	0.2 U	0.2 U	0.2 U	0.2 U	2.0 U	0.2 U	8.0 U
1,4-Dichlorobenzene	NA	NA	NA	NA	0.2 U	0.2 U	0.2 U	0.2 U	2.0 U	0.2 U	8.0 U
Acrolein	NA	NA	NA	NA	5.0 U	5.0 U	5.0 U	5.0 U	50 UJ	5.0 U	80 U
Methyl Iodide	NA	NA	NA	NA	1.0 U	1.0 U	1.0 U	1.0 U	10 U	1.0 U	NA
Bromoethane	NA	NA	NA	NA	0.2 U	0.2 U	0.2 U	0.2 U	2.0 U	0.2 U	NA
Acrylonitrile	NA	NA	NA	NA	1.0 U	1.0 U	1.0 U	1.0 U	10 U	1.0 U	80 U
1,1-Dichloropropene	NA	NA	NA	NA	0.2 U	0.2 U	0.2 U	0.2 U	2.0 U	0.2 U	NA
Dibromomethane	NA	NA	NA	NA	0.2 U	0.2 U	0.2 U	0.2 U	2.0 U	0.2 U	NA
1,1,1,2-Tetrachloroethane	NA	NA	NA	NA	0.2 U	0.2 U	0.2 U	0.2 U	2.0 U	0.2 U	NA
1,2-Dibromo-3-chloropropane	NA	NA	NA	NA	0.5 U	0.5 U	0.5 UJ	0.5 UJ	5.0 U	0.5 U	NA
1,2,3-Trichloropropane	NA	NA	NA	NA	0.5 U	0.5 U	0.5 U	0.5 U	5.0 U	0.5 U	NA
trans-1,4-Dichloro-2-butene	NA	NA	NA	NA	1.0 U	1.0 U	1.0 U	1.0 U	10 UJ	1.0 UJ	NA
1,3,5-Trimethylbenzene	NA	NA	NA	NA	0.2 U	0.2 U	0.2 U	0.2 U	2.0 U	0.2 U	NA
1,2,4-Trimethylbenzene	NA	NA	NA	NA	0.2 U	0.2 U	0.2 U	0.2 U	2.0 U	0.2 U	NA
Hexachlorobutadiene	NA	NA	NA	NA	0.5 U	0.5 U	0.5 UJ	0.5 UJ	5.0 U	0.5 U	NA
Ethylene Dibromide	NA	NA	NA	NA	0.2 U	0.2 U	0.2 U	0.2 U	2.0 U	0.2 U	20 U
Bromochloromethane	NA	NA	NA	NA	0.2 U	0.2 U	0.2 U	0.2 U	2.0 U	0.2 U	NA
2,2-Dichloropropane	NA	NA	NA	NA	0.2 U	0.2 U	0.2 U	0.2 U	2.0 U	0.2 U	NA
1,3-Dichloropropane	NA	NA	NA	NA	0.2 U	0.2 U	0.2 U	0.2 U	2.0 U	0.2 U	NA
Isopropylbenzene	NA	NA	NA	NA	0.2 U	0.2 U	0.2 U	0.2 U	2.0 U	0.2 U	NA
n-Propylbenzene	NA	NA	NA	NA	0.2 U	0.2 U	0.2 U	0.2 U	2.0 U	0.2 U	NA

TABLE B-13 - RNSMW6
GROUNDWATER ANALYTICAL RESULTS
SAURO PROPERTY, CITY OF TACOMA

	RNSMW6 RNS 12/13/2006	RNSMW6 (36.5) RNS 12/13/2006	RNSMW6 (59) RNS 12/13/2006	RNSMW6 Farallon 6/5/2007	RNS-MW6 (42.5) OX15E 4/29/2009	RNS-MW6 (52.5) OX15F 4/29/2009	RNS-MW6 (42.5) QV52K 5/5/2010	RNS-MW6 (52.5) QV52L 5/5/2010	RNS-MW6 (42.5) RF48G 7/21/2010	RNS-MW6 (52.5) RF48P 7/21/2010	RNS-MW6 (42.5) 2010-12745 10/27/2010
VOLATILES (ug/L)											
Method SW8260B											
Bromobenzene	NA	NA	NA	NA	0.2 U	0.2 U	0.2 U	0.2 U	2.0 U	0.2 U	NA
2-Chlorotoluene	NA	NA	NA	NA	0.2 U	0.2 U	0.2 U	0.2 U	2.0 U	0.2 U	NA
4-Chlorotoluene	NA	NA	NA	NA	0.2 U	0.2 U	0.2 U	0.2 U	2.0 U	0.2 U	NA
tert-Butylbenzene	NA	NA	NA	NA	0.2 U	0.2 U	0.2 U	0.2 U	2.0 U	0.2 U	NA
sec-Butylbenzene	NA	NA	NA	NA	0.2 U	0.2 U	0.2 U	0.2 U	2.0 U	0.2 U	NA
4-Isopropyltoluene	NA	NA	NA	NA	0.2 U	0.2 U	0.2 U	0.2 U	2.0 U	0.2 U	NA
n-Butylbenzene	NA	NA	NA	NA	0.2 U	0.2 U	0.2 U	0.2 U	2.0 U	0.2 U	NA
1,2,4-Trichlorobenzene	NA	NA	NA	NA	0.5 U	0.5 U	0.5 U	0.5 U	5.0 U	0.5 U	NA
Naphthalene	NA	NA	NA	NA	0.5 U	0.5 U	0.5 UJ	0.5 UJ	5.0 U	0.5 U	NA
1,2,3-Trichlorobenzene	NA	NA	NA	NA	0.5 U	0.5 U	0.5 U	0.5 U	5.0 U	0.5 U	NA
Methyl tert-butyl ether	NA	NA	NA	NA	NA	NA	NA	NA	NA	NA	20 U
TOTAL PETROLEUM HYDROCARBONS (mg/kg)											
NWTPH-Dx											
Diesel Range Organics	NA	NA	NA	NA	NA	NA	NA	NA	NA	NA	NA
Motor Oil	NA	NA	NA	NA	NA	NA	NA	NA	NA	NA	NA
NWTPH-G											
Gasoline Range Organics	NA	NA	NA	NA	NA	NA	NA	NA	NA	NA	NA
TOTAL METALS (mg/kg)											
Method SW6010B/SW7471											
Arsenic	NA	NA	NA	3.0 U	NA	NA	NA	NA	NA	NA	NA
Cadmium	NA	NA	NA	NA	NA	NA	NA	NA	NA	NA	NA
Chromium	NA	NA	NA	NA	NA	NA	NA	NA	NA	NA	NA
Copper	NA	NA	NA	NA	NA	NA	NA	NA	NA	NA	NA
Lead	NA	NA	NA	1.0 U	NA	NA	NA	NA	NA	NA	NA
Mercury	NA	NA	NA	NA	NA	NA	NA	NA	NA	NA	NA
Nickel	NA	NA	NA	NA	NA	NA	NA	NA	NA	NA	NA
Zinc	NA	NA	NA	NA	NA	NA	NA	NA	NA	NA	NA
CONVENTIONALS (mg/L)											
Method EPA300											
Nitrate	NA	NA	NA	NA	NA	NA	NA	NA	NA	NA	NA
Sulfate	NA	NA	NA	NA	NA	NA	NA	NA	NA	NA	NA
Method EPA415.1 (mg/L)											
Total Organic Carbon	NA	NA	NA	NA	NA	NA	NA	NA	NA	NA	NA
FIELD PARAMETERS											
Dissolved Oxygen (mg/L)	NA	NA	NA	NA	NA	NA	NA	NA	NA	NA	NA
Oxidation Reduction Potential (Mv)	NA	NA	NA	NA	NA	NA	NA	NA	NA	NA	NA
Iron (mg/L)	NA	NA	NA	NA	NA	NA	NA	NA	NA	NA	NA

U = Indicates the compound was undetected at the reported concentration.
J = Indicates the analyte was positively identified; the associated numerical value is the approximate concentration of the analyte in the sample.
UJ = The analyte was not detected in the sample; the reported sample reporting limit is an estimate.
Bold indicates detected compound.
NA = Not analyzed.

TABLE B-13 - RNSMW6
GROUNDWATER ANALYTICAL RESULTS
SAURO PROPERTY, CITY OF TACOMA

	RNS-MW6 (52.5) 2010-12746 10/27/2010	RNS-MW6 (42.5) 2011-00976 1/27/2011	RNS-MW6 (52.5) 2011-00977 1/27/2011	RNS-MW6 (42.5) T104125-12 4/21/2011	RNS-MW6 (52.5) T104125-13 4/21/2011
VOLATILES (ug/L)					
Method SW8260B					
Chloromethane	8.0 U	0.2 U	0.2 U	1 U	1 U
Bromomethane	20 U	0.5 U	0.5 U	1 U	1 U
Vinyl Chloride	8.0 U	**0.3** J	**0.9** J	**0.3**	**0.7**
Chloroethane	12 U	0.3 U	0.3 U	1 U	1 U
Methylene Chloride	**14** J	0.3 U	0.3 U	**0.8**	0.9
Acetone	200 U	**82**	**4.4** J	10 U	10 U
Carbon Disulfide	8.0 U	0.2 U	0.2 U	1 U	1 U
1,1-Dichloroethene	8.0 U	**0.6** J	**0.5** J	**0.4**	**0.5**
1,1-Dichloroethane	4.0 U	0.1 U	0.1 U	1 U	1 U
trans-1,2-Dichloroethene	8.0 U	**1.4**	**2.4**	1 U	**1.3**
cis-1,2-Dichloroethene	**140**	**93**	**140**	**73**	**100**
Chloroform	8.0 U	0.2 U	0.2 U	1 U	1 U
1,2-Dichloroethane	8.0 U	0.2 U	0.2 U	1 U	1 U
2-Butanone	110 U	**7.6** J	2.7 U	10 U	10 U
1,1,1-Trichloroethane	4.0 U	0.1 U	0.1 U	1 U	1 U
Carbon Tetrachloride	8.0 U	0.2 U	0.2 U	1 U	1 U
Vinyl Acetate	8.0 U	0.2 U	0.2 U	1 U	1 U
Bromodichloromethane	8.0 U	0.2 U	0.2 U	1 U	1 U
1,2-Dichloropropane	4.0 U	0.1 U	0.1 U	1 U	1 U
cis-1,3-Dichloropropene	8.0 U	0.2 U	0.2 U	1 U	1 U
Trichloroethene	**120**	**250**	**170**	**200**	**130**
Dibromochloromethane	8.0 U	0.2 U	0.2 U	1 U	1 U
1,1,2-Trichloroethane	20 U	0.5 U	0.5 U	2 U	2 U
Benzene	8.0 U	0.2 U	0.2 U	1 U	1 U
trans-1,3-Dichloropropene	8.0 U	0.2 U	0.2 U	1 U	1 U
2-Chloroethylvinylether	NA	NA	NA	NA	NA
Bromoform	8.0 U	0.2 U	0.2 U	1 U	1 U
4-Methyl-2-Pentanone (MIBK)	110 U	2.8 U	2.8 U	10 U	10 U
2-Hexanone	96 U	2.4 U	2.4 U	10 U	10 U
Tetrachloroethene	**530**	**1100**	**720**	**1100**	**580**
1,1,2,2-Tetrachloroethane	8.0 U	0.2 U	0.2 U	1 U	1 U
Toluene	8.0 U	0.2 U	0.2 U	1 U	1 U
Chlorobenzene	8.0 U	0.2 U	0.2 U	1 U	1 U
Ethylbenzene	8.0 U	0.2 U	0.2 U	1 U	1 U
Styrene	8.0 U	0.2 U	0.2 U	1 U	1 U
Trichlorofluoromethane	8.0 U	0.2 U	0.2 U	1 U	1 U
1,1,2-Trichloro-1,2,2-trifluoroethane	NA	NA	NA	1 U	1 U
m, p-Xylene	16 U	0.4 U	0.4 U	2 U	2 U
o-Xylene	8.0 U	0.2 U	0.2 U	1 U	1 U
1,2-Dichlorobenzene	8.0 U	0.2 U	0.2 U	1 U	1 U
1,3-Dichlorobenzene	8.0 U	0.2 U	0.2 U	1 U	1 U
1,4-Dichlorobenzene	8.0 U	0.2 U	0.2 U	1 U	1 U
Acrolein	80 U	2.0 U	2.0 U	10 U	10 U
Methyl Iodide	NA	NA	NA	NA	NA
Bromoethane	NA	NA	NA	NA	NA
Acrylonitrile	80 U	2.0 U	2.0 U	10 U	10 U
1,1-Dichloropropene	NA	NA	NA	NA	NA
Dibromomethane	NA	NA	NA	NA	NA
1,1,1,2-Tetrachloroethane	NA	NA	NA	NA	NA
1,2-Dibromo-3-chloropropane	NA	NA	NA	NA	NA
1,2,3-Trichloropropane	NA	NA	NA	NA	NA
trans-1,4-Dichloro-2-butene	NA	NA	NA	NA	NA
1,3,5-Trimethylbenzene	NA	NA	NA	NA	NA
1,2,4-Trimethylbenzene	NA	NA	NA	NA	NA
Hexachlorobutadiene	NA	NA	NA	NA	NA
Ethylene Dibromide	20 U	0.5 U	0.5 U	2 U	2 U
Bromochloromethane	NA	NA	NA	NA	NA
2,2-Dichloropropane	NA	NA	NA	NA	NA
1,3-Dichloropropane	NA	NA	NA	NA	NA
Isopropylbenzene	NA	NA	NA	NA	NA
n-Propylbenzene	NA	NA	NA	NA	NA

TABLE B-13 - RNSMW6
GROUNDWATER ANALYTICAL RESULTS
SAURO PROPERTY, CITY OF TACOMA

	RNS-MW6 (52.5) 2010-12746 10/27/2010	RNS-MW6 (42.5) 2011-00976 1/27/2011	RNS-MW6 (52.5) 2011-00977 1/27/2011	RNS-MW6 (42.5) T104125-12 4/21/2011	RNS-MW6 (52.5) T104125-13 4/21/2011
VOLATILES (ug/L)					
Method SW8260B					
Bromobenzene	NA	NA	NA	NA	NA
2-Chlorotoluene	NA	NA	NA	NA	NA
4-Chlorotoluene	NA	NA	NA	NA	NA
tert-Butylbenzene	NA	NA	NA	NA	NA
sec-Butylbenzene	NA	NA	NA	NA	NA
4-Isopropyltoluene	NA	NA	NA	NA	NA
n-Butylbenzene	NA	NA	NA	NA	NA
1,2,4-Trichlorobenzene	NA	NA	NA	NA	NA
Naphthalene	NA	NA	NA	NA	NA
1,2,3-Trichlorobenzene	NA	NA	NA	NA	NA
Methyl tert-butyl ether	20 U	0.5 U	0.5 U	NA	NA
TOTAL PETROLEUM HYDROCARBONS (mg/kg)					
NWTPH-Dx					
Diesel Range Organics	NA	NA	NA	NA	NA
Motor Oil	NA	NA	NA	NA	NA
NWTPH-G					
Gasoline Range Organics	NA	NA	NA	NA	NA
TOTAL METALS (mg/kg)					
Method SW6010B/SW7471					
Arsenic	NA	NA	NA	NA	NA
Cadmium	NA	NA	NA	NA	NA
Chromium	NA	NA	NA	NA	NA
Copper	NA	NA	NA	NA	NA
Lead	NA	NA	NA	NA	NA
Mercury	NA	NA	NA	NA	NA
Nickel	NA	NA	NA	NA	NA
Zinc	NA	NA	NA	NA	NA
CONVENTIONALS (mg/L)					
Method EPA300					
Nitrate	NA	NA	NA	NA	NA
Sulfate	NA	NA	NA	NA	NA
Method EPA415.1 (mg/L)					
Total Organic Carbon	NA	NA	NA	NA	NA
FIELD PARAMETERS					
Dissolved Oxygen (mg/L)	NA	NA	NA	NA	NA
Oxidation Reduction Potential (Mv)	NA	NA	NA	NA	NA
Iron (mg/L)	NA	NA	NA	NA	NA

U = Indicates the compound was undetecd
J = Indicates the analyte was positively id
UJ = The analyte was not detected in the
Bold indicates detected compound.
NA = Not analyzed.