TECHNICAL MEMORANDUM

LANDAU ASSOCIATES
ENVIRONMENTAL | GEOTECHNICAL | NATURAL RESOURCES

TO: Marv Coleman, Washington State Department of Ecology

cc: Calvin D. Taylor, L.Hg., Environmental Services, City of Tacoma

FROM: Lauren Knickrehm, EIT and Eric Weber, L.Hg.

DATE: October 3, 2013

RE: STATUS REPORT NO. 4
FORMER SAURO'S CLEANERAMA SITE
TACOMA, WASHINGTON
SITE ID 4339824

INTRODUCTION

The City of Tacoma (City) has been conducting quarterly groundwater monitoring activities in the vicinity of the former Sauro's Cleanerama site (site) since 2010. In April 2013, the City conducted the second quarterly monitored natural attenuation (MNA) and volatile organic compound (VOC) groundwater data collection events for 2013. Groundwater sampling was also conducted at a non-project monitoring well located within the project area in June 2013. Additionally, a meeting with Washington State Department of Ecology (Ecology) was held in June. On behalf of the City, Landau Associates is providing Groundwater Monitoring Status Report No. 4 which covers these groundwater monitoring activities conducted in April 2013 (quarterly sampling) and June 2013 (sampling of non-project well), as well as the meeting with Ecology.

QUARTERLY GROUNDWATER MONITORING PROGRAM SUMMARY

The existing site groundwater monitoring well network includes a total of 15 wells (Figure 1). Of the 15 wells, 10 well locations have been sampled quarterly as part of an ongoing VOC monitoring program since 2010. The other five locations are not sampled for VOCs due to dry conditions at the well (MW-3) or previous sampling data indicated that the well was not impacted by VOCs (RNS-MW3, RNS-MW4, RNS-MW5, and RNS-MW7).

The current VOC sampling program has been in place since 2010. The 10 well locations that are sampled under the current program are MW1, MW2, MW13, LAI-MW1, LAI-MW2, LAI-MW3, LAI-MW4, LAI-MW5, RNS-MW2, and RNS-MW6. Two of the wells are sampled using a peristaltic pump (MW1 and MW2) and all others are sampled using permeable diffusion bags (PDBs). Well locations RNS-MW2, RNS-MW6, and LAI-MW5 have samples collected at two discrete depths since they have relatively long screens; all other wells have one sampling depth. All samples are analyzed for VOCs by

U.S. Environmental Protection Agency Method 8260. The wells in the current sampling program, the sample depths, and the sample collection methods are presented in Table 1. The analytical methods, reporting limits, preservatives, and holding times are presented in Table 2.

The City collected MNA data for the first time since the 2009 interim action[1] during September 2012. The MNA data collection was performed in accordance with an MNA work plan (Landau Associates 2012a) approved by Ecology (Coleman, M. 2012a). On December 14, 2012, the City submitted a schedule extension request letter (Landau Associates 2012b) to Ecology requesting that the MNA sampling program from September 2012 be implemented on a quarterly basis for approximately one additional year (at a minimum) to allow for evaluation of MNA as a part of the site cleanup remedy. Ecology approved of the schedule extension and quarterly MNA sampling on December 21, 2012 (Coleman, M. 2012b).

The quarterly MNA sampling program consists of a total of 11 well locations. This program includes the 10 wells that are sampled for VOCs plus well RNS-MW7. Well RNS-MW7 is sampled because VOCs have not been detected at this location and therefore, may provide information on background conditions in the aquifer. MNA samples are collected from one discrete interval at each well. The wells sampled for MNA parameters, the sample depths, and sample collection methods are summarized in Table 1. The analytical methods, reporting limits, preservatives, holding times, and field collection methods for MNA parameters are presented in Table 2.

Recently, the City has begun to collect a complete round of water levels on a quarterly basis. The first full round was conducted in March 2013 and is presented as groundwater elevation contours on Figure 2. This is the most complete set of groundwater elevations collected since 2009.

VOLATILE ORGANIC COMPOUND DATA

The City collected second quarter 2013 VOC data on April 2, 2013. All 10 wells and all sampling intervals were sampled in general accordance with provisions listed in Table 1 and Table 2[2]. Seven of the ten wells monitor the primary PCE plume that emanates from northeast of the former Sauro's property in an eastern direction; the other three wells (specifically RNS-MW2, MW1, and MW2) monitor a secondary PCE plume that is relatively low-concentration and emanates from the former Sauro's property toward the south along Court A, a relatively short distance. The discussion on VOC

[1] An interim action was completed in 2009 and consisted of excavating 12,700 tons of tetrachloroethene (PCE)-impacted soil from the former Sauro's Cleanerama property.

[2] The practical quantitation limit for trichloroethene (TCE) was 0.5 micrograms per liter (µg/L) during the July 2012 event, but has since been set at 0.2 µg/L for the project. The current quantitation limit was used in October 2012 and will be used for future sampling events.

concentrations in this report focuses on the primary plume well data, but secondary plume well data is provided in Table 3.

VOC concentrations within the primary plume[3] are variable since the interim action (January 2010). In the first quarter of 2013, PCE concentrations increased significantly at RNS-MW6-42.5 and LAI-MW3. The second quarter 2013 PCE concentration at RNS-MW6-42.5 increased slightly and the PCE concentration at LAI-MW3 decreased slightly. PCE concentration trends for primary plume wells are shown on Figure 3.

Well RNS-MW6 defines the upgradient extent of the primary PCE plume and is located just north of the former Sauro's Cleanerama. This well has two PDBs installed in a 20 foot (ft) screen. The PCE concentration in the shallower PDB (depth of 42.5 ft) increased slightly while the concentration in the deeper PDB (depth of 52.5 ft) decreased slightly; time series concentration data is shown on Figure 4.

Well MW-13 is located downgradient to the northeast of RNS-MW6. PCE concentrations at MW-13 are relatively steady without a strong decreasing or increasing trend. TCE and cis-1,2-Dichloroethene (cis-1,2-DCE) concentrations appear to be declining slowly. Time series concentration data for MW-13 is shown on Figure 5.

LAI-MW2 is located southeast of MW-13. PCE concentrations at LAI-MW2 have also been relatively steady since the interim action was implemented with the exception of an anomalous concentration decline[4] in April 2012. TCE and cis-1,2-DCE concentrations appear to be declining slowly. Time series concentration data for LAI-MW2 is shown on Figure 6.

LAI-MW3 is located northeast of LAI-MW2 at the eastern edge of downtown Tacoma. PCE concentrations at this well have been steadily declining since 2011 and showed an anomalous decline in October 2012. TCE and cis-1,2-DCE concentrations appear to be declining slowly. Time series concentration data is shown on Figure 7.

LAI-MW4 is located east of LAI-MW3 near the Thea Foss Waterway. PCE concentrations at this well have generally declined since PCE was first detected in October 2010 and have been below laboratory reporting limits for the last five sampling events. TCE, cis-1,2-DCE and vinyl chloride are also occasionally detected at this well at low concentrations. Time series concentration data is shown on Figure 8.

In addition to the time series concentration figures, the most recent VOC data (April 2013) from wells along the west-to-east primary plume axis are presented on Figure 9 (PCE), Figure 10 (TCE), and

[3] The primary plume extends from the northeast corner of the site eastward toward the Thea Foss Waterway.
[4] Anomalous declines in VOC concentrations may be due to laboratory errors.

Figure 11 (cis-1,2-DCE)[5]. All April 2013 VOC data results are presented in Table 3. The associated laboratory report is presented as Appendix A.

MONITORED NATURAL ATTENUATION DATA

The City collected second quarter 2013 MNA data in April 2013. The event was conducted on April 11 and 12. The data appear to indicate that favorable conditions for reductive dechlorination occur at well LAI-MW5 (near source area), LAI-MW4 (most downgradient well), and MW1 (south of LAI-MW5). Favorable MNA conditions include the depletion of nitrate with the presence of ferrous iron, relatively low sulfate, and detectable concentrations of methane. The dissolved oxygen readings at LAI-MW5, LAI-MW4, and MW1 are consistent with anaerobic conditions. At the remaining nine wells, data were not conclusive regarding the potential for reductive dechlorination. The MNA data results from April 2009, September and December 2012, and April 2013 are presented in Table 4. The April 2013 MNA data is shown on Figure 12. The MNA laboratory report for the most recent sampling event (April 2013) is provided as Appendix B.

JUNE 2013 MEETING

On June 4, Cal Taylor (City), Lauren Knickrehm and Eric Weber (Landau Associates), and Marv Coleman (Ecology) met to discuss project status. The objectives of the meeting were to discuss the project schedule, recent characterization data, and collection of additional data along Dock Street to confirm that LAI-MW4 is a representative sentinel well. It was noted that the project schedule is on track and the recent characterization data has not changed the site conceptual model significantly.

To further characterize the downgradient extent of the plume along Dock Street, implementation of a final RI direct-push drilling program to collect shallow borehole samples along Dock Street was discussed. The City intends to submit a direct-push drilling technical memorandum during the 3rd quarter of 2013 to conduct this work.

In addition to the direct-push work, Ecology recommended that the City collect one round of VOC samples at an unidentified well on City right-of-way near Dock Street and South 15th Street. Following the meeting, all attendees agreed to conduct a site walk to locate the unidentified well and discuss the region of the potential direct-push drilling. The unidentified well was found to be near Johnny's Seafood; therefore, it is now referred to as "MW-JS" for "monitoring well-Johnny's Seafood". The meeting attendees agreed that MW-JS should be sampled and analyzed for limited VOC analytes

[5] The sampling depth for LAI-MW3 is at the approximate center of the well screen; it was incorrectly shown as being at the bottom of the screen in Status Reports No 2 and 3.

PCE, TCE, cis-1,2-DCE, trans-1,2-Dichloroethene, vinyl chloride, and BTEX constituents (benzene, toluene, ethylbenzene, and xylenes). The approximate location of MW-JS is presented on Figure 13.

GROUNDWATER SAMPLING AT WELL MW-JS

Landau Associates sampled well MW-JS on June 12, 2013. Samples were analyzed for the above-mentioned limited VOC analytes (City of Tacoma 2013).

The sampling results at well MW-JS were non-detect for all the reported analytes. The results are presented in Table 5 and the VOC laboratory report for the MW-JS VOC sampling event is provided in Appendix C.

A full set of MNA parameters was not collected at MW-JS; however, during sampling, groundwater field parameters were measured using a water quality meter (YSI) and ferrous iron was measured using a Hach® field kit. The MW-JS dissolved oxygen (DO) reading stabilized at 0.58 milligrams per liter (mg/L); the April 2013 DO reading at nearby well LAI-MW4 was 1.86 mg/L. The MW-JS oxidation reduction potential (ORP) reading stabilized at +29.7 millivolts (mV); the April 2013 ORP reading at well LAI-MW4 was -87.3 mV. The MW-JS ferrous iron concentration was 5.3 mg/L, which is similar to the April 2013 LAI-MW4 ferrous iron concentration of 5.5 mg/L.

PLANNED GROUNDWATER MONITORING ACTIVITIES

The next planned groundwater monitoring activities include quarterly MNA and VOC sampling events in June 2013. The results from these planned groundwater monitoring activities will be presented in Status Report No. 5.

Please let us know if you have any questions concerning groundwater monitoring activities presented in this Status Report No. 4.

LKK/EFW/BNH/jrc

REFERENCES

Coleman, M. 2012a. Email message from Marv Coleman, Toxics Cleanup Program, Washington State Department of Ecology, to Lauren McIntire, Landau Associates. Re: *Sauro's – Ecology Review Draft MNA Work Plan.* Copy of the draft MNA work plan with Ecology comments was attached. September 5.

Coleman, M. 2012b. Email message from Marv Coleman, Toxics Cleanup Program, Washington State Department of Ecology, to Lauren Knickrehm, Landau Associates. Re: *Sauro's – RI/FS Schedule Extension Request Letter Submittal.* December 21.

Landau Associates. 2012a. Technical Memorandum: *Monitored Natural Attenuation Remedy Evaluation Sampling Work Plan, Sauro's Cleanerama Site, Site ID 4339824.* Prepared for Washington State Department of Ecology on behalf of the City of Tacoma. September 6.

Landau Associates. 2012b. Letter: *Remedial Investigation/Feasibility Study Schedule Status and Extension Request, Former Sauro's Cleanerama Site, Tacoma, Washington, Site ID:4339824.* From Lauren Knickrehm, Landau Associates, to Marv Coleman, Toxics Cleanup Program, Washington State Department of Ecology. December 14.

ATTACHMENTS

Figure 1: Existing Monitoring Well Network and Cross Section Area
Figure 2: Groundwater Elevation Contours March 2013
Figure 3: Tetrachloroethene Concentrations at Select Wells
Figure 4: Select Volatile Organic Compound Concentrations at RNS-MW6
Figure 5: Select Volatile Organic Compound Concentrations at MW-13
Figure 6: Select Volatile Organic Compound Concentrations at LAI-MW2
Figure 7: Select Volatile Organic Compound Concentrations at LAI-MW3
Figure 8: Select Volatile Organic Compound Concentrations at LAI-MW4
Figure 9: Vertical Extent of PCE April 2013
Figure 10: Vertical Extent of TCE April 2013
Figure 11: Vertical Extent of cis-1,2-DCE April 2013
Figure 12: Monitored Natural Attenuation Data April 2013
Figure 13: Well MW-JS Groundwater Sampling Results

Table 1: Quarterly Sampling Locations, Depths, and Methods
Table 2: Quarterly Sampling Laboratory and Field Parameter Details
Table 3: Constituents of Concern Groundwater Analytical Results
Table 4: Monitored Natural Attenuation Parameters
Table 5: MW-JS Groundwater Analytical Results

Appendix A: April 2013 Volatile Organic Compound Data Lab Report T304010
Appendix B: April 2013 Monitored Natural Attenuation Data Lab Report T304030
Appendix C: Well MW-JS Volatile Organic Compound Data Lab Report T306119

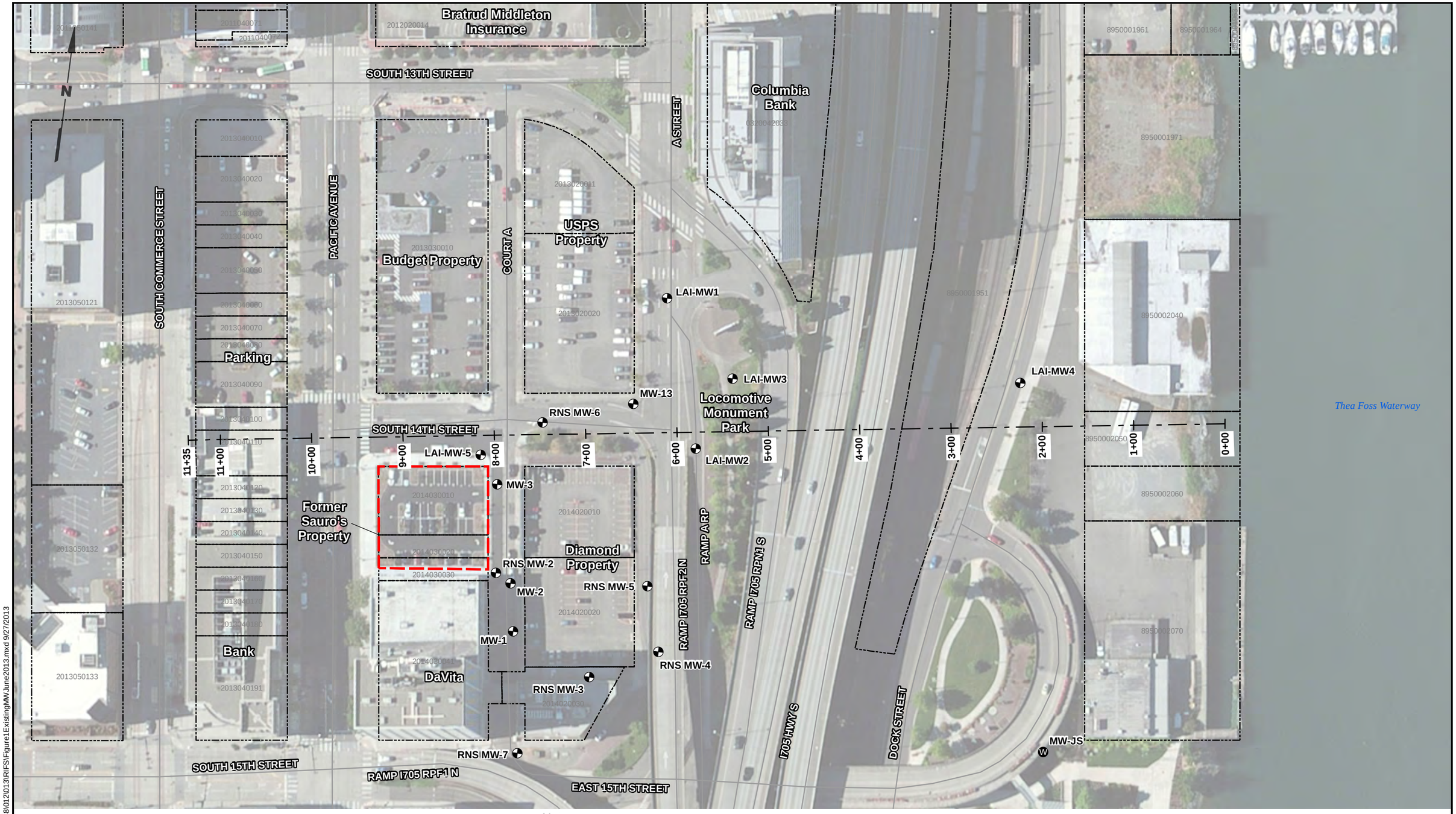

G:\Projects\094\048\012\2013\RIFS\Figure1ExistingMW June2013.mxd 9/27/2013

Legend

- Well on City Property
- Monitoring Wells
- Subject Property
- Cross Section Location

Note

1. MW-JS was not part of the third quarter sampling event.

0 100 200

Scale in Feet

Data Source: Pierce County GIS; Esri World Imagery

LANDAU ASSOCIATES

Sauro's Property RI/FS Tacoma, Washington	**Existing Monitoring Well Network and Cross Section Area**	Figure 1

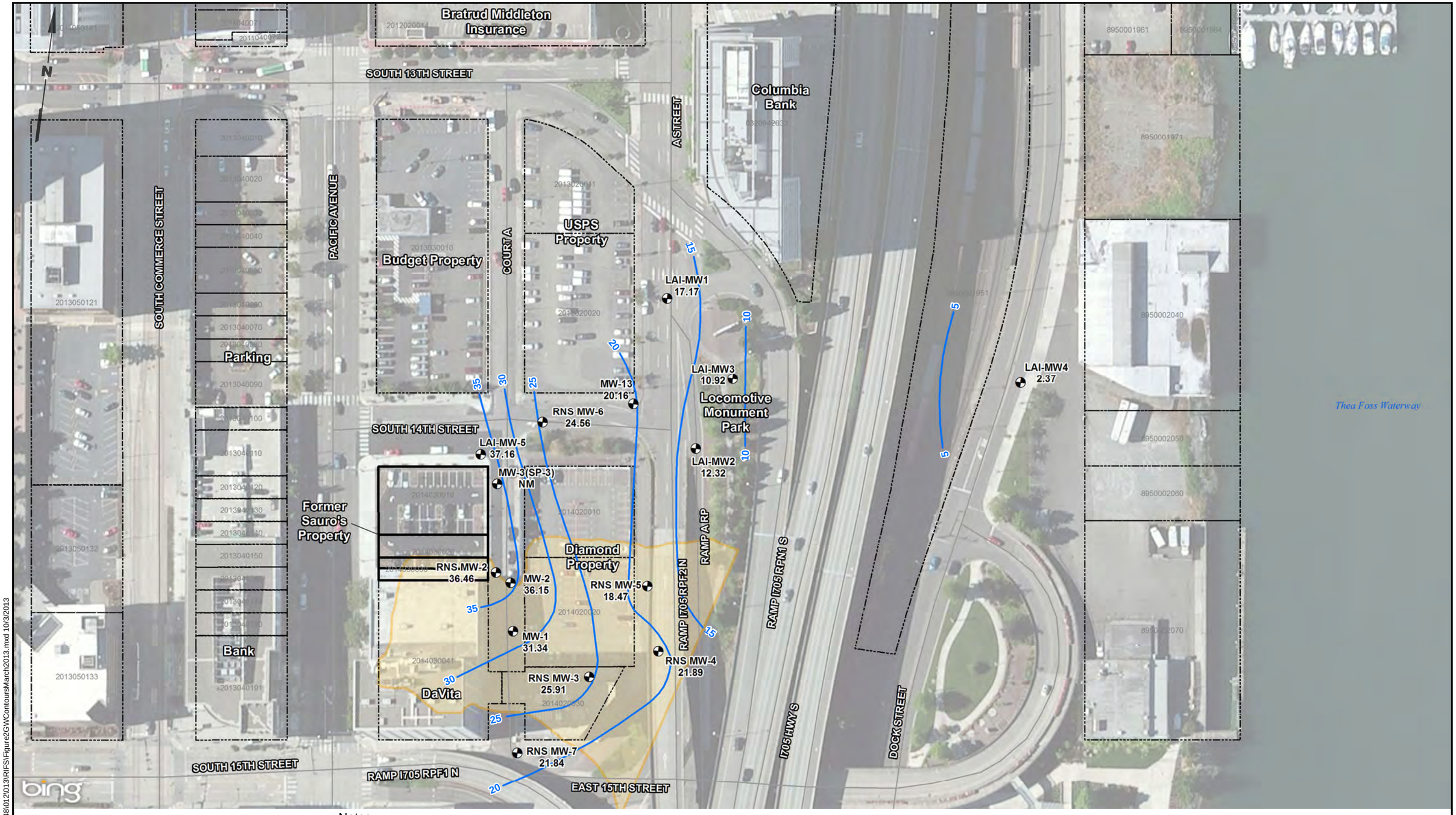

G:\Projects\094048\012\013\RIFS\Figure2GWContoursMarch2013.mxd 10/3/2013

Legend

- Monitoring Wells
- Groundwater Contours
- Subject Property
- Deep Gulch

Notes

1. Interim action excavation completed at former Sauro's property in January, 2010.
2. Water levels were collected March 21, 2013.
3. LAI-MW5 was installed in Fall, 2011.
4. NM = Not Measured.
5. Historical gulch was present as of 1888; it was filled as downtown was developed.

0 100 200

Scale in Feet

Data Source: Pierce County GIS; Bing Maps Aerial Imagery

LANDAU ASSOCIATES

Sauro's Property RI/FS
Tacoma, Washington

Groundwater Elevation Contours March 2013

Figure 2

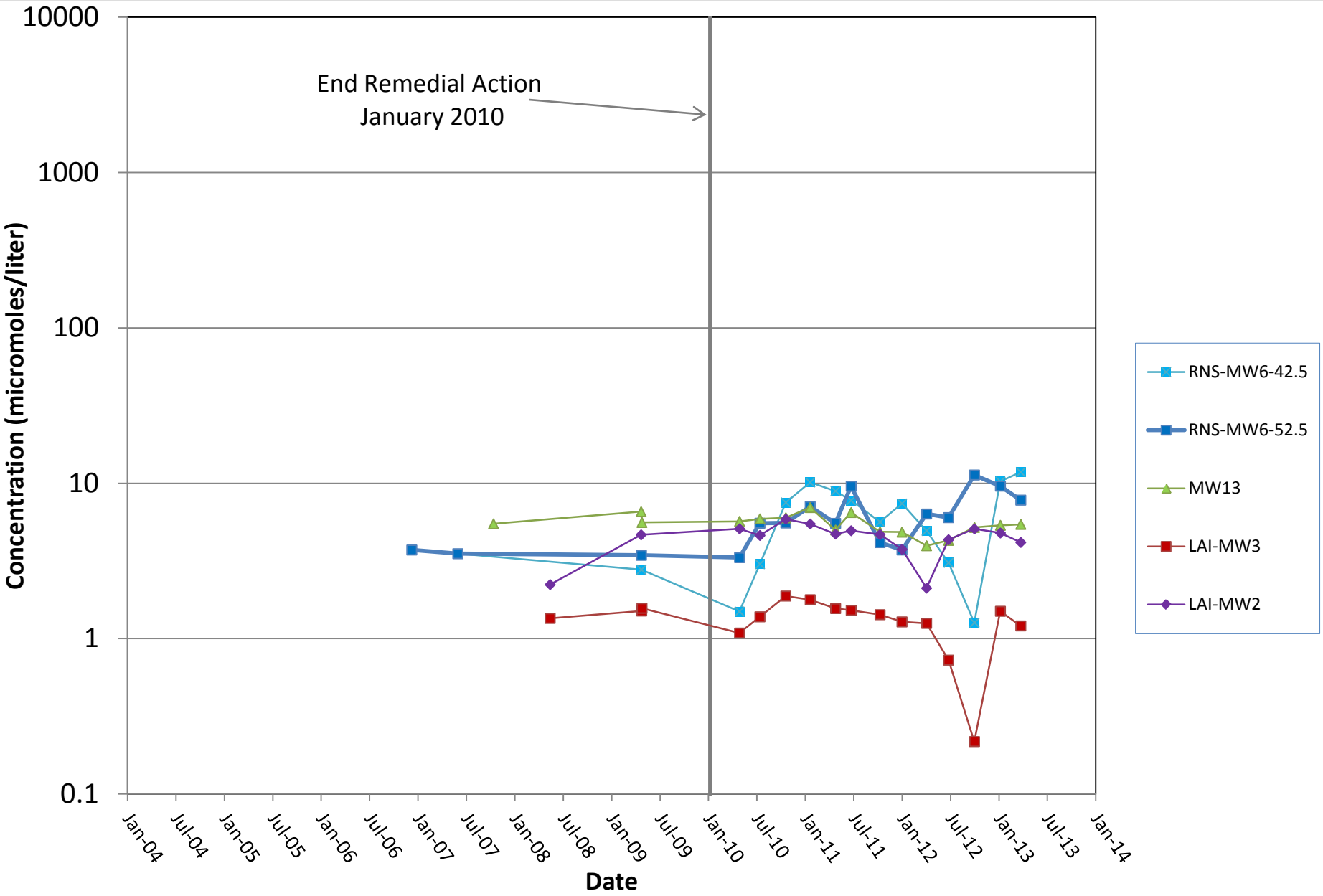

LANDAU ASSOCIATES

Note on data point markers:
Closed = detected values
Open = non-detected values at the analytical reporting limit

Sauro's Property RI/FS
Tacoma, Washington

Tetrachloroethene Concentrations at Select Wells

Figure
3

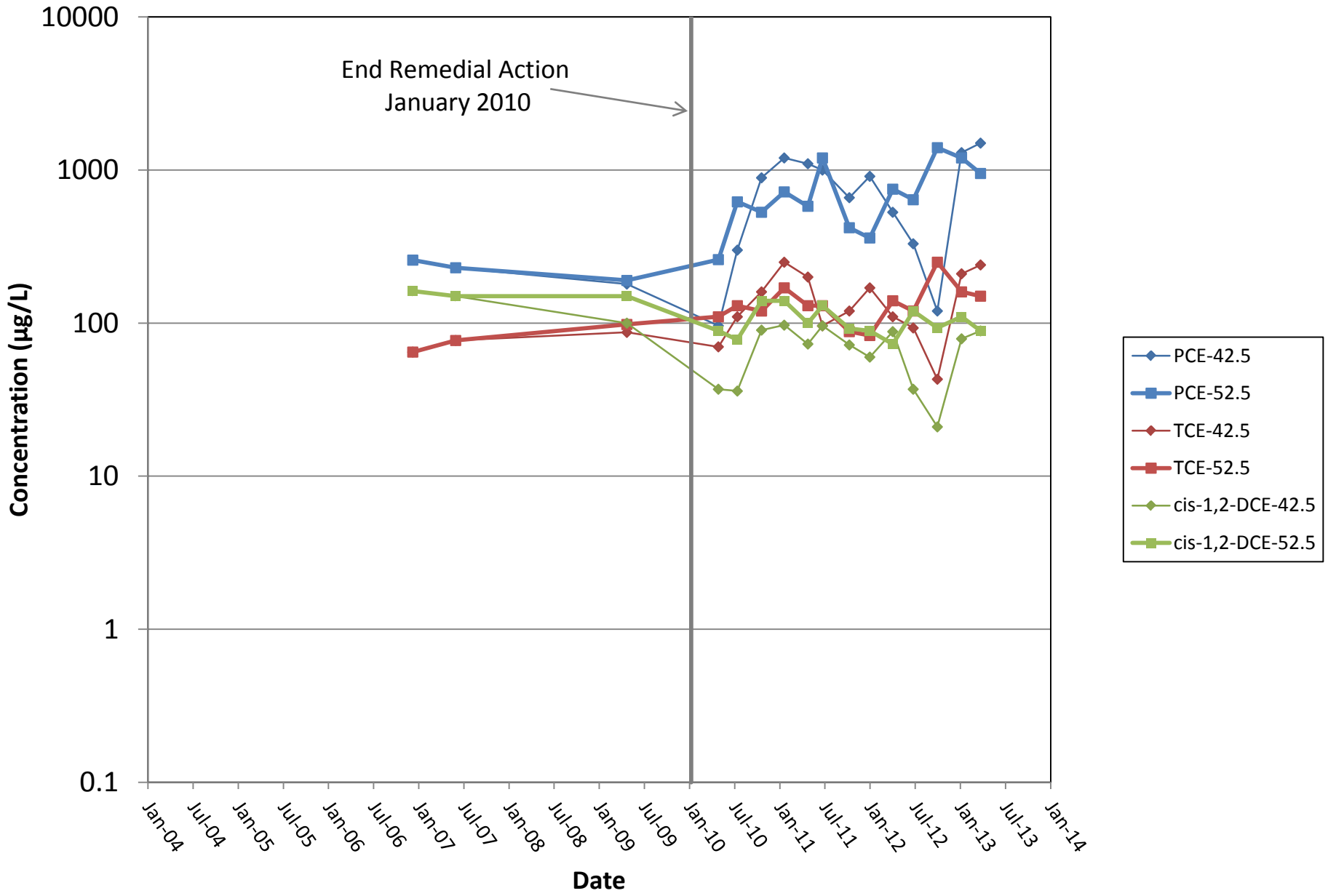

LANDAU ASSOCIATES

Note on data point markers:
Closed = detected values
Open = non-detected values at the analytical reporting limit

Sauro's Property RI/FS
Tacoma, Washington

Select Volatile Organic Compound Concentrations at RNS-MW6

Figure
4

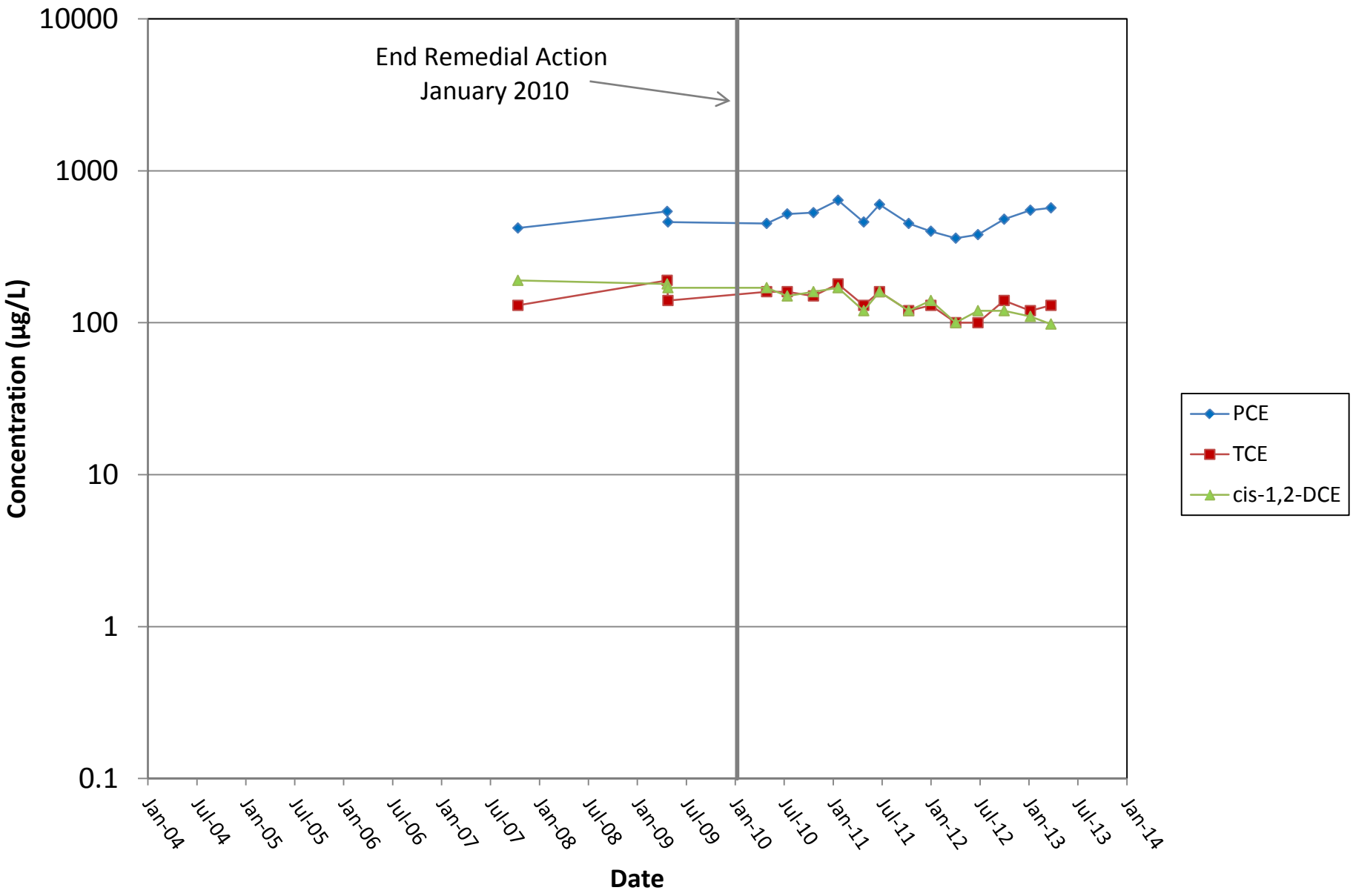

LANDAU ASSOCIATES

Note on data point markers:
Closed = detected values
Open = non-detected values at the analytical reporting limit

Sauro's Property RI/FS
Tacoma, Washington

Select Volatile Organic Compound Concentrations at MW-13

Figure
5

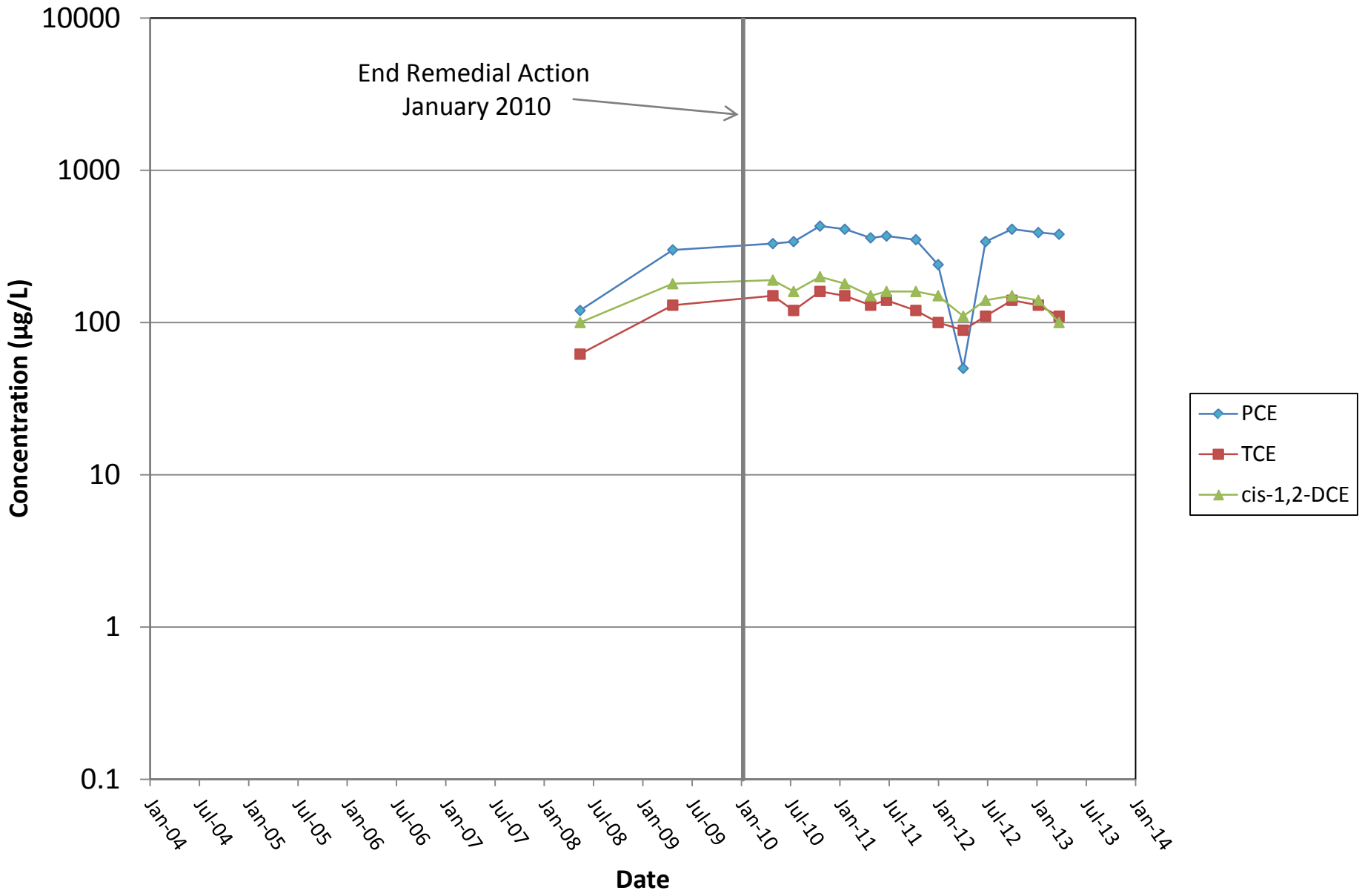

LANDAU ASSOCIATES

Note on data point markers:
Closed = detected values
Open = non-detected values at the analytical reporting limit

Sauro's Property RI/FS
Tacoma, Washington

Select Volatile Organic Compound Concentrations at LAI-MW2

Figure
6

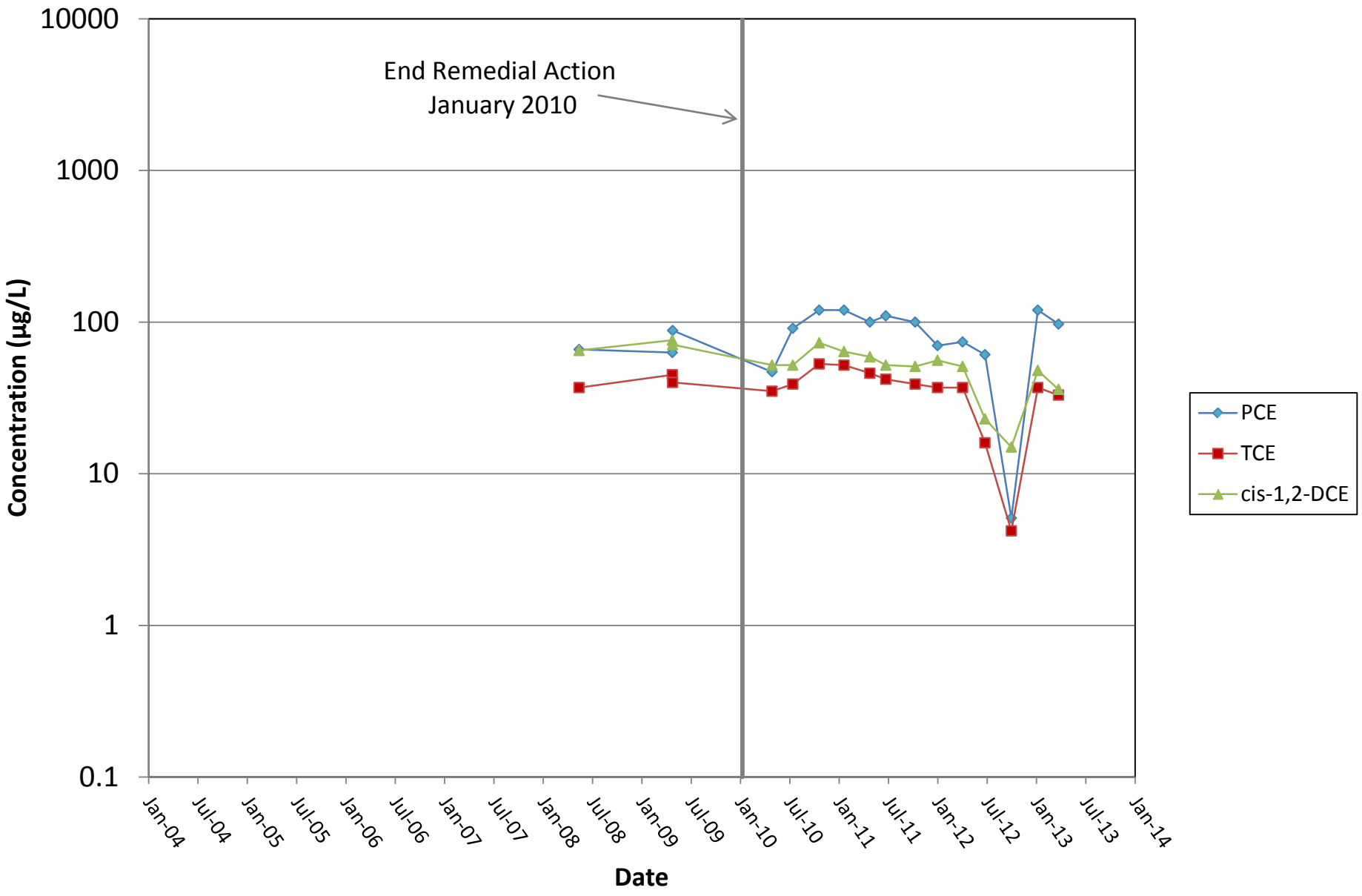

LANDAU ASSOCIATES

Note on data point markers:
Closed = detected values
Open = non-detected values at the analytical reporting limit

Sauro's Property RI/FS
Tacoma, Washington

Select Volatile Organic Compound Concentrations at LAI-MW3

Figure
7

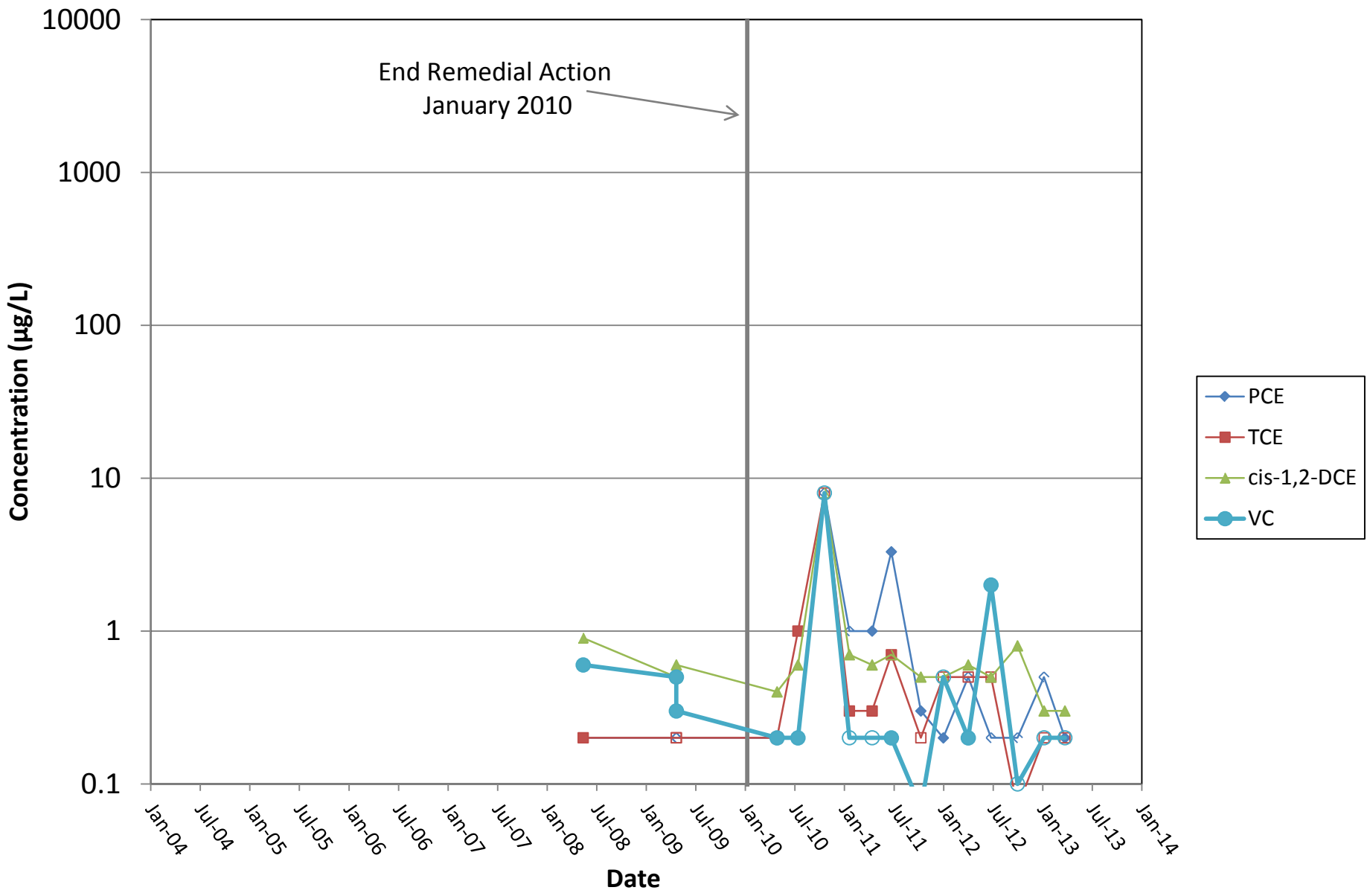

LANDAU ASSOCIATES

Note on data point markers:
Closed = detected values
Open = non-detected values at the analytical reporting limit

Sauro's Property RI/FS
Tacoma, Washington

Select Volatile Organic Compound Concentrations at LAI-MW4

Figure
8

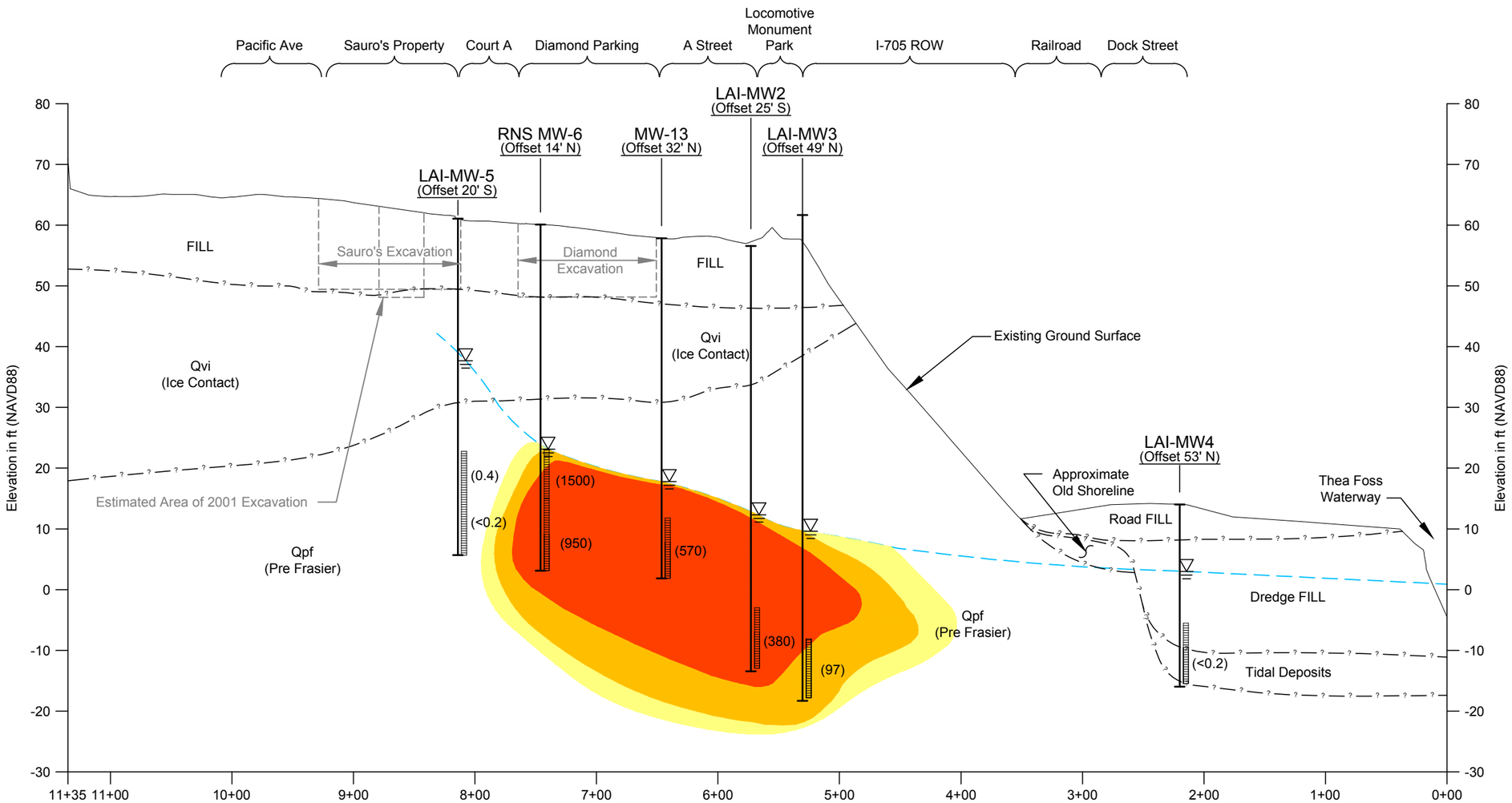

Legend

- ✱ — Indicates a Decommissioned Well
- **MW-1** — Project Exploration Designation
- (Offset 160' W) — Offset Distance in Feet and Direction
- Top of Exploration
- Groundwater Level
- Inferred Groundwater Table
- Inferred Geologic Contact
- Well Screen Interval (If Installed)
- (##) — PCE Concentration (µg/L)
- Bottom of Exploration
- Subgrade Areas

PCE Concentration Range (µg/L)

- Yellow 5 - 50
- Orange 50 - 200
- Red >200

Notes:

1. Soil descriptions are generalized, based on interpretation of field and laboratory data. Stratigraphic contracts are interpolated between borings and based on topographic features; actual conditions may vary. See Landau Associates Phase 2 Investigation report text for descriptions of geologic units.
2. For cross-section profile location see Figure 1.
3. PCE concentration data shown in micrograms per liter. Data from April 2013.
4. Water level data from April 2013.
5. Black and white reproduction of this color original may reduce its effectiveness and lead to incorrect interpretation.

0 100 200

Horizontal Scale: 1"=100'
Vertical Scale: 1"=20'

Base map source: Contours Provided By City of Tacoma 2008

LANDAU ASSOCIATES

Sauro's Property RI/FS
Tacoma, Washington

Vertical Extent of PCE
April 2013

Figure
9

Report | G:\Projects\094\048\012\013\RIFS\Plan-GeoSections July2013.dwg (A) "Figure 9" 9/27/2013

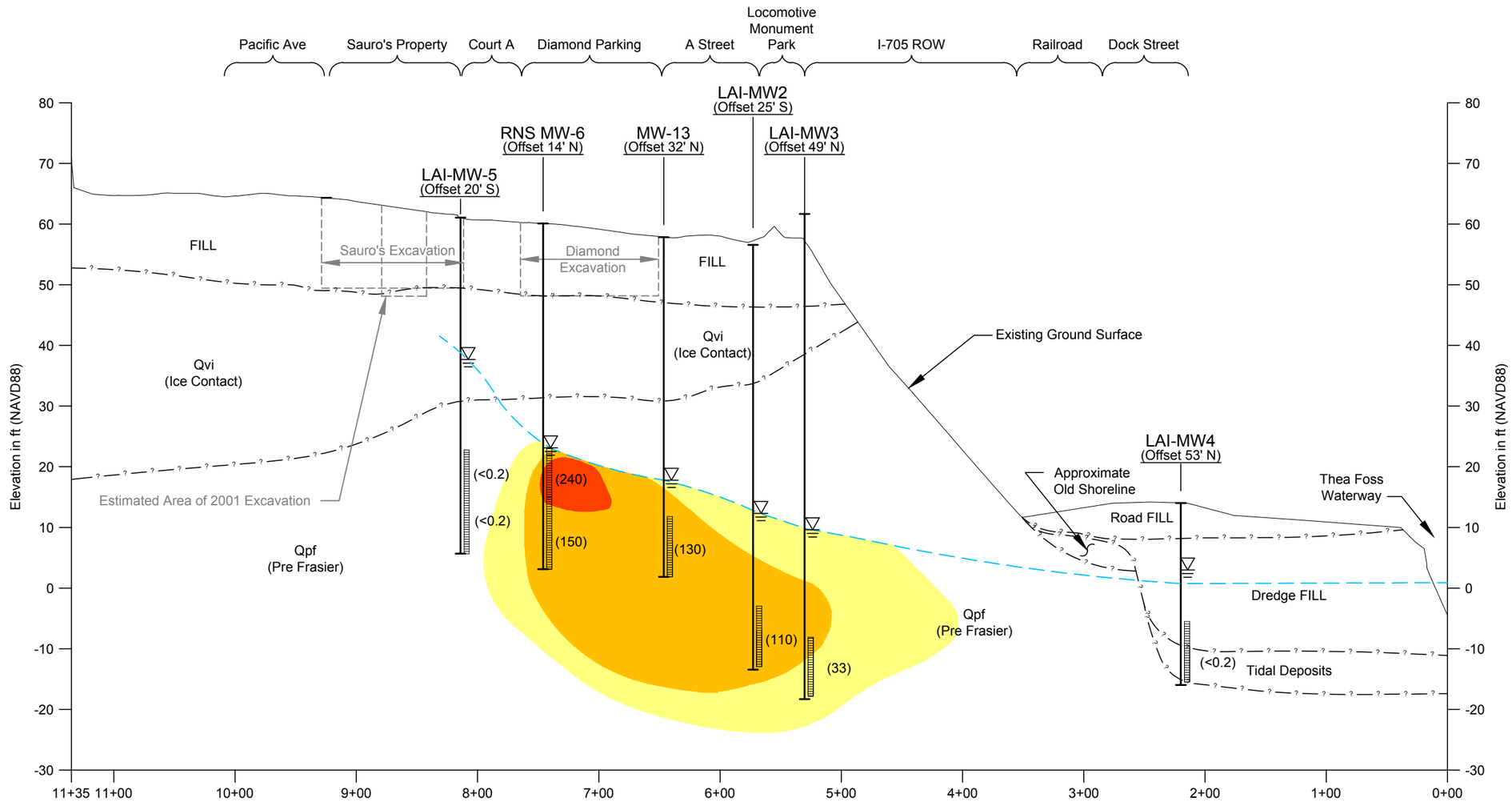

Legend

- ✱ Indicates a Decommissioned Well
- MW-1 Project Exploration Designation
- (Offset 160' W) Offset Distance in Feet and Direction
- Top of Exploration
- Groundwater Level
- Inferred Groundwater Table
- Inferred Geologic Contact
- Well Screen Interval (If Installed)
- (##) TCE Concentration (µg/L)
- Bottom of Exploration
- Subgrade Areas

TCE Concentration Range (µg/L)

- Yellow 5 - 50
- Orange 50 - 200
- Red >200

Notes:

1. Soil descriptions are generalized, based on interpretation of field and laboratory data. Stratigraphic contracts are interpolated between borings and based on topographic features; actual conditions may vary. See Landau Associates Phase 2 Investigation report text for descriptions of geologic units.
2. For cross-section profile location see Figure 1.
3. TCE concentration data shown in micrograms per liter. Data from April 2013.
4. Water level data from April 2013.
5. Black and white reproduction of this color original may reduce its effectiveness and lead to incorrect interpretation.

0 100 200

Horizontal Scale: 1"=100'
Vertical Scale: 1"=20'

Base map source: Contours Provided By City of Tacoma 2008

LANDAU ASSOCIATES

Sauro's Property RI/FS
Tacoma, Washington

Vertical Extent of TCE
April 2013

Figure 10

Report | G:\Projects\094\048\012\2013\RIFS\Plan-GeoSections July2013.dwg (A) "Figure 10" 9/27/2013

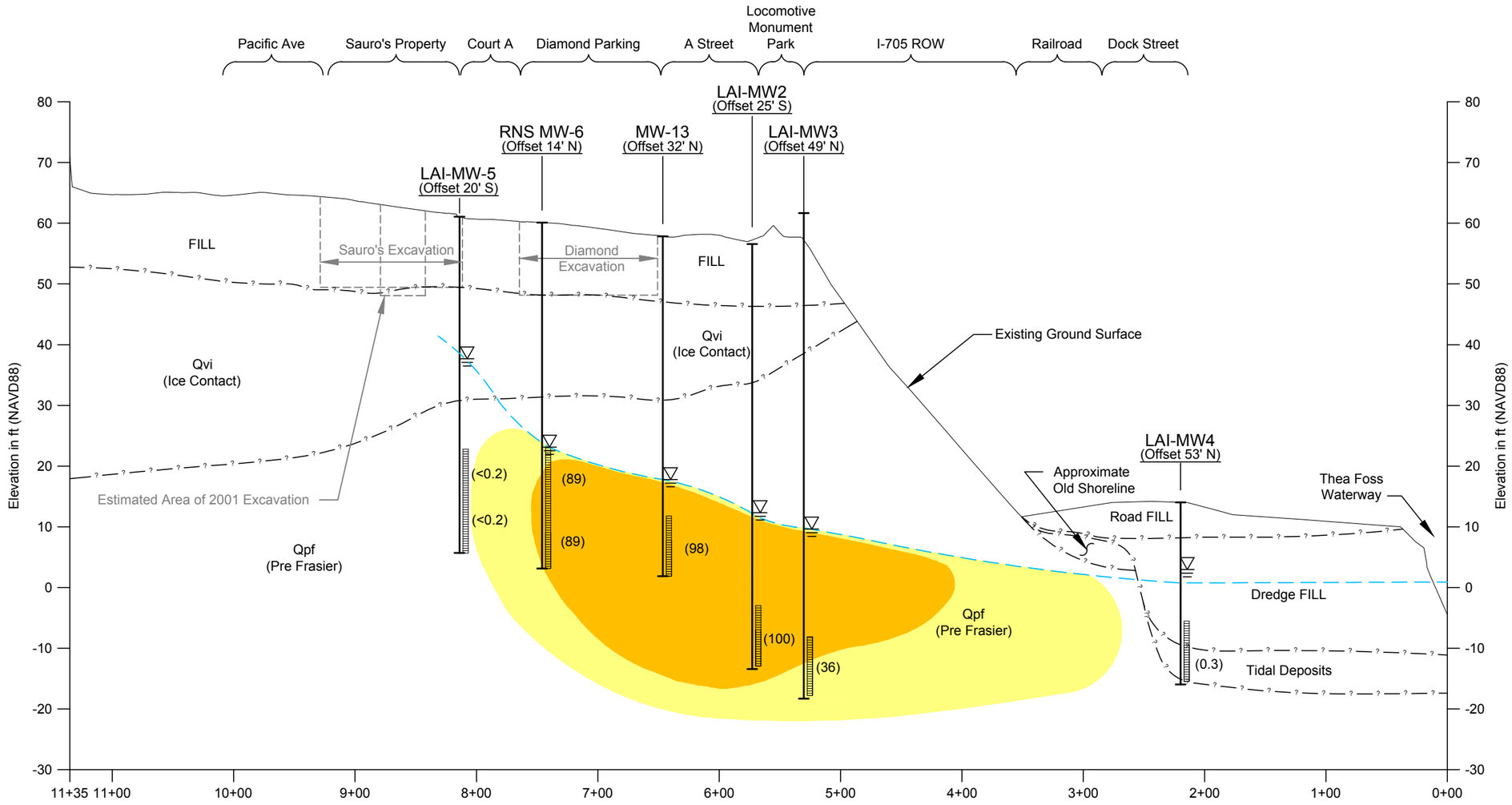

Legend

- ✱ — Indicates a Decommissioned Well
- **MW-1** — Project Exploration Designation
- (Offset 160' W) — Offset Distance in Feet and Direction
- Top of Exploration
- Groundwater Level
- Inferred Groundwater Table
- Inferred Geologic Contact
- Well Screen Interval (If Installed)
- (##) — cis-1,2-DCE Concentration (µg/L)
- Bottom of Exploration
- Subgrade Areas

cis-1,2-DCE Concentration Range (µg/L)

- Yellow 5 - 50
- Orange 50 - 200
- Red >200

Notes:

1. Soil descriptions are generalized, based on interpretation of field and laboratory data. Stratigraphic contracts are interpolated between borings and based on topographic features; actual conditions may vary. See Landau Associates Phase 2 Investigation report text for descriptions of geologic units.
2. For cross-section profile location see Figure 1.
3. cis-1,2-DCE concentration data shown in micrograms per liter. Data from April 2013.
4. Water level data from April 2013.
5. Black and white reproduction of this color original may reduce its effectiveness and lead to incorrect interpretation.

0 100 200

Horizontal Scale: 1"=100'
Vertical Scale: 1"=20'

Base map source: Contours Provided By City of Tacoma 2008

LANDAU ASSOCIATES

Sauro's Property RI/FS
Tacoma, Washington

Vertical Extent of cis-1,2-DCE
April 2013

Figure 11

Report | G:\Projects\094\048\012013\RIFS\Plan-GeoSections July2013.dwg (A) "Figure 11" 9/27/2013

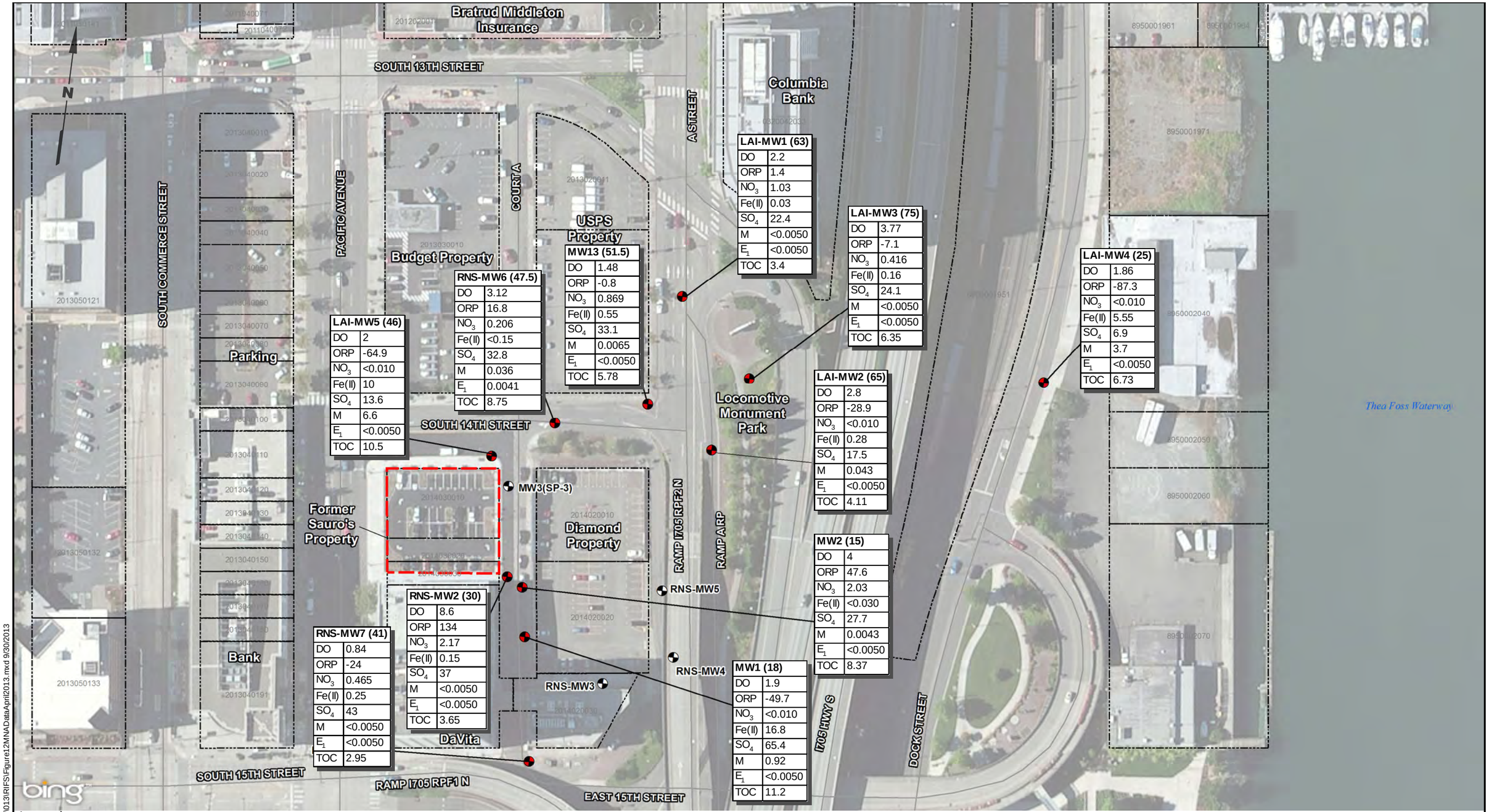

G:\Projects\094048\012\013\RI\FS\Figure12MNADataApril2013.mxd 9/30/2013

Legend

- Other Existing Monitoring Wells
- Monitoring Well To Be Sampled (Depth To Be Sampled in feet)
- Subject Property

LANDAU ASSOCIATES

Notes

1. All wells currently sampled for VOCs are proposed here to be sampled for MNA1 parameters.
2. DO = Dissolved Oxygen
   ORP = Oxidation-Reduction Potential
   NO_3 = Nitrate
   Fe(II) = Iron
   SO_4 = Sulfate
   M = Methane
   E_1 = Ethane
   TOC = Total Organic Carbon
   NS = Not Sampled
   E_2 = Ethene
   A = Acetylene
3. E_2 and A nondetect at all locations.

0 100 200
Scale in Feet

Data Source: Pierce County GIS; Bing Maps Aerial Imagery

Sauro's Property RI/FS Tacoma, Washington	**Monitored Natural Attenuation Data April 2013**	Figure 12

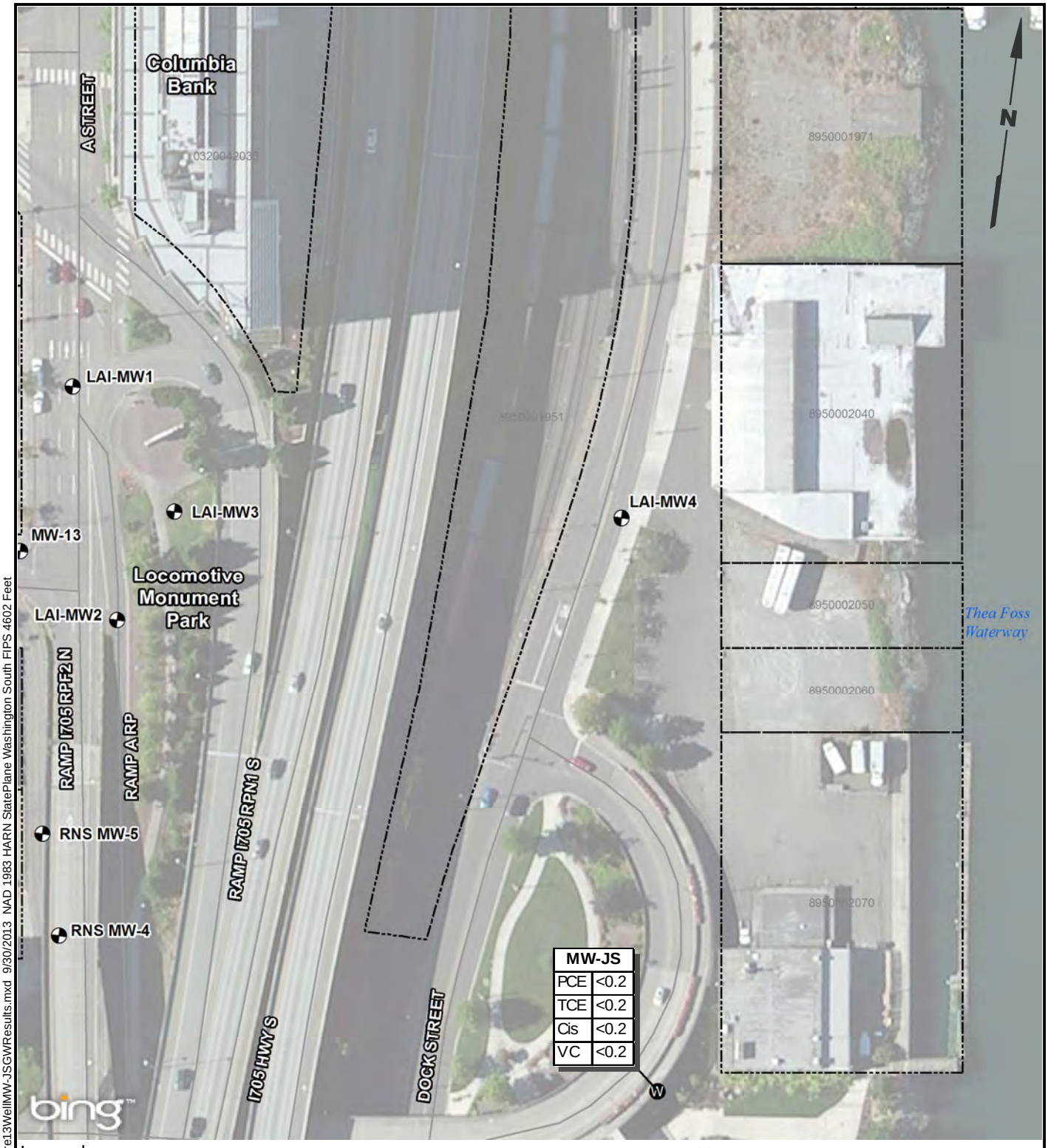

Legend

- Monitoring Wells
- W Well on City Property

0 100 200

Scale in Feet

Notes

1. MW-JS = Monitoring Well - Johnny's Seafood. The well is located near Johnny's Seafood, but is on City Property.
2. MW-JS was sampled on 6/12/2013.
3. Black and white reproduction of this color original may reduce its effectiveness and lead to incorrect interpretation.

Data Sources: Pierce County GIS; Bing Maps Aerial Imagery.

G:\Projects\094\048\012\2013RIFS\Figure13WellMW-JSGWResults.mxd 9/30/2013 NAD 1983 HARN StatePlane Washington South FIPS 4602 Feet

LANDAU ASSOCIATES

Sauro's Property RI/FS
Tacoma, Washington

Well MW-JS
Groundwater Sampling Results

Figure
13

TABLE 1
QUARTERLY SAMPLING LOCATIONS, DEPTHS, AND METHODS
SAURO'S PROPERTY REMEDIAL INVESTIGATION/FEASIBILITY STUDY
TACOMA, WASHINGTON

Location	VOCs Sampling Depth (ft)	VOCs Concentration Data Sample Method	MNA Parameters Sampling Depth (ft) (c)	MNA Parameters Sample Method
LAI-MW1	63	PDB	63	WAT
LAI-MW2	65	PDB	65	WAT
LAI-MW3	75	PDB	75	WAT
LAI-MW4	25	PDB	25	WAT
LAI-MW5	42	PDB	46	WAT
LAI-MW5	50	PDB		
MW1-PP	18(b)	PP	18(b)	PP
MW2-PP	15(b)	PP	15(b)	PP
MW13	51.5	PDB	51.5	WAT
RNS-MW2	21.5	PDB	30	WAT
RNS-MW2	38.5	PDB		
RNS-MW6	42.5	PDB	47.5	WAT
RNS-MW6	52.5	PDB		
RNS-MW7(a)	NS	NS	41	WAT

NOTES:
ft = feet

SAMPLE METHOD:
NS = Not Sampled
PP = Peristaltic Pump w/dedicated tubing
PDB = Permeable Diffusion Bag
WAT = (dedicated) Waterra foot valve (w/dedicated tubing 5/8" HDPE tubing)

(a) Only sampled for monitored natural attenuation (MNA) parameters.
(b) It is assumed that the bottom of the installed dedicated tubing is located at the middle of the well screen.
(c) For wells with two volatile organic compound (VOC) sampling depths (RNS-MW2, RNS-MW6, and LAI-MW5), the MNA sampling depth is the mid-point between the two VOC sampling depths.

TABLE 2
QUARTERLY SAMPLING LABORATORY AND FIELD PARAMETER DETAILS
SAURO'S PROPERTY REMEDIAL INVESTIGATION/FEASIBILITY STUDY
TACOMA, WASHINGTON

Groundwater Analytical Parameters	EPA Analytical Method	Practical Quantitation Limit	Preservation	Maximum Holding Time (Days)
VOCs (a)				
Tetrachloroethene	8260C	0.2 µg/L	Add HCl to pH<2; Store cool at 6°C	14
Trichloroethene	8260C	0.2 µg/L	Add HCl to pH<2; Store cool at 6°C	14
cis-1,2-Dichloroethene	8260C	0.2 µg/L	Add HCl to pH<2; Store cool at 6°C	14
Vinyl Chloride	8260C	0.2 µg/L	Add HCl to pH<2; Store cool at 6°C	14
MNA (b)				
Chloride	SM 4500-CL-E	1.0 mg/L	Store cool at 6°C	28
Nitrate (NO_3) (Total) as N	353.2	0.010 mg/L	Store cool at 6°C	48 hours
Nitrite (NO_2) (Total) as N	353.2	0.0100 mg/L	Store cool at 6°C	48 hours
Total Organic Carbon (TOC)	SM 5310B	1.00 mg/L	Add 2mL 9N H_2SO_4 pH<2; Store at 6°C	28
Sulfate (SO_4) (Total)	SM 4500-SO_4 E	5.0 mg/L	Store cool at 6°C	28
Sulfide (SO_2) (Total)	SM 4500-S2 D	0.150 mg/L	Store cool at 6°C	7
MEEA (c)	RSK 175	0.0050 mg/L	Store cool at 6°C	14

Groundwater Field Parameters	Data Collection Method	Instrument	Units
MNA (b)			
Conductivity	Field	YSI (b)	µS/cm
Dissolved Oxygen (DO)	Field	YSI	mg/L
Oxidation Reduction Potential (ORP)	Field	YSI	units +/- mV
pH	Field	YSI	unitless
Temperature	Field	YSI	(°F)
Ferrous Iron (Fe^{2+}) (d)	Field	Hach® Kit	mg/L
Turbidity	Field	Turbidity Meter	NTU
Water Level (e)(f)	Field	Water Level Indicator	0.01 foot

NOTES:

(a) Volatile Organic Compound (VOC) samples are collected at the following 10 well locations: MW-1, MW-2, MW-13, LAI-MW1, LAI-MW2, LAI-MW3, LAI-MW4, LAI-MW5, RNS-MW2, and RNS-MW6.

(b) Monitored Natural Attenuation (MNA) analytical samples and field parameters are collected at the following 11 well locations: MW-1, MW-2, MW-13, LAI-MW1, LAI-MW2, LAI-MW3, LAI-MW4, LAI-MW5, RNS-MW2, RNS-MW6, and RNS-MW7.

(c) Analysis run by TestAmerica; all others by the City of Tacoma's environmental lab.

(d) YSI shall be recalibrated daily.

(e) Water levels are collected at all wells during sampling.

(f) Each quarter during the VOC or MNA sampling events, water levels will be collected at all 15 well locations. The four well locations that are not sampled but require water level collection include: MW-3, RNS-MW3, RNS-MW4, and RNS-MW5.

°C = degrees Celsius
°F = degrees Fahrenheit
EPA = U.S. Environmental Protection Agency
mg/L = milligrams per liter
mL = milliliter
mV = millivolt
NTU = nephlometric turbidity unit
µg/L = micrograms per liter
µS/cm = microSiemens per centimeter

TABLE 3
CONSTITUENTS OF CONCERN GROUNDWATER ANALYTICAL RESULTS
SAURO'S PROPERTY REMEDIAL INVESTIGATION/FEASIBILITY STUDY
TACOMA, WASHINGTON

			VOLATILES (µg/L) Method SW8260B				
Location	Lab ID	Date Collected	Tetrachloroethene	Trichloroethene	cis-1,2-Dichloroethene	Vinyl Chloride	Benzene
LAI-MW1	MX72A	5/21/2008	0.2 U	**0.2**	**0.9**	0.2 U	0.2 U
LAI-MW1 (63)	OX16J	4/28/2009	0.2 U	0.2 U	0.2 U	0.2 U	0.2 U
LAI-MW1 (63)	QV52I	5/5/2010	0.2 U	0.2 U	0.2 U	0.2 U	0.2 U
LAI-MW1 (63)	RF48I	7/21/2010	0.2 U	**0.8**	0.2 U	0.2 U	0.2 U
LAI-MW1 (63)	2010-12739	10/27/2010	8.0 U	8.0 U	8.0 U	8.0 U	8.0 U
LAI-MW1 (63)	2011-00970	1/27/2011	**2.1**	**0.5** J	**0.4** J	0.2 U	0.2 U
LAI-MW1 (63)	T104125-04	4/21/2011	**1.8**	**0.5**	**0.2**	0.2 U	0.2 U
LAI-MW1 (63)	T107004-04	7/1/2011	**4.5**	**1.0**	**0.5** J	1.0 U	1.0 U
LAI-MW1 (63)	T110107-04	10/18/2011	**0.6**	0.2 U	0.1 U	0.07 U	0.1 U
LAI-MW1 (63)	T201046-04	1/9/2012	**0.4** J	0.5 U	0.5 U	0.5 U	0.5 U
LAI-MW1 (63)	T204007-05	4/11/2012	0.5 U	0.5 U	0.5 U	0.5 U	0.5 U
LAI-MW1 (63)	T207012-05	7/16/2012	**1.1** J	0.5 U	0.2 U	0.2 U	0.5 U
LAI-MW1 (63)	T210008-05	10/9/2012	0.2 U	0.07 U	0.1 U	0.1 U	0.2 U
LAI-MW1 (63)	T301121-05	1/15/2013	0.5 U	0.2 U	0.5 U	0.2 U	0.5 U
LAI-MW1 (63)	T304010-05	4/2/2013	0.2 U	0.2 U	0.2 U	0.2 U	0.5 U
LAI-MW2	MX18C	5/19/2008	**120**	**62**	**100**	**1.4**	0.2 U
LAI-MW2 (65)	OX16K	4/28/2009	**300**	**130**	**180**	**1.2**	0.2 U
LAI-MW2 (65)	QV52F	5/5/2010	**330**	**150**	**190**	**1.0**	0.2 U
LAI-MW2 (65)	RF48E	7/21/2010	**340**	**120**	**160**	2.0 U	2.0 U
LAI-MW2 (65)	2010-12740	10/27/2010	**430**	**160**	**200**	8.0 U	8.0 U
LAI-MW2 (65)	2011-00971	1/27/2011	**410**	**150**	**180**	**1.3**	0.2 U
LAI-MW2 (65)	T104125-05	4/21/2011	**360**	**130**	**150**	**1.0**	0.2 U
LAI-MW2 (65)	T107004-05	7/1/2011	**370**	**140**	**160**	**1.0**	1.0 U
LAI-MW2 (65)	T110107-05	10/18/2011	**350**	**120**	**160**	**1.0**	0.1 U
LAI-MW2 (65)	T201046-05	1/9/2012	**240** J	**100**	**150**	5.0 U	5.0 U
LAI-MW2 (65)	T204007-06	4/11/2012	**50**	**89**	**110**	**0.9**	0.5 U
LAI-MW2 (65)	T207012-06	7/3/2012	**340**	**110**	**140**	**3.0** J	0.5 U
LAI-MW2 (65)	T210008-06	10/9/2012	**410**	**140**	**150**	**0.8**	0.2 U
LAI-MW2 (65)	T301121-06	1/15/2013	**390**	**130**	**140**	**0.8**	0.5 U
LAI-MW2 (65)	T304010-06	4/2/2013	**380**	**110**	**100**	**0.7**	0.5 U
LAI-MW3	MX18B	5/19/2008	**66**	**37**	**65**	**0.5**	0.2 U
LAI-MW3 (75)	OX30B	4/30/2009	**63**	**45**	**76**	**0.4**	0.2 U
LAI-MW3-GF	OX30F	5/1/2009	**88**	**40**	**71**	**0.3**	0.2 U
LAI-MW3 (75)	QV52H	5/5/2010	**47**	**35**	**52**	0.2 U	0.2 U
LAI-MW3 (75)	RF48F	7/21/2010	**91**	**39**	**52**	0.6 U	0.6 U
LAI-MW3 (75)	2010-12741	10/27/2010	**120**	**53**	**73**	8.0 U	8.0 U
LAI-MW3 (75)	2011-00972	1/27/2011	**120**	**52**	**64**	**0.3**	0.2 U
LAI-MW3 (75)	T104125-06	4/21/2011	**100**	**46**	**59**	0.2 U	0.2 U
LAI-MW3 (75)	T107004-06	7/1/2011	**110**	**42**	**52**	1.0 U	1.0 U
LAI-MW3 (75)	T110107-06	10/18/2011	**100**	**39**	**51**	**0.1** J	0.1 U
LAI-MW3 (75)	T201046-06	1/9/2012	**70** J	**37**	**56**	**0.1** J	0.5 U
LAI-MW3 (75)	T204007-07	4/11/2012	**74**	**37**	**51**	**0.2** J	0.5 U
LAI-MW3 (75)	T207012-07	7/3/2012	**61**	**16**	**23**	0.2 U	0.5 U
LAI-MW3 (75)	T210008-07	10/9/2012	**5.1**	**4.2**	**15**	0.1 U	0.2 U
LAI-MW3 (75)	T301121-07	1/15/2013	**120**	**37**	**48**	**0.1** J	0.5 U
LAI-MW3 (75)	T304010-07	4/2/2013	**97**	**33**	**36**	0.2 U	0.5 U
LAI-MW4	MX18A	5/19/2008	0.2 U	**0.2**	**0.9**	**0.6**	**9.3**
LAI-MW4-PP	OX16M	4/28/2009	0.2 U	0.2 U	**0.5**	**0.5**	0.2 U
LAI-MW4 (25)	OX16L	4/28/2009	0.2 U	0.2 U	**0.6**	**0.3**	0.2 U
LAI-MW4 (25)	QV52G	5/5/2010	0.2 U	0.2 U	**0.4**	**0.2**	0.2 U
LAI-MW4 (25)	RF48D	7/21/2010	0.2 U	**1.0**	**0.6**	**0.2**	0.2 U
LAI-MW4 (25)	2010-12742	10/27/2010	8.0 U	8.0 U	8.0 U	8.0 U	8.0 U
LAI-MW4 (25)	2011-00973	1/27/2011	1.0 U	**0.3** J	**0.7** J	0.2 U	0.2 U
LAI-MW4 (25)	T104125-07	4/21/2011	**1.0**	**0.3**	**0.6**	0.2 U	0.2 U

TABLE 3
CONSTITUENTS OF CONCERN GROUNDWATER ANALYTICAL RESULTS
SAURO'S PROPERTY REMEDIAL INVESTIGATION/FEASIBILITY STUDY
TACOMA, WASHINGTON

			VOLATILES (µg/L) Method SW8260B				
Location	Lab ID	Date Collected	Tetrachloroethene	Trichloroethene	cis-1,2-Dichloroethene	Vinyl Chloride	Benzene
LAI-MW4 (25)	T107004-07	7/1/2011	**3.3**	**0.7** J	**0.7** J	**0.2** J	1.0 U
LAI-MW4 (25)	T110107-07	10/18/2011	**0.3** J	0.2 U	**0.5**	0.07 U	0.1 U
LAI-MW4 (25) DUP	T110107-15	10/18/2011	**0.6**	0.2 U	**0.5**	0.07 U	0.1 U
LAI-MW4 (25)	T201046-07	1/9/2012	**0.2** J	0.5 U	0.5 U	0.5 U	0.5 U
LAI-MW4 (25)	T204007-08	4/10/2012	0.5 U	0.5 U	**0.6**	**0.2** J	**0.5**
LAI-MW4 (25) DUP	T204007-15	4/10/2012	0.5 U	0.5 U	**0.5**	**0.2**	**0.4**
LAI-MW4 (25)	T207012-08	7/3/2012	0.2 U	0.5 U	**0.5**	**2.0** J	0.5 U
LAI-MW4 (25)	T210008-08	10/9/2012	0.2 U	0.07 U	**0.8** J	0.1 U	**0.3** J
LAI-MW4 (25)	T301121-08	1/15/2013	0.5 U	0.2 U	**0.3** J	0.2 U	**0.3** J
LAI-MW4 (25)	T304010-08	4/2/2013	0.2 U	0.2 U	**0.3**	0.2 U	0.5 U
LAI-MW5	RV86A	11/9/2010	0.2 U	0.2 U	0.2 U	0.2 U	0.2 U
LAI-MW5	T102071-01	2/15/2011	0.2 U	0.2 U	0.2 U	0.2 U	0.2 U
LAI-MW5	T110107-08	10/18/2011	0.2 U	0.2 U	0.1 U	0.07 U	0.1 U
LAI-MW5	T201046-08	1/9/2012	0.5 U	0.5 U	0.5 U	0.5 U	0.5 U
LAI-MW5	T204007-09	4/11/2012	0.5 U	0.5 U	0.5 U	0.5 U	0.5 U
LAI-MW5 (42)	T104125-08	4/21/2011	**0.4**	0.2 U	0.2 U	0.2 U	0.2 U
LAI-MW5 (42)	T107004-08	7/1/2011	**1.9**	**0.4** J	**0.3** J	1.0 U	1.0 U
LAI-MW5 (42)	T110107-08	10/18/2011	0.2 U	0.2 U	0.1 U	0.07 U	0.1 U
LAI-MW5 (42)	T201046-08	1/9/2012	0.5 U	0.5 U	0.5 U	0.5 U	0.5 U
LAI-MW5 (42)	T204007-09	4/11/2012	0.5 U	0.5 U	0.5 U	0.5 U	0.5 U
LAI-MW5 (42)	T207012-09	7/3/2012	0.2 U	0.5 U	0.2 U	**0.3** J	0.5 U
LAI-MW5 (42)	T210008-09	10/9/2012	0.2 U	0.07 U	**0.1** J	**0.1** J	0.2 U
LAI-MW5 (42)	T301121-09	1/15/2013	0.5 U	0.2 U	0.5 U	0.2 U	0.5 U
LAI-MW5 (42) DUP	T301121-15	1/15/2013	0.5 U	0.2 U	0.5 U	0.2 U	0.5 U
LAI-MW5 (42)	T304010-09	4/2/2013	**0.4**	0.2 U	0.2 U	0.2 U	0.5 U
LAI-MW5 (50)	T104125-09	4/21/2011	0.2 U	0.2 U	0.2 U	0.2 U	0.2 U
LAI-MW5 (50) DUP	T104125-15	4/21/2011	**3.3**	**0.5**	**0.3**	0.2 U	0.2 U
LAI-MW5 (50)	T107004-09	7/1/2011	**1.2** J	**0.2** J	**0.1** J	1.0 U	1.0 U
LAI-MW5 (50) DUP	T107004-15	7/1/2011	**8.3**	**1.3**	**0.5** J	**0.07** J	1.0 U
LAI-MW5 (50)	T110107-09	10/18/2011	0.2 U	0.2 U	0.1 U	0.07 U	0.1 U
LAI-MW5 (50)	T201046-09	1/9/2012	0.5 UJ	0.5 U	0.5 U	0.5 U	0.5 U
LAI-MW5 (50)	T204007-10	4/11/2012	0.5 U	0.5 U	0.5 U	0.5 U	0.5 U
LAI-MW5 (50)	T207012-10	7/3/2012	0.2 U	0.5 U	0.2 U	0.2 U	0.5 U
LAI-MW5 (50)	T210008-10	10/9/2012	0.2 U	0.07 U	**0.1** J	0.1 U	0.2 U
LAI-MW5 (50)	T301121-10	1/15/2013	0.5 U	0.2 U	0.5 U	0.2 U	0.5 U
LAI-MW5 (50)	T304010-10	4/2/2013	0.2 U	0.2 U	0.2 U	0.2 U	0.5 U
MW-1	GeoEngineers	1/25/2001	1 U	1 U	**24.7**	**33.3**	NA
MW1 (20)	Farallon	5/21/2004	0.2 U	0.2 U	**2.5**	**2.1**	NA
MW-1	RNS	7/14/2006	1 U	1 U	**1**	**7**	NA
MW-1	RNS	12/7/2006	1 U	1 U	**1.3**	**0.4**	NA
MW1	Farallon	6/4/2007	0.020 U	0.020 U	**0.81**	**0.52**	NA
MW1-PP	OX16G	4/28/2009	0.2 U	0.2 U	**0.5**	0.2 U	0.2 U
MW-1	QV52M	5/5/2010	0.2 U	0.2 U	**0.5**	0.2 U	0.2 U
MW1-PP	RF48N	7/21/2010	0.2 U	0.2 U	0.2 U	0.2 U	0.2 U
MW1-PP	2010-13068	11/3/2010	8.0 U	8.0 U	8.0 U	8.0 U	8.0 U
MW1-PP	2011-00967	1/27/2011	**0.6** J	0.2 U	**0.3** J	0.2 U	0.2 U
MW1-PP	T104125-01	4/21/2011	0.2 U	0.2 U	0.2 U	0.2 U	0.2 U
MW1-PP	T107004-01	7/1/2011	1.0 U	1.0 U	**0.2** J	**0.07** J	1.0 U
MW1-PP	T110107-01	10/18/2011	0.2 U	0.2 U	**0.6**	0.07 U	0.1 U
MW1-PP	T201046-01	1/9/2012	0.5 UJ	0.5 U	**1.0**	0.5 U	0.5 U
MW1-PP	T204007-02	4/10/2012	0.5 U	0.5 U	**0.2** J	0.5 U	0.5 U
MW1-PP	T207012-02	7/3/2012	0.2 U	0.5 U	0.2 U	0.2 U	0.5 U
MW1-PP DUP	T207012-15	7/3/2012	0.2 U	0.5 U	0.2 U	0.2 U	0.5 U

TABLE 3
CONSTITUENTS OF CONCERN GROUNDWATER ANALYTICAL RESULTS
SAURO'S PROPERTY REMEDIAL INVESTIGATION/FEASIBILITY STUDY
TACOMA, WASHINGTON

			VOLATILES (µg/L) Method SW8260B				
Location	Lab ID	Date Collected	Tetrachloroethene	Trichloroethene	cis-1,2-Dichloroethene	Vinyl Chloride	Benzene
MW1-PP	T210008-02	10/9/2012	0.2 U	0.07 U	**0.6**	0.1 U	0.2 U
MW1-PP	T301121-02	1/15/2013	0.5 U	0.2 U	**0.2** J	0.2 U	0.5 U
MW1-PP	T304010-02	4/2/2013	0.2 U	0.2 U	**0.3**	0.2 U	0.5 U
MW-2	GeoEngineers	1/25/2001	**7.37**	**10.7**	**134**	**118**	NA
MW2 (17)	Farallon	5/21/2004	**2.6**	**9.6**	**83**	**60**	NA
MW-2	RNS	12/7/2006	**3.4**	**4.8**	**42**	**7.6**	NA
MW2	Farallon	6/4/2007	**0.87**	**2**	**12**	**1.8**	NA
MW2-PP	OX16H	4/29/2009	**1.0**	**1.6**	**7.4**	**0.2**	0.2 U
MW-2	QV52E	5/5/2010	**0.3**	**0.9**	**5.5**	**0.4**	0.2 U
MW2-PP	RF48O	7/21/2010	0.2 U	**0.3**	**1.0**	0.2 U	0.2 U
MW2-PP	2010-13069	11/3/2010	8.0 U	8.0 U	8.0 U	8.0 U	8.0 U
MW2-PP	2011-00968	1/27/2011	**2**	**1.5**	**4.2**	**1.2**	0.2 U
MW2-PP	T104125-02	4/21/2011	**1.0**	**1.3**	**3.9**	0.2 U	0.2 U
MW2-PP	T107004-02	7/1/2011	**1.7**	**1.4**	**3.4**	1.0 U	1.0 U
MW2-PP	T110107-02	10/18/2011	**0.9**	**0.9**	**2.4**	**0.6**	0.1 U
MW2-PP	T201046-02	1/6/2012	**0.8** J	**1.0** J	**3.8** J	**0.7** J	0.5 UJ
MW2-PP	T204007-03	4/10/2012	**1.0**	**0.8**	**2.4**	**0.1** J	0.5 U
MW2-PP	T207012-03	7/3/2012	0.2 U	0.5 U	**1.6**	0.2 U	0.5 U
MW2-PP	T210008-03	10/9/2012	**0.9**	**1.0**	**2.3**	**0.2**	0.2 U
MW2-PP	T301121-03	1/15/2013	**0.5**	**0.8**	**3.1**	**1.4**	0.5 U
MW2-PP	T304010-03	4/2/2013	**0.5** J	**0.7** J	**1.2** J	0.2 UJ	0.5 UJ
MW13	Farallon	10/18/2007	**420**	**130**	**190**	2.0 U	NA
MW-13 (51.5)	OX16E	4/28/2009	**540**	**190**	**180**	**1.5**	0.2 U
MW13-GF	OX30G	5/1/2009	**460**	**140**	**170**	**0.8**	0.2 U
MW-13 (51.5)	QV52J	5/5/2010	**450**	**160**	**170**	**1.1**	0.2 U
MW13 (51.5)	RF48H	7/21/2010	**520**	**160**	**150**	2.0 U	2.0 U
MW13 (51.5)	2010-12738	10/27/1020	**530**	**150**	**160**	8.0 U	8.0 U
MW13 (51.5)	2011-00969	1/27/2011	**640**	**180**	**170**	**1.3**	0.2 U
MW13 (51.5)	T104125-03	4/21/2011	**460**	**130**	**120**	**0.8**	0.2 U
MW13 (51.5)	T107004-03	7/1/2011	**600**	**160**	**160**	**1.0**	1.0 U
MW13 (51.5)	T110107-03	10/18/2011	**450**	**120**	**120**	**0.8**	0.1 U
MW13 (51.5)	T201046-03	1/9/2012	**400** J	**130**	**140**	**1.7**	0.5 U
MW13 (51.5)	T204007-04	4/11/2012	**360**	**100**	**100**	**1.0**	0.5 U
MW13 (51.5)	T207012-04	7/3/2012	**380**	**100**	**120**	**2.7** J	0.5 U
MW13 (51.5)	T210008-04	10/9/2012	**480**	**140**	**120**	**0.8**	0.2 U
MW13 (51.5) DUP	T210008-15	10/9/2012	**500**	**120**	**110**	**0.7**	0.2 U
MW13 (51.5)	T301121-04	1/15/2013	**550**	**120**	**110**	**0.8**	0.5 U
MW13 (51.5)	T304010-04	4/2/2013	**570**	**130**	**98**	**0.7**	0.5 U
RNS-MW2 (44)	RNS	6/30/2006	**15.4**	**14**	1 U	2 U	NA
RNSMW2	RNS	12/7/2006	**11.1**	**1.7**	1.0 U	0.2 U	NA
RNSMW2-PP	OX15D	4/29/2009	**16**	**1.6**	**0.6**	0.2 U	0.2 U
RNS-MW2 (21.5)	OX15A	4/29/2009	**16**	**1.5**	**0.5**	0.2 U	0.2 U
RNS-MW2 (32.5)	OX15B	4/29/2009	**16**	**1.5**	**0.5**	0.2 U	0.2 U
RNS-MW2 (38.5)	OX15C	4/29/2009	**13**	**1.4**	**0.5**	0.2 U	0.2 U
RNS-MW2 (21.5)	QV52B	5/5/2010	**13.0**	**0.7**	**0.4**	0.2 U	0.2 U
RNS-MW2 (38.5)	QV52D	5/5/2010	**8.1**	**0.6**	**0.4**	0.2 U	0.2 U
RNS-MW2 (21.5)	RF48J	7/21/2010	**12**	**0.7**	**0.4**	0.2 U	0.2 U
RNS-MW2 (38.5)	RF48L	7/21/2010	**8.5**	**0.6**	**0.3**	0.2 U	0.2 U
RNS-MW2 (21.5)	2010-12743	10/27/2010	**20** J	8.0 U	8.0 U	8.0 U	8.0 U
RNS-MW2 (38.5)	2010-12744	10/27/2010	**16** J	8.0 U	8.0 U	8.0 U	8.0 U
RNS-MW2 (21.5)	2011-00974	1/27/2011	**16**	**1.4**	**0.7** J	0.2 U	0.2 U
RNS-MW2 (38.5)	2011-00975	1/27/2011	**14**	**1.1**	**0.6** J	0.2 U	0.2 U
RNS-MW2 (21.5)	T104125-10	4/21/2011	**9.2**	**0.9**	**0.4**	0.2 U	0.2 U
RNS-MW2 (38.5)	T104125-11	4/21/2011	**8.6**	**0.5**	**0.3**	0.2 U	0.2 U

TABLE 3
CONSTITUENTS OF CONCERN GROUNDWATER ANALYTICAL RESULTS
SAURO'S PROPERTY REMEDIAL INVESTIGATION/FEASIBILITY STUDY
TACOMA, WASHINGTON

			VOLATILES (µg/L) Method SW8260B				
Location	Lab ID	Date Collected	Tetrachloroethene	Trichloroethene	cis-1,2-Dichloroethene	Vinyl Chloride	Benzene
RNS-MW2 (21.5)	T107004-10	7/1/2011	**8.8**	**0.8** J	**0.5** J	1.0 U	1.0 U
RNS-MW2 (38.5)	T107004-11	7/1/2011	**9.4**	**0.7** J	**0.3** J	1.0 U	1.0 U
RNS-MW2 (21.5)	T110107-10	10/18/2011	**25**	**1.2**	**0.6**	0.07 U	0.1 U
RNS-MW2 (21.5)	T201046-10	1/9/2012	**13** J	**1.0**	**1.0**	0.5 U	0.5 U
RNS-MW2 (21.5)	T204007-11	4/11/2012	**9.8**	**0.8**	**0.5**	0.5 U	0.5 U
RNS-MW2 (38.5)	T110107-11	10/18/2011	**23**	**1.2**	**0.7**	0.07 U	0.1 U
RNS-MW2 (38.5)	T201046-11	1/9/2012	**14** J	**0.9**	**0.8**	0.5 U	0.5 U
RNS-MW2 (38.5)	T204007-12	4/11/2012	**14**	**0.6**	**0.2** J	0.5 U	0.5 U
RNS-MW2 (21.5)	T207012-11	7/3/2012	**8.8**	0.5 U	0.2 U	0.2 U	0.5 U
RNS-MW2 (38.5)	T207012-12	7/3/2012	**11**	0.5 U	0.2 U	0.2 U	0.5 U
RNS-MW2 (21.5)	T210008-11	10/9/2012	**28**	**1.0**	**0.3**	0.1 U	0.2 U
RNS-MW2 (38.5)	T210008-12	10/9/2012	**25**	**1.0**	**0.2**	0.1 U	0.2 U
RNS-MW2 (21.5)	T301121-11	1/15/2013	**17**	**0.9** J	**0.4** J	0.2 U	0.5 U
RNS-MW2 (38.5)	T301121-12	1/15/2013	**16**	**0.9**	**0.3** J	0.2 U	0.5 U
RNS-MW2 (21.5)	T304010-11	4/2/2013	**14**	**0.7**	**0.4**	0.2 U	0.5 U
RNS-MW2 (38.5)	T304010-12	4/2/2013	**11**	**0.8**	**0.2**	0.2 U	0.5 U
RNS-MW3 (23)	RNS	6/30/2006	1 U	1 U	1 U	2 U	**56.4**
RNS-MW3 (14)	OX15I	4/29/2009	0.2 U	0.2 U	0.2 U	0.2 U	**92**
RNS-MW3 (19)	OX15J	4/29/2009	0.2 U	0.2 U	0.2 U	0.2 U	**110**
RNS-MW3 (18)	RF48C	7/21/2010	2.0 U	2.0 U	2.0 U	2.0 U	**110**
RNSMW4	RNS	12/8/2006	1.0 U	1.0 U	1.0 U	0.02 U	NA
RNSMW4	RNS	12/13/2006	1.0 U	1.0 U	1.0 U	0.02 U	NA
RNS-MW4 (39)	OX15H	4/29/2009	0.2 U	0.2 U	0.2 U	0.2 U	**15000**
RNS-MW4 (25)	RF48B	7/21/2010	100 U	100 U	100 U	100 U	**14000**
RNSMW5	RNS	12/8/2006	1.0 U	1.0 U	1.0 U	0.2 U	NA
RNSMW5 (26)	RNS	12/8/2006	0.02 U	0.03 U	0.02 U	0.025 U	NA
RNSMW5 (46)	RNS	12/8/2006	0.02 U	0.03 U	0.02 U	0.025 U	NA
RNSMW5	RNS	12/13/2006	1.0 U	1.0 U	1.0 U	0.2 U	NA
RNSMW5	Farallon	6/5/2007	0.020 U	0.020 U	0.020 U	0.020 U	NA
RNS-MW5 - (39.5)	OX15G	4/29/2009	0.2 U	0.2 U	0.2 U	0.2 U	**100**
RNS-MW5 - (39.5)	RF48A	7/21/2010	0.2 U	0.2 U	0.2 U	0.2 U	**53**
RNSMW6	RNS	12/13/2006	**258**	**64.7**	**162**	**0.72**	NA
RNSMW6 (36.5)	RNS	12/13/2006	**0.062**	0.03 U	0.02 U	0.025 U	NA
RNSMW6 (59)	RNS	12/13/2006	**0.055**	0.03 U	0.02 U	0.025 U	NA
RNSMW6	Farallon	6/5/2007	**230**	**77**	**150**	1.0 U	NA
RNS-MW6 (42.5)	OX15E	4/29/2009	**180**	**87**	**100**	**0.4**	0.2 U
RNS-MW6 (52.5)	OX15F	4/29/2009	**190**	**98**	**150**	**0.9**	0.2 U
RNS-MW6 (42.5)	QV52K	5/5/2010	**96**	**70**	**37**	0.2 U	0.2 U
RNS-MW6 (52.5)	QV52L	5/5/2010	**260**	**110**	**89**	**0.3**	0.2 U
RNS-MW6 (42.5)	RF48G	7/21/2010	**300**	**110**	**36**	2.0 U	2.0 U
RNS-MW6 (52.5)	RF48P	7/21/2010	**620**	**130**	**78**	**0.4**	0.2 U
RNS-MW6 (42.5)	2010-12745	10/27/2010	**890**	**160**	**90**	8.0 U	8.0 U
RNS-MW6 (52.5)	2010-12746	10/27/2010	**530**	**120**	**140**	8.0 U	8.0 U
RNS-MW6 (42.5)	2011-00976	1/27/2011	**1100**	**250**	**93**	**0.3** J	0.2 U
RNS-MW6 (52.5)	2011-00977	1/27/2011	**720**	**170**	**140**	**0.9** J	0.2 U
RNS-MW6 (42.5)	T104125-12	4/21/2011	**1100**	**200**	**73**	**0.3**	0.2 U
RNS-MW6 (52.5)	T104125-13	4/21/2011	**580**	**130**	**100**	**0.7**	0.2 U
RNS-MW6 (42.5)	T107004-12	7/1/2011	**1000**	**96**	**96**	**0.4** J	1.0 U
RNS-MW6 (52.5)	T107004-13	7/1/2011	**1200**	**130**	**130**	**0.8** J	1.0 U
RNS-MW6 (42.5)	T110107-12	10/18/2011	**660**	**120**	**72**	**0.2** J	0.1 U
RNS-MW6 (42.5)	T201046-12	1/9/2012	**910** J	**170**	**60**	0.5 U	0.5 U
RNS-MW6 (42.5)	T204007-13	4/11/2012	**530**	**110**	**88**	**0.8**	0.5 U
RNS-MW6 (52.5)	T110107-13	10/18/2011	**580**	**88**	**92**	**0.7**	0.1 U

TABLE 3
CONSTITUENTS OF CONCERN GROUNDWATER ANALYTICAL RESULTS
SAURO'S PROPERTY REMEDIAL INVESTIGATION/FEASIBILITY STUDY
TACOMA, WASHINGTON

			VOLATILES (µg/L) Method SW8260B				
Location	**Lab ID**	**Date Collected**	Tetrachloroethene	Trichloroethene	cis-1,2-Dichloroethene	Vinyl Chloride	Benzene
RNS-MW6 (52.5)	T201046-13	1/9/2012	**360** J	**83**	**89**	**0.7**	0.5 U
RNS-MW6 (52.5)	T204007-14	4/11/2012	**750**	**140**	**73**	**0.6**	0.5 U
RNS-MW6 (42.5)	T207012-13	7/3/2012	**330**	**93**	**37**	0.2 U	0.5 U
RNS-MW6 (52.5)	T207012-14	7/3/2012	**640**	**120**	**120**	**2.7** J	0.5 U
RNS-MW6 (42.5)	T21008-13	10/9/2012	**120**	**43**	**21**	0.1 U	0.2 U
RNS-MW6 (52.5)	T21008-14	10/9/2012	**1400**	**250**	**93**	**0.1** J	0.2 U
RNS-MW6 (42.5)	T301121-13	1/15/2013	**1300**	**210**	**79**	0.2 U	0.5 U
RNS-MW6 (52.5)	T301121-14	1/15/2013	**1200**	**160**	**110**	**0.2**	0.5 U
RNS-MW6 (42.5)	T304010-13	4/2/2013	**1500** J	**240**	**89**	2.0 U	5.0 U
RNS-MW6 (52.5)	T304010-14	4/2/2013	**950**	**150**	**89**	**0.5**	0.5 U
RNSMW7	RNS	12/13/2006	1.0 U	1.0 U	1.0 U	0.2 U	NA
RNSMW7 (25)	RNS	12/13/2006	0.02 U	0.03 U	0.02 U	0.025 U	NA
RNSMW7 (45)	RNS	12/13/2006	0.02 U	0.03 U	0.02 U	0.025 U	NA
RNSMW7 (50.5)	RNS	12/13/2006	0.02 U	0.03 U	0.02 U	0.025 U	NA
RNS-MW7 (39)	OX15K	4/29/2009	0.2 U	0.2 U	0.2 U	0.2 U	0.2 U
RNS-MW7 (39)	RF48M	7/21/2010	0.2 U	0.2 U	0.2 U	0.2 U	0.2 U

NOTES:
Bold indicates detected compound.
J = Indicates the analyte was positively identified; the associated numerical value is the approximate concentration of the analyte in the sample.
NA = Not analyzed.
U = Indicates the compound was undetected at the reported concentration.
UJ = The analyte was not detected in the sample; the reported sample reporting limit is an estimate.

µg/L = micrograms per liter

SAMPLE METHOD:
GF =GRUNDFOS® submersible pump.
Grab = Sample of purge water collected from drum.
PDB = permeable diffusion bag
PP = peristaltic pump
Pump = pump unknown

TABLE 4
MONITORED NATURAL ATTENUATION PARAMETERS
SAURO'S PROPERTY REMEDIAL INVESTIGATION/FEASIBILITY STUDY
TACOMA, WASHINGTON

	MW1-PP OX16G 4/28/2009	MW1-PP T209049-06 9/6/2012	MW1-PP T212133-06 12/20/2012	MW1-PP T304030-06 4/11/2013	MW2-PP OX16H 4/29/2009	MW2-PP T209049-07 9/6/2012	MW2-PP T212133-07 12/20/2012	MW2-PP T304030-07 4/11/2013	LAI-MW1 T209049-01 9/6/2012	LAI-MW1 T212133-01 12/21/2012	LAI-MW1 T304030-01 4/12/2013	LAI-MW2 T209049-02 9/6/2012	LAI-MW2 T212133-02 12/21/2012	LAI-MW2 T304030.02 4/12/2013	LAI-MW3-GF OX30F 5/1/2009	LAI-MW3 T209049-03 9/6/2012
CONVENTIONALS																
Methods EPA300/EPA 353.2/																
SM 4500-SO4 E (mg/L)																
Nitrate	-	-	0.010 U	0.008 UJ	-	-	**0.477**	**2.03** J	**1.11**	**1.15**	**1.03** J	0.010 U	0.010 U	0.008 UJ	**0.5**	**0.506**
Sulfate	-	-	**46.5**	**65.4**	-	-	**37.9**	**27.7**	**27.5**	**17.7**	**22.4**	**25.4**	**11.3**	**17.5**	**29.5**	**25.5**
Nitrite			**0.0360**	**0.111** J			**0.0209**	**0.0167** J	**0.0131**	**0.0229**	**0.0109** J	0.0100 U	**0.0161**	**0.0575** J		**0.0169**
Methods EPA415.1/SM 5310 B (mg/L)																
Total Organic Carbon	-	-	**15.1**	**11.2**	-	-	**4.36**	**8.37**	**24.4**	**3.97**	**3.40**	**28.4**	**2.38**	**4.11**	-	**27.8**
Method SM 4500-Cl-E (mg/L)																
Chloride	-	-	**52.6**	**44.1**	-	-	**61.5**	**99.4**	**43.7**	**44.1**	**44.3**	**12.4**	8.99 U	**10.0**	**-**	**15.3**
Method SM4500-S2D (mg/L)																
Sulfide	-	-	**0.056** J	0.009 U	-	-	0.150 U	**0.053** Ja	**0.639**	0.150 U	0.150 U	**0.132** J	**0.285**	0.150 U	-	**0.171** J
DISSOLVED GASES (mg/L)																
Method RSK175																
Methane	-	**0.15**	**0.81**	**0.92**	-	0.0050 U	0.0050 U	**0.0043** J	**0.0034** J	0.0050 U	0.0050 U	**0.051**	**0.037**	**0.043**	-	0.0050 U
Ethane	-	0.0050 U	0.0050 U	0.0025 U	-	0.0050 U	0.0050 U	0.0025 U	0.0050 U	0.0050 U	0.0050 U	**0.0035** J	0.005 U	0.0050 U	-	0.0050 U
Ethylene	-	0.0050 U	0.0050 U	0.0025 U	-	0.0050 U	0.0050 U	0.0025 U	0.0050 U	0.0050 U	0.0050 U	0.0050 U	0.005 U	0.0050 U	-	0.0050 U
Acetylene	-	0.0050 U	0.0050 U	0.0034 U	-	0.0050 U	0.0050 U	0.0050 U	0.0050 U	0.0050 U	0.0050 U	0.0050 U	0.005 U	0.0050 U	-	0.0050 U
FIELD PARAMETERS																
Dissolved Oxygen (mg/L)	-	-	0.90	1.90	-	1.0	3.10	4.00	6.6	1.90	2.20	9.3	3.06	2.80	0.33	10
Oxidation Reduction Potential (mV)	-	-	-67.7	-49.7	-	-63	-3.6	47.6	-24	-14.1	1.40	-24	-19.2	-28.9	22.6	-23
Iron (mg/L)	-	**0.840**	**27.0**	**16.8**	-	0.0	**2.25**	0.030 U	**0.110**	**0.04**	**0.030**	**0.100**	**0.05**	**0.280**	**0.8**	**0.230**

TABLE 4
MONITORED NATURAL ATTENUATION PARAMETERS
SAURO'S PROPERTY REMEDIAL INVESTIGATION/FEASIBILITY STUDY
TACOMA, WASHINGTON

	LAI-MW3 T212133-03 12/21/2012	LAI-MW3 T304030-03 4/12/2013	LAI-MW4-PP OX16M 4/28/2009	LAI-MW4 T209049-04 9/6/2012	LAI-MW4 T212133-04 12/20/2012	LAI-MW4 T304030-04 4/12/2013	LAI-MW5-PP RV86A 11/9/2010	LAI-MW5 T209049-05 9/7/2012	LAI-MW5 DUP T209049-12 9/7/2012	LAI-MW5 T212133-05 12/19/2012	LAI-MW5 T304030-05 4/12/2013	MW9 OX16I 4/28/2009	MW-11D-PP OX16B 04/28/09	MW13-GF OX30G 5/1/2009	MW13 T209049-08 9/7/2012
CONVENTIONALS															
Methods EPA300/EPA 353.2/															
SM 4500-SO4 E (mg/L)															
Nitrate	**0.165**	**0.416** J	0.1 UJ	**0.017**	0.010 U	0.008 UJ	0.1 U	0.010 U	0.010 U	0.010 U	0.008 UJ	**0.5**	0.1 U	**0.9**	**1.06**
Sulfate	**8.3**	**24.1**	**7.6**	**6.0**	**4.0** J	**6.9**	**0.1**	**11.2**	**15.3**	**5.4**	**13.6**	**49.3**	**34.9**	**39.2**	**35.8**
Nitrite	**0.0357**	**0.0184** J		**0.0069** J	**0.0480**	**0.0319** J		**0.0203**	0.0100 U	**0.0490**	**0.138** J				**0.0187**
Methods EPA415.1/SM 5310 B (mg/L)															
Total Organic Carbon	**4.36**	**6.35**	**3.34**	**34.9**	**10.7**	**6.73**	**1.5**	**35.7**	**34.3**	**10.0**	**10.5**	1.5 U	1.50 U	**-**	**25.9**
Method SM 4500-Cl-E (mg/L)															
Chloride	5.36 U	**13.8**	-	**36.0**	**33.1**	**31.3**	-	**62.3**	**62.3**	**58.4**	**57.5**	-	-	**-**	**9.43**
Method SM4500-S2D (mg/L)															
Sulfide	**0.076** J	**0.069** Ja	-	**0.118** J	**0.029** J	0.150 U	-	**0.414**	0.250 U	0.150 U	**0.131** Ja	-	-	-	**0.037** J
DISSOLVED GASES (mg/L)															
Method RSK175															
Methane	0.0050 U	0.0050 U	-	**3.0**	**2.8** J	**3.7**	-	**5.7**	**4.7**	**5.2**	**6.6**	-	-	-	**0.013**
Ethane	0.0050 U	0.0050 U	-	0.0050 U	0.0050 U	0.0050 U	-	0.0050 U	0.0050 U	0.0050 U	0.0050 U	-	-	-	0.0050 U
Ethylene	0.0050 U	0.0050 U	-	0.0050 U	0.0050 U	0.0050 U	-	0.0050 U	0.0050 U	0.0050 U	0.0050 U	-	-	-	0.0050 U
Acetylene	0.0050 U	0.0050 U	-	0.0050 U	0.0050 U	0.0050 U	-	0.0050 U	0.0050 U	0.0050 U	0.0050 U	-	-	-	0.0050 U
FIELD PARAMETERS															
Dissolved Oxygen (mg/L)	5.36	3.77	0.08	4.8	2.52	1.86	-	7.0	-	2.32	2.00	2.11	1.04	0.10	4.5
Oxidation Reduction Potential (mV)	-28.1	-7.10	-140.7	-44	-75.0	-87.3	-88.9	-35	-	-12.2	-64.9	68	-69.2	-13.5	-8.8
Iron (mg/L)	**0.03**	**0.160**	**4.0**	**1.98**	**4.70**	**5.55**	**2.0**	**5.15**	-	**6.32**	**10.0**	0.0	**1.2**	**0.05**	0.0 U

TABLE 4
MONITORED NATURAL ATTENUATION PARAMETERS
SAURO'S PROPERTY REMEDIAL INVESTIGATION/FEASIBILITY STUDY
TACOMA, WASHINGTON

	MW13 T212133-08 12/20/2012	MW13 T304030-08 4/11/2013	MW13-DUP T304030-12 4/11/2013	RNS-MW2 T304030-09 4/11/2013	RNS-MW6 T209049-10 9/7/2012	RNS-MW6 T212133-10 12/20/2012	RNS-MW6 T304030-10 4/11/2013	RNS-MW7 T209049-11 9/6/2012	RNS-MW7 T212133-11 12/19/2012	RNS-MW7 T304030-11 4/11/2013
CONVENTIONALS										
Methods EPA300/EPA 353.2/										
SM 4500-SO4 E (mg/L)										
Nitrate	**0.306**	**0.869** J	**0.778** J	**2.17** J	**0.442**	**0.049**	**0.206** J	**0.656**	**0.352**	**0.465** J
Sulfate	**24.1**	**33.1**	**33.6**	**37.0**	**68.6**	**25.4**	**32.8**	**43.9**	**33.4**	**43.0**
Nitrite	**0.0168**	**0.0709** J	**0.138** J	**0.234** J	**0.0050** J	**0.0333**	**0.0917** J	0.0100 U	**0.0293**	**0.0576** J
Methods EPA415.1/SM 5310 B (mg/L)										
Total Organic Carbon	**4.51**	**5.78** J	**7.18** J	**3.65**	**25**	**4.63**	**8.75**	**13.1**	**2.25**	**2.95**
Method SM 4500-Cl-E (mg/L)										
Chloride	8.28 U	**8.16**	**8.63**	**25.8**	**17.3**	**17.0**	**18.3**	**30.4**	**28.9**	**27.6**
Method SM4500-S2D (mg/L)										
Sulfide	0.150 U	0.150 U	0.150 U	0.150 U	**0.432**	0.150 U	**0.083** Ja	0.250 U	0.150 U	0.150 U
DISSOLVED GASES (mg/L)										
Method RSK175										
Methane	**0.006**	**0.0065**	**0.0063**	0.0050 U	**0.045**	**0.036**	**0.036**	0.0050 U	0.0050 U	0.0050 U
Ethane	0.0050 U	0.0050 U	0.0050 U	0.0050 U	**0.0046** J	0.0050 U	**0.0041** J	0.0050 U	0.0050 U	0.0050 U
Ethylene	0.0050 U	0.0050 U	0.0050 U	0.0050 U	0.0050 U	0.0050 U	0.0050 U	0.0050 U	0.0050 U	0.0050 U
Acetylene	0.0050 U	0.0050 U	0.0050 U	0.0050 U	0.0050 U	0.0050 U	0.0050 U	0.0050 U	0.0050 U	0.0050 U
FIELD PARAMETERS										
Dissolved Oxygen (mg/L)	3.20	1.48	-	8.60	5.7	2.75	3.12	8.6	1.94	0.840
Oxidation Reduction Potential (mV)	-1.1	-0.800	-	134	-49	-6.8	16.8	-66	-23.9	-24.0
Iron (mg/L)	**0.28**	**0.550**	-	**0.150**	0.0 U	0.030 U	0.150 U	**1.00**	0.030 U	**0.250**

NOTES:
Bold = Detected compound.
J = Indicates the analyte was positively identified; the associated numerical value is the approximate concentratio nof the analyte in the sample.
Ja = Laboratory flag: The result is an estimated concentration.
mg/L = milligrams per liter
mV = millivolt
U = Indicates the compound was not detected at the reported preliminary quantitation limit (PQL).
UJ = The analyte was not detected in the sample; the reported sample reporting limit is an estimate.
- = Not analyzed or not measured.

TABLE 5
MW-JS GROUNDWATER ANALYTICAL RESULTS
SAURO'S PROPERTY REMEDIAL INVESTIGATION/FEASIBILITY STUDY
TACOMA, WASHINGTON

	Sample ID:	MS-JS
	Lab ID:	T306119
	Sample Date:	6/12/2013
VOLATILES (µg/L)		
Method SW8260C		
Benzene		0.5 U
cis-1,2-Dichloroethene		0.2 U
Ethylbenzene		0.5 U
m/p-Xylene		1.0 U
o-Xylene		0.5 U
Tetrachloroethene		0.2 U
Toluene		0.5 U
trans-1,2-Dichloroethene		0.5 U
Trichloroethene		0.2 U
Vinyl Chloride		0.2 U

NOTES:

U = The compound was undetected at the reported concentration

µg/L = micrograms per liter

The well is located on City of Tacoma property under the A Court overpass near Johnny's Seafood.

The sampling event at this well was isolated; this well is not anticipated to become a part of the Remedial Investigation/Feasibility Study monitoring well network.

Samples from this well were only analyzed for select analytes, as determined in the meeting on June 4, 2013 with the City and Ecology (City of Tacoma 2013).

APPENDIX A

April 2013 Volatile Organic Compound Data Lab Report T304010

City of Tacoma
Environmental Services Laboratory

29 April 2013

Calvin Taylor
PW Science and Engineering
326 East D Street
Tacoma, WA 98421

Subject: Sauro Property RIFS

Enclosed are the analytical results for samples collected 04/02/2013.

Quality Control Data are included with the sample results for your review.

If you have any questions concerning this report, call me at (253)502-2130. Please note that remaining samples associated with this report will be discarded 3 months from the date of this report unless we are notified otherwise.

Sincerely,

Stuart Magoon
Assistant Division Manager
Environmental Services Laboratory

cc.

PW Science and Engineering	Project: **Sauro Property RIFS**	
326 East D Street	Project Number: CIP-00020-01-03	**Reported:**
Tacoma WA, 98421	Project Manager: Calvin Taylor	29-Apr-13 14:09

ANALYTICAL REPORT FOR SAMPLES

Sample ID	Laboratory ID	Matrix	Date Sampled
Trip Blank	T304010-01	Water	02-Apr-13 10:00
MW1-PP	T304010-02	Water	02-Apr-13 11:45
MW2-PP	T304010-03	Water	02-Apr-13 12:00
MW13-(51.5)	T304010-04	Water	02-Apr-13 12:35
LAI-MW1-(63)	T304010-05	Water	02-Apr-13 13:05
LAI-MW2-(65)	T304010-06	Water	02-Apr-13 12:47
LAI-MW3-(75)	T304010-07	Water	02-Apr-13 13:00
LAI-MW4-(25)	T304010-08	Water	02-Apr-13 13:18
LAI-MW5-(42)	T304010-09	Water	02-Apr-13 12:13
LAI-MW5-(50)	T304010-10	Water	02-Apr-13 12:15
RNS-MW2-(21.5)	T304010-11	Water	02-Apr-13 12:05
RNS-MW2-(38.5)	T304010-12	Water	02-Apr-13 12:07
RNS-MW6-(42.5)	T304010-13	Water	02-Apr-13 12:22
RNS-MW6-(52.5)	T304010-14	Water	02-Apr-13 12:25
LAI-MW3 DUP	T304010-15	Water	02-Apr-13 13:01

The results in this report apply to the samples analyzed in accordance with the chain of custody document. This analytical report must be reproduced in its entirety

Reviewed By

CHAIN OF CUSTODY

The samples were received under appropriate Chain of Custody procedures.

SAMPLE RECEIPT, PRESERVATION AND STORAGE

Samples were properly preserved and stored in accordance with the applicable method requirements.

HOLDING TIMES

All analyses were performed within the required holding times.

METHODS

The samples were analyzed by the following method:

EPA Method 8260B for Volatile Organics

INITIAL CALIBRATION

The initial calibration met method 8260 requirements for all compounds. **During analysis of sample T304010-13 an instrument issue developed that prevented the collection of data for the undiluted sample. There was no sample remaining so no further analysis was able to be performed. Due to this instrument problem the result for Tetrachloroethene at 59.1 ppb did not fall within the calibration range 0.2-40 ppb. The result for Tetrachloroethene in this sample is qualified (J) estimated.**

METHOD DETECTION LIMITS

All analytes are reported to the Method Detection Limit (MDL). Values below the Practical Quantitation Limits (PQL) are qualified as estimated (J) and may not be as precise as values reported greater than the PQL (the low standard or 3 - 5 times the MDL). **During analysis of sample T304010-13 an instrument issue developed that prevented the collection of data for the undiluted sample. There was no sample remaining so no further analysis was able to be performed. The following analytes did not meet the project limits for this one sample:**

Analyte	PQL	MinPRL
Chloromethane	**5**	**0.5**
Vinyl Chloride	**2**	**0.2**
Bromomethane	**5**	**0.5**
Chloroethane	**5**	**0.5**
Trichlorofluoromethane	**5**	**0.5**
Acrolein	**50**	**5**
1,1-Dichloroethene	**5**	**0.5**
1,1,2-Trichlorotrifluoroethane	**5**	**0.5**

Analyte	PQL	MinPRL
Carbon Disulfide	5	0.5
Methylene Chloride	5	0.5
Acrylonitrile	50	5
trans-1,2-Dichloroethene	5	0.5
1,1-Dichloroethane	5	0.5
Vinyl Acetate	5	0.5
2-Butanone	50	5
Chloroform	5	0.5
1,1,1-Trichloroethane	5	0.5
Carbon Tetrachloride	5	0.5
Benzene	5	0.5
1,2-Dichloroethane	5	0.5
1,2-Dichloropropane	5	0.5
Bromodichloromethane	5	0.5
cis-1,3-Dichloropropene	5	0.5
4-Methyl-2-pentanone	50	5
Toluene	5	0.5
trans-1,3-Dichloropropene	5	0.5
1,1,2-Trichloroethane	5	0.5
2-Hexanone	5	5
Dibromochloromethane	5	0.5
1,2-Dibromoethane	5	0.5
Chlorobenzene	5	0.5
Ethylbenzene	5	0.5
m/p-Xylene	10	1
o-Xylene	5	0.5
Styrene	5	0.5
Bromoform	5	0.5
1,1,2,2-Tetrachloroethane	5	0.5
1,3-Dichlorobenzene	5	0.5
1,4-Dichlorobenzene	5	0.5
1,2-Dichlorobenzene	5	0.5

BLANKS

Blanks were analyzed at the required frequencies of the methods. Sample T304010-01 was a Trip Blank. The blanks met the project criteria **except for the following:**

Lab ID	Analyte	Amount (ug/L)	AssociatedSamples	Qualifier
1315018-BLK1	Bromomethane	0.2	-01, -02, -03, -05, -08, -10, and -15	UJ

Lab ID	Analyte	Amount (ug/L)	AssociatedSamples	Qualifier
	Methylene Chloride	**0.3**	**-01, -02, -04, -05, -06, -07, -08, -09, -10, -11, -12, -14, and -15**	**J**

The values for Bromomethane in the samples listed above are qualified (UJ) as not detected at the estimated reported values. The values for Methylene Chloride in the above associated samples are qualified (J) estimated at their detected levels.

SURROGATE COMPOUNDS

Surrogate compounds were added to each sample to monitor system performance. Surrogate recoveries were within the project limits except for Dibromofluoromethane with a low recovery of 73.4% (Limits 81-130%) in sample T304010-03. No data warrants qualification for one low surrogate.

LABORATORY CONTROL SAMPLES

Laboratory Control Samples were analyzed with these samples for all parameters. The recoveries for all associated LCS were within the project limits **except for 1,1-Dichloroethene at 119% recovery (limits 87-114%)** and 1,1,2-TrichloroTrifluoroethane at 140% (limits 80-120%). 1,1,2-TrichloroTrifluoroethane does not warrant qualification due to high recovery since it was not detected in the samples. **1,1-Dichloroethene was detected in sample T304010-14. The 1,1-Dichloroethene in this sample is qualified (J) estimated at the reported value.**

MATRIX SPIKE AND MATRIX SPIKE DUPLICATE ANALYSIS

Matrix Spike and/or Matrix Spike Duplicate analysis was performed with these samples. The recoveries were within the project limits except for the following:

Analyte	MS %REC	MSD %REC	%REC Limits	RPD	RPD Limits
1,1-Dichloroethene	**120***	**116***	87-114	3.1	20
1,1,2-Trichlorotrifluoroethane	142*	142*	80-120	0	20
Carbon Tetrachloride	114	125*	80-120	8.6	20
o-Xylene	120	124*	80-124	3.5	20

*out of range

1,1-Dichloroethenewas detected in sample T304010-14 and will be qualified (J) estimated at the reported value. 1,1,2-Trichlorotrifluoroethane was not detected in any samples and does not warrant qualification for high spike recoveries. No qualification is warranted for Carbon Tetrachloride or o-Xylene based on just the MSD recovery being high.

The results in this report apply to the samples analyzed in accordance with the chain of custody document. This analytical report must be reproduced in its entirety.

Reviewed By

INTERNAL STANDARDS

Internal Standards were added to these samples for quantitation purposes. The Area counts of these standards must not vary more than a factor of two from the mid-point standard of the calibration curve according to the method. The retention times must not vary by more than 30 seconds. No compounds varied by more than 30 seconds retention time. The internal standard criteria were met for these samples.

FIELD DUPLICATES

Samples T304010-07 and T304010-15 were submitted as field duplicates. No Compounds were detected in the field duplicate pairs greater than the PQL except the following:

Analyte	Units	T304010-07	T304010-15	RPD
Cis-1,2-Dichloroethene	ug/L	36	38	5.4
Methylene Chloride	ug/L	1.1	1.0	9.5
Trichloroethene	ug/L	33	33	0
Tetrachloroethene	ug/L	97	94	3.1

The Field Duplicates are screened against a RPD of 75%. All comparisons met the screening criteria. No data is qualified.

DATA AVAILABILITY

All data associated with the samples contained in this report are archived at the Environmental Services Laboratory and are available upon request.

The results in this report apply to the samples analyzed in accordance with the chain of custody document. This analytical report must be reproduced in its entirety.

Reviewed By

PW Science and Engineering	Project: **Sauro Property RIFS**	
326 East D Street	Project Number: CIP-00020-01-03	**Reported:**
Tacoma WA, 98421	Project Manager: Calvin Taylor	29-Apr-13 14:09

Trip Blank
T304010-01 (Water)
02-Apr-13 10:00

Analyte	Result	PQL	MDL	Units	Prepared	Analyzed	Method
VOA							
1,1,1-Trichloroethane	0.2 U	0.5	0.2	ug/L	10-Apr-13	10-Apr-13	EPA 8260C
1,1,2,2-Tetrachloroethane	0.2 U	0.5	0.2	ug/L	10-Apr-13	10-Apr-13	EPA 8260C
1,1,2-Trichloroethane	0.3 U	0.5	0.3	ug/L	10-Apr-13	10-Apr-13	EPA 8260C
1,1,2-Trichlorotrifluoroethane	0.3 U	0.5	0.3	ug/L	10-Apr-13	10-Apr-13	EPA 8260C
1,1-Dichloroethane	0.1 U	0.5	0.1	ug/L	10-Apr-13	10-Apr-13	EPA 8260C
1,1-Dichloroethene	0.1 U	0.5	0.1	ug/L	10-Apr-13	10-Apr-13	EPA 8260C
1,2-Dibromoethane	0.2 U	0.5	0.2	ug/L	10-Apr-13	10-Apr-13	EPA 8260C
1,2-Dichlorobenzene	0.2 U	0.5	0.2	ug/L	10-Apr-13	10-Apr-13	EPA 8260C
1,2-Dichloroethane	0.1 U	0.5	0.1	ug/L	10-Apr-13	10-Apr-13	EPA 8260C
1,2-Dichloropropane	0.2 U	0.5	0.2	ug/L	10-Apr-13	10-Apr-13	EPA 8260C
1,3-Dichlorobenzene	0.09 U	0.5	0.09	ug/L	10-Apr-13	10-Apr-13	EPA 8260C
1,4-Dichlorobenzene	0.1 U	0.5	0.1	ug/L	10-Apr-13	10-Apr-13	EPA 8260C
2-Butanone	1.4 U	5.0	1.4	ug/L	10-Apr-13	10-Apr-13	EPA 8260C
2-Hexanone	2.4 U	5.0	2.4	ug/L	10-Apr-13	10-Apr-13	EPA 8260C
4-Methyl-2-pentanone	1.8 U	5.0	1.8	ug/L	10-Apr-13	10-Apr-13	EPA 8260C
Acetone	**1.5**	5.0	1.3	ug/L	10-Apr-13	10-Apr-13	EPA 8260C
Acrolein	1.3 U	5.0	1.3	ug/L	10-Apr-13	10-Apr-13	EPA 8260C
Acrylonitrile	0.5 U	5.0	0.5	ug/L	10-Apr-13	10-Apr-13	EPA 8260C
Benzene	0.2 U	0.5	0.2	ug/L	10-Apr-13	10-Apr-13	EPA 8260C
Bromodichloromethane	0.2 U	0.5	0.2	ug/L	10-Apr-13	10-Apr-13	EPA 8260C
Bromoform	0.1 U	0.5	0.1	ug/L	10-Apr-13	10-Apr-13	EPA 8260C
Bromomethane	**0.2 UJ**	0.5	0.2	ug/L	10-Apr-13	10-Apr-13	EPA 8260C
Carbon Disulfide	0.1 U	0.5	0.1	ug/L	10-Apr-13	10-Apr-13	EPA 8260C
Carbon Tetrachloride	0.2 U	0.5	0.2	ug/L	10-Apr-13	10-Apr-13	EPA 8260C
Chlorobenzene	0.2 U	0.5	0.2	ug/L	10-Apr-13	10-Apr-13	EPA 8260C
Chloroethane	0.07 U	0.5	0.07	ug/L	10-Apr-13	10-Apr-13	EPA 8260C
Chloroform	0.2 U	0.5	0.2	ug/L	10-Apr-13	10-Apr-13	EPA 8260C
Chloromethane	0.1 U	0.5	0.1	ug/L	10-Apr-13	10-Apr-13	EPA 8260C
cis-1,2-Dichloroethene	0.1 U	0.2	0.1	ug/L	10-Apr-13	10-Apr-13	EPA 8260C
cis-1,3-Dichloropropene	0.2 U	0.5	0.2	ug/L	10-Apr-13	10-Apr-13	EPA 8260C
Dibromochloromethane	0.2 U	0.5	0.2	ug/L	10-Apr-13	10-Apr-13	EPA 8260C
Ethylbenzene	0.2 U	0.5	0.2	ug/L	10-Apr-13	10-Apr-13	EPA 8260C
m/p-Xylene	0.4 U	1.0	0.4	ug/L	10-Apr-13	10-Apr-13	EPA 8260C
Methyl tert-butyl ether	0.2 U	0.5	0.2	ug/L	10-Apr-13	10-Apr-13	EPA 8260C
Methylene Chloride	**1.1 J**	0.5	0.1	ug/L	10-Apr-13	10-Apr-13	EPA 8260C
o-Xylene	0.2 U	0.5	0.2	ug/L	10-Apr-13	10-Apr-13	EPA 8260C

The results in this report apply to the samples analyzed in accordance with the chain of custody document. This analytical report must be reproduced in its entirety.

Reviewed By

PW Science and Engineering	Project: **Sauro Property RIFS**	
326 East D Street	Project Number: CIP-00020-01-03	**Reported:**
Tacoma WA, 98421	Project Manager: Calvin Taylor	29-Apr-13 14:09

Trip Blank
T304010-01 (Water)
02-Apr-13 10:00

Analyte	Result	PQL	MDL	Units	Prepared	Analyzed	Method
VOA							
Styrene	0.2 U	0.5	0.2	ug/L	10-Apr-13	10-Apr-13	EPA 8260C
Tetrachloroethene	0.2 U	0.2	0.2	ug/L	10-Apr-13	10-Apr-13	EPA 8260C
Toluene	**0.1**	0.5	0.1	ug/L	10-Apr-13	10-Apr-13	EPA 8260C
trans-1,2-Dichloroethene	0.1 U	0.5	0.1	ug/L	10-Apr-13	10-Apr-13	EPA 8260C
trans-1,3-Dichloropropene	0.1 U	0.5	0.1	ug/L	10-Apr-13	10-Apr-13	EPA 8260C
Trichloroethene	0.07 U	0.2	0.07	ug/L	10-Apr-13	10-Apr-13	EPA 8260C
Trichlorofluoromethane	0.2 U	0.5	0.2	ug/L	10-Apr-13	10-Apr-13	EPA 8260C
Vinyl Acetate	0.2 U	0.5	0.2	ug/L	10-Apr-13	10-Apr-13	EPA 8260C
Vinyl Chloride	0.1 U	0.2	0.1	ug/L	10-Apr-13	10-Apr-13	EPA 8260C
Surrogate: 1,2-Dichloroethane-d4		*94.9 %*	*26-175*		*10-Apr-13*	*10-Apr-13*	*EPA 8260C*
Surrogate: 4-Bromofluorobenzene		*107 %*	*86-126*		*10-Apr-13*	*10-Apr-13*	*EPA 8260C*
Surrogate: Dibromofluoromethane		*95.8 %*	*81-130*		*10-Apr-13*	*10-Apr-13*	*EPA 8260C*
Surrogate: Toluene-d8		*97.7 %*	*82-127*		*10-Apr-13*	*10-Apr-13*	*EPA 8260C*

PW Science and Engineering	Project: **Sauro Property RIFS**	
326 East D Street	Project Number: CIP-00020-01-03	**Reported:**
Tacoma WA, 98421	Project Manager: Calvin Taylor	29-Apr-13 14:09

MW1-PP
T304010-02 (Water)
02-Apr-13 11:45

Analyte	Result	PQL	MDL	Units	Prepared	Analyzed	Method
FIELD							
Water Level	**16.30**	0.00	0.00	Feet	02-Apr-13	02-Apr-13	Field Measurement
VOA							
1,1,1-Trichloroethane	0.2 U	0.5	0.2	ug/L	10-Apr-13	10-Apr-13	EPA 8260C
1,1,2,2-Tetrachloroethane	0.2 U	0.5	0.2	ug/L	10-Apr-13	10-Apr-13	EPA 8260C
1,1,2-Trichloroethane	0.3 U	0.5	0.3	ug/L	10-Apr-13	10-Apr-13	EPA 8260C
1,1,2-Trichlorotrifluoroethane	0.3 U	0.5	0.3	ug/L	10-Apr-13	10-Apr-13	EPA 8260C
1,1-Dichloroethane	0.1 U	0.5	0.1	ug/L	10-Apr-13	10-Apr-13	EPA 8260C
1,1-Dichloroethene	0.1 U	0.5	0.1	ug/L	10-Apr-13	10-Apr-13	EPA 8260C
1,2-Dibromoethane	0.2 U	0.5	0.2	ug/L	10-Apr-13	10-Apr-13	EPA 8260C
1,2-Dichlorobenzene	**0.4**	0.5	0.2	ug/L	10-Apr-13	10-Apr-13	EPA 8260C
1,2-Dichloroethane	0.1 U	0.5	0.1	ug/L	10-Apr-13	10-Apr-13	EPA 8260C
1,2-Dichloropropane	0.2 U	0.5	0.2	ug/L	10-Apr-13	10-Apr-13	EPA 8260C
1,3-Dichlorobenzene	**0.4**	0.5	0.09	ug/L	10-Apr-13	10-Apr-13	EPA 8260C
1,4-Dichlorobenzene	**0.5**	0.5	0.1	ug/L	10-Apr-13	10-Apr-13	EPA 8260C
2-Butanone	1.4 U	5.0	1.4	ug/L	10-Apr-13	10-Apr-13	EPA 8260C
2-Hexanone	2.4 U	5.0	2.4	ug/L	10-Apr-13	10-Apr-13	EPA 8260C
4-Methyl-2-pentanone	1.8 U	5.0	1.8	ug/L	10-Apr-13	10-Apr-13	EPA 8260C
Acetone	**2.3**	5.0	1.3	ug/L	10-Apr-13	10-Apr-13	EPA 8260C
Acrolein	1.3 U	5.0	1.3	ug/L	10-Apr-13	10-Apr-13	EPA 8260C
Acrylonitrile	0.5 U	5.0	0.5	ug/L	10-Apr-13	10-Apr-13	EPA 8260C
Benzene	0.2 U	0.5	0.2	ug/L	10-Apr-13	10-Apr-13	EPA 8260C
Bromodichloromethane	0.2 U	0.5	0.2	ug/L	10-Apr-13	10-Apr-13	EPA 8260C
Bromoform	0.1 U	0.5	0.1	ug/L	10-Apr-13	10-Apr-13	EPA 8260C
Bromomethane	**0.4 UJ**	0.5	0.2	ug/L	10-Apr-13	10-Apr-13	EPA 8260C
Carbon Disulfide	**0.2**	0.5	0.1	ug/L	10-Apr-13	10-Apr-13	EPA 8260C
Carbon Tetrachloride	0.2 U	0.5	0.2	ug/L	10-Apr-13	10-Apr-13	EPA 8260C
Chlorobenzene	0.2 U	0.5	0.2	ug/L	10-Apr-13	10-Apr-13	EPA 8260C
Chloroethane	0.07 U	0.5	0.07	ug/L	10-Apr-13	10-Apr-13	EPA 8260C
Chloroform	0.2 U	0.5	0.2	ug/L	10-Apr-13	10-Apr-13	EPA 8260C
Chloromethane	0.1 U	0.5	0.1	ug/L	10-Apr-13	10-Apr-13	EPA 8260C
cis-1,2-Dichloroethene	**0.3**	0.2	0.1	ug/L	10-Apr-13	10-Apr-13	EPA 8260C
cis-1,3-Dichloropropene	0.2 U	0.5	0.2	ug/L	10-Apr-13	10-Apr-13	EPA 8260C
Dibromochloromethane	0.2 U	0.5	0.2	ug/L	10-Apr-13	10-Apr-13	EPA 8260C
Ethylbenzene	0.2 U	0.5	0.2	ug/L	10-Apr-13	10-Apr-13	EPA 8260C

PW Science and Engineering	Project: **Sauro Property RIFS**	
326 East D Street	Project Number: CIP-00020-01-03	**Reported:**
Tacoma WA, 98421	Project Manager: Calvin Taylor	29-Apr-13 14:09

MW1-PP
T304010-02 (Water)
02-Apr-13 11:45

Analyte	Result	PQL	MDL	Units	Prepared	Analyzed	Method
VOA							
m/p-Xylene	0.4 U	1.0	0.4	ug/L	10-Apr-13	10-Apr-13	EPA 8260C
Methyl tert-butyl ether	0.2 U	0.5	0.2	ug/L	10-Apr-13	10-Apr-13	EPA 8260C
Methylene Chloride	**1.2 J**	0.5	0.1	ug/L	10-Apr-13	10-Apr-13	EPA 8260C
o-Xylene	0.2 U	0.5	0.2	ug/L	10-Apr-13	10-Apr-13	EPA 8260C
Styrene	0.2 U	0.5	0.2	ug/L	10-Apr-13	10-Apr-13	EPA 8260C
Tetrachloroethene	0.2 U	0.2	0.2	ug/L	10-Apr-13	10-Apr-13	EPA 8260C
Toluene	0.1 U	0.5	0.1	ug/L	10-Apr-13	10-Apr-13	EPA 8260C
trans-1,2-Dichloroethene	0.1 U	0.5	0.1	ug/L	10-Apr-13	10-Apr-13	EPA 8260C
trans-1,3-Dichloropropene	0.1 U	0.5	0.1	ug/L	10-Apr-13	10-Apr-13	EPA 8260C
Trichloroethene	**0.08**	0.2	0.07	ug/L	10-Apr-13	10-Apr-13	EPA 8260C
Trichlorofluoromethane	0.2 U	0.5	0.2	ug/L	10-Apr-13	10-Apr-13	EPA 8260C
Vinyl Acetate	0.2 U	0.5	0.2	ug/L	10-Apr-13	10-Apr-13	EPA 8260C
Vinyl Chloride	0.1 U	0.2	0.1	ug/L	10-Apr-13	10-Apr-13	EPA 8260C
Surrogate: 1,2-Dichloroethane-d4		*90.2 %*	*26-175*		*10-Apr-13*	*10-Apr-13*	*EPA 8260C*
Surrogate: 4-Bromofluorobenzene		*104 %*	*86-126*		*10-Apr-13*	*10-Apr-13*	*EPA 8260C*
Surrogate: Dibromofluoromethane		*93.4 %*	*81-130*		*10-Apr-13*	*10-Apr-13*	*EPA 8260C*
Surrogate: Toluene-d8		*100 %*	*82-127*		*10-Apr-13*	*10-Apr-13*	*EPA 8260C*

The results in this report apply to the samples analyzed in accordance with the chain of custody document. This analytical report must be reproduced in its entirety.

Reviewed By

PW Science and Engineering	Project: **Sauro Property RIFS**	
326 East D Street	Project Number: CIP-00020-01-03	**Reported:**
Tacoma WA, 98421	Project Manager: Calvin Taylor	29-Apr-13 14:09

MW2-PP
T304010-03 (Water)
02-Apr-13 12:00

Analyte	Result	PQL	MDL	Units	Prepared	Analyzed	Method
FIELD							
Water Level	**15.38**	0.00	0.00	Feet	02-Apr-13	02-Apr-13	Field Measurement
VOA							
1,1,1-Trichloroethane	0.2 U	0.5	0.2	ug/L	10-Apr-13	10-Apr-13	EPA 8260C
1,1,2,2-Tetrachloroethane	0.2 U	0.5	0.2	ug/L	10-Apr-13	10-Apr-13	EPA 8260C
1,1,2-Trichloroethane	0.3 U	0.5	0.3	ug/L	10-Apr-13	10-Apr-13	EPA 8260C
1,1,2-Trichlorotrifluoroethane	0.3 U	0.5	0.3	ug/L	10-Apr-13	10-Apr-13	EPA 8260C
1,1-Dichloroethane	0.1 U	0.5	0.1	ug/L	10-Apr-13	10-Apr-13	EPA 8260C
1,1-Dichloroethene	0.1 U	0.5	0.1	ug/L	10-Apr-13	10-Apr-13	EPA 8260C
1,2-Dibromoethane	0.2 U	0.5	0.2	ug/L	10-Apr-13	10-Apr-13	EPA 8260C
1,2-Dichlorobenzene	0.2 U	0.5	0.2	ug/L	10-Apr-13	10-Apr-13	EPA 8260C
1,2-Dichloroethane	0.1 U	0.5	0.1	ug/L	10-Apr-13	10-Apr-13	EPA 8260C
1,2-Dichloropropane	0.2 U	0.5	0.2	ug/L	10-Apr-13	10-Apr-13	EPA 8260C
1,3-Dichlorobenzene	0.09 U	0.5	0.09	ug/L	10-Apr-13	10-Apr-13	EPA 8260C
1,4-Dichlorobenzene	0.1 U	0.5	0.1	ug/L	10-Apr-13	10-Apr-13	EPA 8260C
2-Butanone	1.4 U	5.0	1.4	ug/L	10-Apr-13	10-Apr-13	EPA 8260C
2-Hexanone	2.4 U	5.0	2.4	ug/L	10-Apr-13	10-Apr-13	EPA 8260C
4-Methyl-2-pentanone	1.8 U	5.0	1.8	ug/L	10-Apr-13	10-Apr-13	EPA 8260C
Acetone	**1.7**	5.0	1.3	ug/L	10-Apr-13	10-Apr-13	EPA 8260C
Acrolein	1.3 U	5.0	1.3	ug/L	10-Apr-13	10-Apr-13	EPA 8260C
Acrylonitrile	0.5 U	5.0	0.5	ug/L	10-Apr-13	10-Apr-13	EPA 8260C
Benzene	0.2 U	0.5	0.2	ug/L	10-Apr-13	10-Apr-13	EPA 8260C
Bromodichloromethane	0.2 U	0.5	0.2	ug/L	10-Apr-13	10-Apr-13	EPA 8260C
Bromoform	0.1 U	0.5	0.1	ug/L	10-Apr-13	10-Apr-13	EPA 8260C
Bromomethane	**0.2 UJ**	0.5	0.2	ug/L	10-Apr-13	10-Apr-13	EPA 8260C
Carbon Disulfide	0.1 U	0.5	0.1	ug/L	10-Apr-13	10-Apr-13	EPA 8260C
Carbon Tetrachloride	0.2 U	0.5	0.2	ug/L	10-Apr-13	10-Apr-13	EPA 8260C
Chlorobenzene	0.2 U	0.5	0.2	ug/L	10-Apr-13	10-Apr-13	EPA 8260C
Chloroethane	0.07 U	0.5	0.07	ug/L	10-Apr-13	10-Apr-13	EPA 8260C
Chloroform	0.2 U	0.5	0.2	ug/L	10-Apr-13	10-Apr-13	EPA 8260C
Chloromethane	0.1 U	0.5	0.1	ug/L	10-Apr-13	10-Apr-13	EPA 8260C
cis-1,2-Dichloroethene	**1.2**	0.2	0.1	ug/L	10-Apr-13	10-Apr-13	EPA 8260C
cis-1,3-Dichloropropene	0.2 U	0.5	0.2	ug/L	10-Apr-13	10-Apr-13	EPA 8260C
Dibromochloromethane	0.2 U	0.5	0.2	ug/L	10-Apr-13	10-Apr-13	EPA 8260C
Ethylbenzene	0.2 U	0.5	0.2	ug/L	10-Apr-13	10-Apr-13	EPA 8260C

PW Science and Engineering	Project: **Sauro Property RIFS**	
326 East D Street	Project Number: CIP-00020-01-03	**Reported:**
Tacoma WA, 98421	Project Manager: Calvin Taylor	29-Apr-13 14:09

MW2-PP
T304010-03 (Water)
02-Apr-13 12:00

Analyte	Result	PQL	MDL	Units	Prepared	Analyzed	Method
VOA							
m/p-Xylene	0.4 U	1.0	0.4	ug/L	10-Apr-13	10-Apr-13	EPA 8260C
Methyl tert-butyl ether	0.2 U	0.5	0.2	ug/L	10-Apr-13	10-Apr-13	EPA 8260C
Methylene Chloride	**4.9**	0.5	0.1	ug/L	10-Apr-13	10-Apr-13	EPA 8260C
o-Xylene	0.2 U	0.5	0.2	ug/L	10-Apr-13	10-Apr-13	EPA 8260C
Styrene	0.2 U	0.5	0.2	ug/L	10-Apr-13	10-Apr-13	EPA 8260C
Tetrachloroethene	**0.5**	0.2	0.2	ug/L	10-Apr-13	10-Apr-13	EPA 8260C
Toluene	0.1 U	0.5	0.1	ug/L	10-Apr-13	10-Apr-13	EPA 8260C
trans-1,2-Dichloroethene	0.1 U	0.5	0.1	ug/L	10-Apr-13	10-Apr-13	EPA 8260C
trans-1,3-Dichloropropene	0.1 U	0.5	0.1	ug/L	10-Apr-13	10-Apr-13	EPA 8260C
Trichloroethene	**0.7**	0.2	0.07	ug/L	10-Apr-13	10-Apr-13	EPA 8260C
Trichlorofluoromethane	0.2 U	0.5	0.2	ug/L	10-Apr-13	10-Apr-13	EPA 8260C
Vinyl Acetate	0.2 U	0.5	0.2	ug/L	10-Apr-13	10-Apr-13	EPA 8260C
Vinyl Chloride	0.1 U	0.2	0.1	ug/L	10-Apr-13	10-Apr-13	EPA 8260C
Surrogate: 1,2-Dichloroethane-d4		*73.8 %*	*26-175*		*10-Apr-13*	*10-Apr-13*	*EPA 8260C*
Surrogate: 4-Bromofluorobenzene		*101 %*	*86-126*		*10-Apr-13*	*10-Apr-13*	*EPA 8260C*
Surrogate: Dibromofluoromethane		*73.4 %*	*81-130*		*10-Apr-13*	*10-Apr-13*	*EPA 8260C*
Surrogate: Toluene-d8		*94.8 %*	*82-127*		*10-Apr-13*	*10-Apr-13*	*EPA 8260C*

The results in this report apply to the samples analyzed in accordance with the chain of custody document. This analytical report must be reproduced in its entirety

Reviewed By

PW Science and Engineering	Project: Sauro Property RIFS	
326 East D Street	Project Number: CIP-00020-01-03	**Reported:**
Tacoma WA, 98421	Project Manager: Calvin Taylor	29-Apr-13 14:09

MW13-(51.5)
T304010-04 (Water)
02-Apr-13 12:35

Analyte	Result	PQL	MDL	Units	Prepared	Analyzed	Method
FIELD							
Water Level	**39.18**	0.00	0.00	Feet	02-Apr-13	02-Apr-13	Field Measurement
VOA							
1,1,1-Trichloroethane	0.2 U	0.5	0.2	ug/L	10-Apr-13	10-Apr-13	EPA 8260C
1,1,2,2-Tetrachloroethane	0.2 U	0.5	0.2	ug/L	10-Apr-13	10-Apr-13	EPA 8260C
1,1,2-Trichloroethane	0.3 U	0.5	0.3	ug/L	10-Apr-13	10-Apr-13	EPA 8260C
1,1,2-Trichlorotrifluoroethane	0.3 U	0.5	0.3	ug/L	10-Apr-13	10-Apr-13	EPA 8260C
1,1-Dichloroethane	0.1 U	0.5	0.1	ug/L	10-Apr-13	10-Apr-13	EPA 8260C
1,1-Dichloroethene	**0.4**	0.5	0.1	ug/L	10-Apr-13	10-Apr-13	EPA 8260C
1,2-Dibromoethane	0.2 U	0.5	0.2	ug/L	10-Apr-13	10-Apr-13	EPA 8260C
1,2-Dichlorobenzene	0.2 U	0.5	0.2	ug/L	10-Apr-13	10-Apr-13	EPA 8260C
1,2-Dichloroethane	0.1 U	0.5	0.1	ug/L	10-Apr-13	10-Apr-13	EPA 8260C
1,2-Dichloropropane	0.2 U	0.5	0.2	ug/L	10-Apr-13	10-Apr-13	EPA 8260C
1,3-Dichlorobenzene	0.09 U	0.5	0.09	ug/L	10-Apr-13	10-Apr-13	EPA 8260C
1,4-Dichlorobenzene	0.1 U	0.5	0.1	ug/L	10-Apr-13	10-Apr-13	EPA 8260C
2-Butanone	1.4 U	5.0	1.4	ug/L	10-Apr-13	10-Apr-13	EPA 8260C
2-Hexanone	2.4 U	5.0	2.4	ug/L	10-Apr-13	10-Apr-13	EPA 8260C
4-Methyl-2-pentanone	1.8 U	5.0	1.8	ug/L	10-Apr-13	10-Apr-13	EPA 8260C
Acetone	**4.5**	5.0	1.3	ug/L	10-Apr-13	10-Apr-13	EPA 8260C
Acrolein	1.3 U	5.0	1.3	ug/L	10-Apr-13	10-Apr-13	EPA 8260C
Acrylonitrile	0.5 U	5.0	0.5	ug/L	10-Apr-13	10-Apr-13	EPA 8260C
Benzene	0.2 U	0.5	0.2	ug/L	10-Apr-13	10-Apr-13	EPA 8260C
Bromodichloromethane	0.2 U	0.5	0.2	ug/L	10-Apr-13	10-Apr-13	EPA 8260C
Bromoform	0.1 U	0.5	0.1	ug/L	10-Apr-13	10-Apr-13	EPA 8260C
Bromomethane	0.2 U	0.5	0.2	ug/L	10-Apr-13	10-Apr-13	EPA 8260C
Carbon Disulfide	0.1 U	0.5	0.1	ug/L	10-Apr-13	10-Apr-13	EPA 8260C
Carbon Tetrachloride	0.2 U	0.5	0.2	ug/L	10-Apr-13	10-Apr-13	EPA 8260C
Chlorobenzene	0.2 U	0.5	0.2	ug/L	10-Apr-13	10-Apr-13	EPA 8260C
Chloroethane	0.07 U	0.5	0.07	ug/L	10-Apr-13	10-Apr-13	EPA 8260C
Chloroform	0.2 U	0.5	0.2	ug/L	10-Apr-13	10-Apr-13	EPA 8260C
Chloromethane	0.1 U	0.5	0.1	ug/L	10-Apr-13	10-Apr-13	EPA 8260C
cis-1,3-Dichloropropene	0.2 U	0.5	0.2	ug/L	10-Apr-13	10-Apr-13	EPA 8260C
Dibromochloromethane	0.2 U	0.5	0.2	ug/L	10-Apr-13	10-Apr-13	EPA 8260C
Ethylbenzene	0.2 U	0.5	0.2	ug/L	10-Apr-13	10-Apr-13	EPA 8260C
m/p-Xylene	0.4 U	1.0	0.4	ug/L	10-Apr-13	10-Apr-13	EPA 8260C

The results in this report apply to the samples analyzed in accordance with the chain of custody document. This analytical report must be reproduced in its entirety.

Reviewed By

MW13-(51.5)
T304010-04 (Water)
02-Apr-13 12:35

Analyte	Result	PQL	MDL	Units	Prepared	Analyzed	Method
VOA							
Methyl tert-butyl ether	0.2 U	0.5	0.2	ug/L	10-Apr-13	10-Apr-13	EPA 8260C
Methylene Chloride	**1.2 J**	0.5	0.1	ug/L	10-Apr-13	10-Apr-13	EPA 8260C
o-Xylene	0.2 U	0.5	0.2	ug/L	10-Apr-13	10-Apr-13	EPA 8260C
Styrene	0.2 U	0.5	0.2	ug/L	10-Apr-13	10-Apr-13	EPA 8260C
Toluene	0.1 U	0.5	0.1	ug/L	10-Apr-13	10-Apr-13	EPA 8260C
trans-1,2-Dichloroethene	**1.7**	0.5	0.1	ug/L	10-Apr-13	10-Apr-13	EPA 8260C
trans-1,3-Dichloropropene	0.1 U	0.5	0.1	ug/L	10-Apr-13	10-Apr-13	EPA 8260C
Trichlorofluoromethane	0.2 U	0.5	0.2	ug/L	10-Apr-13	10-Apr-13	EPA 8260C
Vinyl Acetate	0.2 U	0.5	0.2	ug/L	10-Apr-13	10-Apr-13	EPA 8260C
Vinyl Chloride	**0.7**	0.2	0.1	ug/L	10-Apr-13	10-Apr-13	EPA 8260C
Surrogate: 1,2-Dichloroethane-d4		*94.7 %*	*26-175*		*10-Apr-13*	*10-Apr-13*	*EPA 8260C*
Surrogate: 4-Bromofluorobenzene		*103 %*	*86-126*		*10-Apr-13*	*10-Apr-13*	*EPA 8260C*
Surrogate: Dibromofluoromethane		*94.6 %*	*81-130*		*10-Apr-13*	*10-Apr-13*	*EPA 8260C*
Surrogate: Toluene-d8		*95.8 %*	*82-127*		*10-Apr-13*	*10-Apr-13*	*EPA 8260C*

PW Science and Engineering	Project: **Sauro Property RIFS**	
326 East D Street	Project Number: CIP-00020-01-03	**Reported:**
Tacoma WA, 98421	Project Manager: Calvin Taylor	30-Apr-13 14:25

MW13-(51.5)
T304010-04RE1 (Water)
02-Apr-13 12:35

Analyte	Result	PQL	MDL	Units	Prepared	Analyzed	Method
VOA							
cis-1,2-Dichloroethene	**98**	2.0	1.2	ug/L	10-Apr-13	10-Apr-13	EPA 8260C
Trichloroethene	**130**	2.0	0.7	ug/L	10-Apr-13	10-Apr-13	EPA 8260C
Surrogate: 1,2-Dichloroethane-d4		*96.8 %*	*26-175*		*10-Apr-13*	*10-Apr-13*	*EPA 8260C*
Surrogate: 4-Bromofluorobenzene		*89.4 %*	*86-126*		*10-Apr-13*	*10-Apr-13*	*EPA 8260C*
Surrogate: Dibromofluoromethane		*94.4 %*	*81-130*		*10-Apr-13*	*10-Apr-13*	*EPA 8260C*
Surrogate: Toluene-d8		*96.6 %*	*82-127*		*10-Apr-13*	*10-Apr-13*	*EPA 8260C*

The results in this report apply to the samples analyzed in accordance with the chain of custody document. This analytical report must be reproduced in its entirety.

Reviewed By

PW Science and Engineering	Project: **Sauro Property RIFS**	
326 East D Street	Project Number: CIP-00020-01-03	**Reported:**
Tacoma WA, 98421	Project Manager: Calvin Taylor	30-Apr-13 14:25

MW13-(51.5)
T304010-04RE2 (Water)
02-Apr-13 12:35

Analyte	Result	PQL	MDL	Units	Prepared	Analyzed	Method
VOA							
Tetrachloroethene	**570**	5.0	4.6	ug/L	10-Apr-13	10-Apr-13	EPA 8260C
Surrogate: 1,2-Dichloroethane-d4		*97.7 %*	*26-175*		*10-Apr-13*	*10-Apr-13*	*EPA 8260C*
Surrogate: 4-Bromofluorobenzene		*87.3 %*	*86-126*		*10-Apr-13*	*10-Apr-13*	*EPA 8260C*
Surrogate: Dibromofluoromethane		*100 %*	*81-130*		*10-Apr-13*	*10-Apr-13*	*EPA 8260C*
Surrogate: Toluene-d8		*96.0 %*	*82-127*		*10-Apr-13*	*10-Apr-13*	*EPA 8260C*

The results in this report apply to the samples analyzed in accordance with the chain of custody document. This analytical report must be reproduced in its entirety.

Reviewed By

PW Science and Engineering	Project: Sauro Property RIFS	
326 East D Street	Project Number: CIP-00020-01-03	Reported:
Tacoma WA, 98421	Project Manager: Calvin Taylor	29-Apr-13 14:09

LAI-MW1-(63)
T304010-05 (Water)
02-Apr-13 13:05

Analyte	Result	PQL	MDL	Units	Prepared	Analyzed	Method
FIELD							
Water Level	**45.50**	0.00	0.00	Feet	02-Apr-13	02-Apr-13	Field Measurement
VOA							
1,1,1-Trichloroethane	0.2 U	0.5	0.2	ug/L	10-Apr-13	10-Apr-13	EPA 8260C
1,1,2,2-Tetrachloroethane	0.2 U	0.5	0.2	ug/L	10-Apr-13	10-Apr-13	EPA 8260C
1,1,2-Trichloroethane	0.3 U	0.5	0.3	ug/L	10-Apr-13	10-Apr-13	EPA 8260C
1,1,2-Trichlorotrifluoroethane	0.3 U	0.5	0.3	ug/L	10-Apr-13	10-Apr-13	EPA 8260C
1,1-Dichloroethane	0.1 U	0.5	0.1	ug/L	10-Apr-13	10-Apr-13	EPA 8260C
1,1-Dichloroethene	0.1 U	0.5	0.1	ug/L	10-Apr-13	10-Apr-13	EPA 8260C
1,2-Dibromoethane	0.2 U	0.5	0.2	ug/L	10-Apr-13	10-Apr-13	EPA 8260C
1,2-Dichlorobenzene	0.2 U	0.5	0.2	ug/L	10-Apr-13	10-Apr-13	EPA 8260C
1,2-Dichloroethane	0.1 U	0.5	0.1	ug/L	10-Apr-13	10-Apr-13	EPA 8260C
1,2-Dichloropropane	0.2 U	0.5	0.2	ug/L	10-Apr-13	10-Apr-13	EPA 8260C
1,3-Dichlorobenzene	0.09 U	0.5	0.09	ug/L	10-Apr-13	10-Apr-13	EPA 8260C
1,4-Dichlorobenzene	0.1 U	0.5	0.1	ug/L	10-Apr-13	10-Apr-13	EPA 8260C
2-Butanone	1.4 U	5.0	1.4	ug/L	10-Apr-13	10-Apr-13	EPA 8260C
2-Hexanone	2.4 U	5.0	2.4	ug/L	10-Apr-13	10-Apr-13	EPA 8260C
4-Methyl-2-pentanone	1.8 U	5.0	1.8	ug/L	10-Apr-13	10-Apr-13	EPA 8260C
Acetone	**4.8**	5.0	1.3	ug/L	10-Apr-13	10-Apr-13	EPA 8260C
Acrolein	1.3 U	5.0	1.3	ug/L	10-Apr-13	10-Apr-13	EPA 8260C
Acrylonitrile	0.5 U	5.0	0.5	ug/L	10-Apr-13	10-Apr-13	EPA 8260C
Benzene	0.2 U	0.5	0.2	ug/L	10-Apr-13	10-Apr-13	EPA 8260C
Bromodichloromethane	0.2 U	0.5	0.2	ug/L	10-Apr-13	10-Apr-13	EPA 8260C
Bromoform	0.1 U	0.5	0.1	ug/L	10-Apr-13	10-Apr-13	EPA 8260C
Bromomethane	**0.2 UJ**	0.5	0.2	ug/L	10-Apr-13	10-Apr-13	EPA 8260C
Carbon Disulfide	0.1 U	0.5	0.1	ug/L	10-Apr-13	10-Apr-13	EPA 8260C
Carbon Tetrachloride	0.2 U	0.5	0.2	ug/L	10-Apr-13	10-Apr-13	EPA 8260C
Chlorobenzene	0.2 U	0.5	0.2	ug/L	10-Apr-13	10-Apr-13	EPA 8260C
Chloroethane	0.07 U	0.5	0.07	ug/L	10-Apr-13	10-Apr-13	EPA 8260C
Chloroform	0.2 U	0.5	0.2	ug/L	10-Apr-13	10-Apr-13	EPA 8260C
Chloromethane	0.1 U	0.5	0.1	ug/L	10-Apr-13	10-Apr-13	EPA 8260C
cis-1,2-Dichloroethene	0.1 U	0.2	0.1	ug/L	10-Apr-13	10-Apr-13	EPA 8260C
cis-1,3-Dichloropropene	0.2 U	0.5	0.2	ug/L	10-Apr-13	10-Apr-13	EPA 8260C
Dibromochloromethane	0.2 U	0.5	0.2	ug/L	10-Apr-13	10-Apr-13	EPA 8260C
Ethylbenzene	0.2 U	0.5	0.2	ug/L	10-Apr-13	10-Apr-13	EPA 8260C

The results in this report apply to the samples analyzed in accordance with the chain of custody document. This analytical report must be reproduced in its entirety.

Reviewed By

PW Science and Engineering	Project: **Sauro Property RIFS**	
326 East D Street	Project Number: CIP-00020-01-03	**Reported:**
Tacoma WA, 98421	Project Manager: Calvin Taylor	29-Apr-13 14:09

LAI-MW1-(63)
T304010-05 (Water)
02-Apr-13 13:05

Analyte	Result	PQL	MDL	Units	Prepared	Analyzed	Method
VOA							
m/p-Xylene	0.4 U	1.0	0.4	ug/L	10-Apr-13	10-Apr-13	EPA 8260C
Methyl tert-butyl ether	0.2 U	0.5	0.2	ug/L	10-Apr-13	10-Apr-13	EPA 8260C
Methylene Chloride	**1.0 J**	0.5	0.1	ug/L	10-Apr-13	10-Apr-13	EPA 8260C
o-Xylene	0.2 U	0.5	0.2	ug/L	10-Apr-13	10-Apr-13	EPA 8260C
Styrene	0.2 U	0.5	0.2	ug/L	10-Apr-13	10-Apr-13	EPA 8260C
Tetrachloroethene	0.2 U	0.2	0.2	ug/L	10-Apr-13	10-Apr-13	EPA 8260C
Toluene	0.1 U	0.5	0.1	ug/L	10-Apr-13	10-Apr-13	EPA 8260C
trans-1,2-Dichloroethene	0.1 U	0.5	0.1	ug/L	10-Apr-13	10-Apr-13	EPA 8260C
trans-1,3-Dichloropropene	0.1 U	0.5	0.1	ug/L	10-Apr-13	10-Apr-13	EPA 8260C
Trichloroethene	0.07 U	0.2	0.07	ug/L	10-Apr-13	10-Apr-13	EPA 8260C
Trichlorofluoromethane	0.2 U	0.5	0.2	ug/L	10-Apr-13	10-Apr-13	EPA 8260C
Vinyl Acetate	0.2 U	0.5	0.2	ug/L	10-Apr-13	10-Apr-13	EPA 8260C
Vinyl Chloride	0.1 U	0.2	0.1	ug/L	10-Apr-13	10-Apr-13	EPA 8260C
Surrogate: 1,2-Dichloroethane-d4		*98.4 %*	*26-175*		*10-Apr-13*	*10-Apr-13*	*EPA 8260C*
Surrogate: 4-Bromofluorobenzene		*102 %*	*86-126*		*10-Apr-13*	*10-Apr-13*	*EPA 8260C*
Surrogate: Dibromofluoromethane		*101 %*	*81-130*		*10-Apr-13*	*10-Apr-13*	*EPA 8260C*
Surrogate: Toluene-d8		*97.6 %*	*82-127*		*10-Apr-13*	*10-Apr-13*	*EPA 8260C*

The results in this report apply to the samples analyzed in accordance with the chain of custody document. This analytical report must be reproduced in its entirety.

Reviewed By

PW Science and Engineering	Project: **Sauro Property RIFS**	
326 East D Street	Project Number: CIP-00020-01-03	**Reported:**
Tacoma WA, 98421	Project Manager: Calvin Taylor	29-Apr-13 14:09

LAI-MW2-(65)
T304010-06 (Water)
02-Apr-13 12:47

Analyte	Result	PQL	MDL	Units	Prepared	Analyzed	Method
FIELD							
Water Level	**44.33**	0.00	0.00	Feet	02-Apr-13	02-Apr-13	Field Measurement
VOA							
1,1,1-Trichloroethane	0.2 U	0.5	0.2	ug/L	10-Apr-13	10-Apr-13	EPA 8260C
1,1,2,2-Tetrachloroethane	0.2 U	0.5	0.2	ug/L	10-Apr-13	10-Apr-13	EPA 8260C
1,1,2-Trichloroethane	0.3 U	0.5	0.3	ug/L	10-Apr-13	10-Apr-13	EPA 8260C
1,1,2-Trichlorotrifluoroethane	0.3 U	0.5	0.3	ug/L	10-Apr-13	10-Apr-13	EPA 8260C
1,1-Dichloroethane	0.1 U	0.5	0.1	ug/L	10-Apr-13	10-Apr-13	EPA 8260C
1,1-Dichloroethene	**0.6**	0.5	0.1	ug/L	10-Apr-13	10-Apr-13	EPA 8260C
1,2-Dibromoethane	0.2 U	0.5	0.2	ug/L	10-Apr-13	10-Apr-13	EPA 8260C
1,2-Dichlorobenzene	0.2 U	0.5	0.2	ug/L	10-Apr-13	10-Apr-13	EPA 8260C
1,2-Dichloroethane	0.1 U	0.5	0.1	ug/L	10-Apr-13	10-Apr-13	EPA 8260C
1,2-Dichloropropane	0.2 U	0.5	0.2	ug/L	10-Apr-13	10-Apr-13	EPA 8260C
1,3-Dichlorobenzene	0.09 U	0.5	0.09	ug/L	10-Apr-13	10-Apr-13	EPA 8260C
1,4-Dichlorobenzene	0.1 U	0.5	0.1	ug/L	10-Apr-13	10-Apr-13	EPA 8260C
2-Butanone	1.4 U	5.0	1.4	ug/L	10-Apr-13	10-Apr-13	EPA 8260C
2-Hexanone	2.4 U	5.0	2.4	ug/L	10-Apr-13	10-Apr-13	EPA 8260C
4-Methyl-2-pentanone	1.8 U	5.0	1.8	ug/L	10-Apr-13	10-Apr-13	EPA 8260C
Acetone	**4.0**	5.0	1.3	ug/L	10-Apr-13	10-Apr-13	EPA 8260C
Acrolein	1.3 U	5.0	1.3	ug/L	10-Apr-13	10-Apr-13	EPA 8260C
Acrylonitrile	0.5 U	5.0	0.5	ug/L	10-Apr-13	10-Apr-13	EPA 8260C
Benzene	0.2 U	0.5	0.2	ug/L	10-Apr-13	10-Apr-13	EPA 8260C
Bromodichloromethane	0.2 U	0.5	0.2	ug/L	10-Apr-13	10-Apr-13	EPA 8260C
Bromoform	0.1 U	0.5	0.1	ug/L	10-Apr-13	10-Apr-13	EPA 8260C
Bromomethane	0.2 U	0.5	0.2	ug/L	10-Apr-13	10-Apr-13	EPA 8260C
Carbon Disulfide	0.1 U	0.5	0.1	ug/L	10-Apr-13	10-Apr-13	EPA 8260C
Carbon Tetrachloride	0.2 U	0.5	0.2	ug/L	10-Apr-13	10-Apr-13	EPA 8260C
Chlorobenzene	0.2 U	0.5	0.2	ug/L	10-Apr-13	10-Apr-13	EPA 8260C
Chloroethane	0.07 U	0.5	0.07	ug/L	10-Apr-13	10-Apr-13	EPA 8260C
Chloroform	0.2 U	0.5	0.2	ug/L	10-Apr-13	10-Apr-13	EPA 8260C
Chloromethane	0.1 U	0.5	0.1	ug/L	10-Apr-13	10-Apr-13	EPA 8260C
cis-1,3-Dichloropropene	0.2 U	0.5	0.2	ug/L	10-Apr-13	10-Apr-13	EPA 8260C
Dibromochloromethane	0.2 U	0.5	0.2	ug/L	10-Apr-13	10-Apr-13	EPA 8260C
Ethylbenzene	0.2 U	0.5	0.2	ug/L	10-Apr-13	10-Apr-13	EPA 8260C
m/p-Xylene	0.4 U	1.0	0.4	ug/L	10-Apr-13	10-Apr-13	EPA 8260C

The results in this report apply to the samples analyzed in accordance with the chain of custody document. This analytical report must be reproduced in its entirety.

Reviewed By

PW Science and Engineering	Project: **Sauro Property RIFS**	
326 East D Street	Project Number: CIP-00020-01-03	**Reported:**
Tacoma WA, 98421	Project Manager: Calvin Taylor	29-Apr-13 14:09

LAI-MW2-(65)
T304010-06 (Water)
02-Apr-13 12:47

Analyte	Result	PQL	MDL	Units	Prepared	Analyzed	Method
VOA							
Methyl tert-butyl ether	0.2 U	0.5	0.2	ug/L	10-Apr-13	10-Apr-13	EPA 8260C
Methylene Chloride	**1.1 J**	0.5	0.1	ug/L	10-Apr-13	10-Apr-13	EPA 8260C
o-Xylene	0.2 U	0.5	0.2	ug/L	10-Apr-13	10-Apr-13	EPA 8260C
Styrene	0.2 U	0.5	0.2	ug/L	10-Apr-13	10-Apr-13	EPA 8260C
Toluene	0.1 U	0.5	0.1	ug/L	10-Apr-13	10-Apr-13	EPA 8260C
trans-1,2-Dichloroethene	**1.3**	0.5	0.1	ug/L	10-Apr-13	10-Apr-13	EPA 8260C
trans-1,3-Dichloropropene	0.1 U	0.5	0.1	ug/L	10-Apr-13	10-Apr-13	EPA 8260C
Trichlorofluoromethane	0.2 U	0.5	0.2	ug/L	10-Apr-13	10-Apr-13	EPA 8260C
Vinyl Acetate	0.2 U	0.5	0.2	ug/L	10-Apr-13	10-Apr-13	EPA 8260C
Vinyl Chloride	**0.7**	0.2	0.1	ug/L	10-Apr-13	10-Apr-13	EPA 8260C
Surrogate: 1,2-Dichloroethane-d4		*101 %*	*26-175*		*10-Apr-13*	*10-Apr-13*	*EPA 8260C*
Surrogate: 4-Bromofluorobenzene		*104 %*	*86-126*		*10-Apr-13*	*10-Apr-13*	*EPA 8260C*
Surrogate: Dibromofluoromethane		*103 %*	*81-130*		*10-Apr-13*	*10-Apr-13*	*EPA 8260C*
Surrogate: Toluene-d8		*98.1 %*	*82-127*		*10-Apr-13*	*10-Apr-13*	*EPA 8260C*

The results in this report apply to the samples analyzed in accordance with the chain of custody document. This analytical report must be reproduced in its entirety.

Reviewed By

PW Science and Engineering	Project: **Sauro Property RIFS**	
326 East D Street	Project Number: CIP-00020-01-03	**Reported:**
Tacoma WA, 98421	Project Manager: Calvin Taylor	30-Apr-13 14:25

LAI-MW2-(65)
T304010-06RE1 (Water)
02-Apr-13 12:47

Analyte	Result	PQL	MDL	Units	Prepared	Analyzed	Method
VOA							
cis-1,2-Dichloroethene	**100**	2.0	1.2	ug/L	10-Apr-13	10-Apr-13	EPA 8260C
Tetrachloroethene	**380**	2.0	1.8	ug/L	10-Apr-13	10-Apr-13	EPA 8260C
Trichloroethene	**110**	2.0	0.7	ug/L	10-Apr-13	10-Apr-13	EPA 8260C
Surrogate: 1,2-Dichloroethane-d4		*96.4 %*	*26-175*		*10-Apr-13*	*10-Apr-13*	*EPA 8260C*
Surrogate: 4-Bromofluorobenzene		*87.6 %*	*86-126*		*10-Apr-13*	*10-Apr-13*	*EPA 8260C*
Surrogate: Dibromofluoromethane		*96.2 %*	*81-130*		*10-Apr-13*	*10-Apr-13*	*EPA 8260C*
Surrogate: Toluene-d8		*94.0 %*	*82-127*		*10-Apr-13*	*10-Apr-13*	*EPA 8260C*

PW Science and Engineering	Project: **Sauro Property RIFS**	
326 East D Street	Project Number: CIP-00020-01-03	**Reported:**
Tacoma WA, 98421	Project Manager: Calvin Taylor	29-Apr-13 14:09

LAI-MW3-(75)
T304010-07 (Water)
02-Apr-13 13:00

Analyte	Result	PQL	MDL	Units	Prepared	Analyzed	Method
FIELD							
Water Level	**51.81**	0.00	0.00	Feet	02-Apr-13	02-Apr-13	Field Measurement
VOA							
1,1,1-Trichloroethane	0.2 U	0.5	0.2	ug/L	10-Apr-13	10-Apr-13	EPA 8260C
1,1,2,2-Tetrachloroethane	0.2 U	0.5	0.2	ug/L	10-Apr-13	10-Apr-13	EPA 8260C
1,1,2-Trichloroethane	0.3 U	0.5	0.3	ug/L	10-Apr-13	10-Apr-13	EPA 8260C
1,1,2-Trichlorotrifluoroethane	0.3 U	0.5	0.3	ug/L	10-Apr-13	10-Apr-13	EPA 8260C
1,1-Dichloroethane	0.1 U	0.5	0.1	ug/L	10-Apr-13	10-Apr-13	EPA 8260C
1,1-Dichloroethene	**0.1**	0.5	0.1	ug/L	10-Apr-13	10-Apr-13	EPA 8260C
1,2-Dibromoethane	0.2 U	0.5	0.2	ug/L	10-Apr-13	10-Apr-13	EPA 8260C
1,2-Dichlorobenzene	0.2 U	0.5	0.2	ug/L	10-Apr-13	10-Apr-13	EPA 8260C
1,2-Dichloroethane	0.1 U	0.5	0.1	ug/L	10-Apr-13	10-Apr-13	EPA 8260C
1,2-Dichloropropane	0.2 U	0.5	0.2	ug/L	10-Apr-13	10-Apr-13	EPA 8260C
1,3-Dichlorobenzene	0.09 U	0.5	0.09	ug/L	10-Apr-13	10-Apr-13	EPA 8260C
1,4-Dichlorobenzene	0.1 U	0.5	0.1	ug/L	10-Apr-13	10-Apr-13	EPA 8260C
2-Butanone	1.4 U	5.0	1.4	ug/L	10-Apr-13	10-Apr-13	EPA 8260C
2-Hexanone	2.4 U	5.0	2.4	ug/L	10-Apr-13	10-Apr-13	EPA 8260C
4-Methyl-2-pentanone	1.8 U	5.0	1.8	ug/L	10-Apr-13	10-Apr-13	EPA 8260C
Acetone	**4.5**	5.0	1.3	ug/L	10-Apr-13	10-Apr-13	EPA 8260C
Acrolein	1.3 U	5.0	1.3	ug/L	10-Apr-13	10-Apr-13	EPA 8260C
Acrylonitrile	0.5 U	5.0	0.5	ug/L	10-Apr-13	10-Apr-13	EPA 8260C
Benzene	0.2 U	0.5	0.2	ug/L	10-Apr-13	10-Apr-13	EPA 8260C
Bromodichloromethane	0.2 U	0.5	0.2	ug/L	10-Apr-13	10-Apr-13	EPA 8260C
Bromoform	0.1 U	0.5	0.1	ug/L	10-Apr-13	10-Apr-13	EPA 8260C
Bromomethane	0.2 U	0.5	0.2	ug/L	10-Apr-13	10-Apr-13	EPA 8260C
Carbon Disulfide	0.1 U	0.5	0.1	ug/L	10-Apr-13	10-Apr-13	EPA 8260C
Carbon Tetrachloride	0.2 U	0.5	0.2	ug/L	10-Apr-13	10-Apr-13	EPA 8260C
Chlorobenzene	0.2 U	0.5	0.2	ug/L	10-Apr-13	10-Apr-13	EPA 8260C
Chloroethane	0.07 U	0.5	0.07	ug/L	10-Apr-13	10-Apr-13	EPA 8260C
Chloroform	0.2 U	0.5	0.2	ug/L	10-Apr-13	10-Apr-13	EPA 8260C
Chloromethane	0.1 U	0.5	0.1	ug/L	10-Apr-13	10-Apr-13	EPA 8260C
cis-1,2-Dichloroethene	**36**	0.2	0.1	ug/L	10-Apr-13	10-Apr-13	EPA 8260C
cis-1,3-Dichloropropene	0.2 U	0.5	0.2	ug/L	10-Apr-13	10-Apr-13	EPA 8260C
Dibromochloromethane	0.2 U	0.5	0.2	ug/L	10-Apr-13	10-Apr-13	EPA 8260C
Ethylbenzene	0.2 U	0.5	0.2	ug/L	10-Apr-13	10-Apr-13	EPA 8260C

The results in this report apply to the samples analyzed in accordance with the chain of custody document. This analytical report must be reproduced in its entirety.

Reviewed By

PW Science and Engineering	Project: **Sauro Property RIFS**	
326 East D Street	Project Number: CIP-00020-01-03	**Reported:**
Tacoma WA, 98421	Project Manager: Calvin Taylor	29-Apr-13 14:09

LAI-MW3-(75)
T304010-07 (Water)
02-Apr-13 13:00

Analyte	Result	PQL	MDL	Units	Prepared	Analyzed	Method
VOA							
m/p-Xylene	0.4 U	1.0	0.4	ug/L	10-Apr-13	10-Apr-13	EPA 8260C
Methyl tert-butyl ether	0.2 U	0.5	0.2	ug/L	10-Apr-13	10-Apr-13	EPA 8260C
Methylene Chloride	**1.1 J**	0.5	0.1	ug/L	10-Apr-13	10-Apr-13	EPA 8260C
o-Xylene	0.2 U	0.5	0.2	ug/L	10-Apr-13	10-Apr-13	EPA 8260C
Styrene	0.2 U	0.5	0.2	ug/L	10-Apr-13	10-Apr-13	EPA 8260C
Toluene	0.1 U	0.5	0.1	ug/L	10-Apr-13	10-Apr-13	EPA 8260C
trans-1,2-Dichloroethene	**0.4**	0.5	0.1	ug/L	10-Apr-13	10-Apr-13	EPA 8260C
trans-1,3-Dichloropropene	0.1 U	0.5	0.1	ug/L	10-Apr-13	10-Apr-13	EPA 8260C
Trichloroethene	**33**	0.2	0.07	ug/L	10-Apr-13	10-Apr-13	EPA 8260C
Trichlorofluoromethane	0.2 U	0.5	0.2	ug/L	10-Apr-13	10-Apr-13	EPA 8260C
Vinyl Acetate	0.2 U	0.5	0.2	ug/L	10-Apr-13	10-Apr-13	EPA 8260C
Vinyl Chloride	0.1 U	0.2	0.1	ug/L	10-Apr-13	10-Apr-13	EPA 8260C
Surrogate: 1,2-Dichloroethane-d4		*97.6 %*	*26-175*		*10-Apr-13*	*10-Apr-13*	*EPA 8260C*
Surrogate: 4-Bromofluorobenzene		*99.9 %*	*86-126*		*10-Apr-13*	*10-Apr-13*	*EPA 8260C*
Surrogate: Dibromofluoromethane		*94.9 %*	*81-130*		*10-Apr-13*	*10-Apr-13*	*EPA 8260C*
Surrogate: Toluene-d8		*98.3 %*	*82-127*		*10-Apr-13*	*10-Apr-13*	*EPA 8260C*

The results in this report apply to the samples analyzed in accordance with the chain of custody document. This analytical report must be reproduced in its entirety.

Reviewed By

PW Science and Engineering	Project: **Sauro Property RIFS**	
326 East D Street	Project Number: CIP-00020-01-03	**Reported:**
Tacoma WA, 98421	Project Manager: Calvin Taylor	30-Apr-13 14:25

LAI-MW3-(75)
T304010-07RE1 (Water)
02-Apr-13 13:00

Analyte	Result	PQL	MDL	Units	Prepared	Analyzed	Method
VOA							
Tetrachloroethene	**97**	1.0	0.9	ug/L	10-Apr-13	10-Apr-13	EPA 8260C
Surrogate: 1,2-Dichloroethane-d4		*95.9 %*	*26-175*		*10-Apr-13*	*10-Apr-13*	*EPA 8260C*
Surrogate: 4-Bromofluorobenzene		*88.7 %*	*86-126*		*10-Apr-13*	*10-Apr-13*	*EPA 8260C*
Surrogate: Dibromofluoromethane		*102 %*	*81-130*		*10-Apr-13*	*10-Apr-13*	*EPA 8260C*
Surrogate: Toluene-d8		*97.1 %*	*82-127*		*10-Apr-13*	*10-Apr-13*	*EPA 8260C*

The results in this report apply to the samples analyzed in accordance with the chain of custody document. This analytical report must be reproduced in its entirety

Reviewed By

PW Science and Engineering	Project: **Sauro Property RIFS**	
326 East D Street	Project Number: CIP-00020-01-03	**Reported:**
Tacoma WA, 98421	Project Manager: Calvin Taylor	29-Apr-13 14:09

LAI-MW4-(25)
T304010-08 (Water)
02-Apr-13 13:18

Analyte	Result	PQL	MDL	Units	Prepared	Analyzed	Method
FIELD							
Water Level	**12.05**	0.00	0.00	Feet	02-Apr-13	02-Apr-13	Field Measurement
VOA							
1,1,1-Trichloroethane	0.2 U	0.5	0.2	ug/L	10-Apr-13	10-Apr-13	EPA 8260C
1,1,2,2-Tetrachloroethane	0.2 U	0.5	0.2	ug/L	10-Apr-13	10-Apr-13	EPA 8260C
1,1,2-Trichloroethane	0.3 U	0.5	0.3	ug/L	10-Apr-13	10-Apr-13	EPA 8260C
1,1,2-Trichlorotrifluoroethane	0.3 U	0.5	0.3	ug/L	10-Apr-13	10-Apr-13	EPA 8260C
1,1-Dichloroethane	0.1 U	0.5	0.1	ug/L	10-Apr-13	10-Apr-13	EPA 8260C
1,1-Dichloroethene	0.1 U	0.5	0.1	ug/L	10-Apr-13	10-Apr-13	EPA 8260C
1,2-Dibromoethane	0.2 U	0.5	0.2	ug/L	10-Apr-13	10-Apr-13	EPA 8260C
1,2-Dichlorobenzene	0.2 U	0.5	0.2	ug/L	10-Apr-13	10-Apr-13	EPA 8260C
1,2-Dichloroethane	0.1 U	0.5	0.1	ug/L	10-Apr-13	10-Apr-13	EPA 8260C
1,2-Dichloropropane	0.2 U	0.5	0.2	ug/L	10-Apr-13	10-Apr-13	EPA 8260C
1,3-Dichlorobenzene	0.09 U	0.5	0.09	ug/L	10-Apr-13	10-Apr-13	EPA 8260C
1,4-Dichlorobenzene	0.1 U	0.5	0.1	ug/L	10-Apr-13	10-Apr-13	EPA 8260C
2-Butanone	1.4 U	5.0	1.4	ug/L	10-Apr-13	10-Apr-13	EPA 8260C
2-Hexanone	2.4 U	5.0	2.4	ug/L	10-Apr-13	10-Apr-13	EPA 8260C
4-Methyl-2-pentanone	1.8 U	5.0	1.8	ug/L	10-Apr-13	10-Apr-13	EPA 8260C
Acetone	1.3 U	5.0	1.3	ug/L	10-Apr-13	10-Apr-13	EPA 8260C
Acrolein	1.3 U	5.0	1.3	ug/L	10-Apr-13	10-Apr-13	EPA 8260C
Acrylonitrile	**3.3**	5.0	0.5	ug/L	10-Apr-13	10-Apr-13	EPA 8260C
Benzene	**0.3**	0.5	0.2	ug/L	10-Apr-13	10-Apr-13	EPA 8260C
Bromodichloromethane	0.2 U	0.5	0.2	ug/L	10-Apr-13	10-Apr-13	EPA 8260C
Bromoform	0.1 U	0.5	0.1	ug/L	10-Apr-13	10-Apr-13	EPA 8260C
Bromomethane	**0.2 UJ**	0.5	0.2	ug/L	10-Apr-13	10-Apr-13	EPA 8260C
Carbon Disulfide	0.1 U	0.5	0.1	ug/L	10-Apr-13	10-Apr-13	EPA 8260C
Carbon Tetrachloride	0.2 U	0.5	0.2	ug/L	10-Apr-13	10-Apr-13	EPA 8260C
Chlorobenzene	0.2 U	0.5	0.2	ug/L	10-Apr-13	10-Apr-13	EPA 8260C
Chloroethane	0.07 U	0.5	0.07	ug/L	10-Apr-13	10-Apr-13	EPA 8260C
Chloroform	0.2 U	0.5	0.2	ug/L	10-Apr-13	10-Apr-13	EPA 8260C
Chloromethane	0.1 U	0.5	0.1	ug/L	10-Apr-13	10-Apr-13	EPA 8260C
cis-1,2-Dichloroethene	**0.3**	0.2	0.1	ug/L	10-Apr-13	10-Apr-13	EPA 8260C
cis-1,3-Dichloropropene	0.2 U	0.5	0.2	ug/L	10-Apr-13	10-Apr-13	EPA 8260C
Dibromochloromethane	0.2 U	0.5	0.2	ug/L	10-Apr-13	10-Apr-13	EPA 8260C
Ethylbenzene	0.2 U	0.5	0.2	ug/L	10-Apr-13	10-Apr-13	EPA 8260C

The results in this report apply to the samples analyzed in accordance with the chain of custody document. This analytical report must be reproduced in its entirety.

Reviewed By

PW Science and Engineering	Project: **Sauro Property RIFS**	
326 East D Street	Project Number: CIP-00020-01-03	**Reported:**
Tacoma WA, 98421	Project Manager: Calvin Taylor	29-Apr-13 14:09

LAI-MW4-(25)
T304010-08 (Water)
02-Apr-13 13:18

Analyte	Result	PQL	MDL	Units	Prepared	Analyzed	Method
VOA							
m/p-Xylene	**0.5**	1.0	0.4	ug/L	10-Apr-13	10-Apr-13	EPA 8260C
Methyl tert-butyl ether	0.2 U	0.5	0.2	ug/L	10-Apr-13	10-Apr-13	EPA 8260C
Methylene Chloride	**1.5 J**	0.5	0.1	ug/L	10-Apr-13	10-Apr-13	EPA 8260C
o-Xylene	0.2 U	0.5	0.2	ug/L	10-Apr-13	10-Apr-13	EPA 8260C
Styrene	0.2 U	0.5	0.2	ug/L	10-Apr-13	10-Apr-13	EPA 8260C
Tetrachloroethene	0.2 U	0.2	0.2	ug/L	10-Apr-13	10-Apr-13	EPA 8260C
Toluene	**0.2**	0.5	0.1	ug/L	10-Apr-13	10-Apr-13	EPA 8260C
trans-1,2-Dichloroethene	0.1 U	0.5	0.1	ug/L	10-Apr-13	10-Apr-13	EPA 8260C
trans-1,3-Dichloropropene	0.1 U	0.5	0.1	ug/L	10-Apr-13	10-Apr-13	EPA 8260C
Trichloroethene	0.07 U	0.2	0.07	ug/L	10-Apr-13	10-Apr-13	EPA 8260C
Trichlorofluoromethane	0.2 U	0.5	0.2	ug/L	10-Apr-13	10-Apr-13	EPA 8260C
Vinyl Acetate	0.2 U	0.5	0.2	ug/L	10-Apr-13	10-Apr-13	EPA 8260C
Vinyl Chloride	**0.1**	0.2	0.1	ug/L	10-Apr-13	10-Apr-13	EPA 8260C
Surrogate: 1,2-Dichloroethane-d4		*97.7 %*	*26-175*		*10-Apr-13*	*10-Apr-13*	*EPA 8260C*
Surrogate: 4-Bromofluorobenzene		*103 %*	*86-126*		*10-Apr-13*	*10-Apr-13*	*EPA 8260C*
Surrogate: Dibromofluoromethane		*104 %*	*81-130*		*10-Apr-13*	*10-Apr-13*	*EPA 8260C*
Surrogate: Toluene-d8		*99.5 %*	*82-127*		*10-Apr-13*	*10-Apr-13*	*EPA 8260C*

The results in this report apply to the samples analyzed in accordance with the chain of custody document. This analytical report must be reproduced in its entirety

Reviewed By

PW Science and Engineering	Project: **Sauro Property RIFS**	
326 East D Street	Project Number: CIP-00020-01-03	**Reported:**
Tacoma WA, 98421	Project Manager: Calvin Taylor	29-Apr-13 14:09

LAI-MW5-(42)
T304010-09 (Water)
02-Apr-13 12:13

Analyte	Result	PQL	MDL	Units	Prepared	Analyzed	Method
FIELD							
Water Level	**24.05**	0.00	0.00	Feet	02-Apr-13	02-Apr-13	Field Measurement
VOA							
1,1,1-Trichloroethane	0.2 U	0.5	0.2	ug/L	10-Apr-13	10-Apr-13	EPA 8260C
1,1,2,2-Tetrachloroethane	0.2 U	0.5	0.2	ug/L	10-Apr-13	10-Apr-13	EPA 8260C
1,1,2-Trichloroethane	0.3 U	0.5	0.3	ug/L	10-Apr-13	10-Apr-13	EPA 8260C
1,1,2-Trichlorotrifluoroethane	0.3 U	0.5	0.3	ug/L	10-Apr-13	10-Apr-13	EPA 8260C
1,1-Dichloroethane	0.1 U	0.5	0.1	ug/L	10-Apr-13	10-Apr-13	EPA 8260C
1,1-Dichloroethene	0.1 U	0.5	0.1	ug/L	10-Apr-13	10-Apr-13	EPA 8260C
1,2-Dibromoethane	0.2 U	0.5	0.2	ug/L	10-Apr-13	10-Apr-13	EPA 8260C
1,2-Dichlorobenzene	0.2 U	0.5	0.2	ug/L	10-Apr-13	10-Apr-13	EPA 8260C
1,2-Dichloroethane	0.1 U	0.5	0.1	ug/L	10-Apr-13	10-Apr-13	EPA 8260C
1,2-Dichloropropane	0.2 U	0.5	0.2	ug/L	10-Apr-13	10-Apr-13	EPA 8260C
1,3-Dichlorobenzene	0.09 U	0.5	0.09	ug/L	10-Apr-13	10-Apr-13	EPA 8260C
1,4-Dichlorobenzene	0.1 U	0.5	0.1	ug/L	10-Apr-13	10-Apr-13	EPA 8260C
2-Butanone	1.4 U	5.0	1.4	ug/L	10-Apr-13	10-Apr-13	EPA 8260C
2-Hexanone	2.4 U	5.0	2.4	ug/L	10-Apr-13	10-Apr-13	EPA 8260C
4-Methyl-2-pentanone	1.8 U	5.0	1.8	ug/L	10-Apr-13	10-Apr-13	EPA 8260C
Acetone	**4.1**	5.0	1.3	ug/L	10-Apr-13	10-Apr-13	EPA 8260C
Acrolein	1.3 U	5.0	1.3	ug/L	10-Apr-13	10-Apr-13	EPA 8260C
Acrylonitrile	0.5 U	5.0	0.5	ug/L	10-Apr-13	10-Apr-13	EPA 8260C
Benzene	0.2 U	0.5	0.2	ug/L	10-Apr-13	10-Apr-13	EPA 8260C
Bromodichloromethane	0.2 U	0.5	0.2	ug/L	10-Apr-13	10-Apr-13	EPA 8260C
Bromoform	0.1 U	0.5	0.1	ug/L	10-Apr-13	10-Apr-13	EPA 8260C
Bromomethane	0.2 U	0.5	0.2	ug/L	10-Apr-13	10-Apr-13	EPA 8260C
Carbon Disulfide	0.1 U	0.5	0.1	ug/L	10-Apr-13	10-Apr-13	EPA 8260C
Carbon Tetrachloride	0.2 U	0.5	0.2	ug/L	10-Apr-13	10-Apr-13	EPA 8260C
Chlorobenzene	0.2 U	0.5	0.2	ug/L	10-Apr-13	10-Apr-13	EPA 8260C
Chloroethane	0.07 U	0.5	0.07	ug/L	10-Apr-13	10-Apr-13	EPA 8260C
Chloroform	0.2 U	0.5	0.2	ug/L	10-Apr-13	10-Apr-13	EPA 8260C
Chloromethane	0.1 U	0.5	0.1	ug/L	10-Apr-13	10-Apr-13	EPA 8260C
cis-1,2-Dichloroethene	**0.1**	0.2	0.1	ug/L	10-Apr-13	10-Apr-13	EPA 8260C
cis-1,3-Dichloropropene	0.2 U	0.5	0.2	ug/L	10-Apr-13	10-Apr-13	EPA 8260C
Dibromochloromethane	0.2 U	0.5	0.2	ug/L	10-Apr-13	10-Apr-13	EPA 8260C
Ethylbenzene	0.2 U	0.5	0.2	ug/L	10-Apr-13	10-Apr-13	EPA 8260C

The results in this report apply to the samples analyzed in accordance with the chain of custody document. This analytical report must be reproduced in its entirety.

Reviewed By

PW Science and Engineering	Project: Sauro Property RIFS	
326 East D Street	Project Number: CIP-00020-01-03	Reported:
Tacoma WA, 98421	Project Manager: Calvin Taylor	29-Apr-13 14:09

LAI-MW5-(42)
T304010-09 (Water)
02-Apr-13 12:13

Analyte	Result	PQL	MDL	Units	Prepared	Analyzed	Method
VOA							
m/p-Xylene	0.4 U	1.0	0.4	ug/L	10-Apr-13	10-Apr-13	EPA 8260C
Methyl tert-butyl ether	0.2 U	0.5	0.2	ug/L	10-Apr-13	10-Apr-13	EPA 8260C
Methylene Chloride	**1.1 J**	0.5	0.1	ug/L	10-Apr-13	10-Apr-13	EPA 8260C
o-Xylene	0.2 U	0.5	0.2	ug/L	10-Apr-13	10-Apr-13	EPA 8260C
Styrene	0.2 U	0.5	0.2	ug/L	10-Apr-13	10-Apr-13	EPA 8260C
Tetrachloroethene	**0.4**	0.2	0.2	ug/L	10-Apr-13	10-Apr-13	EPA 8260C
Toluene	0.1 U	0.5	0.1	ug/L	10-Apr-13	10-Apr-13	EPA 8260C
trans-1,2-Dichloroethene	0.1 U	0.5	0.1	ug/L	10-Apr-13	10-Apr-13	EPA 8260C
trans-1,3-Dichloropropene	0.1 U	0.5	0.1	ug/L	10-Apr-13	10-Apr-13	EPA 8260C
Trichloroethene	**0.1**	0.2	0.07	ug/L	10-Apr-13	10-Apr-13	EPA 8260C
Trichlorofluoromethane	0.2 U	0.5	0.2	ug/L	10-Apr-13	10-Apr-13	EPA 8260C
Vinyl Acetate	0.2 U	0.5	0.2	ug/L	10-Apr-13	10-Apr-13	EPA 8260C
Vinyl Chloride	0.1 U	0.2	0.1	ug/L	10-Apr-13	10-Apr-13	EPA 8260C
Surrogate: 1,2-Dichloroethane-d4		*99.3 %*	*26-175*		*10-Apr-13*	*10-Apr-13*	*EPA 8260C*
Surrogate: 4-Bromofluorobenzene		*99.5 %*	*86-126*		*10-Apr-13*	*10-Apr-13*	*EPA 8260C*
Surrogate: Dibromofluoromethane		*97.6 %*	*81-130*		*10-Apr-13*	*10-Apr-13*	*EPA 8260C*
Surrogate: Toluene-d8		*100 %*	*82-127*		*10-Apr-13*	*10-Apr-13*	*EPA 8260C*

The results in this report apply to the samples analyzed in accordance with the chain of custody document. This analytical report must be reproduced in its entirety

Reviewed By

PW Science and Engineering	Project: **Sauro Property RIFS**	
326 East D Street	Project Number: CIP-00020-01-03	**Reported:**
Tacoma WA, 98421	Project Manager: Calvin Taylor	29-Apr-13 14:09

LAI-MW5-(50)
T304010-10 (Water)
02-Apr-13 12:15

Analyte	Result	PQL	MDL	Units	Prepared	Analyzed	Method
FIELD							
Water Level	**24.05**	0.00	0.00	Feet	02-Apr-13	02-Apr-13	Field Measurement
VOA							
1,1,1-Trichloroethane	0.2 U	0.5	0.2	ug/L	10-Apr-13	10-Apr-13	EPA 8260C
1,1,2,2-Tetrachloroethane	0.2 U	0.5	0.2	ug/L	10-Apr-13	10-Apr-13	EPA 8260C
1,1,2-Trichloroethane	0.3 U	0.5	0.3	ug/L	10-Apr-13	10-Apr-13	EPA 8260C
1,1,2-Trichlorotrifluoroethane	0.3 U	0.5	0.3	ug/L	10-Apr-13	10-Apr-13	EPA 8260C
1,1-Dichloroethane	0.1 U	0.5	0.1	ug/L	10-Apr-13	10-Apr-13	EPA 8260C
1,1-Dichloroethene	0.1 U	0.5	0.1	ug/L	10-Apr-13	10-Apr-13	EPA 8260C
1,2-Dibromoethane	0.2 U	0.5	0.2	ug/L	10-Apr-13	10-Apr-13	EPA 8260C
1,2-Dichlorobenzene	0.2 U	0.5	0.2	ug/L	10-Apr-13	10-Apr-13	EPA 8260C
1,2-Dichloroethane	0.1 U	0.5	0.1	ug/L	10-Apr-13	10-Apr-13	EPA 8260C
1,2-Dichloropropane	0.2 U	0.5	0.2	ug/L	10-Apr-13	10-Apr-13	EPA 8260C
1,3-Dichlorobenzene	0.09 U	0.5	0.09	ug/L	10-Apr-13	10-Apr-13	EPA 8260C
1,4-Dichlorobenzene	0.1 U	0.5	0.1	ug/L	10-Apr-13	10-Apr-13	EPA 8260C
2-Butanone	1.4 U	5.0	1.4	ug/L	10-Apr-13	10-Apr-13	EPA 8260C
2-Hexanone	2.4 U	5.0	2.4	ug/L	10-Apr-13	10-Apr-13	EPA 8260C
4-Methyl-2-pentanone	1.8 U	5.0	1.8	ug/L	10-Apr-13	10-Apr-13	EPA 8260C
Acetone	**3.8**	5.0	1.3	ug/L	10-Apr-13	10-Apr-13	EPA 8260C
Acrolein	1.3 U	5.0	1.3	ug/L	10-Apr-13	10-Apr-13	EPA 8260C
Acrylonitrile	0.5 U	5.0	0.5	ug/L	10-Apr-13	10-Apr-13	EPA 8260C
Benzene	0.2 U	0.5	0.2	ug/L	10-Apr-13	10-Apr-13	EPA 8260C
Bromodichloromethane	0.2 U	0.5	0.2	ug/L	10-Apr-13	10-Apr-13	EPA 8260C
Bromoform	0.1 U	0.5	0.1	ug/L	10-Apr-13	10-Apr-13	EPA 8260C
Bromomethane	**0.2 UJ**	0.5	0.2	ug/L	10-Apr-13	10-Apr-13	EPA 8260C
Carbon Disulfide	0.1 U	0.5	0.1	ug/L	10-Apr-13	10-Apr-13	EPA 8260C
Carbon Tetrachloride	0.2 U	0.5	0.2	ug/L	10-Apr-13	10-Apr-13	EPA 8260C
Chlorobenzene	0.2 U	0.5	0.2	ug/L	10-Apr-13	10-Apr-13	EPA 8260C
Chloroethane	0.07 U	0.5	0.07	ug/L	10-Apr-13	10-Apr-13	EPA 8260C
Chloroform	0.2 U	0.5	0.2	ug/L	10-Apr-13	10-Apr-13	EPA 8260C
Chloromethane	0.1 U	0.5	0.1	ug/L	10-Apr-13	10-Apr-13	EPA 8260C
cis-1,2-Dichloroethene	**0.1**	0.2	0.1	ug/L	10-Apr-13	10-Apr-13	EPA 8260C
cis-1,3-Dichloropropene	0.2 U	0.5	0.2	ug/L	10-Apr-13	10-Apr-13	EPA 8260C
Dibromochloromethane	0.2 U	0.5	0.2	ug/L	10-Apr-13	10-Apr-13	EPA 8260C
Ethylbenzene	0.2 U	0.5	0.2	ug/L	10-Apr-13	10-Apr-13	EPA 8260C

The results in this report apply to the samples analyzed in accordance with the chain of custody document. This analytical report must be reproduced in its entirety.

Reviewed By

PW Science and Engineering	Project: **Sauro Property RIFS**	
326 East D Street	Project Number: CIP-00020-01-03	**Reported:**
Tacoma WA, 98421	Project Manager: Calvin Taylor	29-Apr-13 14:09

LAI-MW5-(50)
T304010-10 (Water)
02-Apr-13 12:15

Analyte	Result	PQL	MDL	Units	Prepared	Analyzed	Method
VOA							
m/p-Xylene	0.4 U	1.0	0.4	ug/L	10-Apr-13	10-Apr-13	EPA 8260C
Methyl tert-butyl ether	0.2 U	0.5	0.2	ug/L	10-Apr-13	10-Apr-13	EPA 8260C
Methylene Chloride	**1.2 J**	0.5	0.1	ug/L	10-Apr-13	10-Apr-13	EPA 8260C
o-Xylene	0.2 U	0.5	0.2	ug/L	10-Apr-13	10-Apr-13	EPA 8260C
Styrene	0.2 U	0.5	0.2	ug/L	10-Apr-13	10-Apr-13	EPA 8260C
Tetrachloroethene	0.2 U	0.2	0.2	ug/L	10-Apr-13	10-Apr-13	EPA 8260C
Toluene	0.1 U	0.5	0.1	ug/L	10-Apr-13	10-Apr-13	EPA 8260C
trans-1,2-Dichloroethene	0.1 U	0.5	0.1	ug/L	10-Apr-13	10-Apr-13	EPA 8260C
trans-1,3-Dichloropropene	0.1 U	0.5	0.1	ug/L	10-Apr-13	10-Apr-13	EPA 8260C
Trichloroethene	0.07 U	0.2	0.07	ug/L	10-Apr-13	10-Apr-13	EPA 8260C
Trichlorofluoromethane	0.2 U	0.5	0.2	ug/L	10-Apr-13	10-Apr-13	EPA 8260C
Vinyl Acetate	0.2 U	0.5	0.2	ug/L	10-Apr-13	10-Apr-13	EPA 8260C
Vinyl Chloride	0.1 U	0.2	0.1	ug/L	10-Apr-13	10-Apr-13	EPA 8260C
Surrogate: 1,2-Dichloroethane-d4		*100 %*	*26-175*		*10-Apr-13*	*10-Apr-13*	*EPA 8260C*
Surrogate: 4-Bromofluorobenzene		*99.0 %*	*86-126*		*10-Apr-13*	*10-Apr-13*	*EPA 8260C*
Surrogate: Dibromofluoromethane		*102 %*	*81-130*		*10-Apr-13*	*10-Apr-13*	*EPA 8260C*
Surrogate: Toluene-d8		*101 %*	*82-127*		*10-Apr-13*	*10-Apr-13*	*EPA 8260C*

The results in this report apply to the samples analyzed in accordance with the chain of custody document. This analytical report must be reproduced in its entirety.

Reviewed By

PW Science and Engineering	Project: Sauro Property RIFS	
326 East D Street	Project Number: CIP-00020-01-03	Reported:
Tacoma WA, 98421	Project Manager: Calvin Taylor	29-Apr-13 14:09

RNS-MW2-(21.5)
T304010-11 (Water)
02-Apr-13 12:05

Analyte	Result	PQL	MDL	Units	Prepared	Analyzed	Method
FIELD							
Water Level	**16.44**	0.00	0.00	Feet	02-Apr-13	02-Apr-13	Field Measurement
VOA							
1,1,1-Trichloroethane	0.2 U	0.5	0.2	ug/L	10-Apr-13	10-Apr-13	EPA 8260C
1,1,2,2-Tetrachloroethane	0.2 U	0.5	0.2	ug/L	10-Apr-13	10-Apr-13	EPA 8260C
1,1,2-Trichloroethane	0.3 U	0.5	0.3	ug/L	10-Apr-13	10-Apr-13	EPA 8260C
1,1,2-Trichlorotrifluoroethane	0.3 U	0.5	0.3	ug/L	10-Apr-13	10-Apr-13	EPA 8260C
1,1-Dichloroethane	0.1 U	0.5	0.1	ug/L	10-Apr-13	10-Apr-13	EPA 8260C
1,1-Dichloroethene	0.1 U	0.5	0.1	ug/L	10-Apr-13	10-Apr-13	EPA 8260C
1,2-Dibromoethane	0.2 U	0.5	0.2	ug/L	10-Apr-13	10-Apr-13	EPA 8260C
1,2-Dichlorobenzene	0.2 U	0.5	0.2	ug/L	10-Apr-13	10-Apr-13	EPA 8260C
1,2-Dichloroethane	0.1 U	0.5	0.1	ug/L	10-Apr-13	10-Apr-13	EPA 8260C
1,2-Dichloropropane	0.2 U	0.5	0.2	ug/L	10-Apr-13	10-Apr-13	EPA 8260C
1,3-Dichlorobenzene	0.09 U	0.5	0.09	ug/L	10-Apr-13	10-Apr-13	EPA 8260C
1,4-Dichlorobenzene	0.1 U	0.5	0.1	ug/L	10-Apr-13	10-Apr-13	EPA 8260C
2-Butanone	1.4 U	5.0	1.4	ug/L	10-Apr-13	10-Apr-13	EPA 8260C
2-Hexanone	2.4 U	5.0	2.4	ug/L	10-Apr-13	10-Apr-13	EPA 8260C
4-Methyl-2-pentanone	1.8 U	5.0	1.8	ug/L	10-Apr-13	10-Apr-13	EPA 8260C
Acetone	**3.9**	5.0	1.3	ug/L	10-Apr-13	10-Apr-13	EPA 8260C
Acrolein	1.3 U	5.0	1.3	ug/L	10-Apr-13	10-Apr-13	EPA 8260C
Acrylonitrile	0.5 U	5.0	0.5	ug/L	10-Apr-13	10-Apr-13	EPA 8260C
Benzene	0.2 U	0.5	0.2	ug/L	10-Apr-13	10-Apr-13	EPA 8260C
Bromodichloromethane	0.2 U	0.5	0.2	ug/L	10-Apr-13	10-Apr-13	EPA 8260C
Bromoform	0.1 U	0.5	0.1	ug/L	10-Apr-13	10-Apr-13	EPA 8260C
Bromomethane	0.2 U	0.5	0.2	ug/L	10-Apr-13	10-Apr-13	EPA 8260C
Carbon Disulfide	0.1 U	0.5	0.1	ug/L	10-Apr-13	10-Apr-13	EPA 8260C
Carbon Tetrachloride	0.2 U	0.5	0.2	ug/L	10-Apr-13	10-Apr-13	EPA 8260C
Chlorobenzene	0.2 U	0.5	0.2	ug/L	10-Apr-13	10-Apr-13	EPA 8260C
Chloroethane	0.07 U	0.5	0.07	ug/L	10-Apr-13	10-Apr-13	EPA 8260C
Chloroform	**0.5**	0.5	0.2	ug/L	10-Apr-13	10-Apr-13	EPA 8260C
Chloromethane	0.1 U	0.5	0.1	ug/L	10-Apr-13	10-Apr-13	EPA 8260C
cis-1,2-Dichloroethene	**0.4**	0.2	0.1	ug/L	10-Apr-13	10-Apr-13	EPA 8260C
cis-1,3-Dichloropropene	0.2 U	0.5	0.2	ug/L	10-Apr-13	10-Apr-13	EPA 8260C
Dibromochloromethane	0.2 U	0.5	0.2	ug/L	10-Apr-13	10-Apr-13	EPA 8260C
Ethylbenzene	0.2 U	0.5	0.2	ug/L	10-Apr-13	10-Apr-13	EPA 8260C

PW Science and Engineering	Project: Sauro Property RIFS	
326 East D Street	Project Number: CIP-00020-01-03	**Reported:**
Tacoma WA, 98421	Project Manager: Calvin Taylor	29-Apr-13 14:09

RNS-MW2-(21.5)
T304010-11 (Water)
02-Apr-13 12:05

Analyte	Result	PQL	MDL	Units	Prepared	Analyzed	Method
VOA							
m/p-Xylene	0.4 U	1.0	0.4	ug/L	10-Apr-13	10-Apr-13	EPA 8260C
Methyl tert-butyl ether	0.2 U	0.5	0.2	ug/L	10-Apr-13	10-Apr-13	EPA 8260C
Methylene Chloride	**2.2 J**	0.5	0.1	ug/L	10-Apr-13	10-Apr-13	EPA 8260C
o-Xylene	0.2 U	0.5	0.2	ug/L	10-Apr-13	10-Apr-13	EPA 8260C
Styrene	0.2 U	0.5	0.2	ug/L	10-Apr-13	10-Apr-13	EPA 8260C
Tetrachloroethene	**14**	0.2	0.2	ug/L	10-Apr-13	10-Apr-13	EPA 8260C
Toluene	0.1 U	0.5	0.1	ug/L	10-Apr-13	10-Apr-13	EPA 8260C
trans-1,2-Dichloroethene	0.1 U	0.5	0.1	ug/L	10-Apr-13	10-Apr-13	EPA 8260C
trans-1,3-Dichloropropene	0.1 U	0.5	0.1	ug/L	10-Apr-13	10-Apr-13	EPA 8260C
Trichloroethene	**0.7**	0.2	0.07	ug/L	10-Apr-13	10-Apr-13	EPA 8260C
Trichlorofluoromethane	0.2 U	0.5	0.2	ug/L	10-Apr-13	10-Apr-13	EPA 8260C
Vinyl Acetate	0.2 U	0.5	0.2	ug/L	10-Apr-13	10-Apr-13	EPA 8260C
Vinyl Chloride	0.1 U	0.2	0.1	ug/L	10-Apr-13	10-Apr-13	EPA 8260C
Surrogate: 1,2-Dichloroethane-d4		*93.7 %*	*26-175*		*10-Apr-13*	*10-Apr-13*	*EPA 8260C*
Surrogate: 4-Bromofluorobenzene		*103 %*	*86-126*		*10-Apr-13*	*10-Apr-13*	*EPA 8260C*
Surrogate: Dibromofluoromethane		*94.8 %*	*81-130*		*10-Apr-13*	*10-Apr-13*	*EPA 8260C*
Surrogate: Toluene-d8		*101 %*	*82-127*		*10-Apr-13*	*10-Apr-13*	*EPA 8260C*

The results in this report apply to the samples analyzed in accordance with the chain of custody document. This analytical report must be reproduced in its entirety.

Reviewed By

PW Science and Engineering	Project: **Sauro Property RIFS**	
326 East D Street	Project Number: CIP-00020-01-03	**Reported:**
Tacoma WA, 98421	Project Manager: Calvin Taylor	29-Apr-13 14:09

RNS-MW2-(38.5)
T304010-12 (Water)
02-Apr-13 12:07

Analyte	Result	PQL	MDL	Units	Prepared	Analyzed	Method
FIELD							
Water Level	**16.44**	0.00	0.00	Feet	02-Apr-13	02-Apr-13	Field Measurement
VOA							
1,1,1-Trichloroethane	0.2 U	0.5	0.2	ug/L	10-Apr-13	10-Apr-13	EPA 8260C
1,1,2,2-Tetrachloroethane	0.2 U	0.5	0.2	ug/L	10-Apr-13	10-Apr-13	EPA 8260C
1,1,2-Trichloroethane	0.3 U	0.5	0.3	ug/L	10-Apr-13	10-Apr-13	EPA 8260C
1,1,2-Trichlorotrifluoroethane	0.3 U	0.5	0.3	ug/L	10-Apr-13	10-Apr-13	EPA 8260C
1,1-Dichloroethane	0.1 U	0.5	0.1	ug/L	10-Apr-13	10-Apr-13	EPA 8260C
1,1-Dichloroethene	0.1 U	0.5	0.1	ug/L	10-Apr-13	10-Apr-13	EPA 8260C
1,2-Dibromoethane	0.2 U	0.5	0.2	ug/L	10-Apr-13	10-Apr-13	EPA 8260C
1,2-Dichlorobenzene	0.2 U	0.5	0.2	ug/L	10-Apr-13	10-Apr-13	EPA 8260C
1,2-Dichloroethane	0.1 U	0.5	0.1	ug/L	10-Apr-13	10-Apr-13	EPA 8260C
1,2-Dichloropropane	0.2 U	0.5	0.2	ug/L	10-Apr-13	10-Apr-13	EPA 8260C
1,3-Dichlorobenzene	0.09 U	0.5	0.09	ug/L	10-Apr-13	10-Apr-13	EPA 8260C
1,4-Dichlorobenzene	0.1 U	0.5	0.1	ug/L	10-Apr-13	10-Apr-13	EPA 8260C
2-Butanone	1.4 U	5.0	1.4	ug/L	10-Apr-13	10-Apr-13	EPA 8260C
2-Hexanone	2.4 U	5.0	2.4	ug/L	10-Apr-13	10-Apr-13	EPA 8260C
4-Methyl-2-pentanone	1.8 U	5.0	1.8	ug/L	10-Apr-13	10-Apr-13	EPA 8260C
Acetone	**29**	5.0	1.3	ug/L	10-Apr-13	10-Apr-13	EPA 8260C
Acrolein	1.3 U	5.0	1.3	ug/L	10-Apr-13	10-Apr-13	EPA 8260C
Acrylonitrile	0.5 U	5.0	0.5	ug/L	10-Apr-13	10-Apr-13	EPA 8260C
Benzene	0.2 U	0.5	0.2	ug/L	10-Apr-13	10-Apr-13	EPA 8260C
Bromodichloromethane	0.2 U	0.5	0.2	ug/L	10-Apr-13	10-Apr-13	EPA 8260C
Bromoform	0.1 U	0.5	0.1	ug/L	10-Apr-13	10-Apr-13	EPA 8260C
Bromomethane	0.2 U	0.5	0.2	ug/L	10-Apr-13	10-Apr-13	EPA 8260C
Carbon Disulfide	0.1 U	0.5	0.1	ug/L	10-Apr-13	10-Apr-13	EPA 8260C
Carbon Tetrachloride	0.2 U	0.5	0.2	ug/L	10-Apr-13	10-Apr-13	EPA 8260C
Chlorobenzene	0.2 U	0.5	0.2	ug/L	10-Apr-13	10-Apr-13	EPA 8260C
Chloroethane	0.07 U	0.5	0.07	ug/L	10-Apr-13	10-Apr-13	EPA 8260C
Chloroform	**0.5**	0.5	0.2	ug/L	10-Apr-13	10-Apr-13	EPA 8260C
Chloromethane	0.1 U	0.5	0.1	ug/L	10-Apr-13	10-Apr-13	EPA 8260C
cis-1,2-Dichloroethene	**0.2**	0.2	0.1	ug/L	10-Apr-13	10-Apr-13	EPA 8260C
cis-1,3-Dichloropropene	0.2 U	0.5	0.2	ug/L	10-Apr-13	10-Apr-13	EPA 8260C
Dibromochloromethane	0.2 U	0.5	0.2	ug/L	10-Apr-13	10-Apr-13	EPA 8260C
Ethylbenzene	0.2 U	0.5	0.2	ug/L	10-Apr-13	10-Apr-13	EPA 8260C

The results in this report apply to the samples analyzed in accordance with the chain of custody document. This analytical report must be reproduced in its entirety.

Reviewed By

PW Science and Engineering	Project: **Sauro Property RIFS**	
326 East D Street	Project Number: CIP-00020-01-03	**Reported:**
Tacoma WA, 98421	Project Manager: Calvin Taylor	29-Apr-13 14:09

RNS-MW2-(38.5)
T304010-12 (Water)
02-Apr-13 12:07

Analyte	Result	PQL	MDL	Units	Prepared	Analyzed	Method
VOA							
m/p-Xylene	0.4 U	1.0	0.4	ug/L	10-Apr-13	10-Apr-13	EPA 8260C
Methyl tert-butyl ether	0.2 U	0.5	0.2	ug/L	10-Apr-13	10-Apr-13	EPA 8260C
Methylene Chloride	**1.1 J**	0.5	0.1	ug/L	10-Apr-13	10-Apr-13	EPA 8260C
o-Xylene	0.2 U	0.5	0.2	ug/L	10-Apr-13	10-Apr-13	EPA 8260C
Styrene	0.2 U	0.5	0.2	ug/L	10-Apr-13	10-Apr-13	EPA 8260C
Tetrachloroethene	**11**	0.2	0.2	ug/L	10-Apr-13	10-Apr-13	EPA 8260C
Toluene	0.1 U	0.5	0.1	ug/L	10-Apr-13	10-Apr-13	EPA 8260C
trans-1,2-Dichloroethene	0.1 U	0.5	0.1	ug/L	10-Apr-13	10-Apr-13	EPA 8260C
trans-1,3-Dichloropropene	0.1 U	0.5	0.1	ug/L	10-Apr-13	10-Apr-13	EPA 8260C
Trichloroethene	**0.8**	0.2	0.07	ug/L	10-Apr-13	10-Apr-13	EPA 8260C
Trichlorofluoromethane	0.2 U	0.5	0.2	ug/L	10-Apr-13	10-Apr-13	EPA 8260C
Vinyl Acetate	0.2 U	0.5	0.2	ug/L	10-Apr-13	10-Apr-13	EPA 8260C
Vinyl Chloride	0.1 U	0.2	0.1	ug/L	10-Apr-13	10-Apr-13	EPA 8260C
Surrogate: 1,2-Dichloroethane-d4		*98.8 %*	*26-175*		*10-Apr-13*	*10-Apr-13*	*EPA 8260C*
Surrogate 4-Bromofluorobenzene		*100 %*	*86-126*		*10-Apr-13*	*10-Apr-13*	*EPA 8260C*
Surrogate: Dibromofluoromethane		*95.5 %*	*81-130*		*10-Apr-13*	*10-Apr-13*	*EPA 8260C*
Surrogate: Toluene-d8		*96.6 %*	*82-127*		*10-Apr-13*	*10-Apr-13*	*EPA 8260C*

The results in this report apply to the samples analyzed in accordance with the chain of custody document. This analytical report must be reproduced in its entirety

Reviewed By

PW Science and Engineering	Project: Sauro Property RIFS	
326 East D Street	Project Number: CIP-00020-01-03	Reported:
Tacoma WA, 98421	Project Manager: Calvin Taylor	29-Apr-13 14:09

RNS-MW6-(42.5)
T304010-13 (Water)
02-Apr-13 12:22

Analyte	Result	PQL	MDL	Units	Prepared	Analyzed	Method
FIELD							
Water Level	**38.98**	0.00	0.00	Feet	02-Apr-13	02-Apr-13	Field Measurement
VOA							
1,1,1-Trichloroethane	2.0 U	5.0	2.0	ug/L	10-Apr-13	10-Apr-13	EPA 8260C
1,1,2,2-Tetrachloroethane	2.2 U	5.0	2.2	ug/L	10-Apr-13	10-Apr-13	EPA 8260C
1,1,2-Trichloroethane	2.7 U	5.0	2.7	ug/L	10-Apr-13	10-Apr-13	EPA 8260C
1,1,2-Trichlorotrifluoroethane	3.3 U	5.0	3.3	ug/L	10-Apr-13	10-Apr-13	EPA 8260C
1,1-Dichloroethane	1.5 U	5.0	1.5	ug/L	10-Apr-13	10-Apr-13	EPA 8260C
1,1-Dichloroethene	1.1 U	5.0	1.1	ug/L	10-Apr-13	10-Apr-13	EPA 8260C
1,2-Dibromoethane	2.3 U	5.0	2.3	ug/L	10-Apr-13	10-Apr-13	EPA 8260C
1,2-Dichlorobenzene	1.7 U	5.0	1.7	ug/L	10-Apr-13	10-Apr-13	EPA 8260C
1,2-Dichloroethane	1.3 U	5.0	1.3	ug/L	10-Apr-13	10-Apr-13	EPA 8260C
1,2-Dichloropropane	2.0 U	5.0	2.0	ug/L	10-Apr-13	10-Apr-13	EPA 8260C
1,3-Dichlorobenzene	0.9 U	5.0	0.9	ug/L	10-Apr-13	10-Apr-13	EPA 8260C
1,4-Dichlorobenzene	1.4 U	5.0	1.4	ug/L	10-Apr-13	10-Apr-13	EPA 8260C
2-Butanone	14 U	50	14	ug/L	10-Apr-13	10-Apr-13	EPA 8260C
2-Hexanone	24 U	50	24	ug/L	10-Apr-13	10-Apr-13	EPA 8260C
4-Methyl-2-pentanone	18 U	50	18	ug/L	10-Apr-13	10-Apr-13	EPA 8260C
Acetone	**14**	50	13	ug/L	10-Apr-13	10-Apr-13	EPA 8260C
Acrolein	13 U	50	13	ug/L	10-Apr-13	10-Apr-13	EPA 8260C
Acrylonitrile	4.7 U	50	4.7	ug/L	10-Apr-13	10-Apr-13	EPA 8260C
Benzene	2.0 U	5.0	2.0	ug/L	10-Apr-13	10-Apr-13	EPA 8260C
Bromodichloromethane	2.0 U	5.0	2.0	ug/L	10-Apr-13	10-Apr-13	EPA 8260C
Bromoform	1.2 U	5.0	1.2	ug/L	10-Apr-13	10-Apr-13	EPA 8260C
Bromomethane	2.0 U	5.0	2.0	ug/L	10-Apr-13	10-Apr-13	EPA 8260C
Carbon Disulfide	1.4 U	5.0	1.4	ug/L	10-Apr-13	10-Apr-13	EPA 8260C
Carbon Tetrachloride	1.7 U	5.0	1.7	ug/L	10-Apr-13	10-Apr-13	EPA 8260C
Chlorobenzene	2.1 U	5.0	2.1	ug/L	10-Apr-13	10-Apr-13	EPA 8260C
Chloroethane	0.7 U	5.0	0.7	ug/L	10-Apr-13	10-Apr-13	EPA 8260C
Chloroform	1.8 U	5.0	1.8	ug/L	10-Apr-13	10-Apr-13	EPA 8260C
Chloromethane	1.1 U	5.0	1.1	ug/L	10-Apr-13	10-Apr-13	EPA 8260C
cis-1,2-Dichloroethene	**89**	2.0	1.2	ug/L	10-Apr-13	10-Apr-13	EPA 8260C
cis-1,3-Dichloropropene	1.8 U	5.0	1.8	ug/L	10-Apr-13	10-Apr-13	EPA 8260C
Dibromochloromethane	2.1 U	5.0	2.1	ug/L	10-Apr-13	10-Apr-13	EPA 8260C
Ethylbenzene	2.5 U	5.0	2.5	ug/L	10-Apr-13	10-Apr-13	EPA 8260C

The results in this report apply to the samples analyzed in accordance with the chain of custody document. This analytical report must be reproduced in its entirety

Reviewed By

PW Science and Engineering	Project: **Sauro Property RIFS**	
326 East D Street	Project Number: CIP-00020-01-03	**Reported:**
Tacoma WA, 98421	Project Manager: Calvin Taylor	29-Apr-13 14:09

RNS-MW6-(42.5)
T304010-13 (Water)
02-Apr-13 12:22

Analyte	Result	PQL	MDL	Units	Prepared	Analyzed	Method
VOA							
m/p-Xylene	3.7 U	10	3.7	ug/L	10-Apr-13	10-Apr-13	EPA 8260C
Methyl tert-butyl ether	2.3 U	5.0	2.3	ug/L	10-Apr-13	10-Apr-13	EPA 8260C
Methylene Chloride	**3.2**	5.0	1.3	ug/L	10-Apr-13	10-Apr-13	EPA 8260C
o-Xylene	2.2 U	5.0	2.2	ug/L	10-Apr-13	10-Apr-13	EPA 8260C
Styrene	2.1 U	5.0	2.1	ug/L	10-Apr-13	10-Apr-13	EPA 8260C
Toluene	1.3 U	5.0	1.3	ug/L	10-Apr-13	10-Apr-13	EPA 8260C
trans-1,2-Dichloroethene	1.2 U	5.0	1.2	ug/L	10-Apr-13	10-Apr-13	EPA 8260C
trans-1,3-Dichloropropene	1.3 U	5.0	1.3	ug/L	10-Apr-13	10-Apr-13	EPA 8260C
Trichloroethene	**240**	2.0	0.7	ug/L	10-Apr-13	10-Apr-13	EPA 8260C
Trichlorofluoromethane	1.6 U	5.0	1.6	ug/L	10-Apr-13	10-Apr-13	EPA 8260C
Vinyl Acetate	2.1 U	5.0	2.1	ug/L	10-Apr-13	10-Apr-13	EPA 8260C
Vinyl Chloride	1.5 U	2.0	1.5	ug/L	10-Apr-13	10-Apr-13	EPA 8260C
Surrogate: 1,2-Dichloroethane-d4		*97.8 %*	*26-175*		*10-Apr-13*	*10-Apr-13*	*EPA 8260C*
Surrogate: 4-Bromofluorobenzene		*86.0 %*	*86-126*		*10-Apr-13*	*10-Apr-13*	*EPA 8260C*
Surrogate: Dibromofluoromethane		*102 %*	*81-130*		*10-Apr-13*	*10-Apr-13*	*EPA 8260C*
Surrogate: Toluene-d8		*95.6 %*	*82-127*		*10-Apr-13*	*10-Apr-13*	*EPA 8260C*

The results in this report apply to the samples analyzed in accordance with the chain of custody document. This analytical report must be reproduced in its entirety.

Reviewed By

PW Science and Engineering	Project: **Sauro Property RIFS**	
326 East D Street	Project Number: CIP-00020-01-03	**Reported:**
Tacoma WA, 98421	Project Manager: Calvin Taylor	30-Apr-13 14:25

RNS-MW6-(42.5)
T304010-13RE1 (Water)
02-Apr-13 12:22

Analyte	Result	PQL	MDL	Units	Prepared	Analyzed	Method
VOA							
Tetrachloroethene	**1500**	5.0	4.6	ug/L	10-Apr-13	10-Apr-13	EPA 8260C
Surrogate: 1,2-Dichloroethane-d4		*95.1 %*	*26-175*		*10-Apr-13*	*10-Apr-13*	*EPA 8260C*
Surrogate: 4-Bromofluorobenzene		*88.6 %*	*86-126*		*10-Apr-13*	*10-Apr-13*	*EPA 8260C*
Surrogate: Dibromofluoromethane		*97.5 %*	*81-130*		*10-Apr-13*	*10-Apr-13*	*EPA 8260C*
Surrogate: Toluene-d8		*98.2 %*	*82-127*		*10-Apr-13*	*10-Apr-13*	*EPA 8260C*

The results in this report apply to the samples analyzed in accordance with the chain of custody document. This analytical report must be reproduced in its entirety.

Reviewed By

PW Science and Engineering	Project: Sauro Property RIFS	
326 East D Street	Project Number: CIP-00020-01-03	Reported:
Tacoma WA, 98421	Project Manager: Calvin Taylor	29-Apr-13 14:09

RNS-MW6-(52.5)
T304010-14 (Water)
02-Apr-13 12:25

Analyte	Result	PQL	MDL	Units	Prepared	Analyzed	Method
FIELD							
Water Level	**38.98**	0.00	0.00	Feet	02-Apr-13	02-Apr-13	Field Measurement
VOA							
1,1,1-Trichloroethane	0.2 U	0.5	0.2	ug/L	10-Apr-13	10-Apr-13	EPA 8260C
1,1,2,2-Tetrachloroethane	0.2 U	0.5	0.2	ug/L	10-Apr-13	10-Apr-13	EPA 8260C
1,1,2-Trichloroethane	0.3 U	0.5	0.3	ug/L	10-Apr-13	10-Apr-13	EPA 8260C
1,1,2-Trichlorotrifluoroethane	0.3 U	0.5	0.3	ug/L	10-Apr-13	10-Apr-13	EPA 8260C
1,1-Dichloroethane	0.1 U	0.5	0.1	ug/L	10-Apr-13	10-Apr-13	EPA 8260C
1,1-Dichloroethene	**0.5 J**	0.5	0.1	ug/L	10-Apr-13	10-Apr-13	EPA 8260C
1,2-Dibromoethane	0.2 U	0.5	0.2	ug/L	10-Apr-13	10-Apr-13	EPA 8260C
1,2-Dichlorobenzene	0.2 U	0.5	0.2	ug/L	10-Apr-13	10-Apr-13	EPA 8260C
1,2-Dichloroethane	0.1 U	0.5	0.1	ug/L	10-Apr-13	10-Apr-13	EPA 8260C
1,2-Dichloropropane	0.2 U	0.5	0.2	ug/L	10-Apr-13	10-Apr-13	EPA 8260C
1,3-Dichlorobenzene	0.09 U	0.5	0.09	ug/L	10-Apr-13	10-Apr-13	EPA 8260C
1,4-Dichlorobenzene	0.1 U	0.5	0.1	ug/L	10-Apr-13	10-Apr-13	EPA 8260C
2-Butanone	1.4 U	5.0	1.4	ug/L	10-Apr-13	10-Apr-13	EPA 8260C
2-Hexanone	2.4 U	5.0	2.4	ug/L	10-Apr-13	10-Apr-13	EPA 8260C
4-Methyl-2-pentanone	1.8 U	5.0	1.8	ug/L	10-Apr-13	10-Apr-13	EPA 8260C
Acetone	**5.7**	5.0	1.3	ug/L	10-Apr-13	10-Apr-13	EPA 8260C
Acrolein	1.3 U	5.0	1.3	ug/L	10-Apr-13	10-Apr-13	EPA 8260C
Acrylonitrile	0.5 U	5.0	0.5	ug/L	10-Apr-13	10-Apr-13	EPA 8260C
Benzene	0.2 U	0.5	0.2	ug/L	10-Apr-13	10-Apr-13	EPA 8260C
Bromodichloromethane	0.2 U	0.5	0.2	ug/L	10-Apr-13	10-Apr-13	EPA 8260C
Bromoform	0.1 U	0.5	0.1	ug/L	10-Apr-13	10-Apr-13	EPA 8260C
Bromomethane	0.2 U	0.5	0.2	ug/L	10-Apr-13	10-Apr-13	EPA 8260C
Carbon Disulfide	0.1 U	0.5	0.1	ug/L	10-Apr-13	10-Apr-13	EPA 8260C
Carbon Tetrachloride	0.2 U	0.5	0.2	ug/L	10-Apr-13	10-Apr-13	EPA 8260C
Chlorobenzene	0.2 U	0.5	0.2	ug/L	10-Apr-13	10-Apr-13	EPA 8260C
Chloroethane	0.07 U	0.5	0.07	ug/L	10-Apr-13	10-Apr-13	EPA 8260C
Chloroform	0.2 U	0.5	0.2	ug/L	10-Apr-13	10-Apr-13	EPA 8260C
Chloromethane	0.1 U	0.5	0.1	ug/L	10-Apr-13	10-Apr-13	EPA 8260C
cis-1,3-Dichloropropene	0.2 U	0.5	0.2	ug/L	10-Apr-13	10-Apr-13	EPA 8260C
Dibromochloromethane	0.2 U	0.5	0.2	ug/L	10-Apr-13	10-Apr-13	EPA 8260C
Ethylbenzene	0.2 U	0.5	0.2	ug/L	10-Apr-13	10-Apr-13	EPA 8260C
m/p-Xylene	0.4 U	1.0	0.4	ug/L	10-Apr-13	10-Apr-13	EPA 8260C

The results in this report apply to the samples analyzed in accordance with the chain of custody document. This analytical report must be reproduced in its entirety.

Reviewed By

PW Science and Engineering	Project: Sauro Property RIFS	
326 East D Street	Project Number: CIP-00020-01-03	Reported:
Tacoma WA, 98421	Project Manager: Calvin Taylor	29-Apr-13 14:09

RNS-MW6-(52.5)
T304010-14 (Water)
02-Apr-13 12:25

Analyte	Result	PQL	MDL	Units	Prepared	Analyzed	Method
VOA							
Methyl tert-butyl ether	0.2 U	0.5	0.2	ug/L	10-Apr-13	10-Apr-13	EPA 8260C
Methylene Chloride	**2.0 J**	0.5	0.1	ug/L	10-Apr-13	10-Apr-13	EPA 8260C
o-Xylene	0.2 U	0.5	0.2	ug/L	10-Apr-13	10-Apr-13	EPA 8260C
Styrene	0.2 U	0.5	0.2	ug/L	10-Apr-13	10-Apr-13	EPA 8260C
Toluene	0.1 U	0.5	0.1	ug/L	10-Apr-13	10-Apr-13	EPA 8260C
trans-1,2-Dichloroethene	**1.2**	0.5	0.1	ug/L	10-Apr-13	10-Apr-13	EPA 8260C
trans-1,3-Dichloropropene	0.1 U	0.5	0.1	ug/L	10-Apr-13	10-Apr-13	EPA 8260C
Trichlorofluoromethane	0.2 U	0.5	0.2	ug/L	10-Apr-13	10-Apr-13	EPA 8260C
Vinyl Acetate	0.2 U	0.5	0.2	ug/L	10-Apr-13	10-Apr-13	EPA 8260C
Vinyl Chloride	**0.5**	0.2	0.1	ug/L	10-Apr-13	10-Apr-13	EPA 8260C
Surrogate: 1,2-Dichloroethane-d4		*98.4 %*	*26-175*		*10-Apr-13*	*10-Apr-13*	*EPA 8260C*
Surrogate: 4-Bromofluorobenzene		*103 %*	*86-126*		*10-Apr-13*	*10-Apr-13*	*EPA 8260C*
Surrogate: Dibromofluoromethane		*104 %*	*81-130*		*10-Apr-13*	*10-Apr-13*	*EPA 8260C*
Surrogate: Toluene-d8		*99.0 %*	*82-127*		*10-Apr-13*	*10-Apr-13*	*EPA 8260C*

The results in this report apply to the samples analyzed in accordance with the chain of custody document. This analytical report must be reproduced in its entirety.

Reviewed By

PW Science and Engineering	Project: Sauro Property RIFS	
326 East D Street	Project Number: CIP-00020-01-03	Reported:
Tacoma WA, 98421	Project Manager: Calvin Taylor	30-Apr-13 14:25

RNS-MW6-(52.5)
T304010-14RE1 (Water)
02-Apr-13 12:25

Analyte	Result	PQL	MDL	Units	Prepared	Analyzed	Method
VOA							
cis-1,2-Dichloroethene	**89**	2.0	1.2	ug/L	10-Apr-13	10-Apr-13	EPA 8260C
Trichloroethene	**150**	2.0	0.7	ug/L	10-Apr-13	10-Apr-13	EPA 8260C
Surrogate: 1,2-Dichloroethane-d4		*94.9 %*	*26-175*		*10-Apr-13*	*10-Apr-13*	*EPA 8260C*
Surrogate: 4-Bromofluorobenzene		*86.0 %*	*86-126*		*10-Apr-13*	*10-Apr-13*	*EPA 8260C*
Surrogate: Dibromofluoromethane		*94.8 %*	*81-130*		*10-Apr-13*	*10-Apr-13*	*EPA 8260C*
Surrogate: Toluene-d8		*92.1 %*	*82-127*		*10-Apr-13*	*10-Apr-13*	*EPA 8260C*

The results in this report apply to the samples analyzed in accordance with the chain of custody document. This analytical report must be reproduced in its entirety.

Reviewed By

PW Science and Engineering	Project: Sauro Property RIFS	
326 East D Street	Project Number: CIP-00020-01-03	**Reported:**
Tacoma WA, 98421	Project Manager: Calvin Taylor	30-Apr-13 14:25

RNS-MW6-(52.5)
T304010-14RE2 (Water)
02-Apr-13 12:25

Analyte	Result	PQL	MDL	Units	Prepared	Analyzed	Method
VOA							
Tetrachloroethene	**950**	10	9.1	ug/L	10-Apr-13	10-Apr-13	EPA 8260C
Surrogate: 1,2-Dichloroethane-d4		*102 %*	*26-175*		*10-Apr-13*	*10-Apr-13*	*EPA 8260C*
Surrogate: 4-Bromofluorobenzene		*89.9 %*	*86-126*		*10-Apr-13*	*10-Apr-13*	*EPA 8260C*
Surrogate: Dibromofluoromethane		*101 %*	*81-130*		*10-Apr-13*	*10-Apr-13*	*EPA 8260C*
Surrogate: Toluene-d8		*98.5 %*	*82-127*		*10-Apr-13*	*10-Apr-13*	*EPA 8260C*

The results in this report apply to the samples analyzed in accordance with the chain of custody document. This analytical report must be reproduced in its entirety.

Reviewed By

PW Science and Engineering	Project: Sauro Property RIFS	
326 East D Street	Project Number: CIP-00020-01-03	Reported:
Tacoma WA, 98421	Project Manager: Calvin Taylor	29-Apr-13 14:09

LAI-MW3 DUP
T304010-15 (Water)
02-Apr-13 13:01

Analyte	Result	PQL	MDL	Units	Prepared	Analyzed	Method
VOA							
1,1,1-Trichloroethane	0.2 U	0.5	0.2	ug/L	10-Apr-13	10-Apr-13	EPA 8260C
1,1,2,2-Tetrachloroethane	0.2 U	0.5	0.2	ug/L	10-Apr-13	10-Apr-13	EPA 8260C
1,1,2-Trichloroethane	0.3 U	0.5	0.3	ug/L	10-Apr-13	10-Apr-13	EPA 8260C
1,1,2-Trichlorotrifluoroethane	0.3 U	0.5	0.3	ug/L	10-Apr-13	10-Apr-13	EPA 8260C
1,1-Dichloroethane	0.1 U	0.5	0.1	ug/L	10-Apr-13	10-Apr-13	EPA 8260C
1,1-Dichloroethene	0.1 U	0.5	0.1	ug/L	10-Apr-13	10-Apr-13	EPA 8260C
1,2-Dibromoethane	0.2 U	0.5	0.2	ug/L	10-Apr-13	10-Apr-13	EPA 8260C
1,2-Dichlorobenzene	0.2 U	0.5	0.2	ug/L	10-Apr-13	10-Apr-13	EPA 8260C
1,2-Dichloroethane	0.1 U	0.5	0.1	ug/L	10-Apr-13	10-Apr-13	EPA 8260C
1,2-Dichloropropane	0.2 U	0.5	0.2	ug/L	10-Apr-13	10-Apr-13	EPA 8260C
1,3-Dichlorobenzene	0.09 U	0.5	0.09	ug/L	10-Apr-13	10-Apr-13	EPA 8260C
1,4-Dichlorobenzene	0.1 U	0.5	0.1	ug/L	10-Apr-13	10-Apr-13	EPA 8260C
2-Butanone	1.4 U	5.0	1.4	ug/L	10-Apr-13	10-Apr-13	EPA 8260C
2-Hexanone	2.4 U	5.0	2.4	ug/L	10-Apr-13	10-Apr-13	EPA 8260C
4-Methyl-2-pentanone	1.8 U	5.0	1.8	ug/L	10-Apr-13	10-Apr-13	EPA 8260C
Acetone	**4.8**	5.0	1.3	ug/L	10-Apr-13	10-Apr-13	EPA 8260C
Acrolein	1.3 U	5.0	1.3	ug/L	10-Apr-13	10-Apr-13	EPA 8260C
Acrylonitrile	0.5 U	5.0	0.5	ug/L	10-Apr-13	10-Apr-13	EPA 8260C
Benzene	0.2 U	0.5	0.2	ug/L	10-Apr-13	10-Apr-13	EPA 8260C
Bromodichloromethane	0.2 U	0.5	0.2	ug/L	10-Apr-13	10-Apr-13	EPA 8260C
Bromoform	0.1 U	0.5	0.1	ug/L	10-Apr-13	10-Apr-13	EPA 8260C
Bromomethane	**0.2 UJ**	0.5	0.2	ug/L	10-Apr-13	10-Apr-13	EPA 8260C
Carbon Disulfide	0.1 U	0.5	0.1	ug/L	10-Apr-13	10-Apr-13	EPA 8260C
Carbon Tetrachloride	0.2 U	0.5	0.2	ug/L	10-Apr-13	10-Apr-13	EPA 8260C
Chlorobenzene	0.2 U	0.5	0.2	ug/L	10-Apr-13	10-Apr-13	EPA 8260C
Chloroethane	0.07 U	0.5	0.07	ug/L	10-Apr-13	10-Apr-13	EPA 8260C
Chloroform	0.2 U	0.5	0.2	ug/L	10-Apr-13	10-Apr-13	EPA 8260C
Chloromethane	0.1 U	0.5	0.1	ug/L	10-Apr-13	10-Apr-13	EPA 8260C
cis-1,2-Dichloroethene	**38**	0.2	0.1	ug/L	10-Apr-13	10-Apr-13	EPA 8260C
cis-1,3-Dichloropropene	0.2 U	0.5	0.2	ug/L	10-Apr-13	10-Apr-13	EPA 8260C
Dibromochloromethane	0.2 U	0.5	0.2	ug/L	10-Apr-13	10-Apr-13	EPA 8260C
Ethylbenzene	0.2 U	0.5	0.2	ug/L	10-Apr-13	10-Apr-13	EPA 8260C
m/p-Xylene	0.4 U	1.0	0.4	ug/L	10-Apr-13	10-Apr-13	EPA 8260C
Methyl tert-butyl ether	0.2 U	0.5	0.2	ug/L	10-Apr-13	10-Apr-13	EPA 8260C
Methylene Chloride	**1.0 J**	0.5	0.1	ug/L	10-Apr-13	10-Apr-13	EPA 8260C
o-Xylene	0.2 U	0.5	0.2	ug/L	10-Apr-13	10-Apr-13	EPA 8260C

The results in this report apply to the samples analyzed in accordance with the chain of custody document. This analytical report must be reproduced in its entirety.

Reviewed By

PW Science and Engineering	Project: **Sauro Property RIFS**	
326 East D Street	Project Number: CIP-00020-01-03	**Reported:**
Tacoma WA, 98421	Project Manager: Calvin Taylor	29-Apr-13 14:09

LAI-MW3 DUP
T304010-15 (Water)
02-Apr-13 13:01

Analyte	Result	PQL	MDL	Units	Prepared	Analyzed	Method
VOA							
Styrene	0.2 U	0.5	0.2	ug/L	10-Apr-13	10-Apr-13	EPA 8260C
Toluene	0.1 U	0.5	0.1	ug/L	10-Apr-13	10-Apr-13	EPA 8260C
trans-1,2-Dichloroethene	**0.4**	0.5	0.1	ug/L	10-Apr-13	10-Apr-13	EPA 8260C
trans-1,3-Dichloropropene	0.1 U	0.5	0.1	ug/L	10-Apr-13	10-Apr-13	EPA 8260C
Trichloroethene	**33**	0.2	0.07	ug/L	10-Apr-13	10-Apr-13	EPA 8260C
Trichlorofluoromethane	0.2 U	0.5	0.2	ug/L	10-Apr-13	10-Apr-13	EPA 8260C
Vinyl Acetate	0.2 U	0.5	0.2	ug/L	10-Apr-13	10-Apr-13	EPA 8260C
Vinyl Chloride	0.1 U	0.2	0.1	ug/L	10-Apr-13	10-Apr-13	EPA 8260C
Surrogate 1,2-Dichloroethane-d4		*100 %*	*26-175*		*10-Apr-13*	*10-Apr-13*	*EPA 8260C*
Surrogate 4-Bromofluorobenzene		*102 %*	*86-126*		*10-Apr-13*	*10-Apr-13*	*EPA 8260C*
Surrogate: Dibromofluoromethane		*95.9 %*	*81-130*		*10-Apr-13*	*10-Apr-13*	*EPA 8260C*
Surrogate: Toluene-d8		*96.9 %*	*82-127*		*10-Apr-13*	*10-Apr-13*	*EPA 8260C*

The results in this report apply to the samples analyzed in accordance with the chain of custody document. This analytical report must be reproduced in its entirety.

Reviewed By

PW Science and Engineering 326 East D Street Tacoma WA, 98421	Project: **Sauro Property RIFS** Project Number: CIP-00020-01-03 Project Manager: Calvin Taylor	**Reported:** 30-Apr-13 14:25

LAI-MW3 DUP
T304010-15RE1 (Water)
02-Apr-13 13:01

Analyte	Result	PQL	MDL	Units	Prepared	Analyzed	Method
VOA							
Tetrachloroethene	94	1.0	0.9	ug/L	10-Apr-13	10-Apr-13	EPA 8260C
Surrogate: 1,2-Dichloroethane-d4		*90.2 %*	*26-175*		*10-Apr-13*	*10-Apr-13*	*EPA 8260C*
Surrogate: 4-Bromofluorobenzene		*90.6 %*	*86-126*		*10-Apr-13*	*10-Apr-13*	*EPA 8260C*
Surrogate: Dibromofluoromethane		*92.5 %*	*81-130*		*10-Apr-13*	*10-Apr-13*	*EPA 8260C*
Surrogate: Toluene-d8		*99.2 %*	*82-127*		*10-Apr-13*	*10-Apr-13*	*EPA 8260C*

VOA - Quality Control

Environmental Services Laboratory

Sample ID / Analyte	Result	MDL	Units	Spike Level	Source Result	%REC	%REC Limits	RPD	RPD Limit	Notes
Batch 1315018 - Volatile Organics No-Prep										
Blank (1315018-BLK1)				Prepared & Analyzed: 10-Apr-13						
1,1,1-Trichloroethane	0 2 U	0 2	ug/L							
1,1,2,2-Tetrachloroethane	0 2 U	0 2	ug/L							
1,1,2-Trichloroethane	0.3 U	0 3	ug/L							
1,1,2-Trichlorotrifluoroethane	0.3 U	0.3	ug/L							
1,1-Dichloroethane	0.1 U	0.1	ug/L							
1,1-Dichloroethene	0.1 U	0.1	ug/L							
1,2-Dibromoethane	0.2 U	0.2	ug/L							
1,2-Dichlorobenzene	0.2 U	0.2	ug/L							
1,2-Dichloroethane	0.1 U	0.1	ug/L							
Surrogate: 1,2-Dichloroethane-d4	*19*		ug/L	*20 0*		*94 3*	*26-175*			
1,2-Dichloropropane	0.2 U	0 2	ug/L							
1,3-Dichlorobenzene	0 09 U	0 09	ug/L							
1,4-Dichlorobenzene	0 1 U	0 1	ug/L							
2-Butanone	1.4 U	1 4	ug/L							
2-Hexanone	2.4 U	2 4	ug/L							
Surrogate: 4-Bromofluorobenzene	*21*		ug/L	*20.0*		*103*	*86-126*			
4-Methyl-2-pentanone	1.8 U	1.8	ug/L							
Acetone	1.3 U	1.3	ug/L							
Acrolein	1 3 U	1.3	ug/L							
Acrylonitrile	0 5 U	0.5	ug/L							
Benzene	0.2 U	0.2	ug/L							
Bromodichloromethane	0.2 U	0.2	ug/L							
Bromoform	0.1 U	0.1	ug/L							
Bromomethane	**0.2**	**0.2**	**ug/L**							
Carbon Disulfide	0.1 U	0.1	ug/L							
Carbon Tetrachloride	0.2 U	0.2	ug/L							
Chlorobenzene	0.2 U	0.2	ug/L							
Chloroethane	0 07 U	0.07	ug/L							
Chloroform	0.2 U	0 2	ug/L							
Chloromethane	0 1 U	0.1	ug/L							
cis-1,2-Dichloroethene	0.1 U	0.1	ug/L							
cis-1,3-Dichloropropene	0.2 U	0.2	ug/L							

PW Science and Engineering 326 East D Street Tacoma WA, 98421	Project: **Sauro Property RIFS** Project Number: CIP-00020-01-03 Project Manager: Calvin Taylor	**Reported:** 29-Apr-13 14:09

VOA - Quality Control

Environmental Services Laboratory

Sample ID Analyte	Result	MDL	Units	Spike Level	Source Result	%REC	%REC Limits	RPD	RPD Limit	Notes
Batch 1315018 - Volatile Organics No-Prep										
Blank (1315018-BLK1)				Prepared & Analyzed: 10-Apr-13						
Dibromochloromethane	0.2 U	0.2	ug/L							
Surrogate: Dibromofluoromethane	*19*		ug/L	*20.0*		*96.7*	*81-130*			
Ethylbenzene	0.2 U	0.2	ug/L							
m/p-Xylene	0.4 U	0.4	ug/L							
Methyl tert-butyl ether	0.2 U	0.2	ug/L							
Methylene Chloride	**0.3**	**0.1**	**ug/L**							
o-Xylene	0.2 U	0.2	ug/L							
Styrene	0.2 U	0.2	ug/L							
Tentatively Identified Compounds	0 0		ug/L							
Tetrachloroethene	0.2 U	0.2	ug/L							
Toluene	0.1 U	0.1	ug/L							
Surrogate: Toluene-d8	*20*		ug/L	*20.0*		*98.9*	*82-127*			
trans-1,2-Dichloroethene	0.1 U	0.1	ug/L							
trans-1,3-Dichloropropene	0.1 U	0.1	ug/L							
Trichloroethene	0.07 U	0.07	ug/L							
Trichlorofluoromethane	0.2 U	0.2	ug/L							
Vinyl Acetate	0.2 U	0.2	ug/L							
Vinyl Chloride	0.1 U	0.1	ug/L							
LCS (1315018-BS1)				Prepared & Analyzed: 10-Apr-13						
1,1,1-Trichloroethane	**22**	**0.2**	**ug/L**	**20.0**		**112**	**82-121**			
1,1,2,2-Tetrachloroethane	**20**	**0.2**	**ug/L**	**20.0**		**97.7**	**77-137**			
1,1,2-Trichloroethane	**22**	**0.3**	**ug/L**	**20.0**		**109**	**88-125**			
1,1,2-Trichlorotrifluoroethane	**28**	**0.3**	**ug/L**	**20.0**		**140**	**80-120**			
1,1-Dichloroethane	**23**	**0.1**	**ug/L**	**20.0**		**114**	**86-124**			
1,1-Dichloroethene	**24**	**0.1**	**ug/L**	**20.0**		**119**	**87-114**			
1,2-Dibromoethane	**21**	**0.2**	**ug/L**	**20.0**		**107**	**80-120**			
1,2-Dichlorobenzene	**23**	**0.2**	**ug/L**	**20.0**		**116**	**79-140**			
1,2-Dichloroethane	**22**	**0.1**	**ug/L**	**20.0**		**108**	**85-130**			
Surrogate: 1,2-Dichloroethane-d4	*19*		ug/L	*20.0*		*95.3*	*26-175*			
1,2-Dichloropropane	**23**	**0.2**	**ug/L**	**20.0**		**114**	**88-131**			
1,3-Dichlorobenzene	**24**	**0.09**	**ug/L**	**20.0**		**121**	**82-133**			
1,4-Dichlorobenzene	**24**	**0.1**	**ug/L**	**20.0**		**122**	**62-138**			

The results in this report apply to the samples analyzed in accordance with the chain of custody document. This analytical report must be reproduced in its entirety.

Reviewed By

VOA - Quality Control

Environmental Services Laboratory

Sample ID / Analyte	Result	MDL	Units	Spike Level	Source Result	%REC	%REC Limits	RPD	RPD Limit	Notes
Batch 1315018 - Volatile Organics No-Prep										
LCS (1315018-BS1)				Prepared & Analyzed: 10-Apr-13						
2-Butanone	180	1.4	ug/L	200		89.3	73-130			
2-Hexanone	200	2.4	ug/L	200		101	70-138			
Surrogate: 4-Bromofluorobenzene	*21*		ug/L	*20.0*		*105*	*86-126*			
4-Methyl-2-pentanone	200	1.8	ug/L	200		99.4	66-134			
Acetone	200	1.3	ug/L	200		101	79-126			
Acrolein	190	1.3	ug/L	200		95.4	66-141			
Acrylonitrile	200	0.5	ug/L	200		98.4	86-124			
Benzene	22	0.2	ug/L	20.0		108	87-122			
Bromodichloromethane	21	0.2	ug/L	20.0		107	84-130			
Bromoform	24	0.1	ug/L	20.0		121	76-134			
Bromomethane	17	0.2	ug/L	20.0		86.1	64-147			
Carbon Disulfide	22	0.1	ug/L	20.0		109	71-139			
Carbon Tetrachloride	23	0.2	ug/L	20.0		113	80-120			
Chlorobenzene	24	0.2	ug/L	20.0		120	87-124			
Chloroethane	19	0.07	ug/L	20.0		97.1	61-140			
Chloroform	23	0.2	ug/L	20.0		114	88-121			
Chloromethane	20	0.1	ug/L	20.0		97.9	69-126			
cis-1,2-Dichloroethene	20	0.1	ug/L	20.0		99.6	96-116			
cis-1,3-Dichloropropene	20	0.2	ug/L	20.0		102	80-129			
Dibromochloromethane	22	0.2	ug/L	20.0		110	81-130			
Surrogate: Dibromofluoromethane	*19*		ug/L	*20.0*		*95.5*	*81-130*			
Ethylbenzene	24	0.2	ug/L	20.0		120	85-134			
m/p-Xylene	45	0.4	ug/L	40.0		113	93-120			
Methyl tert-butyl ether	21	0.2	ug/L	20.0		103	50-150			
Methylene Chloride	20	0.1	ug/L	20.0		98.7	79-119			
o-Xylene	24	0.2	ug/L	20.0		119	80-120			
Styrene	24	0.2	ug/L	20.0		120	78-129			
Tetrachloroethene	24	0.2	ug/L	20.0		121	81-126			
Toluene	22	0.1	ug/L	20.0		110	87-127			
Surrogate: Toluene-d8	*20*		ug/L	*20.0*		*100*	*82-127*			
trans-1,2-Dichloroethene	24	0.1	ug/L	20.0		118	85-120			
trans-1,3-Dichloropropene	22	0.1	ug/L	20.0		110	82-130			
Trichloroethene	24	0.07	ug/L	20.0		119	84-123			

PW Science and Engineering	Project: Sauro Property RIFS	
326 East D Street	Project Number: CIP-00020-01-03	Reported:
Tacoma WA, 98421	Project Manager: Calvin Taylor	29-Apr-13 14:09

VOA - Quality Control

Environmental Services Laboratory

Sample ID Analyte	Result	MDL	Units	Spike Level	Source Result	%REC	%REC Limits	RPD	RPD Limit	Notes
Batch 1315018 - Volatile Organics No-Prep										
LCS (1315018-BS1)				Prepared & Analyzed: 10-Apr-13						
Trichlorofluoromethane	23	0.2	ug/L	20.0		113	80-120			
Vinyl Acetate	19	0.2	ug/L	20.0		93.6	63-133			
Vinyl Chloride	21	0.1	ug/L	20.0		103	69-126			
Matrix Spike (1315018-MS1)	Source: T304010-08			Prepared & Analyzed: 10-Apr-13						
1,1,1-Trichloroethane	23	0.2	ug/L	20.0	ND	113	82-121			
1,1,2,2-Tetrachloroethane	20	0.2	ug/L	20.0	ND	99.3	77-137			
1,1,2-Trichloroethane	21	0.3	ug/L	20.0	ND	105	88-125			
1,1,2-Trichlorotrifluoroethane	28	0.3	ug/L	20.0	ND	142	80-120			
1,1-Dichloroethane	23	0.1	ug/L	20.0	ND	115	86-124			
1,1-Dichloroethene	24	0.1	ug/L	20.0	ND	120	87-114			
1,2-Dibromoethane	21	0.2	ug/L	20.0	ND	104	80-120			
1,2-Dichlorobenzene	24	0.2	ug/L	20.0	ND	120	79-140			
1,2-Dichloroethane	22	0.1	ug/L	20.0	ND	110	85-130			
Surrogate: 1,2-Dichloroethane-d4	*19*		ug/L	*20.0*		*95.9*	*26-175*			
1,2-Dichloropropane	23	0.2	ug/L	20.0	ND	115	88-131			
1,3-Dichlorobenzene	25	0.09	ug/L	20.0	ND	125	82-133			
1,4-Dichlorobenzene	25	0.1	ug/L	20.0	ND	124	62-138			
2-Butanone	170	1.4	ug/L	200	ND	86.9	73-130			
2-Hexanone	190	2.4	ug/L	200	ND	97.0	70-138			
Surrogate: 4-Bromofluorobenzene	*22*		ug/L	*20.0*		*108*	*86-126*			
4-Methyl-2-pentanone	190	1.8	ug/L	200	ND	97.1	66-134			
Acetone	180	1.3	ug/L	200	ND	88.6	79-126			
Acrolein	200	1.3	ug/L	200	ND	98.3	66-141			
Acrylonitrile	200	0.5	ug/L	200	3.3	101	86-124			
Benzene	22	0.2	ug/L	20.0	0.3	109	87-122			
Bromodichloromethane	21	0.2	ug/L	20.0	ND	106	84-130			
Bromoform	23	0.1	ug/L	20.0	ND	114	76-134			
Bromomethane	17	0.2	ug/L	20.0	ND	83.4	64-147			
Carbon Disulfide	22	0.1	ug/L	20.0	ND	111	71-139			
Carbon Tetrachloride	23	0.2	ug/L	20.0	ND	114	80-120			
Chlorobenzene	24	0.2	ug/L	20.0	ND	119	87-124			
Chloroethane	20	0.07	ug/L	20.0	ND	98.5	61-140			

Center for Urban Waters - Environmental Services Lab

The results in this report apply to the samples analyzed in accordance with the chain of custody document. This analytical report must be reproduced in its entirety.

Reviewed By

PW Science and Engineering	Project: Sauro Property RIFS	
326 East D Street	Project Number: CIP-00020-01-03	Reported:
Tacoma WA, 98421	Project Manager: Calvin Taylor	29-Apr-13 14:09

VOA - Quality Control

Environmental Services Laboratory

Sample ID / Analyte	Result	MDL	Units	Spike Level	Source Result	%REC	%REC Limits	RPD	RPD Limit	Notes
Batch 1315018 - Volatile Organics No-Prep										
Matrix Spike (1315018-MS1)	Source: T304010-08			Prepared & Analyzed: 10-Apr-13						
Chloroform	23	0.2	ug/L	20.0	ND	115	88-121			
Chloromethane	19	0.1	ug/L	20.0	ND	95.8	69-126			
cis-1,2-Dichloroethene	20	0.1	ug/L	20.0	0.3	99.0	96-116			
cis-1,3-Dichloropropene	20	0.2	ug/L	20.0	ND	100	80-129			
Dibromochloromethane	21	0.2	ug/L	20.0	ND	105	81-130			
Surrogate: Dibromofluoromethane	*20*		ug/L	*20.0*		*97.6*	*81-130*			
Ethylbenzene	24	0.2	ug/L	20.0	ND	119	85-134			
m/p-Xylene	46	0.4	ug/L	40.0	0.5	114	93-120			
Methyl tert-butyl ether	21	0.2	ug/L	20.0	ND	104	50-150			
Methylene Chloride	21	0.1	ug/L	20.0	1.5	97.6	79-119			
o-Xylene	24	0.2	ug/L	20.0	ND	120	80-120			
Styrene	24	0.2	ug/L	20.0	ND	122	78-129			
Tetrachloroethene	24	0.2	ug/L	20.0	ND	119	81-126			
Toluene	22	0.1	ug/L	20.0	0.2	110	87-127			
Surrogate: Toluene-d8	*20*		ug/L	*20.0*		*98.4*	*82-127*			
trans-1,2-Dichloroethene	23	0.1	ug/L	20.0	ND	117	85-120			
trans-1,3-Dichloropropene	21	0.1	ug/L	20.0	ND	107	82-130			
Trichloroethene	23	0.07	ug/L	20.0	ND	117	84-123			
Trichlorofluoromethane	23	0.2	ug/L	20.0	ND	115	80-120			
Vinyl Acetate	19	0.2	ug/L	20.0	ND	95.1	63-133			
Vinyl Chloride	21	0.1	ug/L	20.0	ND	106	68-127			
Matrix Spike Dup (1315018-MSD1)	Source: T304010-08			Prepared & Analyzed: 10-Apr-13						
1,1,1-Trichloroethane	24	0.2	ug/L	20.0	ND	118	82-121	4.17	20	
1,1,2,2-Tetrachloroethane	20	0.2	ug/L	20.0	ND	101	77-137	1.64	20	
1,1,2-Trichloroethane	22	0.3	ug/L	20.0	ND	112	88-125	6.66	20	
1,1,2-Trichlorotrifluoroethane	28	0.3	ug/L	20.0	ND	142	80-120	0.229	20	
1,1-Dichloroethane	22	0.1	ug/L	20.0	ND	112	86-124	2.26	20	
1,1-Dichloroethene	23	0.1	ug/L	20.0	ND	116	87-114	3.08	20	
1,2-Dibromoethane	21	0.2	ug/L	20.0	ND	107	80-120	3.01	20	
1,2-Dichlorobenzene	23	0.2	ug/L	20.0	ND	117	79-140	2.27	20	
1,2-Dichloroethane	22	0.1	ug/L	20.0	ND	109	85-130	0.737	20	
Surrogate: 1,2-Dichloroethane-d4	*19*		ug/L	*20.0*		*96.9*	*26-175*			

Center for Urban Waters - Environmental Services Lab

The results in this report apply to the samples analyzed in accordance with the chain of custody document. This analytical report must be reproduced in its entirety.

Reviewed By

PW Science and Engineering	Project: **Sauro Property RIFS**	
326 East D Street	Project Number: CIP-00020-01-03	**Reported:**
Tacoma WA, 98421	Project Manager: Calvin Taylor	29-Apr-13 14:09

VOA - Quality Control

Environmental Services Laboratory

Sample ID Analyte	Result	MDL	Units	Spike Level	Source Result	%REC	%REC Limits	RPD	RPD Limit	Notes
Batch 1315018 - Volatile Organics No-Prep										
Matrix Spike Dup (1315018-MSD1)	**Source: T304010-08**			Prepared & Analyzed: 10-Apr-13						
1,2-Dichloropropane	**23**	**0.2**	**ug/L**	**20.0**	**ND**	**115**	**88-131**	**0.377**	**20**	
1,3-Dichlorobenzene	**25**	**0.09**	**ug/L**	**20.0**	**ND**	**125**	**82-133**	**0.231**	**20**	
1,4-Dichlorobenzene	**26**	**0.1**	**ug/L**	**20.0**	**ND**	**129**	**62-138**	**3.27**	**20**	
2-Butanone	**180**	**1.4**	**ug/L**	**200**	**ND**	**87.7**	**73-130**	**0.861**	**20**	
2-Hexanone	**200**	**2.4**	**ug/L**	**200**	**ND**	**101**	**70-138**	**3.77**	**20**	
Surrogate: 4-Bromofluorobenzene	*21*		ug/L	*20.0*		*104*	*86-126*			
4-Methyl-2-pentanone	**200**	**1.8**	**ug/L**	**200**	**ND**	**102**	**66-134**	**4.71**	**20**	
Acetone	**180**	**1.3**	**ug/L**	**200**	**ND**	**92.0**	**79-126**	**3.85**	**20**	
Acrolein	**190**	**1.3**	**ug/L**	**200**	**ND**	**97.3**	**66-141**	**0.975**	**20**	
Acrylonitrile	**210**	**0.5**	**ug/L**	**200**	**3.3**	**104**	**86-124**	**3.01**	**20**	
Benzene	**22**	**0.2**	**ug/L**	**20.0**	**0.3**	**110**	**87-122**	**1.14**	**20**	
Bromodichloromethane	**23**	**0.2**	**ug/L**	**20.0**	**ND**	**113**	**84-130**	**6.48**	**20**	
Bromoform	**25**	**0.1**	**ug/L**	**20.0**	**ND**	**123**	**76-134**	**7.56**	**20**	
Bromomethane	**16**	**0.2**	**ug/L**	**20.0**	**ND**	**81.6**	**64-147**	**2.11**	**20**	
Carbon Disulfide	**22**	**0.1**	**ug/L**	**20.0**	**ND**	**111**	**71-139**	**0.0402**	**20**	
Carbon Tetrachloride	**25**	**0.2**	**ug/L**	**20.0**	**ND**	**125**	**80-120**	**8.62**	**20**	
Chlorobenzene	**23**	**0.2**	**ug/L**	**20.0**	**ND**	**117**	**87-124**	**1.73**	**20**	
Chloroethane	**20**	**0.07**	**ug/L**	**20.0**	**ND**	**99.4**	**61-140**	**0.924**	**20**	
Chloroform	**23**	**0.2**	**ug/L**	**20.0**	**ND**	**115**	**88-121**	**0.0252**	**20**	
Chloromethane	**19**	**0.1**	**ug/L**	**20.0**	**ND**	**93.0**	**69-126**	**2.89**	**20**	
cis-1,2-Dichloroethene	**20**	**0.1**	**ug/L**	**20.0**	**0.3**	**99.2**	**96-116**	**0.143**	**20**	
cis-1,3-Dichloropropene	**20**	**0.2**	**ug/L**	**20.0**	**ND**	**102**	**80-129**	**1.83**	**20**	
Dibromochloromethane	**23**	**0.2**	**ug/L**	**20.0**	**ND**	**113**	**81-130**	**7.59**	**20**	
Surrogate: Dibromofluoromethane	*21*		ug/L	*20.0*		*107*	*81-130*			
Ethylbenzene	**24**	**0.2**	**ug/L**	**20.0**	**ND**	**120**	**85-134**	**0.799**	**20**	
m/p-Xylene	**46**	**0.4**	**ug/L**	**40.0**	**0.5**	**114**	**93-120**	**0.0508**	**20**	
Methyl tert-butyl ether	**21**	**0.2**	**ug/L**	**20.0**	**ND**	**105**	**50-150**	**1.30**	**20**	
Methylene Chloride	**20**	**0.1**	**ug/L**	**20.0**	**1.5**	**92.2**	**79-119**	**5.26**	**20**	
o-Xylene	**25**	**0.2**	**ug/L**	**20.0**	**ND**	**124**	**80-120**	**3.46**	**20**	
Styrene	**24**	**0.2**	**ug/L**	**20.0**	**ND**	**121**	**78-129**	**0.742**	**20**	
Tetrachloroethene	**25**	**0.2**	**ug/L**	**20.0**	**ND**	**126**	**81-126**	**5.76**	**20**	
Toluene	**22**	**0.1**	**ug/L**	**20.0**	**0.2**	**110**	**87-127**	**0.0853**	**20**	
Surrogate: Toluene-d8	*21*		ug/L	*20.0*		*103*	*82-127*			

Center for Urban Waters - Environmental Services Lab

The results in this report apply to the samples analyzed in accordance with the chain of custody document. This analytical report must be reproduced in its entirety

Reviewed By

VOA - Quality Control

Environmental Services Laboratory

Sample ID / Analyte	Result	MDL	Units	Spike Level	Source Result	%REC	%REC Limits	RPD	RPD Limit	Notes
Batch 1315018 - Volatile Organics No-Prep										
Matrix Spike Dup (1315018-MSD1)	Source: T304010-08			Prepared & Analyzed: 10-Apr-13						
trans-1,2-Dichloroethene	23	0.1	ug/L	20.0	ND	117	85-120	0.108	20	
trans-1,3-Dichloropropene	23	0.1	ug/L	20.0	ND	113	82-130	6.14	20	
Trichloroethene	24	0.07	ug/L	20.0	ND	119	84-123	1.45	20	
Trichlorofluoromethane	22	0.2	ug/L	20.0	ND	112	80-120	2.56	20	
Vinyl Acetate	19	0.2	ug/L	20.0	ND	95.0	63-133	0.0963	20	
Vinyl Chloride	21	0.1	ug/L	20.0	ND	104	68-127	1.32	20	

The results in this report apply to the samples analyzed in accordance with the chain of custody document. This analytical report must be reproduced in its entirety.

Reviewed By

PW Science and Engineering	Project: **Sauro Property RIFS**	
326 East D Street	Project Number: CIP-00020-01-03	**Reported:**
Tacoma WA, 98421	Project Manager: Calvin Taylor	29-Apr-13 14:09

Notes and Definitions

UJ	Analyte not detected at or above the associated estimated value
J	The result is an estimated concentration.
U	Analyte Not Detected at or above the associated value
UJ	Analyte Not Detected at or above the associated estimated value
ND	Analyte NOT DETECTED at or above the reporting limit
NR	Not Reported
dry	Sample results reported on a dry weight basis
RPD	Relative Percent Difference

CHAIN OF CUSTODY

City of Tacoma Environmental Services
326 East D Street
Tacoma
WA, 98421-1801
phone (253) 502-2130
fax (253) 502-2170

COC Number

Lab Work Order Number T304010

Client Name: PW Science and Engineering	Project Name: Sauro Property RIFS
Client Contact: Calvin Taylor	Project Number: CIP-00020-01-03
Address: 326 East D Street	Project Description: Sauro Property Monitoring Wells
City: Tacoma	PO Number: 61000055543
State/Zip: WA, 98421	Sampler Signatures: Bill Essmeier
Phone: (253) 593-7711 / Fax: (253) 502-2295	
Samplers: Bill Essmeier, Chelsea Kettinger	

Requested Turn Around: Rush requests subject to additional charge. Rush requests subject to lab approval. Standard (days) | Expedited (days) | Due Date

Sample Name or Field ID #	Sampled Date	Sampled Time	Sample Type Code	Matrix Code	Container Count	Field Measurement	EPA 8260C								Sample #	Sample Comments
Trip Blank	4/2/2013	1000	G	W	3		3								-01	
MW1-PP	4/2/2013	1145	G	W	3	x	3								-02	
MW2-PP	4/2/2013	1200	G	W	3	x	3								-03	
MW13-(51.5)	4/2/2013	1235	G	W	3	x	3								-04	
LAI-MW1-(63)	4/2/2013	1305	G	W	3	x	3								-05	
LAI-MW2-(65)	4/2/2013	1247	G	W	3	x	3								-06	
LAI-MW3-(75)	4/2/2013	1300	G	W	3	x	3								-07	
LAI-MW4-(25)	4/2/2013	1318	G	W	6	x	6								-08	QC sample
LAI-MW5-(42)	4/2/2013	1213	G	W	3	x	3								-09	
LAI-MW5-(50)	4/2/2013	1215	G	W	3	x	3								-10	
RNS-MW2-(21.5)	4/2/2013	1205	G	W	3	x	3								-11	
RNS-MW2-(38.5)	4/2/2013	1207	G	W	3	x	3								-12	

Relinquished By	Received By	Date/Time
	Bill Essmeier	4-1-13 1400
Relinquished By	Received By	Date/Time
Relinquished By	Received By	Date/Time

Cooler Numbers and Temperatures

Comments

Matrix Codes: W=Water

Preserv. Codes:

Login Reviewed By: _____

Login Reviewed Date: 4/2/13

CHAIN OF CUSTODY

City of Tacoma Environmental Services
326 East D Street
Tacoma
WA, 98421-1801
phone (253) 502-2130
fax (253) 502-2170

COC Number

Lab Work Order Number T304010

Client Name: PW Science and Engineering		Project Name: Sauro Property RIFS	
Client Contact: Calvin Taylor		Project Number: CIP-00020-01-03	
Address: 326 East D Street		Project Description: Sauro Property Monitoring Wells	
City: Tacoma		PO Number: 61000055543	
State/Zip: WA, 98421		Sampler Signatures: Bill Essmeier	
Phone: (253) 593-7711	Fax: (253) 502-2295		
Samplers: Bill Essmeier, Chelsea K			

Requested Analyses: Field Measurement; EPA 8260C

Requested Turn Around: Rush requests subject to additional charge. Rush requests subject to lab approval. Standard (days) | Expedited (days) | Due Date

Sample Name or Field ID #	Sampled Date	Sampled Time	Sample Type Code	Matrix Code	Container Count	Field Measurement	EPA 8260C	Sample #	Sample Comments
RNS-MW6-(42.5)	4/2/2013	1222	G	W	3	X	3	-13	
RNS-MW6-(52.5)	4/2/2013	1225	G	W	3	X	3	-14	
LAI-MW3 DUP	4/2/2013	1301	G	W	3		3	-15	

Relinquished By	Received By: Bill Essmeier	Date/Time: 4-2-13 1400
Relinquished By	Received By	Date/Time
Relinquished By	Received By	Date/Time
Cooler Numbers and Temperatures		

Comments

Matrix Codes: W=Water

Preserv. Codes:

Login Reviewed By: _____

Login Reviewed Date: 4/2/13

Sauro Property Field data

T304010
b1314034

Well	Level	Date	Time	Notes
Trip Blank		4-2-13	~~1400~~ 1000	BE -01
MW1-PP	16.30	4-2-13	1145	3 vials -02
Pre-sample purge	16.27	4-1-13	1500	Pre-sample purge, 2350 mL done
MW2-PP	15.38	4-2-13	1200	3 vials -03
Pre-sample purge	15.27	4-1-13	1515	Pre-sample purge, 870 mL done
MW13-(51.5)	39.18	4-2-13	1235	3 vials -04
LAI-MW1-(63)	45.50	4-2-13	1305	3 vials -05
LAI-MW2-(65)	44.33	4-2-13	1247	3 vials -06
LAI-MW3-(75) DUP	51.81	4-2-13	1300	6 vials -07
LAI-MW4-(25) QC	12.05	4-2-13	1318	6 vials -08
LAI-MW5-(42)	24.05	4-2-13	1213	3 vials -09
LAI-MW5-(50)	24.05	4-2-13	1215	3 vials -10
RNS-MW2-(21.5)	16.44	4-2-13	1205	3 vials -11
RNS-MW2-(38.5)	16.44	4-2-13	1207	3 vials -12
RNS-MW6-(42.5)	38.98	4-2-13	1222	3 vials -13
RNS-MW6-(52.5)	38.98	4-2-13	1225	3 vials -14
LAI-MW3 - DUP	51.81	4-2-13	1301	DUP -15
LAI MW4 - (25)	12.05	4-2-13	1318	QC 6 vials

APPENDIX B

April 2013 Monitored Natural Attenuation Data Lab Report T304030

City of Tacoma
Environmental Services Laboratory

03 May 2013

Calvin Taylor
PW Science and Engineering
326 East D Street
Tacoma, WA 98421

Subject: Sauro Property MNA

Enclosed are the analytical results for samples collected between 04/11/2013 and 04/12/2013.

Quality Control Data are included with the sample results for your review.

If you have any questions concerning this report, call me at (253)502-2130. Please note that remaining samples associated with this report will be discarded 3 months from the date of this report unless we are notified otherwise.

Sincerely,

Stuart Magoon
Assistant Division Manager
Environmental Services Laboratory

cc.

PW Science and Engineering	Project: **Sauro Property MNA**	
326 East D Street	Project Number: CIP-00020-01-03	**Reported:**
Tacoma WA, 98421	Project Manager: Calvin Taylor	03-May-13 09:56

ANALYTICAL REPORT FOR SAMPLES

Sample ID	Laboratory ID	Matrix	Date Sampled
LAI-MW1	T304030-01	Water	12-Apr-13 14:35
LAI-MW2	T304030-02	Water	12-Apr-13 13:00
LAI-MW3	T304030-03	Water	12-Apr-13 13:50
LAI-MW4	T304030-04	Water	12-Apr-13 09:50
LAI-MW5	T304030-05	Water	12-Apr-13 10:55
MW1-PP	T304030-06	Water	11-Apr-13 12:35
MW2-PP	T304030-07	Water	11-Apr-13 12:05
MW13	T304030-08	Water	11-Apr-13 14:45
RNS-MW2	T304030-09	Water	11-Apr-13 11:35
RNS-MW6	T304030-10	Water	11-Apr-13 15:40
RNS-MW7	T304030-11	Water	11-Apr-13 16:20
MW13-DUP	T304030-12	Water	11-Apr-13 14:48
Trip Blank	T304030-13	Water	11-Apr-13 11:00

The results in this report apply to the samples analyzed in accordance with the chain of custody document. This analytical report must be reproduced in its entirety.

Reviewed By

CHAIN OF CUSTODY

The samples were received under appropriate Chain of Custody procedures.

SAMPLE RECEIPT, PRESERVATION AND STORAGE

Samples were properly preserved and stored in accordance with the applicable method requirements.

HOLDING TIMES

All analyses were performed within the required holding times, except for Nitrate and Nitrite 353.2, which were analyzed one day after the 48 hour limit. These analytes are qualified as estimated (J).The analysis for Field Parameters took place as soon as the samples were composited.

METHODS

The samples were analyzed by the following methods:

Standard Methods 4500-SO4 E
Standard Methods 4500-S2D
Standard Methods 5310B
Standard Methods 4500-Cl-E
EPA Method RSK-175 (MEEA)
EPA Method Nitrate 353.2
EPA Method Nitrite 353.2
Field Specific Conductivity
Oxydation Reduction Potential
Iron, Ferrous Hach Field Kit
Dissolved Oxygen, Field
pH, Field
Temperature, Field
Turbidity, Field
Water Level

CONTRACT LABS

The samples were sent to TestAmerica for analysis of methane, ethane, ethene and acetylene (MEEA) by EPA method RSK-175.

MINIMUM REPORTING LIMITS

All analytes are reported to the Method Detection Limit (MDL). Values below the PQL are qualified as estimated (J) and may not be as precise as values reported greater than the PQL (the low standard or 3 - 5 times the MDL). Reporting limit goals were 5 ug/L for methane and 1 ug/L for ethane, ethane and acetylene. Requested reporting limits were 5 ug/L for methane and 1 ug/L for ethane, ethylene and acetylene. The TestAmerica reporting limit was 5 ug/L for all four compounds.

The results in this report apply to the samples analyzed in accordance with the chain of custody document. This analytical report must be reproduced in its entirety.

Reviewed By

METHOD BLANKS

Method blanks were analyzed at the required frequencies of the methods. There was a minimum of one Method Blank for each analytical method. Blank values were less than the Practical Quantitation Limits or sample concentrations were greater than 5 times the blank values. No data is qualified.

SURROGATE COMPOUNDS

Surrogate compounds were added to each sample to monitor system performance. Surrogate recoveries were within the control limits.

LABORATORY CONTROL SAMPLES

Laboratory Control Samples were analyzed with these samples for all parameters. The recoveries for all associated LCS were within the laboratory limits.

DUPLICATE SAMPLE ANALYSIS

Duplicate analysis was performed with these samples. Relative percent differences were within the laboratory or project limits.

MATRIX SPIKE AND MATRIX SPIKE DUPLICATE ANALYSIS

Matrix Spike and/or Matrix Spike Duplicate analysis was performed with these samples. The recoveries were within the laboratory control limits.

DATA AVAILABILITY

All data associated with the samples referenced in this report are archived at the Environmental Services Laboratory and are available upon request.

PW Science and Engineering	Project: **Sauro Property MNA**	
326 East D Street	Project Number: CIP-00020-01-03	**Reported:**
Tacoma WA, 98421	Project Manager: Calvin Taylor	03-May-13 09:56

LAI-MW1
T304030-01 (Water)
12-Apr-13 14:35

Analyte	Result	PQL	MDL	Units	Prepared	Analyzed	Method
CONVENTIONAL							
Chloride	**44.3**	1.00	0.076	mg/L	17-Apr-13	17-Apr-13	SM 4500-Cl⁻ E
Nitrate as N	**1.03 Ja**	0.010	0.008	mg/L	16-Apr-13	16-Apr-13	EPA 353.2
Nitrite as N	**0.0109**	0.0100	0.0037	mg/L	15-Apr-13	15-Apr-13	353.2
Total Organic Carbon	**3.40**	1.00	0.22	mg/L	19-Apr-13	19-Apr-13	SM 5310 B
Sulfate	**22.4**	5.0	0.6	mg/L	17-Apr-13	17-Apr-13	SM 4500-SO4 E
Sulfide	0.009 U	0.150	0.009	mg/L	16-Apr-13	16-Apr-13	SM 4500-S2D
FIELD							
Conductivity	**829**	2.00	0.420	uS/cm		24-Apr-13	SM 2510 B
Dissolved oxygen	**2.20**	0.100	0.100	mg/L		24-Apr-13	SM 4500-O G
Fe(II)	0.030 U	0.030	0.030	mg/L		24-Apr-13	HACH 8131
Oxidation/Reduction Potential	**1.40**			mV		24-Apr-13	SM 2580 B
pH	**8.34**	0.100		pH Units		24-Apr-13	SM 4500-H+ B
Temperature	**57.3**	0.00		°F		24-Apr-13	EPA 170.1
Turbidity	**18.1**	10.0	0.17	NTU		24-Apr-13	SM 2310 B
Water Level	**44.31**	0.00		Feet		24-Apr-13	Field Measurement

The results in this report apply to the samples analyzed in accordance with the chain of custody document. This analytical report must be reproduced in its entirety.

Reviewed By

PW Science and Engineering	Project: **Sauro Property MNA**	
326 East D Street	Project Number: CIP-00020-01-03	**Reported:**
Tacoma WA, 98421	Project Manager: Calvin Taylor	03-May-13 09:56

MW13-DUP
T304030-12 (Water)
11-Apr-13 14:48

Analyte	Result	PQL	MDL	Units	Prepared	Analyzed	Method
RSK-175							
Acetylene	0.0034 U	0.0050	0.0034	mg/L		19-Apr-13	RSK_175 Dissolved Gases (GC)
Ethane	0.0025 U	0.0050	0.0025	mg/L		19-Apr-13	RSK_175 Dissolved Gases (GC)
Ethylene	0.0025 U	0.0050	0.0025	mg/L		19-Apr-13	RSK_175 Dissolved Gases (GC)
Methane	**0.0063**	0.0050	0.0025	mg/L		19-Apr-13	RSK_175 Dissolved Gases (GC)
Surrogate: Acetylene (Surr)		*101 %*	*62-124*			*19-Apr-13*	*RSK_175 Dissolved Gases (GC)*

The results in this report apply to the samples analyzed in accordance with the chain of custody document. This analytical report must be reproduced in its entirety.

Reviewed By

PW Science and Engineering	Project: **Sauro Property MNA**	
326 East D Street	Project Number: CIP-00020-01-03	**Reported:**
Tacoma WA, 98421	Project Manager: Calvin Taylor	03-May-13 09:56

Trip Blank
T304030-13 (Water)
11-Apr-13 11:00

Analyte	Result	PQL	MDL	Units	Prepared	Analyzed	Method
RSK-175							
Acetylene	0.0034 U	0.0050	0.0034	mg/L		19-Apr-13	RSK_175 Dissolved Gases (GC)
Ethane	0.0025 U	0.0050	0.0025	mg/L		19-Apr-13	RSK_175 Dissolved Gases (GC)
Ethylene	0.0025 U	0.0050	0.0025	mg/L		19-Apr-13	RSK_175 Dissolved Gases (GC)
Methane	0.0025 U	0.0050	0.0025	mg/L		19-Apr-13	RSK_175 Dissolved Gases (GC)
Surrogate: Acetylene (Surr)		*97 %*	*62-124*			*19-Apr-13*	*RSK_175 Dissolved Gases (GC)*

PW Science and Engineering	Project: **Sauro Property MNA**	
326 East D Street	Project Number: CIP-00020-01-03	**Reported:**
Tacoma WA, 98421	Project Manager: Calvin Taylor	03-May-13 09:56

CONVENTIONAL - Quality Control

Environmental Services Laboratory

Sample ID / Analyte	Result	MDL	Units	Spike Level	Source Result	%REC	%REC Limits	RPD	RPD Limit	Notes
Batch 1316026 - Conventionals No-Prep										
Blank (1316026-BLK1)				Prepared & Analyzed: 15-Apr-13						
Nitrite as N	0.0037 U	0.0037	mg/L							
Duplicate (1316026-DUP1)		Source: T304030-01		Prepared & Analyzed: 15-Apr-13						
Nitrite as N	**0.0100**	**0.0037**	**mg/L**		**0.0109**			**9**	**35**	
Matrix Spike (1316026-MS1)		Source: T304030-01		Prepared & Analyzed: 15-Apr-13						
Nitrite as N	**1.12**	**0.0037**	**mg/L**	**1.00**	**0.0109**	**111**	**70-130**			
Reference (1316026-SRM1)				Prepared & Analyzed: 15-Apr-13						
Nitrite as N	**0.850**	**0.0037**	**mg/L**	**0.779**		**109**	**90-110**			
Batch 1316027 - Conventionals No-Prep										
Blank (1316027-BLK1)				Prepared & Analyzed: 16-Apr-13						
Nitrate as N	0.008 U	0.008	mg/L							
LCS (1316027-BS1)				Prepared & Analyzed: 16-Apr-13						
Nitrate as N	**0.736**	**0.008**	**mg/L**	**0.896**		**82**	**80-120**			
Duplicate (1316027-DUP1)		Source: T304030-01		Prepared & Analyzed: 16-Apr-13						
Nitrate as N	**1.01**	**0.008**	**mg/L**		**1.03**			**2**	**35**	
Batch 1316035 - Conventionals No-Prep										
Blank (1316035-BLK1)				Prepared & Analyzed: 16-Apr-13						
Sulfide	0.009 U	0.009	mg/L							

The results in this report apply to the samples analyzed in accordance with the chain of custody document. This analytical report must be reproduced in its entirety.

Reviewed By

CONVENTIONAL - Quality Control

Environmental Services Laboratory

Sample ID / Analyte	Result	MDL	Units	Spike Level	Source Result	%REC	%REC Limits	RPD	RPD Limit	Notes
Batch 1316035 - Conventionals No-Prep										
LCS (1316035-BS1)				Prepared & Analyzed: 16-Apr-13						
Sulfide	**2.09**	**0.009**	**mg/L**	**2.00**		**105**	**50-130**			
Duplicate (1316035-DUP1)		**Source: T304030-01**		Prepared & Analyzed: 16-Apr-13						
Sulfide	0.009 U	0.009	mg/L		ND				20	
Matrix Spike (1316035-MS1)		**Source: T304030-01**		Prepared & Analyzed: 16-Apr-13						
Sulfide	**0.948**	**0.009**	**mg/L**	**1.00**	**ND**	**95**	**50-130**			
Batch 1316047 - Conventionals No-Prep										
Blank (1316047-BLK1)				Prepared & Analyzed: 17-Apr-13						
Chloride	**0.916 Ja**	**0.076**	**mg/L**							
LCS (1316047-BS1)				Prepared & Analyzed: 17-Apr-13						
Chloride	**16.1**	**0.076**	**mg/L**	**17.8**		**90**	**80-120**			
Duplicate (1316047-DUP1)		**Source: T304030-01**		Prepared & Analyzed: 17-Apr-13						
Chloride	**44.3**	**0.076**	**mg/L**		**44.3**			**0**	**30**	
Matrix Spike (1316047-MS1)		**Source: T304030-01**		Prepared & Analyzed: 17-Apr-13						
Chloride	**65.4**	**0.076**	**mg/L**	**20.0**	**44.3**	**106**	**75-125**			
Batch 1316049 - Conventionals No-Prep										
Blank (1316049-BLK1)				Prepared & Analyzed: 17-Apr-13						
Sulfate	0.6 U	0.6	mg/L							

PW Science and Engineering	Project: **Sauro Property MNA**	
326 East D Street	Project Number: CIP-00020-01-03	**Reported:**
Tacoma WA, 98421	Project Manager: Calvin Taylor	03-May-13 09:56

CONVENTIONAL - Quality Control

Environmental Services Laboratory

Sample ID / Analyte	Result	MDL	Units	Spike Level	Source Result	%REC	%REC Limits	RPD	RPD Limit	Notes
Batch 1316049 - Conventionals No-Prep										
LCS (1316049-BS1)				Prepared & Analyzed: 17-Apr-13						
Sulfate	**56.9**	**0.6**	**mg/L**	**55.8**		**102**	**70-130**			
Duplicate (1316049-DUP1)		**Source: T304030-01**		Prepared & Analyzed: 17-Apr-13						
Sulfate	**23.0**	**0.6**	**mg/L**		**22.4**			**3**	**20**	
Matrix Spike (1316049-MS1)		**Source: T304030-01**		Prepared & Analyzed: 17-Apr-13						
Sulfate	**42.3**	**0.6**	**mg/L**	**20.0**	**22.4**	**100**	**75-125**			
Batch 1316078 - Comb./IR										
Blank (1316078-BLK1)				Prepared & Analyzed: 19-Apr-13						
Total Organic Carbon	0.22 U	0.22	mg/L							
LCS (1316078-BS1)				Prepared & Analyzed: 19-Apr-13						
Total Organic Carbon	**10.8**	**0.22**	**mg/L**	**10.0**		**108**	**85-115**			
Duplicate (1316078-DUP1)		**Source: T304030-01**		Prepared & Analyzed: 19-Apr-13						
Total Organic Carbon	**3.61**	**0.22**	**mg/L**		**3.40**			**6**	**200**	
Matrix Spike (1316078-MS1)		**Source: T304030-01**		Prepared & Analyzed: 19-Apr-13						
Total Organic Carbon	**22.0**	**0.22**	**mg/L**	**20.0**	**3.40**	**93**	**80-120**			

The results in this report apply to the samples analyzed in accordance with the chain of custody document. This analytical report must be reproduced in its entirety.

Reviewed By

PW Science and Engineering	Project: **Sauro Property MNA**	
326 East D Street	Project Number: CIP-00020-01-03	**Reported:**
Tacoma WA, 98421	Project Manager: Calvin Taylor	03-May-13 09:56

RSK-175 - Quality Control

TestAmerica Nashville

Sample ID / Analyte	Result	MDL	Units	Spike Level	Source Result	%REC	%REC Limits	RPD	RPD Limit	Notes
Batch 73787 -										
MS (580-38035-11 MS)		**Source: T304030-11**		Prepared:	Analyzed: 19-Apr-13					
Acetylene	**0.394**	**0.0034**	**mg/L**	**0.450**		**87**	**70-130**			
Ethane	**0.441**	**0.0025**	**mg/L**	**0.513**		**86**	**71-120**			
Ethylene	**0.411**	**0.0025**	**mg/L**	**0.479**		**86**	**71-120**			
Methane	**0.229**	**0.0025**	**mg/L**	**0.273**		**84**	**46-142**			
MSD (580-38035-11 MSD)		**Source: T304030-11**		Prepared:	Analyzed: 19-Apr-13					
Acetylene	**0.416**	**0.0034**	**mg/L**	**0.450**		**92**	**70-130**	**6**	**30**	
Ethane	**0.485**	**0.0025**	**mg/L**	**0.513**		**95**	**71-120**	**10**	**30**	
Ethylene	**0.445**	**0.0025**	**mg/L**	**0.479**		**93**	**71-120**	**8**	**30**	
Methane	**0.252**	**0.0025**	**mg/L**	**0.273**		**92**	**46-142**	**10**	**30**	
LCS (LCS 490-73787/75)				Prepared:	Analyzed: 19-Apr-13					
Acetylene	**0.434**	**0.0034**	**mg/L**	**0.450**		**96**	**80-120**			
Ethane	**0.497**	**0.0025**	**mg/L**	**0.513**		**97**	**80-120**			
Ethylene	**0.462**	**0.0025**	**mg/L**	**0.479**		**96**	**80-120**			
Methane	**0.260**	**0.0025**	**mg/L**	**0.273**		**95**	**80-120**			
LCSD (LCSD 490-73787/76)				Prepared:	Analyzed: 19-Apr-13					
Acetylene	**0.416**	**0.0034**	**mg/L**	**0.450**		**92**	**80-120**	**4**	**33**	
Ethane	**0.496**	**0.0025**	**mg/L**	**0.513**		**97**	**80-120**	**0**	**30**	
Ethylene	**0.454**	**0.0025**	**mg/L**	**0.479**		**95**	**80-120**	**2**	**29**	
Methane	**0.259**	**0.0025**	**mg/L**	**0.273**		**95**	**80-120**	**0**	**33**	
MB (MB 490-73787/74)				Prepared:	Analyzed: 19-Apr-13					
Acetylene	0.0034 U	0.0034	mg/L				-			
Surrogate: Acetylene (Surr)	*0.000*		mg/L				-			
Ethane	0.0025 U	0.0025	mg/L				-			
Ethylene	0.0025 U	0.0025	mg/L				-			
Methane	0.0025 U	0.0025	mg/L				-			

The results in this report apply to the samples analyzed in accordance with the chain of custody document. This analytical report must be reproduced in its entirety.

Reviewed By

RSK-175 - Quality Control

TestAmerica Nashville

Sample ID / Analyte	Result	MDL	Units	Spike Level	Source Result	%REC	%REC Limits	RPD	RPD Limit	Notes
Batch 73787 -										
MB (MB 490-73787/92)				Prepared: Analyzed: 19-Apr-13						
Acetylene	0.0034 U	0.0034	mg/L				-			
Surrogate: Acetylene (Surr)	*0.453*		mg/L	*0.450*		*101*	*62-124*			
Ethane	0.0025 U	0.0025	mg/L				-			
Ethylene	0.0025 U	0.0025	mg/L				-			
Methane	0.0025 U	0.0025	mg/L				-			

PW Science and Engineering	Project: **Sauro Property MNA**	
326 East D Street	Project Number: CIP-00020-01-03	**Reported:**
Tacoma WA, 98421	Project Manager: Calvin Taylor	03-May-13 09:56

LAI-MW2
T304030-02 (Water)
12-Apr-13 13:00

Analyte	Result	PQL	MDL	Units	Prepared	Analyzed	Method
CONVENTIONAL							
Chloride	**10.0**	1.00	0.076	mg/L	17-Apr-13	17-Apr-13	SM 4500-Cl⁻ E
Nitrate as N	0.008 UJa	0.010	0.008	mg/L	16-Apr-13	16-Apr-13	EPA 353.2
Nitrite as N	**0.0575**	0.0100	0.0037	mg/L	15-Apr-13	15-Apr-13	353.2
Total Organic Carbon	**4.11**	1.00	0.22	mg/L	19-Apr-13	19-Apr-13	SM 5310 B
Sulfate	**17.5**	5.0	0.6	mg/L	17-Apr-13	17-Apr-13	SM 4500-SO4 E
Sulfide	0.009 U	0.150	0.009	mg/L	16-Apr-13	16-Apr-13	SM 4500-S2D
FIELD							
Conductivity	**744**	2.00	0.420	uS/cm		24-Apr-13	SM 2510 B
Dissolved oxygen	**2.80**	0.100	0.100	mg/L		24-Apr-13	SM 4500-O G
Fe(II)	**0.280**	0.120	0.120	mg/L		24-Apr-13	HACH 8131
Oxidation/Reduction Potential	**-28.9**			mV		24-Apr-13	SM 2580 B
pH	**8.48**	0.100		pH Units		24-Apr-13	SM 4500-H+ B
Temperature	**56.4**	0.00		°F		24-Apr-13	EPA 170.1
Turbidity	**326**	10.0	0.17	NTU		24-Apr-13	SM 2310 B
Water Level	**44.18**	0.00		Feet		24-Apr-13	Field Measurement

PW Science and Engineering	Project: **Sauro Property MNA**	
326 East D Street	Project Number: CIP-00020-01-03	**Reported:**
Tacoma WA, 98421	Project Manager: Calvin Taylor	03-May-13 09:56

LAI-MW3
T304030-03 (Water)
12-Apr-13 13:50

Analyte	Result	PQL	MDL	Units	Prepared	Analyzed	Method
CONVENTIONAL							
Chloride	**13.8**	1.00	0.076	mg/L	17-Apr-13	17-Apr-13	SM 4500-Cl⁻ E
Nitrate as N	**0.416 Ja**	0.010	0.008	mg/L	16-Apr-13	16-Apr-13	EPA 353.2
Nitrite as N	**0.0184**	0.0100	0.0037	mg/L	15-Apr-13	15-Apr-13	353.2
Total Organic Carbon	**6.35**	1.00	0.22	mg/L	19-Apr-13	19-Apr-13	SM 5310 B
Sulfate	**24.1**	5.0	0.6	mg/L	17-Apr-13	17-Apr-13	SM 4500-SO4 E
Sulfide	**0.069 Ja**	0.150	0.009	mg/L	16-Apr-13	16-Apr-13	SM 4500-S2D
FIELD							
Conductivity	**978**	2.00	0.420	uS/cm		24-Apr-13	SM 2510 B
Dissolved oxygen	**3.77**	0.100	0.100	mg/L		24-Apr-13	SM 4500-O G
Fe(II)	**0.160**	0.030	0.030	mg/L		24-Apr-13	HACH 8131
Oxidation/Reduction Potential	**-7.10**			mV		24-Apr-13	SM 2580 B
pH	**8.60**	0.100		pH Units		24-Apr-13	SM 4500-H+ B
Temperature	**55.0**	0.00		°F		24-Apr-13	EPA 170.1
Turbidity	**108**	10.0	0.17	NTU		24-Apr-13	SM 2310 B
Water Level	**50.68**	0.00		Feet		24-Apr-13	Field Measurement

The results in this report apply to the samples analyzed in accordance with the chain of custody document. This analytical report must be reproduced in its entirety.

Reviewed By

PW Science and Engineering	Project: **Sauro Property MNA**	
326 East D Street	Project Number: CIP-00020-01-03	**Reported:**
Tacoma WA, 98421	Project Manager: Calvin Taylor	03-May-13 09:56

LAI-MW4
T304030-04 (Water)
12-Apr-13 09:50

Analyte	Result	PQL	MDL	Units	Prepared	Analyzed	Method
CONVENTIONAL							
Chloride	**31.3**	1.00	0.076	mg/L	17-Apr-13	17-Apr-13	SM 4500-Cl⁻ E
Nitrate as N	0.008 UJa	0.010	0.008	mg/L	16-Apr-13	16-Apr-13	EPA 353.2
Nitrite as N	**0.0319**	0.0100	0.0037	mg/L	15-Apr-13	15-Apr-13	353.2
Total Organic Carbon	**6.73**	1.00	0.22	mg/L	19-Apr-13	19-Apr-13	SM 5310 B
Sulfate	**6.9**	5.0	0.6	mg/L	17-Apr-13	17-Apr-13	SM 4500-SO4 E
Sulfide	0.009 U	0.150	0.009	mg/L	16-Apr-13	16-Apr-13	SM 4500-S2D
FIELD							
Conductivity	**1190**	2.00	0.420	uS/cm		24-Apr-13	SM 2510 B
Dissolved oxygen	**1.86**	0.100	0.100	mg/L		24-Apr-13	SM 4500-O G
Fe(II)	**5.55**	0.150	0.150	mg/L		24-Apr-13	HACH 8131
Oxidation/Reduction Potential	**-87.3**			mV		24-Apr-13	SM 2580 B
pH	**8.60**	0.100		pH Units		24-Apr-13	SM 4500-H+ B
Temperature	**55.3**	0.00		°F		24-Apr-13	EPA 170.1
Turbidity	**7.69**	10.0	0.17	NTU		24-Apr-13	SM 2310 B
Water Level	**11.60**	0.00		Feet		24-Apr-13	Field Measurement

The results in this report apply to the samples analyzed in accordance with the chain of custody document. This analytical report must be reproduced in its entirety.

Reviewed By

PW Science and Engineering	Project: **Sauro Property MNA**	
326 East D Street	Project Number: **CIP-00020-01-03**	**Reported:**
Tacoma WA, 98421	Project Manager: Calvin Taylor	03-May-13 09:56

LAI-MW5

T304030-05 (Water)

12-Apr-13 10:55

Analyte	Result	PQL	MDL	Units	Prepared	Analyzed	Method
CONVENTIONAL							
Chloride	**57.5**	1.00	0.076	mg/L	17-Apr-13	17-Apr-13	SM 4500-Cl⁻ E
Nitrate as N	0.008 UJa	0.010	0.008	mg/L	16-Apr-13	16-Apr-13	EPA 353.2
Nitrite as N	**0.138**	0.0100	0.0037	mg/L	15-Apr-13	15-Apr-13	353.2
Total Organic Carbon	**10.5**	1.00	0.22	mg/L	19-Apr-13	19-Apr-13	SM 5310 B
Sulfate	**13.6**	5.0	0.6	mg/L	17-Apr-13	17-Apr-13	SM 4500-SO4 E
Sulfide	**0.131 Ja**	0.150	0.009	mg/L	16-Apr-13	16-Apr-13	SM 4500-S2D
FIELD							
Conductivity	**1090**	2.00	0.420	uS/cm		24-Apr-13	SM 2510 B
Dissolved oxygen	**2.00**	0.100	0.100	mg/L		24-Apr-13	SM 4500-O G
Fe(II)	**10.0**	0.120	0.120	mg/L		24-Apr-13	HACH 8131
Oxidation/Reduction Potential	**-64.9**			mV		24-Apr-13	SM 2580 B
pH	**8.37**	0.100		pH Units		24-Apr-13	SM 4500-H+ B
Temperature	**58.5**	0.00		°F		24-Apr-13	EPA 170.1
Turbidity	**692**	40.0	0.68	NTU		24-Apr-13	SM 2310 B
Water Level	**23.40**	0.00		Feet		24-Apr-13	Field Measurement

The results in this report apply to the samples analyzed in accordance with the chain of custody document. This analytical report must be reproduced in its entirety.

Reviewed By

PW Science and Engineering	Project: **Sauro Property MNA**	
326 East D Street	Project Number: CIP-00020-01-03	**Reported:**
Tacoma WA, 98421	Project Manager: Calvin Taylor	03-May-13 09:56

MW1-PP
T304030-06 (Water)
11-Apr-13 12:35

Analyte	Result	PQL	MDL	Units	Prepared	Analyzed	Method
CONVENTIONAL							
Chloride	**44.1**	1.00	0.076	mg/L	17-Apr-13	17-Apr-13	SM 4500-Cl⁻ E
Nitrate as N	0.008 UJa	0.010	0.008	mg/L	16-Apr-13	16-Apr-13	EPA 353.2
Nitrite as N	**0.111**	0.0100	0.0037	mg/L	15-Apr-13	15-Apr-13	353.2
Total Organic Carbon	**11.2**	1.00	0.22	mg/L	19-Apr-13	19-Apr-13	SM 5310 B
Sulfate	**65.4**	5.0	0.6	mg/L	17-Apr-13	17-Apr-13	SM 4500-SO4 E
Sulfide	0.009 U	0.150	0.009	mg/L	16-Apr-13	16-Apr-13	SM 4500-S2D
FIELD							
Conductivity	**1690**	2.00	0.420	uS/cm		24-Apr-13	SM 2510 B
Dissolved oxygen	**1.90**	0.100	0.100	mg/L		24-Apr-13	SM 4500-O G
Fe(II)	**16.8**	0.300	0.300	mg/L		24-Apr-13	HACH 8131
Oxidation/Reduction Potential	**-49.7**			mV		24-Apr-13	SM 2580 B
pH	**8.10**	0.100		pH Units		24-Apr-13	SM 4500-H+ B
Temperature	**54.8**	0.00		°F		24-Apr-13	EPA 170.1
Turbidity	**10.3**	10.0	0.17	NTU		24-Apr-13	SM 2310 B
Water Level	**15.66**	0.00		Feet		24-Apr-13	Field Measurement

The results in this report apply to the samples analyzed in accordance with the chain of custody document. This analytical report must be reproduced in its entirety.

Reviewed By

PW Science and Engineering	Project: **Sauro Property MNA**	
326 East D Street	Project Number: CIP-00020-01-03	**Reported:**
Tacoma WA, 98421	Project Manager: Calvin Taylor	03-May-13 09:56

MW2-PP
T304030-07 (Water)
11-Apr-13 12:05

Analyte	Result	PQL	MDL	Units	Prepared	Analyzed	Method
CONVENTIONAL							
Chloride	**99.4**	2.00	0.151	mg/L	17-Apr-13	17-Apr-13	SM 4500-Cl⁻ E
Nitrate as N	**2.03 Ja**	0.010	0.008	mg/L	16-Apr-13	16-Apr-13	EPA 353.2
Nitrite as N	**0.0167**	0.0100	0.0037	mg/L	15-Apr-13	15-Apr-13	353.2
Total Organic Carbon	**8.37**	1.00	0.22	mg/L	19-Apr-13	19-Apr-13	SM 5310 B
Sulfate	**27.7**	5.0	0.6	mg/L	17-Apr-13	17-Apr-13	SM 4500-SO4 E
Sulfide	**0.053 Ja**	0.150	0.009	mg/L	16-Apr-13	16-Apr-13	SM 4500-S2D
FIELD							
Conductivity	**1170**	2.00	0.420	uS/cm		24-Apr-13	SM 2510 B
Dissolved oxygen	**4.00**	0.100	0.100	mg/L		24-Apr-13	SM 4500-O G
Fe(II)	0.030 U	0.030	0.030	mg/L		24-Apr-13	HACH 8131
Oxidation/Reduction Potential	**47.6**			mV		24-Apr-13	SM 2580 B
pH	**7.54**	0.100		pH Units		24-Apr-13	SM 4500-H+ B
Temperature	**55.9**	0.00		°F		24-Apr-13	EPA 170.1
Turbidity	**28.5**	10.0	0.17	NTU		24-Apr-13	SM 2310 B
Water Level	**15.90**	0.00		Feet		24-Apr-13	Field Measurement

The results in this report apply to the samples analyzed in accordance with the chain of custody document. This analytical report must be reproduced in its entirety.

Reviewed By

PW Science and Engineering	Project: **Sauro Property MNA**	
326 East D Street	Project Number: CIP-00020-01-03	**Reported:**
Tacoma WA, 98421	Project Manager: Calvin Taylor	03-May-13 09:56

MW13
T304030-08 (Water)
11-Apr-13 14:45

Analyte	Result	PQL	MDL	Units	Prepared	Analyzed	Method
CONVENTIONAL							
Chloride	**8.16**	1.00	0.076	mg/L	17-Apr-13	17-Apr-13	SM 4500-Cl⁻ E
Nitrate as N	**0.869 Ja**	0.010	0.008	mg/L	16-Apr-13	16-Apr-13	EPA 353.2
Nitrite as N	**0.0709**	0.0100	0.0037	mg/L	15-Apr-13	15-Apr-13	353.2
Total Organic Carbon	**5.78**	1.00	0.22	mg/L	19-Apr-13	19-Apr-13	SM 5310 B
Sulfate	**33.1**	5.0	0.6	mg/L	17-Apr-13	17-Apr-13	SM 4500-SO4 E
Sulfide	0.009 U	0.150	0.009	mg/L	16-Apr-13	16-Apr-13	SM 4500-S2D
FIELD							
Conductivity	**978**	2.00	0.420	uS/cm		24-Apr-13	SM 2510 B
Dissolved oxygen	**1.48**	0.100	0.100	mg/L		24-Apr-13	SM 4500-O G
Fe(II)	**0.550**	0.150	0.150	mg/L		24-Apr-13	HACH 8131
Oxidation/Reduction Potential	**-0.800**			mV		24-Apr-13	SM 2580 B
pH	**8.12**	0.100		pH Units		24-Apr-13	SM 4500-H+ B
Temperature	**58.8**	0.00		°F		24-Apr-13	EPA 170.1
Turbidity	**2150**	50.0	0.85	NTU		24-Apr-13	SM 2310 B
Water Level	**39.08**	0.00		Feet		24-Apr-13	Field Measurement

The results in this report apply to the samples analyzed in accordance with the chain of custody document. This analytical report must be reproduced in its entirety.

Reviewed By

PW Science and Engineering	Project: **Sauro Property MNA**	
326 East D Street	Project Number: CIP-00020-01-03	**Reported:**
Tacoma WA, 98421	Project Manager: Calvin Taylor	03-May-13 09:56

RNS-MW2
T304030-09 (Water)
11-Apr-13 11:35

Analyte	Result	PQL	MDL	Units	Prepared	Analyzed	Method
CONVENTIONAL							
Chloride	**25.8**	1.00	0.076	mg/L	17-Apr-13	17-Apr-13	SM 4500-Cl⁻ E
Nitrate as N	**2.17 Ja**	0.010	0.008	mg/L	16-Apr-13	16-Apr-13	EPA 353.2
Nitrite as N	**0.234**	0.0100	0.0037	mg/L	15-Apr-13	15-Apr-13	353.2
Total Organic Carbon	**3.65**	1.00	0.22	mg/L	19-Apr-13	19-Apr-13	SM 5310 B
Sulfate	**37.0**	5.0	0.6	mg/L	17-Apr-13	17-Apr-13	SM 4500-SO4 E
Sulfide	0.009 U	0.150	0.009	mg/L	16-Apr-13	16-Apr-13	SM 4500-S2D
FIELD							
Conductivity	**708**	2.00	0.420	uS/cm		24-Apr-13	SM 2510 B
Dissolved oxygen	**8.60**	0.100	0.100	mg/L		24-Apr-13	SM 4500-O G
Fe(II)	**0.150**	0.030	0.030	mg/L		24-Apr-13	HACH 8131
Oxidation/Reduction Potential	**134**			mV		24-Apr-13	SM 2580 B
pH	**7.08**	0.100		pH Units		24-Apr-13	SM 4500-H+ B
Temperature	**54.4**	0.00		°F		24-Apr-13	EPA 170.1
Turbidity	**828**	10.0	0.17	NTU		24-Apr-13	SM 2310 B
Water Level	**15.82**	0.00		Feet		24-Apr-13	Field Measurement

The results in this report apply to the samples analyzed in accordance with the chain of custody document. This analytical report must be reproduced in its entirety.

Reviewed By

PW Science and Engineering	Project: **Sauro Property MNA**	
326 East D Street	Project Number: CIP-00020-01-03	**Reported:**
Tacoma WA, 98421	Project Manager: Calvin Taylor	03-May-13 09:56

RNS-MW6
T304030-10 (Water)
11-Apr-13 15:40

Analyte	Result	PQL	MDL	Units	Prepared	Analyzed	Method
CONVENTIONAL							
Chloride	**18.3**	1.00	0.076	mg/L	17-Apr-13	17-Apr-13	SM 4500-Cl⁻ E
Nitrate as N	**0.206 Ja**	0.010	0.008	mg/L	16-Apr-13	16-Apr-13	EPA 353.2
Nitrite as N	**0.0917**	0.0100	0.0037	mg/L	15-Apr-13	15-Apr-13	353.2
Total Organic Carbon	**8.75**	1.00	0.22	mg/L	19-Apr-13	19-Apr-13	SM 5310 B
Sulfate	**32.8**	5.0	0.6	mg/L	17-Apr-13	17-Apr-13	SM 4500-SO4 E
Sulfide	**0.083 Ja**	0.150	0.009	mg/L	16-Apr-13	16-Apr-13	SM 4500-S2D
FIELD							
Conductivity	**1140**	2.00	0.420	uS/cm		24-Apr-13	SM 2510 B
Dissolved oxygen	**3.12**	0.100	0.100	mg/L		24-Apr-13	SM 4500-O G
Fe(II)	0.150 U	0.150	0.150	mg/L		24-Apr-13	HACH 8131
Oxidation/Reduction Potential	**16.8**			mV		24-Apr-13	SM 2580 B
pH	**8.12**	0.100		pH Units		24-Apr-13	SM 4500-H+ B
Temperature	**57.5**	0.00		°F		24-Apr-13	EPA 170.1
Turbidity	**1120**	50.0	0.85	NTU		24-Apr-13	SM 2310 B
Water Level	**35.86**	0.00		Feet		24-Apr-13	Field Measurement

The results in this report apply to the samples analyzed in accordance with the chain of custody document. This analytical report must be reproduced in its entirety.

Reviewed By

PW Science and Engineering	Project: **Sauro Property MNA**	
326 East D Street	Project Number: CIP-00020-01-03	**Reported:**
Tacoma WA, 98421	Project Manager: Calvin Taylor	03-May-13 09:56

RNS-MW7
T304030-11 (Water)
11-Apr-13 16:20

Analyte	Result	PQL	MDL	Units	Prepared	Analyzed	Method
CONVENTIONAL							
Chloride	**27.6**	1.00	0.076	mg/L	17-Apr-13	17-Apr-13	SM 4500-Cl⁻ E
Nitrate as N	**0.465 Ja**	0.010	0.008	mg/L	16-Apr-13	16-Apr-13	EPA 353.2
Nitrite as N	**0.0576**	0.0100	0.0037	mg/L	15-Apr-13	15-Apr-13	353.2
Total Organic Carbon	**2.95**	1.00	0.22	mg/L	19-Apr-13	19-Apr-13	SM 5310 B
Sulfate	**43.0**	5.0	0.6	mg/L	17-Apr-13	17-Apr-13	SM 4500-SO4 E
Sulfide	0.009 U	0.150	0.009	mg/L	16-Apr-13	16-Apr-13	SM 4500-S2D
FIELD							
Conductivity	**797**	2.00	0.420	uS/cm		24-Apr-13	SM 2510 B
Dissolved oxygen	**0.840**	0.100	0.100	mg/L		24-Apr-13	SM 4500-O G
Fe(II)	**0.250**	0.150	0.150	mg/L		24-Apr-13	HACH 8131
Oxidation/Reduction Potential	**-24.0**			mV		24-Apr-13	SM 2580 B
pH	**8.34**	0.100		pH Units		24-Apr-13	SM 4500-H+ B
Temperature	**57.5**	0.00		°F		24-Apr-13	EPA 170.1
Turbidity	**1190**	50.0	0.85	NTU		24-Apr-13	SM 2310 B
Water Level	**20.70**	0.00		Feet		24-Apr-13	Field Measurement

The results in this report apply to the samples analyzed in accordance with the chain of custody document. This analytical report must be reproduced in its entirety.

Reviewed By

PW Science and Engineering	Project: **Sauro Property MNA**	
326 East D Street	Project Number: CIP-00020-01-03	**Reported:**
Tacoma WA, 98421	Project Manager: Calvin Taylor	03-May-13 09:56

MW13-DUP
T304030-12 (Water)
11-Apr-13 14:48

Analyte	Result	PQL	MDL	Units	Prepared	Analyzed	Method
CONVENTIONAL							
Chloride	**8.63**	1.00	0.076	mg/L	17-Apr-13	17-Apr-13	SM 4500-Cl⁻ E
Nitrate as N	**0.778 Ja**	0.010	0.008	mg/L	16-Apr-13	16-Apr-13	EPA 353.2
Nitrite as N	**0.138**	0.0100	0.0037	mg/L	15-Apr-13	15-Apr-13	353.2
Total Organic Carbon	**7.18**	1.00	0.22	mg/L	19-Apr-13	19-Apr-13	SM 5310 B
Sulfate	**33.6**	5.0	0.6	mg/L	17-Apr-13	17-Apr-13	SM 4500-SO4 E
Sulfide	0.009 U	0.150	0.009	mg/L	16-Apr-13	16-Apr-13	SM 4500-S2D

The results in this report apply to the samples analyzed in accordance with the chain of custody document. This analytical report must be reproduced in its entirety.

Reviewed By

LAI-MW1
T304030-01 (Water)
12-Apr-13 14:35

Analyte	Result	PQL	MDL	Units	Prepared	Analyzed	Method
RSK-175							
Acetylene	0.0034 U	0.0050	0.0034	mg/L		19-Apr-13	RSK_175 Dissolved Gases (GC)
Ethane	0.0025 U	0.0050	0.0025	mg/L		19-Apr-13	RSK_175 Dissolved Gases (GC)
Ethylene	0.0025 U	0.0050	0.0025	mg/L		19-Apr-13	RSK_175 Dissolved Gases (GC)
Methane	0.0025 U	0.0050	0.0025	mg/L		19-Apr-13	RSK_175 Dissolved Gases (GC)
Surrogate: Acetylene (Surr)		*100 %*	*62-124*			*19-Apr-13*	*RSK_175 Dissolved Gases (GC)*

PW Science and Engineering	Project: **Sauro Property MNA**	
326 East D Street	Project Number: CIP-00020-01-03	**Reported:**
Tacoma WA, 98421	Project Manager: Calvin Taylor	03-May-13 09:56

LAI-MW2
T304030-02 (Water)
12-Apr-13 13:00

Analyte	Result	PQL	MDL	Units	Prepared	Analyzed	Method
RSK-175							
Acetylene	0.0034 U	0.0050	0.0034	mg/L		19-Apr-13	RSK_175 Dissolved Gases (GC)
Ethane	0.0025 U	0.0050	0.0025	mg/L		19-Apr-13	RSK_175 Dissolved Gases (GC)
Ethylene	0.0025 U	0.0050	0.0025	mg/L		19-Apr-13	RSK_175 Dissolved Gases (GC)
Methane	**0.043**	0.0050	0.0025	mg/L		19-Apr-13	RSK_175 Dissolved Gases (GC)
Surrogate: Acetylene (Surr)		*99 %*	*62-124*			*19-Apr-13*	*RSK_175 Dissolved Gases (GC)*

PW Science and Engineering	Project: **Sauro Property MNA**	
326 East D Street	Project Number: **CIP-00020-01-03**	**Reported:**
Tacoma WA, 98421	Project Manager: Calvin Taylor	03-May-13 09:56

LAI-MW3
T304030-03 (Water)
12-Apr-13 13:50

Analyte	Result	PQL	MDL	Units	Prepared	Analyzed	Method
RSK-175							
Acetylene	0.0034 U	0.0050	0.0034	mg/L		19-Apr-13	RSK_175 Dissolved Gases (GC)
Ethane	0.0025 U	0.0050	0.0025	mg/L		19-Apr-13	RSK_175 Dissolved Gases (GC)
Ethylene	0.0025 U	0.0050	0.0025	mg/L		19-Apr-13	RSK_175 Dissolved Gases (GC)
Methane	0.0025 U	0.0050	0.0025	mg/L		19-Apr-13	RSK_175 Dissolved Gases (GC)
Surrogate: Acetylene (Surr)		*99 %*	*62-124*			*19-Apr-13*	*RSK_175 Dissolved Gases (GC)*

The results in this report apply to the samples analyzed in accordance with the chain of custody document. This analytical report must be reproduced in its entirety.

Reviewed By

PW Science and Engineering	Project: **Sauro Property MNA**	
326 East D Street	Project Number: CIP-00020-01-03	**Reported:**
Tacoma WA, 98421	Project Manager: Calvin Taylor	03-May-13 09:56

LAI-MW4
T304030-04 (Water)
12-Apr-13 09:50

Analyte	Result	PQL	MDL	Units	Prepared	Analyzed	Method
RSK-175							
Acetylene	0.0034 U	0.0050	0.0034	mg/L		19-Apr-13	RSK_175 Dissolved Gases (GC)
Ethane	0.0025 U	0.0050	0.0025	mg/L		19-Apr-13	RSK_175 Dissolved Gases (GC)
Ethylene	0.0025 U	0.0050	0.0025	mg/L		19-Apr-13	RSK_175 Dissolved Gases (GC)
Methane	**3.7**	0.050	0.025	mg/L		19-Apr-13	RSK_175 Dissolved Gases (GC)
Surrogate: Acetylene (Surr)		*97 %*	*62-124*			*19-Apr-13*	*RSK_175 Dissolved Gases (GC)*

PW Science and Engineering	Project: **Sauro Property MNA**	
326 East D Street	Project Number: CIP-00020-01-03	**Reported:**
Tacoma WA, 98421	Project Manager: Calvin Taylor	03-May-13 09:56

LAI-MW5
T304030-05 (Water)
12-Apr-13 10:55

Analyte	Result	PQL	MDL	Units	Prepared	Analyzed	Method
RSK-175							
Acetylene	0.0034 U	0.0050	0.0034	mg/L		19-Apr-13	RSK_175 Dissolved Gases (GC)
Ethane	0.0025 U	0.0050	0.0025	mg/L		19-Apr-13	RSK_175 Dissolved Gases (GC)
Ethylene	0.0025 U	0.0050	0.0025	mg/L		19-Apr-13	RSK_175 Dissolved Gases (GC)
Methane	**6.6**	0.10	0.050	mg/L		19-Apr-13	RSK_175 Dissolved Gases (GC)
Surrogate: Acetylene (Surr)		*96 %*	*62-124*			*19-Apr-13*	*RSK_175 Dissolved Gases (GC)*

PW Science and Engineering	Project: **Sauro Property MNA**	
326 East D Street	Project Number: CIP-00020-01-03	**Reported:**
Tacoma WA, 98421	Project Manager: Calvin Taylor	03-May-13 09:56

MW1-PP
T304030-06 (Water)
11-Apr-13 12:35

Analyte	Result	PQL	MDL	Units	Prepared	Analyzed	Method
RSK-175							
Acetylene	0.0034 U	0.0050	0.0034	mg/L		19-Apr-13	RSK_175 Dissolved Gases (GC)
Ethane	0.0025 U	0.0050	0.0025	mg/L		19-Apr-13	RSK_175 Dissolved Gases (GC)
Ethylene	0.0025 U	0.0050	0.0025	mg/L		19-Apr-13	RSK_175 Dissolved Gases (GC)
Methane	**0.92**	0.025	0.013	mg/L		19-Apr-13	RSK_175 Dissolved Gases (GC)
Surrogate: Acetylene (Surr)		*95 %*	*62-124*			*19-Apr-13*	*RSK_175 Dissolved Gases (GC)*

PW Science and Engineering	Project: **Sauro Property MNA**	
326 East D Street	Project Number: CIP-00020-01-03	**Reported:**
Tacoma WA, 98421	Project Manager: Calvin Taylor	03-May-13 09:56

MW2-PP
T304030-07 (Water)
11-Apr-13 12:05

Analyte	Result	PQL	MDL	Units	Prepared	Analyzed	Method
RSK-175							
Acetylene	0.0034 U	0.0050	0.0034	mg/L		19-Apr-13	RSK_175 Dissolved Gases (GC)
Ethane	0.0025 U	0.0050	0.0025	mg/L		19-Apr-13	RSK_175 Dissolved Gases (GC)
Ethylene	0.0025 U	0.0050	0.0025	mg/L		19-Apr-13	RSK_175 Dissolved Gases (GC)
Methane	**0.0043 J**	0.0050	0.0025	mg/L		19-Apr-13	RSK_175 Dissolved Gases (GC)
Surrogate: Acetylene (Surr)		*97 %*	*62-124*			*19-Apr-13*	*RSK_175 Dissolved Gases (GC)*

PW Science and Engineering	Project: **Sauro Property MNA**	
326 East D Street	Project Number: CIP-00020-01-03	**Reported:**
Tacoma WA, 98421	Project Manager: Calvin Taylor	03-May-13 09:56

MW13
T304030-08 (Water)
11-Apr-13 14:45

Analyte	Result	PQL	MDL	Units	Prepared	Analyzed	Method
RSK-175							
Acetylene	0.0034 U	0.0050	0.0034	mg/L		19-Apr-13	RSK_175 Dissolved Gases (GC)
Ethane	0.0025 U	0.0050	0.0025	mg/L		19-Apr-13	RSK_175 Dissolved Gases (GC)
Ethylene	0.0025 U	0.0050	0.0025	mg/L		19-Apr-13	RSK_175 Dissolved Gases (GC)
Methane	**0.0065**	0.0050	0.0025	mg/L		19-Apr-13	RSK_175 Dissolved Gases (GC)
Surrogate: Acetylene (Surr)		*96 %*	*62-124*			*19-Apr-13*	*RSK_175 Dissolved Gases (GC)*

PW Science and Engineering	Project: **Sauro Property MNA**	
326 East D Street	Project Number: CIP-00020-01-03	**Reported:**
Tacoma WA, 98421	Project Manager: Calvin Taylor	03-May-13 09:56

RNS-MW2
T304030-09 (Water)
11-Apr-13 11:35

Analyte	Result	PQL	MDL	Units	Prepared	Analyzed	Method
RSK-175							
Acetylene	0.0034 U	0.0050	0.0034	mg/L		19-Apr-13	RSK_175 Dissolved Gases (GC)
Ethane	0.0025 U	0.0050	0.0025	mg/L		19-Apr-13	RSK_175 Dissolved Gases (GC)
Ethylene	0.0025 U	0.0050	0.0025	mg/L		19-Apr-13	RSK_175 Dissolved Gases (GC)
Methane	0.0025 U	0.0050	0.0025	mg/L		19-Apr-13	RSK_175 Dissolved Gases (GC)
Surrogate: Acetylene (Surr)		*98 %*	*62-124*			*19-Apr-13*	*RSK_175 Dissolved Gases (GC)*

The results in this report apply to the samples analyzed in accordance with the chain of custody document. This analytical report must be reproduced in its entirety.

Reviewed By

PW Science and Engineering	Project: **Sauro Property MNA**	
326 East D Street	Project Number: CIP-00020-01-03	**Reported:**
Tacoma WA, 98421	Project Manager: Calvin Taylor	03-May-13 09:56

RNS-MW6
T304030-10 (Water)
11-Apr-13 15:40

Analyte	Result	PQL	MDL	Units	Prepared	Analyzed	Method
RSK-175							
Acetylene	0.0034 U	0.0050	0.0034	mg/L		19-Apr-13	RSK_175 Dissolved Gases (GC)
Ethane	**0.0041 J**	0.0050	0.0025	mg/L		19-Apr-13	RSK_175 Dissolved Gases (GC)
Ethylene	0.0025 U	0.0050	0.0025	mg/L		19-Apr-13	RSK_175 Dissolved Gases (GC)
Methane	**0.036**	0.0050	0.0025	mg/L		19-Apr-13	RSK_175 Dissolved Gases (GC)
Surrogate: Acetylene (Surr)		*92 %*	*62-124*			*19-Apr-13*	*RSK_175 Dissolved Gases (GC)*

The results in this report apply to the samples analyzed in accordance with the chain of custody document. This analytical report must be reproduced in its entirety.

Reviewed By

PW Science and Engineering	Project: **Sauro Property MNA**	
326 East D Street	Project Number: CIP-00020-01-03	**Reported:**
Tacoma WA, 98421	Project Manager: Calvin Taylor	03-May-13 09:56

RNS-MW7
T304030-11 (Water)
11-Apr-13 16:20

Analyte	Result	PQL	MDL	Units	Prepared	Analyzed	Method
RSK-175							
Acetylene	0.0034 U	0.0050	0.0034	mg/L		19-Apr-13	RSK_175 Dissolved Gases (GC)
Ethane	0.0025 U	0.0050	0.0025	mg/L		19-Apr-13	RSK_175 Dissolved Gases (GC)
Ethylene	0.0025 U	0.0050	0.0025	mg/L		19-Apr-13	RSK_175 Dissolved Gases (GC)
Methane	0.0025 U	0.0050	0.0025	mg/L		19-Apr-13	RSK_175 Dissolved Gases (GC)
Surrogate: Acetylene (Surr)		*96 %*	*62-124*			*19-Apr-13*	*RSK_175 Dissolved Gases (GC)*

PW Science and Engineering	Project: **Sauro Property MNA**	
326 East D Street	Project Number: CIP-00020-01-03	**Reported:**
Tacoma WA, 98421	Project Manager: Calvin Taylor	03-May-13 09:56

Notes and Definitions

Ja	The result is an estimated concentration.
J	Result is less than the RL but greater than or equal to the MDL and the concentration is an approximate value.
U	Analyte Not Detected at or above the associated value
UJa	Analyte Not Detected at or above the associated estimated value
ND	Analyte NOT DETECTED at or above the reporting limit
NR	Not Reported
dry	Sample results reported on a dry weight basis
RPD	Relative Percent Difference

FedEx Express **US Airbill**

FedEx Tracking Number 8747 8709 0643

Form ID No. 0215 — **Sender's Copy**

1 From *Please print and press hard.*

Date 4-16-2013 Sender's FedEx Account Number SENDER'S FEDEX ACCT NUMBER ONLY

Sender's Name Bill Essmeier Phone (253) 591-5588

Company CENTER FOR URBAN WATERS

Address 326 E D ST

Dept/Floor/Suite/Room

City TACOMA State WA ZIP 98421-1801

2 Your Internal Billing Reference First 24 characters will appear on invoice. CIP-00020-01-03 Sauro Property

3 To

Recipient's Name Nate Melody Phone (360) 738-3366

Company WATERRA

Address 5369 US Hwy 97

We cannot deliver to P.O. boxes or P.O. ZIP codes. Dept/Floor/Suite/Room

Address

Use this line for the HOLD location address or for continuation of your shipping address.

City Peshastin State WA ZIP 98847

☐ HOLD Weekday FedEx location address REQUIRED. NOT available for FedEx First Overnight.

☐ HOLD Saturday FedEx location address REQUIRED. Available ONLY for FedEx Priority Overnight and FedEx 2Day to select locations.

0434133558

TCMA24

Ship on the go at mobile.fedex.com
Tap into all our FedEx® shipping tools with FedEx® Mobile.

4a Express Package Service * To most locations. *Packages up to 150 lbs.*

- ☐ FedEx Priority Overnight — Next business morning.* Friday shipments will be delivered on Monday unless SATURDAY Delivery is selected.
- ☐ FedEx Standard Overnight — Next business afternoon.* Saturday Delivery NOT available.
- ☐ FedEx First Overnight — Earliest next business morning delivery to select locations.*
- ☐ FedEx 2Day — Second business day.* Thursday shipments will be delivered on Monday unless SATURDAY Delivery is selected.
- ☒ FedEx Express Saver — Third business day.* Saturday Delivery NOT available.

4b Express Freight Service ** To most locations. *Packages over 150 lbs.*

- ☐ FedEx 1Day Freight — Next business day.** Friday shipments will be delivered on Monday unless SATURDAY Delivery is selected. CALL 1.800.332.0807 FedEx 1Day Freight Booking No.
- ☐ FedEx 2Day Freight — Second business day.** Thursday shipments will be delivered on Monday unless SATURDAY Delivery is selected.
- ☐ FedEx 3Day Freight — Third business day.** Saturday Delivery NOT available.

5 Packaging * Declared value limit $500.

☐ FedEx Envelope* ☐ FedEx Pak* Includes FedEx Small Pak and FedEx Large Pak. ☐ FedEx Box ☐ FedEx Tube ☒ Other

6 Special Handling and Delivery Signature Options

☐ SATURDAY Delivery NOT available for FedEx Standard Overnight, FedEx Express Saver, or FedEx 3Day Freight.

☐ No Signature Required — Package may be left without obtaining a signature for delivery.
☐ Direct Signature — Someone at recipient's address may sign for delivery. *Fee applies.*
☐ Indirect Signature — If no one is available at recipient's address, someone at a neighboring address may sign for delivery. For residential deliveries only. *Fee applies.*

Does this shipment contain dangerous goods? One box must be checked.

☐ No ☐ Yes As per attached Shipper's Declaration. ☐ Yes Shipper's Declaration not required. ☐ Dry Ice Dry Ice, 9, UN 1845 ____ x ____ kg

Dangerous goods (including dry ice) cannot be shipped in FedEx packaging or placed in a FedEx Express Drop Box. ☐ Cargo Aircraft Only

7 Payment *Bill to:* Enter FedEx Acct. No. or Credit Card No. below.

☒ Sender Acct. No. in Section 1 will be billed. ☐ Recipient ☐ Third Party ☐ Credit Card ☐ Cash/Check

FedEx Acct. No. Exp. Date

Credit Card No.

Total Packages	Total Weight	Total Declared Value†
1	35 lbs.	$ 100 .00

†Our liability is limited to $100 unless you declare a higher value. See back for details. By using this Airbill you agree to the service conditions on the back of this Airbill and in the current FedEx Service Guide, including terms that limit our liability.

605

Rev. Date 2/10 • Part #158279 • ©1994–2010 FedEx • PRINTED IN U.S.A. SRS

PULL AND RETAIN THIS COPY BEFORE AFFIXING TO THE PACKAGE. NO POUCH NEEDED.

CHAIN OF CUSTODY

City of Tacoma Environmental Services
326 East D Street
Tacoma
WA, 98421-1801
phone (253) 502-2130
fax (253) 502-2170

COC Number

Lab Work Order Number T304030

Client Name	Project Name
PW Science and Engineering	Sauro Property MNA
Client Contact	**Project Number**
Calvin Taylor	CIP-00020-01-03
Address	**Project Description**
326 East D Street	Sauro Property Monitoring Wells
City	**PO Number**
Tacoma	61000055543
State/Zip	**Sampler Signatures**
WA, 98421	Bill Essmeier
Phone / **Fax**	
(253) 593-7711 / (253) 502-2295	
Samplers	
Bill Essmeier, CMK	

Requested Analyses

Sample Name or Field ID #	Sampled Date	Sampled Time	Sample Type Code	Matrix Code	Container Count	VOC MEEA	E::SM 4500-SO4 E	353.2::EPA 353.2::SM 4500-Cl⁻	Measurement::HACH 8131::SM	EPA 170.1::Field	SM 5310 B	SM 4500-S2D					Sample #	Sample Comments
LAI-MW1	4-12-13	1435	G	W	#6	3	1				1	1					-01	
LAI-MW2	4-12-13	1300	G	W	#6	3	1				1	1					-02	
LAI-MW3	4-12-13	1350	G	W	#6	3	1				1	1					-03	
LAI-MW4	4-12-13	9:50	G	W	#6	3	1				1	1					-04	
LAI-MW5	4-12-13	10:55	G	W	#6	3	1				1	1					-05	
MW1-PP	4-11-13	1235	G	W	#6	3	1				1	1					-06	
MW2-PP	4-11-13	1205	G	W	#6	3	1				1	1					-07	
MW13	4-11-13	1445	G	W	#6	3	1				1	1					-08	
RNS-MW2	4-11-13	1135	G	W	#6	3	1				1	1					-09	
RNS-MW6	4-11-13	1540	G	W	#6	3	1				1	1					-10	
RNS-MW7 QC	4-11-13	1620	G	W	#6	3	1				1	1					-11	
MW13-DUP	4-11-13	1448	G	W	#6	3	1				1	1					-12	

Relinquished By	Received By	Date/Time
	Bill Essmeier	4-12-13 at 1500
Relinquished By	Received By	Date/Time
Relinquished By	Received By	Date/Time

Cooler Numbers and Temperatures

Comments: Monitored Natural Attenuation

Matrix Codes: W=Water

Preserv. Codes:

Login Reviewed By: _____

Login Reviewed Date: 4/17/13

CHAIN OF CUSTODY

City of Tacoma Environmental Services
326 East D Street
Tacoma
WA, 98421-1801
phone (253) 502-2130
fax (253) 502-2170

COC Number

Lab Work Order Number T304030

Client Name: PW Science and Engineering	Project Name: Sauro Property MNA
Client Contact: Calvin Taylor	Project Number: CIP-00020-01-03
Address: 326 East D Street	Project Description: Sauro Property Monitoring Wells
City: Tacoma	PO Number: 61000055543
State/Zip: WA, 98421	Sampler Signatures: Bill Essmeier
Phone: (253) 593-7711 / Fax: (253) 502-2295	
Samplers: Bill Essmeier, CMK	

Requested Analyses

Requested Turn Around: Rush requests subject to additional charge. Rush requests subject to lab approval.

Standard (days)

Expedited (days)

Due Date

Sample Name or Field ID #	Sampled Date	Sampled Time	Sample Type Code	Matrix Code	Container Count	VOC MEEA	E::SM 4500-SO4 E	353.2::EPA 353.2::SM 4500-Cl⁻	Measurement::HACH 8131::SM	EPA 170.1::Field	SM 5310 B	SM 4500-S2D				Sample #	Sample Comments
						Preservation Code											
Trip Blank	4-11-13	11:06	G	W	3	3										-13	

Relinquished By	Received By: Bill Essmeier	Date/Time: 4-12-13 at 1500
Relinquished By	Received By	Date/Time
Relinquished By	Received By	Date/Time
Cooler Numbers and Temperatures		

Comments

Matrix Codes: W=Water

Preserv. Codes:

Login Reviewed By: _____

Login Reviewed Date: 4/17/13

Analyical Services Request
CHAIN OF CUSTODY

SENDING LABORATORY:

Environmental Services Laboratory
326 East D Street
Tacoma, WA 98421
Phone: 2535915588
Fax: 2535022107
City Contact: Gregory Perez

RECEIVING LABORATORY:

TestAmerica Seattle
5755 8th Street East
Tacoma, WA 98424
Phone :(253) 922-2310
Fax: (253) 922-5047

Environmental Services Work Order Number: T304030

Analysis			Due	Hold Time Expires	Comments
Sample ID: T304030-01	**Water**	**Sampled:12-Apr-13 14:35**			3 each
TA_Seattle_RSK175			03-May-13 12:00	26-Apr-13 14:35	
Sample ID: T304030-02	**Water**	**Sampled:12-Apr-13 13:00**			3 ea
TA_Seattle_RSK175			03-May-13 12:00	26-Apr-13 13:00	
Sample ID: T304030-03	**Water**	**Sampled:12-Apr-13 13:50**			3 ea
TA_Seattle_RSK175			03-May-13 12:00	26-Apr-13 13:50	
Sample ID: T304030-04	**Water**	**Sampled:12-Apr-13 09:50**			3 ea
TA_Seattle_RSK175			03-May-13 12:00	26-Apr-13 09:50	
Sample ID: T304030-05	**Water**	**Sampled:12-Apr-13 10:55**			3 ea
TA_Seattle_RSK175			03-May-13 12:00	26-Apr-13 10:55	
Sample ID: T304030-06	**Water**	**Sampled:11-Apr-13 12:35**			3 ea
TA_Seattle_RSK175			03-May-13 12:00	25-Apr-13 12:35	

Please provide in the data package all associated QC including initial and continuing calibrations. Perform batch quality control (matix spike, duplicate or matrix spike duplicate) on one sample provided per 20 if there is enough sample. Send your standard Excel file that includes the sample and batch QC data to lzborals@cityoftacoma.org. If your laboratory uses Promium's Element LIMS system, please call the City Contact listed above.

Bill Esmeier — Released By
4-12-13 — Date
1600
Received By

Released By — Date — Received By

Analyical Services Request
CHAIN OF CUSTODY

Analysis			Due	Hold Time Expires	Comments
Sample ID: T304030-07	**Water**	**Sampled:11-Apr-13 12:05**			3ea
TA_Seattle_RSK175			03-May-13 12:00	25-Apr-13 12:05	
Sample ID: T304030-08	**Water**	**Sampled:11-Apr-13 14:45**			3ea
TA_Seattle_RSK175			03-May-13 12:00	25-Apr-13 14:45	
Sample ID: T304030-09	**Water**	**Sampled:11-Apr-13 11:35**			3ea
TA_Seattle_RSK175			03-May-13 12:00	25-Apr-13 11:35	
Sample ID: T304030-10	**Water**	**Sampled:11-Apr-13 15:40**			3ea
TA_Seattle_RSK175			03-May-13 12:00	25-Apr-13 15:40	
Sample ID: T304030-11	**Water**	**Sampled:11-Apr-13 16:20**			6ea
TA_Seattle_RSK175			03-May-13 12:00	25-Apr-13 16:20	
Sample ID: T304030-12	**Water**	**Sampled:11-Apr-13 14:48**			3ea
TA_Seattle_RSK175			03-May-13 12:00	25-Apr-13 14:48	
Sample ID: T304030-13	**Water**	**Sampled:11-Apr-13 11:00**			3ea
TA_Seattle_RSK175			03-May-13 12:00	25-Apr-13 11:00	

Please provide in the data package all associated QC including initial and continuing calibrations. Perform batch quality control (matix spike, duplicate or matrix spike duplicate) on one sample provided per 20 if there is enough sample. Send your standard Excel file that includes the sample and batch QC data to lzborals@cityoftacoma.org. If your laboratory uses Promium's Element LIMS system, please call the City Contact listed above.

Released By	Date	Received By
Bill Essmeier	4-12-13 at 1600	Josh Kirby
Released By	Date	Received By

APPENDIX C

June 2013 Volatile Organic Compound Data for MW-JS Lab Report T306119

City of Tacoma
Environmental Services Laboratory

17 June 2013

Calvin Taylor
PW Science and Engineering
326 East D Street
Tacoma, WA 98421

Subject: Sauro Property RIFS

Enclosed are the analytical results for samples collected 06/12/2013.

Quality Control Data are included with the sample results for your review.

If you have any questions concerning this report, call me at (253)502-2130. Please note that remaining samples associated with this report will be discarded 3 months from the date of this report unless we are notified otherwise.

Sincerely,

Stuart Magoon
Assistant Division Manager
Environmental Services Laboratory

cc.

PW Science and Engineering	Project: **Sauro Property RIFS**	
326 East D Street	Project Number: CIP-00020-01-03	**Reported:**
Tacoma WA, 98421	Project Manager: Calvin Taylor	17-Jun-13 14:06

ANALYTICAL REPORT FOR SAMPLES

Sample ID	Laboratory ID	Matrix	Date Sampled
MW-JS-20130612	T306119-01	Water	12-Jun-13 16:05
Trip Blank	T306119-02	Water	12-Jun-13 16:05

The results in this report apply to the samples analyzed in accordance with the chain of custody document. This analytical report must be reproduced in its entirety.

Lori A. Zbonalski
Reviewed By

CHAIN OF CUSTODY

The sample was received under appropriate Chain of Custody procedures.

SAMPLE RECEIPT, PRESERVATION AND STORAGE

The sample was properly preserved and stored in accordance with the applicable method requirements.

HOLDING TIMES

All analyses were performed within the required holding times.

METHODS

The sample was analyzed by the following methods:

EPA Method 8260

MINIMUM REPORTING LIMITS

All analytes are reported to the Minimum Project Report Limit. Some analytes may be reported to the Method Detection Limit (MDL) to meet the Minimum Project Reporting Limit. In these cases, values are qualified as estimated (J) between the MDL and Practical Quantitation Limit (PQL) as not as precise as values reported greater than the PQL (the low standard or 3 -5 times the MDL).

METHOD BLANKS

Blanks were analyzed at the required frequencies of the methods. Blank values were less than the PQL, sample concentrations were greater than 10 times the blank values, or the analytes were not detected in the sample.

SURROGATE COMPOUNDS

Surrogate compounds were added to each sample to monitor system performance. Surrogate recoveries were within the laboratory's control limits.

LABORATORY CONTROL SAMPLES

Laboratory Control Samples were analyzed with these samples for all parameters. The recoveries for the associated LCS were within the laboratory limits, except for cis(1,2-Dichloroethene and m/p-Xylene. Recoveries are listed in the QC section of the following data pages. The recoveries were both above 90% and had better accuracy than is required for the continuing calibration. No data is qualified.

MATRIX SPIKE AND MATRIX SPIKE DUPLICATE ANALYSIS

Matrix Spike and/or Matrix Spike Duplicate analysis was performed with these samples. The recoveries were within the laboratory limits, except for cis-1,2-Dichloroethene. The recoveries are shown in the QC section of the following data pages. The recoveries were both above 90% and had better accuracy than is required for the continuing calibration. No data is qualified..

INTERNAL STANDARDS

Internal Standards were added to these samples for quantitation purposes. The Area counts of these standards must not vary more than a factor of two from the mid-point standard of the calibration curve according to the method. The retention times must not vary by more than 30 seconds. No compounds varied by more than 30 seconds retention time. The internal standard criteria were met for these samples.

DATA AVAILABILITY

All data associated with the samples referenced in this report are archived at the Environmental Services Laboratory and are available upon request.

PW Science and Engineering	Project: **Sauro Property RIFS**	
326 East D Street	Project Number: CIP-00020-01-03	**Reported:**
Tacoma WA, 98421	Project Manager: Calvin Taylor	17-Jun-13 14:06

MW-JS-20130612
T306119-01 (Water)
12-Jun-13 16:05

Analyte	Result	PQL		Units	Prepared	Analyzed	Method
VOA							
Benzene	0.5 U	0.5		ug/L	13-Jun-13	13-Jun-13	EPA 8260C
cis-1,2-Dichloroethene	0.2 U	0.2		ug/L	13-Jun-13	13-Jun-13	EPA 8260C
Ethylbenzene	0.5 U	0.5		ug/L	13-Jun-13	13-Jun-13	EPA 8260C
m/p-Xylene	1.0 U	1.0		ug/L	13-Jun-13	13-Jun-13	EPA 8260C
o-Xylene	0.5 U	0.5		ug/L	13-Jun-13	13-Jun-13	EPA 8260C
Tetrachloroethene	0.2 U	0.2		ug/L	13-Jun-13	13-Jun-13	EPA 8260C
Toluene	0.5 U	0.5		ug/L	13-Jun-13	13-Jun-13	EPA 8260C
trans-1,2-Dichloroethene	0.5 U	0.5		ug/L	13-Jun-13	13-Jun-13	EPA 8260C
Trichloroethene	0.2 U	0.2		ug/L	13-Jun-13	13-Jun-13	EPA 8260C
Vinyl Chloride	0.2 U	0.2		ug/L	13-Jun-13	13-Jun-13	EPA 8260C
Surrogate: 1,2-Dichloroethane-d4		*99.5 %*	*26-175*		*13-Jun-13*	*13-Jun-13*	*EPA 8260C*
Surrogate: 4-Bromofluorobenzene		*101 %*	*86-126*		*13-Jun-13*	*13-Jun-13*	*EPA 8260C*
Surrogate: Dibromofluoromethane		*103 %*	*81-130*		*13-Jun-13*	*13-Jun-13*	*EPA 8260C*
Surrogate: Toluene-d8		*101 %*	*82-127*		*13-Jun-13*	*13-Jun-13*	*EPA 8260C*

PW Science and Engineering	Project: **Sauro Property RIFS**	
326 East D Street	Project Number: CIP-00020-01-03	**Reported:**
Tacoma WA, 98421	Project Manager: Calvin Taylor	17-Jun-13 14:06

Trip Blank
T306119-02 (Water)
12-Jun-13 16:05

Analyte	Result	PQL		Units	Prepared	Analyzed	Method
VOA							
Benzene	0.5 U	0.5		ug/L	13-Jun-13	13-Jun-13	EPA 8260C
cis-1,2-Dichloroethene	0.2 U	0.2		ug/L	13-Jun-13	13-Jun-13	EPA 8260C
Ethylbenzene	0.5 U	0.5		ug/L	13-Jun-13	13-Jun-13	EPA 8260C
m/p-Xylene	1.0 U	1.0		ug/L	13-Jun-13	13-Jun-13	EPA 8260C
o-Xylene	0.5 U	0.5		ug/L	13-Jun-13	13-Jun-13	EPA 8260C
Tetrachloroethene	0.2 U	0.2		ug/L	13-Jun-13	13-Jun-13	EPA 8260C
Toluene	0.5 U	0.5		ug/L	13-Jun-13	13-Jun-13	EPA 8260C
trans-1,2-Dichloroethene	0.5 U	0.5		ug/L	13-Jun-13	13-Jun-13	EPA 8260C
Trichloroethene	0.2 U	0.2		ug/L	13-Jun-13	13-Jun-13	EPA 8260C
Vinyl Chloride	0.2 U	0.2		ug/L	13-Jun-13	13-Jun-13	EPA 8260C
Surrogate: 1,2-Dichloroethane-d4		*102 %*	*26-175*		*13-Jun-13*	*13-Jun-13*	*EPA 8260C*
Surrogate: 4-Bromofluorobenzene		*107 %*	*86-126*		*13-Jun-13*	*13-Jun-13*	*EPA 8260C*
Surrogate: Dibromofluoromethane		*105 %*	*81-130*		*13-Jun-13*	*13-Jun-13*	*EPA 8260C*
Surrogate: Toluene-d8		*101 %*	*82-127*		*13-Jun-13*	*13-Jun-13*	*EPA 8260C*

PW Science and Engineering	Project: **Sauro Property RIFS**	
326 East D Street	Project Number: CIP-00020-01-03	**Reported:**
Tacoma WA, 98421	Project Manager: Calvin Taylor	17-Jun-13 14:06

VOA - Quality Control

Environmental Services Laboratory

Sample ID Analyte	Result	Units	Spike Level	Source Result	%REC	%REC Limits	RPD	RPD Limit	Notes
Batch 1324039 - Volatile Organics No-Prep									
Blank (1324039-BLK1)			Prepared & Analyzed: 13-Jun-13						
Surrogate: 1,2-Dichloroethane-d4	*20*	ug/L	*20.0*		*98.6*	*26-175*			
Surrogate: 4-Bromofluorobenzene	*21*	ug/L	*20.0*		*105*	*86-126*			
Benzene	0.5 U	ug/L							
cis-1,2-Dichloroethene	0.2 U	ug/L							
Surrogate: Dibromofluoromethane	*20*	ug/L	*20.0*		*99.6*	*81-130*			
Ethylbenzene	0.5 U	ug/L							
m/p-Xylene	1.0 U	ug/L							
o-Xylene	0.5 U	ug/L							
Tetrachloroethene	0.2 U	ug/L							
Toluene	0.5 U	ug/L							
Surrogate: Toluene-d8	*20*	ug/L	*20.0*		*99.7*	*82-127*			
trans-1,2-Dichloroethene	0.5 U	ug/L							
Trichloroethene	0.2 U	ug/L							
Vinyl Chloride	0.2 U	ug/L							
LCS (1324039-BS1)			Prepared & Analyzed: 13-Jun-13						
Surrogate: 1,2-Dichloroethane-d4	*20*	ug/L	*20.0*		*102*	*26-175*			
Surrogate: 4-Bromofluorobenzene	*20*	ug/L	*20.0*		*102*	*86-126*			
Benzene	**19**	**ug/L**	**20.0**		**94.6**	**87-122**			
cis-1,2-Dichloroethene	**19**	**ug/L**	**20.0**		**92.8**	**96-116**			
Surrogate: Dibromofluoromethane	*21*	ug/L	*20.0*		*103*	*81-130*			
Ethylbenzene	**19**	**ug/L**	**20.0**		**93.5**	**85-134**			
m/p-Xylene	**37**	**ug/L**	**40.0**		**92.2**	**93-120**			
o-Xylene	**19**	**ug/L**	**20.0**		**95.2**	**80-120**			
Tetrachloroethene	**19**	**ug/L**	**20.0**		**97.0**	**81-126**			
Toluene	**18**	**ug/L**	**20.0**		**91.0**	**87-127**			
Surrogate: Toluene-d8	*20*	ug/L	*20.0*		*99.4*	*82-127*			
trans-1,2-Dichloroethene	**19**	**ug/L**	**20.0**		**92.9**	**85-120**			
Trichloroethene	**20**	**ug/L**	**20.0**		**99.2**	**84-123**			
Vinyl Chloride	**20**	**ug/L**	**20.0**		**101**	**69-126**			

The results in this report apply to the samples analyzed in accordance with the chain of custody document. This analytical report must be reproduced in its entirety.

Reviewed By

PW Science and Engineering	Project: **Sauro Property RIFS**	
326 East D Street	Project Number: CIP-00020-01-03	**Reported:**
Tacoma WA, 98421	Project Manager: Calvin Taylor	17-Jun-13 14:06

VOA - Quality Control

Environmental Services Laboratory

Sample ID / Analyte	Result	Units	Spike Level	Source Result	%REC	%REC Limits	RPD	RPD Limit	Notes
Batch 1324039 - Volatile Organics No-Prep									
Matrix Spike (1324039-MS1)	**Source: T306119-01**		Prepared & Analyzed: 13-Jun-13						
Surrogate: 1,2-Dichloroethane-d4	*19*	ug/L	*20.0*		*97.2*	*26-175*			
Surrogate: 4-Bromofluorobenzene	*21*	ug/L	*20.0*		*107*	*86-126*			
Benzene	**18**	**ug/L**	**20.0**	**ND**	**90.8**	**87-122**			
cis-1,2-Dichloroethene	**19**	**ug/L**	**20.0**	**ND**	**93.4**	**96-116**			
Surrogate: Dibromofluoromethane	*21*	ug/L	*20.0*		*103*	*81-130*			
Ethylbenzene	**21**	**ug/L**	**20.0**	**ND**	**103**	**85-134**			
m/p-Xylene	**41**	**ug/L**	**40.0**	**ND**	**103**	**93-120**			
o-Xylene	**21**	**ug/L**	**20.0**	**ND**	**106**	**80-120**			
Tetrachloroethene	**22**	**ug/L**	**20.0**	**ND**	**109**	**81-126**			
Toluene	**20**	**ug/L**	**20.0**	**ND**	**98.8**	**87-127**			
Surrogate: Toluene-d8	*20*	ug/L	*20.0*		*102*	*82-127*			
trans-1,2-Dichloroethene	**19**	**ug/L**	**20.0**	**ND**	**95.0**	**85-120**			
Trichloroethene	**20**	**ug/L**	**20.0**	**ND**	**101**	**84-123**			
Vinyl Chloride	**21**	**ug/L**	**20.0**	**ND**	**106**	**68-127**			
Matrix Spike Dup (1324039-MSD1)	**Source: T306119-01**		Prepared & Analyzed: 13-Jun-13						
Surrogate: 1,2-Dichloroethane-d4	*20*	ug/L	*20.0*		*100*	*26-175*			
Surrogate: 4-Bromofluorobenzene	*21*	ug/L	*20.0*		*105*	*86-126*			
Benzene	**18**	**ug/L**	**20.0**	**ND**	**88.6**	**87-122**	**2.51**	**20**	
cis-1,2-Dichloroethene	**18**	**ug/L**	**20.0**	**ND**	**90.5**	**96-116**	**3.10**	**20**	
Surrogate: Dibromofluoromethane	*21*	ug/L	*20.0*		*104*	*81-130*			
Ethylbenzene	**19**	**ug/L**	**20.0**	**ND**	**97.0**	**85-134**	**6.44**	**20**	
m/p-Xylene	**38**	**ug/L**	**40.0**	**ND**	**95.8**	**93-120**	**7.29**	**20**	
o-Xylene	**20**	**ug/L**	**20.0**	**ND**	**98.5**	**80-120**	**7.76**	**20**	
Tetrachloroethene	**20**	**ug/L**	**20.0**	**ND**	**101**	**81-126**	**7.58**	**20**	
Toluene	**18**	**ug/L**	**20.0**	**ND**	**91.7**	**87-127**	**7.50**	**20**	
Surrogate: Toluene-d8	*20*	ug/L	*20.0*		*102*	*82-127*			
trans-1,2-Dichloroethene	**18**	**ug/L**	**20.0**	**ND**	**91.3**	**85-120**	**4.02**	**20**	
Trichloroethene	**19**	**ug/L**	**20.0**	**ND**	**94.4**	**84-123**	**6.95**	**20**	
Vinyl Chloride	**18**	**ug/L**	**20.0**	**ND**	**88.8**	**68-127**	**17.8**	**20**	

PW Science and Engineering	Project: **Sauro Property RIFS**	
326 East D Street	Project Number: CIP-00020-01-03	**Reported:**
Tacoma WA, 98421	Project Manager: Calvin Taylor	17-Jun-13 14:06

Notes and Definitions

U	Analyte Not Detected at or above the associated value
UJ	Analyte Not Detected at or above the associated estimated value
ND	Analyte NOT DETECTED at or above the reporting limit
NR	Not Reported
dry	Sample results reported on a dry weight basis
RPD	Relative Percent Difference

City of Tacoma
Public Works — Environmental Services

Page 1 of 1

Chain of Custody Record

Send Results & Invoice to:
Environmental Services Laboratory
326 East D Street
Tacoma, WA 98421
(253) 502-2130
PO#:

SAP Accounting

Project Name: Sauros

Samplers (Print): Lauren Knickrehm and Sierra Mott

Analysis/# of Containers

Samples Sent to:
*Please send results to Calvin Taylor (City) and Lauren Knickrehm (Landau Associates) lknickrehm@landauinc.com

Work Order	Date	Time	Matrix	Grab	Composite	Sample ID	Total Containers	8260 VOCs	Remarks
T306119 (1&2)	6/13/13								
1 -01	6/12/13	1605	H2O			MW-JS-20130612	6	X	Analysis for PCE, cis-1,2-DCE, TCE, Vinyl Chloride, BTEX and trans-1,2-DCE
2 -02	—	—	H2O			Trip Blanks	2	X	
3									
4									
5									
6									
7									
8									
9									
10									
11									
12									
13									
14									
15									
16									

Relinquished By (Signature):	Date/Time	Received By (Signature):	Relinquished By (Signature):	Date/Time	Received for Laboratory By (Signature):
Lauren Knickrehm	6-12-2013 1630			6-12-2013 1630	Bill Emmerich

Relinquished By (Signature):	Date/Time	Received for Analysis By (Signature):	Date/Time	Remarks

Distribution: WHITE - Laboratory CANARY - Other PINK - Inorganics GOLDENROD - Organics

Log In Review LCW 6-13-13 1300

PW 523500 001 1111 a