# TECHNICAL MEMORANDUM

LANDAU ASSOCIATES
ENVIRONMENTAL | GEOTECHNICAL | NATURAL RESOURCES

TO: Marv Coleman, Washington State Department of Ecology

cc: Calvin D. Taylor, L.Hg., Environmental Services, City of Tacoma

FROM: Lauren Knickrehm, EIT and Eric Weber, L.Hg.

DATE: May 3, 2013

**RE: STATUS REPORT NO. 3**
**FORMER SAURO'S CLEANERAMA SITE**
**TACOMA, WASHINGTON**
**SITE ID 4339824**

## INTRODUCTION

The City of Tacoma (City) has been conducting quarterly groundwater monitoring activities in the vicinity of the former Sauro's Cleanerama site (site) since 2010. In December 2012, the City conducted the second quarterly monitored natural attenuation (MNA) groundwater data collection event. In January 2013 the City conducted a routine quarterly volatile organic compound (VOC) groundwater data collection event. On behalf of the City, Landau Associates is providing Groundwater Monitoring Status Report No. 3 which covers these groundwater monitoring activities conducted in December 2012 and January 2013.

## QUARTERLY GROUNDWATER MONITORING PROGRAM SUMMARY

The existing site groundwater monitoring well network includes a total of 15 wells (Figure 1). Of the 15 wells, 10 well locations have been sampled quarterly as part of an ongoing VOC monitoring program since 2010. The other five locations are not sampled for VOCs due to dry conditions at the well (MW-3) or previous sampling data indicated that the well was not impacted by VOCs (RNS-MW3, RNS-MW4, RNS-MW5, and RNS-MW7).

The current VOC sampling program has been in place since 2010. The 10 well locations that are sampled under the current program are MW1, MW2, MW13, LAI-MW1, LAI-MW2, LAI-MW3, LAI-MW4, LAI-MW5, RNS-MW2, and RNS-MW6. Two of the wells are sampled using a peristaltic pump (MW1 and MW2) and all others are sampled using permeable diffusion bags (PDBs). Well locations RNS-MW2, RNS-MW6, and LAI-MW5 have samples collected at two discrete depths since they have relatively long screens, whereas all other wells have one sampling depth. All samples are analyzed for VOCs by U.S. Environmental Protection Agency Method 8260. The wells in the current sampling

program, the sample depths, and the sample collection methods are presented in Table 1. The analytical methods, reporting limits, preservatives, and holding times are presented in Table 2.

The City collected MNA data for the first time since the 2009 interim action during September 2012. The MNA data collection was approved by Washington State Department of Ecology (Ecology; Coleman, M. 2012a) under an MNA work plan (Landau Associates 2012a). On December 14, 2012, the City submitted a schedule extension request letter (Landau Associates 2012b) to Ecology requesting that the MNA sampling program from September 2012 be implemented on a quarterly basis for approximately one additional year (at a minimum) to allow for evaluation of MNA as a part of the site cleanup remedy. Ecology approved of the schedule extension and quarterly MNA sampling on December 21, 2012 (Coleman, M. 2012b).

The quarterly MNA sampling program consists of a total of 11 well locations. This program includes the 10 wells that are sampled for VOCs plus well RNS-MW7. Well RNS-MW7 is sampled because VOCs have not been detected at this location and therefore, may provide information on background conditions in the aquifer. MNA samples are collected from one discrete interval at each well. The wells sampled for MNA parameters, the sample depths, and sample collection methods are summarized in Table 1. The analytical methods, reporting limits, preservatives, holding times, and field collection methods for MNA parameters are presented in Table 2.

**VOLATILE ORGANIC COMPOUND DATA**

The City collected first quarter 2013 VOC data on January 15, 2013. All 10 wells and all sampling intervals were sampled in general accordance with provisions listed in Table 1 and Table 2[1], except the laboratory used a reporting limits of 0.5 µg/L instead of the standard Table 2 reporting limit of 0.2 µg/L. Seven of the ten wells monitor the primary tetrachloroethene (PCE) plume that emanates from northeast of the former Sauro's property in an eastern direction; the other three wells (specifically RNS-MW2, MW1, and MW2) monitor a secondary PCE plume that is relatively low-concentration and emanates from the former Sauro's property towards the south along Court A, a relatively short distance. The discussion on VOC concentrations in this report focuses on the primary plume well data, but secondary plume well data is provided in Table 3.

VOC concentrations within the primary plume[2] are variable with notable decreasing trends at some wells since the interim action (January 2010) as shown on Figure 2. However, PCE concentrations increased significantly at RNS-MW6-42.5 and LAI-MW3, to the maximum concentrations to date;

[1] The practical quantitation limit for trichloroethene (TCE) was 0.5 micrograms per liter (µg/L) during the July 2012 event, but has since been set at 0.2 µg/L for the project. The current quantitation limit was used in October 2012 and will be used for future sampling events.

[2] The primary plume extends from the northeast corner of the site eastward toward the Thea Foss Waterway.

previous data from October 2012 indicated significant PCE concentration decreases at these two wells as reported in Status Report No. 2 (Landau Associates 2013).

Well RNS-MW6 defines the upgradient extent of the primary PCE plume and is located just north of the former Sauro's Cleanerama. This well has two PDBs installed in a 20 foot (ft) screen. The PCE concentration in the shallower PDB (depth of 42.5 ft) increased significantly while the concentration in the deeper PDB (depth of 52.5 ft) decreased slightly; time series concentration data is shown on Figure 3.

Well MW-13 is located downgradient to the northeast of RNS-MW6. PCE concentrations at MW-13 showed a decreasing trend between January 2011 and July 2012 and appear to show a slightly increasing trend since April 2012. Time series concentration data for MW-13 is shown on Figure 4.

LAI-MW2 is located southeast of MW-13. LAI-MW2 showed a decreasing trend between October 2010 and April 2012 with an increasing trend from April 2012 to October 2012, and most recently indicates a slightly decreasing trend. Also, an anomalous dramatic decline of PCE was noted in April 2012, but concentrations rebounded in July 2012. Time series concentration data for LAI-MW2 is shown on Figure 5.

LAI-MW3 is located northeast of LAI-MW2 at the eastern edge of downtown Tacoma. PCE concentrations at this well have been steadily declining since 2011 and showed a relatively dramatic decrease from July 2012 to October 2012, and now a relatively dramatic increase from October 2012 to January 2013; time series concentration data is shown on Figure 6.

LAI-MW4 is located east of LAI-MW3 near the Thea Foss Waterway. PCE concentrations at this well have steadily declined since July 2011, and have been below laboratory reporting limits for the last four sampling events; time series concentration data is shown on Figure 7.

In addition to the time series concentration figures, the most recent VOC data (January 2013) from wells along the west-to-east primary plume axis are presented on Figure 8 (PCE), Figure 9 (TCE), and Figure 10 [cis-1,2-dichloroethene (cis-1,2-DCE)]. All January 2013 VOC data results are presented in Table 3. The associated laboratory report is presented as Appendix A.

## MONITORED NATURAL ATTENUATION DATA

The City collected fourth quarter 2012 MNA data in December 2012. The December 2012 event was conducted on December 19, 20, and 21. The December 2012 event was the second MNA data collection event since April 2009. The data appears to indicate that favorable conditions for reductive dechlorination occur at well LAI-MW5 (near source area), LAI-MW4 (most downgradient well), and MW1 (south of LAI-MW5). Favorable MNA conditions include the depletion of nitrate with the presence of ferrous iron, relatively low sulfate, and detectable concentrations of methane. The dissolved oxygen readings at LAI-MW5, LAI-MW4, and MW1 are consistent with anaerobic conditions. At the

remaining nine wells, data were not conclusive regarding the potential for reductive dechlorination. The April 2009 and September and December 2012 MNA data results are presented in Table 4. The December 2012 MNA data is shown on Figure 11. The MNA laboratory report for the most recent sampling event (December 2012) is provided as Appendix B.

## PLANNED GROUNDWATER MONITORING ACTIVITIES

The next planned groundwater monitoring activities include quarterly MNA and VOC sampling events in April 2013. The results from these planned groundwater monitoring activities will be presented in Status Report No. 4.

Please let us know if you have any questions concerning groundwater monitoring activities presented in this Status Report No. 3.

LKK/EFW/jrc

## REFERENCES


Coleman, M. 2012a. Email message from Marv Coleman, Toxics Cleanup Program, Washington State Department of Ecology, to Lauren McIntire, Landau Associates. Re: *Sauro's – Ecology Review Draft MNA Work Plan.* Copy of the draft MNA work plan with Ecology comments was attached. September 5.

Coleman, M. 2012b. Email message from Marv Coleman, Toxics Cleanup Program, Washington State Department of Ecology to Lauren Knickrehm, Landau Associates. Re: *Sauro's – RI/FS Schedule Extension Request Letter Submittal.* December 21.

Landau Associates. 2013. Technical Memorandum: *Status Report No. 2, Former Sauro's Cleanerama Site, Site ID 4339824.* Prepared for Washington State Department of Ecology on behalf of the City of Tacoma. January 31.

Landau Associates. 2012a. Technical Memorandum: *Monitored Natural Attenuation Remedy Evaluation Sampling Work Plan, Sauro's Cleanerama Site, Site ID 4339824.* Prepared for Washington State Department of Ecology on behalf of the City of Tacoma. September 6.

Landau Associates. 2012b. Letter: *Remedial Investigation/Feasibility Study Schedule Status and Extension Request, Former Sauro's Cleanerama Site, Tacoma, Washington, Site ID:4339824.* From Lauren Knickrehm, Landau Associates to Marv Coleman, Toxics Cleanup Program, Washington State Department of Ecology. December 14.


## ATTACHMENTS

Figure 1: Existing Monitoring Well Network and Cross Section Area
Figure 2: Tetrachloroethene Concentrations at Select Wells
Figure 3: Select Volatile Organic Compound Concentrations at RNS-MW6
Figure 4: Select Volatile Organic Compound Concentrations at MW-13
Figure 5: Select Volatile Organic Compound Concentrations at LAI-MW2

Figure 6: Select Volatile Organic Compound Concentrations at LAI-MW3
Figure 7: Select Volatile Organic Compound Concentrations at LAI-MW4
Figure 8: Vertical Extent of PCE January 2013
Figure 9: Vertical Extent of TCE January 2013
Figure 10: Vertical Extent of cis-1,2-DCE January 2013
Figure 11: Monitored Natural Attenuation Data December 2012

Table 1: Quarterly Sampling Locations, Depths, and Methods
Table 2: Quarterly Sampling Laboratory and Field Parameter Details
Table 3: Constituents of Concern Groundwater Analytical Results
Table 4: Monitored Natural Attenuation Parameters

Appendix A: January 2013 Volatile Organic Compound Data Lab Report T301121
Appendix B: December 2012 Monitored Natural Attenuation Data Lab Report T212133

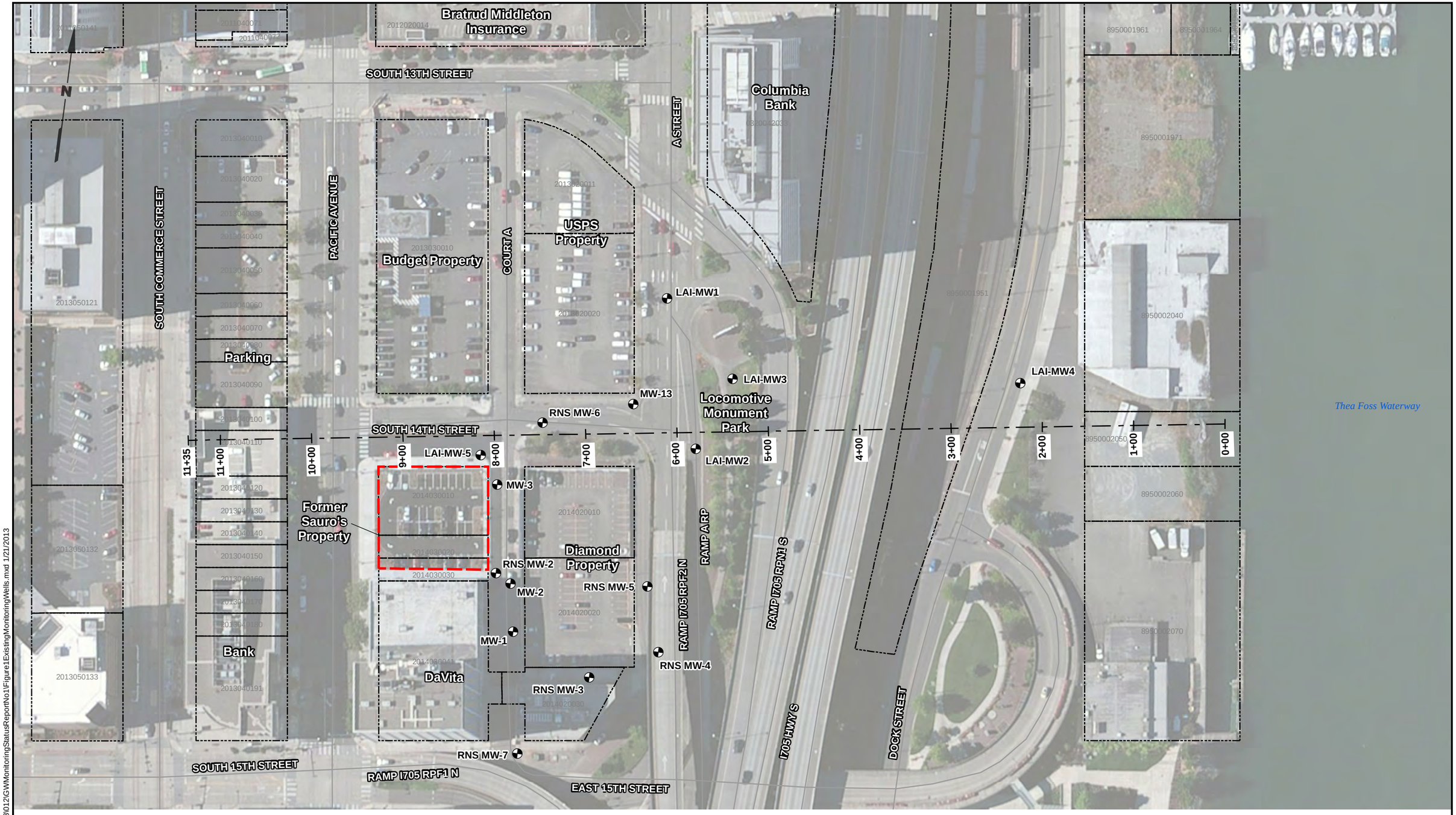


Y:\Projects\094048\012\GW\MonitoringStatusReport\No1\Figure1ExistingMonitoringWells.mxd 1/21/2013

Legend

- Monitoring Wells
- Cross Section Location
- Subject Property

0 100 200

Scale in Feet

Data Source: Pierce County GIS; Bing Maps Aerial Imagery

LANDAU ASSOCIATES

Sauro's Property RI/FS
Tacoma, Washington

**Existing Monitoring Well Network and Cross Section Area**

Figure 1

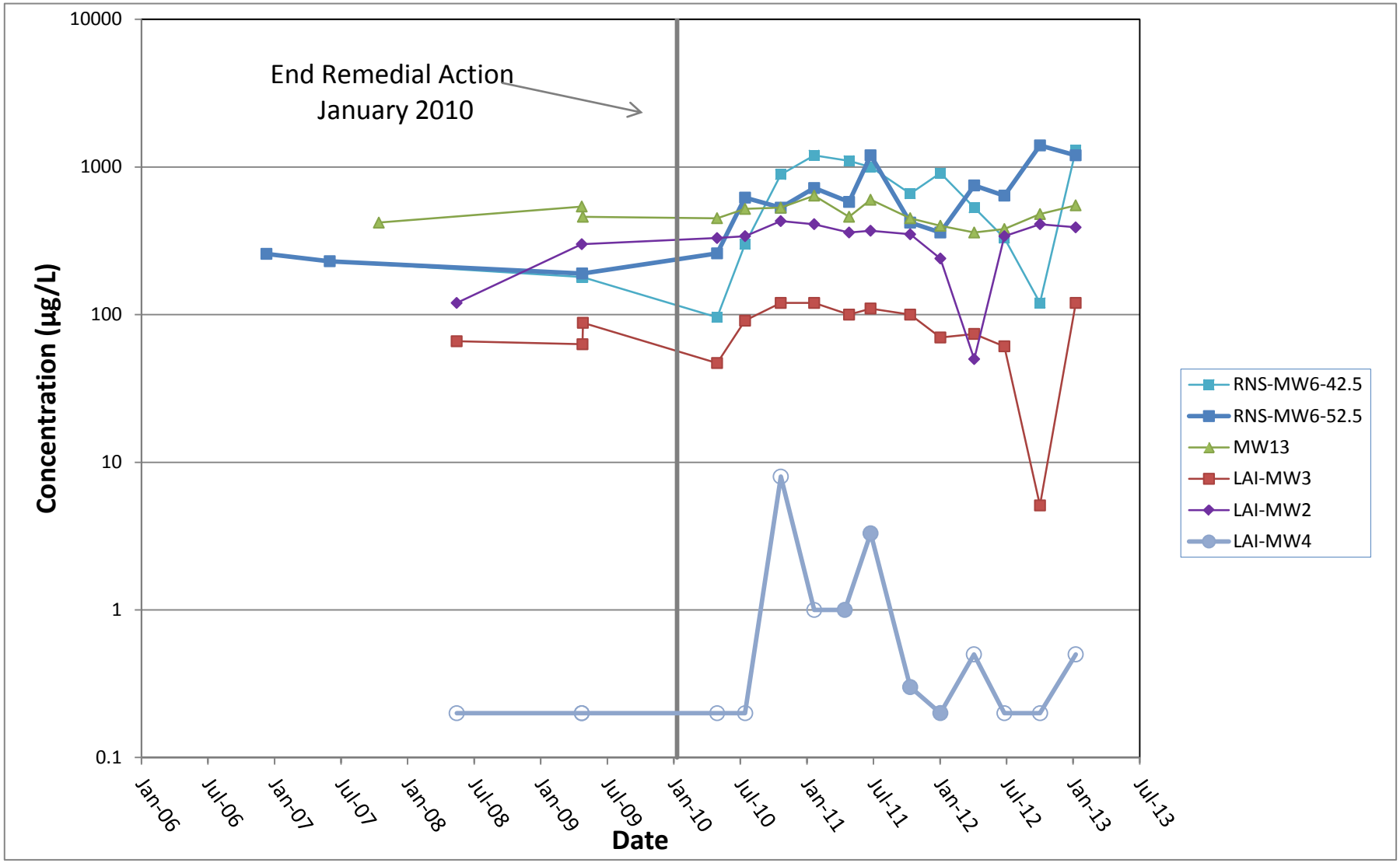


**Note on data point markers:**
Closed = detected values
Open = non-detected values at the analytical reporting limit

LANDAU ASSOCIATES

Sauro's Property RI/FS
Tacoma, Washington

**Tetrachloroethene Concentrations at Select Wells**

Figure
2

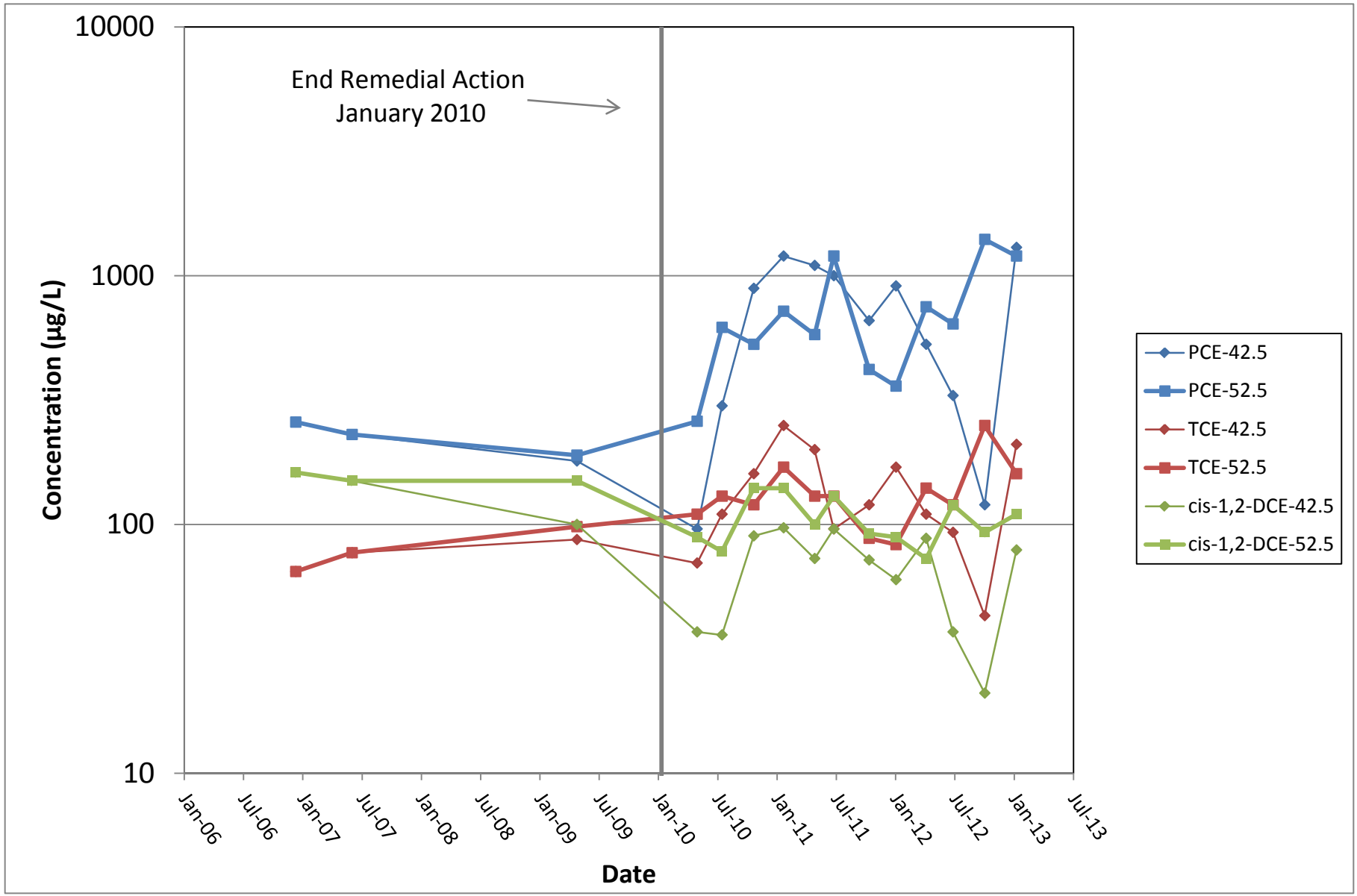


LANDAU ASSOCIATES

Sauro's Property RI/FS
Tacoma, Washington

**Select Volatile Organic Compound Concentrations at RNS-MW6**

Figure
3

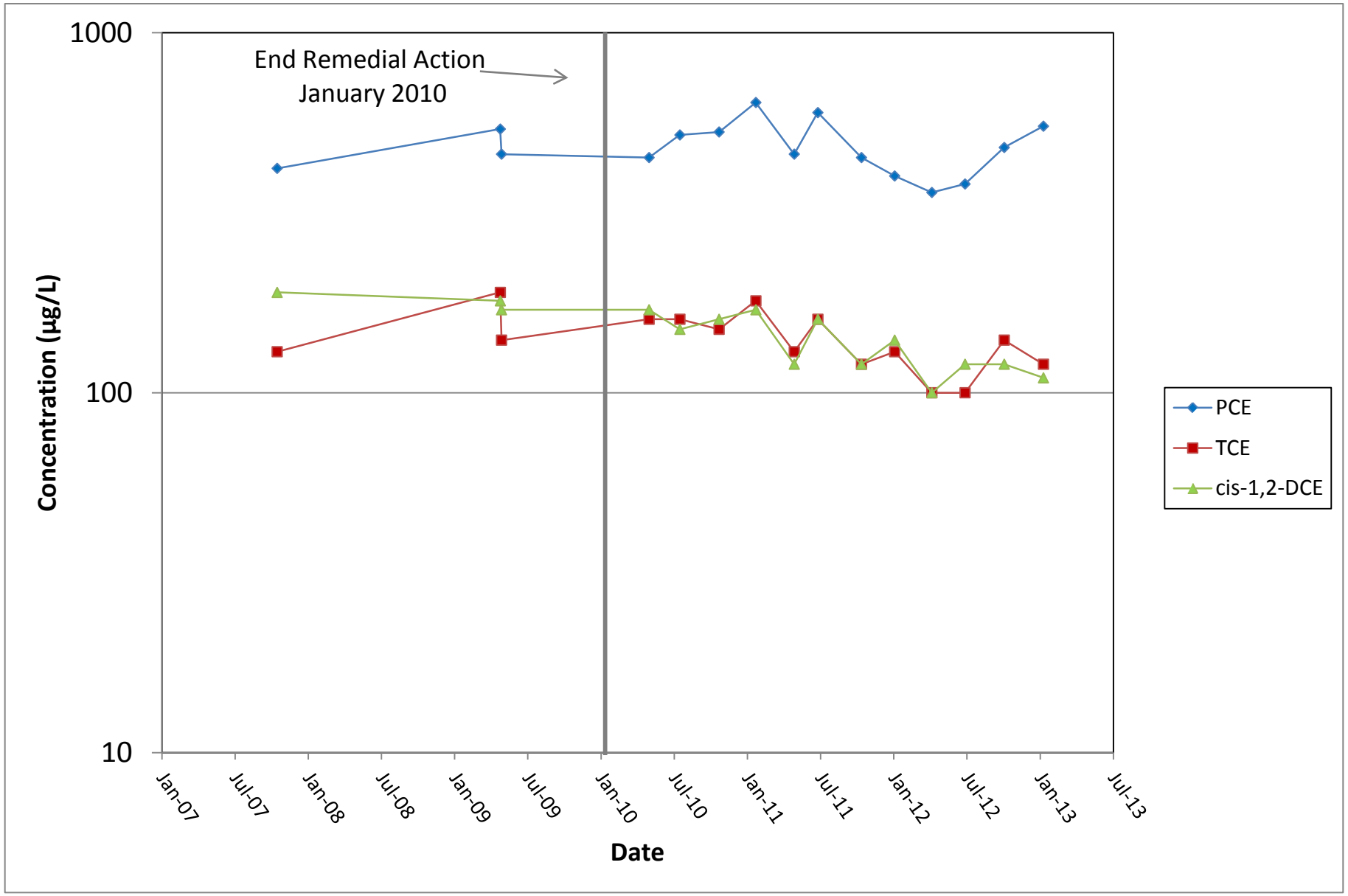


LANDAU ASSOCIATES

Sauro's Property RI/FS
Tacoma, Washington

**Select Volatile Organic Compound Concentrations at MW-13**

Figure
4

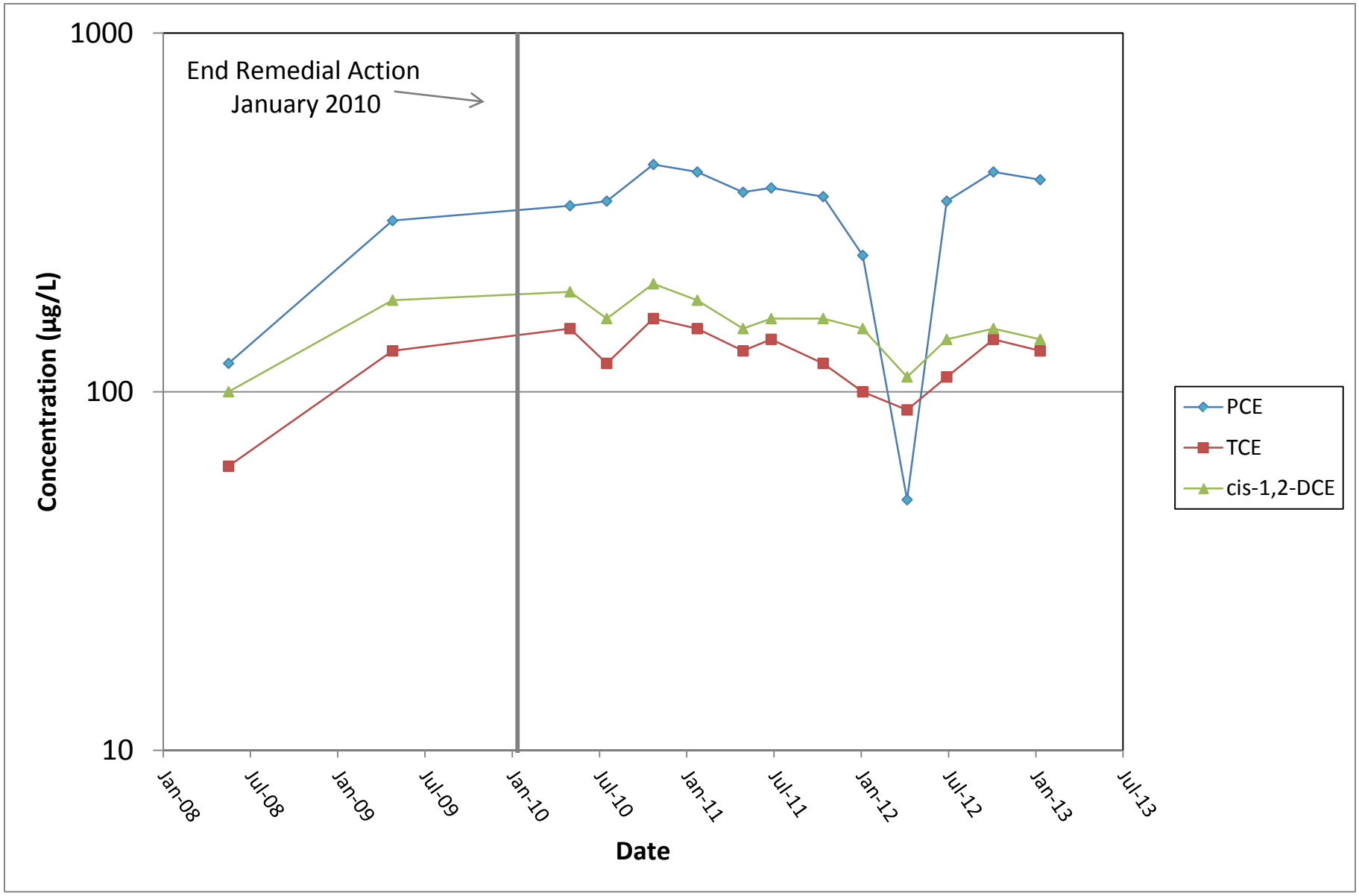


LANDAU ASSOCIATES

| | | |
|---|---|---|
| Sauro's Property RI/FS<br>Tacoma, Washington | **Select Volatile Organic Compound Concentrations at LAI-MW2** | Figure<br>5 |

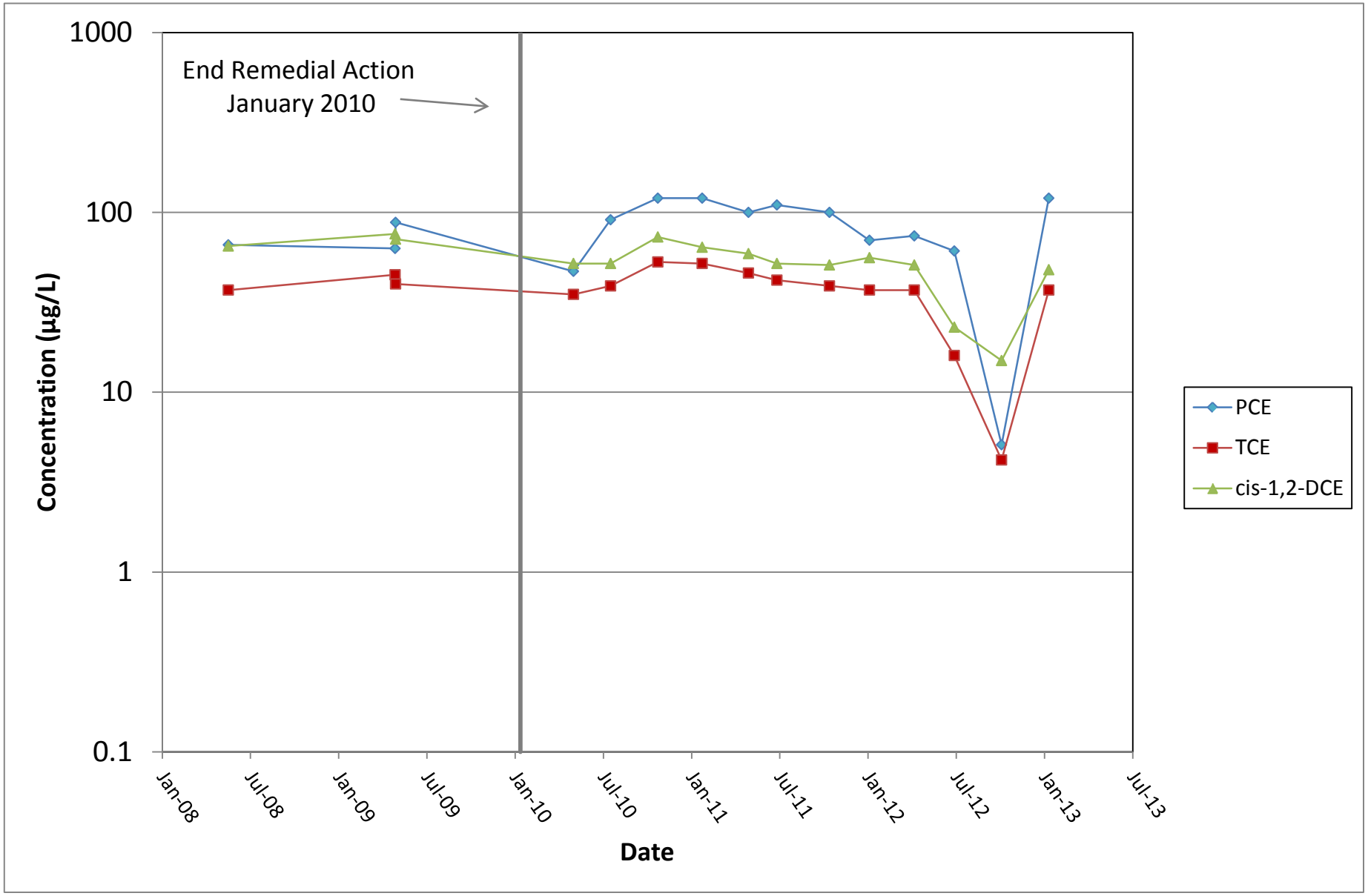


LANDAU ASSOCIATES

Sauro's Property RI/FS
Tacoma, Washington

**Select Volatile Organic Compound Concentrations at LAI-MW3**

Figure
6

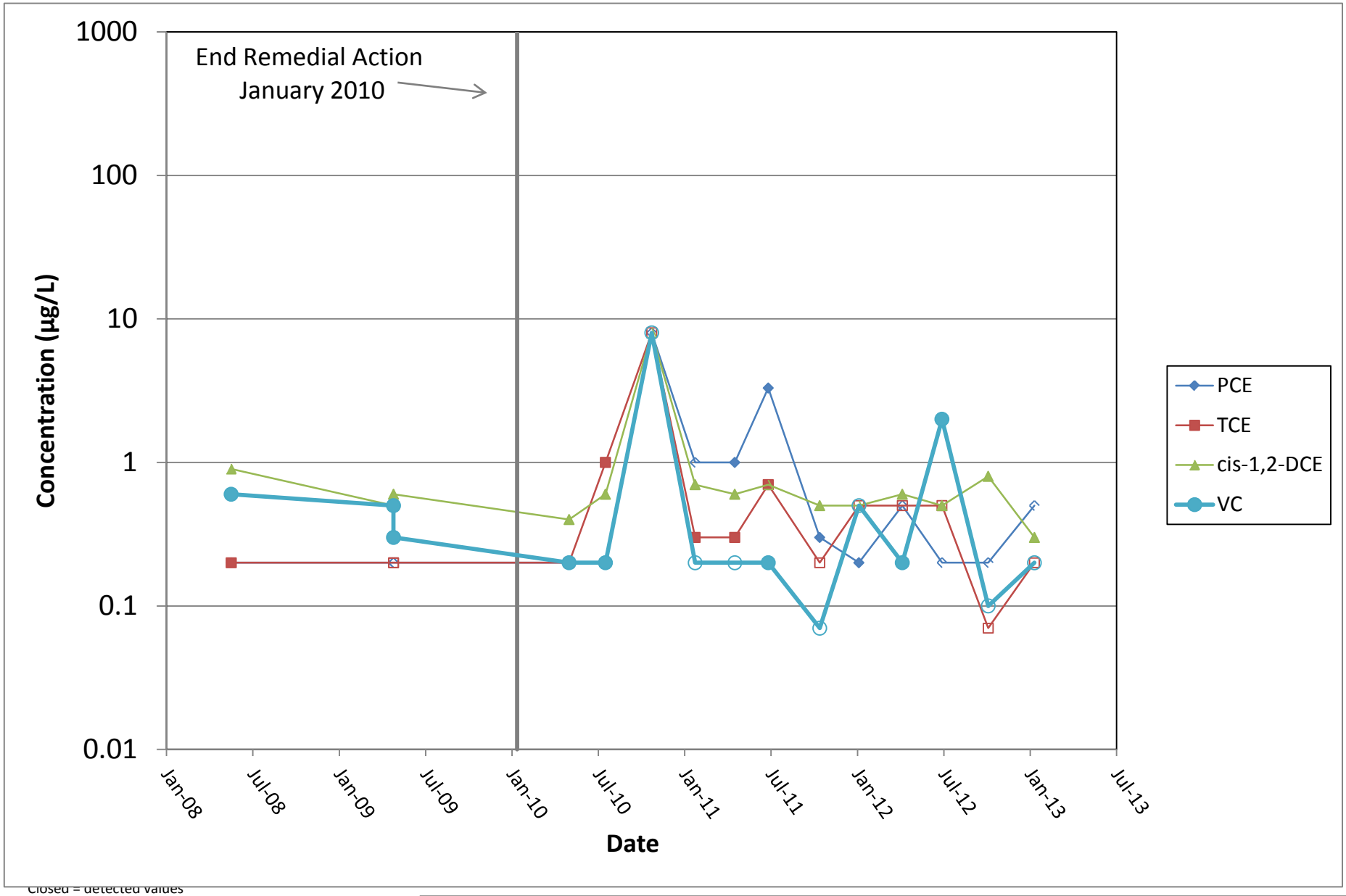


Closed = detected values
Open = non-detected values at the analytical reporting limit

LANDAU ASSOCIATES

Sauro's Property RI/FS
Tacoma, Washington

**Select Volatile Organic Compound Concentrations at LAI-MW4**

Figure
7

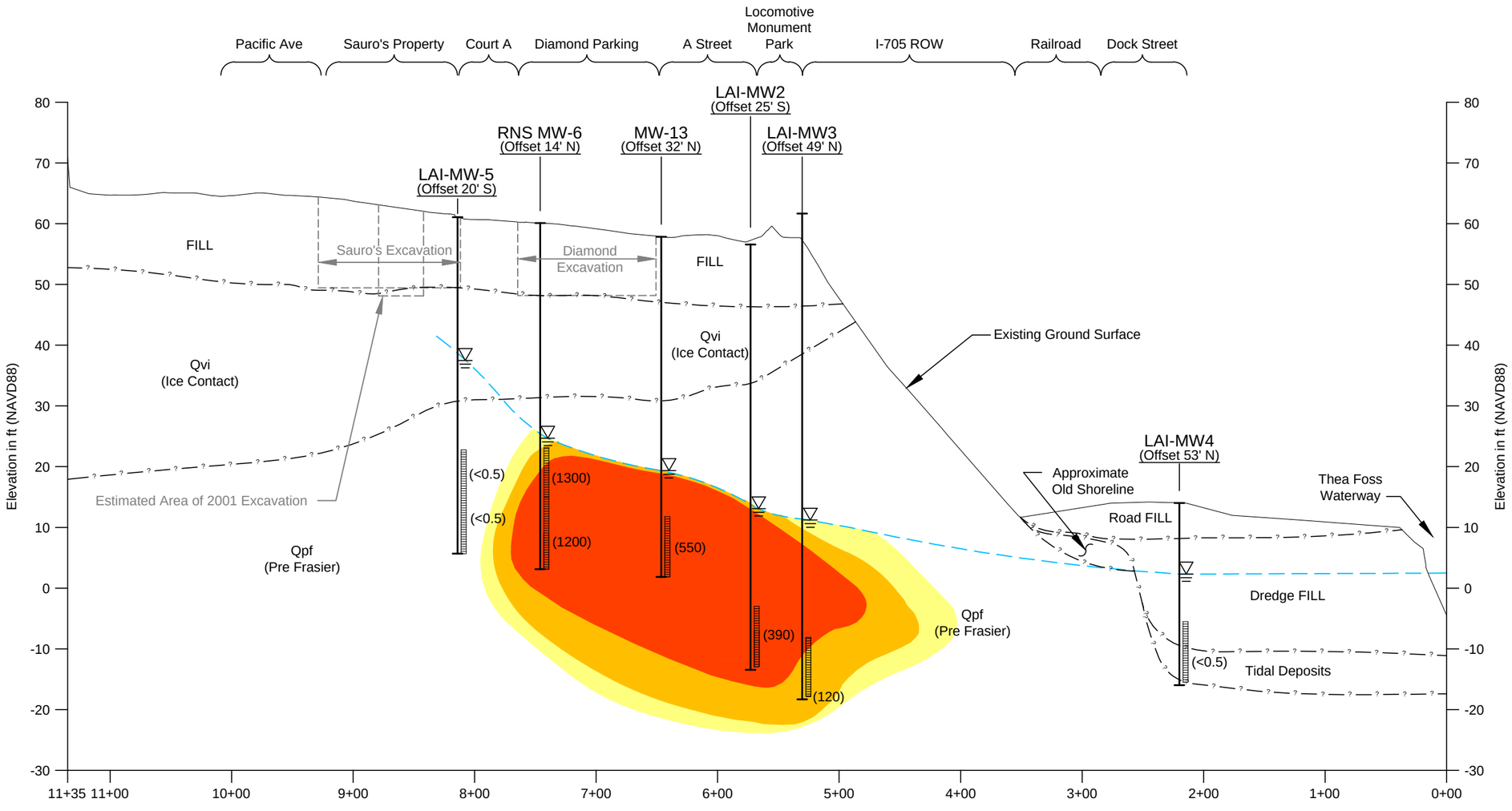


## Legend

- Indicates a Decommissioned Well
- **MW-1** — Project Exploration Designation
- (Offset 160' W) — Offset Distance in Feet and Direction
- Top of Exploration
- Groundwater Level
- Inferred Groundwater Table
- Inferred Geologic Contact
- Well Screen Interval (If Installed)
- (##) — PCE Concentration (µg/L)
- Bottom of Exploration
- Subgrade Areas

**PCE Concentration Range (µg/L)**

| | |
|---|---|
| Yellow | 5 - 50 |
| Orange | 50 - 200 |
| Red | >200 |

## Notes:

1. Soil descriptions are generalized, based on interpretation of field and laboratory data. Stratigraphic contracts are interpolated between borings and based on topographic features; actual conditions may vary. See Landau Associates Phase 2 Investigation report text for descriptions of geologic units.
2. For cross-section profile location see Figure 1.
3. PCE concentration data shown in micrograms per liter. Data from January 2013.
4. Water level data from January 2013.
5. Black and white reproduction of this color original may reduce its effectiveness and lead to incorrect interpretation.

0 100 200

Horizontal Scale: 1"=100'
Vertical Scale: 1"=20'

Base map source: Contours Provided By City of Tacoma 2008

LANDAU ASSOCIATES

Sauro's Property RI/FS
Tacoma, Washington

**Vertical Extent of PCE**
**January 2013**

Figure 8

Report | V:\094\048\012.013\RI\FS\Plan-GeoSections Jan2013.dwg (A) "Figure 8" 3/21/2013

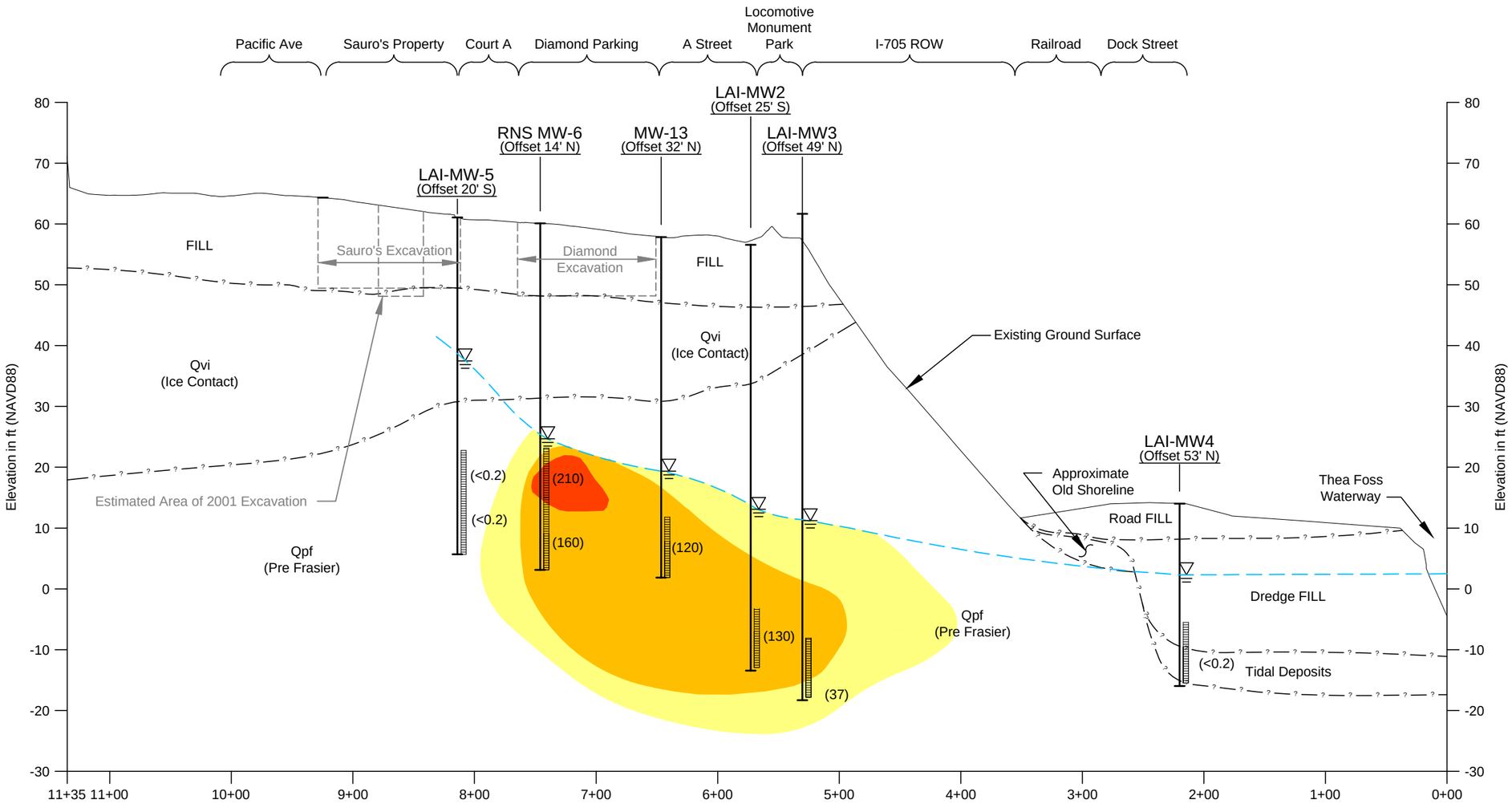


## Legend

- ✱ — Indicates a Decommissioned Well
- MW-1 — Project Exploration Designation
- (Offset 160' W) — Offset Distance in Feet and Direction
- Top of Exploration
- Groundwater Level
- Inferred Groundwater Table
- Inferred Geologic Contact
- Well Screen Interval (If Installed)
- (##) — TCE Concentration (µg/L)
- Bottom of Exploration
- Subgrade Areas

**TCE Concentration Range (µg/L)**

- Yellow 5 - 50
- Orange 50 - 200
- Red >200

## Notes:

1. Soil descriptions are generalized, based on interpretation of field and laboratory data. Stratigraphic contracts are interpolated between borings and based on topographic features; actual conditions may vary. See Landau Associates Phase 2 Investigation report text for descriptions of geologic units.
2. For cross-section profile location see Figure 1.
3. TCE concentration data shown in micrograms per liter. Data from January 2013.
4. Water level data from January 2013.
5. Black and white reproduction of this color original may reduce its effectiveness and lead to incorrect interpretation.

0 100 200

Horizontal Scale: 1"=100'
Vertical Scale: 1"=20'

Base map source: Contours Provided By City of Tacoma 2008

LANDAU ASSOCIATES

Sauro's Property RI/FS
Tacoma, Washington

**Vertical Extent of TCE**
**January 2013**

Figure 9

Report | V:\094\048\012.013\RIFS\Plan-GeoSections Jan2013.dwg (A) "Figure 9" 3/21/2013

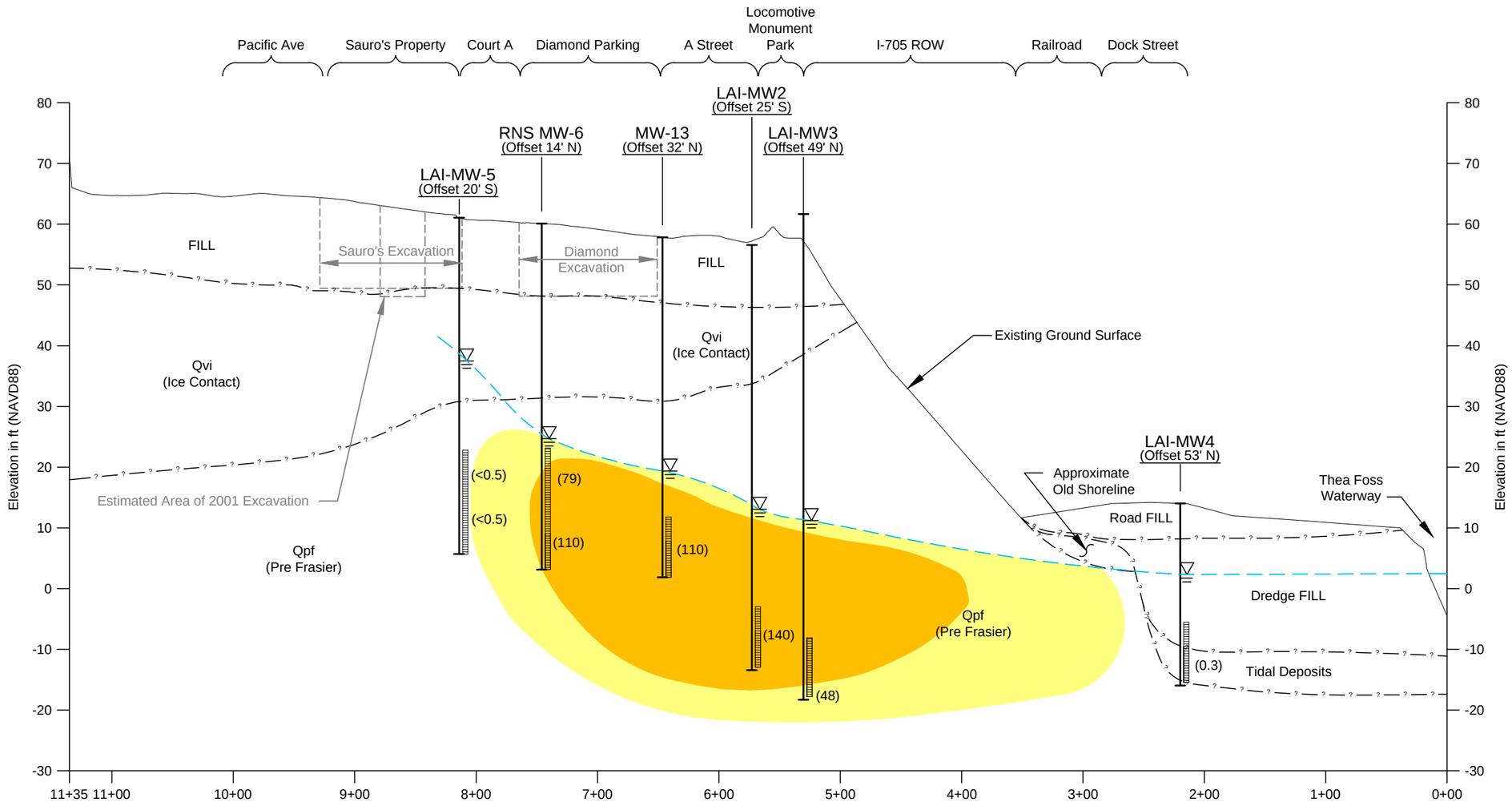


## Legend

- ✱ — Indicates a Decommissioned Well
- MW-1 — Project Exploration Designation
- (Offset 160' W) — Offset Distance in Feet and Direction
- Top of Exploration
- Groundwater Level
- Inferred Groundwater Table
- Inferred Geologic Contact
- Well Screen Interval (If Installed)
- (##) — cis-1,2-DCE Concentration (µg/L)
- Bottom of Exploration
- Subgrade Areas

**cis-1,2-DCE Concentration Range (µg/L)**

- Yellow 5 - 50
- Orange 50 - 200
- Red >200

## Notes:

1. Soil descriptions are generalized, based on interpretation of field and laboratory data. Stratigraphic contracts are interpolated between borings and based on topographic features; actual conditions may vary. See Landau Associates Phase 2 Investigation report text for descriptions of geologic units.
2. For cross-section profile location see Figure 1.
3. cis-1,2-DCE concentration data shown in micrograms per liter. Data from January 2013.
4. Water level data from January 2013.
5. Black and white reproduction of this color original may reduce its effectiveness and lead to incorrect interpretation.

0 100 200

Horizontal Scale: 1"=100'
Vertical Scale: 1"=20'

Base map source: Contours Provided By City of Tacoma 2008

LANDAU ASSOCIATES

Sauro's Property RI/FS
Tacoma, Washington

**Vertical Extent of cis-1,2-DCE**
**January 2013**

Figure
10

Report | V:\094\048\012.013\RIFS\Plan-GeoSections Jan2013.dwg (A) "Figure 10" 3/21/2013

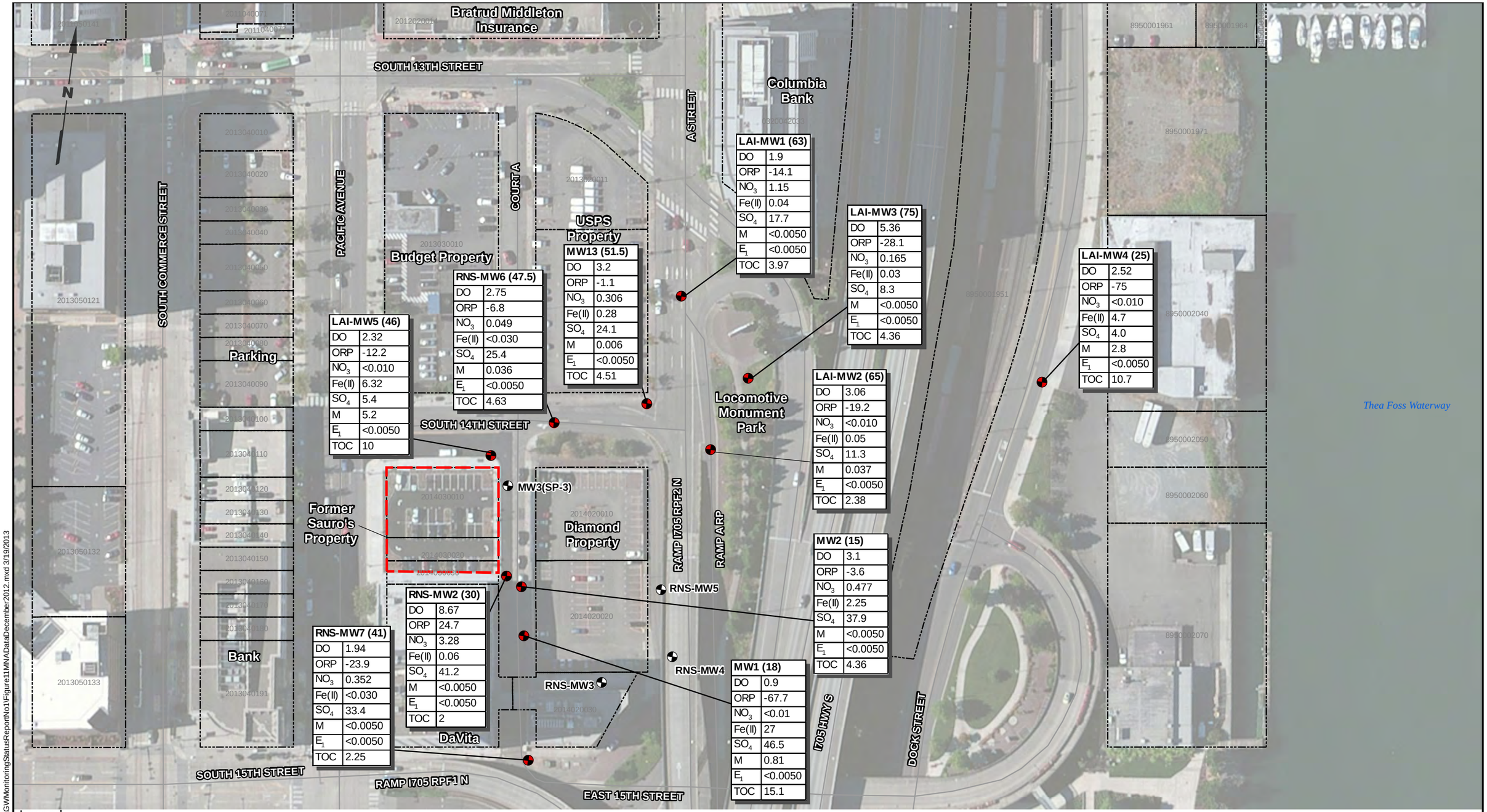


Y:\Projects\094048012\GW\MonitoringStatusReportNo1\Figure11MNADataDecember2012.mxd 3/19/2013

Legend

- Other Existing Monitoring Wells
- Monitoring Well To Be Sampled (Depth To Be Sampled in feet)
- Subject Property

LANDAU ASSOCIATES

Notes

1. All wells currently sampled for VOCs are proposed here to be sampled for MNA1 parameters.
2. DO = Dissolved Oxygen
   ORP = Oxidation-Reduction Potential
   $NO_3$ = Nitrate
   Fe(II) = Iron
   $SO_4$ = Sulfate
   M = Methane
   $E_1$ = Ethane
   TOC = Total Organic Carbon
   NS = Not Sampled
   $E_2$ = Ethene
   A = Acetylene
3. $E_2$ and A nondetect at all locations.

0 100 200
Scale in Feet

Data Source: Pierce County GIS; Bing Maps Aerial Imagery

Sauro's Property RI/FS
Tacoma, Washington

**Monitored Natural Attenuation Data December 2012**

Figure 11

# TABLE 1
## QUARTERLY SAMPLING LOCATIONS, DEPTHS, AND METHODS
## SAURO'S PROPERTY REMEDIAL INVESTIGATION/FEASIBILITY STUDY
## TACOMA, WASHINGTON

| Location | VOCs Sampling Depth (ft) | VOCs Concentration Data Sample Method | MNA Parameters Sampling Depth (ft) (c) | MNA Parameters Sample Method |
|---|---|---|---|---|
| LAI-MW1 | 63 | PDB | 63 | WAT |
| LAI-MW2 | 65 | PDB | 65 | WAT |
| LAI-MW3 | 75 | PDB | 75 | WAT |
| LAI-MW4 | 25 | PDB | 25 | WAT |
| LAI-MW5 | 42 | PDB | 46 | WAT |
| LAI-MW5 | 50 | PDB | | |
| MW1-PP | 18(b) | PP | 18(b) | PP |
| MW2-PP | 15(b) | PP | 15(b) | PP |
| MW13 | 51.5 | PDB | 51.5 | WAT |
| RNS-MW2 | 21.5 | PDB | 30 | WAT |
| RNS-MW2 | 38.5 | PDB | | |
| RNS-MW6 | 42.5 | PDB | 47.5 | WAT |
| RNS-MW6 | 52.5 | PDB | | |
| RNS-MW7(a) | NS | NS | 41 | WAT |

**NOTES:**
Sample Method
NS = Not Sampled
PP = peristaltic pump w/dedicated tubing
PDB = permeable diffusion bag
WAT = (dedicated) Waterra foot valve (w/dedicated tubing 5/8" HDPE tubing)
Q = Quarterly
(a) Only sampled for MNA parameters
(b) It is assumed that the bottom of the installed dedicated tubing is located at the middle of the well screen
(c) For wells with two VOC sampling depths (RNS-MW2, RNS-MW6, and LAI-MW5), the MNA sampling depth is the mid-point between the two VOC sampling depths

# TABLE 2
## QUARTERLY SAMPLING LABORATORY AND FIELD PARAMETER DETAILS
## SAURO'S PROPERTY REMEDIAL INVESTIGATION/FEASIBILITY STUDY
## TACOMA, WASHINGTON

| Groundwater Analytical Parameters | EPA Analytical Method | Practical Quantitation Limit | Preservation | Maximum Holding Time (Days) |
|---|---|---|---|---|
| **Volatile Organic Compounds (VOCs) (a)** | | | | |
| Tetrachloroethene | 8260C | 0.2 µg/L | Add HCl to pH<2; Store cool at 6°C | 14 |
| Trichloroethene | 8260C | 0.2 µg/L | Add HCl to pH<2; Store cool at 6°C | 14 |
| cis-1,2-Dichloroethene | 8260C | 0.2 µg/L | Add HCl to pH<2; Store cool at 6°C | 14 |
| Vinyl Chloride | 8260C | 0.2 µg/L | Add HCl to pH<2; Store cool at 6°C | 14 |
| **Monitored Natural Attenuation (MNA) (b)** | | | | |
| Chloride | SM 4500-CL-E | 1.0 mg/L | Store cool at 6°C | 28 |
| Nitrate ($NO_3$) (Total) as N | 353.2 | 0.01 mg/L | Store cool at 6°C | 48 hours |
| Nitrite ($NO_2$) (Total) as N | 353.2 | 0.0100 mg/L | Store cool at 6°C | 48 hours |
| Total Organic Carbon (TOC) | SM 5310B | 1.00 mg/L | Add 2mL 9N $H_2SO_4$ pH<2; Store at 6°C | 28 |
| Sulfate ($SO_4$) (Total) | SM 4500-$SO_4$ E | 5.0 mg/L | Store cool at 6°C | 28 |
| Sulfide ($SO_2$) (Total) | SM 4500-S2 D | 0.250 mg/L | Store cool at 6°C | 7 |
| MEEA (c) | RSK 175 | 0.0050 mg/L | Store cool at 6°C | 14 |

| Groundwater Field Parameters | Data Collection Method | Instrument | Units |
|---|---|---|---|
| **Monitored Natural Attenuation (MNA) (b)** | | | |
| Conductivity | Field | YSI (b) | µS/cm |
| Dissolved Oxygen (DO) | Field | YSI | mg/L |
| Oxidation Reduction Potential (ORP) | Field | YSI | units +/- mV |
| pH | Field | YSI | unitless |
| Temperature | Field | YSI | (°F) |
| Ferrous Iron ($Fe^{2+}$) (d) | Field | Hach Kit | mg/L |
| Turbidity | Field | Turbidity Meter | NTU |
| **Water Level (e)(f)** | Field | Water Level Indicator | 0.01 foot |

Notes:
(a) VOC samples are collected at the following 10 well locations: MW-1, MW-2, MW-13, LAI-MW1, LAI-MW2, LAI-MW3, LAI-MW4, LAI-MW5, RNS-MW2, and RNS-MW6.
(b) MNA analytical samples and field parameters are collected at the following 11 well locations: MW-1, MW-2, MW-13, LAI-MW1, LAI-MW2, LAI-MW3, LAI-MW4, LAI-MW5, RNS-MW2, RNS-MW6, and RNS-MW7.
(c) Analysis run by Test America; all others by the City of Tacoma's environmental lab
(d) YSI shall be recalibrated daily
(e) Water levels are collected at all wells during sampling.
(f) Each quarter during the VOC or MNA sampling events, water levels will be collected at all 15 well locations. The four well locations that are not sampled but require water level collection include: MW-3, RNS-MW3, RNS-MW4, and RNS-MW5.

# TABLE 3
# CONSTITUENTS OF CONCERN GROUNDWATER ANALYTICAL RESULTS
# SAURO'S PROPERTY REMEDIAL INVESTIGATION/FEASIBILITY STUDY
# TACOMA, WASHINGTON

| | | | VOLATILES (ug/L) Method SW8260B | | | | |
|---|---|---|---|---|---|---|---|
| Location | Lab ID | Date Collected | Tetrachloroethene | Trichloroethene | cis-1,2-Dichloroethene | Vinyl Chloride | Benzene |
| LAI-MW1 | MX72A | 5/21/2008 | 0.2 U | **0.2** | **0.9** | 0.2 U | 0.2 U |
| LAI-MW1 (63) | OX16J | 4/28/2009 | 0.2 U | 0.2 U | 0.2 U | 0.2 U | 0.2 U |
| LAI-MW1 (63) | QV52I | 5/5/2010 | 0.2 U | 0.2 U | 0.2 U | 0.2 U | 0.2 U |
| LAI-MW1 (63) | RF48I | 7/21/2010 | 0.2 U | **0.8** | 0.2 U | 0.2 U | 0.2 U |
| LAI-MW1 (63) | 2010-12739 | 10/27/2010 | 8.0 U | 8.0 U | 8.0 U | 8.0 U | 8.0 U |
| LAI-MW1 (63) | 2011-00970 | 1/27/2011 | **2.1** | **0.5** J | **0.4** J | 0.2 U | 0.2 U |
| LAI-MW1 (63) | T104125-04 | 4/21/2011 | **1.8** | **0.5** | **0.2** | 0.2 U | 0.2 U |
| LAI-MW1 (63) | T107004-04 | 7/1/2011 | **4.5** | **1.0** | **0.5** J | 1.0 U | 1.0 U |
| LAI-MW1 (63) | T110107-04 | 10/18/2011 | **0.6** | 0.2 U | 0.1 U | 0.07 U | 0.1 U |
| LAI-MW1 (63) | T201046-04 | 1/9/2012 | **0.4** J | 0.5 U | 0.5 U | 0.5 U | 0.5 U |
| LAI-MW1 (63) | T204007-05 | 4/11/2012 | 0.5 U | 0.5 U | 0.5 U | 0.5 U | 0.5 U |
| LAI-MW1 (63) | T207012-05 | 7/16/2012 | **1.1** J | 0.5 U | 0.2 U | 0.2 U | 0.5 U |
| LAI-MW1 (63) | T210008-05 | 10/9/2012 | 0.2 U | 0.07 U | 0.1 U | 0.1 U | 0.2 U |
| LAI-MW1 (63) | T301121-05 | 1/15/2013 | 0.5 U | 0.2 U | 0.5 U | 0.2 U | 0.5 U |
| LAI-MW2 | MX18C | 5/19/2008 | **120** | **62** | **100** | **1.4** | 0.2 U |
| LAI-MW2 (65) | OX16K | 4/28/2009 | **300** | **130** | **180** | **1.2** | 0.2 U |
| LAI-MW2 (65) | QV52F | 5/5/2010 | **330** | **150** | **190** | **1.0** | 0.2 U |
| LAI-MW2 (65) | RF48E | 7/21/2010 | **340** | **120** | **160** | 2.0 U | 2.0 U |
| LAI-MW2 (65) | 2010-12740 | 10/27/2010 | **430** | **160** | **200** | 8.0 U | 8.0 U |
| LAI-MW2 (65) | 2011-00971 | 1/27/2011 | **410** | **150** | **180** | **1.3** | 0.2 U |
| LAI-MW2 (65) | T104125-05 | 4/21/2011 | **360** | **130** | **150** | **1.0** | 0.2 U |
| LAI-MW2 (65) | T107004-05 | 7/1/2011 | **370** | **140** | **160** | **1.0** | 1.0 U |
| LAI-MW2 (65) | T110107-05 | 10/18/2011 | **350** | **120** | **160** | **1.0** | 0.1 U |
| LAI-MW2 (65) | T201046-05 | 1/9/2012 | **240** J | **100** | **150** | 5.0 U | 5.0 U |
| LAI-MW2 (65) | T204007-06 | 4/11/2012 | **50** | **89** | **110** | **0.9** | 0.5 U |
| LAI-MW2 (65) | T207012-06 | 7/3/2012 | **340** | **110** | **140** | **3.0** J | 0.5 U |
| LAI-MW2 (65) | T210008-06 | 10/9/2012 | **410** | **140** | **150** | **0.8** | 0.2 U |
| LAI-MW2 (65) | T301121-06 | 1/15/2013 | **390** | **130** | **140** | **0.8** | 0.5 U |
| LAI-MW3 | MX18B | 5/19/2008 | **66** | **37** | **65** | **0.5** | 0.2 U |
| LAI-MW3 (75) | OX30B | 4/30/2009 | **63** | **45** | **76** | **0.4** | 0.2 U |
| LAI-MW3-GF | OX30F | 5/1/2009 | **88** | **40** | **71** | **0.3** | 0.2 U |
| LAI-MW3 (75) | QV52H | 5/5/2010 | **47** | **35** | **52** | 0.2 U | 0.2 U |
| LAI-MW3 (75) | RF48F | 7/21/2010 | **91** | **39** | **52** | 0.6 U | 0.6 U |
| LAI-MW3 (75) | 2010-12741 | 10/27/2010 | **120** | **53** | **73** | 8.0 U | 8.0 U |
| LAI-MW3 (75) | 2011-00972 | 1/27/2011 | **120** | **52** | **64** | **0.3** | 0.2 U |
| LAI-MW3 (75) | T104125-06 | 4/21/2011 | **100** | **46** | **59** | 0.2 U | 0.2 U |
| LAI-MW3 (75) | T107004-06 | 7/1/2011 | **110** | **42** | **52** | 1.0 U | 1.0 U |
| LAI-MW3 (75) | T110107-06 | 10/18/2011 | **100** | **39** | **51** | **0.1** J | 0.1 U |
| LAI-MW3 (75) | T201046-06 | 1/9/2012 | **70** J | **37** | **56** | **0.1** J | 0.5 U |
| LAI-MW3 (75) | T204007-07 | 4/11/2012 | **74** | **37** | **51** | **0.2** J | 0.5 U |
| LAI-MW3 (75) | T207012-07 | 7/3/2012 | **61** | **16** | **23** | 0.2 U | 0.5 U |
| LAI-MW3 (75) | T210008-07 | 10/9/2012 | **5.1** | **4.2** | **15** | 0.1 U | 0.2 U |
| LAI-MW3 (75) | T301121-07 | 1/15/2013 | **120** | **37** | **48** | **0.1** J | 0.5 U |
| LAI-MW4 | MX18A | 5/19/2008 | 0.2 U | **0.2** | **0.9** | **0.6** | **9.3** |
| LAI-MW4-PP | OX16M | 4/28/2009 | 0.2 U | 0.2 U | **0.5** | **0.5** | 0.2 U |
| LAI-MW4 (25) | OX16L | 4/28/2009 | 0.2 U | 0.2 U | **0.6** | **0.3** | 0.2 U |
| LAI-MW4 (25) | QV52G | 5/5/2010 | 0.2 U | 0.2 U | **0.4** | **0.2** | 0.2 U |
| LAI-MW4 (25) | RF48D | 7/21/2010 | 0.2 U | **1.0** | **0.6** | **0.2** | 0.2 U |
| LAI-MW4 (25) | 2010-12742 | 10/27/2010 | 8.0 U | 8.0 U | 8.0 U | 8.0 U | 8.0 U |
| LAI-MW4 (25) | 2011-00973 | 1/27/2011 | 1.0 U | **0.3** J | **0.7** J | 0.2 U | 0.2 U |
| LAI-MW4 (25) | T104125-07 | 4/21/2011 | **1.0** | **0.3** | **0.6** | 0.2 U | 0.2 U |
| LAI-MW4 (25) | T107004-07 | 7/1/2011 | **3.3** | **0.7** J | **0.7** J | **0.2** J | 1.0 U |
| LAI-MW4 (25) | T110107-07 | 10/18/2011 | **0.3** J | 0.2 U | **0.5** | 0.07 U | 0.1 U |
| LAI-MW4 (25) DUP | T110107-15 | 10/18/2011 | **0.6** | 0.2 U | **0.5** | 0.07 U | 0.1 U |

# TABLE 3
# CONSTITUENTS OF CONCERN GROUNDWATER ANALYTICAL RESULTS
# SAURO'S PROPERTY REMEDIAL INVESTIGATION/FEASIBILITY STUDY
# TACOMA, WASHINGTON

| | | | VOLATILES (ug/L) Method SW8260B | | | | |
|---|---|---|---|---|---|---|---|
| Location | Lab ID | Date Collected | Tetrachloroethene | Trichloroethene | cis-1,2-Dichloroethene | Vinyl Chloride | Benzene |
| LAI-MW4 (25) | T201046-07 | 1/9/2012 | **0.2** J | 0.5 U | 0.5 U | 0.5 U | 0.5 U |
| LAI-MW4 (25) | T204007-08 | 4/10/2012 | 0.5 U | 0.5 U | **0.6** | **0.2** J | **0.5** |
| LAI-MW4 (25) DUP | T204007-15 | 4/10/2012 | 0.5 U | 0.5 U | **0.5** | **0.2** | **0.4** |
| LAI-MW4 (25) | T207012-08 | 7/3/2012 | 0.2 U | 0.5 U | **0.5** | **2.0** J | 0.5 U |
| LAI-MW4 (25) | T210008-08 | 10/9/2012 | 0.2 U | 0.07 U | **0.8** J | 0.1 U | **0.3** J |
| LAI-MW4 (25) | T301121-08 | 1/15/2013 | 0.5 U | 0.2 U | **0.3** J | 0.2 U | **0.3** J |
| LAI-MW5 | RV86A | 11/9/2010 | 0.2 U | 0.2 U | 0.2 U | 0.2 U | 0.2 U |
| LAI-MW5 | T102071-01 | 2/15/2011 | 0.2 U | 0.2 U | 0.2 U | 0.2 U | 0.2 U |
| LAI-MW5 | T110107-08 | 10/18/2011 | 0.2 U | 0.2 U | 0.1 U | 0.07 U | 0.1 U |
| LAI-MW5 | T201046-08 | 1/9/2012 | 0.5 U | 0.5 U | 0.5 U | 0.5 U | 0.5 U |
| LAI-MW5 | T204007-09 | 4/11/2012 | 0.5 U | 0.5 U | 0.5 U | 0.5 U | 0.5 U |
| LAI-MW5 (42) | T104125-08 | 4/21/2011 | **0.4** | 0.2 U | 0.2 U | 0.2 U | 0.2 U |
| LAI-MW5 (42) | T107004-08 | 7/1/2011 | **1.9** | **0.4** J | **0.3** J | 1.0 U | 1.0 U |
| LAI-MW5 (42) | T110107-08 | 10/18/2011 | 0.2 U | 0.2 U | 0.1 U | 0.07 U | 0.1 U |
| LAI-MW5 (42) | T201046-08 | 1/9/2012 | 0.5 U | 0.5 U | 0.5 U | 0.5 U | 0.5 U |
| LAI-MW5 (42) | T204007-09 | 4/11/2012 | 0.5 U | 0.5 U | 0.5 U | 0.5 U | 0.5 U |
| LAI-MW5 (42) | T207012-09 | 7/3/2012 | 0.2 U | 0.5 U | 0.2 U | **0.3** J | 0.5 U |
| LAI-MW5 (42) | T210008-09 | 10/9/2012 | 0.2 U | 0.07 U | **0.1** J | **0.1** J | 0.2 U |
| LAI-MW5 (42) | T301121-09 | 1/15/2013 | 0.5 U | 0.2 U | 0.5 U | 0.2 U | 0.5 U |
| LAI-MW5 (42) DUP | T301121-15 | 1/15/2013 | 0.5 U | 0.2 U | 0.5 U | 0.2 U | 0.5 U |
| LAI-MW5 (50) | T104125-09 | 4/21/2011 | 0.2 U | 0.2 U | 0.2 U | 0.2 U | 0.2 U |
| LAI-MW5 (50) DUP | T104125-15 | 4/21/2011 | **3.3** | **0.5** | **0.3** | 0.2 U | 0.2 U |
| LAI-MW5 (50) | T107004-09 | 7/1/2011 | **1.2** J | **0.2** J | **0.1** J | 1.0 U | 1.0 U |
| LAI-MW5 (50) DUP | T107004-15 | 7/1/2011 | **8.3** | **1.3** | **0.5** J | **0.07** J | 1.0 U |
| LAI-MW5 (50) | T110107-09 | 10/18/2011 | 0.2 U | 0.2 U | 0.1 U | 0.07 U | 0.1 U |
| LAI-MW5 (50) | T201046-09 | 1/9/2012 | 0.5 UJ | 0.5 U | 0.5 U | 0.5 U | 0.5 U |
| LAI-MW5 (50) | T204007-10 | 4/11/2012 | 0.5 U | 0.5 U | 0.5 U | 0.5 U | 0.5 U |
| LAI-MW5 (50) | T207012-10 | 7/3/2012 | 0.2 U | 0.5 U | 0.2 U | 0.2 U | 0.5 U |
| LAI-MW5 (50) | T210008-10 | 10/9/2012 | 0.2 U | 0.07 U | **0.1** J | 0.1 U | 0.2 U |
| LAI-MW5 (50) | T301121-10 | 1/15/2013 | 0.5 U | 0.2 U | 0.5 U | 0.2 U | 0.5 U |
| MW-1 | GeoEngineers | 1/25/2001 | 1 U | 1 U | **24.7** | **33.3** | NA |
| MW1 (20) | Farallon | 5/21/2004 | 0.2 U | 0.2 U | **2.5** | **2.1** | NA |
| MW-1 | RNS | 7/14/2006 | 1 U | 1 U | **1** | **7** | NA |
| MW-1 | RNS | 12/7/2006 | 1 U | 1 U | **1.3** | **0.4** | NA |
| MW1 | Farallon | 6/4/2007 | 0.020 U | 0.020 U | **0.81** | **0.52** | NA |
| MW1-PP | OX16G | 4/28/2009 | 0.2 U | 0.2 U | **0.5** | 0.2 U | 0.2 U |
| MW-1 | QV52M | 5/5/2010 | 0.2 U | 0.2 U | **0.5** | 0.2 U | 0.2 U |
| MW1-PP | RF48N | 7/21/2010 | 0.2 U | 0.2 U | 0.2 U | 0.2 U | 0.2 U |
| MW1-PP | 2010-13068 | 11/3/2010 | 8.0 U | 8.0 U | 8.0 U | 8.0 U | 8.0 U |
| MW1-PP | 2011-00967 | 1/27/2011 | **0.6** J | 0.2 U | **0.3** J | 0.2 U | 0.2 U |
| MW1-PP | T104125-01 | 4/21/2011 | 0.2 U | 0.2 U | 0.2 U | 0.2 U | 0.2 U |
| MW1-PP | T107004-01 | 7/1/2011 | 1.0 U | 1.0 U | **0.2** J | **0.07** J | 1.0 U |
| MW1-PP | T110107-01 | 10/18/2011 | 0.2 U | 0.2 U | **0.6** | 0.07 U | 0.1 U |
| MW1-PP | T201046-01 | 1/9/2012 | 0.5 UJ | 0.5 U | **1.0** | 0.5 U | 0.5 U |
| MW1-PP | T204007-02 | 4/10/2012 | 0.5 U | 0.5 U | **0.2** J | 0.5 U | 0.5 U |
| MW1-PP | T207012-02 | 7/3/2012 | 0.2 U | 0.5 U | 0.2 U | 0.2 U | 0.5 U |
| MW1-PP DUP | T207012-15 | 7/3/2012 | 0.2 U | 0.5 U | 0.2 U | 0.2 U | 0.5 U |
| MW1-PP | T210008-02 | 10/9/2012 | 0.2 U | 0.07 U | **0.6** | 0.1 U | 0.2 U |
| MW1-PP | T301121-02 | 1/15/2013 | 0.5 U | 0.2 U | **0.2** J | 0.2 U | 0.5 U |
| MW-2 | GeoEngineers | 1/25/2001 | **7.37** | **10.7** | **134** | **118** | NA |
| MW2 (17) | Farallon | 5/21/2004 | **2.6** | **9.6** | **83** | **60** | NA |
| MW-2 | RNS | 12/7/2006 | **3.4** | **4.8** | **42** | **7.6** | NA |

# TABLE 3
# CONSTITUENTS OF CONCERN GROUNDWATER ANALYTICAL RESULTS
# SAURO'S PROPERTY REMEDIAL INVESTIGATION/FEASIBILITY STUDY
# TACOMA, WASHINGTON

| | | | VOLATILES (ug/L) Method SW8260B | | | | |
|---|---|---|---|---|---|---|---|
| Location | Lab ID | Date Collected | Tetrachloroethene | Trichloroethene | cis-1,2-Dichloroethene | Vinyl Chloride | Benzene |
| MW2 | Farallon | 6/4/2007 | **0.87** | **2** | **12** | **1.8** | NA |
| MW2-PP | OX16H | 4/29/2009 | **1.0** | **1.6** | **7.4** | **0.2** | 0.2 U |
| MW-2 | QV52E | 5/5/2010 | **0.3** | **0.9** | **5.5** | **0.4** | 0.2 U |
| MW2-PP | RF48O | 7/21/2010 | 0.2 U | **0.3** | **1.0** | 0.2 U | 0.2 U |
| MW2-PP | 2010-13069 | 11/3/2010 | 8.0 U | 8.0 U | 8.0 U | 8.0 U | 8.0 U |
| MW2-PP | 2011-00968 | 1/27/2011 | **2** | **1.5** | **4.2** | **1.2** | 0.2 U |
| MW2-PP | T104125-02 | 4/21/2011 | **1.0** | **1.3** | **3.9** | 0.2 U | 0.2 U |
| MW2-PP | T107004-02 | 7/1/2011 | **1.7** | **1.4** | **3.4** | 1.0 U | 1.0 U |
| MW2-PP | T110107-02 | 10/18/2011 | **0.9** | **0.9** | **2.4** | **0.6** | 0.1 U |
| MW2-PP | T201046-02 | 1/6/2012 | **0.8** J | **1.0** J | **3.8** J | **0.7** J | 0.5 UJ |
| MW2-PP | T204007-03 | 4/10/2012 | **1.0** | **0.8** | **2.4** | **0.1** J | 0.5 U |
| MW2-PP | T207012-03 | 7/3/2012 | 0.2 U | 0.5 U | **1.6** | 0.2 U | 0.5 U |
| MW2-PP | T210008-03 | 10/9/2012 | **0.9** | **1.0** | **2.3** | **0.2** | 0.2 U |
| MW2-PP | T301121-03 | 1/15/2013 | **0.5** | **0.8** | **3.1** | **1.4** | 0.5 U |
| MW13 | Farallon | 10/18/2007 | **420** | **130** | **190** | 2.0 U | NA |
| MW-13 (51.5) | OX16E | 4/28/2009 | **540** | **190** | **180** | **1.5** | 0.2 U |
| MW13-GF | OX30G | 5/1/2009 | **460** | **140** | **170** | **0.8** | 0.2 U |
| MW-13 (51.5) | QV52J | 5/5/2010 | **450** | **160** | **170** | **1.1** | 0.2 U |
| MW13 (51.5) | RF48H | 7/21/2010 | **520** | **160** | **150** | 2.0 U | 2.0 U |
| MW13 (51.5) | 2010-12738 | 10/27/1020 | **530** | **150** | **160** | 8.0 U | 8.0 U |
| MW13 (51.5) | 2011-00969 | 1/27/2011 | **640** | **180** | **170** | **1.3** | 0.2 U |
| MW13 (51.5) | T104125-03 | 4/21/2011 | **460** | **130** | **120** | **0.8** | 0.2 U |
| MW13 (51.5) | T107004-03 | 7/1/2011 | **600** | **160** | **160** | **1.0** | 1.0 U |
| MW13 (51.5) | T110107-03 | 10/18/2011 | **450** | **120** | **120** | **0.8** | 0.1 U |
| MW13 (51.5) | T201046-03 | 1/9/2012 | **400** J | **130** | **140** | **1.7** | 0.5 U |
| MW13 (51.5) | T204007-04 | 4/11/2012 | **360** | **100** | **100** | **1.0** | 0.5 U |
| MW13 (51.5) | T207012-04 | 7/3/2012 | **380** | **100** | **120** | **2.7** J | 0.5 U |
| MW13 (51.5) | T210008-04 | 10/9/2012 | **480** | **140** | **120** | **0.8** | 0.2 U |
| MW13 (51.5) DUP | T210008-15 | 10/9/2012 | **500** | **120** | **110** | **0.7** | 0.2 U |
| MW13 (51.5) | T301121-04 | 1/15/2013 | **550** | **120** | **110** | **0.8** | 0.5 U |
| RNS-MW2 (44) | RNS | 6/30/2006 | **15.4** | **14** | 1 U | 2 U | NA |
| RNSMW2 | RNS | 12/7/2006 | **11.1** | **1.7** | 1.0 U | 0.2 U | NA |
| RNSMW2-PP | OX15D | 4/29/2009 | **16** | **1.6** | **0.6** | 0.2 U | 0.2 U |
| RNS-MW2 (21.5) | OX15A | 4/29/2009 | **16** | **1.5** | **0.5** | 0.2 U | 0.2 U |
| RNS-MW2 (32.5) | OX15B | 4/29/2009 | **16** | **1.5** | **0.5** | 0.2 U | 0.2 U |
| RNS-MW2 (38.5) | OX15C | 4/29/2009 | **13** | **1.4** | **0.5** | 0.2 U | 0.2 U |
| RNS-MW2 (21.5) | QV52B | 5/5/2010 | **13.0** | **0.7** | **0.4** | 0.2 U | 0.2 U |
| RNS-MW2 (38.5) | QV52D | 5/5/2010 | **8.1** | **0.6** | **0.4** | 0.2 U | 0.2 U |
| RNS-MW2 (21.5) | RF48J | 7/21/2010 | **12** | **0.7** | **0.4** | 0.2 U | 0.2 U |
| RNS-MW2 (38.5) | RF48L | 7/21/2010 | **8.5** | **0.6** | **0.3** | 0.2 U | 0.2 U |
| RNS-MW2 (21.5) | 2010-12743 | 10/27/2010 | **20** J | 8.0 U | 8.0 U | 8.0 U | 8.0 U |
| RNS-MW2 (38.5) | 2010-12744 | 10/27/2010 | **16** J | 8.0 U | 8.0 U | 8.0 U | 8.0 U |
| RNS-MW2 (21.5) | 2011-00974 | 1/27/2011 | **16** | **1.4** | **0.7** J | 0.2 U | 0.2 U |
| RNS-MW2 (38.5) | 2011-00975 | 1/27/2011 | **14** | **1.1** | **0.6** J | 0.2 U | 0.2 U |
| RNS-MW2 (21.5) | T104125-10 | 4/21/2011 | **9.2** | **0.9** | **0.4** | 0.2 U | 0.2 U |
| RNS-MW2 (38.5) | T104125-11 | 4/21/2011 | **8.6** | **0.5** | **0.3** | 0.2 U | 0.2 U |
| RNS-MW2 (21.5) | T107004-10 | 7/1/2011 | **8.8** | **0.8** J | **0.5** J | 1.0 U | 1.0 U |
| RNS-MW2 (38.5) | T107004-11 | 7/1/2011 | **9.4** | **0.7** J | **0.3** J | 1.0 U | 1.0 U |
| RNS-MW2 (21.5) | T110107-10 | 10/18/2011 | **25** | **1.2** | **0.6** | 0.07 U | 0.1 U |
| RNS-MW2 (21.5) | T201046-10 | 1/9/2012 | **13** J | **1.0** | **1.0** | 0.5 U | 0.5 U |
| RNS-MW2 (21.5) | T204007-11 | 4/11/2012 | **9.8** | **0.8** | **0.5** | 0.5 U | 0.5 U |
| RNS-MW2 (38.5) | T110107-11 | 10/18/2011 | **23** | **1.2** | **0.7** | 0.07 U | 0.1 U |
| RNS-MW2 (38.5) | T201046-11 | 1/9/2012 | **14** J | **0.9** | **0.8** | 0.5 U | 0.5 U |
| RNS-MW2 (38.5) | T204007-12 | 4/11/2012 | **14** | **0.6** | **0.2** J | 0.5 U | 0.5 U |
| RNS-MW2 (21.5) | T207012-11 | 7/3/2012 | **8.8** | 0.5 U | 0.2 U | 0.2 U | 0.5 U |

# TABLE 3
# CONSTITUENTS OF CONCERN GROUNDWATER ANALYTICAL RESULTS
# SAURO'S PROPERTY REMEDIAL INVESTIGATION/FEASIBILITY STUDY
# TACOMA, WASHINGTON

| | | | VOLATILES (ug/L) Method SW8260B | | | | |
|---|---|---|---|---|---|---|---|
| Location | Lab ID | Date Collected | Tetrachloroethene | Trichloroethene | cis-1,2-Dichloroethene | Vinyl Chloride | Benzene |
| RNS-MW2 (38.5) | T207012-12 | 7/3/2012 | **11** | 0.5 U | 0.2 U | 0.2 U | 0.5 U |
| RNS-MW2 (21.5) | T210008-11 | 10/9/2012 | **28** | **1.0** | **0.3** | 0.1 U | 0.2 U |
| RNS-MW2 (38.5) | T210008-12 | 10/9/2012 | **25** | **1.0** | **0.2** | 0.1 U | 0.2 U |
| RNS-MW2 (21.5) | T301121-11 | 1/15/2013 | **17** | **0.9** J | **0.4** J | 0.2 U | 0.5 U |
| RNS-MW2 (38.5) | T301121-12 | 1/15/2013 | **16** | **0.9** | **0.3** J | 0.2 U | 0.5 U |
| RNS-MW3 (23) | RNS | 6/30/2006 | 1 U | 1 U | 1 U | 2 U | **56.4** |
| RNS-MW3 (14) | OX15I | 4/29/2009 | 0.2 U | 0.2 U | 0.2 U | 0.2 U | **92** |
| RNS-MW3 (19) | OX15J | 4/29/2009 | 0.2 U | 0.2 U | 0.2 U | 0.2 U | **110** |
| RNS-MW3 (18) | RF48C | 7/21/2010 | 2.0 U | 2.0 U | 2.0 U | 2.0 U | **110** |
| RNSMW4 | RNS | 12/8/2006 | 1.0 U | 1.0 U | 1.0 U | 0.02 U | NA |
| RNSMW4 | RNS | 12/13/2006 | 1.0 U | 1.0 U | 1.0 U | 0.02 U | NA |
| RNS-MW4 (39) | OX15H | 4/29/2009 | 0.2 U | 0.2 U | 0.2 U | 0.2 U | **15000** |
| RNS-MW4 (25) | RF48B | 7/21/2010 | 100 U | 100 U | 100 U | 100 U | **14000** |
| RNSMW5 | RNS | 12/8/2006 | 1.0 U | 1.0 U | 1.0 U | 0.2 U | NA |
| RNSMW5 (26) | RNS | 12/8/2006 | 0.02 U | 0.03 U | 0.02 U | 0.025 U | NA |
| RNSMW5 (46) | RNS | 12/8/2006 | 0.02 U | 0.03 U | 0.02 U | 0.025 U | NA |
| RNSMW5 | RNS | 12/13/2006 | 1.0 U | 1.0 U | 1.0 U | 0.2 U | NA |
| RNSMW5 | Farallon | 6/5/2007 | 0.020 U | 0.020 U | 0.020 U | 0.020 U | NA |
| RNS-MW5 - (39.5) | OX15G | 4/29/2009 | 0.2 U | 0.2 U | 0.2 U | 0.2 U | **100** |
| RNS-MW5 - (39.5) | RF48A | 7/21/2010 | 0.2 U | 0.2 U | 0.2 U | 0.2 U | **53** |
| RNSMW6 | RNS | 12/13/2006 | **258** | **64.7** | **162** | **0.72** | NA |
| RNSMW6 (36.5) | RNS | 12/13/2006 | **0.062** | 0.03 U | 0.02 U | 0.025 U | NA |
| RNSMW6 (59) | RNS | 12/13/2006 | **0.055** | 0.03 U | 0.02 U | 0.025 U | NA |
| RNSMW6 | Farallon | 6/5/2007 | **230** | **77** | **150** | 1.0 U | NA |
| RNS-MW6 (42.5) | OX15E | 4/29/2009 | **180** | **87** | **100** | **0.4** | 0.2 U |
| RNS-MW6 (52.5) | OX15F | 4/29/2009 | **190** | **98** | **150** | **0.9** | 0.2 U |
| RNS-MW6 (42.5) | QV52K | 5/5/2010 | **96** | **70** | **37** | 0.2 U | 0.2 U |
| RNS-MW6 (52.5) | QV52L | 5/5/2010 | **260** | **110** | **89** | **0.3** | 0.2 U |
| RNS-MW6 (42.5) | RF48G | 7/21/2010 | **300** | **110** | **36** | 2.0 U | 2.0 U |
| RNS-MW6 (52.5) | RF48P | 7/21/2010 | **620** | **130** | **78** | **0.4** | 0.2 U |
| RNS-MW6 (42.5) | 2010-12745 | 10/27/2010 | **890** | **160** | **90** | 8.0 U | 8.0 U |
| RNS-MW6 (52.5) | 2010-12746 | 10/27/2010 | **530** | **120** | **140** | 8.0 U | 8.0 U |
| RNS-MW6 (42.5) | 2011-00976 | 1/27/2011 | **1100** | **250** | **93** | **0.3** J | 0.2 U |
| RNS-MW6 (52.5) | 2011-00977 | 1/27/2011 | **720** | **170** | **140** | **0.9** J | 0.2 U |
| RNS-MW6 (42.5) | T104125-12 | 4/21/2011 | **1100** | **200** | **73** | **0.3** | 0.2 U |
| RNS-MW6 (52.5) | T104125-13 | 4/21/2011 | **580** | **130** | **100** | **0.7** | 0.2 U |
| RNS-MW6 (42.5) | T107004-12 | 7/1/2011 | **1000** | **96** | **96** | **0.4** J | 1.0 U |
| RNS-MW6 (52.5) | T107004-13 | 7/1/2011 | **1200** | **130** | **130** | **0.8** J | 1.0 U |
| RNS-MW6 (42.5) | T110107-12 | 10/18/2011 | **660** | **120** | **72** | **0.2** J | 0.1 U |
| RNS-MW6 (42.5) | T201046-12 | 1/9/2012 | **910** J | **170** | **60** | 0.5 U | 0.5 U |
| RNS-MW6 (42.5) | T204007-13 | 4/11/2012 | **530** | **110** | **88** | **0.8** | 0.5 U |
| RNS-MW6 (52.5) | T110107-13 | 10/18/2011 | **580** | **88** | **92** | **0.7** | 0.1 U |
| RNS-MW6 (52.5) | T201046-13 | 1/9/2012 | **360** J | **83** | **89** | **0.7** | 0.5 U |
| RNS-MW6 (52.5) | T204007-14 | 4/11/2012 | **750** | **140** | **73** | **0.6** | 0.5 U |
| RNS-MW6 (42.5) | T207012-13 | 7/3/2012 | **330** | **93** | **37** | 0.2 U | 0.5 U |
| RNS-MW6 (52.5) | T207012-14 | 7/3/2012 | **640** | **120** | **120** | **2.7** J | 0.5 U |
| RNS-MW6 (42.5) | T21008-13 | 10/9/2012 | **120** | **43** | **21** | 0.1 U | 0.2 U |
| RNS-MW6 (52.5) | T21008-14 | 10/9/2012 | **1400** | **250** | **93** | **0.1** J | 0.2 U |
| RNS-MW6 (42.5) | T301121-13 | 1/15/2013 | **1300** | **210** | **79** | 0.2 U | 0.5 U |
| RNS-MW6 (52.5) | T301121-14 | 1/15/2013 | **1200** | **160** | **110** | **0.2** | 0.5 U |
| RNSMW7 | RNS | 12/13/2006 | 1.0 U | 1.0 U | 1.0 U | 0.2 U | NA |
| RNSMW7 (25) | RNS | 12/13/2006 | 0.02 U | 0.03 U | 0.02 U | 0.025 U | NA |

# TABLE 3
# CONSTITUENTS OF CONCERN GROUNDWATER ANALYTICAL RESULTS
# SAURO'S PROPERTY REMEDIAL INVESTIGATION/FEASIBILITY STUDY
# TACOMA, WASHINGTON

| | | | VOLATILES (ug/L) Method SW8260B | | | | |
|---|---|---|---|---|---|---|---|
| **Location** | **Lab ID** | **Date Collected** | Tetrachloroethene | Trichloroethene | cis-1,2-Dichloroethene | Vinyl Chloride | Benzene |
| RNSMW7 (45) | RNS | 12/13/2006 | 0.02 U | 0.03 U | 0.02 U | 0.025 U | NA |
| RNSMW7 (50.5) | RNS | 12/13/2006 | 0.02 U | 0.03 U | 0.02 U | 0.025 U | NA |
| RNS-MW7 (39) | OX15K | 4/29/2009 | 0.2 U | 0.2 U | 0.2 U | 0.2 U | 0.2 U |
| RNS-MW7 (39) | RF48M | 7/21/2010 | 0.2 U | 0.2 U | 0.2 U | 0.2 U | 0.2 U |

U = Indicates the compound was undetected at the reported concentration.
J = Indicates the analyte was positively identified; the associated numerical value is the approximate concentration of the analyte in the sample.
Bold indicates detected compound.
NA = Not analyzed.
Sample Method
Pump = pump unknown
PP = peristaltic pump
GF = grundfos submersible pump
PDB = permeable diffusion bag
Grab = sample of purge water collected from drum

# TABLE 4
## MONITORED NATURAL ATTENUATION PARAMETERS
## SAURO'S PROPERTY REMEDIAL INVESTIGATION/FEASIBILITY STUDY
## TACOMA, WASHINGTON

| | MW1-PP OX16G 4/28/2009 | MW1-PP T209049-06 9/6/2012 | MW1-PP T212133-06 12/20/2012 | MW2-PP OX16H 4/29/2009 | MW2-PP T209049-07 9/6/2012 | MW2-PP T212133-07 12/20/2012 | LAI-MW1 T209049-01 9/6/2012 | LAI-MW1 T212133-01 12/21/2012 | LAI-MW2 T209049-02 9/6/2012 | LAI-MW2 T212133-02 12/21/2012 | LAI-MW3-GF OX30F 5/1/2009 | LAI-MW3 T209049-03 9/6/2012 | LAI-MW3 T212133-03 12/21/2012 | LAI-MW4-PP OX16M 4/28/2009 | LAI-MW4 T209049-04 9/6/2012 | LAI-MW4 T212133-04 12/20/2012 |
|---|---|---|---|---|---|---|---|---|---|---|---|---|---|---|---|---|
| **CONVENTIONALS** | | | | | | | | | | | | | | | | |
| **Methods EPA300/EPA 353.2/** | | | | | | | | | | | | | | | | |
| **SM 4500-SO4 E (mg/L)** | | | | | | | | | | | | | | | | |
| Nitrate | - | - | 0.010 U | - | - | **0.477** | **1.11** | **1.15** | 0.010 U | 0.010 U | **0.5** | **0.506** | **0.165** | 0.1 UJ | **0.017** | 0.010 U |
| Sulfate | - | - | **46.5** | - | - | **37.9** | **27.5** | **17.7** | **25.4** | **11.3** | **29.5** | **25.5** | **8.3** | **7.6** | **6.0** | **4.0** J |
| Nitrite | | | **0.0360** | | | **0.0209** | **0.0131** | **0.0229** | 0.0100 U | **0.0161** | | **0.0169** | **0.0357** | | **0.0069** J | **0.0480** |
| **Methods EPA415.1/SM 5310 B (mg/L)** | | | | | | | | | | | | | | | | |
| Total Organic Carbon | - | - | **15.1** | - | - | **4.36** | **24.4** | **3.97** | **28.4** | **2.38** | - | **27.8** | **4.36** | **3.34** | **34.9** | **10.7** |
| **Method SM 4500-Cl-E (mg/L)** | | | | | | | | | | | | | | | | |
| Chloride | - | - | **52.6** | - | - | **61.5** | **43.7** | **44.1** | **12.4** | 8.99 U | **-** | **15.3** | 5.36 U | - | **36.0** | **33.1** |
| **Method SM4500-S2D (mg/L)** | | | | | | | | | | | | | | | | |
| Sulfide | - | - | **0.056** J | - | - | 0.150 U | **0.639** | 0.150 U | **0.132** J | **0.285** | - | **0.171** J | **0.076** J | - | **0.118** J | **0.029** J |
| **DISSOLVED GASES (mg/L)** | | | | | | | | | | | | | | | | |
| **Method RSK175** | | | | | | | | | | | | | | | | |
| Methane | - | **0.15** | **0.81** | - | 0.0050 U | 0.0050 U | **0.0034** J | 0.0050 U | **0.051** | **0.037** | - | 0.0050 U | 0.0050 U | - | **3.0** | **2.8** J |
| Ethane | - | 0.0050 U | 0.0050 U | - | 0.0050 U | 0.0050 U | 0.0050 U | 0.0050 U | **0.0035** J | 0.005 U | - | 0.0050 U | 0.0050 U | - | 0.0050 U | 0.0050 U |
| Ethylene | - | 0.0050 U | 0.0050 U | - | 0.0050 U | 0.0050 U | 0.0050 U | 0.0050 U | 0.0050 U | 0.005 U | - | 0.0050 U | 0.0050 U | - | 0.0050 U | 0.0050 U |
| Acetylene | - | 0.0050 U | 0.0050 U | - | 0.0050 U | 0.0050 U | 0.0050 U | 0.0050 U | 0.0050 U | 0.005 U | - | 0.0050 U | 0.0050 U | - | 0.0050 U | 0.0050 U |
| **FIELD PARAMETERS** | | | | | | | | | | | | | | | | |
| Dissolved Oxygen (mg/L) | - | - | **0.90** | - | **1.0** | **3.10** | **6.6** | **1.90** | **9.3** | **3.06** | **0.33** | **10** | **5.36** | **0.08** | **4.8** | **2.52** |
| Oxidation Reduction Potential (mV) | - | - | -67.7 | - | -63 | -3.6 | -24 | -14.1 | -24 | -19.2 | 22.6 | -23 | -28.1 | -140.7 | -44 | -75.0 |
| Iron (mg/L) | - | **0.840** | **27.0** | - | 0.0 | **2.25** | **0.110** | **0.04** | **0.100** | **0.05** | **0.8** | **0.230** | **0.03** | **4.0** | **1.98** | **4.70** |

# TABLE 4
## MONITORED NATURAL ATTENUATION PARAMETERS
## SAURO'S PROPERTY REMEDIAL INVESTIGATION/FEASIBILITY STUDY
## TACOMA, WASHINGTON

| | LAI-MW5-PP RV86A 11/9/2010 | LAI-MW5 T209049-05 9/7/2012 | LAI-MW5 DUP T209049-12 9/7/2012 | LAI-MW5 T212133-05 12/19/2012 | MW9 OX16I 4/28/2009 | MW-11D-PP OX16B 04/28/09 | MW13-GF OX30G 5/1/2009 | MW13 T209049-08 9/7/2012 | MW13 T212133-08 12/20/2012 | RNS-MW2 (21.5) OX15A 4/29/2009 | RNS-MW2 T209049-09 9/7/2012 | RNS-MW2 T212133-09 12/19/2012 | RNS-MW2 DUP T212133-12 12/19/2012 | RNS-MW6 T209049-10 9/7/2012 | RNS-MW6 T212133-10 12/20/2012 |
|---|---|---|---|---|---|---|---|---|---|---|---|---|---|---|---|
| **CONVENTIONALS** | | | | | | | | | | | | | | | |
| **Methods EPA300/EPA 353.2/** | | | | | | | | | | | | | | | |
| **SM 4500-SO4 E (mg/L)** | | | | | | | | | | | | | | | |
| Nitrate | 0.1 U | 0.010 U | 0.010 U | 0.010 U | **0.5** | 0.1 U | **0.9** | **1.06** | **0.306** | - | **3.35** | **3.28** | **3.44** | **0.442** | **0.049** |
| Sulfate | **0.1** | **11.2** | **15.3** | **5.4** | **49.3** | **34.9** | **39.2** | **35.8** | **24.1** | - | **45.5** | **41.2** | **37.4** | **68.6** | **25.4** |
| Nitrite | | **0.0203** | 0.0100 U | **0.0490** | | | | **0.0187** | **0.0168** | | **0.0254** | **0.0628** J | **0.0376** J | **0.0050** J | **0.0333** |
| **Methods EPA415.1/SM 5310 B (mg/L)** | | | | | | | | | | | | | | | |
| Total Organic Carbon | **1.5** | **35.7** | **34.3** | **10.0** | 1.5 U | 1.50 U | **-** | **25.9** | **4.51** | - | **13.1** | **2.00** | **2.56** | **25** | **4.63** |
| **Method SM 4500-Cl-E (mg/L)** | | | | | | | | | | | | | | | |
| Chloride | - | **62.3** | **62.3** | **58.4** | - | - | **-** | **9.43** | 8.28 U | | **35.7** | **22.9** | **20.6** | **17.3** | **17.0** |
| **Method SM4500-S2D (mg/L)** | | | | | | | | | | | | | | | |
| Sulfide | - | **0.414** | 0.250 U | 0.150 U | - | - | - | **0.037** J | 0.150 U | - | **0.030** J | 0.150 U | 0.150 U | **0.432** | 0.150 U |
| **DISSOLVED GASES (mg/L)** | | | | | | | | | | | | | | | |
| **Method RSK175** | | | | | | | | | | | | | | | |
| Methane | - | **5.7** | **4.7** | **5.2** | - | - | - | **0.013** | **0.006** | - | 0.0050 U | 0.0050 U | 0.0050 U | **0.045** | **0.036** |
| Ethane | - | 0.0050 U | 0.0050 U | 0.0050 U | - | - | - | 0.0050 U | 0.0050 U | - | 0.0050 U | 0.0050 U | 0.0050 U | **0.0046** J | 0.0050 U |
| Ethylene | - | 0.0050 U | 0.0050 U | 0.0050 U | - | - | - | 0.0050 U | 0.0050 U | - | 0.0050 U | 0.0050 U | 0.0050 U | 0.0050 U | 0.0050 U |
| Acetylene | - | 0.0050 U | 0.0050 U | 0.0050 U | - | - | - | 0.0050 U | 0.0050 U | - | 0.0050 U | 0.0050 U | 0.0050 U | 0.0050 U | 0.0050 U |
| **FIELD PARAMETERS** | | | | | | | | | | | | | | | |
| Dissolved Oxygen (mg/L) | - | **7.0** | - | **2.32** | **2.11** | **1.04** | **0.10** | **4.5** | **3.20** | **4.9** | **6.5** | **8.67** | - | **5.7** | **2.75** |
| Oxidation Reduction Potential (mV) | -88.9 | -35 | - | -12.2 | 68 | -69.2 | -13.5 | -8.8 | -1.1 | 102.4 | -28 | 24.7 | - | -49 | -6.8 |
| Iron (mg/L) | **2.0** | **5.15** | - | **6.32** | 0.0 | **1.2** | **0.05** | 0.0 U | **0.28** | - | **0.080** | **0.06** | - | 0.0 U | 0.030 U |

# TABLE 4
## MONITORED NATURAL ATTENUATION PARAMETERS
## SAURO'S PROPERTY REMEDIAL INVESTIGATION/FEASIBILITY STUDY
## TACOMA, WASHINGTON

| | RNS-MW7<br>T209049-11<br>9/6/2012 | RNS-MW7<br>T212133-11<br>12/19/2012 |
|---|---|---|
| **CONVENTIONALS** | | |
| **Methods EPA300/EPA 353.2/** | | |
| **SM 4500-SO4 E (mg/L)** | | |
| Nitrate | **0.656** | **0.352** |
| Sulfate | **43.9** | **33.4** |
| Nitrite | 0.0100 U | **0.0293** |
| **Methods EPA415.1/SM 5310 B (mg/L)** | | |
| Total Organic Carbon | **13.1** | **2.25** |
| **Method SM 4500-Cl-E (mg/L)** | | |
| Chloride | **30.4** | **28.9** |
| **Method SM4500-S2D (mg/L)** | | |
| Sulfide | 0.250 U | 0.150 U |
| **DISSOLVED GASES (mg/L)** | | |
| **Method RSK175** | | |
| Methane | 0.0050 U | 0.0050 U |
| Ethane | 0.0050 U | 0.0050 U |
| Ethylene | 0.0050 U | 0.0050 U |
| Acetylene | 0.0050 U | 0.0050 U |
| **FIELD PARAMETERS** | | |
| Dissolved Oxygen (mg/L) | **8.6** | **1.94** |
| Oxidation Reduction Potential (mV) | -66 | -23.9 |
| Iron (mg/L) | **1.00** | 0.030 U |

U = Indicates the compound was not detected at the reported preliminary quantitation limit (PQL).
J = Indicates the analyte was positively identified; the associated numerical value is the approximate concentratio nof the analyte in the sample.
Bold = Detected compound.
- = Not analyzed or not measured.

APPENDIX A

# January 2013 Volatile Organic Compound Data Lab Report T301121

City of Tacoma
Environmental Services Laboratory

08 February 2013

Calvin Taylor
PW Science and Engineering
326 East D Street
Tacoma, WA 98421

Subject: Sauro Property RIFS

Enclosed are the analytical results for samples collected 01/15/2013.

Quality Control Data are included with the sample results for your review.

If you have any questions concerning this report, call me at (253)502-2130. Please note that remaining samples associated with this report will be discarded 3 months from the date of this report unless we are notified otherwise.

Sincerely,

Stuart Magoon
Assistant Division Manager
Environmental Services Laboratory

cc.

| | | |
|---|---|---|
| **PW Science and Engineering** | Project: **Sauro Property RIFS** | |
| 326 East D Street | Project Number: CIP-00020-01-03 | **Reported:** |
| Tacoma WA, 98421 | Project Manager: Calvin Taylor | 08-Feb-13 08:29 |

## ANALYTICAL REPORT FOR SAMPLES

| Sample ID | Laboratory ID | Matrix | Date Sampled |
|---|---|---|---|
| **Trip Blank** | T301121-01 | Water | 15-Jan-13 15:00 |
| **MW1-PP** | T301121-02 | Water | 15-Jan-13 12:35 |
| **MW2-PP** | T301121-03 | Water | 15-Jan-13 12:20 |
| **MW13-(51.5)** | T301121-04 | Water | 15-Jan-13 14:34 |
| **LAI-MW1-(63)** | T301121-05 | Water | 15-Jan-13 14:18 |
| **LAI-MW2-(65)** | T301121-06 | Water | 15-Jan-13 12:55 |
| **LAI-MW3-(75)** | T301121-07 | Water | 15-Jan-13 13:15 |
| **LAI-MW4-(25)** | T301121-08 | Water | 15-Jan-13 14:07 |
| **LAI-MW5-(42)** | T301121-09 | Water | 15-Jan-13 11:40 |
| **LAI-MW5-(50)** | T301121-10 | Water | 15-Jan-13 11:45 |
| **RNS-MW2-(21.5)** | T301121-11 | Water | 15-Jan-13 12:03 |
| **RNS-MW2-(38.5)** | T301121-12 | Water | 15-Jan-13 12:08 |
| **RNS-MW6-(42.5)** | T301121-13 | Water | 15-Jan-13 14:42 |
| **RNS-MW6-(52.5)** | T301121-14 | Water | 15-Jan-13 14:45 |
| **LAI-MW5-(42) DUP** | T301121-15 | Water | 15-Jan-13 11:42 |

## CHAIN OF CUSTODY

The samples were received under appropriate Chain of Custody procedures.

## SAMPLE RECEIPT, PRESERVATION AND STORAGE

Samples were properly preserved and stored in accordance with the applicable method requirements.

## HOLDING TIMES

All analyses were performed within the required holding times.

## METHODS

The samples were analyzed by the following method:

EPA Method 8260B for Volatile Organics

## METHOD DETECTION LIMITS

All analytes are reported to the Method Detection Limit (MDL). Values below the Practical Quantitation Limits (PQL) are qualified as estimated (J) and may not be as precise as values reported greater than the PQL (the low standard or 3 - 5 times the MDL).

## BLANKS

Blanks were analyzed at the required frequencies of the methods. Sample T301121-01 was a Trip Blank. The blanks met the project criteria **except for the following:**

| Lab ID | Analyte | Amount (ug/L) | AssociatedSamples | Qualifier |
|---|---|---|---|---|
| **1304040-BLK1** | **1,2-Dichlorobenzene** | **0.5** | **-05** | **J** |
| | **1,3-Dichlorobenzene** | **0.1J** | **-08** | **J** |
| | **Bromomethane** | **0.4** | **-02, -03, -04, -05, -06, -07, -08, -09, -10, -11, -12, -13, -14, & -15** | **UJ** |
| | **Chloromethane** | **0.1J** | **-02, -03, -04, -05, -06, -07, -08, -09, -10, -12, -13, & -15** | **UJ** |
| | **Methylene Chloride** | **0.1J** | **-02** | **UJ** |

**The values for Bromomethane, Chloromethane, and Methylene Chloride in the samples listed above are qualified (UJ) as not detected at the estimated reported values. The values for 1,2-Dichlorobenzene and 1,3-Dichlorobenzene in the above associated samples are qualified (J) estimated at their detected levels.**

## SURROGATE COMPOUNDS

Surrogate compounds were added to each sample to monitor system performance. Surrogate recoveries were within the project limits.

## LABORATORY CONTROL SAMPLES

Laboratory Control Samples were analyzed with these samples for all parameters. The recoveries for all associated LCS were within the project limits.

## MATRIX SPIKE AND MATRIX SPIKE DUPLICATE ANALYSIS

Matrix Spike and/or Matrix Spike Duplicate analysis was performed with these samples. The recoveries were within the project limits except for the following:

| Analyte | MS %REC | MSD %REC | %REC Limits | RPD | RPD Limits |
|---|---|---|---|---|---|
| Chloromethane | 85.5 | 120 | 69-126 | 33.8* | 20 |
| Vinyl Chloride | 78.3 | 114 | 68-127 | 37.2* | 20 |
| Bromomethane | 61.2* | 94.0 | 64-147 | 41.4* | 20 |
| Chloroethane | 87.8 | 110 | 61-140 | 22.5* | 20 |
| Trichlorofluoromethane | 73.5* | 111 | 80-120 | 40.5* | 20 |
| Acrolein | 91.3 | 117 | 66-141 | 24.6* | 20 |
| 1,1-Dichloroethene | 76.2* | 103 | 87-114 | 29.9* | 20 |
| 1,1,2-Trichlorotrifluoroethane | 85.5 | 115 | 80-120 | 29.2* | 20 |
| Acetone | 70.8* | 102 | 79-126 | 35.2* | 20 |
| Carbon Disulfide | 78.7 | 103 | 71-139 | 26.5* | 20 |
| Methylene Chloride | 76.4 | 102 | 79-119 | 28.5* | 20 |
| Acrylonitrile | 93.2 | 117 | 86-124 | 22.9* | 20 |
| Methyl tert-butyl ether | 77.2 | 107 | 50-150 | 32.8* | 20 |
| trans-1,2-Dichloroethane | 77.6* | 109 | 85-120 | 33.4* | 20 |
| 1,1-Dichloroethane | 82.5* | 111 | 86-124 | 29.6* | 20 |
| Vinyl Acetate | 65.4 | 81.1 | 63-133 | 21.3* | 20 |
| cis-1,2-Dichloroethene | 78.1* | 105 | 96-116 | 28.9* | 20 |
| 2-Butanone | 74.9 | 102 | 73-130 | 30.4* | 20 |
| Chloroform | 82.7* | 111 | 88-121 | 28.9* | 20 |
| 1,1,1-Trichloroethane | 77.5* | 111 | 82-121 | 35.2* | 20 |
| Carbon Tetrachloride | 74.1* | 109 | 80-120 | 37.8* | 20 |
| Benzene | 80.8* | 106 | 87-122 | 27.1* | 20 |

| Analyte | MS %REC | MSD %REC | %REC Limits | RPD | RPD Limits |
|---|---|---|---|---|---|
| 1,2-Dichloroethane | 86.9* | 112 | 85-130 | 25.5* | 20 |
| Trichloroethene | 80.3* | 106 | 84-123 | 26.4* | 20 |
| 1,2-Dichloropropane | 86.9* | 115 | 88-131 | 27.6* | 20 |
| Bromodichloromethane | 83.7* | 108 | 84-130 | 25.3* | 20 |
| cis-1,3-Dichloropropene | 76.2* | 101 | 80-129 | 28.0* | 20 |
| 4-Methyl-2-pentanone | 83.0 | 113 | 66-134 | 30.5* | 20 |
| Toluene | 82.3* | 108 | 87-127 | 26.9* | 20 |
| trans-1,3-Dichloropropene | 75.5* | 108 | 82-130 | 35.7* | 20 |
| 2-Hexanone | 84.2 | 111 | 70-138 | 27.8* | 20 |
| Dibromochloromethane | 81.7 | 109 | 81-130 | 29.1* | 20 |
| 1,2-Dibromoethane | 80.6 | 115 | 80-120 | 35.5* | 20 |
| Chlorobenzene | 83.9* | 108 | 87-124 | 25.4* | 20 |
| Ethylbenzene | 88.6 | 115 | 85-134 | 25.9* | 20 |
| m/p-Xylene | 84.6* | 109 | 93-120 | 25.5* | 20 |
| o-Xylene | 83.5 | 107 | 80-120 | 24.7* | 20 |
| Styrene | 77.9* | 96.9 | 78-129 | 21.8* | 20 |
| Bromoform | 78.2 | 101 | 76-134 | 25.7* | 20 |
| 1,1,2,2-Tetrachloroethane | 81.9 | 105 | 77-137 | 24.9* | 20 |
| 1,3-Dichlorobenzene | 79.5* | 98.1 | 82-133 | 20.9* | 20 |
| 1,4-Dichlorobenzene | 78.8 | 99.4 | 62-138 | 23.1* | 20 |
| 1,2-Dichlorobenzene | 80.0 | 100 | 79-140 | 22.5* | 20 |

*out of range

No qualification is warranted based on just the Matrix Spike recovery or high RPD data.

## INTERNAL STANDARDS

Internal Standards were added to these samples for quantitation purposes. The Area counts of these standards must not vary more than a factor of two from the mid-point standard of the calibration curve according to the method. The retention times must not vary by more than 30 seconds. No compounds varied by more than 30 seconds retention time. The internal standard criteria were met for these samples.

## FIELD DUPLICATES

Samples T301121-09; and T301121-15 were submitted as field duplicates. No Compounds were detected in the field duplicate pairs greater than the PQL.

## DATA AVAILABILITY

All data associated with the samples contained in this report are archived at the Environmental Services Laboratory and are available upon request.

| | | |
|---|---|---|
| **PW Science and Engineering** | Project: **Sauro Property RIFS** | |
| 326 East D Street | Project Number: CIP-00020-01-03 | **Reported:** |
| Tacoma WA, 98421 | Project Manager: Calvin Taylor | 08-Feb-13 08:37 |

## Trip Blank
### T301121-01 (Water)
### 15-Jan-13 15:00

| Analyte | Result | PQL | MDL | Units | Prepared | Analyzed | Method |
|---|---|---|---|---|---|---|---|
| **VOA** | | | | | | | |
| 1,1,1-Trichloroethane | 0.2 U | 0.5 | 0.2 | ug/L | 25-Jan-13 | 25-Jan-13 | EPA 8260C |
| 1,1,2,2-Tetrachloroethane | 0.2 U | 0.5 | 0.2 | ug/L | 25-Jan-13 | 25-Jan-13 | EPA 8260C |
| 1,1,2-Trichloroethane | 0.3 U | 0.5 | 0.3 | ug/L | 25-Jan-13 | 25-Jan-13 | EPA 8260C |
| 1,1,2-Trichlorotrifluoroethane | 0.3 U | 0.5 | 0.3 | ug/L | 25-Jan-13 | 25-Jan-13 | EPA 8260C |
| 1,1-Dichloroethane | 0.1 U | 0.5 | 0.1 | ug/L | 25-Jan-13 | 25-Jan-13 | EPA 8260C |
| 1,1-Dichloroethene | 0.1 U | 0.5 | 0.1 | ug/L | 25-Jan-13 | 25-Jan-13 | EPA 8260C |
| 1,2-Dibromoethane | 0.2 U | 0.5 | 0.2 | ug/L | 25-Jan-13 | 25-Jan-13 | EPA 8260C |
| 1,2-Dichlorobenzene | 0.2 U | 0.5 | 0.2 | ug/L | 25-Jan-13 | 25-Jan-13 | EPA 8260C |
| 1,2-Dichloroethane | 0.1 U | 0.5 | 0.1 | ug/L | 25-Jan-13 | 25-Jan-13 | EPA 8260C |
| 1,2-Dichloropropane | 0.2 U | 0.5 | 0.2 | ug/L | 25-Jan-13 | 25-Jan-13 | EPA 8260C |
| 1,3-Dichlorobenzene | 0.09 U | 0.5 | 0.09 | ug/L | 25-Jan-13 | 25-Jan-13 | EPA 8260C |
| 1,4-Dichlorobenzene | 0.1 U | 0.5 | 0.1 | ug/L | 25-Jan-13 | 25-Jan-13 | EPA 8260C |
| 2-Butanone | 1.4 U | 5.0 | 1.4 | ug/L | 25-Jan-13 | 25-Jan-13 | EPA 8260C |
| 2-Hexanone | 2.4 U | 5.0 | 2.4 | ug/L | 25-Jan-13 | 25-Jan-13 | EPA 8260C |
| 4-Methyl-2-pentanone | 1.8 U | 5.0 | 1.8 | ug/L | 25-Jan-13 | 25-Jan-13 | EPA 8260C |
| **Acetone** | **7.8** | 5.0 | 1.3 | ug/L | 25-Jan-13 | 25-Jan-13 | EPA 8260C |
| Acrolein | 1.3 U | 5.0 | 1.3 | ug/L | 25-Jan-13 | 25-Jan-13 | EPA 8260C |
| Acrylonitrile | 0.5 U | 5.0 | 0.5 | ug/L | 25-Jan-13 | 25-Jan-13 | EPA 8260C |
| Benzene | 0.2 U | 0.5 | 0.2 | ug/L | 25-Jan-13 | 25-Jan-13 | EPA 8260C |
| Bromodichloromethane | 0.2 U | 0.5 | 0.2 | ug/L | 25-Jan-13 | 25-Jan-13 | EPA 8260C |
| Bromoform | 0.1 U | 0.5 | 0.1 | ug/L | 25-Jan-13 | 25-Jan-13 | EPA 8260C |
| **Bromomethane** | **0.5 J** | 1.0 | 0.2 | ug/L | 25-Jan-13 | 25-Jan-13 | EPA 8260C |
| **Carbon Disulfide** | **0.1 J** | 0.5 | 0.1 | ug/L | 25-Jan-13 | 25-Jan-13 | EPA 8260C |
| Carbon Tetrachloride | 0.2 U | 0.5 | 0.2 | ug/L | 25-Jan-13 | 25-Jan-13 | EPA 8260C |
| Chlorobenzene | 0.2 U | 0.5 | 0.2 | ug/L | 25-Jan-13 | 25-Jan-13 | EPA 8260C |
| Chloroethane | 0.07 U | 0.5 | 0.07 | ug/L | 25-Jan-13 | 25-Jan-13 | EPA 8260C |
| Chloroform | 0.2 U | 0.5 | 0.2 | ug/L | 25-Jan-13 | 25-Jan-13 | EPA 8260C |
| **Chloromethane** | **0.1 J** | 0.5 | 0.1 | ug/L | 25-Jan-13 | 25-Jan-13 | EPA 8260C |
| cis-1,2-Dichloroethene | 0.1 U | 0.5 | 0.1 | ug/L | 25-Jan-13 | 25-Jan-13 | EPA 8260C |
| cis-1,3-Dichloropropene | 0.2 U | 0.5 | 0.2 | ug/L | 25-Jan-13 | 25-Jan-13 | EPA 8260C |
| Dibromochloromethane | 0.2 U | 0.5 | 0.2 | ug/L | 25-Jan-13 | 25-Jan-13 | EPA 8260C |
| Ethylbenzene | 0.2 U | 0.5 | 0.2 | ug/L | 25-Jan-13 | 25-Jan-13 | EPA 8260C |
| m/p-Xylene | 0.4 U | 0.5 | 0.4 | ug/L | 25-Jan-13 | 25-Jan-13 | EPA 8260C |
| Methyl tert-butyl ether | 0.2 U | 0.5 | 0.2 | ug/L | 25-Jan-13 | 25-Jan-13 | EPA 8260C |
| Methylene Chloride | 0.1 U | 1.0 | 0.1 | ug/L | 25-Jan-13 | 25-Jan-13 | EPA 8260C |
| o-Xylene | 0.2 U | 0.5 | 0.2 | ug/L | 25-Jan-13 | 25-Jan-13 | EPA 8260C |



*The results in this report apply to the samples analyzed in accordance with the chain of custody document. This analytical report must be reproduced in its entirety.*

Reviewed By

| | | |
|---|---|---|
| **PW Science and Engineering** | Project: **Sauro Property RIFS** | |
| 326 East D Street | Project Number: CIP-00020-01-03 | **Reported:** |
| Tacoma WA, 98421 | Project Manager: Calvin Taylor | 08-Feb-13 08:37 |

## Trip Blank
### T301121-01 (Water)
### 15-Jan-13 15:00

| Analyte | Result | PQL | MDL | Units | Prepared | Analyzed | Method |
|---|---|---|---|---|---|---|---|
| **VOA** | | | | | | | |
| **Styrene** | **0.4 J** | 0.5 | 0.2 | ug/L | 25-Jan-13 | 25-Jan-13 | EPA 8260C |
| Tetrachloroethene | 0.2 U | 0.5 | 0.2 | ug/L | 25-Jan-13 | 25-Jan-13 | EPA 8260C |
| Toluene | 0.1 U | 0.5 | 0.1 | ug/L | 25-Jan-13 | 25-Jan-13 | EPA 8260C |
| total 1,2-Dichloroethene | 0.5 U | 0.5 | 0.5 | ug/L | 25-Jan-13 | 25-Jan-13 | EPA 8260C |
| trans-1,2-Dichloroethene | 0.1 U | 0.5 | 0.1 | ug/L | 25-Jan-13 | 25-Jan-13 | EPA 8260C |
| trans-1,3-Dichloropropene | 0.1 U | 0.5 | 0.1 | ug/L | 25-Jan-13 | 25-Jan-13 | EPA 8260C |
| Trichloroethene | 0.07 U | 0.2 | 0.07 | ug/L | 25-Jan-13 | 25-Jan-13 | EPA 8260C |
| Trichlorofluoromethane | 0.2 U | 0.5 | 0.2 | ug/L | 25-Jan-13 | 25-Jan-13 | EPA 8260C |
| Vinyl Acetate | 0.2 U | 0.5 | 0.2 | ug/L | 25-Jan-13 | 25-Jan-13 | EPA 8260C |
| Vinyl Chloride | 0.1 U | 0.2 | 0.1 | ug/L | 25-Jan-13 | 25-Jan-13 | EPA 8260C |
| *Surrogate: 1,2-Dichloroethane-d4* | | *95.8 %* | *26-175* | | *25-Jan-13* | *25-Jan-13* | *EPA 8260C* |
| *Surrogate: 4-Bromofluorobenzene* | | *108 %* | *86-126* | | *25-Jan-13* | *25-Jan-13* | *EPA 8260C* |
| *Surrogate: Dibromofluoromethane* | | *91.8 %* | *81-130* | | *25-Jan-13* | *25-Jan-13* | *EPA 8260C* |
| *Surrogate: Toluene-d8* | | *98.6 %* | *82-127* | | *25-Jan-13* | *25-Jan-13* | *EPA 8260C* |



*The results in this report apply to the samples analyzed in accordance with the chain of custody document. This analytical report must be reproduced in its entirety.*

Reviewed By

| | | |
|---|---|---|
| **PW Science and Engineering** | Project: **Sauro Property RIFS** | |
| 326 East D Street | Project Number: CIP-00020-01-03 | **Reported:** |
| Tacoma WA, 98421 | Project Manager: Calvin Taylor | 08-Feb-13 08:37 |

## MW1-PP
### T301121-02 (Water)
### 15-Jan-13 12:35

| Analyte | Result | PQL | MDL | Units | Prepared | Analyzed | Method |
|---|---|---|---|---|---|---|---|
| **FIELD** | | | | | | | |
| **Water Level** | **15.8** | 0.00 | | Feet | 15-Jan-13 | 15-Jan-13 | Field Measurement |
| **VOA** | | | | | | | |
| 1,1,1-Trichloroethane | 0.2 U | 0.5 | 0.2 | ug/L | 25-Jan-13 | 25-Jan-13 | EPA 8260C |
| 1,1,2,2-Tetrachloroethane | 0.2 U | 0.5 | 0.2 | ug/L | 25-Jan-13 | 25-Jan-13 | EPA 8260C |
| 1,1,2-Trichloroethane | 0.3 U | 0.5 | 0.3 | ug/L | 25-Jan-13 | 25-Jan-13 | EPA 8260C |
| 1,1,2-Trichlorotrifluoroethane | 0.3 U | 0.5 | 0.3 | ug/L | 25-Jan-13 | 25-Jan-13 | EPA 8260C |
| 1,1-Dichloroethane | 0.1 U | 0.5 | 0.1 | ug/L | 25-Jan-13 | 25-Jan-13 | EPA 8260C |
| 1,1-Dichloroethene | 0.1 U | 0.5 | 0.1 | ug/L | 25-Jan-13 | 25-Jan-13 | EPA 8260C |
| 1,2-Dibromoethane | 0.2 U | 0.5 | 0.2 | ug/L | 25-Jan-13 | 25-Jan-13 | EPA 8260C |
| 1,2-Dichlorobenzene | 0.2 U | 0.5 | 0.2 | ug/L | 25-Jan-13 | 25-Jan-13 | EPA 8260C |
| 1,2-Dichloroethane | 0.1 U | 0.5 | 0.1 | ug/L | 25-Jan-13 | 25-Jan-13 | EPA 8260C |
| 1,2-Dichloropropane | 0.2 U | 0.5 | 0.2 | ug/L | 25-Jan-13 | 25-Jan-13 | EPA 8260C |
| 1,3-Dichlorobenzene | 0.09 U | 0.5 | 0.09 | ug/L | 25-Jan-13 | 25-Jan-13 | EPA 8260C |
| 1,4-Dichlorobenzene | 0.1 U | 0.5 | 0.1 | ug/L | 25-Jan-13 | 25-Jan-13 | EPA 8260C |
| 2-Butanone | 1.4 U | 5.0 | 1.4 | ug/L | 25-Jan-13 | 25-Jan-13 | EPA 8260C |
| 2-Hexanone | 2.4 U | 5.0 | 2.4 | ug/L | 25-Jan-13 | 25-Jan-13 | EPA 8260C |
| 4-Methyl-2-pentanone | 1.8 U | 5.0 | 1.8 | ug/L | 25-Jan-13 | 25-Jan-13 | EPA 8260C |
| **Acetone** | **4.5 J** | 5.0 | 1.3 | ug/L | 25-Jan-13 | 25-Jan-13 | EPA 8260C |
| Acrolein | 1.3 U | 5.0 | 1.3 | ug/L | 25-Jan-13 | 25-Jan-13 | EPA 8260C |
| Acrylonitrile | 0.5 U | 5.0 | 0.5 | ug/L | 25-Jan-13 | 25-Jan-13 | EPA 8260C |
| Benzene | 0.2 U | 0.5 | 0.2 | ug/L | 25-Jan-13 | 25-Jan-13 | EPA 8260C |
| Bromodichloromethane | 0.2 U | 0.5 | 0.2 | ug/L | 25-Jan-13 | 25-Jan-13 | EPA 8260C |
| Bromoform | 0.1 U | 0.5 | 0.1 | ug/L | 25-Jan-13 | 25-Jan-13 | EPA 8260C |
| **Bromomethane** | **0.4 UJ** | 1.0 | 0.2 | ug/L | 25-Jan-13 | 25-Jan-13 | EPA 8260C |
| Carbon Disulfide | 0.1 U | 0.5 | 0.1 | ug/L | 25-Jan-13 | 25-Jan-13 | EPA 8260C |
| Carbon Tetrachloride | 0.2 U | 0.5 | 0.2 | ug/L | 25-Jan-13 | 25-Jan-13 | EPA 8260C |
| Chlorobenzene | 0.2 U | 0.5 | 0.2 | ug/L | 25-Jan-13 | 25-Jan-13 | EPA 8260C |
| Chloroethane | 0.07 U | 0.5 | 0.07 | ug/L | 25-Jan-13 | 25-Jan-13 | EPA 8260C |
| Chloroform | 0.2 U | 0.5 | 0.2 | ug/L | 25-Jan-13 | 25-Jan-13 | EPA 8260C |
| **Chloromethane** | **0.1 UJ** | 0.5 | 0.1 | ug/L | 25-Jan-13 | 25-Jan-13 | EPA 8260C |
| **cis-1,2-Dichloroethene** | **0.2 J** | 0.5 | 0.1 | ug/L | 25-Jan-13 | 25-Jan-13 | EPA 8260C |
| cis-1,3-Dichloropropene | 0.2 U | 0.5 | 0.2 | ug/L | 25-Jan-13 | 25-Jan-13 | EPA 8260C |
| Dibromochloromethane | 0.2 U | 0.5 | 0.2 | ug/L | 25-Jan-13 | 25-Jan-13 | EPA 8260C |
| Ethylbenzene | 0.2 U | 0.5 | 0.2 | ug/L | 25-Jan-13 | 25-Jan-13 | EPA 8260C |



*The results in this report apply to the samples analyzed in accordance with the chain of custody document. This analytical report must be reproduced in its entirety.*

Reviewed By

| | | |
|---|---|---|
| **PW Science and Engineering** | Project: **Sauro Property RIFS** | |
| 326 East D Street | Project Number: CIP-00020-01-03 | **Reported:** |
| Tacoma WA, 98421 | Project Manager: Calvin Taylor | 08-Feb-13 08:37 |

## MW1-PP
### T301121-02 (Water)
### 15-Jan-13 12:35

| Analyte | Result | PQL | MDL | Units | Prepared | Analyzed | Method |
|---|---|---|---|---|---|---|---|
| **VOA** | | | | | | | |
| m/p-Xylene | 0.4 U | 0.5 | 0.4 | ug/L | 25-Jan-13 | 25-Jan-13 | EPA 8260C |
| Methyl tert-butyl ether | 0.2 U | 0.5 | 0.2 | ug/L | 25-Jan-13 | 25-Jan-13 | EPA 8260C |
| **Methylene Chloride** | **0.2 UJ** | 1.0 | 0.1 | ug/L | 25-Jan-13 | 25-Jan-13 | EPA 8260C |
| o-Xylene | 0.2 U | 0.5 | 0.2 | ug/L | 25-Jan-13 | 25-Jan-13 | EPA 8260C |
| Styrene | 0.2 U | 0.5 | 0.2 | ug/L | 25-Jan-13 | 25-Jan-13 | EPA 8260C |
| Tetrachloroethene | 0.2 U | 0.5 | 0.2 | ug/L | 25-Jan-13 | 25-Jan-13 | EPA 8260C |
| Toluene | 0.1 U | 0.5 | 0.1 | ug/L | 25-Jan-13 | 25-Jan-13 | EPA 8260C |
| total 1,2-Dichloroethene | 0.5 U | 0.5 | 0.5 | ug/L | 25-Jan-13 | 25-Jan-13 | EPA 8260C |
| trans-1,2-Dichloroethene | 0.1 U | 0.5 | 0.1 | ug/L | 25-Jan-13 | 25-Jan-13 | EPA 8260C |
| trans-1,3-Dichloropropene | 0.1 U | 0.5 | 0.1 | ug/L | 25-Jan-13 | 25-Jan-13 | EPA 8260C |
| Trichloroethene | 0.07 U | 0.2 | 0.07 | ug/L | 25-Jan-13 | 25-Jan-13 | EPA 8260C |
| Trichlorofluoromethane | 0.2 U | 0.5 | 0.2 | ug/L | 25-Jan-13 | 25-Jan-13 | EPA 8260C |
| Vinyl Acetate | 0.2 U | 0.5 | 0.2 | ug/L | 25-Jan-13 | 25-Jan-13 | EPA 8260C |
| Vinyl Chloride | 0.1 U | 0.2 | 0.1 | ug/L | 25-Jan-13 | 25-Jan-13 | EPA 8260C |
| *Surrogate: 1,2-Dichloroethane-d4* | | *95.9 %* | *26-175* | | *25-Jan-13* | *25-Jan-13* | *EPA 8260C* |
| *Surrogate: 4-Bromofluorobenzene* | | *97.4 %* | *86-126* | | *25-Jan-13* | *25-Jan-13* | *EPA 8260C* |
| *Surrogate: Dibromofluoromethane* | | *95.3 %* | *81-130* | | *25-Jan-13* | *25-Jan-13* | *EPA 8260C* |
| *Surrogate: Toluene-d8* | | *97.3 %* | *82-127* | | *25-Jan-13* | *25-Jan-13* | *EPA 8260C* |



*The results in this report apply to the samples analyzed in accordance with the chain of custody document. This analytical report must be reproduced in its entirety.*

Reviewed By

| | | |
|---|---|---|
| **PW Science and Engineering** | Project: **Sauro Property RIFS** | |
| 326 East D Street | Project Number: CIP-00020-01-03 | **Reported:** |
| Tacoma WA, 98421 | Project Manager: Calvin Taylor | 08-Feb-13 08:37 |

## MW2-PP
### T301121-03 (Water)
### 15-Jan-13 12:20

| Analyte | Result | PQL | MDL | Units | Prepared | Analyzed | Method |
|---|---|---|---|---|---|---|---|
| **FIELD** | | | | | | | |
| **Water Level** | **15.0** | 0.00 | | Feet | 15-Jan-13 | 15-Jan-13 | Field Measurement |
| **VOA** | | | | | | | |
| 1,1,1-Trichloroethane | 0.2 U | 0.5 | 0.2 | ug/L | 25-Jan-13 | 25-Jan-13 | EPA 8260C |
| 1,1,2,2-Tetrachloroethane | 0.2 U | 0.5 | 0.2 | ug/L | 25-Jan-13 | 25-Jan-13 | EPA 8260C |
| 1,1,2-Trichloroethane | 0.3 U | 0.5 | 0.3 | ug/L | 25-Jan-13 | 25-Jan-13 | EPA 8260C |
| 1,1,2-Trichlorotrifluoroethane | 0.3 U | 0.5 | 0.3 | ug/L | 25-Jan-13 | 25-Jan-13 | EPA 8260C |
| 1,1-Dichloroethane | 0.1 U | 0.5 | 0.1 | ug/L | 25-Jan-13 | 25-Jan-13 | EPA 8260C |
| 1,1-Dichloroethene | 0.1 U | 0.5 | 0.1 | ug/L | 25-Jan-13 | 25-Jan-13 | EPA 8260C |
| 1,2-Dibromoethane | 0.2 U | 0.5 | 0.2 | ug/L | 25-Jan-13 | 25-Jan-13 | EPA 8260C |
| 1,2-Dichlorobenzene | 0.2 U | 0.5 | 0.2 | ug/L | 25-Jan-13 | 25-Jan-13 | EPA 8260C |
| 1,2-Dichloroethane | 0.1 U | 0.5 | 0.1 | ug/L | 25-Jan-13 | 25-Jan-13 | EPA 8260C |
| 1,2-Dichloropropane | 0.2 U | 0.5 | 0.2 | ug/L | 25-Jan-13 | 25-Jan-13 | EPA 8260C |
| 1,3-Dichlorobenzene | 0.09 U | 0.5 | 0.09 | ug/L | 25-Jan-13 | 25-Jan-13 | EPA 8260C |
| **1,4-Dichlorobenzene** | **0.6** | 0.5 | 0.1 | ug/L | 25-Jan-13 | 25-Jan-13 | EPA 8260C |
| 2-Butanone | 1.4 U | 5.0 | 1.4 | ug/L | 25-Jan-13 | 25-Jan-13 | EPA 8260C |
| 2-Hexanone | 2.4 U | 5.0 | 2.4 | ug/L | 25-Jan-13 | 25-Jan-13 | EPA 8260C |
| 4-Methyl-2-pentanone | 1.8 U | 5.0 | 1.8 | ug/L | 25-Jan-13 | 25-Jan-13 | EPA 8260C |
| **Acetone** | **3.4 J** | 5.0 | 1.3 | ug/L | 25-Jan-13 | 25-Jan-13 | EPA 8260C |
| Acrolein | 1.3 U | 5.0 | 1.3 | ug/L | 25-Jan-13 | 25-Jan-13 | EPA 8260C |
| Acrylonitrile | 0.5 U | 5.0 | 0.5 | ug/L | 25-Jan-13 | 25-Jan-13 | EPA 8260C |
| Benzene | 0.2 U | 0.5 | 0.2 | ug/L | 25-Jan-13 | 25-Jan-13 | EPA 8260C |
| Bromodichloromethane | 0.2 U | 0.5 | 0.2 | ug/L | 25-Jan-13 | 25-Jan-13 | EPA 8260C |
| Bromoform | 0.1 U | 0.5 | 0.1 | ug/L | 25-Jan-13 | 25-Jan-13 | EPA 8260C |
| **Bromomethane** | **0.2 UJ** | 1.0 | 0.2 | ug/L | 25-Jan-13 | 25-Jan-13 | EPA 8260C |
| Carbon Disulfide | 0.1 U | 0.5 | 0.1 | ug/L | 25-Jan-13 | 25-Jan-13 | EPA 8260C |
| Carbon Tetrachloride | 0.2 U | 0.5 | 0.2 | ug/L | 25-Jan-13 | 25-Jan-13 | EPA 8260C |
| Chlorobenzene | 0.2 U | 0.5 | 0.2 | ug/L | 25-Jan-13 | 25-Jan-13 | EPA 8260C |
| Chloroethane | 0.07 U | 0.5 | 0.07 | ug/L | 25-Jan-13 | 25-Jan-13 | EPA 8260C |
| Chloroform | 0.2 U | 0.5 | 0.2 | ug/L | 25-Jan-13 | 25-Jan-13 | EPA 8260C |
| **Chloromethane** | **0.2 UJ** | 0.5 | 0.1 | ug/L | 25-Jan-13 | 25-Jan-13 | EPA 8260C |
| **cis-1,2-Dichloroethene** | **3.1** | 0.5 | 0.1 | ug/L | 25-Jan-13 | 25-Jan-13 | EPA 8260C |
| cis-1,3-Dichloropropene | 0.2 U | 0.5 | 0.2 | ug/L | 25-Jan-13 | 25-Jan-13 | EPA 8260C |
| Dibromochloromethane | 0.2 U | 0.5 | 0.2 | ug/L | 25-Jan-13 | 25-Jan-13 | EPA 8260C |
| Ethylbenzene | 0.2 U | 0.5 | 0.2 | ug/L | 25-Jan-13 | 25-Jan-13 | EPA 8260C |



*The results in this report apply to the samples analyzed in accordance with the chain of custody document. This analytical report must be reproduced in its entirety.*

Reviewed By

| | | |
|---|---|---|
| **PW Science and Engineering** | Project: **Sauro Property RIFS** | |
| 326 East D Street | Project Number: CIP-00020-01-03 | **Reported:** |
| Tacoma WA, 98421 | Project Manager: Calvin Taylor | 08-Feb-13 08:37 |

## MW2-PP

**T301121-03 (Water)**

**15-Jan-13 12:20**

| Analyte | Result | PQL | MDL | Units | Prepared | Analyzed | Method |
|---|---|---|---|---|---|---|---|
| **VOA** | | | | | | | |
| m/p-Xylene | 0.4 U | 0.5 | 0.4 | ug/L | 25-Jan-13 | 25-Jan-13 | EPA 8260C |
| Methyl tert-butyl ether | 0.2 U | 0.5 | 0.2 | ug/L | 25-Jan-13 | 25-Jan-13 | EPA 8260C |
| Methylene Chloride | 0.1 U | 1.0 | 0.1 | ug/L | 25-Jan-13 | 25-Jan-13 | EPA 8260C |
| o-Xylene | 0.2 U | 0.5 | 0.2 | ug/L | 25-Jan-13 | 25-Jan-13 | EPA 8260C |
| Styrene | 0.2 U | 0.5 | 0.2 | ug/L | 25-Jan-13 | 25-Jan-13 | EPA 8260C |
| **Tetrachloroethene** | **0.5** | 0.5 | 0.2 | ug/L | 25-Jan-13 | 25-Jan-13 | EPA 8260C |
| Toluene | 0.1 U | 0.5 | 0.1 | ug/L | 25-Jan-13 | 25-Jan-13 | EPA 8260C |
| **total 1,2-Dichloroethene** | **3.1** | 0.5 | 0.5 | ug/L | 25-Jan-13 | 25-Jan-13 | EPA 8260C |
| trans-1,2-Dichloroethene | 0.1 U | 0.5 | 0.1 | ug/L | 25-Jan-13 | 25-Jan-13 | EPA 8260C |
| trans-1,3-Dichloropropene | 0.1 U | 0.5 | 0.1 | ug/L | 25-Jan-13 | 25-Jan-13 | EPA 8260C |
| **Trichloroethene** | **0.8** | 0.2 | 0.07 | ug/L | 25-Jan-13 | 25-Jan-13 | EPA 8260C |
| Trichlorofluoromethane | 0.2 U | 0.5 | 0.2 | ug/L | 25-Jan-13 | 25-Jan-13 | EPA 8260C |
| Vinyl Acetate | 0.2 U | 0.5 | 0.2 | ug/L | 25-Jan-13 | 25-Jan-13 | EPA 8260C |
| **Vinyl Chloride** | **1.4** | 0.2 | 0.1 | ug/L | 25-Jan-13 | 25-Jan-13 | EPA 8260C |
| *Surrogate: 1,2-Dichloroethane-d4* | | *91.0 %* | *26-175* | | *25-Jan-13* | *25-Jan-13* | *EPA 8260C* |
| *Surrogate: 4-Bromofluorobenzene* | | *98.0 %* | *86-126* | | *25-Jan-13* | *25-Jan-13* | *EPA 8260C* |
| *Surrogate: Dibromofluoromethane* | | *88.5 %* | *81-130* | | *25-Jan-13* | *25-Jan-13* | *EPA 8260C* |
| *Surrogate: Toluene-d8* | | *97.0 %* | *82-127* | | *25-Jan-13* | *25-Jan-13* | *EPA 8260C* |



*The results in this report apply to the samples analyzed in accordance with the chain of custody document. This analytical report must be reproduced in its entirety.*

Reviewed By

| | | |
|---|---|---|
| **PW Science and Engineering** | Project: **Sauro Property RIFS** | |
| 326 East D Street | Project Number: CIP-00020-01-03 | **Reported:** |
| Tacoma WA, 98421 | Project Manager: Calvin Taylor | 08-Feb-13 08:37 |

## MW13-(51.5)
## T301121-04 (Water)
## 15-Jan-13 14:34

| Analyte | Result | PQL | MDL | Units | Prepared | Analyzed | Method |
|---|---|---|---|---|---|---|---|
| **FIELD** | | | | | | | |
| **Water Level** | **38.5** | 0.00 | | Feet | 15-Jan-13 | 15-Jan-13 | Field Measurement |
| **VOA** | | | | | | | |
| 1,1,1-Trichloroethane | 0.2 U | 0.5 | 0.2 | ug/L | 25-Jan-13 | 25-Jan-13 | EPA 8260C |
| 1,1,2,2-Tetrachloroethane | 0.2 U | 0.5 | 0.2 | ug/L | 25-Jan-13 | 25-Jan-13 | EPA 8260C |
| 1,1,2-Trichloroethane | 0.3 U | 0.5 | 0.3 | ug/L | 25-Jan-13 | 25-Jan-13 | EPA 8260C |
| 1,1,2-Trichlorotrifluoroethane | 0.3 U | 0.5 | 0.3 | ug/L | 25-Jan-13 | 25-Jan-13 | EPA 8260C |
| 1,1-Dichloroethane | 0.1 U | 0.5 | 0.1 | ug/L | 25-Jan-13 | 25-Jan-13 | EPA 8260C |
| **1,1-Dichloroethene** | **1.3** | 0.5 | 0.1 | ug/L | 25-Jan-13 | 25-Jan-13 | EPA 8260C |
| 1,2-Dibromoethane | 0.2 U | 0.5 | 0.2 | ug/L | 25-Jan-13 | 25-Jan-13 | EPA 8260C |
| 1,2-Dichlorobenzene | 0.2 U | 0.5 | 0.2 | ug/L | 25-Jan-13 | 25-Jan-13 | EPA 8260C |
| 1,2-Dichloroethane | 0.1 U | 0.5 | 0.1 | ug/L | 25-Jan-13 | 25-Jan-13 | EPA 8260C |
| 1,2-Dichloropropane | 0.2 U | 0.5 | 0.2 | ug/L | 25-Jan-13 | 25-Jan-13 | EPA 8260C |
| 1,3-Dichlorobenzene | 0.09 U | 0.5 | 0.09 | ug/L | 25-Jan-13 | 25-Jan-13 | EPA 8260C |
| 1,4-Dichlorobenzene | 0.1 U | 0.5 | 0.1 | ug/L | 25-Jan-13 | 25-Jan-13 | EPA 8260C |
| 2-Butanone | 1.4 U | 5.0 | 1.4 | ug/L | 25-Jan-13 | 25-Jan-13 | EPA 8260C |
| 2-Hexanone | 2.4 U | 5.0 | 2.4 | ug/L | 25-Jan-13 | 25-Jan-13 | EPA 8260C |
| 4-Methyl-2-pentanone | 1.8 U | 5.0 | 1.8 | ug/L | 25-Jan-13 | 25-Jan-13 | EPA 8260C |
| **Acetone** | **3.3 J** | 5.0 | 1.3 | ug/L | 25-Jan-13 | 25-Jan-13 | EPA 8260C |
| Acrolein | 1.3 U | 5.0 | 1.3 | ug/L | 25-Jan-13 | 25-Jan-13 | EPA 8260C |
| Acrylonitrile | 0.5 U | 5.0 | 0.5 | ug/L | 25-Jan-13 | 25-Jan-13 | EPA 8260C |
| Benzene | 0.2 U | 0.5 | 0.2 | ug/L | 25-Jan-13 | 25-Jan-13 | EPA 8260C |
| Bromodichloromethane | 0.2 U | 0.5 | 0.2 | ug/L | 25-Jan-13 | 25-Jan-13 | EPA 8260C |
| Bromoform | 0.1 U | 0.5 | 0.1 | ug/L | 25-Jan-13 | 25-Jan-13 | EPA 8260C |
| **Bromomethane** | **0.2 UJ** | 1.0 | 0.2 | ug/L | 25-Jan-13 | 25-Jan-13 | EPA 8260C |
| Carbon Disulfide | 0.1 U | 0.5 | 0.1 | ug/L | 25-Jan-13 | 25-Jan-13 | EPA 8260C |
| Carbon Tetrachloride | 0.2 U | 0.5 | 0.2 | ug/L | 25-Jan-13 | 25-Jan-13 | EPA 8260C |
| Chlorobenzene | 0.2 U | 0.5 | 0.2 | ug/L | 25-Jan-13 | 25-Jan-13 | EPA 8260C |
| Chloroethane | 0.07 U | 0.5 | 0.07 | ug/L | 25-Jan-13 | 25-Jan-13 | EPA 8260C |
| Chloroform | 0.2 U | 0.5 | 0.2 | ug/L | 25-Jan-13 | 25-Jan-13 | EPA 8260C |
| **Chloromethane** | **0.1 UJ** | 0.5 | 0.1 | ug/L | 25-Jan-13 | 25-Jan-13 | EPA 8260C |
| **cis-1,2-Dichloroethene** | **110** | 5.0 | 1.2 | ug/L | 25-Jan-13 | 25-Jan-13 | EPA 8260C |
| cis-1,3-Dichloropropene | 0.2 U | 0.5 | 0.2 | ug/L | 25-Jan-13 | 25-Jan-13 | EPA 8260C |
| Dibromochloromethane | 0.2 U | 0.5 | 0.2 | ug/L | 25-Jan-13 | 25-Jan-13 | EPA 8260C |
| Ethylbenzene | 0.2 U | 0.5 | 0.2 | ug/L | 25-Jan-13 | 25-Jan-13 | EPA 8260C |



*The results in this report apply to the samples analyzed in accordance with the chain of custody document. This analytical report must be reproduced in its entirety.*

Reviewed By

| | | |
|---|---|---|
| **PW Science and Engineering** | Project: **Sauro Property RIFS** | |
| 326 East D Street | Project Number: CIP-00020-01-03 | **Reported:** |
| Tacoma WA, 98421 | Project Manager: Calvin Taylor | 08-Feb-13 08:37 |

## MW13-(51.5)
## T301121-04 (Water)
## 15-Jan-13 14:34

| Analyte | Result | PQL | MDL | Units | Prepared | Analyzed | Method |
|---|---|---|---|---|---|---|---|
| **VOA** | | | | | | | |
| m/p-Xylene | 0.4 U | 0.5 | 0.4 | ug/L | 25-Jan-13 | 25-Jan-13 | EPA 8260C |
| Methyl tert-butyl ether | 0.2 U | 0.5 | 0.2 | ug/L | 25-Jan-13 | 25-Jan-13 | EPA 8260C |
| Methylene Chloride | 0.1 U | 1.0 | 0.1 | ug/L | 25-Jan-13 | 25-Jan-13 | EPA 8260C |
| o-Xylene | 0.2 U | 0.5 | 0.2 | ug/L | 25-Jan-13 | 25-Jan-13 | EPA 8260C |
| Styrene | 0.2 U | 0.5 | 0.2 | ug/L | 25-Jan-13 | 25-Jan-13 | EPA 8260C |
| **Tetrachloroethene** | **550** | 12 | 4.6 | ug/L | 25-Jan-13 | 25-Jan-13 | EPA 8260C |
| Toluene | 0.1 U | 0.5 | 0.1 | ug/L | 25-Jan-13 | 25-Jan-13 | EPA 8260C |
| **total 1,2-Dichloroethene** | **120** | 0.5 | 0.5 | ug/L | 25-Jan-13 | 25-Jan-13 | EPA 8260C |
| **trans-1,2-Dichloroethene** | **0.5** | 0.5 | 0.1 | ug/L | 25-Jan-13 | 25-Jan-13 | EPA 8260C |
| trans-1,3-Dichloropropene | 0.1 U | 0.5 | 0.1 | ug/L | 25-Jan-13 | 25-Jan-13 | EPA 8260C |
| **Trichloroethene** | **120** | 2.0 | 0.7 | ug/L | 25-Jan-13 | 25-Jan-13 | EPA 8260C |
| Trichlorofluoromethane | 0.2 U | 0.5 | 0.2 | ug/L | 25-Jan-13 | 25-Jan-13 | EPA 8260C |
| Vinyl Acetate | 0.2 U | 0.5 | 0.2 | ug/L | 25-Jan-13 | 25-Jan-13 | EPA 8260C |
| **Vinyl Chloride** | **0.8** | 0.2 | 0.1 | ug/L | 25-Jan-13 | 25-Jan-13 | EPA 8260C |
| *Surrogate: 1,2-Dichloroethane-d4* | | *101 %* | *26-175* | | *25-Jan-13* | *25-Jan-13* | *EPA 8260C* |
| *Surrogate: 4-Bromofluorobenzene* | | *99.9 %* | *86-126* | | *25-Jan-13* | *25-Jan-13* | *EPA 8260C* |
| *Surrogate: Dibromofluoromethane* | | *95.3 %* | *81-130* | | *25-Jan-13* | *25-Jan-13* | *EPA 8260C* |
| *Surrogate: Toluene-d8* | | *96.2 %* | *82-127* | | *25-Jan-13* | *25-Jan-13* | *EPA 8260C* |



*The results in this report apply to the samples analyzed in accordance with the chain of custody document. This analytical report must be reproduced in its entirety.*

Reviewed By

| | | |
|---|---|---|
| **PW Science and Engineering**<br>326 East D Street<br>Tacoma WA, 98421 | Project: **Sauro Property RIFS**<br>Project Number: CIP-00020-01-03<br>Project Manager: Calvin Taylor | **Reported:**<br>08-Feb-13 08:37 |

## LAI-MW1-(63)
## T301121-05 (Water)
## 15-Jan-13 14:18

| Analyte | Result | PQL | MDL | Units | Prepared | Analyzed | Method |
|---|---|---|---|---|---|---|---|
| **FIELD** | | | | | | | |
| **Water Level** | **44.5** | 0.00 | | Feet | 15-Jan-13 | 14-Jan-13 | Field Measurement |
| **VOA** | | | | | | | |
| 1,1,1-Trichloroethane | 0.2 U | 0.5 | 0.2 | ug/L | 25-Jan-13 | 25-Jan-13 | EPA 8260C |
| 1,1,2,2-Tetrachloroethane | 0.2 U | 0.5 | 0.2 | ug/L | 25-Jan-13 | 25-Jan-13 | EPA 8260C |
| 1,1,2-Trichloroethane | 0.3 U | 0.5 | 0.3 | ug/L | 25-Jan-13 | 25-Jan-13 | EPA 8260C |
| 1,1,2-Trichlorotrifluoroethane | 0.3 U | 0.5 | 0.3 | ug/L | 25-Jan-13 | 25-Jan-13 | EPA 8260C |
| 1,1-Dichloroethane | 0.1 U | 0.5 | 0.1 | ug/L | 25-Jan-13 | 25-Jan-13 | EPA 8260C |
| 1,1-Dichloroethene | 0.1 U | 0.5 | 0.1 | ug/L | 25-Jan-13 | 25-Jan-13 | EPA 8260C |
| 1,2-Dibromoethane | 0.2 U | 0.5 | 0.2 | ug/L | 25-Jan-13 | 25-Jan-13 | EPA 8260C |
| **1,2-Dichlorobenzene** | **0.6 J** | 0.5 | 0.2 | ug/L | 25-Jan-13 | 25-Jan-13 | EPA 8260C |
| 1,2-Dichloroethane | 0.1 U | 0.5 | 0.1 | ug/L | 25-Jan-13 | 25-Jan-13 | EPA 8260C |
| 1,2-Dichloropropane | 0.2 U | 0.5 | 0.2 | ug/L | 25-Jan-13 | 25-Jan-13 | EPA 8260C |
| 1,3-Dichlorobenzene | 0.09 U | 0.5 | 0.09 | ug/L | 25-Jan-13 | 25-Jan-13 | EPA 8260C |
| **1,4-Dichlorobenzene** | **0.8** | 0.5 | 0.1 | ug/L | 25-Jan-13 | 25-Jan-13 | EPA 8260C |
| 2-Butanone | 1.4 U | 5.0 | 1.4 | ug/L | 25-Jan-13 | 25-Jan-13 | EPA 8260C |
| 2-Hexanone | 2.4 U | 5.0 | 2.4 | ug/L | 25-Jan-13 | 25-Jan-13 | EPA 8260C |
| 4-Methyl-2-pentanone | 1.8 U | 5.0 | 1.8 | ug/L | 25-Jan-13 | 25-Jan-13 | EPA 8260C |
| **Acetone** | **4.0 J** | 5.0 | 1.3 | ug/L | 25-Jan-13 | 25-Jan-13 | EPA 8260C |
| Acrolein | 1.3 U | 5.0 | 1.3 | ug/L | 25-Jan-13 | 25-Jan-13 | EPA 8260C |
| Acrylonitrile | 0.5 U | 5.0 | 0.5 | ug/L | 25-Jan-13 | 25-Jan-13 | EPA 8260C |
| Benzene | 0.2 U | 0.5 | 0.2 | ug/L | 25-Jan-13 | 25-Jan-13 | EPA 8260C |
| Bromodichloromethane | 0.2 U | 0.5 | 0.2 | ug/L | 25-Jan-13 | 25-Jan-13 | EPA 8260C |
| Bromoform | 0.1 U | 0.5 | 0.1 | ug/L | 25-Jan-13 | 25-Jan-13 | EPA 8260C |
| **Bromomethane** | **0.7 UJ** | 1.0 | 0.2 | ug/L | 25-Jan-13 | 25-Jan-13 | EPA 8260C |
| **Carbon Disulfide** | **0.2 J** | 0.5 | 0.1 | ug/L | 25-Jan-13 | 25-Jan-13 | EPA 8260C |
| Carbon Tetrachloride | 0.2 U | 0.5 | 0.2 | ug/L | 25-Jan-13 | 25-Jan-13 | EPA 8260C |
| Chlorobenzene | 0.2 U | 0.5 | 0.2 | ug/L | 25-Jan-13 | 25-Jan-13 | EPA 8260C |
| Chloroethane | 0.07 U | 0.5 | 0.07 | ug/L | 25-Jan-13 | 25-Jan-13 | EPA 8260C |
| Chloroform | 0.2 U | 0.5 | 0.2 | ug/L | 25-Jan-13 | 25-Jan-13 | EPA 8260C |
| **Chloromethane** | **0.2 UJ** | 0.5 | 0.1 | ug/L | 25-Jan-13 | 25-Jan-13 | EPA 8260C |
| cis-1,2-Dichloroethene | 0.1 U | 0.5 | 0.1 | ug/L | 25-Jan-13 | 25-Jan-13 | EPA 8260C |
| cis-1,3-Dichloropropene | 0.2 U | 0.5 | 0.2 | ug/L | 25-Jan-13 | 25-Jan-13 | EPA 8260C |
| Dibromochloromethane | 0.2 U | 0.5 | 0.2 | ug/L | 25-Jan-13 | 25-Jan-13 | EPA 8260C |
| Ethylbenzene | 0.2 U | 0.5 | 0.2 | ug/L | 25-Jan-13 | 25-Jan-13 | EPA 8260C |

| | | |
|---|---|---|
| **PW Science and Engineering** | Project: **Sauro Property RIFS** | |
| 326 East D Street | Project Number: CIP-00020-01-03 | **Reported:** |
| Tacoma WA, 98421 | Project Manager: Calvin Taylor | 08-Feb-13 08:37 |

## LAI-MW1-(63)
## T301121-05 (Water)
## 15-Jan-13 14:18

| Analyte | Result | PQL | MDL | Units | Prepared | Analyzed | Method |
|---|---|---|---|---|---|---|---|
| **VOA** | | | | | | | |
| m/p-Xylene | 0.4 U | 0.5 | 0.4 | ug/L | 25-Jan-13 | 25-Jan-13 | EPA 8260C |
| Methyl tert-butyl ether | 0.2 U | 0.5 | 0.2 | ug/L | 25-Jan-13 | 25-Jan-13 | EPA 8260C |
| Methylene Chloride | 0.1 U | 1.0 | 0.1 | ug/L | 25-Jan-13 | 25-Jan-13 | EPA 8260C |
| o-Xylene | 0.2 U | 0.5 | 0.2 | ug/L | 25-Jan-13 | 25-Jan-13 | EPA 8260C |
| **Styrene** | **0.4 J** | 0.5 | 0.2 | ug/L | 25-Jan-13 | 25-Jan-13 | EPA 8260C |
| Tetrachloroethene | 0.2 U | 0.5 | 0.2 | ug/L | 25-Jan-13 | 25-Jan-13 | EPA 8260C |
| Toluene | 0.1 U | 0.5 | 0.1 | ug/L | 25-Jan-13 | 25-Jan-13 | EPA 8260C |
| total 1,2-Dichloroethene | 0.5 U | 0.5 | 0.5 | ug/L | 25-Jan-13 | 25-Jan-13 | EPA 8260C |
| trans-1,2-Dichloroethene | 0.1 U | 0.5 | 0.1 | ug/L | 25-Jan-13 | 25-Jan-13 | EPA 8260C |
| trans-1,3-Dichloropropene | 0.1 U | 0.5 | 0.1 | ug/L | 25-Jan-13 | 25-Jan-13 | EPA 8260C |
| Trichloroethene | 0.07 U | 0.2 | 0.07 | ug/L | 25-Jan-13 | 25-Jan-13 | EPA 8260C |
| Trichlorofluoromethane | 0.2 U | 0.5 | 0.2 | ug/L | 25-Jan-13 | 25-Jan-13 | EPA 8260C |
| Vinyl Acetate | 0.2 U | 0.5 | 0.2 | ug/L | 25-Jan-13 | 25-Jan-13 | EPA 8260C |
| Vinyl Chloride | 0.1 U | 0.2 | 0.1 | ug/L | 25-Jan-13 | 25-Jan-13 | EPA 8260C |
| *Surrogate: 1,2-Dichloroethane-d4* | | *93.8 %* | *26-175* | | *25-Jan-13* | *25-Jan-13* | *EPA 8260C* |
| *Surrogate: 4-Bromofluorobenzene* | | *99.1 %* | *86-126* | | *25-Jan-13* | *25-Jan-13* | *EPA 8260C* |
| *Surrogate: Dibromofluoromethane* | | *92.9 %* | *81-130* | | *25-Jan-13* | *25-Jan-13* | *EPA 8260C* |
| *Surrogate: Toluene-d8* | | *96.5 %* | *82-127* | | *25-Jan-13* | *25-Jan-13* | *EPA 8260C* |



*The results in this report apply to the samples analyzed in accordance with the chain of custody document. This analytical report must be reproduced in its entirety.*

Reviewed By

| | | |
|---|---|---|
| **PW Science and Engineering** | Project: **Sauro Property RIFS** | |
| 326 East D Street | Project Number: CIP-00020-01-03 | **Reported:** |
| Tacoma WA, 98421 | Project Manager: Calvin Taylor | 08-Feb-13 08:37 |

## LAI-MW2-(65)
## T301121-06 (Water)
## 15-Jan-13 12:55

| Analyte | Result | PQL | MDL | Units | Prepared | Analyzed | Method |
|---|---|---|---|---|---|---|---|
| **FIELD** | | | | | | | |
| **Water Level** | **43.5** | 0.00 | | Feet | 15-Jan-13 | 15-Jan-13 | Field Measurement |
| **VOA** | | | | | | | |
| 1,1,1-Trichloroethane | 0.2 U | 0.5 | 0.2 | ug/L | 25-Jan-13 | 25-Jan-13 | EPA 8260C |
| 1,1,2,2-Tetrachloroethane | 0.2 U | 0.5 | 0.2 | ug/L | 25-Jan-13 | 25-Jan-13 | EPA 8260C |
| 1,1,2-Trichloroethane | 0.3 U | 0.5 | 0.3 | ug/L | 25-Jan-13 | 25-Jan-13 | EPA 8260C |
| 1,1,2-Trichlorotrifluoroethane | 0.3 U | 0.5 | 0.3 | ug/L | 25-Jan-13 | 25-Jan-13 | EPA 8260C |
| 1,1-Dichloroethane | 0.1 U | 0.5 | 0.1 | ug/L | 25-Jan-13 | 25-Jan-13 | EPA 8260C |
| **1,1-Dichloroethene** | **1.4** | 0.5 | 0.1 | ug/L | 25-Jan-13 | 25-Jan-13 | EPA 8260C |
| 1,2-Dibromoethane | 0.2 U | 0.5 | 0.2 | ug/L | 25-Jan-13 | 25-Jan-13 | EPA 8260C |
| 1,2-Dichlorobenzene | 0.2 U | 0.5 | 0.2 | ug/L | 25-Jan-13 | 25-Jan-13 | EPA 8260C |
| 1,2-Dichloroethane | 0.1 U | 0.5 | 0.1 | ug/L | 25-Jan-13 | 25-Jan-13 | EPA 8260C |
| 1,2-Dichloropropane | 0.2 U | 0.5 | 0.2 | ug/L | 25-Jan-13 | 25-Jan-13 | EPA 8260C |
| 1,3-Dichlorobenzene | 0.09 U | 0.5 | 0.09 | ug/L | 25-Jan-13 | 25-Jan-13 | EPA 8260C |
| 1,4-Dichlorobenzene | 0.1 U | 0.5 | 0.1 | ug/L | 25-Jan-13 | 25-Jan-13 | EPA 8260C |
| 2-Butanone | 1.4 U | 5.0 | 1.4 | ug/L | 25-Jan-13 | 25-Jan-13 | EPA 8260C |
| 2-Hexanone | 2.4 U | 5.0 | 2.4 | ug/L | 25-Jan-13 | 25-Jan-13 | EPA 8260C |
| 4-Methyl-2-pentanone | 1.8 U | 5.0 | 1.8 | ug/L | 25-Jan-13 | 25-Jan-13 | EPA 8260C |
| **Acetone** | **4.0 J** | 5.0 | 1.3 | ug/L | 25-Jan-13 | 25-Jan-13 | EPA 8260C |
| Acrolein | 1.3 U | 5.0 | 1.3 | ug/L | 25-Jan-13 | 25-Jan-13 | EPA 8260C |
| Acrylonitrile | 0.5 U | 5.0 | 0.5 | ug/L | 25-Jan-13 | 25-Jan-13 | EPA 8260C |
| Benzene | 0.2 U | 0.5 | 0.2 | ug/L | 25-Jan-13 | 25-Jan-13 | EPA 8260C |
| Bromodichloromethane | 0.2 U | 0.5 | 0.2 | ug/L | 25-Jan-13 | 25-Jan-13 | EPA 8260C |
| Bromoform | 0.1 U | 0.5 | 0.1 | ug/L | 25-Jan-13 | 25-Jan-13 | EPA 8260C |
| **Bromomethane** | **0.2 UJ** | 1.0 | 0.2 | ug/L | 25-Jan-13 | 25-Jan-13 | EPA 8260C |
| Carbon Disulfide | 0.1 U | 0.5 | 0.1 | ug/L | 25-Jan-13 | 25-Jan-13 | EPA 8260C |
| Carbon Tetrachloride | 0.2 U | 0.5 | 0.2 | ug/L | 25-Jan-13 | 25-Jan-13 | EPA 8260C |
| Chlorobenzene | 0.2 U | 0.5 | 0.2 | ug/L | 25-Jan-13 | 25-Jan-13 | EPA 8260C |
| Chloroethane | 0.07 U | 0.5 | 0.07 | ug/L | 25-Jan-13 | 25-Jan-13 | EPA 8260C |
| Chloroform | 0.2 U | 0.5 | 0.2 | ug/L | 25-Jan-13 | 25-Jan-13 | EPA 8260C |
| **Chloromethane** | **0.2 UJ** | 0.5 | 0.1 | ug/L | 25-Jan-13 | 25-Jan-13 | EPA 8260C |
| **cis-1,2-Dichloroethene** | **140** | 5.0 | 1.2 | ug/L | 25-Jan-13 | 25-Jan-13 | EPA 8260C |
| cis-1,3-Dichloropropene | 0.2 U | 0.5 | 0.2 | ug/L | 25-Jan-13 | 25-Jan-13 | EPA 8260C |
| Dibromochloromethane | 0.2 U | 0.5 | 0.2 | ug/L | 25-Jan-13 | 25-Jan-13 | EPA 8260C |
| Ethylbenzene | 0.2 U | 0.5 | 0.2 | ug/L | 25-Jan-13 | 25-Jan-13 | EPA 8260C |



*The results in this report apply to the samples analyzed in accordance with the chain of custody document. This analytical report must be reproduced in its entirety.*

Reviewed By

| | | |
|---|---|---|
| **PW Science and Engineering** | Project: **Sauro Property RIFS** | |
| 326 East D Street | Project Number: CIP-00020-01-03 | **Reported:** |
| Tacoma WA, 98421 | Project Manager: Calvin Taylor | 08-Feb-13 08:37 |

## LAI-MW2-(65)
## T301121-06 (Water)
## 15-Jan-13 12:55

| Analyte | Result | PQL | MDL | Units | Prepared | Analyzed | Method |
|---|---|---|---|---|---|---|---|
| **VOA** | | | | | | | |
| m/p-Xylene | 0.4 U | 0.5 | 0.4 | ug/L | 25-Jan-13 | 25-Jan-13 | EPA 8260C |
| Methyl tert-butyl ether | 0.2 U | 0.5 | 0.2 | ug/L | 25-Jan-13 | 25-Jan-13 | EPA 8260C |
| Methylene Chloride | 0.1 U | 1.0 | 0.1 | ug/L | 25-Jan-13 | 25-Jan-13 | EPA 8260C |
| o-Xylene | 0.2 U | 0.5 | 0.2 | ug/L | 25-Jan-13 | 25-Jan-13 | EPA 8260C |
| Styrene | 0.2 U | 0.5 | 0.2 | ug/L | 25-Jan-13 | 25-Jan-13 | EPA 8260C |
| **Tetrachloroethene** | **390** | 5.0 | 1.8 | ug/L | 25-Jan-13 | 25-Jan-13 | EPA 8260C |
| Toluene | 0.1 U | 0.5 | 0.1 | ug/L | 25-Jan-13 | 25-Jan-13 | EPA 8260C |
| **total 1,2-Dichloroethene** | **140** | 0.5 | 0.5 | ug/L | 25-Jan-13 | 25-Jan-13 | EPA 8260C |
| **trans-1,2-Dichloroethene** | **0.8** | 0.5 | 0.1 | ug/L | 25-Jan-13 | 25-Jan-13 | EPA 8260C |
| trans-1,3-Dichloropropene | 0.1 U | 0.5 | 0.1 | ug/L | 25-Jan-13 | 25-Jan-13 | EPA 8260C |
| **Trichloroethene** | **130** | 2.0 | 0.7 | ug/L | 25-Jan-13 | 25-Jan-13 | EPA 8260C |
| Trichlorofluoromethane | 0.2 U | 0.5 | 0.2 | ug/L | 25-Jan-13 | 25-Jan-13 | EPA 8260C |
| Vinyl Acetate | 0.2 U | 0.5 | 0.2 | ug/L | 25-Jan-13 | 25-Jan-13 | EPA 8260C |
| **Vinyl Chloride** | **0.8** | 0.2 | 0.1 | ug/L | 25-Jan-13 | 25-Jan-13 | EPA 8260C |
| *Surrogate: 1,2-Dichloroethane-d4* | | *96.8 %* | *26-175* | | *25-Jan-13* | *25-Jan-13* | *EPA 8260C* |
| *Surrogate: 4-Bromofluorobenzene* | | *102 %* | *86-126* | | *25-Jan-13* | *25-Jan-13* | *EPA 8260C* |
| *Surrogate: Dibromofluoromethane* | | *92.8 %* | *81-130* | | *25-Jan-13* | *25-Jan-13* | *EPA 8260C* |
| *Surrogate: Toluene-d8* | | *96.5 %* | *82-127* | | *25-Jan-13* | *25-Jan-13* | *EPA 8260C* |



*The results in this report apply to the samples analyzed in accordance with the chain of custody document. This analytical report must be reproduced in its entirety.*

Reviewed By

| | | |
|---|---|---|
| **PW Science and Engineering** | Project: **Sauro Property RIFS** | |
| 326 East D Street | Project Number: CIP-00020-01-03 | **Reported:** |
| Tacoma WA, 98421 | Project Manager: Calvin Taylor | 08-Feb-13 08:37 |

## LAI-MW3-(75)
## T301121-07 (Water)
## 15-Jan-13 13:15

| Analyte | Result | PQL | MDL | Units | Prepared | Analyzed | Method |
|---|---|---|---|---|---|---|---|
| **FIELD** | | | | | | | |
| **Water Level** | **50.5** | 0.00 | | Feet | 15-Jan-13 | 15-Jan-13 | Field Measurement |
| **VOA** | | | | | | | |
| 1,1,1-Trichloroethane | 0.2 U | 0.5 | 0.2 | ug/L | 25-Jan-13 | 25-Jan-13 | EPA 8260C |
| 1,1,2,2-Tetrachloroethane | 0.2 U | 0.5 | 0.2 | ug/L | 25-Jan-13 | 25-Jan-13 | EPA 8260C |
| 1,1,2-Trichloroethane | 0.3 U | 0.5 | 0.3 | ug/L | 25-Jan-13 | 25-Jan-13 | EPA 8260C |
| 1,1,2-Trichlorotrifluoroethane | 0.3 U | 0.5 | 0.3 | ug/L | 25-Jan-13 | 25-Jan-13 | EPA 8260C |
| 1,1-Dichloroethane | 0.1 U | 0.5 | 0.1 | ug/L | 25-Jan-13 | 25-Jan-13 | EPA 8260C |
| **1,1-Dichloroethene** | **0.5** | 0.5 | 0.1 | ug/L | 25-Jan-13 | 25-Jan-13 | EPA 8260C |
| 1,2-Dibromoethane | 0.2 U | 0.5 | 0.2 | ug/L | 25-Jan-13 | 25-Jan-13 | EPA 8260C |
| 1,2-Dichlorobenzene | 0.2 U | 0.5 | 0.2 | ug/L | 25-Jan-13 | 25-Jan-13 | EPA 8260C |
| 1,2-Dichloroethane | 0.1 U | 0.5 | 0.1 | ug/L | 25-Jan-13 | 25-Jan-13 | EPA 8260C |
| 1,2-Dichloropropane | 0.2 U | 0.5 | 0.2 | ug/L | 25-Jan-13 | 25-Jan-13 | EPA 8260C |
| 1,3-Dichlorobenzene | 0.09 U | 0.5 | 0.09 | ug/L | 25-Jan-13 | 25-Jan-13 | EPA 8260C |
| 1,4-Dichlorobenzene | 0.1 U | 0.5 | 0.1 | ug/L | 25-Jan-13 | 25-Jan-13 | EPA 8260C |
| 2-Butanone | 1.4 U | 5.0 | 1.4 | ug/L | 25-Jan-13 | 25-Jan-13 | EPA 8260C |
| 2-Hexanone | 2.4 U | 5.0 | 2.4 | ug/L | 25-Jan-13 | 25-Jan-13 | EPA 8260C |
| 4-Methyl-2-pentanone | 1.8 U | 5.0 | 1.8 | ug/L | 25-Jan-13 | 25-Jan-13 | EPA 8260C |
| **Acetone** | **4.6 J** | 5.0 | 1.3 | ug/L | 25-Jan-13 | 25-Jan-13 | EPA 8260C |
| Acrolein | 1.3 U | 5.0 | 1.3 | ug/L | 25-Jan-13 | 25-Jan-13 | EPA 8260C |
| Acrylonitrile | 0.5 U | 5.0 | 0.5 | ug/L | 25-Jan-13 | 25-Jan-13 | EPA 8260C |
| Benzene | 0.2 U | 0.5 | 0.2 | ug/L | 25-Jan-13 | 25-Jan-13 | EPA 8260C |
| Bromodichloromethane | 0.2 U | 0.5 | 0.2 | ug/L | 25-Jan-13 | 25-Jan-13 | EPA 8260C |
| Bromoform | 0.1 U | 0.5 | 0.1 | ug/L | 25-Jan-13 | 25-Jan-13 | EPA 8260C |
| **Bromomethane** | **0.2 UJ** | 1.0 | 0.2 | ug/L | 25-Jan-13 | 25-Jan-13 | EPA 8260C |
| Carbon Disulfide | 0.1 U | 0.5 | 0.1 | ug/L | 25-Jan-13 | 25-Jan-13 | EPA 8260C |
| Carbon Tetrachloride | 0.2 U | 0.5 | 0.2 | ug/L | 25-Jan-13 | 25-Jan-13 | EPA 8260C |
| Chlorobenzene | 0.2 U | 0.5 | 0.2 | ug/L | 25-Jan-13 | 25-Jan-13 | EPA 8260C |
| Chloroethane | 0.07 U | 0.5 | 0.07 | ug/L | 25-Jan-13 | 25-Jan-13 | EPA 8260C |
| Chloroform | 0.2 U | 0.5 | 0.2 | ug/L | 25-Jan-13 | 25-Jan-13 | EPA 8260C |
| **Chloromethane** | **0.2 UJ** | 0.5 | 0.1 | ug/L | 25-Jan-13 | 25-Jan-13 | EPA 8260C |
| **cis-1,2-Dichloroethene** | **48** | 0.5 | 0.1 | ug/L | 25-Jan-13 | 25-Jan-13 | EPA 8260C |
| cis-1,3-Dichloropropene | 0.2 U | 0.5 | 0.2 | ug/L | 25-Jan-13 | 25-Jan-13 | EPA 8260C |
| Dibromochloromethane | 0.2 U | 0.5 | 0.2 | ug/L | 25-Jan-13 | 25-Jan-13 | EPA 8260C |
| Ethylbenzene | 0.2 U | 0.5 | 0.2 | ug/L | 25-Jan-13 | 25-Jan-13 | EPA 8260C |



*The results in this report apply to the samples analyzed in accordance with the chain of custody document. This analytical report must be reproduced in its entirety.*

Reviewed By

| | | |
|---|---|---|
| **PW Science and Engineering** | Project: **Sauro Property RIFS** | |
| 326 East D Street | Project Number: CIP-00020-01-03 | **Reported:** |
| Tacoma WA, 98421 | Project Manager: Calvin Taylor | 08-Feb-13 08:37 |

## LAI-MW3-(75)
## T301121-07 (Water)
## 15-Jan-13 13:15

| Analyte | Result | PQL | MDL | Units | Prepared | Analyzed | Method |
|---|---|---|---|---|---|---|---|
| **VOA** | | | | | | | |
| m/p-Xylene | 0.4 U | 0.5 | 0.4 | ug/L | 25-Jan-13 | 25-Jan-13 | EPA 8260C |
| Methyl tert-butyl ether | 0.2 U | 0.5 | 0.2 | ug/L | 25-Jan-13 | 25-Jan-13 | EPA 8260C |
| Methylene Chloride | 0.1 U | 1.0 | 0.1 | ug/L | 25-Jan-13 | 25-Jan-13 | EPA 8260C |
| o-Xylene | 0.2 U | 0.5 | 0.2 | ug/L | 25-Jan-13 | 25-Jan-13 | EPA 8260C |
| Styrene | 0.2 U | 0.5 | 0.2 | ug/L | 25-Jan-13 | 25-Jan-13 | EPA 8260C |
| **Tetrachloroethene** | **120** | 5.0 | 1.8 | ug/L | 25-Jan-13 | 25-Jan-13 | EPA 8260C |
| Toluene | 0.1 U | 0.5 | 0.1 | ug/L | 25-Jan-13 | 25-Jan-13 | EPA 8260C |
| **total 1,2-Dichloroethene** | **48** | 0.5 | 0.5 | ug/L | 25-Jan-13 | 25-Jan-13 | EPA 8260C |
| **trans-1,2-Dichloroethene** | **0.2 J** | 0.5 | 0.1 | ug/L | 25-Jan-13 | 25-Jan-13 | EPA 8260C |
| trans-1,3-Dichloropropene | 0.1 U | 0.5 | 0.1 | ug/L | 25-Jan-13 | 25-Jan-13 | EPA 8260C |
| **Trichloroethene** | **37** | 0.2 | 0.07 | ug/L | 25-Jan-13 | 25-Jan-13 | EPA 8260C |
| Trichlorofluoromethane | 0.2 U | 0.5 | 0.2 | ug/L | 25-Jan-13 | 25-Jan-13 | EPA 8260C |
| Vinyl Acetate | 0.2 U | 0.5 | 0.2 | ug/L | 25-Jan-13 | 25-Jan-13 | EPA 8260C |
| **Vinyl Chloride** | **0.1 J** | 0.2 | 0.1 | ug/L | 25-Jan-13 | 25-Jan-13 | EPA 8260C |
| *Surrogate: 1,2-Dichloroethane-d4* | | *98.1 %* | *26-175* | | *25-Jan-13* | *25-Jan-13* | *EPA 8260C* |
| *Surrogate: 4-Bromofluorobenzene* | | *94.3 %* | *86-126* | | *25-Jan-13* | *25-Jan-13* | *EPA 8260C* |
| *Surrogate: Dibromofluoromethane* | | *92.4 %* | *81-130* | | *25-Jan-13* | *25-Jan-13* | *EPA 8260C* |
| *Surrogate: Toluene-d8* | | *96.7 %* | *82-127* | | *25-Jan-13* | *25-Jan-13* | *EPA 8260C* |



*The results in this report apply to the samples analyzed in accordance with the chain of custody document. This analytical report must be reproduced in its entirety.*

Reviewed By

| | | |
|---|---|---|
| **PW Science and Engineering** | Project: **Sauro Property RIFS** | |
| 326 East D Street | Project Number: CIP-00020-01-03 | **Reported:** |
| Tacoma WA, 98421 | Project Manager: Calvin Taylor | 08-Feb-13 08:37 |

## LAI-MW4-(25)
## T301121-08 (Water)
## 15-Jan-13 14:07

| Analyte | Result | PQL | MDL | Units | Prepared | Analyzed | Method |
|---|---|---|---|---|---|---|---|
| **FIELD** | | | | | | | |
| **Water Level** | **11.7** | 0.00 | | Feet | 15-Jan-13 | 15-Jan-13 | Field Measurement |
| **VOA** | | | | | | | |
| 1,1,1-Trichloroethane | 0.2 U | 0.5 | 0.2 | ug/L | 25-Jan-13 | 25-Jan-13 | EPA 8260C |
| 1,1,2,2-Tetrachloroethane | 0.2 U | 0.5 | 0.2 | ug/L | 25-Jan-13 | 25-Jan-13 | EPA 8260C |
| 1,1,2-Trichloroethane | 0.3 U | 0.5 | 0.3 | ug/L | 25-Jan-13 | 25-Jan-13 | EPA 8260C |
| 1,1,2-Trichlorotrifluoroethane | 0.3 U | 0.5 | 0.3 | ug/L | 25-Jan-13 | 25-Jan-13 | EPA 8260C |
| 1,1-Dichloroethane | 0.1 U | 0.5 | 0.1 | ug/L | 25-Jan-13 | 25-Jan-13 | EPA 8260C |
| 1,1-Dichloroethene | 0.1 U | 0.5 | 0.1 | ug/L | 25-Jan-13 | 25-Jan-13 | EPA 8260C |
| 1,2-Dibromoethane | 0.2 U | 0.5 | 0.2 | ug/L | 25-Jan-13 | 25-Jan-13 | EPA 8260C |
| 1,2-Dichlorobenzene | 0.2 U | 0.5 | 0.2 | ug/L | 25-Jan-13 | 25-Jan-13 | EPA 8260C |
| 1,2-Dichloroethane | 0.1 U | 0.5 | 0.1 | ug/L | 25-Jan-13 | 25-Jan-13 | EPA 8260C |
| 1,2-Dichloropropane | 0.2 U | 0.5 | 0.2 | ug/L | 25-Jan-13 | 25-Jan-13 | EPA 8260C |
| **1,3-Dichlorobenzene** | **0.5 J** | 0.5 | 0.09 | ug/L | 25-Jan-13 | 25-Jan-13 | EPA 8260C |
| 1,4-Dichlorobenzene | 0.1 U | 0.5 | 0.1 | ug/L | 25-Jan-13 | 25-Jan-13 | EPA 8260C |
| 2-Butanone | 1.4 U | 5.0 | 1.4 | ug/L | 25-Jan-13 | 25-Jan-13 | EPA 8260C |
| 2-Hexanone | 2.4 U | 5.0 | 2.4 | ug/L | 25-Jan-13 | 25-Jan-13 | EPA 8260C |
| 4-Methyl-2-pentanone | 1.8 U | 5.0 | 1.8 | ug/L | 25-Jan-13 | 25-Jan-13 | EPA 8260C |
| **Acetone** | **9.1** | 5.0 | 1.3 | ug/L | 25-Jan-13 | 25-Jan-13 | EPA 8260C |
| **Acrolein** | **1.5 J** | 5.0 | 1.3 | ug/L | 25-Jan-13 | 25-Jan-13 | EPA 8260C |
| Acrylonitrile | 0.5 U | 5.0 | 0.5 | ug/L | 25-Jan-13 | 25-Jan-13 | EPA 8260C |
| **Benzene** | **0.3 J** | 0.5 | 0.2 | ug/L | 25-Jan-13 | 25-Jan-13 | EPA 8260C |
| Bromodichloromethane | 0.2 U | 0.5 | 0.2 | ug/L | 25-Jan-13 | 25-Jan-13 | EPA 8260C |
| Bromoform | 0.1 U | 0.5 | 0.1 | ug/L | 25-Jan-13 | 25-Jan-13 | EPA 8260C |
| **Bromomethane** | **0.4 UJ** | 1.0 | 0.2 | ug/L | 25-Jan-13 | 25-Jan-13 | EPA 8260C |
| Carbon Disulfide | 0.1 U | 0.5 | 0.1 | ug/L | 25-Jan-13 | 25-Jan-13 | EPA 8260C |
| Carbon Tetrachloride | 0.2 U | 0.5 | 0.2 | ug/L | 25-Jan-13 | 25-Jan-13 | EPA 8260C |
| Chlorobenzene | 0.2 U | 0.5 | 0.2 | ug/L | 25-Jan-13 | 25-Jan-13 | EPA 8260C |
| Chloroethane | 0.07 U | 0.5 | 0.07 | ug/L | 25-Jan-13 | 25-Jan-13 | EPA 8260C |
| **Chloroform** | **0.3 J** | 0.5 | 0.2 | ug/L | 25-Jan-13 | 25-Jan-13 | EPA 8260C |
| **Chloromethane** | **0.2 UJ** | 0.5 | 0.1 | ug/L | 25-Jan-13 | 25-Jan-13 | EPA 8260C |
| **cis-1,2-Dichloroethene** | **0.3 J** | 0.5 | 0.1 | ug/L | 25-Jan-13 | 25-Jan-13 | EPA 8260C |
| cis-1,3-Dichloropropene | 0.2 U | 0.5 | 0.2 | ug/L | 25-Jan-13 | 25-Jan-13 | EPA 8260C |
| Dibromochloromethane | 0.2 U | 0.5 | 0.2 | ug/L | 25-Jan-13 | 25-Jan-13 | EPA 8260C |
| Ethylbenzene | 0.2 U | 0.5 | 0.2 | ug/L | 25-Jan-13 | 25-Jan-13 | EPA 8260C |



*The results in this report apply to the samples analyzed in accordance with the chain of custody document. This analytical report must be reproduced in its entirety.*

Reviewed By

| | | |
|---|---|---|
| **PW Science and Engineering** | Project: **Sauro Property RIFS** | |
| 326 East D Street | Project Number: CIP-00020-01-03 | **Reported:** |
| Tacoma WA, 98421 | Project Manager: Calvin Taylor | 08-Feb-13 08:37 |

## LAI-MW4-(25)
## T301121-08 (Water)
## 15-Jan-13 14:07

| Analyte | Result | PQL | MDL | Units | Prepared | Analyzed | Method |
|---|---|---|---|---|---|---|---|
| **VOA** | | | | | | | |
| **m/p-Xylene** | **0.8** | 0.5 | 0.4 | ug/L | 25-Jan-13 | 25-Jan-13 | EPA 8260C |
| Methyl tert-butyl ether | 0.2 U | 0.5 | 0.2 | ug/L | 25-Jan-13 | 25-Jan-13 | EPA 8260C |
| Methylene Chloride | 0.1 U | 1.0 | 0.1 | ug/L | 25-Jan-13 | 25-Jan-13 | EPA 8260C |
| o-Xylene | 0.2 U | 0.5 | 0.2 | ug/L | 25-Jan-13 | 25-Jan-13 | EPA 8260C |
| Styrene | 0.2 U | 0.5 | 0.2 | ug/L | 25-Jan-13 | 25-Jan-13 | EPA 8260C |
| Tetrachloroethene | 0.2 U | 0.5 | 0.2 | ug/L | 25-Jan-13 | 25-Jan-13 | EPA 8260C |
| **Toluene** | **0.2 J** | 0.5 | 0.1 | ug/L | 25-Jan-13 | 25-Jan-13 | EPA 8260C |
| total 1,2-Dichloroethene | 0.5 U | 0.5 | 0.5 | ug/L | 25-Jan-13 | 25-Jan-13 | EPA 8260C |
| trans-1,2-Dichloroethene | 0.1 U | 0.5 | 0.1 | ug/L | 25-Jan-13 | 25-Jan-13 | EPA 8260C |
| trans-1,3-Dichloropropene | 0.1 U | 0.5 | 0.1 | ug/L | 25-Jan-13 | 25-Jan-13 | EPA 8260C |
| Trichloroethene | 0.07 U | 0.2 | 0.07 | ug/L | 25-Jan-13 | 25-Jan-13 | EPA 8260C |
| Trichlorofluoromethane | 0.2 U | 0.5 | 0.2 | ug/L | 25-Jan-13 | 25-Jan-13 | EPA 8260C |
| Vinyl Acetate | 0.2 U | 0.5 | 0.2 | ug/L | 25-Jan-13 | 25-Jan-13 | EPA 8260C |
| Vinyl Chloride | 0.1 U | 0.2 | 0.1 | ug/L | 25-Jan-13 | 25-Jan-13 | EPA 8260C |
| *Surrogate: 1,2-Dichloroethane-d4* | | *93.2 %* | *26-175* | | *25-Jan-13* | *25-Jan-13* | *EPA 8260C* |
| *Surrogate: 4-Bromofluorobenzene* | | *102 %* | *86-126* | | *25-Jan-13* | *25-Jan-13* | *EPA 8260C* |
| *Surrogate: Dibromofluoromethane* | | *92.3 %* | *81-130* | | *25-Jan-13* | *25-Jan-13* | *EPA 8260C* |
| *Surrogate: Toluene-d8* | | *100 %* | *82-127* | | *25-Jan-13* | *25-Jan-13* | *EPA 8260C* |



*The results in this report apply to the samples analyzed in accordance with the chain of custody document. This analytical report must be reproduced in its entirety.*

Reviewed By

| | | |
|---|---|---|
| **PW Science and Engineering** | Project: **Sauro Property RIFS** | |
| 326 East D Street | Project Number: CIP-00020-01-03 | **Reported:** |
| Tacoma WA, 98421 | Project Manager: Calvin Taylor | 08-Feb-13 08:37 |

## LAI-MW5-(42)
## T301121-09 (Water)
## 15-Jan-13 11:40

| Analyte | Result | PQL | MDL | Units | Prepared | Analyzed | Method |
|---|---|---|---|---|---|---|---|
| **FIELD** | | | | | | | |
| **Water Level** | **23.6** | 0.00 | | Feet | 15-Jan-13 | 15-Jan-13 | Field Measurement |
| **VOA** | | | | | | | |
| 1,1,1-Trichloroethane | 0.2 U | 0.5 | 0.2 | ug/L | 25-Jan-13 | 25-Jan-13 | EPA 8260C |
| 1,1,2,2-Tetrachloroethane | 0.2 U | 0.5 | 0.2 | ug/L | 25-Jan-13 | 25-Jan-13 | EPA 8260C |
| 1,1,2-Trichloroethane | 0.3 U | 0.5 | 0.3 | ug/L | 25-Jan-13 | 25-Jan-13 | EPA 8260C |
| 1,1,2-Trichlorotrifluoroethane | 0.3 U | 0.5 | 0.3 | ug/L | 25-Jan-13 | 25-Jan-13 | EPA 8260C |
| 1,1-Dichloroethane | 0.1 U | 0.5 | 0.1 | ug/L | 25-Jan-13 | 25-Jan-13 | EPA 8260C |
| 1,1-Dichloroethene | 0.1 U | 0.5 | 0.1 | ug/L | 25-Jan-13 | 25-Jan-13 | EPA 8260C |
| 1,2-Dibromoethane | 0.2 U | 0.5 | 0.2 | ug/L | 25-Jan-13 | 25-Jan-13 | EPA 8260C |
| 1,2-Dichlorobenzene | 0.2 U | 0.5 | 0.2 | ug/L | 25-Jan-13 | 25-Jan-13 | EPA 8260C |
| 1,2-Dichloroethane | 0.1 U | 0.5 | 0.1 | ug/L | 25-Jan-13 | 25-Jan-13 | EPA 8260C |
| 1,2-Dichloropropane | 0.2 U | 0.5 | 0.2 | ug/L | 25-Jan-13 | 25-Jan-13 | EPA 8260C |
| 1,3-Dichlorobenzene | 0.09 U | 0.5 | 0.09 | ug/L | 25-Jan-13 | 25-Jan-13 | EPA 8260C |
| 1,4-Dichlorobenzene | 0.1 U | 0.5 | 0.1 | ug/L | 25-Jan-13 | 25-Jan-13 | EPA 8260C |
| 2-Butanone | 1.4 U | 5.0 | 1.4 | ug/L | 25-Jan-13 | 25-Jan-13 | EPA 8260C |
| 2-Hexanone | 2.4 U | 5.0 | 2.4 | ug/L | 25-Jan-13 | 25-Jan-13 | EPA 8260C |
| 4-Methyl-2-pentanone | 1.8 U | 5.0 | 1.8 | ug/L | 25-Jan-13 | 25-Jan-13 | EPA 8260C |
| **Acetone** | **5.2** | 5.0 | 1.3 | ug/L | 25-Jan-13 | 25-Jan-13 | EPA 8260C |
| Acrolein | 1.3 U | 5.0 | 1.3 | ug/L | 25-Jan-13 | 25-Jan-13 | EPA 8260C |
| Acrylonitrile | 0.5 U | 5.0 | 0.5 | ug/L | 25-Jan-13 | 25-Jan-13 | EPA 8260C |
| Benzene | 0.2 U | 0.5 | 0.2 | ug/L | 25-Jan-13 | 25-Jan-13 | EPA 8260C |
| Bromodichloromethane | 0.2 U | 0.5 | 0.2 | ug/L | 25-Jan-13 | 25-Jan-13 | EPA 8260C |
| Bromoform | 0.1 U | 0.5 | 0.1 | ug/L | 25-Jan-13 | 25-Jan-13 | EPA 8260C |
| **Bromomethane** | **0.4 UJ** | 1.0 | 0.2 | ug/L | 25-Jan-13 | 25-Jan-13 | EPA 8260C |
| Carbon Disulfide | 0.1 U | 0.5 | 0.1 | ug/L | 25-Jan-13 | 25-Jan-13 | EPA 8260C |
| Carbon Tetrachloride | 0.2 U | 0.5 | 0.2 | ug/L | 25-Jan-13 | 25-Jan-13 | EPA 8260C |
| Chlorobenzene | 0.2 U | 0.5 | 0.2 | ug/L | 25-Jan-13 | 25-Jan-13 | EPA 8260C |
| Chloroethane | 0.07 U | 0.5 | 0.07 | ug/L | 25-Jan-13 | 25-Jan-13 | EPA 8260C |
| Chloroform | 0.2 U | 0.5 | 0.2 | ug/L | 25-Jan-13 | 25-Jan-13 | EPA 8260C |
| **Chloromethane** | **0.2 UJ** | 0.5 | 0.1 | ug/L | 25-Jan-13 | 25-Jan-13 | EPA 8260C |
| cis-1,2-Dichloroethene | 0.1 U | 0.5 | 0.1 | ug/L | 25-Jan-13 | 25-Jan-13 | EPA 8260C |
| cis-1,3-Dichloropropene | 0.2 U | 0.5 | 0.2 | ug/L | 25-Jan-13 | 25-Jan-13 | EPA 8260C |
| Dibromochloromethane | 0.2 U | 0.5 | 0.2 | ug/L | 25-Jan-13 | 25-Jan-13 | EPA 8260C |
| Ethylbenzene | 0.2 U | 0.5 | 0.2 | ug/L | 25-Jan-13 | 25-Jan-13 | EPA 8260C |



*The results in this report apply to the samples analyzed in accordance with the chain of custody document. This analytical report must be reproduced in its entirety.*

Reviewed By

| | | |
|---|---|---|
| **PW Science and Engineering** | Project: **Sauro Property RIFS** | |
| 326 East D Street | Project Number: CIP-00020-01-03 | **Reported:** |
| Tacoma WA, 98421 | Project Manager: Calvin Taylor | 08-Feb-13 08:37 |

## LAI-MW5-(42)
## T301121-09 (Water)
## 15-Jan-13 11:40

| Analyte | Result | PQL | MDL | Units | Prepared | Analyzed | Method |
|---|---|---|---|---|---|---|---|
| **VOA** | | | | | | | |
| m/p-Xylene | 0.4 U | 0.5 | 0.4 | ug/L | 25-Jan-13 | 25-Jan-13 | EPA 8260C |
| Methyl tert-butyl ether | 0.2 U | 0.5 | 0.2 | ug/L | 25-Jan-13 | 25-Jan-13 | EPA 8260C |
| Methylene Chloride | 0.1 U | 1.0 | 0.1 | ug/L | 25-Jan-13 | 25-Jan-13 | EPA 8260C |
| o-Xylene | 0.2 U | 0.5 | 0.2 | ug/L | 25-Jan-13 | 25-Jan-13 | EPA 8260C |
| Styrene | 0.2 U | 0.5 | 0.2 | ug/L | 25-Jan-13 | 25-Jan-13 | EPA 8260C |
| Tetrachloroethene | 0.2 U | 0.5 | 0.2 | ug/L | 25-Jan-13 | 25-Jan-13 | EPA 8260C |
| Toluene | 0.1 U | 0.5 | 0.1 | ug/L | 25-Jan-13 | 25-Jan-13 | EPA 8260C |
| total 1,2-Dichloroethene | 0.5 U | 0.5 | 0.5 | ug/L | 25-Jan-13 | 25-Jan-13 | EPA 8260C |
| trans-1,2-Dichloroethene | 0.1 U | 0.5 | 0.1 | ug/L | 25-Jan-13 | 25-Jan-13 | EPA 8260C |
| trans-1,3-Dichloropropene | 0.1 U | 0.5 | 0.1 | ug/L | 25-Jan-13 | 25-Jan-13 | EPA 8260C |
| Trichloroethene | 0.07 U | 0.2 | 0.07 | ug/L | 25-Jan-13 | 25-Jan-13 | EPA 8260C |
| Trichlorofluoromethane | 0.2 U | 0.5 | 0.2 | ug/L | 25-Jan-13 | 25-Jan-13 | EPA 8260C |
| Vinyl Acetate | 0.2 U | 0.5 | 0.2 | ug/L | 25-Jan-13 | 25-Jan-13 | EPA 8260C |
| Vinyl Chloride | 0.1 U | 0.2 | 0.1 | ug/L | 25-Jan-13 | 25-Jan-13 | EPA 8260C |
| *Surrogate: 1,2-Dichloroethane-d4* | | *104 %* | *26-175* | | *25-Jan-13* | *25-Jan-13* | *EPA 8260C* |
| *Surrogate: 4-Bromofluorobenzene* | | *98.5 %* | *86-126* | | *25-Jan-13* | *25-Jan-13* | *EPA 8260C* |
| *Surrogate: Dibromofluoromethane* | | *97.8 %* | *81-130* | | *25-Jan-13* | *25-Jan-13* | *EPA 8260C* |
| *Surrogate: Toluene-d8* | | *98.9 %* | *82-127* | | *25-Jan-13* | *25-Jan-13* | *EPA 8260C* |



*The results in this report apply to the samples analyzed in accordance with the chain of custody document. This analytical report must be reproduced in its entirety.*

Reviewed By

| | | |
|---|---|---|
| **PW Science and Engineering** | Project: **Sauro Property RIFS** | |
| 326 East D Street | Project Number: CIP-00020-01-03 | **Reported:** |
| Tacoma WA, 98421 | Project Manager: Calvin Taylor | 08-Feb-13 08:37 |

## LAI-MW5-(50)
## T301121-10 (Water)
## 15-Jan-13 11:45

| Analyte | Result | PQL | MDL | Units | Prepared | Analyzed | Method |
|---|---|---|---|---|---|---|---|
| **FIELD** | | | | | | | |
| **Water Level** | **23.6** | 0.00 | | Feet | 15-Jan-13 | 15-Jan-13 | Field Measurement |
| **VOA** | | | | | | | |
| 1,1,1-Trichloroethane | 0.2 U | 0.5 | 0.2 | ug/L | 25-Jan-13 | 25-Jan-13 | EPA 8260C |
| 1,1,2,2-Tetrachloroethane | 0.2 U | 0.5 | 0.2 | ug/L | 25-Jan-13 | 25-Jan-13 | EPA 8260C |
| 1,1,2-Trichloroethane | 0.3 U | 0.5 | 0.3 | ug/L | 25-Jan-13 | 25-Jan-13 | EPA 8260C |
| 1,1,2-Trichlorotrifluoroethane | 0.3 U | 0.5 | 0.3 | ug/L | 25-Jan-13 | 25-Jan-13 | EPA 8260C |
| 1,1-Dichloroethane | 0.1 U | 0.5 | 0.1 | ug/L | 25-Jan-13 | 25-Jan-13 | EPA 8260C |
| 1,1-Dichloroethene | 0.1 U | 0.5 | 0.1 | ug/L | 25-Jan-13 | 25-Jan-13 | EPA 8260C |
| 1,2-Dibromoethane | 0.2 U | 0.5 | 0.2 | ug/L | 25-Jan-13 | 25-Jan-13 | EPA 8260C |
| 1,2-Dichlorobenzene | 0.2 U | 0.5 | 0.2 | ug/L | 25-Jan-13 | 25-Jan-13 | EPA 8260C |
| 1,2-Dichloroethane | 0.1 U | 0.5 | 0.1 | ug/L | 25-Jan-13 | 25-Jan-13 | EPA 8260C |
| 1,2-Dichloropropane | 0.2 U | 0.5 | 0.2 | ug/L | 25-Jan-13 | 25-Jan-13 | EPA 8260C |
| 1,3-Dichlorobenzene | 0.09 U | 0.5 | 0.09 | ug/L | 25-Jan-13 | 25-Jan-13 | EPA 8260C |
| 1,4-Dichlorobenzene | 0.1 U | 0.5 | 0.1 | ug/L | 25-Jan-13 | 25-Jan-13 | EPA 8260C |
| 2-Butanone | 1.4 U | 5.0 | 1.4 | ug/L | 25-Jan-13 | 25-Jan-13 | EPA 8260C |
| 2-Hexanone | 2.4 U | 5.0 | 2.4 | ug/L | 25-Jan-13 | 25-Jan-13 | EPA 8260C |
| 4-Methyl-2-pentanone | 1.8 U | 5.0 | 1.8 | ug/L | 25-Jan-13 | 25-Jan-13 | EPA 8260C |
| **Acetone** | **4.2 J** | 5.0 | 1.3 | ug/L | 25-Jan-13 | 25-Jan-13 | EPA 8260C |
| Acrolein | 1.3 U | 5.0 | 1.3 | ug/L | 25-Jan-13 | 25-Jan-13 | EPA 8260C |
| Acrylonitrile | 0.5 U | 5.0 | 0.5 | ug/L | 25-Jan-13 | 25-Jan-13 | EPA 8260C |
| Benzene | 0.2 U | 0.5 | 0.2 | ug/L | 25-Jan-13 | 25-Jan-13 | EPA 8260C |
| Bromodichloromethane | 0.2 U | 0.5 | 0.2 | ug/L | 25-Jan-13 | 25-Jan-13 | EPA 8260C |
| Bromoform | 0.1 U | 0.5 | 0.1 | ug/L | 25-Jan-13 | 25-Jan-13 | EPA 8260C |
| **Bromomethane** | **0.4 UJ** | 1.0 | 0.2 | ug/L | 25-Jan-13 | 25-Jan-13 | EPA 8260C |
| Carbon Disulfide | 0.1 U | 0.5 | 0.1 | ug/L | 25-Jan-13 | 25-Jan-13 | EPA 8260C |
| Carbon Tetrachloride | 0.2 U | 0.5 | 0.2 | ug/L | 25-Jan-13 | 25-Jan-13 | EPA 8260C |
| Chlorobenzene | 0.2 U | 0.5 | 0.2 | ug/L | 25-Jan-13 | 25-Jan-13 | EPA 8260C |
| Chloroethane | 0.07 U | 0.5 | 0.07 | ug/L | 25-Jan-13 | 25-Jan-13 | EPA 8260C |
| Chloroform | 0.2 U | 0.5 | 0.2 | ug/L | 25-Jan-13 | 25-Jan-13 | EPA 8260C |
| **Chloromethane** | **0.4 UJ** | 0.5 | 0.1 | ug/L | 25-Jan-13 | 25-Jan-13 | EPA 8260C |
| cis-1,2-Dichloroethene | 0.1 U | 0.5 | 0.1 | ug/L | 25-Jan-13 | 25-Jan-13 | EPA 8260C |
| cis-1,3-Dichloropropene | 0.2 U | 0.5 | 0.2 | ug/L | 25-Jan-13 | 25-Jan-13 | EPA 8260C |
| Dibromochloromethane | 0.2 U | 0.5 | 0.2 | ug/L | 25-Jan-13 | 25-Jan-13 | EPA 8260C |
| Ethylbenzene | 0.2 U | 0.5 | 0.2 | ug/L | 25-Jan-13 | 25-Jan-13 | EPA 8260C |



*The results in this report apply to the samples analyzed in accordance with the chain of custody document. This analytical report must be reproduced in its entirety.*

Reviewed By

| | | |
|---|---|---|
| **PW Science and Engineering** | Project: **Sauro Property RIFS** | |
| 326 East D Street | Project Number: ClP-00020-01-03 | **Reported:** |
| Tacoma WA, 98421 | Project Manager: Calvin Taylor | 08-Feb-13 08:37 |

## LAI-MW5-(50)
### T301121-10 (Water)
### 15-Jan-13 11:45

| Analyte | Result | PQL | MDL | Units | Prepared | Analyzed | Method |
|---|---|---|---|---|---|---|---|
| **VOA** | | | | | | | |
| m/p-Xylene | 0.4 U | 0.5 | 0.4 | ug/L | 25-Jan-13 | 25-Jan-13 | EPA 8260C |
| Methyl tert-butyl ether | 0.2 U | 0.5 | 0.2 | ug/L | 25-Jan-13 | 25-Jan-13 | EPA 8260C |
| Methylene Chloride | 0.1 U | 1.0 | 0.1 | ug/L | 25-Jan-13 | 25-Jan-13 | EPA 8260C |
| o-Xylene | 0.2 U | 0.5 | 0.2 | ug/L | 25-Jan-13 | 25-Jan-13 | EPA 8260C |
| Styrene | 0.2 U | 0.5 | 0.2 | ug/L | 25-Jan-13 | 25-Jan-13 | EPA 8260C |
| Tetrachloroethene | 0.2 U | 0.5 | 0.2 | ug/L | 25-Jan-13 | 25-Jan-13 | EPA 8260C |
| Toluene | 0.1 U | 0.5 | 0.1 | ug/L | 25-Jan-13 | 25-Jan-13 | EPA 8260C |
| total 1,2-Dichloroethene | 0.5 U | 0.5 | 0.5 | ug/L | 25-Jan-13 | 25-Jan-13 | EPA 8260C |
| trans-1,2-Dichloroethene | 0.1 U | 0.5 | 0.1 | ug/L | 25-Jan-13 | 25-Jan-13 | EPA 8260C |
| trans-1,3-Dichloropropene | 0.1 U | 0.5 | 0.1 | ug/L | 25-Jan-13 | 25-Jan-13 | EPA 8260C |
| Trichloroethene | 0.07 U | 0.2 | 0.07 | ug/L | 25-Jan-13 | 25-Jan-13 | EPA 8260C |
| Trichlorofluoromethane | 0.2 U | 0.5 | 0.2 | ug/L | 25-Jan-13 | 25-Jan-13 | EPA 8260C |
| Vinyl Acetate | 0.2 U | 0.5 | 0.2 | ug/L | 25-Jan-13 | 25-Jan-13 | EPA 8260C |
| Vinyl Chloride | 0.1 U | 0.2 | 0.1 | ug/L | 25-Jan-13 | 25-Jan-13 | EPA 8260C |
| *Surrogate: 1,2-Dichloroethane-d4* | | *101 %* | *26-175* | | *25-Jan-13* | *25-Jan-13* | *EPA 8260C* |
| *Surrogate: 4-Bromofluorobenzene* | | *98.9 %* | *86-126* | | *25-Jan-13* | *25-Jan-13* | *EPA 8260C* |
| *Surrogate: Dibromofluoromethane* | | *95.2 %* | *81-130* | | *25-Jan-13* | *25-Jan-13* | *EPA 8260C* |
| *Surrogate: Toluene-d8* | | *99.0 %* | *82-127* | | *25-Jan-13* | *25-Jan-13* | *EPA 8260C* |



*The results in this report apply to the samples analyzed in accordance with the chain of custody document. This analytical report must be reproduced in its entirety.*

Reviewed By

| | | |
|---|---|---|
| **PW Science and Engineering** | Project: **Sauro Property RIFS** | |
| 326 East D Street | Project Number: CIP-00020-01-03 | **Reported:** |
| Tacoma WA, 98421 | Project Manager: Calvin Taylor | 08-Feb-13 08:37 |

## RNS-MW2-(21.5)
## T301121-11 (Water)
## 15-Jan-13 12:03

| Analyte | Result | PQL | MDL | Units | Prepared | Analyzed | Method |
|---|---|---|---|---|---|---|---|
| **FIELD** | | | | | | | |
| **Water Level** | **16.0** | 0.00 | | Feet | 15-Jan-13 | 15-Jan-13 | Field Measurement |
| **VOA** | | | | | | | |
| 1,1,1-Trichloroethane | 0.2 U | 0.5 | 0.2 | ug/L | 25-Jan-13 | 25-Jan-13 | EPA 8260C |
| 1,1,2,2-Tetrachloroethane | 0.2 U | 0.5 | 0.2 | ug/L | 25-Jan-13 | 25-Jan-13 | EPA 8260C |
| 1,1,2-Trichloroethane | 0.3 U | 0.5 | 0.3 | ug/L | 25-Jan-13 | 25-Jan-13 | EPA 8260C |
| 1,1,2-Trichlorotrifluoroethane | 0.3 U | 0.5 | 0.3 | ug/L | 25-Jan-13 | 25-Jan-13 | EPA 8260C |
| 1,1-Dichloroethane | 0.1 U | 0.5 | 0.1 | ug/L | 25-Jan-13 | 25-Jan-13 | EPA 8260C |
| 1,1-Dichloroethene | 0.1 U | 0.5 | 0.1 | ug/L | 25-Jan-13 | 25-Jan-13 | EPA 8260C |
| 1,2-Dibromoethane | 0.2 U | 0.5 | 0.2 | ug/L | 25-Jan-13 | 25-Jan-13 | EPA 8260C |
| 1,2-Dichlorobenzene | 0.2 U | 0.5 | 0.2 | ug/L | 25-Jan-13 | 25-Jan-13 | EPA 8260C |
| 1,2-Dichloroethane | 0.1 U | 0.5 | 0.1 | ug/L | 25-Jan-13 | 25-Jan-13 | EPA 8260C |
| 1,2-Dichloropropane | 0.2 U | 0.5 | 0.2 | ug/L | 25-Jan-13 | 25-Jan-13 | EPA 8260C |
| 1,3-Dichlorobenzene | 0.09 U | 0.5 | 0.09 | ug/L | 25-Jan-13 | 25-Jan-13 | EPA 8260C |
| 1,4-Dichlorobenzene | 0.1 U | 0.5 | 0.1 | ug/L | 25-Jan-13 | 25-Jan-13 | EPA 8260C |
| 2-Butanone | 1.4 U | 5.0 | 1.4 | ug/L | 25-Jan-13 | 25-Jan-13 | EPA 8260C |
| 2-Hexanone | 2.4 U | 5.0 | 2.4 | ug/L | 25-Jan-13 | 25-Jan-13 | EPA 8260C |
| 4-Methyl-2-pentanone | 1.8 U | 5.0 | 1.8 | ug/L | 25-Jan-13 | 25-Jan-13 | EPA 8260C |
| **Acetone** | **4.4 J** | 5.0 | 1.3 | ug/L | 25-Jan-13 | 25-Jan-13 | EPA 8260C |
| Acrolein | 1.3 U | 5.0 | 1.3 | ug/L | 25-Jan-13 | 25-Jan-13 | EPA 8260C |
| Acrylonitrile | 0.5 U | 5.0 | 0.5 | ug/L | 25-Jan-13 | 25-Jan-13 | EPA 8260C |
| Benzene | 0.2 U | 0.5 | 0.2 | ug/L | 25-Jan-13 | 25-Jan-13 | EPA 8260C |
| Bromodichloromethane | 0.2 U | 0.5 | 0.2 | ug/L | 25-Jan-13 | 25-Jan-13 | EPA 8260C |
| Bromoform | 0.1 U | 0.5 | 0.1 | ug/L | 25-Jan-13 | 25-Jan-13 | EPA 8260C |
| **Bromomethane** | **0.3 UJ** | 1.0 | 0.2 | ug/L | 25-Jan-13 | 25-Jan-13 | EPA 8260C |
| Carbon Disulfide | 0.1 U | 0.5 | 0.1 | ug/L | 25-Jan-13 | 25-Jan-13 | EPA 8260C |
| Carbon Tetrachloride | 0.2 U | 0.5 | 0.2 | ug/L | 25-Jan-13 | 25-Jan-13 | EPA 8260C |
| Chlorobenzene | 0.2 U | 0.5 | 0.2 | ug/L | 25-Jan-13 | 25-Jan-13 | EPA 8260C |
| Chloroethane | 0.07 U | 0.5 | 0.07 | ug/L | 25-Jan-13 | 25-Jan-13 | EPA 8260C |
| **Chloroform** | **0.5** | 0.5 | 0.2 | ug/L | 25-Jan-13 | 25-Jan-13 | EPA 8260C |
| Chloromethane | 0.1 U | 0.5 | 0.1 | ug/L | 25-Jan-13 | 25-Jan-13 | EPA 8260C |
| **cis-1,2-Dichloroethene** | **0.4 J** | 0.5 | 0.1 | ug/L | 25-Jan-13 | 25-Jan-13 | EPA 8260C |
| cis-1,3-Dichloropropene | 0.2 U | 0.5 | 0.2 | ug/L | 25-Jan-13 | 25-Jan-13 | EPA 8260C |
| Dibromochloromethane | 0.2 U | 0.5 | 0.2 | ug/L | 25-Jan-13 | 25-Jan-13 | EPA 8260C |
| Ethylbenzene | 0.2 U | 0.5 | 0.2 | ug/L | 25-Jan-13 | 25-Jan-13 | EPA 8260C |



*The results in this report apply to the samples analyzed in accordance with the chain of custody document. This analytical report must be reproduced in its entirety.*

Reviewed By

| | | |
|---|---|---|
| **PW Science and Engineering** | Project: **Sauro Property RIFS** | |
| 326 East D Street | Project Number: CIP-00020-01-03 | **Reported:** |
| Tacoma WA, 98421 | Project Manager: Calvin Taylor | 08-Feb-13 08:37 |

## RNS-MW2-(21.5)
## T301121-11 (Water)
## 15-Jan-13 12:03

| Analyte | Result | PQL | MDL | Units | Prepared | Analyzed | Method |
|---|---|---|---|---|---|---|---|
| **VOA** | | | | | | | |
| m/p-Xylene | 0.4 U | 0.5 | 0.4 | ug/L | 25-Jan-13 | 25-Jan-13 | EPA 8260C |
| Methyl tert-butyl ether | 0.2 U | 0.5 | 0.2 | ug/L | 25-Jan-13 | 25-Jan-13 | EPA 8260C |
| Methylene Chloride | 0.1 U | 1.0 | 0.1 | ug/L | 25-Jan-13 | 25-Jan-13 | EPA 8260C |
| o-Xylene | 0.2 U | 0.5 | 0.2 | ug/L | 25-Jan-13 | 25-Jan-13 | EPA 8260C |
| Styrene | 0.2 U | 0.5 | 0.2 | ug/L | 25-Jan-13 | 25-Jan-13 | EPA 8260C |
| **Tetrachloroethene** | **17** | 0.5 | 0.2 | ug/L | 25-Jan-13 | 25-Jan-13 | EPA 8260C |
| Toluene | 0.1 U | 0.5 | 0.1 | ug/L | 25-Jan-13 | 25-Jan-13 | EPA 8260C |
| total 1,2-Dichloroethene | 0.5 U | 0.5 | 0.5 | ug/L | 25-Jan-13 | 25-Jan-13 | EPA 8260C |
| trans-1,2-Dichloroethene | 0.1 U | 0.5 | 0.1 | ug/L | 25-Jan-13 | 25-Jan-13 | EPA 8260C |
| trans-1,3-Dichloropropene | 0.1 U | 0.5 | 0.1 | ug/L | 25-Jan-13 | 25-Jan-13 | EPA 8260C |
| **Trichloroethene** | **0.9** | 0.2 | 0.07 | ug/L | 25-Jan-13 | 25-Jan-13 | EPA 8260C |
| Trichlorofluoromethane | 0.2 U | 0.5 | 0.2 | ug/L | 25-Jan-13 | 25-Jan-13 | EPA 8260C |
| Vinyl Acetate | 0.2 U | 0.5 | 0.2 | ug/L | 25-Jan-13 | 25-Jan-13 | EPA 8260C |
| Vinyl Chloride | 0.1 U | 0.2 | 0.1 | ug/L | 25-Jan-13 | 25-Jan-13 | EPA 8260C |
| *Surrogate: 1,2-Dichloroethane-d4* | | *95.0 %* | *26-175* | | *25-Jan-13* | *25-Jan-13* | *EPA 8260C* |
| *Surrogate: 4-Bromofluorobenzene* | | *100 %* | *86-126* | | *25-Jan-13* | *25-Jan-13* | *EPA 8260C* |
| *Surrogate: Dibromofluoromethane* | | *97.4 %* | *81-130* | | *25-Jan-13* | *25-Jan-13* | *EPA 8260C* |
| *Surrogate: Toluene-d8* | | *97.7 %* | *82-127* | | *25-Jan-13* | *25-Jan-13* | *EPA 8260C* |



*The results in this report apply to the samples analyzed in accordance with the chain of custody document. This analytical report must be reproduced in its entirety.*

Reviewed By

| | | |
|---|---|---|
| **PW Science and Engineering** | Project: **Sauro Property RIFS** | |
| 326 East D Street | Project Number: CIP-00020-01-03 | **Reported:** |
| Tacoma WA, 98421 | Project Manager: Calvin Taylor | 08-Feb-13 08:37 |

## RNS-MW2-(38.5)
## T301121-12 (Water)
## 15-Jan-13 12:08

| Analyte | Result | PQL | MDL | Units | Prepared | Analyzed | Method |
|---|---|---|---|---|---|---|---|
| **FIELD** | | | | | | | |
| **Water Level** | **16.0** | 0.00 | | Feet | 15-Jan-13 | 15-Jan-13 | Field Measurement |
| **VOA** | | | | | | | |
| 1,1,1-Trichloroethane | 0.2 U | 0.5 | 0.2 | ug/L | 25-Jan-13 | 25-Jan-13 | EPA 8260C |
| 1,1,2,2-Tetrachloroethane | 0.2 U | 0.5 | 0.2 | ug/L | 25-Jan-13 | 25-Jan-13 | EPA 8260C |
| 1,1,2-Trichloroethane | 0.3 U | 0.5 | 0.3 | ug/L | 25-Jan-13 | 25-Jan-13 | EPA 8260C |
| 1,1,2-Trichlorotrifluoroethane | 0.3 U | 0.5 | 0.3 | ug/L | 25-Jan-13 | 25-Jan-13 | EPA 8260C |
| 1,1-Dichloroethane | 0.1 U | 0.5 | 0.1 | ug/L | 25-Jan-13 | 25-Jan-13 | EPA 8260C |
| 1,1-Dichloroethene | 0.1 U | 0.5 | 0.1 | ug/L | 25-Jan-13 | 25-Jan-13 | EPA 8260C |
| 1,2-Dibromoethane | 0.2 U | 0.5 | 0.2 | ug/L | 25-Jan-13 | 25-Jan-13 | EPA 8260C |
| 1,2-Dichlorobenzene | 0.2 U | 0.5 | 0.2 | ug/L | 25-Jan-13 | 25-Jan-13 | EPA 8260C |
| 1,2-Dichloroethane | 0.1 U | 0.5 | 0.1 | ug/L | 25-Jan-13 | 25-Jan-13 | EPA 8260C |
| 1,2-Dichloropropane | 0.2 U | 0.5 | 0.2 | ug/L | 25-Jan-13 | 25-Jan-13 | EPA 8260C |
| 1,3-Dichlorobenzene | 0.09 U | 0.5 | 0.09 | ug/L | 25-Jan-13 | 25-Jan-13 | EPA 8260C |
| 1,4-Dichlorobenzene | 0.1 U | 0.5 | 0.1 | ug/L | 25-Jan-13 | 25-Jan-13 | EPA 8260C |
| 2-Butanone | 1.4 U | 5.0 | 1.4 | ug/L | 25-Jan-13 | 25-Jan-13 | EPA 8260C |
| 2-Hexanone | 2.4 U | 5.0 | 2.4 | ug/L | 25-Jan-13 | 25-Jan-13 | EPA 8260C |
| 4-Methyl-2-pentanone | 1.8 U | 5.0 | 1.8 | ug/L | 25-Jan-13 | 25-Jan-13 | EPA 8260C |
| **Acetone** | **5.0** | 5.0 | 1.3 | ug/L | 25-Jan-13 | 25-Jan-13 | EPA 8260C |
| Acrolein | 1.3 U | 5.0 | 1.3 | ug/L | 25-Jan-13 | 25-Jan-13 | EPA 8260C |
| Acrylonitrile | 0.5 U | 5.0 | 0.5 | ug/L | 25-Jan-13 | 25-Jan-13 | EPA 8260C |
| Benzene | 0.2 U | 0.5 | 0.2 | ug/L | 25-Jan-13 | 25-Jan-13 | EPA 8260C |
| Bromodichloromethane | 0.2 U | 0.5 | 0.2 | ug/L | 25-Jan-13 | 25-Jan-13 | EPA 8260C |
| Bromoform | 0.1 U | 0.5 | 0.1 | ug/L | 25-Jan-13 | 25-Jan-13 | EPA 8260C |
| **Bromomethane** | **0.3 UJ** | 1.0 | 0.2 | ug/L | 25-Jan-13 | 25-Jan-13 | EPA 8260C |
| Carbon Disulfide | 0.1 U | 0.5 | 0.1 | ug/L | 25-Jan-13 | 25-Jan-13 | EPA 8260C |
| Carbon Tetrachloride | 0.2 U | 0.5 | 0.2 | ug/L | 25-Jan-13 | 25-Jan-13 | EPA 8260C |
| Chlorobenzene | 0.2 U | 0.5 | 0.2 | ug/L | 25-Jan-13 | 25-Jan-13 | EPA 8260C |
| Chloroethane | 0.07 U | 0.5 | 0.07 | ug/L | 25-Jan-13 | 25-Jan-13 | EPA 8260C |
| **Chloroform** | **0.5** | 0.5 | 0.2 | ug/L | 25-Jan-13 | 25-Jan-13 | EPA 8260C |
| **Chloromethane** | **0.2 UJ** | 0.5 | 0.1 | ug/L | 25-Jan-13 | 25-Jan-13 | EPA 8260C |
| **cis-1,2-Dichloroethene** | **0.3 J** | 0.5 | 0.1 | ug/L | 25-Jan-13 | 25-Jan-13 | EPA 8260C |
| cis-1,3-Dichloropropene | 0.2 U | 0.5 | 0.2 | ug/L | 25-Jan-13 | 25-Jan-13 | EPA 8260C |
| Dibromochloromethane | 0.2 U | 0.5 | 0.2 | ug/L | 25-Jan-13 | 25-Jan-13 | EPA 8260C |
| Ethylbenzene | 0.2 U | 0.5 | 0.2 | ug/L | 25-Jan-13 | 25-Jan-13 | EPA 8260C |



*The results in this report apply to the samples analyzed in accordance with the chain of custody document. This analytical report must be reproduced in its entirety.*

Reviewed By

| | | |
|---|---|---|
| **PW Science and Engineering** | Project: **Sauro Property RIFS** | |
| 326 East D Street | Project Number: CIP-00020-01-03 | **Reported:** |
| Tacoma WA, 98421 | Project Manager: Calvin Taylor | 08-Feb-13 08:37 |

## RNS-MW2-(38.5)
## T301121-12 (Water)
## 15-Jan-13 12:08

| Analyte | Result | PQL | MDL | Units | Prepared | Analyzed | Method |
|---|---|---|---|---|---|---|---|
| **VOA** | | | | | | | |
| m/p-Xylene | 0.4 U | 0.5 | 0.4 | ug/L | 25-Jan-13 | 25-Jan-13 | EPA 8260C |
| Methyl tert-butyl ether | 0.2 U | 0.5 | 0.2 | ug/L | 25-Jan-13 | 25-Jan-13 | EPA 8260C |
| Methylene Chloride | 0.1 U | 1.0 | 0.1 | ug/L | 25-Jan-13 | 25-Jan-13 | EPA 8260C |
| o-Xylene | 0.2 U | 0.5 | 0.2 | ug/L | 25-Jan-13 | 25-Jan-13 | EPA 8260C |
| Styrene | 0.2 U | 0.5 | 0.2 | ug/L | 25-Jan-13 | 25-Jan-13 | EPA 8260C |
| **Tetrachloroethene** | **16** | 0.5 | 0.2 | ug/L | 25-Jan-13 | 25-Jan-13 | EPA 8260C |
| Toluene | 0.1 U | 0.5 | 0.1 | ug/L | 25-Jan-13 | 25-Jan-13 | EPA 8260C |
| total 1,2-Dichloroethene | 0.5 U | 0.5 | 0.5 | ug/L | 25-Jan-13 | 25-Jan-13 | EPA 8260C |
| trans-1,2-Dichloroethene | 0.1 U | 0.5 | 0.1 | ug/L | 25-Jan-13 | 25-Jan-13 | EPA 8260C |
| trans-1,3-Dichloropropene | 0.1 U | 0.5 | 0.1 | ug/L | 25-Jan-13 | 25-Jan-13 | EPA 8260C |
| **Trichloroethene** | **0.9** | 0.2 | 0.07 | ug/L | 25-Jan-13 | 25-Jan-13 | EPA 8260C |
| Trichlorofluoromethane | 0.2 U | 0.5 | 0.2 | ug/L | 25-Jan-13 | 25-Jan-13 | EPA 8260C |
| Vinyl Acetate | 0.2 U | 0.5 | 0.2 | ug/L | 25-Jan-13 | 25-Jan-13 | EPA 8260C |
| Vinyl Chloride | 0.1 U | 0.2 | 0.1 | ug/L | 25-Jan-13 | 25-Jan-13 | EPA 8260C |
| *Surrogate: 1,2-Dichloroethane-d4* | | *96.8 %* | *26-175* | | *25-Jan-13* | *25-Jan-13* | *EPA 8260C* |
| *Surrogate: 4-Bromofluorobenzene* | | *95.2 %* | *86-126* | | *25-Jan-13* | *25-Jan-13* | *EPA 8260C* |
| *Surrogate: Dibromofluoromethane* | | *99.2 %* | *81-130* | | *25-Jan-13* | *25-Jan-13* | *EPA 8260C* |
| *Surrogate: Toluene-d8* | | *99.0 %* | *82-127* | | *25-Jan-13* | *25-Jan-13* | *EPA 8260C* |

| | | |
|---|---|---|
| **PW Science and Engineering** | Project: **Sauro Property RIFS** | |
| 326 East D Street | Project Number: CIP-00020-01-03 | **Reported:** |
| Tacoma WA, 98421 | Project Manager: Calvin Taylor | 08-Feb-13 08:37 |

## RNS-MW6-(42.5)
## T301121-13 (Water)
## 15-Jan-13 14:42

| Analyte | Result | PQL | MDL | Units | Prepared | Analyzed | Method |
|---|---|---|---|---|---|---|---|
| **FIELD** | | | | | | | |
| **Water Level** | **35.4** | 0.00 | | Feet | 15-Jan-13 | 15-Jan-13 | Field Measurement |
| **VOA** | | | | | | | |
| 1,1,1-Trichloroethane | 0.2 U | 0.5 | 0.2 | ug/L | 25-Jan-13 | 25-Jan-13 | EPA 8260C |
| 1,1,2,2-Tetrachloroethane | 0.2 U | 0.5 | 0.2 | ug/L | 25-Jan-13 | 25-Jan-13 | EPA 8260C |
| 1,1,2-Trichloroethane | 0.3 U | 0.5 | 0.3 | ug/L | 25-Jan-13 | 25-Jan-13 | EPA 8260C |
| 1,1,2-Trichlorotrifluoroethane | 0.3 U | 0.5 | 0.3 | ug/L | 25-Jan-13 | 25-Jan-13 | EPA 8260C |
| 1,1-Dichloroethane | 0.1 U | 0.5 | 0.1 | ug/L | 25-Jan-13 | 25-Jan-13 | EPA 8260C |
| **1,1-Dichloroethene** | **0.6** | 0.5 | 0.1 | ug/L | 25-Jan-13 | 25-Jan-13 | EPA 8260C |
| 1,2-Dibromoethane | 0.2 U | 0.5 | 0.2 | ug/L | 25-Jan-13 | 25-Jan-13 | EPA 8260C |
| 1,2-Dichlorobenzene | 0.2 U | 0.5 | 0.2 | ug/L | 25-Jan-13 | 25-Jan-13 | EPA 8260C |
| 1,2-Dichloroethane | 0.1 U | 0.5 | 0.1 | ug/L | 25-Jan-13 | 25-Jan-13 | EPA 8260C |
| 1,2-Dichloropropane | 0.2 U | 0.5 | 0.2 | ug/L | 25-Jan-13 | 25-Jan-13 | EPA 8260C |
| 1,3-Dichlorobenzene | 0.09 U | 0.5 | 0.09 | ug/L | 25-Jan-13 | 25-Jan-13 | EPA 8260C |
| 1,4-Dichlorobenzene | 0.1 U | 0.5 | 0.1 | ug/L | 25-Jan-13 | 25-Jan-13 | EPA 8260C |
| 2-Butanone | 1.4 U | 5.0 | 1.4 | ug/L | 25-Jan-13 | 25-Jan-13 | EPA 8260C |
| 2-Hexanone | 2.4 U | 5.0 | 2.4 | ug/L | 25-Jan-13 | 25-Jan-13 | EPA 8260C |
| 4-Methyl-2-pentanone | 1.8 U | 5.0 | 1.8 | ug/L | 25-Jan-13 | 25-Jan-13 | EPA 8260C |
| **Acetone** | **4.1 J** | 5.0 | 1.3 | ug/L | 25-Jan-13 | 25-Jan-13 | EPA 8260C |
| Acrolein | 1.3 U | 5.0 | 1.3 | ug/L | 25-Jan-13 | 25-Jan-13 | EPA 8260C |
| Acrylonitrile | 0.5 U | 5.0 | 0.5 | ug/L | 25-Jan-13 | 25-Jan-13 | EPA 8260C |
| Benzene | 0.2 U | 0.5 | 0.2 | ug/L | 25-Jan-13 | 25-Jan-13 | EPA 8260C |
| Bromodichloromethane | 0.2 U | 0.5 | 0.2 | ug/L | 25-Jan-13 | 25-Jan-13 | EPA 8260C |
| Bromoform | 0.1 U | 0.5 | 0.1 | ug/L | 25-Jan-13 | 25-Jan-13 | EPA 8260C |
| **Bromomethane** | **0.2 UJ** | 1.0 | 0.2 | ug/L | 25-Jan-13 | 25-Jan-13 | EPA 8260C |
| Carbon Disulfide | 0.1 U | 0.5 | 0.1 | ug/L | 25-Jan-13 | 25-Jan-13 | EPA 8260C |
| Carbon Tetrachloride | 0.2 U | 0.5 | 0.2 | ug/L | 25-Jan-13 | 25-Jan-13 | EPA 8260C |
| Chlorobenzene | 0.2 U | 0.5 | 0.2 | ug/L | 25-Jan-13 | 25-Jan-13 | EPA 8260C |
| Chloroethane | 0.07 U | 0.5 | 0.07 | ug/L | 25-Jan-13 | 25-Jan-13 | EPA 8260C |
| Chloroform | 0.2 U | 0.5 | 0.2 | ug/L | 25-Jan-13 | 25-Jan-13 | EPA 8260C |
| **Chloromethane** | **0.2 UJ** | 0.5 | 0.1 | ug/L | 25-Jan-13 | 25-Jan-13 | EPA 8260C |
| **cis-1,2-Dichloroethene** | **79** | 5.0 | 1.2 | ug/L | 25-Jan-13 | 25-Jan-13 | EPA 8260C |
| cis-1,3-Dichloropropene | 0.2 U | 0.5 | 0.2 | ug/L | 25-Jan-13 | 25-Jan-13 | EPA 8260C |
| Dibromochloromethane | 0.2 U | 0.5 | 0.2 | ug/L | 25-Jan-13 | 25-Jan-13 | EPA 8260C |
| Ethylbenzene | 0.2 U | 0.5 | 0.2 | ug/L | 25-Jan-13 | 25-Jan-13 | EPA 8260C |



*The results in this report apply to the samples analyzed in accordance with the chain of custody document. This analytical report must be reproduced in its entirety.*

Reviewed By

| PW Science and Engineering | Project: Sauro Property RIFS | |
|---|---|---|
| 326 East D Street | Project Number: CIP-00020-01-03 | **Reported:** |
| Tacoma WA, 98421 | Project Manager: Calvin Taylor | 08-Feb-13 08:37 |

## RNS-MW6-(42.5)
## T301121-13 (Water)
## 15-Jan-13 14:42

| Analyte | Result | PQL | MDL | Units | Prepared | Analyzed | Method |
|---|---|---|---|---|---|---|---|
| **VOA** | | | | | | | |
| m/p-Xylene | 0.4 U | 0.5 | 0.4 | ug/L | 25-Jan-13 | 25-Jan-13 | EPA 8260C |
| Methyl tert-butyl ether | 0.2 U | 0.5 | 0.2 | ug/L | 25-Jan-13 | 25-Jan-13 | EPA 8260C |
| Methylene Chloride | 0.1 U | 1.0 | 0.1 | ug/L | 25-Jan-13 | 25-Jan-13 | EPA 8260C |
| o-Xylene | 0.2 U | 0.5 | 0.2 | ug/L | 25-Jan-13 | 25-Jan-13 | EPA 8260C |
| Styrene | 0.2 U | 0.5 | 0.2 | ug/L | 25-Jan-13 | 25-Jan-13 | EPA 8260C |
| **Tetrachloroethene** | **1300** | 12 | 4.6 | ug/L | 25-Jan-13 | 25-Jan-13 | EPA 8260C |
| Toluene | 0.1 U | 0.5 | 0.1 | ug/L | 25-Jan-13 | 25-Jan-13 | EPA 8260C |
| **total 1,2-Dichloroethene** | **88** | 0.5 | 0.5 | ug/L | 25-Jan-13 | 25-Jan-13 | EPA 8260C |
| **trans-1,2-Dichloroethene** | **0.3 J** | 0.5 | 0.1 | ug/L | 25-Jan-13 | 25-Jan-13 | EPA 8260C |
| trans-1,3-Dichloropropene | 0.1 U | 0.5 | 0.1 | ug/L | 25-Jan-13 | 25-Jan-13 | EPA 8260C |
| **Trichloroethene** | **210** | 2.0 | 0.7 | ug/L | 25-Jan-13 | 25-Jan-13 | EPA 8260C |
| Trichlorofluoromethane | 0.2 U | 0.5 | 0.2 | ug/L | 25-Jan-13 | 25-Jan-13 | EPA 8260C |
| Vinyl Acetate | 0.2 U | 0.5 | 0.2 | ug/L | 25-Jan-13 | 25-Jan-13 | EPA 8260C |
| Vinyl Chloride | 0.1 U | 0.2 | 0.1 | ug/L | 25-Jan-13 | 25-Jan-13 | EPA 8260C |
| *Surrogate: 1,2-Dichloroethane-d4* | | *100 %* | *26-175* | | *25-Jan-13* | *25-Jan-13* | *EPA 8260C* |
| *Surrogate: 4-Bromofluorobenzene* | | *100 %* | *86-126* | | *25-Jan-13* | *25-Jan-13* | *EPA 8260C* |
| *Surrogate: Dibromofluoromethane* | | *98.5 %* | *81-130* | | *25-Jan-13* | *25-Jan-13* | *EPA 8260C* |
| *Surrogate: Toluene-d8* | | *95.5 %* | *82-127* | | *25-Jan-13* | *25-Jan-13* | *EPA 8260C* |



*The results in this report apply to the samples analyzed in accordance with the chain of custody document. This analytical report must be reproduced in its entirety.*

Reviewed By

| | | |
|---|---|---|
| **PW Science and Engineering** | Project: **Sauro Property RIFS** | |
| 326 East D Street | Project Number: CIP-00020-01-03 | **Reported:** |
| Tacoma WA, 98421 | Project Manager: Calvin Taylor | 08-Feb-13 08:37 |

## RNS-MW6-(52.5)
## T301121-14 (Water)
## 15-Jan-13 14:45

| Analyte | Result | PQL | MDL | Units | Prepared | Analyzed | Method |
|---|---|---|---|---|---|---|---|
| **FIELD** | | | | | | | |
| **Water Level** | **35.4** | 0.00 | | Feet | 15-Jan-13 | 15-Jan-13 | Field Measurement |
| **VOA** | | | | | | | |
| 1,1,1-Trichloroethane | 0.2 U | 0.5 | 0.2 | ug/L | 25-Jan-13 | 25-Jan-13 | EPA 8260C |
| 1,1,2,2-Tetrachloroethane | 0.2 U | 0.5 | 0.2 | ug/L | 25-Jan-13 | 25-Jan-13 | EPA 8260C |
| 1,1,2-Trichloroethane | 0.3 U | 0.5 | 0.3 | ug/L | 25-Jan-13 | 25-Jan-13 | EPA 8260C |
| 1,1,2-Trichlorotrifluoroethane | 0.3 U | 0.5 | 0.3 | ug/L | 25-Jan-13 | 25-Jan-13 | EPA 8260C |
| 1,1-Dichloroethane | 0.1 U | 0.5 | 0.1 | ug/L | 25-Jan-13 | 25-Jan-13 | EPA 8260C |
| **1,1-Dichloroethene** | **1.3** | 0.5 | 0.1 | ug/L | 25-Jan-13 | 25-Jan-13 | EPA 8260C |
| 1,2-Dibromoethane | 0.2 U | 0.5 | 0.2 | ug/L | 25-Jan-13 | 25-Jan-13 | EPA 8260C |
| 1,2-Dichlorobenzene | 0.2 U | 0.5 | 0.2 | ug/L | 25-Jan-13 | 25-Jan-13 | EPA 8260C |
| 1,2-Dichloroethane | 0.1 U | 0.5 | 0.1 | ug/L | 25-Jan-13 | 25-Jan-13 | EPA 8260C |
| 1,2-Dichloropropane | 0.2 U | 0.5 | 0.2 | ug/L | 25-Jan-13 | 25-Jan-13 | EPA 8260C |
| 1,3-Dichlorobenzene | 0.09 U | 0.5 | 0.09 | ug/L | 25-Jan-13 | 25-Jan-13 | EPA 8260C |
| 1,4-Dichlorobenzene | 0.1 U | 0.5 | 0.1 | ug/L | 25-Jan-13 | 25-Jan-13 | EPA 8260C |
| 2-Butanone | 1.4 U | 5.0 | 1.4 | ug/L | 25-Jan-13 | 25-Jan-13 | EPA 8260C |
| 2-Hexanone | 2.4 U | 5.0 | 2.4 | ug/L | 25-Jan-13 | 25-Jan-13 | EPA 8260C |
| 4-Methyl-2-pentanone | 1.8 U | 5.0 | 1.8 | ug/L | 25-Jan-13 | 25-Jan-13 | EPA 8260C |
| **Acetone** | **3.5 J** | 5.0 | 1.3 | ug/L | 25-Jan-13 | 25-Jan-13 | EPA 8260C |
| Acrolein | 1.3 U | 5.0 | 1.3 | ug/L | 25-Jan-13 | 25-Jan-13 | EPA 8260C |
| Acrylonitrile | 0.5 U | 5.0 | 0.5 | ug/L | 25-Jan-13 | 25-Jan-13 | EPA 8260C |
| Benzene | 0.2 U | 0.5 | 0.2 | ug/L | 25-Jan-13 | 25-Jan-13 | EPA 8260C |
| Bromodichloromethane | 0.2 U | 0.5 | 0.2 | ug/L | 25-Jan-13 | 25-Jan-13 | EPA 8260C |
| Bromoform | 0.1 U | 0.5 | 0.1 | ug/L | 25-Jan-13 | 25-Jan-13 | EPA 8260C |
| **Bromomethane** | **0.2 UJ** | 1.0 | 0.2 | ug/L | 25-Jan-13 | 25-Jan-13 | EPA 8260C |
| Carbon Disulfide | 0.1 U | 0.5 | 0.1 | ug/L | 25-Jan-13 | 25-Jan-13 | EPA 8260C |
| Carbon Tetrachloride | 0.2 U | 0.5 | 0.2 | ug/L | 25-Jan-13 | 25-Jan-13 | EPA 8260C |
| Chlorobenzene | 0.2 U | 0.5 | 0.2 | ug/L | 25-Jan-13 | 25-Jan-13 | EPA 8260C |
| Chloroethane | 0.07 U | 0.5 | 0.07 | ug/L | 25-Jan-13 | 25-Jan-13 | EPA 8260C |
| Chloroform | 0.2 U | 0.5 | 0.2 | ug/L | 25-Jan-13 | 25-Jan-13 | EPA 8260C |
| Chloromethane | 0.1 U | 0.5 | 0.1 | ug/L | 25-Jan-13 | 25-Jan-13 | EPA 8260C |
| **cis-1,2-Dichloroethene** | **110** | 5.0 | 1.2 | ug/L | 25-Jan-13 | 25-Jan-13 | EPA 8260C |
| cis-1,3-Dichloropropene | 0.2 U | 0.5 | 0.2 | ug/L | 25-Jan-13 | 25-Jan-13 | EPA 8260C |
| Dibromochloromethane | 0.2 U | 0.5 | 0.2 | ug/L | 25-Jan-13 | 25-Jan-13 | EPA 8260C |
| Ethylbenzene | 0.2 U | 0.5 | 0.2 | ug/L | 25-Jan-13 | 25-Jan-13 | EPA 8260C |

| | | |
|---|---|---|
| **PW Science and Engineering** | Project: **Sauro Property RIFS** | |
| 326 East D Street | Project Number: CIP-00020-01-03 | **Reported:** |
| Tacoma WA, 98421 | Project Manager: Calvin Taylor | 08-Feb-13 08:37 |

## RNS-MW6-(52.5)
## T301121-14 (Water)
## 15-Jan-13 14:45

| Analyte | Result | PQL | MDL | Units | Prepared | Analyzed | Method |
|---|---|---|---|---|---|---|---|
| **VOA** | | | | | | | |
| m/p-Xylene | 0.4 U | 0.5 | 0.4 | ug/L | 25-Jan-13 | 25-Jan-13 | EPA 8260C |
| Methyl tert-butyl ether | 0.2 U | 0.5 | 0.2 | ug/L | 25-Jan-13 | 25-Jan-13 | EPA 8260C |
| Methylene Chloride | 0.1 U | 1.0 | 0.1 | ug/L | 25-Jan-13 | 25-Jan-13 | EPA 8260C |
| o-Xylene | 0.2 U | 0.5 | 0.2 | ug/L | 25-Jan-13 | 25-Jan-13 | EPA 8260C |
| Styrene | 0.2 U | 0.5 | 0.2 | ug/L | 25-Jan-13 | 25-Jan-13 | EPA 8260C |
| **Tetrachloroethene** | **1200** | 25 | 9.1 | ug/L | 25-Jan-13 | 25-Jan-13 | EPA 8260C |
| Toluene | 0.1 U | 0.5 | 0.1 | ug/L | 25-Jan-13 | 25-Jan-13 | EPA 8260C |
| **total 1,2-Dichloroethene** | **110** | 0.5 | 0.5 | ug/L | 25-Jan-13 | 25-Jan-13 | EPA 8260C |
| **trans-1,2-Dichloroethene** | **0.4 J** | 0.5 | 0.1 | ug/L | 25-Jan-13 | 25-Jan-13 | EPA 8260C |
| trans-1,3-Dichloropropene | 0.1 U | 0.5 | 0.1 | ug/L | 25-Jan-13 | 25-Jan-13 | EPA 8260C |
| **Trichloroethene** | **160** | 2.0 | 0.7 | ug/L | 25-Jan-13 | 25-Jan-13 | EPA 8260C |
| Trichlorofluoromethane | 0.2 U | 0.5 | 0.2 | ug/L | 25-Jan-13 | 25-Jan-13 | EPA 8260C |
| Vinyl Acetate | 0.2 U | 0.5 | 0.2 | ug/L | 25-Jan-13 | 25-Jan-13 | EPA 8260C |
| **Vinyl Chloride** | **0.2** | 0.2 | 0.1 | ug/L | 25-Jan-13 | 25-Jan-13 | EPA 8260C |
| *Surrogate: 1,2-Dichloroethane-d4* | | *101 %* | *26-175* | | *25-Jan-13* | *25-Jan-13* | *EPA 8260C* |
| *Surrogate: 4-Bromofluorobenzene* | | *100 %* | *86-126* | | *25-Jan-13* | *25-Jan-13* | *EPA 8260C* |
| *Surrogate: Dibromofluoromethane* | | *94.7 %* | *81-130* | | *25-Jan-13* | *25-Jan-13* | *EPA 8260C* |
| *Surrogate: Toluene-d8* | | *95.2 %* | *82-127* | | *25-Jan-13* | *25-Jan-13* | *EPA 8260C* |



*The results in this report apply to the samples analyzed in accordance with the chain of custody document. This analytical report must be reproduced in its entirety.*

Reviewed By

| | | |
|---|---|---|
| **PW Science and Engineering** | Project: **Sauro Property RIFS** | |
| 326 East D Street | Project Number: CIP-00020-01-03 | **Reported:** |
| Tacoma WA, 98421 | Project Manager: Calvin Taylor | 08-Feb-13 08:37 |

## LAI-MW5-(42) DUP

**T301121-15 (Water)**

**15-Jan-13 11:42**

| Analyte | Result | PQL | MDL | Units | Prepared | Analyzed | Method |
|---|---|---|---|---|---|---|---|
| **VOA** | | | | | | | |
| 1,1,1-Trichloroethane | 0.2 U | 0.5 | 0.2 | ug/L | 25-Jan-13 | 25-Jan-13 | EPA 8260C |
| 1,1,2,2-Tetrachloroethane | 0.2 U | 0.5 | 0.2 | ug/L | 25-Jan-13 | 25-Jan-13 | EPA 8260C |
| 1,1,2-Trichloroethane | 0.3 U | 0.5 | 0.3 | ug/L | 25-Jan-13 | 25-Jan-13 | EPA 8260C |
| 1,1,2-Trichlorotrifluoroethane | 0.3 U | 0.5 | 0.3 | ug/L | 25-Jan-13 | 25-Jan-13 | EPA 8260C |
| 1,1-Dichloroethane | 0.1 U | 0.5 | 0.1 | ug/L | 25-Jan-13 | 25-Jan-13 | EPA 8260C |
| 1,1-Dichloroethene | 0.1 U | 0.5 | 0.1 | ug/L | 25-Jan-13 | 25-Jan-13 | EPA 8260C |
| 1,2-Dibromoethane | 0.2 U | 0.5 | 0.2 | ug/L | 25-Jan-13 | 25-Jan-13 | EPA 8260C |
| 1,2-Dichlorobenzene | 0.2 U | 0.5 | 0.2 | ug/L | 25-Jan-13 | 25-Jan-13 | EPA 8260C |
| 1,2-Dichloroethane | 0.1 U | 0.5 | 0.1 | ug/L | 25-Jan-13 | 25-Jan-13 | EPA 8260C |
| 1,2-Dichloropropane | 0.2 U | 0.5 | 0.2 | ug/L | 25-Jan-13 | 25-Jan-13 | EPA 8260C |
| 1,3-Dichlorobenzene | 0.09 U | 0.5 | 0.09 | ug/L | 25-Jan-13 | 25-Jan-13 | EPA 8260C |
| 1,4-Dichlorobenzene | 0.1 U | 0.5 | 0.1 | ug/L | 25-Jan-13 | 25-Jan-13 | EPA 8260C |
| 2-Butanone | 1.4 U | 5.0 | 1.4 | ug/L | 25-Jan-13 | 25-Jan-13 | EPA 8260C |
| 2-Hexanone | 2.4 U | 5.0 | 2.4 | ug/L | 25-Jan-13 | 25-Jan-13 | EPA 8260C |
| 4-Methyl-2-pentanone | 1.8 U | 5.0 | 1.8 | ug/L | 25-Jan-13 | 25-Jan-13 | EPA 8260C |
| **Acetone** | **4.5 J** | 5.0 | 1.3 | ug/L | 25-Jan-13 | 25-Jan-13 | EPA 8260C |
| Acrolein | 1.3 U | 5.0 | 1.3 | ug/L | 25-Jan-13 | 25-Jan-13 | EPA 8260C |
| Acrylonitrile | 0.5 U | 5.0 | 0.5 | ug/L | 25-Jan-13 | 25-Jan-13 | EPA 8260C |
| Benzene | 0.2 U | 0.5 | 0.2 | ug/L | 25-Jan-13 | 25-Jan-13 | EPA 8260C |
| Bromodichloromethane | 0.2 U | 0.5 | 0.2 | ug/L | 25-Jan-13 | 25-Jan-13 | EPA 8260C |
| Bromoform | 0.1 U | 0.5 | 0.1 | ug/L | 25-Jan-13 | 25-Jan-13 | EPA 8260C |
| **Bromomethane** | **0.2 UJ** | 1.0 | 0.2 | ug/L | 25-Jan-13 | 25-Jan-13 | EPA 8260C |
| Carbon Disulfide | 0.1 U | 0.5 | 0.1 | ug/L | 25-Jan-13 | 25-Jan-13 | EPA 8260C |
| Carbon Tetrachloride | 0.2 U | 0.5 | 0.2 | ug/L | 25-Jan-13 | 25-Jan-13 | EPA 8260C |
| Chlorobenzene | 0.2 U | 0.5 | 0.2 | ug/L | 25-Jan-13 | 25-Jan-13 | EPA 8260C |
| Chloroethane | 0.07 U | 0.5 | 0.07 | ug/L | 25-Jan-13 | 25-Jan-13 | EPA 8260C |
| Chloroform | 0.2 U | 0.5 | 0.2 | ug/L | 25-Jan-13 | 25-Jan-13 | EPA 8260C |
| **Chloromethane** | **0.1 UJ** | 0.5 | 0.1 | ug/L | 25-Jan-13 | 25-Jan-13 | EPA 8260C |
| cis-1,2-Dichloroethene | 0.1 U | 0.5 | 0.1 | ug/L | 25-Jan-13 | 25-Jan-13 | EPA 8260C |
| cis-1,3-Dichloropropene | 0.2 U | 0.5 | 0.2 | ug/L | 25-Jan-13 | 25-Jan-13 | EPA 8260C |
| Dibromochloromethane | 0.2 U | 0.5 | 0.2 | ug/L | 25-Jan-13 | 25-Jan-13 | EPA 8260C |
| Ethylbenzene | 0.2 U | 0.5 | 0.2 | ug/L | 25-Jan-13 | 25-Jan-13 | EPA 8260C |
| m/p-Xylene | 0.4 U | 0.5 | 0.4 | ug/L | 25-Jan-13 | 25-Jan-13 | EPA 8260C |
| Methyl tert-butyl ether | 0.2 U | 0.5 | 0.2 | ug/L | 25-Jan-13 | 25-Jan-13 | EPA 8260C |
| Methylene Chloride | 0.1 U | 1.0 | 0.1 | ug/L | 25-Jan-13 | 25-Jan-13 | EPA 8260C |
| o-Xylene | 0.2 U | 0.5 | 0.2 | ug/L | 25-Jan-13 | 25-Jan-13 | EPA 8260C |

| | | |
|---|---|---|
| **PW Science and Engineering** | Project: **Sauro Property RIFS** | |
| 326 East D Street | Project Number: CIP-00020-01-03 | **Reported:** |
| Tacoma WA, 98421 | Project Manager: Calvin Taylor | 08-Feb-13 08:37 |

## LAI-MW5-(42) DUP
### T301121-15 (Water)
### 15-Jan-13 11:42

| Analyte | Result | PQL | MDL | Units | Prepared | Analyzed | Method |
|---|---|---|---|---|---|---|---|
| **VOA** | | | | | | | |
| Styrene | 0.2 U | 0.5 | 0.2 | ug/L | 25-Jan-13 | 25-Jan-13 | EPA 8260C |
| Tetrachloroethene | 0.2 U | 0.5 | 0.2 | ug/L | 25-Jan-13 | 25-Jan-13 | EPA 8260C |
| Toluene | 0.1 U | 0.5 | 0.1 | ug/L | 25-Jan-13 | 25-Jan-13 | EPA 8260C |
| total 1,2-Dichloroethene | 0.5 U | 0.5 | 0.5 | ug/L | 25-Jan-13 | 25-Jan-13 | EPA 8260C |
| trans-1,2-Dichloroethene | 0.1 U | 0.5 | 0.1 | ug/L | 25-Jan-13 | 25-Jan-13 | EPA 8260C |
| trans-1,3-Dichloropropene | 0.1 U | 0.5 | 0.1 | ug/L | 25-Jan-13 | 25-Jan-13 | EPA 8260C |
| Trichloroethene | 0.07 U | 0.2 | 0.07 | ug/L | 25-Jan-13 | 25-Jan-13 | EPA 8260C |
| Trichlorofluoromethane | 0.2 U | 0.5 | 0.2 | ug/L | 25-Jan-13 | 25-Jan-13 | EPA 8260C |
| Vinyl Acetate | 0.2 U | 0.5 | 0.2 | ug/L | 25-Jan-13 | 25-Jan-13 | EPA 8260C |
| Vinyl Chloride | 0.1 U | 0.2 | 0.1 | ug/L | 25-Jan-13 | 25-Jan-13 | EPA 8260C |
| *Surrogate: 1,2-Dichloroethane-d4* | | *99.5 %* | *26-175* | | *25-Jan-13* | *25-Jan-13* | *EPA 8260C* |
| *Surrogate: 4-Bromofluorobenzene* | | *98.5 %* | *86-126* | | *25-Jan-13* | *25-Jan-13* | *EPA 8260C* |
| *Surrogate: Dibromofluoromethane* | | *97.8 %* | *81-130* | | *25-Jan-13* | *25-Jan-13* | *EPA 8260C* |
| *Surrogate: Toluene-d8* | | *99.5 %* | *82-127* | | *25-Jan-13* | *25-Jan-13* | *EPA 8260C* |

## VOA - Quality Control

## Environmental Services Laboratory

| Sample ID<br>Analyte | Result | MDL | Units | Spike Level | Source Result | %REC | %REC Limits | RPD | RPD Limit | Notes |
|---|---|---|---|---|---|---|---|---|---|---|
| **Batch 1304040 - Volatile Organics No-Prep** | | | | | | | | | | |
| **Blank (1304040-BLK1)** | | | | Prepared & Analyzed: 25-Jan-13 | | | | | | |
| 1,1,1-Trichloroethane | 0.2 U | 0.2 | ug/L | | | | | | | |
| 1,1,2,2-Tetrachloroethane | 0.2 U | 0.2 | ug/L | | | | | | | |
| 1,1,2-Trichloroethane | 0.3 U | 0.3 | ug/L | | | | | | | |
| 1,1,2-Trichlorotrifluoroethane | 0.3 U | 0.3 | ug/L | | | | | | | |
| 1,1-Dichloroethane | 0.1 U | 0.1 | ug/L | | | | | | | |
| 1,1-Dichloroethene | 0.1 U | 0.1 | ug/L | | | | | | | |
| 1,2-Dibromoethane | 0.2 U | 0.2 | ug/L | | | | | | | |
| **1,2-Dichlorobenzene** | **0.5 J** | **0.2** | **ug/L** | | | | | | | |
| 1,2-Dichloroethane | 0.1 U | 0.1 | ug/L | | | | | | | |
| *Surrogate: 1,2-Dichloroethane-d4* | *19* | | ug/L | *20.0* | | *95.2* | *26-175* | | | |
| 1,2-Dichloropropane | 0.2 U | 0.2 | ug/L | | | | | | | |
| **1,3-Dichlorobenzene** | **0.5 J** | **0.09** | **ug/L** | | | | | | | |
| 1,4-Dichlorobenzene | 0.1 U | 0.1 | ug/L | | | | | | | |
| 2-Butanone | 1.4 U | 1.4 | ug/L | | | | | | | |
| 2-Hexanone | 2.4 U | 2.4 | ug/L | | | | | | | |
| *Surrogate: 4-Bromofluorobenzene* | *20* | | ug/L | *20.0* | | *101* | *86-126* | | | |
| 4-Methyl-2-pentanone | 1.8 U | 1.8 | ug/L | | | | | | | |
| Acetone | 1.3 U | 1.3 | ug/L | | | | | | | |
| Acrolein | 1.3 U | 1.3 | ug/L | | | | | | | |
| Acrylonitrile | 0.5 U | 0.5 | ug/L | | | | | | | |
| Benzene | 0.2 U | 0.2 | ug/L | | | | | | | |
| Bromodichloromethane | 0.2 U | 0.2 | ug/L | | | | | | | |
| Bromoform | 0.1 U | 0.1 | ug/L | | | | | | | |
| **Bromomethane** | **0.4 J** | **0.2** | **ug/L** | | | | | | | |
| Carbon Disulfide | 0.1 U | 0.1 | ug/L | | | | | | | |
| Carbon Tetrachloride | 0.2 U | 0.2 | ug/L | | | | | | | |
| Chlorobenzene | 0.2 U | 0.2 | ug/L | | | | | | | |
| Chloroethane | 0.07 U | 0.07 | ug/L | | | | | | | |
| Chloroform | 0.2 U | 0.2 | ug/L | | | | | | | |
| **Chloromethane** | **0.1 J** | **0.1** | **ug/L** | | | | | | | |
| cis-1,2-Dichloroethene | 0.1 U | 0.1 | ug/L | | | | | | | |
| cis-1,3-Dichloropropene | 0.2 U | 0.2 | ug/L | | | | | | | |

## VOA - Quality Control

## Environmental Services Laboratory

| Sample ID<br>Analyte | Result | MDL | Units | Spike Level | Source Result | %REC | %REC Limits | RPD | RPD Limit | Notes |
|---|---|---|---|---|---|---|---|---|---|---|
| **Batch 1304040 - Volatile Organics No-Prep** | | | | | | | | | | |
| **Blank (1304040-BLK1)** | | | | Prepared & Analyzed: 25-Jan-13 | | | | | | |
| Dibromochloromethane | 0.2 U | 0.2 | ug/L | | | | | | | |
| *Surrogate: Dibromofluoromethane* | *19* | | ug/L | *20.0* | | *96.5* | *81-130* | | | |
| Ethylbenzene | 0.2 U | 0.2 | ug/L | | | | | | | |
| m/p-Xylene | 0.4 U | 0.4 | ug/L | | | | | | | |
| Methyl tert-butyl ether | 0.2 U | 0.2 | ug/L | | | | | | | |
| **Methylene Chloride** | **0.1 J** | **0.1** | **ug/L** | | | | | | | |
| o-Xylene | 0.2 U | 0.2 | ug/L | | | | | | | |
| Styrene | 0.2 U | 0.2 | ug/L | | | | | | | |
| Tetrachloroethene | 0.2 U | 0.2 | ug/L | | | | | | | |
| Toluene | 0.1 U | 0.1 | ug/L | | | | | | | |
| *Surrogate: Toluene-d8* | *20* | | ug/L | *20.0* | | *98.2* | *82-127* | | | |
| total 1,2-Dichloroethene | 0.5 U | 0.5 | ug/L | | | | | | | |
| trans-1,2-Dichloroethene | 0.1 U | 0.1 | ug/L | | | | | | | |
| trans-1,3-Dichloropropene | 0.1 U | 0.1 | ug/L | | | | | | | |
| Trichloroethene | 0.07 U | 0.07 | ug/L | | | | | | | |
| Trichlorofluoromethane | 0.2 U | 0.2 | ug/L | | | | | | | |
| Vinyl Acetate | 0.2 U | 0.2 | ug/L | | | | | | | |
| Vinyl Chloride | 0.1 U | 0.1 | ug/L | | | | | | | |
| **LCS (1304040-BS1)** | | | | Prepared & Analyzed: 25-Jan-13 | | | | | | |
| **1,1,1-Trichloroethane** | **20** | **0.2** | **ug/L** | **20.0** | | **101** | **82-121** | | | |
| **1,1,2,2-Tetrachloroethane** | **20** | **0.2** | **ug/L** | **20.0** | | **100** | **77-137** | | | |
| **1,1,2-Trichloroethane** | **21** | **0.3** | **ug/L** | **20.0** | | **105** | **88-125** | | | |
| **1,1,2-Trichlorotrifluoroethane** | **22** | **0.3** | **ug/L** | **20.0** | | **111** | **80-120** | | | |
| **1,1-Dichloroethane** | **21** | **0.1** | **ug/L** | **20.0** | | **106** | **86-124** | | | |
| **1,1-Dichloroethene** | **20** | **0.1** | **ug/L** | **20.0** | | **99.9** | **87-114** | | | |
| **1,2-Dibromoethane** | **22** | **0.2** | **ug/L** | **20.0** | | **108** | **80-120** | | | |
| **1,2-Dichlorobenzene** | **19** | **0.2** | **ug/L** | **20.0** | | **96.8** | **79-140** | | | |
| **1,2-Dichloroethane** | **22** | **0.1** | **ug/L** | **20.0** | | **110** | **85-130** | | | |
| *Surrogate: 1,2-Dichloroethane-d4* | *20* | | ug/L | *20.0* | | *98.3* | *26-175* | | | |
| **1,2-Dichloropropane** | **22** | **0.2** | **ug/L** | **20.0** | | **112** | **88-131** | | | |
| **1,3-Dichlorobenzene** | **19** | **0.09** | **ug/L** | **20.0** | | **96.0** | **82-133** | | | |
| **1,4-Dichlorobenzene** | **19** | **0.1** | **ug/L** | **20.0** | | **95.9** | **62-138** | | | |

| | | |
|---|---|---|
| **PW Science and Engineering** | Project: **Sauro Property RIFS** | |
| 326 East D Street | Project Number: CIP-00020-01-03 | **Reported:** |
| Tacoma WA, 98421 | Project Manager: Calvin Taylor | 08-Feb-13 08:37 |

## VOA - Quality Control

## Environmental Services Laboratory

| Sample ID<br>Analyte | Result | MDL | Units | Spike Level | Source Result | %REC | %REC Limits | RPD | RPD Limit | Notes |
|---|---|---|---|---|---|---|---|---|---|---|
| **Batch 1304040 - Volatile Organics No-Prep** | | | | | | | | | | |
| **LCS (1304040-BS1)** | | | | Prepared & Analyzed: 25-Jan-13 | | | | | | |
| **2-Butanone** | **200** | **1.4** | **ug/L** | **200** | | **97.6** | **73-130** | | | |
| **2-Hexanone** | **210** | **2.4** | **ug/L** | **200** | | **106** | **70-138** | | | |
| *Surrogate: 4-Bromofluorobenzene* | *19* | | ug/L | *20.0* | | *95.4* | *86-126* | | | |
| **4-Methyl-2-pentanone** | **220** | **1.8** | **ug/L** | **200** | | **111** | **66-134** | | | |
| **Acetone** | **200** | **1.3** | **ug/L** | **200** | | **100** | **79-126** | | | |
| **Acrolein** | **220** | **1.3** | **ug/L** | **200** | | **111** | **66-141** | | | |
| **Acrylonitrile** | **230** | **0.5** | **ug/L** | **200** | | **113** | **86-124** | | | |
| **Benzene** | **21** | **0.2** | **ug/L** | **20.0** | | **104** | **87-122** | | | |
| **Bromodichloromethane** | **21** | **0.2** | **ug/L** | **20.0** | | **107** | **84-130** | | | |
| **Bromoform** | **21** | **0.1** | **ug/L** | **20.0** | | **104** | **76-134** | | | |
| **Bromomethane** | **18** | **0.2** | **ug/L** | **20.0** | | **90.8** | **64-147** | | | |
| **Carbon Disulfide** | **20** | **0.1** | **ug/L** | **20.0** | | **97.8** | **71-139** | | | |
| **Carbon Tetrachloride** | **20** | **0.2** | **ug/L** | **20.0** | | **102** | **80-120** | | | |
| **Chlorobenzene** | **20** | **0.2** | **ug/L** | **20.0** | | **101** | **87-124** | | | |
| **Chloroethane** | **21** | **0.07** | **ug/L** | **20.0** | | **105** | **61-140** | | | |
| **Chloroform** | **21** | **0.2** | **ug/L** | **20.0** | | **106** | **88-121** | | | |
| **Chloromethane** | **23** | **0.1** | **ug/L** | **20.0** | | **114** | **69-126** | | | |
| **cis-1,2-Dichloroethene** | **20** | **0.1** | **ug/L** | **20.0** | | **101** | **96-116** | | | |
| **cis-1,3-Dichloropropene** | **19** | **0.2** | **ug/L** | **20.0** | | **96.6** | **80-129** | | | |
| **Dibromochloromethane** | **21** | **0.2** | **ug/L** | **20.0** | | **107** | **81-130** | | | |
| *Surrogate: Dibromofluoromethane* | *20* | | ug/L | *20.0* | | *99.4* | *81-130* | | | |
| **Ethylbenzene** | **21** | **0.2** | **ug/L** | **20.0** | | **107** | **85-134** | | | |
| **m/p-Xylene** | **40** | **0.4** | **ug/L** | **40.0** | | **100** | **93-120** | | | |
| **Methyl tert-butyl ether** | **21** | **0.2** | **ug/L** | **20.0** | | **104** | **50-150** | | | |
| **Methylene Chloride** | **20** | **0.1** | **ug/L** | **20.0** | | **99.6** | **79-119** | | | |
| **o-Xylene** | **20** | **0.2** | **ug/L** | **20.0** | | **102** | **80-120** | | | |
| **Styrene** | **19** | **0.2** | **ug/L** | **20.0** | | **96.4** | **78-129** | | | |
| **Tetrachloroethene** | **22** | **0.2** | **ug/L** | **20.0** | | **112** | **81-126** | | | |
| **Toluene** | **21** | **0.1** | **ug/L** | **20.0** | | **105** | **87-127** | | | |
| *Surrogate: Toluene-d8* | *20* | | ug/L | *20.0* | | *101* | *82-127* | | | |
| **trans-1,2-Dichloroethene** | **20** | **0.1** | **ug/L** | **20.0** | | **99.5** | **85-120** | | | |
| **trans-1,3-Dichloropropene** | **20** | **0.1** | **ug/L** | **20.0** | | **99.1** | **82-130** | | | |
| **Trichloroethene** | **21** | **0.07** | **ug/L** | **20.0** | | **106** | **84-123** | | | |



*The results in this report apply to the samples analyzed in accordance with the chain of custody document. This analytical report must be reproduced in its entirety.*

Reviewed By

| | | |
|---|---|---|
| **PW Science and Engineering** | Project: **Sauro Property RIFS** | |
| 326 East D Street | Project Number: CIP-00020-01-03 | **Reported:** |
| Tacoma WA, 98421 | Project Manager: Calvin Taylor | 08-Feb-13 08:37 |

## VOA - Quality Control

## Environmental Services Laboratory

| Sample ID / Analyte | Result | MDL | Units | Spike Level | Source Result | %REC | %REC Limits | RPD | RPD Limit | Notes |
|---|---|---|---|---|---|---|---|---|---|---|
| **Batch 1304040 - Volatile Organics No-Prep** | | | | | | | | | | |
| **LCS (1304040-BS1)** | | | | Prepared & Analyzed: 25-Jan-13 | | | | | | |
| **Trichlorofluoromethane** | 21 | 0.2 | ug/L | 20.0 | | 104 | 80-120 | | | |
| **Vinyl Acetate** | 16 | 0.2 | ug/L | 20.0 | | 79.7 | 63-133 | | | |
| **Vinyl Chloride** | 22 | 0.1 | ug/L | 20.0 | | 111 | 69-126 | | | |
| **Matrix Spike (1304040-MS1)** | | Source: T301121-11 | | Prepared & Analyzed: 25-Jan-13 | | | | | | |
| **1,1,1-Trichloroethane** | 16 | 0.2 | ug/L | 20.0 | ND | 77.5 | 82-121 | | | |
| **1,1,2,2-Tetrachloroethane** | 16 | 0.2 | ug/L | 20.0 | ND | 81.8 | 77-137 | | | |
| **1,1,2-Trichloroethane** | 19 | 0.3 | ug/L | 20.0 | ND | 93.5 | 88-125 | | | |
| **1,1,2-Trichlorotrifluoroethane** | 17 | 0.3 | ug/L | 20.0 | ND | 85.5 | 80-120 | | | |
| **1,1-Dichloroethane** | 17 | 0.1 | ug/L | 20.0 | ND | 82.5 | 86-124 | | | |
| **1,1-Dichloroethene** | 15 | 0.1 | ug/L | 20.0 | ND | 76.2 | 87-114 | | | |
| **1,2-Dibromoethane** | 16 | 0.2 | ug/L | 20.0 | ND | 80.6 | 80-120 | | | |
| **1,2-Dichlorobenzene** | 16 | 0.2 | ug/L | 20.0 | ND | 80.0 | 79-140 | | | |
| **1,2-Dichloroethane** | 17 | 0.1 | ug/L | 20.0 | ND | 86.3 | 85-130 | | | |
| *Surrogate: 1,2-Dichloroethane-d4* | *21* | | ug/L | *20.0* | | *104* | *26-175* | | | |
| **1,2-Dichloropropane** | 17 | 0.2 | ug/L | 20.0 | ND | 86.9 | 88-131 | | | |
| **1,3-Dichlorobenzene** | 16 | 0.09 | ug/L | 20.0 | ND | 79.5 | 82-133 | | | |
| **1,4-Dichlorobenzene** | 16 | 0.1 | ug/L | 20.0 | ND | 78.8 | 62-138 | | | |
| **2-Butanone** | 150 | 1.4 | ug/L | 200 | ND | 74.9 | 73-130 | | | |
| **2-Hexanone** | 170 | 2.4 | ug/L | 200 | ND | 84.2 | 70-138 | | | |
| *Surrogate: 4-Bromofluorobenzene* | *20* | | ug/L | *20.0* | | *99.3* | *86-126* | | | |
| **4-Methyl-2-pentanone** | 170 | 1.8 | ug/L | 200 | ND | 83.0 | 66-134 | | | |
| **Acetone** | 150 | 1.3 | ug/L | 200 | 4.4 | 70.8 | 79-126 | | | |
| **Acrolein** | 180 | 1.3 | ug/L | 200 | ND | 91.3 | 66-141 | | | |
| **Acrylonitrile** | 190 | 0.5 | ug/L | 200 | ND | 93.2 | 86-124 | | | |
| **Benzene** | 16 | 0.2 | ug/L | 20.0 | ND | 80.8 | 87-122 | | | |
| **Bromodichloromethane** | 17 | 0.2 | ug/L | 20.0 | ND | 83.7 | 84-130 | | | |
| **Bromoform** | 16 | 0.1 | ug/L | 20.0 | ND | 78.2 | 76-134 | | | |
| **Bromomethane** | 13 | 0.2 | ug/L | 20.0 | 0.3 | 61.2 | 64-147 | | | |
| **Carbon Disulfide** | 16 | 0.1 | ug/L | 20.0 | ND | 78.7 | 71-139 | | | |
| **Carbon Tetrachloride** | 15 | 0.2 | ug/L | 20.0 | ND | 74.1 | 80-120 | | | |
| **Chlorobenzene** | 17 | 0.2 | ug/L | 20.0 | ND | 83.9 | 87-124 | | | |
| **Chloroethane** | 18 | 0.07 | ug/L | 20.0 | ND | 87.8 | 61-140 | | | |

## VOA - Quality Control

## Environmental Services Laboratory

| Sample ID / Analyte | Result | MDL | Units | Spike Level | Source Result | %REC | %REC Limits | RPD | RPD Limit | Notes |
|---|---|---|---|---|---|---|---|---|---|---|
| **Batch 1304040 - Volatile Organics No-Prep** | | | | | | | | | | |
| **Matrix Spike (1304040-MS1)** | **Source: T301121-11** | | | Prepared & Analyzed: 25-Jan-13 | | | | | | |
| **Chloroform** | 17 | 0.2 | ug/L | 20.0 | 0.5 | 82.7 | 88-121 | | | |
| **Chloromethane** | 17 | 0.1 | ug/L | 20.0 | ND | 85.5 | 69-126 | | | |
| **cis-1,2-Dichloroethene** | 16 | 0.1 | ug/L | 20.0 | 0.4 | 78.1 | 96-116 | | | |
| **cis-1,3-Dichloropropene** | 15 | 0.2 | ug/L | 20.0 | ND | 76.2 | 80-129 | | | |
| **Dibromochloromethane** | 16 | 0.2 | ug/L | 20.0 | ND | 81.7 | 81-130 | | | |
| *Surrogate: Dibromofluoromethane* | *20* | | ug/L | *20.0* | | *97.7* | *81-130* | | | |
| **Ethylbenzene** | 18 | 0.2 | ug/L | 20.0 | ND | 88.6 | 85-134 | | | |
| **m/p-Xylene** | 34 | 0.4 | ug/L | 40.0 | ND | 84.6 | 93-120 | | | |
| **Methyl tert-butyl ether** | 15 | 0.2 | ug/L | 20.0 | ND | 77.2 | 50-150 | | | |
| **Methylene Chloride** | 15 | 0.1 | ug/L | 20.0 | ND | 76.4 | 79-119 | | | |
| **o-Xylene** | 17 | 0.2 | ug/L | 20.0 | ND | 83.5 | 80-120 | | | |
| **Styrene** | 16 | 0.2 | ug/L | 20.0 | ND | 77.9 | 78-129 | | | |
| **Tetrachloroethene** | 35 | 0.2 | ug/L | 20.0 | 17 | 86.9 | 81-126 | | | |
| **Toluene** | 16 | 0.1 | ug/L | 20.0 | ND | 82.3 | 87-127 | | | |
| *Surrogate: Toluene-d8* | *20* | | ug/L | *20.0* | | *101* | *82-127* | | | |
| **trans-1,2-Dichloroethene** | 16 | 0.1 | ug/L | 20.0 | ND | 77.6 | 85-120 | | | |
| **trans-1,3-Dichloropropene** | 15 | 0.1 | ug/L | 20.0 | ND | 75.5 | 82-130 | | | |
| **Trichloroethene** | 17 | 0.07 | ug/L | 20.0 | 0.9 | 80.3 | 84-123 | | | |
| **Trichlorofluoromethane** | 15 | 0.2 | ug/L | 20.0 | ND | 73.5 | 80-120 | | | |
| **Vinyl Acetate** | 13 | 0.2 | ug/L | 20.0 | ND | 65.4 | 63-133 | | | |
| **Vinyl Chloride** | 16 | 0.1 | ug/L | 20.0 | ND | 78.3 | 68-127 | | | |
| **Matrix Spike Dup (1304040-MSD1)** | **Source: T301121-11** | | | Prepared & Analyzed: 25-Jan-13 | | | | | | |
| **1,1,1-Trichloroethane** | 22 | 0.2 | ug/L | 20.0 | ND | 111 | 82-121 | 35.2 | 20 | |
| **1,1,2,2-Tetrachloroethane** | 21 | 0.2 | ug/L | 20.0 | ND | 105 | 77-137 | 24.9 | 20 | |
| **1,1,2-Trichloroethane** | 22 | 0.3 | ug/L | 20.0 | ND | 109 | 88-125 | 15.2 | 20 | |
| **1,1,2-Trichlorotrifluoroethane** | 23 | 0.3 | ug/L | 20.0 | ND | 115 | 80-120 | 29.2 | 20 | |
| **1,1-Dichloroethane** | 22 | 0.1 | ug/L | 20.0 | ND | 111 | 86-124 | 29.6 | 20 | |
| **1,1-Dichloroethene** | 21 | 0.1 | ug/L | 20.0 | ND | 103 | 87-114 | 29.9 | 20 | |
| **1,2-Dibromoethane** | 23 | 0.2 | ug/L | 20.0 | ND | 115 | 80-120 | 35.5 | 20 | |
| **1,2-Dichlorobenzene** | 20 | 0.2 | ug/L | 20.0 | ND | 100 | 79-140 | 22.5 | 20 | |
| **1,2-Dichloroethane** | 22 | 0.1 | ug/L | 20.0 | ND | 112 | 85-130 | 25.5 | 20 | |
| *Surrogate: 1,2-Dichloroethane-d4* | *20* | | ug/L | *20.0* | | *101* | *26-175* | | | |

| | | |
|---|---|---|
| **PW Science and Engineering** | Project: **Sauro Property RIFS** | |
| 326 East D Street | Project Number: CIP-00020-01-03 | **Reported:** |
| Tacoma WA, 98421 | Project Manager: Calvin Taylor | 08-Feb-13 08:37 |

## VOA - Quality Control

## Environmental Services Laboratory

| Sample ID<br>Analyte | Result | MDL | Units | Spike Level | Source Result | %REC | %REC Limits | RPD | RPD Limit | Notes |
|---|---|---|---|---|---|---|---|---|---|---|
| **Batch 1304040 - Volatile Organics No-Prep** | | | | | | | | | | |
| **Matrix Spike Dup (1304040-MSD1)** | **Source: T301121-11** | | | Prepared & Analyzed: 25-Jan-13 | | | | | | |
| **1,2-Dichloropropane** | **23** | **0.2** | **ug/L** | **20.0** | **ND** | **115** | **88-131** | **27.6** | **20** | |
| **1,3-Dichlorobenzene** | **20** | **0.09** | **ug/L** | **20.0** | **ND** | **98.1** | **82-133** | **20.9** | **20** | |
| **1,4-Dichlorobenzene** | **20** | **0.1** | **ug/L** | **20.0** | **ND** | **99.4** | **62-138** | **23.1** | **20** | |
| **2-Butanone** | **200** | **1.4** | **ug/L** | **200** | **ND** | **102** | **73-130** | **30.4** | **20** | |
| **2-Hexanone** | **220** | **2.4** | **ug/L** | **200** | **ND** | **111** | **70-138** | **27.8** | **20** | |
| *Surrogate: 4-Bromofluorobenzene* | *19* | | ug/L | *20.0* | | *93.8* | *86-126* | | | |
| **4-Methyl-2-pentanone** | **230** | **1.8** | **ug/L** | **200** | **ND** | **113** | **66-134** | **30.5** | **20** | |
| **Acetone** | **210** | **1.3** | **ug/L** | **200** | **4.4** | **102** | **79-126** | **35.2** | **20** | |
| **Acrolein** | **230** | **1.3** | **ug/L** | **200** | **ND** | **117** | **66-141** | **24.6** | **20** | |
| **Acrylonitrile** | **230** | **0.5** | **ug/L** | **200** | **ND** | **117** | **86-124** | **22.9** | **20** | |
| **Benzene** | **21** | **0.2** | **ug/L** | **20.0** | **ND** | **106** | **87-122** | **27.1** | **20** | |
| **Bromodichloromethane** | **22** | **0.2** | **ug/L** | **20.0** | **ND** | **108** | **84-130** | **25.3** | **20** | |
| **Bromoform** | **20** | **0.1** | **ug/L** | **20.0** | **ND** | **101** | **76-134** | **25.7** | **20** | |
| **Bromomethane** | **19** | **0.2** | **ug/L** | **20.0** | **0.3** | **94.0** | **64-147** | **41.4** | **20** | |
| **Carbon Disulfide** | **21** | **0.1** | **ug/L** | **20.0** | **ND** | **103** | **71-139** | **26.5** | **20** | |
| **Carbon Tetrachloride** | **22** | **0.2** | **ug/L** | **20.0** | **ND** | **109** | **80-120** | **37.8** | **20** | |
| **Chlorobenzene** | **22** | **0.2** | **ug/L** | **20.0** | **ND** | **108** | **87-124** | **25.4** | **20** | |
| **Chloroethane** | **22** | **0.07** | **ug/L** | **20.0** | **ND** | **110** | **61-140** | **22.5** | **20** | |
| **Chloroform** | **23** | **0.2** | **ug/L** | **20.0** | **0.5** | **111** | **88-121** | **28.9** | **20** | |
| **Chloromethane** | **24** | **0.1** | **ug/L** | **20.0** | **ND** | **120** | **69-126** | **33.8** | **20** | |
| **cis-1,2-Dichloroethene** | **21** | **0.1** | **ug/L** | **20.0** | **0.4** | **105** | **96-116** | **28.9** | **20** | |
| **cis-1,3-Dichloropropene** | **20** | **0.2** | **ug/L** | **20.0** | **ND** | **101** | **80-129** | **28.0** | **20** | |
| **Dibromochloromethane** | **22** | **0.2** | **ug/L** | **20.0** | **ND** | **109** | **81-130** | **29.1** | **20** | |
| *Surrogate: Dibromofluoromethane* | *19* | | ug/L | *20.0* | | *96.8* | *81-130* | | | |
| **Ethylbenzene** | **23** | **0.2** | **ug/L** | **20.0** | **ND** | **115** | **85-134** | **25.9** | **20** | |
| **m/p-Xylene** | **44** | **0.4** | **ug/L** | **40.0** | **ND** | **109** | **93-120** | **25.5** | **20** | |
| **Methyl tert-butyl ether** | **21** | **0.2** | **ug/L** | **20.0** | **ND** | **107** | **50-150** | **32.8** | **20** | |
| **Methylene Chloride** | **20** | **0.1** | **ug/L** | **20.0** | **ND** | **102** | **79-119** | **28.5** | **20** | |
| **o-Xylene** | **21** | **0.2** | **ug/L** | **20.0** | **ND** | **107** | **80-120** | **24.7** | **20** | |
| **Styrene** | **19** | **0.2** | **ug/L** | **20.0** | **ND** | **96.9** | **78-129** | **21.8** | **20** | |
| **Tetrachloroethene** | **37** | **0.2** | **ug/L** | **20.0** | **17** | **98.7** | **81-126** | **6.54** | **20** | |
| **Toluene** | **22** | **0.1** | **ug/L** | **20.0** | **ND** | **108** | **87-127** | **26.9** | **20** | |
| *Surrogate: Toluene-d8* | *20* | | ug/L | *20.0* | | *98.2* | *82-127* | | | |



*The results in this report apply to the samples analyzed in accordance with the chain of custody document. This analytical report must be reproduced in its entirety.*

Reviewed By

| | | |
|---|---|---|
| **PW Science and Engineering** | Project: **Sauro Property RIFS** | |
| 326 East D Street | Project Number: CIP-00020-01-03 | **Reported:** |
| Tacoma WA, 98421 | Project Manager: Calvin Taylor | 08-Feb-13 08:37 |

## VOA - Quality Control

## Environmental Services Laboratory

| Sample ID<br>Analyte | Result | MDL | Units | Spike Level | Source Result | %REC | %REC Limits | RPD | RPD Limit | Notes |
|---|---|---|---|---|---|---|---|---|---|---|
| **Batch 1304040 - Volatile Organics No-Prep** | | | | | | | | | | |
| **Matrix Spike Dup (1304040-MSD1)** | **Source: T301121-11** | | | Prepared & Analyzed: 25-Jan-13 | | | | | | |
| **trans-1,2-Dichloroethene** | **22** | **0.1** | **ug/L** | **20.0** | **ND** | **109** | **85-120** | **33.4** | **20** | |
| **trans-1,3-Dichloropropene** | **22** | **0.1** | **ug/L** | **20.0** | **ND** | **108** | **82-130** | **35.7** | **20** | |
| **Trichloroethene** | **22** | **0.07** | **ug/L** | **20.0** | **0.9** | **106** | **84-123** | **26.4** | **20** | |
| **Trichlorofluoromethane** | **22** | **0.2** | **ug/L** | **20.0** | **ND** | **111** | **80-120** | **40.5** | **20** | |
| **Vinyl Acetate** | **16** | **0.2** | **ug/L** | **20.0** | **ND** | **81.1** | **63-133** | **21.3** | **20** | |
| **Vinyl Chloride** | **23** | **0.1** | **ug/L** | **20.0** | **ND** | **114** | **68-127** | **37.2** | **20** | |



*The results in this report apply to the samples analyzed in accordance with the chain of custody document. This analytical report must be reproduced in its entirety.*

Reviewed By

| | | |
|---|---|---|
| **PW Science and Engineering** | Project: **Sauro Property RIFS** | |
| 326 East D Street | Project Number: CIP-00020-01-03 | **Reported:** |
| Tacoma WA, 98421 | Project Manager: Calvin Taylor | 08-Feb-13 08:37 |

## Notes and Definitions

| | |
|---|---|
| UJ | Analyte not detected at or above the associated estimated value |
| J | The result is an estimated concentration. |
| U | Analyte Not Detected at or above the associated value |
| UJ | Analyte Not Detected at or above the associated estimated value |
| ND | Analyte NOT DETECTED at or above the reporting limit |
| NR | Not Reported |
| dry | Sample results reported on a dry weight basis |
| RPD | Relative Percent Difference |

# CHAIN OF CUSTODY

Tacoma

City of Tacoma Environmental Services
326 East D Street
Tacoma
WA, 98421-1801

phone (253) 502-2130
fax (253) 502-2170

Page 1 of 2

COC Number
Lab Work Order Number T301121

| | |
|---|---|
| Client Name: PW Science and Engineering | Project Name: Sauro Property RIFS |
| Client Contact: Calvin Taylor | Project Number: CIP-00020-01-03 |
| Address: 326 East D Street | Project Description: Sauro Property Monitoring Wells |
| City: Tacoma | PO Number: 61000055543 |
| State/Zip: WA, 98421 | Sampler Signatures: Bill Essmeier, Chelsea Kettinger |
| Phone: (253) 593-7711 / Fax: (253) 502-2295 | |
| Samplers: Bill Essmeier, Chelsea Kettinger | |

Requested Analyses: Field Measurement; EPA 8260C; Sample #

Requested Turn Around: Rush requests subject to additional charge. Rush requests subject to lab approval.

Standard (days): 21

Expedited (days):

Due Date: 2/6/2013 15:00

Preservation Code

| Sample Name or Field ID | Sampled Date | Sampled Time | Sample Type Code | Matrix Code | Container Count | 1 | | | | | | | | | Sample Comments |
|---|---|---|---|---|---|---|---|---|---|---|---|---|---|---|---|
| Trip Blank | 1/15/13 | 1500 | G | W | 3 | 0 | 3 | | | | | | | -01 | |
| MW1-PP | | 1235 | G | W | 4 | 1 | 3 | | | | | | | -02 | |
| MW2-PP | | 1220 | G | W | 4 | 1 | 3 | | | | | | | -03 | |
| MW13-(51.5) | | 1434 | G | W | 4 | 1 | ~~3~~ 2 | | | | | | | -04 | |
| LAI-MW1-(63) | | 1418 | G | W | 4 | 1 | ~~3~~ 4 | 1 vial may be mislabled | | | | | | -05 | |
| LAI-MW2-(65) | | 1255 | G | W | 4 | 1 | 3 | AP 1/28/13 | | | | | | -06 | |
| LAI-MW3-(75) | | 1315 | G | W | 4 | 1 | 3 | | | | | | | -07 | |
| LAI-MW4-(25) | | 1407 | G | W | 4 | 1 | 3 | | | | | | | -08 | |
| LAI-MW5-(42) | | 1140 | G | W | 4 | 1 | 3 | | | | | | | -09 | |
| LAI-MW5-(50) | | 1145 | G | W | 4 | 1 | 3 | | | | | | | -10 | |
| RNS-MW2-(21.5) | | 1203 | G | W | 4 | 1 | 3 | | | | | | | -11 | |
| RNS-MW2-(38.5) | | 1208 | G | W | 4 | 1 | 3 | | | | | | | -12 | |

| Relinquished By | Date/Time | Received By | Date/Time | Sample Kit Prepared By | Date/Time |
|---|---|---|---|---|---|
| | | Bill Essmeier | 1/15/13 1530 | | |
| Relinquished By | Date/Time | Received By | Date/Time | Comments: the samples were delivered from the field to the refrigerator in VOA lab room 224 | |
| Relinquished By | Date/Time | Received By | Date/Time | | |
| Cooler Numbers and Temperatures | | | | | |

Matrix Codes: W=Water

Preserv. Codes: 1=Do Right Away, =HCl pH<2, Cool <6°C

Login Reviewed By: AP

Login Reviewed Date: 1/16/13

# CHAIN OF CUSTODY

City of Tacoma Environmental Services
326 East D Street
Tacoma
WA, 98421-1801
phone (253) 502-2130
fax (253) 502-2170



COC Number

Lab Work Order Number T301121

| Client Name | Project Name |
|---|---|
| PW Science and Engineering | Sauro Property RIFS |
| **Client Contact** | **Project Number** |
| Calvin Taylor | CIP-00020-01-03 |
| **Address** | **Project Description** |
| 326 East D Street | Sauro Property Monitoring Wells |
| **City** | **PO Number** |
| Tacoma | 61000055543 |
| **State/Zip** | **Sampler Signatures** |
| WA, 98421 | Bill Essmeier, Chelsea Ketteyan |
| **Phone** / **Fax** | |
| (253) 593-7711 / (253) 502-2295 | |
| **Samplers** | |

**Requested Analyses**

| Sample Name or Field ID | Sampled Date | Sampled Time | Sample Type Code | Matrix Code | Container Count | Preservation Code | Field Measurement | EPA 8260C | | | | | | | Sample # | Sample Comments |
|---|---|---|---|---|---|---|---|---|---|---|---|---|---|---|---|---|
| RNS-MW6-(42.5) | 1/15/13 | 1442 | G | W | 4 | 1 | 1 | 3 | | | | | | | -13 | |
| RNS-MW6-(52.5) | ↓ | 1445 | G | W | 4 | 1 | 1 | 3 | | | | | | | -14 | |
| LAI-MW5-(42) DUP | ↓ | 1142 | G | W | 3 | 0 | 1 | 3 | | | | | | | -15 | |

**Requested Turn Around**

Rush requests subject to additional charge.
Rush requests subject to lab approval.

Standard (days): 21

Expedited (days):

Due Date: 2/6/2013 15:00

| Relinquished By | Date/Time | Received By | Date/Time | Sample Kit Prepared By | Date/Time |
|---|---|---|---|---|---|
| | | Bill Essmeier 1/15/13 | 1530 | | |
| Relinquished By | Date/Time | Received By | Date/Time | Comments | |
| Relinquished By | Date/Time | Received By | Date/Time | | |
| Cooler Numbers and Temperatures | | | | | |

Matrix Codes: W=Water

Preserv. Codes: 1=Do Right Away, =HCl pH<2, Cool <6°C

Login Reviewed By: [signature]

Login Reviewed Date: 1/16/13

APPENDIX B

# December 2012 Monitored Natural Attenuation Data Lab Report T212133

City of Tacoma
Environmental Services Laboratory

23 January 2013

Calvin Taylor
PW Science and Engineering
326 East D Street
Tacoma, WA 98421

Subject: Sauro Property MNA

Enclosed are the analytical results for samples collected between 12/19/2012 and 12/21/2012.

Quality Control Data are included with the sample results for your review.

If you have any questions concerning this report, call me at (253)502-2130. Please note that remaining samples associated with this report will be discarded 3 months from the date of this report unless we are notified otherwise.

Sincerely,

Stuart Magoon
Assistant Division Manager
Environmental Services Laboratory

cc.

| | | |
|---|---|---|
| **PW Science and Engineering** | Project: **Sauro Property MNA** | |
| 326 East D Street | Project Number: CIP-00020-01-03 | **Reported:** |
| Tacoma WA, 98421 | Project Manager: Calvin Taylor | 23-Jan-13 11:10 |

## ANALYTICAL REPORT FOR SAMPLES

| Sample ID | Laboratory ID | Matrix | Date Sampled |
|---|---|---|---|
| **LAI-MW1** | T212133-01 | Water | 21-Dec-12 13:24 |
| **LAI-MW2** | T212133-02 | Water | 21-Dec-12 10:50 |
| **LAI-MW3** | T212133-03 | Water | 21-Dec-12 12:30 |
| **LAI-MW4** | T212133-04 | Water | 20-Dec-12 10:40 |
| **LAI-MW5** | T212133-05 | Water | 19-Dec-12 10:35 |
| **MW1-PP** | T212133-06 | Water | 20-Dec-12 14:50 |
| **MW2-PP** | T212133-07 | Water | 20-Dec-12 14:25 |
| **MW13** | T212133-08 | Water | 20-Dec-12 11:50 |
| **RNS-MW2** | T212133-09 | Water | 19-Dec-12 12:30 |
| **RNS-MW6** | T212133-10 | Water | 20-Dec-12 13:45 |
| **RNS-MW7** | T212133-11 | Water | 19-Dec-12 14:10 |
| **RNS-MW2-DUP** | T212133-12 | Water | 19-Dec-12 12:32 |
| **Trip Blank** | T212133-13 | Water | 19-Dec-12 10:00 |



*The results in this report apply to the samples analyzed in accordance with the chain of custody document. This analytical report must be reproduced in its entirety.*

Reviewed By

## CHAIN OF CUSTODY

The samples were received under appropriate Chain of Custody procedures. COC's were generated for transport to contract laboratories.

## SAMPLE RECEIPT, PRESERVATION AND STORAGE

Samples were properly preserved and stored in accordance with the applicable method requirements.

## HOLDING TIMES

All analyses were performed within the required holding times. The analysis for Field parameters took place as soon as the samples were collected.

## METHODS

The samples were analyzed by the following methods:

Standard Methods 4500-SO4 E
Standard Methods 4500-S2D
Standard Methods 5310B
Standard Methods 4500-Cl-E
EPA Method RSK-175 (MEEA)
EPA Method 353.2
Standard Methods 2510B
Standard Methods 2580B
Iron, Ferrous Hach 8131
Standard Methods 4500-0 G
Standard Methods 4500 H And B
EPA 170.1
SM 2130 B
Water Level

## CONTRACT LABS

The samples were sent to TestAmerica for analysis of Methane, Ethane, Ethene and Acetylene (MEEA) by EPA method RSK-175.

## METHOD DETECTION LIMITS

All analytes are reported to the Method Detection Limit (MDL). Values below the PQL are qualified as estimated (J) and may not be as precise as values reported greater than the PQL (the low standard or 3 - 5 times the MDL). Project reporting limit goals were 0.005 mg/L for methane and 0.001 mg/L for ethane, ethane and acetylene. The TestAmerica reporting limit was 0.005 mg/L for all four compounds.

## METHOD BLANKS

Method blanks were analyzed at the required frequencies of the methods. There was a minimum of one Method Blank for each analytical method. Blank values were less than the Practical Quantitation Limits or sample concentrations were greater than 5 times the blank values. No data is qualified.

## LABORATORY CONTROL SAMPLES

Laboratory Control Samples were analyzed with these samples for RSK-175, Sulfate, Sulfide, Nitrate, and Total Organic Carbon. The recoveries for all associated LCS were within the laboratory limits.

## DUPLICATE SAMPLE ANALYSIS

Duplicate analysis was performed for Nitrate/Nitrite, Sulfate, Sulfide, and Chloride. Relative percent differences were within the laboratory limits.

## MATRIX SPIKE AND MATRIX SPIKE DUPLICATE ANALYSIS

Matrix Spike and/or Matrix Spike Duplicate analysis was performed with these samples. The recoveries were within the laboratory limits except for Methane in T212133-04MS and 04MSD. MS recovery was 17% and MSD recovery was 4% with limits of 46 – 142. Methane has not been qualified as the amount of methane in the sample was greater than 4 times the spike amount.

## DATA AVAILABILITY

All data associated with the samples contained in this report are archived at the Environmental Services Laboratory and are available upon request.

| | | |
|---|---|---|
| **PW Science and Engineering** | Project: **Sauro Property MNA** | |
| 326 East D Street | Project Number: CIP-00020-01-03 | **Reported:** |
| Tacoma WA, 98421 | Project Manager: Calvin Taylor | 23-Jan-13 11:10 |

## LAI-MW1
### T212133-01 (Water)
### 21-Dec-12 13:24

| Analyte | Result | PQL | MDL | Units | Prepared | Analyzed | Method |
|---|---|---|---|---|---|---|---|
| **CONVENTIONAL** | | | | | | | |
| **Chloride** | **44.1** | 1.00 | 0.076 | mg/L | 24-Dec-12 | 24-Dec-12 | SM 4500-Cl⁻ E |
| **Nitrate as N** | **1.15** | 0.010 | 0.008 | mg/L | 26-Dec-12 | 26-Dec-12 | EPA 353.2 |
| **Nitrite as N** | **0.0229** | 0.0100 | 0.0037 | mg/L | 21-Dec-12 | 21-Dec-12 | 353.2 |
| **Total Organic Carbon** | **3.97** | 1.00 | 0.22 | mg/L | 28-Dec-12 | 28-Dec-12 | SM 5310 B |
| **Sulfate** | **17.7** | 5.0 | 0.6 | mg/L | 27-Dec-12 | 27-Dec-12 | SM 4500-SO4 E |
| Sulfide | 0.009 U | 0.150 | 0.009 | mg/L | 24-Dec-12 | 24-Dec-12 | SM 4500-S2D |
| **FIELD** | | | | | | | |
| **Conductivity** | **490** | 2.00 | 0.420 | uS/cm | | 21-Dec-12 | SM 2510 B |
| **Dissolved oxygen** | **1.90** | 0.100 | 0.100 | mg/L | | 21-Dec-12 | SM 4500-O G |
| **Fe(II)** | **0.040** | 0.030 | | mg/L | | 21-Dec-12 | HACH 8131 |
| **Oxidation/Reduction Potential** | **-14.1** | | | mV | | 21-Dec-12 | SM 2580 B |
| **pH** | **6.29** | 0.100 | | pH Units | | 21-Dec-12 | SM 4500-H+ B |
| **Temperature** | **58.1** | 0.00 | | °F | | 21-Dec-12 | EPA 170.1 |
| **Turbidity** | **9.50** | 10.0 | 0.17 | NTU | | 21-Dec-12 | SM 2310 B |
| **Water Level** | **45.0** | 0.00 | | Feet | | 21-Dec-12 | Field Measurement |



*The results in this report apply to the samples analyzed in accordance with the chain of custody document. This analytical report must be reproduced in its entirety.*

Reviewed By

| | | |
|---|---|---|
| **PW Science and Engineering** | Project: **Sauro Property MNA** | |
| 326 East D Street | Project Number: ClP-00020-01-03 | **Reported:** |
| Tacoma WA, 98421 | Project Manager: Calvin Taylor | 23-Jan-13 11:10 |

## LAI-MW2
### T212133-02 (Water)
### 21-Dec-12 10:50

| Analyte | Result | PQL | MDL | Units | Prepared | Analyzed | Method |
|---|---|---|---|---|---|---|---|
| **CONVENTIONAL** | | | | | | | |
| **Chloride** | **8.99** | 1.00 | 0.076 | mg/L | 24-Dec-12 | 24-Dec-12 | SM 4500-Cl⁻ E |
| Nitrate as N | 0.008 U | 0.010 | 0.008 | mg/L | 26-Dec-12 | 26-Dec-12 | EPA 353.2 |
| **Nitrite as N** | **0.0161** | 0.0100 | 0.0037 | mg/L | 21-Dec-12 | 21-Dec-12 | 353.2 |
| **Total Organic Carbon** | **2.38** | 1.00 | 0.22 | mg/L | 28-Dec-12 | 28-Dec-12 | SM 5310 B |
| **Sulfate** | **11.3** | 5.0 | 0.6 | mg/L | 27-Dec-12 | 27-Dec-12 | SM 4500-SO4 E |
| **Sulfide** | **0.285** | 0.150 | 0.009 | mg/L | 24-Dec-12 | 24-Dec-12 | SM 4500-S2D |
| **FIELD** | | | | | | | |
| **Conductivity** | **450** | 2.00 | 0.420 | uS/cm | | 21-Dec-12 | SM 2510 B |
| **Dissolved oxygen** | **3.06** | 0.100 | 0.100 | mg/L | | 21-Dec-12 | SM 4500-O G |
| **Fe(II)** | **0.050** | 0.030 | | mg/L | | 21-Dec-12 | HACH 8131 |
| **Oxidation/Reduction Potential** | **-19.2** | | | mV | | 21-Dec-12 | SM 2580 B |
| **pH** | **6.80** | 0.100 | | pH Units | | 21-Dec-12 | SM 4500-H+ B |
| **Temperature** | **53.7** | 0.00 | | °F | | 21-Dec-12 | EPA 170.1 |
| **Turbidity** | **13.9** | 10.0 | 0.17 | NTU | | 21-Dec-12 | SM 2310 B |
| **Water Level** | **44.1** | 0.00 | | Feet | | 21-Dec-12 | Field Measurement |

| | | |
|---|---|---|
| **PW Science and Engineering** | Project: **Sauro Property MNA** | |
| 326 East D Street | Project Number: CIP-00020-01-03 | **Reported:** |
| Tacoma WA, 98421 | Project Manager: Calvin Taylor | 23-Jan-13 11:10 |

## LAI-MW3
### T212133-03 (Water)
### 21-Dec-12 12:30

| Analyte | Result | PQL | MDL | Units | Prepared | Analyzed | Method |
|---|---|---|---|---|---|---|---|
| **CONVENTIONAL** | | | | | | | |
| **Chloride** | **5.36** | 1.00 | 0.076 | mg/L | 24-Dec-12 | 24-Dec-12 | SM 4500-Cl⁻ E |
| **Nitrate as N** | **0.165** | 0.010 | 0.008 | mg/L | 26-Dec-12 | 26-Dec-12 | EPA 353.2 |
| **Nitrite as N** | **0.0357** | 0.0100 | 0.0037 | mg/L | 21-Dec-12 | 21-Dec-12 | 353.2 |
| **Total Organic Carbon** | **4.36** | 1.00 | 0.22 | mg/L | 28-Dec-12 | 28-Dec-12 | SM 5310 B |
| **Sulfate** | **8.3** | 5.0 | 0.6 | mg/L | 27-Dec-12 | 27-Dec-12 | SM 4500-SO4 E |
| **Sulfide** | **0.076 J** | 0.150 | 0.009 | mg/L | 24-Dec-12 | 24-Dec-12 | SM 4500-S2D |
| **FIELD** | | | | | | | |
| **Conductivity** | **299** | 2.00 | 0.420 | uS/cm | | 21-Dec-12 | SM 2510 B |
| **Dissolved oxygen** | **5.36** | 0.100 | 0.100 | mg/L | | 21-Dec-12 | SM 4500-O G |
| **Fe(II)** | **0.030** | 0.030 | | mg/L | | 21-Dec-12 | HACH 8131 |
| **Oxidation/Reduction Potential** | **-28.1** | | | mV | | 21-Dec-12 | SM 2580 B |
| **pH** | **6.69** | 0.100 | | pH Units | | 21-Dec-12 | SM 4500-H+ B |
| **Temperature** | **55.5** | 0.00 | | °F | | 21-Dec-12 | EPA 170.1 |
| **Turbidity** | **48.4** | 10.0 | 0.17 | NTU | | 21-Dec-12 | SM 2310 B |
| **Water Level** | **50.4** | 0.00 | | Feet | | 21-Dec-12 | Field Measurement |

| | | |
|---|---|---|
| **PW Science and Engineering** | Project: **Sauro Property MNA** | |
| 326 East D Street | Project Number: CIP-00020-01-03 | **Reported:** |
| Tacoma WA, 98421 | Project Manager: Calvin Taylor | 23-Jan-13 11:10 |

## LAI-MW4

**T212133-04 (Water)**

**20-Dec-12 10:40**

| Analyte | Result | PQL | MDL | Units | Prepared | Analyzed | Method |
|---|---|---|---|---|---|---|---|
| **CONVENTIONAL** | | | | | | | |
| **Chloride** | **33.1** | 1.00 | 0.076 | mg/L | 24-Dec-12 | 24-Dec-12 | SM 4500-Cl⁻ E |
| Nitrate as N | 0.008 U | 0.010 | 0.008 | mg/L | 26-Dec-12 | 26-Dec-12 | EPA 353.2 |
| **Nitrite as N** | **0.0480** | 0.0100 | 0.0037 | mg/L | 21-Dec-12 | 21-Dec-12 | 353.2 |
| **Total Organic Carbon** | **10.7** | 1.00 | 0.22 | mg/L | 28-Dec-12 | 28-Dec-12 | SM 5310 B |
| **Sulfate** | **4.0 J** | 5.0 | 0.6 | mg/L | 27-Dec-12 | 27-Dec-12 | SM 4500-SO4 E |
| **Sulfide** | **0.029 J** | 0.150 | 0.009 | mg/L | 24-Dec-12 | 24-Dec-12 | SM 4500-S2D |
| **FIELD** | | | | | | | |
| **Conductivity** | **697** | 2.00 | 0.420 | uS/cm | | 20-Dec-12 | SM 2510 B |
| **Dissolved oxygen** | **2.52** | 0.100 | 0.100 | mg/L | | 20-Dec-12 | SM 4500-O G |
| **Fe(II)** | **4.70** | 0.150 | | mg/L | | 20-Dec-12 | HACH 8131 |
| **Oxidation/Reduction Potential** | **-75.0** | | | mV | | 20-Dec-12 | SM 2580 B |
| **pH** | **6.68** | 0.100 | | pH Units | | 20-Dec-12 | SM 4500-H+ B |
| **Temperature** | **54.8** | 0.00 | | °F | | 20-Dec-12 | EPA 170.1 |
| **Turbidity** | **23.2** | 10.0 | 0.17 | NTU | | 20-Dec-12 | SM 2310 B |
| **Water Level** | **10.2** | 0.00 | | Feet | | 20-Dec-12 | Field Measurement |

| | | |
|---|---|---|
| **PW Science and Engineering** | Project: **Sauro Property MNA** | |
| 326 East D Street | Project Number: CIP-00020-01-03 | **Reported:** |
| Tacoma WA, 98421 | Project Manager: Calvin Taylor | 23-Jan-13 11:10 |

## LAI-MW5

**T212133-05 (Water)**

**19-Dec-12 10:35**

| Analyte | Result | PQL | MDL | Units | Prepared | Analyzed | Method |
|---|---|---|---|---|---|---|---|
| **CONVENTIONAL** | | | | | | | |
| **Chloride** | **58.4** | 1.00 | 0.076 | mg/L | 24-Dec-12 | 24-Dec-12 | SM 4500-Cl⁻ E |
| Nitrate as N | 0.008 U | 0.010 | 0.008 | mg/L | 26-Dec-12 | 26-Dec-12 | EPA 353.2 |
| **Nitrite as N** | **0.0490** | 0.0100 | 0.0037 | mg/L | 21-Dec-12 | 21-Dec-12 | 353.2 |
| **Total Organic Carbon** | **10.0** | 1.00 | 0.22 | mg/L | 28-Dec-12 | 28-Dec-12 | SM 5310 B |
| **Sulfate** | **5.4** | 5.0 | 0.6 | mg/L | 27-Dec-12 | 27-Dec-12 | SM 4500-SO4 E |
| Sulfide | 0.009 U | 0.150 | 0.009 | mg/L | 24-Dec-12 | 24-Dec-12 | SM 4500-S2D |
| **FIELD** | | | | | | | |
| **Conductivity** | **597** | 2.00 | 0.420 | uS/cm | | 19-Dec-12 | SM 2510 B |
| **Dissolved oxygen** | **2.32** | 0.100 | 0.100 | mg/L | | 19-Dec-12 | SM 4500-O G |
| **Fe(II)** | **6.32** | 0.120 | | mg/L | | 19-Dec-12 | HACH 8131 |
| **Oxidation/Reduction Potential** | **-12.2** | | | mV | | 19-Dec-12 | SM 2580 B |
| **pH** | **5.94** | 0.100 | | pH Units | | 19-Dec-12 | SM 4500-H+ B |
| **Temperature** | **57.6** | 0.00 | | °F | | 19-Dec-12 | EPA 170.1 |
| **Turbidity** | **271** | 10.0 | 0.17 | NTU | | 19-Dec-12 | SM 2310 B |
| **Water Level** | **23.1** | 0.00 | | Feet | | 19-Dec-12 | Field Measurement |

| | | |
|---|---|---|
| **PW Science and Engineering** | Project: **Sauro Property MNA** | |
| 326 East D Street | Project Number: CIP-00020-01-03 | **Reported:** |
| Tacoma WA, 98421 | Project Manager: Calvin Taylor | 23-Jan-13 11:10 |

## MW1-PP

**T212133-06 (Water)**

**20-Dec-12 14:50**

| Analyte | Result | PQL | MDL | Units | Prepared | Analyzed | Method |
|---|---|---|---|---|---|---|---|
| **CONVENTIONAL** | | | | | | | |
| **Chloride** | **52.6** | 1.00 | 0.076 | mg/L | 24-Dec-12 | 24-Dec-12 | SM 4500-Cl⁻ E |
| Nitrate as N | 0.008 U | 0.010 | 0.008 | mg/L | 26-Dec-12 | 26-Dec-12 | EPA 353.2 |
| **Nitrite as N** | **0.0360** | 0.0100 | 0.0037 | mg/L | 21-Dec-12 | 21-Dec-12 | 353.2 |
| **Total Organic Carbon** | **15.1** | 1.00 | 0.22 | mg/L | 28-Dec-12 | 28-Dec-12 | SM 5310 B |
| **Sulfate** | **46.5** | 5.0 | 0.6 | mg/L | 27-Dec-12 | 27-Dec-12 | SM 4500-SO4 E |
| **Sulfide** | **0.056 J** | 0.150 | 0.009 | mg/L | 24-Dec-12 | 24-Dec-12 | SM 4500-S2D |
| **FIELD** | | | | | | | |
| **Conductivity** | **1020** | 2.00 | 0.420 | uS/cm | | 20-Dec-12 | SM 2510 B |
| **Dissolved oxygen** | **0.900** | 0.100 | 0.100 | mg/L | | 20-Dec-12 | SM 4500-O G |
| **Fe(II)** | **27.0** | 0.600 | | mg/L | | 20-Dec-12 | HACH 8131 |
| **Oxidation/Reduction Potential** | **-67.7** | | | mV | | 20-Dec-12 | SM 2580 B |
| **pH** | **6.43** | 0.100 | | pH Units | | 20-Dec-12 | SM 4500-H+ B |
| **Temperature** | **55.0** | 0.00 | | °F | | 20-Dec-12 | EPA 170.1 |
| **Turbidity** | **36.7** | 10.0 | 0.17 | NTU | | 20-Dec-12 | SM 2310 B |
| **Water Level** | **16.4** | 0.00 | | Feet | | 20-Dec-12 | Field Measurement |

| PW Science and Engineering | Project: **Sauro Property MNA** | |
|---|---|---|
| 326 East D Street | Project Number: CIP-00020-01-03 | **Reported:** |
| Tacoma WA, 98421 | Project Manager: Calvin Taylor | 23-Jan-13 11:10 |

## MW2-PP
### T212133-07 (Water)
### 20-Dec-12 14:25

| Analyte | Result | PQL | MDL | Units | Prepared | Analyzed | Method |
|---|---|---|---|---|---|---|---|
| **CONVENTIONAL** | | | | | | | |
| **Chloride** | **61.5** | 1.00 | 0.076 | mg/L | 24-Dec-12 | 24-Dec-12 | SM 4500-Cl⁻ E |
| **Nitrate as N** | **0.477** | 0.010 | 0.008 | mg/L | 26-Dec-12 | 26-Dec-12 | EPA 353.2 |
| **Nitrite as N** | **0.0209** | 0.0100 | 0.0037 | mg/L | 21-Dec-12 | 21-Dec-12 | 353.2 |
| **Total Organic Carbon** | **4.36** | 1.00 | 0.22 | mg/L | 28-Dec-12 | 28-Dec-12 | SM 5310 B |
| **Sulfate** | **37.9** | 5.0 | 0.6 | mg/L | 27-Dec-12 | 27-Dec-12 | SM 4500-SO4 E |
| Sulfide | 0.009 U | 0.150 | 0.009 | mg/L | 24-Dec-12 | 24-Dec-12 | SM 4500-S2D |
| **FIELD** | | | | | | | |
| **Conductivity** | **662** | 2.00 | 0.420 | uS/cm | | 20-Dec-12 | SM 2510 B |
| **Dissolved oxygen** | **3.10** | 0.100 | 0.100 | mg/L | | 20-Dec-12 | SM 4500-O G |
| **Fe(II)** | **2.25** | 0.030 | | mg/L | | 20-Dec-12 | HACH 8131 |
| **Oxidation/Reduction Potential** | **-3.60** | | | mV | | 20-Dec-12 | SM 2580 B |
| **pH** | **6.18** | 0.100 | | pH Units | | 20-Dec-12 | SM 4500-H+ B |
| **Temperature** | **54.4** | 0.00 | | °F | | 20-Dec-12 | EPA 170.1 |
| **Turbidity** | **3.32** | 10.0 | 0.17 | NTU | | 20-Dec-12 | SM 2310 B |
| **Water Level** | **14.6** | 0.00 | | Feet | | 20-Dec-12 | Field Measurement |

| | | |
|---|---|---|
| **PW Science and Engineering** | Project: **Sauro Property MNA** | |
| 326 East D Street | Project Number: CIP-00020-01-03 | **Reported:** |
| Tacoma WA, 98421 | Project Manager: Calvin Taylor | 23-Jan-13 11:10 |

## MW13
### T212133-08 (Water)
### 20-Dec-12 11:50

| Analyte | Result | PQL | MDL | Units | Prepared | Analyzed | Method |
|---|---|---|---|---|---|---|---|
| **CONVENTIONAL** | | | | | | | |
| **Chloride** | **8.28** | 1.00 | 0.076 | mg/L | 24-Dec-12 | 24-Dec-12 | SM 4500-Cl⁻ E |
| **Nitrate as N** | **0.306** | 0.010 | 0.008 | mg/L | 26-Dec-12 | 26-Dec-12 | EPA 353.2 |
| **Nitrite as N** | **0.0168** | 0.0100 | 0.0037 | mg/L | 21-Dec-12 | 21-Dec-12 | 353.2 |
| **Total Organic Carbon** | **4.51** | 1.00 | 0.22 | mg/L | 28-Dec-12 | 28-Dec-12 | SM 5310 B |
| **Sulfate** | **24.1** | 5.0 | 0.6 | mg/L | 27-Dec-12 | 27-Dec-12 | SM 4500-SO4 E |
| Sulfide | 0.009 U | 0.150 | 0.009 | mg/L | 24-Dec-12 | 24-Dec-12 | SM 4500-S2D |
| **FIELD** | | | | | | | |
| **Conductivity** | **573** | 2.00 | 0.420 | uS/cm | | 20-Dec-12 | SM 2510 B |
| **Dissolved oxygen** | **3.20** | 0.100 | 0.100 | mg/L | | 20-Dec-12 | SM 4500-O G |
| **Fe(II)** | **0.280** | 0.120 | | mg/L | | 20-Dec-12 | HACH 8131 |
| **Oxidation/Reduction Potential** | **-1.10** | | | mV | | 20-Dec-12 | SM 2580 B |
| **pH** | **6.63** | 0.100 | | pH Units | | 20-Dec-12 | SM 4500-H+ B |
| **Temperature** | **54.1** | 0.00 | | °F | | 20-Dec-12 | EPA 170.1 |
| **Turbidity** | **640** | 40.0 | 0.68 | NTU | | 20-Dec-12 | SM 2310 B |
| **Water Level** | **39.1** | 0.00 | | Feet | | 20-Dec-12 | Field Measurement |

| | | |
|---|---|---|
| **PW Science and Engineering** | Project: **Sauro Property MNA** | |
| 326 East D Street | Project Number: CIP-00020-01-03 | **Reported:** |
| Tacoma WA, 98421 | Project Manager: Calvin Taylor | 23-Jan-13 11:10 |

## RNS-MW2
### T212133-09 (Water)
### 19-Dec-12 12:30

| Analyte | Result | PQL | MDL | Units | Prepared | Analyzed | Method |
|---|---|---|---|---|---|---|---|
| **CONVENTIONAL** | | | | | | | |
| **Chloride** | **22.9** | 1.00 | 0.076 | mg/L | 24-Dec-12 | 24-Dec-12 | SM 4500-Cl⁻ E |
| **Nitrate as N** | **3.28** | 0.010 | 0.008 | mg/L | 26-Dec-12 | 26-Dec-12 | EPA 353.2 |
| **Nitrite as N** | **0.0628** | 0.0100 | 0.0037 | mg/L | 21-Dec-12 | 21-Dec-12 | 353.2 |
| **Total Organic Carbon** | **2.00** | 1.00 | 0.22 | mg/L | 28-Dec-12 | 28-Dec-12 | SM 5310 B |
| **Sulfate** | **41.2** | 5.0 | 0.6 | mg/L | 27-Dec-12 | 27-Dec-12 | SM 4500-SO4 E |
| Sulfide | 0.009 U | 0.150 | 0.009 | mg/L | 24-Dec-12 | 24-Dec-12 | SM 4500-S2D |
| **FIELD** | | | | | | | |
| **Conductivity** | **444** | 2.00 | 0.420 | uS/cm | | 19-Dec-12 | SM 2510 B |
| **Dissolved oxygen** | **8.67** | 0.100 | 0.100 | mg/L | | 19-Dec-12 | SM 4500-O G |
| **Fe(II)** | **0.060** | 0.030 | | mg/L | | 19-Dec-12 | HACH 8131 |
| **Oxidation/Reduction Potential** | **24.7** | | | mV | | 19-Dec-12 | SM 2580 B |
| **pH** | **6.70** | 0.100 | | pH Units | | 19-Dec-12 | SM 4500-H+ B |
| **Temperature** | **58.3** | 0.00 | | °F | | 19-Dec-12 | EPA 170.1 |
| **Turbidity** | **660** | 50.0 | 0.85 | NTU | | 19-Dec-12 | SM 2310 B |
| **Water Level** | **15.8** | 0.00 | | Feet | | 19-Dec-12 | Field Measurement |

| | | |
|---|---|---|
| **PW Science and Engineering** | Project: **Sauro Property MNA** | |
| 326 East D Street | Project Number: CIP-00020-01-03 | **Reported:** |
| Tacoma WA, 98421 | Project Manager: Calvin Taylor | 23-Jan-13 11:10 |

## RNS-MW6
### T212133-10 (Water)
### 20-Dec-12 13:45

| Analyte | Result | PQL | MDL | Units | Prepared | Analyzed | Method |
|---|---|---|---|---|---|---|---|
| **CONVENTIONAL** | | | | | | | |
| **Chloride** | **17.0** | 1.00 | 0.076 | mg/L | 24-Dec-12 | 24-Dec-12 | SM 4500-Cl⁻ E |
| **Nitrate as N** | **0.049** | 0.010 | 0.008 | mg/L | 26-Dec-12 | 26-Dec-12 | EPA 353.2 |
| **Nitrite as N** | **0.0333** | 0.0100 | 0.0037 | mg/L | 21-Dec-12 | 21-Dec-12 | 353.2 |
| **Total Organic Carbon** | **4.63** | 1.00 | 0.22 | mg/L | 28-Dec-12 | 28-Dec-12 | SM 5310 B |
| **Sulfate** | **25.4** | 5.0 | 0.6 | mg/L | 27-Dec-12 | 27-Dec-12 | SM 4500-SO4 E |
| Sulfide | 0.009 U | 0.150 | 0.009 | mg/L | 24-Dec-12 | 24-Dec-12 | SM 4500-S2D |
| **FIELD** | | | | | | | |
| **Conductivity** | **620** | 2.00 | 0.420 | uS/cm | | 20-Dec-12 | SM 2510 B |
| **Dissolved oxygen** | **2.75** | 0.100 | 0.100 | mg/L | | 20-Dec-12 | SM 4500-O G |
| Fe(II) | U | 0.030 | | mg/L | | 20-Dec-12 | HACH 8131 |
| **Oxidation/Reduction Potential** | **-6.80** | | | mV | | 20-Dec-12 | SM 2580 B |
| **pH** | **6.56** | 0.100 | | pH Units | | 20-Dec-12 | SM 4500-H+ B |
| **Temperature** | **55.1** | 0.00 | | °F | | 20-Dec-12 | EPA 170.1 |
| **Turbidity** | **1390** | 40.0 | 0.68 | NTU | | 20-Dec-12 | SM 2310 B |
| **Water Level** | **35.8** | 0.00 | | Feet | | 20-Dec-12 | Field Measurement |

| | | |
|---|---|---|
| **PW Science and Engineering** | Project: **Sauro Property MNA** | |
| 326 East D Street | Project Number: CIP-00020-01-03 | **Reported:** |
| Tacoma WA, 98421 | Project Manager: Calvin Taylor | 23-Jan-13 11:10 |

## RNS-MW7
### T212133-11 (Water)
### 19-Dec-12 14:10

| Analyte | Result | PQL | MDL | Units | Prepared | Analyzed | Method |
|---|---|---|---|---|---|---|---|
| **CONVENTIONAL** | | | | | | | |
| **Chloride** | **28.9** | 1.00 | 0.076 | mg/L | 24-Dec-12 | 24-Dec-12 | SM 4500-Cl⁻ E |
| **Nitrate as N** | **0.352** | 0.010 | 0.008 | mg/L | 26-Dec-12 | 26-Dec-12 | EPA 353.2 |
| **Nitrite as N** | **0.0293** | 0.0100 | 0.0037 | mg/L | 21-Dec-12 | 21-Dec-12 | 353.2 |
| **Total Organic Carbon** | **2.25** | 1.00 | 0.22 | mg/L | 28-Dec-12 | 28-Dec-12 | SM 5310 B |
| **Sulfate** | **33.4** | 5.0 | 0.6 | mg/L | 27-Dec-12 | 27-Dec-12 | SM 4500-SO4 E |
| Sulfide | 0.009 U | 0.150 | 0.009 | mg/L | 24-Dec-12 | 24-Dec-12 | SM 4500-S2D |
| **FIELD** | | | | | | | |
| **Conductivity** | **465** | 2.00 | 0.420 | uS/cm | | 19-Dec-12 | SM 2510 B |
| **Dissolved oxygen** | **1.94** | 0.100 | 0.100 | mg/L | | 19-Dec-12 | SM 4500-O G |
| Fe(II) | U | 0.030 | | mg/L | | 19-Dec-12 | HACH 8131 |
| **Oxidation/Reduction Potential** | **-23.9** | | | mV | | 19-Dec-12 | SM 2580 B |
| **pH** | **6.87** | 0.100 | | pH Units | | 19-Dec-12 | SM 4500-H+ B |
| **Temperature** | **55.2** | 0.00 | | °F | | 19-Dec-12 | EPA 170.1 |
| **Turbidity** | **465** | 50.0 | 0.85 | NTU | | 19-Dec-12 | SM 2310 B |
| **Water Level** | **20.3** | 0.00 | | Feet | | 19-Dec-12 | Field Measurement |

| | | |
|---|---|---|
| **PW Science and Engineering** | Project: **Sauro Property MNA** | |
| 326 East D Street | Project Number: CIP-00020-01-03 | **Reported:** |
| Tacoma WA, 98421 | Project Manager: Calvin Taylor | 23-Jan-13 11:10 |

## RNS-MW2-DUP
### T212133-12 (Water)
### 19-Dec-12 12:32

| Analyte | Result | PQL | MDL | Units | Prepared | Analyzed | Method |
|---|---|---|---|---|---|---|---|
| **CONVENTIONAL** | | | | | | | |
| **Chloride** | **20.6** | 1.00 | 0.076 | mg/L | 24-Dec-12 | 24-Dec-12 | SM 4500-Cl⁻ E |
| **Nitrate as N** | **3.44** | 0.010 | 0.008 | mg/L | 26-Dec-12 | 26-Dec-12 | EPA 353.2 |
| **Nitrite as N** | **0.0376** | 0.0100 | 0.0037 | mg/L | 21-Dec-12 | 21-Dec-12 | 353.2 |
| **Total Organic Carbon** | **2.56** | 1.00 | 0.22 | mg/L | 28-Dec-12 | 28-Dec-12 | SM 5310 B |
| **Sulfate** | **37.4** | 5.0 | 0.6 | mg/L | 27-Dec-12 | 27-Dec-12 | SM 4500-SO4 E |
| Sulfide | 0.009 U | 0.150 | 0.009 | mg/L | 24-Dec-12 | 24-Dec-12 | SM 4500-S2D |

## LAI-MW1
### T212133-01 (Water)
### 21-Dec-12 13:24

| Analyte | Result | PQL | MDL | Units | Prepared | Analyzed | Method |
|---|---|---|---|---|---|---|---|
| **Dissolved Gases (GC)** | | | | | | | |
| Acetylene | 0.0034 U | 0.0050 | 0.0034 | mg/L | 04-Jan-13 | 04-Jan-13 | RSK-175 |
| Ethane | 0.0025 U | 0.0050 | 0.0025 | mg/L | 04-Jan-13 | 04-Jan-13 | RSK-175 |
| Ethylene | 0.0025 U | 0.0050 | 0.0025 | mg/L | 04-Jan-13 | 04-Jan-13 | RSK-175 |
| Methane | 0.0025 U | 0.0050 | 0.0025 | mg/L | 04-Jan-13 | 04-Jan-13 | RSK-175 |

| | | |
|---|---|---|
| **PW Science and Engineering** | Project: **Sauro Property MNA** | |
| 326 East D Street | Project Number: CIP-00020-01-03 | **Reported:** |
| Tacoma WA, 98421 | Project Manager: Calvin Taylor | 23-Jan-13 11:10 |

## LAI-MW2
### T212133-02 (Water)
### 21-Dec-12 10:50

| Analyte | Result | PQL | MDL | Units | Prepared | Analyzed | Method |
|---|---|---|---|---|---|---|---|
| **Dissolved Gases (GC)** | | | | | | | |
| Acetylene | 0.0034 U | 0.0050 | 0.0034 | mg/L | 04-Jan-13 | 04-Jan-13 | RSK-175 |
| Ethane | 0.0025 U | 0.0050 | 0.0025 | mg/L | 04-Jan-13 | 04-Jan-13 | RSK-175 |
| Ethylene | 0.0025 U | 0.0050 | 0.0025 | mg/L | 04-Jan-13 | 04-Jan-13 | RSK-175 |
| **Methane** | **0.037** | 0.0050 | 0.0025 | mg/L | 04-Jan-13 | 04-Jan-13 | RSK-175 |

| | | |
|---|---|---|
| **PW Science and Engineering** | Project: **Sauro Property MNA** | |
| 326 East D Street | Project Number: CIP-00020-01-03 | **Reported:** |
| Tacoma WA, 98421 | Project Manager: Calvin Taylor | 23-Jan-13 11:10 |

## LAI-MW3
### T212133-03 (Water)
### 21-Dec-12 12:30

| Analyte | Result | PQL | MDL | Units | Prepared | Analyzed | Method |
|---|---|---|---|---|---|---|---|
| **Dissolved Gases (GC)** | | | | | | | |
| Acetylene | 0.0034 U | 0.0050 | 0.0034 | mg/L | 04-Jan-13 | 04-Jan-13 | RSK-175 |
| Ethane | 0.0025 U | 0.0050 | 0.0025 | mg/L | 04-Jan-13 | 04-Jan-13 | RSK-175 |
| Ethylene | 0.0025 U | 0.0050 | 0.0025 | mg/L | 04-Jan-13 | 04-Jan-13 | RSK-175 |
| Methane | 0.0025 U | 0.0050 | 0.0025 | mg/L | 04-Jan-13 | 04-Jan-13 | RSK-175 |

| | | |
|---|---|---|
| **PW Science and Engineering** | Project: **Sauro Property MNA** | |
| 326 East D Street | Project Number: CIP-00020-01-03 | **Reported:** |
| Tacoma WA, 98421 | Project Manager: Calvin Taylor | 23-Jan-13 11:10 |

## LAI-MW4
### T212133-04 (Water)
### 20-Dec-12 10:40

| Analyte | Result | PQL | MDL | Units | Prepared | Analyzed | Method |
|---|---|---|---|---|---|---|---|
| **Dissolved Gases (GC)** | | | | | | | |
| Acetylene | 0.0034 U | 0.0050 | 0.0034 | mg/L | 03-Jan-13 | 03-Jan-13 | RSK-175 |
| Ethane | 0.0025 U | 0.0050 | 0.0025 | mg/L | 03-Jan-13 | 03-Jan-13 | RSK-175 |
| Ethylene | 0.0025 U | 0.0050 | 0.0025 | mg/L | 03-Jan-13 | 03-Jan-13 | RSK-175 |

| | | |
|---|---|---|
| **PW Science and Engineering** | Project: **Sauro Property MNA** | |
| 326 East D Street | Project Number: CIP-00020-01-03 | **Reported:** |
| Tacoma WA, 98421 | Project Manager: Calvin Taylor | 23-Jan-13 11:10 |

## LAI-MW4

**T212133-04RE1 (Water)**

**20-Dec-12 10:40**

| Analyte | Result | PQL | MDL | Units | Prepared | Analyzed | Method |
|---|---|---|---|---|---|---|---|
| **Dissolved Gases (GC)** | | | | | | | |
| **Methane** | **2.8** | 0.050 | 0.025 | mg/L | 03-Jan-13 | 03-Jan-13 | RSK-175 |

| | | |
|---|---|---|
| **PW Science and Engineering** | Project: **Sauro Property MNA** | |
| 326 East D Street | Project Number: CIP-00020-01-03 | **Reported:** |
| Tacoma WA, 98421 | Project Manager: Calvin Taylor | 23-Jan-13 11:10 |

## LAI-MW5

**T212133-05 (Water)**

**19-Dec-12 10:35**

| Analyte | Result | PQL | MDL | Units | Prepared | Analyzed | Method |
|---|---|---|---|---|---|---|---|
| **Dissolved Gases (GC)** | | | | | | | |
| Acetylene | 0.0034 U | 0.0050 | 0.0034 | mg/L | 02-Jan-13 | 02-Jan-13 | RSK-175 |
| Ethane | 0.0025 U | 0.0050 | 0.0025 | mg/L | 02-Jan-13 | 02-Jan-13 | RSK-175 |
| Ethylene | 0.0025 U | 0.0050 | 0.0025 | mg/L | 02-Jan-13 | 02-Jan-13 | RSK-175 |



*The results in this report apply to the samples analyzed in accordance with the chain of custody document. This analytical report must be reproduced in its entirety.*

Reviewed By

| | | |
|---|---|---|
| **PW Science and Engineering** | Project: **Sauro Property MNA** | |
| 326 East D Street | Project Number: CIP-00020-01-03 | **Reported:** |
| Tacoma WA, 98421 | Project Manager: Calvin Taylor | 23-Jan-13 11:10 |

## LAI-MW5

**T212133-05RE1 (Water)**

**19-Dec-12 10:35**

| Analyte | Result | PQL | MDL | Units | Prepared | Analyzed | Method |
|---|---|---|---|---|---|---|---|
| **Dissolved Gases (GC)** | | | | | | | |
| **Methane** | **5.2** | 0.050 | 0.025 | mg/L | 02-Jan-13 | 02-Jan-13 | RSK-175 |

| | | |
|---|---|---|
| **PW Science and Engineering** | Project: **Sauro Property MNA** | |
| 326 East D Street | Project Number: CIP-00020-01-03 | **Reported:** |
| Tacoma WA, 98421 | Project Manager: Calvin Taylor | 23-Jan-13 11:10 |

## MW1-PP
### T212133-06 (Water)
### 20-Dec-12 14:50

| Analyte | Result | PQL | MDL | Units | Prepared | Analyzed | Method |
|---|---|---|---|---|---|---|---|
| **Dissolved Gases (GC)** | | | | | | | |
| Acetylene | 0.0034 U | 0.0050 | 0.0034 | mg/L | 03-Jan-13 | 03-Jan-13 | RSK-175 |
| Ethane | 0.0025 U | 0.0050 | 0.0025 | mg/L | 03-Jan-13 | 03-Jan-13 | RSK-175 |
| Ethylene | 0.0025 U | 0.0050 | 0.0025 | mg/L | 03-Jan-13 | 03-Jan-13 | RSK-175 |

| | | |
|---|---|---|
| **PW Science and Engineering** | Project: **Sauro Property MNA** | |
| 326 East D Street | Project Number: CIP-00020-01-03 | **Reported:** |
| Tacoma WA, 98421 | Project Manager: Calvin Taylor | 23-Jan-13 11:10 |

## MW1-PP
### T212133-06RE1 (Water)
### 20-Dec-12 14:50

| Analyte | Result | PQL | MDL | Units | Prepared | Analyzed | Method |
|---|---|---|---|---|---|---|---|
| **Dissolved Gases (GC)** | | | | | | | |
| **Methane** | **0.81** | 0.010 | 0.0050 | mg/L | 03-Jan-13 | 03-Jan-13 | RSK-175 |



*The results in this report apply to the samples analyzed in accordance with the chain of custody document. This analytical report must be reproduced in its entirety.*

Reviewed By:

| | | |
|---|---|---|
| **PW Science and Engineering** | Project: **Sauro Property MNA** | |
| 326 East D Street | Project Number: CIP-00020-01-03 | **Reported:** |
| Tacoma WA, 98421 | Project Manager: Calvin Taylor | 23-Jan-13 11:10 |

## MW2-PP
### T212133-07 (Water)
### 20-Dec-12 14:25

| Analyte | Result | PQL | MDL | Units | Prepared | Analyzed | Method |
|---|---|---|---|---|---|---|---|
| **Dissolved Gases (GC)** | | | | | | | |
| Acetylene | 0.0034 U | 0.0050 | 0.0034 | mg/L | 03-Jan-13 | 03-Jan-13 | RSK-175 |
| Ethane | 0.0025 U | 0.0050 | 0.0025 | mg/L | 03-Jan-13 | 03-Jan-13 | RSK-175 |
| Ethylene | 0.0025 U | 0.0050 | 0.0025 | mg/L | 03-Jan-13 | 03-Jan-13 | RSK-175 |
| Methane | 0.0025 U | 0.0050 | 0.0025 | mg/L | 03-Jan-13 | 03-Jan-13 | RSK-175 |

| | | |
|---|---|---|
| **PW Science and Engineering** | Project: **Sauro Property MNA** | |
| 326 East D Street | Project Number: CIP-00020-01-03 | **Reported:** |
| Tacoma WA, 98421 | Project Manager: Calvin Taylor | 23-Jan-13 11:10 |

## MW13
### T212133-08 (Water)
### 20-Dec-12 11:50

| Analyte | Result | PQL | MDL | Units | Prepared | Analyzed | Method |
|---|---|---|---|---|---|---|---|
| **Dissolved Gases (GC)** | | | | | | | |
| Acetylene | 0.0034 U | 0.0050 | 0.0034 | mg/L | 03-Jan-13 | 03-Jan-13 | RSK-175 |
| Ethane | 0.0025 U | 0.0050 | 0.0025 | mg/L | 03-Jan-13 | 03-Jan-13 | RSK-175 |
| Ethylene | 0.0025 U | 0.0050 | 0.0025 | mg/L | 03-Jan-13 | 03-Jan-13 | RSK-175 |
| **Methane** | **0.0060** | 0.0050 | 0.0025 | mg/L | 03-Jan-13 | 03-Jan-13 | RSK-175 |

| | | |
|---|---|---|
| **PW Science and Engineering** | Project: **Sauro Property MNA** | |
| 326 East D Street | Project Number: CIP-00020-01-03 | **Reported:** |
| Tacoma WA, 98421 | Project Manager: Calvin Taylor | 23-Jan-13 11:10 |

## RNS-MW2
## T212133-09 (Water)
## 19-Dec-12 12:30

| Analyte | Result | PQL | MDL | Units | Prepared | Analyzed | Method |
|---|---|---|---|---|---|---|---|
| **Dissolved Gases (GC)** | | | | | | | |
| Acetylene | 0.0034 U | 0.0050 | 0.0034 | mg/L | 02-Jan-13 | 02-Jan-13 | RSK-175 |
| Ethane | 0.0025 U | 0.0050 | 0.0025 | mg/L | 02-Jan-13 | 02-Jan-13 | RSK-175 |
| Ethylene | 0.0025 U | 0.0050 | 0.0025 | mg/L | 02-Jan-13 | 02-Jan-13 | RSK-175 |
| Methane | 0.0025 U | 0.0050 | 0.0025 | mg/L | 02-Jan-13 | 02-Jan-13 | RSK-175 |

| | | |
|---|---|---|
| **PW Science and Engineering** | Project: **Sauro Property MNA** | |
| 326 East D Street | Project Number: CIP-00020-01-03 | **Reported:** |
| Tacoma WA, 98421 | Project Manager: Calvin Taylor | 23-Jan-13 11:10 |

## RNS-MW6
### T212133-10 (Water)
### 20-Dec-12 13:45

| Analyte | Result | PQL | MDL | Units | Prepared | Analyzed | Method |
|---|---|---|---|---|---|---|---|
| **Dissolved Gases (GC)** | | | | | | | |
| Acetylene | 0.0034 U | 0.0050 | 0.0034 | mg/L | 03-Jan-13 | 03-Jan-13 | RSK-175 |
| Ethane | 0.0025 U | 0.0050 | 0.0025 | mg/L | 03-Jan-13 | 03-Jan-13 | RSK-175 |
| Ethylene | 0.0025 U | 0.0050 | 0.0025 | mg/L | 03-Jan-13 | 03-Jan-13 | RSK-175 |
| **Methane** | **0.036** | 0.0050 | 0.0025 | mg/L | 03-Jan-13 | 03-Jan-13 | RSK-175 |

| | | |
|---|---|---|
| **PW Science and Engineering** | Project: **Sauro Property MNA** | |
| 326 East D Street | Project Number: CIP-00020-01-03 | **Reported:** |
| Tacoma WA, 98421 | Project Manager: Calvin Taylor | 23-Jan-13 11:10 |

## RNS-MW7
## T212133-11 (Water)
## 19-Dec-12 14:10

| Analyte | Result | PQL | MDL | Units | Prepared | Analyzed | Method |
|---|---|---|---|---|---|---|---|
| **Dissolved Gases (GC)** | | | | | | | |
| Acetylene | 0.0034 U | 0.0050 | 0.0034 | mg/L | 02-Jan-13 | 02-Jan-13 | RSK-175 |
| Ethane | 0.0025 U | 0.0050 | 0.0025 | mg/L | 02-Jan-13 | 02-Jan-13 | RSK-175 |
| Ethylene | 0.0025 U | 0.0050 | 0.0025 | mg/L | 02-Jan-13 | 02-Jan-13 | RSK-175 |
| Methane | 0.0025 U | 0.0050 | 0.0025 | mg/L | 02-Jan-13 | 02-Jan-13 | RSK-175 |

| | | |
|---|---|---|
| **PW Science and Engineering** | Project: **Sauro Property MNA** | |
| 326 East D Street | Project Number: ClP-00020-01-03 | **Reported:** |
| Tacoma WA, 98421 | Project Manager: Calvin Taylor | 23-Jan-13 11:10 |

## RNS-MW2-DUP
### T212133-12 (Water)
### 19-Dec-12 12:32

| Analyte | Result | PQL | MDL | Units | Prepared | Analyzed | Method |
|---|---|---|---|---|---|---|---|
| **Dissolved Gases (GC)** | | | | | | | |
| Acetylene | 0.0034 U | 0.0050 | 0.0034 | mg/L | 02-Jan-13 | 02-Jan-13 | RSK-175 |
| Ethane | 0.0025 U | 0.0050 | 0.0025 | mg/L | 02-Jan-13 | 02-Jan-13 | RSK-175 |
| Ethylene | 0.0025 U | 0.0050 | 0.0025 | mg/L | 02-Jan-13 | 02-Jan-13 | RSK-175 |
| Methane | 0.0025 U | 0.0050 | 0.0025 | mg/L | 02-Jan-13 | 02-Jan-13 | RSK-175 |

| | | |
|---|---|---|
| **PW Science and Engineering** | Project: **Sauro Property MNA** | |
| 326 East D Street | Project Number: CIP-00020-01-03 | **Reported:** |
| Tacoma WA, 98421 | Project Manager: Calvin Taylor | 23-Jan-13 11:10 |

## Trip Blank
### T212133-13 (Water)
### 19-Dec-12 10:00

| Analyte | Result | PQL | MDL | Units | Prepared | Analyzed | Method |
|---|---|---|---|---|---|---|---|
| **Dissolved Gases (GC)** | | | | | | | |
| Acetylene | 0.0034 U | 0.0050 | 0.0034 | mg/L | 02-Jan-13 | 02-Jan-13 | RSK-175 |
| Ethane | 0.0025 U | 0.0050 | 0.0025 | mg/L | 02-Jan-13 | 02-Jan-13 | RSK-175 |
| Ethylene | 0.0025 U | 0.0050 | 0.0025 | mg/L | 02-Jan-13 | 02-Jan-13 | RSK-175 |
| Methane | 0.0025 U | 0.0050 | 0.0025 | mg/L | 02-Jan-13 | 02-Jan-13 | RSK-175 |

| | | |
|---|---|---|
| **PW Science and Engineering** | Project: **Sauro Property MNA** | |
| 326 East D Street | Project Number: CIP-00020-01-03 | **Reported:** |
| Tacoma WA, 98421 | Project Manager: Calvin Taylor | 23-Jan-13 11:10 |

## CONVENTIONAL - Quality Control

## Environmental Services Laboratory

| Sample ID / Analyte | Result | MDL | Units | Spike Level | Source Result | %REC | %REC Limits | RPD | RPD Limit | Notes |
|---|---|---|---|---|---|---|---|---|---|---|
| **Batch 1251070 - Conventionals No-Prep** | | | | | | | | | | |
| **Blank (1251070-BLK1)** | | | | Prepared & Analyzed: 21-Dec-12 | | | | | | |
| Nitrite as N | 0.0037 U | 0.0037 | mg/L | | | | | | | |
| **Duplicate (1251070-DUP1)** | | Source: T212133-07 | | Prepared & Analyzed: 21-Dec-12 | | | | | | |
| **Nitrite as N** | **0.0236** | **0.0037** | **mg/L** | | **0.0209** | | | **12** | **35** | |
| **Matrix Spike (1251070-MS1)** | | Source: T212133-07 | | Prepared & Analyzed: 21-Dec-12 | | | | | | |
| **Nitrite as N** | **1.06** | **0.0074** | **mg/L** | **1.00** | **0.0209** | **104** | **70-130** | | | |
| **Reference (1251070-SRM1)** | | | | Prepared & Analyzed: 21-Dec-12 | | | | | | |
| **Nitrite as N** | **0.805** | **0.0037** | **mg/L** | **0.779** | | **103** | **90-110** | | | |
| **Batch 1252012 - Conventionals No-Prep** | | | | | | | | | | |
| **Blank (1252012-BLK1)** | | | | Prepared & Analyzed: 24-Dec-12 | | | | | | |
| Sulfide | 0.009 U | 0.009 | mg/L | | | | | | | |
| **LCS (1252012-BS1)** | | | | Prepared & Analyzed: 24-Dec-12 | | | | | | |
| **Sulfide** | **1.77** | **0.009** | **mg/L** | **2.00** | | **88** | **50-130** | | | |
| **Duplicate (1252012-DUP1)** | | Source: T212133-01 | | Prepared & Analyzed: 24-Dec-12 | | | | | | |
| Sulfide | 0.009 U | 0.009 | mg/L | | ND | | | | 20 | |
| **Matrix Spike (1252012-MS1)** | | Source: T212133-01 | | Prepared & Analyzed: 24-Dec-12 | | | | | | |
| **Sulfide** | **0.957** | **0.009** | **mg/L** | **1.00** | **ND** | **96** | **50-130** | | | |
| **Batch 1252014 - Conventionals No-Prep** | | | | | | | | | | |
| **Blank (1252014-BLK1)** | | | | Prepared & Analyzed: 24-Dec-12 | | | | | | |
| **Chloride** | **2.23** | **0.076** | **mg/L** | | | | | | | |

| | | |
|---|---|---|
| **PW Science and Engineering** | Project: **Sauro Property MNA** | |
| 326 East D Street | Project Number: CIP-00020-01-03 | **Reported:** |
| Tacoma WA, 98421 | Project Manager: Calvin Taylor | 23-Jan-13 11:10 |

## CONVENTIONAL - Quality Control

## Environmental Services Laboratory

| Sample ID / Analyte | Result | MDL | Units | Spike Level | Source Result | %REC | %REC Limits | RPD | RPD Limit | Notes |
|---|---|---|---|---|---|---|---|---|---|---|
| **Batch 1252014 - Conventionals No-Prep** | | | | | | | | | | |
| **LCS (1252014-BS1)** | | | | Prepared & Analyzed: 24-Dec-12 | | | | | | |
| **Chloride** | **15.4** | **0.076** | **mg/L** | **17.8** | | **87** | **80-120** | | | |
| **Duplicate (1252014-DUP1)** | | **Source: T212133-01** | | Prepared & Analyzed: 24-Dec-12 | | | | | | |
| **Chloride** | **44.2** | **0.076** | **mg/L** | | **44.1** | | | **0.2** | **30** | |
| **Matrix Spike (1252014-MS1)** | | **Source: T212133-01** | | Prepared & Analyzed: 24-Dec-12 | | | | | | |
| **Chloride** | **65.3** | **0.076** | **mg/L** | **20.0** | **44.1** | **106** | **75-125** | | | |
| **Batch 1252025 - Conventionals No-Prep** | | | | | | | | | | |
| **Blank (1252025-BLK1)** | | | | Prepared & Analyzed: 26-Dec-12 | | | | | | |
| Nitrate as N | 0.008 U | 0.008 | mg/L | | | | | | | |
| **LCS (1252025-BS1)** | | | | Prepared & Analyzed: 26-Dec-12 | | | | | | |
| **Nitrate as N** | **8.78** | **0.082** | **mg/L** | **8.96** | | **98** | **80-120** | | | |
| **Duplicate (1252025-DUP1)** | | **Source: T212133-01** | | Prepared & Analyzed: 26-Dec-12 | | | | | | |
| **Nitrate as N** | **1.13** | **0.008** | **mg/L** | | **1.15** | | | **2** | **35** | |
| **Matrix Spike (1252025-MS1)** | | **Source: T212133-01** | | Prepared & Analyzed: 26-Dec-12 | | | | | | |
| **Nitrate as N** | **2.06** | **0.008** | **mg/L** | **1.00** | **1.15** | **91** | **70-130** | | | |
| **Batch 1252026 - Comb./IR** | | | | | | | | | | |
| **Blank (1252026-BLK1)** | | | | Prepared & Analyzed: 28-Dec-12 | | | | | | |
| Total Organic Carbon | 0.22 U | 0.22 | mg/L | | | | | | | |



*The results in this report apply to the samples analyzed in accordance with the chain of custody document. This analytical report must be reproduced in its entirety.*

Reviewed By

| PW Science and Engineering | Project: Sauro Property MNA | |
|---|---|---|
| 326 East D Street | Project Number: CIP-00020-01-03 | Reported: |
| Tacoma WA, 98421 | Project Manager: Calvin Taylor | 23-Jan-13 11:10 |

## CONVENTIONAL - Quality Control

## Environmental Services Laboratory

| Sample ID / Analyte | Result | MDL | Units | Spike Level | Source Result | %REC | %REC Limits | RPD | RPD Limit | Notes |
|---|---|---|---|---|---|---|---|---|---|---|
| **Batch 1252026 - Comb./IR** | | | | | | | | | | |
| **LCS (1252026-BS1)** | | | | Prepared & Analyzed: 28-Dec-12 | | | | | | |
| **Total Organic Carbon** | **23.9** | **0.22** | **mg/L** | **25.0** | | **96** | **85-115** | | | |
| **Duplicate (1252026-DUP1)** | **Source: T212133-01** | | | Prepared & Analyzed: 28-Dec-12 | | | | | | |
| **Total Organic Carbon** | **3.84** | **0.22** | **mg/L** | | **3.97** | | | **3** | **200** | |
| **Matrix Spike (1252026-MS1)** | **Source: T212133-01** | | | Prepared & Analyzed: 28-Dec-12 | | | | | | |
| **Total Organic Carbon** | **30.1** | **0.22** | **mg/L** | **25.0** | **3.97** | **105** | **80-120** | | | |
| **Batch 1252036 - Conventionals No-Prep** | | | | | | | | | | |
| **Blank (1252036-BLK1)** | | | | Prepared & Analyzed: 27-Dec-12 | | | | | | |
| Sulfate | 0.6 U | 0.6 | mg/L | | | | | | | |
| **LCS (1252036-BS1)** | | | | Prepared & Analyzed: 27-Dec-12 | | | | | | |
| **Sulfate** | **51.7** | **0.6** | **mg/L** | **55.8** | | **93** | **70-130** | | | |
| **Duplicate (1252036-DUP1)** | **Source: T212133-01** | | | Prepared & Analyzed: 27-Dec-12 | | | | | | |
| **Sulfate** | **17.6** | **0.6** | **mg/L** | | **17.7** | | | **0.6** | **20** | |
| **Matrix Spike (1252036-MS1)** | **Source: T212133-01** | | | Prepared & Analyzed: 27-Dec-12 | | | | | | |
| **Sulfate** | **37.5** | **0.6** | **mg/L** | **20.0** | **17.7** | **99** | **75-125** | | | |
| **Batch T2L2603 - 1252014** | | | | | | | | | | |
| **Calibration Check (T2L2603-CCV4)** | | | | Prepared & Analyzed: 26-Dec-12 | | | | | | |
| **Nitrate as N** | **1.03** | | **mg/L** | **1.00** | | **103** | **90-110** | | | |

## CONVENTIONAL - Quality Control

## Environmental Services Laboratory

| Sample ID<br>Analyte | Result | MDL | Units | Spike Level | Source Result | %REC | %REC Limits | RPD | RPD Limit | Notes |
|---|---|---|---|---|---|---|---|---|---|---|
| **Batch T2L3101 - 1252026** | | | | | | | | | | |
| **Calibration Check (T2L3101-CCV1)** | | | | Prepared & Analyzed: 28-Dec-12 | | | | | | |
| **Total Organic Carbon** | **24.3** | | **mg/L** | **25.0** | | **97** | **75-125** | | | |

| | | |
|---|---|---|
| **PW Science and Engineering** | Project: **Sauro Property MNA** | |
| 326 East D Street | Project Number: CIP-00020-01-03 | **Reported:** |
| Tacoma WA, 98421 | Project Manager: Calvin Taylor | 23-Jan-13 11:10 |

## Dissolved Gases (GC) - Quality Control

## TestAmerica Seattle

| Sample ID / Analyte | Result | MDL | Units | Spike Level | Source Result | %REC | %REC Limits | RPD | RPD Limit | Notes |
|---|---|---|---|---|---|---|---|---|---|---|
| **Batch 48024 - NA** | | | | | | | | | | |
| **Matrix Spike Dup (364749D)** | **Source: T212133-09** | | | Prepared & Analyzed: 02-Jan-13 | | | | | | |
| **Acetylene** | **0.0370** | **0.00028** | **mg/L** | **0.0375** | **ND** | **99** | **70-130** | **6** | **30** | |
| **Ethane** | **0.0376** | **0.00021** | **mg/L** | **0.0427** | **ND** | **88** | **71-120** | **0** | **30** | |
| **Ethylene** | **0.0365** | **0.00021** | **mg/L** | **0.0399** | **ND** | **92** | **71-120** | **5** | **30** | |
| **Methane** | **0.0191** | **0.00021** | **mg/L** | **0.0228** | **ND** | **84** | **46-142** | **9** | **30** | |
| **Matrix Spike (364749S)** | **Source: T212133-09** | | | Prepared & Analyzed: 02-Jan-13 | | | | | | |
| **Acetylene** | **0.0350** | **0.00028** | **mg/L** | **0.0375** | **ND** | **93** | **70-130** | | | |
| **Ethane** | **0.0378** | **0.00021** | **mg/L** | **0.0427** | **ND** | **88** | **71-120** | | | |
| **Ethylene** | **0.0386** | **0.00021** | **mg/L** | **0.0399** | **ND** | **97** | **71-120** | | | |
| **Methane** | **0.0209** | **0.00021** | **mg/L** | **0.0228** | **ND** | **92** | **46-142** | | | |
| **Blank (48024-3)** | | | | Prepared & Analyzed: 02-Jan-13 | | | | | | |
| Acetylene | 0.0034 U | 0.0034 | mg/L | | | | - | | | |
| Ethane | 0.0025 U | 0.0025 | mg/L | | | | - | | | |
| Ethylene | 0.0025 U | 0.0025 | mg/L | | | | - | | | |
| Methane | 0.0025 U | 0.0025 | mg/L | | | | - | | | |
| **LCS (48024-4)** | | | | Prepared & Analyzed: 02-Jan-13 | | | | | | |
| **Acetylene** | **0.386** | **0.0034** | **mg/L** | **0.450** | | **86** | **80-120** | | | |
| **Ethane** | **0.505** | **0.0025** | **mg/L** | **0.513** | | **99** | **80-120** | | | |
| **Ethylene** | **0.515** | **0.0025** | **mg/L** | **0.479** | | **108** | **80-120** | | | |
| **Methane** | **0.274** | **0.0025** | **mg/L** | **0.273** | | **100** | **80-120** | | | |
| **Batch 48250 - NA** | | | | | | | | | | |
| **Matrix Spike Dup (364744D)** | **Source: T212133-04** | | | Prepared & Analyzed: 03-Jan-13 | | | | | | |
| **Acetylene** | **0.388** | **0.0034** | **mg/L** | **0.450** | **ND** | **86** | **70-130** | **5** | **30** | |
| **Ethane** | **0.431** | **0.0025** | **mg/L** | **0.513** | **ND** | **84** | **71-120** | **1** | **30** | |
| **Ethylene** | **0.431** | **0.0025** | **mg/L** | **0.479** | **ND** | **90** | **71-120** | **2** | **30** | |
| **Methane** | **2.61 E, 4** | **0.0025** | **mg/L** | **0.273** | **2.8** | **4** | **46-142** | **1** | **30** | |



*The results in this report apply to the samples analyzed in accordance with the chain of custody document. This analytical report must be reproduced in its entirety.*

Reviewed By

| | | |
|---|---|---|
| **PW Science and Engineering** | Project: **Sauro Property MNA** | |
| 326 East D Street | Project Number: CIP-00020-01-03 | **Reported:** |
| Tacoma WA, 98421 | Project Manager: Calvin Taylor | 23-Jan-13 11:10 |

## Dissolved Gases (GC) - Quality Control

## TestAmerica Seattle

| Sample ID<br>Analyte | Result | MDL | Units | Spike Level | Source Result | %REC | %REC Limits | RPD | RPD Limit | Notes |
|---|---|---|---|---|---|---|---|---|---|---|
| **Batch 48250 - NA** | | | | | | | | | | |
| **Matrix Spike (364744S)** | **Source: T212133-04** | | | Prepared & Analyzed: 03-Jan-13 | | | | | | |
| **Acetylene** | **0.407** | **0.0034** | **mg/L** | **0.450** | **ND** | **90** | **70-130** | | | |
| **Ethane** | **0.435** | **0.0025** | **mg/L** | **0.513** | **ND** | **85** | **71-120** | | | |
| **Ethylene** | **0.422** | **0.0025** | **mg/L** | **0.479** | **ND** | **88** | **71-120** | | | |
| **Methane** | **2.65 E, 4** | **0.0025** | **mg/L** | **0.273** | **2.8** | **17** | **46-142** | | | |
| **Blank (48250-3)** | | | | Prepared & Analyzed: 03-Jan-13 | | | | | | |
| Acetylene | 0.0034 U | 0.0034 | mg/L | | | | - | | | |
| Ethane | 0.0025 U | 0.0025 | mg/L | | | | - | | | |
| Ethylene | 0.0025 U | 0.0025 | mg/L | | | | - | | | |
| Methane | 0.0025 U | 0.0025 | mg/L | | | | - | | | |
| **LCS (48250-4)** | | | | Prepared & Analyzed: 03-Jan-13 | | | | | | |
| **Acetylene** | **0.392** | **0.0034** | **mg/L** | **0.450** | | **87** | **80-120** | | | |
| **Ethane** | **0.453** | **0.0025** | **mg/L** | **0.513** | | **88** | **80-120** | | | |
| **Ethylene** | **0.459** | **0.0025** | **mg/L** | **0.479** | | **96** | **80-120** | | | |
| **Methane** | **0.256** | **0.0025** | **mg/L** | **0.273** | | **94** | **80-120** | | | |
| **Batch 48457 - NA** | | | | | | | | | | |
| **Matrix Spike Dup (364741D)** | **Source: T212133-01** | | | Prepared & Analyzed: 04-Jan-13 | | | | | | |
| **Acetylene** | **0.446** | **0.0034** | **mg/L** | **0.450** | **ND** | **99** | **70-130** | **4** | **30** | |
| **Ethane** | **0.520** | **0.0025** | **mg/L** | **0.513** | **ND** | **101** | **71-120** | **2** | **30** | |
| **Ethylene** | **0.514** | **0.0025** | **mg/L** | **0.479** | **ND** | **107** | **71-120** | **0** | **30** | |
| **Methane** | **0.288** | **0.0025** | **mg/L** | **0.273** | **ND** | **105** | **46-142** | **2** | **30** | |
| **Matrix Spike (364741S)** | **Source: T212133-01** | | | Prepared & Analyzed: 04-Jan-13 | | | | | | |
| **Acetylene** | **0.462** | **0.0034** | **mg/L** | **0.450** | **ND** | **103** | **70-130** | | | |
| **Ethane** | **0.509** | **0.0025** | **mg/L** | **0.513** | **ND** | **99** | **71-120** | | | |
| **Ethylene** | **0.514** | **0.0025** | **mg/L** | **0.479** | **ND** | **107** | **71-120** | | | |
| **Methane** | **0.283** | **0.0025** | **mg/L** | **0.273** | **ND** | **103** | **46-142** | | | |



*The results in this report apply to the samples analyzed in accordance with the chain of custody document. This analytical report must be reproduced in its entirety.*

Reviewed By

| | | |
|---|---|---|
| **PW Science and Engineering** | Project: **Sauro Property MNA** | |
| 326 East D Street | Project Number: CIP-00020-01-03 | **Reported:** |
| Tacoma WA, 98421 | Project Manager: Calvin Taylor | 23-Jan-13 11:10 |

## Dissolved Gases (GC) - Quality Control

## TestAmerica Seattle

| Sample ID<br>Analyte | Result | MDL | Units | Spike Level | Source Result | %REC | %REC Limits | RPD | RPD Limit | Notes |
|---|---|---|---|---|---|---|---|---|---|---|
| **Batch 48457 - NA** | | | | | | | | | | |
| **Blank (48457-3)** | | | | Prepared & Analyzed: 04-Jan-13 | | | | | | |
| Acetylene | 0.0034 U | 0.0034 | mg/L | | | | - | | | |
| Ethane | 0.0025 U | 0.0025 | mg/L | | | | - | | | |
| Ethylene | 0.0025 U | 0.0025 | mg/L | | | | - | | | |
| Methane | 0.0025 U | 0.0025 | mg/L | | | | - | | | |
| **LCS (48457-4)** | | | | Prepared & Analyzed: 04-Jan-13 | | | | | | |
| **Acetylene** | **0.472** | **0.0034** | **mg/L** | **0.450** | | **105** | **80-120** | | | |
| **Ethane** | **0.554** | **0.0025** | **mg/L** | **0.513** | | **108** | **80-120** | | | |
| **Ethylene** | **0.542** | **0.0025** | **mg/L** | **0.479** | | **113** | **80-120** | | | |
| **Methane** | **0.301** | **0.0025** | **mg/L** | **0.273** | | **110** | **80-120** | | | |

| | | |
|---|---|---|
| **PW Science and Engineering** | Project: **Sauro Property MNA** | |
| 326 East D Street | Project Number: CIP-00020-01-03 | **Reported:** |
| Tacoma WA, 98421 | Project Manager: Calvin Taylor | 23-Jan-13 11:10 |

## Notes and Definitions

| | |
|---|---|
| J | The result is an estimated concentration. |
| E | Result exceeded calibration range. |
| 4 | MS, MSD: The analyte present in the original sample is 4 times greater than the matrix spike concentration; therefore, control limits are not applicable. |
| U | Analyte Not Detected at or above the associated value |
| UJ | Analyte Not Detected at or above the associated estimated value |
| ND | Analyte NOT DETECTED at or above the reporting limit |
| NR | Not Reported |
| dry | Sample results reported on a dry weight basis |
| RPD | Relative Percent Difference |