Geosyntec consultants

engineers | scientists | innovators

2025 ANNUAL COMPLIANCE MONITORING REPORT

Mount Baker Properties Site
PPCD No. 16-2-29584-3 SEA
Facility Site ID #96127971
Cleanup Site ID #13054

Prepared for

Mt. Baker Housing Association
2916 S McClellan St,
Seattle 98144

Prepared by

Geosyntec Consultants, Inc.
801 5th Ave., Suite 2200
Seattle, WA 98104

Project: 26000869

November 6, 2026

2025 Annual Compliance Monitoring Report

Mount Baker Properties Site

PPCD No. 16-2-29584-3 SEA

Facility Site ID #96127971

Cleanup Site ID #13054

Prepared for

Mt. Baker Housing Association



11/6/2026

David A. Cook, LG, CPG
Sr. Principal Geologist
Dave.Cook@Geosyntec.com

Eric Cutler, LHG, RG
Senior Hydrogeologist
Eric.Cutler@Geosyntec.com

Risi Naa
Scientist
Risi.Naa@Geosyntec.com

Project Number: 26000869

November 6, 2026

EXECUTIVE SUMMARY

Geosyntec Consultants, Inc. (Geosyntec; formerly Aspect Consulting, LLC), has prepared this 2025 Annual Compliance Monitoring Report (ACMR) on behalf of the Mt. Baker Housing Association (MBHA) for the Mount Baker Properties Site (Site) located along South McClellan Street and Martin Luther King Jr. Way South in Seattle, Washington (Figure 1). MBHA owns two parcels located within the Site that MBHA has redeveloped for affordable housing, creating 203 new transit-oriented affordable housing units near the Mt. Baker Light Rail Station. There are two developments: Maddux North located on the parcel (King County Tax Parcel 003600008[1]) north of South McClellan Street, and Maddux South located on the parcel (King County Tax Parcel 003600055) south of South McClellan Street (Figure 2). The MBHA-owned parcels (00360008 and 003600055) will be referred to collectively herein as the Property, in order to distinguish them from the Site, which as defined by the Model Toxics Control Act, is anywhere contamination[2] has come to be located as a result of releases of its sources.

The 2025 ACMR was prepared to comply with requirements of a Prospective Purchaser Consent Decree (No. 16-2-29584-3 SEA) between the Washington State Department of Ecology (Ecology) and MBHA. The 2025 ACMR summarizes groundwater collected as part of performance monitoring in June and December 2025 as required under the Compliance Monitoring Plan (CMP; Aspect 2020a) for the Site and the 2024 In Situ Chemical Reduction (ISCR) Work Plan (Aspect 2024a).

Remedial excavations to remove chlorinated solvent and petroleum-contaminated soil from Maddux North and South were completed in 2020 (Figure 3). Following the remedial excavations, ISCR injections were completed in the rights-of-way adjacent to Maddux North along 29th Avenue South in 2021 (29th Ave S injections) and on the north side of South McClellan Street in 2022 (McClellan injections) as shown on Figure 3. These ISCR injections targeted treatment of residual chlorinated volatile organic compound (cVOC)-contaminated soil and groundwater that could not be removed during the remedial excavation completed in 2020. Performance monitoring of cVOC and petroleum hydrocarbon concentrations in groundwater has been ongoing following the remedial excavations in 2020. The 29th Ave South and McClellan injections conducted in 2021 and 2022 effectively treated cVOCs in these areas, so additional ISCR injections were planned to treat the residual cVOC mass in the downgradient area of the groundwater plume. Injections were conducted along the south side of South McClellan Street, the north side of the Maddux South parcel, and the east side of Martin Luther King Jr. Way S. This injection event is referred to as the Maddux South injections, which were completed in May 2024 as detailed in the 2024 ACMR (Aspect, 2025).

[1] This parcel was previously comprised of four parcels (0003600030, 0003600032, 003600008, and 0003600031), as referenced in previous reports for the Site.

[2] Contaminations identified in previous reports for the Site include releases of chlorinated solvents from a former dry cleaner located on the Maddux North parcel and petroleum hydrocarbons from a former gas station located on the Maddux South parcel (Figure 2).

This 2025 ACMR details the compliance groundwater sampling that was conducted in June and December 2025 in accordance with the CMP (Aspect 2020a) for the Site, the 2024 ISCR Work Plan (Aspect 2024a), and the 2024 ACMR (Aspect 2025).

Based on the results of the 2025 groundwater sampling, the groundwater quality at the Site continues to substantially improve following remedial actions, including excavation of contaminated soil on Maddux North and South, and the successful implementation of in situ groundwater treatment in areas of higher concentrations of tetrachloroethene and vinyl chloride. These improvements to groundwater quality are significant, most notably downgradient of the source area from the release of chlorinated solvents on Maddux North. Four monitoring wells, AMW-16, AMW-18, AMW-23, and AMW-29, have been in compliance with Site cleanup levels for four consecutive monitoring events. As a result, no further analytical sampling is recommended at these eight wells as part of the monitoring program, in accordance with the CMP (Aspect 2020a). However, monitored natural attenuation parameters will continue to be monitored to track the continued degradation of the plume. Performance monitoring of groundwater will continue semiannually in June and December 2026, and the analytical results will be summarized in the 2026 ACMR.

Geosyntec consultants

TABLE OF CONTENTS

1. INTRODUCTION 1
   1.1 Report Organization 1

2. SITE BACKGROUND 2
   2.1 Site Historical Activities 2
   2.2 Cleanup Action Overview 2

3. PERFORMANCE MONITORING 4
   3.1 Groundwater Monitoring Program 4
   3.2 Monitoring Results 6
      3.2.1 Hydrogeology 6
      3.2.2 Petroleum Hydrocarbon Results 6
      3.2.3 Chlorinated Solvents Results 8
      3.2.4 Groundwater Geochemical Analysis 11
   3.3 Data Quality Review 12

4. CONCLUSIONS AND RECOMMENDATIONS 14
   4.1 Groundwater Quality 14
   4.2 Restoration Timeframe 15
   4.3 Recommendations 15

5. REFERENCES 16

6. LIMITATIONS 17

LIST OF TABLES

Table A: Groundwater Monitoring Analyses 5
Table B: TPHd/TPHo Analytical Results (Affected by 3DME Injections) 8
Table C: TPHd/TPHo Screening Results (Silica Gel Cleanup Applied) 8
Table 1: Groundwater Elevation Data
Table 2: Groundwater TPH Analytical Data
Table 3: Groundwater cVOCs and MNA Analytical Data

LIST OF FIGURES

Figure 1: Site Location Map
Figure 2: Site Plan and Historical Property Features
Figure 3: Cleanup Action Overview
Figure 4: Compliance Monitoring Network

Figure 5: June and December 2025 Groundwater Elevation Contours
Figure 6: TPH Concentrations in Groundwater (2024–2025)
Figure 7: CVOC Concentrations in Groundwater (2024–2025)
Figure 8: Groundwater Analytical Results – Time-series cVOC Graphs
Figure 9: Groundwater Analytical Results – Absolute Molar cVOC Concentrations
Figure 10: Groundwater Analytical Results – Relative Molar cVOC Concentrations

LIST OF APPENDICES

Appendix A: Laboratory Analytical Results & Chromatography Results

ACRONYMS AND ABBREVIATIONS

ACMR	Annual Compliance Monitoring Report
Aspect	Aspect Consulting, LLC
cDCE	cis-1,2-dichloroethene
CMP	Compliance Monitoring Plan
CUL	cleanup level
cVOC	chlorinated volatile organic compound
Ecology	Washington State Department of Ecology
EPA	US Environmental Protection Agency
Geosyntec	Geosyntec Consultants, Inc.
ISCR	in situ chemical reduction
mg/L	milligrams per liter
µg/L	micrograms per liter
MBHA	Mt. Baker Housing Association
MNA	monitored natural attenuation
MTCA	Model Toxics Control Act
NFA	No Further Action
PCE	tetrachloroethylene
ROW	right-of-way
TCE	trichloroethylene
TOC	total organic carbon
TPH	total petroleum hydrocarbons
TPHd	diesel-range total petroleum hydrocarbons
TPHo	oil-range total petroleum hydrocarbons
VC	vinyl chloride

1. INTRODUCTION

Geosyntec Consultants, Inc. (Geosyntec; formerly Aspect Consulting, LLC), has prepared this 2025 Annual Compliance Monitoring Report (ACMR) on behalf of the Mt. Baker Housing Association (MBHA) for the Mount Baker Properties Site (Site) located along South McClellan Street and Martin Luther King Jr. Way South in Seattle, Washington (Figure 1). MBHA owns two parcels located within the Site that MBHA has redeveloped for affordable housing, creating 203 new transit-oriented affordable housing units near the Mt. Baker Light Rail Station. There are two developments: Maddux North located on the parcel (King County Tax Parcel 003600008[3]) north of South McClellan Street, and Maddux South located on the parcel (King County Tax Parcel 003600055) south of South McClellan Street (Figure 2). The MBHA-owned parcels (00360008 and 003600055) will be referred to collectively herein as the Property, in order to distinguish them from the Site, which as defined by the Model Toxics Control Act, is anywhere contamination[4] has come to be located as a result of releases of its sources.

The 2025 ACMR was prepared to comply with requirements of a Prospective Purchaser Consent Decree (No. 16-2-29584-3 SEA) between the Washington State Department of Ecology (Ecology) and MBHA. The 2025 ACMR summarizes groundwater collected as part of performance monitoring in June and December 2025 as required under the Compliance Monitoring Plan (CMP; Aspect 2020a) for the Site and the 2024 In Situ Chemical Reduction (ISCR) Work Plan (Aspect 2024a).

1.1 Report Organization

The following sections of this report are organized as follows:

- **Section 1: Introduction** (this section) describes the general details of the project and the purpose of 2025 ACMR.
- **Section 2: Site Background** briefly describes Site historical activities and gives an overview of achieved cleanup actions and current site conditions.
- **Section 3: Performance Monitoring** describes groundwater monitoring methods and results from the June and December 2025 monitoring events and their data quality review.
- **Section 4: Conclusions** summarizes groundwater compliance with Site cleanup levels, recommendations for the 2026 performance monitoring program, and updates to the estimated time frame for restoration.
- **Section 5: References** lists the documents cited in this report.
- **Section 6: Limitations** provides guidelines for additional information governing the use of this report.

[3] This parcel was previously comprised of four parcels (0003600030, 0003600032, 003600008, and 0003600031), as referenced in previous reports for the Site.

[4] Contaminations identified in previous reports for the Site include releases of chlorinated solvents from a former dry cleaner located on the Maddux North parcel and petroleum hydrocarbons from a former gas station located on the Maddux South parcel (Figure 2).

2. SITE BACKGROUND

The following section provides general information about the Property and Site historical activities, a cleanup action overview, and current Site use and conditions.

2.1 Site Historical Activities

Under the terms of the Prospective Purchaser Consent Decree and following Ecology oversight, Geosyntec completed soil explorations, monitoring well installations, and soil, groundwater, and soil gas sampling at the Site as part of the remedial investigation. A feasibility study was completed to evaluate potential remedial alternatives for the Site based on proven remedial technologies including their disproportionate cost analysis for evaluation. The preferred remedial alternative was selected by Ecology based on the results of the disproportional cost analysis and is detailed in the Cleanup Action Plan (Aspect 2020b). Cleanup at the Site began in 2020 and is currently on-going. Cleanup activities completed between 2020 and 2022 are documented in the Cleanup Action Report (Aspect 2023). Performance monitoring for 2023 is documented in the 2023 ACMR (Aspect 2024b) and performance monitoring for 2024 is documented in the 2024 ACMR (Aspect 2025). A summary of cleanup actions performed is provided in the following section.

2.2 Cleanup Action Overview

Cleanup actions and performance monitoring at the Site have included the following (Figure 3):

- Successful excavation and off-Site permitted disposal of more than 12,900 tons of chlorinated solvent-contaminated soil from Maddux North, removing the chlorinated solvent source area from this parcel, and significantly reducing the contaminant mass at the Site.
- Successful excavation and off-Site permitted disposal of more than 2,900 tons of petroleum-contaminated soil from Maddux South, removing the source area for petroleum-related contaminants from this parcel, and significantly reducing contaminant mass at the Site.
- Passive venting systems and chemically resistant chemical vapor barriers were constructed beneath the floor slabs, around the foundations and subgrade walls of the buildings at both Maddux North and Maddux South to mitigate potential vapor intrusion from remaining contaminated soil and groundwater.
- ISCR injections and emplacement of 6,000 pounds of S-MicroZVI reagent in right-of-way (ROW) along the eastern and southern sidewalls of the Maddux North remedial area to treat chlorinated solvent-contaminated groundwater in areas where sidewall concentrations of tetrachloroethene (PCE) in soil exceeded the Site cleanup levels (Figure 3). The injections consisted of the 29th Ave injections (completed in 2021) and the McClellan injections (completed in 2022) to treat residual contaminated soil and groundwater contamination that could not be removed during the remedial excavations completed in 2020. Remedial excavation extents and the layouts of the injections are shown on Figure 3.

- Initial post-injection groundwater performance monitoring were completed in June and December 2022 to assess the effectiveness of the two ISCR injections. These performance monitoring results were documented in the Cleanup Action Report (Aspect 2023) and included recommendations for additional ISCR groundwater treatment near Maddux South.
- Additional ISCR groundwater treatment injection focusing on treating remaining chlorinated solvent-contaminated groundwater originating from the former Mount Baker Cleaners operations located in the South McClellan Street and Martin Luther King Jr. Way S. ROWs, the Maddux South parcel, and the parcels[5] to the east and south of the Maddux South Parcel (collectively referred to as the Maddux South injections). This injection was completed in May 2024 and documented in the 2024 ACMR (Aspect 2025). The layout of this injection is shown on Figure 3.
- Semi-annual groundwater compliance monitoring events conducted after the completion of the Maddux South injections which began in June 2024 and have continued to date. The June and December 2024 monitoring events' results were completed and documented in the 2024 ACMR (Aspect 2025).

This 2025 ACMR provides verification of the successful treatment of the chlorinated solvent contaminant plume completed in May 2024 and continues documenting the results of the compliance groundwater monitoring conducted in June and December 2025 as detailed further in the sections below.

[5] The parcel to the east of Maddux South is King County tax parcel 6725700052, and the parcel to the south of Maddux South is King County tax parcel 0003600074.

3. PERFORMANCE MONITORING

This section presents an overview of the groundwater monitoring program as well as methods, results, and data quality review from the 2025 monitoring events.

3.1 Groundwater Monitoring Program

As outlined in the CMP (Aspect 2020a) and the 2023 and 2024 ACMRs (Aspect 2024b, Aspect 2025), groundwater compliance monitoring consists of:

- Short-term performance monitoring to assess the efficacy of recent remedial actions (excavations, ISCR injections);
- Long-term performance monitoring to track the reduction in contaminant concentrations from natural attenuation and monitoring that groundwater concentrations are protective of human health and the environment; and
- Confirmation monitoring once contaminant of concern concentrations in groundwater have reached cleanup levels to demonstrate long-term compliance with cleanup levels (CULs).

The monitoring well network is shown on Figure 4. Groundwater monitoring wells listed in Table A below were either gauged and/or sampled in June and December 2025. All 31 monitoring wells in the network were gauged using an electronic water level indicator (decontaminated[6] between wells) from the top of the north side of the well casing to evaluate groundwater elevation, gradient, and flow direction (Table 1). Per the 2023 ACMR, 8 of the 31 wells are only gauged and are no longer being sampled as part of compliance monitoring (Table A; Figure 4). The analyses for each sampled well are based on historical data, and their position relative to the chlorinated solvent (Maddux North) source areas, petroleum hydrocarbon (Maddux South) source areas, and ISCR injection locations. The analyses included:

- Chlorinated solvents (cVOCs):
  - cVOCs by United States Environmental Protection Agency (EPA) Method 8260E
- Total Petroleum Hydrocarbons (TPHs):
  - Diesel- and oil-range total petroleum hydrocarbons (TPHd and TPHo) by Ecology Method NWTPH-Dx with and without silica gel cleanup
- Monitored natural attenuation (MNA) parameters:
  - Dissolved gases (ethane, ethene, and methane) by Method RSK-175
  - Total Organic Carbon (TOC) by EPA Method 415.1 (or SW-846 Method 9060)
  - Alkalinity by Standard Method SM 2320B

[6] Decontamination procedure involves the use of alconox (a low-foaming phosphate-free powdered cleaner for manual and ultrasonic cleaning) and distilled water.

- Chloride, nitrate, nitrite, and sulfate by EPA Method 300.0
- Iron (dissolved, field filtered) by EPA Method 6020 or 6010B

A list of monitoring wells and the analyses for each well are shown in Table A below.

Table A. Groundwater Monitoring Analyses

Well	June 2025	December 2025
AMW-03	Gauge Only	Gauge Only
AMW-06	cVOCs, MNA	cVOCs, MNA
AMW-07	Gauge Only	Gauge Only
AMW-08	Gauge Only	Gauge Only
AMW-09	Gauge Only	Gauge Only
AMW-11	cVOCs	cVOCs
AMW-14	Gauge Only	Gauge Only
AMW-15	cVOCs, MNA	cVOCs, MNA
AMW-16	cVOCs, PHs, MNA	cVOCs, PHs, MNA
AMW-17	cVOCs, PHs, MNA	cVOCs, PHs, MNA
AMW-18	cVOCs	cVOCs
AMW-19	cVOCs, MNA	cVOCs, MNA
AMW-20	cVOCs, PHs, MNA	cVOCs, PHs, MNA
AMW-22	cVOCs	cVOCs
AMW-23	cVOCs	cVOCs
AMW-24	cVOCs, MNA	cVOCs, MNA
AMW-25	cVOCs	cVOCs
AMW-26 (replaced AMW-10)	cVOCs	cVOCs
AMW-27	cVOCs, PHs, MNA	cVOCs, PHs, MNA
AMW-28	cVOCs, PHs	cVOCs, PHs
AMW-29 (replaced HC-MW-03)	cVOCs	cVOCs
HC-MW-01	cVOCs	cVOCs
HC-MW-02	cVOCs, MNA	cVOCs, MNA
HC-MW-04	Gauge Only	Gauge Only
HC-MW-05	cVOCs, MNA	cVOCs, MNA
HC-MW-06	cVOCs	cVOCs
HC-MW-07	Gauge Only	Gauge Only
MW-05	cVOCs, PHs	cVOCs, PHs
MW-06	Gauge Only	Gauge Only
MW-07	cVOCs	cVOCs
MW-10	cVOCs, PHs	cVOCs, PHs

Groundwater sampling and analysis procedures were conducted in accordance with the Sampling and Analysis Plan/Quality Assurance Project Plan for the Site (Appendix A of the CMP). Groundwater samples were collected from the monitoring wells using a peristaltic pump and following low-flow sampling methodology and submitted for laboratory analysis. Water quality parameters (temperature, pH, specific conductivity, dissolved oxygen, oxidation reduction potential, and turbidity) were measured using the In-Situ AquaTroll series 500 water quality meter (Tables 2 and 3). Groundwater performance monitoring results are described in Section 3.2 below.

3.2 Monitoring Results

The results from the 2025 groundwater monitoring events and comparison with the previous nine monitoring events that have been performed since December 2020 are presented in this section. Laboratory analytical reports from both 2025 events are included as Appendix A.

3.2.1 Hydrogeology

Groundwater elevation data collected during monitoring events indicated that groundwater flow direction and hydraulic gradients were altered by the shoring constructed for the remedial excavation at Maddux North. Groundwater elevations are provided in Table 1, and Figure 5 shows June and December 2025 groundwater elevation contours. At Maddux North, the eastern sidewall of the remedial excavation extended down approximately 19 to 23 feet to elevations between 57 and 60 feet[7], well below the average groundwater elevation on this upgradient portion of the Site, which had been documented to range between elevation 71 to 78 feet prior to the remedial excavation. As outlined in the CAR and 2024 ACMR, the space behind the lagging when the shoring was advanced during mass excavation was backfilled with flowable controlled-density fill (CDF) which is a relatively impermeable material and remains in place. The CDF behind the shoring wall limits groundwater flow in the historical direction (to the southwest) and locally redirects groundwater flow to the south before turning west around the corner of the subsurface shoring wall at the Maddux North parcel and down South McClellan Street. The effect is shown in the groundwater contours and in the groundwater elevations for AMW-25 (Figure 5). Groundwater elevations and flow direction in wells down- and cross-gradient of the Maddux North building show little to no variation from sampling events conducted prior to the remedial excavation.

At Maddux South, wells AMW-27 and AMW-28 were installed east of the west shoring wall, which was similarly constructed and backfilled with CDF as the shoring walls at Maddux North. These wells consistently have a groundwater elevation approximately 0.2 to 0.5 feet lower than MW-05 (west of the shoring wall). The difference in groundwater elevations is likely caused by a similar hydraulic response as on the east side of Maddux North.

3.2.2 Petroleum Hydrocarbon Results

As detailed in the 2023 ACMR (Aspect 2024a), gasoline-range TPH and benzene were not detected in any of the groundwater monitoring wells above the Site CULs over the four compliance monitoring events in 2023. Therefore, groundwater samples were only submitted for analysis of TPHd/TPHo during both 2025 events, consistent with the 2024 monitoring events. All wells

[7] All elevation data reported in this report are referenced to the North American Vertical Datum of 1988 (NAVD88).

sampled for petroleum hydrocarbons during the monitoring period are located on Maddux South, down-or cross-gradient of the historical petroleum source area. Results from the most recent four sampling events between 2024 and 2025 are shown on Figure 6, and cumulative analytical results for petroleum hydrocarbons in groundwater are presented in Table 2.

Following completion of the remedial excavation in 2020, which removed approximately 2,900 tons of petroleum-contaminated soil from the Maddux South Parcel, the 2021 and 2022 monitoring events showed concentrations of TPHd/TPHo ranging from 528 to 715 micrograms per liter (µg/L). During the June 2024 groundwater performance monitoring event, TPHd was detected above the Site CUL at locations AMW-20, AMW-27, and AMW-28 at ranges between 702 and 3,240 µg/L (Table 2, Figure 6; Aspect 2025). Based on the discussions with the analytical laboratory and a review of the chromatograms associated with the NWTPH-Dx analysis, these results are a unique outcome related to in situ groundwater treatment injections of 3DME, a treatment compound, along Martin Luther King Jr. Way South that was conducted in 2024 prior to the sampling event. The 3DME treatment compound falls within the diesel-range but is not representative of a diesel petroleum hydrocarbon release at these well locations. This conclusion is supported by silica-gel cleanup testing for the NWTPH-Dx analysis for samples obtained from wells AMW-20, AMW-27, and AMW-28, which did not contain concentrations of TPHd/TPHo above the Site CUL. Similarly, during the December 2024 groundwater performance monitoring event, TPHd was detected at a concentration of 6,540 µg/L at AMW-28 (Table 2, Figure 6; Aspect 2025). The analytical laboratory observed that the December 2024 AMW-28 sample's chromatography was consistent with chromatography observed in wells containing bioremediation products. The laboratory further indicated that the silica gel treatment removed much of the 3DME material, however, a quantity of material remained, and it is likely that successive treatments with silica gel will remove additional material, up to the entirety of the material observed. It is expected as the 3DME is either consumed as part of cVOC treatment or migrates with groundwater flow, the NWTPH-Dx analysis will be less affected.

The results from the 2025 monitoring events indicate that the source removal followed by natural attenuation has effectively resulted in significant reductions of TPHd/TPHo. TPHd and TPHo were either not detected or detected below the Site CULs during the 2025 events (Table 2, Figure 6). Confirmation monitoring will be deemed complete once groundwater concentrations during four consecutive monitoring events remain below the respective Site CULs.

Table B. TPHd/TPHo Analytical Results (Affected by 3DME Injections)

Location	June 2024	December 2024	June 2025	December 2025
AMW-16	**477**	**456**	***570***	<140
AMW-17	**337**	**295**	**453**	**326**
AMW-20	***1,610***	***742***	***645***	***524***
AMW-27	***702***	< 242	<140	<143
AMW-28	***3,240***	***6,540***	***651***	***740***
MW-05	< 236	< 238	***198***	<143
MW-10	***438***	***357***	***462***	***444***

Note: Italics indicate the detected concentrations are greater than the Site cleanup level; however, as described above, these concentrations are due to interference from 3DME and not representative of petroleum hydrocarbons.

Table C. TPHd/TPHo Screening Results (Silica Gel Cleanup Applied)

Location	June 2024	December 2024	June 2025	December 2025
AMW-16	--	**--**	<139	<140
AMW-17	--	--	<142	<139
AMW-20	**--**	< 244	<140	<141
AMW-27	**238**	< 242	<140	<143
AMW-28	< 390	**2,530**	**208**	<143
MW-05	--	--	<138	<143
MW-10	**--**	**--**	<151	**<**141

Note: -- Silica gel cleanup was not applied during the analysis.
Yellow highlight indicates that the detected concentrations are greater than the Site cleanup level.

3.2.3 Chlorinated Solvents Results

Cumulative analytical results for cVOCs in groundwater are summarized in Table 3, and the following figures present cVOCs concentrations in groundwater:

- Figure 7 presents cVOCs (PCE, trichloroethene [TCE], cis-1,2-dichloroethene [cDCE], and vinyl chloride [VC]) concentrations from the four most recent sampling events (June 2024, December 2024, June 2025, and December 2025).
- Figure 8 presents cVOCs concentration trends and groundwater elevations through time for select wells located in and immediately downgradient of the Maddux North source area.
- Figure 9 and 10 show the absolute and relative molar cVOCs concentrations through time, respectively, the same wells presented on Figure 8.

The following subsections summarize key variations and trends in cVOC concentrations by analyte, with an emphasis on the concentration trends for PCE as the parent compound within the

solvent plume. Decreasing PCE and proportional increases in TCE, DCE, and/or VC are positive and can be representative of restoration timeframe and positive natural attenuation trends.

3.2.3.1 Tetrachloroethene

PCE was detected above the Site CUL in 3 of 23 monitoring wells during the June 2025 sampling event, and in 2 monitoring wells during the December 2025 sampling event. The following monitoring wells have shown significant improvement in decreasing PCE concentrations after implementation of the Maddux South ISCR injections completed in May 2024:

- AMW-19 (South McClellan Street ROW): PCE was detected at a concentration of 70 µg/L in June 2024 and at a concentration of 0.562 µg/L in December 2024. Although PCE was detected below the Site CUL in June 2025 at a concentration of 4.57 µg/L, it was not detected in December 2025 (Table 3, Figure 7).
- AMW-27 and AMW-28 (West Side of Maddux South, downgradient of AMW-19): In June 2024, PCE was detected above the Site CUL at AMW-27 at a concentration of 14.7 µg/L; however, PCE was not detected in AMW-28. PCE was detected at both AMW-27 and AMW-28 in June 2025 at concentrations of 5.52 and 2 µg/L, respectively. In December 2025, PCE was detected below the Site CUL at AMW-27 at a concentration of 1.93 µg/L and not detected at AMW-28 (Table 3, Figure 7).
- AMW-20 (South of Maddux South, downgradient of AMW-27 and AMW-28): PCE was detected below the Site CUL at concentrations of 2.06 and 0.65 µg/L in June and December 2024, respectively. PCE was not detected in June 2025 and detected at a concentration of 0.804 ug/L, well below the Site CUL, in December 2025 (Table 3, Figure 7).
- AMW-06 (East of Maddux South, located in South McClellan Street downgradient of HC-MW-02): PCE was detected above the Site CUL in the June and December 2024 performance monitoring events at concentrations of 8.17 and 6.07 µg/L, respectively, which was speculated to be momentary rise in concentrations due to the injection-induced desorption of PCE mass from soil. While PCE was still detected above the Site CUL at this location in June 2025 (8.78 µg/L), the detected concentration decreased below the Site CUL to 4.61 µg/L in December 2025 (Table 3, Figure 7).

As of December 2025, PCE exceedances in groundwater are currently limited to two wells (HC-MW-02 and AMW-24) located downgradient of the Maddux North source area and on the eastern side of the groundwater plume, to the northeast of Maddux South (Figure 7):

- HC-MW-02: Prior to the remedial excavations, concentrations of PCE at HC-MW-02 in South McClellan Street had varied between 990 and 1,100 µg/L. Following the remedial excavations, PCE was detected at concentrations between 73.6 and 377 µg/L during various monitoring events between December 2020 and December 2023. Following the Maddux South ISCR injections in May 2024, the PCE concentration significantly decreased to 26.7 µg/L in June 2025; however, it rebounded slightly to 46.8 µg/L in December 2025 (Table 3). Although PCE concentrations in HC-MW-02 remain above Site CULs, the detected concentrations of PCE degradation daughter products (discussed more in Section 3.2.3.5) indicates ISCR treatment was actively

occurring during the 2025 sampling events and will likely continue to reduce PCE concentrations.

- AMW-24 (south of South McClellan Street and east of Maddux South): PCE concentrations have been relatively stable since its installation in 2019, fluctuating between 208 and 510 µg/L. No significant change was noted in the PCE concentrations at AMW-24 following the completion of the Maddux South Injections in May 2024. While during the December 2024 monitoring event PCE concentrations had been reduced to an all-time low (279 µg/L), PCE was still detected above the CUL at this location in June and December 2025 monitoring events at 309 and 494 µg/L, respectively (Table 3). However, the concentrations of the cVOC degradation by-products (discussed more below) had also continuously risen since June 2024 indicating that ISCR treatment is currently taking place in this area.

3.2.3.2 Trichloroethene

TCE exceedances, which were observed both north and south of Maddux South prior to remedial excavation, were observed in only three wells during the June 2025 monitoring event and in two wells in December 2025 monitoring event. During the June 2025 monitoring event, TCE was detected at concentrations above the Site CUL at HC-MW-02, AMW-24, and AMW-19 ranging from 18 to 62.2 µg/L. During the December 2025 performance monitoring event, TCE was not detected above the Site CUL at AMW-19; however, concentrations in AMW-24 (124 µg/L) and HC-MW-02 (13 µg/L) were both above the Site CUL (Table 3, Figure 7). This increase in TCE at AMW-24 is due to the active ISCR treatment occurring at this location and is expected to decrease as treatment continues.

3.2.3.3 Cis-1,2-dichloroethene

cDCE exceedances, which were observed throughout the Site prior to the remedial excavations and ISCR injections, were limited to four wells during the June and December 2025 performance monitoring events. cDCE was detected at concentrations above the Site CUL of 16 µg/L at HC-MW-02, AMW-19, AMW-24, and AMW-26 during the June 2025 monitoring event at concentrations ranging from 17 to 234 µg/L. During the December 2025 monitoring event, cDCE was not detected above the Site CUL at HC-MW-02 or AMW-26; however, concentrations in AMW-19 (44.1 µg/L) and AMW-24 (198 µg/L) were both above the Site CUL (Table 3, Figure 7).

3.2.3.4 Vinyl Chloride

The VC plume footprint and concentrations downgradient of Maddux South has been reduced following the Maddux South ISCR injections. As expected, additional VC has been generated in South McClellan Street, downgradient of Maddux North and upgradient of Maddux South due to reductive dichlorination resulting from the series of remedial injections. In contrast to the analytical results obtained from June and December 2024 performance monitoring events, the results from June and December 2025 monitoring events showed significant decrease in VC exceedances at AMW-11, AMW-15, AMW-19, AMW-24, AMW-26, HC-MW-06, and HC-MW-07. Between June and December 2025, VC concentrations also decreased at HC-MW-05, AMW-17, AMW-22, AMW-25, AMW-27 and MW-05 (Figure 7). These results indicate the May 2024 ISCR injections have been effective in reducing VC concentrations, particularly in the downgradient wells.

3.2.3.5 Absolute and Relative Molar cVOC Concentrations

The absolute molar cVOC concentrations for AMW-19, AMW-24, AMW-25, AMW-06, HC-MW-01, HC-MW-05, HC-MW-02, and HC-MW-03 are graphically represented on Figure 9. Concentrations in 7 of the 8 wells exhibit a downward trend since the 2024 injections which provides an additional line of evidence that remedial injections have been effective in reducing the overall cVOC concentrations. However, AMW-24 absolute molar cVOC concentrations have increased slightly since June 2024 which suggests that residual mass may have been mobilized from low-permeability zones upgradient of AMW-24. Absolute molar cVOC concentrations will continue to be monitored in 2026 to further evaluate this trend.

To further evaluate the degradation of cVOCs, the relative molar concentrations for AMW-19, AMW-24, AMW-25, AMW-06, HC-MW-01, HC-MW-05, HC-MW-02, and HC-MW-03 are graphically represented on Figure 10. The relative molar cVOC concentrations in the three wells with elevated PCE concentrations (HC-MW-02, AMW-06, and AMW-24) show an increase in the relative molar cVOC concentrations of daughter to parent products since the 2024 injections indicating degradation is ongoing. Relative molar cVOC concentrations will continue to be monitored in 2026 to further evaluate this trend.

3.2.4 Groundwater Geochemical Analysis

Geochemical monitored natural attenuation (MNA) parameters (summarized in Table 3) were analyzed to measure the effectiveness of the Maddux South ISCR injections and monitoring downgradient migration of treated groundwater to help estimate the restoration timeframe.

Elevated dissolved iron concentrations were observed in AMW-06 during the 2025 events in addition to elevated dissolved iron concentrations previously observed in AMW-15, AMW-16, AMW-17, AMW-19, AMW-20, AMW-24, and AMW-27 during the 2024 events (Table 3). Increased elevated dissolved iron is a positive indicator of geochemical influence of injections and reducing conditions.

While the Model Toxics Control Act does not include a methane groundwater cleanup level, methane produced during in situ treatment can create dangerous conditions by exceeding the lower explosive limit concentration in air in subsurface space like basements and vaults. Based on previous guidance from Ecology, groundwater analytical results were screened against a 10 milligram per liter (mg/L) screening level suggested by the Indiana Department of Environmental Management (2019). The highest concentration of methane in groundwater during the 2025 monitoring events was 6.07 mg/L detected at AMW-17 in June 2025. Although methane concentrations are elevated, they do not exceed the 10 mg/L threshold, indicating there is a low risk of explosive conditions resulting from methane production; however, these elevated methane concentrations warrant continued methane monitoring. The production of methane is a necessary step for the 3DME treatment reagent to function and is a positive indicator that conditions are suitable for natural attenuation.

At Maddux North and in the northern South McClellan Street ROW, reducing conditions remain at key former hot-spot well HC-MW-05. Ongoing ethene and ethane production, elevated TOC, dissolved oxygen, and negative oxidation-reduction potential all indicate that injections in this area continue to treat residual cVOC mass that is likely desorbing from the soil over time. When ethane concentrations increase, this indicates ongoing full dichlorination from PCE through VC to non-

toxic end-products in that area. Further downgradient, lower and non-detect ethene and ethane may be a result of the low cVOC mass present, meaning their absence does not preclude the possibility that full dichlorination is occurring.

The 2025 monitoring events show a decrease in dissolved oxygen to below 1 mg/L in all Maddux South wells that are currently exceeding cleanup levels. This decrease is another indicator that treatment created the reducing conditions necessary for full reductive dichlorination. Oxidation reduction potential data indicate the same general trend.

Elevated TOC was observed at a few treatment-area wells in June 2024 immediately following treatment. While concentrations of TOC required to sustain accelerated treatment have mostly subsided in the treatment area, concentrations of TOC remain above background (1–2 mg/L) and should sustain ongoing natural attenuation by soil biota in combination with the reducing conditions produced by injections. Table 3 indicates that December 2025 TOC results obtained from the laboratory were rejected and are not viable for quantitative or qualitative use of this report, which is further discussed in Section 3.3 below.

3.3 Data Quality Review

Geosyntec performed a Data Quality Review (DQR) of all analytical data for this study. Geosyntec's standard DQR is based on the EPA Stage 2A data validation, with minor modifications designed to meet Geosyntec's internal data quality and management program goals and requirements, and other project-specific objectives. The results of quality assurance/quality control (QA/QC) samples (field duplicate samples), laboratory-applied flags, and laboratory-provided analysis comments were reviewed. Qualifier flags were assigned to the data where appropriate, which indicate data usability for study goals and objectives. Data qualifiers assigned to results for this study include the following:

- Data assigned an X (poor match to fuel standard) may be used for both qualification and quantification purposes, but the chromatograms should be reviewed to assess the source of the detected concentration.
- Data assigned a J (internal standard recovery out of control limits) may be biased due to the analytical control standard concentration falling out of the acceptable range. This data may not be appropriate for qualification or quantification purposes but are included for historical reference.
- Data assigned U indicate that selected analyte was not detected at or above the laboratory's reporting limit. Data assigned UJ indicate that selected analyte was not detected and the reporting limit is an estimate.
- Data assigned an R (rejected) qualifier should not be used or presumed representative of the sample. In December 2025, all TOC results were rejected based on inorganic carbon contamination.
- Values without qualification meet all data measurement quality objectives and are suitable for use.

Based on review of the laboratory QA/QC results, the results of Geosyntec's DQR, and review of the data qualifiers, it is Geosyntec's opinion that the data for this study are known to be of good quality and are acceptable for use for project goals, and objectives are qualified. Validated data have been uploaded to Ecology's Environmental Information Management (EIM) System. Data assigned an R qualifier, such as the December 2025 TOC results, were not submitted to EIM.

4. CONCLUSIONS AND RECOMMENDATIONS

The following sections present conclusions for the trends of contaminants of concern (COCs) in groundwater and for the continued monitoring program for the Site.

4.1 Groundwater Quality

Groundwater quality has significantly improved at the Site due to the following remedial actions:

- Remedial excavation of petroleum and chlorinated solvent contaminated soil on Maddux North and Maddux South performed in 2020.
- Implementation of in situ groundwater treatment in areas where sidewall soil performance sampling indicated higher concentrations of PCE sorbed to soil in 2021 and 2022.
- Implementation of additional in situ groundwater treatment in the downgradient, higher-concentration, PCE and VC groundwater plumes in the South McClellan Street ROWs and south of Maddux South, respectively, in 2024.

The 2025 monitoring results indicate groundwater quality continues to improve highlighted by the following key findings:

- During the December 2025 monitoring event, TPHd and TPHo groundwater concentrations were either not detected or detected below the Site CULs in all monitoring wells sampled.
- TPHd and TPHo concentrations in monitoring wells AMW-17, MW-05, and MW-10 have been below Site CULs for four consecutive monitoring events.
- During the December 2025 monitoring event, monitoring wells AMW-06, AMW-11, AMW-16, AMW-18, AMW-23, AMW-25, AMW-26, and AMW-29 had cVOC concentrations below Site CULs as a result of the cumulative effects of the multi-year injection program implemented at the Site indicating continued, accelerated degradation and attenuation of chlorinated solvents.
- Including the December 2025 monitoring event, concentrations of cVOCs have either been non-detect of below Site CULs in wells AMW-16, AMW-18, AMW-23, and AMW-29 for four consecutive monitoring events.
- Geochemical conditions in and downgradient of the treatment transects indicated that the injection program effectively distributed TOC (3DME) and iron (S-micro ZVI) within the treatment areas. Ongoing reducing conditions and ethene and ethane production, which indicate full dechlorinated/treatment of PCE, in the areas with highest cVOC mass indicate treatment is likely to continue into 2026. However, as the injected treatment reagent is consumed, concentration decreases are likely to decelerate from a pace driven by active treatment to a pace driven by natural attenuation.

4.2 Restoration Timeframe

With limited data following active remediation, the ability to project the decrease of Site COC concentrations to the Site cleanup levels is limited, but it has been shown that rate of degradation has improved dramatically following the remedial excavations and ISCR injections. Based on rapid cVOC concentration decreases observed in key wells AMW-19 and AMW-24 (which are immediately downgradient of the 2024 Maddux South injections), compliance with Site CULs achieved in four other wells (AMW-16, AMW-18, AMW-23, and AMW-29), and decreasing downgradient VC concentrations, it is evident that the restoration timeframe for the Site has been shortened by the 2024 ISCR injections. Additional groundwater monitoring data will be required to further estimate the restoration timeframe and evaluate long-term trends in greater detail.

4.3 Recommendations

Four monitoring wells, AMW-16, AMW-18, AMW-23, and AMW-29, have been in compliance with Site CULs for four consecutive monitoring events. As a result, no further analytical sampling is recommended at these eight wells as part of the monitoring program, in accordance with the CMP (Aspect 2020a). However, MNA parameters will continue to be monitored to track the continued degradation of the plume. Performance monitoring of groundwater will continue semiannually in June and December 2026, and the analytical results will be summarized in the 2026 ACMR.

5. REFERENCES

Aspect. 2020a. *Compliance Monitoring Plan, Mount Baker Properties Site, Prepared for: Mt. Baker Housing Association.* Aspect Consulting, LLC. September 25.

Aspect. 2020b. *Mount Baker Properties Site Cleanup Action Plan, Mount Baker Properties Site, Prepared for: Mt. Baker Housing Association*. Aspect Consulting, LLC. January 6.

Aspect. 2023. *Cleanup Action Report, Mount Baker Properties Site, Prepared for: Mt. Baker Housing Association*. Aspect Consulting, LLC. September 28.

Aspect. 2024a. *2024 In Situ Chemical Reduction Work Plan, Mount Baker Properties Site, Prepared for: Mt. Baker Housing Association.* Aspect Consulting, LLC. March 25.

Aspect. 2024b. *2023 Annual Compliance Monitoring Report, Mount Baker Properties Site, Prepared for: Mt. Baker Housing Association.* Aspect Consulting, LLC. June 21.

Aspect. 2025. *2024 Annual Compliance Monitoring Report, Mount Baker Properties Site, Prepared for: Mt. Baker Housing Association.* Aspect Consulting, LLC. May 23.

Indiana Department of Environmental Management. 2019. *Technical Guidance Document: Addressing Methane at Anaerobic Bioremediation Sites.* https://www.in.gov/idem/cleanups/files/remediation_tech_guidance_methane_mitigation.pdf. Accessed January 11, 2022.

6. LIMITATIONS

Work for this project was performed for the Mt. Baker Housing Association (Client), and this report was prepared in accordance with generally accepted professional practices for the nature and conditions of work completed in the same or similar localities, at the time the work was performed. This report does not represent a legal opinion. No other warranty, expressed or implied, is made.

All reports prepared by Geosyntec for the Client apply only to the services described in the Agreement(s) with the Client. Any use or reuse by any party other than the Client is at the sole risk of that party, and without liability to Geosyntec. Geosyntec's original files/reports shall govern in the event of any dispute regarding the content of electronic documents furnished to others.

TABLES

Table 1. Groundwater Elevation Data

Project No. 26000869, Maddux North and South, Seattle, Washington

Well	TOC Elevation (ft NAVD88)	Date	Measured Depth to Water (ft below TOC)	Water Level Elevation (ft NAVD88)
AMW-01 (Decommissioned)	77.55	11/27/2017	9.14	68.41
AMW-02 (Decommissioned)	72.48	11/27/2017	6.71	65.77
		8/24/2018	8.39	64.09
AMW-03	78.38	11/27/2017	7.74	70.64
		8/22/2018	9.01	69.37
		12/29/2020	4.42	73.96
		3/26/2021	6.30	72.08
		6/16/2021	6.73	71.65
		1/25/2022	8.50	69.88
		6/7/2022	6.39	71.99
		12/27/2022	5.35	73.03
		6/5/2023	6.04	72.34
		12/4/2023	5.52	72.86
		6/25/2024	5.90	72.48
		12/4/2024	5.99	72.39
		6/16/2025	5.18	73.20
		12/8/2025	5.52	72.86
AMW-04 (Decommissioned)	64.21	11/29/2017	10.46	53.75
		8/27/2018	13.84	50.37
AMW-05 (Decommissioned)	63.83	11/29/2017	10.76	53.07
		8/22/2018	12.94	50.89
AMW-06	74.96	11/28/2017	9.16	65.80
		8/22/2018	9.83	65.13
		12/30/2020	9.25	65.71
		3/26/2021	9.00	65.96
		6/16/2021	9.21	65.75
		1/25/2022	9.02	65.94
		6/7/2022	9.16	65.80
		12/27/2022	8.65	66.31
		6/5/2023	9.49	65.47
		12/4/2023	9.39	65.57
		6/25/2024	9.24	65.72
		12/4/2024	8.86	66.10
		6/16/2025	8.51	66.45
		12/8/2025	8.39	66.57
AMW-07	75.36	11/28/2017	11.38	63.98
		8/20/2018	12.08	63.28
		12/29/2020	11.05	64.31
		6/16/2021	11.27	64.09
		1/25/2022	11.98	63.38
		6/7/2022	11.17	64.19
		12/27/2022	10.59	64.77
		6/5/2023	11.55	63.81
		12/4/2023	11.22	64.14
		6/25/2024	--	--
		12/4/2024	--	--
		6/16/2025	11.60	63.76
		12/8/2025	--	--
AMW-08	63.69	11/28/2017	12.87	50.82
		8/20/2018	13.60	50.09
		12/29/2020	8.16	55.53
		6/16/2021	15.69	48.00
		6/7/2022	12.12	51.57
		12/27/2022	10.81	52.88
		6/5/2023	12.66	51.03
		12/4/2023	12.84	50.85
		6/25/2024	12.76	50.93
		12/4/2024	13.37	50.32
		6/16/2025	12.84	50.85
		12/8/2025	13.02	50.67
AMW-09	56.5	11/27/2017	8.62	47.88
		8/21/2018	9.62	46.88
		12/30/2020	8.67	47.83
		6/16/2021	9.08	47.42
		6/7/2022	8.89	47.61
		12/27/2022	8.40	48.10
		6/5/2023	9.24	47.26
		12/4/2023	8.70	47.80
		6/25/2024	9.29	47.21
		12/4/2024	9.14	47.36
		6/16/2025	9.38	47.12
		12/8/2025	8.89	47.61
AMW-10 (Decommissioned)	67.08	11/27/2017	7.13	59.95
		8/24/2018	8.94	58.14
AMW-11	55.17	11/28/2017	10.92	44.25
		8/23/2018	11.24	43.93
		12/30/2020	9.58	45.59
		6/16/2021	10.44	44.73
		6/7/2022	9.98	45.19
		12/27/2022	9.50	45.67
		6/5/2023	10.75	44.42
		12/4/2023	9.95	45.22
		6/25/2024	11.21	43.96
		12/4/2024	10.94	44.23
		6/16/2025	11.29	43.88
		12/8/2025	10.80	44.37

Table 1. Groundwater Elevation Data

Project No. 26000869, Maddux North and South, Seattle, Washington

Well	TOC Elevation (ft NAVD88)	Date	Measured Depth to Water (ft below TOC)	Water Level Elevation (ft NAVD88)
AMW-12 (Decommissioned)	60.33	11/29/2017	11.14	49.19
		8/21/2018	12.74	47.59
AMW-13 (Decommissioned)	62.7	11/29/2017	12.73	49.97
		8/27/2018	15.16	47.54
AMW-14	56.85	11/28/2017	11.70	45.15
		8/23/2018	13.19	43.66
		12/29/2020	10.78	46.07
		6/16/2021	12.39	44.46
		6/7/2022	11.90	44.95
		12/27/2022	10.80	46.05
		6/5/2023	12.45	44.40
		12/4/2023	11.76	45.09
		6/25/2024	12.80	44.05
		12/4/2024	12.55	44.30
		6/16/2025	13.01	43.84
		12/8/2025	12.41	44.44
AMW-15	55.78	11/28/2017	9.51	46.27
		8/23/2018	10.02	45.76
		12/30/2020	9.56	46.22
		6/16/2021	9.63	46.15
		6/7/2022	9.56	46.22
		12/27/2022	9.48	46.30
		6/5/2023	9.92	45.86
		12/4/2023	9.80	45.98
		6/25/2024	10.56	45.22
		12/4/2024	10.45	45.33
		6/16/2025	10.61	45.17
		12/8/2025	10.12	45.66
AMW-16	58.11	8/23/2018	11.81	46.30
		12/29/2020	13.89	44.22
		6/16/2021	13.49	44.62
		6/7/2022	13.28	44.83
		12/27/2022	12.71	45.40
		6/5/2023	11.90	46.21
		12/4/2023	11.21	46.90
		6/25/2024	12.78	45.33
		12/4/2024	12.74	45.37
		6/16/2025	13.44	44.67
		12/8/2025	7.43	50.68
AMW-17	58.79	8/23/2018	12.38	46.41
		12/30/2020	11.97	46.82
		6/17/2021	11.08	47.71
		6/7/2022	12.53	46.26
		12/27/2022	11.97	46.82
		6/5/2023	12.22	46.57
		12/5/2023	11.69	47.10
		6/25/2024	12.58	46.21
		12/4/2024	12.51	46.28
		6/16/2025	11.59	47.20
		12/8/2025	12.47	46.32
AMW-18	54.07	8/23/2018	10.48	43.59
		12/29/2020	9.67	44.40
		6/16/2021	10.07	44.00
		6/7/2022	9.51	44.56
		12/27/2022	9.56	44.51
		6/5/2023	10.09	43.98
		12/4/2023	9.80	44.27
		6/25/2024	10.27	43.80
		12/4/2024	10.04	44.03
		6/16/2025	10.40	43.67
		12/8/2025	9.92	44.15
AMW-19	65.01	8/24/2018	9.24	55.77
		12/31/2020	8.93	56.08
		3/26/2021	9.24	55.77
		6/16/2021	9.00	56.01
		1/25/2022	8.50	56.51
		6/7/2022	8.09	56.92
		12/27/2022	7.02	57.99
		12/27/2022	7.02	57.99
		6/5/2023	8.50	56.51
		6/25/2024	7.83	57.18
		12/4/2024	8.19	56.82
		6/16/2025	7.84	57.17
		12/8/2025	8.28	56.73
AMW-20	59.9	8/22/2018	12.64	47.26
		8/24/2018	8.39	51.51
		12/29/2020	8.80	51.10
		6/16/2021	9.38	50.52
		6/7/2022	9.15	50.75
		12/27/2022	8.62	51.28
		6/5/2023	8.82	51.08
		12/4/2023	9.03	50.87
		6/25/2024	8.79	51.11
		12/4/2024	8.89	51.01
		6/16/2025	8.39	51.51
		12/8/2025	8.89	51.01

Table 1. Groundwater Elevation Data

Project No. 26000869, Maddux North and South, Seattle, Washington

Well	TOC Elevation (ft NAVD88)	Date	Measured Depth to Water (ft below TOC)	Water Level Elevation (ft NAVD88)
AMW-21 (Decommissioned)	77.7	7/31/2019	3.31	74.39
AMW-22	53.26	4/1/2019	1.75	51.51
		12/29/2020	0.65	52.61
		6/16/2021	1.25	52.01
		6/7/2022	1.40	51.86
		12/27/2022	0.70	52.56
		6/6/2023	2.25	51.01
		12/6/2023	0.00	53.26
		6/25/2024	2.40	50.86
		12/4/2024	1.38	51.88
		6/16/2025	2.50	50.76
		12/8/2025	0.37	52.89
AMW-23	53.36	7/31/2019	8.67	44.69
		12/30/2020	7.77	45.59
		6/16/2021	7.75	45.61
		6/7/2022	7.48	45.88
		12/27/2022	7.46	45.90
		6/5/2023	8.10	45.26
		12/4/2023	7.91	45.45
		6/25/2024	8.27	45.09
		12/4/2024	8.23	45.13
		6/16/2025	8.49	44.87
		12/8/2025	7.83	45.53
AMW-24	72.08	4/1/2019	14.56	57.52
		12/30/2020	15.79	56.29
		6/16/2021	15.73	56.35
		1/25/2022	14.95	57.13
		6/7/2022	15.19	56.89
		12/27/2022	14.69	57.39
		6/5/2023	15.67	56.41
		12/4/2023	15.48	56.60
		6/25/2024	15.35	56.73
		12/4/2024	15.51	56.57
		6/16/2025	15.26	56.82
		12/8/2025	15.34	56.74
AMW-25	69.92	1/25/2021	6.04	63.88
		3/26/2021	5.64	64.28
		6/16/2021	9.55	60.37
		1/25/2022	8.50	61.42
		6/7/2022	8.68	61.24
		12/27/2022	7.23	62.69
		6/5/2023	8.77	61.15
		12/4/2023	8.61	61.31
		6/25/2024	7.64	62.28
		12/4/2024	8.88	61.04
		6/16/2025	8.69	61.23
		12/8/2025	8.79	61.13
AMW-26	65.36	6/5/2023	4.58	60.78
		12/4/2023	4.03	61.33
		6/25/2024	3.37	61.99
		12/4/2024	4.65	60.71
		6/16/2025	4.49	60.87
		12/8/2025	4.16	61.20
AMW-27	61.86	6/5/2023	10.64	51.22
		12/4/2023	10.91	50.95
		6/25/2024	10.68	51.18
		12/4/2024	10.74	51.12
		6/16/2025	10.27	51.59
		12/8/2025	10.77	51.09
AMW-28	61.18	6/5/2023	9.98	51.20
		12/4/2023	10.23	50.95
		6/25/2024	10.00	51.18
		12/4/2024	10.05	51.13
		6/16/2025	9.60	51.58
		12/8/2025	10.07	51.11
AMW-29	78.82	6/5/2023	6.54	72.28
		12/4/2023	5.51	73.31
		6/25/2024	6.17	72.65
		12/4/2024	6.32	72.50
		6/16/2025	5.00	73.82
		12/8/2025	5.64	73.18
HC-MW-1	67.23	11/27/2017	8.02	59.21
		8/27/2018	9.84	57.39
		12/31/2020	8.91	58.32
		3/26/2021	9.26	57.97
		6/17/2021	10.08	57.15
		1/25/2022	8.65	58.58
		6/7/2022[a]	--	--
		12/27/2022[a]	--	--
		6/7/2023	8.97	58.26
		12/4/2023	8.45	58.78
		6/25/2024	7.86	59.37
		12/4/2024	--	--
		6/16/2025	7.05	60.18
		12/8/2025	7.97	59.26

Table 1. Groundwater Elevation Data

Project No. 26000869, Maddux North and South, Seattle, Washington

Well	TOC Elevation (ft NAVD88)	Date	Measured Depth to Water (ft below TOC)	Water Level Elevation (ft NAVD88)
HC-MW-02	74.82	11/27/2017	8.14	66.68
		8/27/2018	9.14	65.68
		12/31/2020	7.96	66.86
		3/26/2021	7.95	66.87
		6/17/2021	8.60	66.22
		1/25/2022	8.03	66.79
		6/7/2022	8.15	66.67
		12/27/2022	7.75	67.07
		6/5/2023	8.47	66.35
		12/4/2023	8.50	66.32
		6/25/2024	8.03	66.79
		12/4/2024	--	--
		6/16/2025	7.50	67.32
		12/8/2025	7.45	67.37
HC-MW-03 (Decommissioned)	78.19	12/30/2020	6.52	71.67
		1/25/2021	6.24	71.95
		3/26/2021	6.15	72.04
		11/27/2017	6.33	71.86
		8/24/2018	7.68	70.51
		6/16/2021	6.64	71.55
		1/25/2022	6.16	72.03
		6/7/2022	6.25	71.94
		12/27/2022	4.63	73.56
HC-MW-04	87.74	11/27/2017	9.50	78.24
		8/24/2018	12.21	75.53
		12/29/2020	9.51	78.23
		6/16/2021	8.85	78.89
		1/25/2022	9.82	77.92
		6/7/2022	9.20	78.54
		12/27/2022	8.45	79.29
		6/5/2023	9.77	77.97
		12/5/2023	10.58	77.16
		6/25/2024	10.30	77.44
		12/4/2024	--	--
		6/16/2025	--	--
		12/8/2025	7.56	80.18
HC-MW-05	72.54	11/27/2017	5.54	67
		8/24/2018	7.59	64.95
		12/31/2020	11.41	61.13
		1/25/2021	11.63	60.91
		3/26/2021	11.70	60.84
		6/16/2021	11.74	60.8
		1/25/2022	10.70	61.84
		6/7/2022	11.81	60.73
	72.07[b]	12/27/2022	7.30	64.77
		6/5/2023	9.56	62.51
		12/4/2023	8.59	63.48
		6/25/2024	8.55	63.52
		12/4/2024	9.54	62.53
		6/16/2025	5.56	66.51
		12/8/2025	5.13	66.94
HC-MW-06	62.92	11/28/2017	6.52	56.4
		8/22/2018	8.35	54.57
		12/30/2020	5.30	57.62
		6/16/2021	6.60	56.32
		6/7/2022	4.00	58.92
		12/27/2022	2.02	60.90
		6/5/2023	5.58	57.34
		12/4/2023	4.28	58.64
		6/25/2024	3.54	59.38
		12/4/2024	5.34	57.58
		6/16/2025	4.60	58.32
		12/8/2025	4.42	58.5
HC-MW-07	63.59	11/27/2017	6.11	57.48
		8/22/2018	7.56	56.03
		12/30/2020	5.50	58.09
		6/16/2021	6.14	57.45
		6/7/2022	5.00	58.59
		12/27/2022	3.23	60.36
		6/5/2023	5.26	58.33
		12/4/2023	4.70	58.89
		6/25/2024	3.88	59.71
		12/4/2024	5.39	58.20
		6/16/2025	4.84	58.75
		12/8/2025	4.23	59.36
MW-01 (Decommissioned)	62.6	11/29/2017	9.92	52.68
		8/24/2018	12.93	49.67
MW-02 (Decommissioned)	60.78	11/28/2017	10.19	50.59
		8/21/2018	12.45	48.33

Table 1. Groundwater Elevation Data

Project No. 26000869, Maddux North and South, Seattle, Washington

Well	TOC Elevation (ft NAVD88)	Date	Measured Depth to Water (ft below TOC)	Water Level Elevation (ft NAVD88)
MW-03 (Decommissioned)	61.87	11/28/2017	10.04	51.83
		8/22/2018	12.44	49.43
MW-04 (Decommissioned)	62.98	11/29/2017	10.30	52.68
		8/22/2018	12.86	50.12
MW-05	61.86	11/29/2017	10.11	51.75
		8/22/2018	12.51	49.35
		12/29/2020	10.55	51.31
		6/16/2021	11.19	50.67
		6/7/2022	10.99	50.87
		12/27/2022	9.05	52.81
		6/5/2023	10.09	51.77
		12/4/2023	10.32	51.54
		6/25/2024	10.56	51.3
		12/4/2024	10.39	51.47
		6/16/2025	10.11	51.75
		12/8/2025	10.38	51.48
MW-06	58.28	11/28/2017	11.72	46.56
		8/22/2018	12.40	45.88
		12/29/2020	11.99	46.29
		6/16/2021	11.90	46.38
		6/7/2022	11.93	46.35
		12/27/2022	11.64	46.64
		6/5/2023	12.26	46.02
		12/4/2023	10.03	48.25
		6/25/2024	12.71	45.57
		12/4/2024	12.54	45.74
		6/16/2025	12.78	45.5
		12/8/2025	12.21	46.07
MW-07	57.13	11/28/2017	10.68	46.45
		8/22/2018	11.27	45.86
		12/30/2020	10.78	46.35
		6/16/2021	10.85	46.28
		6/7/2022	10.83	46.3
		12/27/2022	10.62	46.51
		6/5/2023	11.04	46.09
		12/4/2023	10.94	46.19
		6/25/2024	11.75	45.38
		12/4/2024	11.60	45.53
		6/16/2025	11.81	45.32
		12/8/2025	11.23	45.9
MW-08 (Decommissioned)	61.82	11/29/2017	9.80	52.02
		8/22/2018	12.74	49.08
MW-09 (Decommissioned)	62.83	11/29/2017	12.62	50.21
		8/27/2018	15.01	47.82
MW-10	59.23	11/28/2017	11.06	48.17
		8/23/2018	13.48	45.75
		12/29/2020	9.80	49.43
		6/16/2021	9.38	49.85
		6/7/2022	10.36	48.87
		12/27/2022	8.88	50.35
		6/5/2023	9.39	49.84
		12/4/2023	9.41	49.82
		6/25/2024	9.62	49.61
		12/4/2024	9.79	49.44
		6/16/2025	9.34	49.89
		12/8/2025	8.48	50.75
MW-11 (Decommissioned)	68.17	11/29/2017	9.94	58.23
		8/22/2018	11.58	56.59
MW-12 (Decommissioned)	61.51	11/29/2017	9.98	51.53
		8/22/2018	12.41	49.1
MW-13 (Decommissioned)	65.54	11/29/2017	9.20	56.34
		8/27/2018	10.83	54.71

Notes

TOC - Top of casing
ft - feet
NAVD88 - North American Vertical Datum of 1988
a - HC-MW-01 was covered during the June and December 2022 sampling events
b - The PVC casing for HC-MW-05 was cut down several inches prior to the December 2022 sampling event

Table 2. Groundwater TPH Analytical Data

Project No. 26000869, Mount Baker Properties Site, Seattle, Washington

Location			AMW-16										
Date			08/23/2018	12/29/2020	06/16/2021	06/08/2022	12/28/2022	06/05/2023	12/05/2023	06/26/2024	12/05/2024	06/16/2025	12/09/2025
Sample			AMW-16-082318	AMW-16-122920	AMW-16-061621	AMW-16-20220608	AMW-16-20221228	AMW-16-20230605	AMW-16-20231205	AMW-16-20240626	AMW-16-20241205	AMW-16-20250616	AMW-16-20251209
Analyte	**Unit**	**Site Cleanup Level**											
Total Petroleum Hydrocarbons													
Diesel Range Organics [TPHd]	ug/L	500	**290 X**	49.4 U	98.8 U	**667 X**	**426 X**	**203 XJ**	**314 X**	**477**	**456**	**500**	93.6 U
Motor Oil Range Organics [TPHo]	ug/L	500	250 U	**401**	**715**	94.8 U	95.1 U	94.0 U	93.6 U	153 U	141 U	139 U	140 U
Diesel and Oil Extended Range Organics [TPH-Dx]	ug/L	500	**290 X**	**401**	**715**	**701 XJ**	**426 X**	**203 XJ**	**314 X**	**477**	**456**	**570**	140 U
Diesel Range Organics (SG)	ug/L	500	--	--	--	--	--	--	--	--	--	92.9 U	93.6 UJ
Motor Oil Range Organics (SG)	ug/L	500	--	--	--	--	--	--	--	--	--	139 U	140 UJ
Diesel and Oil Extended Range Organics (SGC) [TPH-Dx (SGC)]	ug/L	500	--	--	--	--	--	--	--	--	--	139 U	140 UJ
Field Parameters													
Temperature	deg C		**18.5**	**14.8**	**16.4**	**14.4**	**15.94**	**16.48**	**16.38**	**15.99**	**17.38**	**16.44**	**16.85**
Specific Conductance	uS/cm		**1613**	**1929**	**1146**	**996**	**1382.7**	**1046.9**	**0.46**	**1459.7**	**1819.5**	**1537**	**266.4**
Dissolved Oxygen	mg/L		**0.19**	**0.28**	**0.16**	**0.41**	**0.14**	**0.08**	**7.4**	**0.09**	**0.13**	**0.09**	**0.239**
pH	pH units		**6.4**	**6.74**	**6.6**	**6.42**	**6.64**	**6.75**	**4.61**	**6.67**	**6.63**	**6.77**	**6.277**
Oxidation Reduction Potential	mV		**8.1**	**-74.3**	**-75.6**	**-94.8**	**-90.6**	**-67.2**	**198.7**	**-44.9**	**-89.4**	**-129.8**	**-13.1**
Turbidity	NTU		**4.91**	**8.9**	**2.35**	**2.78**	**7.46**	**1.88**	**3.4**	**7.47**	**2.45**	**6.78**	**10.2**

Notes:

Bold - detected

Purple Highlight - Sample detected at a concentration above the Site Cleanup Level

Yellow Highlight - Groundwater samples shaded in yellow were reported as exceedences of Site Cleanup Levels for TPH-Dx. These detections and exceedences are a unique outcome related to in-situ groundwater treatment injections of 3DME, a treatment compound, along MLK South that was conducted at the Site. The 3DME treatment compound falls within the diesel-range but is not representative of a diesel petroleum hydrocarbon release at these well locations. This conclusion is supported by silica-gel cleanup testing for groundwater obtained from wells AMW-27 and AMW-28, which demonstrate that the TPH-Dx detections in these wells were a result of remediation products, as noted by the analytical laboratory.

U - Analyte not detected at or above Reporting Limit (RL) shown

J - Result value estimated

X - Chromatographic pattern does not match fuel standard used for quantitation

XJ - Chromatographic pattern does not match fuel standard used for quantitation, and Result value estimated.

"--" - indicates results not available

mV - millivolts

µS/cm - microSiemens per centimeter

deg C - degrees Celsius

NTU - Nephelometric Turbidity Units

mg/L - milligram per liter

ug/L - microgram per liter

SGC - Silica Gel Cleanup

Table 2. Groundwater TPH Analytical Data

Project No. 26000869, Mount Baker Properties Site, Seattle, Washington

			Location	AMW-17									
			Date	08/23/2018	12/30/2020	06/17/2021	06/08/2022	12/29/2022	06/05/2023	12/05/2023	06/26/2024	12/06/2024	06/17/2025	12/09/2025
			Sample	AMW-17-082318	AMW-17-123020	AMW-17-061721	AMW-17-20220608	AMW-17-20221229	AMW-17-20230605	AMW-17-20231205	AMW-17-20240626	AMW-17-20241206	AMW-17-20250617	AMW-17-20251209
Analyte	**Unit**	**Site Cleanup Level**												
Total Petroleum Hydrocarbons														
Diesel Range Organics [TPHd]	ug/L	500		**250 X**	**147 X**	**202**	**581 X**	**394**	**366 XJ**	**400 X**	**337 J**	**295**	**382**	**256**
Motor Oil Range Organics [TPHo]	ug/L	500		250 U	**122**	**132**	92.4 U	93.2 U	95.1 U	94.3 U	142 U	141 U	142 U	139 U
Diesel and Oil Extended Range Organics [TPH-Dx]	ug/L	500		**250 X**	**122**	**334**	**581 XJ**	**394**	**366 XJ**	**400 X**	**337**	**295**	**453**	**326**
Diesel Range Organics (SG)	ug/L	500		--	--	--	--	--	--	--	--	--	94.3 U	92.8 U
Motor Oil Range Organics (SG)	ug/L	500		--	--	--	--	--	--	--	--	--	142 U	139 U
Diesel and Oil Extended Range Organics (SGC) [TPH-Dx (SGC)]	ug/L	500		--	--	--	--	--	--	--	--	--	142 U	139 U
Field Parameters														
Temperature	deg C			**19.5**	**16.1**	**17**	**15.7**	**16.24**	**16.96**	**16.34**	**18.56**	**17.58**		**18.94**
Specific Conductance	uS/cm			**614**	**495.8**	**647**	**272.9**	**493.96**	**701.95**	**0.26**	**481.6**	**435.1**		**610**
Dissolved Oxygen	mg/L			**0.15**	**0.82**	**0.07**	**0.42**	**0.13**	**0.06**	**7.42**	**0.12**	**0.09**		**0.032**
pH	pH units			**6.31**	**7.1**	**6.39**	**6.53**	**6.73**	**6.69**	**4.58**	**6.45**	**6.42**		**6.55**
Oxidation Reduction Potential	mV			**-48.1**	**-42.1**	**-55.3**	**-82.4**	**-58**	**-34.2**	**210.6**	**-17.7**	**-51.5**		**-78**
Turbidity	NTU			--	**3.5**	**12.3**	**1.87**	**2.14**	**0.48**	**2.15**	**3.16**	**2.55**		**3.66**

Notes:

Bold - detected

Purple Highlight - Sample detected at a concentration above the Site Cleanup Level

Yellow Highlight - Groundwater samples shaded in yellow were reported as exceedences of Site Cleanup Levels for TPH-Dx. These detections and exceedences are a unique outcome related to in-situ groundwater treatment injections of 3DME, a treatment compound, along MLK South that was conducted at the Site. The 3DME treatment compound falls within the diesel-range but is not representative of a diesel petroleum hydrocarbon release at these well locations. This conclusion is supported by silica-gel cleanup testing for groundwater obtained from wells AMW-27 and AMW-28, which demonstrate that the TPH-Dx detections in these wells were a result of remediation products, as noted by the analytical laboratory.

U - Analyte not detected at or above Reporting Limit (RL) shown

J - Result value estimated

X - Chromatographic pattern does not match fuel standard used for quantitation

XJ - Chromatographic pattern does not match fuel standard used for quantitation, and Result value estimated.

"--" - indicates results not available

mV - millivolts

µS/cm - microSiemens per centimeter

deg C - degrees Celsius

NTU - Nephelometric Turbidity Units

mg/L - milligram per liter

ug/L - microgram per liter

SGC - Silica Gel Cleanup

Table 2. Groundwater TPH Analytical Data

Project No. 26000869, Mount Baker Properties Site, Seattle, Washington

		Location
		Date
		Sample
Analyte	**Unit**	**Site Cleanup Level**
Total Petroleum Hydrocarbons		
Diesel Range Organics [TPHd]	ug/L	500
Motor Oil Range Organics [TPHo]	ug/L	500
Diesel and Oil Extended Range Organics [TPH-Dx]	ug/L	500
Diesel Range Organics (SG)	ug/L	500
Motor Oil Range Organics (SG)	ug/L	500
Diesel and Oil Extended Range Organics (SGC) [TPH-Dx (SGC)]	ug/L	500
Field Parameters		
Temperature	deg C	
Specific Conductance	uS/cm	
Dissolved Oxygen	mg/L	
pH	pH units	
Oxidation Reduction Potential	mV	
Turbidity	NTU	

Notes:

Bold - detected

Purple Highlight - Sample detected at a concentration above the Site Cleanup Level

Yellow Highlight - Groundwater samples shaded in yellow were reported as exceedences of Site Cleanup Levels for TPH-Dx. These detections and exceedences are a unique outcome related to in-situ groundwater treatment injections of 3DME, a treatment compound, along MLK South that was conducted at the Site. The 3DME treatment compound falls within the diesel-range but is not representative of a diesel petroleum hydrocarbon release at these well locations. This conclusion is supported by silica-gel cleanup testing for groundwater obtained from wells AMW-27 and AMW-28, which demonstrate that the TPH-Dx detections in these wells were a result of remediation products, as noted by the analytical laboratory.

U - Analyte not detected at or above Reporting Limit (RL) shown

J - Result value estimated

X - Chromatographic pattern does not match fuel standard used for quantitation

XJ - Chromatographic pattern does not match fuel standard used for quantitation, and Result value estimated.

"--" - indicates results not available

mV - millivolts

µS/cm - microSiemens per centimeter

deg C - degrees Celsius

NTU - Nephelometric Turbidity Units

mg/L - milligram per liter

ug/L - microgram per liter

SGC - Silica Gel Cleanup

Table 2. Groundwater TPH Analytical Data

Project No. 26000869, Mount Baker Properties Site, Seattle, Washington

			Location	AMW-20											
			Date	08/22/2018	12/29/2020	06/17/2021	06/09/2022	12/27/2022	06/06/2023	06/06/2023	12/04/2023	06/26/2024	12/05/2024	06/16/2025	12/09/2025
			Sample	AMW-20-082218	AMW-20-122920	AMW-20-061721	AMW-20-20220609	AMW-20-20221227	AMW-FD1-060623	AMW-20-20230606	AMW-20-20231204	AMW-20-20240626	AMW-20-20241205	AMW-20-20250616	AMW-20-20251209
Analyte	**Unit**	**Site Cleanup Level**													
Total Petroleum Hydrocarbons															
Diesel Range Organics [TPHd]	ug/L	500		**360 X**	49.1 U	99.7 U	92.3 U	**266 X**	**283 XJ**	**307 XJ**	**248 X**	**1,610 J**	**742**	**575**	**453**
Motor Oil Range Organics [TPHo]	ug/L	500		250 U	**543**	**550**	**409**	96.9 U	96.0 U	94.9 U	93.8 U	142 U	147 U	140 U	141 U
Diesel and Oil Extended Range Organics [TPH-Dx]	ug/L	500		**360 X**	**543**	**550**	**409**	**266 X**	**283 XJ**	**307 XJ**	**248 X**	**1,610 J**	**742**	**645**	**524**
Diesel Range Organics (SG)	ug/L	500		--	--	--	--	--	--	--	--	--	97.7 U	93.2 U	93.7 U
Motor Oil Range Organics (SG)	ug/L	500		--	--	--	--	--	--	--	--	--	147 U	140 U	141 U
Diesel and Oil Extended Range Organics (SGC) [TPH-Dx (SGC)]	ug/L	500		--	--	--	--	--	--	--	--	--	244 U	140 U	141 U
Field Parameters															
Temperature	deg C			**17.3**	**12.3**	**15.7**	**14.1**	**13.34**	**17.04**	**17.04**	**15.77**	**16.6**	**17.23**	**17.23**	**17.23**
Specific Conductance	uS/cm			**501.8**	**814**	**801**	**669**	**885.06**	**601.84**	**601.84**	**668.22**	**589.45**	**1042.7**	**1042.7**	**437**
Dissolved Oxygen	mg/L			**0.12**	**2.47**	**0.86**	**1.01**	**1.26**	**0.34**	**0.34**	**1.21**	**0.21**	**0.08**	**0.08**	**0.086**
pH	pH units			**6.64**	**7.84**	**7.48**	**7.41**	**7.56**	**7.62**	**7.62**	**7.9**	**8.29**	**7.48**	**7.48**	**7.29**
Oxidation Reduction Potential	mV			**-39.4**	**-4.3**	**48.3**	**60.4**	**107.6**	**3.7**	**3.7**	**14.2**	**-206.3**	**-155.1**	**-155.1**	**-120**
Turbidity	NTU			**3.09**	**7.73**	**1.96**	**1.42**	**0.86**	**4.85**	**4.85**	**0.53**	**4.44**	**9.97**	**9.97**	**8.77**

Notes:

Bold - detected

Purple Highlight - Sample detected at a concentration above the Site Cleanup Level

Yellow Highlight - Groundwater samples shaded in yellow were reported as exceedences of Site Cleanup Levels for TPH-Dx. These detections and exceedences are a unique outcome related to in-situ groundwater treatment injections of 3DME, a treatment compound, along MLK South that was conducted at the Site. The 3DME treatment compound falls within the diesel-range but is not representative of a diesel petroleum hydrocarbon release at these well locations. This conclusion is supported by silica-gel cleanup testing for groundwater obtained from wells AMW-27 and AMW-28, which demonstrate that the TPH-Dx detections in these wells were a result of remediation products, as noted by the analytical laboratory.

U - Analyte not detected at or above Reporting Limit (RL) shown

J - Result value estimated

X - Chromatographic pattern does not match fuel standard used for quantitation

XJ - Chromatographic pattern does not match fuel standard used for quantitation, and Result value estimated.

"--" - indicates results not available

mV - millivolts

µS/cm - microSiemens per centimeter

deg C - degrees Celsius

NTU - Nephelometric Turbidity Units

mg/L - milligram per liter

ug/L - microgram per liter

SGC - Silica Gel Cleanup

Table 2. Groundwater TPH Analytical Data

Project No. 26000869, Mount Baker Properties Site, Seattle, Washington

		Location	AMW-24								
		Date	01/25/2022	06/08/2022	12/29/2022	06/05/2023	12/04/2023	06/27/2024	12/05/2024	06/17/2025	12/09/2025
		Sample	AMW-24-012522	AMW-24-20220608	AMW-24-20221229	AMW-24-20230605	AMW-24-20231204	AMW-24-20240627	AMW-24-20241205	AMW-24-20250617	AMW-24-20251209
Analyte	**Unit**	**Site Cleanup Level**									
Total Petroleum Hydrocarbons											
Diesel Range Organics [TPHd]	ug/L	500	--	--	--	--	--	94.1 U	--	--	--
Motor Oil Range Organics [TPHo]	ug/L	500	--	--	--	--	--	141 U	--	--	--
Diesel and Oil Extended Range Organics [TPH-Dx]	ug/L	500	--	--	--	--	--	235 U	--	--	--
Diesel Range Organics (SG)	ug/L	500	--	--	--	--	--	94.1 U	--	--	--
Motor Oil Range Organics (SG)	ug/L	500	--	--	--	--	--	94.1 U	--	--	--
Diesel and Oil Extended Range Organics (SGC) [TPH-Dx (SGC)]	ug/L	500	--	--	--	--	--	188 U	--	--	--
Field Parameters											
Temperature	deg C		**13.6**	**14.8**	**13.87**	**14.55**	**15.4**	**14.89**	**13.8**	**15.75**	**15.59**
Specific Conductance	uS/cm		**661**	**448.2**	**389.14**	**630.89**	**472.42**	**800.41**	**1007.4**	**937.3**	**699.9**
Dissolved Oxygen	mg/L		**2.48**	**3.41**	**2.94**	**3.87**	**3.98**	**0.33**	**0.18**	**0.43**	**0.096**
pH	pH units		**6.37**	**6.15**	**6.42**	**6.38**	**6.39**	**7.31**	**6.5**	**6.64**	**6.53**
Oxidation Reduction Potential	mV		**-215.6**	**52.2**	**194.1**	**101.7**	**146.7**	**-80.9**	**111.7**	**20.2**	**30.8**
Turbidity	NTU		**8.86**	**5.17**	**2.26**	**0.27**	**1.54**	**3.85**	**4.4**	**3.22**	**6.86**

Notes:

Bold - detected

Purple Highlight - Sample detected at a concentration above the Site Cleanup Level

Yellow Highlight - Groundwater samples shaded in yellow were reported as exceedences of Site Cleanup Levels for TPH-Dx. These detections and exceedences are a unique outcome related to in-situ groundwater treatment injections of 3DME, a treatment compound, along MLK South that was conducted at the Site. The 3DME treatment compound falls within the diesel-range but is not representative of a diesel petroleum hydrocarbon release at these well locations. This conclusion is supported by silica-gel cleanup testing for groundwater obtained from wells AMW-27 and AMW-28, which demonstrate that the TPH-Dx detections in these wells were a result of remediation products, as noted by the analytical laboratory.

U - Analyte not detected at or above Reporting Limit (RL) shown

J - Result value estimated

X - Chromatographic pattern does not match fuel standard used for quantitation

XJ - Chromatographic pattern does not match fuel standard used for quantitation, and Result value estimated.

"--" - indicates results not available

mV - millivolts

µS/cm - microSiemens per centimeter

deg C - degrees Celsius

NTU - Nephelometric Turbidity Units

mg/L - milligram per liter

ug/L - microgram per liter

SGC - Silica Gel Cleanup

Table 2. Groundwater TPH Analytical Data

Project No. 26000869, Mount Baker Properties Site, Seattle, Washington

		Location	AMW-27						AMW-28					
		Date	06/06/2023	12/04/2023	06/27/2024	12/06/2024	06/17/2025	12/10/2025	06/06/2023	12/05/2023	06/27/2024	12/05/2024	06/17/2025	12/10/2025
		Sample	AMW-27-20230606	AMW-27-20231204	AMW-27-20240627	AMW-27-20241206	AMW-27-20250617	AMW-27-20251210	AMW-28-20230606	AMW-28-20231205	AMW-28-20240627	AMW-28-20241205	AMW-28-20250617	AMW-28-20251210
Analyte	**Unit**	**Site Cleanup Level**												
Total Petroleum Hydrocarbons														
Diesel Range Organics [TPHd]	ug/L	500	**120 XJ**	93.5 U	**702 X**	96.9 U	93.2 U	95.2 U	**102 XJ**	**141 X**	**3,240 X**	**6,540 XJ**	**581**	**668 X**
Motor Oil Range Organics [TPHo]	ug/L	500	96.0 U	93.5 U	143 U	145 U	140 U	143 U	97.5 U	95.2 U	146 U	142 U	140 U	143 U
Diesel and Oil Extended Range Organics [TPH-Dx]	ug/L	500	192 U	187 U	**702 X**	242 U	140 U	143 U	195 U	**141 XJ**	**3,240 X**	**6,540 XJ**	**651**	**740 X**
Diesel Range Organics (SG)	ug/L	500	--	--	**238 X**	96.9 U	93.2 U	95.2 U	--	--	195 U	**2,530 X**	**138 X**	95.3 U
Motor Oil Range Organics (SG)	ug/L	500	--	--	95.1 U	145 U	140 U	143 U	--	--	195 U	142 U	140 U	143 U
Diesel and Oil Extended Range Organics (SGC) [TPH-Dx (SGC)]	ug/L	500	--	--	**238**	242 U	140 U	143 U	--	--	390 U	**2,530 X**	**208 X**	143 U
Field Parameters														
Temperature	deg C		**16.76**	**16.14**	**16.68**	**17.53**	**17.35**	**17.42**	**16.18**	**15.83**	**16.11**	**17.16**	**19.02**	**17**
Specific Conductance	uS/cm		**442.13**	**748.99**	**374.01**	**718.1**	**457.1**	**780**	**492.17**	**0.44**	**1051**	**1054.8**	**655.2**	**919.5**
Dissolved Oxygen	mg/L		**1.3**	**0.21**	**0.18**	**0.09**	**0.17**	**0.086**	**0.26**	**8.53**	**0.05**	**0.08**	**0.02**	**0.112**
pH	pH units		**7.6**	**7.72**	**7.99**	**7.16**	**7.3**	**7.19**	**7.65**	**4.41**	**7.19**	**7.12**	**7.2**	**6.91**
Oxidation Reduction Potential	mV		**46.1**	**4.5**	**-185.9**	**-130.4**	**-140.9**	**-102.2**	**29.8**	**208.6**	**-168.7**	**-164.7**	**-149.1**	**-137.9**
Turbidity	NTU		**2.19**	**0.44**	**4.27**	**3.63**	**3.54**	**5.89**	**13.7**	**6.84**	**15.6**	**49.9**	**17.6**	**21.8**

Notes:

Bold - detected

Purple Highlight - Sample detected at a concentration above the Site Cleanup Level

Yellow Highlight - Groundwater samples shaded in yellow were reported as exceedences of Site Cleanup Levels for TPH-Dx. These detections and exceedences are a unique outcome related to in-situ groundwater treatment injections of 3DME, a treatment compound, along MLK South that was conducted at the Site. The 3DME treatment compound falls within the diesel-range but is not representative of a diesel petroleum hydrocarbon release at these well locations. This conclusion is supported by silica-gel cleanup testing for groundwater obtained from wells AMW-27 and AMW-28, which demonstrate that the TPH-Dx detections in these wells were a result of remediation products, as noted by the analytical laboratory.

U - Analyte not detected at or above Reporting Limit (RL) shown

J - Result value estimated

X - Chromatographic pattern does not match fuel standard used for quantitation

XJ - Chromatographic pattern does not match fuel standard used for quantitation, and Result value estimated.

"--" - indicates results not available

mV - millivolts

µS/cm - microSiemens per centimeter

deg C - degrees Celsius

NTU - Nephelometric Turbidity Units

mg/L - milligram per liter

ug/L - microgram per liter

SGC - Silica Gel Cleanup

Table 2. Groundwater TPH Analytical Data

Project No. 26000869, Mount Baker Properties Site, Seattle, Washington

			Location	MW-05										
			Date	11/28/2017	08/22/2018	12/29/2020	06/17/2021	06/08/2022	12/27/2022	06/06/2023	12/04/2023	06/25/2024	12/05/2024	06/16/2025	12/10/2025
			Sample	MW-5-112917	MW-05-082218	MW-5-122920	MW-5-061721	MW-5-20220608	MW-5-20221227	MW-05-20230606	MW-05-20231204	MW-5-20240625	MW-05-20241205	MW-05-20250616	MW-05-20251210
Analyte	**Unit**	**Site Cleanup Level**													
Total Petroleum Hydrocarbons															
Diesel Range Organics [TPHd]	ug/L	500		**140 X**	**1300 X**	--	**134**	93 U	--	**107 XJ**	96.7 U	**166 J**	95.1 U	**129**	95.0 U
Motor Oil Range Organics [TPHo]	ug/L	500		250 U	250 U	--	98.3 U	**167**	--	93.6 U	96.7 U	142 U	143 U	138 U	143 U
Diesel and Oil Extended Range Organics [TPH-Dx]	ug/L	500		**140 X**	**1300 X**	--	197 U	**227 J**	--	187 U	193 U	236 U	238 U	**198**	143 U
Diesel Range Organics (SG)	ug/L	500		--	--	--	--	--	--	--	--	--	--	92.3 U	95.0 U
Motor Oil Range Organics (SG)	ug/L	500		--	--	--	--	--	--	--	--	--	--	138 U	143 U
Diesel and Oil Extended Range Organics (SGC) [TPH-Dx (SGC)]	ug/L	500		--	--	--	--	--	--	--	--	--	--	138 U	143 U
Field Parameters															
Temperature	deg C			**15.8**	**19.5**	**11.7**	**15.7**	**14.1**	**13.77**	**17.07**	**16.04**	**20.09**	**16.89**	**18.4**	**16.84**
Specific Conductance	uS/cm			**304.9**	**460.7**	**336**	**321.2**	**520**	**381.72**	**456.53**	**379.58**	**757.25**	**612.73**	**394.6**	**616.1**
Dissolved Oxygen	mg/L			**1.93**	**1.42**	**2.03**	**1.06**	**2.43**	**6.5**	**1.3**	**5.21**	**4.85**	**3.79**	**0.95**	**2.71**
pH	pH units			**6.53**	**6.16**	**6.67**	**6.57**	**6.6**	**6.97**	**6.72**	**7.3**	**7.69**	**6.7**	**6.92**	**6.76**
Oxidation Reduction Potential	mV			**17.6**	**101.7**	**-0.3**	**35.3**	**-10.8**	**98.2**	**38.8**	**-3.8**	**-112.6**	**-46.3**	**-60.6**	**-58.1**
Turbidity	NTU			**2.32**	**15.4**	**7.87**	**5**	**4**	**30.85**	**5.58**	**4.66**	**3.9**	**9.5**	**3.62**	**1.46**

Notes:

Bold - detected

Purple Highlight - Sample detected at a concentration above the Site Cleanup Level

Yellow Highlight - Groundwater samples shaded in yellow were reported as exceedences of Site Cleanup Levels for TPH-Dx. These detections and exceedences are a unique outcome related to in-situ groundwater treatment injections of 3DME, a treatment compound, along MLK South that was conducted at the Site. The 3DME treatment compound falls within the diesel-range but is not representative of a diesel petroleum hydrocarbon release at these well locations. This conclusion is supported by silica-gel cleanup testing for groundwater obtained from wells AMW-27 and AMW-28, which demonstrate that the TPH-Dx detections in these wells were a result of remediation products, as noted by the analytical laboratory.

U - Analyte not detected at or above Reporting Limit (RL) shown

J - Result value estimated

X - Chromatographic pattern does not match fuel standard used for quantitation

XJ - Chromatographic pattern does not match fuel standard used for quantitation, and Result value estimated.

"--" - indicates results not available

mV - millivolts

µS/cm - microSiemens per centimeter

deg C - degrees Celsius

NTU - Nephelometric Turbidity Units

mg/L - milligram per liter

ug/L - microgram per liter

SGC - Silica Gel Cleanup

Table 2. Groundwater TPH Analytical Data

Project No. 26000869, Mount Baker Properties Site, Seattle, Washington

			Location	MW-10										
			Date	11/28/2017	08/23/2018	12/29/2020	06/16/2021	06/07/2022	12/28/2022	06/05/2023	12/05/2023	06/25/2024	12/05/2024	06/17/2025	12/09/2025
			Sample	MW-10-112817	AMW-10-082318	MW-10-122920	MW-10-061621	MW-10-20220607	MW-10-20221228	MW-10-20230605	MW-10-20231205	MW-10-20240625	MW-10-20241205	MW-10-20250617	MW-10-20251209
Analyte	**Unit**	**Site Cleanup Level**													
Total Petroleum Hydrocarbons															
Diesel Range Organics [TPHd]	ug/L	500		**570 X**	**260 X**	**140 X**	99.4 U	**528 X**	**675 X**	**393 XJ**	**436 X**	**438**	**357**	**386**	**373**
Motor Oil Range Organics [TPHo]	ug/L	500		250 U	250 U	**123**	**484**	92.4 U	92.4 U	93.6 U	93.9 U	145 U	143 U	151 U	141 U
Diesel and Oil Extended Range Organics [TPH-Dx]	ug/L	500		**570 X**	**260 X**	**123**	**558**	**528 XJ**	**675 X**	**393 XJ**	**436 X**	**438**	**357**	**462**	**444**
Diesel Range Organics (SG)	ug/L	500		--	--	--	--	--	--	--	--	--	--	101 U	93.7 U
Motor Oil Range Organics (SG)	ug/L	500		--	--	--	--	--	--	--	--	--	--	151 U	141 U
Diesel and Oil Extended Range Organics (SGC) [TPH-Dx (SGC)]	ug/L	500		--	--	--	--	--	--	--	--	--	--	151 U	141 U
Field Parameters															
Temperature	deg C			**16.3**	**16.8**	**15.2**	**16.8**	**15.8**	**15.85**	**16.57**	**15.83**	--	**17.35**	**16.67**	**17.17**
Specific Conductance	uS/cm			**851**	**2156**	**1441**	**1210**	**1655**	**1038.8**	**1374.3**	**0.29**	--	**1411.7**	**1362**	**1166**
Dissolved Oxygen	mg/L			**0.49**	**0.15**	**0.18**	**0.2**	**4.3**	**0.17**	**0.18**	**8.16**	--	**0.09**	**0.061**	**0.132**
pH	pH units			**6.38**	**6.46**	**6.78**	**6.67**	**6.68**	**6.7**	**6.76**	**4.61**	--	**6.67**	**6.754**	**6.696**
Oxidation Reduction Potential	mV			**-24.6**	**-109.6**	**-75.4**	**-101.8**	**-56.3**	**-103.1**	**-73.1**	**199**	--	**-98.9**	**-83.6**	**-105.3**
Turbidity	NTU			**9.1**	--	**9.56**	**8.22**	**10.1**	**2.95**	**1.68**	**2.21**	--	**1.4**	**2.81**	**0.92**

Notes:

Bold - detected

Purple Highlight - Sample detected at a concentration above the Site Cleanup Level

Yellow Highlight - Groundwater samples shaded in yellow were reported as exceedences of Site Cleanup Levels for TPH-Dx. These detections and exceedences are a unique outcome related to in-situ groundwater treatment injections of 3DME, a treatment compound, along MLK South that was conducted at the Site. The 3DME treatment compound falls within the diesel-range but is not representative of a diesel petroleum hydrocarbon release at these well locations. This conclusion is supported by silica-gel cleanup testing for groundwater obtained from wells AMW-27 and AMW-28, which demonstrate that the TPH-Dx detections in these wells were a result of remediation products, as noted by the analytical laboratory.

U - Analyte not detected at or above Reporting Limit (RL) shown

J - Result value estimated

X - Chromatographic pattern does not match fuel standard used for quantitation

XJ - Chromatographic pattern does not match fuel standard used for quantitation, and Result value estimated.

"--" - indicates results not available

mV - millivolts

µS/cm - microSiemens per centimeter

deg C - degrees Celsius

NTU - Nephelometric Turbidity Units

mg/L - milligram per liter

ug/L - microgram per liter

SGC - Silica Gel Cleanup

Table 3. Groundwater cVOCs and MNA Analytical Data

Project No. 26000869, Maddux North and South, Seattle, Washington

		Location	AMW-01		AMW-02		AMW-03										AMW-04		
		Date	03/24/2017	11/27/2017	11/27/2017	08/24/2018	11/27/2017	08/22/2018	12/29/2020	03/26/2021	06/17/2021	01/25/2022	06/08/2022	12/27/2022	06/05/2023	12/04/2023	11/29/2017	08/27/2018	12/04/2018
		Sample	AMW-1-032417	AMW-01-112717	AMW-02-112717	AMW-02-082418	AMW-03-112717	AMW-03-082218	AMW-03-122920	AMW-3-20210326	AMW-3-061721	AMW-03-012522	AMW-3-20220608	AMW-03-20221227	AMW-03-20230605	AMW-03-20231204	AMW-04-20171129	AMW-04-082718	GW-120418-NT-AMW-4
Analyte	**Unit**	**Site Cleanup Level**																	
Chlorinated Volatile Organic Compounds (cVOCs)																			
1,1-Dichloroethene	ug/L		1 U	1 U	1 U	50 U	1 U	1 U	1.00 U	0.500 U	0.500 U	0.500 U	0.5 U	0.500 U	0.500 U	0.500 U	1 U	1 U	1 U
1,2-Dichloroethane (EDC)	ug/L		1 U	1 U	1 U	50 U	1 U	1 U	--	--	--	--	--	--	--	--	1 U	1 U	1 U
Chloroethane	ug/L		1 U	1 U	1 U	50 U	1 U	1 U	--	--	--	--	--	--	--	--	1 U	1 U	1 U
Tetrachloroethene (PCE)	ug/L	5	**1500**	**1100**	**1800**	**2100**	1 U	1 U	1.00 U	0.400 U	0.400 U	0.400 U	0.4 U	0.350 U	0.350 U	0.350 U	**110**	**210**	**153**
Trichloroethene (TCE)	ug/L	5	**1.8**	**1.4**	**58**	**68**	1 U	1 U	0.500 U	0.500 U	0.500 U	0.500 U	0.5 U	0.400 U	0.400 U	0.400 U	**18**	**36**	**40.2**
cis-1,2-Dichloroethene (cDCE)	ug/L	16	1 U	1 U	**58**	**72**	1 U	1 U	1.00 U	0.500 U	0.500 U	0.500 U	0.5 U	0.500 U	0.500 U	0.500 U	**45**	**68**	**88.7**
Methylene Chloride	ug/L		5 U	5 U	5 U	250 U	5 U	5 U	--	--	--	--	--	--	--	--	5 U	5 U	4 U
trans-1,2-Dichloroethene (tDCE)	ug/L	16	1 U	1 U	1 U	50 U	1 U	1 U	1.00 U	0.500 U	--	--	0.5 U	0.350 U	0.350 U	0.350 U	1 U	1 U	1 U
Vinyl Chloride	ug/L	0.2	0.2 U	0.2 U	**0.21**	10 U	0.2 U	0.2 U	0.200 U	0.350 U	0.200 U	0.200 U	0.2 U	0.200 U	0.200 U	0.200 U	**8**	**6.5**	**11.1**
Monitored Natural Attenuation Parameters																			
Chloride	mg/L		--	--	--	--	--	--	--	--	--	--	--	--	--	--	--	--	--
Nitrate as Nitrogen	mg/L		--	--	--	--	--	--	--	--	--	--	--	--	--	--	--	--	--
Nitrite as Nitrogen	mg/L		--	--	--	--	--	--	--	--	--	--	--	--	--	--	--	--	--
Nitrate-Nitrite	mg/L		--	--	--	--	--	--	--	--	--	--	--	--	--	--	--	--	--
Sulfate	mg/L		--	--	--	--	--	--	--	--	--	--	--	--	--	--	--	--	--
Ethane	mg/L		--	--	--	--	--	--	--	--	--	--	--	--	--	--	--	--	--
Ethylene	mg/L		--	--	--	--	--	--	--	--	--	--	--	--	--	--	--	--	--
Methane	mg/L		--	--	--	--	--	--	--	--	--	--	--	--	--	--	--	--	--
Iron, dissolved	ug/L		--	--	--	--	--	--	--	--	--	--	--	--	--	--	--	--	--
Alkalinity, Total	mg/L		--	--	--	--	--	--	--	--	--	--	--	--	--	--	--	--	--
Total Organic Carbon	mg/L		--	--	--	--	--	--	--	--	--	--	--	--	--	--	--	--	--
Field Parameters																			
Temperature	deg C		**13.5**	--	**16.9**	**18.7**	**15.7**	**21.3**	**13**	**12.7**	**18.2**	**11.6**	**16.4**	**12.06**	**18.25**	**14.43**	**14.4**	**15.1**	--
Specific Conductance	uS/cm		**292.2**	--	**365.6**	**413.2**	**319**	**312.4**	**344.5**	**345**	**335.2**	**366.1**	**291.3**	**363.6**	**377.9**	**247.99**	**459.8**	**575.4**	--
Dissolved Oxygen	mg/L		**7.68**	--	**4.73**	**0.4**	**5.85**	**51.4**	**4.42**	**6.95**	**2.94**	**4.99**	**4.35**	**5.67**	**4.55**	**5.11**	**0.55**	**1.97**	--
pH	pH units		**6.83**	--	**7.04**	**6.62**	**7.15**	**6.71**	**6.84**	**6.91**	**6.94**	**6.9**	**6.77**	**7.13**	**7.05**	**7.02**	**6.36**	**6.58**	--
Oxidation Reduction Potential	mV		**102.3**	--	**94.7**	**43.5**	**94.2**	**95.7**	**56.2**	**103.7**	**75.5**	**31.3**	**44**	**131.6**	**116.6**	**109.4**	**22.9**	**12.8**	--
Turbidity	NTU		**94.1**	--	**7.41**	**2**	**24**	**42.8**	**10.6**	**53.6**	**17.1**	**5.31**	**6.37**	**78.43**	**5.57**	**15.9**	**16**	**96.8**	--

Notes:
Bold - detected
Gray label - Well has been decommissioned
Purple Highlight - Concentration exceeds Site Cleanup Level
U - Analyte not detected at or above Reporting Limit (RL) shown
J - Result value estimated
UJ - Analyte not detected and the Reporting Limit (RL) is an estimate.
R - Result Rejected. Not viable for quantitative or qualitative use.
"--" - indicates results not available
mV - millivolts
ppm =- parts per million
µS/cm - microSiemens per centimeter
deg C - degrees Celsius
NTU - Nephelometric Turbidity Units
mg/L - milligram per liter
ug/L - microgram per liter

Table 3. Groundwater cVOCs and MNA Analytical Data

Project No. 26000869, Maddux North and South, Seattle, Washington

Analyte	Unit	Site Cleanup Level	Location	AMW-05	AMW-05	AMW-05	AMW-06	AMW-06	AMW-06	AMW-06	AMW-06	AMW-06	AMW-06	AMW-06	AMW-06	AMW-06	AMW-06	AMW-06	AMW-06
			Date	11/29/2017	08/22/2018	12/04/2018	11/28/2017	08/22/2018	12/30/2020	03/26/2021	06/18/2021	01/25/2022	06/08/2022	12/28/2022	06/05/2023	12/05/2023	06/26/2024	12/05/2024	06/17/2025	12/08/2025
			Sample	AMW-05-112917	AMW-05-082218	GW-120418-NT-AMW-5	AMW-06-112817	AMW-06-082218	AMW-6-123020	AMW-6-20210326	AMW-6-061821	AMW-06-012522	AMW-06-20220608	AMW-06-20221228	AMW-06-20230605	AMW-06-20231205	AMW-06-20240626	AMW-06-20241205	AMW-06-20250617	AMW-06-20251208
Chlorinated Volatile Organic Compounds (cVOCs)																			
1,1-Dichloroethene	ug/L			1 U	1 U	1 U	1 U	1 U	1.00 U	0.500 U	0.500 U	0.500 U	0.5 U	0.500 U	0.500 U	0.500 U	0.500 U	0.500 U	0.500 U	0.500 U
1,2-Dichloroethane (EDC)	ug/L			1 U	1 U	1 U	1 U	1 U	--	--	--	--	--	--	--	--	--	--	--	--
Chloroethane	ug/L			1 U	1 U	4 U	1 U	1 U	--	--	--	--	--	--	--	--	--	--	--	--
Tetrachloroethene (PCE)	ug/L	5		1 U	1 U	1 U	**4.2**	**3**	**22.6**	**9.15**	**4.71**	**4.13**	**4.93**	**3.64**	**3.34**	**3.62**	**8.17**	**6.07**	**8.78 J**	**4.61**
Trichloroethene (TCE)	ug/L	5		1 U	1 U	0.4 U	**1.3**	1 U	**2.31**	**1.14**	**1.18**	**1.15**	**1.07**	**0.978**	**0.654**	**0.926**	**1.35**	**1.91**	**2.90 J**	**1.39**
cis-1,2-Dichloroethene (cDCE)	ug/L	16		1 U	1 U	1 U	1 U	1 U	**1.04**	0.500 U	0.500 U	0.500 U	0.5 U	0.500 U	0.500 U	0.500 U	**0.580**	**1.23**	**1.46 J**	**0.643**
Methylene Chloride	ug/L			5 U	5 U	4 U	5 U	5 U	--	--	--	--	--	--	--	--	--	--	--	--
trans-1,2-Dichloroethene (tDCE)	ug/L	16		1 U	1 U	1 U	1 U	1 U	1.00 U	0.500 U	--	--	0.5 U	0.350 U	0.350 U	0.350 U	0.500 U	0.500 U	0.500 U	0.500 U
Vinyl Chloride	ug/L	0.2		0.2 U	0.2 U	**0.0414**	0.2 U	0.2 U	0.200 U	0.350 U	0.200 U	0.200 U	0.2 U	0.200 U	0.200 U	0.200 U	0.200 U	0.200 U	0.200 U	0.200 U
Monitored Natural Attenuation Parameters																				
Chloride	mg/L			--	--	--	--	--	--	--	--	--	**34.2**	**54.0**	--	--	**72.3**	**34.1**	**38.2**	**29.8**
Nitrate as Nitrogen	mg/L			--	--	--	--	--	--	--	--	--	**1.51**	**1.66**	--	--	--	**2.19**	**0.452 U**	0.200 U
Nitrite as Nitrogen	mg/L			--	--	--	--	--	--	--	--	--	1 U	1.20 U	--	--	--	2.50 U	0.609 U	0.200 U
Nitrate-Nitrite	mg/L			--	--	--	--	--	--	--	--	--	--	--	--	--	4.00 U	--	--	
Sulfate	mg/L			--	--	--	--	--	--	--	--	--	**26.5**	**28.0**	--	--	**21.8**	**27.2**	**29.6**	**28.0**
Ethane	mg/L			--	--	--	--	--	--	--	--	--	0.0151 U	0.0151 U	--	--	0.0100 U	0.0100 U	0.0100 U	0.0100 U
Ethylene	mg/L			--	--	--	--	--	--	--	--	--	0.0146 U	0.0146 U	--	--	0.0100 U	0.0100 U	0.0100 U	0.0100 U
Methane	mg/L			--	--	--	--	--	--	--	--	--	0.00675 U	0.00675 U	--	--	**0.0128**	**0.259**	**1.39**	**0.765**
Iron, dissolved	ug/L			--	--	--	--	--	--	--	--	--	100 U	250 U	--	--	**777**	**365**	**6,360**	**8,810**
Alkalinity, Total	mg/L			--	--	--	--	--	--	--	--	--	**126**	**124**	--	--	**155**	**168**	**47.5**	**155**
Total Organic Carbon	mg/L			--	--	--	--	--	--	--	--	--	**0.988**	**0.951**	--	--	**1.52**	**1.62**	**2.30**	**18.61 R**
Field Parameters																				
Temperature	deg C			**16.1**	**18.2**	--	**14**	**17.6**	**14.1**	**12.8**	**15.7**	**12.6**	**14.6**	**12.5**	**14.69**	**15.75**	**16.39**	**14.32**	**15.67**	**15.61**
Specific Conductance	uS/cm			**366.8**	**798**	--	**333**	**362.6**	**388.2**	**401**	**343**	**470.7**	**168.9**	**389.24**	**471.9**	**359.79**	**392.69**	**396.88**	**442.5**	**453.4**
Dissolved Oxygen	mg/L			**2.61**	**0.26**	--	**1.86**	**2.23**	**0.31**	**3.64**	**2.83**	**2.94**	**3.99**	**4.98**	**3.26**	**4.03**	**0.17**	**0.61**	**0.26**	**0.231**
pH	pH units			**6.73**	**6.22**	--	**6.91**	**6.29**	**6.55**	**6.89**	**6.75**	**4.47**	**6.6**	**6.84**	**6.79**	**6.89**	**7.38**	**6.58**	**6.74**	**6.52**
Oxidation Reduction Potential	mV			**26.6**	**107.7**	--	**22.9**	**79.3**	**61.7**	**-3.1**	**34.8**	**-104.5**	**78.6**	**19**	**79.4**	**34.1**	**-30**	**24.7**	**-33.3**	**-45.5**
Turbidity	NTU			**3.58**	**2.69**	--	**7.04**	**0.32**	**12.6**	**15.2**	**4.39**	**7.2**	**8.84**	**33.75**	**15.2**	**7.05**	**4.79**	**6.71**	**12.2**	**25.7**

Notes:
Bold - detected
Gray label - Well has been decommissioned
Purple Highlight - Concentration exceeds Site Cleanup Level
U - Analyte not detected at or above Reporting Limit (RL) shown
J - Result value estimated
UJ - Analyte not detected and the Reporting Limit (RL) is an estimate.
R - Result Rejected. Not viable for quantitative or qualitative use.
"--" - indicates results not available
mV - millivolts
ppm =- parts per million
µS/cm - microSiemens per centimeter
deg C - degrees Celsius
NTU - Nephelometric Turbidity Units
mg/L - milligram per liter
ug/L - microgram per liter

Table 3. Groundwater cVOCs and MNA Analytical Data

Project No. 26000869, Maddux North and South, Seattle, Washington

			Location	AMW-07								AMW-08							
			Date	11/28/2017	08/20/2018	12/29/2020	06/16/2021	06/07/2022	12/27/2022	06/05/2023	12/04/2023	11/28/2017	08/20/2018	12/29/2020	06/16/2021	06/07/2022	12/27/2022	06/05/2023	12/04/2023
			Sample	AMW-07-112817	AMW-07-082018	AMW-07-122920	AMW-7-061621	AMW-7-20220607	AMW-07-20221227	AMW-07-20230605	AMW-07-20231204	AMW-08-112817	AMW-08-082018	AMW-08-122920	AMW-8-061621	AMW-8-20220607	AMW-08-20221227	AMW-08-20230605	AMW-08-20231204
Analyte	**Unit**	**Site Cleanup Level**																	
Chlorinated Volatile Organic Compounds (cVOCs)																			
1,1-Dichloroethene	ug/L			1 U	1.0 U	1.00 U	0.500 U	0.5 U	0.500 U	0.500 U	0.500 U	1 U	1.0 U	1.00 U	0.500 U	0.5 U	0.500 U	0.500 U	0.500 U
1,2-Dichloroethane (EDC)	ug/L			1 U	1.0 U	--	--	--	--	--	--	1 U	1.0 U	--	--	--	--	--	--
Chloroethane	ug/L			1 U	1.0 U	--	--	--	--	--	--	1 U	1.0 U	--	--	--	--	--	--
Tetrachloroethene (PCE)	ug/L	5		1 U	1.0 U	1.00 U	**0.625**	**0.767**	**0.810**	**0.436**	**0.773**	1 U	1.0 U	1.00 U	0.400 U	0.4 U	0.350 U	0.350 U	0.350 U
Trichloroethene (TCE)	ug/L	5		1 U	1.0 U	**0.587**	0.500 U	**0.602**	**0.565**	0.400 U	**0.714**	1 U	1.0 U	0.500 U	0.500 U	0.5 U	0.400 U	0.400 U	0.400 U
cis-1,2-Dichloroethene (cDCE)	ug/L	16		1 U	1.0 U	1.00 U	0.500 U	0.5 U	0.500 U	0.500 U	0.500 U	1 U	1.0 U	1.00 U	0.500 U	0.5 U	0.500 U	0.500 U	0.500 U
Methylene Chloride	ug/L			5 U	5.0 U	--	--	--	--	--	--	5 U	5.0 U	--	--	--	--	--	--
trans-1,2-Dichloroethene (tDCE)	ug/L	16		1 U	1.0 U	1.00 U	--	0.5 U	0.350 U	0.350 U	0.350 U	1 U	1.0 U	1.00 U	--	0.5 U	0.350 U	0.350 U	0.350 U
Vinyl Chloride	ug/L	0.2		0.2 U	0.20 U	0.200 U	0.200 U	0.2 U	0.200 U	0.200 U	0.200 U	0.2 U	0.2 U	0.200 U	0.200 U	0.2 U	0.200 U	0.200 U	0.200 U
Monitored Natural Attenuation Parameters																			
Chloride	mg/L			--	--	--	--	--	--	--	--	--	--	--	--	--	--	--	--
Nitrate as Nitrogen	mg/L			--	--	--	--	--	--	--	--	--	--	--	--	--	--	--	--
Nitrite as Nitrogen	mg/L			--	--	--	--	--	--	--	--	--	--	--	--	--	--	--	--
Nitrate-Nitrite	mg/L			--	--	--	--	--	--	--	--	--	--	--	--	--	--	--	--
Sulfate	mg/L			--	--	--	--	--	--	--	--	--	--	--	--	--	--	--	--
Ethane	mg/L			--	--	--	--	--	--	--	--	--	--	--	--	--	--	--	--
Ethylene	mg/L			--	--	--	--	--	--	--	--	--	--	--	--	--	--	--	--
Methane	mg/L			--	--	--	--	--	--	--	--	--	--	--	--	--	--	--	--
Iron, dissolved	ug/L			--	--	--	--	--	--	--	--	--	--	--	--	--	--	--	--
Alkalinity, Total	mg/L			--	--	--	--	--	--	--	--	--	--	--	--	--	--	--	--
Total Organic Carbon	mg/L			--	--	--	--	--	--	--	--	--	--	--	--	--	--	--	--
Field Parameters																			
Temperature	deg C			**15**	**17.8**	**14.9**	**16.8**	**15.6**	**14.06**	**14.66**	**15.97**	**13.9**	**16.2**	**13.2**	**15.5**	**13.9**	**13.46**	**13.61**	**14.62**
Specific Conductance	uS/cm			**385.2**	**319.4**	**537.4**	**564.3**	**488.5**	**593.23**	**631.95**	**490.09**	**404.3**	**423.6**	**278.3**	**414.5**	**382.6**	**442.69**	**313.8**	**303.75**
Dissolved Oxygen	mg/L			**3.47**	**4.91**	**2.79**	**3.43**	**38.6**	**3.35**	**4.43**	**3.92**	**3.23**	**0.59**	**4.87**	**1.07**	**10.8**	**0.3**	**0.49**	**0.18**
pH	pH units			**6.88**	**6.67**	**6.6**	**6.66**	**6.61**	**6.79**	**6.73**	**6.73**	**8.33**	**6.82**	**6.01**	**6.69**	**6.76**	**7.2**	**6.6**	**7.58**
Oxidation Reduction Potential	mV			**45.8**	**71.2**	**51.7**	**93.3**	**29**	**131.3**	**59**	**117.3**	**83.8**	**83.4**	**33.4**	**85.3**	**46.7**	**131.3**	**44**	**56.6**
Turbidity	NTU			**2.95**	**1.32**	**10.5**	**1.56**	**2.37**	0.02 U	**1.05**	**1.1**	**4.35**	**2.85**	**11.3**	**1.26**	**2.64**	0.02 U	**1.85**	**4.16**

Notes:
Bold - detected
Gray label - Well has been decommissioned
Purple Highlight - Concentration exceeds Site Cleanup Level
U - Analyte not detected at or above Reporting Limit (RL) shown
J - Result value estimated
UJ - Analyte not detected and the Reporting Limit (RL) is an estimate.
R - Result Rejected. Not viable for quantitative or qualitative use.
"--" - indicates results not available
mV - millivolts
ppm =- parts per million
µS/cm - microSiemens per centimeter
deg C - degrees Celsius
NTU - Nephelometric Turbidity Units
mg/L - milligram per liter
ug/L - microgram per liter

Table 3. Groundwater cVOCs and MNA Analytical Data

Project No. 26000869, Maddux North and South, Seattle, Washington

			Location	AMW-09								AMW-10	
			Date	11/27/2017	08/21/2018	12/30/2020	06/17/2021	06/07/2022	12/27/2022	06/07/2023	12/04/2023	11/27/2017	08/24/2018
			Sample	AMW-09-112717	AMW-09-082118	AMW-09-123020	AMW-9-061721	AMW-9-20220607	AMW-09-20221227	AMW-09-20230607	AMW-09-20231204	AMW-10-112717	AMW-10-082418
Analyte	**Unit**	**Site Cleanup Level**											
Chlorinated Volatile Organic Compounds (cVOCs)													
1,1-Dichloroethene	ug/L			1 U	1 U	1.00 U	0.500 U	0.5 U	0.500 U	0.500 U	0.500 U	1 U	10 U
1,2-Dichloroethane (EDC)	ug/L			1 U	1 U	--	--	--	--	--	--	1 U	10 U
Chloroethane	ug/L			1 U	1 U	--	--	--	--	--	--	1 U	10 U
Tetrachloroethene (PCE)	ug/L	5		1 U	1 U	1.00 U	0.400 U	0.4 U	0.350 U	0.350 U	0.350 U	**310**	**650**
Trichloroethene (TCE)	ug/L	5		1 U	1 U	0.500 U	0.500 U	0.5 U	0.400 U	0.400 U	0.400 U	**25**	**52**
cis-1,2-Dichloroethene (cDCE)	ug/L	16		1 U	1 U	1.00 U	0.500 U	0.5 U	0.500 U	0.500 U	0.500 U	**31**	**69**
Methylene Chloride	ug/L			5 U	5 U	--	--	--	--	--	--	5 U	50 U
trans-1,2-Dichloroethene (tDCE)	ug/L	16		1 U	1 U	1.00 U	--	0.5 U	0.350 U	0.350 U	0.350 U	1 U	10 U
Vinyl Chloride	ug/L	0.2		0.2 U	0.2 U	0.200 U	0.200 U	0.2 U	0.200 U	0.200 U	0.200 U	0.2 U	2 U
Monitored Natural Attenuation Parameters													
Chloride	mg/L			--	--	--	--	--	--	--	--	--	--
Nitrate as Nitrogen	mg/L			--	--	--	--	--	--	--	--	--	--
Nitrite as Nitrogen	mg/L			--	--	--	--	--	--	--	--	--	--
Nitrate-Nitrite	mg/L			--	--	--	--	--	--	--	--	--	--
Sulfate	mg/L			--	--	--	--	--	--	--	--	--	--
Ethane	mg/L			--	--	--	--	--	--	--	--	--	--
Ethylene	mg/L			--	--	--	--	--	--	--	--	--	--
Methane	mg/L			--	--	--	--	--	--	--	--	--	--
Iron, dissolved	ug/L			--	--	--	--	--	--	--	--	--	--
Alkalinity, Total	mg/L			--	--	--	--	--	--	--	--	--	--
Total Organic Carbon	mg/L			--	--	--	--	--	--	--	--	--	--
Field Parameters													
Temperature	deg C			**17.2**	**19.4**	**12.1**	**15.8**	**16.2**	**16.79**	**15.97**	**17.3**	**15.7**	**17.5**
Specific Conductance	uS/cm			**797**	**952**	**817**	**864**	**759**	**776.59**	**942**	**957.09**	**389.7**	**312.6**
Dissolved Oxygen	mg/L			**0.3**	**0.26**	**0.98**	**0.23**	**4.3**	**0.13**	**0.05**	**0.34**	**1.49**	**0.45**
pH	pH units			**6.76**	**6.54**	**6.43**	**6.35**	**6.66**	**6.73**	**6.52**	**6.76**	**6.52**	**6.35**
Oxidation Reduction Potential	mV			**-30.5**	**0.3**	**51.2**	**21.1**	**-42.7**	**-86.9**	**-56.1**	**-45.7**	**106.3**	**64.6**
Turbidity	NTU			**7.85**	**1.72**	**10.3**	**0**	**3.64**	**0.28**	**0.99**	**12**	**16.7**	**1**

Notes:
Bold - detected
Gray label - Well has been decommissioned
Purple Highlight - Concentration exceeds Site Cleanup Level
U - Analyte not detected at or above Reporting Limit (RL) shown
J - Result value estimated
UJ - Analyte not detected and the Reporting Limit (RL) is an estimate.
R - Result Rejected. Not viable for quantitative or qualitative use.
"--" - indicates results not available
mV - millivolts
ppm =- parts per million
µS/cm - microSiemens per centimeter
deg C - degrees Celsius
NTU - Nephelometric Turbidity Units
mg/L - milligram per liter
ug/L - microgram per liter

Table 3. Groundwater cVOCs and MNA Analytical Data

Project No. 26000869, Maddux North and South, Seattle, Washington

			Location	AMW-11												AMW-12		AMW-13	
			Date	11/28/2017	08/23/2018	12/30/2020	06/16/2021	06/08/2022	12/29/2022	06/06/2023	12/05/2023	06/26/2024	12/04/2024	06/17/2025	12/09/2025	11/29/2017	08/21/2018	11/29/2017	08/27/2018
			Sample	AMW-11-112817	AMW-11-082318	AMW-11-123020	AMW-11-061621	AMW-11-20220608	AMW-11-20221229	AMW-11-20230606	AMW-11-20231205	AMW-11-20240626	AMW-11-20241204	AMW-11-20250617	AMW-11-20251209	AMW-12-112917	AMW-12-082118	AMW-13-20171129	AMW-13-082718
Analyte	**Unit**	**Site Cleanup Level**																	
Chlorinated Volatile Organic Compounds (cVOCs)																			
1,1-Dichloroethene	ug/L			1 U	1 U	1.00 U	0.500 U	0.5 U	0.500 U	0.500 U	0.500 U	0.500 U	0.500 U	0.500 U	0.500 U	1 U	1 U	1 U	1 U
1,2-Dichloroethane (EDC)	ug/L			1 U	1 U	--	--	--	--	--	--	--	--	--	--	1 U	1 U	1 U	1 U
Chloroethane	ug/L			1 U	1 U	--	--	--	--	--	--	--	--	--	--	1 U	1 U	1 U	1 U
Tetrachloroethene (PCE)	ug/L	5		1 U	1 U	1.00 U	0.400 U	0.4 U	0.350 U	0.350 U	0.350 U	0.500 U	0.500 U	0.500 U	0.500 U	1 U	1 U	**20**	**93**
Trichloroethene (TCE)	ug/L	5		1 U	1 U	0.500 U	0.500 U	0.5 U	0.400 U	0.400 U	0.400 U	0.500 U	0.500 U	0.500 U	0.500 U	1 U	1 U	**59**	**41**
cis-1,2-Dichloroethene (cDCE)	ug/L	16		1 U	1 U	1.00 U	**0.738**	**0.565**	0.500 U	0.500 U	**0.659**	0.500 U	0.500 U	0.500 U	0.500 U	1 U	1 U	**110**	**84**
Methylene Chloride	ug/L			5 U	5 U	--	--	--	--	--	--	--	--	--	--	5 U	5 U	5 U	5 U
trans-1,2-Dichloroethene (tDCE)	ug/L	16		1 U	1 U	1.00 U	--	0.5 U	0.350 U	0.350 U	0.350 U	0.500 U	0.500 U	0.500 U	0.500 U	1 U	1 U	1 U	1 U
Vinyl Chloride	ug/L	0.2		**0.22**	**0.24**	**0.920**	**1.94**	**1.20**	**0.854**	**0.441**	**0.924**	**0.426**	**0.528**	**0.328**	0.200 U	0.2 U	0.2 U	**15**	**7.6**
Monitored Natural Attenuation Parameters																			
Chloride	mg/L			--	--	--	--	--	--	--	--	--	--	--	--	--	--	--	--
Nitrate as Nitrogen	mg/L			--	--	--	--	--	--	--	--	--	--	--	--	--	--	--	--
Nitrite as Nitrogen	mg/L			--	--	--	--	--	--	--	--	--	--	--	--	--	--	--	--
Nitrate-Nitrite	mg/L			--	--	--	--	--	--	--	--	--	--	--	--	--	--	--	--
Sulfate	mg/L			--	--	--	--	--	--	--	--	--	--	--	--	--	--	--	--
Ethane	mg/L			--	--	--	--	--	--	--	--	--	--	--	--	--	--	--	--
Ethylene	mg/L			--	--	--	--	--	--	--	--	--	--	--	--	--	--	--	--
Methane	mg/L			--	--	--	--	--	--	--	--	--	--	--	--	--	--	--	--
Iron, dissolved	ug/L			--	--	--	--	--	--	--	--	--	--	--	--	--	--	--	--
Alkalinity, Total	mg/L			--	--	--	--	--	--	--	--	--	--	--	--	--	--	--	--
Total Organic Carbon	mg/L			--	--	--	--	--	--	--	--	--	--	--	--	--	--	--	--
Field Parameters																			
Temperature	deg C			**16.3**	**16.9**	**13**	**15.7**	**13.7**	**14.06**	**16.41**	**15.06**	**15.38**	**15.02**	**15.91**	**16.08**	**15.5**	**16.6**	**14.1**	**15.2**
Specific Conductance	uS/cm			**786**	**1035**	**686**	**465.1**	**1182**	**839**	**747.09**	**0.42**	**839.98**	**940.65**	**1036**	**1084**	**393.8**	**460.2**	**450.8**	**512.7**
Dissolved Oxygen	mg/L			**0.39**	**0.11**	**0.32**	**0.22**	**1.71**	**0.15**	**0.08**	**7.71**	**0.08**	**0.15**	**0.544**	**0.153**	**0.1**	**0.29**	**5**	**0.21**
pH	pH units			**6.71**	**6.59**	**7.68**	**6.9**	**6.82**	**7.02**	**7.05**	**4.64**	**6.96**	**6.79**	**6.891**	**6.676**	**6.54**	**6.48**	**6.45**	**6.45**
Oxidation Reduction Potential	mV			**-98.4**	**-106.5**	**-129**	**-62.8**	**-125.8**	**-91.2**	**-102.2**	**206.8**	**-106.3**	**-98.1**	**-44.1**	**-10.4**	**16.3**	**57.6**	**82.5**	**23.3**
Turbidity	NTU			**9.92**	--	**2.88**	**1.81**	**1.65**	**2.73**	**4.72**	**1.78**	**3.11**	**4.88**	**2.17**	**2.12**	**7.17**	**5.03**	**67.1**	**2.81**

Notes:
Bold - detected
Gray label - Well has been decommissioned
Purple Highlight - Concentration exceeds Site Cleanup Level
U - Analyte not detected at or above Reporting Limit (RL) shown
J - Result value estimated
UJ - Analyte not detected and the Reporting Limit (RL) is an estimate.
R - Result Rejected. Not viable for quantitative or qualitative use.
"--" - indicates results not available
mV - millivolts
ppm =- parts per million
µS/cm - microSiemens per centimeter
deg C - degrees Celsius
NTU - Nephelometric Turbidity Units
mg/L - milligram per liter
ug/L - microgram per liter

Table 3. Groundwater cVOCs and MNA Analytical Data

Project No. 26000869, Maddux North and South, Seattle, Washington

			Location	AMW-14							
			Date	11/28/2017	08/23/2018	12/29/2020	06/16/2021	06/08/2022	12/28/2022	06/05/2023	12/05/2023
			Sample	AMW-14-112817	AMW-14-082318	AMW-14-122920	AMW-14-061621	AMW-14-20220608	AMW-14-20221228	AMW-14-20230605	AMW-14-20231205
Analyte	**Unit**	**Site Cleanup Level**									
Chlorinated Volatile Organic Compounds (cVOCs)											
1,1-Dichloroethene	ug/L		1 U	1 U	1.00 U	0.500 U	0.5 U	0.500 U	0.500 U	0.500 U	
1,2-Dichloroethane (EDC)	ug/L		1 U	1 U	--	--	--	--	--	--	
Chloroethane	ug/L		1 U	1 U	--	--	--	--	--	--	
Tetrachloroethene (PCE)	ug/L	5	1 U	1 U	1.00 U	0.400 U	0.4 U	0.350 U	0.350 U	0.350 U	
Trichloroethene (TCE)	ug/L	5	1 U	1 U	0.500 U	0.500 U	0.5 U	0.400 U	0.400 U	0.400 U	
cis-1,2-Dichloroethene (cDCE)	ug/L	16	1 U	1 U	1.00 U	0.500 U	0.5 U	0.500 U	0.500 U	0.500 U	
Methylene Chloride	ug/L		5 U	5 U	--	--	--	--	--	--	
trans-1,2-Dichloroethene (tDCE)	ug/L	16	1 U	1 U	1.00 U	--	0.5 U	0.350 U	0.350 U	0.350 U	
Vinyl Chloride	ug/L	0.2	0.2 U	0.2 U	0.200 U	0.200 U	0.2 U	0.200 U	0.200 U	0.200 U	
Monitored Natural Attenuation Parameters											
Chloride	mg/L		--	--	--	--	--	--	--	--	
Nitrate as Nitrogen	mg/L		--	--	--	--	--	--	--	--	
Nitrite as Nitrogen	mg/L		--	--	--	--	--	--	--	--	
Nitrate-Nitrite	mg/L		--	--	--	--	--	--	--	--	
Sulfate	mg/L		--	--	--	--	--	--	--	--	
Ethane	mg/L		--	--	--	--	--	--	--	--	
Ethylene	mg/L		--	--	--	--	--	--	--	--	
Methane	mg/L		--	--	--	--	--	--	--	--	
Iron, dissolved	ug/L		--	--	--	--	--	--	--	--	
Alkalinity, Total	mg/L		--	--	--	--	--	--	--	--	
Total Organic Carbon	mg/L		--	--	--	--	--	--	--	--	
Field Parameters											
Temperature	deg C		**15.9**	**17.1**	**13.9**	**17.4**	**13.8**	**15**	**17.27**	**14.99**	
Specific Conductance	uS/cm		**1052**	**1142**	**1138**	**594**	**446.4**	**822.87**	**1008.8**	**0.37**	
Dissolved Oxygen	mg/L		**0.48**	**0.23**	**0.66**	**0.17**	**0.42**	**0.35**	**0.09**	**7.7**	
pH	pH units		**6.63**	**5.56**	**7**	**6.89**	**6.68**	**6.95**	**6.96**	**4.74**	
Oxidation Reduction Potential	mV		**-96.4**	**-91.9**	**-100.1**	**-87.1**	**-105.8**	**-115**	**-91.9**	**200.4**	
Turbidity	NTU		**7.4**	**1.46**	**2.19**	**2.47**	**1.55**	**9.65**	**4.88**	**4.88**	

Notes:
Bold - detected
Gray label - Well has been decommissioned
Purple Highlight - Concentration exceeds Site Cleanup Level
U - Analyte not detected at or above Reporting Limit (RL) shown
J - Result value estimated
UJ - Analyte not detected and the Reporting Limit (RL) is an estimate.
R - Result Rejected. Not viable for quantitative or qualitative use.
"--" - indicates results not available
mV - millivolts
ppm =- parts per million
µS/cm - microSiemens per centimeter
deg C - degrees Celsius
NTU - Nephelometric Turbidity Units
mg/L - milligram per liter
ug/L - microgram per liter

Table 3. Groundwater cVOCs and MNA Analytical Data

Project No. 26000869, Maddux North and South, Seattle, Washington

			Location	AMW-15										
			Date	11/28/2017	08/23/2018	12/30/2020	06/16/2021	06/08/2022	12/29/2022	06/06/2023	12/05/2023	06/26/2024	12/05/2024	06/17/2025	12/09/2025
			Sample	AMW-15-112817	AMW-15-082318	AMW-15-123020	AMW-15-061621	AMW-15-20220608	AMW-15-20221229	AMW-15-20230606	AMW-15-20231205	AMW-15-20240626	AMW-15-20241205	AMW-15-20250617	AMW-15-20251209
Analyte	**Unit**	**Site Cleanup Level**													
Chlorinated Volatile Organic Compounds (cVOCs)															
1,1-Dichloroethene	ug/L			1 U	1 U	1.00 U	0.500 U	0.5 U	0.500 U	0.500 U	0.500 U	0.500 U	0.500 U	0.500 U	0.500 U
1,2-Dichloroethane (EDC)	ug/L			1 U	1 U	--	--	--	--	--	--	--	--	--	--
Chloroethane	ug/L			1 U	1 U	--	--	--	--	--	--	--	--	--	--
Tetrachloroethene (PCE)	ug/L	5		1 U	**1**	1.00 U	0.400 U	0.4 U	0.350 U	0.350 U	0.350 U	0.500 U	0.500 U	0.500 U	0.500 U
Trichloroethene (TCE)	ug/L	5		1 U	**4.6**	0.500 U	0.500 U	0.5 U	0.400 U	0.400 U	0.400 U	0.500 U	0.500 U	0.500 U	0.500 U
cis-1,2-Dichloroethene (cDCE)	ug/L	16		**1.4**	**6.1**	**1.63**	**1.74**	**0.893**	**1.01**	**0.694**	**1.24**	**0.648**	**0.738**	**0.571**	**0.687**
Methylene Chloride	ug/L			5 U	5 U	--	--	--	--	--	--	--	--	--	--
trans-1,2-Dichloroethene (tDCE)	ug/L	16		1 U	1 U	1.00 U	--	0.5 U	0.350 U	0.350 U	0.350 U	0.500 U	0.500 U	0.500 U	0.500 U
Vinyl Chloride	ug/L	0.2		**4.1**	**2.8**	**6.06**	**6.01**	**4.04**	**5.02**	**3.27**	**4.53**	**2.21**	**3.01**	**2.55**	**2.19**
Monitored Natural Attenuation Parameters															
Chloride	mg/L			--	--	--	--	--	--	--	--	**58.1**	**48.2**	**54.2**	**64.8**
Nitrate as Nitrogen	mg/L			--	--	--	--	--	--	--	--	--	1.50 U	0.452 U	0.200 U
Nitrite as Nitrogen	mg/L			--	--	--	--	--	--	--	--	--	2.50 U	0.609 U	0.200 U
Nitrate-Nitrite	mg/L			--	--	--	--	--	--	--	--	4.00 U	--	--	--
Sulfate	mg/L			--	--	--	--	--	--	--	--	**14.5**	**24.1**	**13.2**	**14.0**
Ethane	mg/L			--	--	--	--	--	--	--	--	**0.0160**	0.0100 U	0.0100 U	0.0100 U
Ethylene	mg/L			--	--	--	--	--	--	--	--	0.0100 U	0.0100 U	0.0100 U	0.0100 U
Methane	mg/L			--	--	--	--	--	--	--	--	**1.48**	**1.63**	**1.68**	**2.41**
Iron, dissolved	ug/L			--	--	--	--	--	--	--	--	**21,400**	**26,600**	**32,500**	**31,800**
Alkalinity, Total	mg/L			--	--	--	--	--	--	--	--	**493**	**546**	**47.8**	**750**
Total Organic Carbon	mg/L			--	--	--	--	--	--	--	--	**2.61**	**2.99**	**2.68**	**33.16 R**
Field Parameters															
Temperature	deg C			**16.7**	**19.6**	**14.8**	**16.7**	**14.8**	**15.66**	**17.12**	**15.1**	**17.43**	**16.57**	**17.2**	**16.94**
Specific Conductance	uS/cm			**567.3**	**484.1**	**711**	**471.8**	**341.9**	**562.55**	**734.32**	**0.5**	**976.17**	**1234**	**1178**	**1178**
Dissolved Oxygen	mg/L			**0.32**	**0.11**	**0.44**	**0.23**	**0.44**	**0.32**	**0.08**	**8.01**	**0.14**	**0.17**	**0.065**	**0.146**
pH	pH units			**6.97**	**6.65**	**7.69**	**7**	**6.96**	**7.13**	**6.96**	**4.68**	**6.96**	**6.9**	**6.845**	**6.789**
Oxidation Reduction Potential	mV			**-128**	**-115.6**	**-131.6**	**-82.3**	**-125.9**	**-101.3**	**-106.9**	**206**	**-112.8**	**-124.1**	**-105.2**	**-129.6**
Turbidity	NTU			**11.6**	--	**8.24**	**2.85**	**3.74**	**2.87**	**3.93**	**3.1**	**3.19**	**4.49**	**3.61**	**1.71**

Notes:
Bold - detected
Gray label - Well has been decommissioned
Purple Highlight - Concentration exceeds Site Cleanup Level
U - Analyte not detected at or above Reporting Limit (RL) shown
J - Result value estimated
UJ - Analyte not detected and the Reporting Limit (RL) is an estimate.
R - Result Rejected. Not viable for quantitative or qualitative use.
"--" - indicates results not available
mV - millivolts
ppm =- parts per million
µS/cm - microSiemens per centimeter
deg C - degrees Celsius
NTU - Nephelometric Turbidity Units
mg/L - milligram per liter
ug/L - microgram per liter

Table 3. Groundwater cVOCs and MNA Analytical Data

Project No. 26000869, Maddux North and South, Seattle, Washington

			Location	AMW-16										
			Date	08/23/2018	12/29/2020	06/16/2021	06/08/2022	12/28/2022	06/05/2023	12/05/2023	06/26/2024	12/05/2024	06/16/2025	12/09/2025
			Sample	AMW-16-082318	AMW-16-122920	AMW-16-061621	AMW-16-20220608	AMW-16-20221228	AMW-16-20230605	AMW-16-20231205	AMW-16-20240626	AMW-16-20241205	AMW-16-20250616	AMW-16-20251209
Analyte	**Unit**	**Site Cleanup Level**												
Chlorinated Volatile Organic Compounds (cVOCs)														
1,1-Dichloroethene	ug/L			1 U	1.00 U	0.500 U	0.5 U	0.500 U	0.500 U	0.500 U	0.500 U	0.500 U	0.500 U	0.500 U
1,2-Dichloroethane (EDC)	ug/L			1 U	--	--	--	--	--	--	--	--	--	--
Chloroethane	ug/L			1 U	--	--	--	--	--	--	--	--	--	--
Tetrachloroethene (PCE)	ug/L	5		1 U	1.00 U	0.400 U	0.4 U	0.350 U	0.350 U	0.350 U	0.500 U	0.500 U	0.500 U	0.500 U
Trichloroethene (TCE)	ug/L	5		1 U	0.500 U	0.500 U	0.5 U	0.400 U	0.400 U	0.400 U	0.500 U	0.500 U	0.500 U	0.500 U
cis-1,2-Dichloroethene (cDCE)	ug/L	16		**2.8**	1.00 U	**0.558**	**0.515**	**0.522**	0.500 U	**0.513**	0.500 U	0.500 U	0.500 U	0.500 U
Methylene Chloride	ug/L			5 U	--	--	--	--	--	--	--	--	--	--
trans-1,2-Dichloroethene (tDCE)	ug/L	16		1 U	1.00 U	--	0.5 U	0.350 U	0.350 U	0.350 U	0.500 U	0.500 U	0.500 U	0.500 U
Vinyl Chloride	ug/L	0.2		**1.9**	**1.40**	**0.833**	0.2 U	**1.19**	0.200 U	0.200 U	0.200 U	0.200 U	0.200 U	0.200 U
Monitored Natural Attenuation Parameters														
Chloride	mg/L			--	--	--	--	--	--	--	**16.5**	**15.9**	**15.1**	**4.89**
Nitrate as Nitrogen	mg/L			--	--	--	--	--	--	--	--	**0.860**	**0.226 U**	0.200 U
Nitrite as Nitrogen	mg/L			--	--	--	--	--	--	--	--	2.50 U	0.304 U	0.200 U
Nitrate-Nitrite	mg/L			--	--	--	--	--	--	--	4.00 U	--	--	
Sulfate	mg/L			--	--	--	--	--	--	--	10.0 U	10.0 U	1.00 U	1.00 U
Ethane	mg/L			--	--	--	--	--	--	--	0.0100 U	0.0100 U	0.0100 U	0.0100 U
Ethylene	mg/L			--	--	--	--	--	--	--	0.0100 U	0.0100 U	0.0100 U	0.0100 U
Methane	mg/L			--	--	--	--	--	--	--	**3.44**	**4.84**	**3.18**	**3.20**
Iron, dissolved	ug/L			--	--	--	--	--	--	--	**9,860**	**27,700**	**19,500**	**5,550**
Alkalinity, Total	mg/L			--	--	--	--	--	--	--	**989**	**1,100**	**1,250**	**211**
Total Organic Carbon	mg/L			--	--	--	--	--	--	--	**24.6**	**30.7**	**31.5**	**32.34 R**
Field Parameters														
Temperature	deg C			**18.5**	**14.8**	**16.4**	**14.4**	**15.94**	**16.48**	**16.38**	**15.99**	**17.38**	**16.44**	**16.85**
Specific Conductance	uS/cm			**1613**	**1929**	**1146**	**996**	**1382.7**	**1046.9**	**0.46**	**1459.7**	**1819.5**	**1537**	**266.4**
Dissolved Oxygen	mg/L			**0.19**	**0.28**	**0.16**	**0.41**	**0.14**	**0.08**	**7.4**	**0.09**	**0.13**	**0.09**	**0.239**
pH	pH units			**6.4**	**6.74**	**6.6**	**6.42**	**6.64**	**6.75**	**4.61**	**6.67**	**6.63**	**6.77**	**6.277**
Oxidation Reduction Potential	mV			**8.1**	**-74.3**	**-75.6**	**-94.8**	**-90.6**	**-67.2**	**198.7**	**-44.9**	**-89.4**	**-129.8**	**-13.1**
Turbidity	NTU			**4.91**	**8.9**	**2.35**	**2.78**	**7.46**	**1.88**	**3.4**	**7.47**	**2.45**	**6.78**	**10.2**

Notes:
Bold - detected
Gray label - Well has been decommissioned
Purple Highlight - Concentration exceeds Site Cleanup Level
U - Analyte not detected at or above Reporting Limit (RL) shown
J - Result value estimated
UJ - Analyte not detected and the Reporting Limit (RL) is an estimate.
R - Result Rejected. Not viable for quantitative or qualitative use.
"--" - indicates results not available
mV - millivolts
ppm =- parts per million
µS/cm - microSiemens per centimeter
deg C - degrees Celsius
NTU - Nephelometric Turbidity Units
mg/L - milligram per liter
ug/L - microgram per liter

Table 3. Groundwater cVOCs and MNA Analytical Data

Project No. 26000869, Maddux North and South, Seattle, Washington

			Location	AMW-17									
			Date	08/23/2018	12/30/2020	06/17/2021	06/08/2022	12/29/2022	06/05/2023	12/05/2023	06/26/2024	12/06/2024	06/17/2025	12/09/2025
			Sample	AMW-17-082318	AMW-17-123020	AMW-17-061721	AMW-17-20220608	AMW-17-20221229	AMW-17-20230605	AMW-17-20231205	AMW-17-20240626	AMW-17-20241206	AMW-17-20250617	AMW-17-20251209
Analyte	**Unit**	**Site Cleanup Level**												
Chlorinated Volatile Organic Compounds (cVOCs)														
1,1-Dichloroethene	ug/L			1 U	1.00 U	0.500 U	0.5 U	0.500 U	0.500 U	0.500 U	0.500 U	0.500 U	0.500 U	0.500 U
1,2-Dichloroethane (EDC)	ug/L			1 U	--	--	--	--	--	--	--	--	--	--
Chloroethane	ug/L			1 U	--	--	--	--	--	--	--	--	--	--
Tetrachloroethene (PCE)	ug/L	5		1 U	1.00 U	0.400 U	**1.60**	0.350 U	0.350 U	0.350 U	0.500 U	0.500 U	0.500 U	0.500 U
Trichloroethene (TCE)	ug/L	5		1 U	0.500 U	0.500 U	0.5 U	0.400 U	0.400 U	0.400 U	0.500 U	0.500 U	0.500 U	0.500 U
cis-1,2-Dichloroethene (cDCE)	ug/L	16		1 U	1.00 U	0.500 U	0.5 U	0.500 U	0.500 U	**0.848**	**0.521**	0.500 U	**0.507**	**0.595**
Methylene Chloride	ug/L			5 U	--	--	--	--	--	--	--	--	--	--
trans-1,2-Dichloroethene (tDCE)	ug/L	16		1 U	1.00 U	--	0.5 U	0.350 U	0.350 U	0.350 U	0.500 U	0.500 U	0.500 U	0.500 U
Vinyl Chloride	ug/L	0.2		0.2 U	0.200 U	0.200 U	0.2 U	0.200 U	0.200 U	0.200 U	**0.307**	0.200 U	**0.631**	**0.537**
Monitored Natural Attenuation Parameters														
Chloride	mg/L			--	--	--	--	--	--	--	**52.2**	**47.2**	**61.2**	**68.8**
Nitrate as Nitrogen	mg/L			--	--	--	--	--	--	--	--	1.50 U	0.452 U	0.200 U
Nitrite as Nitrogen	mg/L			--	--	--	--	--	--	--	--	2.50 U	0.609 U	0.200 U
Nitrate-Nitrite	mg/L			--	--	--	--	--	--	--	4.00 U	--	--	
Sulfate	mg/L			--	--	--	--	--	--	--	10.0 U	10.0 U	2.00 U	1.00 U
Ethane	mg/L			--	--	--	--	--	--	--	0.0100 U	0.0100 U	0.0100 U	0.0100 U
Ethylene	mg/L			--	--	--	--	--	--	--	0.0100 U	0.0100 U	0.0100 U	0.0100 U
Methane	mg/L			--	--	--	--	--	--	--	**3.94**	**5.00**	**6.07**	**5.09**
Iron, dissolved	ug/L			--	--	--	--	--	--	--	**7,820**	**6,630**	**9,400**	**10,100**
Alkalinity, Total	mg/L			--	--	--	--	--	--	--	**227**	**217**	**48.3**	**267**
Total Organic Carbon	mg/L			--	--	--	--	--	--	--	**7.83**	**7.62**	**7.58**	**29.25 R**
Field Parameters														
Temperature	deg C			**19.5**	**16.1**	**17**	**15.7**	**16.24**	**16.96**	**16.34**	**18.56**	**17.58**	**18.28**	**18.94**
Specific Conductance	uS/cm			**614**	**495.8**	**647**	**272.9**	**493.96**	**701.95**	**0.26**	**481.6**	**435.1**	**588.7**	**610**
Dissolved Oxygen	mg/L			**0.15**	**0.82**	**0.07**	**0.42**	**0.13**	**0.06**	**7.42**	**0.12**	**0.09**	**0.11**	**0.032**
pH	pH units			**6.31**	**7.1**	**6.39**	**6.53**	**6.73**	**6.69**	**4.58**	**6.45**	**6.42**	**6.54**	**6.55**
Oxidation Reduction Potential	mV			**-48.1**	**-42.1**	**-55.3**	**-82.4**	**-58**	**-34.2**	**210.6**	**-17.7**	**-51.5**	**-70.5**	**-78**
Turbidity	NTU			--	**3.5**	**12.3**	**1.87**	**2.14**	**0.48**	**2.15**	**3.16**	**2.55**	**0.79**	**3.66**

Notes:
Bold - detected
Gray label - Well has been decommissioned
Purple Highlight - Concentration exceeds Site Cleanup Level
U - Analyte not detected at or above Reporting Limit (RL) shown
J - Result value estimated
UJ - Analyte not detected and the Reporting Limit (RL) is an estimate.
R - Result Rejected. Not viable for quantitative or qualitative use.
"--" - indicates results not available
mV - millivolts
ppm =- parts per million
µS/cm - microSiemens per centimeter
deg C - degrees Celsius
NTU - Nephelometric Turbidity Units
mg/L - milligram per liter
ug/L - microgram per liter

Table 3. Groundwater cVOCs and MNA Analytical Data

Project No. 26000869, Maddux North and South, Seattle, Washington

			Location	AMW-18										
			Date	08/23/2018	12/29/2020	06/16/2021	06/08/2022	12/28/2022	06/06/2023	12/05/2023	06/26/2024	12/04/2024	06/17/2025	12/09/2025
			Sample	AMW-18-082318	AMW-18-122920	AMW-18-061621	AMW-18-20220608	AMW-18-20221228	AMW-18-20230606	AMW-18-20231205	AMW-18-20240626	AMW-18-20241204	AMW-18-20250617	AMW-18-20251209
Analyte	**Unit**	**Site Cleanup Level**												
Chlorinated Volatile Organic Compounds (cVOCs)														
1,1-Dichloroethene	ug/L		1 U	1.00 U	0.500 U	0.5 U	0.500 U	0.500 U	0.500 U	0.500 U	0.500 U	0.500 U	0.500 U	
1,2-Dichloroethane (EDC)	ug/L		1 U	--	--	--	--	--	--	--	--	--	--	
Chloroethane	ug/L		1 U	--	--	--	--	--	--	--	--	--	--	
Tetrachloroethene (PCE)	ug/L	5	1 U	1.00 U	0.400 U	0.4 U	0.350 U	0.350 U	0.350 U	0.500 U	0.500 U	0.500 U	0.500 U	
Trichloroethene (TCE)	ug/L	5	1 U	0.500 U	0.500 U	0.5 U	0.400 U	0.400 U	0.400 U	0.500 U	0.500 U	0.500 U	0.500 U	
cis-1,2-Dichloroethene (cDCE)	ug/L	16	1 U	1.00 U	0.500 U	0.5 U	0.500 U	0.500 U	0.500 U	0.500 U	0.500 U	0.500 U	0.500 U	
Methylene Chloride	ug/L		5 U	--	--	--	--	--	--	--	--	--	--	
trans-1,2-Dichloroethene (tDCE)	ug/L	16	1 U	1.00 U	--	0.5 U	0.350 U	0.350 U	0.350 U	0.500 U	0.500 U	0.500 U	0.500 U	
Vinyl Chloride	ug/L	0.2	0.2 U	0.200 U	0.200 U	0.2 U	0.200 U	0.200 U	0.200 U	0.200 U	0.200 U	0.200 U	0.500 U	
Monitored Natural Attenuation Parameters														
Chloride	mg/L		--	--	--	--	--	--	--	--	--	--	--	
Nitrate as Nitrogen	mg/L		--	--	--	--	--	--	--	--	--	--	--	
Nitrite as Nitrogen	mg/L		--	--	--	--	--	--	--	--	--	--	--	
Nitrate-Nitrite	mg/L		--	--	--	--	--	--	--	--	--	--		
Sulfate	mg/L		--	--	--	--	--	--	--	--	--	--	--	
Ethane	mg/L		--	--	--	--	--	--	--	--	--	--	--	
Ethylene	mg/L		--	--	--	--	--	--	--	--	--	--	--	
Methane	mg/L		--	--	--	--	--	--	--	--	--	--	--	
Iron, dissolved	ug/L		--	--	--	--	--	--	--	--	--	--	--	
Alkalinity, Total	mg/L		--	--	--	--	--	--	--	--	--	--	--	
Total Organic Carbon	mg/L		--	--	--	--	--	--	--	--	--	--	--	
Field Parameters														
Temperature	deg C		**18.4**	**14.8**	**16.3**	**14.8**	**15.76**	**17.54**	**15.52**	**17.58**	**15.46**	**15.77**	**17.57**	
Specific Conductance	uS/cm		**1098**	**1197**	**735**	**2122**	**706.78**	**1099.3**	**0.41**	**844.44**	**901.9**	**909.9**	**451.5**	
Dissolved Oxygen	mg/L		**0.14**	**0.35**	**0.31**	**1.66**	**0.18**	**0.05**	**8.01**	**0.1**	**0.1**	**0.06**	**0.188**	
pH	pH units		**6.59**	**6.98**	**6.68**	**6.53**	**6.87**	**6.78**	**4.73**	**7.53**	**6.72**	**6.83**	**6.765**	
Oxidation Reduction Potential	mV		**-114.9**	**-101.3**	**-17.3**	**-114.5**	**-104.7**	**-81**	**207.4**	**-147.5**	**-93.4**	**-94.5**	**-118.3**	
Turbidity	NTU		--	**3.53**	**2.29**	**1.95**	**3.76**	**2.55**	**3.82**	**2.06**	**1.89**	**2.98**	**1.78**	

Notes:
Bold - detected
Gray label - Well has been decommissioned
Purple Highlight - Concentration exceeds Site Cleanup Level
U - Analyte not detected at or above Reporting Limit (RL) shown
J - Result value estimated
UJ - Analyte not detected and the Reporting Limit (RL) is an estimate.
R - Result Rejected. Not viable for quantitative or qualitative use.
"--" - indicates results not available
mV - millivolts
ppm =- parts per million
µS/cm - microSiemens per centimeter
deg C - degrees Celsius
NTU - Nephelometric Turbidity Units
mg/L - milligram per liter
ug/L - microgram per liter

Table 3. Groundwater cVOCs and MNA Analytical Data

Project No. 26000869, Maddux North and South, Seattle, Washington

			Location	AMW-19												
			Date	08/24/2018	12/31/2020	03/26/2021	06/18/2021	01/25/2022	06/07/2022	12/28/2022	06/05/2023	12/05/2023	06/27/2024	12/05/2024	06/16/2025	12/08/2025
			Sample	AMW-19-082418	AMW-19-123120	AMW-19-20210326	AMW-19-061821	AMW-19-012522	AMW-19-20220607	AMW-19-20221228	AMW-19-20230605	AMW-19-20231205	AMW-19-20240627	AMW-19-20241205	AMW-19-2025-0616	AMW-19-20251208
Analyte	**Unit**	**Site Cleanup Level**														
Chlorinated Volatile Organic Compounds (cVOCs)																
1,1-Dichloroethene	ug/L			1 U	1.00 U	0.500 U	0.500 U	0.500 U	0.5 U	0.500 U	0.500 U	5.00 U	**0.803**	**0.505**	0.500 U	0.500 U
1,2-Dichloroethane (EDC)	ug/L			1 U	--	--	--	--	--	--	--	--	--	--	--	--
Chloroethane	ug/L			1 U	--	--	--	--	--	--	--	--	--	--	--	--
Tetrachloroethene (PCE)	ug/L	5		**12**	**2.39**	**1.03**	**2.06**	**29.2**	**13.9**	**43.2**	**28.1**	**53.0**	**70.7**	**0.562**	**4.57**	0.500 U
Trichloroethene (TCE)	ug/L	5		**3.6**	**3.91**	**0.609**	**1.22**	**34.2**	**12.1**	**23.6**	**27.8**	**47.6**	**42.3**	**2.65**	**19.0**	**1.49**
cis-1,2-Dichloroethene (cDCE)	ug/L	16		**14**	**28.2**	**10.1**	**17.0**	**119**	**49.1**	**13.1**	**62.9**	**141**	**112**	**111**	**77.7**	**44.1**
Methylene Chloride	ug/L			5 U	--	--	--	--	--	--	--	--	--	--	--	--
trans-1,2-Dichloroethene (tDCE)	ug/L	16		**3**	**3.91**	**2.84**	--	--	**6.23**	**14.1**	**11.2**	**11.4**	**11.8**	**8.71**	**6.05**	**3.52**
Vinyl Chloride	ug/L	0.2		**1.1**	**4.18**	**1.90**	**3.43**	**11.4**	**6.74**	**14.3**	**5.66**	**8.09**	**10.1**	**11.1**	**5.15**	**4.98**
Monitored Natural Attenuation Parameters																
Chloride	mg/L			--	--	--	--	--	**207**	**106**	--	--	**63.1**	**61.9**	**75.3**	**57.3**
Nitrate as Nitrogen	mg/L			--	--	--	--	--	**15.2**	2.00 U	--	--	--	1.50 U	0.226 U	0.200 U
Nitrite as Nitrogen	mg/L			--	--	--	--	--	1 U	2.40 U	--	--	--	2.50 U	0.304 U	0.200 U
Nitrate-Nitrite	mg/L			--	--	--	--	--	--	--	--	--	4.00 U	--	--	
Sulfate	mg/L			--	--	--	--	--	**21.9**	**34.3**	--	--	**16.1**	**10.2**	**10.5**	**11.6**
Ethane	mg/L			--	--	--	--	--	**0.0175**	0.0151 U	0.0151 U	**0.0211**	**0.0386**	**0.0451**	**0.0671**	**0.0172**
Ethylene	mg/L			--	--	--	--	--	0.0146 U	0.0146 U	0.0146 U	0.0146 U	0.0100 U	0.0100 U	0.0100 U	0.0100 U
Methane	mg/L			--	--	--	--	--	**2.16**	**0.247**	**0.765**	**1.32**	**1.87**	**4.86**	**4.50**	**3.15**
Iron, dissolved	ug/L			--	--	--	--	--	**8,340**	**882**	**17,300**	**18,900**	**15,000**	**15,000**	**10,900**	**10,800**
Alkalinity, Total	mg/L			--	--	--	--	--	**219**	**285**	--	--	**381**	**313**	**474**	**354**
Total Organic Carbon	mg/L			--	--	--	--	--	**5.00**	**4.80**	**6.60**	**6.22**	**8.03**	**8.10**	**8.24**	**38.05 R**
Field Parameters																
Temperature	deg C			**19.6**	**14**	**13.1**	**16.1**	**12.5**	**14.4**	**12.68**	**14.11**	**15.51**	**14.97**	**15.38**	**14.9**	**14.75**
Specific Conductance	uS/cm			**1087**	**1101**	**1298**	**1129**	**859**	**2360**	**703.15**	**811.18**	**821.42**	**714.06**	**791.23**	**820.7**	**897.6**
Dissolved Oxygen	mg/L			**0.25**	**0.34**	**0.18**	**0.14**	**0.24**	**1.7**	**0.1**	**0.17**	**0.09**	**0.16**	**0.11**	**0.19**	**0.19**
pH	pH units			**6.61**	**7.25**	**6.69**	**6.57**	**6.37**	**6.42**	**6.57**	**6.48**	**6.59**	**7.29**	**6.59**	**6.7**	**6.33**
Oxidation Reduction Potential	mV			**36.3**	**-87.5**	**-28.2**	**-75.7**	**-341.9**	**-71.5**	**37.1**	**-3.8**	**-50.4**	**-106.5**	**-118.6**	**-140.6**	**-41.3**
Turbidity	NTU			**2.85**	**0.57**	**21**	**28.3**	**17**	**3.71**	**28.81**	**16.4**	**2.62**	**5.29**	**5.44**	**17.7**	**8.55**

Notes:
Bold - detected
Gray label - Well has been decommissioned
Purple Highlight - Concentration exceeds Site Cleanup Level
U - Analyte not detected at or above Reporting Limit (RL) shown
J - Result value estimated
UJ - Analyte not detected and the Reporting Limit (RL) is an estimate.
R - Result Rejected. Not viable for quantitative or qualitative use.
"--" - indicates results not available
mV - millivolts
ppm =- parts per million
µS/cm - microSiemens per centimeter
deg C - degrees Celsius
NTU - Nephelometric Turbidity Units
mg/L - milligram per liter
ug/L - microgram per liter

Table 3. Groundwater cVOCs and MNA Analytical Data

Project No. 26000869, Maddux North and South, Seattle, Washington

			Location	AMW-20											AMW-21
			Date	08/22/2018	12/29/2020	06/17/2021	06/09/2022	12/27/2022	06/06/2023	12/04/2023	06/26/2024	12/05/2024	06/16/2025	12/09/2025	07/31/2019
			Sample	AMW-20-082218	AMW-20-122920	AMW-20-061721	AMW-20-20220609	AMW-20-20221227	AMW-20-20230606	AMW-20-20231204	AMW-20-20240626	AMW-20-20241205	AMW-20-20250616	AMW-20-20251209	AMW-21-073119
Analyte	**Unit**	**Site Cleanup Level**													
Chlorinated Volatile Organic Compounds (cVOCs)															
1,1-Dichloroethene	ug/L			1 U	1.00 U	0.500 U	0.5 U	0.500 U	0.500 U	0.500 U	0.500 U	0.500 U	0.500 U	0.500 U	**1.3**
1,2-Dichloroethane (EDC)	ug/L			1 U	--	--	--	--	--	--	--	--	--	--	1 U
Chloroethane	ug/L			1 U	--	--	--	--	--	--	--	--	--	--	1 U
Tetrachloroethene (PCE)	ug/L	5		1 U	**4.10**	**4.52**	**7.87**	**7.84**	**13.6**	**12.9**	**2.06**	**0.650**	0.500 U	**0.804**	**97000**
Trichloroethene (TCE)	ug/L	5		1 U	0.500 U	**0.637**	**2.39 J**	**3.52**	**3.05**	**4.84**	**0.637**	**1.03**	**1.39**	**1.31**	**100**
cis-1,2-Dichloroethene (cDCE)	ug/L	16		1 U	1.00 U	**1.05**	**4.00**	**4.92**	**3.48**	**6.20**	**35.3**	**2.40**	**1.45**	**1.72**	**3.3**
Methylene Chloride	ug/L			5 U	--	--	--	--	--	--	--	--	--	--	5 U
trans-1,2-Dichloroethene (tDCE)	ug/L	16		1 U	1.00 U	--	--	0.350 U	0.350 U	0.350 U	0.500 U	**0.552**	**0.502**	**0.642**	1 U
Vinyl Chloride	ug/L	0.2		**0.32**	0.200 U	0.200 U	0.2 U	0.200 U	0.200 U	0.200 U	**1.84**	0.200 U	**3.02**	**1.20**	0.2 U
Monitored Natural Attenuation Parameters															
Chloride	mg/L			--	--	--	--	--	--	--	**23.1**	**65.6**	**53.5**	**66.2**	--
Nitrate as Nitrogen	mg/L			--	--	--	--	--	--	--	--	**1.73**	**0.604**	**1.64**	--
Nitrite as Nitrogen	mg/L			--	--	--	--	--	--	--	--	2.50 U	0.304 U	0.200 U	--
Nitrate-Nitrite	mg/L			--	--	--	--	--	--	--	4.00 U	--	--		--
Sulfate	mg/L			--	--	--	--	--	--	--	10.0 U	**15.2**	**43.5**	**81.2**	--
Ethane	mg/L			--	--	--	--	--	0.0151 U	0.0151 U	**0.0246**	**0.0380**	**0.0200**	**0.0120**	--
Ethylene	mg/L			--	--	--	--	--	0.0146 U	0.0146 U	**0.0159**	0.0100 U	0.0100 U	0.0100 U	--
Methane	mg/L			--	--	--	--	--	**0.00681**	**0.0122**	**0.881**	**8.59**	**4.75**	**4.01**	--
Iron, dissolved	ug/L			--	--	--	--	--	60.0 U	60.0 U	**8,020**	**3,160**	**4,120**	**2,140**	--
Alkalinity, Total	mg/L			--	--	--	--	--	--	--	**402**	**434**	**425**	**457**	--
Total Organic Carbon	mg/L			--	--	--	--	--	**9.65**	**5.72**	**67.8**	**10.8**	**8.15**	**29.41 R**	--
Field Parameters															
Temperature	deg C			**17.3**	**12.3**	**15.7**	**14.1**	**13.34**	**17.04**	**15.77**	**16.6**	**17.23**	**17.26**	**17.23**	**18.5**
Specific Conductance	uS/cm			**501.8**	**814**	**801**	**669**	**885.06**	**601.84**	**668.22**	**589.45**	**1042.7**	**760**	**437**	**521**
Dissolved Oxygen	mg/L			**0.12**	**2.47**	**0.86**	**1.01**	**1.26**	**0.34**	**1.21**	**0.21**	**0.08**	**0.13**	**0.086**	**1.09**
pH	pH units			**6.64**	**7.84**	**7.48**	**7.41**	**7.56**	**7.62**	**7.9**	**8.29**	**7.48**	**7.48**	**7.29**	**7.39**
Oxidation Reduction Potential	mV			**-39.4**	**-4.3**	**48.3**	**60.4**	**107.6**	**3.7**	**14.2**	**-206.3**	**-155.1**	**-167.2**	**-120**	**54.5**
Turbidity	NTU			**3.09**	**7.73**	**1.96**	**1.42**	**0.86**	**4.85**	**0.53**	**4.44**	**9.97**	**6.67**	**8.77**	**0.02**

Notes:
Bold - detected
Gray label - Well has been decommissioned
Purple Highlight - Concentration exceeds Site Cleanup Level
U - Analyte not detected at or above Reporting Limit (RL) shown
J - Result value estimated
UJ - Analyte not detected and the Reporting Limit (RL) is an estimate.
R - Result Rejected. Not viable for quantitative or qualitative use.
"--" - indicates results not available
mV - millivolts
ppm =- parts per million
µS/cm - microSiemens per centimeter
deg C - degrees Celsius
NTU - Nephelometric Turbidity Units
mg/L - milligram per liter
ug/L - microgram per liter

Table 3. Groundwater cVOCs and MNA Analytical Data

Project No. 26000869, Maddux North and South, Seattle, Washington

			Location	AMW-22										
			Date	04/01/2019	12/29/2020	06/16/2021	06/07/2022	12/28/2022	06/06/2023	12/06/2023	06/25/2024	12/04/2024	06/16/2025	12/08/2025
			Sample	AMW-22-040119	AMW-22-122920	AMW-22-061621	AMW-22-20220607	AMW-22-20221228	AMW-22-20230606	AMW-22-20231206	AMW-22-20240625	AMW-22-20241204	AMW-22-20250616	AMW-22-20251208
Analyte	**Unit**	**Site Cleanup Level**												
Chlorinated Volatile Organic Compounds (cVOCs)														
1,1-Dichloroethene	ug/L			1 U	1.00 U	0.500 U	0.5 U	0.500 U	2.50 U	0.500 U	0.500 U	0.500 U	0.500 U	0.500 U
1,2-Dichloroethane (EDC)	ug/L			1 U	--	--	--	--	--	--	--	--	--	--
Chloroethane	ug/L			1 U	--	--	--	--	--	--	--	--	--	--
Tetrachloroethene (PCE)	ug/L	5		1 U	1.00 U	0.400 U	0.4 U	0.350 U	1.75 U	0.350 U	0.500 U	0.500 U	0.500 U	0.500 U
Trichloroethene (TCE)	ug/L	5		1 U	0.500 U	0.500 U	0.5 U	0.400 U	2.00 U	0.400 U	0.500 U	0.500 U	0.500 U	0.500 U
cis-1,2-Dichloroethene (cDCE)	ug/L	16		**2.7**	1.00 U	**0.762**	0.5 U	0.500 U	2.50 U	0.500 U	**0.514**	0.500 U	0.500 U	0.500 U
Methylene Chloride	ug/L			5 U	--	--	--	--	--	--	--	--	--	--
trans-1,2-Dichloroethene (tDCE)	ug/L	16		1 U	1.00 U	--	0.5 U	0.350 U	1.75 U	0.350 U	0.500 U	0.500 U	0.500 U	0.500 U
Vinyl Chloride	ug/L	0.2		**5.3**	**1.19**	**1.36**	**0.985**	**0.974**	**0.784 J**	**0.262**	**0.758**	0.200 U	**0.638**	**0.231**
Monitored Natural Attenuation Parameters														
Chloride	mg/L			--	--	--	--	--	--	--	--	--	--	--
Nitrate as Nitrogen	mg/L			--	--	--	--	--	--	--	--	--	--	--
Nitrite as Nitrogen	mg/L			--	--	--	--	--	--	--	--	--	--	--
Nitrate-Nitrite	mg/L			--	--	--	--	--	--	--	--	--	--	
Sulfate	mg/L			--	--	--	--	--	--	--	--	--	--	--
Ethane	mg/L			--	--	--	--	--	--	--	--	--	--	--
Ethylene	mg/L			--	--	--	--	--	--	--	--	--	--	--
Methane	mg/L			--	--	--	--	--	--	--	--	--	--	--
Iron, dissolved	ug/L			--	--	--	--	--	--	--	--	--	--	--
Alkalinity, Total	mg/L			--	--	--	--	--	--	--	--	--	--	--
Total Organic Carbon	mg/L			--	--	--	--	--	--	--	--	--	--	--
Field Parameters														
Temperature	deg C			**11**	**11.2**	**15.5**	**14.3**	**11.28**	**14.97**	**13.38**	**15.73**	**12.73**	**15.8**	**15.73**
Specific Conductance	uS/cm			**612.5**	**421.3**	**554.7**	**978**	**360.86**	**559.17**	**0.07**	**627.05**	**517.43**	**520.5**	**466.8**
Dissolved Oxygen	mg/L			**0.97**	**0.63**	**0.18**	**1.73**	**1.27**	**2.19**	**10.24**	**1.25**	**1.18**	**1.62**	**0.178**
pH	pH units			**6.59**	**6.18**	**6.38**	**6.24**	**6.47**	**6.7**	**7.02**	**7.37**	**6.4**	**6.66**	**6.564**
Oxidation Reduction Potential	mV			**-33.1**	**63.3**	**10.9**	**-71.7**	**26**	**-46.9**	**161.3**	**-122.6**	**-9.8**	**-65.2**	**-60.7**
Turbidity	NTU			**135**	**11.7**	**4.45**	**12.5**	**14.3**	**5.81**	**22.5**	**7.16**	**1.3**	**3.26**	**10**

Notes:
Bold - detected
Gray label - Well has been decommissioned
Purple Highlight - Concentration exceeds Site Cleanup Level
U - Analyte not detected at or above Reporting Limit (RL) shown
J - Result value estimated
UJ - Analyte not detected and the Reporting Limit (RL) is an estimate.
R - Result Rejected. Not viable for quantitative or qualitative use.
"--" - indicates results not available
mV - millivolts
ppm =- parts per million
µS/cm - microSiemens per centimeter
deg C - degrees Celsius
NTU - Nephelometric Turbidity Units
mg/L - milligram per liter
ug/L - microgram per liter

Table 3. Groundwater cVOCs and MNA Analytical Data

Project No. 26000869, Maddux North and South, Seattle, Washington

			Location	AMW-23									
			Date	07/31/2019	12/30/2020	06/17/2021	06/08/2022	12/28/2022	06/06/2023	12/06/2023	06/26/2024	06/17/2025	12/09/2025
			Sample	AMW-23-073119	AMW-23-123020	AMW-23-061721	AMW-23-20220608	AMW-23-20221228	AMW-23-20230606	MW-23-20231206	AMW-23-20240626	AMW-23-20250617	AMW-23-20251209
Analyte	**Unit**	**Site Cleanup Level**											
Chlorinated Volatile Organic Compounds (cVOCs)													
1,1-Dichloroethene	ug/L			1 U	1.00 U	0.500 U	0.5 U	0.500 U	0.500 U	0.500 U	0.500 U	0.500 U	0.500 U
1,2-Dichloroethane (EDC)	ug/L			1 U	--	--	--	--	--	--	--	--	--
Chloroethane	ug/L			1 U	--	--	--	--	--	--	--	--	--
Tetrachloroethene (PCE)	ug/L	5		**1.2**	1.00 U	0.400 U	0.4 U	0.350 U	0.350 U	0.350 U	0.500 U	0.500 U	0.500 U
Trichloroethene (TCE)	ug/L	5		1 U	0.500 U	0.500 U	0.5 U	0.400 U	0.400 U	0.400 U	0.500 U	0.500 U	0.500 U
cis-1,2-Dichloroethene (cDCE)	ug/L	16		1 U	1.00 U	0.500 U	0.5 U	0.500 U	0.500 U	0.500 U	0.500 U	0.500 U	0.500 U
Methylene Chloride	ug/L			5 U	--	--	--	--	--	--	--	--	--
trans-1,2-Dichloroethene (tDCE)	ug/L	16		1 U	1.00 U	--	0.5 U	0.350 U	0.350 U	0.350 U	0.500 U	0.500 U	0.500 U
Vinyl Chloride	ug/L	0.2		0.2 U	0.200 U	0.200 U	0.2 U	0.200 U	0.200 U	0.200 U	0.200 U	0.200 U	0.500 U
Monitored Natural Attenuation Parameters													
Chloride	mg/L			--	--	--	--	--	--	--	--	--	--
Nitrate as Nitrogen	mg/L			--	--	--	--	--	--	--	--	--	--
Nitrite as Nitrogen	mg/L			--	--	--	--	--	--	--	--	--	--
Nitrate-Nitrite	mg/L			--	--	--	--	--	--	--	--	--	
Sulfate	mg/L			--	--	--	--	--	--	--	--	--	--
Ethane	mg/L			--	--	--	--	--	--	--	--	--	--
Ethylene	mg/L			--	--	--	--	--	--	--	--	--	--
Methane	mg/L			--	--	--	--	--	--	--	--	--	--
Iron, dissolved	ug/L			--	--	--	--	--	--	--	--	--	--
Alkalinity, Total	mg/L			--	--	--	--	--	--	--	--	--	--
Total Organic Carbon	mg/L			--	--	--	--	--	--	--	--	--	--
Field Parameters													
Temperature	deg C			**18.4**	**13.7**	**17.1**	**15.8**	**14.77**	**18.08**	**16.56**	**17.78**	**18.22**	**16.92**
Specific Conductance	uS/cm			**1127**	**1229**	**1363**	**570**	**849.69**	**1036.8**	**0.19**	**894.78**	**1240**	**738.6**
Dissolved Oxygen	mg/L			**0.12**	**0.23**	**0.09**	**0.42**	**0.22**	**0.14**	**9.55**	**0.23**	**0.083**	**0.158**
pH	pH units			**6.82**	**7.42**	**6.74**	**6.64**	**6.93**	**6.82**	**5.94**	**7.57**	**6.835**	**6.837**
Oxidation Reduction Potential	mV			**-74.7**	**-60.9**	**-80**	**-56.5**	**-93.4**	**-97.9**	**207.6**	**-152.6**	**-102.4**	**-100.9**
Turbidity	NTU			**5.11**	**16.4**	**117**	**44.3**	**5.05**	**150**	**69.6**	**5.1**	**5.24**	**6.18**

Notes:
Bold - detected
Gray label - Well has been decommissioned
Purple Highlight - Concentration exceeds Site Cleanup Level
U - Analyte not detected at or above Reporting Limit (RL) shown
J - Result value estimated
UJ - Analyte not detected and the Reporting Limit (RL) is an estimate.
R - Result Rejected. Not viable for quantitative or qualitative use.
"--" - indicates results not available
mV - millivolts
ppm =- parts per million
µS/cm - microSiemens per centimeter
deg C - degrees Celsius
NTU - Nephelometric Turbidity Units
mg/L - milligram per liter
ug/L - microgram per liter

Table 3. Groundwater cVOCs and MNA Analytical Data

Project No. 26000869, Maddux North and South, Seattle, Washington

			AMW-24											
		Location												
		Date	04/01/2019	12/30/2020	06/16/2021	01/25/2022	06/08/2022	12/29/2022	06/05/2023	12/04/2023	06/27/2024	12/05/2024	06/17/2025	12/09/2025
		Sample	AMW-24-040119	AMW-24-123020	AMW-24-061621	AMW-24-012522	AMW-24-20220608	AMW-24-20221229	AMW-24-20230605	AMW-24-20231204	AMW-24-20240627	AMW-24-20241205	AMW-24-20250617	AMW-24-20251209
Analyte	**Unit**	**Site Cleanup Level**												
Chlorinated Volatile Organic Compounds (cVOCs)														
1,1-Dichloroethene	ug/L		1 U	1.00 U	0.500 U	5.00 U	0.5 U	**0.652**	**0.606**	10.0 U	**0.574**	**2.10**	**1.51**	0.500 U
1,2-Dichloroethane (EDC)	ug/L		1 U	--	--	--	--	--	--	--	--	--	--	--
Chloroethane	ug/L		1 U	--	--	--	--	--	--	--	--	--	--	--
Tetrachloroethene (PCE)	ug/L	5	**510**	**461**	**366**	**308**	**355 J**	**238 E**	**384 E**	**417**	**368**	**279**	**309**	**494**
Trichloroethene (TCE)	ug/L	5	**24**	**17.0**	**12.8**	**6.20**	**12.6**	**25.5**	**21.6**	**14.8**	**32.4**	**72.0**	**62.2**	**124**
cis-1,2-Dichloroethene (cDCE)	ug/L	16	**9.4**	**6.15**	**4.06**	**2.01**	**3.60**	**6.94**	**5.22**	10.0 U	5.00 U	**268**	**234**	**198**
Methylene Chloride	ug/L		5 U	--	--	--	--	--	--	--	--	--	--	--
trans-1,2-Dichloroethene (tDCE)	ug/L	16	1 U	1.00 U	--	--	0.5 U	0.350 U	0.350 U	7.00 U	0.500 U	**0.619**	**0.968**	5.00 U
Vinyl Chloride	ug/L	0.2	0.2 U	0.200 U	0.200 U	2.00 U	0.2 U	0.200 U	0.200 U	4.00 U	0.200 U	**1.53**	**10.7**	**21.4**
Monitored Natural Attenuation Parameters														
Chloride	mg/L		--	--	--	--	**76.1**	**86.2**	--	--	**148**	**158**	**128**	**104**
Nitrate as Nitrogen	mg/L		--	--	--	--	**4.19**	**3.89**	--	--	--	1.50 U	0.452 U	2.00 U
Nitrite as Nitrogen	mg/L		--	--	--	--	1 U	0.240 U	--	--	--	2.50 U	0.609 U	2.00 U
Nitrate-Nitrite	mg/L		--	--	--	--	--	--	--	--	4.00 U	--	--	
Sulfate	mg/L		--	--	--	--	**22.0**	**23.8**	--	--	10.0 U	**13.6**	**10.1**	**16.9**
Ethane	mg/L		--	--	--	--	0.0151 U	0.0151 U	--	--	**0.0106**	**0.103**	**0.0468**	**0.0209**
Ethylene	mg/L		--	--	--	--	0.0146 U	0.0146 U	--	--	0.0100 U	**0.0207**	0.0100 U	0.0100 U
Methane	mg/L		--	--	--	--	0.00675 U	0.00675 U	--	--	**0.0143**	**0.673**	**3.58**	**3.19**
Iron, dissolved	ug/L		--	--	--	--	100 U	250 U	--	--	**3,520**	**5,180**	**2,960**	**1,400**
Alkalinity, Total	mg/L		--	--	--	--	**134**	**138**	--	--	**370**	**382**	**406**	**320**
Total Organic Carbon	mg/L		--	--	--	--	**1.39**	**1.33**	--	--	**64.8**	**3.52**	**3.50**	**24.78 R**
Field Parameters														
Temperature	deg C		**15.4**	**14.1**	**15.6**	**13.6**	**14.8**	**13.87**	**14.55**	**15.4**	**14.89**	**13.8**	**15.75**	**15.59**
Specific Conductance	uS/cm		**2098**	**768**	**665**	**661**	**448.2**	**389.14**	**630.89**	**472.42**	**800.41**	**1007.4**	**937.3**	**699.9**
Dissolved Oxygen	mg/L		**6.62**	**0.57**	**3.06**	**2.48**	**3.41**	**2.94**	**3.87**	**3.98**	**0.33**	**0.18**	**0.43**	**0.096**
pH	pH units		**7.25**	**6.26**	**6.58**	**6.37**	**6.15**	**6.42**	**6.38**	**6.39**	**7.31**	**6.5**	**6.64**	**6.53**
Oxidation Reduction Potential	mV		**49.4**	**51.8**	**66.7**	**-215.6**	**52.2**	**194.1**	**101.7**	**146.7**	**-80.9**	**111.7**	**20.2**	**30.8**
Turbidity	NTU		**5.05**	**20.3**	**8.54**	**8.86**	**5.17**	**2.26**	**0.27**	**1.54**	**3.85**	**4.4**	**3.22**	**6.86**

Notes:
Bold - detected
Gray label - Well has been decommissioned
Purple Highlight - Concentration exceeds Site Cleanup Level
U - Analyte not detected at or above Reporting Limit (RL) shown
J - Result value estimated
UJ - Analyte not detected and the Reporting Limit (RL) is an estimate.
R - Result Rejected. Not viable for quantitative or qualitative use.
"--" - indicates results not available
mV - millivolts
ppm =- parts per million
µS/cm - microSiemens per centimeter
deg C - degrees Celsius
NTU - Nephelometric Turbidity Units
mg/L - milligram per liter
ug/L - microgram per liter

Table 3. Groundwater cVOCs and MNA Analytical Data

Project No. 26000869, Maddux North and South, Seattle, Washington

			Location	AMW-25											
			Date	01/25/2021	03/26/2021	06/16/2021	01/25/2022	06/08/2022	12/27/2022	06/07/2023	12/06/2023	06/25/2024	12/04/2024	06/16/2025	12/09/2025
			Sample	AMW-25-012521	AMW-25-20210326	AMW-25-061621	AMW-25-012522	AMW-25-20220608	AMW-25-20221227	AMW-25-20230607	AMW-25-20231206	AMW-25-20240625	AMW-25-20241204	AMW-25-20250616	AMW-25-20251209
Analyte	**Unit**	**Site Cleanup Level**													
Chlorinated Volatile Organic Compounds (cVOCs)															
1,1-Dichloroethene	ug/L			1.00 U	0.500 U	0.500 U	0.500 U	0.5 U	0.500 U	0.500 U	0.500 U	0.500 U	0.500 U	0.500 U	0.500 U
1,2-Dichloroethane (EDC)	ug/L			--	--	--	--	--	--	--	--	--	--	--	--
Chloroethane	ug/L			--	--	--	--	--	--	--	--	--	--	--	--
Tetrachloroethene (PCE)	ug/L	5		1.00 U	0.400 U	0.400 U	0.400 U	0.4 U	0.350 U	0.350 U	**0.454**	**0.950**	0.500 U	**1.17**	**2.04**
Trichloroethene (TCE)	ug/L	5		0.500 U	0.500 U	0.500 U	0.500 U	0.5 U	0.400 U	0.400 U	0.400 U	0.500 U	0.500 U	0.500 U	0.500 U
cis-1,2-Dichloroethene (cDCE)	ug/L	16		1.00 U	0.500 U	0.500 U	**12.9**	**58.4**	**65.6**	**27.5**	**14.6**	**17.2**	**5.04**	**4.41**	**1.24**
Methylene Chloride	ug/L			--	--	--	--	--	--	--	--	--	--	--	--
trans-1,2-Dichloroethene (tDCE)	ug/L	16		1.00 U	0.500 U	--	--	0.5 U	0.350 U	0.350 U	0.350 U	0.500 U	0.500 U	0.500 U	0.500 U
Vinyl Chloride	ug/L	0.2		0.200 U	0.350 U	0.200 U	**3.46**	**3.65**	**1.97**	**0.509**	0.200 U	**0.332**	0.200 U	**0.232**	0.200 U
Monitored Natural Attenuation Parameters															
Chloride	mg/L			--	--	--	--	**27.7**	**31.1**	--	--	--	--	--	--
Nitrate as Nitrogen	mg/L			--	--	--	--	1 U	2.00 U	--	--	--	--	--	--
Nitrite as Nitrogen	mg/L			--	--	--	--	1 U	2.40 U	--	--	--	--	--	--
Nitrate-Nitrite	mg/L			--	--	--	--	--	--	--	--	--	--	--	
Sulfate	mg/L			--	--	--	--	**131**	**281**	--	--	--	--	--	--
Ethane	mg/L			--	--	--	--	0.0151 U	0.0151 U	--	--	--	--	--	--
Ethylene	mg/L			--	--	--	--	0.0146 U	0.0146 U	--	--	--	--	--	--
Methane	mg/L			--	--	--	--	**0.00963**	**0.0484**	--	--	--	--	--	--
Iron, dissolved	ug/L			--	--	--	--	**102**	250 U	--	--	--	--	--	--
Alkalinity, Total	mg/L			--	--	--	--	**347**	**334**	--	--	--	--	--	--
Total Organic Carbon	mg/L			--	--	--	--	**1.53**	**1.63**	--	--	--	--	--	--
Field Parameters															
Temperature	deg C			**8.4**	**11.6**	**15.9**	**11.9**	**12.6**	**14.81**	**16.5**	**16.55**	**18.16**	**17.52**	**18.18**	**18.51**
Specific Conductance	uS/cm			**503.7**	**555**	**483.6**	**1099**	**506.7**	**1051.4**	**488.12**	**0.07**	**695.38**	**407.02**	**360.9**	**461**
Dissolved Oxygen	mg/L			**4.95**	**8.55**	**0.6**	**0.43**	**3.83**	**0.57**	**0.59**	**9.48**	**3.64**	**0.92**	**0.83**	**6.72**
pH	pH units			**7.84**	**7.68**	**7.72**	**7.38**	**7.46**	**7.86**	**7.62**	**7.06**	**8.14**	**7.42**	**7.76**	**7.52**
Oxidation Reduction Potential	mV			**98.8**	**-6.2**	**43.5**	**29.9**	**78.3**	**124.6**	**53.8**	**168.6**	**162**	**-8.5**	**-15.8**	**42.1**
Turbidity	NTU			**4.86**	**21.1**	**35.2**	**4.96**	**109**	**7.91**	**6.84**	**3.64**	**4.56**	**1.09**	**2.57**	**2.83**

Notes:
Bold - detected
Gray label - Well has been decommissioned
Purple Highlight - Concentration exceeds Site Cleanup Level
U - Analyte not detected at or above Reporting Limit (RL) shown
J - Result value estimated
UJ - Analyte not detected and the Reporting Limit (RL) is an estimate.
R - Result Rejected. Not viable for quantitative or qualitative use.
"--" - indicates results not available
mV - millivolts
ppm =- parts per million
µS/cm - microSiemens per centimeter
deg C - degrees Celsius
NTU - Nephelometric Turbidity Units
mg/L - milligram per liter
ug/L - microgram per liter

Table 3. Groundwater cVOCs and MNA Analytical Data

Project No. 26000869, Maddux North and South, Seattle, Washington

Analyte	Unit	Site Cleanup Level	Location	AMW-26						AMW-27						AMW-28					
			Date	06/07/2023	12/05/2023	06/27/2024	12/05/2024	06/17/2025	12/10/2025	06/06/2023	12/04/2023	06/27/2024	12/06/2024	06/17/2025	12/10/2025	06/06/2023	12/05/2023	06/27/2024	12/05/2024	06/17/2025	12/10/2025
			Sample	AMW-26-20230607	AMW-26-20231205	AMW-26-20240627	AMW-26-20241205	AMW-26-20250617	AMW-26-20251210	AMW-27-20230606	AMW-27-20231204	AMW-27-20240627	AMW-27-20241206	AMW-27-20250617	AMW-27-20251210	AMW-28-20230606	AMW-28-20231205	AMW-28-20240627	AMW-28-20241205	AMW-28-20250617	AMW-28-20251210
Chlorinated Volatile Organic Compounds (cVOCs)																					
1,1-Dichloroethene	ug/L			0.500 U	0.500 U	0.500 U	0.500 U	0.500 U	0.500 U	0.500 U	0.500 U	0.500 U	0.500 U	0.500 U	0.500 U	0.500 U	0.500 U	0.500 U	0.500 U	0.500 U	0.500 U
1,2-Dichloroethane (EDC)	ug/L			--	--	--	--	--	--	--	--	--	--	--	--	--	--	--	--	--	--
Chloroethane	ug/L			--	--	--	--	--	--	--	--	--	--	--	--	--	--	--	--	--	--
Tetrachloroethene (PCE)	ug/L	5		0.350 U	0.350 U	**1.60**	**1.65**	**1.86**	**2.19**	**34.3**	**31.9**	**14.7**	**2.33**	**1.10**	**1.93**	**15.3**	**6.45**	**0.868**	0.500 U	0.500 U	0.500 U
Trichloroethene (TCE)	ug/L	5		**1.12**	**1.54**	**1.68**	**1.65**	**1.67**	**1.10**	**5.16**	**11.8**	**3.20**	**2.92**	**4.23**	**1.85**	**3.77**	**4.54**	0.500 U	0.500 U	0.500 U	0.500 U
cis-1,2-Dichloroethene (cDCE)	ug/L	16		**4.81**	**1.23**	**4.67**	**12.2**	**17.0**	**4.56**	**6.57**	**14.9**	**10.5**	**9.00**	**5.23**	**5.22**	**6.40**	**6.55**	**2.73**	0.500 U	**0.948**	0.500 U
Methylene Chloride	ug/L			--	--	--	--	--	--	--	--	--	--	--	--	--	--	--	--	--	--
trans-1,2-Dichloroethene (tDCE)	ug/L	16		**0.607**	0.350 U	0.500 U	0.500 U	0.500 U	0.500 U	0.350 U	0.350 U	0.500 U	0.500 U	0.500 U	0.500 U	0.350 U	0.350 U	0.500 U	0.500 U	0.500 U	0.500 U
Vinyl Chloride	ug/L	0.2		**2.00**	**0.352**	**0.572**	**1.39**	**1.42**	0.200 U	0.200 U	0.200 U	0.200 U	0.200 U	**5.52**	**1.41**	0.200 U	0.200 U	0.200 U	0.200 U	**2.00**	**0.605**
Monitored Natural Attenuation Parameters																					
Chloride	mg/L			--	--	--	--	--	--	--	--	**22.6**	**79.2**	**20.3**	**76.6**	--	--	--	--	--	--
Nitrate as Nitrogen	mg/L			--	--	--	--	--	--	--	--	--	1.50 U	0.452 U	**0.273**	--	--	--	--	--	--
Nitrite as Nitrogen	mg/L			--	--	--	--	--	--	--	--	--	2.50 U	0.609 U	0.200 U	--	--	--	--	--	--
Nitrate-Nitrite	mg/L			--	--	--	--	--		--	--	4.00 U	--	--		--	--	--	--	--	
Sulfate	mg/L			--	--	--	--	--	--	--	--	**14.8**	**49.3**	**36.1**	**72.5**	--	--	--	--	--	--
Ethane	mg/L			--	--	--	--	--	--	--	--	**0.0204**	0.0100 U	0.0100 U	0.0100 U	--	--	--	--	--	--
Ethylene	mg/L			--	--	--	--	--	--	--	--	0.0100 U	0.0100 U	0.0100 U	0.0100 U	--	--	--	--	--	--
Methane	mg/L			--	--	--	--	--	--	--	--	**0.216**	**4.55**	**0.788**	**0.181**	--	--	--	--	--	--
Iron, dissolved	ug/L			--	--	--	--	--	--	--	--	**7,210**	**1,450**	**1,160**	**926**	--	--	--	--	--	--
Alkalinity, Total	mg/L			--	--	--	--	--	--	--	--	**173**	**352**	**226**	**357**	--	--	--	--	--	--
Total Organic Carbon	mg/L			--	--	--	--	--	--	--	--	**26.7**	**5.40**	**3.51**	**21.37 R**	--	--	--	--	--	--
Field Parameters																					
Temperature	deg C			**16.67**	**13.99**	**16.41**	**14.73**	**17.36**	**14.75**	**16.76**	**16.14**	**16.68**	**17.53**	**17.35**	**17.42**	**16.18**	**15.83**	**16.11**	**17.16**	**19.02**	**17**
Specific Conductance	uS/cm			**739.93**	**231.02**	**381.53**	**530.58**	**500.8**	**277.7**	**442.13**	**748.99**	**374.01**	**718.1**	**457.1**	**780**	**492.17**	**0.44**	**1051**	**1054.8**	**655.2**	**919.5**
Dissolved Oxygen	mg/L			**0.11**	**4.27**	**0.14**	**0.22**	**0.2**	**1.74**	**1.3**	**0.21**	**0.18**	**0.09**	**0.17**	**0.086**	**0.26**	**8.53**	**0.05**	**0.08**	**0.02**	**0.112**
pH	pH units			**7**	**7.76**	**7.42**	**7.41**	**7.32**	**7.427**	**7.6**	**7.72**	**7.99**	**7.16**	**7.3**	**7.19**	**7.65**	**4.41**	**7.19**	**7.12**	**7.2**	**6.91**
Oxidation Reduction Potential	mV			**-28.5**	**-20.4**	**18.5**	**83.7**	**17.5**	**146.6**	**46.1**	**4.5**	**-185.9**	**-130.4**	**-140.9**	**-102.2**	**29.8**	**208.6**	**-168.7**	**-164.7**	**-149.1**	**-137.9**
Turbidity	NTU			**2.27**	**5.47**	**6.06**	**5.93**	**1.89**	**8.98**	**2.19**	**0.44**	**4.27**	**3.63**	**3.54**	**5.89**	**13.7**	**6.84**	**15.6**	**49.9**	**17.6**	**21.8**

Notes:
Bold - detected
Gray label - Well has been decommissioned
Purple Highlight - Concentration exceeds Site Cleanup Level
U - Analyte not detected at or above Reporting Limit (RL) shown
J - Result value estimated
UJ - Analyte not detected and the Reporting Limit (RL) is an estimate.
R - Result Rejected. Not viable for quantitative or qualitative use.
"--" - indicates results not available
mV - millivolts
ppm =- parts per million
µS/cm - microSiemens per centimeter
deg C - degrees Celsius
NTU - Nephelometric Turbidity Units
mg/L - milligram per liter
ug/L - microgram per liter

Table 3. Groundwater cVOCs and MNA Analytical Data

Project No. 26000869, Maddux North and South, Seattle, Washington

			Location	AMW-29						HC-MW-01										
			Date	06/06/2023	12/05/2023	06/27/2024	12/05/2024	06/17/2025	12/09/2025	11/27/2017	08/27/2018	12/31/2020	03/26/2021	06/17/2021	01/25/2022	06/07/2023	12/05/2023	06/26/2024	06/16/2025	12/08/2025
			Sample	AMW-29-20230606	AMW-29-20231205	AMW-29-20240627	AMW-29-20241205	AMW-29-20250617	AMW-29-20251209	HC-MW-1-112717	HC-MW-01-082718	HC-MW-1-123120	HC-MW-1-20210326	HC-MW-1-061721	HC-MW-01-012522	HC-MW-01-20230607	HC-MW-01-20231205	HC-MW-01-20240626	HC-MW-01-20250616	HC-MW-01-20251208
Analyte	**Unit**	**Site Cleanup Level**																		
Chlorinated Volatile Organic Compounds (cVOCs)																				
1,1-Dichloroethene	ug/L			0.500 U	0.500 U	0.500 U	0.500 U	0.500 U	0.500 U	1 U	1 U	1.00 U	0.500 U	0.500 U	0.500 U	0.500 U	0.500 U	0.500 U	0.500 U	0.500 U
1,2-Dichloroethane (EDC)	ug/L			--	--	--	--	--	--	1 U	1 U	--	--	--	--	--	--	--	--	--
Chloroethane	ug/L			--	--	--	--	--	--	1 U	1 U	--	--	--	--	--	--	--	--	--
Tetrachloroethene (PCE)	ug/L	5		**1.59**	**0.641**	**1.05**	**1.28**	**0.853**	**0.634**	**240**	**210**	**104**	**20.1**	**29.4**	**9.47**	0.350 U	0.350 U	0.500 U	0.500 U	0.500 U
Trichloroethene (TCE)	ug/L	5		0.400 U	0.400 U	0.500 U	0.500 U	0.500 U	0.500 U	**37**	**28**	**24.4**	**13.7**	**14.2**	**9.86**	0.400 U	0.400 U	0.500 U	0.500 U	0.500 U
cis-1,2-Dichloroethene (cDCE)	ug/L	16		0.500 U	0.500 U	0.500 U	0.500 U	0.500 U	0.500 U	**47**	**55**	**114**	**53.4**	**79.5**	**28.1**	0.500 U	0.500 U	0.500 U	0.500 U	0.500 U
Methylene Chloride	ug/L			--	--	--	--	--	--	5 U	5 U	--	--	--	--	--	--	--	--	--
trans-1,2-Dichloroethene (tDCE)	ug/L	16		0.350 U	0.350 U	0.500 U	0.500 U	0.500 U	0.500 U	1 U	1 U	1.00 U	0.500 U	--	--	0.350 U	0.350 U	0.500 U	0.500 U	0.500 U
Vinyl Chloride	ug/L	0.2		0.200 U	0.200 U	0.200 U	0.200 U	0.200 U	0.500 U	**7.7**	**12**	**42.3**	**17.0**	**35.7**	**13.7**	0.200 U	0.200 U	**0.440**	**0.826**	**1.00**
Monitored Natural Attenuation Parameters																				
Chloride	mg/L			--	--	--	--	--	--	--	--	--	--	--	--	--	--	--	--	--
Nitrate as Nitrogen	mg/L			--	--	--	--	--	--	--	--	--	--	--	--	--	--	--	--	--
Nitrite as Nitrogen	mg/L			--	--	--	--	--	--	--	--	--	--	--	--	--	--	--	--	--
Nitrate-Nitrite	mg/L			--	--	--	--	--		--	--	--	--	--	--	--	--	--	--	
Sulfate	mg/L			--	--	--	--	--	--	--	--	--	--	--	--	--	--	--	--	--
Ethane	mg/L			--	--	--	--	--	--	--	--	--	--	--	--	--	--	--	--	--
Ethylene	mg/L			--	--	--	--	--	--	--	--	--	--	--	--	--	--	--	--	--
Methane	mg/L			--	--	--	--	--	--	--	--	--	--	--	--	--	--	--	--	--
Iron, dissolved	ug/L			--	--	--	--	--	--	--	--	--	--	--	--	--	--	--	--	--
Alkalinity, Total	mg/L			--	--	--	--	--	--	--	--	--	--	--	--	--	--	--	--	--
Total Organic Carbon	mg/L			--	--	--	--	--	--	--	--	--	--	--	--	--	--	--	--	--
Field Parameters																				
Temperature	deg C			**16.34**	**12.35**	**16.41**	**13.55**	**18.52**	**13.81**	**16.7**	**18.9**	**15.3**	**13.3**	**16.2**	**13.2**	**15.41**	**15.91**	**15.51**	**15.98**	**16.09**
Specific Conductance	uS/cm			**797.9**	**623.37**	**425.39**	**418.24**	**164.7**	**309.5**	**626**	**732**	**1047**	**1292**	**1145**	**1347**	**1512.8**	**1824.3**	**1014.6**	**787.2**	**661.8**
Dissolved Oxygen	mg/L			**0.55**	**8.4**	**6.05**	**6.71**	**6.01**	**8.63**	**0.12**	**0.23**	**0.33**	**0.18**	**0.15**	**0.2**	**0.1**	**0.04**	**0.05**	**0.09**	**0.045**
pH	pH units			**11.7**	**7.62**	**7.61**	**8.71**	**7.22**	**7.55**	**6.64**	**6.34**	**7.29**	**6.74**	**6.43**	**6.61**	**6.7**	**6.76**	**6.84**	**6.79**	**8.66**
Oxidation Reduction Potential	mV			**-152.8**	**157.9**	**22.6**	**101.8**	**120.1**	**44.3**	**-12**	**54.2**	**-51.1**	**52.6**	**23.1**	**-26.1**	**-90.7**	**-106.3**	**-70.2**	**-55.4**	**-79.5**
Turbidity	NTU			**5.32**	**13.4**	**6.52**	**3.2**	**10.4**	**5.44**	**5.6**	**2.32**	**9.73**	**4.97**	**0**	**2.73**	**19.4**	**3.61**	**2.55**	**0.81**	**2.7**

Notes:
Bold - detected
Gray label - Well has been decommissioned
Purple Highlight - Concentration exceeds Site Cleanup Level
U - Analyte not detected at or above Reporting Limit (RL) shown
J - Result value estimated
UJ - Analyte not detected and the Reporting Limit (RL) is an estimate.
R - Result Rejected. Not viable for quantitative or qualitative use.
"--" - indicates results not available
mV - millivolts
ppm =- parts per million
µS/cm - microSiemens per centimeter
deg C - degrees Celsius
NTU - Nephelometric Turbidity Units
mg/L - milligram per liter
ug/L - microgram per liter

Table 3. Groundwater cVOCs and MNA Analytical Data

Project No. 26000869, Maddux North and South, Seattle, Washington

			Location	HC-MW-02											
			Date	11/27/2017	08/27/2018	12/31/2020	03/26/2021	06/17/2021	01/25/2022	06/07/2022	12/29/2022	06/05/2023	12/05/2023	06/26/2024	06/16/2025	12/08/2025
			Sample	HC-MW-2-112717	HC-MW-02-082718	HC-MW-2-123120	HC-MW-2-20210326	HC-MW-2-061721	HC-MW-02-012522	HCMW-2-20220607	HC-MW-2-20221229	HC-MW-02-20230605	HC-MW-02-20231205	HC-MW-02-20240626	HC-MW-02-20250616	HC-MW-02-20251208
Analyte	**Unit**	**Site Cleanup Level**														
Chlorinated Volatile Organic Compounds (cVOCs)																
1,1-Dichloroethene	ug/L			**3.7**	**3.5**	1.00 U	**0.881**	**0.945**	**1.02**	**0.693**	0.500 U	0.500 U	5.00 U	**0.697**	0.500 U	0.500 U
1,2-Dichloroethane (EDC)	ug/L			1 U	1 U	--	--	--	--	--	--	--	--	--	--	--
Chloroethane	ug/L			1 U	1 U	--	--	--	--	--	--	--	--	--	--	--
Tetrachloroethene (PCE)	ug/L	5		**1100**	**990**	**377**	**230**	**139**	**169**	**102**	0.350 U	**73.6**	**87.7**	**39.5**	**26.7**	**46.8**
Trichloroethene (TCE)	ug/L	5		**69**	**66**	**38.5**	**22.7**	**24.2**	**13.5**	**12.8**	0.400 U	**7.96**	**10.4**	**16.6**	**18.0**	**13.0**
cis-1,2-Dichloroethene (cDCE)	ug/L	16		**28**	**28**	**15.1**	**8.14**	**9.20**	**7.13**	**7.41**	**1.06**	**4.86**	5.00 U	**18.3**	**17.7**	**9.45**
Methylene Chloride	ug/L			5 U	5 U	--	--	--	--	--	--	--	--	--	--	--
trans-1,2-Dichloroethene (tDCE)	ug/L	16		1 U	1 U	1.00 U	0.500 U	--	--	0.5 U	0.350 U	0.350 U	3.50 U	0.500 U	0.500 U	0.500 U
Vinyl Chloride	ug/L	0.2		**0.75**	**0.82**	**1.25**	**0.460**	**0.867**	**0.865**	**0.912**	**5.38**	0.200 U	2.00 U	**0.578**	**22.5**	**6.83**
Monitored Natural Attenuation Parameters																
Chloride	mg/L			--	--	--	--	--	--	**82.5**	**68.7**	--	--	**80.2**	**80.6**	**38.8**
Nitrate as Nitrogen	mg/L			--	--	--	--	--	--	1 U	0.200 U	--	--	--	0.226 UJ	**0.403**
Nitrite as Nitrogen	mg/L			--	--	--	--	--	--	1 U	0.240 U	--	--	--	0.304 UJ	0.200 U
Nitrate-Nitrite	mg/L			--	--	--	--	--	--	--	--	--	--	4.00 U	--	
Sulfate	mg/L			--	--	--	--	--	--	**29.4**	**31.9**	--	--	10.0 U	**16.0 J**	**27.1**
Ethane	mg/L			--	--	--	--	--	--	0.0151 U	0.0151 U	--	--	0.0100 U	**0.0233**	0.0100 U
Ethylene	mg/L			--	--	--	--	--	--	0.0146 U	0.0146 U	--	--	0.0100 U	**0.0180**	0.0100 U
Methane	mg/L			--	--	--	--	--	--	**0.0195**	0.00675 U	--	--	**0.0830**	**3.59**	**0.442**
Iron, dissolved	ug/L			--	--	--	--	--	--	**178**	250 U	--	--	**743**	**860**	**153**
Alkalinity, Total	mg/L			--	--	--	--	--	--	**204**	**193**	--	--	**240**	**207**	**218**
Total Organic Carbon	mg/L			--	--	--	--	--	--	**1.78**	**1.34**	--	--	**18.3**	**1.83**	**12.91 R**
Field Parameters																
Temperature	deg C			**16.8**	**18.8**	**15.1**	**13.3**	**16.8**	**13.2**	**15**	**15.39**	**16.12**	**16.63**	**16.54**	**17.06**	**16.78**
Specific Conductance	uS/cm			**407.9**	**497.2**	**454.1**	**508**	**506.2**	**654**	**1183**	**460.2**	**646.18**	**491.04**	**467.59**	**523.7**	**403.5**
Dissolved Oxygen	mg/L			**0.11**	**0.23**	**2.45**	**0.13**	**0.1**	**0.22**	**1.59**	**0.12**	**0.06**	**0.11**	**0.12**	**0.14**	**0.033**
pH	pH units			**7.34**	**6.97**	**7.02**	**7.42**	**7.3**	**7.32**	**7.26**	**7.51**	**7.41**	**7.42**	**7.92**	**7.42**	**6.95**
Oxidation Reduction Potential	mV			**19.1**	**67.4**	**68.9**	**16.1**	**34**	**-64.4**	**-84.9**	**-27.6**	**-2.1**	**-54.8**	**-114**	**-146.2**	**-7.3**
Turbidity	NTU			**2.06**	**0.47**	**30.5**	**19.8**	**19**	**12**	**18.9**	**80.8**	**11.6**	**4.29**	**3.04**	**16.8**	**6.72**

Notes:
Bold - detected
Gray label - Well has been decommissioned
Purple Highlight - Concentration exceeds Site Cleanup Level
U - Analyte not detected at or above Reporting Limit (RL) shown
J - Result value estimated
UJ - Analyte not detected and the Reporting Limit (RL) is an estimate.
R - Result Rejected. Not viable for quantitative or qualitative use.
"--" - indicates results not available
mV - millivolts
ppm =- parts per million
µS/cm - microSiemens per centimeter
deg C - degrees Celsius
NTU - Nephelometric Turbidity Units
mg/L - milligram per liter
ug/L - microgram per liter

Table 3. Groundwater cVOCs and MNA Analytical Data

Project No. 26000869, Maddux North and South, Seattle, Washington

Location			HC-MW-03									HC-MW-04							
Date			11/27/2017	08/24/2018	12/30/2020	01/25/2021	03/26/2021	06/18/2021	01/25/2022	06/09/2022	12/28/2022	11/27/2017	08/24/2018	12/29/2020	06/16/2021	06/07/2022	12/28/2022	06/06/2023	12/05/2023
Sample			HC-MW-3-112717	HC-MW-3-082418	HC-MW-3-123020	HC-MW-3-012521	HC-MW-3-20210326	HC-MW-3-061821	HC-MW-03-012522	HCMW-3-20220609	HC-MW-3-20221228	HC-MW-4-112717	HC-MW-4-082418	HC-MW-4-122920	HC-MW-4-061621	HCMW-4-20220607	HC-MW-4-20221228	HC-MW-04-20230606	HC-MW-04-20231205
Analyte	**Unit**	**Site Cleanup Level**																	
Chlorinated Volatile Organic Compounds (cVOCs)																			
1,1-Dichloroethene	ug/L		1 U	1 U	1.00 U	1.00 U	0.500 U	0.500 U	0.500 U	0.5 U	0.500 U	1 U	1 U	1.00 U	0.500 U	0.5 U	0.500 U	0.500 U	0.500 U
1,2-Dichloroethane (EDC)	ug/L		1 U	1 U	--	--	--	--	--	--	--	1 U	1 U	--	--	--	--	--	--
Chloroethane	ug/L		1 U	1 U	--	--	--	--	--	--	--	1 U	1 U	--	--	--	--	--	--
Tetrachloroethene (PCE)	ug/L	5	**18**	**16**	**38.1**	1.00 U	0.400 U	0.400 U	0.400 U	0.4 U	0.350 U	1 U	1 U	1.00 U	0.400 U	0.4 U	0.350 U	0.350 U	0.350 U
Trichloroethene (TCE)	ug/L	5	**1.2**	**2.5**	**4.62**	0.500 U	0.500 U	0.500 U	0.500 U	0.5 U	0.400 U	1 U	1 U	0.500 U	0.500 U	0.5 U	0.400 U	0.400 U	0.400 U
cis-1,2-Dichloroethene (cDCE)	ug/L	16	**1.1**	**1.2**	**3.74**	**1.21**	**3.08**	**10.0**	**1.04**	**1.89**	0.500 U	1 U	1 U	1.00 U	0.500 U	0.5 U	0.500 U	0.500 U	0.500 U
Methylene Chloride	ug/L		5 U	5 U	--	--	--	--	--	--	--	5 U	5 U	--	--	--	--	--	--
trans-1,2-Dichloroethene (tDCE)	ug/L	16	1 U	1 U	1.00 U	1.00 U	0.500 U	--	--	--	0.350 U	1 U	1 U	1.00 U	--	0.5 U	0.350 U	0.350 U	0.350 U
Vinyl Chloride	ug/L	0.2	0.2 U	0.2 U	0.200 U	0.200 U	0.350 U	0.200 U	**4.31**	**4.33**	0.200 U	0.2 U	0.2 U	0.200 U	0.200 U	0.2 U	0.200 U	0.200 U	0.200 U
Monitored Natural Attenuation Parameters																			
Chloride	mg/L		--	--	--	--	--	--	--	**36.9**	**250**	--	--	--	--	--	--	--	--
Nitrate as Nitrogen	mg/L		--	--	--	--	--	--	--	**1.00**	2.00 U	--	--	--	--	--	--	--	--
Nitrite as Nitrogen	mg/L		--	--	--	--	--	--	--	1 U	2.40 U	--	--	--	--	--	--	--	--
Nitrate-Nitrite	mg/L		--	--	--	--	--	--	--	--	--	--	--	--	--	--	--	--	--
Sulfate	mg/L		--	--	--	--	--	--	--	**46.0**	**49.5**	--	--	--	--	--	--	--	--
Ethane	mg/L		--	--	--	--	--	--	--	0.0151 U	0.0151 U	--	--	--	--	--	--	--	--
Ethylene	mg/L		--	--	--	--	--	--	--	0.0146 U	0.0146 U	--	--	--	--	--	--	--	--
Methane	mg/L		--	--	--	--	--	--	--	**1.41**	0.00675 U	--	--	--	--	--	--	--	--
Iron, dissolved	ug/L		--	--	--	--	--	--	--	**6,270**	**1,530**	--	--	--	--	--	--	--	--
Alkalinity, Total	mg/L		--	--	--	--	--	--	--	**149**	**117**	--	--	--	--	--	--	--	--
Total Organic Carbon	mg/L		--	--	--	--	--	--	--	**1.19**	**1.46**	--	--	--	--	--	--	--	--
Field Parameters																			
Temperature	deg C		**15.1**	**19**	**13.4**	**12.8**	**11.9**	**15.7**	**11.3**	**13.8**	**12.2**	**15.6**	**16**	**14.5**	**14.9**	**15.1**	**13.47**	**14.44**	**16**
Specific Conductance	uS/cm		**250.9**	**448.9**	**373.1**	**756**	**631**	**354.2**	**646.1**	**819**	**961.54**	**516.2**	**406.2**	**401.2**	**277.9**	**793**	**564.47**	**424.02**	**393.79**
Dissolved Oxygen	mg/L		**2.93**	**0.64**	**0.36**	**0.12**	**0.17**	**0.19**	**0.19**	**1.62**	**0.39**	**0.24**	**0.18**	**0.29**	**0.3**	**1.7**	**0.17**	**0.2**	**0.11**
pH	pH units		**7.16**	**6.8**	**6.89**	**7.1**	**6.8**	**7.11**	**6.92**	**6.72**	**7.17**	**7.23**	**7.71**	**7.52**	**6.76**	**7.1**	**6.88**	**7.16**	**7.12**
Oxidation Reduction Potential	mV		**90.5**	**62.9**	**59**	**-177.2**	**-82.9**	**-160.1**	**-91.4**	**-57.6**	**-32.2**	**106.1**	**57.3**	**63**	**64.7**	**-1.3**	**151.6**	**202.2**	**144.7**
Turbidity	NTU		**27.2**	**3**	**48.7**	**10**	**19.2**	**4.35**	**7.38**	**23.3**	**75.89**	**10.3**	**1.5**	**10.3**	**0.01**	**2.94**	**18.75**	**3.88**	**1.3**

Notes:
Bold - detected
Gray label - Well has been decommissioned
Purple Highlight - Concentration exceeds Site Cleanup Level
U - Analyte not detected at or above Reporting Limit (RL) shown
J - Result value estimated
UJ - Analyte not detected and the Reporting Limit (RL) is an estimate.
R - Result Rejected. Not viable for quantitative or qualitative use.
"--" - indicates results not available
mV - millivolts
ppm =- parts per million
µS/cm - microSiemens per centimeter
deg C - degrees Celsius
NTU - Nephelometric Turbidity Units
mg/L - milligram per liter
ug/L - microgram per liter

Table 3. Groundwater cVOCs and MNA Analytical Data

Project No. 26000869, Maddux North and South, Seattle, Washington

			Location	HC-MW-05														
			Date	11/27/2017	08/24/2018	12/31/2020	01/25/2021	03/26/2021	06/18/2021	01/25/2022	06/08/2022	12/28/2022	06/06/2023	12/06/2023	07/02/2024	12/05/2024	06/17/2025	12/09/2025
			Sample	HC-MW-5-112717	HC-MW-5-082418	HC-MW-5-123120	HC-MW-5-012521	HC-MW-5-20210326	HC-MW-5-061821	HC-MW-05-012522	HC-MW-5-20220608	HC-MW-5-20221228	HC-MW-05-20230606	HC-MW-05-20231206	HC-MW-5-20240702	HC-MW-05-20241205	HC-MW-05-20250617	HC-MW-05-20251209
Analyte	**Unit**	**Site Cleanup Level**																
Chlorinated Volatile Organic Compounds (cVOCs)																		
1,1-Dichloroethene	ug/L			1 U	50 U	1.00 U	1.00 U	**0.812**	**1.08**	10.0 U	0.5 U	0.500 U	0.500 U	0.500 U	0.500 U	0.500 U	0.500 U	0.500 U
1,2-Dichloroethane (EDC)	ug/L			1 U	50 U	--	--	--	--	--	--	--	--	--	--	--	--	--
Chloroethane	ug/L			1 U	50 U	--	--	--	--	--	--	--	--	--	--	--	--	--
Tetrachloroethene (PCE)	ug/L	5		**3400**	**5600**	**1,270**	**1,360**	**1,210**	**1,140**	**461**	**420**	**3.37**	**0.631**	**0.486**	0.500 U	**0.529**	0.500 U	0.500 U
Trichloroethene (TCE)	ug/L	5		**16**	50 U	**14.5**	**17.0**	**19.1**	**31.0**	**6.93**	**9.35**	0.400 U	0.400 U	**0.748**	**0.648**	0.500 U	0.500 U	0.500 U
cis-1,2-Dichloroethene (cDCE)	ug/L	16		**8**	50 U	**7.20**	**8.04**	**12.6**	**18.3**	**11.2**	**9.93**	**12.1**	0.500 U	**0.508**	0.500 U	**1.17**	0.500 U	0.500 U
Methylene Chloride	ug/L			5 U	250 U	--	--	--	--	--	--	--	--	--	--	--	--	--
trans-1,2-Dichloroethene (tDCE)	ug/L	16		1 U	50 U	1.00 U	1.00 U	0.500 U	--	--	0.5 U	0.350 U	0.350 U	0.350 U	0.500 U	0.500 U	0.500 U	0.500 U
Vinyl Chloride	ug/L	0.2		**0.38**	10 U	0.200 U	0.200 U	0.350 U	0.200 U	4.00 U	0.2 U	**20.9**	**0.695**	0.200 U	**0.381**	0.200 U	**0.541**	**0.302**
Monitored Natural Attenuation Parameters																		
Chloride	mg/L			--	--	--	--	--	--	--	**127**	**109 J**	--	--	**43.4**	**31.4**	**6.93**	**11.4**
Nitrate as Nitrogen	mg/L			--	--	--	--	--	--	--	**1.19**	20.0 U	--	--	--	1.50 U	0.452 U	0.200 U
Nitrite as Nitrogen	mg/L			--	--	--	--	--	--	--	1 U	24.0 U	--	--	--	2.50 U	0.609 U	0.200 U
Nitrate-Nitrite	mg/L			--	--	--	--	--	--	--	--	--	--	--	0.800 U	--	--	
Sulfate	mg/L			--	--	--	--	--	--	--	**40.5**	120 U	--	--	**3.87**	10.0 U	4.79	**7.78**
Ethane	mg/L			--	--	--	--	--	--	--	0.0151 U	**0.0166**	--	--	**0.156**	**0.138**	**0.0153**	**0.0508**
Ethylene	mg/L			--	--	--	--	--	--	--	0.0146 U	0.0146 U	--	--	**0.0130**	**0.0183**	**0.0100 U**	0.0100 U
Methane	mg/L			--	--	--	--	--	--	--	0.00675 U	**0.979**	--	--	**5.40**	**8.89**	**0.526**	**2.88**
Iron, dissolved	ug/L			--	--	--	--	--	--	--	100 U	**266,000**	--	--	**29,800**	30.0 U	36,000	**14,700**
Alkalinity, Total	mg/L			--	--	--	--	--	--	--	**124**	**624**	--	--	**370**	**195**	**28.0**	**224**
Total Organic Carbon	mg/L			--	--	--	--	--	--	--	**1.07**	**610**	--	--	**13.7**	**16.5**	**11.5**	**22.49 R**
Field Parameters																		
Temperature	deg C			**16.9**	**20**	**14.2**	**12.6**	**12.7**	**15.6**	**12.7**	**15**	**13.09**	**16.45**	**15.34**	**16.12**	**15.61**	**20.46**	**16.84**
Specific Conductance	uS/cm			**307.2**	**301.4**	**402.3**	**358.6**	**414**	**432**	**723**	**589.5**	**1797.2**	**1039.4**	**0.13**	**663.55**	**647.22**	**442.4**	**492.1**
Dissolved Oxygen	mg/L			**1.17**	**1.14**	**1.63**	**1.03**	**1.25**	**0.41**	**1.31**	**2.88**	**0.13**	**0.29**	**9.68**	**0.19**	**0.12**	**0.27**	**0.153**
pH	pH units			**6.47**	**6.4**	**6.61**	**6.81**	**6.97**	**6.52**	**6.4**	**6.22**	**6.93**	**7.74**	**7.44**	**7.29**	**7.79**	**7.1**	**8.21**
Oxidation Reduction Potential	mV			**101.4**	**49.8**	**64.9**	**57.5**	**-22.1**	**-2.2**	**-256.9**	**62.6**	**-132.4**	**-158.4**	**171.8**	**-140.7**	**-208.7**	**-138.1**	**-281.6**
Turbidity	NTU			**6.86**	**1.7**	**10.3**	**12.2**	**8.71**	**0**	**5.06**	**6.7**	**33.28**	**57.3**	**75.8**	**10.6**	**15.7**	**7**	**6.01**

Notes:
Bold - detected
Gray label - Well has been decommissioned
Purple Highlight - Concentration exceeds Site Cleanup Level
U - Analyte not detected at or above Reporting Limit (RL) shown
J - Result value estimated
UJ - Analyte not detected and the Reporting Limit (RL) is an estimate.
R - Result Rejected. Not viable for quantitative or qualitative use.
"--" - indicates results not available
mV - millivolts
ppm =- parts per million
µS/cm - microSiemens per centimeter
deg C - degrees Celsius
NTU - Nephelometric Turbidity Units
mg/L - milligram per liter
ug/L - microgram per liter

Table 3. Groundwater cVOCs and MNA Analytical Data

Project No. 26000869, Maddux North and South, Seattle, Washington

			Location	HC-MW-06											
			Date	11/28/2017	08/22/2018	12/30/2020	06/17/2021	06/08/2022	12/28/2022	06/06/2023	12/06/2023	06/26/2024	12/04/2024	06/17/2025	12/09/2025
			Sample	HC-MW-6-112817	HC-MW-06-082218	HC-MW-6-123020	HC-MW-6-061721	HC-MW-6-20220608	HC-MW-6-20221228	HC-MW-06-20230606	HC-MW-06-20231206	HC-MW-06-20240626	HC-MW-06-20241204	HC-MW-06-20250617	HC-MW-06-20251209
Analyte	**Unit**	**Site Cleanup Level**													
Chlorinated Volatile Organic Compounds (cVOCs)															
1,1-Dichloroethene	ug/L			1 U	1 U	1.00 U	0.500 U	0.5 U	0.500 U	0.500 U	0.500 U	0.500 U	0.500 U	0.500 U	0.500 U
1,2-Dichloroethane (EDC)	ug/L			1 U	1 U	--	--	--	--	--	--	--	--	--	--
Chloroethane	ug/L			1 U	1 U	--	--	--	--	--	--	--	--	--	--
Tetrachloroethene (PCE)	ug/L	5		1 U	1 U	1.00 U	0.400 U	**19.0**	0.350 U	0.350 U	0.350 U	0.500 U	0.500 U	0.500 U	0.500 U
Trichloroethene (TCE)	ug/L	5		1 U	1 U	0.500 U	0.500 U	**3.56**	**1.24**	**0.455**	**0.411**	0.500 U	0.500 U	0.500 U	0.500 U
cis-1,2-Dichloroethene (cDCE)	ug/L	16		**2.4**	**13**	1.00 U	0.500 U	**51.2**	**11.6**	**5.79**	**2.42**	**2.53**	**1.63**	**1.22**	**0.674**
Methylene Chloride	ug/L			5 U	5 U	--	--	--	--	--	--	--	--	--	--
trans-1,2-Dichloroethene (tDCE)	ug/L	16		1 U	**3.1**	1.00 U	--	0.5 U	0.350 U	0.350 U	0.350 U	0.500 U	0.500 U	0.500 U	0.500 U
Vinyl Chloride	ug/L	0.2		**0.85**	**3.5**	0.200 U	0.200 U	0.2 U	**9.02**	**4.03**	**1.55**	**1.69**	**2.55**	**1.88**	**0.546**
Monitored Natural Attenuation Parameters															
Chloride	mg/L			--	--	--	--	--	--	--	--	--	--	--	--
Nitrate as Nitrogen	mg/L			--	--	--	--	--	--	--	--	--	--	--	--
Nitrite as Nitrogen	mg/L			--	--	--	--	--	--	--	--	--	--	--	--
Nitrate-Nitrite	mg/L			--	--	--	--	--	--	--	--	--	--	--	
Sulfate	mg/L			--	--	--	--	--	--	--	--	--	--	--	--
Ethane	mg/L			--	--	--	--	--	--	--	--	--	--	--	--
Ethylene	mg/L			--	--	--	--	--	--	--	--	--	--	--	--
Methane	mg/L			--	--	--	--	--	--	--	--	--	--	--	--
Iron, dissolved	ug/L			--	--	--	--	--	--	--	--	--	--	--	--
Alkalinity, Total	mg/L			--	--	--	--	--	--	--	--	--	--	--	--
Total Organic Carbon	mg/L			--	--	--	--	--	--	--	--	--	--	--	--
Field Parameters															
Temperature	deg C			**15**	**17.7**	**13.1**	**16.4**	**13.2**	**9.75**	**15.04**	**15.63**	**17.67**	**16.06**	**17.8**	**16.68**
Specific Conductance	uS/cm			**550.9**	**530.2**	**754**	**674**	**437.6**	**486.1**	**664.02**	**392.67**	**435.29**	**319.1**	**437**	**239.2**
Dissolved Oxygen	mg/L			**0.16**	**0.39**	**1.56**	**0.66**	**0.39**	**0.16**	**0.08**	**0.37**	**0.17**	**0.15**	**0.21**	**2.6**
pH	pH units			**6.71**	**6.44**	**6.31**	**6.46**	**6.66**	**7.1**	**7.23**	**7.32**	**6.97**	**6.97**	**7.13**	**7.14**
Oxidation Reduction Potential	mV			**37.3**	**56.6**	**71.4**	**79.6**	**25.4**	**-12.5**	**-35.4**	**28.8**	**-55.8**	**-52.9**	**-97.2**	**31**
Turbidity	NTU			**10.9**	**5.8**	**147**	**28.2**	**24.1**	**2.93**	**0.44**	**21.6**	**4.84**	**0.71**	**3.1**	**10.2**

Notes:
Bold - detected
Gray label - Well has been decommissioned
Purple Highlight - Concentration exceeds Site Cleanup Level
U - Analyte not detected at or above Reporting Limit (RL) shown
J - Result value estimated
UJ - Analyte not detected and the Reporting Limit (RL) is an estimate.
R - Result Rejected. Not viable for quantitative or qualitative use.
"--" - indicates results not available
mV - millivolts
ppm =- parts per million
µS/cm - microSiemens per centimeter
deg C - degrees Celsius
NTU - Nephelometric Turbidity Units
mg/L - milligram per liter
ug/L - microgram per liter

Table 3. Groundwater cVOCs and MNA Analytical Data

Project No. 26000869, Maddux North and South, Seattle, Washington

			Location	HC-MW-07								MW-01			MW-02		MW-03	
			Date	11/27/2017	08/22/2018	12/29/2020	06/16/2021	06/08/2022	12/29/2022	06/06/2023	12/06/2023	11/29/2017	08/24/2018	12/05/2018	11/28/2017	08/21/2018	11/28/2017	08/22/2018
			Sample	HC-MW-7-112717	HC-MW-07-082218	HC-MW-7-122920	HC-MW-7-061621	HC-MW-7-20220608	HC-MW-7-20221229	HC-MW-07-20230606	HC-MW-07-20231206	MW-1-20171129	MW-1-082418	GW-120518-NT-MW-1	MW-2-112817	MW-2-082118	MW-3-112817	MW-3-082218
Analyte	**Unit**	**Site Cleanup Level**																
Chlorinated Volatile Organic Compounds (cVOCs)																		
1,1-Dichloroethene	ug/L			1 U	1 U	1.00 U	0.500 U	0.5 U	0.500 U	0.500 U	0.500 U	1 U	1 U	1 U	1 U	1 U	1 U	1 U
1,2-Dichloroethane (EDC)	ug/L			1 U	1 U	--	--	--	--	--	--	1 U	1 U	1 U	1 U	1 U	1 U	1 U
Chloroethane	ug/L			1 U	1 U	--	--	--	--	--	--	1 U	1 U	1 U	1 U	1 U	1 U	1 U
Tetrachloroethene (PCE)	ug/L	5		1 U	1 U	1.00 U	**1.20**	0.4 U	0.350 U	0.350 U	0.350 U	**3.2**	**1.1**	**3.4**	1 U	1 U	1 U	1 U
Trichloroethene (TCE)	ug/L	5		1 U	1 U	0.500 U	0.500 U	0.5 U	0.400 U	0.400 U	0.400 U	**4.1**	**1.6**	**4.2**	1 U	1 U	1 U	1 U
cis-1,2-Dichloroethene (cDCE)	ug/L	16		1 U	1 U	1.00 U	0.500 U	**1.04**	**0.573**	0.500 U	0.500 U	**16**	**19**	**25.9**	1 U	1 U	1 U	**2.3**
Methylene Chloride	ug/L			5 U	5 U	--	--	--	--	--	--	5 U	5 U	4 U	5 U	5 U	5 U	5 U
trans-1,2-Dichloroethene (tDCE)	ug/L	16		1 U	1 U	1.00 U	--	0.5 U	0.350 U	0.350 U	0.350 U	1 U	1 U	1 U	1 U	1 U	1 U	1 U
Vinyl Chloride	ug/L	0.2		0.2 U	0.2 U	0.200 U	0.200 U	0.2 U	0.200 U	0.200 U	0.200 U	**2**	**5.3**	**8.26**	0.2 U	0.2 U	**0.26**	**0.84**
Monitored Natural Attenuation Parameters																		
Chloride	mg/L			--	--	--	--	--	--	--	--	--	--	--	--	--	--	--
Nitrate as Nitrogen	mg/L			--	--	--	--	--	--	--	--	--	--	--	--	--	--	--
Nitrite as Nitrogen	mg/L			--	--	--	--	--	--	--	--	--	--	--	--	--	--	--
Nitrate-Nitrite	mg/L			--	--	--	--	--	--	--	--	--	--	--	--	--	--	--
Sulfate	mg/L			--	--	--	--	--	--	--	--	--	--	--	--	--	--	--
Ethane	mg/L			--	--	--	--	--	--	--	--	--	--	--	--	--	--	--
Ethylene	mg/L			--	--	--	--	--	--	--	--	--	--	--	--	--	--	--
Methane	mg/L			--	--	--	--	--	--	--	--	--	--	--	--	--	--	--
Iron, dissolved	ug/L			--	--	--	--	--	--	--	--	--	--	--	--	--	--	--
Alkalinity, Total	mg/L			--	--	--	--	--	--	--	--	--	--	--	--	--	--	--
Total Organic Carbon	mg/L			--	--	--	--	--	--	--	--	--	--	--	--	--	--	--
Field Parameters																		
Temperature	deg C			**15.1**	**17.7**	**13.6**	**15.6**	**13.4**	**12.01**	**14.01**	**15.09**	**14.3**	**16.6**	--	**15.3**	**17.9**	**15.6**	**17.1**
Specific Conductance	uS/cm			**643**	**627**	**651**	**481.1**	**438**	**334.03**	**465.35**	**186.53**	**423.2**	**514.7**	--	**340.9**	**420.4**	**272.5**	**375.2**
Dissolved Oxygen	mg/L			**0.12**	**0.12**	**0.26**	**0.24**	**0.44**	**0.05**	**0.46**	**2.65**	**0.44**	**0.36**	--	**0.13**	**0.13**	**1.27**	**0.22**
pH	pH units			**6.45**	**6.3**	**6.38**	**6.76**	**6.32**	**6.6**	**6.66**	**6.76**	**6.38**	**6.55**	--	**6.68**	**6.55**	**6.65**	**6.24**
Oxidation Reduction Potential	mV			**-44.8**	**-65.4**	**44**	**-79.2**	**-16.3**	**-25**	**-35**	**82.3**	**46.3**	**24.5**	--	**-28.3**	**-15.7**	**13.7**	**39.5**
Turbidity	NTU			**21.2**	**7.34**	**47**	**2.35**	**17.8**	**41.66**	**18.9**	**46.7**	**45.7**	**7**	--	**13.5**	**12.7**	**5.26**	**2.26**

Notes:
Bold - detected
Gray label - Well has been decommissioned
Purple Highlight - Concentration exceeds Site Cleanup Level
U - Analyte not detected at or above Reporting Limit (RL) shown
J - Result value estimated
UJ - Analyte not detected and the Reporting Limit (RL) is an estimate.
R - Result Rejected. Not viable for quantitative or qualitative use.
"--" - indicates results not available
mV - millivolts
ppm =- parts per million
µS/cm - microSiemens per centimeter
deg C - degrees Celsius
NTU - Nephelometric Turbidity Units
mg/L - milligram per liter
ug/L - microgram per liter

Table 3. Groundwater cVOCs and MNA Analytical Data

Project No. 26000869, Maddux North and South, Seattle, Washington

			Location	MW-04		MW-05											
			Date	11/29/2017	08/22/2018	11/28/2017	08/22/2018	12/29/2020	06/17/2021	06/08/2022	12/27/2022	06/06/2023	12/04/2023	06/25/2024	12/05/2024	06/16/2025	12/10/2025
			Sample	MW-4-112917	MW-4-082218	MW-5-112917	MW-05-082218	MW-5-122920	MW-5-061721	MW-5-20220608	MW-5-20221227	MW-05-20230606	MW-05-20231204	MW-5-20240625	MW-05-20241205	MW-05-20250616	MW-05-20251210
Analyte	**Unit**	**Site Cleanup Level**															
Chlorinated Volatile Organic Compounds (cVOCs)																	
1,1-Dichloroethene	ug/L			1 U	1 U	1 U	1 U	1.00 U	0.500 U	0.5 U	0.500 U	0.500 U	0.500 U	0.500 U	0.500 U	0.500 U	0.500 U
1,2-Dichloroethane (EDC)	ug/L			1 U	1 U	1 U	1 U	--	--	--	--	--	--	--	--	--	--
Chloroethane	ug/L			1 U	1 U	1 U	1 U	--	--	--	--	--	--	--	--	--	--
Tetrachloroethene (PCE)	ug/L	5		1 U	1 U	1 U	1 U	1.00 U	**0.909**	**0.409**	**0.411**	**0.630**	**1.20**	**0.704**	0.500 U	0.500 U	0.500 U
Trichloroethene (TCE)	ug/L	5		1 U	1 U	1 U	1 U	0.500 U	0.500 U	0.5 U	0.400 U	**0.408**	**0.662**	**1.25**	0.500 U	0.500 U	0.500 U
cis-1,2-Dichloroethene (cDCE)	ug/L	16		1 U	1 U	1 U	1 U	1.00 U	0.500 U	**0.581**	0.500 U	**2.98**	**2.27**	**2.58**	**3.77**	**1.68**	0.500 U
Methylene Chloride	ug/L			5 U	5 U	5 U	5 U	--	--	--	--	--	--	--	--	--	--
trans-1,2-Dichloroethene (tDCE)	ug/L	16		1 U	1 U	1 U	1 U	1.00 U	--	0.5 U	0.350 U	0.350 U	0.350 U	0.500 U	0.500 U	0.500 U	0.500 U
Vinyl Chloride	ug/L	0.2		0.2 U	**0.34**	0.2 U	0.2 U	0.200 U	0.200 U	0.2 U	0.200 U	**0.655**	**0.596**	**0.408**	0.200 U	**2.03**	**1.79**
Monitored Natural Attenuation Parameters																	
Chloride	mg/L			--	--	--	--	--	--	--	--	--	--	--	--	--	--
Nitrate as Nitrogen	mg/L			--	--	--	--	--	--	--	--	--	--	--	--	--	--
Nitrite as Nitrogen	mg/L			--	--	--	--	--	--	--	--	--	--	--	--	--	--
Nitrate-Nitrite	mg/L			--	--	--	--	--	--	--	--	--	--	--	--	--	
Sulfate	mg/L			--	--	--	--	--	--	--	--	--	--	--	--	--	--
Ethane	mg/L			--	--	--	--	--	--	--	--	--	--	--	--	--	--
Ethylene	mg/L			--	--	--	--	--	--	--	--	--	--	--	--	--	--
Methane	mg/L			--	--	--	--	--	--	--	--	--	--	--	--	--	--
Iron, dissolved	ug/L			--	--	--	--	--	--	--	--	--	--	--	--	--	--
Alkalinity, Total	mg/L			--	--	--	--	--	--	--	--	--	--	--	--	--	--
Total Organic Carbon	mg/L			--	--	--	--	--	--	--	--	--	--	--	--	--	--
Field Parameters																	
Temperature	deg C			**15.8**	**17**	**15.8**	**19.5**	**11.7**	**15.7**	**14.1**	**13.77**	**17.07**	**16.04**	**20.09**	**16.89**	**18.4**	**16.84**
Specific Conductance	uS/cm			**499.8**	**520.5**	**304.9**	**460.7**	**336**	**321.2**	**520**	**381.72**	**456.53**	**379.58**	**757.25**	**612.73**	**394.6**	**616.1**
Dissolved Oxygen	mg/L			**0.08**	**0.11**	**1.93**	**1.42**	**2.03**	**1.06**	**2.43**	**6.5**	**1.3**	**5.21**	**4.85**	**3.79**	**0.95**	**2.71**
pH	pH units			**6.69**	**6.57**	**6.53**	**6.16**	**6.67**	**6.57**	**6.6**	**6.97**	**6.72**	**7.3**	**7.69**	**6.7**	**6.92**	**6.76**
Oxidation Reduction Potential	mV			**-57.2**	**-72.8**	**17.6**	**101.7**	**-0.3**	**35.3**	**-10.8**	**98.2**	**38.8**	**-3.8**	**-112.6**	**-46.3**	**-60.6**	**-58.1**
Turbidity	NTU			**12.3**	**5.47**	**2.32**	**15.4**	**7.87**	**5**	**4**	**30.85**	**5.58**	**4.66**	**3.9**	**9.5**	**3.62**	**1.46**

Notes:
Bold - detected
Gray label - Well has been decommissioned
Purple Highlight - Concentration exceeds Site Cleanup Level
U - Analyte not detected at or above Reporting Limit (RL) shown
J - Result value estimated
UJ - Analyte not detected and the Reporting Limit (RL) is an estimate.
R - Result Rejected. Not viable for quantitative or qualitative use.
"--" - indicates results not available
mV - millivolts
ppm =- parts per million
µS/cm - microSiemens per centimeter
deg C - degrees Celsius
NTU - Nephelometric Turbidity Units
mg/L - milligram per liter
ug/L - microgram per liter

Table 3. Groundwater cVOCs and MNA Analytical Data

Project No. 26000869, Maddux North and South, Seattle, Washington

			Location	MW-06							
			Date	11/28/2017	08/22/2018	12/29/2020	06/17/2021	06/07/2022	12/28/2022	06/07/2023	12/05/2023
			Sample	MW-06-112817	MW-6-082218	MW-6-122920	MW-6-061721	MW-6-20220607	MW-6-20221228	MW-06-20230607	MW-06-20231205
Analyte	**Unit**	**Site Cleanup Level**									
Chlorinated Volatile Organic Compounds (cVOCs)											
1,1-Dichloroethene	ug/L		1 U	1 U	1.00 U	0.500 U	0.5 U	0.500 U	0.500 U	0.500 U
1,2-Dichloroethane (EDC)	ug/L		1 U	1 U	--	--	--	--	--	--
Chloroethane	ug/L		1 U	1 U	--	--	--	--	--	--
Tetrachloroethene (PCE)	ug/L	5	1 U	1 U	1.00 U	0.400 U	0.4 U	0.350 U	0.350 U	0.350 U
Trichloroethene (TCE)	ug/L	5	1 U	1 U	0.500 U	0.500 U	0.5 U	0.400 U	0.400 U	0.400 U
cis-1,2-Dichloroethene (cDCE)	ug/L	16	1 U	1 U	1.00 U	0.500 U	0.5 U	0.500 U	0.500 U	0.500 U
Methylene Chloride	ug/L		5 U	5 U	--	--	--	--	--	--
trans-1,2-Dichloroethene (tDCE)	ug/L	16	1 U	1 U	1.00 U	--	0.5 U	0.350 U	0.350 U	0.350 U
Vinyl Chloride	ug/L	0.2	0.2 U	0.2 U	0.200 U	0.200 U	0.2 U	0.200 U	0.200 U	0.200 U
Monitored Natural Attenuation Parameters											
Chloride	mg/L		--	--	--	--	--	--	--	--
Nitrate as Nitrogen	mg/L		--	--	--	--	--	--	--	--
Nitrite as Nitrogen	mg/L		--	--	--	--	--	--	--	--
Nitrate-Nitrite	mg/L		--	--	--	--	--	--	--	--
Sulfate	mg/L		--	--	--	--	--	--	--	--
Ethane	mg/L		--	--	--	--	--	--	--	--
Ethylene	mg/L		--	--	--	--	--	--	--	--
Methane	mg/L		--	--	--	--	--	--	--	--
Iron, dissolved	ug/L		--	--	--	--	--	--	--	--
Alkalinity, Total	mg/L		--	--	--	--	--	--	--	--
Total Organic Carbon	mg/L		--	--	--	--	--	--	--	--
Field Parameters											
Temperature	deg C		**15.7**	**19.3**	**15.4**	**16.4**	**17**	**13.95**	**16.49**	**16.43**
Specific Conductance	uS/cm		**923**	**883**	**1032**	**864**	**803**	**965.31**	**1154.3**	**0.27**
Dissolved Oxygen	mg/L		**0.46**	**0.11**	**0.18**	**0.18**	**3.6**	**0.18**	**0.04**	**9.62**
pH	pH units		**6.62**	**6.68**	**6.87**	**6.59**	**6.7**	**6.8**	**6.78**	**4.37**
Oxidation Reduction Potential	mV		**-110.6**	**-103.4**	**-106.1**	**-32.6**	**-66.2**	**-121.4**	**-92.6**	**201.3**
Turbidity	NTU		**144**	**5.75**	**8.94**	**12.4**	**10.3**	**8.93**	**1.34**	**10.1**

Notes:
Bold - detected
Gray label - Well has been decommissioned
Purple Highlight - Concentration exceeds Site Cleanup Level
U - Analyte not detected at or above Reporting Limit (RL) shown
J - Result value estimated
UJ - Analyte not detected and the Reporting Limit (RL) is an estimate.
R - Result Rejected. Not viable for quantitative or qualitative use.
"--" - indicates results not available
mV - millivolts
ppm =- parts per million
µS/cm - microSiemens per centimeter
deg C - degrees Celsius
NTU - Nephelometric Turbidity Units
mg/L - milligram per liter
ug/L - microgram per liter

Table 3. Groundwater cVOCs and MNA Analytical Data

Project No. 26000869, Maddux North and South, Seattle, Washington

			Location	MW-07												MW-08			MW-09		
			Date	11/28/2017	08/22/2018	12/30/2020	06/17/2021	06/08/2022	12/29/2022	06/07/2023	12/05/2023	06/26/2024	12/04/2024	06/17/2025	12/09/2025	11/29/2017	08/22/2018	12/05/2018	11/29/2017	08/27/2018	12/05/2018
			Sample	MW-07-112817	MW-7-082218	MW-7-123020	MW-7-061721	MW-7-20220608	MW-7-20221229	MW-07-20230607	MW-07-20231205	MW-7-20240626	MW-07-20241204	MW-07-20250617	MW-07-20251209	MW-8-20171129	MW-8-082218	GW-120518-NT-MW-8	MW-9-20171129	MW-09-082718	GW-120518-NT-MW-9
Analyte	**Unit**	**Site Cleanup Level**																			
Chlorinated Volatile Organic Compounds (cVOCs)																					
1,1-Dichloroethene	ug/L			1 U	1 U	1.00 U	0.500 U	0.5 U	0.500 U	0.500 U	0.500 U	0.500 U	0.500 U	0.500 U	0.500 U	1 U	1 U	2 U	1 U	1 U	1 U
1,2-Dichloroethane (EDC)	ug/L			1 U	1 U	--	--	--	--	--	--	--	--	--	--	1 U	1 U	2 U	1 U	1 U	1 U
Chloroethane	ug/L			1 U	1 U	--	--	--	--	--	--	--	--	--	--	1 U	1 U	2 U	1 U	1 U	4 U
Tetrachloroethene (PCE)	ug/L	5		1 U	1 U	1.00 U	0.400 U	0.4 U	0.350 U	0.350 U	0.350 U	0.500 U	0.500 U	0.500 U	0.500 U	1 U	1 U	2 U	**69**	**110**	**29.4**
Trichloroethene (TCE)	ug/L	5		**1.2**	**2.2**	**1.05**	0.500 U	**0.682**	0.400 U	**0.677**	0.400 U	0.500 U	0.500 U	0.500 U	0.500 U	1 U	1 U	0.8 U	**45**	**43**	**25.6**
cis-1,2-Dichloroethene (cDCE)	ug/L	16		**15**	**14**	**16.2**	**12.7**	**13.5**	**1.75**	**12.1**	**4.00**	**6.00**	**7.16**	**4.26**	**5.79**	1 U	**1.2**	2 U	**54**	**86**	**75.4**
Methylene Chloride	ug/L			5 U	5 U	--	--	--	--	--	--	--	--	--	--	5 U	5 U	8 U	5 U	5 U	4 U
trans-1,2-Dichloroethene (tDCE)	ug/L	16		1 U	1 U	1.00 U	--	0.5 U	0.350 U	0.350 U	0.350 U	0.500 U	0.500 U	0.500 U	0.500 U	1 U	1 U	2 U	1 U	1 U	1 U
Vinyl Chloride	ug/L	0.2		**2.5**	**2.1**	**2.62**	0.200 U	**2.69**	**0.810**	**1.93**	0.200 U	**4.94**	**7.57**	**5.32**	**5.08**	**0.21**	0.2 U	**0.307**	**11**	**7.3**	**6.59**
Monitored Natural Attenuation Parameters																					
Chloride	mg/L			--	--	--	--	--	--	--	--	--	--	--	--	--	--	--	--	--	--
Nitrate as Nitrogen	mg/L			--	--	--	--	--	--	--	--	--	--	--	--	--	--	--	--	--	--
Nitrite as Nitrogen	mg/L			--	--	--	--	--	--	--	--	--	--	--	--	--	--	--	--	--	--
Nitrate-Nitrite	mg/L			--	--	--	--	--	--	--	--	--	--	--		--	--	--	--	--	--
Sulfate	mg/L			--	--	--	--	--	--	--	--	--	--	--	--	--	--	--	--	--	--
Ethane	mg/L			--	--	--	--	--	--	--	--	--	--	--	--	--	--	--	--	--	--
Ethylene	mg/L			--	--	--	--	--	--	--	--	--	--	--	--	--	--	--	--	--	--
Methane	mg/L			--	--	--	--	--	--	--	--	--	--	--	--	--	--	--	--	--	--
Iron, dissolved	ug/L			--	--	--	--	--	--	--	--	--	--	--	--	--	--	--	--	--	--
Alkalinity, Total	mg/L			--	--	--	--	--	--	--	--	--	--	--	--	--	--	--	--	--	--
Total Organic Carbon	mg/L			--	--	--	--	--	--	--	--	--	--	--	--	--	--	--	--	--	--
Field Parameters																					
Temperature	deg C			**16.8**	**18.8**	**14.7**	**17.8**	**16**	**15.14**	**16.48**	**15.09**	**18.43**	**14.78**	**18.92**	**16.54**	**14.8**	**17**	--	**14.1**	**14.9**	--
Specific Conductance	uS/cm			**404.9**	**435.3**	**456.1**	**739**	**208.8**	**530.71**	**451.2**	**0.61**	**779.61**	**1010.5**	**1166**	**1140**	**480.3**	**398.8**	--	**455.3**	**520.8**	--
Dissolved Oxygen	mg/L			**0.42**	**0.18**	**0.5**	**2.32**	**0.39**	**0.13**	**0.04**	**8.05**	**0.12**	**0.1**	**0.02**	**0.128**	**0.41**	**0.09**	--	**1.02**	**0.3**	--
pH	pH units			**6.57**	**6.36**	**7.26**	**6.64**	**6.62**	**6.81**	**6.79**	**4.57**	**7.52**	**6.75**	**6.75**	**6.809**	**6.3**	**6.41**	--	**6.36**	**6.48**	--
Oxidation Reduction Potential	mV			**-74**	**72.2**	**-80.4**	**-21.5**	**-63.3**	**-76.1**	**-24.3**	**208.6**	**-147**	**-100.6**	**-99.9**	**-126.3**	**28.5**	**-54.6**	--	**86.6**	**12.1**	--
Turbidity	NTU			**14**	**1.1**	**16.4**	**13.4**	**12.2**	**17.56**	**4.34**	**9.39**	**9.9**	**13.5**	**9.42**	**8.32**	**13.7**	**5.53**	--	**6.18**	**5.08**	--

Notes:
Bold - detected
Gray label - Well has been decommissioned
Purple Highlight - Concentration exceeds Site Cleanup Level
U - Analyte not detected at or above Reporting Limit (RL) shown
J - Result value estimated
UJ - Analyte not detected and the Reporting Limit (RL) is an estimate.
R - Result Rejected. Not viable for quantitative or qualitative use.
"--" - indicates results not available
mV - millivolts
ppm =- parts per million
µS/cm - microSiemens per centimeter
deg C - degrees Celsius
NTU - Nephelometric Turbidity Units
mg/L - milligram per liter
ug/L - microgram per liter

Table 3. Groundwater cVOCs and MNA Analytical Data

Project No. 26000869, Maddux North and South, Seattle, Washington

		Location	MW-10												MW-11		
		Date	11/28/2017	08/23/2018	12/29/2020	06/16/2021	06/07/2022	12/28/2022	06/05/2023	12/05/2023	06/25/2024	12/05/2024	06/17/2025	12/09/2025	11/29/2017	08/22/2018	12/04/2018
		Sample	MW-10-112817	AMW-10-082318	MW-10-122920	MW-10-061621	MW-10-20220607	MW-10-20221228	MW-10-20230605	MW-10-20231205	MW-10-20240625	MW-10-20241205	MW-10-20250617	MW-10-20251209	MW-11-112917	MW-11-082218	GW-120418-NT-MW-11
Analyte	**Unit**	**Site Cleanup Level**															
Chlorinated Volatile Organic Compounds (cVOCs)																	
1,1-Dichloroethene	ug/L		1 U	1 U	1.00 U	0.500 U	0.5 U	0.500 U	0.500 U	0.500 U	0.500 U	0.500 U	0.500 U	0.500 U	**1.4**	**1.5**	**1.7**
1,2-Dichloroethane (EDC)	ug/L		1 U	1 U	--	--	--	--	--	--	--	--	--	--	1 U	1 U	1 U
Chloroethane	ug/L		1 U	1 U	--	--	--	--	--	--	--	--	--	--	1 U	1 U	1 U
Tetrachloroethene (PCE)	ug/L	5	1 U	1 U	1.00 U	0.400 U	0.4 U	0.350 U	0.350 U	0.350 U	0.500 U	0.500 U	0.500 U	0.500 U	**1100**	**1200**	**1400**
Trichloroethene (TCE)	ug/L	5	1 U	1 U	0.500 U	0.500 U	0.5 U	0.400 U	0.400 U	0.400 U	0.500 U	0.500 U	0.500 U	0.500 U	**31**	**38**	**45.8**
cis-1,2-Dichloroethene (cDCE)	ug/L	16	1 U	1 U	1.00 U	0.500 U	0.5 U	0.500 U	0.500 U	0.500 U	0.500 U	**0.584**	0.500 U	0.500 U	**18**	**16**	**19.7**
Methylene Chloride	ug/L		5 U	5 U	--	--	--	--	--	--	--	--	--		5 U	5 U	4 U
trans-1,2-Dichloroethene (tDCE)	ug/L	16	1 U	1 U	1.00 U	--	0.5 U	0.350 U	0.350 U	0.350 U	0.500 U	0.500 U	0.500 U	0.500 U	1 U	1 U	1 U
Vinyl Chloride	ug/L	0.2	0.2 U	**0.34**	**1.30**	0.200 U	0.2 U	**0.334**	0.200 U	0.200 U	**0.603**	**0.232**	**0.320**	**0.234**	**0.62**	**0.43**	**0.401**
Monitored Natural Attenuation Parameters																	
Chloride	mg/L		--	--	--	--	--	--	--	--	--	--	--	--	--	--	--
Nitrate as Nitrogen	mg/L		--	--	--	--	--	--	--	--	--	--	--	--	--	--	--
Nitrite as Nitrogen	mg/L		--	--	--	--	--	--	--	--	--	--	--	--	--	--	--
Nitrate-Nitrite	mg/L		--	--	--	--	--	--	--	--	--	--	--		--	--	--
Sulfate	mg/L		--	--	--	--	--	--	--	--	--	--	--	--	--	--	--
Ethane	mg/L		--	--	--	--	--	--	--	--	--	--	--	--	--	--	--
Ethylene	mg/L		--	--	--	--	--	--	--	--	--	--	--	--	--	--	--
Methane	mg/L		--	--	--	--	--	--	--	--	--	--	--	--	--	--	--
Iron, dissolved	ug/L		--	--	--	--	--	--	--	--	--	--	--	--	--	--	--
Alkalinity, Total	mg/L		--	--	--	--	--	--	--	--	--	--	--	--	--	--	--
Total Organic Carbon	mg/L		--	--	--	--	--	--	--	--	--	--	--	--	--	--	--
Field Parameters																	
Temperature	deg C		**16.3**	**16.8**	**15.2**	**16.8**	**15.8**	**15.85**	**16.57**	**15.83**	--	**17.35**	**16.67**	**17.17**	**16**	**17.8**	--
Specific Conductance	uS/cm		**851**	**2156**	**1441**	**1210**	**1655**	**1038.8**	**1374.3**	**0.29**	--	**1411.7**	**1362**	**1166**	**389.8**	**452.5**	--
Dissolved Oxygen	mg/L		**0.49**	**0.15**	**0.18**	**0.2**	**4.3**	**0.17**	**0.18**	**8.16**	--	**0.09**	**0.061**	**0.132**	**0.24**	**0.17**	--
pH	pH units		**6.38**	**6.46**	**6.78**	**6.67**	**6.68**	**6.7**	**6.76**	**4.61**	--	**6.67**	**6.754**	**6.696**	**6.99**	**6.52**	--
Oxidation Reduction Potential	mV		**-24.6**	**-109.6**	**-75.4**	**-101.8**	**-56.3**	**-103.1**	**-73.1**	**199**	--	**-98.9**	**-83.6**	**-105.3**	**81.9**	**90.4**	--
Turbidity	NTU		**9.1**	--	**9.56**	**8.22**	**10.1**	**2.95**	**1.68**	**2.21**	--	**1.4**	**2.81**	**0.92**	**18.8**	**2.96**	--

Notes:
Bold - detected
Gray label - Well has been decommissioned
Purple Highlight - Concentration exceeds Site Cleanup Level
U - Analyte not detected at or above Reporting Limit (RL) shown
J - Result value estimated
UJ - Analyte not detected and the Reporting Limit (RL) is an estimate.
R - Result Rejected. Not viable for quantitative or qualitative use.
"--" - indicates results not available
mV - millivolts
ppm =- parts per million
µS/cm - microSiemens per centimeter
deg C - degrees Celsius
NTU - Nephelometric Turbidity Units
mg/L - milligram per liter
ug/L - microgram per liter

Table 3. Groundwater cVOCs and MNA Analytical Data

Project No. 26000869, Maddux North and South, Seattle, Washington

			Location	MW-12		MW-13		
			Date	11/28/2017	08/22/2018	11/29/2017	08/27/2018	12/04/2018
			Sample	MW-12-20171129	MW-12-082218	MW-13-112917	MW-13-082718	GW-120418-NT-MW-13
Analyte	**Unit**	**Site Cleanup Level**						
Chlorinated Volatile Organic Compounds (cVOCs)								
1,1-Dichloroethene	ug/L		1 U	1 U	1 U	1 U	1 U	
1,2-Dichloroethane (EDC)	ug/L		1 U	1 U	1 U	1 U	1 U	
Chloroethane	ug/L		1 U	1 U	1 U	1 U	1 U	
Tetrachloroethene (PCE)	ug/L	5	**1.7**	1 U	**13**	**7.1**	**1.7**	
Trichloroethene (TCE)	ug/L	5	**1.1**	1 U	**5.7**	**3.5**	0.4 U	
cis-1,2-Dichloroethene (cDCE)	ug/L	16	**3.9**	**5.1**	**48**	**65**	**36.4**	
Methylene Chloride	ug/L		5 U	5 U	5 U	5 U	4 U	
trans-1,2-Dichloroethene (tDCE)	ug/L	16	1 U	1 U	1 U	1 U	1 U	
Vinyl Chloride	ug/L	0.2	0.2 U	0.2 U	**19**	**30**	**29.6**	
Monitored Natural Attenuation Parameters								
Chloride	mg/L		--	--	--	--	--	
Nitrate as Nitrogen	mg/L		--	--	--	--	--	
Nitrite as Nitrogen	mg/L		--	--	--	--	--	
Nitrate-Nitrite	mg/L		--	--	--	--	--	
Sulfate	mg/L		--	--	--	--	--	
Ethane	mg/L		--	--	--	--	--	
Ethylene	mg/L		--	--	--	--	--	
Methane	mg/L		--	--	--	--	--	
Iron, dissolved	ug/L		--	--	--	--	--	
Alkalinity, Total	mg/L		--	--	--	--	--	
Total Organic Carbon	mg/L		--	--	--	--	--	
Field Parameters								
Temperature	deg C		**15.5**	**17.1**	**15.6**	**18**	--	
Specific Conductance	uS/cm		**403.5**	**356**	**612**	**781**	--	
Dissolved Oxygen	mg/L		**0.46**	**0.07**	**0.12**	**0.22**	--	
pH	pH units		**0.31**	**6.3**	**6.63**	**6.53**	--	
Oxidation Reduction Potential	mV		**15.9**	**-64.6**	**10.9**	**-3.2**	--	
Turbidity	NTU		**13.8**	**9.71**	**40.5**	**28.2**	--	

Notes:
Bold - detected
Gray label - Well has been decommissioned
Purple Highlight - Concentration exceeds Site Cleanup Level
U - Analyte not detected at or above Reporting Limit (RL) shown
J - Result value estimated
UJ - Analyte not detected and the Reporting Limit (RL) is an estimate.
R - Result Rejected. Not viable for quantitative or qualitative use.
"--" - indicates results not available
mV - millivolts
ppm =- parts per million
µS/cm - microSiemens per centimeter
deg C - degrees Celsius
NTU - Nephelometric Turbidity Units
mg/L - milligram per liter
ug/L - microgram per liter

FIGURES



Site Location Map

2025 Annual Compliance Monitoring Report
Mount Baker Properties Site
Seattle, Washington

Geosyntec consultants	MAR-2026	BY: AJY / DJM / NLK	FIGURE NO. 1
	PROJECT NO. AS160324N	REVISED BY: WBL	

Data source credits: None | | Basemap Service Layer Credits: © OpenStreetMap contributors, Esri, NASA, NGA, USGS, Sources: Esri, TomTom, Garmin, FAO, NOAA, USGS, © OpenStreetMap contributors, and the GIS User Community, WSDOT, Esri, HERE, Garmin, USGS, EPA, NPS

GIS Path: G:\projects\MBHADevelopment_160324\Delivered\Annual Compliance Monitoring Report\Annual Compliance Monitoring Report.aprx: 01 Site Location Map | | User: Willie Longmire | | Print Date: 3/24/2026

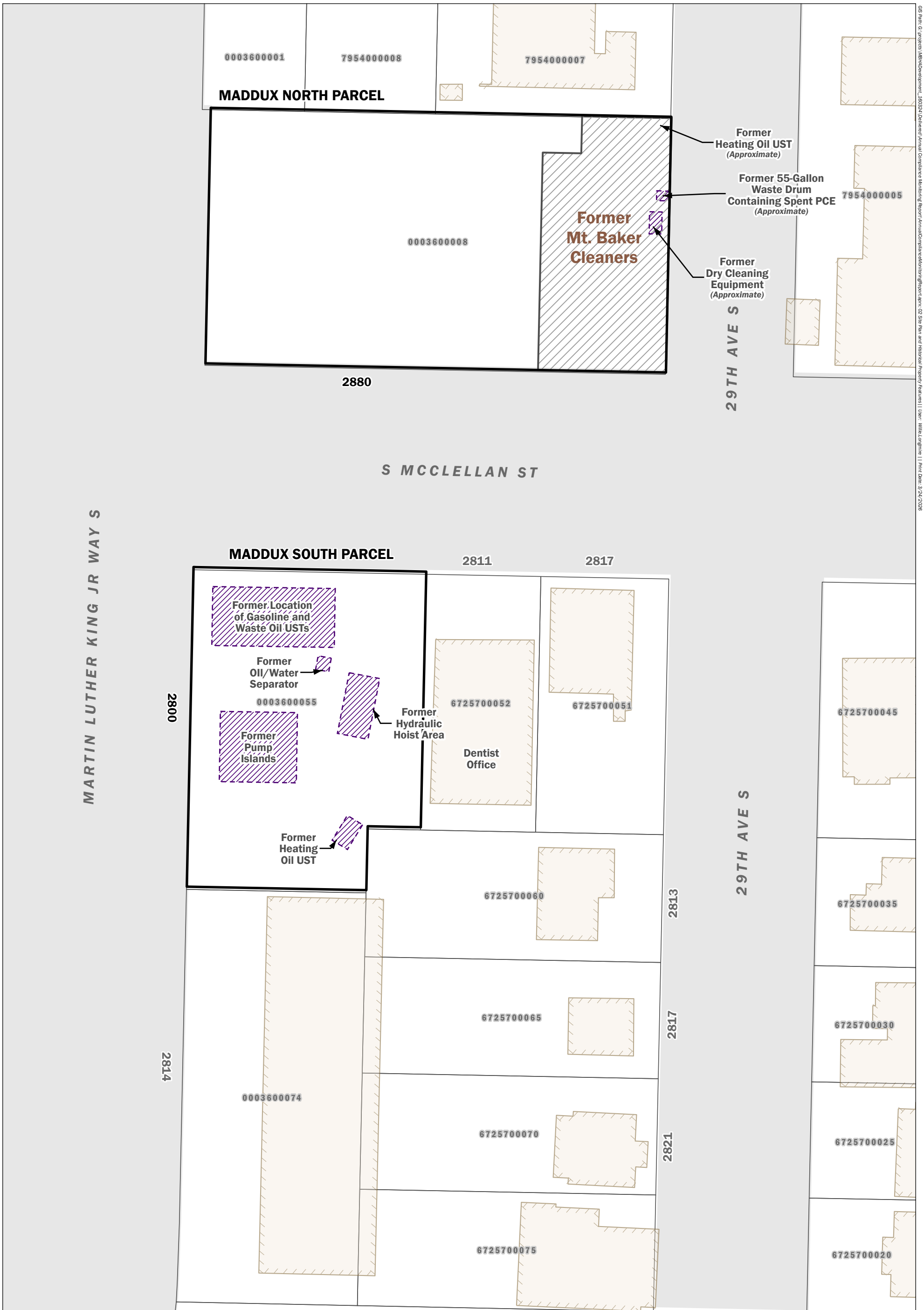

Site Plan and Historical Property Features

2025 Annual Compliance Monitoring Report
Mount Baker Properties Site
Seattle, Washington

Geosyntec consultants	MAR-2026	BY: AJY / DJM / NLK	FIGURE NO. 2
	PROJECT NO. AS160324N	REVISED BY: HMD / WBL	

Data source credits: None || Basemap Service Layer Credits: NA

GIS Path: G:\projects\MBHADevelopment_160324\Delivered\Annual Compliance Monitoring Report\AnnualComplianceMonitoringReport.aprx; 02 Site Plan and Historical Property Features || User: WBLongmire || Print Date: 3/24/2026

GIS Path: G:\projects\MBHADevelopment_160324\Delivered\Annual Compliance Monitoring Report\AnnualComplianceMonitoringReport.aprx | 03 Cleanup Actions Overview | User: haleyduran | Print Date: 5/21/2025

MADDUX NORTH PARCEL

MADDUX SOUTH PARCEL

29TH AVE S

S MCCLELLAN ST

MARTIN LUTHER KING JR WAY S

0003600001 7954000008 7954000007 0003600052 0003600008 0003600065 0003600063 0003600062 0003600055 0003600074 0003600010 0003600059 6725700052 6725700051 6725700060 6725700065 6725700070 6725700075

2880 2811 2817 2800 2813 2817 2814 2821

HC-MW-04 HC-MW-07 HC-MW-06 HC-MW-05 HC-MW-01 HC-MW-02 HC-MW-03

AMW-21 AMW-25 AMW-01 AMW-26 AMW-10 AMW-02 AMW-29 AMW-03 AMW-19 AMW-06 AMW-24 AMW-07 AMW-27 AMW-28 AMW-22 AMW-20 AMW-17 AMW-09 AMW-15 AMW-23 AMW-14 AMW-11 AMW-18 AMW-16 AMW-08

ASG-01 ASG-03 ASG-02 ASG-04 ASG-05

MW-01 MW-02 MW-03 MW-04 MW-05 MW-06 MW-07 MW-08 MW-09 MW-10 MW-11 MW-12 MW-13 AMW-04 AMW-05 AMW-12 AMW-13

- Monitoring Well
- Decommissioned Monitoring Well
- Soil Gas Sample Location
- Subject Property
- Maddux South Injections (2024)
- 29th Ave Injections (2021)
- McClellan Injections (2022)
- Chlorinated solvent-contaminated soil removed during remedial excavation (2020)
- Petroleum hydrocarbon-contaminated soil removed during remedial excavation (2020)
- Building Footprint
- Tax Parcel

N

0 45 90 Feet

Cleanup Actions Overview

2025 Annual Compliance Monitoring Report
Mount Baker Properties Site
Seattle, Washington

Aspect CONSULTING	APRIL-2026	BY: RWN / HMD	FIGURE NO. 3
	PROJECT NO. AS160324N	REVISED BY: ---/---	

Data source credits: None || Basemap Service Layer Credits: NA

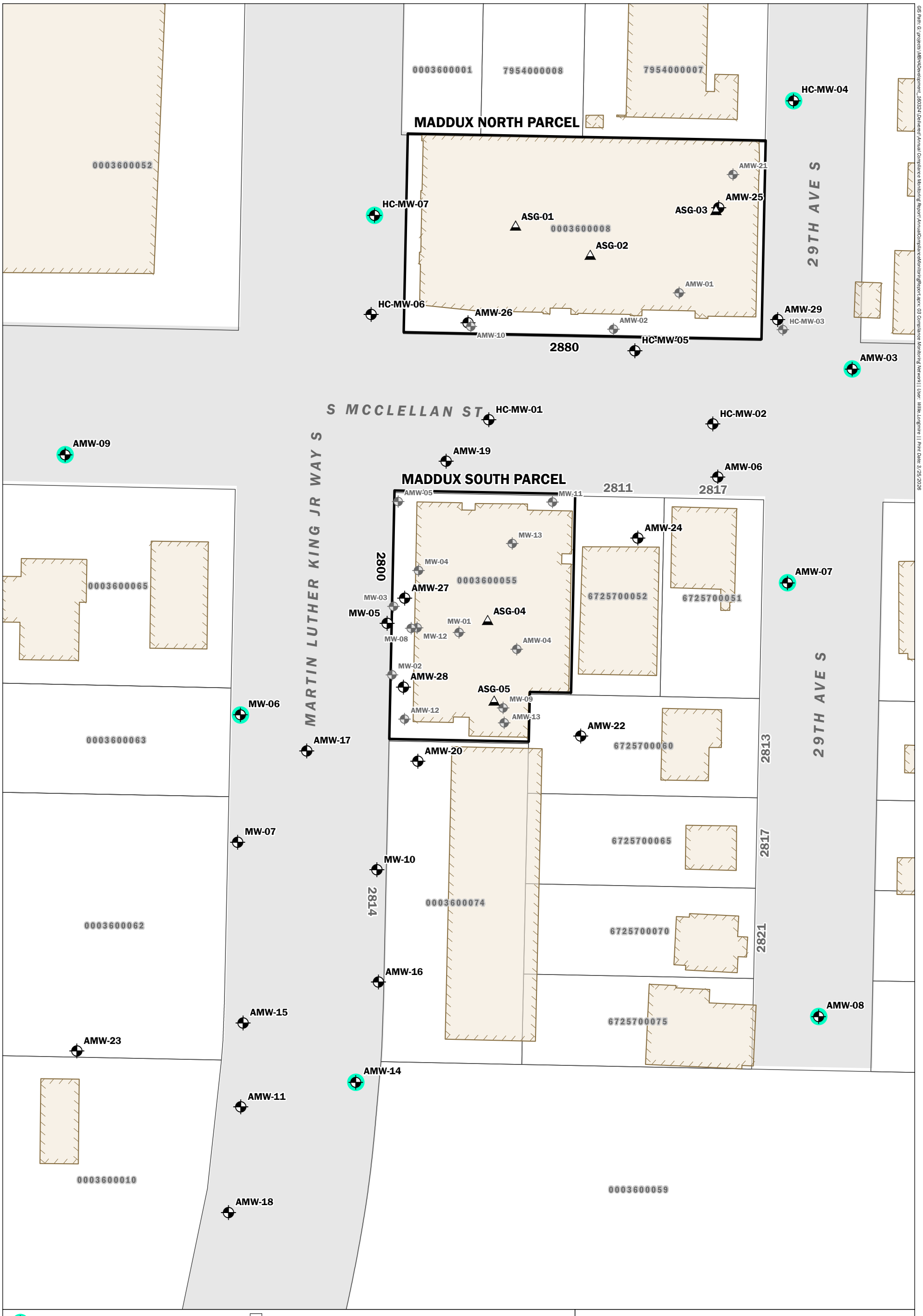

Compliance Monitoring Network

2025 Annual Compliance Monitoring Report
Mount Baker Properties Site
Seattle, Washington

Geosyntec consultants	MAR-2026	BY: AJY / DJM / NLK	FIGURE NO. 4
	PROJECT NO. AS160324N	REVISED BY: HMD	

Data source credits: None || Basemap Service Layer Credits: NA

GIS Path: G:\projects\MBHADevelopment_160324\Delivered\Annual Compliance Monitoring Report\AnnualComplianceMonitoringReport.aprx::03 Compliance Monitoring Network | | User: WillieLongmire | | Print Date: 3/25/2026

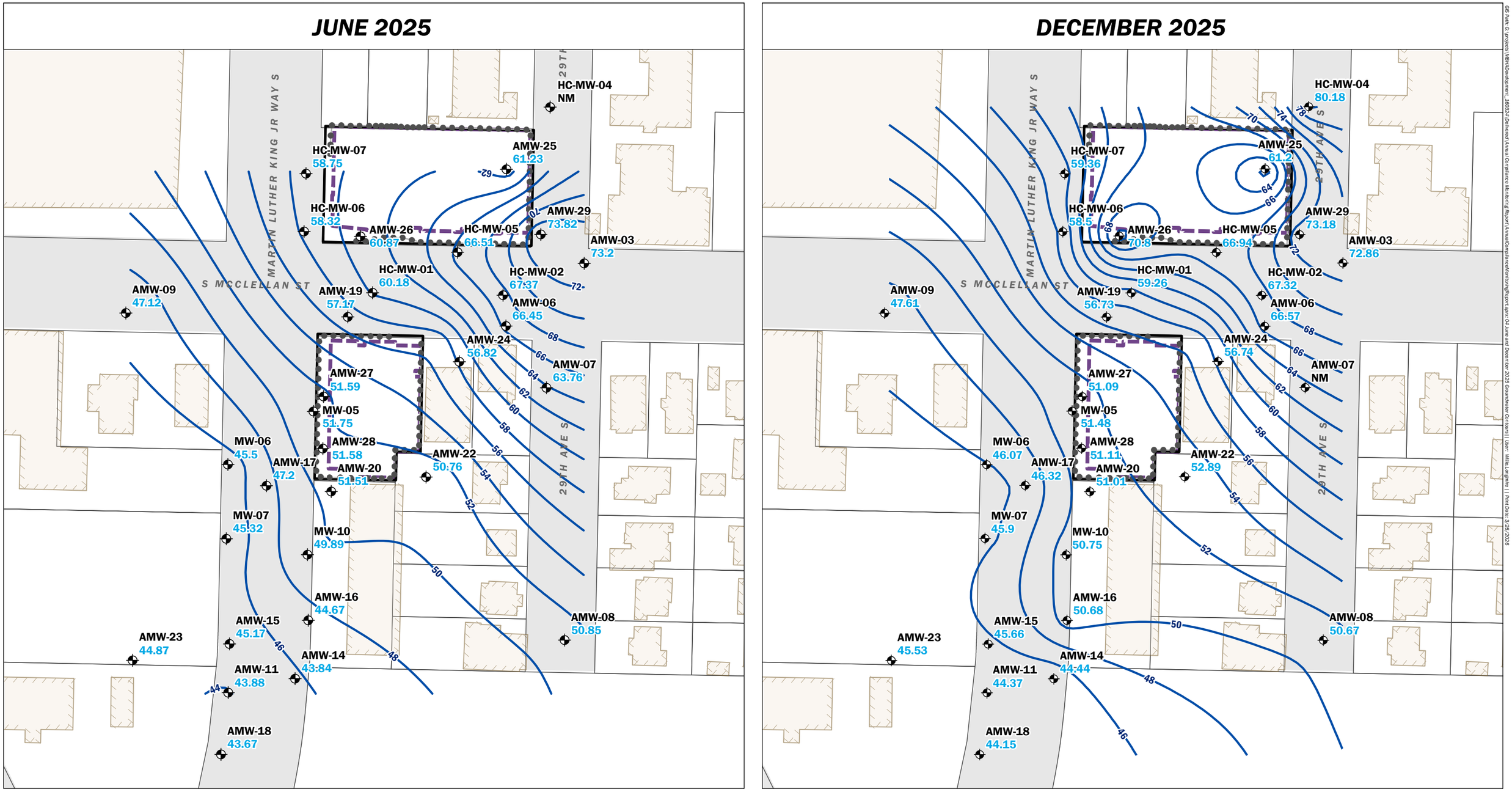

June and December 2025 Groundwater Contours

2025 Annual Compliance Monitoring Report
Mount Baker Properties Site
Seattle, Washington

Geosyntec consultants	MAR-2026	BY: AJY / HMD	FIGURE NO.
	PROJECT NO. 160324	REVISED BY: WBL	5

Data source credits: None || Basemap Service Layer Credits: NA

JUNE 2024

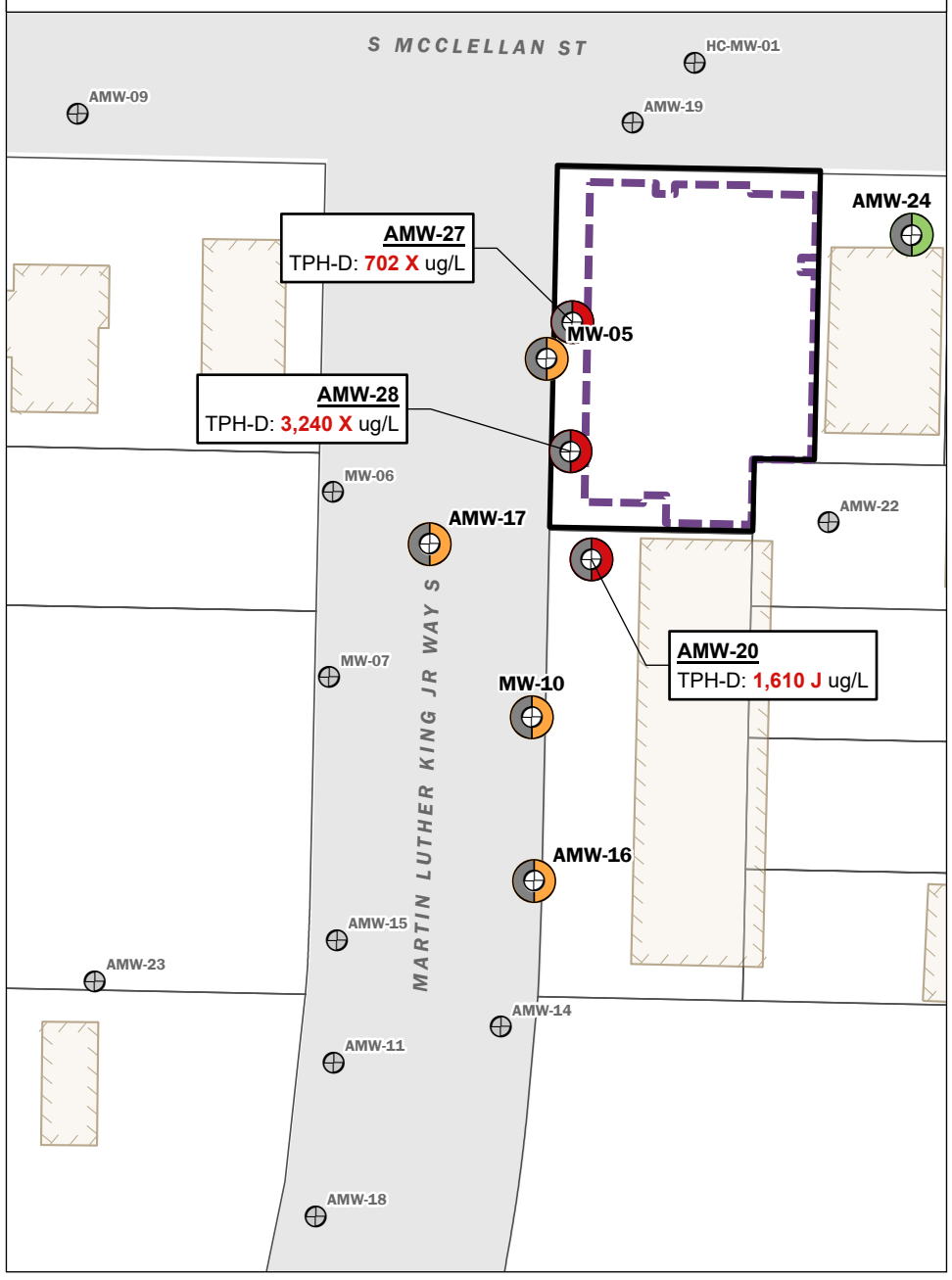

DECEMBER 2024

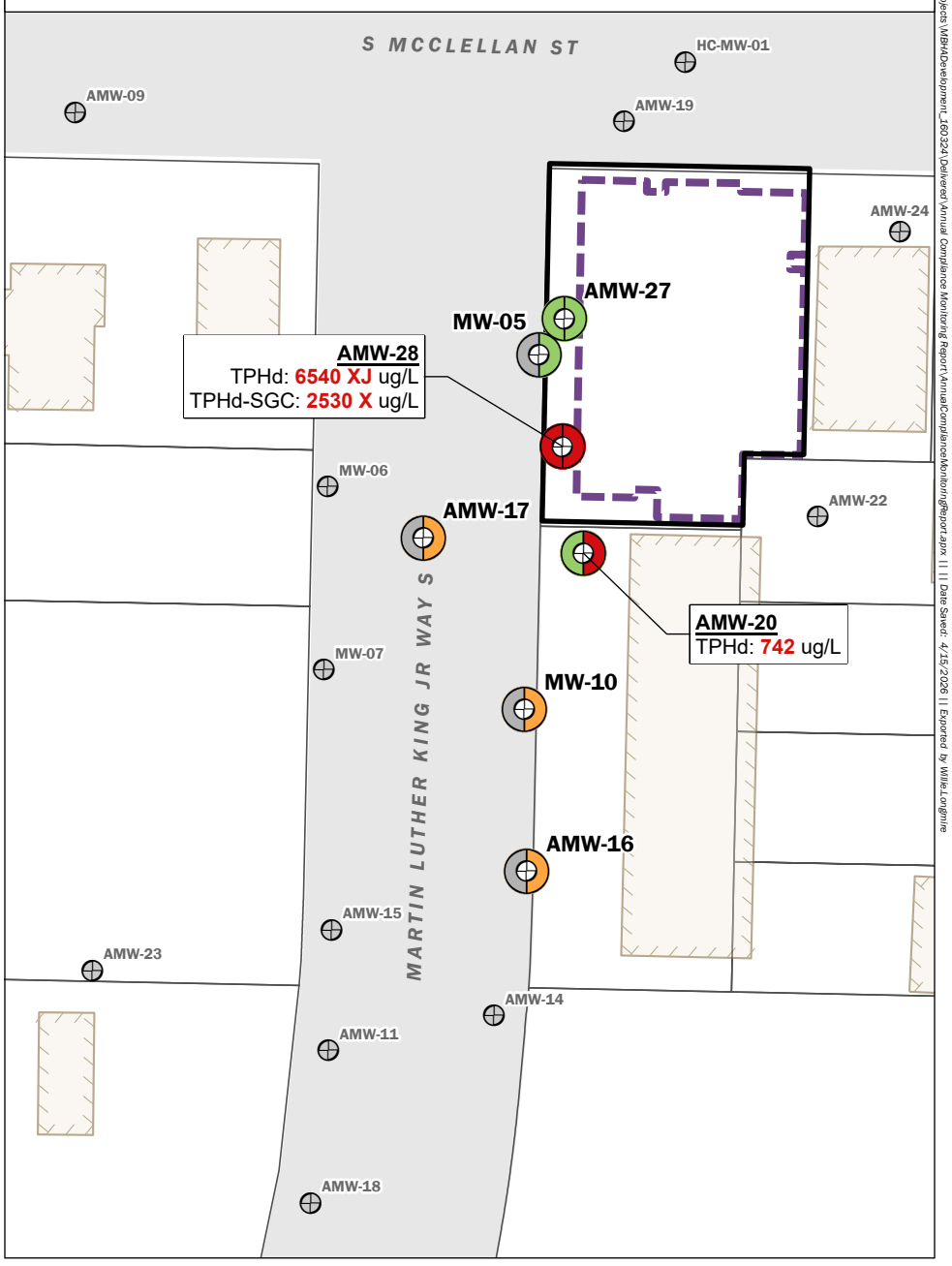

JUNE 2025

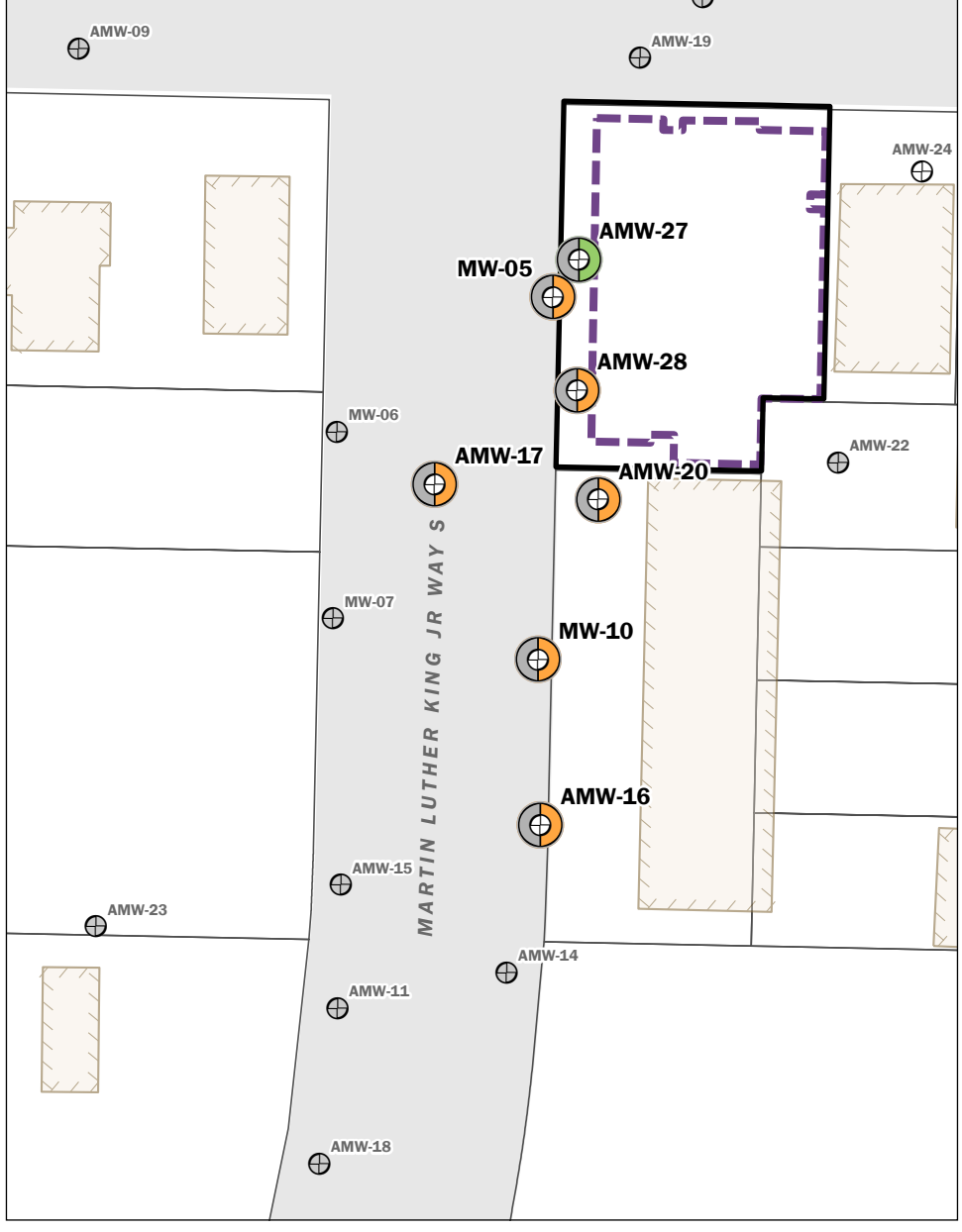

DECEMBER 2025

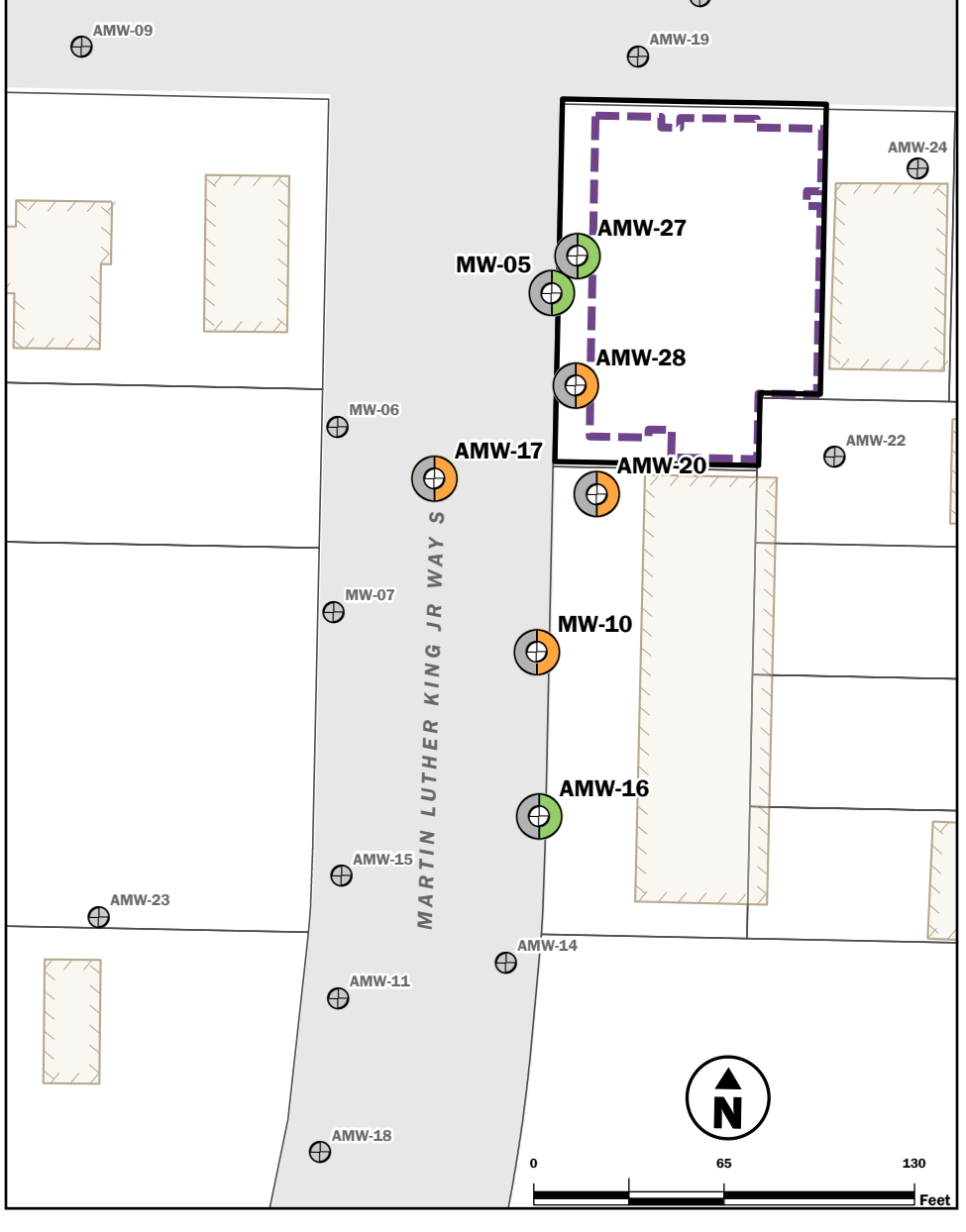

Monitoring Well
Monitoring Well Not Sampled for TPH
TPH dectected at concentrations above Site Specific Cleanup Levels
TPH dectected at concentrations below Site Specific Cleanup Levels
TPH not detected
Not Sampled

Subject Property
Maddux Building Footprint
Building Footprint
Tax Parcel

Sample ID
TPHg
TPHd
MW-10
TPHd: 675 X ug/L
Result Value

Notes:
1. ug/L = micrograms per liter
2. TPHg = Gasoline Range Organics
3. TPHd = Diesel Range Organics
4. TPH = Total Petroleum Hydrocarbons

TPH Concentrations in Groundwater (2024 - 2025)

2025 Annual Compliance Monitoring Report
Mount Baker Properties Site
Seattle, Washington

Geosyntec consultants	APR-2026	BY: AJY / DJM / NLK	FIGURE NO. 6
	PROJECT NO. AS160324N	REVISED BY: HMD / WBL	

Data source credits: None || Basemap Service Layer Credits: NA

ArcGIS Pro: G:\projects\MBHADevelopment_160324\Delivered\Annual Compliance Monitoring Report\AnnualComplianceMonitoringReport.aprx || || Date Saved: 4/15/2026 || Exported by WillieLongmire

JUNE 2024

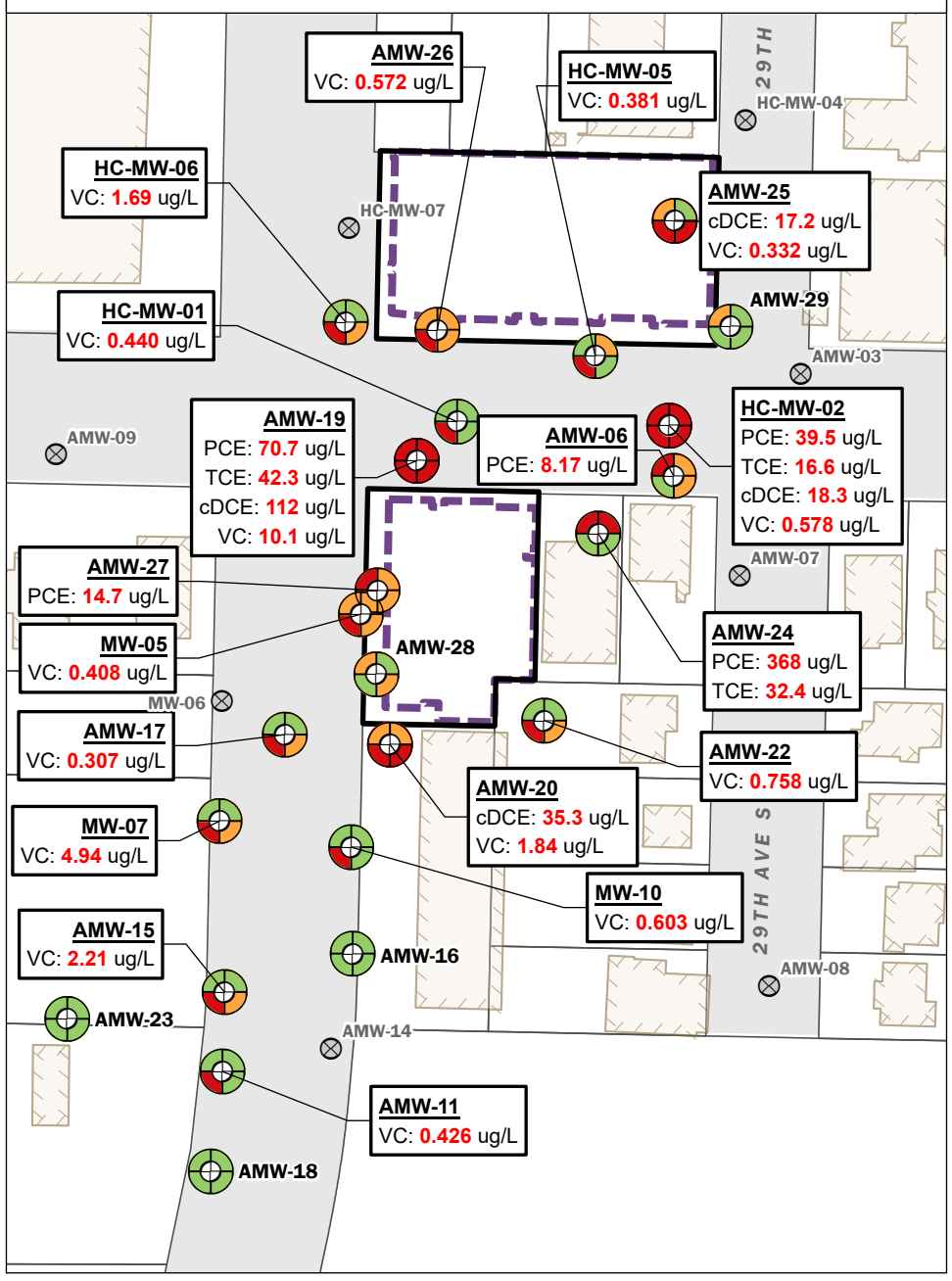

DECEMBER 2024

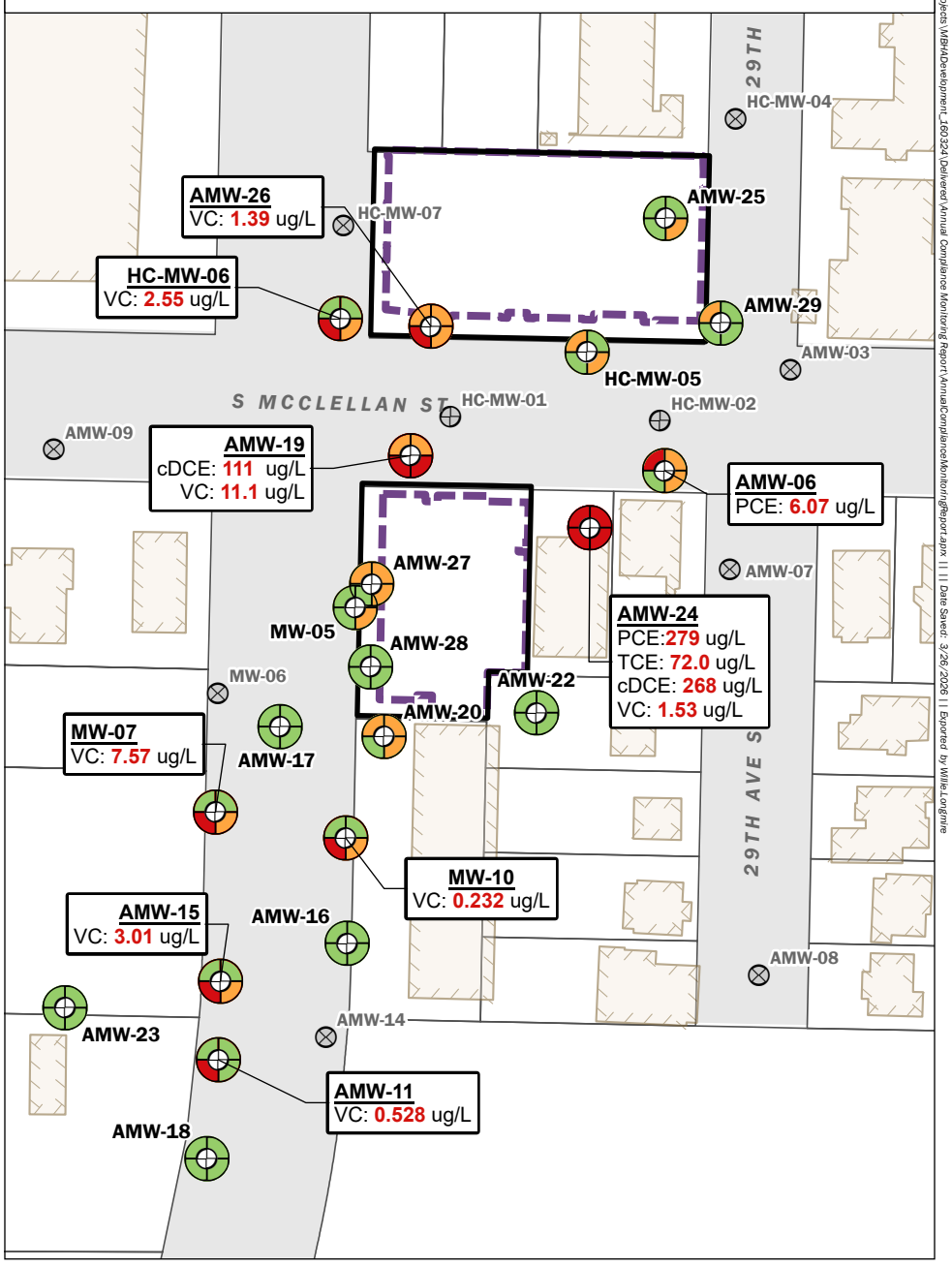

JUNE 2025

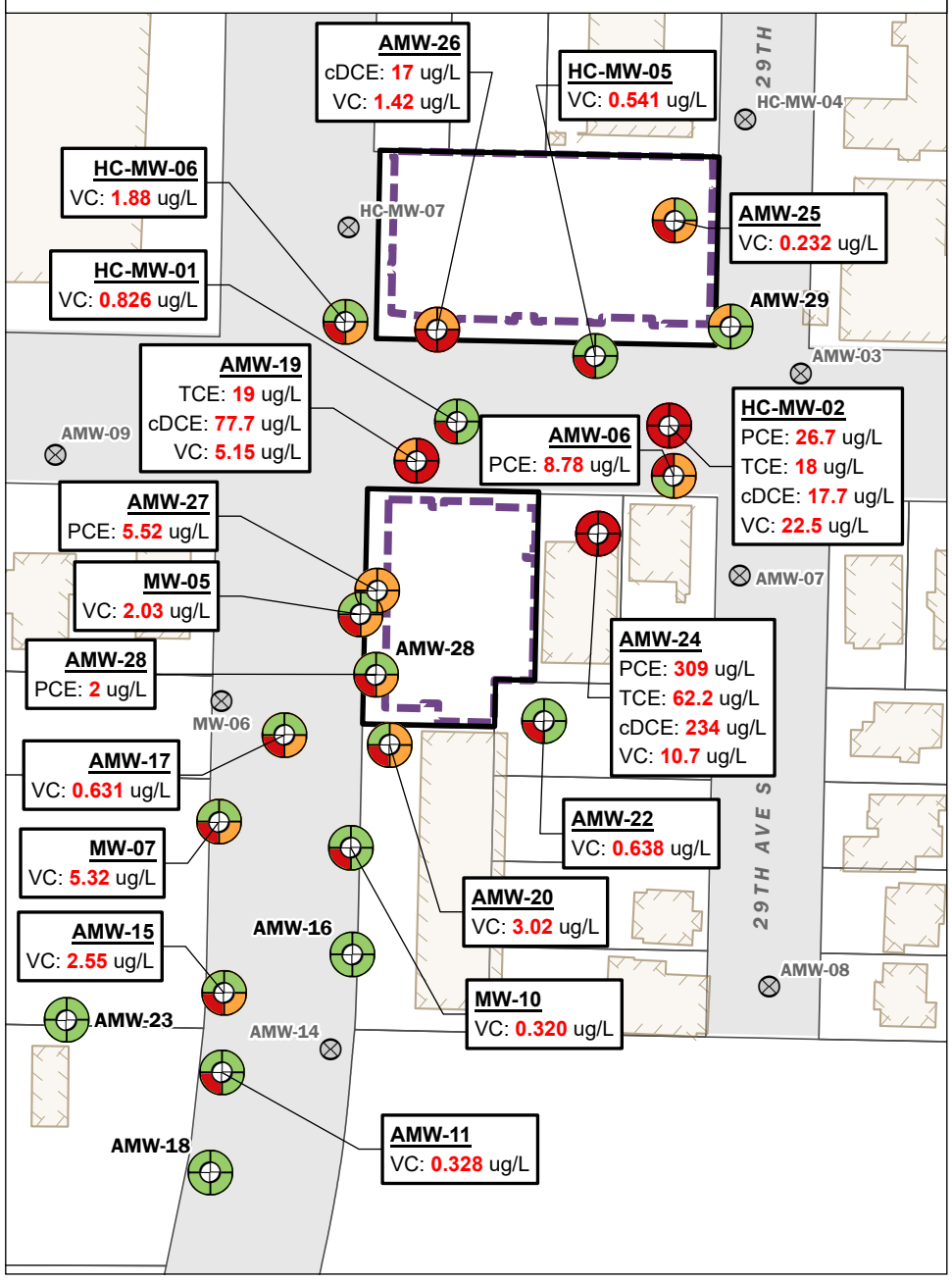

DECEMBER 2025

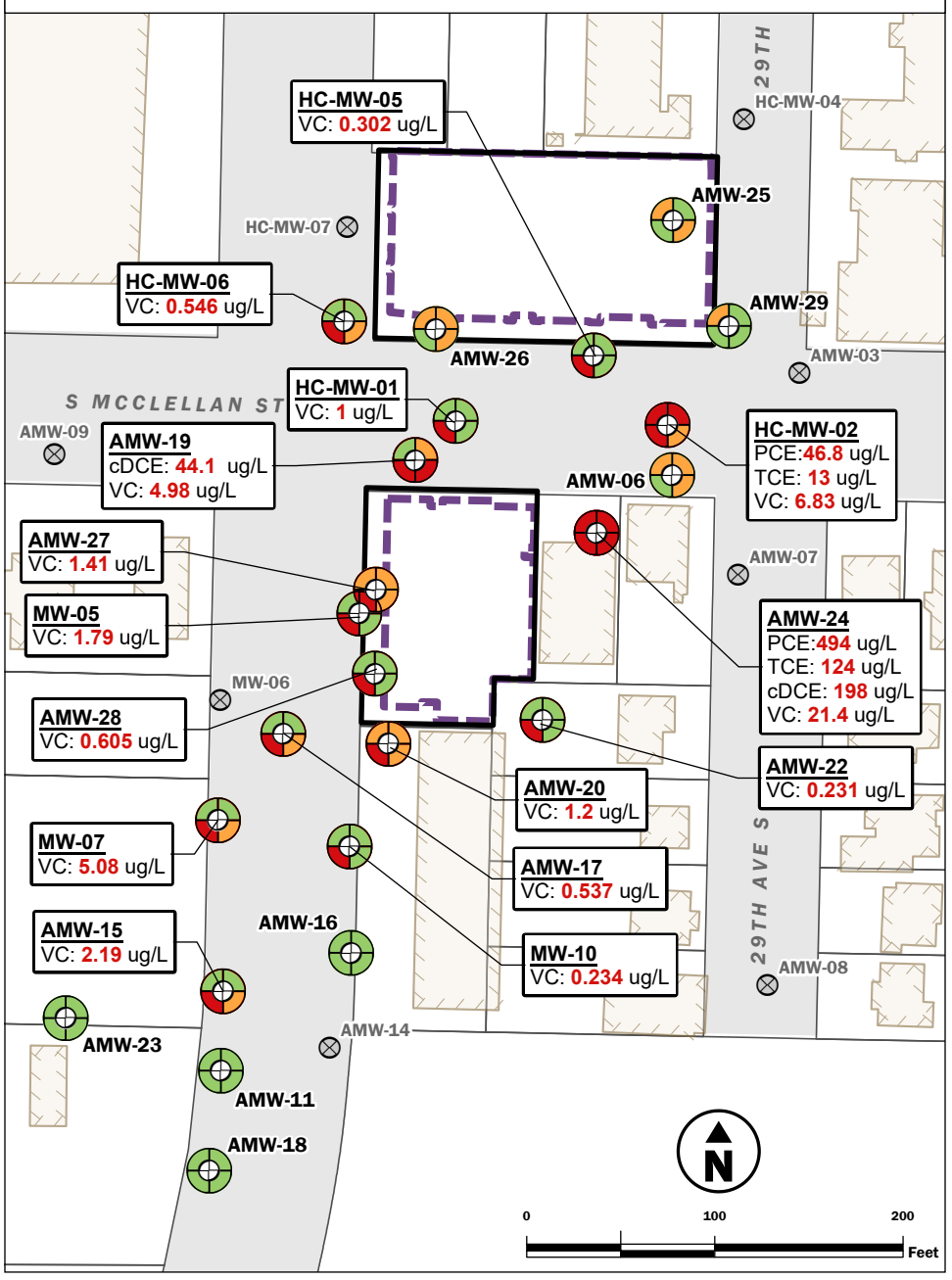

Monitoring Well

Monitoring Well Not Sampled for cVOCs

cVOCs dectected at concentrations above Site Specific Cleanup Levels

cVOCs dectected at concentrations below Site Specific Cleanup Levels

cVOCs not detected

Not Sampled

Subject Property

Maddux Building Footprint

Building Footprint

Tax Parcel

Sample ID

PCE TCE VC cDCE

AMW-24
PCE: 238 E ug/L
TCE: 25.5 ug/L

Result Value

Notes:
1. ug/L = micrograms per liter
2. cDCE = cis-1,2-Dichloroethene
3. PCE = Tetrachloroethene
4. TCE = Trichloroethene
5. VC = Vinyl Chloride
6. cVOCs = Chlorinated Volatile Organic Compounds

CVOC Concentrations in Groundwater (2024 - 2025)

2025 Annual Compliance Monitoring Report
Mount Baker Properties Site
Seattle, Washington

Geosyntec consultants	MAR-2026	BY: AJY / DJM / NLK	FIGURE NO. 7
	PROJECT NO. AS160324N	REVISED BY: HMD / WBL	

Data source credits: None || Basemap Service Layer Credits: NA

ArcGIS Pro: G:\projects\MBHADevelopment_160324\Delivered\Annual Compliance Monitoring Report\AnnualComplianceMonitoringReport.aprx || Date Saved: 3/26/2026 || Exported by WillieLongmire

Figure 8. Groundwater Analytical Results – Time-Series cVOC Graphs

Project No. AS160324N, Mount Baker Properties Site, Seattle, Washington

Maddux North cVOCs

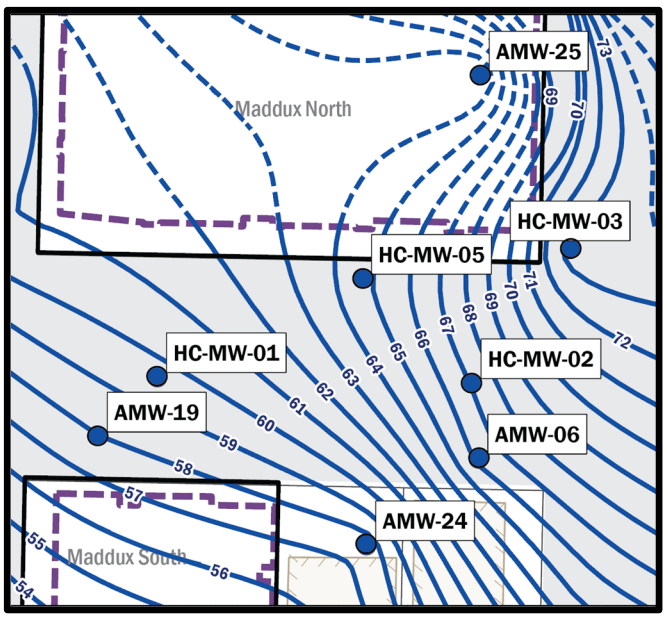

Legend

- PCE - tetrachloroethene
- TCE - trichloroethene
- cDCE - cis-1,2 dichloroethene
- VC - vinyl chloride
- Date of Injection event
- Groundwater elevation (feet NAVD88)
- Duration of excavation

µgl/L - micrograms per liter

Notes

1. Groundwater elevation contours represent groundwater levels obtained in December 2024.
2. Nondetect results were graphed using a value of zero

[a] HC-MW-03 was decommissioned and replaced with AMW-29

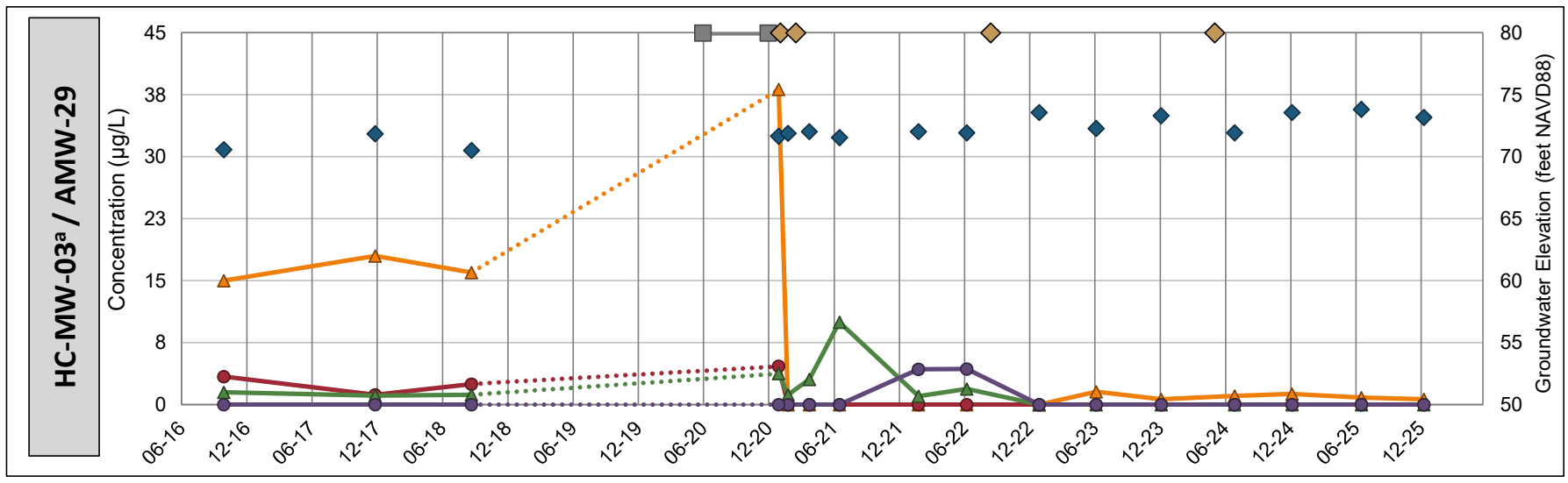

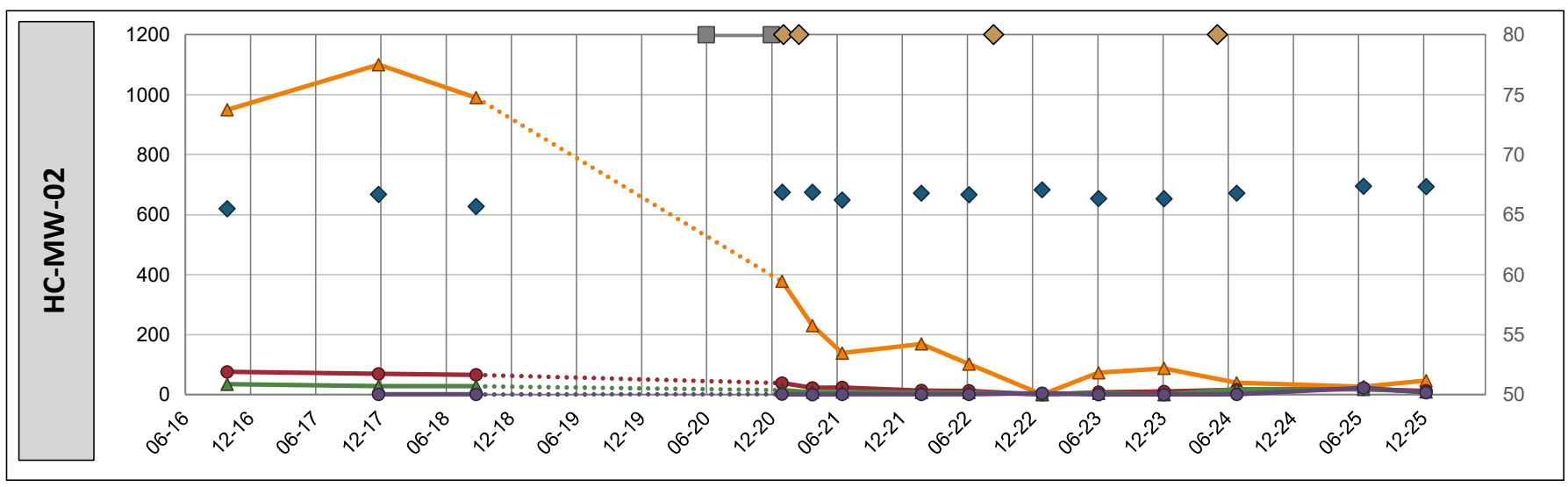

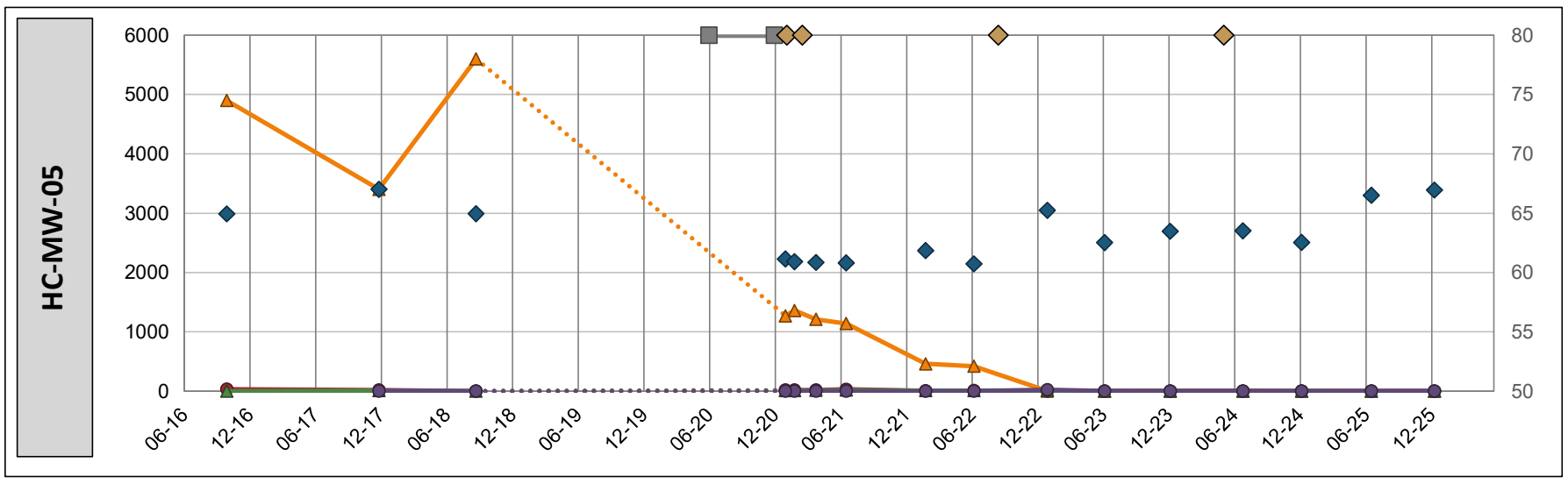

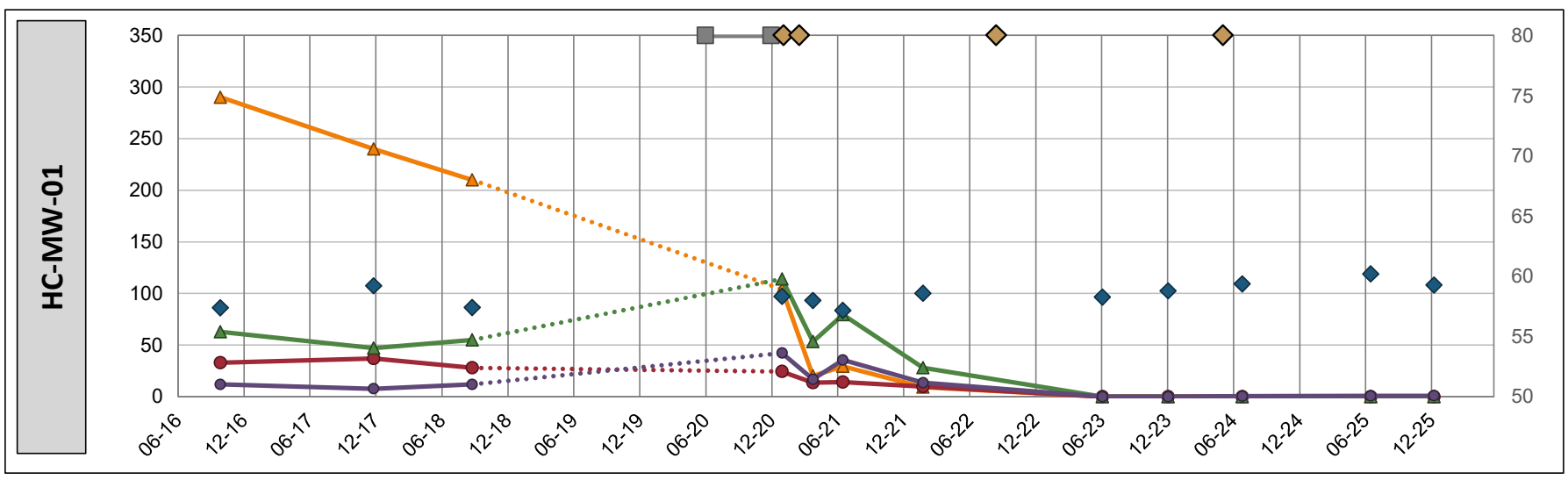

Figure 8. Groundwater Analytical Results – Time-Series cVOC Graphs

Project No.160324, Seattle, Washington

Maddux North cVOCs

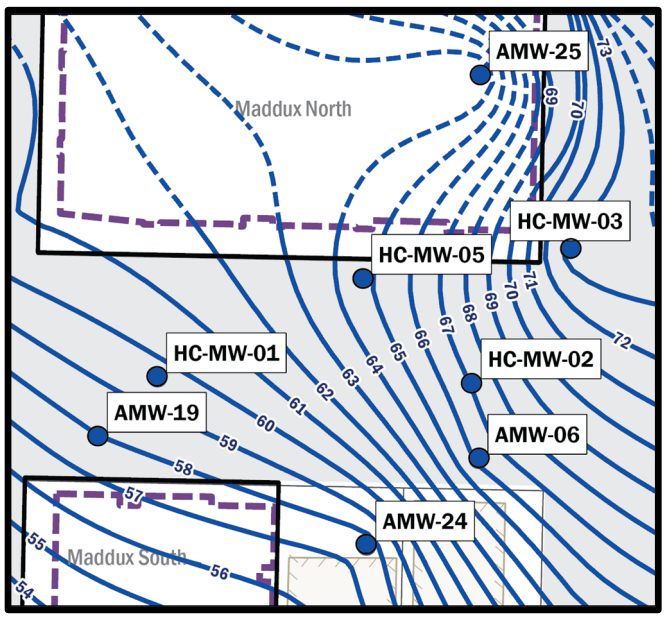

Legend

µgl/L -

Notes

1. Groundwater elevation contours represent groundwater levels obtained in December 2024.
2. Nondetect results were graphed using a value of zero

[b] AMW-21 was decommisioned and replaced with AMW-25

Figure 9. Groundwater Analytical Results – Absolute Molar cVOC Concentrations

Project No. AS160324N, Mount Baker Properties Site, Seattle, Washington

Legend

- PCE - tetrachloroethene
- TCE - trichloroethene
- cDCE - cis-1,2 dichloroethe...
- VC - vinyl chloride
- ND Nondetect
- Groundwater Elevation (feet NAVD88)
- Date of Injection event
- Duration of Excavation
- NS Not sampled
- µmol/L - micromoles per liter

Notes

[a] HC-MW-03 was decommissioned and replaced with AMW-29

[b] AMW-21 was decommissioned and replaced with AMW-25

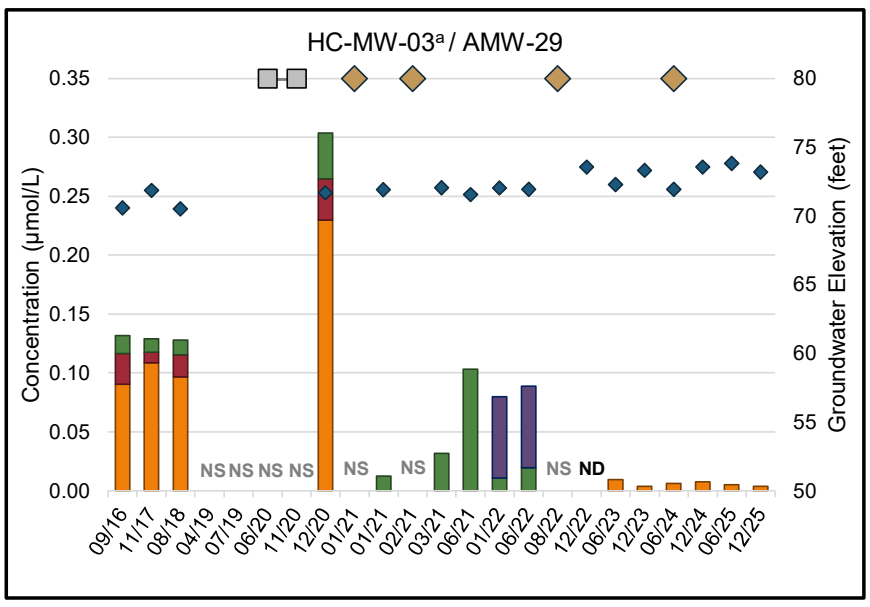

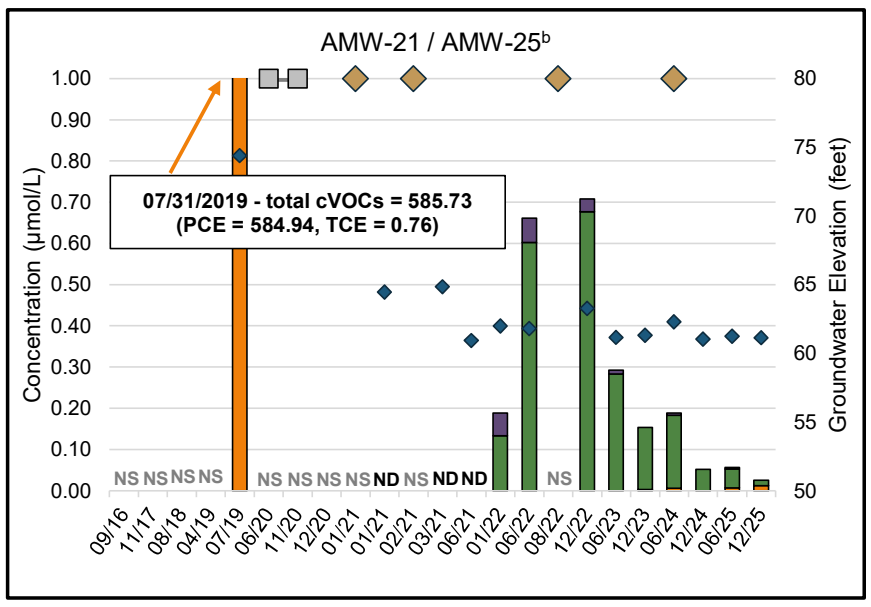

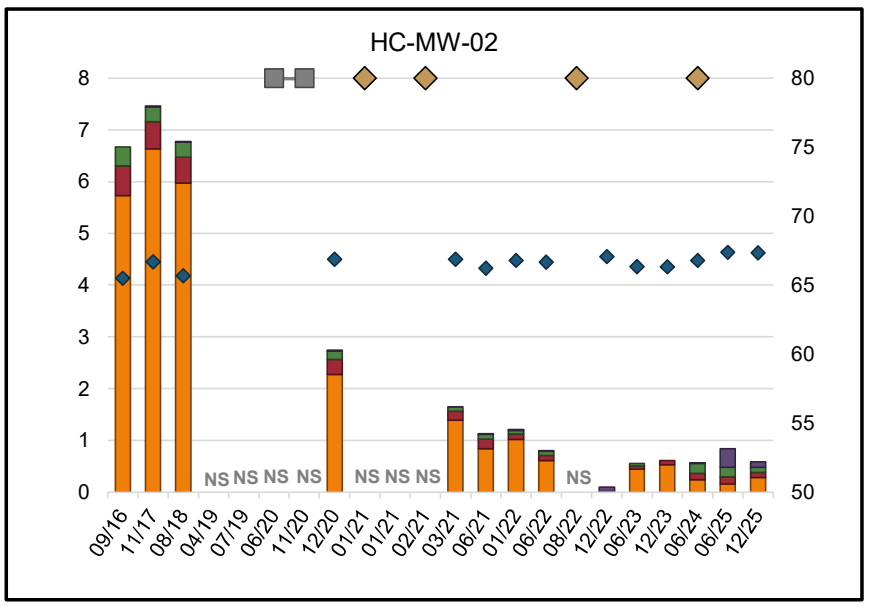

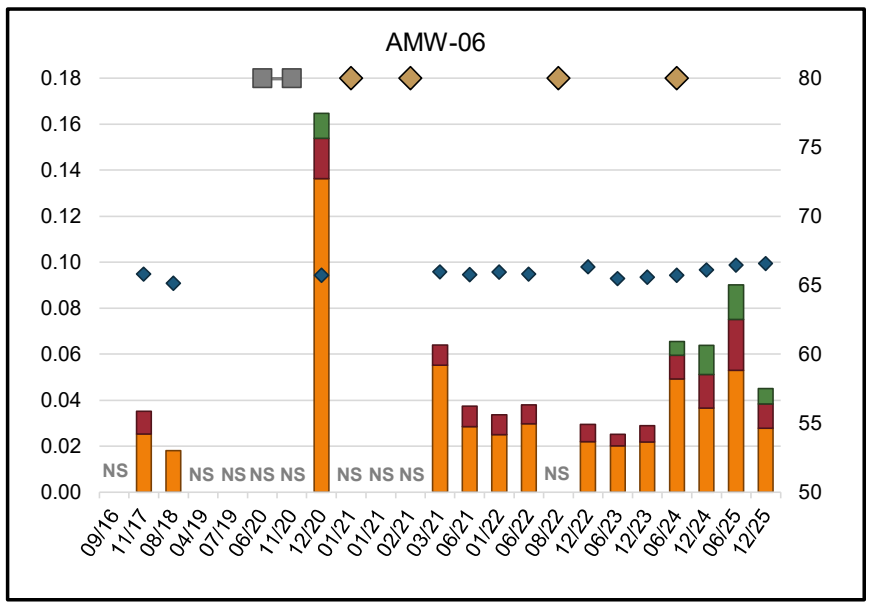

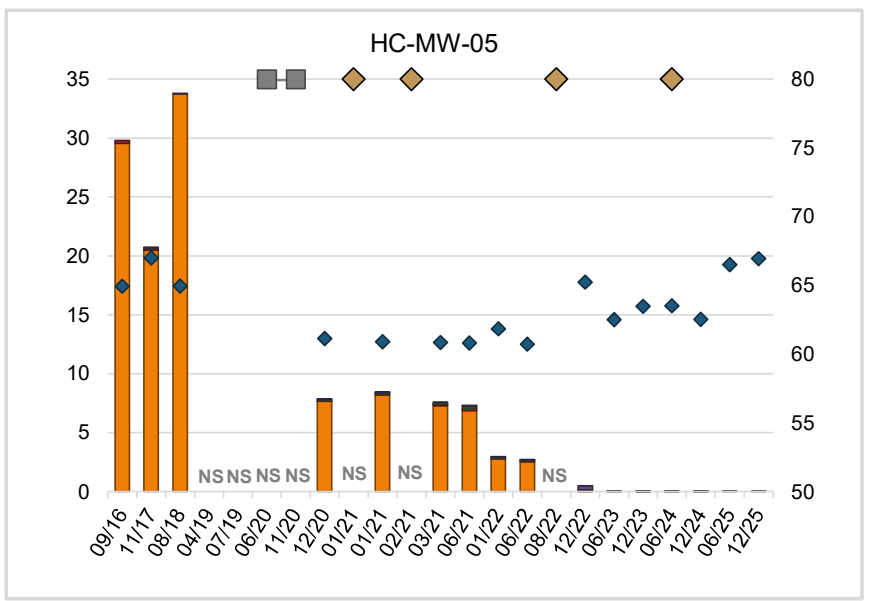

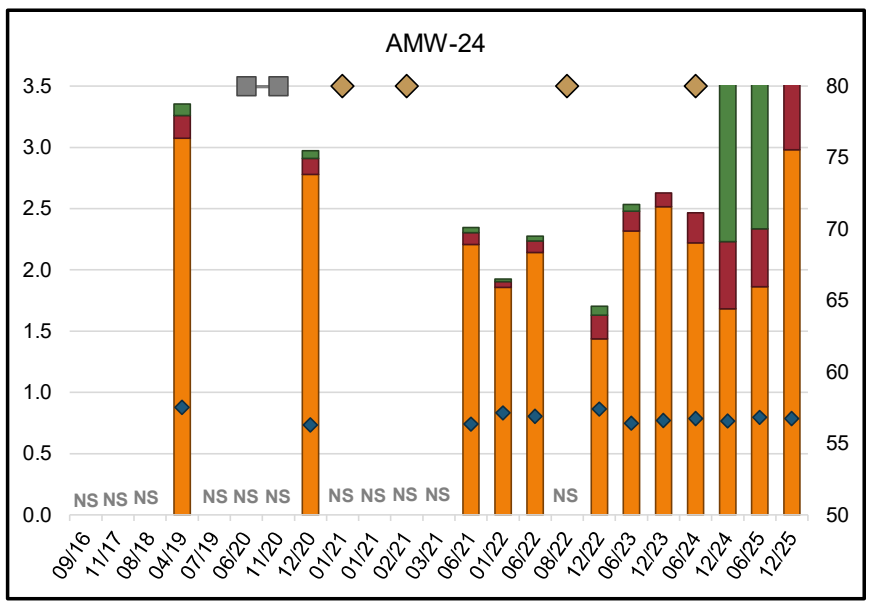

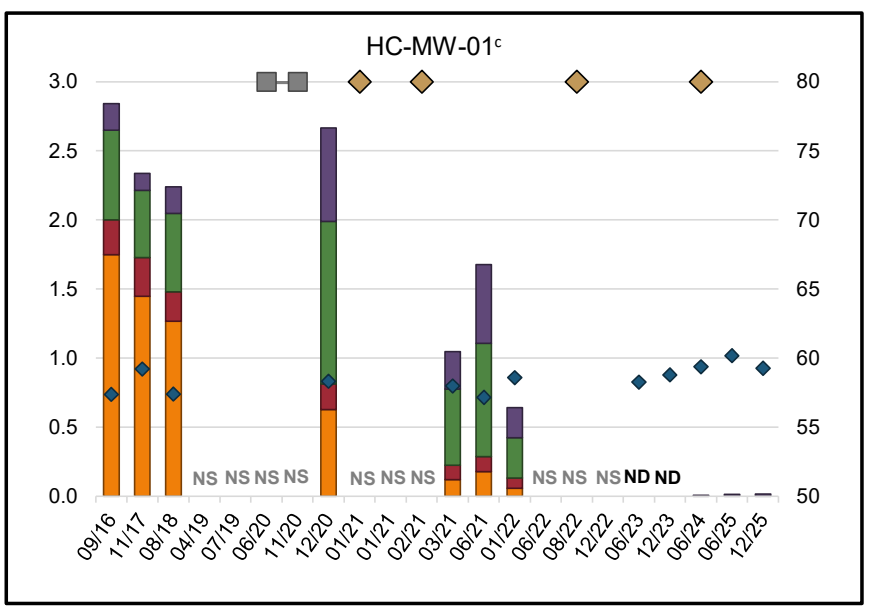

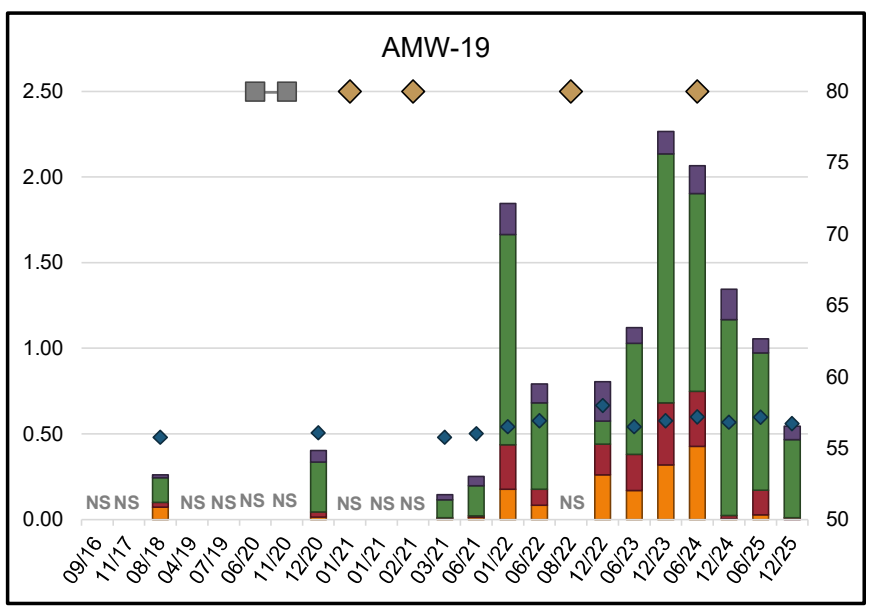

Figure 10. Groundwater Analytical Results – Relative Molar cVOC Concentrations

Project No. AS160324N, Mount Baker Properties Site, Seattle, Washington

Legend

- PCE - tetrachloroethene
- TCE - trichloroethene
- cDCE - cis-1,2 dichloroethene
- VC - vinyl chloride
- ND Nondetect
- PCE Concentration (ug/L)
- Date of Injection event
- Duration of Excavation
- NS Not sampled

Notes

[a] HC-MW-03 was decommissioned and replaced with AMW-29

[b] AMW-21 was decommissioned and replaced with AMW-25

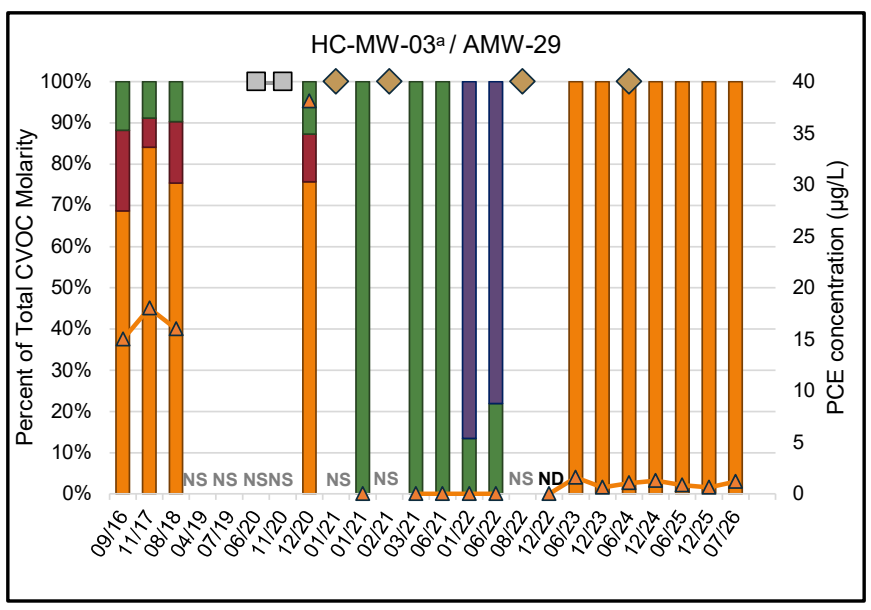

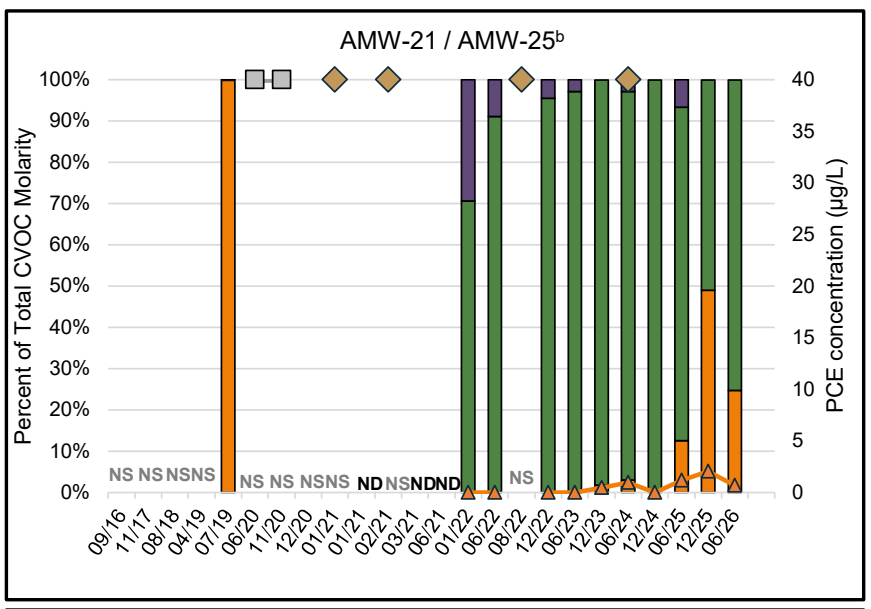

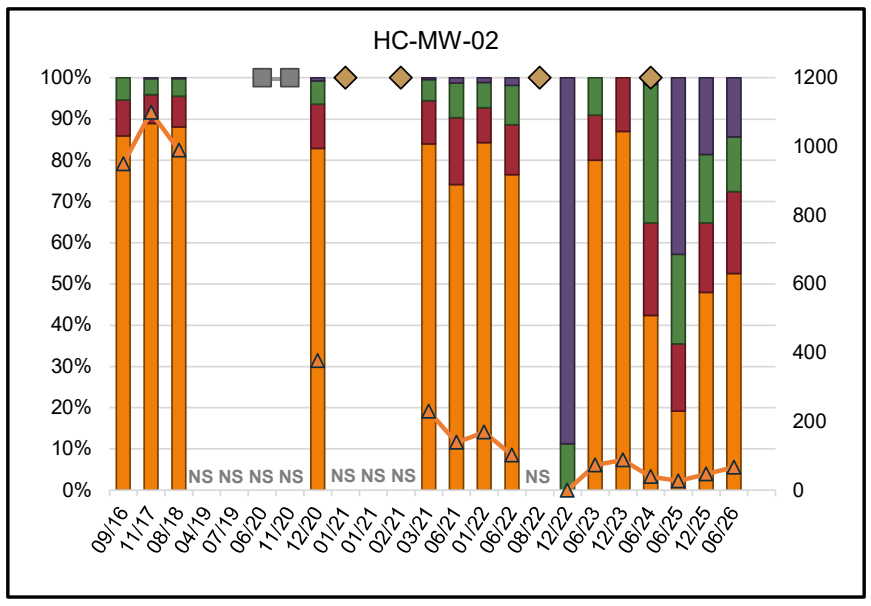

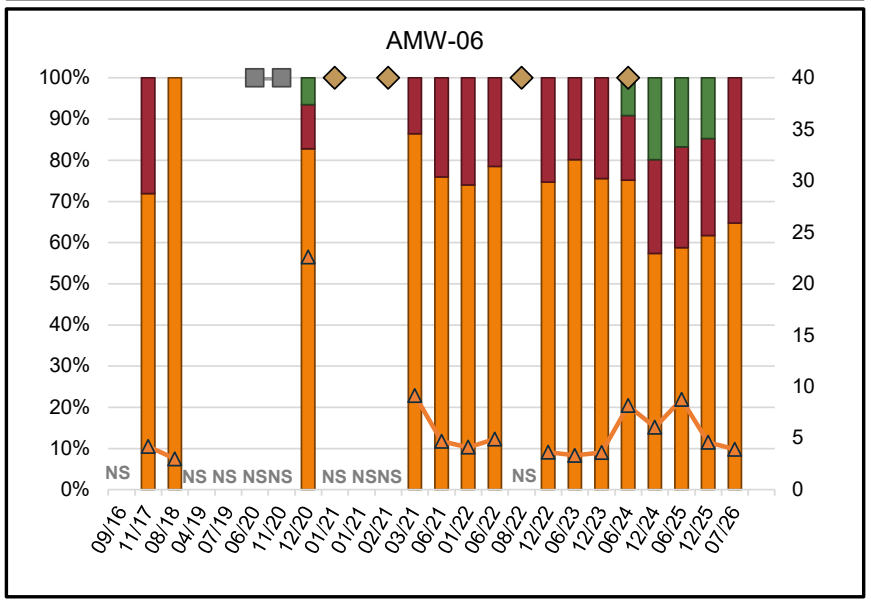

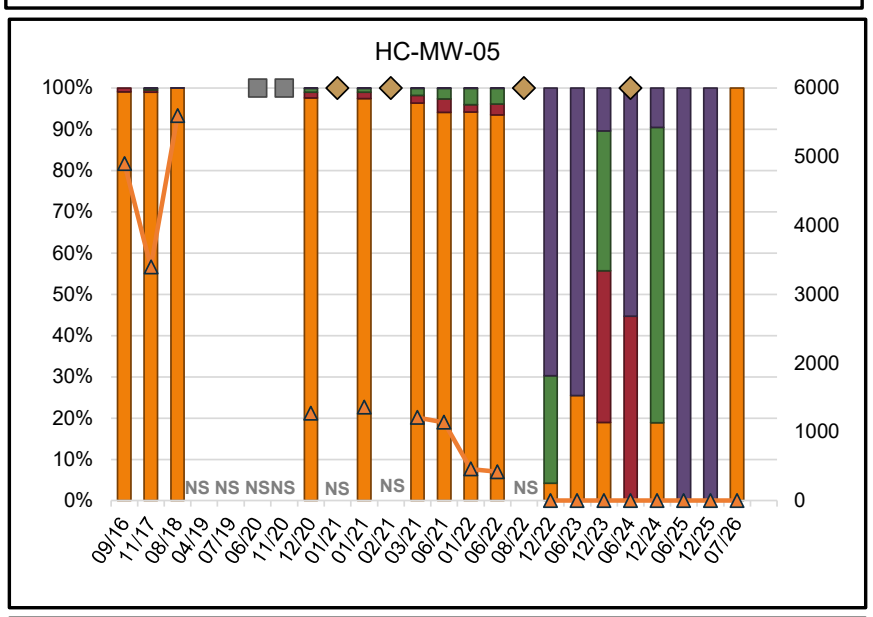

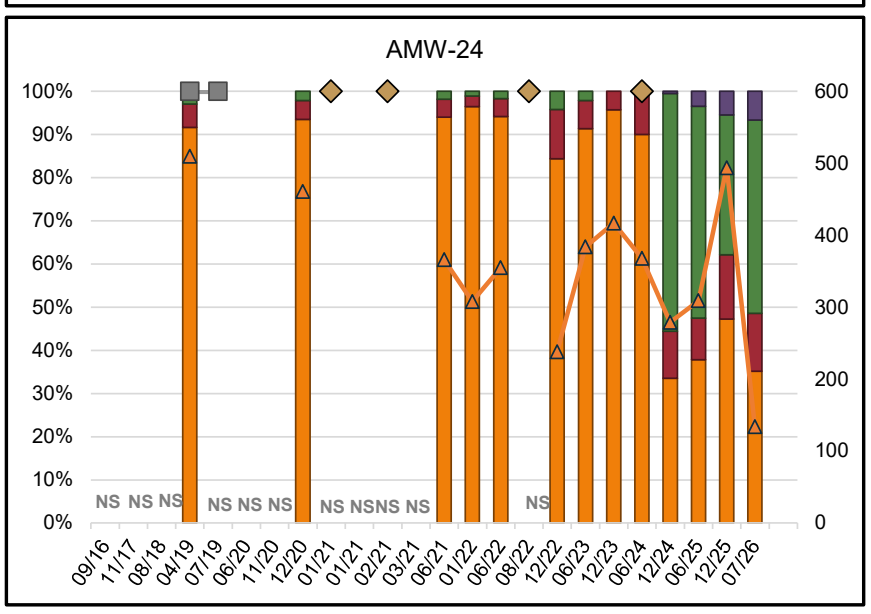

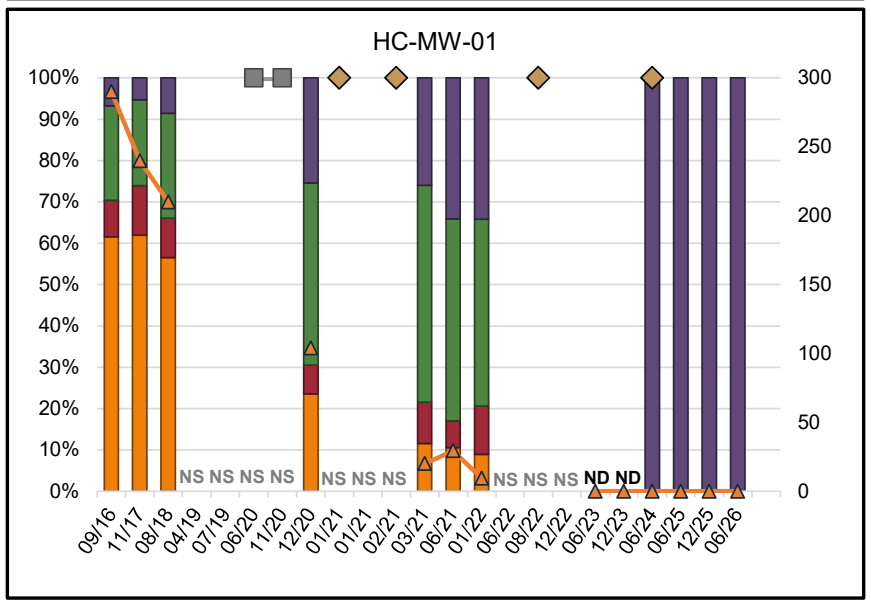

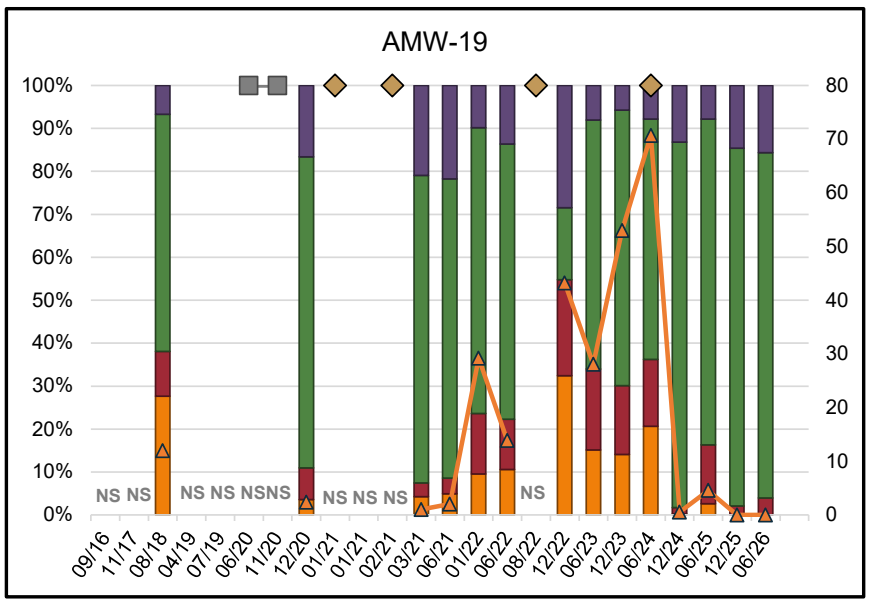

Geosyntec Consultants

11/5/2026

\\asp-sea-01\projects\Mt Baker Housing_Gateway_McClellan_Maddux 160324\Report Drafts\2026.04 2025 Annual Compliance Monitoring Report\Figures\References - Working Draft\Data Mapping Working\2026-CVOC GW Graphs_update contou

APPENDIX A
Laboratory Analytical Results & Chromatography Results

3600 Fremont Ave N
Seattle, WA 98103
T: (206) 352-3790
F: (206) 352-7178
info@fremontanalytical.com

Aspect Consulting
Hannah Cohen
710 2nd Ave, Suite 550
Seattle, WA 98104

RE: Maddux, AS160324
Work Order Number: 2506307

June 23, 2025

Attention Hannah Cohen:

Alliance Technical Group, LLC - Seattle received 11 sample(s) on 6/16/2025 for the analyses presented in the following report.

Diesel & Oil by NWTPH-Dx with Silica Gel Treatment
Diesel and Heavy Oil by NWTPH-Dx
Dissolved Gases by RSK-175
Dissolved Metals by EPA 6020B
Ion Chromatography by EPA 300.0
Total Alkalinity by EPA 310.2
Total Organic Carbon by SM 5310C
Volatile Organic Compounds by EPA 8260D

All analyses were performed according to our accredited Quality Assurance program. Please contact the laboratory if you should have any questions about the results.

Alliance Technical Group is committed to accuracy, speed, and customer service. Thank you for choosing Alliance Technical Group's Seattle laboratory team for your analytical needs. We appreciate this opportunity to serve you!

Sincerely,

DoD-ELAP Accreditation #79636 by PJLA, ISO/IEC 17025:2017 and QSM 5.4 for Environmental Testing
ORELAP Certification: WA 100009 (NELAP Recognized) for Environmental Testing
Washington State Department of Ecology Accredited for Environmental Testing, Lab ID C910

Original

Lyann Rivera
Project Manager

CC:
Marc Chalfant

Date: *06/23/2025*

CLIENT: Aspect Consulting
Project: Maddux
Work Order: 2506307

Work Order Sample Summary

Lab Sample ID	Client Sample ID	Date/Time Collected	Date/Time Received
2506307-001	AMW-19-2025-0616	06/16/2025 10:30 AM	06/16/2025 6:05 PM
2506307-002	HC-MW-01-20250616	06/16/2025 12:40 PM	06/16/2025 6:05 PM
2506307-003	HC-MW-02-20250616	06/16/2025 12:14 PM	06/16/2025 6:05 PM
2506307-004	AMW-25-20250616	06/16/2025 2:07 PM	06/16/2025 6:05 PM
2506307-005	MW-05-20250616	06/16/2025 2:40 PM	06/16/2025 6:05 PM
2506307-006	AMW-20-20250616	06/16/2025 3:15 PM	06/16/2025 6:05 PM
2506307-007	MW-10-20250616	06/16/2025 3:55 PM	06/16/2025 6:05 PM
2506307-008	AMW-16-20250616	06/16/2025 4:10 PM	06/16/2025 6:05 PM
2506307-009	AMW-22-20250616	06/16/2025 1:35 PM	06/16/2025 6:05 PM
2506307-010	Dup-2-20250616	06/16/2025 12:00 AM	06/16/2025 6:05 PM
2506307-011	Dup-1-20250616	06/16/2025 12:00 AM	06/16/2025 6:05 PM

Note: If no "Time Collected" is supplied, a default of 12:00AM is assigned

Original

Case Narrative

WO#: **2506307**

Date: **6/23/2025**

CLIENT: Aspect Consulting
Project: Maddux

I. SAMPLE RECEIPT:
Samples receipt information is recorded on the attached Sample Receipt Checklist.

II. GENERAL REPORTING COMMENTS:
Results are reported on a wet weight basis unless dry-weight correction is denoted in the units field on the analytical report ("mg/kg-dry" or "ug/kg-dry").

Matrix Spike (MS) and MS Duplicate (MSD) samples are tested from an analytical batch of "like" matrix to check for possible matrix effect. The MS and MSD will provide site specific matrix data only for those samples which are spiked by the laboratory. The sample chosen for spike purposes may or may not have been a sample submitted in this sample delivery group. The validity of the analytical procedures for which data is reported in this analytical report is determined by the Laboratory Control Sample (LCS) and the Method Blank (MB). The LCS and the MB are processed with the samples and the MS/MSD to ensure method criteria are achieved throughout the entire analytical process.

III. ANALYSES AND EXCEPTIONS:
Exceptions associated with this report will be footnoted in the analytical results page(s) or the quality control summary page(s) and/or noted below.

Qualifiers:

* - Flagged value is not within established control limits
B - Analyte detected in the associated Method Blank
D - Dilution was required
E - Value above quantitation range
H - Holding times for preparation or analysis exceeded
I - Analyte with an internal standard that does not meet established acceptance criteria
J - Analyte detected below Reporting Limit
N - Tentatively Identified Compound (TIC)
Q - Analyte with an initial or continuing calibration that does not meet established acceptance criteria
S - Spike recovery outside accepted recovery limits
ND - Not detected at the Reporting Limit
R - High relative percent difference observed

Acronyms:

%Rec - Percent Recovery
CCB - Continued Calibration Blank
CCV - Continued Calibration Verification
DF - Dilution Factor
DUP - Sample Duplicate
HEM - Hexane Extractable Material
ICV - Initial Calibration Verification
LCS/LCSD - Laboratory Control Sample / Laboratory Control Sample Duplicate
MCL - Maximum Contaminant Level
MB or MBLANK - Method Blank
MDL - Method Detection Limit
MS/MSD - Matrix Spike / Matrix Spike Duplicate
PDS - Post Digestion Spike
Ref Val - Reference Value
REP - Sample Replicate
RL - Reporting Limit
RPD - Relative Percent Difference
SD - Serial Dilution
SGT - Silica Gel Treatment
SPK - Spike
Surr - Surrogate

Analytical Report

Work Order: **2506307**
Date Reported: **6/23/2025**

CLIENT: Aspect Consulting
Project: Maddux

Lab ID: 2506307-001 **Collection Date:** 6/16/2025 10:30:00 AM
Client Sample ID: **AMW-19-2025-0616** **Matrix:** Groundwater

Analyses	Result	RL	Qual	Units	DF	Date Analyzed
Dissolved Gases by RSK-175				Batch ID: R10083		Analyst: CO
Methane	4.50	0.100	D	mg/L	20	6/23/2025 1:19:00 PM
Ethene	ND	0.0100		mg/L	1	6/23/2025 1:06:00 PM
Ethane	0.0671	0.0100		mg/L	1	6/23/2025 1:06:00 PM
Volatile Organic Compounds by EPA 8260D				Batch ID: 48145		Analyst: FG
Vinyl chloride	5.15	0.200		µg/L	1	6/17/2025 4:56:59 PM
1,1-Dichloroethene	ND	0.500		µg/L	1	6/17/2025 4:56:59 PM
trans-1,2-Dichloroethene	6.05	0.500		µg/L	1	6/17/2025 4:56:59 PM
cis-1,2-Dichloroethene	77.7	10.0	D	µg/L	20	6/18/2025 4:07:14 PM
Trichloroethene (TCE)	19.0	0.500		µg/L	1	6/17/2025 4:56:59 PM
Tetrachloroethene (PCE)	4.57	0.500		µg/L	1	6/17/2025 4:56:59 PM
Surr: Dibromofluoromethane	104	79.9 - 122		%Rec	1	6/17/2025 4:56:59 PM
Surr: Toluene-d8	103	80 - 121		%Rec	1	6/17/2025 4:56:59 PM
Surr: 1-Bromo-4-fluorobenzene	96.5	79.7 - 120		%Rec	1	6/17/2025 4:56:59 PM
Ion Chromatography by EPA 300.0				Batch ID: 48129		Analyst: SS
Chloride	75.3	10.0	D	mg/L	10	6/17/2025 4:05:00 PM
Nitrite (as N)	ND	0.304		mg/L	1	6/18/2025 2:22:00 PM
Nitrate (as N)	ND	0.226		mg/L	1	6/18/2025 2:22:00 PM
Sulfate	10.5	1.00		mg/L	1	6/18/2025 2:22:00 PM
Dissolved Metals by EPA 6020B				Batch ID: 48153		Analyst: ME
Iron	10,900	30.0		µg/L	1	6/18/2025 4:27:00 PM
Total Organic Carbon by SM 5310C				Batch ID: R10076		Analyst: BB
Total Organic Carbon	8.24	0.700		mg/L	1	6/19/2024 12:08:00 AM
Total Alkalinity by EPA 310.2				Batch ID: R10081		Analyst: NR
Alkalinity, Total (As CaCO3)	474	25.0	D	mg/L	10	6/20/2025 11:03:00 AM

Analytical Report

Work Order: **2506307**
Date Reported: **6/23/2025**

CLIENT: Aspect Consulting
Project: Maddux

Lab ID: 2506307-002 **Collection Date:** 6/16/2025 12:40:00 PM
Client Sample ID: **HC-MW-01-20250616** **Matrix:** Groundwater

Analyses	Result	RL	Qual	Units	DF	Date Analyzed
Volatile Organic Compounds by EPA 8260D				Batch ID: 48145		Analyst: FG
Vinyl chloride	0.826	0.200		µg/L	1	6/18/2025 2:33:19 PM
1,1-Dichloroethene	ND	0.500		µg/L	1	6/18/2025 2:33:19 PM
trans-1,2-Dichloroethene	ND	0.500		µg/L	1	6/18/2025 2:33:19 PM
cis-1,2-Dichloroethene	ND	0.500		µg/L	1	6/18/2025 2:33:19 PM
Trichloroethene (TCE)	ND	0.500		µg/L	1	6/18/2025 2:33:19 PM
Tetrachloroethene (PCE)	ND	0.500		µg/L	1	6/18/2025 2:33:19 PM
Surr: Dibromofluoromethane	106	79.9 - 122		%Rec	1	6/18/2025 2:33:19 PM
Surr: Toluene-d8	108	80 - 121		%Rec	1	6/18/2025 2:33:19 PM
Surr: 1-Bromo-4-fluorobenzene	98.1	79.7 - 120		%Rec	1	6/18/2025 2:33:19 PM

Analytical Report

Work Order: **2506307**
Date Reported: **6/23/2025**

CLIENT: Aspect Consulting
Project: Maddux

Lab ID: 2506307-003 **Collection Date:** 6/16/2025 12:14:00 PM
Client Sample ID: **HC-MW-02-20250616** **Matrix:** Groundwater

Analyses	Result	RL	Qual	Units	DF	Date Analyzed
Dissolved Gases by RSK-175				Batch ID: R10083		Analyst: CO
Methane	3.59	0.100	D	mg/L	20	6/23/2025 1:21:00 PM
Ethene	0.0180	0.0100		mg/L	1	6/23/2025 1:10:00 PM
Ethane	0.0233	0.0100		mg/L	1	6/23/2025 1:10:00 PM
Volatile Organic Compounds by EPA 8260D				Batch ID: 48145		Analyst: FG
Vinyl chloride	22.5	2.00	D	µg/L	10	6/18/2025 4:33:35 PM
1,1-Dichloroethene	ND	0.500		µg/L	1	6/17/2025 5:49:48 PM
trans-1,2-Dichloroethene	ND	0.500		µg/L	1	6/17/2025 5:49:48 PM
cis-1,2-Dichloroethene	17.7	0.500		µg/L	1	6/17/2025 5:49:48 PM
Trichloroethene (TCE)	18.0	0.500		µg/L	1	6/17/2025 5:49:48 PM
Tetrachloroethene (PCE)	26.7	5.00	D	µg/L	10	6/18/2025 4:33:35 PM
Surr: Dibromofluoromethane	102	79.9 - 122		%Rec	1	6/17/2025 5:49:48 PM
Surr: Toluene-d8	103	80 - 121		%Rec	1	6/17/2025 5:49:48 PM
Surr: 1-Bromo-4-fluorobenzene	96.1	79.7 - 120		%Rec	1	6/17/2025 5:49:48 PM
Ion Chromatography by EPA 300.0				Batch ID: 48129		Analyst: SS
Chloride	80.6	10.0	D	mg/L	10	6/17/2025 4:56:00 PM
Nitrite (as N)	ND	0.304	H	mg/L	1	6/18/2025 2:34:00 PM
Nitrate (as N)	ND	0.226	H	mg/L	1	6/18/2025 2:34:00 PM
Sulfate	16.0	1.00	H	mg/L	1	6/18/2025 2:34:00 PM
Dissolved Metals by EPA 6020B				Batch ID: 48153		Analyst: ME
Iron	860	30.0		µg/L	1	6/18/2025 4:40:00 PM
Total Organic Carbon by SM 5310C				Batch ID: R10076		Analyst: BB
Total Organic Carbon	1.83	0.700		mg/L	1	6/19/2024 1:12:00 AM
Total Alkalinity by EPA 310.2				Batch ID: R10081		Analyst: NR
Alkalinity, Total (As CaCO3)	207	25.0	D	mg/L	10	6/20/2025 11:11:00 AM

Analytical Report

Work Order: **2506307**
Date Reported: **6/23/2025**

CLIENT: Aspect Consulting
Project: Maddux

Lab ID: 2506307-004 **Collection Date:** 6/16/2025 2:07:00 PM
Client Sample ID: **AMW-25-20250616** **Matrix:** Groundwater

Analyses	Result	RL	Qual	Units	DF	Date Analyzed
Volatile Organic Compounds by EPA 8260D				Batch ID: 48145		Analyst: FG
Vinyl chloride	0.232	0.200		µg/L	1	6/17/2025 6:16:12 PM
1,1-Dichloroethene	ND	0.500		µg/L	1	6/17/2025 6:16:12 PM
trans-1,2-Dichloroethene	ND	0.500		µg/L	1	6/17/2025 6:16:12 PM
cis-1,2-Dichloroethene	4.41	0.500		µg/L	1	6/17/2025 6:16:12 PM
Trichloroethene (TCE)	ND	0.500		µg/L	1	6/17/2025 6:16:12 PM
Tetrachloroethene (PCE)	1.17	0.500		µg/L	1	6/17/2025 6:16:12 PM
Surr: Dibromofluoromethane	104	79.9 - 122		%Rec	1	6/17/2025 6:16:12 PM
Surr: Toluene-d8	105	80 - 121		%Rec	1	6/17/2025 6:16:12 PM
Surr: 1-Bromo-4-fluorobenzene	96.1	79.7 - 120		%Rec	1	6/17/2025 6:16:12 PM

CLIENT: Aspect Consulting
Project: Maddux

Lab ID: 2506307-005 **Collection Date:** 6/16/2025 2:40:00 PM
Client Sample ID: **MW-05-20250616** **Matrix:** Groundwater

Analyses	Result	RL	Qual	Units	DF	Date Analyzed
Diesel and Heavy Oil by NWTPH-Dx				Batch ID: 48178		Analyst: ZD
Diesel Range Organics	129	92.3		µg/L	1	6/23/2025 11:40:46 AM
Heavy Oil	ND	138		µg/L	1	6/23/2025 11:40:46 AM
Total Petroleum Hydrocarbons	ND	231		µg/L	1	6/23/2025 11:40:46 AM
Surr: 2-Fluorobiphenyl	65.8	50 - 150		%Rec	1	6/23/2025 11:40:46 AM
Surr: o-Terphenyl	65.4	50 - 150		%Rec	1	6/23/2025 11:40:46 AM
NOTES: Chromatographic pattern indicates an unresolved complex mixture, which may be weathered and/or organic material						
Diesel & Oil by NWTPH-Dx with Silica Gel Treatment				Batch ID: 48178		Analyst: ZD
Diesel Range Organics	ND	92.3		µg/L	1	6/23/2025 12:40:02 PM
Heavy Oil	ND	138		µg/L	1	6/23/2025 12:40:02 PM
Total Petroleum Hydrocarbons	ND	231		µg/L	1	6/23/2025 12:40:02 PM
Surr: 2-Fluorobiphenyl	66.6	50 - 150		%Rec	1	6/23/2025 12:40:02 PM
Surr: o-Terphenyl	79.0	50 - 150		%Rec	1	6/23/2025 12:40:02 PM
Volatile Organic Compounds by EPA 8260D				Batch ID: 48145		Analyst: FG
Vinyl chloride	2.03	0.200		µg/L	1	6/18/2025 11:29:51 AM
1,1-Dichloroethene	ND	0.500		µg/L	1	6/18/2025 11:29:51 AM
trans-1,2-Dichloroethene	ND	0.500		µg/L	1	6/18/2025 11:29:51 AM
cis-1,2-Dichloroethene	1.68	0.500		µg/L	1	6/18/2025 11:29:51 AM
Trichloroethene (TCE)	ND	0.500		µg/L	1	6/18/2025 11:29:51 AM
Tetrachloroethene (PCE)	ND	0.500		µg/L	1	6/18/2025 11:29:51 AM
Surr: Dibromofluoromethane	104	79.9 - 122		%Rec	1	6/18/2025 11:29:51 AM
Surr: Toluene-d8	105	80 - 121		%Rec	1	6/18/2025 11:29:51 AM
Surr: 1-Bromo-4-fluorobenzene	101	79.7 - 120		%Rec	1	6/18/2025 11:29:51 AM

CLIENT: Aspect Consulting
Project: Maddux

Lab ID: 2506307-006 **Collection Date:** 6/16/2025 3:15:00 PM
Client Sample ID: **AMW-20-20250616** **Matrix:** Groundwater

Analyses	Result	RL	Qual	Units	DF	Date Analyzed
Dissolved Gases by RSK-175				Batch ID: R10083		Analyst: CO
Methane	4.75	0.250	D	mg/L	50	6/23/2025 1:23:00 PM
Ethene	ND	0.0100		mg/L	1	6/23/2025 1:12:00 PM
Ethane	0.0200	0.0100		mg/L	1	6/23/2025 1:12:00 PM
Diesel and Heavy Oil by NWTPH-Dx				Batch ID: 48178		Analyst: ZD
Diesel Range Organics	575	93.2		µg/L	1	6/23/2025 11:52:37 AM
Heavy Oil	ND	140		µg/L	1	6/23/2025 11:52:37 AM
Total Petroleum Hydrocarbons	575	233		µg/L	1	6/23/2025 11:52:37 AM
Surr: 2-Fluorobiphenyl	79.2	50 - 150		%Rec	1	6/23/2025 11:52:37 AM
Surr: o-Terphenyl	77.0	50 - 150		%Rec	1	6/23/2025 11:52:37 AM
NOTES: Chromatographic pattern indicates an unresolved complex mixture, which may be weathered and/or organic material						
Diesel & Oil by NWTPH-Dx with Silica Gel Treatment				Batch ID: 48178		Analyst: ZD
Diesel Range Organics	ND	93.2		µg/L	1	6/23/2025 12:51:51 PM
Heavy Oil	ND	140		µg/L	1	6/23/2025 12:51:51 PM
Total Petroleum Hydrocarbons	ND	233		µg/L	1	6/23/2025 12:51:51 PM
Surr: 2-Fluorobiphenyl	75.1	50 - 150		%Rec	1	6/23/2025 12:51:51 PM
Surr: o-Terphenyl	83.9	50 - 150		%Rec	1	6/23/2025 12:51:51 PM
Volatile Organic Compounds by EPA 8260D				Batch ID: 48145		Analyst: FG
Vinyl chloride	3.02	0.200		µg/L	1	6/18/2025 11:56:12 AM
1,1-Dichloroethene	ND	0.500		µg/L	1	6/18/2025 11:56:12 AM
trans-1,2-Dichloroethene	0.502	0.500		µg/L	1	6/18/2025 11:56:12 AM
cis-1,2-Dichloroethene	1.45	0.500		µg/L	1	6/18/2025 11:56:12 AM
Trichloroethene (TCE)	1.39	0.500		µg/L	1	6/18/2025 11:56:12 AM
Tetrachloroethene (PCE)	ND	0.500		µg/L	1	6/18/2025 11:56:12 AM
Surr: Dibromofluoromethane	104	79.9 - 122		%Rec	1	6/18/2025 11:56:12 AM
Surr: Toluene-d8	103	80 - 121		%Rec	1	6/18/2025 11:56:12 AM
Surr: 1-Bromo-4-fluorobenzene	100	79.7 - 120		%Rec	1	6/18/2025 11:56:12 AM
Ion Chromatography by EPA 300.0				Batch ID: 48129		Analyst: SS
Chloride	53.5	10.0	D	mg/L	10	6/17/2025 5:08:00 PM
Nitrite (as N)	ND	0.304		mg/L	1	6/18/2025 2:47:00 PM
Nitrate (as N)	0.604	0.226		mg/L	1	6/18/2025 2:47:00 PM
Sulfate	43.5	1.00		mg/L	1	6/18/2025 2:47:00 PM

CLIENT: Aspect Consulting
Project: Maddux

Dissolved Metals by EPA 6020B

Batch ID: 48153 Analyst: ME

Iron	4,120	30.0		µg/L	1	6/18/2025 4:43:00 PM

Total Organic Carbon by SM 5310C

Batch ID: R10076 Analyst: BB

Total Organic Carbon	8.15	0.700		mg/L	1	6/19/2024 1:34:00 AM

Total Alkalinity by EPA 310.2

Batch ID: R10081 Analyst: NR

Alkalinity, Total (As CaCO3)	425	25.0	D	mg/L	10	6/20/2025 11:19:00 AM

CLIENT: Aspect Consulting
Project: Maddux

Lab ID: 2506307-008 **Collection Date:** 6/16/2025 4:10:00 PM
Client Sample ID: **AMW-16-20250616** **Matrix:** Groundwater

Analyses	Result	RL	Qual	Units	DF	Date Analyzed
Dissolved Gases by RSK-175				Batch ID: R10083		Analyst: CO
Methane	3.18	0.100	D	mg/L	20	6/23/2025 1:25:00 PM
Ethene	ND	0.0100		mg/L	1	6/23/2025 1:14:00 PM
Ethane	ND	0.0100		mg/L	1	6/23/2025 1:14:00 PM
Diesel and Heavy Oil by NWTPH-Dx				Batch ID: 48178		Analyst: ZD
Diesel Range Organics	500	92.9		µg/L	1	6/23/2025 12:04:28 PM
Heavy Oil	ND	139		µg/L	1	6/23/2025 12:04:28 PM
Total Petroleum Hydrocarbons	500	232		µg/L	1	6/23/2025 12:04:28 PM
Surr: 2-Fluorobiphenyl	64.9	50 - 150		%Rec	1	6/23/2025 12:04:28 PM
Surr: o-Terphenyl	65.2	50 - 150		%Rec	1	6/23/2025 12:04:28 PM
NOTES: Chromatographic pattern indicates an unresolved complex mixture, which may be weathered and/or organic material						
Diesel & Oil by NWTPH-Dx with Silica Gel Treatment				Batch ID: 48178		Analyst: ZD
Diesel Range Organics	ND	92.9		µg/L	1	6/23/2025 1:03:40 PM
Heavy Oil	ND	139		µg/L	1	6/23/2025 1:03:40 PM
Total Petroleum Hydrocarbons	ND	232		µg/L	1	6/23/2025 1:03:40 PM
Surr: 2-Fluorobiphenyl	67.6	50 - 150		%Rec	1	6/23/2025 1:03:40 PM
Surr: o-Terphenyl	78.4	50 - 150		%Rec	1	6/23/2025 1:03:40 PM
Volatile Organic Compounds by EPA 8260D				Batch ID: 48145		Analyst: FG
Vinyl chloride	ND	0.200		µg/L	1	6/18/2025 12:22:35 PM
1,1-Dichloroethene	ND	0.500		µg/L	1	6/18/2025 12:22:35 PM
trans-1,2-Dichloroethene	ND	0.500		µg/L	1	6/18/2025 12:22:35 PM
cis-1,2-Dichloroethene	ND	0.500		µg/L	1	6/18/2025 12:22:35 PM
Trichloroethene (TCE)	ND	0.500		µg/L	1	6/18/2025 12:22:35 PM
Tetrachloroethene (PCE)	ND	0.500		µg/L	1	6/18/2025 12:22:35 PM
Surr: Dibromofluoromethane	105	79.9 - 122		%Rec	1	6/18/2025 12:22:35 PM
Surr: Toluene-d8	105	80 - 121		%Rec	1	6/18/2025 12:22:35 PM
Surr: 1-Bromo-4-fluorobenzene	100	79.7 - 120		%Rec	1	6/18/2025 12:22:35 PM
Ion Chromatography by EPA 300.0				Batch ID: 48129		Analyst: SS
Chloride	15.1	10.0	D	mg/L	10	6/17/2025 5:21:00 PM
Nitrite (as N)	ND	0.304		mg/L	1	6/18/2025 3:00:00 PM
Nitrate (as N)	ND	0.226		mg/L	1	6/18/2025 3:00:00 PM
Sulfate	ND	1.00		mg/L	1	6/18/2025 3:00:00 PM

CLIENT: Aspect Consulting
Project: Maddux

Dissolved Metals by EPA 6020B

Batch ID: 48153 Analyst: ME

Analyses	Result	RL	Qual	Units	DF	Date Analyzed
Iron	19,500	30.0		µg/L	1	6/18/2025 4:46:00 PM

Total Organic Carbon by SM 5310C

Batch ID: R10076 Analyst: BB

Analyses	Result	RL	Qual	Units	DF	Date Analyzed
Total Organic Carbon	31.5	0.700		mg/L	1	6/19/2024 1:55:00 AM

Total Alkalinity by EPA 310.2

Batch ID: R10081 Analyst: NR

Analyses	Result	RL	Qual	Units	DF	Date Analyzed
Alkalinity, Total (As CaCO3)	1,250	75.0	D	mg/L	30	6/20/2025 12:52:00 PM

Lab ID: 2506307-009 **Collection Date:** 6/16/2025 1:35:00 PM
Client Sample ID: **AMW-22-20250616** **Matrix:** Groundwater

Volatile Organic Compounds by EPA 8260D

Batch ID: 48145 Analyst: FG

Analyses	Result	RL	Qual	Units	DF	Date Analyzed
Vinyl chloride	0.638	0.200		µg/L	1	6/18/2025 12:48:57 PM
1,1-Dichloroethene	ND	0.500		µg/L	1	6/18/2025 12:48:57 PM
trans-1,2-Dichloroethene	ND	0.500		µg/L	1	6/18/2025 12:48:57 PM
cis-1,2-Dichloroethene	ND	0.500		µg/L	1	6/18/2025 12:48:57 PM
Trichloroethene (TCE)	ND	0.500		µg/L	1	6/18/2025 12:48:57 PM
Tetrachloroethene (PCE)	ND	0.500		µg/L	1	6/18/2025 12:48:57 PM
Surr: Dibromofluoromethane	105	79.9 - 122		%Rec	1	6/18/2025 12:48:57 PM
Surr: Toluene-d8	106	80 - 121		%Rec	1	6/18/2025 12:48:57 PM
Surr: 1-Bromo-4-fluorobenzene	101	79.7 - 120		%Rec	1	6/18/2025 12:48:57 PM

Analytical Report

Work Order: **2506307**
Date Reported: **6/23/2025**

CLIENT: Aspect Consulting
Project: Maddux

Lab ID: 2506307-010 **Collection Date:** 6/16/2025
Client Sample ID: **Dup-2-20250616** **Matrix:** Groundwater

Analyses	Result	RL	Qual	Units	DF	Date Analyzed
Volatile Organic Compounds by EPA 8260D				Batch ID: 48145		Analyst: FG
Vinyl chloride	0.803	0.200		µg/L	1	6/18/2025 1:15:20 PM
1,1-Dichloroethene	ND	0.500		µg/L	1	6/18/2025 1:15:20 PM
trans-1,2-Dichloroethene	ND	0.500		µg/L	1	6/18/2025 1:15:20 PM
cis-1,2-Dichloroethene	ND	0.500		µg/L	1	6/18/2025 1:15:20 PM
Trichloroethene (TCE)	ND	0.500		µg/L	1	6/18/2025 1:15:20 PM
Tetrachloroethene (PCE)	ND	0.500		µg/L	1	6/18/2025 1:15:20 PM
Surr: Dibromofluoromethane	103	79.9 - 122		%Rec	1	6/18/2025 1:15:20 PM
Surr: Toluene-d8	103	80 - 121		%Rec	1	6/18/2025 1:15:20 PM
Surr: 1-Bromo-4-fluorobenzene	98.1	79.7 - 120		%Rec	1	6/18/2025 1:15:20 PM

CLIENT: Aspect Consulting
Project: Maddux

Lab ID: 2506307-011 **Collection Date:** 6/16/2025
Client Sample ID: **Dup-1-20250616** **Matrix:** Groundwater

Analyses	Result	RL	Qual	Units	DF	Date Analyzed
Dissolved Gases by RSK-175				Batch ID: R10083		Analyst: CO
Methane	5.25	0.250	D	mg/L	50	6/23/2025 1:27:00 PM
Ethene	ND	0.0100		mg/L	1	6/23/2025 1:17:00 PM
Ethane	0.0159	0.0100		mg/L	1	6/23/2025 1:17:00 PM
Diesel and Heavy Oil by NWTPH-Dx				Batch ID: 48178		Analyst: ZD
Diesel Range Organics	543	92.4		µg/L	1	6/23/2025 12:16:18 PM
Heavy Oil	ND	139		µg/L	1	6/23/2025 12:16:18 PM
Total Petroleum Hydrocarbons	543	231		µg/L	1	6/23/2025 12:16:18 PM
Surr: 2-Fluorobiphenyl	67.8	50 - 150		%Rec	1	6/23/2025 12:16:18 PM
Surr: o-Terphenyl	68.3	50 - 150		%Rec	1	6/23/2025 12:16:18 PM
NOTES: Chromatographic pattern indicates an unresolved complex mixture, which may be weathered and/or organic material						
Diesel & Oil by NWTPH-Dx with Silica Gel Treatment				Batch ID: 48178		Analyst: ZD
Diesel Range Organics	ND	92.4		µg/L	1	6/23/2025 1:15:31 PM
Heavy Oil	ND	139		µg/L	1	6/23/2025 1:15:31 PM
Total Petroleum Hydrocarbons	ND	231		µg/L	1	6/23/2025 1:15:31 PM
Surr: 2-Fluorobiphenyl	76.7	50 - 150		%Rec	1	6/23/2025 1:15:31 PM
Surr: o-Terphenyl	88.8	50 - 150		%Rec	1	6/23/2025 1:15:31 PM
Volatile Organic Compounds by EPA 8260D				Batch ID: 48145		Analyst: FG
Vinyl chloride	ND	0.200		µg/L	1	6/18/2025 1:41:42 PM
1,1-Dichloroethene	ND	0.500		µg/L	1	6/18/2025 1:41:42 PM
trans-1,2-Dichloroethene	ND	0.500		µg/L	1	6/18/2025 1:41:42 PM
cis-1,2-Dichloroethene	ND	0.500		µg/L	1	6/18/2025 1:41:42 PM
Trichloroethene (TCE)	ND	0.500		µg/L	1	6/18/2025 1:41:42 PM
Tetrachloroethene (PCE)	ND	0.500		µg/L	1	6/18/2025 1:41:42 PM
Surr: Dibromofluoromethane	105	79.9 - 122		%Rec	1	6/18/2025 1:41:42 PM
Surr: Toluene-d8	106	80 - 121		%Rec	1	6/18/2025 1:41:42 PM
Surr: 1-Bromo-4-fluorobenzene	99.5	79.7 - 120		%Rec	1	6/18/2025 1:41:42 PM
Ion Chromatography by EPA 300.0				Batch ID: 48129		Analyst: SS
Chloride	14.8	10.0	D	mg/L	10	6/17/2025 5:34:00 PM
Nitrite (as N)	ND	0.304		mg/L	1	6/18/2025 3:12:00 PM
Nitrate (as N)	ND	0.226		mg/L	1	6/18/2025 3:12:00 PM
Sulfate	ND	1.00		mg/L	1	6/18/2025 3:12:00 PM

CLIENT: Aspect Consulting
Project: Maddux

Dissolved Metals by EPA 6020B

Batch ID: 48153 Analyst: ME

Iron	18,800	30.0		µg/L	1	6/18/2025 4:50:00 PM

Total Organic Carbon by SM 5310C

Batch ID: R10076 Analyst: BB

Total Organic Carbon	30.4	0.700		mg/L	1	6/19/2024 2:16:00 AM

Total Alkalinity by EPA 310.2

Batch ID: R10081 Analyst: NR

Alkalinity, Total (As CaCO3)	1,250	75.0	D	mg/L	30	6/20/2025 12:54:00 PM

Work Order: 2506307
CLIENT: Aspect Consulting
Project: Maddux

QC SUMMARY REPORT

Total Alkalinity by EPA 310.2

Sample ID: **LCS-100813**	SampType: **LCS**			Units: **mg/L**		Prep Date: **6/20/2025**		RunNo: **100813**		
Client ID: **LCSW**	Batch ID: **R100813**					Analysis Date: **6/20/2025**		SeqNo: **2100835**		
Analyte	Result	RL	SPK value	SPK Ref Val	%REC	LowLimit	HighLimit	RPD Ref Val	%RPD	RPDLimit	Qual
Alkalinity, Total (As CaCO3)	25.4	2.50	25.00	0	102	79.4	136				

Sample ID: **2506223-001CDUP**	SampType: **DUP**			Units: **mg/L**		Prep Date: **6/20/2025**		RunNo: **100813**		
Client ID: **BATCH**	Batch ID: **R100813**					Analysis Date: **6/20/2025**		SeqNo: **2100837**		
Analyte	Result	RL	SPK value	SPK Ref Val	%REC	LowLimit	HighLimit	RPD Ref Val	%RPD	RPDLimit	Qual
Alkalinity, Total (As CaCO3)	48.4	2.50						47.20	2.51	20	

Sample ID: **MB-100813**	SampType: **MBLK**			Units: **mg/L**		Prep Date: **6/20/2025**		RunNo: **100813**		
Client ID: **MBLKW**	Batch ID: **R100813**					Analysis Date: **6/20/2025**		SeqNo: **2100844**		
Analyte	Result	RL	SPK value	SPK Ref Val	%REC	LowLimit	HighLimit	RPD Ref Val	%RPD	RPDLimit	Qual
Alkalinity, Total (As CaCO3)	ND	2.50									

Sample ID: **2506332-015BDUP**	SampType: **DUP**			Units: **mg/L**		Prep Date: **6/20/2025**		RunNo: **100813**		
Client ID: **BATCH**	Batch ID: **R100813**					Analysis Date: **6/20/2025**		SeqNo: **2100823**		
Analyte	Result	RL	SPK value	SPK Ref Val	%REC	LowLimit	HighLimit	RPD Ref Val	%RPD	RPDLimit	Qual
Alkalinity, Total (As CaCO3)	219	25.0						226.5	3.23	20	D

Work Order: 2506307
CLIENT: Aspect Consulting
Project: Maddux

QC SUMMARY REPORT

Ion Chromatography by EPA 300.0

Sample ID: **LCS-48129** SampType: **LCS** Units: **mg/L** Prep Date: **6/17/2025** RunNo: **100714**
Client ID: **LCSW** Batch ID: **48129** Analysis Date: **6/17/2025** SeqNo: **2098704**

Analyte	Result	RL	SPK value	SPK Ref Val	%REC	LowLimit	HighLimit	RPD Ref Val	%RPD	RPDLimit	Qual
Chloride	10.2	1.00	10.00	0	102	90	110				
Nitrite (as N)	3.08	0.304	3.045	0	101	90	110				
Nitrate (as N)	2.28	0.226	2.259	0	101	90	110				
Sulfate	9.98	1.00	10.00	0	99.8	90	110				

Sample ID: **MB-48129** SampType: **MBLK** Units: **mg/L** Prep Date: **6/17/2025** RunNo: **100714**
Client ID: **MBLKW** Batch ID: **48129** Analysis Date: **6/17/2025** SeqNo: **2098706**

Analyte	Result	RL	SPK value	SPK Ref Val	%REC	LowLimit	HighLimit	RPD Ref Val	%RPD	RPDLimit	Qual
Chloride	ND	1.00									
Nitrite (as N)	ND	0.304									
Nitrate (as N)	ND	0.226									
Sulfate	ND	1.00									

Sample ID: **2506307-001BDUP** SampType: **DUP** Units: **mg/L** Prep Date: **6/17/2025** RunNo: **100714**
Client ID: **AMW-19-2025-0616** Batch ID: **48129** Analysis Date: **6/17/2025** SeqNo: **2098708**

Analyte	Result	RL	SPK value	SPK Ref Val	%REC	LowLimit	HighLimit	RPD Ref Val	%RPD	RPDLimit	Qual
Chloride	74.0	10.0						75.27	1.63	20	D
Nitrite (as N)	ND	3.04						0		20	D
Nitrate (as N)	ND	2.26						0		20	D
Sulfate	11.6	10.0						11.75	1.11	20	D

Sample ID: **2506307-001BMS** SampType: **MS** Units: **mg/L** Prep Date: **6/17/2025** RunNo: **100714**
Client ID: **AMW-19-2025-0616** Batch ID: **48129** Analysis Date: **6/17/2025** SeqNo: **2098709**

Analyte	Result	RL	SPK value	SPK Ref Val	%REC	LowLimit	HighLimit	RPD Ref Val	%RPD	RPDLimit	Qual
Chloride	179	10.0	100.0	75.27	104	80	120				D
Nitrite (as N)	30.6	3.04	30.45	0	100	80	120				D
Nitrate (as N)	22.1	2.26	22.59	0	97.9	80	120				D

Work Order: 2506307
CLIENT: Aspect Consulting
Project: Maddux

QC SUMMARY REPORT

Ion Chromatography by EPA 300.0

Sample ID: **2506307-001BMS**	SampType: **MS**	Units: **mg/L**	Prep Date: **6/17/2025**	RunNo: **100714**
Client ID: **AMW-19-2025-0616**	Batch ID: **48129**		Analysis Date: **6/17/2025**	SeqNo: **2098709**

Analyte	Result	RL	SPK value	SPK Ref Val	%REC	LowLimit	HighLimit	RPD Ref Val	%RPD	RPDLimit	Qual
Sulfate	107	10.0	100.0	11.75	95.4	80	120				D

Sample ID: **2506307-001BMSD**	SampType: **MSD**	Units: **mg/L**	Prep Date: **6/17/2025**	RunNo: **100714**
Client ID: **AMW-19-2025-0616**	Batch ID: **48129**		Analysis Date: **6/17/2025**	SeqNo: **2098710**

Analyte	Result	RL	SPK value	SPK Ref Val	%REC	LowLimit	HighLimit	RPD Ref Val	%RPD	RPDLimit	Qual
Chloride	177	10.0	100.0	75.27	102	80	120	178.9	0.904	20	D
Nitrite (as N)	30.9	3.04	30.45	0	102	80	120	30.59	1.07	20	D
Nitrate (as N)	22.4	2.26	22.59	0	99.1	80	120	22.12	1.17	20	D
Sulfate	108	10.0	100.0	11.75	96.4	80	120	107.1	1.00	20	D

Sample ID: **2506326-001CDUP**	SampType: **DUP**	Units: **mg/L**	Prep Date: **6/17/2025**	RunNo: **100714**
Client ID: **BATCH**	Batch ID: **48129**		Analysis Date: **6/17/2025**	SeqNo: **2098720**

Analyte	Result	RL	SPK value	SPK Ref Val	%REC	LowLimit	HighLimit	RPD Ref Val	%RPD	RPDLimit	Qual
Chloride	4.40	0.600						4.395	0.136	20	
Nitrite (as N)	ND	0.250						0		20	
Nitrate (as N)	4.16	0.150						4.153	0.0481	20	
Sulfate	8.94	1.00						8.905	0.403	20	

Sample ID: **2506326-001CMS**	SampType: **MS**	Units: **mg/L**	Prep Date: **6/17/2025**	RunNo: **100714**
Client ID: **BATCH**	Batch ID: **48129**		Analysis Date: **6/17/2025**	SeqNo: **2098721**

Analyte	Result	RL	SPK value	SPK Ref Val	%REC	LowLimit	HighLimit	RPD Ref Val	%RPD	RPDLimit	Qual
Chloride	14.4	0.600	10.00	4.395	100	80	120				
Nitrite (as N)	3.01	0.250	3.045	0	99.0	80	120				
Nitrate (as N)	6.33	0.150	2.259	4.153	96.2	80	120				
Sulfate	18.7	1.00	10.00	8.905	98.2	80	120				

Work Order: 2506307
CLIENT: Aspect Consulting
Project: Maddux

QC SUMMARY REPORT

Total Organic Carbon by SM 5310C

Sample ID: **MB**	SampType: **MBLK**	Units: **mg/L**	Prep Date: **6/18/2024**	RunNo: **100762**
Client ID: **MBLKW**	Batch ID: **R100762**		Analysis Date: **6/18/2024**	SeqNo: **2099921**

Analyte	Result	RL	SPK value	SPK Ref Val	%REC	LowLimit	HighLimit	RPD Ref Val	%RPD	RPDLimit	Qual
Total Organic Carbon	ND	0.700									

Sample ID: **LCS**	SampType: **LCS**	Units: **mg/L**	Prep Date: **6/18/2024**	RunNo: **100762**
Client ID: **LCSW**	Batch ID: **R100762**		Analysis Date: **6/18/2024**	SeqNo: **2099922**

Analyte	Result	RL	SPK value	SPK Ref Val	%REC	LowLimit	HighLimit	RPD Ref Val	%RPD	RPDLimit	Qual
Total Organic Carbon	22.5	0.700	25.00	0	89.9	79.6	120				

Sample ID: **2506244-001ADUP**	SampType: **DUP**	Units: **mg/L**	Prep Date: **6/18/2024**	RunNo: **100762**
Client ID: **BATCH**	Batch ID: **R100762**		Analysis Date: **6/18/2024**	SeqNo: **2099924**

Analyte	Result	RL	SPK value	SPK Ref Val	%REC	LowLimit	HighLimit	RPD Ref Val	%RPD	RPDLimit	Qual
Total Organic Carbon	1.64	0.700						1.637	0.0611	15	

Sample ID: **2506244-001AMS**	SampType: **MS**	Units: **mg/L**	Prep Date: **6/18/2024**	RunNo: **100762**
Client ID: **BATCH**	Batch ID: **R100762**		Analysis Date: **6/18/2024**	SeqNo: **2099925**

Analyte	Result	RL	SPK value	SPK Ref Val	%REC	LowLimit	HighLimit	RPD Ref Val	%RPD	RPDLimit	Qual
Total Organic Carbon	24.5	0.700	25.00	1.637	91.5	85	115				

Sample ID: **2506244-001AMSD**	SampType: **MSD**	Units: **mg/L**	Prep Date: **6/18/2024**	RunNo: **100762**
Client ID: **BATCH**	Batch ID: **R100762**		Analysis Date: **6/18/2024**	SeqNo: **2099926**

Analyte	Result	RL	SPK value	SPK Ref Val	%REC	LowLimit	HighLimit	RPD Ref Val	%RPD	RPDLimit	Qual
Total Organic Carbon	24.0	0.700	25.00	1.637	89.4	85	115	24.51	2.19	15	

Work Order: 2506307
CLIENT: Aspect Consulting
Project: Maddux

QC SUMMARY REPORT

Total Organic Carbon by SM 5310C

Sample ID: **2506307-001DDUP**	SampType: **DUP**			Units: **mg/L**		Prep Date: **6/19/2024**		RunNo: **100762**		
Client ID: **AMW-19-2025-0616**	Batch ID: **R100762**					Analysis Date: **6/19/2024**		SeqNo: **2099934**		
Analyte	Result	RL	SPK value	SPK Ref Val	%REC	LowLimit	HighLimit	RPD Ref Val	%RPD	RPDLimit	Qual
Total Organic Carbon	8.32	0.700						8.239	0.942	15	

Sample ID: **2506307-001DMS**	SampType: **MS**			Units: **mg/L**		Prep Date: **6/19/2024**		RunNo: **100762**		
Client ID: **AMW-19-2025-0616**	Batch ID: **R100762**					Analysis Date: **6/19/2024**		SeqNo: **2099935**		
Analyte	Result	RL	SPK value	SPK Ref Val	%REC	LowLimit	HighLimit	RPD Ref Val	%RPD	RPDLimit	Qual
Total Organic Carbon	30.4	0.700	25.00	8.239	88.6	85	115				

Work Order: 2506307
CLIENT: Aspect Consulting
Project: Maddux

QC SUMMARY REPORT

Dissolved Metals by EPA 6020B

Sample ID: **MB-48153** SampType: **MBLK** Units: **µg/L** Prep Date: **6/18/2025** RunNo: **100724**
Client ID: **MBLKW** Batch ID: **48153** Analysis Date: **6/18/2025** SeqNo: **2099146**

Analyte	Result	RL	SPK value	SPK Ref Val	%REC	LowLimit	HighLimit	RPD Ref Val	%RPD	RPDLimit	Qual
Iron	ND	50.0									

Sample ID: **LCS-48153** SampType: **LCS** Units: **µg/L** Prep Date: **6/18/2025** RunNo: **100724**
Client ID: **LCSW** Batch ID: **48153** Analysis Date: **6/18/2025** SeqNo: **2099147**

Analyte	Result	RL	SPK value	SPK Ref Val	%REC	LowLimit	HighLimit	RPD Ref Val	%RPD	RPDLimit	Qual
Iron	1,020	50.0	1,000	0	102	80	120				

Sample ID: **2506307-001CMS** SampType: **MS** Units: **µg/L** Prep Date: **6/18/2025** RunNo: **100724**
Client ID: **AMW-19-2025-0616** Batch ID: **48153** Analysis Date: **6/18/2025** SeqNo: **2099149**

Analyte	Result	RL	SPK value	SPK Ref Val	%REC	LowLimit	HighLimit	RPD Ref Val	%RPD	RPDLimit	Qual
Iron	11,600	50.0	1,000	10,880	71.3	75	125				ES

NOTES:
S - Spiked amount was low relative to sample concentration. Outlying spike recoveries may be expected.

Sample ID: **2506307-001CMSD** SampType: **MSD** Units: **µg/L** Prep Date: **6/18/2025** RunNo: **100724**
Client ID: **AMW-19-2025-0616** Batch ID: **48153** Analysis Date: **6/18/2025** SeqNo: **2099151**

Analyte	Result	RL	SPK value	SPK Ref Val	%REC	LowLimit	HighLimit	RPD Ref Val	%RPD	RPDLimit	Qual
Iron	11,500	50.0	1,000	10,880	65.3	75	125	11,600	0.515	20	ES

NOTES:
S - Spiked amount was low relative to sample concentration. Outlying spike recoveries may be expected.

Work Order: 2506307
CLIENT: Aspect Consulting
Project: Maddux

QC SUMMARY REPORT

Diesel and Heavy Oil by NWTPH-Dx

Sample ID: **MB-48178** SampType: **MBLK** Units: **µg/L** Prep Date: **6/19/2025** RunNo: **100798**
Client ID: **MBLKW** Batch ID: **48178** Analysis Date: **6/20/2025** SeqNo: **2100528**

Analyte	Result	RL	SPK value	SPK Ref Val	%REC	LowLimit	HighLimit	RPD Ref Val	%RPD	RPDLimit	Qual
Diesel Range Organics	ND	100									
Heavy Oil	ND	150									
Total Petroleum Hydrocarbons	ND	250									
Surr: 2-Fluorobiphenyl	16.6		25.00		66.3	50	150				
Surr: o-Terphenyl	18.0		25.00		72.2	50	150				

Sample ID: **LCS-48178** SampType: **LCS** Units: **µg/L** Prep Date: **6/19/2025** RunNo: **100798**
Client ID: **LCSW** Batch ID: **48178** Analysis Date: **6/20/2025** SeqNo: **2100529**

Analyte	Result	RL	SPK value	SPK Ref Val	%REC	LowLimit	HighLimit	RPD Ref Val	%RPD	RPDLimit	Qual
Total Petroleum Hydrocarbons	766	250	1,250	0	61.3	43.1	123				
Surr: 2-Fluorobiphenyl	19.1		25.00		76.5	50	150				
Surr: o-Terphenyl	20.1		25.00		80.5	50	150				

Sample ID: **LCSD-48178** SampType: **LCSD** Units: **µg/L** Prep Date: **6/19/2025** RunNo: **100798**
Client ID: **LCSW02** Batch ID: **48178** Analysis Date: **6/20/2025** SeqNo: **2100530**

Analyte	Result	RL	SPK value	SPK Ref Val	%REC	LowLimit	HighLimit	RPD Ref Val	%RPD	RPDLimit	Qual
Total Petroleum Hydrocarbons	831	250	1,250	0	66.5	43.1	123	765.8	8.15	30	
Surr: 2-Fluorobiphenyl	20.9		25.00		83.8	50	150		0		
Surr: o-Terphenyl	20.6		25.00		82.2	50	150		0		

Work Order: 2506307
CLIENT: Aspect Consulting
Project: Maddux

QC SUMMARY REPORT

Diesel & Oil by NWTPH-Dx with Silica Gel Treatment

Sample ID: **MB-48178**	SampType: **MBLK**	Units: **µg/L**	Prep Date: **6/19/2025**	RunNo: **100841**
Client ID: **MBLKW**	Batch ID: **48178**		Analysis Date: **6/23/2025**	SeqNo: **2101293**

Analyte	Result	RL	SPK value	SPK Ref Val	%REC	LowLimit	HighLimit	RPD Ref Val	%RPD	RPDLimit	Qual
Diesel Range Organics	ND	100									
Heavy Oil	ND	150									
Total Petroleum Hydrocarbons	ND	250									
Surr: 2-Fluorobiphenyl	16.5		25.00		65.9	50	150				
Surr: o-Terphenyl	20.6		25.00		82.4	50	150				

Sample ID: **LCS-48178**	SampType: **LCS**	Units: **µg/L**	Prep Date: **6/19/2025**	RunNo: **100841**
Client ID: **LCSW**	Batch ID: **48178**		Analysis Date: **6/23/2025**	SeqNo: **2101294**

Analyte	Result	RL	SPK value	SPK Ref Val	%REC	LowLimit	HighLimit	RPD Ref Val	%RPD	RPDLimit	Qual
Total Petroleum Hydrocarbons	1,010	250	1,250	0	80.5	47.5	118				
Surr: 2-Fluorobiphenyl	17.9		25.00		71.5	50	150				
Surr: o-Terphenyl	22.0		25.00		88.1	50	150				

Sample ID: **LCSD-48178**	SampType: **LCSD**	Units: **µg/L**	Prep Date: **6/19/2025**	RunNo: **100841**
Client ID: **LCSW02**	Batch ID: **48178**		Analysis Date: **6/23/2025**	SeqNo: **2101295**

Analyte	Result	RL	SPK value	SPK Ref Val	%REC	LowLimit	HighLimit	RPD Ref Val	%RPD	RPDLimit	Qual
Total Petroleum Hydrocarbons	1,120	250	1,250	0	89.6	47.5	118	1,007	10.7	30	
Surr: 2-Fluorobiphenyl	20.2		25.00		80.8	50	150		0		
Surr: o-Terphenyl	22.8		25.00		91.2	50	150		0		

Work Order: 2506307
CLIENT: Aspect Consulting
Project: Maddux

QC SUMMARY REPORT

Dissolved Gases by RSK-175

Sample ID: **MB-R100837** SampType: **MBLK** Units: **mg/L** Prep Date: **6/23/2025** RunNo: **100837**
Client ID: **MBLKW** Batch ID: **R100837** Analysis Date: **6/23/2025** SeqNo: **2101252**

Analyte	Result	RL	SPK value	SPK Ref Val	%REC	LowLimit	HighLimit	RPD Ref Val	%RPD	RPDLimit	Qual
Methane	ND	0.00500									
Ethene	ND	0.0100									
Ethane	ND	0.0100									

Sample ID: **2506307-001EREP** SampType: **REP** Units: **mg/L** Prep Date: **6/23/2025** RunNo: **100837**
Client ID: **AMW-19-2025-0616** Batch ID: **R100837** Analysis Date: **6/23/2025** SeqNo: **2101230**

Analyte	Result	RL	SPK value	SPK Ref Val	%REC	LowLimit	HighLimit	RPD Ref Val	%RPD	RPDLimit	Qual
Methane	4.59	0.00500						4.588	0.0231	30	E
Ethene	ND	0.0100						0		30	
Ethane	0.0663	0.0100						0.06714	1.31	30	

Work Order: 2506307
CLIENT: Aspect Consulting
Project: Maddux

QC SUMMARY REPORT

Volatile Organic Compounds by EPA 8260D

Sample ID: **LCS-48145** SampType: **LCS** Units: **µg/L** Prep Date: **6/17/2025** RunNo: **100769**
Client ID: **LCSW** Batch ID: **48145** Analysis Date: **6/17/2025** SeqNo: **2100077**

Analyte	Result	RL	SPK value	SPK Ref Val	%REC	LowLimit	HighLimit	RPD Ref Val	%RPD	RPDLimit	Qual
Vinyl chloride	5.45	0.200	5.000	0	109	80	120				
1,1-Dichloroethene	4.65	0.500	5.000	0	93.1	80	120				
trans-1,2-Dichloroethene	4.74	0.500	5.000	0	94.7	80	120				
cis-1,2-Dichloroethene	4.70	0.500	5.000	0	94.0	80	120				
Trichloroethene (TCE)	4.48	0.500	5.000	0	89.6	80	120				
Tetrachloroethene (PCE)	4.96	0.500	5.000	0	99.2	80	120				
Surr: Dibromofluoromethane	25.8		25.00		103	79.9	122				
Surr: Toluene-d8	25.8		25.00		103	80	121				
Surr: 1-Bromo-4-fluorobenzene	24.9		25.00		99.5	79.7	120				

Sample ID: **MB-48145** SampType: **MBLK** Units: **µg/L** Prep Date: **6/17/2025** RunNo: **100769**
Client ID: **MBLKW** Batch ID: **48145** Analysis Date: **6/17/2025** SeqNo: **2100060**

Analyte	Result	RL	SPK value	SPK Ref Val	%REC	LowLimit	HighLimit	RPD Ref Val	%RPD	RPDLimit	Qual
Vinyl chloride	ND	0.200									
1,1-Dichloroethene	ND	0.500									
trans-1,2-Dichloroethene	ND	0.500									
cis-1,2-Dichloroethene	ND	0.500									
Trichloroethene (TCE)	ND	0.500									
Tetrachloroethene (PCE)	ND	0.500									
Surr: Dibromofluoromethane	25.4		25.00		102	80	120				
Surr: Toluene-d8	25.5		25.00		102	80	120				
Surr: 1-Bromo-4-fluorobenzene	24.5		25.00		98.0	80	120				

Sample ID: **2506307-001ADUP** SampType: **DUP** Units: **µg/L** Prep Date: **6/17/2025** RunNo: **100769**
Client ID: **AMW-19-2025-0616** Batch ID: **48145** Analysis Date: **6/17/2025** SeqNo: **2100062**

Analyte	Result	RL	SPK value	SPK Ref Val	%REC	LowLimit	HighLimit	RPD Ref Val	%RPD	RPDLimit	Qual
Vinyl chloride	4.93	0.200						5.146	4.19	30	
1,1-Dichloroethene	ND	0.500						0		30	
trans-1,2-Dichloroethene	6.05	0.500						6.052	0.108	30	

Work Order: 2506307
CLIENT: Aspect Consulting
Project: Maddux

QC SUMMARY REPORT

Volatile Organic Compounds by EPA 8260D

Sample ID: **2506307-001ADUP** SampType: **DUP** Units: **µg/L** Prep Date: **6/17/2025** RunNo: **100769**
Client ID: **AMW-19-2025-0616** Batch ID: **48145** Analysis Date: **6/17/2025** SeqNo: **2100062**

Analyte	Result	RL	SPK value	SPK Ref Val	%REC	LowLimit	HighLimit	RPD Ref Val	%RPD	RPDLimit	Qual
cis-1,2-Dichloroethene	72.9	0.500						74.81	2.57	30	
Trichloroethene (TCE)	19.8	0.500						18.97	4.18	30	
Tetrachloroethene (PCE)	5.50	0.500						4.567	18.6	30	
Surr: Dibromofluoromethane	25.3		25.00		101	79.9	122		0		
Surr: Toluene-d8	25.4		25.00		101	80	121		0		
Surr: 1-Bromo-4-fluorobenzene	24.2		25.00		97.0	79.7	120		0		

Sample ID: **2506307-002AMS** SampType: **MS** Units: **µg/L** Prep Date: **6/17/2025** RunNo: **100769**
Client ID: **HC-MW-01-20250616** Batch ID: **48145** Analysis Date: **6/18/2025** SeqNo: **2100073**

Analyte	Result	RL	SPK value	SPK Ref Val	%REC	LowLimit	HighLimit	RPD Ref Val	%RPD	RPDLimit	Qual
Vinyl chloride	7.97	0.200	5.000	0.8258	143	70.9	160				
1,1-Dichloroethene	4.72	0.500	5.000	0	94.4	80	160				
trans-1,2-Dichloroethene	4.41	0.500	5.000	0	88.1	80	134				
cis-1,2-Dichloroethene	4.91	0.500	5.000	0.1911	94.4	78.2	137				
Trichloroethene (TCE)	4.50	0.500	5.000	0	90.0	80	133				
Tetrachloroethene (PCE)	5.45	0.500	5.000	0	109	80	153				
Surr: Dibromofluoromethane	26.2		25.00		105	79.9	122				
Surr: Toluene-d8	26.4		25.00		106	80	121				
Surr: 1-Bromo-4-fluorobenzene	25.1		25.00		101	79.7	120				

Sample Log-In Check List

Client Name:	AC	Work Order Number:	2506307
Logged by:	Morgan Wilson	Date Received:	6/16/2025 6:05:00 PM

Chain of Custody

1.	Is Chain of Custody complete?	Yes ☑	No ☐	Not Present ☐
2.	How was the sample delivered?	Client		

Log In

3.	Custody Seals present on shipping container/cooler? (Refer to comments for Custody Seals not intact)	Yes ☐	No ☐	Not Present ☑
4.	Was an attempt made to cool the samples?	Yes ☑	No ☐	NA ☐
5.	Were all items received at a temperature of >2°C to 6°C *	Yes ☑	No ☐	NA ☐
6.	Sample(s) in proper container(s)?	Yes ☑	No ☐	
7.	Sufficient sample volume for indicated test(s)?	Yes ☑	No ☐	
8.	Are samples properly preserved?	Yes ☑	No ☐	
9.	Was preservative added to bottles?	Yes ☐	No ☑	NA ☐
10.	Is there headspace in the VOA vials?	Yes ☐	No ☑	NA ☐
11.	Did all samples containers arrive in good condition(unbroken)?	Yes ☑	No ☐	
12.	Does paperwork match bottle labels?	Yes ☑	No ☐	
13.	Are matrices correctly identified on Chain of Custody?	Yes ☑	No ☐	
14.	Is it clear what analyses were requested?	Yes ☑	No ☐	
15.	Were all hold times (except field parameters, pH e.g.) able to be met?	Yes ☑	No ☐	

Special Handling (if applicable)

16. Was client notified of all discrepancies with this order? Yes ☑ No ☐ NA ☐

Person Notified:	Hannah Cohen	Date:	6/17/2025
By Whom:	Morgan Wilson	Via:	☑ eMail ☐ Phone ☐ Fax ☐ In Person
Regarding:	Sample 7 Volume Not Received		
Client Instructions:	Disregard sample, will resample volume		

17. Additional remarks:

Item Information

Item #	Temp ºC
Sample	3.4

* Note: DoD/ELAP and TNI require items to be received at 4°C +/- 2°C

Chain of Custody Record & Laboratory Services Agreement

Alliance TECHNICAL GROUP
3600 Fremont Ave N
Seattle, WA 98103
Tel: 206-352-3790

Date: 6/16/~~24~~ 25 DJM 6/16/25 Page: 1 of: 2

Laboratory Project No (internal): 2506307

Project Name: Maddox

Project No: A5160324

Collected by: DJM, KKL

Location:

Report To (PM): Hannah Cohen, Andrew Yonkofski

Client: Aspect

Address:

City, State, Zip: Seattle, WA,

Telephone: 435 714 4531

Email(s): hannah-cohen@aspectconsulting.com, andrew.yonkofski@aspectconsulting.com

Special Remarks: Dissolved Metals field filtered
NWTPH-DX – with + without Silica Gel Cleanup

Disposal: Samples will be disposed in 30 days unless otherwise requested.
☐ Retain volume (specify above) ☐ Return to client

	Sample Name	Sample Date	Sample Time	Sample Type (Matrix)*	# of Cont.	SVOCs (EPA 8260 / 624)	BTEX	Gasoline Range Organics (GX)	Hydrocarbon Identification (HCID)	Diesel/Heavy Oil Range Organics (DX)*	SVOCs (EPA 8270 / 625)	PAHs (EPA 8270 - SIM)	PCBs (EPA 8082 / 608)	Metals** (EPA 6020 / 200.8)	Total (T) / Dissolved (D)	Anions (IC)***	EDB (8011)	MNA*				Comments
1	AMW-19-2025-0616	6/16/25	1030	GW	9	X								X	~~T~~ D KKL	X		X				
2	HC-MW-01-20250616	6/16/25	1240	GW	3	X																
3	HC-MW-02-20250616	6/16/25	1214	GW	9	X								X	~~T~~ D KKL	X		X				
4	AMW-25-20250616	6/16/25	1407	GW	3	X																
5	MW-05-20250616	6/16/25	1440	GW	5	X				X												NWTPH-Dx with + without
6	AMW-20-20250616	6/16/25	1515	GW	10	X				X				X	~~T~~ D KKL	X		X				Silica GelCleanup
7	MW-10-20250616	6/16/25	1555	GW	4	X				X												
8	AMW-16-20250616	6/16/25	1610	GW	10	X				X				X	~~T~~ D KKL	X		X				
9	AMW-22-20250616	6/16/25	1335	GW	3	X																
10	Dup-2-20250616	6/16/25	—	GW	3	X																

* Ethane, Ethene Methane RSK175 TOC EPA 415.1 Alkalinity Epa 310.2 Chloride, Nitrate, Nitrite, Sulfate EPA300.0 ~~Iron~~ – Dissolved + field filtered

*Matrix: A = Air, AQ = Aqueous, B = Bulk, O = Other, P = Product, S = Soil, SD = Sediment, SL = Solid, W = Water, DW = Drinking Water, GW = Ground Water, SW = Storm Water, WW = Waste Water

**Metals (Circle): MTCA-5 RCRA-8 Priority Pollutants TAL *Individual:* Ag Al As B Ba Be Ca Cd Co Cr Cu Fe Hg K Mg Mn Mo Na Ni Pb Sb Se Sr Sn Ti Tl V Zn

***Anions (Circle): Nitrate Nitrite Chloride Sulfate Bromide O-Phosphate Fluoride Nitrate+Nitrite

Turn-around Time:
☒ Standard ☐ Next Day
☐ 3 Day ☐ Same Day
☐ 2 Day (specify)

I represent that I am authorized to enter into this Agreement with Alliance Technical Group LLC on behalf of the Client named above, that I have verified Client's agreement to each of the terms on the front and backside of this Agreement.

Relinquished (Signature)	Print Name	Date/Time	Received (Signature)	Print Name	Date/Time
x [signature]	Kebenhansen	06/16/25 1805	x [signature]	Drake Imanishi	6/16/25 18:05
x			x		

Chain of Custody Record & Laboratory Services Agreement

Alliance TECHNICAL GROUP
3600 Fremont Ave N
Seattle, WA 98103
Tel: 206-352-3790

Date: 6/16/25 Page: 2 of: 2

Laboratory Project No (internal): 2506307

Project Name: Maddux

Project No: AS160324

Collected by: DJM, KKL

Location:

Report To (PM): Hannah Cohen, Andrew Yonkotski

Client: Aspect

Address:

City, State, Zip: Seattle, WA

Telephone: 435 714 4531

Email(s): 3 - see page #1

Special Remarks: Dissolved Metals Field Filtered
NWTPH-Dx - with + without Silica Gel cleanup

Disposal: Samples will be disposed in 30 days unless otherwise requested.
☐ Retain volume (specify above) ☐ Return to client

*Ethane, Ethene, Methane RSK-175
TOC - EPA 415.1
Alkalinity EPA 310.2
Chloride, Nitrate, Nitrite + Sulfate EPA-300.0

	Sample Name	Sample Date	Sample Time	Sample Type (Matrix)*	# of Cont.	VOCs (EPA 8260 / 624)	BTEX	Gasoline Range Organics (GX)	Hydrocarbon Identification (HCID)	Diesel/Heavy Oil Range Organics (DX)	SVOCs (EPA 8270 / 625)	PAHs (EPA 8270 - SIM)	PCBs (EPA 8082 / 608)	Metals** (EPA 6020 / 200.8)	Total (T) / Dissolved (D) Iron EPA 300.0	Anions (IC)***	EDB (8011)	MNA*				Comments
1	Dup-1-20250616	6/16/25	–	GW	10	X				X				X	T/D	X		X				NWTPH-Dx with + without Silica Gel cleanup
2																						
3																						
4																						
5																						
6																						
7																						
8																						
9																						
10																						

*Matrix: A = Air, AQ = Aqueous, B = Bulk, O = Other, P = Product, S = Soil, SD = Sediment, SL = Solid, W = Water, DW = Drinking Water, GW = Ground Water, SW = Storm Water, WW = Waste Water

**Metals (Circle): MTCA-5 RCRA-8 Priority Pollutants TAL *Individual:* Ag Al As B Ba Be Ca Cd Co Cr Cu Fe Hg K Mg Mn Mo Na Ni Pb Sb Se Sr Sn Ti Tl V Zn

***Anions (Circle): Nitrate Nitrite Chloride Sulfate Bromide O-Phosphate Fluoride Nitrate+Nitrite

Turn-around Time:
☒ Standard ☐ Next Day
☐ 3 Day ☐ Same Day
☐ 2 Day (specify)

I represent that I am authorized to enter into this Agreement with Alliance Technical Group LLC on behalf of the Client named above, that I have verified Client's agreement to each of the terms on the front and backside of this Agreement.

Relinquished (Signature)	Print Name	Date/Time	Received (Signature)	Print Name	Date/Time
x [signature]	Kelden Larsen	06/16/25 1805	x [signature]	Drake Ishanish	6/16/25 18:05
x			x		

Chain of Custody Record & Laboratory Services Agreement

Alliance TECHNICAL GROUP
3600 Fremont Ave N
Seattle, WA 98103
Tel: 206-352-3790

Date: 6/16/25 (DFM 6/16/25) Page: 1 of: 2

Laboratory Project No (internal): 2506307

Project Name: Maddax

Project No: A5160324

Client: Aspect

Address:

City, State, Zip: Seattle, WA,

Telephone: 435 714 4531

Collected by: DOM, KKL

Location:

Report To (PM): Hannah Cohen, Andrew Yankofski

Email(s): hannah.cohen@aspectconsulting.com, andrew.yankofski@aspectconsulting.com

Special Remarks:
Dissolved Metals field filtered
NWTPH-Dx – with + without Silica Gel Cleanup
Update per HC -mw 6/17/25

Disposal: Samples will be disposed in 30 days unless otherwise requested.
☐ Retain volume (specify above) ☐ Return to client

Sample Name	Sample Date	Sample Time	Sample Type (Matrix)*	# of Cont.	VOCs (EPA 8260 / 624)	BTEX	Gasoline Range Organics (GX)	Hydrocarbon Identification (HCID)	Diesel/Heavy Oil Range Organics (DX)	SVOCs (EPA 8270 / 625)	PAHs (EPA 8270 - SIM)	PCBs (EPA 8082 / 608)	Metals** (EPA 6020 / 200.8)	Total (T) / Dissolved (D)	Anions (IC)***	EDB (8011)	MNA*	Iron EPA 300.0	* Ethane, Ethene Methane RSK175 TOC EPA 415.1 Alkalinity Epa310.2 Chloride, Nitrate, Nitrite, Sulfate EPA300.0
1 AMW-19-2025-0616	6/16/25	1030	GW	9	X								X	T/D	X		X		
2 HC-MW-01-20250616	6/16/25	1240	GW	3	X														
3 HC-MW-02-20250616	6/16/25	1214	GW	9	X								X	T/D	X		X		
4 AMW-25-20250616	6/16/25	1407	GW	3	X														
5 MW-05-20250616	6/16/25	1440	GW	5	X			X											NWTPH-Dx with + without Silica Gel Cleanup
6 AMW-20-20250616	6/16/25	1515	GW	10	X			X					X	T/D	X		X		
7 ~~MW-10-20250616~~	~~6/16/25~~	~~1555~~	~~GW~~	~~4~~	~~X~~			~~X~~											Volume Not Received
8 AMW-16-20250616	6/16/25	1610	GW	10	X			X					X	T/D	X		X		
9 AMW-22-20250616	6/16/25	1335	GW	3	X														
10 Dup-2-20250616	6/16/25	—	GW	3	X														

*Matrix: A = Air, AQ = Aqueous, B = Bulk, O = Other, P = Product, S = Soil, SD = Sediment, SL = Solid, W = Water, DW = Drinking Water, GW = Ground Water, SW = Storm Water, WW = Waste Water

**Metals (Circle): MTCA-5 RCRA-8 Priority Pollutants TAL *Individual:* Ag Al As B Ba Be Ca Cd Co Cr Cu (Fe) Hg K Mg Mn Mo Na Ni Pb Sb Se Sr Sn Tl Tl V Zn

***Anions (Circle): (Nitrate) (Nitrite) (Chloride) (Sulfate) Bromide O-Phosphate Fluoride Nitrate+Nitrite

Turn-around Time:
☒ Standard ☐ Next Day
☐ 3 Day ☐ Same Day
☐ 2 Day ☐ (specify)

I represent that I am authorized to enter into this Agreement with Alliance Technical Group LLC on behalf of the Client named above, that I have verified Client's agreement to each of the terms on the front and backside of this Agreement.

Relinquished (Signature)	Print Name	Date/Time	Received (Signature)	Print Name	Date/Time
x	Kelsey Kathleen	06/16/25 1805	x	Denise Emanish	6/16/25 18:05
Relinquished (Signature)	Print Name	Date/Time	Received (Signature)	Print Name	Date/Time
x			x		

Chain of Custody Record & Laboratory Services Agreement

Alliance TECHNICAL GROUP
3600 Fremont Ave N
Seattle, WA 98103
Tel: 206-352-3790

Date: 6/16/25 Page: 2 of: 2

Laboratory Project No (internal): 2506307

Project Name: Maddux

Special Remarks: Dissolved Metals Field Filtered
NWTPH-Dx - with + without Silica Gel cleanup

Project No: AS160324

Client: Aspect

Collected by: DJM, KKL

Address:

Location:

City, State, Zip: Seattle, WA

Report To (PM): Hannah Cohen, Andrew Yankotski

Disposal: Samples will be disposed in 30 days unless otherwise requested.
☐ Retain volume (specify above) ☐ Return to client

Telephone: 435 714 4531

Email(s): # - see page #1

Sample Name	Sample Date	Sample Time	Sample Type (Matrix)*	# of Cont.	VOCs (EPA 8260 / 624)	BTEX	Gasoline Range Organics (GX)	Hydrocarbon Identification (HCID)	Diesel/Heavy Oil Range Organics (DX)	SVOCs (EPA 8270 / 625)	PAHs (EPA 8270 - SIM)	PCBs (EPA 8082 / 608)	Metals** (EPA 6020 / 200.8) (Dissolved (D) / Total (T)) Iron EPA 300.0	Anions (IC)***	EDB (8011)	MNA*				Comments
1 Pmp-1-20250616	6/16/25	-	GW	10	X				X				X D/T	X		X				NWTPH-Dx with + without Silica Gel cleanup
2																				
3																				
4																				
5																				
6																				
7																				
8																				
9																				
10																				

* Ethane, Ethene, Methane RSK-175
TOC - EPA 415.1
Alkalinity EPA 310.2
Chloride, Nitrate, Nitrite + Sulfate EPA-300.0

*Matrix: A = Air, AQ = Aqueous, B = Bulk, O = Other, P = Product, S = Soil, SD = Sediment, SL = Solid, W = Water, DW = Drinking Water, GW = Ground Water, SW = Storm Water, WW = Waste Water

**Metals (Circle): MTCA-5 RCRA-8 Priority Pollutants TAL *Individual:* Ag Al As B Ba Be Ca Cd Co Cr Cu (Fe) Hg K Mg Mn Mo Na Ni Pb Sb Se Sr Sn Ti Tl V Zn

***Anions (Circle): (Nitrate) (Nitrite) (Chloride) (Sulfate) Bromide O-Phosphate Fluoride Nitrate+Nitrite

Turn-around Time:
☒ Standard ☐ Next Day
☐ 3 Day ☐ Same Day
☐ 2 Day ☐ (specify)

I represent that I am authorized to enter into this Agreement with Alliance Technical Group LLC on behalf of the Client named above, that I have verified Client's agreement to each of the terms on the front and backside of this Agreement.

Relinquished (Signature)	Print Name	Date/Time	Received (Signature)	Print Name	Date/Time
x	Kelden Larsen	06/16/25 1805	x	Drake Thornton	6/16/25 18:05
Relinquished (Signature)	Print Name	Date/Time	Received (Signature)	Print Name	Date/Time
x			x		

3600 Fremont Ave N
Seattle, WA 98103
T: (206) 352-3790
info.seattle@alliancetg.com

Aspect Consulting
Andrew Yonkofski
710 2nd Ave, Suite 550
Seattle, WA 98104

RE: Maddux, AS160324
Work Order Number: 2506332

June 25, 2025

Attention Andrew Yonkofski:

Alliance Technical Group, LLC - Seattle received 16 sample(s) on 6/17/2025 for the analyses presented in the following report.

Diesel & Oil by NWTPH-Dx with Silica Gel Treatment
Diesel and Heavy Oil by NWTPH-Dx
Dissolved Gases by RSK-175
Dissolved Metals by EPA 6020B
Ion Chromatography by EPA 300.0
Total Alkalinity by EPA 310.2
Total Organic Carbon by SM 5310C
Volatile Organic Compounds by EPA 8260D

All analyses were performed according to our accredited Quality Assurance program. Please contact the laboratory if you should have any questions about the results.

Alliance Technical Group is committed to accuracy, speed, and customer service. Thank you for choosing Alliance Technical Group's Seattle laboratory team for your analytical needs. We appreciate this opportunity to serve you!

Sincerely,



Lyann Rivera
Project Manager

CC:
Hannah Cohen
Marc Chalfant

Date: *03/25/2026*

CLIENT: Aspect Consulting
Project: Maddux
Work Order: 2506332

Work Order Sample Summary

Lab Sample ID	Client Sample ID	Date/Time Collected	Date/Time Received
2506332-001	AMW-18-20250617	06/17/2025 9:45 AM	06/17/2025 5:56 PM
2506332-002	AMW-11-20250617	06/17/2025 10:45 AM	06/17/2025 5:56 PM
2506332-003	AMW-23-20250617	06/17/2025 11:40 AM	06/17/2025 5:56 PM
2506332-004	AMW-15-20250617	06/17/2025 12:30 PM	06/17/2025 5:56 PM
2506332-005	MW-07-20250617	06/17/2025 1:25 PM	06/17/2025 5:56 PM
2506332-006	AMW-24-20250617	06/17/2025 9:13 AM	06/17/2025 5:56 PM
2506332-007	AMW-06-20250617	06/17/2025 10:23 AM	06/17/2025 5:56 PM
2506332-008	AMW-17-20250617	06/17/2025 11:31 AM	06/17/2025 5:56 PM
2506332-009	HC-MW-06-20250617	06/17/2025 12:32 PM	06/17/2025 5:56 PM
2506332-010	AMW-29-20250617	06/17/2025 1:13 PM	06/17/2025 5:56 PM
2506332-011	MW-10-20250617	06/17/2025 2:30 PM	06/17/2025 5:56 PM
2506332-012	HC-MW-05-20250617	06/17/2025 2:13 PM	06/17/2025 5:56 PM
2506332-013	AMW-28-20250617	06/17/2025 4:05 PM	06/17/2025 5:56 PM
2506332-014	AMW-26-20250617	06/17/2025 3:13 PM	06/17/2025 5:56 PM
2506332-015	AMW-27-20250617	06/17/2025 3:46 PM	06/17/2025 5:56 PM
2506332-016	TB-20250617	06/17/2025 12:00 AM	06/17/2025 5:56 PM

Note: If no "Time Collected" is supplied, a default of 12:00AM is assigned

Case Narrative

WO#: **2506332**

Date: **6/25/2025**

CLIENT: Aspect Consulting
Project: Maddux

I. SAMPLE RECEIPT:
Samples receipt information is recorded on the attached Sample Receipt Checklist.

II. GENERAL REPORTING COMMENTS:
Results are reported on a wet weight basis unless dry-weight correction is denoted in the units field on the analytical report ("mg/kg-dry" or "ug/kg-dry").

Matrix Spike (MS) and MS Duplicate (MSD) samples are tested from an analytical batch of "like" matrix to check for possible matrix effect. The MS and MSD will provide site specific matrix data only for those samples which are spiked by the laboratory. The sample chosen for spike purposes may or may not have been a sample submitted in this sample delivery group. The validity of the analytical procedures for which data is reported in this analytical report is determined by the Laboratory Control Sample (LCS) and the Method Blank (MB). The LCS and the MB are processed with the samples and the MS/MSD to ensure method criteria are achieved throughout the entire analytical process.

III. ANALYSES AND EXCEPTIONS:
Exceptions associated with this report will be footnoted in the analytical results page(s) or the quality control summary page(s) and/or noted below.

3/25/2026: Rev1 includes correction to sample ID.

Qualifiers:

* - Flagged value is not within established control limits
B - Analyte detected in the associated Method Blank
D - Dilution was required
E - Value above quantitation range
H - Holding times for preparation or analysis exceeded
I - Analyte with an internal standard that does not meet established acceptance criteria
J - Analyte detected below Reporting Limit
N - Tentatively Identified Compound (TIC)
Q - Analyte with an initial or continuing calibration that does not meet established acceptance criteria
S - Spike recovery outside accepted recovery limits
ND - Not detected at the Reporting Limit
R - High relative percent difference observed

Acronyms:

%Rec - Percent Recovery
CCB - Continued Calibration Blank
CCV - Continued Calibration Verification
DF - Dilution Factor
DUP - Sample Duplicate
HEM - Hexane Extractable Material
ICV - Initial Calibration Verification
LCS/LCSD - Laboratory Control Sample / Laboratory Control Sample Duplicate
MCL - Maximum Contaminant Level
MB or MBLANK - Method Blank
MDL - Method Detection Limit
MS/MSD - Matrix Spike / Matrix Spike Duplicate
PDS - Post Digestion Spike
Ref Val - Reference Value
REP - Sample Replicate
RL - Reporting Limit
RPD - Relative Percent Difference
SD - Serial Dilution
SGT - Silica Gel Treatment
SPK - Spike
Surr - Surrogate

Analytical Report

Work Order: **2506332**
Date Reported: **6/25/2025**

Client: Aspect Consulting
Collection Date: 6/17/2025 9:45:00 AM
Project: Maddux
Lab ID: 2506332-001
Matrix: Groundwater
Client Sample ID: **AMW-18-20250617**

Analyses	Result	RL	Qual	Units	DF	Date Analyzed
Volatile Organic Compounds by EPA 8260D				Batch ID: 48173		Analyst: FG
Vinyl chloride	ND	0.200		µg/L	1	6/19/2025 2:35:32 PM
1,1-Dichloroethene	ND	0.500		µg/L	1	6/19/2025 2:35:32 PM
trans-1,2-Dichloroethene	ND	0.500		µg/L	1	6/19/2025 2:35:32 PM
cis-1,2-Dichloroethene	ND	0.500		µg/L	1	6/19/2025 2:35:32 PM
Trichloroethene (TCE)	ND	0.500		µg/L	1	6/19/2025 2:35:32 PM
Tetrachloroethene (PCE)	ND	0.500		µg/L	1	6/19/2025 2:35:32 PM
Surr: Dibromofluoromethane	106	79.9 - 122		%Rec	1	6/19/2025 2:35:32 PM
Surr: Toluene-d8	107	80 - 121		%Rec	1	6/19/2025 2:35:32 PM
Surr: 1-Bromo-4-fluorobenzene	97.4	79.7 - 120		%Rec	1	6/19/2025 2:35:32 PM

Analytical Report

Work Order: **2506332**
Date Reported: **6/25/2025**

Client: Aspect Consulting
Collection Date: 6/17/2025 10:45:00 AM
Project: Maddux
Lab ID: 2506332-002
Matrix: Groundwater
Client Sample ID: **AMW-11-20250617**

Analyses	Result	RL	Qual	Units	DF	Date Analyzed
Volatile Organic Compounds by EPA 8260D				Batch ID: 48173		Analyst: FG
Vinyl chloride	0.328	0.200		µg/L	1	6/19/2025 3:01:54 PM
1,1-Dichloroethene	ND	0.500		µg/L	1	6/19/2025 3:01:54 PM
trans-1,2-Dichloroethene	ND	0.500		µg/L	1	6/19/2025 3:01:54 PM
cis-1,2-Dichloroethene	ND	0.500		µg/L	1	6/19/2025 3:01:54 PM
Trichloroethene (TCE)	ND	0.500		µg/L	1	6/19/2025 3:01:54 PM
Tetrachloroethene (PCE)	ND	0.500		µg/L	1	6/19/2025 3:01:54 PM
Surr: Dibromofluoromethane	103	79.9 - 122		%Rec	1	6/19/2025 3:01:54 PM
Surr: Toluene-d8	105	80 - 121		%Rec	1	6/19/2025 3:01:54 PM
Surr: 1-Bromo-4-fluorobenzene	97.8	79.7 - 120		%Rec	1	6/19/2025 3:01:54 PM

Analytical Report

Work Order: **2506332**
Date Reported: **6/25/2025**

Client: Aspect Consulting
Collection Date: 6/17/2025 11:40:00 AM
Project: Maddux
Lab ID: 2506332-003
Matrix: Groundwater
Client Sample ID: **AMW-23-20250617**

Analyses	Result	RL	Qual	Units	DF	Date Analyzed
Volatile Organic Compounds by EPA 8260D				Batch ID: 48173		Analyst: FG
Vinyl chloride	ND	0.200		µg/L	1	6/19/2025 3:28:16 PM
1,1-Dichloroethene	ND	0.500		µg/L	1	6/19/2025 3:28:16 PM
trans-1,2-Dichloroethene	ND	0.500		µg/L	1	6/19/2025 3:28:16 PM
cis-1,2-Dichloroethene	ND	0.500		µg/L	1	6/19/2025 3:28:16 PM
Trichloroethene (TCE)	ND	0.500		µg/L	1	6/19/2025 3:28:16 PM
Tetrachloroethene (PCE)	ND	0.500		µg/L	1	6/19/2025 3:28:16 PM
Surr: Dibromofluoromethane	105	79.9 - 122		%Rec	1	6/19/2025 3:28:16 PM
Surr: Toluene-d8	106	80 - 121		%Rec	1	6/19/2025 3:28:16 PM
Surr: 1-Bromo-4-fluorobenzene	97.8	79.7 - 120		%Rec	1	6/19/2025 3:28:16 PM

Analytical Report

Work Order: **2506332**
Date Reported: **6/25/2025**

Client: Aspect Consulting
Collection Date: 6/17/2025 12:30:00 PM
Project: Maddux
Lab ID: 2506332-004
Matrix: Groundwater
Client Sample ID: **AMW-15-20250617**

Analyses	Result	RL	Qual	Units	DF	Date Analyzed
Dissolved Gases by RSK-175				Batch ID: R10083		Analyst: CO
Methane	1.68	0.0500	D	mg/L	10	6/23/2025 2:12:00 PM
Ethene	ND	0.0100		mg/L	1	6/23/2025 1:33:00 PM
Ethane	ND	0.0100		mg/L	1	6/23/2025 1:33:00 PM
Volatile Organic Compounds by EPA 8260D				Batch ID: 48173		Analyst: FG
Vinyl chloride	2.55	0.200		µg/L	1	6/19/2025 3:54:37 PM
1,1-Dichloroethene	ND	0.500		µg/L	1	6/19/2025 3:54:37 PM
trans-1,2-Dichloroethene	ND	0.500		µg/L	1	6/19/2025 3:54:37 PM
cis-1,2-Dichloroethene	0.571	0.500		µg/L	1	6/19/2025 3:54:37 PM
Trichloroethene (TCE)	ND	0.500		µg/L	1	6/19/2025 3:54:37 PM
Tetrachloroethene (PCE)	ND	0.500		µg/L	1	6/19/2025 3:54:37 PM
Surr: Dibromofluoromethane	105	79.9 - 122		%Rec	1	6/19/2025 3:54:37 PM
Surr: Toluene-d8	106	80 - 121		%Rec	1	6/19/2025 3:54:37 PM
Surr: 1-Bromo-4-fluorobenzene	97.5	79.7 - 120		%Rec	1	6/19/2025 3:54:37 PM
Ion Chromatography by EPA 300.0				Batch ID: 48162		Analyst: SS
Chloride	54.2	2.00	D	mg/L	2	6/18/2025 9:09:00 PM
Nitrite (as N)	ND	0.609	D	mg/L	2	6/18/2025 9:09:00 PM
Nitrate (as N)	ND	0.452	D	mg/L	2	6/18/2025 9:09:00 PM
Sulfate	13.2	2.00	D	mg/L	2	6/18/2025 9:09:00 PM
Dissolved Metals by EPA 6020B				Batch ID: 48189		Analyst: ME
Iron	32,500	30.0		µg/L	1	6/24/2025 4:10:00 PM
Total Organic Carbon by SM 5310C				Batch ID: R10080		Analyst: BB
Total Organic Carbon	2.68	0.700		mg/L	1	6/20/2024 11:18:00 AM
Total Alkalinity by EPA 310.2				Batch ID: R10081		Analyst: NR
Alkalinity, Total (As CaCO3)	47.8	2.50		mg/L	1	6/20/2025 10:07:00 AM

Analytical Report

Work Order: **2506332**
Date Reported: **6/25/2025**

Client: Aspect Consulting
Collection Date: 6/17/2025 1:25:00 PM
Project: Maddux
Lab ID: 2506332-005
Matrix: Groundwater
Client Sample ID: **MW-07-20250617**

Analyses	Result	RL	Qual	Units	DF	Date Analyzed
Volatile Organic Compounds by EPA 8260D				Batch ID: 48173		Analyst: FG
Vinyl chloride	5.32	0.200		µg/L	1	6/19/2025 4:21:00 PM
1,1-Dichloroethene	ND	0.500		µg/L	1	6/19/2025 4:21:00 PM
trans-1,2-Dichloroethene	ND	0.500		µg/L	1	6/19/2025 4:21:00 PM
cis-1,2-Dichloroethene	4.26	0.500		µg/L	1	6/19/2025 4:21:00 PM
Trichloroethene (TCE)	ND	0.500		µg/L	1	6/19/2025 4:21:00 PM
Tetrachloroethene (PCE)	ND	0.500		µg/L	1	6/19/2025 4:21:00 PM
Surr: Dibromofluoromethane	104	79.9 - 122		%Rec	1	6/19/2025 4:21:00 PM
Surr: Toluene-d8	105	80 - 121		%Rec	1	6/19/2025 4:21:00 PM
Surr: 1-Bromo-4-fluorobenzene	98.0	79.7 - 120		%Rec	1	6/19/2025 4:21:00 PM

Analytical Report

Work Order: **2506332**
Date Reported: **6/25/2025**

Client: Aspect Consulting
Collection Date: 6/17/2025 9:13:00 AM
Project: Maddux
Lab ID: 2506332-006
Matrix: Groundwater
Client Sample ID: **AMW-24-20250617**

Analyses	Result	RL	Qual	Units	DF	Date Analyzed
Dissolved Gases by RSK-175				Batch ID: R10083		Analyst: CO
Methane	3.58	0.100	D	mg/L	20	6/23/2025 1:49:00 PM
Ethene	ND	0.0100		mg/L	1	6/23/2025 1:35:00 PM
Ethane	0.0468	0.0100		mg/L	1	6/23/2025 1:35:00 PM
Volatile Organic Compounds by EPA 8260D				Batch ID: 48173		Analyst: FG
Vinyl chloride	10.7	0.200		µg/L	1	6/19/2025 4:47:22 PM
1,1-Dichloroethene	1.51	0.500		µg/L	1	6/19/2025 4:47:22 PM
trans-1,2-Dichloroethene	0.968	0.500		µg/L	1	6/19/2025 4:47:22 PM
cis-1,2-Dichloroethene	234	25.0	D	µg/L	50	6/20/2025 4:18:40 PM
Trichloroethene (TCE)	62.2	5.00	D	µg/L	10	6/20/2025 4:45:03 PM
Tetrachloroethene (PCE)	309	25.0	D	µg/L	50	6/20/2025 4:18:40 PM
Surr: Dibromofluoromethane	102	79.9 - 122		%Rec	1	6/19/2025 4:47:22 PM
Surr: Toluene-d8	103	80 - 121		%Rec	1	6/19/2025 4:47:22 PM
Surr: 1-Bromo-4-fluorobenzene	98.5	79.7 - 120		%Rec	1	6/19/2025 4:47:22 PM
Ion Chromatography by EPA 300.0				Batch ID: 48162		Analyst: SS
Chloride	128	5.00	D	mg/L	5	6/19/2025 11:43:00 AM
Nitrite (as N)	ND	0.609	D	mg/L	2	6/18/2025 9:21:00 PM
Nitrate (as N)	ND	0.452	D	mg/L	2	6/18/2025 9:21:00 PM
Sulfate	10.1	2.00	D	mg/L	2	6/18/2025 9:21:00 PM
Dissolved Metals by EPA 6020B				Batch ID: 48189		Analyst: ME
Iron	2,960	30.0		µg/L	1	6/20/2025 7:45:00 PM
Total Organic Carbon by SM 5310C				Batch ID: R10080		Analyst: BB
Total Organic Carbon	3.50	0.700		mg/L	1	6/20/2024 12:42:00 PM
Total Alkalinity by EPA 310.2				Batch ID: R10081		Analyst: NR
Alkalinity, Total (As CaCO3)	406	25.0	D	mg/L	10	6/20/2025 11:44:00 AM

Client: Aspect Consulting **Collection Date:** 6/17/2025 10:23:00 AM
Project: Maddux
Lab ID: 2506332-007 **Matrix:** Groundwater
Client Sample ID: AMW-06-20250617

Analyses	Result	RL	Qual	Units	DF	Date Analyzed
Dissolved Gases by RSK-175				Batch ID: R10083		Analyst: CO
Methane	1.39	0.0500	D	mg/L	10	6/23/2025 2:02:00 PM
Ethene	ND	0.0100		mg/L	1	6/23/2025 1:37:00 PM
Ethane	ND	0.0100		mg/L	1	6/23/2025 1:37:00 PM
Volatile Organic Compounds by EPA 8260D				Batch ID: 48173		Analyst: FG
Vinyl chloride	ND	0.200		µg/L	1	6/19/2025 5:13:44 PM
1,1-Dichloroethene	ND	0.500		µg/L	1	6/19/2025 5:13:44 PM
trans-1,2-Dichloroethene	ND	0.500		µg/L	1	6/19/2025 5:13:44 PM
cis-1,2-Dichloroethene	1.46	0.500		µg/L	1	6/20/2025 12:22:12 PM
Trichloroethene (TCE)	2.90	0.500		µg/L	1	6/20/2025 12:22:12 PM
Tetrachloroethene (PCE)	8.78	0.500		µg/L	1	6/20/2025 12:22:12 PM
Surr: Dibromofluoromethane	104	79.9 - 122		%Rec	1	6/19/2025 5:13:44 PM
Surr: Toluene-d8	105	80 - 121		%Rec	1	6/19/2025 5:13:44 PM
Surr: 1-Bromo-4-fluorobenzene	99.7	79.7 - 120		%Rec	1	6/19/2025 5:13:44 PM
NOTES: Sample may be subject to carryover from a previous injection. Result may be high biased						
Ion Chromatography by EPA 300.0				Batch ID: 48162		Analyst: SS
Chloride	38.2	2.00	D	mg/L	2	6/18/2025 9:34:00 PM
Nitrite (as N)	ND	0.609	D	mg/L	2	6/18/2025 9:34:00 PM
Nitrate (as N)	ND	0.452	D	mg/L	2	6/18/2025 9:34:00 PM
Sulfate	29.6	2.00	D	mg/L	2	6/18/2025 9:34:00 PM
Dissolved Metals by EPA 6020B				Batch ID: 48189		Analyst: ME
Iron	6,360	30.0		µg/L	1	6/24/2025 4:13:00 PM
Total Organic Carbon by SM 5310C				Batch ID: R10080		Analyst: BB
Total Organic Carbon	2.30	0.700		mg/L	1	6/20/2024 1:03:00 PM
Total Alkalinity by EPA 310.2				Batch ID: R10081		Analyst: NR
Alkalinity, Total (As CaCO3)	47.5	2.50		mg/L	1	6/20/2025 10:12:00 AM

Client: Aspect Consulting **Collection Date:** 6/17/2025 11:31:00 AM
Project: Maddux
Lab ID: 2506332-008 **Matrix:** Groundwater
Client Sample ID: AMW-17-20250617

Analyses	Result	RL	Qual	Units	DF	Date Analyzed
Dissolved Gases by RSK-175				Batch ID: R10083		Analyst: CO
Methane	6.07	0.250	D	mg/L	50	6/23/2025 2:05:00 PM
Ethene	ND	0.0100		mg/L	1	6/23/2025 1:39:00 PM
Ethane	ND	0.0100		mg/L	1	6/23/2025 1:39:00 PM
Diesel and Heavy Oil by NWTPH-Dx				Batch ID: 48213		Analyst: ZD
Diesel Range Organics	382	94.3		µg/L	1	6/24/2025 5:56:52 PM
Heavy Oil	ND	142		µg/L	1	6/24/2025 5:56:52 PM
Total Petroleum Hydrocarbons	382	236		µg/L	1	6/24/2025 5:56:52 PM
Surr: 2-Fluorobiphenyl	60.4	50 - 150		%Rec	1	6/24/2025 5:56:52 PM
Surr: o-Terphenyl	67.5	50 - 150		%Rec	1	6/24/2025 5:56:52 PM
NOTES: Chromatographic pattern indicates an unresolved complex mixture, which may be weathered and/or organic material						
Diesel & Oil by NWTPH-Dx with Silica Gel Treatment				Batch ID: 48213		Analyst: ZD
Diesel Range Organics	ND	94.3		µg/L	1	6/25/2025 12:01:26 PM
Heavy Oil	ND	142		µg/L	1	6/25/2025 12:01:26 PM
Total Petroleum Hydrocarbons	ND	236		µg/L	1	6/25/2025 12:01:26 PM
Surr: 2-Fluorobiphenyl	89.0	50 - 150		%Rec	1	6/25/2025 12:01:26 PM
Surr: o-Terphenyl	85.4	50 - 150		%Rec	1	6/25/2025 12:01:26 PM
Volatile Organic Compounds by EPA 8260D				Batch ID: 48173		Analyst: FG
Vinyl chloride	0.631	0.200		µg/L	1	6/20/2025 12:48:35 PM
1,1-Dichloroethene	ND	0.500		µg/L	1	6/19/2025 8:15:01 PM
trans-1,2-Dichloroethene	ND	0.500		µg/L	1	6/19/2025 8:15:01 PM
cis-1,2-Dichloroethene	0.507	0.500		µg/L	1	6/19/2025 8:15:01 PM
Trichloroethene (TCE)	ND	0.500		µg/L	1	6/19/2025 8:15:01 PM
Tetrachloroethene (PCE)	ND	0.500		µg/L	1	6/19/2025 8:15:01 PM
Surr: Dibromofluoromethane	105	79.9 - 122		%Rec	1	6/19/2025 8:15:01 PM
Surr: Toluene-d8	107	80 - 121		%Rec	1	6/19/2025 8:15:01 PM
Surr: 1-Bromo-4-fluorobenzene	99.8	79.7 - 120		%Rec	1	6/19/2025 8:15:01 PM
Ion Chromatography by EPA 300.0				Batch ID: 48162		Analyst: SS
Chloride	61.2	2.00	D	mg/L	2	6/18/2025 9:47:00 PM
Nitrite (as N)	ND	0.609	D	mg/L	2	6/18/2025 9:47:00 PM
Nitrate (as N)	ND	0.452	D	mg/L	2	6/18/2025 9:47:00 PM

Analytical Report

Work Order: **2506332**
Date Reported: **6/25/2025**

Client: Aspect Consulting
Collection Date: 6/17/2025 11:31:00 AM
Project: Maddux
Lab ID: 2506332-008
Matrix: Groundwater
Client Sample ID: **AMW-17-20250617**

Analyses	Result	RL	Qual	Units	DF	Date Analyzed
Ion Chromatography by EPA 300.0				Batch ID: 48162		Analyst: SS
Sulfate	ND	2.00	D	mg/L	2	6/18/2025 9:47:00 PM
Dissolved Metals by EPA 6020B				Batch ID: 48189		Analyst: ME
Iron	9,400	30.0		µg/L	1	6/20/2025 7:52:00 PM
Total Organic Carbon by SM 5310C				Batch ID: R10080		Analyst: BB
Total Organic Carbon	7.58	0.700		mg/L	1	6/20/2024 1:25:00 PM
Total Alkalinity by EPA 310.2				Batch ID: R10081		Analyst: NR
Alkalinity, Total (As CaCO3)	48.3	2.50		mg/L	1	6/20/2025 10:15:00 AM

Analytical Report

Work Order: **2506332**
Date Reported: **6/25/2025**

Client: Aspect Consulting
Collection Date: 6/17/2025 12:32:00 PM
Project: Maddux
Lab ID: 2506332-009
Matrix: Groundwater
Client Sample ID: **HC-MW-06-20250617**

Analyses	Result	RL	Qual	Units	DF	Date Analyzed
Volatile Organic Compounds by EPA 8260D				Batch ID: 48173		Analyst: FG
Vinyl chloride	1.88	0.200		µg/L	1	6/20/2025 2:07:46 PM
1,1-Dichloroethene	ND	0.500		µg/L	1	6/19/2025 8:41:26 PM
trans-1,2-Dichloroethene	ND	0.500		µg/L	1	6/19/2025 8:41:26 PM
cis-1,2-Dichloroethene	1.22	0.500		µg/L	1	6/19/2025 8:41:26 PM
Trichloroethene (TCE)	ND	0.500		µg/L	1	6/19/2025 8:41:26 PM
Tetrachloroethene (PCE)	ND	0.500		µg/L	1	6/19/2025 8:41:26 PM
Surr: Dibromofluoromethane	105	79.9 - 122		%Rec	1	6/19/2025 8:41:26 PM
Surr: Toluene-d8	106	80 - 121		%Rec	1	6/19/2025 8:41:26 PM
Surr: 1-Bromo-4-fluorobenzene	98.9	79.7 - 120		%Rec	1	6/19/2025 8:41:26 PM

Analytical Report

Work Order: **2506332**
Date Reported: **6/25/2025**

Client: Aspect Consulting
Collection Date: 6/17/2025 1:13:00 PM
Project: Maddux
Lab ID: 2506332-010
Matrix: Groundwater
Client Sample ID: **AMW-29-20250617**

Analyses	Result	RL	Qual	Units	DF	Date Analyzed
Volatile Organic Compounds by EPA 8260D				Batch ID: 48173		Analyst: FG
Vinyl chloride	ND	0.200		µg/L	1	6/19/2025 9:07:49 PM
1,1-Dichloroethene	ND	0.500		µg/L	1	6/19/2025 9:07:49 PM
trans-1,2-Dichloroethene	ND	0.500		µg/L	1	6/19/2025 9:07:49 PM
cis-1,2-Dichloroethene	ND	0.500		µg/L	1	6/19/2025 9:07:49 PM
Trichloroethene (TCE)	ND	0.500		µg/L	1	6/19/2025 9:07:49 PM
Tetrachloroethene (PCE)	0.853	0.500		µg/L	1	6/19/2025 9:07:49 PM
Surr: Dibromofluoromethane	106	79.9 - 122		%Rec	1	6/19/2025 9:07:49 PM
Surr: Toluene-d8	107	80 - 121		%Rec	1	6/19/2025 9:07:49 PM
Surr: 1-Bromo-4-fluorobenzene	99.0	79.7 - 120		%Rec	1	6/19/2025 9:07:49 PM

Analytical Report

Work Order: **2506332**
Date Reported: **6/25/2025**

Client: Aspect Consulting
Collection Date: 6/17/2025 2:30:00 PM
Project: Maddux
Lab ID: 2506332-011
Matrix: Groundwater
Client Sample ID: **MW-10-20250617**

Analyses	Result	RL	Qual	Units	DF	Date Analyzed
Diesel and Heavy Oil by NWTPH-Dx				Batch ID: 48213		Analyst: ZD
Diesel Range Organics	386	101		µg/L	1	6/24/2025 6:08:43 PM
Heavy Oil	ND	151		µg/L	1	6/24/2025 6:08:43 PM
Total Petroleum Hydrocarbons	386	252		µg/L	1	6/24/2025 6:08:43 PM
Surr: 2-Fluorobiphenyl	60.2	50 - 150		%Rec	1	6/24/2025 6:08:43 PM
Surr: o-Terphenyl	66.9	50 - 150		%Rec	1	6/24/2025 6:08:43 PM
NOTES: Chromatographic pattern indicates an unresolved complex mixture, which may be weathered and/or organic material						
Diesel & Oil by NWTPH-Dx with Silica Gel Treatment				Batch ID: 48213		Analyst: ZD
Diesel Range Organics	ND	101		µg/L	1	6/25/2025 12:13:27 PM
Heavy Oil	ND	151		µg/L	1	6/25/2025 12:13:27 PM
Total Petroleum Hydrocarbons	ND	252		µg/L	1	6/25/2025 12:13:27 PM
Surr: 2-Fluorobiphenyl	91.1	50 - 150		%Rec	1	6/25/2025 12:13:27 PM
Surr: o-Terphenyl	85.8	50 - 150		%Rec	1	6/25/2025 12:13:27 PM
Volatile Organic Compounds by EPA 8260D				Batch ID: 48173		Analyst: FG
Vinyl chloride	0.320	0.200		µg/L	1	6/20/2025 1:14:59 PM
1,1-Dichloroethene	ND	0.500		µg/L	1	6/19/2025 9:34:13 PM
trans-1,2-Dichloroethene	ND	0.500		µg/L	1	6/19/2025 9:34:13 PM
cis-1,2-Dichloroethene	ND	0.500		µg/L	1	6/19/2025 9:34:13 PM
Trichloroethene (TCE)	ND	0.500		µg/L	1	6/19/2025 9:34:13 PM
Tetrachloroethene (PCE)	ND	0.500		µg/L	1	6/19/2025 9:34:13 PM
Surr: Dibromofluoromethane	105	79.9 - 122		%Rec	1	6/19/2025 9:34:13 PM
Surr: Toluene-d8	106	80 - 121		%Rec	1	6/19/2025 9:34:13 PM
Surr: 1-Bromo-4-fluorobenzene	99.0	79.7 - 120		%Rec	1	6/19/2025 9:34:13 PM

Analytical Report

Work Order: **2506332**
Date Reported: **6/25/2025**

Client: Aspect Consulting **Collection Date:** 6/17/2025 2:13:00 PM
Project: Maddux
Lab ID: 2506332-012 **Matrix:** Groundwater
Client Sample ID: **HC-MW-05-20250617**

Analyses	Result	RL	Qual	Units	DF	Date Analyzed
Dissolved Gases by RSK-175				Batch ID: R10083		Analyst: CO
Methane	0.526	0.0100	D	mg/L	2	6/23/2025 2:08:00 PM
Ethene	ND	0.0100		mg/L	1	6/23/2025 1:41:00 PM
Ethane	0.0153	0.0100		mg/L	1	6/23/2025 1:41:00 PM
Volatile Organic Compounds by EPA 8260D				Batch ID: 48173		Analyst: FG
Vinyl chloride	0.541	0.200		µg/L	1	6/20/2025 1:41:23 PM
1,1-Dichloroethene	ND	0.500		µg/L	1	6/19/2025 10:00:36 PM
trans-1,2-Dichloroethene	ND	0.500		µg/L	1	6/19/2025 10:00:36 PM
cis-1,2-Dichloroethene	ND	0.500		µg/L	1	6/19/2025 10:00:36 PM
Trichloroethene (TCE)	ND	0.500		µg/L	1	6/19/2025 10:00:36 PM
Tetrachloroethene (PCE)	ND	0.500		µg/L	1	6/19/2025 10:00:36 PM
Surr: Dibromofluoromethane	103	79.9 - 122		%Rec	1	6/19/2025 10:00:36 PM
Surr: Toluene-d8	104	80 - 121		%Rec	1	6/19/2025 10:00:36 PM
Surr: 1-Bromo-4-fluorobenzene	96.4	79.7 - 120		%Rec	1	6/19/2025 10:00:36 PM
Ion Chromatography by EPA 300.0				Batch ID: 48162		Analyst: SS
Chloride	6.93	2.00	D	mg/L	2	6/18/2025 9:59:00 PM
Nitrite (as N)	ND	0.609	D	mg/L	2	6/18/2025 9:59:00 PM
Nitrate (as N)	ND	0.452	D	mg/L	2	6/18/2025 9:59:00 PM
Sulfate	4.79	2.00	D	mg/L	2	6/18/2025 9:59:00 PM
Dissolved Metals by EPA 6020B				Batch ID: 48189		Analyst: ME
Iron	36,000	300	D	µg/L	10	6/24/2025 4:16:00 PM
Total Organic Carbon by SM 5310C				Batch ID: R10080		Analyst: BB
Total Organic Carbon	11.5	0.700		mg/L	1	6/20/2024 1:46:00 PM
Total Alkalinity by EPA 310.2				Batch ID: R10081		Analyst: NR
Alkalinity, Total (As CaCO3)	28.0	12.5	D	mg/L	5	6/20/2025 11:52:00 AM

Client: Aspect Consulting **Collection Date:** 6/17/2025 4:05:00 PM
Project: Maddux
Lab ID: 2506332-013 **Matrix:** Groundwater
Client Sample ID: AMW-28-20250617

Analyses	Result	RL	Qual	Units	DF	Date Analyzed
Diesel and Heavy Oil by NWTPH-Dx				Batch ID: 48213		Analyst: ZD
Diesel Range Organics	581	93.0		µg/L	1	6/24/2025 6:20:35 PM
Heavy Oil	ND	140		µg/L	1	6/24/2025 6:20:35 PM
Total Petroleum Hydrocarbons	581	233		µg/L	1	6/24/2025 6:20:35 PM
Surr: 2-Fluorobiphenyl	56.1	50 - 150		%Rec	1	6/24/2025 6:20:35 PM
Surr: o-Terphenyl	65.2	50 - 150		%Rec	1	6/24/2025 6:20:35 PM

NOTES:
Chromatographic pattern indicates an unresolved complex mixture, which may be weathered and/or organic material

Diesel & Oil by NWTPH-Dx with Silica Gel Treatment				Batch ID: 48213		Analyst: ZD
Diesel Range Organics	138	93.0		µg/L	1	6/25/2025 12:25:18 PM
Heavy Oil	ND	140		µg/L	1	6/25/2025 12:25:18 PM
Total Petroleum Hydrocarbons	ND	233		µg/L	1	6/25/2025 12:25:18 PM
Surr: 2-Fluorobiphenyl	78.6	50 - 150		%Rec	1	6/25/2025 12:25:18 PM
Surr: o-Terphenyl	81.1	50 - 150		%Rec	1	6/25/2025 12:25:18 PM

NOTES:
Chromatographic pattern is not consistent with a petroleum standard

Volatile Organic Compounds by EPA 8260D				Batch ID: 48173		Analyst: FG
Vinyl chloride	2.00	0.200		µg/L	1	6/20/2025 2:34:12 PM
1,1-Dichloroethene	ND	0.500		µg/L	1	6/19/2025 10:26:58 PM
trans-1,2-Dichloroethene	ND	0.500		µg/L	1	6/19/2025 10:26:58 PM
cis-1,2-Dichloroethene	0.948	0.500		µg/L	1	6/19/2025 10:26:58 PM
Trichloroethene (TCE)	ND	0.500		µg/L	1	6/19/2025 10:26:58 PM
Tetrachloroethene (PCE)	ND	0.500		µg/L	1	6/19/2025 10:26:58 PM
Surr: Dibromofluoromethane	106	79.9 - 122		%Rec	1	6/19/2025 10:26:58 PM
Surr: Toluene-d8	106	80 - 121		%Rec	1	6/19/2025 10:26:58 PM
Surr: 1-Bromo-4-fluorobenzene	98.3	79.7 - 120		%Rec	1	6/19/2025 10:26:58 PM

Analytical Report

Work Order: **2506332**
Date Reported: **6/25/2025**

Client: Aspect Consulting
Collection Date: 6/17/2025 3:13:00 PM
Project: Maddux
Lab ID: 2506332-014
Matrix: Groundwater
Client Sample ID: **AMW-26-20250617**

Analyses	Result	RL	Qual	Units	DF	Date Analyzed
Volatile Organic Compounds by EPA 8260D				Batch ID: 48218		Analyst: KJ
Vinyl chloride	1.42	0.200		µg/L	1	6/23/2025 12:53:51 PM
1,1-Dichloroethene	ND	0.500		µg/L	1	6/19/2025 10:53:21 PM
trans-1,2-Dichloroethene	ND	0.500		µg/L	1	6/19/2025 10:53:21 PM
cis-1,2-Dichloroethene	17.0	0.500		µg/L	1	6/19/2025 10:53:21 PM
Trichloroethene (TCE)	1.67	0.500		µg/L	1	6/19/2025 10:53:21 PM
Tetrachloroethene (PCE)	1.86	0.500		µg/L	1	6/19/2025 10:53:21 PM
Surr: Dibromofluoromethane	105	79.9 - 122		%Rec	1	6/19/2025 10:53:21 PM
Surr: Toluene-d8	107	80 - 121		%Rec	1	6/19/2025 10:53:21 PM
Surr: 1-Bromo-4-fluorobenzene	99.3	79.7 - 120		%Rec	1	6/19/2025 10:53:21 PM

Client: Aspect Consulting **Collection Date:** 6/17/2025 3:46:00 PM
Project: Maddux
Lab ID: 2506332-015 **Matrix:** Groundwater
Client Sample ID: AMW-27-20250617

Analyses	Result	RL	Qual	Units	DF	Date Analyzed
Dissolved Gases by RSK-175				Batch ID: R10083		Analyst: CO
Methane	0.788	0.0250	D	mg/L	5	6/23/2025 2:10:00 PM
Ethene	ND	0.0100		mg/L	1	6/23/2025 1:43:00 PM
Ethane	ND	0.0100		mg/L	1	6/23/2025 1:43:00 PM
Diesel and Heavy Oil by NWTPH-Dx				Batch ID: 48213		Analyst: ZD
Diesel Range Organics	ND	93.2		µg/L	1	6/24/2025 6:32:25 PM
Heavy Oil	ND	140		µg/L	1	6/24/2025 6:32:25 PM
Total Petroleum Hydrocarbons	ND	233		µg/L	1	6/24/2025 6:32:25 PM
Surr: 2-Fluorobiphenyl	63.6	50 - 150		%Rec	1	6/24/2025 6:32:25 PM
Surr: o-Terphenyl	69.7	50 - 150		%Rec	1	6/24/2025 6:32:25 PM
Diesel & Oil by NWTPH-Dx with Silica Gel Treatment				Batch ID: 48213		Analyst: ZD
Diesel Range Organics	ND	93.2		µg/L	1	6/25/2025 12:37:09 PM
Heavy Oil	ND	140		µg/L	1	6/25/2025 12:37:09 PM
Total Petroleum Hydrocarbons	ND	233		µg/L	1	6/25/2025 12:37:09 PM
Surr: 2-Fluorobiphenyl	89.5	50 - 150		%Rec	1	6/25/2025 12:37:09 PM
Surr: o-Terphenyl	85.4	50 - 150		%Rec	1	6/25/2025 12:37:09 PM
Volatile Organic Compounds by EPA 8260D				Batch ID: 48173		Analyst: FG
Vinyl chloride	5.52	0.200		µg/L	1	6/20/2025 3:27:00 PM
1,1-Dichloroethene	ND	0.500		µg/L	1	6/19/2025 11:19:45 PM
trans-1,2-Dichloroethene	ND	0.500		µg/L	1	6/19/2025 11:19:45 PM
cis-1,2-Dichloroethene	5.23	0.500		µg/L	1	6/19/2025 11:19:45 PM
Trichloroethene (TCE)	4.23	0.500		µg/L	1	6/19/2025 11:19:45 PM
Tetrachloroethene (PCE)	1.10	0.500		µg/L	1	6/19/2025 11:19:45 PM
Surr: Dibromofluoromethane	107	79.9 - 122		%Rec	1	6/19/2025 11:19:45 PM
Surr: Toluene-d8	108	80 - 121		%Rec	1	6/19/2025 11:19:45 PM
Surr: 1-Bromo-4-fluorobenzene	100	79.7 - 120		%Rec	1	6/19/2025 11:19:45 PM
Ion Chromatography by EPA 300.0				Batch ID: 48162		Analyst: SS
Chloride	20.3	2.00	D	mg/L	2	6/18/2025 10:12:00 PM
Nitrite (as N)	ND	0.609	D	mg/L	2	6/18/2025 10:12:00 PM
Nitrate (as N)	ND	0.452	D	mg/L	2	6/18/2025 10:12:00 PM
Sulfate	36.1	2.00	D	mg/L	2	6/18/2025 10:12:00 PM

Analytical Report

Work Order: **2506332**
Date Reported: **6/25/2025**

Client: Aspect Consulting
Collection Date: 6/17/2025 3:46:00 PM
Project: Maddux
Lab ID: 2506332-015
Matrix: Groundwater
Client Sample ID: **AMW-27-20250617**

Analyses	Result	RL	Qual	Units	DF	Date Analyzed
Dissolved Metals by EPA 6020B				Batch ID: 48189		Analyst: ME
Iron	1,160	30.0		µg/L	1	6/20/2025 7:58:00 PM
Total Organic Carbon by SM 5310C				Batch ID: R10080		Analyst: BB
Total Organic Carbon	3.51	0.700		mg/L	1	6/20/2024 3:04:00 PM
Total Alkalinity by EPA 310.2				Batch ID: R10081		Analyst: NR
Alkalinity, Total (As CaCO3)	226	25.0	D	mg/L	10	6/20/2025 12:00:00 PM

Analytical Report

Work Order: **2506332**
Date Reported: **6/25/2025**

Client: Aspect Consulting
Collection Date: 6/17/2025
Project: Maddux
Lab ID: 2506332-016
Matrix: Groundwater
Client Sample ID: **TB-20250617**

Analyses	Result	RL	Qual	Units	DF	Date Analyzed
Volatile Organic Compounds by EPA 8260D				Batch ID: 48173		Analyst: FG
Vinyl chloride	ND	0.200		µg/L	1	6/19/2025 10:40:25 AM
1,1-Dichloroethene	ND	0.500		µg/L	1	6/19/2025 10:40:25 AM
trans-1,2-Dichloroethene	ND	0.500		µg/L	1	6/19/2025 10:40:25 AM
cis-1,2-Dichloroethene	ND	0.500		µg/L	1	6/19/2025 10:40:25 AM
Trichloroethene (TCE)	ND	0.500		µg/L	1	6/19/2025 10:40:25 AM
Tetrachloroethene (PCE)	ND	0.500		µg/L	1	6/19/2025 10:40:25 AM
Surr: Dibromofluoromethane	101	79.9 - 122		%Rec	1	6/19/2025 10:40:25 AM
Surr: Toluene-d8	103	80 - 121		%Rec	1	6/19/2025 10:40:25 AM
Surr: 1-Bromo-4-fluorobenzene	98.4	79.7 - 120		%Rec	1	6/19/2025 10:40:25 AM

Work Order: 2506332
CLIENT: Aspect Consulting
Project: Maddux

QC SUMMARY REPORT

Total Alkalinity by EPA 310.2

Sample ID: **LCS-100813**	SampType: **LCS**			Units: **mg/L**		Prep Date: **6/20/2025**		RunNo: **100813**		
Client ID: **LCSW**	Batch ID: **R100813**					Analysis Date: **6/20/2025**		SeqNo: **2100835**		
Analyte	Result	RL	SPK value	SPK Ref Val	%REC	LowLimit	HighLimit	RPD Ref Val	%RPD	RPDLimit	Qual
Alkalinity, Total (As CaCO3)	25.4	2.50	25.00	0	102	79.4	136				

Sample ID: **2506223-001CDUP**	SampType: **DUP**			Units: **mg/L**		Prep Date: **6/20/2025**		RunNo: **100813**		
Client ID: **BATCH**	Batch ID: **R100813**					Analysis Date: **6/20/2025**		SeqNo: **2100837**		
Analyte	Result	RL	SPK value	SPK Ref Val	%REC	LowLimit	HighLimit	RPD Ref Val	%RPD	RPDLimit	Qual
Alkalinity, Total (As CaCO3)	48.4	2.50						47.20	2.51	20	

Sample ID: **MB-100813**	SampType: **MBLK**			Units: **mg/L**		Prep Date: **6/20/2025**		RunNo: **100813**		
Client ID: **MBLKW**	Batch ID: **R100813**					Analysis Date: **6/20/2025**		SeqNo: **2100844**		
Analyte	Result	RL	SPK value	SPK Ref Val	%REC	LowLimit	HighLimit	RPD Ref Val	%RPD	RPDLimit	Qual
Alkalinity, Total (As CaCO3)	ND	2.50									

Sample ID: **2506332-015BDUP**	SampType: **DUP**			Units: **mg/L**		Prep Date: **6/20/2025**		RunNo: **100813**		
Client ID: **AMW-27-20250617**	Batch ID: **R100813**					Analysis Date: **6/20/2025**		SeqNo: **2100823**		
Analyte	Result	RL	SPK value	SPK Ref Val	%REC	LowLimit	HighLimit	RPD Ref Val	%RPD	RPDLimit	Qual
Alkalinity, Total (As CaCO3)	219	25.0						226.5	3.23	20	D

Work Order: 2506332
CLIENT: Aspect Consulting
Project: Maddux

QC SUMMARY REPORT

Ion Chromatography by EPA 300.0

Sample ID: **MB-48162** SampType: **MBLK** Units: **mg/L** Prep Date: **6/18/2025** RunNo: **100743**
Client ID: **MBLKW** Batch ID: **48162** Analysis Date: **6/18/2025** SeqNo: **2099494**

Analyte	Result	RL	SPK value	SPK Ref Val	%REC	LowLimit	HighLimit	RPD Ref Val	%RPD	RPDLimit	Qual
Chloride	ND	1.00									
Nitrite (as N)	ND	0.304									
Nitrate (as N)	ND	0.226									
Sulfate	ND	1.00									

Sample ID: **LCS-48162** SampType: **LCS** Units: **mg/L** Prep Date: **6/18/2025** RunNo: **100743**
Client ID: **LCSW** Batch ID: **48162** Analysis Date: **6/18/2025** SeqNo: **2099495**

Analyte	Result	RL	SPK value	SPK Ref Val	%REC	LowLimit	HighLimit	RPD Ref Val	%RPD	RPDLimit	Qual
Chloride	9.77	1.00	10.00	0	97.7	90	110				
Nitrite (as N)	2.94	0.304	3.045	0	96.6	90	110				
Nitrate (as N)	2.19	0.226	2.259	0	97.0	90	110				
Sulfate	10.4	1.00	10.00	0	104	90	110				

Sample ID: **2506328-001DDUP** SampType: **DUP** Units: **mg/L** Prep Date: **6/18/2025** RunNo: **100743**
Client ID: **BATCH** Batch ID: **48162** Analysis Date: **6/18/2025** SeqNo: **2099506**

Analyte	Result	RL	SPK value	SPK Ref Val	%REC	LowLimit	HighLimit	RPD Ref Val	%RPD	RPDLimit	Qual
Chloride	3.78	1.00						3.741	1.12	20	
Nitrite (as N)	ND	0.304						0		20	
Nitrate (as N)	0.728	0.226						0.7200	1.10	20	
Sulfate	6.12	1.00						6.032	1.43	20	

Sample ID: **2506328-001DMS** SampType: **MS** Units: **mg/L** Prep Date: **6/18/2025** RunNo: **100743**
Client ID: **BATCH** Batch ID: **48162** Analysis Date: **6/18/2025** SeqNo: **2099507**

Analyte	Result	RL	SPK value	SPK Ref Val	%REC	LowLimit	HighLimit	RPD Ref Val	%RPD	RPDLimit	Qual
Chloride	14.2	1.00	10.00	3.741	104	80	120				
Nitrite (as N)	3.09	0.304	3.045	0	102	80	120				
Nitrate (as N)	3.05	0.226	2.259	0.7200	103	80	120				

Work Order: 2506332
CLIENT: Aspect Consulting
Project: Maddux

QC SUMMARY REPORT

Ion Chromatography by EPA 300.0

Sample ID: **2506328-001DMS** SampType: **MS** Units: **mg/L** Prep Date: **6/18/2025** RunNo: **100743**
Client ID: **BATCH** Batch ID: **48162** Analysis Date: **6/18/2025** SeqNo: **2099507**

Analyte	Result	RL	SPK value	SPK Ref Val	%REC	LowLimit	HighLimit	RPD Ref Val	%RPD	RPDLimit	Qual
Sulfate	16.2	1.00	10.00	6.032	102	80	120				

Sample ID: **2506328-001DMSD** SampType: **MSD** Units: **mg/L** Prep Date: **6/18/2025** RunNo: **100743**
Client ID: **BATCH** Batch ID: **48162** Analysis Date: **6/18/2025** SeqNo: **2099508**

Analyte	Result	RL	SPK value	SPK Ref Val	%REC	LowLimit	HighLimit	RPD Ref Val	%RPD	RPDLimit	Qual
Chloride	14.1	1.00	10.00	3.741	103	80	120	14.19	0.778	20	
Nitrite (as N)	3.07	0.304	3.045	0	101	80	120	3.093	0.844	20	
Nitrate (as N)	3.02	0.226	2.259	0.7200	102	80	120	3.050	0.955	20	
Sulfate	16.0	1.00	10.00	6.032	100	80	120	16.24	1.16	20	

Sample ID: **2506339-001BDUP** SampType: **DUP** Units: **mg/L** Prep Date: **6/18/2025** RunNo: **100743**
Client ID: **BATCH** Batch ID: **48162** Analysis Date: **6/18/2025** SeqNo: **2099524**

Analyte	Result	RL	SPK value	SPK Ref Val	%REC	LowLimit	HighLimit	RPD Ref Val	%RPD	RPDLimit	Qual
Chloride	3.57	1.00						3.537	0.929	20	
Nitrite (as N)	ND	0.304						0		20	
Nitrate (as N)	ND	0.226						0		20	
Sulfate	4.74	1.00						4.686	1.08	20	

Sample ID: **2506339-001BMS** SampType: **MS** Units: **mg/L** Prep Date: **6/18/2025** RunNo: **100743**
Client ID: **BATCH** Batch ID: **48162** Analysis Date: **6/18/2025** SeqNo: **2099532**

Analyte	Result	RL	SPK value	SPK Ref Val	%REC	LowLimit	HighLimit	RPD Ref Val	%RPD	RPDLimit	Qual
Chloride	13.5	1.00	10.00	3.537	100	80	120				
Nitrite (as N)	2.85	0.304	3.045	0.09900	90.5	80	120				
Nitrate (as N)	2.14	0.226	2.259	0	94.6	80	120				
Sulfate	14.4	1.00	10.00	4.686	97.2	80	120				

Work Order: 2506332
CLIENT: Aspect Consulting
Project: Maddux

QC SUMMARY REPORT

Total Organic Carbon by SM 5310C

Sample ID: **MB**	SampType: **MBLK**	Units: **mg/L**	Prep Date: **6/20/2024**	RunNo: **100808**
Client ID: **MBLKW**	Batch ID: **R100808**		Analysis Date: **6/20/2024**	SeqNo: **2100652**

Analyte	Result	RL	SPK value	SPK Ref Val	%REC	LowLimit	HighLimit	RPD Ref Val	%RPD	RPDLimit	Qual
Total Organic Carbon	ND	0.700									

Sample ID: **LCS**	SampType: **LCS**	Units: **mg/L**	Prep Date: **6/20/2024**	RunNo: **100808**
Client ID: **LCSW**	Batch ID: **R100808**		Analysis Date: **6/20/2024**	SeqNo: **2100653**

Analyte	Result	RL	SPK value	SPK Ref Val	%REC	LowLimit	HighLimit	RPD Ref Val	%RPD	RPDLimit	Qual
Total Organic Carbon	21.8	0.700	25.00	0	87.3	79.6	120				

Sample ID: **2506332-004DDUP**	SampType: **DUP**	Units: **mg/L**	Prep Date: **6/20/2024**	RunNo: **100808**
Client ID: **AMW-15-20250617**	Batch ID: **R100808**		Analysis Date: **6/20/2024**	SeqNo: **2100655**

Analyte	Result	RL	SPK value	SPK Ref Val	%REC	LowLimit	HighLimit	RPD Ref Val	%RPD	RPDLimit	Qual
Total Organic Carbon	2.72	0.700						2.681	1.41	15	

Sample ID: **2506332-004DMS**	SampType: **MS**	Units: **mg/L**	Prep Date: **6/20/2024**	RunNo: **100808**
Client ID: **AMW-15-20250617**	Batch ID: **R100808**		Analysis Date: **6/20/2024**	SeqNo: **2100656**

Analyte	Result	RL	SPK value	SPK Ref Val	%REC	LowLimit	HighLimit	RPD Ref Val	%RPD	RPDLimit	Qual
Total Organic Carbon	24.1	0.700	25.00	2.681	85.8	85	115				

Sample ID: **2506332-004DMSD**	SampType: **MSD**	Units: **mg/L**	Prep Date: **6/20/2024**	RunNo: **100808**
Client ID: **AMW-15-20250617**	Batch ID: **R100808**		Analysis Date: **6/20/2024**	SeqNo: **2100657**

Analyte	Result	RL	SPK value	SPK Ref Val	%REC	LowLimit	HighLimit	RPD Ref Val	%RPD	RPDLimit	Qual
Total Organic Carbon	23.9	0.700	25.00	2.681	84.8	85	115	24.14	1.09	15	S

NOTES:
S - Outlying spike recovery observed. A duplicate analysis was performed and recovered within range.

Work Order: 2506332
CLIENT: Aspect Consulting
Project: Maddux

QC SUMMARY REPORT

Dissolved Metals by EPA 6020B

Sample ID: **MB-48189**	SampType: **MBLK**	Units: **µg/L**	Prep Date: **6/20/2025**	RunNo: **100824**
Client ID: **MBLKW**	Batch ID: **48189**		Analysis Date: **6/20/2025**	SeqNo: **2101048**

Analyte	Result	RL	SPK value	SPK Ref Val	%REC	LowLimit	HighLimit	RPD Ref Val	%RPD	RPDLimit	Qual
Iron	ND	50.0									

Sample ID: **LCS-48189**	SampType: **LCS**	Units: **µg/L**	Prep Date: **6/20/2025**	RunNo: **100824**
Client ID: **LCSW**	Batch ID: **48189**		Analysis Date: **6/20/2025**	SeqNo: **2101049**

Analyte	Result	RL	SPK value	SPK Ref Val	%REC	LowLimit	HighLimit	RPD Ref Val	%RPD	RPDLimit	Qual
Iron	1,000	50.0	1,000	0	100	80	120				

Sample ID: **2506340-001BMS**	SampType: **MS**	Units: **µg/L**	Prep Date: **6/20/2025**	RunNo: **100824**
Client ID: **BATCH**	Batch ID: **48189**		Analysis Date: **6/20/2025**	SeqNo: **2101051**

Analyte	Result	RL	SPK value	SPK Ref Val	%REC	LowLimit	HighLimit	RPD Ref Val	%RPD	RPDLimit	Qual
Iron	1,040	50.0	1,000	17.30	102	75	125				

Sample ID: **2506340-001BMSD**	SampType: **MSD**	Units: **µg/L**	Prep Date: **6/20/2025**	RunNo: **100824**
Client ID: **BATCH**	Batch ID: **48189**		Analysis Date: **6/20/2025**	SeqNo: **2101053**

Analyte	Result	RL	SPK value	SPK Ref Val	%REC	LowLimit	HighLimit	RPD Ref Val	%RPD	RPDLimit	Qual
Iron	1,030	50.0	1,000	17.30	101	75	125	1,035	0.423	20	

Work Order: 2506332
CLIENT: Aspect Consulting
Project: Maddux

QC SUMMARY REPORT

Diesel and Heavy Oil by NWTPH-Dx

Sample ID: **LCS-48213** SampType: **LCS** Units: **µg/L** Prep Date: **6/23/2025** RunNo: **100880**
Client ID: **LCSW** Batch ID: **48213** Analysis Date: **6/24/2025** SeqNo: **2102118**

Analyte	Result	RL	SPK value	SPK Ref Val	%REC	LowLimit	HighLimit	RPD Ref Val	%RPD	RPDLimit	Qual
Total Petroleum Hydrocarbons	922	250	1,250	0	73.8	43.1	123				
Surr: 2-Fluorobiphenyl	14.0		25.00		55.9	50	150				
Surr: o-Terphenyl	17.7		25.00		70.8	50	150				

Sample ID: **LCSD-48213** SampType: **LCSD** Units: **µg/L** Prep Date: **6/23/2025** RunNo: **100880**
Client ID: **LCSW02** Batch ID: **48213** Analysis Date: **6/24/2025** SeqNo: **2102119**

Analyte	Result	RL	SPK value	SPK Ref Val	%REC	LowLimit	HighLimit	RPD Ref Val	%RPD	RPDLimit	Qual
Total Petroleum Hydrocarbons	926	250	1,250	0	74.1	43.1	123	922.2	0.401	30	
Surr: 2-Fluorobiphenyl	14.2		25.00		56.7	50	150		0		
Surr: o-Terphenyl	18.1		25.00		72.4	50	150		0		

Sample ID: **2506354-001ADUP** SampType: **DUP** Units: **µg/L** Prep Date: **6/23/2025** RunNo: **100880**
Client ID: **BATCH** Batch ID: **48213** Analysis Date: **6/24/2025** SeqNo: **2102125**

Analyte	Result	RL	SPK value	SPK Ref Val	%REC	LowLimit	HighLimit	RPD Ref Val	%RPD	RPDLimit	Qual
Diesel Range Organics	ND	96.6						118.7	45.2	30	
Heavy Oil	ND	145						0		30	
Total Petroleum Hydrocarbons	ND	241						0		30	
Surr: 2-Fluorobiphenyl	16.0		24.14		66.1	50	150		0		
Surr: o-Terphenyl	17.0		24.14		70.2	50	150		0		

Sample ID: **MB-48213** SampType: **MBLK** Units: **µg/L** Prep Date: **6/23/2025** RunNo: **100880**
Client ID: **MBLKW** Batch ID: **48213** Analysis Date: **6/25/2025** SeqNo: **2102133**

Analyte	Result	RL	SPK value	SPK Ref Val	%REC	LowLimit	HighLimit	RPD Ref Val	%RPD	RPDLimit	Qual
Diesel Range Organics	ND	100									
Heavy Oil	ND	150									
Total Petroleum Hydrocarbons	ND	250									
Surr: 2-Fluorobiphenyl	14.5		25.00		57.9	50	150				

Work Order: 2506332
CLIENT: Aspect Consulting
Project: Maddux

QC SUMMARY REPORT

Diesel and Heavy Oil by NWTPH-Dx

Sample ID: **MB-48213** SampType: **MBLK** Units: **µg/L** Prep Date: **6/23/2025** RunNo: **100880**
Client ID: **MBLKW** Batch ID: **48213** Analysis Date: **6/25/2025** SeqNo: **2102133**

Analyte	Result	RL	SPK value	SPK Ref Val	%REC	LowLimit	HighLimit	RPD Ref Val	%RPD	RPDLimit	Qual
Surr: o-Terphenyl	16.6		25.00		66.5	50	150				

Work Order: 2506332
CLIENT: Aspect Consulting
Project: Maddux

QC SUMMARY REPORT

Diesel & Oil by NWTPH-Dx with Silica Gel Treatment

Sample ID: **MB-48213**	SampType: **MBLK**	Units: **µg/L**	Prep Date: **6/23/2025**	RunNo: **100903**
Client ID: **MBLKW**	Batch ID: **48213**		Analysis Date: **6/25/2025**	SeqNo: **2102408**

Analyte	Result	RL	SPK value	SPK Ref Val	%REC	LowLimit	HighLimit	RPD Ref Val	%RPD	RPDLimit	Qual
Diesel Range Organics	ND	100									
Heavy Oil	ND	150									
Total Petroleum Hydrocarbons	ND	250									
Surr: 2-Fluorobiphenyl	20.6		25.00		82.3	50	150				
Surr: o-Terphenyl	20.6		25.00		82.5	50	150				

Sample ID: **LCS-48213**	SampType: **LCS**	Units: **µg/L**	Prep Date: **6/23/2025**	RunNo: **100903**
Client ID: **LCSW**	Batch ID: **48213**		Analysis Date: **6/25/2025**	SeqNo: **2102409**

Analyte	Result	RL	SPK value	SPK Ref Val	%REC	LowLimit	HighLimit	RPD Ref Val	%RPD	RPDLimit	Qual
Total Petroleum Hydrocarbons	1,160	250	1,250	0	92.8	47.5	118				
Surr: 2-Fluorobiphenyl	27.9		25.00		112	50	150				
Surr: o-Terphenyl	26.2		25.00		105	50	150				

Sample ID: **LCSD-48213**	SampType: **LCSD**	Units: **µg/L**	Prep Date: **6/23/2025**	RunNo: **100903**
Client ID: **LCSW02**	Batch ID: **48213**		Analysis Date: **6/25/2025**	SeqNo: **2102410**

Analyte	Result	RL	SPK value	SPK Ref Val	%REC	LowLimit	HighLimit	RPD Ref Val	%RPD	RPDLimit	Qual
Total Petroleum Hydrocarbons	990	250	1,250	0	79.2	47.5	118	1,159	15.8	30	
Surr: 2-Fluorobiphenyl	23.2		25.00		92.9	50	150		0		
Surr: o-Terphenyl	22.5		25.00		90.0	50	150		0		

Work Order: 2506332
CLIENT: Aspect Consulting
Project: Maddux

QC SUMMARY REPORT

Dissolved Gases by RSK-175

Sample ID: **MB-R100837** SampType: **MBLK** Units: **mg/L** Prep Date: **6/23/2025** RunNo: **100837**
Client ID: **MBLKW** Batch ID: **R100837** Analysis Date: **6/23/2025** SeqNo: **2101252**

Analyte	Result	RL	SPK value	SPK Ref Val	%REC	LowLimit	HighLimit	RPD Ref Val	%RPD	RPDLimit	Qual
Methane	ND	0.00500									
Ethene	ND	0.0100									
Ethane	ND	0.0100									

Sample ID: **2506307-001EREP** SampType: **REP** Units: **mg/L** Prep Date: **6/23/2025** RunNo: **100837**
Client ID: **BATCH** Batch ID: **R100837** Analysis Date: **6/23/2025** SeqNo: **2101230**

Analyte	Result	RL	SPK value	SPK Ref Val	%REC	LowLimit	HighLimit	RPD Ref Val	%RPD	RPDLimit	Qual
Methane	4.59	0.00500						4.588	0.0231	30	E
Ethene	ND	0.0100						0		30	
Ethane	0.0663	0.0100						0.06714	1.31	30	

Work Order: 2506332
CLIENT: Aspect Consulting
Project: Maddux

QC SUMMARY REPORT

Volatile Organic Compounds by EPA 8260D

Sample ID: **LCS-48173** SampType: **LCS** Units: **µg/L** Prep Date: **6/19/2025** RunNo: **100790**
Client ID: **LCSW** Batch ID: **48173** Analysis Date: **6/19/2025** SeqNo: **2100489**

Analyte	Result	RL	SPK value	SPK Ref Val	%REC	LowLimit	HighLimit	RPD Ref Val	%RPD	RPDLimit	Qual
Vinyl chloride	5.88	0.200	5.000	0	118	80	120				
1,1-Dichloroethene	4.74	0.500	5.000	0	94.9	80	120				
trans-1,2-Dichloroethene	4.74	0.500	5.000	0	94.9	80	120				
cis-1,2-Dichloroethene	4.64	0.500	5.000	0	92.8	80	120				
Trichloroethene (TCE)	4.46	0.500	5.000	0	89.3	80	120				
Tetrachloroethene (PCE)	5.06	0.500	5.000	0	101	80	120				
Surr: Dibromofluoromethane	25.7										
Surr: Toluene-d8	26.3										
Surr: 1-Bromo-4-fluorobenzene	25.0										

Sample ID: **MB-48173** SampType: **MBLK** Units: **µg/L** Prep Date: **6/19/2025** RunNo: **100790**
Client ID: **MBLKW** Batch ID: **48173** Analysis Date: **6/19/2025** SeqNo: **2100467**

Analyte	Result	RL	SPK value	SPK Ref Val	%REC	LowLimit	HighLimit	RPD Ref Val	%RPD	RPDLimit	Qual
Vinyl chloride	ND	0.200									
1,1-Dichloroethene	ND	0.500									
trans-1,2-Dichloroethene	ND	0.500									
cis-1,2-Dichloroethene	ND	0.500									
Trichloroethene (TCE)	ND	0.500									
Tetrachloroethene (PCE)	ND	0.500									
Surr: Dibromofluoromethane	25.7		25.00		103	80	120				
Surr: Toluene-d8	26.3		25.00		105	80	120				
Surr: 1-Bromo-4-fluorobenzene	24.4		25.00		97.8	80	120				

Sample ID: **2506376-001ADUP** SampType: **DUP** Units: **µg/L** Prep Date: **6/19/2025** RunNo: **100790**
Client ID: **BATCH** Batch ID: **48173** Analysis Date: **6/19/2025** SeqNo: **2100470**

Analyte	Result	RL	SPK value	SPK Ref Val	%REC	LowLimit	HighLimit	RPD Ref Val	%RPD	RPDLimit	Qual
Vinyl chloride	ND	0.200						0		30	
1,1-Dichloroethene	ND	0.500						0		30	
trans-1,2-Dichloroethene	ND	0.500						0		30	

Work Order: 2506332
CLIENT: Aspect Consulting
Project: Maddux

QC SUMMARY REPORT

Volatile Organic Compounds by EPA 8260D

Sample ID: **2506376-001ADUP** SampType: **DUP** Units: **µg/L** Prep Date: **6/19/2025** RunNo: **100790**
Client ID: **BATCH** Batch ID: **48173** Analysis Date: **6/19/2025** SeqNo: **2100470**

Analyte	Result	RL	SPK value	SPK Ref Val	%REC	LowLimit	HighLimit	RPD Ref Val	%RPD	RPDLimit	Qual
cis-1,2-Dichloroethene	ND	0.500						0		30	
Trichloroethene (TCE)	ND	0.500						0		30	
Tetrachloroethene (PCE)	ND	0.500						0		30	
Surr: Dibromofluoromethane	26.0		25.00		104	79.9	122		0		
Surr: Toluene-d8	26.4		25.00		106	80	121		0		
Surr: 1-Bromo-4-fluorobenzene	24.7		25.00		98.9	79.7	120		0		

Sample ID: **2506356-001AMS** SampType: **MS** Units: **µg/L** Prep Date: **6/19/2025** RunNo: **100790**
Client ID: **BATCH** Batch ID: **48173** Analysis Date: **6/19/2025** SeqNo: **2100479**

Analyte	Result	RL	SPK value	SPK Ref Val	%REC	LowLimit	HighLimit	RPD Ref Val	%RPD	RPDLimit	Qual
Vinyl chloride	7.06	0.200	5.000	0	141	70.9	160				
1,1-Dichloroethene	5.84	0.500	5.000	0	117	80	160				
trans-1,2-Dichloroethene	5.29	0.500	5.000	0	106	80	134				
cis-1,2-Dichloroethene	5.10	0.500	5.000	0	102	78.2	137				
Trichloroethene (TCE)	4.91	0.500	5.000	0	98.3	80	133				
Tetrachloroethene (PCE)	5.92	0.500	5.000	0	118	80	153				
Surr: Dibromofluoromethane	26.5		0		0	79.9	122				
Surr: Toluene-d8	26.4		0		0	80	121				
Surr: 1-Bromo-4-fluorobenzene	25.7		0		0	79.7	120				

Sample ID: **LCS-48218** SampType: **LCS** Units: **µg/L** Prep Date: **6/23/2025** RunNo: **100863**
Client ID: **LCSW** Batch ID: **48218** Analysis Date: **6/23/2025** SeqNo: **2101734**

Analyte	Result	RL	SPK value	SPK Ref Val	%REC	LowLimit	HighLimit	RPD Ref Val	%RPD	RPDLimit	Qual
Vinyl chloride	24.1	0.200	20.00	0	120	80	120				
Surr: Dibromofluoromethane	25.6		25.00		102	79.9	122				
Surr: Toluene-d8	26.6		25.00		106	80	121				
Surr: 1-Bromo-4-fluorobenzene	23.9		25.00		95.7	79.7	120				

Work Order: 2506332
CLIENT: Aspect Consulting
Project: Maddux

QC SUMMARY REPORT

Volatile Organic Compounds by EPA 8260D

Sample ID: **MB-48218** SampType: **MBLK** Units: **µg/L** Prep Date: **6/23/2025** RunNo: **100863**
Client ID: **MBLKW** Batch ID: **48218** Analysis Date: **6/23/2025** SeqNo: **2101719**

Analyte	Result	RL	SPK value	SPK Ref Val	%REC	LowLimit	HighLimit	RPD Ref Val	%RPD	RPDLimit	Qual
Vinyl chloride	ND	0.200									
Surr: Dibromofluoromethane	25.6		25.00		103	80	120				
Surr: Toluene-d8	25.6		25.00		102	80	120				
Surr: 1-Bromo-4-fluorobenzene	24.3		25.00		97.3	80	120				

Sample ID: **2506421-001ADUP** SampType: **DUP** Units: **µg/L** Prep Date: **6/23/2025** RunNo: **100863**
Client ID: **BATCH** Batch ID: **48218** Analysis Date: **6/23/2025** SeqNo: **2101721**

Analyte	Result	RL	SPK value	SPK Ref Val	%REC	LowLimit	HighLimit	RPD Ref Val	%RPD	RPDLimit	Qual
Vinyl chloride	ND	0.200						0		30	
Surr: Dibromofluoromethane	25.7		25.00		103	79.9	122		0		
Surr: Toluene-d8	25.4		25.00		102	80	121		0		
Surr: 1-Bromo-4-fluorobenzene	24.6		25.00		98.2	79.7	120		0		

Sample ID: **2506420-001AMS** SampType: **MS** Units: **µg/L** Prep Date: **6/23/2025** RunNo: **100863**
Client ID: **BATCH** Batch ID: **48218** Analysis Date: **6/23/2025** SeqNo: **2101731**

Analyte	Result	RL	SPK value	SPK Ref Val	%REC	LowLimit	HighLimit	RPD Ref Val	%RPD	RPDLimit	Qual
Vinyl chloride	30.8	0.200	20.00	0	154	70.9	160				
Surr: Dibromofluoromethane	25.4		25.00		102	79.9	122				
Surr: Toluene-d8	26.8		25.00		107	80	121				
Surr: 1-Bromo-4-fluorobenzene	24.8		25.00		99.3	79.7	120				

Sample Log-In Check List

Client Name:	AC	Work Order Number:	2506332
Logged by:	Clare Griggs	Date Received:	6/17/2025 5:56:00 PM

Chain of Custody

1.	Is Chain of Custody complete?	Yes ☑	No ☐	Not Present ☐
2.	How was the sample delivered?	Client		

Log In

3.	Custody Seals present on shipping container/cooler? (Refer to comments for Custody Seals not intact)	Yes ☐	No ☐	Not Present ☑
4.	Was an attempt made to cool the samples?	Yes ☑	No ☐	NA ☐
5.	Were all items received at a temperature of >2°C to 6°C *	Yes ☑	No ☐	NA ☐
6.	Sample(s) in proper container(s)?	Yes ☑	No ☐	
7.	Sufficient sample volume for indicated test(s)?	Yes ☑	No ☐	
8.	Are samples properly preserved?	Yes ☑	No ☐	
9.	Was preservative added to bottles?	Yes ☐	No ☑	NA ☐
10.	Is there headspace in the VOA vials?	Yes ☐	No ☑	NA ☐
11.	Did all samples containers arrive in good condition(unbroken)?	Yes ☑	No ☐	
12.	Does paperwork match bottle labels?	Yes ☑	No ☐	
13.	Are matrices correctly identified on Chain of Custody?	Yes ☑	No ☐	
14.	Is it clear what analyses were requested?	Yes ☑	No ☐	
15.	Were all hold times (except field parameters, pH e.g.) able to be met?	Yes ☑	No ☐	

Special Handling (if applicable)

16. Was client notified of all discrepancies with this order? Yes ☐ No ☐ NA ☑

Person Notified:		Date:	
By Whom:		Via:	☐ eMail ☐ Phone ☐ Fax ☐ In Person
Regarding:			
Client Instructions:			

17. Additional remarks:

Item Information

Item #	Temp °C
Sample	1.1

* Note: DoD/ELAP and TNI require items to be received at 4°C +/- 2°C

Chain of Custody Record & Laboratory Services Agreement

Alliance
3600 Fremont Ave N
Seattle, WA 98103
Tel: 206-352-3790

Date: 6/17/25 Page: 1 of: 2

Laboratory Project No (internal): 2506332

Project Name: Maddux

Project No: AS160324

Collected by: DJM KKL

Location:

Report To (PM): Hannah Cohen, Andrew Yonkofski

Special Remarks: NWTPH DX with/without silica gel cleanup

Disposal: Samples will be disposed in 30 days unless otherwise requested.
☐ Retain volume (specify above) ☐ Return to client

Client: Aspect

Address:

City, State, Zip: Seattle

Telephone: 435 714 4531

Email(s): hannah.cohen@aspectconsulting.com, andrew.yonkofski@aspectconsulting.com

* Dissolved Gasses ethane, ethene, methane RSK-175
TOC EPA 415.1
Alkalinity EPA310.2

	Sample Name	Sample Date	Sample Time	Sample Type (Matrix)*	# of Cont.	CVOCs (EPA 8260 / 624)	BTEX	Gasoline Range Organics (GX)	Hydrocarbon Identification (HCID)	Diesel/Heavy Oil Range Organics (DX)	SVOCs (EPA 8270 / 625)	PAHs (EPA 8270 - SIM)	PCBs (EPA 8082 / 608)	Metals** (EPA 6020 / 200.8)	Total (T) / Dissolved (D)	Anions (IC)***	EDB (8011)	MNA*				Comments
1	AMW-18-20250617	6/17/25	0945	GW	3	X																effervescent
2	AMW-11-20250617	6/17/25	1045	GW	3	X																effervescent
3	AMW-23-20250617	6/17/25	1140	GW	3	X																effervescent
4	AMW-15-20250617	6/17/25	1230	GW	9	X								X	D	X		X				effervescent
5	MW-07-20250617	6/17/25	1325	GW	3	X																effervescent
6	AMW-24-20250617	6/17/25	0913	GW	9	X								X	D	X		X				
7	AMW-06-20250617	6/17/25	1023	GW	9	X								X	D	X		X				
8	AMW-17-20250617	6/17/25	1131	GW	10	X				X				X	D	X		X				NWTPH-DX with/without SGC
9	HC-MW-06-20250617 DJM	6/17/25	1232	GW	3	X																
10	AMW-29-20250617	6/17/25	1313	GW	3	X																

*Matrix: A = Air, AQ = Aqueous, B = Bulk, O = Other, P = Product, S = Soil, SD = Sediment, SL = Solid, W = Water, DW = Drinking Water, GW = Ground Water, SW = Storm Water, WW = Waste Water

**Metals (Circle): MTCA-5 RCRA-8 Priority Pollutants TAL *Individual:* Ag Al As B Ba Be Ca Cd Co Cr Cu Fe Hg K Mg Mn Mo Na Ni Pb Sb Se Sr Sn Ti Tl V Zn

***Anions (Circle): Nitrate Nitrite Chloride Sulfate Bromide O-Phosphate Fluoride Nitrate+Nitrite

Turn-around Time:
☒ Standard ☐ Next Day
☐ 3 Day ☐ Same Day
☐ 2 Day (specify)

I represent that I am authorized to enter into this Agreement with Alliance Technical Group LLC on behalf of the Client named above, that I have verified Client's agreement to each of the terms on the front and backside of this Agreement.

Relinquished (Signature)	Print Name	Date/Time	Received (Signature)	Print Name	Date/Time
x [signature]	Keldon Larsen	06/17/25 1756	x [signature]	Drake Imanishi	6/17/25 17:56
x			x		

Chain of Custody Record & Laboratory Services Agreement

Alliance TECHNICAL GROUP
3600 Fremont Ave N
Seattle, WA 98103
Tel: 206-352-3790

Date: 6/17/25 (Orig 6/17) | Page: 2 of: 3 | Laboratory Project No (internal): 2506332

Project Name: ~~AS160324~~ Maddux | Special Remarks: NWTPH-Dx with/without Silica Gel Cleanup

Client: Aspect | Project No: AS160324

Address: | Collected by: DJM, KKL

City, State, Zip: Seattle | Location:

Telephone: 435 714 4531 | Report To (PM): Hannah Cohen, Andrew Yankotski | Disposal: Samples will be disposed in 30 days unless otherwise requested. ☐ Retain volume (specify above) ☐ Return to client

Email(s): hannah.cohen@aspectconsulting.com, andrew.yankotski@aspectconsulting.com

* Ethane, Ethene, Methane RSK 175
TOC - EPA 415.1
Alkalinity EPA 310.2

	Sample Name	Sample Date	Sample Time	Sample Type (Matrix)*	# of Cont.	VOCs (EPA 8260 / 624)	BTEX	Gasoline Range Organics (GX)	Hydrocarbon Identification (HCID)	Diesel/Heavy Oil Range Organics (DX)	SVOCs (EPA 8270 / 625)	PAHs (EPA 8270 - SIM)	PCBs (EPA 8082 / 608)	Metals** (EPA 6020 / 200.8)	Total (T) Dissolved (D)	Anions (IC)***	EDB (8011)	MNA *	Comments
1	MW-10-20250617	6/17/25	1430	GW	4	X			X					T					Effervescent with HCl with/without SGC
2	*HC-MW-05-20250617	6/17/25	1413	GW	8	X								X	D	X		X	
3	AMW-28-20250617	6/17/25	1605	GW	4	X			X										NWTPH-Dx with/without SGC
4	AMW-26-20250617	6/17/25	1513	GW	3	X													
5	AMW-27-20250617	6/17/25	1546	GW	10	X			X					X	D	X		X	NWTPH-Dx with/without SGC
6	TB-20250617	6/17/25	-	GW	1	X													
7																			
8																			
9																			
10																			

*Matrix: A = Air, AQ = Aqueous, B = Bulk, O = Other, P = Product, S = Soil, SD = Sediment, SL = Solid, W = Water, DW = Drinking Water, GW = Ground Water, SW = Storm Water, WW = Waste Water

**Metals (Circle): MTCA-5 RCRA-8 Priority Pollutants TAL *Individual:* Ag Al As B Ba Be Ca Cd Co Cr Cu (Fe) Hg K Mg Mn Mo Na Ni Pb Sb Se Sr Sn Ti Tl V Zn

***Anions (Circle): (Nitrate) (Nitrite) (Chloride) (Sulfate) Bromide O-Phosphate Fluoride Nitrate+Nitrite

Turn-around Time:
☒ Standard ☐ Next Day
☐ 3 Day ☐ Same Day
☐ 2 Day (specify)

I represent that I am authorized to enter into this Agreement with Alliance Technical Group LLC on behalf of the Client named above, that I have verified Client's agreement to each of the terms on the front and backside of this Agreement.

Relinquished (Signature)	Print Name	Date/Time	Received (Signature)	Print Name	Date/Time
x [signature]	Kelden Larsen	06/17/25 1756	x [signature]	Drake Fremstad	6/17/25 17:56
Relinquished (Signature)	Print Name	Date/Time	Received (Signature)	Print Name	Date/Time
x			x		

3600 Fremont Ave N
Seattle, WA 98103
T: (206) 352-3790
F: (206) 352-7178
info@fremontanalytical.com

Aspect Consulting
Risi Naa
710 2nd Ave, Suite 550
Seattle, WA 98104

RE: Maddux, AS160324
Work Order Number: 2512225

December 31, 2025

Attention Risi Naa:

Alliance Technical Group, LLC - Seattle received 6 sample(s) on 12/8/2025 for the analyses presented in the following report.

Dissolved Gases by RSK-175
Dissolved Metals by EPA 6020B
Ion Chromatography by EPA 300.0
Total Alkalinity by EPA 310.2
Total Organic Carbon by SM 5310C
Volatile Organic Compounds by EPA 8260D

All analyses were performed according to our accredited Quality Assurance program. Please contact the laboratory if you should have any questions about the results.

Alliance Technical Group is committed to accuracy, speed, and customer service. Thank you for choosing Alliance Technical Group's Seattle laboratory team for your analytical needs. We appreciate this opportunity to serve you!

Sincerely,

Lyann Rivera
Project Manager

CC:
Hannah Cohen
Marc Chalfant

DoD-ELAP Accreditation #79636 by PJLA, ISO/IEC 17025:2017 and QSM 5.4 for Environmental Testing
ORELAP Certification: WA 100009 (NELAP Recognized) for Environmental Testing
Washington State Department of Ecology Accredited for Environmental Testing, Lab ID C910

Original

Date: *12/31/2025*

CLIENT: Aspect Consulting
Project: Maddux
Work Order: 2512225

Work Order Sample Summary

Lab Sample ID	Client Sample ID	Date/Time Collected	Date/Time Received
2512225-001	AMW-19-20251208	12/08/2025 10:05 AM	12/08/2025 5:20 PM
2512225-002	HC-MW-01-20251208	12/08/2025 11:00 AM	12/08/2025 5:20 PM
2512225-003	HC-MW-02-20251208	12/08/2025 12:15 PM	12/08/2025 5:20 PM
2512225-004	AMW-22-20251208	12/08/2025 1:57 PM	12/08/2025 5:20 PM
2512225-005	AMW-06-20251208	12/08/2025 3:00 PM	12/08/2025 5:20 PM
2512225-006	DUP-2-20251208	12/08/2025 4:05 AM	12/08/2025 5:20 PM

Note: If no "Time Collected" is supplied, a default of 12:00AM is assigned

Case Narrative

WO#: **2512225**

Date: **12/31/2025**

CLIENT: Aspect Consulting
Project: Maddux

I. SAMPLE RECEIPT:
Samples receipt information is recorded on the attached Sample Receipt Checklist.

II. GENERAL REPORTING COMMENTS:
Results are reported on a wet weight basis unless dry-weight correction is denoted in the units field on the analytical report ("mg/kg-dry" or "ug/kg-dry").

Matrix Spike (MS) and MS Duplicate (MSD) samples are tested from an analytical batch of "like" matrix to check for possible matrix effect. The MS and MSD will provide site specific matrix data only for those samples which are spiked by the laboratory. The sample chosen for spike purposes may or may not have been a sample submitted in this sample delivery group. The validity of the analytical procedures for which data is reported in this analytical report is determined by the Laboratory Control Sample (LCS) and the Method Blank (MB). The LCS and the MB are processed with the samples and the MS/MSD to ensure method criteria are achieved throughout the entire analytical process.

III. ANALYSES AND EXCEPTIONS:
Exceptions associated with this report will be footnoted in the analytical results page(s) or the quality control summary page(s) and/or noted below.
2512225-001D
C-TOC-W-5310C has been Sub Contracted.
2512225-003D
C-TOC-W-5310C has been Sub Contracted.
2512225-005D
C-TOC-W-5310C has been Sub Contracted.

Qualifiers:

* - Flagged value is not within established control limits
B - Analyte detected in the associated Method Blank
D - Dilution was required
E - Value above quantitation range
H - Holding times for preparation or analysis exceeded
I - Analyte with an internal standard that does not meet established acceptance criteria
J - Analyte detected below Reporting Limit
N - Tentatively Identified Compound (TIC)
Q - Analyte with an initial or continuing calibration that does not meet established acceptance criteria
S - Spike recovery outside accepted recovery limits
ND - Not detected at the Reporting Limit
R - High relative percent difference observed

Acronyms:

%Rec - Percent Recovery
CCB - Continued Calibration Blank
CCV - Continued Calibration Verification
DF - Dilution Factor
DUP - Sample Duplicate
HEM - Hexane Extractable Material
ICV - Initial Calibration Verification
LCS/LCSD - Laboratory Control Sample / Laboratory Control Sample Duplicate
MCL - Maximum Contaminant Level
MB or MBLANK - Method Blank
MDL - Method Detection Limit
MS/MSD - Matrix Spike / Matrix Spike Duplicate
PDS - Post Digestion Spike
Ref Val - Reference Value
REP - Sample Replicate
RL - Reporting Limit
RPD - Relative Percent Difference
SD - Serial Dilution
SGT - Silica Gel Treatment
SPK - Spike
Surr - Surrogate

Analytical Report

Work Order: **2512225**

Date Reported: **12/31/2025**

Client: Aspect Consulting **Collection Date:** 12/8/2025 10:05:00 AM

Project: Maddux

Lab ID: 2512225-001 **Matrix:** Groundwater

Client Sample ID: AMW-19-20251208

Analyses	Result	RL	Qual	Units	DF	Date Analyzed
Dissolved Gases by RSK-175				Batch ID: R10539		Analyst: BCA
Methane	3.15	0.250	D	mg/L	50	12/12/2025 12:29:00 PM
Ethene	ND	0.0100		mg/L	1	12/12/2025 11:28:00 AM
Ethane	0.0172	0.0100		mg/L	1	12/12/2025 11:28:00 AM
Volatile Organic Compounds by EPA 8260D				Batch ID: 50349		Analyst: DI
Vinyl chloride	4.98	0.200		µg/L	1	12/13/2025 3:26:23 AM
1,1-Dichloroethene	ND	0.500		µg/L	1	12/13/2025 3:26:23 AM
trans-1,2-Dichloroethene	3.52	0.500		µg/L	1	12/13/2025 3:26:23 AM
cis-1,2-Dichloroethene	44.1	10.0	D	µg/L	20	12/12/2025 7:07:07 PM
Trichloroethene (TCE)	1.49	0.500		µg/L	1	12/13/2025 3:26:23 AM
Tetrachloroethene (PCE)	ND	0.500		µg/L	1	12/13/2025 3:26:23 AM
Surr: Dibromofluoromethane	105	79.9 - 122		%Rec	1	12/13/2025 3:26:23 AM
Surr: Toluene-d8	102	80 - 121		%Rec	1	12/13/2025 3:26:23 AM
Surr: 1-Bromo-4-fluorobenzene	105	79.7 - 120		%Rec	1	12/13/2025 3:26:23 AM
Ion Chromatography by EPA 300.0				Batch ID: 50299		Analyst: SS
Chloride	57.3	2.00	D	mg/L	10	12/10/2025 10:58:00 AM
Nitrite (as N)	ND	0.200		mg/L	1	12/9/2025 10:52:00 PM
Nitrate (as N)	ND	0.200		mg/L	1	12/9/2025 10:52:00 PM
Sulfate	11.6	1.00		mg/L	1	12/9/2025 10:52:00 PM
Dissolved Metals by EPA 6020B				Batch ID: 50313		Analyst: ME
Iron	10,800	30.0		µg/L	1	12/11/2025 6:17:00 PM
Total Alkalinity by EPA 310.2				Batch ID: R10543		Analyst: NR
Alkalinity, Total (As CaCO3)	354	100	D	mg/L	10	12/15/2025 1:27:00 PM

Analytical Report

Work Order: **2512225**

Date Reported: **12/31/2025**

Client: Aspect Consulting **Collection Date:** 12/8/2025 11:00:00 AM

Project: Maddux

Lab ID: 2512225-002 **Matrix:** Groundwater

Client Sample ID: **HC-MW-01-20251208**

Analyses	Result	RL	Qual	Units	DF	Date Analyzed
Volatile Organic Compounds by EPA 8260D				Batch ID: 50349		Analyst: DI
Vinyl chloride	1.00	0.200		µg/L	1	12/12/2025 5:21:41 PM
1,1-Dichloroethene	ND	0.500		µg/L	1	12/12/2025 5:21:41 PM
trans-1,2-Dichloroethene	ND	0.500		µg/L	1	12/12/2025 5:21:41 PM
cis-1,2-Dichloroethene	ND	0.500		µg/L	1	12/12/2025 5:21:41 PM
Trichloroethene (TCE)	ND	0.500		µg/L	1	12/12/2025 5:21:41 PM
Tetrachloroethene (PCE)	ND	0.500		µg/L	1	12/12/2025 5:21:41 PM
Surr: Dibromofluoromethane	103	79.9 - 122		%Rec	1	12/12/2025 5:21:41 PM
Surr: Toluene-d8	101	80 - 121		%Rec	1	12/12/2025 5:21:41 PM
Surr: 1-Bromo-4-fluorobenzene	102	79.7 - 120		%Rec	1	12/12/2025 5:21:41 PM

Analytical Report

Work Order: **2512225**

Date Reported: **12/31/2025**

Client: Aspect Consulting **Collection Date:** 12/8/2025 12:15:00 PM

Project: Maddux

Lab ID: 2512225-003 **Matrix:** Groundwater

Client Sample ID: **HC-MW-02-20251208**

Analyses	Result	RL	Qual	Units	DF	Date Analyzed
Dissolved Gases by RSK-175				Batch ID: R10539		Analyst: BCA
Methane	0.442	0.0250	D	mg/L	5	12/12/2025 12:32:00 PM
Ethene	ND	0.0100		mg/L	1	12/12/2025 11:31:00 AM
Ethane	ND	0.0100		mg/L	1	12/12/2025 11:31:00 AM
Volatile Organic Compounds by EPA 8260D				Batch ID: 50349		Analyst: DI
Vinyl chloride	6.83	0.200		µg/L	1	12/12/2025 5:48:02 PM
1,1-Dichloroethene	ND	0.500		µg/L	1	12/12/2025 5:48:02 PM
trans-1,2-Dichloroethene	ND	0.500		µg/L	1	12/12/2025 5:48:02 PM
cis-1,2-Dichloroethene	9.45	0.500		µg/L	1	12/12/2025 5:48:02 PM
Trichloroethene (TCE)	13.0	0.500		µg/L	1	12/12/2025 5:48:02 PM
Tetrachloroethene (PCE)	46.8	5.00	D	µg/L	10	12/16/2025 3:53:40 AM
Surr: Dibromofluoromethane	105	79.9 - 122		%Rec	1	12/12/2025 5:48:02 PM
Surr: Toluene-d8	103	80 - 121		%Rec	1	12/12/2025 5:48:02 PM
Surr: 1-Bromo-4-fluorobenzene	105	79.7 - 120		%Rec	1	12/12/2025 5:48:02 PM
Ion Chromatography by EPA 300.0				Batch ID: 50299		Analyst: SS
Chloride	38.8	2.00	D	mg/L	10	12/10/2025 11:22:00 AM
Nitrite (as N)	ND	0.200		mg/L	1	12/9/2025 11:16:00 PM
Nitrate (as N)	0.403	0.200		mg/L	1	12/9/2025 11:16:00 PM
Sulfate	27.1	1.00		mg/L	1	12/9/2025 11:16:00 PM
Dissolved Metals by EPA 6020B				Batch ID: 50313		Analyst: ME
Iron	153	30.0		µg/L	1	12/11/2025 6:20:00 PM
Total Alkalinity by EPA 310.2				Batch ID: R10543		Analyst: NR
Alkalinity, Total (As CaCO3)	218	100	D	mg/L	10	12/15/2025 1:53:00 PM

Analytical Report

Work Order: **2512225**

Date Reported: **12/31/2025**

Client: Aspect Consulting **Collection Date:** 12/8/2025 1:57:00 PM

Project: Maddux

Lab ID: 2512225-004 **Matrix:** Groundwater

Client Sample ID: **AMW-22-20251208**

Analyses	Result	RL	Qual	Units	DF	Date Analyzed
Volatile Organic Compounds by EPA 8260D				Batch ID: 50349		Analyst: DI
Vinyl chloride	0.231	0.200		µg/L	1	12/17/2025 11:01:12 AM
1,1-Dichloroethene	ND	0.500		µg/L	1	12/17/2025 11:01:12 AM
trans-1,2-Dichloroethene	ND	0.500		µg/L	1	12/17/2025 11:01:12 AM
cis-1,2-Dichloroethene	ND	0.500		µg/L	1	12/17/2025 11:01:12 AM
Trichloroethene (TCE)	ND	0.500		µg/L	1	12/17/2025 11:01:12 AM
Tetrachloroethene (PCE)	ND	0.500		µg/L	1	12/17/2025 11:01:12 AM
Surr: Dibromofluoromethane	97.0	79.9 - 122		%Rec	1	12/17/2025 11:01:12 AM
Surr: Toluene-d8	101	80 - 121		%Rec	1	12/17/2025 11:01:12 AM
Surr: 1-Bromo-4-fluorobenzene	109	79.7 - 120		%Rec	1	12/17/2025 11:01:12 AM

Analytical Report

Work Order: **2512225**

Date Reported: **12/31/2025**

Client: Aspect Consulting **Collection Date:** 12/8/2025 3:00:00 PM

Project: Maddux

Lab ID: 2512225-005 **Matrix:** Groundwater

Client Sample ID: AMW-06-20251208

Analyses	Result	RL	Qual	Units	DF	Date Analyzed
Dissolved Gases by RSK-175				Batch ID: R10539		Analyst: BCA
Methane	0.765	0.0500	D	mg/L	10	12/12/2025 12:34:00 PM
Ethene	ND	0.0100		mg/L	1	12/12/2025 11:33:00 AM
Ethane	ND	0.0100		mg/L	1	12/12/2025 11:33:00 AM
Volatile Organic Compounds by EPA 8260D				Batch ID: 50349		Analyst: DI
Vinyl chloride	ND	0.200		µg/L	1	12/13/2025 3:52:47 AM
1,1-Dichloroethene	ND	0.500		µg/L	1	12/13/2025 3:52:47 AM
trans-1,2-Dichloroethene	ND	0.500		µg/L	1	12/13/2025 3:52:47 AM
cis-1,2-Dichloroethene	0.643	0.500		µg/L	1	12/13/2025 3:52:47 AM
Trichloroethene (TCE)	1.39	0.500		µg/L	1	12/13/2025 3:52:47 AM
Tetrachloroethene (PCE)	4.61	0.500		µg/L	1	12/13/2025 3:52:47 AM
Surr: Dibromofluoromethane	101	79.9 - 122		%Rec	1	12/13/2025 3:52:47 AM
Surr: Toluene-d8	97.9	80 - 121		%Rec	1	12/13/2025 3:52:47 AM
Surr: 1-Bromo-4-fluorobenzene	106	79.7 - 120		%Rec	1	12/13/2025 3:52:47 AM
Ion Chromatography by EPA 300.0				Batch ID: 50299		Analyst: SS
Chloride	29.8	2.00	D	mg/L	10	12/10/2025 11:45:00 AM
Nitrite (as N)	ND	0.200		mg/L	1	12/9/2025 11:39:00 PM
Nitrate (as N)	ND	0.200		mg/L	1	12/9/2025 11:39:00 PM
Sulfate	28.0	1.00		mg/L	1	12/9/2025 11:39:00 PM
Dissolved Metals by EPA 6020B				Batch ID: 50313		Analyst: ME
Iron	8,810	30.0		µg/L	1	12/11/2025 6:23:00 PM
Total Alkalinity by EPA 310.2				Batch ID: R10543		Analyst: NR
Alkalinity, Total (As CaCO3)	155	100	D	mg/L	10	12/15/2025 1:30:00 PM

Analytical Report

Work Order: **2512225**
Date Reported: **12/31/2025**

Client: Aspect Consulting
Collection Date: 12/8/2025 4:05:00 AM
Project: Maddux
Lab ID: 2512225-006
Matrix: Groundwater
Client Sample ID: **DUP-2-20251208**

Analyses	Result	RL	Qual	Units	DF	Date Analyzed
Volatile Organic Compounds by EPA 8260D				Batch ID: 50349		Analyst: DI
Vinyl chloride	1.04	0.200		µg/L	1	12/12/2025 6:40:46 PM
1,1-Dichloroethene	ND	0.500		µg/L	1	12/12/2025 6:40:46 PM
trans-1,2-Dichloroethene	ND	0.500		µg/L	1	12/12/2025 6:40:46 PM
cis-1,2-Dichloroethene	ND	0.500		µg/L	1	12/12/2025 6:40:46 PM
Trichloroethene (TCE)	ND	0.500		µg/L	1	12/12/2025 6:40:46 PM
Tetrachloroethene (PCE)	ND	0.500		µg/L	1	12/12/2025 6:40:46 PM
Surr: Dibromofluoromethane	104	79.9 - 122		%Rec	1	12/12/2025 6:40:46 PM
Surr: Toluene-d8	102	80 - 121		%Rec	1	12/12/2025 6:40:46 PM
Surr: 1-Bromo-4-fluorobenzene	106	79.7 - 120		%Rec	1	12/12/2025 6:40:46 PM

Work Order: 2512225
CLIENT: Aspect Consulting
Project: Maddux

QC SUMMARY REPORT

Total Alkalinity by EPA 310.2

Sample ID: **MB-105430** SampType: **MBLK** Units: **mg/L** Prep Date: **12/15/2025** RunNo: **105430**
Client ID: **MBLKW** Batch ID: **R105430** Analysis Date: **12/15/2025** SeqNo: **2199233**

Analyte	Result	RL	SPK value	SPK Ref Val	%REC	LowLimit	HighLimit	RPD Ref Val	%RPD	RPDLimit	Qual
Alkalinity, Total (As CaCO3)	ND	10.0									

Sample ID: **LCS-105430** SampType: **LCS** Units: **mg/L** Prep Date: **12/15/2025** RunNo: **105430**
Client ID: **LCSW** Batch ID: **R105430** Analysis Date: **12/15/2025** SeqNo: **2199234**

Analyte	Result	RL	SPK value	SPK Ref Val	%REC	LowLimit	HighLimit	RPD Ref Val	%RPD	RPDLimit	Qual
Alkalinity, Total (As CaCO3)	21.9	10.0	25.00	0	87.7	80	134				

Sample ID: **2512213-002CDUP** SampType: **DUP** Units: **mg/L** Prep Date: **12/15/2025** RunNo: **105430**
Client ID: **BATCH** Batch ID: **R105430** Analysis Date: **12/15/2025** SeqNo: **2199246**

Analyte	Result	RL	SPK value	SPK Ref Val	%REC	LowLimit	HighLimit	RPD Ref Val	%RPD	RPDLimit	Qual
Alkalinity, Total (As CaCO3)	37.2	10.0						33.75	9.83	20	

Sample ID: **2512309-001CDUP** SampType: **DUP** Units: **mg/L** Prep Date: **12/15/2025** RunNo: **105430**
Client ID: **BATCH** Batch ID: **R105430** Analysis Date: **12/15/2025** SeqNo: **2200253**

Analyte	Result	RL	SPK value	SPK Ref Val	%REC	LowLimit	HighLimit	RPD Ref Val	%RPD	RPDLimit	Qual
Alkalinity, Total (As CaCO3)	35.8	10.0						35.89	0.248	20	

Work Order: 2512225
CLIENT: Aspect Consulting
Project: Maddux

QC SUMMARY REPORT

Ion Chromatography by EPA 300.0

Sample ID: **LCS-50299** SampType: **LCS** Units: **mg/L** Prep Date: **12/9/2025** RunNo: **105300**
Client ID: **LCSW** Batch ID: **50299** Analysis Date: **12/9/2025** SeqNo: **2197197**

Analyte	Result	RL	SPK value	SPK Ref Val	%REC	LowLimit	HighLimit	RPD Ref Val	%RPD	RPDLimit	Qual
Chloride	0.719	0.200	0.7500	0	95.9	90	110				
Nitrite (as N)	0.819	0.200	0.7500	0	109	90	110				
Nitrate (as N)	0.739	0.200	0.7500	0	98.5	90	110				
Sulfate	3.63	1.00	3.750	0	96.8	90	110				

Sample ID: **MB-50299** SampType: **MBLK** Units: **mg/L** Prep Date: **12/9/2025** RunNo: **105300**
Client ID: **MBLKW** Batch ID: **50299** Analysis Date: **12/9/2025** SeqNo: **2197199**

Analyte	Result	RL	SPK value	SPK Ref Val	%REC	LowLimit	HighLimit	RPD Ref Val	%RPD	RPDLimit	Qual
Chloride	ND	0.200									
Nitrite (as N)	ND	0.200									
Nitrate (as N)	ND	0.200									
Sulfate	ND	1.00									

Sample ID: **2512231-001BDUP** SampType: **DUP** Units: **mg/L** Prep Date: **12/9/2025** RunNo: **105300**
Client ID: **BATCH** Batch ID: **50299** Analysis Date: **12/10/2025** SeqNo: **2197162**

Analyte	Result	RL	SPK value	SPK Ref Val	%REC	LowLimit	HighLimit	RPD Ref Val	%RPD	RPDLimit	Qual
Chloride	16.7	0.200						16.82	0.441	20	E
Nitrite (as N)	ND	0.200						0		20	
Nitrate (as N)	0.213	0.200						0.2150	0.935	20	
Sulfate	3.38	1.00						3.451	2.08	20	

Sample ID: **2512231-001BMS** SampType: **MS** Units: **mg/L** Prep Date: **12/9/2025** RunNo: **105300**
Client ID: **BATCH** Batch ID: **50299** Analysis Date: **12/10/2025** SeqNo: **2197163**

Analyte	Result	RL	SPK value	SPK Ref Val	%REC	LowLimit	HighLimit	RPD Ref Val	%RPD	RPDLimit	Qual
Chloride	16.9	0.200	0.7500	16.82	13.9	80	120				ES
Nitrite (as N)	1.33	0.200	0.7500	0	177	80	120				S
Nitrate (as N)	0.999	0.200	0.7500	0.2150	105	80	120				

Work Order: 2512225
CLIENT: Aspect Consulting
Project: Maddux

QC SUMMARY REPORT

Ion Chromatography by EPA 300.0

Sample ID: **2512231-001BMS** SampType: **MS** Units: **mg/L** Prep Date: **12/9/2025** RunNo: **105300**
Client ID: **BATCH** Batch ID: **50299** Analysis Date: **12/10/2025** SeqNo: **2197163**

Analyte	Result	RL	SPK value	SPK Ref Val	%REC	LowLimit	HighLimit	RPD Ref Val	%RPD	RPDLimit	Qual
Sulfate	7.20	1.00	3.750	3.451	100	80	120				

NOTES:
S - Spiked amount was low relative to sample concentration for chloride. Outlying spike recoveries may be expected.
S - Outlying spike recoveries were associated with this sample.

Sample ID: **2512231-001BMSD** SampType: **MSD** Units: **mg/L** Prep Date: **12/9/2025** RunNo: **105300**
Client ID: **BATCH** Batch ID: **50299** Analysis Date: **12/10/2025** SeqNo: **2197164**

Analyte	Result	RL	SPK value	SPK Ref Val	%REC	LowLimit	HighLimit	RPD Ref Val	%RPD	RPDLimit	Qual
Chloride	17.0	0.200	0.7500	16.82	19.7	80	120	16.92	0.260	20	ES
Nitrite (as N)	1.35	0.200	0.7500	0	180	80	120	1.327	1.64	20	S
Nitrate (as N)	1.00	0.200	0.7500	0.2150	105	80	120	0.9990	0.300	20	
Sulfate	7.26	1.00	3.750	3.451	102	80	120	7.205	0.747	20	

NOTES:
S - Spiked amount was low relative to sample concentration for chloride. Outlying spike recoveries may be expected.
S - Outlying spike recoveries were associated with this sample.

Work Order: 2512225
CLIENT: Aspect Consulting
Project: Maddux

QC SUMMARY REPORT

Dissolved Metals by EPA 6020B

Sample ID: **MB-50313**	SampType: **MBLK**	Units: **µg/L**	Prep Date: **12/10/2025**	RunNo: **105325**
Client ID: **MBLKW**	Batch ID: **50313**		Analysis Date: **12/10/2025**	SeqNo: **2197113**

Analyte	Result	RL	SPK value	SPK Ref Val	%REC	LowLimit	HighLimit	RPD Ref Val	%RPD	RPDLimit	Qual
Iron	ND	50.0									

Sample ID: **LCS-50313**	SampType: **LCS**	Units: **µg/L**	Prep Date: **12/10/2025**	RunNo: **105325**
Client ID: **LCSW**	Batch ID: **50313**		Analysis Date: **12/10/2025**	SeqNo: **2197114**

Analyte	Result	RL	SPK value	SPK Ref Val	%REC	LowLimit	HighLimit	RPD Ref Val	%RPD	RPDLimit	Qual
Iron	1,020	50.0	1,000	0	102	80	120				

Sample ID: **2512219-001CMS**	SampType: **MS**	Units: **µg/L**	Prep Date: **12/10/2025**	RunNo: **105325**
Client ID: **BATCH**	Batch ID: **50313**		Analysis Date: **12/10/2025**	SeqNo: **2197116**

Analyte	Result	RL	SPK value	SPK Ref Val	%REC	LowLimit	HighLimit	RPD Ref Val	%RPD	RPDLimit	Qual
Iron	1,010	50.0	1,000	0	101	75	125				

Sample ID: **2512219-001CMSD**	SampType: **MSD**	Units: **µg/L**	Prep Date: **12/10/2025**	RunNo: **105325**
Client ID: **BATCH**	Batch ID: **50313**		Analysis Date: **12/10/2025**	SeqNo: **2197118**

Analyte	Result	RL	SPK value	SPK Ref Val	%REC	LowLimit	HighLimit	RPD Ref Val	%RPD	RPDLimit	Qual
Iron	1,030	50.0	1,000	0	103	75	125	1,010	1.60	20	

Work Order: 2512225
CLIENT: Aspect Consulting
Project: Maddux

QC SUMMARY REPORT

Dissolved Gases by RSK-175

Sample ID: **LCS-105397**	SampType: **LCS**	Units: **ppmv**	Prep Date: **12/12/2025**	RunNo: **105397**
Client ID: **LCSW**	Batch ID: **R105397**		Analysis Date: **12/12/2025**	SeqNo: **2198832**

Analyte	Result	RL	SPK value	SPK Ref Val	%REC	LowLimit	HighLimit	RPD Ref Val	%RPD	RPDLimit	Qual
Methane	909	0.00500	1,000	0	90.9	73.6	124				
Ethene	899	0.0100	1,000	0	89.9	76.3	122				
Ethane	899	0.0100	1,000	0	89.9	76.1	123				

Sample ID: **MB-105397**	SampType: **MBLK**	Units: **mg/L**	Prep Date: **12/12/2025**	RunNo: **105397**
Client ID: **MBLKW**	Batch ID: **R105397**		Analysis Date: **12/12/2025**	SeqNo: **2198831**

Analyte	Result	RL	SPK value	SPK Ref Val	%REC	LowLimit	HighLimit	RPD Ref Val	%RPD	RPDLimit	Qual
Methane	ND	0.00500									
Ethene	ND	0.0100									
Ethane	ND	0.0100									

Sample ID: **2512274-008EREP**	SampType: **REP**	Units: **mg/L**	Prep Date: **12/12/2025**	RunNo: **105397**
Client ID: **BATCH**	Batch ID: **R105397**		Analysis Date: **12/12/2025**	SeqNo: **2198822**

Analyte	Result	RL	SPK value	SPK Ref Val	%REC	LowLimit	HighLimit	RPD Ref Val	%RPD	RPDLimit	Qual
Methane	3.26	0.00500						3.275	0.556	20	
Ethene	ND	0.0100						0		20	
Ethane	ND	0.0100						0		20	

Sample ID: **2512274-003EREP**	SampType: **REP**	Units: **mg/L**	Prep Date: **12/12/2025**	RunNo: **105397**
Client ID: **BATCH**	Batch ID: **R105397**		Analysis Date: **12/12/2025**	SeqNo: **2198814**

Analyte	Result	RL	SPK value	SPK Ref Val	%REC	LowLimit	HighLimit	RPD Ref Val	%RPD	RPDLimit	Qual
Methane	2.36	0.100						2.408	2.01	20	D
Ethene	ND	0.200						0		20	D
Ethane	ND	0.200						0		20	D

Work Order: 2512225
CLIENT: Aspect Consulting
Project: Maddux

QC SUMMARY REPORT

Volatile Organic Compounds by EPA 8260D

Sample ID: **LCS-50349**	SampType: **LCS**			Units: **µg/L**		Prep Date: **12/12/2025**		RunNo: **105497**	
Client ID: **LCSW**	Batch ID: **50349**					Analysis Date: **12/12/2025**		SeqNo: **2200616**	
Analyte	Result	RL	SPK value	SPK Ref Val	%REC	LowLimit	HighLimit	RPD Ref Val	%RPD	RPDLimit	Qual
Vinyl chloride	5.25	0.200	5.000	0	105	80	120				
1,1-Dichloroethene	5.15	0.500	5.000	0	103	80	120				
trans-1,2-Dichloroethene	4.95	0.500	5.000	0	99.0	80	120				
cis-1,2-Dichloroethene	4.97	0.500	5.000	0	99.4	80	120				
Trichloroethene (TCE)	4.94	0.500	5.000	0	98.8	80	120				
Tetrachloroethene (PCE)	5.00	0.500	5.000	0	99.9	80	120				
Surr: Dibromofluoromethane	26.1		25.00		104	79.9	122				
Surr: Toluene-d8	25.1		25.00		100	80	121				
Surr: 1-Bromo-4-fluorobenzene	26.0		25.00		104	79.7	120				

Sample ID: **MB-50349**	SampType: **MBLK**			Units: **µg/L**		Prep Date: **12/12/2025**		RunNo: **105497**	
Client ID: **MBLKW**	Batch ID: **50349**					Analysis Date: **12/12/2025**		SeqNo: **2200601**	
Analyte	Result	RL	SPK value	SPK Ref Val	%REC	LowLimit	HighLimit	RPD Ref Val	%RPD	RPDLimit	Qual
Vinyl chloride	ND	0.200									
1,1-Dichloroethene	ND	0.500									
trans-1,2-Dichloroethene	ND	0.500									
cis-1,2-Dichloroethene	ND	0.500									
Trichloroethene (TCE)	ND	0.500									
Tetrachloroethene (PCE)	ND	0.500									
Surr: Dibromofluoromethane	24.8		25.00		99.3	80	120				
Surr: Toluene-d8	24.8		25.00		99.1	80	120				
Surr: 1-Bromo-4-fluorobenzene	25.6		25.00		103	80	120				

Sample ID: **2512352-001ADUP**	SampType: **DUP**			Units: **µg/L**		Prep Date: **12/12/2025**		RunNo: **105497**	
Client ID: **BATCH**	Batch ID: **50349**					Analysis Date: **12/12/2025**		SeqNo: **2200603**	
Analyte	Result	RL	SPK value	SPK Ref Val	%REC	LowLimit	HighLimit	RPD Ref Val	%RPD	RPDLimit	Qual
Vinyl chloride	ND	0.200						0		30	
1,1-Dichloroethene	ND	0.500						0		30	
trans-1,2-Dichloroethene	ND	0.500						0		30	

Work Order: 2512225
CLIENT: Aspect Consulting
Project: Maddux

QC SUMMARY REPORT

Volatile Organic Compounds by EPA 8260D

Sample ID: **2512352-001ADUP** SampType: **DUP** Units: **µg/L** Prep Date: **12/12/2025** RunNo: **105497**
Client ID: **BATCH** Batch ID: **50349** Analysis Date: **12/12/2025** SeqNo: **2200603**

Analyte	Result	RL	SPK value	SPK Ref Val	%REC	LowLimit	HighLimit	RPD Ref Val	%RPD	RPDLimit	Qual
cis-1,2-Dichloroethene	ND	0.500						0		30	
Trichloroethene (TCE)	ND	0.500						0		30	
Tetrachloroethene (PCE)	ND	0.500						0		30	
Surr: Dibromofluoromethane	25.9		25.00		103	79.9	122		0		
Surr: Toluene-d8	25.6		25.00		103	80	121		0		
Surr: 1-Bromo-4-fluorobenzene	25.8		25.00		103	79.7	120		0		

Sample Log-In Check List

Client Name:	AC	Work Order Number:	2512225
Logged by:	Matt Langston	Date Received:	12/8/2025 5:20:00 PM

Chain of Custody

1.	Is Chain of Custody complete?	Yes ☑	No ☐	Not Present ☐
2.	How was the sample delivered?	Client		

Log In

3.	Custody Seals present on shipping container/cooler? (Refer to comments for Custody Seals not intact)	Yes ☐	No ☐	Not Present ☑
4.	Was an attempt made to cool the samples?	Yes ☑	No ☐	NA ☐
5.	Were all items received at a temperature of >2°C to 6°C *	Yes ☑	No ☐	NA ☐
6.	Sample(s) in proper container(s)?	Yes ☑	No ☐	
7.	Sufficient sample volume for indicated test(s)?	Yes ☑	No ☐	
8.	Are samples properly preserved?	Yes ☑	No ☐	
9.	Was preservative added to bottles?	Yes ☐	No ☑	NA ☐
10.	Is there headspace in the VOA vials?	Yes ☐	No ☑	NA ☐
11.	Did all samples containers arrive in good condition(unbroken)?	Yes ☑	No ☐	
12.	Does paperwork match bottle labels?	Yes ☑	No ☐	
13.	Are matrices correctly identified on Chain of Custody?	Yes ☑	No ☐	
14.	Is it clear what analyses were requested?	Yes ☑	No ☐	
15.	Were all hold times (except field parameters, pH e.g.) able to be met?	Yes ☑	No ☐	

Special Handling (if applicable)

16. Was client notified of all discrepancies with this order? Yes ☐ No ☐ NA ☑

Person Notified:		Date:	
By Whom:		Via:	☐ eMail ☐ Phone ☐ Fax ☐ In Person
Regarding:			
Client Instructions:			

17. Additional remarks:

Item Information

Item #	Temp °C
Sample	5.6

* Note: DoD/ELAP and TNI require items to be received at 4°C +/- 2°C

Chain of Custody Record & Laboratory Services Agreement

Alliance TECHNICAL GROUP
3600 Fremont Ave N.
Seattle, WA 98103
Tel: 206-352-3790

Date: 12/08/25 Page: 1 of: 1

Laboratory Project No (internal): 2512225

Project Name: Maddux

Special Remarks: WO - C01 - AS160324N - 9913

Client: Aspect / Geosyntec

Project No: AS160324

Address: 801 5th Ave, Suite 2200

Collected by: KKL + FCE

City, State, Zip: Seattle, WA, 98104

Location: Maddux

Telephone: (954) 654-3724

Report To (PM): Risi Naa, Hannah Cohen

Disposal: Samples will be disposed in 30 days unless otherwise requested.
☐ Retain volume (specify above) ☐ Return to client

Email(s): Risi.Naa@Geosyntec.Com, Hannah.Cohen@geosyntec.com

* RSK-175

	Sample Name	Sample Date (KKL)	Sample Time	Sample Type (Matrix)*	# of Cont.	CVOCs (EPA 8260 / 624)	BTEX	Gasoline Range Organics (GX)	Hydrocarbon Identification (HCID)	Diesel/Heavy Oil Range Organics (DX)	SVOCs (EPA 8270 / 625)	PAHs (EPA 8270 - SIM)	PCBs (EPA 8082 / 608)	Metals** (EPA 6020 / 200.8)	Total (T) / Dissolved (D)	Anions (IC)***	EDB (8011)	Ethane, Ethene, Methane	TOC	EPA 415.1	Alkalinity EPA 310.2		Comments
1	AMW-19-20251208	~~GW~~ 12/8/25	1005	GW	4	X								X	D	X		X	X	X			
2	HC-MW-01-20251208	12/08/25	1100	GW	3	X																	
3	HC-MW-02-20251208	12/08/25	1215	GW	4	X								X	D	X		X	X	X			
4	AMW-22-20251208	12/08/25	1357	GW	3	X																	
5	AMW-06-20251208	12/08/25	1500	GW	4	X								X	D	X		X	X	X			Turbidity = 26.5
6	DuP-2-20251208	12/08/25	0405	GW	3	X																	
7																							
8																							
9																							
10																							

*Matrix: A = Air, AQ = Aqueous, B = Bulk, O = Other, P = Product, S = Soil, SD = Sediment, SL = Solid, W = Water, DW = Drinking Water, GW = Ground Water, SW = Storm Water, WW = Waste Water

**Metals (Circle): MTCA-5 RCRA-8 Priority Pollutants TAL *Individual:* Ag Al As B Ba Be Ca Cd Co Cr Cu Fe Hg K Mg Mn Mo Na Ni Pb Sb Se Sr Sn Ti Tl V Zn

***Anions (Circle): Nitrate Nitrite Chloride Sulfate Bromide O-Phosphate Fluoride Nitrate+Nitrite

Turn-around Time:
☒ Standard ☐ Next Day
☐ 3 Day ☐ Same Day
☐ 2 Day _____ (specify)

I represent that I am authorized to enter into this Agreement with Fremont Analytical on behalf of the Client named above, that I have verified Client's agreement to each of the terms on the front and backside of this Agreement.

Relinquished (Signature)	Print Name	Date/Time	Received (Signature)	Print Name	Date/Time
x Neldu Larsen	Nel Jen Larsen	12/08/25 1720	x [signature]	B. Barnes	12/8/25 ~~175~~ 1720
x			x		

Analytical Resources, LLC
Analytical Chemists and Consultants
Tukwila, WA

30 December 2025

Brianna Barnes
Alliance Technical Group, LLC.
3600 Fremont Avenue
Seattle, WA 98103

RE: TOC (2512225)

Please find enclosed sample receipt documentation and analytical results for samples from the project referenced above.

Sample analyses were performed according to ARI's Quality Assurance Plan and any provided project specific Quality Assurance Plan. Each analytical section of this report has been approved and reviewed by an analytical peer, the appropriate Laboratory Supervisor or qualified substitute, and a technical reviewer.

Should you have any questions or problems, please feel free to contact us at your convenience.

Associated Work Order(s)	Associated SDG ID(s)
25L0238	N/A

I certify that this data package is in compliance with the terms and conditions of the contract, both technically and for completeness, for other than the conditions detailed in the enclose Narrative. ARI, an accredited laboratory, certifies that the report results for which ARI is accredited meets all the requirements of the accrediting body. A list of certified analyses, accreditations, and expiration dates is included in this report.

Release of the data contained in this hardcopy data package has been authorized by the Laboratory Manager or his/her designee, as verified by the following signature.



Phillip Bates, Project Manager

ACCREDITED IN ACCORDANCE WITH nelac
Cert# 100006-018

CHAIN OF CUSTODY RECORD

Omega COCID 2594 | PAGE: 1 | OF: 1

25L0238

ADDRESS
Alliance Technical Group, LLC - Seattle
3600 Fremont Ave N
Seattle, WA 98103
TEL: 206-352-3790
FAX: 206-352-7178
Website: www.fremontanalytical.com

SUB CONTRATOR: **ARI** COMPANY: **Analytical Resources Inc.**

ADDRESS: **4611 South 134th Place, Suite 100**

CITY, STATE, ZIP: **Tukwila, WA 98168**

PHONE: **(206) 695-6200** FAX: EMAIL:

ACCOUNT #:

SPECIAL INSTRUCTIONS / COMMENTS:

Standard TAT. Please email results to SEA.PM@alliancetg.com and invoices to both SEA.PM@alliancetg.com and ap@alliancetg.com.

ITEM #	SAMPLE ID	CLIENT SAMPLE ID	BOTTLE TYPE	MATRIX	DATE COLLECTED	NUMBER OF CONTAINERS	COMMENTS: Methanol Preserved Weights HOT Sample Notation, Additional Sample Description.
1	2512225-001D	AMW-19-2025120	AMBER 250ML	Groundwater	12/8/2025 10:05:00 AM	1	TOC 5310
	C-TOC-W-5310C						
2	2512225-003D	HC-MW-02-202512	AMBER 250ML	Groundwater	12/8/2025 12:15:00 PM	1	TOC 5310
	C-TOC-W-5310C						
3	2512225-005D	AMW-06-2025120	AMBER 250ML	Groundwater	12/8/2025 3:00:00 PM	1	TOC 5310
	C-TOC-W-5310C						

Relinquished By:	Date:	Time:	Received By:	Date:	Time:
	12/10/25	8:00AM		12/10/25	1127
Relinquished By:	Date:	Time:	Received By:	Date:	Time:
Relinquished By:	Date:	Time:	Received By:	Date:	Time:

TAT: Standard ☐ RUSH Next BD ☐ 2nd BD ☐ 3rd BD ☐

Note: RUSH requests will incur surcharges!

REPORT TRANSMITTAL DESIRED:

☐ HARDCOPY (extra cost) ☐ FAX ☐ EMAIL ☐ ONLINE

FOR LAB USE ONLY

Temp of samples _____ °C Attempt to Cool ? _____

Comments: _____

Alliance Technical Group, LLC.	Project: TOC	
3600 Fremont Avenue	Project Number: 2512225	**Reported:**
Seattle WA, 98103	Project Manager: Brianna Barnes	30-Dec-2025 12:41

ANALYTICAL REPORT FOR SAMPLES

Sample ID	Laboratory ID	Matrix	Date Sampled	Date Received
AMW-19-20251208	25L0238-01	Water	08-Dec-2025 10:05	10-Dec-2025 11:27
HC-MW-02-20251208	25L0238-02	Water	08-Dec-2025 12:15	10-Dec-2025 11:27
AMW-06-20251208	25L0238-03	Water	08-Dec-2025 15:00	10-Dec-2025 11:27

Alliance Technical Group, LLC.	Project: TOC	
3600 Fremont Avenue	Project Number: 2512225	**Reported:**
Seattle WA, 98103	Project Manager: Brianna Barnes	30-Dec-2025 12:41

Work Order Case Narrative

Client: Alliance Technical Group, LLC.
Project: TOC
Project Number: 2512225
Work Order: 25L0238

Sample receipt

The sample(s) as listed on the preceding page were received 10-Dec-2025 11:27 under ARI work order 25L0238. For details regarding sample receipt, please refer to the Cooler Receipt Form.

Wet Chemistry

The sample(s) were prepared and analyzed within the recommended holding times.

Initial and continuing calibrations were within method requirements.

The method blank(s) were clean at the reporting limits.

The blank spike (BS/LCS) percent recoveries were within control limits.

WORK ORDER

25L0238

Client: Alliance Technical Group, LLC. **Project Manager:** Phillip Bates

Project: TOC **Project Number:** 2512225

Preservation Confirmation

Container ID	Container Type	pH	pH Paper Lot#: N000119
25L0238-01 A	Glass NM, Amber, 250 mL, 9N H2SO4		LL pass (P)
25L0238-02 A	Glass NM, Amber, 250 mL, 9N H2SO4		LL P
25L0238-03 A	Glass NM, Amber, 250 mL, 9N H2SO4		LL P

PIB
Preservation Confirmed By

12/10/25
Date

Reviewed By

Date

Analytical Resources, LLC
Analytical Chemists and Consultants

Cooler Receipt Form

ARI Client: Alliance Project Name: TOC

COC No(s): NA Delivered by: Fed-Ex UPS Courier Hand Delivered Other:

Assigned ARI Job No: 25L0238 Tracking No: NA

Preliminary Examination Phase:

Were intact, properly signed and dated custody seals attached to the outside of the cooler?	YES	NO
Were custody papers included with the cooler?	YES	NO
Were custody papers properly filled out (ink, signed, etc.)	YES	NO
Temperature of Cooler(s) (°C) Time 1127 ___ ___ 3.9 ___ ___ ___ Temp Gun ID#: 3117		
Was a temperature blank included in the cooler?	YES	NO
Were coolers received between 0°- 6° (°C)	YES	NO
Was an attempt made to cool the samples?	NA YES	NO

Cooler Accepted by: NDT Date: 12/10/25 Time: 1127

Complete custody forms and attach all shipping documents

Log-In Phase:

What kind of packing material was used? Bubble Wrap Wet Ice Gel Packs Baggies Foam Block N/A Other: ___

Are any samples that were out of temperature compliance documented in LIMS?		YES	NO
How were bottles sealed in plastic bags?	Individually	Grouped	Not
Did all bottles arrive in good condition (unbroken)?		YES	NO
Were all bottle labels complete and legible?		YES	NO
Did the number of containers listed on COC match with the number of containers received?		YES	NO
Did all bottle labels and tags agree with custody papers?		YES	NO
Were all bottles used correct for the requested analyses?		YES	NO
Do any of the analyses (bottles) require preservation? (attach preservation sheet, excluding VOCs)	NA	YES	NO
Were all VOC vials free of air bubbles?	NA	YES	NO
Was sufficient amount of sample sent in each bottle?		YES	NO
Date VOC Trip Blank was made at ARI	NA		

Were the sample(s) split by ARI? NA YES Date/Time: ___ Equipment: ___ Split by: ___

Samples Logged by: PZB Date: 12/10/25 Time: 16:44 Labels checked by: PZB

*** Notify Project Manager of discrepancies or concerns ***

Additional Notes, Discrepancies, & Resolutions:

By: Date:

Alliance Technical Group, LLC.	Project: TOC	
3600 Fremont Avenue	Project Number: 2512225	**Reported:**
Seattle WA, 98103	Project Manager: Brianna Barnes	30-Dec-2025 12:41

AMW-19-20251208

25L0238-01 (Water)

Wet Chemistry

Method: SM 5310 B-11 — Sampled: 12/08/2025 10:05

Instrument: TOC-LCSH Analyst: RMS — Analyzed: 12/29/2025 14:56

Sample Preparation: Preparation Method: No Prep Wet Chem — Extract ID: 25L0238-01 A

Preparation Batch: BNL0595 — Sample Size: 20 mL

Prepared: 12/29/2025 — Final Volume: 20 mL

Analyte	CAS Number	Dilution	Detection Limit	Reporting Limit	Result	Units	Notes
Total Organic Carbon		1	0.50	0.50	38.05	mg/L	

Alliance Technical Group, LLC.	Project: TOC	
3600 Fremont Avenue	Project Number: 2512225	**Reported:**
Seattle WA, 98103	Project Manager: Brianna Barnes	30-Dec-2025 12:41

HC-MW-02-20251208

25L0238-02 (Water)

Wet Chemistry

Method: SM 5310 B-11 — Sampled: 12/08/2025 12:15

Instrument: TOC-LCSH Analyst: RMS — Analyzed: 12/29/2025 15:14

Sample Preparation: Preparation Method: No Prep Wet Chem — Extract ID: 25L0238-02 A

Preparation Batch: BNL0595

Prepared: 12/29/2025

Sample Size: 20 mL

Final Volume: 20 mL

Analyte	CAS Number	Dilution	Detection Limit	Reporting Limit	Result	Units	Notes
Total Organic Carbon		1	0.50	0.50	12.91	mg/L	

Alliance Technical Group, LLC.	Project: TOC	
3600 Fremont Avenue	Project Number: 2512225	**Reported:**
Seattle WA, 98103	Project Manager: Brianna Barnes	30-Dec-2025 12:41

AMW-06-20251208

25L0238-03 (Water)

Wet Chemistry

Method: SM 5310 B-11 — Sampled: 12/08/2025 15:00

Instrument: TOC-LCSH Analyst: RMS — Analyzed: 12/29/2025 15:32

Sample Preparation: Preparation Method: No Prep Wet Chem — Extract ID: 25L0238-03 A

Preparation Batch: BNL0595

Prepared: 12/29/2025

Sample Size: 20 mL

Final Volume: 20 mL

Analyte	CAS Number	Dilution	Detection Limit	Reporting Limit	Result	Units	Notes
Total Organic Carbon		1	0.50	0.50	18.61	mg/L	

Alliance Technical Group, LLC.	Project: TOC	
3600 Fremont Avenue	Project Number: 2512225	**Reported:**
Seattle WA, 98103	Project Manager: Brianna Barnes	30-Dec-2025 12:41

Analysis by: Analytical Resources, LLC

Wet Chemistry - Quality Control

Batch BNL0595 - SM 5310 B-11 in Water

Instrument: TOC-LCSH Analyst: RMS

QC Sample/Analyte	Result	Detection Limit	Reporting Limit	Units	Spike Level	Source Result	%REC	%REC Limits	RPD	RPD Limit	Notes
Blank (BNL0595-BLK1)					Prepared: 29-Dec-2025 Analyzed: 29-Dec-2025 08:02						
Total Organic Carbon	ND	0.50	0.50	mg/L							U
LCS (BNL0595-BS1)					Prepared: 29-Dec-2025 Analyzed: 29-Dec-2025 08:28						
Total Organic Carbon	20.55	0.50	0.50	mg/L	20.00		103	90-110			

Alliance Technical Group, LLC.	Project: TOC	
3600 Fremont Avenue	Project Number: 2512225	**Reported:**
Seattle WA, 98103	Project Manager: Brianna Barnes	30-Dec-2025 12:41

Uncertified Analytes included in this Report

Analysis Matrix & Analyte
None

Certified Analyses included in this Report

Analysis Matrix & Analyte	Certification Codes
SM 5310 B-11 in Water	
Total Organic Carbon	WADOE,NELAP

Certifications

Code	Description	Number	Expires
NELAP	ORELAP - Oregon Laboratory Accreditation Program	WA100006-018	05/12/2026
WADOE	WA Dept of Ecology	C558	06/30/2026

Alliance Technical Group, LLC.	Project:	TOC	
3600 Fremont Avenue	Project Number:	2512225	**Reported:**
Seattle WA, 98103	Project Manager:	Brianna Barnes	30-Dec-2025 12:41

Notes and Definitions

*	Flagged value is not within established control limits.
U	This analyte is not detected above the reporting limit (RL) or if noted, not detected above the limit of detection (LOD).
DET	Analyte DETECTED
ND	Analyte NOT DETECTED at or above the reporting limit
NR	Not Reported
dry	Sample results reported on a dry weight basis
RPD	Relative Percent Difference
[2C]	Indicates this result was quantified on the second column on a dual column analysis.
!	Indicates that ARL is NOT ACCREDITED for this parameter in samples logged as 'Drinking Water'
#	Indicates that ARL is NOT ACCREDITED for this parameter in this analysis and matrix.

3600 Fremont Ave N
Seattle, WA 98103
T: (206) 352-3790
F: (206) 352-7178
info@fremontanalytical.com

Aspect Consulting
Risi Naa
710 2nd Ave, Suite 550
Seattle, WA 98104

RE: Maddux, AS160324
Work Order Number: 2512274

January 07, 2026

Attention Risi Naa:

Alliance Technical Group, LLC - Seattle received 16 sample(s) on 12/9/2025 for the analyses presented in the following report.

Diesel & Oil by NWTPH-Dx with Silica Gel Treatment
Diesel and Heavy Oil by NWTPH-Dx
Dissolved Gases by RSK-175
Dissolved Metals by EPA 6020B
Ion Chromatography by EPA 300.0
Total Alkalinity by EPA 310.2
Total Organic Carbon by SM 5310C
Volatile Organic Compounds by EPA 8260D

All analyses were performed according to our accredited Quality Assurance program. Please contact the laboratory if you should have any questions about the results.

Alliance Technical Group is committed to accuracy, speed, and customer service. Thank you for choosing Alliance Technical Group's Seattle laboratory team for your analytical needs. We appreciate this opportunity to serve you!

Sincerely,

Lyann Rivera
Project Manager

CC:
Hannah Cohen
Marc Chalfant

Date: *01/07/2026*

CLIENT: Aspect Consulting
Project: Maddux
Work Order: 2512274

Work Order Sample Summary

Lab Sample ID	Client Sample ID	Date/Time Collected	Date/Time Received
2512274-001	AMW-24-20251209	12/09/2025 8:50 AM	12/09/2025 5:00 PM
2512274-002	AMW-11-20251209	12/09/2025 8:50 AM	12/09/2025 5:00 PM
2512274-003	AMW-15-20251209	12/09/2025 9:20 AM	12/09/2025 5:00 PM
2512274-004	AMW-18-20251209	12/09/2025 10:05 AM	12/09/2025 5:00 PM
2512274-005	AMW-25-20251209	12/09/2025 10:10 AM	12/09/2025 5:00 PM
2512274-006	AMW-16-20251209	12/09/2025 11:40 AM	12/09/2025 5:00 PM
2512274-007	HC-MW-05-20251209	12/09/2025 11:55 AM	12/09/2025 5:00 PM
2512274-008	DUP-01-20251209	12/09/2025 12:00 PM	12/09/2025 5:00 PM
2512274-009	AMW-20-20251209	12/09/2025 12:45 PM	12/09/2025 5:00 PM
2512274-010	HC-MW-06-20251209	12/09/2025 1:15 PM	12/09/2025 5:00 PM
2512274-011	AMW-23-20251209	12/09/2025 1:35 PM	12/09/2025 5:00 PM
2512274-012	MW-07-20251209	12/09/2025 2:10 PM	12/09/2025 5:00 PM
2512274-013	AMW-17-20251209	12/09/2025 2:15 PM	12/09/2025 5:00 PM
2512274-014	MW-10-20251209	12/09/2025 3:00 PM	12/09/2025 5:00 PM
2512274-015	AMW-29-20251209	12/09/2025 3:20 PM	12/09/2025 5:00 PM
2512274-016	TB-20251209	12/09/2025 12:00 AM	12/09/2025 5:00 PM

Note: If no "Time Collected" is supplied, a default of 12:00AM is assigned

Case Narrative

WO#: **2512274**

Date: **1/7/2026**

CLIENT: Aspect Consulting
Project: Maddux

I. SAMPLE RECEIPT:
Samples receipt information is recorded on the attached Sample Receipt Checklist.

II. GENERAL REPORTING COMMENTS:
Results are reported on a wet weight basis unless dry-weight correction is denoted in the units field on the analytical report ("mg/kg-dry" or "ug/kg-dry").

Matrix Spike (MS) and MS Duplicate (MSD) samples are tested from an analytical batch of "like" matrix to check for possible matrix effect. The MS and MSD will provide site specific matrix data only for those samples which are spiked by the laboratory. The sample chosen for spike purposes may or may not have been a sample submitted in this sample delivery group. The validity of the analytical procedures for which data is reported in this analytical report is determined by the Laboratory Control Sample (LCS) and the Method Blank (MB). The LCS and the MB are processed with the samples and the MS/MSD to ensure method criteria are achieved throughout the entire analytical process.

III. ANALYSES AND EXCEPTIONS:
Exceptions associated with this report will be footnoted in the analytical results page(s) or the quality control summary page(s) and/or noted below.
2512274-001D
C-TOC-W-5310C has been Sub Contracted.
2512274-003D
C-TOC-W-5310C has been Sub Contracted.
2512274-006D
C-TOC-W-5310C has been Sub Contracted.
2512274-007D
C-TOC-W-5310C has been Sub Contracted.
2512274-008D
C-TOC-W-5310C has been Sub Contracted.
2512274-009D
C-TOC-W-5310C has been Sub Contracted.
2512274-013D
C-TOC-W-5310C has been Sub Contracted.

Qualifiers:

* - Flagged value is not within established control limits
B - Analyte detected in the associated Method Blank
D - Dilution was required
E - Value above quantitation range
H - Holding times for preparation or analysis exceeded
I - Analyte with an internal standard that does not meet established acceptance criteria
J - Analyte detected below Reporting Limit
N - Tentatively Identified Compound (TIC)
Q - Analyte with an initial or continuing calibration that does not meet established acceptance criteria
S - Spike recovery outside accepted recovery limits
ND - Not detected at the Reporting Limit
R - High relative percent difference observed

Acronyms:

%Rec - Percent Recovery
CCB - Continued Calibration Blank
CCV - Continued Calibration Verification
DF - Dilution Factor
DUP - Sample Duplicate
HEM - Hexane Extractable Material
ICV - Initial Calibration Verification
LCS/LCSD - Laboratory Control Sample / Laboratory Control Sample Duplicate
MCL - Maximum Contaminant Level
MB or MBLANK - Method Blank
MDL - Method Detection Limit
MS/MSD - Matrix Spike / Matrix Spike Duplicate
PDS - Post Digestion Spike
Ref Val - Reference Value
REP - Sample Replicate
RL - Reporting Limit
RPD - Relative Percent Difference
SD - Serial Dilution
SGT - Silica Gel Treatment
SPK - Spike
Surr - Surrogate

Analytical Report

Work Order: **2512274**
Date Reported: **1/7/2026**

Client: Aspect Consulting
Collection Date: 12/9/2025 8:50:00 AM
Project: Maddux
Lab ID: 2512274-001
Matrix: Groundwater
Client Sample ID: **AMW-24-20251209**

Analyses	Result	RL	Qual	Units	DF	Date Analyzed
Dissolved Gases by RSK-175				Batch ID: R10539		Analyst: BCA
Methane	3.19	0.250	D	mg/L	50	12/12/2025 12:37:00 PM
Ethene	ND	0.0100		mg/L	1	12/12/2025 11:36:00 AM
Ethane	0.0209	0.0100		mg/L	1	12/12/2025 11:36:00 AM
Volatile Organic Compounds by EPA 8260D				Batch ID: 50357		Analyst: KJ
Vinyl chloride	21.4	2.00	D	µg/L	10	12/16/2025 2:42:06 AM
1,1-Dichloroethene	ND	5.00	D	µg/L	10	12/16/2025 2:42:06 AM
trans-1,2-Dichloroethene	ND	5.00	D	µg/L	10	12/16/2025 2:42:06 AM
cis-1,2-Dichloroethene	198	5.00	D	µg/L	10	12/16/2025 2:42:06 AM
Trichloroethene (TCE)	124	5.00	D	µg/L	10	12/16/2025 2:42:06 AM
Tetrachloroethene (PCE)	494	25.0	D	µg/L	50	12/16/2025 2:16:45 AM
Surr: Dibromofluoromethane	93.0	79.9 - 122	D	%Rec	10	12/16/2025 2:42:06 AM
Surr: Toluene-d8	92.3	80 - 121	D	%Rec	10	12/16/2025 2:42:06 AM
Surr: 1-Bromo-4-fluorobenzene	101	79.7 - 120	D	%Rec	10	12/16/2025 2:42:06 AM
Ion Chromatography by EPA 300.0				Batch ID: 50319		Analyst: BB
Chloride	104	4.00	D	mg/L	20	12/11/2025 2:59:00 PM
Nitrite (as N)	ND	0.200		mg/L	1	12/10/2025 7:30:00 PM
Nitrate (as N)	ND	0.200		mg/L	1	12/10/2025 7:30:00 PM
Sulfate	16.9	1.00		mg/L	1	12/10/2025 7:30:00 PM
Dissolved Metals by EPA 6020B				Batch ID: 50313		Analyst: ME
Iron	1,400	30.0		µg/L	1	12/11/2025 6:26:00 PM
Total Alkalinity by EPA 310.2				Batch ID: R10543		Analyst: NR
Alkalinity, Total (As CaCO3)	320	100	D	mg/L	10	12/15/2025 4:40:00 PM

Analytical Report

Work Order: **2512274**
Date Reported: **1/7/2026**

Client: Aspect Consulting
Collection Date: 12/9/2025 8:50:00 AM
Project: Maddux
Lab ID: 2512274-002
Matrix: Groundwater
Client Sample ID: **AMW-11-20251209**

Analyses	Result	RL	Qual	Units	DF	Date Analyzed
Volatile Organic Compounds by EPA 8260D				Batch ID: 50357		Analyst: KJ
Vinyl chloride	ND	0.200		µg/L	1	12/15/2025 2:30:38 PM
1,1-Dichloroethene	ND	0.500		µg/L	1	12/15/2025 2:30:38 PM
trans-1,2-Dichloroethene	ND	0.500		µg/L	1	12/15/2025 2:30:38 PM
cis-1,2-Dichloroethene	ND	0.500		µg/L	1	12/15/2025 2:30:38 PM
Trichloroethene (TCE)	ND	0.500		µg/L	1	12/15/2025 2:30:38 PM
Tetrachloroethene (PCE)	ND	0.500		µg/L	1	12/15/2025 2:30:38 PM
Surr: Dibromofluoromethane	96.6	79.9 - 122		%Rec	1	12/15/2025 2:30:38 PM
Surr: Toluene-d8	95.3	80 - 121		%Rec	1	12/15/2025 2:30:38 PM
Surr: 1-Bromo-4-fluorobenzene	101	79.7 - 120		%Rec	1	12/15/2025 2:30:38 PM

Analytical Report

Work Order: **2512274**
Date Reported: **1/7/2026**

Client: Aspect Consulting
Collection Date: 12/9/2025 9:20:00 AM
Project: Maddux
Lab ID: 2512274-003
Matrix: Groundwater
Client Sample ID: **AMW-15-20251209**

Analyses	Result	RL	Qual	Units	DF	Date Analyzed
Dissolved Gases by RSK-175				Batch ID: R10539		Analyst: BCA
Methane	2.41	0.100	D	mg/L	20	12/12/2025 12:43:00 PM
Ethene	ND	0.0100		mg/L	1	12/12/2025 11:38:00 AM
Ethane	ND	0.0100		mg/L	1	12/12/2025 11:38:00 AM
Volatile Organic Compounds by EPA 8260D				Batch ID: 50357		Analyst: KJ
Vinyl chloride	2.19	0.200		µg/L	1	12/15/2025 3:21:16 PM
1,1-Dichloroethene	ND	0.500		µg/L	1	12/15/2025 3:21:16 PM
trans-1,2-Dichloroethene	ND	0.500		µg/L	1	12/15/2025 3:21:16 PM
cis-1,2-Dichloroethene	0.687	0.500		µg/L	1	12/15/2025 3:21:16 PM
Trichloroethene (TCE)	ND	0.500		µg/L	1	12/15/2025 3:21:16 PM
Tetrachloroethene (PCE)	ND	0.500		µg/L	1	12/15/2025 3:21:16 PM
Surr: Dibromofluoromethane	96.4	79.9 - 122		%Rec	1	12/15/2025 3:21:16 PM
Surr: Toluene-d8	95.2	80 - 121		%Rec	1	12/15/2025 3:21:16 PM
Surr: 1-Bromo-4-fluorobenzene	102	79.7 - 120		%Rec	1	12/15/2025 3:21:16 PM
Ion Chromatography by EPA 300.0				Batch ID: 50319		Analyst: BB
Chloride	64.8	4.00	D	mg/L	20	12/11/2025 3:22:00 PM
Nitrite (as N)	ND	0.200		mg/L	1	12/10/2025 7:53:00 PM
Nitrate (as N)	ND	0.200		mg/L	1	12/10/2025 7:53:00 PM
Sulfate	14.0	1.00		mg/L	1	12/10/2025 7:53:00 PM
Dissolved Metals by EPA 6020B				Batch ID: 50313		Analyst: ME
Iron	31,800	30.0		µg/L	1	12/11/2025 6:29:00 PM
Total Alkalinity by EPA 310.2				Batch ID: R10543		Analyst: NR
Alkalinity, Total (As CaCO3)	750	200	D	mg/L	20	12/15/2025 5:16:00 PM

Analytical Report

Work Order: **2512274**
Date Reported: **1/7/2026**

Client: Aspect Consulting
Collection Date: 12/9/2025 10:05:00 AM
Project: Maddux
Lab ID: 2512274-004
Matrix: Groundwater
Client Sample ID: **AMW-18-20251209**

Analyses	Result	RL	Qual	Units	DF	Date Analyzed
Volatile Organic Compounds by EPA 8260D				Batch ID: 50357		Analyst: KJ
Vinyl chloride	ND	0.200		µg/L	1	12/15/2025 3:46:32 PM
1,1-Dichloroethene	ND	0.500		µg/L	1	12/15/2025 3:46:32 PM
trans-1,2-Dichloroethene	ND	0.500		µg/L	1	12/15/2025 3:46:32 PM
cis-1,2-Dichloroethene	ND	0.500		µg/L	1	12/15/2025 3:46:32 PM
Trichloroethene (TCE)	ND	0.500		µg/L	1	12/15/2025 3:46:32 PM
Tetrachloroethene (PCE)	ND	0.500		µg/L	1	12/15/2025 3:46:32 PM
Surr: Dibromofluoromethane	95.9	79.9 - 122		%Rec	1	12/15/2025 3:46:32 PM
Surr: Toluene-d8	94.4	80 - 121		%Rec	1	12/15/2025 3:46:32 PM
Surr: 1-Bromo-4-fluorobenzene	101	79.7 - 120		%Rec	1	12/15/2025 3:46:32 PM

Analytical Report

Work Order: **2512274**
Date Reported: **1/7/2026**

Client: Aspect Consulting
Collection Date: 12/9/2025 10:10:00 AM
Project: Maddux
Lab ID: 2512274-005
Matrix: Groundwater
Client Sample ID: **AMW-25-20251209**

Analyses	Result	RL	Qual	Units	DF	Date Analyzed
Volatile Organic Compounds by EPA 8260D				Batch ID: 50357		Analyst: KJ
Vinyl chloride	ND	0.200		µg/L	1	12/15/2025 4:11:51 PM
1,1-Dichloroethene	ND	0.500		µg/L	1	12/15/2025 4:11:51 PM
trans-1,2-Dichloroethene	ND	0.500		µg/L	1	12/15/2025 4:11:51 PM
cis-1,2-Dichloroethene	1.24	0.500		µg/L	1	12/15/2025 4:11:51 PM
Trichloroethene (TCE)	ND	0.500		µg/L	1	12/15/2025 4:11:51 PM
Tetrachloroethene (PCE)	2.04	0.500		µg/L	1	12/15/2025 4:11:51 PM
Surr: Dibromofluoromethane	95.0	79.9 - 122		%Rec	1	12/15/2025 4:11:51 PM
Surr: Toluene-d8	100	80 - 121		%Rec	1	12/15/2025 4:11:51 PM
Surr: 1-Bromo-4-fluorobenzene	101	79.7 - 120		%Rec	1	12/15/2025 4:11:51 PM

Analytical Report

Work Order: **2512274**
Date Reported: **1/7/2026**

Client: Aspect Consulting
Collection Date: 12/9/2025 11:40:00 AM
Project: Maddux
Lab ID: 2512274-006
Matrix: Groundwater
Client Sample ID: **AMW-16-20251209**

Analyses	Result	RL	Qual	Units	DF	Date Analyzed
Dissolved Gases by RSK-175				Batch ID: R10539		Analyst: BCA
Methane	3.20	0.250	D	mg/L	50	12/12/2025 12:48:00 PM
Ethene	ND	0.0100		mg/L	1	12/12/2025 11:41:00 AM
Ethane	ND	0.0100		mg/L	1	12/12/2025 11:41:00 AM
Diesel and Heavy Oil by NWTPH-Dx				Batch ID: 50314		Analyst: ZD
Diesel Range Organics	ND	93.6		µg/L	1	12/11/2025 5:28:17 PM
Heavy Oil	ND	140		µg/L	1	12/11/2025 5:28:17 PM
Total Petroleum Hydrocarbons	ND	234		µg/L	1	12/11/2025 5:28:17 PM
Surr: 2-Fluorobiphenyl	80.7	50 - 150		%Rec	1	12/11/2025 5:28:17 PM
Surr: o-Terphenyl	64.2	50 - 150		%Rec	1	12/11/2025 5:28:17 PM
Diesel & Oil by NWTPH-Dx with Silica Gel Treatment				Batch ID: 50314		Analyst: ZD
Diesel Range Organics	ND	93.6		µg/L	1	12/17/2025 4:21:53 PM
Heavy Oil	ND	140		µg/L	1	12/17/2025 4:21:53 PM
Total Petroleum Hydrocarbons	ND	234		µg/L	1	12/17/2025 4:21:53 PM
Surr: 2-Fluorobiphenyl	56.7	50 - 150		%Rec	1	12/17/2025 4:21:53 PM
Surr: o-Terphenyl	41.5	50 - 150	S	%Rec	1	12/17/2025 4:21:53 PM
Volatile Organic Compounds by EPA 8260D				Batch ID: 50357		Analyst: KJ
Vinyl chloride	ND	0.200		µg/L	1	12/15/2025 4:37:10 PM
1,1-Dichloroethene	ND	0.500		µg/L	1	12/15/2025 4:37:10 PM
trans-1,2-Dichloroethene	ND	0.500		µg/L	1	12/15/2025 4:37:10 PM
cis-1,2-Dichloroethene	ND	0.500		µg/L	1	12/15/2025 4:37:10 PM
Trichloroethene (TCE)	ND	0.500		µg/L	1	12/15/2025 4:37:10 PM
Tetrachloroethene (PCE)	ND	0.500		µg/L	1	12/15/2025 4:37:10 PM
Surr: Dibromofluoromethane	94.7	79.9 - 122		%Rec	1	12/15/2025 4:37:10 PM
Surr: Toluene-d8	93.6	80 - 121		%Rec	1	12/15/2025 4:37:10 PM
Surr: 1-Bromo-4-fluorobenzene	99.6	79.7 - 120		%Rec	1	12/15/2025 4:37:10 PM
Ion Chromatography by EPA 300.0				Batch ID: 50319		Analyst: BB
Chloride	4.89	0.200		mg/L	1	12/10/2025 8:16:00 PM
Nitrite (as N)	ND	0.200		mg/L	1	12/10/2025 8:16:00 PM
Nitrate (as N)	ND	0.200		mg/L	1	12/10/2025 8:16:00 PM

NOTES:
S - Outlying surrogate recovery observed.

Analytical Report

Work Order: **2512274**
Date Reported: **1/7/2026**

Client: Aspect Consulting
Collection Date: 12/9/2025 11:40:00 AM
Project: Maddux
Lab ID: 2512274-006
Matrix: Groundwater
Client Sample ID: **AMW-16-20251209**

Analyses	Result	RL	Qual	Units	DF	Date Analyzed
Ion Chromatography by EPA 300.0				Batch ID: 50319		Analyst: BB
Sulfate	ND	1.00		mg/L	1	12/10/2025 8:16:00 PM
Dissolved Metals by EPA 6020B				Batch ID: 50313		Analyst: ME
Iron	5,550	30.0		µg/L	1	12/11/2025 6:33:00 PM
Total Alkalinity by EPA 310.2				Batch ID: R10543		Analyst: NR
Alkalinity, Total (As CaCO3)	211	100	D	mg/L	10	12/15/2025 4:43:00 PM

Analytical Report

Work Order: **2512274**
Date Reported: **1/7/2026**

Client: Aspect Consulting
Collection Date: 12/9/2025 11:55:00 AM
Project: Maddux
Lab ID: 2512274-007
Matrix: Groundwater
Client Sample ID: **HC-MW-05-20251209**

Analyses	Result	RL	Qual	Units	DF	Date Analyzed
Dissolved Gases by RSK-175				Batch ID: R10539		Analyst: BCA
Methane	2.88	0.250	D	mg/L	50	12/12/2025 12:55:00 PM
Ethene	ND	0.0100		mg/L	1	12/12/2025 11:44:00 AM
Ethane	0.0508	0.0100		mg/L	1	12/12/2025 11:44:00 AM
Volatile Organic Compounds by EPA 8260D				Batch ID: 50357		Analyst: KJ
Vinyl chloride	0.302	0.200		µg/L	1	12/15/2025 5:02:26 PM
1,1-Dichloroethene	ND	0.500		µg/L	1	12/15/2025 5:02:26 PM
trans-1,2-Dichloroethene	ND	0.500		µg/L	1	12/15/2025 5:02:26 PM
cis-1,2-Dichloroethene	ND	0.500		µg/L	1	12/15/2025 5:02:26 PM
Trichloroethene (TCE)	ND	0.500		µg/L	1	12/15/2025 5:02:26 PM
Tetrachloroethene (PCE)	ND	0.500		µg/L	1	12/15/2025 5:02:26 PM
Surr: Dibromofluoromethane	96.1	79.9 - 122		%Rec	1	12/15/2025 5:02:26 PM
Surr: Toluene-d8	95.3	80 - 121		%Rec	1	12/15/2025 5:02:26 PM
Surr: 1-Bromo-4-fluorobenzene	113	79.7 - 120		%Rec	1	12/15/2025 5:02:26 PM
Ion Chromatography by EPA 300.0				Batch ID: 50319		Analyst: BB
Chloride	11.4	2.00	D	mg/L	10	12/11/2025 4:31:00 PM
Nitrite (as N)	ND	0.200		mg/L	1	12/10/2025 8:39:00 PM
Nitrate (as N)	ND	0.200		mg/L	1	12/10/2025 8:39:00 PM
Sulfate	7.78	1.00		mg/L	1	12/10/2025 8:39:00 PM
Dissolved Metals by EPA 6020B				Batch ID: 50313		Analyst: ME
Iron	14,700	30.0		µg/L	1	12/11/2025 6:43:00 PM
Total Alkalinity by EPA 310.2				Batch ID: R10543		Analyst: NR
Alkalinity, Total (As CaCO3)	224	100	D	mg/L	10	12/15/2025 4:45:00 PM

Analytical Report

Work Order: **2512274**
Date Reported: **1/7/2026**

Client: Aspect Consulting
Collection Date: 12/9/2025 12:00:00 PM
Project: Maddux
Lab ID: 2512274-008
Matrix: Groundwater
Client Sample ID: **DUP-01-20251209**

Analyses	Result	RL	Qual	Units	DF	Date Analyzed
Dissolved Gases by RSK-175				Batch ID: R10539		Analyst: BCA
Methane	2.98	0.250	D	mg/L	50	12/12/2025 12:57:00 PM
Ethene	ND	0.0100		mg/L	1	12/12/2025 11:46:00 AM
Ethane	ND	0.0100		mg/L	1	12/12/2025 11:46:00 AM
Diesel and Heavy Oil by NWTPH-Dx				Batch ID: 50314		Analyst: ZD
Diesel Range Organics	95.8	93.7		µg/L	1	12/11/2025 5:39:59 PM
Heavy Oil	ND	141		µg/L	1	12/11/2025 5:39:59 PM
Total Petroleum Hydrocarbons	ND	234		µg/L	1	12/11/2025 5:39:59 PM
Surr: 2-Fluorobiphenyl	120	50 - 150		%Rec	1	12/11/2025 5:39:59 PM
Surr: o-Terphenyl	97.8	50 - 150		%Rec	1	12/11/2025 5:39:59 PM
NOTES: Chromatographic pattern indicates an unresolved complex mixture, which may be weathered and/or organic material						
Diesel & Oil by NWTPH-Dx with Silica Gel Treatment				Batch ID: 50314		Analyst: ZD
Diesel Range Organics	ND	93.7		µg/L	1	12/17/2025 3:34:45 PM
Heavy Oil	ND	141		µg/L	1	12/17/2025 3:34:45 PM
Total Petroleum Hydrocarbons	ND	234		µg/L	1	12/17/2025 3:34:45 PM
Surr: 2-Fluorobiphenyl	83.2	50 - 150		%Rec	1	12/17/2025 3:34:45 PM
Surr: o-Terphenyl	64.2	50 - 150		%Rec	1	12/17/2025 3:34:45 PM
Volatile Organic Compounds by EPA 8260D				Batch ID: 50357		Analyst: KJ
Vinyl chloride	ND	0.200		µg/L	1	12/15/2025 5:27:44 PM
1,1-Dichloroethene	ND	0.500		µg/L	1	12/15/2025 5:27:44 PM
trans-1,2-Dichloroethene	ND	0.500		µg/L	1	12/15/2025 5:27:44 PM
cis-1,2-Dichloroethene	ND	0.500		µg/L	1	12/15/2025 5:27:44 PM
Trichloroethene (TCE)	ND	0.500		µg/L	1	12/15/2025 5:27:44 PM
Tetrachloroethene (PCE)	ND	0.500		µg/L	1	12/15/2025 5:27:44 PM
Surr: Dibromofluoromethane	94.6	79.9 - 122		%Rec	1	12/15/2025 5:27:44 PM
Surr: Toluene-d8	98.3	80 - 121		%Rec	1	12/15/2025 5:27:44 PM
Surr: 1-Bromo-4-fluorobenzene	102	79.7 - 120		%Rec	1	12/15/2025 5:27:44 PM
Ion Chromatography by EPA 300.0				Batch ID: 50319		Analyst: BB
Chloride	4.83	0.200		mg/L	1	12/10/2025 9:02:00 PM
Nitrite (as N)	ND	0.200		mg/L	1	12/10/2025 9:02:00 PM
Nitrate (as N)	ND	0.200		mg/L	1	12/10/2025 9:02:00 PM

Analytical Report

Work Order: **2512274**
Date Reported: **1/7/2026**

Client: Aspect Consulting
Collection Date: 12/9/2025 12:00:00 PM
Project: Maddux
Lab ID: 2512274-008
Matrix: Groundwater
Client Sample ID: **DUP-01-20251209**

Analyses	Result	RL	Qual	Units	DF	Date Analyzed
Ion Chromatography by EPA 300.0				Batch ID: 50319		Analyst: BB
Sulfate	ND	1.00		mg/L	1	12/10/2025 9:02:00 PM
Dissolved Metals by EPA 6020B				Batch ID: 50313		Analyst: ME
Iron	5,050	30.0		µg/L	1	12/11/2025 6:46:00 PM
Total Alkalinity by EPA 310.2				Batch ID: R10543		Analyst: NR
Alkalinity, Total (As CaCO3)	198	100	D	mg/L	10	12/15/2025 4:47:00 PM

Client: Aspect Consulting **Collection Date:** 12/9/2025 12:45:00 PM
Project: Maddux
Lab ID: 2512274-009 **Matrix:** Groundwater
Client Sample ID: AMW-20-20251209

Analyses	Result	RL	Qual	Units	DF	Date Analyzed
Dissolved Gases by RSK-175				Batch ID: R10539		Analyst: BCA
Methane	4.01	0.250	D	mg/L	50	12/12/2025 1:00:00 PM
Ethene	ND	0.0100		mg/L	1	12/12/2025 11:51:00 AM
Ethane	0.0120	0.0100		mg/L	1	12/12/2025 11:51:00 AM
Diesel and Heavy Oil by NWTPH-Dx				Batch ID: 50314		Analyst: ZD
Diesel Range Organics	453	93.7		µg/L	1	12/11/2025 5:51:39 PM
Heavy Oil	ND	141		µg/L	1	12/11/2025 5:51:39 PM
Total Petroleum Hydrocarbons	453	234		µg/L	1	12/11/2025 5:51:39 PM
Surr: 2-Fluorobiphenyl	103	50 - 150		%Rec	1	12/11/2025 5:51:39 PM
Surr: o-Terphenyl	97.9	50 - 150		%Rec	1	12/11/2025 5:51:39 PM
NOTES: Chromatographic pattern indicates an unresolved complex mixture, which may be weathered and/or organic material						
Diesel & Oil by NWTPH-Dx with Silica Gel Treatment				Batch ID: 50314		Analyst: ZD
Diesel Range Organics	ND	93.7		µg/L	1	12/17/2025 3:46:32 PM
Heavy Oil	ND	141		µg/L	1	12/17/2025 3:46:32 PM
Total Petroleum Hydrocarbons	ND	234		µg/L	1	12/17/2025 3:46:32 PM
Surr: 2-Fluorobiphenyl	76.4	50 - 150		%Rec	1	12/17/2025 3:46:32 PM
Surr: o-Terphenyl	67.5	50 - 150		%Rec	1	12/17/2025 3:46:32 PM
Volatile Organic Compounds by EPA 8260D				Batch ID: 50357		Analyst: KJ
Vinyl chloride	1.20	0.200		µg/L	1	12/15/2025 5:53:00 PM
1,1-Dichloroethene	ND	0.500		µg/L	1	12/15/2025 5:53:00 PM
trans-1,2-Dichloroethene	0.642	0.500		µg/L	1	12/15/2025 5:53:00 PM
cis-1,2-Dichloroethene	1.72	0.500		µg/L	1	12/15/2025 5:53:00 PM
Trichloroethene (TCE)	1.31	0.500		µg/L	1	12/15/2025 5:53:00 PM
Tetrachloroethene (PCE)	0.804	0.500		µg/L	1	12/15/2025 5:53:00 PM
Surr: Dibromofluoromethane	99.4	79.9 - 122		%Rec	1	12/15/2025 5:53:00 PM
Surr: Toluene-d8	89.3	80 - 121		%Rec	1	12/15/2025 5:53:00 PM
Surr: 1-Bromo-4-fluorobenzene	101	79.7 - 120		%Rec	1	12/15/2025 5:53:00 PM
Ion Chromatography by EPA 300.0				Batch ID: 50319		Analyst: BB
Chloride	66.2	4.00	D	mg/L	20	12/11/2025 3:45:00 PM
Nitrite (as N)	ND	0.200		mg/L	1	12/10/2025 9:25:00 PM
Nitrate (as N)	1.64	0.200		mg/L	1	12/10/2025 9:25:00 PM

Analytical Report

Work Order: **2512274**
Date Reported: **1/7/2026**

Client: Aspect Consulting
Collection Date: 12/9/2025 12:45:00 PM
Project: Maddux
Lab ID: 2512274-009
Matrix: Groundwater
Client Sample ID: **AMW-20-20251209**

Analyses	Result	RL	Qual	Units	DF	Date Analyzed
Ion Chromatography by EPA 300.0				Batch ID: 50319		Analyst: BB
Sulfate	81.2	20.0	D	mg/L	20	12/11/2025 3:45:00 PM
Dissolved Metals by EPA 6020B				Batch ID: 50313		Analyst: ME
Iron	2,140	30.0		µg/L	1	12/11/2025 6:49:00 PM
Total Alkalinity by EPA 310.2				Batch ID: R10543		Analyst: NR
Alkalinity, Total (As CaCO3)	457	200	D	mg/L	20	12/15/2025 5:17:00 PM

Analytical Report

Work Order: **2512274**
Date Reported: **1/7/2026**

Client: Aspect Consulting
Collection Date: 12/9/2025 1:15:00 PM
Project: Maddux
Lab ID: 2512274-010
Matrix: Groundwater
Client Sample ID: **HC-MW-06-20251209**

Analyses	Result	RL	Qual	Units	DF	Date Analyzed
Volatile Organic Compounds by EPA 8260D				Batch ID: 50357		Analyst: KJ
Vinyl chloride	0.546	0.200		µg/L	1	12/15/2025 6:18:17 PM
1,1-Dichloroethene	ND	0.500		µg/L	1	12/15/2025 6:18:17 PM
trans-1,2-Dichloroethene	ND	0.500		µg/L	1	12/15/2025 6:18:17 PM
cis-1,2-Dichloroethene	0.674	0.500		µg/L	1	12/15/2025 6:18:17 PM
Trichloroethene (TCE)	ND	0.500		µg/L	1	12/15/2025 6:18:17 PM
Tetrachloroethene (PCE)	ND	0.500		µg/L	1	12/15/2025 6:18:17 PM
Surr: Dibromofluoromethane	95.4	79.9 - 122		%Rec	1	12/15/2025 6:18:17 PM
Surr: Toluene-d8	94.2	80 - 121		%Rec	1	12/15/2025 6:18:17 PM
Surr: 1-Bromo-4-fluorobenzene	101	79.7 - 120		%Rec	1	12/15/2025 6:18:17 PM

Analytical Report

Work Order: **2512274**
Date Reported: **1/7/2026**

Client: Aspect Consulting
Collection Date: 12/9/2025 1:35:00 PM
Project: Maddux
Lab ID: 2512274-011
Matrix: Groundwater
Client Sample ID: **AMW-23-20251209**

Analyses	Result	RL	Qual	Units	DF	Date Analyzed
Volatile Organic Compounds by EPA 8260D				Batch ID: 50357		Analyst: KJ
Vinyl chloride	ND	0.200		µg/L	1	12/15/2025 6:43:34 PM
1,1-Dichloroethene	ND	0.500		µg/L	1	12/15/2025 6:43:34 PM
trans-1,2-Dichloroethene	ND	0.500		µg/L	1	12/15/2025 6:43:34 PM
cis-1,2-Dichloroethene	ND	0.500		µg/L	1	12/15/2025 6:43:34 PM
Trichloroethene (TCE)	ND	0.500		µg/L	1	12/15/2025 6:43:34 PM
Tetrachloroethene (PCE)	ND	0.500		µg/L	1	12/15/2025 6:43:34 PM
Surr: Dibromofluoromethane	95.2	79.9 - 122		%Rec	1	12/15/2025 6:43:34 PM
Surr: Toluene-d8	94.7	80 - 121		%Rec	1	12/15/2025 6:43:34 PM
Surr: 1-Bromo-4-fluorobenzene	101	79.7 - 120		%Rec	1	12/15/2025 6:43:34 PM

Analytical Report

Work Order: **2512274**
Date Reported: **1/7/2026**

Client: Aspect Consulting
Collection Date: 12/9/2025 2:10:00 PM
Project: Maddux
Lab ID: 2512274-012
Matrix: Groundwater
Client Sample ID: **MW-07-20251209**

Analyses	Result	RL	Qual	Units	DF	Date Analyzed
Volatile Organic Compounds by EPA 8260D				Batch ID: 50357		Analyst: KJ
Vinyl chloride	5.08	0.200		µg/L	1	12/15/2025 7:08:52 PM
1,1-Dichloroethene	ND	0.500		µg/L	1	12/15/2025 7:08:52 PM
trans-1,2-Dichloroethene	ND	0.500		µg/L	1	12/15/2025 7:08:52 PM
cis-1,2-Dichloroethene	5.79	0.500		µg/L	1	12/15/2025 7:08:52 PM
Trichloroethene (TCE)	ND	0.500		µg/L	1	12/15/2025 7:08:52 PM
Tetrachloroethene (PCE)	ND	0.500		µg/L	1	12/15/2025 7:08:52 PM
Surr: Dibromofluoromethane	95.1	79.9 - 122		%Rec	1	12/15/2025 7:08:52 PM
Surr: Toluene-d8	93.8	80 - 121		%Rec	1	12/15/2025 7:08:52 PM
Surr: 1-Bromo-4-fluorobenzene	101	79.7 - 120		%Rec	1	12/15/2025 7:08:52 PM

Analytical Report

Work Order: **2512274**
Date Reported: **1/7/2026**

Client: Aspect Consulting
Collection Date: 12/9/2025 2:15:00 PM
Project: Maddux
Lab ID: 2512274-013
Matrix: Groundwater
Client Sample ID: **AMW-17-20251209**

Analyses	Result	RL	Qual	Units	DF	Date Analyzed
Dissolved Gases by RSK-175				Batch ID: R10539		Analyst: BCA
Methane	5.09	0.250	D	mg/L	50	12/12/2025 1:02:00 PM
Ethene	ND	0.0100		mg/L	1	12/12/2025 11:54:00 AM
Ethane	ND	0.0100		mg/L	1	12/12/2025 11:54:00 AM
Diesel and Heavy Oil by NWTPH-Dx				Batch ID: 50314		Analyst: ZD
Diesel Range Organics	256	92.8		µg/L	1	12/11/2025 6:03:17 PM
Heavy Oil	ND	139		µg/L	1	12/11/2025 6:03:17 PM
Total Petroleum Hydrocarbons	256	232		µg/L	1	12/11/2025 6:03:17 PM
Surr: 2-Fluorobiphenyl	144	50 - 150		%Rec	1	12/11/2025 6:03:17 PM
Surr: o-Terphenyl	145	50 - 150		%Rec	1	12/11/2025 6:03:17 PM
NOTES: Chromatographic pattern indicates an unresolved complex mixture, which may be weathered and/or organic material						
Diesel & Oil by NWTPH-Dx with Silica Gel Treatment				Batch ID: 50314		Analyst: ZD
Diesel Range Organics	ND	92.8		µg/L	1	12/17/2025 3:58:18 PM
Heavy Oil	ND	139		µg/L	1	12/17/2025 3:58:18 PM
Total Petroleum Hydrocarbons	ND	232		µg/L	1	12/17/2025 3:58:18 PM
Surr: 2-Fluorobiphenyl	98.0	50 - 150		%Rec	1	12/17/2025 3:58:18 PM
Surr: o-Terphenyl	92.6	50 - 150		%Rec	1	12/17/2025 3:58:18 PM
Volatile Organic Compounds by EPA 8260D				Batch ID: 50357		Analyst: KJ
Vinyl chloride	0.537	0.200		µg/L	1	12/15/2025 9:38:30 PM
1,1-Dichloroethene	ND	0.500		µg/L	1	12/15/2025 9:38:30 PM
trans-1,2-Dichloroethene	ND	0.500		µg/L	1	12/15/2025 9:38:30 PM
cis-1,2-Dichloroethene	0.595	0.500		µg/L	1	12/15/2025 9:38:30 PM
Trichloroethene (TCE)	ND	0.500		µg/L	1	12/15/2025 9:38:30 PM
Tetrachloroethene (PCE)	ND	0.500		µg/L	1	12/15/2025 9:38:30 PM
Surr: Dibromofluoromethane	96.4	79.9 - 122		%Rec	1	12/15/2025 9:38:30 PM
Surr: Toluene-d8	100	80 - 121		%Rec	1	12/15/2025 9:38:30 PM
Surr: 1-Bromo-4-fluorobenzene	102	79.7 - 120		%Rec	1	12/15/2025 9:38:30 PM
Ion Chromatography by EPA 300.0				Batch ID: 50319		Analyst: BB
Chloride	68.8	4.00	D	mg/L	20	12/11/2025 4:08:00 PM
Nitrite (as N)	ND	0.200		mg/L	1	12/10/2025 9:48:00 PM
Nitrate (as N)	ND	0.200		mg/L	1	12/10/2025 9:48:00 PM

Analytical Report

Work Order: **2512274**
Date Reported: **1/7/2026**

Client: Aspect Consulting
Collection Date: 12/9/2025 2:15:00 PM
Project: Maddux
Lab ID: 2512274-013
Matrix: Groundwater
Client Sample ID: **AMW-17-20251209**

Analyses	Result	RL	Qual	Units	DF	Date Analyzed
Ion Chromatography by EPA 300.0				Batch ID: 50319		Analyst: BB
Sulfate	ND	1.00		mg/L	1	12/10/2025 9:48:00 PM
Dissolved Metals by EPA 6020B				Batch ID: 50313		Analyst: ME
Iron	10,100	30.0		µg/L	1	12/11/2025 6:52:00 PM
Total Alkalinity by EPA 310.2				Batch ID: R10543		Analyst: NR
Alkalinity, Total (As CaCO3)	267	100	D	mg/L	10	12/15/2025 4:51:00 PM

Analytical Report

Work Order: **2512274**
Date Reported: **1/7/2026**

Client: Aspect Consulting
Collection Date: 12/9/2025 3:00:00 PM
Project: Maddux
Lab ID: 2512274-014
Matrix: Groundwater
Client Sample ID: **MW-10-20251209**

Analyses	Result	RL	Qual	Units	DF	Date Analyzed
Diesel and Heavy Oil by NWTPH-Dx				Batch ID: 50314		Analyst: ZD
Diesel Range Organics	373	93.7		µg/L	1	12/11/2025 6:14:57 PM
Heavy Oil	ND	141		µg/L	1	12/11/2025 6:14:57 PM
Total Petroleum Hydrocarbons	373	234		µg/L	1	12/11/2025 6:14:57 PM
Surr: 2-Fluorobiphenyl	123	50 - 150		%Rec	1	12/11/2025 6:14:57 PM
Surr: o-Terphenyl	126	50 - 150		%Rec	1	12/11/2025 6:14:57 PM
NOTES: Chromatographic pattern indicates an unresolved complex mixture, which may be weathered and/or organic material						
Diesel & Oil by NWTPH-Dx with Silica Gel Treatment				Batch ID: 50314		Analyst: ZD
Diesel Range Organics	ND	93.7		µg/L	1	12/17/2025 4:10:11 PM
Heavy Oil	ND	141		µg/L	1	12/17/2025 4:10:11 PM
Total Petroleum Hydrocarbons	ND	234		µg/L	1	12/17/2025 4:10:11 PM
Surr: 2-Fluorobiphenyl	99.3	50 - 150		%Rec	1	12/17/2025 4:10:11 PM
Surr: o-Terphenyl	93.8	50 - 150		%Rec	1	12/17/2025 4:10:11 PM
Volatile Organic Compounds by EPA 8260D				Batch ID: 50357		Analyst: KJ
Vinyl chloride	0.234	0.200		µg/L	1	12/15/2025 10:03:48 PM
1,1-Dichloroethene	ND	0.500		µg/L	1	12/15/2025 10:03:48 PM
trans-1,2-Dichloroethene	ND	0.500		µg/L	1	12/15/2025 10:03:48 PM
cis-1,2-Dichloroethene	ND	0.500		µg/L	1	12/15/2025 10:03:48 PM
Trichloroethene (TCE)	ND	0.500		µg/L	1	12/15/2025 10:03:48 PM
Tetrachloroethene (PCE)	ND	0.500		µg/L	1	12/15/2025 10:03:48 PM
Surr: Dibromofluoromethane	94.5	79.9 - 122		%Rec	1	12/15/2025 10:03:48 PM
Surr: Toluene-d8	92.6	80 - 121		%Rec	1	12/15/2025 10:03:48 PM
Surr: 1-Bromo-4-fluorobenzene	101	79.7 - 120		%Rec	1	12/15/2025 10:03:48 PM

Analytical Report

Work Order: **2512274**
Date Reported: **1/7/2026**

Client: Aspect Consulting
Collection Date: 12/9/2025 3:20:00 PM
Project: Maddux
Lab ID: 2512274-015
Matrix: Groundwater
Client Sample ID: **AMW-29-20251209**

Analyses	Result	RL	Qual	Units	DF	Date Analyzed
Volatile Organic Compounds by EPA 8260D				Batch ID: 50357		Analyst: KJ
Vinyl chloride	ND	0.200		µg/L	1	12/15/2025 10:29:03 PM
1,1-Dichloroethene	ND	0.500		µg/L	1	12/15/2025 10:29:03 PM
trans-1,2-Dichloroethene	ND	0.500		µg/L	1	12/15/2025 10:29:03 PM
cis-1,2-Dichloroethene	ND	0.500		µg/L	1	12/15/2025 10:29:03 PM
Trichloroethene (TCE)	ND	0.500		µg/L	1	12/15/2025 10:29:03 PM
Tetrachloroethene (PCE)	0.634	0.500		µg/L	1	12/15/2025 10:29:03 PM
Surr: Dibromofluoromethane	93.6	79.9 - 122		%Rec	1	12/15/2025 10:29:03 PM
Surr: Toluene-d8	103	80 - 121		%Rec	1	12/15/2025 10:29:03 PM
Surr: 1-Bromo-4-fluorobenzene	99.9	79.7 - 120		%Rec	1	12/15/2025 10:29:03 PM

Analytical Report

Work Order: **2512274**
Date Reported: **1/7/2026**

Client: Aspect Consulting
Collection Date: 12/9/2025
Project: Maddux
Lab ID: 2512274-016
Matrix: Groundwater
Client Sample ID: **TB-20251209**

Analyses	Result	RL	Qual	Units	DF	Date Analyzed
Volatile Organic Compounds by EPA 8260D				Batch ID: 50357		Analyst: KJ
Vinyl chloride	ND	0.200		µg/L	1	12/15/2025 1:40:02 PM
1,1-Dichloroethene	ND	0.500		µg/L	1	12/15/2025 1:40:02 PM
trans-1,2-Dichloroethene	ND	0.500		µg/L	1	12/15/2025 1:40:02 PM
cis-1,2-Dichloroethene	ND	0.500		µg/L	1	12/15/2025 1:40:02 PM
Trichloroethene (TCE)	ND	0.500		µg/L	1	12/15/2025 1:40:02 PM
Tetrachloroethene (PCE)	ND	0.500		µg/L	1	12/15/2025 1:40:02 PM
Surr: Dibromofluoromethane	95.6	79.9 - 122		%Rec	1	12/15/2025 1:40:02 PM
Surr: Toluene-d8	94.5	80 - 121		%Rec	1	12/15/2025 1:40:02 PM
Surr: 1-Bromo-4-fluorobenzene	101	79.7 - 120		%Rec	1	12/15/2025 1:40:02 PM

Work Order: 2512274
CLIENT: Aspect Consulting
Project: Maddux

QC SUMMARY REPORT

Total Alkalinity by EPA 310.2

Sample ID: **MB-105430**	SampType: **MBLK**			Units: **mg/L**		Prep Date: **12/15/2025**		RunNo: **105430**		
Client ID: **MBLKW**	Batch ID: **R105430**					Analysis Date: **12/15/2025**		SeqNo: **2199233**		
Analyte	Result	RL	SPK value	SPK Ref Val	%REC	LowLimit	HighLimit	RPD Ref Val	%RPD	RPDLimit	Qual
Alkalinity, Total (As CaCO3)	ND	10.0									

Sample ID: **LCS-105430**	SampType: **LCS**			Units: **mg/L**		Prep Date: **12/15/2025**		RunNo: **105430**		
Client ID: **LCSW**	Batch ID: **R105430**					Analysis Date: **12/15/2025**		SeqNo: **2199234**		
Analyte	Result	RL	SPK value	SPK Ref Val	%REC	LowLimit	HighLimit	RPD Ref Val	%RPD	RPDLimit	Qual
Alkalinity, Total (As CaCO3)	21.9	10.0	25.00	0	87.7	80	134				

Sample ID: **2512213-002CDUP**	SampType: **DUP**			Units: **mg/L**		Prep Date: **12/15/2025**		RunNo: **105430**		
Client ID: **BATCH**	Batch ID: **R105430**					Analysis Date: **12/15/2025**		SeqNo: **2199246**		
Analyte	Result	RL	SPK value	SPK Ref Val	%REC	LowLimit	HighLimit	RPD Ref Val	%RPD	RPDLimit	Qual
Alkalinity, Total (As CaCO3)	37.2	10.0						33.75	9.83	20	

Sample ID: **2512309-001CDUP**	SampType: **DUP**			Units: **mg/L**		Prep Date: **12/15/2025**		RunNo: **105430**		
Client ID: **BATCH**	Batch ID: **R105430**					Analysis Date: **12/15/2025**		SeqNo: **2200253**		
Analyte	Result	RL	SPK value	SPK Ref Val	%REC	LowLimit	HighLimit	RPD Ref Val	%RPD	RPDLimit	Qual
Alkalinity, Total (As CaCO3)	35.8	10.0						35.89	0.248	20	

Work Order: 2512274
CLIENT: Aspect Consulting
Project: Maddux

QC SUMMARY REPORT

Ion Chromatography by EPA 300.0

Sample ID: **MB-50319**	SampType: **MBLK**	Units: **mg/L**	Prep Date: **12/10/2025**	RunNo: **105373**
Client ID: **MBLKW**	Batch ID: **50319**		Analysis Date: **12/10/2025**	SeqNo: **2198247**

Analyte	Result	RL	SPK value	SPK Ref Val	%REC	LowLimit	HighLimit	RPD Ref Val	%RPD	RPDLimit	Qual
Chloride	ND	0.200									
Nitrite (as N)	ND	0.200									
Nitrate (as N)	ND	0.200									
Sulfate	ND	1.00									

Sample ID: **LCS-50319**	SampType: **LCS**	Units: **mg/L**	Prep Date: **12/10/2025**	RunNo: **105373**
Client ID: **LCSW**	Batch ID: **50319**		Analysis Date: **12/10/2025**	SeqNo: **2198248**

Analyte	Result	RL	SPK value	SPK Ref Val	%REC	LowLimit	HighLimit	RPD Ref Val	%RPD	RPDLimit	Qual
Chloride	0.712	0.200	0.7500	0	94.9	90	110				
Nitrite (as N)	0.710	0.200	0.7500	0	94.7	90	110				
Nitrate (as N)	0.709	0.200	0.7500	0	94.5	90	110				
Sulfate	3.57	1.00	3.750	0	95.2	90	110				

Sample ID: **2512309-001CDUP**	SampType: **DUP**	Units: **mg/L**	Prep Date: **12/10/2025**	RunNo: **105373**
Client ID: **BATCH**	Batch ID: **50319**		Analysis Date: **12/11/2025**	SeqNo: **2198262**

Analyte	Result	RL	SPK value	SPK Ref Val	%REC	LowLimit	HighLimit	RPD Ref Val	%RPD	RPDLimit	Qual
Chloride	43.5	0.200						43.44	0.172	20	E
Nitrite (as N)	ND	0.200						0		20	
Nitrate (as N)	0.276	0.200						0.2790	1.08	20	
Sulfate	59.0	1.00						58.77	0.330	20	E

Sample ID: **2512309-001CMS**	SampType: **MS**	Units: **mg/L**	Prep Date: **12/10/2025**	RunNo: **105373**
Client ID: **BATCH**	Batch ID: **50319**		Analysis Date: **12/11/2025**	SeqNo: **2198263**

Analyte	Result	RL	SPK value	SPK Ref Val	%REC	LowLimit	HighLimit	RPD Ref Val	%RPD	RPDLimit	Qual
Chloride	43.0	0.200	0.7500	43.44	-65.2	80	120				ES
Nitrite (as N)	2.67	0.200	0.7500	0	356	80	120				S
Nitrate (as N)	0.981	0.200	0.7500	0.2790	93.6	80	120				

Alliance TECHNICAL GROUP

Work Order: 2512274
CLIENT: Aspect Consulting
Project: Maddux

QC SUMMARY REPORT

Ion Chromatography by EPA 300.0

Sample ID: **2512309-001CMS** SampType: **MS** Units: **mg/L** Prep Date: **12/10/2025** RunNo: **105373**
Client ID: **BATCH** Batch ID: **50319** Analysis Date: **12/11/2025** SeqNo: **2198263**

Analyte	Result	RL	SPK value	SPK Ref Val	%REC	LowLimit	HighLimit	RPD Ref Val	%RPD	RPDLimit	Qual
Sulfate	61.4	1.00	3.750	58.77	69.0	80	120				ES

NOTES:
S - Spiked amount was low relative to sample concentration. Outlying spike recoveries may be expected.
S - Outlying spike recovery observed. A duplicate analysis was performed with similar results indicating a possible matrix effect.

Sample ID: **2512309-001CMSD** SampType: **MSD** Units: **mg/L** Prep Date: **12/10/2025** RunNo: **105373**
Client ID: **BATCH** Batch ID: **50319** Analysis Date: **12/11/2025** SeqNo: **2198264**

Analyte	Result	RL	SPK value	SPK Ref Val	%REC	LowLimit	HighLimit	RPD Ref Val	%RPD	RPDLimit	Qual
Chloride	42.9	0.200	0.7500	43.44	-67.2	80	120	42.95	0.0349	20	ES
Nitrite (as N)	2.70	0.200	0.7500	0	361	80	120	2.673	1.19	20	S
Nitrate (as N)	1.13	0.200	0.7500	0.2790	114	80	120	0.9810	14.5	20	
Sulfate	61.9	1.00	3.750	58.77	84.7	80	120	61.36	0.955	20	E

NOTES:
S - Outlying spike recovery observed. A duplicate analysis was performed with similar results indicating a possible matrix effect.

Sample ID: **2512313-002BDUP** SampType: **DUP** Units: **mg/L** Prep Date: **12/10/2025** RunNo: **105373**
Client ID: **BATCH** Batch ID: **50319** Analysis Date: **12/11/2025** SeqNo: **2198281**

Analyte	Result	RL	SPK value	SPK Ref Val	%REC	LowLimit	HighLimit	RPD Ref Val	%RPD	RPDLimit	Qual
Chloride	43.3	0.200						43.06	0.503	20	E
Nitrite (as N)	ND	0.200						0		20	
Nitrate (as N)	0.276	0.200						0.2730	1.09	20	
Sulfate	59.1	1.00						58.64	0.776	20	E

Sample ID: **2512313-002BMS** SampType: **MS** Units: **mg/L** Prep Date: **12/10/2025** RunNo: **105373**
Client ID: **BATCH** Batch ID: **50319** Analysis Date: **12/11/2025** SeqNo: **2198282**

Analyte	Result	RL	SPK value	SPK Ref Val	%REC	LowLimit	HighLimit	RPD Ref Val	%RPD	RPDLimit	Qual
Chloride	42.8	0.200	0.7500	43.06	-37.9	80	120				ES
Nitrite (as N)	2.60	0.200	0.7500	0	347	80	120				S
Nitrate (as N)	1.05	0.200	0.7500	0.2730	104	80	120				

Work Order: 2512274
CLIENT: Aspect Consulting
Project: Maddux

QC SUMMARY REPORT

Ion Chromatography by EPA 300.0

Sample ID: **2512313-002BMS** SampType: **MS** Units: **mg/L** Prep Date: **12/10/2025** RunNo: **105373**
Client ID: **BATCH** Batch ID: **50319** Analysis Date: **12/11/2025** SeqNo: **2198282**

Analyte	Result	RL	SPK value	SPK Ref Val	%REC	LowLimit	HighLimit	RPD Ref Val	%RPD	RPDLimit	Qual
Sulfate	61.5	1.00	3.750	58.64	76.6	80	120				ES

NOTES:
S - Spike recovery indicates a possible matrix effect.

Work Order: 2512274
CLIENT: Aspect Consulting
Project: Maddux

QC SUMMARY REPORT

Dissolved Metals by EPA 6020B

Sample ID: **MB-50313**	SampType: **MBLK**	Units: **µg/L**	Prep Date: **12/10/2025**	RunNo: **105325**
Client ID: **MBLKW**	Batch ID: **50313**		Analysis Date: **12/10/2025**	SeqNo: **2197113**

Analyte	Result	RL	SPK value	SPK Ref Val	%REC	LowLimit	HighLimit	RPD Ref Val	%RPD	RPDLimit	Qual
Iron	ND	50.0									

Sample ID: **LCS-50313**	SampType: **LCS**	Units: **µg/L**	Prep Date: **12/10/2025**	RunNo: **105325**
Client ID: **LCSW**	Batch ID: **50313**		Analysis Date: **12/10/2025**	SeqNo: **2197114**

Analyte	Result	RL	SPK value	SPK Ref Val	%REC	LowLimit	HighLimit	RPD Ref Val	%RPD	RPDLimit	Qual
Iron	1,020	50.0	1,000	0	102	80	120				

Sample ID: **2512219-001CMS**	SampType: **MS**	Units: **µg/L**	Prep Date: **12/10/2025**	RunNo: **105325**
Client ID: **BATCH**	Batch ID: **50313**		Analysis Date: **12/10/2025**	SeqNo: **2197116**

Analyte	Result	RL	SPK value	SPK Ref Val	%REC	LowLimit	HighLimit	RPD Ref Val	%RPD	RPDLimit	Qual
Iron	1,010	50.0	1,000	0	101	75	125				

Sample ID: **2512219-001CMSD**	SampType: **MSD**	Units: **µg/L**	Prep Date: **12/10/2025**	RunNo: **105325**
Client ID: **BATCH**	Batch ID: **50313**		Analysis Date: **12/10/2025**	SeqNo: **2197118**

Analyte	Result	RL	SPK value	SPK Ref Val	%REC	LowLimit	HighLimit	RPD Ref Val	%RPD	RPDLimit	Qual
Iron	1,030	50.0	1,000	0	103	75	125	1,010	1.60	20	

Work Order: 2512274
CLIENT: Aspect Consulting
Project: Maddux

QC SUMMARY REPORT

Diesel and Heavy Oil by NWTPH-Dx

Sample ID: **MB-50314**	SampType: **MBLK**	Units: **µg/L**	Prep Date: **12/10/2025**	RunNo: **105356**
Client ID: **MBLKW**	Batch ID: **50314**		Analysis Date: **12/11/2025**	SeqNo: **2197928**

Analyte	Result	RL	SPK value	SPK Ref Val	%REC	LowLimit	HighLimit	RPD Ref Val	%RPD	RPDLimit	Qual
Diesel Range Organics	ND	100									
Heavy Oil	ND	150									
Total Petroleum Hydrocarbons	ND	250									
Surr: 2-Fluorobiphenyl	25.4		25.00		102	50	150				
Surr: o-Terphenyl	25.4		25.00		102	50	150				

Sample ID: **LCS-50314**	SampType: **LCS**	Units: **µg/L**	Prep Date: **12/10/2025**	RunNo: **105356**
Client ID: **LCSW**	Batch ID: **50314**		Analysis Date: **12/11/2025**	SeqNo: **2197929**

Analyte	Result	RL	SPK value	SPK Ref Val	%REC	LowLimit	HighLimit	RPD Ref Val	%RPD	RPDLimit	Qual
Total Petroleum Hydrocarbons	628	250	1,250	0	50.2	43.1	123				
Surr: 2-Fluorobiphenyl	25.4		25.00		102	50	150				
Surr: o-Terphenyl	21.4		25.00		85.6	50	150				

Sample ID: **LCSD-50314**	SampType: **LCSD**	Units: **µg/L**	Prep Date: **12/10/2025**	RunNo: **105356**
Client ID: **LCSW02**	Batch ID: **50314**		Analysis Date: **12/11/2025**	SeqNo: **2197930**

Analyte	Result	RL	SPK value	SPK Ref Val	%REC	LowLimit	HighLimit	RPD Ref Val	%RPD	RPDLimit	Qual
Total Petroleum Hydrocarbons	880	250	1,250	0	70.4	43.1	123	628.0	33.4	30	
Surr: 2-Fluorobiphenyl	27.8		25.00		111	50	150		0		
Surr: o-Terphenyl	24.9		25.00		99.8	50	150		0		

Work Order: 2512274
CLIENT: Aspect Consulting
Project: Maddux

QC SUMMARY REPORT

Diesel & Oil by NWTPH-Dx with Silica Gel Treatment

Sample ID: **MB-50314** SampType: **MBLK** Units: **µg/L** Prep Date: **12/10/2025** RunNo: **105530**
Client ID: **MBLKW** Batch ID: **50314** Analysis Date: **12/17/2025** SeqNo: **2201268**

Analyte	Result	RL	SPK value	SPK Ref Val	%REC	LowLimit	HighLimit	RPD Ref Val	%RPD	RPDLimit	Qual
Diesel Range Organics	ND	100									
Heavy Oil	ND	150									
Total Petroleum Hydrocarbons	ND	250									
Surr: 2-Fluorobiphenyl	18.0		25.00		71.9	50	150				
Surr: o-Terphenyl	17.4		25.00		69.7	50	150				

Sample ID: **LCS-50314** SampType: **LCS** Units: **µg/L** Prep Date: **12/10/2025** RunNo: **105530**
Client ID: **LCSW** Batch ID: **50314** Analysis Date: **12/17/2025** SeqNo: **2201269**

Analyte	Result	RL	SPK value	SPK Ref Val	%REC	LowLimit	HighLimit	RPD Ref Val	%RPD	RPDLimit	Qual
Total Petroleum Hydrocarbons	582	250	1,250	0	46.6	43.1	123				
Surr: 2-Fluorobiphenyl	23.5		25.00		94.2	50	150				
Surr: o-Terphenyl	19.0		25.00		76.0	50	150				

Sample ID: **LCSD-50314** SampType: **LCSD** Units: **µg/L** Prep Date: **12/10/2025** RunNo: **105530**
Client ID: **LCSW02** Batch ID: **50314** Analysis Date: **12/17/2025** SeqNo: **2201270**

Analyte	Result	RL	SPK value	SPK Ref Val	%REC	LowLimit	HighLimit	RPD Ref Val	%RPD	RPDLimit	Qual
Total Petroleum Hydrocarbons	717	250	1,250	0	57.3	43.1	123	582.0	20.8	30	
Surr: 2-Fluorobiphenyl	22.9		25.00		91.7	50	150		0		
Surr: o-Terphenyl	19.5		25.00		77.9	50	150		0		

Work Order: 2512274
CLIENT: Aspect Consulting
Project: Maddux

QC SUMMARY REPORT

Dissolved Gases by RSK-175

Sample ID: **LCS-105397** SampType: **LCS** Units: **ppmv** Prep Date: **12/12/2025** RunNo: **105397**
Client ID: **LCSW** Batch ID: **R105397** Analysis Date: **12/12/2025** SeqNo: **2198832**

Analyte	Result	RL	SPK value	SPK Ref Val	%REC	LowLimit	HighLimit	RPD Ref Val	%RPD	RPDLimit	Qual
Methane	909	0.00500	1,000	0	90.9	73.6	124				
Ethene	899	0.0100	1,000	0	89.9	76.3	122				
Ethane	899	0.0100	1,000	0	89.9	76.1	123				

Sample ID: **MB-105397** SampType: **MBLK** Units: **mg/L** Prep Date: **12/12/2025** RunNo: **105397**
Client ID: **MBLKW** Batch ID: **R105397** Analysis Date: **12/12/2025** SeqNo: **2198831**

Analyte	Result	RL	SPK value	SPK Ref Val	%REC	LowLimit	HighLimit	RPD Ref Val	%RPD	RPDLimit	Qual
Methane	ND	0.00500									
Ethene	ND	0.0100									
Ethane	ND	0.0100									

Sample ID: **2512274-008EREP** SampType: **REP** Units: **mg/L** Prep Date: **12/12/2025** RunNo: **105397**
Client ID: **DUP-01-20251209** Batch ID: **R105397** Analysis Date: **12/12/2025** SeqNo: **2198822**

Analyte	Result	RL	SPK value	SPK Ref Val	%REC	LowLimit	HighLimit	RPD Ref Val	%RPD	RPDLimit	Qual
Methane	3.26	0.00500						3.275	0.556	20	
Ethene	ND	0.0100						0		20	
Ethane	ND	0.0100						0		20	

Sample ID: **2512274-003EREP** SampType: **REP** Units: **mg/L** Prep Date: **12/12/2025** RunNo: **105397**
Client ID: **AMW-15-20251209** Batch ID: **R105397** Analysis Date: **12/12/2025** SeqNo: **2198814**

Analyte	Result	RL	SPK value	SPK Ref Val	%REC	LowLimit	HighLimit	RPD Ref Val	%RPD	RPDLimit	Qual
Methane	2.36	0.100						2.408	2.01	20	D
Ethene	ND	0.200						0		20	D
Ethane	ND	0.200						0		20	D

Work Order: 2512274
CLIENT: Aspect Consulting
Project: Maddux

QC SUMMARY REPORT

Volatile Organic Compounds by EPA 8260D

Sample ID: **LCS-50357** SampType: **LCS** Units: **µg/L** Prep Date: **12/15/2025** RunNo: **105459**
Client ID: **LCSW** Batch ID: **50357** Analysis Date: **12/15/2025** SeqNo: **2199899**

Analyte	Result	RL	SPK value	SPK Ref Val	%REC	LowLimit	HighLimit	RPD Ref Val	%RPD	RPDLimit	Qual
Vinyl chloride	20.2	0.200	20.00	0	101	80	120				
1,1-Dichloroethene	22.2	0.500	20.00	0	111	80	120				
trans-1,2-Dichloroethene	20.5	0.500	20.00	0	103	80	120				
cis-1,2-Dichloroethene	19.6	0.500	20.00	0	97.8	80	120				
Trichloroethene (TCE)	20.0	0.500	20.00	0	99.9	80	120				
Tetrachloroethene (PCE)	20.9	0.500	20.00	0	105	80	120				
Surr: Dibromofluoromethane	23.7		25.00		94.9	79.9	122				
Surr: Toluene-d8	24.1		25.00		96.4	80	121				
Surr: 1-Bromo-4-fluorobenzene	24.7		25.00		98.7	79.7	120				

Sample ID: **MB-50357** SampType: **MBLK** Units: **µg/L** Prep Date: **12/15/2025** RunNo: **105459**
Client ID: **MBLKW** Batch ID: **50357** Analysis Date: **12/15/2025** SeqNo: **2199873**

Analyte	Result	RL	SPK value	SPK Ref Val	%REC	LowLimit	HighLimit	RPD Ref Val	%RPD	RPDLimit	Qual
Vinyl chloride	ND	0.200									
1,1-Dichloroethene	ND	0.500									
trans-1,2-Dichloroethene	ND	0.500									
cis-1,2-Dichloroethene	ND	0.500									
Trichloroethene (TCE)	ND	0.500									
Tetrachloroethene (PCE)	ND	0.500									
Surr: Dibromofluoromethane	23.8		25.00		95.1	80	120				
Surr: Toluene-d8	25.2		25.00		101	80	120				
Surr: 1-Bromo-4-fluorobenzene	25.5		25.00		102	80	120				

Sample ID: **2512274-002ADUP** SampType: **DUP** Units: **µg/L** Prep Date: **12/15/2025** RunNo: **105459**
Client ID: **AMW-11-20251209** Batch ID: **50357** Analysis Date: **12/15/2025** SeqNo: **2199877**

Analyte	Result	RL	SPK value	SPK Ref Val	%REC	LowLimit	HighLimit	RPD Ref Val	%RPD	RPDLimit	Qual
Vinyl chloride	ND	0.200						0		30	
1,1-Dichloroethene	ND	0.500						0		30	
trans-1,2-Dichloroethene	ND	0.500						0		30	

Work Order: 2512274
CLIENT: Aspect Consulting
Project: Maddux

QC SUMMARY REPORT

Volatile Organic Compounds by EPA 8260D

Sample ID: **2512274-002ADUP** SampType: **DUP** Units: **µg/L** Prep Date: **12/15/2025** RunNo: **105459**
Client ID: **AMW-11-20251209** Batch ID: **50357** Analysis Date: **12/15/2025** SeqNo: **2199877**

Analyte	Result	RL	SPK value	SPK Ref Val	%REC	LowLimit	HighLimit	RPD Ref Val	%RPD	RPDLimit	Qual
cis-1,2-Dichloroethene	ND	0.500						0		30	
Trichloroethene (TCE)	ND	0.500						0		30	
Tetrachloroethene (PCE)	ND	0.500						0		30	
Surr: Dibromofluoromethane	24.0		25.00		96.1	79.9	122		0		
Surr: Toluene-d8	23.6		25.00		94.5	80	121		0		
Surr: 1-Bromo-4-fluorobenzene	25.2		25.00		101	79.7	120		0		

Sample ID: **2512410-001ADUP** SampType: **DUP** Units: **µg/L** Prep Date: **12/15/2025** RunNo: **105459**
Client ID: **BATCH** Batch ID: **50357** Analysis Date: **12/15/2025** SeqNo: **2199893**

Analyte	Result	RL	SPK value	SPK Ref Val	%REC	LowLimit	HighLimit	RPD Ref Val	%RPD	RPDLimit	Qual
Vinyl chloride	ND	0.200						0		30	
1,1-Dichloroethene	ND	0.500						0		30	
trans-1,2-Dichloroethene	ND	0.500						0		30	
cis-1,2-Dichloroethene	ND	0.500						0		30	
Trichloroethene (TCE)	ND	0.500						0		30	
Tetrachloroethene (PCE)	ND	0.500						0		30	
Surr: Dibromofluoromethane	23.4		25.00		93.5	79.9	122		0		
Surr: Toluene-d8	23.1		25.00		92.3	80	121		0		
Surr: 1-Bromo-4-fluorobenzene	25.0		25.00		100	79.7	120		0		

Sample ID: **2512274-014AMS** SampType: **MS** Units: **µg/L** Prep Date: **12/15/2025** RunNo: **105459**
Client ID: **MW-10-20251209** Batch ID: **50357** Analysis Date: **12/16/2025** SeqNo: **2199898**

Analyte	Result	RL	SPK value	SPK Ref Val	%REC	LowLimit	HighLimit	RPD Ref Val	%RPD	RPDLimit	Qual
Vinyl chloride	21.8	0.200	20.00	0.2339	108	70.9	160				
1,1-Dichloroethene	23.6	0.500	20.00	0	118	80	160				
trans-1,2-Dichloroethene	20.8	0.500	20.00	0.2601	103	80	134				
cis-1,2-Dichloroethene	19.8	0.500	20.00	0.3208	97.4	78.2	137				
Trichloroethene (TCE)	22.5	0.500	20.00	0	112	80	133				
Tetrachloroethene (PCE)	23.0	0.500	20.00	0	115	80	153				

Work Order: 2512274
CLIENT: Aspect Consulting
Project: Maddux

QC SUMMARY REPORT

Volatile Organic Compounds by EPA 8260D

Sample ID: **2512274-014AMS** SampType: **MS** Units: **µg/L** Prep Date: **12/15/2025** RunNo: **105459**
Client ID: **MW-10-20251209** Batch ID: **50357** Analysis Date: **12/16/2025** SeqNo: **2199898**

Analyte	Result	RL	SPK value	SPK Ref Val	%REC	LowLimit	HighLimit	RPD Ref Val	%RPD	RPDLimit	Qual
Surr: Dibromofluoromethane	24.1		25.00		96.3	79.9	122				
Surr: Toluene-d8	23.9		25.00		95.5	80	121				
Surr: 1-Bromo-4-fluorobenzene	24.5		25.00		98.0	79.7	120				

Sample Log-In Check List

Client Name:	AC	Work Order Number:	2512274
Logged by:	Clare Griggs	Date Received:	12/9/2025 5:00:00 PM

Chain of Custody

1.	Is Chain of Custody complete?	Yes ☑	No ☐	Not Present ☐
2.	How was the sample delivered?	Client		

Log In

3.	Custody Seals present on shipping container/cooler? (Refer to comments for Custody Seals not intact)	Yes ☐	No ☐	Not Present ☑
4.	Was an attempt made to cool the samples?	Yes ☑	No ☐	NA ☐
5.	Were all items received at a temperature of >2°C to 6°C *	Yes ☑	No ☐	NA ☐
6.	Sample(s) in proper container(s)?	Yes ☑	No ☐	
7.	Sufficient sample volume for indicated test(s)?	Yes ☑	No ☐	
8.	Are samples properly preserved?	Yes ☑	No ☐	
9.	Was preservative added to bottles?	Yes ☐	No ☑	NA ☐
10.	Is there headspace in the VOA vials?	Yes ☐	No ☑	NA ☐
11.	Did all samples containers arrive in good condition(unbroken)?	Yes ☑	No ☐	
12.	Does paperwork match bottle labels?	Yes ☑	No ☐	
13.	Are matrices correctly identified on Chain of Custody?	Yes ☑	No ☐	
14.	Is it clear what analyses were requested?	Yes ☑	No ☐	
15.	Were all hold times (except field parameters, pH e.g.) able to be met?	Yes ☑	No ☐	

Special Handling (if applicable)

16. Was client notified of all discrepancies with this order? Yes ☐ No ☐ NA ☑

Person Notified:		Date:	
By Whom:		Via:	☐ eMail ☐ Phone ☐ Fax ☐ In Person
Regarding:			
Client Instructions:			

17. Additional remarks:

Item Information

Item #	Temp °C
Sample	4.3

* Note: DoD/ELAP and TNI require items to be received at 4°C +/- 2°C

Chain of Custody Record & Laboratory Services Agreement

Alliance TECHNICAL GROUP
3600 Fremont Ave N.
Seattle, WA 98103
Tel: 206-352-3790

Date: 12/09/25 Page: 1 of: 2

Laboratory Project No (internal): 2512274

Project Name: Maddux

Special Remarks: WO - C01 - AS160324N - 9413
NWTPH-Dx with and without Silica gel cleanup
Report OR0 as DRO if chromatogram resembles diesel

Client: Aspect / Geosyntec

Project No: AS160324

Address: 801 5th Ave, Suite 2200

Collected by: KKL + FCE

City, State, Zip: Seattle, WA, 98104

Location: Maddux

Telephone: (954) 654-3729

Report To (PM): Risi Nasr, Hannah Cohen

Disposal: Samples will be disposed in 30 days unless otherwise requested. ☐ Retain volume (specify above) ☐ Return to client

Email(s): Risi.Nasr@geosyntec.com, Hannah.Cohen@geosyntec.com

* RSK-175

Sample Name	Sample Date	Sample Time	Sample Type (Matrix)*	# of Cont.	VOCs (EPA 8260 / 624)	BTEX	Gasoline Range Organics (GX)	Hydrocarbon Identification (HCID)	Diesel/Heavy Oil Range Organics (DX)	SVOCs (EPA 8270 / 625)	PAHs (EPA 8270 - SIM)	PCBs (EPA 8082 / 608)	Metals** (EPA 6020 / 200.8)	Total (T)	Dissolved (D)	Anions (IC)***	EDB (8011)	Ethane, Ethene, Methane *	TOC EPA 415.1	Alkalinity EPA 310.2	Comments
1 AMW-24-20251209	12/09/25	0850	GW	9	X								X		D	X		X	X	X	
2 AMW-11-20251209	12/09/25	0850	GW	3	X																
3 AMW-15-20251209		0920		9	X								X		D	X		X	X	X	
4 AMW-18-20251209		1005		3	X																
5 AMW-25-20251209		1010		3	X																
6 AMW-16-20251209		1140		10	X			X					X		D	X		X	X	X	NWTPH-Dx with and without SGC
7 HC-MW-05-20251209		1155		9	X								X		D	X		X	X	X	
8 DUP-01-20251209		1200		10	X			X					X		D	X		X	X	X	
9 AMW-20-20251209		1245		10	X			X					X		D	X		X	X	X	NWTPH-Dx with and without SGC
10 HC-MW-06-20251209		1315		3	X																

*Matrix: A = Air, AQ = Aqueous, B = Bulk, O = Other, P = Product, S = Soil, SD = Sediment, SL = Solid, W = Water, DW = Drinking Water, GW = Ground Water, SW = Storm Water, WW = Waste Water

**Metals (Circle): MTCA-5 RCRA-8 Priority Pollutants TAL *Individual:* Ag Al As B Ba Be Ca Cd Co Cr Cu Fe Hg K Mg Mn Mo Na Ni Pb Sb Se Sr Sn Ti Tl V Zn

***Anions (Circle): Nitrate Nitrite Chloride Sulfate Bromide O-Phosphate Fluoride Nitrate+Nitrite

Turn-around Time:
☒ Standard ☐ Next Day
☐ 3 Day ☐ Same Day
☐ 2 Day ☐ (specify)

I represent that I am authorized to enter into this Agreement with Fremont Analytical on behalf of the Client named above, that I have verified Client's agreement to each of the terms on the front and backside of this Agreement.

Relinquished (Signature)	Print Name	Date/Time	Received (Signature)	Print Name	Date/Time
x [signature]	Kelden Larsen	12/09/25 1657	x [signature]	Emma Gerard	12/9/25 5PM
Relinquished (Signature)	Print Name	Date/Time	Received (Signature)	Print Name	Date/Time
x			x		

Chain of Custody Record & Laboratory Services Agreement

Alliance TECHNICAL GROUP
3600 Fremont Ave N.
Seattle, WA 98103
Tel: 206-352-3790

Date: 12/09/25 Page: 2 of: 2

Laboratory Project No (internal): 2512274

Project Name: Maddux

Project No: AS160324

Collected by: KNL + FCF

Location: Maddux

Report To (PM): Risi Naa, Hannah Cohen

Client: Aspect / Geosyntec

Address: 801 5th Ave, Suite 2200

City, State, Zip: Seattle, WA, 98104

Telephone: (954) 654-3729

Email(s): Risi.Naa@geosyntec.com, Hannah.Cohen@geosyntec.com.

Special Remarks: WO-C01-AS160324N-4413
NWTPH-Dx with and without Silica Gel cleanup
Report ORO as DRO if chromatogram resembles diesel

Disposal: Samples will be disposed in 30 days unless otherwise requested.
☐ Retain volume (specify above) ☐ Return to client

*RSK-175

	Sample Name	Sample Date	Sample Time	Sample Type (Matrix)*	# of Cont.	SVOCs (EPA 8260 / 624)	BTEX	Gasoline Range Organics (GX)	Hydrocarbon Identification (HCID)	Diesel/Heavy Oil Range Organics (DX)	SVOCs (EPA 8270 / 625)	PAHs (EPA 8270 - SIM)	PCBs (EPA 8082 / 608)	Metals** (EPA 6020 / 200.8)	Total (T) / Dissolved (D)	Anions (IC)***	EDB (8011)	Ethane, Ethene, Methane*	TOC EPA 415.1	Alkalinity EPA 310.2		Comments
1	AMW-23-20251209	12/09/25	1335	GW	3	X																
2	MW-07-20251209	12/09/25	1410	GW	3	X																
3	AMW-17-20251209	12/09/25	1415	GW	10	X				X				X	D	X		X	X	X		W and W/O SGC
4	MW-10-20251209	12/09/25	1500	GW	4	X				X												W and W/O SGC
5	AMW-29-20251209	12/09/25	1520	GW	3	X																
6	TB-20251209	12/09/25	–	GW	1	X																
7																						
8																						
9																						
10																						

*Matrix: A = Air, AQ = Aqueous, B = Bulk, O = Other, P = Product, S = Soil, SD = Sediment, SL = Solid, W = Water, DW = Drinking Water, GW = Ground Water, SW = Storm Water, WW = Waste Water

**Metals (Circle): MTCA-5 RCRA-8 Priority Pollutants TAL *Individual:* Ag Al As B Ba Be Ca Cd Co Cr Cu Fe Hg K Mg Mn Mo Na Ni Pb Sb Se Sr Sn Ti Tl V Zn

***Anions (Circle): Nitrate Nitrite Chloride Sulfate Bromide O-Phosphate Fluoride Nitrate+Nitrite

I represent that I am authorized to enter into this Agreement with Fremont Analytical on behalf of the Client named above, that I have verified Client's agreement to each of the terms on the front and backside of this Agreement.

Turn-around Time:
☒ Standard ☐ Next Day
☐ 3 Day ☐ Same Day
☐ 2 Day (specify)

Relinquished (Signature)	Print Name	Date/Time	Received (Signature)	Print Name	Date/Time
x Neldenkarsen	Neldenkarsen	12/09/25 1657	x [signature]	Anna Gerrard	12/9/25 5PM
x			x		

Analytical Resources, LLC
Analytical Chemists and Consultants
Tukwila, WA

07 January 2026

Brianna Barnes
Alliance Technical Group, LLC.
3600 Fremont Avenue
Seattle, WA 98103

RE: TOC (2512274)

Please find enclosed sample receipt documentation and analytical results for samples from the project referenced above.

Sample analyses were performed according to ARI's Quality Assurance Plan and any provided project specific Quality Assurance Plan. Each analytical section of this report has been approved and reviewed by an analytical peer, the appropriate Laboratory Supervisor or qualified substitute, and a technical reviewer.

Should you have any questions or problems, please feel free to contact us at your convenience.

Associated Work Order(s)	Associated SDG ID(s)
25L0239	N/A

I certify that this data package is in compliance with the terms and conditions of the contract, both technically and for completeness, for other than the conditions detailed in the enclose Narrative. ARI, an accredited laboratory, certifies that the report results for which ARI is accredited meets all the requirements of the accrediting body. A list of certified analyses, accreditations, and expiration dates is included in this report.

Release of the data contained in this hardcopy data package has been authorized by the Laboratory Manager or his/her designee, as verified by the following signature.



Phillip Bates, Project Manager

ACCREDITED IN ACCORDANCE WITH nelac
Cert# 100006-018

CHAIN OF CUSTODY RECORD

Omega COCID 2595	PAGE: 1	OF: 1

ADDRESS
Alliance Technical Group, LLC - Seattle
3600 Fremont Ave N
Seattle, WA 98103
TEL: 206-352-3790
FAX: 206-352-7178
Website: www.fremontanalytical.com

25L0239

SUB CONTRATOR: **ARI** COMPANY: **Analytical Resources Inc.**

ADDRESS: **4611 South 134th Place, Suite 100**

CITY, STATE, ZIP: **Tukwila, WA 98168**

PHONE: **(206) 695-6200** FAX: EMAIL:

ACCOUNT #:

SPECIAL INSTRUCTIONS / COMMENTS:
Standard TAT. Please email results to SEA.PM@alliancetg.com and invoices to both SEA.PM@alliancetg.com and ap@alliancetg.com.

ITEM #	SAMPLE ID	Client Sample ID	Bottle Type	MATRIX	DATE COLLECTED	NUMBER OF CONTAINERS	ANALYTICAL PARAMETERS: C-TOC-W-5310C	COMMENTS: Methanol Preserved Weights, HOT Sample Notation, Additional Sample Description, etc.
1	2512274-001	AMW-24-202512	AMBER 250	Groundwat	12/9/2025 8:50:00 AM	1	√	TOC 5310
2	2512274-003	AMW-15-202512	AMBER 250	Groundwat	12/9/2025 9:20:00 AM	1	√	TOC 5310
3	2512274-006	AMW-16-202512	AMBER 250	Groundwat	12/9/2025 11:40:00 AM	1	√	TOC 5310
4	2512274-007	HC-MW-05-2025	AMBER 250	Groundwat	12/9/2025 11:55:00 AM	1	√	TOC 5310
5	2512274-008	DUP-01-2025120	AMBER 250	Groundwat	12/9/2025 12:00:00 PM	1	√	TOC 5310
6	2512274-009	AMW-20-202512	AMBER 250	Groundwat	12/9/2025 12:45:00 PM	1	√	TOC 5310
7	2512274-013	AMW-17-202512	AMBER 250	Groundwat	12/9/2025 2:15:00 PM	1	√	TOC 5310

Relinquished By:	Date:	Time:	Received By:	Date:	Time:
	12/10/25	9:45AM		12/10/25	1127
Relinquished By:	Date:	Time:	Received By:	Date:	Time:
Relinquished By:	Date:	Time:	Received By:	Date:	Time:

TAT: Standard ☐ **RUSH** Next BD ☐ 2nd BD ☐ 3rd BD ☐

Note: RUSH requests will incur surcharges!

REPORT TRANSMITTAL DESIRED:
☐ HARDCOPY (extra cost) ☐ FAX ☐ EMAIL ☐ ONLINE

FOR LAB USE ONLY
Temp of samples _____ °C Attempt to Cool ? _____
Comments: _____

Alliance Technical Group, LLC.	Project: TOC	
3600 Fremont Avenue	Project Number: 2512274	**Reported:**
Seattle WA, 98103	Project Manager: Brianna Barnes	07-Jan-2026 13:01

ANALYTICAL REPORT FOR SAMPLES

Sample ID	Laboratory ID	Matrix	Date Sampled	Date Received
AWM-24-20251209	25L0239-01	Water	09-Dec-2025 08:50	10-Dec-2025 11:27
AWM-15-20251209	25L0239-02	Water	09-Dec-2025 09:20	10-Dec-2025 11:27
AWM-16-20251209	25L0239-03	Water	09-Dec-2025 11:40	10-Dec-2025 11:27
HC-MW-05-20251209	25L0239-04	Water	09-Dec-2025 11:55	10-Dec-2025 11:27
DUP-01-20251209	25L0239-05	Water	09-Dec-2025 12:00	10-Dec-2025 11:27
AMW-20-20251209	25L0239-06	Water	09-Dec-2025 12:45	10-Dec-2025 11:27
AMW-17-20251209	25L0239-07	Water	09-Dec-2025 14:15	10-Dec-2025 11:27

Alliance Technical Group, LLC.	Project: TOC	
3600 Fremont Avenue	Project Number: 2512274	**Reported:**
Seattle WA, 98103	Project Manager: Brianna Barnes	07-Jan-2026 13:01

Work Order Case Narrative

Client: Alliance Technical Group, LLC.
Project: TOC
Project Number: 2512274
Work Order: 25L0239

Sample receipt

The sample(s) as listed on the preceding page were received 10-Dec-2025 11:27 under ARI work order 25L0239. For details regarding sample receipt, please refer to the Cooler Receipt Form.

Wet Chemistry

The sample(s) were prepared and analyzed within the recommended holding times.

Initial and continuing calibrations were within method requirements.

The method blank(s) were clean at the reporting limits.

The blank spike (BS/LCS) percent recoveries were within control limits.

WORK ORDER

25L0239

Client: Alliance Technical Group, LLC. **Project Manager:** Phillip Bates

Project: TOC **Project Number:** 2512274

Preservation Confirmation

Container ID	Container Type	pH	pH Paper Lot#: N000119		
25L0239-01 A	Glass NM, Amber, 250 mL, 9N H2SO4		LZ	pass	(P)
25L0239-02 A	Glass NM, Amber, 250 mL, 9N H2SO4		LZ	P	
25L0239-03 A	Glass NM, Amber, 250 mL, 9N H2SO4		LZ	P	
25L0239-04 A	Glass NM, Amber, 250 mL, 9N H2SO4		LZ	P	
25L0239-05 A	Glass NM, Amber, 250 mL, 9N H2SO4		LZ	P	
25L0239-06 A	Glass NM, Amber, 250 mL, 9N H2SO4		LZ	P	
25L0239-07 A	Glass NM, Amber, 250 mL, 9N H2SO4		LZ	P	

PIB — Preservation Confirmed By

12/10/25 — Date

Reviewed By

Date

Analytical Resources, LLC
Analytical Chemists and Consultants

Cooler Receipt Form

ARI Client: Alliance Project Name: TOC

COC No(s): NA Delivered by: Fed-Ex UPS Courier Hand Delivered Other:

Assigned ARI Job No: 25L0239 Tracking No: NA

Preliminary Examination Phase:

Were intact, properly signed and dated custody seals attached to the outside of the cooler?	YES	NO
Were custody papers included with the cooler?	YES	NO
Were custody papers properly filled out (ink, signed, etc.)	YES	NO
Temperature of Cooler(s) (°C) Time 1127 ____ ____ 3.9 ____ ____ ____ Temp Gun ID#: 3117		
Was a temperature blank included in the cooler?	YES	NO
Were coolers received between 0°- 6° (°C)	YES	NO
Was an attempt made to cool the samples?	NA YES	NO

Cooler Accepted by: NDT Date: 12/10/25 Time: 1127

Complete custody forms and attach all shipping documents

Log-In Phase:

What kind of packing material was used? Bubble Wrap Wet Ice Gel Packs Baggies Foam Block N/A Other:

Are any samples that were out of temperature compliance documented in LIMS?		YES	NO
How were bottles sealed in plastic bags?	Individually	Grouped	Not
Did all bottles arrive in good condition (unbroken)?		YES	NO
Were all bottle labels complete and legible?		YES	NO
Did the number of containers listed on COC match with the number of containers received?		YES	NO
Did all bottle labels and tags agree with custody papers?		YES	NO
Were all bottles used correct for the requested analyses?		YES	NO
Do any of the analyses (bottles) require preservation? (attach preservation sheet, excluding VOCs)	NA	YES	NO
Were all VOC vials free of air bubbles?	NA	YES	NO
Was sufficient amount of sample sent in each bottle?		YES	NO
Date VOC Trip Blank was made at ARI	NA		

Were the sample(s) split by ARI? NA YES Date/Time: Equipment: Split by:

Samples Logged by: PIB Date: 12/10/25 Time: 16:53 Labels checked by: PIB

***** Notify Project Manager of discrepancies or concerns *****

Additional Notes, Discrepancies, & Resolutions:

By: Date:

Alliance Technical Group, LLC.	Project: TOC	
3600 Fremont Avenue	Project Number: 2512274	**Reported:**
Seattle WA, 98103	Project Manager: Brianna Barnes	07-Jan-2026 13:01

AWM-24-20251209

25L0239-01 (Water)

Wet Chemistry

Method: SM 5310 B-11 — Sampled: 12/09/2025 08:50

Instrument: TOC-LCSH Analyst: RMS — Analyzed: 01/02/2026 07:38

Sample Preparation: Preparation Method: No Prep Wet Chem — Extract ID: 25L0239-01 A

Preparation Batch: BNL0646 — Sample Size: 20 mL

Prepared: 12/31/2025 — Final Volume: 20 mL

Analyte	CAS Number	Dilution	Detection Limit	Reporting Limit	Result	Units	Notes
Total Organic Carbon		1	0.50	0.50	24.78	mg/L	

Alliance Technical Group, LLC.	Project: TOC	
3600 Fremont Avenue	Project Number: 2512274	**Reported:**
Seattle WA, 98103	Project Manager: Brianna Barnes	07-Jan-2026 13:01

AWM-15-20251209

25L0239-02RE1 (Water)

Wet Chemistry

Method: SM 5310 B-11 — Sampled: 12/09/2025 09:20

Instrument: TOC-LCSH Analyst: RMS — Analyzed: 01/05/2026 04:53

Sample Preparation: Preparation Method: No Prep Wet Chem — Extract ID: 25L0239-02RE1 A

Preparation Batch: BNL0646

Prepared: 12/31/2025

Sample Size: 20 mL

Final Volume: 20 mL

Analyte	CAS Number	Dilution	Detection Limit	Reporting Limit	Result	Units	Notes
Total Organic Carbon		1	0.50	0.50	33.16	mg/L	

Alliance Technical Group, LLC.	Project: TOC	
3600 Fremont Avenue	Project Number: 2512274	**Reported:**
Seattle WA, 98103	Project Manager: Brianna Barnes	07-Jan-2026 13:01

AWM-16-20251209

25L0239-03 (Water)

Wet Chemistry

Method: SM 5310 B-11 — Sampled: 12/09/2025 11:40

Instrument: TOC-LCSH Analyst: RMS — Analyzed: 01/02/2026 08:22

Sample Preparation: Preparation Method: No Prep Wet Chem — Extract ID: 25L0239-03 A

Preparation Batch: BNL0646

Prepared: 12/31/2025

Sample Size: 20 mL

Final Volume: 20 mL

Analyte	CAS Number	Dilution	Detection Limit	Reporting Limit	Result	Units	Notes
Total Organic Carbon		1	0.50	0.50	32.34	mg/L	

Alliance Technical Group, LLC.	Project: TOC	
3600 Fremont Avenue	Project Number: 2512274	**Reported:**
Seattle WA, 98103	Project Manager: Brianna Barnes	07-Jan-2026 13:01

HC-MW-05-20251209

25L0239-04 (Water)

Wet Chemistry

Method: SM 5310 B-11 — Sampled: 12/09/2025 11:55

Instrument: TOC-LCSH Analyst: RMS — Analyzed: 01/02/2026 08:40

Sample Preparation: Preparation Method: No Prep Wet Chem — Extract ID: 25L0239-04 A

Preparation Batch: BNL0646 — Sample Size: 20 mL

Prepared: 12/31/2025 — Final Volume: 20 mL

Analyte	CAS Number	Dilution	Detection Limit	Reporting Limit	Result	Units	Notes
Total Organic Carbon		1	0.50	0.50	22.49	mg/L	

Alliance Technical Group, LLC.	Project: TOC	
3600 Fremont Avenue	Project Number: 2512274	**Reported:**
Seattle WA, 98103	Project Manager: Brianna Barnes	07-Jan-2026 13:01

DUP-01-20251209

25L0239-05 (Water)

Wet Chemistry

Method: SM 5310 B-11 — Sampled: 12/09/2025 12:00

Instrument: TOC-LCSH Analyst: RMS — Analyzed: 01/02/2026 08:59

Sample Preparation: Preparation Method: No Prep Wet Chem — Extract ID: 25L0239-05 A

Preparation Batch: BNL0646

Prepared: 12/31/2025

Sample Size: 20 mL

Final Volume: 20 mL

Analyte	CAS Number	Dilution	Detection Limit	Reporting Limit	Result	Units	Notes
Total Organic Carbon		1	0.50	0.50	29.81	mg/L	

Alliance Technical Group, LLC.	Project: TOC	
3600 Fremont Avenue	Project Number: 2512274	**Reported:**
Seattle WA, 98103	Project Manager: Brianna Barnes	07-Jan-2026 13:01

AMW-20-20251209

25L0239-06 (Water)

Wet Chemistry

Method: SM 5310 B-11 — Sampled: 12/09/2025 12:45

Instrument: TOC-LCSH Analyst: RMS — Analyzed: 01/02/2026 09:17

Sample Preparation: Preparation Method: No Prep Wet Chem — Extract ID: 25L0239-06 A

Preparation Batch: BNL0646

Prepared: 12/31/2025

Sample Size: 20 mL

Final Volume: 20 mL

Analyte	CAS Number	Dilution	Detection Limit	Reporting Limit	Result	Units	Notes
Total Organic Carbon		1	0.50	0.50	29.41	mg/L	

Alliance Technical Group, LLC.	Project: TOC	
3600 Fremont Avenue	Project Number: 2512274	**Reported:**
Seattle WA, 98103	Project Manager: Brianna Barnes	07-Jan-2026 13:01

AMW-17-20251209

25L0239-07 (Water)

Wet Chemistry

Method: SM 5310 B-11 — Sampled: 12/09/2025 14:15

Instrument: TOC-LCSH Analyst: RMS — Analyzed: 01/02/2026 10:21

Sample Preparation: Preparation Method: No Prep Wet Chem — Extract ID: 25L0239-07 A

Preparation Batch: BNL0646

Prepared: 12/31/2025

Sample Size: 20 mL

Final Volume: 20 mL

Analyte	CAS Number	Dilution	Detection Limit	Reporting Limit	Result	Units	Notes
Total Organic Carbon		1	0.50	0.50	29.25	mg/L	

Alliance Technical Group, LLC.	Project: TOC	
3600 Fremont Avenue	Project Number: 2512274	**Reported:**
Seattle WA, 98103	Project Manager: Brianna Barnes	07-Jan-2026 13:01

Analysis by: Analytical Resources, LLC

Wet Chemistry - Quality Control

Batch BNL0646 - SM 5310 B-11 in Water

Instrument: TOC-LCSH Analyst: RMS

QC Sample/Analyte	Result	Detection Limit	Reporting Limit	Units	Spike Level	Source Result	%REC	%REC Limits	RPD	RPD Limit	Notes
Blank (BNL0646-BLK1)					Prepared: 31-Dec-2025 Analyzed: 02-Jan-2026 07:03						
Total Organic Carbon	ND	0.50	0.50	mg/L							U
LCS (BNL0646-BS1)					Prepared: 31-Dec-2025 Analyzed: 02-Jan-2026 07:20						
Total Organic Carbon	20.11	0.50	0.50	mg/L	20.00		101	90-110			

Alliance Technical Group, LLC.	Project: TOC	
3600 Fremont Avenue	Project Number: 2512274	**Reported:**
Seattle WA, 98103	Project Manager: Brianna Barnes	07-Jan-2026 13:01

Uncertified Analytes included in this Report

Analysis Matrix & Analyte
None

Certified Analyses included in this Report

Analysis Matrix & Analyte	Certification Codes
SM 5310 B-11 in Water	
Total Organic Carbon	WADOE,NELAP

Certifications

Code	Description	Number	Expires
NELAP	ORELAP - Oregon Laboratory Accreditation Program	WA100006-018	05/12/2026
WADOE	WA Dept of Ecology	C558	06/30/2026

Alliance Technical Group, LLC.	Project:	TOC	
3600 Fremont Avenue	Project Number:	2512274	**Reported:**
Seattle WA, 98103	Project Manager:	Brianna Barnes	07-Jan-2026 13:01

Notes and Definitions

U	This analyte is not detected above the reporting limit (RL) or if noted, not detected above the limit of detection (LOD).
DET	Analyte DETECTED
ND	Analyte NOT DETECTED at or above the reporting limit
NR	Not Reported
dry	Sample results reported on a dry weight basis
RPD	Relative Percent Difference
[2C]	Indicates this result was quantified on the second column on a dual column analysis.
!	Indicates that ARL is NOT ACCREDITED for this parameter in samples logged as 'Drinking Water'
#	Indicates that ARL is NOT ACCREDITED for this parameter in this analysis and matrix.

3600 Fremont Ave N
Seattle, WA 98103
T: (206) 352-3790
F: (206) 352-7178
info@fremontanalytical.com

Aspect Consulting
Risi Naa
710 2nd Ave, Suite 550
Seattle, WA 98104

RE: Maddux, AS160324
Work Order Number: 2512313

January 07, 2026

Attention Risi Naa:

Alliance Technical Group, LLC - Seattle received 4 sample(s) on 12/10/2025 for the analyses presented in the following report.

Diesel & Oil by NWTPH-Dx with Silica Gel Treatment
Diesel and Heavy Oil by NWTPH-Dx
Dissolved Gases by RSK-175
Dissolved Metals by EPA 6020B
Ion Chromatography by EPA 300.0
Total Alkalinity by EPA 310.2
Total Organic Carbon by SM 5310C
Volatile Organic Compounds by EPA 8260D

All analyses were performed according to our accredited Quality Assurance program. Please contact the laboratory if you should have any questions about the results.

Alliance Technical Group is committed to accuracy, speed, and customer service. Thank you for choosing Alliance Technical Group's Seattle laboratory team for your analytical needs. We appreciate this opportunity to serve you!

Sincerely,

Lyann Rivera
Project Manager

CC:
Hannah Cohen
Marc Chalfant

Date: *01/07/2026*

CLIENT: Aspect Consulting
Project: Maddux
Work Order: 2512313

Work Order Sample Summary

Lab Sample ID	Client Sample ID	Date/Time Collected	Date/Time Received
2512313-001	AMW-26-20251210	12/10/2025 8:55 AM	12/10/2025 2:28 PM
2512313-002	AMW-27-20251210	12/10/2025 9:05 AM	12/10/2025 2:28 PM
2512313-003	AMW-28-20251210	12/10/2025 9:40 AM	12/10/2025 2:28 PM
2512313-004	MW-05-20251210	12/10/2025 10:05 AM	12/10/2025 2:28 PM

Note: If no "Time Collected" is supplied, a default of 12:00AM is assigned

Case Narrative

WO#: **2512313**

Date: **1/7/2026**

CLIENT: Aspect Consulting
Project: Maddux

I. SAMPLE RECEIPT:
Samples receipt information is recorded on the attached Sample Receipt Checklist.

II. GENERAL REPORTING COMMENTS:
Results are reported on a wet weight basis unless dry-weight correction is denoted in the units field on the analytical report ("mg/kg-dry" or "ug/kg-dry").

Matrix Spike (MS) and MS Duplicate (MSD) samples are tested from an analytical batch of "like" matrix to check for possible matrix effect. The MS and MSD will provide site specific matrix data only for those samples which are spiked by the laboratory. The sample chosen for spike purposes may or may not have been a sample submitted in this sample delivery group. The validity of the analytical procedures for which data is reported in this analytical report is determined by the Laboratory Control Sample (LCS) and the Method Blank (MB). The LCS and the MB are processed with the samples and the MS/MSD to ensure method criteria are achieved throughout the entire analytical process.

III. ANALYSES AND EXCEPTIONS:
Exceptions associated with this report will be footnoted in the analytical results page(s) or the quality control summary page(s) and/or noted below.
2512313-002D
C-TOC-W-5310C has been Sub Contracted.

Qualifiers:

* - Flagged value is not within established control limits
B - Analyte detected in the associated Method Blank
D - Dilution was required
E - Value above quantitation range
H - Holding times for preparation or analysis exceeded
I - Analyte with an internal standard that does not meet established acceptance criteria
J - Analyte detected below Reporting Limit
N - Tentatively Identified Compound (TIC)
Q - Analyte with an initial or continuing calibration that does not meet established acceptance criteria
S - Spike recovery outside accepted recovery limits
ND - Not detected at the Reporting Limit
R - High relative percent difference observed

Acronyms:

%Rec - Percent Recovery
CCB - Continued Calibration Blank
CCV - Continued Calibration Verification
DF - Dilution Factor
DUP - Sample Duplicate
HEM - Hexane Extractable Material
ICV - Initial Calibration Verification
LCS/LCSD - Laboratory Control Sample / Laboratory Control Sample Duplicate
MCL - Maximum Contaminant Level
MB or MBLANK - Method Blank
MDL - Method Detection Limit
MS/MSD - Matrix Spike / Matrix Spike Duplicate
PDS - Post Digestion Spike
Ref Val - Reference Value
REP - Sample Replicate
RL - Reporting Limit
RPD - Relative Percent Difference
SD - Serial Dilution
SGT - Silica Gel Treatment
SPK - Spike
Surr - Surrogate

Analytical Report

Work Order: **2512313**
Date Reported: **1/7/2026**

Client: Aspect Consulting
Collection Date: 12/10/2025 8:55:00 AM
Project: Maddux
Lab ID: 2512313-001
Matrix: Groundwater
Client Sample ID: **AMW-26-20251210**

Analyses	Result	RL	Qual	Units	DF	Date Analyzed
Volatile Organic Compounds by EPA 8260D				Batch ID: 50371		Analyst: KJ
Vinyl chloride	ND	0.200		µg/L	1	12/16/2025 9:34:26 AM
1,1-Dichloroethene	ND	0.500		µg/L	1	12/16/2025 9:34:26 AM
trans-1,2-Dichloroethene	ND	0.500		µg/L	1	12/16/2025 9:34:26 AM
cis-1,2-Dichloroethene	4.56	0.500		µg/L	1	12/16/2025 9:34:26 AM
Trichloroethene (TCE)	1.10	0.500		µg/L	1	12/16/2025 9:34:26 AM
Tetrachloroethene (PCE)	2.19	0.500		µg/L	1	12/16/2025 9:34:26 AM
Surr: Dibromofluoromethane	93.5	79.9 - 122		%Rec	1	12/16/2025 9:34:26 AM
Surr: Toluene-d8	97.6	80 - 121		%Rec	1	12/16/2025 9:34:26 AM
Surr: 1-Bromo-4-fluorobenzene	99.6	79.7 - 120		%Rec	1	12/16/2025 9:34:26 AM

Analytical Report

Work Order: **2512313**
Date Reported: **1/7/2026**

Client: Aspect Consulting
Collection Date: 12/10/2025 9:05:00 AM
Project: Maddux
Lab ID: 2512313-002
Matrix: Groundwater
Client Sample ID: **AMW-27-20251210**

Analyses	Result	RL	Qual	Units	DF	Date Analyzed
Dissolved Gases by RSK-175				Batch ID: R10539		Analyst: BCA
Methane	0.181	0.00500		mg/L	1	12/12/2025 11:57:00 AM
Ethene	ND	0.0100		mg/L	1	12/12/2025 11:57:00 AM
Ethane	ND	0.0100		mg/L	1	12/12/2025 11:57:00 AM
Diesel and Heavy Oil by NWTPH-Dx				Batch ID: 50366		Analyst: ZD
Diesel Range Organics	ND	95.2		µg/L	1	12/17/2025 4:33:32 PM
Heavy Oil	ND	143		µg/L	1	12/17/2025 4:33:32 PM
Total Petroleum Hydrocarbons	ND	238		µg/L	1	12/17/2025 4:33:32 PM
Surr: 2-Fluorobiphenyl	80.0	50 - 150		%Rec	1	12/17/2025 4:33:32 PM
Surr: o-Terphenyl	85.5	50 - 150		%Rec	1	12/17/2025 4:33:32 PM
Diesel & Oil by NWTPH-Dx with Silica Gel Treatment				Batch ID: 50366		Analyst: ZD
Diesel Range Organics	ND	95.2		µg/L	1	12/22/2025 4:17:30 PM
Heavy Oil	ND	143		µg/L	1	12/22/2025 4:17:30 PM
Total Petroleum Hydrocarbons	ND	238		µg/L	1	12/22/2025 4:17:30 PM
Surr: 2-Fluorobiphenyl	69.6	50 - 150		%Rec	1	12/22/2025 4:17:30 PM
Surr: o-Terphenyl	65.9	50 - 150		%Rec	1	12/22/2025 4:17:30 PM
Volatile Organic Compounds by EPA 8260D				Batch ID: 50371		Analyst: KJ
Vinyl chloride	1.41	0.200		µg/L	1	12/16/2025 11:07:49 AM
1,1-Dichloroethene	ND	0.500		µg/L	1	12/16/2025 11:07:49 AM
trans-1,2-Dichloroethene	ND	0.500		µg/L	1	12/16/2025 11:07:49 AM
cis-1,2-Dichloroethene	5.22	0.500		µg/L	1	12/16/2025 11:07:49 AM
Trichloroethene (TCE)	1.85	0.500		µg/L	1	12/16/2025 11:07:49 AM
Tetrachloroethene (PCE)	1.93	0.500		µg/L	1	12/16/2025 11:07:49 AM
Surr: Dibromofluoromethane	96.1	79.9 - 122		%Rec	1	12/16/2025 11:07:49 AM
Surr: Toluene-d8	92.1	80 - 121		%Rec	1	12/16/2025 11:07:49 AM
Surr: 1-Bromo-4-fluorobenzene	103	79.7 - 120		%Rec	1	12/16/2025 11:07:49 AM
Ion Chromatography by EPA 300.0				Batch ID: 50319		Analyst: BB
Chloride	76.6	4.00	D	mg/L	20	12/12/2025 10:15:00 AM
Nitrite (as N)	ND	0.200		mg/L	1	12/11/2025 3:58:00 AM
Nitrate (as N)	0.273	0.200		mg/L	1	12/11/2025 3:58:00 AM
Sulfate	72.5	10.0	D	mg/L	10	12/11/2025 6:03:00 PM

Analytical Report

Work Order: **2512313**
Date Reported: **1/7/2026**

Client: Aspect Consulting
Collection Date: 12/10/2025 9:05:00 AM
Project: Maddux
Lab ID: 2512313-002
Matrix: Groundwater
Client Sample ID: **AMW-27-20251210**

Analyses	Result	RL	Qual	Units	DF	Date Analyzed
Dissolved Metals by EPA 6020B				Batch ID: 50313		Analyst: ME
Iron	926	30.0		µg/L	1	12/11/2025 7:02:00 PM
Total Alkalinity by EPA 310.2				Batch ID: R10543		Analyst: NR
Alkalinity, Total (As CaCO3)	357	100	D	mg/L	10	12/15/2025 5:02:00 PM

Analytical Report

Work Order: **2512313**
Date Reported: **1/7/2026**

Client: Aspect Consulting
Collection Date: 12/10/2025 9:40:00 AM
Project: Maddux
Lab ID: 2512313-003
Matrix: Groundwater
Client Sample ID: **AMW-28-20251210**

Analyses	Result	RL	Qual	Units	DF	Date Analyzed
Diesel and Heavy Oil by NWTPH-Dx				Batch ID: 50366		Analyst: ZD
Diesel Range Organics	668	95.3		µg/L	1	12/19/2025 1:39:00 PM
Heavy Oil	ND	143		µg/L	1	12/19/2025 1:39:00 PM
Total Petroleum Hydrocarbons	668	238		µg/L	1	12/19/2025 1:39:00 PM
Surr: 2-Fluorobiphenyl	96.3	50 - 150		%Rec	1	12/19/2025 1:39:00 PM
Surr: o-Terphenyl	85.4	50 - 150		%Rec	1	12/19/2025 1:39:00 PM
NOTES: Chromatographic pattern indicates an unresolved complex mixture, which may be weathered and/or organic material						
Diesel & Oil by NWTPH-Dx with Silica Gel Treatment				Batch ID: 50366		Analyst: ZD
Diesel Range Organics	ND	95.3		µg/L	1	12/22/2025 4:29:07 PM
Heavy Oil	ND	143		µg/L	1	12/22/2025 4:29:07 PM
Total Petroleum Hydrocarbons	ND	238		µg/L	1	12/22/2025 4:29:07 PM
Surr: 2-Fluorobiphenyl	63.6	50 - 150		%Rec	1	12/22/2025 4:29:07 PM
Surr: o-Terphenyl	56.6	50 - 150		%Rec	1	12/22/2025 4:29:07 PM
Volatile Organic Compounds by EPA 8260D				Batch ID: 50371		Analyst: KJ
Vinyl chloride	0.605	0.200		µg/L	1	12/16/2025 11:33:08 AM
1,1-Dichloroethene	ND	0.500		µg/L	1	12/16/2025 11:33:08 AM
trans-1,2-Dichloroethene	ND	0.500		µg/L	1	12/16/2025 11:33:08 AM
cis-1,2-Dichloroethene	ND	0.500		µg/L	1	12/16/2025 11:33:08 AM
Trichloroethene (TCE)	ND	0.500		µg/L	1	12/16/2025 11:33:08 AM
Tetrachloroethene (PCE)	ND	0.500		µg/L	1	12/16/2025 11:33:08 AM
Surr: Dibromofluoromethane	95.0	79.9 - 122		%Rec	1	12/16/2025 11:33:08 AM
Surr: Toluene-d8	92.5	80 - 121		%Rec	1	12/16/2025 11:33:08 AM
Surr: 1-Bromo-4-fluorobenzene	101	79.7 - 120		%Rec	1	12/16/2025 11:33:08 AM

Analytical Report

Work Order: **2512313**
Date Reported: **1/7/2026**

Client: Aspect Consulting
Collection Date: 12/10/2025 10:05:00 AM
Project: Maddux
Lab ID: 2512313-004
Matrix: Groundwater
Client Sample ID: **MW-05-20251210**

Analyses	Result	RL	Qual	Units	DF	Date Analyzed
Diesel and Heavy Oil by NWTPH-Dx				Batch ID: 50366		Analyst: ZD
Diesel Range Organics	ND	95.0		µg/L	1	12/19/2025 4:00:16 PM
Heavy Oil	ND	143		µg/L	1	12/19/2025 4:00:16 PM
Total Petroleum Hydrocarbons	ND	238		µg/L	1	12/19/2025 4:00:16 PM
Surr: 2-Fluorobiphenyl	85.7	50 - 150		%Rec	1	12/19/2025 4:00:16 PM
Surr: o-Terphenyl	86.7	50 - 150		%Rec	1	12/19/2025 4:00:16 PM
Diesel & Oil by NWTPH-Dx with Silica Gel Treatment				Batch ID: 50366		Analyst: ZD
Diesel Range Organics	ND	95.0		µg/L	1	12/22/2025 4:40:50 PM
Heavy Oil	ND	143		µg/L	1	12/22/2025 4:40:50 PM
Total Petroleum Hydrocarbons	ND	238		µg/L	1	12/22/2025 4:40:50 PM
Surr: 2-Fluorobiphenyl	59.5	50 - 150		%Rec	1	12/22/2025 4:40:50 PM
Surr: o-Terphenyl	52.0	50 - 150		%Rec	1	12/22/2025 4:40:50 PM
Volatile Organic Compounds by EPA 8260D				Batch ID: 50371		Analyst: KJ
Vinyl chloride	1.79	0.200		µg/L	1	12/16/2025 11:58:25 AM
1,1-Dichloroethene	ND	0.500		µg/L	1	12/16/2025 11:58:25 AM
trans-1,2-Dichloroethene	ND	0.500		µg/L	1	12/16/2025 11:58:25 AM
cis-1,2-Dichloroethene	ND	0.500		µg/L	1	12/16/2025 11:58:25 AM
Trichloroethene (TCE)	ND	0.500		µg/L	1	12/16/2025 11:58:25 AM
Tetrachloroethene (PCE)	ND	0.500		µg/L	1	12/16/2025 11:58:25 AM
Surr: Dibromofluoromethane	94.9	79.9 - 122		%Rec	1	12/16/2025 11:58:25 AM
Surr: Toluene-d8	91.8	80 - 121		%Rec	1	12/16/2025 11:58:25 AM
Surr: 1-Bromo-4-fluorobenzene	100	79.7 - 120		%Rec	1	12/16/2025 11:58:25 AM

Work Order: 2512313
CLIENT: Aspect Consulting
Project: Maddux

QC SUMMARY REPORT

Total Alkalinity by EPA 310.2

Sample ID: **MB-105430**	SampType: **MBLK**			Units: **mg/L**		Prep Date: **12/15/2025**		RunNo: **105430**		
Client ID: **MBLKW**	Batch ID: **R105430**					Analysis Date: **12/15/2025**		SeqNo: **2199233**		
Analyte	Result	RL	SPK value	SPK Ref Val	%REC	LowLimit	HighLimit	RPD Ref Val	%RPD	RPDLimit	Qual
Alkalinity, Total (As CaCO3)	ND	10.0									

Sample ID: **LCS-105430**	SampType: **LCS**			Units: **mg/L**		Prep Date: **12/15/2025**		RunNo: **105430**		
Client ID: **LCSW**	Batch ID: **R105430**					Analysis Date: **12/15/2025**		SeqNo: **2199234**		
Analyte	Result	RL	SPK value	SPK Ref Val	%REC	LowLimit	HighLimit	RPD Ref Val	%RPD	RPDLimit	Qual
Alkalinity, Total (As CaCO3)	21.9	10.0	25.00	0	87.7	80	134				

Sample ID: **2512213-002CDUP**	SampType: **DUP**			Units: **mg/L**		Prep Date: **12/15/2025**		RunNo: **105430**		
Client ID: **BATCH**	Batch ID: **R105430**					Analysis Date: **12/15/2025**		SeqNo: **2199246**		
Analyte	Result	RL	SPK value	SPK Ref Val	%REC	LowLimit	HighLimit	RPD Ref Val	%RPD	RPDLimit	Qual
Alkalinity, Total (As CaCO3)	37.2	10.0						33.75	9.83	20	

Sample ID: **2512309-001CDUP**	SampType: **DUP**			Units: **mg/L**		Prep Date: **12/15/2025**		RunNo: **105430**		
Client ID: **BATCH**	Batch ID: **R105430**					Analysis Date: **12/15/2025**		SeqNo: **2200253**		
Analyte	Result	RL	SPK value	SPK Ref Val	%REC	LowLimit	HighLimit	RPD Ref Val	%RPD	RPDLimit	Qual
Alkalinity, Total (As CaCO3)	35.8	10.0						35.89	0.248	20	

Work Order: 2512313
CLIENT: Aspect Consulting
Project: Maddux

QC SUMMARY REPORT

Ion Chromatography by EPA 300.0

Sample ID: **MB-50319**	SampType: **MBLK**	Units: **mg/L**	Prep Date: **12/10/2025**	RunNo: **105373**
Client ID: **MBLKW**	Batch ID: **50319**		Analysis Date: **12/10/2025**	SeqNo: **2198247**

Analyte	Result	RL	SPK value	SPK Ref Val	%REC	LowLimit	HighLimit	RPD Ref Val	%RPD	RPDLimit	Qual
Chloride	ND	0.200									
Nitrite (as N)	ND	0.200									
Nitrate (as N)	ND	0.200									
Sulfate	ND	1.00									

Sample ID: **LCS-50319**	SampType: **LCS**	Units: **mg/L**	Prep Date: **12/10/2025**	RunNo: **105373**
Client ID: **LCSW**	Batch ID: **50319**		Analysis Date: **12/10/2025**	SeqNo: **2198248**

Analyte	Result	RL	SPK value	SPK Ref Val	%REC	LowLimit	HighLimit	RPD Ref Val	%RPD	RPDLimit	Qual
Chloride	0.712	0.200	0.7500	0	94.9	90	110				
Nitrite (as N)	0.710	0.200	0.7500	0	94.7	90	110				
Nitrate (as N)	0.709	0.200	0.7500	0	94.5	90	110				
Sulfate	3.57	1.00	3.750	0	95.2	90	110				

Sample ID: **2512309-001CDUP**	SampType: **DUP**	Units: **mg/L**	Prep Date: **12/10/2025**	RunNo: **105373**
Client ID: **BATCH**	Batch ID: **50319**		Analysis Date: **12/11/2025**	SeqNo: **2198262**

Analyte	Result	RL	SPK value	SPK Ref Val	%REC	LowLimit	HighLimit	RPD Ref Val	%RPD	RPDLimit	Qual
Chloride	43.5	0.200						43.44	0.172	20	E
Nitrite (as N)	ND	0.200						0		20	
Nitrate (as N)	0.276	0.200						0.2790	1.08	20	
Sulfate	59.0	1.00						58.77	0.330	20	E

Sample ID: **2512309-001CMS**	SampType: **MS**	Units: **mg/L**	Prep Date: **12/10/2025**	RunNo: **105373**
Client ID: **BATCH**	Batch ID: **50319**		Analysis Date: **12/11/2025**	SeqNo: **2198263**

Analyte	Result	RL	SPK value	SPK Ref Val	%REC	LowLimit	HighLimit	RPD Ref Val	%RPD	RPDLimit	Qual
Chloride	43.0	0.200	0.7500	43.44	-65.2	80	120				ES
Nitrite (as N)	2.67	0.200	0.7500	0	356	80	120				S
Nitrate (as N)	0.981	0.200	0.7500	0.2790	93.6	80	120				

Work Order: 2512313
CLIENT: Aspect Consulting
Project: Maddux

QC SUMMARY REPORT

Ion Chromatography by EPA 300.0

Sample ID: **2512309-001CMS** SampType: **MS** Units: **mg/L** Prep Date: **12/10/2025** RunNo: **105373**
Client ID: **BATCH** Batch ID: **50319** Analysis Date: **12/11/2025** SeqNo: **2198263**

Analyte	Result	RL	SPK value	SPK Ref Val	%REC	LowLimit	HighLimit	RPD Ref Val	%RPD	RPDLimit	Qual
Sulfate	61.4	1.00	3.750	58.77	69.0	80	120				ES

NOTES:
S - Spiked amount was low relative to sample concentration. Outlying spike recoveries may be expected.
S - Outlying spike recovery observed. A duplicate analysis was performed with similar results indicating a possible matrix effect.

Sample ID: **2512309-001CMSD** SampType: **MSD** Units: **mg/L** Prep Date: **12/10/2025** RunNo: **105373**
Client ID: **BATCH** Batch ID: **50319** Analysis Date: **12/11/2025** SeqNo: **2198264**

Analyte	Result	RL	SPK value	SPK Ref Val	%REC	LowLimit	HighLimit	RPD Ref Val	%RPD	RPDLimit	Qual
Chloride	42.9	0.200	0.7500	43.44	-67.2	80	120	42.95	0.0349	20	ES
Nitrite (as N)	2.70	0.200	0.7500	0	361	80	120	2.673	1.19	20	S
Nitrate (as N)	1.13	0.200	0.7500	0.2790	114	80	120	0.9810	14.5	20	
Sulfate	61.9	1.00	3.750	58.77	84.7	80	120	61.36	0.955	20	E

NOTES:
S - Outlying spike recovery observed. A duplicate analysis was performed with similar results indicating a possible matrix effect.

Sample ID: **2512313-002BDUP** SampType: **DUP** Units: **mg/L** Prep Date: **12/10/2025** RunNo: **105373**
Client ID: **AMW-27-20251210** Batch ID: **50319** Analysis Date: **12/11/2025** SeqNo: **2198281**

Analyte	Result	RL	SPK value	SPK Ref Val	%REC	LowLimit	HighLimit	RPD Ref Val	%RPD	RPDLimit	Qual
Chloride	43.3	0.200						43.06	0.503	20	E
Nitrite (as N)	ND	0.200						0		20	
Nitrate (as N)	0.276	0.200						0.2730	1.09	20	
Sulfate	59.1	1.00						58.64	0.776	20	E

Sample ID: **2512313-002BMS** SampType: **MS** Units: **mg/L** Prep Date: **12/10/2025** RunNo: **105373**
Client ID: **AMW-27-20251210** Batch ID: **50319** Analysis Date: **12/11/2025** SeqNo: **2198282**

Analyte	Result	RL	SPK value	SPK Ref Val	%REC	LowLimit	HighLimit	RPD Ref Val	%RPD	RPDLimit	Qual
Chloride	42.8	0.200	0.7500	43.06	-37.9	80	120				ES
Nitrite (as N)	2.60	0.200	0.7500	0	347	80	120				S
Nitrate (as N)	1.05	0.200	0.7500	0.2730	104	80	120				

Work Order: 2512313
CLIENT: Aspect Consulting
Project: Maddux

QC SUMMARY REPORT

Ion Chromatography by EPA 300.0

Sample ID: **2512313-002BMS** SampType: **MS** Units: **mg/L** Prep Date: **12/10/2025** RunNo: **105373**
Client ID: **AMW-27-20251210** Batch ID: **50319** Analysis Date: **12/11/2025** SeqNo: **2198282**

Analyte	Result	RL	SPK value	SPK Ref Val	%REC	LowLimit	HighLimit	RPD Ref Val	%RPD	RPDLimit	Qual
Sulfate	61.5	1.00	3.750	58.64	76.6	80	120				ES

NOTES:
S - Spike recovery indicates a possible matrix effect.

Work Order: 2512313
CLIENT: Aspect Consulting
Project: Maddux

QC SUMMARY REPORT

Dissolved Metals by EPA 6020B

Sample ID: **MB-50313**	SampType: **MBLK**	Units: **µg/L**	Prep Date: **12/10/2025**	RunNo: **105325**
Client ID: **MBLKW**	Batch ID: **50313**		Analysis Date: **12/10/2025**	SeqNo: **2197113**

Analyte	Result	RL	SPK value	SPK Ref Val	%REC	LowLimit	HighLimit	RPD Ref Val	%RPD	RPDLimit	Qual
Iron	ND	50.0									

Sample ID: **LCS-50313**	SampType: **LCS**	Units: **µg/L**	Prep Date: **12/10/2025**	RunNo: **105325**
Client ID: **LCSW**	Batch ID: **50313**		Analysis Date: **12/10/2025**	SeqNo: **2197114**

Analyte	Result	RL	SPK value	SPK Ref Val	%REC	LowLimit	HighLimit	RPD Ref Val	%RPD	RPDLimit	Qual
Iron	1,020	50.0	1,000	0	102	80	120				

Sample ID: **2512219-001CMS**	SampType: **MS**	Units: **µg/L**	Prep Date: **12/10/2025**	RunNo: **105325**
Client ID: **BATCH**	Batch ID: **50313**		Analysis Date: **12/10/2025**	SeqNo: **2197116**

Analyte	Result	RL	SPK value	SPK Ref Val	%REC	LowLimit	HighLimit	RPD Ref Val	%RPD	RPDLimit	Qual
Iron	1,010	50.0	1,000	0	101	75	125				

Sample ID: **2512219-001CMSD**	SampType: **MSD**	Units: **µg/L**	Prep Date: **12/10/2025**	RunNo: **105325**
Client ID: **BATCH**	Batch ID: **50313**		Analysis Date: **12/10/2025**	SeqNo: **2197118**

Analyte	Result	RL	SPK value	SPK Ref Val	%REC	LowLimit	HighLimit	RPD Ref Val	%RPD	RPDLimit	Qual
Iron	1,030	50.0	1,000	0	103	75	125	1,010	1.60	20	

Work Order: 2512313
CLIENT: Aspect Consulting
Project: Maddux

QC SUMMARY REPORT

Diesel and Heavy Oil by NWTPH-Dx

Sample ID: **MB-50366**	SampType: **MBLK**	Units: **µg/L**	Prep Date: **12/15/2025**	RunNo: **105457**
Client ID: **MBLKW**	Batch ID: **50366**		Analysis Date: **12/16/2025**	SeqNo: **2199834**

Analyte	Result	RL	SPK value	SPK Ref Val	%REC	LowLimit	HighLimit	RPD Ref Val	%RPD	RPDLimit	Qual
Diesel Range Organics	ND	100									
Heavy Oil	ND	150									
Total Petroleum Hydrocarbons	ND	250									
Surr: 2-Fluorobiphenyl	22.1		25.00		88.5	50	150				
Surr: o-Terphenyl	22.8		25.00		91.1	50	150				

Sample ID: **LCS-50366**	SampType: **LCS**	Units: **µg/L**	Prep Date: **12/15/2025**	RunNo: **105457**
Client ID: **LCSW**	Batch ID: **50366**		Analysis Date: **12/16/2025**	SeqNo: **2199835**

Analyte	Result	RL	SPK value	SPK Ref Val	%REC	LowLimit	HighLimit	RPD Ref Val	%RPD	RPDLimit	Qual
Total Petroleum Hydrocarbons	922	250	1,250	0	73.8	43.1	123				
Surr: 2-Fluorobiphenyl	21.0		25.00		84.0	50	150				
Surr: o-Terphenyl	22.5		25.00		89.9	50	150				

Sample ID: **LCSD-50366**	SampType: **LCSD**	Units: **µg/L**	Prep Date: **12/15/2025**	RunNo: **105457**
Client ID: **LCSW02**	Batch ID: **50366**		Analysis Date: **12/16/2025**	SeqNo: **2199836**

Analyte	Result	RL	SPK value	SPK Ref Val	%REC	LowLimit	HighLimit	RPD Ref Val	%RPD	RPDLimit	Qual
Total Petroleum Hydrocarbons	913	250	1,250	0	73.0	43.1	123	922.5	1.05	30	
Surr: 2-Fluorobiphenyl	25.4		25.00		102	50	150		0		
Surr: o-Terphenyl	25.2		25.00		101	50	150		0		

Work Order: 2512313
CLIENT: Aspect Consulting
Project: Maddux

QC SUMMARY REPORT

Diesel & Oil by NWTPH-Dx with Silica Gel Treatment

Sample ID: **MB-50366** SampType: **MBLK** Units: **µg/L** Prep Date: **12/15/2025** RunNo: **105499**
Client ID: **MBLKW** Batch ID: **50366** Analysis Date: **12/17/2025** SeqNo: **2200619**

Analyte	Result	RL	SPK value	SPK Ref Val	%REC	LowLimit	HighLimit	RPD Ref Val	%RPD	RPDLimit	Qual
Diesel Range Organics	ND	100									
Heavy Oil	ND	150									
Total Petroleum Hydrocarbons	ND	250									
Surr: 2-Fluorobiphenyl	17.1		25.00		68.5	50	150				
Surr: o-Terphenyl	14.8		25.00		59.0	50	150				

Sample ID: **LCS-50366** SampType: **LCS** Units: **µg/L** Prep Date: **12/15/2025** RunNo: **105499**
Client ID: **LCSW** Batch ID: **50366** Analysis Date: **12/17/2025** SeqNo: **2200620**

Analyte	Result	RL	SPK value	SPK Ref Val	%REC	LowLimit	HighLimit	RPD Ref Val	%RPD	RPDLimit	Qual
Total Petroleum Hydrocarbons	728	250	1,250	0	58.2	43.1	123				
Surr: 2-Fluorobiphenyl	16.9		25.00		67.5	50	150				
Surr: o-Terphenyl	13.2		25.00		52.9	50	150				

Sample ID: **LCSD-50366** SampType: **LCSD** Units: **µg/L** Prep Date: **12/15/2025** RunNo: **105499**
Client ID: **LCSW02** Batch ID: **50366** Analysis Date: **12/17/2025** SeqNo: **2200621**

Analyte	Result	RL	SPK value	SPK Ref Val	%REC	LowLimit	HighLimit	RPD Ref Val	%RPD	RPDLimit	Qual
Total Petroleum Hydrocarbons	713	250	1,250	0	57.0	43.1	123	727.7	2.04	30	
Surr: 2-Fluorobiphenyl	19.4		25.00		77.5	50	150		0		
Surr: o-Terphenyl	14.7		25.00		58.7	50	150		0		

Work Order: 2512313
CLIENT: Aspect Consulting
Project: Maddux

QC SUMMARY REPORT

Dissolved Gases by RSK-175

Sample ID: **LCS-105397**	SampType: **LCS**	Units: **ppmv**	Prep Date: **12/12/2025**	RunNo: **105397**
Client ID: **LCSW**	Batch ID: **R105397**		Analysis Date: **12/12/2025**	SeqNo: **2198832**

Analyte	Result	RL	SPK value	SPK Ref Val	%REC	LowLimit	HighLimit	RPD Ref Val	%RPD	RPDLimit	Qual
Methane	909	0.00500	1,000	0	90.9	73.6	124				
Ethene	899	0.0100	1,000	0	89.9	76.3	122				
Ethane	899	0.0100	1,000	0	89.9	76.1	123				

Sample ID: **MB-105397**	SampType: **MBLK**	Units: **mg/L**	Prep Date: **12/12/2025**	RunNo: **105397**
Client ID: **MBLKW**	Batch ID: **R105397**		Analysis Date: **12/12/2025**	SeqNo: **2198831**

Analyte	Result	RL	SPK value	SPK Ref Val	%REC	LowLimit	HighLimit	RPD Ref Val	%RPD	RPDLimit	Qual
Methane	ND	0.00500									
Ethene	ND	0.0100									
Ethane	ND	0.0100									

Sample ID: **2512274-008EREP**	SampType: **REP**	Units: **mg/L**	Prep Date: **12/12/2025**	RunNo: **105397**
Client ID: **BATCH**	Batch ID: **R105397**		Analysis Date: **12/12/2025**	SeqNo: **2198822**

Analyte	Result	RL	SPK value	SPK Ref Val	%REC	LowLimit	HighLimit	RPD Ref Val	%RPD	RPDLimit	Qual
Methane	3.26	0.00500						3.275	0.556	20	
Ethene	ND	0.0100						0		20	
Ethane	ND	0.0100						0		20	

Sample ID: **2512274-003EREP**	SampType: **REP**	Units: **mg/L**	Prep Date: **12/12/2025**	RunNo: **105397**
Client ID: **BATCH**	Batch ID: **R105397**		Analysis Date: **12/12/2025**	SeqNo: **2198814**

Analyte	Result	RL	SPK value	SPK Ref Val	%REC	LowLimit	HighLimit	RPD Ref Val	%RPD	RPDLimit	Qual
Methane	2.36	0.100						2.408	2.01	20	D
Ethene	ND	0.200						0		20	D
Ethane	ND	0.200						0		20	D

Work Order: 2512313
CLIENT: Aspect Consulting
Project: Maddux

QC SUMMARY REPORT

Volatile Organic Compounds by EPA 8260D

Sample ID: **LCS-50371**	SampType: **LCS**	Units: **µg/L**	Prep Date: **12/15/2025**	RunNo: **105484**
Client ID: **LCSW**	Batch ID: **50371**		Analysis Date: **12/15/2025**	SeqNo: **2200327**

Analyte	Result	RL	SPK value	SPK Ref Val	%REC	LowLimit	HighLimit	RPD Ref Val	%RPD	RPDLimit	Qual
Vinyl chloride	19.0	0.200	20.00	0	95.2	80	120				
1,1-Dichloroethene	22.4	0.500	20.00	0	112	80	120				
trans-1,2-Dichloroethene	19.1	0.500	20.00	0	95.3	80	120				
cis-1,2-Dichloroethene	18.5	0.500	20.00	0	92.7	80	120				
Trichloroethene (TCE)	20.4	0.500	20.00	0	102	80	120				
Tetrachloroethene (PCE)	21.1	0.500	20.00	0	105	80	120				
Surr: Dibromofluoromethane	24.1		25.00		96.3	79.9	122				
Surr: Toluene-d8	24.1		25.00		96.5	80	121				
Surr: 1-Bromo-4-fluorobenzene	24.8		25.00		99.2	79.7	120				

Sample ID: **MB-50371**	SampType: **MBLK**	Units: **µg/L**	Prep Date: **12/15/2025**	RunNo: **105484**
Client ID: **MBLKW**	Batch ID: **50371**		Analysis Date: **12/15/2025**	SeqNo: **2200313**

Analyte	Result	RL	SPK value	SPK Ref Val	%REC	LowLimit	HighLimit	RPD Ref Val	%RPD	RPDLimit	Qual
Vinyl chloride	ND	0.200									
1,1-Dichloroethene	ND	0.500									
trans-1,2-Dichloroethene	ND	0.500									
cis-1,2-Dichloroethene	ND	0.500									
Trichloroethene (TCE)	ND	0.500									
Tetrachloroethene (PCE)	ND	0.500									
Surr: Dibromofluoromethane	23.4		25.00		93.8	80	120				
Surr: Toluene-d8	23.4		25.00		93.5	80	120				
Surr: 1-Bromo-4-fluorobenzene	25.3		25.00		101	80	120				

Sample ID: **2512313-001ADUP**	SampType: **DUP**	Units: **µg/L**	Prep Date: **12/15/2025**	RunNo: **105484**
Client ID: **AMW-26-20251210**	Batch ID: **50371**		Analysis Date: **12/16/2025**	SeqNo: **2200316**

Analyte	Result	RL	SPK value	SPK Ref Val	%REC	LowLimit	HighLimit	RPD Ref Val	%RPD	RPDLimit	Qual
Vinyl chloride	ND	0.200						0		30	
1,1-Dichloroethene	ND	0.500						0		30	
trans-1,2-Dichloroethene	ND	0.500						0		30	

Work Order: 2512313
CLIENT: Aspect Consulting
Project: Maddux

QC SUMMARY REPORT

Volatile Organic Compounds by EPA 8260D

Sample ID: **2512313-001ADUP** SampType: **DUP** Units: **µg/L** Prep Date: **12/15/2025** RunNo: **105484**
Client ID: **AMW-26-20251210** Batch ID: **50371** Analysis Date: **12/16/2025** SeqNo: **2200316**

Analyte	Result	RL	SPK value	SPK Ref Val	%REC	LowLimit	HighLimit	RPD Ref Val	%RPD	RPDLimit	Qual
cis-1,2-Dichloroethene	4.04	0.500						4.564	12.2	30	
Trichloroethene (TCE)	0.966	0.500						1.104	13.4	30	
Tetrachloroethene (PCE)	1.86	0.500						2.187	16.3	30	
Surr: Dibromofluoromethane	23.9		25.00		95.8	79.9	122		0		
Surr: Toluene-d8	23.2		25.00		92.6	80	121		0		
Surr: 1-Bromo-4-fluorobenzene	25.6		25.00		102	79.7	120		0		

Sample ID: **2512313-004AMS** SampType: **MS** Units: **µg/L** Prep Date: **12/15/2025** RunNo: **105484**
Client ID: **MW-05-20251210** Batch ID: **50371** Analysis Date: **12/16/2025** SeqNo: **2200326**

Analyte	Result	RL	SPK value	SPK Ref Val	%REC	LowLimit	HighLimit	RPD Ref Val	%RPD	RPDLimit	Qual
Vinyl chloride	25.8	0.200	20.00	1.785	120	70.9	160				
1,1-Dichloroethene	27.1	0.500	20.00	0	136	80	160				
trans-1,2-Dichloroethene	23.7	0.500	20.00	0	118	80	134				
cis-1,2-Dichloroethene	23.0	0.500	20.00	0.4872	112	78.2	137				
Trichloroethene (TCE)	23.2	0.500	20.00	0	116	80	133				
Tetrachloroethene (PCE)	26.2	0.500	20.00	0	131	80	153				
Surr: Dibromofluoromethane	25.0		25.00		100	79.9	122				
Surr: Toluene-d8	25.3		25.00		101	80	121				
Surr: 1-Bromo-4-fluorobenzene	25.3		25.00		101	79.7	120				

Sample Log-In Check List

Client Name:	AC	Work Order Number:	2512313
Logged by:	Clare Griggs	Date Received:	12/10/2025 2:28:00 PM

Chain of Custody

1.	Is Chain of Custody complete?	Yes ☑	No ☐	Not Present ☐
2.	How was the sample delivered?	Client		

Log In

3.	Custody Seals present on shipping container/cooler? (Refer to comments for Custody Seals not intact)	Yes ☐	No ☐	Not Present ☑
4.	Was an attempt made to cool the samples?	Yes ☑	No ☐	NA ☐
5.	Were all items received at a temperature of >2°C to 6°C *	Yes ☑	No ☐	NA ☐
6.	Sample(s) in proper container(s)?	Yes ☑	No ☐	
7.	Sufficient sample volume for indicated test(s)?	Yes ☑	No ☐	
8.	Are samples properly preserved?	Yes ☑	No ☐	
9.	Was preservative added to bottles?	Yes ☐	No ☑	NA ☐
10.	Is there headspace in the VOA vials?	Yes ☐	No ☑	NA ☐
11.	Did all samples containers arrive in good condition(unbroken)?	Yes ☑	No ☐	
12.	Does paperwork match bottle labels?	Yes ☑	No ☐	
13.	Are matrices correctly identified on Chain of Custody?	Yes ☑	No ☐	
14.	Is it clear what analyses were requested?	Yes ☑	No ☐	
15.	Were all hold times (except field parameters, pH e.g.) able to be met?	Yes ☑	No ☐	

Special Handling (if applicable)

16. Was client notified of all discrepancies with this order? Yes ☐ No ☐ NA ☑

Person Notified:		Date:	
By Whom:		Via:	☐ eMail ☐ Phone ☐ Fax ☐ In Person
Regarding:			
Client Instructions:			

17. Additional remarks:

Item Information

Item #	Temp °C
Sample	4.9

* Note: DoD/ELAP and TNI require items to be received at 4°C +/- 2°C

Alliance TECHNICAL GROUP
3600 Fremont Ave N.
Seattle, WA 98103
Tel: 206-352-3790

Chain of Custody Record & Laboratory Services Agreement

Date: 12/10/25 Page: 1 of: 1

Laboratory Project No (internal): 2512313

Client: A Spect / Geosyntec

Address: 801 5th Ave, Suite 2200

City, State, Zip: Seattle, WA, 98104

Telephone: (954) 654-3729

Email(s): Risi.Nace@geosyntec.com, Hannah.Cohen@geosyntec.com

Project Name: Meadows

Project No: A5160324

Collected by: NKL + ECF

Location: Meadows

Report To (PM): Risi Nace, Hannah Cohen

Special Remarks:
WO-C01 - A5160324N - 9913
NWTPH-Dx with and without Silica Gel Cleanup
Report ORO as DRO if chromatograph resembles diesel

Disposal: Samples will be disposed in 30 days unless otherwise requested.
☐ Retain volume (specify above) ☐ Return to client

*RSK-175

	Sample Name	Sample Date	Sample Time	Sample Type (Matrix)*	# of Cont.	VOCs (EPA 8260 / 624)	BTEX	Gasoline Range Organics (GX)	Hydrocarbon Identification (HCID)	Diesel/Heavy Oil Range Organics (DX)	SVOCs (EPA 8270 / 625)	PAHs (EPA 8270 - SIM)	PCBs (EPA 8082 / 608)	Metals** (EPA 6020 / 200.8)	Total (T)	Dissolved (D)	Anions (IC)***	EDB (8011)	Ethane; Ethene; Methane *	TPH E PA 415.1	Alkalinity EPA 310.2	Comments
1	AMW-26-20251210	12/10/25	0855	GW	3	X																
2	AMW-27-20251210		0905		10	X			X				X	D	X		X	X	X			NWTPH-Dx W and W/O SGC
3	AMW-28-20251210		0940		4	X			X													NWTPH-Dx W & W/O SGC
4	MW-05-20251210		1005		4	X			X													NWTPH-Dx W & W/O SGC
5																						
6																						
7																						
8																						
9																						
10																						

*Matrix: A = Air, AQ = Aqueous, B = Bulk, O = Other, P = Product, S = Soil, SD = Sediment, SL = Solid, W = Water, DW = Drinking Water, GW = Ground Water, SW = Storm Water, WW = Waste Water

**Metals (Circle): MTCA-5 RCRA-8 Priority Pollutants TAL Individual: Ag Al As B Ba Be Ca Cd Co Cr Cu Fe Hg K Mg Mn Mo Na Ni Pb Sb Se Sr Sn Ti Tl V Zn

***Anions (Circle): Nitrate Nitrite Chloride Sulfate Bromide O-Phosphate Fluoride Nitrate+Nitrite

Turn-around Time:
☒ Standard ☐ Next Day
☐ 3 Day ☐ Same Day
☐ 2 Day ☐ (specify)

I represent that I am authorized to enter into this Agreement with Fremont Analytical on behalf of the Client named above, that I have verified Client's agreement to each of the terms on the front and backside of this Agreement.

Relinquished (Signature)	Print Name	Date/Time	Received (Signature)	Print Name	Date/Time
x	Kelden Larsen	12/10/25 1428	x	Nadia Koffler	12/10/25 1428
Relinquished (Signature)	Print Name	Date/Time	Received (Signature)	Print Name	Date/Time
x			x		

COC 1.3 - 11.06.20

Analytical Resources, LLC
Analytical Chemists and Consultants
Tukwila, WA

06 January 2026

Brianna Barnes
Alliance Technical Group, LLC.
3600 Fremont Avenue
Seattle, WA 98103

RE: TOC (2512313)

Please find enclosed sample receipt documentation and analytical results for samples from the project referenced above.

Sample analyses were performed according to ARI's Quality Assurance Plan and any provided project specific Quality Assurance Plan. Each analytical section of this report has been approved and reviewed by an analytical peer, the appropriate Laboratory Supervisor or qualified substitute, and a technical reviewer.

Should you have any questions or problems, please feel free to contact us at your convenience.

Associated Work Order(s)	Associated SDG ID(s)
25L0266	N/A

I certify that this data package is in compliance with the terms and conditions of the contract, both technically and for completeness, for other than the conditions detailed in the enclose Narrative. ARI, an accredited laboratory, certifies that the report results for which ARI is accredited meets all the requirements of the accrediting body. A list of certified analyses, accreditations, and expiration dates is included in this report.

Release of the data contained in this hardcopy data package has been authorized by the Laboratory Manager or his/her designee, as verified by the following signature.

Matthew Daniel For Phillip Bates, Project Manager

Cert# 100006-018

25L0266

Alliance TECHNICAL GROUP

CHAIN OF CUSTODY RECORD

Omega COCID 2601	PAGE: 1	OF: 1

ADDRESS

Alliance Technical Group, LLC - Seattle
3600 Fremont Ave N
Seattle, WA 98103
TEL: 206-352-3790
FAX: 206-352-7178
Website: www.fremontanalytical.com

SUB CONTRATOR: **ARI** COMPANY: **Analytical Resources Inc.**

ADDRESS: **4611 South 134th Place, Suite 100**

CITY, STATE, ZIP: **Tukwila, WA 98168**

PHONE: **(206) 695-6200** FAX: EMAIL:

ACCOUNT #:

SPECIAL INSTRUCTIONS / COMMENTS:

Standard TAT. Please email results to SEA.PM@alliancetg.com and invoices to both SEA.PM@alliancetg.com and ap@alliancetg.com.

ITEM #	SAMPLE ID	CLIENT SAMPLE ID	BOTTLE TYPE	MATRIX	DATE COLLECTED	NUMBER OF CONTAINERS	COMMENTS: Methanol Preserved Weights HOT Sample Notation, Additional Sample Description
1	2512313-002D	AMW-27-2025121	AMBER 250ML	Groundwater	12/10/2025 9:05:00 AM	1	
	C-TOC-W-5310C						

Relinquished By:	Date: 12/11/25	Time: 925	Received By:	Date: 12/11/25	Time: 1250
Relinquished By:	Date:	Time:	Received By:	Date:	Time:
Relinquished By:	Date:	Time:	Received By:	Date:	Time:

TAT: Standard ☐ **RUSH** Next BD ☐ 2nd BD ☐ 3rd BD ☐

Note: RUSH requests will incur surcharges!

REPORT TRANSMITTAL DESIRED:

☐ HARDCOPY (extra cost) ☐ FAX ☐ EMAIL ☐ ONLINE

FOR LAB USE ONLY

Temp of samples _____ °C Attempt to Cool ? _____

Comments: _____

Alliance Technical Group, LLC.	Project: TOC	
3600 Fremont Avenue	Project Number: 2512313	**Reported:**
Seattle WA, 98103	Project Manager: Brianna Barnes	06-Jan-2026 16:21

ANALYTICAL REPORT FOR SAMPLES

Sample ID	Laboratory ID	Matrix	Date Sampled	Date Received
AMW-27-20251210	25L0266-01	Water	10-Dec-2025 09:05	11-Dec-2025 12:50

Alliance Technical Group, LLC.	Project: TOC	
3600 Fremont Avenue	Project Number: 2512313	**Reported:**
Seattle WA, 98103	Project Manager: Brianna Barnes	06-Jan-2026 16:21

Work Order Case Narrative

Client: Alliance Technical Group, LLC.
Project: TOC
Project Number: 2512313
Work Order: 25L0266

Sample receipt

The sample(s) as listed on the preceding page were received 11-Dec-2025 12:50 under ARI work order 25L0266. For details regarding sample receipt, please refer to the Cooler Receipt Form.

Wet Chemistry

The sample(s) were prepared and analyzed within the recommended holding times.

Initial and continuing calibrations were within method requirements.

The method blank(s) were clean at the reporting limits.

The blank spike (BS/LCS) percent recoveries were within control limits.

WORK ORDER

25L0266

Client: Alliance Technical Group, LLC. **Project Manager:** Phillip Bates

Project: TOC **Project Number:** 2512313

Preservation Confirmation

Container ID	Container Type	pH	pH Paper Lot#: N000119
25L0266-01 A	Glass NM, Amber, 250 mL, 9N H2SO4	<2 p	

SA — Preservation Confirmed By

12/11/25 — Date

Reviewed By

Date

Analytical Resources, LLC
Analytical Chemists and Consultants

Cooler Receipt Form

ARI Client: Alliance Project Name: TOC

COC No(s): NA Delivered by: Fed-Ex UPS Courier Hand Delivered Other:

Assigned ARI Job No: 25L0266 Tracking No: NA

Preliminary Examination Phase:

Were intact, properly signed and dated custody seals attached to the outside of the cooler?	YES	NO
Were custody papers included with the cooler?	YES	NO
Were custody papers properly filled out (ink, signed, etc.)	YES	NO
Temperature of Cooler(s) (°C) Time 1250 5.9° Temp Gun ID#: 9117		
Was a temperature blank included in the cooler?	YES	NO
Were coolers received between 0°- 6° (°C)	YES	NO
Was an attempt made to cool the samples?	NA YES	NO

Cooler Accepted by: NR Date: 12/11/25 Time: 1250

Complete custody forms and attach all shipping documents

Log-In Phase:

What kind of packing material was used? Bubble Wrap Wet Ice Gel Packs Baggies Foam Block N/A Other:

Are any samples that were out of temperature compliance documented in LIMS?		YES	NO
How were bottles sealed in plastic bags?	Individually	Grouped	Not
Did all bottles arrive in good condition (unbroken)?		YES	NO
Were all bottle labels complete and legible?		YES	NO
Did the number of containers listed on COC match with the number of containers received?		YES	NO
Did all bottle labels and tags agree with custody papers?		YES	NO
Were all bottles used correct for the requested analyses?		YES	NO
Do any of the analyses (bottles) require preservation? (attach preservation sheet, excluding VOCs)	NA	YES	NO
Were all VOC vials free of air bubbles?	NA	YES	NO
Was sufficient amount of sample sent in each bottle?		YES	NO
Date VOC Trip Blank was made at ARI	NA		

Were the sample(s) split by ARI? NA YES Date/Time: Equipment: Split by:

Samples Logged by: SA Date: 12/11/25 Time: 1456 Labels checked by: SA

***** Notify Project Manager of discrepancies or concerns *****

Additional Notes, Discrepancies, & Resolutions:

By: Date:

Alliance Technical Group, LLC.	Project: TOC	
3600 Fremont Avenue	Project Number: 2512313	**Reported:**
Seattle WA, 98103	Project Manager: Brianna Barnes	06-Jan-2026 16:21

AMW-27-20251210

25L0266-01 (Water)

Wet Chemistry

Method: SM 5310 B-11 — Sampled: 12/10/2025 09:05

Instrument: TOC-LCSH Analyst: RMS — Analyzed: 01/02/2026 15:52

Sample Preparation: Preparation Method: No Prep Wet Chem — Extract ID: 25L0266-01 A

Preparation Batch: BNL0646 — Sample Size: 20 mL

Prepared: 12/31/2025 — Final Volume: 20 mL

Analyte	CAS Number	Dilution	Detection Limit	Reporting Limit	Result	Units	Notes
Total Organic Carbon		1	0.50	0.50	21.37	mg/L	

Alliance Technical Group, LLC.	Project: TOC	
3600 Fremont Avenue	Project Number: 2512313	**Reported:**
Seattle WA, 98103	Project Manager: Brianna Barnes	06-Jan-2026 16:21

Analysis by: Analytical Resources, LLC

Wet Chemistry - Quality Control

Batch BNL0646 - SM 5310 B-11 in Water

Instrument: TOC-LCSH Analyst: RMS

QC Sample/Analyte	Result	Detection Limit	Reporting Limit	Units	Spike Level	Source Result	%REC	%REC Limits	RPD	RPD Limit	Notes
Blank (BNL0646-BLK1)					Prepared: 31-Dec-2025 Analyzed: 02-Jan-2026 07:03						
Total Organic Carbon	ND	0.50	0.50	mg/L							U
LCS (BNL0646-BS1)					Prepared: 31-Dec-2025 Analyzed: 02-Jan-2026 07:20						
Total Organic Carbon	20.11	0.50	0.50	mg/L	20.00		101	90-110			

Alliance Technical Group, LLC.	Project: TOC	
3600 Fremont Avenue	Project Number: 2512313	**Reported:**
Seattle WA, 98103	Project Manager: Brianna Barnes	06-Jan-2026 16:21

Uncertified Analytes included in this Report

Analysis Matrix & Analyte
None

Certified Analyses included in this Report

Analysis Matrix & Analyte	Certification Codes
SM 5310 B-11 in Water	
Total Organic Carbon	WADOE,NELAP

Certifications

Code	Description	Number	Expires
NELAP	ORELAP - Oregon Laboratory Accreditation Program	WA100006-018	05/12/2026
WADOE	WA Dept of Ecology	C558	06/30/2026

Alliance Technical Group, LLC.	Project: TOC	
3600 Fremont Avenue	Project Number: 2512313	**Reported:**
Seattle WA, 98103	Project Manager: Brianna Barnes	06-Jan-2026 16:21

Notes and Definitions

U	This analyte is not detected above the reporting limit (RL) or if noted, not detected above the limit of detection (LOD).
DET	Analyte DETECTED
ND	Analyte NOT DETECTED at or above the reporting limit
NR	Not Reported
dry	Sample results reported on a dry weight basis
RPD	Relative Percent Difference
[2C]	Indicates this result was quantified on the second column on a dual column analysis.
!	Indicates that ARL is NOT ACCREDITED for this parameter in samples logged as 'Drinking Water'
#	Indicates that ARL is NOT ACCREDITED for this parameter in this analysis and matrix.