

# **ENVIRONMENTAL DUE DILIGENCE SITE ASSESSMENT REPORT**

**SUNMART #30  
6006 WEST CLEARWATER AVENUE  
KENNEWICK, WASHINGTON**

**November 23, 2012**

**Prepared For:**

**CIRCLE K STORES, INC  
255 EAST RINCON, SUITE 100  
CORONA, CALIFORNIA 92879**

**Prepared By:**



**BLAES ENVIRONMENTAL MANAGEMENT, INC.  
45 EAST MONTEREY WAY, SUITE 200  
PHOENIX, ARIZONA 85012**

**BLAES ENVIRONMENTAL PROJECT # 200-00001-30**

This Environmental Due Diligence Site Assessment Report has been prepared by Blaes Environmental Management, Inc. for Circle K Stores, Inc. (Circle K) as it pertains to Sunmart #30 located at 6006 West Clearwater Avenue in Kennewick, Washington. Our professional services have been performed using that degree of care and skill ordinarily exercised under similar circumstances by other geologists, engineers, and environmental consultants practicing in this field. No other warranty, express or implied, is made as to the professional advice in this report. *Any use of or reliance on this report by a third party shall be at such a party's sole risk.*

Blaes Environmental Management, Inc. can offer no assurances and assumes no responsibility for site conditions or activities outside the scope of the inquiry requested by Circle K as outlined in this document. It should be understood by Circle K that Blaes Environmental Management, Inc. has relied on the accuracy of documents, oral information, and other materials and information provided by Circle K and other associated parties. Any subsequent modification, revision or verification of this report must be provided in writing by Blaes Environmental Management, Inc.

REPORT PREPARED BY:




Brenda Perkins  
Environmental Scientist  
Blaes Environmental Management, Inc.

REPORT REVIEWED BY:



Daniel M. Blaes  
Principal Geologist  
Blaes Environmental Management, Inc.  
Washington Licensed Geologist/Hydrogeologist #2158



Daniel Michael Blaes

Blaes Project #200-00001-30

## **EXECUTIVE SUMMARY**

In August 2012, Blaes Environmental conducted a subsurface Environmental Due Diligence Site Assessment Program at Sunmart #30 located at 6006 West Clearwater Avenue in Kennewick, Washington. The objectives of the Site Assessment Program were to gather geologic and hydrogeologic data from the site and to evaluate whether or not petroleum hydrocarbon constituents exist at specific locations in the subsurface soil or groundwater. The Site Assessment Program involved; (1) drilling and collecting soil samples from one soil boring adjacent to the underground storage tank (UST) basin; and (2) hand augering angled soil borings and collecting soil samples adjacent to the nine existing dispenser islands.

Based on the Site Assessment Program findings, Blaes Environmental confirmed through laboratory analysis the presence of gasoline, diesel, and oil range hydrocarbon concentrations in the soil below the existing underground storage tanks and below select fuel dispenser pumps at the site. A petroleum hydrocarbon release notification was reportedly filed with the Washington Department of Ecology by Sun Pacific Energy (owner of the Sunmart store) based on the results of this investigation.

## TABLE OF CONTENTS

	Page
<b>EXECUTIVE SUMMARY</b>	
<b>1.0 <u>INTRODUCTION</u></b> .....	<b>1</b>
1.1 <u>PROGRAM OBJECTIVES</u> .....	1
1.2 <u>SITE SPECIFIC SCOPE OF WORK</u> .....	1
1.3 <u>PROJECT TEAM</u> .....	1
1.4 <u>PROJECT LIMITATIONS</u> .....	1
<b>2.0 <u>SITE BACKGROUND INFORMATION</u></b> .....	<b>2</b>
2.1 <u>SITE LOCATION AND LAND USE</u> .....	2
2.2 <u>SITE PHYSIOGRAPHY</u> .....	2
2.3 <u>REGIONAL GEOLOGY AND HYDROGEOLOGY</u> .....	2
2.4 <u>SITE LITHOLOGY AND DEPTH TO GROUNDWATER</u> .....	4
<b>3.0 <u>ENVIRONMENTAL DUE DILIGENCE SITE ASSESSMENT PROGRAM</u></b> .....	<b>5</b>
3.1 <u>UTILITY LOCATION AND STORE NOTIFICATION</u> .....	5
3.1.1 <u>Underground Utility Line Location</u> .....	5
3.1.2 <u>Store Notification</u> .....	5
3.2 <u>DRILLING AND SOIL SAMPLING</u> .....	5
3.2.1 <u>Health and Safety Meeting</u> .....	5
3.2.2 <u>Soil Boring Drilling &amp; Soil Sampling</u> .....	6
3.2.3 <u>Hand Auger Boring &amp; Soil Sampling</u> .....	6
3.2.4 <u>Soil Boring Abandonment</u> .....	7
3.3 <u>LABORATORY ANALYSES</u> .....	7
3.3.1 <u>Laboratory Analysis</u> .....	7
3.3.2 <u>Soil Analytical Results</u> .....	7
3.4 <u>WASTE DISPOSAL</u> .....	9
3.5 <u>CONCLUSIONS</u> .....	9
<b>4.0 <u>RELEASE NOTIFICATION TO WDOE</u></b> .....	<b>11</b>
4.1 <u>PETROLEUM HYDROCARBON RELEASE NOTIFICATION</u> .....	11
<b>5.0 <u>REFERENCES</u></b> .....	<b>12</b>

### **FIGURES**

- Figure 1. Site Location Map
- Figure 2. Site Plan

### **TABLES**

- Table 1. Soil Sample Analytical Results
- Table 2. Additional VOC Analytical Results

### **APPENDICES**

- Appendix A. Health and Safety Plan Approval Page
- Appendix B. Lithologic Logs
- Appendix C. Drilling and Soil Sampling Procedures
- Appendix D. Laboratory Reports, QA/QC, and Chain-of-Custody Documentation
- Appendix E. Waste Disposal Documentation

## **1.0 INTRODUCTION**

This report documents the procedures and findings of a subsurface Environmental Due Diligence Site Assessment Program conducted at Sunmart #30 located at 6006 West Clearwater Avenue in Kennewick, Washington (Figure 1). Blaes Environmental Management, Inc. (Blaes Environmental) conducted the Site Assessment Program for Circle K Stores, Inc. (Circle K) in August 2012.

### **1.1 PROGRAM OBJECTIVES**

The objectives of the Site Assessment Program were to gather geologic and hydrogeologic data and to evaluate whether or not petroleum hydrocarbon constituents exist at specific locations in the soil and/or groundwater at the site.

### **1.2 SITE SPECIFIC SCOPE OF WORK**

The Site Assessment Program scope of work involved four primary activities including: (1) locating underground utilities using public line locating services and notifying the Sunmart store manager prior to commencing field activities; (2) drilling and sampling one soil boring (B-1) adjacent to the east side of the UST basin; (3) hand augering and sampling nine angled soil borings (D-1/2, D-3/4, D-5/6, D-7/8, D-9/10, D-11/12, D-13/14, D-15/16, and D-17/18) adjacent to the fuel dispenser islands. Each activity is described in detail in Section 3.0 of this report.

### **1.3 PROJECT TEAM**

The project field team consisted of Blaes Environmental of Phoenix, Arizona, Cascade Drilling of Woodinville Washington, TestAmerica Inc. in Seattle, Washington, and other supporting subcontractors. Blaes Environmental personnel provided the project coordination, management, soil logging, and reporting. Cascade Drilling conducted the drilling program in the former UST area and the hand auger borings near the dispenser islands. TestAmerica Inc. provided laboratory analytical services.

### **1.4 PROJECT LIMITATIONS**

Blaes Environmental and the drilling contractor conducted the subsurface site assessment activities to the best of their abilities based on surface expressions at the site, experience drilling at UST sites and locations of marked underground utilities and size of the UST's. As directed by Circle K, Blaes Environmental only submitted select soil samples from select soil boring locations at the site. As such, Blaes Environmental cannot make representation as to whether or not petroleum hydrocarbon constituents exist in any soil sample, soil boring or depth interval not analyzed by the analytical laboratory.

## **2.0 SITE BACKGROUND INFORMATION**

This section presents known information regarding the site background. The information was obtained from field observations, Sunmart files (where available), and State, regional, and local literature.

### **2.1 SITE LOCATION AND LAND USE**

The property is located on the northwest corner of the intersection of Clearwater Avenue and Kellogg Street in Kennewick, Washington. The property is within Section 32, Township 9 North, Range 29 East of the Pasco Washington U.S. Geological Survey 7 ½ -minute Topographic Quadrangle. The property consists of a concrete and asphalt-paved lot with one existing single-story building (the Sunmart Store) and nine dispenser pumps. The site features are shown on the Site Plan in Figure 2. Global Positioning System (GPS) readings locate the site at approximately latitude 46 degrees, 12 minutes, 46.72 seconds North and longitude 119 degrees, 12 minutes, 06.14 seconds West as measured on Google Earth 2012.

The area surrounding the site consists of a mixture of vacant property, commercial businesses, and residential development. The commercial business Windermere Real Estate is located directly north of the site and east (across Kellogg Street) is American West Bank. A residential development is located across West Clearwater Avenue south of the site. A natural gas distribution station and a parcel of vacant land are located west of the site.

### **2.2 SITE PHYSIOGRAPHY**

The property lies at an elevation of approximately 534 feet above Mean Sea Level (Google Earth 2012). Natural surface drainage in the area is towards the northeast (U.S. Geological Survey 7 ½ -minute Topographic Quadrangle). On-site drainage is predominantly towards the south and east away from the building and fuel canopy structures and into the streets.

### **2.3 REGIONAL GEOLOGY AND HYDROGEOLOGY**

The site is located within the Columbia Basin, also known as the Columbia Plateau, which is a vast area in eastern Washington, southwestern Idaho, and northern Oregon. The physiographic province is characterized by incised rivers, extensive plateaus, and anticlinal ridges rising to 4,000 feet above sea level. The region is underlain by Miocene Columbia River Basalt Group rocks and interbedded Neogene terrestrial sediments.

Data about what lies under the Columbia River basalts are sparse. Along the Idaho border south of Spokane, steep slopes that once were mountain tops consist of Precambrian Belt Supergroup sedimentary rocks and metamorphosed Cretaceous granites. These mountains were enveloped by Miocene basalts so

that only the summits remain above the lava flows. Deeply weathered granites support a clay mining industry, and a cassiterite deposit is known just south of Spokane.

Even less is known about the pre-Miocene basement in the central and western parts of the Columbia Basin. The only information available is from seven petroleum exploration wells that have penetrated the basalt and from projections of geology from the margins of the basin. Along the margins, Paleogene fault-bounded basins are filled with thick sequences of arkose, volcanoclastic rocks, and coal. Drilling has demonstrated that in a general way these sedimentary basins extend southward under the Columbia River basalts. The subsurface geology changes near the Snake River. A 1987 exploratory well drilled 20 miles northeast of Pasco penetrated a thin Paleogene crystal tuff section before encountering Triassic or Jurassic chloritic metamorphic rocks at an approximate depth of 8,000 feet.

The Columbia basin province is best defined by the areal extent of the Miocene Columbia River Basalt Group rocks. These basalts, which are present in the Blue Mountain uplift as well as in the Columbia Basin, cover 36 percent of the entire state. The group consists of four flood basalt formations, starting with the Imnaha Basalt at 17.5 Ma, followed by the Grande Ronde Basalt (16.5 to 15.6 Ma), the Wanapum Basalt (15.6 to 14.5 Ma), and lastly the Saddle Mountains Basalt (14.5 to 6 Ma). On the basis of geophysical evidence, the basalts are known to reach a maximum thickness of 16,000 feet in the Pasco Basin.

The greatest volume of basalts was erupted before 15.5 Ma. These flows have similar appearances; techniques have been developed, however, to fingerprint individual basalt units using whole-rock geochemistry and magnetic polarity. Within the Grande Ronde Basalt, individual flows exceed 480 cubic miles (2,000 km<sup>3</sup>) in volume. The flows were extruded from vents and northwest-trending fissures east of Pasco and in the southeast corner of the state. The flows were extremely fluid, and as a result a number of them reached the Pacific Ocean via the ancestral Columbia River drainage.

During the Pliocene and the Pleistocene, gravel, sand, silt, and clay were deposited in lakes or by aggrading streams and rivers in depressions such as the Pasco Basin, where 1,000 feet of sediment lies on top of the basalt. Glacial outwash during the Pleistocene produced huge volumes of wind-blown silt called loess. It blankets much of the Columbia Basin and in places is up to 200 feet thick. The loess-rich soils of the Palouse subprovince provide ideal conditions for growing wheat, making southeast Washington one of the major grain-producing regions of the world.

The Columbia Basin was the scene of the greatest catastrophic floods ever documented in the geologic record. The Pleistocene Cordilleran ice sheet advanced south into Idaho, damming the Clark Fork River at

the Montana border. A huge impoundment, called Lake Missoula, formed. The lake had the volume of present-day Lake Michigan and was 2,000 feet deep at the dam. The ice dam repeatedly gave way between 12,700 and 15,300 years ago, releasing waters that caused unprecedented flooding. Water raced down the Spokane Valley and spread out over the Columbia Basin. The maximum flow rate was estimated at 15 cubic miles (62.5 km<sup>3</sup>) per hour--a rate 15 times the combined flow of all the rivers of the world. During the floods the surface of the land was greatly modified. Anastomosing channels were cut through the loess blanket and into basalt, leaving a jumbled topography of coulees, buttes, mesas, dry water falls, hanging valleys, and giant ripples. These geomorphic features are known collectively as the Channeled Scablands. The events are called the Great Spokane Floods.

#### **2.4 SITE LITHOLOGY AND DEPTH TO GROUNDWATER**

Based on soil samples collected from boring B-1 during the drilling program, subsurface soils consist predominantly of cobbles, gravel, and sand from the ground surface to the total depth of the boring at approximately 60 feet below ground surface (bgs). This site is extremely difficult drilling due to the large cobble and gravel throughout the soil column. Groundwater was not encountered during the drilling program at this site.

### **3.0 ENVIRONMENTAL DUE DILIGENCE SITE ASSESSMENT PROGRAM**

Blaes Environmental conducted the Site Assessment Program in accordance with the scope of work prepared by Circle K Stores, Inc. for the environmental due diligence process. The following sections of this report present a description of the procedures and equipment used to conduct the subsurface investigation.

#### **3.1 UTILITY LOCATION AND STORE NOTIFICATION**

##### **3.1.1 Underground Utility Line Location**

Blaes Environmental contacted Washington One Call (One Call) to mark public subsurface utilities at the site approximately one week prior to field drilling operations. Blaes Environmental and the drilling contractor verified the field utility markings prior to initiating the subsurface activities at the site. In addition to the public utility marking service, Cascade Drilling also hand cleared each soil boring to help prevent damage to subsurface utilities and structures.

##### **3.1.2 Store Notification**

Concurrent with the utility line locating process, Blaes Environmental contacted the store manager a minimum of 48 hours prior to drilling at the site. Blaes Environmental described the Site Assessment Program's scope of work to the store manager and indicated that Blaes Environmental and the drilling contractor would work diligently to minimize the impact to the Sunmart business during the subsurface investigation. The store manager was informed that Blaes Environmental intended on completing the assessment program within one day.

#### **3.2 DRILLING AND SOIL SAMPLING**

On August 23, 2012 Blaes Environmental and Cascade Drilling completed drilling of soil boring B-1 adjacent to the east side of the existing UST basin, and completed hand augering of nine angled soil borings adjacent to the existing dispenser pumps. A description of the field activities conducted during the site investigation is presented below.

##### **3.2.1 Health and Safety Meeting**

Blaes Environmental conducted a health and safety meeting at the site prior to initiating drilling activities. Attendees at the meeting included all field personnel including two members of the drilling crew and the Blaes Environmental field representative. During the meeting, the site-specific Health & Safety Plan (HASP) was reviewed and discussed by all personnel and the HASP Approval Form Signature Page was signed by all applicable site personnel. Field activities were conducted in strict adherence with the provisions described in the HASP. The HASP Approval Form Signature Page is included in Appendix A.

### **3.2.2 Soil Boring Drilling & Soil Sampling**

On August 23, 2012, Cascade Drilling used a CME-75 hollow-stem auger drilling rig to advance one soil boring (B-1) adjacent to the east side of the UST basin to a depth of approximately 60 feet bgs. This boring was terminated due to auger refusal at approximately 60 feet bgs after multiple attempts were made to drill deeper. The location of the boring is shown in Figure 2.

Blaes Environmental collected soil samples from the soil boring at approximate five-foot depth intervals beginning at a depth of approximately 10 feet bgs. A modified California split-spoon sampler consisting of an outer sampling barrel lined with three 6-inch long sample sleeves was used to collect the soil samples from the boring. During drilling, groundwater was not encountered in the boring.

A calibrated photoionization detector (PID) was utilized to evaluate the soil samples collected from each depth interval in the boring. In addition to the PID measurements, Blaes Environmental described the physical characteristics of the soil samples using the Unified Soil Classification System (USCS) and logged the number of blow counts needed to sample at each sample horizon. The PID measurements and blow counts are presented in the lithologic logs in Appendix B.

Upon sample collection, the sample sleeve was removed from the split spoon sampler. A small quantity of soil was subsequently removed from the sleeve using a Terra Core "T" sampler and added to a laboratory supplied vial containing methanol in accordance with sampling guidelines for EPA Method 5035. A second quantity of soil was removed from the sleeve and placed into a laboratory-supplied glass sample jars. Both the methanol vials and glass jars were labeled with pertinent project information, placed in sealable plastic bags, and placed on ice in a cooler. A written record of each sample was entered onto a chain-of-custody record for transport to TestAmerica for laboratory analysis. The drilling and soil sampling equipment, procedures, and quality assurance methods used during the drilling program are included in Appendix C.

### **3.2.3 Hand Auger Boring & Soil Sampling**

On August 23, 2012, Cascade Drilling used a hand auger drilling kit to advance nine angled soil borings (D-1/2, D-3/4, D-5/6, D-7/8, D-9/10, D-11/12, D-13/14, D-15/16, and D17/18) adjacent to the location of each existing fuel dispenser pump at the site (Figure 2). The hand auger kit consisted of ½-inch rods of 5-foot lengths connected to a 3-inch diameter by 1-foot long auger bucket. The hand auger kit was also equipped with all additional tools and equipment necessary to complete the soil boring.

A soil sample was collected from each boring using the bucket of the hand auger. A small quantity of soil was removed from the bucket using a Terra Core "T" sampler and added to a laboratory supplied vial containing methanol in accordance with sampling guidelines for EPA Method 5035. A second quantity of soil was removed from the bucket and placed into a laboratory-supplied glass sample jar. The methanol vials and glass jars were labeled with pertinent project information, placed in sealable plastic bags, logged onto a chain-of-custody record, and placed on ice in a cooler for transport to TestAmerica.

Representative portions of each soil sample were field-screened for the presence of total volatile organic compounds (VOCs) using the PID. Soils encountered during drilling were also visually examined and described by a Blaes Environmental representative in general accordance with the USCS. The lithologic logs of the hand auger soil borings are included in Appendix B. The drilling and soil sampling equipment, procedures, and quality assurance methods used during the drilling program are included in Appendix C.

#### **3.2.4 Soil Boring Abandonment**

The soil boring drilled near the USTs was abandoned by grouting the entire boring to ground surface with bentonite chips and completing with a concrete pad. The hand augered borings were abandoned by backfilling with native soil and completing with a concrete cap. Excess soil and decontamination water were stored in DOT-approved 55-gallon steel drums for disposal at an approved landfill.

### **3.3 LABORATORY ANALYSES**

#### **3.3.1 Laboratory Analysis**

Soil samples collected during the Site Assessment Program were delivered by Blaes Environmental, under proper chain-of-custody record, to TestAmerica in Seattle, Washington (with assistance from the TestAmerica laboratory in Richland, Washington). The samples from the soil borings were analyzed for NWTPH-GX volatile gasoline range organics (GRO), NWTPH-Dx semi-volatile diesel and oil range organics (DRO-ORO), and for volatile organic compounds (VOCs) in compliance with EPA Method 8260. The laboratory results are described below and are represented in Table 1 and Table 2. A copy of the laboratory report (including quality control/quality assurance documentation, and chain-of-custody record) is included in Appendix D.

#### **3.3.2 Soil Analytical Results**

The soil samples collected from boring B-1 indicated detected concentrations of GRO above laboratory reporting limits at approximately 35 feet bgs (73 mg/Kg), and detected concentrations above MTCA regulation limits at depths of approximately 40, 45, 55, 60, 65 and 70 feet bgs ( 560 mg/Kg, 460 mg/Kg, 2,300 mg/Kg, 1,500 mg/Kg, 1,100 mg/Kg and 130 mg/Kg, respectively). Soil samples collected from

borings D-1/2 and D-7/8 also indicated GRO concentrations (5.0mg/Kg and 25 mg/Kg, respectively).

The soil samples collected from boring B-1 also indicated detected hydrocarbon concentrations above laboratory reporting limits of DRO at approximately 40, 45, 55, 60 and 65 feet bgs (250 mg/Kg, 270 mg/Kg, 1,400 mg/Kg, 340 mg/Kg and 350 mg/Kg, respectively). Soil samples collected from boring D-7/8 also indicated GRO concentrations (99 mg/Kg). The soil sample collected from boring D-7/8 indicates detected concentrations of benzene above MTCA regulation limits ( 0.034 mg/Kg) as well as additional VOCs above MTCA and laboratory reporting limits.

**Table 1. Soil Sample Analytical Results**

Sample ID	Depth (fbgs)	Sample Date	GRO (mg/Kg)	DRO (mg/Kg)	ORO (mg/Kg)	EPA Method 8260B (mg/Kg)					
						Benzene	Toluene	Ethylbenzene	Xylenes	MTBE	Additional VOCs
B-1-20	20	8/23/12	<3.3	<26	<51	<0.0009	<0.0018	<0.00091	<0.0018	<0.00091	ND
B-1-35	35	8/23/12	<b>73</b>	<26	<53	<0.017	<0.042	<0.042	<b>130</b>	<0.042	D*
B-1-40	40	8/23/12	<b>560</b>	<b>250</b>	<58	<0.016	<0.041	<0.041	<b>110</b>	<0.041	D*
B-1-45	45	8/23/12	<b>460</b>	<b>270</b>	<49	<0.014	<0.036	<0.036	<b>76</b>	<0.036	D*
B-1-55	55	8/23/12	<b>2,300</b>	<b>1400</b>	<50	<0.014	<0.035	<b>0.11</b>	<b>19.0</b>	<0.035	D*
B-1-60	60	8/23/12	<b>1,500</b>	<b>340</b>	<51	<0.013	<0.032	<b>.094</b>	<b>11.0</b>	<0.032	D*
B-1-65	65	8/23/12	<b>1,100</b>	<b>350</b>	<59	<0.017	<0.042	<b>.060</b>	<b>10.0</b>	<0.042	D*
B-1-70	70	8/23/12	<b>130</b>	<26	<53	<0.015	<0.037	<0.037	<b>0.54</b>	<0.037	D*
D-1/2	5	8/23/12	<b>5.0</b>	<30	<60	<0.001	<0.021	<0.001	<0.0021	<0.001	ND
D-3/4	5	8/23/12	<4.2	<26	<52	<0.0009	<0.002	<0.00099	<0.002	<0.00099	ND
D-5/6	5	8/23/12	<4.3	<27	<53	<0.001	<0.002	<0.001	<0.002	<0.001	ND
D-7/8	5.5	8/23/12	<b>25</b>	<b>99</b>	<59	<b>0.034</b>	<b>0.500</b>	<b>0.074</b>	<b>1.50</b>	<0.0012	D*
D-9/10	4.5	8/23/12	<4.7	<31	<62	<0.0012	<0.0024	<0.0012	<0.0024	<0.0012	ND
D-11/12	5	8/23/12	<4.4	<31	<62	<0.0011	<0.0021	<0.0011	<0.0021	<0.0011	ND
D-13/14	4.5	8/23/12	<4.8	<31	<61	<0.0011	<0.0022	<0.0011	<0.0022	<0.0011	ND
D-15/16	5	8/23/12	<4.4	<27	<54	<0.0009	<0.0019	<0.00095	<0.0019	<0.00095	ND
D-17/18	4	8/23/12	<4.4	<27	<54	<0.001	<0.0021	<0.001	<0.0021	<0.001	ND
MTCA (mg/Kg)	--	--	100	2,000	2,000	0.03	7	6	9	0.1	--

- EPA – Environmental Protection Agency
- GRO – Gasoline Range Organics
- DRO – Diesel Range Organics
- ORO – Oil Range Organics
- MTBE – Methyl-tert-butyl-Ether
- mg/kg – Milligrams per Kilogram (parts per million)
- MTCA – Model Toxics Control Act
- ND – Non-Detect
- fbgs – feet below ground surface
- VOCs – Volatile Organic Compounds

**Table 2. Additional VOC Analytical Results**

Sample ID	Depth (fbgs)	Sample Date	EPA Method 8260B (mg/Kg)								
			1,3,5-TMB	1,2,4-TMB	4-Iso	n-B	N	n-P	sec-B	2-C	4-C
B-1-20	20	8/23/12	<0.0046	<0.0018	<0.0018	<0.0018	<0.0046	<0.0009	<0.0018	<0.0018	<0.0018
B-1-35	35	8/23/12	<b>1.1</b>	<b>4.2</b>	<b>0.046</b>	<b>0.20</b>	<b>0.68</b>	<0.042	<0.042	<0.042	<0.042
B-1-40	40	8/23/12	<b>0.83</b>	<b>4.3</b>	<b>0.084</b>	<b>1.0</b>	<b>15.0</b>	<b>0.047</b>	<b>0.061</b>	<0.041	<0.041
B-1-45	45	8/23/12	<b>0.42</b>	<b>1.9</b>	<b>0.039</b>	<b>1.3</b>	<b>17.0</b>	<0.036	<0.036	<0.036	<0.036
B-1-55	55	8/23/12	<b>30.0</b>	<b>110</b>	<b>1.1</b>	<b>12.0</b>	<b>76.0</b>	<b>3.3</b>	<b>1.7</b>	<0.035	<0.035
B-1-60	60	8/23/12	<0.032	<b>90.0</b>	<b>0.82</b>	<b>16.0</b>	<b>29.0</b>	<b>3.1</b>	<b>1.2</b>	<b>0.048</b>	<b>0.060</b>
B-1-65	65	8/23/12	<b>15.0</b>	<b>71.0</b>	<b>0.71</b>	<b>6.7</b>	<b>21.0</b>	<b>2.3</b>	<b>1.0</b>	<0.042	<0.042
B-1-70	70	8/23/12	<b>1.6</b>	<b>5.2</b>	<b>0.061</b>	<b>1.2</b>	<b>2.8</b>	<b>0.16</b>	<b>0.096</b>	<0.037	<0.037
D-1/2	5	8/23/12	<0.0052	<0.0021	<0.0021	<0.0021	<0.0052	<0.0010	<0.0021	<0.0021	<0.0021
D-3/4	5	8/23/12	<0.0050	<0.0020	<0.0020	<0.0020	<0.0050	<0.0009	<0.0020	<0.0020	<0.0020
D-5/6	5	8/23/12	<0.0051	<0.0020	<0.0020	<0.0020	<0.0051	<0.0010	<0.0020	<0.0020	<0.0020
D-7/8	5.5	8/23/12	<b>0.97</b>	<b>2.3</b>	<0.0023	<b>0.39</b>	<b>0.52</b>	<b>0.049</b>	<0.0023	<0.0023	<0.0023
D-9/10	4.5	8/23/12	<0.0059	<0.0024	<0.0024	<0.0024	<0.0059	<0.0012	<0.0024	<0.0024	<0.0024
D-11/12	5	8/23/12	<0.0053	<0.0021	<0.0021	<0.0021	<0.0053	<0.0011	<0.0021	<0.0021	<0.0021
D-13/14	4.5	8/23/12	<0.0055	<0.0022	<0.0022	<0.0022	<0.0055	<0.0011	<0.0022	<0.0022	<0.0022
D-15/16	5	8/23/12	<0.0048	<0.0019	<0.0019	<0.0019	<0.0048	<0.0009	<0.0019	<0.0019	<0.0019
D-17/18	4	8/23/12	<0.0052	<0.0021	<0.0021	<0.0021	<0.0052	<0.0010	<0.0021	<0.0021	<0.0021

- EPA – Environmental Protection Agency
- 1,3,5-TMB – 1,3,5-Trimethylbenzene
- 1,2,4-TMB – 1,2,4-Trimethylbenzene
- 4-Iso – 4-Isopropyltoluene
- n-B – n-Butylbenzene
- N – Naphthalene
- n-P – n-Propylbenzene
- sec-B – sec-butylbenzene
- 2-C – 2-Chlorotoluene
- 4-C – 4-Chlorotoluene
- mg/kg – Milligrams per Kilogram (parts per million)

**3.4 WASTE DISPOSAL**

The excess soil and decon water generated at the site was sampled and profiled for disposal. The profile samples were submitted to TestAmerica for analyses including GRO, DRO, ORO, VOCs and TCLP Metals. Following receipt of the sample analyses, the waste was transported and disposed of by PSC (contracted through Cascade Drilling). The laboratory report of the waste profile samples and the waste disposal manifest documentation are presented in Appendix E.

**3.5 CONCLUSIONS**

Based on the findings of the Site Assessment Program for this site, Blaes Environmental concludes that a

confirmed petroleum hydrocarbon release has occurred at the location of boring B-1 near the existing underground storage tank basin and at two dispenser islands at the site. Petroleum hydrocarbon concentrations (including GRO, DRO, and VOCs) in excess of laboratory reporting limits and MTCA regulatory limits were found in the soil samples from boring B-1 analyzed from depths of 35 to 70 feet bgs.

Soil samples analyzed from below the dispenser island borings D-1/2 and D-7/8 also indicated petroleum hydrocarbon concentrations. However, the analyses from boring D-1/2 may not represent an actual hydrocarbon release below the dispenser and is more consistent with hydrocarbon concentrations associated with a minor past surface spill.

#### **4.0 RELEASE NOTIFICATION TO WDOE**

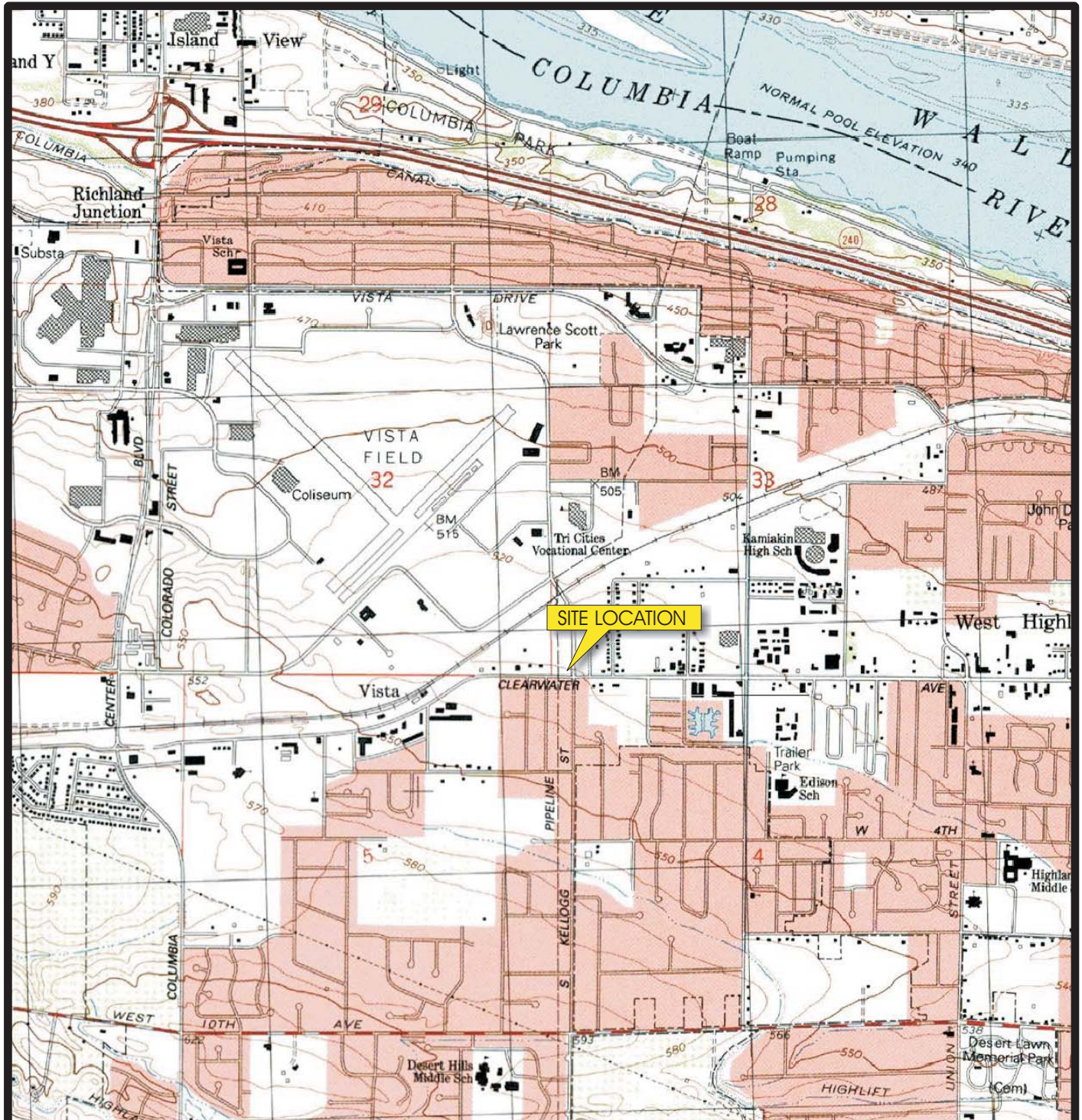
##### **4.1 PETROLEUM HYDROCARBON RELEASE NOTIFICATION**

On August 24, 2012, Circle K notified Sun Pacific Energy (owner of the Sunmart store) that the laboratory analyses from Sunmart #30 indicated that a release of petroleum hydrocarbons was found at the site. Sun Pacific Energy subsequently filed a release report to the Washington Department of Ecology.

## **5.0 REFERENCES**

Lasmanis, Raymond, 1991, The geology of Washington: Rocks and Minerals, v. 66, no. 4, p. 262-277. ©  
Copyright Heldref Publications (Helen Dwight Reid Educational Foundation).

## FIGURES



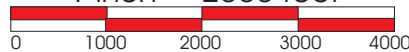
Source: MapTech Terrain Navigator Kennewick Quadrangle, 7.5 Minute Topographic Series, 1992

**QUADRANGLE LOCATION**



Approximate Scale  
1:24,000

1 inch = 2000 feet



Contour Interval = 10 feet



6006 West Clearwater Ave.  
Kennewick, WA

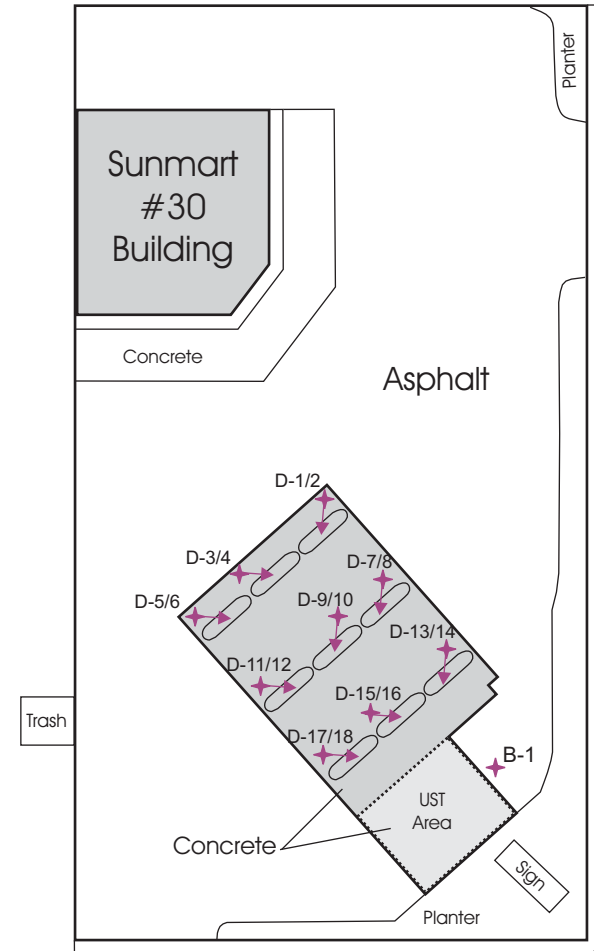
**SITE LOCATION MAP**

July 2012 | Project #201-00001-30 | Figure 1

P:\Technical\201 CKCorona\201-00001-30  
Kennewick\Graphics\SLM.cdr

**SITE LOCATION: T9N, R29E, Section 32**

46° 12' 46.72" North Latitude; 119° 12' 06.14" West Longitude

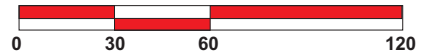


Kellogg Street



Clearwater Avenue



Approximate Scale  
1 inch = 60 feet



**Legend**

-  B-1 Approximate location of Soil Boring & ID
-  D-1/2 Approximate location of Angled Soil Boring & ID



**Sunmart #30**  
6006 West Clearwater Avenue  
Kennewick, Washington

**SITE PLAN**

September 2012

Project #201-00001-30

Figure  
2

P:\Technical\201CK\OtherProjects\201-00001\SunmartWest\201-00001-30\Sunmart#30\201-00001-30Phasell.cdr

## APPENDICES

**APPENDIX A**

**HEALTH AND SAFETY PLAN  
APPROVAL FORM SIGNATURE PAGE**






**ATTACHMENT 1**

**HEALTH & SAFETY APPROVAL FORM**

**WORK ASSIGNMENT:  
SITE ASSESSMENT**

Sunmart Site #30  
6006 West Clearwater Ave.  
Kennewick, WA 99336

*I have read, understand, and agreed with the information set forth in this Health and Safety Plan and will follow the direction of the Site Health & Safety Officer (SHSO).*

<u>Field Team Member Name</u>	<u>Signature</u>	<u>Company</u>	<u>Date</u>	<u>Date</u>
Arel Genay		Blaes	8/23/12	8/24, 12
JAMES Goble		CASCADE	8-23-12	8-24-12
Ayle Cerchi		CDLP	8-23-12	8-24-12
Aras Cheltrae		CDLP	8-23-12	8-24-12
Bradley Hanratty	B Hanratty	CDLP	8-24-12	
DAN BLAES		BLAES	8/23-24/12	

**Approvals:**

Site Health & Safety Officer (SHSO)

Company



Blaes Environmental


Field Team Leader



Blaes Environmental

Health & Safety Program Coordinator

Dan Blaes



Blaes Environmental

**APPENDIX B**  
**LITHOLOGIC LOGS**



**Environmental Management, Inc.**  
45 E. Monterey Way, Ste. 200  
Phoenix, AZ 85012

## FIELD LOG OF EXPLORATORY SOIL BORING

Project No. 201-00001-30  
Client Circle K  
Location 6006 W. Clearwater Ave Kennewick, WA  
Logged By \_\_\_\_\_  
Permit No. \_\_\_\_\_

Boring No. B-1  
Sheet 1  
of 3

Field location of boring:

Drilling Co.: Cascade Drilling  
Drill Rig Model: CME-75  
Drilling Method: Hollow-Stem Auger  
Hole Diameter: \_\_\_\_\_  
Drillers Name: \_\_\_\_\_

Ground Elev. \_\_\_\_\_

Soil Boring Completion: \_\_\_\_\_

Time	Blow Counts (6")	PID Response (ppm iso)	Recovery (inches)	Sample I.D.	Depth	Sampled Interval	Well Detail	Soil/Rock Symbol	Graphic Log	Depth to	Depth to	<b>DESCRIPTION</b>
										Date	Date	
					1							3" asphalt surface
					2							ABC fill
					3							
					4							
					5							cobble, gravel, sand, silty mix
					6							
					7							
					8							
1505	50/5	4.9		B1-10'	9							50% silty sand, 25% gravel, 25% cobble, light brown with black basalt, very dense, slightly damp
					10							
					11							
					12							
					13							
1516	50/5	2.9		B1-15'	14							60% medium-fine grained sand, 20% cobble, large gravel, 10% silt, brown, very dense, slightly damp
					15							
					16							
					17							
					18							
1534	50/5	0.5		B1-20'	19							40% cobble, 40% gravel, 20% silty sand, brown, very dense, slightly damp
					20							
					21							
					22							
					23							
1544	50/5	NR		B1-25'	24							cobbles in cuttings (no recovery)
					25							
					26							
					27							
					28							
1555	50/5	13.9		B1-30'	29							50% gravel, 30% cobble, 20% silty sand, brown, very dense, slightly damp
					30							
					31							



**Environmental Management, Inc.**  
45 E. Monterey Way, Ste. 200  
Phoenix, AZ 85012

## FIELD LOG OF EXPLORATORY SOIL BORING

Project No. 201-00001-30  
Client Circle K  
Location 6006 W. Clearwater Ave Kennewick, WA  
Logged By \_\_\_\_\_  
Permit No. \_\_\_\_\_

Boring No. B-1  
Sheet 2  
of 3

Field location of boring:

Drilling Co.: Cascade Drilling  
Drill Rig Model: CME-75  
Drilling Method: Hollow-Stem Auger  
Hole Diameter: \_\_\_\_\_  
Drillers Name: \_\_\_\_\_

Ground Elev. \_\_\_\_\_

Soil Boring Completion: \_\_\_\_\_

Time	Blow Counts (6")	PID Response (ppm iso)	Recovery (inches)	Sample I.D.	Depth	Sampled Interval	Well Detail	Soil/Rock Symbol	Graphic Log	Depth to	Depth to	<b>DESCRIPTION</b>
										Date	Date	
					32							
					33							
1605	50/6	134	6	B1-35'	34							40% silt, 20% sand, 20% cobble, 10% gravel, medium light brown, dry, very dense, odor present
					35							
					36							
					37							
					38							
1648	50/5	NR	0.3	B1-40'	39							No lithology recovery <400 ppm PID near borehole
					40							
					41							
					42							
					43							
1700	50/5	155	6	B1-45'	44							30% cobble, 30% gravel, 30% sand, 10% fines, brown, slightly damp, hydrocarbon odor
					45							
					46							
					47							
					48							
1715		NA		B1-55'	49							No recovery
					50							
					51							
					52							
					53							
0845	50/5	2423	5	B1-55'	54							60% sandy silt, 30% cobble, 10% gravel, brown, dense, strong hydrocarbon odor
					55							
					56							
					57							
					58							
0859	50/5	1208	6	B1-60'	59							60% silty sand, 20% cobble, 20% gravel, brown, very dense, slightly moist, strong hydrocarbon odor
					60							
					61							
					62							

Prepared By: Arell Gray

Date 8/23/2012

Reviewed By: \_\_\_\_\_

Date \_\_\_\_\_



**Environmental Management, Inc.**  
45 E. Monterey Way, Ste. 200  
Phoenix, AZ 85012

## FIELD LOG OF EXPLORATORY SOIL BORING

Project No. 201-00001-30  
Client Circle K  
Location 6006 W. Clearwater Ave Kennewick, WA  
Logged By \_\_\_\_\_  
Permit No. \_\_\_\_\_

Boring No. B-1  
Sheet 3  
of 3

Field location of boring:

Drilling Co.: Cascade Drilling  
Drill Rig Model: CME-75  
Drilling Method: Hollow-Stem Auger  
Hole Diameter: \_\_\_\_\_  
Drillers Name: \_\_\_\_\_

Ground Elev. \_\_\_\_\_

Soil Boring Completion: \_\_\_\_\_

Time	Blow Counts (6")	PID Response (ppm iso)	Recovery (inches)	Sample I.D.	Depth	Sampled Interval	Well Detail	Soil/Rock Symbol	Graphic Log	Depth to <input type="checkbox"/>	Depth to <input type="checkbox"/>	<b>DESCRIPTION</b>
										Date	Date	
					63							
0920	50/6	1576	12	B1-65'	64							85% sandy silt, 15% gravel, brown, dense, very moist
					65							
					66							
					67							
					68							
0940	50/6	25.9	6	B1-70'	69							50% gravel, 25% all range sand, 25% clay, multiple colors, dense, moist
					70							
					71							
					72							
					73							
					74							
					75							
					76							
					77							
					78							
					79							
					80							
					81							
					82							
					83							
					84							
					85							
					86							
					87							
					88							
					89							
					90							
					91							
					92							
					93							



**Environmental Management, Inc.**  
45 E. Monterey Way, Ste. 200  
Phoenix, AZ 85012

## FIELD LOG OF EXPLORATORY SOIL BORING

Project No. 201-00001-30  
Client Circle K  
Location 6006 W. Clearwater Ave Kennewick, WA  
Logged By \_\_\_\_\_  
Permit No. \_\_\_\_\_

Boring No. D-1/2  
Sheet 1  
of 1

Field location of boring:

Drilling Co.: Cascade Drilling  
Drill Rig Model: \_\_\_\_\_  
Drilling Method: Hand Auger  
Hole Diameter: \_\_\_\_\_  
Drillers Name: \_\_\_\_\_

Ground Elev. \_\_\_\_\_

Soil Boring Completion: \_\_\_\_\_

Time	Blow Counts (6")	PID Response (ppm iso)	Recovery (inches)	Sample I.D.	Depth	Sampled Interval	Well Detail	Soil/Rock Symbol	Graphic Log	Depth to	Depth to
										Date 8/24/12	Date
										<b>DESCRIPTION</b>	
					1						
					2						
					3						
0840	HA	2.1	6	D1/2-5'	4						
					5						
					6						
					7						
					8						
					9						
					10						
					11						
					12						
					13						
					14						
					15						
					16						
					17						
					18						
					19						
					20						
					21						
					22						
					23						
					24						
					25						
					26						
					27						
					28						
					29						
					30						
					31						

6' concrete  
ABC fill

Very fine, silty sand (70%), cobbles (25%), gravel (5%), brown, slightly moist, dense.  
Refusal at 5' due to larger cobbles



**Environmental Management, Inc.**  
45 E. Monterey Way, Ste. 200  
Phoenix, AZ 85012

## FIELD LOG OF EXPLORATORY SOIL BORING

Project No. 201-00001-30  
Client Circle K  
Location 6006 W. Clearwater Ave Kennewick, WA  
Logged By \_\_\_\_\_  
Permit No. \_\_\_\_\_

Boring No. D-3/4  
Sheet 1  
of 1

Field location of boring:

Drilling Co.: Cascade Drilling  
Drill Rig Model: \_\_\_\_\_  
Drilling Method: Hand Auger  
Hole Diameter: \_\_\_\_\_  
Drillers Name: \_\_\_\_\_

Ground Elev. \_\_\_\_\_

Soil Boring Completion: \_\_\_\_\_

Time	Blow Counts (6")	PID Response (ppm iso)	Recovery (inches)	Sample I.D.	Depth	Sampled Interval	Well Detail	Soil/Rock Symbol	Graphic Log	Depth to	Depth to
										Date	Date
										<b>DESCRIPTION</b>	
					1						
					2						
					3						
1130	HA	0.0	6	D3/4-5'	4						
					5						
					6						
					7						
					8						
					9						
					10						
					11						
					12						
					13						
					14						
					15						
					16						
					17						
					18						
					19						
					20						
					21						
					22						
					23						
					24						
					25						
					26						
					27						
					28						
					29						
					30						
					31						

6" concrete  
ABC fill (75%)

Fine, silty sand, 20% cobble, 5% gravel, brown, dense, slightly damp  
Auger regusal at 5' due to increased percentage of cobbles



**Environmental Management, Inc.**  
45 E. Monterey Way, Ste. 200  
Phoenix, AZ 85012

## FIELD LOG OF EXPLORATORY SOIL BORING

Project No. 201-00001-30  
Client Circle K  
Location 6006 W. Clearwater Ave Kennewick, WA  
Logged By \_\_\_\_\_  
Permit No. \_\_\_\_\_

Boring No. D-5/6  
Sheet 1  
of 1

Field location of boring:

Drilling Co.: Cascade Drilling  
Drill Rig Model: Hand Auger  
Drilling Method: \_\_\_\_\_  
Hole Diameter: \_\_\_\_\_  
Drillers Name: \_\_\_\_\_

Ground Elev. \_\_\_\_\_

Soil Boring Completion: \_\_\_\_\_

Time	Blow Counts (6")	PID Response (ppm iso)	Recovery (inches)	Sample I.D.	Depth	Sampled Interval	Well Detail	Soil/Rock Symbol	Graphic Log	Depth to	Depth to
										Date 8/24/12	Date
										<b>DESCRIPTION</b>	
					1						
					2						
					3						
0930	HA	0.5	6	D5/6-5'	4						
					5						
					6						
					7						
					8						
					9						
					10						
					11						
					12						
					13						
					14						
					15						
					16						
					17						
					18						
					19						
					20						
					21						
					22						
					23						
					24						
					25						
					26						
					27						
					28						
					29						
					30						
					31						

Depth to \_\_\_\_\_  
Date 8/24/12 \_\_\_\_\_  
Time \_\_\_\_\_

### DESCRIPTION

6" concrete  
ABC fill

70% brown silty sand, 20% cobble, 10% gravel, dense, slightly damp  
Auger refusal at 5' due to increased percentage of cobbles



**Environmental Management, Inc.**  
45 E. Monterey Way, Ste. 200  
Phoenix, AZ 85012

## FIELD LOG OF EXPLORATORY SOIL BORING

Project No. 201-00001-30  
Client Circle K  
Location 6006 W. Clearwater Ave Kennewick, WA  
Logged By \_\_\_\_\_  
Permit No. \_\_\_\_\_

Boring No. D-7/8  
Sheet 1  
of 1

Field location of boring:

Drilling Co.: Cascade Drilling  
Drill Rig Model: \_\_\_\_\_  
Drilling Method: Hand Auger  
Hole Diameter: \_\_\_\_\_  
Drillers Name: \_\_\_\_\_

Ground Elev. \_\_\_\_\_

Soil Boring Completion: \_\_\_\_\_

Time	Blow Counts (6")	PID Response (ppm iso)	Recovery (inches)	Sample I.D.	Depth	Sampled Interval	Well Detail	Soil/Rock Symbol	Graphic Log	Depth to <input type="checkbox"/>	Depth to <input type="checkbox"/>
										Date	Date
										<b>DESCRIPTION</b>	
					1						
					2						
					3						
					4						
0755	HA	1	6	D7/8-5.5'	5						
					6						
					7						
					8						
					9						
					10						
					11						
					12						
					13						
					14						
					15						
					16						
					17						
					18						
					19						
					20						
					21						
					22						
					23						
					24						
					25						
					26						
					27						
					28						
					29						
					30						
					31						

6" concrete surface  
ABC fill

65% silty sand, 30% cobbles, 5% gravel, brown, dense, slightly damp  
Refusal at 5.5' due to larger rocks



**Environmental Management, Inc.**  
45 E. Monterey Way, Ste. 200  
Phoenix, AZ 85012

## FIELD LOG OF EXPLORATORY SOIL BORING

Project No. 201-00001-30  
Client Circle K  
Location 6006 W. Clearwater Ave Kennewick, WA  
Logged By \_\_\_\_\_  
Permit No. \_\_\_\_\_

Boring No. D-9/10  
Sheet 1  
of 1

Field location of boring:

Drilling Co.: Cascade Drilling  
Drill Rig Model: \_\_\_\_\_  
Drilling Method: Hand Auger  
Hole Diameter: \_\_\_\_\_  
Drillers Name: \_\_\_\_\_

Ground Elev. \_\_\_\_\_

Soil Boring Completion: **Backfill with cuttings, concrete pad**

Time	Blow Counts (6")	PID Response (ppm iso)	Recovery (inches)	Sample I.D.	Depth	Sampled Interval	Well Detail	Soil/Rock Symbol	Graphic Log	Depth to <input type="checkbox"/>	Depth to <input type="checkbox"/>	<b>DESCRIPTION</b>
										Date	Date	
					1							6" concrete surface  50% cobbles, 35% silty sand, 15% gravel with boulders, brown, slightly damp
					2							
					3							
1710	HA	3.1	6	D9/10-4.5'	4							
					5							
					6							
					7							
					8							
					9							
					10							
					11							
					12							
					13							
					14							
					15							
					16							
					17							
					18							
					19							
					20							
					21							
					22							
					23							
					24							
					25							
					26							
					27							
					28							
					29							
					30							
					31							



**Environmental Management, Inc.**  
45 E. Monterey Way, Ste. 200  
Phoenix, AZ 85012

## FIELD LOG OF EXPLORATORY SOIL BORING

Project No. 201-00001-30  
Client Circle K  
Location 6006 W. Clearwater Ave Kennewick, WA  
Logged By \_\_\_\_\_  
Permit No. \_\_\_\_\_

Boring No.  
D-11/12  
Sheet 1  
of 1

Field location of boring:

Drilling Co.: Cascade Drilling  
Drill Rig Model: \_\_\_\_\_  
Drilling Method: Hand Auger  
Hole Diameter: \_\_\_\_\_  
Drillers Name: \_\_\_\_\_

Ground Elev. \_\_\_\_\_

Soil Boring Completion: Backfill with cuttings, concrete pad

Time	Blow Counts (6")	PID Response (ppm iso)	Recovery (inches)	Sample I.D.	Depth	Sampled Interval	Well Detail	Soil/Rock Symbol	Graphic Log	Depth to	Depth to
										Date	Date
										<b>DESCRIPTION</b>	
					1						
					2						
					3						
1705	HA	3.1	6	D-11/12	4						
					5						
					6						
					7						
					8						
					9						
					10						
					11						
					12						
					13						
					14						
					15						
					16						
					17						
					18						
					19						
					20						
					21						
					22						
					23						
					24						
					25						
					26						
					27						
					28						
					29						
					30						
					31						

6" concrete surface

50% silty sand, 35% cobbles, 15% gravel, boulders present, brown, slightly damp, very dense



**Environmental Management, Inc.**  
45 E. Monterey Way, Ste. 200  
Phoenix, AZ 85012

## FIELD LOG OF EXPLORATORY SOIL BORING

Project No. 201-00001-30  
Client Circle K  
Location 6006 W. Clearwater Ave Kennewick, WA  
Logged By \_\_\_\_\_  
Permit No. \_\_\_\_\_

Boring No. D-13/14  
Sheet 1  
of 1

Field location of boring:

Drilling Co.: Cascade Drilling  
Drill Rig Model: \_\_\_\_\_  
Drilling Method: Hand Auger  
Hole Diameter: \_\_\_\_\_  
Drillers Name: \_\_\_\_\_

Ground Elev. \_\_\_\_\_

Soil Boring Completion: \_\_\_\_\_

Time	Blow Counts (6")	PID Response (ppm iso)	Recovery (inches)	Sample I.D.	Depth	Sampled Interval	Well Detail	Soil/Rock Symbol	Graphic Log	Depth to	Depth to
										Date	Date
					1						
					2						
1504	HA	2.5	6	D13-14-4.5'	3						
					4						
					5						
					6						
					7						
					8						
					9						
					10						
					11						
					12						
					13						
					14						
					15						
					16						
					17						
					18						
					19						
					20						
					21						
					22						
					23						
					24						
					25						
					26						
					27						
					28						
					29						
					30						
					31						

### DESCRIPTION

6" concrete surface

50% silt and very fine sand, 40% cobbles with 10% gravel, boulders present, brown, very dense, slightly moist



**Environmental Management, Inc.**  
45 E. Monterey Way, Ste. 200  
Phoenix, AZ 85012

## FIELD LOG OF EXPLORATORY SOIL BORING

Project No. 201-00001-30  
Client Circle K  
Location 6006 W. Clearwater Ave Kennewick, WA  
Logged By \_\_\_\_\_  
Permit No. \_\_\_\_\_

Boring No. D-15/16  
Sheet 1  
of 1

Field location of boring:

Drilling Co.: Cascade Drilling  
Drill Rig Model: \_\_\_\_\_  
Drilling Method: Hand Auger  
Hole Diameter: \_\_\_\_\_  
Drillers Name: \_\_\_\_\_

Ground Elev. \_\_\_\_\_

Soil Boring Completion: \_\_\_\_\_

Time	Blow Counts (6")	PID Response (ppm iso)	Recovery (inches)	Sample I.D.	Depth	Sampled Interval	Well Detail	Soil/Rock Symbol	Graphic Log	Depth to	Depth to
										Date	Date
										<b>DESCRIPTION</b>	
					1						
					2						
					3						
1158	HA	0.0	6	D15/16-5'	4						
					5						
					6						
					7						
					8						
					9						
					10						
					11						
					12						
					13						
					14						
					15						
					16						
					17						
					18						
					19						
					20						
					21						
					22						
					23						
					24						
					25						
					26						
					27						
					28						
					29						
					30						
					31						

6" concrete surface  
ABC fill

65% silty sand, 30% cobbles, 5% gravel, brown, slightly damp, dense  
Auger Refusal at 5' due to increased percentage of cobbles



**Environmental Management, Inc.**  
45 E. Monterey Way, Ste. 200  
Phoenix, AZ 85012

## FIELD LOG OF EXPLORATORY SOIL BORING

Project No. 201-00001-30  
Client Circle K  
Location 6006 W. Clearwater Ave Kennewick, WA  
Logged By \_\_\_\_\_  
Permit No. \_\_\_\_\_

Boring No. D-17/18  
Sheet 1  
of 1

Field location of boring:

Drilling Co.: Cascade Drilling  
Drill Rig Model: \_\_\_\_\_  
Drilling Method: Hand Auger  
Hole Diameter: \_\_\_\_\_  
Drillers Name: \_\_\_\_\_

Ground Elev. \_\_\_\_\_

Soil Boring Completion: \_\_\_\_\_

Time	Blow Counts (6")	PID Response (ppm iso)	Recovery (inches)	Sample I.D.	Depth	Sampled Interval	Well Detail	Soil/Rock Symbol	Graphic Log	Depth to	Depth to
										Date 8/23/12	Date
										<b>DESCRIPTION</b>	
					1						
					2						
1540	HA	3.1	6	D17/18-4'	3						
					4						
					5						
					6						
					7						
					8						
					9						
					10						
					11						
					12						
					13						
					14						
					15						
					16						
					17						
					18						
					19						
					20						
					21						
					22						
					23						
					24						
					25						
					26						
					27						
					28						
					29						
					30						
					31						

6" concrete surface

50% silt very fine sand mix, 40% cobbles, 10% gravel, boulders present, brown, slightly damp

**APPENDIX C**

**DRILLING AND SOIL SAMPLING PROCEDURES**

## **DRILLING, SOIL SAMPLING, AND BORING ABANDONMENT PROCEDURES**

### **1.0 DRILLING PROCEDURES**

#### **1.1 Drilling Equipment**

Soil borings drilled around the UST area were drilled using a truck-mounted hollow-stem auger drilling rig (Model CME-75). The drilling rig was outfitted with hollow-stem auger flights five feet in length. The drilling rig was equipped with all additional tools and support equipment necessary to complete each soil boring to the desired depth. Soil borings drilled around and beneath the dispensers and distribution piping were drilled using a non-mechanized hand auger with five-foot flights.

#### **1.2 Drilling Procedures**

Prior to drilling, a utility search was conducted for each boring not installed in a former underground storage tank basin. The utility search was conducted with a post hole digger and a hand auger by a member of the drilling support crew. Each utility search was terminated at a depth of approximately five feet below the ground surface. After the utility search, the drilling rig was positioned at the drilling location and stabilized using four hydraulic leveling pistons. After the drilling rig was seated and stable, the mast was raised into position. The hollow-stem augers were advanced until reaching each target sampling depth. When the target sampling depth was reached, the top auger flight was disconnected from the drive assembly near the ground surface and the sampling equipment was placed down the borehole using a wireline and a downhole drive hammer. Following soil sample collection, the auger flights were reconnected and drilling proceeded to the next sampling depth. This process continued until the total depth of the boring was reached and all of the desired soil samples were collected.

In the hand-augered soil borings, the auger assembly was advanced to the target soil sampling depth using either the sand or mud auger head (as appropriate) and five-foot solid-stem auger flights.

#### **1.3 Drilling QA/QC**

All drilling equipment, including the rig, hollow-stem auger flights, and hand-auger assembly, were decontaminated prior to arriving at the site and after completing each boring to prevent cross-contamination. The equipment was steam cleaned, rinsed with water, and allowed to air dry.

### **2.0 SOIL SAMPLE COLLECTION AND PRESERVATION PROCEDURES**

#### **2.1 Qualifications of Sampling Personnel**

All soil samples were handled by personnel from Blaes Environmental. Blaes Environmental personnel have drilled over 650 soil borings, collected over 1,400 soil samples, and have installed over 270 groundwater wells in the last 10 years. Further, Blaes Environmental maintains up to date information on regulatory requirements and standards relating to soil and groundwater sampling.

#### **2.2 Soil Sampling Equipment**

Soil samples collected from the UST zone were collected using the drilling drive hammer and accessories. Soil samples collected from the hand augered borings were collected directly from the bucket or using a Modified California split-spoon sampler consisting of an outer sampling barrel lined with three 6-inch long brass sample rings. When the drive hammer was used, the sample rings were placed inside the split barrel halves, which were held in place by a bottom drive shoe and an external top sub. Soil Samples collected from the hand-augered soil borings were collected using a non-mechanized drive sampling equipment consisting of solid-stem rods attached to a 30-pound drive hammer and drive shoe (containing a six-inch brass sample ring).

#### **2.3 Soil Sampling Procedures**

Soil samples were collected at approximate 5-foot depths within each boring, typically beginning at a depth of approximately 10 feet below the ground surface. After drilling to the desired sampling depth, the split-spoon or drive sampler was attached to the wireline or rods and lowered through the hollow-stem

augers. The sampler was driven approximately 12 to 18-inches into undisturbed soil by the drive hammer for the samples collected from the tank zone and driven approximately six-inches into undisturbed soil by the drive hammer for the samples collected in the hand-augered borings. The number of hammer blow counts was recorded on the lithologic log sheets.

After the sampler was retrieved, the sample rings were removed from the sample barrel/shoe. Blaes Environmental submitted the soil from the lead sample sleeve (some prepared with methanol) for laboratory analysis. Samples were labeled, placed in sealable plastic bags, and placed on ice in a cooler. A written record of each sample was entered on a Chain-of-Custody, a copy of which remained with the samples until it arrived at the analytical laboratory. The lithologic characteristics of the soil from the upper sample rings were described using the Unified Soil Classification System (USCS).

#### 2.4 Decontamination Procedures During Soil Sampling

All sampling equipment was decontaminated prior to arriving on site and between each sampling depth to prevent cross-contamination between samples. The sampling equipment was washed with a laboratory soap solution, rinsed twice with tap water, and allowed to air dry.

#### 2.5 Methods Used to Prevent Volatile Losses During Sampling Program

Following retrieval of the sampler, a member of the drilling crew handed the sampler to the Blaes Environmental field personnel. Blaes Environmental removed the sample sleeves from the sampler and immediately sealed the ends of each ring with plastic end caps placing the samples into the ice chest. In some cases, the samples were prepared using EPA Method 5035 with methanol.

#### 2.6 Methods Used to Preserve the Samples Until Delivery to the Laboratory

All samples were stored in the cooler or sample refrigerator (chilled to approximately 33 degrees Fahrenheit) by Blaes Environmental for pick up by the laboratory the following morning or were directly delivered from the site to the laboratory. All samples were stored on ice in a cooler during transport.

#### 2.7 Chain-of-Custody Documentation

All soil samples were logged onto a Chain-of-Custody record in the field. When the samples were picked up by the laboratory, each sample was transferred directly to an ice chest for transport to the laboratory. The laboratory member that transferred the samples signed the Chain-of-Custody verifying that the samples were properly delivered in-tact and chilled.

### 3.0 SOIL BORING ABANDONMENT PROCEDURES

Soil cuttings from each soil boring were used as backfill to abandon the soil boring. If contaminated soil was observed, care was taken to return the contaminated soil to the same zone within the soil boring from which it was taken. Any excess clean soil was spread on site in the planter areas. Any excess soil containing potential (non-hazardous) petroleum hydrocarbons was temporarily stored in 55-gallon DOT approved drums for proper disposal.

**APPENDIX D**  
**LABORATORY REPORT**  
**AND CHAIN-OF-CUSTODY DOCUMENTATION**

# TestAmerica

THE LEADER IN ENVIRONMENTAL TESTING

## ANALYTICAL REPORT

TestAmerica Laboratories, Inc.

TestAmerica Seattle  
5755 8th Street East  
Tacoma, WA 98424  
Tel: (253)922-2310

TestAmerica Job ID: 580-34631-2  
Client Project/Site: SUNMART #30

For:  
Blaes Environmental Inc.  
45 E Monterey Way  
Suite 200  
Phoenix, Arizona 85012

Attn: Dan Blaes



Authorized for release by:  
8/30/2012 4:34:26 PM

Ella Sandquist  
Project Manager I  
[ella.sandquist@testamericainc.com](mailto:ella.sandquist@testamericainc.com)

### LINKS

Review your project  
results through  
**TotalAccess**

Have a Question?



Visit us at:  
[www.testamericainc.com](http://www.testamericainc.com)

*This report has been electronically signed and authorized by the signatory. Electronic signature is intended to be the legally binding equivalent of a traditionally handwritten signature.*

*Results relate only to the items tested and the sample(s) as received by the laboratory.*

1

2

3

4

5

6

7

8

9

10

11



# Table of Contents

Cover Page . . . . .	1
Table of Contents . . . . .	2
Case Narrative . . . . .	3
Definitions . . . . .	4
Client Sample Results . . . . .	5
QC Sample Results . . . . .	7
Chronicle . . . . .	13
Certification Summary . . . . .	14
Sample Summary . . . . .	15
Chain of Custody . . . . .	16
Receipt Checklists . . . . .	18

# Case Narrative

Client: Blaes Environmental Inc.  
Project/Site: SUNMART #30

TestAmerica Job ID: 580-34631-2

---

## Job ID: 580-34631-2

---

### Laboratory: TestAmerica Seattle

#### Narrative

---

##### Receipt

The samples were received on 8/25/2012 9:20 AM; the samples arrived in good condition, properly preserved and, where required, on ice. The temperature of the cooler at receipt was 4.2° C.

##### Except:

The container labels for the following samples did not match the information listed on the Chain-of-Custody (COC): B-1-65 (580-34631-7), B-1-70 (580-34631-8), D-1/2 (580-34631-9), D-11/12-5 (580-34631-14), D-15/16-5 (580-34631-16), D-17/18 (580-34631-17), D-3/4 (580-34631-10), D-5/6 (580-34631-11), D-7/8 (580-34631-12), D-9/10-5 (580-34631-13).

Sample 7: Container labels list time of 0920; COC lists 0900 as sampling time.

Sample 8: The label on the MeOH container lists 08/23/12 while the COC lists 08/24/12 as the sampling date.

Sample 9: 08/23/12 is listed on the label of the 4oz jar and 1 stir bar container. COC lists 08/24/12.

Sample 10: The labels lists 1138 as the sampling time and a date of 08/23/12 is on the 4oz jar and 1 stir bar container. COC lists date and time of 08/24/12 1130.

Sample 11: 08/23/12 is listed on the labels of the 4oz jar and both stir bar containers for this sample. The COC lists the sampling date as 08/24/12.

Sample 12: Container labels list D-7/8-5.5 as the sample ID and a date of 08/23/12 on the 4oz jar and both stir bar containers. COC lists ID as D-7/8 and a date of 08/24/12.

Sample 13: Container labels list ID as D-9/10-4.5; COC lists D-9/10.

Sample 17: Container labels list sample ID as D-17/18-4 and there is no sampling time listed on the label of the MeOH container. The COC lists D-17/18 as the sample ID and a time of 1540.

Samples 9-11, 14 and 16: On all containers labels, the sample IDs end with a -5 however this -5 is not included with the sample IDs on the COC.

In all cases listed above, the samples were logged in according to the information listed on the COC.

##### GC/MS VOA - Method(s) 8260B:

The laboratory control sample (LCS) and laboratory control sample duplicate (LCSD) for batch 580-118595 exceeded control limits for the following analyte: 1,2-Dichloropropane. This analyte was biased high in the LCS and LCSD but was not detected in the associated samples; therefore, the data have been flagged as appropriate and reported.

No other analytical or quality issues were noted.

## Definitions/Glossary

Client: Blaes Environmental Inc.  
Project/Site: SUNMART #30

TestAmerica Job ID: 580-34631-2

### Qualifiers

#### GC/MS VOA

Qualifier	Qualifier Description
*	LCS or LCSD exceeds the control limits

### Glossary

Abbreviation	These commonly used abbreviations may or may not be present in this report.
☼	Listed under the "D" column to designate that the result is reported on a dry weight basis
%R	Percent Recovery
CNF	Contains no Free Liquid
DL, RA, RE, IN	Indicates a Dilution, Reanalysis, Re-extraction, or additional Initial metals/anion analysis of the sample
EDL	Estimated Detection Limit
EPA	United States Environmental Protection Agency
MDL	Method Detection Limit
ML	Minimum Level (Dioxin)
ND	Not detected at the reporting limit (or MDL or EDL if shown)
PQL	Practical Quantitation Limit
QC	Quality Control
RL	Reporting Limit
RPD	Relative Percent Difference, a measure of the relative difference between two points
TEF	Toxicity Equivalent Factor (Dioxin)
TEQ	Toxicity Equivalent Quotient (Dioxin)

# Client Sample Results

Client: Blaes Environmental Inc.  
Project/Site: SUNMART #30

TestAmerica Job ID: 580-34631-2

**Client Sample ID: B-1-55**

**Lab Sample ID: 580-34631-5**

**Date Collected: 08/24/12 08:45**

**Matrix: Solid**

**Date Received: 08/25/12 09:20**

**Percent Solids: 95.2**

**Method: 8260B - Volatile Organic Compounds (GC/MS)**

Analyte	Result	Qualifier	RL	MDL	Unit	D	Prepared	Analyzed	Dil Fac
Dichlorodifluoromethane	ND		35		ug/Kg	☼	08/27/12 08:15	08/27/12 16:58	1
Chloromethane	ND		350		ug/Kg	☼	08/27/12 08:15	08/27/12 16:58	1
Vinyl chloride	ND		6.9		ug/Kg	☼	08/27/12 08:15	08/27/12 16:58	1
Bromomethane	ND		120		ug/Kg	☼	08/27/12 08:15	08/27/12 16:58	1
Chloroethane	ND		350		ug/Kg	☼	08/27/12 08:15	08/27/12 16:58	1
Trichlorofluoromethane	ND		35		ug/Kg	☼	08/27/12 08:15	08/27/12 16:58	1
1,1-Dichloroethene	ND		17		ug/Kg	☼	08/27/12 08:15	08/27/12 16:58	1
Methylene Chloride	ND		35		ug/Kg	☼	08/27/12 08:15	08/27/12 16:58	1
trans-1,2-Dichloroethene	ND		35		ug/Kg	☼	08/27/12 08:15	08/27/12 16:58	1
1,1-Dichloroethane	ND		35		ug/Kg	☼	08/27/12 08:15	08/27/12 16:58	1
2,2-Dichloropropane	ND		35		ug/Kg	☼	08/27/12 08:15	08/27/12 16:58	1
cis-1,2-Dichloroethene	ND		35		ug/Kg	☼	08/27/12 08:15	08/27/12 16:58	1
Chlorobromomethane	ND		35		ug/Kg	☼	08/27/12 08:15	08/27/12 16:58	1
Chloroform	ND		35		ug/Kg	☼	08/27/12 08:15	08/27/12 16:58	1
1,1,1-Trichloroethane	ND		35		ug/Kg	☼	08/27/12 08:15	08/27/12 16:58	1
Carbon tetrachloride	ND		17		ug/Kg	☼	08/27/12 08:15	08/27/12 16:58	1
1,1-Dichloropropene	ND		35		ug/Kg	☼	08/27/12 08:15	08/27/12 16:58	1
Benzene	ND		14		ug/Kg	☼	08/27/12 08:15	08/27/12 16:58	1
1,2-Dichloroethane	ND		35		ug/Kg	☼	08/27/12 08:15	08/27/12 16:58	1
Trichloroethene	ND		14		ug/Kg	☼	08/27/12 08:15	08/27/12 16:58	1
1,2-Dichloropropane	ND	*	10		ug/Kg	☼	08/27/12 08:15	08/27/12 16:58	1
Dibromomethane	ND		35		ug/Kg	☼	08/27/12 08:15	08/27/12 16:58	1
Dichlorobromomethane	ND		35		ug/Kg	☼	08/27/12 08:15	08/27/12 16:58	1
cis-1,3-Dichloropropene	ND		14		ug/Kg	☼	08/27/12 08:15	08/27/12 16:58	1
Toluene	ND		35		ug/Kg	☼	08/27/12 08:15	08/27/12 16:58	1
trans-1,3-Dichloropropene	ND		14		ug/Kg	☼	08/27/12 08:15	08/27/12 16:58	1
1,1,2-Trichloroethane	ND		10		ug/Kg	☼	08/27/12 08:15	08/27/12 16:58	1
Tetrachloroethene	ND		17		ug/Kg	☼	08/27/12 08:15	08/27/12 16:58	1
1,3-Dichloropropane	ND		35		ug/Kg	☼	08/27/12 08:15	08/27/12 16:58	1
Chlorodibromomethane	ND		35		ug/Kg	☼	08/27/12 08:15	08/27/12 16:58	1
Ethylene Dibromide	ND		35		ug/Kg	☼	08/27/12 08:15	08/27/12 16:58	1
Chlorobenzene	ND		35		ug/Kg	☼	08/27/12 08:15	08/27/12 16:58	1
<b>Ethylbenzene</b>	<b>110</b>		35		ug/Kg	☼	08/27/12 08:15	08/27/12 16:58	1
1,1,1,2-Tetrachloroethane	ND		35		ug/Kg	☼	08/27/12 08:15	08/27/12 16:58	1
1,1,2,2-Tetrachloroethane	ND		8.7		ug/Kg	☼	08/27/12 08:15	08/27/12 16:58	1
Styrene	ND		35		ug/Kg	☼	08/27/12 08:15	08/27/12 16:58	1
Bromoform	ND		35		ug/Kg	☼	08/27/12 08:15	08/27/12 16:58	1
<b>Isopropylbenzene</b>	<b>1300</b>		35		ug/Kg	☼	08/27/12 08:15	08/27/12 16:58	1
Bromobenzene	ND		35		ug/Kg	☼	08/27/12 08:15	08/27/12 16:58	1
<b>N-Propylbenzene</b>	<b>3300</b>		35		ug/Kg	☼	08/27/12 08:15	08/27/12 16:58	1
1,2,3-Trichloropropane	ND		35		ug/Kg	☼	08/27/12 08:15	08/27/12 16:58	1
2-Chlorotoluene	ND		35		ug/Kg	☼	08/27/12 08:15	08/27/12 16:58	1
4-Chlorotoluene	ND		35		ug/Kg	☼	08/27/12 08:15	08/27/12 16:58	1
tert-Butylbenzene	ND		35		ug/Kg	☼	08/27/12 08:15	08/27/12 16:58	1
<b>sec-Butylbenzene</b>	<b>1700</b>		35		ug/Kg	☼	08/27/12 08:15	08/27/12 16:58	1
1,3-Dichlorobenzene	ND		35		ug/Kg	☼	08/27/12 08:15	08/27/12 16:58	1
<b>4-Isopropyltoluene</b>	<b>1100</b>		35		ug/Kg	☼	08/27/12 08:15	08/27/12 16:58	1
1,4-Dichlorobenzene	ND		35		ug/Kg	☼	08/27/12 08:15	08/27/12 16:58	1
1,2-Dichlorobenzene	ND		35		ug/Kg	☼	08/27/12 08:15	08/27/12 16:58	1
1,2-Dibromo-3-Chloropropane	ND		170		ug/Kg	☼	08/27/12 08:15	08/27/12 16:58	1
1,2,4-Trichlorobenzene	ND		35		ug/Kg	☼	08/27/12 08:15	08/27/12 16:58	1

# Client Sample Results

Client: Blaes Environmental Inc.  
Project/Site: SUNMART #30

TestAmerica Job ID: 580-34631-2

**Client Sample ID: B-1-55**

**Lab Sample ID: 580-34631-5**

**Date Collected: 08/24/12 08:45**

**Matrix: Solid**

**Date Received: 08/25/12 09:20**

**Percent Solids: 95.2**

**Method: 8260B - Volatile Organic Compounds (GC/MS) (Continued)**

Analyte	Result	Qualifier	RL	MDL	Unit	D	Prepared	Analyzed	Dil Fac
1,2,3-Trichlorobenzene	ND		35		ug/Kg	☼	08/27/12 08:15	08/27/12 16:58	1
Hexachlorobutadiene	ND		35		ug/Kg	☼	08/27/12 08:15	08/27/12 16:58	1
Methyl tert-butyl ether	ND		35		ug/Kg	☼	08/27/12 08:15	08/27/12 16:58	1

Surrogate	%Recovery	Qualifier	Limits				Prepared	Analyzed	Dil Fac
Fluorobenzene (Surr)	107		80 - 120				08/27/12 08:15	08/27/12 16:58	1
Toluene-d8 (Surr)	103		80 - 120				08/27/12 08:15	08/27/12 16:58	1
Ethylbenzene-d10	103		70 - 120				08/27/12 08:15	08/27/12 16:58	1
4-Bromofluorobenzene (Surr)	102		70 - 120				08/27/12 08:15	08/27/12 16:58	1

**Method: 8260B - Volatile Organic Compounds (GC/MS) - DL**

Analyte	Result	Qualifier	RL	MDL	Unit	D	Prepared	Analyzed	Dil Fac
m-Xylene & p-Xylene	19000		1700		ug/Kg	☼	08/27/12 08:15	08/27/12 15:27	50
o-Xylene	16000		1700		ug/Kg	☼	08/27/12 08:15	08/27/12 15:27	50
1,3,5-Trimethylbenzene	30000		1700		ug/Kg	☼	08/27/12 08:15	08/27/12 15:27	50
1,2,4-Trimethylbenzene	110000		1700		ug/Kg	☼	08/27/12 08:15	08/27/12 15:27	50
n-Butylbenzene	12000		1700		ug/Kg	☼	08/27/12 08:15	08/27/12 15:27	50
Naphthalene	76000		1700		ug/Kg	☼	08/27/12 08:15	08/27/12 15:27	50

**Method: NWTPH-Gx - Northwest - Volatile Petroleum Products (GC) - DL**

Analyte	Result	Qualifier	RL	MDL	Unit	D	Prepared	Analyzed	Dil Fac
Gasoline	2300		170		mg/Kg	☼	08/27/12 13:58	08/30/12 09:58	50

Surrogate	%Recovery	Qualifier	Limits				Prepared	Analyzed	Dil Fac
4-Bromofluorobenzene (Surr)	97		50 - 150				08/27/12 13:58	08/30/12 09:58	50

# QC Sample Results

Client: Blaes Environmental Inc.  
Project/Site: SUNMART #30

TestAmerica Job ID: 580-34631-2

## Method: 8260B - Volatile Organic Compounds (GC/MS)

**Lab Sample ID: MB 580-118558/1-A**

**Matrix: Solid**

**Analysis Batch: 118595**

**Client Sample ID: Method Blank**

**Prep Type: Total/NA**

**Prep Batch: 118558**

Analyte	MB Result	MB Qualifier	RL	MDL	Unit	D	Prepared	Analyzed	Dil Fac
Dichlorodifluoromethane	ND		40		ug/Kg		08/27/12 08:15	08/27/12 11:17	1
Chloromethane	ND		400		ug/Kg		08/27/12 08:15	08/27/12 11:17	1
Vinyl chloride	ND		8.0		ug/Kg		08/27/12 08:15	08/27/12 11:17	1
Bromomethane	ND		140		ug/Kg		08/27/12 08:15	08/27/12 11:17	1
Chloroethane	ND		400		ug/Kg		08/27/12 08:15	08/27/12 11:17	1
Trichlorofluoromethane	ND		40		ug/Kg		08/27/12 08:15	08/27/12 11:17	1
1,1-Dichloroethene	ND		20		ug/Kg		08/27/12 08:15	08/27/12 11:17	1
Methylene Chloride	ND		40		ug/Kg		08/27/12 08:15	08/27/12 11:17	1
trans-1,2-Dichloroethene	ND		40		ug/Kg		08/27/12 08:15	08/27/12 11:17	1
1,1-Dichloroethane	ND		40		ug/Kg		08/27/12 08:15	08/27/12 11:17	1
2,2-Dichloropropane	ND		40		ug/Kg		08/27/12 08:15	08/27/12 11:17	1
cis-1,2-Dichloroethene	ND		40		ug/Kg		08/27/12 08:15	08/27/12 11:17	1
Chlorobromomethane	ND		40		ug/Kg		08/27/12 08:15	08/27/12 11:17	1
Chloroform	ND		40		ug/Kg		08/27/12 08:15	08/27/12 11:17	1
1,1,1-Trichloroethane	ND		40		ug/Kg		08/27/12 08:15	08/27/12 11:17	1
Carbon tetrachloride	ND		20		ug/Kg		08/27/12 08:15	08/27/12 11:17	1
1,1-Dichloropropene	ND		40		ug/Kg		08/27/12 08:15	08/27/12 11:17	1
Benzene	ND		16		ug/Kg		08/27/12 08:15	08/27/12 11:17	1
1,2-Dichloroethane	ND		40		ug/Kg		08/27/12 08:15	08/27/12 11:17	1
Trichloroethene	ND		16		ug/Kg		08/27/12 08:15	08/27/12 11:17	1
1,2-Dichloropropane	ND		12		ug/Kg		08/27/12 08:15	08/27/12 11:17	1
Dibromomethane	ND		40		ug/Kg		08/27/12 08:15	08/27/12 11:17	1
Dichlorobromomethane	ND		40		ug/Kg		08/27/12 08:15	08/27/12 11:17	1
cis-1,3-Dichloropropene	ND		16		ug/Kg		08/27/12 08:15	08/27/12 11:17	1
Toluene	ND		40		ug/Kg		08/27/12 08:15	08/27/12 11:17	1
trans-1,3-Dichloropropene	ND		16		ug/Kg		08/27/12 08:15	08/27/12 11:17	1
1,1,2-Trichloroethane	ND		12		ug/Kg		08/27/12 08:15	08/27/12 11:17	1
Tetrachloroethene	ND		20		ug/Kg		08/27/12 08:15	08/27/12 11:17	1
1,3-Dichloropropane	ND		40		ug/Kg		08/27/12 08:15	08/27/12 11:17	1
Chlorodibromomethane	ND		40		ug/Kg		08/27/12 08:15	08/27/12 11:17	1
Ethylene Dibromide	ND		40		ug/Kg		08/27/12 08:15	08/27/12 11:17	1
Chlorobenzene	ND		40		ug/Kg		08/27/12 08:15	08/27/12 11:17	1
Ethylbenzene	ND		40		ug/Kg		08/27/12 08:15	08/27/12 11:17	1
1,1,1,2-Tetrachloroethane	ND		40		ug/Kg		08/27/12 08:15	08/27/12 11:17	1
1,1,2,2-Tetrachloroethane	ND		10		ug/Kg		08/27/12 08:15	08/27/12 11:17	1
m-Xylene & p-Xylene	ND		40		ug/Kg		08/27/12 08:15	08/27/12 11:17	1
o-Xylene	ND		40		ug/Kg		08/27/12 08:15	08/27/12 11:17	1
Styrene	ND		40		ug/Kg		08/27/12 08:15	08/27/12 11:17	1
Bromoform	ND		40		ug/Kg		08/27/12 08:15	08/27/12 11:17	1
Isopropylbenzene	ND		40		ug/Kg		08/27/12 08:15	08/27/12 11:17	1
Bromobenzene	ND		40		ug/Kg		08/27/12 08:15	08/27/12 11:17	1
N-Propylbenzene	ND		40		ug/Kg		08/27/12 08:15	08/27/12 11:17	1
1,2,3-Trichloropropane	ND		40		ug/Kg		08/27/12 08:15	08/27/12 11:17	1
2-Chlorotoluene	ND		40		ug/Kg		08/27/12 08:15	08/27/12 11:17	1
1,3,5-Trimethylbenzene	ND		40		ug/Kg		08/27/12 08:15	08/27/12 11:17	1
4-Chlorotoluene	ND		40		ug/Kg		08/27/12 08:15	08/27/12 11:17	1
tert-Butylbenzene	ND		40		ug/Kg		08/27/12 08:15	08/27/12 11:17	1
1,2,4-Trimethylbenzene	ND		40		ug/Kg		08/27/12 08:15	08/27/12 11:17	1
sec-Butylbenzene	ND		40		ug/Kg		08/27/12 08:15	08/27/12 11:17	1

# QC Sample Results

Client: Blaes Environmental Inc.  
Project/Site: SUNMART #30

TestAmerica Job ID: 580-34631-2

## Method: 8260B - Volatile Organic Compounds (GC/MS) (Continued)

**Lab Sample ID: MB 580-118558/1-A**

**Matrix: Solid**

**Analysis Batch: 118595**

**Client Sample ID: Method Blank**

**Prep Type: Total/NA**

**Prep Batch: 118558**

Analyte	MB Result	MB Qualifier	RL	MDL	Unit	D	Prepared	Analyzed	Dil Fac
1,3-Dichlorobenzene	ND		40		ug/Kg		08/27/12 08:15	08/27/12 11:17	1
4-Isopropyltoluene	ND		40		ug/Kg		08/27/12 08:15	08/27/12 11:17	1
1,4-Dichlorobenzene	ND		40		ug/Kg		08/27/12 08:15	08/27/12 11:17	1
n-Butylbenzene	ND		40		ug/Kg		08/27/12 08:15	08/27/12 11:17	1
1,2-Dichlorobenzene	ND		40		ug/Kg		08/27/12 08:15	08/27/12 11:17	1
1,2-Dibromo-3-Chloropropane	ND		200		ug/Kg		08/27/12 08:15	08/27/12 11:17	1
1,2,4-Trichlorobenzene	ND		40		ug/Kg		08/27/12 08:15	08/27/12 11:17	1
1,2,3-Trichlorobenzene	ND		40		ug/Kg		08/27/12 08:15	08/27/12 11:17	1
Hexachlorobutadiene	ND		40		ug/Kg		08/27/12 08:15	08/27/12 11:17	1
Naphthalene	ND		40		ug/Kg		08/27/12 08:15	08/27/12 11:17	1
Methyl tert-butyl ether	ND		40		ug/Kg		08/27/12 08:15	08/27/12 11:17	1

Surrogate	MB %Recovery	MB Qualifier	Limits	Prepared	Analyzed	Dil Fac
Fluorobenzene (Surr)	100		80 - 120	08/27/12 08:15	08/27/12 11:17	1
Toluene-d8 (Surr)	97		80 - 120	08/27/12 08:15	08/27/12 11:17	1
Ethylbenzene-d10	103		70 - 120	08/27/12 08:15	08/27/12 11:17	1
4-Bromofluorobenzene (Surr)	90		70 - 120	08/27/12 08:15	08/27/12 11:17	1
Trifluorotoluene (Surr)	100		65 - 140	08/27/12 08:15	08/27/12 11:17	1

**Lab Sample ID: LCS 580-118558/2-A**

**Matrix: Solid**

**Analysis Batch: 118595**

**Client Sample ID: Lab Control Sample**

**Prep Type: Total/NA**

**Prep Batch: 118558**

Analyte	Spike Added	LCS Result	LCS Qualifier	Unit	D	%Rec	%Rec. Limits
Dichlorodifluoromethane	801	619		ug/Kg		77	35 - 135
Chloromethane	799	748		ug/Kg		94	50 - 130
Vinyl chloride	800	766		ug/Kg		96	60 - 125
Bromomethane	799	849		ug/Kg		106	30 - 160
Chloroethane	800	1030		ug/Kg		129	40 - 155
Trichlorofluoromethane	800	844		ug/Kg		106	25 - 185
1,1-Dichloroethene	801	946		ug/Kg		118	65 - 135
Methylene Chloride	800	961		ug/Kg		120	55 - 140
trans-1,2-Dichloroethene	801	941		ug/Kg		117	65 - 135
1,1-Dichloroethane	800	914		ug/Kg		114	75 - 125
2,2-Dichloropropane	799	866		ug/Kg		108	65 - 135
cis-1,2-Dichloroethene	801	859		ug/Kg		107	65 - 125
Chlorobromomethane	802	848		ug/Kg		106	70 - 125
Chloroform	800	842		ug/Kg		105	70 - 125
1,1,1-Trichloroethane	800	811		ug/Kg		101	70 - 135
Carbon tetrachloride	803	727		ug/Kg		91	65 - 135
1,1-Dichloropropene	802	858		ug/Kg		107	70 - 135
Benzene	799	787		ug/Kg		98	75 - 125
1,2-Dichloroethane	801	823		ug/Kg		103	70 - 135
Trichloroethene	812	867		ug/Kg		107	75 - 125
1,2-Dichloropropane	800	973	*	ug/Kg		122	70 - 120
Dibromomethane	802	799		ug/Kg		100	75 - 130
Dichlorobromomethane	809	701		ug/Kg		87	70 - 130
cis-1,3-Dichloropropene	790	691		ug/Kg		87	70 - 125
Toluene	801	804		ug/Kg		100	70 - 125

# QC Sample Results

Client: Blaes Environmental Inc.  
Project/Site: SUNMART #30

TestAmerica Job ID: 580-34631-2

## Method: 8260B - Volatile Organic Compounds (GC/MS) (Continued)

**Lab Sample ID: LCS 580-118558/2-A**

**Matrix: Solid**

**Analysis Batch: 118595**

**Client Sample ID: Lab Control Sample**

**Prep Type: Total/NA**

**Prep Batch: 118558**

Analyte	Spike Added	LCS Result	LCS Qualifier	Unit	D	%Rec	%Rec. Limits
trans-1,3-Dichloropropene	812	694		ug/Kg		85	65 - 125
1,1,2-Trichloroethane	802	826		ug/Kg		103	60 - 125
Tetrachloroethene	800	869		ug/Kg		109	65 - 140
1,3-Dichloropropane	801	780		ug/Kg		97	75 - 125
Chlorodibromomethane	810	651		ug/Kg		80	65 - 130
Ethylene Dibromide	802	811		ug/Kg		101	70 - 125
Chlorobenzene	800	780		ug/Kg		98	75 - 125
Ethylbenzene	800	816		ug/Kg		102	75 - 125
1,1,1,2-Tetrachloroethane	802	695		ug/Kg		87	75 - 125
1,1,1,2,2-Tetrachloroethane	799	774		ug/Kg		97	55 - 130
m-Xylene & p-Xylene	1600	1750		ug/Kg		109	80 - 125
o-Xylene	802	875		ug/Kg		109	75 - 125
Styrene	802	811		ug/Kg		101	75 - 125
Bromoform	800	781		ug/Kg		98	55 - 135
Isopropylbenzene	802	777		ug/Kg		97	75 - 130
Bromobenzene	801	786		ug/Kg		98	65 - 120
N-Propylbenzene	800	823		ug/Kg		103	65 - 135
1,2,3-Trichloropropane	802	824		ug/Kg		103	65 - 130
2-Chlorotoluene	801	837		ug/Kg		105	70 - 130
1,3,5-Trimethylbenzene	799	785		ug/Kg		98	65 - 135
4-Chlorotoluene	802	862		ug/Kg		108	75 - 125
tert-Butylbenzene	802	709		ug/Kg		88	65 - 130
1,2,4-Trimethylbenzene	800	760		ug/Kg		95	65 - 135
sec-Butylbenzene	800	763		ug/Kg		95	65 - 130
1,3-Dichlorobenzene	801	813		ug/Kg		102	70 - 125
4-Isopropyltoluene	800	705		ug/Kg		88	75 - 135
1,4-Dichlorobenzene	801	778		ug/Kg		97	70 - 125
n-Butylbenzene	800	914		ug/Kg		114	65 - 140
1,2-Dichlorobenzene	800	807		ug/Kg		101	75 - 120
1,2-Dibromo-3-Chloropropane	801	622		ug/Kg		78	40 - 135
1,2,4-Trichlorobenzene	802	846		ug/Kg		105	65 - 130
1,2,3-Trichlorobenzene	800	863		ug/Kg		108	60 - 135
Hexachlorobutadiene	802	911		ug/Kg		114	55 - 140
Naphthalene	800	726		ug/Kg		91	40 - 125
Methyl tert-butyl ether	800	830		ug/Kg		104	65 - 125

Surrogate	LCS LCS		Limits
	%Recovery	Qualifier	
Fluorobenzene (Surr)	102		80 - 120
Toluene-d8 (Surr)	104		80 - 120
Ethylbenzene-d10	102		70 - 120
4-Bromofluorobenzene (Surr)	107		70 - 120
Trifluorotoluene (Surr)	97		65 - 140

**Lab Sample ID: LCSD 580-118558/22-A**

**Matrix: Solid**

**Analysis Batch: 118595**

**Client Sample ID: Lab Control Sample Dup**

**Prep Type: Total/NA**

**Prep Batch: 118558**

Analyte	Spike Added	LCSD Result	LCSD Qualifier	Unit	D	%Rec	%Rec.		RPD	Limit
							Limits	RPD		
Dichlorodifluoromethane	801	629		ug/Kg		79	35 - 135	2	30	

# QC Sample Results

Client: Blaes Environmental Inc.  
Project/Site: SUNMART #30

TestAmerica Job ID: 580-34631-2

## Method: 8260B - Volatile Organic Compounds (GC/MS) (Continued)

**Lab Sample ID: LCSD 580-118558/22-A**

**Matrix: Solid**

**Analysis Batch: 118595**

**Client Sample ID: Lab Control Sample Dup**

**Prep Type: Total/NA**

**Prep Batch: 118558**

Analyte	Spike Added	LCSD Result	LCSD Qualifier	Unit	D	%Rec	%Rec.	RPD	RPD
							Limits	RPD	Limit
Chloromethane	799	750		ug/Kg		94	50 - 130	0	30
Vinyl chloride	800	780		ug/Kg		98	60 - 125	2	30
Bromomethane	799	878		ug/Kg		110	30 - 160	3	30
Chloroethane	800	887		ug/Kg		111	40 - 155	15	30
Trichlorofluoromethane	800	794		ug/Kg		99	25 - 185	6	30
1,1-Dichloroethene	801	926		ug/Kg		116	65 - 135	2	30
Methylene Chloride	800	918		ug/Kg		115	55 - 140	5	30
trans-1,2-Dichloroethene	801	921		ug/Kg		115	65 - 135	2	30
1,1-Dichloroethane	800	888		ug/Kg		111	75 - 125	3	30
2,2-Dichloropropane	799	933		ug/Kg		117	65 - 135	7	30
cis-1,2-Dichloroethene	801	845		ug/Kg		106	65 - 125	2	30
Chlorobromomethane	802	870		ug/Kg		109	70 - 125	3	30
Chloroform	800	845		ug/Kg		106	70 - 125	0	30
1,1,1-Trichloroethane	800	842		ug/Kg		105	70 - 135	4	30
Carbon tetrachloride	803	749		ug/Kg		93	65 - 135	3	30
1,1-Dichloropropene	802	855		ug/Kg		107	70 - 135	0	30
Benzene	799	791		ug/Kg		99	75 - 125	0	30
1,2-Dichloroethane	801	829		ug/Kg		103	70 - 135	1	30
Trichloroethene	812	865		ug/Kg		107	75 - 125	0	30
1,2-Dichloropropane	800	971 *		ug/Kg		121	70 - 120	0	30
Dibromomethane	802	835		ug/Kg		104	75 - 130	4	30
Dichlorobromomethane	809	716		ug/Kg		88	70 - 130	2	30
cis-1,3-Dichloropropene	790	737		ug/Kg		93	70 - 125	7	30
Toluene	801	814		ug/Kg		102	70 - 125	1	30
trans-1,3-Dichloropropene	812	731		ug/Kg		90	65 - 125	5	30
1,1,2-Trichloroethane	802	856		ug/Kg		107	60 - 125	4	30
Tetrachloroethene	800	856		ug/Kg		107	65 - 140	2	30
1,3-Dichloropropane	801	824		ug/Kg		103	75 - 125	5	30
Chlorodibromomethane	810	677		ug/Kg		84	65 - 130	4	30
Ethylene Dibromide	802	849		ug/Kg		106	70 - 125	5	30
Chlorobenzene	800	792		ug/Kg		99	75 - 125	2	30
Ethylbenzene	800	824		ug/Kg		103	75 - 125	1	30
1,1,1,2-Tetrachloroethane	802	704		ug/Kg		88	75 - 125	1	30
1,1,1,2,2-Tetrachloroethane	799	805		ug/Kg		101	55 - 130	4	30
m-Xylene & p-Xylene	1600	1760		ug/Kg		110	80 - 125	1	30
o-Xylene	802	880		ug/Kg		110	75 - 125	1	30
Styrene	802	828		ug/Kg		103	75 - 125	2	30
Bromoform	800	834		ug/Kg		104	55 - 135	7	30
Isopropylbenzene	802	792		ug/Kg		99	75 - 130	2	30
Bromobenzene	801	801		ug/Kg		100	65 - 120	2	30
N-Propylbenzene	800	835		ug/Kg		104	65 - 135	1	30
1,2,3-Trichloropropane	802	878		ug/Kg		110	65 - 130	6	30
2-Chlorotoluene	801	841		ug/Kg		105	70 - 130	1	30
1,3,5-Trimethylbenzene	799	789		ug/Kg		99	65 - 135	0	30
4-Chlorotoluene	802	864		ug/Kg		108	75 - 125	0	30
tert-Butylbenzene	802	704		ug/Kg		88	65 - 130	1	30
1,2,4-Trimethylbenzene	800	761		ug/Kg		95	65 - 135	0	30
sec-Butylbenzene	800	755		ug/Kg		94	65 - 130	1	30
1,3-Dichlorobenzene	801	808		ug/Kg		101	70 - 125	1	30
4-Isopropyltoluene	800	703		ug/Kg		88	75 - 135	0	30

# QC Sample Results

Client: Blaes Environmental Inc.  
Project/Site: SUNMART #30

TestAmerica Job ID: 580-34631-2

## Method: 8260B - Volatile Organic Compounds (GC/MS) (Continued)

**Lab Sample ID: LCSD 580-118558/22-A**

**Matrix: Solid**

**Analysis Batch: 118595**

**Client Sample ID: Lab Control Sample Dup**

**Prep Type: Total/NA**

**Prep Batch: 118558**

Analyte	Spike Added	LCSD Result	LCSD Qualifier	Unit	D	%Rec	%Rec. Limits	RPD	RPD Limit
1,4-Dichlorobenzene	801	798		ug/Kg		100	70 - 125	3	30
n-Butylbenzene	800	918		ug/Kg		115	65 - 140	0	30
1,2-Dichlorobenzene	800	796		ug/Kg		99	75 - 120	1	30
1,2-Dibromo-3-Chloropropane	801	655		ug/Kg		82	40 - 135	5	30
1,2,4-Trichlorobenzene	802	866		ug/Kg		108	65 - 130	2	30
1,2,3-Trichlorobenzene	800	879		ug/Kg		110	60 - 135	2	30
Hexachlorobutadiene	802	893		ug/Kg		111	55 - 140	2	30
Naphthalene	800	769		ug/Kg		96	40 - 125	6	30
Methyl tert-butyl ether	800	827		ug/Kg		103	65 - 125	0	30

Surrogate	LCSD %Recovery	LCSD Qualifier	Limits
Fluorobenzene (Surr)	103		80 - 120
Toluene-d8 (Surr)	105		80 - 120
Ethylbenzene-d10	107		70 - 120
4-Bromofluorobenzene (Surr)	107		70 - 120
Trifluorotoluene (Surr)	98		65 - 140

## Method: NWTPH-Gx - Northwest - Volatile Petroleum Products (GC)

**Lab Sample ID: MB 580-118623/1-A**

**Matrix: Solid**

**Analysis Batch: 118637**

**Client Sample ID: Method Blank**

**Prep Type: Total/NA**

**Prep Batch: 118623**

Analyte	MB Result	MB Qualifier	RL	MDL	Unit	D	Prepared	Analyzed	Dil Fac
Gasoline	ND		4.0		mg/Kg		08/27/12 13:17	08/28/12 13:06	1

Surrogate	MB %Recovery	MB Qualifier	Limits	Prepared	Analyzed	Dil Fac
4-Bromofluorobenzene (Surr)	101		50 - 150	08/27/12 13:17	08/28/12 13:06	1
Trifluorotoluene (Surr)	105		50 - 150	08/27/12 13:17	08/28/12 13:06	1

**Lab Sample ID: MB 580-118623/1-A**

**Matrix: Solid**

**Analysis Batch: 118876**

**Client Sample ID: Method Blank**

**Prep Type: Total/NA**

**Prep Batch: 118623**

Analyte	MB Result	MB Qualifier	RL	MDL	Unit	D	Prepared	Analyzed	Dil Fac
Gasoline	ND		4.0		mg/Kg		08/27/12 13:17	08/30/12 09:32	1

Surrogate	MB %Recovery	MB Qualifier	Limits	Prepared	Analyzed	Dil Fac
4-Bromofluorobenzene (Surr)	99		50 - 150	08/27/12 13:17	08/30/12 09:32	1
Trifluorotoluene (Surr)	109		50 - 150	08/27/12 13:17	08/30/12 09:32	1

**Lab Sample ID: LCS 580-118623/2-A**

**Matrix: Solid**

**Analysis Batch: 118637**

**Client Sample ID: Lab Control Sample**

**Prep Type: Total/NA**

**Prep Batch: 118623**

Analyte	Spike Added	LCS Result	LCS Qualifier	Unit	D	%Rec	%Rec. Limits
Gasoline	40.0	39.1		mg/Kg		98	68 - 120

# QC Sample Results

Client: Blaes Environmental Inc.  
Project/Site: SUNMART #30

TestAmerica Job ID: 580-34631-2

## Method: NWTPH-Gx - Northwest - Volatile Petroleum Products (GC) (Continued)

**Lab Sample ID: LCS 580-118623/2-A**

**Matrix: Solid**

**Analysis Batch: 118637**

**Client Sample ID: Lab Control Sample**

**Prep Type: Total/NA**

**Prep Batch: 118623**

<i>Surrogate</i>	<i>LCS LCS</i>		<i>Limits</i>
	<i>%Recovery</i>	<i>Qualifier</i>	
4-Bromofluorobenzene (Surr)	102		50 - 150
Trifluorotoluene (Surr)	99		50 - 150

**Lab Sample ID: LCSD 580-118623/3-A**

**Matrix: Solid**

**Analysis Batch: 118637**

**Client Sample ID: Lab Control Sample Dup**

**Prep Type: Total/NA**

**Prep Batch: 118623**

<i>Analyte</i>	<i>Spike Added</i>	<i>LCSD Result</i>	<i>LCSD Qualifier</i>	<i>Unit</i>	<i>D</i>	<i>%Rec</i>	<i>%Rec.</i>		<i>RPD</i>	
							<i>Limits</i>	<i>RPD</i>	<i>Limit</i>	
Gasoline	40.0	36.6		mg/Kg		92	68 - 120	6	25	

<i>Surrogate</i>	<i>LCSD LCSD</i>		<i>Limits</i>
	<i>%Recovery</i>	<i>Qualifier</i>	
4-Bromofluorobenzene (Surr)	102		50 - 150
Trifluorotoluene (Surr)	97		50 - 150

# Lab Chronicle

Client: Blaes Environmental Inc.  
Project/Site: SUNMART #30

TestAmerica Job ID: 580-34631-2

**Client Sample ID: B-1-55**

**Lab Sample ID: 580-34631-5**

**Date Collected: 08/24/12 08:45**

**Matrix: Solid**

**Date Received: 08/25/12 09:20**

**Percent Solids: 95.2**

<u>Prep Type</u>	<u>Batch Type</u>	<u>Batch Method</u>	<u>Run</u>	<u>Dilution Factor</u>	<u>Batch Number</u>	<u>Prepared or Analyzed</u>	<u>Analyst</u>	<u>Lab</u>
Total/NA	Prep	5035	DL		118558	08/27/12 08:15	EZ	TAL SEA
Total/NA	Analysis	8260B	DL	50	118595	08/27/12 15:27	SK	TAL SEA
Total/NA	Prep	5035			118558	08/27/12 08:15	EZ	TAL SEA
Total/NA	Analysis	8260B		1	118595	08/27/12 16:58	SK	TAL SEA
Total/NA	Prep	5035	DL		118623	08/27/12 13:58	EZ	TAL SEA
Total/NA	Analysis	NWTPH-Gx	DL	50	118876	08/30/12 09:58	GH	TAL SEA

**Laboratory References:**

TAL SEA = TestAmerica Seattle, 5755 8th Street East, Tacoma, WA 98424, TEL (253)922-2310

# Certification Summary

Client: Blaes Environmental Inc.  
Project/Site: SUNMART #30

TestAmerica Job ID: 580-34631-2

## Laboratory: TestAmerica Seattle

All certifications held by this laboratory are listed. Not all certifications are applicable to this report.

Authority	Program	EPA Region	Certification ID	Expiration Date
Alaska (UST)	State Program	10	UST-022	03-04-13
California	NELAC	9	1115CA	01-31-13
L-A-B	DoD ELAP		L2236	01-19-13
L-A-B	ISO/IEC 17025		L2236	01-19-13
Montana (UST)	State Program	8	N/A	04-30-20
Oregon	NELAC	10	WA100007	11-06-12
USDA	Federal		P330-11-00222	05-20-14
Washington	State Program	10	C553	02-17-13

# Sample Summary

Client: Blaes Environmental Inc.  
Project/Site: SUNMART #30

TestAmerica Job ID: 580-34631-2

---

Lab Sample ID	Client Sample ID	Matrix	Collected	Received
580-34631-5	B-1-55	Solid	08/24/12 08:45	08/25/12 09:20

---

1

2

3

4

5

6

7

8

9

10

11

Chain of Custody Record

Client Contact		Project Manager: Dan Blaes		TA Project Manager: Ella Sandquist		Date:	
Blaes Environmental Inc		Tel/Fax: 602-549-0925		Lab Phone # 253-922-2310		Carrier:	
45 E Monterey Way, Suite 200		Billing contact:		Carrier:		COCs	
Phoenix, AZ 85012		Analysis Turnaround Time		Carrier:		COCs	
602-549-0925		TAT: If different from Below		Carrier:		COCs	
Project Name: SUNMARK #30		10 days		Carrier:		COCs	
Site: 201-00001-30		5 days		Carrier:		COCs	
P.O.#		2 days		Carrier:		COCs	
		1 day		Carrier:		COCs	
Sample Identification		Sample Date	Sample Time	Sample Type	Matrix	# of Cont.	Sample Specific Notes:
1- B-1-20	8/24/12	1534			Soil	4	
2- B-1-35	8/24/12	1605			L	4	
3- B-1-40	8/24/12	1648			L	4	
4- B-1-45	8/24/12	1700			L	4	
5- B-1-55	8/24/12	845			Soil	4	
6- B-1-60	8/24/12	859			L	4	
7- B-1-65	8/24/12	900			L	4	
8- B-1-70	8/24/12	940			L	4	
9- D-1/2	8/24/12	846			L	4	
10- D-3/4	8/24/12	1130			L	4	
11- D-5/6	8/24/12	930			L	4	
12- D-7/8	8/24/12	755			L	4	
Preservation Used: 1= Ice, 2= HCl; 3= H2SO4; 4= HNO3; 5= NaOH; 6= Other							
Possible Hazard Identification							
<input checked="" type="checkbox"/> Non-Hazard <input type="checkbox"/> Flammable <input type="checkbox"/> Skin Irritant <input type="checkbox"/> Poison B <input type="checkbox"/> Unknown							
Special Instructions/QC Requirements & Comments:							
Cooler/TB Dig (R) cor 4-2 unc 4-1 Cooler Dsc Log B/L/W/1/1 @ Lab WebPacks Packing bubble w/6 Client Dir							
Sample Disposal (A fee may be assessed if samples are retained longer than 1 month)							
<input type="checkbox"/> Return To Client <input checked="" type="checkbox"/> Disposal By Lab <input type="checkbox"/> Archive For _____ Months							
Relinquished by:		Company:	Date/Time:	Received by:		Company:	Date/Time:
[Signature]		BUES	8/24/12 1320	[Signature]		BUES	8/24/12 1320
Relinquished by:		Company:	Date/Time:	Received by:		Company:	Date/Time:
[Signature]		BUES	8/25/12 920	[Signature]		TA-SEA	08/25/2012 0920
Relinquished by:		Company:	Date/Time:	Received by:		Company:	Date/Time:
[Signature]		BUES	8/25/12 920	[Signature]		TA-SEA	08/25/2012 0920





## Login Sample Receipt Checklist

Client: Blaes Environmental Inc.

Job Number: 580-34631-2

**Login Number: 34631**

**List Number: 1**

**Creator: Riley, Nicole**

**List Source: TestAmerica Seattle**

Question	Answer	Comment
Radioactivity either was not measured or, if measured, is at or below background	True	
The cooler's custody seal, if present, is intact.	N/A	Not present
The cooler or samples do not appear to have been compromised or tampered with.	True	
Samples were received on ice.	True	
Cooler Temperature is acceptable.	True	
Cooler Temperature is recorded.	True	
COC is present.	True	
COC is filled out in ink and legible.	True	
COC is filled out with all pertinent information.	True	
Is the Field Sampler's name present on COC?	False	This information is not filled out on the COC.
There are no discrepancies between the sample IDs on the containers and the COC.	False	See NCM.
Samples are received within Holding Time.	True	
Sample containers have legible labels.	True	
Containers are not broken or leaking.	True	
Sample collection date/times are provided.	True	See NCM for discrepancies.
Appropriate sample containers are used.	True	
Sample bottles are completely filled.	True	
Sample Preservation Verified.	True	
There is sufficient vol. for all requested analyses, incl. any requested MS/MSDs	True	
VOA sample vials do not have headspace or bubble is <6mm (1/4") in diameter.	True	
Multiphasic samples are not present.	True	
Samples do not require splitting or compositing.	True	
Residual Chlorine Checked.	N/A	No analysis requiring residual chlorine check assigned.

# TestAmerica

THE LEADER IN ENVIRONMENTAL TESTING

## ANALYTICAL REPORT

TestAmerica Laboratories, Inc.

TestAmerica Seattle  
5755 8th Street East  
Tacoma, WA 98424  
Tel: (253)922-2310

TestAmerica Job ID: 580-34631-1  
Client Project/Site: SUNMART #30

For:  
Blaes Environmental Inc.  
45 E Monterey Way  
Suite 200  
Phoenix, Arizona 85012

Attn: Dan Blaes



Authorized for release by:  
9/13/2012 10:15:13 AM

Ella Sandquist  
Project Manager I  
[ella.sandquist@testamericainc.com](mailto:ella.sandquist@testamericainc.com)

### LINKS

Review your project  
results through  
**TotalAccess**

Have a Question?



Visit us at:  
[www.testamericainc.com](http://www.testamericainc.com)

*This report has been electronically signed and authorized by the signatory. Electronic signature is intended to be the legally binding equivalent of a traditionally handwritten signature.*

*Results relate only to the items tested and the sample(s) as received by the laboratory.*

1

2

3

4

5

6

7

8

9

10

11



# Table of Contents

Cover Page . . . . .	1
Table of Contents . . . . .	2
Case Narrative . . . . .	3
Definitions . . . . .	5
Client Sample Results . . . . .	6
QC Sample Results . . . . .	45
Chronicle . . . . .	70
Certification Summary . . . . .	76
Sample Summary . . . . .	77
Chain of Custody . . . . .	78
Receipt Checklists . . . . .	80

# Case Narrative

Client: Blaes Environmental Inc.  
Project/Site: SUNMART #30

TestAmerica Job ID: 580-34631-1

**Job ID: 580-34631-1**

**Laboratory: TestAmerica Seattle**

## Narrative

### Receipt

The samples were received on 8/25/2012 9:20 AM; the samples arrived in good condition, properly preserved and, where required, on ice. The temperature of the cooler at receipt was 4.2° C.

Except:

The container labels for the following samples did not match the information listed on the Chain-of-Custody (COC): B-1-65 (580-34631-7), B-1-70 (580-34631-8), D-1/2 (580-34631-9), D-11/12-5 (580-34631-14), D-15/16-5 (580-34631-16), D-17/18 (580-34631-17), D-3/4 (580-34631-10), D-5/6 (580-34631-11), D-7/8 (580-34631-12), D-9/10-5 (580-34631-13).

Sample 7: Container labels list time of 0920; COC lists 0900 as sampling time.

Sample 8: The label on the MeOH container lists 08/23/12 while the COC lists 08/24/12 as the sampling date.

Sample 9: 08/23/12 is listed on the label of the 4oz jar and 1 stir bar container. COC lists 08/24/12.

Sample 10: The labels lists 1138 as the sampling time and a date of 08/23/12 is on the 4oz jar and 1 stir bar container. COC lists date and time of 08/24/12 1130.

Sample 11: 08/23/12 is listed on the labels of the 4oz jar and both stir bar containers for this sample. The COC lists the sampling date as 08/24/12.

Sample 12: Container labels list D-7/8-5.5 as the sample ID and a date of 08/23/12 on the 4oz jar and both stir bar containers. COC lists ID as D-7/8 and a date of 08/24/12.

Sample 13: Container labels list ID as D-9/10-4.5; COC lists D-9/10.

Sample 17: Container labels list sample ID as D-17/18-4 and there is no sampling time listed on the label of the MeOH container. The COC lists D-17/18 as the sample ID and a time of 1540.

Samples 9-11, 14 and 16: On all containers labels, the sample IDs end with a -5 however this -5 is not included with the sample IDs on the COC.

In all cases listed above, the samples were logged in according to the information listed on the COC.

### GC/MS VOA - Method(s) 8260B:

The continuing calibration verification (CCV) for 2,2-Dichloropropane and tert-Butylbenzene associated with batch 580-119485 recovered above the upper control limit. The samples associated with this CCV were non-detects for the affected analytes; therefore, the data have been reported.

The laboratory control sample (LCSD) for batch 580-119485 exceeded control limits for the following analyte: 2,2-Dichloropropane. This analyte was biased high in the LCSD and was not detected in the associated samples; therefore, the data have been reported.

The following sample was analyzed outside of analytical holding time due to over capacity of low level 8260B analyses: D-17/18 (580-34631-17).

Sample IDW-SOIL (580-34631-18) exceeded calibration range for the target compounds n-Butylbenzene; 1,2,4-Trimethylbenzene; and Naphthalene in the direct sparge soil (DSS) analysis performed in analytical batch 580-119485. The effected targets have been set to not needed in the DSS analysis and have been reported from the methanolic sample analysis.

The continuing calibration verification (CCV) for tert-Butylbenzene and 2,2-Dichloropropane associated with batch 580-119485 recovered above the upper control limit. The samples associated with this CCV were non-detects for the affected analytes; therefore, the data have been reported.

Sample D-7/8 (580-34631-12) was initially analyzed as both a direct sparge soil (DSS) and a methanolic extract. This was done because in the opinion of the analyst, the chromatogram obtained from the GRO analysis was acceptable to be analyzed as a low level analysis but could have required analysis of the methanolic vial due to one or more target compounds exceeding the DSS calibration range.

The DSS analysis showed no target compounds and no appreciable amount of non targets in the DSS chromatogram. The methanolic analysis showed several target compounds within calibration range and numerous non target peaks.

It is the opinion of the analyst that the two provided samples cannot be the same. As such; all vials, analyzed and not analyzed, were checked to see if there was the potential for sample mislabeling. All sample container vials reconciled with the coc with the exceptions already noted in the ncms generated by sample control.

# Case Narrative

Client: Blaes Environmental Inc.  
Project/Site: SUNMART #30

TestAmerica Job ID: 580-34631-1

## Job ID: 580-34631-1 (Continued)

### Laboratory: TestAmerica Seattle (Continued)

Surrogate recovery for the following sample was outside control limits: B-1-70 (580-34631-8). Evidence of matrix interference is present (see chromatogram); therefore, re-extraction and/or re-analysis was not performed.

The following sample(s) required a dilution which was performed outside of the analytical holding time: B-1-40 (580-34631-3), B-1-45 (580-34631-4), B-1-60 (580-34631-6), B-1-65 (580-34631-7).

#### GC/MS VOA - Method(s) NWTPH-Gx:

The continuing calibration verification (CCV 580-118637/34) for GRO analyte associated with batch 118637 recovered above the upper control limit. The samples associated with this CCV were non-detects for the affected analytes; therefore, the data have been reported.

No other analytical or quality issues were noted.

#### GC Semi VOA - Method(s) NWTPH-Dx:

For sample IDW-WATER (580-34631-19), the results in the C10-C24 range(s) are due to what most closely resembles a complex mixture of a gasoline/kerosene range product, heavily weathered/degraded diesel fuel and/or a mineral/transformer oil range product. The affected analyte range(s) have been Y qualified and reported.

For samples B-1-40 (580-34631-3) and B-1-45 (580-34631-4), the results in the C10-C24 range(s) are due to what most closely resembles a complex mixture of weathered gasoline product, a kerosene range product, heavily weathered/degraded diesel fuel and/or a mineral/transformer oil range product.

For samples B-1-60 (580-34631-6), B-1-65 (580-34631-7), and D-7/8 (580-34631-12), the results in the C10-C24 range(s) are due to what most closely resembles a mixture of a weathered/degraded jet fuel/kerosene range product and heavily weathered/degraded diesel fuel.

For sample IDW-SOIL (580-34631-18), the results in the C10-C24 range(s) are due to what most closely resembles a mixture of a gasoline/kerosene range product and heavily weathered/degraded diesel fuel.

The affected analyte range(s) have been Y qualified and reported.

In analytical batch 119406, surrogate recovery for the following sample(s) from preparation batch 119460 was outside the upper control limit: D-1/2 (580-34631-9). This sample did not contain any target analytes; therefore, re-extraction and/or re-analysis was not performed.

The matrix duplicate %RPD for C10-C24 associated with prep/analysis batch 119515/119530 was outside the control limits due to non homogeneity of the sample. (580-34631-18 DU), IDW-SOIL (580-34631-18)

No other analytical or quality issues were noted.

#### Metals

No analytical or quality issues were noted.

#### General Chemistry

No analytical or quality issues were noted.

#### Organic Prep

No analytical or quality issues were noted.

# Definitions/Glossary

Client: Blaes Environmental Inc.  
Project/Site: SUNMART #30

TestAmerica Job ID: 580-34631-1

## Qualifiers

### GC/MS VOA

Qualifier	Qualifier Description
*	LCS or LCSD exceeds the control limits
^	ICV,CCV,ICB,CCB, ISA, ISB, CRI, CRA, DLCK or MRL standard: Instrument related QC exceeds the control limits.
H	Sample was prepped or analyzed beyond the specified holding time
E	Result exceeded calibration range.
I	Indicates the presence of an interference, recovery is not calculated.
X	Surrogate is outside control limits

### GC Semi VOA

Qualifier	Qualifier Description
Y	The chromatographic response resembles a typical fuel pattern.
X	Surrogate is outside control limits

## Glossary

Abbreviation	These commonly used abbreviations may or may not be present in this report.
☼	Listed under the "D" column to designate that the result is reported on a dry weight basis
%R	Percent Recovery
CNF	Contains no Free Liquid
DL, RA, RE, IN	Indicates a Dilution, Reanalysis, Re-extraction, or additional Initial metals/anion analysis of the sample
EDL	Estimated Detection Limit
EPA	United States Environmental Protection Agency
MDL	Method Detection Limit
ML	Minimum Level (Dioxin)
ND	Not detected at the reporting limit (or MDL or EDL if shown)
PQL	Practical Quantitation Limit
QC	Quality Control
RL	Reporting Limit
RPD	Relative Percent Difference, a measure of the relative difference between two points
TEF	Toxicity Equivalent Factor (Dioxin)
TEQ	Toxicity Equivalent Quotient (Dioxin)

# Client Sample Results

Client: Blaes Environmental Inc.  
Project/Site: SUNMART #30

TestAmerica Job ID: 580-34631-1

**Client Sample ID: B-1-20**

**Lab Sample ID: 580-34631-1**

**Date Collected: 08/23/12 15:34**

**Matrix: Solid**

**Date Received: 08/25/12 09:20**

**Percent Solids: 94.8**

**Method: 8260B - Volatile Organic Compounds (GC/MS)**

Analyte	Result	Qualifier	RL	MDL	Unit	D	Prepared	Analyzed	Dil Fac
Dichlorodifluoromethane	ND		0.91		ug/Kg	*	09/06/12 18:45	09/06/12 21:22	1
Chloromethane	ND		0.91		ug/Kg	*	09/06/12 18:45	09/06/12 21:22	1
Vinyl chloride	ND		0.91		ug/Kg	*	09/06/12 18:45	09/06/12 21:22	1
Bromomethane	ND		0.91		ug/Kg	*	09/06/12 18:45	09/06/12 21:22	1
Chloroethane	ND		0.91		ug/Kg	*	09/06/12 18:45	09/06/12 21:22	1
Trichlorofluoromethane	ND		0.91		ug/Kg	*	09/06/12 18:45	09/06/12 21:22	1
1,1-Dichloroethene	ND		4.6		ug/Kg	*	09/06/12 18:45	09/06/12 21:22	1
Methylene Chloride	ND		14		ug/Kg	*	09/06/12 18:45	09/06/12 21:22	1
trans-1,2-Dichloroethene	ND		0.91		ug/Kg	*	09/06/12 18:45	09/06/12 21:22	1
1,1-Dichloroethane	ND		0.91		ug/Kg	*	09/06/12 18:45	09/06/12 21:22	1
2,2-Dichloropropane	ND	* ^	0.91		ug/Kg	*	09/06/12 18:45	09/06/12 21:22	1
cis-1,2-Dichloroethene	ND		0.91		ug/Kg	*	09/06/12 18:45	09/06/12 21:22	1
Chlorobromomethane	ND		0.91		ug/Kg	*	09/06/12 18:45	09/06/12 21:22	1
Chloroform	ND		0.91		ug/Kg	*	09/06/12 18:45	09/06/12 21:22	1
1,1,1-Trichloroethane	ND		0.91		ug/Kg	*	09/06/12 18:45	09/06/12 21:22	1
Carbon tetrachloride	ND		0.91		ug/Kg	*	09/06/12 18:45	09/06/12 21:22	1
1,1-Dichloropropene	ND		0.91		ug/Kg	*	09/06/12 18:45	09/06/12 21:22	1
Benzene	ND		0.91		ug/Kg	*	09/06/12 18:45	09/06/12 21:22	1
1,2-Dichloroethane	ND		0.91		ug/Kg	*	09/06/12 18:45	09/06/12 21:22	1
Trichloroethene	ND		0.91		ug/Kg	*	09/06/12 18:45	09/06/12 21:22	1
1,2-Dichloropropane	ND		0.91		ug/Kg	*	09/06/12 18:45	09/06/12 21:22	1
Dibromomethane	ND		0.91		ug/Kg	*	09/06/12 18:45	09/06/12 21:22	1
Dichlorobromomethane	ND		0.91		ug/Kg	*	09/06/12 18:45	09/06/12 21:22	1
cis-1,3-Dichloropropene	ND		0.91		ug/Kg	*	09/06/12 18:45	09/06/12 21:22	1
Toluene	ND		1.8		ug/Kg	*	09/06/12 18:45	09/06/12 21:22	1
trans-1,3-Dichloropropene	ND		0.91		ug/Kg	*	09/06/12 18:45	09/06/12 21:22	1
1,1,2-Trichloroethane	ND		0.91		ug/Kg	*	09/06/12 18:45	09/06/12 21:22	1
Tetrachloroethene	ND		0.91		ug/Kg	*	09/06/12 18:45	09/06/12 21:22	1
1,3-Dichloropropane	ND		0.91		ug/Kg	*	09/06/12 18:45	09/06/12 21:22	1
Chlorodibromomethane	ND		0.91		ug/Kg	*	09/06/12 18:45	09/06/12 21:22	1
Ethylene Dibromide	ND		0.91		ug/Kg	*	09/06/12 18:45	09/06/12 21:22	1
Chlorobenzene	ND		0.91		ug/Kg	*	09/06/12 18:45	09/06/12 21:22	1
Ethylbenzene	ND		0.91		ug/Kg	*	09/06/12 18:45	09/06/12 21:22	1
1,1,1,2-Tetrachloroethane	ND		0.91		ug/Kg	*	09/06/12 18:45	09/06/12 21:22	1
1,1,2,2-Tetrachloroethane	ND		1.8		ug/Kg	*	09/06/12 18:45	09/06/12 21:22	1
m-Xylene & p-Xylene	ND		1.8		ug/Kg	*	09/06/12 18:45	09/06/12 21:22	1
o-Xylene	ND		0.91		ug/Kg	*	09/06/12 18:45	09/06/12 21:22	1
Styrene	ND		1.8		ug/Kg	*	09/06/12 18:45	09/06/12 21:22	1
Bromoform	ND		0.91		ug/Kg	*	09/06/12 18:45	09/06/12 21:22	1
Isopropylbenzene	ND		1.8		ug/Kg	*	09/06/12 18:45	09/06/12 21:22	1
Bromobenzene	ND		1.8		ug/Kg	*	09/06/12 18:45	09/06/12 21:22	1
N-Propylbenzene	ND		0.91		ug/Kg	*	09/06/12 18:45	09/06/12 21:22	1
1,2,3-Trichloropropane	ND		0.91		ug/Kg	*	09/06/12 18:45	09/06/12 21:22	1
2-Chlorotoluene	ND		1.8		ug/Kg	*	09/06/12 18:45	09/06/12 21:22	1
1,3,5-Trimethylbenzene	ND		4.6		ug/Kg	*	09/06/12 18:45	09/06/12 21:22	1
4-Chlorotoluene	ND		1.8		ug/Kg	*	09/06/12 18:45	09/06/12 21:22	1
tert-Butylbenzene	ND	^	1.8		ug/Kg	*	09/06/12 18:45	09/06/12 21:22	1
1,2,4-Trimethylbenzene	ND		1.8		ug/Kg	*	09/06/12 18:45	09/06/12 21:22	1
sec-Butylbenzene	ND		1.8		ug/Kg	*	09/06/12 18:45	09/06/12 21:22	1
1,3-Dichlorobenzene	ND		0.91		ug/Kg	*	09/06/12 18:45	09/06/12 21:22	1
4-Isopropyltoluene	ND		1.8		ug/Kg	*	09/06/12 18:45	09/06/12 21:22	1

# Client Sample Results

Client: Blaes Environmental Inc.  
Project/Site: SUNMART #30

TestAmerica Job ID: 580-34631-1

**Client Sample ID: B-1-20**

**Lab Sample ID: 580-34631-1**

**Date Collected: 08/23/12 15:34**

**Matrix: Solid**

**Date Received: 08/25/12 09:20**

**Percent Solids: 94.8**

**Method: 8260B - Volatile Organic Compounds (GC/MS) (Continued)**

Analyte	Result	Qualifier	RL	MDL	Unit	D	Prepared	Analyzed	Dil Fac
1,4-Dichlorobenzene	ND		0.91		ug/Kg	☼	09/06/12 18:45	09/06/12 21:22	1
n-Butylbenzene	ND		1.8		ug/Kg	☼	09/06/12 18:45	09/06/12 21:22	1
1,2-Dichlorobenzene	ND		0.91		ug/Kg	☼	09/06/12 18:45	09/06/12 21:22	1
1,2-Dibromo-3-Chloropropane	ND		1.8		ug/Kg	☼	09/06/12 18:45	09/06/12 21:22	1
1,2,4-Trichlorobenzene	ND		1.8		ug/Kg	☼	09/06/12 18:45	09/06/12 21:22	1
1,2,3-Trichlorobenzene	ND		1.8		ug/Kg	☼	09/06/12 18:45	09/06/12 21:22	1
Hexachlorobutadiene	ND		0.91		ug/Kg	☼	09/06/12 18:45	09/06/12 21:22	1
Naphthalene	ND		4.6		ug/Kg	☼	09/06/12 18:45	09/06/12 21:22	1
Methyl tert-butyl ether	ND		0.91		ug/Kg	☼	09/06/12 18:45	09/06/12 21:22	1
<b>Surrogate</b>	<b>%Recovery</b>	<b>Qualifier</b>	<b>Limits</b>				<b>Prepared</b>	<b>Analyzed</b>	<b>Dil Fac</b>
Fluorobenzene (Surr)	97		80 - 120				09/06/12 18:45	09/06/12 21:22	1
Toluene-d8 (Surr)	97		80 - 120				09/06/12 18:45	09/06/12 21:22	1
Ethylbenzene-d10	97		70 - 120				09/06/12 18:45	09/06/12 21:22	1
4-Bromofluorobenzene (Surr)	95		70 - 120				09/06/12 18:45	09/06/12 21:22	1
Trifluorotoluene (Surr)	111		65 - 140				09/06/12 18:45	09/06/12 21:22	1

**Method: NWTPH-Gx - Northwest - Volatile Petroleum Products (GC)**

Analyte	Result	Qualifier	RL	MDL	Unit	D	Prepared	Analyzed	Dil Fac
Gasoline	ND		3.3		mg/Kg	☼	08/27/12 13:58	08/29/12 00:06	1
<b>Surrogate</b>	<b>%Recovery</b>	<b>Qualifier</b>	<b>Limits</b>				<b>Prepared</b>	<b>Analyzed</b>	<b>Dil Fac</b>
4-Bromofluorobenzene (Surr)	100		50 - 150				08/27/12 13:58	08/29/12 00:06	1

**Method: NWTPH-Dx - Northwest - Semi-Volatile Petroleum Products (GC)**

Analyte	Result	Qualifier	RL	MDL	Unit	D	Prepared	Analyzed	Dil Fac
Motor Oil (>C24-C36)	ND		51		mg/Kg	☼	09/05/12 17:14	09/06/12 16:29	1
#2 Diesel (C10-C24)	ND		26		mg/Kg	☼	09/05/12 17:14	09/06/12 16:29	1
<b>Surrogate</b>	<b>%Recovery</b>	<b>Qualifier</b>	<b>Limits</b>				<b>Prepared</b>	<b>Analyzed</b>	<b>Dil Fac</b>
o-Terphenyl	84		50 - 150				09/05/12 17:14	09/06/12 16:29	1

**General Chemistry**

Analyte	Result	Qualifier	RL	MDL	Unit	D	Prepared	Analyzed	Dil Fac
Percent Solids	95		0.10		%			09/04/12 14:40	1
Percent Moisture	5.2		0.10		%			09/04/12 14:40	1

# Client Sample Results

Client: Blaes Environmental Inc.  
Project/Site: SUNMART #30

TestAmerica Job ID: 580-34631-1

**Client Sample ID: B-1-35**

**Lab Sample ID: 580-34631-2**

**Date Collected: 08/23/12 16:05**

**Matrix: Solid**

**Date Received: 08/25/12 09:20**

**Percent Solids: 90.9**

**Method: 8260B - Volatile Organic Compounds (GC/MS)**

Analyte	Result	Qualifier	RL	MDL	Unit	D	Prepared	Analyzed	Dil Fac
Dichlorodifluoromethane	ND		42		ug/Kg	*	09/06/12 11:06	09/06/12 21:10	1
Chloromethane	ND		420		ug/Kg	*	09/06/12 11:06	09/06/12 21:10	1
Vinyl chloride	ND		8.5		ug/Kg	*	09/06/12 11:06	09/06/12 21:10	1
Bromomethane	ND		150		ug/Kg	*	09/06/12 11:06	09/06/12 21:10	1
Chloroethane	ND		420		ug/Kg	*	09/06/12 11:06	09/06/12 21:10	1
Trichlorofluoromethane	ND		42		ug/Kg	*	09/06/12 11:06	09/06/12 21:10	1
1,1-Dichloroethene	ND		21		ug/Kg	*	09/06/12 11:06	09/06/12 21:10	1
Methylene Chloride	ND		42		ug/Kg	*	09/06/12 11:06	09/06/12 21:10	1
trans-1,2-Dichloroethene	ND		42		ug/Kg	*	09/06/12 11:06	09/06/12 21:10	1
1,1-Dichloroethane	ND		42		ug/Kg	*	09/06/12 11:06	09/06/12 21:10	1
2,2-Dichloropropane	ND		42		ug/Kg	*	09/06/12 11:06	09/06/12 21:10	1
cis-1,2-Dichloroethene	ND		42		ug/Kg	*	09/06/12 11:06	09/06/12 21:10	1
Chlorobromomethane	ND		42		ug/Kg	*	09/06/12 11:06	09/06/12 21:10	1
Chloroform	ND		42		ug/Kg	*	09/06/12 11:06	09/06/12 21:10	1
1,1,1-Trichloroethane	ND		42		ug/Kg	*	09/06/12 11:06	09/06/12 21:10	1
Carbon tetrachloride	ND		21		ug/Kg	*	09/06/12 11:06	09/06/12 21:10	1
1,1-Dichloropropene	ND		42		ug/Kg	*	09/06/12 11:06	09/06/12 21:10	1
Benzene	ND		17		ug/Kg	*	09/06/12 11:06	09/06/12 21:10	1
1,2-Dichloroethane	ND		42		ug/Kg	*	09/06/12 11:06	09/06/12 21:10	1
Trichloroethene	ND		17		ug/Kg	*	09/06/12 11:06	09/06/12 21:10	1
1,2-Dichloropropane	ND		13		ug/Kg	*	09/06/12 11:06	09/06/12 21:10	1
Dibromomethane	ND		42		ug/Kg	*	09/06/12 11:06	09/06/12 21:10	1
Dichlorobromomethane	ND		42		ug/Kg	*	09/06/12 11:06	09/06/12 21:10	1
cis-1,3-Dichloropropene	ND		17		ug/Kg	*	09/06/12 11:06	09/06/12 21:10	1
Toluene	ND		42		ug/Kg	*	09/06/12 11:06	09/06/12 21:10	1
trans-1,3-Dichloropropene	ND		17		ug/Kg	*	09/06/12 11:06	09/06/12 21:10	1
1,1,2-Trichloroethane	ND		13		ug/Kg	*	09/06/12 11:06	09/06/12 21:10	1
Tetrachloroethene	ND		21		ug/Kg	*	09/06/12 11:06	09/06/12 21:10	1
1,3-Dichloropropane	ND		42		ug/Kg	*	09/06/12 11:06	09/06/12 21:10	1
Chlorodibromomethane	ND		42		ug/Kg	*	09/06/12 11:06	09/06/12 21:10	1
Ethylene Dibromide	ND		42		ug/Kg	*	09/06/12 11:06	09/06/12 21:10	1
Chlorobenzene	ND		42		ug/Kg	*	09/06/12 11:06	09/06/12 21:10	1
Ethylbenzene	ND		42		ug/Kg	*	09/06/12 11:06	09/06/12 21:10	1
1,1,1,2-Tetrachloroethane	ND		42		ug/Kg	*	09/06/12 11:06	09/06/12 21:10	1
1,1,2,2-Tetrachloroethane	ND		11		ug/Kg	*	09/06/12 11:06	09/06/12 21:10	1
<b>m-Xylene &amp; p-Xylene</b>	<b>130</b>		42		ug/Kg	*	09/06/12 11:06	09/06/12 21:10	1
<b>o-Xylene</b>	<b>130</b>		42		ug/Kg	*	09/06/12 11:06	09/06/12 21:10	1
Styrene	ND		42		ug/Kg	*	09/06/12 11:06	09/06/12 21:10	1
Bromoform	ND		42		ug/Kg	*	09/06/12 11:06	09/06/12 21:10	1
Isopropylbenzene	ND		42		ug/Kg	*	09/06/12 11:06	09/06/12 21:10	1
Bromobenzene	ND		42		ug/Kg	*	09/06/12 11:06	09/06/12 21:10	1
N-Propylbenzene	ND		42		ug/Kg	*	09/06/12 11:06	09/06/12 21:10	1
1,2,3-Trichloropropane	ND		42		ug/Kg	*	09/06/12 11:06	09/06/12 21:10	1
2-Chlorotoluene	ND		42		ug/Kg	*	09/06/12 11:06	09/06/12 21:10	1
<b>1,3,5-Trimethylbenzene</b>	<b>1100</b>		42		ug/Kg	*	09/06/12 11:06	09/06/12 21:10	1
4-Chlorotoluene	ND		42		ug/Kg	*	09/06/12 11:06	09/06/12 21:10	1
tert-Butylbenzene	ND		42		ug/Kg	*	09/06/12 11:06	09/06/12 21:10	1
<b>1,2,4-Trimethylbenzene</b>	<b>4200</b>		42		ug/Kg	*	09/06/12 11:06	09/06/12 21:10	1
sec-Butylbenzene	ND		42		ug/Kg	*	09/06/12 11:06	09/06/12 21:10	1
1,3-Dichlorobenzene	ND		42		ug/Kg	*	09/06/12 11:06	09/06/12 21:10	1
<b>4-Isopropyltoluene</b>	<b>46</b>		42		ug/Kg	*	09/06/12 11:06	09/06/12 21:10	1

# Client Sample Results

Client: Blaes Environmental Inc.  
Project/Site: SUNMART #30

TestAmerica Job ID: 580-34631-1

**Client Sample ID: B-1-35**

**Lab Sample ID: 580-34631-2**

**Date Collected: 08/23/12 16:05**

**Matrix: Solid**

**Date Received: 08/25/12 09:20**

**Percent Solids: 90.9**

**Method: 8260B - Volatile Organic Compounds (GC/MS) (Continued)**

Analyte	Result	Qualifier	RL	MDL	Unit	D	Prepared	Analyzed	Dil Fac
1,4-Dichlorobenzene	ND		42		ug/Kg	☼	09/06/12 11:06	09/06/12 21:10	1
<b>n-Butylbenzene</b>	<b>200</b>		42		ug/Kg	☼	09/06/12 11:06	09/06/12 21:10	1
1,2-Dichlorobenzene	ND		42		ug/Kg	☼	09/06/12 11:06	09/06/12 21:10	1
1,2-Dibromo-3-Chloropropane	ND		210		ug/Kg	☼	09/06/12 11:06	09/06/12 21:10	1
1,2,4-Trichlorobenzene	ND		42		ug/Kg	☼	09/06/12 11:06	09/06/12 21:10	1
1,2,3-Trichlorobenzene	ND		42		ug/Kg	☼	09/06/12 11:06	09/06/12 21:10	1
Hexachlorobutadiene	ND		42		ug/Kg	☼	09/06/12 11:06	09/06/12 21:10	1
<b>Naphthalene</b>	<b>680</b>		42		ug/Kg	☼	09/06/12 11:06	09/06/12 21:10	1
Methyl tert-butyl ether	ND		42		ug/Kg	☼	09/06/12 11:06	09/06/12 21:10	1
<b>Surrogate</b>	<b>%Recovery</b>	<b>Qualifier</b>	<b>Limits</b>				<b>Prepared</b>	<b>Analyzed</b>	<b>Dil Fac</b>
Fluorobenzene (Surr)	95		80 - 120				09/06/12 11:06	09/06/12 21:10	1
Toluene-d8 (Surr)	100		80 - 120				09/06/12 11:06	09/06/12 21:10	1
Ethylbenzene-d10	99		70 - 120				09/06/12 11:06	09/06/12 21:10	1
4-Bromofluorobenzene (Surr)	99		70 - 120				09/06/12 11:06	09/06/12 21:10	1

**Method: NWTPH-Gx - Northwest - Volatile Petroleum Products (GC)**

Analyte	Result	Qualifier	RL	MDL	Unit	D	Prepared	Analyzed	Dil Fac
<b>Gasoline</b>	<b>73</b>		4.2		mg/Kg	☼	08/27/12 13:58	08/30/12 12:37	1
<b>Surrogate</b>	<b>%Recovery</b>	<b>Qualifier</b>	<b>Limits</b>				<b>Prepared</b>	<b>Analyzed</b>	<b>Dil Fac</b>
4-Bromofluorobenzene (Surr)	99		50 - 150				08/27/12 13:58	08/30/12 12:37	1

**Method: NWTPH-Dx - Northwest - Semi-Volatile Petroleum Products (GC)**

Analyte	Result	Qualifier	RL	MDL	Unit	D	Prepared	Analyzed	Dil Fac
Motor Oil (>C24-C36)	ND		53		mg/Kg	☼	09/05/12 17:14	09/06/12 16:46	1
#2 Diesel (C10-C24)	ND		26		mg/Kg	☼	09/05/12 17:14	09/06/12 16:46	1
<b>Surrogate</b>	<b>%Recovery</b>	<b>Qualifier</b>	<b>Limits</b>				<b>Prepared</b>	<b>Analyzed</b>	<b>Dil Fac</b>
o-Terphenyl	75		50 - 150				09/05/12 17:14	09/06/12 16:46	1

**General Chemistry**

Analyte	Result	Qualifier	RL	MDL	Unit	D	Prepared	Analyzed	Dil Fac
<b>Percent Solids</b>	<b>91</b>		0.10		%			09/04/12 14:40	1
<b>Percent Moisture</b>	<b>9.1</b>		0.10		%			09/04/12 14:40	1

# Client Sample Results

Client: Blaes Environmental Inc.  
Project/Site: SUNMART #30

TestAmerica Job ID: 580-34631-1

**Client Sample ID: B-1-40**

**Lab Sample ID: 580-34631-3**

**Date Collected: 08/23/12 16:48**

**Matrix: Solid**

**Date Received: 08/25/12 09:20**

**Percent Solids: 83.3**

**Method: 8260B - Volatile Organic Compounds (GC/MS)**

Analyte	Result	Qualifier	RL	MDL	Unit	D	Prepared	Analyzed	Dil Fac
Dichlorodifluoromethane	ND		41		ug/Kg	*	09/06/12 11:06	09/06/12 21:33	1
Chloromethane	ND		410		ug/Kg	*	09/06/12 11:06	09/06/12 21:33	1
Vinyl chloride	ND		8.2		ug/Kg	*	09/06/12 11:06	09/06/12 21:33	1
Bromomethane	ND		140		ug/Kg	*	09/06/12 11:06	09/06/12 21:33	1
Chloroethane	ND		410		ug/Kg	*	09/06/12 11:06	09/06/12 21:33	1
Trichlorofluoromethane	ND		41		ug/Kg	*	09/06/12 11:06	09/06/12 21:33	1
1,1-Dichloroethene	ND		20		ug/Kg	*	09/06/12 11:06	09/06/12 21:33	1
Methylene Chloride	ND		41		ug/Kg	*	09/06/12 11:06	09/06/12 21:33	1
trans-1,2-Dichloroethene	ND		41		ug/Kg	*	09/06/12 11:06	09/06/12 21:33	1
1,1-Dichloroethane	ND		41		ug/Kg	*	09/06/12 11:06	09/06/12 21:33	1
2,2-Dichloropropane	ND		41		ug/Kg	*	09/06/12 11:06	09/06/12 21:33	1
cis-1,2-Dichloroethene	ND		41		ug/Kg	*	09/06/12 11:06	09/06/12 21:33	1
Chlorobromomethane	ND		41		ug/Kg	*	09/06/12 11:06	09/06/12 21:33	1
Chloroform	ND		41		ug/Kg	*	09/06/12 11:06	09/06/12 21:33	1
1,1,1-Trichloroethane	ND		41		ug/Kg	*	09/06/12 11:06	09/06/12 21:33	1
Carbon tetrachloride	ND		20		ug/Kg	*	09/06/12 11:06	09/06/12 21:33	1
1,1-Dichloropropene	ND		41		ug/Kg	*	09/06/12 11:06	09/06/12 21:33	1
Benzene	ND		16		ug/Kg	*	09/06/12 11:06	09/06/12 21:33	1
1,2-Dichloroethane	ND		41		ug/Kg	*	09/06/12 11:06	09/06/12 21:33	1
Trichloroethene	ND		16		ug/Kg	*	09/06/12 11:06	09/06/12 21:33	1
1,2-Dichloropropane	ND		12		ug/Kg	*	09/06/12 11:06	09/06/12 21:33	1
Dibromomethane	ND		41		ug/Kg	*	09/06/12 11:06	09/06/12 21:33	1
Dichlorobromomethane	ND		41		ug/Kg	*	09/06/12 11:06	09/06/12 21:33	1
cis-1,3-Dichloropropene	ND		16		ug/Kg	*	09/06/12 11:06	09/06/12 21:33	1
Toluene	ND		41		ug/Kg	*	09/06/12 11:06	09/06/12 21:33	1
trans-1,3-Dichloropropene	ND		16		ug/Kg	*	09/06/12 11:06	09/06/12 21:33	1
1,1,2-Trichloroethane	ND		12		ug/Kg	*	09/06/12 11:06	09/06/12 21:33	1
Tetrachloroethene	ND		20		ug/Kg	*	09/06/12 11:06	09/06/12 21:33	1
1,3-Dichloropropane	ND		41		ug/Kg	*	09/06/12 11:06	09/06/12 21:33	1
Chlorodibromomethane	ND		41		ug/Kg	*	09/06/12 11:06	09/06/12 21:33	1
Ethylene Dibromide	ND		41		ug/Kg	*	09/06/12 11:06	09/06/12 21:33	1
Chlorobenzene	ND		41		ug/Kg	*	09/06/12 11:06	09/06/12 21:33	1
Ethylbenzene	ND		41		ug/Kg	*	09/06/12 11:06	09/06/12 21:33	1
1,1,1,2-Tetrachloroethane	ND		41		ug/Kg	*	09/06/12 11:06	09/06/12 21:33	1
1,1,2,2-Tetrachloroethane	ND		10		ug/Kg	*	09/06/12 11:06	09/06/12 21:33	1
<b>m-Xylene &amp; p-Xylene</b>	<b>110</b>		41		ug/Kg	*	09/06/12 11:06	09/06/12 21:33	1
<b>o-Xylene</b>	<b>77</b>		41		ug/Kg	*	09/06/12 11:06	09/06/12 21:33	1
Styrene	ND		41		ug/Kg	*	09/06/12 11:06	09/06/12 21:33	1
Bromoform	ND		41		ug/Kg	*	09/06/12 11:06	09/06/12 21:33	1
Isopropylbenzene	ND		41		ug/Kg	*	09/06/12 11:06	09/06/12 21:33	1
Bromobenzene	ND		41		ug/Kg	*	09/06/12 11:06	09/06/12 21:33	1
<b>N-Propylbenzene</b>	<b>47</b>		41		ug/Kg	*	09/06/12 11:06	09/06/12 21:33	1
1,2,3-Trichloropropane	ND		41		ug/Kg	*	09/06/12 11:06	09/06/12 21:33	1
2-Chlorotoluene	ND		41		ug/Kg	*	09/06/12 11:06	09/06/12 21:33	1
<b>1,3,5-Trimethylbenzene</b>	<b>830</b>		41		ug/Kg	*	09/06/12 11:06	09/06/12 21:33	1
4-Chlorotoluene	ND		41		ug/Kg	*	09/06/12 11:06	09/06/12 21:33	1
tert-Butylbenzene	ND		41		ug/Kg	*	09/06/12 11:06	09/06/12 21:33	1
<b>1,2,4-Trimethylbenzene</b>	<b>4300</b>		41		ug/Kg	*	09/06/12 11:06	09/06/12 21:33	1
<b>sec-Butylbenzene</b>	<b>61</b>		41		ug/Kg	*	09/06/12 11:06	09/06/12 21:33	1
1,3-Dichlorobenzene	ND		41		ug/Kg	*	09/06/12 11:06	09/06/12 21:33	1
<b>4-Isopropyltoluene</b>	<b>84</b>		41		ug/Kg	*	09/06/12 11:06	09/06/12 21:33	1

# Client Sample Results

Client: Blaes Environmental Inc.  
Project/Site: SUNMART #30

TestAmerica Job ID: 580-34631-1

**Client Sample ID: B-1-40**

**Lab Sample ID: 580-34631-3**

**Date Collected: 08/23/12 16:48**

**Matrix: Solid**

**Date Received: 08/25/12 09:20**

**Percent Solids: 83.3**

**Method: 8260B - Volatile Organic Compounds (GC/MS) (Continued)**

Analyte	Result	Qualifier	RL	MDL	Unit	D	Prepared	Analyzed	Dil Fac
1,4-Dichlorobenzene	ND		41		ug/Kg	☼	09/06/12 11:06	09/06/12 21:33	1
<b>n-Butylbenzene</b>	<b>1000</b>		41		ug/Kg	☼	09/06/12 11:06	09/06/12 21:33	1
1,2-Dichlorobenzene	ND		41		ug/Kg	☼	09/06/12 11:06	09/06/12 21:33	1
1,2-Dibromo-3-Chloropropane	ND		200		ug/Kg	☼	09/06/12 11:06	09/06/12 21:33	1
1,2,4-Trichlorobenzene	ND		41		ug/Kg	☼	09/06/12 11:06	09/06/12 21:33	1
1,2,3-Trichlorobenzene	ND		41		ug/Kg	☼	09/06/12 11:06	09/06/12 21:33	1
Hexachlorobutadiene	ND		41		ug/Kg	☼	09/06/12 11:06	09/06/12 21:33	1
Methyl tert-butyl ether	ND		41		ug/Kg	☼	09/06/12 11:06	09/06/12 21:33	1
<b>Surrogate</b>	<b>%Recovery</b>	<b>Qualifier</b>	<b>Limits</b>				<b>Prepared</b>	<b>Analyzed</b>	<b>Dil Fac</b>
Fluorobenzene (Surr)	98		80 - 120				09/06/12 11:06	09/06/12 21:33	1
Toluene-d8 (Surr)	109		80 - 120				09/06/12 11:06	09/06/12 21:33	1
Ethylbenzene-d10	96		70 - 120				09/06/12 11:06	09/06/12 21:33	1
4-Bromofluorobenzene (Surr)	101		70 - 120				09/06/12 11:06	09/06/12 21:33	1

**Method: 8260B - Volatile Organic Compounds (GC/MS) - DL**

Analyte	Result	Qualifier	RL	MDL	Unit	D	Prepared	Analyzed	Dil Fac
<b>Naphthalene</b>	<b>15000</b>	<b>H</b>	820		ug/Kg	☼	09/06/12 11:06	09/08/12 11:24	20

**Method: NWTPH-Gx - Northwest - Volatile Petroleum Products (GC)**

Analyte	Result	Qualifier	RL	MDL	Unit	D	Prepared	Analyzed	Dil Fac
<b>Gasoline</b>	<b>560</b>		20		mg/Kg	☼	08/27/12 13:58	08/30/12 11:44	5
<b>Surrogate</b>	<b>%Recovery</b>	<b>Qualifier</b>	<b>Limits</b>				<b>Prepared</b>	<b>Analyzed</b>	<b>Dil Fac</b>
4-Bromofluorobenzene (Surr)	101		50 - 150				08/27/12 13:58	08/30/12 11:44	5

**Method: NWTPH-Dx - Northwest - Semi-Volatile Petroleum Products (GC)**

Analyte	Result	Qualifier	RL	MDL	Unit	D	Prepared	Analyzed	Dil Fac
Motor Oil (>C24-C36)	ND		58		mg/Kg	☼	09/05/12 17:14	09/06/12 17:03	1
<b>#2 Diesel (C10-C24)</b>	<b>250</b>	<b>Y</b>	29		mg/Kg	☼	09/05/12 17:14	09/06/12 17:03	1
<b>Surrogate</b>	<b>%Recovery</b>	<b>Qualifier</b>	<b>Limits</b>				<b>Prepared</b>	<b>Analyzed</b>	<b>Dil Fac</b>
o-Terphenyl	78		50 - 150				09/05/12 17:14	09/06/12 17:03	1

**General Chemistry**

Analyte	Result	Qualifier	RL	MDL	Unit	D	Prepared	Analyzed	Dil Fac
<b>Percent Solids</b>	<b>83</b>		0.10		%			09/04/12 14:40	1
<b>Percent Moisture</b>	<b>17</b>		0.10		%			09/04/12 14:40	1

# Client Sample Results

Client: Blaes Environmental Inc.  
Project/Site: SUNMART #30

TestAmerica Job ID: 580-34631-1

**Client Sample ID: B-1-45**

**Lab Sample ID: 580-34631-4**

**Date Collected: 08/23/12 17:00**

**Matrix: Solid**

**Date Received: 08/25/12 09:20**

**Percent Solids: 95.4**

**Method: 8260B - Volatile Organic Compounds (GC/MS)**

Analyte	Result	Qualifier	RL	MDL	Unit	D	Prepared	Analyzed	Dil Fac
Dichlorodifluoromethane	ND		36		ug/Kg	*	09/06/12 11:06	09/06/12 21:55	1
Chloromethane	ND		360		ug/Kg	*	09/06/12 11:06	09/06/12 21:55	1
Vinyl chloride	ND		7.2		ug/Kg	*	09/06/12 11:06	09/06/12 21:55	1
Bromomethane	ND		130		ug/Kg	*	09/06/12 11:06	09/06/12 21:55	1
Chloroethane	ND		360		ug/Kg	*	09/06/12 11:06	09/06/12 21:55	1
Trichlorofluoromethane	ND		36		ug/Kg	*	09/06/12 11:06	09/06/12 21:55	1
1,1-Dichloroethene	ND		18		ug/Kg	*	09/06/12 11:06	09/06/12 21:55	1
Methylene Chloride	ND		36		ug/Kg	*	09/06/12 11:06	09/06/12 21:55	1
trans-1,2-Dichloroethene	ND		36		ug/Kg	*	09/06/12 11:06	09/06/12 21:55	1
1,1-Dichloroethane	ND		36		ug/Kg	*	09/06/12 11:06	09/06/12 21:55	1
2,2-Dichloropropane	ND		36		ug/Kg	*	09/06/12 11:06	09/06/12 21:55	1
cis-1,2-Dichloroethene	ND		36		ug/Kg	*	09/06/12 11:06	09/06/12 21:55	1
Chlorobromomethane	ND		36		ug/Kg	*	09/06/12 11:06	09/06/12 21:55	1
Chloroform	ND		36		ug/Kg	*	09/06/12 11:06	09/06/12 21:55	1
1,1,1-Trichloroethane	ND		36		ug/Kg	*	09/06/12 11:06	09/06/12 21:55	1
Carbon tetrachloride	ND		18		ug/Kg	*	09/06/12 11:06	09/06/12 21:55	1
1,1-Dichloropropene	ND		36		ug/Kg	*	09/06/12 11:06	09/06/12 21:55	1
Benzene	ND		14		ug/Kg	*	09/06/12 11:06	09/06/12 21:55	1
1,2-Dichloroethane	ND		36		ug/Kg	*	09/06/12 11:06	09/06/12 21:55	1
Trichloroethene	ND		14		ug/Kg	*	09/06/12 11:06	09/06/12 21:55	1
1,2-Dichloropropane	ND		11		ug/Kg	*	09/06/12 11:06	09/06/12 21:55	1
Dibromomethane	ND		36		ug/Kg	*	09/06/12 11:06	09/06/12 21:55	1
Dichlorobromomethane	ND		36		ug/Kg	*	09/06/12 11:06	09/06/12 21:55	1
cis-1,3-Dichloropropene	ND		14		ug/Kg	*	09/06/12 11:06	09/06/12 21:55	1
Toluene	ND		36		ug/Kg	*	09/06/12 11:06	09/06/12 21:55	1
trans-1,3-Dichloropropene	ND		14		ug/Kg	*	09/06/12 11:06	09/06/12 21:55	1
1,1,2-Trichloroethane	ND		11		ug/Kg	*	09/06/12 11:06	09/06/12 21:55	1
Tetrachloroethene	ND		18		ug/Kg	*	09/06/12 11:06	09/06/12 21:55	1
1,3-Dichloropropane	ND		36		ug/Kg	*	09/06/12 11:06	09/06/12 21:55	1
Chlorodibromomethane	ND		36		ug/Kg	*	09/06/12 11:06	09/06/12 21:55	1
Ethylene Dibromide	ND		36		ug/Kg	*	09/06/12 11:06	09/06/12 21:55	1
Chlorobenzene	ND		36		ug/Kg	*	09/06/12 11:06	09/06/12 21:55	1
Ethylbenzene	ND		36		ug/Kg	*	09/06/12 11:06	09/06/12 21:55	1
1,1,1,2-Tetrachloroethane	ND		36		ug/Kg	*	09/06/12 11:06	09/06/12 21:55	1
1,1,2,2-Tetrachloroethane	ND		9.0		ug/Kg	*	09/06/12 11:06	09/06/12 21:55	1
<b>m-Xylene &amp; p-Xylene</b>	<b>76</b>		36		ug/Kg	*	09/06/12 11:06	09/06/12 21:55	1
<b>o-Xylene</b>	<b>66</b>		36		ug/Kg	*	09/06/12 11:06	09/06/12 21:55	1
Styrene	ND		36		ug/Kg	*	09/06/12 11:06	09/06/12 21:55	1
Bromoform	ND		36		ug/Kg	*	09/06/12 11:06	09/06/12 21:55	1
Isopropylbenzene	ND		36		ug/Kg	*	09/06/12 11:06	09/06/12 21:55	1
Bromobenzene	ND		36		ug/Kg	*	09/06/12 11:06	09/06/12 21:55	1
N-Propylbenzene	ND		36		ug/Kg	*	09/06/12 11:06	09/06/12 21:55	1
1,2,3-Trichloropropane	ND		36		ug/Kg	*	09/06/12 11:06	09/06/12 21:55	1
2-Chlorotoluene	ND		36		ug/Kg	*	09/06/12 11:06	09/06/12 21:55	1
<b>1,3,5-Trimethylbenzene</b>	<b>420</b>		36		ug/Kg	*	09/06/12 11:06	09/06/12 21:55	1
4-Chlorotoluene	ND		36		ug/Kg	*	09/06/12 11:06	09/06/12 21:55	1
tert-Butylbenzene	ND		36		ug/Kg	*	09/06/12 11:06	09/06/12 21:55	1
<b>1,2,4-Trimethylbenzene</b>	<b>1900</b>		36		ug/Kg	*	09/06/12 11:06	09/06/12 21:55	1
sec-Butylbenzene	ND		36		ug/Kg	*	09/06/12 11:06	09/06/12 21:55	1
1,3-Dichlorobenzene	ND		36		ug/Kg	*	09/06/12 11:06	09/06/12 21:55	1
<b>4-Isopropyltoluene</b>	<b>39</b>		36		ug/Kg	*	09/06/12 11:06	09/06/12 21:55	1

# Client Sample Results

Client: Blaes Environmental Inc.  
Project/Site: SUNMART #30

TestAmerica Job ID: 580-34631-1

**Client Sample ID: B-1-45**

**Lab Sample ID: 580-34631-4**

**Date Collected: 08/23/12 17:00**

**Matrix: Solid**

**Date Received: 08/25/12 09:20**

**Percent Solids: 95.4**

**Method: 8260B - Volatile Organic Compounds (GC/MS) (Continued)**

Analyte	Result	Qualifier	RL	MDL	Unit	D	Prepared	Analyzed	Dil Fac
1,4-Dichlorobenzene	ND		36		ug/Kg	☼	09/06/12 11:06	09/06/12 21:55	1
<b>n-Butylbenzene</b>	<b>1300</b>		36		ug/Kg	☼	09/06/12 11:06	09/06/12 21:55	1
1,2-Dichlorobenzene	ND		36		ug/Kg	☼	09/06/12 11:06	09/06/12 21:55	1
1,2-Dibromo-3-Chloropropane	ND		180		ug/Kg	☼	09/06/12 11:06	09/06/12 21:55	1
1,2,4-Trichlorobenzene	ND		36		ug/Kg	☼	09/06/12 11:06	09/06/12 21:55	1
1,2,3-Trichlorobenzene	ND		36		ug/Kg	☼	09/06/12 11:06	09/06/12 21:55	1
Hexachlorobutadiene	ND		36		ug/Kg	☼	09/06/12 11:06	09/06/12 21:55	1
Methyl tert-butyl ether	ND		36		ug/Kg	☼	09/06/12 11:06	09/06/12 21:55	1
<b>Surrogate</b>	<b>%Recovery</b>	<b>Qualifier</b>	<b>Limits</b>				<b>Prepared</b>	<b>Analyzed</b>	<b>Dil Fac</b>
Fluorobenzene (Surr)	104		80 - 120				09/06/12 11:06	09/06/12 21:55	1
Toluene-d8 (Surr)	118		80 - 120				09/06/12 11:06	09/06/12 21:55	1
Ethylbenzene-d10	95		70 - 120				09/06/12 11:06	09/06/12 21:55	1
4-Bromofluorobenzene (Surr)	97		70 - 120				09/06/12 11:06	09/06/12 21:55	1

**Method: 8260B - Volatile Organic Compounds (GC/MS) - DL**

Analyte	Result	Qualifier	RL	MDL	Unit	D	Prepared	Analyzed	Dil Fac
<b>Naphthalene</b>	<b>17000</b>	<b>H</b>	720		ug/Kg	☼	09/06/12 11:06	09/08/12 11:47	20

**Method: NWTPH-Gx - Northwest - Volatile Petroleum Products (GC)**

Analyte	Result	Qualifier	RL	MDL	Unit	D	Prepared	Analyzed	Dil Fac
<b>Gasoline</b>	<b>460</b>		18		mg/Kg	☼	08/27/12 13:58	08/30/12 12:10	5
<b>Surrogate</b>	<b>%Recovery</b>	<b>Qualifier</b>	<b>Limits</b>				<b>Prepared</b>	<b>Analyzed</b>	<b>Dil Fac</b>
4-Bromofluorobenzene (Surr)	99		50 - 150				08/27/12 13:58	08/30/12 12:10	5

**Method: NWTPH-Dx - Northwest - Semi-Volatile Petroleum Products (GC)**

Analyte	Result	Qualifier	RL	MDL	Unit	D	Prepared	Analyzed	Dil Fac
Motor Oil (>C24-C36)	ND		49		mg/Kg	☼	09/05/12 17:14	09/06/12 17:19	1
<b>#2 Diesel (C10-C24)</b>	<b>270</b>	<b>Y</b>	24		mg/Kg	☼	09/05/12 17:14	09/06/12 17:19	1
<b>Surrogate</b>	<b>%Recovery</b>	<b>Qualifier</b>	<b>Limits</b>				<b>Prepared</b>	<b>Analyzed</b>	<b>Dil Fac</b>
o-Terphenyl	82		50 - 150				09/05/12 17:14	09/06/12 17:19	1

**General Chemistry**

Analyte	Result	Qualifier	RL	MDL	Unit	D	Prepared	Analyzed	Dil Fac
<b>Percent Solids</b>	<b>95</b>		0.10		%			09/04/12 14:40	1
<b>Percent Moisture</b>	<b>4.6</b>		0.10		%			09/04/12 14:40	1

# Client Sample Results

Client: Blaes Environmental Inc.  
Project/Site: SUNMART #30

TestAmerica Job ID: 580-34631-1

**Client Sample ID: B-1-55**

**Lab Sample ID: 580-34631-5**

**Date Collected: 08/24/12 08:45**

**Matrix: Solid**

**Date Received: 08/25/12 09:20**

**Percent Solids: 95.2**

**Method: NWTPH-Dx - Northwest - Semi-Volatile Petroleum Products (GC)**

Analyte	Result	Qualifier	RL	MDL	Unit	D	Prepared	Analyzed	Dil Fac
Motor Oil (>C24-C36)	ND		50		mg/Kg	☆	08/30/12 11:26	08/30/12 23:37	1
<b>#2 Diesel (C10-C24)</b>	<b>1400</b>		25		mg/Kg	☆	08/30/12 11:26	08/30/12 23:37	1
Surrogate	%Recovery	Qualifier	Limits				Prepared	Analyzed	Dil Fac
<i>o-Terphenyl</i>	99		50 - 150				08/30/12 11:26	08/30/12 23:37	1

**General Chemistry**

Analyte	Result	Qualifier	RL	MDL	Unit	D	Prepared	Analyzed	Dil Fac
<b>Percent Solids</b>	<b>95</b>		0.10		%			08/28/12 12:51	1
<b>Percent Moisture</b>	<b>4.8</b>		0.10		%			08/28/12 12:51	1

# Client Sample Results

Client: Blaes Environmental Inc.  
Project/Site: SUNMART #30

TestAmerica Job ID: 580-34631-1

**Client Sample ID: B-1-60**

**Lab Sample ID: 580-34631-6**

**Date Collected: 08/24/12 08:59**

**Matrix: Solid**

**Date Received: 08/25/12 09:20**

**Percent Solids: 95.4**

**Method: 8260B - Volatile Organic Compounds (GC/MS)**

Analyte	Result	Qualifier	RL	MDL	Unit	D	Prepared	Analyzed	Dil Fac
Dichlorodifluoromethane	ND		32		ug/Kg	*	09/06/12 11:06	09/06/12 22:18	1
Chloromethane	ND		320		ug/Kg	*	09/06/12 11:06	09/06/12 22:18	1
Vinyl chloride	ND		6.4		ug/Kg	*	09/06/12 11:06	09/06/12 22:18	1
Bromomethane	ND		110		ug/Kg	*	09/06/12 11:06	09/06/12 22:18	1
Chloroethane	ND		320		ug/Kg	*	09/06/12 11:06	09/06/12 22:18	1
Trichlorofluoromethane	ND		32		ug/Kg	*	09/06/12 11:06	09/06/12 22:18	1
1,1-Dichloroethene	ND		16		ug/Kg	*	09/06/12 11:06	09/06/12 22:18	1
Methylene Chloride	ND		32		ug/Kg	*	09/06/12 11:06	09/06/12 22:18	1
trans-1,2-Dichloroethene	ND		32		ug/Kg	*	09/06/12 11:06	09/06/12 22:18	1
1,1-Dichloroethane	ND		32		ug/Kg	*	09/06/12 11:06	09/06/12 22:18	1
2,2-Dichloropropane	ND		32		ug/Kg	*	09/06/12 11:06	09/06/12 22:18	1
cis-1,2-Dichloroethene	ND		32		ug/Kg	*	09/06/12 11:06	09/06/12 22:18	1
Chlorobromomethane	ND		32		ug/Kg	*	09/06/12 11:06	09/06/12 22:18	1
Chloroform	ND		32		ug/Kg	*	09/06/12 11:06	09/06/12 22:18	1
1,1,1-Trichloroethane	ND		32		ug/Kg	*	09/06/12 11:06	09/06/12 22:18	1
Carbon tetrachloride	ND		16		ug/Kg	*	09/06/12 11:06	09/06/12 22:18	1
1,1-Dichloropropene	ND		32		ug/Kg	*	09/06/12 11:06	09/06/12 22:18	1
Benzene	ND		13		ug/Kg	*	09/06/12 11:06	09/06/12 22:18	1
1,2-Dichloroethane	ND		32		ug/Kg	*	09/06/12 11:06	09/06/12 22:18	1
Trichloroethene	ND		13		ug/Kg	*	09/06/12 11:06	09/06/12 22:18	1
1,2-Dichloropropane	ND		9.6		ug/Kg	*	09/06/12 11:06	09/06/12 22:18	1
Dibromomethane	ND		32		ug/Kg	*	09/06/12 11:06	09/06/12 22:18	1
Dichlorobromomethane	ND		32		ug/Kg	*	09/06/12 11:06	09/06/12 22:18	1
cis-1,3-Dichloropropene	ND		13		ug/Kg	*	09/06/12 11:06	09/06/12 22:18	1
Toluene	ND		32		ug/Kg	*	09/06/12 11:06	09/06/12 22:18	1
trans-1,3-Dichloropropene	ND		13		ug/Kg	*	09/06/12 11:06	09/06/12 22:18	1
1,1,2-Trichloroethane	ND		9.6		ug/Kg	*	09/06/12 11:06	09/06/12 22:18	1
Tetrachloroethene	ND		16		ug/Kg	*	09/06/12 11:06	09/06/12 22:18	1
1,3-Dichloropropane	ND		32		ug/Kg	*	09/06/12 11:06	09/06/12 22:18	1
Chlorodibromomethane	ND		32		ug/Kg	*	09/06/12 11:06	09/06/12 22:18	1
Ethylene Dibromide	ND		32		ug/Kg	*	09/06/12 11:06	09/06/12 22:18	1
Chlorobenzene	ND		32		ug/Kg	*	09/06/12 11:06	09/06/12 22:18	1
<b>Ethylbenzene</b>	<b>94</b>		32		ug/Kg	*	09/06/12 11:06	09/06/12 22:18	1
1,1,1,2-Tetrachloroethane	ND		32		ug/Kg	*	09/06/12 11:06	09/06/12 22:18	1
1,1,2,2-Tetrachloroethane	ND		8.0		ug/Kg	*	09/06/12 11:06	09/06/12 22:18	1
<b>m-Xylene &amp; p-Xylene</b>	<b>11000</b>		32		ug/Kg	*	09/06/12 11:06	09/06/12 22:18	1
Styrene	ND		32		ug/Kg	*	09/06/12 11:06	09/06/12 22:18	1
Bromoform	ND		32		ug/Kg	*	09/06/12 11:06	09/06/12 22:18	1
<b>Isopropylbenzene</b>	<b>1300</b>		32		ug/Kg	*	09/06/12 11:06	09/06/12 22:18	1
Bromobenzene	ND		32		ug/Kg	*	09/06/12 11:06	09/06/12 22:18	1
<b>N-Propylbenzene</b>	<b>3100</b>		32		ug/Kg	*	09/06/12 11:06	09/06/12 22:18	1
1,2,3-Trichloropropane	ND		32		ug/Kg	*	09/06/12 11:06	09/06/12 22:18	1
<b>2-Chlorotoluene</b>	<b>48</b>		32		ug/Kg	*	09/06/12 11:06	09/06/12 22:18	1
1,3,5-Trimethylbenzene	ND		32		ug/Kg	*	09/06/12 11:06	09/06/12 22:18	1
<b>4-Chlorotoluene</b>	<b>60</b>		32		ug/Kg	*	09/06/12 11:06	09/06/12 22:18	1
tert-Butylbenzene	ND		32		ug/Kg	*	09/06/12 11:06	09/06/12 22:18	1
<b>sec-Butylbenzene</b>	<b>1200</b>		32		ug/Kg	*	09/06/12 11:06	09/06/12 22:18	1
1,3-Dichlorobenzene	ND		32		ug/Kg	*	09/06/12 11:06	09/06/12 22:18	1
<b>4-Isopropyltoluene</b>	<b>820</b>		32		ug/Kg	*	09/06/12 11:06	09/06/12 22:18	1
1,4-Dichlorobenzene	ND		32		ug/Kg	*	09/06/12 11:06	09/06/12 22:18	1
1,2-Dichlorobenzene	ND		32		ug/Kg	*	09/06/12 11:06	09/06/12 22:18	1

# Client Sample Results

Client: Blaes Environmental Inc.  
Project/Site: SUNMART #30

TestAmerica Job ID: 580-34631-1

**Client Sample ID: B-1-60**

**Lab Sample ID: 580-34631-6**

Date Collected: 08/24/12 08:59

Matrix: Solid

Date Received: 08/25/12 09:20

Percent Solids: 95.4

**Method: 8260B - Volatile Organic Compounds (GC/MS) (Continued)**

Analyte	Result	Qualifier	RL	MDL	Unit	D	Prepared	Analyzed	Dil Fac
1,2-Dibromo-3-Chloropropane	ND		160		ug/Kg	☼	09/06/12 11:06	09/06/12 22:18	1
1,2,4-Trichlorobenzene	ND		32		ug/Kg	☼	09/06/12 11:06	09/06/12 22:18	1
1,2,3-Trichlorobenzene	ND		32		ug/Kg	☼	09/06/12 11:06	09/06/12 22:18	1
Hexachlorobutadiene	ND		32		ug/Kg	☼	09/06/12 11:06	09/06/12 22:18	1
Methyl tert-butyl ether	ND		32		ug/Kg	☼	09/06/12 11:06	09/06/12 22:18	1

Surrogate	%Recovery	Qualifier	Limits	Prepared	Analyzed	Dil Fac
Fluorobenzene (Surr)	100		80 - 120	09/06/12 11:06	09/06/12 22:18	1
Toluene-d8 (Surr)	110		80 - 120	09/06/12 11:06	09/06/12 22:18	1
Ethylbenzene-d10	108		70 - 120	09/06/12 11:06	09/06/12 22:18	1
4-Bromofluorobenzene (Surr)	112		70 - 120	09/06/12 11:06	09/06/12 22:18	1

**Method: 8260B - Volatile Organic Compounds (GC/MS) - DL**

Analyte	Result	Qualifier	RL	MDL	Unit	D	Prepared	Analyzed	Dil Fac
<b>o-Xylene</b>	<b>13000</b>	<b>H</b>	640		ug/Kg	☼	09/06/12 11:06	09/08/12 12:10	20
<b>1,2,4-Trimethylbenzene</b>	<b>90000</b>	<b>H</b>	640		ug/Kg	☼	09/06/12 11:06	09/08/12 12:10	20
<b>n-Butylbenzene</b>	<b>16000</b>	<b>H</b>	640		ug/Kg	☼	09/06/12 11:06	09/08/12 12:10	20
<b>Naphthalene</b>	<b>29000</b>	<b>H</b>	640		ug/Kg	☼	09/06/12 11:06	09/08/12 12:10	20

**Method: NWTPH-Gx - Northwest - Volatile Petroleum Products (GC)**

Analyte	Result	Qualifier	RL	MDL	Unit	D	Prepared	Analyzed	Dil Fac
<b>Gasoline</b>	<b>1500</b>		80		mg/Kg	☼	08/27/12 13:58	08/30/12 10:25	25
Surrogate	%Recovery	Qualifier	Limits	Prepared	Analyzed	Dil Fac			
4-Bromofluorobenzene (Surr)	99		50 - 150	08/27/12 13:58	08/30/12 10:25	25			

**Method: NWTPH-Dx - Northwest - Semi-Volatile Petroleum Products (GC)**

Analyte	Result	Qualifier	RL	MDL	Unit	D	Prepared	Analyzed	Dil Fac
Motor Oil (>C24-C36)	ND		51		mg/Kg	☼	09/06/12 15:08	09/06/12 22:55	1
<b>#2 Diesel (C10-C24)</b>	<b>340</b>	<b>Y</b>	26		mg/Kg	☼	09/06/12 15:08	09/06/12 22:55	1
Surrogate	%Recovery	Qualifier	Limits	Prepared	Analyzed	Dil Fac			
<i>o</i> -Terphenyl	94		50 - 150	09/06/12 15:08	09/06/12 22:55	1			

**General Chemistry**

Analyte	Result	Qualifier	RL	MDL	Unit	D	Prepared	Analyzed	Dil Fac
<b>Percent Solids</b>	<b>95</b>		0.10		%			09/04/12 14:40	1
<b>Percent Moisture</b>	<b>4.6</b>		0.10		%			09/04/12 14:40	1

# Client Sample Results

Client: Blaes Environmental Inc.  
Project/Site: SUNMART #30

TestAmerica Job ID: 580-34631-1

**Client Sample ID: B-1-65**

**Lab Sample ID: 580-34631-7**

**Date Collected: 08/24/12 09:00**

**Matrix: Solid**

**Date Received: 08/25/12 09:20**

**Percent Solids: 81.3**

**Method: 8260B - Volatile Organic Compounds (GC/MS)**

Analyte	Result	Qualifier	RL	MDL	Unit	D	Prepared	Analyzed	Dil Fac
Dichlorodifluoromethane	ND		42		ug/Kg	*	09/06/12 11:06	09/06/12 22:40	1
Chloromethane	ND		420		ug/Kg	*	09/06/12 11:06	09/06/12 22:40	1
Vinyl chloride	ND		8.5		ug/Kg	*	09/06/12 11:06	09/06/12 22:40	1
Bromomethane	ND		150		ug/Kg	*	09/06/12 11:06	09/06/12 22:40	1
Chloroethane	ND		420		ug/Kg	*	09/06/12 11:06	09/06/12 22:40	1
Trichlorofluoromethane	ND		42		ug/Kg	*	09/06/12 11:06	09/06/12 22:40	1
1,1-Dichloroethene	ND		21		ug/Kg	*	09/06/12 11:06	09/06/12 22:40	1
Methylene Chloride	ND		42		ug/Kg	*	09/06/12 11:06	09/06/12 22:40	1
trans-1,2-Dichloroethene	ND		42		ug/Kg	*	09/06/12 11:06	09/06/12 22:40	1
1,1-Dichloroethane	ND		42		ug/Kg	*	09/06/12 11:06	09/06/12 22:40	1
2,2-Dichloropropane	ND		42		ug/Kg	*	09/06/12 11:06	09/06/12 22:40	1
cis-1,2-Dichloroethene	ND		42		ug/Kg	*	09/06/12 11:06	09/06/12 22:40	1
Chlorobromomethane	ND		42		ug/Kg	*	09/06/12 11:06	09/06/12 22:40	1
Chloroform	ND		42		ug/Kg	*	09/06/12 11:06	09/06/12 22:40	1
1,1,1-Trichloroethane	ND		42		ug/Kg	*	09/06/12 11:06	09/06/12 22:40	1
Carbon tetrachloride	ND		21		ug/Kg	*	09/06/12 11:06	09/06/12 22:40	1
1,1-Dichloropropene	ND		42		ug/Kg	*	09/06/12 11:06	09/06/12 22:40	1
Benzene	ND		17		ug/Kg	*	09/06/12 11:06	09/06/12 22:40	1
1,2-Dichloroethane	ND		42		ug/Kg	*	09/06/12 11:06	09/06/12 22:40	1
Trichloroethene	ND		17		ug/Kg	*	09/06/12 11:06	09/06/12 22:40	1
1,2-Dichloropropane	ND		13		ug/Kg	*	09/06/12 11:06	09/06/12 22:40	1
Dibromomethane	ND		42		ug/Kg	*	09/06/12 11:06	09/06/12 22:40	1
Dichlorobromomethane	ND		42		ug/Kg	*	09/06/12 11:06	09/06/12 22:40	1
cis-1,3-Dichloropropene	ND		17		ug/Kg	*	09/06/12 11:06	09/06/12 22:40	1
Toluene	ND		42		ug/Kg	*	09/06/12 11:06	09/06/12 22:40	1
trans-1,3-Dichloropropene	ND		17		ug/Kg	*	09/06/12 11:06	09/06/12 22:40	1
1,1,2-Trichloroethane	ND		13		ug/Kg	*	09/06/12 11:06	09/06/12 22:40	1
Tetrachloroethene	ND		21		ug/Kg	*	09/06/12 11:06	09/06/12 22:40	1
1,3-Dichloropropane	ND		42		ug/Kg	*	09/06/12 11:06	09/06/12 22:40	1
Chlorodibromomethane	ND		42		ug/Kg	*	09/06/12 11:06	09/06/12 22:40	1
Ethylene Dibromide	ND		42		ug/Kg	*	09/06/12 11:06	09/06/12 22:40	1
Chlorobenzene	ND		42		ug/Kg	*	09/06/12 11:06	09/06/12 22:40	1
<b>Ethylbenzene</b>	<b>60</b>		42		ug/Kg	*	09/06/12 11:06	09/06/12 22:40	1
1,1,1,2-Tetrachloroethane	ND		42		ug/Kg	*	09/06/12 11:06	09/06/12 22:40	1
1,1,2,2-Tetrachloroethane	ND		11		ug/Kg	*	09/06/12 11:06	09/06/12 22:40	1
<b>m-Xylene &amp; p-Xylene</b>	<b>10000</b>		42		ug/Kg	*	09/06/12 11:06	09/06/12 22:40	1
<b>o-Xylene</b>	<b>7900</b>		42		ug/Kg	*	09/06/12 11:06	09/06/12 22:40	1
Styrene	ND		42		ug/Kg	*	09/06/12 11:06	09/06/12 22:40	1
Bromoform	ND		42		ug/Kg	*	09/06/12 11:06	09/06/12 22:40	1
<b>Isopropylbenzene</b>	<b>970</b>		42		ug/Kg	*	09/06/12 11:06	09/06/12 22:40	1
Bromobenzene	ND		42		ug/Kg	*	09/06/12 11:06	09/06/12 22:40	1
<b>N-Propylbenzene</b>	<b>2300</b>		42		ug/Kg	*	09/06/12 11:06	09/06/12 22:40	1
1,2,3-Trichloropropane	ND		42		ug/Kg	*	09/06/12 11:06	09/06/12 22:40	1
2-Chlorotoluene	ND		42		ug/Kg	*	09/06/12 11:06	09/06/12 22:40	1
<b>1,3,5-Trimethylbenzene</b>	<b>15000 E</b>		42		ug/Kg	*	09/06/12 11:06	09/06/12 22:40	1
4-Chlorotoluene	ND		42		ug/Kg	*	09/06/12 11:06	09/06/12 22:40	1
tert-Butylbenzene	ND		42		ug/Kg	*	09/06/12 11:06	09/06/12 22:40	1
<b>sec-Butylbenzene</b>	<b>1000</b>		42		ug/Kg	*	09/06/12 11:06	09/06/12 22:40	1
1,3-Dichlorobenzene	ND		42		ug/Kg	*	09/06/12 11:06	09/06/12 22:40	1
<b>4-Isopropyltoluene</b>	<b>710</b>		42		ug/Kg	*	09/06/12 11:06	09/06/12 22:40	1
1,4-Dichlorobenzene	ND		42		ug/Kg	*	09/06/12 11:06	09/06/12 22:40	1

# Client Sample Results

Client: Blaes Environmental Inc.  
Project/Site: SUNMART #30

TestAmerica Job ID: 580-34631-1

**Client Sample ID: B-1-65**

**Lab Sample ID: 580-34631-7**

**Date Collected: 08/24/12 09:00**

**Matrix: Solid**

**Date Received: 08/25/12 09:20**

**Percent Solids: 81.3**

**Method: 8260B - Volatile Organic Compounds (GC/MS) (Continued)**

Analyte	Result	Qualifier	RL	MDL	Unit	D	Prepared	Analyzed	Dil Fac
<b>n-Butylbenzene</b>	<b>6700</b>		42		ug/Kg	☼	09/06/12 11:06	09/06/12 22:40	1
1,2-Dichlorobenzene	ND		42		ug/Kg	☼	09/06/12 11:06	09/06/12 22:40	1
1,2-Dibromo-3-Chloropropane	ND		210		ug/Kg	☼	09/06/12 11:06	09/06/12 22:40	1
1,2,4-Trichlorobenzene	ND		42		ug/Kg	☼	09/06/12 11:06	09/06/12 22:40	1
1,2,3-Trichlorobenzene	ND		42		ug/Kg	☼	09/06/12 11:06	09/06/12 22:40	1
Hexachlorobutadiene	ND		42		ug/Kg	☼	09/06/12 11:06	09/06/12 22:40	1
Methyl tert-butyl ether	ND		42		ug/Kg	☼	09/06/12 11:06	09/06/12 22:40	1

Surrogate	%Recovery	Qualifier	Limits	Prepared	Analyzed	Dil Fac
Fluorobenzene (Surr)	106		80 - 120	09/06/12 11:06	09/06/12 22:40	1
Toluene-d8 (Surr)	98		80 - 120	09/06/12 11:06	09/06/12 22:40	1
Ethylbenzene-d10	98		70 - 120	09/06/12 11:06	09/06/12 22:40	1
4-Bromofluorobenzene (Surr)	102		70 - 120	09/06/12 11:06	09/06/12 22:40	1

**Method: 8260B - Volatile Organic Compounds (GC/MS) - DL**

Analyte	Result	Qualifier	RL	MDL	Unit	D	Prepared	Analyzed	Dil Fac
<b>1,2,4-Trimethylbenzene</b>	<b>71000</b>	<b>H</b>	850		ug/Kg	☼	09/06/12 11:06	09/08/12 12:33	20
<b>Naphthalene</b>	<b>21000</b>	<b>H</b>	850		ug/Kg	☼	09/06/12 11:06	09/08/12 12:33	20

**Method: NWTPH-Gx - Northwest - Volatile Petroleum Products (GC)**

Analyte	Result	Qualifier	RL	MDL	Unit	D	Prepared	Analyzed	Dil Fac
<b>Gasoline</b>	<b>1100</b>		85		mg/Kg	☼	08/27/12 13:58	08/30/12 10:51	20

Surrogate	%Recovery	Qualifier	Limits	Prepared	Analyzed	Dil Fac
4-Bromofluorobenzene (Surr)	99		50 - 150	08/27/12 13:58	08/30/12 10:51	20

**Method: NWTPH-Dx - Northwest - Semi-Volatile Petroleum Products (GC)**

Analyte	Result	Qualifier	RL	MDL	Unit	D	Prepared	Analyzed	Dil Fac
Motor Oil (>C24-C36)	ND		59		mg/Kg	☼	09/06/12 15:08	09/06/12 23:12	1
<b>#2 Diesel (C10-C24)</b>	<b>350</b>	<b>Y</b>	29		mg/Kg	☼	09/06/12 15:08	09/06/12 23:12	1

Surrogate	%Recovery	Qualifier	Limits	Prepared	Analyzed	Dil Fac
o-Terphenyl	102		50 - 150	09/06/12 15:08	09/06/12 23:12	1

**General Chemistry**

Analyte	Result	Qualifier	RL	MDL	Unit	D	Prepared	Analyzed	Dil Fac
<b>Percent Solids</b>	<b>81</b>		0.10		%			09/04/12 14:40	1
<b>Percent Moisture</b>	<b>19</b>		0.10		%			09/04/12 14:40	1

# Client Sample Results

Client: Blaes Environmental Inc.  
Project/Site: SUNMART #30

TestAmerica Job ID: 580-34631-1

**Client Sample ID: B-1-70**

**Lab Sample ID: 580-34631-8**

**Date Collected: 08/24/12 09:40**

**Matrix: Solid**

**Date Received: 08/25/12 09:20**

**Percent Solids: 92.1**

**Method: 8260B - Volatile Organic Compounds (GC/MS)**

Analyte	Result	Qualifier	RL	MDL	Unit	D	Prepared	Analyzed	Dil Fac
Dichlorodifluoromethane	ND		37		ug/Kg	*	09/06/12 11:06	09/06/12 23:03	1
Chloromethane	ND		370		ug/Kg	*	09/06/12 11:06	09/06/12 23:03	1
Vinyl chloride	ND		7.3		ug/Kg	*	09/06/12 11:06	09/06/12 23:03	1
Bromomethane	ND		130		ug/Kg	*	09/06/12 11:06	09/06/12 23:03	1
Chloroethane	ND		370		ug/Kg	*	09/06/12 11:06	09/06/12 23:03	1
Trichlorofluoromethane	ND		37		ug/Kg	*	09/06/12 11:06	09/06/12 23:03	1
1,1-Dichloroethene	ND		18		ug/Kg	*	09/06/12 11:06	09/06/12 23:03	1
Methylene Chloride	ND		37		ug/Kg	*	09/06/12 11:06	09/06/12 23:03	1
trans-1,2-Dichloroethene	ND		37		ug/Kg	*	09/06/12 11:06	09/06/12 23:03	1
1,1-Dichloroethane	ND		37		ug/Kg	*	09/06/12 11:06	09/06/12 23:03	1
2,2-Dichloropropane	ND		37		ug/Kg	*	09/06/12 11:06	09/06/12 23:03	1
cis-1,2-Dichloroethene	ND		37		ug/Kg	*	09/06/12 11:06	09/06/12 23:03	1
Chlorobromomethane	ND		37		ug/Kg	*	09/06/12 11:06	09/06/12 23:03	1
Chloroform	ND		37		ug/Kg	*	09/06/12 11:06	09/06/12 23:03	1
1,1,1-Trichloroethane	ND		37		ug/Kg	*	09/06/12 11:06	09/06/12 23:03	1
Carbon tetrachloride	ND		18		ug/Kg	*	09/06/12 11:06	09/06/12 23:03	1
1,1-Dichloropropene	ND		37		ug/Kg	*	09/06/12 11:06	09/06/12 23:03	1
Benzene	ND		15		ug/Kg	*	09/06/12 11:06	09/06/12 23:03	1
1,2-Dichloroethane	ND		37		ug/Kg	*	09/06/12 11:06	09/06/12 23:03	1
Trichloroethene	ND		15		ug/Kg	*	09/06/12 11:06	09/06/12 23:03	1
1,2-Dichloropropane	ND		11		ug/Kg	*	09/06/12 11:06	09/06/12 23:03	1
Dibromomethane	ND		37		ug/Kg	*	09/06/12 11:06	09/06/12 23:03	1
Dichlorobromomethane	ND		37		ug/Kg	*	09/06/12 11:06	09/06/12 23:03	1
cis-1,3-Dichloropropene	ND		15		ug/Kg	*	09/06/12 11:06	09/06/12 23:03	1
Toluene	ND		37		ug/Kg	*	09/06/12 11:06	09/06/12 23:03	1
trans-1,3-Dichloropropene	ND		15		ug/Kg	*	09/06/12 11:06	09/06/12 23:03	1
1,1,2-Trichloroethane	ND		11		ug/Kg	*	09/06/12 11:06	09/06/12 23:03	1
Tetrachloroethene	ND		18		ug/Kg	*	09/06/12 11:06	09/06/12 23:03	1
1,3-Dichloropropane	ND		37		ug/Kg	*	09/06/12 11:06	09/06/12 23:03	1
Chlorodibromomethane	ND		37		ug/Kg	*	09/06/12 11:06	09/06/12 23:03	1
Ethylene Dibromide	ND		37		ug/Kg	*	09/06/12 11:06	09/06/12 23:03	1
Chlorobenzene	ND		37		ug/Kg	*	09/06/12 11:06	09/06/12 23:03	1
Ethylbenzene	ND		37		ug/Kg	*	09/06/12 11:06	09/06/12 23:03	1
1,1,1,2-Tetrachloroethane	ND		37		ug/Kg	*	09/06/12 11:06	09/06/12 23:03	1
1,1,2,2-Tetrachloroethane	ND		9.1		ug/Kg	*	09/06/12 11:06	09/06/12 23:03	1
<b>m-Xylene &amp; p-Xylene</b>	<b>540</b>		37		ug/Kg	*	09/06/12 11:06	09/06/12 23:03	1
<b>o-Xylene</b>	<b>460</b>		37		ug/Kg	*	09/06/12 11:06	09/06/12 23:03	1
Styrene	ND		37		ug/Kg	*	09/06/12 11:06	09/06/12 23:03	1
Bromoform	ND		37		ug/Kg	*	09/06/12 11:06	09/06/12 23:03	1
<b>Isopropylbenzene</b>	<b>60</b>		37		ug/Kg	*	09/06/12 11:06	09/06/12 23:03	1
Bromobenzene	ND		37		ug/Kg	*	09/06/12 11:06	09/06/12 23:03	1
<b>N-Propylbenzene</b>	<b>160</b>		37		ug/Kg	*	09/06/12 11:06	09/06/12 23:03	1
1,2,3-Trichloropropane	ND		37		ug/Kg	*	09/06/12 11:06	09/06/12 23:03	1
2-Chlorotoluene	ND		37		ug/Kg	*	09/06/12 11:06	09/06/12 23:03	1
<b>1,3,5-Trimethylbenzene</b>	<b>1600</b>		37		ug/Kg	*	09/06/12 11:06	09/06/12 23:03	1
4-Chlorotoluene	ND		37		ug/Kg	*	09/06/12 11:06	09/06/12 23:03	1
tert-Butylbenzene	ND		37		ug/Kg	*	09/06/12 11:06	09/06/12 23:03	1
<b>1,2,4-Trimethylbenzene</b>	<b>5200</b>		37		ug/Kg	*	09/06/12 11:06	09/06/12 23:03	1
<b>sec-Butylbenzene</b>	<b>96</b>		37		ug/Kg	*	09/06/12 11:06	09/06/12 23:03	1
1,3-Dichlorobenzene	ND		37		ug/Kg	*	09/06/12 11:06	09/06/12 23:03	1
<b>4-Isopropyltoluene</b>	<b>61</b>		37		ug/Kg	*	09/06/12 11:06	09/06/12 23:03	1

# Client Sample Results

Client: Blaes Environmental Inc.  
Project/Site: SUNMART #30

TestAmerica Job ID: 580-34631-1

**Client Sample ID: B-1-70**

**Lab Sample ID: 580-34631-8**

**Date Collected: 08/24/12 09:40**

**Matrix: Solid**

**Date Received: 08/25/12 09:20**

**Percent Solids: 92.1**

## Method: 8260B - Volatile Organic Compounds (GC/MS) (Continued)

Analyte	Result	Qualifier	RL	MDL	Unit	D	Prepared	Analyzed	Dil Fac
1,4-Dichlorobenzene	ND		37		ug/Kg	☼	09/06/12 11:06	09/06/12 23:03	1
<b>n-Butylbenzene</b>	<b>1200</b>		37		ug/Kg	☼	09/06/12 11:06	09/06/12 23:03	1
1,2-Dichlorobenzene	ND		37		ug/Kg	☼	09/06/12 11:06	09/06/12 23:03	1
1,2-Dibromo-3-Chloropropane	ND		180		ug/Kg	☼	09/06/12 11:06	09/06/12 23:03	1
1,2,4-Trichlorobenzene	ND		37		ug/Kg	☼	09/06/12 11:06	09/06/12 23:03	1
1,2,3-Trichlorobenzene	ND		37		ug/Kg	☼	09/06/12 11:06	09/06/12 23:03	1
Hexachlorobutadiene	ND		37		ug/Kg	☼	09/06/12 11:06	09/06/12 23:03	1
<b>Naphthalene</b>	<b>2800</b>		37		ug/Kg	☼	09/06/12 11:06	09/06/12 23:03	1
Methyl tert-butyl ether	ND		37		ug/Kg	☼	09/06/12 11:06	09/06/12 23:03	1
<b>Surrogate</b>	<b>%Recovery</b>	<b>Qualifier</b>	<b>Limits</b>				<b>Prepared</b>	<b>Analyzed</b>	<b>Dil Fac</b>
Fluorobenzene (Surr)	104		80 - 120				09/06/12 11:06	09/06/12 23:03	1
Toluene-d8 (Surr)	99		80 - 120				09/06/12 11:06	09/06/12 23:03	1
Ethylbenzene-d10	109		70 - 120				09/06/12 11:06	09/06/12 23:03	1
4-Bromofluorobenzene (Surr)	126	X I	70 - 120				09/06/12 11:06	09/06/12 23:03	1

## Method: NWTPH-Gx - Northwest - Volatile Petroleum Products (GC)

Analyte	Result	Qualifier	RL	MDL	Unit	D	Prepared	Analyzed	Dil Fac
<b>Gasoline</b>	<b>130</b>		3.7		mg/Kg	☼	08/27/12 13:58	08/30/12 13:03	1
<b>Surrogate</b>	<b>%Recovery</b>	<b>Qualifier</b>	<b>Limits</b>				<b>Prepared</b>	<b>Analyzed</b>	<b>Dil Fac</b>
4-Bromofluorobenzene (Surr)	104		50 - 150				08/27/12 13:58	08/30/12 13:03	1

## Method: NWTPH-Dx - Northwest - Semi-Volatile Petroleum Products (GC)

Analyte	Result	Qualifier	RL	MDL	Unit	D	Prepared	Analyzed	Dil Fac
Motor Oil (>C24-C36)	ND		53		mg/Kg	☼	09/06/12 15:08	09/06/12 23:29	1
#2 Diesel (C10-C24)	ND		26		mg/Kg	☼	09/06/12 15:08	09/06/12 23:29	1
<b>Surrogate</b>	<b>%Recovery</b>	<b>Qualifier</b>	<b>Limits</b>				<b>Prepared</b>	<b>Analyzed</b>	<b>Dil Fac</b>
o-Terphenyl	113		50 - 150				09/06/12 15:08	09/06/12 23:29	1

## General Chemistry

Analyte	Result	Qualifier	RL	MDL	Unit	D	Prepared	Analyzed	Dil Fac
<b>Percent Solids</b>	<b>92</b>		0.10		%			09/06/12 11:49	1
<b>Percent Moisture</b>	<b>7.9</b>		0.10		%			09/06/12 11:49	1

# Client Sample Results

Client: Blaes Environmental Inc.  
Project/Site: SUNMART #30

TestAmerica Job ID: 580-34631-1

**Client Sample ID: D-1/2**

**Lab Sample ID: 580-34631-9**

**Date Collected: 08/24/12 08:40**

**Matrix: Solid**

**Date Received: 08/25/12 09:20**

**Percent Solids: 82.3**

**Method: 8260B - Volatile Organic Compounds (GC/MS)**

Analyte	Result	Qualifier	RL	MDL	Unit	D	Prepared	Analyzed	Dil Fac
Dichlorodifluoromethane	ND		1.0		ug/Kg	*	09/06/12 18:45	09/06/12 21:45	1
Chloromethane	ND		1.0		ug/Kg	*	09/06/12 18:45	09/06/12 21:45	1
Vinyl chloride	ND		1.0		ug/Kg	*	09/06/12 18:45	09/06/12 21:45	1
Bromomethane	ND		1.0		ug/Kg	*	09/06/12 18:45	09/06/12 21:45	1
Chloroethane	ND		1.0		ug/Kg	*	09/06/12 18:45	09/06/12 21:45	1
Trichlorofluoromethane	ND		1.0		ug/Kg	*	09/06/12 18:45	09/06/12 21:45	1
1,1-Dichloroethene	ND		5.2		ug/Kg	*	09/06/12 18:45	09/06/12 21:45	1
Methylene Chloride	ND		16		ug/Kg	*	09/06/12 18:45	09/06/12 21:45	1
trans-1,2-Dichloroethene	ND		1.0		ug/Kg	*	09/06/12 18:45	09/06/12 21:45	1
1,1-Dichloroethane	ND		1.0		ug/Kg	*	09/06/12 18:45	09/06/12 21:45	1
2,2-Dichloropropane	ND	* ^	1.0		ug/Kg	*	09/06/12 18:45	09/06/12 21:45	1
cis-1,2-Dichloroethene	ND		1.0		ug/Kg	*	09/06/12 18:45	09/06/12 21:45	1
Chlorobromomethane	ND		1.0		ug/Kg	*	09/06/12 18:45	09/06/12 21:45	1
Chloroform	ND		1.0		ug/Kg	*	09/06/12 18:45	09/06/12 21:45	1
1,1,1-Trichloroethane	ND		1.0		ug/Kg	*	09/06/12 18:45	09/06/12 21:45	1
Carbon tetrachloride	ND		1.0		ug/Kg	*	09/06/12 18:45	09/06/12 21:45	1
1,1-Dichloropropene	ND		1.0		ug/Kg	*	09/06/12 18:45	09/06/12 21:45	1
Benzene	ND		1.0		ug/Kg	*	09/06/12 18:45	09/06/12 21:45	1
1,2-Dichloroethane	ND		1.0		ug/Kg	*	09/06/12 18:45	09/06/12 21:45	1
Trichloroethene	ND		1.0		ug/Kg	*	09/06/12 18:45	09/06/12 21:45	1
1,2-Dichloropropane	ND		1.0		ug/Kg	*	09/06/12 18:45	09/06/12 21:45	1
Dibromomethane	ND		1.0		ug/Kg	*	09/06/12 18:45	09/06/12 21:45	1
Dichlorobromomethane	ND		1.0		ug/Kg	*	09/06/12 18:45	09/06/12 21:45	1
cis-1,3-Dichloropropene	ND		1.0		ug/Kg	*	09/06/12 18:45	09/06/12 21:45	1
Toluene	ND		2.1		ug/Kg	*	09/06/12 18:45	09/06/12 21:45	1
trans-1,3-Dichloropropene	ND		1.0		ug/Kg	*	09/06/12 18:45	09/06/12 21:45	1
1,1,2-Trichloroethane	ND		1.0		ug/Kg	*	09/06/12 18:45	09/06/12 21:45	1
Tetrachloroethene	ND		1.0		ug/Kg	*	09/06/12 18:45	09/06/12 21:45	1
1,3-Dichloropropane	ND		1.0		ug/Kg	*	09/06/12 18:45	09/06/12 21:45	1
Chlorodibromomethane	ND		1.0		ug/Kg	*	09/06/12 18:45	09/06/12 21:45	1
Ethylene Dibromide	ND		1.0		ug/Kg	*	09/06/12 18:45	09/06/12 21:45	1
Chlorobenzene	ND		1.0		ug/Kg	*	09/06/12 18:45	09/06/12 21:45	1
Ethylbenzene	ND		1.0		ug/Kg	*	09/06/12 18:45	09/06/12 21:45	1
1,1,1,2-Tetrachloroethane	ND		1.0		ug/Kg	*	09/06/12 18:45	09/06/12 21:45	1
1,1,2,2-Tetrachloroethane	ND		2.1		ug/Kg	*	09/06/12 18:45	09/06/12 21:45	1
m-Xylene & p-Xylene	ND		2.1		ug/Kg	*	09/06/12 18:45	09/06/12 21:45	1
o-Xylene	ND		1.0		ug/Kg	*	09/06/12 18:45	09/06/12 21:45	1
Styrene	ND		2.1		ug/Kg	*	09/06/12 18:45	09/06/12 21:45	1
Bromoform	ND		1.0		ug/Kg	*	09/06/12 18:45	09/06/12 21:45	1
Isopropylbenzene	ND		2.1		ug/Kg	*	09/06/12 18:45	09/06/12 21:45	1
Bromobenzene	ND		2.1		ug/Kg	*	09/06/12 18:45	09/06/12 21:45	1
N-Propylbenzene	ND		1.0		ug/Kg	*	09/06/12 18:45	09/06/12 21:45	1
1,2,3-Trichloropropane	ND		1.0		ug/Kg	*	09/06/12 18:45	09/06/12 21:45	1
2-Chlorotoluene	ND		2.1		ug/Kg	*	09/06/12 18:45	09/06/12 21:45	1
1,3,5-Trimethylbenzene	ND		5.2		ug/Kg	*	09/06/12 18:45	09/06/12 21:45	1
4-Chlorotoluene	ND		2.1		ug/Kg	*	09/06/12 18:45	09/06/12 21:45	1
tert-Butylbenzene	ND	^	2.1		ug/Kg	*	09/06/12 18:45	09/06/12 21:45	1
1,2,4-Trimethylbenzene	ND		2.1		ug/Kg	*	09/06/12 18:45	09/06/12 21:45	1
sec-Butylbenzene	ND		2.1		ug/Kg	*	09/06/12 18:45	09/06/12 21:45	1
1,3-Dichlorobenzene	ND		1.0		ug/Kg	*	09/06/12 18:45	09/06/12 21:45	1
4-Isopropyltoluene	ND		2.1		ug/Kg	*	09/06/12 18:45	09/06/12 21:45	1

# Client Sample Results

Client: Blaes Environmental Inc.  
Project/Site: SUNMART #30

TestAmerica Job ID: 580-34631-1

**Client Sample ID: D-1/2**

**Lab Sample ID: 580-34631-9**

**Date Collected: 08/24/12 08:40**

**Matrix: Solid**

**Date Received: 08/25/12 09:20**

**Percent Solids: 82.3**

**Method: 8260B - Volatile Organic Compounds (GC/MS) (Continued)**

Analyte	Result	Qualifier	RL	MDL	Unit	D	Prepared	Analyzed	Dil Fac
1,4-Dichlorobenzene	ND		1.0		ug/Kg	☼	09/06/12 18:45	09/06/12 21:45	1
n-Butylbenzene	ND		2.1		ug/Kg	☼	09/06/12 18:45	09/06/12 21:45	1
1,2-Dichlorobenzene	ND		1.0		ug/Kg	☼	09/06/12 18:45	09/06/12 21:45	1
1,2-Dibromo-3-Chloropropane	ND		2.1		ug/Kg	☼	09/06/12 18:45	09/06/12 21:45	1
1,2,4-Trichlorobenzene	ND		2.1		ug/Kg	☼	09/06/12 18:45	09/06/12 21:45	1
1,2,3-Trichlorobenzene	ND		2.1		ug/Kg	☼	09/06/12 18:45	09/06/12 21:45	1
Hexachlorobutadiene	ND		1.0		ug/Kg	☼	09/06/12 18:45	09/06/12 21:45	1
Naphthalene	ND		5.2		ug/Kg	☼	09/06/12 18:45	09/06/12 21:45	1
Methyl tert-butyl ether	ND		1.0		ug/Kg	☼	09/06/12 18:45	09/06/12 21:45	1
<b>Surrogate</b>	<b>%Recovery</b>	<b>Qualifier</b>	<b>Limits</b>				<b>Prepared</b>	<b>Analyzed</b>	<b>Dil Fac</b>
Fluorobenzene (Surr)	95		80 - 120				09/06/12 18:45	09/06/12 21:45	1
Toluene-d8 (Surr)	96		80 - 120				09/06/12 18:45	09/06/12 21:45	1
Ethylbenzene-d10	97		70 - 120				09/06/12 18:45	09/06/12 21:45	1
4-Bromofluorobenzene (Surr)	97		70 - 120				09/06/12 18:45	09/06/12 21:45	1
Trifluorotoluene (Surr)	69		65 - 140				09/06/12 18:45	09/06/12 21:45	1

**Method: NWTPH-Gx - Northwest - Volatile Petroleum Products (GC)**

Analyte	Result	Qualifier	RL	MDL	Unit	D	Prepared	Analyzed	Dil Fac
<b>Gasoline</b>	<b>5.0</b>		4.6		mg/Kg	☼	08/27/12 13:58	08/31/12 21:45	1
<b>Surrogate</b>	<b>%Recovery</b>	<b>Qualifier</b>	<b>Limits</b>				<b>Prepared</b>	<b>Analyzed</b>	<b>Dil Fac</b>
4-Bromofluorobenzene (Surr)	101		50 - 150				08/27/12 13:58	08/31/12 21:45	1

**Method: NWTPH-Dx - Northwest - Semi-Volatile Petroleum Products (GC)**

Analyte	Result	Qualifier	RL	MDL	Unit	D	Prepared	Analyzed	Dil Fac
Motor Oil (>C24-C36)	ND		60		mg/Kg	☼	09/06/12 15:08	09/06/12 23:45	1
#2 Diesel (C10-C24)	ND		30		mg/Kg	☼	09/06/12 15:08	09/06/12 23:45	1
<b>Surrogate</b>	<b>%Recovery</b>	<b>Qualifier</b>	<b>Limits</b>				<b>Prepared</b>	<b>Analyzed</b>	<b>Dil Fac</b>
o-Terphenyl	162	X	50 - 150				09/06/12 15:08	09/06/12 23:45	1

**General Chemistry**

Analyte	Result	Qualifier	RL	MDL	Unit	D	Prepared	Analyzed	Dil Fac
<b>Percent Solids</b>	<b>82</b>		0.10		%			09/04/12 14:40	1
<b>Percent Moisture</b>	<b>18</b>		0.10		%			09/04/12 14:40	1

# Client Sample Results

Client: Blaes Environmental Inc.  
Project/Site: SUNMART #30

TestAmerica Job ID: 580-34631-1

**Client Sample ID: D-3/4**

**Lab Sample ID: 580-34631-10**

**Date Collected: 08/24/12 11:30**

**Matrix: Solid**

**Date Received: 08/25/12 09:20**

**Percent Solids: 92.5**

**Method: 8260B - Volatile Organic Compounds (GC/MS)**

Analyte	Result	Qualifier	RL	MDL	Unit	D	Prepared	Analyzed	Dil Fac
Dichlorodifluoromethane	ND		0.99		ug/Kg	*	09/06/12 18:45	09/06/12 22:09	1
Chloromethane	ND		0.99		ug/Kg	*	09/06/12 18:45	09/06/12 22:09	1
Vinyl chloride	ND		0.99		ug/Kg	*	09/06/12 18:45	09/06/12 22:09	1
Bromomethane	ND		0.99		ug/Kg	*	09/06/12 18:45	09/06/12 22:09	1
Chloroethane	ND		0.99		ug/Kg	*	09/06/12 18:45	09/06/12 22:09	1
Trichlorofluoromethane	ND		0.99		ug/Kg	*	09/06/12 18:45	09/06/12 22:09	1
1,1-Dichloroethene	ND		5.0		ug/Kg	*	09/06/12 18:45	09/06/12 22:09	1
Methylene Chloride	ND		15		ug/Kg	*	09/06/12 18:45	09/06/12 22:09	1
trans-1,2-Dichloroethene	ND		0.99		ug/Kg	*	09/06/12 18:45	09/06/12 22:09	1
1,1-Dichloroethane	ND		0.99		ug/Kg	*	09/06/12 18:45	09/06/12 22:09	1
2,2-Dichloropropane	ND	* ^	0.99		ug/Kg	*	09/06/12 18:45	09/06/12 22:09	1
cis-1,2-Dichloroethene	ND		0.99		ug/Kg	*	09/06/12 18:45	09/06/12 22:09	1
Chlorobromomethane	ND		0.99		ug/Kg	*	09/06/12 18:45	09/06/12 22:09	1
Chloroform	ND		0.99		ug/Kg	*	09/06/12 18:45	09/06/12 22:09	1
1,1,1-Trichloroethane	ND		0.99		ug/Kg	*	09/06/12 18:45	09/06/12 22:09	1
Carbon tetrachloride	ND		0.99		ug/Kg	*	09/06/12 18:45	09/06/12 22:09	1
1,1-Dichloropropene	ND		0.99		ug/Kg	*	09/06/12 18:45	09/06/12 22:09	1
Benzene	ND		0.99		ug/Kg	*	09/06/12 18:45	09/06/12 22:09	1
1,2-Dichloroethane	ND		0.99		ug/Kg	*	09/06/12 18:45	09/06/12 22:09	1
Trichloroethene	ND		0.99		ug/Kg	*	09/06/12 18:45	09/06/12 22:09	1
1,2-Dichloropropane	ND		0.99		ug/Kg	*	09/06/12 18:45	09/06/12 22:09	1
Dibromomethane	ND		0.99		ug/Kg	*	09/06/12 18:45	09/06/12 22:09	1
Dichlorobromomethane	ND		0.99		ug/Kg	*	09/06/12 18:45	09/06/12 22:09	1
cis-1,3-Dichloropropene	ND		0.99		ug/Kg	*	09/06/12 18:45	09/06/12 22:09	1
Toluene	ND		2.0		ug/Kg	*	09/06/12 18:45	09/06/12 22:09	1
trans-1,3-Dichloropropene	ND		0.99		ug/Kg	*	09/06/12 18:45	09/06/12 22:09	1
1,1,2-Trichloroethane	ND		0.99		ug/Kg	*	09/06/12 18:45	09/06/12 22:09	1
Tetrachloroethene	ND		0.99		ug/Kg	*	09/06/12 18:45	09/06/12 22:09	1
1,3-Dichloropropane	ND		0.99		ug/Kg	*	09/06/12 18:45	09/06/12 22:09	1
Chlorodibromomethane	ND		0.99		ug/Kg	*	09/06/12 18:45	09/06/12 22:09	1
Ethylene Dibromide	ND		0.99		ug/Kg	*	09/06/12 18:45	09/06/12 22:09	1
Chlorobenzene	ND		0.99		ug/Kg	*	09/06/12 18:45	09/06/12 22:09	1
Ethylbenzene	ND		0.99		ug/Kg	*	09/06/12 18:45	09/06/12 22:09	1
1,1,1,2-Tetrachloroethane	ND		0.99		ug/Kg	*	09/06/12 18:45	09/06/12 22:09	1
1,1,2,2-Tetrachloroethane	ND		2.0		ug/Kg	*	09/06/12 18:45	09/06/12 22:09	1
m-Xylene & p-Xylene	ND		2.0		ug/Kg	*	09/06/12 18:45	09/06/12 22:09	1
o-Xylene	ND		0.99		ug/Kg	*	09/06/12 18:45	09/06/12 22:09	1
Styrene	ND		2.0		ug/Kg	*	09/06/12 18:45	09/06/12 22:09	1
Bromoform	ND		0.99		ug/Kg	*	09/06/12 18:45	09/06/12 22:09	1
Isopropylbenzene	ND		2.0		ug/Kg	*	09/06/12 18:45	09/06/12 22:09	1
Bromobenzene	ND		2.0		ug/Kg	*	09/06/12 18:45	09/06/12 22:09	1
N-Propylbenzene	ND		0.99		ug/Kg	*	09/06/12 18:45	09/06/12 22:09	1
1,2,3-Trichloropropane	ND		0.99		ug/Kg	*	09/06/12 18:45	09/06/12 22:09	1
2-Chlorotoluene	ND		2.0		ug/Kg	*	09/06/12 18:45	09/06/12 22:09	1
1,3,5-Trimethylbenzene	ND		5.0		ug/Kg	*	09/06/12 18:45	09/06/12 22:09	1
4-Chlorotoluene	ND		2.0		ug/Kg	*	09/06/12 18:45	09/06/12 22:09	1
tert-Butylbenzene	ND	^	2.0		ug/Kg	*	09/06/12 18:45	09/06/12 22:09	1
1,2,4-Trimethylbenzene	ND		2.0		ug/Kg	*	09/06/12 18:45	09/06/12 22:09	1
sec-Butylbenzene	ND		2.0		ug/Kg	*	09/06/12 18:45	09/06/12 22:09	1
1,3-Dichlorobenzene	ND		0.99		ug/Kg	*	09/06/12 18:45	09/06/12 22:09	1
4-Isopropyltoluene	ND		2.0		ug/Kg	*	09/06/12 18:45	09/06/12 22:09	1

# Client Sample Results

Client: Blaes Environmental Inc.  
Project/Site: SUNMART #30

TestAmerica Job ID: 580-34631-1

**Client Sample ID: D-3/4**

**Lab Sample ID: 580-34631-10**

**Date Collected: 08/24/12 11:30**

**Matrix: Solid**

**Date Received: 08/25/12 09:20**

**Percent Solids: 92.5**

**Method: 8260B - Volatile Organic Compounds (GC/MS) (Continued)**

Analyte	Result	Qualifier	RL	MDL	Unit	D	Prepared	Analyzed	Dil Fac
1,4-Dichlorobenzene	ND		0.99		ug/Kg	☼	09/06/12 18:45	09/06/12 22:09	1
n-Butylbenzene	ND		2.0		ug/Kg	☼	09/06/12 18:45	09/06/12 22:09	1
1,2-Dichlorobenzene	ND		0.99		ug/Kg	☼	09/06/12 18:45	09/06/12 22:09	1
1,2-Dibromo-3-Chloropropane	ND		2.0		ug/Kg	☼	09/06/12 18:45	09/06/12 22:09	1
1,2,4-Trichlorobenzene	ND		2.0		ug/Kg	☼	09/06/12 18:45	09/06/12 22:09	1
1,2,3-Trichlorobenzene	ND		2.0		ug/Kg	☼	09/06/12 18:45	09/06/12 22:09	1
Hexachlorobutadiene	ND		0.99		ug/Kg	☼	09/06/12 18:45	09/06/12 22:09	1
Naphthalene	ND		5.0		ug/Kg	☼	09/06/12 18:45	09/06/12 22:09	1
Methyl tert-butyl ether	ND		0.99		ug/Kg	☼	09/06/12 18:45	09/06/12 22:09	1
<b>Surrogate</b>	<b>%Recovery</b>	<b>Qualifier</b>	<b>Limits</b>				<b>Prepared</b>	<b>Analyzed</b>	<b>Dil Fac</b>
Fluorobenzene (Surr)	99		80 - 120				09/06/12 18:45	09/06/12 22:09	1
Toluene-d8 (Surr)	96		80 - 120				09/06/12 18:45	09/06/12 22:09	1
Ethylbenzene-d10	95		70 - 120				09/06/12 18:45	09/06/12 22:09	1
4-Bromofluorobenzene (Surr)	95		70 - 120				09/06/12 18:45	09/06/12 22:09	1
Trifluorotoluene (Surr)	100		65 - 140				09/06/12 18:45	09/06/12 22:09	1

**Method: NWTPH-Gx - Northwest - Volatile Petroleum Products (GC)**

Analyte	Result	Qualifier	RL	MDL	Unit	D	Prepared	Analyzed	Dil Fac
Gasoline	ND		4.2		mg/Kg	☼	08/29/12 13:48	08/29/12 19:54	1
<b>Surrogate</b>	<b>%Recovery</b>	<b>Qualifier</b>	<b>Limits</b>				<b>Prepared</b>	<b>Analyzed</b>	<b>Dil Fac</b>
4-Bromofluorobenzene (Surr)	89		50 - 150				08/29/12 13:48	08/29/12 19:54	1

**Method: NWTPH-Dx - Northwest - Semi-Volatile Petroleum Products (GC)**

Analyte	Result	Qualifier	RL	MDL	Unit	D	Prepared	Analyzed	Dil Fac
Motor Oil (>C24-C36)	ND		52		mg/Kg	☼	09/06/12 15:08	09/07/12 00:02	1
#2 Diesel (C10-C24)	ND		26		mg/Kg	☼	09/06/12 15:08	09/07/12 00:02	1
<b>Surrogate</b>	<b>%Recovery</b>	<b>Qualifier</b>	<b>Limits</b>				<b>Prepared</b>	<b>Analyzed</b>	<b>Dil Fac</b>
o-Terphenyl	115		50 - 150				09/06/12 15:08	09/07/12 00:02	1

**General Chemistry**

Analyte	Result	Qualifier	RL	MDL	Unit	D	Prepared	Analyzed	Dil Fac
Percent Solids	93		0.10		%			09/04/12 15:34	1
Percent Moisture	7.5		0.10		%			09/04/12 15:34	1

# Client Sample Results

Client: Blaes Environmental Inc.  
Project/Site: SUNMART #30

TestAmerica Job ID: 580-34631-1

**Client Sample ID: D-5/6**

**Lab Sample ID: 580-34631-11**

**Date Collected: 08/24/12 09:30**

**Matrix: Solid**

**Date Received: 08/25/12 09:20**

**Percent Solids: 88.8**

**Method: 8260B - Volatile Organic Compounds (GC/MS)**

Analyte	Result	Qualifier	RL	MDL	Unit	D	Prepared	Analyzed	Dil Fac
Dichlorodifluoromethane	ND		1.0		ug/Kg	☼	09/06/12 18:45	09/06/12 22:32	1
Chloromethane	ND		1.0		ug/Kg	☼	09/06/12 18:45	09/06/12 22:32	1
Vinyl chloride	ND		1.0		ug/Kg	☼	09/06/12 18:45	09/06/12 22:32	1
Bromomethane	ND		1.0		ug/Kg	☼	09/06/12 18:45	09/06/12 22:32	1
Chloroethane	ND		1.0		ug/Kg	☼	09/06/12 18:45	09/06/12 22:32	1
Trichlorofluoromethane	ND		1.0		ug/Kg	☼	09/06/12 18:45	09/06/12 22:32	1
1,1-Dichloroethene	ND		5.1		ug/Kg	☼	09/06/12 18:45	09/06/12 22:32	1
Methylene Chloride	ND		15		ug/Kg	☼	09/06/12 18:45	09/06/12 22:32	1
trans-1,2-Dichloroethene	ND		1.0		ug/Kg	☼	09/06/12 18:45	09/06/12 22:32	1
1,1-Dichloroethane	ND		1.0		ug/Kg	☼	09/06/12 18:45	09/06/12 22:32	1
2,2-Dichloropropane	ND	* ^	1.0		ug/Kg	☼	09/06/12 18:45	09/06/12 22:32	1
cis-1,2-Dichloroethene	ND		1.0		ug/Kg	☼	09/06/12 18:45	09/06/12 22:32	1
Chlorobromomethane	ND		1.0		ug/Kg	☼	09/06/12 18:45	09/06/12 22:32	1
Chloroform	ND		1.0		ug/Kg	☼	09/06/12 18:45	09/06/12 22:32	1
1,1,1-Trichloroethane	ND		1.0		ug/Kg	☼	09/06/12 18:45	09/06/12 22:32	1
Carbon tetrachloride	ND		1.0		ug/Kg	☼	09/06/12 18:45	09/06/12 22:32	1
1,1-Dichloropropene	ND		1.0		ug/Kg	☼	09/06/12 18:45	09/06/12 22:32	1
Benzene	ND		1.0		ug/Kg	☼	09/06/12 18:45	09/06/12 22:32	1
1,2-Dichloroethane	ND		1.0		ug/Kg	☼	09/06/12 18:45	09/06/12 22:32	1
Trichloroethene	ND		1.0		ug/Kg	☼	09/06/12 18:45	09/06/12 22:32	1
1,2-Dichloropropane	ND		1.0		ug/Kg	☼	09/06/12 18:45	09/06/12 22:32	1
Dibromomethane	ND		1.0		ug/Kg	☼	09/06/12 18:45	09/06/12 22:32	1
Dichlorobromomethane	ND		1.0		ug/Kg	☼	09/06/12 18:45	09/06/12 22:32	1
cis-1,3-Dichloropropene	ND		1.0		ug/Kg	☼	09/06/12 18:45	09/06/12 22:32	1
Toluene	ND		2.0		ug/Kg	☼	09/06/12 18:45	09/06/12 22:32	1
trans-1,3-Dichloropropene	ND		1.0		ug/Kg	☼	09/06/12 18:45	09/06/12 22:32	1
1,1,2-Trichloroethane	ND		1.0		ug/Kg	☼	09/06/12 18:45	09/06/12 22:32	1
Tetrachloroethene	ND		1.0		ug/Kg	☼	09/06/12 18:45	09/06/12 22:32	1
1,3-Dichloropropane	ND		1.0		ug/Kg	☼	09/06/12 18:45	09/06/12 22:32	1
Chlorodibromomethane	ND		1.0		ug/Kg	☼	09/06/12 18:45	09/06/12 22:32	1
Ethylene Dibromide	ND		1.0		ug/Kg	☼	09/06/12 18:45	09/06/12 22:32	1
Chlorobenzene	ND		1.0		ug/Kg	☼	09/06/12 18:45	09/06/12 22:32	1
Ethylbenzene	ND		1.0		ug/Kg	☼	09/06/12 18:45	09/06/12 22:32	1
1,1,1,2-Tetrachloroethane	ND		1.0		ug/Kg	☼	09/06/12 18:45	09/06/12 22:32	1
1,1,2,2-Tetrachloroethane	ND		2.0		ug/Kg	☼	09/06/12 18:45	09/06/12 22:32	1
m-Xylene & p-Xylene	ND		2.0		ug/Kg	☼	09/06/12 18:45	09/06/12 22:32	1
o-Xylene	ND		1.0		ug/Kg	☼	09/06/12 18:45	09/06/12 22:32	1
Styrene	ND		2.0		ug/Kg	☼	09/06/12 18:45	09/06/12 22:32	1
Bromoform	ND		1.0		ug/Kg	☼	09/06/12 18:45	09/06/12 22:32	1
Isopropylbenzene	ND		2.0		ug/Kg	☼	09/06/12 18:45	09/06/12 22:32	1
Bromobenzene	ND		2.0		ug/Kg	☼	09/06/12 18:45	09/06/12 22:32	1
N-Propylbenzene	ND		1.0		ug/Kg	☼	09/06/12 18:45	09/06/12 22:32	1
1,2,3-Trichloropropane	ND		1.0		ug/Kg	☼	09/06/12 18:45	09/06/12 22:32	1
2-Chlorotoluene	ND		2.0		ug/Kg	☼	09/06/12 18:45	09/06/12 22:32	1
1,3,5-Trimethylbenzene	ND		5.1		ug/Kg	☼	09/06/12 18:45	09/06/12 22:32	1
4-Chlorotoluene	ND		2.0		ug/Kg	☼	09/06/12 18:45	09/06/12 22:32	1
tert-Butylbenzene	ND	^	2.0		ug/Kg	☼	09/06/12 18:45	09/06/12 22:32	1
1,2,4-Trimethylbenzene	ND		2.0		ug/Kg	☼	09/06/12 18:45	09/06/12 22:32	1
sec-Butylbenzene	ND		2.0		ug/Kg	☼	09/06/12 18:45	09/06/12 22:32	1
1,3-Dichlorobenzene	ND		1.0		ug/Kg	☼	09/06/12 18:45	09/06/12 22:32	1
4-Isopropyltoluene	ND		2.0		ug/Kg	☼	09/06/12 18:45	09/06/12 22:32	1

# Client Sample Results

Client: Blaes Environmental Inc.  
Project/Site: SUNMART #30

TestAmerica Job ID: 580-34631-1

**Client Sample ID: D-5/6**

**Lab Sample ID: 580-34631-11**

**Date Collected: 08/24/12 09:30**

**Matrix: Solid**

**Date Received: 08/25/12 09:20**

**Percent Solids: 88.8**

**Method: 8260B - Volatile Organic Compounds (GC/MS) (Continued)**

Analyte	Result	Qualifier	RL	MDL	Unit	D	Prepared	Analyzed	Dil Fac
1,4-Dichlorobenzene	ND		1.0		ug/Kg	☼	09/06/12 18:45	09/06/12 22:32	1
n-Butylbenzene	ND		2.0		ug/Kg	☼	09/06/12 18:45	09/06/12 22:32	1
1,2-Dichlorobenzene	ND		1.0		ug/Kg	☼	09/06/12 18:45	09/06/12 22:32	1
1,2-Dibromo-3-Chloropropane	ND		2.0		ug/Kg	☼	09/06/12 18:45	09/06/12 22:32	1
1,2,4-Trichlorobenzene	ND		2.0		ug/Kg	☼	09/06/12 18:45	09/06/12 22:32	1
1,2,3-Trichlorobenzene	ND		2.0		ug/Kg	☼	09/06/12 18:45	09/06/12 22:32	1
Hexachlorobutadiene	ND		1.0		ug/Kg	☼	09/06/12 18:45	09/06/12 22:32	1
Naphthalene	ND		5.1		ug/Kg	☼	09/06/12 18:45	09/06/12 22:32	1
Methyl tert-butyl ether	ND		1.0		ug/Kg	☼	09/06/12 18:45	09/06/12 22:32	1
<b>Surrogate</b>	<b>%Recovery</b>	<b>Qualifier</b>	<b>Limits</b>				<b>Prepared</b>	<b>Analyzed</b>	<b>Dil Fac</b>
Fluorobenzene (Surr)	97		80 - 120				09/06/12 18:45	09/06/12 22:32	1
Toluene-d8 (Surr)	94		80 - 120				09/06/12 18:45	09/06/12 22:32	1
Ethylbenzene-d10	94		70 - 120				09/06/12 18:45	09/06/12 22:32	1
4-Bromofluorobenzene (Surr)	91		70 - 120				09/06/12 18:45	09/06/12 22:32	1
Trifluorotoluene (Surr)	86		65 - 140				09/06/12 18:45	09/06/12 22:32	1

**Method: NWTPH-Gx - Northwest - Volatile Petroleum Products (GC)**

Analyte	Result	Qualifier	RL	MDL	Unit	D	Prepared	Analyzed	Dil Fac
Gasoline	ND		4.3		mg/Kg	☼	08/29/12 13:48	08/29/12 20:17	1
<b>Surrogate</b>	<b>%Recovery</b>	<b>Qualifier</b>	<b>Limits</b>				<b>Prepared</b>	<b>Analyzed</b>	<b>Dil Fac</b>
4-Bromofluorobenzene (Surr)	92		50 - 150				08/29/12 13:48	08/29/12 20:17	1

**Method: NWTPH-Dx - Northwest - Semi-Volatile Petroleum Products (GC)**

Analyte	Result	Qualifier	RL	MDL	Unit	D	Prepared	Analyzed	Dil Fac
Motor Oil (>C24-C36)	ND		53		mg/Kg	☼	09/06/12 15:08	09/07/12 00:19	1
#2 Diesel (C10-C24)	ND		27		mg/Kg	☼	09/06/12 15:08	09/07/12 00:19	1
<b>Surrogate</b>	<b>%Recovery</b>	<b>Qualifier</b>	<b>Limits</b>				<b>Prepared</b>	<b>Analyzed</b>	<b>Dil Fac</b>
o-Terphenyl	149		50 - 150				09/06/12 15:08	09/07/12 00:19	1

**General Chemistry**

Analyte	Result	Qualifier	RL	MDL	Unit	D	Prepared	Analyzed	Dil Fac
Percent Solids	89		0.10		%			09/04/12 15:34	1
Percent Moisture	11		0.10		%			09/04/12 15:34	1

# Client Sample Results

Client: Blaes Environmental Inc.  
Project/Site: SUNMART #30

TestAmerica Job ID: 580-34631-1

**Client Sample ID: D-7/8**

**Lab Sample ID: 580-34631-12**

**Date Collected: 08/24/12 07:55**

**Matrix: Solid**

**Date Received: 08/25/12 09:20**

**Percent Solids: 79.2**

**Method: 8260B - Volatile Organic Compounds (GC/MS)**

Analyte	Result	Qualifier	RL	MDL	Unit	D	Prepared	Analyzed	Dil Fac
Dichlorodifluoromethane	ND		49		ug/Kg	*	09/06/12 11:06	09/06/12 23:26	1
Dichlorodifluoromethane	ND		1.2		ug/Kg	*	09/06/12 18:45	09/07/12 00:51	1
Chloromethane	ND		490		ug/Kg	*	09/06/12 11:06	09/06/12 23:26	1
Chloromethane	ND		1.2		ug/Kg	*	09/06/12 18:45	09/07/12 00:51	1
Vinyl chloride	ND		9.7		ug/Kg	*	09/06/12 11:06	09/06/12 23:26	1
Vinyl chloride	ND		1.2		ug/Kg	*	09/06/12 18:45	09/07/12 00:51	1
Bromomethane	ND		170		ug/Kg	*	09/06/12 11:06	09/06/12 23:26	1
Bromomethane	ND		1.2		ug/Kg	*	09/06/12 18:45	09/07/12 00:51	1
Chloroethane	ND		490		ug/Kg	*	09/06/12 11:06	09/06/12 23:26	1
Chloroethane	ND		1.2		ug/Kg	*	09/06/12 18:45	09/07/12 00:51	1
Trichlorofluoromethane	ND		49		ug/Kg	*	09/06/12 11:06	09/06/12 23:26	1
Trichlorofluoromethane	ND		1.2		ug/Kg	*	09/06/12 18:45	09/07/12 00:51	1
1,1-Dichloroethene	ND		24		ug/Kg	*	09/06/12 11:06	09/06/12 23:26	1
1,1-Dichloroethene	ND		5.9		ug/Kg	*	09/06/12 18:45	09/07/12 00:51	1
Methylene Chloride	ND		49		ug/Kg	*	09/06/12 11:06	09/06/12 23:26	1
Methylene Chloride	ND		18		ug/Kg	*	09/06/12 18:45	09/07/12 00:51	1
trans-1,2-Dichloroethene	ND		49		ug/Kg	*	09/06/12 11:06	09/06/12 23:26	1
trans-1,2-Dichloroethene	ND		1.2		ug/Kg	*	09/06/12 18:45	09/07/12 00:51	1
1,1-Dichloroethane	ND		49		ug/Kg	*	09/06/12 11:06	09/06/12 23:26	1
1,1-Dichloroethane	ND		1.2		ug/Kg	*	09/06/12 18:45	09/07/12 00:51	1
2,2-Dichloropropane	ND		49		ug/Kg	*	09/06/12 11:06	09/06/12 23:26	1
2,2-Dichloropropane	ND	* ^	1.2		ug/Kg	*	09/06/12 18:45	09/07/12 00:51	1
cis-1,2-Dichloroethene	ND		49		ug/Kg	*	09/06/12 11:06	09/06/12 23:26	1
cis-1,2-Dichloroethene	ND		1.2		ug/Kg	*	09/06/12 18:45	09/07/12 00:51	1
Chlorobromomethane	ND		49		ug/Kg	*	09/06/12 11:06	09/06/12 23:26	1
Chlorobromomethane	ND		1.2		ug/Kg	*	09/06/12 18:45	09/07/12 00:51	1
Chloroform	ND		49		ug/Kg	*	09/06/12 11:06	09/06/12 23:26	1
Chloroform	ND		1.2		ug/Kg	*	09/06/12 18:45	09/07/12 00:51	1
1,1,1-Trichloroethane	ND		49		ug/Kg	*	09/06/12 11:06	09/06/12 23:26	1
1,1,1-Trichloroethane	ND		1.2		ug/Kg	*	09/06/12 18:45	09/07/12 00:51	1
Carbon tetrachloride	ND		24		ug/Kg	*	09/06/12 11:06	09/06/12 23:26	1
Carbon tetrachloride	ND		1.2		ug/Kg	*	09/06/12 18:45	09/07/12 00:51	1
1,1-Dichloropropene	ND		49		ug/Kg	*	09/06/12 11:06	09/06/12 23:26	1
1,1-Dichloropropene	ND		1.2		ug/Kg	*	09/06/12 18:45	09/07/12 00:51	1
<b>Benzene</b>	<b>34</b>		19		ug/Kg	*	09/06/12 11:06	09/06/12 23:26	1
Benzene	ND		1.2		ug/Kg	*	09/06/12 18:45	09/07/12 00:51	1
1,2-Dichloroethane	ND		49		ug/Kg	*	09/06/12 11:06	09/06/12 23:26	1
1,2-Dichloroethane	ND		1.2		ug/Kg	*	09/06/12 18:45	09/07/12 00:51	1
Trichloroethene	ND		19		ug/Kg	*	09/06/12 11:06	09/06/12 23:26	1
Trichloroethene	ND		1.2		ug/Kg	*	09/06/12 18:45	09/07/12 00:51	1
1,2-Dichloropropane	ND		15		ug/Kg	*	09/06/12 11:06	09/06/12 23:26	1
1,2-Dichloropropane	ND		1.2		ug/Kg	*	09/06/12 18:45	09/07/12 00:51	1
Dibromomethane	ND		49		ug/Kg	*	09/06/12 11:06	09/06/12 23:26	1
Dibromomethane	ND		1.2		ug/Kg	*	09/06/12 18:45	09/07/12 00:51	1
Dichlorobromomethane	ND		49		ug/Kg	*	09/06/12 11:06	09/06/12 23:26	1
Dichlorobromomethane	ND		1.2		ug/Kg	*	09/06/12 18:45	09/07/12 00:51	1
cis-1,3-Dichloropropene	ND		19		ug/Kg	*	09/06/12 11:06	09/06/12 23:26	1
cis-1,3-Dichloropropene	ND		1.2		ug/Kg	*	09/06/12 18:45	09/07/12 00:51	1
<b>Toluene</b>	<b>500</b>		49		ug/Kg	*	09/06/12 11:06	09/06/12 23:26	1
Toluene	ND		2.3		ug/Kg	*	09/06/12 18:45	09/07/12 00:51	1
trans-1,3-Dichloropropene	ND		19		ug/Kg	*	09/06/12 11:06	09/06/12 23:26	1

# Client Sample Results

Client: Blaes Environmental Inc.  
Project/Site: SUNMART #30

TestAmerica Job ID: 580-34631-1

**Client Sample ID: D-7/8**

**Lab Sample ID: 580-34631-12**

**Date Collected: 08/24/12 07:55**

**Matrix: Solid**

**Date Received: 08/25/12 09:20**

**Percent Solids: 79.2**

**Method: 8260B - Volatile Organic Compounds (GC/MS) (Continued)**

Analyte	Result	Qualifier	RL	MDL	Unit	D	Prepared	Analyzed	Dil Fac
trans-1,3-Dichloropropene	ND		1.2		ug/Kg	☼	09/06/12 18:45	09/07/12 00:51	1
1,1,2-Trichloroethane	ND		15		ug/Kg	☼	09/06/12 11:06	09/06/12 23:26	1
1,1,2-Trichloroethane	ND		1.2		ug/Kg	☼	09/06/12 18:45	09/07/12 00:51	1
Tetrachloroethene	ND		24		ug/Kg	☼	09/06/12 11:06	09/06/12 23:26	1
Tetrachloroethene	ND		1.2		ug/Kg	☼	09/06/12 18:45	09/07/12 00:51	1
1,3-Dichloropropane	ND		49		ug/Kg	☼	09/06/12 11:06	09/06/12 23:26	1
1,3-Dichloropropane	ND		1.2		ug/Kg	☼	09/06/12 18:45	09/07/12 00:51	1
Chlorodibromomethane	ND		49		ug/Kg	☼	09/06/12 11:06	09/06/12 23:26	1
Chlorodibromomethane	ND		1.2		ug/Kg	☼	09/06/12 18:45	09/07/12 00:51	1
Ethylene Dibromide	ND		49		ug/Kg	☼	09/06/12 11:06	09/06/12 23:26	1
Ethylene Dibromide	ND		1.2		ug/Kg	☼	09/06/12 18:45	09/07/12 00:51	1
Chlorobenzene	ND		49		ug/Kg	☼	09/06/12 11:06	09/06/12 23:26	1
Chlorobenzene	ND		1.2		ug/Kg	☼	09/06/12 18:45	09/07/12 00:51	1
<b>Ethylbenzene</b>	<b>74</b>		49		ug/Kg	☼	09/06/12 11:06	09/06/12 23:26	1
Ethylbenzene	ND		1.2		ug/Kg	☼	09/06/12 18:45	09/07/12 00:51	1
1,1,1,2-Tetrachloroethane	ND		49		ug/Kg	☼	09/06/12 11:06	09/06/12 23:26	1
1,1,1,2-Tetrachloroethane	ND		1.2		ug/Kg	☼	09/06/12 18:45	09/07/12 00:51	1
1,1,2,2-Tetrachloroethane	ND		12		ug/Kg	☼	09/06/12 11:06	09/06/12 23:26	1
1,1,2,2-Tetrachloroethane	ND		2.3		ug/Kg	☼	09/06/12 18:45	09/07/12 00:51	1
<b>m-Xylene &amp; p-Xylene</b>	<b>1500</b>		49		ug/Kg	☼	09/06/12 11:06	09/06/12 23:26	1
m-Xylene & p-Xylene	ND		2.3		ug/Kg	☼	09/06/12 18:45	09/07/12 00:51	1
<b>o-Xylene</b>	<b>1100</b>		49		ug/Kg	☼	09/06/12 11:06	09/06/12 23:26	1
o-Xylene	ND		1.2		ug/Kg	☼	09/06/12 18:45	09/07/12 00:51	1
Styrene	ND		49		ug/Kg	☼	09/06/12 11:06	09/06/12 23:26	1
Styrene	ND		2.3		ug/Kg	☼	09/06/12 18:45	09/07/12 00:51	1
Bromoform	ND		49		ug/Kg	☼	09/06/12 11:06	09/06/12 23:26	1
Bromoform	ND		1.2		ug/Kg	☼	09/06/12 18:45	09/07/12 00:51	1
Isopropylbenzene	ND		49		ug/Kg	☼	09/06/12 11:06	09/06/12 23:26	1
Isopropylbenzene	ND		2.3		ug/Kg	☼	09/06/12 18:45	09/07/12 00:51	1
Bromobenzene	ND		49		ug/Kg	☼	09/06/12 11:06	09/06/12 23:26	1
Bromobenzene	ND		2.3		ug/Kg	☼	09/06/12 18:45	09/07/12 00:51	1
<b>N-Propylbenzene</b>	<b>49</b>		49		ug/Kg	☼	09/06/12 11:06	09/06/12 23:26	1
N-Propylbenzene	ND		1.2		ug/Kg	☼	09/06/12 18:45	09/07/12 00:51	1
1,2,3-Trichloropropane	ND		49		ug/Kg	☼	09/06/12 11:06	09/06/12 23:26	1
1,2,3-Trichloropropane	ND		1.2		ug/Kg	☼	09/06/12 18:45	09/07/12 00:51	1
2-Chlorotoluene	ND		49		ug/Kg	☼	09/06/12 11:06	09/06/12 23:26	1
2-Chlorotoluene	ND		2.3		ug/Kg	☼	09/06/12 18:45	09/07/12 00:51	1
<b>1,3,5-Trimethylbenzene</b>	<b>970</b>		49		ug/Kg	☼	09/06/12 11:06	09/06/12 23:26	1
1,3,5-Trimethylbenzene	ND		5.9		ug/Kg	☼	09/06/12 18:45	09/07/12 00:51	1
4-Chlorotoluene	ND		49		ug/Kg	☼	09/06/12 11:06	09/06/12 23:26	1
4-Chlorotoluene	ND		2.3		ug/Kg	☼	09/06/12 18:45	09/07/12 00:51	1
tert-Butylbenzene	ND		49		ug/Kg	☼	09/06/12 11:06	09/06/12 23:26	1
tert-Butylbenzene	ND	^	2.3		ug/Kg	☼	09/06/12 18:45	09/07/12 00:51	1
<b>1,2,4-Trimethylbenzene</b>	<b>2300</b>		49		ug/Kg	☼	09/06/12 11:06	09/06/12 23:26	1
1,2,4-Trimethylbenzene	ND		2.3		ug/Kg	☼	09/06/12 18:45	09/07/12 00:51	1
sec-Butylbenzene	ND		49		ug/Kg	☼	09/06/12 11:06	09/06/12 23:26	1
sec-Butylbenzene	ND		2.3		ug/Kg	☼	09/06/12 18:45	09/07/12 00:51	1
1,3-Dichlorobenzene	ND		49		ug/Kg	☼	09/06/12 11:06	09/06/12 23:26	1
1,3-Dichlorobenzene	ND		1.2		ug/Kg	☼	09/06/12 18:45	09/07/12 00:51	1
4-Isopropyltoluene	ND		49		ug/Kg	☼	09/06/12 11:06	09/06/12 23:26	1
4-Isopropyltoluene	ND		2.3		ug/Kg	☼	09/06/12 18:45	09/07/12 00:51	1

# Client Sample Results

Client: Blaes Environmental Inc.  
Project/Site: SUNMART #30

TestAmerica Job ID: 580-34631-1

**Client Sample ID: D-7/8**

**Lab Sample ID: 580-34631-12**

**Date Collected: 08/24/12 07:55**

**Matrix: Solid**

**Date Received: 08/25/12 09:20**

**Percent Solids: 79.2**

**Method: 8260B - Volatile Organic Compounds (GC/MS) (Continued)**

Analyte	Result	Qualifier	RL	MDL	Unit	D	Prepared	Analyzed	Dil Fac
1,4-Dichlorobenzene	ND		49		ug/Kg	☼	09/06/12 11:06	09/06/12 23:26	1
1,4-Dichlorobenzene	ND		1.2		ug/Kg	☼	09/06/12 18:45	09/07/12 00:51	1
<b>n-Butylbenzene</b>	<b>390</b>		49		ug/Kg	☼	09/06/12 11:06	09/06/12 23:26	1
n-Butylbenzene	ND		2.3		ug/Kg	☼	09/06/12 18:45	09/07/12 00:51	1
1,2-Dichlorobenzene	ND		49		ug/Kg	☼	09/06/12 11:06	09/06/12 23:26	1
1,2-Dichlorobenzene	ND		1.2		ug/Kg	☼	09/06/12 18:45	09/07/12 00:51	1
1,2-Dibromo-3-Chloropropane	ND		240		ug/Kg	☼	09/06/12 11:06	09/06/12 23:26	1
1,2-Dibromo-3-Chloropropane	ND		2.3		ug/Kg	☼	09/06/12 18:45	09/07/12 00:51	1
1,2,4-Trichlorobenzene	ND		49		ug/Kg	☼	09/06/12 11:06	09/06/12 23:26	1
1,2,4-Trichlorobenzene	ND		2.3		ug/Kg	☼	09/06/12 18:45	09/07/12 00:51	1
1,2,3-Trichlorobenzene	ND		49		ug/Kg	☼	09/06/12 11:06	09/06/12 23:26	1
1,2,3-Trichlorobenzene	ND		2.3		ug/Kg	☼	09/06/12 18:45	09/07/12 00:51	1
Hexachlorobutadiene	ND		49		ug/Kg	☼	09/06/12 11:06	09/06/12 23:26	1
Hexachlorobutadiene	ND		1.2		ug/Kg	☼	09/06/12 18:45	09/07/12 00:51	1
<b>Naphthalene</b>	<b>520</b>		49		ug/Kg	☼	09/06/12 11:06	09/06/12 23:26	1
Naphthalene	ND		5.9		ug/Kg	☼	09/06/12 18:45	09/07/12 00:51	1
Methyl tert-butyl ether	ND		49		ug/Kg	☼	09/06/12 11:06	09/06/12 23:26	1
Methyl tert-butyl ether	ND		1.2		ug/Kg	☼	09/06/12 18:45	09/07/12 00:51	1

Surrogate	%Recovery	Qualifier	Limits	Prepared	Analyzed	Dil Fac
Fluorobenzene (Surr)	105		80 - 120	09/06/12 11:06	09/06/12 23:26	1
Fluorobenzene (Surr)	100		80 - 120	09/06/12 18:45	09/07/12 00:51	1
Toluene-d8 (Surr)	89		80 - 120	09/06/12 11:06	09/06/12 23:26	1
Toluene-d8 (Surr)	96		80 - 120	09/06/12 18:45	09/07/12 00:51	1
Ethylbenzene-d10	109		70 - 120	09/06/12 11:06	09/06/12 23:26	1
Ethylbenzene-d10	95		70 - 120	09/06/12 18:45	09/07/12 00:51	1
4-Bromofluorobenzene (Surr)	120		70 - 120	09/06/12 11:06	09/06/12 23:26	1
4-Bromofluorobenzene (Surr)	94		70 - 120	09/06/12 18:45	09/07/12 00:51	1
Trifluorotoluene (Surr)	90		65 - 140	09/06/12 18:45	09/07/12 00:51	1

**Method: NWTPH-Gx - Northwest - Volatile Petroleum Products (GC)**

Analyte	Result	Qualifier	RL	MDL	Unit	D	Prepared	Analyzed	Dil Fac
<b>Gasoline</b>	<b>25</b>		4.9		mg/Kg	☼	08/29/12 13:48	08/29/12 20:39	1

Surrogate	%Recovery	Qualifier	Limits	Prepared	Analyzed	Dil Fac
4-Bromofluorobenzene (Surr)	91		50 - 150	08/29/12 13:48	08/29/12 20:39	1

**Method: NWTPH-Dx - Northwest - Semi-Volatile Petroleum Products (GC)**

Analyte	Result	Qualifier	RL	MDL	Unit	D	Prepared	Analyzed	Dil Fac
Motor Oil (>C24-C36)	ND		59		mg/Kg	☼	09/06/12 15:08	09/07/12 00:36	1
<b>#2 Diesel (C10-C24)</b>	<b>99</b>	<b>Y</b>	29		mg/Kg	☼	09/06/12 15:08	09/07/12 00:36	1

Surrogate	%Recovery	Qualifier	Limits	Prepared	Analyzed	Dil Fac
o-Terphenyl	139		50 - 150	09/06/12 15:08	09/07/12 00:36	1

**General Chemistry**

Analyte	Result	Qualifier	RL	MDL	Unit	D	Prepared	Analyzed	Dil Fac
<b>Percent Solids</b>	<b>79</b>		0.10		%			09/04/12 15:34	1
<b>Percent Moisture</b>	<b>21</b>		0.10		%			09/04/12 15:34	1

# Client Sample Results

Client: Blaes Environmental Inc.  
Project/Site: SUNMART #30

TestAmerica Job ID: 580-34631-1

**Client Sample ID: D-9/10-5**

**Lab Sample ID: 580-34631-13**

**Date Collected: 08/23/12 17:10**

**Matrix: Solid**

**Date Received: 08/25/12 09:20**

**Percent Solids: 77.2**

**Method: 8260B - Volatile Organic Compounds (GC/MS)**

Analyte	Result	Qualifier	RL	MDL	Unit	D	Prepared	Analyzed	Dil Fac
Dichlorodifluoromethane	ND		1.2		ug/Kg	☼	09/06/12 18:45	09/06/12 22:56	1
Chloromethane	ND		1.2		ug/Kg	☼	09/06/12 18:45	09/06/12 22:56	1
Vinyl chloride	ND		1.2		ug/Kg	☼	09/06/12 18:45	09/06/12 22:56	1
Bromomethane	ND		1.2		ug/Kg	☼	09/06/12 18:45	09/06/12 22:56	1
Chloroethane	ND		1.2		ug/Kg	☼	09/06/12 18:45	09/06/12 22:56	1
Trichlorofluoromethane	ND		1.2		ug/Kg	☼	09/06/12 18:45	09/06/12 22:56	1
1,1-Dichloroethene	ND		5.9		ug/Kg	☼	09/06/12 18:45	09/06/12 22:56	1
Methylene Chloride	ND		18		ug/Kg	☼	09/06/12 18:45	09/06/12 22:56	1
trans-1,2-Dichloroethene	ND		1.2		ug/Kg	☼	09/06/12 18:45	09/06/12 22:56	1
1,1-Dichloroethane	ND		1.2		ug/Kg	☼	09/06/12 18:45	09/06/12 22:56	1
2,2-Dichloropropane	ND	* ^	1.2		ug/Kg	☼	09/06/12 18:45	09/06/12 22:56	1
cis-1,2-Dichloroethene	ND		1.2		ug/Kg	☼	09/06/12 18:45	09/06/12 22:56	1
Chlorobromomethane	ND		1.2		ug/Kg	☼	09/06/12 18:45	09/06/12 22:56	1
Chloroform	ND		1.2		ug/Kg	☼	09/06/12 18:45	09/06/12 22:56	1
1,1,1-Trichloroethane	ND		1.2		ug/Kg	☼	09/06/12 18:45	09/06/12 22:56	1
Carbon tetrachloride	ND		1.2		ug/Kg	☼	09/06/12 18:45	09/06/12 22:56	1
1,1-Dichloropropene	ND		1.2		ug/Kg	☼	09/06/12 18:45	09/06/12 22:56	1
Benzene	ND		1.2		ug/Kg	☼	09/06/12 18:45	09/06/12 22:56	1
1,2-Dichloroethane	ND		1.2		ug/Kg	☼	09/06/12 18:45	09/06/12 22:56	1
Trichloroethene	ND		1.2		ug/Kg	☼	09/06/12 18:45	09/06/12 22:56	1
1,2-Dichloropropane	ND		1.2		ug/Kg	☼	09/06/12 18:45	09/06/12 22:56	1
Dibromomethane	ND		1.2		ug/Kg	☼	09/06/12 18:45	09/06/12 22:56	1
Dichlorobromomethane	ND		1.2		ug/Kg	☼	09/06/12 18:45	09/06/12 22:56	1
cis-1,3-Dichloropropene	ND		1.2		ug/Kg	☼	09/06/12 18:45	09/06/12 22:56	1
Toluene	ND		2.4		ug/Kg	☼	09/06/12 18:45	09/06/12 22:56	1
trans-1,3-Dichloropropene	ND		1.2		ug/Kg	☼	09/06/12 18:45	09/06/12 22:56	1
1,1,2-Trichloroethane	ND		1.2		ug/Kg	☼	09/06/12 18:45	09/06/12 22:56	1
Tetrachloroethene	ND		1.2		ug/Kg	☼	09/06/12 18:45	09/06/12 22:56	1
1,3-Dichloropropane	ND		1.2		ug/Kg	☼	09/06/12 18:45	09/06/12 22:56	1
Chlorodibromomethane	ND		1.2		ug/Kg	☼	09/06/12 18:45	09/06/12 22:56	1
Ethylene Dibromide	ND		1.2		ug/Kg	☼	09/06/12 18:45	09/06/12 22:56	1
Chlorobenzene	ND		1.2		ug/Kg	☼	09/06/12 18:45	09/06/12 22:56	1
Ethylbenzene	ND		1.2		ug/Kg	☼	09/06/12 18:45	09/06/12 22:56	1
1,1,1,2-Tetrachloroethane	ND		1.2		ug/Kg	☼	09/06/12 18:45	09/06/12 22:56	1
1,1,2,2-Tetrachloroethane	ND		2.4		ug/Kg	☼	09/06/12 18:45	09/06/12 22:56	1
m-Xylene & p-Xylene	ND		2.4		ug/Kg	☼	09/06/12 18:45	09/06/12 22:56	1
o-Xylene	ND		1.2		ug/Kg	☼	09/06/12 18:45	09/06/12 22:56	1
Styrene	ND		2.4		ug/Kg	☼	09/06/12 18:45	09/06/12 22:56	1
Bromoform	ND		1.2		ug/Kg	☼	09/06/12 18:45	09/06/12 22:56	1
Isopropylbenzene	ND		2.4		ug/Kg	☼	09/06/12 18:45	09/06/12 22:56	1
Bromobenzene	ND		2.4		ug/Kg	☼	09/06/12 18:45	09/06/12 22:56	1
N-Propylbenzene	ND		1.2		ug/Kg	☼	09/06/12 18:45	09/06/12 22:56	1
1,2,3-Trichloropropane	ND		1.2		ug/Kg	☼	09/06/12 18:45	09/06/12 22:56	1
2-Chlorotoluene	ND		2.4		ug/Kg	☼	09/06/12 18:45	09/06/12 22:56	1
1,3,5-Trimethylbenzene	ND		5.9		ug/Kg	☼	09/06/12 18:45	09/06/12 22:56	1
4-Chlorotoluene	ND		2.4		ug/Kg	☼	09/06/12 18:45	09/06/12 22:56	1
tert-Butylbenzene	ND	^	2.4		ug/Kg	☼	09/06/12 18:45	09/06/12 22:56	1
1,2,4-Trimethylbenzene	ND		2.4		ug/Kg	☼	09/06/12 18:45	09/06/12 22:56	1
sec-Butylbenzene	ND		2.4		ug/Kg	☼	09/06/12 18:45	09/06/12 22:56	1
1,3-Dichlorobenzene	ND		1.2		ug/Kg	☼	09/06/12 18:45	09/06/12 22:56	1
4-Isopropyltoluene	ND		2.4		ug/Kg	☼	09/06/12 18:45	09/06/12 22:56	1

# Client Sample Results

Client: Blaes Environmental Inc.  
Project/Site: SUNMART #30

TestAmerica Job ID: 580-34631-1

**Client Sample ID: D-9/10-5**

**Lab Sample ID: 580-34631-13**

**Date Collected: 08/23/12 17:10**

**Matrix: Solid**

**Date Received: 08/25/12 09:20**

**Percent Solids: 77.2**

**Method: 8260B - Volatile Organic Compounds (GC/MS) (Continued)**

Analyte	Result	Qualifier	RL	MDL	Unit	D	Prepared	Analyzed	Dil Fac
1,4-Dichlorobenzene	ND		1.2		ug/Kg	☼	09/06/12 18:45	09/06/12 22:56	1
n-Butylbenzene	ND		2.4		ug/Kg	☼	09/06/12 18:45	09/06/12 22:56	1
1,2-Dichlorobenzene	ND		1.2		ug/Kg	☼	09/06/12 18:45	09/06/12 22:56	1
1,2-Dibromo-3-Chloropropane	ND		2.4		ug/Kg	☼	09/06/12 18:45	09/06/12 22:56	1
1,2,4-Trichlorobenzene	ND		2.4		ug/Kg	☼	09/06/12 18:45	09/06/12 22:56	1
1,2,3-Trichlorobenzene	ND		2.4		ug/Kg	☼	09/06/12 18:45	09/06/12 22:56	1
Hexachlorobutadiene	ND		1.2		ug/Kg	☼	09/06/12 18:45	09/06/12 22:56	1
Naphthalene	ND		5.9		ug/Kg	☼	09/06/12 18:45	09/06/12 22:56	1
Methyl tert-butyl ether	ND		1.2		ug/Kg	☼	09/06/12 18:45	09/06/12 22:56	1
<b>Surrogate</b>	<b>%Recovery</b>	<b>Qualifier</b>	<b>Limits</b>				<b>Prepared</b>	<b>Analyzed</b>	<b>Dil Fac</b>
Fluorobenzene (Surr)	98		80 - 120				09/06/12 18:45	09/06/12 22:56	1
Toluene-d8 (Surr)	95		80 - 120				09/06/12 18:45	09/06/12 22:56	1
Ethylbenzene-d10	92		70 - 120				09/06/12 18:45	09/06/12 22:56	1
4-Bromofluorobenzene (Surr)	93		70 - 120				09/06/12 18:45	09/06/12 22:56	1
Trifluorotoluene (Surr)	92		65 - 140				09/06/12 18:45	09/06/12 22:56	1

**Method: NWTPH-Gx - Northwest - Volatile Petroleum Products (GC)**

Analyte	Result	Qualifier	RL	MDL	Unit	D	Prepared	Analyzed	Dil Fac
Gasoline	ND		4.7		mg/Kg	☼	08/28/12 10:54	08/28/12 23:12	1
<b>Surrogate</b>	<b>%Recovery</b>	<b>Qualifier</b>	<b>Limits</b>				<b>Prepared</b>	<b>Analyzed</b>	<b>Dil Fac</b>
4-Bromofluorobenzene (Surr)	107		50 - 150				08/28/12 10:54	08/28/12 23:12	1

**Method: NWTPH-Dx - Northwest - Semi-Volatile Petroleum Products (GC)**

Analyte	Result	Qualifier	RL	MDL	Unit	D	Prepared	Analyzed	Dil Fac
Motor Oil (>C24-C36)	ND		62		mg/Kg	☼	09/05/12 17:14	09/06/12 18:10	1
#2 Diesel (C10-C24)	ND		31		mg/Kg	☼	09/05/12 17:14	09/06/12 18:10	1
<b>Surrogate</b>	<b>%Recovery</b>	<b>Qualifier</b>	<b>Limits</b>				<b>Prepared</b>	<b>Analyzed</b>	<b>Dil Fac</b>
o-Terphenyl	81		50 - 150				09/05/12 17:14	09/06/12 18:10	1

**General Chemistry**

Analyte	Result	Qualifier	RL	MDL	Unit	D	Prepared	Analyzed	Dil Fac
Percent Solids	77		0.10		%			09/04/12 15:34	1
Percent Moisture	23		0.10		%			09/04/12 15:34	1

# Client Sample Results

Client: Blaes Environmental Inc.  
Project/Site: SUNMART #30

TestAmerica Job ID: 580-34631-1

**Client Sample ID: D-11/12-5**

**Lab Sample ID: 580-34631-14**

**Date Collected: 08/23/12 17:05**

**Matrix: Solid**

**Date Received: 08/25/12 09:20**

**Percent Solids: 79.7**

**Method: 8260B - Volatile Organic Compounds (GC/MS)**

Analyte	Result	Qualifier	RL	MDL	Unit	D	Prepared	Analyzed	Dil Fac
Dichlorodifluoromethane	ND		1.1		ug/Kg	☼	09/06/12 18:45	09/06/12 23:19	1
Chloromethane	ND		1.1		ug/Kg	☼	09/06/12 18:45	09/06/12 23:19	1
Vinyl chloride	ND		1.1		ug/Kg	☼	09/06/12 18:45	09/06/12 23:19	1
Bromomethane	ND		1.1		ug/Kg	☼	09/06/12 18:45	09/06/12 23:19	1
Chloroethane	ND		1.1		ug/Kg	☼	09/06/12 18:45	09/06/12 23:19	1
Trichlorofluoromethane	ND		1.1		ug/Kg	☼	09/06/12 18:45	09/06/12 23:19	1
1,1-Dichloroethene	ND		5.3		ug/Kg	☼	09/06/12 18:45	09/06/12 23:19	1
Methylene Chloride	ND		16		ug/Kg	☼	09/06/12 18:45	09/06/12 23:19	1
trans-1,2-Dichloroethene	ND		1.1		ug/Kg	☼	09/06/12 18:45	09/06/12 23:19	1
1,1-Dichloroethane	ND		1.1		ug/Kg	☼	09/06/12 18:45	09/06/12 23:19	1
2,2-Dichloropropane	ND	* ^	1.1		ug/Kg	☼	09/06/12 18:45	09/06/12 23:19	1
cis-1,2-Dichloroethene	ND		1.1		ug/Kg	☼	09/06/12 18:45	09/06/12 23:19	1
Chlorobromomethane	ND		1.1		ug/Kg	☼	09/06/12 18:45	09/06/12 23:19	1
Chloroform	ND		1.1		ug/Kg	☼	09/06/12 18:45	09/06/12 23:19	1
1,1,1-Trichloroethane	ND		1.1		ug/Kg	☼	09/06/12 18:45	09/06/12 23:19	1
Carbon tetrachloride	ND		1.1		ug/Kg	☼	09/06/12 18:45	09/06/12 23:19	1
1,1-Dichloropropene	ND		1.1		ug/Kg	☼	09/06/12 18:45	09/06/12 23:19	1
Benzene	ND		1.1		ug/Kg	☼	09/06/12 18:45	09/06/12 23:19	1
1,2-Dichloroethane	ND		1.1		ug/Kg	☼	09/06/12 18:45	09/06/12 23:19	1
Trichloroethene	ND		1.1		ug/Kg	☼	09/06/12 18:45	09/06/12 23:19	1
1,2-Dichloropropane	ND		1.1		ug/Kg	☼	09/06/12 18:45	09/06/12 23:19	1
Dibromomethane	ND		1.1		ug/Kg	☼	09/06/12 18:45	09/06/12 23:19	1
Dichlorobromomethane	ND		1.1		ug/Kg	☼	09/06/12 18:45	09/06/12 23:19	1
cis-1,3-Dichloropropene	ND		1.1		ug/Kg	☼	09/06/12 18:45	09/06/12 23:19	1
Toluene	ND		2.1		ug/Kg	☼	09/06/12 18:45	09/06/12 23:19	1
trans-1,3-Dichloropropene	ND		1.1		ug/Kg	☼	09/06/12 18:45	09/06/12 23:19	1
1,1,2-Trichloroethane	ND		1.1		ug/Kg	☼	09/06/12 18:45	09/06/12 23:19	1
Tetrachloroethene	ND		1.1		ug/Kg	☼	09/06/12 18:45	09/06/12 23:19	1
1,3-Dichloropropane	ND		1.1		ug/Kg	☼	09/06/12 18:45	09/06/12 23:19	1
Chlorodibromomethane	ND		1.1		ug/Kg	☼	09/06/12 18:45	09/06/12 23:19	1
Ethylene Dibromide	ND		1.1		ug/Kg	☼	09/06/12 18:45	09/06/12 23:19	1
Chlorobenzene	ND		1.1		ug/Kg	☼	09/06/12 18:45	09/06/12 23:19	1
Ethylbenzene	ND		1.1		ug/Kg	☼	09/06/12 18:45	09/06/12 23:19	1
1,1,1,2-Tetrachloroethane	ND		1.1		ug/Kg	☼	09/06/12 18:45	09/06/12 23:19	1
1,1,2,2-Tetrachloroethane	ND		2.1		ug/Kg	☼	09/06/12 18:45	09/06/12 23:19	1
m-Xylene & p-Xylene	ND		2.1		ug/Kg	☼	09/06/12 18:45	09/06/12 23:19	1
o-Xylene	ND		1.1		ug/Kg	☼	09/06/12 18:45	09/06/12 23:19	1
Styrene	ND		2.1		ug/Kg	☼	09/06/12 18:45	09/06/12 23:19	1
Bromoform	ND		1.1		ug/Kg	☼	09/06/12 18:45	09/06/12 23:19	1
Isopropylbenzene	ND		2.1		ug/Kg	☼	09/06/12 18:45	09/06/12 23:19	1
Bromobenzene	ND		2.1		ug/Kg	☼	09/06/12 18:45	09/06/12 23:19	1
N-Propylbenzene	ND		1.1		ug/Kg	☼	09/06/12 18:45	09/06/12 23:19	1
1,2,3-Trichloropropane	ND		1.1		ug/Kg	☼	09/06/12 18:45	09/06/12 23:19	1
2-Chlorotoluene	ND		2.1		ug/Kg	☼	09/06/12 18:45	09/06/12 23:19	1
1,3,5-Trimethylbenzene	ND		5.3		ug/Kg	☼	09/06/12 18:45	09/06/12 23:19	1
4-Chlorotoluene	ND		2.1		ug/Kg	☼	09/06/12 18:45	09/06/12 23:19	1
tert-Butylbenzene	ND	^	2.1		ug/Kg	☼	09/06/12 18:45	09/06/12 23:19	1
1,2,4-Trimethylbenzene	ND		2.1		ug/Kg	☼	09/06/12 18:45	09/06/12 23:19	1
sec-Butylbenzene	ND		2.1		ug/Kg	☼	09/06/12 18:45	09/06/12 23:19	1
1,3-Dichlorobenzene	ND		1.1		ug/Kg	☼	09/06/12 18:45	09/06/12 23:19	1
4-Isopropyltoluene	ND		2.1		ug/Kg	☼	09/06/12 18:45	09/06/12 23:19	1

# Client Sample Results

Client: Blaes Environmental Inc.  
Project/Site: SUNMART #30

TestAmerica Job ID: 580-34631-1

**Client Sample ID: D-11/12-5**

**Lab Sample ID: 580-34631-14**

**Date Collected: 08/23/12 17:05**

**Matrix: Solid**

**Date Received: 08/25/12 09:20**

**Percent Solids: 79.7**

**Method: 8260B - Volatile Organic Compounds (GC/MS) (Continued)**

Analyte	Result	Qualifier	RL	MDL	Unit	D	Prepared	Analyzed	Dil Fac
1,4-Dichlorobenzene	ND		1.1		ug/Kg	☼	09/06/12 18:45	09/06/12 23:19	1
n-Butylbenzene	ND		2.1		ug/Kg	☼	09/06/12 18:45	09/06/12 23:19	1
1,2-Dichlorobenzene	ND		1.1		ug/Kg	☼	09/06/12 18:45	09/06/12 23:19	1
1,2-Dibromo-3-Chloropropane	ND		2.1		ug/Kg	☼	09/06/12 18:45	09/06/12 23:19	1
1,2,4-Trichlorobenzene	ND		2.1		ug/Kg	☼	09/06/12 18:45	09/06/12 23:19	1
1,2,3-Trichlorobenzene	ND		2.1		ug/Kg	☼	09/06/12 18:45	09/06/12 23:19	1
Hexachlorobutadiene	ND		1.1		ug/Kg	☼	09/06/12 18:45	09/06/12 23:19	1
Naphthalene	ND		5.3		ug/Kg	☼	09/06/12 18:45	09/06/12 23:19	1
Methyl tert-butyl ether	ND		1.1		ug/Kg	☼	09/06/12 18:45	09/06/12 23:19	1
<b>Surrogate</b>	<b>%Recovery</b>	<b>Qualifier</b>	<b>Limits</b>				<b>Prepared</b>	<b>Analyzed</b>	<b>Dil Fac</b>
Fluorobenzene (Surr)	98		80 - 120				09/06/12 18:45	09/06/12 23:19	1
Toluene-d8 (Surr)	96		80 - 120				09/06/12 18:45	09/06/12 23:19	1
Ethylbenzene-d10	90		70 - 120				09/06/12 18:45	09/06/12 23:19	1
4-Bromofluorobenzene (Surr)	92		70 - 120				09/06/12 18:45	09/06/12 23:19	1
Trifluorotoluene (Surr)	98		65 - 140				09/06/12 18:45	09/06/12 23:19	1

**Method: NWTPH-Gx - Northwest - Volatile Petroleum Products (GC)**

Analyte	Result	Qualifier	RL	MDL	Unit	D	Prepared	Analyzed	Dil Fac
Gasoline	ND		4.4		mg/Kg	☼	08/28/12 10:54	08/28/12 23:34	1
<b>Surrogate</b>	<b>%Recovery</b>	<b>Qualifier</b>	<b>Limits</b>				<b>Prepared</b>	<b>Analyzed</b>	<b>Dil Fac</b>
4-Bromofluorobenzene (Surr)	114		50 - 150				08/28/12 10:54	08/28/12 23:34	1

**Method: NWTPH-Dx - Northwest - Semi-Volatile Petroleum Products (GC)**

Analyte	Result	Qualifier	RL	MDL	Unit	D	Prepared	Analyzed	Dil Fac
Motor Oil (>C24-C36)	ND		62		mg/Kg	☼	09/05/12 17:14	09/06/12 18:26	1
#2 Diesel (C10-C24)	ND		31		mg/Kg	☼	09/05/12 17:14	09/06/12 18:26	1
<b>Surrogate</b>	<b>%Recovery</b>	<b>Qualifier</b>	<b>Limits</b>				<b>Prepared</b>	<b>Analyzed</b>	<b>Dil Fac</b>
o-Terphenyl	80		50 - 150				09/05/12 17:14	09/06/12 18:26	1

**General Chemistry**

Analyte	Result	Qualifier	RL	MDL	Unit	D	Prepared	Analyzed	Dil Fac
Percent Solids	80		0.10		%			09/04/12 15:34	1
Percent Moisture	20		0.10		%			09/04/12 15:34	1

# Client Sample Results

Client: Blaes Environmental Inc.  
Project/Site: SUNMART #30

TestAmerica Job ID: 580-34631-1

**Client Sample ID: D-13/14-5**

**Lab Sample ID: 580-34631-15**

**Date Collected: 08/23/12 15:04**

**Matrix: Solid**

**Date Received: 08/25/12 09:20**

**Percent Solids: 77.9**

**Method: 8260B - Volatile Organic Compounds (GC/MS)**

Analyte	Result	Qualifier	RL	MDL	Unit	D	Prepared	Analyzed	Dil Fac
Dichlorodifluoromethane	ND		1.1		ug/Kg	☼	09/06/12 18:45	09/06/12 23:42	1
Chloromethane	ND		1.1		ug/Kg	☼	09/06/12 18:45	09/06/12 23:42	1
Vinyl chloride	ND		1.1		ug/Kg	☼	09/06/12 18:45	09/06/12 23:42	1
Bromomethane	ND		1.1		ug/Kg	☼	09/06/12 18:45	09/06/12 23:42	1
Chloroethane	ND		1.1		ug/Kg	☼	09/06/12 18:45	09/06/12 23:42	1
Trichlorofluoromethane	ND		1.1		ug/Kg	☼	09/06/12 18:45	09/06/12 23:42	1
1,1-Dichloroethene	ND		5.5		ug/Kg	☼	09/06/12 18:45	09/06/12 23:42	1
Methylene Chloride	ND		17		ug/Kg	☼	09/06/12 18:45	09/06/12 23:42	1
trans-1,2-Dichloroethene	ND		1.1		ug/Kg	☼	09/06/12 18:45	09/06/12 23:42	1
1,1-Dichloroethane	ND		1.1		ug/Kg	☼	09/06/12 18:45	09/06/12 23:42	1
2,2-Dichloropropane	ND	* ^	1.1		ug/Kg	☼	09/06/12 18:45	09/06/12 23:42	1
cis-1,2-Dichloroethene	ND		1.1		ug/Kg	☼	09/06/12 18:45	09/06/12 23:42	1
Chlorobromomethane	ND		1.1		ug/Kg	☼	09/06/12 18:45	09/06/12 23:42	1
Chloroform	ND		1.1		ug/Kg	☼	09/06/12 18:45	09/06/12 23:42	1
1,1,1-Trichloroethane	ND		1.1		ug/Kg	☼	09/06/12 18:45	09/06/12 23:42	1
Carbon tetrachloride	ND		1.1		ug/Kg	☼	09/06/12 18:45	09/06/12 23:42	1
1,1-Dichloropropene	ND		1.1		ug/Kg	☼	09/06/12 18:45	09/06/12 23:42	1
Benzene	ND		1.1		ug/Kg	☼	09/06/12 18:45	09/06/12 23:42	1
1,2-Dichloroethane	ND		1.1		ug/Kg	☼	09/06/12 18:45	09/06/12 23:42	1
Trichloroethene	ND		1.1		ug/Kg	☼	09/06/12 18:45	09/06/12 23:42	1
1,2-Dichloropropane	ND		1.1		ug/Kg	☼	09/06/12 18:45	09/06/12 23:42	1
Dibromomethane	ND		1.1		ug/Kg	☼	09/06/12 18:45	09/06/12 23:42	1
Dichlorobromomethane	ND		1.1		ug/Kg	☼	09/06/12 18:45	09/06/12 23:42	1
cis-1,3-Dichloropropene	ND		1.1		ug/Kg	☼	09/06/12 18:45	09/06/12 23:42	1
Toluene	ND		2.2		ug/Kg	☼	09/06/12 18:45	09/06/12 23:42	1
trans-1,3-Dichloropropene	ND		1.1		ug/Kg	☼	09/06/12 18:45	09/06/12 23:42	1
1,1,2-Trichloroethane	ND		1.1		ug/Kg	☼	09/06/12 18:45	09/06/12 23:42	1
Tetrachloroethene	ND		1.1		ug/Kg	☼	09/06/12 18:45	09/06/12 23:42	1
1,3-Dichloropropane	ND		1.1		ug/Kg	☼	09/06/12 18:45	09/06/12 23:42	1
Chlorodibromomethane	ND		1.1		ug/Kg	☼	09/06/12 18:45	09/06/12 23:42	1
Ethylene Dibromide	ND		1.1		ug/Kg	☼	09/06/12 18:45	09/06/12 23:42	1
Chlorobenzene	ND		1.1		ug/Kg	☼	09/06/12 18:45	09/06/12 23:42	1
Ethylbenzene	ND		1.1		ug/Kg	☼	09/06/12 18:45	09/06/12 23:42	1
1,1,1,2-Tetrachloroethane	ND		1.1		ug/Kg	☼	09/06/12 18:45	09/06/12 23:42	1
1,1,2,2-Tetrachloroethane	ND		2.2		ug/Kg	☼	09/06/12 18:45	09/06/12 23:42	1
m-Xylene & p-Xylene	ND		2.2		ug/Kg	☼	09/06/12 18:45	09/06/12 23:42	1
o-Xylene	ND		1.1		ug/Kg	☼	09/06/12 18:45	09/06/12 23:42	1
Styrene	ND		2.2		ug/Kg	☼	09/06/12 18:45	09/06/12 23:42	1
Bromoform	ND		1.1		ug/Kg	☼	09/06/12 18:45	09/06/12 23:42	1
Isopropylbenzene	ND		2.2		ug/Kg	☼	09/06/12 18:45	09/06/12 23:42	1
Bromobenzene	ND		2.2		ug/Kg	☼	09/06/12 18:45	09/06/12 23:42	1
N-Propylbenzene	ND		1.1		ug/Kg	☼	09/06/12 18:45	09/06/12 23:42	1
1,2,3-Trichloropropane	ND		1.1		ug/Kg	☼	09/06/12 18:45	09/06/12 23:42	1
2-Chlorotoluene	ND		2.2		ug/Kg	☼	09/06/12 18:45	09/06/12 23:42	1
1,3,5-Trimethylbenzene	ND		5.5		ug/Kg	☼	09/06/12 18:45	09/06/12 23:42	1
4-Chlorotoluene	ND		2.2		ug/Kg	☼	09/06/12 18:45	09/06/12 23:42	1
tert-Butylbenzene	ND	^	2.2		ug/Kg	☼	09/06/12 18:45	09/06/12 23:42	1
1,2,4-Trimethylbenzene	ND		2.2		ug/Kg	☼	09/06/12 18:45	09/06/12 23:42	1
sec-Butylbenzene	ND		2.2		ug/Kg	☼	09/06/12 18:45	09/06/12 23:42	1
1,3-Dichlorobenzene	ND		1.1		ug/Kg	☼	09/06/12 18:45	09/06/12 23:42	1
4-Isopropyltoluene	ND		2.2		ug/Kg	☼	09/06/12 18:45	09/06/12 23:42	1

# Client Sample Results

Client: Blaes Environmental Inc.  
Project/Site: SUNMART #30

TestAmerica Job ID: 580-34631-1

**Client Sample ID: D-13/14-5**

**Lab Sample ID: 580-34631-15**

**Date Collected: 08/23/12 15:04**

**Matrix: Solid**

**Date Received: 08/25/12 09:20**

**Percent Solids: 77.9**

**Method: 8260B - Volatile Organic Compounds (GC/MS) (Continued)**

Analyte	Result	Qualifier	RL	MDL	Unit	D	Prepared	Analyzed	Dil Fac
1,4-Dichlorobenzene	ND		1.1		ug/Kg	☼	09/06/12 18:45	09/06/12 23:42	1
n-Butylbenzene	ND		2.2		ug/Kg	☼	09/06/12 18:45	09/06/12 23:42	1
1,2-Dichlorobenzene	ND		1.1		ug/Kg	☼	09/06/12 18:45	09/06/12 23:42	1
1,2-Dibromo-3-Chloropropane	ND		2.2		ug/Kg	☼	09/06/12 18:45	09/06/12 23:42	1
1,2,4-Trichlorobenzene	ND		2.2		ug/Kg	☼	09/06/12 18:45	09/06/12 23:42	1
1,2,3-Trichlorobenzene	ND		2.2		ug/Kg	☼	09/06/12 18:45	09/06/12 23:42	1
Hexachlorobutadiene	ND		1.1		ug/Kg	☼	09/06/12 18:45	09/06/12 23:42	1
Naphthalene	ND		5.5		ug/Kg	☼	09/06/12 18:45	09/06/12 23:42	1
Methyl tert-butyl ether	ND		1.1		ug/Kg	☼	09/06/12 18:45	09/06/12 23:42	1
<b>Surrogate</b>	<b>%Recovery</b>	<b>Qualifier</b>	<b>Limits</b>				<b>Prepared</b>	<b>Analyzed</b>	<b>Dil Fac</b>
Fluorobenzene (Surr)	98		80 - 120				09/06/12 18:45	09/06/12 23:42	1
Toluene-d8 (Surr)	96		80 - 120				09/06/12 18:45	09/06/12 23:42	1
Ethylbenzene-d10	92		70 - 120				09/06/12 18:45	09/06/12 23:42	1
4-Bromofluorobenzene (Surr)	94		70 - 120				09/06/12 18:45	09/06/12 23:42	1
Trifluorotoluene (Surr)	93		65 - 140				09/06/12 18:45	09/06/12 23:42	1

**Method: NWTPH-Gx - Northwest - Volatile Petroleum Products (GC)**

Analyte	Result	Qualifier	RL	MDL	Unit	D	Prepared	Analyzed	Dil Fac
Gasoline	ND		4.8		mg/Kg	☼	08/28/12 10:54	08/28/12 23:56	1
<b>Surrogate</b>	<b>%Recovery</b>	<b>Qualifier</b>	<b>Limits</b>				<b>Prepared</b>	<b>Analyzed</b>	<b>Dil Fac</b>
4-Bromofluorobenzene (Surr)	105		50 - 150				08/28/12 10:54	08/28/12 23:56	1

**Method: NWTPH-Dx - Northwest - Semi-Volatile Petroleum Products (GC)**

Analyte	Result	Qualifier	RL	MDL	Unit	D	Prepared	Analyzed	Dil Fac
Motor Oil (>C24-C36)	ND		61		mg/Kg	☼	09/05/12 17:14	09/06/12 18:43	1
#2 Diesel (C10-C24)	ND		31		mg/Kg	☼	09/05/12 17:14	09/06/12 18:43	1
<b>Surrogate</b>	<b>%Recovery</b>	<b>Qualifier</b>	<b>Limits</b>				<b>Prepared</b>	<b>Analyzed</b>	<b>Dil Fac</b>
o-Terphenyl	75		50 - 150				09/05/12 17:14	09/06/12 18:43	1

**General Chemistry**

Analyte	Result	Qualifier	RL	MDL	Unit	D	Prepared	Analyzed	Dil Fac
Percent Solids	78		0.10		%			09/04/12 15:34	1
Percent Moisture	22		0.10		%			09/04/12 15:34	1

# Client Sample Results

Client: Blaes Environmental Inc.  
Project/Site: SUNMART #30

TestAmerica Job ID: 580-34631-1

**Client Sample ID: D-15/16-5**

**Lab Sample ID: 580-34631-16**

**Date Collected: 08/24/12 11:58**

**Matrix: Solid**

**Date Received: 08/25/12 09:20**

**Percent Solids: 90.8**

**Method: 8260B - Volatile Organic Compounds (GC/MS)**

Analyte	Result	Qualifier	RL	MDL	Unit	D	Prepared	Analyzed	Dil Fac
Dichlorodifluoromethane	ND		0.95		ug/Kg	☼	09/06/12 18:45	09/07/12 00:05	1
Chloromethane	ND		0.95		ug/Kg	☼	09/06/12 18:45	09/07/12 00:05	1
Vinyl chloride	ND		0.95		ug/Kg	☼	09/06/12 18:45	09/07/12 00:05	1
Bromomethane	ND		0.95		ug/Kg	☼	09/06/12 18:45	09/07/12 00:05	1
Chloroethane	ND		0.95		ug/Kg	☼	09/06/12 18:45	09/07/12 00:05	1
Trichlorofluoromethane	ND		0.95		ug/Kg	☼	09/06/12 18:45	09/07/12 00:05	1
1,1-Dichloroethene	ND		4.8		ug/Kg	☼	09/06/12 18:45	09/07/12 00:05	1
Methylene Chloride	ND		14		ug/Kg	☼	09/06/12 18:45	09/07/12 00:05	1
trans-1,2-Dichloroethene	ND		0.95		ug/Kg	☼	09/06/12 18:45	09/07/12 00:05	1
1,1-Dichloroethane	ND		0.95		ug/Kg	☼	09/06/12 18:45	09/07/12 00:05	1
2,2-Dichloropropane	ND	* ^	0.95		ug/Kg	☼	09/06/12 18:45	09/07/12 00:05	1
cis-1,2-Dichloroethene	ND		0.95		ug/Kg	☼	09/06/12 18:45	09/07/12 00:05	1
Chlorobromomethane	ND		0.95		ug/Kg	☼	09/06/12 18:45	09/07/12 00:05	1
Chloroform	ND		0.95		ug/Kg	☼	09/06/12 18:45	09/07/12 00:05	1
1,1,1-Trichloroethane	ND		0.95		ug/Kg	☼	09/06/12 18:45	09/07/12 00:05	1
Carbon tetrachloride	ND		0.95		ug/Kg	☼	09/06/12 18:45	09/07/12 00:05	1
1,1-Dichloropropene	ND		0.95		ug/Kg	☼	09/06/12 18:45	09/07/12 00:05	1
Benzene	ND		0.95		ug/Kg	☼	09/06/12 18:45	09/07/12 00:05	1
1,2-Dichloroethane	ND		0.95		ug/Kg	☼	09/06/12 18:45	09/07/12 00:05	1
Trichloroethene	ND		0.95		ug/Kg	☼	09/06/12 18:45	09/07/12 00:05	1
1,2-Dichloropropane	ND		0.95		ug/Kg	☼	09/06/12 18:45	09/07/12 00:05	1
Dibromomethane	ND		0.95		ug/Kg	☼	09/06/12 18:45	09/07/12 00:05	1
Dichlorobromomethane	ND		0.95		ug/Kg	☼	09/06/12 18:45	09/07/12 00:05	1
cis-1,3-Dichloropropene	ND		0.95		ug/Kg	☼	09/06/12 18:45	09/07/12 00:05	1
Toluene	ND		1.9		ug/Kg	☼	09/06/12 18:45	09/07/12 00:05	1
trans-1,3-Dichloropropene	ND		0.95		ug/Kg	☼	09/06/12 18:45	09/07/12 00:05	1
1,1,2-Trichloroethane	ND		0.95		ug/Kg	☼	09/06/12 18:45	09/07/12 00:05	1
Tetrachloroethene	ND		0.95		ug/Kg	☼	09/06/12 18:45	09/07/12 00:05	1
1,3-Dichloropropane	ND		0.95		ug/Kg	☼	09/06/12 18:45	09/07/12 00:05	1
Chlorodibromomethane	ND		0.95		ug/Kg	☼	09/06/12 18:45	09/07/12 00:05	1
Ethylene Dibromide	ND		0.95		ug/Kg	☼	09/06/12 18:45	09/07/12 00:05	1
Chlorobenzene	ND		0.95		ug/Kg	☼	09/06/12 18:45	09/07/12 00:05	1
Ethylbenzene	ND		0.95		ug/Kg	☼	09/06/12 18:45	09/07/12 00:05	1
1,1,1,2-Tetrachloroethane	ND		0.95		ug/Kg	☼	09/06/12 18:45	09/07/12 00:05	1
1,1,2,2-Tetrachloroethane	ND		1.9		ug/Kg	☼	09/06/12 18:45	09/07/12 00:05	1
m-Xylene & p-Xylene	ND		1.9		ug/Kg	☼	09/06/12 18:45	09/07/12 00:05	1
o-Xylene	ND		0.95		ug/Kg	☼	09/06/12 18:45	09/07/12 00:05	1
Styrene	ND		1.9		ug/Kg	☼	09/06/12 18:45	09/07/12 00:05	1
Bromoform	ND		0.95		ug/Kg	☼	09/06/12 18:45	09/07/12 00:05	1
Isopropylbenzene	ND		1.9		ug/Kg	☼	09/06/12 18:45	09/07/12 00:05	1
Bromobenzene	ND		1.9		ug/Kg	☼	09/06/12 18:45	09/07/12 00:05	1
N-Propylbenzene	ND		0.95		ug/Kg	☼	09/06/12 18:45	09/07/12 00:05	1
1,2,3-Trichloropropane	ND		0.95		ug/Kg	☼	09/06/12 18:45	09/07/12 00:05	1
2-Chlorotoluene	ND		1.9		ug/Kg	☼	09/06/12 18:45	09/07/12 00:05	1
1,3,5-Trimethylbenzene	ND		4.8		ug/Kg	☼	09/06/12 18:45	09/07/12 00:05	1
4-Chlorotoluene	ND		1.9		ug/Kg	☼	09/06/12 18:45	09/07/12 00:05	1
tert-Butylbenzene	ND	^	1.9		ug/Kg	☼	09/06/12 18:45	09/07/12 00:05	1
1,2,4-Trimethylbenzene	ND		1.9		ug/Kg	☼	09/06/12 18:45	09/07/12 00:05	1
sec-Butylbenzene	ND		1.9		ug/Kg	☼	09/06/12 18:45	09/07/12 00:05	1
1,3-Dichlorobenzene	ND		0.95		ug/Kg	☼	09/06/12 18:45	09/07/12 00:05	1
4-Isopropyltoluene	ND		1.9		ug/Kg	☼	09/06/12 18:45	09/07/12 00:05	1

# Client Sample Results

Client: Blaes Environmental Inc.  
Project/Site: SUNMART #30

TestAmerica Job ID: 580-34631-1

**Client Sample ID: D-15/16-5**

**Lab Sample ID: 580-34631-16**

**Date Collected: 08/24/12 11:58**

**Matrix: Solid**

**Date Received: 08/25/12 09:20**

**Percent Solids: 90.8**

**Method: 8260B - Volatile Organic Compounds (GC/MS) (Continued)**

Analyte	Result	Qualifier	RL	MDL	Unit	D	Prepared	Analyzed	Dil Fac
1,4-Dichlorobenzene	ND		0.95		ug/Kg	☼	09/06/12 18:45	09/07/12 00:05	1
n-Butylbenzene	ND		1.9		ug/Kg	☼	09/06/12 18:45	09/07/12 00:05	1
1,2-Dichlorobenzene	ND		0.95		ug/Kg	☼	09/06/12 18:45	09/07/12 00:05	1
1,2-Dibromo-3-Chloropropane	ND		1.9		ug/Kg	☼	09/06/12 18:45	09/07/12 00:05	1
1,2,4-Trichlorobenzene	ND		1.9		ug/Kg	☼	09/06/12 18:45	09/07/12 00:05	1
1,2,3-Trichlorobenzene	ND		1.9		ug/Kg	☼	09/06/12 18:45	09/07/12 00:05	1
Hexachlorobutadiene	ND		0.95		ug/Kg	☼	09/06/12 18:45	09/07/12 00:05	1
Naphthalene	ND		4.8		ug/Kg	☼	09/06/12 18:45	09/07/12 00:05	1
Methyl tert-butyl ether	ND		0.95		ug/Kg	☼	09/06/12 18:45	09/07/12 00:05	1
<b>Surrogate</b>	<b>%Recovery</b>	<b>Qualifier</b>	<b>Limits</b>				<b>Prepared</b>	<b>Analyzed</b>	<b>Dil Fac</b>
Fluorobenzene (Surr)	97		80 - 120				09/06/12 18:45	09/07/12 00:05	1
Toluene-d8 (Surr)	94		80 - 120				09/06/12 18:45	09/07/12 00:05	1
Ethylbenzene-d10	94		70 - 120				09/06/12 18:45	09/07/12 00:05	1
4-Bromofluorobenzene (Surr)	92		70 - 120				09/06/12 18:45	09/07/12 00:05	1
Trifluorotoluene (Surr)	96		65 - 140				09/06/12 18:45	09/07/12 00:05	1

**Method: NWTPH-Gx - Northwest - Volatile Petroleum Products (GC)**

Analyte	Result	Qualifier	RL	MDL	Unit	D	Prepared	Analyzed	Dil Fac
Gasoline	ND		4.4		mg/Kg	☼	08/28/12 10:54	08/29/12 00:18	1
<b>Surrogate</b>	<b>%Recovery</b>	<b>Qualifier</b>	<b>Limits</b>				<b>Prepared</b>	<b>Analyzed</b>	<b>Dil Fac</b>
4-Bromofluorobenzene (Surr)	104		50 - 150				08/28/12 10:54	08/29/12 00:18	1

**Method: NWTPH-Dx - Northwest - Semi-Volatile Petroleum Products (GC)**

Analyte	Result	Qualifier	RL	MDL	Unit	D	Prepared	Analyzed	Dil Fac
Motor Oil (>C24-C36)	ND		54		mg/Kg	☼	09/06/12 15:08	09/07/12 00:52	1
#2 Diesel (C10-C24)	ND		27		mg/Kg	☼	09/06/12 15:08	09/07/12 00:52	1
<b>Surrogate</b>	<b>%Recovery</b>	<b>Qualifier</b>	<b>Limits</b>				<b>Prepared</b>	<b>Analyzed</b>	<b>Dil Fac</b>
o-Terphenyl	126		50 - 150				09/06/12 15:08	09/07/12 00:52	1

**General Chemistry**

Analyte	Result	Qualifier	RL	MDL	Unit	D	Prepared	Analyzed	Dil Fac
Percent Solids	91		0.10		%			09/04/12 15:34	1
Percent Moisture	9.2		0.10		%			09/04/12 15:34	1

# Client Sample Results

Client: Blaes Environmental Inc.  
Project/Site: SUNMART #30

TestAmerica Job ID: 580-34631-1

**Client Sample ID: D-17/18**

**Lab Sample ID: 580-34631-17**

**Date Collected: 08/23/12 15:40**

**Matrix: Solid**

**Date Received: 08/25/12 09:20**

**Percent Solids: 87.6**

**Method: 8260B - Volatile Organic Compounds (GC/MS)**

Analyte	Result	Qualifier	RL	MDL	Unit	D	Prepared	Analyzed	Dil Fac
Dichlorodifluoromethane	ND	H	1.0		ug/Kg	☼	09/06/12 18:45	09/07/12 00:28	1
Chloromethane	ND	H	1.0		ug/Kg	☼	09/06/12 18:45	09/07/12 00:28	1
Vinyl chloride	ND	H	1.0		ug/Kg	☼	09/06/12 18:45	09/07/12 00:28	1
Bromomethane	ND	H	1.0		ug/Kg	☼	09/06/12 18:45	09/07/12 00:28	1
Chloroethane	ND	H	1.0		ug/Kg	☼	09/06/12 18:45	09/07/12 00:28	1
Trichlorofluoromethane	ND	H	1.0		ug/Kg	☼	09/06/12 18:45	09/07/12 00:28	1
1,1-Dichloroethene	ND	H	5.2		ug/Kg	☼	09/06/12 18:45	09/07/12 00:28	1
Methylene Chloride	ND	H	16		ug/Kg	☼	09/06/12 18:45	09/07/12 00:28	1
trans-1,2-Dichloroethene	ND	H	1.0		ug/Kg	☼	09/06/12 18:45	09/07/12 00:28	1
1,1-Dichloroethane	ND	H	1.0		ug/Kg	☼	09/06/12 18:45	09/07/12 00:28	1
2,2-Dichloropropane	ND	H * ^	1.0		ug/Kg	☼	09/06/12 18:45	09/07/12 00:28	1
cis-1,2-Dichloroethene	ND	H	1.0		ug/Kg	☼	09/06/12 18:45	09/07/12 00:28	1
Chlorobromomethane	ND	H	1.0		ug/Kg	☼	09/06/12 18:45	09/07/12 00:28	1
Chloroform	ND	H	1.0		ug/Kg	☼	09/06/12 18:45	09/07/12 00:28	1
1,1,1-Trichloroethane	ND	H	1.0		ug/Kg	☼	09/06/12 18:45	09/07/12 00:28	1
Carbon tetrachloride	ND	H	1.0		ug/Kg	☼	09/06/12 18:45	09/07/12 00:28	1
1,1-Dichloropropene	ND	H	1.0		ug/Kg	☼	09/06/12 18:45	09/07/12 00:28	1
Benzene	ND	H	1.0		ug/Kg	☼	09/06/12 18:45	09/07/12 00:28	1
1,2-Dichloroethane	ND	H	1.0		ug/Kg	☼	09/06/12 18:45	09/07/12 00:28	1
Trichloroethene	ND	H	1.0		ug/Kg	☼	09/06/12 18:45	09/07/12 00:28	1
1,2-Dichloropropane	ND	H	1.0		ug/Kg	☼	09/06/12 18:45	09/07/12 00:28	1
Dibromomethane	ND	H	1.0		ug/Kg	☼	09/06/12 18:45	09/07/12 00:28	1
Dichlorobromomethane	ND	H	1.0		ug/Kg	☼	09/06/12 18:45	09/07/12 00:28	1
cis-1,3-Dichloropropene	ND	H	1.0		ug/Kg	☼	09/06/12 18:45	09/07/12 00:28	1
Toluene	ND	H	2.1		ug/Kg	☼	09/06/12 18:45	09/07/12 00:28	1
trans-1,3-Dichloropropene	ND	H	1.0		ug/Kg	☼	09/06/12 18:45	09/07/12 00:28	1
1,1,2-Trichloroethane	ND	H	1.0		ug/Kg	☼	09/06/12 18:45	09/07/12 00:28	1
Tetrachloroethene	ND	H	1.0		ug/Kg	☼	09/06/12 18:45	09/07/12 00:28	1
1,3-Dichloropropane	ND	H	1.0		ug/Kg	☼	09/06/12 18:45	09/07/12 00:28	1
Chlorodibromomethane	ND	H	1.0		ug/Kg	☼	09/06/12 18:45	09/07/12 00:28	1
Ethylene Dibromide	ND	H	1.0		ug/Kg	☼	09/06/12 18:45	09/07/12 00:28	1
Chlorobenzene	ND	H	1.0		ug/Kg	☼	09/06/12 18:45	09/07/12 00:28	1
Ethylbenzene	ND	H	1.0		ug/Kg	☼	09/06/12 18:45	09/07/12 00:28	1
1,1,1,2-Tetrachloroethane	ND	H	1.0		ug/Kg	☼	09/06/12 18:45	09/07/12 00:28	1
1,1,2,2-Tetrachloroethane	ND	H	2.1		ug/Kg	☼	09/06/12 18:45	09/07/12 00:28	1
m-Xylene & p-Xylene	ND	H	2.1		ug/Kg	☼	09/06/12 18:45	09/07/12 00:28	1
o-Xylene	ND	H	1.0		ug/Kg	☼	09/06/12 18:45	09/07/12 00:28	1
Styrene	ND	H	2.1		ug/Kg	☼	09/06/12 18:45	09/07/12 00:28	1
Bromoform	ND	H	1.0		ug/Kg	☼	09/06/12 18:45	09/07/12 00:28	1
Isopropylbenzene	ND	H	2.1		ug/Kg	☼	09/06/12 18:45	09/07/12 00:28	1
Bromobenzene	ND	H	2.1		ug/Kg	☼	09/06/12 18:45	09/07/12 00:28	1
N-Propylbenzene	ND	H	1.0		ug/Kg	☼	09/06/12 18:45	09/07/12 00:28	1
1,2,3-Trichloropropane	ND	H	1.0		ug/Kg	☼	09/06/12 18:45	09/07/12 00:28	1
2-Chlorotoluene	ND	H	2.1		ug/Kg	☼	09/06/12 18:45	09/07/12 00:28	1
1,3,5-Trimethylbenzene	ND	H	5.2		ug/Kg	☼	09/06/12 18:45	09/07/12 00:28	1
4-Chlorotoluene	ND	H	2.1		ug/Kg	☼	09/06/12 18:45	09/07/12 00:28	1
tert-Butylbenzene	ND	H ^	2.1		ug/Kg	☼	09/06/12 18:45	09/07/12 00:28	1
1,2,4-Trimethylbenzene	ND	H	2.1		ug/Kg	☼	09/06/12 18:45	09/07/12 00:28	1
sec-Butylbenzene	ND	H	2.1		ug/Kg	☼	09/06/12 18:45	09/07/12 00:28	1
1,3-Dichlorobenzene	ND	H	1.0		ug/Kg	☼	09/06/12 18:45	09/07/12 00:28	1
4-Isopropyltoluene	ND	H	2.1		ug/Kg	☼	09/06/12 18:45	09/07/12 00:28	1

# Client Sample Results

Client: Blaes Environmental Inc.  
Project/Site: SUNMART #30

TestAmerica Job ID: 580-34631-1

**Client Sample ID: D-17/18**

**Lab Sample ID: 580-34631-17**

**Date Collected: 08/23/12 15:40**

**Matrix: Solid**

**Date Received: 08/25/12 09:20**

**Percent Solids: 87.6**

**Method: 8260B - Volatile Organic Compounds (GC/MS) (Continued)**

Analyte	Result	Qualifier	RL	MDL	Unit	D	Prepared	Analyzed	Dil Fac
1,4-Dichlorobenzene	ND	H	1.0		ug/Kg	☼	09/06/12 18:45	09/07/12 00:28	1
n-Butylbenzene	ND	H	2.1		ug/Kg	☼	09/06/12 18:45	09/07/12 00:28	1
1,2-Dichlorobenzene	ND	H	1.0		ug/Kg	☼	09/06/12 18:45	09/07/12 00:28	1
1,2-Dibromo-3-Chloropropane	ND	H	2.1		ug/Kg	☼	09/06/12 18:45	09/07/12 00:28	1
1,2,4-Trichlorobenzene	ND	H	2.1		ug/Kg	☼	09/06/12 18:45	09/07/12 00:28	1
1,2,3-Trichlorobenzene	ND	H	2.1		ug/Kg	☼	09/06/12 18:45	09/07/12 00:28	1
Hexachlorobutadiene	ND	H	1.0		ug/Kg	☼	09/06/12 18:45	09/07/12 00:28	1
Naphthalene	ND	H	5.2		ug/Kg	☼	09/06/12 18:45	09/07/12 00:28	1
Methyl tert-butyl ether	ND	H	1.0		ug/Kg	☼	09/06/12 18:45	09/07/12 00:28	1
<b>Surrogate</b>	<b>%Recovery</b>	<b>Qualifier</b>	<b>Limits</b>				<b>Prepared</b>	<b>Analyzed</b>	<b>Dil Fac</b>
Fluorobenzene (Surr)	97		80 - 120				09/06/12 18:45	09/07/12 00:28	1
Toluene-d8 (Surr)	96		80 - 120				09/06/12 18:45	09/07/12 00:28	1
Ethylbenzene-d10	97		70 - 120				09/06/12 18:45	09/07/12 00:28	1
4-Bromofluorobenzene (Surr)	91		70 - 120				09/06/12 18:45	09/07/12 00:28	1
Trifluorotoluene (Surr)	100		65 - 140				09/06/12 18:45	09/07/12 00:28	1

**Method: NWTPH-Gx - Northwest - Volatile Petroleum Products (GC)**

Analyte	Result	Qualifier	RL	MDL	Unit	D	Prepared	Analyzed	Dil Fac
Gasoline	ND		4.4		mg/Kg	☼	08/28/12 10:54	08/29/12 00:40	1
<b>Surrogate</b>	<b>%Recovery</b>	<b>Qualifier</b>	<b>Limits</b>				<b>Prepared</b>	<b>Analyzed</b>	<b>Dil Fac</b>
4-Bromofluorobenzene (Surr)	100		50 - 150				08/28/12 10:54	08/29/12 00:40	1

**Method: NWTPH-Dx - Northwest - Semi-Volatile Petroleum Products (GC)**

Analyte	Result	Qualifier	RL	MDL	Unit	D	Prepared	Analyzed	Dil Fac
Motor Oil (>C24-C36)	ND		54		mg/Kg	☼	09/05/12 17:14	09/06/12 19:00	1
#2 Diesel (C10-C24)	ND		27		mg/Kg	☼	09/05/12 17:14	09/06/12 19:00	1
<b>Surrogate</b>	<b>%Recovery</b>	<b>Qualifier</b>	<b>Limits</b>				<b>Prepared</b>	<b>Analyzed</b>	<b>Dil Fac</b>
o-Terphenyl	76		50 - 150				09/05/12 17:14	09/06/12 19:00	1

**General Chemistry**

Analyte	Result	Qualifier	RL	MDL	Unit	D	Prepared	Analyzed	Dil Fac
Percent Solids	88		0.10		%			09/04/12 15:34	1
Percent Moisture	12		0.10		%			09/04/12 15:34	1

# Client Sample Results

Client: Blaes Environmental Inc.  
Project/Site: SUNMART #30

TestAmerica Job ID: 580-34631-1

**Client Sample ID: IDW-SOIL**

**Lab Sample ID: 580-34631-18**

**Date Collected: 08/24/12 12:25**

**Matrix: Solid**

**Date Received: 08/25/12 09:20**

**Percent Solids: 91.1**

**Method: 8260B - Volatile Organic Compounds (GC/MS)**

Analyte	Result	Qualifier	RL	MDL	Unit	D	Prepared	Analyzed	Dil Fac
Dichlorodifluoromethane	ND		0.84		ug/Kg	☼	09/06/12 18:45	09/07/12 01:14	1
Chloromethane	ND		0.84		ug/Kg	☼	09/06/12 18:45	09/07/12 01:14	1
Vinyl chloride	ND		0.84		ug/Kg	☼	09/06/12 18:45	09/07/12 01:14	1
Bromomethane	ND		0.84		ug/Kg	☼	09/06/12 18:45	09/07/12 01:14	1
Chloroethane	ND		0.84		ug/Kg	☼	09/06/12 18:45	09/07/12 01:14	1
Trichlorofluoromethane	ND		0.84		ug/Kg	☼	09/06/12 18:45	09/07/12 01:14	1
1,1-Dichloroethene	ND		4.2		ug/Kg	☼	09/06/12 18:45	09/07/12 01:14	1
Methylene Chloride	ND		13		ug/Kg	☼	09/06/12 18:45	09/07/12 01:14	1
trans-1,2-Dichloroethene	ND		0.84		ug/Kg	☼	09/06/12 18:45	09/07/12 01:14	1
1,1-Dichloroethane	ND		0.84		ug/Kg	☼	09/06/12 18:45	09/07/12 01:14	1
2,2-Dichloropropane	ND	* ^	0.84		ug/Kg	☼	09/06/12 18:45	09/07/12 01:14	1
cis-1,2-Dichloroethene	ND		0.84		ug/Kg	☼	09/06/12 18:45	09/07/12 01:14	1
Chlorobromomethane	ND		0.84		ug/Kg	☼	09/06/12 18:45	09/07/12 01:14	1
Chloroform	ND		0.84		ug/Kg	☼	09/06/12 18:45	09/07/12 01:14	1
1,1,1-Trichloroethane	ND		0.84		ug/Kg	☼	09/06/12 18:45	09/07/12 01:14	1
Carbon tetrachloride	ND		0.84		ug/Kg	☼	09/06/12 18:45	09/07/12 01:14	1
1,1-Dichloropropene	ND		0.84		ug/Kg	☼	09/06/12 18:45	09/07/12 01:14	1
Benzene	ND		0.84		ug/Kg	☼	09/06/12 18:45	09/07/12 01:14	1
1,2-Dichloroethane	ND		0.84		ug/Kg	☼	09/06/12 18:45	09/07/12 01:14	1
Trichloroethene	ND		0.84		ug/Kg	☼	09/06/12 18:45	09/07/12 01:14	1
1,2-Dichloropropane	ND		0.84		ug/Kg	☼	09/06/12 18:45	09/07/12 01:14	1
Dibromomethane	ND		0.84		ug/Kg	☼	09/06/12 18:45	09/07/12 01:14	1
Dichlorobromomethane	ND		0.84		ug/Kg	☼	09/06/12 18:45	09/07/12 01:14	1
cis-1,3-Dichloropropene	ND		0.84		ug/Kg	☼	09/06/12 18:45	09/07/12 01:14	1
Toluene	ND		1.7		ug/Kg	☼	09/06/12 18:45	09/07/12 01:14	1
trans-1,3-Dichloropropene	ND		0.84		ug/Kg	☼	09/06/12 18:45	09/07/12 01:14	1
1,1,2-Trichloroethane	ND		0.84		ug/Kg	☼	09/06/12 18:45	09/07/12 01:14	1
Tetrachloroethene	ND		0.84		ug/Kg	☼	09/06/12 18:45	09/07/12 01:14	1
1,3-Dichloropropane	ND		0.84		ug/Kg	☼	09/06/12 18:45	09/07/12 01:14	1
Chlorodibromomethane	ND		0.84		ug/Kg	☼	09/06/12 18:45	09/07/12 01:14	1
Ethylene Dibromide	ND		0.84		ug/Kg	☼	09/06/12 18:45	09/07/12 01:14	1
Chlorobenzene	ND		0.84		ug/Kg	☼	09/06/12 18:45	09/07/12 01:14	1
Ethylbenzene	ND		0.84		ug/Kg	☼	09/06/12 18:45	09/07/12 01:14	1
1,1,1,2-Tetrachloroethane	ND		0.84		ug/Kg	☼	09/06/12 18:45	09/07/12 01:14	1
1,1,2,2-Tetrachloroethane	ND		1.7		ug/Kg	☼	09/06/12 18:45	09/07/12 01:14	1
<b>m-Xylene &amp; p-Xylene</b>	<b>3.7</b>		1.7		ug/Kg	☼	09/06/12 18:45	09/07/12 01:14	1
<b>o-Xylene</b>	<b>3.6</b>		0.84		ug/Kg	☼	09/06/12 18:45	09/07/12 01:14	1
Styrene	ND		1.7		ug/Kg	☼	09/06/12 18:45	09/07/12 01:14	1
Bromoform	ND		0.84		ug/Kg	☼	09/06/12 18:45	09/07/12 01:14	1
Isopropylbenzene	ND		1.7		ug/Kg	☼	09/06/12 18:45	09/07/12 01:14	1
Bromobenzene	ND		1.7		ug/Kg	☼	09/06/12 18:45	09/07/12 01:14	1
<b>N-Propylbenzene</b>	<b>4.2</b>		0.84		ug/Kg	☼	09/06/12 18:45	09/07/12 01:14	1
1,2,3-Trichloropropane	ND		0.84		ug/Kg	☼	09/06/12 18:45	09/07/12 01:14	1
2-Chlorotoluene	ND		1.7		ug/Kg	☼	09/06/12 18:45	09/07/12 01:14	1
<b>1,3,5-Trimethylbenzene</b>	<b>55</b>		4.2		ug/Kg	☼	09/06/12 18:45	09/07/12 01:14	1
4-Chlorotoluene	ND		1.7		ug/Kg	☼	09/06/12 18:45	09/07/12 01:14	1
tert-Butylbenzene	ND	^	1.7		ug/Kg	☼	09/06/12 18:45	09/07/12 01:14	1
<b>1,2,4-Trimethylbenzene</b>	<b>2300</b>		37		ug/Kg	☼	09/06/12 11:06	09/06/12 23:48	1
sec-Butylbenzene	ND		1.7		ug/Kg	☼	09/06/12 18:45	09/07/12 01:14	1
1,3-Dichlorobenzene	ND		0.84		ug/Kg	☼	09/06/12 18:45	09/07/12 01:14	1
<b>4-Isopropyltoluene</b>	<b>3.6</b>		1.7		ug/Kg	☼	09/06/12 18:45	09/07/12 01:14	1

# Client Sample Results

Client: Blaes Environmental Inc.  
Project/Site: SUNMART #30

TestAmerica Job ID: 580-34631-1

**Client Sample ID: IDW-SOIL**

**Lab Sample ID: 580-34631-18**

**Date Collected: 08/24/12 12:25**

**Matrix: Solid**

**Date Received: 08/25/12 09:20**

**Percent Solids: 91.1**

**Method: 8260B - Volatile Organic Compounds (GC/MS) (Continued)**

Analyte	Result	Qualifier	RL	MDL	Unit	D	Prepared	Analyzed	Dil Fac
1,4-Dichlorobenzene	ND		0.84		ug/Kg	☼	09/06/12 18:45	09/07/12 01:14	1
<b>n-Butylbenzene</b>	<b>610</b>		37		ug/Kg	☼	09/06/12 11:06	09/06/12 23:48	1
1,2-Dichlorobenzene	ND		0.84		ug/Kg	☼	09/06/12 18:45	09/07/12 01:14	1
1,2-Dibromo-3-Chloropropane	ND		1.7		ug/Kg	☼	09/06/12 18:45	09/07/12 01:14	1
1,2,4-Trichlorobenzene	ND		1.7		ug/Kg	☼	09/06/12 18:45	09/07/12 01:14	1
1,2,3-Trichlorobenzene	ND		1.7		ug/Kg	☼	09/06/12 18:45	09/07/12 01:14	1
Hexachlorobutadiene	ND		0.84		ug/Kg	☼	09/06/12 18:45	09/07/12 01:14	1
<b>Naphthalene</b>	<b>750</b>		37		ug/Kg	☼	09/06/12 11:06	09/06/12 23:48	1
Methyl tert-butyl ether	ND		0.84		ug/Kg	☼	09/06/12 18:45	09/07/12 01:14	1

Surrogate	%Recovery	Qualifier	Limits	Prepared	Analyzed	Dil Fac
Fluorobenzene (Surr)	105		80 - 120	09/06/12 11:06	09/06/12 23:48	1
Fluorobenzene (Surr)	98		80 - 120	09/06/12 18:45	09/07/12 01:14	1
Toluene-d8 (Surr)	96		80 - 120	09/06/12 11:06	09/06/12 23:48	1
Toluene-d8 (Surr)	96		80 - 120	09/06/12 18:45	09/07/12 01:14	1
Ethylbenzene-d10	96		70 - 120	09/06/12 11:06	09/06/12 23:48	1
Ethylbenzene-d10	89		70 - 120	09/06/12 18:45	09/07/12 01:14	1
4-Bromofluorobenzene (Surr)	99		70 - 120	09/06/12 11:06	09/06/12 23:48	1
4-Bromofluorobenzene (Surr)	100		70 - 120	09/06/12 18:45	09/07/12 01:14	1
Trifluorotoluene (Surr)	92		65 - 140	09/06/12 18:45	09/07/12 01:14	1

**Method: NWTPH-Gx - Northwest - Volatile Petroleum Products (GC)**

Analyte	Result	Qualifier	RL	MDL	Unit	D	Prepared	Analyzed	Dil Fac
<b>Gasoline</b>	<b>57</b>		3.7		mg/Kg	☼	08/28/12 10:54	08/29/12 01:02	1

Surrogate	%Recovery	Qualifier	Limits	Prepared	Analyzed	Dil Fac
4-Bromofluorobenzene (Surr)	95		50 - 150	08/28/12 10:54	08/29/12 01:02	1

**Method: NWTPH-Dx - Northwest - Semi-Volatile Petroleum Products (GC)**

Analyte	Result	Qualifier	RL	MDL	Unit	D	Prepared	Analyzed	Dil Fac
Motor Oil (>C24-C36)	ND		53		mg/Kg	☼	09/07/12 09:51	09/07/12 21:47	1
<b>#2 Diesel (C10-C24)</b>	<b>38</b>	<b>Y</b>	27		mg/Kg	☼	09/07/12 09:51	09/07/12 21:47	1

Surrogate	%Recovery	Qualifier	Limits	Prepared	Analyzed	Dil Fac
o-Terphenyl	89		50 - 150	09/07/12 09:51	09/07/12 21:47	1

**Method: 6010B - Metals (ICP) - TCLP**

Analyte	Result	Qualifier	RL	MDL	Unit	D	Prepared	Analyzed	Dil Fac
Arsenic	ND		0.060		mg/L		08/28/12 13:16	08/29/12 13:24	1
<b>Barium</b>	<b>0.49</b>		0.010		mg/L		08/28/12 13:16	08/29/12 13:24	1
Cadmium	ND		0.010		mg/L		08/28/12 13:16	08/29/12 13:24	1
Chromium	ND		0.025		mg/L		08/28/12 13:16	08/29/12 13:24	1
<b>Lead</b>	<b>0.034</b>		0.030		mg/L		08/28/12 13:16	08/29/12 13:24	1
Selenium	ND		0.10		mg/L		08/28/12 13:16	08/29/12 13:24	1
Silver	ND		0.020		mg/L		08/28/12 13:16	08/29/12 13:24	1
<b>Nickel</b>	<b>0.034</b>		0.020		mg/L		08/28/12 13:16	08/29/12 13:24	1
Copper	ND		0.020		mg/L		08/28/12 13:16	08/29/12 13:24	1
<b>Zinc</b>	<b>0.19</b>		0.040		mg/L		08/28/12 13:16	08/29/12 13:24	1

**Method: 7470A - Mercury (CVAA) - TCLP**

Analyte	Result	Qualifier	RL	MDL	Unit	D	Prepared	Analyzed	Dil Fac
Mercury	ND		0.0020		mg/L		08/28/12 13:42	08/28/12 16:29	1

# Client Sample Results

Client: Blaes Environmental Inc.  
Project/Site: SUNMART #30

TestAmerica Job ID: 580-34631-1

**Client Sample ID: IDW-SOIL**

**Lab Sample ID: 580-34631-18**

Date Collected: 08/24/12 12:25

Matrix: Solid

Date Received: 08/25/12 09:20

## General Chemistry

Analyte	Result	Qualifier	RL	MDL	Unit	D	Prepared	Analyzed	Dil Fac
Percent Solids	91		0.10		%			09/04/12 15:34	1
Percent Moisture	8.9		0.10		%			09/04/12 15:34	1

- 1
- 2
- 3
- 4
- 5
- 6
- 7
- 8
- 9
- 10
- 11

# Client Sample Results

Client: Blaes Environmental Inc.  
Project/Site: SUNMART #30

TestAmerica Job ID: 580-34631-1

**Client Sample ID: IDW-WATER**

**Lab Sample ID: 580-34631-19**

**Date Collected: 08/24/12 13:00**

**Matrix: Water**

**Date Received: 08/25/12 09:20**

**Method: 8260B - Volatile Organic Compounds (GC/MS)**

Analyte	Result	Qualifier	RL	MDL	Unit	D	Prepared	Analyzed	Dil Fac
Dichlorodifluoromethane	ND		1.0		ug/L			08/29/12 14:19	1
Chloromethane	ND		5.0		ug/L			08/29/12 14:19	1
Vinyl chloride	ND		1.0		ug/L			08/29/12 14:19	1
Bromomethane	ND		5.0		ug/L			08/29/12 14:19	1
Chloroethane	ND		5.0		ug/L			08/29/12 14:19	1
Trichlorofluoromethane	ND		1.0		ug/L			08/29/12 14:19	1
1,1-Dichloroethene	ND		1.0		ug/L			08/29/12 14:19	1
Methylene Chloride	ND		3.0		ug/L			08/29/12 14:19	1
trans-1,2-Dichloroethene	ND		1.0		ug/L			08/29/12 14:19	1
1,1-Dichloroethane	ND		1.0		ug/L			08/29/12 14:19	1
2,2-Dichloropropane	ND		1.0		ug/L			08/29/12 14:19	1
cis-1,2-Dichloroethene	ND		1.0		ug/L			08/29/12 14:19	1
Chlorobromomethane	ND		1.0		ug/L			08/29/12 14:19	1
<b>Chloroform</b>	<b>2.6</b>		1.0		ug/L			08/29/12 14:19	1
1,1,1-Trichloroethane	ND		1.0		ug/L			08/29/12 14:19	1
Carbon tetrachloride	ND		1.0		ug/L			08/29/12 14:19	1
1,1-Dichloropropene	ND		1.0		ug/L			08/29/12 14:19	1
Benzene	ND		1.0		ug/L			08/29/12 14:19	1
1,2-Dichloroethane	ND		1.0		ug/L			08/29/12 14:19	1
Trichloroethene	ND		1.0		ug/L			08/29/12 14:19	1
1,2-Dichloropropane	ND		1.0		ug/L			08/29/12 14:19	1
Dibromomethane	ND		1.0		ug/L			08/29/12 14:19	1
Dichlorobromomethane	ND		1.0		ug/L			08/29/12 14:19	1
cis-1,3-Dichloropropene	ND		1.0		ug/L			08/29/12 14:19	1
Toluene	ND		1.0		ug/L			08/29/12 14:19	1
trans-1,3-Dichloropropene	ND		1.0		ug/L			08/29/12 14:19	1
1,1,1,2-Trichloroethane	ND		1.0		ug/L			08/29/12 14:19	1
Tetrachloroethene	ND		1.0		ug/L			08/29/12 14:19	1
1,3-Dichloropropane	ND		1.0		ug/L			08/29/12 14:19	1
Chlorodibromomethane	ND		1.0		ug/L			08/29/12 14:19	1
Ethylene Dibromide	ND		1.0		ug/L			08/29/12 14:19	1
Chlorobenzene	ND		1.0		ug/L			08/29/12 14:19	1
Ethylbenzene	ND		1.0		ug/L			08/29/12 14:19	1
1,1,1,2-Tetrachloroethane	ND		1.0		ug/L			08/29/12 14:19	1
1,1,2,2-Tetrachloroethane	ND		1.0		ug/L			08/29/12 14:19	1
<b>m-Xylene &amp; p-Xylene</b>	<b>10</b>		2.0		ug/L			08/29/12 14:19	1
<b>o-Xylene</b>	<b>8.7</b>		1.0		ug/L			08/29/12 14:19	1
Styrene	ND		1.0		ug/L			08/29/12 14:19	1
Bromoform	ND		1.0		ug/L			08/29/12 14:19	1
Isopropylbenzene	ND		1.0		ug/L			08/29/12 14:19	1
Bromobenzene	ND		1.0		ug/L			08/29/12 14:19	1
<b>N-Propylbenzene</b>	<b>2.3</b>		1.0		ug/L			08/29/12 14:19	1
1,2,3-Trichloropropane	ND		1.0		ug/L			08/29/12 14:19	1
2-Chlorotoluene	ND		1.0		ug/L			08/29/12 14:19	1
<b>1,3,5-Trimethylbenzene</b>	<b>24</b>		1.0		ug/L			08/29/12 14:19	1
4-Chlorotoluene	ND		1.0		ug/L			08/29/12 14:19	1
tert-Butylbenzene	ND		1.0		ug/L			08/29/12 14:19	1
<b>1,2,4-Trimethylbenzene</b>	<b>89</b>		1.0		ug/L			08/29/12 14:19	1
<b>sec-Butylbenzene</b>	<b>1.0</b>		1.0		ug/L			08/29/12 14:19	1
1,3-Dichlorobenzene	ND		1.0		ug/L			08/29/12 14:19	1
4-Isopropyltoluene	ND		1.0		ug/L			08/29/12 14:19	1

# Client Sample Results

Client: Blaes Environmental Inc.  
Project/Site: SUNMART #30

TestAmerica Job ID: 580-34631-1

**Client Sample ID: IDW-WATER**

**Lab Sample ID: 580-34631-19**

Date Collected: 08/24/12 13:00

Matrix: Water

Date Received: 08/25/12 09:20

**Method: 8260B - Volatile Organic Compounds (GC/MS) (Continued)**

Analyte	Result	Qualifier	RL	MDL	Unit	D	Prepared	Analyzed	Dil Fac
1,4-Dichlorobenzene	ND		1.0		ug/L			08/29/12 14:19	1
n-Butylbenzene	ND		1.0		ug/L			08/29/12 14:19	1
1,2-Dichlorobenzene	ND		1.0		ug/L			08/29/12 14:19	1
1,2-Dibromo-3-Chloropropane	ND		2.0		ug/L			08/29/12 14:19	1
1,2,4-Trichlorobenzene	ND		1.0		ug/L			08/29/12 14:19	1
1,2,3-Trichlorobenzene	ND		1.0		ug/L			08/29/12 14:19	1
Hexachlorobutadiene	ND		1.0		ug/L			08/29/12 14:19	1
<b>Naphthalene</b>	<b>48</b>		1.0		ug/L			08/29/12 14:19	1
Methyl tert-butyl ether	ND		1.0		ug/L			08/29/12 14:19	1
<b>Surrogate</b>	<b>%Recovery</b>	<b>Qualifier</b>	<b>Limits</b>				<b>Prepared</b>	<b>Analyzed</b>	<b>Dil Fac</b>
Fluorobenzene (Surr)	103		80 - 120					08/29/12 14:19	1
Toluene-d8 (Surr)	96		85 - 120					08/29/12 14:19	1
Ethylbenzene-d10	96		80 - 120					08/29/12 14:19	1
4-Bromofluorobenzene (Surr)	96		75 - 120					08/29/12 14:19	1
Trifluorotoluene (Surr)	103		80 - 120					08/29/12 14:19	1

**Method: NWTPH-Gx - Northwest - Volatile Petroleum Products (GC)**

Analyte	Result	Qualifier	RL	MDL	Unit	D	Prepared	Analyzed	Dil Fac
<b>Gasoline</b>	<b>1.1</b>		0.050		mg/L			08/29/12 07:27	1
<b>Surrogate</b>	<b>%Recovery</b>	<b>Qualifier</b>	<b>Limits</b>				<b>Prepared</b>	<b>Analyzed</b>	<b>Dil Fac</b>
4-Bromofluorobenzene (Surr)	90		50 - 150					08/29/12 07:27	1
Trifluorotoluene (Surr)	98		50 - 150					08/29/12 07:27	1

**Method: NWTPH-Dx - Northwest - Semi-Volatile Petroleum Products (GC)**

Analyte	Result	Qualifier	RL	MDL	Unit	D	Prepared	Analyzed	Dil Fac
<b>#2 Diesel (C10-C24)</b>	<b>1.3</b>	<b>Y</b>	0.12		mg/L		08/29/12 10:28	08/31/12 10:47	1
Motor Oil (>C24-C36)	ND		0.24		mg/L		08/29/12 10:28	08/31/12 10:47	1
<b>Surrogate</b>	<b>%Recovery</b>	<b>Qualifier</b>	<b>Limits</b>				<b>Prepared</b>	<b>Analyzed</b>	<b>Dil Fac</b>
o-Terphenyl	82		50 - 150				08/29/12 10:28	08/31/12 10:47	1

**Method: 6010B - Metals (ICP) - Total Recoverable**

Analyte	Result	Qualifier	RL	MDL	Unit	D	Prepared	Analyzed	Dil Fac
Arsenic	ND		0.060		mg/L		08/30/12 15:53	08/31/12 11:31	1
<b>Barium</b>	<b>0.069</b>		0.010		mg/L		08/30/12 15:53	08/31/12 11:31	1
Cadmium	ND		0.010		mg/L		08/30/12 15:53	08/31/12 11:31	1
<b>Chromium</b>	<b>0.060</b>		0.025		mg/L		08/30/12 15:53	08/31/12 11:31	1
Lead	ND		0.030		mg/L		08/30/12 15:53	08/31/12 11:31	1
Selenium	ND		0.10		mg/L		08/30/12 15:53	08/31/12 11:31	1
Silver	ND		0.020		mg/L		08/30/12 15:53	08/31/12 11:31	1
Nickel	ND		0.020		mg/L		08/30/12 15:53	08/31/12 11:31	1
Copper	ND		0.020		mg/L		08/30/12 15:53	08/31/12 11:31	1
Zinc	ND		0.040		mg/L		08/30/12 15:53	08/31/12 11:31	1

**Method: 7470A - Mercury (CVAA)**

Analyte	Result	Qualifier	RL	MDL	Unit	D	Prepared	Analyzed	Dil Fac
Mercury	ND		0.00020		mg/L		08/30/12 09:50	08/30/12 12:29	1

# QC Sample Results

Client: Blaes Environmental Inc.  
Project/Site: SUNMART #30

TestAmerica Job ID: 580-34631-1

## Method: 8260B - Volatile Organic Compounds (GC/MS)

**Lab Sample ID: MB 580-118780/5**

**Matrix: Water**

**Analysis Batch: 118780**

**Client Sample ID: Method Blank**

**Prep Type: Total/NA**

Analyte	MB Result	MB Qualifier	RL	MDL	Unit	D	Prepared	Analyzed	Dil Fac
Dichlorodifluoromethane	ND		1.0		ug/L			08/29/12 09:27	1
Chloromethane	ND		5.0		ug/L			08/29/12 09:27	1
Vinyl chloride	ND		1.0		ug/L			08/29/12 09:27	1
Bromomethane	ND		5.0		ug/L			08/29/12 09:27	1
Chloroethane	ND		5.0		ug/L			08/29/12 09:27	1
Trichlorofluoromethane	ND		1.0		ug/L			08/29/12 09:27	1
1,1-Dichloroethene	ND		1.0		ug/L			08/29/12 09:27	1
Methylene Chloride	ND		3.0		ug/L			08/29/12 09:27	1
trans-1,2-Dichloroethene	ND		1.0		ug/L			08/29/12 09:27	1
1,1-Dichloroethane	ND		1.0		ug/L			08/29/12 09:27	1
2,2-Dichloropropane	ND		1.0		ug/L			08/29/12 09:27	1
cis-1,2-Dichloroethene	ND		1.0		ug/L			08/29/12 09:27	1
Chlorobromomethane	ND		1.0		ug/L			08/29/12 09:27	1
Chloroform	ND		1.0		ug/L			08/29/12 09:27	1
1,1,1-Trichloroethane	ND		1.0		ug/L			08/29/12 09:27	1
Carbon tetrachloride	ND		1.0		ug/L			08/29/12 09:27	1
1,1-Dichloropropene	ND		1.0		ug/L			08/29/12 09:27	1
Benzene	ND		1.0		ug/L			08/29/12 09:27	1
1,2-Dichloroethane	ND		1.0		ug/L			08/29/12 09:27	1
Trichloroethene	ND		1.0		ug/L			08/29/12 09:27	1
1,2-Dichloropropane	ND		1.0		ug/L			08/29/12 09:27	1
Dibromomethane	ND		1.0		ug/L			08/29/12 09:27	1
Dichlorobromomethane	ND		1.0		ug/L			08/29/12 09:27	1
cis-1,3-Dichloropropene	ND		1.0		ug/L			08/29/12 09:27	1
Toluene	ND		1.0		ug/L			08/29/12 09:27	1
trans-1,3-Dichloropropene	ND		1.0		ug/L			08/29/12 09:27	1
1,1,2-Trichloroethane	ND		1.0		ug/L			08/29/12 09:27	1
Tetrachloroethene	ND		1.0		ug/L			08/29/12 09:27	1
1,3-Dichloropropane	ND		1.0		ug/L			08/29/12 09:27	1
Chlorodibromomethane	ND		1.0		ug/L			08/29/12 09:27	1
Ethylene Dibromide	ND		1.0		ug/L			08/29/12 09:27	1
Chlorobenzene	ND		1.0		ug/L			08/29/12 09:27	1
Ethylbenzene	ND		1.0		ug/L			08/29/12 09:27	1
1,1,1,2-Tetrachloroethane	ND		1.0		ug/L			08/29/12 09:27	1
1,1,2,2-Tetrachloroethane	ND		1.0		ug/L			08/29/12 09:27	1
m-Xylene & p-Xylene	ND		2.0		ug/L			08/29/12 09:27	1
o-Xylene	ND		1.0		ug/L			08/29/12 09:27	1
Styrene	ND		1.0		ug/L			08/29/12 09:27	1
Bromoform	ND		1.0		ug/L			08/29/12 09:27	1
Isopropylbenzene	ND		1.0		ug/L			08/29/12 09:27	1
Bromobenzene	ND		1.0		ug/L			08/29/12 09:27	1
N-Propylbenzene	ND		1.0		ug/L			08/29/12 09:27	1
1,2,3-Trichloropropane	ND		1.0		ug/L			08/29/12 09:27	1
2-Chlorotoluene	ND		1.0		ug/L			08/29/12 09:27	1
1,3,5-Trimethylbenzene	ND		1.0		ug/L			08/29/12 09:27	1
4-Chlorotoluene	ND		1.0		ug/L			08/29/12 09:27	1
tert-Butylbenzene	ND		1.0		ug/L			08/29/12 09:27	1
1,2,4-Trimethylbenzene	ND		1.0		ug/L			08/29/12 09:27	1
sec-Butylbenzene	ND		1.0		ug/L			08/29/12 09:27	1

# QC Sample Results

Client: Blaes Environmental Inc.  
Project/Site: SUNMART #30

TestAmerica Job ID: 580-34631-1

## Method: 8260B - Volatile Organic Compounds (GC/MS) (Continued)

Lab Sample ID: MB 580-118780/5

Matrix: Water

Analysis Batch: 118780

Client Sample ID: Method Blank

Prep Type: Total/NA

Analyte	MB Result	MB Qualifier	RL	MDL	Unit	D	Prepared	Analyzed	Dil Fac
1,3-Dichlorobenzene	ND		1.0		ug/L			08/29/12 09:27	1
4-Isopropyltoluene	ND		1.0		ug/L			08/29/12 09:27	1
1,4-Dichlorobenzene	ND		1.0		ug/L			08/29/12 09:27	1
n-Butylbenzene	ND		1.0		ug/L			08/29/12 09:27	1
1,2-Dichlorobenzene	ND		1.0		ug/L			08/29/12 09:27	1
1,2-Dibromo-3-Chloropropane	ND		2.0		ug/L			08/29/12 09:27	1
1,2,4-Trichlorobenzene	ND		1.0		ug/L			08/29/12 09:27	1
1,2,3-Trichlorobenzene	ND		1.0		ug/L			08/29/12 09:27	1
Hexachlorobutadiene	ND		1.0		ug/L			08/29/12 09:27	1
Naphthalene	ND		1.0		ug/L			08/29/12 09:27	1
Methyl tert-butyl ether	ND		1.0		ug/L			08/29/12 09:27	1

Surrogate	MB %Recovery	MB Qualifier	Limits	Prepared	Analyzed	Dil Fac
Fluorobenzene (Surr)	101		80 - 120		08/29/12 09:27	1
Toluene-d8 (Surr)	95		85 - 120		08/29/12 09:27	1
Ethylbenzene-d10	95		80 - 120		08/29/12 09:27	1
4-Bromofluorobenzene (Surr)	97		75 - 120		08/29/12 09:27	1
Trifluorotoluene (Surr)	103		80 - 120		08/29/12 09:27	1

Lab Sample ID: LCS 580-118780/6

Matrix: Water

Analysis Batch: 118780

Client Sample ID: Lab Control Sample

Prep Type: Total/NA

Analyte	Spike Added	LCS Result	LCS Qualifier	Unit	D	%Rec	%Rec. Limits
Dichlorodifluoromethane	20.1	24.0		ug/L		119	30 - 155
Chloromethane	20.0	22.8		ug/L		114	40 - 125
Vinyl chloride	20.1	21.9		ug/L		109	50 - 145
Bromomethane	20.0	22.3		ug/L		111	30 - 145
Chloroethane	20.1	21.4		ug/L		106	60 - 135
Trichlorofluoromethane	20.1	22.7		ug/L		113	60 - 145
1,1-Dichloroethene	20.1	21.6		ug/L		108	70 - 130
Methylene Chloride	20.1	19.8		ug/L		99	55 - 140
trans-1,2-Dichloroethene	20.1	21.8		ug/L		108	60 - 140
1,1-Dichloroethane	20.1	21.5		ug/L		107	70 - 135
2,2-Dichloropropane	20.0	20.9		ug/L		104	70 - 135
cis-1,2-Dichloroethene	20.1	21.0		ug/L		105	70 - 125
Chlorobromomethane	20.1	20.4		ug/L		101	65 - 130
Chloroform	20.1	20.8		ug/L		104	65 - 135
1,1,1-Trichloroethane	20.1	22.1		ug/L		110	65 - 130
Carbon tetrachloride	20.1	22.6		ug/L		112	65 - 140
1,1-Dichloropropene	20.1	21.5		ug/L		107	75 - 130
Benzene	20.0	21.5		ug/L		107	80 - 120
1,2-Dichloroethane	20.1	20.7		ug/L		103	70 - 130
Trichloroethene	20.3	21.5		ug/L		106	70 - 125
1,2-Dichloropropane	20.1	21.5		ug/L		107	75 - 125
Dibromomethane	20.1	21.1		ug/L		105	75 - 125
Dichlorobromomethane	20.3	22.2		ug/L		110	75 - 120
cis-1,3-Dichloropropene	19.8	21.3		ug/L		107	70 - 130
Toluene	20.1	21.7		ug/L		108	75 - 120

# QC Sample Results

Client: Blaes Environmental Inc.  
Project/Site: SUNMART #30

TestAmerica Job ID: 580-34631-1

## Method: 8260B - Volatile Organic Compounds (GC/MS) (Continued)

**Lab Sample ID: LCS 580-118780/6**

**Matrix: Water**

**Analysis Batch: 118780**

**Client Sample ID: Lab Control Sample**

**Prep Type: Total/NA**

Analyte	Spike Added	LCS Result	LCS Qualifier	Unit	D	%Rec	%Rec. Limits
trans-1,3-Dichloropropene	20.4	22.3		ug/L		110	55 - 140
1,1,2-Trichloroethane	20.1	21.1		ug/L		105	75 - 125
Tetrachloroethene	20.0	19.4		ug/L		97	45 - 150
1,3-Dichloropropane	20.1	21.6		ug/L		107	75 - 125
Chlorodibromomethane	20.3	23.1		ug/L		114	60 - 135
Ethylene Dibromide	20.1	21.5		ug/L		107	80 - 120
Chlorobenzene	20.0	19.0		ug/L		95	80 - 120
Ethylbenzene	20.0	20.3		ug/L		101	75 - 125
1,1,1,2-Tetrachloroethane	20.1	20.0		ug/L		100	80 - 130
1,1,2,2-Tetrachloroethane	20.0	18.7		ug/L		93	65 - 130
m-Xylene & p-Xylene	40.2	42.6		ug/L		106	75 - 130
o-Xylene	20.1	20.6		ug/L		103	80 - 120
Styrene	20.1	20.7		ug/L		103	65 - 135
Bromoform	20.1	21.5		ug/L		107	70 - 130
Isopropylbenzene	20.1	21.0		ug/L		104	75 - 125
Bromobenzene	20.1	20.0		ug/L		99	75 - 125
N-Propylbenzene	20.0	21.6		ug/L		108	70 - 130
1,2,3-Trichloropropane	20.1	18.9		ug/L		94	75 - 125
2-Chlorotoluene	20.1	20.6		ug/L		103	75 - 125
1,3,5-Trimethylbenzene	20.0	21.0		ug/L		105	75 - 130
4-Chlorotoluene	20.1	20.7		ug/L		103	75 - 130
tert-Butylbenzene	20.1	21.0		ug/L		104	70 - 130
1,2,4-Trimethylbenzene	20.0	20.9		ug/L		104	75 - 130
sec-Butylbenzene	20.1	21.0		ug/L		105	70 - 125
1,3-Dichlorobenzene	20.1	19.8		ug/L		99	75 - 125
4-Isopropyltoluene	20.1	21.1		ug/L		105	75 - 130
1,4-Dichlorobenzene	20.1	19.5		ug/L		97	75 - 125
n-Butylbenzene	20.1	20.4		ug/L		102	70 - 135
1,2-Dichlorobenzene	20.1	19.3		ug/L		96	70 - 120
1,2-Dibromo-3-Chloropropane	20.1	20.3		ug/L		101	50 - 130
1,2,4-Trichlorobenzene	20.1	19.6		ug/L		97	65 - 135
1,2,3-Trichlorobenzene	20.1	19.1		ug/L		95	55 - 140
Hexachlorobutadiene	20.1	19.4		ug/L		96	50 - 140
Naphthalene	20.1	19.3		ug/L		96	55 - 140
Methyl tert-butyl ether	20.1	20.3		ug/L		101	65 - 125

Surrogate	LCS LCS		Limits
	%Recovery	Qualifier	
Fluorobenzene (Surr)	101		80 - 120
Toluene-d8 (Surr)	102		85 - 120
Ethylbenzene-d10	103		80 - 120
4-Bromofluorobenzene (Surr)	101		75 - 120
Trifluorotoluene (Surr)	106		80 - 120

**Lab Sample ID: LCSD 580-118780/7**

**Matrix: Water**

**Analysis Batch: 118780**

**Client Sample ID: Lab Control Sample Dup**

**Prep Type: Total/NA**

Analyte	Spike Added	LCSD Result	LCSD Qualifier	Unit	D	%Rec	%Rec. Limits	RPD	
								RPD	Limit
Dichlorodifluoromethane	20.1	23.9		ug/L		119	30 - 155	1	30

# QC Sample Results

Client: Blaes Environmental Inc.  
Project/Site: SUNMART #30

TestAmerica Job ID: 580-34631-1

## Method: 8260B - Volatile Organic Compounds (GC/MS) (Continued)

**Lab Sample ID: LCSD 580-118780/7**

**Matrix: Water**

**Analysis Batch: 118780**

**Client Sample ID: Lab Control Sample Dup**

**Prep Type: Total/NA**

Analyte	Spike Added	LCSD Result	LCSD Qualifier	Unit	D	%Rec	%Rec. Limits	RPD	
								RPD	Limit
Chloromethane	20.0	22.0		ug/L		110	40 - 125	3	30
Vinyl chloride	20.1	22.4		ug/L		112	50 - 145	2	30
Bromomethane	20.0	20.8		ug/L		104	30 - 145	7	30
Chloroethane	20.1	21.3		ug/L		106	60 - 135	0	30
Trichlorofluoromethane	20.1	23.2		ug/L		116	60 - 145	2	30
1,1-Dichloroethene	20.1	23.6		ug/L		118	70 - 130	9	30
Methylene Chloride	20.1	21.6		ug/L		108	55 - 140	9	30
trans-1,2-Dichloroethene	20.1	23.4		ug/L		117	60 - 140	7	30
1,1-Dichloroethane	20.1	23.4		ug/L		117	70 - 135	9	30
2,2-Dichloropropane	20.0	22.7		ug/L		114	70 - 135	9	30
cis-1,2-Dichloroethene	20.1	22.6		ug/L		113	70 - 125	7	30
Chlorobromomethane	20.1	21.6		ug/L		107	65 - 130	6	30
Chloroform	20.1	22.1		ug/L		110	65 - 135	6	30
1,1,1-Trichloroethane	20.1	23.5		ug/L		117	65 - 130	6	30
Carbon tetrachloride	20.1	23.6		ug/L		117	65 - 140	4	30
1,1-Dichloropropene	20.1	22.5		ug/L		112	75 - 130	5	30
Benzene	20.0	22.2		ug/L		111	80 - 120	3	30
1,2-Dichloroethane	20.1	21.5		ug/L		107	70 - 130	3	30
Trichloroethene	20.3	21.7		ug/L		107	70 - 125	1	30
1,2-Dichloropropane	20.1	21.7		ug/L		108	75 - 125	1	30
Dibromomethane	20.1	21.1		ug/L		105	75 - 125	0	30
Dichlorobromomethane	20.3	22.8		ug/L		112	75 - 120	3	30
cis-1,3-Dichloropropene	19.8	21.5		ug/L		108	70 - 130	1	30
Toluene	20.1	22.2		ug/L		111	75 - 120	2	30
trans-1,3-Dichloropropene	20.4	23.8		ug/L		117	55 - 140	6	30
1,1,2-Trichloroethane	20.1	22.1		ug/L		110	75 - 125	5	30
Tetrachloroethene	20.0	20.5		ug/L		102	45 - 150	5	30
1,3-Dichloropropane	20.1	22.2		ug/L		111	75 - 125	3	30
Chlorodibromomethane	20.3	24.4		ug/L		120	60 - 135	5	30
Ethylene Dibromide	20.1	22.7		ug/L		113	80 - 120	5	30
Chlorobenzene	20.0	19.7		ug/L		98	80 - 120	4	30
Ethylbenzene	20.0	21.4		ug/L		107	75 - 125	5	30
1,1,1,2-Tetrachloroethane	20.1	21.4		ug/L		106	80 - 130	6	30
1,1,2,2-Tetrachloroethane	20.0	19.8		ug/L		99	65 - 130	5	30
m-Xylene & p-Xylene	40.2	44.4		ug/L		110	75 - 130	4	30
o-Xylene	20.1	21.5		ug/L		107	80 - 120	4	30
Styrene	20.1	21.4		ug/L		107	65 - 135	4	30
Bromoform	20.1	22.8		ug/L		113	70 - 130	6	30
Isopropylbenzene	20.1	22.0		ug/L		109	75 - 125	5	30
Bromobenzene	20.1	20.8		ug/L		104	75 - 125	4	30
N-Propylbenzene	20.0	22.5		ug/L		112	70 - 130	4	30
1,2,3-Trichloropropane	20.1	20.2		ug/L		101	75 - 125	7	30
2-Chlorotoluene	20.1	21.6		ug/L		108	75 - 125	5	30
1,3,5-Trimethylbenzene	20.0	22.0		ug/L		110	75 - 130	5	30
4-Chlorotoluene	20.1	21.1		ug/L		105	75 - 130	2	30
tert-Butylbenzene	20.1	22.3		ug/L		111	70 - 130	6	30
1,2,4-Trimethylbenzene	20.0	21.8		ug/L		109	75 - 130	5	30
sec-Butylbenzene	20.1	22.0		ug/L		110	70 - 125	5	30
1,3-Dichlorobenzene	20.1	20.2		ug/L		101	75 - 125	2	30
4-Isopropyltoluene	20.1	22.0		ug/L		109	75 - 130	4	30

# QC Sample Results

Client: Blaes Environmental Inc.  
Project/Site: SUNMART #30

TestAmerica Job ID: 580-34631-1

## Method: 8260B - Volatile Organic Compounds (GC/MS) (Continued)

**Lab Sample ID: LCSD 580-118780/7**

**Matrix: Water**

**Analysis Batch: 118780**

**Client Sample ID: Lab Control Sample Dup**

**Prep Type: Total/NA**

Analyte	Spike Added	LCSD Result	LCSD Qualifier	Unit	D	%Rec	%Rec. Limits	RPD	RPD Limit
1,4-Dichlorobenzene	20.1	19.9		ug/L		99	75 - 125	2	30
n-Butylbenzene	20.1	21.0		ug/L		104	70 - 135	3	30
1,2-Dichlorobenzene	20.1	19.7		ug/L		98	70 - 120	2	30
1,2-Dibromo-3-Chloropropane	20.1	20.3		ug/L		101	50 - 130	0	30
1,2,4-Trichlorobenzene	20.1	20.4		ug/L		102	65 - 135	4	30
1,2,3-Trichlorobenzene	20.1	19.6		ug/L		98	55 - 140	3	30
Hexachlorobutadiene	20.1	21.2		ug/L		106	50 - 140	9	30
Naphthalene	20.1	19.8		ug/L		99	55 - 140	3	30
Methyl tert-butyl ether	20.1	22.0		ug/L		109	65 - 125	8	30

Surrogate	LCSD %Recovery	LCSD Qualifier	Limits
Fluorobenzene (Surr)	103		80 - 120
Toluene-d8 (Surr)	102		85 - 120
Ethylbenzene-d10	106		80 - 120
4-Bromofluorobenzene (Surr)	107		75 - 120
Trifluorotoluene (Surr)	108		80 - 120

**Lab Sample ID: MB 580-119433/1-A**

**Matrix: Solid**

**Analysis Batch: 119464**

**Client Sample ID: Method Blank**

**Prep Type: Total/NA**

**Prep Batch: 119433**

Analyte	MB Result	MB Qualifier	RL	MDL	Unit	D	Prepared	Analyzed	Dil Fac
Dichlorodifluoromethane	ND		40		ug/Kg		09/06/12 11:06	09/06/12 20:47	1
Chloromethane	ND		400		ug/Kg		09/06/12 11:06	09/06/12 20:47	1
Vinyl chloride	ND		8.0		ug/Kg		09/06/12 11:06	09/06/12 20:47	1
Bromomethane	ND		140		ug/Kg		09/06/12 11:06	09/06/12 20:47	1
Chloroethane	ND		400		ug/Kg		09/06/12 11:06	09/06/12 20:47	1
Trichlorofluoromethane	ND		40		ug/Kg		09/06/12 11:06	09/06/12 20:47	1
1,1-Dichloroethene	ND		20		ug/Kg		09/06/12 11:06	09/06/12 20:47	1
Methylene Chloride	ND		40		ug/Kg		09/06/12 11:06	09/06/12 20:47	1
trans-1,2-Dichloroethene	ND		40		ug/Kg		09/06/12 11:06	09/06/12 20:47	1
1,1-Dichloroethane	ND		40		ug/Kg		09/06/12 11:06	09/06/12 20:47	1
2,2-Dichloropropane	ND		40		ug/Kg		09/06/12 11:06	09/06/12 20:47	1
cis-1,2-Dichloroethene	ND		40		ug/Kg		09/06/12 11:06	09/06/12 20:47	1
Chlorobromomethane	ND		40		ug/Kg		09/06/12 11:06	09/06/12 20:47	1
Chloroform	ND		40		ug/Kg		09/06/12 11:06	09/06/12 20:47	1
1,1,1-Trichloroethane	ND		40		ug/Kg		09/06/12 11:06	09/06/12 20:47	1
Carbon tetrachloride	ND		20		ug/Kg		09/06/12 11:06	09/06/12 20:47	1
1,1-Dichloropropene	ND		40		ug/Kg		09/06/12 11:06	09/06/12 20:47	1
Benzene	ND		16		ug/Kg		09/06/12 11:06	09/06/12 20:47	1
1,2-Dichloroethane	ND		40		ug/Kg		09/06/12 11:06	09/06/12 20:47	1
Trichloroethene	ND		16		ug/Kg		09/06/12 11:06	09/06/12 20:47	1
1,2-Dichloropropane	ND		12		ug/Kg		09/06/12 11:06	09/06/12 20:47	1
Dibromomethane	ND		40		ug/Kg		09/06/12 11:06	09/06/12 20:47	1
Dichlorobromomethane	ND		40		ug/Kg		09/06/12 11:06	09/06/12 20:47	1
cis-1,3-Dichloropropene	ND		16		ug/Kg		09/06/12 11:06	09/06/12 20:47	1
Toluene	ND		40		ug/Kg		09/06/12 11:06	09/06/12 20:47	1
trans-1,3-Dichloropropene	ND		16		ug/Kg		09/06/12 11:06	09/06/12 20:47	1
1,1,2-Trichloroethane	ND		12		ug/Kg		09/06/12 11:06	09/06/12 20:47	1

# QC Sample Results

Client: Blaes Environmental Inc.  
Project/Site: SUNMART #30

TestAmerica Job ID: 580-34631-1

## Method: 8260B - Volatile Organic Compounds (GC/MS) (Continued)

**Lab Sample ID: MB 580-119433/1-A**

**Matrix: Solid**

**Analysis Batch: 119464**

**Client Sample ID: Method Blank**

**Prep Type: Total/NA**

**Prep Batch: 119433**

Analyte	MB	MB	RL	MDL	Unit	D	Prepared	Analyzed	Dil Fac
	Result	Qualifier							
Tetrachloroethene	ND		20		ug/Kg		09/06/12 11:06	09/06/12 20:47	1
1,3-Dichloropropane	ND		40		ug/Kg		09/06/12 11:06	09/06/12 20:47	1
Chlorodibromomethane	ND		40		ug/Kg		09/06/12 11:06	09/06/12 20:47	1
Ethylene Dibromide	ND		40		ug/Kg		09/06/12 11:06	09/06/12 20:47	1
Chlorobenzene	ND		40		ug/Kg		09/06/12 11:06	09/06/12 20:47	1
Ethylbenzene	ND		40		ug/Kg		09/06/12 11:06	09/06/12 20:47	1
1,1,1,2-Tetrachloroethane	ND		40		ug/Kg		09/06/12 11:06	09/06/12 20:47	1
1,1,2,2-Tetrachloroethane	ND		10		ug/Kg		09/06/12 11:06	09/06/12 20:47	1
m-Xylene & p-Xylene	ND		40		ug/Kg		09/06/12 11:06	09/06/12 20:47	1
o-Xylene	ND		40		ug/Kg		09/06/12 11:06	09/06/12 20:47	1
Styrene	ND		40		ug/Kg		09/06/12 11:06	09/06/12 20:47	1
Bromoform	ND		40		ug/Kg		09/06/12 11:06	09/06/12 20:47	1
Isopropylbenzene	ND		40		ug/Kg		09/06/12 11:06	09/06/12 20:47	1
Bromobenzene	ND		40		ug/Kg		09/06/12 11:06	09/06/12 20:47	1
N-Propylbenzene	ND		40		ug/Kg		09/06/12 11:06	09/06/12 20:47	1
1,2,3-Trichloropropane	ND		40		ug/Kg		09/06/12 11:06	09/06/12 20:47	1
2-Chlorotoluene	ND		40		ug/Kg		09/06/12 11:06	09/06/12 20:47	1
1,3,5-Trimethylbenzene	ND		40		ug/Kg		09/06/12 11:06	09/06/12 20:47	1
4-Chlorotoluene	ND		40		ug/Kg		09/06/12 11:06	09/06/12 20:47	1
tert-Butylbenzene	ND		40		ug/Kg		09/06/12 11:06	09/06/12 20:47	1
1,2,4-Trimethylbenzene	ND		40		ug/Kg		09/06/12 11:06	09/06/12 20:47	1
sec-Butylbenzene	ND		40		ug/Kg		09/06/12 11:06	09/06/12 20:47	1
1,3-Dichlorobenzene	ND		40		ug/Kg		09/06/12 11:06	09/06/12 20:47	1
4-Isopropyltoluene	ND		40		ug/Kg		09/06/12 11:06	09/06/12 20:47	1
1,4-Dichlorobenzene	ND		40		ug/Kg		09/06/12 11:06	09/06/12 20:47	1
n-Butylbenzene	ND		40		ug/Kg		09/06/12 11:06	09/06/12 20:47	1
1,2-Dichlorobenzene	ND		40		ug/Kg		09/06/12 11:06	09/06/12 20:47	1
1,2-Dibromo-3-Chloropropane	ND		200		ug/Kg		09/06/12 11:06	09/06/12 20:47	1
1,2,4-Trichlorobenzene	ND		40		ug/Kg		09/06/12 11:06	09/06/12 20:47	1
1,2,3-Trichlorobenzene	ND		40		ug/Kg		09/06/12 11:06	09/06/12 20:47	1
Hexachlorobutadiene	ND		40		ug/Kg		09/06/12 11:06	09/06/12 20:47	1
Naphthalene	ND		40		ug/Kg		09/06/12 11:06	09/06/12 20:47	1
Methyl tert-butyl ether	ND		40		ug/Kg		09/06/12 11:06	09/06/12 20:47	1

Surrogate	MB	MB	Limits	Prepared	Analyzed	Dil Fac
	%Recovery	Qualifier				
Fluorobenzene (Surr)	92		80 - 120	09/06/12 11:06	09/06/12 20:47	1
Toluene-d8 (Surr)	100		80 - 120	09/06/12 11:06	09/06/12 20:47	1
Ethylbenzene-d10	102		70 - 120	09/06/12 11:06	09/06/12 20:47	1
4-Bromofluorobenzene (Surr)	102		70 - 120	09/06/12 11:06	09/06/12 20:47	1
Trifluorotoluene (Surr)	104		65 - 140	09/06/12 11:06	09/06/12 20:47	1

**Lab Sample ID: LCS 580-119433/2-A**

**Matrix: Solid**

**Analysis Batch: 119464**

**Client Sample ID: Lab Control Sample**

**Prep Type: Total/NA**

**Prep Batch: 119433**

Analyte	Spike Added	LCS	LCS	Unit	D	%Rec	%Rec. Limits
		Result	Qualifier				
Dichlorodifluoromethane	795	645		ug/Kg		81	35 - 135
Chloromethane	799	656		ug/Kg		82	50 - 130
Vinyl chloride	801	893		ug/Kg		112	60 - 125

# QC Sample Results

Client: Blaes Environmental Inc.  
Project/Site: SUNMART #30

TestAmerica Job ID: 580-34631-1

## Method: 8260B - Volatile Organic Compounds (GC/MS) (Continued)

**Lab Sample ID: LCS 580-119433/2-A**

**Matrix: Solid**

**Analysis Batch: 119464**

**Client Sample ID: Lab Control Sample**

**Prep Type: Total/NA**

**Prep Batch: 119433**

Analyte	Spike Added	LCS Result	LCS Qualifier	Unit	D	%Rec	%Rec. Limits
Bromomethane	800	702		ug/Kg		88	30 - 160
Chloroethane	798	868		ug/Kg		109	40 - 155
Trichlorofluoromethane	792	955		ug/Kg		120	25 - 185
1,1-Dichloroethene	792	754		ug/Kg		95	65 - 135
Methylene Chloride	800	803		ug/Kg		100	55 - 140
trans-1,2-Dichloroethene	801	861		ug/Kg		108	65 - 135
1,1-Dichloroethane	792	908		ug/Kg		115	75 - 125
2,2-Dichloropropane	801	732		ug/Kg		91	65 - 135
cis-1,2-Dichloroethene	800	798		ug/Kg		100	65 - 125
Chlorobromomethane	794	851		ug/Kg		107	70 - 125
Chloroform	800	879		ug/Kg		110	70 - 125
1,1,1-Trichloroethane	800	742		ug/Kg		93	70 - 135
Carbon tetrachloride	801	867		ug/Kg		108	65 - 135
1,1-Dichloropropene	793	816		ug/Kg		103	70 - 135
Benzene	796	776		ug/Kg		97	75 - 125
1,2-Dichloroethane	793	782		ug/Kg		99	70 - 135
Trichloroethene	800	850		ug/Kg		106	75 - 125
1,2-Dichloropropane	800	880		ug/Kg		110	70 - 120
Dibromomethane	789	843		ug/Kg		107	75 - 130
Dichlorobromomethane	790	705		ug/Kg		89	70 - 130
cis-1,3-Dichloropropene	840	686		ug/Kg		82	70 - 125
Toluene	800	734		ug/Kg		92	70 - 125
trans-1,3-Dichloropropene	760	593		ug/Kg		78	65 - 125
1,1,2-Trichloroethane	790	713		ug/Kg		90	60 - 125
Tetrachloroethene	801	707		ug/Kg		88	65 - 140
1,3-Dichloropropane	800	683		ug/Kg		85	75 - 125
Chlorodibromomethane	793	617		ug/Kg		78	65 - 130
Ethylene Dibromide	800	713		ug/Kg		89	70 - 125
Chlorobenzene	800	804		ug/Kg		100	75 - 125
Ethylbenzene	794	809		ug/Kg		102	75 - 125
1,1,1,2-Tetrachloroethane	789	902		ug/Kg		114	75 - 125
1,1,2,2-Tetrachloroethane	800	725		ug/Kg		91	55 - 130
m-Xylene & p-Xylene	1600	1700		ug/Kg		106	80 - 125
o-Xylene	792	821		ug/Kg		104	75 - 125
Styrene	798	852		ug/Kg		107	75 - 125
Bromoform	797	819		ug/Kg		103	55 - 135
Isopropylbenzene	800	809		ug/Kg		101	75 - 130
Bromobenzene	796	809		ug/Kg		102	65 - 120
N-Propylbenzene	800	767		ug/Kg		96	65 - 135
1,2,3-Trichloropropane	788	693		ug/Kg		88	65 - 130
2-Chlorotoluene	792	910		ug/Kg		115	70 - 130
1,3,5-Trimethylbenzene	800	907		ug/Kg		113	65 - 135
4-Chlorotoluene	788	826		ug/Kg		105	75 - 125
tert-Butylbenzene	797	859		ug/Kg		108	65 - 130
1,2,4-Trimethylbenzene	801	957		ug/Kg		119	65 - 135
sec-Butylbenzene	800	915		ug/Kg		114	65 - 130
1,3-Dichlorobenzene	798	795		ug/Kg		100	70 - 125
4-Isopropyltoluene	800	855		ug/Kg		107	75 - 135
1,4-Dichlorobenzene	799	815		ug/Kg		102	70 - 125
n-Butylbenzene	792	858		ug/Kg		108	65 - 140

# QC Sample Results

Client: Blaes Environmental Inc.  
Project/Site: SUNMART #30

TestAmerica Job ID: 580-34631-1

## Method: 8260B - Volatile Organic Compounds (GC/MS) (Continued)

**Lab Sample ID: LCS 580-119433/2-A**

**Matrix: Solid**

**Analysis Batch: 119464**

**Client Sample ID: Lab Control Sample**

**Prep Type: Total/NA**

**Prep Batch: 119433**

Analyte	Spike Added	LCS Result	LCS Qualifier	Unit	D	%Rec	%Rec. Limits
1,2-Dichlorobenzene	786	811		ug/Kg		103	75 - 120
1,2-Dibromo-3-Chloropropane	800	586		ug/Kg		73	40 - 135
1,2,4-Trichlorobenzene	795	937		ug/Kg		118	65 - 130
1,2,3-Trichlorobenzene	800	908		ug/Kg		113	60 - 135
Hexachlorobutadiene	800	839		ug/Kg		105	55 - 140
Naphthalene	800	717		ug/Kg		90	40 - 125
Methyl tert-butyl ether	800	787		ug/Kg		98	65 - 125

Surrogate	LCS %Recovery	LCS Qualifier	Limits
Fluorobenzene (Surr)	103		80 - 120
Toluene-d8 (Surr)	96		80 - 120
Ethylbenzene-d10	105		70 - 120
4-Bromofluorobenzene (Surr)	116		70 - 120
Trifluorotoluene (Surr)	96		65 - 140

**Lab Sample ID: LCSD 580-119433/3-A**

**Matrix: Solid**

**Analysis Batch: 119464**

**Client Sample ID: Lab Control Sample Dup**

**Prep Type: Total/NA**

**Prep Batch: 119433**

Analyte	Spike Added	LCSD Result	LCSD Qualifier	Unit	D	%Rec	%Rec. Limits	RPD	RPD Limit
Dichlorodifluoromethane	795	628		ug/Kg		79	35 - 135	3	30
Chloromethane	799	617		ug/Kg		77	50 - 130	6	30
Vinyl chloride	801	867		ug/Kg		108	60 - 125	3	30
Bromomethane	800	621		ug/Kg		78	30 - 160	12	30
Chloroethane	798	772		ug/Kg		97	40 - 155	12	30
Trichlorofluoromethane	792	879		ug/Kg		111	25 - 185	8	30
1,1-Dichloroethene	792	747		ug/Kg		94	65 - 135	1	30
Methylene Chloride	800	767		ug/Kg		96	55 - 140	5	30
trans-1,2-Dichloroethene	801	848		ug/Kg		106	65 - 135	2	30
1,1-Dichloroethane	792	911		ug/Kg		115	75 - 125	0	30
2,2-Dichloropropane	801	651		ug/Kg		81	65 - 135	12	30
cis-1,2-Dichloroethene	800	775		ug/Kg		97	65 - 125	3	30
Chlorobromomethane	794	838		ug/Kg		106	70 - 125	2	30
Chloroform	800	845		ug/Kg		106	70 - 125	4	30
1,1,1-Trichloroethane	800	708		ug/Kg		88	70 - 135	5	30
Carbon tetrachloride	801	814		ug/Kg		102	65 - 135	6	30
1,1-Dichloropropene	793	815		ug/Kg		103	70 - 135	0	30
Benzene	796	755		ug/Kg		95	75 - 125	3	30
1,2-Dichloroethane	793	778		ug/Kg		98	70 - 135	1	30
Trichloroethene	800	801		ug/Kg		100	75 - 125	6	30
1,2-Dichloropropane	800	854		ug/Kg		107	70 - 120	3	30
Dibromomethane	789	800		ug/Kg		101	75 - 130	5	30
Dichlorobromomethane	790	686		ug/Kg		87	70 - 130	3	30
cis-1,3-Dichloropropene	840	693		ug/Kg		82	70 - 125	1	30
Toluene	800	739		ug/Kg		92	70 - 125	1	30
trans-1,3-Dichloropropene	760	607		ug/Kg		80	65 - 125	2	30
1,1,2-Trichloroethane	790	747		ug/Kg		95	60 - 125	5	30
Tetrachloroethene	801	737		ug/Kg		92	65 - 140	4	30
1,3-Dichloropropane	800	706		ug/Kg		88	75 - 125	3	30

# QC Sample Results

Client: Blaes Environmental Inc.  
Project/Site: SUNMART #30

TestAmerica Job ID: 580-34631-1

## Method: 8260B - Volatile Organic Compounds (GC/MS) (Continued)

**Lab Sample ID: LCSD 580-119433/3-A**

**Matrix: Solid**

**Analysis Batch: 119464**

**Client Sample ID: Lab Control Sample Dup**

**Prep Type: Total/NA**

**Prep Batch: 119433**

Analyte	Spike Added	LCSD Result	LCSD Qualifier	Unit	D	%Rec	%Rec.	RPD	RPD
							Limits	RPD	Limit
Chlorodibromomethane	793	614		ug/Kg		77	65 - 130	1	30
Ethylene Dibromide	800	744		ug/Kg		93	70 - 125	4	30
Chlorobenzene	800	833		ug/Kg		104	75 - 125	4	30
Ethylbenzene	794	819		ug/Kg		103	75 - 125	1	30
1,1,1,2-Tetrachloroethane	789	867		ug/Kg		110	75 - 125	4	30
1,1,2,2-Tetrachloroethane	800	787		ug/Kg		98	55 - 130	8	30
m-Xylene & p-Xylene	1600	1750		ug/Kg		109	80 - 125	3	30
o-Xylene	792	830		ug/Kg		105	75 - 125	1	30
Styrene	798	864		ug/Kg		108	75 - 125	1	30
Bromoform	797	841		ug/Kg		105	55 - 135	3	30
Isopropylbenzene	800	810		ug/Kg		101	75 - 130	0	30
Bromobenzene	796	812		ug/Kg		102	65 - 120	0	30
N-Propylbenzene	800	784		ug/Kg		98	65 - 135	2	30
1,2,3-Trichloropropane	788	712		ug/Kg		90	65 - 130	3	30
2-Chlorotoluene	792	854		ug/Kg		108	70 - 130	6	30
1,3,5-Trimethylbenzene	800	856		ug/Kg		107	65 - 135	6	30
4-Chlorotoluene	788	796		ug/Kg		101	75 - 125	4	30
tert-Butylbenzene	797	840		ug/Kg		105	65 - 130	2	30
1,2,4-Trimethylbenzene	801	845		ug/Kg		106	65 - 135	12	30
sec-Butylbenzene	800	837		ug/Kg		105	65 - 130	9	30
1,3-Dichlorobenzene	798	798		ug/Kg		100	70 - 125	0	30
4-Isopropyltoluene	800	843		ug/Kg		105	75 - 135	1	30
1,4-Dichlorobenzene	799	771		ug/Kg		96	70 - 125	6	30
n-Butylbenzene	792	900		ug/Kg		114	65 - 140	5	30
1,2-Dichlorobenzene	786	793		ug/Kg		101	75 - 120	2	30
1,2-Dibromo-3-Chloropropane	800	596		ug/Kg		74	40 - 135	2	30
1,2,4-Trichlorobenzene	795	864		ug/Kg		109	65 - 130	8	30
1,2,3-Trichlorobenzene	800	911		ug/Kg		114	60 - 135	0	30
Hexachlorobutadiene	800	830		ug/Kg		104	55 - 140	1	30
Naphthalene	800	714		ug/Kg		89	40 - 125	0	30
Methyl tert-butyl ether	800	810		ug/Kg		101	65 - 125	3	30

Surrogate	LCSD	LCSD	Limits
	%Recovery	Qualifier	
Fluorobenzene (Surr)	103		80 - 120
Toluene-d8 (Surr)	99		80 - 120
Ethylbenzene-d10	112		70 - 120
4-Bromofluorobenzene (Surr)	109		70 - 120
Trifluorotoluene (Surr)	97		65 - 140

**Lab Sample ID: MB 580-119484/1-A**

**Matrix: Solid**

**Analysis Batch: 119485**

**Client Sample ID: Method Blank**

**Prep Type: Total/NA**

**Prep Batch: 119484**

Analyte	MB	MB	RL	MDL	Unit	D	Prepared	Analyzed	Dil Fac
	Result	Qualifier							
Dichlorodifluoromethane	ND		1.0		ug/Kg		09/06/12 18:45	09/06/12 19:50	1
Chloromethane	ND		1.0		ug/Kg		09/06/12 18:45	09/06/12 19:50	1
Vinyl chloride	ND		1.0		ug/Kg		09/06/12 18:45	09/06/12 19:50	1
Bromomethane	ND		1.0		ug/Kg		09/06/12 18:45	09/06/12 19:50	1
Chloroethane	ND		1.0		ug/Kg		09/06/12 18:45	09/06/12 19:50	1

# QC Sample Results

Client: Blaes Environmental Inc.  
Project/Site: SUNMART #30

TestAmerica Job ID: 580-34631-1

## Method: 8260B - Volatile Organic Compounds (GC/MS) (Continued)

Lab Sample ID: MB 580-119484/1-A

Matrix: Solid

Analysis Batch: 119485

Client Sample ID: Method Blank

Prep Type: Total/NA

Prep Batch: 119484

Analyte	MB	MB	RL	MDL	Unit	D	Prepared	Analyzed	Dil Fac
	Result	Qualifier							
Trichlorofluoromethane	ND		1.0		ug/Kg		09/06/12 18:45	09/06/12 19:50	1
1,1-Dichloroethene	ND		5.0		ug/Kg		09/06/12 18:45	09/06/12 19:50	1
Methylene Chloride	ND		15		ug/Kg		09/06/12 18:45	09/06/12 19:50	1
trans-1,2-Dichloroethene	ND		1.0		ug/Kg		09/06/12 18:45	09/06/12 19:50	1
1,1-Dichloroethane	ND		1.0		ug/Kg		09/06/12 18:45	09/06/12 19:50	1
2,2-Dichloropropane	ND	^	1.0		ug/Kg		09/06/12 18:45	09/06/12 19:50	1
cis-1,2-Dichloroethene	ND		1.0		ug/Kg		09/06/12 18:45	09/06/12 19:50	1
Chlorobromomethane	ND		1.0		ug/Kg		09/06/12 18:45	09/06/12 19:50	1
Chloroform	ND		1.0		ug/Kg		09/06/12 18:45	09/06/12 19:50	1
1,1,1-Trichloroethane	ND		1.0		ug/Kg		09/06/12 18:45	09/06/12 19:50	1
Carbon tetrachloride	ND		1.0		ug/Kg		09/06/12 18:45	09/06/12 19:50	1
1,1-Dichloropropene	ND		1.0		ug/Kg		09/06/12 18:45	09/06/12 19:50	1
Benzene	ND		1.0		ug/Kg		09/06/12 18:45	09/06/12 19:50	1
1,2-Dichloroethane	ND		1.0		ug/Kg		09/06/12 18:45	09/06/12 19:50	1
Trichloroethene	ND		1.0		ug/Kg		09/06/12 18:45	09/06/12 19:50	1
1,2-Dichloropropane	ND		1.0		ug/Kg		09/06/12 18:45	09/06/12 19:50	1
Dibromomethane	ND		1.0		ug/Kg		09/06/12 18:45	09/06/12 19:50	1
Dichlorobromomethane	ND		1.0		ug/Kg		09/06/12 18:45	09/06/12 19:50	1
cis-1,3-Dichloropropene	ND		1.0		ug/Kg		09/06/12 18:45	09/06/12 19:50	1
Toluene	ND		2.0		ug/Kg		09/06/12 18:45	09/06/12 19:50	1
trans-1,3-Dichloropropene	ND		1.0		ug/Kg		09/06/12 18:45	09/06/12 19:50	1
1,1,2-Trichloroethane	ND		1.0		ug/Kg		09/06/12 18:45	09/06/12 19:50	1
Tetrachloroethene	ND		1.0		ug/Kg		09/06/12 18:45	09/06/12 19:50	1
1,3-Dichloropropane	ND		1.0		ug/Kg		09/06/12 18:45	09/06/12 19:50	1
Chlorodibromomethane	ND		1.0		ug/Kg		09/06/12 18:45	09/06/12 19:50	1
Ethylene Dibromide	ND		1.0		ug/Kg		09/06/12 18:45	09/06/12 19:50	1
Chlorobenzene	ND		1.0		ug/Kg		09/06/12 18:45	09/06/12 19:50	1
Ethylbenzene	ND		1.0		ug/Kg		09/06/12 18:45	09/06/12 19:50	1
1,1,1,2-Tetrachloroethane	ND		1.0		ug/Kg		09/06/12 18:45	09/06/12 19:50	1
1,1,2,2-Tetrachloroethane	ND		2.0		ug/Kg		09/06/12 18:45	09/06/12 19:50	1
m-Xylene & p-Xylene	ND		2.0		ug/Kg		09/06/12 18:45	09/06/12 19:50	1
o-Xylene	ND		1.0		ug/Kg		09/06/12 18:45	09/06/12 19:50	1
Styrene	ND		2.0		ug/Kg		09/06/12 18:45	09/06/12 19:50	1
Bromoform	ND		1.0		ug/Kg		09/06/12 18:45	09/06/12 19:50	1
Isopropylbenzene	ND		2.0		ug/Kg		09/06/12 18:45	09/06/12 19:50	1
Bromobenzene	ND		2.0		ug/Kg		09/06/12 18:45	09/06/12 19:50	1
N-Propylbenzene	ND		1.0		ug/Kg		09/06/12 18:45	09/06/12 19:50	1
1,2,3-Trichloropropane	ND		1.0		ug/Kg		09/06/12 18:45	09/06/12 19:50	1
2-Chlorotoluene	ND		2.0		ug/Kg		09/06/12 18:45	09/06/12 19:50	1
1,3,5-Trimethylbenzene	ND		5.0		ug/Kg		09/06/12 18:45	09/06/12 19:50	1
4-Chlorotoluene	ND		2.0		ug/Kg		09/06/12 18:45	09/06/12 19:50	1
tert-Butylbenzene	ND	^	2.0		ug/Kg		09/06/12 18:45	09/06/12 19:50	1
1,2,4-Trimethylbenzene	ND		2.0		ug/Kg		09/06/12 18:45	09/06/12 19:50	1
sec-Butylbenzene	ND		2.0		ug/Kg		09/06/12 18:45	09/06/12 19:50	1
1,3-Dichlorobenzene	ND		1.0		ug/Kg		09/06/12 18:45	09/06/12 19:50	1
4-Isopropyltoluene	ND		2.0		ug/Kg		09/06/12 18:45	09/06/12 19:50	1
1,4-Dichlorobenzene	ND		1.0		ug/Kg		09/06/12 18:45	09/06/12 19:50	1
n-Butylbenzene	ND		2.0		ug/Kg		09/06/12 18:45	09/06/12 19:50	1
1,2-Dichlorobenzene	ND		1.0		ug/Kg		09/06/12 18:45	09/06/12 19:50	1
1,2-Dibromo-3-Chloropropane	ND		2.0		ug/Kg		09/06/12 18:45	09/06/12 19:50	1

# QC Sample Results

Client: Blaes Environmental Inc.  
Project/Site: SUNMART #30

TestAmerica Job ID: 580-34631-1

## Method: 8260B - Volatile Organic Compounds (GC/MS) (Continued)

**Lab Sample ID: MB 580-119484/1-A**

**Matrix: Solid**

**Analysis Batch: 119485**

**Client Sample ID: Method Blank**

**Prep Type: Total/NA**

**Prep Batch: 119484**

Analyte	MB Result	MB Qualifier	RL	MDL	Unit	D	Prepared	Analyzed	Dil Fac
1,2,4-Trichlorobenzene	ND		2.0		ug/Kg		09/06/12 18:45	09/06/12 19:50	1
1,2,3-Trichlorobenzene	ND		2.0		ug/Kg		09/06/12 18:45	09/06/12 19:50	1
Hexachlorobutadiene	ND		1.0		ug/Kg		09/06/12 18:45	09/06/12 19:50	1
Naphthalene	ND		5.0		ug/Kg		09/06/12 18:45	09/06/12 19:50	1
Methyl tert-butyl ether	ND		1.0		ug/Kg		09/06/12 18:45	09/06/12 19:50	1

Surrogate	MB %Recovery	MB Qualifier	Limits	Prepared	Analyzed	Dil Fac
Fluorobenzene (Surr)	98		80 - 120	09/06/12 18:45	09/06/12 19:50	1
Toluene-d8 (Surr)	94		80 - 120	09/06/12 18:45	09/06/12 19:50	1
Ethylbenzene-d10	98		70 - 120	09/06/12 18:45	09/06/12 19:50	1
4-Bromofluorobenzene (Surr)	95		70 - 120	09/06/12 18:45	09/06/12 19:50	1
Trifluorotoluene (Surr)	112		65 - 140	09/06/12 18:45	09/06/12 19:50	1

**Lab Sample ID: LCS 580-119484/2-A**

**Matrix: Solid**

**Analysis Batch: 119485**

**Client Sample ID: Lab Control Sample**

**Prep Type: Total/NA**

**Prep Batch: 119484**

Analyte	Spike Added	LCS Result	LCS Qualifier	Unit	D	%Rec	%Rec. Limits
Dichlorodifluoromethane	30.0	29.7		ug/Kg		99	35 - 135
Chloromethane	30.0	29.6		ug/Kg		99	50 - 130
Vinyl chloride	30.0	29.5		ug/Kg		99	60 - 125
Bromomethane	30.0	32.6		ug/Kg		109	30 - 160
Chloroethane	30.0	30.2		ug/Kg		101	40 - 155
Trichlorofluoromethane	30.0	31.9		ug/Kg		106	25 - 185
1,1-Dichloroethene	30.0	31.9		ug/Kg		106	65 - 135
Methylene Chloride	30.0	36.5		ug/Kg		122	55 - 140
trans-1,2-Dichloroethene	30.0	32.6		ug/Kg		109	65 - 135
1,1-Dichloroethane	30.0	33.1		ug/Kg		110	75 - 125
2,2-Dichloropropane	30.0	40.0	^	ug/Kg		134	65 - 135
cis-1,2-Dichloroethene	30.0	30.3		ug/Kg		101	65 - 125
Chlorobromomethane	30.1	32.0		ug/Kg		106	70 - 125
Chloroform	30.0	31.8		ug/Kg		106	70 - 125
1,1,1-Trichloroethane	30.0	35.7		ug/Kg		119	70 - 135
Carbon tetrachloride	30.1	36.6		ug/Kg		122	65 - 135
1,1-Dichloropropene	30.1	35.0		ug/Kg		116	70 - 135
Benzene	30.0	30.7		ug/Kg		102	75 - 125
1,2-Dichloroethane	30.0	33.6		ug/Kg		112	70 - 135
Trichloroethene	30.4	30.5		ug/Kg		100	75 - 125
1,2-Dichloropropane	30.0	31.1		ug/Kg		104	70 - 120
Dibromomethane	30.1	33.0		ug/Kg		110	75 - 130
Dichlorobromomethane	30.3	35.2		ug/Kg		116	70 - 130
cis-1,3-Dichloropropene	29.6	34.0		ug/Kg		115	70 - 125
Toluene	30.0	31.0		ug/Kg		103	70 - 125
trans-1,3-Dichloropropene	30.5	36.3		ug/Kg		119	65 - 125
1,1,2-Trichloroethane	30.1	31.6		ug/Kg		105	60 - 125
Tetrachloroethene	30.0	27.5		ug/Kg		92	65 - 140
1,3-Dichloropropane	30.0	31.9		ug/Kg		106	75 - 125
Chlorodibromomethane	30.4	35.9		ug/Kg		118	65 - 130
Ethylene Dibromide	30.1	33.2		ug/Kg		110	70 - 125

# QC Sample Results

Client: Blaes Environmental Inc.  
Project/Site: SUNMART #30

TestAmerica Job ID: 580-34631-1

## Method: 8260B - Volatile Organic Compounds (GC/MS) (Continued)

**Lab Sample ID: LCS 580-119484/2-A**

**Matrix: Solid**

**Analysis Batch: 119485**

**Client Sample ID: Lab Control Sample**

**Prep Type: Total/NA**

**Prep Batch: 119484**

Analyte	Spike Added	LCS Result	LCS Qualifier	Unit	D	%Rec	%Rec. Limits
Chlorobenzene	30.0	28.4		ug/Kg		95	75 - 125
Ethylbenzene	30.0	31.2		ug/Kg		104	75 - 125
1,1,1,2-Tetrachloroethane	30.1	34.2		ug/Kg		114	75 - 125
1,1,2,2-Tetrachloroethane	30.0	31.7		ug/Kg		106	55 - 130
m-Xylene & p-Xylene	60.1	63.7		ug/Kg		106	80 - 125
o-Xylene	30.1	32.3		ug/Kg		107	75 - 125
Styrene	30.1	32.9		ug/Kg		109	75 - 125
Bromoform	30.0	33.4		ug/Kg		111	55 - 135
Isopropylbenzene	30.1	30.8		ug/Kg		102	75 - 130
Bromobenzene	30.0	31.4		ug/Kg		105	65 - 120
N-Propylbenzene	30.0	31.8		ug/Kg		106	65 - 135
1,2,3-Trichloropropane	30.1	32.0		ug/Kg		106	65 - 130
2-Chlorotoluene	30.0	33.5		ug/Kg		111	70 - 130
1,3,5-Trimethylbenzene	30.0	31.3		ug/Kg		105	65 - 135
4-Chlorotoluene	30.1	32.4		ug/Kg		108	75 - 125
tert-Butylbenzene	30.1	35.4	^	ug/Kg		118	65 - 130
1,2,4-Trimethylbenzene	30.0	31.5		ug/Kg		105	65 - 135
sec-Butylbenzene	30.0	29.2		ug/Kg		97	65 - 130
1,3-Dichlorobenzene	30.0	33.4		ug/Kg		111	70 - 125
4-Isopropyltoluene	30.0	30.5		ug/Kg		102	75 - 135
1,4-Dichlorobenzene	30.0	32.5		ug/Kg		108	70 - 125
n-Butylbenzene	30.0	29.9		ug/Kg		100	65 - 140
1,2-Dichlorobenzene	30.0	33.0		ug/Kg		110	75 - 120
1,2-Dibromo-3-Chloropropane	30.0	33.4		ug/Kg		111	40 - 135
1,2,4-Trichlorobenzene	30.1	31.0		ug/Kg		103	65 - 130
1,2,3-Trichlorobenzene	30.0	31.2		ug/Kg		104	60 - 135
Hexachlorobutadiene	30.1	31.3		ug/Kg		104	55 - 140
Naphthalene	30.0	30.8		ug/Kg		103	40 - 125
Methyl tert-butyl ether	30.0	31.5		ug/Kg		105	65 - 125

Surrogate	LCS %Recovery	LCS Qualifier	Limits
Fluorobenzene (Surr)	96		80 - 120
Toluene-d8 (Surr)	102		80 - 120
Ethylbenzene-d10	94		70 - 120
4-Bromofluorobenzene (Surr)	101		70 - 120
Trifluorotoluene (Surr)	103		65 - 140

**Lab Sample ID: LCSD 580-119484/15-A**

**Matrix: Solid**

**Analysis Batch: 119485**

**Client Sample ID: Lab Control Sample Dup**

**Prep Type: Total/NA**

**Prep Batch: 119484**

Analyte	Spike Added	LCSD Result	LCSD Qualifier	Unit	D	%Rec	%Rec. Limits	RPD	RPD Limit
Dichlorodifluoromethane	30.0	31.0		ug/Kg		103	35 - 135	4	30
Chloromethane	30.0	26.7		ug/Kg		89	50 - 130	10	30
Vinyl chloride	30.0	29.9		ug/Kg		100	60 - 125	1	30
Bromomethane	30.0	29.1		ug/Kg		97	30 - 160	11	30
Chloroethane	30.0	31.6		ug/Kg		105	40 - 155	5	30
Trichlorofluoromethane	30.0	32.4		ug/Kg		108	25 - 185	2	30
1,1-Dichloroethene	30.0	33.5		ug/Kg		112	65 - 135	5	30

# QC Sample Results

Client: Blaes Environmental Inc.  
Project/Site: SUNMART #30

TestAmerica Job ID: 580-34631-1

## Method: 8260B - Volatile Organic Compounds (GC/MS) (Continued)

Lab Sample ID: LCSD 580-119484/15-A

Matrix: Solid

Analysis Batch: 119485

Client Sample ID: Lab Control Sample Dup

Prep Type: Total/NA

Prep Batch: 119484

Analyte	Spike Added	LCSD Result	LCSD Qualifier	Unit	D	%Rec	%Rec.	RPD	RPD	Limit
							Limits			
Methylene Chloride	30.0	35.7		ug/Kg		119	55 - 140	2	30	
trans-1,2-Dichloroethene	30.0	33.6		ug/Kg		112	65 - 135	3	30	
1,1-Dichloroethane	30.0	34.7		ug/Kg		116	75 - 125	5	30	
2,2-Dichloropropane	30.0	43.3	* ^	ug/Kg		144	65 - 135	8	30	
cis-1,2-Dichloroethene	30.0	31.6		ug/Kg		105	65 - 125	4	30	
Chlorobromomethane	30.1	31.5		ug/Kg		105	70 - 125	2	30	
Chloroform	30.0	33.0		ug/Kg		110	70 - 125	4	30	
1,1,1-Trichloroethane	30.0	37.2		ug/Kg		124	70 - 135	4	30	
Carbon tetrachloride	30.1	37.0		ug/Kg		123	65 - 135	1	30	
1,1-Dichloropropene	30.1	37.1		ug/Kg		123	70 - 135	6	30	
Benzene	30.0	31.5		ug/Kg		105	75 - 125	3	30	
1,2-Dichloroethane	30.0	32.1		ug/Kg		107	70 - 135	5	30	
Trichloroethene	30.4	33.2		ug/Kg		109	75 - 125	8	30	
1,2-Dichloropropane	30.0	30.3		ug/Kg		101	70 - 120	3	30	
Dibromomethane	30.1	31.3		ug/Kg		104	75 - 130	5	30	
Dichlorobromomethane	30.3	35.5		ug/Kg		117	70 - 130	1	30	
cis-1,3-Dichloropropene	29.6	33.5		ug/Kg		113	70 - 125	2	30	
Toluene	30.0	32.1		ug/Kg		107	70 - 125	4	30	
trans-1,3-Dichloropropene	30.5	35.1		ug/Kg		115	65 - 125	3	30	
1,1,2-Trichloroethane	30.1	29.7		ug/Kg		99	60 - 125	6	30	
Tetrachloroethene	30.0	29.3		ug/Kg		98	65 - 140	6	30	
1,3-Dichloropropane	30.0	30.5		ug/Kg		102	75 - 125	4	30	
Chlorodibromomethane	30.4	33.6		ug/Kg		111	65 - 130	7	30	
Ethylene Dibromide	30.1	30.8		ug/Kg		102	70 - 125	7	30	
Chlorobenzene	30.0	30.4		ug/Kg		102	75 - 125	7	30	
Ethylbenzene	30.0	35.0		ug/Kg		117	75 - 125	12	30	
1,1,1,2-Tetrachloroethane	30.1	34.9		ug/Kg		116	75 - 125	2	30	
1,1,2,2-Tetrachloroethane	30.0	30.7		ug/Kg		102	55 - 130	3	30	
m-Xylene & p-Xylene	60.1	70.1		ug/Kg		117	80 - 125	10	30	
o-Xylene	30.1	34.7		ug/Kg		115	75 - 125	7	30	
Styrene	30.1	34.6		ug/Kg		115	75 - 125	5	30	
Bromoform	30.0	31.9		ug/Kg		106	55 - 135	4	30	
Isopropylbenzene	30.1	33.7		ug/Kg		112	75 - 130	9	30	
Bromobenzene	30.0	32.7		ug/Kg		109	65 - 120	4	30	
N-Propylbenzene	30.0	33.7		ug/Kg		112	65 - 135	6	30	
1,2,3-Trichloropropane	30.1	30.6		ug/Kg		102	65 - 130	4	30	
2-Chlorotoluene	30.0	34.7		ug/Kg		115	70 - 130	4	30	
1,3,5-Trimethylbenzene	30.0	33.7		ug/Kg		112	65 - 135	7	30	
4-Chlorotoluene	30.1	34.9		ug/Kg		116	75 - 125	8	30	
tert-Butylbenzene	30.1	32.9	^	ug/Kg		110	65 - 130	7	30	
1,2,4-Trimethylbenzene	30.0	33.4		ug/Kg		111	65 - 135	6	30	
sec-Butylbenzene	30.0	31.0		ug/Kg		103	65 - 130	6	30	
1,3-Dichlorobenzene	30.0	34.2		ug/Kg		114	70 - 125	3	30	
4-Isopropyltoluene	30.0	31.9		ug/Kg		106	75 - 135	4	30	
1,4-Dichlorobenzene	30.0	33.2		ug/Kg		110	70 - 125	2	30	
n-Butylbenzene	30.0	32.3		ug/Kg		108	65 - 140	7	30	
1,2-Dichlorobenzene	30.0	33.1		ug/Kg		110	75 - 120	0	30	
1,2-Dibromo-3-Chloropropane	30.0	30.0		ug/Kg		100	40 - 135	11	30	
1,2,4-Trichlorobenzene	30.1	30.0		ug/Kg		100	65 - 130	3	30	
1,2,3-Trichlorobenzene	30.0	28.6		ug/Kg		95	60 - 135	9	30	

# QC Sample Results

Client: Blaes Environmental Inc.  
Project/Site: SUNMART #30

TestAmerica Job ID: 580-34631-1

## Method: 8260B - Volatile Organic Compounds (GC/MS) (Continued)

Lab Sample ID: LCSD 580-119484/15-A

Matrix: Solid

Analysis Batch: 119485

Client Sample ID: Lab Control Sample Dup

Prep Type: Total/NA

Prep Batch: 119484

Analyte	Spike Added	LCSD Result	LCSD Qualifier	Unit	D	%Rec	%Rec. Limits	RPD	RPD Limit
Hexachlorobutadiene	30.1	32.6		ug/Kg		108	55 - 140	4	30
Naphthalene	30.0	27.7		ug/Kg		92	40 - 125	11	30
Methyl tert-butyl ether	30.0	29.3		ug/Kg		98	65 - 125	7	30

Surrogate	LCSD %Recovery	LCSD Qualifier	Limits
Fluorobenzene (Surr)	96		80 - 120
Toluene-d8 (Surr)	100		80 - 120
Ethylbenzene-d10	99		70 - 120
4-Bromofluorobenzene (Surr)	103		70 - 120
Trifluorotoluene (Surr)	120		65 - 140

## Method: 8260B - Volatile Organic Compounds (GC/MS) - RA

Lab Sample ID: MB 580-119433/1-A

Matrix: Solid

Analysis Batch: 119580

Client Sample ID: Method Blank

Prep Type: Total/NA

Prep Batch: 119433

Analyte	MB Result	MB Qualifier	RL	MDL	Unit	D	Prepared	Analyzed	Dil Fac
Dichlorodifluoromethane - RA	ND		40		ug/Kg		09/06/12 11:06	09/08/12 11:01	1
Chloromethane - RA	ND		400		ug/Kg		09/06/12 11:06	09/08/12 11:01	1
Vinyl chloride - RA	ND		8.0		ug/Kg		09/06/12 11:06	09/08/12 11:01	1
Bromomethane - RA	ND		140		ug/Kg		09/06/12 11:06	09/08/12 11:01	1
Chloroethane - RA	ND		400		ug/Kg		09/06/12 11:06	09/08/12 11:01	1
Trichlorofluoromethane - RA	ND		40		ug/Kg		09/06/12 11:06	09/08/12 11:01	1
1,1-Dichloroethene - RA	ND		20		ug/Kg		09/06/12 11:06	09/08/12 11:01	1
Methylene Chloride - RA	ND		40		ug/Kg		09/06/12 11:06	09/08/12 11:01	1
trans-1,2-Dichloroethene - RA	ND		40		ug/Kg		09/06/12 11:06	09/08/12 11:01	1
1,1-Dichloroethane - RA	ND		40		ug/Kg		09/06/12 11:06	09/08/12 11:01	1
2,2-Dichloropropane - RA	ND		40		ug/Kg		09/06/12 11:06	09/08/12 11:01	1
cis-1,2-Dichloroethene - RA	ND		40		ug/Kg		09/06/12 11:06	09/08/12 11:01	1
Chlorobromomethane - RA	ND		40		ug/Kg		09/06/12 11:06	09/08/12 11:01	1
Chloroform - RA	ND		40		ug/Kg		09/06/12 11:06	09/08/12 11:01	1
1,1,1-Trichloroethane - RA	ND		40		ug/Kg		09/06/12 11:06	09/08/12 11:01	1
Carbon tetrachloride - RA	ND		20		ug/Kg		09/06/12 11:06	09/08/12 11:01	1
1,1-Dichloropropene - RA	ND		40		ug/Kg		09/06/12 11:06	09/08/12 11:01	1
Benzene - RA	ND		16		ug/Kg		09/06/12 11:06	09/08/12 11:01	1
1,2-Dichloroethane - RA	ND		40		ug/Kg		09/06/12 11:06	09/08/12 11:01	1
Trichloroethene - RA	ND		16		ug/Kg		09/06/12 11:06	09/08/12 11:01	1
1,2-Dichloropropane - RA	ND		12		ug/Kg		09/06/12 11:06	09/08/12 11:01	1
Dibromomethane - RA	ND		40		ug/Kg		09/06/12 11:06	09/08/12 11:01	1
Dichlorobromomethane - RA	ND		40		ug/Kg		09/06/12 11:06	09/08/12 11:01	1
cis-1,3-Dichloropropene - RA	ND		16		ug/Kg		09/06/12 11:06	09/08/12 11:01	1
Toluene - RA	ND		40		ug/Kg		09/06/12 11:06	09/08/12 11:01	1
trans-1,3-Dichloropropene - RA	ND		16		ug/Kg		09/06/12 11:06	09/08/12 11:01	1
1,1,2-Trichloroethane - RA	ND		12		ug/Kg		09/06/12 11:06	09/08/12 11:01	1
Tetrachloroethene - RA	ND		20		ug/Kg		09/06/12 11:06	09/08/12 11:01	1
1,3-Dichloropropane - RA	ND		40		ug/Kg		09/06/12 11:06	09/08/12 11:01	1
Chlorodibromomethane - RA	ND		40		ug/Kg		09/06/12 11:06	09/08/12 11:01	1
Ethylene Dibromide - RA	ND		40		ug/Kg		09/06/12 11:06	09/08/12 11:01	1

# QC Sample Results

Client: Blaes Environmental Inc.  
Project/Site: SUNMART #30

TestAmerica Job ID: 580-34631-1

## Method: 8260B - Volatile Organic Compounds (GC/MS) - RA (Continued)

Lab Sample ID: MB 580-119433/1-A

Matrix: Solid

Analysis Batch: 119580

Client Sample ID: Method Blank

Prep Type: Total/NA

Prep Batch: 119433

Analyte	MB Result	MB Qualifier	RL	MDL	Unit	D	Prepared	Analyzed	Dil Fac
Chlorobenzene - RA	ND		40		ug/Kg		09/06/12 11:06	09/08/12 11:01	1
Ethylbenzene - RA	ND		40		ug/Kg		09/06/12 11:06	09/08/12 11:01	1
1,1,1,2-Tetrachloroethane - RA	ND		40		ug/Kg		09/06/12 11:06	09/08/12 11:01	1
1,1,2,2-Tetrachloroethane - RA	ND		10		ug/Kg		09/06/12 11:06	09/08/12 11:01	1
m-Xylene & p-Xylene - RA	ND		40		ug/Kg		09/06/12 11:06	09/08/12 11:01	1
o-Xylene - RA	ND		40		ug/Kg		09/06/12 11:06	09/08/12 11:01	1
Styrene - RA	ND		40		ug/Kg		09/06/12 11:06	09/08/12 11:01	1
Bromoform - RA	ND		40		ug/Kg		09/06/12 11:06	09/08/12 11:01	1
Isopropylbenzene - RA	ND		40		ug/Kg		09/06/12 11:06	09/08/12 11:01	1
Bromobenzene - RA	ND		40		ug/Kg		09/06/12 11:06	09/08/12 11:01	1
N-Propylbenzene - RA	ND		40		ug/Kg		09/06/12 11:06	09/08/12 11:01	1
1,2,3-Trichloropropane - RA	ND		40		ug/Kg		09/06/12 11:06	09/08/12 11:01	1
2-Chlorotoluene - RA	ND		40		ug/Kg		09/06/12 11:06	09/08/12 11:01	1
1,3,5-Trimethylbenzene - RA	ND		40		ug/Kg		09/06/12 11:06	09/08/12 11:01	1
4-Chlorotoluene - RA	ND		40		ug/Kg		09/06/12 11:06	09/08/12 11:01	1
tert-Butylbenzene - RA	ND		40		ug/Kg		09/06/12 11:06	09/08/12 11:01	1
1,2,4-Trimethylbenzene - RA	ND		40		ug/Kg		09/06/12 11:06	09/08/12 11:01	1
sec-Butylbenzene - RA	ND		40		ug/Kg		09/06/12 11:06	09/08/12 11:01	1
1,3-Dichlorobenzene - RA	ND		40		ug/Kg		09/06/12 11:06	09/08/12 11:01	1
4-Isopropyltoluene - RA	ND		40		ug/Kg		09/06/12 11:06	09/08/12 11:01	1
1,4-Dichlorobenzene - RA	ND		40		ug/Kg		09/06/12 11:06	09/08/12 11:01	1
n-Butylbenzene - RA	ND		40		ug/Kg		09/06/12 11:06	09/08/12 11:01	1
1,2-Dichlorobenzene - RA	ND		40		ug/Kg		09/06/12 11:06	09/08/12 11:01	1
1,2-Dibromo-3-Chloropropane - RA	ND		200		ug/Kg		09/06/12 11:06	09/08/12 11:01	1
1,2,4-Trichlorobenzene - RA	ND		40		ug/Kg		09/06/12 11:06	09/08/12 11:01	1
1,2,3-Trichlorobenzene - RA	ND		40		ug/Kg		09/06/12 11:06	09/08/12 11:01	1
Hexachlorobutadiene - RA	ND		40		ug/Kg		09/06/12 11:06	09/08/12 11:01	1
Naphthalene - RA	ND		40		ug/Kg		09/06/12 11:06	09/08/12 11:01	1
Methyl tert-butyl ether - RA	ND		40		ug/Kg		09/06/12 11:06	09/08/12 11:01	1

Surrogate	MB %Recovery	MB Qualifier	Limits	Prepared	Analyzed	Dil Fac
Fluorobenzene (Surr) - RA	98		80 - 120	09/06/12 11:06	09/08/12 11:01	1
Toluene-d8 (Surr) - RA	99		80 - 120	09/06/12 11:06	09/08/12 11:01	1
Ethylbenzene-d10 - RA	97		70 - 120	09/06/12 11:06	09/08/12 11:01	1
4-Bromofluorobenzene (Surr) - RA	93		70 - 120	09/06/12 11:06	09/08/12 11:01	1
Trifluorotoluene (Surr) - RA	104		65 - 140	09/06/12 11:06	09/08/12 11:01	1

## Method: NWTPH-Gx - Northwest - Volatile Petroleum Products (GC)

Lab Sample ID: MB 580-118623/1-A

Matrix: Solid

Analysis Batch: 118637

Client Sample ID: Method Blank

Prep Type: Total/NA

Prep Batch: 118623

Analyte	MB Result	MB Qualifier	RL	MDL	Unit	D	Prepared	Analyzed	Dil Fac
Gasoline	ND		4.0		mg/Kg		08/27/12 13:17	08/28/12 13:06	1

Surrogate	MB %Recovery	MB Qualifier	Limits	Prepared	Analyzed	Dil Fac
4-Bromofluorobenzene (Surr)	101		50 - 150	08/27/12 13:17	08/28/12 13:06	1
Trifluorotoluene (Surr)	105		50 - 150	08/27/12 13:17	08/28/12 13:06	1

# QC Sample Results

Client: Blaes Environmental Inc.  
Project/Site: SUNMART #30

TestAmerica Job ID: 580-34631-1

## Method: NWTPH-Gx - Northwest - Volatile Petroleum Products (GC) (Continued)

**Lab Sample ID: MB 580-118623/1-A**  
**Matrix: Solid**  
**Analysis Batch: 118876**

**Client Sample ID: Method Blank**  
**Prep Type: Total/NA**  
**Prep Batch: 118623**

Analyte	MB Result	MB Qualifier	RL	MDL	Unit	D	Prepared	Analyzed	Dil Fac
Gasoline	ND		4.0		mg/Kg		08/27/12 13:17	08/30/12 09:32	1
Surrogate	%Recovery	MB Qualifier	Limits				Prepared	Analyzed	Dil Fac
4-Bromofluorobenzene (Surr)	99		50 - 150				08/27/12 13:17	08/30/12 09:32	1
Trifluorotoluene (Surr)	109		50 - 150				08/27/12 13:17	08/30/12 09:32	1

**Lab Sample ID: MB 580-118623/1-A**  
**Matrix: Solid**  
**Analysis Batch: 119128**

**Client Sample ID: Method Blank**  
**Prep Type: Total/NA**  
**Prep Batch: 118623**

Analyte	MB Result	MB Qualifier	RL	MDL	Unit	D	Prepared	Analyzed	Dil Fac
Gasoline	ND		4.0		mg/Kg		08/27/12 13:17	08/31/12 19:55	1
Surrogate	%Recovery	MB Qualifier	Limits				Prepared	Analyzed	Dil Fac
4-Bromofluorobenzene (Surr)	104		50 - 150				08/27/12 13:17	08/31/12 19:55	1
Trifluorotoluene (Surr)	104		50 - 150				08/27/12 13:17	08/31/12 19:55	1

**Lab Sample ID: LCS 580-118623/2-A**  
**Matrix: Solid**  
**Analysis Batch: 118637**

**Client Sample ID: Lab Control Sample**  
**Prep Type: Total/NA**  
**Prep Batch: 118623**

Analyte	Spike Added	LCS Result	LCS Qualifier	Unit	D	%Rec	%Rec. Limits
Gasoline	40.0	39.1		mg/Kg		98	68 - 120
Surrogate	%Recovery	LCS Qualifier	Limits				
4-Bromofluorobenzene (Surr)	102		50 - 150				
Trifluorotoluene (Surr)	99		50 - 150				

**Lab Sample ID: LCSD 580-118623/3-A**  
**Matrix: Solid**  
**Analysis Batch: 118637**

**Client Sample ID: Lab Control Sample Dup**  
**Prep Type: Total/NA**  
**Prep Batch: 118623**

Analyte	Spike Added	LCSD Result	LCSD Qualifier	Unit	D	%Rec	%Rec. Limits	RPD	RPD Limit
Gasoline	40.0	36.6		mg/Kg		92	68 - 120	6	25
Surrogate	%Recovery	LCSD Qualifier	Limits						
4-Bromofluorobenzene (Surr)	102		50 - 150						
Trifluorotoluene (Surr)	97		50 - 150						

**Lab Sample ID: MB 580-118696/1-A**  
**Matrix: Solid**  
**Analysis Batch: 118718**

**Client Sample ID: Method Blank**  
**Prep Type: Total/NA**  
**Prep Batch: 118696**

Analyte	MB Result	MB Qualifier	RL	MDL	Unit	D	Prepared	Analyzed	Dil Fac
Gasoline	ND		4.0		mg/Kg		08/28/12 10:54	08/28/12 14:22	1
Surrogate	%Recovery	MB Qualifier	Limits				Prepared	Analyzed	Dil Fac
4-Bromofluorobenzene (Surr)	121		50 - 150				08/28/12 10:54	08/28/12 14:22	1

# QC Sample Results

Client: Blaes Environmental Inc.  
Project/Site: SUNMART #30

TestAmerica Job ID: 580-34631-1

## Method: NWTPH-Gx - Northwest - Volatile Petroleum Products (GC) (Continued)

**Lab Sample ID: MB 580-118696/1-A**

**Matrix: Solid**

**Analysis Batch: 118718**

**Client Sample ID: Method Blank**

**Prep Type: Total/NA**

**Prep Batch: 118696**

Surrogate	MB MB		Limits	Prepared	Analyzed	Dil Fac
	%Recovery	Qualifier				
Trifluorotoluene (Surr)	113		50 - 150	08/28/12 10:54	08/28/12 14:22	1

**Lab Sample ID: LCS 580-118696/2-A**

**Matrix: Solid**

**Analysis Batch: 118718**

**Client Sample ID: Lab Control Sample**

**Prep Type: Total/NA**

**Prep Batch: 118696**

Analyte	Spike Added	LCS Result	LCS Qualifier	Unit	D	%Rec	%Rec. Limits

Surrogate	LCS LCS		Limits
	%Recovery	Qualifier	
4-Bromofluorobenzene (Surr)	118		50 - 150
Trifluorotoluene (Surr)	110		50 - 150

**Lab Sample ID: LCSD 580-118696/3-A**

**Matrix: Solid**

**Analysis Batch: 118718**

**Client Sample ID: Lab Control Sample Dup**

**Prep Type: Total/NA**

**Prep Batch: 118696**

Analyte	Spike Added	LCSD Result	LCSD Qualifier	Unit	D	%Rec	%Rec. Limits	RPD	Limit

Surrogate	LCSD LCSD		Limits
	%Recovery	Qualifier	
4-Bromofluorobenzene (Surr)	119		50 - 150
Trifluorotoluene (Surr)	106		50 - 150

**Lab Sample ID: MB 580-118763/5**

**Matrix: Water**

**Analysis Batch: 118763**

**Client Sample ID: Method Blank**

**Prep Type: Total/NA**

Analyte	MB Result	MB Qualifier	RL	MDL	Unit	D	Prepared	Analyzed	Dil Fac

Surrogate	MB MB		Limits	Prepared	Analyzed	Dil Fac
	%Recovery	Qualifier				
4-Bromofluorobenzene (Surr)	94		50 - 150		08/28/12 23:00	1
Trifluorotoluene (Surr)	99		50 - 150		08/28/12 23:00	1

**Lab Sample ID: LCS 580-118763/6**

**Matrix: Water**

**Analysis Batch: 118763**

**Client Sample ID: Lab Control Sample**

**Prep Type: Total/NA**

Analyte	Spike Added	LCS Result	LCS Qualifier	Unit	D	%Rec	%Rec. Limits

Surrogate	LCS LCS		Limits
	%Recovery	Qualifier	
4-Bromofluorobenzene (Surr)	95		50 - 150
Trifluorotoluene (Surr)	90		50 - 150

# QC Sample Results

Client: Blaes Environmental Inc.  
Project/Site: SUNMART #30

TestAmerica Job ID: 580-34631-1

## Method: NWTPH-Gx - Northwest - Volatile Petroleum Products (GC) (Continued)

**Lab Sample ID: LCSD 580-118763/7**

**Matrix: Water**

**Analysis Batch: 118763**

**Client Sample ID: Lab Control Sample Dup**

**Prep Type: Total/NA**

Analyte	Spike Added	LCSD Result	LCSD Qualifier	Unit	D	%Rec	%Rec. Limits	RPD	RPD Limit
Gasoline	1.00	0.817		mg/L		82	79 - 110	1	20
<b>Surrogate</b>	<b>%Recovery</b>	<b>Qualifier</b>	<b>Limits</b>						
4-Bromofluorobenzene (Surr)	96		50 - 150						
Trifluorotoluene (Surr)	87		50 - 150						

**Lab Sample ID: MB 580-118863/1-A**

**Matrix: Solid**

**Analysis Batch: 118883**

**Client Sample ID: Method Blank**

**Prep Type: Total/NA**

**Prep Batch: 118863**

Analyte	MB Result	MB Qualifier	RL	MDL	Unit	D	Prepared	Analyzed	Dil Fac
Gasoline	ND		4.0		mg/Kg		08/29/12 13:48	08/29/12 17:42	1
<b>Surrogate</b>	<b>%Recovery</b>	<b>Qualifier</b>	<b>Limits</b>				<b>Prepared</b>	<b>Analyzed</b>	<b>Dil Fac</b>
4-Bromofluorobenzene (Surr)	90		50 - 150				08/29/12 13:48	08/29/12 17:42	1
Trifluorotoluene (Surr)	101		50 - 150				08/29/12 13:48	08/29/12 17:42	1

**Lab Sample ID: LCS 580-118863/2-A**

**Matrix: Solid**

**Analysis Batch: 118883**

**Client Sample ID: Lab Control Sample**

**Prep Type: Total/NA**

**Prep Batch: 118863**

Analyte	Spike Added	LCS Result	LCS Qualifier	Unit	D	%Rec	%Rec. Limits	RPD	RPD Limit
Gasoline	40.0	31.4		mg/Kg		78	68 - 120		
<b>Surrogate</b>	<b>%Recovery</b>	<b>Qualifier</b>	<b>Limits</b>						
4-Bromofluorobenzene (Surr)	92		50 - 150						
Trifluorotoluene (Surr)	94		50 - 150						

**Lab Sample ID: LCSD 580-118863/3-A**

**Matrix: Solid**

**Analysis Batch: 118883**

**Client Sample ID: Lab Control Sample Dup**

**Prep Type: Total/NA**

**Prep Batch: 118863**

Analyte	Spike Added	LCSD Result	LCSD Qualifier	Unit	D	%Rec	%Rec. Limits	RPD	RPD Limit
Gasoline	40.0	32.2		mg/Kg		81	68 - 120	3	25
<b>Surrogate</b>	<b>%Recovery</b>	<b>Qualifier</b>	<b>Limits</b>						
4-Bromofluorobenzene (Surr)	93		50 - 150						
Trifluorotoluene (Surr)	91		50 - 150						

## Method: NWTPH-Dx - Northwest - Semi-Volatile Petroleum Products (GC)

**Lab Sample ID: MB 580-118826/1-A**

**Matrix: Water**

**Analysis Batch: 118988**

**Client Sample ID: Method Blank**

**Prep Type: Total/NA**

**Prep Batch: 118826**

Analyte	MB Result	MB Qualifier	RL	MDL	Unit	D	Prepared	Analyzed	Dil Fac
#2 Diesel (C10-C24)	ND		0.13		mg/L		08/29/12 10:27	08/31/12 03:10	1
Motor Oil (>C24-C36)	ND		0.25		mg/L		08/29/12 10:27	08/31/12 03:10	1

# QC Sample Results

Client: Blaes Environmental Inc.  
Project/Site: SUNMART #30

TestAmerica Job ID: 580-34631-1

## Method: NWTPH-Dx - Northwest - Semi-Volatile Petroleum Products (GC) (Continued)

**Lab Sample ID: MB 580-118826/1-A**

**Matrix: Water**

**Analysis Batch: 118988**

**Client Sample ID: Method Blank**

**Prep Type: Total/NA**

**Prep Batch: 118826**

Surrogate	MB MB		Limits	Prepared	Analyzed	Dil Fac
	%Recovery	Qualifier				
<i>o</i> -Terphenyl	89		50 - 150	08/29/12 10:27	08/31/12 03:10	1

**Lab Sample ID: LCS 580-118826/2-A**

**Matrix: Water**

**Analysis Batch: 118988**

**Client Sample ID: Lab Control Sample**

**Prep Type: Total/NA**

**Prep Batch: 118826**

Analyte	Spike Added	LCS Result	LCS Qualifier	Unit	D	%Rec	%Rec.	
							Limits	
#2 Diesel (C10-C24)	5.00	4.51		mg/L		90	70 - 140	
Motor Oil (>C24-C36)	5.00	5.13		mg/L		103	66 - 125	

Surrogate	LCS LCS		Limits
	%Recovery	Qualifier	
<i>o</i> -Terphenyl	99		50 - 150

**Lab Sample ID: LCSD 580-118826/3-A**

**Matrix: Water**

**Analysis Batch: 118988**

**Client Sample ID: Lab Control Sample Dup**

**Prep Type: Total/NA**

**Prep Batch: 118826**

Analyte	Spike Added	LCSD Result	LCSD Qualifier	Unit	D	%Rec	%Rec.		RPD	
							Limits		RPD	Limit
#2 Diesel (C10-C24)	5.00	4.45		mg/L		89	70 - 140	1	27	
Motor Oil (>C24-C36)	5.00	5.02		mg/L		100	66 - 125	2	27	

Surrogate	LCSD LCSD		Limits
	%Recovery	Qualifier	
<i>o</i> -Terphenyl	98		50 - 150

**Lab Sample ID: MB 580-118958/1-A**

**Matrix: Solid**

**Analysis Batch: 118988**

**Client Sample ID: Method Blank**

**Prep Type: Total/NA**

**Prep Batch: 118958**

Analyte	MB MB		RL	MDL	Unit	D	Prepared	Analyzed	Dil Fac
	Result	Qualifier							
#2 Diesel (C10-C24)	ND		25		mg/Kg		08/30/12 11:26	08/30/12 18:06	1
Motor Oil (>C24-C36)	ND		50		mg/Kg		08/30/12 11:26	08/30/12 18:06	1

Surrogate	MB MB		Limits	Prepared	Analyzed	Dil Fac
	%Recovery	Qualifier				
<i>o</i> -Terphenyl	90		50 - 150	08/30/12 11:26	08/30/12 18:06	1

**Lab Sample ID: LCS 580-118958/2-A**

**Matrix: Solid**

**Analysis Batch: 118988**

**Client Sample ID: Lab Control Sample**

**Prep Type: Total/NA**

**Prep Batch: 118958**

Analyte	Spike Added	LCS Result	LCS Qualifier	Unit	D	%Rec	%Rec.	
							Limits	
#2 Diesel (C10-C24)	500	519		mg/Kg		104	70 - 125	
Motor Oil (>C24-C36)	500	558		mg/Kg		112	64 - 127	

Surrogate	LCS LCS		Limits
	%Recovery	Qualifier	
<i>o</i> -Terphenyl	110		50 - 150

# QC Sample Results

Client: Blaes Environmental Inc.  
Project/Site: SUNMART #30

TestAmerica Job ID: 580-34631-1

## Method: NWTPH-Dx - Northwest - Semi-Volatile Petroleum Products (GC) (Continued)

**Lab Sample ID: MB 580-119380/1-A**

**Matrix: Solid**

**Analysis Batch: 119405**

**Client Sample ID: Method Blank**

**Prep Type: Total/NA**

**Prep Batch: 119380**

Analyte	MB Result	MB Qualifier	RL	MDL	Unit	D	Prepared	Analyzed	Dil Fac
#2 Diesel (C10-C24)	ND		25		mg/Kg		09/05/12 17:14	09/06/12 11:30	1
Motor Oil (>C24-C36)	ND		50		mg/Kg		09/05/12 17:14	09/06/12 11:30	1
Surrogate	MB %Recovery	MB Qualifier	Limits				Prepared	Analyzed	Dil Fac
<i>o</i> -Terphenyl	74		50 - 150				09/05/12 17:14	09/06/12 11:30	1

**Lab Sample ID: LCS 580-119380/2-A**

**Matrix: Solid**

**Analysis Batch: 119405**

**Client Sample ID: Lab Control Sample**

**Prep Type: Total/NA**

**Prep Batch: 119380**

Analyte	Spike Added	LCS Result	LCS Qualifier	Unit	D	%Rec	%Rec. Limits
#2 Diesel (C10-C24)	500	481		mg/Kg		96	70 - 125
Motor Oil (>C24-C36)	500	494		mg/Kg		99	64 - 127
Surrogate	LCS %Recovery	LCS Qualifier	Limits				
<i>o</i> -Terphenyl	91		50 - 150				

**Lab Sample ID: MB 580-119460/1-A**

**Matrix: Solid**

**Analysis Batch: 119406**

**Client Sample ID: Method Blank**

**Prep Type: Total/NA**

**Prep Batch: 119460**

Analyte	MB Result	MB Qualifier	RL	MDL	Unit	D	Prepared	Analyzed	Dil Fac
#2 Diesel (C10-C24)	ND		25		mg/Kg		09/06/12 15:08	09/06/12 22:22	1
Motor Oil (>C24-C36)	ND		50		mg/Kg		09/06/12 15:08	09/06/12 22:22	1
Surrogate	MB %Recovery	MB Qualifier	Limits				Prepared	Analyzed	Dil Fac
<i>o</i> -Terphenyl	85		50 - 150				09/06/12 15:08	09/06/12 22:22	1

**Lab Sample ID: LCS 580-119460/2-A**

**Matrix: Solid**

**Analysis Batch: 119406**

**Client Sample ID: Lab Control Sample**

**Prep Type: Total/NA**

**Prep Batch: 119460**

Analyte	Spike Added	LCS Result	LCS Qualifier	Unit	D	%Rec	%Rec. Limits
#2 Diesel (C10-C24)	500	520		mg/Kg		104	70 - 125
Motor Oil (>C24-C36)	500	541		mg/Kg		108	64 - 127
Surrogate	LCS %Recovery	LCS Qualifier	Limits				
<i>o</i> -Terphenyl	92		50 - 150				

**Lab Sample ID: 580-34631-16 DU**

**Matrix: Solid**

**Analysis Batch: 119406**

**Client Sample ID: D-15/16-5**

**Prep Type: Total/NA**

**Prep Batch: 119460**

Analyte	Sample Result	Sample Qualifier	DU Result	DU Qualifier	Unit	D	RPD	RPD Limit
#2 Diesel (C10-C24)	ND		ND		mg/Kg	✱	NC	35
Motor Oil (>C24-C36)	ND		ND		mg/Kg	✱	NC	35

# QC Sample Results

Client: Blaes Environmental Inc.  
Project/Site: SUNMART #30

TestAmerica Job ID: 580-34631-1

## Method: NWTPH-Dx - Northwest - Semi-Volatile Petroleum Products (GC) (Continued)

**Lab Sample ID: 580-34631-16 DU**  
**Matrix: Solid**  
**Analysis Batch: 119406**

**Client Sample ID: D-15/16-5**  
**Prep Type: Total/NA**  
**Prep Batch: 119460**

Surrogate	DU DU		Limits
	%Recovery	Qualifier	
<i>o</i> -Terphenyl	142		50 - 150

**Lab Sample ID: MB 580-119515/1-A**  
**Matrix: Solid**  
**Analysis Batch: 119530**

**Client Sample ID: Method Blank**  
**Prep Type: Total/NA**  
**Prep Batch: 119515**

Analyte	MB MB		RL	MDL	Unit	D	Prepared	Analyzed	Dil Fac
	Result	Qualifier							
#2 Diesel (C10-C24)	ND		25		mg/Kg		09/07/12 09:51	09/07/12 19:54	1
Motor Oil (>C24-C36)	ND		50		mg/Kg		09/07/12 09:51	09/07/12 19:54	1

Surrogate	MB MB		Limits	Prepared	Analyzed	Dil Fac
	%Recovery	Qualifier				
<i>o</i> -Terphenyl	94		50 - 150	09/07/12 09:51	09/07/12 19:54	1

**Lab Sample ID: LCS 580-119515/2-A**  
**Matrix: Solid**  
**Analysis Batch: 119530**

**Client Sample ID: Lab Control Sample**  
**Prep Type: Total/NA**  
**Prep Batch: 119515**

Analyte	Spike Added	LCS LCS		Unit	D	%Rec	%Rec. Limits
		Result	Qualifier				
#2 Diesel (C10-C24)	500	494		mg/Kg		99	70 - 125
Motor Oil (>C24-C36)	500	541		mg/Kg		108	64 - 127

Surrogate	LCS LCS		Limits
	%Recovery	Qualifier	
<i>o</i> -Terphenyl	104		50 - 150

**Lab Sample ID: 580-34631-18 DU**  
**Matrix: Solid**  
**Analysis Batch: 119530**

**Client Sample ID: IDW-SOIL**  
**Prep Type: Total/NA**  
**Prep Batch: 119515**

Analyte	Sample Sample		DU DU		Unit	D	RPD	Limit
	Result	Qualifier	Result	Qualifier				
#2 Diesel (C10-C24)	38	Y	ND		mg/Kg	☼	46	35
Motor Oil (>C24-C36)	ND		ND		mg/Kg	☼	NC	35

Surrogate	DU DU		Limits
	%Recovery	Qualifier	
<i>o</i> -Terphenyl	101		50 - 150

## Method: 6010B - Metals (ICP)

**Lab Sample ID: MB 580-119006/11-A**  
**Matrix: Water**  
**Analysis Batch: 119093**

**Client Sample ID: Method Blank**  
**Prep Type: Total Recoverable**  
**Prep Batch: 119006**

Analyte	MB MB		RL	MDL	Unit	D	Prepared	Analyzed	Dil Fac
	Result	Qualifier							
Arsenic	ND		0.060		mg/L		08/30/12 15:53	08/31/12 10:28	1
Barium	ND		0.010		mg/L		08/30/12 15:53	08/31/12 10:28	1
Cadmium	ND		0.010		mg/L		08/30/12 15:53	08/31/12 10:28	1
Chromium	ND		0.025		mg/L		08/30/12 15:53	08/31/12 10:28	1
Lead	ND		0.030		mg/L		08/30/12 15:53	08/31/12 10:28	1
Selenium	ND		0.10		mg/L		08/30/12 15:53	08/31/12 10:28	1

# QC Sample Results

Client: Blaes Environmental Inc.  
Project/Site: SUNMART #30

TestAmerica Job ID: 580-34631-1

## Method: 6010B - Metals (ICP) (Continued)

**Lab Sample ID: MB 580-119006/11-A**  
**Matrix: Water**  
**Analysis Batch: 119093**

**Client Sample ID: Method Blank**  
**Prep Type: Total Recoverable**  
**Prep Batch: 119006**

Analyte	MB Result	MB Qualifier	RL	MDL	Unit	D	Prepared	Analyzed	Dil Fac
Silver	ND		0.020		mg/L		08/30/12 15:53	08/31/12 10:28	1
Nickel	ND		0.020		mg/L		08/30/12 15:53	08/31/12 10:28	1
Copper	ND		0.020		mg/L		08/30/12 15:53	08/31/12 10:28	1
Zinc	ND		0.040		mg/L		08/30/12 15:53	08/31/12 10:28	1

**Lab Sample ID: LCS 580-119006/12-A**  
**Matrix: Water**  
**Analysis Batch: 119093**

**Client Sample ID: Lab Control Sample**  
**Prep Type: Total Recoverable**  
**Prep Batch: 119006**

Analyte	Spike Added	LCS Result	LCS Qualifier	Unit	D	%Rec	%Rec. Limits
Arsenic	4.00	3.88		mg/L		97	80 - 120
Barium	4.00	3.81		mg/L		95	80 - 120
Cadmium	0.100	0.0998		mg/L		100	80 - 120
Chromium	0.400	0.394		mg/L		98	80 - 120
Lead	1.00	0.993		mg/L		99	80 - 120
Selenium	4.00	3.86		mg/L		97	80 - 120
Silver	0.600	0.578		mg/L		96	80 - 120
Nickel	1.00	0.972		mg/L		97	80 - 120
Copper	0.500	0.476		mg/L		95	80 - 120
Zinc	1.00	0.966		mg/L		97	80 - 120

**Lab Sample ID: LCSD 580-119006/13-A**  
**Matrix: Water**  
**Analysis Batch: 119093**

**Client Sample ID: Lab Control Sample Dup**  
**Prep Type: Total Recoverable**  
**Prep Batch: 119006**

Analyte	Spike Added	LCSD Result	LCSD Qualifier	Unit	D	%Rec	%Rec. Limits	RPD	RPD Limit
Arsenic	4.00	3.88		mg/L		97	80 - 120	0	20
Barium	4.00	3.78		mg/L		95	80 - 120	1	20
Cadmium	0.100	0.0997		mg/L		100	80 - 120	0	20
Chromium	0.400	0.393		mg/L		98	80 - 120	0	20
Lead	1.00	0.993		mg/L		99	80 - 120	0	20
Selenium	4.00	3.87		mg/L		97	80 - 120	0	20
Silver	0.600	0.578		mg/L		96	80 - 120	0	20
Nickel	1.00	0.974		mg/L		97	80 - 120	0	20
Copper	0.500	0.472		mg/L		94	80 - 120	1	20
Zinc	1.00	0.969		mg/L		97	80 - 120	0	20

**Lab Sample ID: MB 580-118585/1-B**  
**Matrix: Solid**  
**Analysis Batch: 118871**

**Client Sample ID: Method Blank**  
**Prep Type: TCLP**  
**Prep Batch: 118729**

Analyte	MB Result	MB Qualifier	RL	MDL	Unit	D	Prepared	Analyzed	Dil Fac
Arsenic	ND		0.060		mg/L		08/28/12 13:23	08/29/12 12:33	1
Barium	ND		0.010		mg/L		08/28/12 13:23	08/29/12 12:33	1
Cadmium	ND		0.010		mg/L		08/28/12 13:23	08/29/12 12:33	1
Chromium	ND		0.025		mg/L		08/28/12 13:23	08/29/12 12:33	1
Lead	ND		0.030		mg/L		08/28/12 13:23	08/29/12 12:33	1
Selenium	ND		0.10		mg/L		08/28/12 13:23	08/29/12 12:33	1
Silver	ND		0.020		mg/L		08/28/12 13:23	08/29/12 12:33	1
Nickel	ND		0.020		mg/L		08/28/12 13:23	08/29/12 12:33	1

# QC Sample Results

Client: Blaes Environmental Inc.  
Project/Site: SUNMART #30

TestAmerica Job ID: 580-34631-1

## Method: 6010B - Metals (ICP) (Continued)

Lab Sample ID: MB 580-118585/1-B

Matrix: Solid

Analysis Batch: 118871

Client Sample ID: Method Blank

Prep Type: TCLP

Prep Batch: 118729

Analyte	MB Result	MB Qualifier	RL	MDL	Unit	D	Prepared	Analyzed	Dil Fac
Copper	ND		0.020		mg/L		08/28/12 13:23	08/29/12 12:33	1
Zinc	ND		0.040		mg/L		08/28/12 13:23	08/29/12 12:33	1

Lab Sample ID: LCS 580-118585/2-B

Matrix: Solid

Analysis Batch: 118871

Client Sample ID: Lab Control Sample

Prep Type: TCLP

Prep Batch: 118729

Analyte	Spike Added	LCS Result	LCS Qualifier	Unit	D	%Rec	%Rec. Limits
Arsenic	4.00	4.30		mg/L		107	80 - 120
Barium	4.00	3.88		mg/L		97	80 - 120
Cadmium	0.100	0.102		mg/L		102	80 - 120
Chromium	0.400	0.405		mg/L		101	80 - 120
Lead	1.00	0.959		mg/L		96	80 - 120
Selenium	4.00	4.36		mg/L		109	80 - 120
Silver	0.600	0.590		mg/L		98	80 - 120
Nickel	1.00	1.06		mg/L		106	80 - 120
Copper	0.500	0.493		mg/L		99	80 - 120
Zinc	1.00	1.04		mg/L		104	80 - 120

Lab Sample ID: LCSD 580-118585/3-B

Matrix: Solid

Analysis Batch: 118871

Client Sample ID: Lab Control Sample Dup

Prep Type: TCLP

Prep Batch: 118729

Analyte	Spike Added	LCSD Result	LCSD Qualifier	Unit	D	%Rec	%Rec. Limits	RPD	Limit
Arsenic	4.00	4.24		mg/L		106	80 - 120	1	20
Barium	4.00	3.85		mg/L		96	80 - 120	1	20
Cadmium	0.100	0.101		mg/L		101	80 - 120	2	20
Chromium	0.400	0.399		mg/L		100	80 - 120	2	20
Lead	1.00	0.942		mg/L		94	80 - 120	2	20
Selenium	4.00	4.31		mg/L		108	80 - 120	1	20
Silver	0.600	0.576		mg/L		96	80 - 120	2	20
Nickel	1.00	1.04		mg/L		104	80 - 120	2	20
Copper	0.500	0.484		mg/L		97	80 - 120	2	20
Zinc	1.00	1.02		mg/L		102	80 - 120	2	20

Lab Sample ID: LCSSRM 580-118585/23-B

Matrix: Solid

Analysis Batch: 118871

Client Sample ID: Lab Control Sample

Prep Type: TCLP

Prep Batch: 118729

Analyte	Spike Added	LCSSRM Result	LCSSRM Qualifier	Unit	D	%Rec	%Rec. Limits
Arsenic	4.00	4.22		mg/L		106	80 - 120
Barium	4.00	3.87		mg/L		97	80 - 120
Cadmium	0.100	0.101		mg/L		101	80 - 120
Chromium	0.400	0.399		mg/L		100	80 - 120
Lead	1.00	0.945		mg/L		94	80 - 120
Selenium	4.00	4.27		mg/L		107	80 - 120
Silver	0.600	0.592		mg/L		99	80 - 120
Nickel	1.00	1.05		mg/L		105	80 - 120
Copper	0.500	0.487		mg/L		97	80 - 120
Zinc	1.00	1.02		mg/L		102	80 - 120

# QC Sample Results

Client: Blaes Environmental Inc.  
Project/Site: SUNMART #30

TestAmerica Job ID: 580-34631-1

## Method: 7470A - Mercury (CVAA)

**Lab Sample ID: MB 580-118733/18-A**  
**Matrix: Solid**  
**Analysis Batch: 118776**

**Client Sample ID: Method Blank**  
**Prep Type: Total/NA**  
**Prep Batch: 118733**

Analyte	MB Result	MB Qualifier	RL	MDL	Unit	D	Prepared	Analyzed	Dil Fac
Mercury	ND		0.0020		mg/L		08/28/12 13:42	08/28/12 15:54	1

**Lab Sample ID: LCS 580-118733/19-A**  
**Matrix: Solid**  
**Analysis Batch: 118776**

**Client Sample ID: Lab Control Sample**  
**Prep Type: Total/NA**  
**Prep Batch: 118733**

Analyte	Spike Added	LCS Result	LCS Qualifier	Unit	D	%Rec	%Rec. Limits
Mercury	0.0200	0.0195		mg/L		98	80 - 120

**Lab Sample ID: LCSD 580-118733/20-A**  
**Matrix: Solid**  
**Analysis Batch: 118776**

**Client Sample ID: Lab Control Sample Dup**  
**Prep Type: Total/NA**  
**Prep Batch: 118733**

Analyte	Spike Added	LCSD Result	LCSD Qualifier	Unit	D	%Rec	%Rec. Limits	RPD	RPD Limit
Mercury	0.0200	0.0200		mg/L		100	80 - 120	2	20

**Lab Sample ID: MB 580-118938/13-A**  
**Matrix: Water**  
**Analysis Batch: 118971**

**Client Sample ID: Method Blank**  
**Prep Type: Total/NA**  
**Prep Batch: 118938**

Analyte	MB Result	MB Qualifier	RL	MDL	Unit	D	Prepared	Analyzed	Dil Fac
Mercury	ND		0.00020		mg/L		08/30/12 09:50	08/30/12 11:52	1

**Lab Sample ID: LCS 580-118938/14-A**  
**Matrix: Water**  
**Analysis Batch: 118971**

**Client Sample ID: Lab Control Sample**  
**Prep Type: Total/NA**  
**Prep Batch: 118938**

Analyte	Spike Added	LCS Result	LCS Qualifier	Unit	D	%Rec	%Rec. Limits
Mercury	0.00200	0.00210		mg/L		105	80 - 120

**Lab Sample ID: LCSD 580-118938/15-A**  
**Matrix: Water**  
**Analysis Batch: 118971**

**Client Sample ID: Lab Control Sample Dup**  
**Prep Type: Total/NA**  
**Prep Batch: 118938**

Analyte	Spike Added	LCSD Result	LCSD Qualifier	Unit	D	%Rec	%Rec. Limits	RPD	RPD Limit
Mercury	0.00200	0.00205		mg/L		103	80 - 120	2	20

**Lab Sample ID: LCSSRM 580-118938/16-A**  
**Matrix: Water**  
**Analysis Batch: 118971**

**Client Sample ID: Lab Control Sample**  
**Prep Type: Total/NA**  
**Prep Batch: 118938**

Analyte	Spike Added	LCSSRM Result	LCSSRM Qualifier	Unit	D	%Rec	%Rec. Limits
Mercury	0.00200	0.00210		mg/L		105	75 - 125

# QC Sample Results

Client: Blaes Environmental Inc.  
 Project/Site: SUNMART #30

TestAmerica Job ID: 580-34631-1

## Method: D 2216 - Percent Moisture

Lab Sample ID: 580-34631-8 DU  
 Matrix: Solid  
 Analysis Batch: 119437

Client Sample ID: B-1-70  
 Prep Type: Total/NA

Analyte	Sample Result	Sample Qualifier	DU	DU	Unit	D	RPD	RPD	Limit
			Result	Qualifier				Limit	
Percent Solids	92		92		%		0.4	20	
Percent Moisture	7.9		8.3		%		5	20	

- 1
- 2
- 3
- 4
- 5
- 6
- 7
- 8
- 9
- 10
- 11

# Lab Chronicle

Client: Blaes Environmental Inc.  
Project/Site: SUNMART #30

TestAmerica Job ID: 580-34631-1

## Client Sample ID: B-1-20

Date Collected: 08/23/12 15:34

Date Received: 08/25/12 09:20

## Lab Sample ID: 580-34631-1

Matrix: Solid

Percent Solids: 94.8

Prep Type	Batch Type	Batch Method	Run	Dilution Factor	Batch Number	Prepared or Analyzed	Analyst	Lab
Total/NA	Prep	5035			119484	09/06/12 18:45	SK	TAL SEA
Total/NA	Analysis	8260B		1	119485	09/06/12 21:22	SK	TAL SEA
Total/NA	Prep	5035			118623	08/27/12 13:58	EZ	TAL SEA
Total/NA	Analysis	NWTPH-Gx		1	118637	08/29/12 00:06	GH	TAL SEA
Total/NA	Prep	3550B			119380	09/05/12 17:14	AA	TAL SEA
Total/NA	Analysis	NWTPH-Dx		1	119405	09/06/12 16:29	JL	TAL SEA
Total/NA	Analysis	D 2216		1	119232	09/04/12 14:40	EZ	TAL SEA

## Client Sample ID: B-1-35

Date Collected: 08/23/12 16:05

Date Received: 08/25/12 09:20

## Lab Sample ID: 580-34631-2

Matrix: Solid

Percent Solids: 90.9

Prep Type	Batch Type	Batch Method	Run	Dilution Factor	Batch Number	Prepared or Analyzed	Analyst	Lab
Total/NA	Prep	5035			119433	09/06/12 11:06	EZ	TAL SEA
Total/NA	Analysis	8260B		1	119464	09/06/12 21:10	SK	TAL SEA
Total/NA	Prep	5035			118623	08/27/12 13:58	EZ	TAL SEA
Total/NA	Analysis	NWTPH-Gx		1	118876	08/30/12 12:37	GH	TAL SEA
Total/NA	Prep	3550B			119380	09/05/12 17:14	AA	TAL SEA
Total/NA	Analysis	NWTPH-Dx		1	119405	09/06/12 16:46	JL	TAL SEA
Total/NA	Analysis	D 2216		1	119232	09/04/12 14:40	EZ	TAL SEA

## Client Sample ID: B-1-40

Date Collected: 08/23/12 16:48

Date Received: 08/25/12 09:20

## Lab Sample ID: 580-34631-3

Matrix: Solid

Percent Solids: 83.3

Prep Type	Batch Type	Batch Method	Run	Dilution Factor	Batch Number	Prepared or Analyzed	Analyst	Lab
Total/NA	Prep	5035			119433	09/06/12 11:06	EZ	TAL SEA
Total/NA	Analysis	8260B		1	119464	09/06/12 21:33	SK	TAL SEA
Total/NA	Prep	5035	DL		119433	09/06/12 11:06	EZ	TAL SEA
Total/NA	Analysis	8260B	DL	20	119580	09/08/12 11:24	SK	TAL SEA
Total/NA	Prep	5035			118623	08/27/12 13:58	EZ	TAL SEA
Total/NA	Analysis	NWTPH-Gx		5	118876	08/30/12 11:44	GH	TAL SEA
Total/NA	Prep	3550B			119380	09/05/12 17:14	AA	TAL SEA
Total/NA	Analysis	NWTPH-Dx		1	119405	09/06/12 17:03	JL	TAL SEA
Total/NA	Analysis	D 2216		1	119232	09/04/12 14:40	EZ	TAL SEA

## Client Sample ID: B-1-45

Date Collected: 08/23/12 17:00

Date Received: 08/25/12 09:20

## Lab Sample ID: 580-34631-4

Matrix: Solid

Percent Solids: 95.4

Prep Type	Batch Type	Batch Method	Run	Dilution Factor	Batch Number	Prepared or Analyzed	Analyst	Lab
Total/NA	Prep	5035			119433	09/06/12 11:06	EZ	TAL SEA
Total/NA	Analysis	8260B		1	119464	09/06/12 21:55	SK	TAL SEA
Total/NA	Prep	5035	DL		119433	09/06/12 11:06	EZ	TAL SEA

# Lab Chronicle

Client: Blaes Environmental Inc.  
Project/Site: SUNMART #30

TestAmerica Job ID: 580-34631-1

## Client Sample ID: B-1-45

Lab Sample ID: 580-34631-4

Date Collected: 08/23/12 17:00

Matrix: Solid

Date Received: 08/25/12 09:20

Percent Solids: 95.4

Prep Type	Batch Type	Batch Method	Run	Dilution Factor	Batch Number	Prepared or Analyzed	Analyst	Lab
Total/NA	Analysis	8260B	DL	20	119580	09/08/12 11:47	SK	TAL SEA
Total/NA	Prep	5035			118623	08/27/12 13:58	EZ	TAL SEA
Total/NA	Analysis	NWTPH-Gx		5	118876	08/30/12 12:10	GH	TAL SEA
Total/NA	Prep	3550B			119380	09/05/12 17:14	AA	TAL SEA
Total/NA	Analysis	NWTPH-Dx		1	119405	09/06/12 17:19	JL	TAL SEA
Total/NA	Analysis	D 2216		1	119232	09/04/12 14:40	EZ	TAL SEA

## Client Sample ID: B-1-55

Lab Sample ID: 580-34631-5

Date Collected: 08/24/12 08:45

Matrix: Solid

Date Received: 08/25/12 09:20

Percent Solids: 95.2

Prep Type	Batch Type	Batch Method	Run	Dilution Factor	Batch Number	Prepared or Analyzed	Analyst	Lab
Total/NA	Prep	3550B			118958	08/30/12 11:26	AA	TAL SEA
Total/NA	Analysis	NWTPH-Dx		1	118988	08/30/12 23:37	EK	TAL SEA
Total/NA	Analysis	D 2216		1	118726	08/28/12 12:51	EZ	TAL SEA

## Client Sample ID: B-1-60

Lab Sample ID: 580-34631-6

Date Collected: 08/24/12 08:59

Matrix: Solid

Date Received: 08/25/12 09:20

Percent Solids: 95.4

Prep Type	Batch Type	Batch Method	Run	Dilution Factor	Batch Number	Prepared or Analyzed	Analyst	Lab
Total/NA	Prep	5035			119433	09/06/12 11:06	EZ	TAL SEA
Total/NA	Analysis	8260B		1	119464	09/06/12 22:18	SK	TAL SEA
Total/NA	Prep	5035	DL		119433	09/06/12 11:06	EZ	TAL SEA
Total/NA	Analysis	8260B	DL	20	119580	09/08/12 12:10	SK	TAL SEA
Total/NA	Prep	5035			118623	08/27/12 13:58	EZ	TAL SEA
Total/NA	Analysis	NWTPH-Gx		25	118876	08/30/12 10:25	GH	TAL SEA
Total/NA	Prep	3550B			119460	09/06/12 15:08	AA	TAL SEA
Total/NA	Analysis	NWTPH-Dx		1	119406	09/06/12 22:55	JL	TAL SEA
Total/NA	Analysis	D 2216		1	119232	09/04/12 14:40	EZ	TAL SEA

## Client Sample ID: B-1-65

Lab Sample ID: 580-34631-7

Date Collected: 08/24/12 09:00

Matrix: Solid

Date Received: 08/25/12 09:20

Percent Solids: 81.3

Prep Type	Batch Type	Batch Method	Run	Dilution Factor	Batch Number	Prepared or Analyzed	Analyst	Lab
Total/NA	Prep	5035			119433	09/06/12 11:06	EZ	TAL SEA
Total/NA	Analysis	8260B		1	119464	09/06/12 22:40	SK	TAL SEA
Total/NA	Prep	5035	DL		119433	09/06/12 11:06	EZ	TAL SEA
Total/NA	Analysis	8260B	DL	20	119580	09/08/12 12:33	SK	TAL SEA
Total/NA	Prep	5035			118623	08/27/12 13:58	EZ	TAL SEA
Total/NA	Analysis	NWTPH-Gx		20	118876	08/30/12 10:51	GH	TAL SEA
Total/NA	Prep	3550B			119460	09/06/12 15:08	AA	TAL SEA
Total/NA	Analysis	NWTPH-Dx		1	119406	09/06/12 23:12	JL	TAL SEA

# Lab Chronicle

Client: Blaes Environmental Inc.  
Project/Site: SUNMART #30

TestAmerica Job ID: 580-34631-1

## Client Sample ID: B-1-65

Date Collected: 08/24/12 09:00  
Date Received: 08/25/12 09:20

## Lab Sample ID: 580-34631-7

Matrix: Solid

Prep Type	Batch Type	Batch Method	Run	Dilution Factor	Batch Number	Prepared or Analyzed	Analyst	Lab
Total/NA	Analysis	D 2216		1	119232	09/04/12 14:40	EZ	TAL SEA

## Client Sample ID: B-1-70

Date Collected: 08/24/12 09:40  
Date Received: 08/25/12 09:20

## Lab Sample ID: 580-34631-8

Matrix: Solid  
Percent Solids: 92.1

Prep Type	Batch Type	Batch Method	Run	Dilution Factor	Batch Number	Prepared or Analyzed	Analyst	Lab
Total/NA	Prep	5035			119433	09/06/12 11:06	EZ	TAL SEA
Total/NA	Analysis	8260B		1	119464	09/06/12 23:03	SK	TAL SEA
Total/NA	Prep	5035			118623	08/27/12 13:58	EZ	TAL SEA
Total/NA	Analysis	NWTPH-Gx		1	118876	08/30/12 13:03	GH	TAL SEA
Total/NA	Prep	3550B			119460	09/06/12 15:08	AA	TAL SEA
Total/NA	Analysis	NWTPH-Dx		1	119406	09/06/12 23:29	JL	TAL SEA
Total/NA	Analysis	D 2216		1	119437	09/06/12 11:49	JL	TAL SEA

## Client Sample ID: D-1/2

Date Collected: 08/24/12 08:40  
Date Received: 08/25/12 09:20

## Lab Sample ID: 580-34631-9

Matrix: Solid  
Percent Solids: 82.3

Prep Type	Batch Type	Batch Method	Run	Dilution Factor	Batch Number	Prepared or Analyzed	Analyst	Lab
Total/NA	Prep	5035			119484	09/06/12 18:45	SK	TAL SEA
Total/NA	Analysis	8260B		1	119485	09/06/12 21:45	SK	TAL SEA
Total/NA	Prep	5035			118623	08/27/12 13:58	EZ	TAL SEA
Total/NA	Analysis	NWTPH-Gx		1	119128	08/31/12 21:45	GH	TAL SEA
Total/NA	Prep	3550B			119460	09/06/12 15:08	AA	TAL SEA
Total/NA	Analysis	NWTPH-Dx		1	119406	09/06/12 23:45	JL	TAL SEA
Total/NA	Analysis	D 2216		1	119232	09/04/12 14:40	EZ	TAL SEA

## Client Sample ID: D-3/4

Date Collected: 08/24/12 11:30  
Date Received: 08/25/12 09:20

## Lab Sample ID: 580-34631-10

Matrix: Solid  
Percent Solids: 92.5

Prep Type	Batch Type	Batch Method	Run	Dilution Factor	Batch Number	Prepared or Analyzed	Analyst	Lab
Total/NA	Prep	5035			119484	09/06/12 18:45	SK	TAL SEA
Total/NA	Analysis	8260B		1	119485	09/06/12 22:09	SK	TAL SEA
Total/NA	Prep	5035			118863	08/29/12 13:48	EZ	TAL SEA
Total/NA	Analysis	NWTPH-Gx		1	118883	08/29/12 19:54	GH	TAL SEA
Total/NA	Prep	3550B			119460	09/06/12 15:08	AA	TAL SEA
Total/NA	Analysis	NWTPH-Dx		1	119406	09/07/12 00:02	JL	TAL SEA
Total/NA	Analysis	D 2216		1	119239	09/04/12 15:34	EZ	TAL SEA

# Lab Chronicle

Client: Blaes Environmental Inc.  
Project/Site: SUNMART #30

TestAmerica Job ID: 580-34631-1

## Client Sample ID: D-5/6

Lab Sample ID: 580-34631-11

Date Collected: 08/24/12 09:30

Matrix: Solid

Date Received: 08/25/12 09:20

Percent Solids: 88.8

Prep Type	Batch Type	Batch Method	Run	Dilution Factor	Batch Number	Prepared or Analyzed	Analyst	Lab
Total/NA	Prep	5035			119484	09/06/12 18:45	SK	TAL SEA
Total/NA	Analysis	8260B		1	119485	09/06/12 22:32	SK	TAL SEA
Total/NA	Prep	5035			118863	08/29/12 13:48	EZ	TAL SEA
Total/NA	Analysis	NWTPH-Gx		1	118883	08/29/12 20:17	GH	TAL SEA
Total/NA	Prep	3550B			119460	09/06/12 15:08	AA	TAL SEA
Total/NA	Analysis	NWTPH-Dx		1	119406	09/07/12 00:19	JL	TAL SEA
Total/NA	Analysis	D 2216		1	119239	09/04/12 15:34	EZ	TAL SEA

## Client Sample ID: D-7/8

Lab Sample ID: 580-34631-12

Date Collected: 08/24/12 07:55

Matrix: Solid

Date Received: 08/25/12 09:20

Percent Solids: 79.2

Prep Type	Batch Type	Batch Method	Run	Dilution Factor	Batch Number	Prepared or Analyzed	Analyst	Lab
Total/NA	Prep	5035			119433	09/06/12 11:06	EZ	TAL SEA
Total/NA	Analysis	8260B		1	119464	09/06/12 23:26	SK	TAL SEA
Total/NA	Prep	5035			119484	09/06/12 18:45	SK	TAL SEA
Total/NA	Analysis	8260B		1	119485	09/07/12 00:51	SK	TAL SEA
Total/NA	Prep	5035			118863	08/29/12 13:48	EZ	TAL SEA
Total/NA	Analysis	NWTPH-Gx		1	118883	08/29/12 20:39	GH	TAL SEA
Total/NA	Prep	3550B			119460	09/06/12 15:08	AA	TAL SEA
Total/NA	Analysis	NWTPH-Dx		1	119406	09/07/12 00:36	JL	TAL SEA
Total/NA	Analysis	D 2216		1	119239	09/04/12 15:34	EZ	TAL SEA

## Client Sample ID: D-9/10-5

Lab Sample ID: 580-34631-13

Date Collected: 08/23/12 17:10

Matrix: Solid

Date Received: 08/25/12 09:20

Percent Solids: 77.2

Prep Type	Batch Type	Batch Method	Run	Dilution Factor	Batch Number	Prepared or Analyzed	Analyst	Lab
Total/NA	Prep	5035			119484	09/06/12 18:45	SK	TAL SEA
Total/NA	Analysis	8260B		1	119485	09/06/12 22:56	SK	TAL SEA
Total/NA	Prep	5035			118696	08/28/12 10:54	EZ	TAL SEA
Total/NA	Analysis	NWTPH-Gx		1	118718	08/28/12 23:12	GH	TAL SEA
Total/NA	Prep	3550B			119380	09/05/12 17:14	AA	TAL SEA
Total/NA	Analysis	NWTPH-Dx		1	119405	09/06/12 18:10	JL	TAL SEA
Total/NA	Analysis	D 2216		1	119239	09/04/12 15:34	EZ	TAL SEA

## Client Sample ID: D-11/12-5

Lab Sample ID: 580-34631-14

Date Collected: 08/23/12 17:05

Matrix: Solid

Date Received: 08/25/12 09:20

Percent Solids: 79.7

Prep Type	Batch Type	Batch Method	Run	Dilution Factor	Batch Number	Prepared or Analyzed	Analyst	Lab
Total/NA	Prep	5035			119484	09/06/12 18:45	SK	TAL SEA
Total/NA	Analysis	8260B		1	119485	09/06/12 23:19	SK	TAL SEA
Total/NA	Prep	5035			118696	08/28/12 10:54	EZ	TAL SEA

# Lab Chronicle

Client: Blaes Environmental Inc.  
Project/Site: SUNMART #30

TestAmerica Job ID: 580-34631-1

## Client Sample ID: D-11/12-5

Lab Sample ID: 580-34631-14

Date Collected: 08/23/12 17:05

Matrix: Solid

Date Received: 08/25/12 09:20

Percent Solids: 79.7

Prep Type	Batch Type	Batch Method	Run	Dilution Factor	Batch Number	Prepared or Analyzed	Analyst	Lab
Total/NA	Analysis	NWTPH-Gx		1	118718	08/28/12 23:34	GH	TAL SEA
Total/NA	Prep	3550B			119380	09/05/12 17:14	AA	TAL SEA
Total/NA	Analysis	NWTPH-Dx		1	119405	09/06/12 18:26	JL	TAL SEA
Total/NA	Analysis	D 2216		1	119239	09/04/12 15:34	EZ	TAL SEA

## Client Sample ID: D-13/14-5

Lab Sample ID: 580-34631-15

Date Collected: 08/23/12 15:04

Matrix: Solid

Date Received: 08/25/12 09:20

Percent Solids: 77.9

Prep Type	Batch Type	Batch Method	Run	Dilution Factor	Batch Number	Prepared or Analyzed	Analyst	Lab
Total/NA	Prep	5035			119484	09/06/12 18:45	SK	TAL SEA
Total/NA	Analysis	8260B		1	119485	09/06/12 23:42	SK	TAL SEA
Total/NA	Prep	5035			118696	08/28/12 10:54	EZ	TAL SEA
Total/NA	Analysis	NWTPH-Gx		1	118718	08/28/12 23:56	GH	TAL SEA
Total/NA	Prep	3550B			119380	09/05/12 17:14	AA	TAL SEA
Total/NA	Analysis	NWTPH-Dx		1	119405	09/06/12 18:43	JL	TAL SEA
Total/NA	Analysis	D 2216		1	119239	09/04/12 15:34	EZ	TAL SEA

## Client Sample ID: D-15/16-5

Lab Sample ID: 580-34631-16

Date Collected: 08/24/12 11:58

Matrix: Solid

Date Received: 08/25/12 09:20

Percent Solids: 90.8

Prep Type	Batch Type	Batch Method	Run	Dilution Factor	Batch Number	Prepared or Analyzed	Analyst	Lab
Total/NA	Prep	5035			119484	09/06/12 18:45	SK	TAL SEA
Total/NA	Analysis	8260B		1	119485	09/07/12 00:05	SK	TAL SEA
Total/NA	Prep	5035			118696	08/28/12 10:54	EZ	TAL SEA
Total/NA	Analysis	NWTPH-Gx		1	118718	08/29/12 00:18	GH	TAL SEA
Total/NA	Prep	3550B			119460	09/06/12 15:08	AA	TAL SEA
Total/NA	Analysis	NWTPH-Dx		1	119406	09/07/12 00:52	JL	TAL SEA
Total/NA	Analysis	D 2216		1	119239	09/04/12 15:34	EZ	TAL SEA

## Client Sample ID: D-17/18

Lab Sample ID: 580-34631-17

Date Collected: 08/23/12 15:40

Matrix: Solid

Date Received: 08/25/12 09:20

Percent Solids: 87.6

Prep Type	Batch Type	Batch Method	Run	Dilution Factor	Batch Number	Prepared or Analyzed	Analyst	Lab
Total/NA	Prep	5035			119484	09/06/12 18:45	SK	TAL SEA
Total/NA	Analysis	8260B		1	119485	09/07/12 00:28	SK	TAL SEA
Total/NA	Prep	5035			118696	08/28/12 10:54	EZ	TAL SEA
Total/NA	Analysis	NWTPH-Gx		1	118718	08/29/12 00:40	GH	TAL SEA
Total/NA	Prep	3550B			119380	09/05/12 17:14	AA	TAL SEA
Total/NA	Analysis	NWTPH-Dx		1	119405	09/06/12 19:00	JL	TAL SEA
Total/NA	Analysis	D 2216		1	119239	09/04/12 15:34	EZ	TAL SEA

# Lab Chronicle

Client: Blaes Environmental Inc.  
Project/Site: SUNMART #30

TestAmerica Job ID: 580-34631-1

## Client Sample ID: IDW-SOIL

Lab Sample ID: 580-34631-18

Date Collected: 08/24/12 12:25

Matrix: Solid

Date Received: 08/25/12 09:20

Percent Solids: 91.1

Prep Type	Batch Type	Batch Method	Run	Dilution Factor	Batch Number	Prepared or Analyzed	Analyst	Lab
Total/NA	Prep	5035			119433	09/06/12 11:06	EZ	TAL SEA
Total/NA	Analysis	8260B		1	119464	09/06/12 23:48	SK	TAL SEA
Total/NA	Prep	5035			119484	09/06/12 18:45	SK	TAL SEA
Total/NA	Analysis	8260B		1	119485	09/07/12 01:14	SK	TAL SEA
Total/NA	Prep	5035			118696	08/28/12 10:54	EZ	TAL SEA
Total/NA	Analysis	NWTPH-Gx		1	118718	08/29/12 01:02	GH	TAL SEA
Total/NA	Prep	3550B			119515	09/07/12 09:51	AA	TAL SEA
Total/NA	Analysis	NWTPH-Dx		1	119530	09/07/12 21:47	KKW	TAL SEA
TCLP	Leach	1311			118585	08/27/12 09:38	RS	TAL SEA
TCLP	Prep	7470A			118733	08/28/12 13:42	PAB	TAL SEA
TCLP	Analysis	7470A		1	118776	08/28/12 16:29	PAB	TAL SEA
TCLP	Prep	3010A			118729	08/28/12 13:16	PAB	TAL SEA
TCLP	Analysis	6010B		1	118871	08/29/12 13:24	HM	TAL SEA
Total/NA	Analysis	D 2216		1	119239	09/04/12 15:34	EZ	TAL SEA

## Client Sample ID: IDW-WATER

Lab Sample ID: 580-34631-19

Date Collected: 08/24/12 13:00

Matrix: Water

Date Received: 08/25/12 09:20

Prep Type	Batch Type	Batch Method	Run	Dilution Factor	Batch Number	Prepared or Analyzed	Analyst	Lab
Total/NA	Analysis	8260B		1	118780	08/29/12 14:19	MH	TAL SEA
Total/NA	Analysis	NWTPH-Gx		1	118763	08/29/12 07:27	GH	TAL SEA
Total/NA	Prep	3520C			118826	08/29/12 10:28	RD	TAL SEA
Total/NA	Analysis	NWTPH-Dx		1	118988	08/31/12 10:47	EK	TAL SEA
Total/NA	Prep	7470A			118938	08/30/12 09:50	PAB	TAL SEA
Total/NA	Analysis	7470A		1	118971	08/30/12 12:29	FCW	TAL SEA
Total Recoverable	Prep	3005A			119006	08/30/12 15:53	PAB	TAL SEA
Total Recoverable	Analysis	6010B		1	119093	08/31/12 11:31	HM	TAL SEA

**Laboratory References:**

TAL SEA = TestAmerica Seattle, 5755 8th Street East, Tacoma, WA 98424, TEL (253)922-2310

# Certification Summary

Client: Blaes Environmental Inc.  
Project/Site: SUNMART #30

TestAmerica Job ID: 580-34631-1

## Laboratory: TestAmerica Seattle

All certifications held by this laboratory are listed. Not all certifications are applicable to this report.

Authority	Program	EPA Region	Certification ID	Expiration Date
Alaska (UST)	State Program	10	UST-022	03-04-13
California	NELAC	9	1115CA	01-31-13
L-A-B	DoD ELAP		L2236	01-19-13
L-A-B	ISO/IEC 17025		L2236	01-19-13
Montana (UST)	State Program	8	N/A	04-30-20
Oregon	NELAC	10	WA100007	11-06-12
USDA	Federal		P330-11-00222	05-20-14
Washington	State Program	10	C553	02-17-13

# Sample Summary

Client: Blaes Environmental Inc.  
Project/Site: SUNMART #30

TestAmerica Job ID: 580-34631-1

Lab Sample ID	Client Sample ID	Matrix	Collected	Received
580-34631-1	B-1-20	Solid	08/23/12 15:34	08/25/12 09:20
580-34631-2	B-1-35	Solid	08/23/12 16:05	08/25/12 09:20
580-34631-3	B-1-40	Solid	08/23/12 16:48	08/25/12 09:20
580-34631-4	B-1-45	Solid	08/23/12 17:00	08/25/12 09:20
580-34631-5	B-1-55	Solid	08/24/12 08:45	08/25/12 09:20
580-34631-6	B-1-60	Solid	08/24/12 08:59	08/25/12 09:20
580-34631-7	B-1-65	Solid	08/24/12 09:00	08/25/12 09:20
580-34631-8	B-1-70	Solid	08/24/12 09:40	08/25/12 09:20
580-34631-9	D-1/2	Solid	08/24/12 08:40	08/25/12 09:20
580-34631-10	D-3/4	Solid	08/24/12 11:30	08/25/12 09:20
580-34631-11	D-5/6	Solid	08/24/12 09:30	08/25/12 09:20
580-34631-12	D-7/8	Solid	08/24/12 07:55	08/25/12 09:20
580-34631-13	D-9/10-5	Solid	08/23/12 17:10	08/25/12 09:20
580-34631-14	D-11/12-5	Solid	08/23/12 17:05	08/25/12 09:20
580-34631-15	D-13/14-5	Solid	08/23/12 15:04	08/25/12 09:20
580-34631-16	D-15/16-5	Solid	08/24/12 11:58	08/25/12 09:20
580-34631-17	D-17/18	Solid	08/23/12 15:40	08/25/12 09:20
580-34631-18	IDW-SOIL	Solid	08/24/12 12:25	08/25/12 09:20
580-34631-19	IDW-WATER	Water	08/24/12 13:00	08/25/12 09:20

Chain of Custody Record

Client Contact		Project Manager: Dan Blaes		TA Project Manager: Ella Sandquist		Date:	
Blaes Environmental Inc		Tel/Fax: 602-549-0925		Lab Phone # 253-922-2310		Carrier:	
Billing contact:		Analysis Turnaround Time		Filtered Sample		COCs	
602-549-0925		TAT: If different from Below		NWTPH-Dx		Job No.	
Project Name: SUNMARKET #30		<input type="checkbox"/> 10 days <input type="checkbox"/> 5 days <input type="checkbox"/> 2 days <input type="checkbox"/> 1 day		NWTPH-Gx		SDG No. 34631	
Site: 201-00001-30		Sample Date		Matrix		Sampler:	
P.O.#		Sample Time		# of Cont.		Sample Specific Notes:	
1- B-1-20		8/24/12 1534		541		Cooler/TB Dig (R) cor 4-2 unc 4-1	
2- B-1-35		1605		L		Cooler Dsc Log B/L/W/1@ Lab	
3- B-1-40		1648		L		WebPacks Packing bubble	
4- B-1-45		1700		L		w/6 Client Dir	
5- B-1-55		8/24/12 845		SOIL		Cooler/TB Dig (R) cor 4-2 unc 4-1	
6- B-1-60		859		L		Cooler Dsc Log B/L/W/1@ Lab	
7- B-1-65		900		L		WebPacks Packing bubble	
8- B-1-70		940		L		w/6 Client Dir	
9- D-1/2		8/24/12 846		L		Cooler/TB Dig (R) cor 4-2 unc 4-1	
10- D-3/4		8/24/12 1130		L		Cooler Dsc Log B/L/W/1@ Lab	
11- D-5/6		8/24/12 930		L		WebPacks Packing bubble	
12- D-7/8		8/24/12 755		L		w/6 Client Dir	
Preservation Used: 1= Ice, 2= HCl; 3= H2SO4; 4= HNO3; 5= NaOH; 6= Other		Sample Disposal (A fee may be assessed if samples are retained longer than 1 month)		Return To Client		Disposal By Lab	
Possible Hazard Identification		Poison B		Unknown		Archive For	
<input checked="" type="checkbox"/> Non-Hazard <input type="checkbox"/> Flammable <input type="checkbox"/> Skin Irritant		<input type="checkbox"/> Return To Client <input checked="" type="checkbox"/> Disposal By Lab		<input type="checkbox"/> Return To Client <input checked="" type="checkbox"/> Disposal By Lab		<input type="checkbox"/> Return To Client <input checked="" type="checkbox"/> Disposal By Lab	
Special Instructions/QC Requirements & Comments:		Relinquished by:		Date/Time:		Company:	
		BUES		8/24/12 1320		BUES	
		BUES		8/25/12 920		TA-SEA	
		BUES		8/25/12 920		TA-SEA	





## Login Sample Receipt Checklist

Client: Blaes Environmental Inc.

Job Number: 580-34631-1

**Login Number: 34631**

**List Number: 1**

**Creator: Riley, Nicole**

**List Source: TestAmerica Seattle**

Question	Answer	Comment
Radioactivity either was not measured or, if measured, is at or below background	True	
The cooler's custody seal, if present, is intact.	N/A	Not present
The cooler or samples do not appear to have been compromised or tampered with.	True	
Samples were received on ice.	True	
Cooler Temperature is acceptable.	True	
Cooler Temperature is recorded.	True	
COC is present.	True	
COC is filled out in ink and legible.	True	
COC is filled out with all pertinent information.	True	
Is the Field Sampler's name present on COC?	False	This information is not filled out on the COC.
There are no discrepancies between the sample IDs on the containers and the COC.	False	See NCM.
Samples are received within Holding Time.	True	
Sample containers have legible labels.	True	
Containers are not broken or leaking.	True	
Sample collection date/times are provided.	True	See NCM for discrepancies.
Appropriate sample containers are used.	True	
Sample bottles are completely filled.	True	
Sample Preservation Verified.	True	
There is sufficient vol. for all requested analyses, incl. any requested MS/MSDs	True	
VOA sample vials do not have headspace or bubble is <6mm (1/4") in diameter.	True	
Multiphasic samples are not present.	True	
Samples do not require splitting or compositing.	True	
Residual Chlorine Checked.	N/A	No analysis requiring residual chlorine check assigned.

**APPENDIX E**

**WASTE DISPOSAL DOCUMENTATION**

**Generator's Waste Profile 518149-00**

Starts : 31 OCT 2011  
 Expires: 30 OCT 2012  
 Printed: 05 OCT 2012

Status : ACTIVE

Sales Rep 280 Erln Burraston  
 Acct Mngr 0054 Matt Essig

**A: GENERATOR ( 201990 ) SITE INFORMATION**

SUNMART #30  
 6006 W CLEARWATER AVE  
 KENNEWICK, WA 98336  
 > Contact STACEY FAULKNER  
 TSDF Approval List No

EPA CESQG  
 NAICS Neshap N  
 Phone (425) 527-9714

**B: CUSTOMER ( 30281 ) INFORMATION**

CASCADE DRILLING INC.  
 19404 WOODINVILLE SNOHOMISH RD NE  
 WOODINVILLE, WA 98072

**C: WASTE INFORMATION**

On File &gt; MSDS No Analysis Yes Sample No

Waste Name NON-HAZ SOIL  
 Process SITE INVESTIGATION  
 Unused Commercial Product No Spill Residue No

**D: PHYSICAL CHARACTERISTICS OF WASTE**

Phys States	S-Sol	Top Color	VARIES	Odor	None	PH Range	NA
		Mid Color		Layers	Single Phased	Free Liq %	0-20%
		Bot Color		Spec Grav	1.2-1.4	Flash Test	Gen Knowledge
		% Ash		BTU/Lbs		Flash Rnge	NA
		% Water		% Halogens		Viscosity	High
						Pumpable	No

**E: CHEMICAL COMPOSITION OF WASTE**

NON-HAZ SOIL	( 100 % )	WATER	( 0 - 20 % )
PCB's 0	Cyanides 0	Phenolics 0	Sulfides 0
TOC <1%	VOC <500 PPM	Dioxins 0	
Information Provided By Generator			

**F: METALS METHOD**

Gen Knowledge	Cadmium <1	Chromium <5	Silver <5	Zinc
Arsenic <5	Merc TCLP <0.2	Selenium <1	Nickel	Copper
Barium <100	Lead <5	Merc Tot	Thallium	Chrome-6

**G: OTHER CHARACTERISTICS OF WASTE**

Ign. Solid No	Oxidizer No	Explosive No	Shock Sensitive No	Cyanide Reactive No	Sulfide Reactive No
Explosive	Asbestos N/A	Radioactive No	Water Reactive No	Reactive (Other) No	
Herbicides 0	Pesticides 0	Ammonia 0	Infectious No	Medical No	

**H: EPA / STATE WASTE IDENTIFICATION**

EPA Waste No	State Waste No	TSCA No	Waste Water No	Universal Waste No
Form W301	Source G49	Origin 1	SubPart CC No	NESHAPNo
				CERCLA No
				Debris No
				Reg. Organics No

EPA Codes  
 State Codes  
 UHC

Categorical Discharge Standards No

DWEHW:

**I: SHIPPING INFORMATION**

Marine Pollutant No

Containers	DM Metal Drum	Qty to Ship Now	Projected Volume	Monthly
DOT Descrip	MATERIAL NOT REGULATED BY DOT			

**J: SPECIAL DISPOSAL INSTRUCTIONS**

Waste Catgvs LF01 STAB01

<b>Generator's Waste Profile 518149-00</b>	Status : ACTIVE
Starts : 31 OCT 2011	Sales Rep 280 Erin Burraston
Expires: 30 OCT 2012	Acct Mngr 0054 Matt Essig
Printed: 05 OCT 2012	

**GENERATOR CERTIFICATION**

I hereby certify, as an authorized representative of the Generator named above, that Burlington Environmental, LLC has been fully informed of all information known about this waste, including but not limited to, the waste's generation process, composition, and physical characteristics, necessary to identify proper treatment and disposal of waste and this information is true and accurate. If this is an existing profile which is being renewed, I hereby certify that there have been no changes in this waste, chemical, physical, or regulatory designation since full characterization by sample testing.



Signature

DAN SCALES for CIRCLE K ENVIRON. MGR.

Printed Name

Title

Date

10/18/12

Burlington Environmental, LLC maintains the appropriate permits for and will accept the dangerous waste the generator is shipping as required by WAC 173-303-290(3).

<b>Generator's Waste Profile 518150-00</b>
--

Starts : 31 OCT 2011  
 Expires: 30 OCT 2012  
 Printed: 05 OCT 2012

Status : ACTIVE

Sales Rep 280 Erin Burraston  
 Acct Mngr 0054 Matt Essig

**A: GENERATOR ( 201990 ) SITE INFORMATION****B: CUSTOMER ( 30281 ) INFORMATION**

SUNMART #30  
 6006 W CLEARWATER AVE  
 KENNEWICK, WA 99336  
 > Contact STACEY FAULKNER  
 TSDF Approval List No

EPA CESQG  
 NAICS Neshap N  
 Phone (425) 527-9714

CASCADE DRILLING INC.  
 19404 WOODINVILLE SNOHOMISH RD NE  
 WOODINVILLE, WA 98072

**C: WASTE INFORMATION**

On File > MSDS No Analysis Yes Sample No

Waste Name NON-HAZ WATER  
 Process SITE INVESTIGATION  
 Unused Commercial Product No Spill Residue No

**D: PHYSICAL CHARACTERISTICS OF WASTE**

Phys States	L-Liq	Top Color	VARIES	Odor	None	PH Range	NA
		Mid Color		Layers	Single Phased	Free Liq %	NA
		Bot Color		Spec Grav	1.0	Flash Test	Gen Knowledge
		% Ash		BTU/Lbs		Flash Rnge	NA
		% Water		% Halogens		Viscosity	Low
						Pumpable	Yes

**E: CHEMICAL COMPOSITION OF WASTE**

NON-HAZ WATER ( 100 % )

PCB's 0	Cyanides 0	Phenolics 0	Sulfides 0	Dioxins 0
TOC <1%	VOC <500 PPM			Information Provided By Generator

**F: METALS METHOD Gen Knowledge**

Cadmium <1	Chromium <5	Silver <5	Zinc
Arsenic <5	Merc TCLP <0.2	Nickel	Copper
Barium <100	Lead <5	Thallium	Chrome-6

**G: OTHER CHARACTERISTICS OF WASTE**

Ign. Solid No	Oxidizer No	Explosive No	Shock Sensitive No	Cyanide Reactive No	Sulfide Reactive No
Explosive N/A	Asbestos N/A	Radioactive No	Water Reactive No	Reactive (Other) No	
Herbicides 0	Pesticides 0	Ammonia 0	Infectious No	Medical No	

**H: EPA / STATE WASTE IDENTIFICATION**

EPA Waste No	State Waste No	TSCA No	Waste Water No	Universal Waste No
Form W101	Source G49	Origin 1	SubPart CC No	NESHAPS No
				CERCLA No
				Debris No
				Reg. Organics No

EPA Codes  
 State Codes  
 UHC

Categorical Discharge Standards No

DW/IEHW:

**I: SHIPPING INFORMATION**

Marine Pollutant No

Containers	DM Metal Drum	Qty to Ship Now	Projected Volume
DOT Descrip	MATERIAL NOT REGULATED BY DOT		

**J: SPECIAL DISPOSAL INSTRUCTIONS**

Waste Categs WAT05

**Generator's Waste Profile 518150-00**


Starts : 31 OCT 2011  
Expires: 30 OCT 2012  
Printed: 05 OCT 2012

Status : ACTIVE

Sales Rep 280 Erin Burraston  
Acct Mngr 0054 Matt Essig

**GENERATOR CERTIFICATION**

I hereby certify, as an authorized representative of the Generator named above, that Burlington Environmental, LLC has been fully informed of all information known about this waste, including but not limited to, the waste's generation process, composition, and physical characteristics, necessary to identify proper treatment and disposal of waste and this information is true and accurate. If this is an existing profile which is being renewed, I hereby certify that there have been no changes in this waste, chemical, physical, or regulatory designation since full characterization by sample testing.

 _____ Signature	<u>DAN BUES for CROOK</u> _____ Printed Name	<u>ENVIRON-MGR</u> _____ Title	<u>10/18/12</u> _____ Date
---	--	--------------------------------------	----------------------------------

Burlington Environmental, LLC maintains the appropriate permits for and will accept the dangerous waste the generator is shipping as required by WAC 173-303-290(3).

\*\*\*24 HOUR EMERGENCY RESPONSE, CALL (877) 577-2669 \*\*\*



SHIPPING PAPER

Lading Manifest: 717746-12

SHIPPER / CUSTOMER <b>SUNWART #30</b>		DELIVERY DATE <b>10.25.12</b>	JOB # <b>1548245</b>
ADDRESS <b>6006 W CLEARWATER AVE</b>		POINT OF CONTACT <b>STACEY FAULKNER</b>	
CITY, STATE, ZIP <b>KENNEWICK WA 99336</b>		PHONE # <b>(425)527-9714</b>	
CARRIER / TRANSPORTER <b>BURLINGTON ENVIRONMENTAL, LLC</b>		PHONE # <b>(253)383-3044</b>	
CONSIGNEE / FACILITY <b>BURLINGTON ENVIRONMENTAL, LLC.</b>		POINT OF CONTACT	
ADDRESS <b>20245 77TH AVENUE SOUTH</b>		PHONE # <b>(253)872-8030</b>	
CITY, STATE, ZIP <b>KENT , WA 98032</b>			

HAZ	US DOT Description (Including Proper Shipping Name, Hazard Class, and ID Number)	Containers		Total Quantity	UOM
		No.	Type		
A	MATERIAL NOT REGULATED BY DOT	4	DM	3200	P
B	MATERIAL NOT REGULATED BY DOT	1	DM	186	P
C					
D					

Special Handling Instruction and Additional Information:

- a) 518149-00 - NON-HAZ SOIL - 1701 STABOIL (1) b) 518150-00 - NON-HAZ WATER - WAT05 (2)

Placards Provided YES \_\_\_\_\_ NO

SHIPPER'S CERTIFICATION: I hereby declare that the contents of this consignment are fully and accurately described above by proper shipping name and are classified, packaged, marked and labeled/placarded, and are in all respects in proper condition for transport according to applicable international and national governmental regulations. I also certify that all times listed above are true and correct.

(SHIPPER) PRINT OR TYPE NAME X <b>CIRCLE K STORES INC.</b>	SIGNATURE X <i>[Signature]</i>	MONTH <b>10</b>	DAY <b>23</b>	YEAR <b>12</b>
(CARRIER/TRANSPORTER) PRINT OR TYPE NAME X <i>Eugene Lee</i>	SIGNATURE X <i>[Signature]</i>	MONTH <b>10</b>	DAY <b>25</b>	YEAR <b>12</b>
(CONSIGNEE/FACILITY) PRINT OR TYPE NAME X <i>Owyn Cruz</i>	SIGNATURE X <i>[Signature]</i>	MONTH <b>11</b>	DAY <b>7</b>	YEAR <b>12</b>

CONSIGNEE