

**Phase II Investigation
Yakima Mill Site
Triangular and Plywood Plant Parcels
Yakima, Washington**

November 26, 2013

Prepared for

City of Yakima

 **LANDAU
ASSOCIATES**
130 2nd Avenue South
Edmonds, WA 98020
(425) 778-0907

TABLE OF CONTENTS

	<u>Page</u>
1.0 INTRODUCTION	1-1
1.1 PROPERTY DESCRIPTION	1-1
1.2 BACKGROUND	1-2
1.3 OBJECTIVES	1-2
2.0 PREVIOUS INVESTIGATIONS	2-1
3.0 FIELD INVESTIGATION	3-1
3.1 PRE-INVESTIGATION PHYSICAL CONDITIONS	3-1
3.1.1 Triangular Parcel	3-1
3.1.2 Plywood Plant Parcels	3-1
3.2 FIELD INVESTIGATION SUMMARY	3-2
3.2.1 Initial Investigation	3-2
3.2.2 Supplemental Investigation	3-3
3.3 SOIL INVESTIGATION	3-4
3.3.1 Initial Investigation	3-4
3.3.1.1 Triangular Parcel	3-4
3.3.1.2 Plywood Plant Parcels	3-5
3.3.2 Supplemental Investigation	3-5
3.3.2.1 Triangular Parcel	3-5
3.3.2.2 Plywood Plant Parcels	3-6
3.4 SOIL GAS INVESTIGATION	3-7
3.5 GROUNDWATER INVESTIGATION	3-7
3.5.1 Initial Investigation	3-8
3.5.1.1 Triangular Parcel	3-8
3.5.1.2 Plywood Plant Parcels	3-8
3.5.2 Supplemental Investigation	3-9
3.5.2.1 Triangular Parcel	3-9
3.5.2.2 Plywood Plant Parcels	3-9
3.6 STANDING WATER INVESTIGATION	3-10
3.7 WOOD DEBRIS INVESTIGATION	3-10
4.0 INVESTIGATION RESULTS	4-1
4.1 VISUAL OBSERVATIONS AND FIELD-SCREENING RESULTS	4-1
4.1.1 Geology and Site Hydrogeology	4-1
4.1.2 Presence of Sheen, Odor, and/or Staining	4-2
4.1.3 Field Screening Results	4-2
4.2 ANALYTICAL RESULTS	4-2

4.2.1	Screening Levels	4-3
4.2.2	Soil Analytical Results	4-4
	4.2.2.1 Triangular Parcel Soil Analytical Results	4-4
	4.2.2.2 Plywood Plant Parcels Soil Analytical Results	4-5
4.2.3	Soil Gas Analytical Results	4-8
4.2.4	Groundwater Analytical Results	4-8
	4.2.4.1 Triangular Parcel Groundwater Analytical Results	4-8
	4.2.4.2 Plywood Plant Parcels Groundwater Analytical Results	4-10
4.2.5	Standing Water Analytical Results	4-13
4.2.6	Wood Debris Analytical Results	4-14
5.0	SUMMARY AND CONCLUSIONS	5-1
5.1	SUMMARY OF INVESTIGATION RESULTS	5-1
	5.1.1 Triangular Parcel	5-1
	5.1.2 Plywood Plant Parcels	5-1
5.2	CONCLUSIONS	5-2
	5.2.1 Petroleum Hydrocarbons	5-3
	5.2.2 Dissolved Metals in Groundwater	5-3
6.0	USE OF THIS REPORT	6-1
7.0	REFERENCES	7-1

FIGURES

<u>Figure</u>	<u>Title</u>
1	Project Site and Tax Parcels
2	Sample Locations
3	Phase II Soil Samples with Concentrations Greater than the Screening Levels
4	Phase II Groundwater Samples with Metals Concentrations Greater than the Screening Levels
5	Phase II Groundwater Samples with TPH Concentrations Greater than the Screening Levels

TABLES

<u>Table</u>	<u>Title</u>
1	Summary of Subsurface Explorations and Analytical Matrices – Initial Investigation
2	Summary of Subsurface Explorations and Analytical Matrices – Supplemental Investigation
3	Boring Locations and Physical Conditions
4	Soil Analytical Detection Results – Triangular Parcel
5	Soil Analytical Detection Results – Former Plywood Plant Parcels
6	Groundwater Analytical Detection Results – Triangular Parcel
7	Groundwater Analytical Detection Results – Former Plywood Plant Parcels

APPENDICES

<u>Appendix</u>	<u>Title</u>
A	Data Tables
B	Exploration Logs
C	Laboratory Analytical Reports (on DVD)

1.0 INTRODUCTION

This report documents the results of the Phase II investigation conducted on behalf of the City of Yakima (City) at the Yakima Mill Site, located at 805 North 7th Street in Yakima, Washington (Project Site; Figure 1). The overall Project Site includes 20 parcels, comprising 19 parcels owned by LeeLynn, Inc. and Wiley Mt., Inc., and 1 parcel owned by OfficeMax Corporation (OfficeMax), totaling approximately 207 acres. The parcel currently owned by OfficeMax (parcel number 191318-41001) is approximately 38 acres in size and contains most of the former City municipal solid waste (MSW) landfill; this parcel is referred to as the Landfill Parcel. The Landfill Parcel is not addressed in this Phase II investigation report, with the exception of the triangular portion of the parcel (Triangular Parcel) located north and adjacent to the railroad tracks that run through the middle of the Project Site (see Figure 1).

The City is considering the potential acquisition of property within the Project Site to establish an area for future redevelopment. As part of their pre-acquisition due diligence, the City is conducting investigations to collect the additional data needed to effectively evaluate the environmental conditions at the property. This report documents the results of a Phase II investigation conducted at selected parcels (subject parcels), which are described below, to support the City's evaluation of the overall Project Site.

1.1 PROPERTY DESCRIPTION

For the purposes of this Phase II investigation, the subject parcels include the former Plywood Plant parcel (parcel number 191318-42001), and the parcels located to the west and southwest of the former Plywood Plant (parcel numbers 191318-42401, -42404, -43539, and -42003), collectively referred to as the Plywood Plant Parcels (Figure 1). The parcels associated with the former Plywood Plant cover approximately 15.5 acres and are currently owned by LeeLynn, Inc. and Wiley Mt., Inc. The subject parcels for the Phase II investigation also include the Triangular Parcel (~3.0 acres), which is a portion of the larger Landfill Parcel (parcel number 191318-41001), and is located to the north of the former Plywood Plant parcel. As noted above, the Landfill Parcel is currently owned by OfficeMax Corporation.

The Plywood Plant Parcels are bordered to the north by a railway right-of-way that runs roughly east to west separating the Plywood Plant Parcels from the Triangular Parcel (Figure 1). The former City MSW Landfill (Landfill Parcel) is located to the east of the Plywood Plant Parcels with predominately residential areas located to the west and south. Currently, the majority of the former structures located on the Plywood Plant Parcels have been removed and only the concrete slabs and other associated foundation features remain in place, with the exception of the VAT building and portions of the former Barker structure (Figure 1).

The structures formerly located on the Triangular Parcel had been removed by the time of the Phase II investigation, and only the concrete foundations and retaining structures remained in place. Piles of concrete and wood debris associated with the former structures were located in several areas within both the Plywood Plant and Triangular Parcels at the time of the Phase II investigation.

1.2 BACKGROUND

The overall focus of this Phase II investigation is to provide information regarding environmental conditions at the subject parcels that may represent liabilities to the City as a result of their purchase of the property, and that could affect the planned redevelopment project. As part of their pre-purchase environmental due diligence and concurrent with the Phase II investigation, the City is also conducting a Phase I Environmental Site Assessment (ESA) for the project to evaluate and document the history of use and current environmental conditions at the property. The Phase I ESA includes evaluation of all 20 parcels associated with the Project Site, including the subject parcels included in this Phase II investigation (i.e., the Plywood Plant Parcels and the Triangular Parcel), but excluding the remainder of the Landfill Parcel.

The approach for the Phase II investigation was developed based on the conclusions and recommendations provided in the *Background Information Acquisition and Review* draft technical memorandum prepared in May 2013 (Landau Associates 2013a). The technical memorandum evaluated and summarized available information regarding the Project Site, including the subject parcels covered by this investigation. The scope of the Phase II investigation was developed to address the data gaps identified in the draft technical memorandum and the review of available background information regarding former investigative and remedial actions at the Project Site. The findings of the Phase I ESA, which is currently in preparation, were also considered in the planning and scoping of the Phase II investigation.

1.3 OBJECTIVES

The primary objectives for the Phase II investigation are as follows:

- Collect data to further evaluate and document the nature and extent of contamination within the subject parcels, based on potential areas of concern identified from the:
 - Review and evaluation of historical environmental analytical results
 - Understanding of past site operations and the potential analytes of concern associated with those operations
 - Data gaps identified during the review of available information on the subject parcels.
- Evaluate the results of the investigation with respect to potential remedial action(s) that may be necessary at the subject parcels prior to their redevelopment

- Support additional investigation activities, as needed

To satisfy these objectives, the evaluation of subsurface conditions at the Plywood Plant and Triangular Parcels was conducted through two rounds of investigation (i.e., initial and supplemental). The initial round of investigation (June 2013) included sampling and analyses of soil, soil gas, groundwater, and standing water in the areas with the highest likelihood to be impacted by historical site activities, based on knowledge of site operations, current subject property physical conditions, and the results of previous investigations completed at the site (as summarized in Section 2.0).

Based on the observed physical conditions at the subject parcels and the results of the initial round of investigation, additional soil and groundwater samples were collected during the supplemental round of investigation (August 2013) to further quantify and evaluate the environmental conditions at the subject parcels. The supplemental investigation consisted of additional soil and groundwater sampling and analysis, including the collection and analysis of groundwater samples from three new groundwater monitoring wells installed within the former Plywood Plant parcel and two new groundwater monitoring wells installed within the Triangular Parcel. Wood debris samples were also collected during the supplemental investigation to provide an initial assessment of wood debris quality and the potential viability for reuse of the material.

Although the results of this Phase II investigation provide data to evaluate and document the environmental conditions at the subject parcels, the subject parcels consist of over 18 acres of land once associated with active operations at the former Mill site. Therefore, the results of this investigation should be considered as a focused assessment of environmental conditions at the subject parcels based on the available information regarding previous operations and investigations; other areas of potential subsurface contamination may exist that have not yet been identified or evaluated. Additional investigation will likely be required to further evaluate and document the environmental conditions within the subject parcels, address regulatory requirements, and provide more detailed information to support the evaluation of remedial alternatives/costs and the planned redevelopment project.

2.0 PREVIOUS INVESTIGATIONS

Numerous investigations have been conducted to date to evaluate and document environmental and geotechnical conditions at the Project Site. These investigations have included responses to and evaluation of previous releases at the subject parcels. Detailed information on these various releases, the associated responses, and other environmental investigation at the Project Site is provided in the *Background Document Acquisition and Review* draft technical memorandum (Landau Associates 2013a).

Previous investigations conducted within the subject parcels are as follows:

- **1980 Sodium Hydroxide Release:** Prior to November 1980, 9,000 lbs of sodium hydroxide (used as a plywood glue catalyst and typically stored as a 50% aqueous solution) was inadvertently heated in its storage container which caused the aqueous solution to solidify. Site personnel disposed of the solidified material in a shallow excavation [< 3 feet (ft) below ground surface (BGS)] approximately 600 ft east from the southeast corner of the plywood mill (Boise Cascade Corporation 1985).

After consultation with the U.S. Environmental Protection Agency (EPA) and the Washington State Department of Ecology (Ecology), Boise Cascade (the current owner) conducted an investigation of the release area consisting of excavation of five test pits to a maximum depth of 13 ft BGS, and analysis of soil for pH levels. Based on the results (acidic to moderately alkaline), Boise Cascade requested that the ranking be reclassified as “none” (Boise Cascade Corporation 1985). Ecology concurred, but noted that a site investigation would likely need to be performed (Ecology 1985). In August 1986, Ecology performed a Phase I Site Inspection and concluded that there was no need for “further CERCLA evaluations or actions at this facility” (Ecology 1987).

- **1987 Release of Sodium Hydroxide to the Evaporation Pond:** Prior to 1987, sodium hydroxide was discharged to the evaporation pond located south of the Plywood Plant. The evaporation pond discharges to the City’s publicly owned treatment works (POTW; Ecology 1987). This is possibly the release mentioned in Boise Cascade’s Spill Prevention Control and Countermeasures Plan (SPCC; Olympus Technical Services, Inc. 2000), which described a discharge of less than 800 gallons of sodium hydroxide to the POTW, approximately 10 years prior, caused by operator error at the Plywood Plant. This caused a disruption at the POTW, but no response actions were warranted or taken.
- **1989 Underground Storage Tank (UST) Removal:** In December 1989, four USTs were removed from two locations: a 20,000-gallon diesel tank and a 10,000-gallon gasoline tank were removed from one location, and two 10,000-gallon diesel tanks were removed from a separate location (PLSA 1990). The exact former locations of these USTs are not given, though Fulcrum Environmental Consulting (2012a) notes that the locations were likely within the Triangular Parcel to the north of the auto shop and east of the machine shop, near the fuel dispensing pumps. Approximately 2,000 cubic yards of petroleum contaminated soil was excavated from the UST cavities during removal of the tanks. Soil and groundwater (if present) samples collected beneath the tanks were analyzed for total petroleum hydrocarbons (TPH) in the diesel (TPH-D) and gasoline range (TPH-G) using EPA Method 8015. In addition, samples from beneath the gasoline UST were analyzed for benzene, toluene, ethylbenzene, and total xylenes (BTEX) compounds. Detected concentrations were less than the laboratory reporting limits (PLSA 1990).

In addition to the focused investigations associated with individual releases and the activities noted above, four reports were prepared documenting the results of previous environmental investigations conducted at the Project Site between 1998 and 2010, including investigations within the subject parcels, as follows:

- In 1998, Landau Associates conducted a hydrogeologic study on behalf of Boise Cascade, in compliance with Boise Cascade's State Waste Discharge Permit (Landau Associates 1998).
- In 2003, a Phase I ESA report was completed by URS Corporation on behalf of Boise Cascade (URS 2003).
- In 2008, Parametrix completed a Phase II investigation report on behalf of LeeLynn, Inc. and Wiley Mt., Inc. (Parametrix 2008).
- In 2012, Fulcrum Environmental Consulting completed a *Summary of Historic Property Use and Known Environmental Impacts* on behalf of LeeLynn, Inc. and Wiley Mt., Inc (Fulcrum Environmental Consulting 2012a).

Additional investigations have been conducted, focusing primarily on evaluation of environmental conditions and concerns at the adjacent Landfill Parcel, including:

- 2009 SLR International Corp (SLR) Remedial Investigation report for the Closed City of Yakima Landfill Site prepared for the City (SLR International Corp 2009).
- 2010 SLR Additional Investigation report for the Closed City of Yakima Landfill Site prepared for the City (SLR International Corp 2010).

These latter two investigation reports document environmental conditions specific to the Landfill Parcel, located to the east of the subject parcels. Although this Phase II investigation does not include the portion of the Landfill Parcel located to the east of the former Plywood Plant, information generated during the course of these investigations did include evaluation and sampling within areas of the subject parcels, particularly within the eastern and southern portions of the former Plywood Plant parcel.

The relevant findings from the various investigations noted above were considered in developing the rationale and approach for the investigation of the subject parcels included in this Phase II investigation. Historical sampling locations evaluated to support this investigation's approach are included on Figure 2¹; Tables 1 and 2 include the rationale for the sampling and analysis conducted during this investigation, based in part on the results from the previous environmental investigations. To the extent practicable, data gaps and areas of previously identified "hot spot" contamination [as discussed in more detail in the Phase II Investigation Work Plan (work plan; Landau Associates 2013b) and the *Background Information Acquisition and Review* draft technical memorandum (Landau Associates 2013a)] were further evaluated during the two rounds of investigation to support potential remedial action considerations and planning for redevelopment of the property.

¹ Global Positioning System coordinates were not available for all historical environmental sample locations; many locations are considered approximate based on information provided in the source documentation.

3.0 FIELD INVESTIGATION

The following section discusses implementation of the two rounds of investigation at the subject parcels, including limitations and adjustments that were made based on conditions encountered in the field. Tables 1 and 2 summarize the selected laboratory analytical parameters for each of the samples collected for analyses; results of the analyses are discussed in Section 4.0 and are tabulated by media-type in Appendix A. Table 3 includes global positioning system (GPS) information and field screening results for each boring location; Appendix B includes exploration logs and other field documentation.

3.1 PRE-INVESTIGATION PHYSICAL CONDITIONS

Prior to the initial round of field investigation, Landau Associates personnel conducted a site reconnaissance to make adjustments to the proposed investigation strategy based on existing site conditions. Proposed boring and sampling locations were adjusted, as necessary. Adjustments to the original investigation strategy are summarized by parcel below; locations are shown on Figure 2.

3.1.1 TRIANGULAR PARCEL

A summary of the adjustments to the sample locations within the Triangular Parcel include the following:

- Boring location TP-B08 within the former aboveground storage tank (AST) area was moved directly north due to a remaining secondary containment concrete barrier, which precluded drilling within the former AST pad.
- Three borings were determined to be adequate to characterize the AST area, rather than the initially proposed four borings. Two borings (TP-B07 and TP-B09) were located south (hydraulically downgradient) of the containment structure and one (TP-B08) was located to the north, as noted above.
- One boring (TP-B02) was added at the southeast corner of the former Steam Cleaning shed.
- The location of the irrigation ditch/culvert based on review of available documentation was reported incorrectly. The irrigation channel was discovered trending east-west directly north of the former Steam Cleaning shed and the former Oil House (see Figure 2). In two places the channel was exposed at the surface. The course of the channel beyond where it was exposed could not be determined.

3.1.2 PLYWOOD PLANT PARCELS

A summary of the adjustments to the sample locations within the Plywood Plant Parcels includes the following:

- Boring location FPP-B08 within the footprint of the former Plywood Plant was moved south of the existing VAT structure to evaluate potential subsurface contamination from previous use of the VAT building.

- Boring FPP-B04 was added to the north of a large hydraulic lathe pit in the northeast corner of the former Plywood Plant.
- Two borings within the footprint of the former Plywood Plant were moved adjacent to an existing pit (FPP-B09 and FPP-B11).
- During the site walk, it was determined that the former evaporation pond south of the footprint of the former Plywood Plant no longer existed. Proposed sediment sampling within the pond was replaced with soil sampling within the likely footprint of the former pond (at locations FPP-B20 and FPP-B24). The former location of the pond was determined from previous investigation maps and site observations.
- Sampling locations were added where standing water was present within (and adjacent) to the footprint of the former Plywood Plant at the time the pre-investigation field reconnaissance was conducted. These locations were provisional, based on the presence of standing water when the initial investigation was to be implemented (June 2013).
- Boring locations FPP-B14 and FPP-B-15 in the southern portion of the footprint of the former Plywood Plant were adjusted slightly to facilitate drill rig access. Portions of the former Plywood Plant footprint contained raised concrete pads that limited drill rig access.
- The remaining boring locations were placed as planned, with minor adjustments during field activities based on the presence of demolition debris at the time of investigation.

3.2 FIELD INVESTIGATION SUMMARY

As noted above, the field activities were conducted in two separate rounds. The initial investigation provided a broad overview of site conditions. Results from the initial investigation were used to plan a focused supplemental investigation to further evaluate and document the environmental conditions with the subject parcels.

3.2.1 INITIAL INVESTIGATION

The scope of the initial investigation was developed based on the data gaps identified during preparation of the *Background Information Acquisition and Review* draft technical memorandum (Landau Associates 2013a) and the review of available background information regarding former investigative and remedial actions at the subject parcels (Section 2.0) as well as the results of the preliminary site reconnaissance performed by Landau Associates personnel (Section 3.1).

Field activities conducted within the Triangular Parcel by Landau Associates during the initial field investigation consisted of the following:

- Subsurface soil investigations: Soil borings were completed at 11 locations within the Triangular Parcel between June 20 and June 21, 2013. Borings were advanced with direct-push methods to depths ranging from 5 ft to 20 ft BGS.
- Groundwater investigations: Groundwater samples were collected from five borings within the Triangular Parcel between June 20 and June 21, 2013 using temporary screens placed just beneath the groundwater table.

Field activities conducted within the Plywood Plant Parcels by Landau Associates during the initial field investigation consisted of the following:

- Subsurface soil investigations: Soil borings were completed at 24 locations between June 17 and June 20, 2013. Borings were advanced with direct-push methods to depths ranging from 10 ft to 25 ft BGS.
- Groundwater investigations: Groundwater samples were collected from 16 borings and 2 existing monitoring wells between June 17 and June 21, 2013. Groundwater from the borings was collected using temporary screens placed just beneath the groundwater table.
- Standing water investigations: Standing water samples were collected from three locations within the former Plywood Plant parcel on June 20, 2013.
- Shallow soil gas survey: Shallow soil gas sampling was conducted at four locations within the southeastern corner of the former Plywood Plant's foundation footprint on June 17, 2013.

3.2.2 SUPPLEMENTAL INVESTIGATION

Based on the results of the initial round of investigation, including evaluation of concentrations greater than the screening levels (see Section 4.2.1) and identification of additional data gaps, a supplemental field investigation was completed at the subject parcels.

Field activities conducted within the Triangular Parcel by Landau Associates during the supplemental investigation consisted of the following:

- Subsurface investigations: Soil borings were completed at two additional locations on August 19, 2013. These borings were associated with the installation of two new monitoring wells. The borings were advanced to 20 ft BGS using a hollow-stem auger rig.
- Groundwater investigations: Groundwater samples were collected on August 22, 2013 from two new monitoring wells installed within the Triangular Parcel.

Field investigations conducted within the Plywood Plant Parcels by Landau Associates during the supplemental investigation consisted of the following:

- Subsurface investigations: Soil borings were completed at 16 additional locations, including 3 borings associated with the installation of new monitoring wells. The borings were completed between August 20 and August 23, 2013. Soil borings for the installation of the three new monitoring wells were completed using a hollow-stem auger rig; all other borings were completed using a direct-push rig to depths ranging from 15 ft to 25 ft BGS.
- Groundwater investigations: Groundwater samples were collected from seven borings and the three new monitoring wells between August 20 and August 23, 2013.
- Wood debris investigations: Wood debris samples were collected from one boring at the eastern edge of the former Plywood Plant parcel on August 21, 2013.

The following sections summarize the field activities associated with the soil, soil gas, groundwater, standing water, and wood debris sampling for both the initial and supplemental rounds of investigation. Specific information regarding field procedures and sampling methodology is presented in the project work plan (Landau Associates 2013b).

3.3 SOIL INVESTIGATION

Landau Associates collected soil samples from borings within the Triangular and Plywood Plant Parcels to further evaluate and document the nature and extent of contamination, provide information to support decisions regarding the need for additional investigation, and support potential remedial action strategies for the subject parcels.

Soil borings were advanced to refusal or 20 ft BGS, depending on conditions encountered in the field. Soil cores were field screened for physical evidence of contamination (i.e., visual or olfactory cues) and through use of a photoionization detector (PID). In the absence of evidence of contamination, analytical samples were collected from the soil interval directly above the groundwater table. If visual or olfactory evidence indicated potential contamination at greater than 20 ft BGS, borings were extended to a depth beneath the potential contamination. If strong physical evidence of contamination was present, step-out borings were advanced to evaluate the lateral extent of the contamination, to the greatest extent practicable, based on access and utility locating constraints in the vicinity of the original boring.

In accordance with the work plan, soil samples were submitted for analysis to ALS Laboratory Group (ALS) in Everett, Washington. Analytical results for soil are discussed in Section 4.2.2 and presented in Appendix A, Table A-1. Exploration logs documenting conditions and observations during advancement of the borings are included in Appendix B.

The following sections provide information on the boring locations and the rationale for sample collection. Specific information regarding soil sample collection procedures is presented in the project work plan (Landau Associates 2013b).

3.3.1 INITIAL INVESTIGATION

3.3.1.1 Triangular Parcel

In June 2013, 11 direct-push borings were completed within the Triangular Parcel. Boring locations are shown on Figure 2. Boring locations were as follows:

- Two borings were completed in the vicinity of the former Steam Cleaner shed (TP-B01 and TP-B02).
- Two planned borings (TP-B03 and TP-B04) and two step-out borings (TP-B04a and TP-B04b) were completed in the vicinity of the former Oil House. A soil sample was not collected from TP-B04a for laboratory analysis.
- Two borings were completed in the central portion of the Triangular Parcel (TP-B05 and TP-B06). A soil sample was not collected from TP-B05 for laboratory analysis because of the presence of wood debris, as discussed below.
- Three borings (TP-B07, TP-B08, and TP-B09) were completed in the vicinity of the former AST area.

Soil samples for laboratory analysis were collected from the interval above the groundwater table at locations where no visual or olfactory cues indicated potential contamination within the boring (TP-B01, TP-B02, TP-B03, TP-B04b, and TP-B06). At one location (TP-B05), wood debris material extended from just below the ground surface to below the groundwater table (15 ft BGS), and no sample was collected. At the remaining locations, samples were collected where PID readings were elevated, or where there were visual or olfactory indications of potential contamination.

3.3.1.2 Plywood Plant Parcels

In June 2013, soil samples were collected from 24 direct-push borings within the Plywood Plant Parcels. Boring locations are shown on Figure 2, and were as follows:

- Three borings were completed within, and adjacent to, the former Oil Room and Maintenance Shop within the former Plywood Plant footprint (FPP-B01, FPP-B02, and FPP-B03).
- Five borings were completed within the vicinity of the Lathe Hydraulic Room pit, located on the northeast corner of the former Plywood Plant footprint (FPP-B04, FPP-B05, FPP-B06, FPP-B17, and FPP-B19).
- Two borings were completed hydraulically downgradient of the former AST area (FPP-B07 and FPP-B18), northeast of the former Plywood Plant footprint.
- One boring was completed south of the VAT building located east of the former Plywood Plant footprint (FPP-B08).
- Eight borings were completed within the central and southern portions of the former Plywood Plant footprint (FPP-B09 through FPP-B16).
- Two borings were completed within the area of the former Evaporation Pond, south of the former Plywood Plant footprint (FPP-B20 and FPP-B24).
- Three borings were completed within the three small parcels to the west/southwest of the former Plywood Plant parcel (FPP-B21, FPP-B22, and FPP-B23).

Soil samples for laboratory analysis were collected from the interval directly above the water table at locations where no visual or olfactory cues indicated potential contamination within the boring (FPP-B03, FPP-B06, FPP-B08, FPP-B12, FPP-B13, FPP-B15, FPP-B16, FPP-B21, and FPP-B23). At the other locations, samples were collected where PID readings were elevated, or where there were visual or olfactory indications of potential contamination.

3.3.2 SUPPLEMENTAL INVESTIGATION

3.3.2.1 Triangular Parcel

In August 2013, two additional borings for the installation of two new monitoring wells were completed within the Triangular Parcel. Soil borings were advanced using a hollow-stem auger rig. Boring locations are shown on Figure 2, and were as follows:

- One boring was completed hydraulically downgradient of the former Steam Cleaner Shed and the former Oil House and Service Pit (TP-MW-1).
- One boring was completed hydraulically downgradient of the former AST area (TP-MW-2).

No visual or olfactory cues indicated potential contamination within the two borings during advancement. Soil samples for laboratory analysis were collected from the interval above the groundwater table. Samples were collected at each additional interval and archived at the laboratory for possible future analysis.

In accordance with the work plan, soil samples were submitted for analysis to ALS in Everett, Washington. Table 2 summarizes the selected laboratory analytical parameters for each of the soil samples; analytical results for soil are discussed in Section 4.2.2 and presented in Appendix A, Table A-1.

3.3.2.2 Plywood Plant Parcels

In August 2013, 13 additional direct-push borings and 3 hollow-stem auger borings for the installation of 3 new monitoring wells were completed within the Plywood Plant Parcels. Boring locations are shown on Figure 2, and were as follows:

- Five borings were completed in the vicinity of the Lathe Hydraulic Room pit, located on the northeast corner of the former Plywood Plant footprint (FPP-B25, FPP-B26, FPP-B27, FPP-B34 and FPP-MW-1). These locations were chosen to further evaluate contamination identified during the initial investigation.
- One boring was completed to the northeast of the VAT structure (FPP-B28).
- Three planned borings (FPP-B29, FPP-B30, and FPP-B31) and three additional step-out borings (FPP-B29a, FPP-B29b, and FPP-B29c) were completed within the Barker area.
- Two borings were completed in the southwestern corner of the former Plywood Plant footprint where no data had previously been collected (FPP-B32 and FPP-B33).
- One boring was completed hydraulically downgradient from the VAT structure and from the Lathe Hydraulic Room pit (FPP-MW-2).
- One boring was completed south of the former Plywood Plant footprint in the vicinity of the former Evaporation Pond (FPP-MW-3).

Soil samples for laboratory analysis were collected from the interval directly above the groundwater table at locations where no visual or olfactory cues indicated potential contamination within the boring (FPP-B25, FPP-B26, FPP-B27, FPP-B30, FPP-B32, FPP-B33, FPP-B34). At the other locations, soil samples were collected from the interval where PID readings were elevated, or where there were visual or olfactory indications of potential contamination. Analytical results for soil are discussed in Section 4.2.2 and presented in Appendix A, Table A-1. Additional samples, archived for possible future analysis, were collected from the top 1 ft of each 5 ft probe interval, starting at 5 ft BGS (e.g., intervals

5 ft to 6 ft, 10 ft to 11 ft, 15 ft to 16 ft), and the bottom 1 ft of the last probe interval (e.g., interval 19 ft to 20 ft).

3.4 SOIL GAS INVESTIGATION

During the initial investigation, four shallow soil gas measurements were completed in the southeast corner of the former Plywood Plant's foundation. Locations were chosen to document current soil gas quality and evaluate if previously measured methane concentrations at the southern extent of the former Plywood Plant parcel extended beneath the former Plywood Plant footprint. Soil gas samples were collected from beneath the foundation slab using a direct-push drilling rig at locations FPP-G01, FPP-G02, FPP-G03, and FPP-G04 (Figure 2).

In accordance with the work plan, soil gas concentrations of methane, oxygen, carbon monoxide, carbon dioxide, and hydrogen sulfide were measured using a CES/Landtec GEM-2000 Plus multi-gas meter. Concentrations are discussed in Section 4.2.3 and presented in Appendix A, Table A-2. Specific information regarding field procedures and sampling methodology is presented in the project work plan (Landau Associates 2013b).

3.5 GROUNDWATER INVESTIGATION

Landau Associates collected groundwater samples from the Triangular Parcel and the Plywood Plant Parcels to further evaluate and document current groundwater conditions, provide information to support decisions regarding the need for additional investigation, as warranted, and support consideration of potential remedial action options for the subject parcels.

Two rounds of groundwater sampling were conducted. During the initial round of field investigation, groundwater samples were collected from temporary well screens during soil boring advancement and from two existing groundwater monitoring wells (i.e., MW-9A, MW-12). During the supplemental investigation, groundwater samples were collected from temporary well screens during soil boring advancement and from five new groundwater monitoring wells installed as part of the supplemental investigation.

In accordance with the work plan, groundwater samples were submitted for analysis to ALS in Everett, Washington. Tables 1 and 2 summarize the selected laboratory analytical parameters for each of the groundwater samples. Analytical results for the groundwater samples are discussed in Section 4.2.4 and presented in Appendix A, Table A-3.

The following sections summarize information on the groundwater sample locations and the rationale for sample collection. Specific information regarding field procedures and sampling methodology is presented in the project work plan (Landau Associates 2013b).

3.5.1 INITIAL INVESTIGATION

3.5.1.1 Triangular Parcel

In June 2013, five groundwater samples were collected from temporary screens during boring advancement within the Triangular Parcel. Locations were chosen to provide for spatial coverage to assess groundwater conditions and potential impacts from historical operations within the parcel. Groundwater sample locations are shown on Figure 2.

Sample locations were as follows:

- Two samples were collected from borings within the vicinity of the former Service Pit, Oil House, and Fuel Dispensing areas (TP-01 and TP-04b).
- One sample was collected from the central portion of the Triangular Parcel (TP-B06).
- Two samples were collected from borings hydraulically downgradient of the former AST area (TP-B08 and TP-B09).

3.5.1.2 Plywood Plant Parcels

In June 2013, 18 groundwater samples were collected from within the Plywood Plant Parcels. Sixteen of these samples were grab samples collected from temporary screens during boring advancement within the Plywood Plant Parcels. Two samples were also collected from existing monitoring wells on the property (i.e., MW-9A and MW-12). Locations were chosen to provide spatial coverage and to assess groundwater conditions and potential impacts from historical operations within the Plywood Plant Parcels. Groundwater sample locations are shown on Figure 2.

Sample locations were as follows:

- Three samples were collected from borings completed within, and adjacent to, the former Oil Room and Maintenance Shop at the northwestern corner of the former Plywood Plant footprint (FPP-B01, FPP-B02, and FPP-B03).
- Four samples were collected from borings completed within the vicinity of the Lathe Hydraulic Room pit, located on the northeast corner of the former Plywood Plant footprint (FPP-B04, FPP-B05, FPP-B17, and FPP-B19).
- One sample was collected from a boring completed hydraulically downgradient of the former AST area (FPP-B07), northeast of the former Plywood Plant footprint.
- One sample was collected from a boring completed south of the VAT Building located to the east of the former Plywood Plant footprint (FPP-B08).
- Five samples were collected from borings completed within the central and southern portions of the former Plywood Plant footprint (FPP-B09, FPP-B11 through FPP-B13, and FPP-B15).
- Two samples were collected from borings completed within the area of the former Evaporation Pond, south of the former Plywood Plant footprint (FPP-B20 and FPP-B24).

- One sample was collected from existing monitoring well MW-9A located northwest of the former Plywood Plant footprint.
- One sample was collected from existing monitoring well MW-12 located between the former Plywood Plant footprint and the Barker, and south of the VAT Building.

3.5.2 SUPPLEMENTAL INVESTIGATION

3.5.2.1 Triangular Parcel

In August 2013, two groundwater samples were collected from within the Triangular Parcel. These samples were collected from new monitoring wells (TP-MW-1 and TP-MW-2) installed within the Triangular Parcel as part of the supplemental investigation. Soil borings for the new monitoring wells were drilled using a hollow-stem auger rig. The soil borings were drilled to 20 ft BGS, below the groundwater table at the time of drilling (~14 ft BGS), and below the expected fluctuation of the groundwater table throughout the year. Wells were completed with a stick-up monument and protected with three bollards.

Groundwater sample locations were chosen to assess conditions hydraulically downgradient of former operations areas within the Triangular Parcel. Sample locations are shown on Figure 2. Exploration logs and as-built diagrams for the new monitoring wells are included in Appendix B.

3.5.2.2 Plywood Plant Parcels

In August 2013, 10 groundwater samples were collected from within the Plywood Plant Parcels. Seven of these samples were groundwater grab samples collected from temporary screens during boring advancement within the Plywood Plant Parcels (FPP-B25 through FPP-B28, FPP-B29b, FPP-B31, and FPP-B33). Three of these samples were collected from new monitoring wells installed within the Plywood Plant Parcels (FPP-MW-1, FPP-MW-2, and FPP-MW-3). Soil borings for the new monitoring wells were drilled using a hollow-stem auger rig. The soil borings were drilled to 20 ft BGS, below the groundwater table at the time of drilling (i.e., 9.5 ft to 13.5 ft BGS), and below the expected fluctuation of the groundwater table throughout the year. Wells were completed with a stick-up monument and protected with three bollards.

Groundwater sample locations were chosen to further evaluate groundwater conditions around the former Hydraulic Lathe pit, the southwestern margin of the former Plywood Plant footprint, the Barker area, and south of the former Plywood Plant footprint in the vicinity of the former Evaporation Pond².

² Newly installed well FPP-MW-3 was installed during the supplemental investigation, in part, to replace monitoring well MW-13 which was observed to be damaged during the pre-investigation site reconnaissance.

Sample locations are shown on Figure 2. Exploration logs and as-built diagrams for the new monitoring wells are included in Appendix B.

3.6 STANDING WATER INVESTIGATION

During the initial investigation, three standing water samples were collected within the northeast corner of the former Plywood Plant parcel (locations FPP-SW-01, -02, and -03). The samples were collected from standing water at the bottom of the recently excavated hydraulic lathe pit, and from two areas of standing water within and to the south of the VAT building. Two additional locations, identified during the pre-investigation site reconnaissance, were dry at the time of the initial investigation and samples could not be collected. Sample locations are shown on Figure 2.

In accordance with the work plan, the standing water samples were submitted for analysis to ALS in Everett, Washington. Table 1 summarizes the selected laboratory analytical parameters for each of the standing water samples. Analytical results for the standing water samples are discussed in Section 4.2.5 and presented in Appendix A, Table A-4. Specific information regarding field procedures and sampling methodology is presented in the project work plan (Landau Associates 2013b).

3.7 WOOD DEBRIS INVESTIGATION

During the supplemental investigation, two wood debris samples were collected from one boring (Wood-1) located near the eastern boundary of the former Plywood Plant parcel. This boring was extended to 20 ft BGS. Samples were collected to provide an initial assessment of wood debris quality and the potential viability for reuse of the material. Samples were composited from two intervals, 1 ft to 6 ft and 6 ft to 11 ft BGS.

The wood debris samples were shipped to the ALS Group USA in Kelso, Washington for analysis by the Toxicity Characterization Leaching Procedure (TCLP) for metals and the high heat value evaluation using ASTM International (ASTM) Standard D2015. Analytical results for the wood debris samples are discussed in Section 4.2.6 and presented in Appendix A, Table A-5. The boring location is shown on Figure 2.

4.0 INVESTIGATION RESULTS

To evaluate environmental conditions at the subject parcels, the Phase II investigation included documenting the visual observations of the media encountered during drilling and sample collection, and soil from each boring was screened for volatile organic compounds (VOCs) using a PID. This information is further discussed in the sections below, and is summarized in Table 3 and included in the exploration logs in Appendix B.

The sections below also discuss the analytical results for the two rounds of investigation for the various media types analyzed. The analytical results are included in Appendix A (Tables A-1 through A-5); sample locations are provided on Figure 2. In addition, Tables 4 through 7 summarize key media-specific information for the analytical results from the initial and supplemental investigation (e.g., detection frequencies, ranges of detections, concentrations detected above the screening levels, etc.).

4.1 VISUAL OBSERVATIONS AND FIELD-SCREENING RESULTS

Visual observations were documented by Landau Associates personnel during both rounds of investigation. Observations included soil lithology type, depth to groundwater, the presence of sheen on the soil or at the water table, discernible odors, and visible soil staining, as appropriate. In addition, soil samples were screened for VOCs using a PID. These observations are documented in the exploration logs provided in Appendix B and are summarized below.

4.1.1 GEOLOGY AND SITE HYDROGEOLOGY

During the initial and supplemental investigations, borings were advanced to depths that ranged from 10 ft to 25 ft BGS. The shallow subsurface at the subject parcels was generally found to consist of sandy gravels and gravelly sands (i.e., alluvial material), underlain in many places by a silty sand or sandy silt or clay. A layer of fill up to 18.5 ft thick is present overlying the alluvial material in some areas. Fill material generally consisted of silty to sandy gravels (primarily cobbles), and in some places decomposing wood debris (e.g., bark, sawdust, etc.). Table 3 provides GPS information for the boring locations and includes a summary of the conditions observed at each location during advancement. Geologic logs for the soil borings and construction details for the new monitoring wells are presented in Appendix B.

Depth-to-groundwater was recorded during boring advancement and sampling of the existing and new monitoring wells for both rounds of investigation. Depth-to-groundwater within the Triangular Parcel ranged from 8 ft to 16 ft BGS during the initial round of investigation. During the supplemental investigation, groundwater was encountered at 14 ft BGS in both borings completed within the Triangular

Parcel. Depth to groundwater within the Plywood Plant Parcels ranged from 8.5 ft to 18 ft BGS during the initial round of investigation. During the supplemental investigation, groundwater ranged from 5 ft to 20.5 ft BGS within the Plywood Plant Parcels. The constructed and temporary wells were not surveyed during the Phase II investigation to establish an elevation datum for each location; therefore, groundwater elevation contours have not been prepared. However, previous investigations indicate that groundwater flow is to the east-southeast, toward the Yakima River, with a small, localized area of groundwater mounding on the western edge of the former Plywood Plant parcel that locally affects groundwater flow direction (SLR International Corp 2009).

4.1.2 PRESENCE OF SHEEN, ODOR, AND/OR STAINING

Borings were advanced to depths ranging from 10 ft to 25 ft BGS. Most borings were advanced to 20 ft BGS, unless refusal was met, or visual or olfactory evidence of potential contamination indicated the need to extend the boring to reach the lower limit of potential contamination, which based on visual and olfactory evidence was at 25 ft BGS. Visual and olfactory evidence of potential contamination is presented in Table 3. Significant visual or olfactory evidence of potential contamination was observed at the following locations:

- A slight to strong petroleum-like odor, accompanied by a sheen, was present in borings FPP-B05, FP-B06, FPP-B10, TP-B04, TP-B04a, FPP-B28, FPP-B29a, FPP-B29b, and FPP-B29c.
- A strong burnt odor was present in one boring (FPP-B29a); however, no evidence of the source of the odor was identified during drilling.

Slight petroleum-like odors were present in additional borings, but were not accompanied by sheen. Observations are presented in Table 3 and are documented in the exploration logs provided in Appendix B.

4.1.3 FIELD SCREENING RESULTS

Soil from each boring was screened for VOCs during drilling and sample collection using a PID. Headspace analysis was conducted by placing a representative portion of the soil in a sealable plastic bag, allowing the soil to vaporize inside the sealed container for 5 minutes, then inserting the PID tip into the bag to measure total VOCs. PID readings were recorded and are documented on the exploration logs provided in Appendix B. No PID readings were above 9.0 parts per million (ppm).

4.2 ANALYTICAL RESULTS

Samples collected during the Phase II investigation were submitted to ALS in Everett, Washington for analysis (wood debris samples were analyzed by ALS Group USA in Kelso,

Washington). The sample-specific analyses for the Phase II investigation are included in Tables 1 and 2 for the initial and supplemental investigations, respectively. Tables 4 through 7 provide a summary of media-specific results, including detection frequencies based on the laboratory reporting limits (RLs). The analytical results for the samples analyzed from both rounds of investigation are provided in Appendix A, Tables A-1 through A-5; laboratory analytical reports are provided on DVD in Appendix C. The laboratory analytical data were validated for quality assurance/quality control purposes and were determined to be acceptable and relevant for the evaluation conducted for this Phase II investigation. Qualifiers, as appropriate, were added to the data as indicated in the comprehensive data tables.

The sections below provide information on the basis and rationale for the screening levels identified to evaluate the sample analytical results for the samples collected and analyzed during the Phase II investigation, and present media-specific discussions of the analytical results.

4.2.1 SCREENING LEVELS

To provide context for evaluation of the analytical results, the analyte concentrations detected in the soil and groundwater samples were compared to screening levels based on available regulatory criteria. The MTCA Method A cleanup levels for unrestricted land uses are used for screening purposes and data evaluation for the constituents detected in soil because they are relevant for the evaluation of the nature and extent of soil contamination at the property, and for the assessment of the need for and potential scope of remedial actions that may be warranted prior to redevelopment.

Based on the ongoing discussions with Ecology regarding the adjacent Landfill Parcel, the screening levels for the contaminants that have been previously detected in groundwater near the Yakima River downgradient of the Yakima Mill Site [i.e., dissolved metals (arsenic³, sodium, manganese, iron) and pH] are the lower of the criteria protective of surface water or protective of groundwater as drinking water. For other potential groundwater contaminants, the screening levels are the MTCA Method A or B criteria protective of groundwater as drinking water, as available.

Some constituents analyzed for during this investigation do not have associated MTCA Method A or B cleanup levels; therefore, as appropriate, other screening criteria have been identified in the sections below for those constituents. In addition, screening levels were not established for the standing water, soil gas, and wood debris sample results.

The analytical results for the soil, groundwater, standing water, soil vapor, and wood debris samples are discussed in Sections 4.2.2 through 4.2.6. Screening levels identified for the various media

³ The screening criterion for dissolved arsenic is adjusted to the practical quantification limit (0.15 µg/L).

analyzed are included in Tables 4 through 7 and in the summary tables in Appendix A (Tables A-1 through A-5), as appropriate.

4.2.2 SOIL ANALYTICAL RESULTS

Sixty-five soil samples were collected and submitted for various analyses during completion of the initial and supplemental rounds of this Phase II investigation. Tables 1 and 2 present the analytical program on a sample-by-sample basis for the initial and supplemental investigations, respectively; sample locations are presented on Figure 2. The following section provides an overview of the soil analytical results and evaluation of the data with respect to the applicable screening levels, as appropriate.

The frequency with which soil samples were analyzed for specific analytes of concern was determined based on the following:

- Conditions observed in the field (e.g., olfactory, visual observations, etc.)
- Analytical results for samples collected during previous investigations (see Figure 2)
- Potential constituents of concern associated with past industrial operations that were once conducted in the vicinity of the sample location.

In some instances, more than one soil sample was collected for laboratory analysis at a single location (i.e., samples from two different depth intervals at the same boring location); Tables 1, 2, 4, and 5, in addition to Table A-1 in Appendix A, provide information on the boring locations where more than one sample was collected for laboratory analysis.

4.2.2.1 Triangular Parcel Soil Analytical Results

Fourteen soil samples were collected from 11 locations within the Triangular Parcel during the initial and supplemental rounds of the Phase II investigation. An overview of the soil analytical results for both rounds of investigation is included in the following sections.

Initial Investigation

Twelve soil samples were collected for laboratory analysis during the initial investigation within the Triangular Parcel. The soil samples were analyzed as follows:

- 12 samples were analyzed for total metals (including arsenic, cadmium, chromium, iron, lead, manganese, and mercury)
- 3 samples were analyzed for hexavalent chromium
- 12 samples were analyzed for TPH-D and TPH-O
- 6 samples were analyzed for TPH in the gasoline (TPH-G) range
- 8 samples were analyzed for VOCs

- 7 samples were analyzed for semivolatile organic compounds (SVOCs)
- 7 samples were analyzed for polycyclic aromatic hydrocarbons (PAHs), using analytical methods to achieve a 0.01 milligram per kilogram (mg/kg) RL
- 4 samples were analyzed for polychlorinated biphenyls (PCBs), using analytical methods to achieve a 0.1 mg/kg RL
- 3 samples were analyzed for total organic carbon (TOC)
- 1 sample was analyzed for pH.

Several constituents were detected above the RLs in the soil samples collected from within the Triangular Parcel during the initial investigation; however, **none of the analytes of concern were detected at concentrations greater than the respective screening levels.** Table 4 presents the number of total detections, detection frequencies, and minimum/maximum reported concentrations for the 12 samples analyzed.

Supplemental Investigation

Although none of the analytes of concern were identified above the screening levels in the samples collected from within the Triangular Parcel during the initial investigation, only limited data is available regarding the occurrence and quality of groundwater within the Triangular Parcel. Therefore, two new groundwater monitoring wells were installed within the Triangular Parcel (i.e., TP-MW-1, TP-MW-2) to further evaluate groundwater quality and provide additional data for locations hydraulically upgradient of the former Plywood Plant parcel (groundwater results are discussed in Section 4.2.4). Two soil samples were collected for analyses from each of the borings advanced prior to construction, development, and sampling of the new monitoring wells.

The soil samples were analyzed as follows:

- 2 samples were analyzed for total metals (including arsenic, cadmium, chromium, iron, lead, manganese, and mercury)
- 2 samples were analyzed for TPH-D and TPH-O.

None of the analytes of concern were detected at concentrations greater than the screening levels in the two soil samples analyzed as part of the supplemental investigation. Table 4 presents the number of total detections, detection frequencies, and minimum/maximum reported concentrations for the two samples analyzed.

4.2.2.2 Plywood Plant Parcels Soil Analytical Results

Fifty-one soil samples were collected for laboratory analysis from within the Plywood Plant Parcels during the Phase II investigation. An overview of the soil analytical results for both rounds of investigation is included in the following sections.

Initial Investigation

Thirty-six soil samples were collected from 24 locations for laboratory analysis during the initial round of investigation within the former Plywood Plant Parcels. The soil samples were analyzed as follows:

- 35 samples were analyzed for total metals (including arsenic, cadmium, chromium, iron, lead, manganese, and mercury)
- 5 samples were analyzed for hexavalent chromium
- 36 samples were analyzed for TPH-D and TPH-O
- 19 samples were analyzed for TPH-G
- 19 samples were analyzed for VOCs
- 18 samples were analyzed for SVOCs
- 18 samples were analyzed for PAHs, using analytical methods to achieve a 0.01 mg/kg RL
- 13 samples were analyzed for PCBs, using analytical methods to achieve a 0.1 mg/kg RL
- 8 samples were analyzed for TOC
- 9 samples were analyzed for pH.

Several analytes were detected above the RLs in the soil samples that were collected within the Plywood Plant Parcels during the initial investigation, including one or more detections that were greater than the screening levels. Table 5 presents the number of total detections, detection frequencies, and minimum/maximum reported concentrations for the 36 samples analyzed. Only TPH-O was detected in soil at concentrations above the screening levels during the initial investigation in the Plywood Plant Parcels as follows:

- TPH-O was detected in 58% of the samples analyzed. TPH-O results exceeded the screening level for TPH-O (i.e., 2,000 mg/kg) in 8% (i.e., 3) of the samples [FPP-B04 (9,400 mg/kg), FPP-B05 (4,500 mg/kg), and FPP-B06 (2,100 mg/kg)].

The locations with TPH-O concentrations in soil greater than the screening level, including the relative exceedance factor, which is the detected concentration divided by the screening level, are presented on Figure 3. The three locations with TPH-O concentrations greater than the screening level were at the northeastern edge of the former Plywood Plant footprint, in the vicinity of the former Lathe Hydraulic Room. The depths of the samples with TPH-O exceedances ranged from between 11 and 12 ft BGS at FPP-B04 to 15 to 16 ft at locations FPP-B05 and FPP-B06. These samples were collected adjacent to the former lathe hydraulic pit (approximate depth 13.5 ft). The property owner/operator had excavated debris/fill from within the concrete pit prior to the initial round of investigation. The pit contained several feet of standing water at the time of the initial investigation; the analytical results for a sample of the water from the pit are discussed in Section 4.2.5.

Supplemental Investigation

As outlined in the work plan (Landau Associates 2013b), areas where analytes of concern were detected at concentrations greater than the screening levels during the initial investigation were further evaluated during the supplemental investigation. Therefore, the supplemental investigation focused on the area immediately adjacent to the former Hydraulic Lathe Pit and VAT building. However, due to the limited soil and groundwater data available, the supplemental investigation also included additional borings in the Barker area and along the western boundary of the former Plywood Plant footprint.

Fifteen soil samples were collected for laboratory analysis from 15 discrete locations during the supplemental investigation within the former Plywood Plant parcel. The soil samples were analyzed as follows:

- 15 samples were analyzed for total metals (including arsenic, cadmium, chromium, iron, lead, manganese, and mercury)
- 15 samples were analyzed for TPH-D and TPH-O
- 1 sample was analyzed for PCBs, using analytical methods to achieve a 0.1 mg/kg RL
- 3 samples were analyzed for TOC.

Several analytes were detected in soil samples that were collected from within the former Plywood Plant parcel during the supplemental round of investigation, including one or more with detected concentrations greater than the screening levels. Table 5 presents information on the number of total detections, detection frequencies, and minimum/maximum reported concentrations for the 15 samples analyzed. As during the initial investigation, only TPH-O was detected in soil at concentrations above the screening level during the supplemental investigation in the former Plywood Plant parcel as follows:

- TPH-O was detected in 67% of the samples analyzed. TPH-O exceeded the screening level (i.e., 2,000 mg/kg) in 13% (i.e., 2) of the samples [FPP-B28-S (6,100 mg/kg) and FPP-B29c-S (3,500 mg/kg)].

The locations where TPH-O was detected at concentrations greater than the screening levels, including the relative exceedance factors, are presented on Figure 3. The two samples with TPH-O concentrations greater than the screening level during the supplemental round were collected from locations along the northern edge of the VAT building and Barker area. The samples from the additional boring locations included in the supplemental round to further assess the TPH-O exceedances identified in the initial investigation did not have concentrations greater than the screening levels.

The depth of the soil samples collected during the supplemental investigation with TPH-O exceedances was between 15 to 16 ft BGS at locations FPP-B28-S and FPP-B29b-S. This evidence of TPH-O contamination was at similar depths to the samples with TPH-O contamination collected during the initial investigation adjacent to the former lathe hydraulic pit (approximate depth 13.5 ft).

4.2.3 SOIL GAS ANALYTICAL RESULTS

Soil gas concentrations were analyzed in the field at four locations using temporary well points and a CES/Landtec GEM-2000 Plus multi-gas meter. The locations selected for soil gas evaluation were based on the previous analytical results for soil gas samples collected from existing gas probes installed across the Project Site (see Figure 2), and accessibility for sampling at the southeast corner of the former Plywood Plant footprint. The southeast corner of the former Plywood Plant footprint was selected for the soil gas sampling to further evaluate and document the extent and potential influence of the former landfill on the subject parcels.

Of the four locations sampled, only sample FPP-G01 indicated the presence of methane (31.4% by volume). Methane was not detected in the samples from the remaining three locations (i.e., FPP-G02, FPP-G03, and FPP-G04). Results of the soil gas analysis are included on Table A-2 in Appendix A.

4.2.4 GROUNDWATER ANALYTICAL RESULTS

Thirty-five groundwater samples were collected and submitted for various analyses during the initial and supplemental rounds of the Phase II investigation. Tables 1 and 2 present the laboratory analysis on a sample-by-sample basis for the initial and supplemental rounds of investigation, respectively. Groundwater samples were collected predominately using temporary screens installed within the direct-push soil borings; groundwater samples were also collected from seven monitoring wells (including two existing wells and five new wells installed during the supplemental investigation).

The groundwater analytical results are presented in Appendix A, Table A-3. The groundwater sample locations for both rounds of investigation are presented on Figure 2. The following sections discuss the groundwater analytical results and evaluate the data with respect to the screening levels.

4.2.4.1 Triangular Parcel Groundwater Analytical Results

Seven groundwater samples were collected from within the Triangular Parcel during the initial and supplemental rounds of the Phase II investigation. The analytical results for both rounds of investigation are included in the following sections.

Initial Investigation

Five groundwater samples were collected for analyses during the initial round of investigation within the Triangular Parcel through use of temporary screens placed within the direct-push borings. The groundwater samples were analyzed as follows:

- 5 samples were analyzed for dissolved metals (including arsenic, cadmium, chromium, iron, lead, manganese, mercury, and sodium)
- 1 sample was analyzed for dissolved hexavalent chromium
- 1 sample was analyzed for total hexavalent chromium
- 5 samples were analyzed for TPH-D and TPH-O
- 4 samples were analyzed for TPH-G
- 4 samples were analyzed for VOCs
- 4 samples were analyzed for VOCs using Selective Ion Monitoring (SIM) to support lower detection limits for vinyl chloride and trichloroethene (TCE)
- 4 samples were analyzed for SVOCs
- 5 samples were analyzed for pH in the field during sample collection.

Only dissolved iron and manganese were detected at concentrations greater than the screening levels in the groundwater samples collected within the Triangular Parcel during the initial round of investigation. However, the RL for arsenic (i.e., 1.0 µg/L) was greater than the respective screening level (i.e., 0.15 µg/L). Table 6 presents information on the number of total detections, detection frequencies, and minimum/maximum reported concentrations for the five samples analyzed. The analytes detected in groundwater at concentrations above the screening levels during the initial investigation in the Triangular Parcel are as follows:

- Dissolved iron was detected above the screening level in one of the five samples analyzed for metals.
- Dissolved manganese was detected above the screening level in three of the five samples analyzed for metals.
- In addition, pH was below the respective screening level range (i.e., 6.5 to 8.5) for four of the five samples.

The locations where dissolved iron and manganese were detected at concentrations above the screening levels are shown on Figure 4.

Supplemental Investigation

As noted above, two new groundwater monitoring wells were installed within the Triangular Parcel (i.e., TP-MW-1, TP-MW-2) during the supplemental investigation to further evaluate groundwater quality and provide additional data for locations hydraulically upgradient of the former Plywood Plant parcel.

The groundwater samples from these new wells were analyzed as follows:

- 2 samples were analyzed for dissolved metals (including arsenic, cadmium, chromium, iron, lead, manganese, mercury, and sodium)
- 2 samples were analyzed for TPH-D and TPH-O

- 2 samples were analyzed for VOCs
- 2 samples were analyzed for SVOCs
- 2 samples were analyzed for TOC
- 2 samples were analyzed for pH in the field during sample collection.

Dissolved arsenic, iron, manganese, and sodium were detected at concentrations greater than the screening levels. Table 6 presents information on the number of total detections, detection frequencies, and minimum/maximum reported concentrations for the two samples analyzed. The analytes detected in groundwater at concentrations above the screening levels during the supplemental investigation in the Triangular Parcel are as follows:

- Dissolved iron was detected above the screening level in one of the two samples analyzed for metals.
- Dissolved manganese was detected above the screening level in both of the samples analyzed for metals.
- Dissolved sodium was detected above the screening level in both of the samples analyzed for metals.
- In addition, pH was within the respective screening level range (i.e., 6.5 to 8.5) for the two samples.

The locations where dissolved arsenic, iron, manganese, and sodium were detected at concentrations above the screening levels are shown on Figure 4.

4.2.4.2 Plywood Plant Parcels Groundwater Analytical Results

Twenty-seven groundwater samples were collected for analyses from within the Plywood Plant Parcels during the Phase II investigation. This included collection of 22 samples from temporary wells installed in the direct-push borings and 5 samples from monitoring wells including 2 existing and 3 new wells. The groundwater analytical results for both rounds of investigation are included in the following sections.

Initial Investigation

Eighteen groundwater samples were collected for laboratory analyses during the initial investigation within the Plywood Plant Parcels, including groundwater samples from two existing monitoring wells (MW-9A and MW-12). The groundwater samples were analyzed as follows:

- 16 samples were analyzed for dissolved metals (including arsenic, cadmium, chromium, iron, lead, manganese, mercury, and sodium)
- 3 samples were analyzed for total metals (including arsenic, cadmium, chromium, iron, lead, manganese, mercury, and sodium)
- 5 samples were analyzed for dissolved hexavalent chromium

- 5 samples were analyzed for total hexavalent chromium
- 17 samples were analyzed for TPH-D and TPH-O
- 14 samples were analyzed for TPH-G
- 14 samples were analyzed for VOCs
- 14 samples were analyzed for VOCs, using SIM to support lower detection limits for vinyl chloride and TCE
- 13 samples were analyzed for SVOCs
- 2 samples were analyzed for PAHs, using analytical methods to achieve a 0.020 µg/L RL
- 2 samples were analyzed for PCBs, using analytical methods to achieve a 0.020 µg/L RL
- 2 samples were analyzed for total dissolved solids (TDS)
- 18 samples were analyzed for pH in the field during sample collection.

TPH-D, TPH-O, arsenic, iron, manganese, and sodium were detected at concentrations greater than screening levels in the groundwater samples collected from within the Plywood Plant Parcels during the initial investigation. Table 7 presents information on the number of total detections, detection frequencies, and minimum/maximum reported concentrations for the samples analyzed. The locations where dissolved arsenic, iron, manganese, or sodium were detected at concentrations above the screening levels are shown on Figure 4. The locations where the detected concentrations of TPH in groundwater were greater than the screening levels, including the relative exceedance factors, are presented on Figure 5. The analytes detected in groundwater at concentrations above the screening levels during initial investigation in the Plywood Plant Parcels are as follows:

- Dissolved iron was detected above the screening level in 9 of the 15 samples analyzed for iron.
- Dissolved manganese was detected above the screening level in 15 of the 16 samples analyzed for manganese.
- Dissolved sodium was detected above the screening level in 11 of the 16 samples analyzed for sodium.
- TPH-O was detected in 29% of the samples analyzed; all five of the detected concentrations exceed the screening level (i.e., 500 µg/L).
- TPH-D was detected in one sample at a concentration greater than the screening level (i.e., 500 µg/L).
- In addition, pH was below the respective screening level range (i.e., 6.5 to 8.5) in 78% of the samples analyzed for pH.

Four of the five groundwater samples with concentrations that exceed the screening level for TPH-O were collected from locations at the northeastern edge of the former Plywood Plant footprint, in the vicinity of the former Lathe Hydraulic Room and the VAT building (i.e., FPP-B04, FPP-B05, FPP-B08, and FPP-B17). The one TPH-D exceedance of the screening level was in the sample from FPP-B04.

As noted above, the soil samples from locations FPP-B04 and FPP-B05 also had concentrations of TPH-O greater than the screening level. The fifth groundwater sample with a TPH-O concentration greater than the screening level was collected at FPP-B24 within the vicinity of the former Evaporation Pond.

Supplemental Investigation

Based on the results of the initial investigation, the supplemental investigation included installation and sampling of three new groundwater monitoring wells in the vicinity of the former Hydraulic Lathe Pit area, the VAT building, and the former Evaporation Pond. Monitoring well FPP-MW-3, adjacent to the former Evaporation Pond, was also installed as a replacement for MW-13 which was damaged during previous site operation and could not be accessed for this Phase II investigation. Groundwater samples were also collected from temporary wells installed in the seven additional direct-push borings advanced in the vicinity of the former Hydraulic Lathe Pit and VAT building to further investigate the extent of the TPH contamination identified during the initial round of investigation.

Ten groundwater samples were collected for analyses from the three new monitoring wells and seven direct-push boring locations. The groundwater samples were analyzed as follows:

- 10 samples were analyzed for dissolved metals (including arsenic, cadmium, chromium, iron, lead, manganese, mercury, and sodium)
- 10 samples were analyzed for TPH-D and TPH-O
- In addition to the metals, TPH-D, and TPH-O analyses, the samples from the three new monitoring wells were analyzed for TPH-G, VOCs, SVOCs, and TOC.
- 10 samples were analyzed for pH in the field during sample collection.

TPH-D, TPH-O, arsenic, iron, manganese, and sodium were detected at concentrations greater than the screening levels in groundwater samples collected from within the former Plywood Plant parcel during the supplemental investigation. Table 7 presents information on the number of total detections, detection frequencies, and minimum/maximum reported concentrations for the samples analyzed. The locations where dissolved arsenic, iron, manganese, or sodium were detected at concentrations above the screening levels are shown on Figure 4. The locations where the detected concentrations of TPH in groundwater were greater than the screening levels, including the relative exceedance factors, are presented on Figure 5. The analytes detected in groundwater at concentrations above the screening levels during the supplemental investigation are as follows:

- Dissolved iron was detected above the screening level in all 10 of the samples analyzed for iron.
- Dissolved manganese was detected above the screening level in all 10 of the samples analyzed for manganese.

- Dissolved sodium was detected above the screening level in 8 of the 10 samples analyzed for sodium.
- TPH-O was detected in 40% of the samples analyzed, including two locations with concentrations that exceed the screening level (i.e., 500 µg/L).
- TPH-D was detected in 60% of the samples analyzed, including one location with a concentration that exceeds the screening level (i.e., 500 µg/L).
- In addition, pH was below or above the respective screening level range (i.e., 6.5 to 8.5) in 50% of the samples analyzed for pH.

The two groundwater samples with TPH-O concentrations greater than the screening level were collected on the northern edge of the former Barker structure (FPP-B29b) and to the south (roughly hydraulically downgradient) of the former Hydraulic Lathe Pit (FPP-B27); the one sample with a TPH-D concentration that exceeded the screening level was collocated with sample FPP-B29b. The three highest detected dissolved arsenic concentrations were in the samples collected at FPP-B33 (southwest corner of the former Plywood Plant's footprint), from new well FPP-MW-1, and from FPP-B27 (where the TPH-O was above the groundwater screening level). The groundwater sample collected at FPP-B27 indicated the highest detected concentrations of both dissolved arsenic (35 µg/L) and TPH-O (47,000 µg/L).

The groundwater sample collected from new monitoring well FPP-MW-3, adjacent to the former Evaporation Pond, did not have a TPH-O concentration greater than the screening level. Well FPP-MW-3 is located near sample location FPP-B24, where the groundwater grab sample collected from a temporary well contained a TPH-O concentration greater than the screening level during the initial round of sampling.

4.2.5 STANDING WATER ANALYTICAL RESULTS

During completion of the pre-investigation field reconnaissance, several areas of standing water were identified within the Plywood Plant Parcels. These areas included the recently excavated hydraulic lathe pit in the northeast corner of the former Plywood Plant footprint, and water within and to the south of the VAT building. To support further evaluation of environmental conditions at the subject property, three standing water samples were collected and analyzed for pH and for petroleum hydrocarbons using the Northwest Total Petroleum Hydrocarbon (NWTPH)-hydrocarbon identification (HCID) methodology.

The analytical results for these standing water samples are as follows:

- HCID-gasoline range was not detected in any of the three samples above the RL (i.e., 130 µg/L).
- HCID-diesel range was not detected in two of the three samples above the RL (i.e., 310 µg/L); the third sample had a diesel range concentration greater than 310 µg/L.
- HCID-oil range was not detected in one of the three samples above the RL (i.e., 310 µg/L); the other two samples indicated oil-range detections greater than 310 µg/L.

- pH values ranged between 6.32 and 8.81.

Analytical results are presented in Appendix A, Table A-4.

4.2.6 WOOD DEBRIS ANALYTICAL RESULTS

During the supplemental round of investigation, two wood debris samples were collected for analyses from a location on the eastern edge of the former Plywood Plant parcel in the vicinity of GP-11 (sample location Wood-1; Figure 2). Samples were collected from the 1 to 6 ft and 6 to 11 ft depth intervals. The wood debris samples were analyzed for the following:

- 2 samples were analyzed for Resource Conservation and Recovery Act (RCRA) TCLP 8 metals (i.e., arsenic, barium, cadmium, chromium, lead, mercury, selenium, and silver)
- 2 samples were analyzed for gross calorific value of coal and coke by the adiabatic bomb calorimeter method to assess potential British thermal unit (BTU) potential.

Results of the two analyses conducted on the wood debris samples include the following:

- RCRA 8 metals were not detected above the RLs in either sample.
- BTU potential ranged from 5,360 BTU/lb in the 1 to 6 ft sample to 4,340 BTU/lb in the 6 to 11 ft sample.

Analytical results are presented in Appendix A, Table A-5. The wood debris analytical results can be utilized in the assessment of potential re-use or disposal options for the wood debris as part of planning for property redevelopment.

5.0 SUMMARY AND CONCLUSIONS

Landau Associates conducted the Phase II investigation to document and evaluate current/baseline environmental conditions at the subject parcels, which are included within the Project Site, to identify environmental conditions that may pose a liability to a purchaser of the parcels investigated, and for information to support planning for remedial actions that may be warranted to allow for redevelopment of the property. The investigation was conducted in two rounds [initial (June 2013) and supplemental (August 2013)] and included the collection and selected laboratory analyses of soil, soil gas, groundwater, standing water, and wood debris samples from the subject parcels.

The following section summarizes the overall results and conclusions of the Phase II investigation.

5.1 SUMMARY OF INVESTIGATION RESULTS

The results of the Phase II investigation, including the laboratory analytical results for soil, soil gas, groundwater, standing water, and wood debris, are summarized below by area.

5.1.1 TRIANGULAR PARCEL

Results from the investigation of the Triangular Parcel include the following:

- None of the analytes of concern were identified in soil at concentrations above the screening levels, for those constituents with established screening levels, during either the initial or supplemental investigation within the Triangular Parcel.
- As shown on Figure 4, the following analytes were detected in groundwater at concentrations above the screening levels:
 - Dissolved iron was detected above the screening level in three samples.
 - Dissolved manganese was detected above the screening level in five samples.
 - Dissolved sodium was detected above the screening level in two samples.
 - Dissolved arsenic was not detected above the RL; however, the RL for arsenic (i.e., 1.0 µg/L) was greater than the screening level (i.e., 0.15 µg/L).
- pH in the groundwater samples ranged from 5.73 to 6.79, and included four samples with pH below the screening level range of 6.5 to 8.5.
- Wood debris was identified across a large portion of the Triangular Parcel, especially in the area between TB-B05, TP-B06, and TP-B07; a soil sample could not be collected for analyses from TB-B05 because the entire boring to depth comprised wood debris material.

5.1.2 PLYWOOD PLANT PARCELS

Results from the investigation of the Plywood Plant Parcels include the following:

- As shown on Figure 4, dissolved arsenic, iron, manganese, and sodium were detected in groundwater at concentrations above the screening levels as follows:
 - Dissolved arsenic was detected above the RL and the screening level in 19 samples. As noted above, the RL for arsenic (i.e., 1.0 µg/L) was greater than the screening level (i.e. 0.15 µg/L).
 - Dissolved iron was detected above the screening level in 19 samples.
 - Dissolved manganese was detected above the screening level in 25 samples.
 - Dissolved sodium was detected above the screening level in 19 samples.
- Petroleum hydrocarbons (i.e., TPH-O, TPH-D) were also detected at concentrations greater than the screening levels in soil and groundwater in the north-central portion of the former Plywood Plant parcel in the following areas (Figure 5):
 - The vicinity of the former Hydraulic Lathe Pit (northeastern corner of the former Plywood Plant’s foundation footprint)
 - The VAT building
 - The northern edge of the former Barker structure.
- The highest detected concentrations of dissolved arsenic (with all concentrations being greater than the screening level) were in the groundwater samples collected in the following areas (Figure 4):
 - In the vicinity of the Hydraulic Lathe Pit (FPP-B27 and FPP-MW-1)
 - In the southwest corner of the former Plywood Plant’s footprint (FPP-B33).
- pH in the groundwater samples ranged from 5.73 to 9.65 , and included 18 samples with pH below the screening level range of 6.5 to 8.5.
- Soil samples with analyte concentrations greater than the screening levels were collected predominately between 15 ft and 16 ft BGS, with the exception of sample FPP-B04 which was collected between 11 ft and 12 ft BGS. These samples were collected predominately from within the zone of groundwater fluctuation.
- The groundwater sample collected from the temporary well installed in boring FPP-B24, adjacent to the former Evaporation Pond, had a TPH-O concentration greater than the screening level during the initial round of sampling; but the groundwater sample from new monitoring well FPP-MW-3 installed in the same area during the supplemental round did not have a concentration of TPH-O (or any other analytes) greater than the screening level. The detection in the initial sample was likely due to the presence of suspended solids resulting from sampling from a temporary screen versus a monitoring well with a constructed sand pack.

5.2 CONCLUSIONS

The results of this Phase II investigation indicate that analytes of concern are present in subsurface soil and groundwater at concentrations above the screening levels, which are based on applicable regulatory criteria. The primary drivers for potential environmental concern, based on the results of this investigation, include TPH-D and TPH-O in soil and groundwater, and dissolved metals in groundwater. Concentrations of TPH-D and TPH-O above the RL were also identified in samples collected from standing water within the former Plywood Plant parcel.

5.2.1 PETROLEUM HYDROCARBONS

Petroleum hydrocarbons, specifically TPH-O and TPH-D, exceeded the soil and groundwater screening levels only within the former Plywood Plant parcels. The soil and groundwater exceedances occurred at the northeastern edge of the former Plywood Plant footprint, in the vicinity of the former Lathe Hydraulic Room, and along the northern edge of the VAT building and Barker area. There was a TPH-O concentration in a groundwater sample from a temporary well (FPP-B24) near the former evaporation pond that exceeded the screening level; however, based on a lower TPH-O concentration in an adjacent groundwater monitoring well (FPP-MW-3), it appears that the TPH-O concentration from FPP-B24 was likely due to suspended solids in the temporary well. Figure 5 presents the sample locations where TPH-O and TPH-D were detected at concentrations above the screening levels in soil and groundwater.

5.2.2 DISSOLVED METALS IN GROUNDWATER

Dissolved arsenic, iron, manganese, and sodium were detected in several groundwater samples at concentrations greater than the screening levels. The highest percentage of these dissolved metals was identified in samples collected from within the former Plywood Plant parcel. Dissolved metals were detected to a lesser degree in the samples collected in the Triangular Parcel (with the exception of dissolved manganese). The screening level for dissolved arsenic, which is based on the practical quantification limit (i.e., 0.15 µg/L), was lower than the RL established for this investigation (i.e., 1.0 µg/L). Nevertheless, 62% of the samples collected from within the former Plywood Plant parcels, including samples collected from the existing well network, indicated dissolved arsenic at a concentration above the RL and greater than the screening level.

No discernible spatial pattern between dissolved arsenic, iron, manganese, and sodium concentrations is readily apparent from the results of the two rounds of investigation. Additional investigation and source identification should be considered to further evaluate the nature and extent of the dissolved arsenic, iron, manganese, and sodium in groundwater.

6.0 USE OF THIS REPORT


This Phase II investigation report has been prepared for the exclusive use of the City and their identified representatives for specific application to the Yakima Mill Site property in Yakima, Washington. No other party is entitled to rely on the information, conclusions, and recommendations included in this document without the express written consent of Landau Associates. Further, the reuse of information, conclusions, and recommendations provided herein for extensions of the project or for any other project, without review and authorization by Landau Associates, shall be at the user's sole risk. Landau Associates warrants that within the limitations of scope, schedule, and budget, our services have been provided in a manner consistent with that level of care and skill ordinarily exercised by members of the profession currently practicing in the same locality under similar conditions as this project. We make no other warranty, either express or implied.

This document has been prepared under the supervision and direction of the following key staff.

LANDAU ASSOCIATES, INC.



Steven D. Shaw
Senior Staff Geologist



Jeffrey A. Fellows, P.E.
Senior Associate



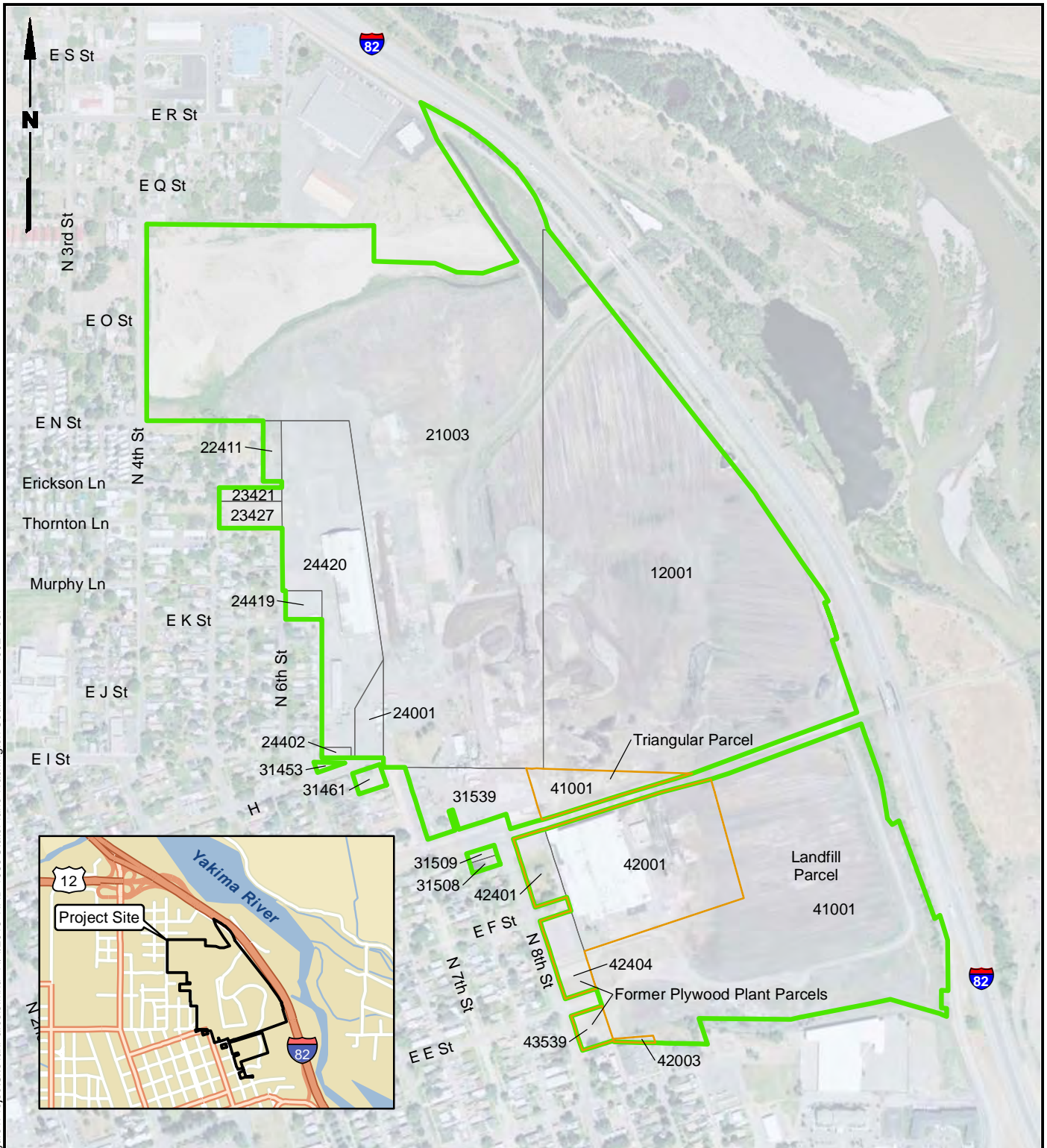
Timothy L. Syverson, L.G.
Senior Associate Geologist

TLS/JAF/SDS/kes

7.0 REFERENCES

- Boise Cascade Corporation. 1985. *Superfund Notification - Reclassification Request; Boise Cascade Corporation; Timber and Wood Products Group; Yakima, Washington--Wood Products Complex*. November.
- Ecology. 1987. Report: *Phase I Site Inspection Report, Boise Cascade, Yakima County, Yakima Washington*. Washington State Department of Ecology. September.
- Ecology. 1985. Letter: *Boise Cascade Corp.--Superfund Notification*. From Dennis Bowhay, Washington State Department of Ecology, Yakima, Washington, to Ned Therien, Washington State Department of Ecology, Olympia, Washington. November 8.
- Fulcrum Environmental Consulting. 2012a. Letter Report: *Summary of Historic Use and Known Environmental Impacts, Former Boise Cascade Mill, 805 North 7th Street, Yakima, Washington*. Prepared for Washington State Department of Ecology. September 20.
- Landau Associates. 2013a. Draft Technical Memorandum: *Background Information Acquisition and Review, Yakima Mill Site, Yakima, Washington*. Prepared for City of Yakima. In progress.
- Landau Associates. 2013b. *Draft Phase II Investigation Work Plan, Yakima (Cascade) Mill Site, Triangular and Plywood Plant Parcels*. Prepared for City of Yakima. May 17.
- Landau Associates. 1998. Final Report: *Hydrogeologic Study and Groundwater Monitoring Plan, Boise Cascade Yakima Wood Products Complex, Yakima, Washington*. Prepared for Boise Cascade. December 17.
- Olympus Technical Services, Inc. 2000. *Spill Prevention Control, and Countermeasures Plan, Boise Cascade Corporation Timber and Wood Products Division, Yakima Sawmill/Log Yard*. Prepared for Boise Cascade Corporation. March 6.
- Parametrix. 2008. *Draft Phase II Environmental Site Assessment, Former Boise Cascade Mill Site, Yakima, Washington*. Prepared for Leelynn, Inc., & Wiley, MT., Inc., C/O Velikanje Halvorsen, PC. December.
- PLSA. 1990. Letter: *Petroleum Testing. Boise-Cascade, Yakima*. From Bradley Card, PLSA, Yakima, Washington, to Dick Godfrey, Boise-Cascade, Yakima, Washington. January 12.
- SLR International Corp. 2010. Report: *Additional Investigation Report, Closed City of Yakima Landfill Site, Yakima, Washington*. Prepared for City of Yakima. March 17.
- SLR International Corp. 2009. Report: *Remedial Investigation Report, Closed City of Yakima Landfill Site, Yakima, Washington*. Prepared for City of Yakima. October 12.
- URS. 2003. *Final Report, Phase I Environmental Site Assessment, Boise Building Solutions, Sawmill and Plywood Mill, Yakima, Washington*. Prepared for Boise Corp. November 3.

G:\Projects\1148007\010050\Phase II\Figure1\ProjectSiteTaxParcels.mxd 11/14/2013 NAD 1983 StatePlane Washington South FIPS 4602 Feet

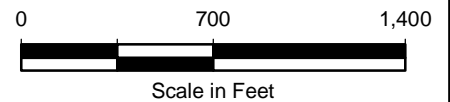


Legend

- Project Site
- Phase II Investigation Areas
- Tax Parcels and Parcel Site Number (191318-XXXXX)

Note

1. Black and white reproduction of this color original may reduce its effectiveness and lead to incorrect interpretation.



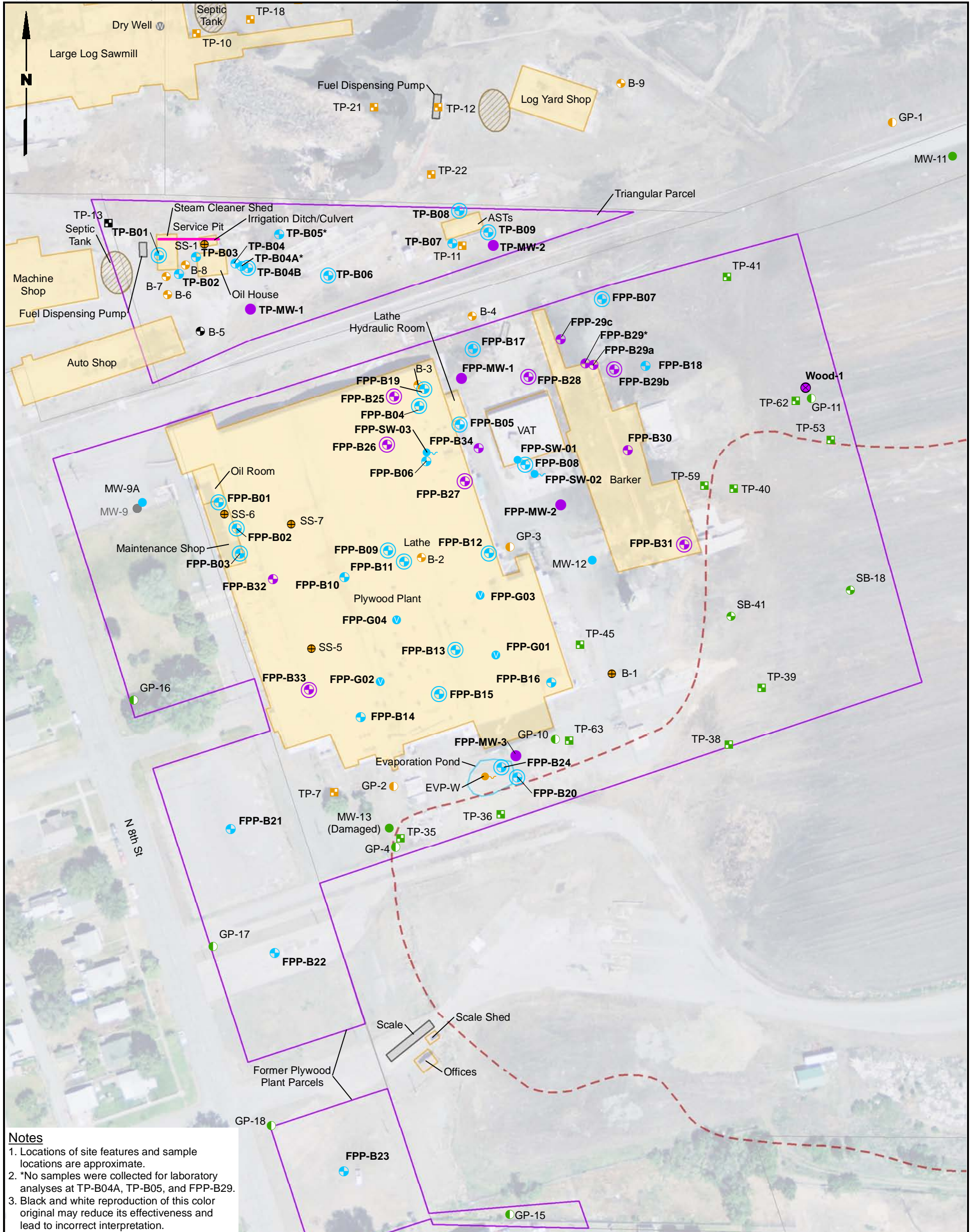
Data Source: Yakima County GIS, ESRI World Imagery



Yakima Mill Site
Yakima, Washington

Project Site and Tax Parcels

Figure
1



Notes

1. Locations of site features and sample locations are approximate.
2. *No samples were collected for laboratory analyses at TP-B04A, TP-B05, and FPP-B29.
3. Black and white reproduction of this color original may reduce its effectiveness and lead to incorrect interpretation.

Legend

Initial Investigation (June 2013)

- ⊕ Soil Sample
- ⊕ Soil and Groundwater Sample
- ⊕ Groundwater Sample (Existing Well)
- ⊕ Surface Water Sample
- ⊕ Soil Gas Sample

Supplemental Investigation (August 2013)

- ⊕ Soil Sample
- ⊕ Soil and Groundwater Sample
- ⊕ Soil and Groundwater Sample (New 2013 Monitoring Well)
- ⊕ Wood Waste Sample

- ⊕ Municipal Landfill Extent
- ⊕ Building
- ⊕ Former Building
- ⊕ Former Pond
- ⊕ Septic Tank
- ⊕ Other Features
- ⊕ Phase II Investigation Areas
- ⊕ Tax Parcels
- ⊕ Irrigation Ditch/Culvert

Historical Sample Locations

- ⊕ Gas Probe - Parametrix 2008
- ⊕ Gas Probe - SLR 2009
- ⊕ Monitoring Well - SLR 2009
- ⊕ Soil Boring - Parametrix 2008
- ⊕ Soil Boring - SLR 2009
- ⊕ Soil Boring - URS
- ⊕ Soil Sample - Parametrix 2008
- ⊕ Surface Water Sample - Parametrix 2008
- ⊕ Test Pit - Parametrix 2008
- ⊕ Test Pit - SLR 2009
- ⊕ Test Pit - URS
- ⊕ Water Well - URS
- ⊕ Dry Well - URS

Data Sources: Yakima County GIS; ESRI World Imagery; SLR; URS; Parametrix 2008; Boise Cascade 1985.

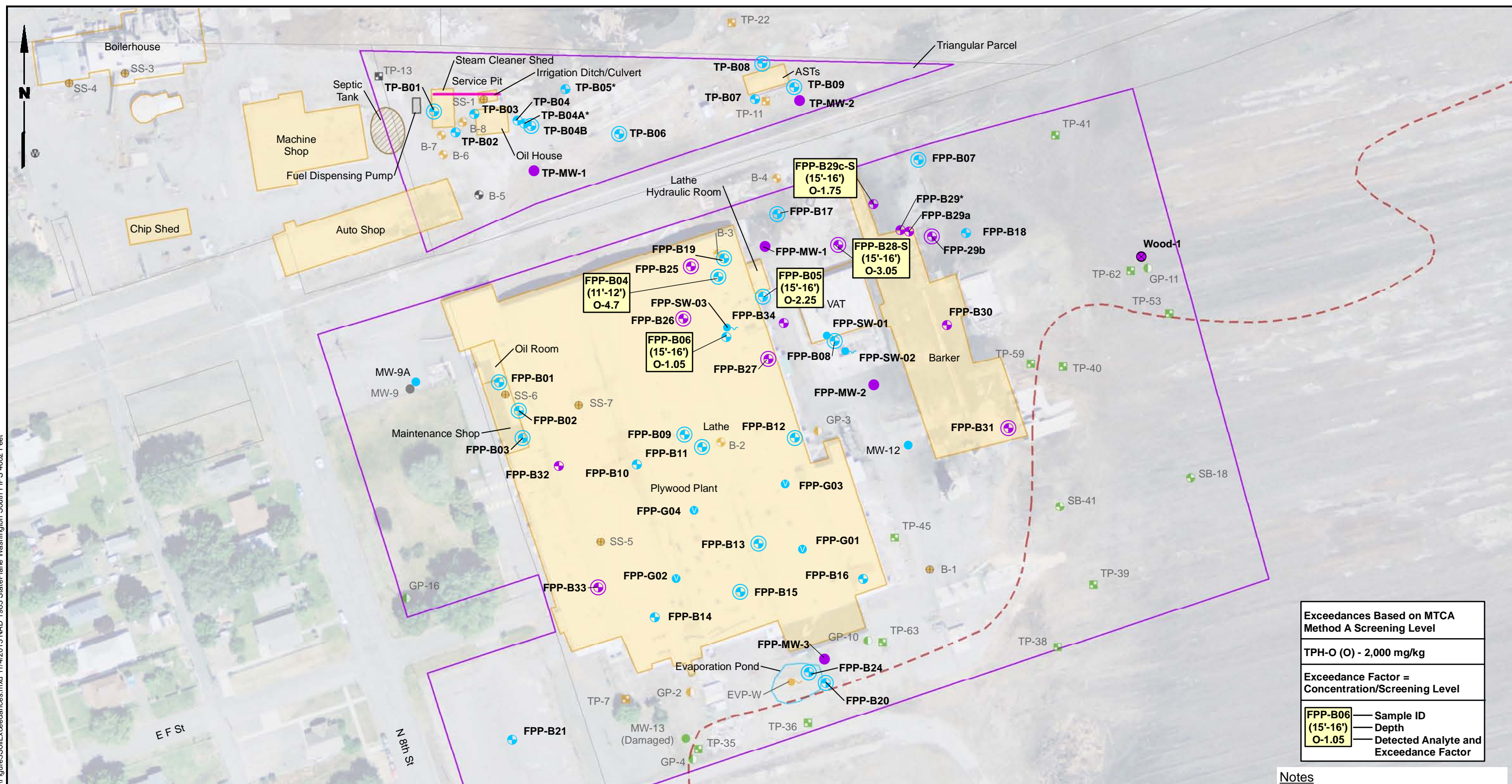


Yakima Mill Site
Yakima, Washington

Sample Locations

Figure
2

G:\Projects\1148\00701\0050\Phase II\Figure3SoilExceedances.mxd 11/4/2013 NAD 1983 StatePlane Washington South FIPS 4602 Feet



Exceedances Based on MTCA Method A Screening Level	
TPH-O (O) - 2,000 mg/kg	
Exceedance Factor = Concentration/Screening Level	
FPP-B06 (15'-16')	Sample ID
(15'-16')	Depth
O-1.05	Detected Analyte and Exceedance Factor

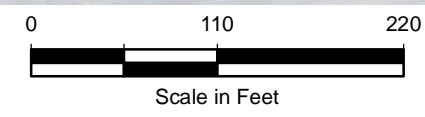
- Notes**
1. Locations of site features and sample locations are approximate.
 2. *No samples were collected for laboratory analyses at TP-B04A, TP-B05, and FPP-B29.
 3. Black and white reproduction of this color original may reduce its effectiveness and lead to incorrect interpretation.

Legend

- | | | |
|--|--|---------------------------------------|
| Initial Investigation (June 2013) | Supplemental Investigation (August 2013) | Municipal Landfill Extent |
| Soil Sample | Soil Sample | Building |
| Soil and Groundwater Sample | Soil and Groundwater Sample | Former Building |
| Groundwater Sample (Existing Well) | Soil and Groundwater Sample (New 2013 Monitoring Well) | Former Pond |
| Surface Water Sample | Wood Waste Sample | Septic Tank |
| Soil Gas Sample | | Other Features |
| | | Phase I ESA & Phase II Investigations |
| | | Tax Parcels |
| | | Irrigation Ditch/Culvert |

Historical Sample Locations

- | | |
|-------------------------------|--|
| Gas Probe - Parametrix 2008 | Soil Sample - Parametrix 2008 |
| Gas Probe - SLR 2009 | Surface Water Sample - Parametrix 2008 |
| Monitoring Well - SLR 2009 | Test Pit - Parametrix 2008 |
| Monitoring Well - URS | Test Pit - SLR 2009 |
| Soil Boring - Parametrix 2008 | Test Pit - URS |
| Soil Boring - SLR 2009 | Water Well - URS |
| Soil Boring - URS | Dry Well - URS |

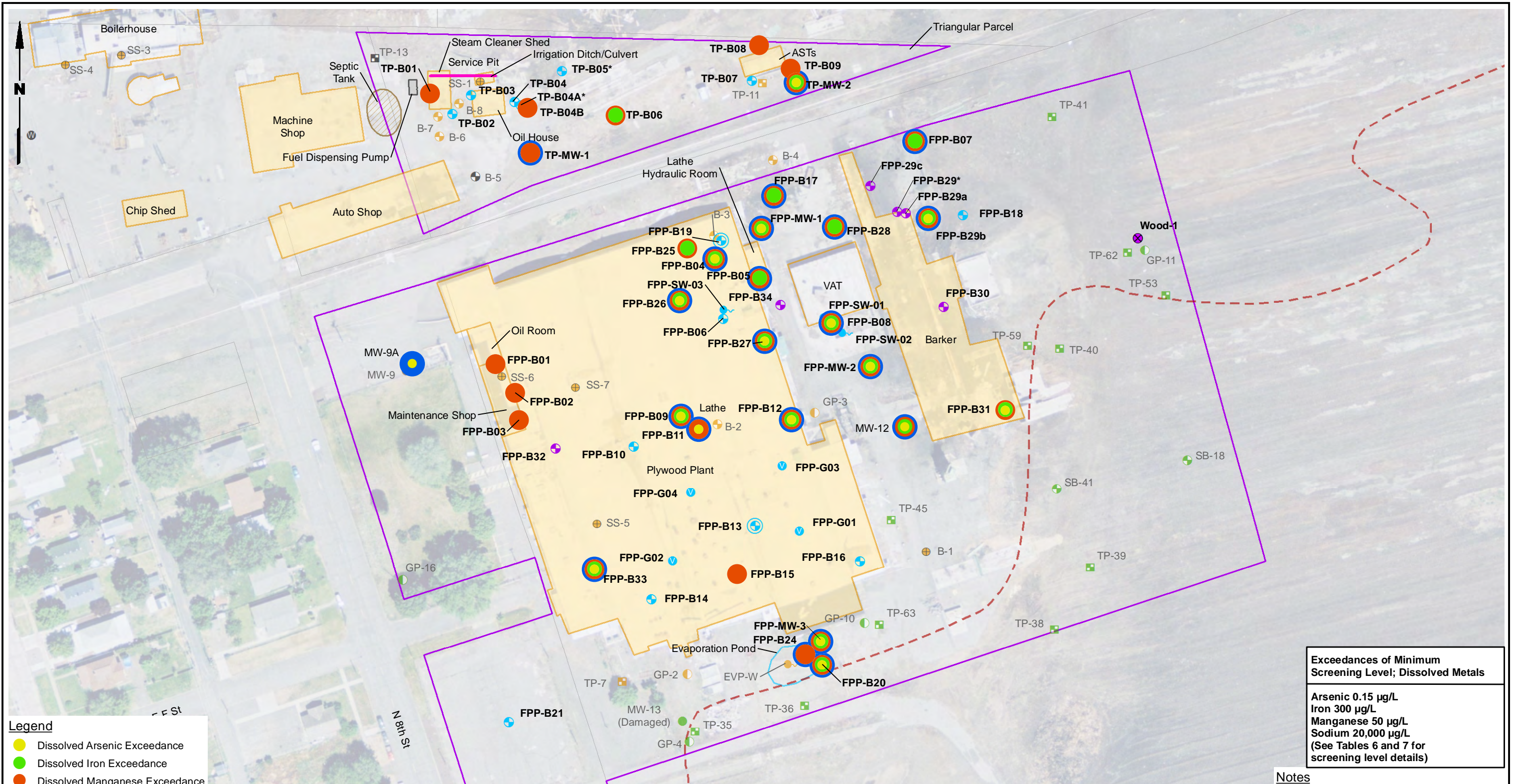


Data Sources: Yakima County GIS; ESRI World Imagery; SLR; URS; Parametrix 2008; Boise Cascade 1985.

Yakima Mill Site Yakima, Washington	Phase II Soil Sample Exceedances	Figure 3
--	---	--------------------



G:\Projects\1148\07010\050\Phase II\Figure4DissolvedMetals.mxd 11/25/2013 NAD 1983 StatePlane Washington South FIPS 4602 Feet

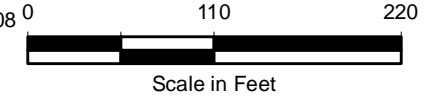


- Legend**
- Dissolved Arsenic Exceedance
 - Dissolved Iron Exceedance
 - Dissolved Manganese Exceedance
 - Dissolved Sodium Exceedance
 - ⊕ Soil Sample
 - ⊕ Soil Sample
 - ⊕ Soil and Groundwater Sample
 - ⊕ Soil and Groundwater Sample
 - ⊕ Groundwater Sample (Existing Well)
 - ⊕ New 2013 Groundwater Monitoring Well
 - ⊕ Surface Water Sample
 - ⊕ Wood Waste Sample
 - ⊕ Soil Gas Sample

- Municipal Landfill Extent
- Building
- Former Building
- Former Pond
- Septic Tank
- Other Features
- Phase I ESA & Phase II Investigations
- Tax Parcels
- Irrigation Ditch/Culvert

- Historical Sample Locations**
- ⊕ Gas Probe - Parametrix 2008
 - ⊕ Gas Probe - SLR 2009
 - ⊕ Monitoring Well - SLR 2009
 - ⊕ Monitoring Well - URS
 - ⊕ Soil Boring - Parametrix 2008
 - ⊕ Soil Boring - SLR 2009
 - ⊕ Soil Boring - URS
 - ⊕ Soil Sample - Parametrix 2008
 - ⊕ Surface Water Sample - Parametrix 2008
 - ⊕ Test Pit - Parametrix 2008
 - ⊕ Test Pit - SLR 2009
 - ⊕ Test Pit - URS
 - ⊕ Water Well - URS
 - ⊕ Dry Well - URS

Data Sources: Yakima County GIS; ESRI World Imagery; SLR; URS; Parametrix 2008; Boise Cascade 1985.



Exceedances of Minimum Screening Level; Dissolved Metals

Arsenic 0.15 µg/L
 Iron 300 µg/L
 Manganese 50 µg/L
 Sodium 20,000 µg/L
 (See Tables 6 and 7 for screening level details)

- Notes**
1. Locations of site features and sample locations are approximate.
 2. *No samples were collected for laboratory analyses at TP-B04A, TP-B05, and FPP-B29.
 3. Black and white reproduction of this color original may reduce its effectiveness and lead to incorrect interpretation.



Yakima Mill Site Yakima, Washington	Phase II Groundwater Samples with Dissolved Arsenic, Iron, Manganese, or Sodium Concentrations Above the Screening Levels	Figure 4
--	--	--------------------

**TABLE 1
SUMMARY OF SUBSURFACE EXPLORATIONS AND ANALYTICAL MATRICES – INITIAL INVESTIGATION
YAKIMA MILL SITE
YAKIMA, WASHINGTON**

Former Plywood Plant Parcels Investigation Areas	Basis For Investigation		Sample ID	Media	TPH-Dx	TPH-G	Metals		VOCs	SVOCs	PCBs	pH	TDS/TS	HCID	TOC		
	Rationale	Previous Results					Gen.	Hex Chrome									
Oil Room/Maintenance Shop Area (NW Plywood Plant)	Further assess the extent of contamination based on the previous analytical results	SS-6 (1.5 ft BGS): TPH-D, TPH-O, SVOCs (BEHP) detected above LRLs. [NEAR B01 and B02]	FPP-B01-S(0.5-1.5)	S	X	X	X		X	X	X						
			FPP-B01-S(12-13)		X	X	X										
			FPP-B02-S(1-2)		X	X	X		X	X							
			FPP-B02-S(14-15.5)		X	X	X	X	X	X	X	X	X	X			
			FPP-B03-S(0.5-2)	X		X		X	X	X							
			FPP-B03-S(13-14)	X		X											
			FPP-B01-GW(17)	GW	X	X	X (D)			X	X			meter			
			FPP-B02-GW(19)		X	X	X (D)	X (T/D)	X	X			meter				
FPP-B03-GW(17)	X		X (D)								meter						
Hydraulic Room (NE Plywood Plant)	Further assess the extent of contamination based on the previous analytical results	B-3 (8.5 ft BGS): TPH-O above screening levels; TPH-D detected above LRLs. [NEAR B04] B-3 (14 ft BGS): TPH-O, TPH-D detected above LRLs. [NEAR B04] B-4 (13 ft BGS): benzene above screening levels; TPH-D, TPH-O, VOCs, SVOCs detected above LRLs. [NEAR B07]	FPP-B04-S(11-12)	S	X	X	X		X	X	X						
			FPP-B04-S(21-22)		X	X	X										
			FPP-B05-S(15-16.5)		X	X	X	X	X	X	X	X	X	X			
			FPP-B05-S(22.5-24)		X	X	X		X	X							
			FPP-B06-S(15-16)	X		X											
			FPP-B17-S(16-17)	X	X	X		X	X								
			FPP-B17-S(0.5-1.5)	X		X											
			FPP-B19-S(11-12)	X	X			X									
			FPP-B04-GW(15)	GW	X	X	X (D)			X	X			meter			
			FPP-B05-GW(18)		X	X	X (D)	X (T/D)	X	X			meter				
FPP-B17-GW(17)	X	X	X (D)			X	X			meter							
VAT Area	General Assessment	No Data	FPP-B08-S(5-6.5)	S	X	X	X		X	X		X	X		X		
			FPP-B08-GW(17)	GW	X	X	X (D)		X	X			meter				
East of Barker Area	Assess the nature and extent of contamination; potential downgradient impact from northern AST area	No previous analytical data is available for this general area.	FPP-B07-S(0.5-1.5)	S	X		X										
			FPP-B07-S(16-17)		X	X	X		X	X		X	X		X		
			FPP-B18-S(16.5-17.5)		X		X		X								
			FPP-B07-GW(17)	GW	X	X	X (D)		X	X			meter				
General Plywood Plant (Central/South)	Assess the nature and extent of contamination; potential downgradient impact from northern AST area	SS-5 (2ft BGS): chromium greater than screening level; TPH-D/O, and VOCs detected above LRLs. [Current area of wood waste debris.] B-2 (13 ft BGS): TPH-D/O, toluene, and SVOCs detected above LRLs. [NEAR FPP-B09 and -B11]. SS-7 (1.5 ft BGS): TPH-D/O detected above LRLs. [NW corner near Oil House Area - consider for additional sampling location]. Four soil gas sampling points	FPP-B09-S(15-16.5)	S	X	X	X	X	X	X	X	X	X	X	X		
			FPP-B09-S(12-13)		X		X										
			FPP-B10-S(10-11)		X	X	X		X	X	X						
			FPP-B10-S(15-16)		X		X										
			FPP-B11-S(18-19)		X	X	X		X	X	X						
			FPP-B11-S(22-23)		X		X										
			FPP-B12-S(6-7)		X	X	X		X	X	X						
			FPP-B13-S(5.5-6.5)		X		X										
			FPP-B13-S(12-14.5)		X	X	X	X	X	X	X	X	X	X			
			FPP-B14-S(14-15)		X		X										
			FPP-B14-S(18.5-19.5)	X		X											
			FPP-B15-S(13.5-14.5)	X		X											
			FPP-B16(11.7-12.7)	X		X											
			FPP-B09-GW(18)	GW	X	X	X (D)	X (T/D)	X	X			meter				
			FPP-B11-GW(18)		X		X (D)						meter				
FPP-B12-GW(18)	X		X (D)							meter							
FPP-B13-GW(13)	X	X	X			X	X			meter							
FPP-B15-GW(18)	X		X (D)							meter							
Parcel 43539	Assess the nature and extent of contamination	No previous analytical data available.	FPP-B23-S(11.5-12.5)	S	X		X										
Parcel 42404	Assess the nature and extent of contamination	No previous analytical data available.	FPP-B21-S(13-14)	S	X		X										
			FPP-B22-S(12.5-13.5)	X		X					X	X		X			
Evaporation Pond	Further assess the nature and extent of contamination	SW sample: TPH-D, TPH-O, total iron above screening levels; Total and dissolved barium and manganese, and VOCs detected above LRLs.	FPP-B24-S(15-16.5)	S	X	X	X	X	X	X	X	X	X	X			
			FPP-B20-S(10-11)		X	X	X		X	X	X	X					
			FPP-B24-GW(16)	GW	X	X	X (D)		X	X			meter				
			FPP-B20-GW(11)		X	X	X (D)		X	X			meter				
Surface Water Samples	Further assess the nature and extent of contamination	Deep hydraulic/lathe pit Shallow hydraulic/lathe pit VAT drainage	FPP-SW-01	SW									X				
			FPP-SW-02									X					
			FPP-SW-03									X					
Groundwater Wells (i.e., MW-9A, MW-12) (MW-13 destroyed)	Assess current contaminant concentrations in groundwater	MW-9A (2008): Total Fe, Mn, dissolved Mn detected above screening levels; dissolved Fe and chloroform detected above LRLs. MW-9A (2010): Dissolved As detected above screening levels; nitrate and dissolved sodium detected above LRLs.	MW-9A-01-06202013	GW	X	X	X (T/D)	X	X	X	X	meter	X		X		
			MW-12-01-06202013		X	X	X (T/D)	X	X	X	X	meter	X		X		

**TABLE 1
SUMMARY OF SUBSURFACE EXPLORATIONS AND ANALYTICAL MATRICES – INITIAL INVESTIGATION
YAKIMA MILL SITE
YAKIMA, WASHINGTON**

Former Plywood Plant Parcels Investigation Areas	Basis For Investigation		Sample ID	Media	TPH-Dx	TPH-G	Metals		VOCs	SVOCs	PCBs	pH	TDS/TS	HCID	TOC	
	Rationale	Previous Results					Gen.	Hex Chrome								
Triangle Parcel (TP) Investigation Areas	Basis for Investigation		Sample ID	Media	TPH-Dx	TPH-G	Metals		VOCs	SVOCs	PCBs	pH	TDS/TS	HCID	TOC	
Rationale	Previous Results	Gen.					Hex Chrome									
Former AST area	Further assess the extent of contamination based on previous analytical results	TP-11: TPH-D, TPH-O, and VOCs (toluene) detected above LRLs at 4 and 14 ft BGS. [NEAR T-B07].	TP-B07-S(14-15)	S	X		X		X	X						
			TP-B08-S(7-8)		X	X	X									
			TP-B08-S(16-17.5)		X	X	X		X	X	X					
			TP-B09-S(6-7)		X		X		X							
			TP-B09-S(13-14)		X	X	X	X	X	X	X	X	X	X	X	X
			TP-B08-GW(18)		X	X	X (D)		X	X					meter	
			TP-B09-GW(18)	GW	X	X	X (D)		X	X		meter				
Service Pit; Oil House; Fuel Dispensing Area	Further assess the extent of contamination based on previous analytical results; focus on potential downgradient impact from former ASTs	B-5 (10.5 ft BGS): TPH-D, TPH-O, and VOCs (acetone, benzene) detected above laboratory reporting limits (LRLs). [SOUTH OF AREA]. SS-1: TPH-D, TPH-O, and chromium detected above screening levels (2 ft BGS); barium and VOCs detected above LRLs. [NEAR T-B03]. B-6 and B-8 (depth 14 ft): TPH-D, TPH-O, VOCs, and lead (B-8) detected above LRLs. [NEAR T-B02]	TP-B01-S(6.5-7.5)	S	X	X	X	X	X	X	X					
			TP-B01-S(1-2)		X		X	Three		X						
			TP-B02-S(13-14)		X	X	X		X	X						
			TP-B03-S(15-16)		X		X	X	X							
			TP-B04-S(2-3)		X		X									
			TP-B04b-S(11.5-13)		X	X	X		X	X	X	X	X	X	X	X
			TP-B01-GW(19)		X	X	X (D)		X	X					meter	
			TP-B04b-GW(18)	GW	X	X	X (D)	X (T)	X	X		meter				
Central Area	Assess the nature and extent of contamination in the triangle parcel	No previous analytical data available for this general area.	TP-B06-S(13.5-14)	S	X		X						X		X	
			TP-B06-GW(16)	GW	X		X (D)						meter			

S - soil
 GW - groundwater
 SW - surface water
 T/D - total and dissolved metals
 T - total metals only
 D - dissolved metals only

**TABLE 2
SUMMARY OF SUBSURFACE EXPLORATIONS AND ANALYTICAL MATRICES – SUPPLEMENTAL INVESTIGATION
YAKIMA MILL SITE
YAKIMA, WASHINGTON**

Former Plywood Plant Parcels Investigation Areas	Basis For Investigation		Sample ID	Media	TPH-Dx	TPH-G	Metals		VOCs	SVOCs	PCBs	pH	TDS/ TS	HCID	TOC		
	Rationale	Previous Results					General	Hex Chrome									
Hydraulic Room (NE Plywood Plant)	Further assess the extent of contamination based on the previous analytical results.	FPP-B04, -B05, -B06: TPH-O in soil above screening levels. FPP-B04, -B05, -B08, -B17: TPH-O and/or TPH-D detected in GW above screening levels.	FPP-B25-S(15-16)	S	X		X										
			FPP-B26-S(15-16)		X		X								X		
			FPP-B27-S(5-6)		X		X										
			FPP-B28-S(15-16)		X		X										
			FPP-B34-S(15-16)		X		X										
			FPP-MW-1-S(8.5-9)		X		X										
			FPP-MW-2-S(8.5-9.5)	X		X											
			FPP-B25-GW(18.5)	GW	X (D)												X
			FPP-B26-GW(19.5)		X (D)												
			FPP-B27-GW(17)		X (D)												
			FPP-B28-GW(19)		X (D)												
			FPP-MW-1		X	X	X (D)		X	X							
FPP-MW-2	X	X	X (D)			X	X								X		
Barker	Assess the nature and extent of contamination within Barker footprint.	Analytical results are available for locations to the east (no concentrations above the screening levels) and west (see above); however, no analytical data is available for the Barker footprint.	FPP-B29a-S(15-16)	S	X		X				X						
			FPP-B29b-S(15-16)		X		X										
			FPP-B29c-S(15-16)		X		X										
			FPP-B30-S(14-15)		X		X									X	
			FPP-B31-S(15-16)	GW	X		X (D)										
			FPP-B29b-GW(19)		X		X (D)										
General Plywood Plant (southwestern margin of footprint)	Additional data within the plant footprint to further assess the nature and extent	No initial Phase II data collected in this area; samples collected to the north and east (no concentrations above the screening levels).	FPP-B32-S(15-16)	S	X		X										
			FPP-B33-S(10-11)	X		X									X		
			FPP-B33-GW(19)	GW	X		X (D)										
Evaporation Pond	Further assess the nature and extent of contamination;	FPP-B24: TPH-O in GW above screening levels.	FPP-MW-3-S(13.5-14.5)	S	X		X										
			FPP-MW-3	GW	X	X	X (D)		X	X						X	
Triangle Parcel Investigation Areas	Basis for Investigation		Sample ID	Media	TPH-G	TPH-G	Metals		VOCs	SVOCs	PCBs	pH	TDS/ TS	HCID	TOC		
	Rationale	Initial Phase II Results					GEN. ^{a,b}	Hex Chrome									
Former AST Area	Further assess groundwater occurrence and quality	No concentrations detected in soil or groundwater above the screening levels.	TP-MW-2-S(13.5-14.5)	S	X		X										
Service Pit; Oil House; Fuel Dispensing Area	Further assess groundwater occurrence and quality	No concentrations detected in soil or groundwater above the screening levels.	TP-MW-2	GW	X	X	X (D)		X	X							
			TP-MW-1-S(13.5-14.5)	S	X		X										
			TP-MW-1	GW	X	X	X (D)		X	X							
Archived Samples																	
FPP-B25-S(5-6)	FPP-B29a-S(5-6)	FPP-B31-S(10-11)	FPP-MW-2-S(3.5-4.5)														
FPP-B25-S(10-11)	FPP-B29a-S(10-11)	FPP-B31-S(19-20)	FPP-MW-2-S(13.5-14.5)														
FPP-B25-S(18-19)	FPP-B29a-S(24-25)	FPP-B32-S(5-6)	FPP-MW-2-S(18.5-19.5)														
FPP-B26-S(5-6)	FPP-B29b-S(5-6)	FPP-B32-S(10-11)	FPP-MW-3-S(13.5-14.5)														
FPP-B26-S(10-11)	FPP-B29b-S(10-11)	FPP-B32-S(17-18)	FPP-MW-3-S(18.5-19)														
FPP-B26-S(18-19)	FPP-B29b-S(18-19)	FPP-B33-S(5-6)	TP-MW-1-S(3.5-4.5)														
FPP-B27-S(10-11)	FPP-B29c-S(5-6)	FPP-B33-S(15-16)	TP-MW-1-S(8.5-9.5)														
FPP-B27-S(15.5-16.5)	FPP-B29c-S(10-11)	FPP-B34-S(5-6)	TP-MW-2-S(3.5-4.5)														
FPP-B28-S(5-6)	FPP-B29c-S(19-20)	FPP-B34-S(10-11)	TP-MW-2-S(9-10)														
FPP-B28-S(10-11)	FPP-B30-S(5-6)	FPP-MW-1-S(3.5-4.5)	TP-MW-2-S(14-15)														
FPP-B28-S(18-19)	FPP-B30-S(10-11)	FPP-MW-1-S(13.5-14.5)															
FPP-B29a-S(2-3)	FPP-B31-S(5-6)	FPP-MW-1-S(18.5-19)															

S - soil GW - groundwater D - dissolved metals only

**TABLE 3
BORING LOCATIONS AND PHYSICAL CONDITIONS
YAKIMA MILL SITE
YAKIMA, WASHINGTON**

Location ID	Location Coordinates			Woodwaste Description (if encountered in sample)	Odor (if present)	Sheen (if present)
	Easting (US Survey Feet)	Northing (US Survey Feet)	Depth Range (BGS)			
INITIAL INVESTIGATION						
Plywood Plant Parcels						
FPP-B01	1640806	466690	0-5		slight petroleum-like odor	
FPP-B02	1640829	466656	0-2		slight petroleum-like odor	
FPP-B03	1640829	466656	14-16		slight petroleum-like odor	
FPP-B03	1640834	466624	0-15			
FPP-B04	1641066	466815	7.5-11		petroleum-like odor	
FPP-B05	1641066	466815	11-15		petroleum-like odor	sheen
FPP-B05	1641119	466792	1-11.5		petroleum-like odor	
FPP-B06	1641119	466792	11.5-20		petroleum-like odor	sheen
FPP-B06	1641075	466744	0-20			
FPP-B07	1641303	466954	0-1.5		petroleum-like odor	
FPP-B08	1641303	466954	1.5-10	Brown woodwaste material		
FPP-B09	1641303	466954	10-20		slight petroleum-like odor	
FPP-B08	1641204	466739	5.5-6	Brown woodwaste material		
FPP-B09	1641026	466628	0-12		slight petroleum-like odor	
FPP-B10	1641026	466628	12-15		slight petroleum-like odor	
FPP-B10	1640969	466593	10-15		petroleum-like odor	slight sheen
FPP-B11	1641047	466613	7-11		petroleum-like odor	
FPP-B11	1641047	466613	17.5-22		very slight petroleum-like odor	
FPP-B12	1641157	466624	0-10			
FPP-B13	1641113	466499	0-20			
FPP-B14	1640990	466412	0-6	Brown, sandy gravel with woodwaste		
FPP-B14	1640990	466412	14-15		slight petroleum-like odor	
FPP-B14	1640990	466412	18.5-20	Dark gray, silty clay with trace woodwaste and organics		
FPP-B15	1641092	466441	0-20			
FPP-B16	1641237	466457	0-20			
FPP-B17	1641136	466889	0.5-5.5		faint petroleum-like odor	
FPP-B18	1641359	466867	0-0.5	Brown woodwaste material		
FPP-B18	1641359	466867	17-25		slight petroleum-like odor	
FPP-B19	1641073	466837	0-1.5	Brown woodwaste material		
FPP-B20	1641193	466334	0-1.5		slight petroleum-like odor	
FPP-B20	1641193	466334	5.5-10	Brown woodwaste material with minor dark brown silty fine sand		

TABLE 3
BORING LOCATIONS AND PHYSICAL CONDITIONS
YAKIMA MILL SITE
YAKIMA, WASHINGTON

Location ID	Location Coordinates			Woodwaste Description (if encountered in sample)	Odor (if present)	Sheen (if present)
	Easting (US Survey Feet)	Northing (US Survey Feet)	Depth Range (BGS)			
Plywood Plant Parcels (cont.)						
FPP-B20	1641193	466334	11-15	Brown woodwaste with trace brown, sandy organic clay		
FPP-B21	1640821	466266	0-20			
FPP-B22	1640879	466106	0.8-1.3	Dark brown woodwaste	slight petroleum-like odor	
FPP-B22	1640879	466106	6-15		slight petroleum-like odor	
FPP-B23	1640968	465823	0-15			
FPP-B24	1641173	466346	6-11		slight petroleum-like odor	
FPP-B24	1641173	466346	12-20		slight petroleum-like odor	
FPP-G01	1641166	466493	--			
FPP-G02	1641016	466458	--			
FPP-G03	1641145	466570	--			
FPP-G04	1641037	466538	--			
Triangular Parcel						
TP-B01	1640729	467011	0-20			
TP-B02	1640754	466987	0-15			
TP-B03	1640776	467009	14-18.5		slight petroleum-like odor	
TP-B04	1640828	467001	1-5		strong petroleum-like odor	heavy sheen
TP-B04a	1640836	466997	0-1		strong petroleum-like odor	sheen
TP-B04a	1640836	466997	1-2.5		strong petroleum-like odor	sheen
TP-B04a	1640836	466997	2.5-10		slight petroleum-like odor	
TP-B04b	1640844	466994	0-20			
TP-B05	1640884	467038	1.5-6	Brown woodwaste with minor dark brown silty fine sand		
TP-B05	1640884	467038	7-18	Brown woodwaste with minor dark brown silty fine sand		
TP-B06	1640948	466985	0-0.5	Brown woodwaste with minor dark brown silty fine sand		
TP-B06	1640948	466985	0.5-2	Dark brown, silty, fine sand with brown woodwaste material		
TP-B06	1640948	466985	5.5-13.5	Brown woodwaste		
TP-B07	1641109	467026	0-1.5	Brown woodwaste		
TP-B07	1641109	467026	5-13.5	Brown woodwaste		
TP-B08	1641118	467068	0-0.5	Dark brown woodwaste with minor brown sandy gravel		
TP-B08	1641118	467068	8-10	Brown woodwaste with minor dark brown silty fine sand		
TP-B08	1641118	467068	11.5-16	Brown woodwaste		
TP-B08	1641118	467068	16-17.5	Gray silt with minor woodwaste material		
TP-B09	1641156	467040	0-1.5	Brown woodwaste		
TP-B09	1641156	467040	7-13	Brown woodwaste		

TABLE 3
BORING LOCATIONS AND PHYSICAL CONDITIONS
YAKIMA MILL SITE
YAKIMA, WASHINGTON

Location ID	Location Coordinates			Woodwaste Description (if encountered in sample)	Odor (if present)	Sheen (if present)
	Easting (US Survey Feet)	Northing (US Survey Feet)	Depth Range (BGS)			
SUPPLEMENTAL INVESTIGATION						
Plywood Plant Parcels						
FPP-B25	1641033	466827	5-10		slight petroleum-like odor	
FPP-B26	1641024	466766	0-20			
FPP-B27	1641125	466717	0-20			
FPP-B28	1641208	466853	5-10		slight petroleum-like odor	
FPP-B28	1641208	466853	10-12		slight petroleum-like odor	
FPP-B28	1641208	466853	12-15		slight petroleum-like odor	
FPP-B28	1641208	466853	15-20		strong petroleum-like odor	slight sheen
FPP-B29	1641292	466869	0-15			
FPP-B29a	1641282	466871	0-5		strong burnt odor	
FPP-B29a	1641282	466871	15-16		petroleum-like odor	sheen
FPP-B29a	1641282	466871	16-22		petroleum-like odor	
FPP-B29a	1641282	466871	22-25		strong petroleum-like odor	heavy sheen
FPP-B29b	1641319	466863	0-1.5	Brown woodwaste material		
FPP-B29b	1641319	466863	15-16		strong petroleum-like odor	sheen
FPP-B29b	1641319	466863	16-25		strong petroleum-like odor	sheen
FPP-B29c	1641250	466902	5-10		petroleum-like odor	
FPP-B29c	1641250	466902	10-15.5		slight petroleum-like odor	
FPP-B29c	1641250	466902	15.5-20		strong petroleum-like odor	sheen
FPP-B30	1641337	466758	0-20			
FPP-B31	1641410	466636	0-1		slight petroleum-like odor	
FPP-B31	1641410	466636	5-7		petroleum-like odor	
FPP-B31	1641410	466636	7-16.5		slight petroleum-like odor	
FPP-B31	1641410	466636	16.5-18		slight odor	
FPP-B32	1640877	466591	0-20			
FPP-B33	1640923	466447	0-20			
FPP-B34	1641143	466760	0-20			
FPP-MW-1	1641121	466851	0-20			
FPP-MW-2	1641250	466687	8.5-13.5		slight petroleum-like odor	
FPP-MW-3	1641192	466362	13.5-18.5		petroleum-like odor	
Wood-1	1641567	466840	0-13	Dark brown to red woodwaste material		
Wood-1	1641567	466840	14.5-19	Dark brown to red woodwaste material		
Triangular Parcel						
TP-MW-1	1640847	466941	0-20			
TP-MW-2	1641162	467024	8.5-13.5	Dark brown woodwaste material		

TABLE 4
SOIL ANALYTICAL DETECTION RESULTS -- TRIANGULAR PARCEL
YAKIMA MILL SITE
YAKIMA, WASHINGTON

Location: Depth Lab ID: Date Collected:	MTC A Method A Soil Cleanup Levels for Unrestricted Land Uses	Initial Investigation						
		TP-B01 (1-2) EV13060128-47 06/21/2013	TP-B01 (6.5-7.5) EV13060128-39 06/21/2013	TP-B02 (13-14) EV13060128-38 06/20/2013	TP-B03 (15-16) EV13060128-37 06/20/2013	TP-B04 (2-3) EV13060128-34 06/20/2013	TP-B04B (11.5-13) EV13060128-35 06/20/2013	TP-B06 (13.5-14) EV13060128-36 06/20/2013
TOTAL METALS (mg/kg)								
EPA Methods 6020/7471/7196								
Arsenic	20	3.7	1.9	1.9	1.9	5.8	1.8	4.4
Cadmium	2	0.50 U	0.50 U	0.50 U	0.50 U	0.50 U	0.50 U	0.50 U
Chromium	2000	17	11	12	9.4	17	19	22
Chromium (VI)	19	NA	5.0 U	NA	5.0 U	NA	NA	NA
Iron		29,000	21,000	23,000	22,000	33,000	24,000	29,000
Lead	250	20	4.8	5.4	3.3	28	3.4	7.4
Manganese		530	350	350	330	1200	290	300
Mercury	2	0.12	0.027	0.12	0.027	0.091	0.023	0.094
TOTAL PETROLEUM								
HYDROCARBONS (mg/kg)								
NWTPH-DX								
TPH-Diesel Range	2000	25 U	25 U	25 U	25 U	35 U	50 U	30 U
TPH-Oil Range	2000	57	50 U	50 U	50 U	510	1700	61
NWTPH-GX								
TPH-Gasoline Range	100 (a)	NA	3.0 U	3.0 U	NA	NA	3.0 U	NA
PAHs (mg/kg)								
Method EPA-8270 SIM								
cPAH TEQ	0.1	0.003	ND	ND	NA	NA	ND	NA
CONVENTIONALS								
Total Organic Carbon (%) (EPA-9060)		NA	NA	NA	NA	NA	1.9	1.6
pH (SU) (EPA-9045)		NA	NA	NA	NA	NA	NA	NA
Percent Solids (%) (EPA-160.3)		NA	NA	NA	NA	NA	92.0	61.4

TABLE 4
SOIL ANALYTICAL DETECTION RESULTS -- TRIANGULAR PARCEL
YAKIMA MILL SITE
YAKIMA, WASHINGTON

Location: Depth Lab ID: Date Collected:	MTC A Method A Soil Cleanup Levels for Unrestricted Land Uses	Initial Investigation					Supplemental Investigation	
		TP-B07 (14-15) EV13060128-40 06/21/2013	TP-B08 (7-8) EV13060128-44 06/21/2013	TP-B08 (16-17.5) EV13060128-43 06/21/2013	TP-B09 (6-7) EV13060128-42 06/21/2013	TP-B09 (13-14) EV13060128-41 06/21/2013	TP-MW-1-S (13.5-14.5) EV13080134-03 08/19/2013	TP-MW-2-S (14-15) EV13080134-06 08/19/2013
TOTAL METALS (mg/kg) EPA Methods 6020/7471/7196								
Arsenic	20	3.1	2.7	2.5	4.5	2.1	2.1	2.3
Cadmium	2	0.50 U	0.50 U	0.50 U	0.50 U	0.50 U	0.50 U	0.50 U
Chromium	2000	22	13	16	22	20	12	16
Chromium (VI)	19	NA	NA	NA	NA	5.0 U	NA	NA
Iron		32,000	16,000	24,000	28,000	21,000	22,000	21,000
Lead	250	8.0	6.9	4.9	32	7.7	3.3	3.4
Manganese		300	260	250	430	170	300	240
Mercury	2	0.076	0.038	0.085	0.055	0.092	0.025	0.021
TOTAL PETROLEUM HYDROCARBONS (mg/kg) NWTPH-DX								
TPH-Diesel Range	2000	29 U	25 U	360	29 U	27 U	25 U	48
TPH-Oil Range	2000	76	180	50 U	130	59	50 U	50 U
NWTPH-GX								
TPH-Gasoline Range	100 (a)	NA	17	3.0 U	NA	3.0 U	NA	NA
PAHs (mg/kg) Method EPA-8270 SIM								
cPAH TEQ	0.1	0.029	NA	ND	NA	ND	NA	NA
CONVENTIONALS								
Total Organic Carbon (%) (EPA-9060)		NA	NA	NA	NA	4.2	NA	NA
pH (SU) (EPA-9045)		NA	NA	NA	NA	6.29	NA	NA
Percent Solids (%) (EPA-160.3)		NA	NA	NA	NA	71.4	NA	NA

**TABLE 4
SOIL ANALYTICAL DETECTION RESULTS -- TRIANGULAR PARCEL
YAKIMA MILL SITE
YAKIMA, WASHINGTON**

Location: Depth: Lab ID: Date Collected:	MTC A Method A Soil Cleanup Levels for Unrestricted Land Uses	Overall Investigation								
		Total No. Samples	Total No. Detections	Detections % of Total	Detection Minimum	Detection Maximum	Total No. Exceedances	Exceedances % of Total	Exceedance Minimum	Exceedance Maximum
TOTAL METALS (mg/kg) EPA Methods 6020/7471/7196										
Arsenic	20	14	14	100%	1.8	5.8	0	NA	NA	NA
Cadmium	2	14	0	NA	NA	NA	0	NA	NA	NA
Chromium	2000	14	14	100%	9.4	22.0	0	NA	NA	NA
Chromium (VI)	19	3	0	NA	NA	NA	0	NA	NA	NA
Iron		14	14	100%	16,000	33,000	NA	NA	NA	NA
Lead	250	14	14	100%	3.3	32.0	0	NA	NA	NA
Manganese		14	14	100%	170.0	1200.0	NA	NA	NA	NA
Mercury	2	14	14	100%	0.021	0.1	0	NA	NA	NA
TOTAL PETROLEUM HYDROCARBONS (mg/kg) NWTPH-DX										
TPH-Diesel Range	2000	14	2	14%	48	360	0	NA	NA	NA
TPH-Oil Range	2000	14	8	57%	57	1700	0	NA	NA	NA
NWTPH-GX										
TPH-Gasoline Range	100 (a)	6	1	17%	17	17	0	NA	NA	NA
PAHs (mg/kg) Method EPA-8270 SIM										
cPAH TEQ	0.1	2	--	--	0.003	0.029	0	NA	NA	NA
CONVENTIONALS										
Total Organic Carbon (%) (EPA-9060)		3	--	--	1.6	4.2	NA	NA	NA	NA
pH (SU) (EPA-9045)		1	--	--	6.29	6.29	NA	NA	NA	NA
Percent Solids (%) (EPA-160.3)		3	--	--	61.4	92	NA	NA	NA	NA

TABLE 4
SOIL ANALYTICAL DETECTION RESULTS -- TRIANGULAR PARCEL
YAKIMA MILL SITE
YAKIMA, WASHINGTON

Location: Depth: Lab ID: Date Collected:	MTC A Method A Soil Cleanup Levels for Unrestricted Land Uses	Initial Investigation								
		Total No. Samples	Total No. Detections	Detections % of Total	Detection Minimum	Detection Maximum	Total No. Exceedances	Exceedances % of Total	Exceedance Minimum	Exceedance Maximum
TOTAL METALS (mg/kg)										
EPA Methods 6020/7471/7196										
Arsenic	20	12	12	100%	1.8	5.8	0	NA	NA	NA
Cadmium	2	12	0	NA	NA	NA	0	NA	NA	NA
Chromium	2000	12	12	100%	9.4	22.0	0	NA	NA	NA
Chromium (VI)	19	3	0	NA	NA	NA	0	NA	NA	NA
Iron		12	12	100%	16,000	33,000	NA	NA	NA	NA
Lead	250	12	12	100%	3.3	32.0	0	NA	NA	NA
Manganese		12	12	100%	170.0	1200.0	NA	NA	NA	NA
Mercury	2	12	12	100%	0.0	0.1	0	NA	NA	NA
TOTAL PETROLEUM										
HYDROCARBONS (mg/kg)										
NWTPH-DX										
TPH-Diesel Range	2000	12	1	8%	360	360	NA	NA	NA	NA
TPH-Oil Range	2000	12	8	67%	57	1700	0	NA	NA	NA
NWTPH-GX										
TPH-Gasoline Range	100 (a)	6	1	17%	17	17	0	NA	NA	NA
PAHs (mg/kg)										
Method EPA-8270 SIM										
cPAH TEQ	0.1	2	--	--	0.003	0.029	0	NA	NA	NA
CONVENTIONALS										
Total Organic Carbon (%) (EPA-9060)		3	--	--	1.6	4.2	NA	NA	NA	NA
pH (SU) (EPA-9045)		1	--	--	6.29	6.29	NA	NA	NA	NA
Percent Solids (%) (EPA-160.3)		3	--	--	61.4	92	NA	NA	NA	NA

**TABLE 4
SOIL ANALYTICAL DETECTION RESULTS -- TRIANGULAR PARCEL
YAKIMA MILL SITE
YAKIMA, WASHINGTON**

Location: Depth: Lab ID: Date Collected:	MTCA Method A Soil Cleanup Levels for Unrestricted Land Uses	Supplemental Investigation								
		Total No. Samples	Total No. Detections	Detections % of Total	Detection Minimum	Detection Maximum	Total No. Exceedances	Exceedances % of Total	Exceedance Minimum	Exceedance Maximum
TOTAL METALS (mg/kg) EPA Methods 6020/7471/7196										
Arsenic	20	2	2	100%	2.1	2.3	0	NA	NA	NA
Cadmium	2	2	0	NA	NA	NA	0	NA	NA	NA
Chromium	2000	2	2	100%	12	16	0	NA	NA	NA
Chromium (VI)	19	0	NA	NA	NA	NA	NA	NA	NA	NA
Iron		2	2	100%	21,000	22,000	NA	NA	NA	NA
Lead	250	2	2	100%	3.3	3.4	0	NA	NA	NA
Manganese		2	2	100%	240	300	NA	NA	NA	NA
Mercury	2	2	2	100%	0.021	0.025	0	NA	NA	NA
TOTAL PETROLEUM HYDROCARBONS (mg/kg) NWTPH-DX										
TPH-Diesel Range	2000	2	1	50%	48	48	0	NA	NA	NA
TPH-Oil Range	2000	2	0	NA	NA	NA	0	NA	NA	NA
NWTPH-GX										
TPH-Gasoline Range	100 (a)	0	NA	NA	NA	NA	NA	NA	NA	NA
PAHs (mg/kg) Method EPA-8270 SIM										
cPAH TEQ	0.1	0	--	--	NA	NA	NA	NA	NA	NA
CONVENTIONALS										
Total Organic Carbon (%) (EPA-9060)		0	--	--	NA	NA	NA	NA	NA	NA
pH (SU) (EPA-9045)		0	--	--	NA	NA	NA	NA	NA	NA
Percent Solids (%) (EPA-160.3)		0	--	--	NA	NA	NA	NA	NA	NA

(a) = Value is used when benzene is not present.

U = Indicates the compound was not detected at the reported concentration.

cPAH = Carcinogenic Polycyclic Aromatic Hydrocarbon.

Bold = Exceedance of Cleanup Level.

NA = Not Analyzed/Not Applicable.

ND = Not Detected.

SU = Standard Units.

TEQ = Toxicity Equivalency.

TABLE 5
SOIL ANALYTICAL DETECTION RESULTS -- FORMER PLYWOOD PLANT PARCELS
YAKIMA MILL SITE
YAKIMA, WASHINGTON

Location: Depth Lab ID: Date Collected:	MTCA Method A Soil Cleanup Levels for Unrestricted Land Uses	Initial Investigation					
		FPP-B01 (0.5-1.5)	FPP-B01 (12-13)	FPP-B02 (1-2)	FPP-B02 (14-15.5)	FPP-B03 (0.5-2)	FPP-B03 (13-14)
		EV13060128-15 06/18/2013	EV13060128-16 06/18/2013	EV13060128-19 06/19/2013	EV13060128-20 06/19/2013	EV13060128-17 06/18/2013	EV13060128-18 06/18/2013
TOTAL METALS (mg/kg)							
EPA Methods 6020/7471/7196							
Arsenic	20	2.5	2.0	2.2	2.0	2.5	2.3
Cadmium	2	0.50 U	0.50 U	0.50 U	0.50 U	0.50 U	0.50 U
Chromium	2000	15	10	13	8.8	18	14
Chromium (VI)	19	NA	NA	NA	5.0 U	NA	NA
Iron		23,000	20,000	21,000	21,000	24,000	23,000
Lead	250	14	2.7	15	3.2	8.5	2.8
Manganese		360	370	350	360	350	350
Mercury	2	0.040	0.033	0.040	0.031	0.036	0.024
TOTAL PETROLEUM HYDROCARBONS (mg/kg)							
NWTPH-DX							
TPH-Diesel Range	2000	25 U	25 U	25 U	25 U	25 U	25 U
TPH-Oil Range	2000	130	50 U	190	50 U	50 U	50 U
NWTPH-GX							
TPH-Gasoline Range	100 (a)	3.0 U	3.0 U	6.2	3.0 U	NA	NA
VOLATILES (µg/kg)							
Method EPA-8260							
1,3,5-Trimethylbenzene		10 U	NA	10 U	10 U	10 U	NA
1,2,4-Trimethylbenzene		10 U	NA	10 U	10 U	10 U	NA
P-Isopropyltoluene		10 U	NA	10 U	10 U	10 U	NA
N-Butylbenzene		10 U	NA	10 U	10 U	10 U	NA
SEMIVOLATILES (µg/kg)							
Method EPA-8270							
Bis(2-Ethylhexyl)Phthalate		130 U	NA	130 U	130 U	130 U	NA
PAHs (mg/kg)							
Method EPA-8270 SIM							
cPAH TEQ	0.1	0.020	NA	0.040	ND	ND	NA
CONVENTIONALS							
Total Organic Carbon (%) (EPA-9060)		NA	NA	NA	0.10 U	NA	NA
pH (SU) (EPA-9045)		NA	NA	NA	8.58	NA	NA
Percent Solids (%) (EPA-160.3)		NA	NA	NA	92.3	NA	NA

TABLE 5
SOIL ANALYTICAL DETECTION RESULTS -- FORMER PLYWOOD PLANT PARCELS
YAKIMA MILL SITE
YAKIMA, WASHINGTON

Location: Depth Lab ID: Date Collected:	MTCA Method A Soil Cleanup Levels for Unrestricted Land Uses	Initial Investigation						
		FPP-B04 (11-12) EV13060128-13 06/18/2013	FPP-B04 (21-22) EV13060128-14 06/18/2013	FPP-B05 (15-16.5) EV13060128-25 06/19/2013	FPP-B05 (22.5-24) EV13060128-26 06/19/2013	FPP-B06 (15-16) EV13060128-11 06/18/2013	FPP-B07 (0.5-1) EV13060128-23 06/19/2013	FPP-B07 (15-16) EV13060128-24 06/19/2013
TOTAL METALS (mg/kg)								
EPA Methods 6020/7471/7196								
Arsenic	20	2.2	4.7	2.3	1.4	2.5	2.1	2.6
Cadmium	2	0.50 U	0.50 U	0.50 U	0.50 U	0.50 U	0.50 U	0.50 U
Chromium	2000	28	17	14	16	39	15	26
Chromium (VI)	19	NA	NA	5.0 U	NA	NA	NA	NA
Iron		26,000	20,000	22,000	22,000	22,000	37,000	25,000
Lead	250	3.5	14	4.8	2.4	4.0	4.2	3.7
Manganese		300	250	300	250	280	470	270
Mercury	2	0.028	0.035	0.028	0.020 U	0.037	0.020 U	0.034
TOTAL PETROLEUM HYDROCARBONS (mg/kg)								
NWTPH-DX								
TPH-Diesel Range	2000	250 U	25 U	100 U	25 U	50 U	120 U	25 U
TPH-Oil Range	2000	9400	710	4500	500	2100	1500	120
NWTPH-GX								
TPH-Gasoline Range	100 (a)	3.0 U	3.0 U	24	3.0 U	NA	NA	3.0 U
VOLATILES (µg/kg)								
Method EPA-8260								
1,3,5-Trimethylbenzene		10 U	NA	22 J	10 U	NA	NA	10 U
1,2,4-Trimethylbenzene		10 U	NA	41 J	10 U	NA	NA	10 U
P-Isopropyltoluene		10 U	NA	11 J	10 U	NA	NA	10 U
N-Butylbenzene		10 U	NA	12 J	10 U	NA	NA	10 U
SEMIVOLATILES (µg/kg)								
Method EPA-8270								
Bis(2-Ethylhexyl)Phthalate		1300 U	NA	260 U	130 U	NA	260 U	130 U
PAHs (mg/kg)								
Method EPA-8270 SIM								
cPAH TEQ	0.1	ND	NA	ND	ND	NA	0.063	ND
CONVENTIONALS								
Total Organic Carbon (%) (EPA-9060)		NA	NA	0.65	NA	NA	NA	0.15
pH (SU) (EPA-9045)		NA	NA	7.11	NA	NA	NA	7.80
Percent Solids (%) (EPA-160.3)		NA	NA	90.5	NA	NA	NA	84.0

TABLE 5
SOIL ANALYTICAL DETECTION RESULTS -- FORMER PLYWOOD PLANT PARCELS
YAKIMA MILL SITE
YAKIMA, WASHINGTON

Location: Depth Lab ID: Date Collected:	MTCA Method A Soil Cleanup Levels for Unrestricted Land Uses	Initial Investigation							
		FPP-B08 (5-6.5) EV13060128-12 06/18/2013	FPP-B09 (12-13) EV13060128-22 06/19/2013	FPP-B09 (15-16.5) EV13060128-21 06/19/2013	FPP-B10 (10-11) EV13060128-09 06/18/2013	FPP-B10 (15-16) EV13060128-10 06/18/2013	FPP-B11 (18-19) EV13060128-08 06/18/2013	FPP-B11 (22-23) EV13060128-48 06/18/2013	
TOTAL METALS (mg/kg) EPA Methods 6020/7471/7196									
Arsenic	20	3.2	2.1	2.9	2.1	2.4	2.4	1.4	
Cadmium	2	0.50 U	0.50 U	0.50 U	0.50 U	0.50 U	0.50 U	0.50 U	
Chromium	2000	17	17	13	16	21	14	11	
Chromium (VI)	19	NA	NA	5.0 U	NA	NA	NA	NA	
Iron		23,000	25,000	21,000	22,000	22,000	21,000	20,000	
Lead	250	15	3.5	7.8	4.4	3.6	7.6	2.9	
Manganese		360	290	260	260	200	230	220	
Mercury	2	0.052	0.025	0.025	0.061	0.027	0.032	0.040	
TOTAL PETROLEUM HYDROCARBONS (mg/kg) NWTPH-DX									
TPH-Diesel Range	2000	220 J	25 U	560 J	25 U	25 U	25 U	25 U	
TPH-Oil Range	2000	520	50 U	180	50 U	79	170	50 U	
NWTPH-GX									
TPH-Gasoline Range	100 (a)	3.0 U	NA	3.0 U	3.0 U	NA	3.0 U	NA	
VOLATILES (µg/kg) Method EPA-8260									
1,3,5-Trimethylbenzene		10 U	NA	10 U	10 U	NA	10 U	NA	
1,2,4-Trimethylbenzene		10 U	NA	10 U	10 U	NA	10 U	NA	
P-Isopropyltoluene		10 U	NA	10 U	10 U	NA	10 U	NA	
N-Butylbenzene		10 U	NA	10 U	10 U	NA	10 U	NA	
SEMIVOLATILES (µg/kg) Method EPA-8270									
Bis(2-Ethylhexyl)Phthalate		260 U	NA	130 U	130 U	NA	130 U	NA	
PAHs (mg/kg) Method EPA-8270 SIM									
cPAH TEQ	0.1	0.003	NA	ND	ND	NA	0.014	NA	
CONVENTIONALS									
Total Organic Carbon (%) (EPA-9060)		1.5	NA	3.3	NA	NA	NA	NA	
pH (SU) (EPA-9045)		8.22	NA	6.39	NA	NA	NA	NA	
Percent Solids (%) (EPA-160.3)		85.4	NA	73.6	NA	NA	NA	NA	

TABLE 5
SOIL ANALYTICAL DETECTION RESULTS -- FORMER PLYWOOD PLANT PARCELS
YAKIMA MILL SITE
YAKIMA, WASHINGTON

Location: Depth Lab ID: Date Collected:	MTCA Method A Soil Cleanup Levels for Unrestricted Land Uses	Initial Investigation							
		FPP-B12 (6-7) EV13060128-07 06/17/2013	FPP-B13 (5.5-6.5) EV13060128-06 06/17/2013	FPP-B13 (12-14.5) EV13060128-05 06/17/2013	FPP-B14 (14-15) EV13060128-03 06/17/2013	FPP-B14 (18.5-19.5) EV13060128-04 06/17/2013	FPP-B15 (13.5-14.5) EV13060128-02 06/17/2013	FPP-B16 (11.7-12.7) EV13060128-01 06/17/2013	
TOTAL METALS (mg/kg) EPA Methods 6020/7471/7196									
Arsenic	20	1.6	1.6	1.6	1.8	8.4	1.2	2.3	
Cadmium	2	0.50 U	0.50 U	0.50 U	0.50 U	0.50 U	0.50 U	0.50 U	
Chromium	2000	14	19	16	16	14	17	15	
Chromium (VI)	19	NA	NA	5.0 U	NA	NA	NA	NA	
Iron		18,000	23,000	25,000	23,000	20,000	26,000	22,000	
Lead	250	2.1	3.3	2.9	3.0	67	1.7	13	
Manganese		240	370	290	300	240	250	230	
Mercury	2	0.020 U	0.020 U	0.022	0.020 U	0.075	0.020 U	0.032	
TOTAL PETROLEUM HYDROCARBONS (mg/kg) NWTPH-DX									
TPH-Diesel Range	2000	25 U	25 U	25 U	25 U	25 U	25 U	25 U	
TPH-Oil Range	2000	50 U	50 U	50 U	50 U	960	50 U	150	
NWTPH-GX									
TPH-Gasoline Range	100 (a)	3.0 U	NA	3.0 U	NA	NA	NA	NA	
VOLATILES (µg/kg) Method EPA-8260									
1,3,5-Trimethylbenzene		10 U	NA	10 U	NA	NA	NA	NA	
1,2,4-Trimethylbenzene		10 U	NA	10 U	NA	NA	NA	NA	
P-Isopropyltoluene		10 U	NA	10 U	NA	NA	NA	NA	
N-Butylbenzene		10 U	NA	10 U	NA	NA	NA	NA	
SEMIVOLATILES (µg/kg) Method EPA-8270									
Bis(2-Ethylhexyl)Phthalate		130 U	NA	130 U	NA	NA	NA	NA	
PAHs (mg/kg) Method EPA-8270 SIM									
cPAH TEQ	0.1	ND	NA	ND	NA	NA	NA	NA	
CONVENTIONALS									
Total Organic Carbon (%) (EPA-9060)		NA	NA	0.11	NA	NA	NA	NA	
pH (SU) (EPA-9045)		NA	NA	8.86	NA	NA	NA	NA	
Percent Solids (%) (EPA-160.3)		NA	NA	NA	NA	NA	NA	NA	

TABLE 5
SOIL ANALYTICAL DETECTION RESULTS -- FORMER PLYWOOD PLANT PARCELS
YAKIMA MILL SITE
YAKIMA, WASHINGTON

Location: Depth Lab ID: Date Collected:	MTCA Method A Soil Cleanup Levels for Unrestricted Land Uses	Initial Investigation						
		FPP-B17 (0.5-1.5) EV13060128-46 06/21/2013	FPP-B17 (16-17) EV13060128-45 06/21/2013	FPP-B18 (16.5-17.5) EV13060128-27 06/19/2013	FPP-B19 (11-12) EV13060128-28 06/19/2013	FPP-B20 (10-11) EV13060128-33 06/20/2013	FPP-B21 (13-14) EV13060128-31 06/20/2013	FPP-B22 (12.5-13.5) EV13060128-30 06/20/2013
TOTAL METALS (mg/kg) EPA Methods 6020/7471/7196								
Arsenic	20	2.5	2.1	1.9	NA	2.4	2.1	2.0
Cadmium	2	0.50 U	0.50 U	0.50 U	NA	0.50 U	0.50 U	0.50 U
Chromium	2000	21	19	28	NA	9.3	11	15
Chromium (VI)	19	NA	NA	NA	NA	NA	NA	NA
Iron		27,000	23,000	23,000	NA	31,000	22,000	22,000
Lead	250	10	5.0	6.3	NA	30	3.0	3.3
Manganese		320	240	290	NA	560	340	310
Mercury	2	0.055	0.047	0.027	NA	0.079	0.025	0.024
TOTAL PETROLEUM HYDROCARBONS (mg/kg) NWTPH-DX								
TPH-Diesel Range	2000	25 U	25 U	25 U	25 U	25 U	25 U	25 U
TPH-Oil Range	2000	87	88	190	140	130	50 U	50 U
NWTPH-GX								
TPH-Gasoline Range	100 (a)	NA	3.0 U	NA	3.0 U	3.0 U	NA	NA
VOLATILES (µg/kg) Method EPA-8260								
1,3,5-Trimethylbenzene		NA	10 U	10 U	10 U	10 U	NA	NA
1,2,4-Trimethylbenzene		NA	10 U	10 U	10 U	10 U	NA	NA
P-Isopropyltoluene		NA	10 U	10 U	10 U	10 U	NA	NA
N-Butylbenzene		NA	10 U	10 U	10 U	10 U	NA	NA
SEMIVOLATILES (µg/kg) Method EPA-8270								
Bis(2-Ethylhexyl)Phthalate		NA	130 U	NA	NA	150	NA	NA
PAHs (mg/kg) Method EPA-8270 SIM								
cPAH TEQ	0.1	NA	ND	NA	NA	ND	NA	NA
CONVENTIONALS								
Total Organic Carbon (%) (EPA-9060)		NA	NA	NA	NA	NA	NA	0.10 U
pH (SU) (EPA-9045)		NA	NA	NA	NA	7.89	NA	8.33
Percent Solids (%) (EPA-160.3)		NA	NA	NA	NA	NA	NA	93.2

TABLE 5
SOIL ANALYTICAL DETECTION RESULTS -- FORMER PLYWOOD PLANT PARCELS
YAKIMA MILL SITE
YAKIMA, WASHINGTON

Location: Depth Lab ID: Date Collected:	MTCA Method A Soil Cleanup Levels for Unrestricted Land Uses	Initial Investigation		Supplemental Investigation			
		FPP-B23 (11.5-12.5) EV13060128-29 06/20/2013	FPP-B24 (15-16.5) EV13060128-32 06/20/2013	FPP-B25-S (15-16) EV13080134-26 08/21/2013	FPP-B26-S (15-16) EV13080134-22 08/21/2013	FPP-B27-S (5-6) EV13080134-17 08/21/2013	FPP-B28-S (15-16) EV13080134-52 08/23/2013
TOTAL METALS (mg/kg)							
EPA Methods 6020/7471/7196							
Arsenic	20	1.9	2.4	2.0	1.9	1.0 U	2.0
Cadmium	2	0.50 U	0.50 U	0.50 U	0.50 U	0.50 U	0.50 U
Chromium	2000	12	17	110	25	19	17
Chromium (VI)	19	NA	5.0 U	NA	NA	NA	NA
Iron		24,000	24,000	40,000	21,000	20,000	21,000
Lead	250	2.9	6.7	3.8	3.3	11	4.2
Manganese		370	250	320	250	300	220
Mercury	2	0.031	0.028	0.020 U	0.023	0.15	0.021
TOTAL PETROLEUM HYDROCARBONS (mg/kg)							
NWTPH-DX							
TPH-Diesel Range	2000	25 U	25 U	25 U	44	50 U	250 U
TPH-Oil Range	2000	50 U	440	50 U	140	1300	6100
NWTPH-GX							
TPH-Gasoline Range	100 (a)	NA	3.0 U	NA	NA	NA	NA
VOLATILES (µg/kg)							
Method EPA-8260							
1,3,5-Trimethylbenzene		NA	10 U	NA	NA	NA	NA
1,2,4-Trimethylbenzene		NA	10 U	NA	NA	NA	NA
P-Isopropyltoluene		NA	10 U	NA	NA	NA	NA
N-Butylbenzene		NA	10 U	NA	NA	NA	NA
SEMIVOLATILES (µg/kg)							
Method EPA-8270							
Bis(2-Ethylhexyl)Phthalate		NA	130 U	NA	NA	NA	NA
PAHs (mg/kg)							
Method EPA-8270 SIM							
cPAH TEQ	0.1	NA	ND	NA	NA	NA	NA
CONVENTIONALS							
Total Organic Carbon (%) (EPA-9060)		NA	2.2	NA	0.14	NA	NA
pH (SU) (EPA-9045)		NA	8.10	NA	NA	NA	NA
Percent Solids (%) (EPA-160.3)		NA	78.1	NA	NA	NA	NA

TABLE 5
SOIL ANALYTICAL DETECTION RESULTS -- FORMER PLYWOOD PLANT PARCELS
YAKIMA MILL SITE
YAKIMA, WASHINGTON

Location: Depth Lab ID: Date Collected:	MTCA Method A Soil Cleanup Levels for Unrestricted Land Uses	Supplemental Investigation						
		FPP-B29a-S (15-16) EV13080134-44 08/22/2013	FPP-B29b-S (15-16) EV13080134-56 08/23/2013	FPP-B29c-S (15-16) EV13080134-60 08/23/2013	FPP-B30-S (14-15) EV13080134-30 08/22/2013	FPP-B31-S (15-16) EV13080134-39 08/22/2013	FPP-B32-S (15-16) EV13080134-48 08/22/2013	FPP-B33-S (10-11) EV13080134-35 08/22/2013
TOTAL METALS (mg/kg)								
EPA Methods 6020/7471/7196								
Arsenic	20	3.7	4.0	3.0	3.0	2.1	2.6	1.9
Cadmium	2	0.50 U	0.50 U	0.50 U	0.50 U	0.50 U	0.50 U	0.50 U
Chromium	2000	20	17	20	16	17	18	21
Chromium (VI)	19	NA	NA	NA	NA	NA	NA	NA
Iron		31,000	30,000	31,000	29,000	21,000	24,000	21,000
Lead	250	5.3	5.5	5.7	23	10	5.4	2.5
Manganese		570	560	410	460	300	370	290
Mercury	2	0.092	0.082	0.12	0.093	0.050	0.15	0.022
TOTAL PETROLEUM HYDROCARBONS (mg/kg)								
NWTPH-DX								
TPH-Diesel Range	2000	120 U	25 U	120 U	130 J	25 UJ	25 U	25 U
TPH-Oil Range	2000	2000	560	3500	240	820 J	50 U	50 U
NWTPH-GX								
TPH-Gasoline Range	100 (a)	NA	NA	NA	NA	NA	NA	NA
VOLATILES (µg/kg)								
Method EPA-8260								
1,3,5-Trimethylbenzene		NA	NA	NA	NA	NA	NA	NA
1,2,4-Trimethylbenzene		NA	NA	NA	NA	NA	NA	NA
P-Isopropyltoluene		NA	NA	NA	NA	NA	NA	NA
N-Butylbenzene		NA	NA	NA	NA	NA	NA	NA
SEMIVOLATILES (µg/kg)								
Method EPA-8270								
Bis(2-Ethylhexyl)Phthalate		NA	NA	NA	NA	NA	NA	NA
PAHs (mg/kg)								
Method EPA-8270 SIM								
cPAH TEQ	0.1	NA	NA	NA	NA	NA	NA	NA
CONVENTIONALS								
Total Organic Carbon (%) (EPA-9060)		NA	NA	NA	2.8	NA	NA	0.091
pH (SU) (EPA-9045)		NA	NA	NA	NA	NA	NA	NA
Percent Solids (%) (EPA-160.3)		NA	NA	NA	NA	NA	NA	NA

TABLE 5
SOIL ANALYTICAL DETECTION RESULTS -- FORMER PLYWOOD PLANT PARCELS
YAKIMA MILL SITE
YAKIMA, WASHINGTON

Location: Depth Lab ID: Date Collected:	MTCA Method A Soil Cleanup Levels for Unrestricted Land Uses	Supplemental Investigation			
		FPP-B34-S (15-16) EV13080134-33 08/22/2013	FPP-MW-1-S (8.5-9) EV13080134-08 08/20/2013	FPP-MW-2-S (8.5-9.5) EV13080134-12 08/20/2013	FPP-MW-3-S (13.5-14.5) EV13080134-15 08/20/2013
TOTAL METALS (mg/kg) EPA Methods 6020/7471/7196					
Arsenic	20	2.1	2.3	2.1	2.9
Cadmium	2	0.50 U	0.50 U	0.50 U	0.50 U
Chromium	2000	35	50	26	16
Chromium (VI)	19	NA	NA	NA	NA
Iron		23,000	28,000	25,000	18,000
Lead	250	5.0	6.2	4.1	6.6
Manganese		300	330	310	200
Mercury	2	0.022	0.024	0.025	0.028
TOTAL PETROLEUM HYDROCARBONS (mg/kg) NWTPH-DX					
TPH-Diesel Range	2000	25 U	25 U	25 U	46
TPH-Oil Range	2000	50 U	50 U	67	55
NWTPH-GX					
TPH-Gasoline Range	100 (a)	NA	NA	NA	NA
VOLATILES (µg/kg) Method EPA-8260					
1,3,5-Trimethylbenzene		NA	NA	NA	NA
1,2,4-Trimethylbenzene		NA	NA	NA	NA
P-Isopropyltoluene		NA	NA	NA	NA
N-Butylbenzene		NA	NA	NA	NA
SEMIVOLATILES (µg/kg) Method EPA-8270					
Bis(2-Ethylhexyl)Phthalate		NA	NA	NA	NA
PAHs (mg/kg) Method EPA-8270 SIM					
cPAH TEQ	0.1	NA	NA	NA	NA
CONVENTIONALS					
Total Organic Carbon (%) (EPA-9060)		NA	NA	NA	NA
pH (SU) (EPA-9045)		NA	NA	NA	NA
Percent Solids (%) (EPA-160.3)		NA	NA	NA	NA

TABLE 5
SOIL ANALYTICAL DETECTION RESULTS -- FORMER PLYWOOD PLANT PARCELS
YAKIMA MILL SITE
YAKIMA, WASHINGTON

Location: Depth Lab ID: Date Collected:	MTCA Method A Soil Cleanup Levels for Unrestricted Land Uses	Overall Investigation								
		Total No. Samples	Total No. Detections	Detections % of Total	Detection Minimum	Detection Maximum	Total No. Exceedances	Exceedances % of Total	Exceedance Minimum	Exceedance Maximum
TOTAL METALS (mg/kg)										
EPA Methods 6020/7471/7196										
Arsenic	20	50	49	98%	1.2	8.4	0	NA	NA	NA
Cadmium	2	50	0	NA	NA	NA	NA	NA	NA	NA
Chromium	2000	50	50	100%	8.8	110	0	NA	NA	NA
Chromium (VI)	19	5	0	NA	NA	NA	NA	NA	NA	NA
Iron		50	50	100%	18,000	40,000	0	NA	NA	NA
Lead	250	50	50	100%	1.7	67	0	NA	NA	NA
Manganese		50	50	100%	200	570	0	NA	NA	NA
Mercury	2	50	42	84%	0.021	0.150	0	NA	NA	NA
TOTAL PETROLEUM										
HYDROCARBONS (mg/kg)										
NWTPH-DX										
TPH-Diesel Range	2000	51	5	10%	44	560	0	NA	NA	NA
TPH-Oil Range	2000	51	31	61%	55	9400	5	10%	2100	9400
NWTPH-GX										
TPH-Gasoline Range	100 (a)	19	2	11%	6.2	24	0	NA	NA	NA
VOLATILES (µg/kg)										
Method EPA-8260										
1,3,5-Trimethylbenzene		19	1	5%	22	22	NA	NA	NA	NA
1,2,4-Trimethylbenzene		19	1	5%	41	41	NA	NA	NA	NA
P-Isopropyltoluene		19	1	5%	11	11	NA	NA	NA	NA
N-Butylbenzene		19	1	5%	12	12	NA	NA	NA	NA
SEMIVOLATILES (µg/kg)										
Method EPA-8270										
Bis(2-Ethylhexyl)Phthalate		18	1	6%	150	150	NA	NA	NA	NA
PAHs (mg/kg)										
Method EPA-8270 SIM										
cPAH TEQ	0.1	5	--	--	0.003	0.063	0	NA	NA	NA
CONVENTIONALS										
Total Organic Carbon (%) (EPA-9060)		11	--	--	0.091	3.3	NA	NA	NA	NA
pH (SU) (EPA-9045)		9	--	--	6.39	8.86	NA	NA	NA	NA
Percent Solids (%) (EPA-160.3)		7	--	--	73.6	93.2	NA	NA	NA	NA

**TABLE 5
SOIL ANALYTICAL DETECTION RESULTS -- FORMER PLYWOOD PLANT PARCELS
YAKIMA MILL SITE
YAKIMA, WASHINGTON**

Location: Depth Lab ID: Date Collected:	MTCA Method A Soil Cleanup Levels for Unrestricted Land Uses	Initial Investigation								
		Total No. Samples	Total No. Detections	Detections % of Total	Detection Minimum	Detection Maximum	Total No. Exceedances	Exceedances % of Total	Exceedance Minimum	Exceedance Maximum
TOTAL METALS (mg/kg) EPA Methods 6020/7471/7196										
Arsenic	20	35	35	100%	1.2	8.4	0	NA	NA	NA
Cadmium	2	35	0	NA	NA	NA	NA	NA	NA	NA
Chromium	2000	35	35	100%	8.8	39	0	NA	NA	NA
Chromium (VI)	19	5	0	NA	NA	NA	NA	NA	NA	NA
Iron		35	35	100%	18,000	37,000	0	NA	NA	NA
Lead	250	35	35	100%	1.7	67	0	NA	NA	NA
Manganese		35	35	100%	200	560	0	NA	NA	NA
Mercury	2	35	29	83%	0.022	0.079	0	NA	NA	NA
TOTAL PETROLEUM HYDROCARBONS (mg/kg) NWTPH-DX										
TPH-Diesel Range	2000	36	2	6%	220	560	0	NA	NA	NA
TPH-Oil Range	2000	36	21	58%	79	9400	3	8%	2100	9400
NWTPH-GX										
TPH-Gasoline Range	100 (a)	19	2	11%	6.2	24	0	NA	NA	NA
VOLATILES (µg/kg) Method EPA-8260										
1,3,5-Trimethylbenzene		19	1	5%	22	22	NA	NA	NA	NA
1,2,4-Trimethylbenzene		19	1	5%	41	41	NA	NA	NA	NA
P-Isopropyltoluene		19	1	5%	11	11	NA	NA	NA	NA
N-Butylbenzene		19	1	5%	12	12	NA	NA	NA	NA
SEMIVOLATILES (µg/kg) Method EPA-8270										
Bis(2-Ethylhexyl)Phthalate		18	1	6%	150	150	NA	NA	NA	NA
PAHs (mg/kg) Method EPA-8270 SIM										
cPAH TEQ	0.1	5	--	--	0.00292	0.06308	0	NA	NA	NA
CONVENTIONALS										
Total Organic Carbon (%) (EPA-9060)		8	--	--	0.1	3.3	NA	NA	NA	NA
pH (SU) (EPA-9045)		9	--	--	6.39	8.86	NA	NA	NA	NA
Percent Solids (%) (EPA-160.3)		7	--	--	73.6	93.2	NA	NA	NA	NA

**TABLE 5
SOIL ANALYTICAL DETECTION RESULTS -- FORMER PLYWOOD PLANT PARCELS
YAKIMA MILL SITE
YAKIMA, WASHINGTON**

Location: Depth Lab ID: Date Collected:	MTCA Method A Soil Cleanup Levels for Unrestricted Land Uses	Supplemental Investigation								
		Total No. Samples	Total No. Detections	Detections % of Total	Detection Minimum	Detection Maximum	Total No. Exceedances	Exceedances % of Total	Exceedance Minimum	Exceedance Maximum
TOTAL METALS (mg/kg) EPA Methods 6020/7471/7196										
Arsenic	20	15	14	93%	1.9	4.0	0	NA	NA	NA
Cadmium	2	15	0	NA	NA	NA	NA	NA	NA	NA
Chromium	2000	15	15	100%	16	110	0	NA	NA	NA
Chromium (VI)	19	0	NA	NA	NA	NA	NA	NA	NA	NA
Iron		15	15	100%	18,000	40,000	0	NA	NA	NA
Lead	250	15	15	100%	2.5	23	0	NA	NA	NA
Manganese		15	15	100%	200	570	0	NA	NA	NA
Mercury	2	15	14	93%	0.021	0.15	0	NA	NA	NA
TOTAL PETROLEUM HYDROCARBONS (mg/kg) NWTPH-DX										
TPH-Diesel Range	2000	15	3	20%	44	130	0	NA	NA	NA
TPH-Oil Range	2000	15	10	67%	55	6100	2	13%	3500	6100
NWTPH-GX										
TPH-Gasoline Range	100 (a)	0	NA	NA	NA	NA	NA	NA	NA	NA
VOLATILES (µg/kg) Method EPA-8260										
1,3,5-Trimethylbenzene		0	NA	NA	NA	NA	NA	NA	NA	NA
1,2,4-Trimethylbenzene		0	NA	NA	NA	NA	NA	NA	NA	NA
P-Isopropyltoluene		0	NA	NA	NA	NA	NA	NA	NA	NA
N-Butylbenzene		0	NA	NA	NA	NA	NA	NA	NA	NA
SEMIVOLATILES (µg/kg) Method EPA-8270										
Bis(2-Ethylhexyl)Phthalate		0	NA	NA	NA	NA	NA	NA	NA	NA
PAHs (mg/kg) Method EPA-8270 SIM										
cPAH TEQ	0.1	0	--	--	NA	NA	NA	NA	NA	NA
CONVENTIONALS										
Total Organic Carbon (%) (EPA-9060)		3	--	--	0.091	2.8	NA	NA	NA	NA
pH (SU) (EPA-9045)		0	--	--	NA	NA	NA	NA	NA	NA
Percent Solids (%) (EPA-160.3)		0	--	--	NA	NA	NA	NA	NA	NA

TABLE 5
SOIL ANALYTICAL DETECTION RESULTS -- FORMER PLYWOOD PLANT PARCELS
YAKIMA MILL SITE
YAKIMA, WASHINGTON

(a) = Value is used when benzene is not present.

U = Indicates the compound was not detected at the reported concentration.

J = Indicates the analyte was positively identified; the associated numerical value is the approximate concentration of the analyte in the sample.

UU = The analyte was not detected in the sample; the reported sample reporting limit is an estimate.

Bold = Exceedance of Cleanup Level.

NA = Not Analyzed/Not Applicable.

ND = Not Detected.

SU = Standard Units.

TEQ = Toxicity Equivalency.

cPAH = Carcinogenic Polycyclic Aromatic Hydrocarbon.

**TABLE 6
GROUNDWATER ANALYTICAL DETECTION RESULTS -- TRIANGULAR PARCEL
YAKIMA MILL SITE
YAKIMA, WASHINGTON**

Location: Depth: Lab ID: Date Collected:	Screening Levels		Initial Investigation					Supplemental Investigation	
	MTCA Method A Cleanup Levels for Groundwater	Minimum Screening Level (Groundwater as Drinking Water) Unless Otherwise Indicated	TP-B01 19 EV13060128-59 06/21/2013	TP-B04B 18 EV13060119-03 06/20/2013	TP-B06 16 EV13060128-57 06/20/2013	TP-B08 18 EV13060128-54 06/21/2013	TP-B09 18 EV13060128-61 06/21/2013	TP-MW-1 EV13080134-65 08/22/2013	TP-MW-2 EV13080134-68 08/22/2013
DISSOLVED METALS (µg/L) EPA Methods 200.8/7196/7470									
Arsenic (a)	5	0.15 (b)	1.0 U	1.0 U	1.0 U	1.0 U	1.0 U	1.0 U	2.5
Cadmium	5	5	1.0 U	1.0 U	1.0 U	1.0 U	1.0 U	1.0 U	1.0 U
Chromium	50		2.0 U	2.0 U	2.0 U	2.0 U	2.0 U	2.0 U	2.0 U
Chromium (VI)		48	NA	10 U	NA	NA	NA	NA	NA
Iron		300	86	94	770	220	96	50 U	8100
Lead	15	15	1.0 U	1.0 U	1.0 U	1.0 U	1.0 U	1.0 U	1.0 U
Manganese		50	72	85	1400	1400	1300	140	1400
Mercury	2		0.20 U	0.20 U	0.20 U	0.20 U	0.20 U	0.20 U	0.20 U
Sodium		20,000	7600	12,000	17,000	17,000	18,000	21,000	24,000
TOTAL METALS (µg/L) EPA Methods 200.8/7196/7470									
Arsenic (a)	5	0.15 (b)	NA	NA	NA	NA	NA	NA	NA
Cadmium	5	5	NA	NA	NA	NA	NA	NA	NA
Chromium	50		NA	NA	NA	NA	NA	NA	NA
Chromium (VI)		48	NA	10 U	NA	NA	NA	NA	NA
Iron		300	NA	NA	NA	NA	NA	NA	NA
Lead	15	15	NA	NA	NA	NA	NA	NA	NA
Manganese		50	NA	NA	NA	NA	NA	NA	NA
Mercury	2		NA	NA	NA	NA	NA	NA	NA
Sodium		20,000	NA	NA	NA	NA	NA	NA	NA
TOTAL PETROLEUM HYDROCARBONS (µg/L) NWTPH-DX									
TPH-Diesel Range	500		130 U	130 U	130 U	130 U	130 U	130 U	130 U
TPH-Oil Range	500		250 U	250 U	250 U	250 U	250 U	250 U	250 U
VOLATILES (µg/L) Method EPA-8260									
Chloroform		80	2.7	4.3	NA	2.0 U	2.0 U	2.9	2.0 U
CONVENTIONALS (mg/L)									
Total Organic Carbon (SM5310C)			NA	NA	NA	NA	NA	1.3	3.5
FIELD PARAMETERS									
pH		6.5-8.5	6.75	5.49	6.23	5.67	6.22	6.64	6.56

**TABLE 6
GROUNDWATER ANALYTICAL DETECTION RESULTS -- TRIANGULAR PARCEL
YAKIMA MILL SITE
YAKIMA, WASHINGTON**

Location: Depth: Lab ID: Date Collected:	Screening Levels		Overall Investigation												
	MTCA Method A Cleanup Levels for Groundwater	Minimum Screening Level (Groundwater as Drinking Water) Unless Otherwise Indicated	Total No. Samples	Total No. Detections	Detections % of Total	Detection Minimum	Detection Maximum	MTCA A Total No. Exceedances	MTCA A Exceedances % of Total	MTCA A Exceedance Minimum	MTCA A Exceedance Maximum	Min Screening Level No. Exceedances	Min Screening		
													Level	% of Total	Level Exceedance Minimum
DISSOLVED METALS (µg/L) EPA Methods 200.8/7196/7470															
Arsenic (a)	5	0.15 (b)	7	1	14%	2.5	2.5	0	NA	NA	NA	1 (a)	14%	2.5	2.5
Cadmium	5	5	7	0	NA	NA	NA	NA	NA	NA	NA	0	NA	NA	NA
Chromium	50		7	0	NA	NA	NA	NA	NA	NA	NA	NA	NA	NA	NA
Chromium (VI)		48	1	0	NA	NA	NA	NA	NA	NA	NA	0	NA	NA	NA
Iron		300	7	6	86%	86	8100	NA	NA	NA	NA	2	29%	770	8100
Lead	15	15	7	0	NA	NA	NA	NA	NA	NA	NA	0	NA	NA	NA
Manganese		50	7	7	100%	72	1400	NA	NA	NA	NA	7	100%	72	1400
Mercury	2		7	0	NA	NA	NA	NA	NA	NA	NA	NA	NA	NA	NA
Sodium		20,000	7	7	100%	7600	24,000	NA	NA	NA	NA	2	NA	21,000	24,000
TOTAL METALS (µg/L) EPA Methods 200.8/7196/7470															
Arsenic (a)	5	0.15 (b)	0	NA	NA	NA	NA	NA	NA	NA	NA	0 (a)	NA	NA	NA
Cadmium	5	5	0	NA	NA	NA	NA	NA	NA	NA	NA	0	NA	NA	NA
Chromium	50		0	NA	NA	NA	NA	NA	NA	NA	NA	NA	NA	NA	NA
Chromium (VI)		48	1	0	NA	NA	NA	NA	NA	NA	NA	0	NA	NA	NA
Iron		300	0	NA	NA	NA	NA	NA	NA	NA	NA	0	NA	NA	NA
Lead	15	15	0	NA	NA	NA	NA	NA	NA	NA	NA	0	NA	NA	NA
Manganese		50	0	NA	NA	NA	NA	NA	NA	NA	NA	0	NA	NA	NA
Mercury	2		0	NA	NA	NA	NA	NA	NA	NA	NA	NA	NA	NA	NA
Sodium		20,000	0	NA	NA	NA	NA	NA	NA	NA	NA	0	NA	NA	NA
TOTAL PETROLEUM HYDROCARBONS (µg/L) NWTPH-DX															
TPH-Diesel Range	500		7	0	NA	NA	NA	NA	NA	NA	NA	NA	NA	NA	NA
TPH-Oil Range	500		7	0	NA	NA	NA	NA	NA	NA	NA	NA	NA	NA	NA
VOLATILES (µg/L) Method EPA-8260															
Chloroform		80	6	3	50%	2.7	4.3	NA	NA	NA	NA	0	NA	NA	NA
CONVENTIONALS (mg/L)															
Total Organic Carbon (SM5310C)			2	--	--	1.3	3.5	NA	NA	NA	NA	NA	NA	NA	NA
FIELD PARAMETERS															
pH		6.5-8.5	7	--	--	5.49	6.75	NA	NA	NA	NA	4	57%	5.49	6.23

**TABLE 6
GROUNDWATER ANALYTICAL DETECTION RESULTS -- TRIANGULAR PARCEL
YAKIMA MILL SITE
YAKIMA, WASHINGTON**

Location: Depth: Lab ID: Date Collected:	Screening Levels		Initial Investigation												
	MTCA Method A Cleanup Levels for Groundwater	Minimum Screening Level (Groundwater as Drinking Water) Unless Otherwise Indicated	Total No. Samples	Total No. Detections	Detections % of Total	Detection Minimum	Detection Maximum	MTCA A Total No. Exceedances	MTCA A Exceedances % of Total	MTCA A Exceedance Minimum	MTCA A Exceedance Maximum	Min Screening Level No. Exceedances	Min Screening		
													Level	Min Screening Level Exceedance	Min Screening Level Exceedance
DISSOLVED METALS (µg/L) EPA Methods 200.8/7196/7470															
Arsenic (a)	5	0.15 (b)	5	0	NA	NA	NA	NA	NA	NA	NA	0 (a)	NA	NA	NA
Cadmium	5	5	5	0	NA	NA	NA	NA	NA	NA	NA	0	NA	NA	NA
Chromium	50		5	0	NA	NA	NA	NA	NA	NA	NA	NA	NA	NA	NA
Chromium (VI)		48	1	0	NA	NA	NA	NA	NA	NA	NA	0	NA	NA	NA
Iron		300	5	5	100%	86	770	NA	NA	NA	NA	1	20%	770	770
Lead	15	15	5	0	NA	NA	NA	NA	NA	NA	NA	0	NA	NA	NA
Manganese		50	5	5	100%	72	1400	NA	NA	NA	NA	5	100%	72	1400
Mercury	2		5	0	NA	NA	NA	NA	NA	NA	NA	NA	NA	NA	NA
Sodium		20,000	5	5	100%	7600	18000	NA	NA	NA	NA	0	NA	NA	NA
TOTAL METALS (µg/L) EPA Methods 200.8/7196/7470															
Arsenic (a)	5	0.15 (b)	0	NA	NA	NA	NA	NA	NA	NA	NA	0 (a)	NA	NA	NA
Cadmium	5	5	0	NA	NA	NA	NA	NA	NA	NA	NA	0	NA	NA	NA
Chromium	50		0	NA	NA	NA	NA	NA	NA	NA	NA	NA	NA	NA	NA
Chromium (VI)		48	1	0	NA	NA	NA	NA	NA	NA	NA	0	NA	NA	NA
Iron		300	0	NA	NA	NA	NA	NA	NA	NA	NA	0	NA	NA	NA
Lead	15	15	0	NA	NA	NA	NA	NA	NA	NA	NA	0	NA	NA	NA
Manganese		50	0	NA	NA	NA	NA	NA	NA	NA	NA	0	NA	NA	NA
Mercury	2		0	NA	NA	NA	NA	NA	NA	NA	NA	NA	NA	NA	NA
Sodium		20,000	0	NA	NA	NA	NA	NA	NA	NA	NA	0	NA	NA	NA
TOTAL PETROLEUM HYDROCARBONS (µg/L) NWTPH-DX															
TPH-Diesel Range	500		5	0	NA	NA	NA	NA	NA	NA	NA	NA	NA	NA	NA
TPH-Oil Range	500		5	0	NA	NA	NA	NA	NA	NA	NA	NA	NA	NA	NA
VOLATILES (µg/L) Method EPA-8260															
Chloroform		80	4	2	50%	2.7	4.3	NA	NA	NA	NA	0	NA	NA	NA
CONVENTIONALS (mg/L)															
Total Organic Carbon (SM5310C)			0	--	--	NA	NA	NA	NA	NA	NA	NA	NA	NA	NA
FIELD PARAMETERS															
pH		6.5-8.5	5	--	--	5.49	6.75	NA	NA	NA	NA	4	80%	5.49	6.23

**TABLE 6
GROUNDWATER ANALYTICAL DETECTION RESULTS -- TRIANGULAR PARCEL
YAKIMA MILL SITE
YAKIMA, WASHINGTON**

Location: Depth: Lab ID: Date Collected:	Screening Levels		Supplemental Investigation												
	MTCA Method A Cleanup Levels for Groundwater	Minimum Screening Level (Groundwater as Drinking Water) Unless Otherwise Indicated	Total No. Samples	Total No. Detections	Detections % of Total	Detection Minimum	Detection Maximum	MTCA A Total No. Exceedances	MTCA A Exceedances % of Total	MTCA A Exceedance Minimum	MTCA A Exceedance Maximum	Min Screening			
												Min Screening Level No. Exceedances	Level Exceedances % of Total	Min Screening Level Exceedance Minimum	Min Screening Level Exceedance Maximum
DISSOLVED METALS (µg/L) EPA Methods 200.8/7196/7470															
Arsenic (a)	5	0.15 (b)	2	1	50%	2.5	2.5	0	NA	NA	NA	1 (a)	50%	2.5	2.5
Cadmium	5	5	2	0	NA	NA	NA	0	NA	NA	NA	0 (a)	NA	NA	NA
Chromium	50		2	0	NA	NA	NA	NA	NA	NA	NA	NA	NA	NA	NA
Chromium (VI)		48	0	NA	NA	NA	NA	NA	NA	NA	NA	0	NA	NA	NA
Iron		300	2	1	50%	8100	8100	NA	NA	NA	NA	1	50%	8100	8100
Lead	15	15	2	0	NA	NA	NA	NA	NA	NA	NA	0	NA	NA	NA
Manganese		50	2	2	100%	140	1400	NA	NA	NA	NA	2	100%	140	1400
Mercury	2		2	0	NA	NA	NA	NA	NA	NA	NA	NA	NA	NA	NA
Sodium		20,000	2	2	100%	21000	24000	NA	NA	NA	NA	2	100%	21,000	24,000
TOTAL METALS (µg/L) EPA Methods 200.8/7196/7470															
Arsenic (a)	5	0.15 (b)	0	NA	NA	NA	NA	NA	NA	NA	NA	NA	NA	NA	NA
Cadmium	5	5	0	NA	NA	NA	NA	NA	NA	NA	NA	NA	NA	NA	NA
Chromium	50		0	NA	NA	NA	NA	NA	NA	NA	NA	NA	NA	NA	NA
Chromium (VI)		48	0	NA	NA	NA	NA	NA	NA	NA	NA	NA	NA	NA	NA
Iron		300	0	NA	NA	NA	NA	NA	NA	NA	NA	NA	NA	NA	NA
Lead	15	15	0	NA	NA	NA	NA	NA	NA	NA	NA	NA	NA	NA	NA
Manganese		50	0	NA	NA	NA	NA	NA	NA	NA	NA	NA	NA	NA	NA
Mercury	2		0	NA	NA	NA	NA	NA	NA	NA	NA	NA	NA	NA	NA
Sodium		20,000	0	NA	NA	NA	NA	NA	NA	NA	NA	NA	NA	NA	NA
TOTAL PETROLEUM HYDROCARBONS (µg/L) NWTPH-DX															
TPH-Diesel Range	500		2	0	NA	NA	NA	NA	NA	NA	NA	NA	NA	NA	NA
TPH-Oil Range	500		2	0	NA	NA	NA	NA	NA	NA	NA	NA	NA	NA	NA
VOLATILES (µg/L) Method EPA-8260															
Chloroform		80	2	1	50%	2.9	2.9	NA	NA	NA	NA	0	NA	NA	NA
CONVENTIONALS (mg/L)															
Total Organic Carbon (SM5310C)			2	--	--	1.3	3.5	NA	NA	NA	NA	NA	NA	NA	NA
FIELD PARAMETERS															
pH		6.5-8.5	2	--	--	6.56	6.64	NA	NA	NA	NA	0	NA	NA	NA

(a) = The reporting limit for this analyte is higher than the minimum screening level; non detects at the reporting limit are not identified as an exceedance.
 (b) = Based on Practical Quantification Limit.
 U = Indicates the compound was not detected at the reported concentration.
 Bold = Exceedance of Screening Level.
 NA = Not Analyzed/Not Applicable.

**TABLE 7
GROUNDWATER ANALYTICAL DETECTION RESULTS -- FORMER PLYWOOD PLANT PARCELS
YAKIMA MILL SITE
YAKIMA, WASHINGTON**

Location: Depth Lab ID: Date Collected:	Screening Levels		Initial Investigation													
	MTCA Method A Cleanup Levels for Groundwater	Minimum Screening Level (Groundwater as Drinking Water) Unless Otherwise Indicated	FPP-B01 17 EV13060128-53 06/18/2013	FPP-B02 19 EV13060104-04 06/19/2013	FPP-B03 17 EV13060128-60 06/18/2013	FPP-B04 15 EV13060128-56 06/18/2013	FPP-B05 18 EV13060104-07 06/19/2013	FPP-B07 17 EV13060104-06 06/19/2013	FPP-B08 17 EV13060128-52 06/18/2013	FPP-B09 18 EV13060104-05 06/19/2013	FPP-B11 18 EV13060128-55 06/18/2013	FPP-B12 18 EV13060104-03 06/17/2013	FPP-B13 13 EV13060104-02 06/17/2013	FPP-B15 18 EV13060104-01 06/17/2013	FPP-B17 17 EV13060128-58 06/21/2013	FPP-B19 17 EV13060128-49 06/19/2013
DISSOLVED METALS (µg/L)																
EPA Methods 200.8/7196/7470																
Arsenic (a)	5	0.15 (c)	1.0 U	1.0 U	1.0 U	1.4	1.0 U	1.0 U	1.1	1.0	1.3	1.5	NA	1.0 U	1.0 U	NA
Cadmium	5	5	1.0 U	1.0 U	1.0 U	1.0 U	1.0 U	1.0 U	1.0 U	1.0 U	1.0 U	1.0 U	NA	1.0 U	1.0 U	NA
Chromium	50		2.0 U	2.0 U	2.0 U	2.0 U	2.6	2.0 U	2.0 U	2.0 U	2.0 U	2.0 U	NA	2.0 U	2.0 U	NA
Chromium (VI)		48	NA	10 U	NA	NA	10 U	NA	NA	10 U	NA	NA	NA	NA	NA	NA
Iron		300	50 U	80	50 U	4900	3800	5200	430	4300	76	9500	NA	71	1200	NA
Lead	15	15	1.0 U	1.0 U	1.0 U	1.0 U	1.0 U	1.0 U	1.0 U	1.0 U	1.0 U	1.0 U	NA	1.0 U	1.0 U	NA
Manganese		50	830	1300	1900	2000	2700	1800	1300	3500	1600	1600	NA	420	1800	NA
Mercury	2		0.20 U	0.20 U	0.20 U	0.20 U	0.20 U	0.20 U	0.20 U	0.20 U	0.20 U	0.20 U	NA	0.20 U	0.20 U	NA
Sodium		20,000	13,000	14,000	19,000	79,000	59,000	22,000	43,000	41,000	23,000	41,000	NA	18,000	47,000	NA
TOTAL METALS (µg/L)																
EPA Methods 200.8/7196/7470																
Arsenic (a)	5	0.15 (c)	NA	NA	NA	NA	NA	NA	NA	NA	NA	NA	2.5	NA	NA	NA
Cadmium	5	5	NA	NA	NA	NA	NA	NA	NA	NA	NA	NA	1.0 U	NA	NA	NA
Chromium	50		NA	NA	NA	NA	NA	NA	NA	NA	NA	NA	10	NA	NA	NA
Chromium (VI)		48	NA	10 U	NA	NA	10 U	NA	NA	10 U	NA	NA	NA	NA	NA	NA
Iron		300	NA	NA	NA	NA	NA	NA	NA	NA	NA	NA	13,000	NA	NA	NA
Lead	15	15	NA	NA	NA	NA	NA	NA	NA	NA	NA	NA	2.8	NA	NA	NA
Manganese		50	NA	NA	NA	NA	NA	NA	NA	NA	NA	NA	1700	NA	NA	NA
Mercury	2		NA	NA	NA	NA	NA	NA	NA	NA	NA	NA	0.20 U	NA	NA	NA
Sodium		20,000	NA	NA	NA	NA	NA	NA	NA	NA	NA	NA	150,000	NA	NA	NA
TOTAL PETROLEUM HYDROCARBONS (µg/L)																
NWTPH-DX																
TPH-Diesel Range	500		130 U	130 U	130 U	1700	620 U	130 U	130 U	130 U	130 U	130 U	130 U	130 U	130 U	NA
TPH-Oil Range	500		250 U	250 U	250 U	5000	7500	250 U	600	250 U	250 U	250 U	250 U	250 U	650	NA
NWTPH-GX																
TPH-Gasoline Range	1000 (b)		50 U	50 U	NA	50 U	51	50 U	50 U	50 U	NA	NA	50 U	NA	50 U	50 U
VOLATILES (µg/L)																
Method EPA-8260																
Chloroform		80	3.3	2.8	NA	2.0 U	2.0 U	2.0 U	2.0 U	2.0 U	NA	NA	2.0 U	NA	2.0 U	2.0 U
VOLATILES (µg/L)																
Method EPA-8260 SIM																
Trichloroethene	5	0.5	0.020 U	0.020 U	NA	0.020 U	0.020 U	0.020 U	0.020 U	0.020 U	NA	NA	0.020 U	NA	0.020 U	0.020 U
SEMIVOLATILES (µg/L)																
Method EPA-8270																
2,4-Dimethylphenol		160	2.0 U	2.0 U	NA	2.0 U	2.0 U	2.0 U	2.0 U	2.0 U	NA	NA	2.0 U	NA	2.0 U	NA
Di-N-Butylphthalate			2.0 U	2.0 U	NA	2.0 U	2.0 U	2.0 U	2.0 U	2.0 U	NA	NA	2.0 U	NA	2.0 U	NA
Bis(2-Ethylhexyl)Phthalate		6.0	2.0 U	2.0 U	NA	2.0 U	5.5	2.0 U	2.0 U	2.1	NA	NA	2.0 U	NA	2.0 U	NA
PAHs (µg/L)																
Method EPA-8270 SIM																
cPAH TEQ			NA	NA	NA	NA	NA	NA	NA	NA	NA	NA	NA	NA	NA	NA
CONVENTIONALS (mg/L)																
Total Organic Carbon (SM5310C)																
			NA	NA	NA	NA	NA	NA	NA	NA	NA	NA	NA	NA	NA	NA
FIELD PARAMETERS																
pH		6.5-8.5	6.49	5.73	6.78	6.30	6.00	5.86	6.03	6.71	6.13	5.79	6.15	6.76	5.92	6.27

**TABLE 7
GROUNDWATER ANALYTICAL DETECTION RESULTS -- FORMER PLYWOOD PLANT PARCELS
YAKIMA MILL SITE
YAKIMA, WASHINGTON**

Location: Depth Lab ID: Date Collected:	Screening Levels		Initial Investigation				Supplemental Investigation									
	MTCA Method A Cleanup Levels for Groundwater	Minimum Screening Level (Groundwater as Drinking Water) Unless Otherwise Indicated	FPP-B20 11 EV13060128-51 06/20/2013	FPP-B24 16 EV13060128-50 06/20/2013	MW-9A-01 EV13060119-02 06/20/2013	MW-12-01 EV13060119-01 06/20/2013	FPP-B25 18.5 EV13080134-64 08/21/2013	FPP-B26 19.5 EV13080134-63 08/21/2013	FPP-B27 16 EV13080134-62 08/21/2013	FPP-B28 19 EV13080134-72 08/23/2013	FPP-B29b 19 EV13080134-73 08/23/2013	FPP-B31 19 EV13080134-66 08/22/2013	FPP-B33 19 EV13080134-67 08/22/2013	FPP-MW-1 EV13080134-71 08/23/2013	FPP-MW-2 EV13080134-69 08/23/2013	FPP-MW-3 EV13080134-70 08/23/2013
DISSOLVED METALS (µg/L)																
EPA Methods 200.8/7196/7470																
Arsenic (a)	5	0.15 (c)	2.7	1.0 U	1.0	1.3	1.0 U	1.1	35	1.0 U	3.6	1.9	7.8	5.3	1.6	2.0
Cadmium	5	5	1.0 U	1.0 U	1.0 U	1.0 U	1.0 U	1.0 U	5.0 U	1.0 U	1.0 U	1.0 U	1.0 U	1.0 U	1.0 U	1.0 U
Chromium	50		2.0 U	2.0 U	2.0 U	2.0 U	2.0 U	2.0 U	10 U	2.0 U	2.0 U	2.0 U	2.0 U	2.0 U	2.0 U	2.0 U
Chromium (VI)		48	NA	NA	10 U	10 U	NA	NA	NA	NA	NA	NA	NA	NA	NA	NA
Iron		300	21,000	84	50 U	16,000	9700	18,000	580	24,000	23,000	14,000	24,000	59,000	21,000	330
Lead	15	15	1.0 U	1.0 U	1.0 U	1.0 U	1.0 U	1.0 U	9.2	1.0 U	1.0 U	1.0 U	1.0 U	1.0 U	1.0 U	1.0 U
Manganese		50	4700	700	2.1	2400	1100	1600	90	2300	6100	1600	2000	9900	2300	240
Mercury	2		0.20 U	0.20 U	0.20 U	0.20 U	0.20 U	0.20 U	0.20 U	0.20 U	0.20 U	0.20 U	0.20 U	0.20 U	0.20 U	0.20 U
Sodium		20,000	130,000	53,000	11,000	45,000	18,000	23,000	1,500,000	68,000	110,000	20,000	48,000	91,000	50,000	100,000
TOTAL METALS (µg/L)																
EPA Methods 200.8/7196/7470																
Arsenic (a)	5	0.15 (c)	NA	NA	1.0	1.3	NA	NA	NA	NA	NA	NA	NA	NA	NA	NA
Cadmium	5	5	NA	NA	1.0 U	1.0 U	NA	NA	NA	NA	NA	NA	NA	NA	NA	NA
Chromium	50		NA	NA	2.0 U	2.0 U	NA	NA	NA	NA	NA	NA	NA	NA	NA	NA
Chromium (VI)		48	NA	NA	10 U	10 U	NA	NA	NA	NA	NA	NA	NA	NA	NA	NA
Iron		300	NA	NA	50 U	18,000	NA	NA	NA	NA	NA	NA	NA	NA	NA	NA
Lead	15	15	NA	NA	1.0 U	1.0 U	NA	NA	NA	NA	NA	NA	NA	NA	NA	NA
Manganese		50	NA	NA	2.0 U	2200	NA	NA	NA	NA	NA	NA	NA	NA	NA	NA
Mercury	2		NA	NA	0.20 U	0.20 U	NA	NA	NA	NA	NA	NA	NA	NA	NA	NA
Sodium		20,000	NA	NA	11,000	45,000	NA	NA	NA	NA	NA	NA	NA	NA	NA	NA
TOTAL PETROLEUM HYDROCARBONS (µg/L)																
NWTPH-DX																
TPH-Diesel Range	500		130 U	130 U	130 U	130 U	130 U	150	1300 U	470	2000 J	130 U	130 U	480	220	240
TPH-Oil Range	500		250 U	760	250 U	250 U	250 U	270	47,000	470	1900	250 U	250 U	250 U	250 U	250 U
NWTPH-GX																
TPH-Gasoline Range	1000 (b)		50 U	50 U	50 U	50 U	NA	NA	NA	NA	NA	NA	NA	50 U	50 U	50 U
VOLATILES (µg/L)																
Method EPA-8260																
Chloroform		80	2.0 U	2.0 U	3.9	2.0 U	NA	NA	NA	NA	NA	NA	NA	2.0 U	2.0 U	2.0 U
VOLATILES (µg/L)																
Method EPA-8260 SIM																
Trichloroethene	5	0.5	0.020 U	0.020 U	1.2	1.9	NA	NA	NA	NA	NA	NA	NA	NA	NA	NA
SEMIVOLATILES (µg/L)																
Method EPA-8270																
2,4-Dimethylphenol		160	2.0 U	8.1	2.0 U	2.0 U	NA	NA	NA	NA	NA	NA	NA	2.0 U	2.0 U	2.7
Di-N-Butylphthalate			2.0 U	2.0 U	2.0 U	2.0 U	NA	NA	NA	NA	NA	NA	NA	2.0 U	2.0 U	4.7
Bis(2-Ethylhexyl)Phthalate		6.0	2.0 U	2.0 U	2.0 U	2.0 U	NA	NA	NA	NA	NA	NA	NA	4.0 U	2.8 U	13 U
PAHs (µg/L)																
Method EPA-8270 SIM																
cPAH TEQ			NA	NA	0.020 U	0.020 U	NA	NA	NA	NA	NA	NA	NA	NA	NA	NA
CONVENTIONALS (mg/L)																
Total Organic Carbon (SM5310C)																
			NA	NA	NA	NA	NA	NA	NA	NA	NA	NA	NA	38	18	17
FIELD PARAMETERS																
pH		6.5-8.5	6.79	6.29	6.26	6.23	6.16	6.59	9.65	6.36	6.53	6.29	6.97	6.52	5.90	6.62

**TABLE 7
GROUNDWATER ANALYTICAL DETECTION RESULTS -- FORMER PLYWOOD PLANT PARCELS
YAKIMA MILL SITE
YAKIMA, WASHINGTON**

Location: Depth Lab ID: Date Collected:	Screening Levels		Overall Investigation												
	MTCA Method A Cleanup Levels for Groundwater	Minimum Screening Level (Groundwater as Drinking Water) Unless Otherwise Indicated	Total No. Samples	Total No. Detections	Detections % of Total	Detection Minimum	Detection Maximum	MTCA A Total No. Exceedances	MTCA A Exceedances % of Total	MTCA A Exceedance Minimum	MTCA A Exceedance Maximum	Min Screening Level No. Exceedances	Min Screening Level Exceedances % of Total	Min Screening Level Exceedance Minimum	Min Screening Level Exceedance Maximum
DISSOLVED METALS (µg/L)															
EPA Methods 200.8/7196/7470															
Arsenic (a)	5	0.15 (c)	26	16	62%	1.0	35.0	3	12%	5.3	35	16 (b)	62%	1.0	35
Cadmium	5	5	26	0	0%	0	0	0	NA	NA	NA	0	NA	NA	NA
Chromium	50		26	1	4%	2.6	2.6	0	NA	NA	NA	NA	NA	NA	NA
Chromium (VI)		48	5	0	0%	0	0	NA	NA	NA	NA	0	NA	NA	NA
Iron		300	26	23	88%	71	59,000	NA	NA	NA	NA	19	73%	330	59,000
Lead	15	15	26	1	4%	9.2	9.2	0	NA	NA	NA	0	0%	NA	NA
Manganese		50	26	26	100%	2.1	9900	NA	NA	NA	NA	25	96%	90	9900
Mercury	2		26	0	NA	NA	NA	0	NA	NA	NA	NA	NA	NA	NA
Sodium		20,000	26	26	100%	11,000	1,500,000	NA	NA	NA	NA	19	73%	22,000	1,500,000
TOTAL METALS (µg/L)															
EPA Methods 200.8/7196/7470															
Arsenic (a)	5	0.15 (c)	3	3	100%	1.0	2.5	0	NA	NA	NA	3 (a)	100%	1.0	2.5
Cadmium	5	5	3	0	0%	NA	NA	0	NA	NA	NA	0	NA	NA	NA
Chromium	50		3	1	33%	10	10	0	NA	NA	NA	NA	NA	NA	NA
Chromium (VI)		48	5	0	NA	NA	NA	NA	NA	NA	NA	0	NA	NA	NA
Iron		300	3	2	67%	13,000	18,000	NA	NA	NA	NA	2	67%	13,000	18,000
Lead	15	15	3	1	33%	2.8	2.8	0	NA	NA	NA	0	NA	NA	NA
Manganese		50	3	2	67%	1700	2200	NA	NA	NA	NA	2	67%	1700	2200
Mercury	2		3	0	NA	NA	NA	0	NA	NA	NA	NA	NA	NA	NA
Sodium		20,000	3	3	100%	11,000	150,000	NA	NA	NA	NA	2	67%	45,000	150,000
TOTAL PETROLEUM HYDROCARBONS (µg/L)															
NWTPH-DX															
TPH-Diesel Range	500		27	7	26%	150	2000	2	7%	1700	2000	NA	NA	NA	NA
TPH-Oil Range	500		27	9	33%	270	47,000	7	26%	600	47,000	NA	NA	NA	NA
NWTPH-GX															
TPH-Gasoline Range	1000 (b)		17	1	6%	51	51	0	NA	NA	NA	NA	NA	NA	NA
VOLATILES (µg/L)															
Method EPA-8260															
Chloroform		80	17	3	18%	2.8	3.9	NA	NA	NA	NA	0	NA	NA	NA
VOLATILES (µg/L)															
Method EPA-8270 SIM															
Trichloroethene	5	0.5	14	2	14%	1.2	1.9	0	NA	NA	NA	2	14%	1.2	1.9
SEMIVOLATILES (µg/L)															
Method EPA-8270															
2,4-Dimethylphenol		160	16	2	13%	2.7	8.1	NA	NA	NA	NA	0	NA	NA	NA
Di-N-Butylphthalate			16	1	6%	4.7	4.7	NA	NA	NA	NA	NA	NA	NA	NA
Bis(2-Ethylhexyl)Phthalate		6.0	16	2	13%	2.1	5.5	NA	NA	NA	NA	0 (b)	NA	NA	NA
PAHs (µg/L)															
Method EPA-8270 SIM															
cPAH TEQ			2	--	--	NA	NA	NA	NA	NA	NA	NA	NA	NA	NA
CONVENTIONALS (mg/L)															
Total Organic Carbon (SM5310C)			3	--	--	17	38	NA	NA	NA	NA	NA	NA	NA	NA
FIELD PARAMETERS															
pH		6.5-8.5	28	--	--	5.73	9.65	NA	NA	NA	NA	19	68%	5.73	9.65

**TABLE 7
GROUNDWATER ANALYTICAL DETECTION RESULTS -- FORMER PLYWOOD PLANT PARCELS
YAKIMA MILL SITE
YAKIMA, WASHINGTON**

Location: Depth Lab ID: Date Collected:	Screening Levels		Initial Investigation												
	MTCA Method A Cleanup Levels for Groundwater	Minimum Screening Level (Groundwater as Drinking Water) Unless Otherwise Indicated	Total No. Samples	Total No. Detections	Detections % of Total	Detection Minimum	Detection Maximum	MTCA A Total No. Exceedances	MTCA A Exceedances % of Total	MTCA A Exceedance Minimum	MTCA A Exceedance Maximum	Min Screening Level No. Exceedances	Min Screening Level Exceedances % of Total	Min Screening Level Exceedance Minimum	Min Screening Level Exceedance Maximum
DISSOLVED METALS (µg/L)															
EPA Methods 200.8/7196/7470															
Arsenic (a)	5	0.15 (c)	16	8	50%	1.0	2.7	0	NA	NA	NA	8 (a)	50%	1.0	2.7
Cadmium	5	5	16	0	NA	NA	NA	0	NA	NA	NA	0	NA	NA	NA
Chromium	50		16	1	6%	2.6	2.6	0	NA	NA	NA	NA	NA	NA	NA
Chromium (VI)		48	5	0	NA	NA	NA	NA	NA	NA	NA	0	NA	NA	NA
Iron		300	16	13	81%	71	21,000	NA	NA	NA	NA	9	56%	430	21,000
Lead	15	15	16	0	NA	NA	NA	0	NA	NA	NA	0	NA	NA	NA
Manganese		50	16	16	100%	2.1	4700	NA	NA	NA	NA	15	94%	420	4700
Mercury	2		16	0	NA	NA	NA	0	NA	NA	NA	NA	NA	NA	NA
Sodium		20,000	16	16	100%	11,000	130,000	NA	NA	NA	NA	11	69%	22,000	130,000
TOTAL METALS (µg/L)															
EPA Methods 200.8/7196/7470															
Arsenic (a)	5	0.15 (c)	3	3	100%	1.0	2.5	0	NA	NA	NA	3 (a)	100%	1.0	2.5
Cadmium	5	5	3	0	0%	NA	NA	0	NA	NA	NA	0	NA	NA	NA
Chromium	50		3	1	33%	10	10	0	NA	NA	NA	NA	NA	NA	NA
Chromium (VI)		48	5	0	0%	NA	NA	NA	NA	NA	NA	0	NA	NA	NA
Iron		300	3	2	67%	13000	18000	NA	NA	NA	NA	2	67%	13,000	18,000
Lead	15	15	3	1	33%	2.8	2.8	0	NA	NA	NA	0	NA	NA	NA
Manganese		50	3	2	67%	1700	2200	NA	NA	NA	NA	2	67%	1700	2200
Mercury	2		3	0	0%	NA	NA	0	NA	NA	NA	NA	NA	NA	NA
Sodium		20,000	3	3	100%	11000	150000	NA	NA	NA	NA	2	67%	45,000	150,000
TOTAL PETROLEUM HYDROCARBONS (µg/L)															
NWTPH-DX															
TPH-Diesel Range	500		17	1	6%	1700	1700	1	6%	1700	1700	NA	NA	NA	NA
TPH-Oil Range	500		17	5	29%	600	7500	5	29%	600	7500	NA	NA	NA	NA
NWTPH-GX															
TPH-Gasoline Range	1000 (b)		14	1	7%	51	51	0	NA	NA	NA	NA	NA	NA	NA
VOLATILES (µg/L)															
Method EPA-8260															
Chloroform		80	14	3	21%	2.8	3.9	NA	NA	NA	NA	0	NA	NA	NA
VOLATILES (µg/L)															
Method EPA-8270 SIM															
Trichloroethene	5	0.5	14	2	14%	1.2	1.9	0	NA	NA	NA	2	14%	1.2	1.9
SEMIVOLATILES (µg/L)															
Method EPA-8270															
2,4-Dimethylphenol		160	13	1	8%	8.1	8.1	NA	NA	NA	NA	0	NA	NA	NA
Di-N-Butylphthalate			13	0	NA	NA	NA	NA	NA	NA	NA	NA	NA	NA	NA
Bis(2-Ethylhexyl)Phthalate		6.0	13	2	NA	NA	NA	NA	NA	NA	NA	0 (b)	NA	NA	NA
PAHs (µg/L)															
Method EPA-8270 SIM															
cPAH TEQ			2	--	--	NA	NA	NA	NA	NA	NA	NA	NA	NA	NA
CONVENTIONALS (mg/L)															
Total Organic Carbon (SM5310C)															
			0	--	--	NA	NA	NA	NA	NA	NA	NA	NA	NA	NA
FIELD PARAMETERS															
pH		6.5-8.5	18	--	--	5.73	6.79	NA	NA	NA	NA	14	78%	5.73	6.49

**TABLE 7
GROUNDWATER ANALYTICAL DETECTION RESULTS -- FORMER PLYWOOD PLANT PARCELS
YAKIMA MILL SITE
YAKIMA, WASHINGTON**

Location: Depth Lab ID: Date Collected:	Screening Levels		Supplemental Investigation												
	MTCA Method A Cleanup Levels for Groundwater	Minimum Screening Level (Groundwater as Drinking Water) Unless Otherwise Indicated	Total No. Samples	Total No. Detections	Detections % of Total	Detection Minimum	Detection Maximum	MTCA A Total No. Exceedances	MTCA A Exceedances % of Total	MTCA A Exceedance Minimum	MTCA A Exceedance Maximum	Min Screening Level No. Exceedances	Min Screening Level		
													Exceedances % of Total	Min Screening Level Exceedance Minimum	Min Screening Level Exceedance Maximum
DISSOLVED METALS (µg/L)															
EPA Methods 200.8/7196/7470															
Arsenic (a)	5	0.15 (c)	10	8	80%	1.1	35.0	3	30%	5.3	35	8 (a)	80%	1.1	35
Cadmium	5	5	10	0	NA	NA	NA	0	NA	NA	NA	0	NA	NA	NA
Chromium	50		10	0	NA	NA	NA	0	NA	NA	NA	NA	NA	NA	NA
Chromium (VI)		48	NA	NA	NA	NA	NA	NA	NA	NA	NA	0	NA	NA	NA
Iron		300	10	10	100%	330	59,000	NA	NA	NA	NA	10	100%	330	59,000
Lead	15	15	10	1	10%	9.2	9.2	0	NA	NA	NA	0	0%	NA	NA
Manganese		50	10	10	100%	90	9900	NA	NA	NA	NA	10	100%	90	9900
Mercury	2		10	0	NA	NA	NA	0	NA	NA	NA	NA	NA	NA	NA
Sodium		20,000	10	10	100%	18,000	1,500,000	NA	NA	NA	NA	8	80%	23,000	1,500,000
TOTAL METALS (µg/L)															
EPA Methods 200.8/7196/7470															
Arsenic (a)	5	0.15 (c)	NA	NA	NA	NA	NA	NA	NA	NA	NA	NA	NA	NA	NA
Cadmium	5	5	NA	NA	NA	NA	NA	NA	NA	NA	NA	NA	NA	NA	NA
Chromium	50		NA	NA	NA	NA	NA	NA	NA	NA	NA	NA	NA	NA	NA
Chromium (VI)		48	NA	NA	NA	NA	NA	NA	NA	NA	NA	NA	NA	NA	NA
Iron		300	NA	NA	NA	NA	NA	NA	NA	NA	NA	NA	NA	NA	NA
Lead	15	15	NA	NA	NA	NA	NA	NA	NA	NA	NA	NA	NA	NA	NA
Manganese		50	NA	NA	NA	NA	NA	NA	NA	NA	NA	NA	NA	NA	NA
Mercury	2		NA	NA	NA	NA	NA	NA	NA	NA	NA	NA	NA	NA	NA
Sodium		20,000	NA	NA	NA	NA	NA	NA	NA	NA	NA	NA	NA	NA	NA
TOTAL PETROLEUM HYDROCARBONS (µg/L)															
NWTPH-DX															
TPH-Diesel Range	500		10	6	60%	150	2000	1	10%	2000	2000	NA	NA	NA	NA
TPH-Oil Range	500		10	4	40%	270	47000	2	20%	1900	47000	NA	NA	NA	NA
NWTPH-GX															
TPH-Gasoline Range	1000 (b)		3	0	NA	NA	NA	0	NA	NA	NA	NA	NA	NA	NA
VOLATILES (µg/L)															
Method EPA-8260															
Chloroform		80	3	0	NA	NA	NA	NA	NA	NA	NA	0	NA	NA	NA
VOLATILES (µg/L)															
Method EPA-8260 SIM															
Trichloroethene	5	0.5	0	NA	NA	NA	NA	NA	NA	NA	NA	NA	NA	NA	NA
SEMIVOLATILES (µg/L)															
Method EPA-8270															
2,4-Dimethylphenol		160	3	1	33%	2.7	2.7	NA	NA	NA	NA	0	NA	NA	NA
Di-N-Butylphthalate			3	1	33%	4.7	4.7	NA	NA	NA	NA	NA	NA	NA	NA
Bis(2-Ethylhexyl)Phthalate		6.0	3	0	0%	NA	NA	NA	NA	NA	NA	0	NA	NA	NA
PAHs (µg/L)															
Method EPA-8270 SIM															
cPAH TEQ			0	--	--	NA	NA	NA	NA	NA	NA	NA	NA	NA	NA
CONVENTIONALS (mg/L)															
Total Organic Carbon (SM5310C)															
			3	--	--	17	38	NA	NA	NA	NA	NA	NA	NA	NA
FIELD PARAMETERS															
pH		6.5-8.5	10	--	--	5.90	9.65	NA	NA	NA	NA	5	50%	5.90	9.65

(a) = The reporting limit for this analyte is higher than the minimum screening level; non detects at the reporting limit are not identified as an exceedance.
 (b) = Value is used when benzene is not present.
 (c) = Based on Practical Quantification Limit.
 U = Indicates the compound was not detected at the reported concentration.
 J = Indicates the analyte was positively identified; the associated numerical value is the approximate concentration of the analyte in the sample.
 Bold = Exceedance of Screening Level.
 NA = Not Analyzed/Not Applicable.

Data Tables

**TABLE A-1
SOIL ANALYTICAL RESULTS
YAKIMA MILL SITE
YAKIMA, WASHINGTON**

Location: Depth Lab ID: Date Collected:	MTCA Method A Soil Cleanup Levels for Unrestricted Land Uses	Former Plywood Plant Parcels Initial Investigation													
		FPP-B01 (0.5-1.5)	FPP-B01 (12-13)	FPP-B02 (1-2)	FPP-B02 (14-15.5)	FPP-B03 (0.5-2)	FPP-B03 (13-14)	FPP-B04 (11-12)	FPP-B04 (21-22)	FPP-B05 (15-16.5)	FPP-B05 (22.5-24)	FPP-B06 (15-16)	FPP-B07 (0.5-1)	FPP-B07 (15-16)	FPP-B08 (5-6.5)
		EV13060128-15 06/18/2013	EV13060128-16 06/18/2013	EV13060128-19 06/19/2013	EV13060128-20 06/19/2013	EV13060128-17 06/18/2013	EV13060128-18 06/18/2013	EV13060128-13 06/18/2013	EV13060128-14 06/18/2013	EV13060128-25 06/19/2013	EV13060128-26 06/19/2013	EV13060128-11 06/18/2013	EV13060128-23 06/19/2013	EV13060128-24 06/19/2013	EV13060128-12 06/18/2013
TOTAL METALS (mg/kg)															
EPA Methods 6020/7471/7196															
Arsenic	20	2.5	2.0	2.2	2.0	2.5	2.3	2.2	4.7	2.3	1.4	2.5	2.1	2.6	3.2
Cadmium	2	0.50 U	0.50 U	0.50 U	0.50 U	0.50 U	0.50 U	0.50 U	0.50 U	0.50 U	0.50 U	0.50 U	0.50 U	0.50 U	0.50 U
Chromium	2000	15	10	13	8.8	18	14	28	17	14	16	39	15	26	17
Chromium (VI)	19	NA	NA	NA	5.0 U	NA	NA	NA	NA	5.0 U	NA	NA	NA	NA	NA
Iron		23,000	20,000	21,000	21,000	24,000	23,000	26,000	20,000	22,000	22,000	22,000	37,000	25,000	23,000
Lead	250	14	2.7	15	3.2	8.5	2.8	3.5	14	4.8	2.4	4.0	4.2	3.7	15
Manganese		360	370	350	360	350	350	300	250	300	250	280	470	270	360
Mercury	2	0.040	0.033	0.040	0.031	0.036	0.024	0.028	0.035	0.028	0.020 U	0.037	0.020 U	0.034	0.052
TOTAL PETROLEUM HYDROCARBONS (mg/kg)															
NWTPH-DX															
TPH-Diesel Range	2000	25 U	25 U	25 U	25 U	25 U	25 U	250 U	25 U	100 U	25 U	50 U	120 U	25 U	220 J
TPH-Oil Range	2000	130	50 U	190	50 U	50 U	50 U	9400	710	4500	500	2100	1500	120	520
NWTPH-GX															
TPH-Gasoline Range	100 (a)	3.0 U	3.0 U	6.2	3.0 U	NA	NA	3.0 U	3.0 U	24	3.0 U	NA	NA	3.0 U	3.0 U
VOLATILES (µg/kg)															
Method EPA-8260															
Dichlorodifluoromethane		10 U	NA	10 U	10 U	10 U	NA	10 U	NA	10 U	10 U	NA	NA	10 U	10 U
Chloromethane		10 U	NA	10 U	10 U	10 U	NA	10 U	NA	10 U	10 U	NA	NA	10 U	10 U
Vinyl Chloride		10 U	NA	10 U	10 U	10 U	NA	10 U	NA	10 U	10 U	NA	NA	10 U	10 U
Bromomethane		10 U	NA	10 U	10 U	10 U	NA	10 U	NA	10 U	10 U	NA	NA	10 U	10 U
Chloroethane		10 U	NA	10 U	10 U	10 U	NA	10 U	NA	10 U	10 U	NA	NA	10 U	10 U
Carbon Tetrachloride		10 U	NA	10 U	10 U	10 U	NA	10 U	NA	10 U	10 U	NA	NA	10 U	10 U
Trichlorofluoromethane		10 U	NA	10 U	10 U	10 U	NA	10 U	NA	10 U	10 U	NA	NA	10 U	10 U
Carbon Disulfide		10 U	NA	10 U	10 U	10 U	NA	10 U	NA	10 U	10 U	NA	NA	10 U	10 U
Acetone		50 U	NA	50 U	50 U	50 U	NA	50 U	NA	50 U	50 U	NA	NA	50 U	50 U
1,1-Dichloroethene		10 U	NA	10 U	10 U	10 U	NA	10 U	NA	10 U	10 U	NA	NA	10 U	10 U
Methylene Chloride	20	20 U	NA	20 U	20 U	20 U	NA	20 U	NA	20 U	20 U	NA	NA	20 U	20 U
Acrylonitrile		50 U	NA	50 U	50 U	50 U	NA	50 U	NA	50 U	50 U	NA	NA	50 U	50 U
Methyl T-Butyl Ether		10 U	NA	10 U	10 U	10 U	NA	10 U	NA	10 U	10 U	NA	NA	10 U	10 U
Trans-1,2-Dichloroethene		10 U	NA	10 U	10 U	10 U	NA	10 U	NA	10 U	10 U	NA	NA	10 U	10 U
1,1-Dichloroethane		10 U	NA	10 U	10 U	10 U	NA	10 U	NA	10 U	10 U	NA	NA	10 U	10 U
2-Butanone		50 U	NA	50 U	50 U	50 U	NA	50 U	NA	50 U	50 U	NA	NA	50 U	50 U
Cis-1,2-Dichloroethene		10 U	NA	10 U	10 U	10 U	NA	10 U	NA	10 U	10 U	NA	NA	10 U	10 U
2,2-Dichloropropane		10 U	NA	10 U	10 U	10 U	NA	10 U	NA	10 U	10 U	NA	NA	10 U	10 U
Bromochloromethane		10 U	NA	10 U	10 U	10 U	NA	10 U	NA	10 U	10 U	NA	NA	10 U	10 U
Chloroform		10 U	NA	10 U	10 U	10 U	NA	10 U	NA	10 U	10 U	NA	NA	10 U	10 U
1,1,1-Trichloroethane	2000	10 U	NA	10 U	10 U	10 U	NA	10 U	NA	10 U	10 U	NA	NA	10 U	10 U
1,1-Dichloropropene		10 U	NA	10 U	10 U	10 U	NA	10 U	NA	10 U	10 U	NA	NA	10 U	10 U
1,2-Dichloroethane		10 U	NA	10 U	10 U	10 U	NA	10 U	NA	10 U	10 U	NA	NA	10 U	10 U
Benzene	30	5.0 U	NA	5.0 U	5.0 U	5.0 U	NA	5.0 U	NA	5.0 U	5.0 U	NA	NA	5.0 U	5.0 U
Trichloroethene	30	10 U	NA	10 U	10 U	10 U	NA	10 U	NA	10 U	10 U	NA	NA	10 U	10 U
1,2-Dichloropropane		10 U	NA	10 U	10 U	10 U	NA	10 U	NA	10 U	10 U	NA	NA	10 U	10 U
Dibromomethane		10 U	NA	10 U	10 U	10 U	NA	10 U	NA	10 U	10 U	NA	NA	10 U	10 U
Bromodichloromethane		10 U	NA	10 U	10 U	10 U	NA	10 U	NA	10 U	10 U	NA	NA	10 U	10 U
Trans-1,3-Dichloropropene		10 U	NA	10 U	10 U	10 U	NA	10 U	NA	10 U	10 U	NA	NA	10 U	10 U
4-Methyl-2-Pentanone		50 U	NA	50 U	50 U	50 U	NA	50 U	NA	50 U	50 U	NA	NA	50 U	50 U
Toluene	7000	10 U	NA	10 U	10 U	10 U	NA	10 U	NA	10 U	10 U	NA	NA	10 U	10 U
Cis-1,3-Dichloropropene		10 U	NA	10 U	10 U	10 U	NA	10 U	NA	10 U	10 U	NA	NA	10 U	10 U
1,1,2-Trichloroethane		10 U	NA	10 U	10 U	10 U	NA	10 U	NA	10 U	10 U	NA	NA	10 U	10 U
2-Hexanone		50 U	NA	50 U	50 U	50 U	NA	50 U	NA	50 U	50 U	NA	NA	50 U	50 U
1,3-Dichloropropane		10 U	NA	10 U	10 U	10 U	NA	10 U	NA	10 U	10 U	NA	NA	10 U	10 U
Tetrachloroethylene	50	10 U	NA	10 U	10 U	10 U	NA	10 U	NA	10 U	10 U	NA	NA	10 U	10 U
Dibromochloromethane		10 U	NA	10 U	10 U	10 U	NA	10 U	NA	10 U	10 U	NA	NA	10 U	10 U
1,2-Dibromoethane	5	5.0 U	NA	5.0 U	5.0 U	5.0 U	NA	5.0 U	NA	5.0 U	5.0 U	NA	NA	5.0 U	5.0 U
Chlorobenzene		10 U	NA	10 U	10 U	10 U	NA	10 U	NA	10 U	10 U	NA	NA	10 U	10 U
1,1,1,2-Tetrachloroethane		10 U	NA	10 U	10 U	10 U	NA	10 U	NA	10 U	10 U	NA	NA	10 U	10 U
Ethylbenzene	6000	10 U	NA	10 U	10 U	10 U	NA	10 U	NA	10 U	10 U	NA	NA	10 U	10 U
m,p-Xylene	9000 (c)	20 U	NA	20 U	20 U	20 U	NA	20 U	NA	20 U	20 U	NA	NA	20 U	20 U
Styrene		10 U	NA	10 U	10 U	10 U	NA	10 U	NA	10 U	10 U	NA	NA	10 U	10 U
o-Xylene	9000 (c)	10 U	NA	10 U	10 U	10 U	NA	10 U	NA	10 U	10 U	NA	NA	10 U	10 U
Bromoform		10 U	NA	10 U	10 U	10 U	NA	10 U	NA	10 U	10 U	NA	NA	10 U	10 U
Isopropylbenzene		10 U	NA	10 U	10 U	10 U	NA	10 U	NA	10 U	10 U	NA	NA	10 U	10 U
1,1,2,2-Tetrachloroethane		10 U	NA	10 U	10 U	10 U	NA	10 U	NA	10 U	10 U	NA	NA	10 U	10 U

**TABLE A-1
SOIL ANALYTICAL RESULTS
YAKIMA MILL SITE
YAKIMA, WASHINGTON**

Location: Depth Lab ID: Date Collected:	MTCA Method A Soil Cleanup Levels for Unrestricted Land Uses	Former Plywood Plant Parcels Initial Investigation													
		FPP-B01 (0.5-1.5)	FPP-B01 (12-13)	FPP-B02 (1-2)	FPP-B02 (14-15.5)	FPP-B03 (0.5-2)	FPP-B03 (13-14)	FPP-B04 (11-12)	FPP-B04 (21-22)	FPP-B05 (15-16.5)	FPP-B05 (22.5-24)	FPP-B06 (15-16)	FPP-B07 (0.5-1)	FPP-B07 (15-16)	FPP-B08 (5-6.5)
		EV13060128-15 06/18/2013	EV13060128-16 06/18/2013	EV13060128-19 06/19/2013	EV13060128-20 06/19/2013	EV13060128-17 06/18/2013	EV13060128-18 06/18/2013	EV13060128-13 06/18/2013	EV13060128-14 06/18/2013	EV13060128-25 06/19/2013	EV13060128-26 06/19/2013	EV13060128-11 06/18/2013	EV13060128-23 06/19/2013	EV13060128-24 06/19/2013	EV13060128-12 06/18/2013
1,2,3-Trichloropropane		10 U	NA	10 U	10 U	10 U	NA	10 U	NA	10 U	10 U	NA	NA	10 U	10 U
Bromobenzene		10 U	NA	10 U	10 U	10 U	NA	10 U	NA	10 U	10 U	NA	NA	10 U	10 U
N-Propyl Benzene		10 U	NA	10 U	10 U	10 U	NA	10 U	NA	10 U	10 U	NA	NA	10 U	10 U
2-Chlorotoluene		10 U	NA	10 U	10 U	10 U	NA	10 U	NA	10 U	10 U	NA	NA	10 U	10 U
1,3,5-Trimethylbenzene		10 U	NA	10 U	10 U	10 U	NA	10 U	NA	10 U	10 U	NA	NA	10 U	10 U
4-Chlorotoluene		10 U	NA	10 U	10 U	10 U	NA	10 U	NA	10 U	10 U	NA	NA	10 U	10 U
T-Butyl Benzene		10 U	NA	10 U	10 U	10 U	NA	10 U	NA	10 U	10 U	NA	NA	10 U	10 U
1,2,4-Trimethylbenzene		10 U	NA	10 U	10 U	10 U	NA	10 U	NA	41 J	10 U	NA	NA	10 U	10 U
S-Butyl Benzene		10 U	NA	10 U	10 U	10 U	NA	10 U	NA	10 U	10 U	NA	NA	10 U	10 U
P-Isopropyltoluene		10 U	NA	10 U	10 U	10 U	NA	10 U	NA	11 J	10 U	NA	NA	10 U	10 U
1,3 Dichlorobenzene		10 U	NA	10 U	10 U	10 U	NA	10 U	NA	10 U	10 U	NA	NA	10 U	10 U
1,4-Dichlorobenzene		10 U	NA	10 U	10 U	10 U	NA	10 U	NA	10 U	10 U	NA	NA	10 U	10 U
N-Butylbenzene		10 U	NA	10 U	10 U	10 U	NA	10 U	NA	12 J	10 U	NA	NA	10 U	10 U
1,2-Dichlorobenzene		10 U	NA	10 U	10 U	10 U	NA	10 U	NA	10 U	10 U	NA	NA	10 U	10 U
1,2-Dibromo 3-Chloropropane		50 U	NA	50 U	50 U	50 U	NA	50 U	NA	50 U	50 U	NA	NA	50 U	50 U
1,2,4-Trichlorobenzene		10 U	NA	10 U	10 U	10 U	NA	10 U	NA	10 U	10 U	NA	NA	10 U	10 U
Hexachlorobutadiene		10 U	NA	10 U	10 U	10 U	NA	10 U	NA	10 U	10 U	NA	NA	10 U	10 U
Naphthalene		10 U	NA	10 U	10 U	10 U	NA	10 U	NA	10 U	10 U	NA	NA	10 U	10 U
1,2,3-Trichlorobenzene		10 U	NA	10 U	10 U	10 U	NA	10 U	NA	10 U	10 U	NA	NA	10 U	10 U
SEMIVOLATILES (µg/kg) Method EPA-8270															
Pyridine		200 U	NA	200 U	200 U	200 U	NA	2000 U	NA	400 U	200 U	NA	400 U	200 U	400 U
N-Nitrosodimethylamine		100 U	NA	100 U	100 U	100 U	NA	1000 U	NA	200 U	100 U	NA	200 U	100 U	200 U
Phenol		100 U	NA	100 U	100 U	100 U	NA	1000 U	NA	200 U	100 U	NA	200 U	100 U	200 U
Aniline		100 U	NA	100 U	100 U	100 U	NA	1000 U	NA	200 U	100 U	NA	200 U	100 U	200 U
Bis(2-Chloroethyl)Ether		100 U	NA	100 U	100 U	100 U	NA	1000 U	NA	200 U	100 U	NA	200 U	100 U	200 U
2-Chlorophenol		100 U	NA	100 U	100 U	100 U	NA	1000 U	NA	200 U	100 U	NA	200 U	100 U	200 U
1,3-Dichlorobenzene		100 U	NA	100 U	100 U	100 U	NA	1000 U	NA	200 U	100 U	NA	200 U	100 U	200 U
1,4-Dichlorobenzene		100 U	NA	100 U	100 U	100 U	NA	1000 U	NA	200 U	100 U	NA	200 U	100 U	200 U
Benzyl Alcohol		100 U	NA	100 U	100 U	100 U	NA	1000 U	NA	200 U	100 U	NA	200 U	100 U	200 U
1,2-Dichlorobenzene		100 U	NA	100 U	100 U	100 U	NA	1000 U	NA	200 U	100 U	NA	200 U	100 U	200 U
2-Methylphenol		100 U	NA	100 U	100 U	100 U	NA	1000 U	NA	200 U	100 U	NA	200 U	100 U	200 U
Bis(2-Chloroisopropyl)Ether		100 U	NA	100 U	100 U	100 U	NA	1000 U	NA	200 U	100 U	NA	200 U	100 U	200 U
3&4-Methylphenol		100 U	NA	100 U	100 U	100 U	NA	1000 U	NA	200 U	100 U	NA	200 U	100 U	200 U
N-Nitroso-Di-N-Propylamine		100 U	NA	100 U	100 U	100 U	NA	1000 U	NA	200 U	100 U	NA	200 U	100 U	200 U
Hexachloroethane		100 U	NA	100 U	100 U	100 U	NA	1000 U	NA	200 U	100 U	NA	200 U	100 U	200 U
Nitrobenzene		100 U	NA	100 U	100 U	100 U	NA	1000 U	NA	200 U	100 U	NA	200 U	100 U	200 U
Isophorone		100 U	NA	100 U	100 U	100 U	NA	1000 U	NA	200 U	100 U	NA	200 U	100 U	200 U
2-Nitrophenol		250 U	NA	250 U	250 U	250 U	NA	2500 U	NA	500 U	250 U	NA	500 U	250 U	500 U
2,4-Dimethylphenol		100 U	NA	100 U	100 U	100 U	NA	1000 U	NA	200 U	100 U	NA	200 U	100 U	200 U
Benzoic Acid		1000 U	NA	1000 U	1000 U	1000 U	NA	10000 U	NA	2000 U	1000 U	NA	2000 U	1000 U	2000 U
Bis(2-Chloroethoxy)Methane		100 U	NA	100 U	100 U	100 U	NA	1000 U	NA	200 U	100 U	NA	200 U	100 U	200 U
2,4-Dichlorophenol		100 U	NA	100 U	100 U	100 U	NA	1000 U	NA	200 U	100 U	NA	200 U	100 U	200 U
1,2,4-Trichlorobenzene		100 U	NA	100 U	100 U	100 U	NA	1000 U	NA	200 U	100 U	NA	200 U	100 U	200 U
4-Chloroaniline		100 U	NA	100 U	100 U	100 U	NA	1000 U	NA	200 U	100 U	NA	200 U	100 U	200 U
2,6-Dichlorophenol		100 U	NA	100 U	100 U	100 U	NA	1000 U	NA	200 U	100 U	NA	200 U	100 U	200 U
Hexachlorobutadiene		100 U	NA	100 U	100 U	100 U	NA	1000 U	NA	200 U	100 U	NA	200 U	100 U	200 U
4-Chloro-3-Methylphenol		100 U	NA	100 U	100 U	100 U	NA	1000 U	NA	200 U	100 U	NA	200 U	100 U	200 U
Hexachlorocyclopentadiene		500 U	NA	500 U	500 U	500 U	NA	5000 U	NA	1000 U	500 U	NA	1000 U	500 U	1000 U
2,4,6-Trichlorophenol		100 U	NA	100 U	100 U	100 U	NA	1000 U	NA	200 U	100 U	NA	200 U	100 U	200 U
2,4,5-Trichlorophenol		100 U	NA	100 U	100 U	100 U	NA	1000 U	NA	200 U	100 U	NA	200 U	100 U	200 U
2-Chloronaphthalene		100 U	NA	100 U	100 U	100 U	NA	1000 U	NA	200 U	100 U	NA	200 U	100 U	200 U
2-Nitroaniline		250 U	NA	250 U	250 U	250 U	NA	2500 U	NA	500 U	250 U	NA	500 U	250 U	500 U
Dimethylphthalate		100 U	NA	100 U	100 U	100 U	NA	1000 U	NA	200 U	100 U	NA	200 U	100 U	200 U
2,6-Dinitrotoluene		250 U	NA	250 U	250 U	250 U	NA	2500 U	NA	500 U	250 U	NA	500 U	250 U	500 U
3-Nitroaniline		250 U	NA	250 U	250 U	250 U	NA	2500 U	NA	500 U	250 U	NA	500 U	250 U	500 U
2,4-Dinitrophenol		250 U	NA	250 U	250 U	250 U	NA	2500 U	NA	500 U	250 U	NA	500 U	250 U	500 U
4-Nitrophenol		500 U	NA	500 U	500 U	500 U	NA	5000 U	NA	1000 U	500 U	NA	1000 U	500 U	1000 U
Dibenzofuran		100 U	NA	100 U	100 U	100 U	NA	1000 U	NA	200 U	100 U	NA	200 U	100 U	200 U
2,4-Dinitrotoluene		250 U	NA	250 U	250 U	250 U	NA	2500 U	NA	500 U	250 U	NA	500 U	250 U	500 U
2,3,4,6-Tetrachlorophenol		250 U	NA	250 U	250 U	250 U	NA	2500 U	NA	500 U	250 U	NA	500 U	250 U	500 U
Diethylphthalate		100 U	NA	100 U	100 U	100 U	NA	1000 U	NA	200 U	100 U	NA	200 U	100 U	200 U
4-Chlorophenyl-Phenylether		100 U	NA	100 U	100 U	100 U	NA	1000 U	NA	200 U	100 U	NA	200 U	100 U	200 U
4-Nitroaniline		250 U	NA	250 U	250 U	250 U	NA	2500 U	NA	500 U	250 U	NA	500 U	250 U	500 U
4,6-Dinitro-2-Methylphenol		100 U	NA	100 U	100 U	100 U	NA	1000 U	NA	200 U	100 U	NA	200 U	100 U	200 U
N-Nitrosodiphenylamine		100 U	NA	100 U	100 U	100 U	NA	1000 U	NA	200 U	100 U	NA	200 U	100 U	200 U
Azobenzene		100 U	NA	100 U	100 U	100 U	NA	1000 U	NA	200 U	100 U	NA	200 U	100 U	200 U
4-Bromophenyl-Phenylether		100 U	NA	100 U	100 U	100 U	NA	1000 U	NA	200 U	100 U	NA	200 U	100 U	200 U

**TABLE A-1
SOIL ANALYTICAL RESULTS
YAKIMA MILL SITE
YAKIMA, WASHINGTON**

Location: Depth Lab ID: Date Collected:	MTCA Method A Soil Cleanup Levels for Unrestricted Land Uses	Former Plywood Plant Parcels Initial Investigation													
		FPP-B01 (0.5-1.5)	FPP-B01 (12-13)	FPP-B02 (1-2)	FPP-B02 (14-15.5)	FPP-B03 (0.5-2)	FPP-B03 (13-14)	FPP-B04 (11-12)	FPP-B04 (21-22)	FPP-B05 (15-16.5)	FPP-B05 (22.5-24)	FPP-B06 (15-16)	FPP-B07 (0.5-1)	FPP-B07 (15-16)	FPP-B08 (5-6.5)
		EV13060128-15 06/18/2013	EV13060128-16 06/18/2013	EV13060128-19 06/19/2013	EV13060128-20 06/19/2013	EV13060128-17 06/18/2013	EV13060128-18 06/18/2013	EV13060128-13 06/18/2013	EV13060128-14 06/18/2013	EV13060128-25 06/19/2013	EV13060128-26 06/19/2013	EV13060128-11 06/18/2013	EV13060128-23 06/19/2013	EV13060128-24 06/19/2013	EV13060128-12 06/18/2013
Hexachlorobenzene		100 U	NA	100 U	100 U	100 U	NA	1000 U	NA	200 U	100 U	NA	200 U	100 U	200 U
Pentachlorophenol		500 U	NA	500 U	500 U	500 U	NA	5000 U	NA	1000 U	500 U	NA	1000 U	500 U	1000 U
Carbazole		100 U	NA	100 U	100 U	100 U	NA	1000 U	NA	200 U	100 U	NA	200 U	100 U	200 U
Di-N-Butylphthalate		130 U	NA	130 U	130 U	130 U	NA	1300 U	NA	260 U	130 U	NA	260 U	130 U	260 U
Butylbenzylphthalate		100 U	NA	100 U	100 U	100 U	NA	1000 U	NA	200 U	100 U	NA	200 U	100 U	200 U
3,3-Dichlorobenzidine		250 U	NA	250 U	250 U	250 U	NA	2500 U	NA	500 U	250 U	NA	500 U	250 U	500 U
Bis(2-Ethylhexyl)Phthalate		130 U	NA	130 U	130 U	130 U	NA	1300 U	NA	260 U	130 U	NA	260 U	130 U	260 U
Di-N-Octylphthalate		100 U	NA	100 U	100 U	100 U	NA	1000 U	NA	200 U	100 U	NA	200 U	100 U	200 U
PAHs (mg/kg) Method EPA-8270 SIM															
Naphthalene		0.052	NA	0.067	0.010 U	0.010 U	NA	0.10 U	NA	0.020 U	0.010 U	NA	0.020 U	0.010 U	0.020 U
2-Methylnaphthalene		0.028	NA	0.025	0.010 U	0.010 U	NA	0.10 U	NA	0.020 U	0.010 U	NA	0.020 U	0.010 U	0.020 U
1-Methylnaphthalene		0.019	NA	0.016	0.010 U	0.010 U	NA	0.10 U	NA	0.020 U	0.010 U	NA	0.020 U	0.010 U	0.020 U
Total Naphthalenes	5 (b)	0.099	NA	0.108	0.010 U	0.010 U	NA	0.10 U	NA	0.020 U	0.010 U	NA	0.020 U	0.010 U	0.020 U
Acenaphthylene		0.019	NA	0.031	0.010 U	0.010 U	NA	0.10 U	NA	0.020 U	0.010 U	NA	0.020 U	0.010 U	0.020 U
Acenaphthene		0.010 U	NA	0.010 U	0.010 U	0.010 U	NA	0.10 U	NA	0.020 U	0.010 U	NA	0.020 U	0.010 U	0.020 U
Fluorene		0.010 U	NA	0.012	0.010 U	0.010 U	NA	0.10 U	NA	0.020 U	0.010 U	NA	0.020 U	0.010 U	0.020 U
Phenanthrene		0.051	NA	0.089	0.010 U	0.010 U	NA	0.10 U	NA	0.020 U	0.010 U	NA	0.048	0.010 U	0.038
Anthracene		0.010 U	NA	0.018	0.010 U	0.010 U	NA	0.10 U	NA	0.020 U	0.010 U	NA	0.020 U	0.010 U	0.020 U
Fluoranthene		0.049	NA	0.092	0.010 U	0.010 U	NA	0.10 U	NA	0.020 U	0.010 U	NA	0.068	0.010 U	0.023
Pyrene		0.053	NA	0.11	0.010 U	0.010 U	NA	0.10 U	NA	0.020 U	0.010 U	NA	0.12	0.010 U	0.045
Benzo[A]Anthracene		0.013	NA	0.028	0.010 U	0.010 U	NA	0.10 U	NA	0.020 U	0.010 U	NA	0.044	0.010 U	0.020 U
Chrysene		0.021	NA	0.033	0.010 U	0.010 U	NA	0.10 U	NA	0.020 U	0.010 U	NA	0.098	0.010 U	0.042
Benzo[B]Fluoranthene		0.019	NA	0.029	0.010 U	0.010 U	NA	0.10 U	NA	0.020 U	0.010 U	NA	0.053	0.010 U	0.025
Benzo[K]Fluoranthene		0.011	NA	0.019	0.010 U	0.010 U	NA	0.10 U	NA	0.020 U	0.010 U	NA	0.037	0.010 U	0.020 U
Benzo[A]Pyrene		0.014	NA	0.030	0.010 U	0.010 U	NA	0.10 U	NA	0.020 U	0.010 U	NA	0.046	0.010 U	0.020 U
Indeno[1,2,3-Cd]Pyrene		0.012	NA	0.018	0.010 U	0.010 U	NA	0.10 U	NA	0.020 U	0.010 U	NA	0.027	0.010 U	0.020 U
Dibenz[A,H]Anthracene		0.010 U	NA	0.010 U	0.010 U	0.010 U	NA	0.10 U	NA	0.020 U	0.010 U	NA	0.020 U	0.010 U	0.020 U
Benzo[G,H,I]Perylene		0.019	NA	0.029	0.010 U	0.010 U	NA	0.10 U	NA	0.020 U	0.010 U	NA	0.037	0.010 U	0.021
cPAH TEQ	0.1	0.020	NA	0.040	ND	ND	NA	ND	NA	ND	ND	NA	0.063	ND	0.003
PCBs (mg/kg) Method EPA-8082															
PCB-1016		0.10 U	NA	NA	0.10 U	0.10 U	NA	0.10 U	NA	0.10 U	0.10 U	NA	NA	NA	NA
PCB-1268		0.10 U	NA	NA	0.10 U	0.10 U	NA	0.10 U	NA	0.10 U	0.10 U	NA	NA	NA	NA
PCB-1221		0.10 U	NA	NA	0.10 U	0.10 U	NA	0.10 U	NA	0.10 U	0.10 U	NA	NA	NA	NA
PCB-1232		0.10 U	NA	NA	0.10 U	0.10 U	NA	0.10 U	NA	0.10 U	0.10 U	NA	NA	NA	NA
PCB-1242		0.10 U	NA	NA	0.10 U	0.10 U	NA	0.10 U	NA	0.10 U	0.10 U	NA	NA	NA	NA
PCB-1248		0.10 U	NA	NA	0.10 U	0.10 U	NA	0.10 U	NA	0.10 U	0.10 U	NA	NA	NA	NA
PCB-1254		0.10 U	NA	NA	0.10 U	0.10 U	NA	0.10 U	NA	0.10 U	0.10 U	NA	NA	NA	NA
PCB-1260		0.10 U	NA	NA	0.10 U	0.10 U	NA	0.10 U	NA	0.10 U	0.10 U	NA	NA	NA	NA
Total PCBs	1	0.10 U	NA	NA	0.10 U	0.10 U	NA	0.10 U	NA	0.10 U	0.10 U	NA	NA	NA	NA
CONVENTIONALS															
Total Organic Carbon (%) (EPA-9060)		NA	NA	NA	0.10 U	NA	NA	NA	NA	0.65	NA	NA	NA	0.15	1.5
pH (SU) (EPA-9045)		NA	NA	NA	8.58	NA	NA	NA	NA	7.11	NA	NA	NA	7.80	8.22
Percent Solids (%) (EPA-160.3)		NA	NA	NA	92.3	NA	NA	NA	NA	90.5	NA	NA	NA	84.0	85.4

**TABLE A-1
SOIL ANALYTICAL RESULTS
YAKIMA MILL SITE
YAKIMA, WASHINGTON**

Location: Depth Lab ID: Date Collected:	MTCA Method A Soil Cleanup Levels for Unrestricted Land Uses	Former Plywood Plant Parcels Initial Investigation												
		FPP-B09 (12-13) EV13060128-22 06/19/2013	FPP-B09 (15-16.5) EV13060128-21 06/19/2013	FPP-B10 (10-11) EV13060128-09 06/18/2013	FPP-B10 (15-16) EV13060128-10 06/18/2013	FPP-B11 (18-19) EV13060128-08 06/18/2013	FPP-B11 (22-23) EV13060128-48 06/18/2013	FPP-B12 (6-7) EV13060128-07 06/17/2013	FPP-B13 (5.5-6.5) EV13060128-06 06/17/2013	FPP-B13 (12-14.5) EV13060128-05 06/17/2013	FPP-B14 (14-15) EV13060128-03 06/17/2013	FPP-B14 (18.5-19.5) EV13060128-04 06/17/2013	FPP-B15 (13.5-14.5) EV13060128-02 06/17/2013	FPP-B16 (11.7-12.7) EV13060128-01 06/17/2013
TOTAL METALS (mg/kg) EPA Methods 6020/7471/7196														
Arsenic	20	2.1	2.9	2.1	2.4	2.4	1.4	1.6	1.6	1.6	1.8	8.4	1.2	2.3
Cadmium	2	0.50 U	0.50 U	0.50 U	0.50 U	0.50 U	0.50 U	0.50 U	0.50 U	0.50 U	0.50 U	0.50 U	0.50 U	0.50 U
Chromium	2000	17	13	16	21	14	11	14	19	16	16	14	17	15
Chromium (VI)	19	NA	5.0 U	NA	NA	NA	NA	NA	NA	5.0 U	NA	NA	NA	NA
Iron		25,000	21,000	22,000	22,000	21,000	20,000	18,000	23,000	25,000	23,000	20,000	26,000	22,000
Lead	250	3.5	7.8	4.4	3.6	7.6	2.9	2.1	3.3	2.9	3.0	67	1.7	13
Manganese		290	260	260	200	230	220	240	370	290	300	240	250	230
Mercury	2	0.025	0.025	0.061	0.027	0.032	0.040	0.020 U	0.020 U	0.022	0.020 U	0.075	0.020 U	0.032
TOTAL PETROLEUM HYDROCARBONS (mg/kg) NWTPH-DX														
TPH-Diesel Range	2000	25 U	560 J	25 U	25 U	25 U	25 U	25 U	25 U	25 U	25 U	25 U	25 U	25 U
TPH-Oil Range	2000	50 U	180	50 U	79	170	50 U	50 U	50 U	50 U	50 U	960	50 U	150
NWTPH-GX														
TPH-Gasoline Range	100 (a)	NA	3.0 U	3.0 U	NA	3.0 U	NA	3.0 U	NA	3.0 U	NA	NA	NA	NA
VOLATILES (µg/kg) Method EPA-8260														
Dichlorodifluoromethane		NA	10 U	10 U	NA	10 U	NA	10 U	NA	10 U	NA	NA	NA	NA
Chloromethane		NA	10 U	10 U	NA	10 U	NA	10 U	NA	10 U	NA	NA	NA	NA
Vinyl Chloride		NA	10 U	10 U	NA	10 U	NA	10 U	NA	10 U	NA	NA	NA	NA
Bromomethane		NA	10 U	10 U	NA	10 U	NA	10 U	NA	10 U	NA	NA	NA	NA
Chloroethane		NA	10 U	10 U	NA	10 U	NA	10 U	NA	10 U	NA	NA	NA	NA
Carbon Tetrachloride		NA	10 U	10 U	NA	10 U	NA	10 U	NA	10 U	NA	NA	NA	NA
Trichlorofluoromethane		NA	10 U	10 U	NA	10 U	NA	10 U	NA	10 U	NA	NA	NA	NA
Carbon Disulfide		NA	10 U	10 U	NA	10 U	NA	10 U	NA	10 U	NA	NA	NA	NA
Acetone		NA	50 U	50 U	NA	50 U	NA	50 U	NA	50 U	NA	NA	NA	NA
1,1-Dichloroethene		NA	10 U	10 U	NA	10 U	NA	10 U	NA	10 U	NA	NA	NA	NA
Methylene Chloride	20	NA	20 U	20 U	NA	20 U	NA	20 U	NA	20 U	NA	NA	NA	NA
Acrylonitrile		NA	50 U	50 U	NA	50 U	NA	50 U	NA	50 U	NA	NA	NA	NA
Methyl T-Butyl Ether		NA	10 U	10 U	NA	10 U	NA	10 U	NA	10 U	NA	NA	NA	NA
Trans-1,2-Dichloroethene		NA	10 U	10 U	NA	10 U	NA	10 U	NA	10 U	NA	NA	NA	NA
1,1-Dichloroethane		NA	10 U	10 U	NA	10 U	NA	10 U	NA	10 U	NA	NA	NA	NA
2-Butanone		NA	50 U	50 U	NA	50 U	NA	50 U	NA	50 U	NA	NA	NA	NA
Cis-1,2-Dichloroethene		NA	10 U	10 U	NA	10 U	NA	10 U	NA	10 U	NA	NA	NA	NA
2,2-Dichloropropane		NA	10 U	10 U	NA	10 U	NA	10 U	NA	10 U	NA	NA	NA	NA
Bromochloromethane		NA	10 U	10 U	NA	10 U	NA	10 U	NA	10 U	NA	NA	NA	NA
Chloroform		NA	10 U	10 U	NA	10 U	NA	10 U	NA	10 U	NA	NA	NA	NA
1,1,1-Trichloroethane	2000	NA	10 U	10 U	NA	10 U	NA	10 U	NA	10 U	NA	NA	NA	NA
1,1-Dichloropropene		NA	10 U	10 U	NA	10 U	NA	10 U	NA	10 U	NA	NA	NA	NA
1,2-Dichloroethane		NA	10 U	10 U	NA	10 U	NA	10 U	NA	10 U	NA	NA	NA	NA
Benzene	30	NA	5.0 U	5.0 U	NA	5.0 U	NA	5.0 U	NA	5.0 U	NA	NA	NA	NA
Trichloroethene	30	NA	10 U	10 U	NA	10 U	NA	10 U	NA	10 U	NA	NA	NA	NA
1,2-Dichloropropane		NA	10 U	10 U	NA	10 U	NA	10 U	NA	10 U	NA	NA	NA	NA
Dibromomethane		NA	10 U	10 U	NA	10 U	NA	10 U	NA	10 U	NA	NA	NA	NA
Bromodichloromethane		NA	10 U	10 U	NA	10 U	NA	10 U	NA	10 U	NA	NA	NA	NA
Trans-1,3-Dichloropropene		NA	10 U	10 U	NA	10 U	NA	10 U	NA	10 U	NA	NA	NA	NA
4-Methyl-2-Pentanone		NA	50 U	50 U	NA	50 U	NA	50 U	NA	50 U	NA	NA	NA	NA
Toluene	7000	NA	10 U	10 U	NA	10 U	NA	10 U	NA	10 U	NA	NA	NA	NA
Cis-1,3-Dichloropropene		NA	10 U	10 U	NA	10 U	NA	10 U	NA	10 U	NA	NA	NA	NA
1,1,2-Trichloroethane		NA	10 U	10 U	NA	10 U	NA	10 U	NA	10 U	NA	NA	NA	NA
2-Hexanone		NA	50 U	50 U	NA	50 U	NA	50 U	NA	50 U	NA	NA	NA	NA
1,3-Dichloropropane		NA	10 U	10 U	NA	10 U	NA	10 U	NA	10 U	NA	NA	NA	NA
Tetrachloroethylene	50	NA	10 U	10 U	NA	10 U	NA	10 U	NA	10 U	NA	NA	NA	NA
Dibromochloromethane		NA	10 U	10 U	NA	10 U	NA	10 U	NA	10 U	NA	NA	NA	NA
1,2-Dibromoethane	5	NA	5.0 U	5.0 U	NA	5.0 U	NA	5.0 U	NA	5.0 U	NA	NA	NA	NA
Chlorobenzene		NA	10 U	10 U	NA	10 U	NA	10 U	NA	10 U	NA	NA	NA	NA
1,1,1,2-Tetrachloroethane		NA	10 U	10 U	NA	10 U	NA	10 U	NA	10 U	NA	NA	NA	NA
Ethylbenzene	6000	NA	10 U	10 U	NA	10 U	NA	10 U	NA	10 U	NA	NA	NA	NA
m,p-Xylene	9000 (c)	NA	20 U	20 U	NA	20 U	NA	20 U	NA	20 U	NA	NA	NA	NA
Styrene		NA	10 U	10 U	NA	10 U	NA	10 U	NA	10 U	NA	NA	NA	NA
o-Xylene	9000 (c)	NA	10 U	10 U	NA	10 U	NA	10 U	NA	10 U	NA	NA	NA	NA
Bromoform		NA	10 U	10 U	NA	10 U	NA	10 U	NA	10 U	NA	NA	NA	NA
Isopropylbenzene		NA	10 U	10 U	NA	10 U	NA	10 U	NA	10 U	NA	NA	NA	NA
1,1,2,2-Tetrachloroethane		NA	10 U	10 U	NA	10 U	NA	10 U	NA	10 U	NA	NA	NA	NA

**TABLE A-1
SOIL ANALYTICAL RESULTS
YAKIMA MILL SITE
YAKIMA, WASHINGTON**

Location: Depth Lab ID: Date Collected:	MTCA Method A Soil Cleanup Levels for Unrestricted Land Uses	Former Plywood Plant Parcels Initial Investigation												
		FPP-B09 (12-13)	FPP-B09 (15-16.5)	FPP-B10 (10-11)	FPP-B10 (15-16)	FPP-B11 (18-19)	FPP-B11 (22-23)	FPP-B12 (6-7)	FPP-B13 (5.5-6.5)	FPP-B13 (12-14.5)	FPP-B14 (14-15)	FPP-B14 (18.5-19.5)	FPP-B15 (13.5-14.5)	FPP-B16 (11.7-12.7)
		EV13060128-22 06/19/2013	EV13060128-21 06/19/2013	EV13060128-09 06/18/2013	EV13060128-10 06/18/2013	EV13060128-08 06/18/2013	EV13060128-48 06/18/2013	EV13060128-07 06/17/2013	EV13060128-06 06/17/2013	EV13060128-05 06/17/2013	EV13060128-03 06/17/2013	EV13060128-04 06/17/2013	EV13060128-02 06/17/2013	EV13060128-01 06/17/2013
1,2,3-Trichloropropane	NA	10 U	10 U	NA	10 U	NA	10 U	NA	10 U	NA	NA	NA	NA	
Bromobenzene	NA	10 U	10 U	NA	10 U	NA	10 U	NA	10 U	NA	NA	NA	NA	
N-Propyl Benzene	NA	10 U	10 U	NA	10 U	NA	10 U	NA	10 U	NA	NA	NA	NA	
2-Chlorotoluene	NA	10 U	10 U	NA	10 U	NA	10 U	NA	10 U	NA	NA	NA	NA	
1,3,5-Trimethylbenzene	NA	10 U	10 U	NA	10 U	NA	10 U	NA	10 U	NA	NA	NA	NA	
4-Chlorotoluene	NA	10 U	10 U	NA	10 U	NA	10 U	NA	10 U	NA	NA	NA	NA	
T-Butyl Benzene	NA	10 U	10 U	NA	10 U	NA	10 U	NA	10 U	NA	NA	NA	NA	
1,2,4-Trimethylbenzene	NA	10 U	10 U	NA	10 U	NA	10 U	NA	10 U	NA	NA	NA	NA	
S-Butyl Benzene	NA	10 U	10 U	NA	10 U	NA	10 U	NA	10 U	NA	NA	NA	NA	
P-Isopropyltoluene	NA	10 U	10 U	NA	10 U	NA	10 U	NA	10 U	NA	NA	NA	NA	
1,3 Dichlorobenzene	NA	10 U	10 U	NA	10 U	NA	10 U	NA	10 U	NA	NA	NA	NA	
1,4-Dichlorobenzene	NA	10 U	10 U	NA	10 U	NA	10 U	NA	10 U	NA	NA	NA	NA	
N-Butylbenzene	NA	10 U	10 U	NA	10 U	NA	10 U	NA	10 U	NA	NA	NA	NA	
1,2-Dichlorobenzene	NA	10 U	10 U	NA	10 U	NA	10 U	NA	10 U	NA	NA	NA	NA	
1,2-Dibromo 3-Chloropropane	NA	50 U	50 U	NA	50 U	NA	50 U	NA	50 U	NA	NA	NA	NA	
1,2,4-Trichlorobenzene	NA	10 U	10 U	NA	10 U	NA	10 U	NA	10 U	NA	NA	NA	NA	
Hexachlorobutadiene	NA	10 U	10 U	NA	10 U	NA	10 U	NA	10 U	NA	NA	NA	NA	
Naphthalene	NA	10 U	10 U	NA	10 U	NA	10 U	NA	10 U	NA	NA	NA	NA	
1,2,3-Trichlorobenzene	NA	10 U	10 U	NA	10 U	NA	10 U	NA	10 U	NA	NA	NA	NA	
SEMIVOLATILES (µg/kg) Method EPA-8270														
Pyridine	NA	200 U	200 U	NA	200 U	NA	200 U	NA	200 U	NA	NA	NA	NA	
N-Nitrosodimethylamine	NA	100 U	100 U	NA	100 U	NA	100 U	NA	100 U	NA	NA	NA	NA	
Phenol	NA	100 U	100 U	NA	100 U	NA	100 U	NA	100 U	NA	NA	NA	NA	
Aniline	NA	100 U	100 U	NA	100 U	NA	100 U	NA	100 U	NA	NA	NA	NA	
Bis(2-Chloroethyl)Ether	NA	100 U	100 U	NA	100 U	NA	100 U	NA	100 U	NA	NA	NA	NA	
2-Chlorophenol	NA	100 U	100 U	NA	100 U	NA	100 U	NA	100 U	NA	NA	NA	NA	
1,3-Dichlorobenzene	NA	100 U	100 U	NA	100 U	NA	100 U	NA	100 U	NA	NA	NA	NA	
1,4-Dichlorobenzene	NA	100 U	100 U	NA	100 U	NA	100 U	NA	100 U	NA	NA	NA	NA	
Benzyl Alcohol	NA	100 U	100 U	NA	100 U	NA	100 U	NA	100 U	NA	NA	NA	NA	
1,2-Dichlorobenzene	NA	100 U	100 U	NA	100 U	NA	100 U	NA	100 U	NA	NA	NA	NA	
2-Methylphenol	NA	100 U	100 U	NA	100 U	NA	100 U	NA	100 U	NA	NA	NA	NA	
Bis(2-Chloroisopropyl)Ether	NA	100 U	100 U	NA	100 U	NA	100 U	NA	100 U	NA	NA	NA	NA	
3&4-Methylphenol	NA	100 U	100 U	NA	100 U	NA	100 U	NA	100 U	NA	NA	NA	NA	
N-Nitroso-Di-N-Propylamine	NA	100 U	100 U	NA	100 U	NA	100 U	NA	100 U	NA	NA	NA	NA	
Hexachloroethane	NA	100 U	100 U	NA	100 U	NA	100 U	NA	100 U	NA	NA	NA	NA	
Nitrobenzene	NA	100 U	100 U	NA	100 U	NA	100 U	NA	100 U	NA	NA	NA	NA	
Isophorone	NA	100 U	100 U	NA	100 U	NA	100 U	NA	100 U	NA	NA	NA	NA	
2-Nitrophenol	NA	250 U	250 U	NA	250 U	NA	250 U	NA	250 U	NA	NA	NA	NA	
2,4-Dimethylphenol	NA	100 U	100 U	NA	100 U	NA	100 U	NA	100 U	NA	NA	NA	NA	
Benzoic Acid	NA	1000 U	1000 U	NA	1000 U	NA	1000 U	NA	1000 U	NA	NA	NA	NA	
Bis(2-Chloroethoxy)Methane	NA	100 U	100 U	NA	100 U	NA	100 U	NA	100 U	NA	NA	NA	NA	
2,4-Dichlorophenol	NA	100 U	100 U	NA	100 U	NA	100 U	NA	100 U	NA	NA	NA	NA	
1,2,4-Trichlorobenzene	NA	100 U	100 U	NA	100 U	NA	100 U	NA	100 U	NA	NA	NA	NA	
4-Chloroaniline	NA	100 U	100 U	NA	100 U	NA	100 U	NA	100 U	NA	NA	NA	NA	
2,6-Dichlorophenol	NA	100 U	100 U	NA	100 U	NA	100 U	NA	100 U	NA	NA	NA	NA	
Hexachlorobutadiene	NA	100 U	100 U	NA	100 U	NA	100 U	NA	100 U	NA	NA	NA	NA	
4-Chloro-3-Methylphenol	NA	100 U	100 U	NA	100 U	NA	100 U	NA	100 U	NA	NA	NA	NA	
Hexachlorocyclopentadiene	NA	500 U	500 U	NA	500 U	NA	500 U	NA	500 U	NA	NA	NA	NA	
2,4,6-Trichlorophenol	NA	100 U	100 U	NA	100 U	NA	100 U	NA	100 U	NA	NA	NA	NA	
2,4,5-Trichlorophenol	NA	100 U	100 U	NA	100 U	NA	100 U	NA	100 U	NA	NA	NA	NA	
2-Chloronaphthalene	NA	100 U	100 U	NA	100 U	NA	100 U	NA	100 U	NA	NA	NA	NA	
2-Nitroaniline	NA	250 U	250 U	NA	250 U	NA	250 U	NA	250 U	NA	NA	NA	NA	
Dimethylphthalate	NA	100 U	100 U	NA	100 U	NA	100 U	NA	100 U	NA	NA	NA	NA	
2,6-Dinitrotoluene	NA	250 U	250 U	NA	250 U	NA	250 U	NA	250 U	NA	NA	NA	NA	
3-Nitroaniline	NA	250 U	250 U	NA	250 U	NA	250 U	NA	250 U	NA	NA	NA	NA	
2,4-Dinitrophenol	NA	250 U	250 U	NA	250 U	NA	250 U	NA	250 U	NA	NA	NA	NA	
4-Nitrophenol	NA	500 U	500 U	NA	500 U	NA	500 U	NA	500 U	NA	NA	NA	NA	
Dibenzofuran	NA	100 U	100 U	NA	100 U	NA	100 U	NA	100 U	NA	NA	NA	NA	
2,4-Dinitrotoluene	NA	250 U	250 U	NA	250 U	NA	250 U	NA	250 U	NA	NA	NA	NA	
2,3,4,6-Tetrachlorophenol	NA	250 U	250 U	NA	250 U	NA	250 U	NA	250 U	NA	NA	NA	NA	
Diethylphthalate	NA	100 U	100 U	NA	100 U	NA	100 U	NA	100 U	NA	NA	NA	NA	
4-Chlorophenyl-Phenylether	NA	100 U	100 U	NA	100 U	NA	100 U	NA	100 U	NA	NA	NA	NA	
4-Nitroaniline	NA	250 U	250 U	NA	250 U	NA	250 U	NA	250 U	NA	NA	NA	NA	
4,6-Dinitro-2-Methylphenol	NA	100 U	100 U	NA	100 U	NA	100 U	NA	100 U	NA	NA	NA	NA	
N-Nitrosodiphenylamine	NA	100 U	100 U	NA	100 U	NA	100 U	NA	100 U	NA	NA	NA	NA	
Azobenzene	NA	100 U	100 U	NA	100 U	NA	100 U	NA	100 U	NA	NA	NA	NA	
4-Bromophenyl-Phenylether	NA	100 U	100 U	NA	100 U	NA	100 U	NA	100 U	NA	NA	NA	NA	

**TABLE A-1
SOIL ANALYTICAL RESULTS
YAKIMA MILL SITE
YAKIMA, WASHINGTON**

Location: Depth Lab ID: Date Collected:	MTCA Method A Soil Cleanup Levels for Unrestricted Land Uses	Former Plywood Plant Parcels Initial Investigation												
		FPP-B09 (12-13)	FPP-B09 (15-16.5)	FPP-B10 (10-11)	FPP-B10 (15-16)	FPP-B11 (18-19)	FPP-B11 (22-23)	FPP-B12 (6-7)	FPP-B13 (5.5-6.5)	FPP-B13 (12-14.5)	FPP-B14 (14-15)	FPP-B14 (18.5-19.5)	FPP-B15 (13.5-14.5)	FPP-B16 (11.7-12.7)
		EV13060128-22 06/19/2013	EV13060128-21 06/19/2013	EV13060128-09 06/18/2013	EV13060128-10 06/18/2013	EV13060128-08 06/18/2013	EV13060128-48 06/18/2013	EV13060128-07 06/17/2013	EV13060128-06 06/17/2013	EV13060128-05 06/17/2013	EV13060128-03 06/17/2013	EV13060128-04 06/17/2013	EV13060128-02 06/17/2013	EV13060128-01 06/17/2013
Hexachlorobenzene		NA	100 U	100 U	NA	100 U	NA	100 U	NA	100 U	NA	NA	NA	NA
Pentachlorophenol		NA	500 U	500 U	NA	500 U	NA	500 U	NA	500 U	NA	NA	NA	NA
Carbazole		NA	100 U	100 U	NA	100 U	NA	100 U	NA	100 U	NA	NA	NA	NA
Di-N-Butylphthalate		NA	130 U	130 U	NA	130 U	NA	130 U	NA	130 U	NA	NA	NA	NA
Butylbenzylphthalate		NA	100 U	100 U	NA	100 U	NA	100 U	NA	100 U	NA	NA	NA	NA
3,3-Dichlorobenzidine		NA	250 U	250 U	NA	250 U	NA	250 U	NA	250 U	NA	NA	NA	NA
Bis(2-Ethylhexyl)Phthalate		NA	130 U	130 U	NA	130 U	NA	130 U	NA	130 U	NA	NA	NA	NA
Di-N-Octylphthalate		NA	100 U	100 U	NA	100 U	NA	100 U	NA	100 U	NA	NA	NA	NA
PAHs (mg/kg) Method EPA-8270 SIM														
Naphthalene		NA	0.074	0.012	NA	0.14	NA	0.010 U	NA	0.010 U	NA	NA	NA	NA
2-Methylnaphthalene		NA	0.013	0.010 U	NA	0.012	NA	0.010 U	NA	0.010 U	NA	NA	NA	NA
1-Methylnaphthalene		NA	0.010 U	0.010 U	NA	0.010 U	NA	0.010 U	NA	0.010 U	NA	NA	NA	NA
Total Naphthalenes	5 (b)	NA	0.087	0.012	NA	0.152	NA	0.010 U	NA	0.010 U	NA	NA	NA	NA
Acenaphthylene		NA	0.029	0.010 U	NA	0.054	NA	0.010 U	NA	0.010 U	NA	NA	NA	NA
Acenaphthene		NA	0.010 U	0.010 U	NA	0.013	NA	0.010 U	NA	0.010 U	NA	NA	NA	NA
Fluorene		NA	0.010 U	0.010 U	NA	0.010 U	NA	0.010 U	NA	0.010 U	NA	NA	NA	NA
Phenanthrene		NA	0.040	0.010 U	NA	0.075	NA	0.010 U	NA	0.010 U	NA	NA	NA	NA
Anthracene		NA	0.010 U	0.010 U	NA	0.014	NA	0.010 U	NA	0.010 U	NA	NA	NA	NA
Fluoranthene		NA	0.038	0.010 U	NA	0.069	NA	0.010 U	NA	0.010 U	NA	NA	NA	NA
Pyrene		NA	0.046	0.010 U	NA	0.081	NA	0.010 U	NA	0.010 U	NA	NA	NA	NA
Benzo[A]Anthracene		NA	0.010 U	0.010 U	NA	0.011	NA	0.010 U	NA	0.010 U	NA	NA	NA	NA
Chrysene		NA	0.010 U	0.010 U	NA	0.012	NA	0.010 U	NA	0.010 U	NA	NA	NA	NA
Benzo[B]Fluoranthene		NA	0.010 U	0.010 U	NA	0.011	NA	0.010 U	NA	0.010 U	NA	NA	NA	NA
Benzo[K]Fluoranthene		NA	0.010 U	0.010 U	NA	0.010 U	NA	0.010 U	NA	0.010 U	NA	NA	NA	NA
Benzo[A]Pyrene		NA	0.010 U	0.010 U	NA	0.012	NA	0.010 U	NA	0.010 U	NA	NA	NA	NA
Indeno[1,2,3-Cd]Pyrene		NA	0.010 U	0.010 U	NA	0.010 U	NA	0.010 U	NA	0.010 U	NA	NA	NA	NA
Dibenz[A,H]Anthracene		NA	0.010 U	0.010 U	NA	0.010 U	NA	0.010 U	NA	0.010 U	NA	NA	NA	NA
Benzo[G,H,I]Perylene		NA	0.010 U	0.010 U	NA	0.015	NA	0.010 U	NA	0.010 U	NA	NA	NA	NA
cPAH TEQ	0.1	NA	ND	ND	NA	0.014	NA	ND	NA	ND	NA	NA	NA	NA
PCBs (mg/kg) Method EPA-8082														
PCB-1016		NA	0.10 U	0.10 U	NA	0.10 U	NA	0.10 U	NA	0.10 U	NA	NA	NA	NA
PCB-1268		NA	0.10 U	0.10 U	NA	0.10 U	NA	0.10 U	NA	0.10 U	NA	NA	NA	NA
PCB-1221		NA	0.10 U	0.10 U	NA	0.10 U	NA	0.10 U	NA	0.10 U	NA	NA	NA	NA
PCB-1232		NA	0.10 U	0.10 U	NA	0.10 U	NA	0.10 U	NA	0.10 U	NA	NA	NA	NA
PCB-1242		NA	0.10 U	0.10 U	NA	0.10 U	NA	0.10 U	NA	0.10 U	NA	NA	NA	NA
PCB-1248		NA	0.10 U	0.10 U	NA	0.10 U	NA	0.10 U	NA	0.10 U	NA	NA	NA	NA
PCB-1254		NA	0.10 U	0.10 U	NA	0.10 U	NA	0.10 U	NA	0.10 U	NA	NA	NA	NA
PCB-1260		NA	0.10 U	0.10 U	NA	0.10 U	NA	0.10 U	NA	0.10 U	NA	NA	NA	NA
Total PCBs	1	NA	0.10 U	0.10 U	NA	0.10 U	NA	0.10 U	NA	0.10 U	NA	NA	NA	NA
CONVENTIONALS														
Total Organic Carbon (%) (EPA-9060)		NA	3.3	NA	NA	NA	NA	NA	NA	0.11	NA	NA	NA	NA
pH (SU) (EPA-9045)		NA	6.39	NA	NA	NA	NA	NA	NA	8.86	NA	NA	NA	NA
Percent Solids (%) (EPA-160.3)		NA	73.6	NA	NA	NA	NA	NA	NA	NA	NA	NA	NA	NA

**TABLE A-1
SOIL ANALYTICAL RESULTS
YAKIMA MILL SITE
YAKIMA, WASHINGTON**

Location: Depth Lab ID: Date Collected:	MTCA Method A Soil Cleanup Levels for Unrestricted Land Uses	Former Plywood Plant Parcels Initial Investigation										Former Plywood Plant Parcels Supplemental Investigation				
		FPP-B17 (0.5-1.5)	FPP-B17 (16-17)	FPP-B18 (16.5-17.5)	FPP-B19 (11-12)	FPP-B20 (10-11)	FPP-B21 (13-14)	FPP-B22 (12.5-13.5)	FPP-B23 (11.5-12.5)	FPP-B24 (15-16.5)	FPP-B25-S (15-16)	FPP-B26-S (15-16)	FPP-B27-S (5-6)	FPP-B28-S (15-16)	FPP-B29a-S (15-16)	
		EV13060128-46 06/21/2013	EV13060128-45 06/21/2013	EV13060128-27 06/19/2013	EV13060128-28 06/19/2013	EV13060128-33 06/20/2013	EV13060128-31 06/20/2013	EV13060128-30 06/20/2013	EV13060128-29 06/20/2013	EV13060128-32 06/20/2013	EV13080134-26 08/21/2013	EV13080134-22 08/21/2013	EV13080134-17 08/21/2013	EV13080134-52 08/23/2013	EV13080134-44 08/22/2013	
TOTAL METALS (mg/kg)																
EPA Methods 6020/7471/7196																
Arsenic	20	2.5	2.1	1.9	NA	2.4	2.1	2.0	1.9	2.4	2.0	1.9	1.0 U	2.0	3.7	
Cadmium	2	0.50 U	0.50 U	0.50 U	NA	0.50 U	0.50 U	0.50 U	0.50 U	0.50 U	0.50 U	0.50 U	0.50 U	0.50 U	0.50 U	
Chromium	2000	21	19	28	NA	9.3	11	15	12	17	110	25	19	17	20	
Chromium (VI)	19	NA	NA	NA	NA	NA	NA	NA	NA	5.0 U	NA	NA	NA	NA	NA	
Iron		27,000	23,000	23,000	NA	31,000	22,000	22,000	24,000	24,000	40,000	21,000	20,000	21,000	31,000	
Lead	250	10	5.0	6.3	NA	30	3.0	3.3	2.9	6.7	3.8	3.3	11	4.2	5.3	
Manganese		320	240	290	NA	560	340	310	370	250	320	250	300	220	570	
Mercury	2	0.055	0.047	0.027	NA	0.079	0.025	0.024	0.031	0.028	0.020 U	0.023	0.15	0.021	0.092	
TOTAL PETROLEUM HYDROCARBONS (mg/kg)																
NWTPH-DX																
TPH-Diesel Range	2000	25 U	25 U	25 U	25 U	25 U	25 U	25 U	25 U	25 U	25 U	44	50 U	250 U	120 U	
TPH-Oil Range	2000	87	88	190	140	130	50 U	50 U	50 U	440	50 U	140	1300	6100	2000	
NWTPH-GX																
TPH-Gasoline Range	100 (a)	NA	3.0 U	NA	3.0 U	3.0 U	NA	NA	NA	3.0 U	NA	NA	NA	NA	NA	
VOLATILES (µg/kg)																
Method EPA-8260																
Dichlorodifluoromethane		NA	10 U	10 U	10 U	10 U	NA	NA	NA	10 U	NA	NA	NA	NA	NA	
Chloromethane		NA	10 U	10 U	10 U	10 U	NA	NA	NA	10 U	NA	NA	NA	NA	NA	
Vinyl Chloride		NA	10 U	10 U	10 U	10 U	NA	NA	NA	10 U	NA	NA	NA	NA	NA	
Bromomethane		NA	10 U	10 U	10 U	10 U	NA	NA	NA	10 U	NA	NA	NA	NA	NA	
Chloroethane		NA	10 U	10 U	10 U	10 U	NA	NA	NA	10 U	NA	NA	NA	NA	NA	
Carbon Tetrachloride		NA	10 U	10 U	10 U	10 U	NA	NA	NA	10 U	NA	NA	NA	NA	NA	
Trichlorofluoromethane		NA	10 U	10 U	10 U	10 U	NA	NA	NA	10 U	NA	NA	NA	NA	NA	
Carbon Disulfide		NA	10 U	10 U	10 U	10 U	NA	NA	NA	10 U	NA	NA	NA	NA	NA	
Acetone		NA	50 U	50 U	50 U	50 U	NA	NA	NA	50 U	NA	NA	NA	NA	NA	
1,1-Dichloroethene		NA	10 U	10 U	10 U	10 U	NA	NA	NA	10 U	NA	NA	NA	NA	NA	
Methylene Chloride	20	NA	20 U	20 U	20 U	20 U	NA	NA	NA	20 U	NA	NA	NA	NA	NA	
Acrylonitrile		NA	50 U	50 U	50 U	50 U	NA	NA	NA	50 U	NA	NA	NA	NA	NA	
Methyl T-Butyl Ether		NA	10 U	10 U	10 U	10 U	NA	NA	NA	10 U	NA	NA	NA	NA	NA	
Trans-1,2-Dichloroethene		NA	10 U	10 U	10 U	10 U	NA	NA	NA	10 U	NA	NA	NA	NA	NA	
1,1-Dichloroethane		NA	10 U	10 U	10 U	10 U	NA	NA	NA	10 U	NA	NA	NA	NA	NA	
2-Butanone		NA	50 U	50 U	50 U	50 U	NA	NA	NA	50 U	NA	NA	NA	NA	NA	
Cis-1,2-Dichloroethene		NA	10 U	10 U	10 U	10 U	NA	NA	NA	10 U	NA	NA	NA	NA	NA	
2,2-Dichloropropane		NA	10 U	10 U	10 U	10 U	NA	NA	NA	10 U	NA	NA	NA	NA	NA	
Bromochloromethane		NA	10 U	10 U	10 U	10 U	NA	NA	NA	10 U	NA	NA	NA	NA	NA	
Chloroform		NA	10 U	10 U	10 U	10 U	NA	NA	NA	10 U	NA	NA	NA	NA	NA	
1,1,1-Trichloroethane	2000	NA	10 U	10 U	10 U	10 U	NA	NA	NA	10 U	NA	NA	NA	NA	NA	
1,1-Dichloropropene		NA	10 U	10 U	10 U	10 U	NA	NA	NA	10 U	NA	NA	NA	NA	NA	
1,2-Dichloroethane		NA	10 U	10 U	10 U	10 U	NA	NA	NA	10 U	NA	NA	NA	NA	NA	
Benzene	30	NA	5.0 U	5.0 U	5.0 U	5.0 U	NA	NA	NA	5.0 U	NA	NA	NA	NA	NA	
Trichloroethene	30	NA	10 U	10 U	10 U	10 U	NA	NA	NA	10 U	NA	NA	NA	NA	NA	
1,2-Dichloropropane		NA	10 U	10 U	10 U	10 U	NA	NA	NA	10 U	NA	NA	NA	NA	NA	
Dibromomethane		NA	10 U	10 U	10 U	10 U	NA	NA	NA	10 U	NA	NA	NA	NA	NA	
Bromodichloromethane		NA	10 U	10 U	10 U	10 U	NA	NA	NA	10 U	NA	NA	NA	NA	NA	
Trans-1,3-Dichloropropene		NA	10 U	10 U	10 U	10 U	NA	NA	NA	10 U	NA	NA	NA	NA	NA	
4-Methyl-2-Pentanone		NA	50 U	50 U	50 U	50 U	NA	NA	NA	50 U	NA	NA	NA	NA	NA	
Toluene	7000	NA	10 U	10 U	10 U	10 U	NA	NA	NA	10 U	NA	NA	NA	NA	NA	
Cis-1,3-Dichloropropene		NA	10 U	10 U	10 U	10 U	NA	NA	NA	10 U	NA	NA	NA	NA	NA	
1,1,2-Trichloroethane		NA	10 U	10 U	10 U	10 U	NA	NA	NA	10 U	NA	NA	NA	NA	NA	
2-Hexanone		NA	50 U	50 U	50 U	50 U	NA	NA	NA	50 U	NA	NA	NA	NA	NA	
1,3-Dichloropropane		NA	10 U	10 U	10 U	10 U	NA	NA	NA	10 U	NA	NA	NA	NA	NA	
Tetrachloroethylene	50	NA	10 U	10 U	10 U	10 U	NA	NA	NA	10 U	NA	NA	NA	NA	NA	
Dibromochloromethane		NA	10 U	10 U	10 U	10 U	NA	NA	NA	10 U	NA	NA	NA	NA	NA	
1,2-Dibromoethane	5	NA	5.0 U	5.0 U	5.0 U	5.0 U	NA	NA	NA	5.0 U	NA	NA	NA	NA	NA	
Chlorobenzene		NA	10 U	10 U	10 U	10 U	NA	NA	NA	10 U	NA	NA	NA	NA	NA	
1,1,1,2-Tetrachloroethane		NA	10 U	10 U	10 U	10 U	NA	NA	NA	10 U	NA	NA	NA	NA	NA	
Ethylbenzene	6000	NA	10 U	10 U	10 U	10 U	NA	NA	NA	10 U	NA	NA	NA	NA	NA	
m,p-Xylene	9000 (c)	NA	20 U	20 U	20 U	20 U	NA	NA	NA	20 U	NA	NA	NA	NA	NA	
Styrene		NA	10 U	10 U	10 U	10 U	NA	NA	NA	10 U	NA	NA	NA	NA	NA	
o-Xylene	9000 (c)	NA	10 U	10 U	10 U	10 U	NA	NA	NA	10 U	NA	NA	NA	NA	NA	
Bromoform		NA	10 U	10 U	10 U	10 U	NA	NA	NA	10 U	NA	NA	NA	NA	NA	
Isopropylbenzene		NA	10 U	10 U	10 U	10 U	NA	NA	NA	10 U	NA	NA	NA	NA	NA	
1,1,2,2-Tetrachloroethane		NA	10 U	10 U	10 U	10 U	NA	NA	NA	10 U	NA	NA	NA	NA	NA	

**TABLE A-1
SOIL ANALYTICAL RESULTS
YAKIMA MILL SITE
YAKIMA, WASHINGTON**

Location: Depth Lab ID: Date Collected:	MTCA Method A Soil Cleanup Levels for Unrestricted Land Uses	Former Plywood Plant Parcels Initial Investigation									Former Plywood Plant Parcels Supplemental Investigation				
		FPP-B17 (0.5-1.5)	FPP-B17 (16-17)	FPP-B18 (16.5-17.5)	FPP-B19 (11-12)	FPP-B20 (10-11)	FPP-B21 (13-14)	FPP-B22 (12.5-13.5)	FPP-B23 (11.5-12.5)	FPP-B24 (15-16.5)	FPP-B25-S (15-16)	FPP-B26-S (15-16)	FPP-B27-S (5-6)	FPP-B28-S (15-16)	FPP-B29a-S (15-16)
		EV13060128-46 06/21/2013	EV13060128-45 06/21/2013	EV13060128-27 06/19/2013	EV13060128-28 06/19/2013	EV13060128-33 06/20/2013	EV13060128-31 06/20/2013	EV13060128-30 06/20/2013	EV13060128-29 06/20/2013	EV13060128-32 06/20/2013	EV13080134-26 08/21/2013	EV13080134-22 08/21/2013	EV13080134-17 08/21/2013	EV13080134-52 08/23/2013	EV13080134-44 08/22/2013
1,2,3-Trichloropropane	NA	10 U	10 U	10 U	10 U	NA	NA	NA	10 U	NA	NA	NA	NA	NA	
Bromobenzene	NA	10 U	10 U	10 U	10 U	NA	NA	NA	10 U	NA	NA	NA	NA	NA	
N-Propyl Benzene	NA	10 U	10 U	10 U	10 U	NA	NA	NA	10 U	NA	NA	NA	NA	NA	
2-Chlorotoluene	NA	10 U	10 U	10 U	10 U	NA	NA	NA	10 U	NA	NA	NA	NA	NA	
1,3,5-Trimethylbenzene	NA	10 U	10 U	10 U	10 U	NA	NA	NA	10 U	NA	NA	NA	NA	NA	
4-Chlorotoluene	NA	10 U	10 U	10 U	10 U	NA	NA	NA	10 U	NA	NA	NA	NA	NA	
T-Butyl Benzene	NA	10 U	10 U	10 U	10 U	NA	NA	NA	10 U	NA	NA	NA	NA	NA	
1,2,4-Trimethylbenzene	NA	10 U	10 U	10 U	10 U	NA	NA	NA	10 U	NA	NA	NA	NA	NA	
S-Butyl Benzene	NA	10 U	10 U	10 U	10 U	NA	NA	NA	10 U	NA	NA	NA	NA	NA	
P-Isopropyltoluene	NA	10 U	10 U	10 U	10 U	NA	NA	NA	10 U	NA	NA	NA	NA	NA	
1,3 Dichlorobenzene	NA	10 U	10 U	10 U	10 U	NA	NA	NA	10 U	NA	NA	NA	NA	NA	
1,4-Dichlorobenzene	NA	10 U	10 U	10 U	10 U	NA	NA	NA	10 U	NA	NA	NA	NA	NA	
N-Butylbenzene	NA	10 U	10 U	10 U	10 U	NA	NA	NA	10 U	NA	NA	NA	NA	NA	
1,2-Dichlorobenzene	NA	10 U	10 U	10 U	10 U	NA	NA	NA	10 U	NA	NA	NA	NA	NA	
1,2-Dibromo 3-Chloropropane	NA	50 U	50 U	50 U	50 U	NA	NA	NA	50 U	NA	NA	NA	NA	NA	
1,2,4-Trichlorobenzene	NA	10 U	10 U	10 U	10 U	NA	NA	NA	10 U	NA	NA	NA	NA	NA	
Hexachlorobutadiene	NA	10 U	10 U	10 U	10 U	NA	NA	NA	10 U	NA	NA	NA	NA	NA	
Naphthalene	NA	10 U	10 U	10 U	10 U	NA	NA	NA	10 U	NA	NA	NA	NA	NA	
1,2,3-Trichlorobenzene	NA	10 U	10 U	10 U	10 U	NA	NA	NA	10 U	NA	NA	NA	NA	NA	
SEMIVOLATILES (µg/kg) Method EPA-8270															
Pyridine	NA	200 U	NA	NA	200 U	NA	NA	NA	200 U	NA	NA	NA	NA	NA	
N-Nitrosodimethylamine	NA	100 U	NA	NA	100 U	NA	NA	NA	100 U	NA	NA	NA	NA	NA	
Phenol	NA	100 U	NA	NA	100 U	NA	NA	NA	100 U	NA	NA	NA	NA	NA	
Aniline	NA	100 U	NA	NA	100 U	NA	NA	NA	100 U	NA	NA	NA	NA	NA	
Bis(2-Chloroethyl)Ether	NA	100 U	NA	NA	100 U	NA	NA	NA	100 U	NA	NA	NA	NA	NA	
2-Chlorophenol	NA	100 U	NA	NA	100 U	NA	NA	NA	100 U	NA	NA	NA	NA	NA	
1,3-Dichlorobenzene	NA	100 U	NA	NA	100 U	NA	NA	NA	100 U	NA	NA	NA	NA	NA	
1,4-Dichlorobenzene	NA	100 U	NA	NA	100 U	NA	NA	NA	100 U	NA	NA	NA	NA	NA	
Benzyl Alcohol	NA	100 U	NA	NA	100 U	NA	NA	NA	100 U	NA	NA	NA	NA	NA	
1,2-Dichlorobenzene	NA	100 U	NA	NA	100 U	NA	NA	NA	100 U	NA	NA	NA	NA	NA	
2-Methylphenol	NA	100 U	NA	NA	100 U	NA	NA	NA	100 U	NA	NA	NA	NA	NA	
Bis(2-Chloroisopropyl)Ether	NA	100 U	NA	NA	100 U	NA	NA	NA	100 U	NA	NA	NA	NA	NA	
3&4-Methylphenol	NA	100 U	NA	NA	100 U	NA	NA	NA	100 U	NA	NA	NA	NA	NA	
N-Nitroso-Di-N-Propylamine	NA	100 U	NA	NA	100 U	NA	NA	NA	100 U	NA	NA	NA	NA	NA	
Hexachloroethane	NA	100 U	NA	NA	100 U	NA	NA	NA	100 U	NA	NA	NA	NA	NA	
Nitrobenzene	NA	100 U	NA	NA	100 U	NA	NA	NA	100 U	NA	NA	NA	NA	NA	
Isophorone	NA	100 U	NA	NA	100 U	NA	NA	NA	100 U	NA	NA	NA	NA	NA	
2-Nitrophenol	NA	250 U	NA	NA	250 U	NA	NA	NA	250 U	NA	NA	NA	NA	NA	
2,4-Dimethylphenol	NA	100 U	NA	NA	100 U	NA	NA	NA	100 U	NA	NA	NA	NA	NA	
Benzoic Acid	NA	1000 U	NA	NA	1000 U	NA	NA	NA	1000 U	NA	NA	NA	NA	NA	
Bis(2-Chloroethoxy)Methane	NA	100 U	NA	NA	100 U	NA	NA	NA	100 U	NA	NA	NA	NA	NA	
2,4-Dichlorophenol	NA	100 U	NA	NA	100 U	NA	NA	NA	100 U	NA	NA	NA	NA	NA	
1,2,4-Trichlorobenzene	NA	100 U	NA	NA	100 U	NA	NA	NA	100 U	NA	NA	NA	NA	NA	
4-Chloroaniline	NA	100 U	NA	NA	100 U	NA	NA	NA	100 U	NA	NA	NA	NA	NA	
2,6-Dichlorophenol	NA	100 U	NA	NA	100 U	NA	NA	NA	100 U	NA	NA	NA	NA	NA	
Hexachlorobutadiene	NA	100 U	NA	NA	100 U	NA	NA	NA	100 U	NA	NA	NA	NA	NA	
4-Chloro-3-Methylphenol	NA	100 U	NA	NA	100 U	NA	NA	NA	100 U	NA	NA	NA	NA	NA	
Hexachlorocyclopentadiene	NA	500 U	NA	NA	500 U	NA	NA	NA	500 U	NA	NA	NA	NA	NA	
2,4,6-Trichlorophenol	NA	100 U	NA	NA	100 U	NA	NA	NA	100 U	NA	NA	NA	NA	NA	
2,4,5-Trichlorophenol	NA	100 U	NA	NA	100 U	NA	NA	NA	100 U	NA	NA	NA	NA	NA	
2-Chloronaphthalene	NA	100 U	NA	NA	100 U	NA	NA	NA	100 U	NA	NA	NA	NA	NA	
2-Nitroaniline	NA	250 U	NA	NA	250 U	NA	NA	NA	250 U	NA	NA	NA	NA	NA	
Dimethylphthalate	NA	100 U	NA	NA	100 U	NA	NA	NA	100 U	NA	NA	NA	NA	NA	
2,6-Dinitrotoluene	NA	250 U	NA	NA	250 U	NA	NA	NA	250 U	NA	NA	NA	NA	NA	
3-Nitroaniline	NA	250 U	NA	NA	250 U	NA	NA	NA	250 U	NA	NA	NA	NA	NA	
2,4-Dinitrophenol	NA	250 U	NA	NA	250 U	NA	NA	NA	250 U	NA	NA	NA	NA	NA	
4-Nitrophenol	NA	500 U	NA	NA	500 U	NA	NA	NA	500 U	NA	NA	NA	NA	NA	
Dibenzofuran	NA	100 U	NA	NA	100 U	NA	NA	NA	100 U	NA	NA	NA	NA	NA	
2,4-Dinitrotoluene	NA	250 U	NA	NA	250 U	NA	NA	NA	250 U	NA	NA	NA	NA	NA	
2,3,4,6-Tetrachlorophenol	NA	250 U	NA	NA	250 U	NA	NA	NA	250 U	NA	NA	NA	NA	NA	
Diethylphthalate	NA	100 U	NA	NA	100 U	NA	NA	NA	100 U	NA	NA	NA	NA	NA	
4-Chlorophenyl-Phenylether	NA	100 U	NA	NA	100 U	NA	NA	NA	100 U	NA	NA	NA	NA	NA	
4-Nitroaniline	NA	250 U	NA	NA	250 U	NA	NA	NA	250 U	NA	NA	NA	NA	NA	
4,6-Dinitro-2-Methylphenol	NA	100 U	NA	NA	100 U	NA	NA	NA	100 U	NA	NA	NA	NA	NA	
N-Nitrosodiphenylamine	NA	100 U	NA	NA	100 U	NA	NA	NA	100 U	NA	NA	NA	NA	NA	
Azobenzene	NA	100 U	NA	NA	100 U	NA	NA	NA	100 U	NA	NA	NA	NA	NA	
4-Bromophenyl-Phenylether	NA	100 U	NA	NA	100 U	NA	NA	NA	100 U	NA	NA	NA	NA	NA	

**TABLE A-1
SOIL ANALYTICAL RESULTS
YAKIMA MILL SITE
YAKIMA, WASHINGTON**

Location: Depth Lab ID: Date Collected:	MTCA Method A Soil Cleanup Levels for Unrestricted Land Uses	Former Plywood Plant Parcels Initial Investigation									Former Plywood Plant Parcels Supplemental Investigation				
		FPP-B17 (0.5-1.5) EV13060128-46 06/21/2013	FPP-B17 (16-17) EV13060128-45 06/21/2013	FPP-B18 (16.5-17.5) EV13060128-27 06/19/2013	FPP-B19 (11-12) EV13060128-28 06/19/2013	FPP-B20 (10-11) EV13060128-33 06/20/2013	FPP-B21 (13-14) EV13060128-31 06/20/2013	FPP-B22 (12.5-13.5) EV13060128-30 06/20/2013	FPP-B23 (11.5-12.5) EV13060128-29 06/20/2013	FPP-B24 (15-16.5) EV13060128-32 06/20/2013	FPP-B25-S (15-16) EV13080134-26 08/21/2013	FPP-B26-S (15-16) EV13080134-22 08/21/2013	FPP-B27-S (5-6) EV13080134-17 08/21/2013	FPP-B28-S (15-16) EV13080134-52 08/23/2013	FPP-B29a-S (15-16) EV13080134-44 08/22/2013
Hexachlorobenzene		NA	100 U	NA	NA	100 U	NA	NA	NA	100 U	NA	NA	NA	NA	
Pentachlorophenol		NA	500 U	NA	NA	500 U	NA	NA	NA	500 U	NA	NA	NA	NA	
Carbazole		NA	100 U	NA	NA	100 U	NA	NA	NA	100 U	NA	NA	NA	NA	
Di-N-Butylphthalate		NA	130 U	NA	NA	130 U	NA	NA	NA	130 U	NA	NA	NA	NA	
Butylbenzylphthalate		NA	100 U	NA	NA	100 U	NA	NA	NA	100 U	NA	NA	NA	NA	
3,3-Dichlorobenzidine		NA	250 U	NA	NA	250 U	NA	NA	NA	250 U	NA	NA	NA	NA	
Bis(2-Ethylhexyl)Phthalate		NA	130 U	NA	NA	150	NA	NA	NA	130 U	NA	NA	NA	NA	
Di-N-Octylphthalate		NA	100 U	NA	NA	100 U	NA	NA	NA	100 U	NA	NA	NA	NA	
PAHs (mg/kg) Method EPA-8270 SIM															
Naphthalene		NA	0.030	NA	NA	0.010 U	NA	NA	NA	0.014	NA	NA	NA	NA	
2-Methylnaphthalene		NA	0.010 U	NA	NA	0.010 U	NA	NA	NA	0.010 U	NA	NA	NA	NA	
1-Methylnaphthalene		NA	0.010 U	NA	NA	0.010 U	NA	NA	NA	0.010 U	NA	NA	NA	NA	
Total Naphthalenes	5 (b)	NA	0.030	NA	NA	0.010 U	NA	NA	NA	0.014	NA	NA	NA	NA	
Acenaphthylene		NA	0.011	NA	NA	0.010 U	NA	NA	NA	0.010 U	NA	NA	NA	NA	
Acenaphthene		NA	0.010 U	NA	NA	0.010 U	NA	NA	NA	0.010 U	NA	NA	NA	NA	
Fluorene		NA	0.010 U	NA	NA	0.010 U	NA	NA	NA	0.010 U	NA	NA	NA	NA	
Phenanthrene		NA	0.018	NA	NA	0.012	NA	NA	NA	0.015	NA	NA	NA	NA	
Anthracene		NA	0.010 U	NA	NA	0.010 U	NA	NA	NA	0.010 U	NA	NA	NA	NA	
Fluoranthene		NA	0.016	NA	NA	0.011	NA	NA	NA	0.012	NA	NA	NA	NA	
Pyrene		NA	0.020	NA	NA	0.013	NA	NA	NA	0.015	NA	NA	NA	NA	
Benzo[A]Anthracene		NA	0.010 U	NA	NA	0.010 U	NA	NA	NA	0.010 U	NA	NA	NA	NA	
Chrysene		NA	0.010 U	NA	NA	0.010 U	NA	NA	NA	0.010 U	NA	NA	NA	NA	
Benzo[B]Fluoranthene		NA	0.010 U	NA	NA	0.010 U	NA	NA	NA	0.010 U	NA	NA	NA	NA	
Benzo[K]Fluoranthene		NA	0.010 U	NA	NA	0.010 U	NA	NA	NA	0.010 U	NA	NA	NA	NA	
Benzo[A]Pyrene		NA	0.010 U	NA	NA	0.010 U	NA	NA	NA	0.010 U	NA	NA	NA	NA	
Indeno[1,2,3-Cd]Pyrene		NA	0.010 U	NA	NA	0.010 U	NA	NA	NA	0.010 U	NA	NA	NA	NA	
Dibenz[A,H]Anthracene		NA	0.010 U	NA	NA	0.010 U	NA	NA	NA	0.010 U	NA	NA	NA	NA	
Benzo[G,H,I]Perylene		NA	0.010 U	NA	NA	0.010 U	NA	NA	NA	0.010 U	NA	NA	NA	NA	
cPAH TEQ	0.1	NA	ND	NA	NA	ND	NA	NA	NA	ND	NA	NA	NA	NA	
PCBs (mg/kg) Method EPA-8082															
PCB-1016		NA	NA	NA	NA	0.10 U	NA	NA	NA	0.10 U	NA	NA	NA	0.10 U	
PCB-1268		NA	NA	NA	NA	0.10 U	NA	NA	NA	0.10 U	NA	NA	NA	0.10 U	
PCB-1221		NA	NA	NA	NA	0.10 U	NA	NA	NA	0.10 U	NA	NA	NA	0.10 U	
PCB-1232		NA	NA	NA	NA	0.10 U	NA	NA	NA	0.10 U	NA	NA	NA	0.10 U	
PCB-1242		NA	NA	NA	NA	0.10 U	NA	NA	NA	0.10 U	NA	NA	NA	0.10 U	
PCB-1248		NA	NA	NA	NA	0.10 U	NA	NA	NA	0.10 U	NA	NA	NA	0.10 U	
PCB-1254		NA	NA	NA	NA	0.10 U	NA	NA	NA	0.10 U	NA	NA	NA	0.10 U	
PCB-1260		NA	NA	NA	NA	0.10 U	NA	NA	NA	0.10 U	NA	NA	NA	0.10 U	
Total PCBs	1	NA	NA	NA	NA	0.10 U	NA	NA	NA	0.10 U	NA	NA	NA	0.10 U	
CONVENTIONALS															
Total Organic Carbon (%) (EPA-9060)		NA	NA	NA	NA	NA	NA	0.10 U	NA	2.2	NA	0.14	NA	NA	
pH (SU) (EPA-9045)		NA	NA	NA	NA	7.89	NA	8.33	NA	8.10	NA	NA	NA	NA	
Percent Solids (%) (EPA-160.3)		NA	NA	NA	NA	NA	NA	93.2	NA	78.1	NA	NA	NA	NA	

**TABLE A-1
SOIL ANALYTICAL RESULTS
YAKIMA MILL SITE
YAKIMA, WASHINGTON**

Location: Depth Lab ID: Date Collected:	MTCA Method A Soil Cleanup Levels for Unrestricted Land Uses	Former Plywood Plant Parcels Supplemental Investigation										Triangular Parcel Initial Investigation			
		FPP-B29b-S (15-16) EV13080134-56 08/23/2013	FPP-B29c-S (15-16) EV13080134-60 08/23/2013	FPP-B30-S (14-15) EV13080134-30 08/22/2013	FPP-B31-S (15-16) EV13080134-39 08/22/2013	FPP-B32-S (15-16) EV13080134-48 08/22/2013	FPP-B33-S (10-11) EV13080134-35 08/22/2013	FPP-B34-S (15-16) EV13080134-33 08/22/2013	FPP-MW-1-S (8.5-9) EV13080134-08 08/20/2013	FPP-MW-2-S (8.5-9.5) EV13080134-12 08/20/2013	FPP-MW-3-S (13.5-14.5) EV13080134-15 08/20/2013	TP-B01 (1-2) EV13060128-47 06/21/2013	TP-B01 (6.5-7.5) EV13060128-39 06/21/2013	TP-B02 (13-14) EV13060128-38 06/20/2013	TP-B03 (15-16) EV13060128-37 06/20/2013
TOTAL METALS (mg/kg)															
EPA Methods 6020/7471/7196															
Arsenic	20	4.0	3.0	3.0	2.1	2.6	1.9	2.1	2.3	2.1	2.9	3.7	1.9	1.9	1.9
Cadmium	2	0.50 U	0.50 U	0.50 U	0.50 U	0.50 U	0.50 U	0.50 U	0.50 U	0.50 U	0.50 U	0.50 U	0.50 U	0.50 U	0.50 U
Chromium	2000	17	20	16	17	18	21	35	50	26	16	17	11	12	9.4
Chromium (VI)	19	NA	NA	NA	NA	NA	NA	NA	NA	NA	NA	NA	5.0 U	NA	5.0 U
Iron		30,000	31,000	29,000	21,000	24,000	21,000	23,000	28,000	25,000	18,000	29,000	21,000	23,000	22,000
Lead	250	5.5	5.7	23	10	5.4	2.5	5.0	6.2	4.1	6.6	20	4.8	5.4	3.3
Manganese		560	410	460	300	370	290	300	330	310	200	530	350	350	330
Mercury	2	0.082	0.12	0.093	0.050	0.15	0.022	0.022	0.024	0.025	0.028	0.12	0.027	0.12	0.027
TOTAL PETROLEUM HYDROCARBONS (mg/kg)															
NWTPH-DX															
TPH-Diesel Range	2000	25 U	120 U	130 J	25 UJ	25 U	25 U	25 U	25 U	25 U	46	25 U	25 U	25 U	25 U
TPH-Oil Range	2000	560	3500	240	820 J	50 U	50 U	50 U	50 U	67	55	57	50 U	50 U	50 U
NWTPH-GX															
TPH-Gasoline Range	100 (a)	NA	NA	NA	NA	NA	NA	NA	NA	NA	NA	NA	3.0 U	3.0 U	NA
VOLATILES (µg/kg)															
Method EPA-8260															
Dichlorodifluoromethane		NA	NA	NA	NA	NA	NA	NA	NA	NA	NA	NA	10 U	10 U	10 U
Chloromethane		NA	NA	NA	NA	NA	NA	NA	NA	NA	NA	NA	10 U	10 U	10 U
Vinyl Chloride		NA	NA	NA	NA	NA	NA	NA	NA	NA	NA	NA	10 U	10 U	10 U
Bromomethane		NA	NA	NA	NA	NA	NA	NA	NA	NA	NA	NA	10 U	10 U	10 U
Chloroethane		NA	NA	NA	NA	NA	NA	NA	NA	NA	NA	NA	10 U	10 U	10 U
Carbon Tetrachloride		NA	NA	NA	NA	NA	NA	NA	NA	NA	NA	NA	10 U	10 U	10 U
Trichlorofluoromethane		NA	NA	NA	NA	NA	NA	NA	NA	NA	NA	NA	10 U	10 U	10 U
Carbon Disulfide		NA	NA	NA	NA	NA	NA	NA	NA	NA	NA	NA	10 U	10 U	10 U
Acetone		NA	NA	NA	NA	NA	NA	NA	NA	NA	NA	NA	50 U	50 U	50 U
1,1-Dichloroethene		NA	NA	NA	NA	NA	NA	NA	NA	NA	NA	NA	10 U	10 U	10 U
Methylene Chloride	20	NA	NA	NA	NA	NA	NA	NA	NA	NA	NA	NA	20 U	20 U	20 U
Acrylonitrile		NA	NA	NA	NA	NA	NA	NA	NA	NA	NA	NA	50 U	50 U	50 U
Methyl T-Butyl Ether		NA	NA	NA	NA	NA	NA	NA	NA	NA	NA	NA	10 U	10 U	10 U
Trans-1,2-Dichloroethene		NA	NA	NA	NA	NA	NA	NA	NA	NA	NA	NA	10 U	10 U	10 U
1,1-Dichloroethane		NA	NA	NA	NA	NA	NA	NA	NA	NA	NA	NA	10 U	10 U	10 U
2-Butanone		NA	NA	NA	NA	NA	NA	NA	NA	NA	NA	NA	50 U	50 U	50 U
Cis-1,2-Dichloroethene		NA	NA	NA	NA	NA	NA	NA	NA	NA	NA	NA	10 U	10 U	10 U
2,2-Dichloropropane		NA	NA	NA	NA	NA	NA	NA	NA	NA	NA	NA	10 U	10 U	10 U
Bromochloromethane		NA	NA	NA	NA	NA	NA	NA	NA	NA	NA	NA	10 U	10 U	10 U
Chloroform		NA	NA	NA	NA	NA	NA	NA	NA	NA	NA	NA	10 U	10 U	10 U
1,1,1-Trichloroethane	2000	NA	NA	NA	NA	NA	NA	NA	NA	NA	NA	NA	10 U	10 U	10 U
1,1-Dichloropropene		NA	NA	NA	NA	NA	NA	NA	NA	NA	NA	NA	10 U	10 U	10 U
1,2-Dichloroethane		NA	NA	NA	NA	NA	NA	NA	NA	NA	NA	NA	10 U	10 U	10 U
Benzene	30	NA	NA	NA	NA	NA	NA	NA	NA	NA	NA	NA	5.0 U	5.0 U	5.0 U
Trichloroethene	30	NA	NA	NA	NA	NA	NA	NA	NA	NA	NA	NA	10 U	10 U	10 U
1,2-Dichloropropane		NA	NA	NA	NA	NA	NA	NA	NA	NA	NA	NA	10 U	10 U	10 U
Dibromomethane		NA	NA	NA	NA	NA	NA	NA	NA	NA	NA	NA	10 U	10 U	10 U
Bromodichloromethane		NA	NA	NA	NA	NA	NA	NA	NA	NA	NA	NA	10 U	10 U	10 U
Trans-1,3-Dichloropropene		NA	NA	NA	NA	NA	NA	NA	NA	NA	NA	NA	10 U	10 U	10 U
4-Methyl-2-Pentanone		NA	NA	NA	NA	NA	NA	NA	NA	NA	NA	NA	50 U	50 U	50 U
Toluene	7000	NA	NA	NA	NA	NA	NA	NA	NA	NA	NA	NA	10 U	10 U	10 U
Cis-1,3-Dichloropropene		NA	NA	NA	NA	NA	NA	NA	NA	NA	NA	NA	10 U	10 U	10 U
1,1,2-Trichloroethane		NA	NA	NA	NA	NA	NA	NA	NA	NA	NA	NA	10 U	10 U	10 U
2-Hexanone		NA	NA	NA	NA	NA	NA	NA	NA	NA	NA	NA	50 U	50 U	50 U
1,3-Dichloropropane		NA	NA	NA	NA	NA	NA	NA	NA	NA	NA	NA	10 U	10 U	10 U
Tetrachloroethylene	50	NA	NA	NA	NA	NA	NA	NA	NA	NA	NA	NA	10 U	10 U	10 U
Dibromochloromethane		NA	NA	NA	NA	NA	NA	NA	NA	NA	NA	NA	10 U	10 U	10 U
1,2-Dibromoethane	5	NA	NA	NA	NA	NA	NA	NA	NA	NA	NA	NA	5.0 U	5.0 U	5.0 U
Chlorobenzene		NA	NA	NA	NA	NA	NA	NA	NA	NA	NA	NA	10 U	10 U	10 U
1,1,1,2-Tetrachloroethane		NA	NA	NA	NA	NA	NA	NA	NA	NA	NA	NA	10 U	10 U	10 U
Ethylbenzene	6000	NA	NA	NA	NA	NA	NA	NA	NA	NA	NA	NA	10 U	10 U	10 U
m,p-Xylene	9000 (c)	NA	NA	NA	NA	NA	NA	NA	NA	NA	NA	NA	20 U	20 U	20 U
Styrene		NA	NA	NA	NA	NA	NA	NA	NA	NA	NA	NA	10 U	10 U	10 U
o-Xylene	9000 (c)	NA	NA	NA	NA	NA	NA	NA	NA	NA	NA	NA	10 U	10 U	10 U
Bromoform		NA	NA	NA	NA	NA	NA	NA	NA	NA	NA	NA	10 U	10 U	10 U
Isopropylbenzene		NA	NA	NA	NA	NA	NA	NA	NA	NA	NA	NA	10 U	10 U	10 U
1,1,2,2-Tetrachloroethane		NA	NA	NA	NA	NA	NA	NA	NA	NA	NA	NA	10 U	10 U	10 U

**TABLE A-1
SOIL ANALYTICAL RESULTS
YAKIMA MILL SITE
YAKIMA, WASHINGTON**

Location: Depth Lab ID: Date Collected:	MTCA Method A Soil Cleanup Levels for Unrestricted Land Uses	Former Plywood Plant Parcels Supplemental Investigation										Triangular Parcel Initial Investigation			
		FPP-B29b-S (15-16)	FPP-B29c-S (15-16)	FPP-B30-S (14-15)	FPP-B31-S (15-16)	FPP-B32-S (15-16)	FPP-B33-S (10-11)	FPP-B34-S (15-16)	FPP-MW-1-S (8.5-9)	FPP-MW-2-S (8.5-9.5)	FPP-MW-3-S (13.5-14.5)	TP-B01 (1-2)	TP-B01 (6.5-7.5)	TP-B02 (13-14)	TP-B03 (15-16)
		EV13080134-56 08/23/2013	EV13080134-60 08/23/2013	EV13080134-30 08/22/2013	EV13080134-39 08/22/2013	EV13080134-48 08/22/2013	EV13080134-35 08/22/2013	EV13080134-33 08/22/2013	EV13080134-08 08/20/2013	EV13080134-12 08/20/2013	EV13080134-15 08/20/2013	EV13060128-47 06/21/2013	EV13060128-39 06/21/2013	EV13060128-38 06/20/2013	EV13060128-37 06/20/2013
1,2,3-Trichloropropane	NA	NA	NA	NA	NA	NA	NA	NA	NA	NA	NA	10 U	10 U	10 U	
Bromobenzene	NA	NA	NA	NA	NA	NA	NA	NA	NA	NA	NA	10 U	10 U	10 U	
N-Propyl Benzene	NA	NA	NA	NA	NA	NA	NA	NA	NA	NA	NA	10 U	10 U	10 U	
2-Chlorotoluene	NA	NA	NA	NA	NA	NA	NA	NA	NA	NA	NA	10 U	10 U	10 U	
1,3,5-Trimethylbenzene	NA	NA	NA	NA	NA	NA	NA	NA	NA	NA	NA	10 U	10 U	10 U	
4-Chlorotoluene	NA	NA	NA	NA	NA	NA	NA	NA	NA	NA	NA	10 U	10 U	10 U	
T-Butyl Benzene	NA	NA	NA	NA	NA	NA	NA	NA	NA	NA	NA	10 U	10 U	10 U	
1,2,4-Trimethylbenzene	NA	NA	NA	NA	NA	NA	NA	NA	NA	NA	NA	10 U	10 U	10 U	
S-Butyl Benzene	NA	NA	NA	NA	NA	NA	NA	NA	NA	NA	NA	10 U	10 U	10 U	
P-Isopropyltoluene	NA	NA	NA	NA	NA	NA	NA	NA	NA	NA	NA	10 U	10 U	10 U	
1,3-Dichlorobenzene	NA	NA	NA	NA	NA	NA	NA	NA	NA	NA	NA	10 U	10 U	10 U	
1,4-Dichlorobenzene	NA	NA	NA	NA	NA	NA	NA	NA	NA	NA	NA	10 U	10 U	10 U	
N-Butylbenzene	NA	NA	NA	NA	NA	NA	NA	NA	NA	NA	NA	10 U	10 U	10 U	
1,2-Dichlorobenzene	NA	NA	NA	NA	NA	NA	NA	NA	NA	NA	NA	10 U	10 U	10 U	
1,2-Dibromo 3-Chloropropane	NA	NA	NA	NA	NA	NA	NA	NA	NA	NA	NA	50 U	50 U	50 U	
1,2,4-Trichlorobenzene	NA	NA	NA	NA	NA	NA	NA	NA	NA	NA	NA	10 U	10 U	10 U	
Hexachlorobutadiene	NA	NA	NA	NA	NA	NA	NA	NA	NA	NA	NA	10 U	10 U	10 U	
Naphthalene	NA	NA	NA	NA	NA	NA	NA	NA	NA	NA	NA	10 U	10 U	10 U	
1,2,3-Trichlorobenzene	NA	NA	NA	NA	NA	NA	NA	NA	NA	NA	NA	10 U	10 U	10 U	
SEMIVOLATILES (µg/kg) Method EPA-8270															
Pyridine	NA	NA	NA	NA	NA	NA	NA	NA	NA	NA	NA	200 U	200 U	200 U	
N-Nitrosodimethylamine	NA	NA	NA	NA	NA	NA	NA	NA	NA	NA	NA	100 U	100 U	100 U	
Phenol	NA	NA	NA	NA	NA	NA	NA	NA	NA	NA	NA	100 U	100 U	100 U	
Aniline	NA	NA	NA	NA	NA	NA	NA	NA	NA	NA	NA	100 U	100 U	100 U	
Bis(2-Chloroethyl)Ether	NA	NA	NA	NA	NA	NA	NA	NA	NA	NA	NA	100 U	100 U	100 U	
2-Chlorophenol	NA	NA	NA	NA	NA	NA	NA	NA	NA	NA	NA	100 U	100 U	100 U	
1,3-Dichlorobenzene	NA	NA	NA	NA	NA	NA	NA	NA	NA	NA	NA	100 U	100 U	100 U	
1,4-Dichlorobenzene	NA	NA	NA	NA	NA	NA	NA	NA	NA	NA	NA	100 U	100 U	100 U	
Benzyl Alcohol	NA	NA	NA	NA	NA	NA	NA	NA	NA	NA	NA	100 U	100 U	100 U	
1,2-Dichlorobenzene	NA	NA	NA	NA	NA	NA	NA	NA	NA	NA	NA	100 U	100 U	100 U	
2-Methylphenol	NA	NA	NA	NA	NA	NA	NA	NA	NA	NA	NA	100 U	100 U	100 U	
Bis(2-Chloroisopropyl)Ether	NA	NA	NA	NA	NA	NA	NA	NA	NA	NA	NA	100 U	100 U	100 U	
3&4-Methylphenol	NA	NA	NA	NA	NA	NA	NA	NA	NA	NA	NA	100 U	100 U	100 U	
N-Nitroso-Di-N-Propylamine	NA	NA	NA	NA	NA	NA	NA	NA	NA	NA	NA	100 U	100 U	100 U	
Hexachloroethane	NA	NA	NA	NA	NA	NA	NA	NA	NA	NA	NA	100 U	100 U	100 U	
Nitrobenzene	NA	NA	NA	NA	NA	NA	NA	NA	NA	NA	NA	100 U	100 U	100 U	
Isophorone	NA	NA	NA	NA	NA	NA	NA	NA	NA	NA	NA	100 U	100 U	100 U	
2-Nitrophenol	NA	NA	NA	NA	NA	NA	NA	NA	NA	NA	NA	250 U	250 U	250 U	
2,4-Dimethylphenol	NA	NA	NA	NA	NA	NA	NA	NA	NA	NA	NA	100 U	100 U	100 U	
Benzoic Acid	NA	NA	NA	NA	NA	NA	NA	NA	NA	NA	NA	1000 U	1000 U	1000 U	
Bis(2-Chloroethoxy)Methane	NA	NA	NA	NA	NA	NA	NA	NA	NA	NA	NA	100 U	100 U	100 U	
2,4-Dichlorophenol	NA	NA	NA	NA	NA	NA	NA	NA	NA	NA	NA	100 U	100 U	100 U	
1,2,4-Trichlorobenzene	NA	NA	NA	NA	NA	NA	NA	NA	NA	NA	NA	100 U	100 U	100 U	
4-Chloroaniline	NA	NA	NA	NA	NA	NA	NA	NA	NA	NA	NA	100 U	100 U	100 U	
2,6-Dichlorophenol	NA	NA	NA	NA	NA	NA	NA	NA	NA	NA	NA	100 U	100 U	100 U	
Hexachlorobutadiene	NA	NA	NA	NA	NA	NA	NA	NA	NA	NA	NA	100 U	100 U	100 U	
4-Chloro-3-Methylphenol	NA	NA	NA	NA	NA	NA	NA	NA	NA	NA	NA	100 U	100 U	100 U	
Hexachlorocyclopentadiene	NA	NA	NA	NA	NA	NA	NA	NA	NA	NA	NA	500 U	500 U	500 U	
2,4,6-Trichlorophenol	NA	NA	NA	NA	NA	NA	NA	NA	NA	NA	NA	100 U	100 U	100 U	
2,4,5-Trichlorophenol	NA	NA	NA	NA	NA	NA	NA	NA	NA	NA	NA	100 U	100 U	100 U	
2-Chloronaphthalene	NA	NA	NA	NA	NA	NA	NA	NA	NA	NA	NA	100 U	100 U	100 U	
2-Nitroaniline	NA	NA	NA	NA	NA	NA	NA	NA	NA	NA	NA	250 U	250 U	250 U	
Dimethylphthalate	NA	NA	NA	NA	NA	NA	NA	NA	NA	NA	NA	100 U	100 U	100 U	
2,6-Dinitrotoluene	NA	NA	NA	NA	NA	NA	NA	NA	NA	NA	NA	250 U	250 U	250 U	
3-Nitroaniline	NA	NA	NA	NA	NA	NA	NA	NA	NA	NA	NA	250 U	250 U	250 U	
2,4-Dinitrophenol	NA	NA	NA	NA	NA	NA	NA	NA	NA	NA	NA	250 U	250 U	250 U	
4-Nitrophenol	NA	NA	NA	NA	NA	NA	NA	NA	NA	NA	NA	500 U	500 U	500 U	
Dibenzofuran	NA	NA	NA	NA	NA	NA	NA	NA	NA	NA	NA	100 U	100 U	100 U	
2,4-Dinitrotoluene	NA	NA	NA	NA	NA	NA	NA	NA	NA	NA	NA	250 U	250 U	250 U	
2,3,4,6-Tetrachlorophenol	NA	NA	NA	NA	NA	NA	NA	NA	NA	NA	NA	250 U	250 U	250 U	
Diethylphthalate	NA	NA	NA	NA	NA	NA	NA	NA	NA	NA	NA	100 U	100 U	100 U	
4-Chlorophenyl-Phenylether	NA	NA	NA	NA	NA	NA	NA	NA	NA	NA	NA	100 U	100 U	100 U	
4-Nitroaniline	NA	NA	NA	NA	NA	NA	NA	NA	NA	NA	NA	250 U	250 U	250 U	
4,6-Dinitro-2-Methylphenol	NA	NA	NA	NA	NA	NA	NA	NA	NA	NA	NA	100 U	100 U	100 U	
N-Nitrosodiphenylamine	NA	NA	NA	NA	NA	NA	NA	NA	NA	NA	NA	100 U	100 U	100 U	
Azobenzene	NA	NA	NA	NA	NA	NA	NA	NA	NA	NA	NA	100 U	100 U	100 U	
4-Bromophenyl-Phenylether	NA	NA	NA	NA	NA	NA	NA	NA	NA	NA	NA	100 U	100 U	100 U	

**TABLE A-1
SOIL ANALYTICAL RESULTS
YAKIMA MILL SITE
YAKIMA, WASHINGTON**

Location: Depth Lab ID: Date Collected:	MTCA Method A Soil Cleanup Levels for Unrestricted Land Uses	Former Plywood Plant Parcels Supplemental Investigation										Triangular Parcel Initial Investigation			
		FPP-B29b-S (15-16) EV13080134-56 08/23/2013	FPP-B29c-S (15-16) EV13080134-60 08/23/2013	FPP-B30-S (14-15) EV13080134-30 08/22/2013	FPP-B31-S (15-16) EV13080134-39 08/22/2013	FPP-B32-S (15-16) EV13080134-48 08/22/2013	FPP-B33-S (10-11) EV13080134-35 08/22/2013	FPP-B34-S (15-16) EV13080134-33 08/22/2013	FPP-MW-1-S (8.5-9) EV13080134-08 08/20/2013	FPP-MW-2-S (8.5-9.5) EV13080134-12 08/20/2013	FPP-MW-3-S (13.5-14.5) EV13080134-15 08/20/2013	TP-B01 (1-2) EV13060128-47 06/21/2013	TP-B01 (6.5-7.5) EV13060128-39 06/21/2013	TP-B02 (13-14) EV13060128-38 06/20/2013	TP-B03 (15-16) EV13060128-37 06/20/2013
Hexachlorobenzene		NA	NA	NA	NA	NA	NA	NA	NA	NA	NA	100 U	100 U	100 U	NA
Pentachlorophenol		NA	NA	NA	NA	NA	NA	NA	NA	NA	NA	500 U	500 U	500 U	NA
Carbazole		NA	NA	NA	NA	NA	NA	NA	NA	NA	NA	100 U	100 U	100 U	NA
Di-N-Butylphthalate		NA	NA	NA	NA	NA	NA	NA	NA	NA	NA	130 U	130 U	130 U	NA
Butylbenzylphthalate		NA	NA	NA	NA	NA	NA	NA	NA	NA	NA	100 U	100 U	100 U	NA
3,3-Dichlorobenzidine		NA	NA	NA	NA	NA	NA	NA	NA	NA	NA	250 U	250 U	250 U	NA
Bis(2-Ethylhexyl)Phthalate		NA	NA	NA	NA	NA	NA	NA	NA	NA	NA	130 U	130 U	130 U	NA
Di-N-Octylphthalate		NA	NA	NA	NA	NA	NA	NA	NA	NA	NA	100 U	100 U	100 U	NA
PAHs (mg/kg) Method EPA-8270 SIM															
Naphthalene		NA	NA	NA	NA	NA	NA	NA	NA	NA	NA	0.010 U	0.010 U	0.010 U	NA
2-Methylnaphthalene		NA	NA	NA	NA	NA	NA	NA	NA	NA	NA	0.010 U	0.010 U	0.010 U	NA
1-Methylnaphthalene		NA	NA	NA	NA	NA	NA	NA	NA	NA	NA	0.010 U	0.010 U	0.010 U	NA
Total Naphthalenes	5 (b)	NA	NA	NA	NA	NA	NA	NA	NA	NA	NA	0.010 U	0.010 U	0.010 U	NA
Acenaphthylene		NA	NA	NA	NA	NA	NA	NA	NA	NA	NA	0.010 U	0.010 U	0.010 U	NA
Acenaphthene		NA	NA	NA	NA	NA	NA	NA	NA	NA	NA	0.010 U	0.010 U	0.010 U	NA
Fluorene		NA	NA	NA	NA	NA	NA	NA	NA	NA	NA	0.010 U	0.010 U	0.010 U	NA
Phenanthrene		NA	NA	NA	NA	NA	NA	NA	NA	NA	NA	0.011	0.010 U	0.010 U	NA
Anthracene		NA	NA	NA	NA	NA	NA	NA	NA	NA	NA	0.010 U	0.010 U	0.010 U	NA
Fluoranthene		NA	NA	NA	NA	NA	NA	NA	NA	NA	NA	0.012	0.010 U	0.010 U	NA
Pyrene		NA	NA	NA	NA	NA	NA	NA	NA	NA	NA	0.016	0.010 U	0.010 U	NA
Benzo[A]Anthracene		NA	NA	NA	NA	NA	NA	NA	NA	NA	NA	0.010 U	0.010 U	0.010 U	NA
Chrysene		NA	NA	NA	NA	NA	NA	NA	NA	NA	NA	0.010 U	0.010 U	0.010 U	NA
Benzo[B]Fluoranthene		NA	NA	NA	NA	NA	NA	NA	NA	NA	NA	0.014	0.010 U	0.010 U	NA
Benzo[K]Fluoranthene		NA	NA	NA	NA	NA	NA	NA	NA	NA	NA	0.010 U	0.010 U	0.010 U	NA
Benzo[A]Pyrene		NA	NA	NA	NA	NA	NA	NA	NA	NA	NA	0.010 U	0.010 U	0.010 U	NA
Indeno[1,2,3-Cd]Pyrene		NA	NA	NA	NA	NA	NA	NA	NA	NA	NA	0.018	0.010 U	0.010 U	NA
Dibenz[A,H]Anthracene		NA	NA	NA	NA	NA	NA	NA	NA	NA	NA	0.010 U	0.010 U	0.010 U	NA
Benzo[G,H,I]Perylene		NA	NA	NA	NA	NA	NA	NA	NA	NA	NA	0.028	0.010 U	0.010 U	NA
cPAH TEQ	0.1	NA	NA	NA	NA	NA	NA	NA	NA	NA	NA	0.003	ND	ND	NA
PCBs (mg/kg) Method EPA-8082															
PCB-1016		NA	NA	NA	NA	NA	NA	NA	NA	NA	NA	NA	0.10 U	NA	NA
PCB-1268		NA	NA	NA	NA	NA	NA	NA	NA	NA	NA	NA	0.10 U	NA	NA
PCB-1221		NA	NA	NA	NA	NA	NA	NA	NA	NA	NA	NA	0.10 U	NA	NA
PCB-1232		NA	NA	NA	NA	NA	NA	NA	NA	NA	NA	NA	0.10 U	NA	NA
PCB-1242		NA	NA	NA	NA	NA	NA	NA	NA	NA	NA	NA	0.10 U	NA	NA
PCB-1248		NA	NA	NA	NA	NA	NA	NA	NA	NA	NA	NA	0.10 U	NA	NA
PCB-1254		NA	NA	NA	NA	NA	NA	NA	NA	NA	NA	NA	0.10 U	NA	NA
PCB-1260		NA	NA	NA	NA	NA	NA	NA	NA	NA	NA	NA	0.10 U	NA	NA
Total PCBs	1	NA	NA	NA	NA	NA	NA	NA	NA	NA	NA	NA	0.10 U	NA	NA
CONVENTIONALS															
Total Organic Carbon (%) (EPA-9060)		NA	NA	2.8	NA	NA	0.091	NA	NA	NA	NA	NA	NA	NA	NA
pH (SU) (EPA-9045)		NA	NA	NA	NA	NA	NA	NA	NA	NA	NA	NA	NA	NA	NA
Percent Solids (%) (EPA-160.3)		NA	NA	NA	NA	NA	NA	NA	NA	NA	NA	NA	NA	NA	NA

**TABLE A-1
SOIL ANALYTICAL RESULTS
YAKIMA MILL SITE
YAKIMA, WASHINGTON**

Location: Depth Lab ID: Date Collected:	MTCA Method A Soil Cleanup Levels for Unrestricted Land Uses	Triangular Parcel Initial Investigation								Triangular Parcel Supp. Invest.	
		TP-B04 (2-3) EV13060128-34 06/20/2013	TP-B04B (11.5-13) EV13060128-35 06/20/2013	TP-B06 (13.5-14) EV13060128-36 06/20/2013	TP-B07 (14-15) EV13060128-40 06/21/2013	TP-B08 (7-8) EV13060128-44 06/21/2013	TP-B08 (16-17.5) EV13060128-43 06/21/2013	TP-B09 (6-7) EV13060128-42 06/21/2013	TP-B09 (13-14) EV13060128-41 06/21/2013	TP-MW-1-S (13.5-14.5) EV13080134-03 08/19/2013	TP-MW-2-S (14-15) EV13080134-06 08/19/2013
TOTAL METALS (mg/kg) EPA Methods 6020/7471/7196											
Arsenic	20	5.8	1.8	4.4	3.1	2.7	2.5	4.5	2.1	2.1	2.3
Cadmium	2	0.50 U	0.50 U	0.50 U	0.50 U	0.50 U	0.50 U	0.50 U	0.50 U	0.50 U	0.50 U
Chromium	2000	17	19	22	22	13	16	22	20	12	16
Chromium (VI)	19	NA	NA	NA	NA	NA	NA	NA	5.0 U	NA	NA
Iron		33,000	24,000	29,000	32,000	16,000	24,000	28,000	21,000	22,000	21,000
Lead	250	28	3.4	7.4	8.0	6.9	4.9	32	7.7	3.3	3.4
Manganese		1200	290	300	300	260	250	430	170	300	240
Mercury	2	0.091	0.023	0.094	0.076	0.038	0.085	0.055	0.092	0.025	0.021
TOTAL PETROLEUM HYDROCARBONS (mg/kg) NWTPH-DX											
TPH-Diesel Range	2000	35 U	50 U	30 U	29 U	25 U	360	29 U	27 U	25 U	48
TPH-Oil Range	2000	510	1700	61	76	180	50 U	130	59	50 U	50 U
NWTPH-GX											
TPH-Gasoline Range	100 (a)	NA	3.0 U	NA	NA	17	3.0 U	NA	3.0 U	NA	NA
VOLATILES (µg/kg) Method EPA-8260											
Dichlorodifluoromethane		NA	10 U	NA	10 U	NA	10 U	10 U	10 U	NA	NA
Chloromethane		NA	10 U	NA	10 U	NA	10 U	10 U	10 U	NA	NA
Vinyl Chloride		NA	10 U	NA	10 U	NA	10 U	10 U	10 U	NA	NA
Bromomethane		NA	10 U	NA	10 U	NA	10 U	10 U	10 U	NA	NA
Chloroethane		NA	10 U	NA	10 U	NA	10 U	10 U	10 U	NA	NA
Carbon Tetrachloride		NA	10 U	NA	10 U	NA	10 U	10 U	10 U	NA	NA
Trichlorofluoromethane		NA	10 U	NA	10 U	NA	10 U	10 U	10 U	NA	NA
Carbon Disulfide		NA	10 U	NA	10 U	NA	10 U	10 U	10 U	NA	NA
Acetone		NA	50 U	NA	50 U	NA	50 U	50 U	50 U	NA	NA
1,1-Dichloroethene		NA	10 U	NA	10 U	NA	10 U	10 U	10 U	NA	NA
Methylene Chloride	20	NA	20 U	NA	20 U	NA	20 U	20 U	20 U	NA	NA
Acrylonitrile		NA	50 U	NA	50 U	NA	50 U	50 U	50 U	NA	NA
Methyl T-Butyl Ether		NA	10 U	NA	10 U	NA	10 U	10 U	10 U	NA	NA
Trans-1,2-Dichloroethene		NA	10 U	NA	10 U	NA	10 U	10 U	10 U	NA	NA
1,1-Dichloroethane		NA	10 U	NA	10 U	NA	10 U	10 U	10 U	NA	NA
2-Butanone		NA	50 U	NA	50 U	NA	50 U	50 U	50 U	NA	NA
Cis-1,2-Dichloroethene		NA	10 U	NA	10 U	NA	10 U	10 U	10 U	NA	NA
2,2-Dichloropropane		NA	10 U	NA	10 U	NA	10 U	10 U	10 U	NA	NA
Bromochloromethane		NA	10 U	NA	10 U	NA	10 U	10 U	10 U	NA	NA
Chloroform		NA	10 U	NA	10 U	NA	10 U	10 U	10 U	NA	NA
1,1,1-Trichloroethane	2000	NA	10 U	NA	10 U	NA	10 U	10 U	10 U	NA	NA
1,1-Dichloropropene		NA	10 U	NA	10 U	NA	10 U	10 U	10 U	NA	NA
1,2-Dichloroethane		NA	10 U	NA	10 U	NA	10 U	10 U	10 U	NA	NA
Benzene	30	NA	5.0 U	NA	5.0 U	NA	5.0 U	5.0 U	5.0 U	NA	NA
Trichloroethene	30	NA	10 U	NA	10 U	NA	10 U	10 U	10 U	NA	NA
1,2-Dichloropropane		NA	10 U	NA	10 U	NA	10 U	10 U	10 U	NA	NA
Dibromomethane		NA	10 U	NA	10 U	NA	10 U	10 U	10 U	NA	NA
Bromodichloromethane		NA	10 U	NA	10 U	NA	10 U	10 U	10 U	NA	NA
Trans-1,3-Dichloropropene		NA	10 U	NA	10 U	NA	10 U	10 U	10 U	NA	NA
4-Methyl-2-Pentanone		NA	50 U	NA	50 U	NA	50 U	50 U	50 U	NA	NA
Toluene	7000	NA	10 U	NA	10 U	NA	10 U	10 U	10 U	NA	NA
Cis-1,3-Dichloropropene		NA	10 U	NA	10 U	NA	10 U	10 U	10 U	NA	NA
1,1,2-Trichloroethane		NA	10 U	NA	10 U	NA	10 U	10 U	10 U	NA	NA
2-Hexanone		NA	50 U	NA	50 U	NA	50 U	50 U	50 U	NA	NA
1,3-Dichloropropane		NA	10 U	NA	10 U	NA	10 U	10 U	10 U	NA	NA
Tetrachloroethylene	50	NA	10 U	NA	10 U	NA	10 U	10 U	10 U	NA	NA
Dibromochloromethane		NA	10 U	NA	10 U	NA	10 U	10 U	10 U	NA	NA
1,2-Dibromoethane	5	NA	5.0 U	NA	5.0 U	NA	5.0 U	5.0 U	5.0 U	NA	NA
Chlorobenzene		NA	10 U	NA	10 U	NA	10 U	10 U	10 U	NA	NA
1,1,1,2-Tetrachloroethane		NA	10 U	NA	10 U	NA	10 U	10 U	10 U	NA	NA
Ethylbenzene	6000	NA	10 U	NA	10 U	NA	10 U	10 U	10 U	NA	NA
m,p-Xylene	9000 (c)	NA	20 U	NA	20 U	NA	20 U	20 U	20 U	NA	NA
Styrene		NA	10 U	NA	10 U	NA	10 U	10 U	10 U	NA	NA
o-Xylene	9000 (c)	NA	10 U	NA	10 U	NA	10 U	10 U	10 U	NA	NA
Bromoform		NA	10 U	NA	10 U	NA	10 U	10 U	10 U	NA	NA
Isopropylbenzene		NA	10 U	NA	10 U	NA	10 U	10 U	10 U	NA	NA
1,1,2,2-Tetrachloroethane		NA	10 U	NA	10 U	NA	10 U	10 U	10 U	NA	NA

**TABLE A-1
SOIL ANALYTICAL RESULTS
YAKIMA MILL SITE
YAKIMA, WASHINGTON**

Location: Depth Lab ID: Date Collected:	MTCA Method A Soil Cleanup Levels for Unrestricted Land Uses	Triangular Parcel Initial Investigation								Triangular Parcel Supp. Invest.	
		TP-B04 (2-3) EV13060128-34 06/20/2013	TP-B04B (11.5-13) EV13060128-35 06/20/2013	TP-B06 (13.5-14) EV13060128-36 06/20/2013	TP-B07 (14-15) EV13060128-40 06/21/2013	TP-B08 (7-8) EV13060128-44 06/21/2013	TP-B08 (16-17.5) EV13060128-43 06/21/2013	TP-B09 (6-7) EV13060128-42 06/21/2013	TP-B09 (13-14) EV13060128-41 06/21/2013	TP-MW-1-S (13.5-14.5) EV13080134-03 08/19/2013	TP-MW-2-S (14-15) EV13080134-06 08/19/2013
1,2,3-Trichloropropane		NA	10 U	NA	10 U	NA	10 U	10 U	10 U	NA	NA
Bromobenzene		NA	10 U	NA	10 U	NA	10 U	10 U	10 U	NA	NA
N-Propyl Benzene		NA	10 U	NA	10 U	NA	10 U	10 U	10 U	NA	NA
2-Chlorotoluene		NA	10 U	NA	10 U	NA	10 U	10 U	10 U	NA	NA
1,3,5-Trimethylbenzene		NA	10 U	NA	10 U	NA	10 U	10 U	10 U	NA	NA
4-Chlorotoluene		NA	10 U	NA	10 U	NA	10 U	10 U	10 U	NA	NA
T-Butyl Benzene		NA	10 U	NA	10 U	NA	10 U	10 U	10 U	NA	NA
1,2,4-Trimethylbenzene		NA	10 U	NA	10 U	NA	10 U	10 U	10 U	NA	NA
S-Butyl Benzene		NA	10 U	NA	10 U	NA	10 U	10 U	10 U	NA	NA
P-Isopropyltoluene		NA	10 U	NA	10 U	NA	10 U	10 U	10 U	NA	NA
1,3 Dichlorobenzene		NA	10 U	NA	10 U	NA	10 U	10 U	10 U	NA	NA
1,4-Dichlorobenzene		NA	10 U	NA	10 U	NA	10 U	10 U	10 U	NA	NA
N-Butylbenzene		NA	10 U	NA	10 U	NA	10 U	10 U	10 U	NA	NA
1,2-Dichlorobenzene		NA	10 U	NA	10 U	NA	10 U	10 U	10 U	NA	NA
1,2-Dibromo 3-Chloropropane		NA	50 U	NA	50 U	NA	50 U	50 U	50 U	NA	NA
1,2,4-Trichlorobenzene		NA	10 U	NA	10 U	NA	10 U	10 U	10 U	NA	NA
Hexachlorobutadiene		NA	10 U	NA	10 U	NA	10 U	10 U	10 U	NA	NA
Naphthalene		NA	10 U	NA	10 U	NA	10 U	10 U	10 U	NA	NA
1,2,3-Trichlorobenzene		NA	10 U	NA	10 U	NA	10 U	10 U	10 U	NA	NA
SEMIVOLATILES (µg/kg)											
Method EPA-8270											
Pyridine		NA	200 U	NA	200 U	NA	200 U	NA	200 U	NA	NA
N-Nitrosodimethylamine		NA	100 U	NA	100 U	NA	100 U	NA	100 U	NA	NA
Phenol		NA	100 U	NA	100 U	NA	100 U	NA	100 U	NA	NA
Aniline		NA	100 U	NA	100 U	NA	100 U	NA	100 U	NA	NA
Bis(2-Chloroethyl)Ether		NA	100 U	NA	100 U	NA	100 U	NA	100 U	NA	NA
2-Chlorophenol		NA	100 U	NA	100 U	NA	100 U	NA	100 U	NA	NA
1,3-Dichlorobenzene		NA	100 U	NA	100 U	NA	100 U	NA	100 U	NA	NA
1,4-Dichlorobenzene		NA	100 U	NA	100 U	NA	100 U	NA	100 U	NA	NA
Benzyl Alcohol		NA	100 U	NA	100 U	NA	100 U	NA	100 U	NA	NA
1,2-Dichlorobenzene		NA	100 U	NA	100 U	NA	100 U	NA	100 U	NA	NA
2-Methylphenol		NA	100 U	NA	100 U	NA	100 U	NA	100 U	NA	NA
Bis(2-Chloroisopropyl)Ether		NA	100 U	NA	100 U	NA	100 U	NA	100 U	NA	NA
3&4-Methylphenol		NA	100 U	NA	100 U	NA	100 U	NA	100 U	NA	NA
N-Nitroso-Di-N-Propylamine		NA	100 U	NA	100 U	NA	100 U	NA	100 U	NA	NA
Hexachloroethane		NA	100 U	NA	100 U	NA	100 U	NA	100 U	NA	NA
Nitrobenzene		NA	100 U	NA	100 U	NA	100 U	NA	100 U	NA	NA
Isophorone		NA	100 U	NA	100 U	NA	100 U	NA	100 U	NA	NA
2-Nitrophenol		NA	250 U	NA	250 U	NA	250 U	NA	250 U	NA	NA
2,4-Dimethylphenol		NA	100 U	NA	100 U	NA	100 U	NA	100 U	NA	NA
Benzoic Acid		NA	1000 U	NA	1000 U	NA	1000 U	NA	1000 U	NA	NA
Bis(2-Chloroethoxy)Methane		NA	100 U	NA	100 U	NA	100 U	NA	100 U	NA	NA
2,4-Dichlorophenol		NA	100 U	NA	100 U	NA	100 U	NA	100 U	NA	NA
1,2,4-Trichlorobenzene		NA	100 U	NA	100 U	NA	100 U	NA	100 U	NA	NA
4-Chloroaniline		NA	100 U	NA	110 U	NA	100 U	NA	100 U	NA	NA
2,6-Dichlorophenol		NA	100 U	NA	100 U	NA	100 U	NA	100 U	NA	NA
Hexachlorobutadiene		NA	100 U	NA	100 U	NA	100 U	NA	100 U	NA	NA
4-Chloro-3-Methylphenol		NA	100 U	NA	100 U	NA	100 U	NA	100 U	NA	NA
Hexachlorocyclopentadiene		NA	500 U	NA	500 U	NA	500 U	NA	500 U	NA	NA
2,4,6-Trichlorophenol		NA	100 U	NA	100 U	NA	100 U	NA	100 U	NA	NA
2,4,5-Trichlorophenol		NA	100 U	NA	100 U	NA	100 U	NA	100 U	NA	NA
2-Chloronaphthalene		NA	100 U	NA	100 U	NA	100 U	NA	100 U	NA	NA
2-Nitroaniline		NA	250 U	NA	250 U	NA	250 U	NA	250 U	NA	NA
Dimethylphthalate		NA	100 U	NA	100 U	NA	100 U	NA	100 U	NA	NA
2,6-Dinitrotoluene		NA	250 U	NA	250 U	NA	250 U	NA	250 U	NA	NA
3-Nitroaniline		NA	250 U	NA	250 U	NA	250 U	NA	250 U	NA	NA
2,4-Dinitrophenol		NA	250 U	NA	250 U	NA	250 U	NA	250 U	NA	NA
4-Nitrophenol		NA	500 U	NA	500 U	NA	500 U	NA	500 U	NA	NA
Dibenzofuran		NA	100 U	NA	100 U	NA	100 U	NA	100 U	NA	NA
2,4-Dinitrotoluene		NA	250 U	NA	250 U	NA	250 U	NA	250 U	NA	NA
2,3,4,6-Tetrachlorophenol		NA	250 U	NA	250 U	NA	250 U	NA	250 U	NA	NA
Diethylphthalate		NA	100 U	NA	100 U	NA	100 U	NA	100 U	NA	NA
4-Chlorophenyl-Phenylether		NA	100 U	NA	100 U	NA	100 U	NA	100 U	NA	NA
4-Nitroaniline		NA	250 U	NA	250 U	NA	250 U	NA	250 U	NA	NA
4,6-Dinitro-2-Methylphenol		NA	100 U	NA	120 U	NA	100 U	NA	100 U	NA	NA
N-Nitrosodiphenylamine		NA	100 U	NA	100 U	NA	100 U	NA	100 U	NA	NA
Azobenzene		NA	100 U	NA	100 U	NA	100 U	NA	100 U	NA	NA
4-Bromophenyl-Phenylether		NA	100 U	NA	100 U	NA	100 U	NA	100 U	NA	NA

**TABLE A-1
SOIL ANALYTICAL RESULTS
YAKIMA MILL SITE
YAKIMA, WASHINGTON**

Location: Depth	MTCA Method A Lab ID: Soil Cleanup Levels for Date Collected: Unrestricted Land Uses	Triangular Parcel Initial Investigation								Triangular Parcel Supp. Invest.	
		TP-B04 (2-3) EV13060128-34 06/20/2013	TP-B04B (11.5-13) EV13060128-35 06/20/2013	TP-B06 (13.5-14) EV13060128-36 06/20/2013	TP-B07 (14-15) EV13060128-40 06/21/2013	TP-B08 (7-8) EV13060128-44 06/21/2013	TP-B08 (16-17.5) EV13060128-43 06/21/2013	TP-B09 (6-7) EV13060128-42 06/21/2013	TP-B09 (13-14) EV13060128-41 06/21/2013	TP-MW-1-S (13.5-14.5) EV13080134-03 08/19/2013	TP-MW-2-S (14-15) EV13080134-06 08/19/2013
Hexachlorobenzene		NA	100 U	NA	100 U	NA	100 U	NA	100 U	NA	NA
Pentachlorophenol		NA	500 U	NA	500 U	NA	500 U	NA	500 U	NA	NA
Carbazole		NA	100 U	NA	110 U	NA	100 U	NA	100 U	NA	NA
Di-N-Butylphthalate		NA	130 U	NA	130 U	NA	130 U	NA	130 U	NA	NA
Butylbenzylphthalate		NA	100 U	NA	100 U	NA	100 U	NA	100 U	NA	NA
3,3-Dichlorobenzidine		NA	250 U	NA	270 U	NA	250 U	NA	250 U	NA	NA
Bis(2-Ethylhexyl)Phthalate		NA	130 U	NA	130 U	NA	130 U	NA	130 U	NA	NA
Di-N-Octylphthalate		NA	100 U	NA	100 U	NA	100 U	NA	100 U	NA	NA
PAHs (mg/kg)											
Method EPA-8270 SIM											
Naphthalene		NA	0.010 U	NA	0.059	NA	0.021	NA	0.070	NA	NA
2-Methylnaphthalene		NA	0.010 U	NA	0.010 U	NA	0.010 U	NA	0.012	NA	NA
1-Methylnaphthalene		NA	0.010 U	NA	0.010 U	NA	0.010 U	NA	0.011	NA	NA
Total Naphthalenes	5 (b)	NA	0.010 U	NA	0.059	NA	0.021	NA	0.093	NA	NA
Acenaphthylene		NA	0.010 U	NA	0.025	NA	0.010 U	NA	0.032	NA	NA
Acenaphthene		NA	0.010 U	NA	0.010 U	NA	0.010 U	NA	0.010 U	NA	NA
Fluorene		NA	0.010 U	NA	0.010 U	NA	0.010 U	NA	0.010 U	NA	NA
Phenanthrene		NA	0.010 U	NA	0.031	NA	0.013	NA	0.040	NA	NA
Anthracene		NA	0.010 U	NA	0.010 U	NA	0.010 U	NA	0.010 U	NA	NA
Fluoranthene		NA	0.010 U	NA	0.045	NA	0.010	NA	0.028	NA	NA
Pyrene		NA	0.010 U	NA	0.051	NA	0.012	NA	0.030	NA	NA
Benzo[A]Anthracene		NA	0.010 U	NA	0.020	NA	0.010 U	NA	0.010 U	NA	NA
Chrysene		NA	0.010 U	NA	0.018	NA	0.010 U	NA	0.010 U	NA	NA
Benzo[B]Fluoranthene		NA	0.010 U	NA	0.016	NA	0.010 U	NA	0.010 U	NA	NA
Benzo[K]Fluoranthene		NA	0.010 U	NA	0.015	NA	0.010 U	NA	0.010 U	NA	NA
Benzo[A]Pyrene		NA	0.010 U	NA	0.022	NA	0.010 U	NA	0.010 U	NA	NA
Indeno[1,2,3-Cd]Pyrene		NA	0.010 U	NA	0.016	NA	0.010 U	NA	0.010 U	NA	NA
Dibenz[A,H]Anthracene		NA	0.010 U	NA	0.010 U	NA	0.010 U	NA	0.010 U	NA	NA
Benzo[G,H,I]Perylene		NA	0.010 U	NA	0.018	NA	0.010 U	NA	0.010 U	NA	NA
cPAH TEQ	0.1	NA	ND	NA	0.029	NA	ND	NA	ND	NA	NA
PCBs (mg/kg)											
Method EPA-8082											
PCB-1016		NA	0.10 U	NA	NA	NA	0.10 U	NA	0.10 U	NA	NA
PCB-1268		NA	0.10 U	NA	NA	NA	0.10 U	NA	0.10 U	NA	NA
PCB-1221		NA	0.10 U	NA	NA	NA	0.10 U	NA	0.10 U	NA	NA
PCB-1232		NA	0.10 U	NA	NA	NA	0.10 U	NA	0.10 U	NA	NA
PCB-1242		NA	0.10 U	NA	NA	NA	0.10 U	NA	0.10 U	NA	NA
PCB-1248		NA	0.10 U	NA	NA	NA	0.10 U	NA	0.10 U	NA	NA
PCB-1254		NA	0.10 U	NA	NA	NA	0.10 U	NA	0.10 U	NA	NA
PCB-1260		NA	0.10 U	NA	NA	NA	0.10 U	NA	0.10 U	NA	NA
Total PCBs	1	NA	0.10 U	NA	NA	NA	0.10 U	NA	0.10 U	NA	NA
CONVENTIONALS											
Total Organic Carbon (%) (EPA-9060)		NA	1.9	1.6	NA	NA	NA	NA	4.2	NA	NA
pH (SU) (EPA-9045)		NA	NA	NA	NA	NA	NA	NA	6.29	NA	NA
Percent Solids (%) (EPA-160.3)		NA	92.0	61.4	NA	NA	NA	NA	71.4	NA	NA

(a) = Value is used when benzene is not present.
 (b) = Value if for the total of naphthalene, 1-methylnaphthalene, and 2-methylnaphthalene.
 (c) = Value is for total xylenes.
 U = Indicates the compound was not detected at the reported concentration.
 J = Indicates the analyte was positively identified; the associated numerical value is the approximate concentration of the analyte in the sample.
 UJ = The analyte was not detected in the sample; the reported sample reporting limit is an estimate.
 NA = Not analyzed.
 ND = Not detected.
 Bold = Exceedance of Cleanup/Screening Level.

**TABLE A-2
LANDFILL GAS MEASUREMENTS
YAKIMA MILL SITE
YAKIMA, WASHINGTON**

Location	Date Collected	% Oxygen	Methane		CO (ppm)	CO ₂ (2%)	H ₂ S (ppm)
			%LEL	% Vol.			
G-01	6/17/2013	0.0	>>	31.4	0	26.4	1
G-02	6/17/2013	16.1	0	0	1	3.2	0
G-03	6/17/2013	8.4	0	0	22	8.7	1
G-04	6/17/2013	13.4	0	0	32	5.4	1

**TABLE A-3
GROUNDWATER ANALYTICAL RESULTS
YAKIMA MILL SITE
YAKIMA, WASHINGTON**

Location: Depth: Lab ID: Date Collected:	Screening Levels		Former Plywood Plant Parcels Initial Investigation											
	MTCA Method A Cleanup Levels for Groundwater	Minimum Screening Level (Groundwater as Drinking Water) Unless Otherwise Indicated	FPP-B01 17 EV13060128-53 06/18/2013	FPP-B02 19 EV13060104-04 06/19/2013	FPP-B03 17 EV13060128-60 06/18/2013	FPP-B04 15 EV13060128-56 06/18/2013	FPP-B05 18 EV13060104-07 06/19/2013	FPP-B07 17 EV13060104-06 06/19/2013	FPP-B08 17 EV13060128-52 06/18/2013	FPP-B09 18 EV13060104-05 06/19/2013	FPP-B11 18 EV13060128-55 06/18/2013	FPP-B12 18 EV13060104-03 06/17/2013	FPP-B13 13 EV13060104-02 06/17/2013	FPP-B15 18 EV13060104-01 06/17/2013
DISSOLVED METALS (µg/L) EPA Methods 200.8/7196/7470														
Arsenic (a)	5	0.15 (c)	1.0 U	1.0 U	1.0 U	1.4	1.0 U	1.0 U	1.1	1.0	1.3	1.5	NA	1.0 U
Cadmium	5	5	1.0 U	1.0 U	1.0 U	1.0 U	1.0 U	1.0 U	1.0 U	1.0 U	1.0 U	1.0 U	NA	1.0 U
Chromium	50		2.0 U	2.0 U	2.0 U	2.0 U	2.6	2.0 U	2.0 U	2.0 U	2.0 U	2.0 U	NA	2.0 U
Chromium (VI)		48	NA	10 U	NA	NA	10 U	NA	NA	10 U	NA	NA	NA	NA
Iron		300	50 U	80	50 U	4900	3800	5200	430	4300	76	9500	NA	71
Lead	15	15	1.0 U	1.0 U	1.0 U	1.0 U	1.0 U	1.0 U	1.0 U	1.0 U	1.0 U	1.0 U	NA	1.0 U
Manganese		50	830	1300	1900	2000	2700	1800	1300	3500	1600	1600	NA	420
Mercury	2		0.20 U	0.20 U	0.20 U	0.20 U	0.20 U	0.20 U	0.20 U	0.20 U	0.20 U	0.20 U	NA	0.20 U
Sodium		20,000	13,000	14,000	19,000	79,000	59,000	22,000	43,000	41,000	23,000	41,000	NA	18,000
TOTAL METALS (µg/L) EPA Methods 200.8/7196/7470														
Arsenic (a)	5	0.15 (c)	NA	NA	NA	NA	NA	NA	NA	NA	NA	NA	2.5	NA
Cadmium	5	5	NA	NA	NA	NA	NA	NA	NA	NA	NA	NA	1.0 U	NA
Chromium	50		NA	NA	NA	NA	NA	NA	NA	NA	NA	NA	10	NA
Chromium (VI)		48	NA	10 U	NA	NA	10 U	NA	NA	10 U	NA	NA	NA	NA
Iron		300	NA	NA	NA	NA	NA	NA	NA	NA	NA	NA	13,000	NA
Lead	15	15	NA	NA	NA	NA	NA	NA	NA	NA	NA	NA	2.8	NA
Manganese		50	NA	NA	NA	NA	NA	NA	NA	NA	NA	NA	1700	NA
Mercury	2		NA	NA	NA	NA	NA	NA	NA	NA	NA	NA	0.20 U	NA
Sodium		20,000	NA	NA	NA	NA	NA	NA	NA	NA	NA	NA	150,000	NA
TOTAL PETROLEUM HYDROCARBONS (µg/L) NWTPH-DX														
TPH-Diesel Range	500		130 U	130 U	130 U	1700	620 U	130 U	130 U	130 U	130 U	130 U	130 U	130 U
TPH-Oil Range	500		250 U	250 U	250 U	5000	7500	250 U	600	250 U	250 U	250 U	250 U	250 U
NWTPH-GX														
TPH-Gasoline Range	1000 (b)		50 U	50 U	NA	50 U	51	50 U	50 U	50 U	NA	NA	50 U	NA
VOLATILES (µg/L) Method EPA-8260														
Dichlorodifluoromethane			2.0 U	2.0 U	NA	2.0 U	2.0 U	2.0 U	2.0 U	2.0 U	NA	NA	2.0 U	NA
Chloromethane			2.0 U	2.0 U	NA	2.0 U	2.0 U	2.0 U	2.0 U	2.0 U	NA	NA	2.0 U	NA
Bromomethane			2.0 U	2.0 U	NA	2.0 U	2.0 U	2.0 U	2.0 U	2.0 U	NA	NA	2.0 U	NA
Chloroethane			2.0 U	2.0 U	NA	2.0 U	2.0 U	2.0 U	2.0 U	2.0 U	NA	NA	2.0 U	NA
Carbon Tetrachloride			2.0 U	2.0 U	NA	2.0 U	2.0 U	2.0 U	2.0 U	2.0 U	NA	NA	2.0 U	NA
Trichlorofluoromethane			2.0 U	2.0 U	NA	2.0 U	2.0 U	2.0 U	2.0 U	2.0 U	NA	NA	2.0 U	NA
Carbon Disulfide			2.0 U	2.0 U	NA	2.0 U	2.0 U	2.0 U	2.0 U	2.0 U	NA	NA	2.0 U	NA
Acetone			25 U	25 U	NA	25 U	25 U	25 U	25 U	25 U	NA	NA	25 U	NA
1,1-Dichloroethene			2.0 U	2.0 U	NA	2.0 U	2.0 U	2.0 U	2.0 U	2.0 U	NA	NA	2.0 U	NA
Methylene Chloride	5		5.0 U	5.0 U	NA	5.0 U	5.0 U	5.0 U	5.0 U	5.0 U	NA	NA	5.0 U	NA
Acrylonitrile			10 U	10 U	NA	10 U	10 U	10 U	10 U	10 U	NA	NA	10 U	NA
Methyl T-Butyl Ether			2.0 U	2.0 U	NA	2.0 U	2.0 U	2.0 U	2.0 U	2.0 U	NA	NA	2.0 U	NA
Trans-1,2-Dichloroethene			2.0 U	2.0 U	NA	2.0 U	2.0 U	2.0 U	2.0 U	2.0 U	NA	NA	2.0 U	NA
1,1-Dichloroethane	5		2.0 U	2.0 U	NA	2.0 U	2.0 U	2.0 U	2.0 U	2.0 U	NA	NA	2.0 U	NA
2-Butanone			10 U	10 U	NA	10 U	10 U	10 U	10 U	10 U	NA	NA	10 U	NA
Cis-1,2-Dichloroethene			2.0 U	2.0 U	NA	2.0 U	2.0 U	2.0 U	2.0 U	2.0 U	NA	NA	2.0 U	NA
2,2-Dichloropropane			2.0 U	2.0 U	NA	2.0 U	2.0 U	2.0 U	2.0 U	2.0 U	NA	NA	2.0 U	NA
Bromochloromethane			2.0 U	2.0 U	NA	2.0 U	2.0 U	2.0 U	2.0 U	2.0 U	NA	NA	2.0 U	NA
Chloroform		80	3.3	2.8	NA	2.0 U	2.0 U	2.0 U	2.0 U	2.0 U	NA	NA	2.0 U	NA
1,1,1-Trichloroethane	200		2.0 U	2.0 U	NA	2.0 U	2.0 U	2.0 U	2.0 U	2.0 U	NA	NA	2.0 U	NA
1,1-Dichloropropene			2.0 U	2.0 U	NA	2.0 U	2.0 U	2.0 U	2.0 U	2.0 U	NA	NA	2.0 U	NA
1,2-Dichloroethane	5		2.0 U	2.0 U	NA	2.0 U	2.0 U	2.0 U	2.0 U	2.0 U	NA	NA	2.0 U	NA
Benzene	5		2.0 U	2.0 U	NA	2.0 U	2.0 U	2.0 U	2.0 U	2.0 U	NA	NA	2.0 U	NA
1,2-Dichloropropane			2.0 U	2.0 U	NA	2.0 U	2.0 U	2.0 U	2.0 U	2.0 U	NA	NA	2.0 U	NA
Dibromomethane			2.0 U	2.0 U	NA	2.0 U	2.0 U	2.0 U	2.0 U	2.0 U	NA	NA	2.0 U	NA
Bromodichloromethane			2.0 U	2.0 U	NA	2.0 U	2.0 U	2.0 U	2.0 U	2.0 U	NA	NA	2.0 U	NA
Trans-1,3-Dichloropropene			2.0 U	2.0 U	NA	2.0 U	2.0 U	2.0 U	2.0 U	2.0 U	NA	NA	2.0 U	NA
4-Methyl-2-Pentanone			10 U	10 U	NA	10 U	10 U	10 U	10 U	10 U	NA	NA	10 U	NA

TABLE A-3
GROUNDWATER ANALYTICAL RESULTS
YAKIMA MILL SITE
YAKIMA, WASHINGTON

Location: Depth: Lab ID: Date Collected:	Screening Levels		Former Plywood Plant Parcels Initial Investigation											
	MTCA Method A Cleanup Levels for Groundwater	Minimum Screening Level (Groundwater as Drinking Water) Unless Otherwise Indicated	FPP-B01 17 EV13060128-53 06/18/2013	FPP-B02 19 EV13060104-04 06/19/2013	FPP-B03 17 EV13060128-60 06/18/2013	FPP-B04 15 EV13060128-56 06/18/2013	FPP-B05 18 EV13060104-07 06/19/2013	FPP-B07 17 EV13060104-06 06/19/2013	FPP-B08 17 EV13060128-52 06/18/2013	FPP-B09 18 EV13060104-05 06/19/2013	FPP-B11 18 EV13060128-55 06/18/2013	FPP-B12 18 EV13060104-03 06/17/2013	FPP-B13 13 EV13060104-02 06/17/2013	FPP-B15 18 EV13060104-01 06/17/2013
Toluene	1000		2.0 U	2.0 U	NA	2.0 U	2.0 U	2.0 U	2.0 U	2.0 U	NA	NA	2.0 U	NA
Cis-1,3-Dichloropropene			2.0 U	2.0 U	NA	2.0 U	2.0 U	2.0 U	2.0 U	2.0 U	NA	NA	2.0 U	NA
1,1,2-Trichloroethane			2.0 U	2.0 U	NA	2.0 U	2.0 U	2.0 U	2.0 U	2.0 U	NA	NA	2.0 U	NA
2-Hexanone			10 U	10 U	NA	10 U	10 U	10 U	10 U	10 U	NA	NA	10 U	NA
1,3-Dichloropropane			2.0 U	2.0 U	NA	2.0 U	2.0 U	2.0 U	2.0 U	2.0 U	NA	NA	2.0 U	NA
Tetrachloroethylene	5		2.0 U	2.0 U	NA	2.0 U	2.0 U	2.0 U	2.0 U	2.0 U	NA	NA	2.0 U	NA
Dibromochloromethane	10		2.0 U	2.0 U	NA	2.0 U	2.0 U	2.0 U	2.0 U	2.0 U	NA	NA	2.0 U	NA
1,2-Dibromoethane	0.01		0.010 U	0.010 U	NA	0.010 U	0.010 U	0.010 U	0.010 U	0.010 U	NA	NA	0.010 U	NA
Chlorobenzene			2.0 U	2.0 U	NA	2.0 U	2.0 U	2.0 U	2.0 U	2.0 U	NA	NA	2.0 U	NA
1,1,1,2-Tetrachloroethane			2.0 U	2.0 U	NA	2.0 U	2.0 U	2.0 U	2.0 U	2.0 U	NA	NA	2.0 U	NA
Ethylbenzene	700		2.0 U	2.0 U	NA	2.0 U	2.0 U	2.0 U	2.0 U	2.0 U	NA	NA	2.0 U	NA
m,p-Xylene	1000 (d)		4.0 U	4.0 U	NA	4.0 U	4.0 U	4.0 U	4.0 U	4.0 U	NA	NA	4.0 U	NA
Styrene			2.0 U	2.0 U	NA	2.0 U	2.0 U	2.0 U	2.0 U	2.0 U	NA	NA	2.0 U	NA
o-Xylene	1000 (d)		2.0 U	2.0 U	NA	2.0 U	2.0 U	2.0 U	2.0 U	2.0 U	NA	NA	2.0 U	NA
Bromoform			2.0 U	2.0 U	NA	2.0 U	2.0 U	2.0 U	2.0 U	2.0 U	NA	NA	2.0 U	NA
Isopropylbenzene			2.0 U	2.0 U	NA	2.0 U	2.0 U	2.0 U	2.0 U	2.0 U	NA	NA	2.0 U	NA
1,1,1,2,2-Tetrachloroethane			2.0 U	2.0 U	NA	2.0 U	2.0 U	2.0 U	2.0 U	2.0 U	NA	NA	2.0 U	NA
1,2,3-Trichloropropane			2.0 U	2.0 U	NA	2.0 U	2.0 U	2.0 U	2.0 U	2.0 U	NA	NA	2.0 U	NA
Bromobenzene			2.0 U	2.0 U	NA	2.0 U	2.0 U	2.0 U	2.0 U	2.0 U	NA	NA	2.0 U	NA
N-Propyl Benzene			2.0 U	2.0 U	NA	2.0 U	2.0 U	2.0 U	2.0 U	2.0 U	NA	NA	2.0 U	NA
2-Chlorotoluene			2.0 U	2.0 U	NA	2.0 U	2.0 U	2.0 U	2.0 U	2.0 U	NA	NA	2.0 U	NA
1,3,5-Trimethylbenzene			2.0 U	2.0 U	NA	2.0 U	2.0 U	2.0 U	2.0 U	2.0 U	NA	NA	2.0 U	NA
4-Chlorotoluene			2.0 U	2.0 U	NA	2.0 U	2.0 U	2.0 U	2.0 U	2.0 U	NA	NA	2.0 U	NA
T-Butyl Benzene			2.0 U	2.0 U	NA	2.0 U	2.0 U	2.0 U	2.0 U	2.0 U	NA	NA	2.0 U	NA
1,2,4-Trimethylbenzene			2.0 U	2.0 U	NA	2.0 U	2.0 U	2.0 U	2.0 U	2.0 U	NA	NA	2.0 U	NA
S-Butyl Benzene			2.0 U	2.0 U	NA	2.0 U	2.0 U	2.0 U	2.0 U	2.0 U	NA	NA	2.0 U	NA
P-Isopropyltoluene			2.0 U	2.0 U	NA	2.0 U	2.0 U	2.0 U	2.0 U	2.0 U	NA	NA	2.0 U	NA
1,3 Dichlorobenzene			2.0 U	2.0 U	NA	2.0 U	2.0 U	2.0 U	2.0 U	2.0 U	NA	NA	2.0 U	NA
1,4-Dichlorobenzene			2.0 U	2.0 U	NA	2.0 U	2.0 U	2.0 U	2.0 U	2.0 U	NA	NA	2.0 U	NA
N-Butylbenzene			2.0 U	2.0 U	NA	2.0 U	2.0 U	2.0 U	2.0 U	2.0 U	NA	NA	2.0 U	NA
1,2-Dichlorobenzene			2.0 U	2.0 U	NA	2.0 U	2.0 U	2.0 U	2.0 U	2.0 U	NA	NA	2.0 U	NA
1,2-Dibromo 3-Chloropropane			10 U	10 U	NA	10 U	10 U	10 U	10 U	10 U	NA	NA	10 U	NA
1,2,4-Trichlorobenzene			2.0 U	2.0 U	NA	2.0 U	2.0 U	2.0 U	2.0 U	2.0 U	NA	NA	2.0 U	NA
Hexachlorobutadiene			2.0 U	2.0 U	NA	2.0 U	2.0 U	2.0 U	2.0 U	2.0 U	NA	NA	2.0 U	NA
Naphthalene			2.0 U	2.0 U	NA	2.0 U	2.0 U	2.0 U	2.0 U	2.0 U	NA	NA	2.0 U	NA
1,2,3-Trichlorobenzene			2.0 U	2.0 U	NA	2.0 U	2.0 U	2.0 U	2.0 U	2.0 U	NA	NA	2.0 U	NA
VOLATILES (µg/L)														
Method EPA-8260 SIM														
Vinyl Chloride	0.2		0.020 U	0.020 U	NA	0.020 U	0.020 U	0.020 U	0.020 U	0.020 U	NA	NA	0.020 U	NA
Trichloroethene	5	0.5	0.020 U	0.020 U	NA	0.020 U	0.020 U	0.020 U	0.020 U	0.020 U	NA	NA	0.020 U	NA
SEMIVOLATILES (µg/L)														
Method EPA-8270														
Pyridine			2.0 U	2.0 U	NA	2.0 U	2.0 U	2.0 U	2.0 U	2.0 U	NA	NA	2.0 U	NA
N-Nitrosodimethylamine			2.0 U	2.0 U	NA	2.0 U	2.0 U	2.0 U	2.0 U	2.0 U	NA	NA	2.0 U	NA
Phenol			2.0 U	2.0 U	NA	2.0 U	2.0 U	2.0 U	2.0 U	2.0 U	NA	NA	2.0 U	NA
Aniline			2.0 U	2.0 U	NA	2.0 U	2.0 U	2.0 U	2.0 U	2.0 U	NA	NA	2.0 U	NA
Bis(2-Chloroethyl)Ether			2.0 U	2.0 U	NA	2.0 U	2.0 U	2.0 U	2.0 U	2.0 U	NA	NA	2.0 U	NA
2-Chlorophenol			2.0 U	2.0 U	NA	2.0 U	2.0 U	2.0 U	2.0 U	2.0 U	NA	NA	2.0 U	NA
1,3-Dichlorobenzene			2.0 U	2.0 U	NA	2.0 U	2.0 U	2.0 U	2.0 U	2.0 U	NA	NA	2.0 U	NA
1,4-Dichlorobenzene			2.0 U	2.0 U	NA	2.0 U	2.0 U	2.0 U	2.0 U	2.0 U	NA	NA	2.0 U	NA
Benzyl Alcohol			2.0 U	2.0 U	NA	2.0 U	2.0 U	2.0 U	2.0 U	2.0 U	NA	NA	2.0 U	NA
1,2-Dichlorobenzene			2.0 U	2.0 U	NA	2.0 U	2.0 U	2.0 U	2.0 U	2.0 U	NA	NA	2.0 U	NA
2-Methylphenol			2.0 U	2.0 U	NA	2.0 U	2.0 U	2.0 U	2.0 U	2.0 U	NA	NA	2.0 U	NA
Bis(2-Chloroisopropyl)Ether			2.0 U	2.0 U	NA	2.0 U	2.0 U	2.0 U	2.0 U	2.0 U	NA	NA	2.0 U	NA
3&4-Methylphenol			2.0 U	2.0 U	NA	2.0 U	2.0 U	2.0 U	2.0 U	2.0 U	NA	NA	2.0 U	NA
N-Nitroso-Di-N-Propylamine			2.0 U	2.0 U	NA	2.0 U	2.0 U	2.0 U	2.0 U	2.0 U	NA	NA	2.0 U	NA
Hexachloroethane			2.0 U	2.0 U	NA	2.0 U	2.0 U	2.0 U	2.0 U	2.0 U	NA	NA	2.0 U	NA
Nitrobenzene			2.0 U	2.0 U	NA	2.0 U	2.0 U	2.0 U	2.0 U	2.0 U	NA	NA	2.0 U	NA
Isophorone			2.0 U	2.0 U	NA	2.0 U	2.0 U	2.0 U	2.0 U	2.0 U	NA	NA	2.0 U	NA
2-Nitrophenol			2.0 U	2.0 U	NA	2.0 U	2.0 U	2.0 U	2.0 U	2.0 U	NA	NA	2.0 U	NA
2,4-Dimethylphenol		160	2.0 U	2.0 U	NA	2.0 U	2.0 U	2.0 U	2.0 U	2.0 U	NA	NA	2.0 U	NA

**TABLE A-3
GROUNDWATER ANALYTICAL RESULTS
YAKIMA MILL SITE
YAKIMA, WASHINGTON**

Location: Depth: Lab ID: Date Collected:	Screening Levels		Former Plywood Plant Parcels Initial Investigation											
	MTCA Method A	Minimum Screening Level (Groundwater as Drinking Water) Unless Otherwise Indicated	FPP-B01 17	FPP-B02 19	FPP-B03 17	FPP-B04 15	FPP-B05 18	FPP-B07 17	FPP-B08 17	FPP-B09 18	FPP-B11 18	FPP-B12 18	FPP-B13 13	FPP-B15 18
	Cleanup Levels for Groundwater		EV13060128-53 06/18/2013	EV13060104-04 06/19/2013	EV13060128-60 06/18/2013	EV13060128-56 06/18/2013	EV13060104-07 06/19/2013	EV13060104-06 06/19/2013	EV13060128-52 06/18/2013	EV13060104-05 06/19/2013	EV13060128-55 06/18/2013	EV13060104-02 06/17/2013	EV13060104-02 06/17/2013	EV13060104-01 06/17/2013
Benzoic Acid			10 U	10 U	NA	10 U	10 U	10 U	10 U	10 U	NA	NA	10 U	NA
Bis(2-Chloroethoxy)Methane			2.0 U	2.0 U	NA	2.0 U	2.0 U	2.0 U	2.0 U	2.0 U	NA	NA	2.0 U	NA
2,4-Dichlorophenol			2.0 U	2.0 U	NA	2.0 U	2.0 U	2.0 U	2.0 U	2.0 U	NA	NA	2.0 U	NA
1,2,4-Trichlorobenzene			2.0 U	2.0 U	NA	2.0 U	2.0 U	2.0 U	2.0 U	2.0 U	NA	NA	2.0 U	NA
Naphthalene			2.0 U	2.0 U	NA	2.0 U	2.0 U	2.0 U	2.0 U	2.0 U	NA	NA	2.0 U	NA
4-Chloroaniline			2.0 U	2.0 U	NA	2.0 U	2.0 U	2.0 U	2.0 U	2.0 U	NA	NA	2.0 U	NA
2,6-Dichlorophenol			2.0 U	2.0 U	NA	2.0 U	2.0 U	2.0 U	2.0 U	2.0 U	NA	NA	2.0 U	NA
Hexachlorobutadiene			2.0 U	2.0 U	NA	2.0 U	2.0 U	2.0 U	2.0 U	2.0 U	NA	NA	2.0 U	NA
4-Chloro-3-Methylphenol			2.0 UJ	2.0 UJ	NA	2.0 UJ	2.0 UJ	2.0 UJ	2.0 UJ	2.0 UJ	NA	NA	2.0 UJ	NA
2-Methylnaphthalene			2.0 U	2.0 U	NA	2.0 U	2.0 U	2.0 U	2.0 U	2.0 U	NA	NA	2.0 U	NA
1-Methylnaphthalene			2.0 U	2.0 U	NA	2.0 U	2.0 U	2.0 U	2.0 U	2.0 U	NA	NA	2.0 U	NA
Hexachlorocyclopentadiene			2.0 U	2.0 U	NA	2.0 U	2.0 U	2.0 U	2.0 U	2.0 U	NA	NA	2.0 U	NA
2,4,6-Trichlorophenol			2.0 U	2.0 U	NA	2.0 U	2.0 U	2.0 U	2.0 U	2.0 U	NA	NA	2.0 U	NA
2,4,5-Trichlorophenol			2.0 U	2.0 U	NA	2.0 U	2.0 U	2.0 U	2.0 U	2.0 U	NA	NA	2.0 U	NA
2-Chloronaphthalene			2.0 U	2.0 U	NA	2.0 U	2.0 U	2.0 U	2.0 U	2.0 U	NA	NA	2.0 U	NA
2-Nitroaniline			2.0 U	2.0 U	NA	2.0 U	2.0 U	2.0 U	2.0 U	2.0 U	NA	NA	2.0 U	NA
Acenaphthylene			2.0 U	2.0 U	NA	2.0 U	2.0 U	2.0 U	2.0 U	2.0 U	NA	NA	2.0 U	NA
Dimethylphthalate			2.0 U	2.0 U	NA	2.0 U	2.0 U	2.0 U	2.0 U	2.0 U	NA	NA	2.0 U	NA
2,6-Dinitrotoluene			2.0 U	2.0 U	NA	2.0 U	2.0 U	2.0 U	2.0 U	2.0 U	NA	NA	2.0 U	NA
Acenaphthene			2.0 U	2.0 U	NA	2.0 U	2.0 U	2.0 U	2.0 U	2.0 U	NA	NA	2.0 U	NA
3-Nitroaniline			5.0 U	5.0 U	NA	5.0 U	5.0 U	5.0 U	5.0 U	5.0 U	NA	NA	5.0 U	NA
2,4-Dinitrophenol			10 U	10 U	NA	10 U	10 U	10 U	10 U	10 U	NA	NA	10 U	NA
4-Nitrophenol			2.0 U	2.0 U	NA	2.0 U	2.0 U	2.0 U	2.0 U	2.0 U	NA	NA	2.0 U	NA
Dibenzofuran			2.0 U	2.0 U	NA	2.0 U	2.0 U	2.0 U	2.0 U	2.0 U	NA	NA	2.0 U	NA
2,4-Dinitrotoluene			2.0 U	2.0 U	NA	2.0 U	2.0 U	2.0 U	2.0 U	2.0 U	NA	NA	2.0 U	NA
2,3,4,6-Tetrachlorophenol			2.0 U	2.0 U	NA	2.0 U	2.0 U	2.0 U	2.0 U	2.0 U	NA	NA	2.0 U	NA
Diethylphthalate			2.0 U	2.0 U	NA	2.0 U	2.0 U	2.0 U	2.0 U	2.0 U	NA	NA	2.0 U	NA
Fluorene			2.0 U	2.0 U	NA	2.0 U	2.0 U	2.0 U	2.0 U	2.0 U	NA	NA	2.0 U	NA
4-Chlorophenyl-Phenylether			2.0 U	2.0 U	NA	2.0 U	2.0 U	2.0 U	2.0 U	2.0 U	NA	NA	2.0 U	NA
4-Nitroaniline			2.0 U	2.0 U	NA	2.0 U	2.0 U	2.0 U	2.0 U	2.0 U	NA	NA	2.0 U	NA
4,6-Dinitro-2-Methylphenol			2.0 U	2.0 U	NA	2.0 U	2.0 U	2.0 U	2.0 U	2.0 U	NA	NA	2.0 U	NA
N-Nitrosodiphenylamine			2.0 U	2.0 U	NA	2.0 U	2.0 U	2.0 U	2.0 U	2.0 U	NA	NA	2.0 U	NA
Azobenzene			2.0 U	2.0 U	NA	2.0 U	2.0 U	2.0 U	2.0 U	2.0 U	NA	NA	2.0 U	NA
4-Bromophenyl-Phenylether			2.0 U	2.0 U	NA	2.0 U	2.0 U	2.0 U	2.0 U	2.0 U	NA	NA	2.0 U	NA
Hexachlorobenzene			2.0 U	2.0 U	NA	2.0 U	2.0 U	2.0 U	2.0 U	2.0 U	NA	NA	2.0 U	NA
Pentachlorophenol			5.0 U	5.0 U	NA	5.0 U	5.0 U	5.0 U	5.0 U	5.0 U	NA	NA	5.0 U	NA
Phenanthrene			2.0 U	2.0 U	NA	2.0 U	2.0 U	2.0 U	2.0 U	2.0 U	NA	NA	2.0 U	NA
Anthracene			2.0 U	2.0 U	NA	2.0 U	2.0 U	2.0 U	2.0 U	2.0 U	NA	NA	2.0 U	NA
Carbazole			2.0 U	2.0 U	NA	2.0 U	2.0 U	2.0 U	2.0 U	2.0 U	NA	NA	2.0 U	NA
Di-N-Butylphthalate			2.0 U	2.0 U	NA	2.0 U	2.0 U	2.0 U	2.0 U	2.0 U	NA	NA	2.0 U	NA
Fluoranthene			2.0 U	2.0 U	NA	2.0 U	2.0 U	2.0 U	2.0 U	2.0 U	NA	NA	2.0 U	NA
Pyrene			2.0 U	2.0 U	NA	2.0 U	2.0 U	2.0 U	2.0 U	2.0 U	NA	NA	2.0 U	NA
Butylbenzylphthalate			2.0 U	2.0 U	NA	2.0 U	2.0 U	2.0 U	2.0 U	2.0 U	NA	NA	2.0 U	NA
3,3-Dichlorobenzidine			2.0 U	2.0 U	NA	2.0 U	2.0 U	2.0 U	2.0 U	2.0 U	NA	NA	2.0 U	NA
Benzo[A]Anthracene			2.0 U	2.0 U	NA	2.0 U	2.0 U	2.0 U	2.0 U	2.0 U	NA	NA	2.0 U	NA
Chrysene			2.0 U	2.0 U	NA	2.0 U	2.0 U	2.0 U	2.0 U	2.0 U	NA	NA	2.0 U	NA
Bis(2-Ethylhexyl)Phthalate		6.0	2.0 U	2.0 U	NA	2.0 U	5.5	2.0 U	2.0 U	2.1	NA	NA	2.0 U	NA
Di-N-Octylphthalate			2.0 U	2.0 U	NA	2.0 U	2.0 U	2.0 U	2.0 U	2.0 U	NA	NA	2.0 U	NA
Benzo[B]Fluoranthene			2.0 U	2.0 U	NA	2.0 U	2.0 U	2.0 U	2.0 U	2.0 U	NA	NA	2.0 U	NA
Benzo[K]Fluoranthene			2.0 U	2.0 U	NA	2.0 U	2.0 U	2.0 U	2.0 U	2.0 U	NA	NA	2.0 U	NA
Benzo[A]Pyrene			2.0 U	2.0 U	NA	2.0 U	2.0 U	2.0 U	2.0 U	2.0 U	NA	NA	2.0 U	NA
Indeno[1,2,3-Cd]Pyrene			2.0 U	2.0 U	NA	2.0 U	2.0 U	2.0 U	2.0 U	2.0 U	NA	NA	2.0 U	NA
Dibenz[A,H]Anthracene			2.0 U	2.0 U	NA	2.0 U	2.0 U	2.0 U	2.0 U	2.0 U	NA	NA	2.0 U	NA
Benzo[G,H,I]Perylene			2.0 U	2.0 U	NA	2.0 U	2.0 U	2.0 U	2.0 U	2.0 U	NA	NA	2.0 U	NA

**TABLE A-3
GROUNDWATER ANALYTICAL RESULTS
YAKIMA MILL SITE
YAKIMA, WASHINGTON**

Location: Depth: Lab ID: Date Collected:	Screening Levels		Former Plywood Plant Parcels Initial Investigation											
	MTCA Method A Cleanup Levels for Groundwater	Minimum Screening Level (Groundwater as Drinking Water) Unless Otherwise Indicated	FPP-B01 17 EV13060128-53 06/18/2013	FPP-B02 19 EV13060104-04 06/19/2013	FPP-B03 17 EV13060128-60 06/18/2013	FPP-B04 15 EV13060128-56 06/18/2013	FPP-B05 18 EV13060104-07 06/19/2013	FPP-B07 17 EV13060104-06 06/19/2013	FPP-B08 17 EV13060128-52 06/18/2013	FPP-B09 18 EV13060104-05 06/19/2013	FPP-B11 18 EV13060128-55 06/18/2013	FPP-B12 18 EV13060104-03 06/17/2013	FPP-B13 13 EV13060104-02 06/17/2013	FPP-B15 18 EV13060104-01 06/17/2013
PAHs (µg/L) Method EPA-8270 SIM														
Naphthalene			NA	NA	NA	NA	NA	NA	NA	NA	NA	NA	NA	NA
2-Methylnaphthalene			NA	NA	NA	NA	NA	NA	NA	NA	NA	NA	NA	NA
1-Methylnaphthalene			NA	NA	NA	NA	NA	NA	NA	NA	NA	NA	NA	NA
Total Naphthalenes			NA	NA	NA	NA	NA	NA	NA	NA	NA	NA	NA	NA
Acenaphthylene			NA	NA	NA	NA	NA	NA	NA	NA	NA	NA	NA	NA
Acenaphthene			NA	NA	NA	NA	NA	NA	NA	NA	NA	NA	NA	NA
Fluorene			NA	NA	NA	NA	NA	NA	NA	NA	NA	NA	NA	NA
Phenanthrene			NA	NA	NA	NA	NA	NA	NA	NA	NA	NA	NA	NA
Anthracene			NA	NA	NA	NA	NA	NA	NA	NA	NA	NA	NA	NA
Fluoranthene			NA	NA	NA	NA	NA	NA	NA	NA	NA	NA	NA	NA
Pyrene			NA	NA	NA	NA	NA	NA	NA	NA	NA	NA	NA	NA
Benzo[A]Anthracene			NA	NA	NA	NA	NA	NA	NA	NA	NA	NA	NA	NA
Chrysene			NA	NA	NA	NA	NA	NA	NA	NA	NA	NA	NA	NA
Benzo[B]Fluoranthene			NA	NA	NA	NA	NA	NA	NA	NA	NA	NA	NA	NA
Benzo[K]Fluoranthene			NA	NA	NA	NA	NA	NA	NA	NA	NA	NA	NA	NA
Benzo[A]Pyrene			NA	NA	NA	NA	NA	NA	NA	NA	NA	NA	NA	NA
Indeno[1,2,3-Cd]Pyrene			NA	NA	NA	NA	NA	NA	NA	NA	NA	NA	NA	NA
Dibenz[A,H]Anthracene			NA	NA	NA	NA	NA	NA	NA	NA	NA	NA	NA	NA
Benzo[G,H,I]Perylene			NA	NA	NA	NA	NA	NA	NA	NA	NA	NA	NA	NA
cPAH TEQ			NA	NA	NA	NA	NA	NA	NA	NA	NA	NA	NA	NA
PCBs (µg/L) Method EPA-8082														
PCB-1016			NA	NA	NA	NA	NA	NA	NA	NA	NA	NA	NA	NA
PCB-1268			NA	NA	NA	NA	NA	NA	NA	NA	NA	NA	NA	NA
PCB-1221			NA	NA	NA	NA	NA	NA	NA	NA	NA	NA	NA	NA
PCB-1232			NA	NA	NA	NA	NA	NA	NA	NA	NA	NA	NA	NA
PCB-1242			NA	NA	NA	NA	NA	NA	NA	NA	NA	NA	NA	NA
PCB-1248			NA	NA	NA	NA	NA	NA	NA	NA	NA	NA	NA	NA
PCB-1254			NA	NA	NA	NA	NA	NA	NA	NA	NA	NA	NA	NA
PCB-1260			NA	NA	NA	NA	NA	NA	NA	NA	NA	NA	NA	NA
Total PCBs	0.1		NA	NA	NA	NA	NA	NA	NA	NA	NA	NA	NA	NA
CONVENTIONALS (mg/L)														
Total Dissolved Solids (SM2540C)			NA	NA	NA	NA	NA	NA	NA	NA	NA	NA	NA	NA
Total Organic Carbon (SM5310C)			NA	NA	NA	NA	NA	NA	NA	NA	NA	NA	NA	NA
FIELD PARAMETERS														
pH		6.5-8.5	6.49	5.73	6.78	6.30	6.00	5.86	6.03	6.71	6.13	5.79	6.15	6.76

**TABLE A-3
GROUNDWATER ANALYTICAL RESULTS
YAKIMA MILL SITE
YAKIMA, WASHINGTON**

Location: Depth: Lab ID: Date Collected:	Screening Levels		Former Plywood Plant Parcels Initial Investigation						Former Plywood Plant Parcels Supplemental Investigation					
	MTCA Method A Cleanup Levels for Groundwater	Minimum Screening Level (Groundwater as Drinking Water) Unless Otherwise Indicated	FPP-B17 17	FPP-B19 17	FPP-B20 11	FPP-B24 16	MW-9A-01	MW-12-01	FPP-B25 18.5	FPP-B26 19.5	FPP-B27 16	FPP-B28 19	FPP-B29b 19	FPP-B31 19
			EV13060128-58 06/21/2013	EV13060128-49 06/19/2013	EV13060128-51 06/20/2013	EV13060128-50 06/20/2013	EV13060119-02 06/20/2013	EV13060119-01 06/20/2013	EV13080134-64 08/21/2013	EV13080134-63 08/21/2013	EV13080134-62 08/21/2013	EV13080134-72 08/23/2013	EV13080134-73 08/23/2013	EV13080134-66 08/22/2013
DISSOLVED METALS (µg/L) EPA Methods 200.8/7196/7470														
Arsenic (a)	5	0.15 (c)	1.0 U	NA	2.7	1.0 U	1.0	1.3	1.0 U	1.1	35	1.0 U	3.6	1.9
Cadmium	5	5	1.0 U	NA	1.0 U	1.0 U	1.0 U	1.0 U	1.0 U	1.0 U	5.0 U	1.0 U	1.0 U	1.0 U
Chromium	50		2.0 U	NA	2.0 U	2.0 U	2.0 U	2.0 U	2.0 U	2.0 U	10 U	2.0 U	2.0 U	2.0 U
Chromium (VI)		48	NA	NA	NA	NA	10 U	10 U	NA	NA	NA	NA	NA	NA
Iron		300	1200	NA	21,000	84	50 U	16,000	9700	18,000	580	24,000	23,000	14,000
Lead	15	15	1.0 U	NA	1.0 U	1.0 U	1.0 U	1.0 U	1.0 U	1.0 U	9.2	1.0 U	1.0 U	1.0 U
Manganese		50	1800	NA	4700	700	2.1	2400	1100	1600	90	2300	6100	1600
Mercury	2		0.20 U	NA	0.20 U	0.20 U	0.20 U	0.20 U	0.20 U	0.20 U	0.20 U	0.20 U	0.20 U	0.20 U
Sodium		20,000	47,000	NA	130,000	53,000	11,000	45,000	18,000	23,000	1,500,000	68,000	110,000	20,000
TOTAL METALS (µg/L) EPA Methods 200.8/7196/7470														
Arsenic (a)	5	0.15 (c)	NA	NA	NA	NA	1.0	1.3	NA	NA	NA	NA	NA	NA
Cadmium	5	5	NA	NA	NA	NA	1.0 U	1.0 U	NA	NA	NA	NA	NA	NA
Chromium	50		NA	NA	NA	NA	2.0 U	2.0 U	NA	NA	NA	NA	NA	NA
Chromium (VI)		48	NA	NA	NA	NA	10 U	10 U	NA	NA	NA	NA	NA	NA
Iron		300	NA	NA	NA	NA	50 U	18,000	NA	NA	NA	NA	NA	NA
Lead	15	15	NA	NA	NA	NA	1.0 U	1.0 U	NA	NA	NA	NA	NA	NA
Manganese		50	NA	NA	NA	NA	2.0 U	2200	NA	NA	NA	NA	NA	NA
Mercury	2		NA	NA	NA	NA	0.20 U	0.20 U	NA	NA	NA	NA	NA	NA
Sodium		20,000	NA	NA	NA	NA	11,000	45,000	NA	NA	NA	NA	NA	NA
TOTAL PETROLEUM HYDROCARBONS (µg/L) NWTPH-DX														
TPH-Diesel Range	500		130 U	NA	130 U	130 U	130 U	130 U	130 U	150	1300 U	470	2000 J	130 U
TPH-Oil Range	500		650	NA	250 U	760	250 U	250 U	250 U	270	47,000	470	1900	250 U
NWTPH-GX														
TPH-Gasoline Range	1000 (b)		50 U	50 U	50 U	50 U	50 U	50 U	NA	NA	NA	NA	NA	NA
VOLATILES (µg/L) Method EPA-8260														
Dichlorodifluoromethane			2.0 U	2.0 U	2.0 U	2.0 U	2.0 U	2.0 U	NA	NA	NA	NA	NA	NA
Chloromethane			2.0 U	2.0 U	2.0 U	2.0 U	2.0 U	2.0 U	NA	NA	NA	NA	NA	NA
Bromomethane			2.0 U	2.0 U	2.0 U	2.0 U	2.0 U	2.0 U	NA	NA	NA	NA	NA	NA
Chloroethane			2.0 U	2.0 U	2.0 U	2.0 U	2.0 U	2.0 U	NA	NA	NA	NA	NA	NA
Carbon Tetrachloride			2.0 U	2.0 U	2.0 U	2.0 U	2.0 U	2.0 U	NA	NA	NA	NA	NA	NA
Trichlorofluoromethane			2.0 U	2.0 U	2.0 U	2.0 U	2.0 U	2.0 U	NA	NA	NA	NA	NA	NA
Carbon Disulfide			2.0 U	2.0 U	2.0 U	2.0 U	2.0 U	2.0 U	NA	NA	NA	NA	NA	NA
Acetone			25 U	25 U	25 U	25 U	25 U	25 U	NA	NA	NA	NA	NA	NA
1,1-Dichloroethene			2.0 U	2.0 U	2.0 U	2.0 U	2.0 U	2.0 U	NA	NA	NA	NA	NA	NA
Methylene Chloride	5		5.0 U	5.0 U	5.0 U	5.0 U	5.0 U	5.0 U	NA	NA	NA	NA	NA	NA
Acrylonitrile			10 U	10 U	10 U	10 U	10 U	10 U	NA	NA	NA	NA	NA	NA
Methyl T-Butyl Ether			2.0 U	2.0 U	2.0 U	2.0 U	2.0 U	2.0 U	NA	NA	NA	NA	NA	NA
Trans-1,2-Dichloroethene			2.0 U	2.0 U	2.0 U	2.0 U	2.0 U	2.0 U	NA	NA	NA	NA	NA	NA
1,1-Dichloroethane	5		2.0 U	2.0 U	2.0 U	2.0 U	2.0 U	2.0 U	NA	NA	NA	NA	NA	NA
2-Butanone			10 U	10 U	10 U	10 U	10 U	10 U	NA	NA	NA	NA	NA	NA
Cis-1,2-Dichloroethene			2.0 U	2.0 U	2.0 U	2.0 U	2.0 U	2.0 U	NA	NA	NA	NA	NA	NA
2,2-Dichloropropane			2.0 U	2.0 U	2.0 U	2.0 U	2.0 U	2.0 U	NA	NA	NA	NA	NA	NA
Bromochloromethane			2.0 U	2.0 U	2.0 U	2.0 U	2.0 U	2.0 U	NA	NA	NA	NA	NA	NA
Chloroform		80	2.0 U	2.0 U	2.0 U	2.0 U	3.9	2.0 U	NA	NA	NA	NA	NA	NA
1,1,1-Trichloroethane	200		2.0 U	2.0 U	2.0 U	2.0 U	2.0 U	2.0 U	NA	NA	NA	NA	NA	NA
1,1-Dichloropropene			2.0 U	2.0 U	2.0 U	2.0 U	2.0 U	2.0 U	NA	NA	NA	NA	NA	NA
1,2-Dichloroethane	5		2.0 U	2.0 U	2.0 U	2.0 U	2.0 U	2.0 U	NA	NA	NA	NA	NA	NA
Benzene	5		2.0 U	2.0 U	2.0 U	2.0 U	2.0 U	2.0 U	NA	NA	NA	NA	NA	NA
1,2-Dichloropropane			2.0 U	2.0 U	2.0 U	2.0 U	2.0 U	2.0 U	NA	NA	NA	NA	NA	NA
Dibromomethane			2.0 U	2.0 U	2.0 U	2.0 U	2.0 U	2.0 U	NA	NA	NA	NA	NA	NA
Bromodichloromethane			2.0 U	2.0 U	2.0 U	2.0 U	2.0 U	2.0 U	NA	NA	NA	NA	NA	NA
Trans-1,3-Dichloropropene			2.0 U	2.0 U	2.0 U	2.0 U	2.0 U	2.0 U	NA	NA	NA	NA	NA	NA
4-Methyl-2-Pentanone			10 U	10 U	10 U	10 U	10 U	10 U	NA	NA	NA	NA	NA	NA

**TABLE A-3
GROUNDWATER ANALYTICAL RESULTS
YAKIMA MILL SITE
YAKIMA, WASHINGTON**

Location: Depth: Lab ID: Date Collected:	Screening Levels		Former Plywood Plant Parcels Initial Investigation						Former Plywood Plant Parcels Supplemental Investigation					
	MTCA Method A Cleanup Levels for Groundwater	Minimum Screening Level (Groundwater as Drinking Water) Unless Otherwise Indicated	FPP-B17 17 EV13060128-58 06/21/2013	FPP-B19 17 EV13060128-49 06/19/2013	FPP-B20 11 EV13060128-51 06/20/2013	FPP-B24 16 EV13060128-50 06/20/2013	MW-9A-01 EV13060119-02 06/20/2013	MW-12-01 EV13060119-01 06/20/2013	FPP-B25 18.5 EV13080134-64 08/21/2013	FPP-B26 19.5 EV13080134-63 08/21/2013	FPP-B27 16 EV13080134-62 08/21/2013	FPP-B28 19 EV13080134-72 08/23/2013	FPP-B29b 19 EV13080134-73 08/23/2013	FPP-B31 19 EV13080134-66 08/22/2013
Toluene	1000		2.0 U	2.0 U	2.0 U	2.0 U	2.0 U	2.0 U	NA	NA	NA	NA	NA	NA
Cis-1,3-Dichloropropene			2.0 U	2.0 U	2.0 U	2.0 U	2.0 U	2.0 U	NA	NA	NA	NA	NA	NA
1,1,2-Trichloroethane			2.0 U	2.0 U	2.0 U	2.0 U	2.0 U	2.0 U	NA	NA	NA	NA	NA	NA
2-Hexanone			10 U	10 U	10 U	10 U	10 U	10 U	NA	NA	NA	NA	NA	NA
1,3-Dichloropropane			2.0 U	2.0 U	2.0 U	2.0 U	2.0 U	2.0 U	NA	NA	NA	NA	NA	NA
Tetrachloroethylene	5		2.0 U	2.0 U	2.0 U	2.0 U	2.0 U	2.0 U	NA	NA	NA	NA	NA	NA
Dibromochloromethane	10		2.0 U	2.0 U	2.0 U	2.0 U	2.0 U	2.0 U	NA	NA	NA	NA	NA	NA
1,2-Dibromoethane	0.01		0.010 U	0.010 U	0.010 U	0.010 U	0.010 U	0.010 U	NA	NA	NA	NA	NA	NA
Chlorobenzene			2.0 U	2.0 U	2.0 U	2.0 U	2.0 U	2.0 U	NA	NA	NA	NA	NA	NA
1,1,1,2-Tetrachloroethane			2.0 U	2.0 U	2.0 U	2.0 U	2.0 U	2.0 U	NA	NA	NA	NA	NA	NA
Ethylbenzene	700		2.0 U	2.0 U	2.0 U	2.0 U	2.0 U	2.0 U	NA	NA	NA	NA	NA	NA
m,p-Xylene	1000 (d)		4.0 U	4.0 U	4.0 U	4.0 U	4.0 U	4.0 U	NA	NA	NA	NA	NA	NA
Styrene			2.0 U	2.0 U	2.0 U	2.0 U	2.0 U	2.0 U	NA	NA	NA	NA	NA	NA
o-Xylene	1000 (d)		2.0 U	2.0 U	2.0 U	2.0 U	2.0 U	2.0 U	NA	NA	NA	NA	NA	NA
Bromoform			2.0 U	2.0 U	2.0 U	2.0 U	2.0 U	2.0 U	NA	NA	NA	NA	NA	NA
Isopropylbenzene			2.0 U	2.0 U	2.0 U	2.0 U	2.0 U	2.0 U	NA	NA	NA	NA	NA	NA
1,1,2,2-Tetrachloroethane			2.0 U	2.0 U	2.0 U	2.0 U	2.0 U	2.0 U	NA	NA	NA	NA	NA	NA
1,2,3-Trichloropropane			2.0 U	2.0 U	2.0 U	2.0 U	2.0 U	2.0 U	NA	NA	NA	NA	NA	NA
Bromobenzene			2.0 U	2.0 U	2.0 U	2.0 U	2.0 U	2.0 U	NA	NA	NA	NA	NA	NA
N-Propyl Benzene			2.0 U	2.0 U	2.0 U	2.0 U	2.0 U	2.0 U	NA	NA	NA	NA	NA	NA
2-Chlorotoluene			2.0 U	2.0 U	2.0 U	2.0 U	2.0 U	2.0 U	NA	NA	NA	NA	NA	NA
1,3,5-Trimethylbenzene			2.0 U	2.0 U	2.0 U	2.0 U	2.0 U	2.0 U	NA	NA	NA	NA	NA	NA
4-Chlorotoluene			2.0 U	2.0 U	2.0 U	2.0 U	2.0 U	2.0 U	NA	NA	NA	NA	NA	NA
T-Butyl Benzene			2.0 U	2.0 U	2.0 U	2.0 U	2.0 U	2.0 U	NA	NA	NA	NA	NA	NA
1,2,4-Trimethylbenzene			2.0 U	2.0 U	2.0 U	2.0 U	2.0 U	2.0 U	NA	NA	NA	NA	NA	NA
S-Butyl Benzene			2.0 U	2.0 U	2.0 U	2.0 U	2.0 U	2.0 U	NA	NA	NA	NA	NA	NA
P-Isopropyltoluene			2.0 U	2.0 U	2.0 U	2.0 U	2.0 U	2.0 U	NA	NA	NA	NA	NA	NA
1,3 Dichlorobenzene			2.0 U	2.0 U	2.0 U	2.0 U	2.0 U	2.0 U	NA	NA	NA	NA	NA	NA
1,4-Dichlorobenzene			2.0 U	2.0 U	2.0 U	2.0 U	2.0 U	2.0 U	NA	NA	NA	NA	NA	NA
N-Butylbenzene			2.0 U	2.0 U	2.0 U	2.0 U	2.0 U	2.0 U	NA	NA	NA	NA	NA	NA
1,2-Dichlorobenzene			2.0 U	2.0 U	2.0 U	2.0 U	2.0 U	2.0 U	NA	NA	NA	NA	NA	NA
1,2-Dibromo 3-Chloropropane			10 U	10 U	10 U	10 U	10 U	10 U	NA	NA	NA	NA	NA	NA
1,2,4-Trichlorobenzene			2.0 U	2.0 U	2.0 U	2.0 U	2.0 U	2.0 U	NA	NA	NA	NA	NA	NA
Hexachlorobutadiene			2.0 U	2.0 U	2.0 U	2.0 U	2.0 U	2.0 U	NA	NA	NA	NA	NA	NA
Naphthalene			2.0 U	2.0 U	2.0 U	2.0 U	2.0 U	2.0 U	NA	NA	NA	NA	NA	NA
1,2,3-Trichlorobenzene			2.0 U	2.0 U	2.0 U	2.0 U	2.0 U	2.0 U	NA	NA	NA	NA	NA	NA
VOLATILES (µg/L)														
Method EPA-8260 SIM														
Vinyl Chloride	0.2		0.020 U	0.020 U	0.020 U	0.020 U	0.020 U	0.020 U	NA	NA	NA	NA	NA	NA
Trichloroethene	5	0.5	0.020 U	0.020 U	0.020 U	0.020 U	1.2	1.9	NA	NA	NA	NA	NA	NA
SEMIVOLATILES (µg/L)														
Method EPA-8270														
Pyridine			2.0 U	NA	2.0 U	2.0 U	2.0 U	2.0 U	NA	NA	NA	NA	NA	NA
N-Nitrosodimethylamine			2.0 U	NA	2.0 U	2.0 U	2.0 U	2.0 U	NA	NA	NA	NA	NA	NA
Phenol			2.0 U	NA	2.0 U	2.0 U	2.0 U	2.0 U	NA	NA	NA	NA	NA	NA
Aniline			2.0 U	NA	2.0 U	2.0 U	2.0 U	2.0 U	NA	NA	NA	NA	NA	NA
Bis(2-Chloroethyl)Ether			2.0 U	NA	2.0 U	2.0 U	2.0 U	2.0 U	NA	NA	NA	NA	NA	NA
2-Chlorophenol			2.0 U	NA	2.0 U	2.0 U	2.0 U	2.0 U	NA	NA	NA	NA	NA	NA
1,3-Dichlorobenzene			2.0 U	NA	2.0 U	2.0 U	2.0 U	2.0 U	NA	NA	NA	NA	NA	NA
1,4-Dichlorobenzene			2.0 U	NA	2.0 U	2.0 U	2.0 U	2.0 U	NA	NA	NA	NA	NA	NA
Benzyl Alcohol			2.0 U	NA	2.0 U	2.0 U	2.0 U	2.0 U	NA	NA	NA	NA	NA	NA
1,2-Dichlorobenzene			2.0 U	NA	2.0 U	2.0 U	2.0 U	2.0 U	NA	NA	NA	NA	NA	NA
2-Methylphenol			2.0 U	NA	2.0 U	2.0 U	2.0 U	2.0 U	NA	NA	NA	NA	NA	NA
Bis(2-Chloroisopropyl)Ether			2.0 U	NA	2.0 U	2.0 U	2.0 U	2.0 U	NA	NA	NA	NA	NA	NA
3&4-Methylphenol			2.0 U	NA	2.0 U	2.0 U	2.0 U	2.0 U	NA	NA	NA	NA	NA	NA
N-Nitroso-Di-N-Propylamine			2.0 U	NA	2.0 U	2.0 U	2.0 U	2.0 U	NA	NA	NA	NA	NA	NA
Hexachloroethane			2.0 U	NA	2.0 U	2.0 U	2.0 U	2.0 U	NA	NA	NA	NA	NA	NA
Nitrobenzene			2.0 U	NA	2.0 U	2.0 U	2.0 U	2.0 U	NA	NA	NA	NA	NA	NA
Isophorone			2.0 U	NA	2.0 U	2.0 U	2.0 U	2.0 U	NA	NA	NA	NA	NA	NA
2-Nitrophenol			2.0 U	NA	2.0 U	2.0 U	2.0 U	2.0 U	NA	NA	NA	NA	NA	NA
2,4-Dimethylphenol		160	2.0 U	NA	2.0 U	8.1	2.0 U	2.0 U	NA	NA	NA	NA	NA	NA

TABLE A-3
GROUNDWATER ANALYTICAL RESULTS
YAKIMA MILL SITE
YAKIMA, WASHINGTON

Location: Depth: Lab ID: Date Collected:	Screening Levels		Former Plywood Plant Parcels Initial Investigation						Former Plywood Plant Parcels Supplemental Investigation					
	MTCA Method A Cleanup Levels for Groundwater	Minimum Screening Level (Groundwater as Drinking Water) Unless Otherwise Indicated	FPP-B17	FPP-B19	FPP-B20	FPP-B24	MW-9A-01	MW-12-01	FPP-B25	FPP-B26	FPP-B27	FPP-B28	FPP-B29b	FPP-B31
			17 EV13060128-58 06/21/2013	17 EV13060128-49 06/19/2013	11 EV13060128-51 06/20/2013	16 EV13060128-50 06/20/2013	EV13060119-02 06/20/2013	EV13060119-01 06/20/2013	18.5 EV13080134-64 08/21/2013	19.5 EV13080134-63 08/21/2013	16 EV13080134-62 08/21/2013	19 EV13080134-72 08/23/2013	19 EV13080134-73 08/23/2013	19 EV13080134-66 08/22/2013
Benzoic Acid			10 U	NA	10 U	10 U	10 U	10 U	NA	NA	NA	NA	NA	
Bis(2-Chloroethoxy)Methane			2.0 U	NA	2.0 U	2.0 U	2.0 U	2.0 U	NA	NA	NA	NA	NA	
2,4-Dichlorophenol			2.0 U	NA	2.0 U	2.0 U	2.0 U	2.0 U	NA	NA	NA	NA	NA	
1,2,4-Trichlorobenzene			2.0 U	NA	2.0 U	2.0 U	2.0 U	2.0 U	NA	NA	NA	NA	NA	
Naphthalene			2.0 U	NA	2.0 U	2.0 U	NA	NA	NA	NA	NA	NA	NA	
4-Chloroaniline			2.0 U	NA	2.0 U	2.0 U	2.0 U	2.0 U	NA	NA	NA	NA	NA	
2,6-Dichlorophenol			2.0 U	NA	2.0 U	2.0 U	2.0 U	2.0 U	NA	NA	NA	NA	NA	
Hexachlorobutadiene			2.0 U	NA	2.0 U	2.0 U	2.0 U	2.0 U	NA	NA	NA	NA	NA	
4-Chloro-3-Methylphenol			2.0 UJ	NA	2.0 UJ	2.0 UJ	2.0 UJ	2.0 UJ	NA	NA	NA	NA	NA	
2-Methylnaphthalene			2.0 U	NA	2.0 U	2.0 U	NA	NA	NA	NA	NA	NA	NA	
1-Methylnaphthalene			2.0 U	NA	2.0 U	2.0 U	NA	NA	NA	NA	NA	NA	NA	
Hexachlorocyclopentadiene			2.0 U	NA	2.0 U	2.0 U	2.0 U	2.0 U	NA	NA	NA	NA	NA	
2,4,6-Trichlorophenol			2.0 U	NA	2.0 U	2.0 U	2.0 U	2.0 U	NA	NA	NA	NA	NA	
2,4,5-Trichlorophenol			2.0 U	NA	2.0 U	2.0 U	2.0 U	2.0 U	NA	NA	NA	NA	NA	
2-Chloronaphthalene			2.0 U	NA	2.0 U	2.0 U	2.0 U	2.0 U	NA	NA	NA	NA	NA	
2-Nitroaniline			2.0 U	NA	2.0 U	2.0 U	2.0 U	2.0 U	NA	NA	NA	NA	NA	
Acenaphthylene			2.0 U	NA	2.0 U	2.0 U	NA	NA	NA	NA	NA	NA	NA	
Dimethylphthalate			2.0 U	NA	2.0 U	2.0 U	2.0 U	2.0 U	NA	NA	NA	NA	NA	
2,6-Dinitrotoluene			2.0 U	NA	2.0 U	2.0 U	2.0 U	2.0 U	NA	NA	NA	NA	NA	
Acenaphthene			2.0 U	NA	2.0 U	2.0 U	NA	NA	NA	NA	NA	NA	NA	
3-Nitroaniline			5.0 U	NA	5.0 U	5.0 U	5.0 U	5.0 U	NA	NA	NA	NA	NA	
2,4-Dinitrophenol			10 U	NA	10 U	10 U	10 U	10 U	NA	NA	NA	NA	NA	
4-Nitrophenol			2.0 U	NA	2.0 U	2.0 U	2.0 U	2.0 U	NA	NA	NA	NA	NA	
Dibenzofuran			2.0 U	NA	2.0 U	2.0 U	2.0 U	2.0 U	NA	NA	NA	NA	NA	
2,4-Dinitrotoluene			2.0 U	NA	2.0 U	2.0 U	2.0 U	2.0 U	NA	NA	NA	NA	NA	
2,3,4,6-Tetrachlorophenol			2.0 U	NA	2.0 U	2.0 U	2.0 U	2.0 U	NA	NA	NA	NA	NA	
Diethylphthalate			2.0 U	NA	2.0 U	2.0 U	2.0 U	2.0 U	NA	NA	NA	NA	NA	
Fluorene			2.0 U	NA	2.0 U	2.0 U	NA	NA	NA	NA	NA	NA	NA	
4-Chlorophenyl-Phenylether			2.0 U	NA	2.0 U	2.0 U	2.0 U	2.0 U	NA	NA	NA	NA	NA	
4-Nitroaniline			2.0 U	NA	2.0 U	2.0 U	2.0 U	2.0 U	NA	NA	NA	NA	NA	
4,6-Dinitro-2-Methylphenol			2.0 U	NA	2.0 U	2.0 U	2.0 U	2.0 U	NA	NA	NA	NA	NA	
N-Nitrosodiphenylamine			2.0 U	NA	2.0 U	2.0 U	2.0 U	2.0 U	NA	NA	NA	NA	NA	
Azobenzene			2.0 U	NA	2.0 U	2.0 U	2.0 U	2.0 U	NA	NA	NA	NA	NA	
4-Bromophenyl-Phenylether			2.0 U	NA	2.0 U	2.0 U	2.0 U	2.0 U	NA	NA	NA	NA	NA	
Hexachlorobenzene			2.0 U	NA	2.0 U	2.0 U	2.0 U	2.0 U	NA	NA	NA	NA	NA	
Pentachlorophenol			5.0 U	NA	5.0 U	5.0 U	5.0 U	5.0 U	NA	NA	NA	NA	NA	
Phenanthrene			2.0 U	NA	2.0 U	2.0 U	NA	NA	NA	NA	NA	NA	NA	
Anthracene			2.0 U	NA	2.0 U	2.0 U	NA	NA	NA	NA	NA	NA	NA	
Carbazole			2.0 U	NA	2.0 U	2.0 U	2.0 U	2.0 U	NA	NA	NA	NA	NA	
Di-N-Butylphthalate			2.0 U	NA	2.0 U	2.0 U	2.0 U	2.0 U	NA	NA	NA	NA	NA	
Fluoranthene			2.0 U	NA	2.0 U	2.0 U	NA	NA	NA	NA	NA	NA	NA	
Pyrene			2.0 U	NA	2.0 U	2.0 U	NA	NA	NA	NA	NA	NA	NA	
Butylbenzylphthalate			2.0 U	NA	2.0 U	2.0 U	2.0 U	2.0 U	NA	NA	NA	NA	NA	
3,3-Dichlorobenzidine			2.0 U	NA	2.0 U	2.0 U	2.0 U	2.0 U	NA	NA	NA	NA	NA	
Benzo[A]Anthracene			2.0 U	NA	2.0 U	2.0 U	NA	NA	NA	NA	NA	NA	NA	
Chrysene			2.0 U	NA	2.0 U	2.0 U	NA	NA	NA	NA	NA	NA	NA	
Bis(2-Ethylhexyl)Phthalate		6.0	2.0 U	NA	2.0 U	2.0 U	2.0 U	2.0 U	NA	NA	NA	NA	NA	
Di-N-Octylphthalate			2.0 U	NA	2.0 U	2.0 U	2.0 U	2.0 U	NA	NA	NA	NA	NA	
Benzo[B]Fluoranthene			2.0 U	NA	2.0 U	2.0 U	NA	NA	NA	NA	NA	NA	NA	
Benzo[K]Fluoranthene			2.0 U	NA	2.0 U	2.0 U	NA	NA	NA	NA	NA	NA	NA	
Benzo[A]Pyrene			2.0 U	NA	2.0 U	2.0 U	NA	NA	NA	NA	NA	NA	NA	
Indeno[1,2,3-Cd]Pyrene			2.0 U	NA	2.0 U	2.0 U	NA	NA	NA	NA	NA	NA	NA	
Dibenz[A,H]Anthracene			2.0 U	NA	2.0 U	2.0 U	NA	NA	NA	NA	NA	NA	NA	
Benzo[G,H,I]Perylene			2.0 U	NA	2.0 U	2.0 U	NA	NA	NA	NA	NA	NA	NA	

**TABLE A-3
GROUNDWATER ANALYTICAL RESULTS
YAKIMA MILL SITE
YAKIMA, WASHINGTON**

Location: Depth: Lab ID: Date Collected:	Screening Levels		Former Plywood Plant Parcels Initial Investigation						Former Plywood Plant Parcels Supplemental Investigation					
	MTCA Method A Cleanup Levels for Groundwater	Minimum Screening Level (Groundwater as Drinking Water) Unless Otherwise Indicated	FPP-B17 17 EV13060128-58 06/21/2013	FPP-B19 17 EV13060128-49 06/19/2013	FPP-B20 11 EV13060128-51 06/20/2013	FPP-B24 16 EV13060128-50 06/20/2013	MW-9A-01 EV13060119-02 06/20/2013	MW-12-01 EV13060119-01 06/20/2013	FPP-B25 18.5 EV13080134-64 08/21/2013	FPP-B26 19.5 EV13080134-63 08/21/2013	FPP-B27 16 EV13080134-62 08/21/2013	FPP-B28 19 EV13080134-72 08/23/2013	FPP-B29b 19 EV13080134-73 08/23/2013	FPP-B31 19 EV13080134-66 08/22/2013
PAHs (µg/L) Method EPA-8270 SIM														
Naphthalene			NA	NA	NA	NA	0.020 U	0.020 U	NA	NA	NA	NA	NA	NA
2-Methylnaphthalene			NA	NA	NA	NA	0.020 U	0.020 U	NA	NA	NA	NA	NA	NA
1-Methylnaphthalene			NA	NA	NA	NA	0.020 U	0.020 U	NA	NA	NA	NA	NA	NA
Total Naphthalenes			NA	NA	NA	NA	0.020 U	0.020 U	NA	NA	NA	NA	NA	NA
Acenaphthylene			NA	NA	NA	NA	0.020 U	0.020 U	NA	NA	NA	NA	NA	NA
Acenaphthene			NA	NA	NA	NA	0.020 U	0.020 U	NA	NA	NA	NA	NA	NA
Fluorene			NA	NA	NA	NA	0.020 U	0.020 U	NA	NA	NA	NA	NA	NA
Phenanthrene			NA	NA	NA	NA	0.020 U	0.020 U	NA	NA	NA	NA	NA	NA
Anthracene			NA	NA	NA	NA	0.020 U	0.020 U	NA	NA	NA	NA	NA	NA
Fluoranthene			NA	NA	NA	NA	0.020 U	0.020 U	NA	NA	NA	NA	NA	NA
Pyrene			NA	NA	NA	NA	0.020 U	0.020 U	NA	NA	NA	NA	NA	NA
Benzo[A]Anthracene			NA	NA	NA	NA	0.020 U	0.020 U	NA	NA	NA	NA	NA	NA
Chrysene			NA	NA	NA	NA	0.020 U	0.020 U	NA	NA	NA	NA	NA	NA
Benzo[B]Fluoranthene			NA	NA	NA	NA	0.020 U	0.020 U	NA	NA	NA	NA	NA	NA
Benzo[K]Fluoranthene			NA	NA	NA	NA	0.020 U	0.020 U	NA	NA	NA	NA	NA	NA
Benzo[A]Pyrene			NA	NA	NA	NA	0.029 U	0.029 U	NA	NA	NA	NA	NA	NA
Indeno[1,2,3-Cd]Pyrene			NA	NA	NA	NA	0.020 U	0.020 U	NA	NA	NA	NA	NA	NA
Dibenz[A,H]Anthracene			NA	NA	NA	NA	0.020 U	0.020 U	NA	NA	NA	NA	NA	NA
Benzo[G,H,I]Perylene			NA	NA	NA	NA	0.020 U	0.020 U	NA	NA	NA	NA	NA	NA
cPAH TEQ			NA	NA	NA	NA	0.020 U	0.020 U	NA	NA	NA	NA	NA	NA
PCBs (µg/L) Method EPA-8082														
PCB-1016			NA	NA	NA	NA	0.020 U	0.020 U	NA	NA	NA	NA	NA	NA
PCB-1268			NA	NA	NA	NA	0.020 U	0.020 U	NA	NA	NA	NA	NA	NA
PCB-1221			NA	NA	NA	NA	0.020 U	0.020 U	NA	NA	NA	NA	NA	NA
PCB-1232			NA	NA	NA	NA	0.020 U	0.020 U	NA	NA	NA	NA	NA	NA
PCB-1242			NA	NA	NA	NA	0.020 U	0.020 U	NA	NA	NA	NA	NA	NA
PCB-1248			NA	NA	NA	NA	0.020 U	0.020 U	NA	NA	NA	NA	NA	NA
PCB-1254			NA	NA	NA	NA	0.020 U	0.020 U	NA	NA	NA	NA	NA	NA
PCB-1260			NA	NA	NA	NA	0.020 U	0.020 U	NA	NA	NA	NA	NA	NA
Total PCBs	0.1		NA	NA	NA	NA	0.020 U	0.020 U	NA	NA	NA	NA	NA	NA
CONVENTIONALS (mg/L)														
Total Dissolved Solids (SM2540C)			NA	NA	NA	NA	0.020 U	0.020 U	NA	NA	NA	NA	NA	NA
Total Organic Carbon (SM5310C)			NA	NA	NA	NA	NA	NA	NA	NA	NA	NA	NA	NA
FIELD PARAMETERS														
pH		6.5-8.5	5.92	6.27	6.79	6.29	6.26	6.23	6.16	6.59	9.65	6.36	6.53	6.29

**TABLE A-3
GROUNDWATER ANALYTICAL RESULTS
YAKIMA MILL SITE
YAKIMA, WASHINGTON**

Location: Depth: Lab ID: Date Collected:	Screening Levels		Fmr PP Parcels Supp. Invest.				Triangular Parcel Initial Investigation					Triangular Parcel Supp. Invest.	
	MTCA Method A Cleanup Levels for Groundwater	Minimum Screening Level (Groundwater as Drinking Water) Unless Otherwise Indicated	FPP-B33 19 EV13080134-67 08/22/2013	FPP-MW-1 EV13080134-71 08/23/2013	FPP-MW-2 EV13080134-69 08/23/2013	FPP-MW-3 EV13080134-70 08/23/2013	TP-B01 19 EV13060128-59 06/21/2013	TP-B04B 18 EV13060119-03 06/20/2013	TP-B06 16 EV13060128-57 06/20/2013	TP-B08 18 EV13060128-54 06/21/2013	TP-B09 18 EV13060128-61 06/21/2013	TP-MW-1 EV13080134-65 08/22/2013	TP-MW-2 EV13080134-68 08/22/2013
DISSOLVED METALS (µg/L) EPA Methods 200.8/7196/7470													
Arsenic (a)	5	0.15 (c)	7.8	5.3	1.6	2.0	1.0 U	1.0 U	1.0 U	1.0 U	1.0 U	1.0 U	2.5
Cadmium	5	5	1.0 U	1.0 U	1.0 U	1.0 U	1.0 U	1.0 U	1.0 U	1.0 U	1.0 U	1.0 U	1.0 U
Chromium	50		2.0 U	2.0 U	2.0 U	2.0 U	2.0 U	2.0 U	2.0 U	2.0 U	2.0 U	2.0 U	2.0 U
Chromium (VI)		48	NA	NA	NA	NA	NA	10 U	NA	NA	NA	NA	NA
Iron		300	24,000	59,000	21,000	330	86	94	770	220	96	50 U	8100
Lead	15	15	1.0 U	1.0 U	1.0 U	1.0 U	1.0 U	1.0 U	1.0 U	1.0 U	1.0 U	1.0 U	1.0 U
Manganese		50	2000	9900	2300	240	72	85	1400	1400	1300	140	1400
Mercury	2		0.20 U	0.20 U	0.20 U	0.20 U	0.20 U	0.20 U	0.20 U	0.20 U	0.20 U	0.20 U	0.20 U
Sodium		20,000	48,000	91,000	50,000	100,000	7600	12,000	17,000	17,000	18,000	21,000	24,000
TOTAL METALS (µg/L) EPA Methods 200.8/7196/7470													
Arsenic (a)	5	0.15 (c)	NA	NA	NA	NA	NA	NA	NA	NA	NA	NA	NA
Cadmium	5	5	NA	NA	NA	NA	NA	NA	NA	NA	NA	NA	NA
Chromium	50		NA	NA	NA	NA	NA	NA	NA	NA	NA	NA	NA
Chromium (VI)		48	NA	NA	NA	NA	NA	10 U	NA	NA	NA	NA	NA
Iron		300	NA	NA	NA	NA	NA	NA	NA	NA	NA	NA	NA
Lead	15	15	NA	NA	NA	NA	NA	NA	NA	NA	NA	NA	NA
Manganese		50	NA	NA	NA	NA	NA	NA	NA	NA	NA	NA	NA
Mercury	2		NA	NA	NA	NA	NA	NA	NA	NA	NA	NA	NA
Sodium		20,000	NA	NA	NA	NA	NA	NA	NA	NA	NA	NA	NA
TOTAL PETROLEUM HYDROCARBONS (µg/L) NWTPH-DX													
TPH-Diesel Range	500		130 U	480	220	240	130 U	130 U	130 U	130 U	130 U	130 U	130 U
TPH-Oil Range	500		250 U	250 U	250 U	250 U	250 U	250 U	250 U	250 U	250 U	250 U	250 U
NWTPH-GX													
TPH-Gasoline Range	1000 (b)		NA	50 U	50 U	50 U	50 U	50 U	NA	50 U	50 U	50 U	50 U
VOLATILES (µg/L) Method EPA-8260													
Dichlorodifluoromethane			NA	2.0 U	2.0 U	2.0 U	2.0 U	2.0 U	NA	2.0 U	2.0 U	2.0 U	2.0 U
Chloromethane			NA	2.0 U	2.0 U	2.0 U	2.0 U	2.0 U	NA	2.0 U	2.0 U	2.0 U	2.0 U
Bromomethane			NA	2.0 U	2.0 U	2.0 U	2.0 U	2.0 U	NA	2.0 U	2.0 U	2.0 U	2.0 U
Chloroethane			NA	2.0 U	2.0 U	2.0 U	2.0 U	2.0 U	NA	2.0 U	2.0 U	2.0 U	2.0 U
Carbon Tetrachloride			NA	2.0 U	2.0 U	2.0 U	2.0 U	2.0 U	NA	2.0 U	2.0 U	2.0 U	2.0 U
Trichlorofluoromethane			NA	2.0 U	2.0 U	2.0 U	2.0 U	2.0 U	NA	2.0 U	2.0 U	2.0 U	2.0 U
Carbon Disulfide			NA	2.0 U	2.0 U	2.0 U	2.0 U	2.0 U	NA	2.0 U	2.0 U	2.0 U	2.0 U
Acetone			NA	25 U	25 U	25 U	25 U	25 U	NA	25 U	25 U	25 U	25 U
1,1-Dichloroethene			NA	2.0 U	2.0 U	2.0 U	2.0 U	2.0 U	NA	2.0 U	2.0 U	2.0 U	2.0 U
Methylene Chloride	5		NA	5.0 U	5.0 U	5.0 U	5.0 U	5.0 U	NA	5.0 U	5.0 U	5.0 U	5.0 U
Acrylonitrile			NA	10 U	10 U	10 U	10 U	10 U	NA	10 U	10 U	10 U	10 U
Methyl T-Butyl Ether			NA	2.0 U	2.0 U	2.0 U	2.0 U	2.0 U	NA	2.0 U	2.0 U	2.0 U	2.0 U
Trans-1,2-Dichloroethene			NA	2.0 U	2.0 U	2.0 U	2.0 U	2.0 U	NA	2.0 U	2.0 U	2.0 U	2.0 U
1,1-Dichloroethane	5		NA	2.0 U	2.0 U	2.0 U	2.0 U	2.0 U	NA	2.0 U	2.0 U	2.0 U	2.0 U
2-Butanone			NA	10 U	10 U	10 U	10 U	10 U	NA	10 U	10 U	10 U	10 U
Cis-1,2-Dichloroethene			NA	2.0 U	2.0 U	2.0 U	2.0 U	2.0 U	NA	2.0 U	2.0 U	2.0 U	2.0 U
2,2-Dichloropropane			NA	2.0 U	2.0 U	2.0 U	2.0 U	2.0 U	NA	2.0 U	2.0 U	2.0 U	2.0 U
Bromochloromethane			NA	2.0 U	2.0 U	2.0 U	2.0 U	2.0 U	NA	2.0 U	2.0 U	2.0 U	2.0 U
Chloroform		80	NA	2.0 U	2.0 U	2.0 U	2.0 U	2.7	4.3	NA	2.0 U	2.0 U	2.9
1,1,1-Trichloroethane	200		NA	2.0 U	2.0 U	2.0 U	2.0 U	2.0 U	NA	2.0 U	2.0 U	2.0 U	2.0 U
1,1-Dichloropropene			NA	2.0 U	2.0 U	2.0 U	U	2.0 U	NA	2.0 U	2.0 U	2.0 U	2.0 U
1,2-Dichloroethane	5		NA	2.0 U	2.0 U	2.0 U	2.0 U	2.0 U	NA	2.0 U	2.0 U	2.0 U	2.0 U
Benzene	5		NA	2.0 U	2.0 U	2.0 U	2.0 U	2.0 U	NA	2.0 U	2.0 U	2.0 U	2.0 U
1,2-Dichloropropane			NA	2.0 U	2.0 U	2.0 U	2.0 U	2.0 U	NA	2.0 U	2.0 U	2.0 U	2.0 U
Dibromomethane			NA	2.0 U	2.0 U	2.0 U	2.0 U	2.0 U	NA	2.0 U	2.0 U	2.0 U	2.0 U
Bromodichloromethane			NA	2.0 U	2.0 U	2.0 U	2.0 U	2.0 U	NA	2.0 U	2.0 U	2.0 U	2.0 U
Trans-1,3-Dichloropropene			NA	2.0 U	2.0 U	2.0 U	2.0 U	2.0 U	NA	2.0 U	2.0 U	2.0 U	2.0 U
4-Methyl-2-Pentanone			NA	10 U	10 U	10 U	10 U	10 U	NA	10 U	10 U	10 U	10 U

**TABLE A-3
GROUNDWATER ANALYTICAL RESULTS
YAKIMA MILL SITE
YAKIMA, WASHINGTON**

Location: Depth Lab ID: Date Collected:	Screening Levels		Fmr PP Parcels Supp. Invest.				Triangular Parcel Initial Investigation					Triangular Parcel Supp. Invest.	
	MTCA Method A Cleanup Levels for Groundwater	Minimum Screening Level (Groundwater as Drinking Water) Unless Otherwise Indicated	FPP-B33 19 EV13080134-67 08/22/2013	FPP-MW-1 EV13080134-71 08/23/2013	FPP-MW-2 EV13080134-69 08/23/2013	FPP-MW-3 EV13080134-70 08/23/2013	TP-B01 19 EV13060128-59 06/21/2013	TP-B04B 18 EV13060119-03 06/20/2013	TP-B06 16 EV13060128-57 06/20/2013	TP-B08 18 EV13060128-54 06/21/2013	TP-B09 18 EV13060128-61 06/21/2013	TP-MW-1 EV13080134-65 08/22/2013	TP-MW-2 EV13080134-68 08/22/2013
Toluene	1000		NA	2.0 U	2.0 U	2.0 U	2.0 U	2.0 U	NA	2.0 U	2.0 U	2.0 U	2.0 U
Cis-1,3-Dichloropropene			NA	2.0 U	2.0 U	2.0 U	2.0 U	2.0 U	NA	2.0 U	2.0 U	2.0 U	2.0 U
1,1,2-Trichloroethane			NA	2.0 U	2.0 U	2.0 U	2.0 U	2.0 U	NA	2.0 U	2.0 U	2.0 U	2.0 U
2-Hexanone			NA	10 U	10 U	10 U	10 U	10 U	NA	10 U	10 U	10 U	10 U
1,3-Dichloropropane			NA	2.0 U	2.0 U	2.0 U	2.0 U	2.0 U	NA	2.0 U	2.0 U	2.0 U	2.0 U
Tetrachloroethylene	5		NA	2.0 U	2.0 U	2.0 U	2.0 U	2.0 U	NA	2.0 U	2.0 U	2.0 U	2.0 U
Dibromochloromethane	10		NA	2.0 U	2.0 U	2.0 U	2.0 U	2.0 U	NA	2.0 U	2.0 U	2.0 U	2.0 U
1,2-Dibromoethane	0.01		NA	0.010 U	0.010 U	0.010 U	0.010 U	0.010 U	NA	0.010 U	0.010 U	0.010 U	0.010 U
Chlorobenzene			NA	2.0 U	2.0 U	2.0 U	2.0 U	2.0 U	NA	2.0 U	2.0 U	2.0 U	2.0 U
1,1,1,2-Tetrachloroethane			NA	2.0 U	2.0 U	2.0 U	2.0 U	2.0 U	NA	2.0 U	2.0 U	2.0 U	2.0 U
Ethylbenzene	700		NA	2.0 U	2.0 U	2.0 U	2.0 U	2.0 U	NA	2.0 U	2.0 U	2.0 U	2.0 U
m,p-Xylene	1000 (d)		NA	4.0 U	4.0 U	4.0 U	4.0 U	4.0 U	NA	4.0 U	4.0 U	4.0 U	4.0 U
Styrene			NA	2.0 U	2.0 U	2.0 U	2.0 U	2.0 U	NA	2.0 U	2.0 U	2.0 U	2.0 U
o-Xylene	1000 (d)		NA	2.0 U	2.0 U	2.0 U	2.0 U	2.0 U	NA	2.0 U	2.0 U	2.0 U	2.0 U
Bromoform			NA	2.0 U	2.0 U	2.0 U	2.0 U	2.0 U	NA	2.0 U	2.0 U	2.0 U	2.0 U
Isopropylbenzene			NA	2.0 U	2.0 U	2.0 U	2.0 U	2.0 U	NA	2.0 U	2.0 U	2.0 U	2.0 U
1,1,2,2-Tetrachloroethane			NA	2.0 U	2.0 U	2.0 U	2.0 U	2.0 U	NA	2.0 U	2.0 U	2.0 U	2.0 U
1,2,3-Trichloropropane			NA	2.0 U	2.0 U	2.0 U	2.0 U	2.0 U	NA	2.0 U	2.0 U	2.0 U	2.0 U
Bromobenzene			NA	2.0 U	2.0 U	2.0 U	2.0 U	2.0 U	NA	2.0 U	2.0 U	2.0 U	2.0 U
N-Propyl Benzene			NA	2.0 U	2.0 U	2.0 U	2.0 U	2.0 U	NA	2.0 U	2.0 U	2.0 U	2.0 U
2-Chlorotoluene			NA	2.0 U	2.0 U	2.0 U	2.0 U	2.0 U	NA	2.0 U	2.0 U	2.0 U	2.0 U
1,3,5-Trimethylbenzene			NA	2.0 U	2.0 U	2.0 U	2.0 U	2.0 U	NA	2.0 U	2.0 U	2.0 U	2.0 U
4-Chlorotoluene			NA	2.0 U	2.0 U	2.0 U	2.0 U	2.0 U	NA	2.0 U	2.0 U	2.0 U	2.0 U
T-Butyl Benzene			NA	2.0 U	2.0 U	2.0 U	2.0 U	2.0 U	NA	2.0 U	2.0 U	2.0 U	2.0 U
1,2,4-Trimethylbenzene			NA	2.0 U	2.0 U	2.0 U	2.0 U	2.0 U	NA	2.0 U	2.0 U	2.0 U	2.0 U
S-Butyl Benzene			NA	2.0 U	2.0 U	2.0 U	2.0 U	2.0 U	NA	2.0 U	2.0 U	2.0 U	2.0 U
P-Isopropyltoluene			NA	2.0 U	2.0 U	2.0 U	2.0 U	2.0 U	NA	2.0 U	2.0 U	2.0 U	2.0 U
1,3 Dichlorobenzene			NA	2.0 U	2.0 U	2.0 U	2.0 U	2.0 U	NA	2.0 U	2.0 U	2.0 U	2.0 U
1,4-Dichlorobenzene			NA	2.0 U	2.0 U	2.0 U	2.0 U	2.0 U	NA	2.0 U	2.0 U	2.0 U	2.0 U
N-Butylbenzene			NA	2.0 U	2.0 U	2.0 U	2.0 U	2.0 U	NA	2.0 U	2.0 U	2.0 U	2.0 U
1,2-Dichlorobenzene			NA	2.0 U	2.0 U	2.0 U	2.0 U	2.0 U	NA	2.0 U	2.0 U	2.0 U	2.0 U
1,2-Dibromo 3-Chloropropane			NA	10 U	10 U	10 U	10 U	10 U	NA	10 U	10 U	10 U	10 U
1,2,4-Trichlorobenzene			NA	2.0 U	2.0 U	2.0 U	2.0 U	2.0 U	NA	2.0 U	2.0 U	2.0 U	2.0 U
Hexachlorobutadiene			NA	2.0 U	2.0 U	2.0 U	2.0 U	2.0 U	NA	2.0 U	2.0 U	2.0 U	2.0 U
Naphthalene			NA	2.0 U	2.0 U	2.0 U	2.0 U	2.0 U	NA	2.0 U	2.0 U	2.0 U	2.0 U
1,2,3-Trichlorobenzene			NA	2.0 U	2.0 U	2.0 U	2.0 U	2.0 U	NA	2.0 U	2.0 U	2.0 U	2.0 U
VOLATILES (µg/L)													
Method EPA-8260 SIM													
Vinyl Chloride	0.2		NA	NA	NA	NA	0.020 U	0.020 U	NA	0.020 U	0.020 U	NA	NA
Trichloroethene	5	0.5	NA	NA	NA	NA	0.020 U	0.020 U	NA	0.020 U	0.020 U	NA	NA
SEMIVOLATILES (µg/L)													
Method EPA-8270													
Pyridine			NA	2.0 U	2.0 U	2.0 U	2.0 U	2.0 U	NA	2.0 U	2.0 U	2.0 U	2.0 U
N-Nitrosodimethylamine			NA	2.0 U	2.0 U	2.0 U	2.0 U	2.0 U	NA	2.0 U	2.0 U	2.0 U	2.0 U
Phenol			NA	2.0 U	2.0 U	2.0 U	2.0 U	2.0 U	NA	2.0 U	2.0 U	2.0 U	2.0 U
Aniline			NA	2.0 U	2.0 U	2.0 U	2.0 U	2.0 U	NA	2.0 U	2.0 U	2.0 U	2.0 U
Bis(2-Chloroethyl)Ether			NA	2.0 U	2.0 U	2.0 U	2.0 U	2.0 U	NA	2.0 U	2.0 U	2.0 U	2.0 U
2-Chlorophenol			NA	2.0 U	2.0 U	2.0 U	2.0 U	2.0 U	NA	2.0 U	2.0 U	2.0 U	2.0 U
1,3-Dichlorobenzene			NA	2.0 U	2.0 U	2.0 U	2.0 U	2.0 U	NA	2.0 U	2.0 U	2.0 U	2.0 U
1,4-Dichlorobenzene			NA	2.0 U	2.0 U	2.0 U	2.0 U	2.0 U	NA	2.0 U	2.0 U	2.0 U	2.0 U
Benzyl Alcohol			NA	2.0 U	2.0 U	2.0 U	2.0 U	2.0 U	NA	2.0 U	2.0 U	2.0 U	2.0 U
1,2-Dichlorobenzene			NA	2.0 U	2.0 U	2.0 U	2.0 U	2.0 U	NA	2.0 U	2.0 U	2.0 U	2.0 U
2-Methylphenol			NA	2.0 U	2.0 U	2.0 U	2.0 U	2.0 U	NA	2.0 U	2.0 U	2.0 U	2.0 U
Bis(2-Chloroisopropyl)Ether			NA	2.0 U	2.0 U	2.0 U	2.0 U	2.0 U	NA	2.0 U	2.0 U	2.0 U	2.0 U
3&4-Methylphenol			NA	2.0 U	2.0 U	2.0 U	2.0 U	2.0 U	NA	2.0 U	2.0 U	2.0 U	2.0 U
N-Nitroso-Di-N-Propylamine			NA	2.0 U	2.0 U	2.0 U	2.0 U	2.0 U	NA	2.0 U	2.0 U	2.0 U	2.0 U
Hexachloroethane			NA	2.0 U	2.0 U	2.0 U	2.0 U	2.0 U	NA	2.0 U	2.0 U	2.0 U	2.0 U
Nitrobenzene			NA	2.0 U	2.0 U	2.0 U	2.0 U	2.0 U	NA	2.0 U	2.0 U	2.0 U	2.0 U
Isophorone			NA	2.0 U	2.0 U	2.0 U	2.0 U	2.0 U	NA	2.0 U	2.0 U	2.0 U	2.0 U
2-Nitrophenol			NA	2.0 U	2.0 U	2.0 U	2.0 U	2.0 U	NA	2.0 U	2.0 U	2.0 U	2.0 U
2,4-Dimethylphenol		160	NA	2.0 U	2.0 U	2.7	2.0 U	2.0 U	NA	2.0 U	2.0 U	2.0 U	2.0 U

**TABLE A-3
GROUNDWATER ANALYTICAL RESULTS
YAKIMA MILL SITE
YAKIMA, WASHINGTON**

Location: Depth: Lab ID: Date Collected:	Screening Levels		Fmr PP Parcels Supp. Invest.				Triangular Parcel Initial Investigation					Triangular Parcel Supp. Invest.	
	MTCA Method A Cleanup Levels for Groundwater	Minimum Screening Level (Groundwater as Drinking Water) Unless Otherwise Indicated	FPP-B33 19 EV13080134-67 08/22/2013	FPP-MW-1 EV13080134-71 08/23/2013	FPP-MW-2 EV13080134-69 08/23/2013	FPP-MW-3 EV13080134-70 08/23/2013	TP-B01 19 EV13060128-59 06/21/2013	TP-B04B 18 EV13060119-03 06/20/2013	TP-B06 16 EV13060128-57 06/20/2013	TP-B08 18 EV13060128-54 06/21/2013	TP-B09 18 EV13060128-61 06/21/2013	TP-MW-1 EV13080134-65 08/22/2013	TP-MW-2 EV13080134-68 08/22/2013
Benzoic Acid			NA	10 U	10 U	10 U	10 U	10 U	NA	10 U	10 U	10 U	10 U
Bis(2-Chloroethoxy)Methane			NA	2.0 U	2.0 U	2.0 U	2.0 U	2.0 U	NA	2.0 U	2.0 U	2.0 U	2.0 U
2,4-Dichlorophenol			NA	2.0 U	2.0 U	2.0 U	2.0 U	2.0 U	NA	2.0 U	2.0 U	2.0 U	2.0 U
1,2,4-Trichlorobenzene			NA	2.0 U	2.0 U	2.0 U	2.0 U	2.0 U	NA	2.0 U	2.0 U	2.0 U	2.0 U
Naphthalene			NA	2.0 U	2.0 U	2.0 U	2.0 U	2.0 U	NA	2.0 U	2.0 U	2.0 U	2.0 U
4-Chloroaniline			NA	2.0 U	2.0 U	2.0 U	2.0 U	2.0 U	NA	2.0 U	2.0 U	2.0 U	2.0 U
2,6-Dichlorophenol			NA	2.0 U	2.0 U	2.0 U	2.0 U	2.0 U	NA	2.0 U	2.0 U	2.0 U	2.0 U
Hexachlorobutadiene			NA	2.0 U	2.0 U	2.0 U	2.0 U	2.0 U	NA	2.0 U	2.0 U	2.0 U	2.0 U
4-Chloro-3-Methylphenol			NA	2.0 U	2.0 U	2.0 U	2.0 UJ	2.0 UJ	NA	2.0 UJ	2.0 UJ	2.0 U	2.0 U
2-Methylnaphthalene			NA	2.0 U	2.0 U	2.0 U	2.0 U	2.0 U	NA	2.0 U	2.0 U	2.0 U	2.0 U
1-Methylnaphthalene			NA	2.0 U	2.0 U	2.0 U	2.0 U	2.0 U	NA	2.0 U	2.0 U	2.0 U	2.0 U
Hexachlorocyclopentadiene			NA	2.0 U	2.0 U	2.0 U	2.0 U	2.0 U	NA	2.0 U	2.0 U	2.0 U	2.0 U
2,4,6-Trichlorophenol			NA	2.0 U	2.0 U	2.0 U	2.0 U	2.0 U	NA	2.0 U	2.0 U	2.0 U	2.0 U
2,4,5-Trichlorophenol			NA	2.0 U	2.0 U	2.0 U	2.0 U	2.0 U	NA	2.0 U	2.0 U	2.0 U	2.0 U
2-Chloronaphthalene			NA	2.0 U	2.0 U	2.0 U	2.0 U	2.0 U	NA	2.0 U	2.0 U	2.0 U	2.0 U
2-Nitroaniline			NA	2.0 U	2.0 U	2.0 U	2.0 U	2.0 U	NA	2.0 U	2.0 U	2.0 U	2.0 U
Acenaphthylene			NA	2.0 U	2.0 U	2.0 U	2.0 U	2.0 U	NA	2.0 U	2.0 U	2.0 U	2.0 U
Dimethylphthalate			NA	2.0 U	2.0 U	2.0 U	2.0 U	2.0 U	NA	2.0 U	2.0 U	2.0 U	2.0 U
2,6-Dinitrotoluene			NA	2.0 U	2.0 U	2.0 U	2.0 U	2.0 U	NA	2.0 U	2.0 U	2.0 U	2.0 U
Acenaphthene			NA	2.0 U	2.0 U	2.0 U	2.0 U	2.0 U	NA	2.0 U	2.0 U	2.0 U	2.0 U
3-Nitroaniline			NA	5.0 U	5.0 U	5.0 U	5.0 U	5.0 U	NA	5.0 U	5.0 U	5.0 U	5.0 U
2,4-Dinitrophenol			NA	10 U	10 U	10 U	10 U	10 U	NA	10 U	10 U	10 U	10 U
4-Nitrophenol			NA	2.0 U	2.0 U	2.0 U	2.0 U	2.0 U	NA	2.0 U	2.0 U	2.0 U	2.0 U
Dibenzofuran			NA	2.0 U	2.0 U	2.0 U	2.0 U	2.0 U	NA	2.0 U	2.0 U	2.0 U	2.0 U
2,4-Dinitrotoluene			NA	2.0 U	2.0 U	2.0 U	2.0 U	2.0 U	NA	2.0 U	2.0 U	2.0 U	2.0 U
2,3,4,6-Tetrachlorophenol			NA	2.0 U	2.0 U	2.0 U	2.0 U	2.0 U	NA	2.0 U	2.0 U	2.0 U	2.0 U
Diethylphthalate			NA	2.0 U	2.0 U	2.0 U	2.0 U	2.0 U	NA	2.0 U	2.0 U	2.0 U	2.0 U
Fluorene			NA	2.0 U	2.0 U	2.0 U	2.0 U	2.0 U	NA	2.0 U	2.0 U	2.0 U	2.0 U
4-Chlorophenyl-Phenylether			NA	2.0 U	2.0 U	2.0 U	2.0 U	2.0 U	NA	2.0 U	2.0 U	2.0 U	2.0 U
4-Nitroaniline			NA	2.0 U	2.0 U	2.0 U	2.0 U	2.0 U	NA	2.0 U	2.0 U	2.0 U	2.0 U
4,6-Dinitro-2-Methylphenol			NA	2.0 U	2.0 U	2.0 U	2.0 U	2.0 U	NA	2.0 U	2.0 U	2.0 U	2.0 U
N-Nitrosodiphenylamine			NA	2.0 U	2.0 U	2.0 U	2.0 U	2.0 U	NA	2.0 U	2.0 U	2.0 U	2.0 U
Azobenzene			NA	2.0 U	2.0 U	2.0 U	2.0 U	2.0 U	NA	2.0 U	2.0 U	2.0 U	2.0 U
4-Bromophenyl-Phenylether			NA	2.0 U	2.0 U	2.0 U	2.0 U	2.0 U	NA	2.0 U	2.0 U	2.0 U	2.0 U
Hexachlorobenzene			NA	2.0 U	2.0 U	2.0 U	2.0 U	2.0 U	NA	2.0 U	2.0 U	2.0 U	2.0 U
Pentachlorophenol			NA	5.0 U	5.0 U	5.0 U	5.0 U	5.0 U	NA	5.0 U	5.0 U	5.0 U	5.0 U
Phenanthrene			NA	2.0 U	2.0 U	2.0 U	2.0 U	2.0 U	NA	2.0 U	2.0 U	2.0 U	2.0 U
Anthracene			NA	2.0 U	2.0 U	2.0 U	2.0 U	2.0 U	NA	2.0 U	2.0 U	2.0 U	2.0 U
Carbazole			NA	2.0 U	2.0 U	2.0 U	2.0 U	2.0 U	NA	2.0 U	2.0 U	2.0 U	2.0 U
Di-N-Butylphthalate			NA	2.0 U	2.0 U	4.7	2.0 U	2.0 U	NA	2.0 U	2.0 U	2.0 U	2.0 U
Fluoranthene			NA	2.0 U	2.0 U	2.0 U	2.0 U	2.0 U	NA	2.0 U	2.0 U	2.0 U	2.0 U
Pyrene			NA	2.0 U	2.0 U	2.0 U	2.0 U	2.0 U	NA	2.0 U	2.0 U	2.0 U	2.0 U
Butylbenzylphthalate			NA	2.0 U	2.0 U	2.0 U	2.0 U	2.0 U	NA	2.0 U	2.0 U	2.0 U	2.0 U
3,3-Dichlorobenzidine			NA	2.0 U	2.0 U	2.0 U	2.0 U	2.0 U	NA	2.0 U	2.0 U	2.0 U	2.0 U
Benzo[A]Anthracene			NA	2.0 U	2.0 U	2.0 U	2.0 U	2.0 U	NA	2.0 U	2.0 U	2.0 U	2.0 U
Chrysene			NA	2.0 U	2.0 U	2.0 U	2.0 U	2.0 U	NA	2.0 U	2.0 U	2.0 U	2.0 U
Bis(2-Ethylhexyl)Phthalate		6.0	NA	4.0 U	2.8 U	13 U	2.0 U	2.0 U	NA	2.0 U	2.0 U	2.0 U	2.0 U
Di-N-Octylphthalate			NA	2.0 U	2.0 U	2.0 U	2.0 U	2.0 U	NA	2.0 U	2.0 U	2.0 U	2.0 U
Benzo[B]Fluoranthene			NA	2.0 U	2.0 U	2.0 U	2.0 U	2.0 U	NA	2.0 U	2.0 U	2.0 U	2.0 U
Benzo[K]Fluoranthene			NA	2.0 U	2.0 U	2.0 U	2.0 U	2.0 U	NA	2.0 U	2.0 U	2.0 U	2.0 U
Benzo[A]Pyrene			NA	2.0 U	2.0 U	2.0 U	2.0 U	2.0 U	NA	2.0 U	2.0 U	2.0 U	2.0 U
Indeno[1,2,3-Cd]Pyrene			NA	2.0 U	2.0 U	2.0 U	2.0 U	2.0 U	NA	2.0 U	2.0 U	2.0 U	2.0 U
Dibenz[A,H]Anthracene			NA	2.0 U	2.0 U	2.0 U	2.0 U	2.0 U	NA	2.0 U	2.0 U	2.0 U	2.0 U
Benzo[G,H,I]Perylene			NA	2.0 U	2.0 U	2.0 U	2.0 U	2.0 U	NA	2.0 U	2.0 U	2.0 U	2.0 U

**TABLE A-3
GROUNDWATER ANALYTICAL RESULTS
YAKIMA MILL SITE
YAKIMA, WASHINGTON**

Location: Depth: Lab ID: Date Collected:	Screening Levels		Fmr PP Parcels Supp. Invest.				Triangular Parcel Initial Investigation					Triangular Parcel Supp. Invest.	
	MTCA Method A Cleanup Levels for Groundwater	Minimum Screening Level (Groundwater as Drinking Water) Unless Otherwise Indicated	FPP-B33 19 EV13080134-67 08/22/2013	FPP-MW-1 EV13080134-71 08/23/2013	FPP-MW-2 EV13080134-69 08/23/2013	FPP-MW-3 EV13080134-70 08/23/2013	TP-B01 19 EV13060128-59 06/21/2013	TP-B04B 18 EV13060119-03 06/20/2013	TP-B06 16 EV13060128-57 06/20/2013	TP-B08 18 EV13060128-54 06/21/2013	TP-B09 18 EV13060128-61 06/21/2013	TP-MW-1 EV13080134-65 08/22/2013	TP-MW-2 EV13080134-68 08/22/2013
PAHs (µg/L) Method EPA-8270 SIM													
Naphthalene			NA	NA	NA	NA	NA	NA	NA	NA	NA	NA	
2-Methylnaphthalene			NA	NA	NA	NA	NA	NA	NA	NA	NA	NA	
1-Methylnaphthalene			NA	NA	NA	NA	NA	NA	NA	NA	NA	NA	
Total Naphthalenes			NA	NA	NA	NA	NA	NA	NA	NA	NA	NA	
Acenaphthylene			NA	NA	NA	NA	NA	NA	NA	NA	NA	NA	
Acenaphthene			NA	NA	NA	NA	NA	NA	NA	NA	NA	NA	
Fluorene			NA	NA	NA	NA	NA	NA	NA	NA	NA	NA	
Phenanthrene			NA	NA	NA	NA	NA	NA	NA	NA	NA	NA	
Anthracene			NA	NA	NA	NA	NA	NA	NA	NA	NA	NA	
Fluoranthene			NA	NA	NA	NA	NA	NA	NA	NA	NA	NA	
Pyrene			NA	NA	NA	NA	NA	NA	NA	NA	NA	NA	
Benzo[A]Anthracene			NA	NA	NA	NA	NA	NA	NA	NA	NA	NA	
Chrysene			NA	NA	NA	NA	NA	NA	NA	NA	NA	NA	
Benzo[B]Fluoranthene			NA	NA	NA	NA	NA	NA	NA	NA	NA	NA	
Benzo[K]Fluoranthene			NA	NA	NA	NA	NA	NA	NA	NA	NA	NA	
Benzo[A]Pyrene			NA	NA	NA	NA	NA	NA	NA	NA	NA	NA	
Indeno[1,2,3-Cd]Pyrene			NA	NA	NA	NA	NA	NA	NA	NA	NA	NA	
Dibenz[A,H]Anthracene			NA	NA	NA	NA	NA	NA	NA	NA	NA	NA	
Benzo[G,H,I]Perylene			NA	NA	NA	NA	NA	NA	NA	NA	NA	NA	
cPAH TEQ			NA	NA	NA	NA	NA	NA	NA	NA	NA	NA	
PCBs (µg/L) Method EPA-8082													
PCB-1016			NA	NA	NA	NA	NA	NA	NA	NA	NA	NA	
PCB-1268			NA	NA	NA	NA	NA	NA	NA	NA	NA	NA	
PCB-1221			NA	NA	NA	NA	NA	NA	NA	NA	NA	NA	
PCB-1232			NA	NA	NA	NA	NA	NA	NA	NA	NA	NA	
PCB-1242			NA	NA	NA	NA	NA	NA	NA	NA	NA	NA	
PCB-1248			NA	NA	NA	NA	NA	NA	NA	NA	NA	NA	
PCB-1254			NA	NA	NA	NA	NA	NA	NA	NA	NA	NA	
PCB-1260			NA	NA	NA	NA	NA	NA	NA	NA	NA	NA	
Total PCBs	0.1		NA	NA	NA	NA	NA	NA	NA	NA	NA	NA	
CONVENTIONALS (mg/L)													
Total Dissolved Solids (SM2540C)			NA	NA	NA	NA	NA	NA	NA	NA	NA	NA	
Total Organic Carbon (SM5310C)			NA	38	18	17	NA	NA	NA	NA	1.3	3.5	
FIELD PARAMETERS													
pH		6.5-8.5	6.97	6.52	5.90	6.62	6.75	5.49	6.23	5.67	6.22	6.64	6.56

TABLE A-3
GROUNDWATER ANALYTICAL RESULTS
YAKIMA MILL SITE
YAKIMA, WASHINGTON

- (a) = The reporting limit for this analyte is higher than the minimum screening level; non detects at the reporting limit are not identified as an exceedance.
- (b) = Value is used when benzene is not present.
- (c) = Based on Practical Quantification Limit.
- (d) = Value based on total xylenes.
- J = Indicates the analyte was positively identified; the associated numerical value is the approximate concentration of the analyte in the sample.
- U = Indicates the compound was not detected at the reported concentration.
- UJ = The analyte was not detected in the sample; the reported sample reporting limit is an estimate.
- NA = Not analyzed.
- ND = Not detected.
- Bold** = Exceedance of Screening Level.

TABLE A-4
SURFACE WATER ANALYTICAL RESULTS
YAKIMA MILL SITE
YAKIMA, WASHINGTON

	FPP-SW-01	FPP-SW-02	FPP-SW-03
Location:	FPP-SW-01	FPP-SW-02	FPP-SW-03
Lab ID:	EV13060128-62	EV13060128-63	EV13060128-64
Date Collected:	06/20/2013	06/20/2013	06/20/2013
TOTAL PETROLEUM			
HYDROCARBONS (µg/L)			
NWTPH-HCID			
HCID-Gas Range	130 U	130 U	130 U
HCID-Diesel Range	310 U	310 U	>310
HCID-Oil Range	>310	310 U	>310
FIELD PARAMETERS			
pH	6.32	8.81	7.03

U = Indicates the compound was not detected at the reported concentration.

NA = Not analyzed.

TABLE A-5
WOOD WASTE ANALYTICAL RESULTS
YAKIMA MILL SITE
YAKIMA, WASHINGTON

Location:	Wood-1-(1-6)	Wood-1-(6-11)
Lab ID:	K1308586-001	K1308586-002
Date Collected:	08/21/2013	08/21/2013

TCLP METALS (mg/L)

Method 6010C/7470A

Arsenic	0.1 U	0.1 U
Barium	1.0 U	1.0 U
Cadmium	0.05 U	0.05 U
Chromium	0.05 U	0.05 U
Lead	0.05 U	0.05 U
Mercury	0.001 U	0.001 U
Selenium	0.1 U	0.1 U
Silver	0.1 U	0.1 U

HIGH HEAT VALUE (BTU/LB)

Method ASTM D2015	5360	4340
--------------------------	------	------

U = Indicates the compound was not detected at the reported concentration.

Exploration Logs

Soil Classification System

	MAJOR DIVISIONS	CLEAN GRAVEL (Little or no fines)	GRAPHIC SYMBOL	LETTER SYMBOL ⁽¹⁾	TYPICAL DESCRIPTIONS ⁽²⁾⁽³⁾
COARSE-GRAINED SOIL (More than 50% of material is larger than No. 200 sieve size)	GRAVEL AND GRAVELLY SOIL (More than 50% of coarse fraction retained on No. 4 sieve)	CLEAN GRAVEL (Little or no fines)		GW	Well-graded gravel; gravel/sand mixture(s); little or no fines
		GRAVEL WITH FINES (Appreciable amount of fines)		GP GM GC	Poorly graded gravel; gravel/sand mixture(s); little or no fines Silty gravel; gravel/sand/silt mixture(s) Clayey gravel; gravel/sand/clay mixture(s)
	SAND AND SANDY SOIL (More than 50% of coarse fraction passed through No. 4 sieve)	CLEAN SAND (Little or no fines)		SW SP	Well-graded sand; gravelly sand; little or no fines Poorly graded sand; gravelly sand; little or no fines
		SAND WITH FINES (Appreciable amount of fines)		SM	Silty sand; sand/silt mixture(s)
				SC	Clayey sand; sand/clay mixture(s)
		FINE-GRAINED SOIL (More than 50% of material is smaller than No. 200 sieve size)	SILT AND CLAY (Liquid limit less than 50)		ML
	CL			Inorganic clay of low to medium plasticity; gravelly clay; sandy clay; silty clay; lean clay	
	OL			Organic silt; organic, silty clay of low plasticity	
SILT AND CLAY (Liquid limit greater than 50)			MH	Inorganic silt; micaceous or diatomaceous fine sand	
			CH	Inorganic clay of high plasticity; fat clay	
			OH	Organic clay of medium to high plasticity; organic silt	
HIGHLY ORGANIC SOIL			PT	Peat; humus; swamp soil with high organic content	

OTHER MATERIALS	GRAPHIC SYMBOL	LETTER SYMBOL	TYPICAL DESCRIPTIONS
PAVEMENT		AC or PC	Asphalt concrete pavement or Portland cement pavement
ROCK		RK	Rock (See Rock Classification)
WOOD		WD	Wood, lumber, wood chips
DEBRIS		DB	Construction debris, garbage

- Notes:
- USCS letter symbols correspond to symbols used by the Unified Soil Classification System and ASTM classification methods. Dual letter symbols (e.g., SP-SM for sand or gravel) indicate soil with an estimated 5-15% fines. Multiple letter symbols (e.g., ML/CL) indicate borderline or multiple soil classifications.
 - Soil descriptions are based on the general approach presented in the Standard Practice for Description and Identification of Soils (Visual-Manual Procedure), outlined in ASTM D 2488. Where laboratory index testing has been conducted, soil classifications are based on the Standard Test Method for Classification of Soils for Engineering Purposes, as outlined in ASTM D 2487.
 - Soil description terminology is based on visual estimates (in the absence of laboratory test data) of the percentages of each soil type and is defined as follows:
 - Primary Constituent: > 50% - "GRAVEL," "SAND," "SILT," "CLAY," etc.
 - Secondary Constituents: > 30% and ≤ 50% - "very gravelly," "very sandy," "very silty," etc.
> 15% and ≤ 30% - "gravelly," "sandy," "silty," etc.
 - Additional Constituents: > 5% and ≤ 15% - "with gravel," "with sand," "with silt," etc.
≤ 5% - "with trace gravel," "with trace sand," "with trace silt," etc., or not noted.
 - Soil density or consistency descriptions are based on judgement using a combination of sampler penetration blow counts, drilling or excavating conditions, field tests, and laboratory tests, as appropriate.

Drilling and Sampling Key		Field and Lab Test Data
SAMPLER TYPE	SAMPLE NUMBER & INTERVAL	
Code	Description	Code
a	3.25-inch O.D., 2.42-inch I.D. Split Spoon	PP = 1.0
b	2.00-inch O.D., 1.50-inch I.D. Split Spoon	TV = 0.5
c	Shelby Tube	PID = 100
d	Grab Sample	W = 10
e	Single-Tube Core Barrel	D = 120
f	Double-Tube Core Barrel	-200 = 60
g	2.50-inch O.D., 2.00-inch I.D. WSDOT	GS
h	3.00-inch O.D., 2.375-inch I.D. Mod. California	AL
i	Other - See text if applicable	GT
1	300-lb Hammer, 30-inch Drop	CA
2	140-lb Hammer, 30-inch Drop	
3	Pushed	
4	Vibrocore (Rotasonic/Geoprobe)	
5	Other - See text if applicable	

Groundwater	
	Approximate water level at time of drilling (ATD)
	Approximate water level at time other than ATD

FPP-B01

LAI Project No: 1148007.010

SAMPLE DATA

SOIL PROFILE

Moisture Content (%)
 Plastic Limit
0
0
0
0
0
 Liquid Limit

▲ SPT N-Value ▲
 △ Non-Standard N-Value △
 0 0 0 0

× Fines Content (%) ×
 0 0 0 0

Depth (ft)	Sample Number & Interval	Sampler Type	Blows/Foot	Test Data	Graphic Symbol	USCS Symbol	Description
0	FPP-B01-S(0.5-1)	d3		0		GP-GM	Gray, sandy GRAVEL with silt (slight petroleum-like odor, no sheen) (loose, dry) (FILL)
5				0		GP	Mottled, gray to brown, coarse GRAVEL with sand and cobbles (no odor, no sheen) (loose, dry)
15	FPP-B01-S(12-13)	d3		0		SP-SM	Brown, very gravelly medium to coarse SAND with silt (no odor, no sheen) (loose, wet) (ALLUVIUM)

Groundwater

15.0 ft ATD 13.0 ft During Groundwater Sample Collection

Boring Completed 06/18/13
 Total Depth of Boring = 20.0 ft.

Point located at State Plane Coordinates:
 North: 466690.12
 East: 1640805.96

- Notes:
1. Stratigraphic contacts are based on field interpretations and are approximate.
 2. Reference to the text of this report is necessary for a proper understanding of subsurface conditions.
 3. Refer to "Soil Classification System and Key" figure for explanation of graphics and symbols.

1148007.01 11/26/13 N:\PROJECTS\1148007.010.GPJ SOIL BORING LOG WITH GRAPH



Yakima Mill Site
 Yakima, WA

Log of Boring FPP-B01

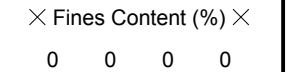
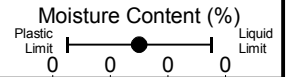
Figure
B-2

FPP-B02

LAI Project No: 1148007.010

SAMPLE DATA

SOIL PROFILE



Depth (ft)	Sample Number & Interval	Sampler Type	Blows/Foot	Test Data	Graphic Symbol	USCS Symbol	Description
0	FPP-B02 -S(1-2)	d3	0		GP-GM	GP-GM	Dark brown, very sandy GRAVEL with silt (slight petroleum-like odor, no sheen) (loose, dry) (FILL)
5			0		GP	GP	Mottled gray to brown coarse GRAVEL with sand and cobbles (no odor, no sheen) (loose, dry)
15	FPP-B02 -S(14-15.5)	d3	0		SP-SM	SP-SM	Dark gray to brown, gravelly fine to coarse SAND with silt (slight petroleum-like odor, no sheen) (loose, damp) (ALLUVIUM)
20					GP-GM	GP-GM	-grades sandy GRAVEL with silt (no odor, no sheen) (loose, wet)

Groundwater

15.0 ft During Groundwater Sample Collection

Boring Completed 06/19/13
 Total Depth of Boring = 20.0 ft.

Point located at State Plane Coordinates:
 North: 466656.47
 East: 1640829.33

- Notes:
1. Stratigraphic contacts are based on field interpretations and are approximate.
 2. Reference to the text of this report is necessary for a proper understanding of subsurface conditions.
 3. Refer to "Soil Classification System and Key" figure for explanation of graphics and symbols.

1148007.01 11/26/13 N:\PROJECTS\1148007.010.GPJ SOIL BORING LOG WITH GRAPH



Yakima Mill Site
 Yakima, WA

Log of Boring FPP-B02

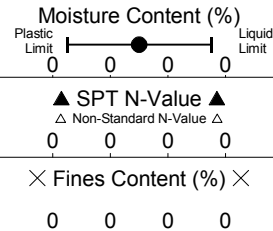
Figure
B-3

FPP-B03

LAI Project No: 1148007.010

SAMPLE DATA

SOIL PROFILE



Depth (ft)	Sample Number & Interval	Sampler Type	Blows/Foot	Test Data	Graphic Symbol	USCS Symbol	Soil Description
0	FPP-B03-S(0.5-2)	d3		0		GP	Brown, sandy fine to coarse GRAVEL (no odor, no sheen) (loose, dry) (FILL)
5				0.6		GP	Brown to gray, sandy, fine to coarse GRAVEL (no odor, no sheen) (loose, dry)
15	FPP-B03-S(13-14)	d3		0.4			

Groundwater

15.0 ft ATD 13.0 ft During Groundwater Sample Collection

Boring Completed 06/18/13
 Total Depth of Boring = 15.0 ft.

Point located at State Plane Coordinates:
 North: 466624.01
 East: 1640833.71

- Notes:
1. Stratigraphic contacts are based on field interpretations and are approximate.
 2. Reference to the text of this report is necessary for a proper understanding of subsurface conditions.
 3. Refer to "Soil Classification System and Key" figure for explanation of graphics and symbols.

1148007.01 11/26/13 N:\PROJECTS\1148007.010.GPJ SOIL BORING LOG WITH GRAPH



Yakima Mill Site
 Yakima, WA

Log of Boring FPP-B03

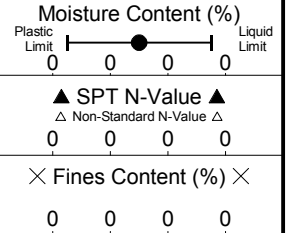
Figure
B-4

FPP-B04

LAI Project No: 1148007.010

SAMPLE DATA

SOIL PROFILE



Depth (ft)	Sample Number & Interval	Sampler Type	Blows/Foot	Test Data	Graphic Symbol	USCS Symbol	Description
0						GP-GM	Brown, sandy GRAVEL with silt (no odor, no sheen) (medium dense, damp) (FILL)
0.1						GP	Gray to green sandy GRAVEL (no odor, no sheen) (medium dense, dry)
0						PC	Crushed concrete (loose, dry)
0						GP	Gray to green, sandy GRAVEL (petroleum-like odor, no sheen) (medium dense, dry)
0	FPP-B04-S(11-12)	d3				SP	Dark gray to green very gravelly fine to coarse SAND (petroleum-like odor, sheen) (loose, dry) -Green soil staining -grades sandy GRAVEL (petroleum-like odor, sheen) (loose, dry)
0						SP	Dark gray, gravelly fine to coarse SAND (no odor, no sheen) (loose, wet) (ALLUVIUM) -grades to very sandy GRAVEL with native wood debris (roots, bark)
0	FPP-B04-S(21-22)	d3				GP-GM	Dark brown, woody, very sandy GRAVEL with silt (no odor, no sheen) (loose, wet)
0						WD	Brown native woody debris (roots, bark) (no odor, no sheen) (loose, wet)

Groundwater

13.0 ft AT Drg Groundwater Sample Collection

Boring Completed 06/18/13
 Total Depth of Boring = 25.0 ft.

Point located at State Plane Coordinates:
 North: 466815.05
 East: 1641066.03

- Notes:
1. Stratigraphic contacts are based on field interpretations and are approximate.
 2. Reference to the text of this report is necessary for a proper understanding of subsurface conditions.
 3. Refer to "Soil Classification System and Key" figure for explanation of graphics and symbols.

1148007.01 11/26/13 N:\PROJECTS\1148007.010.GPJ SOIL BORING LOG WITH GRAPH



Yakima Mill Site
 Yakima, WA

Log of Boring FPP-B04

Figure
B-5

FPP-B05

LAI Project No: 1148007.010

SAMPLE DATA

SOIL PROFILE

Moisture Content (%)			
Plastic Limit	0 0 0 0		Liquid Limit
▲ SPT N-Value ▲			
△ Non-Standard N-Value △			
0 0 0 0			
× Fines Content (%) ×			
0 0 0 0			

Depth (ft)	Sample Number & Interval	Sampler Type	Blows/Foot	Test Data	Graphic Symbol	USCS Symbol	Description
0						SP-SM	Brown, gravelly, fine to medium SAND with silt (no odor, no sheen) (loose, damp)
0						GP	(FILL) Blue-gray, sandy GRAVEL (petroleum-like odor, no sheen) (loose, dry)
0				0			
0				0		SP	Dark gray, fine to coarse SAND with gravel (petroleum-like odor, sheen) (loose, damp) (ALLUVIUM)
15	FPP-B05-S(15-16.5)	d3		1.7			-green to yellow oily substance in core tube between 15 and 17 ft
20	FPP-B05-S(22.5-24)	d3		0.5		GP-GM	Dark gray, sandy GRAVEL with silt (no odor, no sheen) (loose, wet)
25							

Groundwater

13.0 ft ATD
15.5 ft ATD

During Groundwater Sample Collection

Boring Completed 06/19/13
Total Depth of Boring = 25.0 ft

Point located at State Plane Coordinates:
North: 466791.56
East: 1641118.69

- Notes:
- Stratigraphic contacts are based on field interpretations and are approximate.
 - Reference to the text of this report is necessary for a proper understanding of subsurface conditions.
 - Refer to "Soil Classification System and Key" figure for explanation of graphics and symbols.

1148007.01 11/26/13 N:\PROJECTS\1148007.010.GPJ SOIL BORING LOG WITH GRAPH



Yakima Mill Site
Yakima, WA

Log of Boring FPP-B05

Figure
B-6

FPP-B06

LAI Project No: 1148007.010

SAMPLE DATA

SOIL PROFILE

Moisture Content (%)
 Plastic Limit
0
0
0
0
0
 Liquid Limit

▲ SPT N-Value ▲

△ Non-Standard N-Value △

0 0 0 0

× Fines Content (%) ×

0 0 0 0

Groundwater

10.0 ft ATD During Groundwater Sample Collection

Depth (ft)	Sample Number & Interval	Sampler Type	Blows/Foot	Test Data	Graphic Symbol	USCS Symbol	Soil Description
0						GP-GM	Brown, sandy GRAVEL with silt (no odor, no sheen) (loose, dry) (FILL)
0				0			
5						SM	Brown, silty fine to medium SAND with gravel (no odor, no sheen) (medium dense, dry)
0				0			
10						SP	Dark gray, gravelly fine to coarse SAND (no odor, no sheen) (loose, wet) (ALLUVIUM)
0				0			
15	FPP-B06-S(15-16)	d3		0			-depth of lathe pit to north of boring is 13.3 feet -grades very sandy GRAVEL with silt (loose, wet) (no odor, no sheen)
20							

Boring Completed 06/18/13
 Total Depth of Boring = 20.0 ft.

Point located at State Plane Coordinates:
 North: 466743.99
 East: 1641075.37

- Notes:
1. Stratigraphic contacts are based on field interpretations and are approximate.
 2. Reference to the text of this report is necessary for a proper understanding of subsurface conditions.
 3. Refer to "Soil Classification System and Key" figure for explanation of graphics and symbols.

1148007.01 11/26/13 N:\PROJECTS\1148007.010.GPJ SOIL BORING LOG WITH GRAPH



Yakima Mill Site
 Yakima, WA

Log of Boring FPP-B06

Figure
B-7

FPP-B07

LAI Project No: 1148007.010

SAMPLE DATA

SOIL PROFILE

Moisture Content (%)			
Plastic Limit	0 0 0 0		Liquid Limit
▲ SPT N-Value ▲			
△ Non-Standard N-Value △			
0 0 0 0			
× Fines Content (%) ×			
0 0 0 0			

Depth (ft)	Sample Number & Interval	Sampler Type	Blows/Foot	Test Data	Graphic Symbol	USCS Symbol	Soil Description
0	FPP-B07-S(0.5-1.5)			0.5		SP	Green to gray gravelly fine to coarse SAND (petroleum-like odor, no sheen) -green staining (loose, dry)
0.5						WD	(FILL) Brown WOODWASTE material (no odor, no sheen) (loose, wet)
5				0			
10						SP-SM	Dark gray, gravelly fine SAND with silt (slight petroleum-like odor, no sheen) (medium dense, wet) (ALLUVIUM)
15	FPP-B07-S(15-16)			0.3			-grades dark gray, gravelly fine to medium SAND with silt (medium dense, wet)
20							

Groundwater

13.0 ft During Groundwater Sample Collection

Boring Completed 06/19/13
Total Depth of Boring = 20.0 ft.

Point located at State Plane Coordinates:
North: 466954.12
East: 1641303.35

- Notes:
1. Stratigraphic contacts are based on field interpretations and are approximate.
 2. Reference to the text of this report is necessary for a proper understanding of subsurface conditions.
 3. Refer to "Soil Classification System and Key" figure for explanation of graphics and symbols.

1148007.01 11/26/13 N:\PROJECTS\1148007.010.GPJ SOIL BORING LOG WITH GRAPH



Yakima Mill Site
Yakima, WA

Log of Boring FPP-B07

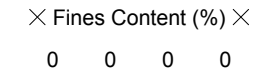
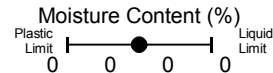
Figure
B-8

FPP-B08

LAI Project No: 1148007.010

SAMPLE DATA

SOIL PROFILE



Depth (ft)	Sample Number & Interval	Sampler Type	Blows/Foot	Test Data	Graphic Symbol	USCS Symbol	Description
0						GP	Brown, sandy GRAVEL (no odor, no sheen) (loose, damp) (FILL)
0.2	FPP-B08-S(5-6.5)	d3				WD SP- SM	Brown WOODWASTE material (no odor, no sheen) (loose, wet) Brown, silty fine SAND with gravel (no odor, no sheen) (loose, damp)
0.2						ML SP	Gray, sandy SILT with gravel (no odor, no sheen) (medium stiff, damp) Dark gray, gravelly fine to coarse SAND (no odor, no sheen) (loose, wet) (ALLUVIUM)

Groundwater

13.0 ft During Groundwater Sample Collection

Boring Completed 06/18/13
Total Depth of Boring = 20.0 ft.

Point located at State Plane Coordinates:
North: 466739.19
East: 1641203.73

- Notes:
1. Stratigraphic contacts are based on field interpretations and are approximate.
 2. Reference to the text of this report is necessary for a proper understanding of subsurface conditions.
 3. Refer to "Soil Classification System and Key" figure for explanation of graphics and symbols.

1148007.01 11/26/13 N:\PROJECTS\1148007.010.GPJ SOIL BORING LOG WITH GRAPH



Yakima Mill Site
Yakima, WA

Log of Boring FPP-B08

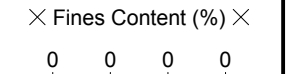
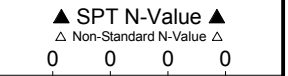
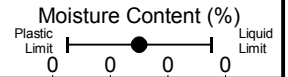
Figure
B-9

FPP-B09

LAI Project No: 1148007.010

SAMPLE DATA

SOIL PROFILE



Depth (ft)	Sample Number & Interval	Sampler Type	Blows/Foot	Test Data	Graphic Symbol	USCS Symbol	Description
0							Drilling Method: Geoprobe™ Ground Elevation (ft): Not surveyed Drilled By: Cascade Drilling Inc. Logged By: SDS Date: 06/19/13
0 - 12.3						SP-SM	Brown, gravelly fine to medium SAND with silt (slight petroleum-like odor, no sheen) (loose, damp) (FILL)
12.3 - 14.0	FPP-B09-S(12-13)		0.3			GP-GM	Brown, sandy GRAVEL with silt (slight petroleum-like odor, no sheen) (medium dense, damp)
14.0 - 20.0						SP-SM	Dark gray, gravelly fine to coarse SAND with silt (no odor, no sheen) (loose, wet) (ALLUVIUM)
20.0 - 23.0						SP	Dark gray, fine to coarse SAND with gravel (no odor, no sheen) (loose, wet)

Groundwater

14.0 ft During Groundwater Sample Collection

Boring Completed 06/19/13
Total Depth of Boring = 23.0 ft.

Point located at State Plane Coordinates:
North: 466628.15
East: 1641025.81

- Notes:
1. Stratigraphic contacts are based on field interpretations and are approximate.
 2. Reference to the text of this report is necessary for a proper understanding of subsurface conditions.
 3. Refer to "Soil Classification System and Key" figure for explanation of graphics and symbols.

1148007.01 11/26/13 N:\PROJECTS\1148007.010.GPJ SOIL BORING LOG WITH GRAPH



Yakima Mill Site
Yakima, WA

Log of Boring FPP-B09

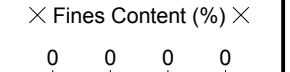
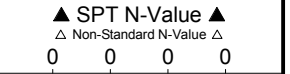
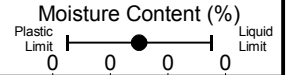
Figure
B-10

FPP-B10

LAI Project No: 1148007.010

SAMPLE DATA

SOIL PROFILE



Depth (ft)	Sample Number & Interval	Sampler Type	Blows/Foot	Test Data	Graphic Symbol	USCS Symbol	Description
0						GP	Gray pea GRAVEL (no odor, no sheen) (loose, damp)
						GP-GM	(FILL) Mottled, gray to brown sandy coarse GRAVEL with silt and cobbles (no odor, no sheen) (loose, dry)
10	FPP-B10-S(10-11)	d3	0	0		SP	Blue-gray, fine to medium SAND with gravel (petroleum-like odor, slight sheen) (loose, damp)
15	FPP-B10-S(15-16)	d3	0	0		SP-SM	Dark gray, gravelly fine to coarse SAND with silt (no odor, no sheen) (loose, wet)
						ML	Gray, sandy SILT with woody debris (no odor, no sheen) (medium stiff, wet)
						SP-CL	Dark gray, gravelly fine to coarse SAND (no odor, no sheen) (loose, wet)
							(ALLUVIUM) Brown, sandy CLAY (no odor, no sheen) (stiff, wet)

Groundwater

15.0 ft ATD. 5 ft During Groundwater Sample Collection

Boring Completed 06/18/13
Total Depth of Boring = 20.0 ft.
Point located at State Plane Coordinates:
North: 466592.82
East: 1640969.10

- Notes:
1. Stratigraphic contacts are based on field interpretations and are approximate.
 2. Reference to the text of this report is necessary for a proper understanding of subsurface conditions.
 3. Refer to "Soil Classification System and Key" figure for explanation of graphics and symbols.

1148007.01 11/26/13 N:\PROJECTS\1148007.010.GPJ SOIL BORING LOG WITH GRAPH



Yakima Mill Site
Yakima, WA

Log of Boring FPP-B10

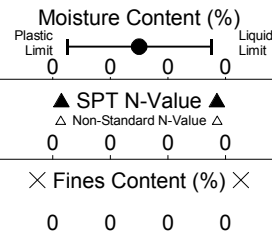
Figure
B-11

FPP-B11

LAI Project No: 1148007.010

SAMPLE DATA

SOIL PROFILE



Depth (ft)	Sample Number & Interval	Sampler Type	Blows/Foot	Test Data	Graphic Symbol	USCS Symbol	Description
0						SP	Brown, gravelly, fine to coarse SAND (no odor, no sheen) (loose, dry) (FILL)
5						SP	Gray to brown, mottled, gravelly, fine to coarse SAND with cobbles (no odor, no sheen) (loose, dry)
					GP		Blue-gray GRAVEL with sand (no odor, no sheen) (loose, dry)
			0		SP		Gray to brown, mottled, gravelly, fine to coarse SAND with cobbles (petroleum-like odor, no sheen) (medium dense, dry)
					SP-SM		-black staining -grades with silt
10						SP-SM	Gray, gravelly fine to coarse SAND with silt (no odor, no sheen) (medium dense, damp)
15						SP	Brown, gravelly fine to coarse SAND (no odor, no sheen) (dense, damp)
						SM	-grades silty
20	FPP-B11-S(18-19)					SP	Dark gray, gravelly fine to coarse SAND (very slight petroleum-like odor, no sheen) (loose, wet) (ALLUVIUM)
25	FPP-B11-S(22-23)					SP-SM	Brown, gravelly fine to coarse SAND with silt (no odor, no sheen) (loose, wet)

Groundwater

14.0 ft During Groundwater Sample Collection
17.5 ft ATD

1148007.01 11/26/13 N:\PROJECTS\1148007.010.GPJ SOIL BORING LOG WITH GRAPH

Boring Completed 06/18/13 Total Depth of Boring = 25.0 ft
 Point located at State Plane Coordinates:
 North: 466613.31
 East: 1641046.66

- Notes:
1. Stratigraphic contacts are based on field interpretations and are approximate.
 2. Reference to the text of this report is necessary for a proper understanding of subsurface conditions.
 3. Refer to "Soil Classification System and Key" figure for explanation of graphics and symbols.



Yakima Mill Site
Yakima, WA

Log of Boring FPP-B11

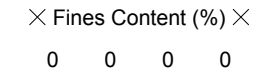
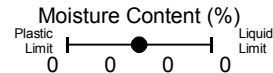
Figure
B-12

FPP-B12

LAI Project No: 1148007.010

SAMPLE DATA

SOIL PROFILE



Depth (ft)	Sample Number & Interval	Sampler Type	Blows/Foot	Test Data	Graphic Symbol	USCS Symbol	Description
0						SP-SM	Brown, fine to medium SAND with gravel, with silt (no odor, no sheen) (loose, damp) (FILL)
5	FPP-B12-S(6-7)			0		GP-GM	Brown, very sandy GRAVEL with silt (no odor, no sheen) (loose, damp)
						SP-SM	Gray, gravelly fine to coarse SAND with silt (no odor, no sheen) (loose, damp)

Groundwater
8.5 ft During Groundwater Sample Collection

Boring Completed 06/18/13
Total Depth of Boring = 10.0 ft.

Point located at State Plane Coordinates:
North: 466624.35
East: 1641156.67

- Notes:
1. Stratigraphic contacts are based on field interpretations and are approximate.
 2. Reference to the text of this report is necessary for a proper understanding of subsurface conditions.
 3. Refer to "Soil Classification System and Key" figure for explanation of graphics and symbols.

1148007.01 11/26/13 N:\PROJECTS\1148007.010.GPJ SOIL BORING LOG WITH GRAPH



Yakima Mill Site
Yakima, WA

Log of Boring FPP-B12

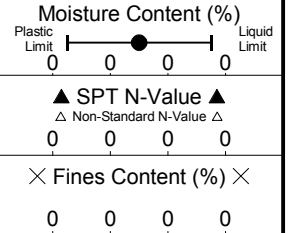
Figure
B-13

FPP-B13

LAI Project No: 1148007.010

SAMPLE DATA

SOIL PROFILE



Depth (ft)	Sample Number & Interval	Sampler Type	Blows/Foot	Test Data	Graphic Symbol	USCS Symbol	Soil Description
0						SP-SM	Brown, very gravelly fine to medium SAND with silt (no odor, no sheen) (loose, damp) (FILL)
5	FPP-B13 -S(5.5-6.5)			0		GP-GM	Mottled, gray to brown, sandy, coarse GRAVEL with silt and cobbles (no odor, no sheen) (loose, dry)
10						SP-SM	Gray, gravelly, fine to coarse SAND with silt (no odor, no sheen) (loose, wet)
10						GP-GM	Mottled, gray to brown, sandy, coarse GRAVEL with silt and cobbles (no odor, no sheen) (loose, dry)
15	FPP-B13 -S(12.5-14)			0		GM	Gray, sandy, silty GRAVEL (no odor, no sheen) (loose, wet)
15						CL	Dark gray, sandy CLAY (no odor, no sheen) (stiff, damp)
15						SP-SM	Dark gray, gravelly fine to coarse SAND with silt (no odor, no sheen) (loose, wet) (ALLUVIUM)

Groundwater

9.0 ft During Groundwater Sample Collection

14.5 ft ATD

Boring Completed 06/17/13
 Total Depth of Boring = 20.0 ft.

Point located at State Plane Coordinates:
 North: 466498.65
 East: 1641113.39

- Notes:
1. Stratigraphic contacts are based on field interpretations and are approximate.
 2. Reference to the text of this report is necessary for a proper understanding of subsurface conditions.
 3. Refer to "Soil Classification System and Key" figure for explanation of graphics and symbols.

1148007.01 11/26/13 N:\PROJECTS\1148007.010.GPJ SOIL BORING LOG WITH GRAPH



Yakima Mill Site
 Yakima, WA

Log of Boring FPP-B13

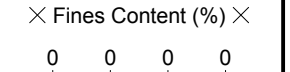
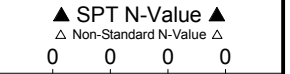
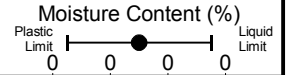
Figure
B-14

FPP-B14

LAI Project No: 1148007.010

SAMPLE DATA

SOIL PROFILE



Depth (ft)	Sample Number & Interval	Sampler Type	Blows/Foot	Test Data	Graphic Symbol	USCS Symbol	Soil Description	Groundwater
0						GP	Brown, sandy GRAVEL with woodwaste (no odor, no sheen) (loose, dry) (FILL)	
0						SM GP	Black, silty fine SAND (no odor, no sheen) (dense, damp)	▼
0						GP	Light-gray, fine to coarse sandy GRAVEL (no odor, no sheen) (medium dense, dry) Mottled gray to brown sandy coarse GRAVEL with cobbles (no odor, no sheen) (loose, dry)	
0						GP	Blue-gray, sandy GRAVEL (no odor, no sheen) (medium dense, dry)	
0.3	FPP-B14-S(14-15)					SM GP	Dark gray, silty SAND (slight petroleum-like odor, no sheen) (medium dense, dry) Mottled gray to brown sandy coarse GRAVEL with cobbles (no odor, no sheen) (loose, dry)	
0	FPP-B14-S(18.5-19.5)					SP CL	Dark gray, gravelly fine to coarse SAND (no odor, no sheen) (loose, damp) (ALLUVIUM) Dark gray, silty CLAY with trace woodwaste and organics (no odor, no sheen) (medium stiff, damp)	▼

Boring Completed 06/17/13
Total Depth of Boring = 20.0 ft.

Point located at State Plane Coordinates:
North: 466411.53
East: 1640990.27

- Notes:
1. Stratigraphic contacts are based on field interpretations and are approximate.
 2. Reference to the text of this report is necessary for a proper understanding of subsurface conditions.
 3. Refer to "Soil Classification System and Key" figure for explanation of graphics and symbols.

1148007.01 11/26/13 N:\PROJECTS\1148007.010.GPJ SOIL BORING LOG WITH GRAPH



Yakima Mill Site
Yakima, WA

Log of Boring FPP-B14

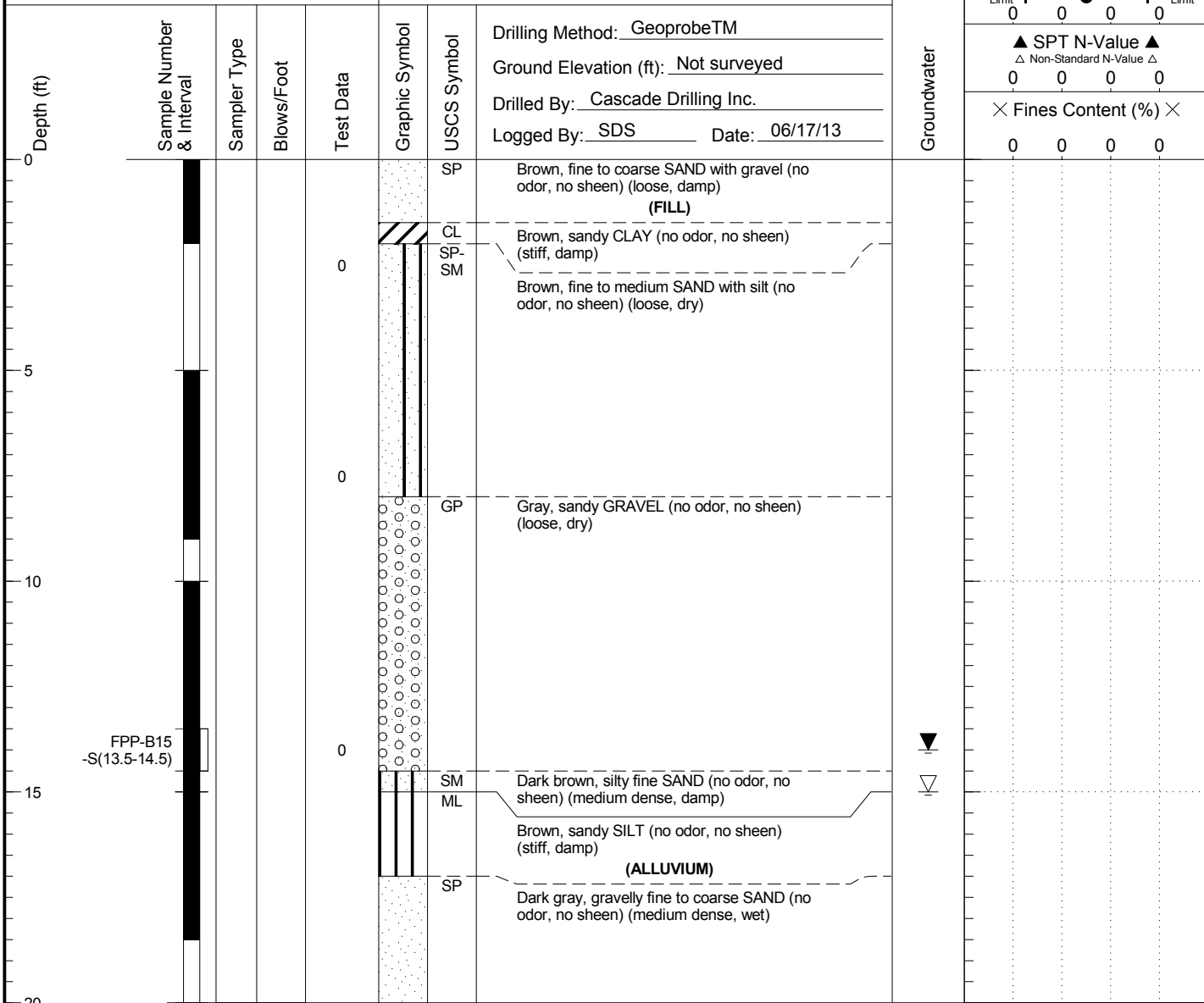
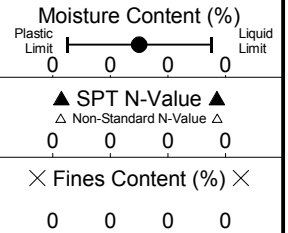
Figure
B-15

FPP-B15

LAI Project No: 1148007.010

SAMPLE DATA

SOIL PROFILE



FPP-B15 -S(13.5-14.5)

Boring Completed 06/17/13
Total Depth of Boring = 20.0 ft.

Point located at State Plane Coordinates:
North: 466441.36
East: 1641092.05

- Notes:
1. Stratigraphic contacts are based on field interpretations and are approximate.
 2. Reference to the text of this report is necessary for a proper understanding of subsurface conditions.
 3. Refer to "Soil Classification System and Key" figure for explanation of graphics and symbols.

1148007.01 11/26/13 N:\PROJECTS\1148007.010.GPJ SOIL BORING LOG WITH GRAPH



Yakima Mill Site
Yakima, WA

Log of Boring FPP-B15

Figure
B-16

FPP-B16

LAI Project No: 1148007.010

SAMPLE DATA

SOIL PROFILE

Moisture Content (%)			
Plastic Limit	0 0 0 0		Liquid Limit
▲ SPT N-Value ▲			
△ Non-Standard N-Value △			
× Fines Content (%) ×			
0 0 0 0			

Depth (ft)	Sample Number & Interval	Sampler Type	Blows/Foot	Test Data	Graphic Symbol	USCS Symbol	Drilling Method: Geoprobe™	Ground Elevation (ft): Not surveyed	Drilled By: Cascade Drilling Inc.	Logged By: SDS Date: 06/17/13
0						GP-GM	Gray, sandy GRAVEL with silt (no odor, no sheen) (loose, dry)			
0.3							(FILL)			
0.5						SP-SM	Dark brown, gravelly fine to medium SAND with silt (no odor, no sheen) (loose, dry)			
10						GP	Blue-gray, sandy GRAVEL (no odor, no sheen) (loose, dry)			
12.7	FPP-B16 -S(11.7-12.7)						-wet layer at 12 ft BGS			
13.7						CL-SP	Dark brown, sandy CLAY (no odor, no sheen) (stiff, damp)			
15							(ALLUVIUM)			
16							Dark gray, gravelly fine to coarse SAND (no odor, no sheen) (loose, wet)			
20										

Groundwater



Boring Completed 06/17/13
Total Depth of Boring = 20.0 ft.

Point located at State Plane Coordinates:
North: 466456.80
East: 1641237.41

- Notes:
1. Stratigraphic contacts are based on field interpretations and are approximate.
 2. Reference to the text of this report is necessary for a proper understanding of subsurface conditions.
 3. Refer to "Soil Classification System and Key" figure for explanation of graphics and symbols.

1148007.01 11/26/13 N:\PROJECTS\1148007.010.GPJ SOIL BORING LOG WITH GRAPH



Yakima Mill Site
Yakima, WA

Log of Boring FPP-B16

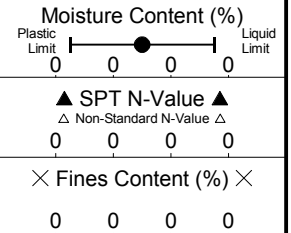
Figure
B-17

FPP-B17

LAI Project No: 1148007.010

SAMPLE DATA

SOIL PROFILE



Depth (ft)	Sample Number & Interval	Sampler Type	Blows/Foot	Test Data	Graphic Symbol	USCS Symbol	Soil Description	Groundwater
0	FPP-B17-S(0.5-1.5)			1.3	GP SP	GP SP	Brown sandy GRAVEL (no odor, no sheen) (loose, dry) (FILL) Brown to black gravelly SAND (faint petroleum-like odor, no sheen) (medium dense, damp)	
5					SP	SP	Gray, gravelly SAND (no odor, no sheen) (loose, dry)	
10					GP	GP	Mottled gray to brown sandy coarse GRAVEL with cobbles (no odor, no sheen) (loose, dry)	
15	FPP-B17-S(16-17)			0.5	ML GP	ML GP	Dark gray, sandy SILT with gravel (no odor, no sheen) (dense, damp) (ALLUVIUM) Dark gray, sandy GRAVEL (no odor, no sheen) (loose, damp)	
20								

Boring Completed 06/21/13
 Total Depth of Boring = 20.0 ft.

Point located at State Plane Coordinates:
 North: 466889.42
 East: 1641135.63

- Notes:
1. Stratigraphic contacts are based on field interpretations and are approximate.
 2. Reference to the text of this report is necessary for a proper understanding of subsurface conditions.
 3. Refer to "Soil Classification System and Key" figure for explanation of graphics and symbols.

1148007.01 11/26/13 N:\PROJECTS\1148007.010.GPJ SOIL BORING LOG WITH GRAPH



Yakima Mill Site
 Yakima, WA

Log of Boring FPP-B17

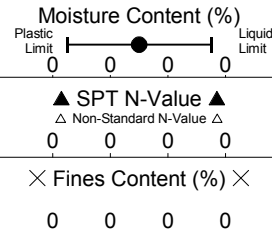
Figure
B-18

FPP-B18

LAI Project No: 1148007.010

SAMPLE DATA

SOIL PROFILE



Depth (ft)	Sample Number & Interval	Sampler Type	Blows/Foot	Test Data	Graphic Symbol	USCS Symbol	Soil Description
0					WD GP GM		Brown WOODWASTE material (no odor, no sheen) (loose, dry) (FILL)
0				0	SM		Gray, sandy GRAVEL with silt (no odor, no sheen) (loose, dry) Brown silty SAND with woodwaste debris (<10%) (no odor, no sheen) (loose, dry)
5				0			
10					SP		Gray, gravelly SAND (no odor, no sheen) (loose, dry) -grades brown, with a slight petroleum-like odor
15					GP		Gray sandy GRAVEL (no odor, no sheen) (loose, dry)
16.5-17.5	FPP-B18 -S(16.5-17.5)			0	GM		Dark gray, silty, sandy GRAVEL (slight petroleum-like odor, no sheen) (loose, wet) (ALLUVIUM)
20							
25							

Groundwater



Boring Completed 06/19/13
 Total Depth of Boring = 25.0 ft.
 Point located at State Plane Coordinates:
 North: 466867.16
 East: 1641359.46

- Notes:
1. Stratigraphic contacts are based on field interpretations and are approximate.
 2. Reference to the text of this report is necessary for a proper understanding of subsurface conditions.
 3. Refer to "Soil Classification System and Key" figure for explanation of graphics and symbols.

1148007.01 11/26/13 N:\PROJECTS\1148007.010.GPJ SOIL BORING LOG WITH GRAPH



Yakima Mill Site
 Yakima, WA

Log of Boring FPP-B18

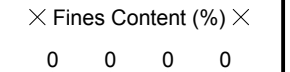
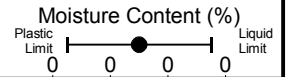
Figure
B-19

FPP-B19

LAI Project No: 1148007.010

SAMPLE DATA

SOIL PROFILE



Depth (ft)	Sample Number & Interval	Sampler Type	Blows/Foot	Test Data	Graphic Symbol	USCS Symbol	Soil Description
0						WD	Brown WOODWASTE material (no odor, no sheen) (loose, damp) (FILL)
0 - 15			0			SP	Brown, silty fine to coarse SAND with gravel (no odor, no sheen) (loose, damp) -unit interspersed with 3 minor (<2 inch) lenses of woodwaste material between 5 and 8 feet
15 - 19.0			0			SP	Gray, fine to coarse SAND with gravel (no odor, no sheen) (loose, wet) (ALLUVIUM)

Groundwater



Boring Completed 06/19/13
Total Depth of Boring = 19.0 ft.

Point located at State Plane Coordinates:
North: 466837.10
East: 1641072.86

- Notes:
1. Stratigraphic contacts are based on field interpretations and are approximate.
 2. Reference to the text of this report is necessary for a proper understanding of subsurface conditions.
 3. Refer to "Soil Classification System and Key" figure for explanation of graphics and symbols.

1148007.01 11/26/13 N:\PROJECTS\1148007.010.GPJ SOIL BORING LOG WITH GRAPH



Yakima Mill Site
Yakima, WA

Log of Boring FPP-B19

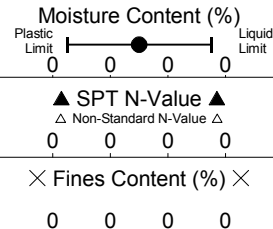
Figure
B-20

FPP-B20

LAI Project No: 1148007.010

SAMPLE DATA

SOIL PROFILE



Depth (ft)	Sample Number & Interval	Sampler Type	Blows/Foot	Test Data	Graphic Symbol	USCS Symbol	Description
0						GP-GM	Brown, sandy GRAVEL with silt (slight petroleum-like odor, no sheen) (loose, dry) (FILL)
0				0		SM	Gray, very silty SAND with gravel (no odor, no sheen) (loose, damp)
5				0		WD	Brown WOODWASTE material with minor dark brown silty fine SAND (no odor, no sheen) (loose, damp)
10				0		SM	Dark brown, silty fine SAND (no odor, no sheen) (loose, damp)
10				0		WD	Brown WOODWASTE with minor brown, sandy organic clay (no odor, no sheen) (medium dense, wet)
15				0		SP	Dark gray, gravelly fine to coarse SAND (no odor, no sheen) (loose, wet) (ALLUVIUM)
20				0			

Groundwater



Boring Completed 06/20/13
 Total Depth of Boring = 20.0 ft.

Point located at State Plane Coordinates:
 North: 466333.65
 East: 1641193.23

- Notes:
1. Stratigraphic contacts are based on field interpretations and are approximate.
 2. Reference to the text of this report is necessary for a proper understanding of subsurface conditions.
 3. Refer to "Soil Classification System and Key" figure for explanation of graphics and symbols.

1148007.01 11/26/13 N:\PROJECTS\1148007.010.GPJ SOIL BORING LOG WITH GRAPH



Yakima Mill Site
 Yakima, WA

Log of Boring FPP-B20

Figure
B-21

FPP-B21

LAI Project No: 1148007.010

SAMPLE DATA

SOIL PROFILE

Moisture Content (%)
 Plastic Limit
0
0
0
0
0
 Liquid Limit

▲ SPT N-Value ▲
 △ Non-Standard N-Value △
 0 0 0 0

× Fines Content (%) ×
 0 0 0 0

Depth (ft)	Sample Number & Interval	Sampler Type	Blows/Foot	Test Data	Graphic Symbol	USCS Symbol	Soil Description	Groundwater
0						SM	Brown, silty fine SAND with gravel (no odor, no sheen) (dense, damp) (FILL)	
0				0	○○○○	GP	Blue-gray, sandy GRAVEL (no odor, no sheen) (loose, dry)	
5					○○○○	GP-GM	Brown, sandy GRAVEL with silt (no odor, no sheen) (dense, damp) (ALLUVIUM)	
10				0	○○○○			
15	FPP-B21-S(13-14)			0	○○○○		-grades loose, wet	▽
20				0	○○○○			

Boring Completed 06/20/13
 Total Depth of Boring = 20.0 ft.

Point located at State Plane Coordinates:
 North: 466266.22
 East: 1640821.41

- Notes:
1. Stratigraphic contacts are based on field interpretations and are approximate.
 2. Reference to the text of this report is necessary for a proper understanding of subsurface conditions.
 3. Refer to "Soil Classification System and Key" figure for explanation of graphics and symbols.

1148007.01 11/26/13 N:\PROJECTS\1148007.010.GPJ SOIL BORING LOG WITH GRAPH



Yakima Mill Site
 Yakima, WA

Log of Boring FPP-B21

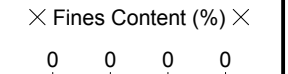
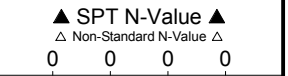
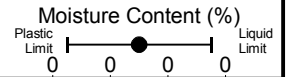
Figure
B-22

FPP-B22

LAI Project No: 1148007.010

SAMPLE DATA

SOIL PROFILE



Depth (ft)	Sample Number & Interval	Sampler Type	Blows/Foot	Test Data	Graphic Symbol	USCS Symbol	Drilling Method: Geoprobe™	Ground Elevation (ft): Not surveyed	Drilled By: Cascade Drilling Inc.	Logged By: SDS Date: 06/20/13
0										
0.8					SP-SM WD SP-SM		Brown, fine to medium SAND with silt (no odor, no sheen) (medium dense, damp)	(FILL)	Dark brown WOODWASTE (slight petroleum-like odor, no sheen) (loose, damp)	
5										
8						GP	Gray to brown mottled, sandy GRAVEL with cobbles (slight petroleum-like odor, no sheen) (loose, dry)			
10										
12.5-13.5	FPP-B22 -S(12.5-13.5)			1			-dark stained area (petroleum-like odor, light sheen)			
15										

Groundwater



Boring Completed 06/20/13
Total Depth of Boring = 15.0 ft.

Point located at State Plane Coordinates:
North: 466106.00
East: 1640878.58

- Notes:
1. Stratigraphic contacts are based on field interpretations and are approximate.
 2. Reference to the text of this report is necessary for a proper understanding of subsurface conditions.
 3. Refer to "Soil Classification System and Key" figure for explanation of graphics and symbols.

1148007.01 11/26/13 N:\PROJECTS\1148007.010.GPJ SOIL BORING LOG WITH GRAPH



Yakima Mill Site
Yakima, WA

Log of Boring FPP-B22

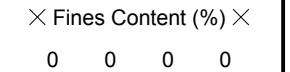
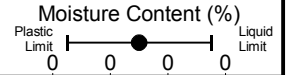
Figure
B-23

FPP-B23

LAI Project No: 1148007.010

SAMPLE DATA

SOIL PROFILE



Depth (ft)	Sample Number & Interval	Sampler Type	Blows/Foot	Test Data	Graphic Symbol	USCS Symbol	Description
0						GP-GM	Brown, sandy GRAVEL with silt (no odor, no sheen) (loose, dry) (FILL)
0 - 5				0		GP	Gray to brown mottled sandy GRAVEL with cobbles (no odor, no sheen) (loose, dry)
5 - 15				0		SP-SM	Brown, gravelly SAND with silt (no odor, no sheen) (loose, wet)

Groundwater



FPP-B23
-S(11.5-12.5)

Boring Completed 06/20/13
Total Depth of Boring = 15.0 ft.

Point located at State Plane Coordinates:
North: 465822.60
East: 1640968.44

- Notes:
1. Stratigraphic contacts are based on field interpretations and are approximate.
 2. Reference to the text of this report is necessary for a proper understanding of subsurface conditions.
 3. Refer to "Soil Classification System and Key" figure for explanation of graphics and symbols.

1148007.01 11/26/13 N:\PROJECTS\1148007.010.GPJ SOIL BORING LOG WITH GRAPH



Yakima Mill Site
Yakima, WA

Log of Boring FPP-B23

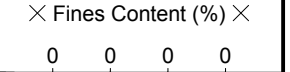
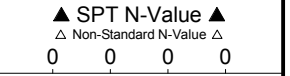
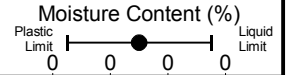
Figure
B-24

FPP-B24

LAI Project No: 1148007.010


SAMPLE DATA

SOIL PROFILE



Depth (ft)	Sample Number & Interval	Sampler Type	Blows/Foot	Test Data	Graphic Symbol	USCS Symbol	Description
0						SM	Brown, silty fine to medium SAND with gravel (no odor, no sheen) (loose, damp) (FILL)
0.2							
5							
0.8						GP-GM	Dark gray, sandy GRAVEL with silt (slight petroleum-like odor, no sheen) (medium dense, damp)
10							
11.5						CL	Brown, organic-rich sandy CLAY with trace wood debris (no odor, no sheen) (stiff, damp)
12.5						GP-GM	(ALLUVIUM) Dark gray, sandy GRAVEL with silt (slight petroleum-like odor, no sheen) (medium dense, wet)
15	FPP-B24 -S(15-16.5)	d3		0.6			
20							

Groundwater



Boring Completed 06/20/13
Total Depth of Boring = 20.0 ft.

Point located at State Plane Coordinates:
North: 466346.22
East: 1641173.07

- Notes:
1. Stratigraphic contacts are based on field interpretations and are approximate.
 2. Reference to the text of this report is necessary for a proper understanding of subsurface conditions.
 3. Refer to "Soil Classification System and Key" figure for explanation of graphics and symbols.

1148007.01 11/26/13 N:\PROJECTS\1148007.010.GPJ SOIL BORING LOG WITH GRAPH



Yakima Mill Site
Yakima, WA

Log of Boring FPP-B24

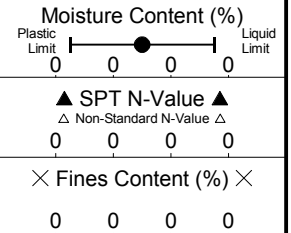
Figure
B-25

FPP-B25

LAI Project No: 1148007.010

SAMPLE DATA

SOIL PROFILE



Depth (ft)	Sample Number & Interval	Sampler Type	Blows/Foot	Test Data	Graphic Symbol	USCS Symbol	Description
0						GP	Gray to brown mottled, very sandy GRAVEL with cobbles (no odor, no sheen) (loose, dry) (FILL)
5				0.1		GP	Gray to brown mottled, very sandy GRAVEL with cobbles (slight petroleum-like odor, no sheen) (loose, dry)
10				0.0		SP	Brown, gravelly, fine to medium SAND (no odor, no sheen) (medium dense, dry)
15	FPP-B25-S(15-16)	d3				GP	Gray to brown mottled, sandy GRAVEL with cobbles (no odor, no sheen) (medium dense, dry)
17.0						SP-SM	Brown, gravelly, fine to medium SAND with silt (no odor, no sheen) (medium dense, damp)
20						GP	Gray, sandy GRAVEL (no odor, no sheen) (ALLUVIUM)

Groundwater

14.5 ft During Groundwater Sample Collection
17.0 ft ATD

Boring Completed 08/21/13
Total Depth of Boring = 20.0 ft.

Point located at State Plane Coordinates:
North: 466827.49
East: 1641033.50

- Notes:
1. Stratigraphic contacts are based on field interpretations and are approximate.
 2. Reference to the text of this report is necessary for a proper understanding of subsurface conditions.
 3. Refer to "Soil Classification System and Key" figure for explanation of graphics and symbols.

1148007.01 11/26/13 N:\PROJECTS\1148007.010.GPJ SOIL BORING LOG WITH GRAPH



Yakima Mill Site
Yakima, WA

Log of Boring FPP-B25

Figure
B-26

FPP-B26

LAI Project No: 1148007.010

SAMPLE DATA

SOIL PROFILE

Moisture Content (%)			
Plastic Limit	0 0 0 0		Liquid Limit
▲ SPT N-Value ▲			
△ Non-Standard N-Value △			
0 0 0 0			
× Fines Content (%) ×			
0 0 0 0			

Depth (ft)	Sample Number & Interval	Sampler Type	Blows/Foot	Test Data	Graphic Symbol	USCS Symbol	Soil Description
0						GP-GM	Brown, sandy GRAVEL with silt (no odor, no sheen) (loose, dry) (FILL)
0.2						SP	Dark gray, fine to medium SAND with gravel (no odor, no sheen) (loose, damp)
0.3						SP	Dark gray, fine to medium SAND with gravel (grades very gravelly fine to medium SAND) (no odor, no sheen) (loose, damp)
15-16	FPP-B26-S(15-16)	d3				GP-GM	Gray, sandy GRAVEL with silt (no odor, no sheen) (loose, wet) (ALLUVIUM)

Groundwater

16.5 ft ATDT During Groundwater Sample Collection

Boring Completed 08/21/13
Total Depth of Boring = 20.0 ft.

Point located at State Plane Coordinates:
North: 466765.50
East: 1641024.38

- Notes:
1. Stratigraphic contacts are based on field interpretations and are approximate.
 2. Reference to the text of this report is necessary for a proper understanding of subsurface conditions.
 3. Refer to "Soil Classification System and Key" figure for explanation of graphics and symbols.

1148007.01 11/26/13 N:\PROJECTS\1148007.010.GPJ SOIL BORING LOG WITH GRAPH



Yakima Mill Site
Yakima, WA

Log of Boring FPP-B26

Figure
B-27

FPP-B27

LAI Project No: 1148007.010

SAMPLE DATA

SOIL PROFILE

Moisture Content (%)			
Plastic Limit	0 0 0 0		Liquid Limit
▲ SPT N-Value ▲			
△ Non-Standard N-Value △			
0 0 0 0			
× Fines Content (%) ×			
0 0 0 0			

Depth (ft)	Sample Number & Interval	Sampler Type	Blows/Foot	Test Data	Graphic Symbol	USCS Symbol	Description
0						SM	Brown, silty, fine to medium SAND with gravel (no odor, no sheen) (loose, damp)
						GP-GM	(FILL) Gray, sandy GRAVEL with silt (no odor, no sheen) (loose, damp)
5	FPP-B27-S(5-6)	d3		0.0		GP-GM	Brown, sandy GRAVEL with silt (no odor, no sheen) (loose, wet) (ALLUVIUM)
10						GP-GM	Gray, sandy GRAVEL with silt (no odor, no sheen) (dense, wet)
15				0.0		GP-GM	Gray, sandy GRAVEL with silt (no odor, no sheen) - gravel ranges up to cobbles (~3 inches) (medium dense, wet)
20							

Groundwater

13.0 ft During Groundwater Sample Collection 5.0 ft ATD

Boring Completed 08/21/13
Total Depth of Boring = 20.0 ft.

Point located at State Plane Coordinates:
North: 466717.49
East: 1641125.16

- Notes:
1. Stratigraphic contacts are based on field interpretations and are approximate.
 2. Reference to the text of this report is necessary for a proper understanding of subsurface conditions.
 3. Refer to "Soil Classification System and Key" figure for explanation of graphics and symbols.

1148007.01 11/26/13 N:\PROJECTS\1148007.010.GPJ SOIL BORING LOG WITH GRAPH



Yakima Mill Site
Yakima, WA

Log of Boring FPP-B27

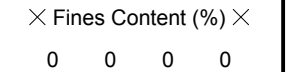
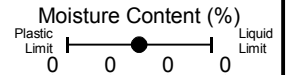
Figure
B-28

FPP-B28

LAI Project No: 1148007.010

SAMPLE DATA

SOIL PROFILE



Depth (ft)	Sample Number & Interval	Sampler Type	Blows/Foot	Test Data	Graphic Symbol	USCS Symbol	Description
0						SM	Brown, silty, fine to medium SAND with gravel (no odor, no sheen) (loose, damp) (FILL)
0 - 1.6	FPP-B28-S(15-16)	d3				GP	Gray to brown mottled, sandy GRAVEL with cobbles (no odor, no sheen) (loose, dry)
1.6 - 16.1				0.0		GP	Gray to brown mottled, sandy GRAVEL with cobbles (slight petroleum-like odor, no sheen) (loose, dry)
16.1 - 18.1				0.1		SM	Brown, silty fine to medium SAND with gravel (slight petroleum-like odor, no sheen) (loose, damp)
18.1 - 20.0				1.6 0.1		GP-GM	Gray, sandy GRAVEL with silt (strong petroleum-like odor, slight sheen) (loose, wet) (ALLUVIUM)

Groundwater

15.0 ft During Groundwater Sample Collection

Boring Completed 08/23/13
Total Depth of Boring = 20.0 ft.

Point located at State Plane Coordinates:
North: 466852.86
East: 1641207.79

- Notes:
1. Stratigraphic contacts are based on field interpretations and are approximate.
 2. Reference to the text of this report is necessary for a proper understanding of subsurface conditions.
 3. Refer to "Soil Classification System and Key" figure for explanation of graphics and symbols.

1148007.01 11/26/13 N:\PROJECTS\1148007.010.GPJ SOIL BORING LOG WITH GRAPH



Yakima Mill Site
Yakima, WA

Log of Boring FPP-B28

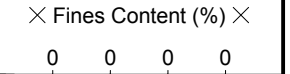
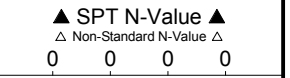
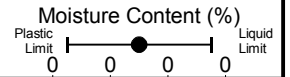
Figure
B-29

FPP-B29

LAI Project No: 1148007.010

SAMPLE DATA

SOIL PROFILE



Depth (ft)	Sample Number & Interval	Sampler Type	Blows/Foot	Test Data	Graphic Symbol	USCS Symbol	Description
0						SM	Brown, silty, fine to coarse SAND with gravel (no odor, no sheen) (loose, damp) (FILL)
5						SP	Gray, fine to coarse SAND with gravel (no odor, no sheen) (loose, damp)
10						GP	Gray to brown mottled, sandy GRAVEL with cobbles (no odor, no sheen) (loose, dry)
15				0.0		GP	Gray, sandy GRAVEL (pea gravel) (very slight petroleum-like odor, some sheen) (loose, dry)

Groundwater

10.0 ft ATD

Boring Completed 08/22/13
 Total Depth of Boring = 15.0 ft.

Point located at State Plane Coordinates:
 North: 466869.04
 East: 1641291.97

- Notes:
1. Stratigraphic contacts are based on field interpretations and are approximate.
 2. Reference to the text of this report is necessary for a proper understanding of subsurface conditions.
 3. Refer to "Soil Classification System and Key" figure for explanation of graphics and symbols.

1148007.01 11/26/13 N:\PROJECTS\1148007.010.GPJ SOIL BORING LOG WITH GRAPH



Yakima Mill Site
 Yakima, WA

Log of Boring FPP-B29

Figure
B-30

FPP-B29a

LAI Project No: 1148007.010

SAMPLE DATA

SOIL PROFILE

Moisture Content (%)			
Plastic Limit	0 0 0 0		Liquid Limit
▲ SPT N-Value ▲			
△ Non-Standard N-Value △			
0 0 0 0			
× Fines Content (%) ×			
0 0 0 0			

Depth (ft)	Sample Number & Interval	Sampler Type	Blows/Foot	Test Data	Graphic Symbol	USCS Symbol	Soil Description
0						SM	Dark, brown silty fine to coarse SAND with gravel (strong burnt odor, no sheen) (loose, damp) (FILL)
1.4						GP	Gray to brown mottled, sandy GRAVEL with cobbles (no odor, no sheen) (loose, damp)
5.0						GP	Brown, sandy GRAVEL (petroleum-like odor, sheen) (loose, damp) (ALLUVIUM)
15.0	FPP-B29a -S(15-16)	d3				ML	-brown, viscous free-product at 16 ft BGS Gray, sandy SILT (petroleum-like odor, no sheen) (medium stiff, damp)
25.0						SM	Dark brown, silty, fine SAND with gravel (strong petroleum-like odor, heavy sheen) (medium dense, wet)

Groundwater

20.5 ft. ATD

Boring Completed 08/22/13
Total Depth of Boring = 25.0 ft.

Point located at State Plane Coordinates:
North: 466870.76
East: 1641281.74

- Notes:
1. Stratigraphic contacts are based on field interpretations and are approximate.
 2. Reference to the text of this report is necessary for a proper understanding of subsurface conditions.
 3. Refer to "Soil Classification System and Key" figure for explanation of graphics and symbols.

1148007.01 11/26/13 N:\PROJECTS\1148007.010.GPJ SOIL BORING LOG WITH GRAPH



Yakima Mill Site
Yakima, WA

Log of Boring FPP-B29a

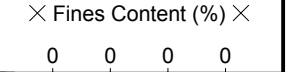
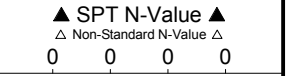
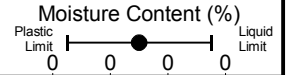
Figure
B-31

FPP-B29b

LAI Project No: 1148007.010

SAMPLE DATA

SOIL PROFILE



Depth (ft)	Sample Number & Interval	Sampler Type	Blows/Foot	Test Data	Graphic Symbol	USCS Symbol	Soil Description	Groundwater
0						WD	Brown WOODWASTE material (no odor, no sheen) (loose, dry) (FILL)	
0.0						GP	Brown to gray mottled sandy GRAVEL with cobbles (no odor, no sheen) (loose, dry)	
0.9						GP	Dark brown, sandy GRAVEL (strong petroleum-like odor, sheen) (loose, wet) (ALLUVIUM)	
1.3						ML	-viscous, brown, free-product at 16 ft BGS Gray, sandy SILT (strong petroleum-like odor, sheen) (medium dense, wet)	
0.8								

FPP-B29b
-S(15-16)

d3

15.5 ft ATD during Groundwater Sample Collection

Boring Completed 08/23/13 Point located at State Plane Coordinates:
Total Depth of Boring = 25.0 ft. North: 466862.97
East: 1641319.02

- Notes:
1. Stratigraphic contacts are based on field interpretations and are approximate.
 2. Reference to the text of this report is necessary for a proper understanding of subsurface conditions.
 3. Refer to "Soil Classification System and Key" figure for explanation of graphics and symbols.

1148007.01 11/26/13 N:\PROJECTS\1148007.010.GPJ SOIL BORING LOG WITH GRAPH



Yakima Mill Site
Yakima, WA

Log of Boring FPP-B29b

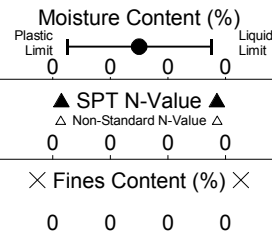
Figure
B-32

FPP-B29c

LAI Project No: 1148007.010

SAMPLE DATA

SOIL PROFILE



Depth (ft)	Sample Number & Interval	Sampler Type	Blows/Foot	Test Data	Graphic Symbol	USCS Symbol	Description
0						SM	Brown, silty fine to medium SAND (no odor, no sheen) (loose, damp)
						PC	(FILL)
						GP-GM	Concrete
						GP	Brown, sandy GRAVEL with silt (no odor, no sheen) (loose, damp)
5				0.0		GP	Greenish-gray, sandy GRAVEL (petroleum-like odor, no sheen) (loose, damp)
10				0.0		GP	Gray to brown mottled, sandy GRAVEL with cobbles (slight petroleum-like odor, no sheen) (loose, dry)
15	FPP-B29c -S(15-16)	d3		0.2		SM	Gray sandy SILT (strong petroleum-like odor, sheen) (medium stiff, damp) (ALLUVIUM)

Groundwater

Groundwater Not Encountered

Boring Completed 08/23/13
 Total Depth of Boring = 20.0 ft.
 Point located at State Plane Coordinates:
 North: 466901.67
 East: 1641249.56

- Notes:
1. Stratigraphic contacts are based on field interpretations and are approximate.
 2. Reference to the text of this report is necessary for a proper understanding of subsurface conditions.
 3. Refer to "Soil Classification System and Key" figure for explanation of graphics and symbols.

1148007.01 11/26/13 N:\PROJECTS\1148007.010.GPJ SOIL BORING LOG WITH GRAPH



Yakima Mill Site
 Yakima, WA

Log of Boring FPP-B29c

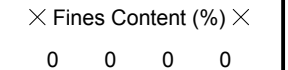
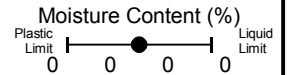
Figure
B-33

FPP-B30

LAI Project No: 1148007.010

SAMPLE DATA

SOIL PROFILE



Depth (ft)	Sample Number & Interval	Sampler Type	Blows/Foot	Test Data	Graphic Symbol	USCS Symbol	Drilling Method: Geoprobe™		Groundwater
							Ground Elevation (ft): Not surveyed	Drilled By: Cascade Drilling Inc.	
0				0.0		GP-GM	Dark gray, sandy GRAVEL with silt (no odor, no sheen) (loose, damp)	(FILL)	Groundwater
						GP	Mottled gray and light gray, sandy GRAVEL with cobbles (no odor, no sheen) (loose, dry)		Groundwater Not Encountered
5						SM	Gray, silty fine to coarse SAND with gravel (no odor, no sheen) (loose, dry)		
						GP	Gray to brown mottled sandy GRAVEL with cobbles (no odor, no sheen) (loose, dry)		
						GP	Dark gray, sandy GRAVEL (no odor, no sheen) (loose, dry)		
						GP	Gray to brown mottled sandy GRAVEL with cobbles (no odor, no sheen) (loose, dry)		
15	FPP-B30-S(14-15)	d3				CL	Dark brown, silty CLAY (no odor, no sheen) (stiff, damp)	(ALLUVIUM)	

Boring Completed 08/22/13
Total Depth of Boring = 20.0 ft.

Point located at State Plane Coordinates:
North: 466758.21
East: 1641336.69

- Notes:
1. Stratigraphic contacts are based on field interpretations and are approximate.
 2. Reference to the text of this report is necessary for a proper understanding of subsurface conditions.
 3. Refer to "Soil Classification System and Key" figure for explanation of graphics and symbols.

1148007.01 11/26/13 N:\PROJECTS\1148007.010.GPJ SOIL BORING LOG WITH GRAPH



Yakima Mill Site
Yakima, WA

Log of Boring FPP-B30

Figure
B-34

FPP-B31

LAI Project No: 1148007.010

SAMPLE DATA

SOIL PROFILE

Moisture Content (%)			
Plastic Limit	0 0 0 0		Liquid Limit
▲ SPT N-Value ▲			
△ Non-Standard N-Value △			
0 0 0 0			
× Fines Content (%) ×			
0 0 0 0			

Depth (ft)	Sample Number & Interval	Sampler Type	Blows/Foot	Test Data	Graphic Symbol	USCS Symbol	Description
0						SM	Brown, silty, fine to medium SAND with gravel (slight petroleum-like odor, no sheen) (loose, damp)
					WD		(FILL)
					GP		Brown WOODWASTE material (100%) (no odor, no sheen) (loose, damp)
							Gray, sandy GRAVEL with crushed cobbles (no odor, no sheen) (loose, dry)
5						SM	Dark brown, silty, fine to medium SAND (petroleum-like odor, no sheen) (loose, damp)
				6.1		SM	Gray, silty fine SAND (slight petroleum-like odor, no sheen) (medium dense, damp)
				9.0			
15	FPP-B31-S(15-16)	d3		0.0		GP	Gray, sandy GRAVEL (slight odor, no sheen) (dense, damp)
							(ALLUVIUM)
				0.0		SM	Gray, silty fine SAND with gravel (no odor, no sheen) (loose, wet)

Groundwater

17.0 ft. ATD 15.0 ft. During Groundwater Sample Collection

Boring Completed 08/22/13
Total Depth of Boring = 20.0 ft.

Point located at State Plane Coordinates:
North: 466635.82
East: 1641409.93

- Notes:
1. Stratigraphic contacts are based on field interpretations and are approximate.
 2. Reference to the text of this report is necessary for a proper understanding of subsurface conditions.
 3. Refer to "Soil Classification System and Key" figure for explanation of graphics and symbols.

1148007.01 11/26/13 N:\PROJECTS\1148007.010.GPJ SOIL BORING LOG WITH GRAPH



Yakima Mill Site
Yakima, WA

Log of Boring FPP-B31

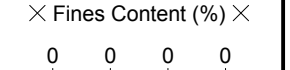
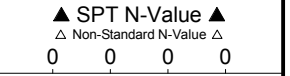
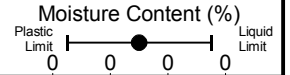
Figure
B-35

FPP-B32

LAI Project No: 1148007.010

SAMPLE DATA

SOIL PROFILE



Depth (ft)	Sample Number & Interval	Sampler Type	Blows/Foot	Test Data	Graphic Symbol	USCS Symbol	Drilling Method: Geoprobe™		Groundwater
							Ground Elevation (ft): Not surveyed	Drilled By: Cascade Drilling Inc.	
0						GP	Logged By: SDS Date: 08/22/13		
0 - 15.5	FPP-B32-S(15-16)	d3				GP	Brown, sandy GRAVEL (no odor, no sheen) (loose, dry) (FILL)		
5						GP	Brown, sandy GRAVEL (no odor, no sheen) (loose, dry)		
10						GP-GM	Brown, sandy GRAVEL with silt (no odor, no sheen) (loose, damp)		
10						GP	Brown, sandy GRAVEL (no odor, no sheen) (medium dense, dry)		
10						GP-GM	Brown, sandy GRAVEL with silt (no odor, no sheen) (medium dense, damp)		
15						GP-GM	Brown, sandy GRAVEL with silt (no odor, no sheen) (medium dense, damp) (ALLUVIUM)		16.5 ft ATD
15.5 - 20						ML	Black SILT with trace sand and gravel (no odor, no sheen) (dense, damp)		

Boring Completed 08/22/13
Total Depth of Boring = 20.0 ft.

Point located at State Plane Coordinates:
North: 466590.63
East: 1640876.66

- Notes:
1. Stratigraphic contacts are based on field interpretations and are approximate.
 2. Reference to the text of this report is necessary for a proper understanding of subsurface conditions.
 3. Refer to "Soil Classification System and Key" figure for explanation of graphics and symbols.

1148007.01 11/26/13 N:\PROJECTS\1148007.010.GPJ SOIL BORING LOG WITH GRAPH



Yakima Mill Site
Yakima, WA

Log of Boring FPP-B32

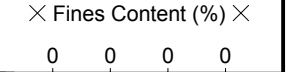
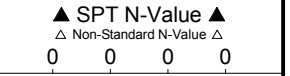
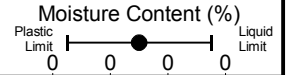
Figure
B-36

FPP-B33

LAI Project No: 1148007.010

SAMPLE DATA

SOIL PROFILE



Depth (ft)	Sample Number & Interval	Sampler Type	Blows/Foot	Test Data	Graphic Symbol	USCS Symbol	Drilling Method: Geoprobe™	Ground Elevation (ft): Not surveyed	Drilled By: Cascade Drilling Inc.	Logged By: SDS Date: 08/22/13	Groundwater
0						GP	Brown, sandy GRAVEL (no odor, no sheen) (loose, dry)				
5						GP	Gray GRAVEL with cobbles and trace sand (no odor, no sheen) (loose, dry)				
10	FPP-B33-S(10-11)	d3		0.0		GP	Brown, sandy GRAVEL (no odor, no sheen) (loose, dry)				
15						ML	Gray, sandy SILT with gravel (no odor, no sheen) (dense, wet)				15.0 ft During Groundwater Sample Collection
20											
25											

Boring Completed 08/22/13
Total Depth of Boring = 20.0 ft.

Point located at State Plane Coordinates:
North: 466447.12
East: 1640923.26

- Notes:
1. Stratigraphic contacts are based on field interpretations and are approximate.
 2. Reference to the text of this report is necessary for a proper understanding of subsurface conditions.
 3. Refer to "Soil Classification System and Key" figure for explanation of graphics and symbols.

1148007.01 11/26/13 N:\PROJECTS\1148007.010.GPJ SOIL BORING LOG WITH GRAPH



Yakima Mill Site
Yakima, WA

Log of Boring FPP-B33

Figure
B-37

FPP-B34

LAI Project No: 1148007.010

SAMPLE DATA

SOIL PROFILE

Moisture Content (%)			
Plastic Limit	0 0 0 0		Liquid Limit
▲ SPT N-Value ▲			
△ Non-Standard N-Value △			
0 0 0 0			
× Fines Content (%) ×			
0 0 0 0			

Depth (ft)	Sample Number & Interval	Sampler Type	Blows/Foot	Test Data	Graphic Symbol	USCS Symbol	Soil Description
0						GP	Brown to gray mottled, sandy GRAVEL with cobbles (no odor, no sheen) (dense, dry) (FILL)
5						GP	Brown to gray mottled, sandy GRAVEL with cobbles (no odor, no sheen) (dense, dry)
10						GP	Gray to brown mottled, sandy GRAVEL with cobbles (no odor, no sheen) (medium dense, dry)
15	FPP-B34-S(15-16)	d3				GP	Brown, fine to coarse, sandy GRAVEL with cobbles (no odor, no sheen) (loose, damp) (ALLUVIUM)
15						GP	Brown to gray mottled, sandy GRAVEL with cobbles (no odor, no sheen) (medium dense, wet)

Groundwater

16.0 ft. ATD

Boring Completed 08/22/13
Total Depth of Boring = 20.0 ft.

Point located at State Plane Coordinates:
North: 466760.33
East: 1641143.44

- Notes:
1. Stratigraphic contacts are based on field interpretations and are approximate.
 2. Reference to the text of this report is necessary for a proper understanding of subsurface conditions.
 3. Refer to "Soil Classification System and Key" figure for explanation of graphics and symbols.

1148007.01 11/26/13 N:\PROJECTS\1148007.010.GPJ SOIL BORING LOG WITH GRAPH



Yakima Mill Site
Yakima, WA

Log of Boring FPP-B34

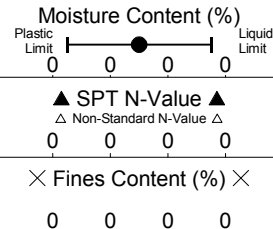
Figure
B-38

TP-B01

LAI Project No: 1148007.010

SAMPLE DATA

SOIL PROFILE



Depth (ft)	Sample Number & Interval	Sampler Type	Blows/Foot	Test Data	Graphic Symbol	USCS Symbol	Description
0.0	TP-B01-S(1-2)	d3		0.0	(FILL)	GP-GM/SM	Brown, silty fine SAND with gravel (no odor, no sheen) (loose, damp)
0.0				0.0			Brown, sandy GRAVEL with silt (no odor, no sheen) (loose, dry)
5.0	TP-B01-S(6.5-7.5)	d3		0.0		GP-GM	Brown, sandy GRAVEL with silt (no odor, no sheen) (loose, damp)
						SP-SM	Brown, gravelly, fine to medium SAND with silt (no odor, no sheen) (loose, wet)
10.0						GP-GM	Brown, sandy GRAVEL with silt (no odor, no sheen) (loose, wet) (ALLUVIUM)
						SP-SM	Brown, gravelly, fine to coarse SAND with silt (no odor, no sheen) (loose, wet)
15.0						GP-GM	Brown, sandy GRAVEL with silt (no odor, no sheen) (loose, wet)
20.0				0.0		GP-GM	Brown, sandy GRAVEL with silt (no odor, no sheen) (loose, wet)

Groundwater

15.0 ft During Groundwater Sample Collection ft. ATD

Boring Completed 06/21/13
Total Depth of Boring = 20.0 ft.

Point located at State Plane Coordinates:
North: 467011.16
East: 1640728.63

- Notes:
1. Stratigraphic contacts are based on field interpretations and are approximate.
 2. Reference to the text of this report is necessary for a proper understanding of subsurface conditions.
 3. Refer to "Soil Classification System and Key" figure for explanation of graphics and symbols.

1148007.01 11/26/13 N:\PROJECTS\1148007.010.GPJ SOIL BORING LOG WITH GRAPH



Yakima Mill Site
Yakima, WA

Log of Boring TP-B01

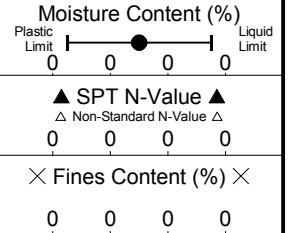
Figure
B-39

TP-B03

LAI Project No: 1148007.010

SAMPLE DATA

SOIL PROFILE



Depth (ft)	Sample Number & Interval	Sampler Type	Blows/Foot	Test Data	Graphic Symbol	USCS Symbol	Description
0							Drilling Method: <u>Geoprobe™</u> Ground Elevation (ft): <u>Not surveyed</u> Drilled By: <u>Cascade Drilling Inc.</u> Logged By: <u>SDS</u> Date: <u>06/20/13</u>
0.0					SP-SM SP		Brown, fine SAND with silt, with gravel (no odor, no sheen) (loose, dry) (FILL)
0.0					GP-GM		Brown, very gravelly, fine to medium SAND (no odor, no sheen) (medium dense, dry) Mottled brown to gray, sandy GRAVEL with silt and cobbles (no odor, no sheen) (loose, dry)
5.0					SP-SM		Brown, gravelly, fine SAND with silt (no odor, no sheen) (loose, dry)
0.0					GP		Mottled brown to gray, sandy GRAVEL with cobbles (no odor, no sheen) (loose, dry) (slight petroleum-like odor, no sheen)
15.0	TP-B03-S(15-16)	d3			GP-GM		Brown, very sandy GRAVEL with silt (no odor, no sheen) (loose, wet) (ALLUVIUM)
20.0							

Groundwater

16.0 ft. ATD

Boring Completed 06/20/13 Point located at State Plane Coordinates:
 Total Depth of Boring = 20.0 ft. North: 467008.70
 East: 1640776.40

- Notes: 1. Stratigraphic contacts are based on field interpretations and are approximate.
 2. Reference to the text of this report is necessary for a proper understanding of subsurface conditions.
 3. Refer to "Soil Classification System and Key" figure for explanation of graphics and symbols.

1148007.01 11/26/13 N:\PROJECTS\1148007.010.GPJ SOIL BORING LOG WITH GRAPH



Yakima Mill Site
Yakima, WA

Log of Boring TP-B03

Figure
B-41

TP-B04a

LAI Project No: 1148007.010

SAMPLE DATA				SOIL PROFILE			Moisture Content (%)				
Depth (ft)	Sample Number & Interval	Sampler Type	Blows/Foot	Test Data	Graphic Symbol	USCS Symbol	Drilling Method: <u>Geoprobe™</u>			Plastic Limit 0 0 0 0 Liquid Limit	
							Ground Elevation (ft): <u>Not surveyed</u>			▲ SPT N-Value ▲ △ Non-Standard N-Value △ 0 0 0 0	
							Drilled By: <u>Cascade Drilling Inc.</u>			× Fines Content (%) × 0 0 0 0	
							Logged By: <u>SDS</u> Date: <u>06/20/13</u>			Groundwater	
0					SM		Brown, silty, fine to medium SAND with gravel (strong petroleum-like odor, sheen) (loose, dry) <div style="text-align: center;">(FILL)</div> Black, stained, very silty fine SAND (strong petroleum-like odor, sheen) (medium dense, damp) Gray, silty, sandy GRAVEL (slight petroleum-like odor, no sheen) (loose, dry)			Groundwater Not Encountered	
5					SM					Groundwater	
10					GM					Groundwater Not Encountered	

Boring Completed 06/20/13
Total Depth of Boring = 10.0 ft.

Point located at State Plane Coordinates:
North: 466997.01
East: 1640835.67

- Notes:
1. Stratigraphic contacts are based on field interpretations and are approximate.
 2. Reference to the text of this report is necessary for a proper understanding of subsurface conditions.
 3. Refer to "Soil Classification System and Key" figure for explanation of graphics and symbols.

1148007.01 11/26/13 N:\PROJECTS\1148007.010.GPJ SOIL BORING LOG WITH GRAPH



Yakima Mill Site
Yakima, WA

Log of Boring TP-B04a

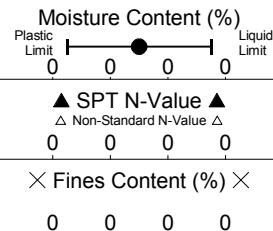
Figure
B-43

TP-B07

LAI Project No: 1148007.010

SAMPLE DATA

SOIL PROFILE



Depth (ft)	Sample Number & Interval	Sampler Type	Blows/Foot	Test Data	Graphic Symbol	USCS Symbol	Description
0						WD	Brown WOODWASTE (no odor, no sheen) (loose, damp) (FILL)
0.1						SP-SM	Gray, fine to coarse SAND with silt (no odor, no sheen) (loose, dry)
5						WD	Brown WOODWASTE (no odor, no sheen) (loose, damp)
0							
10							
15	TP-B07 -S(13.5-14.5)	d3		1.9		ML	Gray, sandy SILT (no odor, no sheen) (medium stiff, damp) (ALLUVIUM)
						GP-GM	Gray, sandy GRAVEL with silt (no odor, no sheen) (loose, wet)
20							

Groundwater

15.0 ft ATD

Boring Completed 06/21/13
 Total Depth of Boring = 20.0 ft.

Point located at State Plane Coordinates:
 North: 467026.47
 East: 1641109.16

- Notes:
1. Stratigraphic contacts are based on field interpretations and are approximate.
 2. Reference to the text of this report is necessary for a proper understanding of subsurface conditions.
 3. Refer to "Soil Classification System and Key" figure for explanation of graphics and symbols.

1148007.01 11/26/13 N:\PROJECTS\1148007.010.GPJ SOIL BORING LOG WITH GRAPH



Yakima Mill Site
 Yakima, WA

Log of Boring TP-B07

Figure
B-47

FPP-MW-1

LAI Project No: 1148007.010

SAMPLE DATA

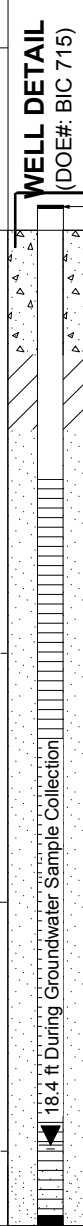
SOIL PROFILE

Moisture Content (%)
 Plastic Limit
0
0
0
0
0
 Liquid Limit

▲ SPT N-Value ▲
 △ Non-Standard N-Value △
 0 0 0 0

× Fines Content (%) ×
 Protective Casing with Locking Cover Slip
 0 0 0 0

Depth (ft)	Sample Number & Interval	Sampler Type	Blows/Foot	Test Data	Graphic Symbol	USCS Symbol	Drilling Method: Hollow Stem Auger	Ground Elevation (ft): Not surveyed	Drilled By: Cascade Drilling Inc.	Logged By: SDS Date: 08/20/13
0						SP	Light gray, gravelly SAND (no odor, no sheen) (loose, dry)			
0.0				0.0		SP	(FILL)			
5										
10	FPP-MW-1-S(8.5-9)	h2				SP	Gray, very gravelly SAND (no odor, no sheen) (loose, dry)			
15				0.0		GP-GM	Gray, sandy GRAVEL with silt (no odor, no sheen) (loose, wet)			
15							(ALLUVIUM)			
20				0.0		SP-SM	Gray, fine SAND with gravel with silt (no odor, no sheen) (loose, wet)			



Boring Completed 08/20/13
 Total Depth of Boring = 20.0 ft.

Point located at State Plane Coordinates:
 North: 466850.92
 East: 1641121.25

- Notes:
1. Stratigraphic contacts are based on field interpretations and are approximate.
 2. Reference to the text of this report is necessary for a proper understanding of subsurface conditions.
 3. Refer to "Soil Classification System and Key" figure for explanation of graphics and symbols.

1148007.01 11/26/13 N:\PROJECTS\1148007.010.GPJ SOIL BORING LOG WITH GRAPH



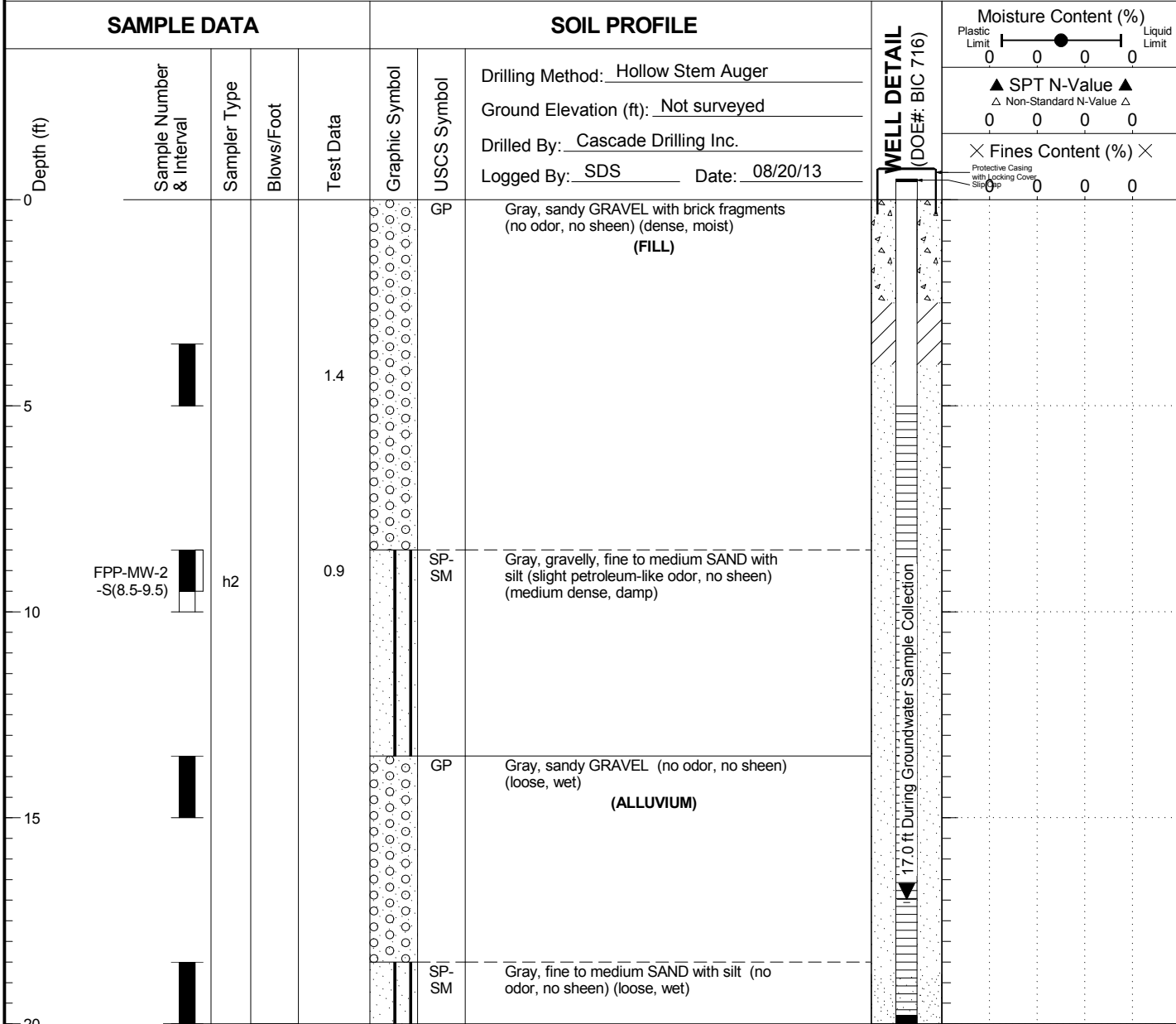
Yakima Mill Site
 Yakima, WA

Log of Boring FPP-MW-1

Figure
B-50

FPP-MW-2

LAI Project No: 1148007.010



Boring Completed 08/20/13
Total Depth of Boring = 20.0 ft.

Point located at State Plane Coordinates:
North: 466687.30
East: 1641250.11

- Notes:
1. Stratigraphic contacts are based on field interpretations and are approximate.
 2. Reference to the text of this report is necessary for a proper understanding of subsurface conditions.
 3. Refer to "Soil Classification System and Key" figure for explanation of graphics and symbols.

1148007.01 11/26/13 N:\PROJECTS\1148007.010.GPJ SOIL BORING LOG WITH GRAPH



Yakima Mill Site
Yakima, WA

Log of Boring FPP-MW-2

Figure
B-51

FPP-MW-3

LAI Project No: 1148007.010

SAMPLE DATA				SOIL PROFILE			WELL DETAIL (DOE#: BIC 717)	Moisture Content (%)	
Depth (ft)	Sample Number & Interval	Sampler Type	Blows/Foot	Graphic Symbol	USCS Symbol	Description		Plastic Limit	Liquid Limit
							Plastic Limit: 0 0 0 0 Liquid Limit: 0 0 0 0		
							▲ SPT N-Value ▲ Δ Non-Standard N-Value Δ 0 0 0 0		
							× Fines Content (%) × Protective Casing with Locking Cover Slip 0 0 0 0		
0						No Recovery			
5									
10				○	GP	Gray, coarse GRAVEL (no odor, no sheen) (loose, wet) (FILL)			
15	FPP-MW-3 -S(13.5-14.5)	h2	0.4	●	SP-SM	Gray, gravelly, fine to medium SAND with silt (petroleum-like odor, no sheen) (loose, wet) (ALLUVIUM)			
20			0.3	○	SP	Gray, fine to coarse SAND with gravel (no odor, no sheen) (loose, wet)			

Boring Completed 08/20/13
Total Depth of Boring = 20.0 ft.

Point located at State Plane Coordinates:
North:
East:

- Notes:
1. Stratigraphic contacts are based on field interpretations and are approximate.
 2. Reference to the text of this report is necessary for a proper understanding of subsurface conditions.
 3. Refer to "Soil Classification System and Key" figure for explanation of graphics and symbols.

1148007.01 11/26/13 N:\PROJECTS\1148007.010.GPJ SOIL BORING LOG WITH GRAPH



Yakima Mill Site
Yakima, WA

Log of Boring FPP-MW-3

Figure
B-52

TP-MW-1

LAI Project No: 1148007.010

SAMPLE DATA

SOIL PROFILE

Moisture Content (%)

Plastic Limit
0
0
0
0
0
 Liquid Limit

▲ SPT N-Value ▲
 △ Non-Standard N-Value △

0 0 0 0


× Fines Content (%) ×

0 0 0 0

Protective Casing with Locking Cover Slip

WELL DETAIL
(DOE#: BIC 713)

Depth (ft)	Sample Number & Interval	Sampler Type	Blows/Foot	Test Data	Graphic Symbol	USCS Symbol	Soil Profile Description
0						SM	Brown, silty, fine to coarse SAND with gravel (no odor, no sheen) (loose, damp) (FILL)
5							
10						GP-GM	Brown, sandy GRAVEL with silt (no odor, no sheen) (loose, dry)
15	TP-MW-2-S(13.5-14.5)	h2				GM	Brown, very silty GRAVEL with sand (no odor, no sheen) (loose, wet)
20						GM	Brown, silty GRAVEL with sand (no odor, no sheen) (loose, wet) (ALLUVIUM)



Boring Completed 08/19/13
Total Depth of Boring = 20.0 ft.

Point located at State Plane Coordinates:
North: 466940.90
East: 1640847.49

- Notes:
1. Stratigraphic contacts are based on field interpretations and are approximate.
 2. Reference to the text of this report is necessary for a proper understanding of subsurface conditions.
 3. Refer to "Soil Classification System and Key" figure for explanation of graphics and symbols.

1148007.01 11/26/13 N:\PROJECTS\1148007.010.GPJ SOIL BORING LOG WITH GRAPH



Yakima Mill Site
Yakima, WA

Log of Boring TP-MW-1

Figure
B-53

Laboratory Analytical Reports (on DVD)



July 3, 2013

Mr. Jeffrey Fellows
Landau Associates, Inc.
130 - 2nd Ave. S.
Edmonds, WA 98020

Dear Mr. Fellows,

On June 20th, 8 samples were received by our laboratory and assigned our laboratory project number EV13060104. The project was identified as your Yakima Mill Site / #1148007.010. The sample identification and requested analyses are outlined on the attached chain of custody record.

No abnormalities or nonconformances were observed during the analyses of the project samples.

Please do not hesitate to call me if you have any questions or if I can be of further assistance.

Sincerely,

ALS Laboratory Group

Rick Bagan
Laboratory Director



CERTIFICATE OF ANALYSIS

CLIENT:	Landau Associates, Inc. 130 - 2nd Ave. S. Edmonds, WA 98020	DATE:	7/3/2013
CLIENT CONTACT:	Jeffrey Fellows	ALS JOB#:	EV13060104
CLIENT PROJECT:	Yakima Mill Site / #1148007.010	ALS SAMPLE#:	-01
CLIENT SAMPLE ID	FPP-B15-GW (18)	DATE RECEIVED:	6/20/2013
		COLLECTION DATE:	6/17/2013 1:30:00 PM
		WDOE ACCREDITATION:	C601

DATA RESULTS

ANALYTE	METHOD	RESULTS	REPORTING LIMITS	DILUTION FACTOR	UNITS	ANALYSIS	ANALYSIS
						DATE	BY
TPH-Diesel Range	NWTPH-DX w/ SGA	U	130	1	UG/L	06/20/2013	LAP
TPH-Oil Range	NWTPH-DX w/ SGA	U	250	1	UG/L	06/20/2013	LAP
Mercury (Dissolved)	EPA-7470	U	0.20	1	UG/L	06/25/2013	RAL
Arsenic (Dissolved)	EPA-200.8	U	1.0	1	UG/L	06/25/2013	RAL
Cadmium (Dissolved)	EPA-200.8	U	1.0	1	UG/L	06/25/2013	RAL
Chromium (Dissolved)	EPA-200.8	U	2.0	1	UG/L	06/25/2013	RAL
Iron (Dissolved)	EPA-200.8	71	50	1	UG/L	06/25/2013	RAL
Lead (Dissolved)	EPA-200.8	U	1.0	1	UG/L	06/25/2013	RAL
Manganese (Dissolved)	EPA-200.8	420	2.0	1	UG/L	06/25/2013	RAL
Sodium (Dissolved)	EPA-200.8	18000	50	1	UG/L	06/25/2013	RAL

SURROGATE	METHOD	%REC	ANALYSIS	ANALYSIS
			DATE	BY
C25	NWTPH-DX w/ SGA	83.1	06/20/2013	LAP

U - Analyte analyzed for but not detected at level above reporting limit.



CERTIFICATE OF ANALYSIS

CLIENT:	Landau Associates, Inc. 130 - 2nd Ave. S. Edmonds, WA 98020	DATE:	7/3/2013
CLIENT CONTACT:	Jeffrey Fellows	ALS JOB#:	EV13060104
CLIENT PROJECT:	Yakima Mill Site / #1148007.010	ALS SAMPLE#:	-02
CLIENT SAMPLE ID	FPP-B13-GW (13)	DATE RECEIVED:	6/20/2013
		COLLECTION DATE:	6/17/2013 3:30:00 PM
		WDOE ACCREDITATION:	C601

DATA RESULTS

ANALYTE	METHOD	RESULTS	REPORTING LIMITS	DILUTION FACTOR	UNITS	ANALYSIS	ANALYSIS
						DATE	BY
TPH-Volatile Range	NWTPH-GX	U	50	1	UG/L	06/20/2013	DLC
TPH-Diesel Range	NWTPH-DX w/ SGA	U	130	1	UG/L	06/24/2013	LAP
TPH-Oil Range	NWTPH-DX w/ SGA	U	250	1	UG/L	06/24/2013	LAP
Vinyl Chloride	EPA-8260 SIM	U	0.020	1	UG/L	06/28/2013	GAP
Trichloroethene	EPA-8260 SIM	U	0.020	1	UG/L	06/28/2013	GAP
Dichlorodifluoromethane	EPA-8260	U	2.0	1	UG/L	06/28/2013	GAP
Chloromethane	EPA-8260	U	2.0	1	UG/L	06/28/2013	GAP
Bromomethane	EPA-8260	U	2.0	1	UG/L	06/28/2013	GAP
Chloroethane	EPA-8260	U	2.0	1	UG/L	06/28/2013	GAP
Carbon Tetrachloride	EPA-8260	U	2.0	1	UG/L	06/28/2013	GAP
Trichlorofluoromethane	EPA-8260	U	2.0	1	UG/L	06/28/2013	GAP
Carbon Disulfide	EPA-8260	U	2.0	1	UG/L	06/28/2013	GAP
Acetone	EPA-8260	U	25	1	UG/L	06/28/2013	GAP
1,1-Dichloroethene	EPA-8260	U	2.0	1	UG/L	06/28/2013	GAP
Methylene Chloride	EPA-8260	U	5.0	1	UG/L	06/28/2013	GAP
Acrylonitrile	EPA-8260	U	10	1	UG/L	06/28/2013	GAP
Methyl T-Butyl Ether	EPA-8260	U	2.0	1	UG/L	06/28/2013	GAP
Trans-1,2-Dichloroethene	EPA-8260	U	2.0	1	UG/L	06/28/2013	GAP
1,1-Dichloroethane	EPA-8260	U	2.0	1	UG/L	06/28/2013	GAP
2-Butanone	EPA-8260	U	10	1	UG/L	06/28/2013	GAP
Cis-1,2-Dichloroethene	EPA-8260	U	2.0	1	UG/L	06/28/2013	GAP
2,2-Dichloropropane	EPA-8260	U	2.0	1	UG/L	06/28/2013	GAP
Bromochloromethane	EPA-8260	U	2.0	1	UG/L	06/28/2013	GAP
Chloroform	EPA-8260	U	2.0	1	UG/L	06/28/2013	GAP
1,1,1-Trichloroethane	EPA-8260	U	2.0	1	UG/L	06/28/2013	GAP
1,1-Dichloropropene	EPA-8260	U	2.0	1	UG/L	06/28/2013	GAP
1,2-Dichloroethane	EPA-8260	U	2.0	1	UG/L	06/28/2013	GAP
Benzene	EPA-8260	U	2.0	1	UG/L	06/28/2013	GAP
1,2-Dichloropropane	EPA-8260	U	2.0	1	UG/L	06/28/2013	GAP
Dibromomethane	EPA-8260	U	2.0	1	UG/L	06/28/2013	GAP
Bromodichloromethane	EPA-8260	U	2.0	1	UG/L	06/28/2013	GAP
Trans-1,3-Dichloropropene	EPA-8260	U	2.0	1	UG/L	06/28/2013	GAP
4-Methyl-2-Pentanone	EPA-8260	U	10	1	UG/L	06/28/2013	GAP
Toluene	EPA-8260	U	2.0	1	UG/L	06/28/2013	GAP
Cis-1,3-Dichloropropene	EPA-8260	U	2.0	1	UG/L	06/28/2013	GAP
1,1,2-Trichloroethane	EPA-8260	U	2.0	1	UG/L	06/28/2013	GAP



CERTIFICATE OF ANALYSIS

CLIENT:	Landau Associates, Inc. 130 - 2nd Ave. S. Edmonds, WA 98020	DATE:	7/3/2013
CLIENT CONTACT:	Jeffrey Fellows	ALS JOB#:	EV13060104
CLIENT PROJECT:	Yakima Mill Site / #1148007.010	ALS SAMPLE#:	-02
CLIENT SAMPLE ID	FPP-B13-GW (13)	DATE RECEIVED:	6/20/2013
		COLLECTION DATE:	6/17/2013 3:30:00 PM
		WDOE ACCREDITATION:	C601

DATA RESULTS

ANALYTE	METHOD	RESULTS	REPORTING LIMITS	DILUTION FACTOR	UNITS	ANALYSIS	ANALYSIS
						DATE	BY
2-Hexanone	EPA-8260	U	10	1	UG/L	06/28/2013	GAP
1,3-Dichloropropane	EPA-8260	U	2.0	1	UG/L	06/28/2013	GAP
Tetrachloroethylene	EPA-8260	U	2.0	1	UG/L	06/28/2013	GAP
Dibromochloromethane	EPA-8260	U	2.0	1	UG/L	06/28/2013	GAP
1,2-Dibromoethane	EPA-8260	U	0.010	1	UG/L	06/28/2013	GAP
Chlorobenzene	EPA-8260	U	2.0	1	UG/L	06/28/2013	GAP
1,1,1,2-Tetrachloroethane	EPA-8260	U	2.0	1	UG/L	06/28/2013	GAP
Ethylbenzene	EPA-8260	U	2.0	1	UG/L	06/28/2013	GAP
m,p-Xylene	EPA-8260	U	4.0	1	UG/L	06/28/2013	GAP
Styrene	EPA-8260	U	2.0	1	UG/L	06/28/2013	GAP
o-Xylene	EPA-8260	U	2.0	1	UG/L	06/28/2013	GAP
Bromoform	EPA-8260	U	2.0	1	UG/L	06/28/2013	GAP
Isopropylbenzene	EPA-8260	U	2.0	1	UG/L	06/28/2013	GAP
1,1,2,2-Tetrachloroethane	EPA-8260	U	2.0	1	UG/L	06/28/2013	GAP
1,2,3-Trichloropropane	EPA-8260	U	2.0	1	UG/L	06/28/2013	GAP
Bromobenzene	EPA-8260	U	2.0	1	UG/L	06/28/2013	GAP
N-Propyl Benzene	EPA-8260	U	2.0	1	UG/L	06/28/2013	GAP
2-Chlorotoluene	EPA-8260	U	2.0	1	UG/L	06/28/2013	GAP
1,3,5-Trimethylbenzene	EPA-8260	U	2.0	1	UG/L	06/28/2013	GAP
4-Chlorotoluene	EPA-8260	U	2.0	1	UG/L	06/28/2013	GAP
T-Butyl Benzene	EPA-8260	U	2.0	1	UG/L	06/28/2013	GAP
1,2,4-Trimethylbenzene	EPA-8260	U	2.0	1	UG/L	06/28/2013	GAP
S-Butyl Benzene	EPA-8260	U	2.0	1	UG/L	06/28/2013	GAP
P-Isopropyltoluene	EPA-8260	U	2.0	1	UG/L	06/28/2013	GAP
1,3 Dichlorobenzene	EPA-8260	U	2.0	1	UG/L	06/28/2013	GAP
1,4-Dichlorobenzene	EPA-8260	U	2.0	1	UG/L	06/28/2013	GAP
N-Butylbenzene	EPA-8260	U	2.0	1	UG/L	06/28/2013	GAP
1,2-Dichlorobenzene	EPA-8260	U	2.0	1	UG/L	06/28/2013	GAP
1,2-Dibromo 3-Chloropropane	EPA-8260	U	10	1	UG/L	06/28/2013	GAP
1,2,4-Trichlorobenzene	EPA-8260	U	2.0	1	UG/L	06/28/2013	GAP
Hexachlorobutadiene	EPA-8260	U	2.0	1	UG/L	06/28/2013	GAP
Naphthalene	EPA-8260	U	2.0	1	UG/L	06/28/2013	GAP
1,2,3-Trichlorobenzene	EPA-8260	U	2.0	1	UG/L	06/28/2013	GAP
Pyridine	EPA-8270	U	2.0	1	UG/L	06/24/2013	LAP
N-Nitrosodimethylamine	EPA-8270	U	2.0	1	UG/L	06/24/2013	LAP
Phenol	EPA-8270	U	2.0	1	UG/L	06/24/2013	LAP



CERTIFICATE OF ANALYSIS

CLIENT:	Landau Associates, Inc. 130 - 2nd Ave. S. Edmonds, WA 98020	DATE:	7/3/2013
CLIENT CONTACT:	Jeffrey Fellows	ALS JOB#:	EV13060104
CLIENT PROJECT:	Yakima Mill Site / #1148007.010	ALS SAMPLE#:	-02
CLIENT SAMPLE ID	FPP-B13-GW (13)	DATE RECEIVED:	6/20/2013
		COLLECTION DATE:	6/17/2013 3:30:00 PM
		WDOE ACCREDITATION:	C601

DATA RESULTS

ANALYTE	METHOD	RESULTS	REPORTING LIMITS	DILUTION FACTOR	UNITS	ANALYSIS	ANALYSIS
						DATE	BY
Aniline	EPA-8270	U	2.0	1	UG/L	06/24/2013	LAP
Bis(2-Chloroethyl)Ether	EPA-8270	U	2.0	1	UG/L	06/24/2013	LAP
2-Chlorophenol	EPA-8270	U	2.0	1	UG/L	06/24/2013	LAP
1,3-Dichlorobenzene	EPA-8270	U	2.0	1	UG/L	06/24/2013	LAP
1,4-Dichlorobenzene	EPA-8270	U	2.0	1	UG/L	06/24/2013	LAP
Benzyl Alcohol	EPA-8270	U	2.0	1	UG/L	06/24/2013	LAP
1,2-Dichlorobenzene	EPA-8270	U	2.0	1	UG/L	06/24/2013	LAP
2-Methylphenol	EPA-8270	U	2.0	1	UG/L	06/24/2013	LAP
Bis(2-Chloroisopropyl)Ether	EPA-8270	U	2.0	1	UG/L	06/24/2013	LAP
3&4-Methylphenol	EPA-8270	U	2.0	1	UG/L	06/24/2013	LAP
N-Nitroso-Di-N-Propylamine	EPA-8270	U	2.0	1	UG/L	06/24/2013	LAP
Hexachloroethane	EPA-8270	U	2.0	1	UG/L	06/24/2013	LAP
Nitrobenzene	EPA-8270	U	2.0	1	UG/L	06/24/2013	LAP
Isophorone	EPA-8270	U	2.0	1	UG/L	06/24/2013	LAP
2-Nitrophenol	EPA-8270	U	2.0	1	UG/L	06/24/2013	LAP
2,4-Dimethylphenol	EPA-8270	U	2.0	1	UG/L	06/24/2013	LAP
Benzoic Acid	EPA-8270	U	10	1	UG/L	06/24/2013	LAP
Bis(2-Chloroethoxy)Methane	EPA-8270	U	2.0	1	UG/L	06/24/2013	LAP
2,4-Dichlorophenol	EPA-8270	U	2.0	1	UG/L	06/24/2013	LAP
1,2,4-Trichlorobenzene	EPA-8270	U	2.0	1	UG/L	06/24/2013	LAP
Naphthalene	EPA-8270	U	2.0	1	UG/L	06/24/2013	LAP
4-Chloroaniline	EPA-8270	U	2.0	1	UG/L	06/24/2013	LAP
2,6-Dichlorophenol	EPA-8270	U	2.0	1	UG/L	06/24/2013	LAP
Hexachlorobutadiene	EPA-8270	U	2.0	1	UG/L	06/24/2013	LAP
4-Chloro-3-Methylphenol	EPA-8270	U	2.0	1	UG/L	06/24/2013	LAP
2-Methylnaphthalene	EPA-8270	U	2.0	1	UG/L	06/24/2013	LAP
1-Methylnaphthalene	EPA-8270	U	2.0	1	UG/L	06/24/2013	LAP
Hexachlorocyclopentadiene	EPA-8270	U	2.0	1	UG/L	06/24/2013	LAP
2,4,6-Trichlorophenol	EPA-8270	U	2.0	1	UG/L	06/24/2013	LAP
2,4,5-Trichlorophenol	EPA-8270	U	2.0	1	UG/L	06/24/2013	LAP
2-Chloronaphthalene	EPA-8270	U	2.0	1	UG/L	06/24/2013	LAP
2-Nitroaniline	EPA-8270	U	2.0	1	UG/L	06/24/2013	LAP
Acenaphthylene	EPA-8270	U	2.0	1	UG/L	06/24/2013	LAP
Dimethylphthalate	EPA-8270	U	2.0	1	UG/L	06/24/2013	LAP
2,6-Dinitrotoluene	EPA-8270	U	2.0	1	UG/L	06/24/2013	LAP
Acenaphthene	EPA-8270	U	2.0	1	UG/L	06/24/2013	LAP



CERTIFICATE OF ANALYSIS

CLIENT:	Landau Associates, Inc. 130 - 2nd Ave. S. Edmonds, WA 98020	DATE:	7/3/2013
CLIENT CONTACT:	Jeffrey Fellows	ALS JOB#:	EV13060104
CLIENT PROJECT:	Yakima Mill Site / #1148007.010	ALS SAMPLE#:	-02
CLIENT SAMPLE ID	FPP-B13-GW (13)	DATE RECEIVED:	6/20/2013
		COLLECTION DATE:	6/17/2013 3:30:00 PM
		WDOE ACCREDITATION:	C601

DATA RESULTS

ANALYTE	METHOD	RESULTS	REPORTING LIMITS	DILUTION FACTOR	UNITS	ANALYSIS	ANALYSIS
						DATE	BY
3-Nitroaniline	EPA-8270	U	5.0	1	UG/L	06/24/2013	LAP
2,4-Dinitrophenol	EPA-8270	U	10	1	UG/L	06/24/2013	LAP
4-Nitrophenol	EPA-8270	U	2.0	1	UG/L	06/24/2013	LAP
Dibenzofuran	EPA-8270	U	2.0	1	UG/L	06/24/2013	LAP
2,4-Dinitrotoluene	EPA-8270	U	2.0	1	UG/L	06/24/2013	LAP
2,3,4,6-Tetrachlorophenol	EPA-8270	U	2.0	1	UG/L	06/24/2013	LAP
Diethylphthalate	EPA-8270	U	2.0	1	UG/L	06/24/2013	LAP
Fluorene	EPA-8270	U	2.0	1	UG/L	06/24/2013	LAP
4-Chlorophenyl-Phenylether	EPA-8270	U	2.0	1	UG/L	06/24/2013	LAP
4-Nitroaniline	EPA-8270	U	2.0	1	UG/L	06/24/2013	LAP
4,6-Dinitro-2-Methylphenol	EPA-8270	U	2.0	1	UG/L	06/24/2013	LAP
N-Nitrosodiphenylamine	EPA-8270	U	2.0	1	UG/L	06/24/2013	LAP
Azobenzene	EPA-8270	U	2.0	1	UG/L	06/24/2013	LAP
4-Bromophenyl-Phenylether	EPA-8270	U	2.0	1	UG/L	06/24/2013	LAP
Hexachlorobenzene	EPA-8270	U	2.0	1	UG/L	06/24/2013	LAP
Pentachlorophenol	EPA-8270	U	5.0	1	UG/L	06/24/2013	LAP
Phenanthrene	EPA-8270	U	2.0	1	UG/L	06/24/2013	LAP
Anthracene	EPA-8270	U	2.0	1	UG/L	06/24/2013	LAP
Carbazole	EPA-8270	U	2.0	1	UG/L	06/24/2013	LAP
Di-N-Butylphthalate	EPA-8270	U	2.0	1	UG/L	06/24/2013	LAP
Fluoranthene	EPA-8270	U	2.0	1	UG/L	06/24/2013	LAP
Pyrene	EPA-8270	U	2.0	1	UG/L	06/24/2013	LAP
Butylbenzylphthalate	EPA-8270	U	2.0	1	UG/L	06/24/2013	LAP
3,3-Dichlorobenzidine	EPA-8270	U	2.0	1	UG/L	06/24/2013	LAP
Benzo[A]Anthracene	EPA-8270	U	2.0	1	UG/L	06/24/2013	LAP
Chrysene	EPA-8270	U	2.0	1	UG/L	06/24/2013	LAP
Bis(2-Ethylhexyl)Phthalate	EPA-8270	U	2.0	1	UG/L	06/24/2013	LAP
Di-N-Octylphthalate	EPA-8270	U	2.0	1	UG/L	06/24/2013	LAP
Benzo[B]Fluoranthene	EPA-8270	U	2.0	1	UG/L	06/24/2013	LAP
Benzo[K]Fluoranthene	EPA-8270	U	2.0	1	UG/L	06/24/2013	LAP
Benzo[A]Pyrene	EPA-8270	U	2.0	1	UG/L	06/24/2013	LAP
Indeno[1,2,3-Cd]Pyrene	EPA-8270	U	2.0	1	UG/L	06/24/2013	LAP
Dibenz[A,H]Anthracene	EPA-8270	U	2.0	1	UG/L	06/24/2013	LAP
Benzo[G,H,I]Perylene	EPA-8270	U	2.0	1	UG/L	06/24/2013	LAP
Mercury	EPA-7470	U	0.20	1	UG/L	06/25/2013	RAL
Arsenic	EPA-200.8	2.5	1.0	1	UG/L	06/21/2013	RAL



CERTIFICATE OF ANALYSIS

CLIENT:	Landau Associates, Inc. 130 - 2nd Ave. S. Edmonds, WA 98020	DATE:	7/3/2013
CLIENT CONTACT:	Jeffrey Fellows	ALS JOB#:	EV13060104
CLIENT PROJECT:	Yakima Mill Site / #1148007.010	ALS SAMPLE#:	-02
CLIENT SAMPLE ID	FPP-B13-GW (13)	DATE RECEIVED:	6/20/2013
		COLLECTION DATE:	6/17/2013 3:30:00 PM
		WDOE ACCREDITATION:	C601

DATA RESULTS

ANALYTE	METHOD	RESULTS	REPORTING LIMITS	DILUTION FACTOR	UNITS	ANALYSIS DATE	ANALYSIS BY
Cadmium	EPA-200.8	U	1.0	1	UG/L	06/21/2013	RAL
Chromium	EPA-200.8	10	2.0	1	UG/L	06/21/2013	RAL
Iron	EPA-200.8	13000	50	1	UG/L	06/21/2013	RAL
Lead	EPA-200.8	2.8	1.0	1	UG/L	06/21/2013	RAL
Manganese	EPA-200.8	1700	2.0	1	UG/L	06/21/2013	RAL
Sodium	EPA-200.8	150000	50	1	UG/L	06/21/2013	RAL

SURROGATE	METHOD	%REC	ANALYSIS DATE	ANALYSIS BY
TFT	NWTPH-GX	91.1	06/20/2013	DLC
C25	NWTPH-DX w/ SGA	100	06/24/2013	LAP
1,2-Dichloroethane-d4	EPA-8260 SIM	101	06/28/2013	GAP
1,2-Dichloroethane-d4	EPA-8260	101	06/28/2013	GAP
Toluene-d8	EPA-8260	93.7	06/28/2013	GAP
4-Bromofluorobenzene	EPA-8260	101	06/28/2013	GAP
2-Fluorophenol	EPA-8270	57.6	06/24/2013	LAP
Phenol-d5	EPA-8270	23.8	06/24/2013	LAP
Nitrobenzene-d5	EPA-8270	88.1	06/24/2013	LAP
2-Fluorobiphenyl	EPA-8270	82.4	06/24/2013	LAP
2,4,6-Tribromophenol	EPA-8270	110	06/24/2013	LAP
Terphenyl-d14	EPA-8270	106	06/24/2013	LAP

U - Analyte analyzed for but not detected at level above reporting limit.



CERTIFICATE OF ANALYSIS

CLIENT:	Landau Associates, Inc. 130 - 2nd Ave. S. Edmonds, WA 98020	DATE:	7/3/2013
CLIENT CONTACT:	Jeffrey Fellows	ALS JOB#:	EV13060104
CLIENT PROJECT:	Yakima Mill Site / #1148007.010	ALS SAMPLE#:	-03
CLIENT SAMPLE ID	FPP-B12-GW (18)	DATE RECEIVED:	6/20/2013
		COLLECTION DATE:	6/17/2013 5:35:00 PM
		WDOE ACCREDITATION:	C601

DATA RESULTS

ANALYTE	METHOD	RESULTS	REPORTING LIMITS	DILUTION FACTOR	UNITS	ANALYSIS DATE	ANALYSIS BY
TPH-Diesel Range	NWTPH-DX w/ SGA	U	130	1	UG/L	06/20/2013	LAP
TPH-Oil Range	NWTPH-DX w/ SGA	U	250	1	UG/L	06/20/2013	LAP
Mercury (Dissolved)	EPA-7470	U	0.20	1	UG/L	06/25/2013	RAL
Arsenic (Dissolved)	EPA-200.8	1.5	1.0	1	UG/L	06/25/2013	RAL
Cadmium (Dissolved)	EPA-200.8	U	1.0	1	UG/L	06/25/2013	RAL
Chromium (Dissolved)	EPA-200.8	U	2.0	1	UG/L	06/25/2013	RAL
Iron (Dissolved)	EPA-200.8	9500	50	1	UG/L	06/25/2013	RAL
Lead (Dissolved)	EPA-200.8	U	1.0	1	UG/L	06/25/2013	RAL
Manganese (Dissolved)	EPA-200.8	1600	2.0	1	UG/L	06/25/2013	RAL
Sodium (Dissolved)	EPA-200.8	41000	50	1	UG/L	06/25/2013	RAL

SURROGATE	METHOD	%REC	ANALYSIS DATE	ANALYSIS BY
C25	NWTPH-DX w/ SGA	96.9	06/20/2013	LAP

U - Analyte analyzed for but not detected at level above reporting limit.



CERTIFICATE OF ANALYSIS

CLIENT:	Landau Associates, Inc. 130 - 2nd Ave. S. Edmonds, WA 98020	DATE:	7/3/2013
CLIENT CONTACT:	Jeffrey Fellows	ALS JOB#:	EV13060104
CLIENT PROJECT:	Yakima Mill Site / #1148007.010	ALS SAMPLE#:	-04
CLIENT SAMPLE ID	FPP-B02-GW (19)	DATE RECEIVED:	6/20/2013
		COLLECTION DATE:	6/19/2013 9:15:00 AM
		WDOE ACCREDITATION:	C601

DATA RESULTS

ANALYTE	METHOD	RESULTS	REPORTING LIMITS	DILUTION FACTOR	UNITS	ANALYSIS DATE	ANALYSIS BY
TPH-Volatile Range	NWTPH-GX	U	50	1	UG/L	06/21/2013	DLC
TPH-Diesel Range	NWTPH-DX w/ SGA	U	130	1	UG/L	06/20/2013	LAP
TPH-Oil Range	NWTPH-DX w/ SGA	U	250	1	UG/L	06/20/2013	LAP
Vinyl Chloride	EPA-8260 SIM	U	0.020	1	UG/L	06/28/2013	GAP
Trichloroethene	EPA-8260 SIM	U	0.020	1	UG/L	06/28/2013	GAP
Dichlorodifluoromethane	EPA-8260	U	2.0	1	UG/L	06/28/2013	GAP
Chloromethane	EPA-8260	U	2.0	1	UG/L	06/28/2013	GAP
Bromomethane	EPA-8260	U	2.0	1	UG/L	06/28/2013	GAP
Chloroethane	EPA-8260	U	2.0	1	UG/L	06/28/2013	GAP
Carbon Tetrachloride	EPA-8260	U	2.0	1	UG/L	06/28/2013	GAP
Trichlorofluoromethane	EPA-8260	U	2.0	1	UG/L	06/28/2013	GAP
Carbon Disulfide	EPA-8260	U	2.0	1	UG/L	06/28/2013	GAP
Acetone	EPA-8260	U	25	1	UG/L	06/28/2013	GAP
1,1-Dichloroethene	EPA-8260	U	2.0	1	UG/L	06/28/2013	GAP
Methylene Chloride	EPA-8260	U	5.0	1	UG/L	06/28/2013	GAP
Acrylonitrile	EPA-8260	U	10	1	UG/L	06/28/2013	GAP
Methyl T-Butyl Ether	EPA-8260	U	2.0	1	UG/L	06/28/2013	GAP
Trans-1,2-Dichloroethene	EPA-8260	U	2.0	1	UG/L	06/28/2013	GAP
1,1-Dichloroethane	EPA-8260	U	2.0	1	UG/L	06/28/2013	GAP
2-Butanone	EPA-8260	U	10	1	UG/L	06/28/2013	GAP
Cis-1,2-Dichloroethene	EPA-8260	U	2.0	1	UG/L	06/28/2013	GAP
2,2-Dichloropropane	EPA-8260	U	2.0	1	UG/L	06/28/2013	GAP
Bromochloromethane	EPA-8260	U	2.0	1	UG/L	06/28/2013	GAP
Chloroform	EPA-8260	2.8	2.0	1	UG/L	06/28/2013	GAP
1,1,1-Trichloroethane	EPA-8260	U	2.0	1	UG/L	06/28/2013	GAP
1,1-Dichloropropene	EPA-8260	U	2.0	1	UG/L	06/28/2013	GAP
1,2-Dichloroethane	EPA-8260	U	2.0	1	UG/L	06/28/2013	GAP
Benzene	EPA-8260	U	2.0	1	UG/L	06/28/2013	GAP
1,2-Dichloropropane	EPA-8260	U	2.0	1	UG/L	06/28/2013	GAP
Dibromomethane	EPA-8260	U	2.0	1	UG/L	06/28/2013	GAP
Bromodichloromethane	EPA-8260	U	2.0	1	UG/L	06/28/2013	GAP
Trans-1,3-Dichloropropene	EPA-8260	U	2.0	1	UG/L	06/28/2013	GAP
4-Methyl-2-Pentanone	EPA-8260	U	10	1	UG/L	06/28/2013	GAP
Toluene	EPA-8260	U	2.0	1	UG/L	06/28/2013	GAP
Cis-1,3-Dichloropropene	EPA-8260	U	2.0	1	UG/L	06/28/2013	GAP
1,1,2-Trichloroethane	EPA-8260	U	2.0	1	UG/L	06/28/2013	GAP



CERTIFICATE OF ANALYSIS

CLIENT:	Landau Associates, Inc. 130 - 2nd Ave. S. Edmonds, WA 98020	DATE:	7/3/2013
CLIENT CONTACT:	Jeffrey Fellows	ALS JOB#:	EV13060104
CLIENT PROJECT:	Yakima Mill Site / #1148007.010	ALS SAMPLE#:	-04
CLIENT SAMPLE ID	FPP-B02-GW (19)	DATE RECEIVED:	6/20/2013
		COLLECTION DATE:	6/19/2013 9:15:00 AM
		WDOE ACCREDITATION:	C601

DATA RESULTS

ANALYTE	METHOD	RESULTS	REPORTING LIMITS	DILUTION FACTOR	UNITS	ANALYSIS	ANALYSIS
						DATE	BY
2-Hexanone	EPA-8260	U	10	1	UG/L	06/28/2013	GAP
1,3-Dichloropropane	EPA-8260	U	2.0	1	UG/L	06/28/2013	GAP
Tetrachloroethylene	EPA-8260	U	2.0	1	UG/L	06/28/2013	GAP
Dibromochloromethane	EPA-8260	U	2.0	1	UG/L	06/28/2013	GAP
1,2-Dibromoethane	EPA-8260	U	0.010	1	UG/L	06/28/2013	GAP
Chlorobenzene	EPA-8260	U	2.0	1	UG/L	06/28/2013	GAP
1,1,1,2-Tetrachloroethane	EPA-8260	U	2.0	1	UG/L	06/28/2013	GAP
Ethylbenzene	EPA-8260	U	2.0	1	UG/L	06/28/2013	GAP
m,p-Xylene	EPA-8260	U	4.0	1	UG/L	06/28/2013	GAP
Styrene	EPA-8260	U	2.0	1	UG/L	06/28/2013	GAP
o-Xylene	EPA-8260	U	2.0	1	UG/L	06/28/2013	GAP
Bromoform	EPA-8260	U	2.0	1	UG/L	06/28/2013	GAP
Isopropylbenzene	EPA-8260	U	2.0	1	UG/L	06/28/2013	GAP
1,1,2,2-Tetrachloroethane	EPA-8260	U	2.0	1	UG/L	06/28/2013	GAP
1,2,3-Trichloropropane	EPA-8260	U	2.0	1	UG/L	06/28/2013	GAP
Bromobenzene	EPA-8260	U	2.0	1	UG/L	06/28/2013	GAP
N-Propyl Benzene	EPA-8260	U	2.0	1	UG/L	06/28/2013	GAP
2-Chlorotoluene	EPA-8260	U	2.0	1	UG/L	06/28/2013	GAP
1,3,5-Trimethylbenzene	EPA-8260	U	2.0	1	UG/L	06/28/2013	GAP
4-Chlorotoluene	EPA-8260	U	2.0	1	UG/L	06/28/2013	GAP
T-Butyl Benzene	EPA-8260	U	2.0	1	UG/L	06/28/2013	GAP
1,2,4-Trimethylbenzene	EPA-8260	U	2.0	1	UG/L	06/28/2013	GAP
S-Butyl Benzene	EPA-8260	U	2.0	1	UG/L	06/28/2013	GAP
P-Isopropyltoluene	EPA-8260	U	2.0	1	UG/L	06/28/2013	GAP
1,3 Dichlorobenzene	EPA-8260	U	2.0	1	UG/L	06/28/2013	GAP
1,4-Dichlorobenzene	EPA-8260	U	2.0	1	UG/L	06/28/2013	GAP
N-Butylbenzene	EPA-8260	U	2.0	1	UG/L	06/28/2013	GAP
1,2-Dichlorobenzene	EPA-8260	U	2.0	1	UG/L	06/28/2013	GAP
1,2-Dibromo 3-Chloropropane	EPA-8260	U	10	1	UG/L	06/28/2013	GAP
1,2,4-Trichlorobenzene	EPA-8260	U	2.0	1	UG/L	06/28/2013	GAP
Hexachlorobutadiene	EPA-8260	U	2.0	1	UG/L	06/28/2013	GAP
Naphthalene	EPA-8260	U	2.0	1	UG/L	06/28/2013	GAP
1,2,3-Trichlorobenzene	EPA-8260	U	2.0	1	UG/L	06/28/2013	GAP
Pyridine	EPA-8270	U	2.0	1	UG/L	06/24/2013	LAP
N-Nitrosodimethylamine	EPA-8270	U	2.0	1	UG/L	06/24/2013	LAP
Phenol	EPA-8270	U	2.0	1	UG/L	06/24/2013	LAP



CERTIFICATE OF ANALYSIS

CLIENT:	Landau Associates, Inc. 130 - 2nd Ave. S. Edmonds, WA 98020	DATE:	7/3/2013
CLIENT CONTACT:	Jeffrey Fellows	ALS JOB#:	EV13060104
CLIENT PROJECT:	Yakima Mill Site / #1148007.010	ALS SAMPLE#:	-04
CLIENT SAMPLE ID	FPP-B02-GW (19)	DATE RECEIVED:	6/20/2013
		COLLECTION DATE:	6/19/2013 9:15:00 AM
		WDOE ACCREDITATION:	C601

DATA RESULTS

ANALYTE	METHOD	RESULTS	REPORTING LIMITS	DILUTION FACTOR	UNITS	ANALYSIS	ANALYSIS
						DATE	BY
Aniline	EPA-8270	U	2.0	1	UG/L	06/24/2013	LAP
Bis(2-Chloroethyl)Ether	EPA-8270	U	2.0	1	UG/L	06/24/2013	LAP
2-Chlorophenol	EPA-8270	U	2.0	1	UG/L	06/24/2013	LAP
1,3-Dichlorobenzene	EPA-8270	U	2.0	1	UG/L	06/24/2013	LAP
1,4-Dichlorobenzene	EPA-8270	U	2.0	1	UG/L	06/24/2013	LAP
Benzyl Alcohol	EPA-8270	U	2.0	1	UG/L	06/24/2013	LAP
1,2-Dichlorobenzene	EPA-8270	U	2.0	1	UG/L	06/24/2013	LAP
2-Methylphenol	EPA-8270	U	2.0	1	UG/L	06/24/2013	LAP
Bis(2-Chloroisopropyl)Ether	EPA-8270	U	2.0	1	UG/L	06/24/2013	LAP
3&4-Methylphenol	EPA-8270	U	2.0	1	UG/L	06/24/2013	LAP
N-Nitroso-Di-N-Propylamine	EPA-8270	U	2.0	1	UG/L	06/24/2013	LAP
Hexachloroethane	EPA-8270	U	2.0	1	UG/L	06/24/2013	LAP
Nitrobenzene	EPA-8270	U	2.0	1	UG/L	06/24/2013	LAP
Isophorone	EPA-8270	U	2.0	1	UG/L	06/24/2013	LAP
2-Nitrophenol	EPA-8270	U	2.0	1	UG/L	06/24/2013	LAP
2,4-Dimethylphenol	EPA-8270	U	2.0	1	UG/L	06/24/2013	LAP
Benzoic Acid	EPA-8270	U	10	1	UG/L	06/24/2013	LAP
Bis(2-Chloroethoxy)Methane	EPA-8270	U	2.0	1	UG/L	06/24/2013	LAP
2,4-Dichlorophenol	EPA-8270	U	2.0	1	UG/L	06/24/2013	LAP
1,2,4-Trichlorobenzene	EPA-8270	U	2.0	1	UG/L	06/24/2013	LAP
Naphthalene	EPA-8270	U	2.0	1	UG/L	06/24/2013	LAP
4-Chloroaniline	EPA-8270	U	2.0	1	UG/L	06/24/2013	LAP
2,6-Dichlorophenol	EPA-8270	U	2.0	1	UG/L	06/24/2013	LAP
Hexachlorobutadiene	EPA-8270	U	2.0	1	UG/L	06/24/2013	LAP
4-Chloro-3-Methylphenol	EPA-8270	U	2.0	1	UG/L	06/24/2013	LAP
2-Methylnaphthalene	EPA-8270	U	2.0	1	UG/L	06/24/2013	LAP
1-Methylnaphthalene	EPA-8270	U	2.0	1	UG/L	06/24/2013	LAP
Hexachlorocyclopentadiene	EPA-8270	U	2.0	1	UG/L	06/24/2013	LAP
2,4,6-Trichlorophenol	EPA-8270	U	2.0	1	UG/L	06/24/2013	LAP
2,4,5-Trichlorophenol	EPA-8270	U	2.0	1	UG/L	06/24/2013	LAP
2-Chloronaphthalene	EPA-8270	U	2.0	1	UG/L	06/24/2013	LAP
2-Nitroaniline	EPA-8270	U	2.0	1	UG/L	06/24/2013	LAP
Acenaphthylene	EPA-8270	U	2.0	1	UG/L	06/24/2013	LAP
Dimethylphthalate	EPA-8270	U	2.0	1	UG/L	06/24/2013	LAP
2,6-Dinitrotoluene	EPA-8270	U	2.0	1	UG/L	06/24/2013	LAP
Acenaphthene	EPA-8270	U	2.0	1	UG/L	06/24/2013	LAP



CERTIFICATE OF ANALYSIS

CLIENT:	Landau Associates, Inc. 130 - 2nd Ave. S. Edmonds, WA 98020	DATE:	7/3/2013
CLIENT CONTACT:	Jeffrey Fellows	ALS JOB#:	EV13060104
CLIENT PROJECT:	Yakima Mill Site / #1148007.010	ALS SAMPLE#:	-04
CLIENT SAMPLE ID	FPP-B02-GW (19)	DATE RECEIVED:	6/20/2013
		COLLECTION DATE:	6/19/2013 9:15:00 AM
		WDOE ACCREDITATION:	C601

DATA RESULTS

ANALYTE	METHOD	RESULTS	REPORTING LIMITS	DILUTION FACTOR	UNITS	ANALYSIS	ANALYSIS
						DATE	BY
3-Nitroaniline	EPA-8270	U	5.0	1	UG/L	06/24/2013	LAP
2,4-Dinitrophenol	EPA-8270	U	10	1	UG/L	06/24/2013	LAP
4-Nitrophenol	EPA-8270	U	2.0	1	UG/L	06/24/2013	LAP
Dibenzofuran	EPA-8270	U	2.0	1	UG/L	06/24/2013	LAP
2,4-Dinitrotoluene	EPA-8270	U	2.0	1	UG/L	06/24/2013	LAP
2,3,4,6-Tetrachlorophenol	EPA-8270	U	2.0	1	UG/L	06/24/2013	LAP
Diethylphthalate	EPA-8270	U	2.0	1	UG/L	06/24/2013	LAP
Fluorene	EPA-8270	U	2.0	1	UG/L	06/24/2013	LAP
4-Chlorophenyl-Phenylether	EPA-8270	U	2.0	1	UG/L	06/24/2013	LAP
4-Nitroaniline	EPA-8270	U	2.0	1	UG/L	06/24/2013	LAP
4,6-Dinitro-2-Methylphenol	EPA-8270	U	2.0	1	UG/L	06/24/2013	LAP
N-Nitrosodiphenylamine	EPA-8270	U	2.0	1	UG/L	06/24/2013	LAP
Azobenzene	EPA-8270	U	2.0	1	UG/L	06/24/2013	LAP
4-Bromophenyl-Phenylether	EPA-8270	U	2.0	1	UG/L	06/24/2013	LAP
Hexachlorobenzene	EPA-8270	U	2.0	1	UG/L	06/24/2013	LAP
Pentachlorophenol	EPA-8270	U	5.0	1	UG/L	06/24/2013	LAP
Phenanthrene	EPA-8270	U	2.0	1	UG/L	06/24/2013	LAP
Anthracene	EPA-8270	U	2.0	1	UG/L	06/24/2013	LAP
Carbazole	EPA-8270	U	2.0	1	UG/L	06/24/2013	LAP
Di-N-Butylphthalate	EPA-8270	U	2.0	1	UG/L	06/24/2013	LAP
Fluoranthene	EPA-8270	U	2.0	1	UG/L	06/24/2013	LAP
Pyrene	EPA-8270	U	2.0	1	UG/L	06/24/2013	LAP
Butylbenzylphthalate	EPA-8270	U	2.0	1	UG/L	06/24/2013	LAP
3,3-Dichlorobenzidine	EPA-8270	U	2.0	1	UG/L	06/24/2013	LAP
Benzo[A]Anthracene	EPA-8270	U	2.0	1	UG/L	06/24/2013	LAP
Chrysene	EPA-8270	U	2.0	1	UG/L	06/24/2013	LAP
Bis(2-Ethylhexyl)Phthalate	EPA-8270	U	2.0	1	UG/L	06/24/2013	LAP
Di-N-Octylphthalate	EPA-8270	U	2.0	1	UG/L	06/24/2013	LAP
Benzo[B]Fluoranthene	EPA-8270	U	2.0	1	UG/L	06/24/2013	LAP
Benzo[K]Fluoranthene	EPA-8270	U	2.0	1	UG/L	06/24/2013	LAP
Benzo[A]Pyrene	EPA-8270	U	2.0	1	UG/L	06/24/2013	LAP
Indeno[1,2,3-Cd]Pyrene	EPA-8270	U	2.0	1	UG/L	06/24/2013	LAP
Dibenz[A,H]Anthracene	EPA-8270	U	2.0	1	UG/L	06/24/2013	LAP
Benzo[G,H,I]Perylene	EPA-8270	U	2.0	1	UG/L	06/24/2013	LAP
Chromium (VI)	EPA-7196	U	10	1	UG/L	06/20/2013	RAL
Chromium (VI)	EPA-7196	U	10	1	UG/L	06/20/2013	RAL



CERTIFICATE OF ANALYSIS

CLIENT:	Landau Associates, Inc. 130 - 2nd Ave. S. Edmonds, WA 98020	DATE:	7/3/2013
CLIENT CONTACT:	Jeffrey Fellows	ALS JOB#:	EV13060104
CLIENT PROJECT:	Yakima Mill Site / #1148007.010	ALS SAMPLE#:	-04
CLIENT SAMPLE ID	FPP-B02-GW (19)	DATE RECEIVED:	6/20/2013
		COLLECTION DATE:	6/19/2013 9:15:00 AM
		WDOE ACCREDITATION:	C601

DATA RESULTS

ANALYTE	METHOD	RESULTS	REPORTING LIMITS	DILUTION FACTOR	UNITS	ANALYSIS DATE	ANALYSIS BY
Mercury (Dissolved)	EPA-7470	U	0.20	1	UG/L	06/25/2013	RAL
Arsenic (Dissolved)	EPA-200.8	U	1.0	1	UG/L	06/25/2013	RAL
Cadmium (Dissolved)	EPA-200.8	U	1.0	1	UG/L	06/25/2013	RAL
Chromium (Dissolved)	EPA-200.8	U	2.0	1	UG/L	06/25/2013	RAL
Iron (Dissolved)	EPA-200.8	80	50	1	UG/L	06/25/2013	RAL
Lead (Dissolved)	EPA-200.8	U	1.0	1	UG/L	06/25/2013	RAL
Manganese (Dissolved)	EPA-200.8	1300	2.0	1	UG/L	06/25/2013	RAL
Sodium (Dissolved)	EPA-200.8	14000	50	1	UG/L	06/25/2013	RAL

SURROGATE	METHOD	%REC	ANALYSIS DATE	ANALYSIS BY
TFT	NWTPH-GX	98.4	06/21/2013	DLC
C25	NWTPH-DX w/ SGA	92.3	06/20/2013	LAP
1,2-Dichloroethane-d4	EPA-8260 SIM	101	06/28/2013	GAP
1,2-Dichloroethane-d4	EPA-8260	101	06/28/2013	GAP
Toluene-d8	EPA-8260	92.9	06/28/2013	GAP
4-Bromofluorobenzene	EPA-8260	101	06/28/2013	GAP
2-Fluorophenol	EPA-8270	44.2	06/24/2013	LAP
Phenol-d5	EPA-8270	24.8	06/24/2013	LAP
Nitrobenzene-d5	EPA-8270	79.8	06/24/2013	LAP
2-Fluorobiphenyl	EPA-8270	82.0	06/24/2013	LAP
2,4,6-Tribromophenol	EPA-8270	89.8	06/24/2013	LAP
Terphenyl-d14	EPA-8270	117	06/24/2013	LAP

U - Analyte analyzed for but not detected at level above reporting limit.



CERTIFICATE OF ANALYSIS

CLIENT:	Landau Associates, Inc. 130 - 2nd Ave. S. Edmonds, WA 98020	DATE:	7/3/2013
CLIENT CONTACT:	Jeffrey Fellows	ALS JOB#:	EV13060104
CLIENT PROJECT:	Yakima Mill Site / #1148007.010	ALS SAMPLE#:	-05
CLIENT SAMPLE ID	FPP-B09-GW (18)	DATE RECEIVED:	6/20/2013
		COLLECTION DATE:	6/19/2013 10:50:00 AM
		WDOE ACCREDITATION:	C601

DATA RESULTS

ANALYTE	METHOD	RESULTS	REPORTING LIMITS	DILUTION FACTOR	UNITS	ANALYSIS	ANALYSIS
						DATE	BY
TPH-Volatile Range	NWTPH-GX	U	50	1	UG/L	06/21/2013	DLC
TPH-Diesel Range	NWTPH-DX w/ SGA	U	130	1	UG/L	06/20/2013	LAP
TPH-Oil Range	NWTPH-DX w/ SGA	U	250	1	UG/L	06/20/2013	LAP
Vinyl Chloride	EPA-8260 SIM	U	0.020	1	UG/L	06/28/2013	GAP
Trichloroethene	EPA-8260 SIM	U	0.020	1	UG/L	06/28/2013	GAP
Dichlorodifluoromethane	EPA-8260	U	2.0	1	UG/L	06/28/2013	GAP
Chloromethane	EPA-8260	U	2.0	1	UG/L	06/28/2013	GAP
Bromomethane	EPA-8260	U	2.0	1	UG/L	06/28/2013	GAP
Chloroethane	EPA-8260	U	2.0	1	UG/L	06/28/2013	GAP
Carbon Tetrachloride	EPA-8260	U	2.0	1	UG/L	06/28/2013	GAP
Trichlorofluoromethane	EPA-8260	U	2.0	1	UG/L	06/28/2013	GAP
Carbon Disulfide	EPA-8260	U	2.0	1	UG/L	06/28/2013	GAP
Acetone	EPA-8260	U	25	1	UG/L	06/28/2013	GAP
1,1-Dichloroethene	EPA-8260	U	2.0	1	UG/L	06/28/2013	GAP
Methylene Chloride	EPA-8260	U	5.0	1	UG/L	06/28/2013	GAP
Acrylonitrile	EPA-8260	U	10	1	UG/L	06/28/2013	GAP
Methyl T-Butyl Ether	EPA-8260	U	2.0	1	UG/L	06/28/2013	GAP
Trans-1,2-Dichloroethene	EPA-8260	U	2.0	1	UG/L	06/28/2013	GAP
1,1-Dichloroethane	EPA-8260	U	2.0	1	UG/L	06/28/2013	GAP
2-Butanone	EPA-8260	U	10	1	UG/L	06/28/2013	GAP
Cis-1,2-Dichloroethene	EPA-8260	U	2.0	1	UG/L	06/28/2013	GAP
2,2-Dichloropropane	EPA-8260	U	2.0	1	UG/L	06/28/2013	GAP
Bromochloromethane	EPA-8260	U	2.0	1	UG/L	06/28/2013	GAP
Chloroform	EPA-8260	U	2.0	1	UG/L	06/28/2013	GAP
1,1,1-Trichloroethane	EPA-8260	U	2.0	1	UG/L	06/28/2013	GAP
1,1-Dichloropropene	EPA-8260	U	2.0	1	UG/L	06/28/2013	GAP
1,2-Dichloroethane	EPA-8260	U	2.0	1	UG/L	06/28/2013	GAP
Benzene	EPA-8260	U	2.0	1	UG/L	06/28/2013	GAP
1,2-Dichloropropane	EPA-8260	U	2.0	1	UG/L	06/28/2013	GAP
Dibromomethane	EPA-8260	U	2.0	1	UG/L	06/28/2013	GAP
Bromodichloromethane	EPA-8260	U	2.0	1	UG/L	06/28/2013	GAP
Trans-1,3-Dichloropropene	EPA-8260	U	2.0	1	UG/L	06/28/2013	GAP
4-Methyl-2-Pentanone	EPA-8260	U	10	1	UG/L	06/28/2013	GAP
Toluene	EPA-8260	U	2.0	1	UG/L	06/28/2013	GAP
Cis-1,3-Dichloropropene	EPA-8260	U	2.0	1	UG/L	06/28/2013	GAP
1,1,2-Trichloroethane	EPA-8260	U	2.0	1	UG/L	06/28/2013	GAP



CERTIFICATE OF ANALYSIS

CLIENT:	Landau Associates, Inc. 130 - 2nd Ave. S. Edmonds, WA 98020	DATE:	7/3/2013
CLIENT CONTACT:	Jeffrey Fellows	ALS JOB#:	EV13060104
CLIENT PROJECT:	Yakima Mill Site / #1148007.010	ALS SAMPLE#:	-05
CLIENT SAMPLE ID	FPP-B09-GW (18)	DATE RECEIVED:	6/20/2013
		COLLECTION DATE:	6/19/2013 10:50:00 AM
		WDOE ACCREDITATION:	C601

DATA RESULTS

ANALYTE	METHOD	RESULTS	REPORTING LIMITS	DILUTION FACTOR	UNITS	ANALYSIS	ANALYSIS
						DATE	BY
2-Hexanone	EPA-8260	U	10	1	UG/L	06/28/2013	GAP
1,3-Dichloropropane	EPA-8260	U	2.0	1	UG/L	06/28/2013	GAP
Tetrachloroethylene	EPA-8260	U	2.0	1	UG/L	06/28/2013	GAP
Dibromochloromethane	EPA-8260	U	2.0	1	UG/L	06/28/2013	GAP
1,2-Dibromoethane	EPA-8260	U	0.010	1	UG/L	06/28/2013	GAP
Chlorobenzene	EPA-8260	U	2.0	1	UG/L	06/28/2013	GAP
1,1,1,2-Tetrachloroethane	EPA-8260	U	2.0	1	UG/L	06/28/2013	GAP
Ethylbenzene	EPA-8260	U	2.0	1	UG/L	06/28/2013	GAP
m,p-Xylene	EPA-8260	U	4.0	1	UG/L	06/28/2013	GAP
Styrene	EPA-8260	U	2.0	1	UG/L	06/28/2013	GAP
o-Xylene	EPA-8260	U	2.0	1	UG/L	06/28/2013	GAP
Bromoform	EPA-8260	U	2.0	1	UG/L	06/28/2013	GAP
Isopropylbenzene	EPA-8260	U	2.0	1	UG/L	06/28/2013	GAP
1,1,2,2-Tetrachloroethane	EPA-8260	U	2.0	1	UG/L	06/28/2013	GAP
1,2,3-Trichloropropane	EPA-8260	U	2.0	1	UG/L	06/28/2013	GAP
Bromobenzene	EPA-8260	U	2.0	1	UG/L	06/28/2013	GAP
N-Propyl Benzene	EPA-8260	U	2.0	1	UG/L	06/28/2013	GAP
2-Chlorotoluene	EPA-8260	U	2.0	1	UG/L	06/28/2013	GAP
1,3,5-Trimethylbenzene	EPA-8260	U	2.0	1	UG/L	06/28/2013	GAP
4-Chlorotoluene	EPA-8260	U	2.0	1	UG/L	06/28/2013	GAP
T-Butyl Benzene	EPA-8260	U	2.0	1	UG/L	06/28/2013	GAP
1,2,4-Trimethylbenzene	EPA-8260	U	2.0	1	UG/L	06/28/2013	GAP
S-Butyl Benzene	EPA-8260	U	2.0	1	UG/L	06/28/2013	GAP
P-Isopropyltoluene	EPA-8260	U	2.0	1	UG/L	06/28/2013	GAP
1,3 Dichlorobenzene	EPA-8260	U	2.0	1	UG/L	06/28/2013	GAP
1,4-Dichlorobenzene	EPA-8260	U	2.0	1	UG/L	06/28/2013	GAP
N-Butylbenzene	EPA-8260	U	2.0	1	UG/L	06/28/2013	GAP
1,2-Dichlorobenzene	EPA-8260	U	2.0	1	UG/L	06/28/2013	GAP
1,2-Dibromo 3-Chloropropane	EPA-8260	U	10	1	UG/L	06/28/2013	GAP
1,2,4-Trichlorobenzene	EPA-8260	U	2.0	1	UG/L	06/28/2013	GAP
Hexachlorobutadiene	EPA-8260	U	2.0	1	UG/L	06/28/2013	GAP
Naphthalene	EPA-8260	U	2.0	1	UG/L	06/28/2013	GAP
1,2,3-Trichlorobenzene	EPA-8260	U	2.0	1	UG/L	06/28/2013	GAP
Pyridine	EPA-8270	U	2.0	1	UG/L	06/24/2013	LAP
N-Nitrosodimethylamine	EPA-8270	U	2.0	1	UG/L	06/24/2013	LAP
Phenol	EPA-8270	U	2.0	1	UG/L	06/24/2013	LAP



CERTIFICATE OF ANALYSIS

CLIENT:	Landau Associates, Inc. 130 - 2nd Ave. S. Edmonds, WA 98020	DATE:	7/3/2013
CLIENT CONTACT:	Jeffrey Fellows	ALS JOB#:	EV13060104
CLIENT PROJECT:	Yakima Mill Site / #1148007.010	ALS SAMPLE#:	-05
CLIENT SAMPLE ID	FPP-B09-GW (18)	DATE RECEIVED:	6/20/2013
		COLLECTION DATE:	6/19/2013 10:50:00 AM
		WDOE ACCREDITATION:	C601

DATA RESULTS

ANALYTE	METHOD	RESULTS	REPORTING LIMITS	DILUTION FACTOR	UNITS	ANALYSIS	ANALYSIS
						DATE	BY
Aniline	EPA-8270	U	2.0	1	UG/L	06/24/2013	LAP
Bis(2-Chloroethyl)Ether	EPA-8270	U	2.0	1	UG/L	06/24/2013	LAP
2-Chlorophenol	EPA-8270	U	2.0	1	UG/L	06/24/2013	LAP
1,3-Dichlorobenzene	EPA-8270	U	2.0	1	UG/L	06/24/2013	LAP
1,4-Dichlorobenzene	EPA-8270	U	2.0	1	UG/L	06/24/2013	LAP
Benzyl Alcohol	EPA-8270	U	2.0	1	UG/L	06/24/2013	LAP
1,2-Dichlorobenzene	EPA-8270	U	2.0	1	UG/L	06/24/2013	LAP
2-Methylphenol	EPA-8270	U	2.0	1	UG/L	06/24/2013	LAP
Bis(2-Chloroisopropyl)Ether	EPA-8270	U	2.0	1	UG/L	06/24/2013	LAP
3&4-Methylphenol	EPA-8270	U	2.0	1	UG/L	06/24/2013	LAP
N-Nitroso-Di-N-Propylamine	EPA-8270	U	2.0	1	UG/L	06/24/2013	LAP
Hexachloroethane	EPA-8270	U	2.0	1	UG/L	06/24/2013	LAP
Nitrobenzene	EPA-8270	U	2.0	1	UG/L	06/24/2013	LAP
Isophorone	EPA-8270	U	2.0	1	UG/L	06/24/2013	LAP
2-Nitrophenol	EPA-8270	U	2.0	1	UG/L	06/24/2013	LAP
2,4-Dimethylphenol	EPA-8270	U	2.0	1	UG/L	06/24/2013	LAP
Benzoic Acid	EPA-8270	U	10	1	UG/L	06/24/2013	LAP
Bis(2-Chloroethoxy)Methane	EPA-8270	U	2.0	1	UG/L	06/24/2013	LAP
2,4-Dichlorophenol	EPA-8270	U	2.0	1	UG/L	06/24/2013	LAP
1,2,4-Trichlorobenzene	EPA-8270	U	2.0	1	UG/L	06/24/2013	LAP
Naphthalene	EPA-8270	U	2.0	1	UG/L	06/24/2013	LAP
4-Chloroaniline	EPA-8270	U	2.0	1	UG/L	06/24/2013	LAP
2,6-Dichlorophenol	EPA-8270	U	2.0	1	UG/L	06/24/2013	LAP
Hexachlorobutadiene	EPA-8270	U	2.0	1	UG/L	06/24/2013	LAP
4-Chloro-3-Methylphenol	EPA-8270	U	2.0	1	UG/L	06/24/2013	LAP
2-Methylnaphthalene	EPA-8270	U	2.0	1	UG/L	06/24/2013	LAP
1-Methylnaphthalene	EPA-8270	U	2.0	1	UG/L	06/24/2013	LAP
Hexachlorocyclopentadiene	EPA-8270	U	2.0	1	UG/L	06/24/2013	LAP
2,4,6-Trichlorophenol	EPA-8270	U	2.0	1	UG/L	06/24/2013	LAP
2,4,5-Trichlorophenol	EPA-8270	U	2.0	1	UG/L	06/24/2013	LAP
2-Chloronaphthalene	EPA-8270	U	2.0	1	UG/L	06/24/2013	LAP
2-Nitroaniline	EPA-8270	U	2.0	1	UG/L	06/24/2013	LAP
Acenaphthylene	EPA-8270	U	2.0	1	UG/L	06/24/2013	LAP
Dimethylphthalate	EPA-8270	U	2.0	1	UG/L	06/24/2013	LAP
2,6-Dinitrotoluene	EPA-8270	U	2.0	1	UG/L	06/24/2013	LAP
Acenaphthene	EPA-8270	U	2.0	1	UG/L	06/24/2013	LAP



CERTIFICATE OF ANALYSIS

CLIENT:	Landau Associates, Inc. 130 - 2nd Ave. S. Edmonds, WA 98020	DATE:	7/3/2013
CLIENT CONTACT:	Jeffrey Fellows	ALS JOB#:	EV13060104
CLIENT PROJECT:	Yakima Mill Site / #1148007.010	ALS SAMPLE#:	-05
CLIENT SAMPLE ID	FPP-B09-GW (18)	DATE RECEIVED:	6/20/2013
		COLLECTION DATE:	6/19/2013 10:50:00 AM
		WDOE ACCREDITATION:	C601

DATA RESULTS

ANALYTE	METHOD	RESULTS	REPORTING LIMITS	DILUTION FACTOR	UNITS	ANALYSIS	ANALYSIS
						DATE	BY
3-Nitroaniline	EPA-8270	U	5.0	1	UG/L	06/24/2013	LAP
2,4-Dinitrophenol	EPA-8270	U	10	1	UG/L	06/24/2013	LAP
4-Nitrophenol	EPA-8270	U	2.0	1	UG/L	06/24/2013	LAP
Dibenzofuran	EPA-8270	U	2.0	1	UG/L	06/24/2013	LAP
2,4-Dinitrotoluene	EPA-8270	U	2.0	1	UG/L	06/24/2013	LAP
2,3,4,6-Tetrachlorophenol	EPA-8270	U	2.0	1	UG/L	06/24/2013	LAP
Diethylphthalate	EPA-8270	U	2.0	1	UG/L	06/24/2013	LAP
Fluorene	EPA-8270	U	2.0	1	UG/L	06/24/2013	LAP
4-Chlorophenyl-Phenylether	EPA-8270	U	2.0	1	UG/L	06/24/2013	LAP
4-Nitroaniline	EPA-8270	U	2.0	1	UG/L	06/24/2013	LAP
4,6-Dinitro-2-Methylphenol	EPA-8270	U	2.0	1	UG/L	06/24/2013	LAP
N-Nitrosodiphenylamine	EPA-8270	U	2.0	1	UG/L	06/24/2013	LAP
Azobenzene	EPA-8270	U	2.0	1	UG/L	06/24/2013	LAP
4-Bromophenyl-Phenylether	EPA-8270	U	2.0	1	UG/L	06/24/2013	LAP
Hexachlorobenzene	EPA-8270	U	2.0	1	UG/L	06/24/2013	LAP
Pentachlorophenol	EPA-8270	U	5.0	1	UG/L	06/24/2013	LAP
Phenanthrene	EPA-8270	U	2.0	1	UG/L	06/24/2013	LAP
Anthracene	EPA-8270	U	2.0	1	UG/L	06/24/2013	LAP
Carbazole	EPA-8270	U	2.0	1	UG/L	06/24/2013	LAP
Di-N-Butylphthalate	EPA-8270	U	2.0	1	UG/L	06/24/2013	LAP
Fluoranthene	EPA-8270	U	2.0	1	UG/L	06/24/2013	LAP
Pyrene	EPA-8270	U	2.0	1	UG/L	06/24/2013	LAP
Butylbenzylphthalate	EPA-8270	U	2.0	1	UG/L	06/24/2013	LAP
3,3-Dichlorobenzidine	EPA-8270	U	2.0	1	UG/L	06/24/2013	LAP
Benzo[A]Anthracene	EPA-8270	U	2.0	1	UG/L	06/24/2013	LAP
Chrysene	EPA-8270	U	2.0	1	UG/L	06/24/2013	LAP
Bis(2-Ethylhexyl)Phthalate	EPA-8270	2.1	2.0	1	UG/L	06/24/2013	LAP
Di-N-Octylphthalate	EPA-8270	U	2.0	1	UG/L	06/24/2013	LAP
Benzo[B]Fluoranthene	EPA-8270	U	2.0	1	UG/L	06/24/2013	LAP
Benzo[K]Fluoranthene	EPA-8270	U	2.0	1	UG/L	06/24/2013	LAP
Benzo[A]Pyrene	EPA-8270	U	2.0	1	UG/L	06/24/2013	LAP
Indeno[1,2,3-Cd]Pyrene	EPA-8270	U	2.0	1	UG/L	06/24/2013	LAP
Dibenz[A,H]Anthracene	EPA-8270	U	2.0	1	UG/L	06/24/2013	LAP
Benzo[G,H,I]Perylene	EPA-8270	U	2.0	1	UG/L	06/24/2013	LAP
Chromium (VI)	EPA-7196	U	10	1	UG/L	06/20/2013	RAL
Chromium (VI)	EPA-7196	U	10	1	UG/L	06/20/2013	RAL



CERTIFICATE OF ANALYSIS

CLIENT:	Landau Associates, Inc. 130 - 2nd Ave. S. Edmonds, WA 98020	DATE:	7/3/2013
CLIENT CONTACT:	Jeffrey Fellows	ALS JOB#:	EV13060104
CLIENT PROJECT:	Yakima Mill Site / #1148007.010	ALS SAMPLE#:	-05
CLIENT SAMPLE ID	FPP-B09-GW (18)	DATE RECEIVED:	6/20/2013
		COLLECTION DATE:	6/19/2013 10:50:00 AM
		WDOE ACCREDITATION:	C601

DATA RESULTS

ANALYTE	METHOD	RESULTS	REPORTING LIMITS	DILUTION FACTOR	UNITS	ANALYSIS DATE	ANALYSIS BY
Mercury (Dissolved)	EPA-7470	U	0.20	1	UG/L	06/25/2013	RAL
Arsenic (Dissolved)	EPA-200.8	1.0	1.0	1	UG/L	06/25/2013	RAL
Cadmium (Dissolved)	EPA-200.8	U	1.0	1	UG/L	06/25/2013	RAL
Chromium (Dissolved)	EPA-200.8	U	2.0	1	UG/L	06/25/2013	RAL
Iron (Dissolved)	EPA-200.8	4300	50	1	UG/L	06/25/2013	RAL
Lead (Dissolved)	EPA-200.8	U	1.0	1	UG/L	06/25/2013	RAL
Manganese (Dissolved)	EPA-200.8	3500	10	5	UG/L	06/25/2013	RAL
Sodium (Dissolved)	EPA-200.8	41000	50	1	UG/L	06/25/2013	RAL

SURROGATE	METHOD	%REC	ANALYSIS DATE	ANALYSIS BY
TFT	NWTPH-GX	98.5	06/21/2013	DLC
C25	NWTPH-DX w/ SGA	102	06/20/2013	LAP
1,2-Dichloroethane-d4	EPA-8260 SIM	102	06/28/2013	GAP
1,2-Dichloroethane-d4	EPA-8260	102	06/28/2013	GAP
Toluene-d8	EPA-8260	93.3	06/28/2013	GAP
4-Bromofluorobenzene	EPA-8260	101	06/28/2013	GAP
2-Fluorophenol	EPA-8270	61.9	06/24/2013	LAP
Phenol-d5	EPA-8270	26.1	06/24/2013	LAP
Nitrobenzene-d5	EPA-8270	85.3	06/24/2013	LAP
2-Fluorobiphenyl	EPA-8270	86.9	06/24/2013	LAP
2,4,6-Tribromophenol	EPA-8270	116	06/24/2013	LAP
Terphenyl-d14	EPA-8270	117	06/24/2013	LAP

U - Analyte analyzed for but not detected at level above reporting limit.



CERTIFICATE OF ANALYSIS

CLIENT:	Landau Associates, Inc. 130 - 2nd Ave. S. Edmonds, WA 98020	DATE:	7/3/2013
CLIENT CONTACT:	Jeffrey Fellows	ALS JOB#:	EV13060104
CLIENT PROJECT:	Yakima Mill Site / #1148007.010	ALS SAMPLE#:	-06
CLIENT SAMPLE ID	FPP-B07-GW (17)	DATE RECEIVED:	6/20/2013
		COLLECTION DATE:	6/19/2013 12:00:00 PM
		WDOE ACCREDITATION:	C601

DATA RESULTS

ANALYTE	METHOD	RESULTS	REPORTING LIMITS	DILUTION FACTOR	UNITS	ANALYSIS	ANALYSIS
						DATE	BY
TPH-Volatile Range	NWTPH-GX	U	50	1	UG/L	06/20/2013	DLC
TPH-Diesel Range	NWTPH-DX w/ SGA	U	130	1	UG/L	06/20/2013	LAP
TPH-Oil Range	NWTPH-DX w/ SGA	U	250	1	UG/L	06/20/2013	LAP
Vinyl Chloride	EPA-8260 SIM	U	0.020	1	UG/L	06/28/2013	GAP
Trichloroethene	EPA-8260 SIM	U	0.020	1	UG/L	06/28/2013	GAP
Dichlorodifluoromethane	EPA-8260	U	2.0	1	UG/L	06/28/2013	GAP
Chloromethane	EPA-8260	U	2.0	1	UG/L	06/28/2013	GAP
Bromomethane	EPA-8260	U	2.0	1	UG/L	06/28/2013	GAP
Chloroethane	EPA-8260	U	2.0	1	UG/L	06/28/2013	GAP
Carbon Tetrachloride	EPA-8260	U	2.0	1	UG/L	06/28/2013	GAP
Trichlorofluoromethane	EPA-8260	U	2.0	1	UG/L	06/28/2013	GAP
Carbon Disulfide	EPA-8260	U	2.0	1	UG/L	06/28/2013	GAP
Acetone	EPA-8260	U	25	1	UG/L	06/28/2013	GAP
1,1-Dichloroethene	EPA-8260	U	2.0	1	UG/L	06/28/2013	GAP
Methylene Chloride	EPA-8260	U	5.0	1	UG/L	06/28/2013	GAP
Acrylonitrile	EPA-8260	U	10	1	UG/L	06/28/2013	GAP
Methyl T-Butyl Ether	EPA-8260	U	2.0	1	UG/L	06/28/2013	GAP
Trans-1,2-Dichloroethene	EPA-8260	U	2.0	1	UG/L	06/28/2013	GAP
1,1-Dichloroethane	EPA-8260	U	2.0	1	UG/L	06/28/2013	GAP
2-Butanone	EPA-8260	U	10	1	UG/L	06/28/2013	GAP
Cis-1,2-Dichloroethene	EPA-8260	U	2.0	1	UG/L	06/28/2013	GAP
2,2-Dichloropropane	EPA-8260	U	2.0	1	UG/L	06/28/2013	GAP
Bromochloromethane	EPA-8260	U	2.0	1	UG/L	06/28/2013	GAP
Chloroform	EPA-8260	U	2.0	1	UG/L	06/28/2013	GAP
1,1,1-Trichloroethane	EPA-8260	U	2.0	1	UG/L	06/28/2013	GAP
1,1-Dichloropropene	EPA-8260	U	2.0	1	UG/L	06/28/2013	GAP
1,2-Dichloroethane	EPA-8260	U	2.0	1	UG/L	06/28/2013	GAP
Benzene	EPA-8260	U	2.0	1	UG/L	06/28/2013	GAP
1,2-Dichloropropane	EPA-8260	U	2.0	1	UG/L	06/28/2013	GAP
Dibromomethane	EPA-8260	U	2.0	1	UG/L	06/28/2013	GAP
Bromodichloromethane	EPA-8260	U	2.0	1	UG/L	06/28/2013	GAP
Trans-1,3-Dichloropropene	EPA-8260	U	2.0	1	UG/L	06/28/2013	GAP
4-Methyl-2-Pentanone	EPA-8260	U	10	1	UG/L	06/28/2013	GAP
Toluene	EPA-8260	U	2.0	1	UG/L	06/28/2013	GAP
Cis-1,3-Dichloropropene	EPA-8260	U	2.0	1	UG/L	06/28/2013	GAP
1,1,2-Trichloroethane	EPA-8260	U	2.0	1	UG/L	06/28/2013	GAP



CERTIFICATE OF ANALYSIS

CLIENT:	Landau Associates, Inc. 130 - 2nd Ave. S. Edmonds, WA 98020	DATE:	7/3/2013
CLIENT CONTACT:	Jeffrey Fellows	ALS JOB#:	EV13060104
CLIENT PROJECT:	Yakima Mill Site / #1148007.010	ALS SAMPLE#:	-06
CLIENT SAMPLE ID	FPP-B07-GW (17)	DATE RECEIVED:	6/20/2013
		COLLECTION DATE:	6/19/2013 12:00:00 PM
		WDOE ACCREDITATION:	C601

DATA RESULTS

ANALYTE	METHOD	RESULTS	REPORTING LIMITS	DILUTION FACTOR	UNITS	ANALYSIS	ANALYSIS
						DATE	BY
2-Hexanone	EPA-8260	U	10	1	UG/L	06/28/2013	GAP
1,3-Dichloropropane	EPA-8260	U	2.0	1	UG/L	06/28/2013	GAP
Tetrachloroethylene	EPA-8260	U	2.0	1	UG/L	06/28/2013	GAP
Dibromochloromethane	EPA-8260	U	2.0	1	UG/L	06/28/2013	GAP
1,2-Dibromoethane	EPA-8260	U	0.010	1	UG/L	06/28/2013	GAP
Chlorobenzene	EPA-8260	U	2.0	1	UG/L	06/28/2013	GAP
1,1,1,2-Tetrachloroethane	EPA-8260	U	2.0	1	UG/L	06/28/2013	GAP
Ethylbenzene	EPA-8260	U	2.0	1	UG/L	06/28/2013	GAP
m,p-Xylene	EPA-8260	U	4.0	1	UG/L	06/28/2013	GAP
Styrene	EPA-8260	U	2.0	1	UG/L	06/28/2013	GAP
o-Xylene	EPA-8260	U	2.0	1	UG/L	06/28/2013	GAP
Bromoform	EPA-8260	U	2.0	1	UG/L	06/28/2013	GAP
Isopropylbenzene	EPA-8260	U	2.0	1	UG/L	06/28/2013	GAP
1,1,2,2-Tetrachloroethane	EPA-8260	U	2.0	1	UG/L	06/28/2013	GAP
1,2,3-Trichloropropane	EPA-8260	U	2.0	1	UG/L	06/28/2013	GAP
Bromobenzene	EPA-8260	U	2.0	1	UG/L	06/28/2013	GAP
N-Propyl Benzene	EPA-8260	U	2.0	1	UG/L	06/28/2013	GAP
2-Chlorotoluene	EPA-8260	U	2.0	1	UG/L	06/28/2013	GAP
1,3,5-Trimethylbenzene	EPA-8260	U	2.0	1	UG/L	06/28/2013	GAP
4-Chlorotoluene	EPA-8260	U	2.0	1	UG/L	06/28/2013	GAP
T-Butyl Benzene	EPA-8260	U	2.0	1	UG/L	06/28/2013	GAP
1,2,4-Trimethylbenzene	EPA-8260	U	2.0	1	UG/L	06/28/2013	GAP
S-Butyl Benzene	EPA-8260	U	2.0	1	UG/L	06/28/2013	GAP
P-Isopropyltoluene	EPA-8260	U	2.0	1	UG/L	06/28/2013	GAP
1,3 Dichlorobenzene	EPA-8260	U	2.0	1	UG/L	06/28/2013	GAP
1,4-Dichlorobenzene	EPA-8260	U	2.0	1	UG/L	06/28/2013	GAP
N-Butylbenzene	EPA-8260	U	2.0	1	UG/L	06/28/2013	GAP
1,2-Dichlorobenzene	EPA-8260	U	2.0	1	UG/L	06/28/2013	GAP
1,2-Dibromo 3-Chloropropane	EPA-8260	U	10	1	UG/L	06/28/2013	GAP
1,2,4-Trichlorobenzene	EPA-8260	U	2.0	1	UG/L	06/28/2013	GAP
Hexachlorobutadiene	EPA-8260	U	2.0	1	UG/L	06/28/2013	GAP
Naphthalene	EPA-8260	U	2.0	1	UG/L	06/28/2013	GAP
1,2,3-Trichlorobenzene	EPA-8260	U	2.0	1	UG/L	06/28/2013	GAP
Pyridine	EPA-8270	U	2.0	1	UG/L	06/24/2013	LAP
N-Nitrosodimethylamine	EPA-8270	U	2.0	1	UG/L	06/24/2013	LAP
Phenol	EPA-8270	U	2.0	1	UG/L	06/24/2013	LAP



CERTIFICATE OF ANALYSIS

CLIENT:	Landau Associates, Inc. 130 - 2nd Ave. S. Edmonds, WA 98020	DATE:	7/3/2013
CLIENT CONTACT:	Jeffrey Fellows	ALS JOB#:	EV13060104
CLIENT PROJECT:	Yakima Mill Site / #1148007.010	ALS SAMPLE#:	-06
CLIENT SAMPLE ID	FPP-B07-GW (17)	DATE RECEIVED:	6/20/2013
		COLLECTION DATE:	6/19/2013 12:00:00 PM
		WDOE ACCREDITATION:	C601

DATA RESULTS

ANALYTE	METHOD	RESULTS	REPORTING LIMITS	DILUTION FACTOR	UNITS	ANALYSIS	ANALYSIS
						DATE	BY
Aniline	EPA-8270	U	2.0	1	UG/L	06/24/2013	LAP
Bis(2-Chloroethyl)Ether	EPA-8270	U	2.0	1	UG/L	06/24/2013	LAP
2-Chlorophenol	EPA-8270	U	2.0	1	UG/L	06/24/2013	LAP
1,3-Dichlorobenzene	EPA-8270	U	2.0	1	UG/L	06/24/2013	LAP
1,4-Dichlorobenzene	EPA-8270	U	2.0	1	UG/L	06/24/2013	LAP
Benzyl Alcohol	EPA-8270	U	2.0	1	UG/L	06/24/2013	LAP
1,2-Dichlorobenzene	EPA-8270	U	2.0	1	UG/L	06/24/2013	LAP
2-Methylphenol	EPA-8270	U	2.0	1	UG/L	06/24/2013	LAP
Bis(2-Chloroisopropyl)Ether	EPA-8270	U	2.0	1	UG/L	06/24/2013	LAP
3&4-Methylphenol	EPA-8270	U	2.0	1	UG/L	06/24/2013	LAP
N-Nitroso-Di-N-Propylamine	EPA-8270	U	2.0	1	UG/L	06/24/2013	LAP
Hexachloroethane	EPA-8270	U	2.0	1	UG/L	06/24/2013	LAP
Nitrobenzene	EPA-8270	U	2.0	1	UG/L	06/24/2013	LAP
Isophorone	EPA-8270	U	2.0	1	UG/L	06/24/2013	LAP
2-Nitrophenol	EPA-8270	U	2.0	1	UG/L	06/24/2013	LAP
2,4-Dimethylphenol	EPA-8270	U	2.0	1	UG/L	06/24/2013	LAP
Benzoic Acid	EPA-8270	U	10	1	UG/L	06/24/2013	LAP
Bis(2-Chloroethoxy)Methane	EPA-8270	U	2.0	1	UG/L	06/24/2013	LAP
2,4-Dichlorophenol	EPA-8270	U	2.0	1	UG/L	06/24/2013	LAP
1,2,4-Trichlorobenzene	EPA-8270	U	2.0	1	UG/L	06/24/2013	LAP
Naphthalene	EPA-8270	U	2.0	1	UG/L	06/24/2013	LAP
4-Chloroaniline	EPA-8270	U	2.0	1	UG/L	06/24/2013	LAP
2,6-Dichlorophenol	EPA-8270	U	2.0	1	UG/L	06/24/2013	LAP
Hexachlorobutadiene	EPA-8270	U	2.0	1	UG/L	06/24/2013	LAP
4-Chloro-3-Methylphenol	EPA-8270	U	2.0	1	UG/L	06/24/2013	LAP
2-Methylnaphthalene	EPA-8270	U	2.0	1	UG/L	06/24/2013	LAP
1-Methylnaphthalene	EPA-8270	U	2.0	1	UG/L	06/24/2013	LAP
Hexachlorocyclopentadiene	EPA-8270	U	2.0	1	UG/L	06/24/2013	LAP
2,4,6-Trichlorophenol	EPA-8270	U	2.0	1	UG/L	06/24/2013	LAP
2,4,5-Trichlorophenol	EPA-8270	U	2.0	1	UG/L	06/24/2013	LAP
2-Chloronaphthalene	EPA-8270	U	2.0	1	UG/L	06/24/2013	LAP
2-Nitroaniline	EPA-8270	U	2.0	1	UG/L	06/24/2013	LAP
Acenaphthylene	EPA-8270	U	2.0	1	UG/L	06/24/2013	LAP
Dimethylphthalate	EPA-8270	U	2.0	1	UG/L	06/24/2013	LAP
2,6-Dinitrotoluene	EPA-8270	U	2.0	1	UG/L	06/24/2013	LAP
Acenaphthene	EPA-8270	U	2.0	1	UG/L	06/24/2013	LAP



CERTIFICATE OF ANALYSIS

CLIENT:	Landau Associates, Inc. 130 - 2nd Ave. S. Edmonds, WA 98020	DATE:	7/3/2013
CLIENT CONTACT:	Jeffrey Fellows	ALS JOB#:	EV13060104
CLIENT PROJECT:	Yakima Mill Site / #1148007.010	ALS SAMPLE#:	-06
CLIENT SAMPLE ID	FPP-B07-GW (17)	DATE RECEIVED:	6/20/2013
		COLLECTION DATE:	6/19/2013 12:00:00 PM
		WDOE ACCREDITATION:	C601

DATA RESULTS

ANALYTE	METHOD	RESULTS	REPORTING LIMITS	DILUTION FACTOR	UNITS	ANALYSIS	ANALYSIS
						DATE	BY
3-Nitroaniline	EPA-8270	U	5.0	1	UG/L	06/24/2013	LAP
2,4-Dinitrophenol	EPA-8270	U	10	1	UG/L	06/24/2013	LAP
4-Nitrophenol	EPA-8270	U	2.0	1	UG/L	06/24/2013	LAP
Dibenzofuran	EPA-8270	U	2.0	1	UG/L	06/24/2013	LAP
2,4-Dinitrotoluene	EPA-8270	U	2.0	1	UG/L	06/24/2013	LAP
2,3,4,6-Tetrachlorophenol	EPA-8270	U	2.0	1	UG/L	06/24/2013	LAP
Diethylphthalate	EPA-8270	U	2.0	1	UG/L	06/24/2013	LAP
Fluorene	EPA-8270	U	2.0	1	UG/L	06/24/2013	LAP
4-Chlorophenyl-Phenylether	EPA-8270	U	2.0	1	UG/L	06/24/2013	LAP
4-Nitroaniline	EPA-8270	U	2.0	1	UG/L	06/24/2013	LAP
4,6-Dinitro-2-Methylphenol	EPA-8270	U	2.0	1	UG/L	06/24/2013	LAP
N-Nitrosodiphenylamine	EPA-8270	U	2.0	1	UG/L	06/24/2013	LAP
Azobenzene	EPA-8270	U	2.0	1	UG/L	06/24/2013	LAP
4-Bromophenyl-Phenylether	EPA-8270	U	2.0	1	UG/L	06/24/2013	LAP
Hexachlorobenzene	EPA-8270	U	2.0	1	UG/L	06/24/2013	LAP
Pentachlorophenol	EPA-8270	U	5.0	1	UG/L	06/24/2013	LAP
Phenanthrene	EPA-8270	U	2.0	1	UG/L	06/24/2013	LAP
Anthracene	EPA-8270	U	2.0	1	UG/L	06/24/2013	LAP
Carbazole	EPA-8270	U	2.0	1	UG/L	06/24/2013	LAP
Di-N-Butylphthalate	EPA-8270	U	2.0	1	UG/L	06/24/2013	LAP
Fluoranthene	EPA-8270	U	2.0	1	UG/L	06/24/2013	LAP
Pyrene	EPA-8270	U	2.0	1	UG/L	06/24/2013	LAP
Butylbenzylphthalate	EPA-8270	U	2.0	1	UG/L	06/24/2013	LAP
3,3-Dichlorobenzidine	EPA-8270	U	2.0	1	UG/L	06/24/2013	LAP
Benzo[A]Anthracene	EPA-8270	U	2.0	1	UG/L	06/24/2013	LAP
Chrysene	EPA-8270	U	2.0	1	UG/L	06/24/2013	LAP
Bis(2-Ethylhexyl)Phthalate	EPA-8270	U	2.0	1	UG/L	06/24/2013	LAP
Di-N-Octylphthalate	EPA-8270	U	2.0	1	UG/L	06/24/2013	LAP
Benzo[B]Fluoranthene	EPA-8270	U	2.0	1	UG/L	06/24/2013	LAP
Benzo[K]Fluoranthene	EPA-8270	U	2.0	1	UG/L	06/24/2013	LAP
Benzo[A]Pyrene	EPA-8270	U	2.0	1	UG/L	06/24/2013	LAP
Indeno[1,2,3-Cd]Pyrene	EPA-8270	U	2.0	1	UG/L	06/24/2013	LAP
Dibenz[A,H]Anthracene	EPA-8270	U	2.0	1	UG/L	06/24/2013	LAP
Benzo[G,H,I]Perylene	EPA-8270	U	2.0	1	UG/L	06/24/2013	LAP
Mercury (Dissolved)	EPA-7470	U	0.20	1	UG/L	06/25/2013	RAL
Arsenic (Dissolved)	EPA-200.8	U	1.0	1	UG/L	06/25/2013	RAL



CERTIFICATE OF ANALYSIS

CLIENT:	Landau Associates, Inc. 130 - 2nd Ave. S. Edmonds, WA 98020	DATE:	7/3/2013
CLIENT CONTACT:	Jeffrey Fellows	ALS JOB#:	EV13060104
CLIENT PROJECT:	Yakima Mill Site / #1148007.010	ALS SAMPLE#:	-06
CLIENT SAMPLE ID	FPP-B07-GW (17)	DATE RECEIVED:	6/20/2013
		COLLECTION DATE:	6/19/2013 12:00:00 PM
		WDOE ACCREDITATION:	C601

DATA RESULTS

ANALYTE	METHOD	RESULTS	REPORTING LIMITS	DILUTION FACTOR	UNITS	ANALYSIS DATE	ANALYSIS BY
Cadmium (Dissolved)	EPA-200.8	U	1.0	1	UG/L	06/25/2013	RAL
Chromium (Dissolved)	EPA-200.8	U	2.0	1	UG/L	06/25/2013	RAL
Iron (Dissolved)	EPA-200.8	5200	50	1	UG/L	06/25/2013	RAL
Lead (Dissolved)	EPA-200.8	U	1.0	1	UG/L	06/25/2013	RAL
Manganese (Dissolved)	EPA-200.8	1800	2.0	1	UG/L	06/25/2013	RAL
Sodium (Dissolved)	EPA-200.8	22000	50	1	UG/L	06/25/2013	RAL

SURROGATE	METHOD	%REC	ANALYSIS DATE	ANALYSIS BY
TFT	NWTPH-GX	74.2	06/20/2013	DLC
C25	NWTPH-DX w/ SGA	96.4	06/20/2013	LAP
1,2-Dichloroethane-d4	EPA-8260 SIM	101	06/28/2013	GAP
1,2-Dichloroethane-d4	EPA-8260	101	06/28/2013	GAP
Toluene-d8	EPA-8260	93.1	06/28/2013	GAP
4-Bromofluorobenzene	EPA-8260	101	06/28/2013	GAP
2-Fluorophenol	EPA-8270	60.3	06/24/2013	LAP
Phenol-d5	EPA-8270	25.3	06/24/2013	LAP
Nitrobenzene-d5	EPA-8270	76.8	06/24/2013	LAP
2-Fluorobiphenyl	EPA-8270	84.5	06/24/2013	LAP
2,4,6-Tribromophenol	EPA-8270	107	06/24/2013	LAP
Terphenyl-d14	EPA-8270	109	06/24/2013	LAP

U - Analyte analyzed for but not detected at level above reporting limit.



CERTIFICATE OF ANALYSIS

CLIENT:	Landau Associates, Inc. 130 - 2nd Ave. S. Edmonds, WA 98020	DATE:	7/3/2013
CLIENT CONTACT:	Jeffrey Fellows	ALS JOB#:	EV13060104
CLIENT PROJECT:	Yakima Mill Site / #1148007.010	ALS SAMPLE#:	-07
CLIENT SAMPLE ID	FPP-B05-GW (18)	DATE RECEIVED:	6/20/2013
		COLLECTION DATE:	6/19/2013 1:15:00 PM
		WDOE ACCREDITATION:	C601

DATA RESULTS

ANALYTE	METHOD	RESULTS	REPORTING LIMITS	DILUTION FACTOR	UNITS	ANALYSIS	ANALYSIS
						DATE	BY
TPH-Volatile Range	NWTPH-GX	51	50	1	UG/L	06/20/2013	DLC
TPH-Diesel Range	NWTPH-DX w/ SGA	U	620	1	UG/L	06/20/2013	LAP
TPH-Oil Range	NWTPH-DX w/ SGA	7500	250	1	UG/L	06/20/2013	LAP
Vinyl Chloride	EPA-8260 SIM	U	0.020	1	UG/L	06/28/2013	GAP
Trichloroethene	EPA-8260 SIM	U	0.020	1	UG/L	06/28/2013	GAP
Dichlorodifluoromethane	EPA-8260	U	2.0	1	UG/L	06/28/2013	GAP
Chloromethane	EPA-8260	U	2.0	1	UG/L	06/28/2013	GAP
Bromomethane	EPA-8260	U	2.0	1	UG/L	06/28/2013	GAP
Chloroethane	EPA-8260	U	2.0	1	UG/L	06/28/2013	GAP
Carbon Tetrachloride	EPA-8260	U	2.0	1	UG/L	06/28/2013	GAP
Trichlorofluoromethane	EPA-8260	U	2.0	1	UG/L	06/28/2013	GAP
Carbon Disulfide	EPA-8260	U	2.0	1	UG/L	06/28/2013	GAP
Acetone	EPA-8260	U	25	1	UG/L	06/28/2013	GAP
1,1-Dichloroethene	EPA-8260	U	2.0	1	UG/L	06/28/2013	GAP
Methylene Chloride	EPA-8260	U	5.0	1	UG/L	06/28/2013	GAP
Acrylonitrile	EPA-8260	U	10	1	UG/L	06/28/2013	GAP
Methyl T-Butyl Ether	EPA-8260	U	2.0	1	UG/L	06/28/2013	GAP
Trans-1,2-Dichloroethene	EPA-8260	U	2.0	1	UG/L	06/28/2013	GAP
1,1-Dichloroethane	EPA-8260	U	2.0	1	UG/L	06/28/2013	GAP
2-Butanone	EPA-8260	U	10	1	UG/L	06/28/2013	GAP
Cis-1,2-Dichloroethene	EPA-8260	U	2.0	1	UG/L	06/28/2013	GAP
2,2-Dichloropropane	EPA-8260	U	2.0	1	UG/L	06/28/2013	GAP
Bromochloromethane	EPA-8260	U	2.0	1	UG/L	06/28/2013	GAP
Chloroform	EPA-8260	U	2.0	1	UG/L	06/28/2013	GAP
1,1,1-Trichloroethane	EPA-8260	U	2.0	1	UG/L	06/28/2013	GAP
1,1-Dichloropropene	EPA-8260	U	2.0	1	UG/L	06/28/2013	GAP
1,2-Dichloroethane	EPA-8260	U	2.0	1	UG/L	06/28/2013	GAP
Benzene	EPA-8260	U	2.0	1	UG/L	06/28/2013	GAP
1,2-Dichloropropane	EPA-8260	U	2.0	1	UG/L	06/28/2013	GAP
Dibromomethane	EPA-8260	U	2.0	1	UG/L	06/28/2013	GAP
Bromodichloromethane	EPA-8260	U	2.0	1	UG/L	06/28/2013	GAP
Trans-1,3-Dichloropropene	EPA-8260	U	2.0	1	UG/L	06/28/2013	GAP
4-Methyl-2-Pentanone	EPA-8260	U	10	1	UG/L	06/28/2013	GAP
Toluene	EPA-8260	U	2.0	1	UG/L	06/28/2013	GAP
Cis-1,3-Dichloropropene	EPA-8260	U	2.0	1	UG/L	06/28/2013	GAP
1,1,2-Trichloroethane	EPA-8260	U	2.0	1	UG/L	06/28/2013	GAP



CERTIFICATE OF ANALYSIS

CLIENT:	Landau Associates, Inc. 130 - 2nd Ave. S. Edmonds, WA 98020	DATE:	7/3/2013
CLIENT CONTACT:	Jeffrey Fellows	ALS JOB#:	EV13060104
CLIENT PROJECT:	Yakima Mill Site / #1148007.010	ALS SAMPLE#:	-07
CLIENT SAMPLE ID	FPP-B05-GW (18)	DATE RECEIVED:	6/20/2013
		COLLECTION DATE:	6/19/2013 1:15:00 PM
		WDOE ACCREDITATION:	C601

DATA RESULTS

ANALYTE	METHOD	RESULTS	REPORTING LIMITS	DILUTION FACTOR	UNITS	ANALYSIS	ANALYSIS
						DATE	BY
2-Hexanone	EPA-8260	U	10	1	UG/L	06/28/2013	GAP
1,3-Dichloropropane	EPA-8260	U	2.0	1	UG/L	06/28/2013	GAP
Tetrachloroethylene	EPA-8260	U	2.0	1	UG/L	06/28/2013	GAP
Dibromochloromethane	EPA-8260	U	2.0	1	UG/L	06/28/2013	GAP
1,2-Dibromoethane	EPA-8260	U	0.010	1	UG/L	06/28/2013	GAP
Chlorobenzene	EPA-8260	U	2.0	1	UG/L	06/28/2013	GAP
1,1,1,2-Tetrachloroethane	EPA-8260	U	2.0	1	UG/L	06/28/2013	GAP
Ethylbenzene	EPA-8260	U	2.0	1	UG/L	06/28/2013	GAP
m,p-Xylene	EPA-8260	U	4.0	1	UG/L	06/28/2013	GAP
Styrene	EPA-8260	U	2.0	1	UG/L	06/28/2013	GAP
o-Xylene	EPA-8260	U	2.0	1	UG/L	06/28/2013	GAP
Bromoform	EPA-8260	U	2.0	1	UG/L	06/28/2013	GAP
Isopropylbenzene	EPA-8260	U	2.0	1	UG/L	06/28/2013	GAP
1,1,2,2-Tetrachloroethane	EPA-8260	U	2.0	1	UG/L	06/28/2013	GAP
1,2,3-Trichloropropane	EPA-8260	U	2.0	1	UG/L	06/28/2013	GAP
Bromobenzene	EPA-8260	U	2.0	1	UG/L	06/28/2013	GAP
N-Propyl Benzene	EPA-8260	U	2.0	1	UG/L	06/28/2013	GAP
2-Chlorotoluene	EPA-8260	U	2.0	1	UG/L	06/28/2013	GAP
1,3,5-Trimethylbenzene	EPA-8260	U	2.0	1	UG/L	06/28/2013	GAP
4-Chlorotoluene	EPA-8260	U	2.0	1	UG/L	06/28/2013	GAP
T-Butyl Benzene	EPA-8260	U	2.0	1	UG/L	06/28/2013	GAP
1,2,4-Trimethylbenzene	EPA-8260	U	2.0	1	UG/L	06/28/2013	GAP
S-Butyl Benzene	EPA-8260	U	2.0	1	UG/L	06/28/2013	GAP
P-Isopropyltoluene	EPA-8260	U	2.0	1	UG/L	06/28/2013	GAP
1,3 Dichlorobenzene	EPA-8260	U	2.0	1	UG/L	06/28/2013	GAP
1,4-Dichlorobenzene	EPA-8260	U	2.0	1	UG/L	06/28/2013	GAP
N-Butylbenzene	EPA-8260	U	2.0	1	UG/L	06/28/2013	GAP
1,2-Dichlorobenzene	EPA-8260	U	2.0	1	UG/L	06/28/2013	GAP
1,2-Dibromo 3-Chloropropane	EPA-8260	U	10	1	UG/L	06/28/2013	GAP
1,2,4-Trichlorobenzene	EPA-8260	U	2.0	1	UG/L	06/28/2013	GAP
Hexachlorobutadiene	EPA-8260	U	2.0	1	UG/L	06/28/2013	GAP
Naphthalene	EPA-8260	U	2.0	1	UG/L	06/28/2013	GAP
1,2,3-Trichlorobenzene	EPA-8260	U	2.0	1	UG/L	06/28/2013	GAP
Pyridine	EPA-8270	U	2.0	1	UG/L	06/24/2013	LAP
N-Nitrosodimethylamine	EPA-8270	U	2.0	1	UG/L	06/24/2013	LAP
Phenol	EPA-8270	U	2.0	1	UG/L	06/24/2013	LAP



CERTIFICATE OF ANALYSIS

CLIENT:	Landau Associates, Inc. 130 - 2nd Ave. S. Edmonds, WA 98020	DATE:	7/3/2013
CLIENT CONTACT:	Jeffrey Fellows	ALS JOB#:	EV13060104
CLIENT PROJECT:	Yakima Mill Site / #1148007.010	ALS SAMPLE#:	-07
CLIENT SAMPLE ID	FPP-B05-GW (18)	DATE RECEIVED:	6/20/2013
		COLLECTION DATE:	6/19/2013 1:15:00 PM
		WDOE ACCREDITATION:	C601

DATA RESULTS

ANALYTE	METHOD	RESULTS	REPORTING LIMITS	DILUTION FACTOR	UNITS	ANALYSIS	ANALYSIS
						DATE	BY
Aniline	EPA-8270	U	2.0	1	UG/L	06/24/2013	LAP
Bis(2-Chloroethyl)Ether	EPA-8270	U	2.0	1	UG/L	06/24/2013	LAP
2-Chlorophenol	EPA-8270	U	2.0	1	UG/L	06/24/2013	LAP
1,3-Dichlorobenzene	EPA-8270	U	2.0	1	UG/L	06/24/2013	LAP
1,4-Dichlorobenzene	EPA-8270	U	2.0	1	UG/L	06/24/2013	LAP
Benzyl Alcohol	EPA-8270	U	2.0	1	UG/L	06/24/2013	LAP
1,2-Dichlorobenzene	EPA-8270	U	2.0	1	UG/L	06/24/2013	LAP
2-Methylphenol	EPA-8270	U	2.0	1	UG/L	06/24/2013	LAP
Bis(2-Chloroisopropyl)Ether	EPA-8270	U	2.0	1	UG/L	06/24/2013	LAP
3&4-Methylphenol	EPA-8270	U	2.0	1	UG/L	06/24/2013	LAP
N-Nitroso-Di-N-Propylamine	EPA-8270	U	2.0	1	UG/L	06/24/2013	LAP
Hexachloroethane	EPA-8270	U	2.0	1	UG/L	06/24/2013	LAP
Nitrobenzene	EPA-8270	U	2.0	1	UG/L	06/24/2013	LAP
Isophorone	EPA-8270	U	2.0	1	UG/L	06/24/2013	LAP
2-Nitrophenol	EPA-8270	U	2.0	1	UG/L	06/24/2013	LAP
2,4-Dimethylphenol	EPA-8270	U	2.0	1	UG/L	06/24/2013	LAP
Benzoic Acid	EPA-8270	U	10	1	UG/L	06/24/2013	LAP
Bis(2-Chloroethoxy)Methane	EPA-8270	U	2.0	1	UG/L	06/24/2013	LAP
2,4-Dichlorophenol	EPA-8270	U	2.0	1	UG/L	06/24/2013	LAP
1,2,4-Trichlorobenzene	EPA-8270	U	2.0	1	UG/L	06/24/2013	LAP
Naphthalene	EPA-8270	U	2.0	1	UG/L	06/24/2013	LAP
4-Chloroaniline	EPA-8270	U	2.0	1	UG/L	06/24/2013	LAP
2,6-Dichlorophenol	EPA-8270	U	2.0	1	UG/L	06/24/2013	LAP
Hexachlorobutadiene	EPA-8270	U	2.0	1	UG/L	06/24/2013	LAP
4-Chloro-3-Methylphenol	EPA-8270	U	2.0	1	UG/L	06/24/2013	LAP
2-Methylnaphthalene	EPA-8270	U	2.0	1	UG/L	06/24/2013	LAP
1-Methylnaphthalene	EPA-8270	U	2.0	1	UG/L	06/24/2013	LAP
Hexachlorocyclopentadiene	EPA-8270	U	2.0	1	UG/L	06/24/2013	LAP
2,4,6-Trichlorophenol	EPA-8270	U	2.0	1	UG/L	06/24/2013	LAP
2,4,5-Trichlorophenol	EPA-8270	U	2.0	1	UG/L	06/24/2013	LAP
2-Chloronaphthalene	EPA-8270	U	2.0	1	UG/L	06/24/2013	LAP
2-Nitroaniline	EPA-8270	U	2.0	1	UG/L	06/24/2013	LAP
Acenaphthylene	EPA-8270	U	2.0	1	UG/L	06/24/2013	LAP
Dimethylphthalate	EPA-8270	U	2.0	1	UG/L	06/24/2013	LAP
2,6-Dinitrotoluene	EPA-8270	U	2.0	1	UG/L	06/24/2013	LAP
Acenaphthene	EPA-8270	U	2.0	1	UG/L	06/24/2013	LAP



CERTIFICATE OF ANALYSIS

CLIENT:	Landau Associates, Inc. 130 - 2nd Ave. S. Edmonds, WA 98020	DATE:	7/3/2013
CLIENT CONTACT:	Jeffrey Fellows	ALS JOB#:	EV13060104
CLIENT PROJECT:	Yakima Mill Site / #1148007.010	ALS SAMPLE#:	-07
CLIENT SAMPLE ID	FPP-B05-GW (18)	DATE RECEIVED:	6/20/2013
		COLLECTION DATE:	6/19/2013 1:15:00 PM
		WDOE ACCREDITATION:	C601

DATA RESULTS

ANALYTE	METHOD	RESULTS	REPORTING LIMITS	DILUTION FACTOR	UNITS	ANALYSIS	ANALYSIS
						DATE	BY
3-Nitroaniline	EPA-8270	U	5.0	1	UG/L	06/24/2013	LAP
2,4-Dinitrophenol	EPA-8270	U	10	1	UG/L	06/24/2013	LAP
4-Nitrophenol	EPA-8270	U	2.0	1	UG/L	06/24/2013	LAP
Dibenzofuran	EPA-8270	U	2.0	1	UG/L	06/24/2013	LAP
2,4-Dinitrotoluene	EPA-8270	U	2.0	1	UG/L	06/24/2013	LAP
2,3,4,6-Tetrachlorophenol	EPA-8270	U	2.0	1	UG/L	06/24/2013	LAP
Diethylphthalate	EPA-8270	U	2.0	1	UG/L	06/24/2013	LAP
Fluorene	EPA-8270	U	2.0	1	UG/L	06/24/2013	LAP
4-Chlorophenyl-Phenylether	EPA-8270	U	2.0	1	UG/L	06/24/2013	LAP
4-Nitroaniline	EPA-8270	U	2.0	1	UG/L	06/24/2013	LAP
4,6-Dinitro-2-Methylphenol	EPA-8270	U	2.0	1	UG/L	06/24/2013	LAP
N-Nitrosodiphenylamine	EPA-8270	U	2.0	1	UG/L	06/24/2013	LAP
Azobenzene	EPA-8270	U	2.0	1	UG/L	06/24/2013	LAP
4-Bromophenyl-Phenylether	EPA-8270	U	2.0	1	UG/L	06/24/2013	LAP
Hexachlorobenzene	EPA-8270	U	2.0	1	UG/L	06/24/2013	LAP
Pentachlorophenol	EPA-8270	U	5.0	1	UG/L	06/24/2013	LAP
Phenanthrene	EPA-8270	U	2.0	1	UG/L	06/24/2013	LAP
Anthracene	EPA-8270	U	2.0	1	UG/L	06/24/2013	LAP
Carbazole	EPA-8270	U	2.0	1	UG/L	06/24/2013	LAP
Di-N-Butylphthalate	EPA-8270	U	2.0	1	UG/L	06/24/2013	LAP
Fluoranthene	EPA-8270	U	2.0	1	UG/L	06/24/2013	LAP
Pyrene	EPA-8270	U	2.0	1	UG/L	06/24/2013	LAP
Butylbenzylphthalate	EPA-8270	U	2.0	1	UG/L	06/24/2013	LAP
3,3-Dichlorobenzidine	EPA-8270	U	2.0	1	UG/L	06/24/2013	LAP
Benzo[A]Anthracene	EPA-8270	U	2.0	1	UG/L	06/24/2013	LAP
Chrysene	EPA-8270	U	2.0	1	UG/L	06/24/2013	LAP
Bis(2-Ethylhexyl)Phthalate	EPA-8270	5.5	2.0	1	UG/L	06/24/2013	LAP
Di-N-Octylphthalate	EPA-8270	U	2.0	1	UG/L	06/24/2013	LAP
Benzo[B]Fluoranthene	EPA-8270	U	2.0	1	UG/L	06/24/2013	LAP
Benzo[K]Fluoranthene	EPA-8270	U	2.0	1	UG/L	06/24/2013	LAP
Benzo[A]Pyrene	EPA-8270	U	2.0	1	UG/L	06/24/2013	LAP
Indeno[1,2,3-Cd]Pyrene	EPA-8270	U	2.0	1	UG/L	06/24/2013	LAP
Dibenz[A,H]Anthracene	EPA-8270	U	2.0	1	UG/L	06/24/2013	LAP
Benzo[G,H,I]Perylene	EPA-8270	U	2.0	1	UG/L	06/24/2013	LAP
Chromium (VI)	EPA-7196	U	10	1	UG/L	06/20/2013	RAL
Chromium (VI)	EPA-7196	U	10	1	UG/L	06/20/2013	RAL



CERTIFICATE OF ANALYSIS

CLIENT:	Landau Associates, Inc. 130 - 2nd Ave. S. Edmonds, WA 98020	DATE:	7/3/2013
CLIENT CONTACT:	Jeffrey Fellows	ALS JOB#:	EV13060104
CLIENT PROJECT:	Yakima Mill Site / #1148007.010	ALS SAMPLE#:	-07
CLIENT SAMPLE ID	FPP-B05-GW (18)	DATE RECEIVED:	6/20/2013
		COLLECTION DATE:	6/19/2013 1:15:00 PM
		WDOE ACCREDITATION:	C601

DATA RESULTS

ANALYTE	METHOD	RESULTS	REPORTING LIMITS	DILUTION FACTOR	UNITS	ANALYSIS DATE	ANALYSIS BY
Mercury (Dissolved)	EPA-7470	U	0.20	1	UG/L	06/25/2013	RAL
Arsenic (Dissolved)	EPA-200.8	U	1.0	1	UG/L	06/25/2013	RAL
Cadmium (Dissolved)	EPA-200.8	U	1.0	1	UG/L	06/25/2013	RAL
Chromium (Dissolved)	EPA-200.8	2.6	2.0	1	UG/L	06/25/2013	RAL
Iron (Dissolved)	EPA-200.8	3800	50	1	UG/L	06/25/2013	RAL
Lead (Dissolved)	EPA-200.8	U	1.0	1	UG/L	06/25/2013	RAL
Manganese (Dissolved)	EPA-200.8	2700	10	5	UG/L	06/25/2013	RAL
Sodium (Dissolved)	EPA-200.8	59000	50	1	UG/L	06/25/2013	RAL

SURROGATE	METHOD	%REC	ANALYSIS DATE	ANALYSIS BY
TFT	NWTPH-GX	66.8	06/20/2013	DLC
C25	NWTPH-DX w/ SGA	104	06/20/2013	LAP
1,2-Dichloroethane-d4	EPA-8260 SIM	103	06/28/2013	GAP
1,2-Dichloroethane-d4	EPA-8260	103	06/28/2013	GAP
Toluene-d8	EPA-8260	93.3	06/28/2013	GAP
4-Bromofluorobenzene	EPA-8260	99.4	06/28/2013	GAP
2-Fluorophenol	EPA-8270	64.7	06/24/2013	LAP
Phenol-d5	EPA-8270	28.0	06/24/2013	LAP
Nitrobenzene-d5	EPA-8270	90.0	06/24/2013	LAP
2-Fluorobiphenyl	EPA-8270	85.0	06/24/2013	LAP
2,4,6-Tribromophenol	EPA-8270	119	06/24/2013	LAP
Terphenyl-d14	EPA-8270	111	06/24/2013	LAP

U - Analyte analyzed for but not detected at level above reporting limit.
 Chromatogram indicates that it is likely that sample contains highly weathered gasoline and lube oil.
 Diesel range product reporting limits raised due to motor oil range product overlap.



CERTIFICATE OF ANALYSIS

CLIENT:	Landau Associates, Inc. 130 - 2nd Ave. S. Edmonds, WA 98020	DATE:	7/3/2013
CLIENT CONTACT:	Jeffrey Fellows	ALS JOB#:	EV13060104
CLIENT PROJECT:	Yakima Mill Site / #1148007.010	ALS SAMPLE#:	-08
CLIENT SAMPLE ID	TRIP BLANKS	DATE RECEIVED:	6/20/2013
		COLLECTION DATE:	6/19/2013 8:00:00 AM
		WDOE ACCREDITATION:	C601

DATA RESULTS

ANALYTE	METHOD	RESULTS	REPORTING LIMITS	DILUTION FACTOR	UNITS	ANALYSIS	ANALYSIS
						DATE	BY
TPH-Volatile Range	NWTPH-GX	U	50	1	UG/L	06/20/2013	DLC
Vinyl Chloride	EPA-8260 SIM	U	0.020	1	UG/L	06/28/2013	GAP
Trichloroethene	EPA-8260 SIM	U	0.020	1	UG/L	06/28/2013	GAP
Dichlorodifluoromethane	EPA-8260	U	2.0	1	UG/L	06/28/2013	GAP
Chloromethane	EPA-8260	U	2.0	1	UG/L	06/28/2013	GAP
Bromomethane	EPA-8260	U	2.0	1	UG/L	06/28/2013	GAP
Chloroethane	EPA-8260	U	2.0	1	UG/L	06/28/2013	GAP
Carbon Tetrachloride	EPA-8260	U	2.0	1	UG/L	06/28/2013	GAP
Trichlorofluoromethane	EPA-8260	U	2.0	1	UG/L	06/28/2013	GAP
Carbon Disulfide	EPA-8260	U	2.0	1	UG/L	06/28/2013	GAP
Acetone	EPA-8260	U	25	1	UG/L	06/28/2013	GAP
1,1-Dichloroethene	EPA-8260	U	2.0	1	UG/L	06/28/2013	GAP
Methylene Chloride	EPA-8260	U	5.0	1	UG/L	06/28/2013	GAP
Acrylonitrile	EPA-8260	U	10	1	UG/L	06/28/2013	GAP
Methyl T-Butyl Ether	EPA-8260	U	2.0	1	UG/L	06/28/2013	GAP
Trans-1,2-Dichloroethene	EPA-8260	U	2.0	1	UG/L	06/28/2013	GAP
1,1-Dichloroethane	EPA-8260	U	2.0	1	UG/L	06/28/2013	GAP
2-Butanone	EPA-8260	U	10	1	UG/L	06/28/2013	GAP
Cis-1,2-Dichloroethene	EPA-8260	U	2.0	1	UG/L	06/28/2013	GAP
2,2-Dichloropropane	EPA-8260	U	2.0	1	UG/L	06/28/2013	GAP
Bromochloromethane	EPA-8260	U	2.0	1	UG/L	06/28/2013	GAP
Chloroform	EPA-8260	U	2.0	1	UG/L	06/28/2013	GAP
1,1,1-Trichloroethane	EPA-8260	U	2.0	1	UG/L	06/28/2013	GAP
1,1-Dichloropropene	EPA-8260	U	2.0	1	UG/L	06/28/2013	GAP
1,2-Dichloroethane	EPA-8260	U	2.0	1	UG/L	06/28/2013	GAP
Benzene	EPA-8260	U	2.0	1	UG/L	06/28/2013	GAP
1,2-Dichloropropane	EPA-8260	U	2.0	1	UG/L	06/28/2013	GAP
Dibromomethane	EPA-8260	U	2.0	1	UG/L	06/28/2013	GAP
Bromodichloromethane	EPA-8260	U	2.0	1	UG/L	06/28/2013	GAP
Trans-1,3-Dichloropropene	EPA-8260	U	2.0	1	UG/L	06/28/2013	GAP
4-Methyl-2-Pentanone	EPA-8260	U	10	1	UG/L	06/28/2013	GAP
Toluene	EPA-8260	U	2.0	1	UG/L	06/28/2013	GAP
Cis-1,3-Dichloropropene	EPA-8260	U	2.0	1	UG/L	06/28/2013	GAP
1,1,2-Trichloroethane	EPA-8260	U	2.0	1	UG/L	06/28/2013	GAP
2-Hexanone	EPA-8260	U	10	1	UG/L	06/28/2013	GAP
1,3-Dichloropropane	EPA-8260	U	2.0	1	UG/L	06/28/2013	GAP



CERTIFICATE OF ANALYSIS

CLIENT:	Landau Associates, Inc. 130 - 2nd Ave. S. Edmonds, WA 98020	DATE:	7/3/2013
CLIENT CONTACT:	Jeffrey Fellows	ALS JOB#:	EV13060104
CLIENT PROJECT:	Yakima Mill Site / #1148007.010	ALS SAMPLE#:	-08
CLIENT SAMPLE ID	TRIP BLANKS	DATE RECEIVED:	6/20/2013
		COLLECTION DATE:	6/19/2013 8:00:00 AM
		WDOE ACCREDITATION:	C601

DATA RESULTS

ANALYTE	METHOD	RESULTS	REPORTING LIMITS	DILUTION FACTOR	UNITS	ANALYSIS	ANALYSIS
						DATE	BY
Tetrachloroethylene	EPA-8260	U	2.0	1	UG/L	06/28/2013	GAP
Dibromochloromethane	EPA-8260	U	2.0	1	UG/L	06/28/2013	GAP
1,2-Dibromoethane	EPA-8260	U	0.010	1	UG/L	06/28/2013	GAP
Chlorobenzene	EPA-8260	U	2.0	1	UG/L	06/28/2013	GAP
1,1,1,2-Tetrachloroethane	EPA-8260	U	2.0	1	UG/L	06/28/2013	GAP
Ethylbenzene	EPA-8260	U	2.0	1	UG/L	06/28/2013	GAP
m,p-Xylene	EPA-8260	U	4.0	1	UG/L	06/28/2013	GAP
Styrene	EPA-8260	U	2.0	1	UG/L	06/28/2013	GAP
o-Xylene	EPA-8260	U	2.0	1	UG/L	06/28/2013	GAP
Bromoform	EPA-8260	U	2.0	1	UG/L	06/28/2013	GAP
Isopropylbenzene	EPA-8260	U	2.0	1	UG/L	06/28/2013	GAP
1,1,2,2-Tetrachloroethane	EPA-8260	U	2.0	1	UG/L	06/28/2013	GAP
1,2,3-Trichloropropane	EPA-8260	U	2.0	1	UG/L	06/28/2013	GAP
Bromobenzene	EPA-8260	U	2.0	1	UG/L	06/28/2013	GAP
N-Propyl Benzene	EPA-8260	U	2.0	1	UG/L	06/28/2013	GAP
2-Chlorotoluene	EPA-8260	U	2.0	1	UG/L	06/28/2013	GAP
1,3,5-Trimethylbenzene	EPA-8260	U	2.0	1	UG/L	06/28/2013	GAP
4-Chlorotoluene	EPA-8260	U	2.0	1	UG/L	06/28/2013	GAP
T-Butyl Benzene	EPA-8260	U	2.0	1	UG/L	06/28/2013	GAP
1,2,4-Trimethylbenzene	EPA-8260	U	2.0	1	UG/L	06/28/2013	GAP
S-Butyl Benzene	EPA-8260	U	2.0	1	UG/L	06/28/2013	GAP
P-Isopropyltoluene	EPA-8260	U	2.0	1	UG/L	06/28/2013	GAP
1,3 Dichlorobenzene	EPA-8260	U	2.0	1	UG/L	06/28/2013	GAP
1,4-Dichlorobenzene	EPA-8260	U	2.0	1	UG/L	06/28/2013	GAP
N-Butylbenzene	EPA-8260	U	2.0	1	UG/L	06/28/2013	GAP
1,2-Dichlorobenzene	EPA-8260	U	2.0	1	UG/L	06/28/2013	GAP
1,2-Dibromo 3-Chloropropane	EPA-8260	U	10	1	UG/L	06/28/2013	GAP
1,2,4-Trichlorobenzene	EPA-8260	U	2.0	1	UG/L	06/28/2013	GAP
Hexachlorobutadiene	EPA-8260	U	2.0	1	UG/L	06/28/2013	GAP
Naphthalene	EPA-8260	U	2.0	1	UG/L	06/28/2013	GAP
1,2,3-Trichlorobenzene	EPA-8260	U	2.0	1	UG/L	06/28/2013	GAP

SURROGATE	METHOD	%REC	ANALYSIS	ANALYSIS
			DATE	BY
TFT	NWTPH-GX	81.7	06/20/2013	DLC
1,2-Dichloroethane-d4	EPA-8260 SIM	102	06/28/2013	GAP

CERTIFICATE OF ANALYSIS

CLIENT:	Landau Associates, Inc. 130 - 2nd Ave. S. Edmonds, WA 98020	DATE:	7/3/2013
CLIENT CONTACT:	Jeffrey Fellows	ALS JOB#:	EV13060104
CLIENT PROJECT:	Yakima Mill Site / #1148007.010	ALS SAMPLE#:	-08
CLIENT SAMPLE ID	TRIP BLANKS	DATE RECEIVED:	6/20/2013
		COLLECTION DATE:	6/19/2013 8:00:00 AM
		WDOE ACCREDITATION:	C601

DATA RESULTS

SURROGATE	METHOD	%REC	ANALYSIS DATE	ANALYSIS BY
1,2-Dichloroethane-d4	EPA-8260	102	06/28/2013	GAP
Toluene-d8	EPA-8260	92.8	06/28/2013	GAP
4-Bromofluorobenzene	EPA-8260	99.1	06/28/2013	GAP

U - Analyte analyzed for but not detected at level above reporting limit.



CERTIFICATE OF ANALYSIS

CLIENT: Landau Associates, Inc. DATE: 7/3/2013
 130 - 2nd Ave. S. ALS SDG#: EV13060104
 Edmonds, WA 98020 WDOE ACCREDITATION: C601

CLIENT CONTACT: Jeffrey Fellows
 CLIENT PROJECT: Yakima Mill Site / #1148007.010

LABORATORY BLANK RESULTS

MBG-061813W - Batch 3834 - Water by NWTPH-GX

ANALYTE	METHOD	RESULTS	REPORTING LIMITS	DILUTION FACTOR	UNITS	ANALYSIS DATE	ANALYSIS BY
TPH-Volatile Range	NWTPH-GX	U	50	1	UG/L	06/18/2013	DLC

MB-061913W - Batch 3839 - Water by NWTPH-DX

ANALYTE	METHOD	RESULTS	REPORTING LIMITS	DILUTION FACTOR	UNITS	ANALYSIS DATE	ANALYSIS BY
TPH-Diesel Range	NWTPH-DX	U	130	1	UG/L	06/19/2013	LAP
TPH-Oil Range	NWTPH-DX	U	250	1	UG/L	06/19/2013	LAP

MB-062813W - Batch 3856 - Water by EPA-8260 SIM

ANALYTE	METHOD	RESULTS	REPORTING LIMITS	DILUTION FACTOR	UNITS	ANALYSIS DATE	ANALYSIS BY
Vinyl Chloride	EPA-8260 SIM	U	0.020	1	UG/L	06/28/2013	GAP
1,1-Dichloroethene	EPA-8260 SIM	U	0.020	1	UG/L	06/28/2013	GAP
Trichloroethene	EPA-8260 SIM	U	0.020	1	UG/L	06/28/2013	GAP

MB-062813W - Batch 3855 - Water by EPA-8260

ANALYTE	METHOD	RESULTS	REPORTING LIMITS	DILUTION FACTOR	UNITS	ANALYSIS DATE	ANALYSIS BY
Dichlorodifluoromethane	EPA-8260	U	2.0	1	UG/L	06/28/2013	GAP
Chloromethane	EPA-8260	U	2.0	1	UG/L	06/28/2013	GAP
Bromomethane	EPA-8260	U	2.0	1	UG/L	06/28/2013	GAP
Chloroethane	EPA-8260	U	2.0	1	UG/L	06/28/2013	GAP
Carbon Tetrachloride	EPA-8260	U	2.0	1	UG/L	06/28/2013	GAP
Trichlorofluoromethane	EPA-8260	U	2.0	1	UG/L	06/28/2013	GAP
Carbon Disulfide	EPA-8260	U	2.0	1	UG/L	06/28/2013	GAP
Acetone	EPA-8260	U	25	1	UG/L	06/28/2013	GAP
1,1-Dichloroethene	EPA-8260	U	2.0	1	UG/L	06/28/2013	GAP
Methylene Chloride	EPA-8260	U	5.0	1	UG/L	06/28/2013	GAP
Acrylonitrile	EPA-8260	U	10	1	UG/L	06/28/2013	GAP
Methyl T-Butyl Ether	EPA-8260	U	2.0	1	UG/L	06/28/2013	GAP
Trans-1,2-Dichloroethene	EPA-8260	U	2.0	1	UG/L	06/28/2013	GAP
1,1-Dichloroethane	EPA-8260	U	2.0	1	UG/L	06/28/2013	GAP
2-Butanone	EPA-8260	U	10	1	UG/L	06/28/2013	GAP
Cis-1,2-Dichloroethene	EPA-8260	U	2.0	1	UG/L	06/28/2013	GAP
2,2-Dichloropropane	EPA-8260	U	2.0	1	UG/L	06/28/2013	GAP
Bromochloromethane	EPA-8260	U	2.0	1	UG/L	06/28/2013	GAP
Chloroform	EPA-8260	U	2.0	1	UG/L	06/28/2013	GAP
1,1,1-Trichloroethane	EPA-8260	U	2.0	1	UG/L	06/28/2013	GAP



CERTIFICATE OF ANALYSIS

CLIENT:	Landau Associates, Inc. 130 - 2nd Ave. S. Edmonds, WA 98020	DATE:	7/3/2013
CLIENT CONTACT:	Jeffrey Fellows	ALS SDG#:	EV13060104
CLIENT PROJECT:	Yakima Mill Site / #1148007.010	WDOE ACCREDITATION:	C601

LABORATORY BLANK RESULTS

MB-062813W - Batch 3855 - Water by EPA-8260

1,1-Dichloropropene	EPA-8260	U	2.0	1	UG/L	06/28/2013	GAP
1,2-Dichloroethane	EPA-8260	U	2.0	1	UG/L	06/28/2013	GAP
Benzene	EPA-8260	U	2.0	1	UG/L	06/28/2013	GAP
1,2-Dichloropropane	EPA-8260	U	2.0	1	UG/L	06/28/2013	GAP
Dibromomethane	EPA-8260	U	2.0	1	UG/L	06/28/2013	GAP
Bromodichloromethane	EPA-8260	U	2.0	1	UG/L	06/28/2013	GAP
Trans-1,3-Dichloropropene	EPA-8260	U	2.0	1	UG/L	06/28/2013	GAP
4-Methyl-2-Pentanone	EPA-8260	U	10	1	UG/L	06/28/2013	GAP
Toluene	EPA-8260	U	2.0	1	UG/L	06/28/2013	GAP
Cis-1,3-Dichloropropene	EPA-8260	U	2.0	1	UG/L	06/28/2013	GAP
1,1,2-Trichloroethane	EPA-8260	U	2.0	1	UG/L	06/28/2013	GAP
2-Hexanone	EPA-8260	U	10	1	UG/L	06/28/2013	GAP
1,3-Dichloropropane	EPA-8260	U	2.0	1	UG/L	06/28/2013	GAP
Tetrachloroethylene	EPA-8260	U	2.0	1	UG/L	06/28/2013	GAP
Dibromochloromethane	EPA-8260	U	2.0	1	UG/L	06/28/2013	GAP
1,2-Dibromoethane	EPA-8260	U	0.010	1	UG/L	06/28/2013	GAP
Chlorobenzene	EPA-8260	U	2.0	1	UG/L	06/28/2013	GAP
1,1,1,2-Tetrachloroethane	EPA-8260	U	2.0	1	UG/L	06/28/2013	GAP
Ethylbenzene	EPA-8260	U	2.0	1	UG/L	06/28/2013	GAP
m,p-Xylene	EPA-8260	U	4.0	1	UG/L	06/28/2013	GAP
Styrene	EPA-8260	U	2.0	1	UG/L	06/28/2013	GAP
o-Xylene	EPA-8260	U	2.0	1	UG/L	06/28/2013	GAP
Bromoform	EPA-8260	U	2.0	1	UG/L	06/28/2013	GAP
Isopropylbenzene	EPA-8260	U	2.0	1	UG/L	06/28/2013	GAP
1,1,2,2-Tetrachloroethane	EPA-8260	U	2.0	1	UG/L	06/28/2013	GAP
1,2,3-Trichloropropane	EPA-8260	U	2.0	1	UG/L	06/28/2013	GAP
Bromobenzene	EPA-8260	U	2.0	1	UG/L	06/28/2013	GAP
N-Propyl Benzene	EPA-8260	U	2.0	1	UG/L	06/28/2013	GAP
2-Chlorotoluene	EPA-8260	U	2.0	1	UG/L	06/28/2013	GAP
1,3,5-Trimethylbenzene	EPA-8260	U	2.0	1	UG/L	06/28/2013	GAP
4-Chlorotoluene	EPA-8260	U	2.0	1	UG/L	06/28/2013	GAP
T-Butyl Benzene	EPA-8260	U	2.0	1	UG/L	06/28/2013	GAP
1,2,4-Trimethylbenzene	EPA-8260	U	2.0	1	UG/L	06/28/2013	GAP
S-Butyl Benzene	EPA-8260	U	2.0	1	UG/L	06/28/2013	GAP
P-Isopropyltoluene	EPA-8260	U	2.0	1	UG/L	06/28/2013	GAP
1,3 Dichlorobenzene	EPA-8260	U	2.0	1	UG/L	06/28/2013	GAP
1,4-Dichlorobenzene	EPA-8260	U	2.0	1	UG/L	06/28/2013	GAP
N-Butylbenzene	EPA-8260	U	2.0	1	UG/L	06/28/2013	GAP
1,2-Dichlorobenzene	EPA-8260	U	2.0	1	UG/L	06/28/2013	GAP
1,2-Dibromo 3-Chloropropane	EPA-8260	U	10	1	UG/L	06/28/2013	GAP



CERTIFICATE OF ANALYSIS

CLIENT:	Landau Associates, Inc. 130 - 2nd Ave. S. Edmonds, WA 98020	DATE:	7/3/2013
CLIENT CONTACT:	Jeffrey Fellows	ALS SDG#:	EV13060104
CLIENT PROJECT:	Yakima Mill Site / #1148007.010	WDOE ACCREDITATION:	C601

LABORATORY BLANK RESULTS

MB-062813W - Batch 3855 - Water by EPA-8260

1,2,4-Trichlorobenzene	EPA-8260	U	2.0	1	UG/L	06/28/2013	GAP
Hexachlorobutadiene	EPA-8260	U	2.0	1	UG/L	06/28/2013	GAP
Naphthalene	EPA-8260	U	2.0	1	UG/L	06/28/2013	GAP
1,2,3-Trichlorobenzene	EPA-8260	U	2.0	1	UG/L	06/28/2013	GAP

MB-062113W - Batch 3862 - Water by EPA-8270

ANALYTE	METHOD	RESULTS	REPORTING LIMITS	DILUTION FACTOR	UNITS	ANALYSIS DATE	ANALYSIS BY
Pyridine	EPA-8270	U	2.0	1	UG/L	06/24/2013	LAP
N-Nitrosodimethylamine	EPA-8270	U	2.0	1	UG/L	06/24/2013	LAP
Phenol	EPA-8270	U	2.0	1	UG/L	06/24/2013	LAP
Aniline	EPA-8270	U	2.0	1	UG/L	06/24/2013	LAP
Bis(2-Chloroethyl)Ether	EPA-8270	U	2.0	1	UG/L	06/24/2013	LAP
2-Chlorophenol	EPA-8270	U	2.0	1	UG/L	06/24/2013	LAP
1,3-Dichlorobenzene	EPA-8270	U	2.0	1	UG/L	06/24/2013	LAP
1,4-Dichlorobenzene	EPA-8270	U	2.0	1	UG/L	06/24/2013	LAP
Benzyl Alcohol	EPA-8270	U	2.0	1	UG/L	06/24/2013	LAP
1,2-Dichlorobenzene	EPA-8270	U	2.0	1	UG/L	06/24/2013	LAP
2-Methylphenol	EPA-8270	U	2.0	1	UG/L	06/24/2013	LAP
Bis(2-Chloroisopropyl)Ether	EPA-8270	U	2.0	1	UG/L	06/24/2013	LAP
3&4-Methylphenol	EPA-8270	U	2.0	1	UG/L	06/24/2013	LAP
N-Nitroso-Di-N-Propylamine	EPA-8270	U	2.0	1	UG/L	06/24/2013	LAP
Hexachloroethane	EPA-8270	U	2.0	1	UG/L	06/24/2013	LAP
Nitrobenzene	EPA-8270	U	2.0	1	UG/L	06/24/2013	LAP
Isophorone	EPA-8270	U	2.0	1	UG/L	06/24/2013	LAP
2-Nitrophenol	EPA-8270	U	2.0	1	UG/L	06/24/2013	LAP
2,4-Dimethylphenol	EPA-8270	U	2.0	1	UG/L	06/24/2013	LAP
Benzoic Acid	EPA-8270	U	10	1	UG/L	06/24/2013	LAP
Bis(2-Chloroethoxy)Methane	EPA-8270	U	2.0	1	UG/L	06/24/2013	LAP
2,4-Dichlorophenol	EPA-8270	U	2.0	1	UG/L	06/24/2013	LAP
1,2,4-Trichlorobenzene	EPA-8270	U	2.0	1	UG/L	06/24/2013	LAP
Naphthalene	EPA-8270	U	2.0	1	UG/L	06/24/2013	LAP
4-Chloroaniline	EPA-8270	U	2.0	1	UG/L	06/24/2013	LAP
2,6-Dichlorophenol	EPA-8270	U	2.0	1	UG/L	06/24/2013	LAP
Hexachlorobutadiene	EPA-8270	U	2.0	1	UG/L	06/24/2013	LAP
4-Chloro-3-Methylphenol	EPA-8270	U	2.0	1	UG/L	06/24/2013	LAP
2-Methylnaphthalene	EPA-8270	U	2.0	1	UG/L	06/24/2013	LAP
1-Methylnaphthalene	EPA-8270	U	2.0	1	UG/L	06/24/2013	LAP
Hexachlorocyclopentadiene	EPA-8270	U	2.0	1	UG/L	06/24/2013	LAP
2,4,6-Trichlorophenol	EPA-8270	U	2.0	1	UG/L	06/24/2013	LAP



CERTIFICATE OF ANALYSIS

CLIENT:	Landau Associates, Inc. 130 - 2nd Ave. S. Edmonds, WA 98020	DATE:	7/3/2013
CLIENT CONTACT:	Jeffrey Fellows	ALS SDG#:	EV13060104
CLIENT PROJECT:	Yakima Mill Site / #1148007.010	WDOE ACCREDITATION:	C601

LABORATORY BLANK RESULTS

MB-062113W - Batch 3862 - Water by EPA-8270

2,4,5-Trichlorophenol	EPA-8270	U	2.0	1	UG/L	06/24/2013	LAP
2-Chloronaphthalene	EPA-8270	U	2.0	1	UG/L	06/24/2013	LAP
2-Nitroaniline	EPA-8270	U	2.0	1	UG/L	06/24/2013	LAP
Acenaphthylene	EPA-8270	U	2.0	1	UG/L	06/24/2013	LAP
Dimethylphthalate	EPA-8270	U	2.0	1	UG/L	06/24/2013	LAP
2,6-Dinitrotoluene	EPA-8270	U	2.0	1	UG/L	06/24/2013	LAP
Acenaphthene	EPA-8270	U	2.0	1	UG/L	06/24/2013	LAP
3-Nitroaniline	EPA-8270	U	5.0	1	UG/L	06/24/2013	LAP
2,4-Dinitrophenol	EPA-8270	U	10	1	UG/L	06/24/2013	LAP
4-Nitrophenol	EPA-8270	U	2.0	1	UG/L	06/24/2013	LAP
Dibenzofuran	EPA-8270	U	2.0	1	UG/L	06/24/2013	LAP
2,4-Dinitrotoluene	EPA-8270	U	2.0	1	UG/L	06/24/2013	LAP
2,3,4,6-Tetrachlorophenol	EPA-8270	U	2.0	1	UG/L	06/24/2013	LAP
Diethylphthalate	EPA-8270	U	2.0	1	UG/L	06/24/2013	LAP
Fluorene	EPA-8270	U	2.0	1	UG/L	06/24/2013	LAP
4-Chlorophenyl-Phenylether	EPA-8270	U	2.0	1	UG/L	06/24/2013	LAP
4-Nitroaniline	EPA-8270	U	2.0	1	UG/L	06/24/2013	LAP
4,6-Dinitro-2-Methylphenol	EPA-8270	U	2.0	1	UG/L	06/24/2013	LAP
N-Nitrosodiphenylamine	EPA-8270	U	2.0	1	UG/L	06/24/2013	LAP
Azobenzene	EPA-8270	U	2.0	1	UG/L	06/24/2013	LAP
4-Bromophenyl-Phenylether	EPA-8270	U	2.0	1	UG/L	06/24/2013	LAP
Hexachlorobenzene	EPA-8270	U	2.0	1	UG/L	06/24/2013	LAP
Pentachlorophenol	EPA-8270	U	5.0	1	UG/L	06/24/2013	LAP
Phenanthrene	EPA-8270	U	2.0	1	UG/L	06/24/2013	LAP
Anthracene	EPA-8270	U	2.0	1	UG/L	06/24/2013	LAP
Carbazole	EPA-8270	U	2.0	1	UG/L	06/24/2013	LAP
Di-N-Butylphthalate	EPA-8270	U	2.0	1	UG/L	06/24/2013	LAP
Fluoranthene	EPA-8270	U	2.0	1	UG/L	06/24/2013	LAP
Pyrene	EPA-8270	U	2.0	1	UG/L	06/24/2013	LAP
Butylbenzylphthalate	EPA-8270	U	2.0	1	UG/L	06/24/2013	LAP
3,3-Dichlorobenzidine	EPA-8270	U	2.0	1	UG/L	06/24/2013	LAP
Benzo[A]Anthracene	EPA-8270	U	2.0	1	UG/L	06/24/2013	LAP
Chrysene	EPA-8270	U	2.0	1	UG/L	06/24/2013	LAP
Bis(2-Ethylhexyl)Phthalate	EPA-8270	U	2.0	1	UG/L	06/24/2013	LAP
Di-N-Octylphthalate	EPA-8270	U	2.0	1	UG/L	06/24/2013	LAP
Benzo[B]Fluoranthene	EPA-8270	U	2.0	1	UG/L	06/24/2013	LAP
Benzo[K]Fluoranthene	EPA-8270	U	2.0	1	UG/L	06/24/2013	LAP
Benzo[A]Pyrene	EPA-8270	U	2.0	1	UG/L	06/24/2013	LAP
Indeno[1,2,3-Cd]Pyrene	EPA-8270	U	2.0	1	UG/L	06/24/2013	LAP
Dibenz[A,H]Anthracene	EPA-8270	U	2.0	1	UG/L	06/24/2013	LAP



CERTIFICATE OF ANALYSIS

CLIENT: Landau Associates, Inc. DATE: 7/3/2013
 130 - 2nd Ave. S. ALS SDG#: EV13060104
 Edmonds, WA 98020 WDOE ACCREDITATION: C601

CLIENT CONTACT: Jeffrey Fellows
 CLIENT PROJECT: Yakima Mill Site / #1148007.010

LABORATORY BLANK RESULTS

MB-062113W - Batch 3862 - Water by EPA-8270

Benzo[G,H,I]Perylene EPA-8270 U 2.0 1 UG/L 06/24/2013 LAP

MBLK-6202013 - Batch R81775 - Water by EPA-7196

ANALYTE	METHOD	RESULTS	REPORTING LIMITS	DILUTION FACTOR	UNITS	ANALYSIS DATE	ANALYSIS BY
Chromium (VI)	EPA-7196	U	10	1	UG/L	06/20/2013	RAL

MBLK-6202013 - Batch R81776 - Water by EPA-7196

ANALYTE	METHOD	RESULTS	REPORTING LIMITS	DILUTION FACTOR	UNITS	ANALYSIS DATE	ANALYSIS BY
Chromium (VI)	EPA-7196	U	10	1	UG/L	06/20/2013	RAL

MBLK-6252013 - Batch R81813 - Water by EPA-7470

ANALYTE	METHOD	RESULTS	REPORTING LIMITS	DILUTION FACTOR	UNITS	ANALYSIS DATE	ANALYSIS BY
Mercury	EPA-7470	U	0.20	1	UG/L	06/25/2013	RAL

MBLK-6252013 - Batch R81898 - Water by EPA-7470

ANALYTE	METHOD	RESULTS	REPORTING LIMITS	DILUTION FACTOR	UNITS	ANALYSIS DATE	ANALYSIS BY
Mercury (Dissolved)	EPA-7470	U	0.20	1	UG/L	06/25/2013	RAL

MB-062013W - Batch 3842 - Water by EPA-200.8

ANALYTE	METHOD	RESULTS	REPORTING LIMITS	DILUTION FACTOR	UNITS	ANALYSIS DATE	ANALYSIS BY
Arsenic	EPA-200.8	U	1.0	1	UG/L	06/21/2013	RAL
Cadmium	EPA-200.8	U	1.0	1	UG/L	06/21/2013	RAL
Chromium	EPA-200.8	U	2.0	1	UG/L	06/21/2013	RAL
Iron	EPA-200.8	U	50	1	UG/L	06/21/2013	RAL
Lead	EPA-200.8	U	1.0	1	UG/L	06/21/2013	RAL
Manganese	EPA-200.8	U	2.0	1	UG/L	06/21/2013	RAL
Sodium	EPA-200.8	U	50	1	UG/L	06/21/2013	RAL

MB1-062413W - Batch 3845 - Water by EPA-200.8

ANALYTE	METHOD	RESULTS	REPORTING LIMITS	DILUTION FACTOR	UNITS	ANALYSIS DATE	ANALYSIS BY
Arsenic (Dissolved)	EPA-200.8	U	1.0	1	UG/L	06/25/2013	RAL
Cadmium (Dissolved)	EPA-200.8	U	1.0	1	UG/L	06/25/2013	RAL
Chromium (Dissolved)	EPA-200.8	U	2.0	1	UG/L	06/25/2013	RAL
Iron (Dissolved)	EPA-200.8	U	50	1	UG/L	06/25/2013	RAL



CERTIFICATE OF ANALYSIS

CLIENT: Landau Associates, Inc. DATE: 7/3/2013
130 - 2nd Ave. S. ALS SDG#: EV13060104
Edmonds, WA 98020 WDOE ACCREDITATION: C601
CLIENT CONTACT: Jeffrey Fellows
CLIENT PROJECT: Yakima Mill Site / #1148007.010

LABORATORY BLANK RESULTS

MB1-062413W - Batch 3845 - Water by EPA-200.8

Lead (Dissolved)	EPA-200.8	U	1.0	1	UG/L	06/25/2013	RAL
Manganese (Dissolved)	EPA-200.8	U	2.0	1	UG/L	06/25/2013	RAL
Sodium (Dissolved)	EPA-200.8	U	50	1	UG/L	06/25/2013	RAL



CERTIFICATE OF ANALYSIS

CLIENT:	Landau Associates, Inc. 130 - 2nd Ave. S. Edmonds, WA 98020	DATE:	7/3/2013
CLIENT CONTACT:	Jeffrey Fellows	ALS SDG#:	EV13060104
CLIENT PROJECT:	Yakima Mill Site / #1148007.010	WDOE ACCREDITATION:	C601

LABORATORY CONTROL SAMPLE RESULTS

ALS Test Batch ID: 3834 - Water by NWTPH-GX

SPIKED COMPOUND	METHOD	%REC	RPD	QUAL	ANALYSIS DATE	ANALYSIS BY
TPH-Volatile Range - BS	NWTPH-GX	76.3			06/18/2013	DLC
TPH-Volatile Range - BSD	NWTPH-GX	75.0	2		06/18/2013	DLC

ALS Test Batch ID: 3839 - Water by NWTPH-DX

SPIKED COMPOUND	METHOD	%REC	RPD	QUAL	ANALYSIS DATE	ANALYSIS BY
TPH-Diesel Range - BS	NWTPH-DX	82.6			06/19/2013	LAP
TPH-Diesel Range - BSD	NWTPH-DX	83.0	0		06/19/2013	LAP

ALS Test Batch ID: 3856 - Water by EPA-8260 SIM

SPIKED COMPOUND	METHOD	%REC	RPD	QUAL	ANALYSIS DATE	ANALYSIS BY
1,1-Dichloroethene - BS	EPA-8260 SIM	124			07/02/2013	GAP
1,1-Dichloroethene - BSD	EPA-8260 SIM	122	2		07/02/2013	GAP
Trichloroethene - BS	EPA-8260 SIM	127			07/02/2013	GAP
Trichloroethene - BSD	EPA-8260 SIM	125	1		07/02/2013	GAP

ALS Test Batch ID: 3855 - Water by EPA-8260

SPIKED COMPOUND	METHOD	%REC	RPD	QUAL	ANALYSIS DATE	ANALYSIS BY
1,1-Dichloroethene - BS	EPA-8260	124			07/02/2013	GAP
1,1-Dichloroethene - BSD	EPA-8260	122	2		07/02/2013	GAP
Benzene - BS	EPA-8260	128			07/02/2013	GAP
Benzene - BSD	EPA-8260	126	2		07/02/2013	GAP
Toluene - BS	EPA-8260	118			07/02/2013	GAP
Toluene - BSD	EPA-8260	116	1		07/02/2013	GAP
Chlorobenzene - BS	EPA-8260	103			07/02/2013	GAP
Chlorobenzene - BSD	EPA-8260	102	1		07/02/2013	GAP

ALS Test Batch ID: 3862 - Water by EPA-8270

SPIKED COMPOUND	METHOD	%REC	RPD	QUAL	ANALYSIS DATE	ANALYSIS BY
Phenol - BS	EPA-8270	30.2			07/02/2013	LAP
Phenol - BSD	EPA-8270	31.6	4		07/02/2013	LAP
2-Chlorophenol - BS	EPA-8270	85.6			07/02/2013	LAP
2-Chlorophenol - BSD	EPA-8270	85.1	1		07/02/2013	LAP
1,4-Dichlorobenzene - BS	EPA-8270	82.2			07/02/2013	LAP
1,4-Dichlorobenzene - BSD	EPA-8270	77.8	6		07/02/2013	LAP



CERTIFICATE OF ANALYSIS

CLIENT:	Landau Associates, Inc. 130 - 2nd Ave. S. Edmonds, WA 98020	DATE:	7/3/2013
CLIENT CONTACT:	Jeffrey Fellows	ALS SDG#:	EV13060104
CLIENT PROJECT:	Yakima Mill Site / #1148007.010	WDOE ACCREDITATION:	C601

LABORATORY CONTROL SAMPLE RESULTS

SPIKED COMPOUND	METHOD	%REC	RPD	QUAL	ANALYSIS DATE	ANALYSIS BY
N-Nitroso-Di-N-Propylamine - BS	EPA-8270	75.2			07/02/2013	LAP
N-Nitroso-Di-N-Propylamine - BSD	EPA-8270	68.5	9		07/02/2013	LAP
1,2,4-Trichlorobenzene - BS	EPA-8270	80.7			07/02/2013	LAP
1,2,4-Trichlorobenzene - BSD	EPA-8270	75.6	7		07/02/2013	LAP
4-Chloro-3-Methylphenol - BS	EPA-8270	58.3		SQ3	07/02/2013	LAP
4-Chloro-3-Methylphenol - BSD	EPA-8270	60.0	3		07/02/2013	LAP
Acenaphthene - BS	EPA-8270	84.8			07/02/2013	LAP
Acenaphthene - BSD	EPA-8270	80.2	6		07/02/2013	LAP
4-Nitrophenol - BS	EPA-8270	16.4			07/02/2013	LAP
4-Nitrophenol - BSD	EPA-8270	12.6	26	SR1	07/02/2013	LAP
2,4-Dinitrotoluene - BS	EPA-8270	90.5			07/02/2013	LAP
2,4-Dinitrotoluene - BSD	EPA-8270	85.4	6		07/02/2013	LAP
Pentachlorophenol - BS	EPA-8270	89.7			07/02/2013	LAP
Pentachlorophenol - BSD	EPA-8270	84.4	6		07/02/2013	LAP
Pyrene - BS	EPA-8270	95.3			07/02/2013	LAP
Pyrene - BSD	EPA-8270	89.0	7		07/02/2013	LAP

SQ3 - Spike outside of control limits due to sporadic marginal failure. All other spikes in extraction fraction within control limits. No corrective action taken.
SR1 - RPD outside of control limits.

ALS Test Batch ID: R81775 - Water by EPA-7196

SPIKED COMPOUND	METHOD	%REC	RPD	QUAL	ANALYSIS DATE	ANALYSIS BY
Chromium (VI) - BS	EPA-7196	103			06/20/2013	RAL
Chromium (VI) - BSD	EPA-7196	104	1		06/20/2013	RAL

ALS Test Batch ID: R81776 - Water by EPA-7196

SPIKED COMPOUND	METHOD	%REC	RPD	QUAL	ANALYSIS DATE	ANALYSIS BY
Chromium (VI) - BS	EPA-7196	103			06/20/2013	RAL
Chromium (VI) - BSD	EPA-7196	104	1		06/20/2013	RAL

ALS Test Batch ID: R81813 - Water by EPA-7470

SPIKED COMPOUND	METHOD	%REC	RPD	QUAL	ANALYSIS DATE	ANALYSIS BY
Mercury - BS	EPA-7470	97.0			06/25/2013	RAL
Mercury - BSD	EPA-7470	97.0	0		06/25/2013	RAL



CERTIFICATE OF ANALYSIS

CLIENT:	Landau Associates, Inc. 130 - 2nd Ave. S. Edmonds, WA 98020	DATE:	7/3/2013
CLIENT CONTACT:	Jeffrey Fellows	ALS SDG#:	EV13060104
CLIENT PROJECT:	Yakima Mill Site / #1148007.010	WDOE ACCREDITATION:	C601

LABORATORY CONTROL SAMPLE RESULTS

ALS Test Batch ID: R81898 - Water by EPA-7470

SPIKED COMPOUND	METHOD	%REC	RPD	QUAL	ANALYSIS DATE	ANALYSIS BY
Mercury (Dissolved) - BS	EPA-7470	97.0			06/25/2013	RAL
Mercury (Dissolved) - BSD	EPA-7470	97.0	0		06/25/2013	RAL

ALS Test Batch ID: 3842 - Water by EPA-200.8

SPIKED COMPOUND	METHOD	%REC	RPD	QUAL	ANALYSIS DATE	ANALYSIS BY
Arsenic - BS	EPA-200.8	94.4			06/21/2013	RAL
Arsenic - BSD	EPA-200.8	94.8	0		06/21/2013	RAL
Cadmium - BS	EPA-200.8	95.5			06/21/2013	RAL
Cadmium - BSD	EPA-200.8	97.1	2		06/21/2013	RAL
Chromium - BS	EPA-200.8	94.4			06/21/2013	RAL
Chromium - BSD	EPA-200.8	95.3	1		06/21/2013	RAL
Iron - BS	EPA-200.8	95.3			06/21/2013	RAL
Iron - BSD	EPA-200.8	94.8	0		06/21/2013	RAL
Lead - BS	EPA-200.8	94.0			06/21/2013	RAL
Lead - BSD	EPA-200.8	93.9	0		06/21/2013	RAL
Manganese - BS	EPA-200.8	95.6			06/21/2013	RAL
Manganese - BSD	EPA-200.8	95.2	0		06/21/2013	RAL
Sodium - BS	EPA-200.8	93.8			06/21/2013	RAL
Sodium - BSD	EPA-200.8	94.6	1		06/21/2013	RAL

ALS Test Batch ID: 3845 - Water by EPA-200.8

SPIKED COMPOUND	METHOD	%REC	RPD	QUAL	ANALYSIS DATE	ANALYSIS BY
Arsenic (Dissolved) - BS	EPA-200.8	97.0			06/25/2013	RAL
Arsenic (Dissolved) - BSD	EPA-200.8	97.0	0		06/25/2013	RAL
Cadmium (Dissolved) - BS	EPA-200.8	102			06/25/2013	RAL
Cadmium (Dissolved) - BSD	EPA-200.8	104	2		06/25/2013	RAL
Chromium (Dissolved) - BS	EPA-200.8	95.2			06/25/2013	RAL
Chromium (Dissolved) - BSD	EPA-200.8	95.9	1		06/25/2013	RAL
Iron (Dissolved) - BS	EPA-200.8	95.6			06/25/2013	RAL
Iron (Dissolved) - BSD	EPA-200.8	95.8	0		06/25/2013	RAL
Lead (Dissolved) - BS	EPA-200.8	99.5			06/25/2013	RAL
Lead (Dissolved) - BSD	EPA-200.8	101	2		06/25/2013	RAL
Manganese (Dissolved) - BS	EPA-200.8	96.0			06/25/2013	RAL
Manganese (Dissolved) - BSD	EPA-200.8	95.6	0		06/25/2013	RAL
Sodium (Dissolved) - BS	EPA-200.8	99.0			06/25/2013	RAL
Sodium (Dissolved) - BSD	EPA-200.8	101	2		06/25/2013	RAL



CERTIFICATE OF ANALYSIS

CLIENT: Landau Associates, Inc. DATE: 7/3/2013
130 - 2nd Ave. S. ALS SDG#: EV13060104
Edmonds, WA 98020 WDOE ACCREDITATION: C601
CLIENT CONTACT: Jeffrey Fellows
CLIENT PROJECT: Yakima Mill Site / #1148007.010

LABORATORY CONTROL SAMPLE RESULTS

APPROVED BY

Laboratory Director

ALS ENVIRONMENTAL

Sample Receiving Checklist

Client: Landon Associates ALS Job #: EV13060104

Project: Yakima Mill Site

Received Date: 6/20/13 Received Time: 8:00 By: RB

Type of shipping container: Cooler -3 Box Other

Shipped via: UPS/FedEx US Postal Service Courier Hand Delivered

Were custody seals on outside of sample?

	<u>Yes</u>	<u>No</u>	<u>N/A</u>
	<input checked="" type="checkbox"/>	<input type="checkbox"/>	<input type="checkbox"/>

If yes, how many? one each Where? Top
Custody seal date: 6-19-13 Seal name: Landon

Was Chain of Custody properly filled out (ink, signed, dated, etc.)?

	<input checked="" type="checkbox"/>	<input type="checkbox"/>	<input type="checkbox"/>
--	-------------------------------------	--------------------------	--------------------------

Did all bottles have labels?

	<input checked="" type="checkbox"/>	<input type="checkbox"/>	<input type="checkbox"/>
--	-------------------------------------	--------------------------	--------------------------

Did all bottle labels and tags agree with Chain of Custody?

	<input type="checkbox"/>	<input type="checkbox"/>	<input type="checkbox"/>
--	--------------------------	--------------------------	--------------------------

Were samples received within hold time?

	<input checked="" type="checkbox"/>	<input type="checkbox"/>	<input type="checkbox"/>
--	-------------------------------------	--------------------------	--------------------------

Did all bottles arrive in good condition (unbroken, etc.)?

	<input checked="" type="checkbox"/>	<input type="checkbox"/>	<input type="checkbox"/>
--	-------------------------------------	--------------------------	--------------------------

Was sufficient amount of sample sent for the tests indicated?

	<input checked="" type="checkbox"/>	<input type="checkbox"/>	<input type="checkbox"/>
--	-------------------------------------	--------------------------	--------------------------

Was correct preservation added to samples?

	<input checked="" type="checkbox"/>	<input type="checkbox"/>	<input type="checkbox"/>
--	-------------------------------------	--------------------------	--------------------------

If no, Sample Control added preservative to the following:

<u>Sample Number</u>	<u>Reagent</u>	<u>Analyte</u>
_____	_____	_____
_____	_____	_____
_____	_____	_____

Were VOA vials checked for absence of air bubbles?

	<input checked="" type="checkbox"/>	<input type="checkbox"/>	<input type="checkbox"/>
--	-------------------------------------	--------------------------	--------------------------

Bubbles present in sample #: _____

Temperature of cooler upon receipt: 1 - 1.9°C
2 - 4.5°C Cold Cool Ambient N/A
3 - 5.3°C All on ICE

Explain any discrepancies: _____

Was client contacted? Who was called? _____ By whom? _____ Date: _____

Outcome of call: _____

- Seattle/Edmonds (425) 778-0907
- Tacoma (253) 926-2493
- Spokane (509) 327-9737
- Portland (503) 542-1080



Chain-of-Custody Record

Project Name Yakima Mill Site Project No. 1198007.010
 Project Location/Event Yakima, WA
 Sampler's Name Steve Shaw, Matt Moroney
 Project Contact Jeff Fellows
 Send Results To Tim Synson, Jeff Fellows, Anne H. Lewis

EV13060104

Date 6/19/13
 Page 1 of 1

Sample I.D.	Date	Time	Matrix	No. of Containers	Testing Parameters								Observations/Comments	Turnaround Time <input checked="" type="checkbox"/> Standard <input type="checkbox"/> Accelerated		
					VOCs * NMPH-DX	Metals (dis) ** NMPH-DX	Metals (tot) ** NMPH-DX	Cr 6+ (dis) ** NMPH-DX	Cr 6+ (tot) ** NMPH-DX	Suoc (tot) ** NMPH-DX	PAHs (8260 d) ** NMPH-DX	PCBs (8260 d) ** NMPH-DX			TDS (160.1) ** NMPH-DX	TX (3510 b) ** NMPH-DX
1 FPP-D15-GW(18)	6/17/13	1330	WATER	2	X	X	X	X	X	X	X	X	X	X	Allow water samples to settle, collect aliquot from clear portion X NMPH-DX - run acid wash/silica gel cleanup run samples standardized to _____ product Analyze for EPH if no specific product identified VOC/BTEX/VPH (soil): <input type="checkbox"/> non-preserved <input type="checkbox"/> preserved w/methanol <input type="checkbox"/> preserved w/sodium bisulfate <input type="checkbox"/> Freeze upon receipt Dissolved metal water samples field filtered Other * VOCs by 8260c (+ TCE) 8260 - SIM for vinyl chloride * Metals - As, Cd, Cr, Pb, Hg, Fe, Mn, + Ni * THREE COOLERS	<input checked="" type="checkbox"/> Standard <input type="checkbox"/> Accelerated
2 FPP-B13-GW(13)	6/17/13	1530	WATER	9	X	X	X	X	X	X	X	X	X	X		
3 FPP-B12-GW(18)	6/17/13	1735	WATER	2	X	X	X	X	X	X	X	X	X	X		
4 FPP-B02-GW(19)	6/19/13	0915	WATER	10	X	X	X	X	X	X	X	X	X	X		
5 FPP-B09-GW(18)	6/19/13	1050	WATER	10	X	X	X	X	X	X	X	X	X	X		
6 FPP-B07-GW(17)	6/19/13	1200	WATER	8	X	X	X	X	X	X	X	X	X	X		
7 FPP-B05-GW(18)	6/19/13	1315	WATER	10	X	X	X	X	X	X	X	X	X	X		
8 TRIP BLANKS	6/19/13	1315	WATER	2	X	X	X	X	X	X	X	X	X	X		
Special Shipment/Handling or Storage Requirements					Dissolved metals + dissolved Cr6+ are not field-filtered								Method of Shipment			

Relinquished by
 Signature [Signature]
 Printed Name MATT MORONEY
 Company LAI
 Date 6/19/13 Time 1600

Received by
 Signature [Signature]
 Printed Name Rick Bayon
 Company ALS
 Date 6/20/13 Time 8:00

Relinquished by
 Signature _____
 Printed Name _____
 Company _____
 Date _____ Time _____

Received by
 Signature _____
 Printed Name _____
 Company _____
 Date _____ Time _____



July 16, 2013

Mr. Jeffrey Fellows
Landau Associates, Inc.
130 - 2nd Ave. S.
Edmonds, WA 98020

Dear Mr. Fellows,

On June 21st, 3 samples were received by our laboratory and assigned our laboratory project number EV13060119. The project was identified as your Yakima Mill Site / #1148007.010. The sample identification and requested analyses are outlined on the attached chain of custody record.

No abnormalities or nonconformances were observed during the analyses of the project samples.

Please do not hesitate to call me if you have any questions or if I can be of further assistance.

Sincerely,

ALS Laboratory Group

Rick Bagan
Laboratory Director



CERTIFICATE OF ANALYSIS

CLIENT:	Landau Associates, Inc. 130 - 2nd Ave. S. Edmonds, WA 98020	DATE:	7/16/2013
CLIENT CONTACT:	Jeffrey Fellows	ALS JOB#:	EV13060119
CLIENT PROJECT:	Yakima Mill Site / #1148007.010	ALS SAMPLE#:	-01
CLIENT SAMPLE ID	MW-12-01-06202013	DATE RECEIVED:	6/21/2013
		COLLECTION DATE:	6/20/2013 10:00:00 AM
		WDOE ACCREDITATION:	C601

DATA RESULTS

ANALYTE	METHOD	RESULTS	REPORTING LIMITS	DILUTION FACTOR	UNITS	ANALYSIS DATE	ANALYSIS BY
TPH-Volatile Range	NWTPH-GX	U	50	1	UG/L	06/22/2013	DLC
TPH-Diesel Range	NWTPH-DX w/ SGA	U	130	1	UG/L	06/24/2013	LAP
TPH-Oil Range	NWTPH-DX w/ SGA	U	250	1	UG/L	06/24/2013	LAP
Vinyl Chloride	EPA-8260 SIM	U	0.020	1	UG/L	06/29/2013	GAP
Trichloroethene	EPA-8260 SIM	1.9	0.020	1	UG/L	06/29/2013	GAP
Dichlorodifluoromethane	EPA-8260	U	2.0	1	UG/L	06/29/2013	GAP
Chloromethane	EPA-8260	U	2.0	1	UG/L	06/29/2013	GAP
Bromomethane	EPA-8260	U	2.0	1	UG/L	06/29/2013	GAP
Chloroethane	EPA-8260	U	2.0	1	UG/L	06/29/2013	GAP
Carbon Tetrachloride	EPA-8260	U	2.0	1	UG/L	06/29/2013	GAP
Trichlorofluoromethane	EPA-8260	U	2.0	1	UG/L	06/29/2013	GAP
Carbon Disulfide	EPA-8260	U	2.0	1	UG/L	06/29/2013	GAP
Acetone	EPA-8260	U	25	1	UG/L	06/29/2013	GAP
1,1-Dichloroethene	EPA-8260	U	2.0	1	UG/L	06/29/2013	GAP
Methylene Chloride	EPA-8260	U	5.0	1	UG/L	06/29/2013	GAP
Acrylonitrile	EPA-8260	U	10	1	UG/L	06/29/2013	GAP
Methyl T-Butyl Ether	EPA-8260	U	2.0	1	UG/L	06/29/2013	GAP
Trans-1,2-Dichloroethene	EPA-8260	U	2.0	1	UG/L	06/29/2013	GAP
1,1-Dichloroethane	EPA-8260	U	2.0	1	UG/L	06/29/2013	GAP
2-Butanone	EPA-8260	U	10	1	UG/L	06/29/2013	GAP
Cis-1,2-Dichloroethene	EPA-8260	U	2.0	1	UG/L	06/29/2013	GAP
2,2-Dichloropropane	EPA-8260	U	2.0	1	UG/L	06/29/2013	GAP
Bromochloromethane	EPA-8260	U	2.0	1	UG/L	06/29/2013	GAP
Chloroform	EPA-8260	U	2.0	1	UG/L	06/29/2013	GAP
1,1,1-Trichloroethane	EPA-8260	U	2.0	1	UG/L	06/29/2013	GAP
1,1-Dichloropropene	EPA-8260	U	2.0	1	UG/L	06/29/2013	GAP
1,2-Dichloroethane	EPA-8260	U	2.0	1	UG/L	06/29/2013	GAP
Benzene	EPA-8260	U	2.0	1	UG/L	06/29/2013	GAP
1,2-Dichloropropane	EPA-8260	U	2.0	1	UG/L	06/29/2013	GAP
Dibromomethane	EPA-8260	U	2.0	1	UG/L	06/29/2013	GAP
Bromodichloromethane	EPA-8260	U	2.0	1	UG/L	06/29/2013	GAP
Trans-1,3-Dichloropropene	EPA-8260	U	2.0	1	UG/L	06/29/2013	GAP
4-Methyl-2-Pentanone	EPA-8260	U	10	1	UG/L	06/29/2013	GAP
Toluene	EPA-8260	U	2.0	1	UG/L	06/29/2013	GAP
Cis-1,3-Dichloropropene	EPA-8260	U	2.0	1	UG/L	06/29/2013	GAP
1,1,2-Trichloroethane	EPA-8260	U	2.0	1	UG/L	06/29/2013	GAP
2-Hexanone	EPA-8260	U	10	1	UG/L	06/29/2013	GAP
1,3-Dichloropropane	EPA-8260	U	2.0	1	UG/L	06/29/2013	GAP



CERTIFICATE OF ANALYSIS

CLIENT:	Landau Associates, Inc. 130 - 2nd Ave. S. Edmonds, WA 98020	DATE:	7/16/2013
CLIENT CONTACT:	Jeffrey Fellows	ALS JOB#:	EV13060119
CLIENT PROJECT:	Yakima Mill Site / #1148007.010	ALS SAMPLE#:	-01
CLIENT SAMPLE ID	MW-12-01-06202013	DATE RECEIVED:	6/21/2013
		COLLECTION DATE:	6/20/2013 10:00:00 AM
		WDOE ACCREDITATION:	C601

DATA RESULTS

ANALYTE	METHOD	RESULTS	REPORTING LIMITS	DILUTION FACTOR	UNITS	ANALYSIS	ANALYSIS
						DATE	BY
Tetrachloroethylene	EPA-8260	U	2.0	1	UG/L	06/29/2013	GAP
Dibromochloromethane	EPA-8260	U	2.0	1	UG/L	06/29/2013	GAP
1,2-Dibromoethane	EPA-8260	U	0.010	1	UG/L	06/29/2013	GAP
Chlorobenzene	EPA-8260	U	2.0	1	UG/L	06/29/2013	GAP
1,1,1,2-Tetrachloroethane	EPA-8260	U	2.0	1	UG/L	06/29/2013	GAP
Ethylbenzene	EPA-8260	U	2.0	1	UG/L	06/29/2013	GAP
m,p-Xylene	EPA-8260	U	4.0	1	UG/L	06/29/2013	GAP
Styrene	EPA-8260	U	2.0	1	UG/L	06/29/2013	GAP
o-Xylene	EPA-8260	U	2.0	1	UG/L	06/29/2013	GAP
Bromoform	EPA-8260	U	2.0	1	UG/L	06/29/2013	GAP
Isopropylbenzene	EPA-8260	U	2.0	1	UG/L	06/29/2013	GAP
1,1,2,2-Tetrachloroethane	EPA-8260	U	2.0	1	UG/L	06/29/2013	GAP
1,2,3-Trichloropropane	EPA-8260	U	2.0	1	UG/L	06/29/2013	GAP
Bromobenzene	EPA-8260	U	2.0	1	UG/L	06/29/2013	GAP
N-Propyl Benzene	EPA-8260	U	2.0	1	UG/L	06/29/2013	GAP
2-Chlorotoluene	EPA-8260	U	2.0	1	UG/L	06/29/2013	GAP
1,3,5-Trimethylbenzene	EPA-8260	U	2.0	1	UG/L	06/29/2013	GAP
4-Chlorotoluene	EPA-8260	U	2.0	1	UG/L	06/29/2013	GAP
T-Butyl Benzene	EPA-8260	U	2.0	1	UG/L	06/29/2013	GAP
1,2,4-Trimethylbenzene	EPA-8260	U	2.0	1	UG/L	06/29/2013	GAP
S-Butyl Benzene	EPA-8260	U	2.0	1	UG/L	06/29/2013	GAP
P-Isopropyltoluene	EPA-8260	U	2.0	1	UG/L	06/29/2013	GAP
1,3 Dichlorobenzene	EPA-8260	U	2.0	1	UG/L	06/29/2013	GAP
1,4-Dichlorobenzene	EPA-8260	U	2.0	1	UG/L	06/29/2013	GAP
N-Butylbenzene	EPA-8260	U	2.0	1	UG/L	06/29/2013	GAP
1,2-Dichlorobenzene	EPA-8260	U	2.0	1	UG/L	06/29/2013	GAP
1,2-Dibromo 3-Chloropropane	EPA-8260	U	10	1	UG/L	06/29/2013	GAP
1,2,4-Trichlorobenzene	EPA-8260	U	2.0	1	UG/L	06/29/2013	GAP
Hexachlorobutadiene	EPA-8260	U	2.0	1	UG/L	06/29/2013	GAP
Naphthalene	EPA-8260	U	2.0	1	UG/L	06/29/2013	GAP
1,2,3-Trichlorobenzene	EPA-8260	U	2.0	1	UG/L	06/29/2013	GAP
Naphthalene	EPA-8270 SIM	U	0.020	1	UG/L	06/24/2013	LAP
2-Methylnaphthalene	EPA-8270 SIM	U	0.020	1	UG/L	06/24/2013	LAP
1-Methylnaphthalene	EPA-8270 SIM	U	0.020	1	UG/L	06/24/2013	LAP
Acenaphthylene	EPA-8270 SIM	U	0.020	1	UG/L	06/24/2013	LAP
Acenaphthene	EPA-8270 SIM	U	0.020	1	UG/L	06/24/2013	LAP
Fluorene	EPA-8270 SIM	U	0.020	1	UG/L	06/24/2013	LAP
Phenanthrene	EPA-8270 SIM	U	0.020	1	UG/L	06/24/2013	LAP



CERTIFICATE OF ANALYSIS

CLIENT:	Landau Associates, Inc. 130 - 2nd Ave. S. Edmonds, WA 98020	DATE:	7/16/2013
CLIENT CONTACT:	Jeffrey Fellows	ALS JOB#:	EV13060119
CLIENT PROJECT:	Yakima Mill Site / #1148007.010	ALS SAMPLE#:	-01
CLIENT SAMPLE ID	MW-12-01-06202013	DATE RECEIVED:	6/21/2013
		COLLECTION DATE:	6/20/2013 10:00:00 AM
		WDOE ACCREDITATION:	C601

DATA RESULTS

ANALYTE	METHOD	RESULTS	REPORTING LIMITS	DILUTION FACTOR	UNITS	ANALYSIS DATE	ANALYSIS BY
Anthracene	EPA-8270 SIM	U	0.020	1	UG/L	06/24/2013	LAP
Fluoranthene	EPA-8270 SIM	U	0.020	1	UG/L	06/24/2013	LAP
Pyrene	EPA-8270 SIM	U	0.020	1	UG/L	06/24/2013	LAP
Benzo[A]Anthracene	EPA-8270 SIM	U	0.020	1	UG/L	06/24/2013	LAP
Chrysene	EPA-8270 SIM	U	0.020	1	UG/L	06/24/2013	LAP
Benzo[B]Fluoranthene	EPA-8270 SIM	U	0.020	1	UG/L	06/24/2013	LAP
Benzo[K]Fluoranthene	EPA-8270 SIM	U	0.020	1	UG/L	06/24/2013	LAP
Benzo[A]Pyrene	EPA-8270 SIM	U	0.029	1	UG/L	06/24/2013	LAP
Indeno[1,2,3-Cd]Pyrene	EPA-8270 SIM	U	0.020	1	UG/L	06/24/2013	LAP
Dibenz[A,H]Anthracene	EPA-8270 SIM	U	0.020	1	UG/L	06/24/2013	LAP
Benzo[G,H,I]Perylene	EPA-8270 SIM	U	0.020	1	UG/L	06/24/2013	LAP
Pyridine	EPA-8270	U	2.0	1	UG/L	06/24/2013	LAP
N-Nitrosodimethylamine	EPA-8270	U	2.0	1	UG/L	06/24/2013	LAP
Phenol	EPA-8270	U	2.0	1	UG/L	06/24/2013	LAP
Aniline	EPA-8270	U	2.0	1	UG/L	06/24/2013	LAP
Bis(2-Chloroethyl)Ether	EPA-8270	U	2.0	1	UG/L	06/24/2013	LAP
2-Chlorophenol	EPA-8270	U	2.0	1	UG/L	06/24/2013	LAP
1,3-Dichlorobenzene	EPA-8270	U	2.0	1	UG/L	06/24/2013	LAP
1,4-Dichlorobenzene	EPA-8270	U	2.0	1	UG/L	06/24/2013	LAP
Benzyl Alcohol	EPA-8270	U	2.0	1	UG/L	06/24/2013	LAP
1,2-Dichlorobenzene	EPA-8270	U	2.0	1	UG/L	06/24/2013	LAP
2-Methylphenol	EPA-8270	U	2.0	1	UG/L	06/24/2013	LAP
Bis(2-Chloroisopropyl)Ether	EPA-8270	U	2.0	1	UG/L	06/24/2013	LAP
3&4-Methylphenol	EPA-8270	U	2.0	1	UG/L	06/24/2013	LAP
N-Nitroso-Di-N-Propylamine	EPA-8270	U	2.0	1	UG/L	06/24/2013	LAP
Hexachloroethane	EPA-8270	U	2.0	1	UG/L	06/24/2013	LAP
Nitrobenzene	EPA-8270	U	2.0	1	UG/L	06/24/2013	LAP
Isophorone	EPA-8270	U	2.0	1	UG/L	06/24/2013	LAP
2-Nitrophenol	EPA-8270	U	2.0	1	UG/L	06/24/2013	LAP
2,4-Dimethylphenol	EPA-8270	U	2.0	1	UG/L	06/24/2013	LAP
Benzoic Acid	EPA-8270	U	10	1	UG/L	06/24/2013	LAP
Bis(2-Chloroethoxy)Methane	EPA-8270	U	2.0	1	UG/L	06/24/2013	LAP
2,4-Dichlorophenol	EPA-8270	U	2.0	1	UG/L	06/24/2013	LAP
1,2,4-Trichlorobenzene	EPA-8270	U	2.0	1	UG/L	06/24/2013	LAP
4-Chloroaniline	EPA-8270	U	2.0	1	UG/L	06/24/2013	LAP
2,6-Dichlorophenol	EPA-8270	U	2.0	1	UG/L	06/24/2013	LAP
Hexachlorobutadiene	EPA-8270	U	2.0	1	UG/L	06/24/2013	LAP
4-Chloro-3-Methylphenol	EPA-8270	U	2.0	1	UG/L	06/24/2013	LAP



CERTIFICATE OF ANALYSIS

CLIENT:	Landau Associates, Inc. 130 - 2nd Ave. S. Edmonds, WA 98020	DATE:	7/16/2013
CLIENT CONTACT:	Jeffrey Fellows	ALS JOB#:	EV13060119
CLIENT PROJECT:	Yakima Mill Site / #1148007.010	ALS SAMPLE#:	-01
CLIENT SAMPLE ID	MW-12-01-06202013	DATE RECEIVED:	6/21/2013
		COLLECTION DATE:	6/20/2013 10:00:00 AM
		WDOE ACCREDITATION:	C601

DATA RESULTS

ANALYTE	METHOD	RESULTS	REPORTING	DILUTION	UNITS	ANALYSIS	ANALYSIS
			LIMITS	FACTOR		DATE	BY
Hexachlorocyclopentadiene	EPA-8270	U	2.0	1	UG/L	06/24/2013	LAP
2,4,6-Trichlorophenol	EPA-8270	U	2.0	1	UG/L	06/24/2013	LAP
2,4,5-Trichlorophenol	EPA-8270	U	2.0	1	UG/L	06/24/2013	LAP
2-Chloronaphthalene	EPA-8270	U	2.0	1	UG/L	06/24/2013	LAP
2-Nitroaniline	EPA-8270	U	2.0	1	UG/L	06/24/2013	LAP
Dimethylphthalate	EPA-8270	U	2.0	1	UG/L	06/24/2013	LAP
2,6-Dinitrotoluene	EPA-8270	U	2.0	1	UG/L	06/24/2013	LAP
3-Nitroaniline	EPA-8270	U	5.0	1	UG/L	06/24/2013	LAP
2,4-Dinitrophenol	EPA-8270	U	10	1	UG/L	06/24/2013	LAP
4-Nitrophenol	EPA-8270	U	2.0	1	UG/L	06/24/2013	LAP
Dibenzofuran	EPA-8270	U	2.0	1	UG/L	06/24/2013	LAP
2,4-Dinitrotoluene	EPA-8270	U	2.0	1	UG/L	06/24/2013	LAP
2,3,4,6-Tetrachlorophenol	EPA-8270	U	2.0	1	UG/L	06/24/2013	LAP
Diethylphthalate	EPA-8270	U	2.0	1	UG/L	06/24/2013	LAP
4-Chlorophenyl-Phenylether	EPA-8270	U	2.0	1	UG/L	06/24/2013	LAP
4-Nitroaniline	EPA-8270	U	2.0	1	UG/L	06/24/2013	LAP
4,6-Dinitro-2-Methylphenol	EPA-8270	U	2.0	1	UG/L	06/24/2013	LAP
N-Nitrosodiphenylamine	EPA-8270	U	2.0	1	UG/L	06/24/2013	LAP
Azobenzene	EPA-8270	U	2.0	1	UG/L	06/24/2013	LAP
4-Bromophenyl-Phenylether	EPA-8270	U	2.0	1	UG/L	06/24/2013	LAP
Hexachlorobenzene	EPA-8270	U	2.0	1	UG/L	06/24/2013	LAP
Pentachlorophenol	EPA-8270	U	5.0	1	UG/L	06/24/2013	LAP
Carbazole	EPA-8270	U	2.0	1	UG/L	06/24/2013	LAP
Di-N-Butylphthalate	EPA-8270	U	2.0	1	UG/L	06/24/2013	LAP
Butylbenzylphthalate	EPA-8270	U	2.0	1	UG/L	06/24/2013	LAP
3,3-Dichlorobenzidine	EPA-8270	U	2.0	1	UG/L	06/24/2013	LAP
Bis(2-Ethylhexyl)Phthalate	EPA-8270	U	2.0	1	UG/L	06/24/2013	LAP
Di-N-Octylphthalate	EPA-8270	U	2.0	1	UG/L	06/24/2013	LAP
PCB-1016	EPA-8082	U	0.10	1	UG/L	06/27/2013	LAP
PCB-1268	EPA-8082	U	0.10	1	UG/L	06/27/2013	LAP
PCB-1221	EPA-8082	U	0.10	1	UG/L	06/27/2013	LAP
PCB-1232	EPA-8082	U	0.10	1	UG/L	06/27/2013	LAP
PCB-1242	EPA-8082	U	0.10	1	UG/L	06/27/2013	LAP
PCB-1248	EPA-8082	U	0.10	1	UG/L	06/27/2013	LAP
PCB-1254	EPA-8082	U	0.10	1	UG/L	06/27/2013	LAP
PCB-1260	EPA-8082	U	0.10	1	UG/L	06/27/2013	LAP
Chromium (VI)	EPA-7196	U	10	1	UG/L	06/21/2013	RAL
Chromium (VI)	EPA-7196	U	10	1	UG/L	06/21/2013	RAL



CERTIFICATE OF ANALYSIS

CLIENT:	Landau Associates, Inc. 130 - 2nd Ave. S. Edmonds, WA 98020	DATE:	7/16/2013
CLIENT CONTACT:	Jeffrey Fellows	ALS JOB#:	EV13060119
CLIENT PROJECT:	Yakima Mill Site / #1148007.010	ALS SAMPLE#:	-01
CLIENT SAMPLE ID	MW-12-01-06202013	DATE RECEIVED:	6/21/2013
		COLLECTION DATE:	6/20/2013 10:00:00 AM
		WDOE ACCREDITATION:	C601

DATA RESULTS

ANALYTE	METHOD	RESULTS	REPORTING LIMITS	DILUTION FACTOR	UNITS	ANALYSIS DATE	ANALYSIS BY
Total Dissolved Solids	SM2540C	370	5.0	1	MG/L	06/25/2013	DLC
Mercury	EPA-7470	U	0.20	1	UG/L	06/26/2013	RAL
Mercury (Dissolved)	EPA-7470	U	0.20	1	UG/L	06/26/2013	RAL
Arsenic	EPA-200.8	1.3	1.0	1	UG/L	06/25/2013	RAL
Cadmium	EPA-200.8	U	1.0	1	UG/L	06/25/2013	RAL
Chromium	EPA-200.8	U	2.0	1	UG/L	06/25/2013	RAL
Iron	EPA-200.8	18000	50	1	UG/L	06/25/2013	RAL
Lead	EPA-200.8	U	1.0	1	UG/L	06/25/2013	RAL
Manganese	EPA-200.8	2200	10	5	UG/L	06/25/2013	RAL
Sodium	EPA-200.8	45000	50	1	UG/L	06/25/2013	RAL
Arsenic (Dissolved)	EPA-200.8	1.3	1.0	1	UG/L	06/25/2013	RAL
Cadmium (Dissolved)	EPA-200.8	U	1.0	1	UG/L	06/25/2013	RAL
Chromium (Dissolved)	EPA-200.8	U	2.0	1	UG/L	06/25/2013	RAL
Iron (Dissolved)	EPA-200.8	16000	50	1	UG/L	06/25/2013	RAL
Lead (Dissolved)	EPA-200.8	U	1.0	1	UG/L	06/25/2013	RAL
Manganese (Dissolved)	EPA-200.8	2400	10	5	UG/L	06/25/2013	RAL
Sodium (Dissolved)	EPA-200.8	45000	50	1	UG/L	06/25/2013	RAL
Total Organic Carbon (TOC)	SM5310C	8.0	0.50	1	MG/L	06/27/2013	CAS

SURROGATE	METHOD	%REC	ANALYSIS DATE	ANALYSIS BY
TFT	NWTPH-GX	102	06/22/2013	DLC
C25	NWTPH-DX w/ SGA	98.8	06/24/2013	LAP
1,2-Dichloroethane-d4	EPA-8260 SIM	102	06/29/2013	GAP
1,2-Dichloroethane-d4	EPA-8260	102	06/29/2013	GAP
Toluene-d8	EPA-8260	93.2	06/29/2013	GAP
4-Bromofluorobenzene	EPA-8260	98.5	06/29/2013	GAP
Terphenyl-d14	EPA-8270 SIM	106	06/24/2013	LAP
2-Fluorophenol	EPA-8270	55.0	06/24/2013	LAP
Phenol-d5	EPA-8270	23.7	06/24/2013	LAP
Nitrobenzene-d5	EPA-8270	72.4	06/24/2013	LAP
2-Fluorobiphenyl	EPA-8270	74.7	06/24/2013	LAP
2,4,6-Tribromophenol	EPA-8270	101	06/24/2013	LAP
Terphenyl-d14	EPA-8270	106	06/24/2013	LAP
TCMX	EPA-8082	88.0	06/27/2013	LAP
DCB	EPA-8082	93.0	06/27/2013	LAP

U - Analyte analyzed for but not detected at level above reporting limit.



CERTIFICATE OF ANALYSIS

CLIENT:	Landau Associates, Inc. 130 - 2nd Ave. S. Edmonds, WA 98020	DATE:	7/16/2013
CLIENT CONTACT:	Jeffrey Fellows	ALS JOB#:	EV13060119
CLIENT PROJECT:	Yakima Mill Site / #1148007.010	ALS SAMPLE#:	-02
CLIENT SAMPLE ID	MW-9A-01-06202013	DATE RECEIVED:	6/21/2013
		COLLECTION DATE:	6/20/2013 10:50:00 AM
		WDOE ACCREDITATION:	C601

DATA RESULTS

ANALYTE	METHOD	RESULTS	REPORTING LIMITS	DILUTION FACTOR	UNITS	ANALYSIS DATE	ANALYSIS BY
TPH-Volatile Range	NWTPH-GX	U	50	1	UG/L	06/22/2013	DLC
TPH-Diesel Range	NWTPH-DX w/ SGA	U	130	1	UG/L	06/24/2013	LAP
TPH-Oil Range	NWTPH-DX w/ SGA	U	250	1	UG/L	06/24/2013	LAP
Vinyl Chloride	EPA-8260 SIM	U	0.020	1	UG/L	06/29/2013	GAP
Trichloroethene	EPA-8260 SIM	1.2	0.020	1	UG/L	06/29/2013	GAP
Dichlorodifluoromethane	EPA-8260	U	2.0	1	UG/L	06/29/2013	GAP
Chloromethane	EPA-8260	U	2.0	1	UG/L	06/29/2013	GAP
Bromomethane	EPA-8260	U	2.0	1	UG/L	06/29/2013	GAP
Chloroethane	EPA-8260	U	2.0	1	UG/L	06/29/2013	GAP
Carbon Tetrachloride	EPA-8260	U	2.0	1	UG/L	06/29/2013	GAP
Trichlorofluoromethane	EPA-8260	U	2.0	1	UG/L	06/29/2013	GAP
Carbon Disulfide	EPA-8260	U	2.0	1	UG/L	06/29/2013	GAP
Acetone	EPA-8260	U	25	1	UG/L	06/29/2013	GAP
1,1-Dichloroethene	EPA-8260	U	2.0	1	UG/L	06/29/2013	GAP
Methylene Chloride	EPA-8260	U	5.0	1	UG/L	06/29/2013	GAP
Acrylonitrile	EPA-8260	U	10	1	UG/L	06/29/2013	GAP
Methyl T-Butyl Ether	EPA-8260	U	2.0	1	UG/L	06/29/2013	GAP
Trans-1,2-Dichloroethene	EPA-8260	U	2.0	1	UG/L	06/29/2013	GAP
1,1-Dichloroethane	EPA-8260	U	2.0	1	UG/L	06/29/2013	GAP
2-Butanone	EPA-8260	U	10	1	UG/L	06/29/2013	GAP
Cis-1,2-Dichloroethene	EPA-8260	U	2.0	1	UG/L	06/29/2013	GAP
2,2-Dichloropropane	EPA-8260	U	2.0	1	UG/L	06/29/2013	GAP
Bromochloromethane	EPA-8260	U	2.0	1	UG/L	06/29/2013	GAP
Chloroform	EPA-8260	3.9	2.0	1	UG/L	06/29/2013	GAP
1,1,1-Trichloroethane	EPA-8260	U	2.0	1	UG/L	06/29/2013	GAP
1,1-Dichloropropene	EPA-8260	U	2.0	1	UG/L	06/29/2013	GAP
1,2-Dichloroethane	EPA-8260	U	2.0	1	UG/L	06/29/2013	GAP
Benzene	EPA-8260	U	2.0	1	UG/L	06/29/2013	GAP
1,2-Dichloropropane	EPA-8260	U	2.0	1	UG/L	06/29/2013	GAP
Dibromomethane	EPA-8260	U	2.0	1	UG/L	06/29/2013	GAP
Bromodichloromethane	EPA-8260	U	2.0	1	UG/L	06/29/2013	GAP
Trans-1,3-Dichloropropene	EPA-8260	U	2.0	1	UG/L	06/29/2013	GAP
4-Methyl-2-Pentanone	EPA-8260	U	10	1	UG/L	06/29/2013	GAP
Toluene	EPA-8260	U	2.0	1	UG/L	06/29/2013	GAP
Cis-1,3-Dichloropropene	EPA-8260	U	2.0	1	UG/L	06/29/2013	GAP
1,1,2-Trichloroethane	EPA-8260	U	2.0	1	UG/L	06/29/2013	GAP
2-Hexanone	EPA-8260	U	10	1	UG/L	06/29/2013	GAP
1,3-Dichloropropane	EPA-8260	U	2.0	1	UG/L	06/29/2013	GAP



CERTIFICATE OF ANALYSIS

CLIENT:	Landau Associates, Inc. 130 - 2nd Ave. S. Edmonds, WA 98020	DATE:	7/16/2013
CLIENT CONTACT:	Jeffrey Fellows	ALS JOB#:	EV13060119
CLIENT PROJECT:	Yakima Mill Site / #1148007.010	ALS SAMPLE#:	-02
CLIENT SAMPLE ID	MW-9A-01-06202013	DATE RECEIVED:	6/21/2013
		COLLECTION DATE:	6/20/2013 10:50:00 AM
		WDOE ACCREDITATION:	C601

DATA RESULTS

ANALYTE	METHOD	RESULTS	REPORTING	DILUTION	UNITS	ANALYSIS	ANALYSIS
			LIMITS	FACTOR		DATE	BY
Tetrachloroethylene	EPA-8260	U	2.0	1	UG/L	06/29/2013	GAP
Dibromochloromethane	EPA-8260	U	2.0	1	UG/L	06/29/2013	GAP
1,2-Dibromoethane	EPA-8260	U	0.010	1	UG/L	06/29/2013	GAP
Chlorobenzene	EPA-8260	U	2.0	1	UG/L	06/29/2013	GAP
1,1,1,2-Tetrachloroethane	EPA-8260	U	2.0	1	UG/L	06/29/2013	GAP
Ethylbenzene	EPA-8260	U	2.0	1	UG/L	06/29/2013	GAP
m,p-Xylene	EPA-8260	U	4.0	1	UG/L	06/29/2013	GAP
Styrene	EPA-8260	U	2.0	1	UG/L	06/29/2013	GAP
o-Xylene	EPA-8260	U	2.0	1	UG/L	06/29/2013	GAP
Bromoform	EPA-8260	U	2.0	1	UG/L	06/29/2013	GAP
Isopropylbenzene	EPA-8260	U	2.0	1	UG/L	06/29/2013	GAP
1,1,1,2-Tetrachloroethane	EPA-8260	U	2.0	1	UG/L	06/29/2013	GAP
1,2,3-Trichloropropane	EPA-8260	U	2.0	1	UG/L	06/29/2013	GAP
Bromobenzene	EPA-8260	U	2.0	1	UG/L	06/29/2013	GAP
N-Propyl Benzene	EPA-8260	U	2.0	1	UG/L	06/29/2013	GAP
2-Chlorotoluene	EPA-8260	U	2.0	1	UG/L	06/29/2013	GAP
1,3,5-Trimethylbenzene	EPA-8260	U	2.0	1	UG/L	06/29/2013	GAP
4-Chlorotoluene	EPA-8260	U	2.0	1	UG/L	06/29/2013	GAP
T-Butyl Benzene	EPA-8260	U	2.0	1	UG/L	06/29/2013	GAP
1,2,4-Trimethylbenzene	EPA-8260	U	2.0	1	UG/L	06/29/2013	GAP
S-Butyl Benzene	EPA-8260	U	2.0	1	UG/L	06/29/2013	GAP
P-Isopropyltoluene	EPA-8260	U	2.0	1	UG/L	06/29/2013	GAP
1,3 Dichlorobenzene	EPA-8260	U	2.0	1	UG/L	06/29/2013	GAP
1,4-Dichlorobenzene	EPA-8260	U	2.0	1	UG/L	06/29/2013	GAP
N-Butylbenzene	EPA-8260	U	2.0	1	UG/L	06/29/2013	GAP
1,2-Dichlorobenzene	EPA-8260	U	2.0	1	UG/L	06/29/2013	GAP
1,2-Dibromo 3-Chloropropane	EPA-8260	U	10	1	UG/L	06/29/2013	GAP
1,2,4-Trichlorobenzene	EPA-8260	U	2.0	1	UG/L	06/29/2013	GAP
Hexachlorobutadiene	EPA-8260	U	2.0	1	UG/L	06/29/2013	GAP
Naphthalene	EPA-8260	U	2.0	1	UG/L	06/29/2013	GAP
1,2,3-Trichlorobenzene	EPA-8260	U	2.0	1	UG/L	06/29/2013	GAP
Naphthalene	EPA-8270 SIM	U	0.020	1	UG/L	06/24/2013	LAP
2-Methylnaphthalene	EPA-8270 SIM	U	0.020	1	UG/L	06/24/2013	LAP
1-Methylnaphthalene	EPA-8270 SIM	U	0.020	1	UG/L	06/24/2013	LAP
Acenaphthylene	EPA-8270 SIM	U	0.020	1	UG/L	06/24/2013	LAP
Acenaphthene	EPA-8270 SIM	U	0.020	1	UG/L	06/24/2013	LAP
Fluorene	EPA-8270 SIM	U	0.020	1	UG/L	06/24/2013	LAP
Phenanthrene	EPA-8270 SIM	U	0.020	1	UG/L	06/24/2013	LAP



CERTIFICATE OF ANALYSIS

CLIENT:	Landau Associates, Inc. 130 - 2nd Ave. S. Edmonds, WA 98020	DATE:	7/16/2013
CLIENT CONTACT:	Jeffrey Fellows	ALS JOB#:	EV13060119
CLIENT PROJECT:	Yakima Mill Site / #1148007.010	ALS SAMPLE#:	-02
CLIENT SAMPLE ID	MW-9A-01-06202013	DATE RECEIVED:	6/21/2013
		COLLECTION DATE:	6/20/2013 10:50:00 AM
		WDOE ACCREDITATION:	C601

DATA RESULTS

ANALYTE	METHOD	RESULTS	REPORTING	DILUTION	UNITS	ANALYSIS	ANALYSIS
			LIMITS	FACTOR		DATE	BY
Anthracene	EPA-8270 SIM	U	0.020	1	UG/L	06/24/2013	LAP
Fluoranthene	EPA-8270 SIM	U	0.020	1	UG/L	06/24/2013	LAP
Pyrene	EPA-8270 SIM	U	0.020	1	UG/L	06/24/2013	LAP
Benzo[A]Anthracene	EPA-8270 SIM	U	0.020	1	UG/L	06/24/2013	LAP
Chrysene	EPA-8270 SIM	U	0.020	1	UG/L	06/24/2013	LAP
Benzo[B]Fluoranthene	EPA-8270 SIM	U	0.020	1	UG/L	06/24/2013	LAP
Benzo[K]Fluoranthene	EPA-8270 SIM	U	0.020	1	UG/L	06/24/2013	LAP
Benzo[A]Pyrene	EPA-8270 SIM	U	0.029	1	UG/L	06/24/2013	LAP
Indeno[1,2,3-Cd]Pyrene	EPA-8270 SIM	U	0.020	1	UG/L	06/24/2013	LAP
Dibenz[A,H]Anthracene	EPA-8270 SIM	U	0.020	1	UG/L	06/24/2013	LAP
Benzo[G,H,I]Perylene	EPA-8270 SIM	U	0.020	1	UG/L	06/24/2013	LAP
Pyridine	EPA-8270	U	2.0	1	UG/L	06/24/2013	LAP
N-Nitrosodimethylamine	EPA-8270	U	2.0	1	UG/L	06/24/2013	LAP
Phenol	EPA-8270	U	2.0	1	UG/L	06/24/2013	LAP
Aniline	EPA-8270	U	2.0	1	UG/L	06/24/2013	LAP
Bis(2-Chloroethyl)Ether	EPA-8270	U	2.0	1	UG/L	06/24/2013	LAP
2-Chlorophenol	EPA-8270	U	2.0	1	UG/L	06/24/2013	LAP
1,3-Dichlorobenzene	EPA-8270	U	2.0	1	UG/L	06/24/2013	LAP
1,4-Dichlorobenzene	EPA-8270	U	2.0	1	UG/L	06/24/2013	LAP
Benzyl Alcohol	EPA-8270	U	2.0	1	UG/L	06/24/2013	LAP
1,2-Dichlorobenzene	EPA-8270	U	2.0	1	UG/L	06/24/2013	LAP
2-Methylphenol	EPA-8270	U	2.0	1	UG/L	06/24/2013	LAP
Bis(2-Chloroisopropyl)Ether	EPA-8270	U	2.0	1	UG/L	06/24/2013	LAP
3&4-Methylphenol	EPA-8270	U	2.0	1	UG/L	06/24/2013	LAP
N-Nitroso-Di-N-Propylamine	EPA-8270	U	2.0	1	UG/L	06/24/2013	LAP
Hexachloroethane	EPA-8270	U	2.0	1	UG/L	06/24/2013	LAP
Nitrobenzene	EPA-8270	U	2.0	1	UG/L	06/24/2013	LAP
Isophorone	EPA-8270	U	2.0	1	UG/L	06/24/2013	LAP
2-Nitrophenol	EPA-8270	U	2.0	1	UG/L	06/24/2013	LAP
2,4-Dimethylphenol	EPA-8270	U	2.0	1	UG/L	06/24/2013	LAP
Benzoic Acid	EPA-8270	U	10	1	UG/L	06/24/2013	LAP
Bis(2-Chloroethoxy)Methane	EPA-8270	U	2.0	1	UG/L	06/24/2013	LAP
2,4-Dichlorophenol	EPA-8270	U	2.0	1	UG/L	06/24/2013	LAP
1,2,4-Trichlorobenzene	EPA-8270	U	2.0	1	UG/L	06/24/2013	LAP
4-Chloroaniline	EPA-8270	U	2.0	1	UG/L	06/24/2013	LAP
2,6-Dichlorophenol	EPA-8270	U	2.0	1	UG/L	06/24/2013	LAP
Hexachlorobutadiene	EPA-8270	U	2.0	1	UG/L	06/24/2013	LAP
4-Chloro-3-Methylphenol	EPA-8270	U	2.0	1	UG/L	06/24/2013	LAP



CERTIFICATE OF ANALYSIS

CLIENT:	Landau Associates, Inc. 130 - 2nd Ave. S. Edmonds, WA 98020	DATE:	7/16/2013
CLIENT CONTACT:	Jeffrey Fellows	ALS JOB#:	EV13060119
CLIENT PROJECT:	Yakima Mill Site / #1148007.010	ALS SAMPLE#:	-02
CLIENT SAMPLE ID	MW-9A-01-06202013	DATE RECEIVED:	6/21/2013
		COLLECTION DATE:	6/20/2013 10:50:00 AM
		WDOE ACCREDITATION:	C601

DATA RESULTS

ANALYTE	METHOD	RESULTS	REPORTING LIMITS	DILUTION FACTOR	UNITS	ANALYSIS DATE	ANALYSIS BY
Hexachlorocyclopentadiene	EPA-8270	U	2.0	1	UG/L	06/24/2013	LAP
2,4,6-Trichlorophenol	EPA-8270	U	2.0	1	UG/L	06/24/2013	LAP
2,4,5-Trichlorophenol	EPA-8270	U	2.0	1	UG/L	06/24/2013	LAP
2-Chloronaphthalene	EPA-8270	U	2.0	1	UG/L	06/24/2013	LAP
2-Nitroaniline	EPA-8270	U	2.0	1	UG/L	06/24/2013	LAP
Dimethylphthalate	EPA-8270	U	2.0	1	UG/L	06/24/2013	LAP
2,6-Dinitrotoluene	EPA-8270	U	2.0	1	UG/L	06/24/2013	LAP
3-Nitroaniline	EPA-8270	U	5.0	1	UG/L	06/24/2013	LAP
2,4-Dinitrophenol	EPA-8270	U	10	1	UG/L	06/24/2013	LAP
4-Nitrophenol	EPA-8270	U	2.0	1	UG/L	06/24/2013	LAP
Dibenzofuran	EPA-8270	U	2.0	1	UG/L	06/24/2013	LAP
2,4-Dinitrotoluene	EPA-8270	U	2.0	1	UG/L	06/24/2013	LAP
2,3,4,6-Tetrachlorophenol	EPA-8270	U	2.0	1	UG/L	06/24/2013	LAP
Diethylphthalate	EPA-8270	U	2.0	1	UG/L	06/24/2013	LAP
4-Chlorophenyl-Phenylether	EPA-8270	U	2.0	1	UG/L	06/24/2013	LAP
4-Nitroaniline	EPA-8270	U	2.0	1	UG/L	06/24/2013	LAP
4,6-Dinitro-2-Methylphenol	EPA-8270	U	2.0	1	UG/L	06/24/2013	LAP
N-Nitrosodiphenylamine	EPA-8270	U	2.0	1	UG/L	06/24/2013	LAP
Azobenzene	EPA-8270	U	2.0	1	UG/L	06/24/2013	LAP
4-Bromophenyl-Phenylether	EPA-8270	U	2.0	1	UG/L	06/24/2013	LAP
Hexachlorobenzene	EPA-8270	U	2.0	1	UG/L	06/24/2013	LAP
Pentachlorophenol	EPA-8270	U	5.0	1	UG/L	06/24/2013	LAP
Carbazole	EPA-8270	U	2.0	1	UG/L	06/24/2013	LAP
Di-N-Butylphthalate	EPA-8270	U	2.0	1	UG/L	06/24/2013	LAP
Butylbenzylphthalate	EPA-8270	U	2.0	1	UG/L	06/24/2013	LAP
3,3-Dichlorobenzidine	EPA-8270	U	2.0	1	UG/L	06/24/2013	LAP
Bis(2-Ethylhexyl)Phthalate	EPA-8270	U	2.0	1	UG/L	06/24/2013	LAP
Di-N-Octylphthalate	EPA-8270	U	2.0	1	UG/L	06/24/2013	LAP
PCB-1016	EPA-8082	U	0.10	1	UG/L	06/27/2013	LAP
PCB-1268	EPA-8082	U	0.10	1	UG/L	06/27/2013	LAP
PCB-1221	EPA-8082	U	0.10	1	UG/L	06/27/2013	LAP
PCB-1232	EPA-8082	U	0.10	1	UG/L	06/27/2013	LAP
PCB-1242	EPA-8082	U	0.10	1	UG/L	06/27/2013	LAP
PCB-1248	EPA-8082	U	0.10	1	UG/L	06/27/2013	LAP
PCB-1254	EPA-8082	U	0.10	1	UG/L	06/27/2013	LAP
PCB-1260	EPA-8082	U	0.10	1	UG/L	06/27/2013	LAP
Chromium (VI)	EPA-7196	U	10	1	UG/L	06/21/2013	RAL
Chromium (VI)	EPA-7196	U	10	1	UG/L	06/21/2013	RAL



CERTIFICATE OF ANALYSIS

CLIENT:	Landau Associates, Inc. 130 - 2nd Ave. S. Edmonds, WA 98020	DATE:	7/16/2013
CLIENT CONTACT:	Jeffrey Fellows	ALS JOB#:	EV13060119
CLIENT PROJECT:	Yakima Mill Site / #1148007.010	ALS SAMPLE#:	-02
CLIENT SAMPLE ID	MW-9A-01-06202013	DATE RECEIVED:	6/21/2013
		COLLECTION DATE:	6/20/2013 10:50:00 AM
		WDOE ACCREDITATION:	C601

DATA RESULTS

ANALYTE	METHOD	RESULTS	REPORTING LIMITS	DILUTION FACTOR	UNITS	ANALYSIS DATE	ANALYSIS BY
Total Dissolved Solids	SM2540C	160	5.0	1	MG/L	06/25/2013	DLC
Mercury	EPA-7470	U	0.20	1	UG/L	06/26/2013	RAL
Mercury (Dissolved)	EPA-7470	U	0.20	1	UG/L	06/26/2013	RAL
Arsenic	EPA-200.8	1.0	1.0	1	UG/L	06/25/2013	RAL
Cadmium	EPA-200.8	U	1.0	1	UG/L	06/25/2013	RAL
Chromium	EPA-200.8	U	2.0	1	UG/L	06/25/2013	RAL
Iron	EPA-200.8	U	50	1	UG/L	06/25/2013	RAL
Lead	EPA-200.8	U	1.0	1	UG/L	06/25/2013	RAL
Manganese	EPA-200.8	U	2.0	1	UG/L	06/25/2013	RAL
Sodium	EPA-200.8	11000	50	1	UG/L	06/25/2013	RAL
Arsenic (Dissolved)	EPA-200.8	1.0	1.0	1	UG/L	06/25/2013	RAL
Cadmium (Dissolved)	EPA-200.8	U	1.0	1	UG/L	06/25/2013	RAL
Chromium (Dissolved)	EPA-200.8	U	2.0	1	UG/L	06/25/2013	RAL
Iron (Dissolved)	EPA-200.8	U	50	1	UG/L	06/25/2013	RAL
Lead (Dissolved)	EPA-200.8	U	1.0	1	UG/L	06/25/2013	RAL
Manganese (Dissolved)	EPA-200.8	2.1	2.0	1	UG/L	06/25/2013	RAL
Sodium (Dissolved)	EPA-200.8	11000	50	1	UG/L	06/25/2013	RAL
Total Organic Carbon (TOC)	SM5310C	1.3	0.50	1	MG/L	06/27/2013	CAS

SURROGATE	METHOD	%REC	ANALYSIS DATE	ANALYSIS BY
TFT	NWTPH-GX	93.2	06/22/2013	DLC
C25	NWTPH-DX w/ SGA	97.6	06/24/2013	LAP
1,2-Dichloroethane-d4	EPA-8260 SIM	105	06/29/2013	GAP
1,2-Dichloroethane-d4	EPA-8260	105	06/29/2013	GAP
Toluene-d8	EPA-8260	92.8	06/29/2013	GAP
4-Bromofluorobenzene	EPA-8260	100	06/29/2013	GAP
Terphenyl-d14	EPA-8270 SIM	121	06/24/2013	LAP
2-Fluorophenol	EPA-8270	64.0	06/24/2013	LAP
Phenol-d5	EPA-8270	28.8	06/24/2013	LAP
Nitrobenzene-d5	EPA-8270	86.1	06/24/2013	LAP
2-Fluorobiphenyl	EPA-8270	79.2	06/24/2013	LAP
2,4,6-Tribromophenol	EPA-8270	110	06/24/2013	LAP
Terphenyl-d14	EPA-8270	121	06/24/2013	LAP
TCMX	EPA-8082	88.0	06/27/2013	LAP
DCB	EPA-8082	92.0	06/27/2013	LAP

U - Analyte analyzed for but not detected at level above reporting limit.



CERTIFICATE OF ANALYSIS

CLIENT:	Landau Associates, Inc. 130 - 2nd Ave. S. Edmonds, WA 98020	DATE:	7/16/2013
CLIENT CONTACT:	Jeffrey Fellows	ALS JOB#:	EV13060119
CLIENT PROJECT:	Yakima Mill Site / #1148007.010	ALS SAMPLE#:	-03
CLIENT SAMPLE ID	TP-B04B-GW (18)	DATE RECEIVED:	6/21/2013
		COLLECTION DATE:	6/20/2013 3:00:00 PM
		WDOE ACCREDITATION:	C601

DATA RESULTS

ANALYTE	METHOD	RESULTS	REPORTING LIMITS	DILUTION FACTOR	UNITS	ANALYSIS DATE	ANALYSIS BY
TPH-Volatile Range	NWTPH-GX	U	50	1	UG/L	06/22/2013	DLC
TPH-Diesel Range	NWTPH-DX w/ SGA	U	130	1	UG/L	06/24/2013	LAP
TPH-Oil Range	NWTPH-DX w/ SGA	U	250	1	UG/L	06/24/2013	LAP
Vinyl Chloride	EPA-8260 SIM	U	0.020	1	UG/L	06/29/2013	GAP
Trichloroethene	EPA-8260 SIM	U	0.020	1	UG/L	06/29/2013	GAP
Dichlorodifluoromethane	EPA-8260	U	2.0	1	UG/L	06/29/2013	GAP
Chloromethane	EPA-8260	U	2.0	1	UG/L	06/29/2013	GAP
Bromomethane	EPA-8260	U	2.0	1	UG/L	06/29/2013	GAP
Chloroethane	EPA-8260	U	2.0	1	UG/L	06/29/2013	GAP
Carbon Tetrachloride	EPA-8260	U	2.0	1	UG/L	06/29/2013	GAP
Trichlorofluoromethane	EPA-8260	U	2.0	1	UG/L	06/29/2013	GAP
Carbon Disulfide	EPA-8260	U	2.0	1	UG/L	06/29/2013	GAP
Acetone	EPA-8260	U	25	1	UG/L	06/29/2013	GAP
1,1-Dichloroethene	EPA-8260	U	2.0	1	UG/L	06/29/2013	GAP
Methylene Chloride	EPA-8260	U	5.0	1	UG/L	06/29/2013	GAP
Acrylonitrile	EPA-8260	U	10	1	UG/L	06/29/2013	GAP
Methyl T-Butyl Ether	EPA-8260	U	2.0	1	UG/L	06/29/2013	GAP
Trans-1,2-Dichloroethene	EPA-8260	U	2.0	1	UG/L	06/29/2013	GAP
1,1-Dichloroethane	EPA-8260	U	2.0	1	UG/L	06/29/2013	GAP
2-Butanone	EPA-8260	U	10	1	UG/L	06/29/2013	GAP
Cis-1,2-Dichloroethene	EPA-8260	U	2.0	1	UG/L	06/29/2013	GAP
2,2-Dichloropropane	EPA-8260	U	2.0	1	UG/L	06/29/2013	GAP
Bromochloromethane	EPA-8260	U	2.0	1	UG/L	06/29/2013	GAP
Chloroform	EPA-8260	4.3	2.0	1	UG/L	06/29/2013	GAP
1,1,1-Trichloroethane	EPA-8260	U	2.0	1	UG/L	06/29/2013	GAP
1,1-Dichloropropene	EPA-8260	U	2.0	1	UG/L	06/29/2013	GAP
1,2-Dichloroethane	EPA-8260	U	2.0	1	UG/L	06/29/2013	GAP
Benzene	EPA-8260	U	2.0	1	UG/L	06/29/2013	GAP
1,2-Dichloropropane	EPA-8260	U	2.0	1	UG/L	06/29/2013	GAP
Dibromomethane	EPA-8260	U	2.0	1	UG/L	06/29/2013	GAP
Bromodichloromethane	EPA-8260	U	2.0	1	UG/L	06/29/2013	GAP
Trans-1,3-Dichloropropene	EPA-8260	U	2.0	1	UG/L	06/29/2013	GAP
4-Methyl-2-Pentanone	EPA-8260	U	10	1	UG/L	06/29/2013	GAP
Toluene	EPA-8260	U	2.0	1	UG/L	06/29/2013	GAP
Cis-1,3-Dichloropropene	EPA-8260	U	2.0	1	UG/L	06/29/2013	GAP
1,1,2-Trichloroethane	EPA-8260	U	2.0	1	UG/L	06/29/2013	GAP
2-Hexanone	EPA-8260	U	10	1	UG/L	06/29/2013	GAP
1,3-Dichloropropane	EPA-8260	U	2.0	1	UG/L	06/29/2013	GAP



CERTIFICATE OF ANALYSIS

CLIENT:	Landau Associates, Inc. 130 - 2nd Ave. S. Edmonds, WA 98020	DATE:	7/16/2013
CLIENT CONTACT:	Jeffrey Fellows	ALS JOB#:	EV13060119
CLIENT PROJECT:	Yakima Mill Site / #1148007.010	ALS SAMPLE#:	-03
CLIENT SAMPLE ID	TP-B04B-GW (18)	DATE RECEIVED:	6/21/2013
		COLLECTION DATE:	6/20/2013 3:00:00 PM
		WDOE ACCREDITATION:	C601

DATA RESULTS

ANALYTE	METHOD	RESULTS	REPORTING LIMITS	DILUTION FACTOR	UNITS	ANALYSIS	ANALYSIS
						DATE	BY
Tetrachloroethylene	EPA-8260	U	2.0	1	UG/L	06/29/2013	GAP
Dibromochloromethane	EPA-8260	U	2.0	1	UG/L	06/29/2013	GAP
1,2-Dibromoethane	EPA-8260	U	0.010	1	UG/L	06/29/2013	GAP
Chlorobenzene	EPA-8260	U	2.0	1	UG/L	06/29/2013	GAP
1,1,1,2-Tetrachloroethane	EPA-8260	U	2.0	1	UG/L	06/29/2013	GAP
Ethylbenzene	EPA-8260	U	2.0	1	UG/L	06/29/2013	GAP
m,p-Xylene	EPA-8260	U	4.0	1	UG/L	06/29/2013	GAP
Styrene	EPA-8260	U	2.0	1	UG/L	06/29/2013	GAP
o-Xylene	EPA-8260	U	2.0	1	UG/L	06/29/2013	GAP
Bromoform	EPA-8260	U	2.0	1	UG/L	06/29/2013	GAP
Isopropylbenzene	EPA-8260	U	2.0	1	UG/L	06/29/2013	GAP
1,1,2,2-Tetrachloroethane	EPA-8260	U	2.0	1	UG/L	06/29/2013	GAP
1,2,3-Trichloropropane	EPA-8260	U	2.0	1	UG/L	06/29/2013	GAP
Bromobenzene	EPA-8260	U	2.0	1	UG/L	06/29/2013	GAP
N-Propyl Benzene	EPA-8260	U	2.0	1	UG/L	06/29/2013	GAP
2-Chlorotoluene	EPA-8260	U	2.0	1	UG/L	06/29/2013	GAP
1,3,5-Trimethylbenzene	EPA-8260	U	2.0	1	UG/L	06/29/2013	GAP
4-Chlorotoluene	EPA-8260	U	2.0	1	UG/L	06/29/2013	GAP
T-Butyl Benzene	EPA-8260	U	2.0	1	UG/L	06/29/2013	GAP
1,2,4-Trimethylbenzene	EPA-8260	U	2.0	1	UG/L	06/29/2013	GAP
S-Butyl Benzene	EPA-8260	U	2.0	1	UG/L	06/29/2013	GAP
P-Isopropyltoluene	EPA-8260	U	2.0	1	UG/L	06/29/2013	GAP
1,3 Dichlorobenzene	EPA-8260	U	2.0	1	UG/L	06/29/2013	GAP
1,4-Dichlorobenzene	EPA-8260	U	2.0	1	UG/L	06/29/2013	GAP
N-Butylbenzene	EPA-8260	U	2.0	1	UG/L	06/29/2013	GAP
1,2-Dichlorobenzene	EPA-8260	U	2.0	1	UG/L	06/29/2013	GAP
1,2-Dibromo 3-Chloropropane	EPA-8260	U	10	1	UG/L	06/29/2013	GAP
1,2,4-Trichlorobenzene	EPA-8260	U	2.0	1	UG/L	06/29/2013	GAP
Hexachlorobutadiene	EPA-8260	U	2.0	1	UG/L	06/29/2013	GAP
Naphthalene	EPA-8260	U	2.0	1	UG/L	06/29/2013	GAP
1,2,3-Trichlorobenzene	EPA-8260	U	2.0	1	UG/L	06/29/2013	GAP
Pyridine	EPA-8270	U	2.0	1	UG/L	06/24/2013	LAP
N-Nitrosodimethylamine	EPA-8270	U	2.0	1	UG/L	06/24/2013	LAP
Phenol	EPA-8270	U	2.0	1	UG/L	06/24/2013	LAP
Aniline	EPA-8270	U	2.0	1	UG/L	06/24/2013	LAP
Bis(2-Chloroethyl)Ether	EPA-8270	U	2.0	1	UG/L	06/24/2013	LAP
2-Chlorophenol	EPA-8270	U	2.0	1	UG/L	06/24/2013	LAP
1,3-Dichlorobenzene	EPA-8270	U	2.0	1	UG/L	06/24/2013	LAP



CERTIFICATE OF ANALYSIS

CLIENT:	Landau Associates, Inc. 130 - 2nd Ave. S. Edmonds, WA 98020	DATE:	7/16/2013
CLIENT CONTACT:	Jeffrey Fellows	ALS JOB#:	EV13060119
CLIENT PROJECT:	Yakima Mill Site / #1148007.010	ALS SAMPLE#:	-03
CLIENT SAMPLE ID	TP-B04B-GW (18)	DATE RECEIVED:	6/21/2013
		COLLECTION DATE:	6/20/2013 3:00:00 PM
		WDOE ACCREDITATION:	C601

DATA RESULTS

ANALYTE	METHOD	RESULTS	REPORTING LIMITS	DILUTION FACTOR	UNITS	ANALYSIS	ANALYSIS
						DATE	BY
1,4-Dichlorobenzene	EPA-8270	U	2.0	1	UG/L	06/24/2013	LAP
Benzyl Alcohol	EPA-8270	U	2.0	1	UG/L	06/24/2013	LAP
1,2-Dichlorobenzene	EPA-8270	U	2.0	1	UG/L	06/24/2013	LAP
2-Methylphenol	EPA-8270	U	2.0	1	UG/L	06/24/2013	LAP
Bis(2-Chloroisopropyl)Ether	EPA-8270	U	2.0	1	UG/L	06/24/2013	LAP
3&4-Methylphenol	EPA-8270	U	2.0	1	UG/L	06/24/2013	LAP
N-Nitroso-Di-N-Propylamine	EPA-8270	U	2.0	1	UG/L	06/24/2013	LAP
Hexachloroethane	EPA-8270	U	2.0	1	UG/L	06/24/2013	LAP
Nitrobenzene	EPA-8270	U	2.0	1	UG/L	06/24/2013	LAP
Isophorone	EPA-8270	U	2.0	1	UG/L	06/24/2013	LAP
2-Nitrophenol	EPA-8270	U	2.0	1	UG/L	06/24/2013	LAP
2,4-Dimethylphenol	EPA-8270	U	2.0	1	UG/L	06/24/2013	LAP
Benzoic Acid	EPA-8270	U	10	1	UG/L	06/24/2013	LAP
Bis(2-Chloroethoxy)Methane	EPA-8270	U	2.0	1	UG/L	06/24/2013	LAP
2,4-Dichlorophenol	EPA-8270	U	2.0	1	UG/L	06/24/2013	LAP
1,2,4-Trichlorobenzene	EPA-8270	U	2.0	1	UG/L	06/24/2013	LAP
Naphthalene	EPA-8270	U	2.0	1	UG/L	06/24/2013	LAP
4-Chloroaniline	EPA-8270	U	2.0	1	UG/L	06/24/2013	LAP
2,6-Dichlorophenol	EPA-8270	U	2.0	1	UG/L	06/24/2013	LAP
Hexachlorobutadiene	EPA-8270	U	2.0	1	UG/L	06/24/2013	LAP
4-Chloro-3-Methylphenol	EPA-8270	U	2.0	1	UG/L	06/24/2013	LAP
2-Methylnaphthalene	EPA-8270	U	2.0	1	UG/L	06/24/2013	LAP
1-Methylnaphthalene	EPA-8270	U	2.0	1	UG/L	06/24/2013	LAP
Hexachlorocyclopentadiene	EPA-8270	U	2.0	1	UG/L	06/24/2013	LAP
2,4,6-Trichlorophenol	EPA-8270	U	2.0	1	UG/L	06/24/2013	LAP
2,4,5-Trichlorophenol	EPA-8270	U	2.0	1	UG/L	06/24/2013	LAP
2-Chloronaphthalene	EPA-8270	U	2.0	1	UG/L	06/24/2013	LAP
2-Nitroaniline	EPA-8270	U	2.0	1	UG/L	06/24/2013	LAP
Acenaphthylene	EPA-8270	U	2.0	1	UG/L	06/24/2013	LAP
Dimethylphthalate	EPA-8270	U	2.0	1	UG/L	06/24/2013	LAP
2,6-Dinitrotoluene	EPA-8270	U	2.0	1	UG/L	06/24/2013	LAP
Acenaphthene	EPA-8270	U	2.0	1	UG/L	06/24/2013	LAP
3-Nitroaniline	EPA-8270	U	5.0	1	UG/L	06/24/2013	LAP
2,4-Dinitrophenol	EPA-8270	U	10	1	UG/L	06/24/2013	LAP
4-Nitrophenol	EPA-8270	U	2.0	1	UG/L	06/24/2013	LAP
Dibenzofuran	EPA-8270	U	2.0	1	UG/L	06/24/2013	LAP
2,4-Dinitrotoluene	EPA-8270	U	2.0	1	UG/L	06/24/2013	LAP
2,3,4,6-Tetrachlorophenol	EPA-8270	U	2.0	1	UG/L	06/24/2013	LAP



CERTIFICATE OF ANALYSIS

CLIENT:	Landau Associates, Inc. 130 - 2nd Ave. S. Edmonds, WA 98020	DATE:	7/16/2013
CLIENT CONTACT:	Jeffrey Fellows	ALS JOB#:	EV13060119
CLIENT PROJECT:	Yakima Mill Site / #1148007.010	ALS SAMPLE#:	-03
CLIENT SAMPLE ID	TP-B04B-GW (18)	DATE RECEIVED:	6/21/2013
		COLLECTION DATE:	6/20/2013 3:00:00 PM
		WDOE ACCREDITATION:	C601

DATA RESULTS

ANALYTE	METHOD	RESULTS	REPORTING	DILUTION	UNITS	ANALYSIS	ANALYSIS
			LIMITS	FACTOR		DATE	BY
Diethylphthalate	EPA-8270	U	2.0	1	UG/L	06/24/2013	LAP
Fluorene	EPA-8270	U	2.0	1	UG/L	06/24/2013	LAP
4-Chlorophenyl-Phenylether	EPA-8270	U	2.0	1	UG/L	06/24/2013	LAP
4-Nitroaniline	EPA-8270	U	2.0	1	UG/L	06/24/2013	LAP
4,6-Dinitro-2-Methylphenol	EPA-8270	U	2.0	1	UG/L	06/24/2013	LAP
N-Nitrosodiphenylamine	EPA-8270	U	2.0	1	UG/L	06/24/2013	LAP
Azobenzene	EPA-8270	U	2.0	1	UG/L	06/24/2013	LAP
4-Bromophenyl-Phenylether	EPA-8270	U	2.0	1	UG/L	06/24/2013	LAP
Hexachlorobenzene	EPA-8270	U	2.0	1	UG/L	06/24/2013	LAP
Pentachlorophenol	EPA-8270	U	5.0	1	UG/L	06/24/2013	LAP
Phenanthrene	EPA-8270	U	2.0	1	UG/L	06/24/2013	LAP
Anthracene	EPA-8270	U	2.0	1	UG/L	06/24/2013	LAP
Carbazole	EPA-8270	U	2.0	1	UG/L	06/24/2013	LAP
Di-N-Butylphthalate	EPA-8270	U	2.0	1	UG/L	06/24/2013	LAP
Fluoranthene	EPA-8270	U	2.0	1	UG/L	06/24/2013	LAP
Pyrene	EPA-8270	U	2.0	1	UG/L	06/24/2013	LAP
Butylbenzylphthalate	EPA-8270	U	2.0	1	UG/L	06/24/2013	LAP
3,3-Dichlorobenzidine	EPA-8270	U	2.0	1	UG/L	06/24/2013	LAP
Benzo[A]Anthracene	EPA-8270	U	2.0	1	UG/L	06/24/2013	LAP
Chrysene	EPA-8270	U	2.0	1	UG/L	06/24/2013	LAP
Bis(2-Ethylhexyl)Phthalate	EPA-8270	U	2.0	1	UG/L	06/24/2013	LAP
Di-N-Octylphthalate	EPA-8270	U	2.0	1	UG/L	06/24/2013	LAP
Benzo[B]Fluoranthene	EPA-8270	U	2.0	1	UG/L	06/24/2013	LAP
Benzo[K]Fluoranthene	EPA-8270	U	2.0	1	UG/L	06/24/2013	LAP
Benzo[A]Pyrene	EPA-8270	U	2.0	1	UG/L	06/24/2013	LAP
Indeno[1,2,3-Cd]Pyrene	EPA-8270	U	2.0	1	UG/L	06/24/2013	LAP
Dibenz[A,H]Anthracene	EPA-8270	U	2.0	1	UG/L	06/24/2013	LAP
Benzo[G,H,I]Perylene	EPA-8270	U	2.0	1	UG/L	06/24/2013	LAP
Chromium (VI)	EPA-7196	U	10	1	UG/L	06/21/2013	RAL
Chromium (VI)	EPA-7196	U	10	1	UG/L	06/21/2013	RAL
Mercury (Dissolved)	EPA-7470	U	0.20	1	UG/L	06/26/2013	RAL
Arsenic (Dissolved)	EPA-200.8	U	1.0	1	UG/L	06/25/2013	RAL
Cadmium (Dissolved)	EPA-200.8	U	1.0	1	UG/L	06/25/2013	RAL
Chromium (Dissolved)	EPA-200.8	U	2.0	1	UG/L	06/25/2013	RAL
Iron (Dissolved)	EPA-200.8	94	50	1	UG/L	06/25/2013	RAL
Lead (Dissolved)	EPA-200.8	U	1.0	1	UG/L	06/25/2013	RAL
Manganese (Dissolved)	EPA-200.8	85	2.0	1	UG/L	06/25/2013	RAL
Sodium (Dissolved)	EPA-200.8	12000	50	1	UG/L	06/25/2013	RAL



CERTIFICATE OF ANALYSIS

CLIENT:	Landau Associates, Inc. 130 - 2nd Ave. S. Edmonds, WA 98020	DATE:	7/16/2013
CLIENT CONTACT:	Jeffrey Fellows	ALS JOB#:	EV13060119
CLIENT PROJECT:	Yakima Mill Site / #1148007.010	ALS SAMPLE#:	-03
CLIENT SAMPLE ID	TP-B04B-GW (18)	DATE RECEIVED:	6/21/2013
		COLLECTION DATE:	6/20/2013 3:00:00 PM
		WDOE ACCREDITATION:	C601

DATA RESULTS

SURROGATE	METHOD	%REC	ANALYSIS ANALYSIS	
			DATE	BY
TFT	NWTPH-GX	98.8	06/22/2013	DLC
C25	NWTPH-DX w/ SGA	92.6	06/24/2013	LAP
1,2-Dichloroethane-d4	EPA-8260 SIM	103	06/29/2013	GAP
1,2-Dichloroethane-d4	EPA-8260	103	06/29/2013	GAP
Toluene-d8	EPA-8260	93.0	06/29/2013	GAP
4-Bromofluorobenzene	EPA-8260	99.2	06/29/2013	GAP
2-Fluorophenol	EPA-8270	65.8	06/24/2013	LAP
Phenol-d5	EPA-8270	29.1	06/24/2013	LAP
Nitrobenzene-d5	EPA-8270	82.3	06/24/2013	LAP
2-Fluorobiphenyl	EPA-8270	75.1	06/24/2013	LAP
2,4,6-Tribromophenol	EPA-8270	117	06/24/2013	LAP
Terphenyl-d14	EPA-8270	105	06/24/2013	LAP

U - Analyte analyzed for but not detected at level above reporting limit.



CERTIFICATE OF ANALYSIS

CLIENT: Landau Associates, Inc. DATE: 7/16/2013
 130 - 2nd Ave. S. ALS SDG#: EV13060119
 Edmonds, WA 98020 WDOE ACCREDITATION: C601

CLIENT CONTACT: Jeffrey Fellows
 CLIENT PROJECT: Yakima Mill Site / #1148007.010

LABORATORY BLANK RESULTS

MBG-061913W - Batch 3835 - Water by NWTPH-GX

ANALYTE	METHOD	RESULTS	REPORTING LIMITS	DILUTION FACTOR	UNITS	ANALYSIS DATE	ANALYSIS BY
TPH-Volatile Range	NWTPH-GX	U	50	1	UG/L	06/19/2013	DLC

MB-061913W - Batch 3839 - Water by NWTPH-DX

ANALYTE	METHOD	RESULTS	REPORTING LIMITS	DILUTION FACTOR	UNITS	ANALYSIS DATE	ANALYSIS BY
TPH-Diesel Range	NWTPH-DX	U	130	1	UG/L	06/19/2013	LAP
TPH-Oil Range	NWTPH-DX	U	250	1	UG/L	06/19/2013	LAP

MB-062813W - Batch 3856 - Water by EPA-8260 SIM

ANALYTE	METHOD	RESULTS	REPORTING LIMITS	DILUTION FACTOR	UNITS	ANALYSIS DATE	ANALYSIS BY
Vinyl Chloride	EPA-8260 SIM	U	0.020	1	UG/L	06/28/2013	GAP
1,1-Dichloroethene	EPA-8260 SIM	U	0.020	1	UG/L	06/28/2013	GAP
Trichloroethene	EPA-8260 SIM	U	0.020	1	UG/L	06/28/2013	GAP

MB-062813W - Batch 3855 - Water by EPA-8260

ANALYTE	METHOD	RESULTS	REPORTING LIMITS	DILUTION FACTOR	UNITS	ANALYSIS DATE	ANALYSIS BY
Dichlorodifluoromethane	EPA-8260	U	2.0	1	UG/L	06/28/2013	GAP
Chloromethane	EPA-8260	U	2.0	1	UG/L	06/28/2013	GAP
Bromomethane	EPA-8260	U	2.0	1	UG/L	06/28/2013	GAP
Chloroethane	EPA-8260	U	2.0	1	UG/L	06/28/2013	GAP
Carbon Tetrachloride	EPA-8260	U	2.0	1	UG/L	06/28/2013	GAP
Trichlorofluoromethane	EPA-8260	U	2.0	1	UG/L	06/28/2013	GAP
Carbon Disulfide	EPA-8260	U	2.0	1	UG/L	06/28/2013	GAP
Acetone	EPA-8260	U	25	1	UG/L	06/28/2013	GAP
1,1-Dichloroethene	EPA-8260	U	2.0	1	UG/L	06/28/2013	GAP
Methylene Chloride	EPA-8260	U	5.0	1	UG/L	06/28/2013	GAP
Acrylonitrile	EPA-8260	U	10	1	UG/L	06/28/2013	GAP
Methyl T-Butyl Ether	EPA-8260	U	2.0	1	UG/L	06/28/2013	GAP
Trans-1,2-Dichloroethene	EPA-8260	U	2.0	1	UG/L	06/28/2013	GAP
1,1-Dichloroethane	EPA-8260	U	2.0	1	UG/L	06/28/2013	GAP
2-Butanone	EPA-8260	U	10	1	UG/L	06/28/2013	GAP
Cis-1,2-Dichloroethene	EPA-8260	U	2.0	1	UG/L	06/28/2013	GAP
2,2-Dichloropropane	EPA-8260	U	2.0	1	UG/L	06/28/2013	GAP
Bromochloromethane	EPA-8260	U	2.0	1	UG/L	06/28/2013	GAP
Chloroform	EPA-8260	U	2.0	1	UG/L	06/28/2013	GAP
1,1,1-Trichloroethane	EPA-8260	U	2.0	1	UG/L	06/28/2013	GAP



CERTIFICATE OF ANALYSIS

CLIENT:	Landau Associates, Inc. 130 - 2nd Ave. S. Edmonds, WA 98020	DATE:	7/16/2013
CLIENT CONTACT:	Jeffrey Fellows	ALS SDG#:	EV13060119
CLIENT PROJECT:	Yakima Mill Site / #1148007.010	WDOE ACCREDITATION:	C601

LABORATORY BLANK RESULTS

MB-062813W - Batch 3855 - Water by EPA-8260

1,1-Dichloropropene	EPA-8260	U	2.0	1	UG/L	06/28/2013	GAP
1,2-Dichloroethane	EPA-8260	U	2.0	1	UG/L	06/28/2013	GAP
Benzene	EPA-8260	U	2.0	1	UG/L	06/28/2013	GAP
1,2-Dichloropropane	EPA-8260	U	2.0	1	UG/L	06/28/2013	GAP
Dibromomethane	EPA-8260	U	2.0	1	UG/L	06/28/2013	GAP
Bromodichloromethane	EPA-8260	U	2.0	1	UG/L	06/28/2013	GAP
Trans-1,3-Dichloropropene	EPA-8260	U	2.0	1	UG/L	06/28/2013	GAP
4-Methyl-2-Pentanone	EPA-8260	U	10	1	UG/L	06/28/2013	GAP
Toluene	EPA-8260	U	2.0	1	UG/L	06/28/2013	GAP
Cis-1,3-Dichloropropene	EPA-8260	U	2.0	1	UG/L	06/28/2013	GAP
1,1,2-Trichloroethane	EPA-8260	U	2.0	1	UG/L	06/28/2013	GAP
2-Hexanone	EPA-8260	U	10	1	UG/L	06/28/2013	GAP
1,3-Dichloropropane	EPA-8260	U	2.0	1	UG/L	06/28/2013	GAP
Tetrachloroethylene	EPA-8260	U	2.0	1	UG/L	06/28/2013	GAP
Dibromochloromethane	EPA-8260	U	2.0	1	UG/L	06/28/2013	GAP
1,2-Dibromoethane	EPA-8260	U	0.010	1	UG/L	06/28/2013	GAP
Chlorobenzene	EPA-8260	U	2.0	1	UG/L	06/28/2013	GAP
1,1,1,2-Tetrachloroethane	EPA-8260	U	2.0	1	UG/L	06/28/2013	GAP
Ethylbenzene	EPA-8260	U	2.0	1	UG/L	06/28/2013	GAP
m,p-Xylene	EPA-8260	U	4.0	1	UG/L	06/28/2013	GAP
Styrene	EPA-8260	U	2.0	1	UG/L	06/28/2013	GAP
o-Xylene	EPA-8260	U	2.0	1	UG/L	06/28/2013	GAP
Bromoform	EPA-8260	U	2.0	1	UG/L	06/28/2013	GAP
Isopropylbenzene	EPA-8260	U	2.0	1	UG/L	06/28/2013	GAP
1,1,2,2-Tetrachloroethane	EPA-8260	U	2.0	1	UG/L	06/28/2013	GAP
1,2,3-Trichloropropane	EPA-8260	U	2.0	1	UG/L	06/28/2013	GAP
Bromobenzene	EPA-8260	U	2.0	1	UG/L	06/28/2013	GAP
N-Propyl Benzene	EPA-8260	U	2.0	1	UG/L	06/28/2013	GAP
2-Chlorotoluene	EPA-8260	U	2.0	1	UG/L	06/28/2013	GAP
1,3,5-Trimethylbenzene	EPA-8260	U	2.0	1	UG/L	06/28/2013	GAP
4-Chlorotoluene	EPA-8260	U	2.0	1	UG/L	06/28/2013	GAP
T-Butyl Benzene	EPA-8260	U	2.0	1	UG/L	06/28/2013	GAP
1,2,4-Trimethylbenzene	EPA-8260	U	2.0	1	UG/L	06/28/2013	GAP
S-Butyl Benzene	EPA-8260	U	2.0	1	UG/L	06/28/2013	GAP
P-Isopropyltoluene	EPA-8260	U	2.0	1	UG/L	06/28/2013	GAP
1,3 Dichlorobenzene	EPA-8260	U	2.0	1	UG/L	06/28/2013	GAP
1,4-Dichlorobenzene	EPA-8260	U	2.0	1	UG/L	06/28/2013	GAP
N-Butylbenzene	EPA-8260	U	2.0	1	UG/L	06/28/2013	GAP
1,2-Dichlorobenzene	EPA-8260	U	2.0	1	UG/L	06/28/2013	GAP
1,2-Dibromo 3-Chloropropane	EPA-8260	U	10	1	UG/L	06/28/2013	GAP



CERTIFICATE OF ANALYSIS

CLIENT:	Landau Associates, Inc. 130 - 2nd Ave. S. Edmonds, WA 98020	DATE:	7/16/2013
CLIENT CONTACT:	Jeffrey Fellows	ALS SDG#:	EV13060119
CLIENT PROJECT:	Yakima Mill Site / #1148007.010	WDOE ACCREDITATION:	C601

LABORATORY BLANK RESULTS

MB-062813W - Batch 3855 - Water by EPA-8260

1,2,4-Trichlorobenzene	EPA-8260	U	2.0	1	UG/L	06/28/2013	GAP
Hexachlorobutadiene	EPA-8260	U	2.0	1	UG/L	06/28/2013	GAP
Naphthalene	EPA-8260	U	2.0	1	UG/L	06/28/2013	GAP
1,2,3-Trichlorobenzene	EPA-8260	U	2.0	1	UG/L	06/28/2013	GAP

MB-062113W - Batch 3896 - Water by EPA-8270 SIM

ANALYTE	METHOD	RESULTS	REPORTING LIMITS	DILUTION FACTOR	UNITS	ANALYSIS DATE	ANALYSIS BY
Naphthalene	EPA-8270 SIM	U	0.020	1	UG/L	06/24/2013	LAP
2-Methylnaphthalene	EPA-8270 SIM	U	0.020	1	UG/L	06/24/2013	LAP
1-Methylnaphthalene	EPA-8270 SIM	U	0.020	1	UG/L	06/24/2013	LAP
Acenaphthylene	EPA-8270 SIM	U	0.020	1	UG/L	06/24/2013	LAP
Acenaphthene	EPA-8270 SIM	U	0.020	1	UG/L	06/24/2013	LAP
Fluorene	EPA-8270 SIM	U	0.020	1	UG/L	06/24/2013	LAP
Phenanthrene	EPA-8270 SIM	U	0.020	1	UG/L	06/24/2013	LAP
Anthracene	EPA-8270 SIM	U	0.020	1	UG/L	06/24/2013	LAP
Fluoranthene	EPA-8270 SIM	U	0.020	1	UG/L	06/24/2013	LAP
Pyrene	EPA-8270 SIM	U	0.020	1	UG/L	06/24/2013	LAP
Benzo[A]Anthracene	EPA-8270 SIM	U	0.020	1	UG/L	06/24/2013	LAP
Chrysene	EPA-8270 SIM	U	0.020	1	UG/L	06/24/2013	LAP
Benzo[B]Fluoranthene	EPA-8270 SIM	U	0.020	1	UG/L	06/24/2013	LAP
Benzo[K]Fluoranthene	EPA-8270 SIM	U	0.020	1	UG/L	06/24/2013	LAP
Benzo[A]Pyrene	EPA-8270 SIM	U	0.020	1	UG/L	06/24/2013	LAP
Indeno[1,2,3-Cd]Pyrene	EPA-8270 SIM	U	0.020	1	UG/L	06/24/2013	LAP
Dibenz[A,H]Anthracene	EPA-8270 SIM	U	0.020	1	UG/L	06/24/2013	LAP
Benzo[G,H,I]Perylene	EPA-8270 SIM	U	0.020	1	UG/L	06/24/2013	LAP

MB-062113W - Batch 3862 - Water by EPA-8270

ANALYTE	METHOD	RESULTS	REPORTING LIMITS	DILUTION FACTOR	UNITS	ANALYSIS DATE	ANALYSIS BY
Pyridine	EPA-8270	U	2.0	1	UG/L	06/24/2013	LAP
N-Nitrosodimethylamine	EPA-8270	U	2.0	1	UG/L	06/24/2013	LAP
Phenol	EPA-8270	U	2.0	1	UG/L	06/24/2013	LAP
Aniline	EPA-8270	U	2.0	1	UG/L	06/24/2013	LAP
Bis(2-Chloroethyl)Ether	EPA-8270	U	2.0	1	UG/L	06/24/2013	LAP
2-Chlorophenol	EPA-8270	U	2.0	1	UG/L	06/24/2013	LAP
1,3-Dichlorobenzene	EPA-8270	U	2.0	1	UG/L	06/24/2013	LAP
1,4-Dichlorobenzene	EPA-8270	U	2.0	1	UG/L	06/24/2013	LAP
Benzyl Alcohol	EPA-8270	U	2.0	1	UG/L	06/24/2013	LAP
1,2-Dichlorobenzene	EPA-8270	U	2.0	1	UG/L	06/24/2013	LAP



CERTIFICATE OF ANALYSIS

CLIENT:	Landau Associates, Inc. 130 - 2nd Ave. S. Edmonds, WA 98020	DATE:	7/16/2013
CLIENT CONTACT:	Jeffrey Fellows	ALS SDG#:	EV13060119
CLIENT PROJECT:	Yakima Mill Site / #1148007.010	WDOE ACCREDITATION:	C601

LABORATORY BLANK RESULTS

MB-062113W - Batch 3862 - Water by EPA-8270

2-Methylphenol	EPA-8270	U	2.0	1	UG/L	06/24/2013	LAP
Bis(2-Chloroisopropyl)Ether	EPA-8270	U	2.0	1	UG/L	06/24/2013	LAP
3&4-Methylphenol	EPA-8270	U	2.0	1	UG/L	06/24/2013	LAP
N-Nitroso-Di-N-Propylamine	EPA-8270	U	2.0	1	UG/L	06/24/2013	LAP
Hexachloroethane	EPA-8270	U	2.0	1	UG/L	06/24/2013	LAP
Nitrobenzene	EPA-8270	U	2.0	1	UG/L	06/24/2013	LAP
Isophorone	EPA-8270	U	2.0	1	UG/L	06/24/2013	LAP
2-Nitrophenol	EPA-8270	U	2.0	1	UG/L	06/24/2013	LAP
2,4-Dimethylphenol	EPA-8270	U	2.0	1	UG/L	06/24/2013	LAP
Benzoic Acid	EPA-8270	U	10	1	UG/L	06/24/2013	LAP
Bis(2-Chloroethoxy)Methane	EPA-8270	U	2.0	1	UG/L	06/24/2013	LAP
2,4-Dichlorophenol	EPA-8270	U	2.0	1	UG/L	06/24/2013	LAP
1,2,4-Trichlorobenzene	EPA-8270	U	2.0	1	UG/L	06/24/2013	LAP
Naphthalene	EPA-8270	U	2.0	1	UG/L	06/24/2013	LAP
4-Chloroaniline	EPA-8270	U	2.0	1	UG/L	06/24/2013	LAP
2,6-Dichlorophenol	EPA-8270	U	2.0	1	UG/L	06/24/2013	LAP
Hexachlorobutadiene	EPA-8270	U	2.0	1	UG/L	06/24/2013	LAP
4-Chloro-3-Methylphenol	EPA-8270	U	2.0	1	UG/L	06/24/2013	LAP
2-Methylnaphthalene	EPA-8270	U	2.0	1	UG/L	06/24/2013	LAP
1-Methylnaphthalene	EPA-8270	U	2.0	1	UG/L	06/24/2013	LAP
Hexachlorocyclopentadiene	EPA-8270	U	2.0	1	UG/L	06/24/2013	LAP
2,4,6-Trichlorophenol	EPA-8270	U	2.0	1	UG/L	06/24/2013	LAP
2,4,5-Trichlorophenol	EPA-8270	U	2.0	1	UG/L	06/24/2013	LAP
2-Chloronaphthalene	EPA-8270	U	2.0	1	UG/L	06/24/2013	LAP
2-Nitroaniline	EPA-8270	U	2.0	1	UG/L	06/24/2013	LAP
Acenaphthylene	EPA-8270	U	2.0	1	UG/L	06/24/2013	LAP
Dimethylphthalate	EPA-8270	U	2.0	1	UG/L	06/24/2013	LAP
2,6-Dinitrotoluene	EPA-8270	U	2.0	1	UG/L	06/24/2013	LAP
Acenaphthene	EPA-8270	U	2.0	1	UG/L	06/24/2013	LAP
3-Nitroaniline	EPA-8270	U	5.0	1	UG/L	06/24/2013	LAP
2,4-Dinitrophenol	EPA-8270	U	10	1	UG/L	06/24/2013	LAP
4-Nitrophenol	EPA-8270	U	2.0	1	UG/L	06/24/2013	LAP
Dibenzofuran	EPA-8270	U	2.0	1	UG/L	06/24/2013	LAP
2,4-Dinitrotoluene	EPA-8270	U	2.0	1	UG/L	06/24/2013	LAP
2,3,4,6-Tetrachlorophenol	EPA-8270	U	2.0	1	UG/L	06/24/2013	LAP
Diethylphthalate	EPA-8270	U	2.0	1	UG/L	06/24/2013	LAP
Fluorene	EPA-8270	U	2.0	1	UG/L	06/24/2013	LAP
4-Chlorophenyl-Phenylether	EPA-8270	U	2.0	1	UG/L	06/24/2013	LAP
4-Nitroaniline	EPA-8270	U	2.0	1	UG/L	06/24/2013	LAP
4,6-Dinitro-2-Methylphenol	EPA-8270	U	2.0	1	UG/L	06/24/2013	LAP



CERTIFICATE OF ANALYSIS

CLIENT: Landau Associates, Inc. DATE: 7/16/2013
 130 - 2nd Ave. S. ALS SDG#: EV13060119
 Edmonds, WA 98020 WDOE ACCREDITATION: C601

CLIENT CONTACT: Jeffrey Fellows
 CLIENT PROJECT: Yakima Mill Site / #1148007.010

LABORATORY BLANK RESULTS

MB-062113W - Batch 3862 - Water by EPA-8270

ANALYTE	METHOD	RESULTS	REPORTING LIMITS	DILUTION FACTOR	UNITS	ANALYSIS DATE	ANALYSIS BY
N-Nitrosodiphenylamine	EPA-8270	U	2.0	1	UG/L	06/24/2013	LAP
Azobenzene	EPA-8270	U	2.0	1	UG/L	06/24/2013	LAP
4-Bromophenyl-Phenylether	EPA-8270	U	2.0	1	UG/L	06/24/2013	LAP
Hexachlorobenzene	EPA-8270	U	2.0	1	UG/L	06/24/2013	LAP
Pentachlorophenol	EPA-8270	U	5.0	1	UG/L	06/24/2013	LAP
Phenanthrene	EPA-8270	U	2.0	1	UG/L	06/24/2013	LAP
Anthracene	EPA-8270	U	2.0	1	UG/L	06/24/2013	LAP
Carbazole	EPA-8270	U	2.0	1	UG/L	06/24/2013	LAP
Di-N-Butylphthalate	EPA-8270	U	2.0	1	UG/L	06/24/2013	LAP
Fluoranthene	EPA-8270	U	2.0	1	UG/L	06/24/2013	LAP
Pyrene	EPA-8270	U	2.0	1	UG/L	06/24/2013	LAP
Butylbenzylphthalate	EPA-8270	U	2.0	1	UG/L	06/24/2013	LAP
3,3-Dichlorobenzidine	EPA-8270	U	2.0	1	UG/L	06/24/2013	LAP
Benzo[A]Anthracene	EPA-8270	U	2.0	1	UG/L	06/24/2013	LAP
Chrysene	EPA-8270	U	2.0	1	UG/L	06/24/2013	LAP
Bis(2-Ethylhexyl)Phthalate	EPA-8270	U	2.0	1	UG/L	06/24/2013	LAP
Di-N-Octylphthalate	EPA-8270	U	2.0	1	UG/L	06/24/2013	LAP
Benzo[B]Fluoranthene	EPA-8270	U	2.0	1	UG/L	06/24/2013	LAP
Benzo[K]Fluoranthene	EPA-8270	U	2.0	1	UG/L	06/24/2013	LAP
Benzo[A]Pyrene	EPA-8270	U	2.0	1	UG/L	06/24/2013	LAP
Indeno[1,2,3-Cd]Pyrene	EPA-8270	U	2.0	1	UG/L	06/24/2013	LAP
Dibenz[A,H]Anthracene	EPA-8270	U	2.0	1	UG/L	06/24/2013	LAP
Benzo[G,H,I]Perylene	EPA-8270	U	2.0	1	UG/L	06/24/2013	LAP

MBLK-6272013 - Batch R81941 - Water by EPA-8082

ANALYTE	METHOD	RESULTS	REPORTING LIMITS	DILUTION FACTOR	UNITS	ANALYSIS DATE	ANALYSIS BY
PCB-1016	EPA-8082	U	0.10	1	UG/L	06/27/2013	LAP
PCB-1268	EPA-8082	U	0.10	1	UG/L	06/27/2013	LAP
PCB-1221	EPA-8082	U	0.10	1	UG/L	06/27/2013	LAP
PCB-1232	EPA-8082	U	0.10	1	UG/L	06/27/2013	LAP
PCB-1242	EPA-8082	U	0.10	1	UG/L	06/27/2013	LAP
PCB-1248	EPA-8082	U	0.10	1	UG/L	06/27/2013	LAP
PCB-1254	EPA-8082	U	0.10	1	UG/L	06/27/2013	LAP
PCB-1260	EPA-8082	U	0.10	1	UG/L	06/27/2013	LAP

MBLK-6212013 - Batch R81777 - Water by EPA-7196

ANALYTE	METHOD	RESULTS	REPORTING LIMITS	DILUTION FACTOR	UNITS	ANALYSIS DATE	ANALYSIS BY
Chromium (VI)	EPA-7196	U	10	1	UG/L	06/21/2013	RAL



CERTIFICATE OF ANALYSIS

CLIENT: Landau Associates, Inc. DATE: 7/16/2013
 130 - 2nd Ave. S. ALS SDG#: EV13060119
 Edmonds, WA 98020 WDOE ACCREDITATION: C601

CLIENT CONTACT: Jeffrey Fellows
 CLIENT PROJECT: Yakima Mill Site / #1148007.010

LABORATORY BLANK RESULTS

MBLK-6212013 - Batch R81777 - Water by EPA-7196

MBLK-6212013 - Batch R81778 - Water by EPA-7196

ANALYTE	METHOD	RESULTS	REPORTING LIMITS	DILUTION FACTOR	UNITS	ANALYSIS DATE	ANALYSIS BY
Chromium (VI)	EPA-7196	U	10	1	UG/L	06/21/2013	RAL

MBLK-6252013 - Batch R81794 - Water by SM2540C

ANALYTE	METHOD	RESULTS	REPORTING LIMITS	DILUTION FACTOR	UNITS	ANALYSIS DATE	ANALYSIS BY
Total Dissolved Solids	SM2540C	U	5.0	1	MG/L	06/25/2013	DLC

MBLK-6262013 - Batch R81910 - Water by EPA-7470

ANALYTE	METHOD	RESULTS	REPORTING LIMITS	DILUTION FACTOR	UNITS	ANALYSIS DATE	ANALYSIS BY
Mercury	EPA-7470	U	0.20	1	UG/L	06/26/2013	RAL

MBLK-6262013 - Batch R81944 - Water by EPA-7470

ANALYTE	METHOD	RESULTS	REPORTING LIMITS	DILUTION FACTOR	UNITS	ANALYSIS DATE	ANALYSIS BY
Mercury (Dissolved)	EPA-7470	U	0.20	1	UG/L	06/26/2013	RAL

MB1-062413W - Batch 3844 - Water by EPA-200.8

ANALYTE	METHOD	RESULTS	REPORTING LIMITS	DILUTION FACTOR	UNITS	ANALYSIS DATE	ANALYSIS BY
Arsenic	EPA-200.8	U	1.0	1	UG/L	06/25/2013	RAL
Cadmium	EPA-200.8	U	1.0	1	UG/L	06/25/2013	RAL
Chromium	EPA-200.8	U	2.0	1	UG/L	06/25/2013	RAL
Iron	EPA-200.8	U	50	1	UG/L	06/25/2013	RAL
Lead	EPA-200.8	U	1.0	1	UG/L	06/25/2013	RAL
Manganese	EPA-200.8	U	2.0	1	UG/L	06/25/2013	RAL
Sodium	EPA-200.8	U	50	1	UG/L	06/25/2013	RAL

MB1-062413W - Batch 3845 - Water by EPA-200.8

ANALYTE	METHOD	RESULTS	REPORTING LIMITS	DILUTION FACTOR	UNITS	ANALYSIS DATE	ANALYSIS BY
Arsenic (Dissolved)	EPA-200.8	U	1.0	1	UG/L	06/25/2013	RAL
Cadmium (Dissolved)	EPA-200.8	U	1.0	1	UG/L	06/25/2013	RAL
Chromium (Dissolved)	EPA-200.8	U	2.0	1	UG/L	06/25/2013	RAL
Iron (Dissolved)	EPA-200.8	U	50	1	UG/L	06/25/2013	RAL
Lead (Dissolved)	EPA-200.8	U	1.0	1	UG/L	06/25/2013	RAL



CERTIFICATE OF ANALYSIS

CLIENT:	Landau Associates, Inc. 130 - 2nd Ave. S. Edmonds, WA 98020	DATE:	7/16/2013
		ALS SDG#:	EV13060119
		WDOE ACCREDITATION:	C601
CLIENT CONTACT:	Jeffrey Fellows		
CLIENT PROJECT:	Yakima Mill Site / #1148007.010		

LABORATORY BLANK RESULTS

MB1-062413W - Batch 3845 - Water by EPA-200.8

Manganese (Dissolved)	EPA-200.8	U	2.0	1	UG/L	06/25/2013	RAL
Sodium (Dissolved)	EPA-200.8	U	50	1	UG/L	06/25/2013	RAL

MBLK-6272013 - Batch R81943 - Water by SM5310C

ANALYTE	METHOD	RESULTS	REPORTING LIMITS	DILUTION FACTOR	UNITS	ANALYSIS DATE	ANALYSIS BY
Total Organic Carbon (TOC)	SM5310C	U	0.50	1	MG/L	06/27/2013	CAS



CERTIFICATE OF ANALYSIS

CLIENT:	Landau Associates, Inc. 130 - 2nd Ave. S. Edmonds, WA 98020	DATE:	7/16/2013
CLIENT CONTACT:	Jeffrey Fellows	ALS SDG#:	EV13060119
CLIENT PROJECT:	Yakima Mill Site / #1148007.010	WDOE ACCREDITATION:	C601

LABORATORY CONTROL SAMPLE RESULTS

ALS Test Batch ID: 3835 - Water by NWTPH-GX

SPIKED COMPOUND	METHOD	%REC	RPD	QUAL	ANALYSIS DATE	ANALYSIS BY
TPH-Volatile Range - BS	NWTPH-GX	73.4			06/19/2013	DLC
TPH-Volatile Range - BSD	NWTPH-GX	72.5	1		06/19/2013	DLC

ALS Test Batch ID: 3839 - Water by NWTPH-DX

SPIKED COMPOUND	METHOD	%REC	RPD	QUAL	ANALYSIS DATE	ANALYSIS BY
TPH-Diesel Range - BS	NWTPH-DX	82.6			06/19/2013	LAP
TPH-Diesel Range - BSD	NWTPH-DX	83.0	0		06/19/2013	LAP

ALS Test Batch ID: 3856 - Water by EPA-8260 SIM

SPIKED COMPOUND	METHOD	%REC	RPD	QUAL	ANALYSIS DATE	ANALYSIS BY
1,1-Dichloroethene - BS	EPA-8260 SIM	124			07/02/2013	GAP
1,1-Dichloroethene - BSD	EPA-8260 SIM	122	2		07/02/2013	GAP
Trichloroethene - BS	EPA-8260 SIM	127			07/02/2013	GAP
Trichloroethene - BSD	EPA-8260 SIM	125	1		07/02/2013	GAP

ALS Test Batch ID: 3855 - Water by EPA-8260

SPIKED COMPOUND	METHOD	%REC	RPD	QUAL	ANALYSIS DATE	ANALYSIS BY
1,1-Dichloroethene - BS	EPA-8260	124			07/02/2013	GAP
1,1-Dichloroethene - BSD	EPA-8260	122	2		07/02/2013	GAP
Benzene - BS	EPA-8260	128			07/02/2013	GAP
Benzene - BSD	EPA-8260	126	2		07/02/2013	GAP
Toluene - BS	EPA-8260	118			07/02/2013	GAP
Toluene - BSD	EPA-8260	116	1		07/02/2013	GAP
Chlorobenzene - BS	EPA-8260	103			07/02/2013	GAP
Chlorobenzene - BSD	EPA-8260	102	1		07/02/2013	GAP

ALS Test Batch ID: 3896 - Water by EPA-8270 SIM

SPIKED COMPOUND	METHOD	%REC	RPD	QUAL	ANALYSIS DATE	ANALYSIS BY
Acenaphthene - BS	EPA-8270 SIM	84.7			07/02/2013	LAP
Acenaphthene - BSD	EPA-8270 SIM	80.0	6		07/02/2013	LAP
Pyrene - BS	EPA-8270 SIM	94.8			07/02/2013	LAP
Pyrene - BSD	EPA-8270 SIM	88.5	7		07/02/2013	LAP



CERTIFICATE OF ANALYSIS

CLIENT:	Landau Associates, Inc. 130 - 2nd Ave. S. Edmonds, WA 98020	DATE:	7/16/2013
CLIENT CONTACT:	Jeffrey Fellows	ALS SDG#:	EV13060119
CLIENT PROJECT:	Yakima Mill Site / #1148007.010	WDOE ACCREDITATION:	C601

LABORATORY CONTROL SAMPLE RESULTS

ALS Test Batch ID: 3862 - Water by EPA-8270

SPIKED COMPOUND	METHOD	%REC	RPD	QUAL	ANALYSIS DATE	ANALYSIS BY
Phenol - BS	EPA-8270	30.2			07/02/2013	LAP
Phenol - BSD	EPA-8270	31.6	4		07/02/2013	LAP
2-Chlorophenol - BS	EPA-8270	85.6			07/02/2013	LAP
2-Chlorophenol - BSD	EPA-8270	85.1	1		07/02/2013	LAP
1,4-Dichlorobenzene - BS	EPA-8270	82.2			07/02/2013	LAP
1,4-Dichlorobenzene - BSD	EPA-8270	77.8	6		07/02/2013	LAP
N-Nitroso-Di-N-Propylamine - BS	EPA-8270	75.2			07/02/2013	LAP
N-Nitroso-Di-N-Propylamine - BSD	EPA-8270	68.5	9		07/02/2013	LAP
1,2,4-Trichlorobenzene - BS	EPA-8270	80.7			07/02/2013	LAP
1,2,4-Trichlorobenzene - BSD	EPA-8270	75.6	7		07/02/2013	LAP
4-Chloro-3-Methylphenol - BS	EPA-8270	58.3		SQ3	07/02/2013	LAP
4-Chloro-3-Methylphenol - BSD	EPA-8270	60.0	3		07/02/2013	LAP
Acenaphthene - BS	EPA-8270	84.8			07/02/2013	LAP
Acenaphthene - BSD	EPA-8270	80.2	6		07/02/2013	LAP
4-Nitrophenol - BS	EPA-8270	16.4			07/02/2013	LAP
4-Nitrophenol - BSD	EPA-8270	12.6	26	SR1	07/02/2013	LAP
2,4-Dinitrotoluene - BS	EPA-8270	90.5			07/02/2013	LAP
2,4-Dinitrotoluene - BSD	EPA-8270	85.4	6		07/02/2013	LAP
Pentachlorophenol - BS	EPA-8270	89.7			07/02/2013	LAP
Pentachlorophenol - BSD	EPA-8270	84.4	6		07/02/2013	LAP
Pyrene - BS	EPA-8270	95.3			07/02/2013	LAP
Pyrene - BSD	EPA-8270	89.0	7		07/02/2013	LAP

SQ3 - Spike outside of control limits due to sporadic marginal failure. All other spikes in extraction fraction within control limits. No corrective action taken.
SR1 - RPD outside of control limits.

ALS Test Batch ID: R81941 - Water by EPA-8082

SPIKED COMPOUND	METHOD	%REC	RPD	QUAL	ANALYSIS DATE	ANALYSIS BY
PCB-1016 - BS	EPA-8082	86.0			06/27/2013	LAP
PCB-1016 - BSD	EPA-8082	82.0	5		06/27/2013	LAP
PCB-1260 - BS	EPA-8082	85.0			06/27/2013	LAP
PCB-1260 - BSD	EPA-8082	84.0	1		06/27/2013	LAP

ALS Test Batch ID: R81777 - Water by EPA-7196

SPIKED COMPOUND	METHOD	%REC	RPD	QUAL	ANALYSIS DATE	ANALYSIS BY
Chromium (VI) - BS	EPA-7196	106			06/21/2013	RAL
Chromium (VI) - BSD	EPA-7196	102	4		06/21/2013	RAL



CERTIFICATE OF ANALYSIS

CLIENT:	Landau Associates, Inc. 130 - 2nd Ave. S. Edmonds, WA 98020	DATE:	7/16/2013
CLIENT CONTACT:	Jeffrey Fellows	ALS SDG#:	EV13060119
CLIENT PROJECT:	Yakima Mill Site / #1148007.010	WDOE ACCREDITATION:	C601

LABORATORY CONTROL SAMPLE RESULTS

ALS Test Batch ID: R81778 - Water by EPA-7196

SPIKED COMPOUND	METHOD	%REC	RPD	QUAL	ANALYSIS DATE	ANALYSIS BY
Chromium (VI) - BS	EPA-7196	106			06/21/2013	RAL
Chromium (VI) - BSD	EPA-7196	102	4		06/21/2013	RAL

ALS Test Batch ID: R81794 - Water by SM2540C

SPIKED COMPOUND	METHOD	%REC	RPD	QUAL	ANALYSIS DATE	ANALYSIS BY
Total Dissolved Solids - BS	SM2540C	96.0			06/25/2013	DLC

ALS Test Batch ID: R81910 - Water by EPA-7470

SPIKED COMPOUND	METHOD	%REC	RPD	QUAL	ANALYSIS DATE	ANALYSIS BY
Mercury - BS	EPA-7470	100			06/26/2013	RAL
Mercury - BSD	EPA-7470	100	0		06/26/2013	RAL

ALS Test Batch ID: R81944 - Water by EPA-7470

SPIKED COMPOUND	METHOD	%REC	RPD	QUAL	ANALYSIS DATE	ANALYSIS BY
Mercury (Dissolved) - BS	EPA-7470	100			06/26/2013	RAL
Mercury (Dissolved) - BSD	EPA-7470	100	0		06/26/2013	RAL

ALS Test Batch ID: 3844 - Water by EPA-200.8

SPIKED COMPOUND	METHOD	%REC	RPD	QUAL	ANALYSIS DATE	ANALYSIS BY
Arsenic - BS	EPA-200.8	97.0			06/25/2013	RAL
Arsenic - BSD	EPA-200.8	97.0	0		06/25/2013	RAL
Cadmium - BS	EPA-200.8	102			06/25/2013	RAL
Cadmium - BSD	EPA-200.8	104	2		06/25/2013	RAL
Chromium - BS	EPA-200.8	95.2			06/25/2013	RAL
Chromium - BSD	EPA-200.8	95.9	1		06/25/2013	RAL
Iron - BS	EPA-200.8	95.6			06/25/2013	RAL
Iron - BSD	EPA-200.8	95.8	0		06/25/2013	RAL
Lead - BS	EPA-200.8	99.5			06/25/2013	RAL
Lead - BSD	EPA-200.8	101	2		06/25/2013	RAL
Manganese - BS	EPA-200.8	96.0			06/25/2013	RAL
Manganese - BSD	EPA-200.8	95.6	0		06/25/2013	RAL
Sodium - BS	EPA-200.8	99.0			06/25/2013	RAL
Sodium - BSD	EPA-200.8	101	2		06/25/2013	RAL



CERTIFICATE OF ANALYSIS

CLIENT:	Landau Associates, Inc. 130 - 2nd Ave. S. Edmonds, WA 98020	DATE:	7/16/2013
CLIENT CONTACT:	Jeffrey Fellows	ALS SDG#:	EV13060119
CLIENT PROJECT:	Yakima Mill Site / #1148007.010	WDOE ACCREDITATION:	C601

LABORATORY CONTROL SAMPLE RESULTS

ALS Test Batch ID: 3845 - Water by EPA-200.8

SPIKED COMPOUND	METHOD	%REC	RPD	QUAL	ANALYSIS DATE	ANALYSIS BY
Arsenic (Dissolved) - BS	EPA-200.8	97.0			06/25/2013	RAL
Arsenic (Dissolved) - BSD	EPA-200.8	97.0	0		06/25/2013	RAL
Cadmium (Dissolved) - BS	EPA-200.8	102			06/25/2013	RAL
Cadmium (Dissolved) - BSD	EPA-200.8	104	2		06/25/2013	RAL
Chromium (Dissolved) - BS	EPA-200.8	95.2			06/25/2013	RAL
Chromium (Dissolved) - BSD	EPA-200.8	95.9	1		06/25/2013	RAL
Iron (Dissolved) - BS	EPA-200.8	95.6			06/25/2013	RAL
Iron (Dissolved) - BSD	EPA-200.8	95.8	0		06/25/2013	RAL
Lead (Dissolved) - BS	EPA-200.8	99.5			06/25/2013	RAL
Lead (Dissolved) - BSD	EPA-200.8	101	2		06/25/2013	RAL
Manganese (Dissolved) - BS	EPA-200.8	96.0			06/25/2013	RAL
Manganese (Dissolved) - BSD	EPA-200.8	95.6	0		06/25/2013	RAL
Sodium (Dissolved) - BS	EPA-200.8	99.0			06/25/2013	RAL
Sodium (Dissolved) - BSD	EPA-200.8	101	2		06/25/2013	RAL

ALS Test Batch ID: R81943 - Water by SM5310C

SPIKED COMPOUND	METHOD	%REC	RPD	QUAL	ANALYSIS DATE	ANALYSIS BY
Total Organic Carbon (TOC) - BS	SM5310C	93.0			06/27/2013	CAS
Total Organic Carbon (TOC) - BSD	SM5310C	92.3	1		06/27/2013	CAS

APPROVED BY

Laboratory Director

ALS ENVIRONMENTAL

Sample Receiving Checklist

Client: Landau Associates ALS Job #: EV13060119

Project: Yakima Mill Site / #1148007.010

Received Date: 6/21/13 Received Time: 8:45 By: su

Type of shipping container: Cooler Box Other

Shipped via: UPS/FedEx US Postal Service Courier Hand Delivered

	Yes	No	N/A
Were custody seals on outside of sample?	<input checked="" type="checkbox"/>	<input type="checkbox"/>	<input type="checkbox"/>
If yes, how many? <u>1</u> Where? <u>outside cooler</u>			
Custody seal date: <u>6/20/13</u> Seal name: <u>Landau</u>			

Was Chain of Custody properly filled out (ink, signed, dated, etc.)?

Did all bottles have labels?

Did all bottle labels and tags agree with Chain of Custody?

Were samples received within hold time?

Did all bottles arrive in good condition (unbroken, etc.)?

Was sufficient amount of sample sent for the tests indicated?

Was correct preservation added to samples?

If no, Sample Control added preservative to the following:

<u>Sample Number</u>	<u>Reagent</u>	<u>Analyte</u>
_____	_____	_____
_____	_____	_____
_____	_____	_____

Were VOA vials checked for absence of air bubbles?

Bubbles present in sample #: _____ None

Temperature of cooler upon receipt: 1.1° on ice Cold Cool Ambient N/A

Explain any discrepancies: _____

Was client contacted? _____ Who was called? _____ By whom? _____ Date: _____

Outcome of call: _____

- Seattle/Edmonds (425) 778-0907
- Tacoma (253) 926-2493
- Spokane (509) 327-9737
- Portland (503) 542-1080



LANDAU ASSOCIATES

Chain-of-Custody Record

EV13060119 Date 6/20/13

Page 1 of 1

Project Name YAKIMA MILL SITE Project No. 1148007.010

Project Location/Event YAKIMA, WA

Sampler's Name MATT MORONEY, STEVE SHAW, CHRIS DEBOER

Project Contact JEFF FELLOWS

Send Results To TIM SYVERSON, JEFF FELLOWS, ANNE HALVORSON

Sample I.D.	Date	Time	Matrix	No. of Containers	Turnaround Time	Observations/Comments
1 MW-12-01-06202013	6/20/13	1000	WATER	13	<input checked="" type="checkbox"/> Standard <input type="checkbox"/> Accelerated	X Allow water samples to settle, collect aliquot from clear portion X NWTPH-Dx - run acid wash/silica gel cleanup
2 MW-9A-01-06202013	6/20/13	1050	WATER	13		
3 TP-B04B-GW(18)	6/20/13	1500	WATER	9		

Testing Parameters

Parameter	1	2	3
TOC	X	X	X
TDS	X	X	X
PCBS	X	X	X
PAHs	X	X	X
SVOCs	X	X	X
VOCs CR 6 + DIS	X	X	X
TOTAL CR 6 + DIS	X	X	X
DISSOLVED METALS	X	X	X
TOTAL METALS	X	X	X
TOTAL METALS 5	X	X	X
TOTAL METALS 5 + NWTPH-DX	X	X	X

Special Shipment/Handling or Storage Requirements

Other SVOCs by 8260C (SIM)
FOR VINYL CHLORIDE + TCCE
** METALS - AS, CD, CR, Pb, Hg
Fe, Mn, TNA

6/21/13 - Per Jeff, total + dissolved Cr6 on all 3 samples

Method of Shipment

Received by: Shawn Roberson Signature
Shawn Roberson Printed Name
ALS Company
Date 6/21/13 Time 8:45

Relinquished by: Shawn Roberson Signature
Shawn Roberson Printed Name
ALS Company
Date 6/21/13 Time 8:45

Received by: Matt Moroney Signature
MATT MORONEY Printed Name
LANDAU ASSOCIATES Company
Date 6/20/2013 Time 1600

Relinquished by: Matt Moroney Signature
MATT MORONEY Printed Name
LANDAU ASSOCIATES Company
Date 6/20/2013 Time 1600

Received by: Shawn Roberson Signature
Shawn Roberson Printed Name
ALS Company
Date 6/21/13 Time 8:45

Relinquished by: Shawn Roberson Signature
Shawn Roberson Printed Name
ALS Company
Date 6/21/13 Time 8:45

Received by: Shawn Roberson Signature
Shawn Roberson Printed Name
ALS Company
Date 6/21/13 Time 8:45

Relinquished by: Shawn Roberson Signature
Shawn Roberson Printed Name
ALS Company
Date 6/21/13 Time 8:45



July 15, 2013

Mr. Jeffrey Fellows
Landau Associates, Inc.
130 - 2nd Ave. S.
Edmonds, WA 98020

Dear Mr. Fellows,

On June 24th, 65 samples were received by our laboratory and assigned our laboratory project number EV13060128. The project was identified as your Yakima Mill Site / #1148007.010. The sample identification and requested analyses are outlined on the attached chain of custody record.

No abnormalities or nonconformances were observed during the analyses of the project samples.

Please do not hesitate to call me if you have any questions or if I can be of further assistance.

Sincerely,

ALS Laboratory Group

Rick Bagan
Laboratory Director



CERTIFICATE OF ANALYSIS

CLIENT:	Landau Associates, Inc. 130 - 2nd Ave. S. Edmonds, WA 98020	DATE:	7/15/2013
CLIENT CONTACT:	Jeffrey Fellows	ALS JOB#:	EV13060128
CLIENT PROJECT:	Yakima Mill Site / #1148007.010	ALS SAMPLE#:	-01
CLIENT SAMPLE ID	FPP-B16-S (11.7-12.7)	DATE RECEIVED:	6/24/2013
		COLLECTION DATE:	6/17/2013 12:31:00 PM
		WDOE ACCREDITATION:	C601

DATA RESULTS

ANALYTE	METHOD	RESULTS	REPORTING LIMITS	DILUTION FACTOR	UNITS	ANALYSIS DATE	ANALYSIS BY
TPH-Diesel Range	NWTPH-DX w/ SGA	U	25	1	MG/KG	06/25/2013	LAP
TPH-Oil Range	NWTPH-DX w/ SGA	150	50	1	MG/KG	06/25/2013	LAP
Mercury	EPA-7471	0.032	0.020	1	MG/KG	07/01/2013	RAL
Arsenic	EPA-6020	2.3	1.0	5	MG/KG	07/01/2013	RAL
Cadmium	EPA-6020	U	0.50	5	MG/KG	07/01/2013	RAL
Chromium	EPA-6020	15	0.52	5	MG/KG	07/01/2013	RAL
Iron	EPA-6020	22000	50	5	MG/KG	07/01/2013	RAL
Lead	EPA-6020	13	0.50	5	MG/KG	07/01/2013	RAL
Manganese	EPA-6020	230	0.50	5	MG/KG	07/01/2013	RAL

SURROGATE	METHOD	%REC	ANALYSIS DATE	ANALYSIS BY
C25	NWTPH-DX w/ SGA	104	06/25/2013	LAP

U - Analyte analyzed for but not detected at level above reporting limit.
Chromatogram indicates that it is likely that sample contains light oil/lube oil.



CERTIFICATE OF ANALYSIS

CLIENT:	Landau Associates, Inc. 130 - 2nd Ave. S. Edmonds, WA 98020	DATE:	7/15/2013
CLIENT CONTACT:	Jeffrey Fellows	ALS JOB#:	EV13060128
CLIENT PROJECT:	Yakima Mill Site / #1148007.010	ALS SAMPLE#:	-02
CLIENT SAMPLE ID	FPP-B15-S (13.5-14.5)	DATE RECEIVED:	6/24/2013
		COLLECTION DATE:	6/17/2013 1:25:00 PM
		WDOE ACCREDITATION:	C601

DATA RESULTS

ANALYTE	METHOD	RESULTS	REPORTING LIMITS	DILUTION FACTOR	UNITS	ANALYSIS DATE	ANALYSIS BY
TPH-Diesel Range	NWTPH-DX w/ SGA	U	25	1	MG/KG	06/25/2013	LAP
TPH-Oil Range	NWTPH-DX w/ SGA	U	50	1	MG/KG	06/25/2013	LAP
Mercury	EPA-7471	U	0.020	1	MG/KG	07/01/2013	RAL
Arsenic	EPA-6020	1.2	1.0	5	MG/KG	07/01/2013	RAL
Cadmium	EPA-6020	U	0.50	5	MG/KG	07/01/2013	RAL
Chromium	EPA-6020	17	0.50	5	MG/KG	07/01/2013	RAL
Iron	EPA-6020	26000	50	5	MG/KG	07/01/2013	RAL
Lead	EPA-6020	1.7	0.50	5	MG/KG	07/01/2013	RAL
Manganese	EPA-6020	250	0.50	5	MG/KG	07/01/2013	RAL

SURROGATE	METHOD	%REC	ANALYSIS DATE	ANALYSIS BY
C25	NWTPH-DX w/ SGA	101	06/25/2013	LAP

U - Analyte analyzed for but not detected at level above reporting limit.



CERTIFICATE OF ANALYSIS

CLIENT:	Landau Associates, Inc. 130 - 2nd Ave. S. Edmonds, WA 98020	DATE:	7/15/2013
CLIENT CONTACT:	Jeffrey Fellows	ALS JOB#:	EV13060128
CLIENT PROJECT:	Yakima Mill Site / #1148007.010	ALS SAMPLE#:	-03
CLIENT SAMPLE ID	FPP-B14-S (14-15)	DATE RECEIVED:	6/24/2013
		COLLECTION DATE:	6/17/2013 2:30:00 PM
		WDOE ACCREDITATION:	C601

DATA RESULTS

ANALYTE	METHOD	RESULTS	REPORTING LIMITS	DILUTION FACTOR	UNITS	ANALYSIS DATE	ANALYSIS BY
TPH-Diesel Range	NWTPH-DX w/ SGA	U	25	1	MG/KG	06/25/2013	LAP
TPH-Oil Range	NWTPH-DX w/ SGA	U	50	1	MG/KG	06/25/2013	LAP
Mercury	EPA-7471	U	0.020	1	MG/KG	07/01/2013	RAL
Arsenic	EPA-6020	1.8	1.0	5	MG/KG	07/01/2013	RAL
Cadmium	EPA-6020	U	0.50	5	MG/KG	07/01/2013	RAL
Chromium	EPA-6020	16	0.50	5	MG/KG	07/01/2013	RAL
Iron	EPA-6020	23000	50	5	MG/KG	07/01/2013	RAL
Lead	EPA-6020	3.0	0.50	5	MG/KG	07/01/2013	RAL
Manganese	EPA-6020	300	0.50	5	MG/KG	07/01/2013	RAL

SURROGATE	METHOD	%REC	ANALYSIS DATE	ANALYSIS BY
C25	NWTPH-DX w/ SGA	105	06/25/2013	LAP

U - Analyte analyzed for but not detected at level above reporting limit.



CERTIFICATE OF ANALYSIS

CLIENT:	Landau Associates, Inc. 130 - 2nd Ave. S. Edmonds, WA 98020	DATE:	7/15/2013
CLIENT CONTACT:	Jeffrey Fellows	ALS JOB#:	EV13060128
CLIENT PROJECT:	Yakima Mill Site / #1148007.010	ALS SAMPLE#:	-04
CLIENT SAMPLE ID	FPP-B14-S (18.5-19.5)	DATE RECEIVED:	6/24/2013
		COLLECTION DATE:	6/17/2013 2:40:00 PM
		WDOE ACCREDITATION:	C601

DATA RESULTS

ANALYTE	METHOD	RESULTS	REPORTING LIMITS	DILUTION FACTOR	UNITS	ANALYSIS DATE	ANALYSIS BY
TPH-Diesel Range	NWTPH-DX w/ SGA	U	25	1	MG/KG	06/25/2013	LAP
TPH-Oil Range	NWTPH-DX w/ SGA	960	50	1	MG/KG	06/25/2013	LAP
Mercury	EPA-7471	0.075	0.020	1	MG/KG	07/01/2013	RAL
Arsenic	EPA-6020	8.4	1.3	5	MG/KG	07/01/2013	RAL
Cadmium	EPA-6020	U	0.50	5	MG/KG	07/01/2013	RAL
Chromium	EPA-6020	14	0.66	5	MG/KG	07/01/2013	RAL
Iron	EPA-6020	20000	60	5	MG/KG	07/01/2013	RAL
Lead	EPA-6020	67	0.50	5	MG/KG	07/01/2013	RAL
Manganese	EPA-6020	240	0.52	5	MG/KG	07/01/2013	RAL

SURROGATE	METHOD	%REC	ANALYSIS DATE	ANALYSIS BY
C25	NWTPH-DX w/ SGA	92.9	06/25/2013	LAP

U - Analyte analyzed for but not detected at level above reporting limit.
Chromatogram indicates that it is likely that sample contains light oil/lube oil.



CERTIFICATE OF ANALYSIS

CLIENT:	Landau Associates, Inc. 130 - 2nd Ave. S. Edmonds, WA 98020	DATE:	7/15/2013
CLIENT CONTACT:	Jeffrey Fellows	ALS JOB#:	EV13060128
CLIENT PROJECT:	Yakima Mill Site / #1148007.010	ALS SAMPLE#:	-05
CLIENT SAMPLE ID	FPP-B13-S (12-14.5)	DATE RECEIVED:	6/24/2013
		COLLECTION DATE:	6/17/2013 3:46:00 PM
		WDOE ACCREDITATION:	C601

DATA RESULTS

ANALYTE	METHOD	RESULTS	REPORTING LIMITS	DILUTION FACTOR	UNITS	ANALYSIS	ANALYSIS
						DATE	BY
TPH-Volatile Range	NWTPH-GX	U	3.0	1	MG/KG	06/25/2013	GAP
TPH-Diesel Range	NWTPH-DX w/ SGA	U	25	1	MG/KG	06/25/2013	LAP
TPH-Oil Range	NWTPH-DX w/ SGA	U	50	1	MG/KG	06/25/2013	LAP
Dichlorodifluoromethane	EPA-8260	U	10	1	UG/KG	07/01/2013	GAP
Chloromethane	EPA-8260	U	10	1	UG/KG	07/01/2013	GAP
Vinyl Chloride	EPA-8260	U	10	1	UG/KG	07/01/2013	GAP
Bromomethane	EPA-8260	U	10	1	UG/KG	07/01/2013	GAP
Chloroethane	EPA-8260	U	10	1	UG/KG	07/01/2013	GAP
Carbon Tetrachloride	EPA-8260	U	10	1	UG/KG	07/01/2013	GAP
Trichlorofluoromethane	EPA-8260	U	10	1	UG/KG	07/01/2013	GAP
Carbon Disulfide	EPA-8260	U	10	1	UG/KG	07/01/2013	GAP
Acetone	EPA-8260	U	50	1	UG/KG	07/01/2013	GAP
1,1-Dichloroethene	EPA-8260	U	10	1	UG/KG	07/01/2013	GAP
Methylene Chloride	EPA-8260	U	20	1	UG/KG	07/01/2013	GAP
Acrylonitrile	EPA-8260	U	50	1	UG/KG	07/01/2013	GAP
Methyl T-Butyl Ether	EPA-8260	U	10	1	UG/KG	07/01/2013	GAP
Trans-1,2-Dichloroethene	EPA-8260	U	10	1	UG/KG	07/01/2013	GAP
1,1-Dichloroethane	EPA-8260	U	10	1	UG/KG	07/01/2013	GAP
2-Butanone	EPA-8260	U	50	1	UG/KG	07/01/2013	GAP
Cis-1,2-Dichloroethene	EPA-8260	U	10	1	UG/KG	07/01/2013	GAP
2,2-Dichloropropane	EPA-8260	U	10	1	UG/KG	07/01/2013	GAP
Bromochloromethane	EPA-8260	U	10	1	UG/KG	07/01/2013	GAP
Chloroform	EPA-8260	U	10	1	UG/KG	07/01/2013	GAP
1,1,1-Trichloroethane	EPA-8260	U	10	1	UG/KG	07/01/2013	GAP
1,1-Dichloropropene	EPA-8260	U	10	1	UG/KG	07/01/2013	GAP
1,2-Dichloroethane	EPA-8260	U	10	1	UG/KG	07/01/2013	GAP
Benzene	EPA-8260	U	5.0	1	UG/KG	07/01/2013	GAP
Trichloroethene	EPA-8260	U	10	1	UG/KG	07/01/2013	GAP
1,2-Dichloropropane	EPA-8260	U	10	1	UG/KG	07/01/2013	GAP
Dibromomethane	EPA-8260	U	10	1	UG/KG	07/01/2013	GAP
Bromodichloromethane	EPA-8260	U	10	1	UG/KG	07/01/2013	GAP
Trans-1,3-Dichloropropene	EPA-8260	U	10	1	UG/KG	07/01/2013	GAP
4-Methyl-2-Pentanone	EPA-8260	U	50	1	UG/KG	07/01/2013	GAP
Toluene	EPA-8260	U	10	1	UG/KG	07/01/2013	GAP
Cis-1,3-Dichloropropene	EPA-8260	U	10	1	UG/KG	07/01/2013	GAP
1,1,2-Trichloroethane	EPA-8260	U	10	1	UG/KG	07/01/2013	GAP
2-Hexanone	EPA-8260	U	50	1	UG/KG	07/01/2013	GAP
1,3-Dichloropropane	EPA-8260	U	10	1	UG/KG	07/01/2013	GAP



CERTIFICATE OF ANALYSIS

CLIENT:	Landau Associates, Inc. 130 - 2nd Ave. S. Edmonds, WA 98020	DATE:	7/15/2013
CLIENT CONTACT:	Jeffrey Fellows	ALS JOB#:	EV13060128
CLIENT PROJECT:	Yakima Mill Site / #1148007.010	ALS SAMPLE#:	-05
CLIENT SAMPLE ID	FPP-B13-S (12-14.5)	DATE RECEIVED:	6/24/2013
		COLLECTION DATE:	6/17/2013 3:46:00 PM
		WDOE ACCREDITATION:	C601

DATA RESULTS

ANALYTE	METHOD	RESULTS	REPORTING LIMITS	DILUTION FACTOR	UNITS	ANALYSIS	ANALYSIS
						DATE	BY
Tetrachloroethylene	EPA-8260	U	10	1	UG/KG	07/01/2013	GAP
Dibromochloromethane	EPA-8260	U	10	1	UG/KG	07/01/2013	GAP
1,2-Dibromoethane	EPA-8260	U	5.0	1	UG/KG	07/01/2013	GAP
Chlorobenzene	EPA-8260	U	10	1	UG/KG	07/01/2013	GAP
1,1,1,2-Tetrachloroethane	EPA-8260	U	10	1	UG/KG	07/01/2013	GAP
Ethylbenzene	EPA-8260	U	10	1	UG/KG	07/01/2013	GAP
m,p-Xylene	EPA-8260	U	20	1	UG/KG	07/01/2013	GAP
Styrene	EPA-8260	U	10	1	UG/KG	07/01/2013	GAP
o-Xylene	EPA-8260	U	10	1	UG/KG	07/01/2013	GAP
Bromoform	EPA-8260	U	10	1	UG/KG	07/01/2013	GAP
Isopropylbenzene	EPA-8260	U	10	1	UG/KG	07/01/2013	GAP
1,1,2,2-Tetrachloroethane	EPA-8260	U	10	1	UG/KG	07/01/2013	GAP
1,2,3-Trichloropropane	EPA-8260	U	10	1	UG/KG	07/01/2013	GAP
Bromobenzene	EPA-8260	U	10	1	UG/KG	07/01/2013	GAP
N-Propyl Benzene	EPA-8260	U	10	1	UG/KG	07/01/2013	GAP
2-Chlorotoluene	EPA-8260	U	10	1	UG/KG	07/01/2013	GAP
1,3,5-Trimethylbenzene	EPA-8260	U	10	1	UG/KG	07/01/2013	GAP
4-Chlorotoluene	EPA-8260	U	10	1	UG/KG	07/01/2013	GAP
T-Butyl Benzene	EPA-8260	U	10	1	UG/KG	07/01/2013	GAP
1,2,4-Trimethylbenzene	EPA-8260	U	10	1	UG/KG	07/01/2013	GAP
S-Butyl Benzene	EPA-8260	U	10	1	UG/KG	07/01/2013	GAP
P-Isopropyltoluene	EPA-8260	U	10	1	UG/KG	07/01/2013	GAP
1,3 Dichlorobenzene	EPA-8260	U	10	1	UG/KG	07/01/2013	GAP
1,4-Dichlorobenzene	EPA-8260	U	10	1	UG/KG	07/01/2013	GAP
N-Butylbenzene	EPA-8260	U	10	1	UG/KG	07/01/2013	GAP
1,2-Dichlorobenzene	EPA-8260	U	10	1	UG/KG	07/01/2013	GAP
1,2-Dibromo 3-Chloropropane	EPA-8260	U	50	1	UG/KG	07/01/2013	GAP
1,2,4-Trichlorobenzene	EPA-8260	U	10	1	UG/KG	07/01/2013	GAP
Hexachlorobutadiene	EPA-8260	U	10	1	UG/KG	07/01/2013	GAP
Naphthalene	EPA-8260	U	10	1	UG/KG	07/01/2013	GAP
1,2,3-Trichlorobenzene	EPA-8260	U	10	1	UG/KG	07/01/2013	GAP
Naphthalene	EPA-8270 SIM	U	0.010	1	MG/KG	07/02/2013	LAP
2-Methylnaphthalene	EPA-8270 SIM	U	0.010	1	MG/KG	07/02/2013	LAP
1-Methylnaphthalene	EPA-8270 SIM	U	0.010	1	MG/KG	07/02/2013	LAP
Acenaphthylene	EPA-8270 SIM	U	0.010	1	MG/KG	07/02/2013	LAP
Acenaphthene	EPA-8270 SIM	U	0.010	1	MG/KG	07/02/2013	LAP
Fluorene	EPA-8270 SIM	U	0.010	1	MG/KG	07/02/2013	LAP
Phenanthrene	EPA-8270 SIM	U	0.010	1	MG/KG	07/02/2013	LAP



CERTIFICATE OF ANALYSIS

CLIENT:	Landau Associates, Inc. 130 - 2nd Ave. S. Edmonds, WA 98020	DATE:	7/15/2013
CLIENT CONTACT:	Jeffrey Fellows	ALS JOB#:	EV13060128
CLIENT PROJECT:	Yakima Mill Site / #1148007.010	ALS SAMPLE#:	-05
CLIENT SAMPLE ID	FPP-B13-S (12-14.5)	DATE RECEIVED:	6/24/2013
		COLLECTION DATE:	6/17/2013 3:46:00 PM
		WDOE ACCREDITATION:	C601

DATA RESULTS

ANALYTE	METHOD	RESULTS	REPORTING	DILUTION	UNITS	ANALYSIS	ANALYSIS
			LIMITS	FACTOR		DATE	BY
Anthracene	EPA-8270 SIM	U	0.010	1	MG/KG	07/02/2013	LAP
Fluoranthene	EPA-8270 SIM	U	0.010	1	MG/KG	07/02/2013	LAP
Pyrene	EPA-8270 SIM	U	0.010	1	MG/KG	07/02/2013	LAP
Benzo[A]Anthracene	EPA-8270 SIM	U	0.010	1	MG/KG	07/02/2013	LAP
Chrysene	EPA-8270 SIM	U	0.010	1	MG/KG	07/02/2013	LAP
Benzo[B]Fluoranthene	EPA-8270 SIM	U	0.010	1	MG/KG	07/02/2013	LAP
Benzo[K]Fluoranthene	EPA-8270 SIM	U	0.010	1	MG/KG	07/02/2013	LAP
Benzo[A]Pyrene	EPA-8270 SIM	U	0.010	1	MG/KG	07/02/2013	LAP
Indeno[1,2,3-Cd]Pyrene	EPA-8270 SIM	U	0.010	1	MG/KG	07/02/2013	LAP
Dibenz[A,H]Anthracene	EPA-8270 SIM	U	0.010	1	MG/KG	07/02/2013	LAP
Benzo[G,H,I]Perylene	EPA-8270 SIM	U	0.010	1	MG/KG	07/02/2013	LAP
Pyridine	EPA-8270	U	200	1	UG/KG	07/02/2013	LAP
N-Nitrosodimethylamine	EPA-8270	U	100	1	UG/KG	07/02/2013	LAP
Phenol	EPA-8270	U	100	1	UG/KG	07/02/2013	LAP
Aniline	EPA-8270	U	100	1	UG/KG	07/02/2013	LAP
Bis(2-Chloroethyl)Ether	EPA-8270	U	100	1	UG/KG	07/02/2013	LAP
2-Chlorophenol	EPA-8270	U	100	1	UG/KG	07/02/2013	LAP
1,3-Dichlorobenzene	EPA-8270	U	100	1	UG/KG	07/02/2013	LAP
1,4-Dichlorobenzene	EPA-8270	U	100	1	UG/KG	07/02/2013	LAP
Benzyl Alcohol	EPA-8270	U	100	1	UG/KG	07/02/2013	LAP
1,2-Dichlorobenzene	EPA-8270	U	100	1	UG/KG	07/02/2013	LAP
2-Methylphenol	EPA-8270	U	100	1	UG/KG	07/02/2013	LAP
Bis(2-Chloroisopropyl)Ether	EPA-8270	U	100	1	UG/KG	07/02/2013	LAP
3&4-Methylphenol	EPA-8270	U	100	1	UG/KG	07/02/2013	LAP
N-Nitroso-Di-N-Propylamine	EPA-8270	U	100	1	UG/KG	07/02/2013	LAP
Hexachloroethane	EPA-8270	U	100	1	UG/KG	07/02/2013	LAP
Nitrobenzene	EPA-8270	U	100	1	UG/KG	07/02/2013	LAP
Isophorone	EPA-8270	U	100	1	UG/KG	07/02/2013	LAP
2-Nitrophenol	EPA-8270	U	250	1	UG/KG	07/02/2013	LAP
2,4-Dimethylphenol	EPA-8270	U	100	1	UG/KG	07/02/2013	LAP
Benzoic Acid	EPA-8270	U	1000	1	UG/KG	07/02/2013	LAP
Bis(2-Chloroethoxy)Methane	EPA-8270	U	100	1	UG/KG	07/02/2013	LAP
2,4-Dichlorophenol	EPA-8270	U	100	1	UG/KG	07/02/2013	LAP
1,2,4-Trichlorobenzene	EPA-8270	U	100	1	UG/KG	07/02/2013	LAP
4-Chloroaniline	EPA-8270	U	100	1	UG/KG	07/02/2013	LAP
2,6-Dichlorophenol	EPA-8270	U	100	1	UG/KG	07/02/2013	LAP
Hexachlorobutadiene	EPA-8270	U	100	1	UG/KG	07/02/2013	LAP
4-Chloro-3-Methylphenol	EPA-8270	U	100	1	UG/KG	07/02/2013	LAP



CERTIFICATE OF ANALYSIS

CLIENT:	Landau Associates, Inc. 130 - 2nd Ave. S. Edmonds, WA 98020	DATE:	7/15/2013
CLIENT CONTACT:	Jeffrey Fellows	ALS JOB#:	EV13060128
CLIENT PROJECT:	Yakima Mill Site / #1148007.010	ALS SAMPLE#:	-05
CLIENT SAMPLE ID	FPP-B13-S (12-14.5)	DATE RECEIVED:	6/24/2013
		COLLECTION DATE:	6/17/2013 3:46:00 PM
		WDOE ACCREDITATION:	C601

DATA RESULTS

ANALYTE	METHOD	RESULTS	REPORTING LIMITS	DILUTION FACTOR	UNITS	ANALYSIS	ANALYSIS
						DATE	BY
Hexachlorocyclopentadiene	EPA-8270	U	500	1	UG/KG	07/02/2013	LAP
2,4,6-Trichlorophenol	EPA-8270	U	100	1	UG/KG	07/02/2013	LAP
2,4,5-Trichlorophenol	EPA-8270	U	100	1	UG/KG	07/02/2013	LAP
2-Chloronaphthalene	EPA-8270	U	100	1	UG/KG	07/02/2013	LAP
2-Nitroaniline	EPA-8270	U	250	1	UG/KG	07/02/2013	LAP
Dimethylphthalate	EPA-8270	U	100	1	UG/KG	07/02/2013	LAP
2,6-Dinitrotoluene	EPA-8270	U	250	1	UG/KG	07/02/2013	LAP
3-Nitroaniline	EPA-8270	U	250	1	UG/KG	07/02/2013	LAP
2,4-Dinitrophenol	EPA-8270	U	250	1	UG/KG	07/02/2013	LAP
4-Nitrophenol	EPA-8270	U	500	1	UG/KG	07/02/2013	LAP
Dibenzofuran	EPA-8270	U	100	1	UG/KG	07/02/2013	LAP
2,4-Dinitrotoluene	EPA-8270	U	250	1	UG/KG	07/02/2013	LAP
2,3,4,6-Tetrachlorophenol	EPA-8270	U	250	1	UG/KG	07/02/2013	LAP
Diethylphthalate	EPA-8270	U	100	1	UG/KG	07/02/2013	LAP
4-Chlorophenyl-Phenylether	EPA-8270	U	100	1	UG/KG	07/02/2013	LAP
4-Nitroaniline	EPA-8270	U	250	1	UG/KG	07/02/2013	LAP
4,6-Dinitro-2-Methylphenol	EPA-8270	U	100	1	UG/KG	07/02/2013	LAP
N-Nitrosodiphenylamine	EPA-8270	U	100	1	UG/KG	07/02/2013	LAP
Azobenzene	EPA-8270	U	100	1	UG/KG	07/02/2013	LAP
4-Bromophenyl-Phenylether	EPA-8270	U	100	1	UG/KG	07/02/2013	LAP
Hexachlorobenzene	EPA-8270	U	100	1	UG/KG	07/02/2013	LAP
Pentachlorophenol	EPA-8270	U	500	1	UG/KG	07/02/2013	LAP
Carbazole	EPA-8270	U	100	1	UG/KG	07/02/2013	LAP
Di-N-Butylphthalate	EPA-8270	U	130	1	UG/KG	07/02/2013	LAP
Butylbenzylphthalate	EPA-8270	U	100	1	UG/KG	07/02/2013	LAP
3,3-Dichlorobenzidine	EPA-8270	U	250	1	UG/KG	07/02/2013	LAP
Bis(2-Ethylhexyl)Phthalate	EPA-8270	U	130	1	UG/KG	07/02/2013	LAP
Di-N-Octylphthalate	EPA-8270	U	100	1	UG/KG	07/02/2013	LAP
PCB-1016	EPA-8082	U	0.10	1	MG/KG	06/27/2013	LAP
PCB-1268	EPA-8082	U	0.10	1	MG/KG	06/27/2013	LAP
PCB-1221	EPA-8082	U	0.10	1	MG/KG	06/27/2013	LAP
PCB-1232	EPA-8082	U	0.10	1	MG/KG	06/27/2013	LAP
PCB-1242	EPA-8082	U	0.10	1	MG/KG	06/27/2013	LAP
PCB-1248	EPA-8082	U	0.10	1	MG/KG	06/27/2013	LAP
PCB-1254	EPA-8082	U	0.10	1	MG/KG	06/27/2013	LAP
PCB-1260	EPA-8082	U	0.10	1	MG/KG	06/27/2013	LAP
Chromium (VI)	EPA-7196	U	5.0	1	MG/KG	06/28/2013	RAL
pH	EPA-9045	8.86	1.00	1	S.U.	06/25/2013	SMR



CERTIFICATE OF ANALYSIS

CLIENT:	Landau Associates, Inc. 130 - 2nd Ave. S. Edmonds, WA 98020	DATE:	7/15/2013
CLIENT CONTACT:	Jeffrey Fellows	ALS JOB#:	EV13060128
CLIENT PROJECT:	Yakima Mill Site / #1148007.010	ALS SAMPLE#:	-05
CLIENT SAMPLE ID	FPP-B13-S (12-14.5)	DATE RECEIVED:	6/24/2013
		COLLECTION DATE:	6/17/2013 3:46:00 PM
		WDOE ACCREDITATION:	C601

DATA RESULTS

ANALYTE	METHOD	RESULTS	REPORTING LIMITS	DILUTION FACTOR	UNITS	ANALYSIS	ANALYSIS
						DATE	BY
Mercury	EPA-7471	0.022	0.020	1	MG/KG	07/01/2013	RAL
Arsenic	EPA-6020	1.6	1.0	5	MG/KG	07/01/2013	RAL
Cadmium	EPA-6020	U	0.50	5	MG/KG	07/01/2013	RAL
Chromium	EPA-6020	16	0.50	5	MG/KG	07/01/2013	RAL
Iron	EPA-6020	25000	50	5	MG/KG	07/01/2013	RAL
Lead	EPA-6020	2.9	0.50	5	MG/KG	07/01/2013	RAL
Manganese	EPA-6020	290	0.50	5	MG/KG	07/01/2013	RAL
Total Organic Carbon (TOC)	EPA-9060	0.11	0.10	1	%	07/01/2013	CAS

SURROGATE	METHOD	%REC	ANALYSIS	ANALYSIS
			DATE	BY
TFT	NWTPH-GX	86.8	06/25/2013	GAP
C25	NWTPH-DX w/ SGA	110	06/25/2013	LAP
1,2-Dichloroethane-d4	EPA-8260	126	07/01/2013	GAP
Toluene-d8	EPA-8260	86.7	07/01/2013	GAP
4-Bromofluorobenzene	EPA-8260	91.2	07/01/2013	GAP
Terphenyl-d14	EPA-8270 SIM	81.3	07/02/2013	LAP
2-Fluorophenol	EPA-8270	123 DS1	07/02/2013	LAP
Phenol-d5	EPA-8270	97.2	07/02/2013	LAP
Nitrobenzene-d5	EPA-8270	92.5	07/02/2013	LAP
2-Fluorobiphenyl	EPA-8270	78.3	07/02/2013	LAP
2,4,6-Tribromophenol	EPA-8270	91.1	07/02/2013	LAP
Terphenyl-d14	EPA-8270	81.3	07/02/2013	LAP
TCMX	EPA-8082	81.0	06/27/2013	LAP
DCB	EPA-8082	81.0	06/27/2013	LAP

U - Analyte analyzed for but not detected at level above reporting limit.
 DS1 - Surrogate outside of control limits due to matrix effect.



CERTIFICATE OF ANALYSIS

CLIENT:	Landau Associates, Inc. 130 - 2nd Ave. S. Edmonds, WA 98020	DATE:	7/15/2013
CLIENT CONTACT:	Jeffrey Fellows	ALS JOB#:	EV13060128
CLIENT PROJECT:	Yakima Mill Site / #1148007.010	ALS SAMPLE#:	-06
CLIENT SAMPLE ID	FPP-B13-S (5.5-6.5)	DATE RECEIVED:	6/24/2013
		COLLECTION DATE:	6/17/2013 3:59:00 PM
		WDOE ACCREDITATION:	C601

DATA RESULTS

ANALYTE	METHOD	RESULTS	REPORTING LIMITS	DILUTION FACTOR	UNITS	ANALYSIS DATE	ANALYSIS BY
TPH-Diesel Range	NWTPH-DX w/ SGA	U	25	1	MG/KG	06/25/2013	LAP
TPH-Oil Range	NWTPH-DX w/ SGA	U	50	1	MG/KG	06/25/2013	LAP
Mercury	EPA-7471	U	0.020	1	MG/KG	07/01/2013	RAL
Arsenic	EPA-6020	1.6	1.0	5	MG/KG	07/01/2013	RAL
Cadmium	EPA-6020	U	0.50	5	MG/KG	07/01/2013	RAL
Chromium	EPA-6020	19	0.50	5	MG/KG	07/01/2013	RAL
Iron	EPA-6020	23000	50	5	MG/KG	07/01/2013	RAL
Lead	EPA-6020	3.3	0.50	5	MG/KG	07/01/2013	RAL
Manganese	EPA-6020	370	0.50	5	MG/KG	07/01/2013	RAL

SURROGATE	METHOD	%REC	ANALYSIS DATE	ANALYSIS BY
C25	NWTPH-DX w/ SGA	105	06/25/2013	LAP

U - Analyte analyzed for but not detected at level above reporting limit.



CERTIFICATE OF ANALYSIS

CLIENT:	Landau Associates, Inc. 130 - 2nd Ave. S. Edmonds, WA 98020	DATE:	7/15/2013
CLIENT CONTACT:	Jeffrey Fellows	ALS JOB#:	EV13060128
CLIENT PROJECT:	Yakima Mill Site / #1148007.010	ALS SAMPLE#:	-07
CLIENT SAMPLE ID	FPP-B12-S (6-7)	DATE RECEIVED:	6/24/2013
		COLLECTION DATE:	6/17/2013 5:20:00 PM
		WDOE ACCREDITATION:	C601

DATA RESULTS

ANALYTE	METHOD	RESULTS	REPORTING LIMITS	DILUTION FACTOR	UNITS	ANALYSIS	ANALYSIS
						DATE	BY
TPH-Volatile Range	NWTPH-GX	U	3.0	1	MG/KG	06/25/2013	GAP
TPH-Diesel Range	NWTPH-DX w/ SGA	U	25	1	MG/KG	06/25/2013	LAP
TPH-Oil Range	NWTPH-DX w/ SGA	U	50	1	MG/KG	06/25/2013	LAP
Dichlorodifluoromethane	EPA-8260	U	10	1	UG/KG	06/28/2013	GAP
Chloromethane	EPA-8260	U	10	1	UG/KG	06/28/2013	GAP
Vinyl Chloride	EPA-8260	U	10	1	UG/KG	06/28/2013	GAP
Bromomethane	EPA-8260	U	10	1	UG/KG	06/28/2013	GAP
Chloroethane	EPA-8260	U	10	1	UG/KG	06/28/2013	GAP
Carbon Tetrachloride	EPA-8260	U	10	1	UG/KG	06/28/2013	GAP
Trichlorofluoromethane	EPA-8260	U	10	1	UG/KG	06/28/2013	GAP
Carbon Disulfide	EPA-8260	U	10	1	UG/KG	06/28/2013	GAP
Acetone	EPA-8260	U	50	1	UG/KG	06/28/2013	GAP
1,1-Dichloroethene	EPA-8260	U	10	1	UG/KG	06/28/2013	GAP
Methylene Chloride	EPA-8260	U	20	1	UG/KG	06/28/2013	GAP
Acrylonitrile	EPA-8260	U	50	1	UG/KG	06/28/2013	GAP
Methyl T-Butyl Ether	EPA-8260	U	10	1	UG/KG	06/28/2013	GAP
Trans-1,2-Dichloroethene	EPA-8260	U	10	1	UG/KG	06/28/2013	GAP
1,1-Dichloroethane	EPA-8260	U	10	1	UG/KG	06/28/2013	GAP
2-Butanone	EPA-8260	U	50	1	UG/KG	06/28/2013	GAP
Cis-1,2-Dichloroethene	EPA-8260	U	10	1	UG/KG	06/28/2013	GAP
2,2-Dichloropropane	EPA-8260	U	10	1	UG/KG	06/28/2013	GAP
Bromochloromethane	EPA-8260	U	10	1	UG/KG	06/28/2013	GAP
Chloroform	EPA-8260	U	10	1	UG/KG	06/28/2013	GAP
1,1,1-Trichloroethane	EPA-8260	U	10	1	UG/KG	06/28/2013	GAP
1,1-Dichloropropene	EPA-8260	U	10	1	UG/KG	06/28/2013	GAP
1,2-Dichloroethane	EPA-8260	U	10	1	UG/KG	06/28/2013	GAP
Benzene	EPA-8260	U	5.0	1	UG/KG	06/28/2013	GAP
Trichloroethene	EPA-8260	U	10	1	UG/KG	06/28/2013	GAP
1,2-Dichloropropane	EPA-8260	U	10	1	UG/KG	06/28/2013	GAP
Dibromomethane	EPA-8260	U	10	1	UG/KG	06/28/2013	GAP
Bromodichloromethane	EPA-8260	U	10	1	UG/KG	06/28/2013	GAP
Trans-1,3-Dichloropropene	EPA-8260	U	10	1	UG/KG	06/28/2013	GAP
4-Methyl-2-Pentanone	EPA-8260	U	50	1	UG/KG	06/28/2013	GAP
Toluene	EPA-8260	U	10	1	UG/KG	06/28/2013	GAP
Cis-1,3-Dichloropropene	EPA-8260	U	10	1	UG/KG	06/28/2013	GAP
1,1,2-Trichloroethane	EPA-8260	U	10	1	UG/KG	06/28/2013	GAP
2-Hexanone	EPA-8260	U	50	1	UG/KG	06/28/2013	GAP
1,3-Dichloropropane	EPA-8260	U	10	1	UG/KG	06/28/2013	GAP



CERTIFICATE OF ANALYSIS

CLIENT:	Landau Associates, Inc. 130 - 2nd Ave. S. Edmonds, WA 98020	DATE:	7/15/2013
CLIENT CONTACT:	Jeffrey Fellows	ALS JOB#:	EV13060128
CLIENT PROJECT:	Yakima Mill Site / #1148007.010	ALS SAMPLE#:	-07
CLIENT SAMPLE ID	FPP-B12-S (6-7)	DATE RECEIVED:	6/24/2013
		COLLECTION DATE:	6/17/2013 5:20:00 PM
		WDOE ACCREDITATION:	C601

DATA RESULTS

ANALYTE	METHOD	RESULTS	REPORTING LIMITS	DILUTION FACTOR	UNITS	ANALYSIS	ANALYSIS
						DATE	BY
Tetrachloroethylene	EPA-8260	U	10	1	UG/KG	06/28/2013	GAP
Dibromochloromethane	EPA-8260	U	10	1	UG/KG	06/28/2013	GAP
1,2-Dibromoethane	EPA-8260	U	5.0	1	UG/KG	06/28/2013	GAP
Chlorobenzene	EPA-8260	U	10	1	UG/KG	06/28/2013	GAP
1,1,1,2-Tetrachloroethane	EPA-8260	U	10	1	UG/KG	06/28/2013	GAP
Ethylbenzene	EPA-8260	U	10	1	UG/KG	06/28/2013	GAP
m,p-Xylene	EPA-8260	U	20	1	UG/KG	06/28/2013	GAP
Styrene	EPA-8260	U	10	1	UG/KG	06/28/2013	GAP
o-Xylene	EPA-8260	U	10	1	UG/KG	06/28/2013	GAP
Bromoform	EPA-8260	U	10	1	UG/KG	06/28/2013	GAP
Isopropylbenzene	EPA-8260	U	10	1	UG/KG	06/28/2013	GAP
1,1,2,2-Tetrachloroethane	EPA-8260	U	10	1	UG/KG	06/28/2013	GAP
1,2,3-Trichloropropane	EPA-8260	U	10	1	UG/KG	06/28/2013	GAP
Bromobenzene	EPA-8260	U	10	1	UG/KG	06/28/2013	GAP
N-Propyl Benzene	EPA-8260	U	10	1	UG/KG	06/28/2013	GAP
2-Chlorotoluene	EPA-8260	U	10	1	UG/KG	06/28/2013	GAP
1,3,5-Trimethylbenzene	EPA-8260	U	10	1	UG/KG	06/28/2013	GAP
4-Chlorotoluene	EPA-8260	U	10	1	UG/KG	06/28/2013	GAP
T-Butyl Benzene	EPA-8260	U	10	1	UG/KG	06/28/2013	GAP
1,2,4-Trimethylbenzene	EPA-8260	U	10	1	UG/KG	06/28/2013	GAP
S-Butyl Benzene	EPA-8260	U	10	1	UG/KG	06/28/2013	GAP
P-Isopropyltoluene	EPA-8260	U	10	1	UG/KG	06/28/2013	GAP
1,3 Dichlorobenzene	EPA-8260	U	10	1	UG/KG	06/28/2013	GAP
1,4-Dichlorobenzene	EPA-8260	U	10	1	UG/KG	06/28/2013	GAP
N-Butylbenzene	EPA-8260	U	10	1	UG/KG	06/28/2013	GAP
1,2-Dichlorobenzene	EPA-8260	U	10	1	UG/KG	06/28/2013	GAP
1,2-Dibromo 3-Chloropropane	EPA-8260	U	50	1	UG/KG	06/28/2013	GAP
1,2,4-Trichlorobenzene	EPA-8260	U	10	1	UG/KG	06/28/2013	GAP
Hexachlorobutadiene	EPA-8260	U	10	1	UG/KG	06/28/2013	GAP
Naphthalene	EPA-8260	U	10	1	UG/KG	06/28/2013	GAP
1,2,3-Trichlorobenzene	EPA-8260	U	10	1	UG/KG	06/28/2013	GAP
Naphthalene	EPA-8270 SIM	U	0.010	1	MG/KG	07/02/2013	LAP
2-Methylnaphthalene	EPA-8270 SIM	U	0.010	1	MG/KG	07/02/2013	LAP
1-Methylnaphthalene	EPA-8270 SIM	U	0.010	1	MG/KG	07/02/2013	LAP
Acenaphthylene	EPA-8270 SIM	U	0.010	1	MG/KG	07/02/2013	LAP
Acenaphthene	EPA-8270 SIM	U	0.010	1	MG/KG	07/02/2013	LAP
Fluorene	EPA-8270 SIM	U	0.010	1	MG/KG	07/02/2013	LAP
Phenanthrene	EPA-8270 SIM	U	0.010	1	MG/KG	07/02/2013	LAP



CERTIFICATE OF ANALYSIS

CLIENT:	Landau Associates, Inc. 130 - 2nd Ave. S. Edmonds, WA 98020	DATE:	7/15/2013
CLIENT CONTACT:	Jeffrey Fellows	ALS JOB#:	EV13060128
CLIENT PROJECT:	Yakima Mill Site / #1148007.010	ALS SAMPLE#:	-07
CLIENT SAMPLE ID	FPP-B12-S (6-7)	DATE RECEIVED:	6/24/2013
		COLLECTION DATE:	6/17/2013 5:20:00 PM
		WDOE ACCREDITATION:	C601

DATA RESULTS

ANALYTE	METHOD	RESULTS	REPORTING LIMITS	DILUTION FACTOR	UNITS	ANALYSIS	ANALYSIS
						DATE	BY
Anthracene	EPA-8270 SIM	U	0.010	1	MG/KG	07/02/2013	LAP
Fluoranthene	EPA-8270 SIM	U	0.010	1	MG/KG	07/02/2013	LAP
Pyrene	EPA-8270 SIM	U	0.010	1	MG/KG	07/02/2013	LAP
Benzo[A]Anthracene	EPA-8270 SIM	U	0.010	1	MG/KG	07/02/2013	LAP
Chrysene	EPA-8270 SIM	U	0.010	1	MG/KG	07/02/2013	LAP
Benzo[B]Fluoranthene	EPA-8270 SIM	U	0.010	1	MG/KG	07/02/2013	LAP
Benzo[K]Fluoranthene	EPA-8270 SIM	U	0.010	1	MG/KG	07/02/2013	LAP
Benzo[A]Pyrene	EPA-8270 SIM	U	0.010	1	MG/KG	07/02/2013	LAP
Indeno[1,2,3-Cd]Pyrene	EPA-8270 SIM	U	0.010	1	MG/KG	07/02/2013	LAP
Dibenz[A,H]Anthracene	EPA-8270 SIM	U	0.010	1	MG/KG	07/02/2013	LAP
Benzo[G,H,I]Perylene	EPA-8270 SIM	U	0.010	1	MG/KG	07/02/2013	LAP
Pyridine	EPA-8270	U	200	1	UG/KG	07/02/2013	LAP
N-Nitrosodimethylamine	EPA-8270	U	100	1	UG/KG	07/02/2013	LAP
Phenol	EPA-8270	U	100	1	UG/KG	07/02/2013	LAP
Aniline	EPA-8270	U	100	1	UG/KG	07/02/2013	LAP
Bis(2-Chloroethyl)Ether	EPA-8270	U	100	1	UG/KG	07/02/2013	LAP
2-Chlorophenol	EPA-8270	U	100	1	UG/KG	07/02/2013	LAP
1,3-Dichlorobenzene	EPA-8270	U	100	1	UG/KG	07/02/2013	LAP
1,4-Dichlorobenzene	EPA-8270	U	100	1	UG/KG	07/02/2013	LAP
Benzyl Alcohol	EPA-8270	U	100	1	UG/KG	07/02/2013	LAP
1,2-Dichlorobenzene	EPA-8270	U	100	1	UG/KG	07/02/2013	LAP
2-Methylphenol	EPA-8270	U	100	1	UG/KG	07/02/2013	LAP
Bis(2-Chloroisopropyl)Ether	EPA-8270	U	100	1	UG/KG	07/02/2013	LAP
3&4-Methylphenol	EPA-8270	U	100	1	UG/KG	07/02/2013	LAP
N-Nitroso-Di-N-Propylamine	EPA-8270	U	100	1	UG/KG	07/02/2013	LAP
Hexachloroethane	EPA-8270	U	100	1	UG/KG	07/02/2013	LAP
Nitrobenzene	EPA-8270	U	100	1	UG/KG	07/02/2013	LAP
Isophorone	EPA-8270	U	100	1	UG/KG	07/02/2013	LAP
2-Nitrophenol	EPA-8270	U	250	1	UG/KG	07/02/2013	LAP
2,4-Dimethylphenol	EPA-8270	U	100	1	UG/KG	07/02/2013	LAP
Benzoic Acid	EPA-8270	U	1000	1	UG/KG	07/02/2013	LAP
Bis(2-Chloroethoxy)Methane	EPA-8270	U	100	1	UG/KG	07/02/2013	LAP
2,4-Dichlorophenol	EPA-8270	U	100	1	UG/KG	07/02/2013	LAP
1,2,4-Trichlorobenzene	EPA-8270	U	100	1	UG/KG	07/02/2013	LAP
4-Chloroaniline	EPA-8270	U	100	1	UG/KG	07/02/2013	LAP
2,6-Dichlorophenol	EPA-8270	U	100	1	UG/KG	07/02/2013	LAP
Hexachlorobutadiene	EPA-8270	U	100	1	UG/KG	07/02/2013	LAP
4-Chloro-3-Methylphenol	EPA-8270	U	100	1	UG/KG	07/02/2013	LAP



CERTIFICATE OF ANALYSIS

CLIENT:	Landau Associates, Inc. 130 - 2nd Ave. S. Edmonds, WA 98020	DATE:	7/15/2013
CLIENT CONTACT:	Jeffrey Fellows	ALS JOB#:	EV13060128
CLIENT PROJECT:	Yakima Mill Site / #1148007.010	ALS SAMPLE#:	-07
CLIENT SAMPLE ID	FPP-B12-S (6-7)	DATE RECEIVED:	6/24/2013
		COLLECTION DATE:	6/17/2013 5:20:00 PM
		WDOE ACCREDITATION:	C601

DATA RESULTS

ANALYTE	METHOD	RESULTS	REPORTING LIMITS	DILUTION FACTOR	UNITS	ANALYSIS	ANALYSIS
						DATE	BY
Hexachlorocyclopentadiene	EPA-8270	U	500	1	UG/KG	07/02/2013	LAP
2,4,6-Trichlorophenol	EPA-8270	U	100	1	UG/KG	07/02/2013	LAP
2,4,5-Trichlorophenol	EPA-8270	U	100	1	UG/KG	07/02/2013	LAP
2-Chloronaphthalene	EPA-8270	U	100	1	UG/KG	07/02/2013	LAP
2-Nitroaniline	EPA-8270	U	250	1	UG/KG	07/02/2013	LAP
Dimethylphthalate	EPA-8270	U	100	1	UG/KG	07/02/2013	LAP
2,6-Dinitrotoluene	EPA-8270	U	250	1	UG/KG	07/02/2013	LAP
3-Nitroaniline	EPA-8270	U	250	1	UG/KG	07/02/2013	LAP
2,4-Dinitrophenol	EPA-8270	U	250	1	UG/KG	07/02/2013	LAP
4-Nitrophenol	EPA-8270	U	500	1	UG/KG	07/02/2013	LAP
Dibenzofuran	EPA-8270	U	100	1	UG/KG	07/02/2013	LAP
2,4-Dinitrotoluene	EPA-8270	U	250	1	UG/KG	07/02/2013	LAP
2,3,4,6-Tetrachlorophenol	EPA-8270	U	250	1	UG/KG	07/02/2013	LAP
Diethylphthalate	EPA-8270	U	100	1	UG/KG	07/02/2013	LAP
4-Chlorophenyl-Phenylether	EPA-8270	U	100	1	UG/KG	07/02/2013	LAP
4-Nitroaniline	EPA-8270	U	250	1	UG/KG	07/02/2013	LAP
4,6-Dinitro-2-Methylphenol	EPA-8270	U	100	1	UG/KG	07/02/2013	LAP
N-Nitrosodiphenylamine	EPA-8270	U	100	1	UG/KG	07/02/2013	LAP
Azobenzene	EPA-8270	U	100	1	UG/KG	07/02/2013	LAP
4-Bromophenyl-Phenylether	EPA-8270	U	100	1	UG/KG	07/02/2013	LAP
Hexachlorobenzene	EPA-8270	U	100	1	UG/KG	07/02/2013	LAP
Pentachlorophenol	EPA-8270	U	500	1	UG/KG	07/02/2013	LAP
Carbazole	EPA-8270	U	100	1	UG/KG	07/02/2013	LAP
Di-N-Butylphthalate	EPA-8270	U	130	1	UG/KG	07/02/2013	LAP
Butylbenzylphthalate	EPA-8270	U	100	1	UG/KG	07/02/2013	LAP
3,3-Dichlorobenzidine	EPA-8270	U	250	1	UG/KG	07/02/2013	LAP
Bis(2-Ethylhexyl)Phthalate	EPA-8270	U	130	1	UG/KG	07/02/2013	LAP
Di-N-Octylphthalate	EPA-8270	U	100	1	UG/KG	07/02/2013	LAP
PCB-1016	EPA-8082	U	0.10	1	MG/KG	06/27/2013	LAP
PCB-1268	EPA-8082	U	0.10	1	MG/KG	06/27/2013	LAP
PCB-1221	EPA-8082	U	0.10	1	MG/KG	06/27/2013	LAP
PCB-1232	EPA-8082	U	0.10	1	MG/KG	06/27/2013	LAP
PCB-1242	EPA-8082	U	0.10	1	MG/KG	06/27/2013	LAP
PCB-1248	EPA-8082	U	0.10	1	MG/KG	06/27/2013	LAP
PCB-1254	EPA-8082	U	0.10	1	MG/KG	06/27/2013	LAP
PCB-1260	EPA-8082	U	0.10	1	MG/KG	06/27/2013	LAP
Mercury	EPA-7471	U	0.020	1	MG/KG	07/01/2013	RAL
Arsenic	EPA-6020	1.6	1.0	5	MG/KG	07/01/2013	RAL



CERTIFICATE OF ANALYSIS

CLIENT:	Landau Associates, Inc. 130 - 2nd Ave. S. Edmonds, WA 98020	DATE:	7/15/2013
CLIENT CONTACT:	Jeffrey Fellows	ALS JOB#:	EV13060128
CLIENT PROJECT:	Yakima Mill Site / #1148007.010	ALS SAMPLE#:	-07
CLIENT SAMPLE ID	FPP-B12-S (6-7)	DATE RECEIVED:	6/24/2013
		COLLECTION DATE:	6/17/2013 5:20:00 PM
		WDOE ACCREDITATION:	C601

DATA RESULTS

ANALYTE	METHOD	RESULTS	REPORTING LIMITS	DILUTION FACTOR	UNITS	ANALYSIS DATE	ANALYSIS BY
Cadmium	EPA-6020	U	0.50	5	MG/KG	07/01/2013	RAL
Chromium	EPA-6020	14	0.50	5	MG/KG	07/01/2013	RAL
Iron	EPA-6020	18000	50	5	MG/KG	07/01/2013	RAL
Lead	EPA-6020	2.1	0.50	5	MG/KG	07/01/2013	RAL
Manganese	EPA-6020	240	0.50	5	MG/KG	07/01/2013	RAL

SURROGATE	METHOD	%REC	ANALYSIS DATE	ANALYSIS BY
TFT	NWTPH-GX	114	06/25/2013	GAP
C25	NWTPH-DX w/ SGA	113	06/25/2013	LAP
1,2-Dichloroethane-d4	EPA-8260	106	06/28/2013	GAP
Toluene-d8	EPA-8260	95.0	06/28/2013	GAP
4-Bromofluorobenzene	EPA-8260	98.0	06/28/2013	GAP
Terphenyl-d14	EPA-8270 SIM	92.0	07/02/2013	LAP
2-Fluorophenol	EPA-8270	111	07/02/2013	LAP
Phenol-d5	EPA-8270	90.3	07/02/2013	LAP
Nitrobenzene-d5	EPA-8270	88.5	07/02/2013	LAP
2-Fluorobiphenyl	EPA-8270	80.9	07/02/2013	LAP
2,4,6-Tribromophenol	EPA-8270	91.8	07/02/2013	LAP
Terphenyl-d14	EPA-8270	92.0	07/02/2013	LAP
TCMX	EPA-8082	104	06/27/2013	LAP
DCB	EPA-8082	95.0	06/27/2013	LAP

U - Analyte analyzed for but not detected at level above reporting limit.



CERTIFICATE OF ANALYSIS

CLIENT:	Landau Associates, Inc. 130 - 2nd Ave. S. Edmonds, WA 98020	DATE:	7/15/2013
CLIENT CONTACT:	Jeffrey Fellows	ALS JOB#:	EV13060128
CLIENT PROJECT:	Yakima Mill Site / #1148007.010	ALS SAMPLE#:	-08
CLIENT SAMPLE ID	FPP-B11-S (18-19)	DATE RECEIVED:	6/24/2013
		COLLECTION DATE:	6/18/2013 8:50:00 AM
		WDOE ACCREDITATION:	C601

DATA RESULTS

ANALYTE	METHOD	RESULTS	REPORTING LIMITS	DILUTION FACTOR	UNITS	ANALYSIS	ANALYSIS
						DATE	BY
TPH-Volatile Range	NWTPH-GX	U	3.0	1	MG/KG	06/25/2013	GAP
TPH-Diesel Range	NWTPH-DX w/ SGA	U	25	1	MG/KG	06/25/2013	LAP
TPH-Oil Range	NWTPH-DX w/ SGA	170	50	1	MG/KG	06/25/2013	LAP
Dichlorodifluoromethane	EPA-8260	U	10	1	UG/KG	07/01/2013	GAP
Chloromethane	EPA-8260	U	10	1	UG/KG	07/01/2013	GAP
Vinyl Chloride	EPA-8260	U	10	1	UG/KG	07/01/2013	GAP
Bromomethane	EPA-8260	U	10	1	UG/KG	07/01/2013	GAP
Chloroethane	EPA-8260	U	10	1	UG/KG	07/01/2013	GAP
Carbon Tetrachloride	EPA-8260	U	10	1	UG/KG	07/01/2013	GAP
Trichlorofluoromethane	EPA-8260	U	10	1	UG/KG	07/01/2013	GAP
Carbon Disulfide	EPA-8260	U	10	1	UG/KG	07/01/2013	GAP
Acetone	EPA-8260	U	50	1	UG/KG	07/01/2013	GAP
1,1-Dichloroethene	EPA-8260	U	10	1	UG/KG	07/01/2013	GAP
Methylene Chloride	EPA-8260	U	20	1	UG/KG	07/01/2013	GAP
Acrylonitrile	EPA-8260	U	50	1	UG/KG	07/01/2013	GAP
Methyl T-Butyl Ether	EPA-8260	U	10	1	UG/KG	07/01/2013	GAP
Trans-1,2-Dichloroethene	EPA-8260	U	10	1	UG/KG	07/01/2013	GAP
1,1-Dichloroethane	EPA-8260	U	10	1	UG/KG	07/01/2013	GAP
2-Butanone	EPA-8260	U	50	1	UG/KG	07/01/2013	GAP
Cis-1,2-Dichloroethene	EPA-8260	U	10	1	UG/KG	07/01/2013	GAP
2,2-Dichloropropane	EPA-8260	U	10	1	UG/KG	07/01/2013	GAP
Bromochloromethane	EPA-8260	U	10	1	UG/KG	07/01/2013	GAP
Chloroform	EPA-8260	U	10	1	UG/KG	07/01/2013	GAP
1,1,1-Trichloroethane	EPA-8260	U	10	1	UG/KG	07/01/2013	GAP
1,1-Dichloropropene	EPA-8260	U	10	1	UG/KG	07/01/2013	GAP
1,2-Dichloroethane	EPA-8260	U	10	1	UG/KG	07/01/2013	GAP
Benzene	EPA-8260	U	5.0	1	UG/KG	07/01/2013	GAP
Trichloroethene	EPA-8260	U	10	1	UG/KG	07/01/2013	GAP
1,2-Dichloropropane	EPA-8260	U	10	1	UG/KG	07/01/2013	GAP
Dibromomethane	EPA-8260	U	10	1	UG/KG	07/01/2013	GAP
Bromodichloromethane	EPA-8260	U	10	1	UG/KG	07/01/2013	GAP
Trans-1,3-Dichloropropene	EPA-8260	U	10	1	UG/KG	07/01/2013	GAP
4-Methyl-2-Pentanone	EPA-8260	U	50	1	UG/KG	07/01/2013	GAP
Toluene	EPA-8260	U	10	1	UG/KG	07/01/2013	GAP
Cis-1,3-Dichloropropene	EPA-8260	U	10	1	UG/KG	07/01/2013	GAP
1,1,2-Trichloroethane	EPA-8260	U	10	1	UG/KG	07/01/2013	GAP
2-Hexanone	EPA-8260	U	50	1	UG/KG	07/01/2013	GAP
1,3-Dichloropropane	EPA-8260	U	10	1	UG/KG	07/01/2013	GAP



CERTIFICATE OF ANALYSIS

CLIENT:	Landau Associates, Inc. 130 - 2nd Ave. S. Edmonds, WA 98020	DATE:	7/15/2013
CLIENT CONTACT:	Jeffrey Fellows	ALS JOB#:	EV13060128
CLIENT PROJECT:	Yakima Mill Site / #1148007.010	ALS SAMPLE#:	-08
CLIENT SAMPLE ID	FPP-B11-S (18-19)	DATE RECEIVED:	6/24/2013
		COLLECTION DATE:	6/18/2013 8:50:00 AM
		WDOE ACCREDITATION:	C601

DATA RESULTS

ANALYTE	METHOD	RESULTS	REPORTING LIMITS	DILUTION FACTOR	UNITS	ANALYSIS	ANALYSIS
						DATE	BY
Tetrachloroethylene	EPA-8260	U	10	1	UG/KG	07/01/2013	GAP
Dibromochloromethane	EPA-8260	U	10	1	UG/KG	07/01/2013	GAP
1,2-Dibromoethane	EPA-8260	U	5.0	1	UG/KG	07/01/2013	GAP
Chlorobenzene	EPA-8260	U	10	1	UG/KG	07/01/2013	GAP
1,1,1,2-Tetrachloroethane	EPA-8260	U	10	1	UG/KG	07/01/2013	GAP
Ethylbenzene	EPA-8260	U	10	1	UG/KG	07/01/2013	GAP
m,p-Xylene	EPA-8260	U	20	1	UG/KG	07/01/2013	GAP
Styrene	EPA-8260	U	10	1	UG/KG	07/01/2013	GAP
o-Xylene	EPA-8260	U	10	1	UG/KG	07/01/2013	GAP
Bromoform	EPA-8260	U	10	1	UG/KG	07/01/2013	GAP
Isopropylbenzene	EPA-8260	U	10	1	UG/KG	07/01/2013	GAP
1,1,1,2-Tetrachloroethane	EPA-8260	U	10	1	UG/KG	07/01/2013	GAP
1,2,3-Trichloropropane	EPA-8260	U	10	1	UG/KG	07/01/2013	GAP
Bromobenzene	EPA-8260	U	10	1	UG/KG	07/01/2013	GAP
N-Propyl Benzene	EPA-8260	U	10	1	UG/KG	07/01/2013	GAP
2-Chlorotoluene	EPA-8260	U	10	1	UG/KG	07/01/2013	GAP
1,3,5-Trimethylbenzene	EPA-8260	U	10	1	UG/KG	07/01/2013	GAP
4-Chlorotoluene	EPA-8260	U	10	1	UG/KG	07/01/2013	GAP
T-Butyl Benzene	EPA-8260	U	10	1	UG/KG	07/01/2013	GAP
1,2,4-Trimethylbenzene	EPA-8260	U	10	1	UG/KG	07/01/2013	GAP
S-Butyl Benzene	EPA-8260	U	10	1	UG/KG	07/01/2013	GAP
P-Isopropyltoluene	EPA-8260	U	10	1	UG/KG	07/01/2013	GAP
1,3 Dichlorobenzene	EPA-8260	U	10	1	UG/KG	07/01/2013	GAP
1,4-Dichlorobenzene	EPA-8260	U	10	1	UG/KG	07/01/2013	GAP
N-Butylbenzene	EPA-8260	U	10	1	UG/KG	07/01/2013	GAP
1,2-Dichlorobenzene	EPA-8260	U	10	1	UG/KG	07/01/2013	GAP
1,2-Dibromo 3-Chloropropane	EPA-8260	U	50	1	UG/KG	07/01/2013	GAP
1,2,4-Trichlorobenzene	EPA-8260	U	10	1	UG/KG	07/01/2013	GAP
Hexachlorobutadiene	EPA-8260	U	10	1	UG/KG	07/01/2013	GAP
Naphthalene	EPA-8260	U	10	1	UG/KG	07/01/2013	GAP
1,2,3-Trichlorobenzene	EPA-8260	U	10	1	UG/KG	07/01/2013	GAP
Naphthalene	EPA-8270 SIM	0.14	0.010	1	MG/KG	07/03/2013	LAP
2-Methylnaphthalene	EPA-8270 SIM	0.012	0.010	1	MG/KG	07/03/2013	LAP
1-Methylnaphthalene	EPA-8270 SIM	U	0.010	1	MG/KG	07/03/2013	LAP
Acenaphthylene	EPA-8270 SIM	0.054	0.010	1	MG/KG	07/03/2013	LAP
Acenaphthene	EPA-8270 SIM	0.013	0.010	1	MG/KG	07/03/2013	LAP
Fluorene	EPA-8270 SIM	U	0.010	1	MG/KG	07/03/2013	LAP
Phenanthrene	EPA-8270 SIM	0.075	0.010	1	MG/KG	07/03/2013	LAP



CERTIFICATE OF ANALYSIS

CLIENT:	Landau Associates, Inc. 130 - 2nd Ave. S. Edmonds, WA 98020	DATE:	7/15/2013
CLIENT CONTACT:	Jeffrey Fellows	ALS JOB#:	EV13060128
CLIENT PROJECT:	Yakima Mill Site / #1148007.010	ALS SAMPLE#:	-08
CLIENT SAMPLE ID	FPP-B11-S (18-19)	DATE RECEIVED:	6/24/2013
		COLLECTION DATE:	6/18/2013 8:50:00 AM
		WDOE ACCREDITATION:	C601

DATA RESULTS

ANALYTE	METHOD	RESULTS	REPORTING	DILUTION	UNITS	ANALYSIS	ANALYSIS
			LIMITS	FACTOR		DATE	BY
Anthracene	EPA-8270 SIM	0.014	0.010	1	MG/KG	07/03/2013	LAP
Fluoranthene	EPA-8270 SIM	0.069	0.010	1	MG/KG	07/03/2013	LAP
Pyrene	EPA-8270 SIM	0.081	0.010	1	MG/KG	07/03/2013	LAP
Benzo[A]Anthracene	EPA-8270 SIM	0.011	0.010	1	MG/KG	07/03/2013	LAP
Chrysene	EPA-8270 SIM	0.012	0.010	1	MG/KG	07/03/2013	LAP
Benzo[B]Fluoranthene	EPA-8270 SIM	0.011	0.010	1	MG/KG	07/03/2013	LAP
Benzo[K]Fluoranthene	EPA-8270 SIM	U	0.010	1	MG/KG	07/03/2013	LAP
Benzo[A]Pyrene	EPA-8270 SIM	0.012	0.010	1	MG/KG	07/03/2013	LAP
Indeno[1,2,3-Cd]Pyrene	EPA-8270 SIM	U	0.010	1	MG/KG	07/03/2013	LAP
Dibenz[A,H]Anthracene	EPA-8270 SIM	U	0.010	1	MG/KG	07/03/2013	LAP
Benzo[G,H,I]Perylene	EPA-8270 SIM	0.015	0.010	1	MG/KG	07/03/2013	LAP
Pyridine	EPA-8270	U	200	1	UG/KG	07/03/2013	LAP
N-Nitrosodimethylamine	EPA-8270	U	100	1	UG/KG	07/03/2013	LAP
Phenol	EPA-8270	U	100	1	UG/KG	07/03/2013	LAP
Aniline	EPA-8270	U	100	1	UG/KG	07/03/2013	LAP
Bis(2-Chloroethyl)Ether	EPA-8270	U	100	1	UG/KG	07/03/2013	LAP
2-Chlorophenol	EPA-8270	U	100	1	UG/KG	07/03/2013	LAP
1,3-Dichlorobenzene	EPA-8270	U	100	1	UG/KG	07/03/2013	LAP
1,4-Dichlorobenzene	EPA-8270	U	100	1	UG/KG	07/03/2013	LAP
Benzyl Alcohol	EPA-8270	U	100	1	UG/KG	07/03/2013	LAP
1,2-Dichlorobenzene	EPA-8270	U	100	1	UG/KG	07/03/2013	LAP
2-Methylphenol	EPA-8270	U	100	1	UG/KG	07/03/2013	LAP
Bis(2-Chloroisopropyl)Ether	EPA-8270	U	100	1	UG/KG	07/03/2013	LAP
3&4-Methylphenol	EPA-8270	U	100	1	UG/KG	07/03/2013	LAP
N-Nitroso-Di-N-Propylamine	EPA-8270	U	100	1	UG/KG	07/03/2013	LAP
Hexachloroethane	EPA-8270	U	100	1	UG/KG	07/03/2013	LAP
Nitrobenzene	EPA-8270	U	100	1	UG/KG	07/03/2013	LAP
Isophorone	EPA-8270	U	100	1	UG/KG	07/03/2013	LAP
2-Nitrophenol	EPA-8270	U	250	1	UG/KG	07/03/2013	LAP
2,4-Dimethylphenol	EPA-8270	U	100	1	UG/KG	07/03/2013	LAP
Benzoic Acid	EPA-8270	U	1000	1	UG/KG	07/03/2013	LAP
Bis(2-Chloroethoxy)Methane	EPA-8270	U	100	1	UG/KG	07/03/2013	LAP
2,4-Dichlorophenol	EPA-8270	U	100	1	UG/KG	07/03/2013	LAP
1,2,4-Trichlorobenzene	EPA-8270	U	100	1	UG/KG	07/03/2013	LAP
4-Chloroaniline	EPA-8270	U	100	1	UG/KG	07/03/2013	LAP
2,6-Dichlorophenol	EPA-8270	U	100	1	UG/KG	07/03/2013	LAP
Hexachlorobutadiene	EPA-8270	U	100	1	UG/KG	07/03/2013	LAP
4-Chloro-3-Methylphenol	EPA-8270	U	100	1	UG/KG	07/03/2013	LAP



CERTIFICATE OF ANALYSIS

CLIENT:	Landau Associates, Inc. 130 - 2nd Ave. S. Edmonds, WA 98020	DATE:	7/15/2013
CLIENT CONTACT:	Jeffrey Fellows	ALS JOB#:	EV13060128
CLIENT PROJECT:	Yakima Mill Site / #1148007.010	ALS SAMPLE#:	-08
CLIENT SAMPLE ID	FPP-B11-S (18-19)	DATE RECEIVED:	6/24/2013
		COLLECTION DATE:	6/18/2013 8:50:00 AM
		WDOE ACCREDITATION:	C601

DATA RESULTS

ANALYTE	METHOD	RESULTS	REPORTING LIMITS	DILUTION FACTOR	UNITS	ANALYSIS	ANALYSIS
						DATE	BY
Hexachlorocyclopentadiene	EPA-8270	U	500	1	UG/KG	07/03/2013	LAP
2,4,6-Trichlorophenol	EPA-8270	U	100	1	UG/KG	07/03/2013	LAP
2,4,5-Trichlorophenol	EPA-8270	U	100	1	UG/KG	07/03/2013	LAP
2-Chloronaphthalene	EPA-8270	U	100	1	UG/KG	07/03/2013	LAP
2-Nitroaniline	EPA-8270	U	250	1	UG/KG	07/03/2013	LAP
Dimethylphthalate	EPA-8270	U	100	1	UG/KG	07/03/2013	LAP
2,6-Dinitrotoluene	EPA-8270	U	250	1	UG/KG	07/03/2013	LAP
3-Nitroaniline	EPA-8270	U	250	1	UG/KG	07/03/2013	LAP
2,4-Dinitrophenol	EPA-8270	U	250	1	UG/KG	07/03/2013	LAP
4-Nitrophenol	EPA-8270	U	500	1	UG/KG	07/03/2013	LAP
Dibenzofuran	EPA-8270	U	100	1	UG/KG	07/03/2013	LAP
2,4-Dinitrotoluene	EPA-8270	U	250	1	UG/KG	07/03/2013	LAP
2,3,4,6-Tetrachlorophenol	EPA-8270	U	250	1	UG/KG	07/03/2013	LAP
Diethylphthalate	EPA-8270	U	100	1	UG/KG	07/03/2013	LAP
4-Chlorophenyl-Phenylether	EPA-8270	U	100	1	UG/KG	07/03/2013	LAP
4-Nitroaniline	EPA-8270	U	250	1	UG/KG	07/03/2013	LAP
4,6-Dinitro-2-Methylphenol	EPA-8270	U	100	1	UG/KG	07/03/2013	LAP
N-Nitrosodiphenylamine	EPA-8270	U	100	1	UG/KG	07/03/2013	LAP
Azobenzene	EPA-8270	U	100	1	UG/KG	07/03/2013	LAP
4-Bromophenyl-Phenylether	EPA-8270	U	100	1	UG/KG	07/03/2013	LAP
Hexachlorobenzene	EPA-8270	U	100	1	UG/KG	07/03/2013	LAP
Pentachlorophenol	EPA-8270	U	500	1	UG/KG	07/03/2013	LAP
Carbazole	EPA-8270	U	100	1	UG/KG	07/03/2013	LAP
Di-N-Butylphthalate	EPA-8270	U	130	1	UG/KG	07/03/2013	LAP
Butylbenzylphthalate	EPA-8270	U	100	1	UG/KG	07/03/2013	LAP
3,3-Dichlorobenzidine	EPA-8270	U	250	1	UG/KG	07/03/2013	LAP
Bis(2-Ethylhexyl)Phthalate	EPA-8270	U	130	1	UG/KG	07/03/2013	LAP
Di-N-Octylphthalate	EPA-8270	U	100	1	UG/KG	07/03/2013	LAP
PCB-1016	EPA-8082	U	0.10	1	MG/KG	06/27/2013	LAP
PCB-1268	EPA-8082	U	0.10	1	MG/KG	06/27/2013	LAP
PCB-1221	EPA-8082	U	0.10	1	MG/KG	06/27/2013	LAP
PCB-1232	EPA-8082	U	0.10	1	MG/KG	06/27/2013	LAP
PCB-1242	EPA-8082	U	0.10	1	MG/KG	06/27/2013	LAP
PCB-1248	EPA-8082	U	0.10	1	MG/KG	06/27/2013	LAP
PCB-1254	EPA-8082	U	0.10	1	MG/KG	06/27/2013	LAP
PCB-1260	EPA-8082	U	0.10	1	MG/KG	06/27/2013	LAP
Mercury	EPA-7471	0.032	0.020	1	MG/KG	07/01/2013	RAL
Arsenic	EPA-6020	2.4	1.0	5	MG/KG	07/01/2013	RAL



CERTIFICATE OF ANALYSIS

CLIENT:	Landau Associates, Inc. 130 - 2nd Ave. S. Edmonds, WA 98020	DATE:	7/15/2013
CLIENT CONTACT:	Jeffrey Fellows	ALS JOB#:	EV13060128
CLIENT PROJECT:	Yakima Mill Site / #1148007.010	ALS SAMPLE#:	-08
CLIENT SAMPLE ID	FPP-B11-S (18-19)	DATE RECEIVED:	6/24/2013
		COLLECTION DATE:	6/18/2013 8:50:00 AM
		WDOE ACCREDITATION:	C601

DATA RESULTS

ANALYTE	METHOD	RESULTS	REPORTING LIMITS	DILUTION FACTOR	UNITS	ANALYSIS DATE	ANALYSIS BY
Cadmium	EPA-6020	U	0.50	5	MG/KG	07/01/2013	RAL
Chromium	EPA-6020	14	0.50	5	MG/KG	07/01/2013	RAL
Iron	EPA-6020	21000	50	5	MG/KG	07/01/2013	RAL
Lead	EPA-6020	7.6	0.50	5	MG/KG	07/01/2013	RAL
Manganese	EPA-6020	230	0.50	5	MG/KG	07/01/2013	RAL

SURROGATE	METHOD	%REC	ANALYSIS DATE	ANALYSIS BY
TFT	NWTPH-GX	95.6	06/25/2013	GAP
C25	NWTPH-DX w/ SGA	156	06/25/2013	LAP
1,2-Dichloroethane-d4	EPA-8260	128	07/01/2013	GAP
Toluene-d8	EPA-8260	82.7	07/01/2013	GAP
4-Bromofluorobenzene	EPA-8260	121	07/01/2013	GAP
Terphenyl-d14	EPA-8270 SIM	86.7	07/03/2013	LAP
2-Fluorophenol	EPA-8270	105	07/03/2013	LAP
Phenol-d5	EPA-8270	83.8	07/03/2013	LAP
Nitrobenzene-d5	EPA-8270	83.7	07/03/2013	LAP
2-Fluorobiphenyl	EPA-8270	80.1	07/03/2013	LAP
2,4,6-Tribromophenol	EPA-8270	97.1	07/03/2013	LAP
Terphenyl-d14	EPA-8270	86.7	07/03/2013	LAP
TCMX	EPA-8082	82.0	06/27/2013	LAP
DCB	EPA-8082	70.0	06/27/2013	LAP

U - Analyte analyzed for but not detected at level above reporting limit.
Chromatogram indicates that it is likely that sample contains light oil/lube oil.



CERTIFICATE OF ANALYSIS

CLIENT:	Landau Associates, Inc. 130 - 2nd Ave. S. Edmonds, WA 98020	DATE:	7/15/2013
CLIENT CONTACT:	Jeffrey Fellows	ALS JOB#:	EV13060128
CLIENT PROJECT:	Yakima Mill Site / #1148007.010	ALS SAMPLE#:	-09
CLIENT SAMPLE ID	FPP-B10-S (10-11)	DATE RECEIVED:	6/24/2013
		COLLECTION DATE:	6/18/2013 10:35:00 AM
		WDOE ACCREDITATION:	C601

DATA RESULTS

ANALYTE	METHOD	RESULTS	REPORTING LIMITS	DILUTION FACTOR	UNITS	ANALYSIS	ANALYSIS
						DATE	BY
TPH-Volatile Range	NWTPH-GX	U	3.0	1	MG/KG	06/25/2013	GAP
TPH-Diesel Range	NWTPH-DX w/ SGA	U	25	1	MG/KG	06/26/2013	LAP
TPH-Oil Range	NWTPH-DX w/ SGA	U	50	1	MG/KG	06/26/2013	LAP
Dichlorodifluoromethane	EPA-8260	U	10	1	UG/KG	06/28/2013	GAP
Chloromethane	EPA-8260	U	10	1	UG/KG	06/28/2013	GAP
Vinyl Chloride	EPA-8260	U	10	1	UG/KG	06/28/2013	GAP
Bromomethane	EPA-8260	U	10	1	UG/KG	06/28/2013	GAP
Chloroethane	EPA-8260	U	10	1	UG/KG	06/28/2013	GAP
Carbon Tetrachloride	EPA-8260	U	10	1	UG/KG	06/28/2013	GAP
Trichlorofluoromethane	EPA-8260	U	10	1	UG/KG	06/28/2013	GAP
Carbon Disulfide	EPA-8260	U	10	1	UG/KG	06/28/2013	GAP
Acetone	EPA-8260	U	50	1	UG/KG	06/28/2013	GAP
1,1-Dichloroethene	EPA-8260	U	10	1	UG/KG	06/28/2013	GAP
Methylene Chloride	EPA-8260	U	20	1	UG/KG	06/28/2013	GAP
Acrylonitrile	EPA-8260	U	50	1	UG/KG	06/28/2013	GAP
Methyl T-Butyl Ether	EPA-8260	U	10	1	UG/KG	06/28/2013	GAP
Trans-1,2-Dichloroethene	EPA-8260	U	10	1	UG/KG	06/28/2013	GAP
1,1-Dichloroethane	EPA-8260	U	10	1	UG/KG	06/28/2013	GAP
2-Butanone	EPA-8260	U	50	1	UG/KG	06/28/2013	GAP
Cis-1,2-Dichloroethene	EPA-8260	U	10	1	UG/KG	06/28/2013	GAP
2,2-Dichloropropane	EPA-8260	U	10	1	UG/KG	06/28/2013	GAP
Bromochloromethane	EPA-8260	U	10	1	UG/KG	06/28/2013	GAP
Chloroform	EPA-8260	U	10	1	UG/KG	06/28/2013	GAP
1,1,1-Trichloroethane	EPA-8260	U	10	1	UG/KG	06/28/2013	GAP
1,1-Dichloropropene	EPA-8260	U	10	1	UG/KG	06/28/2013	GAP
1,2-Dichloroethane	EPA-8260	U	10	1	UG/KG	06/28/2013	GAP
Benzene	EPA-8260	U	5.0	1	UG/KG	06/28/2013	GAP
Trichloroethene	EPA-8260	U	10	1	UG/KG	06/28/2013	GAP
1,2-Dichloropropane	EPA-8260	U	10	1	UG/KG	06/28/2013	GAP
Dibromomethane	EPA-8260	U	10	1	UG/KG	06/28/2013	GAP
Bromodichloromethane	EPA-8260	U	10	1	UG/KG	06/28/2013	GAP
Trans-1,3-Dichloropropene	EPA-8260	U	10	1	UG/KG	06/28/2013	GAP
4-Methyl-2-Pentanone	EPA-8260	U	50	1	UG/KG	06/28/2013	GAP
Toluene	EPA-8260	U	10	1	UG/KG	06/28/2013	GAP
Cis-1,3-Dichloropropene	EPA-8260	U	10	1	UG/KG	06/28/2013	GAP
1,1,2-Trichloroethane	EPA-8260	U	10	1	UG/KG	06/28/2013	GAP
2-Hexanone	EPA-8260	U	50	1	UG/KG	06/28/2013	GAP
1,3-Dichloropropane	EPA-8260	U	10	1	UG/KG	06/28/2013	GAP



CERTIFICATE OF ANALYSIS

CLIENT:	Landau Associates, Inc. 130 - 2nd Ave. S. Edmonds, WA 98020	DATE:	7/15/2013
CLIENT CONTACT:	Jeffrey Fellows	ALS JOB#:	EV13060128
CLIENT PROJECT:	Yakima Mill Site / #1148007.010	ALS SAMPLE#:	-09
CLIENT SAMPLE ID	FPP-B10-S (10-11)	DATE RECEIVED:	6/24/2013
		COLLECTION DATE:	6/18/2013 10:35:00 AM
		WDOE ACCREDITATION:	C601

DATA RESULTS

ANALYTE	METHOD	RESULTS	REPORTING LIMITS	DILUTION FACTOR	UNITS	ANALYSIS DATE	ANALYSIS BY
Tetrachloroethylene	EPA-8260	U	10	1	UG/KG	06/28/2013	GAP
Dibromochloromethane	EPA-8260	U	10	1	UG/KG	06/28/2013	GAP
1,2-Dibromoethane	EPA-8260	U	5.0	1	UG/KG	06/28/2013	GAP
Chlorobenzene	EPA-8260	U	10	1	UG/KG	06/28/2013	GAP
1,1,1,2-Tetrachloroethane	EPA-8260	U	10	1	UG/KG	06/28/2013	GAP
Ethylbenzene	EPA-8260	U	10	1	UG/KG	06/28/2013	GAP
m,p-Xylene	EPA-8260	U	20	1	UG/KG	06/28/2013	GAP
Styrene	EPA-8260	U	10	1	UG/KG	06/28/2013	GAP
o-Xylene	EPA-8260	U	10	1	UG/KG	06/28/2013	GAP
Bromoform	EPA-8260	U	10	1	UG/KG	06/28/2013	GAP
Isopropylbenzene	EPA-8260	U	10	1	UG/KG	06/28/2013	GAP
1,1,2,2-Tetrachloroethane	EPA-8260	U	10	1	UG/KG	06/28/2013	GAP
1,2,3-Trichloropropane	EPA-8260	U	10	1	UG/KG	06/28/2013	GAP
Bromobenzene	EPA-8260	U	10	1	UG/KG	06/28/2013	GAP
N-Propyl Benzene	EPA-8260	U	10	1	UG/KG	06/28/2013	GAP
2-Chlorotoluene	EPA-8260	U	10	1	UG/KG	06/28/2013	GAP
1,3,5-Trimethylbenzene	EPA-8260	U	10	1	UG/KG	06/28/2013	GAP
4-Chlorotoluene	EPA-8260	U	10	1	UG/KG	06/28/2013	GAP
T-Butyl Benzene	EPA-8260	U	10	1	UG/KG	06/28/2013	GAP
1,2,4-Trimethylbenzene	EPA-8260	U	10	1	UG/KG	06/28/2013	GAP
S-Butyl Benzene	EPA-8260	U	10	1	UG/KG	06/28/2013	GAP
P-Isopropyltoluene	EPA-8260	U	10	1	UG/KG	06/28/2013	GAP
1,3 Dichlorobenzene	EPA-8260	U	10	1	UG/KG	06/28/2013	GAP
1,4-Dichlorobenzene	EPA-8260	U	10	1	UG/KG	06/28/2013	GAP
N-Butylbenzene	EPA-8260	U	10	1	UG/KG	06/28/2013	GAP
1,2-Dichlorobenzene	EPA-8260	U	10	1	UG/KG	06/28/2013	GAP
1,2-Dibromo 3-Chloropropane	EPA-8260	U	50	1	UG/KG	06/28/2013	GAP
1,2,4-Trichlorobenzene	EPA-8260	U	10	1	UG/KG	06/28/2013	GAP
Hexachlorobutadiene	EPA-8260	U	10	1	UG/KG	06/28/2013	GAP
Naphthalene	EPA-8260	U	10	1	UG/KG	06/28/2013	GAP
1,2,3-Trichlorobenzene	EPA-8260	U	10	1	UG/KG	06/28/2013	GAP
Naphthalene	EPA-8270 SIM	0.012	0.010	1	MG/KG	07/03/2013	LAP
2-Methylnaphthalene	EPA-8270 SIM	U	0.010	1	MG/KG	07/03/2013	LAP
1-Methylnaphthalene	EPA-8270 SIM	U	0.010	1	MG/KG	07/03/2013	LAP
Acenaphthylene	EPA-8270 SIM	U	0.010	1	MG/KG	07/03/2013	LAP
Acenaphthene	EPA-8270 SIM	U	0.010	1	MG/KG	07/03/2013	LAP
Fluorene	EPA-8270 SIM	U	0.010	1	MG/KG	07/03/2013	LAP
Phenanthrene	EPA-8270 SIM	U	0.010	1	MG/KG	07/03/2013	LAP



CERTIFICATE OF ANALYSIS

CLIENT:	Landau Associates, Inc. 130 - 2nd Ave. S. Edmonds, WA 98020	DATE:	7/15/2013
CLIENT CONTACT:	Jeffrey Fellows	ALS JOB#:	EV13060128
CLIENT PROJECT:	Yakima Mill Site / #1148007.010	ALS SAMPLE#:	-09
CLIENT SAMPLE ID	FPP-B10-S (10-11)	DATE RECEIVED:	6/24/2013
		COLLECTION DATE:	6/18/2013 10:35:00 AM
		WDOE ACCREDITATION:	C601

DATA RESULTS

ANALYTE	METHOD	RESULTS	REPORTING	DILUTION	UNITS	ANALYSIS	ANALYSIS
			LIMITS	FACTOR		DATE	BY
Anthracene	EPA-8270 SIM	U	0.010	1	MG/KG	07/03/2013	LAP
Fluoranthene	EPA-8270 SIM	U	0.010	1	MG/KG	07/03/2013	LAP
Pyrene	EPA-8270 SIM	U	0.010	1	MG/KG	07/03/2013	LAP
Benzo[A]Anthracene	EPA-8270 SIM	U	0.010	1	MG/KG	07/03/2013	LAP
Chrysene	EPA-8270 SIM	U	0.010	1	MG/KG	07/03/2013	LAP
Benzo[B]Fluoranthene	EPA-8270 SIM	U	0.010	1	MG/KG	07/03/2013	LAP
Benzo[K]Fluoranthene	EPA-8270 SIM	U	0.010	1	MG/KG	07/03/2013	LAP
Benzo[A]Pyrene	EPA-8270 SIM	U	0.010	1	MG/KG	07/03/2013	LAP
Indeno[1,2,3-Cd]Pyrene	EPA-8270 SIM	U	0.010	1	MG/KG	07/03/2013	LAP
Dibenz[A,H]Anthracene	EPA-8270 SIM	U	0.010	1	MG/KG	07/03/2013	LAP
Benzo[G,H,I]Perylene	EPA-8270 SIM	U	0.010	1	MG/KG	07/03/2013	LAP
Pyridine	EPA-8270	U	200	1	UG/KG	07/03/2013	LAP
N-Nitrosodimethylamine	EPA-8270	U	100	1	UG/KG	07/03/2013	LAP
Phenol	EPA-8270	U	100	1	UG/KG	07/03/2013	LAP
Aniline	EPA-8270	U	100	1	UG/KG	07/03/2013	LAP
Bis(2-Chloroethyl)Ether	EPA-8270	U	100	1	UG/KG	07/03/2013	LAP
2-Chlorophenol	EPA-8270	U	100	1	UG/KG	07/03/2013	LAP
1,3-Dichlorobenzene	EPA-8270	U	100	1	UG/KG	07/03/2013	LAP
1,4-Dichlorobenzene	EPA-8270	U	100	1	UG/KG	07/03/2013	LAP
Benzyl Alcohol	EPA-8270	U	100	1	UG/KG	07/03/2013	LAP
1,2-Dichlorobenzene	EPA-8270	U	100	1	UG/KG	07/03/2013	LAP
2-Methylphenol	EPA-8270	U	100	1	UG/KG	07/03/2013	LAP
Bis(2-Chloroisopropyl)Ether	EPA-8270	U	100	1	UG/KG	07/03/2013	LAP
3&4-Methylphenol	EPA-8270	U	100	1	UG/KG	07/03/2013	LAP
N-Nitroso-Di-N-Propylamine	EPA-8270	U	100	1	UG/KG	07/03/2013	LAP
Hexachloroethane	EPA-8270	U	100	1	UG/KG	07/03/2013	LAP
Nitrobenzene	EPA-8270	U	100	1	UG/KG	07/03/2013	LAP
Isophorone	EPA-8270	U	100	1	UG/KG	07/03/2013	LAP
2-Nitrophenol	EPA-8270	U	250	1	UG/KG	07/03/2013	LAP
2,4-Dimethylphenol	EPA-8270	U	100	1	UG/KG	07/03/2013	LAP
Benzoic Acid	EPA-8270	U	1000	1	UG/KG	07/03/2013	LAP
Bis(2-Chloroethoxy)Methane	EPA-8270	U	100	1	UG/KG	07/03/2013	LAP
2,4-Dichlorophenol	EPA-8270	U	100	1	UG/KG	07/03/2013	LAP
1,2,4-Trichlorobenzene	EPA-8270	U	100	1	UG/KG	07/03/2013	LAP
4-Chloroaniline	EPA-8270	U	100	1	UG/KG	07/03/2013	LAP
2,6-Dichlorophenol	EPA-8270	U	100	1	UG/KG	07/03/2013	LAP
Hexachlorobutadiene	EPA-8270	U	100	1	UG/KG	07/03/2013	LAP
4-Chloro-3-Methylphenol	EPA-8270	U	100	1	UG/KG	07/03/2013	LAP



CERTIFICATE OF ANALYSIS

CLIENT:	Landau Associates, Inc. 130 - 2nd Ave. S. Edmonds, WA 98020	DATE:	7/15/2013
CLIENT CONTACT:	Jeffrey Fellows	ALS JOB#:	EV13060128
CLIENT PROJECT:	Yakima Mill Site / #1148007.010	ALS SAMPLE#:	-09
CLIENT SAMPLE ID	FPP-B10-S (10-11)	DATE RECEIVED:	6/24/2013
		COLLECTION DATE:	6/18/2013 10:35:00 AM
		WDOE ACCREDITATION:	C601

DATA RESULTS

ANALYTE	METHOD	RESULTS	REPORTING LIMITS	DILUTION FACTOR	UNITS	ANALYSIS	ANALYSIS
						DATE	BY
Hexachlorocyclopentadiene	EPA-8270	U	500	1	UG/KG	07/03/2013	LAP
2,4,6-Trichlorophenol	EPA-8270	U	100	1	UG/KG	07/03/2013	LAP
2,4,5-Trichlorophenol	EPA-8270	U	100	1	UG/KG	07/03/2013	LAP
2-Chloronaphthalene	EPA-8270	U	100	1	UG/KG	07/03/2013	LAP
2-Nitroaniline	EPA-8270	U	250	1	UG/KG	07/03/2013	LAP
Dimethylphthalate	EPA-8270	U	100	1	UG/KG	07/03/2013	LAP
2,6-Dinitrotoluene	EPA-8270	U	250	1	UG/KG	07/03/2013	LAP
3-Nitroaniline	EPA-8270	U	250	1	UG/KG	07/03/2013	LAP
2,4-Dinitrophenol	EPA-8270	U	250	1	UG/KG	07/03/2013	LAP
4-Nitrophenol	EPA-8270	U	500	1	UG/KG	07/03/2013	LAP
Dibenzofuran	EPA-8270	U	100	1	UG/KG	07/03/2013	LAP
2,4-Dinitrotoluene	EPA-8270	U	250	1	UG/KG	07/03/2013	LAP
2,3,4,6-Tetrachlorophenol	EPA-8270	U	250	1	UG/KG	07/03/2013	LAP
Diethylphthalate	EPA-8270	U	100	1	UG/KG	07/03/2013	LAP
4-Chlorophenyl-Phenylether	EPA-8270	U	100	1	UG/KG	07/03/2013	LAP
4-Nitroaniline	EPA-8270	U	250	1	UG/KG	07/03/2013	LAP
4,6-Dinitro-2-Methylphenol	EPA-8270	U	100	1	UG/KG	07/03/2013	LAP
N-Nitrosodiphenylamine	EPA-8270	U	100	1	UG/KG	07/03/2013	LAP
Azobenzene	EPA-8270	U	100	1	UG/KG	07/03/2013	LAP
4-Bromophenyl-Phenylether	EPA-8270	U	100	1	UG/KG	07/03/2013	LAP
Hexachlorobenzene	EPA-8270	U	100	1	UG/KG	07/03/2013	LAP
Pentachlorophenol	EPA-8270	U	500	1	UG/KG	07/03/2013	LAP
Carbazole	EPA-8270	U	100	1	UG/KG	07/03/2013	LAP
Di-N-Butylphthalate	EPA-8270	U	130	1	UG/KG	07/03/2013	LAP
Butylbenzylphthalate	EPA-8270	U	100	1	UG/KG	07/03/2013	LAP
3,3-Dichlorobenzidine	EPA-8270	U	250	1	UG/KG	07/03/2013	LAP
Bis(2-Ethylhexyl)Phthalate	EPA-8270	U	130	1	UG/KG	07/03/2013	LAP
Di-N-Octylphthalate	EPA-8270	U	100	1	UG/KG	07/03/2013	LAP
PCB-1016	EPA-8082	U	0.10	1	MG/KG	06/27/2013	LAP
PCB-1268	EPA-8082	U	0.10	1	MG/KG	06/27/2013	LAP
PCB-1221	EPA-8082	U	0.10	1	MG/KG	06/27/2013	LAP
PCB-1232	EPA-8082	U	0.10	1	MG/KG	06/27/2013	LAP
PCB-1242	EPA-8082	U	0.10	1	MG/KG	06/27/2013	LAP
PCB-1248	EPA-8082	U	0.10	1	MG/KG	06/27/2013	LAP
PCB-1254	EPA-8082	U	0.10	1	MG/KG	06/27/2013	LAP
PCB-1260	EPA-8082	U	0.10	1	MG/KG	06/27/2013	LAP
Mercury	EPA-7471	0.061	0.020	1	MG/KG	07/01/2013	RAL
Arsenic	EPA-6020	2.1	1.0	5	MG/KG	07/01/2013	RAL



CERTIFICATE OF ANALYSIS

CLIENT:	Landau Associates, Inc. 130 - 2nd Ave. S. Edmonds, WA 98020	DATE:	7/15/2013
CLIENT CONTACT:	Jeffrey Fellows	ALS JOB#:	EV13060128
CLIENT PROJECT:	Yakima Mill Site / #1148007.010	ALS SAMPLE#:	-09
CLIENT SAMPLE ID	FPP-B10-S (10-11)	DATE RECEIVED:	6/24/2013
		COLLECTION DATE:	6/18/2013 10:35:00 AM
		WDOE ACCREDITATION:	C601

DATA RESULTS

ANALYTE	METHOD	RESULTS	REPORTING LIMITS	DILUTION FACTOR	UNITS	ANALYSIS DATE	ANALYSIS BY
Cadmium	EPA-6020	U	0.50	5	MG/KG	07/01/2013	RAL
Chromium	EPA-6020	16	0.50	5	MG/KG	07/01/2013	RAL
Iron	EPA-6020	22000	50	5	MG/KG	07/01/2013	RAL
Lead	EPA-6020	4.4	0.50	5	MG/KG	07/01/2013	RAL
Manganese	EPA-6020	260	0.50	5	MG/KG	07/01/2013	RAL

SURROGATE	METHOD	%REC	ANALYSIS DATE	ANALYSIS BY
TFT	NWTPH-GX	78.1	06/25/2013	GAP
C25	NWTPH-DX w/ SGA	107	06/26/2013	LAP
1,2-Dichloroethane-d4	EPA-8260	112	06/28/2013	GAP
Toluene-d8	EPA-8260	92.4	06/28/2013	GAP
4-Bromofluorobenzene	EPA-8260	96.5	06/28/2013	GAP
Terphenyl-d14	EPA-8270 SIM	88.3	07/03/2013	LAP
2-Fluorophenol	EPA-8270	102	07/03/2013	LAP
Phenol-d5	EPA-8270	82.7	07/03/2013	LAP
Nitrobenzene-d5	EPA-8270	83.1	07/03/2013	LAP
2-Fluorobiphenyl	EPA-8270	79.7	07/03/2013	LAP
2,4,6-Tribromophenol	EPA-8270	90.4	07/03/2013	LAP
Terphenyl-d14	EPA-8270	88.3	07/03/2013	LAP
TCMX	EPA-8082	83.0	06/27/2013	LAP
DCB	EPA-8082	77.0	06/27/2013	LAP

U - Analyte analyzed for but not detected at level above reporting limit.



CERTIFICATE OF ANALYSIS

CLIENT:	Landau Associates, Inc. 130 - 2nd Ave. S. Edmonds, WA 98020	DATE:	7/15/2013
CLIENT CONTACT:	Jeffrey Fellows	ALS JOB#:	EV13060128
CLIENT PROJECT:	Yakima Mill Site / #1148007.010	ALS SAMPLE#:	-10
CLIENT SAMPLE ID	FPP-B10-S (15-16)	DATE RECEIVED:	6/24/2013
		COLLECTION DATE:	6/18/2013 10:45:00 AM
		WDOE ACCREDITATION:	C601

DATA RESULTS

ANALYTE	METHOD	RESULTS	REPORTING LIMITS	DILUTION FACTOR	UNITS	ANALYSIS DATE	ANALYSIS BY
TPH-Diesel Range	NWTPH-DX w/ SGA	U	25	1	MG/KG	06/26/2013	LAP
TPH-Oil Range	NWTPH-DX w/ SGA	79	50	1	MG/KG	06/26/2013	LAP
Mercury	EPA-7471	0.027	0.020	1	MG/KG	07/01/2013	RAL
Arsenic	EPA-6020	2.4	1.0	5	MG/KG	07/02/2013	RAL
Cadmium	EPA-6020	U	0.50	5	MG/KG	07/02/2013	RAL
Chromium	EPA-6020	21	0.50	5	MG/KG	07/02/2013	RAL
Iron	EPA-6020	22000	50	5	MG/KG	07/02/2013	RAL
Lead	EPA-6020	3.6	0.50	5	MG/KG	07/02/2013	RAL
Manganese	EPA-6020	200	0.50	5	MG/KG	07/02/2013	RAL

SURROGATE	METHOD	%REC	ANALYSIS DATE	ANALYSIS BY
C25	NWTPH-DX w/ SGA	108	06/26/2013	LAP

U - Analyte analyzed for but not detected at level above reporting limit.
Chromatogram indicates that it is likely that sample contains light oil/lube oil.



CERTIFICATE OF ANALYSIS

CLIENT:	Landau Associates, Inc. 130 - 2nd Ave. S. Edmonds, WA 98020	DATE:	7/15/2013
CLIENT CONTACT:	Jeffrey Fellows	ALS JOB#:	EV13060128
CLIENT PROJECT:	Yakima Mill Site / #1148007.010	ALS SAMPLE#:	-11
CLIENT SAMPLE ID	FPP-B06-S (15-16)	DATE RECEIVED:	6/24/2013
		COLLECTION DATE:	6/18/2013 11:10:00 AM
		WDOE ACCREDITATION:	C601

DATA RESULTS

ANALYTE	METHOD	RESULTS	REPORTING LIMITS	DILUTION FACTOR	UNITS	ANALYSIS DATE	ANALYSIS BY
TPH-Diesel Range	NWTPH-DX w/ SGA	U	50	2	MG/KG	06/26/2013	LAP
TPH-Oil Range	NWTPH-DX w/ SGA	2100	100	2	MG/KG	06/26/2013	LAP
Mercury	EPA-7471	0.037	0.020	1	MG/KG	07/01/2013	RAL
Arsenic	EPA-6020	2.5	1.0	5	MG/KG	07/02/2013	RAL
Cadmium	EPA-6020	U	0.50	5	MG/KG	07/02/2013	RAL
Chromium	EPA-6020	39	0.50	5	MG/KG	07/02/2013	RAL
Iron	EPA-6020	22000	50	5	MG/KG	07/02/2013	RAL
Lead	EPA-6020	4.0	0.50	5	MG/KG	07/02/2013	RAL
Manganese	EPA-6020	280	0.50	5	MG/KG	07/02/2013	RAL

SURROGATE	METHOD	%REC	ANALYSIS DATE	ANALYSIS BY
C25 2X Dilution	NWTPH-DX w/ SGA	64.5	06/26/2013	LAP

U - Analyte analyzed for but not detected at level above reporting limit.
Chromatogram indicates that it is likely that sample contains light oil/lube oil.



CERTIFICATE OF ANALYSIS

CLIENT:	Landau Associates, Inc. 130 - 2nd Ave. S. Edmonds, WA 98020	DATE:	7/15/2013
CLIENT CONTACT:	Jeffrey Fellows	ALS JOB#:	EV13060128
CLIENT PROJECT:	Yakima Mill Site / #1148007.010	ALS SAMPLE#:	-12
CLIENT SAMPLE ID	FPP-B08-S (5-6.5)	DATE RECEIVED:	6/24/2013
		COLLECTION DATE:	6/18/2013 11:50:00 AM
		WDOE ACCREDITATION:	C601

DATA RESULTS

ANALYTE	METHOD	RESULTS	REPORTING LIMITS	DILUTION FACTOR	UNITS	ANALYSIS	ANALYSIS
						DATE	BY
TPH-Volatile Range	NWTPH-GX	U	3.0	1	MG/KG	06/24/2013	GAP
TPH-Diesel Range	NWTPH-DX w/ SGA	220	25	1	MG/KG	06/26/2013	LAP
TPH-Oil Range	NWTPH-DX w/ SGA	520	50	1	MG/KG	06/26/2013	LAP
Dichlorodifluoromethane	EPA-8260	U	10	1	UG/KG	06/28/2013	GAP
Chloromethane	EPA-8260	U	10	1	UG/KG	06/28/2013	GAP
Vinyl Chloride	EPA-8260	U	10	1	UG/KG	06/28/2013	GAP
Bromomethane	EPA-8260	U	10	1	UG/KG	06/28/2013	GAP
Chloroethane	EPA-8260	U	10	1	UG/KG	06/28/2013	GAP
Carbon Tetrachloride	EPA-8260	U	10	1	UG/KG	06/28/2013	GAP
Trichlorofluoromethane	EPA-8260	U	10	1	UG/KG	06/28/2013	GAP
Carbon Disulfide	EPA-8260	U	10	1	UG/KG	06/28/2013	GAP
Acetone	EPA-8260	U	50	1	UG/KG	06/28/2013	GAP
1,1-Dichloroethene	EPA-8260	U	10	1	UG/KG	06/28/2013	GAP
Methylene Chloride	EPA-8260	U	20	1	UG/KG	06/28/2013	GAP
Acrylonitrile	EPA-8260	U	50	1	UG/KG	06/28/2013	GAP
Methyl T-Butyl Ether	EPA-8260	U	10	1	UG/KG	06/28/2013	GAP
Trans-1,2-Dichloroethene	EPA-8260	U	10	1	UG/KG	06/28/2013	GAP
1,1-Dichloroethane	EPA-8260	U	10	1	UG/KG	06/28/2013	GAP
2-Butanone	EPA-8260	U	50	1	UG/KG	06/28/2013	GAP
Cis-1,2-Dichloroethene	EPA-8260	U	10	1	UG/KG	06/28/2013	GAP
2,2-Dichloropropane	EPA-8260	U	10	1	UG/KG	06/28/2013	GAP
Bromochloromethane	EPA-8260	U	10	1	UG/KG	06/28/2013	GAP
Chloroform	EPA-8260	U	10	1	UG/KG	06/28/2013	GAP
1,1,1-Trichloroethane	EPA-8260	U	10	1	UG/KG	06/28/2013	GAP
1,1-Dichloropropene	EPA-8260	U	10	1	UG/KG	06/28/2013	GAP
1,2-Dichloroethane	EPA-8260	U	10	1	UG/KG	06/28/2013	GAP
Benzene	EPA-8260	U	5.0	1	UG/KG	06/28/2013	GAP
Trichloroethene	EPA-8260	U	10	1	UG/KG	06/28/2013	GAP
1,2-Dichloropropane	EPA-8260	U	10	1	UG/KG	06/28/2013	GAP
Dibromomethane	EPA-8260	U	10	1	UG/KG	06/28/2013	GAP
Bromodichloromethane	EPA-8260	U	10	1	UG/KG	06/28/2013	GAP
Trans-1,3-Dichloropropene	EPA-8260	U	10	1	UG/KG	06/28/2013	GAP
4-Methyl-2-Pentanone	EPA-8260	U	50	1	UG/KG	06/28/2013	GAP
Toluene	EPA-8260	U	10	1	UG/KG	06/28/2013	GAP
Cis-1,3-Dichloropropene	EPA-8260	U	10	1	UG/KG	06/28/2013	GAP
1,1,2-Trichloroethane	EPA-8260	U	10	1	UG/KG	06/28/2013	GAP
2-Hexanone	EPA-8260	U	50	1	UG/KG	06/28/2013	GAP
1,3-Dichloropropane	EPA-8260	U	10	1	UG/KG	06/28/2013	GAP



CERTIFICATE OF ANALYSIS

CLIENT:	Landau Associates, Inc. 130 - 2nd Ave. S. Edmonds, WA 98020	DATE:	7/15/2013
CLIENT CONTACT:	Jeffrey Fellows	ALS JOB#:	EV13060128
CLIENT PROJECT:	Yakima Mill Site / #1148007.010	ALS SAMPLE#:	-12
CLIENT SAMPLE ID	FPP-B08-S (5-6.5)	DATE RECEIVED:	6/24/2013
		COLLECTION DATE:	6/18/2013 11:50:00 AM
		WDOE ACCREDITATION:	C601

DATA RESULTS

ANALYTE	METHOD	RESULTS	REPORTING	DILUTION	UNITS	ANALYSIS	ANALYSIS
			LIMITS	FACTOR		DATE	BY
Tetrachloroethylene	EPA-8260	U	10	1	UG/KG	06/28/2013	GAP
Dibromochloromethane	EPA-8260	U	10	1	UG/KG	06/28/2013	GAP
1,2-Dibromoethane	EPA-8260	U	5.0	1	UG/KG	06/28/2013	GAP
Chlorobenzene	EPA-8260	U	10	1	UG/KG	06/28/2013	GAP
1,1,1,2-Tetrachloroethane	EPA-8260	U	10	1	UG/KG	06/28/2013	GAP
Ethylbenzene	EPA-8260	U	10	1	UG/KG	06/28/2013	GAP
m,p-Xylene	EPA-8260	U	20	1	UG/KG	06/28/2013	GAP
Styrene	EPA-8260	U	10	1	UG/KG	06/28/2013	GAP
o-Xylene	EPA-8260	U	10	1	UG/KG	06/28/2013	GAP
Bromoform	EPA-8260	U	10	1	UG/KG	06/28/2013	GAP
Isopropylbenzene	EPA-8260	U	10	1	UG/KG	06/28/2013	GAP
1,1,2,2-Tetrachloroethane	EPA-8260	U	10	1	UG/KG	06/28/2013	GAP
1,2,3-Trichloropropane	EPA-8260	U	10	1	UG/KG	06/28/2013	GAP
Bromobenzene	EPA-8260	U	10	1	UG/KG	06/28/2013	GAP
N-Propyl Benzene	EPA-8260	U	10	1	UG/KG	06/28/2013	GAP
2-Chlorotoluene	EPA-8260	U	10	1	UG/KG	06/28/2013	GAP
1,3,5-Trimethylbenzene	EPA-8260	U	10	1	UG/KG	06/28/2013	GAP
4-Chlorotoluene	EPA-8260	U	10	1	UG/KG	06/28/2013	GAP
T-Butyl Benzene	EPA-8260	U	10	1	UG/KG	06/28/2013	GAP
1,2,4-Trimethylbenzene	EPA-8260	U	10	1	UG/KG	06/28/2013	GAP
S-Butyl Benzene	EPA-8260	U	10	1	UG/KG	06/28/2013	GAP
P-Isopropyltoluene	EPA-8260	U	10	1	UG/KG	06/28/2013	GAP
1,3 Dichlorobenzene	EPA-8260	U	10	1	UG/KG	06/28/2013	GAP
1,4-Dichlorobenzene	EPA-8260	U	10	1	UG/KG	06/28/2013	GAP
N-Butylbenzene	EPA-8260	U	10	1	UG/KG	06/28/2013	GAP
1,2-Dichlorobenzene	EPA-8260	U	10	1	UG/KG	06/28/2013	GAP
1,2-Dibromo 3-Chloropropane	EPA-8260	U	50	1	UG/KG	06/28/2013	GAP
1,2,4-Trichlorobenzene	EPA-8260	U	10	1	UG/KG	06/28/2013	GAP
Hexachlorobutadiene	EPA-8260	U	10	1	UG/KG	06/28/2013	GAP
Naphthalene	EPA-8260	U	10	1	UG/KG	06/28/2013	GAP
1,2,3-Trichlorobenzene	EPA-8260	U	10	1	UG/KG	06/28/2013	GAP
Naphthalene	EPA-8270 SIM	U	0.020	2	MG/KG	07/06/2013	LAP
2-Methylnaphthalene	EPA-8270 SIM	U	0.020	2	MG/KG	07/06/2013	LAP
1-Methylnaphthalene	EPA-8270 SIM	U	0.020	2	MG/KG	07/06/2013	LAP
Acenaphthylene	EPA-8270 SIM	U	0.020	2	MG/KG	07/06/2013	LAP
Acenaphthene	EPA-8270 SIM	U	0.020	2	MG/KG	07/06/2013	LAP
Fluorene	EPA-8270 SIM	U	0.020	2	MG/KG	07/06/2013	LAP
Phenanthrene	EPA-8270 SIM	0.038	0.020	2	MG/KG	07/06/2013	LAP



CERTIFICATE OF ANALYSIS

CLIENT:	Landau Associates, Inc. 130 - 2nd Ave. S. Edmonds, WA 98020	DATE:	7/15/2013
CLIENT CONTACT:	Jeffrey Fellows	ALS JOB#:	EV13060128
CLIENT PROJECT:	Yakima Mill Site / #1148007.010	ALS SAMPLE#:	-12
CLIENT SAMPLE ID	FPP-B08-S (5-6.5)	DATE RECEIVED:	6/24/2013
		COLLECTION DATE:	6/18/2013 11:50:00 AM
		WDOE ACCREDITATION:	C601

DATA RESULTS

ANALYTE	METHOD	RESULTS	REPORTING	DILUTION	UNITS	ANALYSIS	ANALYSIS
			LIMITS	FACTOR		DATE	BY
Anthracene	EPA-8270 SIM	U	0.020	2	MG/KG	07/06/2013	LAP
Fluoranthene	EPA-8270 SIM	0.023	0.020	2	MG/KG	07/06/2013	LAP
Pyrene	EPA-8270 SIM	0.045	0.020	2	MG/KG	07/06/2013	LAP
Benzo[A]Anthracene	EPA-8270 SIM	U	0.020	2	MG/KG	07/06/2013	LAP
Chrysene	EPA-8270 SIM	0.042	0.020	2	MG/KG	07/06/2013	LAP
Benzo[B]Fluoranthene	EPA-8270 SIM	0.025	0.020	2	MG/KG	07/06/2013	LAP
Benzo[K]Fluoranthene	EPA-8270 SIM	U	0.020	2	MG/KG	07/06/2013	LAP
Benzo[A]Pyrene	EPA-8270 SIM	U	0.020	2	MG/KG	07/06/2013	LAP
Indeno[1,2,3-Cd]Pyrene	EPA-8270 SIM	U	0.020	2	MG/KG	07/06/2013	LAP
Dibenz[A,H]Anthracene	EPA-8270 SIM	U	0.020	2	MG/KG	07/06/2013	LAP
Benzo[G,H,I]Perylene	EPA-8270 SIM	0.021	0.020	2	MG/KG	07/06/2013	LAP
Pyridine	EPA-8270	U	400	2	UG/KG	07/06/2013	LAP
N-Nitrosodimethylamine	EPA-8270	U	200	2	UG/KG	07/06/2013	LAP
Phenol	EPA-8270	U	200	2	UG/KG	07/06/2013	LAP
Aniline	EPA-8270	U	200	2	UG/KG	07/06/2013	LAP
Bis(2-Chloroethyl)Ether	EPA-8270	U	200	2	UG/KG	07/06/2013	LAP
2-Chlorophenol	EPA-8270	U	200	2	UG/KG	07/06/2013	LAP
1,3-Dichlorobenzene	EPA-8270	U	200	2	UG/KG	07/06/2013	LAP
1,4-Dichlorobenzene	EPA-8270	U	200	2	UG/KG	07/06/2013	LAP
Benzyl Alcohol	EPA-8270	U	200	2	UG/KG	07/06/2013	LAP
1,2-Dichlorobenzene	EPA-8270	U	200	2	UG/KG	07/06/2013	LAP
2-Methylphenol	EPA-8270	U	200	2	UG/KG	07/06/2013	LAP
Bis(2-Chloroisopropyl)Ether	EPA-8270	U	200	2	UG/KG	07/06/2013	LAP
3&4-Methylphenol	EPA-8270	U	200	2	UG/KG	07/06/2013	LAP
N-Nitroso-Di-N-Propylamine	EPA-8270	U	200	2	UG/KG	07/06/2013	LAP
Hexachloroethane	EPA-8270	U	200	2	UG/KG	07/06/2013	LAP
Nitrobenzene	EPA-8270	U	200	2	UG/KG	07/06/2013	LAP
Isophorone	EPA-8270	U	200	2	UG/KG	07/06/2013	LAP
2-Nitrophenol	EPA-8270	U	500	2	UG/KG	07/06/2013	LAP
2,4-Dimethylphenol	EPA-8270	U	200	2	UG/KG	07/06/2013	LAP
Benzoic Acid	EPA-8270	U	2000	2	UG/KG	07/06/2013	LAP
Bis(2-Chloroethoxy)Methane	EPA-8270	U	200	2	UG/KG	07/06/2013	LAP
2,4-Dichlorophenol	EPA-8270	U	200	2	UG/KG	07/06/2013	LAP
1,2,4-Trichlorobenzene	EPA-8270	U	200	2	UG/KG	07/06/2013	LAP
4-Chloroaniline	EPA-8270	U	200	2	UG/KG	07/06/2013	LAP
2,6-Dichlorophenol	EPA-8270	U	200	2	UG/KG	07/06/2013	LAP
Hexachlorobutadiene	EPA-8270	U	200	2	UG/KG	07/06/2013	LAP
4-Chloro-3-Methylphenol	EPA-8270	U	200	2	UG/KG	07/06/2013	LAP



CERTIFICATE OF ANALYSIS

CLIENT:	Landau Associates, Inc. 130 - 2nd Ave. S. Edmonds, WA 98020	DATE:	7/15/2013
CLIENT CONTACT:	Jeffrey Fellows	ALS JOB#:	EV13060128
CLIENT PROJECT:	Yakima Mill Site / #1148007.010	ALS SAMPLE#:	-12
CLIENT SAMPLE ID	FPP-B08-S (5-6.5)	DATE RECEIVED:	6/24/2013
		COLLECTION DATE:	6/18/2013 11:50:00 AM
		WDOE ACCREDITATION:	C601

DATA RESULTS

ANALYTE	METHOD	RESULTS	REPORTING LIMITS	DILUTION FACTOR	UNITS	ANALYSIS	ANALYSIS
						DATE	BY
Hexachlorocyclopentadiene	EPA-8270	U	1000	2	UG/KG	07/06/2013	LAP
2,4,6-Trichlorophenol	EPA-8270	U	200	2	UG/KG	07/06/2013	LAP
2,4,5-Trichlorophenol	EPA-8270	U	200	2	UG/KG	07/06/2013	LAP
2-Chloronaphthalene	EPA-8270	U	200	2	UG/KG	07/06/2013	LAP
2-Nitroaniline	EPA-8270	U	500	2	UG/KG	07/06/2013	LAP
Dimethylphthalate	EPA-8270	U	200	2	UG/KG	07/06/2013	LAP
2,6-Dinitrotoluene	EPA-8270	U	500	2	UG/KG	07/06/2013	LAP
3-Nitroaniline	EPA-8270	U	500	2	UG/KG	07/06/2013	LAP
2,4-Dinitrophenol	EPA-8270	U	500	2	UG/KG	07/06/2013	LAP
4-Nitrophenol	EPA-8270	U	1000	2	UG/KG	07/06/2013	LAP
Dibenzofuran	EPA-8270	U	200	2	UG/KG	07/06/2013	LAP
2,4-Dinitrotoluene	EPA-8270	U	500	2	UG/KG	07/06/2013	LAP
2,3,4,6-Tetrachlorophenol	EPA-8270	U	500	2	UG/KG	07/06/2013	LAP
Diethylphthalate	EPA-8270	U	200	2	UG/KG	07/06/2013	LAP
4-Chlorophenyl-Phenylether	EPA-8270	U	200	2	UG/KG	07/06/2013	LAP
4-Nitroaniline	EPA-8270	U	500	2	UG/KG	07/06/2013	LAP
4,6-Dinitro-2-Methylphenol	EPA-8270	U	200	2	UG/KG	07/06/2013	LAP
N-Nitrosodiphenylamine	EPA-8270	U	200	2	UG/KG	07/06/2013	LAP
Azobenzene	EPA-8270	U	200	2	UG/KG	07/06/2013	LAP
4-Bromophenyl-Phenylether	EPA-8270	U	200	2	UG/KG	07/06/2013	LAP
Hexachlorobenzene	EPA-8270	U	200	2	UG/KG	07/06/2013	LAP
Pentachlorophenol	EPA-8270	U	1000	2	UG/KG	07/06/2013	LAP
Carbazole	EPA-8270	U	200	2	UG/KG	07/06/2013	LAP
Di-N-Butylphthalate	EPA-8270	U	260	2	UG/KG	07/06/2013	LAP
Butylbenzylphthalate	EPA-8270	U	200	2	UG/KG	07/06/2013	LAP
3,3-Dichlorobenzidine	EPA-8270	U	500	2	UG/KG	07/06/2013	LAP
Bis(2-Ethylhexyl)Phthalate	EPA-8270	U	260	2	UG/KG	07/06/2013	LAP
Di-N-Octylphthalate	EPA-8270	U	200	2	UG/KG	07/06/2013	LAP
Percent Solids	EPA-160.3	85.4	0	1	%	06/26/2013	LAP
pH	EPA-9045	8.22	1.00	1	S.U.	06/25/2013	SMR
Mercury	EPA-7471	0.052	0.020	1	MG/KG	07/01/2013	RAL
Arsenic	EPA-6020	3.2	1.0	5	MG/KG	07/02/2013	RAL
Cadmium	EPA-6020	U	0.50	5	MG/KG	07/02/2013	RAL
Chromium	EPA-6020	17	0.50	5	MG/KG	07/02/2013	RAL
Iron	EPA-6020	23000	50	5	MG/KG	07/02/2013	RAL
Lead	EPA-6020	15	0.50	5	MG/KG	07/02/2013	RAL
Manganese	EPA-6020	360	0.50	5	MG/KG	07/02/2013	RAL
Total Organic Carbon (TOC)	EPA-9060	1.5	0.10	1	%	07/01/2013	CAS



CERTIFICATE OF ANALYSIS

CLIENT:	Landau Associates, Inc. 130 - 2nd Ave. S. Edmonds, WA 98020	DATE:	7/15/2013
CLIENT CONTACT:	Jeffrey Fellows	ALS JOB#:	EV13060128
CLIENT PROJECT:	Yakima Mill Site / #1148007.010	ALS SAMPLE#:	-12
CLIENT SAMPLE ID	FPP-B08-S (5-6.5)	DATE RECEIVED:	6/24/2013
		COLLECTION DATE:	6/18/2013 11:50:00 AM
		WDOE ACCREDITATION:	C601

DATA RESULTS

SURROGATE	METHOD	%REC	ANALYSIS	ANALYSIS
			DATE	BY
TFT	NWTPH-GX	107	06/24/2013	GAP
C25	NWTPH-DX w/ SGA	113	06/26/2013	LAP
1,2-Dichloroethane-d4	EPA-8260	116	06/28/2013	GAP
Toluene-d8	EPA-8260	101	06/28/2013	GAP
4-Bromofluorobenzene	EPA-8260	127 GS1	06/28/2013	GAP
Terphenyl-d14 2X Dilution	EPA-8270 SIM	95.3	07/06/2013	LAP
2-Fluorophenol 2X Dilution	EPA-8270	111	07/06/2013	LAP
Phenol-d5 2X Dilution	EPA-8270	82.8	07/06/2013	LAP
Nitrobenzene-d5 2X Dilution	EPA-8270	87.2	07/06/2013	LAP
2-Fluorobiphenyl 2X Dilution	EPA-8270	81.3	07/06/2013	LAP
2,4,6-Tribromophenol 2X Dilution	EPA-8270	99.5	07/06/2013	LAP
Terphenyl-d14 2X Dilution	EPA-8270	95.3	07/06/2013	LAP

U - Analyte analyzed for but not detected at level above reporting limit.
 GS1 - Surrogate outside of control limits due to matrix effect.
 Chromatogram indicates that it is likely that sample contains highly weathered diesel and light oil/lube oil.
 Diesel range product results biased high due to oil range product overlap.



CERTIFICATE OF ANALYSIS

CLIENT:	Landau Associates, Inc. 130 - 2nd Ave. S. Edmonds, WA 98020	DATE:	7/15/2013
CLIENT CONTACT:	Jeffrey Fellows	ALS JOB#:	EV13060128
CLIENT PROJECT:	Yakima Mill Site / #1148007.010	ALS SAMPLE#:	-13
CLIENT SAMPLE ID	FPP-B04-S (11-12)	DATE RECEIVED:	6/24/2013
		COLLECTION DATE:	6/18/2013 1:20:00 PM
		WDOE ACCREDITATION:	C601

DATA RESULTS

ANALYTE	METHOD	RESULTS	REPORTING LIMITS	DILUTION FACTOR	UNITS	ANALYSIS	ANALYSIS
						DATE	BY
TPH-Volatile Range	NWTPH-GX	U	3.0	1	MG/KG	06/24/2013	GAP
TPH-Diesel Range	NWTPH-DX w/ SGA	U	250	10	MG/KG	06/27/2013	LAP
TPH-Oil Range	NWTPH-DX w/ SGA	9400	500	10	MG/KG	06/27/2013	LAP
Dichlorodifluoromethane	EPA-8260	U	10	1	UG/KG	06/28/2013	GAP
Chloromethane	EPA-8260	U	10	1	UG/KG	06/28/2013	GAP
Vinyl Chloride	EPA-8260	U	10	1	UG/KG	06/28/2013	GAP
Bromomethane	EPA-8260	U	10	1	UG/KG	06/28/2013	GAP
Chloroethane	EPA-8260	U	10	1	UG/KG	06/28/2013	GAP
Carbon Tetrachloride	EPA-8260	U	10	1	UG/KG	06/28/2013	GAP
Trichlorofluoromethane	EPA-8260	U	10	1	UG/KG	06/28/2013	GAP
Carbon Disulfide	EPA-8260	U	10	1	UG/KG	06/28/2013	GAP
Acetone	EPA-8260	U	50	1	UG/KG	06/28/2013	GAP
1,1-Dichloroethene	EPA-8260	U	10	1	UG/KG	06/28/2013	GAP
Methylene Chloride	EPA-8260	U	20	1	UG/KG	06/28/2013	GAP
Acrylonitrile	EPA-8260	U	50	1	UG/KG	06/28/2013	GAP
Methyl T-Butyl Ether	EPA-8260	U	10	1	UG/KG	06/28/2013	GAP
Trans-1,2-Dichloroethene	EPA-8260	U	10	1	UG/KG	06/28/2013	GAP
1,1-Dichloroethane	EPA-8260	U	10	1	UG/KG	06/28/2013	GAP
2-Butanone	EPA-8260	U	50	1	UG/KG	06/28/2013	GAP
Cis-1,2-Dichloroethene	EPA-8260	U	10	1	UG/KG	06/28/2013	GAP
2,2-Dichloropropane	EPA-8260	U	10	1	UG/KG	06/28/2013	GAP
Bromochloromethane	EPA-8260	U	10	1	UG/KG	06/28/2013	GAP
Chloroform	EPA-8260	U	10	1	UG/KG	06/28/2013	GAP
1,1,1-Trichloroethane	EPA-8260	U	10	1	UG/KG	06/28/2013	GAP
1,1-Dichloropropene	EPA-8260	U	10	1	UG/KG	06/28/2013	GAP
1,2-Dichloroethane	EPA-8260	U	10	1	UG/KG	06/28/2013	GAP
Benzene	EPA-8260	U	5.0	1	UG/KG	06/28/2013	GAP
Trichloroethene	EPA-8260	U	10	1	UG/KG	06/28/2013	GAP
1,2-Dichloropropane	EPA-8260	U	10	1	UG/KG	06/28/2013	GAP
Dibromomethane	EPA-8260	U	10	1	UG/KG	06/28/2013	GAP
Bromodichloromethane	EPA-8260	U	10	1	UG/KG	06/28/2013	GAP
Trans-1,3-Dichloropropene	EPA-8260	U	10	1	UG/KG	06/28/2013	GAP
4-Methyl-2-Pentanone	EPA-8260	U	50	1	UG/KG	06/28/2013	GAP
Toluene	EPA-8260	U	10	1	UG/KG	06/28/2013	GAP
Cis-1,3-Dichloropropene	EPA-8260	U	10	1	UG/KG	06/28/2013	GAP
1,1,2-Trichloroethane	EPA-8260	U	10	1	UG/KG	06/28/2013	GAP
2-Hexanone	EPA-8260	U	50	1	UG/KG	06/28/2013	GAP
1,3-Dichloropropane	EPA-8260	U	10	1	UG/KG	06/28/2013	GAP



CERTIFICATE OF ANALYSIS

CLIENT:	Landau Associates, Inc. 130 - 2nd Ave. S. Edmonds, WA 98020	DATE:	7/15/2013
CLIENT CONTACT:	Jeffrey Fellows	ALS JOB#:	EV13060128
CLIENT PROJECT:	Yakima Mill Site / #1148007.010	ALS SAMPLE#:	-13
CLIENT SAMPLE ID	FPP-B04-S (11-12)	DATE RECEIVED:	6/24/2013
		COLLECTION DATE:	6/18/2013 1:20:00 PM
		WDOE ACCREDITATION:	C601

DATA RESULTS

ANALYTE	METHOD	RESULTS	REPORTING LIMITS	DILUTION FACTOR	UNITS	ANALYSIS	ANALYSIS
						DATE	BY
Tetrachloroethylene	EPA-8260	U	10	1	UG/KG	06/28/2013	GAP
Dibromochloromethane	EPA-8260	U	10	1	UG/KG	06/28/2013	GAP
1,2-Dibromoethane	EPA-8260	U	5.0	1	UG/KG	06/28/2013	GAP
Chlorobenzene	EPA-8260	U	10	1	UG/KG	06/28/2013	GAP
1,1,1,2-Tetrachloroethane	EPA-8260	U	10	1	UG/KG	06/28/2013	GAP
Ethylbenzene	EPA-8260	U	10	1	UG/KG	06/28/2013	GAP
m,p-Xylene	EPA-8260	U	20	1	UG/KG	06/28/2013	GAP
Styrene	EPA-8260	U	10	1	UG/KG	06/28/2013	GAP
o-Xylene	EPA-8260	U	10	1	UG/KG	06/28/2013	GAP
Bromoform	EPA-8260	U	10	1	UG/KG	06/28/2013	GAP
Isopropylbenzene	EPA-8260	U	10	1	UG/KG	06/28/2013	GAP
1,1,2,2-Tetrachloroethane	EPA-8260	U	10	1	UG/KG	06/28/2013	GAP
1,2,3-Trichloropropane	EPA-8260	U	10	1	UG/KG	06/28/2013	GAP
Bromobenzene	EPA-8260	U	10	1	UG/KG	06/28/2013	GAP
N-Propyl Benzene	EPA-8260	U	10	1	UG/KG	06/28/2013	GAP
2-Chlorotoluene	EPA-8260	U	10	1	UG/KG	06/28/2013	GAP
1,3,5-Trimethylbenzene	EPA-8260	U	10	1	UG/KG	06/28/2013	GAP
4-Chlorotoluene	EPA-8260	U	10	1	UG/KG	06/28/2013	GAP
T-Butyl Benzene	EPA-8260	U	10	1	UG/KG	06/28/2013	GAP
1,2,4-Trimethylbenzene	EPA-8260	U	10	1	UG/KG	06/28/2013	GAP
S-Butyl Benzene	EPA-8260	U	10	1	UG/KG	06/28/2013	GAP
P-Isopropyltoluene	EPA-8260	U	10	1	UG/KG	06/28/2013	GAP
1,3 Dichlorobenzene	EPA-8260	U	10	1	UG/KG	06/28/2013	GAP
1,4-Dichlorobenzene	EPA-8260	U	10	1	UG/KG	06/28/2013	GAP
N-Butylbenzene	EPA-8260	U	10	1	UG/KG	06/28/2013	GAP
1,2-Dichlorobenzene	EPA-8260	U	10	1	UG/KG	06/28/2013	GAP
1,2-Dibromo 3-Chloropropane	EPA-8260	U	50	1	UG/KG	06/28/2013	GAP
1,2,4-Trichlorobenzene	EPA-8260	U	10	1	UG/KG	06/28/2013	GAP
Hexachlorobutadiene	EPA-8260	U	10	1	UG/KG	06/28/2013	GAP
Naphthalene	EPA-8260	U	10	1	UG/KG	06/28/2013	GAP
1,2,3-Trichlorobenzene	EPA-8260	U	10	1	UG/KG	06/28/2013	GAP
Naphthalene	EPA-8270 SIM	U	0.10	10	MG/KG	07/09/2013	LAP
2-Methylnaphthalene	EPA-8270 SIM	U	0.10	10	MG/KG	07/09/2013	LAP
1-Methylnaphthalene	EPA-8270 SIM	U	0.10	10	MG/KG	07/09/2013	LAP
Acenaphthylene	EPA-8270 SIM	U	0.10	10	MG/KG	07/09/2013	LAP
Acenaphthene	EPA-8270 SIM	U	0.10	10	MG/KG	07/09/2013	LAP
Fluorene	EPA-8270 SIM	U	0.10	10	MG/KG	07/09/2013	LAP
Phenanthrene	EPA-8270 SIM	U	0.10	10	MG/KG	07/09/2013	LAP



CERTIFICATE OF ANALYSIS

CLIENT:	Landau Associates, Inc. 130 - 2nd Ave. S. Edmonds, WA 98020	DATE:	7/15/2013
CLIENT CONTACT:	Jeffrey Fellows	ALS JOB#:	EV13060128
CLIENT PROJECT:	Yakima Mill Site / #1148007.010	ALS SAMPLE#:	-13
CLIENT SAMPLE ID	FPP-B04-S (11-12)	DATE RECEIVED:	6/24/2013
		COLLECTION DATE:	6/18/2013 1:20:00 PM
		WDOE ACCREDITATION:	C601

DATA RESULTS

ANALYTE	METHOD	RESULTS	REPORTING LIMITS	DILUTION FACTOR	UNITS	ANALYSIS	ANALYSIS
						DATE	BY
Anthracene	EPA-8270 SIM	U	0.10	10	MG/KG	07/09/2013	LAP
Fluoranthene	EPA-8270 SIM	U	0.10	10	MG/KG	07/09/2013	LAP
Pyrene	EPA-8270 SIM	U	0.10	10	MG/KG	07/09/2013	LAP
Benzo[A]Anthracene	EPA-8270 SIM	U	0.10	10	MG/KG	07/09/2013	LAP
Chrysene	EPA-8270 SIM	U	0.10	10	MG/KG	07/09/2013	LAP
Benzo[B]Fluoranthene	EPA-8270 SIM	U	0.10	10	MG/KG	07/09/2013	LAP
Benzo[K]Fluoranthene	EPA-8270 SIM	U	0.10	10	MG/KG	07/09/2013	LAP
Benzo[A]Pyrene	EPA-8270 SIM	U	0.10	10	MG/KG	07/09/2013	LAP
Indeno[1,2,3-Cd]Pyrene	EPA-8270 SIM	U	0.10	10	MG/KG	07/09/2013	LAP
Dibenz[A,H]Anthracene	EPA-8270 SIM	U	0.10	10	MG/KG	07/09/2013	LAP
Benzo[G,H,I]Perylene	EPA-8270 SIM	U	0.10	10	MG/KG	07/09/2013	LAP
Pyridine	EPA-8270	U	2000	10	UG/KG	07/09/2013	LAP
N-Nitrosodimethylamine	EPA-8270	U	1000	10	UG/KG	07/09/2013	LAP
Phenol	EPA-8270	U	1000	10	UG/KG	07/09/2013	LAP
Aniline	EPA-8270	U	1000	10	UG/KG	07/09/2013	LAP
Bis(2-Chloroethyl)Ether	EPA-8270	U	1000	10	UG/KG	07/09/2013	LAP
2-Chlorophenol	EPA-8270	U	1000	10	UG/KG	07/09/2013	LAP
1,3-Dichlorobenzene	EPA-8270	U	1000	10	UG/KG	07/09/2013	LAP
1,4-Dichlorobenzene	EPA-8270	U	1000	10	UG/KG	07/09/2013	LAP
Benzyl Alcohol	EPA-8270	U	1000	10	UG/KG	07/09/2013	LAP
1,2-Dichlorobenzene	EPA-8270	U	1000	10	UG/KG	07/09/2013	LAP
2-Methylphenol	EPA-8270	U	1000	10	UG/KG	07/09/2013	LAP
Bis(2-Chloroisopropyl)Ether	EPA-8270	U	1000	10	UG/KG	07/09/2013	LAP
3&4-Methylphenol	EPA-8270	U	1000	10	UG/KG	07/09/2013	LAP
N-Nitroso-Di-N-Propylamine	EPA-8270	U	1000	10	UG/KG	07/09/2013	LAP
Hexachloroethane	EPA-8270	U	1000	10	UG/KG	07/09/2013	LAP
Nitrobenzene	EPA-8270	U	1000	10	UG/KG	07/09/2013	LAP
Isophorone	EPA-8270	U	1000	10	UG/KG	07/09/2013	LAP
2-Nitrophenol	EPA-8270	U	2500	10	UG/KG	07/09/2013	LAP
2,4-Dimethylphenol	EPA-8270	U	1000	10	UG/KG	07/09/2013	LAP
Benzoic Acid	EPA-8270	U	10000	10	UG/KG	07/09/2013	LAP
Bis(2-Chloroethoxy)Methane	EPA-8270	U	1000	10	UG/KG	07/09/2013	LAP
2,4-Dichlorophenol	EPA-8270	U	1000	10	UG/KG	07/09/2013	LAP
1,2,4-Trichlorobenzene	EPA-8270	U	1000	10	UG/KG	07/09/2013	LAP
4-Chloroaniline	EPA-8270	U	1000	10	UG/KG	07/09/2013	LAP
2,6-Dichlorophenol	EPA-8270	U	1000	10	UG/KG	07/09/2013	LAP
Hexachlorobutadiene	EPA-8270	U	1000	10	UG/KG	07/09/2013	LAP
4-Chloro-3-Methylphenol	EPA-8270	U	1000	10	UG/KG	07/09/2013	LAP



CERTIFICATE OF ANALYSIS

CLIENT:	Landau Associates, Inc. 130 - 2nd Ave. S. Edmonds, WA 98020	DATE:	7/15/2013
CLIENT CONTACT:	Jeffrey Fellows	ALS JOB#:	EV13060128
CLIENT PROJECT:	Yakima Mill Site / #1148007.010	ALS SAMPLE#:	-13
CLIENT SAMPLE ID	FPP-B04-S (11-12)	DATE RECEIVED:	6/24/2013
		COLLECTION DATE:	6/18/2013 1:20:00 PM
		WDOE ACCREDITATION:	C601

DATA RESULTS

ANALYTE	METHOD	RESULTS	REPORTING	DILUTION	UNITS	ANALYSIS	ANALYSIS
			LIMITS	FACTOR		DATE	BY
Hexachlorocyclopentadiene	EPA-8270	U	5000	10	UG/KG	07/09/2013	LAP
2,4,6-Trichlorophenol	EPA-8270	U	1000	10	UG/KG	07/09/2013	LAP
2,4,5-Trichlorophenol	EPA-8270	U	1000	10	UG/KG	07/09/2013	LAP
2-Chloronaphthalene	EPA-8270	U	1000	10	UG/KG	07/09/2013	LAP
2-Nitroaniline	EPA-8270	U	2500	10	UG/KG	07/09/2013	LAP
Dimethylphthalate	EPA-8270	U	1000	10	UG/KG	07/09/2013	LAP
2,6-Dinitrotoluene	EPA-8270	U	2500	10	UG/KG	07/09/2013	LAP
3-Nitroaniline	EPA-8270	U	2500	10	UG/KG	07/09/2013	LAP
2,4-Dinitrophenol	EPA-8270	U	2500	10	UG/KG	07/09/2013	LAP
4-Nitrophenol	EPA-8270	U	5000	10	UG/KG	07/09/2013	LAP
Dibenzofuran	EPA-8270	U	1000	10	UG/KG	07/09/2013	LAP
2,4-Dinitrotoluene	EPA-8270	U	2500	10	UG/KG	07/09/2013	LAP
2,3,4,6-Tetrachlorophenol	EPA-8270	U	2500	10	UG/KG	07/09/2013	LAP
Diethylphthalate	EPA-8270	U	1000	10	UG/KG	07/09/2013	LAP
4-Chlorophenyl-Phenylether	EPA-8270	U	1000	10	UG/KG	07/09/2013	LAP
4-Nitroaniline	EPA-8270	U	2500	10	UG/KG	07/09/2013	LAP
4,6-Dinitro-2-Methylphenol	EPA-8270	U	1000	10	UG/KG	07/09/2013	LAP
N-Nitrosodiphenylamine	EPA-8270	U	1000	10	UG/KG	07/09/2013	LAP
Azobenzene	EPA-8270	U	1000	10	UG/KG	07/09/2013	LAP
4-Bromophenyl-Phenylether	EPA-8270	U	1000	10	UG/KG	07/09/2013	LAP
Hexachlorobenzene	EPA-8270	U	1000	10	UG/KG	07/09/2013	LAP
Pentachlorophenol	EPA-8270	U	5000	10	UG/KG	07/09/2013	LAP
Carbazole	EPA-8270	U	1000	10	UG/KG	07/09/2013	LAP
Di-N-Butylphthalate	EPA-8270	U	1300	10	UG/KG	07/09/2013	LAP
Butylbenzylphthalate	EPA-8270	U	1000	10	UG/KG	07/09/2013	LAP
3,3-Dichlorobenzidine	EPA-8270	U	2500	10	UG/KG	07/09/2013	LAP
Bis(2-Ethylhexyl)Phthalate	EPA-8270	U	1300	10	UG/KG	07/09/2013	LAP
Di-N-Octylphthalate	EPA-8270	U	1000	10	UG/KG	07/09/2013	LAP
PCB-1016	EPA-8082	U	0.10	1	MG/KG	06/27/2013	LAP
PCB-1268	EPA-8082	U	0.10	1	MG/KG	06/27/2013	LAP
PCB-1221	EPA-8082	U	0.10	1	MG/KG	06/27/2013	LAP
PCB-1232	EPA-8082	U	0.10	1	MG/KG	06/27/2013	LAP
PCB-1242	EPA-8082	U	0.10	1	MG/KG	06/27/2013	LAP
PCB-1248	EPA-8082	U	0.10	1	MG/KG	06/27/2013	LAP
PCB-1254	EPA-8082	U	0.10	1	MG/KG	06/27/2013	LAP
PCB-1260	EPA-8082	U	0.10	1	MG/KG	06/27/2013	LAP
Mercury	EPA-7471	0.028	0.020	1	MG/KG	07/01/2013	RAL
Arsenic	EPA-6020	2.2	1.0	5	MG/KG	07/02/2013	RAL



CERTIFICATE OF ANALYSIS

CLIENT:	Landau Associates, Inc. 130 - 2nd Ave. S. Edmonds, WA 98020	DATE:	7/15/2013
CLIENT CONTACT:	Jeffrey Fellows	ALS JOB#:	EV13060128
CLIENT PROJECT:	Yakima Mill Site / #1148007.010	ALS SAMPLE#:	-13
CLIENT SAMPLE ID	FPP-B04-S (11-12)	DATE RECEIVED:	6/24/2013
		COLLECTION DATE:	6/18/2013 1:20:00 PM
		WDOE ACCREDITATION:	C601

DATA RESULTS

ANALYTE	METHOD	RESULTS	REPORTING LIMITS	DILUTION FACTOR	UNITS	ANALYSIS DATE	ANALYSIS BY
Cadmium	EPA-6020	U	0.50	5	MG/KG	07/02/2013	RAL
Chromium	EPA-6020	28	0.50	5	MG/KG	07/02/2013	RAL
Iron	EPA-6020	26000	50	5	MG/KG	07/02/2013	RAL
Lead	EPA-6020	3.5	0.50	5	MG/KG	07/02/2013	RAL
Manganese	EPA-6020	300	0.50	5	MG/KG	07/02/2013	RAL

SURROGATE	METHOD	%REC	ANALYSIS DATE	ANALYSIS BY
TFT	NWTPH-GX	124	06/24/2013	GAP
C25 10X Dilution	NWTPH-DX w/ SGA	18.0 DS2	06/27/2013	LAP
1,2-Dichloroethane-d4	EPA-8260	114	06/28/2013	GAP
Toluene-d8	EPA-8260	96.2	06/28/2013	GAP
4-Bromofluorobenzene	EPA-8260	187 GS1	06/28/2013	GAP
Terphenyl-d14 10X Dilution	EPA-8270 SIM	104	07/09/2013	LAP
2-Fluorophenol 10X Dilution	EPA-8270	107	07/09/2013	LAP
Phenol-d5 10X Dilution	EPA-8270	76.9	07/09/2013	LAP
Nitrobenzene-d5 10X Dilution	EPA-8270	83.1	07/09/2013	LAP
2-Fluorobiphenyl 10X Dilution	EPA-8270	84.8	07/09/2013	LAP
2,4,6-Tribromophenol 10X Dilution	EPA-8270	95.9	07/09/2013	LAP
Terphenyl-d14 10X Dilution	EPA-8270	104	07/09/2013	LAP
TCMX	EPA-8082	74.0	06/27/2013	LAP
DCB	EPA-8082	63.0	06/27/2013	LAP

DS2 - Due to high dilution factor surrogate results should be considered uncontrolled.

GS1 - Surrogate outside of control limits due to matrix effect.

U - Analyte analyzed for but not detected at level above reporting limit.

Chromatogram indicates that it is likely that sample contains light oil/lube oil.



CERTIFICATE OF ANALYSIS

CLIENT:	Landau Associates, Inc. 130 - 2nd Ave. S. Edmonds, WA 98020	DATE:	7/15/2013
CLIENT CONTACT:	Jeffrey Fellows	ALS JOB#:	EV13060128
CLIENT PROJECT:	Yakima Mill Site / #1148007.010	ALS SAMPLE#:	-14
CLIENT SAMPLE ID	FPP-B04-S (21-22)	DATE RECEIVED:	6/24/2013
		COLLECTION DATE:	6/18/2013 1:35:00 PM
		WDOE ACCREDITATION:	C601

DATA RESULTS

ANALYTE	METHOD	RESULTS	REPORTING LIMITS	DILUTION FACTOR	UNITS	ANALYSIS DATE	ANALYSIS BY
TPH-Volatile Range	NWTPH-GX	U	3.0	1	MG/KG	06/25/2013	GAP
TPH-Diesel Range	NWTPH-DX w/ SGA	U	25	1	MG/KG	06/26/2013	LAP
TPH-Oil Range	NWTPH-DX w/ SGA	710	50	1	MG/KG	06/26/2013	LAP
Mercury	EPA-7471	0.035	0.020	1	MG/KG	07/01/2013	RAL
Arsenic	EPA-6020	4.7	1.3	5	MG/KG	07/02/2013	RAL
Cadmium	EPA-6020	U	0.50	5	MG/KG	07/02/2013	RAL
Chromium	EPA-6020	17	0.64	5	MG/KG	07/02/2013	RAL
Iron	EPA-6020	20000	58	5	MG/KG	07/02/2013	RAL
Lead	EPA-6020	14	0.50	5	MG/KG	07/02/2013	RAL
Manganese	EPA-6020	250	0.50	5	MG/KG	07/02/2013	RAL

SURROGATE	METHOD	%REC	ANALYSIS DATE	ANALYSIS BY
TFT	NWTPH-GX	90.9	06/25/2013	GAP
C25	NWTPH-DX w/ SGA	111	06/26/2013	LAP

U - Analyte analyzed for but not detected at level above reporting limit.
Chromatogram indicates that it is likely that sample contains light oil/lube oil.



CERTIFICATE OF ANALYSIS

CLIENT:	Landau Associates, Inc. 130 - 2nd Ave. S. Edmonds, WA 98020	DATE:	7/15/2013
CLIENT CONTACT:	Jeffrey Fellows	ALS JOB#:	EV13060128
CLIENT PROJECT:	Yakima Mill Site / #1148007.010	ALS SAMPLE#:	-15
CLIENT SAMPLE ID	FPP-B01-S (0.5-1.5)	DATE RECEIVED:	6/24/2013
		COLLECTION DATE:	6/18/2013 2:41:00 PM
		WDOE ACCREDITATION:	C601

DATA RESULTS

ANALYTE	METHOD	RESULTS	REPORTING LIMITS	DILUTION FACTOR	UNITS	ANALYSIS	ANALYSIS
						DATE	BY
TPH-Volatile Range	NWTPH-GX	U	3.0	1	MG/KG	06/24/2013	GAP
TPH-Diesel Range	NWTPH-DX w/ SGA	U	25	1	MG/KG	06/26/2013	LAP
TPH-Oil Range	NWTPH-DX w/ SGA	130	50	1	MG/KG	06/26/2013	LAP
Dichlorodifluoromethane	EPA-8260	U	10	1	UG/KG	06/28/2013	GAP
Chloromethane	EPA-8260	U	10	1	UG/KG	06/28/2013	GAP
Vinyl Chloride	EPA-8260	U	10	1	UG/KG	06/28/2013	GAP
Bromomethane	EPA-8260	U	10	1	UG/KG	06/28/2013	GAP
Chloroethane	EPA-8260	U	10	1	UG/KG	06/28/2013	GAP
Carbon Tetrachloride	EPA-8260	U	10	1	UG/KG	06/28/2013	GAP
Trichlorofluoromethane	EPA-8260	U	10	1	UG/KG	06/28/2013	GAP
Carbon Disulfide	EPA-8260	U	10	1	UG/KG	06/28/2013	GAP
Acetone	EPA-8260	U	50	1	UG/KG	06/28/2013	GAP
1,1-Dichloroethene	EPA-8260	U	10	1	UG/KG	06/28/2013	GAP
Methylene Chloride	EPA-8260	U	20	1	UG/KG	06/28/2013	GAP
Acrylonitrile	EPA-8260	U	50	1	UG/KG	06/28/2013	GAP
Methyl T-Butyl Ether	EPA-8260	U	10	1	UG/KG	06/28/2013	GAP
Trans-1,2-Dichloroethene	EPA-8260	U	10	1	UG/KG	06/28/2013	GAP
1,1-Dichloroethane	EPA-8260	U	10	1	UG/KG	06/28/2013	GAP
2-Butanone	EPA-8260	U	50	1	UG/KG	06/28/2013	GAP
Cis-1,2-Dichloroethene	EPA-8260	U	10	1	UG/KG	06/28/2013	GAP
2,2-Dichloropropane	EPA-8260	U	10	1	UG/KG	06/28/2013	GAP
Bromochloromethane	EPA-8260	U	10	1	UG/KG	06/28/2013	GAP
Chloroform	EPA-8260	U	10	1	UG/KG	06/28/2013	GAP
1,1,1-Trichloroethane	EPA-8260	U	10	1	UG/KG	06/28/2013	GAP
1,1-Dichloropropene	EPA-8260	U	10	1	UG/KG	06/28/2013	GAP
1,2-Dichloroethane	EPA-8260	U	10	1	UG/KG	06/28/2013	GAP
Benzene	EPA-8260	U	5.0	1	UG/KG	06/28/2013	GAP
Trichloroethene	EPA-8260	U	10	1	UG/KG	06/28/2013	GAP
1,2-Dichloropropane	EPA-8260	U	10	1	UG/KG	06/28/2013	GAP
Dibromomethane	EPA-8260	U	10	1	UG/KG	06/28/2013	GAP
Bromodichloromethane	EPA-8260	U	10	1	UG/KG	06/28/2013	GAP
Trans-1,3-Dichloropropene	EPA-8260	U	10	1	UG/KG	06/28/2013	GAP
4-Methyl-2-Pentanone	EPA-8260	U	50	1	UG/KG	06/28/2013	GAP
Toluene	EPA-8260	U	10	1	UG/KG	06/28/2013	GAP
Cis-1,3-Dichloropropene	EPA-8260	U	10	1	UG/KG	06/28/2013	GAP
1,1,2-Trichloroethane	EPA-8260	U	10	1	UG/KG	06/28/2013	GAP
2-Hexanone	EPA-8260	U	50	1	UG/KG	06/28/2013	GAP
1,3-Dichloropropane	EPA-8260	U	10	1	UG/KG	06/28/2013	GAP



CERTIFICATE OF ANALYSIS

CLIENT:	Landau Associates, Inc. 130 - 2nd Ave. S. Edmonds, WA 98020	DATE:	7/15/2013
CLIENT CONTACT:	Jeffrey Fellows	ALS JOB#:	EV13060128
CLIENT PROJECT:	Yakima Mill Site / #1148007.010	ALS SAMPLE#:	-15
CLIENT SAMPLE ID	FPP-B01-S (0.5-1.5)	DATE RECEIVED:	6/24/2013
		COLLECTION DATE:	6/18/2013 2:41:00 PM
		WDOE ACCREDITATION:	C601

DATA RESULTS

ANALYTE	METHOD	RESULTS	REPORTING LIMITS	DILUTION FACTOR	UNITS	ANALYSIS	ANALYSIS
						DATE	BY
Tetrachloroethylene	EPA-8260	U	10	1	UG/KG	06/28/2013	GAP
Dibromochloromethane	EPA-8260	U	10	1	UG/KG	06/28/2013	GAP
1,2-Dibromoethane	EPA-8260	U	5.0	1	UG/KG	06/28/2013	GAP
Chlorobenzene	EPA-8260	U	10	1	UG/KG	06/28/2013	GAP
1,1,1,2-Tetrachloroethane	EPA-8260	U	10	1	UG/KG	06/28/2013	GAP
Ethylbenzene	EPA-8260	U	10	1	UG/KG	06/28/2013	GAP
m,p-Xylene	EPA-8260	U	20	1	UG/KG	06/28/2013	GAP
Styrene	EPA-8260	U	10	1	UG/KG	06/28/2013	GAP
o-Xylene	EPA-8260	U	10	1	UG/KG	06/28/2013	GAP
Bromoform	EPA-8260	U	10	1	UG/KG	06/28/2013	GAP
Isopropylbenzene	EPA-8260	U	10	1	UG/KG	06/28/2013	GAP
1,1,2,2-Tetrachloroethane	EPA-8260	U	10	1	UG/KG	06/28/2013	GAP
1,2,3-Trichloropropane	EPA-8260	U	10	1	UG/KG	06/28/2013	GAP
Bromobenzene	EPA-8260	U	10	1	UG/KG	06/28/2013	GAP
N-Propyl Benzene	EPA-8260	U	10	1	UG/KG	06/28/2013	GAP
2-Chlorotoluene	EPA-8260	U	10	1	UG/KG	06/28/2013	GAP
1,3,5-Trimethylbenzene	EPA-8260	U	10	1	UG/KG	06/28/2013	GAP
4-Chlorotoluene	EPA-8260	U	10	1	UG/KG	06/28/2013	GAP
T-Butyl Benzene	EPA-8260	U	10	1	UG/KG	06/28/2013	GAP
1,2,4-Trimethylbenzene	EPA-8260	U	10	1	UG/KG	06/28/2013	GAP
S-Butyl Benzene	EPA-8260	U	10	1	UG/KG	06/28/2013	GAP
P-Isopropyltoluene	EPA-8260	U	10	1	UG/KG	06/28/2013	GAP
1,3 Dichlorobenzene	EPA-8260	U	10	1	UG/KG	06/28/2013	GAP
1,4-Dichlorobenzene	EPA-8260	U	10	1	UG/KG	06/28/2013	GAP
N-Butylbenzene	EPA-8260	U	10	1	UG/KG	06/28/2013	GAP
1,2-Dichlorobenzene	EPA-8260	U	10	1	UG/KG	06/28/2013	GAP
1,2-Dibromo 3-Chloropropane	EPA-8260	U	50	1	UG/KG	06/28/2013	GAP
1,2,4-Trichlorobenzene	EPA-8260	U	10	1	UG/KG	06/28/2013	GAP
Hexachlorobutadiene	EPA-8260	U	10	1	UG/KG	06/28/2013	GAP
Naphthalene	EPA-8260	U	10	1	UG/KG	06/28/2013	GAP
1,2,3-Trichlorobenzene	EPA-8260	U	10	1	UG/KG	06/28/2013	GAP
Naphthalene	EPA-8270 SIM	0.052	0.010	1	MG/KG	07/06/2013	LAP
2-Methylnaphthalene	EPA-8270 SIM	0.028	0.010	1	MG/KG	07/06/2013	LAP
1-Methylnaphthalene	EPA-8270 SIM	0.019	0.010	1	MG/KG	07/06/2013	LAP
Acenaphthylene	EPA-8270 SIM	0.019	0.010	1	MG/KG	07/06/2013	LAP
Acenaphthene	EPA-8270 SIM	U	0.010	1	MG/KG	07/06/2013	LAP
Fluorene	EPA-8270 SIM	U	0.010	1	MG/KG	07/06/2013	LAP
Phenanthrene	EPA-8270 SIM	0.051	0.010	1	MG/KG	07/06/2013	LAP



CERTIFICATE OF ANALYSIS

CLIENT:	Landau Associates, Inc. 130 - 2nd Ave. S. Edmonds, WA 98020	DATE:	7/15/2013
CLIENT CONTACT:	Jeffrey Fellows	ALS JOB#:	EV13060128
CLIENT PROJECT:	Yakima Mill Site / #1148007.010	ALS SAMPLE#:	-15
CLIENT SAMPLE ID	FPP-B01-S (0.5-1.5)	DATE RECEIVED:	6/24/2013
		COLLECTION DATE:	6/18/2013 2:41:00 PM
		WDOE ACCREDITATION:	C601

DATA RESULTS

ANALYTE	METHOD	RESULTS	REPORTING	DILUTION	UNITS	ANALYSIS	ANALYSIS
			LIMITS	FACTOR		DATE	BY
Anthracene	EPA-8270 SIM	U	0.010	1	MG/KG	07/06/2013	LAP
Fluoranthene	EPA-8270 SIM	0.049	0.010	1	MG/KG	07/06/2013	LAP
Pyrene	EPA-8270 SIM	0.053	0.010	1	MG/KG	07/06/2013	LAP
Benzo[A]Anthracene	EPA-8270 SIM	0.013	0.010	1	MG/KG	07/06/2013	LAP
Chrysene	EPA-8270 SIM	0.021	0.010	1	MG/KG	07/06/2013	LAP
Benzo[B]Fluoranthene	EPA-8270 SIM	0.019	0.010	1	MG/KG	07/06/2013	LAP
Benzo[K]Fluoranthene	EPA-8270 SIM	0.011	0.010	1	MG/KG	07/06/2013	LAP
Benzo[A]Pyrene	EPA-8270 SIM	0.014	0.010	1	MG/KG	07/06/2013	LAP
Indeno[1,2,3-Cd]Pyrene	EPA-8270 SIM	0.012	0.010	1	MG/KG	07/06/2013	LAP
Dibenz[A,H]Anthracene	EPA-8270 SIM	U	0.010	1	MG/KG	07/06/2013	LAP
Benzo[G,H,I]Perylene	EPA-8270 SIM	0.019	0.010	1	MG/KG	07/06/2013	LAP
Pyridine	EPA-8270	U	200	1	UG/KG	07/06/2013	LAP
N-Nitrosodimethylamine	EPA-8270	U	100	1	UG/KG	07/06/2013	LAP
Phenol	EPA-8270	U	100	1	UG/KG	07/06/2013	LAP
Aniline	EPA-8270	U	100	1	UG/KG	07/06/2013	LAP
Bis(2-Chloroethyl)Ether	EPA-8270	U	100	1	UG/KG	07/06/2013	LAP
2-Chlorophenol	EPA-8270	U	100	1	UG/KG	07/06/2013	LAP
1,3-Dichlorobenzene	EPA-8270	U	100	1	UG/KG	07/06/2013	LAP
1,4-Dichlorobenzene	EPA-8270	U	100	1	UG/KG	07/06/2013	LAP
Benzyl Alcohol	EPA-8270	U	100	1	UG/KG	07/06/2013	LAP
1,2-Dichlorobenzene	EPA-8270	U	100	1	UG/KG	07/06/2013	LAP
2-Methylphenol	EPA-8270	U	100	1	UG/KG	07/06/2013	LAP
Bis(2-Chloroisopropyl)Ether	EPA-8270	U	100	1	UG/KG	07/06/2013	LAP
3&4-Methylphenol	EPA-8270	U	100	1	UG/KG	07/06/2013	LAP
N-Nitroso-Di-N-Propylamine	EPA-8270	U	100	1	UG/KG	07/06/2013	LAP
Hexachloroethane	EPA-8270	U	100	1	UG/KG	07/06/2013	LAP
Nitrobenzene	EPA-8270	U	100	1	UG/KG	07/06/2013	LAP
Isophorone	EPA-8270	U	100	1	UG/KG	07/06/2013	LAP
2-Nitrophenol	EPA-8270	U	250	1	UG/KG	07/06/2013	LAP
2,4-Dimethylphenol	EPA-8270	U	100	1	UG/KG	07/06/2013	LAP
Benzoic Acid	EPA-8270	U	1000	1	UG/KG	07/06/2013	LAP
Bis(2-Chloroethoxy)Methane	EPA-8270	U	100	1	UG/KG	07/06/2013	LAP
2,4-Dichlorophenol	EPA-8270	U	100	1	UG/KG	07/06/2013	LAP
1,2,4-Trichlorobenzene	EPA-8270	U	100	1	UG/KG	07/06/2013	LAP
4-Chloroaniline	EPA-8270	U	100	1	UG/KG	07/06/2013	LAP
2,6-Dichlorophenol	EPA-8270	U	100	1	UG/KG	07/06/2013	LAP
Hexachlorobutadiene	EPA-8270	U	100	1	UG/KG	07/06/2013	LAP
4-Chloro-3-Methylphenol	EPA-8270	U	100	1	UG/KG	07/06/2013	LAP



CERTIFICATE OF ANALYSIS

CLIENT:	Landau Associates, Inc. 130 - 2nd Ave. S. Edmonds, WA 98020	DATE:	7/15/2013
CLIENT CONTACT:	Jeffrey Fellows	ALS JOB#:	EV13060128
CLIENT PROJECT:	Yakima Mill Site / #1148007.010	ALS SAMPLE#:	-15
CLIENT SAMPLE ID	FPP-B01-S (0.5-1.5)	DATE RECEIVED:	6/24/2013
		COLLECTION DATE:	6/18/2013 2:41:00 PM
		WDOE ACCREDITATION:	C601

DATA RESULTS

ANALYTE	METHOD	RESULTS	REPORTING LIMITS	DILUTION FACTOR	UNITS	ANALYSIS	ANALYSIS
						DATE	BY
Hexachlorocyclopentadiene	EPA-8270	U	500	1	UG/KG	07/06/2013	LAP
2,4,6-Trichlorophenol	EPA-8270	U	100	1	UG/KG	07/06/2013	LAP
2,4,5-Trichlorophenol	EPA-8270	U	100	1	UG/KG	07/06/2013	LAP
2-Chloronaphthalene	EPA-8270	U	100	1	UG/KG	07/06/2013	LAP
2-Nitroaniline	EPA-8270	U	250	1	UG/KG	07/06/2013	LAP
Dimethylphthalate	EPA-8270	U	100	1	UG/KG	07/06/2013	LAP
2,6-Dinitrotoluene	EPA-8270	U	250	1	UG/KG	07/06/2013	LAP
3-Nitroaniline	EPA-8270	U	250	1	UG/KG	07/06/2013	LAP
2,4-Dinitrophenol	EPA-8270	U	250	1	UG/KG	07/06/2013	LAP
4-Nitrophenol	EPA-8270	U	500	1	UG/KG	07/06/2013	LAP
Dibenzofuran	EPA-8270	U	100	1	UG/KG	07/06/2013	LAP
2,4-Dinitrotoluene	EPA-8270	U	250	1	UG/KG	07/06/2013	LAP
2,3,4,6-Tetrachlorophenol	EPA-8270	U	250	1	UG/KG	07/06/2013	LAP
Diethylphthalate	EPA-8270	U	100	1	UG/KG	07/06/2013	LAP
4-Chlorophenyl-Phenylether	EPA-8270	U	100	1	UG/KG	07/06/2013	LAP
4-Nitroaniline	EPA-8270	U	250	1	UG/KG	07/06/2013	LAP
4,6-Dinitro-2-Methylphenol	EPA-8270	U	100	1	UG/KG	07/06/2013	LAP
N-Nitrosodiphenylamine	EPA-8270	U	100	1	UG/KG	07/06/2013	LAP
Azobenzene	EPA-8270	U	100	1	UG/KG	07/06/2013	LAP
4-Bromophenyl-Phenylether	EPA-8270	U	100	1	UG/KG	07/06/2013	LAP
Hexachlorobenzene	EPA-8270	U	100	1	UG/KG	07/06/2013	LAP
Pentachlorophenol	EPA-8270	U	500	1	UG/KG	07/06/2013	LAP
Carbazole	EPA-8270	U	100	1	UG/KG	07/06/2013	LAP
Di-N-Butylphthalate	EPA-8270	U	130	1	UG/KG	07/06/2013	LAP
Butylbenzylphthalate	EPA-8270	U	100	1	UG/KG	07/06/2013	LAP
3,3-Dichlorobenzidine	EPA-8270	U	250	1	UG/KG	07/06/2013	LAP
Bis(2-Ethylhexyl)Phthalate	EPA-8270	U	130	1	UG/KG	07/06/2013	LAP
Di-N-Octylphthalate	EPA-8270	U	100	1	UG/KG	07/06/2013	LAP
PCB-1016	EPA-8082	U	0.10	1	MG/KG	06/28/2013	LAP
PCB-1268	EPA-8082	U	0.10	1	MG/KG	06/28/2013	LAP
PCB-1221	EPA-8082	U	0.10	1	MG/KG	06/28/2013	LAP
PCB-1232	EPA-8082	U	0.10	1	MG/KG	06/28/2013	LAP
PCB-1242	EPA-8082	U	0.10	1	MG/KG	06/28/2013	LAP
PCB-1248	EPA-8082	U	0.10	1	MG/KG	06/28/2013	LAP
PCB-1254	EPA-8082	U	0.10	1	MG/KG	06/28/2013	LAP
PCB-1260	EPA-8082	U	0.10	1	MG/KG	06/28/2013	LAP
Mercury	EPA-7471	0.040	0.020	1	MG/KG	07/01/2013	RAL
Arsenic	EPA-6020	2.5	1.0	5	MG/KG	07/02/2013	RAL



CERTIFICATE OF ANALYSIS

CLIENT:	Landau Associates, Inc. 130 - 2nd Ave. S. Edmonds, WA 98020	DATE:	7/15/2013
CLIENT CONTACT:	Jeffrey Fellows	ALS JOB#:	EV13060128
CLIENT PROJECT:	Yakima Mill Site / #1148007.010	ALS SAMPLE#:	-15
CLIENT SAMPLE ID	FPP-B01-S (0.5-1.5)	DATE RECEIVED:	6/24/2013
		COLLECTION DATE:	6/18/2013 2:41:00 PM
		WDOE ACCREDITATION:	C601

DATA RESULTS

ANALYTE	METHOD	RESULTS	REPORTING LIMITS	DILUTION FACTOR	UNITS	ANALYSIS DATE	ANALYSIS BY
Cadmium	EPA-6020	U	0.50	5	MG/KG	07/02/2013	RAL
Chromium	EPA-6020	15	0.50	5	MG/KG	07/02/2013	RAL
Iron	EPA-6020	23000	50	5	MG/KG	07/02/2013	RAL
Lead	EPA-6020	14	0.50	5	MG/KG	07/02/2013	RAL
Manganese	EPA-6020	360	0.50	5	MG/KG	07/02/2013	RAL

SURROGATE	METHOD	%REC	ANALYSIS DATE	ANALYSIS BY
TFT	NWTPH-GX	65.7	06/24/2013	GAP
C25	NWTPH-DX w/ SGA	107	06/26/2013	LAP
1,2-Dichloroethane-d4	EPA-8260	115	06/28/2013	GAP
Toluene-d8	EPA-8260	96.0	06/28/2013	GAP
4-Bromofluorobenzene	EPA-8260	102	06/28/2013	GAP
Terphenyl-d14	EPA-8270 SIM	99.3	07/06/2013	LAP
2-Fluorophenol	EPA-8270	113	07/06/2013	LAP
Phenol-d5	EPA-8270	87.2	07/06/2013	LAP
Nitrobenzene-d5	EPA-8270	86.5	07/06/2013	LAP
2-Fluorobiphenyl	EPA-8270	85.2	07/06/2013	LAP
2,4,6-Tribromophenol	EPA-8270	104	07/06/2013	LAP
Terphenyl-d14	EPA-8270	99.3	07/06/2013	LAP
TCMX	EPA-8082	73.0	06/28/2013	LAP
DCB	EPA-8082	77.0	06/28/2013	LAP

U - Analyte analyzed for but not detected at level above reporting limit.
Chromatogram indicates that it is likely that sample contains light oil/lube oil.



CERTIFICATE OF ANALYSIS

CLIENT:	Landau Associates, Inc. 130 - 2nd Ave. S. Edmonds, WA 98020	DATE:	7/15/2013
CLIENT CONTACT:	Jeffrey Fellows	ALS JOB#:	EV13060128
CLIENT PROJECT:	Yakima Mill Site / #1148007.010	ALS SAMPLE#:	-16
CLIENT SAMPLE ID	FPP-B01-S (12-13)	DATE RECEIVED:	6/24/2013
		COLLECTION DATE:	6/18/2013 2:52:00 PM
		WDOE ACCREDITATION:	C601

DATA RESULTS

ANALYTE	METHOD	RESULTS	REPORTING LIMITS	DILUTION FACTOR	UNITS	ANALYSIS DATE	ANALYSIS BY
TPH-Volatile Range	NWTPH-GX	U	3.0	1	MG/KG	06/25/2013	GAP
TPH-Diesel Range	NWTPH-DX w/ SGA	U	25	1	MG/KG	06/26/2013	LAP
TPH-Oil Range	NWTPH-DX w/ SGA	U	50	1	MG/KG	06/26/2013	LAP
Mercury	EPA-7471	0.033	0.020	1	MG/KG	07/01/2013	RAL
Arsenic	EPA-6020	2.0	1.0	5	MG/KG	07/02/2013	RAL
Cadmium	EPA-6020	U	0.50	5	MG/KG	07/02/2013	RAL
Chromium	EPA-6020	10	0.50	5	MG/KG	07/02/2013	RAL
Iron	EPA-6020	20000	50	5	MG/KG	07/02/2013	RAL
Lead	EPA-6020	2.7	0.50	5	MG/KG	07/02/2013	RAL
Manganese	EPA-6020	370	0.50	5	MG/KG	07/02/2013	RAL

SURROGATE	METHOD	%REC	ANALYSIS DATE	ANALYSIS BY
TFT	NWTPH-GX	96.9	06/25/2013	GAP
C25	NWTPH-DX w/ SGA	91.2	06/26/2013	LAP

U - Analyte analyzed for but not detected at level above reporting limit.



CERTIFICATE OF ANALYSIS

CLIENT:	Landau Associates, Inc. 130 - 2nd Ave. S. Edmonds, WA 98020	DATE:	7/15/2013
CLIENT CONTACT:	Jeffrey Fellows	ALS JOB#:	EV13060128
CLIENT PROJECT:	Yakima Mill Site / #1148007.010	ALS SAMPLE#:	-17
CLIENT SAMPLE ID	FPP-B03-S (0.5-2)	DATE RECEIVED:	6/24/2013
		COLLECTION DATE:	6/18/2013 5:40:00 PM
		WDOE ACCREDITATION:	C601

DATA RESULTS

ANALYTE	METHOD	RESULTS	REPORTING LIMITS	DILUTION FACTOR	UNITS	ANALYSIS	ANALYSIS
						DATE	BY
TPH-Diesel Range	NWTPH-DX w/ SGA	U	25	1	MG/KG	06/26/2013	LAP
TPH-Oil Range	NWTPH-DX w/ SGA	U	50	1	MG/KG	06/26/2013	LAP
Dichlorodifluoromethane	EPA-8260	U	10	1	UG/KG	06/28/2013	GAP
Chloromethane	EPA-8260	U	10	1	UG/KG	06/28/2013	GAP
Vinyl Chloride	EPA-8260	U	10	1	UG/KG	06/28/2013	GAP
Bromomethane	EPA-8260	U	10	1	UG/KG	06/28/2013	GAP
Chloroethane	EPA-8260	U	10	1	UG/KG	06/28/2013	GAP
Carbon Tetrachloride	EPA-8260	U	10	1	UG/KG	06/28/2013	GAP
Trichlorofluoromethane	EPA-8260	U	10	1	UG/KG	06/28/2013	GAP
Carbon Disulfide	EPA-8260	U	10	1	UG/KG	06/28/2013	GAP
Acetone	EPA-8260	U	50	1	UG/KG	06/28/2013	GAP
1,1-Dichloroethene	EPA-8260	U	10	1	UG/KG	06/28/2013	GAP
Methylene Chloride	EPA-8260	U	20	1	UG/KG	06/28/2013	GAP
Acrylonitrile	EPA-8260	U	50	1	UG/KG	06/28/2013	GAP
Methyl T-Butyl Ether	EPA-8260	U	10	1	UG/KG	06/28/2013	GAP
Trans-1,2-Dichloroethene	EPA-8260	U	10	1	UG/KG	06/28/2013	GAP
1,1-Dichloroethane	EPA-8260	U	10	1	UG/KG	06/28/2013	GAP
2-Butanone	EPA-8260	U	50	1	UG/KG	06/28/2013	GAP
Cis-1,2-Dichloroethene	EPA-8260	U	10	1	UG/KG	06/28/2013	GAP
2,2-Dichloropropane	EPA-8260	U	10	1	UG/KG	06/28/2013	GAP
Bromochloromethane	EPA-8260	U	10	1	UG/KG	06/28/2013	GAP
Chloroform	EPA-8260	U	10	1	UG/KG	06/28/2013	GAP
1,1,1-Trichloroethane	EPA-8260	U	10	1	UG/KG	06/28/2013	GAP
1,1-Dichloropropene	EPA-8260	U	10	1	UG/KG	06/28/2013	GAP
1,2-Dichloroethane	EPA-8260	U	10	1	UG/KG	06/28/2013	GAP
Benzene	EPA-8260	U	5.0	1	UG/KG	06/28/2013	GAP
Trichloroethene	EPA-8260	U	10	1	UG/KG	06/28/2013	GAP
1,2-Dichloropropane	EPA-8260	U	10	1	UG/KG	06/28/2013	GAP
Dibromomethane	EPA-8260	U	10	1	UG/KG	06/28/2013	GAP
Bromodichloromethane	EPA-8260	U	10	1	UG/KG	06/28/2013	GAP
Trans-1,3-Dichloropropene	EPA-8260	U	10	1	UG/KG	06/28/2013	GAP
4-Methyl-2-Pentanone	EPA-8260	U	50	1	UG/KG	06/28/2013	GAP
Toluene	EPA-8260	U	10	1	UG/KG	06/28/2013	GAP
Cis-1,3-Dichloropropene	EPA-8260	U	10	1	UG/KG	06/28/2013	GAP
1,1,2-Trichloroethane	EPA-8260	U	10	1	UG/KG	06/28/2013	GAP
2-Hexanone	EPA-8260	U	50	1	UG/KG	06/28/2013	GAP
1,3-Dichloropropane	EPA-8260	U	10	1	UG/KG	06/28/2013	GAP
Tetrachloroethylene	EPA-8260	U	10	1	UG/KG	06/28/2013	GAP



CERTIFICATE OF ANALYSIS

CLIENT:	Landau Associates, Inc. 130 - 2nd Ave. S. Edmonds, WA 98020	DATE:	7/15/2013
CLIENT CONTACT:	Jeffrey Fellows	ALS JOB#:	EV13060128
CLIENT PROJECT:	Yakima Mill Site / #1148007.010	ALS SAMPLE#:	-17
CLIENT SAMPLE ID	FPP-B03-S (0.5-2)	DATE RECEIVED:	6/24/2013
		COLLECTION DATE:	6/18/2013 5:40:00 PM
		WDOE ACCREDITATION:	C601

DATA RESULTS

ANALYTE	METHOD	RESULTS	REPORTING LIMITS	DILUTION FACTOR	UNITS	ANALYSIS	ANALYSIS
						DATE	BY
Dibromochloromethane	EPA-8260	U	10	1	UG/KG	06/28/2013	GAP
1,2-Dibromoethane	EPA-8260	U	5.0	1	UG/KG	06/28/2013	GAP
Chlorobenzene	EPA-8260	U	10	1	UG/KG	06/28/2013	GAP
1,1,1,2-Tetrachloroethane	EPA-8260	U	10	1	UG/KG	06/28/2013	GAP
Ethylbenzene	EPA-8260	U	10	1	UG/KG	06/28/2013	GAP
m,p-Xylene	EPA-8260	U	20	1	UG/KG	06/28/2013	GAP
Styrene	EPA-8260	U	10	1	UG/KG	06/28/2013	GAP
o-Xylene	EPA-8260	U	10	1	UG/KG	06/28/2013	GAP
Bromoform	EPA-8260	U	10	1	UG/KG	06/28/2013	GAP
Isopropylbenzene	EPA-8260	U	10	1	UG/KG	06/28/2013	GAP
1,1,1,2-Tetrachloroethane	EPA-8260	U	10	1	UG/KG	06/28/2013	GAP
1,2,3-Trichloropropane	EPA-8260	U	10	1	UG/KG	06/28/2013	GAP
Bromobenzene	EPA-8260	U	10	1	UG/KG	06/28/2013	GAP
N-Propyl Benzene	EPA-8260	U	10	1	UG/KG	06/28/2013	GAP
2-Chlorotoluene	EPA-8260	U	10	1	UG/KG	06/28/2013	GAP
1,3,5-Trimethylbenzene	EPA-8260	U	10	1	UG/KG	06/28/2013	GAP
4-Chlorotoluene	EPA-8260	U	10	1	UG/KG	06/28/2013	GAP
T-Butyl Benzene	EPA-8260	U	10	1	UG/KG	06/28/2013	GAP
1,2,4-Trimethylbenzene	EPA-8260	U	10	1	UG/KG	06/28/2013	GAP
S-Butyl Benzene	EPA-8260	U	10	1	UG/KG	06/28/2013	GAP
P-Isopropyltoluene	EPA-8260	U	10	1	UG/KG	06/28/2013	GAP
1,3 Dichlorobenzene	EPA-8260	U	10	1	UG/KG	06/28/2013	GAP
1,4-Dichlorobenzene	EPA-8260	U	10	1	UG/KG	06/28/2013	GAP
N-Butylbenzene	EPA-8260	U	10	1	UG/KG	06/28/2013	GAP
1,2-Dichlorobenzene	EPA-8260	U	10	1	UG/KG	06/28/2013	GAP
1,2-Dibromo 3-Chloropropane	EPA-8260	U	50	1	UG/KG	06/28/2013	GAP
1,2,4-Trichlorobenzene	EPA-8260	U	10	1	UG/KG	06/28/2013	GAP
Hexachlorobutadiene	EPA-8260	U	10	1	UG/KG	06/28/2013	GAP
Naphthalene	EPA-8260	U	10	1	UG/KG	06/28/2013	GAP
1,2,3-Trichlorobenzene	EPA-8260	U	10	1	UG/KG	06/28/2013	GAP
Naphthalene	EPA-8270 SIM	U	0.010	1	MG/KG	07/03/2013	LAP
2-Methylnaphthalene	EPA-8270 SIM	U	0.010	1	MG/KG	07/03/2013	LAP
1-Methylnaphthalene	EPA-8270 SIM	U	0.010	1	MG/KG	07/03/2013	LAP
Acenaphthylene	EPA-8270 SIM	U	0.010	1	MG/KG	07/03/2013	LAP
Acenaphthene	EPA-8270 SIM	U	0.010	1	MG/KG	07/03/2013	LAP
Fluorene	EPA-8270 SIM	U	0.010	1	MG/KG	07/03/2013	LAP
Phenanthrene	EPA-8270 SIM	U	0.010	1	MG/KG	07/03/2013	LAP
Anthracene	EPA-8270 SIM	U	0.010	1	MG/KG	07/03/2013	LAP



CERTIFICATE OF ANALYSIS

CLIENT:	Landau Associates, Inc. 130 - 2nd Ave. S. Edmonds, WA 98020	DATE:	7/15/2013
CLIENT CONTACT:	Jeffrey Fellows	ALS JOB#:	EV13060128
CLIENT PROJECT:	Yakima Mill Site / #1148007.010	ALS SAMPLE#:	-17
CLIENT SAMPLE ID	FPP-B03-S (0.5-2)	DATE RECEIVED:	6/24/2013
		COLLECTION DATE:	6/18/2013 5:40:00 PM
		WDOE ACCREDITATION:	C601

DATA RESULTS

ANALYTE	METHOD	RESULTS	REPORTING	DILUTION	UNITS	ANALYSIS	ANALYSIS
			LIMITS	FACTOR		DATE	BY
Fluoranthene	EPA-8270 SIM	0.010	0.010	1	MG/KG	07/03/2013	LAP
Pyrene	EPA-8270 SIM	U	0.010	1	MG/KG	07/03/2013	LAP
Benzo[A]Anthracene	EPA-8270 SIM	U	0.010	1	MG/KG	07/03/2013	LAP
Chrysene	EPA-8270 SIM	U	0.010	1	MG/KG	07/03/2013	LAP
Benzo[B]Fluoranthene	EPA-8270 SIM	U	0.010	1	MG/KG	07/03/2013	LAP
Benzo[K]Fluoranthene	EPA-8270 SIM	U	0.010	1	MG/KG	07/03/2013	LAP
Benzo[A]Pyrene	EPA-8270 SIM	U	0.010	1	MG/KG	07/03/2013	LAP
Indeno[1,2,3-Cd]Pyrene	EPA-8270 SIM	U	0.010	1	MG/KG	07/03/2013	LAP
Dibenz[A,H]Anthracene	EPA-8270 SIM	U	0.010	1	MG/KG	07/03/2013	LAP
Benzo[G,H,I]Perylene	EPA-8270 SIM	U	0.010	1	MG/KG	07/03/2013	LAP
Pyridine	EPA-8270	U	200	1	UG/KG	07/03/2013	LAP
N-Nitrosodimethylamine	EPA-8270	U	100	1	UG/KG	07/03/2013	LAP
Phenol	EPA-8270	U	100	1	UG/KG	07/03/2013	LAP
Aniline	EPA-8270	U	100	1	UG/KG	07/03/2013	LAP
Bis(2-Chloroethyl)Ether	EPA-8270	U	100	1	UG/KG	07/03/2013	LAP
2-Chlorophenol	EPA-8270	U	100	1	UG/KG	07/03/2013	LAP
1,3-Dichlorobenzene	EPA-8270	U	100	1	UG/KG	07/03/2013	LAP
1,4-Dichlorobenzene	EPA-8270	U	100	1	UG/KG	07/03/2013	LAP
Benzyl Alcohol	EPA-8270	U	100	1	UG/KG	07/03/2013	LAP
1,2-Dichlorobenzene	EPA-8270	U	100	1	UG/KG	07/03/2013	LAP
2-Methylphenol	EPA-8270	U	100	1	UG/KG	07/03/2013	LAP
Bis(2-Chloroisopropyl)Ether	EPA-8270	U	100	1	UG/KG	07/03/2013	LAP
3&4-Methylphenol	EPA-8270	U	100	1	UG/KG	07/03/2013	LAP
N-Nitroso-Di-N-Propylamine	EPA-8270	U	100	1	UG/KG	07/03/2013	LAP
Hexachloroethane	EPA-8270	U	100	1	UG/KG	07/03/2013	LAP
Nitrobenzene	EPA-8270	U	100	1	UG/KG	07/03/2013	LAP
Isophorone	EPA-8270	U	100	1	UG/KG	07/03/2013	LAP
2-Nitrophenol	EPA-8270	U	250	1	UG/KG	07/03/2013	LAP
2,4-Dimethylphenol	EPA-8270	U	100	1	UG/KG	07/03/2013	LAP
Benzoic Acid	EPA-8270	U	1000	1	UG/KG	07/03/2013	LAP
Bis(2-Chloroethoxy)Methane	EPA-8270	U	100	1	UG/KG	07/03/2013	LAP
2,4-Dichlorophenol	EPA-8270	U	100	1	UG/KG	07/03/2013	LAP
1,2,4-Trichlorobenzene	EPA-8270	U	100	1	UG/KG	07/03/2013	LAP
4-Chloroaniline	EPA-8270	U	100	1	UG/KG	07/03/2013	LAP
2,6-Dichlorophenol	EPA-8270	U	100	1	UG/KG	07/03/2013	LAP
Hexachlorobutadiene	EPA-8270	U	100	1	UG/KG	07/03/2013	LAP
4-Chloro-3-Methylphenol	EPA-8270	U	100	1	UG/KG	07/03/2013	LAP
Hexachlorocyclopentadiene	EPA-8270	U	500	1	UG/KG	07/03/2013	LAP



CERTIFICATE OF ANALYSIS

CLIENT:	Landau Associates, Inc. 130 - 2nd Ave. S. Edmonds, WA 98020	DATE:	7/15/2013
CLIENT CONTACT:	Jeffrey Fellows	ALS JOB#:	EV13060128
CLIENT PROJECT:	Yakima Mill Site / #1148007.010	ALS SAMPLE#:	-17
CLIENT SAMPLE ID	FPP-B03-S (0.5-2)	DATE RECEIVED:	6/24/2013
		COLLECTION DATE:	6/18/2013 5:40:00 PM
		WDOE ACCREDITATION:	C601

DATA RESULTS

ANALYTE	METHOD	RESULTS	REPORTING LIMITS	DILUTION FACTOR	UNITS	ANALYSIS	ANALYSIS
						DATE	BY
2,4,6-Trichlorophenol	EPA-8270	U	100	1	UG/KG	07/03/2013	LAP
2,4,5-Trichlorophenol	EPA-8270	U	100	1	UG/KG	07/03/2013	LAP
2-Chloronaphthalene	EPA-8270	U	100	1	UG/KG	07/03/2013	LAP
2-Nitroaniline	EPA-8270	U	250	1	UG/KG	07/03/2013	LAP
Dimethylphthalate	EPA-8270	U	100	1	UG/KG	07/03/2013	LAP
2,6-Dinitrotoluene	EPA-8270	U	250	1	UG/KG	07/03/2013	LAP
3-Nitroaniline	EPA-8270	U	250	1	UG/KG	07/03/2013	LAP
2,4-Dinitrophenol	EPA-8270	U	250	1	UG/KG	07/03/2013	LAP
4-Nitrophenol	EPA-8270	U	500	1	UG/KG	07/03/2013	LAP
Dibenzofuran	EPA-8270	U	100	1	UG/KG	07/03/2013	LAP
2,4-Dinitrotoluene	EPA-8270	U	250	1	UG/KG	07/03/2013	LAP
2,3,4,6-Tetrachlorophenol	EPA-8270	U	250	1	UG/KG	07/03/2013	LAP
Diethylphthalate	EPA-8270	U	100	1	UG/KG	07/03/2013	LAP
4-Chlorophenyl-Phenylether	EPA-8270	U	100	1	UG/KG	07/03/2013	LAP
4-Nitroaniline	EPA-8270	U	250	1	UG/KG	07/03/2013	LAP
4,6-Dinitro-2-Methylphenol	EPA-8270	U	100	1	UG/KG	07/03/2013	LAP
N-Nitrosodiphenylamine	EPA-8270	U	100	1	UG/KG	07/03/2013	LAP
Azobenzene	EPA-8270	U	100	1	UG/KG	07/03/2013	LAP
4-Bromophenyl-Phenylether	EPA-8270	U	100	1	UG/KG	07/03/2013	LAP
Hexachlorobenzene	EPA-8270	U	100	1	UG/KG	07/03/2013	LAP
Pentachlorophenol	EPA-8270	U	500	1	UG/KG	07/03/2013	LAP
Carbazole	EPA-8270	U	100	1	UG/KG	07/03/2013	LAP
Di-N-Butylphthalate	EPA-8270	U	130	1	UG/KG	07/03/2013	LAP
Butylbenzylphthalate	EPA-8270	U	100	1	UG/KG	07/03/2013	LAP
3,3-Dichlorobenzidine	EPA-8270	U	250	1	UG/KG	07/03/2013	LAP
Bis(2-Ethylhexyl)Phthalate	EPA-8270	U	130	1	UG/KG	07/03/2013	LAP
Di-N-Octylphthalate	EPA-8270	U	100	1	UG/KG	07/03/2013	LAP
PCB-1016	EPA-8082	U	0.10	1	MG/KG	06/27/2013	LAP
PCB-1268	EPA-8082	U	0.10	1	MG/KG	06/27/2013	LAP
PCB-1221	EPA-8082	U	0.10	1	MG/KG	06/27/2013	LAP
PCB-1232	EPA-8082	U	0.10	1	MG/KG	06/27/2013	LAP
PCB-1242	EPA-8082	U	0.10	1	MG/KG	06/27/2013	LAP
PCB-1248	EPA-8082	U	0.10	1	MG/KG	06/27/2013	LAP
PCB-1254	EPA-8082	U	0.10	1	MG/KG	06/27/2013	LAP
PCB-1260	EPA-8082	U	0.10	1	MG/KG	06/27/2013	LAP
Mercury	EPA-7471	0.036	0.020	1	MG/KG	07/01/2013	RAL
Arsenic	EPA-6020	2.5	1.0	5	MG/KG	07/02/2013	RAL
Cadmium	EPA-6020	U	0.50	5	MG/KG	07/02/2013	RAL



CERTIFICATE OF ANALYSIS

CLIENT:	Landau Associates, Inc. 130 - 2nd Ave. S. Edmonds, WA 98020	DATE:	7/15/2013
CLIENT CONTACT:	Jeffrey Fellows	ALS JOB#:	EV13060128
CLIENT PROJECT:	Yakima Mill Site / #1148007.010	ALS SAMPLE#:	-17
CLIENT SAMPLE ID	FPP-B03-S (0.5-2)	DATE RECEIVED:	6/24/2013
		COLLECTION DATE:	6/18/2013 5:40:00 PM
		WDOE ACCREDITATION:	C601

DATA RESULTS

ANALYTE	METHOD	RESULTS	REPORTING LIMITS	DILUTION FACTOR	UNITS	ANALYSIS DATE	ANALYSIS BY
Chromium	EPA-6020	18	0.50	5	MG/KG	07/02/2013	RAL
Iron	EPA-6020	24000	50	5	MG/KG	07/02/2013	RAL
Lead	EPA-6020	8.5	0.50	5	MG/KG	07/02/2013	RAL
Manganese	EPA-6020	350	0.50	5	MG/KG	07/02/2013	RAL

SURROGATE	METHOD	%REC	ANALYSIS DATE	ANALYSIS BY
C25	NWTPH-DX w/ SGA	113	06/26/2013	LAP
1,2-Dichloroethane-d4	EPA-8260	115	06/28/2013	GAP
Toluene-d8	EPA-8260	90.5	06/28/2013	GAP
4-Bromofluorobenzene	EPA-8260	113	06/28/2013	GAP
Terphenyl-d14	EPA-8270 SIM	93.1	07/03/2013	LAP
2-Fluorophenol	EPA-8270	106	07/03/2013	LAP
Phenol-d5	EPA-8270	85.2	07/03/2013	LAP
Nitrobenzene-d5	EPA-8270	84.4	07/03/2013	LAP
2-Fluorobiphenyl	EPA-8270	80.3	07/03/2013	LAP
2,4,6-Tribromophenol	EPA-8270	95.4	07/03/2013	LAP
Terphenyl-d14	EPA-8270	93.1	07/03/2013	LAP
TCMX	EPA-8082	90.0	06/27/2013	LAP
DCB	EPA-8082	68.0	06/27/2013	LAP

U - Analyte analyzed for but not detected at level above reporting limit.



CERTIFICATE OF ANALYSIS

CLIENT:	Landau Associates, Inc. 130 - 2nd Ave. S. Edmonds, WA 98020	DATE:	7/15/2013
CLIENT CONTACT:	Jeffrey Fellows	ALS JOB#:	EV13060128
CLIENT PROJECT:	Yakima Mill Site / #1148007.010	ALS SAMPLE#:	-18
CLIENT SAMPLE ID	FPP-B03-S (13-14)	DATE RECEIVED:	6/24/2013
		COLLECTION DATE:	6/18/2013 4:02:00 PM
		WDOE ACCREDITATION:	C601

DATA RESULTS

ANALYTE	METHOD	RESULTS	REPORTING LIMITS	DILUTION FACTOR	UNITS	ANALYSIS DATE	ANALYSIS BY
TPH-Diesel Range	NWTPH-DX w/ SGA	U	25	1	MG/KG	06/26/2013	LAP
TPH-Oil Range	NWTPH-DX w/ SGA	U	50	1	MG/KG	06/26/2013	LAP
Mercury	EPA-7471	0.024	0.020	1	MG/KG	07/01/2013	RAL
Arsenic	EPA-6020	2.3	1.0	5	MG/KG	07/02/2013	RAL
Cadmium	EPA-6020	U	0.50	5	MG/KG	07/02/2013	RAL
Chromium	EPA-6020	14	0.50	5	MG/KG	07/02/2013	RAL
Iron	EPA-6020	23000	50	5	MG/KG	07/02/2013	RAL
Lead	EPA-6020	2.8	0.50	5	MG/KG	07/02/2013	RAL
Manganese	EPA-6020	350	0.50	5	MG/KG	07/02/2013	RAL

SURROGATE	METHOD	%REC	ANALYSIS DATE	ANALYSIS BY
C25	NWTPH-DX w/ SGA	99.3	06/26/2013	LAP

U - Analyte analyzed for but not detected at level above reporting limit.



CERTIFICATE OF ANALYSIS

CLIENT:	Landau Associates, Inc. 130 - 2nd Ave. S. Edmonds, WA 98020	DATE:	7/15/2013
CLIENT CONTACT:	Jeffrey Fellows	ALS JOB#:	EV13060128
CLIENT PROJECT:	Yakima Mill Site / #1148007.010	ALS SAMPLE#:	-19
CLIENT SAMPLE ID	FPP-B02-S (1-2)	DATE RECEIVED:	6/24/2013
		COLLECTION DATE:	6/19/2013 8:30:00 AM
		WDOE ACCREDITATION:	C601

DATA RESULTS

ANALYTE	METHOD	RESULTS	REPORTING LIMITS	DILUTION FACTOR	UNITS	ANALYSIS	ANALYSIS
						DATE	BY
TPH-Volatile Range	NWTPH-GX	6.2	3.0	1	MG/KG	06/25/2013	GAP
TPH-Diesel Range	NWTPH-DX w/ SGA	U	25	1	MG/KG	06/26/2013	LAP
TPH-Oil Range	NWTPH-DX w/ SGA	190	50	1	MG/KG	06/26/2013	LAP
Dichlorodifluoromethane	EPA-8260	U	10	1	UG/KG	06/28/2013	GAP
Chloromethane	EPA-8260	U	10	1	UG/KG	06/28/2013	GAP
Vinyl Chloride	EPA-8260	U	10	1	UG/KG	06/28/2013	GAP
Bromomethane	EPA-8260	U	10	1	UG/KG	06/28/2013	GAP
Chloroethane	EPA-8260	U	10	1	UG/KG	06/28/2013	GAP
Carbon Tetrachloride	EPA-8260	U	10	1	UG/KG	06/28/2013	GAP
Trichlorofluoromethane	EPA-8260	U	10	1	UG/KG	06/28/2013	GAP
Carbon Disulfide	EPA-8260	U	10	1	UG/KG	06/28/2013	GAP
Acetone	EPA-8260	U	50	1	UG/KG	06/28/2013	GAP
1,1-Dichloroethene	EPA-8260	U	10	1	UG/KG	06/28/2013	GAP
Methylene Chloride	EPA-8260	U	20	1	UG/KG	06/28/2013	GAP
Acrylonitrile	EPA-8260	U	50	1	UG/KG	06/28/2013	GAP
Methyl T-Butyl Ether	EPA-8260	U	10	1	UG/KG	06/28/2013	GAP
Trans-1,2-Dichloroethene	EPA-8260	U	10	1	UG/KG	06/28/2013	GAP
1,1-Dichloroethane	EPA-8260	U	10	1	UG/KG	06/28/2013	GAP
2-Butanone	EPA-8260	U	50	1	UG/KG	06/28/2013	GAP
Cis-1,2-Dichloroethene	EPA-8260	U	10	1	UG/KG	06/28/2013	GAP
2,2-Dichloropropane	EPA-8260	U	10	1	UG/KG	06/28/2013	GAP
Bromochloromethane	EPA-8260	U	10	1	UG/KG	06/28/2013	GAP
Chloroform	EPA-8260	U	10	1	UG/KG	06/28/2013	GAP
1,1,1-Trichloroethane	EPA-8260	U	10	1	UG/KG	06/28/2013	GAP
1,1-Dichloropropene	EPA-8260	U	10	1	UG/KG	06/28/2013	GAP
1,2-Dichloroethane	EPA-8260	U	10	1	UG/KG	06/28/2013	GAP
Benzene	EPA-8260	U	5.0	1	UG/KG	06/28/2013	GAP
Trichloroethene	EPA-8260	U	10	1	UG/KG	06/28/2013	GAP
1,2-Dichloropropane	EPA-8260	U	10	1	UG/KG	06/28/2013	GAP
Dibromomethane	EPA-8260	U	10	1	UG/KG	06/28/2013	GAP
Bromodichloromethane	EPA-8260	U	10	1	UG/KG	06/28/2013	GAP
Trans-1,3-Dichloropropene	EPA-8260	U	10	1	UG/KG	06/28/2013	GAP
4-Methyl-2-Pentanone	EPA-8260	U	50	1	UG/KG	06/28/2013	GAP
Toluene	EPA-8260	U	10	1	UG/KG	06/28/2013	GAP
Cis-1,3-Dichloropropene	EPA-8260	U	10	1	UG/KG	06/28/2013	GAP
1,1,2-Trichloroethane	EPA-8260	U	10	1	UG/KG	06/28/2013	GAP
2-Hexanone	EPA-8260	U	50	1	UG/KG	06/28/2013	GAP
1,3-Dichloropropane	EPA-8260	U	10	1	UG/KG	06/28/2013	GAP



CERTIFICATE OF ANALYSIS

CLIENT:	Landau Associates, Inc. 130 - 2nd Ave. S. Edmonds, WA 98020	DATE:	7/15/2013
CLIENT CONTACT:	Jeffrey Fellows	ALS JOB#:	EV13060128
CLIENT PROJECT:	Yakima Mill Site / #1148007.010	ALS SAMPLE#:	-19
CLIENT SAMPLE ID	FPP-B02-S (1-2)	DATE RECEIVED:	6/24/2013
		COLLECTION DATE:	6/19/2013 8:30:00 AM
		WDOE ACCREDITATION:	C601

DATA RESULTS

ANALYTE	METHOD	RESULTS	REPORTING LIMITS	DILUTION FACTOR	UNITS	ANALYSIS	ANALYSIS
						DATE	BY
Tetrachloroethylene	EPA-8260	U	10	1	UG/KG	06/28/2013	GAP
Dibromochloromethane	EPA-8260	U	10	1	UG/KG	06/28/2013	GAP
1,2-Dibromoethane	EPA-8260	U	5.0	1	UG/KG	06/28/2013	GAP
Chlorobenzene	EPA-8260	U	10	1	UG/KG	06/28/2013	GAP
1,1,1,2-Tetrachloroethane	EPA-8260	U	10	1	UG/KG	06/28/2013	GAP
Ethylbenzene	EPA-8260	U	10	1	UG/KG	06/28/2013	GAP
m,p-Xylene	EPA-8260	U	20	1	UG/KG	06/28/2013	GAP
Styrene	EPA-8260	U	10	1	UG/KG	06/28/2013	GAP
o-Xylene	EPA-8260	U	10	1	UG/KG	06/28/2013	GAP
Bromoform	EPA-8260	U	10	1	UG/KG	06/28/2013	GAP
Isopropylbenzene	EPA-8260	U	10	1	UG/KG	06/28/2013	GAP
1,1,2,2-Tetrachloroethane	EPA-8260	U	10	1	UG/KG	06/28/2013	GAP
1,2,3-Trichloropropane	EPA-8260	U	10	1	UG/KG	06/28/2013	GAP
Bromobenzene	EPA-8260	U	10	1	UG/KG	06/28/2013	GAP
N-Propyl Benzene	EPA-8260	U	10	1	UG/KG	06/28/2013	GAP
2-Chlorotoluene	EPA-8260	U	10	1	UG/KG	06/28/2013	GAP
1,3,5-Trimethylbenzene	EPA-8260	U	10	1	UG/KG	06/28/2013	GAP
4-Chlorotoluene	EPA-8260	U	10	1	UG/KG	06/28/2013	GAP
T-Butyl Benzene	EPA-8260	U	10	1	UG/KG	06/28/2013	GAP
1,2,4-Trimethylbenzene	EPA-8260	U	10	1	UG/KG	06/28/2013	GAP
S-Butyl Benzene	EPA-8260	U	10	1	UG/KG	06/28/2013	GAP
P-Isopropyltoluene	EPA-8260	U	10	1	UG/KG	06/28/2013	GAP
1,3 Dichlorobenzene	EPA-8260	U	10	1	UG/KG	06/28/2013	GAP
1,4-Dichlorobenzene	EPA-8260	U	10	1	UG/KG	06/28/2013	GAP
N-Butylbenzene	EPA-8260	U	10	1	UG/KG	06/28/2013	GAP
1,2-Dichlorobenzene	EPA-8260	U	10	1	UG/KG	06/28/2013	GAP
1,2-Dibromo 3-Chloropropane	EPA-8260	U	50	1	UG/KG	06/28/2013	GAP
1,2,4-Trichlorobenzene	EPA-8260	U	10	1	UG/KG	06/28/2013	GAP
Hexachlorobutadiene	EPA-8260	U	10	1	UG/KG	06/28/2013	GAP
Naphthalene	EPA-8260	U	10	1	UG/KG	06/28/2013	GAP
1,2,3-Trichlorobenzene	EPA-8260	U	10	1	UG/KG	06/28/2013	GAP
Naphthalene	EPA-8270 SIM	0.067	0.010	1	MG/KG	07/03/2013	LAP
2-Methylnaphthalene	EPA-8270 SIM	0.025	0.010	1	MG/KG	07/03/2013	LAP
1-Methylnaphthalene	EPA-8270 SIM	0.016	0.010	1	MG/KG	07/03/2013	LAP
Acenaphthylene	EPA-8270 SIM	0.031	0.010	1	MG/KG	07/03/2013	LAP
Acenaphthene	EPA-8270 SIM	U	0.010	1	MG/KG	07/03/2013	LAP
Fluorene	EPA-8270 SIM	0.012	0.010	1	MG/KG	07/03/2013	LAP
Phenanthrene	EPA-8270 SIM	0.089	0.010	1	MG/KG	07/03/2013	LAP



CERTIFICATE OF ANALYSIS

CLIENT:	Landau Associates, Inc. 130 - 2nd Ave. S. Edmonds, WA 98020	DATE:	7/15/2013
CLIENT CONTACT:	Jeffrey Fellows	ALS JOB#:	EV13060128
CLIENT PROJECT:	Yakima Mill Site / #1148007.010	ALS SAMPLE#:	-19
CLIENT SAMPLE ID	FPP-B02-S (1-2)	DATE RECEIVED:	6/24/2013
		COLLECTION DATE:	6/19/2013 8:30:00 AM
		WDOE ACCREDITATION:	C601

DATA RESULTS

ANALYTE	METHOD	RESULTS	REPORTING	DILUTION	UNITS	ANALYSIS	ANALYSIS
			LIMITS	FACTOR		DATE	BY
Anthracene	EPA-8270 SIM	0.018	0.010	1	MG/KG	07/03/2013	LAP
Fluoranthene	EPA-8270 SIM	0.092	0.010	1	MG/KG	07/03/2013	LAP
Pyrene	EPA-8270 SIM	0.11	0.010	1	MG/KG	07/03/2013	LAP
Benzo[A]Anthracene	EPA-8270 SIM	0.028	0.010	1	MG/KG	07/03/2013	LAP
Chrysene	EPA-8270 SIM	0.033	0.010	1	MG/KG	07/03/2013	LAP
Benzo[B]Fluoranthene	EPA-8270 SIM	0.029	0.010	1	MG/KG	07/03/2013	LAP
Benzo[K]Fluoranthene	EPA-8270 SIM	0.019	0.010	1	MG/KG	07/03/2013	LAP
Benzo[A]Pyrene	EPA-8270 SIM	0.030	0.010	1	MG/KG	07/03/2013	LAP
Indeno[1,2,3-Cd]Pyrene	EPA-8270 SIM	0.018	0.010	1	MG/KG	07/03/2013	LAP
Dibenz[A,H]Anthracene	EPA-8270 SIM	U	0.010	1	MG/KG	07/03/2013	LAP
Benzo[G,H,I]Perylene	EPA-8270 SIM	0.029	0.010	1	MG/KG	07/03/2013	LAP
Pyridine	EPA-8270	U	200	1	UG/KG	07/03/2013	LAP
N-Nitrosodimethylamine	EPA-8270	U	100	1	UG/KG	07/03/2013	LAP
Phenol	EPA-8270	U	100	1	UG/KG	07/03/2013	LAP
Aniline	EPA-8270	U	100	1	UG/KG	07/03/2013	LAP
Bis(2-Chloroethyl)Ether	EPA-8270	U	100	1	UG/KG	07/03/2013	LAP
2-Chlorophenol	EPA-8270	U	100	1	UG/KG	07/03/2013	LAP
1,3-Dichlorobenzene	EPA-8270	U	100	1	UG/KG	07/03/2013	LAP
1,4-Dichlorobenzene	EPA-8270	U	100	1	UG/KG	07/03/2013	LAP
Benzyl Alcohol	EPA-8270	U	100	1	UG/KG	07/03/2013	LAP
1,2-Dichlorobenzene	EPA-8270	U	100	1	UG/KG	07/03/2013	LAP
2-Methylphenol	EPA-8270	U	100	1	UG/KG	07/03/2013	LAP
Bis(2-Chloroisopropyl)Ether	EPA-8270	U	100	1	UG/KG	07/03/2013	LAP
3&4-Methylphenol	EPA-8270	U	100	1	UG/KG	07/03/2013	LAP
N-Nitroso-Di-N-Propylamine	EPA-8270	U	100	1	UG/KG	07/03/2013	LAP
Hexachloroethane	EPA-8270	U	100	1	UG/KG	07/03/2013	LAP
Nitrobenzene	EPA-8270	U	100	1	UG/KG	07/03/2013	LAP
Isophorone	EPA-8270	U	100	1	UG/KG	07/03/2013	LAP
2-Nitrophenol	EPA-8270	U	250	1	UG/KG	07/03/2013	LAP
2,4-Dimethylphenol	EPA-8270	U	100	1	UG/KG	07/03/2013	LAP
Benzoic Acid	EPA-8270	U	1000	1	UG/KG	07/03/2013	LAP
Bis(2-Chloroethoxy)Methane	EPA-8270	U	100	1	UG/KG	07/03/2013	LAP
2,4-Dichlorophenol	EPA-8270	U	100	1	UG/KG	07/03/2013	LAP
1,2,4-Trichlorobenzene	EPA-8270	U	100	1	UG/KG	07/03/2013	LAP
4-Chloroaniline	EPA-8270	U	100	1	UG/KG	07/03/2013	LAP
2,6-Dichlorophenol	EPA-8270	U	100	1	UG/KG	07/03/2013	LAP
Hexachlorobutadiene	EPA-8270	U	100	1	UG/KG	07/03/2013	LAP
4-Chloro-3-Methylphenol	EPA-8270	U	100	1	UG/KG	07/03/2013	LAP



CERTIFICATE OF ANALYSIS

CLIENT:	Landau Associates, Inc. 130 - 2nd Ave. S. Edmonds, WA 98020	DATE:	7/15/2013
CLIENT CONTACT:	Jeffrey Fellows	ALS JOB#:	EV13060128
CLIENT PROJECT:	Yakima Mill Site / #1148007.010	ALS SAMPLE#:	-19
CLIENT SAMPLE ID	FPP-B02-S (1-2)	DATE RECEIVED:	6/24/2013
		COLLECTION DATE:	6/19/2013 8:30:00 AM
		WDOE ACCREDITATION:	C601

DATA RESULTS

ANALYTE	METHOD	RESULTS	REPORTING LIMITS	DILUTION FACTOR	UNITS	ANALYSIS	ANALYSIS
						DATE	BY
Hexachlorocyclopentadiene	EPA-8270	U	500	1	UG/KG	07/03/2013	LAP
2,4,6-Trichlorophenol	EPA-8270	U	100	1	UG/KG	07/03/2013	LAP
2,4,5-Trichlorophenol	EPA-8270	U	100	1	UG/KG	07/03/2013	LAP
2-Chloronaphthalene	EPA-8270	U	100	1	UG/KG	07/03/2013	LAP
2-Nitroaniline	EPA-8270	U	250	1	UG/KG	07/03/2013	LAP
Dimethylphthalate	EPA-8270	U	100	1	UG/KG	07/03/2013	LAP
2,6-Dinitrotoluene	EPA-8270	U	250	1	UG/KG	07/03/2013	LAP
3-Nitroaniline	EPA-8270	U	250	1	UG/KG	07/03/2013	LAP
2,4-Dinitrophenol	EPA-8270	U	250	1	UG/KG	07/03/2013	LAP
4-Nitrophenol	EPA-8270	U	500	1	UG/KG	07/03/2013	LAP
Dibenzofuran	EPA-8270	U	100	1	UG/KG	07/03/2013	LAP
2,4-Dinitrotoluene	EPA-8270	U	250	1	UG/KG	07/03/2013	LAP
2,3,4,6-Tetrachlorophenol	EPA-8270	U	250	1	UG/KG	07/03/2013	LAP
Diethylphthalate	EPA-8270	U	100	1	UG/KG	07/03/2013	LAP
4-Chlorophenyl-Phenylether	EPA-8270	U	100	1	UG/KG	07/03/2013	LAP
4-Nitroaniline	EPA-8270	U	250	1	UG/KG	07/03/2013	LAP
4,6-Dinitro-2-Methylphenol	EPA-8270	U	100	1	UG/KG	07/03/2013	LAP
N-Nitrosodiphenylamine	EPA-8270	U	100	1	UG/KG	07/03/2013	LAP
Azobenzene	EPA-8270	U	100	1	UG/KG	07/03/2013	LAP
4-Bromophenyl-Phenylether	EPA-8270	U	100	1	UG/KG	07/03/2013	LAP
Hexachlorobenzene	EPA-8270	U	100	1	UG/KG	07/03/2013	LAP
Pentachlorophenol	EPA-8270	U	500	1	UG/KG	07/03/2013	LAP
Carbazole	EPA-8270	U	100	1	UG/KG	07/03/2013	LAP
Di-N-Butylphthalate	EPA-8270	U	130	1	UG/KG	07/03/2013	LAP
Butylbenzylphthalate	EPA-8270	U	100	1	UG/KG	07/03/2013	LAP
3,3-Dichlorobenzidine	EPA-8270	U	250	1	UG/KG	07/03/2013	LAP
Bis(2-Ethylhexyl)Phthalate	EPA-8270	U	130	1	UG/KG	07/03/2013	LAP
Di-N-Octylphthalate	EPA-8270	U	100	1	UG/KG	07/03/2013	LAP
Mercury	EPA-7471	0.040	0.020	1	MG/KG	07/01/2013	RAL
Arsenic	EPA-6020	2.2	1.0	5	MG/KG	07/02/2013	RAL
Cadmium	EPA-6020	U	0.50	5	MG/KG	07/02/2013	RAL
Chromium	EPA-6020	13	0.50	5	MG/KG	07/02/2013	RAL
Iron	EPA-6020	21000	50	5	MG/KG	07/02/2013	RAL
Lead	EPA-6020	15	0.50	5	MG/KG	07/02/2013	RAL
Manganese	EPA-6020	350	0.50	5	MG/KG	07/02/2013	RAL

SURROGATE	METHOD	%REC	ANALYSIS DATE	ANALYSIS BY
-----------	--------	------	---------------	-------------



CERTIFICATE OF ANALYSIS

CLIENT:	Landau Associates, Inc. 130 - 2nd Ave. S. Edmonds, WA 98020	DATE:	7/15/2013
CLIENT CONTACT:	Jeffrey Fellows	ALS JOB#:	EV13060128
CLIENT PROJECT:	Yakima Mill Site / #1148007.010	ALS SAMPLE#:	-19
CLIENT SAMPLE ID	FPP-B02-S (1-2)	DATE RECEIVED:	6/24/2013
		COLLECTION DATE:	6/19/2013 8:30:00 AM
		WDOE ACCREDITATION:	C601

DATA RESULTS

SURROGATE	METHOD	%REC	ANALYSIS	
			DATE	BY
TFT	NWTPH-GX	70.4	06/25/2013	GAP
C25	NWTPH-DX w/ SGA	105	06/26/2013	LAP
1,2-Dichloroethane-d4	EPA-8260	113	06/28/2013	GAP
Toluene-d8	EPA-8260	94.0	06/28/2013	GAP
4-Bromofluorobenzene	EPA-8260	109	06/28/2013	GAP
Terphenyl-d14	EPA-8270 SIM	75.7	07/03/2013	LAP
2-Fluorophenol	EPA-8270	90.1	07/03/2013	LAP
Phenol-d5	EPA-8270	73.6	07/03/2013	LAP
Nitrobenzene-d5	EPA-8270	73.1	07/03/2013	LAP
2-Fluorobiphenyl	EPA-8270	70.6	07/03/2013	LAP
2,4,6-Tribromophenol	EPA-8270	86.4	07/03/2013	LAP
Terphenyl-d14	EPA-8270	75.7	07/03/2013	LAP

U - Analyte analyzed for but not detected at level above reporting limit.
Chromatogram indicates that it is likely that sample contains extremely weathered gasoline and light oil/lube oil.



CERTIFICATE OF ANALYSIS

CLIENT:	Landau Associates, Inc. 130 - 2nd Ave. S. Edmonds, WA 98020	DATE:	7/15/2013
CLIENT CONTACT:	Jeffrey Fellows	ALS JOB#:	EV13060128
CLIENT PROJECT:	Yakima Mill Site / #1148007.010	ALS SAMPLE#:	-20
CLIENT SAMPLE ID	FPP-B02-S (14-15.5)	DATE RECEIVED:	6/24/2013
		COLLECTION DATE:	6/19/2013 8:40:00 AM
		WDOE ACCREDITATION:	C601

DATA RESULTS

ANALYTE	METHOD	RESULTS	REPORTING LIMITS	DILUTION FACTOR	UNITS	ANALYSIS	ANALYSIS
						DATE	BY
TPH-Volatile Range	NWTPH-GX	U	3.0	1	MG/KG	06/25/2013	GAP
TPH-Diesel Range	NWTPH-DX w/ SGA	U	25	1	MG/KG	06/26/2013	LAP
TPH-Oil Range	NWTPH-DX w/ SGA	U	50	1	MG/KG	06/26/2013	LAP
Dichlorodifluoromethane	EPA-8260	U	10	1	UG/KG	06/28/2013	GAP
Chloromethane	EPA-8260	U	10	1	UG/KG	06/28/2013	GAP
Vinyl Chloride	EPA-8260	U	10	1	UG/KG	06/28/2013	GAP
Bromomethane	EPA-8260	U	10	1	UG/KG	06/28/2013	GAP
Chloroethane	EPA-8260	U	10	1	UG/KG	06/28/2013	GAP
Carbon Tetrachloride	EPA-8260	U	10	1	UG/KG	06/28/2013	GAP
Trichlorofluoromethane	EPA-8260	U	10	1	UG/KG	06/28/2013	GAP
Carbon Disulfide	EPA-8260	U	10	1	UG/KG	06/28/2013	GAP
Acetone	EPA-8260	U	50	1	UG/KG	06/28/2013	GAP
1,1-Dichloroethene	EPA-8260	U	10	1	UG/KG	06/28/2013	GAP
Methylene Chloride	EPA-8260	U	20	1	UG/KG	06/28/2013	GAP
Acrylonitrile	EPA-8260	U	50	1	UG/KG	06/28/2013	GAP
Methyl T-Butyl Ether	EPA-8260	U	10	1	UG/KG	06/28/2013	GAP
Trans-1,2-Dichloroethene	EPA-8260	U	10	1	UG/KG	06/28/2013	GAP
1,1-Dichloroethane	EPA-8260	U	10	1	UG/KG	06/28/2013	GAP
2-Butanone	EPA-8260	U	50	1	UG/KG	06/28/2013	GAP
Cis-1,2-Dichloroethene	EPA-8260	U	10	1	UG/KG	06/28/2013	GAP
2,2-Dichloropropane	EPA-8260	U	10	1	UG/KG	06/28/2013	GAP
Bromochloromethane	EPA-8260	U	10	1	UG/KG	06/28/2013	GAP
Chloroform	EPA-8260	U	10	1	UG/KG	06/28/2013	GAP
1,1,1-Trichloroethane	EPA-8260	U	10	1	UG/KG	06/28/2013	GAP
1,1-Dichloropropene	EPA-8260	U	10	1	UG/KG	06/28/2013	GAP
1,2-Dichloroethane	EPA-8260	U	10	1	UG/KG	06/28/2013	GAP
Benzene	EPA-8260	U	5.0	1	UG/KG	06/28/2013	GAP
Trichloroethene	EPA-8260	U	10	1	UG/KG	06/28/2013	GAP
1,2-Dichloropropane	EPA-8260	U	10	1	UG/KG	06/28/2013	GAP
Dibromomethane	EPA-8260	U	10	1	UG/KG	06/28/2013	GAP
Bromodichloromethane	EPA-8260	U	10	1	UG/KG	06/28/2013	GAP
Trans-1,3-Dichloropropene	EPA-8260	U	10	1	UG/KG	06/28/2013	GAP
4-Methyl-2-Pentanone	EPA-8260	U	50	1	UG/KG	06/28/2013	GAP
Toluene	EPA-8260	U	10	1	UG/KG	06/28/2013	GAP
Cis-1,3-Dichloropropene	EPA-8260	U	10	1	UG/KG	06/28/2013	GAP
1,1,2-Trichloroethane	EPA-8260	U	10	1	UG/KG	06/28/2013	GAP
2-Hexanone	EPA-8260	U	50	1	UG/KG	06/28/2013	GAP
1,3-Dichloropropane	EPA-8260	U	10	1	UG/KG	06/28/2013	GAP



CERTIFICATE OF ANALYSIS

CLIENT:	Landau Associates, Inc. 130 - 2nd Ave. S. Edmonds, WA 98020	DATE:	7/15/2013
CLIENT CONTACT:	Jeffrey Fellows	ALS JOB#:	EV13060128
CLIENT PROJECT:	Yakima Mill Site / #1148007.010	ALS SAMPLE#:	-20
CLIENT SAMPLE ID	FPP-B02-S (14-15.5)	DATE RECEIVED:	6/24/2013
		COLLECTION DATE:	6/19/2013 8:40:00 AM
		WDOE ACCREDITATION:	C601

DATA RESULTS

ANALYTE	METHOD	RESULTS	REPORTING LIMITS	DILUTION FACTOR	UNITS	ANALYSIS	ANALYSIS
						DATE	BY
Tetrachloroethylene	EPA-8260	U	10	1	UG/KG	06/28/2013	GAP
Dibromochloromethane	EPA-8260	U	10	1	UG/KG	06/28/2013	GAP
1,2-Dibromoethane	EPA-8260	U	5.0	1	UG/KG	06/28/2013	GAP
Chlorobenzene	EPA-8260	U	10	1	UG/KG	06/28/2013	GAP
1,1,1,2-Tetrachloroethane	EPA-8260	U	10	1	UG/KG	06/28/2013	GAP
Ethylbenzene	EPA-8260	U	10	1	UG/KG	06/28/2013	GAP
m,p-Xylene	EPA-8260	U	20	1	UG/KG	06/28/2013	GAP
Styrene	EPA-8260	U	10	1	UG/KG	06/28/2013	GAP
o-Xylene	EPA-8260	U	10	1	UG/KG	06/28/2013	GAP
Bromoform	EPA-8260	U	10	1	UG/KG	06/28/2013	GAP
Isopropylbenzene	EPA-8260	U	10	1	UG/KG	06/28/2013	GAP
1,1,2,2-Tetrachloroethane	EPA-8260	U	10	1	UG/KG	06/28/2013	GAP
1,2,3-Trichloropropane	EPA-8260	U	10	1	UG/KG	06/28/2013	GAP
Bromobenzene	EPA-8260	U	10	1	UG/KG	06/28/2013	GAP
N-Propyl Benzene	EPA-8260	U	10	1	UG/KG	06/28/2013	GAP
2-Chlorotoluene	EPA-8260	U	10	1	UG/KG	06/28/2013	GAP
1,3,5-Trimethylbenzene	EPA-8260	U	10	1	UG/KG	06/28/2013	GAP
4-Chlorotoluene	EPA-8260	U	10	1	UG/KG	06/28/2013	GAP
T-Butyl Benzene	EPA-8260	U	10	1	UG/KG	06/28/2013	GAP
1,2,4-Trimethylbenzene	EPA-8260	U	10	1	UG/KG	06/28/2013	GAP
S-Butyl Benzene	EPA-8260	U	10	1	UG/KG	06/28/2013	GAP
P-Isopropyltoluene	EPA-8260	U	10	1	UG/KG	06/28/2013	GAP
1,3 Dichlorobenzene	EPA-8260	U	10	1	UG/KG	06/28/2013	GAP
1,4-Dichlorobenzene	EPA-8260	U	10	1	UG/KG	06/28/2013	GAP
N-Butylbenzene	EPA-8260	U	10	1	UG/KG	06/28/2013	GAP
1,2-Dichlorobenzene	EPA-8260	U	10	1	UG/KG	06/28/2013	GAP
1,2-Dibromo 3-Chloropropane	EPA-8260	U	50	1	UG/KG	06/28/2013	GAP
1,2,4-Trichlorobenzene	EPA-8260	U	10	1	UG/KG	06/28/2013	GAP
Hexachlorobutadiene	EPA-8260	U	10	1	UG/KG	06/28/2013	GAP
Naphthalene	EPA-8260	U	10	1	UG/KG	06/28/2013	GAP
1,2,3-Trichlorobenzene	EPA-8260	U	10	1	UG/KG	06/28/2013	GAP
Naphthalene	EPA-8270 SIM	U	0.010	1	MG/KG	07/03/2013	LAP
2-Methylnaphthalene	EPA-8270 SIM	U	0.010	1	MG/KG	07/03/2013	LAP
1-Methylnaphthalene	EPA-8270 SIM	U	0.010	1	MG/KG	07/03/2013	LAP
Acenaphthylene	EPA-8270 SIM	U	0.010	1	MG/KG	07/03/2013	LAP
Acenaphthene	EPA-8270 SIM	U	0.010	1	MG/KG	07/03/2013	LAP
Fluorene	EPA-8270 SIM	U	0.010	1	MG/KG	07/03/2013	LAP
Phenanthrene	EPA-8270 SIM	U	0.010	1	MG/KG	07/03/2013	LAP



CERTIFICATE OF ANALYSIS

CLIENT:	Landau Associates, Inc. 130 - 2nd Ave. S. Edmonds, WA 98020	DATE:	7/15/2013
CLIENT CONTACT:	Jeffrey Fellows	ALS JOB#:	EV13060128
CLIENT PROJECT:	Yakima Mill Site / #1148007.010	ALS SAMPLE#:	-20
CLIENT SAMPLE ID	FPP-B02-S (14-15.5)	DATE RECEIVED:	6/24/2013
		COLLECTION DATE:	6/19/2013 8:40:00 AM
		WDOE ACCREDITATION:	C601

DATA RESULTS

ANALYTE	METHOD	RESULTS	REPORTING	DILUTION	UNITS	ANALYSIS	ANALYSIS
			LIMITS	FACTOR		DATE	BY
Anthracene	EPA-8270 SIM	U	0.010	1	MG/KG	07/03/2013	LAP
Fluoranthene	EPA-8270 SIM	U	0.010	1	MG/KG	07/03/2013	LAP
Pyrene	EPA-8270 SIM	U	0.010	1	MG/KG	07/03/2013	LAP
Benzo[A]Anthracene	EPA-8270 SIM	U	0.010	1	MG/KG	07/03/2013	LAP
Chrysene	EPA-8270 SIM	U	0.010	1	MG/KG	07/03/2013	LAP
Benzo[B]Fluoranthene	EPA-8270 SIM	U	0.010	1	MG/KG	07/03/2013	LAP
Benzo[K]Fluoranthene	EPA-8270 SIM	U	0.010	1	MG/KG	07/03/2013	LAP
Benzo[A]Pyrene	EPA-8270 SIM	U	0.010	1	MG/KG	07/03/2013	LAP
Indeno[1,2,3-Cd]Pyrene	EPA-8270 SIM	U	0.010	1	MG/KG	07/03/2013	LAP
Dibenz[A,H]Anthracene	EPA-8270 SIM	U	0.010	1	MG/KG	07/03/2013	LAP
Benzo[G,H,I]Perylene	EPA-8270 SIM	U	0.010	1	MG/KG	07/03/2013	LAP
Pyridine	EPA-8270	U	200	1	UG/KG	07/03/2013	LAP
N-Nitrosodimethylamine	EPA-8270	U	100	1	UG/KG	07/03/2013	LAP
Phenol	EPA-8270	U	100	1	UG/KG	07/03/2013	LAP
Aniline	EPA-8270	U	100	1	UG/KG	07/03/2013	LAP
Bis(2-Chloroethyl)Ether	EPA-8270	U	100	1	UG/KG	07/03/2013	LAP
2-Chlorophenol	EPA-8270	U	100	1	UG/KG	07/03/2013	LAP
1,3-Dichlorobenzene	EPA-8270	U	100	1	UG/KG	07/03/2013	LAP
1,4-Dichlorobenzene	EPA-8270	U	100	1	UG/KG	07/03/2013	LAP
Benzyl Alcohol	EPA-8270	U	100	1	UG/KG	07/03/2013	LAP
1,2-Dichlorobenzene	EPA-8270	U	100	1	UG/KG	07/03/2013	LAP
2-Methylphenol	EPA-8270	U	100	1	UG/KG	07/03/2013	LAP
Bis(2-Chloroisopropyl)Ether	EPA-8270	U	100	1	UG/KG	07/03/2013	LAP
3&4-Methylphenol	EPA-8270	U	100	1	UG/KG	07/03/2013	LAP
N-Nitroso-Di-N-Propylamine	EPA-8270	U	100	1	UG/KG	07/03/2013	LAP
Hexachloroethane	EPA-8270	U	100	1	UG/KG	07/03/2013	LAP
Nitrobenzene	EPA-8270	U	100	1	UG/KG	07/03/2013	LAP
Isophorone	EPA-8270	U	100	1	UG/KG	07/03/2013	LAP
2-Nitrophenol	EPA-8270	U	250	1	UG/KG	07/03/2013	LAP
2,4-Dimethylphenol	EPA-8270	U	100	1	UG/KG	07/03/2013	LAP
Benzoic Acid	EPA-8270	U	1000	1	UG/KG	07/03/2013	LAP
Bis(2-Chloroethoxy)Methane	EPA-8270	U	100	1	UG/KG	07/03/2013	LAP
2,4-Dichlorophenol	EPA-8270	U	100	1	UG/KG	07/03/2013	LAP
1,2,4-Trichlorobenzene	EPA-8270	U	100	1	UG/KG	07/03/2013	LAP
4-Chloroaniline	EPA-8270	U	100	1	UG/KG	07/03/2013	LAP
2,6-Dichlorophenol	EPA-8270	U	100	1	UG/KG	07/03/2013	LAP
Hexachlorobutadiene	EPA-8270	U	100	1	UG/KG	07/03/2013	LAP
4-Chloro-3-Methylphenol	EPA-8270	U	100	1	UG/KG	07/03/2013	LAP



CERTIFICATE OF ANALYSIS

CLIENT:	Landau Associates, Inc. 130 - 2nd Ave. S. Edmonds, WA 98020	DATE:	7/15/2013
CLIENT CONTACT:	Jeffrey Fellows	ALS JOB#:	EV13060128
CLIENT PROJECT:	Yakima Mill Site / #1148007.010	ALS SAMPLE#:	-20
CLIENT SAMPLE ID	FPP-B02-S (14-15.5)	DATE RECEIVED:	6/24/2013
		COLLECTION DATE:	6/19/2013 8:40:00 AM
		WDOE ACCREDITATION:	C601

DATA RESULTS

ANALYTE	METHOD	RESULTS	REPORTING	DILUTION	UNITS	ANALYSIS	ANALYSIS
			LIMITS	FACTOR		DATE	BY
Hexachlorocyclopentadiene	EPA-8270	U	500	1	UG/KG	07/03/2013	LAP
2,4,6-Trichlorophenol	EPA-8270	U	100	1	UG/KG	07/03/2013	LAP
2,4,5-Trichlorophenol	EPA-8270	U	100	1	UG/KG	07/03/2013	LAP
2-Chloronaphthalene	EPA-8270	U	100	1	UG/KG	07/03/2013	LAP
2-Nitroaniline	EPA-8270	U	250	1	UG/KG	07/03/2013	LAP
Dimethylphthalate	EPA-8270	U	100	1	UG/KG	07/03/2013	LAP
2,6-Dinitrotoluene	EPA-8270	U	250	1	UG/KG	07/03/2013	LAP
3-Nitroaniline	EPA-8270	U	250	1	UG/KG	07/03/2013	LAP
2,4-Dinitrophenol	EPA-8270	U	250	1	UG/KG	07/03/2013	LAP
4-Nitrophenol	EPA-8270	U	500	1	UG/KG	07/03/2013	LAP
Dibenzofuran	EPA-8270	U	100	1	UG/KG	07/03/2013	LAP
2,4-Dinitrotoluene	EPA-8270	U	250	1	UG/KG	07/03/2013	LAP
2,3,4,6-Tetrachlorophenol	EPA-8270	U	250	1	UG/KG	07/03/2013	LAP
Diethylphthalate	EPA-8270	U	100	1	UG/KG	07/03/2013	LAP
4-Chlorophenyl-Phenylether	EPA-8270	U	100	1	UG/KG	07/03/2013	LAP
4-Nitroaniline	EPA-8270	U	250	1	UG/KG	07/03/2013	LAP
4,6-Dinitro-2-Methylphenol	EPA-8270	U	100	1	UG/KG	07/03/2013	LAP
N-Nitrosodiphenylamine	EPA-8270	U	100	1	UG/KG	07/03/2013	LAP
Azobenzene	EPA-8270	U	100	1	UG/KG	07/03/2013	LAP
4-Bromophenyl-Phenylether	EPA-8270	U	100	1	UG/KG	07/03/2013	LAP
Hexachlorobenzene	EPA-8270	U	100	1	UG/KG	07/03/2013	LAP
Pentachlorophenol	EPA-8270	U	500	1	UG/KG	07/03/2013	LAP
Carbazole	EPA-8270	U	100	1	UG/KG	07/03/2013	LAP
Di-N-Butylphthalate	EPA-8270	U	130	1	UG/KG	07/03/2013	LAP
Butylbenzylphthalate	EPA-8270	U	100	1	UG/KG	07/03/2013	LAP
3,3-Dichlorobenzidine	EPA-8270	U	250	1	UG/KG	07/03/2013	LAP
Bis(2-Ethylhexyl)Phthalate	EPA-8270	U	130	1	UG/KG	07/03/2013	LAP
Di-N-Octylphthalate	EPA-8270	U	100	1	UG/KG	07/03/2013	LAP
PCB-1016	EPA-8082	U	0.10	1	MG/KG	06/27/2013	LAP
PCB-1268	EPA-8082	U	0.10	1	MG/KG	06/27/2013	LAP
PCB-1221	EPA-8082	U	0.10	1	MG/KG	06/27/2013	LAP
PCB-1232	EPA-8082	U	0.10	1	MG/KG	06/27/2013	LAP
PCB-1242	EPA-8082	U	0.10	1	MG/KG	06/27/2013	LAP
PCB-1248	EPA-8082	U	0.10	1	MG/KG	06/27/2013	LAP
PCB-1254	EPA-8082	U	0.10	1	MG/KG	06/27/2013	LAP
PCB-1260	EPA-8082	U	0.10	1	MG/KG	06/27/2013	LAP
Chromium (VI)	EPA-7196	U	5.0	1	MG/KG	06/28/2013	RAL
Percent Solids	EPA-160.3	92.3	0	1	%	06/26/2013	LAP



CERTIFICATE OF ANALYSIS

CLIENT:	Landau Associates, Inc. 130 - 2nd Ave. S. Edmonds, WA 98020	DATE:	7/15/2013
CLIENT CONTACT:	Jeffrey Fellows	ALS JOB#:	EV13060128
CLIENT PROJECT:	Yakima Mill Site / #1148007.010	ALS SAMPLE#:	-20
CLIENT SAMPLE ID	FPP-B02-S (14-15.5)	DATE RECEIVED:	6/24/2013
		COLLECTION DATE:	6/19/2013 8:40:00 AM
		WDOE ACCREDITATION:	C601

DATA RESULTS

ANALYTE	METHOD	RESULTS	REPORTING LIMITS	DILUTION FACTOR	UNITS	ANALYSIS DATE	ANALYSIS BY
pH	EPA-9045	8.58	1.00	1	S.U.	06/25/2013	SMR
Mercury	EPA-7471	0.031	0.020	1	MG/KG	07/01/2013	RAL
Arsenic	EPA-6020	2.0	1.0	5	MG/KG	07/02/2013	RAL
Cadmium	EPA-6020	U	0.50	5	MG/KG	07/02/2013	RAL
Chromium	EPA-6020	8.8	0.50	5	MG/KG	07/02/2013	RAL
Iron	EPA-6020	21000	50	5	MG/KG	07/02/2013	RAL
Lead	EPA-6020	3.2	0.50	5	MG/KG	07/02/2013	RAL
Manganese	EPA-6020	360	0.50	5	MG/KG	07/02/2013	RAL
Total Organic Carbon (TOC)	EPA-9060	U	0.10	1	%	07/01/2013	CAS

SURROGATE	METHOD	%REC	ANALYSIS DATE	ANALYSIS BY
TFT	NWTPH-GX	78.4	06/25/2013	GAP
C25	NWTPH-DX w/ SGA	107	06/26/2013	LAP
1,2-Dichloroethane-d4	EPA-8260	121	06/28/2013	GAP
Toluene-d8	EPA-8260	93.0	06/28/2013	GAP
4-Bromofluorobenzene	EPA-8260	88.7	06/28/2013	GAP
Terphenyl-d14	EPA-8270 SIM	89.8	07/03/2013	LAP
2-Fluorophenol	EPA-8270	98.5	07/03/2013	LAP
Phenol-d5	EPA-8270	79.9	07/03/2013	LAP
Nitrobenzene-d5	EPA-8270	78.5	07/03/2013	LAP
2-Fluorobiphenyl	EPA-8270	75.4	07/03/2013	LAP
2,4,6-Tribromophenol	EPA-8270	87.8	07/03/2013	LAP
Terphenyl-d14	EPA-8270	89.8	07/03/2013	LAP
TCMX	EPA-8082	88.0	06/27/2013	LAP
DCB	EPA-8082	77.0	06/27/2013	LAP

U - Analyte analyzed for but not detected at level above reporting limit.



CERTIFICATE OF ANALYSIS

CLIENT:	Landau Associates, Inc. 130 - 2nd Ave. S. Edmonds, WA 98020	DATE:	7/15/2013
CLIENT CONTACT:	Jeffrey Fellows	ALS JOB#:	EV13060128
CLIENT PROJECT:	Yakima Mill Site / #1148007.010	ALS SAMPLE#:	-21
CLIENT SAMPLE ID	FPP-B09-S (15-16.5)	DATE RECEIVED:	6/24/2013
		COLLECTION DATE:	6/19/2013 9:40:00 AM
		WDOE ACCREDITATION:	C601

DATA RESULTS

ANALYTE	METHOD	RESULTS	REPORTING LIMITS	DILUTION FACTOR	UNITS	ANALYSIS	ANALYSIS
						DATE	BY
TPH-Volatile Range	NWTPH-GX	U	3.0	1	MG/KG	06/25/2013	GAP
TPH-Diesel Range	NWTPH-DX w/ SGA	560	25	1	MG/KG	06/26/2013	LAP
TPH-Oil Range	NWTPH-DX w/ SGA	180	50	1	MG/KG	06/26/2013	LAP
Dichlorodifluoromethane	EPA-8260	U	10	1	UG/KG	06/28/2013	GAP
Chloromethane	EPA-8260	U	10	1	UG/KG	06/28/2013	GAP
Vinyl Chloride	EPA-8260	U	10	1	UG/KG	06/28/2013	GAP
Bromomethane	EPA-8260	U	10	1	UG/KG	06/28/2013	GAP
Chloroethane	EPA-8260	U	10	1	UG/KG	06/28/2013	GAP
Carbon Tetrachloride	EPA-8260	U	10	1	UG/KG	06/28/2013	GAP
Trichlorofluoromethane	EPA-8260	U	10	1	UG/KG	06/28/2013	GAP
Carbon Disulfide	EPA-8260	U	10	1	UG/KG	06/28/2013	GAP
Acetone	EPA-8260	U	50	1	UG/KG	06/28/2013	GAP
1,1-Dichloroethene	EPA-8260	U	10	1	UG/KG	06/28/2013	GAP
Methylene Chloride	EPA-8260	U	20	1	UG/KG	06/28/2013	GAP
Acrylonitrile	EPA-8260	U	50	1	UG/KG	06/28/2013	GAP
Methyl T-Butyl Ether	EPA-8260	U	10	1	UG/KG	06/28/2013	GAP
Trans-1,2-Dichloroethene	EPA-8260	U	10	1	UG/KG	06/28/2013	GAP
1,1-Dichloroethane	EPA-8260	U	10	1	UG/KG	06/28/2013	GAP
2-Butanone	EPA-8260	U	50	1	UG/KG	06/28/2013	GAP
Cis-1,2-Dichloroethene	EPA-8260	U	10	1	UG/KG	06/28/2013	GAP
2,2-Dichloropropane	EPA-8260	U	10	1	UG/KG	06/28/2013	GAP
Bromochloromethane	EPA-8260	U	10	1	UG/KG	06/28/2013	GAP
Chloroform	EPA-8260	U	10	1	UG/KG	06/28/2013	GAP
1,1,1-Trichloroethane	EPA-8260	U	10	1	UG/KG	06/28/2013	GAP
1,1-Dichloropropene	EPA-8260	U	10	1	UG/KG	06/28/2013	GAP
1,2-Dichloroethane	EPA-8260	U	10	1	UG/KG	06/28/2013	GAP
Benzene	EPA-8260	U	5.0	1	UG/KG	06/28/2013	GAP
Trichloroethene	EPA-8260	U	10	1	UG/KG	06/28/2013	GAP
1,2-Dichloropropane	EPA-8260	U	10	1	UG/KG	06/28/2013	GAP
Dibromomethane	EPA-8260	U	10	1	UG/KG	06/28/2013	GAP
Bromodichloromethane	EPA-8260	U	10	1	UG/KG	06/28/2013	GAP
Trans-1,3-Dichloropropene	EPA-8260	U	10	1	UG/KG	06/28/2013	GAP
4-Methyl-2-Pentanone	EPA-8260	U	50	1	UG/KG	06/28/2013	GAP
Toluene	EPA-8260	U	10	1	UG/KG	06/28/2013	GAP
Cis-1,3-Dichloropropene	EPA-8260	U	10	1	UG/KG	06/28/2013	GAP
1,1,2-Trichloroethane	EPA-8260	U	10	1	UG/KG	06/28/2013	GAP
2-Hexanone	EPA-8260	U	50	1	UG/KG	06/28/2013	GAP
1,3-Dichloropropane	EPA-8260	U	10	1	UG/KG	06/28/2013	GAP



CERTIFICATE OF ANALYSIS

CLIENT:	Landau Associates, Inc. 130 - 2nd Ave. S. Edmonds, WA 98020	DATE:	7/15/2013
CLIENT CONTACT:	Jeffrey Fellows	ALS JOB#:	EV13060128
CLIENT PROJECT:	Yakima Mill Site / #1148007.010	ALS SAMPLE#:	-21
CLIENT SAMPLE ID	FPP-B09-S (15-16.5)	DATE RECEIVED:	6/24/2013
		COLLECTION DATE:	6/19/2013 9:40:00 AM
		WDOE ACCREDITATION:	C601

DATA RESULTS

ANALYTE	METHOD	RESULTS	REPORTING LIMITS	DILUTION FACTOR	UNITS	ANALYSIS	ANALYSIS
						DATE	BY
Tetrachloroethylene	EPA-8260	U	10	1	UG/KG	06/28/2013	GAP
Dibromochloromethane	EPA-8260	U	10	1	UG/KG	06/28/2013	GAP
1,2-Dibromoethane	EPA-8260	U	5.0	1	UG/KG	06/28/2013	GAP
Chlorobenzene	EPA-8260	U	10	1	UG/KG	06/28/2013	GAP
1,1,1,2-Tetrachloroethane	EPA-8260	U	10	1	UG/KG	06/28/2013	GAP
Ethylbenzene	EPA-8260	U	10	1	UG/KG	06/28/2013	GAP
m,p-Xylene	EPA-8260	U	20	1	UG/KG	06/28/2013	GAP
Styrene	EPA-8260	U	10	1	UG/KG	06/28/2013	GAP
o-Xylene	EPA-8260	U	10	1	UG/KG	06/28/2013	GAP
Bromoform	EPA-8260	U	10	1	UG/KG	06/28/2013	GAP
Isopropylbenzene	EPA-8260	U	10	1	UG/KG	06/28/2013	GAP
1,1,2,2-Tetrachloroethane	EPA-8260	U	10	1	UG/KG	06/28/2013	GAP
1,2,3-Trichloropropane	EPA-8260	U	10	1	UG/KG	06/28/2013	GAP
Bromobenzene	EPA-8260	U	10	1	UG/KG	06/28/2013	GAP
N-Propyl Benzene	EPA-8260	U	10	1	UG/KG	06/28/2013	GAP
2-Chlorotoluene	EPA-8260	U	10	1	UG/KG	06/28/2013	GAP
1,3,5-Trimethylbenzene	EPA-8260	U	10	1	UG/KG	06/28/2013	GAP
4-Chlorotoluene	EPA-8260	U	10	1	UG/KG	06/28/2013	GAP
T-Butyl Benzene	EPA-8260	U	10	1	UG/KG	06/28/2013	GAP
1,2,4-Trimethylbenzene	EPA-8260	U	10	1	UG/KG	06/28/2013	GAP
S-Butyl Benzene	EPA-8260	U	10	1	UG/KG	06/28/2013	GAP
P-Isopropyltoluene	EPA-8260	U	10	1	UG/KG	06/28/2013	GAP
1,3 Dichlorobenzene	EPA-8260	U	10	1	UG/KG	06/28/2013	GAP
1,4-Dichlorobenzene	EPA-8260	U	10	1	UG/KG	06/28/2013	GAP
N-Butylbenzene	EPA-8260	U	10	1	UG/KG	06/28/2013	GAP
1,2-Dichlorobenzene	EPA-8260	U	10	1	UG/KG	06/28/2013	GAP
1,2-Dibromo 3-Chloropropane	EPA-8260	U	50	1	UG/KG	06/28/2013	GAP
1,2,4-Trichlorobenzene	EPA-8260	U	10	1	UG/KG	06/28/2013	GAP
Hexachlorobutadiene	EPA-8260	U	10	1	UG/KG	06/28/2013	GAP
Naphthalene	EPA-8260	U	10	1	UG/KG	06/28/2013	GAP
1,2,3-Trichlorobenzene	EPA-8260	U	10	1	UG/KG	06/28/2013	GAP
Naphthalene	EPA-8270 SIM	0.074	0.010	1	MG/KG	07/03/2013	LAP
2-Methylnaphthalene	EPA-8270 SIM	0.013	0.010	1	MG/KG	07/03/2013	LAP
1-Methylnaphthalene	EPA-8270 SIM	U	0.010	1	MG/KG	07/03/2013	LAP
Acenaphthylene	EPA-8270 SIM	0.029	0.010	1	MG/KG	07/03/2013	LAP
Acenaphthene	EPA-8270 SIM	U	0.010	1	MG/KG	07/03/2013	LAP
Fluorene	EPA-8270 SIM	U	0.010	1	MG/KG	07/03/2013	LAP
Phenanthrene	EPA-8270 SIM	0.040	0.010	1	MG/KG	07/03/2013	LAP



CERTIFICATE OF ANALYSIS

CLIENT:	Landau Associates, Inc. 130 - 2nd Ave. S. Edmonds, WA 98020	DATE:	7/15/2013
CLIENT CONTACT:	Jeffrey Fellows	ALS JOB#:	EV13060128
CLIENT PROJECT:	Yakima Mill Site / #1148007.010	ALS SAMPLE#:	-21
CLIENT SAMPLE ID	FPP-B09-S (15-16.5)	DATE RECEIVED:	6/24/2013
		COLLECTION DATE:	6/19/2013 9:40:00 AM
		WDOE ACCREDITATION:	C601

DATA RESULTS

ANALYTE	METHOD	RESULTS	REPORTING	DILUTION	UNITS	ANALYSIS	ANALYSIS
			LIMITS	FACTOR		DATE	BY
Anthracene	EPA-8270 SIM	U	0.010	1	MG/KG	07/03/2013	LAP
Fluoranthene	EPA-8270 SIM	0.038	0.010	1	MG/KG	07/03/2013	LAP
Pyrene	EPA-8270 SIM	0.046	0.010	1	MG/KG	07/03/2013	LAP
Benzo[A]Anthracene	EPA-8270 SIM	U	0.010	1	MG/KG	07/03/2013	LAP
Chrysene	EPA-8270 SIM	U	0.010	1	MG/KG	07/03/2013	LAP
Benzo[B]Fluoranthene	EPA-8270 SIM	U	0.010	1	MG/KG	07/03/2013	LAP
Benzo[K]Fluoranthene	EPA-8270 SIM	U	0.010	1	MG/KG	07/03/2013	LAP
Benzo[A]Pyrene	EPA-8270 SIM	U	0.010	1	MG/KG	07/03/2013	LAP
Indeno[1,2,3-Cd]Pyrene	EPA-8270 SIM	U	0.010	1	MG/KG	07/03/2013	LAP
Dibenz[A,H]Anthracene	EPA-8270 SIM	U	0.010	1	MG/KG	07/03/2013	LAP
Benzo[G,H,I]Perylene	EPA-8270 SIM	U	0.010	1	MG/KG	07/03/2013	LAP
Pyridine	EPA-8270	U	200	1	UG/KG	07/03/2013	LAP
N-Nitrosodimethylamine	EPA-8270	U	100	1	UG/KG	07/03/2013	LAP
Phenol	EPA-8270	U	100	1	UG/KG	07/03/2013	LAP
Aniline	EPA-8270	U	100	1	UG/KG	07/03/2013	LAP
Bis(2-Chloroethyl)Ether	EPA-8270	U	100	1	UG/KG	07/03/2013	LAP
2-Chlorophenol	EPA-8270	U	100	1	UG/KG	07/03/2013	LAP
1,3-Dichlorobenzene	EPA-8270	U	100	1	UG/KG	07/03/2013	LAP
1,4-Dichlorobenzene	EPA-8270	U	100	1	UG/KG	07/03/2013	LAP
Benzyl Alcohol	EPA-8270	U	100	1	UG/KG	07/03/2013	LAP
1,2-Dichlorobenzene	EPA-8270	U	100	1	UG/KG	07/03/2013	LAP
2-Methylphenol	EPA-8270	U	100	1	UG/KG	07/03/2013	LAP
Bis(2-Chloroisopropyl)Ether	EPA-8270	U	100	1	UG/KG	07/03/2013	LAP
3&4-Methylphenol	EPA-8270	U	100	1	UG/KG	07/03/2013	LAP
N-Nitroso-Di-N-Propylamine	EPA-8270	U	100	1	UG/KG	07/03/2013	LAP
Hexachloroethane	EPA-8270	U	100	1	UG/KG	07/03/2013	LAP
Nitrobenzene	EPA-8270	U	100	1	UG/KG	07/03/2013	LAP
Isophorone	EPA-8270	U	100	1	UG/KG	07/03/2013	LAP
2-Nitrophenol	EPA-8270	U	250	1	UG/KG	07/03/2013	LAP
2,4-Dimethylphenol	EPA-8270	U	100	1	UG/KG	07/03/2013	LAP
Benzoic Acid	EPA-8270	U	1000	1	UG/KG	07/03/2013	LAP
Bis(2-Chloroethoxy)Methane	EPA-8270	U	100	1	UG/KG	07/03/2013	LAP
2,4-Dichlorophenol	EPA-8270	U	100	1	UG/KG	07/03/2013	LAP
1,2,4-Trichlorobenzene	EPA-8270	U	100	1	UG/KG	07/03/2013	LAP
4-Chloroaniline	EPA-8270	U	100	1	UG/KG	07/03/2013	LAP
2,6-Dichlorophenol	EPA-8270	U	100	1	UG/KG	07/03/2013	LAP
Hexachlorobutadiene	EPA-8270	U	100	1	UG/KG	07/03/2013	LAP
4-Chloro-3-Methylphenol	EPA-8270	U	100	1	UG/KG	07/03/2013	LAP



CERTIFICATE OF ANALYSIS

CLIENT:	Landau Associates, Inc. 130 - 2nd Ave. S. Edmonds, WA 98020	DATE:	7/15/2013
CLIENT CONTACT:	Jeffrey Fellows	ALS JOB#:	EV13060128
CLIENT PROJECT:	Yakima Mill Site / #1148007.010	ALS SAMPLE#:	-21
CLIENT SAMPLE ID	FPP-B09-S (15-16.5)	DATE RECEIVED:	6/24/2013
		COLLECTION DATE:	6/19/2013 9:40:00 AM
		WDOE ACCREDITATION:	C601

DATA RESULTS

ANALYTE	METHOD	RESULTS	REPORTING LIMITS	DILUTION FACTOR	UNITS	ANALYSIS	ANALYSIS
						DATE	BY
Hexachlorocyclopentadiene	EPA-8270	U	500	1	UG/KG	07/03/2013	LAP
2,4,6-Trichlorophenol	EPA-8270	U	100	1	UG/KG	07/03/2013	LAP
2,4,5-Trichlorophenol	EPA-8270	U	100	1	UG/KG	07/03/2013	LAP
2-Chloronaphthalene	EPA-8270	U	100	1	UG/KG	07/03/2013	LAP
2-Nitroaniline	EPA-8270	U	250	1	UG/KG	07/03/2013	LAP
Dimethylphthalate	EPA-8270	U	100	1	UG/KG	07/03/2013	LAP
2,6-Dinitrotoluene	EPA-8270	U	250	1	UG/KG	07/03/2013	LAP
3-Nitroaniline	EPA-8270	U	250	1	UG/KG	07/03/2013	LAP
2,4-Dinitrophenol	EPA-8270	U	250	1	UG/KG	07/03/2013	LAP
4-Nitrophenol	EPA-8270	U	500	1	UG/KG	07/03/2013	LAP
Dibenzofuran	EPA-8270	U	100	1	UG/KG	07/03/2013	LAP
2,4-Dinitrotoluene	EPA-8270	U	250	1	UG/KG	07/03/2013	LAP
2,3,4,6-Tetrachlorophenol	EPA-8270	U	250	1	UG/KG	07/03/2013	LAP
Diethylphthalate	EPA-8270	U	100	1	UG/KG	07/03/2013	LAP
4-Chlorophenyl-Phenylether	EPA-8270	U	100	1	UG/KG	07/03/2013	LAP
4-Nitroaniline	EPA-8270	U	250	1	UG/KG	07/03/2013	LAP
4,6-Dinitro-2-Methylphenol	EPA-8270	U	100	1	UG/KG	07/03/2013	LAP
N-Nitrosodiphenylamine	EPA-8270	U	100	1	UG/KG	07/03/2013	LAP
Azobenzene	EPA-8270	U	100	1	UG/KG	07/03/2013	LAP
4-Bromophenyl-Phenylether	EPA-8270	U	100	1	UG/KG	07/03/2013	LAP
Hexachlorobenzene	EPA-8270	U	100	1	UG/KG	07/03/2013	LAP
Pentachlorophenol	EPA-8270	U	500	1	UG/KG	07/03/2013	LAP
Carbazole	EPA-8270	U	100	1	UG/KG	07/03/2013	LAP
Di-N-Butylphthalate	EPA-8270	U	130	1	UG/KG	07/03/2013	LAP
Butylbenzylphthalate	EPA-8270	U	100	1	UG/KG	07/03/2013	LAP
3,3-Dichlorobenzidine	EPA-8270	U	250	1	UG/KG	07/03/2013	LAP
Bis(2-Ethylhexyl)Phthalate	EPA-8270	U	130	1	UG/KG	07/03/2013	LAP
Di-N-Octylphthalate	EPA-8270	U	100	1	UG/KG	07/03/2013	LAP
PCB-1016	EPA-8082	U	0.10	1	MG/KG	06/27/2013	LAP
PCB-1268	EPA-8082	U	0.10	1	MG/KG	06/27/2013	LAP
PCB-1221	EPA-8082	U	0.10	1	MG/KG	06/27/2013	LAP
PCB-1232	EPA-8082	U	0.10	1	MG/KG	06/27/2013	LAP
PCB-1242	EPA-8082	U	0.10	1	MG/KG	06/27/2013	LAP
PCB-1248	EPA-8082	U	0.10	1	MG/KG	06/27/2013	LAP
PCB-1254	EPA-8082	U	0.10	1	MG/KG	06/27/2013	LAP
PCB-1260	EPA-8082	U	0.10	1	MG/KG	06/27/2013	LAP
Chromium (VI)	EPA-7196	U	5.0	1	MG/KG	06/28/2013	RAL
Percent Solids	EPA-160.3	73.6	0	1	%	06/26/2013	LAP



CERTIFICATE OF ANALYSIS

CLIENT:	Landau Associates, Inc. 130 - 2nd Ave. S. Edmonds, WA 98020	DATE:	7/15/2013
CLIENT CONTACT:	Jeffrey Fellows	ALS JOB#:	EV13060128
CLIENT PROJECT:	Yakima Mill Site / #1148007.010	ALS SAMPLE#:	-21
CLIENT SAMPLE ID	FPP-B09-S (15-16.5)	DATE RECEIVED:	6/24/2013
		COLLECTION DATE:	6/19/2013 9:40:00 AM
		WDOE ACCREDITATION:	C601

DATA RESULTS

ANALYTE	METHOD	RESULTS	REPORTING LIMITS	DILUTION FACTOR	UNITS	ANALYSIS DATE	ANALYSIS BY
pH	EPA-9045	6.39	1.00	1	S.U.	06/25/2013	SMR
Mercury	EPA-7471	0.025	0.020	1	MG/KG	07/01/2013	RAL
Arsenic	EPA-6020	2.9	1.0	5	MG/KG	07/02/2013	RAL
Cadmium	EPA-6020	U	0.50	5	MG/KG	07/02/2013	RAL
Chromium	EPA-6020	13	0.50	5	MG/KG	07/02/2013	RAL
Iron	EPA-6020	21000	50	5	MG/KG	07/02/2013	RAL
Lead	EPA-6020	7.8	0.50	5	MG/KG	07/02/2013	RAL
Manganese	EPA-6020	260	0.50	5	MG/KG	07/02/2013	RAL
Total Organic Carbon (TOC)	EPA-9060	3.3	0.10	1	%	07/01/2013	CAS

SURROGATE	METHOD	%REC	ANALYSIS DATE	ANALYSIS BY
TFT	NWTPH-GX	77.9	06/25/2013	GAP
C25	NWTPH-DX w/ SGA	110	06/26/2013	LAP
1,2-Dichloroethane-d4	EPA-8260	117	06/28/2013	GAP
Toluene-d8	EPA-8260	93.8	06/28/2013	GAP
4-Bromofluorobenzene	EPA-8260	113	06/28/2013	GAP
Terphenyl-d14	EPA-8270 SIM	86.6	07/03/2013	LAP
2-Fluorophenol	EPA-8270	108	07/03/2013	LAP
Phenol-d5	EPA-8270	81.5	07/03/2013	LAP
Nitrobenzene-d5	EPA-8270	82.8	07/03/2013	LAP
2-Fluorobiphenyl	EPA-8270	78.9	07/03/2013	LAP
2,4,6-Tribromophenol	EPA-8270	96.0	07/03/2013	LAP
Terphenyl-d14	EPA-8270	86.6	07/03/2013	LAP
TCMX	EPA-8082	78.0	06/27/2013	LAP
DCB	EPA-8082	67.0	06/27/2013	LAP

U - Analyte analyzed for but not detected at level above reporting limit.
 Chromatogram indicates that it is likely that sample contains highly weathered diesel and light oil/lube oil.
 Diesel range product results biased high due to oil range product overlap.



CERTIFICATE OF ANALYSIS

CLIENT:	Landau Associates, Inc. 130 - 2nd Ave. S. Edmonds, WA 98020	DATE:	7/15/2013
CLIENT CONTACT:	Jeffrey Fellows	ALS JOB#:	EV13060128
CLIENT PROJECT:	Yakima Mill Site / #1148007.010	ALS SAMPLE#:	-22
CLIENT SAMPLE ID	FPP-B09-S (12-13)	DATE RECEIVED:	6/24/2013
		COLLECTION DATE:	6/19/2013 9:50:00 AM
		WDOE ACCREDITATION:	C601

DATA RESULTS

ANALYTE	METHOD	RESULTS	REPORTING LIMITS	DILUTION FACTOR	UNITS	ANALYSIS DATE	ANALYSIS BY
TPH-Diesel Range	NWTPH-DX w/ SGA	U	25	1	MG/KG	06/26/2013	LAP
TPH-Oil Range	NWTPH-DX w/ SGA	U	50	1	MG/KG	06/26/2013	LAP
Mercury	EPA-7471	0.025	0.020	1	MG/KG	07/01/2013	RAL
Arsenic	EPA-6020	2.1	1.0	5	MG/KG	07/02/2013	RAL
Cadmium	EPA-6020	U	0.50	5	MG/KG	07/02/2013	RAL
Chromium	EPA-6020	17	0.50	5	MG/KG	07/02/2013	RAL
Iron	EPA-6020	25000	50	5	MG/KG	07/02/2013	RAL
Lead	EPA-6020	3.5	0.50	5	MG/KG	07/02/2013	RAL
Manganese	EPA-6020	290	0.50	5	MG/KG	07/02/2013	RAL

SURROGATE	METHOD	%REC	ANALYSIS DATE	ANALYSIS BY
C25	NWTPH-DX w/ SGA	108	06/26/2013	LAP

U - Analyte analyzed for but not detected at level above reporting limit.



CERTIFICATE OF ANALYSIS

CLIENT:	Landau Associates, Inc. 130 - 2nd Ave. S. Edmonds, WA 98020	DATE:	7/15/2013
CLIENT CONTACT:	Jeffrey Fellows	ALS JOB#:	EV13060128
CLIENT PROJECT:	Yakima Mill Site / #1148007.010	ALS SAMPLE#:	-23
CLIENT SAMPLE ID	FPP-B07-S (0.5-1)	DATE RECEIVED:	6/24/2013
		COLLECTION DATE:	6/19/2013 11:25:00 AM
		WDOE ACCREDITATION:	C601

DATA RESULTS

ANALYTE	METHOD	RESULTS	REPORTING	DILUTION	UNITS	ANALYSIS	ANALYSIS
			LIMITS	FACTOR		DATE	BY
TPH-Diesel Range	NWTPH-DX w/ SGA	U	120	5	MG/KG	06/27/2013	LAP
TPH-Oil Range	NWTPH-DX w/ SGA	1500	250	5	MG/KG	06/27/2013	LAP
Naphthalene	EPA-8270 SIM	U	0.020	2	MG/KG	07/06/2013	LAP
2-Methylnaphthalene	EPA-8270 SIM	U	0.020	2	MG/KG	07/06/2013	LAP
1-Methylnaphthalene	EPA-8270 SIM	U	0.020	2	MG/KG	07/06/2013	LAP
Acenaphthylene	EPA-8270 SIM	U	0.020	2	MG/KG	07/06/2013	LAP
Acenaphthene	EPA-8270 SIM	U	0.020	2	MG/KG	07/06/2013	LAP
Fluorene	EPA-8270 SIM	U	0.020	2	MG/KG	07/06/2013	LAP
Phenanthrene	EPA-8270 SIM	0.048	0.020	2	MG/KG	07/06/2013	LAP
Anthracene	EPA-8270 SIM	U	0.020	2	MG/KG	07/06/2013	LAP
Fluoranthene	EPA-8270 SIM	0.068	0.020	2	MG/KG	07/06/2013	LAP
Pyrene	EPA-8270 SIM	0.12	0.020	2	MG/KG	07/06/2013	LAP
Benzo[A]Anthracene	EPA-8270 SIM	0.044	0.020	2	MG/KG	07/06/2013	LAP
Chrysene	EPA-8270 SIM	0.098	0.020	2	MG/KG	07/06/2013	LAP
Benzo[B]Fluoranthene	EPA-8270 SIM	0.053	0.020	2	MG/KG	07/06/2013	LAP
Benzo[K]Fluoranthene	EPA-8270 SIM	0.037	0.020	2	MG/KG	07/06/2013	LAP
Benzo[A]Pyrene	EPA-8270 SIM	0.046	0.020	2	MG/KG	07/06/2013	LAP
Indeno[1,2,3-Cd]Pyrene	EPA-8270 SIM	0.027	0.020	2	MG/KG	07/06/2013	LAP
Dibenz[A,H]Anthracene	EPA-8270 SIM	U	0.020	2	MG/KG	07/06/2013	LAP
Benzo[G,H,I]Perylene	EPA-8270 SIM	0.037	0.020	2	MG/KG	07/06/2013	LAP
Pyridine	EPA-8270	U	400	2	UG/KG	07/06/2013	LAP
N-Nitrosodimethylamine	EPA-8270	U	200	2	UG/KG	07/06/2013	LAP
Phenol	EPA-8270	U	200	2	UG/KG	07/06/2013	LAP
Aniline	EPA-8270	U	200	2	UG/KG	07/06/2013	LAP
Bis(2-Chloroethyl)Ether	EPA-8270	U	200	2	UG/KG	07/06/2013	LAP
2-Chlorophenol	EPA-8270	U	200	2	UG/KG	07/06/2013	LAP
1,3-Dichlorobenzene	EPA-8270	U	200	2	UG/KG	07/06/2013	LAP
1,4-Dichlorobenzene	EPA-8270	U	200	2	UG/KG	07/06/2013	LAP
Benzyl Alcohol	EPA-8270	U	200	2	UG/KG	07/06/2013	LAP
1,2-Dichlorobenzene	EPA-8270	U	200	2	UG/KG	07/06/2013	LAP
2-Methylphenol	EPA-8270	U	200	2	UG/KG	07/06/2013	LAP
Bis(2-Chloroisopropyl)Ether	EPA-8270	U	200	2	UG/KG	07/06/2013	LAP
3&4-Methylphenol	EPA-8270	U	200	2	UG/KG	07/06/2013	LAP
N-Nitroso-Di-N-Propylamine	EPA-8270	U	200	2	UG/KG	07/06/2013	LAP
Hexachloroethane	EPA-8270	U	200	2	UG/KG	07/06/2013	LAP
Nitrobenzene	EPA-8270	U	200	2	UG/KG	07/06/2013	LAP
Isophorone	EPA-8270	U	200	2	UG/KG	07/06/2013	LAP
2-Nitrophenol	EPA-8270	U	500	2	UG/KG	07/06/2013	LAP



CERTIFICATE OF ANALYSIS

CLIENT:	Landau Associates, Inc. 130 - 2nd Ave. S. Edmonds, WA 98020	DATE:	7/15/2013
CLIENT CONTACT:	Jeffrey Fellows	ALS JOB#:	EV13060128
CLIENT PROJECT:	Yakima Mill Site / #1148007.010	ALS SAMPLE#:	-23
CLIENT SAMPLE ID	FPP-B07-S (0.5-1)	DATE RECEIVED:	6/24/2013
		COLLECTION DATE:	6/19/2013 11:25:00 AM
		WDOE ACCREDITATION:	C601

DATA RESULTS

ANALYTE	METHOD	RESULTS	REPORTING LIMITS	DILUTION FACTOR	UNITS	ANALYSIS	ANALYSIS
						DATE	BY
2,4-Dimethylphenol	EPA-8270	U	200	2	UG/KG	07/06/2013	LAP
Benzoic Acid	EPA-8270	U	2000	2	UG/KG	07/06/2013	LAP
Bis(2-Chloroethoxy)Methane	EPA-8270	U	200	2	UG/KG	07/06/2013	LAP
2,4-Dichlorophenol	EPA-8270	U	200	2	UG/KG	07/06/2013	LAP
1,2,4-Trichlorobenzene	EPA-8270	U	200	2	UG/KG	07/06/2013	LAP
4-Chloroaniline	EPA-8270	U	200	2	UG/KG	07/06/2013	LAP
2,6-Dichlorophenol	EPA-8270	U	200	2	UG/KG	07/06/2013	LAP
Hexachlorobutadiene	EPA-8270	U	200	2	UG/KG	07/06/2013	LAP
4-Chloro-3-Methylphenol	EPA-8270	U	200	2	UG/KG	07/06/2013	LAP
Hexachlorocyclopentadiene	EPA-8270	U	1000	2	UG/KG	07/06/2013	LAP
2,4,6-Trichlorophenol	EPA-8270	U	200	2	UG/KG	07/06/2013	LAP
2,4,5-Trichlorophenol	EPA-8270	U	200	2	UG/KG	07/06/2013	LAP
2-Chloronaphthalene	EPA-8270	U	200	2	UG/KG	07/06/2013	LAP
2-Nitroaniline	EPA-8270	U	500	2	UG/KG	07/06/2013	LAP
Dimethylphthalate	EPA-8270	U	200	2	UG/KG	07/06/2013	LAP
2,6-Dinitrotoluene	EPA-8270	U	500	2	UG/KG	07/06/2013	LAP
3-Nitroaniline	EPA-8270	U	500	2	UG/KG	07/06/2013	LAP
2,4-Dinitrophenol	EPA-8270	U	500	2	UG/KG	07/06/2013	LAP
4-Nitrophenol	EPA-8270	U	1000	2	UG/KG	07/06/2013	LAP
Dibenzofuran	EPA-8270	U	200	2	UG/KG	07/06/2013	LAP
2,4-Dinitrotoluene	EPA-8270	U	500	2	UG/KG	07/06/2013	LAP
2,3,4,6-Tetrachlorophenol	EPA-8270	U	500	2	UG/KG	07/06/2013	LAP
Diethylphthalate	EPA-8270	U	200	2	UG/KG	07/06/2013	LAP
4-Chlorophenyl-Phenylether	EPA-8270	U	200	2	UG/KG	07/06/2013	LAP
4-Nitroaniline	EPA-8270	U	500	2	UG/KG	07/06/2013	LAP
4,6-Dinitro-2-Methylphenol	EPA-8270	U	200	2	UG/KG	07/06/2013	LAP
N-Nitrosodiphenylamine	EPA-8270	U	200	2	UG/KG	07/06/2013	LAP
Azobenzene	EPA-8270	U	200	2	UG/KG	07/06/2013	LAP
4-Bromophenyl-Phenylether	EPA-8270	U	200	2	UG/KG	07/06/2013	LAP
Hexachlorobenzene	EPA-8270	U	200	2	UG/KG	07/06/2013	LAP
Pentachlorophenol	EPA-8270	U	1000	2	UG/KG	07/06/2013	LAP
Carbazole	EPA-8270	U	200	2	UG/KG	07/06/2013	LAP
Di-N-Butylphthalate	EPA-8270	U	260	2	UG/KG	07/06/2013	LAP
Butylbenzylphthalate	EPA-8270	U	200	2	UG/KG	07/06/2013	LAP
3,3-Dichlorobenzidine	EPA-8270	U	500	2	UG/KG	07/06/2013	LAP
Bis(2-Ethylhexyl)Phthalate	EPA-8270	U	260	2	UG/KG	07/06/2013	LAP
Di-N-Octylphthalate	EPA-8270	U	200	2	UG/KG	07/06/2013	LAP
Mercury	EPA-7471	U	0.020	1	MG/KG	07/01/2013	RAL



CERTIFICATE OF ANALYSIS

CLIENT:	Landau Associates, Inc. 130 - 2nd Ave. S. Edmonds, WA 98020	DATE:	7/15/2013
CLIENT CONTACT:	Jeffrey Fellows	ALS JOB#:	EV13060128
CLIENT PROJECT:	Yakima Mill Site / #1148007.010	ALS SAMPLE#:	-23
CLIENT SAMPLE ID	FPP-B07-S (0.5-1)	DATE RECEIVED:	6/24/2013
		COLLECTION DATE:	6/19/2013 11:25:00 AM
		WDOE ACCREDITATION:	C601

DATA RESULTS

ANALYTE	METHOD	RESULTS	REPORTING LIMITS	DILUTION FACTOR	UNITS	ANALYSIS DATE	ANALYSIS BY
Arsenic	EPA-6020	2.1	1.0	5	MG/KG	07/02/2013	RAL
Cadmium	EPA-6020	U	0.50	5	MG/KG	07/02/2013	RAL
Chromium	EPA-6020	15	0.50	5	MG/KG	07/02/2013	RAL
Iron	EPA-6020	37000	50	5	MG/KG	07/02/2013	RAL
Lead	EPA-6020	4.2	0.50	5	MG/KG	07/02/2013	RAL
Manganese	EPA-6020	470	0.50	5	MG/KG	07/02/2013	RAL

SURROGATE	METHOD	%REC	ANALYSIS DATE	ANALYSIS BY
C25 5X Dilution	NWTPH-DX w/ SGA	106	06/27/2013	LAP
Terphenyl-d14 2X Dilution	EPA-8270 SIM	55.5	07/06/2013	LAP
2-Fluorophenol 2X Dilution	EPA-8270	53.4	07/06/2013	LAP
Phenol-d5 2X Dilution	EPA-8270	37.5	07/06/2013	LAP
Nitrobenzene-d5 2X Dilution	EPA-8270	42.3	07/06/2013	LAP
2-Fluorobiphenyl 2X Dilution	EPA-8270	42.1 DS1	07/06/2013	LAP
2,4,6-Tribromophenol 2X Dilution	EPA-8270	47.0	07/06/2013	LAP
Terphenyl-d14 2X Dilution	EPA-8270	55.5	07/06/2013	LAP

DS1 - Surrogate outside of control limits due to matrix effect.
 U - Analyte analyzed for but not detected at level above reporting limit.
 Chromatogram indicates that it is likely that sample contains light oil/lube oil.



CERTIFICATE OF ANALYSIS

CLIENT:	Landau Associates, Inc. 130 - 2nd Ave. S. Edmonds, WA 98020	DATE:	7/15/2013
CLIENT CONTACT:	Jeffrey Fellows	ALS JOB#:	EV13060128
CLIENT PROJECT:	Yakima Mill Site / #1148007.010	ALS SAMPLE#:	-24
CLIENT SAMPLE ID	FPP-B07-S (15-16)	DATE RECEIVED:	6/24/2013
		COLLECTION DATE:	6/19/2013 11:45:00 AM
		WDOE ACCREDITATION:	C601

DATA RESULTS

ANALYTE	METHOD	RESULTS	REPORTING LIMITS	DILUTION FACTOR	UNITS	ANALYSIS	ANALYSIS
						DATE	BY
TPH-Volatile Range	NWTPH-GX	U	3.0	1	MG/KG	06/25/2013	GAP
TPH-Diesel Range	NWTPH-DX w/ SGA	U	25	1	MG/KG	06/26/2013	LAP
TPH-Oil Range	NWTPH-DX w/ SGA	120	50	1	MG/KG	06/26/2013	LAP
Dichlorodifluoromethane	EPA-8260	U	10	1	UG/KG	06/28/2013	GAP
Chloromethane	EPA-8260	U	10	1	UG/KG	06/28/2013	GAP
Vinyl Chloride	EPA-8260	U	10	1	UG/KG	06/28/2013	GAP
Bromomethane	EPA-8260	U	10	1	UG/KG	06/28/2013	GAP
Chloroethane	EPA-8260	U	10	1	UG/KG	06/28/2013	GAP
Carbon Tetrachloride	EPA-8260	U	10	1	UG/KG	06/28/2013	GAP
Trichlorofluoromethane	EPA-8260	U	10	1	UG/KG	06/28/2013	GAP
Carbon Disulfide	EPA-8260	U	10	1	UG/KG	06/28/2013	GAP
Acetone	EPA-8260	U	50	1	UG/KG	06/28/2013	GAP
1,1-Dichloroethene	EPA-8260	U	10	1	UG/KG	06/28/2013	GAP
Methylene Chloride	EPA-8260	U	20	1	UG/KG	06/28/2013	GAP
Acrylonitrile	EPA-8260	U	50	1	UG/KG	06/28/2013	GAP
Methyl T-Butyl Ether	EPA-8260	U	10	1	UG/KG	06/28/2013	GAP
Trans-1,2-Dichloroethene	EPA-8260	U	10	1	UG/KG	06/28/2013	GAP
1,1-Dichloroethane	EPA-8260	U	10	1	UG/KG	06/28/2013	GAP
2-Butanone	EPA-8260	U	50	1	UG/KG	06/28/2013	GAP
Cis-1,2-Dichloroethene	EPA-8260	U	10	1	UG/KG	06/28/2013	GAP
2,2-Dichloropropane	EPA-8260	U	10	1	UG/KG	06/28/2013	GAP
Bromochloromethane	EPA-8260	U	10	1	UG/KG	06/28/2013	GAP
Chloroform	EPA-8260	U	10	1	UG/KG	06/28/2013	GAP
1,1,1-Trichloroethane	EPA-8260	U	10	1	UG/KG	06/28/2013	GAP
1,1-Dichloropropene	EPA-8260	U	10	1	UG/KG	06/28/2013	GAP
1,2-Dichloroethane	EPA-8260	U	10	1	UG/KG	06/28/2013	GAP
Benzene	EPA-8260	U	5.0	1	UG/KG	06/28/2013	GAP
Trichloroethene	EPA-8260	U	10	1	UG/KG	06/28/2013	GAP
1,2-Dichloropropane	EPA-8260	U	10	1	UG/KG	06/28/2013	GAP
Dibromomethane	EPA-8260	U	10	1	UG/KG	06/28/2013	GAP
Bromodichloromethane	EPA-8260	U	10	1	UG/KG	06/28/2013	GAP
Trans-1,3-Dichloropropene	EPA-8260	U	10	1	UG/KG	06/28/2013	GAP
4-Methyl-2-Pentanone	EPA-8260	U	50	1	UG/KG	06/28/2013	GAP
Toluene	EPA-8260	U	10	1	UG/KG	06/28/2013	GAP
Cis-1,3-Dichloropropene	EPA-8260	U	10	1	UG/KG	06/28/2013	GAP
1,1,2-Trichloroethane	EPA-8260	U	10	1	UG/KG	06/28/2013	GAP
2-Hexanone	EPA-8260	U	50	1	UG/KG	06/28/2013	GAP
1,3-Dichloropropane	EPA-8260	U	10	1	UG/KG	06/28/2013	GAP



CERTIFICATE OF ANALYSIS

CLIENT:	Landau Associates, Inc. 130 - 2nd Ave. S. Edmonds, WA 98020	DATE:	7/15/2013
CLIENT CONTACT:	Jeffrey Fellows	ALS JOB#:	EV13060128
CLIENT PROJECT:	Yakima Mill Site / #1148007.010	ALS SAMPLE#:	-24
CLIENT SAMPLE ID	FPP-B07-S (15-16)	DATE RECEIVED:	6/24/2013
		COLLECTION DATE:	6/19/2013 11:45:00 AM
		WDOE ACCREDITATION:	C601

DATA RESULTS

ANALYTE	METHOD	RESULTS	REPORTING LIMITS	DILUTION FACTOR	UNITS	ANALYSIS	ANALYSIS
						DATE	BY
Tetrachloroethylene	EPA-8260	U	10	1	UG/KG	06/28/2013	GAP
Dibromochloromethane	EPA-8260	U	10	1	UG/KG	06/28/2013	GAP
1,2-Dibromoethane	EPA-8260	U	5.0	1	UG/KG	06/28/2013	GAP
Chlorobenzene	EPA-8260	U	10	1	UG/KG	06/28/2013	GAP
1,1,1,2-Tetrachloroethane	EPA-8260	U	10	1	UG/KG	06/28/2013	GAP
Ethylbenzene	EPA-8260	U	10	1	UG/KG	06/28/2013	GAP
m,p-Xylene	EPA-8260	U	20	1	UG/KG	06/28/2013	GAP
Styrene	EPA-8260	U	10	1	UG/KG	06/28/2013	GAP
o-Xylene	EPA-8260	U	10	1	UG/KG	06/28/2013	GAP
Bromoform	EPA-8260	U	10	1	UG/KG	06/28/2013	GAP
Isopropylbenzene	EPA-8260	U	10	1	UG/KG	06/28/2013	GAP
1,1,2,2-Tetrachloroethane	EPA-8260	U	10	1	UG/KG	06/28/2013	GAP
1,2,3-Trichloropropane	EPA-8260	U	10	1	UG/KG	06/28/2013	GAP
Bromobenzene	EPA-8260	U	10	1	UG/KG	06/28/2013	GAP
N-Propyl Benzene	EPA-8260	U	10	1	UG/KG	06/28/2013	GAP
2-Chlorotoluene	EPA-8260	U	10	1	UG/KG	06/28/2013	GAP
1,3,5-Trimethylbenzene	EPA-8260	U	10	1	UG/KG	06/28/2013	GAP
4-Chlorotoluene	EPA-8260	U	10	1	UG/KG	06/28/2013	GAP
T-Butyl Benzene	EPA-8260	U	10	1	UG/KG	06/28/2013	GAP
1,2,4-Trimethylbenzene	EPA-8260	U	10	1	UG/KG	06/28/2013	GAP
S-Butyl Benzene	EPA-8260	U	10	1	UG/KG	06/28/2013	GAP
P-Isopropyltoluene	EPA-8260	U	10	1	UG/KG	06/28/2013	GAP
1,3 Dichlorobenzene	EPA-8260	U	10	1	UG/KG	06/28/2013	GAP
1,4-Dichlorobenzene	EPA-8260	U	10	1	UG/KG	06/28/2013	GAP
N-Butylbenzene	EPA-8260	U	10	1	UG/KG	06/28/2013	GAP
1,2-Dichlorobenzene	EPA-8260	U	10	1	UG/KG	06/28/2013	GAP
1,2-Dibromo 3-Chloropropane	EPA-8260	U	50	1	UG/KG	06/28/2013	GAP
1,2,4-Trichlorobenzene	EPA-8260	U	10	1	UG/KG	06/28/2013	GAP
Hexachlorobutadiene	EPA-8260	U	10	1	UG/KG	06/28/2013	GAP
Naphthalene	EPA-8260	U	10	1	UG/KG	06/28/2013	GAP
1,2,3-Trichlorobenzene	EPA-8260	U	10	1	UG/KG	06/28/2013	GAP
Naphthalene	EPA-8270 SIM	U	0.010	1	MG/KG	07/03/2013	LAP
2-Methylnaphthalene	EPA-8270 SIM	U	0.010	1	MG/KG	07/03/2013	LAP
1-Methylnaphthalene	EPA-8270 SIM	U	0.010	1	MG/KG	07/03/2013	LAP
Acenaphthylene	EPA-8270 SIM	U	0.010	1	MG/KG	07/03/2013	LAP
Acenaphthene	EPA-8270 SIM	U	0.010	1	MG/KG	07/03/2013	LAP
Fluorene	EPA-8270 SIM	U	0.010	1	MG/KG	07/03/2013	LAP
Phenanthrene	EPA-8270 SIM	U	0.010	1	MG/KG	07/03/2013	LAP



CERTIFICATE OF ANALYSIS

CLIENT:	Landau Associates, Inc. 130 - 2nd Ave. S. Edmonds, WA 98020	DATE:	7/15/2013
CLIENT CONTACT:	Jeffrey Fellows	ALS JOB#:	EV13060128
CLIENT PROJECT:	Yakima Mill Site / #1148007.010	ALS SAMPLE#:	-24
CLIENT SAMPLE ID	FPP-B07-S (15-16)	DATE RECEIVED:	6/24/2013
		COLLECTION DATE:	6/19/2013 11:45:00 AM
		WDOE ACCREDITATION:	C601

DATA RESULTS

ANALYTE	METHOD	RESULTS	REPORTING LIMITS	DILUTION FACTOR	UNITS	ANALYSIS	ANALYSIS
						DATE	BY
Anthracene	EPA-8270 SIM	U	0.010	1	MG/KG	07/03/2013	LAP
Fluoranthene	EPA-8270 SIM	U	0.010	1	MG/KG	07/03/2013	LAP
Pyrene	EPA-8270 SIM	U	0.010	1	MG/KG	07/03/2013	LAP
Benzo[A]Anthracene	EPA-8270 SIM	U	0.010	1	MG/KG	07/03/2013	LAP
Chrysene	EPA-8270 SIM	U	0.010	1	MG/KG	07/03/2013	LAP
Benzo[B]Fluoranthene	EPA-8270 SIM	U	0.010	1	MG/KG	07/03/2013	LAP
Benzo[K]Fluoranthene	EPA-8270 SIM	U	0.010	1	MG/KG	07/03/2013	LAP
Benzo[A]Pyrene	EPA-8270 SIM	U	0.010	1	MG/KG	07/03/2013	LAP
Indeno[1,2,3-Cd]Pyrene	EPA-8270 SIM	U	0.010	1	MG/KG	07/03/2013	LAP
Dibenz[A,H]Anthracene	EPA-8270 SIM	U	0.010	1	MG/KG	07/03/2013	LAP
Benzo[G,H,I]Perylene	EPA-8270 SIM	U	0.010	1	MG/KG	07/03/2013	LAP
Pyridine	EPA-8270	U	200	1	UG/KG	07/03/2013	LAP
N-Nitrosodimethylamine	EPA-8270	U	100	1	UG/KG	07/03/2013	LAP
Phenol	EPA-8270	U	100	1	UG/KG	07/03/2013	LAP
Aniline	EPA-8270	U	100	1	UG/KG	07/03/2013	LAP
Bis(2-Chloroethyl)Ether	EPA-8270	U	100	1	UG/KG	07/03/2013	LAP
2-Chlorophenol	EPA-8270	U	100	1	UG/KG	07/03/2013	LAP
1,3-Dichlorobenzene	EPA-8270	U	100	1	UG/KG	07/03/2013	LAP
1,4-Dichlorobenzene	EPA-8270	U	100	1	UG/KG	07/03/2013	LAP
Benzyl Alcohol	EPA-8270	U	100	1	UG/KG	07/03/2013	LAP
1,2-Dichlorobenzene	EPA-8270	U	100	1	UG/KG	07/03/2013	LAP
2-Methylphenol	EPA-8270	U	100	1	UG/KG	07/03/2013	LAP
Bis(2-Chloroisopropyl)Ether	EPA-8270	U	100	1	UG/KG	07/03/2013	LAP
3&4-Methylphenol	EPA-8270	U	100	1	UG/KG	07/03/2013	LAP
N-Nitroso-Di-N-Propylamine	EPA-8270	U	100	1	UG/KG	07/03/2013	LAP
Hexachloroethane	EPA-8270	U	100	1	UG/KG	07/03/2013	LAP
Nitrobenzene	EPA-8270	U	100	1	UG/KG	07/03/2013	LAP
Isophorone	EPA-8270	U	100	1	UG/KG	07/03/2013	LAP
2-Nitrophenol	EPA-8270	U	250	1	UG/KG	07/03/2013	LAP
2,4-Dimethylphenol	EPA-8270	U	100	1	UG/KG	07/03/2013	LAP
Benzoic Acid	EPA-8270	U	1000	1	UG/KG	07/03/2013	LAP
Bis(2-Chloroethoxy)Methane	EPA-8270	U	100	1	UG/KG	07/03/2013	LAP
2,4-Dichlorophenol	EPA-8270	U	100	1	UG/KG	07/03/2013	LAP
1,2,4-Trichlorobenzene	EPA-8270	U	100	1	UG/KG	07/03/2013	LAP
4-Chloroaniline	EPA-8270	U	100	1	UG/KG	07/03/2013	LAP
2,6-Dichlorophenol	EPA-8270	U	100	1	UG/KG	07/03/2013	LAP
Hexachlorobutadiene	EPA-8270	U	100	1	UG/KG	07/03/2013	LAP
4-Chloro-3-Methylphenol	EPA-8270	U	100	1	UG/KG	07/03/2013	LAP



CERTIFICATE OF ANALYSIS

CLIENT:	Landau Associates, Inc. 130 - 2nd Ave. S. Edmonds, WA 98020	DATE:	7/15/2013
CLIENT CONTACT:	Jeffrey Fellows	ALS JOB#:	EV13060128
CLIENT PROJECT:	Yakima Mill Site / #1148007.010	ALS SAMPLE#:	-24
CLIENT SAMPLE ID	FPP-B07-S (15-16)	DATE RECEIVED:	6/24/2013
		COLLECTION DATE:	6/19/2013 11:45:00 AM
		WDOE ACCREDITATION:	C601

DATA RESULTS

ANALYTE	METHOD	RESULTS	REPORTING LIMITS	DILUTION FACTOR	UNITS	ANALYSIS	ANALYSIS
						DATE	BY
Hexachlorocyclopentadiene	EPA-8270	U	500	1	UG/KG	07/03/2013	LAP
2,4,6-Trichlorophenol	EPA-8270	U	100	1	UG/KG	07/03/2013	LAP
2,4,5-Trichlorophenol	EPA-8270	U	100	1	UG/KG	07/03/2013	LAP
2-Chloronaphthalene	EPA-8270	U	100	1	UG/KG	07/03/2013	LAP
2-Nitroaniline	EPA-8270	U	250	1	UG/KG	07/03/2013	LAP
Dimethylphthalate	EPA-8270	U	100	1	UG/KG	07/03/2013	LAP
2,6-Dinitrotoluene	EPA-8270	U	250	1	UG/KG	07/03/2013	LAP
3-Nitroaniline	EPA-8270	U	250	1	UG/KG	07/03/2013	LAP
2,4-Dinitrophenol	EPA-8270	U	250	1	UG/KG	07/03/2013	LAP
4-Nitrophenol	EPA-8270	U	500	1	UG/KG	07/03/2013	LAP
Dibenzofuran	EPA-8270	U	100	1	UG/KG	07/03/2013	LAP
2,4-Dinitrotoluene	EPA-8270	U	250	1	UG/KG	07/03/2013	LAP
2,3,4,6-Tetrachlorophenol	EPA-8270	U	250	1	UG/KG	07/03/2013	LAP
Diethylphthalate	EPA-8270	U	100	1	UG/KG	07/03/2013	LAP
4-Chlorophenyl-Phenylether	EPA-8270	U	100	1	UG/KG	07/03/2013	LAP
4-Nitroaniline	EPA-8270	U	250	1	UG/KG	07/03/2013	LAP
4,6-Dinitro-2-Methylphenol	EPA-8270	U	100	1	UG/KG	07/03/2013	LAP
N-Nitrosodiphenylamine	EPA-8270	U	100	1	UG/KG	07/03/2013	LAP
Azobenzene	EPA-8270	U	100	1	UG/KG	07/03/2013	LAP
4-Bromophenyl-Phenylether	EPA-8270	U	100	1	UG/KG	07/03/2013	LAP
Hexachlorobenzene	EPA-8270	U	100	1	UG/KG	07/03/2013	LAP
Pentachlorophenol	EPA-8270	U	500	1	UG/KG	07/03/2013	LAP
Carbazole	EPA-8270	U	100	1	UG/KG	07/03/2013	LAP
Di-N-Butylphthalate	EPA-8270	U	130	1	UG/KG	07/03/2013	LAP
Butylbenzylphthalate	EPA-8270	U	100	1	UG/KG	07/03/2013	LAP
3,3-Dichlorobenzidine	EPA-8270	U	250	1	UG/KG	07/03/2013	LAP
Bis(2-Ethylhexyl)Phthalate	EPA-8270	U	130	1	UG/KG	07/03/2013	LAP
Di-N-Octylphthalate	EPA-8270	U	100	1	UG/KG	07/03/2013	LAP
Percent Solids	EPA-160.3	84.0	0	1	%	06/26/2013	LAP
pH	EPA-9045	7.80	1.00	1	S.U.	06/25/2013	SMR
Mercury	EPA-7471	0.034	0.020	1	MG/KG	07/01/2013	RAL
Arsenic	EPA-6020	2.6	1.0	5	MG/KG	07/02/2013	RAL
Cadmium	EPA-6020	U	0.50	5	MG/KG	07/02/2013	RAL
Chromium	EPA-6020	26	0.50	5	MG/KG	07/02/2013	RAL
Iron	EPA-6020	25000	50	5	MG/KG	07/02/2013	RAL
Lead	EPA-6020	3.7	0.50	5	MG/KG	07/02/2013	RAL
Manganese	EPA-6020	270	0.50	5	MG/KG	07/02/2013	RAL
Total Organic Carbon (TOC)	EPA-9060	0.15	0.10	1	%	07/01/2013	CAS



CERTIFICATE OF ANALYSIS

CLIENT:	Landau Associates, Inc. 130 - 2nd Ave. S. Edmonds, WA 98020	DATE:	7/15/2013
CLIENT CONTACT:	Jeffrey Fellows	ALS JOB#:	EV13060128
CLIENT PROJECT:	Yakima Mill Site / #1148007.010	ALS SAMPLE#:	-24
CLIENT SAMPLE ID	FPP-B07-S (15-16)	DATE RECEIVED:	6/24/2013
		COLLECTION DATE:	6/19/2013 11:45:00 AM
		WDOE ACCREDITATION:	C601

DATA RESULTS

SURROGATE	METHOD	%REC	ANALYSIS ANALYSIS	
			DATE	BY
TFT	NWTPH-GX	106	06/25/2013	GAP
C25	NWTPH-DX w/ SGA	99.8	06/26/2013	LAP
1,2-Dichloroethane-d4	EPA-8260	114	06/28/2013	GAP
Toluene-d8	EPA-8260	85.3	06/28/2013	GAP
4-Bromofluorobenzene	EPA-8260	98.3	06/28/2013	GAP
Terphenyl-d14	EPA-8270 SIM	94.6	07/03/2013	LAP
2-Fluorophenol	EPA-8270	100	07/03/2013	LAP
Phenol-d5	EPA-8270	81.2	07/03/2013	LAP
Nitrobenzene-d5	EPA-8270	83.1	07/03/2013	LAP
2-Fluorobiphenyl	EPA-8270	81.4	07/03/2013	LAP
2,4,6-Tribromophenol	EPA-8270	93.1	07/03/2013	LAP
Terphenyl-d14	EPA-8270	94.6	07/03/2013	LAP

U - Analyte analyzed for but not detected at level above reporting limit.
Chromatogram indicates that it is likely that sample contains light oil/lube oil.



CERTIFICATE OF ANALYSIS

CLIENT:	Landau Associates, Inc. 130 - 2nd Ave. S. Edmonds, WA 98020	DATE:	7/15/2013
CLIENT CONTACT:	Jeffrey Fellows	ALS JOB#:	EV13060128
CLIENT PROJECT:	Yakima Mill Site / #1148007.010	ALS SAMPLE#:	-25
CLIENT SAMPLE ID	FPP-B05-S (15-16.5)	DATE RECEIVED:	6/24/2013
		COLLECTION DATE:	6/19/2013 1:35:00 PM
		WDOE ACCREDITATION:	C601

DATA RESULTS

ANALYTE	METHOD	RESULTS	REPORTING LIMITS	DILUTION FACTOR	UNITS	ANALYSIS DATE	ANALYSIS BY
TPH-Volatile Range	NWTPH-GX	24	3.0	1	MG/KG	06/25/2013	GAP
TPH-Diesel Range	NWTPH-DX w/ SGA	U	100	4	MG/KG	06/27/2013	LAP
TPH-Oil Range	NWTPH-DX w/ SGA	4500	200	4	MG/KG	06/27/2013	LAP
Dichlorodifluoromethane	EPA-8260	U	10	1	UG/KG	06/28/2013	GAP
Chloromethane	EPA-8260	U	10	1	UG/KG	06/28/2013	GAP
Vinyl Chloride	EPA-8260	U	10	1	UG/KG	06/28/2013	GAP
Bromomethane	EPA-8260	U	10	1	UG/KG	06/28/2013	GAP
Chloroethane	EPA-8260	U	10	1	UG/KG	06/28/2013	GAP
Carbon Tetrachloride	EPA-8260	U	10	1	UG/KG	06/28/2013	GAP
Trichlorofluoromethane	EPA-8260	U	10	1	UG/KG	06/28/2013	GAP
Carbon Disulfide	EPA-8260	U	10	1	UG/KG	06/28/2013	GAP
Acetone	EPA-8260	U	50	1	UG/KG	06/28/2013	GAP
1,1-Dichloroethene	EPA-8260	U	10	1	UG/KG	06/28/2013	GAP
Methylene Chloride	EPA-8260	U	20	1	UG/KG	06/28/2013	GAP
Acrylonitrile	EPA-8260	U	50	1	UG/KG	06/28/2013	GAP
Methyl T-Butyl Ether	EPA-8260	U	10	1	UG/KG	06/28/2013	GAP
Trans-1,2-Dichloroethene	EPA-8260	U	10	1	UG/KG	06/28/2013	GAP
1,1-Dichloroethane	EPA-8260	U	10	1	UG/KG	06/28/2013	GAP
2-Butanone	EPA-8260	U	50	1	UG/KG	06/28/2013	GAP
Cis-1,2-Dichloroethene	EPA-8260	U	10	1	UG/KG	06/28/2013	GAP
2,2-Dichloropropane	EPA-8260	U	10	1	UG/KG	06/28/2013	GAP
Bromochloromethane	EPA-8260	U	10	1	UG/KG	06/28/2013	GAP
Chloroform	EPA-8260	U	10	1	UG/KG	06/28/2013	GAP
1,1,1-Trichloroethane	EPA-8260	U	10	1	UG/KG	06/28/2013	GAP
1,1-Dichloropropene	EPA-8260	U	10	1	UG/KG	06/28/2013	GAP
1,2-Dichloroethane	EPA-8260	U	10	1	UG/KG	06/28/2013	GAP
Benzene	EPA-8260	U	5.0	1	UG/KG	06/28/2013	GAP
Trichloroethene	EPA-8260	U	10	1	UG/KG	06/28/2013	GAP
1,2-Dichloropropane	EPA-8260	U	10	1	UG/KG	06/28/2013	GAP
Dibromomethane	EPA-8260	U	10	1	UG/KG	06/28/2013	GAP
Bromodichloromethane	EPA-8260	U	10	1	UG/KG	06/28/2013	GAP
Trans-1,3-Dichloropropene	EPA-8260	U	10	1	UG/KG	06/28/2013	GAP
4-Methyl-2-Pentanone	EPA-8260	U	50	1	UG/KG	06/28/2013	GAP
Toluene	EPA-8260	U	10	1	UG/KG	06/28/2013	GAP
Cis-1,3-Dichloropropene	EPA-8260	U	10	1	UG/KG	06/28/2013	GAP
1,1,2-Trichloroethane	EPA-8260	U	10	1	UG/KG	06/28/2013	GAP
2-Hexanone	EPA-8260	U	50	1	UG/KG	06/28/2013	GAP
1,3-Dichloropropane	EPA-8260	U	10	1	UG/KG	06/28/2013	GAP



CERTIFICATE OF ANALYSIS

CLIENT:	Landau Associates, Inc. 130 - 2nd Ave. S. Edmonds, WA 98020	DATE:	7/15/2013
CLIENT CONTACT:	Jeffrey Fellows	ALS JOB#:	EV13060128
CLIENT PROJECT:	Yakima Mill Site / #1148007.010	ALS SAMPLE#:	-25
CLIENT SAMPLE ID	FPP-B05-S (15-16.5)	DATE RECEIVED:	6/24/2013
		COLLECTION DATE:	6/19/2013 1:35:00 PM
		WDOE ACCREDITATION:	C601

DATA RESULTS

ANALYTE	METHOD	RESULTS	REPORTING LIMITS	DILUTION FACTOR	UNITS	ANALYSIS	ANALYSIS
						DATE	BY
Tetrachloroethylene	EPA-8260	U	10	1	UG/KG	06/28/2013	GAP
Dibromochloromethane	EPA-8260	U	10	1	UG/KG	06/28/2013	GAP
1,2-Dibromoethane	EPA-8260	U	5.0	1	UG/KG	06/28/2013	GAP
Chlorobenzene	EPA-8260	U	10	1	UG/KG	06/28/2013	GAP
1,1,1,2-Tetrachloroethane	EPA-8260	U	10	1	UG/KG	06/28/2013	GAP
Ethylbenzene	EPA-8260	U	10	1	UG/KG	06/28/2013	GAP
m,p-Xylene	EPA-8260	U	20	1	UG/KG	06/28/2013	GAP
Styrene	EPA-8260	U	10	1	UG/KG	06/28/2013	GAP
o-Xylene	EPA-8260	U	10	1	UG/KG	06/28/2013	GAP
Bromoform	EPA-8260	U	10	1	UG/KG	06/28/2013	GAP
Isopropylbenzene	EPA-8260	U	10	1	UG/KG	06/28/2013	GAP
1,1,2,2-Tetrachloroethane	EPA-8260	U	10	1	UG/KG	06/28/2013	GAP
1,2,3-Trichloropropane	EPA-8260	U	10	1	UG/KG	06/28/2013	GAP
Bromobenzene	EPA-8260	U	10	1	UG/KG	06/28/2013	GAP
N-Propyl Benzene	EPA-8260	U	10	1	UG/KG	06/28/2013	GAP
2-Chlorotoluene	EPA-8260	U	10	1	UG/KG	06/28/2013	GAP
1,3,5-Trimethylbenzene	EPA-8260	22	10	1	UG/KG	06/28/2013	GAP
4-Chlorotoluene	EPA-8260	U	10	1	UG/KG	06/28/2013	GAP
T-Butyl Benzene	EPA-8260	U	10	1	UG/KG	06/28/2013	GAP
1,2,4-Trimethylbenzene	EPA-8260	41	10	1	UG/KG	06/28/2013	GAP
S-Butyl Benzene	EPA-8260	U	10	1	UG/KG	06/28/2013	GAP
P-Isopropyltoluene	EPA-8260	11	10	1	UG/KG	06/28/2013	GAP
1,3 Dichlorobenzene	EPA-8260	U	10	1	UG/KG	06/28/2013	GAP
1,4-Dichlorobenzene	EPA-8260	U	10	1	UG/KG	06/28/2013	GAP
N-Butylbenzene	EPA-8260	12	10	1	UG/KG	06/28/2013	GAP
1,2-Dichlorobenzene	EPA-8260	U	10	1	UG/KG	06/28/2013	GAP
1,2-Dibromo 3-Chloropropane	EPA-8260	U	50	1	UG/KG	06/28/2013	GAP
1,2,4-Trichlorobenzene	EPA-8260	U	10	1	UG/KG	06/28/2013	GAP
Hexachlorobutadiene	EPA-8260	U	10	1	UG/KG	06/28/2013	GAP
Naphthalene	EPA-8260	U	10	1	UG/KG	06/28/2013	GAP
1,2,3-Trichlorobenzene	EPA-8260	U	10	1	UG/KG	06/28/2013	GAP
Naphthalene	EPA-8270 SIM	U	0.020	2	MG/KG	07/06/2013	LAP
2-Methylnaphthalene	EPA-8270 SIM	U	0.020	2	MG/KG	07/06/2013	LAP
1-Methylnaphthalene	EPA-8270 SIM	U	0.020	2	MG/KG	07/06/2013	LAP
Acenaphthylene	EPA-8270 SIM	U	0.020	2	MG/KG	07/06/2013	LAP
Acenaphthene	EPA-8270 SIM	U	0.020	2	MG/KG	07/06/2013	LAP
Fluorene	EPA-8270 SIM	U	0.020	2	MG/KG	07/06/2013	LAP
Phenanthrene	EPA-8270 SIM	U	0.020	2	MG/KG	07/06/2013	LAP



CERTIFICATE OF ANALYSIS

CLIENT:	Landau Associates, Inc. 130 - 2nd Ave. S. Edmonds, WA 98020	DATE:	7/15/2013
CLIENT CONTACT:	Jeffrey Fellows	ALS JOB#:	EV13060128
CLIENT PROJECT:	Yakima Mill Site / #1148007.010	ALS SAMPLE#:	-25
CLIENT SAMPLE ID	FPP-B05-S (15-16.5)	DATE RECEIVED:	6/24/2013
		COLLECTION DATE:	6/19/2013 1:35:00 PM
		WDOE ACCREDITATION:	C601

DATA RESULTS

ANALYTE	METHOD	RESULTS	REPORTING	DILUTION	UNITS	ANALYSIS	ANALYSIS
			LIMITS	FACTOR		DATE	BY
Anthracene	EPA-8270 SIM	U	0.020	2	MG/KG	07/06/2013	LAP
Fluoranthene	EPA-8270 SIM	U	0.020	2	MG/KG	07/06/2013	LAP
Pyrene	EPA-8270 SIM	U	0.020	2	MG/KG	07/06/2013	LAP
Benzo[A]Anthracene	EPA-8270 SIM	U	0.020	2	MG/KG	07/06/2013	LAP
Chrysene	EPA-8270 SIM	U	0.020	2	MG/KG	07/06/2013	LAP
Benzo[B]Fluoranthene	EPA-8270 SIM	U	0.020	2	MG/KG	07/06/2013	LAP
Benzo[K]Fluoranthene	EPA-8270 SIM	U	0.020	2	MG/KG	07/06/2013	LAP
Benzo[A]Pyrene	EPA-8270 SIM	U	0.020	2	MG/KG	07/06/2013	LAP
Indeno[1,2,3-Cd]Pyrene	EPA-8270 SIM	U	0.020	2	MG/KG	07/06/2013	LAP
Dibenz[A,H]Anthracene	EPA-8270 SIM	U	0.020	2	MG/KG	07/06/2013	LAP
Benzo[G,H,I]Perylene	EPA-8270 SIM	U	0.020	2	MG/KG	07/06/2013	LAP
Pyridine	EPA-8270	U	400	2	UG/KG	07/06/2013	LAP
N-Nitrosodimethylamine	EPA-8270	U	200	2	UG/KG	07/06/2013	LAP
Phenol	EPA-8270	U	200	2	UG/KG	07/06/2013	LAP
Aniline	EPA-8270	U	200	2	UG/KG	07/06/2013	LAP
Bis(2-Chloroethyl)Ether	EPA-8270	U	200	2	UG/KG	07/06/2013	LAP
2-Chlorophenol	EPA-8270	U	200	2	UG/KG	07/06/2013	LAP
1,3-Dichlorobenzene	EPA-8270	U	200	2	UG/KG	07/06/2013	LAP
1,4-Dichlorobenzene	EPA-8270	U	200	2	UG/KG	07/06/2013	LAP
Benzyl Alcohol	EPA-8270	U	200	2	UG/KG	07/06/2013	LAP
1,2-Dichlorobenzene	EPA-8270	U	200	2	UG/KG	07/06/2013	LAP
2-Methylphenol	EPA-8270	U	200	2	UG/KG	07/06/2013	LAP
Bis(2-Chloroisopropyl)Ether	EPA-8270	U	200	2	UG/KG	07/06/2013	LAP
3&4-Methylphenol	EPA-8270	U	200	2	UG/KG	07/06/2013	LAP
N-Nitroso-Di-N-Propylamine	EPA-8270	U	200	2	UG/KG	07/06/2013	LAP
Hexachloroethane	EPA-8270	U	200	2	UG/KG	07/06/2013	LAP
Nitrobenzene	EPA-8270	U	200	2	UG/KG	07/06/2013	LAP
Isophorone	EPA-8270	U	200	2	UG/KG	07/06/2013	LAP
2-Nitrophenol	EPA-8270	U	500	2	UG/KG	07/06/2013	LAP
2,4-Dimethylphenol	EPA-8270	U	200	2	UG/KG	07/06/2013	LAP
Benzoic Acid	EPA-8270	U	2000	2	UG/KG	07/06/2013	LAP
Bis(2-Chloroethoxy)Methane	EPA-8270	U	200	2	UG/KG	07/06/2013	LAP
2,4-Dichlorophenol	EPA-8270	U	200	2	UG/KG	07/06/2013	LAP
1,2,4-Trichlorobenzene	EPA-8270	U	200	2	UG/KG	07/06/2013	LAP
4-Chloroaniline	EPA-8270	U	200	2	UG/KG	07/06/2013	LAP
2,6-Dichlorophenol	EPA-8270	U	200	2	UG/KG	07/06/2013	LAP
Hexachlorobutadiene	EPA-8270	U	200	2	UG/KG	07/06/2013	LAP
4-Chloro-3-Methylphenol	EPA-8270	U	200	2	UG/KG	07/06/2013	LAP



CERTIFICATE OF ANALYSIS

CLIENT:	Landau Associates, Inc. 130 - 2nd Ave. S. Edmonds, WA 98020	DATE:	7/15/2013
CLIENT CONTACT:	Jeffrey Fellows	ALS JOB#:	EV13060128
CLIENT PROJECT:	Yakima Mill Site / #1148007.010	ALS SAMPLE#:	-25
CLIENT SAMPLE ID	FPP-B05-S (15-16.5)	DATE RECEIVED:	6/24/2013
		COLLECTION DATE:	6/19/2013 1:35:00 PM
		WDOE ACCREDITATION:	C601

DATA RESULTS

ANALYTE	METHOD	RESULTS	REPORTING LIMITS	DILUTION FACTOR	UNITS	ANALYSIS	ANALYSIS
						DATE	BY
Hexachlorocyclopentadiene	EPA-8270	U	1000	2	UG/KG	07/06/2013	LAP
2,4,6-Trichlorophenol	EPA-8270	U	200	2	UG/KG	07/06/2013	LAP
2,4,5-Trichlorophenol	EPA-8270	U	200	2	UG/KG	07/06/2013	LAP
2-Chloronaphthalene	EPA-8270	U	200	2	UG/KG	07/06/2013	LAP
2-Nitroaniline	EPA-8270	U	500	2	UG/KG	07/06/2013	LAP
Dimethylphthalate	EPA-8270	U	200	2	UG/KG	07/06/2013	LAP
2,6-Dinitrotoluene	EPA-8270	U	500	2	UG/KG	07/06/2013	LAP
3-Nitroaniline	EPA-8270	U	500	2	UG/KG	07/06/2013	LAP
2,4-Dinitrophenol	EPA-8270	U	500	2	UG/KG	07/06/2013	LAP
4-Nitrophenol	EPA-8270	U	1000	2	UG/KG	07/06/2013	LAP
Dibenzofuran	EPA-8270	U	200	2	UG/KG	07/06/2013	LAP
2,4-Dinitrotoluene	EPA-8270	U	500	2	UG/KG	07/06/2013	LAP
2,3,4,6-Tetrachlorophenol	EPA-8270	U	500	2	UG/KG	07/06/2013	LAP
Diethylphthalate	EPA-8270	U	200	2	UG/KG	07/06/2013	LAP
4-Chlorophenyl-Phenylether	EPA-8270	U	200	2	UG/KG	07/06/2013	LAP
4-Nitroaniline	EPA-8270	U	500	2	UG/KG	07/06/2013	LAP
4,6-Dinitro-2-Methylphenol	EPA-8270	U	200	2	UG/KG	07/06/2013	LAP
N-Nitrosodiphenylamine	EPA-8270	U	200	2	UG/KG	07/06/2013	LAP
Azobenzene	EPA-8270	U	200	2	UG/KG	07/06/2013	LAP
4-Bromophenyl-Phenylether	EPA-8270	U	200	2	UG/KG	07/06/2013	LAP
Hexachlorobenzene	EPA-8270	U	200	2	UG/KG	07/06/2013	LAP
Pentachlorophenol	EPA-8270	U	1000	2	UG/KG	07/06/2013	LAP
Carbazole	EPA-8270	U	200	2	UG/KG	07/06/2013	LAP
Di-N-Butylphthalate	EPA-8270	U	260	2	UG/KG	07/06/2013	LAP
Butylbenzylphthalate	EPA-8270	U	200	2	UG/KG	07/06/2013	LAP
3,3-Dichlorobenzidine	EPA-8270	U	500	2	UG/KG	07/06/2013	LAP
Bis(2-Ethylhexyl)Phthalate	EPA-8270	U	260	2	UG/KG	07/06/2013	LAP
Di-N-Octylphthalate	EPA-8270	U	200	2	UG/KG	07/06/2013	LAP
PCB-1016	EPA-8082	U	0.10	1	MG/KG	06/27/2013	LAP
PCB-1268	EPA-8082	U	0.10	1	MG/KG	06/27/2013	LAP
PCB-1221	EPA-8082	U	0.10	1	MG/KG	06/27/2013	LAP
PCB-1232	EPA-8082	U	0.10	1	MG/KG	06/27/2013	LAP
PCB-1242	EPA-8082	U	0.10	1	MG/KG	06/27/2013	LAP
PCB-1248	EPA-8082	U	0.10	1	MG/KG	06/27/2013	LAP
PCB-1254	EPA-8082	U	0.10	1	MG/KG	06/27/2013	LAP
PCB-1260	EPA-8082	U	0.10	1	MG/KG	06/27/2013	LAP
Chromium (VI)	EPA-7196	U	5.0	1	MG/KG	06/28/2013	RAL
Percent Solids	EPA-160.3	90.5	0	1	%	06/26/2013	LAP



CERTIFICATE OF ANALYSIS

CLIENT:	Landau Associates, Inc. 130 - 2nd Ave. S. Edmonds, WA 98020	DATE:	7/15/2013
CLIENT CONTACT:	Jeffrey Fellows	ALS JOB#:	EV13060128
CLIENT PROJECT:	Yakima Mill Site / #1148007.010	ALS SAMPLE#:	-25
CLIENT SAMPLE ID	FPP-B05-S (15-16.5)	DATE RECEIVED:	6/24/2013
		COLLECTION DATE:	6/19/2013 1:35:00 PM
		WDOE ACCREDITATION:	C601

DATA RESULTS

ANALYTE	METHOD	RESULTS	REPORTING LIMITS	DILUTION FACTOR	UNITS	ANALYSIS DATE	ANALYSIS BY
pH	EPA-9045	7.11	1.00	1	S.U.	06/25/2013	SMR
Mercury	EPA-7471	0.028	0.020	1	MG/KG	07/01/2013	RAL
Arsenic	EPA-6020	2.3	1.0	5	MG/KG	07/02/2013	RAL
Cadmium	EPA-6020	U	0.50	5	MG/KG	07/02/2013	RAL
Chromium	EPA-6020	14	0.50	5	MG/KG	07/02/2013	RAL
Iron	EPA-6020	22000	50	5	MG/KG	07/02/2013	RAL
Lead	EPA-6020	4.8	0.50	5	MG/KG	07/02/2013	RAL
Manganese	EPA-6020	300	0.50	5	MG/KG	07/02/2013	RAL
Total Organic Carbon (TOC)	EPA-9060	0.65	0.10	1	%	07/01/2013	CAS

SURROGATE	METHOD	%REC	ANALYSIS DATE	ANALYSIS BY
TFT	NWTPH-GX	84.8	06/25/2013	GAP
C25 4X Dilution	NWTPH-DX w/ SGA	141 DS1	06/27/2013	LAP
1,2-Dichloroethane-d4	EPA-8260	119	06/28/2013	GAP
Toluene-d8	EPA-8260	112	06/28/2013	GAP
4-Bromofluorobenzene	EPA-8260	263 GS1	06/28/2013	GAP
Terphenyl-d14 2X Dilution	EPA-8270 SIM	76.6	07/06/2013	LAP
2-Fluorophenol 2X Dilution	EPA-8270	86.1	07/06/2013	LAP
Phenol-d5 2X Dilution	EPA-8270	62.4	07/06/2013	LAP
Nitrobenzene-d5 2X Dilution	EPA-8270	67.9	07/06/2013	LAP
2-Fluorobiphenyl 2X Dilution	EPA-8270	63.6	07/06/2013	LAP
2,4,6-Tribromophenol 2X Dilution	EPA-8270	74.8	07/06/2013	LAP
Terphenyl-d14 2X Dilution	EPA-8270	76.6	07/06/2013	LAP
TCMX	EPA-8082	79.0	06/27/2013	LAP
DCB	EPA-8082	68.0	06/27/2013	LAP

DS1 - Surrogate outside of control limits due to matrix effect.
 U - Analyte analyzed for but not detected at level above reporting limit.
 GS1 - Surrogate outside of control limits due to matrix effect.
 Chromatogram indicates that it is likely that sample contains extremely weathered gasoline and light oil/lube oil.



CERTIFICATE OF ANALYSIS

CLIENT:	Landau Associates, Inc. 130 - 2nd Ave. S. Edmonds, WA 98020	DATE:	7/15/2013
CLIENT CONTACT:	Jeffrey Fellows	ALS JOB#:	EV13060128
CLIENT PROJECT:	Yakima Mill Site / #1148007.010	ALS SAMPLE#:	-26
CLIENT SAMPLE ID	FPP-B05-S (22.5-24)	DATE RECEIVED:	6/24/2013
		COLLECTION DATE:	6/19/2013 2:00:00 PM
		WDOE ACCREDITATION:	C601

DATA RESULTS

ANALYTE	METHOD	RESULTS	REPORTING LIMITS	DILUTION FACTOR	UNITS	ANALYSIS	ANALYSIS
						DATE	BY
TPH-Volatile Range	NWTPH-GX	U	3.0	1	MG/KG	06/25/2013	GAP
TPH-Diesel Range	NWTPH-DX w/ SGA	U	25	1	MG/KG	06/27/2013	LAP
TPH-Oil Range	NWTPH-DX w/ SGA	500	50	1	MG/KG	06/27/2013	LAP
Dichlorodifluoromethane	EPA-8260	U	10	1	UG/KG	06/28/2013	GAP
Chloromethane	EPA-8260	U	10	1	UG/KG	06/28/2013	GAP
Vinyl Chloride	EPA-8260	U	10	1	UG/KG	06/28/2013	GAP
Bromomethane	EPA-8260	U	10	1	UG/KG	06/28/2013	GAP
Chloroethane	EPA-8260	U	10	1	UG/KG	06/28/2013	GAP
Carbon Tetrachloride	EPA-8260	U	10	1	UG/KG	06/28/2013	GAP
Trichlorofluoromethane	EPA-8260	U	10	1	UG/KG	06/28/2013	GAP
Carbon Disulfide	EPA-8260	U	10	1	UG/KG	06/28/2013	GAP
Acetone	EPA-8260	U	50	1	UG/KG	06/28/2013	GAP
1,1-Dichloroethene	EPA-8260	U	10	1	UG/KG	06/28/2013	GAP
Methylene Chloride	EPA-8260	U	20	1	UG/KG	06/28/2013	GAP
Acrylonitrile	EPA-8260	U	50	1	UG/KG	06/28/2013	GAP
Methyl T-Butyl Ether	EPA-8260	U	10	1	UG/KG	06/28/2013	GAP
Trans-1,2-Dichloroethene	EPA-8260	U	10	1	UG/KG	06/28/2013	GAP
1,1-Dichloroethane	EPA-8260	U	10	1	UG/KG	06/28/2013	GAP
2-Butanone	EPA-8260	U	50	1	UG/KG	06/28/2013	GAP
Cis-1,2-Dichloroethene	EPA-8260	U	10	1	UG/KG	06/28/2013	GAP
2,2-Dichloropropane	EPA-8260	U	10	1	UG/KG	06/28/2013	GAP
Bromochloromethane	EPA-8260	U	10	1	UG/KG	06/28/2013	GAP
Chloroform	EPA-8260	U	10	1	UG/KG	06/28/2013	GAP
1,1,1-Trichloroethane	EPA-8260	U	10	1	UG/KG	06/28/2013	GAP
1,1-Dichloropropene	EPA-8260	U	10	1	UG/KG	06/28/2013	GAP
1,2-Dichloroethane	EPA-8260	U	10	1	UG/KG	06/28/2013	GAP
Benzene	EPA-8260	U	5.0	1	UG/KG	06/28/2013	GAP
Trichloroethene	EPA-8260	U	10	1	UG/KG	06/28/2013	GAP
1,2-Dichloropropane	EPA-8260	U	10	1	UG/KG	06/28/2013	GAP
Dibromomethane	EPA-8260	U	10	1	UG/KG	06/28/2013	GAP
Bromodichloromethane	EPA-8260	U	10	1	UG/KG	06/28/2013	GAP
Trans-1,3-Dichloropropene	EPA-8260	U	10	1	UG/KG	06/28/2013	GAP
4-Methyl-2-Pentanone	EPA-8260	U	50	1	UG/KG	06/28/2013	GAP
Toluene	EPA-8260	U	10	1	UG/KG	06/28/2013	GAP
Cis-1,3-Dichloropropene	EPA-8260	U	10	1	UG/KG	06/28/2013	GAP
1,1,2-Trichloroethane	EPA-8260	U	10	1	UG/KG	06/28/2013	GAP
2-Hexanone	EPA-8260	U	50	1	UG/KG	06/28/2013	GAP
1,3-Dichloropropane	EPA-8260	U	10	1	UG/KG	06/28/2013	GAP



CERTIFICATE OF ANALYSIS

CLIENT:	Landau Associates, Inc. 130 - 2nd Ave. S. Edmonds, WA 98020	DATE:	7/15/2013
CLIENT CONTACT:	Jeffrey Fellows	ALS JOB#:	EV13060128
CLIENT PROJECT:	Yakima Mill Site / #1148007.010	ALS SAMPLE#:	-26
CLIENT SAMPLE ID	FPP-B05-S (22.5-24)	DATE RECEIVED:	6/24/2013
		COLLECTION DATE:	6/19/2013 2:00:00 PM
		WDOE ACCREDITATION:	C601

DATA RESULTS

ANALYTE	METHOD	RESULTS	REPORTING LIMITS	DILUTION FACTOR	UNITS	ANALYSIS	ANALYSIS
						DATE	BY
Tetrachloroethylene	EPA-8260	U	10	1	UG/KG	06/28/2013	GAP
Dibromochloromethane	EPA-8260	U	10	1	UG/KG	06/28/2013	GAP
1,2-Dibromoethane	EPA-8260	U	5.0	1	UG/KG	06/28/2013	GAP
Chlorobenzene	EPA-8260	U	10	1	UG/KG	06/28/2013	GAP
1,1,1,2-Tetrachloroethane	EPA-8260	U	10	1	UG/KG	06/28/2013	GAP
Ethylbenzene	EPA-8260	U	10	1	UG/KG	06/28/2013	GAP
m,p-Xylene	EPA-8260	U	20	1	UG/KG	06/28/2013	GAP
Styrene	EPA-8260	U	10	1	UG/KG	06/28/2013	GAP
o-Xylene	EPA-8260	U	10	1	UG/KG	06/28/2013	GAP
Bromoform	EPA-8260	U	10	1	UG/KG	06/28/2013	GAP
Isopropylbenzene	EPA-8260	U	10	1	UG/KG	06/28/2013	GAP
1,1,2,2-Tetrachloroethane	EPA-8260	U	10	1	UG/KG	06/28/2013	GAP
1,2,3-Trichloropropane	EPA-8260	U	10	1	UG/KG	06/28/2013	GAP
Bromobenzene	EPA-8260	U	10	1	UG/KG	06/28/2013	GAP
N-Propyl Benzene	EPA-8260	U	10	1	UG/KG	06/28/2013	GAP
2-Chlorotoluene	EPA-8260	U	10	1	UG/KG	06/28/2013	GAP
1,3,5-Trimethylbenzene	EPA-8260	U	10	1	UG/KG	06/28/2013	GAP
4-Chlorotoluene	EPA-8260	U	10	1	UG/KG	06/28/2013	GAP
T-Butyl Benzene	EPA-8260	U	10	1	UG/KG	06/28/2013	GAP
1,2,4-Trimethylbenzene	EPA-8260	U	10	1	UG/KG	06/28/2013	GAP
S-Butyl Benzene	EPA-8260	U	10	1	UG/KG	06/28/2013	GAP
P-Isopropyltoluene	EPA-8260	U	10	1	UG/KG	06/28/2013	GAP
1,3 Dichlorobenzene	EPA-8260	U	10	1	UG/KG	06/28/2013	GAP
1,4-Dichlorobenzene	EPA-8260	U	10	1	UG/KG	06/28/2013	GAP
N-Butylbenzene	EPA-8260	U	10	1	UG/KG	06/28/2013	GAP
1,2-Dichlorobenzene	EPA-8260	U	10	1	UG/KG	06/28/2013	GAP
1,2-Dibromo 3-Chloropropane	EPA-8260	U	50	1	UG/KG	06/28/2013	GAP
1,2,4-Trichlorobenzene	EPA-8260	U	10	1	UG/KG	06/28/2013	GAP
Hexachlorobutadiene	EPA-8260	U	10	1	UG/KG	06/28/2013	GAP
Naphthalene	EPA-8260	U	10	1	UG/KG	06/28/2013	GAP
1,2,3-Trichlorobenzene	EPA-8260	U	10	1	UG/KG	06/28/2013	GAP
Naphthalene	EPA-8270 SIM	U	0.010	1	MG/KG	07/03/2013	LAP
2-Methylnaphthalene	EPA-8270 SIM	U	0.010	1	MG/KG	07/03/2013	LAP
1-Methylnaphthalene	EPA-8270 SIM	U	0.010	1	MG/KG	07/03/2013	LAP
Acenaphthylene	EPA-8270 SIM	U	0.010	1	MG/KG	07/03/2013	LAP
Acenaphthene	EPA-8270 SIM	U	0.010	1	MG/KG	07/03/2013	LAP
Fluorene	EPA-8270 SIM	U	0.010	1	MG/KG	07/03/2013	LAP
Phenanthrene	EPA-8270 SIM	U	0.010	1	MG/KG	07/03/2013	LAP



CERTIFICATE OF ANALYSIS

CLIENT:	Landau Associates, Inc. 130 - 2nd Ave. S. Edmonds, WA 98020	DATE:	7/15/2013
CLIENT CONTACT:	Jeffrey Fellows	ALS JOB#:	EV13060128
CLIENT PROJECT:	Yakima Mill Site / #1148007.010	ALS SAMPLE#:	-26
CLIENT SAMPLE ID	FPP-B05-S (22.5-24)	DATE RECEIVED:	6/24/2013
		COLLECTION DATE:	6/19/2013 2:00:00 PM
		WDOE ACCREDITATION:	C601

DATA RESULTS

ANALYTE	METHOD	RESULTS	REPORTING LIMITS	DILUTION FACTOR	UNITS	ANALYSIS	ANALYSIS
						DATE	BY
Anthracene	EPA-8270 SIM	U	0.010	1	MG/KG	07/03/2013	LAP
Fluoranthene	EPA-8270 SIM	U	0.010	1	MG/KG	07/03/2013	LAP
Pyrene	EPA-8270 SIM	U	0.010	1	MG/KG	07/03/2013	LAP
Benzo[A]Anthracene	EPA-8270 SIM	U	0.010	1	MG/KG	07/03/2013	LAP
Chrysene	EPA-8270 SIM	U	0.010	1	MG/KG	07/03/2013	LAP
Benzo[B]Fluoranthene	EPA-8270 SIM	U	0.010	1	MG/KG	07/03/2013	LAP
Benzo[K]Fluoranthene	EPA-8270 SIM	U	0.010	1	MG/KG	07/03/2013	LAP
Benzo[A]Pyrene	EPA-8270 SIM	U	0.010	1	MG/KG	07/03/2013	LAP
Indeno[1,2,3-Cd]Pyrene	EPA-8270 SIM	U	0.010	1	MG/KG	07/03/2013	LAP
Dibenz[A,H]Anthracene	EPA-8270 SIM	U	0.010	1	MG/KG	07/03/2013	LAP
Benzo[G,H,I]Perylene	EPA-8270 SIM	U	0.010	1	MG/KG	07/03/2013	LAP
Pyridine	EPA-8270	U	200	1	UG/KG	07/03/2013	LAP
N-Nitrosodimethylamine	EPA-8270	U	100	1	UG/KG	07/03/2013	LAP
Phenol	EPA-8270	U	100	1	UG/KG	07/03/2013	LAP
Aniline	EPA-8270	U	100	1	UG/KG	07/03/2013	LAP
Bis(2-Chloroethyl)Ether	EPA-8270	U	100	1	UG/KG	07/03/2013	LAP
2-Chlorophenol	EPA-8270	U	100	1	UG/KG	07/03/2013	LAP
1,3-Dichlorobenzene	EPA-8270	U	100	1	UG/KG	07/03/2013	LAP
1,4-Dichlorobenzene	EPA-8270	U	100	1	UG/KG	07/03/2013	LAP
Benzyl Alcohol	EPA-8270	U	100	1	UG/KG	07/03/2013	LAP
1,2-Dichlorobenzene	EPA-8270	U	100	1	UG/KG	07/03/2013	LAP
2-Methylphenol	EPA-8270	U	100	1	UG/KG	07/03/2013	LAP
Bis(2-Chloroisopropyl)Ether	EPA-8270	U	100	1	UG/KG	07/03/2013	LAP
3&4-Methylphenol	EPA-8270	U	100	1	UG/KG	07/03/2013	LAP
N-Nitroso-Di-N-Propylamine	EPA-8270	U	100	1	UG/KG	07/03/2013	LAP
Hexachloroethane	EPA-8270	U	100	1	UG/KG	07/03/2013	LAP
Nitrobenzene	EPA-8270	U	100	1	UG/KG	07/03/2013	LAP
Isophorone	EPA-8270	U	100	1	UG/KG	07/03/2013	LAP
2-Nitrophenol	EPA-8270	U	250	1	UG/KG	07/03/2013	LAP
2,4-Dimethylphenol	EPA-8270	U	100	1	UG/KG	07/03/2013	LAP
Benzoic Acid	EPA-8270	U	1000	1	UG/KG	07/03/2013	LAP
Bis(2-Chloroethoxy)Methane	EPA-8270	U	100	1	UG/KG	07/03/2013	LAP
2,4-Dichlorophenol	EPA-8270	U	100	1	UG/KG	07/03/2013	LAP
1,2,4-Trichlorobenzene	EPA-8270	U	100	1	UG/KG	07/03/2013	LAP
4-Chloroaniline	EPA-8270	U	100	1	UG/KG	07/03/2013	LAP
2,6-Dichlorophenol	EPA-8270	U	100	1	UG/KG	07/03/2013	LAP
Hexachlorobutadiene	EPA-8270	U	100	1	UG/KG	07/03/2013	LAP
4-Chloro-3-Methylphenol	EPA-8270	U	100	1	UG/KG	07/03/2013	LAP



CERTIFICATE OF ANALYSIS

CLIENT:	Landau Associates, Inc. 130 - 2nd Ave. S. Edmonds, WA 98020	DATE:	7/15/2013
CLIENT CONTACT:	Jeffrey Fellows	ALS JOB#:	EV13060128
CLIENT PROJECT:	Yakima Mill Site / #1148007.010	ALS SAMPLE#:	-26
CLIENT SAMPLE ID	FPP-B05-S (22.5-24)	DATE RECEIVED:	6/24/2013
		COLLECTION DATE:	6/19/2013 2:00:00 PM
		WDOE ACCREDITATION:	C601

DATA RESULTS

ANALYTE	METHOD	RESULTS	REPORTING LIMITS	DILUTION FACTOR	UNITS	ANALYSIS	ANALYSIS
						DATE	BY
Hexachlorocyclopentadiene	EPA-8270	U	500	1	UG/KG	07/03/2013	LAP
2,4,6-Trichlorophenol	EPA-8270	U	100	1	UG/KG	07/03/2013	LAP
2,4,5-Trichlorophenol	EPA-8270	U	100	1	UG/KG	07/03/2013	LAP
2-Chloronaphthalene	EPA-8270	U	100	1	UG/KG	07/03/2013	LAP
2-Nitroaniline	EPA-8270	U	250	1	UG/KG	07/03/2013	LAP
Dimethylphthalate	EPA-8270	U	100	1	UG/KG	07/03/2013	LAP
2,6-Dinitrotoluene	EPA-8270	U	250	1	UG/KG	07/03/2013	LAP
3-Nitroaniline	EPA-8270	U	250	1	UG/KG	07/03/2013	LAP
2,4-Dinitrophenol	EPA-8270	U	250	1	UG/KG	07/03/2013	LAP
4-Nitrophenol	EPA-8270	U	500	1	UG/KG	07/03/2013	LAP
Dibenzofuran	EPA-8270	U	100	1	UG/KG	07/03/2013	LAP
2,4-Dinitrotoluene	EPA-8270	U	250	1	UG/KG	07/03/2013	LAP
2,3,4,6-Tetrachlorophenol	EPA-8270	U	250	1	UG/KG	07/03/2013	LAP
Diethylphthalate	EPA-8270	U	100	1	UG/KG	07/03/2013	LAP
4-Chlorophenyl-Phenylether	EPA-8270	U	100	1	UG/KG	07/03/2013	LAP
4-Nitroaniline	EPA-8270	U	250	1	UG/KG	07/03/2013	LAP
4,6-Dinitro-2-Methylphenol	EPA-8270	U	100	1	UG/KG	07/03/2013	LAP
N-Nitrosodiphenylamine	EPA-8270	U	100	1	UG/KG	07/03/2013	LAP
Azobenzene	EPA-8270	U	100	1	UG/KG	07/03/2013	LAP
4-Bromophenyl-Phenylether	EPA-8270	U	100	1	UG/KG	07/03/2013	LAP
Hexachlorobenzene	EPA-8270	U	100	1	UG/KG	07/03/2013	LAP
Pentachlorophenol	EPA-8270	U	500	1	UG/KG	07/03/2013	LAP
Carbazole	EPA-8270	U	100	1	UG/KG	07/03/2013	LAP
Di-N-Butylphthalate	EPA-8270	U	130	1	UG/KG	07/03/2013	LAP
Butylbenzylphthalate	EPA-8270	U	100	1	UG/KG	07/03/2013	LAP
3,3-Dichlorobenzidine	EPA-8270	U	250	1	UG/KG	07/03/2013	LAP
Bis(2-Ethylhexyl)Phthalate	EPA-8270	U	130	1	UG/KG	07/03/2013	LAP
Di-N-Octylphthalate	EPA-8270	U	100	1	UG/KG	07/03/2013	LAP
PCB-1016	EPA-8082	U	0.10	1	MG/KG	06/27/2013	LAP
PCB-1268	EPA-8082	U	0.10	1	MG/KG	06/27/2013	LAP
PCB-1221	EPA-8082	U	0.10	1	MG/KG	06/27/2013	LAP
PCB-1232	EPA-8082	U	0.10	1	MG/KG	06/27/2013	LAP
PCB-1242	EPA-8082	U	0.10	1	MG/KG	06/27/2013	LAP
PCB-1248	EPA-8082	U	0.10	1	MG/KG	06/27/2013	LAP
PCB-1254	EPA-8082	U	0.10	1	MG/KG	06/27/2013	LAP
PCB-1260	EPA-8082	U	0.10	1	MG/KG	06/27/2013	LAP
Mercury	EPA-7471	U	0.020	1	MG/KG	07/01/2013	RAL
Arsenic	EPA-6020	1.4	1.0	5	MG/KG	07/02/2013	RAL



CERTIFICATE OF ANALYSIS

CLIENT:	Landau Associates, Inc. 130 - 2nd Ave. S. Edmonds, WA 98020	DATE:	7/15/2013
CLIENT CONTACT:	Jeffrey Fellows	ALS JOB#:	EV13060128
CLIENT PROJECT:	Yakima Mill Site / #1148007.010	ALS SAMPLE#:	-26
CLIENT SAMPLE ID	FPP-B05-S (22.5-24)	DATE RECEIVED:	6/24/2013
		COLLECTION DATE:	6/19/2013 2:00:00 PM
		WDOE ACCREDITATION:	C601

DATA RESULTS

ANALYTE	METHOD	RESULTS	REPORTING LIMITS	DILUTION FACTOR	UNITS	ANALYSIS DATE	ANALYSIS BY
Cadmium	EPA-6020	U	0.50	5	MG/KG	07/02/2013	RAL
Chromium	EPA-6020	16	0.50	5	MG/KG	07/02/2013	RAL
Iron	EPA-6020	22000	50	5	MG/KG	07/02/2013	RAL
Lead	EPA-6020	2.4	0.50	5	MG/KG	07/02/2013	RAL
Manganese	EPA-6020	250	0.50	5	MG/KG	07/02/2013	RAL

SURROGATE	METHOD	%REC	ANALYSIS DATE	ANALYSIS BY
TFT	NWTPH-GX	97.0	06/25/2013	GAP
C25	NWTPH-DX w/ SGA	105	06/27/2013	LAP
1,2-Dichloroethane-d4	EPA-8260	112	06/28/2013	GAP
Toluene-d8	EPA-8260	88.2	06/28/2013	GAP
4-Bromofluorobenzene	EPA-8260	103	06/28/2013	GAP
Terphenyl-d14	EPA-8270 SIM	94.1	07/03/2013	LAP
2-Fluorophenol	EPA-8270	99.7	07/03/2013	LAP
Phenol-d5	EPA-8270	82.0	07/03/2013	LAP
Nitrobenzene-d5	EPA-8270	83.1	07/03/2013	LAP
2-Fluorobiphenyl	EPA-8270	80.2	07/03/2013	LAP
2,4,6-Tribromophenol	EPA-8270	83.0	07/03/2013	LAP
Terphenyl-d14	EPA-8270	94.1	07/03/2013	LAP
TCMX	EPA-8082	79.0	06/27/2013	LAP
DCB	EPA-8082	63.0	06/27/2013	LAP

U - Analyte analyzed for but not detected at level above reporting limit.
Chromatogram indicates that it is likely that sample contains light oil/lube oil.



CERTIFICATE OF ANALYSIS

CLIENT:	Landau Associates, Inc. 130 - 2nd Ave. S. Edmonds, WA 98020	DATE:	7/15/2013
CLIENT CONTACT:	Jeffrey Fellows	ALS JOB#:	EV13060128
CLIENT PROJECT:	Yakima Mill Site / #1148007.010	ALS SAMPLE#:	-27
CLIENT SAMPLE ID	FPP-B18-S (16.5-17.5)	DATE RECEIVED:	6/24/2013
		COLLECTION DATE:	6/19/2013 4:29:00 PM
		WDOE ACCREDITATION:	C601

DATA RESULTS

ANALYTE	METHOD	RESULTS	REPORTING LIMITS	DILUTION FACTOR	UNITS	ANALYSIS	ANALYSIS
						DATE	BY
TPH-Diesel Range	NWTPH-DX w/ SGA	U	25	1	MG/KG	06/26/2013	LAP
TPH-Oil Range	NWTPH-DX w/ SGA	190	50	1	MG/KG	06/26/2013	LAP
Dichlorodifluoromethane	EPA-8260	U	10	1	UG/KG	06/28/2013	GAP
Chloromethane	EPA-8260	U	10	1	UG/KG	06/28/2013	GAP
Vinyl Chloride	EPA-8260	U	10	1	UG/KG	06/28/2013	GAP
Bromomethane	EPA-8260	U	10	1	UG/KG	06/28/2013	GAP
Chloroethane	EPA-8260	U	10	1	UG/KG	06/28/2013	GAP
Carbon Tetrachloride	EPA-8260	U	10	1	UG/KG	06/28/2013	GAP
Trichlorofluoromethane	EPA-8260	U	10	1	UG/KG	06/28/2013	GAP
Carbon Disulfide	EPA-8260	U	10	1	UG/KG	06/28/2013	GAP
Acetone	EPA-8260	U	50	1	UG/KG	06/28/2013	GAP
1,1-Dichloroethene	EPA-8260	U	10	1	UG/KG	06/28/2013	GAP
Methylene Chloride	EPA-8260	U	20	1	UG/KG	06/28/2013	GAP
Acrylonitrile	EPA-8260	U	50	1	UG/KG	06/28/2013	GAP
Methyl T-Butyl Ether	EPA-8260	U	10	1	UG/KG	06/28/2013	GAP
Trans-1,2-Dichloroethene	EPA-8260	U	10	1	UG/KG	06/28/2013	GAP
1,1-Dichloroethane	EPA-8260	U	10	1	UG/KG	06/28/2013	GAP
2-Butanone	EPA-8260	U	50	1	UG/KG	06/28/2013	GAP
Cis-1,2-Dichloroethene	EPA-8260	U	10	1	UG/KG	06/28/2013	GAP
2,2-Dichloropropane	EPA-8260	U	10	1	UG/KG	06/28/2013	GAP
Bromochloromethane	EPA-8260	U	10	1	UG/KG	06/28/2013	GAP
Chloroform	EPA-8260	U	10	1	UG/KG	06/28/2013	GAP
1,1,1-Trichloroethane	EPA-8260	U	10	1	UG/KG	06/28/2013	GAP
1,1-Dichloropropene	EPA-8260	U	10	1	UG/KG	06/28/2013	GAP
1,2-Dichloroethane	EPA-8260	U	10	1	UG/KG	06/28/2013	GAP
Benzene	EPA-8260	U	5.0	1	UG/KG	06/28/2013	GAP
Trichloroethene	EPA-8260	U	10	1	UG/KG	06/28/2013	GAP
1,2-Dichloropropane	EPA-8260	U	10	1	UG/KG	06/28/2013	GAP
Dibromomethane	EPA-8260	U	10	1	UG/KG	06/28/2013	GAP
Bromodichloromethane	EPA-8260	U	10	1	UG/KG	06/28/2013	GAP
Trans-1,3-Dichloropropene	EPA-8260	U	10	1	UG/KG	06/28/2013	GAP
4-Methyl-2-Pentanone	EPA-8260	U	50	1	UG/KG	06/28/2013	GAP
Toluene	EPA-8260	U	10	1	UG/KG	06/28/2013	GAP
Cis-1,3-Dichloropropene	EPA-8260	U	10	1	UG/KG	06/28/2013	GAP
1,1,2-Trichloroethane	EPA-8260	U	10	1	UG/KG	06/28/2013	GAP
2-Hexanone	EPA-8260	U	50	1	UG/KG	06/28/2013	GAP
1,3-Dichloropropane	EPA-8260	U	10	1	UG/KG	06/28/2013	GAP
Tetrachloroethylene	EPA-8260	U	10	1	UG/KG	06/28/2013	GAP



CERTIFICATE OF ANALYSIS

CLIENT:	Landau Associates, Inc. 130 - 2nd Ave. S. Edmonds, WA 98020	DATE:	7/15/2013
CLIENT CONTACT:	Jeffrey Fellows	ALS JOB#:	EV13060128
CLIENT PROJECT:	Yakima Mill Site / #1148007.010	ALS SAMPLE#:	-27
CLIENT SAMPLE ID	FPP-B18-S (16.5-17.5)	DATE RECEIVED:	6/24/2013
		COLLECTION DATE:	6/19/2013 4:29:00 PM
		WDOE ACCREDITATION:	C601

DATA RESULTS

ANALYTE	METHOD	RESULTS	REPORTING LIMITS	DILUTION FACTOR	UNITS	ANALYSIS	ANALYSIS
						DATE	BY
Dibromochloromethane	EPA-8260	U	10	1	UG/KG	06/28/2013	GAP
1,2-Dibromoethane	EPA-8260	U	5.0	1	UG/KG	06/28/2013	GAP
Chlorobenzene	EPA-8260	U	10	1	UG/KG	06/28/2013	GAP
1,1,1,2-Tetrachloroethane	EPA-8260	U	10	1	UG/KG	06/28/2013	GAP
Ethylbenzene	EPA-8260	U	10	1	UG/KG	06/28/2013	GAP
m,p-Xylene	EPA-8260	U	20	1	UG/KG	06/28/2013	GAP
Styrene	EPA-8260	U	10	1	UG/KG	06/28/2013	GAP
o-Xylene	EPA-8260	U	10	1	UG/KG	06/28/2013	GAP
Bromoform	EPA-8260	U	10	1	UG/KG	06/28/2013	GAP
Isopropylbenzene	EPA-8260	U	10	1	UG/KG	06/28/2013	GAP
1,1,1,2-Tetrachloroethane	EPA-8260	U	10	1	UG/KG	06/28/2013	GAP
1,2,3-Trichloropropane	EPA-8260	U	10	1	UG/KG	06/28/2013	GAP
Bromobenzene	EPA-8260	U	10	1	UG/KG	06/28/2013	GAP
N-Propyl Benzene	EPA-8260	U	10	1	UG/KG	06/28/2013	GAP
2-Chlorotoluene	EPA-8260	U	10	1	UG/KG	06/28/2013	GAP
1,3,5-Trimethylbenzene	EPA-8260	U	10	1	UG/KG	06/28/2013	GAP
4-Chlorotoluene	EPA-8260	U	10	1	UG/KG	06/28/2013	GAP
T-Butyl Benzene	EPA-8260	U	10	1	UG/KG	06/28/2013	GAP
1,2,4-Trimethylbenzene	EPA-8260	U	10	1	UG/KG	06/28/2013	GAP
S-Butyl Benzene	EPA-8260	U	10	1	UG/KG	06/28/2013	GAP
P-Isopropyltoluene	EPA-8260	U	10	1	UG/KG	06/28/2013	GAP
1,3 Dichlorobenzene	EPA-8260	U	10	1	UG/KG	06/28/2013	GAP
1,4-Dichlorobenzene	EPA-8260	U	10	1	UG/KG	06/28/2013	GAP
N-Butylbenzene	EPA-8260	U	10	1	UG/KG	06/28/2013	GAP
1,2-Dichlorobenzene	EPA-8260	U	10	1	UG/KG	06/28/2013	GAP
1,2-Dibromo 3-Chloropropane	EPA-8260	U	50	1	UG/KG	06/28/2013	GAP
1,2,4-Trichlorobenzene	EPA-8260	U	10	1	UG/KG	06/28/2013	GAP
Hexachlorobutadiene	EPA-8260	U	10	1	UG/KG	06/28/2013	GAP
Naphthalene	EPA-8260	U	10	1	UG/KG	06/28/2013	GAP
1,2,3-Trichlorobenzene	EPA-8260	U	10	1	UG/KG	06/28/2013	GAP
Mercury	EPA-7471	0.027	0.020	1	MG/KG	07/01/2013	RAL
Arsenic	EPA-6020	1.9	1.0	5	MG/KG	07/02/2013	RAL
Cadmium	EPA-6020	U	0.50	5	MG/KG	07/02/2013	RAL
Chromium	EPA-6020	28	0.50	5	MG/KG	07/02/2013	RAL
Iron	EPA-6020	23000	50	5	MG/KG	07/02/2013	RAL
Lead	EPA-6020	6.3	0.50	5	MG/KG	07/02/2013	RAL
Manganese	EPA-6020	290	0.50	5	MG/KG	07/02/2013	RAL



CERTIFICATE OF ANALYSIS

CLIENT: Landau Associates, Inc. DATE: 7/15/2013
130 - 2nd Ave. S. ALS JOB#: EV13060128
Edmonds, WA 98020 ALS SAMPLE#: -27
CLIENT CONTACT: Jeffrey Fellows DATE RECEIVED: 6/24/2013
CLIENT PROJECT: Yakima Mill Site / #1148007.010 COLLECTION DATE: 6/19/2013 4:29:00 PM
CLIENT SAMPLE ID: FPP-B18-S (16.5-17.5) WDOE ACCREDITATION: C601

DATA RESULTS

SURROGATE	METHOD	%REC	ANALYSIS	ANALYSIS
			DATE	BY
C25	NWTPH-DX w/ SGA	110	06/26/2013	LAP
1,2-Dichloroethane-d4	EPA-8260	117	06/28/2013	GAP
Toluene-d8	EPA-8260	95.2	06/28/2013	GAP
4-Bromofluorobenzene	EPA-8260	105	06/28/2013	GAP

U - Analyte analyzed for but not detected at level above reporting limit.
Chromatogram indicates that it is likely that sample contains light oil/lube oil.



CERTIFICATE OF ANALYSIS

CLIENT:	Landau Associates, Inc. 130 - 2nd Ave. S. Edmonds, WA 98020	DATE:	7/15/2013
CLIENT CONTACT:	Jeffrey Fellows	ALS JOB#:	EV13060128
CLIENT PROJECT:	Yakima Mill Site / #1148007.010	ALS SAMPLE#:	-28
CLIENT SAMPLE ID	FPP-B19-S (11-12)	DATE RECEIVED:	6/24/2013
		COLLECTION DATE:	6/19/2013 5:30:00 PM
		WDOE ACCREDITATION:	C601

DATA RESULTS

ANALYTE	METHOD	RESULTS	REPORTING LIMITS	DILUTION FACTOR	UNITS	ANALYSIS	ANALYSIS
						DATE	BY
TPH-Volatile Range	NWTPH-GX	U	3.0	1	MG/KG	06/25/2013	GAP
TPH-Diesel Range	NWTPH-DX w/ SGA	U	25	1	MG/KG	06/26/2013	LAP
TPH-Oil Range	NWTPH-DX w/ SGA	140	50	1	MG/KG	06/26/2013	LAP
Dichlorodifluoromethane	EPA-8260	U	10	1	UG/KG	06/29/2013	GAP
Chloromethane	EPA-8260	U	10	1	UG/KG	06/29/2013	GAP
Vinyl Chloride	EPA-8260	U	10	1	UG/KG	06/29/2013	GAP
Bromomethane	EPA-8260	U	10	1	UG/KG	06/29/2013	GAP
Chloroethane	EPA-8260	U	10	1	UG/KG	06/29/2013	GAP
Carbon Tetrachloride	EPA-8260	U	10	1	UG/KG	06/29/2013	GAP
Trichlorofluoromethane	EPA-8260	U	10	1	UG/KG	06/29/2013	GAP
Carbon Disulfide	EPA-8260	U	10	1	UG/KG	06/29/2013	GAP
Acetone	EPA-8260	U	50	1	UG/KG	06/29/2013	GAP
1,1-Dichloroethene	EPA-8260	U	10	1	UG/KG	06/29/2013	GAP
Methylene Chloride	EPA-8260	U	20	1	UG/KG	06/29/2013	GAP
Acrylonitrile	EPA-8260	U	50	1	UG/KG	06/29/2013	GAP
Methyl T-Butyl Ether	EPA-8260	U	10	1	UG/KG	06/29/2013	GAP
Trans-1,2-Dichloroethene	EPA-8260	U	10	1	UG/KG	06/29/2013	GAP
1,1-Dichloroethane	EPA-8260	U	10	1	UG/KG	06/29/2013	GAP
2-Butanone	EPA-8260	U	50	1	UG/KG	06/29/2013	GAP
Cis-1,2-Dichloroethene	EPA-8260	U	10	1	UG/KG	06/29/2013	GAP
2,2-Dichloropropane	EPA-8260	U	10	1	UG/KG	06/29/2013	GAP
Bromochloromethane	EPA-8260	U	10	1	UG/KG	06/29/2013	GAP
Chloroform	EPA-8260	U	10	1	UG/KG	06/29/2013	GAP
1,1,1-Trichloroethane	EPA-8260	U	10	1	UG/KG	06/29/2013	GAP
1,1-Dichloropropene	EPA-8260	U	10	1	UG/KG	06/29/2013	GAP
1,2-Dichloroethane	EPA-8260	U	10	1	UG/KG	06/29/2013	GAP
Benzene	EPA-8260	U	5.0	1	UG/KG	06/29/2013	GAP
Trichloroethene	EPA-8260	U	10	1	UG/KG	06/29/2013	GAP
1,2-Dichloropropane	EPA-8260	U	10	1	UG/KG	06/29/2013	GAP
Dibromomethane	EPA-8260	U	10	1	UG/KG	06/29/2013	GAP
Bromodichloromethane	EPA-8260	U	10	1	UG/KG	06/29/2013	GAP
Trans-1,3-Dichloropropene	EPA-8260	U	10	1	UG/KG	06/29/2013	GAP
4-Methyl-2-Pentanone	EPA-8260	U	50	1	UG/KG	06/29/2013	GAP
Toluene	EPA-8260	U	10	1	UG/KG	06/29/2013	GAP
Cis-1,3-Dichloropropene	EPA-8260	U	10	1	UG/KG	06/29/2013	GAP
1,1,2-Trichloroethane	EPA-8260	U	10	1	UG/KG	06/29/2013	GAP
2-Hexanone	EPA-8260	U	50	1	UG/KG	06/29/2013	GAP
1,3-Dichloropropane	EPA-8260	U	10	1	UG/KG	06/29/2013	GAP



CERTIFICATE OF ANALYSIS

CLIENT:	Landau Associates, Inc. 130 - 2nd Ave. S. Edmonds, WA 98020	DATE:	7/15/2013
CLIENT CONTACT:	Jeffrey Fellows	ALS JOB#:	EV13060128
CLIENT PROJECT:	Yakima Mill Site / #1148007.010	ALS SAMPLE#:	-28
CLIENT SAMPLE ID	FPP-B19-S (11-12)	DATE RECEIVED:	6/24/2013
		COLLECTION DATE:	6/19/2013 5:30:00 PM
		WDOE ACCREDITATION:	C601

DATA RESULTS

ANALYTE	METHOD	RESULTS	REPORTING LIMITS	DILUTION FACTOR	UNITS	ANALYSIS	ANALYSIS
						DATE	BY
Tetrachloroethylene	EPA-8260	U	10	1	UG/KG	06/29/2013	GAP
Dibromochloromethane	EPA-8260	U	10	1	UG/KG	06/29/2013	GAP
1,2-Dibromoethane	EPA-8260	U	5.0	1	UG/KG	06/29/2013	GAP
Chlorobenzene	EPA-8260	U	10	1	UG/KG	06/29/2013	GAP
1,1,1,2-Tetrachloroethane	EPA-8260	U	10	1	UG/KG	06/29/2013	GAP
Ethylbenzene	EPA-8260	U	10	1	UG/KG	06/29/2013	GAP
m,p-Xylene	EPA-8260	U	20	1	UG/KG	06/29/2013	GAP
Styrene	EPA-8260	U	10	1	UG/KG	06/29/2013	GAP
o-Xylene	EPA-8260	U	10	1	UG/KG	06/29/2013	GAP
Bromoform	EPA-8260	U	10	1	UG/KG	06/29/2013	GAP
Isopropylbenzene	EPA-8260	U	10	1	UG/KG	06/29/2013	GAP
1,1,2,2-Tetrachloroethane	EPA-8260	U	10	1	UG/KG	06/29/2013	GAP
1,2,3-Trichloropropane	EPA-8260	U	10	1	UG/KG	06/29/2013	GAP
Bromobenzene	EPA-8260	U	10	1	UG/KG	06/29/2013	GAP
N-Propyl Benzene	EPA-8260	U	10	1	UG/KG	06/29/2013	GAP
2-Chlorotoluene	EPA-8260	U	10	1	UG/KG	06/29/2013	GAP
1,3,5-Trimethylbenzene	EPA-8260	U	10	1	UG/KG	06/29/2013	GAP
4-Chlorotoluene	EPA-8260	U	10	1	UG/KG	06/29/2013	GAP
T-Butyl Benzene	EPA-8260	U	10	1	UG/KG	06/29/2013	GAP
1,2,4-Trimethylbenzene	EPA-8260	U	10	1	UG/KG	06/29/2013	GAP
S-Butyl Benzene	EPA-8260	U	10	1	UG/KG	06/29/2013	GAP
P-Isopropyltoluene	EPA-8260	U	10	1	UG/KG	06/29/2013	GAP
1,3 Dichlorobenzene	EPA-8260	U	10	1	UG/KG	06/29/2013	GAP
1,4-Dichlorobenzene	EPA-8260	U	10	1	UG/KG	06/29/2013	GAP
N-Butylbenzene	EPA-8260	U	10	1	UG/KG	06/29/2013	GAP
1,2-Dichlorobenzene	EPA-8260	U	10	1	UG/KG	06/29/2013	GAP
1,2-Dibromo 3-Chloropropane	EPA-8260	U	50	1	UG/KG	06/29/2013	GAP
1,2,4-Trichlorobenzene	EPA-8260	U	10	1	UG/KG	06/29/2013	GAP
Hexachlorobutadiene	EPA-8260	U	10	1	UG/KG	06/29/2013	GAP
Naphthalene	EPA-8260	U	10	1	UG/KG	06/29/2013	GAP
1,2,3-Trichlorobenzene	EPA-8260	U	10	1	UG/KG	06/29/2013	GAP

SURROGATE	METHOD	%REC	ANALYSIS	ANALYSIS
			DATE	BY
TFT	NWTPH-GX	113	06/25/2013	GAP
C25	NWTPH-DX w/ SGA	97.1	06/26/2013	LAP
1,2-Dichloroethane-d4	EPA-8260	111	06/29/2013	GAP
Toluene-d8	EPA-8260	91.9	06/29/2013	GAP



CERTIFICATE OF ANALYSIS

CLIENT: Landau Associates, Inc. DATE: 7/15/2013
130 - 2nd Ave. S. ALS JOB#: EV13060128
Edmonds, WA 98020 ALS SAMPLE#: -28
CLIENT CONTACT: Jeffrey Fellows DATE RECEIVED: 6/24/2013
CLIENT PROJECT: Yakima Mill Site / #1148007.010 COLLECTION DATE: 6/19/2013 5:30:00 PM
CLIENT SAMPLE ID: FPP-B19-S (11-12) WDOE ACCREDITATION: C601

DATA RESULTS

SURROGATE	METHOD	%REC	ANALYSIS DATE	ANALYSIS BY
4-Bromofluorobenzene	EPA-8260	98.1	06/29/2013	GAP

U - Analyte analyzed for but not detected at level above reporting limit.
Chromatogram indicates that it is likely that sample contains light oil/lube oil.



CERTIFICATE OF ANALYSIS

CLIENT:	Landau Associates, Inc. 130 - 2nd Ave. S. Edmonds, WA 98020	DATE:	7/15/2013
CLIENT CONTACT:	Jeffrey Fellows	ALS JOB#:	EV13060128
CLIENT PROJECT:	Yakima Mill Site / #1148007.010	ALS SAMPLE#:	-29
CLIENT SAMPLE ID	FPP-B23-S (11.5-12.5)	DATE RECEIVED:	6/24/2013
		COLLECTION DATE:	6/20/2013 8:10:00 AM
		WDOE ACCREDITATION:	C601

DATA RESULTS

ANALYTE	METHOD	RESULTS	REPORTING LIMITS	DILUTION FACTOR	UNITS	ANALYSIS DATE	ANALYSIS BY
TPH-Diesel Range	NWTPH-DX w/ SGA	U	25	1	MG/KG	06/26/2013	LAP
TPH-Oil Range	NWTPH-DX w/ SGA	U	50	1	MG/KG	06/26/2013	LAP
Mercury	EPA-7471	0.031	0.020	1	MG/KG	07/01/2013	RAL
Arsenic	EPA-6020	1.9	1.0	5	MG/KG	07/02/2013	RAL
Cadmium	EPA-6020	U	0.50	5	MG/KG	07/02/2013	RAL
Chromium	EPA-6020	12	0.50	5	MG/KG	07/02/2013	RAL
Iron	EPA-6020	24000	50	5	MG/KG	07/02/2013	RAL
Lead	EPA-6020	2.9	0.50	5	MG/KG	07/02/2013	RAL
Manganese	EPA-6020	370	0.50	5	MG/KG	07/02/2013	RAL

SURROGATE	METHOD	%REC	ANALYSIS DATE	ANALYSIS BY
C25	NWTPH-DX w/ SGA	105	06/26/2013	LAP

U - Analyte analyzed for but not detected at level above reporting limit.



CERTIFICATE OF ANALYSIS

CLIENT:	Landau Associates, Inc. 130 - 2nd Ave. S. Edmonds, WA 98020	DATE:	7/15/2013
CLIENT CONTACT:	Jeffrey Fellows	ALS JOB#:	EV13060128
CLIENT PROJECT:	Yakima Mill Site / #1148007.010	ALS SAMPLE#:	-30
CLIENT SAMPLE ID	FPP-B22-S (12.5-13.5)	DATE RECEIVED:	6/24/2013
		COLLECTION DATE:	6/20/2013 8:50:00 AM
		WDOE ACCREDITATION:	C601

DATA RESULTS

ANALYTE	METHOD	RESULTS	REPORTING LIMITS	DILUTION FACTOR	UNITS	ANALYSIS DATE	ANALYSIS BY
TPH-Diesel Range	NWTPH-DX w/ SGA	U	25	1	MG/KG	06/26/2013	LAP
TPH-Oil Range	NWTPH-DX w/ SGA	U	50	1	MG/KG	06/26/2013	LAP
Percent Solids	EPA-160.3	93.2	0	1	%	06/26/2013	LAP
pH	EPA-9045	8.33	1.00	1	S.U.	06/25/2013	SMR
Mercury	EPA-7471	0.024	0.020	1	MG/KG	07/01/2013	RAL
Arsenic	EPA-6020	2.0	1.0	5	MG/KG	07/02/2013	RAL
Cadmium	EPA-6020	U	0.50	5	MG/KG	07/02/2013	RAL
Chromium	EPA-6020	15	0.50	5	MG/KG	07/02/2013	RAL
Iron	EPA-6020	22000	50	5	MG/KG	07/02/2013	RAL
Lead	EPA-6020	3.3	0.50	5	MG/KG	07/02/2013	RAL
Manganese	EPA-6020	310	0.50	5	MG/KG	07/02/2013	RAL
Total Organic Carbon (TOC)	EPA-9060	U	0.10	1	%	07/01/2013	CAS

SURROGATE	METHOD	%REC	ANALYSIS DATE	ANALYSIS BY
C25	NWTPH-DX w/ SGA	77.6	06/26/2013	LAP

U - Analyte analyzed for but not detected at level above reporting limit.



CERTIFICATE OF ANALYSIS

CLIENT:	Landau Associates, Inc. 130 - 2nd Ave. S. Edmonds, WA 98020	DATE:	7/15/2013
CLIENT CONTACT:	Jeffrey Fellows	ALS JOB#:	EV13060128
CLIENT PROJECT:	Yakima Mill Site / #1148007.010	ALS SAMPLE#:	-31
CLIENT SAMPLE ID	FPP-B21-S (13-14)	DATE RECEIVED:	6/24/2013
		COLLECTION DATE:	6/20/2013 9:40:00 AM
		WDOE ACCREDITATION:	C601

DATA RESULTS

ANALYTE	METHOD	RESULTS	REPORTING LIMITS	DILUTION FACTOR	UNITS	ANALYSIS DATE	ANALYSIS BY
TPH-Diesel Range	NWTPH-DX w/ SGA	U	25	1	MG/KG	06/26/2013	LAP
TPH-Oil Range	NWTPH-DX w/ SGA	U	50	1	MG/KG	06/26/2013	LAP
Mercury	EPA-7471	0.025	0.020	1	MG/KG	07/01/2013	RAL
Arsenic	EPA-6020	2.1	1.0	5	MG/KG	07/02/2013	RAL
Cadmium	EPA-6020	U	0.50	5	MG/KG	07/02/2013	RAL
Chromium	EPA-6020	11	0.50	5	MG/KG	07/02/2013	RAL
Iron	EPA-6020	22000	50	5	MG/KG	07/02/2013	RAL
Lead	EPA-6020	3.0	0.50	5	MG/KG	07/02/2013	RAL
Manganese	EPA-6020	340	0.50	5	MG/KG	07/02/2013	RAL

SURROGATE	METHOD	%REC	ANALYSIS DATE	ANALYSIS BY
C25	NWTPH-DX w/ SGA	96.0	06/26/2013	LAP

U - Analyte analyzed for but not detected at level above reporting limit.



CERTIFICATE OF ANALYSIS

CLIENT:	Landau Associates, Inc. 130 - 2nd Ave. S. Edmonds, WA 98020	DATE:	7/15/2013
CLIENT CONTACT:	Jeffrey Fellows	ALS JOB#:	EV13060128
CLIENT PROJECT:	Yakima Mill Site / #1148007.010	ALS SAMPLE#:	-32
CLIENT SAMPLE ID	FPP-B24-S (15-16.5)	DATE RECEIVED:	6/24/2013
		COLLECTION DATE:	6/20/2013 10:40:00 AM
		WDOE ACCREDITATION:	C601

DATA RESULTS

ANALYTE	METHOD	RESULTS	REPORTING LIMITS	DILUTION FACTOR	UNITS	ANALYSIS	ANALYSIS
						DATE	BY
TPH-Volatile Range	NWTPH-GX	U	3.0	1	MG/KG	06/25/2013	GAP
TPH-Diesel Range	NWTPH-DX w/ SGA	U	25	1	MG/KG	06/26/2013	LAP
TPH-Oil Range	NWTPH-DX w/ SGA	440	50	1	MG/KG	06/26/2013	LAP
Dichlorodifluoromethane	EPA-8260	U	10	1	UG/KG	06/29/2013	GAP
Chloromethane	EPA-8260	U	10	1	UG/KG	06/29/2013	GAP
Vinyl Chloride	EPA-8260	U	10	1	UG/KG	06/29/2013	GAP
Bromomethane	EPA-8260	U	10	1	UG/KG	06/29/2013	GAP
Chloroethane	EPA-8260	U	10	1	UG/KG	06/29/2013	GAP
Carbon Tetrachloride	EPA-8260	U	10	1	UG/KG	06/29/2013	GAP
Trichlorofluoromethane	EPA-8260	U	10	1	UG/KG	06/29/2013	GAP
Carbon Disulfide	EPA-8260	U	10	1	UG/KG	06/29/2013	GAP
Acetone	EPA-8260	U	50	1	UG/KG	06/29/2013	GAP
1,1-Dichloroethene	EPA-8260	U	10	1	UG/KG	06/29/2013	GAP
Methylene Chloride	EPA-8260	U	20	1	UG/KG	06/29/2013	GAP
Acrylonitrile	EPA-8260	U	50	1	UG/KG	06/29/2013	GAP
Methyl T-Butyl Ether	EPA-8260	U	10	1	UG/KG	06/29/2013	GAP
Trans-1,2-Dichloroethene	EPA-8260	U	10	1	UG/KG	06/29/2013	GAP
1,1-Dichloroethane	EPA-8260	U	10	1	UG/KG	06/29/2013	GAP
2-Butanone	EPA-8260	U	50	1	UG/KG	06/29/2013	GAP
Cis-1,2-Dichloroethene	EPA-8260	U	10	1	UG/KG	06/29/2013	GAP
2,2-Dichloropropane	EPA-8260	U	10	1	UG/KG	06/29/2013	GAP
Bromochloromethane	EPA-8260	U	10	1	UG/KG	06/29/2013	GAP
Chloroform	EPA-8260	U	10	1	UG/KG	06/29/2013	GAP
1,1,1-Trichloroethane	EPA-8260	U	10	1	UG/KG	06/29/2013	GAP
1,1-Dichloropropene	EPA-8260	U	10	1	UG/KG	06/29/2013	GAP
1,2-Dichloroethane	EPA-8260	U	10	1	UG/KG	06/29/2013	GAP
Benzene	EPA-8260	U	5.0	1	UG/KG	06/29/2013	GAP
Trichloroethene	EPA-8260	U	10	1	UG/KG	06/29/2013	GAP
1,2-Dichloropropane	EPA-8260	U	10	1	UG/KG	06/29/2013	GAP
Dibromomethane	EPA-8260	U	10	1	UG/KG	06/29/2013	GAP
Bromodichloromethane	EPA-8260	U	10	1	UG/KG	06/29/2013	GAP
Trans-1,3-Dichloropropene	EPA-8260	U	10	1	UG/KG	06/29/2013	GAP
4-Methyl-2-Pentanone	EPA-8260	U	50	1	UG/KG	06/29/2013	GAP
Toluene	EPA-8260	U	10	1	UG/KG	06/29/2013	GAP
Cis-1,3-Dichloropropene	EPA-8260	U	10	1	UG/KG	06/29/2013	GAP
1,1,2-Trichloroethane	EPA-8260	U	10	1	UG/KG	06/29/2013	GAP
2-Hexanone	EPA-8260	U	50	1	UG/KG	06/29/2013	GAP
1,3-Dichloropropane	EPA-8260	U	10	1	UG/KG	06/29/2013	GAP



CERTIFICATE OF ANALYSIS

CLIENT:	Landau Associates, Inc. 130 - 2nd Ave. S. Edmonds, WA 98020	DATE:	7/15/2013
CLIENT CONTACT:	Jeffrey Fellows	ALS JOB#:	EV13060128
CLIENT PROJECT:	Yakima Mill Site / #1148007.010	ALS SAMPLE#:	-32
CLIENT SAMPLE ID	FPP-B24-S (15-16.5)	DATE RECEIVED:	6/24/2013
		COLLECTION DATE:	6/20/2013 10:40:00 AM
		WDOE ACCREDITATION:	C601

DATA RESULTS

ANALYTE	METHOD	RESULTS	REPORTING LIMITS	DILUTION FACTOR	UNITS	ANALYSIS	ANALYSIS
						DATE	BY
Tetrachloroethylene	EPA-8260	U	10	1	UG/KG	06/29/2013	GAP
Dibromochloromethane	EPA-8260	U	10	1	UG/KG	06/29/2013	GAP
1,2-Dibromoethane	EPA-8260	U	5.0	1	UG/KG	06/29/2013	GAP
Chlorobenzene	EPA-8260	U	10	1	UG/KG	06/29/2013	GAP
1,1,1,2-Tetrachloroethane	EPA-8260	U	10	1	UG/KG	06/29/2013	GAP
Ethylbenzene	EPA-8260	U	10	1	UG/KG	06/29/2013	GAP
m,p-Xylene	EPA-8260	U	20	1	UG/KG	06/29/2013	GAP
Styrene	EPA-8260	U	10	1	UG/KG	06/29/2013	GAP
o-Xylene	EPA-8260	U	10	1	UG/KG	06/29/2013	GAP
Bromoform	EPA-8260	U	10	1	UG/KG	06/29/2013	GAP
Isopropylbenzene	EPA-8260	U	10	1	UG/KG	06/29/2013	GAP
1,1,2,2-Tetrachloroethane	EPA-8260	U	10	1	UG/KG	06/29/2013	GAP
1,2,3-Trichloropropane	EPA-8260	U	10	1	UG/KG	06/29/2013	GAP
Bromobenzene	EPA-8260	U	10	1	UG/KG	06/29/2013	GAP
N-Propyl Benzene	EPA-8260	U	10	1	UG/KG	06/29/2013	GAP
2-Chlorotoluene	EPA-8260	U	10	1	UG/KG	06/29/2013	GAP
1,3,5-Trimethylbenzene	EPA-8260	U	10	1	UG/KG	06/29/2013	GAP
4-Chlorotoluene	EPA-8260	U	10	1	UG/KG	06/29/2013	GAP
T-Butyl Benzene	EPA-8260	U	10	1	UG/KG	06/29/2013	GAP
1,2,4-Trimethylbenzene	EPA-8260	U	10	1	UG/KG	06/29/2013	GAP
S-Butyl Benzene	EPA-8260	U	10	1	UG/KG	06/29/2013	GAP
P-Isopropyltoluene	EPA-8260	U	10	1	UG/KG	06/29/2013	GAP
1,3 Dichlorobenzene	EPA-8260	U	10	1	UG/KG	06/29/2013	GAP
1,4-Dichlorobenzene	EPA-8260	U	10	1	UG/KG	06/29/2013	GAP
N-Butylbenzene	EPA-8260	U	10	1	UG/KG	06/29/2013	GAP
1,2-Dichlorobenzene	EPA-8260	U	10	1	UG/KG	06/29/2013	GAP
1,2-Dibromo 3-Chloropropane	EPA-8260	U	50	1	UG/KG	06/29/2013	GAP
1,2,4-Trichlorobenzene	EPA-8260	U	10	1	UG/KG	06/29/2013	GAP
Hexachlorobutadiene	EPA-8260	U	10	1	UG/KG	06/29/2013	GAP
Naphthalene	EPA-8260	U	10	1	UG/KG	06/29/2013	GAP
1,2,3-Trichlorobenzene	EPA-8260	U	10	1	UG/KG	06/29/2013	GAP
Naphthalene	EPA-8270 SIM	0.014	0.010	1	MG/KG	07/03/2013	LAP
2-Methylnaphthalene	EPA-8270 SIM	U	0.010	1	MG/KG	07/03/2013	LAP
1-Methylnaphthalene	EPA-8270 SIM	U	0.010	1	MG/KG	07/03/2013	LAP
Acenaphthylene	EPA-8270 SIM	U	0.010	1	MG/KG	07/03/2013	LAP
Acenaphthene	EPA-8270 SIM	U	0.010	1	MG/KG	07/03/2013	LAP
Fluorene	EPA-8270 SIM	U	0.010	1	MG/KG	07/03/2013	LAP
Phenanthrene	EPA-8270 SIM	0.015	0.010	1	MG/KG	07/03/2013	LAP



CERTIFICATE OF ANALYSIS

CLIENT:	Landau Associates, Inc. 130 - 2nd Ave. S. Edmonds, WA 98020	DATE:	7/15/2013
CLIENT CONTACT:	Jeffrey Fellows	ALS JOB#:	EV13060128
CLIENT PROJECT:	Yakima Mill Site / #1148007.010	ALS SAMPLE#:	-32
CLIENT SAMPLE ID	FPP-B24-S (15-16.5)	DATE RECEIVED:	6/24/2013
		COLLECTION DATE:	6/20/2013 10:40:00 AM
		WDOE ACCREDITATION:	C601

DATA RESULTS

ANALYTE	METHOD	RESULTS	REPORTING LIMITS	DILUTION FACTOR	UNITS	ANALYSIS	ANALYSIS
						DATE	BY
Anthracene	EPA-8270 SIM	U	0.010	1	MG/KG	07/03/2013	LAP
Fluoranthene	EPA-8270 SIM	0.012	0.010	1	MG/KG	07/03/2013	LAP
Pyrene	EPA-8270 SIM	0.015	0.010	1	MG/KG	07/03/2013	LAP
Benzo[A]Anthracene	EPA-8270 SIM	U	0.010	1	MG/KG	07/03/2013	LAP
Chrysene	EPA-8270 SIM	U	0.010	1	MG/KG	07/03/2013	LAP
Benzo[B]Fluoranthene	EPA-8270 SIM	U	0.010	1	MG/KG	07/03/2013	LAP
Benzo[K]Fluoranthene	EPA-8270 SIM	U	0.010	1	MG/KG	07/03/2013	LAP
Benzo[A]Pyrene	EPA-8270 SIM	U	0.010	1	MG/KG	07/03/2013	LAP
Indeno[1,2,3-Cd]Pyrene	EPA-8270 SIM	U	0.010	1	MG/KG	07/03/2013	LAP
Dibenz[A,H]Anthracene	EPA-8270 SIM	U	0.010	1	MG/KG	07/03/2013	LAP
Benzo[G,H,I]Perylene	EPA-8270 SIM	U	0.010	1	MG/KG	07/03/2013	LAP
Pyridine	EPA-8270	U	200	1	UG/KG	07/03/2013	LAP
N-Nitrosodimethylamine	EPA-8270	U	100	1	UG/KG	07/03/2013	LAP
Phenol	EPA-8270	U	100	1	UG/KG	07/03/2013	LAP
Aniline	EPA-8270	U	100	1	UG/KG	07/03/2013	LAP
Bis(2-Chloroethyl)Ether	EPA-8270	U	100	1	UG/KG	07/03/2013	LAP
2-Chlorophenol	EPA-8270	U	100	1	UG/KG	07/03/2013	LAP
1,3-Dichlorobenzene	EPA-8270	U	100	1	UG/KG	07/03/2013	LAP
1,4-Dichlorobenzene	EPA-8270	U	100	1	UG/KG	07/03/2013	LAP
Benzyl Alcohol	EPA-8270	U	100	1	UG/KG	07/03/2013	LAP
1,2-Dichlorobenzene	EPA-8270	U	100	1	UG/KG	07/03/2013	LAP
2-Methylphenol	EPA-8270	U	100	1	UG/KG	07/03/2013	LAP
Bis(2-Chloroisopropyl)Ether	EPA-8270	U	100	1	UG/KG	07/03/2013	LAP
3&4-Methylphenol	EPA-8270	U	100	1	UG/KG	07/03/2013	LAP
N-Nitroso-Di-N-Propylamine	EPA-8270	U	100	1	UG/KG	07/03/2013	LAP
Hexachloroethane	EPA-8270	U	100	1	UG/KG	07/03/2013	LAP
Nitrobenzene	EPA-8270	U	100	1	UG/KG	07/03/2013	LAP
Isophorone	EPA-8270	U	100	1	UG/KG	07/03/2013	LAP
2-Nitrophenol	EPA-8270	U	250	1	UG/KG	07/03/2013	LAP
2,4-Dimethylphenol	EPA-8270	U	100	1	UG/KG	07/03/2013	LAP
Benzoic Acid	EPA-8270	U	1000	1	UG/KG	07/03/2013	LAP
Bis(2-Chloroethoxy)Methane	EPA-8270	U	100	1	UG/KG	07/03/2013	LAP
2,4-Dichlorophenol	EPA-8270	U	100	1	UG/KG	07/03/2013	LAP
1,2,4-Trichlorobenzene	EPA-8270	U	100	1	UG/KG	07/03/2013	LAP
4-Chloroaniline	EPA-8270	U	100	1	UG/KG	07/03/2013	LAP
2,6-Dichlorophenol	EPA-8270	U	100	1	UG/KG	07/03/2013	LAP
Hexachlorobutadiene	EPA-8270	U	100	1	UG/KG	07/03/2013	LAP
4-Chloro-3-Methylphenol	EPA-8270	U	100	1	UG/KG	07/03/2013	LAP



CERTIFICATE OF ANALYSIS

CLIENT:	Landau Associates, Inc. 130 - 2nd Ave. S. Edmonds, WA 98020	DATE:	7/15/2013
CLIENT CONTACT:	Jeffrey Fellows	ALS JOB#:	EV13060128
CLIENT PROJECT:	Yakima Mill Site / #1148007.010	ALS SAMPLE#:	-32
CLIENT SAMPLE ID	FPP-B24-S (15-16.5)	DATE RECEIVED:	6/24/2013
		COLLECTION DATE:	6/20/2013 10:40:00 AM
		WDOE ACCREDITATION:	C601

DATA RESULTS

ANALYTE	METHOD	RESULTS	REPORTING LIMITS	DILUTION FACTOR	UNITS	ANALYSIS	ANALYSIS
						DATE	BY
Hexachlorocyclopentadiene	EPA-8270	U	500	1	UG/KG	07/03/2013	LAP
2,4,6-Trichlorophenol	EPA-8270	U	100	1	UG/KG	07/03/2013	LAP
2,4,5-Trichlorophenol	EPA-8270	U	100	1	UG/KG	07/03/2013	LAP
2-Chloronaphthalene	EPA-8270	U	100	1	UG/KG	07/03/2013	LAP
2-Nitroaniline	EPA-8270	U	250	1	UG/KG	07/03/2013	LAP
Dimethylphthalate	EPA-8270	U	100	1	UG/KG	07/03/2013	LAP
2,6-Dinitrotoluene	EPA-8270	U	250	1	UG/KG	07/03/2013	LAP
3-Nitroaniline	EPA-8270	U	250	1	UG/KG	07/03/2013	LAP
2,4-Dinitrophenol	EPA-8270	U	250	1	UG/KG	07/03/2013	LAP
4-Nitrophenol	EPA-8270	U	500	1	UG/KG	07/03/2013	LAP
Dibenzofuran	EPA-8270	U	100	1	UG/KG	07/03/2013	LAP
2,4-Dinitrotoluene	EPA-8270	U	250	1	UG/KG	07/03/2013	LAP
2,3,4,6-Tetrachlorophenol	EPA-8270	U	250	1	UG/KG	07/03/2013	LAP
Diethylphthalate	EPA-8270	U	100	1	UG/KG	07/03/2013	LAP
4-Chlorophenyl-Phenylether	EPA-8270	U	100	1	UG/KG	07/03/2013	LAP
4-Nitroaniline	EPA-8270	U	250	1	UG/KG	07/03/2013	LAP
4,6-Dinitro-2-Methylphenol	EPA-8270	U	100	1	UG/KG	07/03/2013	LAP
N-Nitrosodiphenylamine	EPA-8270	U	100	1	UG/KG	07/03/2013	LAP
Azobenzene	EPA-8270	U	100	1	UG/KG	07/03/2013	LAP
4-Bromophenyl-Phenylether	EPA-8270	U	100	1	UG/KG	07/03/2013	LAP
Hexachlorobenzene	EPA-8270	U	100	1	UG/KG	07/03/2013	LAP
Pentachlorophenol	EPA-8270	U	500	1	UG/KG	07/03/2013	LAP
Carbazole	EPA-8270	U	100	1	UG/KG	07/03/2013	LAP
Di-N-Butylphthalate	EPA-8270	U	130	1	UG/KG	07/03/2013	LAP
Butylbenzylphthalate	EPA-8270	U	100	1	UG/KG	07/03/2013	LAP
3,3-Dichlorobenzidine	EPA-8270	U	250	1	UG/KG	07/03/2013	LAP
Bis(2-Ethylhexyl)Phthalate	EPA-8270	U	130	1	UG/KG	07/03/2013	LAP
Di-N-Octylphthalate	EPA-8270	U	100	1	UG/KG	07/03/2013	LAP
PCB-1016	EPA-8082	U	0.10	1	MG/KG	06/27/2013	LAP
PCB-1268	EPA-8082	U	0.10	1	MG/KG	06/27/2013	LAP
PCB-1221	EPA-8082	U	0.10	1	MG/KG	06/27/2013	LAP
PCB-1232	EPA-8082	U	0.10	1	MG/KG	06/27/2013	LAP
PCB-1242	EPA-8082	U	0.10	1	MG/KG	06/27/2013	LAP
PCB-1248	EPA-8082	U	0.10	1	MG/KG	06/27/2013	LAP
PCB-1254	EPA-8082	U	0.10	1	MG/KG	06/27/2013	LAP
PCB-1260	EPA-8082	U	0.10	1	MG/KG	06/27/2013	LAP
Chromium (VI)	EPA-7196	U	5.0	1	MG/KG	06/28/2013	RAL
Percent Solids	EPA-160.3	78.1	0	1	%	06/26/2013	LAP



CERTIFICATE OF ANALYSIS

CLIENT:	Landau Associates, Inc. 130 - 2nd Ave. S. Edmonds, WA 98020	DATE:	7/15/2013
CLIENT CONTACT:	Jeffrey Fellows	ALS JOB#:	EV13060128
CLIENT PROJECT:	Yakima Mill Site / #1148007.010	ALS SAMPLE#:	-32
CLIENT SAMPLE ID	FPP-B24-S (15-16.5)	DATE RECEIVED:	6/24/2013
		COLLECTION DATE:	6/20/2013 10:40:00 AM
		WDOE ACCREDITATION:	C601

DATA RESULTS

ANALYTE	METHOD	RESULTS	REPORTING LIMITS	DILUTION FACTOR	UNITS	ANALYSIS DATE	ANALYSIS BY
pH	EPA-9045	8.10	1.00	1	S.U.	06/25/2013	SMR
Mercury	EPA-7471	0.028	0.020	1	MG/KG	07/01/2013	RAL
Arsenic	EPA-6020	2.4	1.0	5	MG/KG	07/02/2013	RAL
Cadmium	EPA-6020	U	0.50	5	MG/KG	07/02/2013	RAL
Chromium	EPA-6020	17	0.50	5	MG/KG	07/02/2013	RAL
Iron	EPA-6020	24000	50	5	MG/KG	07/02/2013	RAL
Lead	EPA-6020	6.7	0.50	5	MG/KG	07/02/2013	RAL
Manganese	EPA-6020	250	0.50	5	MG/KG	07/02/2013	RAL
Total Organic Carbon (TOC)	EPA-9060	2.2	0.10	1	%	07/01/2013	CAS

SURROGATE	METHOD	%REC	ANALYSIS DATE	ANALYSIS BY
TFT	NWTPH-GX	90.0	06/25/2013	GAP
C25	NWTPH-DX w/ SGA	132	06/26/2013	LAP
1,2-Dichloroethane-d4	EPA-8260	120	06/29/2013	GAP
Toluene-d8	EPA-8260	83.9	06/29/2013	GAP
4-Bromofluorobenzene	EPA-8260	125 GS1	06/29/2013	GAP
Terphenyl-d14	EPA-8270 SIM	83.7	07/03/2013	LAP
2-Fluorophenol	EPA-8270	104	07/03/2013	LAP
Phenol-d5	EPA-8270	81.7	07/03/2013	LAP
Nitrobenzene-d5	EPA-8270	80.5	07/03/2013	LAP
2-Fluorobiphenyl	EPA-8270	73.8	07/03/2013	LAP
2,4,6-Tribromophenol	EPA-8270	87.6	07/03/2013	LAP
Terphenyl-d14	EPA-8270	83.7	07/03/2013	LAP
TCMX	EPA-8082	91.0	06/27/2013	LAP
DCB	EPA-8082	78.0	06/27/2013	LAP

GS1 - Surrogate outside of control limits due to matrix effect.
 U - Analyte analyzed for but not detected at level above reporting limit.
 Chromatogram indicates that it is likely that sample contains light oil/lube oil.



CERTIFICATE OF ANALYSIS

CLIENT:	Landau Associates, Inc. 130 - 2nd Ave. S. Edmonds, WA 98020	DATE:	7/15/2013
CLIENT CONTACT:	Jeffrey Fellows	ALS JOB#:	EV13060128
CLIENT PROJECT:	Yakima Mill Site / #1148007.010	ALS SAMPLE#:	-33
CLIENT SAMPLE ID	FPP-B20-S (10-11)	DATE RECEIVED:	6/24/2013
		COLLECTION DATE:	6/20/2013 11:30:00 AM
		WDOE ACCREDITATION:	C601

DATA RESULTS

ANALYTE	METHOD	RESULTS	REPORTING LIMITS	DILUTION FACTOR	UNITS	ANALYSIS	ANALYSIS
						DATE	BY
TPH-Volatile Range	NWTPH-GX	U	3.0	1	MG/KG	06/25/2013	GAP
TPH-Diesel Range	NWTPH-DX w/ SGA	U	25	1	MG/KG	06/26/2013	LAP
TPH-Oil Range	NWTPH-DX w/ SGA	130	50	1	MG/KG	06/26/2013	LAP
Dichlorodifluoromethane	EPA-8260	U	10	1	UG/KG	06/29/2013	GAP
Chloromethane	EPA-8260	U	10	1	UG/KG	06/29/2013	GAP
Vinyl Chloride	EPA-8260	U	10	1	UG/KG	06/29/2013	GAP
Bromomethane	EPA-8260	U	10	1	UG/KG	06/29/2013	GAP
Chloroethane	EPA-8260	U	10	1	UG/KG	06/29/2013	GAP
Carbon Tetrachloride	EPA-8260	U	10	1	UG/KG	06/29/2013	GAP
Trichlorofluoromethane	EPA-8260	U	10	1	UG/KG	06/29/2013	GAP
Carbon Disulfide	EPA-8260	U	10	1	UG/KG	06/29/2013	GAP
Acetone	EPA-8260	U	50	1	UG/KG	06/29/2013	GAP
1,1-Dichloroethene	EPA-8260	U	10	1	UG/KG	06/29/2013	GAP
Methylene Chloride	EPA-8260	U	20	1	UG/KG	06/29/2013	GAP
Acrylonitrile	EPA-8260	U	50	1	UG/KG	06/29/2013	GAP
Methyl T-Butyl Ether	EPA-8260	U	10	1	UG/KG	06/29/2013	GAP
Trans-1,2-Dichloroethene	EPA-8260	U	10	1	UG/KG	06/29/2013	GAP
1,1-Dichloroethane	EPA-8260	U	10	1	UG/KG	06/29/2013	GAP
2-Butanone	EPA-8260	U	50	1	UG/KG	06/29/2013	GAP
Cis-1,2-Dichloroethene	EPA-8260	U	10	1	UG/KG	06/29/2013	GAP
2,2-Dichloropropane	EPA-8260	U	10	1	UG/KG	06/29/2013	GAP
Bromochloromethane	EPA-8260	U	10	1	UG/KG	06/29/2013	GAP
Chloroform	EPA-8260	U	10	1	UG/KG	06/29/2013	GAP
1,1,1-Trichloroethane	EPA-8260	U	10	1	UG/KG	06/29/2013	GAP
1,1-Dichloropropene	EPA-8260	U	10	1	UG/KG	06/29/2013	GAP
1,2-Dichloroethane	EPA-8260	U	10	1	UG/KG	06/29/2013	GAP
Benzene	EPA-8260	U	5.0	1	UG/KG	06/29/2013	GAP
Trichloroethene	EPA-8260	U	10	1	UG/KG	06/29/2013	GAP
1,2-Dichloropropane	EPA-8260	U	10	1	UG/KG	06/29/2013	GAP
Dibromomethane	EPA-8260	U	10	1	UG/KG	06/29/2013	GAP
Bromodichloromethane	EPA-8260	U	10	1	UG/KG	06/29/2013	GAP
Trans-1,3-Dichloropropene	EPA-8260	U	10	1	UG/KG	06/29/2013	GAP
4-Methyl-2-Pentanone	EPA-8260	U	50	1	UG/KG	06/29/2013	GAP
Toluene	EPA-8260	U	10	1	UG/KG	06/29/2013	GAP
Cis-1,3-Dichloropropene	EPA-8260	U	10	1	UG/KG	06/29/2013	GAP
1,1,2-Trichloroethane	EPA-8260	U	10	1	UG/KG	06/29/2013	GAP
2-Hexanone	EPA-8260	U	50	1	UG/KG	06/29/2013	GAP
1,3-Dichloropropane	EPA-8260	U	10	1	UG/KG	06/29/2013	GAP



CERTIFICATE OF ANALYSIS

CLIENT:	Landau Associates, Inc. 130 - 2nd Ave. S. Edmonds, WA 98020	DATE:	7/15/2013
CLIENT CONTACT:	Jeffrey Fellows	ALS JOB#:	EV13060128
CLIENT PROJECT:	Yakima Mill Site / #1148007.010	ALS SAMPLE#:	-33
CLIENT SAMPLE ID	FPP-B20-S (10-11)	DATE RECEIVED:	6/24/2013
		COLLECTION DATE:	6/20/2013 11:30:00 AM
		WDOE ACCREDITATION:	C601

DATA RESULTS

ANALYTE	METHOD	RESULTS	REPORTING LIMITS	DILUTION FACTOR	UNITS	ANALYSIS	ANALYSIS
						DATE	BY
Tetrachloroethylene	EPA-8260	U	10	1	UG/KG	06/29/2013	GAP
Dibromochloromethane	EPA-8260	U	10	1	UG/KG	06/29/2013	GAP
1,2-Dibromoethane	EPA-8260	U	5.0	1	UG/KG	06/29/2013	GAP
Chlorobenzene	EPA-8260	U	10	1	UG/KG	06/29/2013	GAP
1,1,1,2-Tetrachloroethane	EPA-8260	U	10	1	UG/KG	06/29/2013	GAP
Ethylbenzene	EPA-8260	U	10	1	UG/KG	06/29/2013	GAP
m,p-Xylene	EPA-8260	U	20	1	UG/KG	06/29/2013	GAP
Styrene	EPA-8260	U	10	1	UG/KG	06/29/2013	GAP
o-Xylene	EPA-8260	U	10	1	UG/KG	06/29/2013	GAP
Bromoform	EPA-8260	U	10	1	UG/KG	06/29/2013	GAP
Isopropylbenzene	EPA-8260	U	10	1	UG/KG	06/29/2013	GAP
1,1,1,2-Tetrachloroethane	EPA-8260	U	10	1	UG/KG	06/29/2013	GAP
1,2,3-Trichloropropane	EPA-8260	U	10	1	UG/KG	06/29/2013	GAP
Bromobenzene	EPA-8260	U	10	1	UG/KG	06/29/2013	GAP
N-Propyl Benzene	EPA-8260	U	10	1	UG/KG	06/29/2013	GAP
2-Chlorotoluene	EPA-8260	U	10	1	UG/KG	06/29/2013	GAP
1,3,5-Trimethylbenzene	EPA-8260	U	10	1	UG/KG	06/29/2013	GAP
4-Chlorotoluene	EPA-8260	U	10	1	UG/KG	06/29/2013	GAP
T-Butyl Benzene	EPA-8260	U	10	1	UG/KG	06/29/2013	GAP
1,2,4-Trimethylbenzene	EPA-8260	U	10	1	UG/KG	06/29/2013	GAP
S-Butyl Benzene	EPA-8260	U	10	1	UG/KG	06/29/2013	GAP
P-Isopropyltoluene	EPA-8260	U	10	1	UG/KG	06/29/2013	GAP
1,3 Dichlorobenzene	EPA-8260	U	10	1	UG/KG	06/29/2013	GAP
1,4-Dichlorobenzene	EPA-8260	U	10	1	UG/KG	06/29/2013	GAP
N-Butylbenzene	EPA-8260	U	10	1	UG/KG	06/29/2013	GAP
1,2-Dichlorobenzene	EPA-8260	U	10	1	UG/KG	06/29/2013	GAP
1,2-Dibromo 3-Chloropropane	EPA-8260	U	50	1	UG/KG	06/29/2013	GAP
1,2,4-Trichlorobenzene	EPA-8260	U	10	1	UG/KG	06/29/2013	GAP
Hexachlorobutadiene	EPA-8260	U	10	1	UG/KG	06/29/2013	GAP
Naphthalene	EPA-8260	U	10	1	UG/KG	06/29/2013	GAP
1,2,3-Trichlorobenzene	EPA-8260	U	10	1	UG/KG	06/29/2013	GAP
Naphthalene	EPA-8270 SIM	U	0.010	1	MG/KG	07/03/2013	LAP
2-Methylnaphthalene	EPA-8270 SIM	U	0.010	1	MG/KG	07/03/2013	LAP
1-Methylnaphthalene	EPA-8270 SIM	U	0.010	1	MG/KG	07/03/2013	LAP
Acenaphthylene	EPA-8270 SIM	U	0.010	1	MG/KG	07/03/2013	LAP
Acenaphthene	EPA-8270 SIM	U	0.010	1	MG/KG	07/03/2013	LAP
Fluorene	EPA-8270 SIM	U	0.010	1	MG/KG	07/03/2013	LAP
Phenanthrene	EPA-8270 SIM	0.012	0.010	1	MG/KG	07/03/2013	LAP



CERTIFICATE OF ANALYSIS

CLIENT:	Landau Associates, Inc. 130 - 2nd Ave. S. Edmonds, WA 98020	DATE:	7/15/2013
CLIENT CONTACT:	Jeffrey Fellows	ALS JOB#:	EV13060128
CLIENT PROJECT:	Yakima Mill Site / #1148007.010	ALS SAMPLE#:	-33
CLIENT SAMPLE ID	FPP-B20-S (10-11)	DATE RECEIVED:	6/24/2013
		COLLECTION DATE:	6/20/2013 11:30:00 AM
		WDOE ACCREDITATION:	C601

DATA RESULTS

ANALYTE	METHOD	RESULTS	REPORTING	DILUTION	UNITS	ANALYSIS	ANALYSIS
			LIMITS	FACTOR		DATE	BY
Anthracene	EPA-8270 SIM	U	0.010	1	MG/KG	07/03/2013	LAP
Fluoranthene	EPA-8270 SIM	0.011	0.010	1	MG/KG	07/03/2013	LAP
Pyrene	EPA-8270 SIM	0.013	0.010	1	MG/KG	07/03/2013	LAP
Benzo[A]Anthracene	EPA-8270 SIM	U	0.010	1	MG/KG	07/03/2013	LAP
Chrysene	EPA-8270 SIM	U	0.010	1	MG/KG	07/03/2013	LAP
Benzo[B]Fluoranthene	EPA-8270 SIM	U	0.010	1	MG/KG	07/03/2013	LAP
Benzo[K]Fluoranthene	EPA-8270 SIM	U	0.010	1	MG/KG	07/03/2013	LAP
Benzo[A]Pyrene	EPA-8270 SIM	U	0.010	1	MG/KG	07/03/2013	LAP
Indeno[1,2,3-Cd]Pyrene	EPA-8270 SIM	U	0.010	1	MG/KG	07/03/2013	LAP
Dibenz[A,H]Anthracene	EPA-8270 SIM	U	0.010	1	MG/KG	07/03/2013	LAP
Benzo[G,H,I]Perylene	EPA-8270 SIM	U	0.010	1	MG/KG	07/03/2013	LAP
Pyridine	EPA-8270	U	200	1	UG/KG	07/03/2013	LAP
N-Nitrosodimethylamine	EPA-8270	U	100	1	UG/KG	07/03/2013	LAP
Phenol	EPA-8270	U	100	1	UG/KG	07/03/2013	LAP
Aniline	EPA-8270	U	100	1	UG/KG	07/03/2013	LAP
Bis(2-Chloroethyl)Ether	EPA-8270	U	100	1	UG/KG	07/03/2013	LAP
2-Chlorophenol	EPA-8270	U	100	1	UG/KG	07/03/2013	LAP
1,3-Dichlorobenzene	EPA-8270	U	100	1	UG/KG	07/03/2013	LAP
1,4-Dichlorobenzene	EPA-8270	U	100	1	UG/KG	07/03/2013	LAP
Benzyl Alcohol	EPA-8270	U	100	1	UG/KG	07/03/2013	LAP
1,2-Dichlorobenzene	EPA-8270	U	100	1	UG/KG	07/03/2013	LAP
2-Methylphenol	EPA-8270	U	100	1	UG/KG	07/03/2013	LAP
Bis(2-Chloroisopropyl)Ether	EPA-8270	U	100	1	UG/KG	07/03/2013	LAP
3&4-Methylphenol	EPA-8270	U	100	1	UG/KG	07/03/2013	LAP
N-Nitroso-Di-N-Propylamine	EPA-8270	U	100	1	UG/KG	07/03/2013	LAP
Hexachloroethane	EPA-8270	U	100	1	UG/KG	07/03/2013	LAP
Nitrobenzene	EPA-8270	U	100	1	UG/KG	07/03/2013	LAP
Isophorone	EPA-8270	U	100	1	UG/KG	07/03/2013	LAP
2-Nitrophenol	EPA-8270	U	250	1	UG/KG	07/03/2013	LAP
2,4-Dimethylphenol	EPA-8270	U	100	1	UG/KG	07/03/2013	LAP
Benzoic Acid	EPA-8270	U	1000	1	UG/KG	07/03/2013	LAP
Bis(2-Chloroethoxy)Methane	EPA-8270	U	100	1	UG/KG	07/03/2013	LAP
2,4-Dichlorophenol	EPA-8270	U	100	1	UG/KG	07/03/2013	LAP
1,2,4-Trichlorobenzene	EPA-8270	U	100	1	UG/KG	07/03/2013	LAP
4-Chloroaniline	EPA-8270	U	100	1	UG/KG	07/03/2013	LAP
2,6-Dichlorophenol	EPA-8270	U	100	1	UG/KG	07/03/2013	LAP
Hexachlorobutadiene	EPA-8270	U	100	1	UG/KG	07/03/2013	LAP
4-Chloro-3-Methylphenol	EPA-8270	U	100	1	UG/KG	07/03/2013	LAP



CERTIFICATE OF ANALYSIS

CLIENT:	Landau Associates, Inc. 130 - 2nd Ave. S. Edmonds, WA 98020	DATE:	7/15/2013
CLIENT CONTACT:	Jeffrey Fellows	ALS JOB#:	EV13060128
CLIENT PROJECT:	Yakima Mill Site / #1148007.010	ALS SAMPLE#:	-33
CLIENT SAMPLE ID	FPP-B20-S (10-11)	DATE RECEIVED:	6/24/2013
		COLLECTION DATE:	6/20/2013 11:30:00 AM
		WDOE ACCREDITATION:	C601

DATA RESULTS

ANALYTE	METHOD	RESULTS	REPORTING LIMITS	DILUTION FACTOR	UNITS	ANALYSIS	ANALYSIS
						DATE	BY
Hexachlorocyclopentadiene	EPA-8270	U	500	1	UG/KG	07/03/2013	LAP
2,4,6-Trichlorophenol	EPA-8270	U	100	1	UG/KG	07/03/2013	LAP
2,4,5-Trichlorophenol	EPA-8270	U	100	1	UG/KG	07/03/2013	LAP
2-Chloronaphthalene	EPA-8270	U	100	1	UG/KG	07/03/2013	LAP
2-Nitroaniline	EPA-8270	U	250	1	UG/KG	07/03/2013	LAP
Dimethylphthalate	EPA-8270	U	100	1	UG/KG	07/03/2013	LAP
2,6-Dinitrotoluene	EPA-8270	U	250	1	UG/KG	07/03/2013	LAP
3-Nitroaniline	EPA-8270	U	250	1	UG/KG	07/03/2013	LAP
2,4-Dinitrophenol	EPA-8270	U	250	1	UG/KG	07/03/2013	LAP
4-Nitrophenol	EPA-8270	U	500	1	UG/KG	07/03/2013	LAP
Dibenzofuran	EPA-8270	U	100	1	UG/KG	07/03/2013	LAP
2,4-Dinitrotoluene	EPA-8270	U	250	1	UG/KG	07/03/2013	LAP
2,3,4,6-Tetrachlorophenol	EPA-8270	U	250	1	UG/KG	07/03/2013	LAP
Diethylphthalate	EPA-8270	U	100	1	UG/KG	07/03/2013	LAP
4-Chlorophenyl-Phenylether	EPA-8270	U	100	1	UG/KG	07/03/2013	LAP
4-Nitroaniline	EPA-8270	U	250	1	UG/KG	07/03/2013	LAP
4,6-Dinitro-2-Methylphenol	EPA-8270	U	100	1	UG/KG	07/03/2013	LAP
N-Nitrosodiphenylamine	EPA-8270	U	100	1	UG/KG	07/03/2013	LAP
Azobenzene	EPA-8270	U	100	1	UG/KG	07/03/2013	LAP
4-Bromophenyl-Phenylether	EPA-8270	U	100	1	UG/KG	07/03/2013	LAP
Hexachlorobenzene	EPA-8270	U	100	1	UG/KG	07/03/2013	LAP
Pentachlorophenol	EPA-8270	U	500	1	UG/KG	07/03/2013	LAP
Carbazole	EPA-8270	U	100	1	UG/KG	07/03/2013	LAP
Di-N-Butylphthalate	EPA-8270	U	130	1	UG/KG	07/03/2013	LAP
Butylbenzylphthalate	EPA-8270	U	100	1	UG/KG	07/03/2013	LAP
3,3-Dichlorobenzidine	EPA-8270	U	250	1	UG/KG	07/03/2013	LAP
Bis(2-Ethylhexyl)Phthalate	EPA-8270	150	130	1	UG/KG	07/03/2013	LAP
Di-N-Octylphthalate	EPA-8270	U	100	1	UG/KG	07/03/2013	LAP
PCB-1016	EPA-8082	U	0.10	1	MG/KG	06/28/2013	LAP
PCB-1268	EPA-8082	U	0.10	1	MG/KG	06/28/2013	LAP
PCB-1221	EPA-8082	U	0.10	1	MG/KG	06/28/2013	LAP
PCB-1232	EPA-8082	U	0.10	1	MG/KG	06/28/2013	LAP
PCB-1242	EPA-8082	U	0.10	1	MG/KG	06/28/2013	LAP
PCB-1248	EPA-8082	U	0.10	1	MG/KG	06/28/2013	LAP
PCB-1254	EPA-8082	U	0.10	1	MG/KG	06/28/2013	LAP
PCB-1260	EPA-8082	U	0.10	1	MG/KG	06/28/2013	LAP
pH	EPA-9045	7.89	1.00	1	S.U.	06/25/2013	SMR
Mercury	EPA-7471	0.079	0.020	1	MG/KG	07/01/2013	RAL



CERTIFICATE OF ANALYSIS

CLIENT:	Landau Associates, Inc. 130 - 2nd Ave. S. Edmonds, WA 98020	DATE:	7/15/2013
CLIENT CONTACT:	Jeffrey Fellows	ALS JOB#:	EV13060128
CLIENT PROJECT:	Yakima Mill Site / #1148007.010	ALS SAMPLE#:	-33
CLIENT SAMPLE ID	FPP-B20-S (10-11)	DATE RECEIVED:	6/24/2013
		COLLECTION DATE:	6/20/2013 11:30:00 AM
		WDOE ACCREDITATION:	C601

DATA RESULTS

ANALYTE	METHOD	RESULTS	REPORTING LIMITS	DILUTION FACTOR	UNITS	ANALYSIS DATE	ANALYSIS BY
Arsenic	EPA-6020	2.4	1.0	5	MG/KG	07/02/2013	RAL
Cadmium	EPA-6020	U	0.50	5	MG/KG	07/02/2013	RAL
Chromium	EPA-6020	9.3	0.50	5	MG/KG	07/02/2013	RAL
Iron	EPA-6020	31000	50	5	MG/KG	07/02/2013	RAL
Lead	EPA-6020	30	0.50	5	MG/KG	07/02/2013	RAL
Manganese	EPA-6020	560	0.50	5	MG/KG	07/02/2013	RAL

SURROGATE	METHOD	%REC	ANALYSIS DATE	ANALYSIS BY
TFT	NWTPH-GX	93.3	06/25/2013	GAP
C25	NWTPH-DX w/ SGA	132	06/26/2013	LAP
1,2-Dichloroethane-d4	EPA-8260	116	06/29/2013	GAP
Toluene-d8	EPA-8260	90.5	06/29/2013	GAP
4-Bromofluorobenzene	EPA-8260	102	06/29/2013	GAP
Terphenyl-d14	EPA-8270 SIM	94.2	07/03/2013	LAP
2-Fluorophenol	EPA-8270	104	07/03/2013	LAP
Phenol-d5	EPA-8270	84.2	07/03/2013	LAP
Nitrobenzene-d5	EPA-8270	86.0	07/03/2013	LAP
2-Fluorobiphenyl	EPA-8270	81.0	07/03/2013	LAP
2,4,6-Tribromophenol	EPA-8270	98.3	07/03/2013	LAP
Terphenyl-d14	EPA-8270	94.2	07/03/2013	LAP
TCMX	EPA-8082	70.0	06/28/2013	LAP
DCB	EPA-8082	62.0	06/28/2013	LAP

U - Analyte analyzed for but not detected at level above reporting limit.
 Chromatogram indicates that it is likely that sample contains weathered gasoline and light oil/lube oil.



CERTIFICATE OF ANALYSIS

CLIENT:	Landau Associates, Inc. 130 - 2nd Ave. S. Edmonds, WA 98020	DATE:	7/15/2013
CLIENT CONTACT:	Jeffrey Fellows	ALS JOB#:	EV13060128
CLIENT PROJECT:	Yakima Mill Site / #1148007.010	ALS SAMPLE#:	-34
CLIENT SAMPLE ID	TP-B04-S (2-3)	DATE RECEIVED:	6/24/2013
		COLLECTION DATE:	6/20/2013 1:30:00 PM
		WDOE ACCREDITATION:	C601

DATA RESULTS

ANALYTE	METHOD	RESULTS	REPORTING LIMITS	DILUTION FACTOR	UNITS	ANALYSIS DATE	ANALYSIS BY
TPH-Diesel Range	NWTPH-DX w/ SGA	U	35	1	MG/KG	06/26/2013	LAP
TPH-Oil Range	NWTPH-DX w/ SGA	510	50	1	MG/KG	06/26/2013	LAP
Mercury	EPA-7471	0.091	0.020	1	MG/KG	07/01/2013	RAL
Arsenic	EPA-6020	5.8	1.5	5	MG/KG	07/02/2013	RAL
Cadmium	EPA-6020	U	0.50	5	MG/KG	07/02/2013	RAL
Chromium	EPA-6020	17	0.74	5	MG/KG	07/02/2013	RAL
Iron	EPA-6020	33000	67	5	MG/KG	07/02/2013	RAL
Lead	EPA-6020	28	0.50	5	MG/KG	07/02/2013	RAL
Manganese	EPA-6020	1200	0.58	5	MG/KG	07/02/2013	RAL

SURROGATE	METHOD	%REC	ANALYSIS DATE	ANALYSIS BY
C25	NWTPH-DX w/ SGA	98.7	06/26/2013	LAP

U - Analyte analyzed for but not detected at level above reporting limit.
Chromatogram indicates that it is likely that sample contains light oil/lube oil.



CERTIFICATE OF ANALYSIS

CLIENT:	Landau Associates, Inc. 130 - 2nd Ave. S. Edmonds, WA 98020	DATE:	7/15/2013
CLIENT CONTACT:	Jeffrey Fellows	ALS JOB#:	EV13060128
CLIENT PROJECT:	Yakima Mill Site / #1148007.010	ALS SAMPLE#:	-35
CLIENT SAMPLE ID	TP-B04b-S (11.5-13)	DATE RECEIVED:	6/24/2013
		COLLECTION DATE:	6/20/2013 2:20:00 PM
		WDOE ACCREDITATION:	C601

DATA RESULTS

ANALYTE	METHOD	RESULTS	REPORTING LIMITS	DILUTION FACTOR	UNITS	ANALYSIS	ANALYSIS
						DATE	BY
TPH-Volatile Range	NWTPH-GX	U	3.0	1	MG/KG	06/25/2013	GAP
TPH-Diesel Range	NWTPH-DX w/ SGA	U	50	2	MG/KG	06/27/2013	LAP
TPH-Oil Range	NWTPH-DX w/ SGA	1700	100	2	MG/KG	06/27/2013	LAP
Dichlorodifluoromethane	EPA-8260	U	10	1	UG/KG	06/29/2013	GAP
Chloromethane	EPA-8260	U	10	1	UG/KG	06/29/2013	GAP
Vinyl Chloride	EPA-8260	U	10	1	UG/KG	06/29/2013	GAP
Bromomethane	EPA-8260	U	10	1	UG/KG	06/29/2013	GAP
Chloroethane	EPA-8260	U	10	1	UG/KG	06/29/2013	GAP
Carbon Tetrachloride	EPA-8260	U	10	1	UG/KG	06/29/2013	GAP
Trichlorofluoromethane	EPA-8260	U	10	1	UG/KG	06/29/2013	GAP
Carbon Disulfide	EPA-8260	U	10	1	UG/KG	06/29/2013	GAP
Acetone	EPA-8260	U	50	1	UG/KG	06/29/2013	GAP
1,1-Dichloroethene	EPA-8260	U	10	1	UG/KG	06/29/2013	GAP
Methylene Chloride	EPA-8260	U	20	1	UG/KG	06/29/2013	GAP
Acrylonitrile	EPA-8260	U	50	1	UG/KG	06/29/2013	GAP
Methyl T-Butyl Ether	EPA-8260	U	10	1	UG/KG	06/29/2013	GAP
Trans-1,2-Dichloroethene	EPA-8260	U	10	1	UG/KG	06/29/2013	GAP
1,1-Dichloroethane	EPA-8260	U	10	1	UG/KG	06/29/2013	GAP
2-Butanone	EPA-8260	U	50	1	UG/KG	06/29/2013	GAP
Cis-1,2-Dichloroethene	EPA-8260	U	10	1	UG/KG	06/29/2013	GAP
2,2-Dichloropropane	EPA-8260	U	10	1	UG/KG	06/29/2013	GAP
Bromochloromethane	EPA-8260	U	10	1	UG/KG	06/29/2013	GAP
Chloroform	EPA-8260	U	10	1	UG/KG	06/29/2013	GAP
1,1,1-Trichloroethane	EPA-8260	U	10	1	UG/KG	06/29/2013	GAP
1,1-Dichloropropene	EPA-8260	U	10	1	UG/KG	06/29/2013	GAP
1,2-Dichloroethane	EPA-8260	U	10	1	UG/KG	06/29/2013	GAP
Benzene	EPA-8260	U	5.0	1	UG/KG	06/29/2013	GAP
Trichloroethene	EPA-8260	U	10	1	UG/KG	06/29/2013	GAP
1,2-Dichloropropane	EPA-8260	U	10	1	UG/KG	06/29/2013	GAP
Dibromomethane	EPA-8260	U	10	1	UG/KG	06/29/2013	GAP
Bromodichloromethane	EPA-8260	U	10	1	UG/KG	06/29/2013	GAP
Trans-1,3-Dichloropropene	EPA-8260	U	10	1	UG/KG	06/29/2013	GAP
4-Methyl-2-Pentanone	EPA-8260	U	50	1	UG/KG	06/29/2013	GAP
Toluene	EPA-8260	U	10	1	UG/KG	06/29/2013	GAP
Cis-1,3-Dichloropropene	EPA-8260	U	10	1	UG/KG	06/29/2013	GAP
1,1,2-Trichloroethane	EPA-8260	U	10	1	UG/KG	06/29/2013	GAP
2-Hexanone	EPA-8260	U	50	1	UG/KG	06/29/2013	GAP
1,3-Dichloropropane	EPA-8260	U	10	1	UG/KG	06/29/2013	GAP



CERTIFICATE OF ANALYSIS

CLIENT:	Landau Associates, Inc. 130 - 2nd Ave. S. Edmonds, WA 98020	DATE:	7/15/2013
CLIENT CONTACT:	Jeffrey Fellows	ALS JOB#:	EV13060128
CLIENT PROJECT:	Yakima Mill Site / #1148007.010	ALS SAMPLE#:	-35
CLIENT SAMPLE ID	TP-B04b-S (11.5-13)	DATE RECEIVED:	6/24/2013
		COLLECTION DATE:	6/20/2013 2:20:00 PM
		WDOE ACCREDITATION:	C601

DATA RESULTS

ANALYTE	METHOD	RESULTS	REPORTING LIMITS	DILUTION FACTOR	UNITS	ANALYSIS	ANALYSIS
						DATE	BY
Tetrachloroethylene	EPA-8260	U	10	1	UG/KG	06/29/2013	GAP
Dibromochloromethane	EPA-8260	U	10	1	UG/KG	06/29/2013	GAP
1,2-Dibromoethane	EPA-8260	U	5.0	1	UG/KG	06/29/2013	GAP
Chlorobenzene	EPA-8260	U	10	1	UG/KG	06/29/2013	GAP
1,1,1,2-Tetrachloroethane	EPA-8260	U	10	1	UG/KG	06/29/2013	GAP
Ethylbenzene	EPA-8260	U	10	1	UG/KG	06/29/2013	GAP
m,p-Xylene	EPA-8260	U	20	1	UG/KG	06/29/2013	GAP
Styrene	EPA-8260	U	10	1	UG/KG	06/29/2013	GAP
o-Xylene	EPA-8260	U	10	1	UG/KG	06/29/2013	GAP
Bromoform	EPA-8260	U	10	1	UG/KG	06/29/2013	GAP
Isopropylbenzene	EPA-8260	U	10	1	UG/KG	06/29/2013	GAP
1,1,2,2-Tetrachloroethane	EPA-8260	U	10	1	UG/KG	06/29/2013	GAP
1,2,3-Trichloropropane	EPA-8260	U	10	1	UG/KG	06/29/2013	GAP
Bromobenzene	EPA-8260	U	10	1	UG/KG	06/29/2013	GAP
N-Propyl Benzene	EPA-8260	U	10	1	UG/KG	06/29/2013	GAP
2-Chlorotoluene	EPA-8260	U	10	1	UG/KG	06/29/2013	GAP
1,3,5-Trimethylbenzene	EPA-8260	U	10	1	UG/KG	06/29/2013	GAP
4-Chlorotoluene	EPA-8260	U	10	1	UG/KG	06/29/2013	GAP
T-Butyl Benzene	EPA-8260	U	10	1	UG/KG	06/29/2013	GAP
1,2,4-Trimethylbenzene	EPA-8260	U	10	1	UG/KG	06/29/2013	GAP
S-Butyl Benzene	EPA-8260	U	10	1	UG/KG	06/29/2013	GAP
P-Isopropyltoluene	EPA-8260	U	10	1	UG/KG	06/29/2013	GAP
1,3 Dichlorobenzene	EPA-8260	U	10	1	UG/KG	06/29/2013	GAP
1,4-Dichlorobenzene	EPA-8260	U	10	1	UG/KG	06/29/2013	GAP
N-Butylbenzene	EPA-8260	U	10	1	UG/KG	06/29/2013	GAP
1,2-Dichlorobenzene	EPA-8260	U	10	1	UG/KG	06/29/2013	GAP
1,2-Dibromo 3-Chloropropane	EPA-8260	U	50	1	UG/KG	06/29/2013	GAP
1,2,4-Trichlorobenzene	EPA-8260	U	10	1	UG/KG	06/29/2013	GAP
Hexachlorobutadiene	EPA-8260	U	10	1	UG/KG	06/29/2013	GAP
Naphthalene	EPA-8260	U	10	1	UG/KG	06/29/2013	GAP
1,2,3-Trichlorobenzene	EPA-8260	U	10	1	UG/KG	06/29/2013	GAP
Naphthalene	EPA-8270 SIM	U	0.010	1	MG/KG	07/03/2013	LAP
2-Methylnaphthalene	EPA-8270 SIM	U	0.010	1	MG/KG	07/03/2013	LAP
1-Methylnaphthalene	EPA-8270 SIM	U	0.010	1	MG/KG	07/03/2013	LAP
Acenaphthylene	EPA-8270 SIM	U	0.010	1	MG/KG	07/03/2013	LAP
Acenaphthene	EPA-8270 SIM	U	0.010	1	MG/KG	07/03/2013	LAP
Fluorene	EPA-8270 SIM	U	0.010	1	MG/KG	07/03/2013	LAP
Phenanthrene	EPA-8270 SIM	U	0.010	1	MG/KG	07/03/2013	LAP



CERTIFICATE OF ANALYSIS

CLIENT:	Landau Associates, Inc. 130 - 2nd Ave. S. Edmonds, WA 98020	DATE:	7/15/2013
CLIENT CONTACT:	Jeffrey Fellows	ALS JOB#:	EV13060128
CLIENT PROJECT:	Yakima Mill Site / #1148007.010	ALS SAMPLE#:	-35
CLIENT SAMPLE ID	TP-B04b-S (11.5-13)	DATE RECEIVED:	6/24/2013
		COLLECTION DATE:	6/20/2013 2:20:00 PM
		WDOE ACCREDITATION:	C601

DATA RESULTS

ANALYTE	METHOD	RESULTS	REPORTING	DILUTION	UNITS	ANALYSIS	ANALYSIS
			LIMITS	FACTOR		DATE	BY
Anthracene	EPA-8270 SIM	U	0.010	1	MG/KG	07/03/2013	LAP
Fluoranthene	EPA-8270 SIM	U	0.010	1	MG/KG	07/03/2013	LAP
Pyrene	EPA-8270 SIM	U	0.010	1	MG/KG	07/03/2013	LAP
Benzo[A]Anthracene	EPA-8270 SIM	U	0.010	1	MG/KG	07/03/2013	LAP
Chrysene	EPA-8270 SIM	U	0.010	1	MG/KG	07/03/2013	LAP
Benzo[B]Fluoranthene	EPA-8270 SIM	U	0.010	1	MG/KG	07/03/2013	LAP
Benzo[K]Fluoranthene	EPA-8270 SIM	U	0.010	1	MG/KG	07/03/2013	LAP
Benzo[A]Pyrene	EPA-8270 SIM	U	0.010	1	MG/KG	07/03/2013	LAP
Indeno[1,2,3-Cd]Pyrene	EPA-8270 SIM	U	0.010	1	MG/KG	07/03/2013	LAP
Dibenz[A,H]Anthracene	EPA-8270 SIM	U	0.010	1	MG/KG	07/03/2013	LAP
Benzo[G,H,I]Perylene	EPA-8270 SIM	U	0.010	1	MG/KG	07/03/2013	LAP
Pyridine	EPA-8270	U	200	1	UG/KG	07/03/2013	LAP
N-Nitrosodimethylamine	EPA-8270	U	100	1	UG/KG	07/03/2013	LAP
Phenol	EPA-8270	U	100	1	UG/KG	07/03/2013	LAP
Aniline	EPA-8270	U	100	1	UG/KG	07/03/2013	LAP
Bis(2-Chloroethyl)Ether	EPA-8270	U	100	1	UG/KG	07/03/2013	LAP
2-Chlorophenol	EPA-8270	U	100	1	UG/KG	07/03/2013	LAP
1,3-Dichlorobenzene	EPA-8270	U	100	1	UG/KG	07/03/2013	LAP
1,4-Dichlorobenzene	EPA-8270	U	100	1	UG/KG	07/03/2013	LAP
Benzyl Alcohol	EPA-8270	U	100	1	UG/KG	07/03/2013	LAP
1,2-Dichlorobenzene	EPA-8270	U	100	1	UG/KG	07/03/2013	LAP
2-Methylphenol	EPA-8270	U	100	1	UG/KG	07/03/2013	LAP
Bis(2-Chloroisopropyl)Ether	EPA-8270	U	100	1	UG/KG	07/03/2013	LAP
3&4-Methylphenol	EPA-8270	U	100	1	UG/KG	07/03/2013	LAP
N-Nitroso-Di-N-Propylamine	EPA-8270	U	100	1	UG/KG	07/03/2013	LAP
Hexachloroethane	EPA-8270	U	100	1	UG/KG	07/03/2013	LAP
Nitrobenzene	EPA-8270	U	100	1	UG/KG	07/03/2013	LAP
Isophorone	EPA-8270	U	100	1	UG/KG	07/03/2013	LAP
2-Nitrophenol	EPA-8270	U	250	1	UG/KG	07/03/2013	LAP
2,4-Dimethylphenol	EPA-8270	U	100	1	UG/KG	07/03/2013	LAP
Benzoic Acid	EPA-8270	U	1000	1	UG/KG	07/03/2013	LAP
Bis(2-Chloroethoxy)Methane	EPA-8270	U	100	1	UG/KG	07/03/2013	LAP
2,4-Dichlorophenol	EPA-8270	U	100	1	UG/KG	07/03/2013	LAP
1,2,4-Trichlorobenzene	EPA-8270	U	100	1	UG/KG	07/03/2013	LAP
4-Chloroaniline	EPA-8270	U	100	1	UG/KG	07/03/2013	LAP
2,6-Dichlorophenol	EPA-8270	U	100	1	UG/KG	07/03/2013	LAP
Hexachlorobutadiene	EPA-8270	U	100	1	UG/KG	07/03/2013	LAP
4-Chloro-3-Methylphenol	EPA-8270	U	100	1	UG/KG	07/03/2013	LAP



CERTIFICATE OF ANALYSIS

CLIENT:	Landau Associates, Inc. 130 - 2nd Ave. S. Edmonds, WA 98020	DATE:	7/15/2013
CLIENT CONTACT:	Jeffrey Fellows	ALS JOB#:	EV13060128
CLIENT PROJECT:	Yakima Mill Site / #1148007.010	ALS SAMPLE#:	-35
CLIENT SAMPLE ID	TP-B04b-S (11.5-13)	DATE RECEIVED:	6/24/2013
		COLLECTION DATE:	6/20/2013 2:20:00 PM
		WDOE ACCREDITATION:	C601

DATA RESULTS

ANALYTE	METHOD	RESULTS	REPORTING LIMITS	DILUTION FACTOR	UNITS	ANALYSIS	ANALYSIS
						DATE	BY
Hexachlorocyclopentadiene	EPA-8270	U	500	1	UG/KG	07/03/2013	LAP
2,4,6-Trichlorophenol	EPA-8270	U	100	1	UG/KG	07/03/2013	LAP
2,4,5-Trichlorophenol	EPA-8270	U	100	1	UG/KG	07/03/2013	LAP
2-Chloronaphthalene	EPA-8270	U	100	1	UG/KG	07/03/2013	LAP
2-Nitroaniline	EPA-8270	U	250	1	UG/KG	07/03/2013	LAP
Dimethylphthalate	EPA-8270	U	100	1	UG/KG	07/03/2013	LAP
2,6-Dinitrotoluene	EPA-8270	U	250	1	UG/KG	07/03/2013	LAP
3-Nitroaniline	EPA-8270	U	250	1	UG/KG	07/03/2013	LAP
2,4-Dinitrophenol	EPA-8270	U	250	1	UG/KG	07/03/2013	LAP
4-Nitrophenol	EPA-8270	U	500	1	UG/KG	07/03/2013	LAP
Dibenzofuran	EPA-8270	U	100	1	UG/KG	07/03/2013	LAP
2,4-Dinitrotoluene	EPA-8270	U	250	1	UG/KG	07/03/2013	LAP
2,3,4,6-Tetrachlorophenol	EPA-8270	U	250	1	UG/KG	07/03/2013	LAP
Diethylphthalate	EPA-8270	U	100	1	UG/KG	07/03/2013	LAP
4-Chlorophenyl-Phenylether	EPA-8270	U	100	1	UG/KG	07/03/2013	LAP
4-Nitroaniline	EPA-8270	U	250	1	UG/KG	07/03/2013	LAP
4,6-Dinitro-2-Methylphenol	EPA-8270	U	100	1	UG/KG	07/03/2013	LAP
N-Nitrosodiphenylamine	EPA-8270	U	100	1	UG/KG	07/03/2013	LAP
Azobenzene	EPA-8270	U	100	1	UG/KG	07/03/2013	LAP
4-Bromophenyl-Phenylether	EPA-8270	U	100	1	UG/KG	07/03/2013	LAP
Hexachlorobenzene	EPA-8270	U	100	1	UG/KG	07/03/2013	LAP
Pentachlorophenol	EPA-8270	U	500	1	UG/KG	07/03/2013	LAP
Carbazole	EPA-8270	U	100	1	UG/KG	07/03/2013	LAP
Di-N-Butylphthalate	EPA-8270	U	130	1	UG/KG	07/03/2013	LAP
Butylbenzylphthalate	EPA-8270	U	100	1	UG/KG	07/03/2013	LAP
3,3-Dichlorobenzidine	EPA-8270	U	250	1	UG/KG	07/03/2013	LAP
Bis(2-Ethylhexyl)Phthalate	EPA-8270	U	130	1	UG/KG	07/03/2013	LAP
Di-N-Octylphthalate	EPA-8270	U	100	1	UG/KG	07/03/2013	LAP
PCB-1016	EPA-8082	U	0.10	1	MG/KG	06/28/2013	LAP
PCB-1268	EPA-8082	U	0.10	1	MG/KG	06/28/2013	LAP
PCB-1221	EPA-8082	U	0.10	1	MG/KG	06/28/2013	LAP
PCB-1232	EPA-8082	U	0.10	1	MG/KG	06/28/2013	LAP
PCB-1242	EPA-8082	U	0.10	1	MG/KG	06/28/2013	LAP
PCB-1248	EPA-8082	U	0.10	1	MG/KG	06/28/2013	LAP
PCB-1254	EPA-8082	U	0.10	1	MG/KG	06/28/2013	LAP
PCB-1260	EPA-8082	U	0.10	1	MG/KG	06/28/2013	LAP
Percent Solids	EPA-160.3	92.0	0	1	%	06/26/2013	LAP
Mercury	EPA-7471	0.023	0.020	1	MG/KG	07/01/2013	RAL



CERTIFICATE OF ANALYSIS

CLIENT:	Landau Associates, Inc. 130 - 2nd Ave. S. Edmonds, WA 98020	DATE:	7/15/2013
CLIENT CONTACT:	Jeffrey Fellows	ALS JOB#:	EV13060128
CLIENT PROJECT:	Yakima Mill Site / #1148007.010	ALS SAMPLE#:	-35
CLIENT SAMPLE ID	TP-B04b-S (11.5-13)	DATE RECEIVED:	6/24/2013
		COLLECTION DATE:	6/20/2013 2:20:00 PM
		WDOE ACCREDITATION:	C601

DATA RESULTS

ANALYTE	METHOD	RESULTS	REPORTING LIMITS	DILUTION FACTOR	UNITS	ANALYSIS DATE	ANALYSIS BY
Arsenic	EPA-6020	1.8	1.0	5	MG/KG	07/02/2013	RAL
Cadmium	EPA-6020	U	0.50	5	MG/KG	07/02/2013	RAL
Chromium	EPA-6020	19	0.50	5	MG/KG	07/02/2013	RAL
Iron	EPA-6020	24000	50	5	MG/KG	07/02/2013	RAL
Lead	EPA-6020	3.4	0.50	5	MG/KG	07/02/2013	RAL
Manganese	EPA-6020	290	0.50	5	MG/KG	07/02/2013	RAL
Total Organic Carbon (TOC)	EPA-9060	1.9	0.10	1	%	07/01/2013	CAS

SURROGATE	METHOD	%REC	ANALYSIS DATE	ANALYSIS BY
TFT	NWTPH-GX	139	06/25/2013	GAP
C25 2X Dilution	NWTPH-DX w/ SGA	138	06/27/2013	LAP
1,2-Dichloroethane-d4	EPA-8260	119	06/29/2013	GAP
Toluene-d8	EPA-8260	87.9	06/29/2013	GAP
4-Bromofluorobenzene	EPA-8260	96.4	06/29/2013	GAP
Terphenyl-d14	EPA-8270 SIM	102	07/03/2013	LAP
2-Fluorophenol	EPA-8270	112	07/03/2013	LAP
Phenol-d5	EPA-8270	88.7	07/03/2013	LAP
Nitrobenzene-d5	EPA-8270	85.5	07/03/2013	LAP
2-Fluorobiphenyl	EPA-8270	86.1	07/03/2013	LAP
2,4,6-Tribromophenol	EPA-8270	98.5	07/03/2013	LAP
Terphenyl-d14	EPA-8270	102	07/03/2013	LAP
TCMX	EPA-8082	82.0	06/28/2013	LAP
DCB	EPA-8082	71.0	06/28/2013	LAP

U - Analyte analyzed for but not detected at level above reporting limit.
Chromatogram indicates that it is likely that sample contains light oil/lube oil.



CERTIFICATE OF ANALYSIS

CLIENT:	Landau Associates, Inc. 130 - 2nd Ave. S. Edmonds, WA 98020	DATE:	7/15/2013
CLIENT CONTACT:	Jeffrey Fellows	ALS JOB#:	EV13060128
CLIENT PROJECT:	Yakima Mill Site / #1148007.010	ALS SAMPLE#:	-36
CLIENT SAMPLE ID	TP-B06-S (13.5-14)	DATE RECEIVED:	6/24/2013
		COLLECTION DATE:	6/20/2013 3:30:00 PM
		WDOE ACCREDITATION:	C601

DATA RESULTS

ANALYTE	METHOD	RESULTS	REPORTING LIMITS	DILUTION FACTOR	UNITS	ANALYSIS DATE	ANALYSIS BY
TPH-Diesel Range	NWTPH-DX w/ SGA	U	30	1	MG/KG	06/27/2013	LAP
TPH-Oil Range	NWTPH-DX w/ SGA	61	50	1	MG/KG	06/27/2013	LAP
Percent Solids	EPA-160.3	61.4	0	1	%	06/26/2013	LAP
Mercury	EPA-7471	0.094	0.020	1	MG/KG	07/01/2013	RAL
Arsenic	EPA-6020	4.4	1.2	5	MG/KG	07/02/2013	RAL
Cadmium	EPA-6020	U	0.50	5	MG/KG	07/02/2013	RAL
Chromium	EPA-6020	22	0.60	5	MG/KG	07/02/2013	RAL
Iron	EPA-6020	29000	55	5	MG/KG	07/02/2013	RAL
Lead	EPA-6020	7.4	0.50	5	MG/KG	07/02/2013	RAL
Manganese	EPA-6020	300	0.50	5	MG/KG	07/02/2013	RAL
Total Organic Carbon (TOC)	EPA-9060	1.6	0.10	1	%	07/01/2013	CAS

SURROGATE	METHOD	%REC	ANALYSIS DATE	ANALYSIS BY
C25	NWTPH-DX w/ SGA	108	06/27/2013	LAP

U - Analyte analyzed for but not detected at level above reporting limit.
Chromatogram indicates that it is likely that sample contains light oil/lube oil.



CERTIFICATE OF ANALYSIS

CLIENT:	Landau Associates, Inc. 130 - 2nd Ave. S. Edmonds, WA 98020	DATE:	7/15/2013
CLIENT CONTACT:	Jeffrey Fellows	ALS JOB#:	EV13060128
CLIENT PROJECT:	Yakima Mill Site / #1148007.010	ALS SAMPLE#:	-37
CLIENT SAMPLE ID	TP-B03-S (15-16)	DATE RECEIVED:	6/24/2013
		COLLECTION DATE:	6/20/2013 4:40:00 PM
		WDOE ACCREDITATION:	C601

DATA RESULTS

ANALYTE	METHOD	RESULTS	REPORTING LIMITS	DILUTION FACTOR	UNITS	ANALYSIS	ANALYSIS
						DATE	BY
TPH-Diesel Range	NWTPH-DX w/ SGA	U	25	1	MG/KG	06/27/2013	LAP
TPH-Oil Range	NWTPH-DX w/ SGA	U	50	1	MG/KG	06/27/2013	LAP
Dichlorodifluoromethane	EPA-8260	U	10	1	UG/KG	06/29/2013	GAP
Chloromethane	EPA-8260	U	10	1	UG/KG	06/29/2013	GAP
Vinyl Chloride	EPA-8260	U	10	1	UG/KG	06/29/2013	GAP
Bromomethane	EPA-8260	U	10	1	UG/KG	06/29/2013	GAP
Chloroethane	EPA-8260	U	10	1	UG/KG	06/29/2013	GAP
Carbon Tetrachloride	EPA-8260	U	10	1	UG/KG	06/29/2013	GAP
Trichlorofluoromethane	EPA-8260	U	10	1	UG/KG	06/29/2013	GAP
Carbon Disulfide	EPA-8260	U	10	1	UG/KG	06/29/2013	GAP
Acetone	EPA-8260	U	50	1	UG/KG	06/29/2013	GAP
1,1-Dichloroethene	EPA-8260	U	10	1	UG/KG	06/29/2013	GAP
Methylene Chloride	EPA-8260	U	20	1	UG/KG	06/29/2013	GAP
Acrylonitrile	EPA-8260	U	50	1	UG/KG	06/29/2013	GAP
Methyl T-Butyl Ether	EPA-8260	U	10	1	UG/KG	06/29/2013	GAP
Trans-1,2-Dichloroethene	EPA-8260	U	10	1	UG/KG	06/29/2013	GAP
1,1-Dichloroethane	EPA-8260	U	10	1	UG/KG	06/29/2013	GAP
2-Butanone	EPA-8260	U	50	1	UG/KG	06/29/2013	GAP
Cis-1,2-Dichloroethene	EPA-8260	U	10	1	UG/KG	06/29/2013	GAP
2,2-Dichloropropane	EPA-8260	U	10	1	UG/KG	06/29/2013	GAP
Bromochloromethane	EPA-8260	U	10	1	UG/KG	06/29/2013	GAP
Chloroform	EPA-8260	U	10	1	UG/KG	06/29/2013	GAP
1,1,1-Trichloroethane	EPA-8260	U	10	1	UG/KG	06/29/2013	GAP
1,1-Dichloropropene	EPA-8260	U	10	1	UG/KG	06/29/2013	GAP
1,2-Dichloroethane	EPA-8260	U	10	1	UG/KG	06/29/2013	GAP
Benzene	EPA-8260	U	5.0	1	UG/KG	06/29/2013	GAP
Trichloroethene	EPA-8260	U	10	1	UG/KG	06/29/2013	GAP
1,2-Dichloropropane	EPA-8260	U	10	1	UG/KG	06/29/2013	GAP
Dibromomethane	EPA-8260	U	10	1	UG/KG	06/29/2013	GAP
Bromodichloromethane	EPA-8260	U	10	1	UG/KG	06/29/2013	GAP
Trans-1,3-Dichloropropene	EPA-8260	U	10	1	UG/KG	06/29/2013	GAP
4-Methyl-2-Pentanone	EPA-8260	U	50	1	UG/KG	06/29/2013	GAP
Toluene	EPA-8260	U	10	1	UG/KG	06/29/2013	GAP
Cis-1,3-Dichloropropene	EPA-8260	U	10	1	UG/KG	06/29/2013	GAP
1,1,2-Trichloroethane	EPA-8260	U	10	1	UG/KG	06/29/2013	GAP
2-Hexanone	EPA-8260	U	50	1	UG/KG	06/29/2013	GAP
1,3-Dichloropropane	EPA-8260	U	10	1	UG/KG	06/29/2013	GAP
Tetrachloroethylene	EPA-8260	U	10	1	UG/KG	06/29/2013	GAP



CERTIFICATE OF ANALYSIS

CLIENT:	Landau Associates, Inc. 130 - 2nd Ave. S. Edmonds, WA 98020	DATE:	7/15/2013
CLIENT CONTACT:	Jeffrey Fellows	ALS JOB#:	EV13060128
CLIENT PROJECT:	Yakima Mill Site / #1148007.010	ALS SAMPLE#:	-37
CLIENT SAMPLE ID	TP-B03-S (15-16)	DATE RECEIVED:	6/24/2013
		COLLECTION DATE:	6/20/2013 4:40:00 PM
		WDOE ACCREDITATION:	C601

DATA RESULTS

ANALYTE	METHOD	RESULTS	REPORTING LIMITS	DILUTION FACTOR	UNITS	ANALYSIS	ANALYSIS
						DATE	BY
Dibromochloromethane	EPA-8260	U	10	1	UG/KG	06/29/2013	GAP
1,2-Dibromoethane	EPA-8260	U	5.0	1	UG/KG	06/29/2013	GAP
Chlorobenzene	EPA-8260	U	10	1	UG/KG	06/29/2013	GAP
1,1,1,2-Tetrachloroethane	EPA-8260	U	10	1	UG/KG	06/29/2013	GAP
Ethylbenzene	EPA-8260	U	10	1	UG/KG	06/29/2013	GAP
m,p-Xylene	EPA-8260	U	20	1	UG/KG	06/29/2013	GAP
Styrene	EPA-8260	U	10	1	UG/KG	06/29/2013	GAP
o-Xylene	EPA-8260	U	10	1	UG/KG	06/29/2013	GAP
Bromoform	EPA-8260	U	10	1	UG/KG	06/29/2013	GAP
Isopropylbenzene	EPA-8260	U	10	1	UG/KG	06/29/2013	GAP
1,1,1,2-Tetrachloroethane	EPA-8260	U	10	1	UG/KG	06/29/2013	GAP
1,2,3-Trichloropropane	EPA-8260	U	10	1	UG/KG	06/29/2013	GAP
Bromobenzene	EPA-8260	U	10	1	UG/KG	06/29/2013	GAP
N-Propyl Benzene	EPA-8260	U	10	1	UG/KG	06/29/2013	GAP
2-Chlorotoluene	EPA-8260	U	10	1	UG/KG	06/29/2013	GAP
1,3,5-Trimethylbenzene	EPA-8260	U	10	1	UG/KG	06/29/2013	GAP
4-Chlorotoluene	EPA-8260	U	10	1	UG/KG	06/29/2013	GAP
T-Butyl Benzene	EPA-8260	U	10	1	UG/KG	06/29/2013	GAP
1,2,4-Trimethylbenzene	EPA-8260	U	10	1	UG/KG	06/29/2013	GAP
S-Butyl Benzene	EPA-8260	U	10	1	UG/KG	06/29/2013	GAP
P-Isopropyltoluene	EPA-8260	U	10	1	UG/KG	06/29/2013	GAP
1,3 Dichlorobenzene	EPA-8260	U	10	1	UG/KG	06/29/2013	GAP
1,4-Dichlorobenzene	EPA-8260	U	10	1	UG/KG	06/29/2013	GAP
N-Butylbenzene	EPA-8260	U	10	1	UG/KG	06/29/2013	GAP
1,2-Dichlorobenzene	EPA-8260	U	10	1	UG/KG	06/29/2013	GAP
1,2-Dibromo 3-Chloropropane	EPA-8260	U	50	1	UG/KG	06/29/2013	GAP
1,2,4-Trichlorobenzene	EPA-8260	U	10	1	UG/KG	06/29/2013	GAP
Hexachlorobutadiene	EPA-8260	U	10	1	UG/KG	06/29/2013	GAP
Naphthalene	EPA-8260	U	10	1	UG/KG	06/29/2013	GAP
1,2,3-Trichlorobenzene	EPA-8260	U	10	1	UG/KG	06/29/2013	GAP
Chromium (VI)	EPA-7196	U	5.0	1	MG/KG	06/28/2013	RAL
Mercury	EPA-7471	0.027	0.020	1	MG/KG	07/01/2013	RAL
Arsenic	EPA-6020	1.9	1.0	5	MG/KG	07/02/2013	RAL
Cadmium	EPA-6020	U	0.50	5	MG/KG	07/02/2013	RAL
Chromium	EPA-6020	9.4	0.50	5	MG/KG	07/02/2013	RAL
Iron	EPA-6020	22000	50	5	MG/KG	07/02/2013	RAL
Lead	EPA-6020	3.3	0.50	5	MG/KG	07/02/2013	RAL
Manganese	EPA-6020	330	0.50	5	MG/KG	07/02/2013	RAL



CERTIFICATE OF ANALYSIS

CLIENT: Landau Associates, Inc. DATE: 7/15/2013
130 - 2nd Ave. S. ALS JOB#: EV13060128
Edmonds, WA 98020 ALS SAMPLE#: -37
CLIENT CONTACT: Jeffrey Fellows DATE RECEIVED: 6/24/2013
CLIENT PROJECT: Yakima Mill Site / #1148007.010 COLLECTION DATE: 6/20/2013 4:40:00 PM
CLIENT SAMPLE ID TP-B03-S (15-16) WDOE ACCREDITATION: C601

DATA RESULTS

SURROGATE	METHOD	%REC	ANALYSIS	ANALYSIS
			DATE	BY
C25	NWTPH-DX w/ SGA	88.6	06/27/2013	LAP
1,2-Dichloroethane-d4	EPA-8260	116	06/29/2013	GAP
Toluene-d8	EPA-8260	89.8	06/29/2013	GAP
4-Bromofluorobenzene	EPA-8260	104	06/29/2013	GAP

U - Analyte analyzed for but not detected at level above reporting limit.



CERTIFICATE OF ANALYSIS

CLIENT:	Landau Associates, Inc. 130 - 2nd Ave. S. Edmonds, WA 98020	DATE:	7/15/2013
CLIENT CONTACT:	Jeffrey Fellows	ALS JOB#:	EV13060128
CLIENT PROJECT:	Yakima Mill Site / #1148007.010	ALS SAMPLE#:	-38
CLIENT SAMPLE ID	TP-B02-S (13-14)	DATE RECEIVED:	6/24/2013
		COLLECTION DATE:	6/20/2013 5:30:00 PM
		WDOE ACCREDITATION:	C601

DATA RESULTS

ANALYTE	METHOD	RESULTS	REPORTING LIMITS	DILUTION FACTOR	UNITS	ANALYSIS	ANALYSIS
						DATE	BY
TPH-Volatile Range	NWTPH-GX	U	3.0	1	MG/KG	06/25/2013	GAP
TPH-Diesel Range	NWTPH-DX w/ SGA	U	25	1	MG/KG	06/27/2013	LAP
TPH-Oil Range	NWTPH-DX w/ SGA	U	50	1	MG/KG	06/27/2013	LAP
Dichlorodifluoromethane	EPA-8260	U	10	1	UG/KG	07/01/2013	GAP
Chloromethane	EPA-8260	U	10	1	UG/KG	07/01/2013	GAP
Vinyl Chloride	EPA-8260	U	10	1	UG/KG	07/01/2013	GAP
Bromomethane	EPA-8260	U	10	1	UG/KG	07/01/2013	GAP
Chloroethane	EPA-8260	U	10	1	UG/KG	07/01/2013	GAP
Carbon Tetrachloride	EPA-8260	U	10	1	UG/KG	07/01/2013	GAP
Trichlorofluoromethane	EPA-8260	U	10	1	UG/KG	07/01/2013	GAP
Carbon Disulfide	EPA-8260	U	10	1	UG/KG	07/01/2013	GAP
Acetone	EPA-8260	U	50	1	UG/KG	07/01/2013	GAP
1,1-Dichloroethene	EPA-8260	U	10	1	UG/KG	07/01/2013	GAP
Methylene Chloride	EPA-8260	U	20	1	UG/KG	07/01/2013	GAP
Acrylonitrile	EPA-8260	U	50	1	UG/KG	07/01/2013	GAP
Methyl T-Butyl Ether	EPA-8260	U	10	1	UG/KG	07/01/2013	GAP
Trans-1,2-Dichloroethene	EPA-8260	U	10	1	UG/KG	07/01/2013	GAP
1,1-Dichloroethane	EPA-8260	U	10	1	UG/KG	07/01/2013	GAP
2-Butanone	EPA-8260	U	50	1	UG/KG	07/01/2013	GAP
Cis-1,2-Dichloroethene	EPA-8260	U	10	1	UG/KG	07/01/2013	GAP
2,2-Dichloropropane	EPA-8260	U	10	1	UG/KG	07/01/2013	GAP
Bromochloromethane	EPA-8260	U	10	1	UG/KG	07/01/2013	GAP
Chloroform	EPA-8260	U	10	1	UG/KG	07/01/2013	GAP
1,1,1-Trichloroethane	EPA-8260	U	10	1	UG/KG	07/01/2013	GAP
1,1-Dichloropropene	EPA-8260	U	10	1	UG/KG	07/01/2013	GAP
1,2-Dichloroethane	EPA-8260	U	10	1	UG/KG	07/01/2013	GAP
Benzene	EPA-8260	U	5.0	1	UG/KG	07/01/2013	GAP
Trichloroethene	EPA-8260	U	10	1	UG/KG	07/01/2013	GAP
1,2-Dichloropropane	EPA-8260	U	10	1	UG/KG	07/01/2013	GAP
Dibromomethane	EPA-8260	U	10	1	UG/KG	07/01/2013	GAP
Bromodichloromethane	EPA-8260	U	10	1	UG/KG	07/01/2013	GAP
Trans-1,3-Dichloropropene	EPA-8260	U	10	1	UG/KG	07/01/2013	GAP
4-Methyl-2-Pentanone	EPA-8260	U	50	1	UG/KG	07/01/2013	GAP
Toluene	EPA-8260	U	10	1	UG/KG	07/01/2013	GAP
Cis-1,3-Dichloropropene	EPA-8260	U	10	1	UG/KG	07/01/2013	GAP
1,1,2-Trichloroethane	EPA-8260	U	10	1	UG/KG	07/01/2013	GAP
2-Hexanone	EPA-8260	U	50	1	UG/KG	07/01/2013	GAP
1,3-Dichloropropane	EPA-8260	U	10	1	UG/KG	07/01/2013	GAP



CERTIFICATE OF ANALYSIS

CLIENT:	Landau Associates, Inc. 130 - 2nd Ave. S. Edmonds, WA 98020	DATE:	7/15/2013
CLIENT CONTACT:	Jeffrey Fellows	ALS JOB#:	EV13060128
CLIENT PROJECT:	Yakima Mill Site / #1148007.010	ALS SAMPLE#:	-38
CLIENT SAMPLE ID	TP-B02-S (13-14)	DATE RECEIVED:	6/24/2013
		COLLECTION DATE:	6/20/2013 5:30:00 PM
		WDOE ACCREDITATION:	C601

DATA RESULTS

ANALYTE	METHOD	RESULTS	REPORTING LIMITS	DILUTION FACTOR	UNITS	ANALYSIS	ANALYSIS
						DATE	BY
Tetrachloroethylene	EPA-8260	U	10	1	UG/KG	07/01/2013	GAP
Dibromochloromethane	EPA-8260	U	10	1	UG/KG	07/01/2013	GAP
1,2-Dibromoethane	EPA-8260	U	5.0	1	UG/KG	07/01/2013	GAP
Chlorobenzene	EPA-8260	U	10	1	UG/KG	07/01/2013	GAP
1,1,1,2-Tetrachloroethane	EPA-8260	U	10	1	UG/KG	07/01/2013	GAP
Ethylbenzene	EPA-8260	U	10	1	UG/KG	07/01/2013	GAP
m,p-Xylene	EPA-8260	U	20	1	UG/KG	07/01/2013	GAP
Styrene	EPA-8260	U	10	1	UG/KG	07/01/2013	GAP
o-Xylene	EPA-8260	U	10	1	UG/KG	07/01/2013	GAP
Bromoform	EPA-8260	U	10	1	UG/KG	07/01/2013	GAP
Isopropylbenzene	EPA-8260	U	10	1	UG/KG	07/01/2013	GAP
1,1,2,2-Tetrachloroethane	EPA-8260	U	10	1	UG/KG	07/01/2013	GAP
1,2,3-Trichloropropane	EPA-8260	U	10	1	UG/KG	07/01/2013	GAP
Bromobenzene	EPA-8260	U	10	1	UG/KG	07/01/2013	GAP
N-Propyl Benzene	EPA-8260	U	10	1	UG/KG	07/01/2013	GAP
2-Chlorotoluene	EPA-8260	U	10	1	UG/KG	07/01/2013	GAP
1,3,5-Trimethylbenzene	EPA-8260	U	10	1	UG/KG	07/01/2013	GAP
4-Chlorotoluene	EPA-8260	U	10	1	UG/KG	07/01/2013	GAP
T-Butyl Benzene	EPA-8260	U	10	1	UG/KG	07/01/2013	GAP
1,2,4-Trimethylbenzene	EPA-8260	U	10	1	UG/KG	07/01/2013	GAP
S-Butyl Benzene	EPA-8260	U	10	1	UG/KG	07/01/2013	GAP
P-Isopropyltoluene	EPA-8260	U	10	1	UG/KG	07/01/2013	GAP
1,3 Dichlorobenzene	EPA-8260	U	10	1	UG/KG	07/01/2013	GAP
1,4-Dichlorobenzene	EPA-8260	U	10	1	UG/KG	07/01/2013	GAP
N-Butylbenzene	EPA-8260	U	10	1	UG/KG	07/01/2013	GAP
1,2-Dichlorobenzene	EPA-8260	U	10	1	UG/KG	07/01/2013	GAP
1,2-Dibromo 3-Chloropropane	EPA-8260	U	50	1	UG/KG	07/01/2013	GAP
1,2,4-Trichlorobenzene	EPA-8260	U	10	1	UG/KG	07/01/2013	GAP
Hexachlorobutadiene	EPA-8260	U	10	1	UG/KG	07/01/2013	GAP
Naphthalene	EPA-8260	U	10	1	UG/KG	07/01/2013	GAP
1,2,3-Trichlorobenzene	EPA-8260	U	10	1	UG/KG	07/01/2013	GAP
Naphthalene	EPA-8270 SIM	U	0.010	1	MG/KG	07/03/2013	LAP
2-Methylnaphthalene	EPA-8270 SIM	U	0.010	1	MG/KG	07/03/2013	LAP
1-Methylnaphthalene	EPA-8270 SIM	U	0.010	1	MG/KG	07/03/2013	LAP
Acenaphthylene	EPA-8270 SIM	U	0.010	1	MG/KG	07/03/2013	LAP
Acenaphthene	EPA-8270 SIM	U	0.010	1	MG/KG	07/03/2013	LAP
Fluorene	EPA-8270 SIM	U	0.010	1	MG/KG	07/03/2013	LAP
Phenanthrene	EPA-8270 SIM	U	0.010	1	MG/KG	07/03/2013	LAP



CERTIFICATE OF ANALYSIS

CLIENT:	Landau Associates, Inc. 130 - 2nd Ave. S. Edmonds, WA 98020	DATE:	7/15/2013
CLIENT CONTACT:	Jeffrey Fellows	ALS JOB#:	EV13060128
CLIENT PROJECT:	Yakima Mill Site / #1148007.010	ALS SAMPLE#:	-38
CLIENT SAMPLE ID	TP-B02-S (13-14)	DATE RECEIVED:	6/24/2013
		COLLECTION DATE:	6/20/2013 5:30:00 PM
		WDOE ACCREDITATION:	C601

DATA RESULTS

ANALYTE	METHOD	RESULTS	REPORTING	DILUTION	UNITS	ANALYSIS	ANALYSIS
			LIMITS	FACTOR		DATE	BY
Anthracene	EPA-8270 SIM	U	0.010	1	MG/KG	07/03/2013	LAP
Fluoranthene	EPA-8270 SIM	U	0.010	1	MG/KG	07/03/2013	LAP
Pyrene	EPA-8270 SIM	U	0.010	1	MG/KG	07/03/2013	LAP
Benzo[A]Anthracene	EPA-8270 SIM	U	0.010	1	MG/KG	07/03/2013	LAP
Chrysene	EPA-8270 SIM	U	0.010	1	MG/KG	07/03/2013	LAP
Benzo[B]Fluoranthene	EPA-8270 SIM	U	0.010	1	MG/KG	07/03/2013	LAP
Benzo[K]Fluoranthene	EPA-8270 SIM	U	0.010	1	MG/KG	07/03/2013	LAP
Benzo[A]Pyrene	EPA-8270 SIM	U	0.010	1	MG/KG	07/03/2013	LAP
Indeno[1,2,3-Cd]Pyrene	EPA-8270 SIM	U	0.010	1	MG/KG	07/03/2013	LAP
Dibenz[A,H]Anthracene	EPA-8270 SIM	U	0.010	1	MG/KG	07/03/2013	LAP
Benzo[G,H,I]Perylene	EPA-8270 SIM	U	0.010	1	MG/KG	07/03/2013	LAP
Pyridine	EPA-8270	U	200	1	UG/KG	07/03/2013	LAP
N-Nitrosodimethylamine	EPA-8270	U	100	1	UG/KG	07/03/2013	LAP
Phenol	EPA-8270	U	100	1	UG/KG	07/03/2013	LAP
Aniline	EPA-8270	U	100	1	UG/KG	07/03/2013	LAP
Bis(2-Chloroethyl)Ether	EPA-8270	U	100	1	UG/KG	07/03/2013	LAP
2-Chlorophenol	EPA-8270	U	100	1	UG/KG	07/03/2013	LAP
1,3-Dichlorobenzene	EPA-8270	U	100	1	UG/KG	07/03/2013	LAP
1,4-Dichlorobenzene	EPA-8270	U	100	1	UG/KG	07/03/2013	LAP
Benzyl Alcohol	EPA-8270	U	100	1	UG/KG	07/03/2013	LAP
1,2-Dichlorobenzene	EPA-8270	U	100	1	UG/KG	07/03/2013	LAP
2-Methylphenol	EPA-8270	U	100	1	UG/KG	07/03/2013	LAP
Bis(2-Chloroisopropyl)Ether	EPA-8270	U	100	1	UG/KG	07/03/2013	LAP
3&4-Methylphenol	EPA-8270	U	100	1	UG/KG	07/03/2013	LAP
N-Nitroso-Di-N-Propylamine	EPA-8270	U	100	1	UG/KG	07/03/2013	LAP
Hexachloroethane	EPA-8270	U	100	1	UG/KG	07/03/2013	LAP
Nitrobenzene	EPA-8270	U	100	1	UG/KG	07/03/2013	LAP
Isophorone	EPA-8270	U	100	1	UG/KG	07/03/2013	LAP
2-Nitrophenol	EPA-8270	U	250	1	UG/KG	07/03/2013	LAP
2,4-Dimethylphenol	EPA-8270	U	100	1	UG/KG	07/03/2013	LAP
Benzoic Acid	EPA-8270	U	1000	1	UG/KG	07/03/2013	LAP
Bis(2-Chloroethoxy)Methane	EPA-8270	U	100	1	UG/KG	07/03/2013	LAP
2,4-Dichlorophenol	EPA-8270	U	100	1	UG/KG	07/03/2013	LAP
1,2,4-Trichlorobenzene	EPA-8270	U	100	1	UG/KG	07/03/2013	LAP
4-Chloroaniline	EPA-8270	U	100	1	UG/KG	07/03/2013	LAP
2,6-Dichlorophenol	EPA-8270	U	100	1	UG/KG	07/03/2013	LAP
Hexachlorobutadiene	EPA-8270	U	100	1	UG/KG	07/03/2013	LAP
4-Chloro-3-Methylphenol	EPA-8270	U	100	1	UG/KG	07/03/2013	LAP



CERTIFICATE OF ANALYSIS

CLIENT:	Landau Associates, Inc. 130 - 2nd Ave. S. Edmonds, WA 98020	DATE:	7/15/2013
CLIENT CONTACT:	Jeffrey Fellows	ALS JOB#:	EV13060128
CLIENT PROJECT:	Yakima Mill Site / #1148007.010	ALS SAMPLE#:	-38
CLIENT SAMPLE ID	TP-B02-S (13-14)	DATE RECEIVED:	6/24/2013
		COLLECTION DATE:	6/20/2013 5:30:00 PM
		WDOE ACCREDITATION:	C601

DATA RESULTS

ANALYTE	METHOD	RESULTS	REPORTING LIMITS	DILUTION FACTOR	UNITS	ANALYSIS ANALYSIS	
						DATE	BY
Hexachlorocyclopentadiene	EPA-8270	U	500	1	UG/KG	07/03/2013	LAP
2,4,6-Trichlorophenol	EPA-8270	U	100	1	UG/KG	07/03/2013	LAP
2,4,5-Trichlorophenol	EPA-8270	U	100	1	UG/KG	07/03/2013	LAP
2-Chloronaphthalene	EPA-8270	U	100	1	UG/KG	07/03/2013	LAP
2-Nitroaniline	EPA-8270	U	250	1	UG/KG	07/03/2013	LAP
Dimethylphthalate	EPA-8270	U	100	1	UG/KG	07/03/2013	LAP
2,6-Dinitrotoluene	EPA-8270	U	250	1	UG/KG	07/03/2013	LAP
3-Nitroaniline	EPA-8270	U	250	1	UG/KG	07/03/2013	LAP
2,4-Dinitrophenol	EPA-8270	U	250	1	UG/KG	07/03/2013	LAP
4-Nitrophenol	EPA-8270	U	500	1	UG/KG	07/03/2013	LAP
Dibenzofuran	EPA-8270	U	100	1	UG/KG	07/03/2013	LAP
2,4-Dinitrotoluene	EPA-8270	U	250	1	UG/KG	07/03/2013	LAP
2,3,4,6-Tetrachlorophenol	EPA-8270	U	250	1	UG/KG	07/03/2013	LAP
Diethylphthalate	EPA-8270	U	100	1	UG/KG	07/03/2013	LAP
4-Chlorophenyl-Phenylether	EPA-8270	U	100	1	UG/KG	07/03/2013	LAP
4-Nitroaniline	EPA-8270	U	250	1	UG/KG	07/03/2013	LAP
4,6-Dinitro-2-Methylphenol	EPA-8270	U	100	1	UG/KG	07/03/2013	LAP
N-Nitrosodiphenylamine	EPA-8270	U	100	1	UG/KG	07/03/2013	LAP
Azobenzene	EPA-8270	U	100	1	UG/KG	07/03/2013	LAP
4-Bromophenyl-Phenylether	EPA-8270	U	100	1	UG/KG	07/03/2013	LAP
Hexachlorobenzene	EPA-8270	U	100	1	UG/KG	07/03/2013	LAP
Pentachlorophenol	EPA-8270	U	500	1	UG/KG	07/03/2013	LAP
Carbazole	EPA-8270	U	100	1	UG/KG	07/03/2013	LAP
Di-N-Butylphthalate	EPA-8270	U	130	1	UG/KG	07/03/2013	LAP
Butylbenzylphthalate	EPA-8270	U	100	1	UG/KG	07/03/2013	LAP
3,3-Dichlorobenzidine	EPA-8270	U	250	1	UG/KG	07/03/2013	LAP
Bis(2-Ethylhexyl)Phthalate	EPA-8270	U	130	1	UG/KG	07/03/2013	LAP
Di-N-Octylphthalate	EPA-8270	U	100	1	UG/KG	07/03/2013	LAP
Mercury	EPA-7471	0.12	0.020	1	MG/KG	07/01/2013	RAL
Arsenic	EPA-6020	1.9	1.0	5	MG/KG	07/02/2013	RAL
Cadmium	EPA-6020	U	0.50	5	MG/KG	07/02/2013	RAL
Chromium	EPA-6020	12	0.50	5	MG/KG	07/02/2013	RAL
Iron	EPA-6020	23000	50	5	MG/KG	07/02/2013	RAL
Lead	EPA-6020	5.4	0.50	5	MG/KG	07/02/2013	RAL
Manganese	EPA-6020	350	0.50	5	MG/KG	07/02/2013	RAL

SURROGATE	METHOD	%REC	ANALYSIS ANALYSIS	
			DATE	BY



CERTIFICATE OF ANALYSIS

CLIENT:	Landau Associates, Inc. 130 - 2nd Ave. S. Edmonds, WA 98020	DATE:	7/15/2013
CLIENT CONTACT:	Jeffrey Fellows	ALS JOB#:	EV13060128
CLIENT PROJECT:	Yakima Mill Site / #1148007.010	ALS SAMPLE#:	-38
CLIENT SAMPLE ID	TP-B02-S (13-14)	DATE RECEIVED:	6/24/2013
		COLLECTION DATE:	6/20/2013 5:30:00 PM
		WDOE ACCREDITATION:	C601

DATA RESULTS

SURROGATE	METHOD	%REC	ANALYSIS ANALYSIS	
			DATE	BY
TFT	NWTPH-GX	111	06/25/2013	GAP
C25	NWTPH-DX w/ SGA	102	06/27/2013	LAP
1,2-Dichloroethane-d4	EPA-8260	127	07/01/2013	GAP
Toluene-d8	EPA-8260	88.2	07/01/2013	GAP
4-Bromofluorobenzene	EPA-8260	79.1	07/01/2013	GAP
Terphenyl-d14	EPA-8270 SIM	93.4	07/03/2013	LAP
2-Fluorophenol	EPA-8270	112	07/03/2013	LAP
Phenol-d5	EPA-8270	89.5	07/03/2013	LAP
Nitrobenzene-d5	EPA-8270	89.2	07/03/2013	LAP
2-Fluorobiphenyl	EPA-8270	84.9	07/03/2013	LAP
2,4,6-Tribromophenol	EPA-8270	98.1	07/03/2013	LAP
Terphenyl-d14	EPA-8270	93.4	07/03/2013	LAP

U - Analyte analyzed for but not detected at level above reporting limit.



CERTIFICATE OF ANALYSIS

CLIENT:	Landau Associates, Inc. 130 - 2nd Ave. S. Edmonds, WA 98020	DATE:	7/15/2013
CLIENT CONTACT:	Jeffrey Fellows	ALS JOB#:	EV13060128
CLIENT PROJECT:	Yakima Mill Site / #1148007.010	ALS SAMPLE#:	-39
CLIENT SAMPLE ID	TP-B01-S (6.5-7.5)	DATE RECEIVED:	6/24/2013
		COLLECTION DATE:	6/21/2013 7:50:00 AM
		WDOE ACCREDITATION:	C601

DATA RESULTS

ANALYTE	METHOD	RESULTS	REPORTING LIMITS	DILUTION FACTOR	UNITS	ANALYSIS	ANALYSIS
						DATE	BY
TPH-Volatile Range	NWTPH-GX	U	3.0	1	MG/KG	06/25/2013	GAP
TPH-Diesel Range	NWTPH-DX w/ SGA	U	25	1	MG/KG	06/27/2013	LAP
TPH-Oil Range	NWTPH-DX w/ SGA	U	50	1	MG/KG	06/27/2013	LAP
Dichlorodifluoromethane	EPA-8260	U	10	1	UG/KG	07/01/2013	GAP
Chloromethane	EPA-8260	U	10	1	UG/KG	07/01/2013	GAP
Vinyl Chloride	EPA-8260	U	10	1	UG/KG	07/01/2013	GAP
Bromomethane	EPA-8260	U	10	1	UG/KG	07/01/2013	GAP
Chloroethane	EPA-8260	U	10	1	UG/KG	07/01/2013	GAP
Carbon Tetrachloride	EPA-8260	U	10	1	UG/KG	07/01/2013	GAP
Trichlorofluoromethane	EPA-8260	U	10	1	UG/KG	07/01/2013	GAP
Carbon Disulfide	EPA-8260	U	10	1	UG/KG	07/01/2013	GAP
Acetone	EPA-8260	U	50	1	UG/KG	07/01/2013	GAP
1,1-Dichloroethene	EPA-8260	U	10	1	UG/KG	07/01/2013	GAP
Methylene Chloride	EPA-8260	U	20	1	UG/KG	07/01/2013	GAP
Acrylonitrile	EPA-8260	U	50	1	UG/KG	07/01/2013	GAP
Methyl T-Butyl Ether	EPA-8260	U	10	1	UG/KG	07/01/2013	GAP
Trans-1,2-Dichloroethene	EPA-8260	U	10	1	UG/KG	07/01/2013	GAP
1,1-Dichloroethane	EPA-8260	U	10	1	UG/KG	07/01/2013	GAP
2-Butanone	EPA-8260	U	50	1	UG/KG	07/01/2013	GAP
Cis-1,2-Dichloroethene	EPA-8260	U	10	1	UG/KG	07/01/2013	GAP
2,2-Dichloropropane	EPA-8260	U	10	1	UG/KG	07/01/2013	GAP
Bromochloromethane	EPA-8260	U	10	1	UG/KG	07/01/2013	GAP
Chloroform	EPA-8260	U	10	1	UG/KG	07/01/2013	GAP
1,1,1-Trichloroethane	EPA-8260	U	10	1	UG/KG	07/01/2013	GAP
1,1-Dichloropropene	EPA-8260	U	10	1	UG/KG	07/01/2013	GAP
1,2-Dichloroethane	EPA-8260	U	10	1	UG/KG	07/01/2013	GAP
Benzene	EPA-8260	U	5.0	1	UG/KG	07/01/2013	GAP
Trichloroethene	EPA-8260	U	10	1	UG/KG	07/01/2013	GAP
1,2-Dichloropropane	EPA-8260	U	10	1	UG/KG	07/01/2013	GAP
Dibromomethane	EPA-8260	U	10	1	UG/KG	07/01/2013	GAP
Bromodichloromethane	EPA-8260	U	10	1	UG/KG	07/01/2013	GAP
Trans-1,3-Dichloropropene	EPA-8260	U	10	1	UG/KG	07/01/2013	GAP
4-Methyl-2-Pentanone	EPA-8260	U	50	1	UG/KG	07/01/2013	GAP
Toluene	EPA-8260	U	10	1	UG/KG	07/01/2013	GAP
Cis-1,3-Dichloropropene	EPA-8260	U	10	1	UG/KG	07/01/2013	GAP
1,1,2-Trichloroethane	EPA-8260	U	10	1	UG/KG	07/01/2013	GAP
2-Hexanone	EPA-8260	U	50	1	UG/KG	07/01/2013	GAP
1,3-Dichloropropane	EPA-8260	U	10	1	UG/KG	07/01/2013	GAP



CERTIFICATE OF ANALYSIS

CLIENT:	Landau Associates, Inc. 130 - 2nd Ave. S. Edmonds, WA 98020	DATE:	7/15/2013
CLIENT CONTACT:	Jeffrey Fellows	ALS JOB#:	EV13060128
CLIENT PROJECT:	Yakima Mill Site / #1148007.010	ALS SAMPLE#:	-39
CLIENT SAMPLE ID	TP-B01-S (6.5-7.5)	DATE RECEIVED:	6/24/2013
		COLLECTION DATE:	6/21/2013 7:50:00 AM
		WDOE ACCREDITATION:	C601

DATA RESULTS

ANALYTE	METHOD	RESULTS	REPORTING LIMITS	DILUTION FACTOR	UNITS	ANALYSIS	ANALYSIS
						DATE	BY
Tetrachloroethylene	EPA-8260	U	10	1	UG/KG	07/01/2013	GAP
Dibromochloromethane	EPA-8260	U	10	1	UG/KG	07/01/2013	GAP
1,2-Dibromoethane	EPA-8260	U	5.0	1	UG/KG	07/01/2013	GAP
Chlorobenzene	EPA-8260	U	10	1	UG/KG	07/01/2013	GAP
1,1,1,2-Tetrachloroethane	EPA-8260	U	10	1	UG/KG	07/01/2013	GAP
Ethylbenzene	EPA-8260	U	10	1	UG/KG	07/01/2013	GAP
m,p-Xylene	EPA-8260	U	20	1	UG/KG	07/01/2013	GAP
Styrene	EPA-8260	U	10	1	UG/KG	07/01/2013	GAP
o-Xylene	EPA-8260	U	10	1	UG/KG	07/01/2013	GAP
Bromoform	EPA-8260	U	10	1	UG/KG	07/01/2013	GAP
Isopropylbenzene	EPA-8260	U	10	1	UG/KG	07/01/2013	GAP
1,1,2,2-Tetrachloroethane	EPA-8260	U	10	1	UG/KG	07/01/2013	GAP
1,2,3-Trichloropropane	EPA-8260	U	10	1	UG/KG	07/01/2013	GAP
Bromobenzene	EPA-8260	U	10	1	UG/KG	07/01/2013	GAP
N-Propyl Benzene	EPA-8260	U	10	1	UG/KG	07/01/2013	GAP
2-Chlorotoluene	EPA-8260	U	10	1	UG/KG	07/01/2013	GAP
1,3,5-Trimethylbenzene	EPA-8260	U	10	1	UG/KG	07/01/2013	GAP
4-Chlorotoluene	EPA-8260	U	10	1	UG/KG	07/01/2013	GAP
T-Butyl Benzene	EPA-8260	U	10	1	UG/KG	07/01/2013	GAP
1,2,4-Trimethylbenzene	EPA-8260	U	10	1	UG/KG	07/01/2013	GAP
S-Butyl Benzene	EPA-8260	U	10	1	UG/KG	07/01/2013	GAP
P-Isopropyltoluene	EPA-8260	U	10	1	UG/KG	07/01/2013	GAP
1,3 Dichlorobenzene	EPA-8260	U	10	1	UG/KG	07/01/2013	GAP
1,4-Dichlorobenzene	EPA-8260	U	10	1	UG/KG	07/01/2013	GAP
N-Butylbenzene	EPA-8260	U	10	1	UG/KG	07/01/2013	GAP
1,2-Dichlorobenzene	EPA-8260	U	10	1	UG/KG	07/01/2013	GAP
1,2-Dibromo 3-Chloropropane	EPA-8260	U	50	1	UG/KG	07/01/2013	GAP
1,2,4-Trichlorobenzene	EPA-8260	U	10	1	UG/KG	07/01/2013	GAP
Hexachlorobutadiene	EPA-8260	U	10	1	UG/KG	07/01/2013	GAP
Naphthalene	EPA-8260	U	10	1	UG/KG	07/01/2013	GAP
1,2,3-Trichlorobenzene	EPA-8260	U	10	1	UG/KG	07/01/2013	GAP
Naphthalene	EPA-8270 SIM	U	0.010	1	MG/KG	07/03/2013	LAP
2-Methylnaphthalene	EPA-8270 SIM	U	0.010	1	MG/KG	07/03/2013	LAP
1-Methylnaphthalene	EPA-8270 SIM	U	0.010	1	MG/KG	07/03/2013	LAP
Acenaphthylene	EPA-8270 SIM	U	0.010	1	MG/KG	07/03/2013	LAP
Acenaphthene	EPA-8270 SIM	U	0.010	1	MG/KG	07/03/2013	LAP
Fluorene	EPA-8270 SIM	U	0.010	1	MG/KG	07/03/2013	LAP
Phenanthrene	EPA-8270 SIM	U	0.010	1	MG/KG	07/03/2013	LAP



CERTIFICATE OF ANALYSIS

CLIENT:	Landau Associates, Inc. 130 - 2nd Ave. S. Edmonds, WA 98020	DATE:	7/15/2013
CLIENT CONTACT:	Jeffrey Fellows	ALS JOB#:	EV13060128
CLIENT PROJECT:	Yakima Mill Site / #1148007.010	ALS SAMPLE#:	-39
CLIENT SAMPLE ID	TP-B01-S (6.5-7.5)	DATE RECEIVED:	6/24/2013
		COLLECTION DATE:	6/21/2013 7:50:00 AM
		WDOE ACCREDITATION:	C601

DATA RESULTS

ANALYTE	METHOD	RESULTS	REPORTING LIMITS	DILUTION FACTOR	UNITS	ANALYSIS	ANALYSIS
						DATE	BY
Anthracene	EPA-8270 SIM	U	0.010	1	MG/KG	07/03/2013	LAP
Fluoranthene	EPA-8270 SIM	U	0.010	1	MG/KG	07/03/2013	LAP
Pyrene	EPA-8270 SIM	U	0.010	1	MG/KG	07/03/2013	LAP
Benzo[A]Anthracene	EPA-8270 SIM	U	0.010	1	MG/KG	07/03/2013	LAP
Chrysene	EPA-8270 SIM	U	0.010	1	MG/KG	07/03/2013	LAP
Benzo[B]Fluoranthene	EPA-8270 SIM	U	0.010	1	MG/KG	07/03/2013	LAP
Benzo[K]Fluoranthene	EPA-8270 SIM	U	0.010	1	MG/KG	07/03/2013	LAP
Benzo[A]Pyrene	EPA-8270 SIM	U	0.010	1	MG/KG	07/03/2013	LAP
Indeno[1,2,3-Cd]Pyrene	EPA-8270 SIM	U	0.010	1	MG/KG	07/03/2013	LAP
Dibenz[A,H]Anthracene	EPA-8270 SIM	U	0.010	1	MG/KG	07/03/2013	LAP
Benzo[G,H,I]Perylene	EPA-8270 SIM	U	0.010	1	MG/KG	07/03/2013	LAP
Pyridine	EPA-8270	U	200	1	UG/KG	07/03/2013	LAP
N-Nitrosodimethylamine	EPA-8270	U	100	1	UG/KG	07/03/2013	LAP
Phenol	EPA-8270	U	100	1	UG/KG	07/03/2013	LAP
Aniline	EPA-8270	U	100	1	UG/KG	07/03/2013	LAP
Bis(2-Chloroethyl)Ether	EPA-8270	U	100	1	UG/KG	07/03/2013	LAP
2-Chlorophenol	EPA-8270	U	100	1	UG/KG	07/03/2013	LAP
1,3-Dichlorobenzene	EPA-8270	U	100	1	UG/KG	07/03/2013	LAP
1,4-Dichlorobenzene	EPA-8270	U	100	1	UG/KG	07/03/2013	LAP
Benzyl Alcohol	EPA-8270	U	100	1	UG/KG	07/03/2013	LAP
1,2-Dichlorobenzene	EPA-8270	U	100	1	UG/KG	07/03/2013	LAP
2-Methylphenol	EPA-8270	U	100	1	UG/KG	07/03/2013	LAP
Bis(2-Chloroisopropyl)Ether	EPA-8270	U	100	1	UG/KG	07/03/2013	LAP
3&4-Methylphenol	EPA-8270	U	100	1	UG/KG	07/03/2013	LAP
N-Nitroso-Di-N-Propylamine	EPA-8270	U	100	1	UG/KG	07/03/2013	LAP
Hexachloroethane	EPA-8270	U	100	1	UG/KG	07/03/2013	LAP
Nitrobenzene	EPA-8270	U	100	1	UG/KG	07/03/2013	LAP
Isophorone	EPA-8270	U	100	1	UG/KG	07/03/2013	LAP
2-Nitrophenol	EPA-8270	U	250	1	UG/KG	07/03/2013	LAP
2,4-Dimethylphenol	EPA-8270	U	100	1	UG/KG	07/03/2013	LAP
Benzoic Acid	EPA-8270	U	1000	1	UG/KG	07/03/2013	LAP
Bis(2-Chloroethoxy)Methane	EPA-8270	U	100	1	UG/KG	07/03/2013	LAP
2,4-Dichlorophenol	EPA-8270	U	100	1	UG/KG	07/03/2013	LAP
1,2,4-Trichlorobenzene	EPA-8270	U	100	1	UG/KG	07/03/2013	LAP
4-Chloroaniline	EPA-8270	U	100	1	UG/KG	07/03/2013	LAP
2,6-Dichlorophenol	EPA-8270	U	100	1	UG/KG	07/03/2013	LAP
Hexachlorobutadiene	EPA-8270	U	100	1	UG/KG	07/03/2013	LAP
4-Chloro-3-Methylphenol	EPA-8270	U	100	1	UG/KG	07/03/2013	LAP



CERTIFICATE OF ANALYSIS

CLIENT:	Landau Associates, Inc. 130 - 2nd Ave. S. Edmonds, WA 98020	DATE:	7/15/2013
CLIENT CONTACT:	Jeffrey Fellows	ALS JOB#:	EV13060128
CLIENT PROJECT:	Yakima Mill Site / #1148007.010	ALS SAMPLE#:	-39
CLIENT SAMPLE ID	TP-B01-S (6.5-7.5)	DATE RECEIVED:	6/24/2013
		COLLECTION DATE:	6/21/2013 7:50:00 AM
		WDOE ACCREDITATION:	C601

DATA RESULTS

ANALYTE	METHOD	RESULTS	REPORTING LIMITS	DILUTION FACTOR	UNITS	ANALYSIS	ANALYSIS
						DATE	BY
Hexachlorocyclopentadiene	EPA-8270	U	500	1	UG/KG	07/03/2013	LAP
2,4,6-Trichlorophenol	EPA-8270	U	100	1	UG/KG	07/03/2013	LAP
2,4,5-Trichlorophenol	EPA-8270	U	100	1	UG/KG	07/03/2013	LAP
2-Chloronaphthalene	EPA-8270	U	100	1	UG/KG	07/03/2013	LAP
2-Nitroaniline	EPA-8270	U	250	1	UG/KG	07/03/2013	LAP
Dimethylphthalate	EPA-8270	U	100	1	UG/KG	07/03/2013	LAP
2,6-Dinitrotoluene	EPA-8270	U	250	1	UG/KG	07/03/2013	LAP
3-Nitroaniline	EPA-8270	U	250	1	UG/KG	07/03/2013	LAP
2,4-Dinitrophenol	EPA-8270	U	250	1	UG/KG	07/03/2013	LAP
4-Nitrophenol	EPA-8270	U	500	1	UG/KG	07/03/2013	LAP
Dibenzofuran	EPA-8270	U	100	1	UG/KG	07/03/2013	LAP
2,4-Dinitrotoluene	EPA-8270	U	250	1	UG/KG	07/03/2013	LAP
2,3,4,6-Tetrachlorophenol	EPA-8270	U	250	1	UG/KG	07/03/2013	LAP
Diethylphthalate	EPA-8270	U	100	1	UG/KG	07/03/2013	LAP
4-Chlorophenyl-Phenylether	EPA-8270	U	100	1	UG/KG	07/03/2013	LAP
4-Nitroaniline	EPA-8270	U	250	1	UG/KG	07/03/2013	LAP
4,6-Dinitro-2-Methylphenol	EPA-8270	U	100	1	UG/KG	07/03/2013	LAP
N-Nitrosodiphenylamine	EPA-8270	U	100	1	UG/KG	07/03/2013	LAP
Azobenzene	EPA-8270	U	100	1	UG/KG	07/03/2013	LAP
4-Bromophenyl-Phenylether	EPA-8270	U	100	1	UG/KG	07/03/2013	LAP
Hexachlorobenzene	EPA-8270	U	100	1	UG/KG	07/03/2013	LAP
Pentachlorophenol	EPA-8270	U	500	1	UG/KG	07/03/2013	LAP
Carbazole	EPA-8270	U	100	1	UG/KG	07/03/2013	LAP
Di-N-Butylphthalate	EPA-8270	U	130	1	UG/KG	07/03/2013	LAP
Butylbenzylphthalate	EPA-8270	U	100	1	UG/KG	07/03/2013	LAP
3,3-Dichlorobenzidine	EPA-8270	U	250	1	UG/KG	07/03/2013	LAP
Bis(2-Ethylhexyl)Phthalate	EPA-8270	U	130	1	UG/KG	07/03/2013	LAP
Di-N-Octylphthalate	EPA-8270	U	100	1	UG/KG	07/03/2013	LAP
PCB-1016	EPA-8082	U	0.10	1	MG/KG	06/28/2013	LAP
PCB-1268	EPA-8082	U	0.10	1	MG/KG	06/28/2013	LAP
PCB-1221	EPA-8082	U	0.10	1	MG/KG	06/28/2013	LAP
PCB-1232	EPA-8082	U	0.10	1	MG/KG	06/28/2013	LAP
PCB-1242	EPA-8082	U	0.10	1	MG/KG	06/28/2013	LAP
PCB-1248	EPA-8082	U	0.10	1	MG/KG	06/28/2013	LAP
PCB-1254	EPA-8082	U	0.10	1	MG/KG	06/28/2013	LAP
PCB-1260	EPA-8082	U	0.10	1	MG/KG	06/28/2013	LAP
Chromium (VI)	EPA-7196	U	5.0	1	MG/KG	06/28/2013	RAL
Mercury	EPA-7471	0.027	0.020	1	MG/KG	07/01/2013	RAL



CERTIFICATE OF ANALYSIS

CLIENT:	Landau Associates, Inc. 130 - 2nd Ave. S. Edmonds, WA 98020	DATE:	7/15/2013
CLIENT CONTACT:	Jeffrey Fellows	ALS JOB#:	EV13060128
CLIENT PROJECT:	Yakima Mill Site / #1148007.010	ALS SAMPLE#:	-39
CLIENT SAMPLE ID	TP-B01-S (6.5-7.5)	DATE RECEIVED:	6/24/2013
		COLLECTION DATE:	6/21/2013 7:50:00 AM
		WDOE ACCREDITATION:	C601

DATA RESULTS

ANALYTE	METHOD	RESULTS	REPORTING LIMITS	DILUTION FACTOR	UNITS	ANALYSIS DATE	ANALYSIS BY
Arsenic	EPA-6020	1.9	1.0	5	MG/KG	07/02/2013	RAL
Cadmium	EPA-6020	U	0.50	5	MG/KG	07/02/2013	RAL
Chromium	EPA-6020	11	0.50	5	MG/KG	07/02/2013	RAL
Iron	EPA-6020	21000	50	5	MG/KG	07/02/2013	RAL
Lead	EPA-6020	4.8	0.50	5	MG/KG	07/02/2013	RAL
Manganese	EPA-6020	350	0.50	5	MG/KG	07/02/2013	RAL

SURROGATE	METHOD	%REC	ANALYSIS DATE	ANALYSIS BY
TFT	NWTPH-GX	159 GS1	06/25/2013	GAP
C25	NWTPH-DX w/ SGA	98.1	06/27/2013	LAP
1,2-Dichloroethane-d4	EPA-8260	128	07/01/2013	GAP
Toluene-d8	EPA-8260	88.3	07/01/2013	GAP
4-Bromofluorobenzene	EPA-8260	98.2	07/01/2013	GAP
Terphenyl-d14	EPA-8270 SIM	95.5	07/03/2013	LAP
2-Fluorophenol	EPA-8270	118	07/03/2013	LAP
Phenol-d5	EPA-8270	93.9	07/03/2013	LAP
Nitrobenzene-d5	EPA-8270	89.5	07/03/2013	LAP
2-Fluorobiphenyl	EPA-8270	86.4	07/03/2013	LAP
2,4,6-Tribromophenol	EPA-8270	96.8	07/03/2013	LAP
Terphenyl-d14	EPA-8270	95.5	07/03/2013	LAP
TCMX	EPA-8082	83.0	06/28/2013	LAP
DCB	EPA-8082	72.0	06/28/2013	LAP

GS1 - Surrogate outside of control limits due to matrix effect.
 U - Analyte analyzed for but not detected at level above reporting limit.



CERTIFICATE OF ANALYSIS

CLIENT:	Landau Associates, Inc. 130 - 2nd Ave. S. Edmonds, WA 98020	DATE:	7/15/2013
CLIENT CONTACT:	Jeffrey Fellows	ALS JOB#:	EV13060128
CLIENT PROJECT:	Yakima Mill Site / #1148007.010	ALS SAMPLE#:	-40
CLIENT SAMPLE ID	TP-B07-S (14-15)	DATE RECEIVED:	6/24/2013
		COLLECTION DATE:	6/21/2013 9:30:00 AM
		WDOE ACCREDITATION:	C601

DATA RESULTS

ANALYTE	METHOD	RESULTS	REPORTING LIMITS	DILUTION FACTOR	UNITS	ANALYSIS	ANALYSIS
						DATE	BY
TPH-Diesel Range	NWTPH-DX w/ SGA	U	29	1	MG/KG	06/27/2013	LAP
TPH-Oil Range	NWTPH-DX w/ SGA	76	50	1	MG/KG	06/27/2013	LAP
Dichlorodifluoromethane	EPA-8260	U	10	1	UG/KG	07/01/2013	GAP
Chloromethane	EPA-8260	U	10	1	UG/KG	07/01/2013	GAP
Vinyl Chloride	EPA-8260	U	10	1	UG/KG	07/01/2013	GAP
Bromomethane	EPA-8260	U	10	1	UG/KG	07/01/2013	GAP
Chloroethane	EPA-8260	U	10	1	UG/KG	07/01/2013	GAP
Carbon Tetrachloride	EPA-8260	U	10	1	UG/KG	07/01/2013	GAP
Trichlorofluoromethane	EPA-8260	U	10	1	UG/KG	07/01/2013	GAP
Carbon Disulfide	EPA-8260	U	10	1	UG/KG	07/01/2013	GAP
Acetone	EPA-8260	U	50	1	UG/KG	07/01/2013	GAP
1,1-Dichloroethene	EPA-8260	U	10	1	UG/KG	07/01/2013	GAP
Methylene Chloride	EPA-8260	U	20	1	UG/KG	07/01/2013	GAP
Acrylonitrile	EPA-8260	U	50	1	UG/KG	07/01/2013	GAP
Methyl T-Butyl Ether	EPA-8260	U	10	1	UG/KG	07/01/2013	GAP
Trans-1,2-Dichloroethene	EPA-8260	U	10	1	UG/KG	07/01/2013	GAP
1,1-Dichloroethane	EPA-8260	U	10	1	UG/KG	07/01/2013	GAP
2-Butanone	EPA-8260	U	50	1	UG/KG	07/01/2013	GAP
Cis-1,2-Dichloroethene	EPA-8260	U	10	1	UG/KG	07/01/2013	GAP
2,2-Dichloropropane	EPA-8260	U	10	1	UG/KG	07/01/2013	GAP
Bromochloromethane	EPA-8260	U	10	1	UG/KG	07/01/2013	GAP
Chloroform	EPA-8260	U	10	1	UG/KG	07/01/2013	GAP
1,1,1-Trichloroethane	EPA-8260	U	10	1	UG/KG	07/01/2013	GAP
1,1-Dichloropropene	EPA-8260	U	10	1	UG/KG	07/01/2013	GAP
1,2-Dichloroethane	EPA-8260	U	10	1	UG/KG	07/01/2013	GAP
Benzene	EPA-8260	U	5.0	1	UG/KG	07/01/2013	GAP
Trichloroethene	EPA-8260	U	10	1	UG/KG	07/01/2013	GAP
1,2-Dichloropropane	EPA-8260	U	10	1	UG/KG	07/01/2013	GAP
Dibromomethane	EPA-8260	U	10	1	UG/KG	07/01/2013	GAP
Bromodichloromethane	EPA-8260	U	10	1	UG/KG	07/01/2013	GAP
Trans-1,3-Dichloropropene	EPA-8260	U	10	1	UG/KG	07/01/2013	GAP
4-Methyl-2-Pentanone	EPA-8260	U	50	1	UG/KG	07/01/2013	GAP
Toluene	EPA-8260	U	10	1	UG/KG	07/01/2013	GAP
Cis-1,3-Dichloropropene	EPA-8260	U	10	1	UG/KG	07/01/2013	GAP
1,1,2-Trichloroethane	EPA-8260	U	10	1	UG/KG	07/01/2013	GAP
2-Hexanone	EPA-8260	U	50	1	UG/KG	07/01/2013	GAP
1,3-Dichloropropane	EPA-8260	U	10	1	UG/KG	07/01/2013	GAP
Tetrachloroethylene	EPA-8260	U	10	1	UG/KG	07/01/2013	GAP



CERTIFICATE OF ANALYSIS

CLIENT:	Landau Associates, Inc. 130 - 2nd Ave. S. Edmonds, WA 98020	DATE:	7/15/2013
CLIENT CONTACT:	Jeffrey Fellows	ALS JOB#:	EV13060128
CLIENT PROJECT:	Yakima Mill Site / #1148007.010	ALS SAMPLE#:	-40
CLIENT SAMPLE ID	TP-B07-S (14-15)	DATE RECEIVED:	6/24/2013
		COLLECTION DATE:	6/21/2013 9:30:00 AM
		WDOE ACCREDITATION:	C601

DATA RESULTS

ANALYTE	METHOD	RESULTS	REPORTING LIMITS	DILUTION FACTOR	UNITS	ANALYSIS	ANALYSIS
						DATE	BY
Dibromochloromethane	EPA-8260	U	10	1	UG/KG	07/01/2013	GAP
1,2-Dibromoethane	EPA-8260	U	5.0	1	UG/KG	07/01/2013	GAP
Chlorobenzene	EPA-8260	U	10	1	UG/KG	07/01/2013	GAP
1,1,1,2-Tetrachloroethane	EPA-8260	U	10	1	UG/KG	07/01/2013	GAP
Ethylbenzene	EPA-8260	U	10	1	UG/KG	07/01/2013	GAP
m,p-Xylene	EPA-8260	U	20	1	UG/KG	07/01/2013	GAP
Styrene	EPA-8260	U	10	1	UG/KG	07/01/2013	GAP
o-Xylene	EPA-8260	U	10	1	UG/KG	07/01/2013	GAP
Bromoform	EPA-8260	U	10	1	UG/KG	07/01/2013	GAP
Isopropylbenzene	EPA-8260	U	10	1	UG/KG	07/01/2013	GAP
1,1,2,2-Tetrachloroethane	EPA-8260	U	10	1	UG/KG	07/01/2013	GAP
1,2,3-Trichloropropane	EPA-8260	U	10	1	UG/KG	07/01/2013	GAP
Bromobenzene	EPA-8260	U	10	1	UG/KG	07/01/2013	GAP
N-Propyl Benzene	EPA-8260	U	10	1	UG/KG	07/01/2013	GAP
2-Chlorotoluene	EPA-8260	U	10	1	UG/KG	07/01/2013	GAP
1,3,5-Trimethylbenzene	EPA-8260	U	10	1	UG/KG	07/01/2013	GAP
4-Chlorotoluene	EPA-8260	U	10	1	UG/KG	07/01/2013	GAP
T-Butyl Benzene	EPA-8260	U	10	1	UG/KG	07/01/2013	GAP
1,2,4-Trimethylbenzene	EPA-8260	U	10	1	UG/KG	07/01/2013	GAP
S-Butyl Benzene	EPA-8260	U	10	1	UG/KG	07/01/2013	GAP
P-Isopropyltoluene	EPA-8260	U	10	1	UG/KG	07/01/2013	GAP
1,3 Dichlorobenzene	EPA-8260	U	10	1	UG/KG	07/01/2013	GAP
1,4-Dichlorobenzene	EPA-8260	U	10	1	UG/KG	07/01/2013	GAP
N-Butylbenzene	EPA-8260	U	10	1	UG/KG	07/01/2013	GAP
1,2-Dichlorobenzene	EPA-8260	U	10	1	UG/KG	07/01/2013	GAP
1,2-Dibromo 3-Chloropropane	EPA-8260	U	50	1	UG/KG	07/01/2013	GAP
1,2,4-Trichlorobenzene	EPA-8260	U	10	1	UG/KG	07/01/2013	GAP
Hexachlorobutadiene	EPA-8260	U	10	1	UG/KG	07/01/2013	GAP
Naphthalene	EPA-8260	U	10	1	UG/KG	07/01/2013	GAP
1,2,3-Trichlorobenzene	EPA-8260	U	10	1	UG/KG	07/01/2013	GAP
Naphthalene	EPA-8270 SIM	0.059	0.010	1	MG/KG	07/05/2013	LAP
2-Methylnaphthalene	EPA-8270 SIM	U	0.010	1	MG/KG	07/05/2013	LAP
1-Methylnaphthalene	EPA-8270 SIM	U	0.010	1	MG/KG	07/05/2013	LAP
Acenaphthylene	EPA-8270 SIM	0.025	0.010	1	MG/KG	07/05/2013	LAP
Acenaphthene	EPA-8270 SIM	U	0.010	1	MG/KG	07/05/2013	LAP
Fluorene	EPA-8270 SIM	U	0.010	1	MG/KG	07/05/2013	LAP
Phenanthrene	EPA-8270 SIM	0.031	0.010	1	MG/KG	07/05/2013	LAP
Anthracene	EPA-8270 SIM	U	0.010	1	MG/KG	07/05/2013	LAP



CERTIFICATE OF ANALYSIS

CLIENT:	Landau Associates, Inc. 130 - 2nd Ave. S. Edmonds, WA 98020	DATE:	7/15/2013
CLIENT CONTACT:	Jeffrey Fellows	ALS JOB#:	EV13060128
CLIENT PROJECT:	Yakima Mill Site / #1148007.010	ALS SAMPLE#:	-40
CLIENT SAMPLE ID	TP-B07-S (14-15)	DATE RECEIVED:	6/24/2013
		COLLECTION DATE:	6/21/2013 9:30:00 AM
		WDOE ACCREDITATION:	C601

DATA RESULTS

ANALYTE	METHOD	RESULTS	REPORTING	DILUTION	UNITS	ANALYSIS	ANALYSIS
			LIMITS	FACTOR		DATE	BY
Fluoranthene	EPA-8270 SIM	0.045	0.010	1	MG/KG	07/05/2013	LAP
Pyrene	EPA-8270 SIM	0.051	0.010	1	MG/KG	07/05/2013	LAP
Benzo[A]Anthracene	EPA-8270 SIM	0.020	0.010	1	MG/KG	07/05/2013	LAP
Chrysene	EPA-8270 SIM	0.018	0.010	1	MG/KG	07/05/2013	LAP
Benzo[B]Fluoranthene	EPA-8270 SIM	0.016	0.010	1	MG/KG	07/05/2013	LAP
Benzo[K]Fluoranthene	EPA-8270 SIM	0.015	0.010	1	MG/KG	07/05/2013	LAP
Benzo[A]Pyrene	EPA-8270 SIM	0.022	0.010	1	MG/KG	07/05/2013	LAP
Indeno[1,2,3-Cd]Pyrene	EPA-8270 SIM	0.016	0.010	1	MG/KG	07/05/2013	LAP
Dibenz[A,H]Anthracene	EPA-8270 SIM	U	0.010	1	MG/KG	07/05/2013	LAP
Benzo[G,H,I]Perylene	EPA-8270 SIM	0.018	0.010	1	MG/KG	07/05/2013	LAP
Pyridine	EPA-8270	U	200	1	UG/KG	07/05/2013	LAP
N-Nitrosodimethylamine	EPA-8270	U	100	1	UG/KG	07/05/2013	LAP
Phenol	EPA-8270	U	100	1	UG/KG	07/05/2013	LAP
Aniline	EPA-8270	U	100	1	UG/KG	07/05/2013	LAP
Bis(2-Chloroethyl)Ether	EPA-8270	U	100	1	UG/KG	07/05/2013	LAP
2-Chlorophenol	EPA-8270	U	100	1	UG/KG	07/05/2013	LAP
1,3-Dichlorobenzene	EPA-8270	U	100	1	UG/KG	07/05/2013	LAP
1,4-Dichlorobenzene	EPA-8270	U	100	1	UG/KG	07/05/2013	LAP
Benzyl Alcohol	EPA-8270	U	100	1	UG/KG	07/05/2013	LAP
1,2-Dichlorobenzene	EPA-8270	U	100	1	UG/KG	07/05/2013	LAP
2-Methylphenol	EPA-8270	U	100	1	UG/KG	07/05/2013	LAP
Bis(2-Chloroisopropyl)Ether	EPA-8270	U	100	1	UG/KG	07/05/2013	LAP
3&4-Methylphenol	EPA-8270	U	100	1	UG/KG	07/05/2013	LAP
N-Nitroso-Di-N-Propylamine	EPA-8270	U	100	1	UG/KG	07/05/2013	LAP
Hexachloroethane	EPA-8270	U	100	1	UG/KG	07/05/2013	LAP
Nitrobenzene	EPA-8270	U	100	1	UG/KG	07/05/2013	LAP
Isophorone	EPA-8270	U	100	1	UG/KG	07/05/2013	LAP
2-Nitrophenol	EPA-8270	U	250	1	UG/KG	07/05/2013	LAP
2,4-Dimethylphenol	EPA-8270	U	100	1	UG/KG	07/05/2013	LAP
Benzoic Acid	EPA-8270	U	1000	1	UG/KG	07/05/2013	LAP
Bis(2-Chloroethoxy)Methane	EPA-8270	U	100	1	UG/KG	07/05/2013	LAP
2,4-Dichlorophenol	EPA-8270	U	100	1	UG/KG	07/05/2013	LAP
1,2,4-Trichlorobenzene	EPA-8270	U	100	1	UG/KG	07/05/2013	LAP
4-Chloroaniline	EPA-8270	U	110	1	UG/KG	07/05/2013	LAP
2,6-Dichlorophenol	EPA-8270	U	100	1	UG/KG	07/05/2013	LAP
Hexachlorobutadiene	EPA-8270	U	100	1	UG/KG	07/05/2013	LAP
4-Chloro-3-Methylphenol	EPA-8270	U	100	1	UG/KG	07/05/2013	LAP
Hexachlorocyclopentadiene	EPA-8270	U	500	1	UG/KG	07/05/2013	LAP



CERTIFICATE OF ANALYSIS

CLIENT:	Landau Associates, Inc. 130 - 2nd Ave. S. Edmonds, WA 98020	DATE:	7/15/2013
CLIENT CONTACT:	Jeffrey Fellows	ALS JOB#:	EV13060128
CLIENT PROJECT:	Yakima Mill Site / #1148007.010	ALS SAMPLE#:	-40
CLIENT SAMPLE ID	TP-B07-S (14-15)	DATE RECEIVED:	6/24/2013
		COLLECTION DATE:	6/21/2013 9:30:00 AM
		WDOE ACCREDITATION:	C601

DATA RESULTS

ANALYTE	METHOD	RESULTS	REPORTING LIMITS	DILUTION FACTOR	UNITS	ANALYSIS	ANALYSIS
						DATE	BY
2,4,6-Trichlorophenol	EPA-8270	U	100	1	UG/KG	07/05/2013	LAP
2,4,5-Trichlorophenol	EPA-8270	U	100	1	UG/KG	07/05/2013	LAP
2-Chloronaphthalene	EPA-8270	U	100	1	UG/KG	07/05/2013	LAP
2-Nitroaniline	EPA-8270	U	250	1	UG/KG	07/05/2013	LAP
Dimethylphthalate	EPA-8270	U	100	1	UG/KG	07/05/2013	LAP
2,6-Dinitrotoluene	EPA-8270	U	250	1	UG/KG	07/05/2013	LAP
3-Nitroaniline	EPA-8270	U	250	1	UG/KG	07/05/2013	LAP
2,4-Dinitrophenol	EPA-8270	U	250	1	UG/KG	07/05/2013	LAP
4-Nitrophenol	EPA-8270	U	500	1	UG/KG	07/05/2013	LAP
Dibenzofuran	EPA-8270	U	100	1	UG/KG	07/05/2013	LAP
2,4-Dinitrotoluene	EPA-8270	U	250	1	UG/KG	07/05/2013	LAP
2,3,4,6-Tetrachlorophenol	EPA-8270	U	250	1	UG/KG	07/05/2013	LAP
Diethylphthalate	EPA-8270	U	100	1	UG/KG	07/05/2013	LAP
4-Chlorophenyl-Phenylether	EPA-8270	U	100	1	UG/KG	07/05/2013	LAP
4-Nitroaniline	EPA-8270	U	250	1	UG/KG	07/05/2013	LAP
4,6-Dinitro-2-Methylphenol	EPA-8270	U	120	1	UG/KG	07/05/2013	LAP
N-Nitrosodiphenylamine	EPA-8270	U	100	1	UG/KG	07/05/2013	LAP
Azobenzene	EPA-8270	U	100	1	UG/KG	07/05/2013	LAP
4-Bromophenyl-Phenylether	EPA-8270	U	100	1	UG/KG	07/05/2013	LAP
Hexachlorobenzene	EPA-8270	U	100	1	UG/KG	07/05/2013	LAP
Pentachlorophenol	EPA-8270	U	500	1	UG/KG	07/05/2013	LAP
Carbazole	EPA-8270	U	110	1	UG/KG	07/05/2013	LAP
Di-N-Butylphthalate	EPA-8270	U	130	1	UG/KG	07/05/2013	LAP
Butylbenzylphthalate	EPA-8270	U	100	1	UG/KG	07/05/2013	LAP
3,3-Dichlorobenzidine	EPA-8270	U	270	1	UG/KG	07/05/2013	LAP
Bis(2-Ethylhexyl)Phthalate	EPA-8270	U	130	1	UG/KG	07/05/2013	LAP
Di-N-Octylphthalate	EPA-8270	U	100	1	UG/KG	07/05/2013	LAP
Mercury	EPA-7471	0.076	0.020	1	MG/KG	07/01/2013	RAL
Arsenic	EPA-6020	3.1	1.2	5	MG/KG	07/02/2013	RAL
Cadmium	EPA-6020	U	0.50	5	MG/KG	07/02/2013	RAL
Chromium	EPA-6020	22	0.60	5	MG/KG	07/02/2013	RAL
Iron	EPA-6020	32000	55	5	MG/KG	07/02/2013	RAL
Lead	EPA-6020	8.0	0.50	5	MG/KG	07/02/2013	RAL
Manganese	EPA-6020	300	0.50	5	MG/KG	07/02/2013	RAL

SURROGATE	METHOD	%REC	ANALYSIS	ANALYSIS
			DATE	BY
C25	NWTPH-DX w/ SGA	103	06/27/2013	LAP



CERTIFICATE OF ANALYSIS

CLIENT: Landau Associates, Inc. DATE: 7/15/2013
130 - 2nd Ave. S. ALS JOB#: EV13060128
Edmonds, WA 98020 ALS SAMPLE#: -40
CLIENT CONTACT: Jeffrey Fellows DATE RECEIVED: 6/24/2013
CLIENT PROJECT: Yakima Mill Site / #1148007.010 COLLECTION DATE: 6/21/2013 9:30:00 AM
CLIENT SAMPLE ID TP-B07-S (14-15) WDOE ACCREDITATION: C601

DATA RESULTS

SURROGATE	METHOD	%REC	ANALYSIS	ANALYSIS
			DATE	BY
1,2-Dichloroethane-d4	EPA-8260	132	07/01/2013	GAP
Toluene-d8	EPA-8260	90.3	07/01/2013	GAP
4-Bromofluorobenzene	EPA-8260	98.7	07/01/2013	GAP
Terphenyl-d14	EPA-8270 SIM	95.8	07/05/2013	LAP
2-Fluorophenol	EPA-8270	116	07/05/2013	LAP
Phenol-d5	EPA-8270	88.1	07/05/2013	LAP
Nitrobenzene-d5	EPA-8270	92.6	07/05/2013	LAP
2-Fluorobiphenyl	EPA-8270	84.3	07/05/2013	LAP
2,4,6-Tribromophenol	EPA-8270	99.4	07/05/2013	LAP
Terphenyl-d14	EPA-8270	95.8	07/05/2013	LAP

U - Analyte analyzed for but not detected at level above reporting limit.
Chromatogram indicates that it is likely that sample contains light oil/lube oil.



CERTIFICATE OF ANALYSIS

CLIENT:	Landau Associates, Inc. 130 - 2nd Ave. S. Edmonds, WA 98020	DATE:	7/15/2013
CLIENT CONTACT:	Jeffrey Fellows	ALS JOB#:	EV13060128
CLIENT PROJECT:	Yakima Mill Site / #1148007.010	ALS SAMPLE#:	-41
CLIENT SAMPLE ID	TP-B09-S (13-14)	DATE RECEIVED:	6/24/2013
		COLLECTION DATE:	6/21/2013 10:30:00 AM
		WDOE ACCREDITATION:	C601

DATA RESULTS

ANALYTE	METHOD	RESULTS	REPORTING LIMITS	DILUTION FACTOR	UNITS	ANALYSIS	ANALYSIS
						DATE	BY
TPH-Volatile Range	NWTPH-GX	U	3.0	1	MG/KG	06/25/2013	GAP
TPH-Diesel Range	NWTPH-DX w/ SGA	U	27	1	MG/KG	06/27/2013	LAP
TPH-Oil Range	NWTPH-DX w/ SGA	59	50	1	MG/KG	06/27/2013	LAP
Dichlorodifluoromethane	EPA-8260	U	10	1	UG/KG	07/01/2013	GAP
Chloromethane	EPA-8260	U	10	1	UG/KG	07/01/2013	GAP
Vinyl Chloride	EPA-8260	U	10	1	UG/KG	07/01/2013	GAP
Bromomethane	EPA-8260	U	10	1	UG/KG	07/01/2013	GAP
Chloroethane	EPA-8260	U	10	1	UG/KG	07/01/2013	GAP
Carbon Tetrachloride	EPA-8260	U	10	1	UG/KG	07/01/2013	GAP
Trichlorofluoromethane	EPA-8260	U	10	1	UG/KG	07/01/2013	GAP
Carbon Disulfide	EPA-8260	U	10	1	UG/KG	07/01/2013	GAP
Acetone	EPA-8260	U	50	1	UG/KG	07/01/2013	GAP
1,1-Dichloroethene	EPA-8260	U	10	1	UG/KG	07/01/2013	GAP
Methylene Chloride	EPA-8260	U	20	1	UG/KG	07/01/2013	GAP
Acrylonitrile	EPA-8260	U	50	1	UG/KG	07/01/2013	GAP
Methyl T-Butyl Ether	EPA-8260	U	10	1	UG/KG	07/01/2013	GAP
Trans-1,2-Dichloroethene	EPA-8260	U	10	1	UG/KG	07/01/2013	GAP
1,1-Dichloroethane	EPA-8260	U	10	1	UG/KG	07/01/2013	GAP
2-Butanone	EPA-8260	U	50	1	UG/KG	07/01/2013	GAP
Cis-1,2-Dichloroethene	EPA-8260	U	10	1	UG/KG	07/01/2013	GAP
2,2-Dichloropropane	EPA-8260	U	10	1	UG/KG	07/01/2013	GAP
Bromochloromethane	EPA-8260	U	10	1	UG/KG	07/01/2013	GAP
Chloroform	EPA-8260	U	10	1	UG/KG	07/01/2013	GAP
1,1,1-Trichloroethane	EPA-8260	U	10	1	UG/KG	07/01/2013	GAP
1,1-Dichloropropene	EPA-8260	U	10	1	UG/KG	07/01/2013	GAP
1,2-Dichloroethane	EPA-8260	U	10	1	UG/KG	07/01/2013	GAP
Benzene	EPA-8260	U	5.0	1	UG/KG	07/01/2013	GAP
Trichloroethene	EPA-8260	U	10	1	UG/KG	07/01/2013	GAP
1,2-Dichloropropane	EPA-8260	U	10	1	UG/KG	07/01/2013	GAP
Dibromomethane	EPA-8260	U	10	1	UG/KG	07/01/2013	GAP
Bromodichloromethane	EPA-8260	U	10	1	UG/KG	07/01/2013	GAP
Trans-1,3-Dichloropropene	EPA-8260	U	10	1	UG/KG	07/01/2013	GAP
4-Methyl-2-Pentanone	EPA-8260	U	50	1	UG/KG	07/01/2013	GAP
Toluene	EPA-8260	U	10	1	UG/KG	07/01/2013	GAP
Cis-1,3-Dichloropropene	EPA-8260	U	10	1	UG/KG	07/01/2013	GAP
1,1,2-Trichloroethane	EPA-8260	U	10	1	UG/KG	07/01/2013	GAP
2-Hexanone	EPA-8260	U	50	1	UG/KG	07/01/2013	GAP
1,3-Dichloropropane	EPA-8260	U	10	1	UG/KG	07/01/2013	GAP



CERTIFICATE OF ANALYSIS

CLIENT:	Landau Associates, Inc. 130 - 2nd Ave. S. Edmonds, WA 98020	DATE:	7/15/2013
CLIENT CONTACT:	Jeffrey Fellows	ALS JOB#:	EV13060128
CLIENT PROJECT:	Yakima Mill Site / #1148007.010	ALS SAMPLE#:	-41
CLIENT SAMPLE ID	TP-B09-S (13-14)	DATE RECEIVED:	6/24/2013
		COLLECTION DATE:	6/21/2013 10:30:00 AM
		WDOE ACCREDITATION:	C601

DATA RESULTS

ANALYTE	METHOD	RESULTS	REPORTING LIMITS	DILUTION FACTOR	UNITS	ANALYSIS	ANALYSIS
						DATE	BY
Tetrachloroethylene	EPA-8260	U	10	1	UG/KG	07/01/2013	GAP
Dibromochloromethane	EPA-8260	U	10	1	UG/KG	07/01/2013	GAP
1,2-Dibromoethane	EPA-8260	U	5.0	1	UG/KG	07/01/2013	GAP
Chlorobenzene	EPA-8260	U	10	1	UG/KG	07/01/2013	GAP
1,1,1,2-Tetrachloroethane	EPA-8260	U	10	1	UG/KG	07/01/2013	GAP
Ethylbenzene	EPA-8260	U	10	1	UG/KG	07/01/2013	GAP
m,p-Xylene	EPA-8260	U	20	1	UG/KG	07/01/2013	GAP
Styrene	EPA-8260	U	10	1	UG/KG	07/01/2013	GAP
o-Xylene	EPA-8260	U	10	1	UG/KG	07/01/2013	GAP
Bromoform	EPA-8260	U	10	1	UG/KG	07/01/2013	GAP
Isopropylbenzene	EPA-8260	U	10	1	UG/KG	07/01/2013	GAP
1,1,2,2-Tetrachloroethane	EPA-8260	U	10	1	UG/KG	07/01/2013	GAP
1,2,3-Trichloropropane	EPA-8260	U	10	1	UG/KG	07/01/2013	GAP
Bromobenzene	EPA-8260	U	10	1	UG/KG	07/01/2013	GAP
N-Propyl Benzene	EPA-8260	U	10	1	UG/KG	07/01/2013	GAP
2-Chlorotoluene	EPA-8260	U	10	1	UG/KG	07/01/2013	GAP
1,3,5-Trimethylbenzene	EPA-8260	U	10	1	UG/KG	07/01/2013	GAP
4-Chlorotoluene	EPA-8260	U	10	1	UG/KG	07/01/2013	GAP
T-Butyl Benzene	EPA-8260	U	10	1	UG/KG	07/01/2013	GAP
1,2,4-Trimethylbenzene	EPA-8260	U	10	1	UG/KG	07/01/2013	GAP
S-Butyl Benzene	EPA-8260	U	10	1	UG/KG	07/01/2013	GAP
P-Isopropyltoluene	EPA-8260	U	10	1	UG/KG	07/01/2013	GAP
1,3 Dichlorobenzene	EPA-8260	U	10	1	UG/KG	07/01/2013	GAP
1,4-Dichlorobenzene	EPA-8260	U	10	1	UG/KG	07/01/2013	GAP
N-Butylbenzene	EPA-8260	U	10	1	UG/KG	07/01/2013	GAP
1,2-Dichlorobenzene	EPA-8260	U	10	1	UG/KG	07/01/2013	GAP
1,2-Dibromo 3-Chloropropane	EPA-8260	U	50	1	UG/KG	07/01/2013	GAP
1,2,4-Trichlorobenzene	EPA-8260	U	10	1	UG/KG	07/01/2013	GAP
Hexachlorobutadiene	EPA-8260	U	10	1	UG/KG	07/01/2013	GAP
Naphthalene	EPA-8260	U	10	1	UG/KG	07/01/2013	GAP
1,2,3-Trichlorobenzene	EPA-8260	U	10	1	UG/KG	07/01/2013	GAP
Naphthalene	EPA-8270 SIM	0.070	0.010	1	MG/KG	07/05/2013	LAP
2-Methylnaphthalene	EPA-8270 SIM	0.012	0.010	1	MG/KG	07/05/2013	LAP
1-Methylnaphthalene	EPA-8270 SIM	0.011	0.010	1	MG/KG	07/05/2013	LAP
Acenaphthylene	EPA-8270 SIM	0.032	0.010	1	MG/KG	07/05/2013	LAP
Acenaphthene	EPA-8270 SIM	U	0.010	1	MG/KG	07/05/2013	LAP
Fluorene	EPA-8270 SIM	U	0.010	1	MG/KG	07/05/2013	LAP
Phenanthrene	EPA-8270 SIM	0.040	0.010	1	MG/KG	07/05/2013	LAP



CERTIFICATE OF ANALYSIS

CLIENT:	Landau Associates, Inc. 130 - 2nd Ave. S. Edmonds, WA 98020	DATE:	7/15/2013
CLIENT CONTACT:	Jeffrey Fellows	ALS JOB#:	EV13060128
CLIENT PROJECT:	Yakima Mill Site / #1148007.010	ALS SAMPLE#:	-41
CLIENT SAMPLE ID	TP-B09-S (13-14)	DATE RECEIVED:	6/24/2013
		COLLECTION DATE:	6/21/2013 10:30:00 AM
		WDOE ACCREDITATION:	C601

DATA RESULTS

ANALYTE	METHOD	RESULTS	REPORTING	DILUTION	UNITS	ANALYSIS	ANALYSIS
			LIMITS	FACTOR		DATE	BY
Anthracene	EPA-8270 SIM	U	0.010	1	MG/KG	07/05/2013	LAP
Fluoranthene	EPA-8270 SIM	0.028	0.010	1	MG/KG	07/05/2013	LAP
Pyrene	EPA-8270 SIM	0.030	0.010	1	MG/KG	07/05/2013	LAP
Benzo[A]Anthracene	EPA-8270 SIM	U	0.010	1	MG/KG	07/05/2013	LAP
Chrysene	EPA-8270 SIM	U	0.010	1	MG/KG	07/05/2013	LAP
Benzo[B]Fluoranthene	EPA-8270 SIM	U	0.010	1	MG/KG	07/05/2013	LAP
Benzo[K]Fluoranthene	EPA-8270 SIM	U	0.010	1	MG/KG	07/05/2013	LAP
Benzo[A]Pyrene	EPA-8270 SIM	U	0.010	1	MG/KG	07/05/2013	LAP
Indeno[1,2,3-Cd]Pyrene	EPA-8270 SIM	U	0.010	1	MG/KG	07/05/2013	LAP
Dibenz[A,H]Anthracene	EPA-8270 SIM	U	0.010	1	MG/KG	07/05/2013	LAP
Benzo[G,H,I]Perylene	EPA-8270 SIM	U	0.010	1	MG/KG	07/05/2013	LAP
Pyridine	EPA-8270	U	200	1	UG/KG	07/05/2013	LAP
N-Nitrosodimethylamine	EPA-8270	U	100	1	UG/KG	07/05/2013	LAP
Phenol	EPA-8270	U	100	1	UG/KG	07/05/2013	LAP
Aniline	EPA-8270	U	100	1	UG/KG	07/05/2013	LAP
Bis(2-Chloroethyl)Ether	EPA-8270	U	100	1	UG/KG	07/05/2013	LAP
2-Chlorophenol	EPA-8270	U	100	1	UG/KG	07/05/2013	LAP
1,3-Dichlorobenzene	EPA-8270	U	100	1	UG/KG	07/05/2013	LAP
1,4-Dichlorobenzene	EPA-8270	U	100	1	UG/KG	07/05/2013	LAP
Benzyl Alcohol	EPA-8270	U	100	1	UG/KG	07/05/2013	LAP
1,2-Dichlorobenzene	EPA-8270	U	100	1	UG/KG	07/05/2013	LAP
2-Methylphenol	EPA-8270	U	100	1	UG/KG	07/05/2013	LAP
Bis(2-Chloroisopropyl)Ether	EPA-8270	U	100	1	UG/KG	07/05/2013	LAP
3&4-Methylphenol	EPA-8270	U	100	1	UG/KG	07/05/2013	LAP
N-Nitroso-Di-N-Propylamine	EPA-8270	U	100	1	UG/KG	07/05/2013	LAP
Hexachloroethane	EPA-8270	U	100	1	UG/KG	07/05/2013	LAP
Nitrobenzene	EPA-8270	U	100	1	UG/KG	07/05/2013	LAP
Isophorone	EPA-8270	U	100	1	UG/KG	07/05/2013	LAP
2-Nitrophenol	EPA-8270	U	250	1	UG/KG	07/05/2013	LAP
2,4-Dimethylphenol	EPA-8270	U	100	1	UG/KG	07/05/2013	LAP
Benzoic Acid	EPA-8270	U	1000	1	UG/KG	07/05/2013	LAP
Bis(2-Chloroethoxy)Methane	EPA-8270	U	100	1	UG/KG	07/05/2013	LAP
2,4-Dichlorophenol	EPA-8270	U	100	1	UG/KG	07/05/2013	LAP
1,2,4-Trichlorobenzene	EPA-8270	U	100	1	UG/KG	07/05/2013	LAP
4-Chloroaniline	EPA-8270	U	100	1	UG/KG	07/05/2013	LAP
2,6-Dichlorophenol	EPA-8270	U	100	1	UG/KG	07/05/2013	LAP
Hexachlorobutadiene	EPA-8270	U	100	1	UG/KG	07/05/2013	LAP
4-Chloro-3-Methylphenol	EPA-8270	U	100	1	UG/KG	07/05/2013	LAP



CERTIFICATE OF ANALYSIS

CLIENT:	Landau Associates, Inc. 130 - 2nd Ave. S. Edmonds, WA 98020	DATE:	7/15/2013
CLIENT CONTACT:	Jeffrey Fellows	ALS JOB#:	EV13060128
CLIENT PROJECT:	Yakima Mill Site / #1148007.010	ALS SAMPLE#:	-41
CLIENT SAMPLE ID	TP-B09-S (13-14)	DATE RECEIVED:	6/24/2013
		COLLECTION DATE:	6/21/2013 10:30:00 AM
		WDOE ACCREDITATION:	C601

DATA RESULTS

ANALYTE	METHOD	RESULTS	REPORTING LIMITS	DILUTION FACTOR	UNITS	ANALYSIS	ANALYSIS
						DATE	BY
Hexachlorocyclopentadiene	EPA-8270	U	500	1	UG/KG	07/05/2013	LAP
2,4,6-Trichlorophenol	EPA-8270	U	100	1	UG/KG	07/05/2013	LAP
2,4,5-Trichlorophenol	EPA-8270	U	100	1	UG/KG	07/05/2013	LAP
2-Chloronaphthalene	EPA-8270	U	100	1	UG/KG	07/05/2013	LAP
2-Nitroaniline	EPA-8270	U	250	1	UG/KG	07/05/2013	LAP
Dimethylphthalate	EPA-8270	U	100	1	UG/KG	07/05/2013	LAP
2,6-Dinitrotoluene	EPA-8270	U	250	1	UG/KG	07/05/2013	LAP
3-Nitroaniline	EPA-8270	U	250	1	UG/KG	07/05/2013	LAP
2,4-Dinitrophenol	EPA-8270	U	250	1	UG/KG	07/05/2013	LAP
4-Nitrophenol	EPA-8270	U	500	1	UG/KG	07/05/2013	LAP
Dibenzofuran	EPA-8270	U	100	1	UG/KG	07/05/2013	LAP
2,4-Dinitrotoluene	EPA-8270	U	250	1	UG/KG	07/05/2013	LAP
2,3,4,6-Tetrachlorophenol	EPA-8270	U	250	1	UG/KG	07/05/2013	LAP
Diethylphthalate	EPA-8270	U	100	1	UG/KG	07/05/2013	LAP
4-Chlorophenyl-Phenylether	EPA-8270	U	100	1	UG/KG	07/05/2013	LAP
4-Nitroaniline	EPA-8270	U	250	1	UG/KG	07/05/2013	LAP
4,6-Dinitro-2-Methylphenol	EPA-8270	U	100	1	UG/KG	07/05/2013	LAP
N-Nitrosodiphenylamine	EPA-8270	U	100	1	UG/KG	07/05/2013	LAP
Azobenzene	EPA-8270	U	100	1	UG/KG	07/05/2013	LAP
4-Bromophenyl-Phenylether	EPA-8270	U	100	1	UG/KG	07/05/2013	LAP
Hexachlorobenzene	EPA-8270	U	100	1	UG/KG	07/05/2013	LAP
Pentachlorophenol	EPA-8270	U	500	1	UG/KG	07/05/2013	LAP
Carbazole	EPA-8270	U	100	1	UG/KG	07/05/2013	LAP
Di-N-Butylphthalate	EPA-8270	U	130	1	UG/KG	07/05/2013	LAP
Butylbenzylphthalate	EPA-8270	U	100	1	UG/KG	07/05/2013	LAP
3,3-Dichlorobenzidine	EPA-8270	U	250	1	UG/KG	07/05/2013	LAP
Bis(2-Ethylhexyl)Phthalate	EPA-8270	U	130	1	UG/KG	07/05/2013	LAP
Di-N-Octylphthalate	EPA-8270	U	100	1	UG/KG	07/05/2013	LAP
PCB-1016	EPA-8082	U	0.10	1	MG/KG	06/28/2013	LAP
PCB-1268	EPA-8082	U	0.10	1	MG/KG	06/28/2013	LAP
PCB-1221	EPA-8082	U	0.10	1	MG/KG	06/28/2013	LAP
PCB-1232	EPA-8082	U	0.10	1	MG/KG	06/28/2013	LAP
PCB-1242	EPA-8082	U	0.10	1	MG/KG	06/28/2013	LAP
PCB-1248	EPA-8082	U	0.10	1	MG/KG	06/28/2013	LAP
PCB-1254	EPA-8082	U	0.10	1	MG/KG	06/28/2013	LAP
PCB-1260	EPA-8082	U	0.10	1	MG/KG	06/28/2013	LAP
Chromium (VI)	EPA-7196	U	5.0	1	MG/KG	06/28/2013	RAL
Percent Solids	EPA-160.3	71.4	0	1	%	06/26/2013	LAP



CERTIFICATE OF ANALYSIS

CLIENT:	Landau Associates, Inc. 130 - 2nd Ave. S. Edmonds, WA 98020	DATE:	7/15/2013
CLIENT CONTACT:	Jeffrey Fellows	ALS JOB#:	EV13060128
CLIENT PROJECT:	Yakima Mill Site / #1148007.010	ALS SAMPLE#:	-41
CLIENT SAMPLE ID	TP-B09-S (13-14)	DATE RECEIVED:	6/24/2013
		COLLECTION DATE:	6/21/2013 10:30:00 AM
		WDOE ACCREDITATION:	C601

DATA RESULTS

ANALYTE	METHOD	RESULTS	REPORTING LIMITS	DILUTION FACTOR	UNITS	ANALYSIS DATE	ANALYSIS BY
pH	EPA-9045	6.29	1.00	1	S.U.	06/25/2013	SMR
Mercury	EPA-7471	0.092	0.020	1	MG/KG	07/01/2013	RAL
Arsenic	EPA-6020	2.1	1.0	5	MG/KG	07/02/2013	RAL
Cadmium	EPA-6020	U	0.50	5	MG/KG	07/02/2013	RAL
Chromium	EPA-6020	20	0.52	5	MG/KG	07/02/2013	RAL
Iron	EPA-6020	21000	50	5	MG/KG	07/02/2013	RAL
Lead	EPA-6020	7.7	0.50	5	MG/KG	07/02/2013	RAL
Manganese	EPA-6020	170	0.50	5	MG/KG	07/02/2013	RAL
Total Organic Carbon (TOC)	EPA-9060	4.2	0.10	1	%	07/01/2013	CAS

SURROGATE	METHOD	%REC	ANALYSIS DATE	ANALYSIS BY
TFT	NWTPH-GX	71.0	06/25/2013	GAP
C25	NWTPH-DX w/ SGA	83.2	06/27/2013	LAP
1,2-Dichloroethane-d4	EPA-8260	125	07/01/2013	GAP
Toluene-d8	EPA-8260	88.9	07/01/2013	GAP
4-Bromofluorobenzene	EPA-8260	121	07/01/2013	GAP
Terphenyl-d14	EPA-8270 SIM	92.1	07/05/2013	LAP
2-Fluorophenol	EPA-8270	113	07/05/2013	LAP
Phenol-d5	EPA-8270	87.3	07/05/2013	LAP
Nitrobenzene-d5	EPA-8270	88.6	07/05/2013	LAP
2-Fluorobiphenyl	EPA-8270	82.3	07/05/2013	LAP
2,4,6-Tribromophenol	EPA-8270	99.1	07/05/2013	LAP
Terphenyl-d14	EPA-8270	92.1	07/05/2013	LAP
TCMX	EPA-8082	69.0	06/28/2013	LAP
DCB	EPA-8082	59.0	06/28/2013	LAP

U - Analyte analyzed for but not detected at level above reporting limit.
Chromatogram indicates that it is likely that sample contains light oil/lube oil.



CERTIFICATE OF ANALYSIS

CLIENT:	Landau Associates, Inc. 130 - 2nd Ave. S. Edmonds, WA 98020	DATE:	7/15/2013
CLIENT CONTACT:	Jeffrey Fellows	ALS JOB#:	EV13060128
CLIENT PROJECT:	Yakima Mill Site / #1148007.010	ALS SAMPLE#:	-42
CLIENT SAMPLE ID	TP-B09-S (6-7)	DATE RECEIVED:	6/24/2013
		COLLECTION DATE:	6/21/2013 10:40:00 AM
		WDOE ACCREDITATION:	C601

DATA RESULTS

ANALYTE	METHOD	RESULTS	REPORTING LIMITS	DILUTION FACTOR	UNITS	ANALYSIS	ANALYSIS
						DATE	BY
TPH-Diesel Range	NWTPH-DX w/ SGA	U	29	1	MG/KG	06/27/2013	LAP
TPH-Oil Range	NWTPH-DX w/ SGA	130	50	1	MG/KG	06/27/2013	LAP
Dichlorodifluoromethane	EPA-8260	U	10	1	UG/KG	07/01/2013	GAP
Chloromethane	EPA-8260	U	10	1	UG/KG	07/01/2013	GAP
Vinyl Chloride	EPA-8260	U	10	1	UG/KG	07/01/2013	GAP
Bromomethane	EPA-8260	U	10	1	UG/KG	07/01/2013	GAP
Chloroethane	EPA-8260	U	10	1	UG/KG	07/01/2013	GAP
Carbon Tetrachloride	EPA-8260	U	10	1	UG/KG	07/01/2013	GAP
Trichlorofluoromethane	EPA-8260	U	10	1	UG/KG	07/01/2013	GAP
Carbon Disulfide	EPA-8260	U	10	1	UG/KG	07/01/2013	GAP
Acetone	EPA-8260	U	50	1	UG/KG	07/01/2013	GAP
1,1-Dichloroethene	EPA-8260	U	10	1	UG/KG	07/01/2013	GAP
Methylene Chloride	EPA-8260	U	20	1	UG/KG	07/01/2013	GAP
Acrylonitrile	EPA-8260	U	50	1	UG/KG	07/01/2013	GAP
Methyl T-Butyl Ether	EPA-8260	U	10	1	UG/KG	07/01/2013	GAP
Trans-1,2-Dichloroethene	EPA-8260	U	10	1	UG/KG	07/01/2013	GAP
1,1-Dichloroethane	EPA-8260	U	10	1	UG/KG	07/01/2013	GAP
2-Butanone	EPA-8260	U	50	1	UG/KG	07/01/2013	GAP
Cis-1,2-Dichloroethene	EPA-8260	U	10	1	UG/KG	07/01/2013	GAP
2,2-Dichloropropane	EPA-8260	U	10	1	UG/KG	07/01/2013	GAP
Bromochloromethane	EPA-8260	U	10	1	UG/KG	07/01/2013	GAP
Chloroform	EPA-8260	U	10	1	UG/KG	07/01/2013	GAP
1,1,1-Trichloroethane	EPA-8260	U	10	1	UG/KG	07/01/2013	GAP
1,1-Dichloropropene	EPA-8260	U	10	1	UG/KG	07/01/2013	GAP
1,2-Dichloroethane	EPA-8260	U	10	1	UG/KG	07/01/2013	GAP
Benzene	EPA-8260	U	5.0	1	UG/KG	07/01/2013	GAP
Trichloroethene	EPA-8260	U	10	1	UG/KG	07/01/2013	GAP
1,2-Dichloropropane	EPA-8260	U	10	1	UG/KG	07/01/2013	GAP
Dibromomethane	EPA-8260	U	10	1	UG/KG	07/01/2013	GAP
Bromodichloromethane	EPA-8260	U	10	1	UG/KG	07/01/2013	GAP
Trans-1,3-Dichloropropene	EPA-8260	U	10	1	UG/KG	07/01/2013	GAP
4-Methyl-2-Pentanone	EPA-8260	U	50	1	UG/KG	07/01/2013	GAP
Toluene	EPA-8260	U	10	1	UG/KG	07/01/2013	GAP
Cis-1,3-Dichloropropene	EPA-8260	U	10	1	UG/KG	07/01/2013	GAP
1,1,2-Trichloroethane	EPA-8260	U	10	1	UG/KG	07/01/2013	GAP
2-Hexanone	EPA-8260	U	50	1	UG/KG	07/01/2013	GAP
1,3-Dichloropropane	EPA-8260	U	10	1	UG/KG	07/01/2013	GAP
Tetrachloroethylene	EPA-8260	U	10	1	UG/KG	07/01/2013	GAP



CERTIFICATE OF ANALYSIS

CLIENT:	Landau Associates, Inc. 130 - 2nd Ave. S. Edmonds, WA 98020	DATE:	7/15/2013
CLIENT CONTACT:	Jeffrey Fellows	ALS JOB#:	EV13060128
CLIENT PROJECT:	Yakima Mill Site / #1148007.010	ALS SAMPLE#:	-42
CLIENT SAMPLE ID	TP-B09-S (6-7)	DATE RECEIVED:	6/24/2013
		COLLECTION DATE:	6/21/2013 10:40:00 AM
		WDOE ACCREDITATION:	C601

DATA RESULTS

ANALYTE	METHOD	RESULTS	REPORTING LIMITS	DILUTION FACTOR	UNITS	ANALYSIS	ANALYSIS
						DATE	BY
Dibromochloromethane	EPA-8260	U	10	1	UG/KG	07/01/2013	GAP
1,2-Dibromoethane	EPA-8260	U	5.0	1	UG/KG	07/01/2013	GAP
Chlorobenzene	EPA-8260	U	10	1	UG/KG	07/01/2013	GAP
1,1,1,2-Tetrachloroethane	EPA-8260	U	10	1	UG/KG	07/01/2013	GAP
Ethylbenzene	EPA-8260	U	10	1	UG/KG	07/01/2013	GAP
m,p-Xylene	EPA-8260	U	20	1	UG/KG	07/01/2013	GAP
Styrene	EPA-8260	U	10	1	UG/KG	07/01/2013	GAP
o-Xylene	EPA-8260	U	10	1	UG/KG	07/01/2013	GAP
Bromoform	EPA-8260	U	10	1	UG/KG	07/01/2013	GAP
Isopropylbenzene	EPA-8260	U	10	1	UG/KG	07/01/2013	GAP
1,1,1,2-Tetrachloroethane	EPA-8260	U	10	1	UG/KG	07/01/2013	GAP
1,2,3-Trichloropropane	EPA-8260	U	10	1	UG/KG	07/01/2013	GAP
Bromobenzene	EPA-8260	U	10	1	UG/KG	07/01/2013	GAP
N-Propyl Benzene	EPA-8260	U	10	1	UG/KG	07/01/2013	GAP
2-Chlorotoluene	EPA-8260	U	10	1	UG/KG	07/01/2013	GAP
1,3,5-Trimethylbenzene	EPA-8260	U	10	1	UG/KG	07/01/2013	GAP
4-Chlorotoluene	EPA-8260	U	10	1	UG/KG	07/01/2013	GAP
T-Butyl Benzene	EPA-8260	U	10	1	UG/KG	07/01/2013	GAP
1,2,4-Trimethylbenzene	EPA-8260	U	10	1	UG/KG	07/01/2013	GAP
S-Butyl Benzene	EPA-8260	U	10	1	UG/KG	07/01/2013	GAP
P-Isopropyltoluene	EPA-8260	U	10	1	UG/KG	07/01/2013	GAP
1,3 Dichlorobenzene	EPA-8260	U	10	1	UG/KG	07/01/2013	GAP
1,4-Dichlorobenzene	EPA-8260	U	10	1	UG/KG	07/01/2013	GAP
N-Butylbenzene	EPA-8260	U	10	1	UG/KG	07/01/2013	GAP
1,2-Dichlorobenzene	EPA-8260	U	10	1	UG/KG	07/01/2013	GAP
1,2-Dibromo 3-Chloropropane	EPA-8260	U	50	1	UG/KG	07/01/2013	GAP
1,2,4-Trichlorobenzene	EPA-8260	U	10	1	UG/KG	07/01/2013	GAP
Hexachlorobutadiene	EPA-8260	U	10	1	UG/KG	07/01/2013	GAP
Naphthalene	EPA-8260	U	10	1	UG/KG	07/01/2013	GAP
1,2,3-Trichlorobenzene	EPA-8260	U	10	1	UG/KG	07/01/2013	GAP
Mercury	EPA-7471	0.055	0.020	1	MG/KG	07/05/2013	RAL
Arsenic	EPA-6020	4.5	1.1	5	MG/KG	07/08/2013	RAL
Cadmium	EPA-6020	U	0.50	5	MG/KG	07/08/2013	RAL
Chromium	EPA-6020	22	0.56	5	MG/KG	07/08/2013	RAL
Iron	EPA-6020	28000	51	5	MG/KG	07/08/2013	RAL
Lead	EPA-6020	32	0.50	5	MG/KG	07/08/2013	RAL
Manganese	EPA-6020	430	0.50	5	MG/KG	07/08/2013	RAL



CERTIFICATE OF ANALYSIS

CLIENT: Landau Associates, Inc. DATE: 7/15/2013
130 - 2nd Ave. S. ALS JOB#: EV13060128
Edmonds, WA 98020 ALS SAMPLE#: -42
CLIENT CONTACT: Jeffrey Fellows DATE RECEIVED: 6/24/2013
CLIENT PROJECT: Yakima Mill Site / #1148007.010 COLLECTION DATE: 6/21/2013 10:40:00 AM
CLIENT SAMPLE ID TP-B09-S (6-7) WDOE ACCREDITATION: C601

DATA RESULTS

SURROGATE	METHOD	%REC	ANALYSIS	ANALYSIS
			DATE	BY
C25	NWTPH-DX w/ SGA	121	06/27/2013	LAP
1,2-Dichloroethane-d4	EPA-8260	135	07/01/2013	GAP
Toluene-d8	EPA-8260	102	07/01/2013	GAP
4-Bromofluorobenzene	EPA-8260	129 GS1	07/01/2013	GAP

GS1 - Surrogate outside of control limits due to matrix effect.
U - Analyte analyzed for but not detected at level above reporting limit.
Chromatogram indicates that it is likely that sample contains light oil/lube oil.



CERTIFICATE OF ANALYSIS

CLIENT:	Landau Associates, Inc. 130 - 2nd Ave. S. Edmonds, WA 98020	DATE:	7/15/2013
CLIENT CONTACT:	Jeffrey Fellows	ALS JOB#:	EV13060128
CLIENT PROJECT:	Yakima Mill Site / #1148007.010	ALS SAMPLE#:	-43
CLIENT SAMPLE ID	TP-B08-S (16-17.5)	DATE RECEIVED:	6/24/2013
		COLLECTION DATE:	6/21/2013 12:05:00 PM
		WDOE ACCREDITATION:	C601

DATA RESULTS

ANALYTE	METHOD	RESULTS	REPORTING LIMITS	DILUTION FACTOR	UNITS	ANALYSIS	ANALYSIS
						DATE	BY
TPH-Volatile Range	NWTPH-GX	U	3.0	1	MG/KG	06/25/2013	GAP
TPH-Diesel Range	NWTPH-DX w/ SGA	360	25	1	MG/KG	06/27/2013	LAP
TPH-Oil Range	NWTPH-DX w/ SGA	U	50	1	MG/KG	06/27/2013	LAP
Dichlorodifluoromethane	EPA-8260	U	10	1	UG/KG	07/01/2013	GAP
Chloromethane	EPA-8260	U	10	1	UG/KG	07/01/2013	GAP
Vinyl Chloride	EPA-8260	U	10	1	UG/KG	07/01/2013	GAP
Bromomethane	EPA-8260	U	10	1	UG/KG	07/01/2013	GAP
Chloroethane	EPA-8260	U	10	1	UG/KG	07/01/2013	GAP
Carbon Tetrachloride	EPA-8260	U	10	1	UG/KG	07/01/2013	GAP
Trichlorofluoromethane	EPA-8260	U	10	1	UG/KG	07/01/2013	GAP
Carbon Disulfide	EPA-8260	U	10	1	UG/KG	07/01/2013	GAP
Acetone	EPA-8260	U	50	1	UG/KG	07/01/2013	GAP
1,1-Dichloroethene	EPA-8260	U	10	1	UG/KG	07/01/2013	GAP
Methylene Chloride	EPA-8260	U	20	1	UG/KG	07/01/2013	GAP
Acrylonitrile	EPA-8260	U	50	1	UG/KG	07/01/2013	GAP
Methyl T-Butyl Ether	EPA-8260	U	10	1	UG/KG	07/01/2013	GAP
Trans-1,2-Dichloroethene	EPA-8260	U	10	1	UG/KG	07/01/2013	GAP
1,1-Dichloroethane	EPA-8260	U	10	1	UG/KG	07/01/2013	GAP
2-Butanone	EPA-8260	U	50	1	UG/KG	07/01/2013	GAP
Cis-1,2-Dichloroethene	EPA-8260	U	10	1	UG/KG	07/01/2013	GAP
2,2-Dichloropropane	EPA-8260	U	10	1	UG/KG	07/01/2013	GAP
Bromochloromethane	EPA-8260	U	10	1	UG/KG	07/01/2013	GAP
Chloroform	EPA-8260	U	10	1	UG/KG	07/01/2013	GAP
1,1,1-Trichloroethane	EPA-8260	U	10	1	UG/KG	07/01/2013	GAP
1,1-Dichloropropene	EPA-8260	U	10	1	UG/KG	07/01/2013	GAP
1,2-Dichloroethane	EPA-8260	U	10	1	UG/KG	07/01/2013	GAP
Benzene	EPA-8260	U	5.0	1	UG/KG	07/01/2013	GAP
Trichloroethene	EPA-8260	U	10	1	UG/KG	07/01/2013	GAP
1,2-Dichloropropane	EPA-8260	U	10	1	UG/KG	07/01/2013	GAP
Dibromomethane	EPA-8260	U	10	1	UG/KG	07/01/2013	GAP
Bromodichloromethane	EPA-8260	U	10	1	UG/KG	07/01/2013	GAP
Trans-1,3-Dichloropropene	EPA-8260	U	10	1	UG/KG	07/01/2013	GAP
4-Methyl-2-Pentanone	EPA-8260	U	50	1	UG/KG	07/01/2013	GAP
Toluene	EPA-8260	U	10	1	UG/KG	07/01/2013	GAP
Cis-1,3-Dichloropropene	EPA-8260	U	10	1	UG/KG	07/01/2013	GAP
1,1,2-Trichloroethane	EPA-8260	U	10	1	UG/KG	07/01/2013	GAP
2-Hexanone	EPA-8260	U	50	1	UG/KG	07/01/2013	GAP
1,3-Dichloropropane	EPA-8260	U	10	1	UG/KG	07/01/2013	GAP



CERTIFICATE OF ANALYSIS

CLIENT:	Landau Associates, Inc. 130 - 2nd Ave. S. Edmonds, WA 98020	DATE:	7/15/2013
CLIENT CONTACT:	Jeffrey Fellows	ALS JOB#:	EV13060128
CLIENT PROJECT:	Yakima Mill Site / #1148007.010	ALS SAMPLE#:	-43
CLIENT SAMPLE ID	TP-B08-S (16-17.5)	DATE RECEIVED:	6/24/2013
		COLLECTION DATE:	6/21/2013 12:05:00 PM
		WDOE ACCREDITATION:	C601

DATA RESULTS

ANALYTE	METHOD	RESULTS	REPORTING LIMITS	DILUTION FACTOR	UNITS	ANALYSIS	ANALYSIS
						DATE	BY
Tetrachloroethylene	EPA-8260	U	10	1	UG/KG	07/01/2013	GAP
Dibromochloromethane	EPA-8260	U	10	1	UG/KG	07/01/2013	GAP
1,2-Dibromoethane	EPA-8260	U	5.0	1	UG/KG	07/01/2013	GAP
Chlorobenzene	EPA-8260	U	10	1	UG/KG	07/01/2013	GAP
1,1,1,2-Tetrachloroethane	EPA-8260	U	10	1	UG/KG	07/01/2013	GAP
Ethylbenzene	EPA-8260	U	10	1	UG/KG	07/01/2013	GAP
m,p-Xylene	EPA-8260	U	20	1	UG/KG	07/01/2013	GAP
Styrene	EPA-8260	U	10	1	UG/KG	07/01/2013	GAP
o-Xylene	EPA-8260	U	10	1	UG/KG	07/01/2013	GAP
Bromoform	EPA-8260	U	10	1	UG/KG	07/01/2013	GAP
Isopropylbenzene	EPA-8260	U	10	1	UG/KG	07/01/2013	GAP
1,1,2,2-Tetrachloroethane	EPA-8260	U	10	1	UG/KG	07/01/2013	GAP
1,2,3-Trichloropropane	EPA-8260	U	10	1	UG/KG	07/01/2013	GAP
Bromobenzene	EPA-8260	U	10	1	UG/KG	07/01/2013	GAP
N-Propyl Benzene	EPA-8260	U	10	1	UG/KG	07/01/2013	GAP
2-Chlorotoluene	EPA-8260	U	10	1	UG/KG	07/01/2013	GAP
1,3,5-Trimethylbenzene	EPA-8260	U	10	1	UG/KG	07/01/2013	GAP
4-Chlorotoluene	EPA-8260	U	10	1	UG/KG	07/01/2013	GAP
T-Butyl Benzene	EPA-8260	U	10	1	UG/KG	07/01/2013	GAP
1,2,4-Trimethylbenzene	EPA-8260	U	10	1	UG/KG	07/01/2013	GAP
S-Butyl Benzene	EPA-8260	U	10	1	UG/KG	07/01/2013	GAP
P-Isopropyltoluene	EPA-8260	U	10	1	UG/KG	07/01/2013	GAP
1,3 Dichlorobenzene	EPA-8260	U	10	1	UG/KG	07/01/2013	GAP
1,4-Dichlorobenzene	EPA-8260	U	10	1	UG/KG	07/01/2013	GAP
N-Butylbenzene	EPA-8260	U	10	1	UG/KG	07/01/2013	GAP
1,2-Dichlorobenzene	EPA-8260	U	10	1	UG/KG	07/01/2013	GAP
1,2-Dibromo 3-Chloropropane	EPA-8260	U	50	1	UG/KG	07/01/2013	GAP
1,2,4-Trichlorobenzene	EPA-8260	U	10	1	UG/KG	07/01/2013	GAP
Hexachlorobutadiene	EPA-8260	U	10	1	UG/KG	07/01/2013	GAP
Naphthalene	EPA-8260	U	10	1	UG/KG	07/01/2013	GAP
1,2,3-Trichlorobenzene	EPA-8260	U	10	1	UG/KG	07/01/2013	GAP
Naphthalene	EPA-8270 SIM	0.021	0.010	1	MG/KG	07/05/2013	LAP
2-Methylnaphthalene	EPA-8270 SIM	U	0.010	1	MG/KG	07/05/2013	LAP
1-Methylnaphthalene	EPA-8270 SIM	U	0.010	1	MG/KG	07/05/2013	LAP
Acenaphthylene	EPA-8270 SIM	U	0.010	1	MG/KG	07/05/2013	LAP
Acenaphthene	EPA-8270 SIM	U	0.010	1	MG/KG	07/05/2013	LAP
Fluorene	EPA-8270 SIM	U	0.010	1	MG/KG	07/05/2013	LAP
Phenanthrene	EPA-8270 SIM	0.013	0.010	1	MG/KG	07/05/2013	LAP



CERTIFICATE OF ANALYSIS

CLIENT:	Landau Associates, Inc. 130 - 2nd Ave. S. Edmonds, WA 98020	DATE:	7/15/2013
CLIENT CONTACT:	Jeffrey Fellows	ALS JOB#:	EV13060128
CLIENT PROJECT:	Yakima Mill Site / #1148007.010	ALS SAMPLE#:	-43
CLIENT SAMPLE ID	TP-B08-S (16-17.5)	DATE RECEIVED:	6/24/2013
		COLLECTION DATE:	6/21/2013 12:05:00 PM
		WDOE ACCREDITATION:	C601

DATA RESULTS

ANALYTE	METHOD	RESULTS	REPORTING	DILUTION	UNITS	ANALYSIS	ANALYSIS
			LIMITS	FACTOR		DATE	BY
Anthracene	EPA-8270 SIM	U	0.010	1	MG/KG	07/05/2013	LAP
Fluoranthene	EPA-8270 SIM	0.010	0.010	1	MG/KG	07/05/2013	LAP
Pyrene	EPA-8270 SIM	0.012	0.010	1	MG/KG	07/05/2013	LAP
Benzo[A]Anthracene	EPA-8270 SIM	U	0.010	1	MG/KG	07/05/2013	LAP
Chrysene	EPA-8270 SIM	U	0.010	1	MG/KG	07/05/2013	LAP
Benzo[B]Fluoranthene	EPA-8270 SIM	U	0.010	1	MG/KG	07/05/2013	LAP
Benzo[K]Fluoranthene	EPA-8270 SIM	U	0.010	1	MG/KG	07/05/2013	LAP
Benzo[A]Pyrene	EPA-8270 SIM	U	0.010	1	MG/KG	07/05/2013	LAP
Indeno[1,2,3-Cd]Pyrene	EPA-8270 SIM	U	0.010	1	MG/KG	07/05/2013	LAP
Dibenz[A,H]Anthracene	EPA-8270 SIM	U	0.010	1	MG/KG	07/05/2013	LAP
Benzo[G,H,I]Perylene	EPA-8270 SIM	U	0.010	1	MG/KG	07/05/2013	LAP
Pyridine	EPA-8270	U	200	1	UG/KG	07/05/2013	LAP
N-Nitrosodimethylamine	EPA-8270	U	100	1	UG/KG	07/05/2013	LAP
Phenol	EPA-8270	U	100	1	UG/KG	07/05/2013	LAP
Aniline	EPA-8270	U	100	1	UG/KG	07/05/2013	LAP
Bis(2-Chloroethyl)Ether	EPA-8270	U	100	1	UG/KG	07/05/2013	LAP
2-Chlorophenol	EPA-8270	U	100	1	UG/KG	07/05/2013	LAP
1,3-Dichlorobenzene	EPA-8270	U	100	1	UG/KG	07/05/2013	LAP
1,4-Dichlorobenzene	EPA-8270	U	100	1	UG/KG	07/05/2013	LAP
Benzyl Alcohol	EPA-8270	U	100	1	UG/KG	07/05/2013	LAP
1,2-Dichlorobenzene	EPA-8270	U	100	1	UG/KG	07/05/2013	LAP
2-Methylphenol	EPA-8270	U	100	1	UG/KG	07/05/2013	LAP
Bis(2-Chloroisopropyl)Ether	EPA-8270	U	100	1	UG/KG	07/05/2013	LAP
3&4-Methylphenol	EPA-8270	U	100	1	UG/KG	07/05/2013	LAP
N-Nitroso-Di-N-Propylamine	EPA-8270	U	100	1	UG/KG	07/05/2013	LAP
Hexachloroethane	EPA-8270	U	100	1	UG/KG	07/05/2013	LAP
Nitrobenzene	EPA-8270	U	100	1	UG/KG	07/05/2013	LAP
Isophorone	EPA-8270	U	100	1	UG/KG	07/05/2013	LAP
2-Nitrophenol	EPA-8270	U	250	1	UG/KG	07/05/2013	LAP
2,4-Dimethylphenol	EPA-8270	U	100	1	UG/KG	07/05/2013	LAP
Benzoic Acid	EPA-8270	U	1000	1	UG/KG	07/05/2013	LAP
Bis(2-Chloroethoxy)Methane	EPA-8270	U	100	1	UG/KG	07/05/2013	LAP
2,4-Dichlorophenol	EPA-8270	U	100	1	UG/KG	07/05/2013	LAP
1,2,4-Trichlorobenzene	EPA-8270	U	100	1	UG/KG	07/05/2013	LAP
4-Chloroaniline	EPA-8270	U	100	1	UG/KG	07/05/2013	LAP
2,6-Dichlorophenol	EPA-8270	U	100	1	UG/KG	07/05/2013	LAP
Hexachlorobutadiene	EPA-8270	U	100	1	UG/KG	07/05/2013	LAP
4-Chloro-3-Methylphenol	EPA-8270	U	100	1	UG/KG	07/05/2013	LAP



CERTIFICATE OF ANALYSIS

CLIENT:	Landau Associates, Inc. 130 - 2nd Ave. S. Edmonds, WA 98020	DATE:	7/15/2013
CLIENT CONTACT:	Jeffrey Fellows	ALS JOB#:	EV13060128
CLIENT PROJECT:	Yakima Mill Site / #1148007.010	ALS SAMPLE#:	-43
CLIENT SAMPLE ID	TP-B08-S (16-17.5)	DATE RECEIVED:	6/24/2013
		COLLECTION DATE:	6/21/2013 12:05:00 PM
		WDOE ACCREDITATION:	C601

DATA RESULTS

ANALYTE	METHOD	RESULTS	REPORTING LIMITS	DILUTION FACTOR	UNITS	ANALYSIS	ANALYSIS
						DATE	BY
Hexachlorocyclopentadiene	EPA-8270	U	500	1	UG/KG	07/05/2013	LAP
2,4,6-Trichlorophenol	EPA-8270	U	100	1	UG/KG	07/05/2013	LAP
2,4,5-Trichlorophenol	EPA-8270	U	100	1	UG/KG	07/05/2013	LAP
2-Chloronaphthalene	EPA-8270	U	100	1	UG/KG	07/05/2013	LAP
2-Nitroaniline	EPA-8270	U	250	1	UG/KG	07/05/2013	LAP
Dimethylphthalate	EPA-8270	U	100	1	UG/KG	07/05/2013	LAP
2,6-Dinitrotoluene	EPA-8270	U	250	1	UG/KG	07/05/2013	LAP
3-Nitroaniline	EPA-8270	U	250	1	UG/KG	07/05/2013	LAP
2,4-Dinitrophenol	EPA-8270	U	250	1	UG/KG	07/05/2013	LAP
4-Nitrophenol	EPA-8270	U	500	1	UG/KG	07/05/2013	LAP
Dibenzofuran	EPA-8270	U	100	1	UG/KG	07/05/2013	LAP
2,4-Dinitrotoluene	EPA-8270	U	250	1	UG/KG	07/05/2013	LAP
2,3,4,6-Tetrachlorophenol	EPA-8270	U	250	1	UG/KG	07/05/2013	LAP
Diethylphthalate	EPA-8270	U	100	1	UG/KG	07/05/2013	LAP
4-Chlorophenyl-Phenylether	EPA-8270	U	100	1	UG/KG	07/05/2013	LAP
4-Nitroaniline	EPA-8270	U	250	1	UG/KG	07/05/2013	LAP
4,6-Dinitro-2-Methylphenol	EPA-8270	U	100	1	UG/KG	07/05/2013	LAP
N-Nitrosodiphenylamine	EPA-8270	U	100	1	UG/KG	07/05/2013	LAP
Azobenzene	EPA-8270	U	100	1	UG/KG	07/05/2013	LAP
4-Bromophenyl-Phenylether	EPA-8270	U	100	1	UG/KG	07/05/2013	LAP
Hexachlorobenzene	EPA-8270	U	100	1	UG/KG	07/05/2013	LAP
Pentachlorophenol	EPA-8270	U	500	1	UG/KG	07/05/2013	LAP
Carbazole	EPA-8270	U	100	1	UG/KG	07/05/2013	LAP
Di-N-Butylphthalate	EPA-8270	U	130	1	UG/KG	07/05/2013	LAP
Butylbenzylphthalate	EPA-8270	U	100	1	UG/KG	07/05/2013	LAP
3,3-Dichlorobenzidine	EPA-8270	U	250	1	UG/KG	07/05/2013	LAP
Bis(2-Ethylhexyl)Phthalate	EPA-8270	U	130	1	UG/KG	07/05/2013	LAP
Di-N-Octylphthalate	EPA-8270	U	100	1	UG/KG	07/05/2013	LAP
PCB-1016	EPA-8082	U	0.10	1	MG/KG	06/28/2013	LAP
PCB-1268	EPA-8082	U	0.10	1	MG/KG	06/28/2013	LAP
PCB-1221	EPA-8082	U	0.10	1	MG/KG	06/28/2013	LAP
PCB-1232	EPA-8082	U	0.10	1	MG/KG	06/28/2013	LAP
PCB-1242	EPA-8082	U	0.10	1	MG/KG	06/28/2013	LAP
PCB-1248	EPA-8082	U	0.10	1	MG/KG	06/28/2013	LAP
PCB-1254	EPA-8082	U	0.10	1	MG/KG	06/28/2013	LAP
PCB-1260	EPA-8082	U	0.10	1	MG/KG	06/28/2013	LAP
Mercury	EPA-7471	0.085	0.020	1	MG/KG	07/05/2013	RAL
Arsenic	EPA-6020	2.5	1.0	5	MG/KG	07/08/2013	RAL



CERTIFICATE OF ANALYSIS

CLIENT:	Landau Associates, Inc. 130 - 2nd Ave. S. Edmonds, WA 98020	DATE:	7/15/2013
CLIENT CONTACT:	Jeffrey Fellows	ALS JOB#:	EV13060128
CLIENT PROJECT:	Yakima Mill Site / #1148007.010	ALS SAMPLE#:	-43
CLIENT SAMPLE ID	TP-B08-S (16-17.5)	DATE RECEIVED:	6/24/2013
		COLLECTION DATE:	6/21/2013 12:05:00 PM
		WDOE ACCREDITATION:	C601

DATA RESULTS

ANALYTE	METHOD	RESULTS	REPORTING LIMITS	DILUTION FACTOR	UNITS	ANALYSIS DATE	ANALYSIS BY
Cadmium	EPA-6020	U	0.50	5	MG/KG	07/08/2013	RAL
Chromium	EPA-6020	16	0.50	5	MG/KG	07/08/2013	RAL
Iron	EPA-6020	24000	50	5	MG/KG	07/08/2013	RAL
Lead	EPA-6020	4.9	0.50	5	MG/KG	07/08/2013	RAL
Manganese	EPA-6020	250	0.50	5	MG/KG	07/08/2013	RAL

SURROGATE	METHOD	%REC	ANALYSIS DATE	ANALYSIS BY
TFT	NWTPH-GX	107	06/25/2013	GAP
C25	NWTPH-DX w/ SGA	125	06/27/2013	LAP
1,2-Dichloroethane-d4	EPA-8260	134	07/01/2013	GAP
Toluene-d8	EPA-8260	91.6	07/01/2013	GAP
4-Bromofluorobenzene	EPA-8260	101	07/01/2013	GAP
Terphenyl-d14	EPA-8270 SIM	86.5	07/05/2013	LAP
2-Fluorophenol	EPA-8270	107	07/05/2013	LAP
Phenol-d5	EPA-8270	80.2	07/05/2013	LAP
Nitrobenzene-d5	EPA-8270	83.7	07/05/2013	LAP
2-Fluorobiphenyl	EPA-8270	75.6	07/05/2013	LAP
2,4,6-Tribromophenol	EPA-8270	90.8	07/05/2013	LAP
Terphenyl-d14	EPA-8270	86.5	07/05/2013	LAP
TCMX	EPA-8082	87.0	06/28/2013	LAP
DCB	EPA-8082	72.0	06/28/2013	LAP

U - Analyte analyzed for but not detected at level above reporting limit.
Chromatogram indicates that it is likely that sample contains highly weathered diesel.



CERTIFICATE OF ANALYSIS

CLIENT:	Landau Associates, Inc. 130 - 2nd Ave. S. Edmonds, WA 98020	DATE:	7/15/2013
CLIENT CONTACT:	Jeffrey Fellows	ALS JOB#:	EV13060128
CLIENT PROJECT:	Yakima Mill Site / #1148007.010	ALS SAMPLE#:	-44
CLIENT SAMPLE ID	TP-B08-S (7-8)	DATE RECEIVED:	6/24/2013
		COLLECTION DATE:	6/21/2013 12:30:00 PM
		WDOE ACCREDITATION:	C601

DATA RESULTS

ANALYTE	METHOD	RESULTS	REPORTING LIMITS	DILUTION FACTOR	UNITS	ANALYSIS DATE	ANALYSIS BY
TPH-Volatile Range	NWTPH-GX	17	3.0	1	MG/KG	06/25/2013	GAP
TPH-Diesel Range	NWTPH-DX w/ SGA	U	25	1	MG/KG	06/26/2013	LAP
TPH-Oil Range	NWTPH-DX w/ SGA	180	50	1	MG/KG	06/26/2013	LAP
Mercury	EPA-7471	0.038	0.020	1	MG/KG	07/05/2013	RAL
Arsenic	EPA-6020	2.7	1.0	5	MG/KG	07/08/2013	RAL
Cadmium	EPA-6020	U	0.50	5	MG/KG	07/08/2013	RAL
Chromium	EPA-6020	13	0.50	5	MG/KG	07/08/2013	RAL
Iron	EPA-6020	16000	50	5	MG/KG	07/08/2013	RAL
Lead	EPA-6020	6.9	0.50	5	MG/KG	07/08/2013	RAL
Manganese	EPA-6020	260	0.50	5	MG/KG	07/08/2013	RAL

SURROGATE	METHOD	%REC	ANALYSIS DATE	ANALYSIS BY
TFT	NWTPH-GX	136	06/25/2013	GAP
C25	NWTPH-DX w/ SGA	110	06/26/2013	LAP

U - Analyte analyzed for but not detected at level above reporting limit.
Chromatogram indicates that it is likely that sample contains weathered gasoline and light oil/lube oil.



CERTIFICATE OF ANALYSIS

CLIENT:	Landau Associates, Inc. 130 - 2nd Ave. S. Edmonds, WA 98020	DATE:	7/15/2013
CLIENT CONTACT:	Jeffrey Fellows	ALS JOB#:	EV13060128
CLIENT PROJECT:	Yakima Mill Site / #1148007.010	ALS SAMPLE#:	-45
CLIENT SAMPLE ID	FPP-B17-S (16-17)	DATE RECEIVED:	6/24/2013
		COLLECTION DATE:	6/21/2013 1:55:00 PM
		WDOE ACCREDITATION:	C601

DATA RESULTS

ANALYTE	METHOD	RESULTS	REPORTING LIMITS	DILUTION FACTOR	UNITS	ANALYSIS	ANALYSIS
						DATE	BY
TPH-Volatile Range	NWTPH-GX	U	3.0	1	MG/KG	06/25/2013	GAP
TPH-Diesel Range	NWTPH-DX w/ SGA	U	25	1	MG/KG	06/27/2013	LAP
TPH-Oil Range	NWTPH-DX w/ SGA	88	50	1	MG/KG	06/27/2013	LAP
Dichlorodifluoromethane	EPA-8260	U	10	1	UG/KG	07/01/2013	GAP
Chloromethane	EPA-8260	U	10	1	UG/KG	07/01/2013	GAP
Vinyl Chloride	EPA-8260	U	10	1	UG/KG	07/01/2013	GAP
Bromomethane	EPA-8260	U	10	1	UG/KG	07/01/2013	GAP
Chloroethane	EPA-8260	U	10	1	UG/KG	07/01/2013	GAP
Carbon Tetrachloride	EPA-8260	U	10	1	UG/KG	07/01/2013	GAP
Trichlorofluoromethane	EPA-8260	U	10	1	UG/KG	07/01/2013	GAP
Carbon Disulfide	EPA-8260	U	10	1	UG/KG	07/01/2013	GAP
Acetone	EPA-8260	U	50	1	UG/KG	07/01/2013	GAP
1,1-Dichloroethene	EPA-8260	U	10	1	UG/KG	07/01/2013	GAP
Methylene Chloride	EPA-8260	U	20	1	UG/KG	07/01/2013	GAP
Acrylonitrile	EPA-8260	U	50	1	UG/KG	07/01/2013	GAP
Methyl T-Butyl Ether	EPA-8260	U	10	1	UG/KG	07/01/2013	GAP
Trans-1,2-Dichloroethene	EPA-8260	U	10	1	UG/KG	07/01/2013	GAP
1,1-Dichloroethane	EPA-8260	U	10	1	UG/KG	07/01/2013	GAP
2-Butanone	EPA-8260	U	50	1	UG/KG	07/01/2013	GAP
Cis-1,2-Dichloroethene	EPA-8260	U	10	1	UG/KG	07/01/2013	GAP
2,2-Dichloropropane	EPA-8260	U	10	1	UG/KG	07/01/2013	GAP
Bromochloromethane	EPA-8260	U	10	1	UG/KG	07/01/2013	GAP
Chloroform	EPA-8260	U	10	1	UG/KG	07/01/2013	GAP
1,1,1-Trichloroethane	EPA-8260	U	10	1	UG/KG	07/01/2013	GAP
1,1-Dichloropropene	EPA-8260	U	10	1	UG/KG	07/01/2013	GAP
1,2-Dichloroethane	EPA-8260	U	10	1	UG/KG	07/01/2013	GAP
Benzene	EPA-8260	U	5.0	1	UG/KG	07/01/2013	GAP
Trichloroethene	EPA-8260	U	10	1	UG/KG	07/01/2013	GAP
1,2-Dichloropropane	EPA-8260	U	10	1	UG/KG	07/01/2013	GAP
Dibromomethane	EPA-8260	U	10	1	UG/KG	07/01/2013	GAP
Bromodichloromethane	EPA-8260	U	10	1	UG/KG	07/01/2013	GAP
Trans-1,3-Dichloropropene	EPA-8260	U	10	1	UG/KG	07/01/2013	GAP
4-Methyl-2-Pentanone	EPA-8260	U	50	1	UG/KG	07/01/2013	GAP
Toluene	EPA-8260	U	10	1	UG/KG	07/01/2013	GAP
Cis-1,3-Dichloropropene	EPA-8260	U	10	1	UG/KG	07/01/2013	GAP
1,1,2-Trichloroethane	EPA-8260	U	10	1	UG/KG	07/01/2013	GAP
2-Hexanone	EPA-8260	U	50	1	UG/KG	07/01/2013	GAP
1,3-Dichloropropane	EPA-8260	U	10	1	UG/KG	07/01/2013	GAP



CERTIFICATE OF ANALYSIS

CLIENT:	Landau Associates, Inc. 130 - 2nd Ave. S. Edmonds, WA 98020	DATE:	7/15/2013
CLIENT CONTACT:	Jeffrey Fellows	ALS JOB#:	EV13060128
CLIENT PROJECT:	Yakima Mill Site / #1148007.010	ALS SAMPLE#:	-45
CLIENT SAMPLE ID	FPP-B17-S (16-17)	DATE RECEIVED:	6/24/2013
		COLLECTION DATE:	6/21/2013 1:55:00 PM
		WDOE ACCREDITATION:	C601

DATA RESULTS

ANALYTE	METHOD	RESULTS	REPORTING LIMITS	DILUTION FACTOR	UNITS	ANALYSIS	ANALYSIS
						DATE	BY
Tetrachloroethylene	EPA-8260	U	10	1	UG/KG	07/01/2013	GAP
Dibromochloromethane	EPA-8260	U	10	1	UG/KG	07/01/2013	GAP
1,2-Dibromoethane	EPA-8260	U	5.0	1	UG/KG	07/01/2013	GAP
Chlorobenzene	EPA-8260	U	10	1	UG/KG	07/01/2013	GAP
1,1,1,2-Tetrachloroethane	EPA-8260	U	10	1	UG/KG	07/01/2013	GAP
Ethylbenzene	EPA-8260	U	10	1	UG/KG	07/01/2013	GAP
m,p-Xylene	EPA-8260	U	20	1	UG/KG	07/01/2013	GAP
Styrene	EPA-8260	U	10	1	UG/KG	07/01/2013	GAP
o-Xylene	EPA-8260	U	10	1	UG/KG	07/01/2013	GAP
Bromoform	EPA-8260	U	10	1	UG/KG	07/01/2013	GAP
Isopropylbenzene	EPA-8260	U	10	1	UG/KG	07/01/2013	GAP
1,1,2,2-Tetrachloroethane	EPA-8260	U	10	1	UG/KG	07/01/2013	GAP
1,2,3-Trichloropropane	EPA-8260	U	10	1	UG/KG	07/01/2013	GAP
Bromobenzene	EPA-8260	U	10	1	UG/KG	07/01/2013	GAP
N-Propyl Benzene	EPA-8260	U	10	1	UG/KG	07/01/2013	GAP
2-Chlorotoluene	EPA-8260	U	10	1	UG/KG	07/01/2013	GAP
1,3,5-Trimethylbenzene	EPA-8260	U	10	1	UG/KG	07/01/2013	GAP
4-Chlorotoluene	EPA-8260	U	10	1	UG/KG	07/01/2013	GAP
T-Butyl Benzene	EPA-8260	U	10	1	UG/KG	07/01/2013	GAP
1,2,4-Trimethylbenzene	EPA-8260	U	10	1	UG/KG	07/01/2013	GAP
S-Butyl Benzene	EPA-8260	U	10	1	UG/KG	07/01/2013	GAP
P-Isopropyltoluene	EPA-8260	U	10	1	UG/KG	07/01/2013	GAP
1,3 Dichlorobenzene	EPA-8260	U	10	1	UG/KG	07/01/2013	GAP
1,4-Dichlorobenzene	EPA-8260	U	10	1	UG/KG	07/01/2013	GAP
N-Butylbenzene	EPA-8260	U	10	1	UG/KG	07/01/2013	GAP
1,2-Dichlorobenzene	EPA-8260	U	10	1	UG/KG	07/01/2013	GAP
1,2-Dibromo 3-Chloropropane	EPA-8260	U	50	1	UG/KG	07/01/2013	GAP
1,2,4-Trichlorobenzene	EPA-8260	U	10	1	UG/KG	07/01/2013	GAP
Hexachlorobutadiene	EPA-8260	U	10	1	UG/KG	07/01/2013	GAP
Naphthalene	EPA-8260	U	10	1	UG/KG	07/01/2013	GAP
1,2,3-Trichlorobenzene	EPA-8260	U	10	1	UG/KG	07/01/2013	GAP
Naphthalene	EPA-8270 SIM	0.030	0.010	1	MG/KG	07/05/2013	LAP
2-Methylnaphthalene	EPA-8270 SIM	U	0.010	1	MG/KG	07/05/2013	LAP
1-Methylnaphthalene	EPA-8270 SIM	U	0.010	1	MG/KG	07/05/2013	LAP
Acenaphthylene	EPA-8270 SIM	0.011	0.010	1	MG/KG	07/05/2013	LAP
Acenaphthene	EPA-8270 SIM	U	0.010	1	MG/KG	07/05/2013	LAP
Fluorene	EPA-8270 SIM	U	0.010	1	MG/KG	07/05/2013	LAP
Phenanthrene	EPA-8270 SIM	0.018	0.010	1	MG/KG	07/05/2013	LAP



CERTIFICATE OF ANALYSIS

CLIENT:	Landau Associates, Inc. 130 - 2nd Ave. S. Edmonds, WA 98020	DATE:	7/15/2013
CLIENT CONTACT:	Jeffrey Fellows	ALS JOB#:	EV13060128
CLIENT PROJECT:	Yakima Mill Site / #1148007.010	ALS SAMPLE#:	-45
CLIENT SAMPLE ID	FPP-B17-S (16-17)	DATE RECEIVED:	6/24/2013
		COLLECTION DATE:	6/21/2013 1:55:00 PM
		WDOE ACCREDITATION:	C601

DATA RESULTS

ANALYTE	METHOD	RESULTS	REPORTING	DILUTION	UNITS	ANALYSIS	ANALYSIS
			LIMITS	FACTOR		DATE	BY
Anthracene	EPA-8270 SIM	U	0.010	1	MG/KG	07/05/2013	LAP
Fluoranthene	EPA-8270 SIM	0.016	0.010	1	MG/KG	07/05/2013	LAP
Pyrene	EPA-8270 SIM	0.020	0.010	1	MG/KG	07/05/2013	LAP
Benzo[A]Anthracene	EPA-8270 SIM	U	0.010	1	MG/KG	07/05/2013	LAP
Chrysene	EPA-8270 SIM	U	0.010	1	MG/KG	07/05/2013	LAP
Benzo[B]Fluoranthene	EPA-8270 SIM	U	0.010	1	MG/KG	07/05/2013	LAP
Benzo[K]Fluoranthene	EPA-8270 SIM	U	0.010	1	MG/KG	07/05/2013	LAP
Benzo[A]Pyrene	EPA-8270 SIM	U	0.010	1	MG/KG	07/05/2013	LAP
Indeno[1,2,3-Cd]Pyrene	EPA-8270 SIM	U	0.010	1	MG/KG	07/05/2013	LAP
Dibenz[A,H]Anthracene	EPA-8270 SIM	U	0.010	1	MG/KG	07/05/2013	LAP
Benzo[G,H,I]Perylene	EPA-8270 SIM	U	0.010	1	MG/KG	07/05/2013	LAP
Pyridine	EPA-8270	U	200	1	UG/KG	07/05/2013	LAP
N-Nitrosodimethylamine	EPA-8270	U	100	1	UG/KG	07/05/2013	LAP
Phenol	EPA-8270	U	100	1	UG/KG	07/05/2013	LAP
Aniline	EPA-8270	U	100	1	UG/KG	07/05/2013	LAP
Bis(2-Chloroethyl)Ether	EPA-8270	U	100	1	UG/KG	07/05/2013	LAP
2-Chlorophenol	EPA-8270	U	100	1	UG/KG	07/05/2013	LAP
1,3-Dichlorobenzene	EPA-8270	U	100	1	UG/KG	07/05/2013	LAP
1,4-Dichlorobenzene	EPA-8270	U	100	1	UG/KG	07/05/2013	LAP
Benzyl Alcohol	EPA-8270	U	100	1	UG/KG	07/05/2013	LAP
1,2-Dichlorobenzene	EPA-8270	U	100	1	UG/KG	07/05/2013	LAP
2-Methylphenol	EPA-8270	U	100	1	UG/KG	07/05/2013	LAP
Bis(2-Chloroisopropyl)Ether	EPA-8270	U	100	1	UG/KG	07/05/2013	LAP
3&4-Methylphenol	EPA-8270	U	100	1	UG/KG	07/05/2013	LAP
N-Nitroso-Di-N-Propylamine	EPA-8270	U	100	1	UG/KG	07/05/2013	LAP
Hexachloroethane	EPA-8270	U	100	1	UG/KG	07/05/2013	LAP
Nitrobenzene	EPA-8270	U	100	1	UG/KG	07/05/2013	LAP
Isophorone	EPA-8270	U	100	1	UG/KG	07/05/2013	LAP
2-Nitrophenol	EPA-8270	U	250	1	UG/KG	07/05/2013	LAP
2,4-Dimethylphenol	EPA-8270	U	100	1	UG/KG	07/05/2013	LAP
Benzoic Acid	EPA-8270	U	1000	1	UG/KG	07/05/2013	LAP
Bis(2-Chloroethoxy)Methane	EPA-8270	U	100	1	UG/KG	07/05/2013	LAP
2,4-Dichlorophenol	EPA-8270	U	100	1	UG/KG	07/05/2013	LAP
1,2,4-Trichlorobenzene	EPA-8270	U	100	1	UG/KG	07/05/2013	LAP
4-Chloroaniline	EPA-8270	U	100	1	UG/KG	07/05/2013	LAP
2,6-Dichlorophenol	EPA-8270	U	100	1	UG/KG	07/05/2013	LAP
Hexachlorobutadiene	EPA-8270	U	100	1	UG/KG	07/05/2013	LAP
4-Chloro-3-Methylphenol	EPA-8270	U	100	1	UG/KG	07/05/2013	LAP



CERTIFICATE OF ANALYSIS

CLIENT:	Landau Associates, Inc. 130 - 2nd Ave. S. Edmonds, WA 98020	DATE:	7/15/2013
CLIENT CONTACT:	Jeffrey Fellows	ALS JOB#:	EV13060128
CLIENT PROJECT:	Yakima Mill Site / #1148007.010	ALS SAMPLE#:	-45
CLIENT SAMPLE ID	FPP-B17-S (16-17)	DATE RECEIVED:	6/24/2013
		COLLECTION DATE:	6/21/2013 1:55:00 PM
		WDOE ACCREDITATION:	C601

DATA RESULTS

ANALYTE	METHOD	RESULTS	REPORTING LIMITS	DILUTION FACTOR	UNITS	ANALYSIS	ANALYSIS
						DATE	BY
Hexachlorocyclopentadiene	EPA-8270	U	500	1	UG/KG	07/05/2013	LAP
2,4,6-Trichlorophenol	EPA-8270	U	100	1	UG/KG	07/05/2013	LAP
2,4,5-Trichlorophenol	EPA-8270	U	100	1	UG/KG	07/05/2013	LAP
2-Chloronaphthalene	EPA-8270	U	100	1	UG/KG	07/05/2013	LAP
2-Nitroaniline	EPA-8270	U	250	1	UG/KG	07/05/2013	LAP
Dimethylphthalate	EPA-8270	U	100	1	UG/KG	07/05/2013	LAP
2,6-Dinitrotoluene	EPA-8270	U	250	1	UG/KG	07/05/2013	LAP
3-Nitroaniline	EPA-8270	U	250	1	UG/KG	07/05/2013	LAP
2,4-Dinitrophenol	EPA-8270	U	250	1	UG/KG	07/05/2013	LAP
4-Nitrophenol	EPA-8270	U	500	1	UG/KG	07/05/2013	LAP
Dibenzofuran	EPA-8270	U	100	1	UG/KG	07/05/2013	LAP
2,4-Dinitrotoluene	EPA-8270	U	250	1	UG/KG	07/05/2013	LAP
2,3,4,6-Tetrachlorophenol	EPA-8270	U	250	1	UG/KG	07/05/2013	LAP
Diethylphthalate	EPA-8270	U	100	1	UG/KG	07/05/2013	LAP
4-Chlorophenyl-Phenylether	EPA-8270	U	100	1	UG/KG	07/05/2013	LAP
4-Nitroaniline	EPA-8270	U	250	1	UG/KG	07/05/2013	LAP
4,6-Dinitro-2-Methylphenol	EPA-8270	U	100	1	UG/KG	07/05/2013	LAP
N-Nitrosodiphenylamine	EPA-8270	U	100	1	UG/KG	07/05/2013	LAP
Azobenzene	EPA-8270	U	100	1	UG/KG	07/05/2013	LAP
4-Bromophenyl-Phenylether	EPA-8270	U	100	1	UG/KG	07/05/2013	LAP
Hexachlorobenzene	EPA-8270	U	100	1	UG/KG	07/05/2013	LAP
Pentachlorophenol	EPA-8270	U	500	1	UG/KG	07/05/2013	LAP
Carbazole	EPA-8270	U	100	1	UG/KG	07/05/2013	LAP
Di-N-Butylphthalate	EPA-8270	U	130	1	UG/KG	07/05/2013	LAP
Butylbenzylphthalate	EPA-8270	U	100	1	UG/KG	07/05/2013	LAP
3,3-Dichlorobenzidine	EPA-8270	U	250	1	UG/KG	07/05/2013	LAP
Bis(2-Ethylhexyl)Phthalate	EPA-8270	U	130	1	UG/KG	07/05/2013	LAP
Di-N-Octylphthalate	EPA-8270	U	100	1	UG/KG	07/05/2013	LAP
Mercury	EPA-7471	0.047	0.020	1	MG/KG	07/05/2013	RAL
Arsenic	EPA-6020	2.1	1.0	5	MG/KG	07/08/2013	RAL
Cadmium	EPA-6020	U	0.50	5	MG/KG	07/08/2013	RAL
Chromium	EPA-6020	19	0.50	5	MG/KG	07/08/2013	RAL
Iron	EPA-6020	23000	50	5	MG/KG	07/08/2013	RAL
Lead	EPA-6020	5.0	0.50	5	MG/KG	07/08/2013	RAL
Manganese	EPA-6020	240	0.50	5	MG/KG	07/08/2013	RAL

SURROGATE	METHOD	%REC	ANALYSIS DATE	ANALYSIS BY
-----------	--------	------	---------------	-------------



CERTIFICATE OF ANALYSIS

CLIENT:	Landau Associates, Inc. 130 - 2nd Ave. S. Edmonds, WA 98020	DATE:	7/15/2013
CLIENT CONTACT:	Jeffrey Fellows	ALS JOB#:	EV13060128
CLIENT PROJECT:	Yakima Mill Site / #1148007.010	ALS SAMPLE#:	-45
CLIENT SAMPLE ID	FPP-B17-S (16-17)	DATE RECEIVED:	6/24/2013
		COLLECTION DATE:	6/21/2013 1:55:00 PM
		WDOE ACCREDITATION:	C601

DATA RESULTS

SURROGATE	METHOD	%REC	ANALYSIS ANALYSIS	
			DATE	BY
TFT	NWTPH-GX	89.1	06/25/2013	GAP
C25	NWTPH-DX w/ SGA	102	06/27/2013	LAP
1,2-Dichloroethane-d4	EPA-8260	133	07/01/2013	GAP
Toluene-d8	EPA-8260	88.7	07/01/2013	GAP
4-Bromofluorobenzene	EPA-8260	96.4	07/01/2013	GAP
Terphenyl-d14	EPA-8270 SIM	92.6	07/05/2013	LAP
2-Fluorophenol	EPA-8270	108	07/05/2013	LAP
Phenol-d5	EPA-8270	82.6	07/05/2013	LAP
Nitrobenzene-d5	EPA-8270	86.6	07/05/2013	LAP
2-Fluorobiphenyl	EPA-8270	80.5	07/05/2013	LAP
2,4,6-Tribromophenol	EPA-8270	97.0	07/05/2013	LAP
Terphenyl-d14	EPA-8270	92.6	07/05/2013	LAP

U - Analyte analyzed for but not detected at level above reporting limit.
Chromatogram indicates that it is likely that sample contains light oil/lube oil.



CERTIFICATE OF ANALYSIS

CLIENT:	Landau Associates, Inc. 130 - 2nd Ave. S. Edmonds, WA 98020	DATE:	7/15/2013
CLIENT CONTACT:	Jeffrey Fellows	ALS JOB#:	EV13060128
CLIENT PROJECT:	Yakima Mill Site / #1148007.010	ALS SAMPLE#:	-46
CLIENT SAMPLE ID	FPP-B17-S (0.5-1.5)	DATE RECEIVED:	6/24/2013
		COLLECTION DATE:	6/21/2013 2:05:00 PM
		WDOE ACCREDITATION:	C601

DATA RESULTS

ANALYTE	METHOD	RESULTS	REPORTING LIMITS	DILUTION FACTOR	UNITS	ANALYSIS DATE	ANALYSIS BY
TPH-Diesel Range	NWTPH-DX w/ SGA	U	25	1	MG/KG	06/26/2013	LAP
TPH-Oil Range	NWTPH-DX w/ SGA	87	50	1	MG/KG	06/26/2013	LAP
Mercury	EPA-7471	0.055	0.020	1	MG/KG	07/05/2013	RAL
Arsenic	EPA-6020	2.5	1.0	5	MG/KG	07/08/2013	RAL
Cadmium	EPA-6020	U	0.50	5	MG/KG	07/08/2013	RAL
Chromium	EPA-6020	21	0.50	5	MG/KG	07/08/2013	RAL
Iron	EPA-6020	27000	50	5	MG/KG	07/08/2013	RAL
Lead	EPA-6020	10	0.50	5	MG/KG	07/08/2013	RAL
Manganese	EPA-6020	320	0.50	5	MG/KG	07/08/2013	RAL

SURROGATE	METHOD	%REC	ANALYSIS DATE	ANALYSIS BY
C25	NWTPH-DX w/ SGA	99.9	06/26/2013	LAP

U - Analyte analyzed for but not detected at level above reporting limit.
Chromatogram indicates that it is likely that sample contains light oil/lube oil.



CERTIFICATE OF ANALYSIS

CLIENT:	Landau Associates, Inc. 130 - 2nd Ave. S. Edmonds, WA 98020	DATE:	7/15/2013
CLIENT CONTACT:	Jeffrey Fellows	ALS JOB#:	EV13060128
CLIENT PROJECT:	Yakima Mill Site / #1148007.010	ALS SAMPLE#:	-47
CLIENT SAMPLE ID	TP-B01-S (1-2)	DATE RECEIVED:	6/24/2013
		COLLECTION DATE:	6/21/2013 8:00:00 AM
		WDOE ACCREDITATION:	C601

DATA RESULTS

ANALYTE	METHOD	RESULTS	REPORTING	DILUTION	UNITS	ANALYSIS	ANALYSIS
			LIMITS	FACTOR		DATE	BY
TPH-Diesel Range	NWTPH-DX w/ SGA	U	25	1	MG/KG	06/26/2013	LAP
TPH-Oil Range	NWTPH-DX w/ SGA	57	50	1	MG/KG	06/26/2013	LAP
Naphthalene	EPA-8270 SIM	U	0.010	1	MG/KG	07/06/2013	LAP
2-Methylnaphthalene	EPA-8270 SIM	U	0.010	1	MG/KG	07/06/2013	LAP
1-Methylnaphthalene	EPA-8270 SIM	U	0.010	1	MG/KG	07/06/2013	LAP
Acenaphthylene	EPA-8270 SIM	U	0.010	1	MG/KG	07/06/2013	LAP
Acenaphthene	EPA-8270 SIM	U	0.010	1	MG/KG	07/06/2013	LAP
Fluorene	EPA-8270 SIM	U	0.010	1	MG/KG	07/06/2013	LAP
Phenanthrene	EPA-8270 SIM	0.011	0.010	1	MG/KG	07/06/2013	LAP
Anthracene	EPA-8270 SIM	U	0.010	1	MG/KG	07/06/2013	LAP
Fluoranthene	EPA-8270 SIM	0.012	0.010	1	MG/KG	07/06/2013	LAP
Pyrene	EPA-8270 SIM	0.016	0.010	1	MG/KG	07/06/2013	LAP
Benzo[A]Anthracene	EPA-8270 SIM	U	0.010	1	MG/KG	07/06/2013	LAP
Chrysene	EPA-8270 SIM	U	0.010	1	MG/KG	07/06/2013	LAP
Benzo[B]Fluoranthene	EPA-8270 SIM	0.014	0.010	1	MG/KG	07/06/2013	LAP
Benzo[K]Fluoranthene	EPA-8270 SIM	U	0.010	1	MG/KG	07/06/2013	LAP
Benzo[A]Pyrene	EPA-8270 SIM	U	0.010	1	MG/KG	07/06/2013	LAP
Indeno[1,2,3-Cd]Pyrene	EPA-8270 SIM	0.018	0.010	1	MG/KG	07/06/2013	LAP
Dibenz[A,H]Anthracene	EPA-8270 SIM	U	0.010	1	MG/KG	07/06/2013	LAP
Benzo[G,H,I]Perylene	EPA-8270 SIM	0.028	0.010	1	MG/KG	07/06/2013	LAP
Pyridine	EPA-8270	U	200	1	UG/KG	07/06/2013	LAP
N-Nitrosodimethylamine	EPA-8270	U	100	1	UG/KG	07/06/2013	LAP
Phenol	EPA-8270	U	100	1	UG/KG	07/06/2013	LAP
Aniline	EPA-8270	U	100	1	UG/KG	07/06/2013	LAP
Bis(2-Chloroethyl)Ether	EPA-8270	U	100	1	UG/KG	07/06/2013	LAP
2-Chlorophenol	EPA-8270	U	100	1	UG/KG	07/06/2013	LAP
1,3-Dichlorobenzene	EPA-8270	U	100	1	UG/KG	07/06/2013	LAP
1,4-Dichlorobenzene	EPA-8270	U	100	1	UG/KG	07/06/2013	LAP
Benzyl Alcohol	EPA-8270	U	100	1	UG/KG	07/06/2013	LAP
1,2-Dichlorobenzene	EPA-8270	U	100	1	UG/KG	07/06/2013	LAP
2-Methylphenol	EPA-8270	U	100	1	UG/KG	07/06/2013	LAP
Bis(2-Chloroisopropyl)Ether	EPA-8270	U	100	1	UG/KG	07/06/2013	LAP
3&4-Methylphenol	EPA-8270	U	100	1	UG/KG	07/06/2013	LAP
N-Nitroso-Di-N-Propylamine	EPA-8270	U	100	1	UG/KG	07/06/2013	LAP
Hexachloroethane	EPA-8270	U	100	1	UG/KG	07/06/2013	LAP
Nitrobenzene	EPA-8270	U	100	1	UG/KG	07/06/2013	LAP
Isophorone	EPA-8270	U	100	1	UG/KG	07/06/2013	LAP
2-Nitrophenol	EPA-8270	U	250	1	UG/KG	07/06/2013	LAP



CERTIFICATE OF ANALYSIS

CLIENT:	Landau Associates, Inc. 130 - 2nd Ave. S. Edmonds, WA 98020	DATE:	7/15/2013
CLIENT CONTACT:	Jeffrey Fellows	ALS JOB#:	EV13060128
CLIENT PROJECT:	Yakima Mill Site / #1148007.010	ALS SAMPLE#:	-47
CLIENT SAMPLE ID	TP-B01-S (1-2)	DATE RECEIVED:	6/24/2013
		COLLECTION DATE:	6/21/2013 8:00:00 AM
		WDOE ACCREDITATION:	C601

DATA RESULTS

ANALYTE	METHOD	RESULTS	REPORTING LIMITS	DILUTION FACTOR	UNITS	ANALYSIS DATE	ANALYSIS BY
2,4-Dimethylphenol	EPA-8270	U	100	1	UG/KG	07/06/2013	LAP
Benzoic Acid	EPA-8270	U	1000	1	UG/KG	07/06/2013	LAP
Bis(2-Chloroethoxy)Methane	EPA-8270	U	100	1	UG/KG	07/06/2013	LAP
2,4-Dichlorophenol	EPA-8270	U	100	1	UG/KG	07/06/2013	LAP
1,2,4-Trichlorobenzene	EPA-8270	U	100	1	UG/KG	07/06/2013	LAP
4-Chloroaniline	EPA-8270	U	100	1	UG/KG	07/06/2013	LAP
2,6-Dichlorophenol	EPA-8270	U	100	1	UG/KG	07/06/2013	LAP
Hexachlorobutadiene	EPA-8270	U	100	1	UG/KG	07/06/2013	LAP
4-Chloro-3-Methylphenol	EPA-8270	U	100	1	UG/KG	07/06/2013	LAP
Hexachlorocyclopentadiene	EPA-8270	U	500	1	UG/KG	07/06/2013	LAP
2,4,6-Trichlorophenol	EPA-8270	U	100	1	UG/KG	07/06/2013	LAP
2,4,5-Trichlorophenol	EPA-8270	U	100	1	UG/KG	07/06/2013	LAP
2-Chloronaphthalene	EPA-8270	U	100	1	UG/KG	07/06/2013	LAP
2-Nitroaniline	EPA-8270	U	250	1	UG/KG	07/06/2013	LAP
Dimethylphthalate	EPA-8270	U	100	1	UG/KG	07/06/2013	LAP
2,6-Dinitrotoluene	EPA-8270	U	250	1	UG/KG	07/06/2013	LAP
3-Nitroaniline	EPA-8270	U	250	1	UG/KG	07/06/2013	LAP
2,4-Dinitrophenol	EPA-8270	U	250	1	UG/KG	07/06/2013	LAP
4-Nitrophenol	EPA-8270	U	500	1	UG/KG	07/06/2013	LAP
Dibenzofuran	EPA-8270	U	100	1	UG/KG	07/06/2013	LAP
2,4-Dinitrotoluene	EPA-8270	U	250	1	UG/KG	07/06/2013	LAP
2,3,4,6-Tetrachlorophenol	EPA-8270	U	250	1	UG/KG	07/06/2013	LAP
Diethylphthalate	EPA-8270	U	100	1	UG/KG	07/06/2013	LAP
4-Chlorophenyl-Phenylether	EPA-8270	U	100	1	UG/KG	07/06/2013	LAP
4-Nitroaniline	EPA-8270	U	250	1	UG/KG	07/06/2013	LAP
4,6-Dinitro-2-Methylphenol	EPA-8270	U	100	1	UG/KG	07/06/2013	LAP
N-Nitrosodiphenylamine	EPA-8270	U	100	1	UG/KG	07/06/2013	LAP
Azobenzene	EPA-8270	U	100	1	UG/KG	07/06/2013	LAP
4-Bromophenyl-Phenylether	EPA-8270	U	100	1	UG/KG	07/06/2013	LAP
Hexachlorobenzene	EPA-8270	U	100	1	UG/KG	07/06/2013	LAP
Pentachlorophenol	EPA-8270	U	500	1	UG/KG	07/06/2013	LAP
Carbazole	EPA-8270	U	100	1	UG/KG	07/06/2013	LAP
Di-N-Butylphthalate	EPA-8270	U	130	1	UG/KG	07/06/2013	LAP
Butylbenzylphthalate	EPA-8270	U	100	1	UG/KG	07/06/2013	LAP
3,3-Dichlorobenzidine	EPA-8270	U	250	1	UG/KG	07/06/2013	LAP
Bis(2-Ethylhexyl)Phthalate	EPA-8270	U	130	1	UG/KG	07/06/2013	LAP
Di-N-Octylphthalate	EPA-8270	U	100	1	UG/KG	07/06/2013	LAP
Mercury	EPA-7471	0.12	0.020	1	MG/KG	07/05/2013	RAL



CERTIFICATE OF ANALYSIS

CLIENT:	Landau Associates, Inc. 130 - 2nd Ave. S. Edmonds, WA 98020	DATE:	7/15/2013
CLIENT CONTACT:	Jeffrey Fellows	ALS JOB#:	EV13060128
CLIENT PROJECT:	Yakima Mill Site / #1148007.010	ALS SAMPLE#:	-47
CLIENT SAMPLE ID	TP-B01-S (1-2)	DATE RECEIVED:	6/24/2013
		COLLECTION DATE:	6/21/2013 8:00:00 AM
		WDOE ACCREDITATION:	C601

DATA RESULTS

ANALYTE	METHOD	RESULTS	REPORTING LIMITS	DILUTION FACTOR	UNITS	ANALYSIS DATE	ANALYSIS BY
Arsenic	EPA-6020	3.7	1.0	5	MG/KG	07/08/2013	RAL
Cadmium	EPA-6020	U	0.50	5	MG/KG	07/08/2013	RAL
Chromium	EPA-6020	17	0.50	5	MG/KG	07/08/2013	RAL
Iron	EPA-6020	29000	50	5	MG/KG	07/08/2013	RAL
Lead	EPA-6020	20	0.50	5	MG/KG	07/08/2013	RAL
Manganese	EPA-6020	530	0.50	5	MG/KG	07/08/2013	RAL

SURROGATE	METHOD	%REC	ANALYSIS DATE	ANALYSIS BY
C25	NWTPH-DX w/ SGA	90.6	06/26/2013	LAP
Terphenyl-d14	EPA-8270 SIM	85.2	07/06/2013	LAP
2-Fluorophenol	EPA-8270	96.2	07/06/2013	LAP
Phenol-d5	EPA-8270	74.3	07/06/2013	LAP
Nitrobenzene-d5	EPA-8270	79.7	07/06/2013	LAP
2-Fluorobiphenyl	EPA-8270	74.2	07/06/2013	LAP
2,4,6-Tribromophenol	EPA-8270	84.7	07/06/2013	LAP
Terphenyl-d14	EPA-8270	85.2	07/06/2013	LAP

U - Analyte analyzed for but not detected at level above reporting limit.
Chromatogram indicates that it is likely that sample contains light oil/lube oil.



CERTIFICATE OF ANALYSIS

CLIENT:	Landau Associates, Inc. 130 - 2nd Ave. S. Edmonds, WA 98020	DATE:	7/15/2013
CLIENT CONTACT:	Jeffrey Fellows	ALS JOB#:	EV13060128
CLIENT PROJECT:	Yakima Mill Site / #1148007.010	ALS SAMPLE#:	-48
CLIENT SAMPLE ID	FPP-B11-S (22-23)	DATE RECEIVED:	6/24/2013
		COLLECTION DATE:	6/18/2013 9:00:00 AM
		WDOE ACCREDITATION:	C601

DATA RESULTS

ANALYTE	METHOD	RESULTS	REPORTING LIMITS	DILUTION FACTOR	UNITS	ANALYSIS DATE	ANALYSIS BY
TPH-Diesel Range	NWTPH-DX w/ SGA	U	25	1	MG/KG	06/26/2013	LAP
TPH-Oil Range	NWTPH-DX w/ SGA	U	50	1	MG/KG	06/26/2013	LAP
Mercury	EPA-7471	0.040	0.020	1	MG/KG	07/05/2013	RAL
Arsenic	EPA-6020	1.4	1.0	5	MG/KG	07/08/2013	RAL
Cadmium	EPA-6020	U	0.50	5	MG/KG	07/08/2013	RAL
Chromium	EPA-6020	11	0.50	5	MG/KG	07/08/2013	RAL
Iron	EPA-6020	20000	50	5	MG/KG	07/08/2013	RAL
Lead	EPA-6020	2.9	0.50	5	MG/KG	07/08/2013	RAL
Manganese	EPA-6020	220	0.50	5	MG/KG	07/08/2013	RAL

SURROGATE	METHOD	%REC	ANALYSIS DATE	ANALYSIS BY
C25	NWTPH-DX w/ SGA	91.1	06/26/2013	LAP

U - Analyte analyzed for but not detected at level above reporting limit.



CERTIFICATE OF ANALYSIS

CLIENT:	Landau Associates, Inc. 130 - 2nd Ave. S. Edmonds, WA 98020	DATE:	7/15/2013
CLIENT CONTACT:	Jeffrey Fellows	ALS JOB#:	EV13060128
CLIENT PROJECT:	Yakima Mill Site / #1148007.010	ALS SAMPLE#:	-49
CLIENT SAMPLE ID	FPP-B19-GW (17)	DATE RECEIVED:	6/24/2013
		COLLECTION DATE:	6/19/2013 5:30:00 PM
		WDOE ACCREDITATION:	C601

DATA RESULTS

ANALYTE	METHOD	RESULTS	REPORTING LIMITS	DILUTION FACTOR	UNITS	ANALYSIS	ANALYSIS
						DATE	BY
TPH-Volatile Range	NWTPH-GX	U	50	1	UG/L	06/24/2013	DLC
Vinyl Chloride	EPA-8260 SIM	U	0.020	1	UG/L	06/28/2013	GAP
Trichloroethene	EPA-8260 SIM	U	0.020	1	UG/L	06/28/2013	GAP
Dichlorodifluoromethane	EPA-8260	U	2.0	1	UG/L	06/28/2013	GAP
Chloromethane	EPA-8260	U	2.0	1	UG/L	06/28/2013	GAP
Bromomethane	EPA-8260	U	2.0	1	UG/L	06/28/2013	GAP
Chloroethane	EPA-8260	U	2.0	1	UG/L	06/28/2013	GAP
Carbon Tetrachloride	EPA-8260	U	2.0	1	UG/L	06/28/2013	GAP
Trichlorofluoromethane	EPA-8260	U	2.0	1	UG/L	06/28/2013	GAP
Carbon Disulfide	EPA-8260	U	2.0	1	UG/L	06/28/2013	GAP
Acetone	EPA-8260	U	25	1	UG/L	06/28/2013	GAP
1,1-Dichloroethene	EPA-8260	U	2.0	1	UG/L	06/28/2013	GAP
Methylene Chloride	EPA-8260	U	5.0	1	UG/L	06/28/2013	GAP
Acrylonitrile	EPA-8260	U	10	1	UG/L	06/28/2013	GAP
Methyl T-Butyl Ether	EPA-8260	U	2.0	1	UG/L	06/28/2013	GAP
Trans-1,2-Dichloroethene	EPA-8260	U	2.0	1	UG/L	06/28/2013	GAP
1,1-Dichloroethane	EPA-8260	U	2.0	1	UG/L	06/28/2013	GAP
2-Butanone	EPA-8260	U	10	1	UG/L	06/28/2013	GAP
Cis-1,2-Dichloroethene	EPA-8260	U	2.0	1	UG/L	06/28/2013	GAP
2,2-Dichloropropane	EPA-8260	U	2.0	1	UG/L	06/28/2013	GAP
Bromochloromethane	EPA-8260	U	2.0	1	UG/L	06/28/2013	GAP
Chloroform	EPA-8260	U	2.0	1	UG/L	06/28/2013	GAP
1,1,1-Trichloroethane	EPA-8260	U	2.0	1	UG/L	06/28/2013	GAP
1,1-Dichloropropene	EPA-8260	U	2.0	1	UG/L	06/28/2013	GAP
1,2-Dichloroethane	EPA-8260	U	2.0	1	UG/L	06/28/2013	GAP
Benzene	EPA-8260	U	2.0	1	UG/L	06/28/2013	GAP
1,2-Dichloropropane	EPA-8260	U	2.0	1	UG/L	06/28/2013	GAP
Dibromomethane	EPA-8260	U	2.0	1	UG/L	06/28/2013	GAP
Bromodichloromethane	EPA-8260	U	2.0	1	UG/L	06/28/2013	GAP
Trans-1,3-Dichloropropene	EPA-8260	U	2.0	1	UG/L	06/28/2013	GAP
4-Methyl-2-Pentanone	EPA-8260	U	10	1	UG/L	06/28/2013	GAP
Toluene	EPA-8260	U	2.0	1	UG/L	06/28/2013	GAP
Cis-1,3-Dichloropropene	EPA-8260	U	2.0	1	UG/L	06/28/2013	GAP
1,1,2-Trichloroethane	EPA-8260	U	2.0	1	UG/L	06/28/2013	GAP
2-Hexanone	EPA-8260	U	10	1	UG/L	06/28/2013	GAP
1,3-Dichloropropane	EPA-8260	U	2.0	1	UG/L	06/28/2013	GAP
Tetrachloroethylene	EPA-8260	U	2.0	1	UG/L	06/28/2013	GAP
Dibromochloromethane	EPA-8260	U	2.0	1	UG/L	06/28/2013	GAP



CERTIFICATE OF ANALYSIS

CLIENT:	Landau Associates, Inc. 130 - 2nd Ave. S. Edmonds, WA 98020	DATE:	7/15/2013
CLIENT CONTACT:	Jeffrey Fellows	ALS JOB#:	EV13060128
CLIENT PROJECT:	Yakima Mill Site / #1148007.010	ALS SAMPLE#:	-49
CLIENT SAMPLE ID	FPP-B19-GW (17)	DATE RECEIVED:	6/24/2013
		COLLECTION DATE:	6/19/2013 5:30:00 PM
		WDOE ACCREDITATION:	C601

DATA RESULTS

ANALYTE	METHOD	RESULTS	REPORTING LIMITS	DILUTION FACTOR	UNITS	ANALYSIS DATE	ANALYSIS BY
1,2-Dibromoethane	EPA-8260	U	0.010	1	UG/L	06/28/2013	GAP
Chlorobenzene	EPA-8260	U	2.0	1	UG/L	06/28/2013	GAP
1,1,1,2-Tetrachloroethane	EPA-8260	U	2.0	1	UG/L	06/28/2013	GAP
Ethylbenzene	EPA-8260	U	2.0	1	UG/L	06/28/2013	GAP
m,p-Xylene	EPA-8260	U	4.0	1	UG/L	06/28/2013	GAP
Styrene	EPA-8260	U	2.0	1	UG/L	06/28/2013	GAP
o-Xylene	EPA-8260	U	2.0	1	UG/L	06/28/2013	GAP
Bromoform	EPA-8260	U	2.0	1	UG/L	06/28/2013	GAP
Isopropylbenzene	EPA-8260	U	2.0	1	UG/L	06/28/2013	GAP
1,1,1,2-Tetrachloroethane	EPA-8260	U	2.0	1	UG/L	06/28/2013	GAP
1,2,3-Trichloropropane	EPA-8260	U	2.0	1	UG/L	06/28/2013	GAP
Bromobenzene	EPA-8260	U	2.0	1	UG/L	06/28/2013	GAP
N-Propyl Benzene	EPA-8260	U	2.0	1	UG/L	06/28/2013	GAP
2-Chlorotoluene	EPA-8260	U	2.0	1	UG/L	06/28/2013	GAP
1,3,5-Trimethylbenzene	EPA-8260	U	2.0	1	UG/L	06/28/2013	GAP
4-Chlorotoluene	EPA-8260	U	2.0	1	UG/L	06/28/2013	GAP
T-Butyl Benzene	EPA-8260	U	2.0	1	UG/L	06/28/2013	GAP
1,2,4-Trimethylbenzene	EPA-8260	U	2.0	1	UG/L	06/28/2013	GAP
S-Butyl Benzene	EPA-8260	U	2.0	1	UG/L	06/28/2013	GAP
P-Isopropyltoluene	EPA-8260	U	2.0	1	UG/L	06/28/2013	GAP
1,3 Dichlorobenzene	EPA-8260	U	2.0	1	UG/L	06/28/2013	GAP
1,4-Dichlorobenzene	EPA-8260	U	2.0	1	UG/L	06/28/2013	GAP
N-Butylbenzene	EPA-8260	U	2.0	1	UG/L	06/28/2013	GAP
1,2-Dichlorobenzene	EPA-8260	U	2.0	1	UG/L	06/28/2013	GAP
1,2-Dibromo 3-Chloropropane	EPA-8260	U	10	1	UG/L	06/28/2013	GAP
1,2,4-Trichlorobenzene	EPA-8260	U	2.0	1	UG/L	06/28/2013	GAP
Hexachlorobutadiene	EPA-8260	U	2.0	1	UG/L	06/28/2013	GAP
Naphthalene	EPA-8260	U	2.0	1	UG/L	06/28/2013	GAP
1,2,3-Trichlorobenzene	EPA-8260	U	2.0	1	UG/L	06/28/2013	GAP

SURROGATE	METHOD	%REC	ANALYSIS DATE	ANALYSIS BY
TFT	NWTPH-GX	97.1	06/24/2013	DLC
1,2-Dichloroethane-d4	EPA-8260 SIM	104	06/28/2013	GAP
1,2-Dichloroethane-d4	EPA-8260	104	06/28/2013	GAP
Toluene-d8	EPA-8260	93.7	06/28/2013	GAP
4-Bromofluorobenzene	EPA-8260	100	06/28/2013	GAP

U - Analyte analyzed for but not detected at level above reporting limit.



CERTIFICATE OF ANALYSIS

CLIENT:	Landau Associates, Inc. 130 - 2nd Ave. S. Edmonds, WA 98020	DATE:	7/15/2013
CLIENT CONTACT:	Jeffrey Fellows	ALS JOB#:	EV13060128
CLIENT PROJECT:	Yakima Mill Site / #1148007.010	ALS SAMPLE#:	-50
CLIENT SAMPLE ID	FPP-B24-GW (16)	DATE RECEIVED:	6/24/2013
		COLLECTION DATE:	6/20/2013 12:00:00 PM
		WDOE ACCREDITATION:	C601

DATA RESULTS

ANALYTE	METHOD	RESULTS	REPORTING LIMITS	DILUTION FACTOR	UNITS	ANALYSIS DATE	ANALYSIS BY
TPH-Volatile Range	NWTPH-GX	U	50	1	UG/L	06/24/2013	DLC
TPH-Diesel Range	NWTPH-DX w/ SGA	U	130	1	UG/L	06/25/2013	LAP
TPH-Oil Range	NWTPH-DX w/ SGA	760	250	1	UG/L	06/25/2013	LAP
Vinyl Chloride	EPA-8260 SIM	U	0.020	1	UG/L	06/28/2013	GAP
Trichloroethene	EPA-8260 SIM	U	0.020	1	UG/L	06/28/2013	GAP
Dichlorodifluoromethane	EPA-8260	U	2.0	1	UG/L	06/28/2013	GAP
Chloromethane	EPA-8260	U	2.0	1	UG/L	06/28/2013	GAP
Bromomethane	EPA-8260	U	2.0	1	UG/L	06/28/2013	GAP
Chloroethane	EPA-8260	U	2.0	1	UG/L	06/28/2013	GAP
Carbon Tetrachloride	EPA-8260	U	2.0	1	UG/L	06/28/2013	GAP
Trichlorofluoromethane	EPA-8260	U	2.0	1	UG/L	06/28/2013	GAP
Carbon Disulfide	EPA-8260	U	2.0	1	UG/L	06/28/2013	GAP
Acetone	EPA-8260	U	25	1	UG/L	06/28/2013	GAP
1,1-Dichloroethene	EPA-8260	U	2.0	1	UG/L	06/28/2013	GAP
Methylene Chloride	EPA-8260	U	5.0	1	UG/L	06/28/2013	GAP
Acrylonitrile	EPA-8260	U	10	1	UG/L	06/28/2013	GAP
Methyl T-Butyl Ether	EPA-8260	U	2.0	1	UG/L	06/28/2013	GAP
Trans-1,2-Dichloroethene	EPA-8260	U	2.0	1	UG/L	06/28/2013	GAP
1,1-Dichloroethane	EPA-8260	U	2.0	1	UG/L	06/28/2013	GAP
2-Butanone	EPA-8260	U	10	1	UG/L	06/28/2013	GAP
Cis-1,2-Dichloroethene	EPA-8260	U	2.0	1	UG/L	06/28/2013	GAP
2,2-Dichloropropane	EPA-8260	U	2.0	1	UG/L	06/28/2013	GAP
Bromochloromethane	EPA-8260	U	2.0	1	UG/L	06/28/2013	GAP
Chloroform	EPA-8260	U	2.0	1	UG/L	06/28/2013	GAP
1,1,1-Trichloroethane	EPA-8260	U	2.0	1	UG/L	06/28/2013	GAP
1,1-Dichloropropene	EPA-8260	U	2.0	1	UG/L	06/28/2013	GAP
1,2-Dichloroethane	EPA-8260	U	2.0	1	UG/L	06/28/2013	GAP
Benzene	EPA-8260	U	2.0	1	UG/L	06/28/2013	GAP
1,2-Dichloropropane	EPA-8260	U	2.0	1	UG/L	06/28/2013	GAP
Dibromomethane	EPA-8260	U	2.0	1	UG/L	06/28/2013	GAP
Bromodichloromethane	EPA-8260	U	2.0	1	UG/L	06/28/2013	GAP
Trans-1,3-Dichloropropene	EPA-8260	U	2.0	1	UG/L	06/28/2013	GAP
4-Methyl-2-Pentanone	EPA-8260	U	10	1	UG/L	06/28/2013	GAP
Toluene	EPA-8260	U	2.0	1	UG/L	06/28/2013	GAP
Cis-1,3-Dichloropropene	EPA-8260	U	2.0	1	UG/L	06/28/2013	GAP
1,1,2-Trichloroethane	EPA-8260	U	2.0	1	UG/L	06/28/2013	GAP
2-Hexanone	EPA-8260	U	10	1	UG/L	06/28/2013	GAP
1,3-Dichloropropane	EPA-8260	U	2.0	1	UG/L	06/28/2013	GAP



CERTIFICATE OF ANALYSIS

CLIENT:	Landau Associates, Inc. 130 - 2nd Ave. S. Edmonds, WA 98020	DATE:	7/15/2013
CLIENT CONTACT:	Jeffrey Fellows	ALS JOB#:	EV13060128
CLIENT PROJECT:	Yakima Mill Site / #1148007.010	ALS SAMPLE#:	-50
CLIENT SAMPLE ID	FPP-B24-GW (16)	DATE RECEIVED:	6/24/2013
		COLLECTION DATE:	6/20/2013 12:00:00 PM
		WDOE ACCREDITATION:	C601

DATA RESULTS

ANALYTE	METHOD	RESULTS	REPORTING LIMITS	DILUTION FACTOR	UNITS	ANALYSIS	ANALYSIS
						DATE	BY
Tetrachloroethylene	EPA-8260	U	2.0	1	UG/L	06/28/2013	GAP
Dibromochloromethane	EPA-8260	U	2.0	1	UG/L	06/28/2013	GAP
1,2-Dibromoethane	EPA-8260	U	0.010	1	UG/L	06/28/2013	GAP
Chlorobenzene	EPA-8260	U	2.0	1	UG/L	06/28/2013	GAP
1,1,1,2-Tetrachloroethane	EPA-8260	U	2.0	1	UG/L	06/28/2013	GAP
Ethylbenzene	EPA-8260	U	2.0	1	UG/L	06/28/2013	GAP
m,p-Xylene	EPA-8260	U	4.0	1	UG/L	06/28/2013	GAP
Styrene	EPA-8260	U	2.0	1	UG/L	06/28/2013	GAP
o-Xylene	EPA-8260	U	2.0	1	UG/L	06/28/2013	GAP
Bromoform	EPA-8260	U	2.0	1	UG/L	06/28/2013	GAP
Isopropylbenzene	EPA-8260	U	2.0	1	UG/L	06/28/2013	GAP
1,1,2,2-Tetrachloroethane	EPA-8260	U	2.0	1	UG/L	06/28/2013	GAP
1,2,3-Trichloropropane	EPA-8260	U	2.0	1	UG/L	06/28/2013	GAP
Bromobenzene	EPA-8260	U	2.0	1	UG/L	06/28/2013	GAP
N-Propyl Benzene	EPA-8260	U	2.0	1	UG/L	06/28/2013	GAP
2-Chlorotoluene	EPA-8260	U	2.0	1	UG/L	06/28/2013	GAP
1,3,5-Trimethylbenzene	EPA-8260	U	2.0	1	UG/L	06/28/2013	GAP
4-Chlorotoluene	EPA-8260	U	2.0	1	UG/L	06/28/2013	GAP
T-Butyl Benzene	EPA-8260	U	2.0	1	UG/L	06/28/2013	GAP
1,2,4-Trimethylbenzene	EPA-8260	U	2.0	1	UG/L	06/28/2013	GAP
S-Butyl Benzene	EPA-8260	U	2.0	1	UG/L	06/28/2013	GAP
P-Isopropyltoluene	EPA-8260	U	2.0	1	UG/L	06/28/2013	GAP
1,3 Dichlorobenzene	EPA-8260	U	2.0	1	UG/L	06/28/2013	GAP
1,4-Dichlorobenzene	EPA-8260	U	2.0	1	UG/L	06/28/2013	GAP
N-Butylbenzene	EPA-8260	U	2.0	1	UG/L	06/28/2013	GAP
1,2-Dichlorobenzene	EPA-8260	U	2.0	1	UG/L	06/28/2013	GAP
1,2-Dibromo 3-Chloropropane	EPA-8260	U	10	1	UG/L	06/28/2013	GAP
1,2,4-Trichlorobenzene	EPA-8260	U	2.0	1	UG/L	06/28/2013	GAP
Hexachlorobutadiene	EPA-8260	U	2.0	1	UG/L	06/28/2013	GAP
Naphthalene	EPA-8260	U	2.0	1	UG/L	06/28/2013	GAP
1,2,3-Trichlorobenzene	EPA-8260	U	2.0	1	UG/L	06/28/2013	GAP
Pyridine	EPA-8270	U	2.0	1	UG/L	07/02/2013	LAP
N-Nitrosodimethylamine	EPA-8270	U	2.0	1	UG/L	07/02/2013	LAP
Phenol	EPA-8270	U	2.0	1	UG/L	07/02/2013	LAP
Aniline	EPA-8270	U	2.0	1	UG/L	07/02/2013	LAP
Bis(2-Chloroethyl)Ether	EPA-8270	U	2.0	1	UG/L	07/02/2013	LAP
2-Chlorophenol	EPA-8270	U	2.0	1	UG/L	07/02/2013	LAP
1,3-Dichlorobenzene	EPA-8270	U	2.0	1	UG/L	07/02/2013	LAP



CERTIFICATE OF ANALYSIS

CLIENT:	Landau Associates, Inc. 130 - 2nd Ave. S. Edmonds, WA 98020	DATE:	7/15/2013
CLIENT CONTACT:	Jeffrey Fellows	ALS JOB#:	EV13060128
CLIENT PROJECT:	Yakima Mill Site / #1148007.010	ALS SAMPLE#:	-50
CLIENT SAMPLE ID	FPP-B24-GW (16)	DATE RECEIVED:	6/24/2013
		COLLECTION DATE:	6/20/2013 12:00:00 PM
		WDOE ACCREDITATION:	C601

DATA RESULTS

ANALYTE	METHOD	RESULTS	REPORTING LIMITS	DILUTION FACTOR	UNITS	ANALYSIS DATE	ANALYSIS BY
1,4-Dichlorobenzene	EPA-8270	U	2.0	1	UG/L	07/02/2013	LAP
Benzyl Alcohol	EPA-8270	U	2.0	1	UG/L	07/02/2013	LAP
1,2-Dichlorobenzene	EPA-8270	U	2.0	1	UG/L	07/02/2013	LAP
2-Methylphenol	EPA-8270	U	2.0	1	UG/L	07/02/2013	LAP
Bis(2-Chloroisopropyl)Ether	EPA-8270	U	2.0	1	UG/L	07/02/2013	LAP
3&4-Methylphenol	EPA-8270	U	2.0	1	UG/L	07/02/2013	LAP
N-Nitroso-Di-N-Propylamine	EPA-8270	U	2.0	1	UG/L	07/02/2013	LAP
Hexachloroethane	EPA-8270	U	2.0	1	UG/L	07/02/2013	LAP
Nitrobenzene	EPA-8270	U	2.0	1	UG/L	07/02/2013	LAP
Isophorone	EPA-8270	U	2.0	1	UG/L	07/02/2013	LAP
2-Nitrophenol	EPA-8270	U	2.0	1	UG/L	07/02/2013	LAP
2,4-Dimethylphenol	EPA-8270	8.1	2.0	1	UG/L	07/02/2013	LAP
Benzoic Acid	EPA-8270	U	10	1	UG/L	07/02/2013	LAP
Bis(2-Chloroethoxy)Methane	EPA-8270	U	2.0	1	UG/L	07/02/2013	LAP
2,4-Dichlorophenol	EPA-8270	U	2.0	1	UG/L	07/02/2013	LAP
1,2,4-Trichlorobenzene	EPA-8270	U	2.0	1	UG/L	07/02/2013	LAP
Naphthalene	EPA-8270	U	2.0	1	UG/L	07/02/2013	LAP
4-Chloroaniline	EPA-8270	U	2.0	1	UG/L	07/02/2013	LAP
2,6-Dichlorophenol	EPA-8270	U	2.0	1	UG/L	07/02/2013	LAP
Hexachlorobutadiene	EPA-8270	U	2.0	1	UG/L	07/02/2013	LAP
4-Chloro-3-Methylphenol	EPA-8270	U	2.0	1	UG/L	07/02/2013	LAP
2-Methylnaphthalene	EPA-8270	U	2.0	1	UG/L	07/02/2013	LAP
1-Methylnaphthalene	EPA-8270	U	2.0	1	UG/L	07/02/2013	LAP
Hexachlorocyclopentadiene	EPA-8270	U	2.0	1	UG/L	07/02/2013	LAP
2,4,6-Trichlorophenol	EPA-8270	U	2.0	1	UG/L	07/02/2013	LAP
2,4,5-Trichlorophenol	EPA-8270	U	2.0	1	UG/L	07/02/2013	LAP
2-Chloronaphthalene	EPA-8270	U	2.0	1	UG/L	07/02/2013	LAP
2-Nitroaniline	EPA-8270	U	2.0	1	UG/L	07/02/2013	LAP
Acenaphthylene	EPA-8270	U	2.0	1	UG/L	07/02/2013	LAP
Dimethylphthalate	EPA-8270	U	2.0	1	UG/L	07/02/2013	LAP
2,6-Dinitrotoluene	EPA-8270	U	2.0	1	UG/L	07/02/2013	LAP
Acenaphthene	EPA-8270	U	2.0	1	UG/L	07/02/2013	LAP
3-Nitroaniline	EPA-8270	U	5.0	1	UG/L	07/02/2013	LAP
2,4-Dinitrophenol	EPA-8270	U	10	1	UG/L	07/02/2013	LAP
4-Nitrophenol	EPA-8270	U	2.0	1	UG/L	07/02/2013	LAP
Dibenzofuran	EPA-8270	U	2.0	1	UG/L	07/02/2013	LAP
2,4-Dinitrotoluene	EPA-8270	U	2.0	1	UG/L	07/02/2013	LAP
2,3,4,6-Tetrachlorophenol	EPA-8270	U	2.0	1	UG/L	07/02/2013	LAP



CERTIFICATE OF ANALYSIS

CLIENT:	Landau Associates, Inc. 130 - 2nd Ave. S. Edmonds, WA 98020	DATE:	7/15/2013
CLIENT CONTACT:	Jeffrey Fellows	ALS JOB#:	EV13060128
CLIENT PROJECT:	Yakima Mill Site / #1148007.010	ALS SAMPLE#:	-50
CLIENT SAMPLE ID	FPP-B24-GW (16)	DATE RECEIVED:	6/24/2013
		COLLECTION DATE:	6/20/2013 12:00:00 PM
		WDOE ACCREDITATION:	C601

DATA RESULTS

ANALYTE	METHOD	RESULTS	REPORTING LIMITS	DILUTION FACTOR	UNITS	ANALYSIS	ANALYSIS
						DATE	BY
Diethylphthalate	EPA-8270	U	2.0	1	UG/L	07/02/2013	LAP
Fluorene	EPA-8270	U	2.0	1	UG/L	07/02/2013	LAP
4-Chlorophenyl-Phenylether	EPA-8270	U	2.0	1	UG/L	07/02/2013	LAP
4-Nitroaniline	EPA-8270	U	2.0	1	UG/L	07/02/2013	LAP
4,6-Dinitro-2-Methylphenol	EPA-8270	U	2.0	1	UG/L	07/02/2013	LAP
N-Nitrosodiphenylamine	EPA-8270	U	2.0	1	UG/L	07/02/2013	LAP
Azobenzene	EPA-8270	U	2.0	1	UG/L	07/02/2013	LAP
4-Bromophenyl-Phenylether	EPA-8270	U	2.0	1	UG/L	07/02/2013	LAP
Hexachlorobenzene	EPA-8270	U	2.0	1	UG/L	07/02/2013	LAP
Pentachlorophenol	EPA-8270	U	5.0	1	UG/L	07/02/2013	LAP
Phenanthrene	EPA-8270	U	2.0	1	UG/L	07/02/2013	LAP
Anthracene	EPA-8270	U	2.0	1	UG/L	07/02/2013	LAP
Carbazole	EPA-8270	U	2.0	1	UG/L	07/02/2013	LAP
Di-N-Butylphthalate	EPA-8270	U	2.0	1	UG/L	07/02/2013	LAP
Fluoranthene	EPA-8270	U	2.0	1	UG/L	07/02/2013	LAP
Pyrene	EPA-8270	U	2.0	1	UG/L	07/02/2013	LAP
Butylbenzylphthalate	EPA-8270	U	2.0	1	UG/L	07/02/2013	LAP
3,3-Dichlorobenzidine	EPA-8270	U	2.0	1	UG/L	07/02/2013	LAP
Benzo[A]Anthracene	EPA-8270	U	2.0	1	UG/L	07/02/2013	LAP
Chrysene	EPA-8270	U	2.0	1	UG/L	07/02/2013	LAP
Bis(2-Ethylhexyl)Phthalate	EPA-8270	U	2.0	1	UG/L	07/02/2013	LAP
Di-N-Octylphthalate	EPA-8270	U	2.0	1	UG/L	07/02/2013	LAP
Benzo[B]Fluoranthene	EPA-8270	U	2.0	1	UG/L	07/02/2013	LAP
Benzo[K]Fluoranthene	EPA-8270	U	2.0	1	UG/L	07/02/2013	LAP
Benzo[A]Pyrene	EPA-8270	U	2.0	1	UG/L	07/02/2013	LAP
Indeno[1,2,3-Cd]Pyrene	EPA-8270	U	2.0	1	UG/L	07/02/2013	LAP
Dibenz[A,H]Anthracene	EPA-8270	U	2.0	1	UG/L	07/02/2013	LAP
Benzo[G,H,I]Perylene	EPA-8270	U	2.0	1	UG/L	07/02/2013	LAP
Mercury (Dissolved)	EPA-7470	U	0.20	1	UG/L	07/03/2013	RAL
Arsenic (Dissolved)	EPA-200.8	U	1.0	1	UG/L	06/27/2013	RAL
Cadmium (Dissolved)	EPA-200.8	U	1.0	1	UG/L	06/27/2013	RAL
Chromium (Dissolved)	EPA-200.8	U	2.0	1	UG/L	06/27/2013	RAL
Iron (Dissolved)	EPA-200.8	84	50	1	UG/L	06/27/2013	RAL
Lead (Dissolved)	EPA-200.8	U	1.0	1	UG/L	06/27/2013	RAL
Manganese (Dissolved)	EPA-200.8	700	2.0	1	UG/L	06/27/2013	RAL
Sodium (Dissolved)	EPA-200.8	53000	50	1	UG/L	06/27/2013	RAL



CERTIFICATE OF ANALYSIS

CLIENT:	Landau Associates, Inc. 130 - 2nd Ave. S. Edmonds, WA 98020	DATE:	7/15/2013
CLIENT CONTACT:	Jeffrey Fellows	ALS JOB#:	EV13060128
CLIENT PROJECT:	Yakima Mill Site / #1148007.010	ALS SAMPLE#:	-50
CLIENT SAMPLE ID	FPP-B24-GW (16)	DATE RECEIVED:	6/24/2013
		COLLECTION DATE:	6/20/2013 12:00:00 PM
		WDOE ACCREDITATION:	C601

DATA RESULTS

SURROGATE	METHOD	%REC	ANALYSIS ANALYSIS	
			DATE	BY
TFT	NWTPH-GX	96.6	06/24/2013	DLC
C25	NWTPH-DX w/ SGA	101	06/25/2013	LAP
1,2-Dichloroethane-d4	EPA-8260 SIM	103	06/28/2013	GAP
1,2-Dichloroethane-d4	EPA-8260	103	06/28/2013	GAP
Toluene-d8	EPA-8260	92.6	06/28/2013	GAP
4-Bromofluorobenzene	EPA-8260	99.9	06/28/2013	GAP
2-Fluorophenol	EPA-8270	62.6	07/02/2013	LAP
Phenol-d5	EPA-8270	27.9	07/02/2013	LAP
Nitrobenzene-d5	EPA-8270	99.0	07/02/2013	LAP
2-Fluorobiphenyl	EPA-8270	94.4	07/02/2013	LAP
2,4,6-Tribromophenol	EPA-8270	114	07/02/2013	LAP
Terphenyl-d14	EPA-8270	96.7	07/02/2013	LAP

U - Analyte analyzed for but not detected at level above reporting limit.
Chromatogram indicates that it is likely that sample contains light oil/lube oil.



CERTIFICATE OF ANALYSIS

CLIENT:	Landau Associates, Inc. 130 - 2nd Ave. S. Edmonds, WA 98020	DATE:	7/15/2013
CLIENT CONTACT:	Jeffrey Fellows	ALS JOB#:	EV13060128
CLIENT PROJECT:	Yakima Mill Site / #1148007.010	ALS SAMPLE#:	-51
CLIENT SAMPLE ID	FPP-B20-GW (11)	DATE RECEIVED:	6/24/2013
		COLLECTION DATE:	6/20/2013 12:40:00 PM
		WDOE ACCREDITATION:	C601

DATA RESULTS

ANALYTE	METHOD	RESULTS	REPORTING LIMITS	DILUTION FACTOR	UNITS	ANALYSIS	ANALYSIS
						DATE	BY
TPH-Volatile Range	NWTPH-GX	U	50	1	UG/L	06/24/2013	DLC
TPH-Diesel Range	NWTPH-DX w/ SGA	U	130	1	UG/L	06/25/2013	LAP
TPH-Oil Range	NWTPH-DX w/ SGA	U	250	1	UG/L	06/25/2013	LAP
Vinyl Chloride	EPA-8260 SIM	U	0.020	1	UG/L	06/28/2013	GAP
Trichloroethene	EPA-8260 SIM	U	0.020	1	UG/L	06/28/2013	GAP
Dichlorodifluoromethane	EPA-8260	U	2.0	1	UG/L	06/28/2013	GAP
Chloromethane	EPA-8260	U	2.0	1	UG/L	06/28/2013	GAP
Bromomethane	EPA-8260	U	2.0	1	UG/L	06/28/2013	GAP
Chloroethane	EPA-8260	U	2.0	1	UG/L	06/28/2013	GAP
Carbon Tetrachloride	EPA-8260	U	2.0	1	UG/L	06/28/2013	GAP
Trichlorofluoromethane	EPA-8260	U	2.0	1	UG/L	06/28/2013	GAP
Carbon Disulfide	EPA-8260	U	2.0	1	UG/L	06/28/2013	GAP
Acetone	EPA-8260	U	25	1	UG/L	06/28/2013	GAP
1,1-Dichloroethene	EPA-8260	U	2.0	1	UG/L	06/28/2013	GAP
Methylene Chloride	EPA-8260	U	5.0	1	UG/L	06/28/2013	GAP
Acrylonitrile	EPA-8260	U	10	1	UG/L	06/28/2013	GAP
Methyl T-Butyl Ether	EPA-8260	U	2.0	1	UG/L	06/28/2013	GAP
Trans-1,2-Dichloroethene	EPA-8260	U	2.0	1	UG/L	06/28/2013	GAP
1,1-Dichloroethane	EPA-8260	U	2.0	1	UG/L	06/28/2013	GAP
2-Butanone	EPA-8260	U	10	1	UG/L	06/28/2013	GAP
Cis-1,2-Dichloroethene	EPA-8260	U	2.0	1	UG/L	06/28/2013	GAP
2,2-Dichloropropane	EPA-8260	U	2.0	1	UG/L	06/28/2013	GAP
Bromochloromethane	EPA-8260	U	2.0	1	UG/L	06/28/2013	GAP
Chloroform	EPA-8260	U	2.0	1	UG/L	06/28/2013	GAP
1,1,1-Trichloroethane	EPA-8260	U	2.0	1	UG/L	06/28/2013	GAP
1,1-Dichloropropene	EPA-8260	U	2.0	1	UG/L	06/28/2013	GAP
1,2-Dichloroethane	EPA-8260	U	2.0	1	UG/L	06/28/2013	GAP
Benzene	EPA-8260	U	2.0	1	UG/L	06/28/2013	GAP
1,2-Dichloropropane	EPA-8260	U	2.0	1	UG/L	06/28/2013	GAP
Dibromomethane	EPA-8260	U	2.0	1	UG/L	06/28/2013	GAP
Bromodichloromethane	EPA-8260	U	2.0	1	UG/L	06/28/2013	GAP
Trans-1,3-Dichloropropene	EPA-8260	U	2.0	1	UG/L	06/28/2013	GAP
4-Methyl-2-Pentanone	EPA-8260	U	10	1	UG/L	06/28/2013	GAP
Toluene	EPA-8260	U	2.0	1	UG/L	06/28/2013	GAP
Cis-1,3-Dichloropropene	EPA-8260	U	2.0	1	UG/L	06/28/2013	GAP
1,1,2-Trichloroethane	EPA-8260	U	2.0	1	UG/L	06/28/2013	GAP
2-Hexanone	EPA-8260	U	10	1	UG/L	06/28/2013	GAP
1,3-Dichloropropane	EPA-8260	U	2.0	1	UG/L	06/28/2013	GAP



CERTIFICATE OF ANALYSIS

CLIENT:	Landau Associates, Inc. 130 - 2nd Ave. S. Edmonds, WA 98020	DATE:	7/15/2013
CLIENT CONTACT:	Jeffrey Fellows	ALS JOB#:	EV13060128
CLIENT PROJECT:	Yakima Mill Site / #1148007.010	ALS SAMPLE#:	-51
CLIENT SAMPLE ID	FPP-B20-GW (11)	DATE RECEIVED:	6/24/2013
		COLLECTION DATE:	6/20/2013 12:40:00 PM
		WDOE ACCREDITATION:	C601

DATA RESULTS

ANALYTE	METHOD	RESULTS	REPORTING LIMITS	DILUTION FACTOR	UNITS	ANALYSIS	ANALYSIS
						DATE	BY
Tetrachloroethylene	EPA-8260	U	2.0	1	UG/L	06/28/2013	GAP
Dibromochloromethane	EPA-8260	U	2.0	1	UG/L	06/28/2013	GAP
1,2-Dibromoethane	EPA-8260	U	0.010	1	UG/L	06/28/2013	GAP
Chlorobenzene	EPA-8260	U	2.0	1	UG/L	06/28/2013	GAP
1,1,1,2-Tetrachloroethane	EPA-8260	U	2.0	1	UG/L	06/28/2013	GAP
Ethylbenzene	EPA-8260	U	2.0	1	UG/L	06/28/2013	GAP
m,p-Xylene	EPA-8260	U	4.0	1	UG/L	06/28/2013	GAP
Styrene	EPA-8260	U	2.0	1	UG/L	06/28/2013	GAP
o-Xylene	EPA-8260	U	2.0	1	UG/L	06/28/2013	GAP
Bromoform	EPA-8260	U	2.0	1	UG/L	06/28/2013	GAP
Isopropylbenzene	EPA-8260	U	2.0	1	UG/L	06/28/2013	GAP
1,1,2,2-Tetrachloroethane	EPA-8260	U	2.0	1	UG/L	06/28/2013	GAP
1,2,3-Trichloropropane	EPA-8260	U	2.0	1	UG/L	06/28/2013	GAP
Bromobenzene	EPA-8260	U	2.0	1	UG/L	06/28/2013	GAP
N-Propyl Benzene	EPA-8260	U	2.0	1	UG/L	06/28/2013	GAP
2-Chlorotoluene	EPA-8260	U	2.0	1	UG/L	06/28/2013	GAP
1,3,5-Trimethylbenzene	EPA-8260	U	2.0	1	UG/L	06/28/2013	GAP
4-Chlorotoluene	EPA-8260	U	2.0	1	UG/L	06/28/2013	GAP
T-Butyl Benzene	EPA-8260	U	2.0	1	UG/L	06/28/2013	GAP
1,2,4-Trimethylbenzene	EPA-8260	U	2.0	1	UG/L	06/28/2013	GAP
S-Butyl Benzene	EPA-8260	U	2.0	1	UG/L	06/28/2013	GAP
P-Isopropyltoluene	EPA-8260	U	2.0	1	UG/L	06/28/2013	GAP
1,3 Dichlorobenzene	EPA-8260	U	2.0	1	UG/L	06/28/2013	GAP
1,4-Dichlorobenzene	EPA-8260	U	2.0	1	UG/L	06/28/2013	GAP
N-Butylbenzene	EPA-8260	U	2.0	1	UG/L	06/28/2013	GAP
1,2-Dichlorobenzene	EPA-8260	U	2.0	1	UG/L	06/28/2013	GAP
1,2-Dibromo 3-Chloropropane	EPA-8260	U	10	1	UG/L	06/28/2013	GAP
1,2,4-Trichlorobenzene	EPA-8260	U	2.0	1	UG/L	06/28/2013	GAP
Hexachlorobutadiene	EPA-8260	U	2.0	1	UG/L	06/28/2013	GAP
Naphthalene	EPA-8260	U	2.0	1	UG/L	06/28/2013	GAP
1,2,3-Trichlorobenzene	EPA-8260	U	2.0	1	UG/L	06/28/2013	GAP
Pyridine	EPA-8270	U	2.0	1	UG/L	07/02/2013	LAP
N-Nitrosodimethylamine	EPA-8270	U	2.0	1	UG/L	07/02/2013	LAP
Phenol	EPA-8270	U	2.0	1	UG/L	07/02/2013	LAP
Aniline	EPA-8270	U	2.0	1	UG/L	07/02/2013	LAP
Bis(2-Chloroethyl)Ether	EPA-8270	U	2.0	1	UG/L	07/02/2013	LAP
2-Chlorophenol	EPA-8270	U	2.0	1	UG/L	07/02/2013	LAP
1,3-Dichlorobenzene	EPA-8270	U	2.0	1	UG/L	07/02/2013	LAP



CERTIFICATE OF ANALYSIS

CLIENT:	Landau Associates, Inc. 130 - 2nd Ave. S. Edmonds, WA 98020	DATE:	7/15/2013
CLIENT CONTACT:	Jeffrey Fellows	ALS JOB#:	EV13060128
CLIENT PROJECT:	Yakima Mill Site / #1148007.010	ALS SAMPLE#:	-51
CLIENT SAMPLE ID	FPP-B20-GW (11)	DATE RECEIVED:	6/24/2013
		COLLECTION DATE:	6/20/2013 12:40:00 PM
		WDOE ACCREDITATION:	C601

DATA RESULTS

ANALYTE	METHOD	RESULTS	REPORTING LIMITS	DILUTION FACTOR	UNITS	ANALYSIS	ANALYSIS
						DATE	BY
1,4-Dichlorobenzene	EPA-8270	U	2.0	1	UG/L	07/02/2013	LAP
Benzyl Alcohol	EPA-8270	U	2.0	1	UG/L	07/02/2013	LAP
1,2-Dichlorobenzene	EPA-8270	U	2.0	1	UG/L	07/02/2013	LAP
2-Methylphenol	EPA-8270	U	2.0	1	UG/L	07/02/2013	LAP
Bis(2-Chloroisopropyl)Ether	EPA-8270	U	2.0	1	UG/L	07/02/2013	LAP
3&4-Methylphenol	EPA-8270	U	2.0	1	UG/L	07/02/2013	LAP
N-Nitroso-Di-N-Propylamine	EPA-8270	U	2.0	1	UG/L	07/02/2013	LAP
Hexachloroethane	EPA-8270	U	2.0	1	UG/L	07/02/2013	LAP
Nitrobenzene	EPA-8270	U	2.0	1	UG/L	07/02/2013	LAP
Isophorone	EPA-8270	U	2.0	1	UG/L	07/02/2013	LAP
2-Nitrophenol	EPA-8270	U	2.0	1	UG/L	07/02/2013	LAP
2,4-Dimethylphenol	EPA-8270	U	2.0	1	UG/L	07/02/2013	LAP
Benzoic Acid	EPA-8270	U	10	1	UG/L	07/02/2013	LAP
Bis(2-Chloroethoxy)Methane	EPA-8270	U	2.0	1	UG/L	07/02/2013	LAP
2,4-Dichlorophenol	EPA-8270	U	2.0	1	UG/L	07/02/2013	LAP
1,2,4-Trichlorobenzene	EPA-8270	U	2.0	1	UG/L	07/02/2013	LAP
Naphthalene	EPA-8270	U	2.0	1	UG/L	07/02/2013	LAP
4-Chloroaniline	EPA-8270	U	2.0	1	UG/L	07/02/2013	LAP
2,6-Dichlorophenol	EPA-8270	U	2.0	1	UG/L	07/02/2013	LAP
Hexachlorobutadiene	EPA-8270	U	2.0	1	UG/L	07/02/2013	LAP
4-Chloro-3-Methylphenol	EPA-8270	U	2.0	1	UG/L	07/02/2013	LAP
2-Methylnaphthalene	EPA-8270	U	2.0	1	UG/L	07/02/2013	LAP
1-Methylnaphthalene	EPA-8270	U	2.0	1	UG/L	07/02/2013	LAP
Hexachlorocyclopentadiene	EPA-8270	U	2.0	1	UG/L	07/02/2013	LAP
2,4,6-Trichlorophenol	EPA-8270	U	2.0	1	UG/L	07/02/2013	LAP
2,4,5-Trichlorophenol	EPA-8270	U	2.0	1	UG/L	07/02/2013	LAP
2-Chloronaphthalene	EPA-8270	U	2.0	1	UG/L	07/02/2013	LAP
2-Nitroaniline	EPA-8270	U	2.0	1	UG/L	07/02/2013	LAP
Acenaphthylene	EPA-8270	U	2.0	1	UG/L	07/02/2013	LAP
Dimethylphthalate	EPA-8270	U	2.0	1	UG/L	07/02/2013	LAP
2,6-Dinitrotoluene	EPA-8270	U	2.0	1	UG/L	07/02/2013	LAP
Acenaphthene	EPA-8270	U	2.0	1	UG/L	07/02/2013	LAP
3-Nitroaniline	EPA-8270	U	5.0	1	UG/L	07/02/2013	LAP
2,4-Dinitrophenol	EPA-8270	U	10	1	UG/L	07/02/2013	LAP
4-Nitrophenol	EPA-8270	U	2.0	1	UG/L	07/02/2013	LAP
Dibenzofuran	EPA-8270	U	2.0	1	UG/L	07/02/2013	LAP
2,4-Dinitrotoluene	EPA-8270	U	2.0	1	UG/L	07/02/2013	LAP
2,3,4,6-Tetrachlorophenol	EPA-8270	U	2.0	1	UG/L	07/02/2013	LAP



CERTIFICATE OF ANALYSIS

CLIENT:	Landau Associates, Inc. 130 - 2nd Ave. S. Edmonds, WA 98020	DATE:	7/15/2013
CLIENT CONTACT:	Jeffrey Fellows	ALS JOB#:	EV13060128
CLIENT PROJECT:	Yakima Mill Site / #1148007.010	ALS SAMPLE#:	-51
CLIENT SAMPLE ID	FPP-B20-GW (11)	DATE RECEIVED:	6/24/2013
		COLLECTION DATE:	6/20/2013 12:40:00 PM
		WDOE ACCREDITATION:	C601

DATA RESULTS

ANALYTE	METHOD	RESULTS	REPORTING LIMITS	DILUTION FACTOR	UNITS	ANALYSIS	ANALYSIS
						DATE	BY
Diethylphthalate	EPA-8270	U	2.0	1	UG/L	07/02/2013	LAP
Fluorene	EPA-8270	U	2.0	1	UG/L	07/02/2013	LAP
4-Chlorophenyl-Phenylether	EPA-8270	U	2.0	1	UG/L	07/02/2013	LAP
4-Nitroaniline	EPA-8270	U	2.0	1	UG/L	07/02/2013	LAP
4,6-Dinitro-2-Methylphenol	EPA-8270	U	2.0	1	UG/L	07/02/2013	LAP
N-Nitrosodiphenylamine	EPA-8270	U	2.0	1	UG/L	07/02/2013	LAP
Azobenzene	EPA-8270	U	2.0	1	UG/L	07/02/2013	LAP
4-Bromophenyl-Phenylether	EPA-8270	U	2.0	1	UG/L	07/02/2013	LAP
Hexachlorobenzene	EPA-8270	U	2.0	1	UG/L	07/02/2013	LAP
Pentachlorophenol	EPA-8270	U	5.0	1	UG/L	07/02/2013	LAP
Phenanthrene	EPA-8270	U	2.0	1	UG/L	07/02/2013	LAP
Anthracene	EPA-8270	U	2.0	1	UG/L	07/02/2013	LAP
Carbazole	EPA-8270	U	2.0	1	UG/L	07/02/2013	LAP
Di-N-Butylphthalate	EPA-8270	U	2.0	1	UG/L	07/02/2013	LAP
Fluoranthene	EPA-8270	U	2.0	1	UG/L	07/02/2013	LAP
Pyrene	EPA-8270	U	2.0	1	UG/L	07/02/2013	LAP
Butylbenzylphthalate	EPA-8270	U	2.0	1	UG/L	07/02/2013	LAP
3,3-Dichlorobenzidine	EPA-8270	U	2.0	1	UG/L	07/02/2013	LAP
Benzo[A]Anthracene	EPA-8270	U	2.0	1	UG/L	07/02/2013	LAP
Chrysene	EPA-8270	U	2.0	1	UG/L	07/02/2013	LAP
Bis(2-Ethylhexyl)Phthalate	EPA-8270	U	2.0	1	UG/L	07/02/2013	LAP
Di-N-Octylphthalate	EPA-8270	U	2.0	1	UG/L	07/02/2013	LAP
Benzo[B]Fluoranthene	EPA-8270	U	2.0	1	UG/L	07/02/2013	LAP
Benzo[K]Fluoranthene	EPA-8270	U	2.0	1	UG/L	07/02/2013	LAP
Benzo[A]Pyrene	EPA-8270	U	2.0	1	UG/L	07/02/2013	LAP
Indeno[1,2,3-Cd]Pyrene	EPA-8270	U	2.0	1	UG/L	07/02/2013	LAP
Dibenz[A,H]Anthracene	EPA-8270	U	2.0	1	UG/L	07/02/2013	LAP
Benzo[G,H,I]Perylene	EPA-8270	U	2.0	1	UG/L	07/02/2013	LAP
Mercury (Dissolved)	EPA-7470	U	0.20	1	UG/L	07/03/2013	RAL
Arsenic (Dissolved)	EPA-200.8	2.7	1.0	1	UG/L	06/27/2013	RAL
Cadmium (Dissolved)	EPA-200.8	U	1.0	1	UG/L	06/27/2013	RAL
Chromium (Dissolved)	EPA-200.8	U	2.0	1	UG/L	06/27/2013	RAL
Iron (Dissolved)	EPA-200.8	21000	50	1	UG/L	06/27/2013	RAL
Lead (Dissolved)	EPA-200.8	U	1.0	1	UG/L	06/27/2013	RAL
Manganese (Dissolved)	EPA-200.8	4700	2.0	1	UG/L	06/27/2013	RAL
Sodium (Dissolved)	EPA-200.8	130000	50	1	UG/L	06/27/2013	RAL



CERTIFICATE OF ANALYSIS

CLIENT:	Landau Associates, Inc. 130 - 2nd Ave. S. Edmonds, WA 98020	DATE:	7/15/2013
CLIENT CONTACT:	Jeffrey Fellows	ALS JOB#:	EV13060128
CLIENT PROJECT:	Yakima Mill Site / #1148007.010	ALS SAMPLE#:	-51
CLIENT SAMPLE ID	FPP-B20-GW (11)	DATE RECEIVED:	6/24/2013
		COLLECTION DATE:	6/20/2013 12:40:00 PM
		WDOE ACCREDITATION:	C601

DATA RESULTS

SURROGATE	METHOD	%REC	ANALYSIS ANALYSIS	
			DATE	BY
TFT	NWTPH-GX	96.3	06/24/2013	DLC
C25	NWTPH-DX w/ SGA	96.4	06/25/2013	LAP
1,2-Dichloroethane-d4	EPA-8260 SIM	103	06/28/2013	GAP
1,2-Dichloroethane-d4	EPA-8260	103	06/28/2013	GAP
Toluene-d8	EPA-8260	92.7	06/28/2013	GAP
4-Bromofluorobenzene	EPA-8260	98.7	06/28/2013	GAP
2-Fluorophenol	EPA-8270	65.9	07/02/2013	LAP
Phenol-d5	EPA-8270	28.6	07/02/2013	LAP
Nitrobenzene-d5	EPA-8270	104	07/02/2013	LAP
2-Fluorobiphenyl	EPA-8270	97.0	07/02/2013	LAP
2,4,6-Tribromophenol	EPA-8270	121	07/02/2013	LAP
Terphenyl-d14	EPA-8270	108	07/02/2013	LAP

U - Analyte analyzed for but not detected at level above reporting limit.



CERTIFICATE OF ANALYSIS

CLIENT:	Landau Associates, Inc. 130 - 2nd Ave. S. Edmonds, WA 98020	DATE:	7/15/2013
CLIENT CONTACT:	Jeffrey Fellows	ALS JOB#:	EV13060128
CLIENT PROJECT:	Yakima Mill Site / #1148007.010	ALS SAMPLE#:	-52
CLIENT SAMPLE ID	FPP-B08-GW (17)	DATE RECEIVED:	6/24/2013
		COLLECTION DATE:	6/18/2013 12:30:00 PM
		WDOE ACCREDITATION:	C601

DATA RESULTS

ANALYTE	METHOD	RESULTS	REPORTING LIMITS	DILUTION FACTOR	UNITS	ANALYSIS DATE	ANALYSIS BY
TPH-Volatile Range	NWTPH-GX	U	50	1	UG/L	06/24/2013	DLC
TPH-Diesel Range	NWTPH-DX w/ SGA	U	130	1	UG/L	06/25/2013	LAP
TPH-Oil Range	NWTPH-DX w/ SGA	600	250	1	UG/L	06/25/2013	LAP
Vinyl Chloride	EPA-8260 SIM	U	0.020	1	UG/L	06/28/2013	GAP
Trichloroethene	EPA-8260 SIM	U	0.020	1	UG/L	06/28/2013	GAP
Dichlorodifluoromethane	EPA-8260	U	2.0	1	UG/L	06/28/2013	GAP
Chloromethane	EPA-8260	U	2.0	1	UG/L	06/28/2013	GAP
Bromomethane	EPA-8260	U	2.0	1	UG/L	06/28/2013	GAP
Chloroethane	EPA-8260	U	2.0	1	UG/L	06/28/2013	GAP
Carbon Tetrachloride	EPA-8260	U	2.0	1	UG/L	06/28/2013	GAP
Trichlorofluoromethane	EPA-8260	U	2.0	1	UG/L	06/28/2013	GAP
Carbon Disulfide	EPA-8260	U	2.0	1	UG/L	06/28/2013	GAP
Acetone	EPA-8260	U	25	1	UG/L	06/28/2013	GAP
1,1-Dichloroethene	EPA-8260	U	2.0	1	UG/L	06/28/2013	GAP
Methylene Chloride	EPA-8260	U	5.0	1	UG/L	06/28/2013	GAP
Acrylonitrile	EPA-8260	U	10	1	UG/L	06/28/2013	GAP
Methyl T-Butyl Ether	EPA-8260	U	2.0	1	UG/L	06/28/2013	GAP
Trans-1,2-Dichloroethene	EPA-8260	U	2.0	1	UG/L	06/28/2013	GAP
1,1-Dichloroethane	EPA-8260	U	2.0	1	UG/L	06/28/2013	GAP
2-Butanone	EPA-8260	U	10	1	UG/L	06/28/2013	GAP
Cis-1,2-Dichloroethene	EPA-8260	U	2.0	1	UG/L	06/28/2013	GAP
2,2-Dichloropropane	EPA-8260	U	2.0	1	UG/L	06/28/2013	GAP
Bromochloromethane	EPA-8260	U	2.0	1	UG/L	06/28/2013	GAP
Chloroform	EPA-8260	U	2.0	1	UG/L	06/28/2013	GAP
1,1,1-Trichloroethane	EPA-8260	U	2.0	1	UG/L	06/28/2013	GAP
1,1-Dichloropropene	EPA-8260	U	2.0	1	UG/L	06/28/2013	GAP
1,2-Dichloroethane	EPA-8260	U	2.0	1	UG/L	06/28/2013	GAP
Benzene	EPA-8260	U	2.0	1	UG/L	06/28/2013	GAP
1,2-Dichloropropane	EPA-8260	U	2.0	1	UG/L	06/28/2013	GAP
Dibromomethane	EPA-8260	U	2.0	1	UG/L	06/28/2013	GAP
Bromodichloromethane	EPA-8260	U	2.0	1	UG/L	06/28/2013	GAP
Trans-1,3-Dichloropropene	EPA-8260	U	2.0	1	UG/L	06/28/2013	GAP
4-Methyl-2-Pentanone	EPA-8260	U	10	1	UG/L	06/28/2013	GAP
Toluene	EPA-8260	U	2.0	1	UG/L	06/28/2013	GAP
Cis-1,3-Dichloropropene	EPA-8260	U	2.0	1	UG/L	06/28/2013	GAP
1,1,2-Trichloroethane	EPA-8260	U	2.0	1	UG/L	06/28/2013	GAP
2-Hexanone	EPA-8260	U	10	1	UG/L	06/28/2013	GAP
1,3-Dichloropropane	EPA-8260	U	2.0	1	UG/L	06/28/2013	GAP



CERTIFICATE OF ANALYSIS

CLIENT:	Landau Associates, Inc. 130 - 2nd Ave. S. Edmonds, WA 98020	DATE:	7/15/2013
CLIENT CONTACT:	Jeffrey Fellows	ALS JOB#:	EV13060128
CLIENT PROJECT:	Yakima Mill Site / #1148007.010	ALS SAMPLE#:	-52
CLIENT SAMPLE ID	FPP-B08-GW (17)	DATE RECEIVED:	6/24/2013
		COLLECTION DATE:	6/18/2013 12:30:00 PM
		WDOE ACCREDITATION:	C601

DATA RESULTS

ANALYTE	METHOD	RESULTS	REPORTING LIMITS	DILUTION FACTOR	UNITS	ANALYSIS	ANALYSIS
						DATE	BY
Tetrachloroethylene	EPA-8260	U	2.0	1	UG/L	06/28/2013	GAP
Dibromochloromethane	EPA-8260	U	2.0	1	UG/L	06/28/2013	GAP
1,2-Dibromoethane	EPA-8260	U	0.010	1	UG/L	06/28/2013	GAP
Chlorobenzene	EPA-8260	U	2.0	1	UG/L	06/28/2013	GAP
1,1,1,2-Tetrachloroethane	EPA-8260	U	2.0	1	UG/L	06/28/2013	GAP
Ethylbenzene	EPA-8260	U	2.0	1	UG/L	06/28/2013	GAP
m,p-Xylene	EPA-8260	U	4.0	1	UG/L	06/28/2013	GAP
Styrene	EPA-8260	U	2.0	1	UG/L	06/28/2013	GAP
o-Xylene	EPA-8260	U	2.0	1	UG/L	06/28/2013	GAP
Bromoform	EPA-8260	U	2.0	1	UG/L	06/28/2013	GAP
Isopropylbenzene	EPA-8260	U	2.0	1	UG/L	06/28/2013	GAP
1,1,2,2-Tetrachloroethane	EPA-8260	U	2.0	1	UG/L	06/28/2013	GAP
1,2,3-Trichloropropane	EPA-8260	U	2.0	1	UG/L	06/28/2013	GAP
Bromobenzene	EPA-8260	U	2.0	1	UG/L	06/28/2013	GAP
N-Propyl Benzene	EPA-8260	U	2.0	1	UG/L	06/28/2013	GAP
2-Chlorotoluene	EPA-8260	U	2.0	1	UG/L	06/28/2013	GAP
1,3,5-Trimethylbenzene	EPA-8260	U	2.0	1	UG/L	06/28/2013	GAP
4-Chlorotoluene	EPA-8260	U	2.0	1	UG/L	06/28/2013	GAP
T-Butyl Benzene	EPA-8260	U	2.0	1	UG/L	06/28/2013	GAP
1,2,4-Trimethylbenzene	EPA-8260	U	2.0	1	UG/L	06/28/2013	GAP
S-Butyl Benzene	EPA-8260	U	2.0	1	UG/L	06/28/2013	GAP
P-Isopropyltoluene	EPA-8260	U	2.0	1	UG/L	06/28/2013	GAP
1,3 Dichlorobenzene	EPA-8260	U	2.0	1	UG/L	06/28/2013	GAP
1,4-Dichlorobenzene	EPA-8260	U	2.0	1	UG/L	06/28/2013	GAP
N-Butylbenzene	EPA-8260	U	2.0	1	UG/L	06/28/2013	GAP
1,2-Dichlorobenzene	EPA-8260	U	2.0	1	UG/L	06/28/2013	GAP
1,2-Dibromo 3-Chloropropane	EPA-8260	U	10	1	UG/L	06/28/2013	GAP
1,2,4-Trichlorobenzene	EPA-8260	U	2.0	1	UG/L	06/28/2013	GAP
Hexachlorobutadiene	EPA-8260	U	2.0	1	UG/L	06/28/2013	GAP
Naphthalene	EPA-8260	U	2.0	1	UG/L	06/28/2013	GAP
1,2,3-Trichlorobenzene	EPA-8260	U	2.0	1	UG/L	06/28/2013	GAP
Pyridine	EPA-8270	U	2.0	1	UG/L	07/02/2013	LAP
N-Nitrosodimethylamine	EPA-8270	U	2.0	1	UG/L	07/02/2013	LAP
Phenol	EPA-8270	U	2.0	1	UG/L	07/02/2013	LAP
Aniline	EPA-8270	U	2.0	1	UG/L	07/02/2013	LAP
Bis(2-Chloroethyl)Ether	EPA-8270	U	2.0	1	UG/L	07/02/2013	LAP
2-Chlorophenol	EPA-8270	U	2.0	1	UG/L	07/02/2013	LAP
1,3-Dichlorobenzene	EPA-8270	U	2.0	1	UG/L	07/02/2013	LAP



CERTIFICATE OF ANALYSIS

CLIENT:	Landau Associates, Inc. 130 - 2nd Ave. S. Edmonds, WA 98020	DATE:	7/15/2013
CLIENT CONTACT:	Jeffrey Fellows	ALS JOB#:	EV13060128
CLIENT PROJECT:	Yakima Mill Site / #1148007.010	ALS SAMPLE#:	-52
CLIENT SAMPLE ID	FPP-B08-GW (17)	DATE RECEIVED:	6/24/2013
		COLLECTION DATE:	6/18/2013 12:30:00 PM
		WDOE ACCREDITATION:	C601

DATA RESULTS

ANALYTE	METHOD	RESULTS	REPORTING LIMITS	DILUTION FACTOR	UNITS	ANALYSIS	ANALYSIS
						DATE	BY
1,4-Dichlorobenzene	EPA-8270	U	2.0	1	UG/L	07/02/2013	LAP
Benzyl Alcohol	EPA-8270	U	2.0	1	UG/L	07/02/2013	LAP
1,2-Dichlorobenzene	EPA-8270	U	2.0	1	UG/L	07/02/2013	LAP
2-Methylphenol	EPA-8270	U	2.0	1	UG/L	07/02/2013	LAP
Bis(2-Chloroisopropyl)Ether	EPA-8270	U	2.0	1	UG/L	07/02/2013	LAP
3&4-Methylphenol	EPA-8270	U	2.0	1	UG/L	07/02/2013	LAP
N-Nitroso-Di-N-Propylamine	EPA-8270	U	2.0	1	UG/L	07/02/2013	LAP
Hexachloroethane	EPA-8270	U	2.0	1	UG/L	07/02/2013	LAP
Nitrobenzene	EPA-8270	U	2.0	1	UG/L	07/02/2013	LAP
Isophorone	EPA-8270	U	2.0	1	UG/L	07/02/2013	LAP
2-Nitrophenol	EPA-8270	U	2.0	1	UG/L	07/02/2013	LAP
2,4-Dimethylphenol	EPA-8270	U	2.0	1	UG/L	07/02/2013	LAP
Benzoic Acid	EPA-8270	U	10	1	UG/L	07/02/2013	LAP
Bis(2-Chloroethoxy)Methane	EPA-8270	U	2.0	1	UG/L	07/02/2013	LAP
2,4-Dichlorophenol	EPA-8270	U	2.0	1	UG/L	07/02/2013	LAP
1,2,4-Trichlorobenzene	EPA-8270	U	2.0	1	UG/L	07/02/2013	LAP
Naphthalene	EPA-8270	U	2.0	1	UG/L	07/02/2013	LAP
4-Chloroaniline	EPA-8270	U	2.0	1	UG/L	07/02/2013	LAP
2,6-Dichlorophenol	EPA-8270	U	2.0	1	UG/L	07/02/2013	LAP
Hexachlorobutadiene	EPA-8270	U	2.0	1	UG/L	07/02/2013	LAP
4-Chloro-3-Methylphenol	EPA-8270	U	2.0	1	UG/L	07/02/2013	LAP
2-Methylnaphthalene	EPA-8270	U	2.0	1	UG/L	07/02/2013	LAP
1-Methylnaphthalene	EPA-8270	U	2.0	1	UG/L	07/02/2013	LAP
Hexachlorocyclopentadiene	EPA-8270	U	2.0	1	UG/L	07/02/2013	LAP
2,4,6-Trichlorophenol	EPA-8270	U	2.0	1	UG/L	07/02/2013	LAP
2,4,5-Trichlorophenol	EPA-8270	U	2.0	1	UG/L	07/02/2013	LAP
2-Chloronaphthalene	EPA-8270	U	2.0	1	UG/L	07/02/2013	LAP
2-Nitroaniline	EPA-8270	U	2.0	1	UG/L	07/02/2013	LAP
Acenaphthylene	EPA-8270	U	2.0	1	UG/L	07/02/2013	LAP
Dimethylphthalate	EPA-8270	U	2.0	1	UG/L	07/02/2013	LAP
2,6-Dinitrotoluene	EPA-8270	U	2.0	1	UG/L	07/02/2013	LAP
Acenaphthene	EPA-8270	U	2.0	1	UG/L	07/02/2013	LAP
3-Nitroaniline	EPA-8270	U	5.0	1	UG/L	07/02/2013	LAP
2,4-Dinitrophenol	EPA-8270	U	10	1	UG/L	07/02/2013	LAP
4-Nitrophenol	EPA-8270	U	2.0	1	UG/L	07/02/2013	LAP
Dibenzofuran	EPA-8270	U	2.0	1	UG/L	07/02/2013	LAP
2,4-Dinitrotoluene	EPA-8270	U	2.0	1	UG/L	07/02/2013	LAP
2,3,4,6-Tetrachlorophenol	EPA-8270	U	2.0	1	UG/L	07/02/2013	LAP



CERTIFICATE OF ANALYSIS

CLIENT:	Landau Associates, Inc. 130 - 2nd Ave. S. Edmonds, WA 98020	DATE:	7/15/2013
CLIENT CONTACT:	Jeffrey Fellows	ALS JOB#:	EV13060128
CLIENT PROJECT:	Yakima Mill Site / #1148007.010	ALS SAMPLE#:	-52
CLIENT SAMPLE ID	FPP-B08-GW (17)	DATE RECEIVED:	6/24/2013
		COLLECTION DATE:	6/18/2013 12:30:00 PM
		WDOE ACCREDITATION:	C601

DATA RESULTS

ANALYTE	METHOD	RESULTS	REPORTING LIMITS	DILUTION FACTOR	UNITS	ANALYSIS	ANALYSIS
						DATE	BY
Diethylphthalate	EPA-8270	U	2.0	1	UG/L	07/02/2013	LAP
Fluorene	EPA-8270	U	2.0	1	UG/L	07/02/2013	LAP
4-Chlorophenyl-Phenylether	EPA-8270	U	2.0	1	UG/L	07/02/2013	LAP
4-Nitroaniline	EPA-8270	U	2.0	1	UG/L	07/02/2013	LAP
4,6-Dinitro-2-Methylphenol	EPA-8270	U	2.0	1	UG/L	07/02/2013	LAP
N-Nitrosodiphenylamine	EPA-8270	U	2.0	1	UG/L	07/02/2013	LAP
Azobenzene	EPA-8270	U	2.0	1	UG/L	07/02/2013	LAP
4-Bromophenyl-Phenylether	EPA-8270	U	2.0	1	UG/L	07/02/2013	LAP
Hexachlorobenzene	EPA-8270	U	2.0	1	UG/L	07/02/2013	LAP
Pentachlorophenol	EPA-8270	U	5.0	1	UG/L	07/02/2013	LAP
Phenanthrene	EPA-8270	U	2.0	1	UG/L	07/02/2013	LAP
Anthracene	EPA-8270	U	2.0	1	UG/L	07/02/2013	LAP
Carbazole	EPA-8270	U	2.0	1	UG/L	07/02/2013	LAP
Di-N-Butylphthalate	EPA-8270	U	2.0	1	UG/L	07/02/2013	LAP
Fluoranthene	EPA-8270	U	2.0	1	UG/L	07/02/2013	LAP
Pyrene	EPA-8270	U	2.0	1	UG/L	07/02/2013	LAP
Butylbenzylphthalate	EPA-8270	U	2.0	1	UG/L	07/02/2013	LAP
3,3-Dichlorobenzidine	EPA-8270	U	2.0	1	UG/L	07/02/2013	LAP
Benzo[A]Anthracene	EPA-8270	U	2.0	1	UG/L	07/02/2013	LAP
Chrysene	EPA-8270	U	2.0	1	UG/L	07/02/2013	LAP
Bis(2-Ethylhexyl)Phthalate	EPA-8270	U	2.0	1	UG/L	07/02/2013	LAP
Di-N-Octylphthalate	EPA-8270	U	2.0	1	UG/L	07/02/2013	LAP
Benzo[B]Fluoranthene	EPA-8270	U	2.0	1	UG/L	07/02/2013	LAP
Benzo[K]Fluoranthene	EPA-8270	U	2.0	1	UG/L	07/02/2013	LAP
Benzo[A]Pyrene	EPA-8270	U	2.0	1	UG/L	07/02/2013	LAP
Indeno[1,2,3-Cd]Pyrene	EPA-8270	U	2.0	1	UG/L	07/02/2013	LAP
Dibenz[A,H]Anthracene	EPA-8270	U	2.0	1	UG/L	07/02/2013	LAP
Benzo[G,H,I]Perylene	EPA-8270	U	2.0	1	UG/L	07/02/2013	LAP
Mercury (Dissolved)	EPA-7470	U	0.20	1	UG/L	07/03/2013	RAL
Arsenic (Dissolved)	EPA-200.8	1.1	1.0	1	UG/L	06/27/2013	RAL
Cadmium (Dissolved)	EPA-200.8	U	1.0	1	UG/L	06/27/2013	RAL
Chromium (Dissolved)	EPA-200.8	U	2.0	1	UG/L	06/27/2013	RAL
Iron (Dissolved)	EPA-200.8	430	50	1	UG/L	06/27/2013	RAL
Lead (Dissolved)	EPA-200.8	U	1.0	1	UG/L	06/27/2013	RAL
Manganese (Dissolved)	EPA-200.8	1300	2.0	1	UG/L	06/27/2013	RAL
Sodium (Dissolved)	EPA-200.8	43000	50	1	UG/L	06/27/2013	RAL



CERTIFICATE OF ANALYSIS

CLIENT:	Landau Associates, Inc. 130 - 2nd Ave. S. Edmonds, WA 98020	DATE:	7/15/2013
CLIENT CONTACT:	Jeffrey Fellows	ALS JOB#:	EV13060128
CLIENT PROJECT:	Yakima Mill Site / #1148007.010	ALS SAMPLE#:	-52
CLIENT SAMPLE ID	FPP-B08-GW (17)	DATE RECEIVED:	6/24/2013
		COLLECTION DATE:	6/18/2013 12:30:00 PM
		WDOE ACCREDITATION:	C601

DATA RESULTS

SURROGATE	METHOD	%REC	ANALYSIS ANALYSIS	
			DATE	BY
TFT	NWTPH-GX	103	06/24/2013	DLC
C25	NWTPH-DX w/ SGA	107	06/25/2013	LAP
1,2-Dichloroethane-d4	EPA-8260 SIM	102	06/28/2013	GAP
1,2-Dichloroethane-d4	EPA-8260	102	06/28/2013	GAP
Toluene-d8	EPA-8260	93.1	06/28/2013	GAP
4-Bromofluorobenzene	EPA-8260	99.8	06/28/2013	GAP
2-Fluorophenol	EPA-8270	65.6	07/02/2013	LAP
Phenol-d5	EPA-8270	29.4	07/02/2013	LAP
Nitrobenzene-d5	EPA-8270	97.6	07/02/2013	LAP
2-Fluorobiphenyl	EPA-8270	88.6	07/02/2013	LAP
2,4,6-Tribromophenol	EPA-8270	110	07/02/2013	LAP
Terphenyl-d14	EPA-8270	105	07/02/2013	LAP

U - Analyte analyzed for but not detected at level above reporting limit.
Chromatogram indicates that it is likely that sample contains light oil/lube oil.



CERTIFICATE OF ANALYSIS

CLIENT:	Landau Associates, Inc. 130 - 2nd Ave. S. Edmonds, WA 98020	DATE:	7/15/2013
CLIENT CONTACT:	Jeffrey Fellows	ALS JOB#:	EV13060128
CLIENT PROJECT:	Yakima Mill Site / #1148007.010	ALS SAMPLE#:	-53
CLIENT SAMPLE ID	FPP-B01-GW (17)	DATE RECEIVED:	6/24/2013
		COLLECTION DATE:	6/18/2013 4:30:00 PM
		WDOE ACCREDITATION:	C601

DATA RESULTS

ANALYTE	METHOD	RESULTS	REPORTING LIMITS	DILUTION FACTOR	UNITS	ANALYSIS DATE	ANALYSIS BY
TPH-Volatile Range	NWTPH-GX	U	50	1	UG/L	06/24/2013	DLC
TPH-Diesel Range	NWTPH-DX w/ SGA	U	130	1	UG/L	06/25/2013	LAP
TPH-Oil Range	NWTPH-DX w/ SGA	U	250	1	UG/L	06/25/2013	LAP
Vinyl Chloride	EPA-8260 SIM	U	0.020	1	UG/L	06/28/2013	GAP
Trichloroethene	EPA-8260 SIM	U	0.020	1	UG/L	06/28/2013	GAP
Dichlorodifluoromethane	EPA-8260	U	2.0	1	UG/L	06/28/2013	GAP
Chloromethane	EPA-8260	U	2.0	1	UG/L	06/28/2013	GAP
Bromomethane	EPA-8260	U	2.0	1	UG/L	06/28/2013	GAP
Chloroethane	EPA-8260	U	2.0	1	UG/L	06/28/2013	GAP
Carbon Tetrachloride	EPA-8260	U	2.0	1	UG/L	06/28/2013	GAP
Trichlorofluoromethane	EPA-8260	U	2.0	1	UG/L	06/28/2013	GAP
Carbon Disulfide	EPA-8260	U	2.0	1	UG/L	06/28/2013	GAP
Acetone	EPA-8260	U	25	1	UG/L	06/28/2013	GAP
1,1-Dichloroethene	EPA-8260	U	2.0	1	UG/L	06/28/2013	GAP
Methylene Chloride	EPA-8260	U	5.0	1	UG/L	06/28/2013	GAP
Acrylonitrile	EPA-8260	U	10	1	UG/L	06/28/2013	GAP
Methyl T-Butyl Ether	EPA-8260	U	2.0	1	UG/L	06/28/2013	GAP
Trans-1,2-Dichloroethene	EPA-8260	U	2.0	1	UG/L	06/28/2013	GAP
1,1-Dichloroethane	EPA-8260	U	2.0	1	UG/L	06/28/2013	GAP
2-Butanone	EPA-8260	U	10	1	UG/L	06/28/2013	GAP
Cis-1,2-Dichloroethene	EPA-8260	U	2.0	1	UG/L	06/28/2013	GAP
2,2-Dichloropropane	EPA-8260	U	2.0	1	UG/L	06/28/2013	GAP
Bromochloromethane	EPA-8260	U	2.0	1	UG/L	06/28/2013	GAP
Chloroform	EPA-8260	3.3	2.0	1	UG/L	06/28/2013	GAP
1,1,1-Trichloroethane	EPA-8260	U	2.0	1	UG/L	06/28/2013	GAP
1,1-Dichloropropene	EPA-8260	U	2.0	1	UG/L	06/28/2013	GAP
1,2-Dichloroethane	EPA-8260	U	2.0	1	UG/L	06/28/2013	GAP
Benzene	EPA-8260	U	2.0	1	UG/L	06/28/2013	GAP
1,2-Dichloropropane	EPA-8260	U	2.0	1	UG/L	06/28/2013	GAP
Dibromomethane	EPA-8260	U	2.0	1	UG/L	06/28/2013	GAP
Bromodichloromethane	EPA-8260	U	2.0	1	UG/L	06/28/2013	GAP
Trans-1,3-Dichloropropene	EPA-8260	U	2.0	1	UG/L	06/28/2013	GAP
4-Methyl-2-Pentanone	EPA-8260	U	10	1	UG/L	06/28/2013	GAP
Toluene	EPA-8260	U	2.0	1	UG/L	06/28/2013	GAP
Cis-1,3-Dichloropropene	EPA-8260	U	2.0	1	UG/L	06/28/2013	GAP
1,1,2-Trichloroethane	EPA-8260	U	2.0	1	UG/L	06/28/2013	GAP
2-Hexanone	EPA-8260	U	10	1	UG/L	06/28/2013	GAP
1,3-Dichloropropane	EPA-8260	U	2.0	1	UG/L	06/28/2013	GAP



CERTIFICATE OF ANALYSIS

CLIENT:	Landau Associates, Inc. 130 - 2nd Ave. S. Edmonds, WA 98020	DATE:	7/15/2013
CLIENT CONTACT:	Jeffrey Fellows	ALS JOB#:	EV13060128
CLIENT PROJECT:	Yakima Mill Site / #1148007.010	ALS SAMPLE#:	-53
CLIENT SAMPLE ID	FPP-B01-GW (17)	DATE RECEIVED:	6/24/2013
		COLLECTION DATE:	6/18/2013 4:30:00 PM
		WDOE ACCREDITATION:	C601

DATA RESULTS

ANALYTE	METHOD	RESULTS	REPORTING LIMITS	DILUTION FACTOR	UNITS	ANALYSIS	ANALYSIS
						DATE	BY
Tetrachloroethylene	EPA-8260	U	2.0	1	UG/L	06/28/2013	GAP
Dibromochloromethane	EPA-8260	U	2.0	1	UG/L	06/28/2013	GAP
1,2-Dibromoethane	EPA-8260	U	0.010	1	UG/L	06/28/2013	GAP
Chlorobenzene	EPA-8260	U	2.0	1	UG/L	06/28/2013	GAP
1,1,1,2-Tetrachloroethane	EPA-8260	U	2.0	1	UG/L	06/28/2013	GAP
Ethylbenzene	EPA-8260	U	2.0	1	UG/L	06/28/2013	GAP
m,p-Xylene	EPA-8260	U	4.0	1	UG/L	06/28/2013	GAP
Styrene	EPA-8260	U	2.0	1	UG/L	06/28/2013	GAP
o-Xylene	EPA-8260	U	2.0	1	UG/L	06/28/2013	GAP
Bromoform	EPA-8260	U	2.0	1	UG/L	06/28/2013	GAP
Isopropylbenzene	EPA-8260	U	2.0	1	UG/L	06/28/2013	GAP
1,1,2,2-Tetrachloroethane	EPA-8260	U	2.0	1	UG/L	06/28/2013	GAP
1,2,3-Trichloropropane	EPA-8260	U	2.0	1	UG/L	06/28/2013	GAP
Bromobenzene	EPA-8260	U	2.0	1	UG/L	06/28/2013	GAP
N-Propyl Benzene	EPA-8260	U	2.0	1	UG/L	06/28/2013	GAP
2-Chlorotoluene	EPA-8260	U	2.0	1	UG/L	06/28/2013	GAP
1,3,5-Trimethylbenzene	EPA-8260	U	2.0	1	UG/L	06/28/2013	GAP
4-Chlorotoluene	EPA-8260	U	2.0	1	UG/L	06/28/2013	GAP
T-Butyl Benzene	EPA-8260	U	2.0	1	UG/L	06/28/2013	GAP
1,2,4-Trimethylbenzene	EPA-8260	U	2.0	1	UG/L	06/28/2013	GAP
S-Butyl Benzene	EPA-8260	U	2.0	1	UG/L	06/28/2013	GAP
P-Isopropyltoluene	EPA-8260	U	2.0	1	UG/L	06/28/2013	GAP
1,3 Dichlorobenzene	EPA-8260	U	2.0	1	UG/L	06/28/2013	GAP
1,4-Dichlorobenzene	EPA-8260	U	2.0	1	UG/L	06/28/2013	GAP
N-Butylbenzene	EPA-8260	U	2.0	1	UG/L	06/28/2013	GAP
1,2-Dichlorobenzene	EPA-8260	U	2.0	1	UG/L	06/28/2013	GAP
1,2-Dibromo 3-Chloropropane	EPA-8260	U	10	1	UG/L	06/28/2013	GAP
1,2,4-Trichlorobenzene	EPA-8260	U	2.0	1	UG/L	06/28/2013	GAP
Hexachlorobutadiene	EPA-8260	U	2.0	1	UG/L	06/28/2013	GAP
Naphthalene	EPA-8260	U	2.0	1	UG/L	06/28/2013	GAP
1,2,3-Trichlorobenzene	EPA-8260	U	2.0	1	UG/L	06/28/2013	GAP
Pyridine	EPA-8270	U	2.0	1	UG/L	07/02/2013	LAP
N-Nitrosodimethylamine	EPA-8270	U	2.0	1	UG/L	07/02/2013	LAP
Phenol	EPA-8270	U	2.0	1	UG/L	07/02/2013	LAP
Aniline	EPA-8270	U	2.0	1	UG/L	07/02/2013	LAP
Bis(2-Chloroethyl)Ether	EPA-8270	U	2.0	1	UG/L	07/02/2013	LAP
2-Chlorophenol	EPA-8270	U	2.0	1	UG/L	07/02/2013	LAP
1,3-Dichlorobenzene	EPA-8270	U	2.0	1	UG/L	07/02/2013	LAP



CERTIFICATE OF ANALYSIS

CLIENT:	Landau Associates, Inc. 130 - 2nd Ave. S. Edmonds, WA 98020	DATE:	7/15/2013
CLIENT CONTACT:	Jeffrey Fellows	ALS JOB#:	EV13060128
CLIENT PROJECT:	Yakima Mill Site / #1148007.010	ALS SAMPLE#:	-53
CLIENT SAMPLE ID	FPP-B01-GW (17)	DATE RECEIVED:	6/24/2013
		COLLECTION DATE:	6/18/2013 4:30:00 PM
		WDOE ACCREDITATION:	C601

DATA RESULTS

ANALYTE	METHOD	RESULTS	REPORTING LIMITS	DILUTION FACTOR	UNITS	ANALYSIS	ANALYSIS
						DATE	BY
1,4-Dichlorobenzene	EPA-8270	U	2.0	1	UG/L	07/02/2013	LAP
Benzyl Alcohol	EPA-8270	U	2.0	1	UG/L	07/02/2013	LAP
1,2-Dichlorobenzene	EPA-8270	U	2.0	1	UG/L	07/02/2013	LAP
2-Methylphenol	EPA-8270	U	2.0	1	UG/L	07/02/2013	LAP
Bis(2-Chloroisopropyl)Ether	EPA-8270	U	2.0	1	UG/L	07/02/2013	LAP
3&4-Methylphenol	EPA-8270	U	2.0	1	UG/L	07/02/2013	LAP
N-Nitroso-Di-N-Propylamine	EPA-8270	U	2.0	1	UG/L	07/02/2013	LAP
Hexachloroethane	EPA-8270	U	2.0	1	UG/L	07/02/2013	LAP
Nitrobenzene	EPA-8270	U	2.0	1	UG/L	07/02/2013	LAP
Isophorone	EPA-8270	U	2.0	1	UG/L	07/02/2013	LAP
2-Nitrophenol	EPA-8270	U	2.0	1	UG/L	07/02/2013	LAP
2,4-Dimethylphenol	EPA-8270	U	2.0	1	UG/L	07/02/2013	LAP
Benzoic Acid	EPA-8270	U	10	1	UG/L	07/02/2013	LAP
Bis(2-Chloroethoxy)Methane	EPA-8270	U	2.0	1	UG/L	07/02/2013	LAP
2,4-Dichlorophenol	EPA-8270	U	2.0	1	UG/L	07/02/2013	LAP
1,2,4-Trichlorobenzene	EPA-8270	U	2.0	1	UG/L	07/02/2013	LAP
Naphthalene	EPA-8270	U	2.0	1	UG/L	07/02/2013	LAP
4-Chloroaniline	EPA-8270	U	2.0	1	UG/L	07/02/2013	LAP
2,6-Dichlorophenol	EPA-8270	U	2.0	1	UG/L	07/02/2013	LAP
Hexachlorobutadiene	EPA-8270	U	2.0	1	UG/L	07/02/2013	LAP
4-Chloro-3-Methylphenol	EPA-8270	U	2.0	1	UG/L	07/02/2013	LAP
2-Methylnaphthalene	EPA-8270	U	2.0	1	UG/L	07/02/2013	LAP
1-Methylnaphthalene	EPA-8270	U	2.0	1	UG/L	07/02/2013	LAP
Hexachlorocyclopentadiene	EPA-8270	U	2.0	1	UG/L	07/02/2013	LAP
2,4,6-Trichlorophenol	EPA-8270	U	2.0	1	UG/L	07/02/2013	LAP
2,4,5-Trichlorophenol	EPA-8270	U	2.0	1	UG/L	07/02/2013	LAP
2-Chloronaphthalene	EPA-8270	U	2.0	1	UG/L	07/02/2013	LAP
2-Nitroaniline	EPA-8270	U	2.0	1	UG/L	07/02/2013	LAP
Acenaphthylene	EPA-8270	U	2.0	1	UG/L	07/02/2013	LAP
Dimethylphthalate	EPA-8270	U	2.0	1	UG/L	07/02/2013	LAP
2,6-Dinitrotoluene	EPA-8270	U	2.0	1	UG/L	07/02/2013	LAP
Acenaphthene	EPA-8270	U	2.0	1	UG/L	07/02/2013	LAP
3-Nitroaniline	EPA-8270	U	5.0	1	UG/L	07/02/2013	LAP
2,4-Dinitrophenol	EPA-8270	U	10	1	UG/L	07/02/2013	LAP
4-Nitrophenol	EPA-8270	U	2.0	1	UG/L	07/02/2013	LAP
Dibenzofuran	EPA-8270	U	2.0	1	UG/L	07/02/2013	LAP
2,4-Dinitrotoluene	EPA-8270	U	2.0	1	UG/L	07/02/2013	LAP
2,3,4,6-Tetrachlorophenol	EPA-8270	U	2.0	1	UG/L	07/02/2013	LAP



CERTIFICATE OF ANALYSIS

CLIENT:	Landau Associates, Inc. 130 - 2nd Ave. S. Edmonds, WA 98020	DATE:	7/15/2013
CLIENT CONTACT:	Jeffrey Fellows	ALS JOB#:	EV13060128
CLIENT PROJECT:	Yakima Mill Site / #1148007.010	ALS SAMPLE#:	-53
CLIENT SAMPLE ID	FPP-B01-GW (17)	DATE RECEIVED:	6/24/2013
		COLLECTION DATE:	6/18/2013 4:30:00 PM
		WDOE ACCREDITATION:	C601

DATA RESULTS

ANALYTE	METHOD	RESULTS	REPORTING LIMITS	DILUTION FACTOR	UNITS	ANALYSIS	ANALYSIS
						DATE	BY
Diethylphthalate	EPA-8270	U	2.0	1	UG/L	07/02/2013	LAP
Fluorene	EPA-8270	U	2.0	1	UG/L	07/02/2013	LAP
4-Chlorophenyl-Phenylether	EPA-8270	U	2.0	1	UG/L	07/02/2013	LAP
4-Nitroaniline	EPA-8270	U	2.0	1	UG/L	07/02/2013	LAP
4,6-Dinitro-2-Methylphenol	EPA-8270	U	2.0	1	UG/L	07/02/2013	LAP
N-Nitrosodiphenylamine	EPA-8270	U	2.0	1	UG/L	07/02/2013	LAP
Azobenzene	EPA-8270	U	2.0	1	UG/L	07/02/2013	LAP
4-Bromophenyl-Phenylether	EPA-8270	U	2.0	1	UG/L	07/02/2013	LAP
Hexachlorobenzene	EPA-8270	U	2.0	1	UG/L	07/02/2013	LAP
Pentachlorophenol	EPA-8270	U	5.0	1	UG/L	07/02/2013	LAP
Phenanthrene	EPA-8270	U	2.0	1	UG/L	07/02/2013	LAP
Anthracene	EPA-8270	U	2.0	1	UG/L	07/02/2013	LAP
Carbazole	EPA-8270	U	2.0	1	UG/L	07/02/2013	LAP
Di-N-Butylphthalate	EPA-8270	U	2.0	1	UG/L	07/02/2013	LAP
Fluoranthene	EPA-8270	U	2.0	1	UG/L	07/02/2013	LAP
Pyrene	EPA-8270	U	2.0	1	UG/L	07/02/2013	LAP
Butylbenzylphthalate	EPA-8270	U	2.0	1	UG/L	07/02/2013	LAP
3,3-Dichlorobenzidine	EPA-8270	U	2.0	1	UG/L	07/02/2013	LAP
Benzo[A]Anthracene	EPA-8270	U	2.0	1	UG/L	07/02/2013	LAP
Chrysene	EPA-8270	U	2.0	1	UG/L	07/02/2013	LAP
Bis(2-Ethylhexyl)Phthalate	EPA-8270	U	2.0	1	UG/L	07/02/2013	LAP
Di-N-Octylphthalate	EPA-8270	U	2.0	1	UG/L	07/02/2013	LAP
Benzo[B]Fluoranthene	EPA-8270	U	2.0	1	UG/L	07/02/2013	LAP
Benzo[K]Fluoranthene	EPA-8270	U	2.0	1	UG/L	07/02/2013	LAP
Benzo[A]Pyrene	EPA-8270	U	2.0	1	UG/L	07/02/2013	LAP
Indeno[1,2,3-Cd]Pyrene	EPA-8270	U	2.0	1	UG/L	07/02/2013	LAP
Dibenz[A,H]Anthracene	EPA-8270	U	2.0	1	UG/L	07/02/2013	LAP
Benzo[G,H,I]Perylene	EPA-8270	U	2.0	1	UG/L	07/02/2013	LAP
Mercury (Dissolved)	EPA-7470	U	0.20	1	UG/L	07/03/2013	RAL
Arsenic (Dissolved)	EPA-200.8	U	1.0	1	UG/L	06/27/2013	RAL
Cadmium (Dissolved)	EPA-200.8	U	1.0	1	UG/L	06/27/2013	RAL
Chromium (Dissolved)	EPA-200.8	U	2.0	1	UG/L	06/27/2013	RAL
Iron (Dissolved)	EPA-200.8	U	50	1	UG/L	06/27/2013	RAL
Lead (Dissolved)	EPA-200.8	U	1.0	1	UG/L	06/27/2013	RAL
Manganese (Dissolved)	EPA-200.8	830	2.0	1	UG/L	06/27/2013	RAL
Sodium (Dissolved)	EPA-200.8	13000	50	1	UG/L	06/27/2013	RAL



CERTIFICATE OF ANALYSIS

CLIENT:	Landau Associates, Inc. 130 - 2nd Ave. S. Edmonds, WA 98020	DATE:	7/15/2013
CLIENT CONTACT:	Jeffrey Fellows	ALS JOB#:	EV13060128
CLIENT PROJECT:	Yakima Mill Site / #1148007.010	ALS SAMPLE#:	-53
CLIENT SAMPLE ID	FPP-B01-GW (17)	DATE RECEIVED:	6/24/2013
		COLLECTION DATE:	6/18/2013 4:30:00 PM
		WDOE ACCREDITATION:	C601

DATA RESULTS

SURROGATE	METHOD	%REC	ANALYSIS ANALYSIS	
			DATE	BY
TFT	NWTPH-GX	108	06/24/2013	DLC
C25	NWTPH-DX w/ SGA	105	06/25/2013	LAP
1,2-Dichloroethane-d4	EPA-8260 SIM	103	06/28/2013	GAP
1,2-Dichloroethane-d4	EPA-8260	103	06/28/2013	GAP
Toluene-d8	EPA-8260	92.3	06/28/2013	GAP
4-Bromofluorobenzene	EPA-8260	99.1	06/28/2013	GAP
2-Fluorophenol	EPA-8270	60.5	07/02/2013	LAP
Phenol-d5	EPA-8270	25.2	07/02/2013	LAP
Nitrobenzene-d5	EPA-8270	90.7	07/02/2013	LAP
2-Fluorobiphenyl	EPA-8270	83.0	07/02/2013	LAP
2,4,6-Tribromophenol	EPA-8270	93.7	07/02/2013	LAP
Terphenyl-d14	EPA-8270	106	07/02/2013	LAP

U - Analyte analyzed for but not detected at level above reporting limit.



CERTIFICATE OF ANALYSIS

CLIENT:	Landau Associates, Inc. 130 - 2nd Ave. S. Edmonds, WA 98020	DATE:	7/15/2013
CLIENT CONTACT:	Jeffrey Fellows	ALS JOB#:	EV13060128
CLIENT PROJECT:	Yakima Mill Site / #1148007.010	ALS SAMPLE#:	-54
CLIENT SAMPLE ID	TP-B08-GW (18)	DATE RECEIVED:	6/24/2013
		COLLECTION DATE:	6/21/2013 12:20:00 PM
		WDOE ACCREDITATION:	C601

DATA RESULTS

ANALYTE	METHOD	RESULTS	REPORTING LIMITS	DILUTION FACTOR	UNITS	ANALYSIS DATE	ANALYSIS BY
TPH-Volatile Range	NWTPH-GX	U	50	1	UG/L	06/24/2013	DLC
TPH-Diesel Range	NWTPH-DX w/ SGA	U	130	1	UG/L	06/25/2013	LAP
TPH-Oil Range	NWTPH-DX w/ SGA	U	250	1	UG/L	06/25/2013	LAP
Vinyl Chloride	EPA-8260 SIM	U	0.020	1	UG/L	06/28/2013	GAP
Trichloroethene	EPA-8260 SIM	U	0.020	1	UG/L	06/28/2013	GAP
Dichlorodifluoromethane	EPA-8260	U	2.0	1	UG/L	06/28/2013	GAP
Chloromethane	EPA-8260	U	2.0	1	UG/L	06/28/2013	GAP
Bromomethane	EPA-8260	U	2.0	1	UG/L	06/28/2013	GAP
Chloroethane	EPA-8260	U	2.0	1	UG/L	06/28/2013	GAP
Carbon Tetrachloride	EPA-8260	U	2.0	1	UG/L	06/28/2013	GAP
Trichlorofluoromethane	EPA-8260	U	2.0	1	UG/L	06/28/2013	GAP
Carbon Disulfide	EPA-8260	U	2.0	1	UG/L	06/28/2013	GAP
Acetone	EPA-8260	U	25	1	UG/L	06/28/2013	GAP
1,1-Dichloroethene	EPA-8260	U	2.0	1	UG/L	06/28/2013	GAP
Methylene Chloride	EPA-8260	U	5.0	1	UG/L	06/28/2013	GAP
Acrylonitrile	EPA-8260	U	10	1	UG/L	06/28/2013	GAP
Methyl T-Butyl Ether	EPA-8260	U	2.0	1	UG/L	06/28/2013	GAP
Trans-1,2-Dichloroethene	EPA-8260	U	2.0	1	UG/L	06/28/2013	GAP
1,1-Dichloroethane	EPA-8260	U	2.0	1	UG/L	06/28/2013	GAP
2-Butanone	EPA-8260	U	10	1	UG/L	06/28/2013	GAP
Cis-1,2-Dichloroethene	EPA-8260	U	2.0	1	UG/L	06/28/2013	GAP
2,2-Dichloropropane	EPA-8260	U	2.0	1	UG/L	06/28/2013	GAP
Bromochloromethane	EPA-8260	U	2.0	1	UG/L	06/28/2013	GAP
Chloroform	EPA-8260	U	2.0	1	UG/L	06/28/2013	GAP
1,1,1-Trichloroethane	EPA-8260	U	2.0	1	UG/L	06/28/2013	GAP
1,1-Dichloropropene	EPA-8260	U	2.0	1	UG/L	06/28/2013	GAP
1,2-Dichloroethane	EPA-8260	U	2.0	1	UG/L	06/28/2013	GAP
Benzene	EPA-8260	U	2.0	1	UG/L	06/28/2013	GAP
1,2-Dichloropropane	EPA-8260	U	2.0	1	UG/L	06/28/2013	GAP
Dibromomethane	EPA-8260	U	2.0	1	UG/L	06/28/2013	GAP
Bromodichloromethane	EPA-8260	U	2.0	1	UG/L	06/28/2013	GAP
Trans-1,3-Dichloropropene	EPA-8260	U	2.0	1	UG/L	06/28/2013	GAP
4-Methyl-2-Pentanone	EPA-8260	U	10	1	UG/L	06/28/2013	GAP
Toluene	EPA-8260	U	2.0	1	UG/L	06/28/2013	GAP
Cis-1,3-Dichloropropene	EPA-8260	U	2.0	1	UG/L	06/28/2013	GAP
1,1,2-Trichloroethane	EPA-8260	U	2.0	1	UG/L	06/28/2013	GAP
2-Hexanone	EPA-8260	U	10	1	UG/L	06/28/2013	GAP
1,3-Dichloropropane	EPA-8260	U	2.0	1	UG/L	06/28/2013	GAP



CERTIFICATE OF ANALYSIS

CLIENT:	Landau Associates, Inc. 130 - 2nd Ave. S. Edmonds, WA 98020	DATE:	7/15/2013
CLIENT CONTACT:	Jeffrey Fellows	ALS JOB#:	EV13060128
CLIENT PROJECT:	Yakima Mill Site / #1148007.010	ALS SAMPLE#:	-54
CLIENT SAMPLE ID	TP-B08-GW (18)	DATE RECEIVED:	6/24/2013
		COLLECTION DATE:	6/21/2013 12:20:00 PM
		WDOE ACCREDITATION:	C601

DATA RESULTS

ANALYTE	METHOD	RESULTS	REPORTING LIMITS	DILUTION FACTOR	UNITS	ANALYSIS	ANALYSIS
						DATE	BY
Tetrachloroethylene	EPA-8260	U	2.0	1	UG/L	06/28/2013	GAP
Dibromochloromethane	EPA-8260	U	2.0	1	UG/L	06/28/2013	GAP
1,2-Dibromoethane	EPA-8260	U	0.010	1	UG/L	06/28/2013	GAP
Chlorobenzene	EPA-8260	U	2.0	1	UG/L	06/28/2013	GAP
1,1,1,2-Tetrachloroethane	EPA-8260	U	2.0	1	UG/L	06/28/2013	GAP
Ethylbenzene	EPA-8260	U	2.0	1	UG/L	06/28/2013	GAP
m,p-Xylene	EPA-8260	U	4.0	1	UG/L	06/28/2013	GAP
Styrene	EPA-8260	U	2.0	1	UG/L	06/28/2013	GAP
o-Xylene	EPA-8260	U	2.0	1	UG/L	06/28/2013	GAP
Bromoform	EPA-8260	U	2.0	1	UG/L	06/28/2013	GAP
Isopropylbenzene	EPA-8260	U	2.0	1	UG/L	06/28/2013	GAP
1,1,2,2-Tetrachloroethane	EPA-8260	U	2.0	1	UG/L	06/28/2013	GAP
1,2,3-Trichloropropane	EPA-8260	U	2.0	1	UG/L	06/28/2013	GAP
Bromobenzene	EPA-8260	U	2.0	1	UG/L	06/28/2013	GAP
N-Propyl Benzene	EPA-8260	U	2.0	1	UG/L	06/28/2013	GAP
2-Chlorotoluene	EPA-8260	U	2.0	1	UG/L	06/28/2013	GAP
1,3,5-Trimethylbenzene	EPA-8260	U	2.0	1	UG/L	06/28/2013	GAP
4-Chlorotoluene	EPA-8260	U	2.0	1	UG/L	06/28/2013	GAP
T-Butyl Benzene	EPA-8260	U	2.0	1	UG/L	06/28/2013	GAP
1,2,4-Trimethylbenzene	EPA-8260	U	2.0	1	UG/L	06/28/2013	GAP
S-Butyl Benzene	EPA-8260	U	2.0	1	UG/L	06/28/2013	GAP
P-Isopropyltoluene	EPA-8260	U	2.0	1	UG/L	06/28/2013	GAP
1,3 Dichlorobenzene	EPA-8260	U	2.0	1	UG/L	06/28/2013	GAP
1,4-Dichlorobenzene	EPA-8260	U	2.0	1	UG/L	06/28/2013	GAP
N-Butylbenzene	EPA-8260	U	2.0	1	UG/L	06/28/2013	GAP
1,2-Dichlorobenzene	EPA-8260	U	2.0	1	UG/L	06/28/2013	GAP
1,2-Dibromo 3-Chloropropane	EPA-8260	U	10	1	UG/L	06/28/2013	GAP
1,2,4-Trichlorobenzene	EPA-8260	U	2.0	1	UG/L	06/28/2013	GAP
Hexachlorobutadiene	EPA-8260	U	2.0	1	UG/L	06/28/2013	GAP
Naphthalene	EPA-8260	U	2.0	1	UG/L	06/28/2013	GAP
1,2,3-Trichlorobenzene	EPA-8260	U	2.0	1	UG/L	06/28/2013	GAP
Pyridine	EPA-8270	U	2.0	1	UG/L	07/02/2013	LAP
N-Nitrosodimethylamine	EPA-8270	U	2.0	1	UG/L	07/02/2013	LAP
Phenol	EPA-8270	U	2.0	1	UG/L	07/02/2013	LAP
Aniline	EPA-8270	U	2.0	1	UG/L	07/02/2013	LAP
Bis(2-Chloroethyl)Ether	EPA-8270	U	2.0	1	UG/L	07/02/2013	LAP
2-Chlorophenol	EPA-8270	U	2.0	1	UG/L	07/02/2013	LAP
1,3-Dichlorobenzene	EPA-8270	U	2.0	1	UG/L	07/02/2013	LAP



CERTIFICATE OF ANALYSIS

CLIENT:	Landau Associates, Inc. 130 - 2nd Ave. S. Edmonds, WA 98020	DATE:	7/15/2013
CLIENT CONTACT:	Jeffrey Fellows	ALS JOB#:	EV13060128
CLIENT PROJECT:	Yakima Mill Site / #1148007.010	ALS SAMPLE#:	-54
CLIENT SAMPLE ID	TP-B08-GW (18)	DATE RECEIVED:	6/24/2013
		COLLECTION DATE:	6/21/2013 12:20:00 PM
		WDOE ACCREDITATION:	C601

DATA RESULTS

ANALYTE	METHOD	RESULTS	REPORTING LIMITS	DILUTION FACTOR	UNITS	ANALYSIS	ANALYSIS
						DATE	BY
1,4-Dichlorobenzene	EPA-8270	U	2.0	1	UG/L	07/02/2013	LAP
Benzyl Alcohol	EPA-8270	U	2.0	1	UG/L	07/02/2013	LAP
1,2-Dichlorobenzene	EPA-8270	U	2.0	1	UG/L	07/02/2013	LAP
2-Methylphenol	EPA-8270	U	2.0	1	UG/L	07/02/2013	LAP
Bis(2-Chloroisopropyl)Ether	EPA-8270	U	2.0	1	UG/L	07/02/2013	LAP
3&4-Methylphenol	EPA-8270	U	2.0	1	UG/L	07/02/2013	LAP
N-Nitroso-Di-N-Propylamine	EPA-8270	U	2.0	1	UG/L	07/02/2013	LAP
Hexachloroethane	EPA-8270	U	2.0	1	UG/L	07/02/2013	LAP
Nitrobenzene	EPA-8270	U	2.0	1	UG/L	07/02/2013	LAP
Isophorone	EPA-8270	U	2.0	1	UG/L	07/02/2013	LAP
2-Nitrophenol	EPA-8270	U	2.0	1	UG/L	07/02/2013	LAP
2,4-Dimethylphenol	EPA-8270	U	2.0	1	UG/L	07/02/2013	LAP
Benzoic Acid	EPA-8270	U	10	1	UG/L	07/02/2013	LAP
Bis(2-Chloroethoxy)Methane	EPA-8270	U	2.0	1	UG/L	07/02/2013	LAP
2,4-Dichlorophenol	EPA-8270	U	2.0	1	UG/L	07/02/2013	LAP
1,2,4-Trichlorobenzene	EPA-8270	U	2.0	1	UG/L	07/02/2013	LAP
Naphthalene	EPA-8270	U	2.0	1	UG/L	07/02/2013	LAP
4-Chloroaniline	EPA-8270	U	2.0	1	UG/L	07/02/2013	LAP
2,6-Dichlorophenol	EPA-8270	U	2.0	1	UG/L	07/02/2013	LAP
Hexachlorobutadiene	EPA-8270	U	2.0	1	UG/L	07/02/2013	LAP
4-Chloro-3-Methylphenol	EPA-8270	U	2.0	1	UG/L	07/02/2013	LAP
2-Methylnaphthalene	EPA-8270	U	2.0	1	UG/L	07/02/2013	LAP
1-Methylnaphthalene	EPA-8270	U	2.0	1	UG/L	07/02/2013	LAP
Hexachlorocyclopentadiene	EPA-8270	U	2.0	1	UG/L	07/02/2013	LAP
2,4,6-Trichlorophenol	EPA-8270	U	2.0	1	UG/L	07/02/2013	LAP
2,4,5-Trichlorophenol	EPA-8270	U	2.0	1	UG/L	07/02/2013	LAP
2-Chloronaphthalene	EPA-8270	U	2.0	1	UG/L	07/02/2013	LAP
2-Nitroaniline	EPA-8270	U	2.0	1	UG/L	07/02/2013	LAP
Acenaphthylene	EPA-8270	U	2.0	1	UG/L	07/02/2013	LAP
Dimethylphthalate	EPA-8270	U	2.0	1	UG/L	07/02/2013	LAP
2,6-Dinitrotoluene	EPA-8270	U	2.0	1	UG/L	07/02/2013	LAP
Acenaphthene	EPA-8270	U	2.0	1	UG/L	07/02/2013	LAP
3-Nitroaniline	EPA-8270	U	5.0	1	UG/L	07/02/2013	LAP
2,4-Dinitrophenol	EPA-8270	U	10	1	UG/L	07/02/2013	LAP
4-Nitrophenol	EPA-8270	U	2.0	1	UG/L	07/02/2013	LAP
Dibenzofuran	EPA-8270	U	2.0	1	UG/L	07/02/2013	LAP
2,4-Dinitrotoluene	EPA-8270	U	2.0	1	UG/L	07/02/2013	LAP
2,3,4,6-Tetrachlorophenol	EPA-8270	U	2.0	1	UG/L	07/02/2013	LAP



CERTIFICATE OF ANALYSIS

CLIENT:	Landau Associates, Inc. 130 - 2nd Ave. S. Edmonds, WA 98020	DATE:	7/15/2013
CLIENT CONTACT:	Jeffrey Fellows	ALS JOB#:	EV13060128
CLIENT PROJECT:	Yakima Mill Site / #1148007.010	ALS SAMPLE#:	-54
CLIENT SAMPLE ID	TP-B08-GW (18)	DATE RECEIVED:	6/24/2013
		COLLECTION DATE:	6/21/2013 12:20:00 PM
		WDOE ACCREDITATION:	C601

DATA RESULTS

ANALYTE	METHOD	RESULTS	REPORTING LIMITS	DILUTION FACTOR	UNITS	ANALYSIS	ANALYSIS
						DATE	BY
Diethylphthalate	EPA-8270	U	2.0	1	UG/L	07/02/2013	LAP
Fluorene	EPA-8270	U	2.0	1	UG/L	07/02/2013	LAP
4-Chlorophenyl-Phenylether	EPA-8270	U	2.0	1	UG/L	07/02/2013	LAP
4-Nitroaniline	EPA-8270	U	2.0	1	UG/L	07/02/2013	LAP
4,6-Dinitro-2-Methylphenol	EPA-8270	U	2.0	1	UG/L	07/02/2013	LAP
N-Nitrosodiphenylamine	EPA-8270	U	2.0	1	UG/L	07/02/2013	LAP
Azobenzene	EPA-8270	U	2.0	1	UG/L	07/02/2013	LAP
4-Bromophenyl-Phenylether	EPA-8270	U	2.0	1	UG/L	07/02/2013	LAP
Hexachlorobenzene	EPA-8270	U	2.0	1	UG/L	07/02/2013	LAP
Pentachlorophenol	EPA-8270	U	5.0	1	UG/L	07/02/2013	LAP
Phenanthrene	EPA-8270	U	2.0	1	UG/L	07/02/2013	LAP
Anthracene	EPA-8270	U	2.0	1	UG/L	07/02/2013	LAP
Carbazole	EPA-8270	U	2.0	1	UG/L	07/02/2013	LAP
Di-N-Butylphthalate	EPA-8270	U	2.0	1	UG/L	07/02/2013	LAP
Fluoranthene	EPA-8270	U	2.0	1	UG/L	07/02/2013	LAP
Pyrene	EPA-8270	U	2.0	1	UG/L	07/02/2013	LAP
Butylbenzylphthalate	EPA-8270	U	2.0	1	UG/L	07/02/2013	LAP
3,3-Dichlorobenzidine	EPA-8270	U	2.0	1	UG/L	07/02/2013	LAP
Benzo[A]Anthracene	EPA-8270	U	2.0	1	UG/L	07/02/2013	LAP
Chrysene	EPA-8270	U	2.0	1	UG/L	07/02/2013	LAP
Bis(2-Ethylhexyl)Phthalate	EPA-8270	U	2.0	1	UG/L	07/02/2013	LAP
Di-N-Octylphthalate	EPA-8270	U	2.0	1	UG/L	07/02/2013	LAP
Benzo[B]Fluoranthene	EPA-8270	U	2.0	1	UG/L	07/02/2013	LAP
Benzo[K]Fluoranthene	EPA-8270	U	2.0	1	UG/L	07/02/2013	LAP
Benzo[A]Pyrene	EPA-8270	U	2.0	1	UG/L	07/02/2013	LAP
Indeno[1,2,3-Cd]Pyrene	EPA-8270	U	2.0	1	UG/L	07/02/2013	LAP
Dibenz[A,H]Anthracene	EPA-8270	U	2.0	1	UG/L	07/02/2013	LAP
Benzo[G,H,I]Perylene	EPA-8270	U	2.0	1	UG/L	07/02/2013	LAP
Mercury (Dissolved)	EPA-7470	U	0.20	1	UG/L	07/03/2013	RAL
Arsenic (Dissolved)	EPA-200.8	U	1.0	1	UG/L	06/27/2013	RAL
Cadmium (Dissolved)	EPA-200.8	U	1.0	1	UG/L	06/27/2013	RAL
Chromium (Dissolved)	EPA-200.8	U	2.0	1	UG/L	06/27/2013	RAL
Iron (Dissolved)	EPA-200.8	220	50	1	UG/L	06/27/2013	RAL
Lead (Dissolved)	EPA-200.8	U	1.0	1	UG/L	06/27/2013	RAL
Manganese (Dissolved)	EPA-200.8	1400	2.0	1	UG/L	06/27/2013	RAL
Sodium (Dissolved)	EPA-200.8	17000	50	1	UG/L	06/27/2013	RAL



CERTIFICATE OF ANALYSIS

CLIENT:	Landau Associates, Inc. 130 - 2nd Ave. S. Edmonds, WA 98020	DATE:	7/15/2013
CLIENT CONTACT:	Jeffrey Fellows	ALS JOB#:	EV13060128
CLIENT PROJECT:	Yakima Mill Site / #1148007.010	ALS SAMPLE#:	-54
CLIENT SAMPLE ID	TP-B08-GW (18)	DATE RECEIVED:	6/24/2013
		COLLECTION DATE:	6/21/2013 12:20:00 PM
		WDOE ACCREDITATION:	C601

DATA RESULTS

SURROGATE	METHOD	%REC	ANALYSIS ANALYSIS	
			DATE	BY
TFT	NWTPH-GX	97.2	06/24/2013	DLC
C25	NWTPH-DX w/ SGA	64.0	06/25/2013	LAP
1,2-Dichloroethane-d4	EPA-8260 SIM	102	06/28/2013	GAP
1,2-Dichloroethane-d4	EPA-8260	102	06/28/2013	GAP
Toluene-d8	EPA-8260	97.5	06/28/2013	GAP
4-Bromofluorobenzene	EPA-8260	108	06/28/2013	GAP
2-Fluorophenol	EPA-8270	55.9	07/02/2013	LAP
Phenol-d5	EPA-8270	24.5	07/02/2013	LAP
Nitrobenzene-d5	EPA-8270	89.1	07/02/2013	LAP
2-Fluorobiphenyl	EPA-8270	81.9	07/02/2013	LAP
2,4,6-Tribromophenol	EPA-8270	96.6	07/02/2013	LAP
Terphenyl-d14	EPA-8270	98.3	07/02/2013	LAP

U - Analyte analyzed for but not detected at level above reporting limit.



CERTIFICATE OF ANALYSIS

CLIENT:	Landau Associates, Inc. 130 - 2nd Ave. S. Edmonds, WA 98020	DATE:	7/15/2013
CLIENT CONTACT:	Jeffrey Fellows	ALS JOB#:	EV13060128
CLIENT PROJECT:	Yakima Mill Site / #1148007.010	ALS SAMPLE#:	-55
CLIENT SAMPLE ID	FPP-B11-GW (18)	DATE RECEIVED:	6/24/2013
		COLLECTION DATE:	6/18/2013 9:25:00 AM
		WDOE ACCREDITATION:	C601

DATA RESULTS

ANALYTE	METHOD	RESULTS	REPORTING LIMITS	DILUTION FACTOR	UNITS	ANALYSIS DATE	ANALYSIS BY
TPH-Diesel Range	NWTPH-DX w/ SGA	U	130	1	UG/L	06/25/2013	LAP
TPH-Oil Range	NWTPH-DX w/ SGA	U	250	1	UG/L	06/25/2013	LAP
Mercury (Dissolved)	EPA-7470	U	0.20	1	UG/L	07/03/2013	RAL
Arsenic (Dissolved)	EPA-200.8	1.3	1.0	1	UG/L	06/27/2013	RAL
Cadmium (Dissolved)	EPA-200.8	U	1.0	1	UG/L	06/27/2013	RAL
Chromium (Dissolved)	EPA-200.8	U	2.0	1	UG/L	06/27/2013	RAL
Iron (Dissolved)	EPA-200.8	76	50	1	UG/L	06/27/2013	RAL
Lead (Dissolved)	EPA-200.8	U	1.0	1	UG/L	06/27/2013	RAL
Manganese (Dissolved)	EPA-200.8	1600	2.0	1	UG/L	06/27/2013	RAL
Sodium (Dissolved)	EPA-200.8	23000	50	1	UG/L	06/27/2013	RAL

SURROGATE	METHOD	%REC	ANALYSIS DATE	ANALYSIS BY
C25	NWTPH-DX w/ SGA	92.7	06/25/2013	LAP

U - Analyte analyzed for but not detected at level above reporting limit.



CERTIFICATE OF ANALYSIS

CLIENT:	Landau Associates, Inc. 130 - 2nd Ave. S. Edmonds, WA 98020	DATE:	7/15/2013
CLIENT CONTACT:	Jeffrey Fellows	ALS JOB#:	EV13060128
CLIENT PROJECT:	Yakima Mill Site / #1148007.010	ALS SAMPLE#:	-56
CLIENT SAMPLE ID	FPP-B04-GW (15)	DATE RECEIVED:	6/24/2013
		COLLECTION DATE:	6/18/2013 2:15:00 PM
		WDOE ACCREDITATION:	C601

DATA RESULTS

ANALYTE	METHOD	RESULTS	REPORTING LIMITS	DILUTION FACTOR	UNITS	ANALYSIS	ANALYSIS
						DATE	BY
TPH-Volatile Range	NWTPH-GX	U	50	1	UG/L	06/25/2013	DLC
TPH-Diesel Range	NWTPH-DX w/ SGA	1700	130	1	UG/L	06/25/2013	LAP
TPH-Oil Range	NWTPH-DX w/ SGA	5000	250	1	UG/L	06/25/2013	LAP
Vinyl Chloride	EPA-8260 SIM	U	0.020	1	UG/L	06/28/2013	GAP
Trichloroethene	EPA-8260 SIM	U	0.020	1	UG/L	06/28/2013	GAP
Dichlorodifluoromethane	EPA-8260	U	2.0	1	UG/L	06/28/2013	GAP
Chloromethane	EPA-8260	U	2.0	1	UG/L	06/28/2013	GAP
Bromomethane	EPA-8260	U	2.0	1	UG/L	06/28/2013	GAP
Chloroethane	EPA-8260	U	2.0	1	UG/L	06/28/2013	GAP
Carbon Tetrachloride	EPA-8260	U	2.0	1	UG/L	06/28/2013	GAP
Trichlorofluoromethane	EPA-8260	U	2.0	1	UG/L	06/28/2013	GAP
Carbon Disulfide	EPA-8260	U	2.0	1	UG/L	06/28/2013	GAP
Acetone	EPA-8260	U	25	1	UG/L	06/28/2013	GAP
1,1-Dichloroethene	EPA-8260	U	2.0	1	UG/L	06/28/2013	GAP
Methylene Chloride	EPA-8260	U	5.0	1	UG/L	06/28/2013	GAP
Acrylonitrile	EPA-8260	U	10	1	UG/L	06/28/2013	GAP
Methyl T-Butyl Ether	EPA-8260	U	2.0	1	UG/L	06/28/2013	GAP
Trans-1,2-Dichloroethene	EPA-8260	U	2.0	1	UG/L	06/28/2013	GAP
1,1-Dichloroethane	EPA-8260	U	2.0	1	UG/L	06/28/2013	GAP
2-Butanone	EPA-8260	U	10	1	UG/L	06/28/2013	GAP
Cis-1,2-Dichloroethene	EPA-8260	U	2.0	1	UG/L	06/28/2013	GAP
2,2-Dichloropropane	EPA-8260	U	2.0	1	UG/L	06/28/2013	GAP
Bromochloromethane	EPA-8260	U	2.0	1	UG/L	06/28/2013	GAP
Chloroform	EPA-8260	U	2.0	1	UG/L	06/28/2013	GAP
1,1,1-Trichloroethane	EPA-8260	U	2.0	1	UG/L	06/28/2013	GAP
1,1-Dichloropropene	EPA-8260	U	2.0	1	UG/L	06/28/2013	GAP
1,2-Dichloroethane	EPA-8260	U	2.0	1	UG/L	06/28/2013	GAP
Benzene	EPA-8260	U	2.0	1	UG/L	06/28/2013	GAP
1,2-Dichloropropane	EPA-8260	U	2.0	1	UG/L	06/28/2013	GAP
Dibromomethane	EPA-8260	U	2.0	1	UG/L	06/28/2013	GAP
Bromodichloromethane	EPA-8260	U	2.0	1	UG/L	06/28/2013	GAP
Trans-1,3-Dichloropropene	EPA-8260	U	2.0	1	UG/L	06/28/2013	GAP
4-Methyl-2-Pentanone	EPA-8260	U	10	1	UG/L	06/28/2013	GAP
Toluene	EPA-8260	U	2.0	1	UG/L	06/28/2013	GAP
Cis-1,3-Dichloropropene	EPA-8260	U	2.0	1	UG/L	06/28/2013	GAP
1,1,2-Trichloroethane	EPA-8260	U	2.0	1	UG/L	06/28/2013	GAP
2-Hexanone	EPA-8260	U	10	1	UG/L	06/28/2013	GAP
1,3-Dichloropropane	EPA-8260	U	2.0	1	UG/L	06/28/2013	GAP



CERTIFICATE OF ANALYSIS

CLIENT:	Landau Associates, Inc. 130 - 2nd Ave. S. Edmonds, WA 98020	DATE:	7/15/2013
CLIENT CONTACT:	Jeffrey Fellows	ALS JOB#:	EV13060128
CLIENT PROJECT:	Yakima Mill Site / #1148007.010	ALS SAMPLE#:	-56
CLIENT SAMPLE ID	FPP-B04-GW (15)	DATE RECEIVED:	6/24/2013
		COLLECTION DATE:	6/18/2013 2:15:00 PM
		WDOE ACCREDITATION:	C601

DATA RESULTS

ANALYTE	METHOD	RESULTS	REPORTING LIMITS	DILUTION FACTOR	UNITS	ANALYSIS	ANALYSIS
						DATE	BY
Tetrachloroethylene	EPA-8260	U	2.0	1	UG/L	06/28/2013	GAP
Dibromochloromethane	EPA-8260	U	2.0	1	UG/L	06/28/2013	GAP
1,2-Dibromoethane	EPA-8260	U	0.010	1	UG/L	06/28/2013	GAP
Chlorobenzene	EPA-8260	U	2.0	1	UG/L	06/28/2013	GAP
1,1,1,2-Tetrachloroethane	EPA-8260	U	2.0	1	UG/L	06/28/2013	GAP
Ethylbenzene	EPA-8260	U	2.0	1	UG/L	06/28/2013	GAP
m,p-Xylene	EPA-8260	U	4.0	1	UG/L	06/28/2013	GAP
Styrene	EPA-8260	U	2.0	1	UG/L	06/28/2013	GAP
o-Xylene	EPA-8260	U	2.0	1	UG/L	06/28/2013	GAP
Bromoform	EPA-8260	U	2.0	1	UG/L	06/28/2013	GAP
Isopropylbenzene	EPA-8260	U	2.0	1	UG/L	06/28/2013	GAP
1,1,2,2-Tetrachloroethane	EPA-8260	U	2.0	1	UG/L	06/28/2013	GAP
1,2,3-Trichloropropane	EPA-8260	U	2.0	1	UG/L	06/28/2013	GAP
Bromobenzene	EPA-8260	U	2.0	1	UG/L	06/28/2013	GAP
N-Propyl Benzene	EPA-8260	U	2.0	1	UG/L	06/28/2013	GAP
2-Chlorotoluene	EPA-8260	U	2.0	1	UG/L	06/28/2013	GAP
1,3,5-Trimethylbenzene	EPA-8260	U	2.0	1	UG/L	06/28/2013	GAP
4-Chlorotoluene	EPA-8260	U	2.0	1	UG/L	06/28/2013	GAP
T-Butyl Benzene	EPA-8260	U	2.0	1	UG/L	06/28/2013	GAP
1,2,4-Trimethylbenzene	EPA-8260	U	2.0	1	UG/L	06/28/2013	GAP
S-Butyl Benzene	EPA-8260	U	2.0	1	UG/L	06/28/2013	GAP
P-Isopropyltoluene	EPA-8260	U	2.0	1	UG/L	06/28/2013	GAP
1,3 Dichlorobenzene	EPA-8260	U	2.0	1	UG/L	06/28/2013	GAP
1,4-Dichlorobenzene	EPA-8260	U	2.0	1	UG/L	06/28/2013	GAP
N-Butylbenzene	EPA-8260	U	2.0	1	UG/L	06/28/2013	GAP
1,2-Dichlorobenzene	EPA-8260	U	2.0	1	UG/L	06/28/2013	GAP
1,2-Dibromo 3-Chloropropane	EPA-8260	U	10	1	UG/L	06/28/2013	GAP
1,2,4-Trichlorobenzene	EPA-8260	U	2.0	1	UG/L	06/28/2013	GAP
Hexachlorobutadiene	EPA-8260	U	2.0	1	UG/L	06/28/2013	GAP
Naphthalene	EPA-8260	U	2.0	1	UG/L	06/28/2013	GAP
1,2,3-Trichlorobenzene	EPA-8260	U	2.0	1	UG/L	06/28/2013	GAP
Pyridine	EPA-8270	U	2.0	1	UG/L	07/02/2013	LAP
N-Nitrosodimethylamine	EPA-8270	U	2.0	1	UG/L	07/02/2013	LAP
Phenol	EPA-8270	U	2.0	1	UG/L	07/02/2013	LAP
Aniline	EPA-8270	U	2.0	1	UG/L	07/02/2013	LAP
Bis(2-Chloroethyl)Ether	EPA-8270	U	2.0	1	UG/L	07/02/2013	LAP
2-Chlorophenol	EPA-8270	U	2.0	1	UG/L	07/02/2013	LAP
1,3-Dichlorobenzene	EPA-8270	U	2.0	1	UG/L	07/02/2013	LAP



CERTIFICATE OF ANALYSIS

CLIENT:	Landau Associates, Inc. 130 - 2nd Ave. S. Edmonds, WA 98020	DATE:	7/15/2013
CLIENT CONTACT:	Jeffrey Fellows	ALS JOB#:	EV13060128
CLIENT PROJECT:	Yakima Mill Site / #1148007.010	ALS SAMPLE#:	-56
CLIENT SAMPLE ID	FPP-B04-GW (15)	DATE RECEIVED:	6/24/2013
		COLLECTION DATE:	6/18/2013 2:15:00 PM
		WDOE ACCREDITATION:	C601

DATA RESULTS

ANALYTE	METHOD	RESULTS	REPORTING LIMITS	DILUTION FACTOR	UNITS	ANALYSIS	ANALYSIS
						DATE	BY
1,4-Dichlorobenzene	EPA-8270	U	2.0	1	UG/L	07/02/2013	LAP
Benzyl Alcohol	EPA-8270	U	2.0	1	UG/L	07/02/2013	LAP
1,2-Dichlorobenzene	EPA-8270	U	2.0	1	UG/L	07/02/2013	LAP
2-Methylphenol	EPA-8270	U	2.0	1	UG/L	07/02/2013	LAP
Bis(2-Chloroisopropyl)Ether	EPA-8270	U	2.0	1	UG/L	07/02/2013	LAP
3&4-Methylphenol	EPA-8270	U	2.0	1	UG/L	07/02/2013	LAP
N-Nitroso-Di-N-Propylamine	EPA-8270	U	2.0	1	UG/L	07/02/2013	LAP
Hexachloroethane	EPA-8270	U	2.0	1	UG/L	07/02/2013	LAP
Nitrobenzene	EPA-8270	U	2.0	1	UG/L	07/02/2013	LAP
Isophorone	EPA-8270	U	2.0	1	UG/L	07/02/2013	LAP
2-Nitrophenol	EPA-8270	U	2.0	1	UG/L	07/02/2013	LAP
2,4-Dimethylphenol	EPA-8270	U	2.0	1	UG/L	07/02/2013	LAP
Benzoic Acid	EPA-8270	U	10	1	UG/L	07/02/2013	LAP
Bis(2-Chloroethoxy)Methane	EPA-8270	U	2.0	1	UG/L	07/02/2013	LAP
2,4-Dichlorophenol	EPA-8270	U	2.0	1	UG/L	07/02/2013	LAP
1,2,4-Trichlorobenzene	EPA-8270	U	2.0	1	UG/L	07/02/2013	LAP
Naphthalene	EPA-8270	U	2.0	1	UG/L	07/02/2013	LAP
4-Chloroaniline	EPA-8270	U	2.0	1	UG/L	07/02/2013	LAP
2,6-Dichlorophenol	EPA-8270	U	2.0	1	UG/L	07/02/2013	LAP
Hexachlorobutadiene	EPA-8270	U	2.0	1	UG/L	07/02/2013	LAP
4-Chloro-3-Methylphenol	EPA-8270	U	2.0	1	UG/L	07/02/2013	LAP
2-Methylnaphthalene	EPA-8270	U	2.0	1	UG/L	07/02/2013	LAP
1-Methylnaphthalene	EPA-8270	U	2.0	1	UG/L	07/02/2013	LAP
Hexachlorocyclopentadiene	EPA-8270	U	2.0	1	UG/L	07/02/2013	LAP
2,4,6-Trichlorophenol	EPA-8270	U	2.0	1	UG/L	07/02/2013	LAP
2,4,5-Trichlorophenol	EPA-8270	U	2.0	1	UG/L	07/02/2013	LAP
2-Chloronaphthalene	EPA-8270	U	2.0	1	UG/L	07/02/2013	LAP
2-Nitroaniline	EPA-8270	U	2.0	1	UG/L	07/02/2013	LAP
Acenaphthylene	EPA-8270	U	2.0	1	UG/L	07/02/2013	LAP
Dimethylphthalate	EPA-8270	U	2.0	1	UG/L	07/02/2013	LAP
2,6-Dinitrotoluene	EPA-8270	U	2.0	1	UG/L	07/02/2013	LAP
Acenaphthene	EPA-8270	U	2.0	1	UG/L	07/02/2013	LAP
3-Nitroaniline	EPA-8270	U	5.0	1	UG/L	07/02/2013	LAP
2,4-Dinitrophenol	EPA-8270	U	10	1	UG/L	07/02/2013	LAP
4-Nitrophenol	EPA-8270	U	2.0	1	UG/L	07/02/2013	LAP
Dibenzofuran	EPA-8270	U	2.0	1	UG/L	07/02/2013	LAP
2,4-Dinitrotoluene	EPA-8270	U	2.0	1	UG/L	07/02/2013	LAP
2,3,4,6-Tetrachlorophenol	EPA-8270	U	2.0	1	UG/L	07/02/2013	LAP



CERTIFICATE OF ANALYSIS

CLIENT:	Landau Associates, Inc. 130 - 2nd Ave. S. Edmonds, WA 98020	DATE:	7/15/2013
CLIENT CONTACT:	Jeffrey Fellows	ALS JOB#:	EV13060128
CLIENT PROJECT:	Yakima Mill Site / #1148007.010	ALS SAMPLE#:	-56
CLIENT SAMPLE ID	FPP-B04-GW (15)	DATE RECEIVED:	6/24/2013
		COLLECTION DATE:	6/18/2013 2:15:00 PM
		WDOE ACCREDITATION:	C601

DATA RESULTS

ANALYTE	METHOD	RESULTS	REPORTING LIMITS	DILUTION FACTOR	UNITS	ANALYSIS	ANALYSIS
						DATE	BY
Diethylphthalate	EPA-8270	U	2.0	1	UG/L	07/02/2013	LAP
Fluorene	EPA-8270	U	2.0	1	UG/L	07/02/2013	LAP
4-Chlorophenyl-Phenylether	EPA-8270	U	2.0	1	UG/L	07/02/2013	LAP
4-Nitroaniline	EPA-8270	U	2.0	1	UG/L	07/02/2013	LAP
4,6-Dinitro-2-Methylphenol	EPA-8270	U	2.0	1	UG/L	07/02/2013	LAP
N-Nitrosodiphenylamine	EPA-8270	U	2.0	1	UG/L	07/02/2013	LAP
Azobenzene	EPA-8270	U	2.0	1	UG/L	07/02/2013	LAP
4-Bromophenyl-Phenylether	EPA-8270	U	2.0	1	UG/L	07/02/2013	LAP
Hexachlorobenzene	EPA-8270	U	2.0	1	UG/L	07/02/2013	LAP
Pentachlorophenol	EPA-8270	U	5.0	1	UG/L	07/02/2013	LAP
Phenanthrene	EPA-8270	U	2.0	1	UG/L	07/02/2013	LAP
Anthracene	EPA-8270	U	2.0	1	UG/L	07/02/2013	LAP
Carbazole	EPA-8270	U	2.0	1	UG/L	07/02/2013	LAP
Di-N-Butylphthalate	EPA-8270	U	2.0	1	UG/L	07/02/2013	LAP
Fluoranthene	EPA-8270	U	2.0	1	UG/L	07/02/2013	LAP
Pyrene	EPA-8270	U	2.0	1	UG/L	07/02/2013	LAP
Butylbenzylphthalate	EPA-8270	U	2.0	1	UG/L	07/02/2013	LAP
3,3-Dichlorobenzidine	EPA-8270	U	2.0	1	UG/L	07/02/2013	LAP
Benzo[A]Anthracene	EPA-8270	U	2.0	1	UG/L	07/02/2013	LAP
Chrysene	EPA-8270	U	2.0	1	UG/L	07/02/2013	LAP
Bis(2-Ethylhexyl)Phthalate	EPA-8270	U	2.0	1	UG/L	07/02/2013	LAP
Di-N-Octylphthalate	EPA-8270	U	2.0	1	UG/L	07/02/2013	LAP
Benzo[B]Fluoranthene	EPA-8270	U	2.0	1	UG/L	07/02/2013	LAP
Benzo[K]Fluoranthene	EPA-8270	U	2.0	1	UG/L	07/02/2013	LAP
Benzo[A]Pyrene	EPA-8270	U	2.0	1	UG/L	07/02/2013	LAP
Indeno[1,2,3-Cd]Pyrene	EPA-8270	U	2.0	1	UG/L	07/02/2013	LAP
Dibenz[A,H]Anthracene	EPA-8270	U	2.0	1	UG/L	07/02/2013	LAP
Benzo[G,H,I]Perylene	EPA-8270	U	2.0	1	UG/L	07/02/2013	LAP
Mercury (Dissolved)	EPA-7470	U	0.20	1	UG/L	07/03/2013	RAL
Arsenic (Dissolved)	EPA-200.8	1.4	1.0	1	UG/L	06/27/2013	RAL
Cadmium (Dissolved)	EPA-200.8	U	1.0	1	UG/L	06/27/2013	RAL
Chromium (Dissolved)	EPA-200.8	U	2.0	1	UG/L	06/27/2013	RAL
Iron (Dissolved)	EPA-200.8	4900	50	1	UG/L	06/27/2013	RAL
Lead (Dissolved)	EPA-200.8	U	1.0	1	UG/L	06/27/2013	RAL
Manganese (Dissolved)	EPA-200.8	2000	2.0	1	UG/L	06/27/2013	RAL
Sodium (Dissolved)	EPA-200.8	79000	50	1	UG/L	06/27/2013	RAL



CERTIFICATE OF ANALYSIS

CLIENT:	Landau Associates, Inc. 130 - 2nd Ave. S. Edmonds, WA 98020	DATE:	7/15/2013
CLIENT CONTACT:	Jeffrey Fellows	ALS JOB#:	EV13060128
CLIENT PROJECT:	Yakima Mill Site / #1148007.010	ALS SAMPLE#:	-56
CLIENT SAMPLE ID	FPP-B04-GW (15)	DATE RECEIVED:	6/24/2013
		COLLECTION DATE:	6/18/2013 2:15:00 PM
		WDOE ACCREDITATION:	C601

DATA RESULTS

SURROGATE	METHOD	%REC	ANALYSIS	ANALYSIS
			DATE	BY
TFT	NWTPH-GX	99.2	06/25/2013	DLC
C25	NWTPH-DX w/ SGA	100	06/25/2013	LAP
1,2-Dichloroethane-d4	EPA-8260 SIM	102	06/28/2013	GAP
1,2-Dichloroethane-d4	EPA-8260	102	06/28/2013	GAP
Toluene-d8	EPA-8260	97.0	06/28/2013	GAP
4-Bromofluorobenzene	EPA-8260	107	06/28/2013	GAP
2-Fluorophenol	EPA-8270	65.7	07/02/2013	LAP
Phenol-d5	EPA-8270	29.5	07/02/2013	LAP
Nitrobenzene-d5	EPA-8270	104	07/02/2013	LAP
2-Fluorobiphenyl	EPA-8270	92.4	07/02/2013	LAP
2,4,6-Tribromophenol	EPA-8270	131 DS1	07/02/2013	LAP
Terphenyl-d14	EPA-8270	107	07/02/2013	LAP

DS1 - Surrogate outside of control limits due to matrix effect.
 U - Analyte analyzed for but not detected at level above reporting limit.
 Chromatogram indicates that it is likely that sample contains highly weathered diesel and light oil/lube oil.



CERTIFICATE OF ANALYSIS

CLIENT:	Landau Associates, Inc. 130 - 2nd Ave. S. Edmonds, WA 98020	DATE:	7/15/2013
CLIENT CONTACT:	Jeffrey Fellows	ALS JOB#:	EV13060128
CLIENT PROJECT:	Yakima Mill Site / #1148007.010	ALS SAMPLE#:	-57
CLIENT SAMPLE ID	TP-B06-GW (16)	DATE RECEIVED:	6/24/2013
		COLLECTION DATE:	6/20/2013 3:50:00 PM
		WDOE ACCREDITATION:	C601

DATA RESULTS

ANALYTE	METHOD	RESULTS	REPORTING LIMITS	DILUTION FACTOR	UNITS	ANALYSIS DATE	ANALYSIS BY
TPH-Diesel Range	NWTPH-DX w/ SGA	U	130	1	UG/L	06/25/2013	LAP
TPH-Oil Range	NWTPH-DX w/ SGA	U	250	1	UG/L	06/25/2013	LAP
Mercury (Dissolved)	EPA-7470	U	0.20	1	UG/L	07/03/2013	RAL
Arsenic (Dissolved)	EPA-200.8	U	1.0	1	UG/L	06/27/2013	RAL
Cadmium (Dissolved)	EPA-200.8	U	1.0	1	UG/L	06/27/2013	RAL
Chromium (Dissolved)	EPA-200.8	U	2.0	1	UG/L	06/27/2013	RAL
Iron (Dissolved)	EPA-200.8	770	50	1	UG/L	06/27/2013	RAL
Lead (Dissolved)	EPA-200.8	U	1.0	1	UG/L	06/27/2013	RAL
Manganese (Dissolved)	EPA-200.8	1400	2.0	1	UG/L	06/27/2013	RAL
Sodium (Dissolved)	EPA-200.8	17000	50	1	UG/L	06/27/2013	RAL

SURROGATE	METHOD	%REC	ANALYSIS DATE	ANALYSIS BY
C25	NWTPH-DX w/ SGA	92.6	06/25/2013	LAP

U - Analyte analyzed for but not detected at level above reporting limit.



CERTIFICATE OF ANALYSIS

CLIENT:	Landau Associates, Inc. 130 - 2nd Ave. S. Edmonds, WA 98020	DATE:	7/15/2013
CLIENT CONTACT:	Jeffrey Fellows	ALS JOB#:	EV13060128
CLIENT PROJECT:	Yakima Mill Site / #1148007.010	ALS SAMPLE#:	-58
CLIENT SAMPLE ID	FPP-B17-GW (17)	DATE RECEIVED:	6/24/2013
		COLLECTION DATE:	6/21/2013 2:20:00 PM
		WDOE ACCREDITATION:	C601

DATA RESULTS

ANALYTE	METHOD	RESULTS	REPORTING LIMITS	DILUTION FACTOR	UNITS	ANALYSIS DATE	ANALYSIS BY
TPH-Volatile Range	NWTPH-GX	U	50	1	UG/L	06/25/2013	DLC
TPH-Diesel Range	NWTPH-DX w/ SGA	U	130	1	UG/L	06/25/2013	LAP
TPH-Oil Range	NWTPH-DX w/ SGA	650	250	1	UG/L	06/25/2013	LAP
Vinyl Chloride	EPA-8260 SIM	U	0.020	1	UG/L	06/28/2013	GAP
Trichloroethene	EPA-8260 SIM	U	0.020	1	UG/L	06/28/2013	GAP
Dichlorodifluoromethane	EPA-8260	U	2.0	1	UG/L	06/28/2013	GAP
Chloromethane	EPA-8260	U	2.0	1	UG/L	06/28/2013	GAP
Bromomethane	EPA-8260	U	2.0	1	UG/L	06/28/2013	GAP
Chloroethane	EPA-8260	U	2.0	1	UG/L	06/28/2013	GAP
Carbon Tetrachloride	EPA-8260	U	2.0	1	UG/L	06/28/2013	GAP
Trichlorofluoromethane	EPA-8260	U	2.0	1	UG/L	06/28/2013	GAP
Carbon Disulfide	EPA-8260	U	2.0	1	UG/L	06/28/2013	GAP
Acetone	EPA-8260	U	25	1	UG/L	06/28/2013	GAP
1,1-Dichloroethene	EPA-8260	U	2.0	1	UG/L	06/28/2013	GAP
Methylene Chloride	EPA-8260	U	5.0	1	UG/L	06/28/2013	GAP
Acrylonitrile	EPA-8260	U	10	1	UG/L	06/28/2013	GAP
Methyl T-Butyl Ether	EPA-8260	U	2.0	1	UG/L	06/28/2013	GAP
Trans-1,2-Dichloroethene	EPA-8260	U	2.0	1	UG/L	06/28/2013	GAP
1,1-Dichloroethane	EPA-8260	U	2.0	1	UG/L	06/28/2013	GAP
2-Butanone	EPA-8260	U	10	1	UG/L	06/28/2013	GAP
Cis-1,2-Dichloroethene	EPA-8260	U	2.0	1	UG/L	06/28/2013	GAP
2,2-Dichloropropane	EPA-8260	U	2.0	1	UG/L	06/28/2013	GAP
Bromochloromethane	EPA-8260	U	2.0	1	UG/L	06/28/2013	GAP
Chloroform	EPA-8260	U	2.0	1	UG/L	06/28/2013	GAP
1,1,1-Trichloroethane	EPA-8260	U	2.0	1	UG/L	06/28/2013	GAP
1,1-Dichloropropene	EPA-8260	U	2.0	1	UG/L	06/28/2013	GAP
1,2-Dichloroethane	EPA-8260	U	2.0	1	UG/L	06/28/2013	GAP
Benzene	EPA-8260	U	2.0	1	UG/L	06/28/2013	GAP
1,2-Dichloropropane	EPA-8260	U	2.0	1	UG/L	06/28/2013	GAP
Dibromomethane	EPA-8260	U	2.0	1	UG/L	06/28/2013	GAP
Bromodichloromethane	EPA-8260	U	2.0	1	UG/L	06/28/2013	GAP
Trans-1,3-Dichloropropene	EPA-8260	U	2.0	1	UG/L	06/28/2013	GAP
4-Methyl-2-Pentanone	EPA-8260	U	10	1	UG/L	06/28/2013	GAP
Toluene	EPA-8260	U	2.0	1	UG/L	06/28/2013	GAP
Cis-1,3-Dichloropropene	EPA-8260	U	2.0	1	UG/L	06/28/2013	GAP
1,1,2-Trichloroethane	EPA-8260	U	2.0	1	UG/L	06/28/2013	GAP
2-Hexanone	EPA-8260	U	10	1	UG/L	06/28/2013	GAP
1,3-Dichloropropane	EPA-8260	U	2.0	1	UG/L	06/28/2013	GAP



CERTIFICATE OF ANALYSIS

CLIENT:	Landau Associates, Inc. 130 - 2nd Ave. S. Edmonds, WA 98020	DATE:	7/15/2013
CLIENT CONTACT:	Jeffrey Fellows	ALS JOB#:	EV13060128
CLIENT PROJECT:	Yakima Mill Site / #1148007.010	ALS SAMPLE#:	-58
CLIENT SAMPLE ID	FPP-B17-GW (17)	DATE RECEIVED:	6/24/2013
		COLLECTION DATE:	6/21/2013 2:20:00 PM
		WDOE ACCREDITATION:	C601

DATA RESULTS

ANALYTE	METHOD	RESULTS	REPORTING LIMITS	DILUTION FACTOR	UNITS	ANALYSIS	ANALYSIS
						DATE	BY
Tetrachloroethylene	EPA-8260	U	2.0	1	UG/L	06/28/2013	GAP
Dibromochloromethane	EPA-8260	U	2.0	1	UG/L	06/28/2013	GAP
1,2-Dibromoethane	EPA-8260	U	0.010	1	UG/L	06/28/2013	GAP
Chlorobenzene	EPA-8260	U	2.0	1	UG/L	06/28/2013	GAP
1,1,1,2-Tetrachloroethane	EPA-8260	U	2.0	1	UG/L	06/28/2013	GAP
Ethylbenzene	EPA-8260	U	2.0	1	UG/L	06/28/2013	GAP
m,p-Xylene	EPA-8260	U	4.0	1	UG/L	06/28/2013	GAP
Styrene	EPA-8260	U	2.0	1	UG/L	06/28/2013	GAP
o-Xylene	EPA-8260	U	2.0	1	UG/L	06/28/2013	GAP
Bromoform	EPA-8260	U	2.0	1	UG/L	06/28/2013	GAP
Isopropylbenzene	EPA-8260	U	2.0	1	UG/L	06/28/2013	GAP
1,1,2,2-Tetrachloroethane	EPA-8260	U	2.0	1	UG/L	06/28/2013	GAP
1,2,3-Trichloropropane	EPA-8260	U	2.0	1	UG/L	06/28/2013	GAP
Bromobenzene	EPA-8260	U	2.0	1	UG/L	06/28/2013	GAP
N-Propyl Benzene	EPA-8260	U	2.0	1	UG/L	06/28/2013	GAP
2-Chlorotoluene	EPA-8260	U	2.0	1	UG/L	06/28/2013	GAP
1,3,5-Trimethylbenzene	EPA-8260	U	2.0	1	UG/L	06/28/2013	GAP
4-Chlorotoluene	EPA-8260	U	2.0	1	UG/L	06/28/2013	GAP
T-Butyl Benzene	EPA-8260	U	2.0	1	UG/L	06/28/2013	GAP
1,2,4-Trimethylbenzene	EPA-8260	U	2.0	1	UG/L	06/28/2013	GAP
S-Butyl Benzene	EPA-8260	U	2.0	1	UG/L	06/28/2013	GAP
P-Isopropyltoluene	EPA-8260	U	2.0	1	UG/L	06/28/2013	GAP
1,3 Dichlorobenzene	EPA-8260	U	2.0	1	UG/L	06/28/2013	GAP
1,4-Dichlorobenzene	EPA-8260	U	2.0	1	UG/L	06/28/2013	GAP
N-Butylbenzene	EPA-8260	U	2.0	1	UG/L	06/28/2013	GAP
1,2-Dichlorobenzene	EPA-8260	U	2.0	1	UG/L	06/28/2013	GAP
1,2-Dibromo 3-Chloropropane	EPA-8260	U	10	1	UG/L	06/28/2013	GAP
1,2,4-Trichlorobenzene	EPA-8260	U	2.0	1	UG/L	06/28/2013	GAP
Hexachlorobutadiene	EPA-8260	U	2.0	1	UG/L	06/28/2013	GAP
Naphthalene	EPA-8260	U	2.0	1	UG/L	06/28/2013	GAP
1,2,3-Trichlorobenzene	EPA-8260	U	2.0	1	UG/L	06/28/2013	GAP
Pyridine	EPA-8270	U	2.0	1	UG/L	07/02/2013	LAP
N-Nitrosodimethylamine	EPA-8270	U	2.0	1	UG/L	07/02/2013	LAP
Phenol	EPA-8270	U	2.0	1	UG/L	07/02/2013	LAP
Aniline	EPA-8270	U	2.0	1	UG/L	07/02/2013	LAP
Bis(2-Chloroethyl)Ether	EPA-8270	U	2.0	1	UG/L	07/02/2013	LAP
2-Chlorophenol	EPA-8270	U	2.0	1	UG/L	07/02/2013	LAP
1,3-Dichlorobenzene	EPA-8270	U	2.0	1	UG/L	07/02/2013	LAP



CERTIFICATE OF ANALYSIS

CLIENT:	Landau Associates, Inc. 130 - 2nd Ave. S. Edmonds, WA 98020	DATE:	7/15/2013
CLIENT CONTACT:	Jeffrey Fellows	ALS JOB#:	EV13060128
CLIENT PROJECT:	Yakima Mill Site / #1148007.010	ALS SAMPLE#:	-58
CLIENT SAMPLE ID	FPP-B17-GW (17)	DATE RECEIVED:	6/24/2013
		COLLECTION DATE:	6/21/2013 2:20:00 PM
		WDOE ACCREDITATION:	C601

DATA RESULTS

ANALYTE	METHOD	RESULTS	REPORTING LIMITS	DILUTION FACTOR	UNITS	ANALYSIS DATE	ANALYSIS BY
1,4-Dichlorobenzene	EPA-8270	U	2.0	1	UG/L	07/02/2013	LAP
Benzyl Alcohol	EPA-8270	U	2.0	1	UG/L	07/02/2013	LAP
1,2-Dichlorobenzene	EPA-8270	U	2.0	1	UG/L	07/02/2013	LAP
2-Methylphenol	EPA-8270	U	2.0	1	UG/L	07/02/2013	LAP
Bis(2-Chloroisopropyl)Ether	EPA-8270	U	2.0	1	UG/L	07/02/2013	LAP
3&4-Methylphenol	EPA-8270	U	2.0	1	UG/L	07/02/2013	LAP
N-Nitroso-Di-N-Propylamine	EPA-8270	U	2.0	1	UG/L	07/02/2013	LAP
Hexachloroethane	EPA-8270	U	2.0	1	UG/L	07/02/2013	LAP
Nitrobenzene	EPA-8270	U	2.0	1	UG/L	07/02/2013	LAP
Isophorone	EPA-8270	U	2.0	1	UG/L	07/02/2013	LAP
2-Nitrophenol	EPA-8270	U	2.0	1	UG/L	07/02/2013	LAP
2,4-Dimethylphenol	EPA-8270	U	2.0	1	UG/L	07/02/2013	LAP
Benzoic Acid	EPA-8270	U	10	1	UG/L	07/02/2013	LAP
Bis(2-Chloroethoxy)Methane	EPA-8270	U	2.0	1	UG/L	07/02/2013	LAP
2,4-Dichlorophenol	EPA-8270	U	2.0	1	UG/L	07/02/2013	LAP
1,2,4-Trichlorobenzene	EPA-8270	U	2.0	1	UG/L	07/02/2013	LAP
Naphthalene	EPA-8270	U	2.0	1	UG/L	07/02/2013	LAP
4-Chloroaniline	EPA-8270	U	2.0	1	UG/L	07/02/2013	LAP
2,6-Dichlorophenol	EPA-8270	U	2.0	1	UG/L	07/02/2013	LAP
Hexachlorobutadiene	EPA-8270	U	2.0	1	UG/L	07/02/2013	LAP
4-Chloro-3-Methylphenol	EPA-8270	U	2.0	1	UG/L	07/02/2013	LAP
2-Methylnaphthalene	EPA-8270	U	2.0	1	UG/L	07/02/2013	LAP
1-Methylnaphthalene	EPA-8270	U	2.0	1	UG/L	07/02/2013	LAP
Hexachlorocyclopentadiene	EPA-8270	U	2.0	1	UG/L	07/02/2013	LAP
2,4,6-Trichlorophenol	EPA-8270	U	2.0	1	UG/L	07/02/2013	LAP
2,4,5-Trichlorophenol	EPA-8270	U	2.0	1	UG/L	07/02/2013	LAP
2-Chloronaphthalene	EPA-8270	U	2.0	1	UG/L	07/02/2013	LAP
2-Nitroaniline	EPA-8270	U	2.0	1	UG/L	07/02/2013	LAP
Acenaphthylene	EPA-8270	U	2.0	1	UG/L	07/02/2013	LAP
Dimethylphthalate	EPA-8270	U	2.0	1	UG/L	07/02/2013	LAP
2,6-Dinitrotoluene	EPA-8270	U	2.0	1	UG/L	07/02/2013	LAP
Acenaphthene	EPA-8270	U	2.0	1	UG/L	07/02/2013	LAP
3-Nitroaniline	EPA-8270	U	5.0	1	UG/L	07/02/2013	LAP
2,4-Dinitrophenol	EPA-8270	U	10	1	UG/L	07/02/2013	LAP
4-Nitrophenol	EPA-8270	U	2.0	1	UG/L	07/02/2013	LAP
Dibenzofuran	EPA-8270	U	2.0	1	UG/L	07/02/2013	LAP
2,4-Dinitrotoluene	EPA-8270	U	2.0	1	UG/L	07/02/2013	LAP
2,3,4,6-Tetrachlorophenol	EPA-8270	U	2.0	1	UG/L	07/02/2013	LAP



CERTIFICATE OF ANALYSIS

CLIENT:	Landau Associates, Inc. 130 - 2nd Ave. S. Edmonds, WA 98020	DATE:	7/15/2013
CLIENT CONTACT:	Jeffrey Fellows	ALS JOB#:	EV13060128
CLIENT PROJECT:	Yakima Mill Site / #1148007.010	ALS SAMPLE#:	-58
CLIENT SAMPLE ID	FPP-B17-GW (17)	DATE RECEIVED:	6/24/2013
		COLLECTION DATE:	6/21/2013 2:20:00 PM
		WDOE ACCREDITATION:	C601

DATA RESULTS

ANALYTE	METHOD	RESULTS	REPORTING LIMITS	DILUTION FACTOR	UNITS	ANALYSIS	ANALYSIS
						DATE	BY
Diethylphthalate	EPA-8270	U	2.0	1	UG/L	07/02/2013	LAP
Fluorene	EPA-8270	U	2.0	1	UG/L	07/02/2013	LAP
4-Chlorophenyl-Phenylether	EPA-8270	U	2.0	1	UG/L	07/02/2013	LAP
4-Nitroaniline	EPA-8270	U	2.0	1	UG/L	07/02/2013	LAP
4,6-Dinitro-2-Methylphenol	EPA-8270	U	2.0	1	UG/L	07/02/2013	LAP
N-Nitrosodiphenylamine	EPA-8270	U	2.0	1	UG/L	07/02/2013	LAP
Azobenzene	EPA-8270	U	2.0	1	UG/L	07/02/2013	LAP
4-Bromophenyl-Phenylether	EPA-8270	U	2.0	1	UG/L	07/02/2013	LAP
Hexachlorobenzene	EPA-8270	U	2.0	1	UG/L	07/02/2013	LAP
Pentachlorophenol	EPA-8270	U	5.0	1	UG/L	07/02/2013	LAP
Phenanthrene	EPA-8270	U	2.0	1	UG/L	07/02/2013	LAP
Anthracene	EPA-8270	U	2.0	1	UG/L	07/02/2013	LAP
Carbazole	EPA-8270	U	2.0	1	UG/L	07/02/2013	LAP
Di-N-Butylphthalate	EPA-8270	U	2.0	1	UG/L	07/02/2013	LAP
Fluoranthene	EPA-8270	U	2.0	1	UG/L	07/02/2013	LAP
Pyrene	EPA-8270	U	2.0	1	UG/L	07/02/2013	LAP
Butylbenzylphthalate	EPA-8270	U	2.0	1	UG/L	07/02/2013	LAP
3,3-Dichlorobenzidine	EPA-8270	U	2.0	1	UG/L	07/02/2013	LAP
Benzo[A]Anthracene	EPA-8270	U	2.0	1	UG/L	07/02/2013	LAP
Chrysene	EPA-8270	U	2.0	1	UG/L	07/02/2013	LAP
Bis(2-Ethylhexyl)Phthalate	EPA-8270	U	2.0	1	UG/L	07/02/2013	LAP
Di-N-Octylphthalate	EPA-8270	U	2.0	1	UG/L	07/02/2013	LAP
Benzo[B]Fluoranthene	EPA-8270	U	2.0	1	UG/L	07/02/2013	LAP
Benzo[K]Fluoranthene	EPA-8270	U	2.0	1	UG/L	07/02/2013	LAP
Benzo[A]Pyrene	EPA-8270	U	2.0	1	UG/L	07/02/2013	LAP
Indeno[1,2,3-Cd]Pyrene	EPA-8270	U	2.0	1	UG/L	07/02/2013	LAP
Dibenz[A,H]Anthracene	EPA-8270	U	2.0	1	UG/L	07/02/2013	LAP
Benzo[G,H,I]Perylene	EPA-8270	U	2.0	1	UG/L	07/02/2013	LAP
Mercury (Dissolved)	EPA-7470	U	0.20	1	UG/L	07/03/2013	RAL
Arsenic (Dissolved)	EPA-200.8	U	1.0	1	UG/L	06/27/2013	RAL
Cadmium (Dissolved)	EPA-200.8	U	1.0	1	UG/L	06/27/2013	RAL
Chromium (Dissolved)	EPA-200.8	U	2.0	1	UG/L	06/27/2013	RAL
Iron (Dissolved)	EPA-200.8	1200	50	1	UG/L	06/27/2013	RAL
Lead (Dissolved)	EPA-200.8	U	1.0	1	UG/L	06/27/2013	RAL
Manganese (Dissolved)	EPA-200.8	1800	2.0	1	UG/L	06/27/2013	RAL
Sodium (Dissolved)	EPA-200.8	47000	50	1	UG/L	06/27/2013	RAL



CERTIFICATE OF ANALYSIS

CLIENT:	Landau Associates, Inc. 130 - 2nd Ave. S. Edmonds, WA 98020	DATE:	7/15/2013
CLIENT CONTACT:	Jeffrey Fellows	ALS JOB#:	EV13060128
CLIENT PROJECT:	Yakima Mill Site / #1148007.010	ALS SAMPLE#:	-58
CLIENT SAMPLE ID	FPP-B17-GW (17)	DATE RECEIVED:	6/24/2013
		COLLECTION DATE:	6/21/2013 2:20:00 PM
		WDOE ACCREDITATION:	C601

DATA RESULTS

SURROGATE	METHOD	%REC	ANALYSIS ANALYSIS	
			DATE	BY
TFT	NWTPH-GX	197	06/25/2013	DLC
C25	NWTPH-DX w/ SGA	99.6	06/25/2013	LAP
1,2-Dichloroethane-d4	EPA-8260 SIM	95.9	06/28/2013	GAP
1,2-Dichloroethane-d4	EPA-8260	95.9	06/28/2013	GAP
Toluene-d8	EPA-8260	96.0	06/28/2013	GAP
4-Bromofluorobenzene	EPA-8260	105	06/28/2013	GAP
2-Fluorophenol	EPA-8270	64.6	07/02/2013	LAP
Phenol-d5	EPA-8270	28.1	07/02/2013	LAP
Nitrobenzene-d5	EPA-8270	97.7	07/02/2013	LAP
2-Fluorobiphenyl	EPA-8270	89.4	07/02/2013	LAP
2,4,6-Tribromophenol	EPA-8270	114	07/02/2013	LAP
Terphenyl-d14	EPA-8270	109	07/02/2013	LAP

U - Analyte analyzed for but not detected at level above reporting limit.
Chromatogram indicates that it is likely that sample contains light oil/lube oil.



CERTIFICATE OF ANALYSIS

CLIENT:	Landau Associates, Inc. 130 - 2nd Ave. S. Edmonds, WA 98020	DATE:	7/15/2013
CLIENT CONTACT:	Jeffrey Fellows	ALS JOB#:	EV13060128
CLIENT PROJECT:	Yakima Mill Site / #1148007.010	ALS SAMPLE#:	-59
CLIENT SAMPLE ID	TP-B01-GW (19)	DATE RECEIVED:	6/24/2013
		COLLECTION DATE:	6/21/2013 8:25:00 AM
		WDOE ACCREDITATION:	C601

DATA RESULTS

ANALYTE	METHOD	RESULTS	REPORTING LIMITS	DILUTION FACTOR	UNITS	ANALYSIS DATE	ANALYSIS BY
TPH-Volatile Range	NWTPH-GX	U	50	1	UG/L	06/25/2013	DLC
TPH-Diesel Range	NWTPH-DX w/ SGA	U	130	1	UG/L	06/25/2013	LAP
TPH-Oil Range	NWTPH-DX w/ SGA	U	250	1	UG/L	06/25/2013	LAP
Vinyl Chloride	EPA-8260 SIM	U	0.020	1	UG/L	06/29/2013	GAP
Trichloroethene	EPA-8260 SIM	U	0.020	1	UG/L	06/29/2013	GAP
Dichlorodifluoromethane	EPA-8260	U	2.0	1	UG/L	06/29/2013	GAP
Chloromethane	EPA-8260	U	2.0	1	UG/L	06/29/2013	GAP
Bromomethane	EPA-8260	U	2.0	1	UG/L	06/29/2013	GAP
Chloroethane	EPA-8260	U	2.0	1	UG/L	06/29/2013	GAP
Carbon Tetrachloride	EPA-8260	U	2.0	1	UG/L	06/29/2013	GAP
Trichlorofluoromethane	EPA-8260	U	2.0	1	UG/L	06/29/2013	GAP
Carbon Disulfide	EPA-8260	U	2.0	1	UG/L	06/29/2013	GAP
Acetone	EPA-8260	U	25	1	UG/L	06/29/2013	GAP
1,1-Dichloroethene	EPA-8260	U	2.0	1	UG/L	06/29/2013	GAP
Methylene Chloride	EPA-8260	U	5.0	1	UG/L	06/29/2013	GAP
Acrylonitrile	EPA-8260	U	10	1	UG/L	06/29/2013	GAP
Methyl T-Butyl Ether	EPA-8260	U	2.0	1	UG/L	06/29/2013	GAP
Trans-1,2-Dichloroethene	EPA-8260	U	2.0	1	UG/L	06/29/2013	GAP
1,1-Dichloroethane	EPA-8260	U	2.0	1	UG/L	06/29/2013	GAP
2-Butanone	EPA-8260	U	10	1	UG/L	06/29/2013	GAP
Cis-1,2-Dichloroethene	EPA-8260	U	2.0	1	UG/L	06/29/2013	GAP
2,2-Dichloropropane	EPA-8260	U	2.0	1	UG/L	06/29/2013	GAP
Bromochloromethane	EPA-8260	U	2.0	1	UG/L	06/29/2013	GAP
Chloroform	EPA-8260	2.7	2.0	1	UG/L	06/29/2013	GAP
1,1,1-Trichloroethane	EPA-8260	U	2.0	1	UG/L	06/29/2013	GAP
1,1-Dichloropropene	EPA-8260	U	2.0	1	UG/L	06/29/2013	GAP
1,2-Dichloroethane	EPA-8260	U	2.0	1	UG/L	06/29/2013	GAP
Benzene	EPA-8260	U	2.0	1	UG/L	06/29/2013	GAP
1,2-Dichloropropane	EPA-8260	U	2.0	1	UG/L	06/29/2013	GAP
Dibromomethane	EPA-8260	U	2.0	1	UG/L	06/29/2013	GAP
Bromodichloromethane	EPA-8260	U	2.0	1	UG/L	06/29/2013	GAP
Trans-1,3-Dichloropropene	EPA-8260	U	2.0	1	UG/L	06/29/2013	GAP
4-Methyl-2-Pentanone	EPA-8260	U	10	1	UG/L	06/29/2013	GAP
Toluene	EPA-8260	U	2.0	1	UG/L	06/29/2013	GAP
Cis-1,3-Dichloropropene	EPA-8260	U	2.0	1	UG/L	06/29/2013	GAP
1,1,2-Trichloroethane	EPA-8260	U	2.0	1	UG/L	06/29/2013	GAP
2-Hexanone	EPA-8260	U	10	1	UG/L	06/29/2013	GAP
1,3-Dichloropropane	EPA-8260	U	2.0	1	UG/L	06/29/2013	GAP



CERTIFICATE OF ANALYSIS

CLIENT:	Landau Associates, Inc. 130 - 2nd Ave. S. Edmonds, WA 98020	DATE:	7/15/2013
CLIENT CONTACT:	Jeffrey Fellows	ALS JOB#:	EV13060128
CLIENT PROJECT:	Yakima Mill Site / #1148007.010	ALS SAMPLE#:	-59
CLIENT SAMPLE ID	TP-B01-GW (19)	DATE RECEIVED:	6/24/2013
		COLLECTION DATE:	6/21/2013 8:25:00 AM
		WDOE ACCREDITATION:	C601

DATA RESULTS

ANALYTE	METHOD	RESULTS	REPORTING LIMITS	DILUTION FACTOR	UNITS	ANALYSIS	ANALYSIS
						DATE	BY
Tetrachloroethylene	EPA-8260	U	2.0	1	UG/L	06/29/2013	GAP
Dibromochloromethane	EPA-8260	U	2.0	1	UG/L	06/29/2013	GAP
1,2-Dibromoethane	EPA-8260	U	0.010	1	UG/L	06/29/2013	GAP
Chlorobenzene	EPA-8260	U	2.0	1	UG/L	06/29/2013	GAP
1,1,1,2-Tetrachloroethane	EPA-8260	U	2.0	1	UG/L	06/29/2013	GAP
Ethylbenzene	EPA-8260	U	2.0	1	UG/L	06/29/2013	GAP
m,p-Xylene	EPA-8260	U	4.0	1	UG/L	06/29/2013	GAP
Styrene	EPA-8260	U	2.0	1	UG/L	06/29/2013	GAP
o-Xylene	EPA-8260	U	2.0	1	UG/L	06/29/2013	GAP
Bromoform	EPA-8260	U	2.0	1	UG/L	06/29/2013	GAP
Isopropylbenzene	EPA-8260	U	2.0	1	UG/L	06/29/2013	GAP
1,1,2,2-Tetrachloroethane	EPA-8260	U	2.0	1	UG/L	06/29/2013	GAP
1,2,3-Trichloropropane	EPA-8260	U	2.0	1	UG/L	06/29/2013	GAP
Bromobenzene	EPA-8260	U	2.0	1	UG/L	06/29/2013	GAP
N-Propyl Benzene	EPA-8260	U	2.0	1	UG/L	06/29/2013	GAP
2-Chlorotoluene	EPA-8260	U	2.0	1	UG/L	06/29/2013	GAP
1,3,5-Trimethylbenzene	EPA-8260	U	2.0	1	UG/L	06/29/2013	GAP
4-Chlorotoluene	EPA-8260	U	2.0	1	UG/L	06/29/2013	GAP
T-Butyl Benzene	EPA-8260	U	2.0	1	UG/L	06/29/2013	GAP
1,2,4-Trimethylbenzene	EPA-8260	U	2.0	1	UG/L	06/29/2013	GAP
S-Butyl Benzene	EPA-8260	U	2.0	1	UG/L	06/29/2013	GAP
P-Isopropyltoluene	EPA-8260	U	2.0	1	UG/L	06/29/2013	GAP
1,3 Dichlorobenzene	EPA-8260	U	2.0	1	UG/L	06/29/2013	GAP
1,4-Dichlorobenzene	EPA-8260	U	2.0	1	UG/L	06/29/2013	GAP
N-Butylbenzene	EPA-8260	U	2.0	1	UG/L	06/29/2013	GAP
1,2-Dichlorobenzene	EPA-8260	U	2.0	1	UG/L	06/29/2013	GAP
1,2-Dibromo 3-Chloropropane	EPA-8260	U	10	1	UG/L	06/29/2013	GAP
1,2,4-Trichlorobenzene	EPA-8260	U	2.0	1	UG/L	06/29/2013	GAP
Hexachlorobutadiene	EPA-8260	U	2.0	1	UG/L	06/29/2013	GAP
Naphthalene	EPA-8260	U	2.0	1	UG/L	06/29/2013	GAP
1,2,3-Trichlorobenzene	EPA-8260	U	2.0	1	UG/L	06/29/2013	GAP
Pyridine	EPA-8270	U	2.0	1	UG/L	07/02/2013	LAP
N-Nitrosodimethylamine	EPA-8270	U	2.0	1	UG/L	07/02/2013	LAP
Phenol	EPA-8270	U	2.0	1	UG/L	07/02/2013	LAP
Aniline	EPA-8270	U	2.0	1	UG/L	07/02/2013	LAP
Bis(2-Chloroethyl)Ether	EPA-8270	U	2.0	1	UG/L	07/02/2013	LAP
2-Chlorophenol	EPA-8270	U	2.0	1	UG/L	07/02/2013	LAP
1,3-Dichlorobenzene	EPA-8270	U	2.0	1	UG/L	07/02/2013	LAP



CERTIFICATE OF ANALYSIS

CLIENT:	Landau Associates, Inc. 130 - 2nd Ave. S. Edmonds, WA 98020	DATE:	7/15/2013
CLIENT CONTACT:	Jeffrey Fellows	ALS JOB#:	EV13060128
CLIENT PROJECT:	Yakima Mill Site / #1148007.010	ALS SAMPLE#:	-59
CLIENT SAMPLE ID	TP-B01-GW (19)	DATE RECEIVED:	6/24/2013
		COLLECTION DATE:	6/21/2013 8:25:00 AM
		WDOE ACCREDITATION:	C601

DATA RESULTS

ANALYTE	METHOD	RESULTS	REPORTING LIMITS	DILUTION FACTOR	UNITS	ANALYSIS	ANALYSIS
						DATE	BY
1,4-Dichlorobenzene	EPA-8270	U	2.0	1	UG/L	07/02/2013	LAP
Benzyl Alcohol	EPA-8270	U	2.0	1	UG/L	07/02/2013	LAP
1,2-Dichlorobenzene	EPA-8270	U	2.0	1	UG/L	07/02/2013	LAP
2-Methylphenol	EPA-8270	U	2.0	1	UG/L	07/02/2013	LAP
Bis(2-Chloroisopropyl)Ether	EPA-8270	U	2.0	1	UG/L	07/02/2013	LAP
3&4-Methylphenol	EPA-8270	U	2.0	1	UG/L	07/02/2013	LAP
N-Nitroso-Di-N-Propylamine	EPA-8270	U	2.0	1	UG/L	07/02/2013	LAP
Hexachloroethane	EPA-8270	U	2.0	1	UG/L	07/02/2013	LAP
Nitrobenzene	EPA-8270	U	2.0	1	UG/L	07/02/2013	LAP
Isophorone	EPA-8270	U	2.0	1	UG/L	07/02/2013	LAP
2-Nitrophenol	EPA-8270	U	2.0	1	UG/L	07/02/2013	LAP
2,4-Dimethylphenol	EPA-8270	U	2.0	1	UG/L	07/02/2013	LAP
Benzoic Acid	EPA-8270	U	10	1	UG/L	07/02/2013	LAP
Bis(2-Chloroethoxy)Methane	EPA-8270	U	2.0	1	UG/L	07/02/2013	LAP
2,4-Dichlorophenol	EPA-8270	U	2.0	1	UG/L	07/02/2013	LAP
1,2,4-Trichlorobenzene	EPA-8270	U	2.0	1	UG/L	07/02/2013	LAP
Naphthalene	EPA-8270	U	2.0	1	UG/L	07/02/2013	LAP
4-Chloroaniline	EPA-8270	U	2.0	1	UG/L	07/02/2013	LAP
2,6-Dichlorophenol	EPA-8270	U	2.0	1	UG/L	07/02/2013	LAP
Hexachlorobutadiene	EPA-8270	U	2.0	1	UG/L	07/02/2013	LAP
4-Chloro-3-Methylphenol	EPA-8270	U	2.0	1	UG/L	07/02/2013	LAP
2-Methylnaphthalene	EPA-8270	U	2.0	1	UG/L	07/02/2013	LAP
1-Methylnaphthalene	EPA-8270	U	2.0	1	UG/L	07/02/2013	LAP
Hexachlorocyclopentadiene	EPA-8270	U	2.0	1	UG/L	07/02/2013	LAP
2,4,6-Trichlorophenol	EPA-8270	U	2.0	1	UG/L	07/02/2013	LAP
2,4,5-Trichlorophenol	EPA-8270	U	2.0	1	UG/L	07/02/2013	LAP
2-Chloronaphthalene	EPA-8270	U	2.0	1	UG/L	07/02/2013	LAP
2-Nitroaniline	EPA-8270	U	2.0	1	UG/L	07/02/2013	LAP
Acenaphthylene	EPA-8270	U	2.0	1	UG/L	07/02/2013	LAP
Dimethylphthalate	EPA-8270	U	2.0	1	UG/L	07/02/2013	LAP
2,6-Dinitrotoluene	EPA-8270	U	2.0	1	UG/L	07/02/2013	LAP
Acenaphthene	EPA-8270	U	2.0	1	UG/L	07/02/2013	LAP
3-Nitroaniline	EPA-8270	U	5.0	1	UG/L	07/02/2013	LAP
2,4-Dinitrophenol	EPA-8270	U	10	1	UG/L	07/02/2013	LAP
4-Nitrophenol	EPA-8270	U	2.0	1	UG/L	07/02/2013	LAP
Dibenzofuran	EPA-8270	U	2.0	1	UG/L	07/02/2013	LAP
2,4-Dinitrotoluene	EPA-8270	U	2.0	1	UG/L	07/02/2013	LAP
2,3,4,6-Tetrachlorophenol	EPA-8270	U	2.0	1	UG/L	07/02/2013	LAP



CERTIFICATE OF ANALYSIS

CLIENT:	Landau Associates, Inc. 130 - 2nd Ave. S. Edmonds, WA 98020	DATE:	7/15/2013
CLIENT CONTACT:	Jeffrey Fellows	ALS JOB#:	EV13060128
CLIENT PROJECT:	Yakima Mill Site / #1148007.010	ALS SAMPLE#:	-59
CLIENT SAMPLE ID	TP-B01-GW (19)	DATE RECEIVED:	6/24/2013
		COLLECTION DATE:	6/21/2013 8:25:00 AM
		WDOE ACCREDITATION:	C601

DATA RESULTS

ANALYTE	METHOD	RESULTS	REPORTING LIMITS	DILUTION FACTOR	UNITS	ANALYSIS	ANALYSIS
						DATE	BY
Diethylphthalate	EPA-8270	U	2.0	1	UG/L	07/02/2013	LAP
Fluorene	EPA-8270	U	2.0	1	UG/L	07/02/2013	LAP
4-Chlorophenyl-Phenylether	EPA-8270	U	2.0	1	UG/L	07/02/2013	LAP
4-Nitroaniline	EPA-8270	U	2.0	1	UG/L	07/02/2013	LAP
4,6-Dinitro-2-Methylphenol	EPA-8270	U	2.0	1	UG/L	07/02/2013	LAP
N-Nitrosodiphenylamine	EPA-8270	U	2.0	1	UG/L	07/02/2013	LAP
Azobenzene	EPA-8270	U	2.0	1	UG/L	07/02/2013	LAP
4-Bromophenyl-Phenylether	EPA-8270	U	2.0	1	UG/L	07/02/2013	LAP
Hexachlorobenzene	EPA-8270	U	2.0	1	UG/L	07/02/2013	LAP
Pentachlorophenol	EPA-8270	U	5.0	1	UG/L	07/02/2013	LAP
Phenanthrene	EPA-8270	U	2.0	1	UG/L	07/02/2013	LAP
Anthracene	EPA-8270	U	2.0	1	UG/L	07/02/2013	LAP
Carbazole	EPA-8270	U	2.0	1	UG/L	07/02/2013	LAP
Di-N-Butylphthalate	EPA-8270	U	2.0	1	UG/L	07/02/2013	LAP
Fluoranthene	EPA-8270	U	2.0	1	UG/L	07/02/2013	LAP
Pyrene	EPA-8270	U	2.0	1	UG/L	07/02/2013	LAP
Butylbenzylphthalate	EPA-8270	U	2.0	1	UG/L	07/02/2013	LAP
3,3-Dichlorobenzidine	EPA-8270	U	2.0	1	UG/L	07/02/2013	LAP
Benzo[A]Anthracene	EPA-8270	U	2.0	1	UG/L	07/02/2013	LAP
Chrysene	EPA-8270	U	2.0	1	UG/L	07/02/2013	LAP
Bis(2-Ethylhexyl)Phthalate	EPA-8270	U	2.0	1	UG/L	07/02/2013	LAP
Di-N-Octylphthalate	EPA-8270	U	2.0	1	UG/L	07/02/2013	LAP
Benzo[B]Fluoranthene	EPA-8270	U	2.0	1	UG/L	07/02/2013	LAP
Benzo[K]Fluoranthene	EPA-8270	U	2.0	1	UG/L	07/02/2013	LAP
Benzo[A]Pyrene	EPA-8270	U	2.0	1	UG/L	07/02/2013	LAP
Indeno[1,2,3-Cd]Pyrene	EPA-8270	U	2.0	1	UG/L	07/02/2013	LAP
Dibenz[A,H]Anthracene	EPA-8270	U	2.0	1	UG/L	07/02/2013	LAP
Benzo[G,H,I]Perylene	EPA-8270	U	2.0	1	UG/L	07/02/2013	LAP
Mercury (Dissolved)	EPA-7470	U	0.20	1	UG/L	07/03/2013	RAL
Arsenic (Dissolved)	EPA-200.8	U	1.0	1	UG/L	06/27/2013	RAL
Cadmium (Dissolved)	EPA-200.8	U	1.0	1	UG/L	06/27/2013	RAL
Chromium (Dissolved)	EPA-200.8	U	2.0	1	UG/L	06/27/2013	RAL
Iron (Dissolved)	EPA-200.8	86	50	1	UG/L	06/27/2013	RAL
Lead (Dissolved)	EPA-200.8	U	1.0	1	UG/L	06/27/2013	RAL
Manganese (Dissolved)	EPA-200.8	72	2.0	1	UG/L	06/27/2013	RAL
Sodium (Dissolved)	EPA-200.8	7600	50	1	UG/L	06/27/2013	RAL



CERTIFICATE OF ANALYSIS

CLIENT:	Landau Associates, Inc. 130 - 2nd Ave. S. Edmonds, WA 98020	DATE:	7/15/2013
CLIENT CONTACT:	Jeffrey Fellows	ALS JOB#:	EV13060128
CLIENT PROJECT:	Yakima Mill Site / #1148007.010	ALS SAMPLE#:	-59
CLIENT SAMPLE ID	TP-B01-GW (19)	DATE RECEIVED:	6/24/2013
		COLLECTION DATE:	6/21/2013 8:25:00 AM
		WDOE ACCREDITATION:	C601

DATA RESULTS

SURROGATE	METHOD	%REC	ANALYSIS ANALYSIS	
			DATE	BY
TFT	NWTPH-GX	97.0	06/25/2013	DLC
C25	NWTPH-DX w/ SGA	107	06/25/2013	LAP
1,2-Dichloroethane-d4	EPA-8260 SIM	104	06/29/2013	GAP
1,2-Dichloroethane-d4	EPA-8260	104	06/29/2013	GAP
Toluene-d8	EPA-8260	93.2	06/29/2013	GAP
4-Bromofluorobenzene	EPA-8260	100	06/29/2013	GAP
2-Fluorophenol	EPA-8270	60.7	07/02/2013	LAP
Phenol-d5	EPA-8270	26.5	07/02/2013	LAP
Nitrobenzene-d5	EPA-8270	91.6	07/02/2013	LAP
2-Fluorobiphenyl	EPA-8270	86.8	07/02/2013	LAP
2,4,6-Tribromophenol	EPA-8270	95.6	07/02/2013	LAP
Terphenyl-d14	EPA-8270	102	07/02/2013	LAP

U - Analyte analyzed for but not detected at level above reporting limit.



CERTIFICATE OF ANALYSIS

CLIENT:	Landau Associates, Inc. 130 - 2nd Ave. S. Edmonds, WA 98020	DATE:	7/15/2013
CLIENT CONTACT:	Jeffrey Fellows	ALS JOB#:	EV13060128
CLIENT PROJECT:	Yakima Mill Site / #1148007.010	ALS SAMPLE#:	-60
CLIENT SAMPLE ID	FPP-B03-GW (17)	DATE RECEIVED:	6/24/2013
		COLLECTION DATE:	6/18/2013 5:40:00 PM
		WDOE ACCREDITATION:	C601

DATA RESULTS

ANALYTE	METHOD	RESULTS	REPORTING LIMITS	DILUTION FACTOR	UNITS	ANALYSIS DATE	ANALYSIS BY
TPH-Diesel Range	NWTPH-DX w/ SGA	U	130	1	UG/L	06/25/2013	LAP
TPH-Oil Range	NWTPH-DX w/ SGA	U	250	1	UG/L	06/25/2013	LAP
Mercury (Dissolved)	EPA-7470	U	0.20	1	UG/L	07/03/2013	RAL
Arsenic (Dissolved)	EPA-200.8	U	1.0	1	UG/L	06/27/2013	RAL
Cadmium (Dissolved)	EPA-200.8	U	1.0	1	UG/L	06/27/2013	RAL
Chromium (Dissolved)	EPA-200.8	U	2.0	1	UG/L	06/27/2013	RAL
Iron (Dissolved)	EPA-200.8	U	50	1	UG/L	06/27/2013	RAL
Lead (Dissolved)	EPA-200.8	U	1.0	1	UG/L	06/27/2013	RAL
Manganese (Dissolved)	EPA-200.8	1900	2.0	1	UG/L	06/27/2013	RAL
Sodium (Dissolved)	EPA-200.8	19000	50	1	UG/L	06/27/2013	RAL

SURROGATE	METHOD	%REC	ANALYSIS DATE	ANALYSIS BY
C25	NWTPH-DX w/ SGA	103	06/25/2013	LAP

U - Analyte analyzed for but not detected at level above reporting limit.



CERTIFICATE OF ANALYSIS

CLIENT:	Landau Associates, Inc. 130 - 2nd Ave. S. Edmonds, WA 98020	DATE:	7/15/2013
CLIENT CONTACT:	Jeffrey Fellows	ALS JOB#:	EV13060128
CLIENT PROJECT:	Yakima Mill Site / #1148007.010	ALS SAMPLE#:	-61
CLIENT SAMPLE ID	TP-B09-GW (18)	DATE RECEIVED:	6/24/2013
		COLLECTION DATE:	6/21/2013 10:35:00 AM
		WDOE ACCREDITATION:	C601

DATA RESULTS

ANALYTE	METHOD	RESULTS	REPORTING LIMITS	DILUTION FACTOR	UNITS	ANALYSIS	ANALYSIS
						DATE	BY
TPH-Volatile Range	NWTPH-GX	U	50	1	UG/L	06/25/2013	DLC
TPH-Diesel Range	NWTPH-DX w/ SGA	U	130	1	UG/L	06/26/2013	LAP
TPH-Oil Range	NWTPH-DX w/ SGA	U	250	1	UG/L	06/26/2013	LAP
Vinyl Chloride	EPA-8260 SIM	U	0.020	1	UG/L	06/29/2013	GAP
Trichloroethene	EPA-8260 SIM	U	0.020	1	UG/L	06/29/2013	GAP
Dichlorodifluoromethane	EPA-8260	U	2.0	1	UG/L	06/29/2013	GAP
Chloromethane	EPA-8260	U	2.0	1	UG/L	06/29/2013	GAP
Bromomethane	EPA-8260	U	2.0	1	UG/L	06/29/2013	GAP
Chloroethane	EPA-8260	U	2.0	1	UG/L	06/29/2013	GAP
Carbon Tetrachloride	EPA-8260	U	2.0	1	UG/L	06/29/2013	GAP
Trichlorofluoromethane	EPA-8260	U	2.0	1	UG/L	06/29/2013	GAP
Carbon Disulfide	EPA-8260	U	2.0	1	UG/L	06/29/2013	GAP
Acetone	EPA-8260	U	25	1	UG/L	06/29/2013	GAP
1,1-Dichloroethene	EPA-8260	U	2.0	1	UG/L	06/29/2013	GAP
Methylene Chloride	EPA-8260	U	5.0	1	UG/L	06/29/2013	GAP
Acrylonitrile	EPA-8260	U	10	1	UG/L	06/29/2013	GAP
Methyl T-Butyl Ether	EPA-8260	U	2.0	1	UG/L	06/29/2013	GAP
Trans-1,2-Dichloroethene	EPA-8260	U	2.0	1	UG/L	06/29/2013	GAP
1,1-Dichloroethane	EPA-8260	U	2.0	1	UG/L	06/29/2013	GAP
2-Butanone	EPA-8260	U	10	1	UG/L	06/29/2013	GAP
Cis-1,2-Dichloroethene	EPA-8260	U	2.0	1	UG/L	06/29/2013	GAP
2,2-Dichloropropane	EPA-8260	U	2.0	1	UG/L	06/29/2013	GAP
Bromochloromethane	EPA-8260	U	2.0	1	UG/L	06/29/2013	GAP
Chloroform	EPA-8260	U	2.0	1	UG/L	06/29/2013	GAP
1,1,1-Trichloroethane	EPA-8260	U	2.0	1	UG/L	06/29/2013	GAP
1,1-Dichloropropene	EPA-8260	U	2.0	1	UG/L	06/29/2013	GAP
1,2-Dichloroethane	EPA-8260	U	2.0	1	UG/L	06/29/2013	GAP
Benzene	EPA-8260	U	2.0	1	UG/L	06/29/2013	GAP
1,2-Dichloropropane	EPA-8260	U	2.0	1	UG/L	06/29/2013	GAP
Dibromomethane	EPA-8260	U	2.0	1	UG/L	06/29/2013	GAP
Bromodichloromethane	EPA-8260	U	2.0	1	UG/L	06/29/2013	GAP
Trans-1,3-Dichloropropene	EPA-8260	U	2.0	1	UG/L	06/29/2013	GAP
4-Methyl-2-Pentanone	EPA-8260	U	10	1	UG/L	06/29/2013	GAP
Toluene	EPA-8260	U	2.0	1	UG/L	06/29/2013	GAP
Cis-1,3-Dichloropropene	EPA-8260	U	2.0	1	UG/L	06/29/2013	GAP
1,1,2-Trichloroethane	EPA-8260	U	2.0	1	UG/L	06/29/2013	GAP
2-Hexanone	EPA-8260	U	10	1	UG/L	06/29/2013	GAP
1,3-Dichloropropane	EPA-8260	U	2.0	1	UG/L	06/29/2013	GAP



CERTIFICATE OF ANALYSIS

CLIENT:	Landau Associates, Inc. 130 - 2nd Ave. S. Edmonds, WA 98020	DATE:	7/15/2013
CLIENT CONTACT:	Jeffrey Fellows	ALS JOB#:	EV13060128
CLIENT PROJECT:	Yakima Mill Site / #1148007.010	ALS SAMPLE#:	-61
CLIENT SAMPLE ID	TP-B09-GW (18)	DATE RECEIVED:	6/24/2013
		COLLECTION DATE:	6/21/2013 10:35:00 AM
		WDOE ACCREDITATION:	C601

DATA RESULTS

ANALYTE	METHOD	RESULTS	REPORTING LIMITS	DILUTION FACTOR	UNITS	ANALYSIS	ANALYSIS
						DATE	BY
Tetrachloroethylene	EPA-8260	U	2.0	1	UG/L	06/29/2013	GAP
Dibromochloromethane	EPA-8260	U	2.0	1	UG/L	06/29/2013	GAP
1,2-Dibromoethane	EPA-8260	U	0.010	1	UG/L	06/29/2013	GAP
Chlorobenzene	EPA-8260	U	2.0	1	UG/L	06/29/2013	GAP
1,1,1,2-Tetrachloroethane	EPA-8260	U	2.0	1	UG/L	06/29/2013	GAP
Ethylbenzene	EPA-8260	U	2.0	1	UG/L	06/29/2013	GAP
m,p-Xylene	EPA-8260	U	4.0	1	UG/L	06/29/2013	GAP
Styrene	EPA-8260	U	2.0	1	UG/L	06/29/2013	GAP
o-Xylene	EPA-8260	U	2.0	1	UG/L	06/29/2013	GAP
Bromoform	EPA-8260	U	2.0	1	UG/L	06/29/2013	GAP
Isopropylbenzene	EPA-8260	U	2.0	1	UG/L	06/29/2013	GAP
1,1,2,2-Tetrachloroethane	EPA-8260	U	2.0	1	UG/L	06/29/2013	GAP
1,2,3-Trichloropropane	EPA-8260	U	2.0	1	UG/L	06/29/2013	GAP
Bromobenzene	EPA-8260	U	2.0	1	UG/L	06/29/2013	GAP
N-Propyl Benzene	EPA-8260	U	2.0	1	UG/L	06/29/2013	GAP
2-Chlorotoluene	EPA-8260	U	2.0	1	UG/L	06/29/2013	GAP
1,3,5-Trimethylbenzene	EPA-8260	U	2.0	1	UG/L	06/29/2013	GAP
4-Chlorotoluene	EPA-8260	U	2.0	1	UG/L	06/29/2013	GAP
T-Butyl Benzene	EPA-8260	U	2.0	1	UG/L	06/29/2013	GAP
1,2,4-Trimethylbenzene	EPA-8260	U	2.0	1	UG/L	06/29/2013	GAP
S-Butyl Benzene	EPA-8260	U	2.0	1	UG/L	06/29/2013	GAP
P-Isopropyltoluene	EPA-8260	U	2.0	1	UG/L	06/29/2013	GAP
1,3 Dichlorobenzene	EPA-8260	U	2.0	1	UG/L	06/29/2013	GAP
1,4-Dichlorobenzene	EPA-8260	U	2.0	1	UG/L	06/29/2013	GAP
N-Butylbenzene	EPA-8260	U	2.0	1	UG/L	06/29/2013	GAP
1,2-Dichlorobenzene	EPA-8260	U	2.0	1	UG/L	06/29/2013	GAP
1,2-Dibromo 3-Chloropropane	EPA-8260	U	10	1	UG/L	06/29/2013	GAP
1,2,4-Trichlorobenzene	EPA-8260	U	2.0	1	UG/L	06/29/2013	GAP
Hexachlorobutadiene	EPA-8260	U	2.0	1	UG/L	06/29/2013	GAP
Naphthalene	EPA-8260	U	2.0	1	UG/L	06/29/2013	GAP
1,2,3-Trichlorobenzene	EPA-8260	U	2.0	1	UG/L	06/29/2013	GAP
Pyridine	EPA-8270	U	2.0	1	UG/L	07/02/2013	LAP
N-Nitrosodimethylamine	EPA-8270	U	2.0	1	UG/L	07/02/2013	LAP
Phenol	EPA-8270	U	2.0	1	UG/L	07/02/2013	LAP
Aniline	EPA-8270	U	2.0	1	UG/L	07/02/2013	LAP
Bis(2-Chloroethyl)Ether	EPA-8270	U	2.0	1	UG/L	07/02/2013	LAP
2-Chlorophenol	EPA-8270	U	2.0	1	UG/L	07/02/2013	LAP
1,3-Dichlorobenzene	EPA-8270	U	2.0	1	UG/L	07/02/2013	LAP



CERTIFICATE OF ANALYSIS

CLIENT:	Landau Associates, Inc. 130 - 2nd Ave. S. Edmonds, WA 98020	DATE:	7/15/2013
CLIENT CONTACT:	Jeffrey Fellows	ALS JOB#:	EV13060128
CLIENT PROJECT:	Yakima Mill Site / #1148007.010	ALS SAMPLE#:	-61
CLIENT SAMPLE ID	TP-B09-GW (18)	DATE RECEIVED:	6/24/2013
		COLLECTION DATE:	6/21/2013 10:35:00 AM
		WDOE ACCREDITATION:	C601

DATA RESULTS

ANALYTE	METHOD	RESULTS	REPORTING LIMITS	DILUTION FACTOR	UNITS	ANALYSIS	ANALYSIS
						DATE	BY
1,4-Dichlorobenzene	EPA-8270	U	2.0	1	UG/L	07/02/2013	LAP
Benzyl Alcohol	EPA-8270	U	2.0	1	UG/L	07/02/2013	LAP
1,2-Dichlorobenzene	EPA-8270	U	2.0	1	UG/L	07/02/2013	LAP
2-Methylphenol	EPA-8270	U	2.0	1	UG/L	07/02/2013	LAP
Bis(2-Chloroisopropyl)Ether	EPA-8270	U	2.0	1	UG/L	07/02/2013	LAP
3&4-Methylphenol	EPA-8270	U	2.0	1	UG/L	07/02/2013	LAP
N-Nitroso-Di-N-Propylamine	EPA-8270	U	2.0	1	UG/L	07/02/2013	LAP
Hexachloroethane	EPA-8270	U	2.0	1	UG/L	07/02/2013	LAP
Nitrobenzene	EPA-8270	U	2.0	1	UG/L	07/02/2013	LAP
Isophorone	EPA-8270	U	2.0	1	UG/L	07/02/2013	LAP
2-Nitrophenol	EPA-8270	U	2.0	1	UG/L	07/02/2013	LAP
2,4-Dimethylphenol	EPA-8270	U	2.0	1	UG/L	07/02/2013	LAP
Benzoic Acid	EPA-8270	U	10	1	UG/L	07/02/2013	LAP
Bis(2-Chloroethoxy)Methane	EPA-8270	U	2.0	1	UG/L	07/02/2013	LAP
2,4-Dichlorophenol	EPA-8270	U	2.0	1	UG/L	07/02/2013	LAP
1,2,4-Trichlorobenzene	EPA-8270	U	2.0	1	UG/L	07/02/2013	LAP
Naphthalene	EPA-8270	U	2.0	1	UG/L	07/02/2013	LAP
4-Chloroaniline	EPA-8270	U	2.0	1	UG/L	07/02/2013	LAP
2,6-Dichlorophenol	EPA-8270	U	2.0	1	UG/L	07/02/2013	LAP
Hexachlorobutadiene	EPA-8270	U	2.0	1	UG/L	07/02/2013	LAP
4-Chloro-3-Methylphenol	EPA-8270	U	2.0	1	UG/L	07/02/2013	LAP
2-Methylnaphthalene	EPA-8270	U	2.0	1	UG/L	07/02/2013	LAP
1-Methylnaphthalene	EPA-8270	U	2.0	1	UG/L	07/02/2013	LAP
Hexachlorocyclopentadiene	EPA-8270	U	2.0	1	UG/L	07/02/2013	LAP
2,4,6-Trichlorophenol	EPA-8270	U	2.0	1	UG/L	07/02/2013	LAP
2,4,5-Trichlorophenol	EPA-8270	U	2.0	1	UG/L	07/02/2013	LAP
2-Chloronaphthalene	EPA-8270	U	2.0	1	UG/L	07/02/2013	LAP
2-Nitroaniline	EPA-8270	U	2.0	1	UG/L	07/02/2013	LAP
Acenaphthylene	EPA-8270	U	2.0	1	UG/L	07/02/2013	LAP
Dimethylphthalate	EPA-8270	U	2.0	1	UG/L	07/02/2013	LAP
2,6-Dinitrotoluene	EPA-8270	U	2.0	1	UG/L	07/02/2013	LAP
Acenaphthene	EPA-8270	U	2.0	1	UG/L	07/02/2013	LAP
3-Nitroaniline	EPA-8270	U	5.0	1	UG/L	07/02/2013	LAP
2,4-Dinitrophenol	EPA-8270	U	10	1	UG/L	07/02/2013	LAP
4-Nitrophenol	EPA-8270	U	2.0	1	UG/L	07/02/2013	LAP
Dibenzofuran	EPA-8270	U	2.0	1	UG/L	07/02/2013	LAP
2,4-Dinitrotoluene	EPA-8270	U	2.0	1	UG/L	07/02/2013	LAP
2,3,4,6-Tetrachlorophenol	EPA-8270	U	2.0	1	UG/L	07/02/2013	LAP



CERTIFICATE OF ANALYSIS

CLIENT:	Landau Associates, Inc. 130 - 2nd Ave. S. Edmonds, WA 98020	DATE:	7/15/2013
CLIENT CONTACT:	Jeffrey Fellows	ALS JOB#:	EV13060128
CLIENT PROJECT:	Yakima Mill Site / #1148007.010	ALS SAMPLE#:	-61
CLIENT SAMPLE ID	TP-B09-GW (18)	DATE RECEIVED:	6/24/2013
		COLLECTION DATE:	6/21/2013 10:35:00 AM
		WDOE ACCREDITATION:	C601

DATA RESULTS

ANALYTE	METHOD	RESULTS	REPORTING LIMITS	DILUTION FACTOR	UNITS	ANALYSIS	ANALYSIS
						DATE	BY
Diethylphthalate	EPA-8270	U	2.0	1	UG/L	07/02/2013	LAP
Fluorene	EPA-8270	U	2.0	1	UG/L	07/02/2013	LAP
4-Chlorophenyl-Phenylether	EPA-8270	U	2.0	1	UG/L	07/02/2013	LAP
4-Nitroaniline	EPA-8270	U	2.0	1	UG/L	07/02/2013	LAP
4,6-Dinitro-2-Methylphenol	EPA-8270	U	2.0	1	UG/L	07/02/2013	LAP
N-Nitrosodiphenylamine	EPA-8270	U	2.0	1	UG/L	07/02/2013	LAP
Azobenzene	EPA-8270	U	2.0	1	UG/L	07/02/2013	LAP
4-Bromophenyl-Phenylether	EPA-8270	U	2.0	1	UG/L	07/02/2013	LAP
Hexachlorobenzene	EPA-8270	U	2.0	1	UG/L	07/02/2013	LAP
Pentachlorophenol	EPA-8270	U	5.0	1	UG/L	07/02/2013	LAP
Phenanthrene	EPA-8270	U	2.0	1	UG/L	07/02/2013	LAP
Anthracene	EPA-8270	U	2.0	1	UG/L	07/02/2013	LAP
Carbazole	EPA-8270	U	2.0	1	UG/L	07/02/2013	LAP
Di-N-Butylphthalate	EPA-8270	U	2.0	1	UG/L	07/02/2013	LAP
Fluoranthene	EPA-8270	U	2.0	1	UG/L	07/02/2013	LAP
Pyrene	EPA-8270	U	2.0	1	UG/L	07/02/2013	LAP
Butylbenzylphthalate	EPA-8270	U	2.0	1	UG/L	07/02/2013	LAP
3,3-Dichlorobenzidine	EPA-8270	U	2.0	1	UG/L	07/02/2013	LAP
Benzo[A]Anthracene	EPA-8270	U	2.0	1	UG/L	07/02/2013	LAP
Chrysene	EPA-8270	U	2.0	1	UG/L	07/02/2013	LAP
Bis(2-Ethylhexyl)Phthalate	EPA-8270	U	2.0	1	UG/L	07/02/2013	LAP
Di-N-Octylphthalate	EPA-8270	U	2.0	1	UG/L	07/02/2013	LAP
Benzo[B]Fluoranthene	EPA-8270	U	2.0	1	UG/L	07/02/2013	LAP
Benzo[K]Fluoranthene	EPA-8270	U	2.0	1	UG/L	07/02/2013	LAP
Benzo[A]Pyrene	EPA-8270	U	2.0	1	UG/L	07/02/2013	LAP
Indeno[1,2,3-Cd]Pyrene	EPA-8270	U	2.0	1	UG/L	07/02/2013	LAP
Dibenz[A,H]Anthracene	EPA-8270	U	2.0	1	UG/L	07/02/2013	LAP
Benzo[G,H,I]Perylene	EPA-8270	U	2.0	1	UG/L	07/02/2013	LAP
Mercury (Dissolved)	EPA-7470	U	0.20	1	UG/L	07/03/2013	RAL
Arsenic (Dissolved)	EPA-200.8	U	1.0	1	UG/L	06/27/2013	RAL
Cadmium (Dissolved)	EPA-200.8	U	1.0	1	UG/L	06/27/2013	RAL
Chromium (Dissolved)	EPA-200.8	U	2.0	1	UG/L	06/27/2013	RAL
Iron (Dissolved)	EPA-200.8	96	50	1	UG/L	06/27/2013	RAL
Lead (Dissolved)	EPA-200.8	U	1.0	1	UG/L	06/27/2013	RAL
Manganese (Dissolved)	EPA-200.8	1300	2.0	1	UG/L	06/27/2013	RAL
Sodium (Dissolved)	EPA-200.8	18000	50	1	UG/L	06/27/2013	RAL



CERTIFICATE OF ANALYSIS

CLIENT: Landau Associates, Inc. DATE: 7/15/2013
130 - 2nd Ave. S. ALS JOB#: EV13060128
Edmonds, WA 98020 ALS SAMPLE#: -61
CLIENT CONTACT: Jeffrey Fellows DATE RECEIVED: 6/24/2013
CLIENT PROJECT: Yakima Mill Site / #1148007.010 COLLECTION DATE: 6/21/2013 10:35:00 AM
CLIENT SAMPLE ID TP-B09-GW (18) WDOE ACCREDITATION: C601

DATA RESULTS

SURROGATE	METHOD	%REC	ANALYSIS	
			DATE	BY
TFT	NWTPH-GX	98.7	06/25/2013	DLC
C25	NWTPH-DX w/ SGA	71.6	06/26/2013	LAP
1,2-Dichloroethane-d4	EPA-8260 SIM	103	06/29/2013	GAP
1,2-Dichloroethane-d4	EPA-8260	103	06/29/2013	GAP
Toluene-d8	EPA-8260	93.1	06/29/2013	GAP
4-Bromofluorobenzene	EPA-8260	99.2	06/29/2013	GAP
2-Fluorophenol	EPA-8270	62.1	07/02/2013	LAP
Phenol-d5	EPA-8270	28.3	07/02/2013	LAP
Nitrobenzene-d5	EPA-8270	90.7	07/02/2013	LAP
2-Fluorobiphenyl	EPA-8270	87.9	07/02/2013	LAP
2,4,6-Tribromophenol	EPA-8270	101	07/02/2013	LAP
Terphenyl-d14	EPA-8270	90.4	07/02/2013	LAP

U - Analyte analyzed for but not detected at level above reporting limit.



CERTIFICATE OF ANALYSIS

CLIENT:	Landau Associates, Inc. 130 - 2nd Ave. S. Edmonds, WA 98020	DATE:	7/15/2013
CLIENT CONTACT:	Jeffrey Fellows	ALS JOB#:	EV13060128
CLIENT PROJECT:	Yakima Mill Site / #1148007.010	ALS SAMPLE#:	-62
CLIENT SAMPLE ID	FPP-SW-01	DATE RECEIVED:	6/24/2013
		COLLECTION DATE:	6/20/2013 7:55:00 AM
		WDOE ACCREDITATION:	C601

DATA RESULTS

ANALYTE	METHOD	RESULTS	REPORTING LIMITS	DILUTION FACTOR	UNITS	ANALYSIS DATE	ANALYSIS BY
HCID-Gas Range	NWTPH-HCID	U	130	1	UG/L	06/25/2013	LAP
HCID-Diesel Range	NWTPH-HCID	U	310	1	UG/L	06/25/2013	LAP
HCID-Oil Range	NWTPH-HCID	>310	310	1	UG/L	07/01/2013	EBS

SURROGATE	METHOD	%REC	ANALYSIS DATE	ANALYSIS BY
BCB	NWTPH-HCID	57.0	06/25/2013	LAP
C25	NWTPH-HCID	65.5	06/25/2013	LAP
C25 (conc)	NWTPH-HCID	72.6	07/01/2013	EBS

U - Analyte analyzed for but not detected at level above reporting limit.
 Chromatogram indicates that it is likely that sample contains lube oil.
 Chromatogram indicates that it is likely that sample contains lube oil.



CERTIFICATE OF ANALYSIS

CLIENT:	Landau Associates, Inc. 130 - 2nd Ave. S. Edmonds, WA 98020	DATE:	7/15/2013
CLIENT CONTACT:	Jeffrey Fellows	ALS JOB#:	EV13060128
CLIENT PROJECT:	Yakima Mill Site / #1148007.010	ALS SAMPLE#:	-63
CLIENT SAMPLE ID	FPP-SW-02	DATE RECEIVED:	6/24/2013
		COLLECTION DATE:	6/20/2013 8:12:00 AM
		WDOE ACCREDITATION:	C601

DATA RESULTS

ANALYTE	METHOD	RESULTS	REPORTING LIMITS	DILUTION FACTOR	UNITS	ANALYSIS DATE	ANALYSIS BY
HCID-Gas Range	NWTPH-HCID	U	130	1	UG/L	06/25/2013	LAP
HCID-Diesel Range	NWTPH-HCID	U	310	1	UG/L	06/25/2013	LAP
HCID-Oil Range	NWTPH-HCID	U	310	1	UG/L	07/01/2013	EBS

SURROGATE	METHOD	%REC	ANALYSIS DATE	ANALYSIS BY
BCB	NWTPH-HCID	71.8	06/25/2013	LAP
C25	NWTPH-HCID	70.9	06/25/2013	LAP
C25 (conc)	NWTPH-HCID	70.0	07/01/2013	EBS

U - Analyte analyzed for but not detected at level above reporting limit.



CERTIFICATE OF ANALYSIS

CLIENT:	Landau Associates, Inc. 130 - 2nd Ave. S. Edmonds, WA 98020	DATE:	7/15/2013
CLIENT CONTACT:	Jeffrey Fellows	ALS JOB#:	EV13060128
CLIENT PROJECT:	Yakima Mill Site / #1148007.010	ALS SAMPLE#:	-64
CLIENT SAMPLE ID	FPP-SW-03	DATE RECEIVED:	6/24/2013
		COLLECTION DATE:	6/20/2013 8:27:00 AM
		WDOE ACCREDITATION:	C601

DATA RESULTS

ANALYTE	METHOD	RESULTS	REPORTING LIMITS	DILUTION FACTOR	UNITS	ANALYSIS DATE	ANALYSIS BY
HCID-Gas Range	NWTPH-HCID	U	130	1	UG/L	06/25/2013	LAP
HCID-Diesel Range	NWTPH-HCID	>310	310	1	UG/L	06/25/2013	LAP
HCID-Oil Range	NWTPH-HCID	>310	310	1	UG/L	07/01/2013	EBS

SURROGATE	METHOD	%REC	ANALYSIS DATE	ANALYSIS BY
BCB	NWTPH-HCID	72.0	06/25/2013	LAP
C25	NWTPH-HCID	76.3	06/25/2013	LAP
C25 (conc)	NWTPH-HCID	94.0	07/01/2013	EBS

U - Analyte analyzed for but not detected at level above reporting limit.
 Chromatogram indicates that it is likely that sample contains an unidentified oil range product.
 Chromatogram indicates that it is likely that sample contains an unidentified oil range product.



CERTIFICATE OF ANALYSIS

CLIENT:	Landau Associates, Inc. 130 - 2nd Ave. S. Edmonds, WA 98020	DATE:	7/15/2013
CLIENT CONTACT:	Jeffrey Fellows	ALS JOB#:	EV13060128
CLIENT PROJECT:	Yakima Mill Site / #1148007.010	ALS SAMPLE#:	-65
CLIENT SAMPLE ID	TRIP BLANKS	DATE RECEIVED:	6/24/2013
		COLLECTION DATE:	6/20/2013 8:00:00 AM
		WDOE ACCREDITATION:	C601

DATA RESULTS

ANALYTE	METHOD	RESULTS	REPORTING LIMITS	DILUTION FACTOR	UNITS	ANALYSIS	ANALYSIS
						DATE	BY
TPH-Volatile Range	NWTPH-GX	U	50	1	UG/L	06/24/2013	DLC
Vinyl Chloride	EPA-8260 SIM	U	0.020	1	UG/L	06/29/2013	GAP
Trichloroethene	EPA-8260 SIM	U	0.020	1	UG/L	06/29/2013	GAP
Dichlorodifluoromethane	EPA-8260	U	2.0	1	UG/L	06/29/2013	GAP
Chloromethane	EPA-8260	U	2.0	1	UG/L	06/29/2013	GAP
Bromomethane	EPA-8260	U	2.0	1	UG/L	06/29/2013	GAP
Chloroethane	EPA-8260	U	2.0	1	UG/L	06/29/2013	GAP
Carbon Tetrachloride	EPA-8260	U	2.0	1	UG/L	06/29/2013	GAP
Trichlorofluoromethane	EPA-8260	U	2.0	1	UG/L	06/29/2013	GAP
Carbon Disulfide	EPA-8260	U	2.0	1	UG/L	06/29/2013	GAP
Acetone	EPA-8260	U	25	1	UG/L	06/29/2013	GAP
1,1-Dichloroethene	EPA-8260	U	2.0	1	UG/L	06/29/2013	GAP
Methylene Chloride	EPA-8260	U	5.0	1	UG/L	06/29/2013	GAP
Acrylonitrile	EPA-8260	U	10	1	UG/L	06/29/2013	GAP
Methyl T-Butyl Ether	EPA-8260	U	2.0	1	UG/L	06/29/2013	GAP
Trans-1,2-Dichloroethene	EPA-8260	U	2.0	1	UG/L	06/29/2013	GAP
1,1-Dichloroethane	EPA-8260	U	2.0	1	UG/L	06/29/2013	GAP
2-Butanone	EPA-8260	U	10	1	UG/L	06/29/2013	GAP
Cis-1,2-Dichloroethene	EPA-8260	U	2.0	1	UG/L	06/29/2013	GAP
2,2-Dichloropropane	EPA-8260	U	2.0	1	UG/L	06/29/2013	GAP
Bromochloromethane	EPA-8260	U	2.0	1	UG/L	06/29/2013	GAP
Chloroform	EPA-8260	U	2.0	1	UG/L	06/29/2013	GAP
1,1,1-Trichloroethane	EPA-8260	U	2.0	1	UG/L	06/29/2013	GAP
1,1-Dichloropropene	EPA-8260	U	2.0	1	UG/L	06/29/2013	GAP
1,2-Dichloroethane	EPA-8260	U	2.0	1	UG/L	06/29/2013	GAP
Benzene	EPA-8260	U	2.0	1	UG/L	06/29/2013	GAP
1,2-Dichloropropane	EPA-8260	U	2.0	1	UG/L	06/29/2013	GAP
Dibromomethane	EPA-8260	U	2.0	1	UG/L	06/29/2013	GAP
Bromodichloromethane	EPA-8260	U	2.0	1	UG/L	06/29/2013	GAP
Trans-1,3-Dichloropropene	EPA-8260	U	2.0	1	UG/L	06/29/2013	GAP
4-Methyl-2-Pentanone	EPA-8260	U	10	1	UG/L	06/29/2013	GAP
Toluene	EPA-8260	U	2.0	1	UG/L	06/29/2013	GAP
Cis-1,3-Dichloropropene	EPA-8260	U	2.0	1	UG/L	06/29/2013	GAP
1,1,2-Trichloroethane	EPA-8260	U	2.0	1	UG/L	06/29/2013	GAP
2-Hexanone	EPA-8260	U	10	1	UG/L	06/29/2013	GAP
1,3-Dichloropropane	EPA-8260	U	2.0	1	UG/L	06/29/2013	GAP
Tetrachloroethylene	EPA-8260	U	2.0	1	UG/L	06/29/2013	GAP
Dibromochloromethane	EPA-8260	U	2.0	1	UG/L	06/29/2013	GAP



CERTIFICATE OF ANALYSIS

CLIENT:	Landau Associates, Inc. 130 - 2nd Ave. S. Edmonds, WA 98020	DATE:	7/15/2013
CLIENT CONTACT:	Jeffrey Fellows	ALS JOB#:	EV13060128
CLIENT PROJECT:	Yakima Mill Site / #1148007.010	ALS SAMPLE#:	-65
CLIENT SAMPLE ID	TRIP BLANKS	DATE RECEIVED:	6/24/2013
		COLLECTION DATE:	6/20/2013 8:00:00 AM
		WDOE ACCREDITATION:	C601

DATA RESULTS

ANALYTE	METHOD	RESULTS	REPORTING LIMITS	DILUTION FACTOR	UNITS	ANALYSIS DATE	ANALYSIS BY
1,2-Dibromoethane	EPA-8260	U	0.010	1	UG/L	06/29/2013	GAP
Chlorobenzene	EPA-8260	U	2.0	1	UG/L	06/29/2013	GAP
1,1,1,2-Tetrachloroethane	EPA-8260	U	2.0	1	UG/L	06/29/2013	GAP
Ethylbenzene	EPA-8260	U	2.0	1	UG/L	06/29/2013	GAP
m,p-Xylene	EPA-8260	U	4.0	1	UG/L	06/29/2013	GAP
Styrene	EPA-8260	U	2.0	1	UG/L	06/29/2013	GAP
o-Xylene	EPA-8260	U	2.0	1	UG/L	06/29/2013	GAP
Bromoform	EPA-8260	U	2.0	1	UG/L	06/29/2013	GAP
Isopropylbenzene	EPA-8260	U	2.0	1	UG/L	06/29/2013	GAP
1,1,1,2-Tetrachloroethane	EPA-8260	U	2.0	1	UG/L	06/29/2013	GAP
1,2,3-Trichloropropane	EPA-8260	U	2.0	1	UG/L	06/29/2013	GAP
Bromobenzene	EPA-8260	U	2.0	1	UG/L	06/29/2013	GAP
N-Propyl Benzene	EPA-8260	U	2.0	1	UG/L	06/29/2013	GAP
2-Chlorotoluene	EPA-8260	U	2.0	1	UG/L	06/29/2013	GAP
1,3,5-Trimethylbenzene	EPA-8260	U	2.0	1	UG/L	06/29/2013	GAP
4-Chlorotoluene	EPA-8260	U	2.0	1	UG/L	06/29/2013	GAP
T-Butyl Benzene	EPA-8260	U	2.0	1	UG/L	06/29/2013	GAP
1,2,4-Trimethylbenzene	EPA-8260	U	2.0	1	UG/L	06/29/2013	GAP
S-Butyl Benzene	EPA-8260	U	2.0	1	UG/L	06/29/2013	GAP
P-Isopropyltoluene	EPA-8260	U	2.0	1	UG/L	06/29/2013	GAP
1,3 Dichlorobenzene	EPA-8260	U	2.0	1	UG/L	06/29/2013	GAP
1,4-Dichlorobenzene	EPA-8260	U	2.0	1	UG/L	06/29/2013	GAP
N-Butylbenzene	EPA-8260	U	2.0	1	UG/L	06/29/2013	GAP
1,2-Dichlorobenzene	EPA-8260	U	2.0	1	UG/L	06/29/2013	GAP
1,2-Dibromo 3-Chloropropane	EPA-8260	U	10	1	UG/L	06/29/2013	GAP
1,2,4-Trichlorobenzene	EPA-8260	U	2.0	1	UG/L	06/29/2013	GAP
Hexachlorobutadiene	EPA-8260	U	2.0	1	UG/L	06/29/2013	GAP
Naphthalene	EPA-8260	U	2.0	1	UG/L	06/29/2013	GAP
1,2,3-Trichlorobenzene	EPA-8260	U	2.0	1	UG/L	06/29/2013	GAP

SURROGATE	METHOD	%REC	ANALYSIS DATE	ANALYSIS BY
TFT	NWTPH-GX	95.9	06/24/2013	DLC
1,2-Dichloroethane-d4	EPA-8260 SIM	103	06/29/2013	GAP
1,2-Dichloroethane-d4	EPA-8260	103	06/29/2013	GAP
Toluene-d8	EPA-8260	92.9	06/29/2013	GAP
4-Bromofluorobenzene	EPA-8260	98.3	06/29/2013	GAP

U - Analyte analyzed for but not detected at level above reporting limit.



CERTIFICATE OF ANALYSIS

CLIENT:	Landau Associates, Inc. 130 - 2nd Ave. S. Edmonds, WA 98020	DATE:	7/15/2013
CLIENT CONTACT:	Jeffrey Fellows	ALS SDG#:	EV13060128
CLIENT PROJECT:	Yakima Mill Site / #1148007.010	WDOE ACCREDITATION:	C601

LABORATORY BLANK RESULTS

MB-061813W - Batch 3838 - Water by NWTPH-HCID

ANALYTE	METHOD	RESULTS	REPORTING LIMITS	DILUTION FACTOR	UNITS	ANALYSIS DATE	ANALYSIS BY
HCID-Gas Range	NWTPH-HCID	U	130	1	UG/L	06/19/2013	LAP
HCID-Diesel Range	NWTPH-HCID	U	310	1	UG/L	06/19/2013	LAP
HCID-Oil Range	NWTPH-HCID	U	310	1	UG/L	06/19/2013	LAP

MBG-061713S - Batch 3830 - Soil by NWTPH-GX

ANALYTE	METHOD	RESULTS	REPORTING LIMITS	DILUTION FACTOR	UNITS	ANALYSIS DATE	ANALYSIS BY
TPH-Volatile Range	NWTPH-GX	U	3.0	1	MG/KG	06/17/2013	DLC

MBG-062413S2 - Batch 3849 - Soil by NWTPH-GX

ANALYTE	METHOD	RESULTS	REPORTING LIMITS	DILUTION FACTOR	UNITS	ANALYSIS DATE	ANALYSIS BY
TPH-Volatile Range	NWTPH-GX	U	3.0	1	MG/KG	06/24/2013	GAP

MBG-062413W - Batch 3841 - Water by NWTPH-GX

ANALYTE	METHOD	RESULTS	REPORTING LIMITS	DILUTION FACTOR	UNITS	ANALYSIS DATE	ANALYSIS BY
TPH-Volatile Range	NWTPH-GX	U	50	1	UG/L	06/24/2013	DLC

MB-062113S - Batch 3837 - Soil by NWTPH-DX

ANALYTE	METHOD	RESULTS	REPORTING LIMITS	DILUTION FACTOR	UNITS	ANALYSIS DATE	ANALYSIS BY
TPH-Diesel Range	NWTPH-DX	U	25	1	MG/KG	06/21/2013	LAP
TPH-Oil Range	NWTPH-DX	U	50	1	MG/KG	06/21/2013	LAP

MB-062613S - Batch 3860 - Soil by NWTPH-DX

ANALYTE	METHOD	RESULTS	REPORTING LIMITS	DILUTION FACTOR	UNITS	ANALYSIS DATE	ANALYSIS BY
TPH-Diesel Range	NWTPH-DX	U	25	1	MG/KG	06/26/2013	LAP
TPH-Oil Range	NWTPH-DX	U	50	1	MG/KG	06/26/2013	LAP

MB-062613S2 - Batch 3861 - Soil by NWTPH-DX

ANALYTE	METHOD	RESULTS	REPORTING LIMITS	DILUTION FACTOR	UNITS	ANALYSIS DATE	ANALYSIS BY
TPH-Diesel Range	NWTPH-DX	U	25	1	MG/KG	06/27/2013	LAP
TPH-Oil Range	NWTPH-DX	U	50	1	MG/KG	06/27/2013	LAP



CERTIFICATE OF ANALYSIS

CLIENT: Landau Associates, Inc. DATE: 7/15/2013
 130 - 2nd Ave. S. ALS SDG#: EV13060128
 Edmonds, WA 98020 WDOE ACCREDITATION: C601

CLIENT CONTACT: Jeffrey Fellows
 CLIENT PROJECT: Yakima Mill Site / #1148007.010

LABORATORY BLANK RESULTS

MB-062513W - Batch 3858 - Water by NWTPH-DX

ANALYTE	METHOD	RESULTS	REPORTING LIMITS	DILUTION FACTOR	UNITS	ANALYSIS DATE	ANALYSIS BY
TPH-Diesel Range	NWTPH-DX	U	130	1	UG/L	06/25/2013	LAP
TPH-Oil Range	NWTPH-DX	U	250	1	UG/L	06/25/2013	LAP

MB-062813W - Batch 3856 - Water by EPA-8260 SIM

ANALYTE	METHOD	RESULTS	REPORTING LIMITS	DILUTION FACTOR	UNITS	ANALYSIS DATE	ANALYSIS BY
Vinyl Chloride	EPA-8260 SIM	U	0.020	1	UG/L	06/28/2013	GAP
1,1-Dichloroethene	EPA-8260 SIM	U	0.020	1	UG/L	06/28/2013	GAP
Trichloroethene	EPA-8260 SIM	U	0.020	1	UG/L	06/28/2013	GAP

MB-062813S - Batch 3857 - Soil by EPA-8260

ANALYTE	METHOD	RESULTS	REPORTING LIMITS	DILUTION FACTOR	UNITS	ANALYSIS DATE	ANALYSIS BY
Dichlorodifluoromethane	EPA-8260	U	10	1	UG/KG	06/28/2013	GAP
Chloromethane	EPA-8260	U	10	1	UG/KG	06/28/2013	GAP
Vinyl Chloride	EPA-8260	U	10	1	UG/KG	06/28/2013	GAP
Bromomethane	EPA-8260	U	10	1	UG/KG	06/28/2013	GAP
Chloroethane	EPA-8260	U	10	1	UG/KG	06/28/2013	GAP
Carbon Tetrachloride	EPA-8260	U	10	1	UG/KG	06/28/2013	GAP
Trichlorofluoromethane	EPA-8260	U	10	1	UG/KG	06/28/2013	GAP
Carbon Disulfide	EPA-8260	U	10	1	UG/KG	06/28/2013	GAP
Acetone	EPA-8260	U	50	1	UG/KG	06/28/2013	GAP
1,1-Dichloroethene	EPA-8260	U	10	1	UG/KG	06/28/2013	GAP
Methylene Chloride	EPA-8260	U	20	1	UG/KG	06/28/2013	GAP
Acrylonitrile	EPA-8260	U	50	1	UG/KG	06/28/2013	GAP
Methyl T-Butyl Ether	EPA-8260	U	10	1	UG/KG	06/28/2013	GAP
Trans-1,2-Dichloroethene	EPA-8260	U	10	1	UG/KG	06/28/2013	GAP
1,1-Dichloroethane	EPA-8260	U	10	1	UG/KG	06/28/2013	GAP
2-Butanone	EPA-8260	U	50	1	UG/KG	06/28/2013	GAP
Cis-1,2-Dichloroethene	EPA-8260	U	10	1	UG/KG	06/28/2013	GAP
2,2-Dichloropropane	EPA-8260	U	10	1	UG/KG	06/28/2013	GAP
Bromochloromethane	EPA-8260	U	10	1	UG/KG	06/28/2013	GAP
Chloroform	EPA-8260	U	10	1	UG/KG	06/28/2013	GAP
1,1,1-Trichloroethane	EPA-8260	U	10	1	UG/KG	06/28/2013	GAP
1,1-Dichloropropene	EPA-8260	U	10	1	UG/KG	06/28/2013	GAP
1,2-Dichloroethane	EPA-8260	U	10	1	UG/KG	06/28/2013	GAP
Benzene	EPA-8260	U	5.0	1	UG/KG	06/28/2013	GAP
Trichloroethene	EPA-8260	U	10	1	UG/KG	06/28/2013	GAP



CERTIFICATE OF ANALYSIS

CLIENT:	Landau Associates, Inc. 130 - 2nd Ave. S. Edmonds, WA 98020	DATE:	7/15/2013
CLIENT CONTACT:	Jeffrey Fellows	ALS SDG#:	EV13060128
CLIENT PROJECT:	Yakima Mill Site / #1148007.010	WDOE ACCREDITATION:	C601

LABORATORY BLANK RESULTS

MB-062813S - Batch 3857 - Soil by EPA-8260

1,2-Dichloropropane	EPA-8260	U	10	1	UG/KG	06/28/2013	GAP
Dibromomethane	EPA-8260	U	10	1	UG/KG	06/28/2013	GAP
Bromodichloromethane	EPA-8260	U	10	1	UG/KG	06/28/2013	GAP
Trans-1,3-Dichloropropene	EPA-8260	U	10	1	UG/KG	06/28/2013	GAP
4-Methyl-2-Pentanone	EPA-8260	U	50	1	UG/KG	06/28/2013	GAP
Toluene	EPA-8260	U	10	1	UG/KG	06/28/2013	GAP
Cis-1,3-Dichloropropene	EPA-8260	U	10	1	UG/KG	06/28/2013	GAP
1,1,2-Trichloroethane	EPA-8260	U	10	1	UG/KG	06/28/2013	GAP
2-Hexanone	EPA-8260	U	50	1	UG/KG	06/28/2013	GAP
1,3-Dichloropropane	EPA-8260	U	10	1	UG/KG	06/28/2013	GAP
Tetrachloroethylene	EPA-8260	U	10	1	UG/KG	06/28/2013	GAP
Dibromochloromethane	EPA-8260	U	10	1	UG/KG	06/28/2013	GAP
1,2-Dibromoethane	EPA-8260	U	5.0	1	UG/KG	06/28/2013	GAP
Chlorobenzene	EPA-8260	U	10	1	UG/KG	06/28/2013	GAP
1,1,1,2-Tetrachloroethane	EPA-8260	U	10	1	UG/KG	06/28/2013	GAP
Ethylbenzene	EPA-8260	U	10	1	UG/KG	06/28/2013	GAP
m,p-Xylene	EPA-8260	U	20	1	UG/KG	06/28/2013	GAP
Styrene	EPA-8260	U	10	1	UG/KG	06/28/2013	GAP
o-Xylene	EPA-8260	U	10	1	UG/KG	06/28/2013	GAP
Bromoform	EPA-8260	U	10	1	UG/KG	06/28/2013	GAP
Isopropylbenzene	EPA-8260	U	10	1	UG/KG	06/28/2013	GAP
1,1,2,2-Tetrachloroethane	EPA-8260	U	10	1	UG/KG	06/28/2013	GAP
1,2,3-Trichloropropane	EPA-8260	U	10	1	UG/KG	06/28/2013	GAP
Bromobenzene	EPA-8260	U	10	1	UG/KG	06/28/2013	GAP
N-Propyl Benzene	EPA-8260	U	10	1	UG/KG	06/28/2013	GAP
2-Chlorotoluene	EPA-8260	U	10	1	UG/KG	06/28/2013	GAP
1,3,5-Trimethylbenzene	EPA-8260	U	10	1	UG/KG	06/28/2013	GAP
4-Chlorotoluene	EPA-8260	U	10	1	UG/KG	06/28/2013	GAP
T-Butyl Benzene	EPA-8260	U	10	1	UG/KG	06/28/2013	GAP
1,2,4-Trimethylbenzene	EPA-8260	U	10	1	UG/KG	06/28/2013	GAP
S-Butyl Benzene	EPA-8260	U	10	1	UG/KG	06/28/2013	GAP
P-Isopropyltoluene	EPA-8260	U	10	1	UG/KG	06/28/2013	GAP
1,3 Dichlorobenzene	EPA-8260	U	10	1	UG/KG	06/28/2013	GAP
1,4-Dichlorobenzene	EPA-8260	U	10	1	UG/KG	06/28/2013	GAP
N-Butylbenzene	EPA-8260	U	10	1	UG/KG	06/28/2013	GAP
1,2-Dichlorobenzene	EPA-8260	U	10	1	UG/KG	06/28/2013	GAP
1,2-Dibromo 3-Chloropropane	EPA-8260	U	50	1	UG/KG	06/28/2013	GAP
1,2,4-Trichlorobenzene	EPA-8260	U	10	1	UG/KG	06/28/2013	GAP
Hexachlorobutadiene	EPA-8260	U	10	1	UG/KG	06/28/2013	GAP
Naphthalene	EPA-8260	U	10	1	UG/KG	06/28/2013	GAP



CERTIFICATE OF ANALYSIS

CLIENT:	Landau Associates, Inc. 130 - 2nd Ave. S. Edmonds, WA 98020	DATE:	7/15/2013
CLIENT CONTACT:	Jeffrey Fellows	ALS SDG#:	EV13060128
CLIENT PROJECT:	Yakima Mill Site / #1148007.010	WDOE ACCREDITATION:	C601

LABORATORY BLANK RESULTS

MB-062813S - Batch 3857 - Soil by EPA-8260

1,2,3-Trichlorobenzene	EPA-8260	U	10	1	UG/KG	06/28/2013	GAP
------------------------	----------	---	----	---	-------	------------	-----

MB-070113S - Batch 3865 - Soil by EPA-8260

ANALYTE	METHOD	RESULTS	REPORTING LIMITS	DILUTION FACTOR	UNITS	ANALYSIS ANALYSIS	
						DATE	BY
Dichlorodifluoromethane	EPA-8260	U	10	1	UG/KG	07/01/2013	GAP
Chloromethane	EPA-8260	U	10	1	UG/KG	07/01/2013	GAP
Vinyl Chloride	EPA-8260	U	10	1	UG/KG	07/01/2013	GAP
Bromomethane	EPA-8260	U	10	1	UG/KG	07/01/2013	GAP
Chloroethane	EPA-8260	U	10	1	UG/KG	07/01/2013	GAP
Carbon Tetrachloride	EPA-8260	U	10	1	UG/KG	07/01/2013	GAP
Trichlorofluoromethane	EPA-8260	U	10	1	UG/KG	07/01/2013	GAP
Carbon Disulfide	EPA-8260	U	10	1	UG/KG	07/01/2013	GAP
Acetone	EPA-8260	U	50	1	UG/KG	07/01/2013	GAP
1,1-Dichloroethene	EPA-8260	U	10	1	UG/KG	07/01/2013	GAP
Methylene Chloride	EPA-8260	U	20	1	UG/KG	07/01/2013	GAP
Acrylonitrile	EPA-8260	U	50	1	UG/KG	07/01/2013	GAP
Methyl T-Butyl Ether	EPA-8260	U	10	1	UG/KG	07/01/2013	GAP
Trans-1,2-Dichloroethene	EPA-8260	U	10	1	UG/KG	07/01/2013	GAP
1,1-Dichloroethane	EPA-8260	U	10	1	UG/KG	07/01/2013	GAP
2-Butanone	EPA-8260	U	50	1	UG/KG	07/01/2013	GAP
Cis-1,2-Dichloroethene	EPA-8260	U	10	1	UG/KG	07/01/2013	GAP
2,2-Dichloropropane	EPA-8260	U	10	1	UG/KG	07/01/2013	GAP
Bromochloromethane	EPA-8260	U	10	1	UG/KG	07/01/2013	GAP
Chloroform	EPA-8260	U	10	1	UG/KG	07/01/2013	GAP
1,1,1-Trichloroethane	EPA-8260	U	10	1	UG/KG	07/01/2013	GAP
1,1-Dichloropropene	EPA-8260	U	10	1	UG/KG	07/01/2013	GAP
1,2-Dichloroethane	EPA-8260	U	10	1	UG/KG	07/01/2013	GAP
Benzene	EPA-8260	U	5.0	1	UG/KG	07/01/2013	GAP
Trichloroethene	EPA-8260	U	10	1	UG/KG	07/01/2013	GAP
1,2-Dichloropropane	EPA-8260	U	10	1	UG/KG	07/01/2013	GAP
Dibromomethane	EPA-8260	U	10	1	UG/KG	07/01/2013	GAP
Bromodichloromethane	EPA-8260	U	10	1	UG/KG	07/01/2013	GAP
Trans-1,3-Dichloropropene	EPA-8260	U	10	1	UG/KG	07/01/2013	GAP
4-Methyl-2-Pentanone	EPA-8260	U	50	1	UG/KG	07/01/2013	GAP
Toluene	EPA-8260	U	10	1	UG/KG	07/01/2013	GAP
Cis-1,3-Dichloropropene	EPA-8260	U	10	1	UG/KG	07/01/2013	GAP
1,1,2-Trichloroethane	EPA-8260	U	10	1	UG/KG	07/01/2013	GAP
2-Hexanone	EPA-8260	U	50	1	UG/KG	07/01/2013	GAP
1,3-Dichloropropane	EPA-8260	U	10	1	UG/KG	07/01/2013	GAP



CERTIFICATE OF ANALYSIS

CLIENT:	Landau Associates, Inc. 130 - 2nd Ave. S. Edmonds, WA 98020	DATE:	7/15/2013
CLIENT CONTACT:	Jeffrey Fellows	ALS SDG#:	EV13060128
CLIENT PROJECT:	Yakima Mill Site / #1148007.010	WDOE ACCREDITATION:	C601

LABORATORY BLANK RESULTS

MB-070113S - Batch 3865 - Soil by EPA-8260

Tetrachloroethylene	EPA-8260	U	10	1	UG/KG	07/01/2013	GAP
Dibromochloromethane	EPA-8260	U	10	1	UG/KG	07/01/2013	GAP
1,2-Dibromoethane	EPA-8260	U	5.0	1	UG/KG	07/01/2013	GAP
Chlorobenzene	EPA-8260	U	10	1	UG/KG	07/01/2013	GAP
1,1,1,2-Tetrachloroethane	EPA-8260	U	10	1	UG/KG	07/01/2013	GAP
Ethylbenzene	EPA-8260	U	10	1	UG/KG	07/01/2013	GAP
m,p-Xylene	EPA-8260	U	20	1	UG/KG	07/01/2013	GAP
Styrene	EPA-8260	U	10	1	UG/KG	07/01/2013	GAP
o-Xylene	EPA-8260	U	10	1	UG/KG	07/01/2013	GAP
Bromoform	EPA-8260	U	10	1	UG/KG	07/01/2013	GAP
Isopropylbenzene	EPA-8260	U	10	1	UG/KG	07/01/2013	GAP
1,1,2,2-Tetrachloroethane	EPA-8260	U	10	1	UG/KG	07/01/2013	GAP
1,2,3-Trichloropropane	EPA-8260	U	10	1	UG/KG	07/01/2013	GAP
Bromobenzene	EPA-8260	U	10	1	UG/KG	07/01/2013	GAP
N-Propyl Benzene	EPA-8260	U	10	1	UG/KG	07/01/2013	GAP
2-Chlorotoluene	EPA-8260	U	10	1	UG/KG	07/01/2013	GAP
1,3,5-Trimethylbenzene	EPA-8260	U	10	1	UG/KG	07/01/2013	GAP
4-Chlorotoluene	EPA-8260	U	10	1	UG/KG	07/01/2013	GAP
T-Butyl Benzene	EPA-8260	U	10	1	UG/KG	07/01/2013	GAP
1,2,4-Trimethylbenzene	EPA-8260	U	10	1	UG/KG	07/01/2013	GAP
S-Butyl Benzene	EPA-8260	U	10	1	UG/KG	07/01/2013	GAP
P-Isopropyltoluene	EPA-8260	U	10	1	UG/KG	07/01/2013	GAP
1,3 Dichlorobenzene	EPA-8260	U	10	1	UG/KG	07/01/2013	GAP
1,4-Dichlorobenzene	EPA-8260	U	10	1	UG/KG	07/01/2013	GAP
N-Butylbenzene	EPA-8260	U	10	1	UG/KG	07/01/2013	GAP
1,2-Dichlorobenzene	EPA-8260	U	10	1	UG/KG	07/01/2013	GAP
1,2-Dibromo 3-Chloropropane	EPA-8260	U	50	1	UG/KG	07/01/2013	GAP
1,2,4-Trichlorobenzene	EPA-8260	U	10	1	UG/KG	07/01/2013	GAP
Hexachlorobutadiene	EPA-8260	U	10	1	UG/KG	07/01/2013	GAP
Naphthalene	EPA-8260	U	10	1	UG/KG	07/01/2013	GAP
1,2,3-Trichlorobenzene	EPA-8260	U	10	1	UG/KG	07/01/2013	GAP

MB-062813W - Batch 3855 - Water by EPA-8260

ANALYTE	METHOD	RESULTS	REPORTING LIMITS	DILUTION FACTOR	UNITS	ANALYSIS DATE	ANALYSIS BY
Dichlorodifluoromethane	EPA-8260	U	2.0	1	UG/L	06/28/2013	GAP
Chloromethane	EPA-8260	U	2.0	1	UG/L	06/28/2013	GAP
Bromomethane	EPA-8260	U	2.0	1	UG/L	06/28/2013	GAP
Chloroethane	EPA-8260	U	2.0	1	UG/L	06/28/2013	GAP
Carbon Tetrachloride	EPA-8260	U	2.0	1	UG/L	06/28/2013	GAP



CERTIFICATE OF ANALYSIS

CLIENT:	Landau Associates, Inc. 130 - 2nd Ave. S. Edmonds, WA 98020	DATE:	7/15/2013
CLIENT CONTACT:	Jeffrey Fellows	ALS SDG#:	EV13060128
CLIENT PROJECT:	Yakima Mill Site / #1148007.010	WDOE ACCREDITATION:	C601

LABORATORY BLANK RESULTS

MB-062813W - Batch 3855 - Water by EPA-8260

Trichlorofluoromethane	EPA-8260	U	2.0	1	UG/L	06/28/2013	GAP
Carbon Disulfide	EPA-8260	U	2.0	1	UG/L	06/28/2013	GAP
Acetone	EPA-8260	U	25	1	UG/L	06/28/2013	GAP
1,1-Dichloroethene	EPA-8260	U	2.0	1	UG/L	06/28/2013	GAP
Methylene Chloride	EPA-8260	U	5.0	1	UG/L	06/28/2013	GAP
Acrylonitrile	EPA-8260	U	10	1	UG/L	06/28/2013	GAP
Methyl T-Butyl Ether	EPA-8260	U	2.0	1	UG/L	06/28/2013	GAP
Trans-1,2-Dichloroethene	EPA-8260	U	2.0	1	UG/L	06/28/2013	GAP
1,1-Dichloroethane	EPA-8260	U	2.0	1	UG/L	06/28/2013	GAP
2-Butanone	EPA-8260	U	10	1	UG/L	06/28/2013	GAP
Cis-1,2-Dichloroethene	EPA-8260	U	2.0	1	UG/L	06/28/2013	GAP
2,2-Dichloropropane	EPA-8260	U	2.0	1	UG/L	06/28/2013	GAP
Bromochloromethane	EPA-8260	U	2.0	1	UG/L	06/28/2013	GAP
Chloroform	EPA-8260	U	2.0	1	UG/L	06/28/2013	GAP
1,1,1-Trichloroethane	EPA-8260	U	2.0	1	UG/L	06/28/2013	GAP
1,1-Dichloropropene	EPA-8260	U	2.0	1	UG/L	06/28/2013	GAP
1,2-Dichloroethane	EPA-8260	U	2.0	1	UG/L	06/28/2013	GAP
Benzene	EPA-8260	U	2.0	1	UG/L	06/28/2013	GAP
Trichloroethene	EPA-8260	U	2.0	1	UG/L	06/28/2013	GAP
1,2-Dichloropropane	EPA-8260	U	2.0	1	UG/L	06/28/2013	GAP
Dibromomethane	EPA-8260	U	2.0	1	UG/L	06/28/2013	GAP
Bromodichloromethane	EPA-8260	U	2.0	1	UG/L	06/28/2013	GAP
Trans-1,3-Dichloropropene	EPA-8260	U	2.0	1	UG/L	06/28/2013	GAP
4-Methyl-2-Pentanone	EPA-8260	U	10	1	UG/L	06/28/2013	GAP
Toluene	EPA-8260	U	2.0	1	UG/L	06/28/2013	GAP
Cis-1,3-Dichloropropene	EPA-8260	U	2.0	1	UG/L	06/28/2013	GAP
1,1,2-Trichloroethane	EPA-8260	U	2.0	1	UG/L	06/28/2013	GAP
2-Hexanone	EPA-8260	U	10	1	UG/L	06/28/2013	GAP
1,3-Dichloropropane	EPA-8260	U	2.0	1	UG/L	06/28/2013	GAP
Tetrachloroethylene	EPA-8260	U	2.0	1	UG/L	06/28/2013	GAP
Dibromochloromethane	EPA-8260	U	2.0	1	UG/L	06/28/2013	GAP
1,2-Dibromoethane	EPA-8260	U	0.010	1	UG/L	06/28/2013	GAP
Chlorobenzene	EPA-8260	U	2.0	1	UG/L	06/28/2013	GAP
1,1,1,2-Tetrachloroethane	EPA-8260	U	2.0	1	UG/L	06/28/2013	GAP
Ethylbenzene	EPA-8260	U	2.0	1	UG/L	06/28/2013	GAP
m,p-Xylene	EPA-8260	U	4.0	1	UG/L	06/28/2013	GAP
Styrene	EPA-8260	U	2.0	1	UG/L	06/28/2013	GAP
o-Xylene	EPA-8260	U	2.0	1	UG/L	06/28/2013	GAP
Bromoform	EPA-8260	U	2.0	1	UG/L	06/28/2013	GAP
Isopropylbenzene	EPA-8260	U	2.0	1	UG/L	06/28/2013	GAP



CERTIFICATE OF ANALYSIS

CLIENT:	Landau Associates, Inc. 130 - 2nd Ave. S. Edmonds, WA 98020	DATE:	7/15/2013
CLIENT CONTACT:	Jeffrey Fellows	ALS SDG#:	EV13060128
CLIENT PROJECT:	Yakima Mill Site / #1148007.010	WDOE ACCREDITATION:	C601

LABORATORY BLANK RESULTS

MB-062813W - Batch 3855 - Water by EPA-8260

1,1,2,2-Tetrachloroethane	EPA-8260	U	2.0	1	UG/L	06/28/2013	GAP
1,2,3-Trichloropropane	EPA-8260	U	2.0	1	UG/L	06/28/2013	GAP
Bromobenzene	EPA-8260	U	2.0	1	UG/L	06/28/2013	GAP
N-Propyl Benzene	EPA-8260	U	2.0	1	UG/L	06/28/2013	GAP
2-Chlorotoluene	EPA-8260	U	2.0	1	UG/L	06/28/2013	GAP
1,3,5-Trimethylbenzene	EPA-8260	U	2.0	1	UG/L	06/28/2013	GAP
4-Chlorotoluene	EPA-8260	U	2.0	1	UG/L	06/28/2013	GAP
T-Butyl Benzene	EPA-8260	U	2.0	1	UG/L	06/28/2013	GAP
1,2,4-Trimethylbenzene	EPA-8260	U	2.0	1	UG/L	06/28/2013	GAP
S-Butyl Benzene	EPA-8260	U	2.0	1	UG/L	06/28/2013	GAP
P-Isopropyltoluene	EPA-8260	U	2.0	1	UG/L	06/28/2013	GAP
1,3 Dichlorobenzene	EPA-8260	U	2.0	1	UG/L	06/28/2013	GAP
1,4-Dichlorobenzene	EPA-8260	U	2.0	1	UG/L	06/28/2013	GAP
N-Butylbenzene	EPA-8260	U	2.0	1	UG/L	06/28/2013	GAP
1,2-Dichlorobenzene	EPA-8260	U	2.0	1	UG/L	06/28/2013	GAP
1,2-Dibromo 3-Chloropropane	EPA-8260	U	10	1	UG/L	06/28/2013	GAP
1,2,4-Trichlorobenzene	EPA-8260	U	2.0	1	UG/L	06/28/2013	GAP
Hexachlorobutadiene	EPA-8260	U	2.0	1	UG/L	06/28/2013	GAP
Naphthalene	EPA-8260	U	2.0	1	UG/L	06/28/2013	GAP
1,2,3-Trichlorobenzene	EPA-8260	U	2.0	1	UG/L	06/28/2013	GAP

MB2-070113S - Batch 3901 - Soil by EPA-8270 SIM

ANALYTE	METHOD	RESULTS	REPORTING LIMITS	DILUTION FACTOR	UNITS	ANALYSIS DATE	ANALYSIS BY
Naphthalene	EPA-8270 SIM	U	0.010	1	MG/KG	07/02/2013	LAP
2-Methylnaphthalene	EPA-8270 SIM	U	0.010	1	MG/KG	07/02/2013	LAP
1-Methylnaphthalene	EPA-8270 SIM	U	0.010	1	MG/KG	07/02/2013	LAP
Acenaphthylene	EPA-8270 SIM	U	0.010	1	MG/KG	07/02/2013	LAP
Acenaphthene	EPA-8270 SIM	U	0.010	1	MG/KG	07/02/2013	LAP
Fluorene	EPA-8270 SIM	U	0.010	1	MG/KG	07/02/2013	LAP
Phenanthrene	EPA-8270 SIM	U	0.010	1	MG/KG	07/02/2013	LAP
Anthracene	EPA-8270 SIM	U	0.010	1	MG/KG	07/02/2013	LAP
Fluoranthene	EPA-8270 SIM	U	0.010	1	MG/KG	07/02/2013	LAP
Pyrene	EPA-8270 SIM	U	0.010	1	MG/KG	07/02/2013	LAP
Benzo[A]Anthracene	EPA-8270 SIM	U	0.010	1	MG/KG	07/02/2013	LAP
Chrysene	EPA-8270 SIM	U	0.010	1	MG/KG	07/02/2013	LAP
Benzo[B]Fluoranthene	EPA-8270 SIM	U	0.010	1	MG/KG	07/02/2013	LAP
Benzo[K]Fluoranthene	EPA-8270 SIM	U	0.010	1	MG/KG	07/02/2013	LAP
Benzo[A]Pyrene	EPA-8270 SIM	U	0.010	1	MG/KG	07/02/2013	LAP
Indeno[1,2,3-Cd]Pyrene	EPA-8270 SIM	U	0.010	1	MG/KG	07/02/2013	LAP



CERTIFICATE OF ANALYSIS

CLIENT:	Landau Associates, Inc. 130 - 2nd Ave. S. Edmonds, WA 98020	DATE:	7/15/2013
CLIENT CONTACT:	Jeffrey Fellows	ALS SDG#:	EV13060128
CLIENT PROJECT:	Yakima Mill Site / #1148007.010	WDOE ACCREDITATION:	C601

LABORATORY BLANK RESULTS

MB2-070113S - Batch 3901 - Soil by EPA-8270 SIM

Dibenz[A,H]Anthracene	EPA-8270 SIM	U	0.010	1	MG/KG	07/02/2013	LAP
Benzo[G,H,I]Perylene	EPA-8270 SIM	U	0.010	1	MG/KG	07/02/2013	LAP

MB2-070313S - Batch 3902 - Soil by EPA-8270 SIM

ANALYTE	METHOD	RESULTS	REPORTING LIMITS	DILUTION FACTOR	UNITS	ANALYSIS DATE	ANALYSIS BY
Naphthalene	EPA-8270 SIM	U	0.010	1	MG/KG	07/09/2013	LAP
2-Methylnaphthalene	EPA-8270 SIM	U	0.010	1	MG/KG	07/09/2013	LAP
1-Methylnaphthalene	EPA-8270 SIM	U	0.010	1	MG/KG	07/09/2013	LAP
Acenaphthylene	EPA-8270 SIM	U	0.010	1	MG/KG	07/09/2013	LAP
Acenaphthene	EPA-8270 SIM	U	0.010	1	MG/KG	07/09/2013	LAP
Fluorene	EPA-8270 SIM	U	0.010	1	MG/KG	07/09/2013	LAP
Phenanthrene	EPA-8270 SIM	U	0.010	1	MG/KG	07/09/2013	LAP
Anthracene	EPA-8270 SIM	U	0.010	1	MG/KG	07/09/2013	LAP
Fluoranthene	EPA-8270 SIM	U	0.010	1	MG/KG	07/09/2013	LAP
Pyrene	EPA-8270 SIM	U	0.010	1	MG/KG	07/09/2013	LAP
Benzo[A]Anthracene	EPA-8270 SIM	U	0.010	1	MG/KG	07/09/2013	LAP
Chrysene	EPA-8270 SIM	U	0.010	1	MG/KG	07/09/2013	LAP
Benzo[B]Fluoranthene	EPA-8270 SIM	U	0.010	1	MG/KG	07/09/2013	LAP
Benzo[K]Fluoranthene	EPA-8270 SIM	U	0.010	1	MG/KG	07/09/2013	LAP
Benzo[A]Pyrene	EPA-8270 SIM	U	0.010	1	MG/KG	07/09/2013	LAP
Indeno[1,2,3-Cd]Pyrene	EPA-8270 SIM	U	0.010	1	MG/KG	07/09/2013	LAP
Dibenz[A,H]Anthracene	EPA-8270 SIM	U	0.010	1	MG/KG	07/09/2013	LAP
Benzo[G,H,I]Perylene	EPA-8270 SIM	U	0.010	1	MG/KG	07/09/2013	LAP

MB-070113S - Batch 3897 - Soil by EPA-8270

ANALYTE	METHOD	RESULTS	REPORTING LIMITS	DILUTION FACTOR	UNITS	ANALYSIS DATE	ANALYSIS BY
Pyridine	EPA-8270	U	200	1	UG/KG	07/02/2013	LAP
N-Nitrosodimethylamine	EPA-8270	U	100	1	UG/KG	07/02/2013	LAP
Phenol	EPA-8270	U	100	1	UG/KG	07/02/2013	LAP
Aniline	EPA-8270	U	100	1	UG/KG	07/02/2013	LAP
Bis(2-Chloroethyl)Ether	EPA-8270	U	100	1	UG/KG	07/02/2013	LAP
2-Chlorophenol	EPA-8270	U	100	1	UG/KG	07/02/2013	LAP
1,3-Dichlorobenzene	EPA-8270	U	100	1	UG/KG	07/02/2013	LAP
1,4-Dichlorobenzene	EPA-8270	U	100	1	UG/KG	07/02/2013	LAP
Benzyl Alcohol	EPA-8270	U	100	1	UG/KG	07/02/2013	LAP
1,2-Dichlorobenzene	EPA-8270	U	100	1	UG/KG	07/02/2013	LAP
2-Methylphenol	EPA-8270	U	100	1	UG/KG	07/02/2013	LAP
Bis(2-Chloroisopropyl)Ether	EPA-8270	U	100	1	UG/KG	07/02/2013	LAP



CERTIFICATE OF ANALYSIS

CLIENT:	Landau Associates, Inc. 130 - 2nd Ave. S. Edmonds, WA 98020	DATE:	7/15/2013
CLIENT CONTACT:	Jeffrey Fellows	ALS SDG#:	EV13060128
CLIENT PROJECT:	Yakima Mill Site / #1148007.010	WDOE ACCREDITATION:	C601

LABORATORY BLANK RESULTS

MB-070113S - Batch 3897 - Soil by EPA-8270

3&4-Methylphenol	EPA-8270	U	100	1	UG/KG	07/02/2013	LAP
N-Nitroso-Di-N-Propylamine	EPA-8270	U	100	1	UG/KG	07/02/2013	LAP
Hexachloroethane	EPA-8270	U	100	1	UG/KG	07/02/2013	LAP
Nitrobenzene	EPA-8270	U	100	1	UG/KG	07/02/2013	LAP
Isophorone	EPA-8270	U	100	1	UG/KG	07/02/2013	LAP
2-Nitrophenol	EPA-8270	U	250	1	UG/KG	07/02/2013	LAP
2,4-Dimethylphenol	EPA-8270	U	100	1	UG/KG	07/02/2013	LAP
Benzoic Acid	EPA-8270	U	1000	1	UG/KG	07/02/2013	LAP
Bis(2-Chloroethoxy)Methane	EPA-8270	U	100	1	UG/KG	07/02/2013	LAP
2,4-Dichlorophenol	EPA-8270	U	100	1	UG/KG	07/02/2013	LAP
1,2,4-Trichlorobenzene	EPA-8270	U	100	1	UG/KG	07/02/2013	LAP
4-Chloroaniline	EPA-8270	U	100	1	UG/KG	07/02/2013	LAP
2,6-Dichlorophenol	EPA-8270	U	100	1	UG/KG	07/02/2013	LAP
Hexachlorobutadiene	EPA-8270	U	100	1	UG/KG	07/02/2013	LAP
4-Chloro-3-Methylphenol	EPA-8270	U	100	1	UG/KG	07/02/2013	LAP
Hexachlorocyclopentadiene	EPA-8270	U	500	1	UG/KG	07/02/2013	LAP
2,4,6-Trichlorophenol	EPA-8270	U	100	1	UG/KG	07/02/2013	LAP
2,4,5-Trichlorophenol	EPA-8270	U	100	1	UG/KG	07/02/2013	LAP
2-Chloronaphthalene	EPA-8270	U	100	1	UG/KG	07/02/2013	LAP
2-Nitroaniline	EPA-8270	U	250	1	UG/KG	07/02/2013	LAP
Dimethylphthalate	EPA-8270	U	100	1	UG/KG	07/02/2013	LAP
2,6-Dinitrotoluene	EPA-8270	U	250	1	UG/KG	07/02/2013	LAP
Acenaphthene	EPA-8270	U	100	1	UG/KG	07/02/2013	LAP
3-Nitroaniline	EPA-8270	U	250	1	UG/KG	07/02/2013	LAP
2,4-Dinitrophenol	EPA-8270	U	250	1	UG/KG	07/02/2013	LAP
4-Nitrophenol	EPA-8270	U	500	1	UG/KG	07/02/2013	LAP
Dibenzofuran	EPA-8270	U	100	1	UG/KG	07/02/2013	LAP
2,4-Dinitrotoluene	EPA-8270	U	250	1	UG/KG	07/02/2013	LAP
2,3,4,6-Tetrachlorophenol	EPA-8270	U	250	1	UG/KG	07/02/2013	LAP
Diethylphthalate	EPA-8270	U	100	1	UG/KG	07/02/2013	LAP
4-Chlorophenyl-Phenylether	EPA-8270	U	100	1	UG/KG	07/02/2013	LAP
4-Nitroaniline	EPA-8270	U	250	1	UG/KG	07/02/2013	LAP
4,6-Dinitro-2-Methylphenol	EPA-8270	U	100	1	UG/KG	07/02/2013	LAP
N-Nitrosodiphenylamine	EPA-8270	U	100	1	UG/KG	07/02/2013	LAP
Azobenzene	EPA-8270	U	100	1	UG/KG	07/02/2013	LAP
4-Bromophenyl-Phenylether	EPA-8270	U	100	1	UG/KG	07/02/2013	LAP
Hexachlorobenzene	EPA-8270	U	100	1	UG/KG	07/02/2013	LAP
Pentachlorophenol	EPA-8270	U	500	1	UG/KG	07/02/2013	LAP
Carbazole	EPA-8270	U	100	1	UG/KG	07/02/2013	LAP
Di-N-Butylphthalate	EPA-8270	U	130	1	UG/KG	07/02/2013	LAP



CERTIFICATE OF ANALYSIS

CLIENT:	Landau Associates, Inc. 130 - 2nd Ave. S. Edmonds, WA 98020	DATE:	7/15/2013
CLIENT CONTACT:	Jeffrey Fellows	ALS SDG#:	EV13060128
CLIENT PROJECT:	Yakima Mill Site / #1148007.010	WDOE ACCREDITATION:	C601

LABORATORY BLANK RESULTS

MB-070113S - Batch 3897 - Soil by EPA-8270

Pyrene	EPA-8270	U	100	1	UG/KG	07/02/2013	LAP
Butylbenzylphthalate	EPA-8270	U	100	1	UG/KG	07/02/2013	LAP
3,3-Dichlorobenzidine	EPA-8270	U	250	1	UG/KG	07/02/2013	LAP
Bis(2-Ethylhexyl)Phthalate	EPA-8270	U	130	1	UG/KG	07/02/2013	LAP
Di-N-Octylphthalate	EPA-8270	U	100	1	UG/KG	07/02/2013	LAP

MB-070313S - Batch 3898 - Soil by EPA-8270

ANALYTE	METHOD	RESULTS	REPORTING LIMITS	DILUTION FACTOR	UNITS	ANALYSIS DATE	ANALYSIS BY
Pyridine	EPA-8270	U	200	1	UG/KG	07/09/2013	LAP
N-Nitrosodimethylamine	EPA-8270	U	100	1	UG/KG	07/09/2013	LAP
Phenol	EPA-8270	U	100	1	UG/KG	07/09/2013	LAP
Aniline	EPA-8270	U	100	1	UG/KG	07/09/2013	LAP
Bis(2-Chloroethyl)Ether	EPA-8270	U	100	1	UG/KG	07/09/2013	LAP
2-Chlorophenol	EPA-8270	U	100	1	UG/KG	07/09/2013	LAP
1,3-Dichlorobenzene	EPA-8270	U	100	1	UG/KG	07/09/2013	LAP
1,4-Dichlorobenzene	EPA-8270	U	100	1	UG/KG	07/09/2013	LAP
Benzyl Alcohol	EPA-8270	U	100	1	UG/KG	07/09/2013	LAP
1,2-Dichlorobenzene	EPA-8270	U	100	1	UG/KG	07/09/2013	LAP
2-Methylphenol	EPA-8270	U	100	1	UG/KG	07/09/2013	LAP
Bis(2-Chloroisopropyl)Ether	EPA-8270	U	100	1	UG/KG	07/09/2013	LAP
3&4-Methylphenol	EPA-8270	U	100	1	UG/KG	07/09/2013	LAP
N-Nitroso-Di-N-Propylamine	EPA-8270	U	100	1	UG/KG	07/09/2013	LAP
Hexachloroethane	EPA-8270	U	100	1	UG/KG	07/09/2013	LAP
Nitrobenzene	EPA-8270	U	100	1	UG/KG	07/09/2013	LAP
Isophorone	EPA-8270	U	100	1	UG/KG	07/09/2013	LAP
2-Nitrophenol	EPA-8270	U	250	1	UG/KG	07/09/2013	LAP
2,4-Dimethylphenol	EPA-8270	U	100	1	UG/KG	07/09/2013	LAP
Benzoic Acid	EPA-8270	U	1000	1	UG/KG	07/09/2013	LAP
Bis(2-Chloroethoxy)Methane	EPA-8270	U	100	1	UG/KG	07/09/2013	LAP
2,4-Dichlorophenol	EPA-8270	U	100	1	UG/KG	07/09/2013	LAP
1,2,4-Trichlorobenzene	EPA-8270	U	100	1	UG/KG	07/09/2013	LAP
4-Chloroaniline	EPA-8270	U	100	1	UG/KG	07/09/2013	LAP
2,6-Dichlorophenol	EPA-8270	U	100	1	UG/KG	07/09/2013	LAP
Hexachlorobutadiene	EPA-8270	U	100	1	UG/KG	07/09/2013	LAP
4-Chloro-3-Methylphenol	EPA-8270	U	100	1	UG/KG	07/09/2013	LAP
Hexachlorocyclopentadiene	EPA-8270	U	500	1	UG/KG	07/09/2013	LAP
2,4,6-Trichlorophenol	EPA-8270	U	100	1	UG/KG	07/09/2013	LAP
2,4,5-Trichlorophenol	EPA-8270	U	100	1	UG/KG	07/09/2013	LAP
2-Chloronaphthalene	EPA-8270	U	100	1	UG/KG	07/09/2013	LAP



CERTIFICATE OF ANALYSIS

CLIENT:	Landau Associates, Inc. 130 - 2nd Ave. S. Edmonds, WA 98020	DATE:	7/15/2013
CLIENT CONTACT:	Jeffrey Fellows	ALS SDG#:	EV13060128
CLIENT PROJECT:	Yakima Mill Site / #1148007.010	WDOE ACCREDITATION:	C601

LABORATORY BLANK RESULTS

MB-070313S - Batch 3898 - Soil by EPA-8270

2-Nitroaniline	EPA-8270	U	250	1	UG/KG	07/09/2013	LAP
Dimethylphthalate	EPA-8270	U	100	1	UG/KG	07/09/2013	LAP
2,6-Dinitrotoluene	EPA-8270	U	250	1	UG/KG	07/09/2013	LAP
Acenaphthene	EPA-8270	U	100	1	UG/KG	07/09/2013	LAP
3-Nitroaniline	EPA-8270	U	250	1	UG/KG	07/09/2013	LAP
2,4-Dinitrophenol	EPA-8270	U	250	1	UG/KG	07/09/2013	LAP
4-Nitrophenol	EPA-8270	U	500	1	UG/KG	07/09/2013	LAP
Dibenzofuran	EPA-8270	U	100	1	UG/KG	07/09/2013	LAP
2,4-Dinitrotoluene	EPA-8270	U	250	1	UG/KG	07/09/2013	LAP
2,3,4,6-Tetrachlorophenol	EPA-8270	U	250	1	UG/KG	07/09/2013	LAP
Diethylphthalate	EPA-8270	U	100	1	UG/KG	07/09/2013	LAP
4-Chlorophenyl-Phenylether	EPA-8270	U	100	1	UG/KG	07/09/2013	LAP
4-Nitroaniline	EPA-8270	U	250	1	UG/KG	07/09/2013	LAP
4,6-Dinitro-2-Methylphenol	EPA-8270	U	100	1	UG/KG	07/09/2013	LAP
N-Nitrosodiphenylamine	EPA-8270	U	100	1	UG/KG	07/09/2013	LAP
Azobenzene	EPA-8270	U	100	1	UG/KG	07/09/2013	LAP
4-Bromophenyl-Phenylether	EPA-8270	U	100	1	UG/KG	07/09/2013	LAP
Hexachlorobenzene	EPA-8270	U	100	1	UG/KG	07/09/2013	LAP
Pentachlorophenol	EPA-8270	U	500	1	UG/KG	07/09/2013	LAP
Carbazole	EPA-8270	U	100	1	UG/KG	07/09/2013	LAP
Di-N-Butylphthalate	EPA-8270	U	130	1	UG/KG	07/09/2013	LAP
Pyrene	EPA-8270	U	100	1	UG/KG	07/09/2013	LAP
Butylbenzylphthalate	EPA-8270	U	100	1	UG/KG	07/09/2013	LAP
3,3-Dichlorobenzidine	EPA-8270	U	250	1	UG/KG	07/09/2013	LAP
Bis(2-Ethylhexyl)Phthalate	EPA-8270	U	130	1	UG/KG	07/09/2013	LAP
Di-N-Octylphthalate	EPA-8270	U	100	1	UG/KG	07/09/2013	LAP

MB-062113W - Batch 3862 - Water by EPA-8270

ANALYTE	METHOD	RESULTS	REPORTING LIMITS	DILUTION FACTOR	UNITS	ANALYSIS DATE	ANALYSIS BY
Pyridine	EPA-8270	U	2.0	1	UG/L	06/24/2013	LAP
N-Nitrosodimethylamine	EPA-8270	U	2.0	1	UG/L	06/24/2013	LAP
Phenol	EPA-8270	U	2.0	1	UG/L	06/24/2013	LAP
Aniline	EPA-8270	U	2.0	1	UG/L	06/24/2013	LAP
Bis(2-Chloroethyl)Ether	EPA-8270	U	2.0	1	UG/L	06/24/2013	LAP
2-Chlorophenol	EPA-8270	U	2.0	1	UG/L	06/24/2013	LAP
1,3-Dichlorobenzene	EPA-8270	U	2.0	1	UG/L	06/24/2013	LAP
1,4-Dichlorobenzene	EPA-8270	U	2.0	1	UG/L	06/24/2013	LAP
Benzyl Alcohol	EPA-8270	U	2.0	1	UG/L	06/24/2013	LAP
1,2-Dichlorobenzene	EPA-8270	U	2.0	1	UG/L	06/24/2013	LAP



CERTIFICATE OF ANALYSIS

CLIENT:	Landau Associates, Inc. 130 - 2nd Ave. S. Edmonds, WA 98020	DATE:	7/15/2013
CLIENT CONTACT:	Jeffrey Fellows	ALS SDG#:	EV13060128
CLIENT PROJECT:	Yakima Mill Site / #1148007.010	WDOE ACCREDITATION:	C601

LABORATORY BLANK RESULTS

MB-062113W - Batch 3862 - Water by EPA-8270

2-Methylphenol	EPA-8270	U	2.0	1	UG/L	06/24/2013	LAP
Bis(2-Chloroisopropyl)Ether	EPA-8270	U	2.0	1	UG/L	06/24/2013	LAP
3&4-Methylphenol	EPA-8270	U	2.0	1	UG/L	06/24/2013	LAP
N-Nitroso-Di-N-Propylamine	EPA-8270	U	2.0	1	UG/L	06/24/2013	LAP
Hexachloroethane	EPA-8270	U	2.0	1	UG/L	06/24/2013	LAP
Nitrobenzene	EPA-8270	U	2.0	1	UG/L	06/24/2013	LAP
Isophorone	EPA-8270	U	2.0	1	UG/L	06/24/2013	LAP
2-Nitrophenol	EPA-8270	U	2.0	1	UG/L	06/24/2013	LAP
2,4-Dimethylphenol	EPA-8270	U	2.0	1	UG/L	06/24/2013	LAP
Benzoic Acid	EPA-8270	U	10	1	UG/L	06/24/2013	LAP
Bis(2-Chloroethoxy)Methane	EPA-8270	U	2.0	1	UG/L	06/24/2013	LAP
2,4-Dichlorophenol	EPA-8270	U	2.0	1	UG/L	06/24/2013	LAP
1,2,4-Trichlorobenzene	EPA-8270	U	2.0	1	UG/L	06/24/2013	LAP
Naphthalene	EPA-8270	U	2.0	1	UG/L	06/24/2013	LAP
4-Chloroaniline	EPA-8270	U	2.0	1	UG/L	06/24/2013	LAP
2,6-Dichlorophenol	EPA-8270	U	2.0	1	UG/L	06/24/2013	LAP
Hexachlorobutadiene	EPA-8270	U	2.0	1	UG/L	06/24/2013	LAP
4-Chloro-3-Methylphenol	EPA-8270	U	2.0	1	UG/L	06/24/2013	LAP
2-Methylnaphthalene	EPA-8270	U	2.0	1	UG/L	06/24/2013	LAP
1-Methylnaphthalene	EPA-8270	U	2.0	1	UG/L	06/24/2013	LAP
Hexachlorocyclopentadiene	EPA-8270	U	2.0	1	UG/L	06/24/2013	LAP
2,4,6-Trichlorophenol	EPA-8270	U	2.0	1	UG/L	06/24/2013	LAP
2,4,5-Trichlorophenol	EPA-8270	U	2.0	1	UG/L	06/24/2013	LAP
2-Chloronaphthalene	EPA-8270	U	2.0	1	UG/L	06/24/2013	LAP
2-Nitroaniline	EPA-8270	U	2.0	1	UG/L	06/24/2013	LAP
Acenaphthylene	EPA-8270	U	2.0	1	UG/L	06/24/2013	LAP
Dimethylphthalate	EPA-8270	U	2.0	1	UG/L	06/24/2013	LAP
2,6-Dinitrotoluene	EPA-8270	U	2.0	1	UG/L	06/24/2013	LAP
Acenaphthene	EPA-8270	U	2.0	1	UG/L	06/24/2013	LAP
3-Nitroaniline	EPA-8270	U	5.0	1	UG/L	06/24/2013	LAP
2,4-Dinitrophenol	EPA-8270	U	10	1	UG/L	06/24/2013	LAP
4-Nitrophenol	EPA-8270	U	2.0	1	UG/L	06/24/2013	LAP
Dibenzofuran	EPA-8270	U	2.0	1	UG/L	06/24/2013	LAP
2,4-Dinitrotoluene	EPA-8270	U	2.0	1	UG/L	06/24/2013	LAP
2,3,4,6-Tetrachlorophenol	EPA-8270	U	2.0	1	UG/L	06/24/2013	LAP
Diethylphthalate	EPA-8270	U	2.0	1	UG/L	06/24/2013	LAP
Fluorene	EPA-8270	U	2.0	1	UG/L	06/24/2013	LAP
4-Chlorophenyl-Phenylether	EPA-8270	U	2.0	1	UG/L	06/24/2013	LAP
4-Nitroaniline	EPA-8270	U	2.0	1	UG/L	06/24/2013	LAP
4,6-Dinitro-2-Methylphenol	EPA-8270	U	2.0	1	UG/L	06/24/2013	LAP



CERTIFICATE OF ANALYSIS

CLIENT: Landau Associates, Inc. DATE: 7/15/2013
 130 - 2nd Ave. S. ALS SDG#: EV13060128
 Edmonds, WA 98020 WDOE ACCREDITATION: C601

CLIENT CONTACT: Jeffrey Fellows
 CLIENT PROJECT: Yakima Mill Site / #1148007.010

LABORATORY BLANK RESULTS

MB-062113W - Batch 3862 - Water by EPA-8270

ANALYTE	METHOD	RESULTS	REPORTING LIMITS	DILUTION FACTOR	UNITS	ANALYSIS DATE	ANALYSIS BY
N-Nitrosodiphenylamine	EPA-8270	U	2.0	1	UG/L	06/24/2013	LAP
Azobenzene	EPA-8270	U	2.0	1	UG/L	06/24/2013	LAP
4-Bromophenyl-Phenylether	EPA-8270	U	2.0	1	UG/L	06/24/2013	LAP
Hexachlorobenzene	EPA-8270	U	2.0	1	UG/L	06/24/2013	LAP
Pentachlorophenol	EPA-8270	U	5.0	1	UG/L	06/24/2013	LAP
Phenanthrene	EPA-8270	U	2.0	1	UG/L	06/24/2013	LAP
Anthracene	EPA-8270	U	2.0	1	UG/L	06/24/2013	LAP
Carbazole	EPA-8270	U	2.0	1	UG/L	06/24/2013	LAP
Di-N-Butylphthalate	EPA-8270	U	2.0	1	UG/L	06/24/2013	LAP
Fluoranthene	EPA-8270	U	2.0	1	UG/L	06/24/2013	LAP
Pyrene	EPA-8270	U	2.0	1	UG/L	06/24/2013	LAP
Butylbenzylphthalate	EPA-8270	U	2.0	1	UG/L	06/24/2013	LAP
3,3-Dichlorobenzidine	EPA-8270	U	2.0	1	UG/L	06/24/2013	LAP
Benzo[A]Anthracene	EPA-8270	U	2.0	1	UG/L	06/24/2013	LAP
Chrysene	EPA-8270	U	2.0	1	UG/L	06/24/2013	LAP
Bis(2-Ethylhexyl)Phthalate	EPA-8270	U	2.0	1	UG/L	06/24/2013	LAP
Di-N-Octylphthalate	EPA-8270	U	2.0	1	UG/L	06/24/2013	LAP
Benzo[B]Fluoranthene	EPA-8270	U	2.0	1	UG/L	06/24/2013	LAP
Benzo[K]Fluoranthene	EPA-8270	U	2.0	1	UG/L	06/24/2013	LAP
Benzo[A]Pyrene	EPA-8270	U	2.0	1	UG/L	06/24/2013	LAP
Indeno[1,2,3-Cd]Pyrene	EPA-8270	U	2.0	1	UG/L	06/24/2013	LAP
Dibenz[A,H]Anthracene	EPA-8270	U	2.0	1	UG/L	06/24/2013	LAP
Benzo[G,H,I]Perylene	EPA-8270	U	2.0	1	UG/L	06/24/2013	LAP

MBLK-6272013 - Batch R81890 - Soil by EPA-8082

ANALYTE	METHOD	RESULTS	REPORTING LIMITS	DILUTION FACTOR	UNITS	ANALYSIS DATE	ANALYSIS BY
PCB-1016	EPA-8082	U	0.10	1	MG/KG	06/27/2013	LAP
PCB-1268	EPA-8082	U	0.10	1	MG/KG	06/27/2013	LAP
PCB-1221	EPA-8082	U	0.10	1	MG/KG	06/27/2013	LAP
PCB-1232	EPA-8082	U	0.10	1	MG/KG	06/27/2013	LAP
PCB-1242	EPA-8082	U	0.10	1	MG/KG	06/27/2013	LAP
PCB-1248	EPA-8082	U	0.10	1	MG/KG	06/27/2013	LAP
PCB-1254	EPA-8082	U	0.10	1	MG/KG	06/27/2013	LAP
PCB-1260	EPA-8082	U	0.10	1	MG/KG	06/27/2013	LAP

MBLK-6282013 - Batch R81879 - Soil by EPA-7196

ANALYTE	METHOD	RESULTS	REPORTING LIMITS	DILUTION FACTOR	UNITS	ANALYSIS DATE	ANALYSIS BY
Chromium (VI)	EPA-7196	U	5.0	1	MG/KG	06/28/2013	RAL



CERTIFICATE OF ANALYSIS

CLIENT: Landau Associates, Inc. DATE: 7/15/2013
 130 - 2nd Ave. S. ALS SDG#: EV13060128
 Edmonds, WA 98020 WDOE ACCREDITATION: C601

CLIENT CONTACT: Jeffrey Fellows
 CLIENT PROJECT: Yakima Mill Site / #1148007.010

LABORATORY BLANK RESULTS

MBLK-6282013 - Batch R81879 - Soil by EPA-7196

MBLK-712013 - Batch R81964 - Soil by EPA-7471

ANALYTE	METHOD	RESULTS	REPORTING LIMITS	DILUTION FACTOR	UNITS	ANALYSIS DATE	ANALYSIS BY
Mercury	EPA-7471	U	0.020	1	MG/KG	07/01/2013	RAL

MBLK-712013 - Batch R81965 - Soil by EPA-7471

ANALYTE	METHOD	RESULTS	REPORTING LIMITS	DILUTION FACTOR	UNITS	ANALYSIS DATE	ANALYSIS BY
Mercury	EPA-7471	U	0.020	1	MG/KG	07/01/2013	RAL

MBLK-752013 - Batch R81967 - Soil by EPA-7471

ANALYTE	METHOD	RESULTS	REPORTING LIMITS	DILUTION FACTOR	UNITS	ANALYSIS DATE	ANALYSIS BY
Mercury	EPA-7471	U	0.020	1	MG/KG	07/05/2013	RAL

MBLK-732013 - Batch R81963 - Water by EPA-7470

ANALYTE	METHOD	RESULTS	REPORTING LIMITS	DILUTION FACTOR	UNITS	ANALYSIS DATE	ANALYSIS BY
Mercury (Dissolved)	EPA-7470	U	0.20	1	UG/L	07/03/2013	RAL

MB-062813S - Batch 3869 - Soil by EPA-6020

ANALYTE	METHOD	RESULTS	REPORTING LIMITS	DILUTION FACTOR	UNITS	ANALYSIS DATE	ANALYSIS BY
Arsenic	EPA-6020	U	0.20	1	MG/KG	07/01/2013	RAL
Cadmium	EPA-6020	U	0.10	1	MG/KG	07/01/2013	RAL
Chromium	EPA-6020	U	0.10	1	MG/KG	07/01/2013	RAL
Iron	EPA-6020	U	10	1	MG/KG	07/01/2013	RAL
Lead	EPA-6020	U	0.10	1	MG/KG	07/01/2013	RAL
Manganese	EPA-6020	U	0.10	1	MG/KG	07/01/2013	RAL

MB-070113S - Batch 3870 - Soil by EPA-6020

ANALYTE	METHOD	RESULTS	REPORTING LIMITS	DILUTION FACTOR	UNITS	ANALYSIS DATE	ANALYSIS BY
Arsenic	EPA-6020	U	0.20	1	MG/KG	07/02/2013	RAL
Cadmium	EPA-6020	U	0.10	1	MG/KG	07/02/2013	RAL
Chromium	EPA-6020	U	0.10	1	MG/KG	07/02/2013	RAL
Iron	EPA-6020	U	10	1	MG/KG	07/02/2013	RAL
Lead	EPA-6020	U	0.10	1	MG/KG	07/02/2013	RAL
Manganese	EPA-6020	U	0.10	1	MG/KG	07/02/2013	RAL



CERTIFICATE OF ANALYSIS

CLIENT: Landau Associates, Inc. DATE: 7/15/2013
 130 - 2nd Ave. S. ALS SDG#: EV13060128
 Edmonds, WA 98020 WDOE ACCREDITATION: C601

CLIENT CONTACT: Jeffrey Fellows
 CLIENT PROJECT: Yakima Mill Site / #1148007.010

LABORATORY BLANK RESULTS

MB-070113S - Batch 3870 - Soil by EPA-6020

MB-070513S - Batch 3883 - Soil by EPA-6020

ANALYTE	METHOD	RESULTS	REPORTING LIMITS	DILUTION FACTOR	UNITS	ANALYSIS DATE	ANALYSIS BY
Arsenic	EPA-6020	U	0.20	1	MG/KG	07/08/2013	RAL
Cadmium	EPA-6020	U	0.10	1	MG/KG	07/08/2013	RAL
Chromium	EPA-6020	U	0.10	1	MG/KG	07/08/2013	RAL
Iron	EPA-6020	U	10	1	MG/KG	07/08/2013	RAL
Lead	EPA-6020	U	0.10	1	MG/KG	07/08/2013	RAL
Manganese	EPA-6020	U	0.10	1	MG/KG	07/08/2013	RAL

MB-062613W - Batch 3867 - Water by EPA-200.8

ANALYTE	METHOD	RESULTS	REPORTING LIMITS	DILUTION FACTOR	UNITS	ANALYSIS DATE	ANALYSIS BY
Arsenic (Dissolved)	EPA-200.8	U	1.0	1	UG/L	06/27/2013	RAL
Cadmium (Dissolved)	EPA-200.8	U	1.0	1	UG/L	06/27/2013	RAL
Chromium (Dissolved)	EPA-200.8	U	2.0	1	UG/L	06/27/2013	RAL
Iron (Dissolved)	EPA-200.8	U	50	1	UG/L	06/27/2013	RAL
Lead (Dissolved)	EPA-200.8	U	1.0	1	UG/L	06/27/2013	RAL
Manganese (Dissolved)	EPA-200.8	U	2.0	1	UG/L	06/27/2013	RAL
Sodium (Dissolved)	EPA-200.8	U	50	1	UG/L	06/27/2013	RAL

MBLK-712013 - Batch R81970 - Soil by EPA-9060

ANALYTE	METHOD	RESULTS	REPORTING LIMITS	DILUTION FACTOR	UNITS	ANALYSIS DATE	ANALYSIS BY
Total Organic Carbon (TOC)	EPA-9060	U	0.10	1	%	07/01/2013	CAS



CERTIFICATE OF ANALYSIS

CLIENT:	Landau Associates, Inc. 130 - 2nd Ave. S. Edmonds, WA 98020	DATE:	7/15/2013
CLIENT CONTACT:	Jeffrey Fellows	ALS SDG#:	EV13060128
CLIENT PROJECT:	Yakima Mill Site / #1148007.010	WDOE ACCREDITATION:	C601

LABORATORY CONTROL SAMPLE RESULTS

ALS Test Batch ID: 3830 - Soil by NWTPH-GX

SPIKED COMPOUND	METHOD	%REC	RPD	QUAL	ANALYSIS DATE	ANALYSIS BY
TPH-Volatile Range - BS	NWTPH-GX	81.5			06/17/2013	DLC
TPH-Volatile Range - BSD	NWTPH-GX	85.7	5		06/17/2013	DLC

ALS Test Batch ID: 3849 - Soil by NWTPH-GX

SPIKED COMPOUND	METHOD	%REC	RPD	QUAL	ANALYSIS DATE	ANALYSIS BY
TPH-Volatile Range - BS	NWTPH-GX	80.2			06/24/2013	GAP
TPH-Volatile Range - BSD	NWTPH-GX	77.0	4		06/24/2013	GAP

ALS Test Batch ID: 3841 - Water by NWTPH-GX

SPIKED COMPOUND	METHOD	%REC	RPD	QUAL	ANALYSIS DATE	ANALYSIS BY
TPH-Volatile Range - BS	NWTPH-GX	70.4			06/24/2013	DLC
TPH-Volatile Range - BSD	NWTPH-GX	74.4	6		06/24/2013	DLC

ALS Test Batch ID: 3837 - Soil by NWTPH-DX

SPIKED COMPOUND	METHOD	%REC	RPD	QUAL	ANALYSIS DATE	ANALYSIS BY
TPH-Diesel Range - BS	NWTPH-DX	101			06/21/2013	LAP
TPH-Diesel Range - BSD	NWTPH-DX	93.8	7		06/21/2013	LAP

ALS Test Batch ID: 3860 - Soil by NWTPH-DX

SPIKED COMPOUND	METHOD	%REC	RPD	QUAL	ANALYSIS DATE	ANALYSIS BY
TPH-Diesel Range - BS	NWTPH-DX	98.6			06/26/2013	LAP
TPH-Diesel Range - BSD	NWTPH-DX	99.7	1		06/26/2013	LAP

ALS Test Batch ID: 3861 - Soil by NWTPH-DX

SPIKED COMPOUND	METHOD	%REC	RPD	QUAL	ANALYSIS DATE	ANALYSIS BY
TPH-Diesel Range - BS	NWTPH-DX	101			06/27/2013	LAP
TPH-Diesel Range - BSD	NWTPH-DX	85.0	17		06/27/2013	LAP

ALS Test Batch ID: 3858 - Water by NWTPH-DX

SPIKED COMPOUND	METHOD	%REC	RPD	QUAL	ANALYSIS DATE	ANALYSIS BY
TPH-Diesel Range - BS	NWTPH-DX	90.0			06/25/2013	LAP
TPH-Diesel Range - BSD	NWTPH-DX	86.7	4		06/25/2013	LAP



CERTIFICATE OF ANALYSIS

CLIENT:	Landau Associates, Inc. 130 - 2nd Ave. S. Edmonds, WA 98020	DATE:	7/15/2013
CLIENT CONTACT:	Jeffrey Fellows	ALS SDG#:	EV13060128
CLIENT PROJECT:	Yakima Mill Site / #1148007.010	WDOE ACCREDITATION:	C601

LABORATORY CONTROL SAMPLE RESULTS

ALS Test Batch ID: 3856 - Water by EPA-8260 SIM

SPIKED COMPOUND	METHOD	%REC	RPD	QUAL	ANALYSIS DATE	ANALYSIS BY
1,1-Dichloroethene - BS	EPA-8260 SIM	124			07/02/2013	GAP
1,1-Dichloroethene - BSD	EPA-8260 SIM	122	2		07/02/2013	GAP
Trichloroethene - BS	EPA-8260 SIM	127			07/02/2013	GAP
Trichloroethene - BSD	EPA-8260 SIM	125	1		07/02/2013	GAP

ALS Test Batch ID: 3857 - Soil by EPA-8260

SPIKED COMPOUND	METHOD	%REC	RPD	QUAL	ANALYSIS DATE	ANALYSIS BY
1,1-Dichloroethene - BS	EPA-8260	97.9			06/28/2013	GAP
1,1-Dichloroethene - BSD	EPA-8260	84.2	15		06/28/2013	GAP
Benzene - BS	EPA-8260	92.8			06/28/2013	GAP
Benzene - BSD	EPA-8260	92.3	1		06/28/2013	GAP
Trichloroethene - BS	EPA-8260	96.9			06/28/2013	GAP
Trichloroethene - BSD	EPA-8260	94.4	3		06/28/2013	GAP
Toluene - BS	EPA-8260	98.1			06/28/2013	GAP
Toluene - BSD	EPA-8260	95.5	3		06/28/2013	GAP
Chlorobenzene - BS	EPA-8260	97.7			06/28/2013	GAP
Chlorobenzene - BSD	EPA-8260	94.7	3		06/28/2013	GAP

ALS Test Batch ID: 3865 - Soil by EPA-8260

SPIKED COMPOUND	METHOD	%REC	RPD	QUAL	ANALYSIS DATE	ANALYSIS BY
1,1-Dichloroethene - BS	EPA-8260	98.5			07/01/2013	GAP
1,1-Dichloroethene - BSD	EPA-8260	107	9		07/01/2013	GAP
Benzene - BS	EPA-8260	107			07/01/2013	GAP
Benzene - BSD	EPA-8260	111	3		07/01/2013	GAP
Trichloroethene - BS	EPA-8260	104			07/01/2013	GAP
Trichloroethene - BSD	EPA-8260	108	4		07/01/2013	GAP
Toluene - BS	EPA-8260	101			07/01/2013	GAP
Toluene - BSD	EPA-8260	104	3		07/01/2013	GAP
Chlorobenzene - BS	EPA-8260	95.4			07/01/2013	GAP
Chlorobenzene - BSD	EPA-8260	99.1	4		07/01/2013	GAP

ALS Test Batch ID: 3855 - Water by EPA-8260

SPIKED COMPOUND	METHOD	%REC	RPD	QUAL	ANALYSIS DATE	ANALYSIS BY
1,1-Dichloroethene - BS	EPA-8260	124			07/02/2013	GAP
1,1-Dichloroethene - BSD	EPA-8260	122	2		07/02/2013	GAP



CERTIFICATE OF ANALYSIS

CLIENT:	Landau Associates, Inc. 130 - 2nd Ave. S. Edmonds, WA 98020	DATE:	7/15/2013
CLIENT CONTACT:	Jeffrey Fellows	ALS SDG#:	EV13060128
CLIENT PROJECT:	Yakima Mill Site / #1148007.010	WDOE ACCREDITATION:	C601

LABORATORY CONTROL SAMPLE RESULTS

SPIKED COMPOUND	METHOD	%REC	RPD	QUAL	ANALYSIS DATE	ANALYSIS BY
Benzene - BS	EPA-8260	128			07/02/2013	GAP
Benzene - BSD	EPA-8260	126	2		07/02/2013	GAP
Trichloroethene - BS	EPA-8260	127			07/02/2013	GAP
Trichloroethene - BSD	EPA-8260	125	1		07/02/2013	GAP
Toluene - BS	EPA-8260	118			07/02/2013	GAP
Toluene - BSD	EPA-8260	116	1		07/02/2013	GAP
Chlorobenzene - BS	EPA-8260	103			07/02/2013	GAP
Chlorobenzene - BSD	EPA-8260	102	1		07/02/2013	GAP

ALS Test Batch ID: 3901 - Soil by EPA-8270 SIM

SPIKED COMPOUND	METHOD	%REC	RPD	QUAL	ANALYSIS DATE	ANALYSIS BY
Acenaphthene - BS	EPA-8270 SIM	83.3			07/05/2013	LAP
Acenaphthene - BSD	EPA-8270 SIM	84.8	2		07/05/2013	LAP
Pyrene - BS	EPA-8270 SIM	93.7			07/05/2013	LAP
Pyrene - BSD	EPA-8270 SIM	95.1	2		07/05/2013	LAP

ALS Test Batch ID: 3902 - Soil by EPA-8270 SIM

SPIKED COMPOUND	METHOD	%REC	RPD	QUAL	ANALYSIS DATE	ANALYSIS BY
Acenaphthene - BS	EPA-8270 SIM	82.9			07/05/2013	LAP
Acenaphthene - BSD	EPA-8270 SIM	83.4	1		07/05/2013	LAP
Pyrene - BS	EPA-8270 SIM	91.5			07/05/2013	LAP
Pyrene - BSD	EPA-8270 SIM	93.5	2		07/05/2013	LAP

ALS Test Batch ID: 3897 - Soil by EPA-8270

SPIKED COMPOUND	METHOD	%REC	RPD	QUAL	ANALYSIS DATE	ANALYSIS BY
Phenol - BS	EPA-8270	92.6			07/05/2013	LAP
Phenol - BSD	EPA-8270	94.8	2		07/05/2013	LAP
2-Chlorophenol - BS	EPA-8270	90.0			07/05/2013	LAP
2-Chlorophenol - BSD	EPA-8270	91.4	2		07/05/2013	LAP
1,4-Dichlorobenzene - BS	EPA-8270	80.1			07/05/2013	LAP
1,4-Dichlorobenzene - BSD	EPA-8270	80.8	1		07/05/2013	LAP
N-Nitroso-Di-N-Propylamine - BS	EPA-8270	76.3			07/05/2013	LAP
N-Nitroso-Di-N-Propylamine - BSD	EPA-8270	77.4	1		07/05/2013	LAP
1,2,4-Trichlorobenzene - BS	EPA-8270	80.8			07/05/2013	LAP
1,2,4-Trichlorobenzene - BSD	EPA-8270	82.4	2		07/05/2013	LAP
4-Chloro-3-Methylphenol - BS	EPA-8270	65.8			07/05/2013	LAP



CERTIFICATE OF ANALYSIS

CLIENT:	Landau Associates, Inc. 130 - 2nd Ave. S. Edmonds, WA 98020	DATE: 7/15/2013
CLIENT CONTACT:	Jeffrey Fellows	ALS SDG#: EV13060128
CLIENT PROJECT:	Yakima Mill Site / #1148007.010	WDOE ACCREDITATION: C601

LABORATORY CONTROL SAMPLE RESULTS

SPIKED COMPOUND	METHOD	%REC	RPD	QUAL	ANALYSIS DATE	ANALYSIS BY
4-Chloro-3-Methylphenol - BSD	EPA-8270	66.9	2		07/05/2013	LAP
Acenaphthene - BS	EPA-8270	83.3			07/05/2013	LAP
Acenaphthene - BSD	EPA-8270	84.8	2		07/05/2013	LAP
4-Nitrophenol - BS	EPA-8270	103			07/05/2013	LAP
4-Nitrophenol - BSD	EPA-8270	98.5	5		07/05/2013	LAP
2,4-Dinitrotoluene - BS	EPA-8270	95.8			07/05/2013	LAP
2,4-Dinitrotoluene - BSD	EPA-8270	96.5	1		07/05/2013	LAP
Pentachlorophenol - BS	EPA-8270	89.4			07/05/2013	LAP
Pentachlorophenol - BSD	EPA-8270	86.3	3		07/05/2013	LAP
Pyrene - BS	EPA-8270	93.7			07/05/2013	LAP
Pyrene - BSD	EPA-8270	95.1	2		07/05/2013	LAP

SURROGATE	METHOD	%REC	RPD	QUAL	ANALYSIS DATE	ANALYSIS BY
2-Fluorophenol - BS	EPA-8270	120		GS6	07/05/2013	LAP
2-Fluorophenol - BSD	EPA-8270	123		GS6	07/05/2013	LAP

GS6 - Surrogate outside of control limits. Single surrogate outlier per fraction is acceptable as per Method 8270D.

ALS Test Batch ID: 3898 - Soil by EPA-8270

SPIKED COMPOUND	METHOD	%REC	RPD	QUAL	ANALYSIS DATE	ANALYSIS BY
Phenol - BS	EPA-8270	91.9			07/05/2013	LAP
Phenol - BSD	EPA-8270	93.9	2		07/05/2013	LAP
2-Chlorophenol - BS	EPA-8270	88.3			07/05/2013	LAP
2-Chlorophenol - BSD	EPA-8270	91.6	4		07/05/2013	LAP
1,4-Dichlorobenzene - BS	EPA-8270	78.2			07/05/2013	LAP
1,4-Dichlorobenzene - BSD	EPA-8270	81.2	4		07/05/2013	LAP
N-Nitroso-Di-N-Propylamine - BS	EPA-8270	75.5			07/05/2013	LAP
N-Nitroso-Di-N-Propylamine - BSD	EPA-8270	76.9	2		07/05/2013	LAP
1,2,4-Trichlorobenzene - BS	EPA-8270	79.6			07/05/2013	LAP
1,2,4-Trichlorobenzene - BSD	EPA-8270	82.9	4		07/05/2013	LAP
4-Chloro-3-Methylphenol - BS	EPA-8270	62.8			07/05/2013	LAP
4-Chloro-3-Methylphenol - BSD	EPA-8270	66.0	5		07/05/2013	LAP
Acenaphthene - BS	EPA-8270	82.9			07/05/2013	LAP
Acenaphthene - BSD	EPA-8270	83.4	1		07/05/2013	LAP
4-Nitrophenol - BS	EPA-8270	103			07/05/2013	LAP
4-Nitrophenol - BSD	EPA-8270	106	2		07/05/2013	LAP
2,4-Dinitrotoluene - BS	EPA-8270	95.8			07/05/2013	LAP
2,4-Dinitrotoluene - BSD	EPA-8270	95.8	0		07/05/2013	LAP
Pentachlorophenol - BS	EPA-8270	86.0			07/05/2013	LAP



CERTIFICATE OF ANALYSIS

CLIENT:	Landau Associates, Inc. 130 - 2nd Ave. S. Edmonds, WA 98020	DATE:	7/15/2013
CLIENT CONTACT:	Jeffrey Fellows	ALS SDG#:	EV13060128
CLIENT PROJECT:	Yakima Mill Site / #1148007.010	WDOE ACCREDITATION:	C601

LABORATORY CONTROL SAMPLE RESULTS

SPIKED COMPOUND	METHOD	%REC	RPD	QUAL	ANALYSIS DATE	ANALYSIS BY
Pentachlorophenol - BSD	EPA-8270	88.6	3		07/05/2013	LAP
Pyrene - BS	EPA-8270	91.5			07/05/2013	LAP
Pyrene - BSD	EPA-8270	93.5	2		07/05/2013	LAP

SURROGATE	METHOD	%REC	RPD	QUAL	ANALYSIS DATE	ANALYSIS BY
2-Fluorophenol - BSD	EPA-8270	120		GS6	07/05/2013	LAP

GS6 - Surrogate outside of control limits. Single surrogate outlier per fraction is acceptable as per Method 8270D.

ALS Test Batch ID: 3862 - Water by EPA-8270

SPIKED COMPOUND	METHOD	%REC	RPD	QUAL	ANALYSIS DATE	ANALYSIS BY
Phenol - BS	EPA-8270	30.2			07/02/2013	LAP
Phenol - BSD	EPA-8270	31.6	4		07/02/2013	LAP
2-Chlorophenol - BS	EPA-8270	85.6			07/02/2013	LAP
2-Chlorophenol - BSD	EPA-8270	85.1	1		07/02/2013	LAP
1,4-Dichlorobenzene - BS	EPA-8270	82.2			07/02/2013	LAP
1,4-Dichlorobenzene - BSD	EPA-8270	77.8	6		07/02/2013	LAP
N-Nitroso-Di-N-Propylamine - BS	EPA-8270	75.2			07/02/2013	LAP
N-Nitroso-Di-N-Propylamine - BSD	EPA-8270	68.5	9		07/02/2013	LAP
1,2,4-Trichlorobenzene - BS	EPA-8270	80.7			07/02/2013	LAP
1,2,4-Trichlorobenzene - BSD	EPA-8270	75.6	7		07/02/2013	LAP
4-Chloro-3-Methylphenol - BS	EPA-8270	58.3		SQ3	07/02/2013	LAP
4-Chloro-3-Methylphenol - BSD	EPA-8270	60.0	3		07/02/2013	LAP
Acenaphthene - BS	EPA-8270	84.8			07/02/2013	LAP
Acenaphthene - BSD	EPA-8270	80.2	6		07/02/2013	LAP
4-Nitrophenol - BS	EPA-8270	16.4			07/02/2013	LAP
4-Nitrophenol - BSD	EPA-8270	12.6	26	SR1	07/02/2013	LAP
2,4-Dinitrotoluene - BS	EPA-8270	90.5			07/02/2013	LAP
2,4-Dinitrotoluene - BSD	EPA-8270	85.4	6		07/02/2013	LAP
Pentachlorophenol - BS	EPA-8270	89.7			07/02/2013	LAP
Pentachlorophenol - BSD	EPA-8270	84.4	6		07/02/2013	LAP
Pyrene - BS	EPA-8270	95.3			07/02/2013	LAP
Pyrene - BSD	EPA-8270	89.0	7		07/02/2013	LAP

SQ3 - Spike outside of control limits due to sporadic marginal failure. All other spikes in extraction fraction within control limits. No corrective action taken.
SR1 - RPD outside of control limits.



CERTIFICATE OF ANALYSIS

CLIENT: Landau Associates, Inc. DATE: 7/15/2013
130 - 2nd Ave. S. ALS SDG#: EV13060128
Edmonds, WA 98020 WDOE ACCREDITATION: C601
CLIENT CONTACT: Jeffrey Fellows
CLIENT PROJECT: Yakima Mill Site / #1148007.010

LABORATORY CONTROL SAMPLE RESULTS

ALS Test Batch ID: R81890 - Soil by EPA-8082

SPIKED COMPOUND	METHOD	%REC	RPD	QUAL	ANALYSIS DATE	ANALYSIS BY
PCB-1016 - BS	EPA-8082	88.0			06/27/2013	LAP
PCB-1016 - BSD	EPA-8082	90.0	2		06/27/2013	LAP
PCB-1260 - BS	EPA-8082	86.0			06/27/2013	LAP
PCB-1260 - BSD	EPA-8082	84.0	2		06/27/2013	LAP

ALS Test Batch ID: R81879 - Soil by EPA-7196

SPIKED COMPOUND	METHOD	%REC	RPD	QUAL	ANALYSIS DATE	ANALYSIS BY
Chromium (VI) - BS	EPA-7196	107			06/28/2013	RAL
Chromium (VI) - BSD	EPA-7196	107	0		06/28/2013	RAL

ALS Test Batch ID: R81964 - Soil by EPA-7471

SPIKED COMPOUND	METHOD	%REC	RPD	QUAL	ANALYSIS DATE	ANALYSIS BY
Mercury - BS	EPA-7471	101			07/01/2013	RAL
Mercury - BSD	EPA-7471	98.0	3		07/01/2013	RAL

ALS Test Batch ID: R81965 - Soil by EPA-7471

SPIKED COMPOUND	METHOD	%REC	RPD	QUAL	ANALYSIS DATE	ANALYSIS BY
Mercury - BS	EPA-7471	104			07/01/2013	RAL
Mercury - BSD	EPA-7471	101	3		07/01/2013	RAL

ALS Test Batch ID: R81967 - Soil by EPA-7471

SPIKED COMPOUND	METHOD	%REC	RPD	QUAL	ANALYSIS DATE	ANALYSIS BY
Mercury - BS	EPA-7471	105			07/05/2013	RAL
Mercury - BSD	EPA-7471	104	1		07/05/2013	RAL

ALS Test Batch ID: R81963 - Water by EPA-7470

SPIKED COMPOUND	METHOD	%REC	RPD	QUAL	ANALYSIS DATE	ANALYSIS BY
Mercury (Dissolved) - BS	EPA-7470	103			07/03/2013	RAL
Mercury (Dissolved) - BSD	EPA-7470	103	0		07/03/2013	RAL



CERTIFICATE OF ANALYSIS

CLIENT:	Landau Associates, Inc. 130 - 2nd Ave. S. Edmonds, WA 98020	DATE:	7/15/2013
CLIENT CONTACT:	Jeffrey Fellows	ALS SDG#:	EV13060128
CLIENT PROJECT:	Yakima Mill Site / #1148007.010	WDOE ACCREDITATION:	C601

LABORATORY CONTROL SAMPLE RESULTS

ALS Test Batch ID: 3869 - Soil by EPA-6020

SPIKED COMPOUND	METHOD	%REC	RPD	QUAL	ANALYSIS DATE	ANALYSIS BY
Arsenic - BS	EPA-6020	102			07/01/2013	RAL
Arsenic - BSD	EPA-6020	102	0		07/01/2013	RAL
Cadmium - BS	EPA-6020	106			07/01/2013	RAL
Cadmium - BSD	EPA-6020	106	0		07/01/2013	RAL
Chromium - BS	EPA-6020	106			07/01/2013	RAL
Chromium - BSD	EPA-6020	106	0		07/01/2013	RAL
Iron - BS	EPA-6020	106			07/01/2013	RAL
Iron - BSD	EPA-6020	106	0		07/01/2013	RAL
Lead - BS	EPA-6020	107			07/01/2013	RAL
Lead - BSD	EPA-6020	107	0		07/01/2013	RAL
Manganese - BS	EPA-6020	107			07/01/2013	RAL
Manganese - BSD	EPA-6020	107	0		07/01/2013	RAL

ALS Test Batch ID: 3870 - Soil by EPA-6020

SPIKED COMPOUND	METHOD	%REC	RPD	QUAL	ANALYSIS DATE	ANALYSIS BY
Arsenic - BS	EPA-6020	98.4			07/02/2013	RAL
Arsenic - BSD	EPA-6020	99.4	1		07/02/2013	RAL
Cadmium - BS	EPA-6020	103			07/02/2013	RAL
Cadmium - BSD	EPA-6020	105	2		07/02/2013	RAL
Chromium - BS	EPA-6020	103			07/02/2013	RAL
Chromium - BSD	EPA-6020	104	1		07/02/2013	RAL
Iron - BS	EPA-6020	103			07/02/2013	RAL
Iron - BSD	EPA-6020	104	1		07/02/2013	RAL
Lead - BS	EPA-6020	105			07/02/2013	RAL
Lead - BSD	EPA-6020	105	0		07/02/2013	RAL
Manganese - BS	EPA-6020	103			07/02/2013	RAL
Manganese - BSD	EPA-6020	104	1		07/02/2013	RAL

ALS Test Batch ID: 3883 - Soil by EPA-6020

SPIKED COMPOUND	METHOD	%REC	RPD	QUAL	ANALYSIS DATE	ANALYSIS BY
Arsenic - BS	EPA-6020	91.7			07/08/2013	RAL
Arsenic - BSD	EPA-6020	90.8	1		07/08/2013	RAL
Cadmium - BS	EPA-6020	93.4			07/08/2013	RAL
Cadmium - BSD	EPA-6020	90.5	3		07/08/2013	RAL
Chromium - BS	EPA-6020	95.8			07/08/2013	RAL
Chromium - BSD	EPA-6020	94.1	2		07/08/2013	RAL



CERTIFICATE OF ANALYSIS

CLIENT:	Landau Associates, Inc. 130 - 2nd Ave. S. Edmonds, WA 98020	DATE:	7/15/2013
CLIENT CONTACT:	Jeffrey Fellows	ALS SDG#:	EV13060128
CLIENT PROJECT:	Yakima Mill Site / #1148007.010	WDOE ACCREDITATION:	C601

LABORATORY CONTROL SAMPLE RESULTS

SPIKED COMPOUND	METHOD	%REC	RPD	QUAL	ANALYSIS DATE	ANALYSIS BY
Iron - BS	EPA-6020	95.6			07/08/2013	RAL
Iron - BSD	EPA-6020	93.9	2		07/08/2013	RAL
Lead - BS	EPA-6020	93.9			07/08/2013	RAL
Lead - BSD	EPA-6020	91.1	3		07/08/2013	RAL
Manganese - BS	EPA-6020	95.4			07/08/2013	RAL
Manganese - BSD	EPA-6020	94.3	1		07/08/2013	RAL

ALS Test Batch ID: 3867 - Water by EPA-200.8

SPIKED COMPOUND	METHOD	%REC	RPD	QUAL	ANALYSIS DATE	ANALYSIS BY
Arsenic (Dissolved) - BS	EPA-200.8	94.8			06/27/2013	RAL
Arsenic (Dissolved) - BSD	EPA-200.8	94.4	0		06/27/2013	RAL
Cadmium (Dissolved) - BS	EPA-200.8	99.0			06/27/2013	RAL
Cadmium (Dissolved) - BSD	EPA-200.8	97.2	2		06/27/2013	RAL
Chromium (Dissolved) - BS	EPA-200.8	94.1			06/27/2013	RAL
Chromium (Dissolved) - BSD	EPA-200.8	94.0	0		06/27/2013	RAL
Iron (Dissolved) - BS	EPA-200.8	93.3			06/27/2013	RAL
Iron (Dissolved) - BSD	EPA-200.8	93.2	0		06/27/2013	RAL
Lead (Dissolved) - BS	EPA-200.8	96.2			06/27/2013	RAL
Lead (Dissolved) - BSD	EPA-200.8	95.3	1		06/27/2013	RAL
Manganese (Dissolved) - BS	EPA-200.8	93.6			06/27/2013	RAL
Manganese (Dissolved) - BSD	EPA-200.8	93.8	0		06/27/2013	RAL
Sodium (Dissolved) - BS	EPA-200.8	97.0			06/27/2013	RAL
Sodium (Dissolved) - BSD	EPA-200.8	96.6	0		06/27/2013	RAL

ALS Test Batch ID: R81970 - Soil by EPA-9060

SPIKED COMPOUND	METHOD	%REC	RPD	QUAL	ANALYSIS DATE	ANALYSIS BY
Total Organic Carbon (TOC) - BS	EPA-9060	86.0			07/01/2013	CAS

APPROVED BY

Laboratory Director

ALS ENVIRONMENTAL

Sample Receiving Checklist

Client: Landau Associates ALS Job #: EV13060128

Project: Yakima Mill Site / #1148007.010

Received Date: 6/24/13 Received Time: 11:00 By: SMC

Type of shipping container: Cooler Box Other

Shipped via: UPS/FedEx US Postal Service Courier Hand Delivered *By Rick*

Were custody seals on outside of sample? Yes No N/A
If yes, how many? 1 Where? outside each cooler
Custody seal date: 6/24/13 Seal name: Landau

Was Chain of Custody properly filled out (ink, signed, dated, etc.)? Yes No N/A

Did all bottles have labels? Yes No N/A

Did all bottle labels and tags agree with Chain of Custody? Yes No N/A

Were samples received within hold time? Yes No N/A

Did all bottles arrive in good condition (unbroken, etc.)? Yes No N/A

Was sufficient amount of sample sent for the tests indicated? Yes No N/A

Was correct preservation added to samples? Yes No N/A *RS*

If no, Sample Control added preservative to the following:

<u>Sample Number</u>	<u>Reagent</u>	<u>Analyte</u>
_____	_____	_____
_____	_____	_____
_____	_____	_____

Were VOA vials checked for absence of air bubbles? Yes No N/A

Bubbles present in sample #: 3 VOAs had bubble in them
1.0 2.9 1.1

Temperature of cooler upon receipt: 2.4 0.6 2.6 Cold Cool Ambient N/A

Explain any discrepancies: No VOAs were received for (#17) FPP-B03-S (0.5-2). Received 2-4g jars only even though COC says 6. Sample #23 FPP-B07-S (0.5-1) says 6 containers on COC - only received 1 jar. Sample #24 FPP-B07-S (15-16) says 1 container on COC - received 6.

Was client contacted? yes Who was called? Jeff Feltner By whom? Rick Date: 6/24/13

Outcome of call: Vials were located and picked up under separate COC.

* Dissolved metals filtered upon receipt at Lab.

ALS ENVIRONMENTAL

Sample Receiving Checklist

Client: Landau Associates ALS Job #: EV13060128

Project: Yakima Mill Site / # 1148007.010

Received Date: 6/25/13 Received Time: 1:20 By: [Signature]

Type of shipping container: Cooler [X] Box [] Other []

Shipped via: UPS/FedEx [] US Postal Service [] Courier [] Hand Delivered [X] By Rec'd

Were custody seals on outside of sample? Yes [X] No [] N/A []
If yes, how many? 1 Where? outside cooler
Custody seal date: 6/25/13 Seal name: Landau

Was Chain of Custody properly filled out (ink, signed, dated, etc.)? [X] [] []

Did all bottles have labels? [X] [] []

Did all bottle labels and tags agree with Chain of Custody? [X] [] []

Were samples received within hold time? [X] [] []

Did all bottles arrive in good condition (unbroken, etc.)? [X] [] []

Was sufficient amount of sample sent for the tests indicated? [X] [] []

Was correct preservation added to samples? [X] [] []

If no, Sample Control added preservative to the following:

Table with 3 columns: Sample Number, Reagent, Analyte. All rows are empty.

Were VOA vials checked for absence of air bubbles? [] [] [X]
Bubbles present in sample #: []

Temperature of cooler upon receipt: 5.9° on ice (Cold) Cool Ambient N/A

Explain any discrepancies: There were the voas that were missing from 6/24/13 samples.

Was client contacted? yes Who was called? Jeff Fellows By whom? Rick Date: 6/24/13

Outcome of call: Sample vials were located.

EVI3060128

Seattle/Edmonds (425) 778-0907
 Tacoma (253) 926-2493
 Spokane (509) 327-9737
 Portland (503) 542-1080



Chain-of-Custody Record

Project Name Yakima Mill Site Project No. 1198007.010
 Project Location/Event Yakima, WA
 Sampler's Name Steve Shaw, Matt Moroney
 Project Contact Jeff Fellows

Send Results To Tim Swenson, Jeff Fellows, Anne Haskew

Sample I.D.	Date	Time	Matrix	No. of Containers	Testing Parameters										Observations/Comments		
					NMTPH-Dx	NMTPH-GX	Metals * (8260)	Chromium 6+ (6020)	SVOCs/PAHs (2196)	PCBs (8082)	TOC (9060)	Totl Solids (163)	pH (9035)	HClP (NM-11C10)			
1 FPP-B16-S(11.7-12.7)	6/17/13	1231	SOIL	2	X	X	X	X	X	X	X	X	X	X	X	X	
2 FPP-B15-S(13.5-14.5)	6/17/13	1325	SOIL	2	X	X	X	X	X	X	X	X	X	X	X	X	
3 FPP-B14-S(14-15)	6/17/13	1430	SOIL	2	X	X	X	X	X	X	X	X	X	X	X	X	
4 FPP-B14-S(18.5-19.5)	6/17/13	1440	SOIL	2	X	X	X	X	X	X	X	X	X	X	X	X	
5 FPP-B17-S(12-14.5)	6/17/13	1546	SOIL	7X	X	X	X	X	X	X	X	X	X	X	X	X	NOTS 505 6/17/13
6 FPP-B13-S(5.5-6.5)	6/17/13	1559	SOIL	1	X	X	X	X	X	X	X	X	X	X	X	X	
7 FPP-B12-S(6-7)	6/17/13	1720	SOIL	7	X	X	X	X	X	X	X	X	X	X	X	X	
8 FPP-B11-S(18-19)	6/18/13	0850	SOIL	7	X	X	X	X	X	X	X	X	X	X	X	X	
9 FPP-B10-S(10-11)	6/18/13	1035	SOIL	7	X	X	X	X	X	X	X	X	X	X	X	X	
10 FPP-B10-S(15-16)	6/18/13	1045	SOIL	1	X	X	X	X	X	X	X	X	X	X	X	X	
11 FPP-B06-S(15-16)	6/18/13	1110	SOIL	1	X	X	X	X	X	X	X	X	X	X	X	X	
12 FPP-B08-S(5-6.5)	6/18/13	1150	SOIL	7	X	X	X	X	X	X	X	X	X	X	X	X	
13 FPP-B04-S(11-12)	6/18/13	1320	SOIL	7	X	X	X	X	X	X	X	X	X	X	X	X	
14 FPP-B04-S(21-22)	6/18/13	1335	SOIL	3	X	X	X	X	X	X	X	X	X	X	X	X	
15 FPP-B01-S(0.5-1.5)	6/18/13	1441	SOIL	7	X	X	X	X	X	X	X	X	X	X	X	X	
16 FPP-B01-S(12-13)	6/18/13	1452	SOIL	3	X	X	X	X	X	X	X	X	X	X	X	X	
17 FPP-B03-S(0.5-2)	6/18/13	1740	SOIL	6	X	X	X	X	X	X	X	X	X	X	X	X	
18 FPP-B03-S(13-14)	6/18/13	1602	SOIL	1	X	X	X	X	X	X	X	X	X	X	X	X	

Special Shipment/Handling or Storage Requirements can't + ice

Relinquished by Signature <u>[Signature]</u> Printed Name <u>STEVEN A SHAW</u> Company <u>LANDAU ASSOCIATES</u> Date <u>6/24/13</u> Time <u>0900</u>	Relinquished by Signature Printed Name Company Date Time	Received by Signature <u>[Signature]</u> Printed Name <u>Shawn Robinson</u> Company <u>AS</u> Date <u>6/24/13</u> Time <u>11:00</u>	Received by Signature Printed Name Company Date Time
--	---	---	---

Method of Shipment courier pickup

EV13060128

pg 3

Date 6/24/13
Page 3 of 4

Chain-of-Custody Record

Project Name Yakima Mill Site Project No. 1148007.010
 Project Location/Event Yakima, WA
 Sampler's Name Steve Shaw, Matt Moroney
 Project Contact Jeff Fellous
 Send Results To Tim Sykes, Jeff Fellous, Anne Helton

Turnaround Time
 Standard
 Accelerated

Sample I.D.	Date	Time	Matrix	No. of Containers	Testing Parameters										Observations/Comments		
					NWTPH-DX	VOCs (8260)	Metals* (6020)	Chromium 6+ (3190)	PCBs/PAHs (8200)	TPC (8082)	TPC/SPHs (1603)	PHD (9045)	PHD (NR-K10)				
37 TP-003-5(15-16)	6/20/13	1640	Soil	5	X	X	X	X	X	X	X	X	X	X	X	X	
38 TP-002-5(13-14)	6/20/13	1730	Soil	5	X	X	X	X	X	X	X	X	X	X	X	X	
39 TP-001-5(6.5-7.5)	6/21/13	0750	Soil	6	X	X	X	X	X	X	X	X	X	X	X	X	
40 TP-007-5(14-15)	6/21/13	0930	Soil	5	X	X	X	X	X	X	X	X	X	X	X	X	
41 TP-009-5(13-14)	6/21/13	1030	Soil	7	X	X	X	X	X	X	X	X	X	X	X	X	
42 TP-009-5(6-7)	6/21/13	1040	Soil	5	X	X	X	X	X	X	X	X	X	X	X	X	
43 TP-008-5(16-17.5)	6/21/13	1205	Soil	6	X	X	X	X	X	X	X	X	X	X	X	X	
44 TP-008-5(2-8)	6/21/13	1230	Soil	3	X	X	X	X	X	X	X	X	X	X	X	X	
45 FPP-B17-5(16-17)	6/21/13	1355	Soil	5	X	X	X	X	X	X	X	X	X	X	X	X	
46 FPP-B17-5(0.5-1.5)	6/21/13	1705	Soil	1	X	X	X	X	X	X	X	X	X	X	X	X	
47 TP-101-5(1-2)	6/21/13	0800	Soil	1	X	X	X	X	X	X	X	X	X	X	X	X	
48 FPP-B11-5(22-23)	6/18/13	0900	Soil	1	X	X	X	X	X	X	X	X	X	X	X	X	

Special Shipment/Handling or Storage Requirements concrete + ice Method of Shipment courier pickup

Relinquished by Signature <u>[Signature]</u> Printed Name <u>STEVEN R. SHAW</u> Company <u>LANDAU ASSOCIATES</u> Date <u>6/27/13</u> Time <u>0900</u>	Received by Signature <u>[Signature]</u> Printed Name <u>Shawn Robinson</u> Company <u>AW</u> Date <u>6/24/13</u> Time <u>1100</u>
--	---



Chain-of-Custody Record

Project Name YAKIMA MILL SITE Project No. 1148007.010
 Project Location/Event YAKIMA, WA
 Sampler's Name STEVE SHAW MATT MORONEY
 Project Contact JEFF FELLOWS
 Send Results To TIM SYVERSON, JEFF FELLOWS, ANNE HALVORSEN

Date 6/27/13
 Page 4 of 4

Sample I.D.	Date	Time	Matrix	No. of Containers	Testing Parameters										Observations/Comments	Turnaround Time <input checked="" type="checkbox"/> Standard <input type="checkbox"/> Accelerated	
					NTPH-DX	VOCs*	DISSOLVED METALS**	TOTAL METALS**	Chromium 6+ (total)	SVOCs (list below)	PAHs (270 D)	PCBS (270 D)	TDS (350 B)	TOC (160.1 D)			HICD (NW-HCID)
49 FPP-B19-GW(17)	6/19/13	1730	WATER	5	X	X	X	X	X	X	X	X	X	X	X	Allow water samples to settle, collect aliquot from clear portion X NWTPH-DX - run acid wash/silica gel cleanup run samples standardized to _____ product Analyze for EPH if no specific product identified VOC/BTEX/VPH (soil): <input type="checkbox"/> non-preserved <input type="checkbox"/> preserved w/methanol <input type="checkbox"/> preserved w/sodium bisulfate <input type="checkbox"/> Freeze upon receipt Dissolved metal water samples field filtered Other * VOLS BY 8260C (SIM FOR VINYL CHLORIDE + TCE) ** METALS - As, Cd, Cr, Pb, Hg, Mn, Ni *** SAME LIST FOR DISSOLVED METALS DISSOLVED METALS + ALIQUOT CR 6+ ARE NOT FIELD-FILTERED	
50 FPP-B24-GW(16)	6/20/13	1200	WATER	8	X	X	X	X	X	X	X	X	X	X	X		
51 FPP-B20-GW(11)	6/20/13	1240	WATER	8	X	X	X	X	X	X	X	X	X	X	X		
52 FPP-B08-GW(17)	6/18/13	1230	WATER	8	X	X	X	X	X	X	X	X	X	X	X		
53 FPP-B01-GW(17)	6/18/13	1630	WATER	8	X	X	X	X	X	X	X	X	X	X	X		
54 TP-B08-GW(18)	6/21/13	1220	WATER	8	X	X	X	X	X	X	X	X	X	X	X		
55 FPP-B11-GW(18)	6/18/13	0925	WATER	2	X	X	X	X	X	X	X	X	X	X	X		
56 FPP-B04-GW(15)	6/18/13	1415	WATER	8	X	X	X	X	X	X	X	X	X	X	X		
57 TP-B06-GW(16)	6/20/13	1550	WATER	2	X	X	X	X	X	X	X	X	X	X	X		
58 FPP-B17-GW(17)	6/21/13	1420	WATER	8	X	X	X	X	X	X	X	X	X	X	X		
59 TP-B01-GW(19)	6/21/13	0825	WATER	8	X	X	X	X	X	X	X	X	X	X	X		
60 FPP-B03-GW(17)	6/18/13	1740	WATER	2	X	X	X	X	X	X	X	X	X	X	X		
61 TP-B09-GW(18)	6/21/13	1035	WATER	8	X	X	X	X	X	X	X	X	X	X	X		
62 FPP-SW-01	6/20/13	0755	WATER	1	X	X	X	X	X	X	X	X	X	X	X		
63 FPP-SW-02	6/20/13	0812	WATER	1	X	X	X	X	X	X	X	X	X	X	X		
64 FPP-SW-03	6/20/13	0827	WATER	1	X	X	X	X	X	X	X	X	X	X	X		
65 TRIP BLANKS				0	X	X	X	X	X	X	X	X	X	X	X		

Special Shipment/Handling or Storage Requirements

cool + ice

Relinquished by _____
 Signature _____
 Printed Name STEVEN D. SHAW
 Company LANAN ASSOCIATES
 Date 6/27/13 Time 0900

Received by _____
 Signature _____
 Printed Name Shawn Robinson
 Company _____
 Date 6/24/13 Time 11:00

Relinquished by _____
 Signature _____
 Printed Name _____
 Company _____
 Date _____ Time _____

Received by _____
 Signature _____
 Printed Name _____
 Company _____
 Date _____ Time _____

Method of Shipment carin pickup

EV13060128

- Seattle/Edmonds (425) 778-0907
- Tacoma (253) 926-2493
- Spokane (509) 327-9737
- Portland (503) 542-1080



Chain-of-Custody Record

Date 6/25/13
 Page 1 of 1

Project Name Yakima Mill Site Project No. 1148007.010

Project Location/Event Yakima, WA

Sampler's Name Steve Shaw, Matt Monney

Project Contact Jeffrey Fellow

Send Results To Tin Synison, Jeffrey Fellow, Anne Holsworth

Sample I.D. FPP-1303-5(0.5-2) Date 6/18/13 Time 1740 Matrix SOIL No. of Containers 3

Turnaround Time
 Standard
 Accelerated

Observations/Comments
 Allow water samples to settle, collect aliquot from clear portion
 NWTPH-Dx - run acid wash/silica gel cleanup
 ___ run samples standardized to ___ product
 ___ Analyze for EPH if no specific product identified
 VOC/BTEX/VPH (sol):
 ___ non-preserved
 preserved w/methanol
 preserved w/sodium bisulfate
 ___ Freeze upon receipt
 ___ Dissolved metal water samples field filtered
 Other _____

Method of Shipment Corrie pickup

Testing Parameters	Received by	Relinquished by	Received by
	Signature _____ Printed Name _____ Company _____ Date _____ Time _____	Signature _____ Printed Name _____ Company _____ Date _____ Time _____	Signature _____ Printed Name _____ Company _____ Date _____ Time _____

or Storage Requirements cool + ice

Received by Shawn Robinson
 Signature _____
 Printed Name Shawn Robinson
 Company ALS
 Date 6/25/13 Time 1:20

Relinquished by Steve P. Shaw
 Signature _____
 Printed Name Steve P. Shaw
 Company Landau Assoc
 Date 6/25/13 Time 0900

These are the vials that were missing from sample 17 rec'd. 6/24/13.
 Shan



September 10, 2013

Mr. Jeffrey Fellows
Landau Associates, Inc.
130 - 2nd Ave. S.
Edmonds, WA 98020

Dear Mr. Fellows,

On August 26th, 74 samples were received by our laboratory and assigned our laboratory project number EV13080134. The project was identified as your Yakima Mill Site / #1148007.010. The sample identification and requested analyses are outlined on the attached chain of custody record.

No abnormalities or nonconformances were observed during the analyses of the project samples.

Please do not hesitate to call me if you have any questions or if I can be of further assistance.

Sincerely,

ALS Laboratory Group

Rick Bagan
Laboratory Director



CERTIFICATE OF ANALYSIS

CLIENT:	Landau Associates, Inc. 130 - 2nd Ave. S. Edmonds, WA 98020	DATE:	9/10/2013
CLIENT CONTACT:	Jeffrey Fellows	ALS JOB#:	EV13080134
CLIENT PROJECT:	Yakima Mill Site / #1148007.010	ALS SAMPLE#:	-03
CLIENT SAMPLE ID	TP-MW-1-S (13.5-14.5)	DATE RECEIVED:	8/26/2013
		COLLECTION DATE:	8/19/2013 11:10:00 AM
		WDOE ACCREDITATION:	C601

DATA RESULTS

ANALYTE	METHOD	RESULTS	REPORTING LIMITS	DILUTION FACTOR	UNITS	ANALYSIS	ANALYSIS
						DATE	BY
TPH-Diesel Range	NWTPH-DX w/ SGA	U	25	1	MG/KG	08/27/2013	EBS
TPH-Oil Range	NWTPH-DX w/ SGA	U	50	1	MG/KG	08/27/2013	EBS
Mercury	EPA-7471	0.025	0.020	1	MG/KG	09/04/2013	RAL
Arsenic	EPA-6020	2.1	1.0	5	MG/KG	08/28/2013	RAL
Cadmium	EPA-6020	U	0.50	5	MG/KG	08/28/2013	RAL
Chromium	EPA-6020	12	0.50	5	MG/KG	08/28/2013	RAL
Iron	EPA-6020	22000	50	5	MG/KG	08/28/2013	RAL
Lead	EPA-6020	3.3	0.50	5	MG/KG	08/28/2013	RAL
Manganese	EPA-6020	300	0.50	5	MG/KG	08/28/2013	RAL

SURROGATE	METHOD	%REC	ANALYSIS	ANALYSIS
			DATE	BY
C25	NWTPH-DX w/ SGA	92.5	08/27/2013	EBS

U - Analyte analyzed for but not detected at level above reporting limit.



CERTIFICATE OF ANALYSIS

CLIENT:	Landau Associates, Inc. 130 - 2nd Ave. S. Edmonds, WA 98020	DATE:	9/10/2013
CLIENT CONTACT:	Jeffrey Fellows	ALS JOB#:	EV13080134
CLIENT PROJECT:	Yakima Mill Site / #1148007.010	ALS SAMPLE#:	-06
CLIENT SAMPLE ID	TP-MW-2-S (14-15)	DATE RECEIVED:	8/26/2013
		COLLECTION DATE:	8/19/2013 2:50:00 PM
		WDOE ACCREDITATION:	C601

DATA RESULTS

ANALYTE	METHOD	RESULTS	REPORTING LIMITS	DILUTION FACTOR	UNITS	ANALYSIS DATE	ANALYSIS BY
TPH-Diesel Range	NWTPH-DX w/ SGA	48	25	1	MG/KG	08/28/2013	EBS
TPH-Oil Range	NWTPH-DX w/ SGA	U	50	1	MG/KG	08/28/2013	EBS
Mercury	EPA-7471	0.021	0.020	1	MG/KG	09/04/2013	RAL
Arsenic	EPA-6020	2.3	1.0	5	MG/KG	08/28/2013	RAL
Cadmium	EPA-6020	U	0.50	5	MG/KG	08/28/2013	RAL
Chromium	EPA-6020	16	0.50	5	MG/KG	08/28/2013	RAL
Iron	EPA-6020	21000	50	5	MG/KG	08/28/2013	RAL
Lead	EPA-6020	3.4	0.50	5	MG/KG	08/28/2013	RAL
Manganese	EPA-6020	240	0.50	5	MG/KG	08/28/2013	RAL

SURROGATE	METHOD	%REC	ANALYSIS DATE	ANALYSIS BY
C25	NWTPH-DX w/ SGA	93.5	08/28/2013	EBS

U - Analyte analyzed for but not detected at level above reporting limit.
Chromatogram indicates that it is likely that sample contains an unidentified diesel range product.



CERTIFICATE OF ANALYSIS

CLIENT:	Landau Associates, Inc. 130 - 2nd Ave. S. Edmonds, WA 98020	DATE:	9/10/2013
CLIENT CONTACT:	Jeffrey Fellows	ALS JOB#:	EV13080134
CLIENT PROJECT:	Yakima Mill Site / #1148007.010	ALS SAMPLE#:	-08
CLIENT SAMPLE ID	FPP-MW-1-S (8.5-9)	DATE RECEIVED:	8/26/2013
		COLLECTION DATE:	8/20/2013 8:20:00 AM
		WDOE ACCREDITATION:	C601

DATA RESULTS

ANALYTE	METHOD	RESULTS	REPORTING LIMITS	DILUTION FACTOR	UNITS	ANALYSIS DATE	ANALYSIS BY
TPH-Diesel Range	NWTPH-DX w/ SGA	U	25	1	MG/KG	08/28/2013	EBS
TPH-Oil Range	NWTPH-DX w/ SGA	U	50	1	MG/KG	08/28/2013	EBS
Mercury	EPA-7471	0.024	0.020	1	MG/KG	09/04/2013	RAL
Arsenic	EPA-6020	2.3	1.0	5	MG/KG	08/28/2013	RAL
Cadmium	EPA-6020	U	0.50	5	MG/KG	08/28/2013	RAL
Chromium	EPA-6020	50	0.50	5	MG/KG	08/28/2013	RAL
Iron	EPA-6020	28000	50	5	MG/KG	08/28/2013	RAL
Lead	EPA-6020	6.2	0.50	5	MG/KG	08/28/2013	RAL
Manganese	EPA-6020	330	0.50	5	MG/KG	08/28/2013	RAL

SURROGATE	METHOD	%REC	ANALYSIS DATE	ANALYSIS BY
C25	NWTPH-DX w/ SGA	98.0	08/28/2013	EBS

U - Analyte analyzed for but not detected at level above reporting limit.



CERTIFICATE OF ANALYSIS

CLIENT:	Landau Associates, Inc. 130 - 2nd Ave. S. Edmonds, WA 98020	DATE:	9/10/2013
CLIENT CONTACT:	Jeffrey Fellows	ALS JOB#:	EV13080134
CLIENT PROJECT:	Yakima Mill Site / #1148007.010	ALS SAMPLE#:	-12
CLIENT SAMPLE ID	FPP-MW-2-S (8.5-9.5)	DATE RECEIVED:	8/26/2013
		COLLECTION DATE:	8/20/2013 11:40:00 AM
		WDOE ACCREDITATION:	C601

DATA RESULTS

ANALYTE	METHOD	RESULTS	REPORTING LIMITS	DILUTION FACTOR	UNITS	ANALYSIS DATE	ANALYSIS BY
TPH-Diesel Range	NWTPH-DX w/ SGA	U	25	1	MG/KG	08/28/2013	EBS
TPH-Oil Range	NWTPH-DX w/ SGA	67	50	1	MG/KG	08/28/2013	EBS
Mercury	EPA-7471	0.025	0.020	1	MG/KG	09/04/2013	RAL
Arsenic	EPA-6020	2.1	1.0	5	MG/KG	08/28/2013	RAL
Cadmium	EPA-6020	U	0.50	5	MG/KG	08/28/2013	RAL
Chromium	EPA-6020	26	0.50	5	MG/KG	08/28/2013	RAL
Iron	EPA-6020	25000	50	5	MG/KG	08/28/2013	RAL
Lead	EPA-6020	4.1	0.50	5	MG/KG	08/28/2013	RAL
Manganese	EPA-6020	310	0.50	5	MG/KG	08/28/2013	RAL

SURROGATE	METHOD	%REC	ANALYSIS DATE	ANALYSIS BY
C25	NWTPH-DX w/ SGA	96.1	08/28/2013	EBS

U - Analyte analyzed for but not detected at level above reporting limit.
Chromatogram indicates that it is likely that sample contains lube oil.



CERTIFICATE OF ANALYSIS

CLIENT:	Landau Associates, Inc. 130 - 2nd Ave. S. Edmonds, WA 98020	DATE:	9/10/2013
CLIENT CONTACT:	Jeffrey Fellows	ALS JOB#:	EV13080134
CLIENT PROJECT:	Yakima Mill Site / #1148007.010	ALS SAMPLE#:	-15
CLIENT SAMPLE ID	FPP-MW-3-S (13.5-14.5)	DATE RECEIVED:	8/26/2013
		COLLECTION DATE:	8/20/2013 3:40:00 PM
		WDOE ACCREDITATION:	C601

DATA RESULTS

ANALYTE	METHOD	RESULTS	REPORTING LIMITS	DILUTION FACTOR	UNITS	ANALYSIS DATE	ANALYSIS BY
TPH-Diesel Range	NWTPH-DX w/ SGA	46	25	1	MG/KG	08/28/2013	EBS
TPH-Oil Range	NWTPH-DX w/ SGA	55	50	1	MG/KG	08/28/2013	EBS
Mercury	EPA-7471	0.028	0.020	1	MG/KG	09/04/2013	RAL
Arsenic	EPA-6020	2.9	1.0	5	MG/KG	08/28/2013	RAL
Cadmium	EPA-6020	U	0.50	5	MG/KG	08/28/2013	RAL
Chromium	EPA-6020	16	0.50	5	MG/KG	08/28/2013	RAL
Iron	EPA-6020	18000	50	5	MG/KG	08/28/2013	RAL
Lead	EPA-6020	6.6	0.50	5	MG/KG	08/28/2013	RAL
Manganese	EPA-6020	200	0.50	5	MG/KG	08/28/2013	RAL

SURROGATE	METHOD	%REC	ANALYSIS DATE	ANALYSIS BY
C25	NWTPH-DX w/ SGA	90.6	08/28/2013	EBS

U - Analyte analyzed for but not detected at level above reporting limit.
Chromatogram indicates that it is likely that sample contains weathered diesel and lube oil.



CERTIFICATE OF ANALYSIS

CLIENT:	Landau Associates, Inc. 130 - 2nd Ave. S. Edmonds, WA 98020	DATE:	9/10/2013
CLIENT CONTACT:	Jeffrey Fellows	ALS JOB#:	EV13080134
CLIENT PROJECT:	Yakima Mill Site / #1148007.010	ALS SAMPLE#:	-17
CLIENT SAMPLE ID	FPP-B27-S (5-6)	DATE RECEIVED:	8/26/2013
		COLLECTION DATE:	8/21/2013 7:55:00 AM
		WDOE ACCREDITATION:	C601

DATA RESULTS

ANALYTE	METHOD	RESULTS	REPORTING LIMITS	DILUTION FACTOR	UNITS	ANALYSIS DATE	ANALYSIS BY
TPH-Diesel Range	NWTPH-DX w/ SGA	U	50	2	MG/KG	08/28/2013	EBS
TPH-Oil Range	NWTPH-DX w/ SGA	1300	100	2	MG/KG	08/28/2013	EBS
Mercury	EPA-7471	0.15	0.020	1	MG/KG	09/04/2013	RAL
Arsenic	EPA-6020	U	1.0	5	MG/KG	08/28/2013	RAL
Cadmium	EPA-6020	U	0.50	5	MG/KG	08/28/2013	RAL
Chromium	EPA-6020	19	0.50	5	MG/KG	08/28/2013	RAL
Iron	EPA-6020	20000	50	5	MG/KG	08/28/2013	RAL
Lead	EPA-6020	11	0.50	5	MG/KG	08/28/2013	RAL
Manganese	EPA-6020	300	0.50	5	MG/KG	08/28/2013	RAL

SURROGATE	METHOD	%REC	ANALYSIS DATE	ANALYSIS BY
C25 2X Dilution	NWTPH-DX w/ SGA	99.9	08/28/2013	EBS

U - Analyte analyzed for but not detected at level above reporting limit.
 Chromatogram indicates that it is likely that sample contains an unidentified diesel range product and an unidentified oil range product.



CERTIFICATE OF ANALYSIS

CLIENT:	Landau Associates, Inc. 130 - 2nd Ave. S. Edmonds, WA 98020	DATE:	9/10/2013
CLIENT CONTACT:	Jeffrey Fellows	ALS JOB#:	EV13080134
CLIENT PROJECT:	Yakima Mill Site / #1148007.010	ALS SAMPLE#:	-22
CLIENT SAMPLE ID	FPP-B26-S (15-16)	DATE RECEIVED:	8/26/2013
		COLLECTION DATE:	8/21/2013 9:45:00 AM
		WDOE ACCREDITATION:	C601

DATA RESULTS

ANALYTE	METHOD	RESULTS	REPORTING LIMITS	DILUTION FACTOR	UNITS	ANALYSIS DATE	ANALYSIS BY
TPH-Diesel Range	NWTPH-DX w/ SGA	44	25	1	MG/KG	08/28/2013	EBS
TPH-Oil Range	NWTPH-DX w/ SGA	140	50	1	MG/KG	08/28/2013	EBS
Mercury	EPA-7471	0.023	0.020	1	MG/KG	09/04/2013	RAL
Arsenic	EPA-6020	1.9	1.0	5	MG/KG	08/28/2013	RAL
Cadmium	EPA-6020	U	0.50	5	MG/KG	08/28/2013	RAL
Chromium	EPA-6020	25	0.50	5	MG/KG	08/28/2013	RAL
Iron	EPA-6020	21000	50	5	MG/KG	08/28/2013	RAL
Lead	EPA-6020	3.3	0.50	5	MG/KG	08/28/2013	RAL
Manganese	EPA-6020	250	0.50	5	MG/KG	08/28/2013	RAL
Total Organic Carbon (TOC)	ASTM D4129-05M	0.14	0.050	1	%	09/03/2013	CAS

SURROGATE	METHOD	%REC	ANALYSIS DATE	ANALYSIS BY
C25	NWTPH-DX w/ SGA	101	08/28/2013	EBS

U - Analyte analyzed for but not detected at level above reporting limit.
Chromatogram indicates that it is likely that sample contains light oil/lube oil.



CERTIFICATE OF ANALYSIS

CLIENT:	Landau Associates, Inc. 130 - 2nd Ave. S. Edmonds, WA 98020	DATE:	9/10/2013
CLIENT CONTACT:	Jeffrey Fellows	ALS JOB#:	EV13080134
CLIENT PROJECT:	Yakima Mill Site / #1148007.010	ALS SAMPLE#:	-26
CLIENT SAMPLE ID	FPP-B25-S (15-16)	DATE RECEIVED:	8/26/2013
		COLLECTION DATE:	8/21/2013 1:30:00 PM
		WDOE ACCREDITATION:	C601

DATA RESULTS

ANALYTE	METHOD	RESULTS	REPORTING LIMITS	DILUTION FACTOR	UNITS	ANALYSIS DATE	ANALYSIS BY
TPH-Diesel Range	NWTPH-DX w/ SGA	U	25	1	MG/KG	08/28/2013	EBS
TPH-Oil Range	NWTPH-DX w/ SGA	U	50	1	MG/KG	08/28/2013	EBS
Mercury	EPA-7471	U	0.020	1	MG/KG	09/04/2013	RAL
Arsenic	EPA-6020	2.0	1.0	5	MG/KG	08/28/2013	RAL
Cadmium	EPA-6020	U	0.50	5	MG/KG	08/28/2013	RAL
Chromium	EPA-6020	110	0.50	5	MG/KG	08/28/2013	RAL
Iron	EPA-6020	40000	50	5	MG/KG	08/28/2013	RAL
Lead	EPA-6020	3.8	0.50	5	MG/KG	08/28/2013	RAL
Manganese	EPA-6020	320	0.50	5	MG/KG	08/28/2013	RAL

SURROGATE	METHOD	%REC	ANALYSIS DATE	ANALYSIS BY
C25	NWTPH-DX w/ SGA	95.9	08/28/2013	EBS

U - Analyte analyzed for but not detected at level above reporting limit.



CERTIFICATE OF ANALYSIS

CLIENT:	Landau Associates, Inc. 130 - 2nd Ave. S. Edmonds, WA 98020	DATE:	9/10/2013
CLIENT CONTACT:	Jeffrey Fellows	ALS JOB#:	EV13080134
CLIENT PROJECT:	Yakima Mill Site / #1148007.010	ALS SAMPLE#:	-30
CLIENT SAMPLE ID	GPP-B30-S (14-15)	DATE RECEIVED:	8/26/2013
		COLLECTION DATE:	8/22/2013 9:30:00 AM
		WDOE ACCREDITATION:	C601

DATA RESULTS

ANALYTE	METHOD	RESULTS	REPORTING LIMITS	DILUTION FACTOR	UNITS	ANALYSIS DATE	ANALYSIS BY
TPH-Diesel Range	NWTPH-DX w/ SGA	130	25	1	MG/KG	08/28/2013	EBS
TPH-Oil Range	NWTPH-DX w/ SGA	240	50	1	MG/KG	08/28/2013	EBS
Mercury	EPA-7471	0.093	0.020	1	MG/KG	09/04/2013	RAL
Arsenic	EPA-6020	3.0	1.0	5	MG/KG	08/28/2013	RAL
Cadmium	EPA-6020	U	0.50	5	MG/KG	08/28/2013	RAL
Chromium	EPA-6020	16	0.50	5	MG/KG	08/28/2013	RAL
Iron	EPA-6020	29000	50	5	MG/KG	08/28/2013	RAL
Lead	EPA-6020	23	0.50	5	MG/KG	08/28/2013	RAL
Manganese	EPA-6020	460	0.50	5	MG/KG	08/28/2013	RAL
Total Organic Carbon (TOC)	ASTM D4129-05M	2.8	0.050	1	%	09/03/2013	CAS

SURROGATE	METHOD	%REC	ANALYSIS DATE	ANALYSIS BY
C25	NWTPH-DX w/ SGA	98.5	08/28/2013	EBS

U - Analyte analyzed for but not detected at level above reporting limit.
 Chromatogram indicates that it is likely that sample contains weathered diesel and lube oil.
 Diesel range product results biased high due to oil range product overlap.



CERTIFICATE OF ANALYSIS

CLIENT:	Landau Associates, Inc. 130 - 2nd Ave. S. Edmonds, WA 98020	DATE:	9/10/2013
CLIENT CONTACT:	Jeffrey Fellows	ALS JOB#:	EV13080134
CLIENT PROJECT:	Yakima Mill Site / #1148007.010	ALS SAMPLE#:	-33
CLIENT SAMPLE ID	FPP-B34-S (15-16)	DATE RECEIVED:	8/26/2013
		COLLECTION DATE:	8/22/2013 10:50:00 AM
		WDOE ACCREDITATION:	C601

DATA RESULTS

ANALYTE	METHOD	RESULTS	REPORTING LIMITS	DILUTION FACTOR	UNITS	ANALYSIS DATE	ANALYSIS BY
TPH-Diesel Range	NWTPH-DX w/ SGA	U	25	1	MG/KG	08/28/2013	EBS
TPH-Oil Range	NWTPH-DX w/ SGA	U	50	1	MG/KG	08/28/2013	EBS
Mercury	EPA-7471	0.022	0.020	1	MG/KG	09/04/2013	RAL
Arsenic	EPA-6020	2.1	1.0	5	MG/KG	08/28/2013	RAL
Cadmium	EPA-6020	U	0.50	5	MG/KG	08/28/2013	RAL
Chromium	EPA-6020	35	0.50	5	MG/KG	08/28/2013	RAL
Iron	EPA-6020	23000	50	5	MG/KG	08/28/2013	RAL
Lead	EPA-6020	5.0	0.50	5	MG/KG	08/28/2013	RAL
Manganese	EPA-6020	300	0.50	5	MG/KG	08/28/2013	RAL

SURROGATE	METHOD	%REC	ANALYSIS DATE	ANALYSIS BY
C25	NWTPH-DX w/ SGA	106	08/28/2013	EBS

U - Analyte analyzed for but not detected at level above reporting limit.



CERTIFICATE OF ANALYSIS

CLIENT:	Landau Associates, Inc. 130 - 2nd Ave. S. Edmonds, WA 98020	DATE:	9/10/2013
CLIENT CONTACT:	Jeffrey Fellows	ALS JOB#:	EV13080134
CLIENT PROJECT:	Yakima Mill Site / #1148007.010	ALS SAMPLE#:	-35
CLIENT SAMPLE ID	FPP-B33-S (10-11)	DATE RECEIVED:	8/26/2013
		COLLECTION DATE:	8/22/2013 12:55:00 PM
		WDOE ACCREDITATION:	C601

DATA RESULTS

ANALYTE	METHOD	RESULTS	REPORTING LIMITS	DILUTION FACTOR	UNITS	ANALYSIS DATE	ANALYSIS BY
TPH-Diesel Range	NWTPH-DX w/ SGA	U	25	1	MG/KG	08/28/2013	EBS
TPH-Oil Range	NWTPH-DX w/ SGA	U	50	1	MG/KG	08/28/2013	EBS
Mercury	EPA-7471	0.022	0.020	1	MG/KG	09/04/2013	RAL
Arsenic	EPA-6020	1.9	1.0	5	MG/KG	08/28/2013	RAL
Cadmium	EPA-6020	U	0.50	5	MG/KG	08/28/2013	RAL
Chromium	EPA-6020	21	0.50	5	MG/KG	08/28/2013	RAL
Iron	EPA-6020	21000	50	5	MG/KG	08/28/2013	RAL
Lead	EPA-6020	2.5	0.50	5	MG/KG	08/28/2013	RAL
Manganese	EPA-6020	290	0.50	5	MG/KG	08/28/2013	RAL
Total Organic Carbon (TOC)	ASTM D4129-05M	0.091	0.050	1	%	09/03/2013	CAS

SURROGATE	METHOD	%REC	ANALYSIS DATE	ANALYSIS BY
C25	NWTPH-DX w/ SGA	90.7	08/28/2013	EBS

U - Analyte analyzed for but not detected at level above reporting limit.



CERTIFICATE OF ANALYSIS

CLIENT:	Landau Associates, Inc. 130 - 2nd Ave. S. Edmonds, WA 98020	DATE:	9/10/2013
CLIENT CONTACT:	Jeffrey Fellows	ALS JOB#:	EV13080134
CLIENT PROJECT:	Yakima Mill Site / #1148007.010	ALS SAMPLE#:	-39
CLIENT SAMPLE ID	FPP-B31-S (15-16)	DATE RECEIVED:	8/26/2013
		COLLECTION DATE:	8/22/2013 2:50:00 PM
		WDOE ACCREDITATION:	C601

DATA RESULTS

ANALYTE	METHOD	RESULTS	REPORTING LIMITS	DILUTION FACTOR	UNITS	ANALYSIS DATE	ANALYSIS BY
TPH-Diesel Range	NWTPH-DX w/ SGA	U	25	1	MG/KG	08/28/2013	EBS
TPH-Oil Range	NWTPH-DX w/ SGA	820	50	1	MG/KG	08/28/2013	EBS
Mercury	EPA-7471	0.050	0.020	1	MG/KG	09/04/2013	RAL
Arsenic	EPA-6020	2.1	1.0	5	MG/KG	08/28/2013	RAL
Cadmium	EPA-6020	U	0.50	5	MG/KG	08/28/2013	RAL
Chromium	EPA-6020	17	0.50	5	MG/KG	08/28/2013	RAL
Iron	EPA-6020	21000	50	5	MG/KG	08/28/2013	RAL
Lead	EPA-6020	10	0.50	5	MG/KG	08/28/2013	RAL
Manganese	EPA-6020	300	0.50	5	MG/KG	08/28/2013	RAL

SURROGATE	METHOD	%REC	ANALYSIS DATE	ANALYSIS BY
C25	NWTPH-DX w/ SGA	0 DS1	08/28/2013	EBS

DS1 - Surrogate outside of control limits due to matrix effect.
 U - Analyte analyzed for but not detected at level above reporting limit.
 Chromatogram indicates that it is likely that sample contains an unidentified diesel range product and an unidentified oil range product.



CERTIFICATE OF ANALYSIS

CLIENT:	Landau Associates, Inc. 130 - 2nd Ave. S. Edmonds, WA 98020	DATE:	9/10/2013
CLIENT CONTACT:	Jeffrey Fellows	ALS JOB#:	EV13080134
CLIENT PROJECT:	Yakima Mill Site / #1148007.010	ALS SAMPLE#:	-44
CLIENT SAMPLE ID	FPP-B29a-S (15-16)	DATE RECEIVED:	8/26/2013
		COLLECTION DATE:	8/22/2013 5:00:00 PM
		WDOE ACCREDITATION:	C601

DATA RESULTS

ANALYTE	METHOD	RESULTS	REPORTING LIMITS	DILUTION FACTOR	UNITS	ANALYSIS DATE	ANALYSIS BY
TPH-Diesel Range	NWTPH-DX w/ SGA	U	120	5	MG/KG	08/28/2013	EBS
TPH-Oil Range	NWTPH-DX w/ SGA	2000	250	5	MG/KG	08/28/2013	EBS
PCB-1016	EPA-8082	U	0.10	1	MG/KG	09/05/2013	LAP
PCB-1221	EPA-8082	U	0.10	1	MG/KG	09/05/2013	LAP
PCB-1232	EPA-8082	U	0.10	1	MG/KG	09/05/2013	LAP
PCB-1242	EPA-8082	U	0.10	1	MG/KG	09/05/2013	LAP
PCB-1248	EPA-8082	U	0.10	1	MG/KG	09/05/2013	LAP
PCB-1254	EPA-8082	U	0.10	1	MG/KG	09/05/2013	LAP
PCB-1260	EPA-8082	U	0.10	1	MG/KG	09/05/2013	LAP
PCB-1268	EPA-8082	U	0.10	1	MG/KG	09/05/2013	LAP
Mercury	EPA-7471	0.092	0.020	1	MG/KG	09/04/2013	RAL
Arsenic	EPA-6020	3.7	1.0	5	MG/KG	08/28/2013	RAL
Cadmium	EPA-6020	U	0.50	5	MG/KG	08/28/2013	RAL
Chromium	EPA-6020	20	0.50	5	MG/KG	08/28/2013	RAL
Iron	EPA-6020	31000	50	5	MG/KG	08/28/2013	RAL
Lead	EPA-6020	5.3	0.50	5	MG/KG	08/28/2013	RAL
Manganese	EPA-6020	570	0.50	5	MG/KG	08/28/2013	RAL

SURROGATE	METHOD	%REC	ANALYSIS DATE	ANALYSIS BY
C25 5X Dilution	NWTPH-DX w/ SGA	106	08/28/2013	EBS
TCMX	EPA-8082	74.3	09/05/2013	LAP
DCB	EPA-8082	51.7	09/05/2013	LAP

U - Analyte analyzed for but not detected at level above reporting limit.
Chromatogram indicates that it is likely that sample contains lube oil.



CERTIFICATE OF ANALYSIS

CLIENT:	Landau Associates, Inc. 130 - 2nd Ave. S. Edmonds, WA 98020	DATE:	9/10/2013
CLIENT CONTACT:	Jeffrey Fellows	ALS JOB#:	EV13080134
CLIENT PROJECT:	Yakima Mill Site / #1148007.010	ALS SAMPLE#:	-48
CLIENT SAMPLE ID	FPP-B32-S (15-16)	DATE RECEIVED:	8/26/2013
		COLLECTION DATE:	8/22/2013 11:40:00 AM
		WDOE ACCREDITATION:	C601

DATA RESULTS

ANALYTE	METHOD	RESULTS	REPORTING LIMITS	DILUTION FACTOR	UNITS	ANALYSIS DATE	ANALYSIS BY
TPH-Diesel Range	NWTPH-DX w/ SGA	U	25	1	MG/KG	08/28/2013	EBS
TPH-Oil Range	NWTPH-DX w/ SGA	U	50	1	MG/KG	08/28/2013	EBS
Mercury	EPA-7471	0.15	0.020	1	MG/KG	09/04/2013	RAL
Arsenic	EPA-6020	2.6	1.0	5	MG/KG	08/28/2013	RAL
Cadmium	EPA-6020	U	0.50	5	MG/KG	08/28/2013	RAL
Chromium	EPA-6020	18	0.50	5	MG/KG	08/28/2013	RAL
Iron	EPA-6020	24000	50	5	MG/KG	08/28/2013	RAL
Lead	EPA-6020	5.4	0.50	5	MG/KG	08/28/2013	RAL
Manganese	EPA-6020	370	0.50	5	MG/KG	08/28/2013	RAL

SURROGATE	METHOD	%REC	ANALYSIS DATE	ANALYSIS BY
C25	NWTPH-DX w/ SGA	85.3	08/28/2013	EBS

U - Analyte analyzed for but not detected at level above reporting limit.



CERTIFICATE OF ANALYSIS

CLIENT:	Landau Associates, Inc. 130 - 2nd Ave. S. Edmonds, WA 98020	DATE:	9/10/2013
CLIENT CONTACT:	Jeffrey Fellows	ALS JOB#:	EV13080134
CLIENT PROJECT:	Yakima Mill Site / #1148007.010	ALS SAMPLE#:	-52
CLIENT SAMPLE ID	FPP-B28-S (15-16)	DATE RECEIVED:	8/26/2013
		COLLECTION DATE:	8/23/2013 10:25:00 AM
		WDOE ACCREDITATION:	C601

DATA RESULTS

ANALYTE	METHOD	RESULTS	REPORTING LIMITS	DILUTION FACTOR	UNITS	ANALYSIS DATE	ANALYSIS BY
TPH-Diesel Range	NWTPH-DX w/ SGA	U	250	10	MG/KG	08/28/2013	EBS
TPH-Oil Range	NWTPH-DX w/ SGA	6100	500	10	MG/KG	08/28/2013	EBS
Mercury	EPA-7471	0.021	0.020	1	MG/KG	09/04/2013	RAL
Arsenic	EPA-6020	2.0	1.0	5	MG/KG	08/28/2013	RAL
Cadmium	EPA-6020	U	0.50	5	MG/KG	08/28/2013	RAL
Chromium	EPA-6020	17	0.50	5	MG/KG	08/28/2013	RAL
Iron	EPA-6020	21000	50	5	MG/KG	08/28/2013	RAL
Lead	EPA-6020	4.2	0.50	5	MG/KG	08/28/2013	RAL
Manganese	EPA-6020	220	0.50	5	MG/KG	08/28/2013	RAL

SURROGATE	METHOD	%REC	ANALYSIS DATE	ANALYSIS BY
C25 10X Dilution	NWTPH-DX w/ SGA	103 DS2	08/28/2013	EBS

DS2 - Due to high dilution factor surrogate results should be considered uncontrolled.
 U - Analyte analyzed for but not detected at level above reporting limit.
 Chromatogram indicates that it is likely that sample contains lube oil.



CERTIFICATE OF ANALYSIS

CLIENT:	Landau Associates, Inc. 130 - 2nd Ave. S. Edmonds, WA 98020	DATE:	9/10/2013
CLIENT CONTACT:	Jeffrey Fellows	ALS JOB#:	EV13080134
CLIENT PROJECT:	Yakima Mill Site / #1148007.010	ALS SAMPLE#:	-56
CLIENT SAMPLE ID	FPP-B29b-S (15-16)	DATE RECEIVED:	8/26/2013
		COLLECTION DATE:	8/23/2013 12:15:00 PM
		WDOE ACCREDITATION:	C601

DATA RESULTS

ANALYTE	METHOD	RESULTS	REPORTING LIMITS	DILUTION FACTOR	UNITS	ANALYSIS DATE	ANALYSIS BY
TPH-Diesel Range	NWTPH-DX w/ SGA	U	25	1	MG/KG	08/28/2013	EBS
TPH-Oil Range	NWTPH-DX w/ SGA	560	50	1	MG/KG	08/28/2013	EBS
Mercury	EPA-7471	0.082	0.020	1	MG/KG	09/04/2013	RAL
Arsenic	EPA-6020	4.0	1.0	5	MG/KG	08/28/2013	RAL
Cadmium	EPA-6020	U	0.50	5	MG/KG	08/28/2013	RAL
Chromium	EPA-6020	17	0.50	5	MG/KG	08/28/2013	RAL
Iron	EPA-6020	30000	50	5	MG/KG	08/28/2013	RAL
Lead	EPA-6020	5.5	0.50	5	MG/KG	08/28/2013	RAL
Manganese	EPA-6020	560	0.50	5	MG/KG	08/28/2013	RAL

SURROGATE	METHOD	%REC	ANALYSIS DATE	ANALYSIS BY
C25	NWTPH-DX w/ SGA	106	08/28/2013	EBS

U - Analyte analyzed for but not detected at level above reporting limit.
Chromatogram indicates that it is likely that sample contains lube oil.



CERTIFICATE OF ANALYSIS

CLIENT:	Landau Associates, Inc. 130 - 2nd Ave. S. Edmonds, WA 98020	DATE:	9/10/2013
CLIENT CONTACT:	Jeffrey Fellows	ALS JOB#:	EV13080134
CLIENT PROJECT:	Yakima Mill Site / #1148007.010	ALS SAMPLE#:	-60
CLIENT SAMPLE ID	FPP-B29c-S (15-16)	DATE RECEIVED:	8/26/2013
		COLLECTION DATE:	8/23/2013 1:50:00 PM
		WDOE ACCREDITATION:	C601

DATA RESULTS

ANALYTE	METHOD	RESULTS	REPORTING LIMITS	DILUTION FACTOR	UNITS	ANALYSIS DATE	ANALYSIS BY
TPH-Diesel Range	NWTPH-DX w/ SGA	U	120	5	MG/KG	08/28/2013	EBS
TPH-Oil Range	NWTPH-DX w/ SGA	3500	250	5	MG/KG	08/28/2013	EBS
Mercury	EPA-7471	0.12	0.020	1	MG/KG	09/04/2013	RAL
Arsenic	EPA-6020	3.0	1.0	5	MG/KG	08/28/2013	RAL
Cadmium	EPA-6020	U	0.50	5	MG/KG	08/28/2013	RAL
Chromium	EPA-6020	20	0.50	5	MG/KG	08/28/2013	RAL
Iron	EPA-6020	31000	50	5	MG/KG	08/28/2013	RAL
Lead	EPA-6020	5.7	0.50	5	MG/KG	08/28/2013	RAL
Manganese	EPA-6020	410	0.50	5	MG/KG	08/28/2013	RAL

SURROGATE	METHOD	%REC	ANALYSIS DATE	ANALYSIS BY
C25 5X Dilution	NWTPH-DX w/ SGA	109	08/28/2013	EBS

U - Analyte analyzed for but not detected at level above reporting limit.
Chromatogram indicates that it is likely that sample contains lube oil.



CERTIFICATE OF ANALYSIS

CLIENT:	Landau Associates, Inc. 130 - 2nd Ave. S. Edmonds, WA 98020	DATE:	9/10/2013
CLIENT CONTACT:	Jeffrey Fellows	ALS JOB#:	EV13080134
CLIENT PROJECT:	Yakima Mill Site / #1148007.010	ALS SAMPLE#:	-62
CLIENT SAMPLE ID	FPP-B27-GW (16)	DATE RECEIVED:	8/26/2013
		COLLECTION DATE:	8/21/2013 9:30:00 AM
		WDOE ACCREDITATION:	C601

DATA RESULTS

ANALYTE	METHOD	RESULTS	REPORTING LIMITS	DILUTION FACTOR	UNITS	ANALYSIS DATE	ANALYSIS BY
TPH-Diesel Range	NWTPH-DX w/ SGA	U	1300	10	UG/L	08/27/2013	EBS
TPH-Oil Range	NWTPH-DX w/ SGA	47000	2500	10	UG/L	08/27/2013	EBS
Mercury (Dissolved)	EPA-7470	U	0.20	1	UG/L	08/27/2013	RAL
Arsenic (Dissolved)	EPA-200.8	35	5.0	5	UG/L	08/28/2013	RAL
Cadmium (Dissolved)	EPA-200.8	U	5.0	5	UG/L	08/28/2013	RAL
Chromium (Dissolved)	EPA-200.8	U	10	5	UG/L	08/28/2013	RAL
Iron (Dissolved)	EPA-200.8	580	250	5	UG/L	08/28/2013	RAL
Lead (Dissolved)	EPA-200.8	9.2	5.0	5	UG/L	08/28/2013	RAL
Manganese (Dissolved)	EPA-200.8	90	10	5	UG/L	08/28/2013	RAL
Sodium (Dissolved)	EPA-200.8	1500000	1000	20	UG/L	08/29/2013	RAL

SURROGATE	METHOD	%REC	ANALYSIS DATE	ANALYSIS BY
C25 10X Dilution	NWTPH-DX w/ SGA	107 DS2	08/27/2013	EBS

DS2 - Due to high dilution factor surrogate results should be considered uncontrolled.

U - Analyte analyzed for but not detected at level above reporting limit.

Chromatogram indicates that it is likely that sample contains an unidentified diesel range product and an unidentified oil range product.



CERTIFICATE OF ANALYSIS

CLIENT:	Landau Associates, Inc. 130 - 2nd Ave. S. Edmonds, WA 98020	DATE:	9/10/2013
CLIENT CONTACT:	Jeffrey Fellows	ALS JOB#:	EV13080134
CLIENT PROJECT:	Yakima Mill Site / #1148007.010	ALS SAMPLE#:	-63
CLIENT SAMPLE ID	FPP-B26-GW (19.5)	DATE RECEIVED:	8/26/2013
		COLLECTION DATE:	8/21/2013 11:45:00 AM
		WDOE ACCREDITATION:	C601

DATA RESULTS

ANALYTE	METHOD	RESULTS	REPORTING LIMITS	DILUTION FACTOR	UNITS	ANALYSIS DATE	ANALYSIS BY
TPH-Diesel Range	NWTPH-DX w/ SGA	150	130	1	UG/L	08/28/2013	EBS
TPH-Oil Range	NWTPH-DX w/ SGA	270	250	1	UG/L	08/28/2013	EBS
Mercury (Dissolved)	EPA-7470	U	0.20	1	UG/L	08/27/2013	RAL
Arsenic (Dissolved)	EPA-200.8	1.1	1.0	1	UG/L	08/29/2013	RAL
Cadmium (Dissolved)	EPA-200.8	U	1.0	1	UG/L	08/29/2013	RAL
Chromium (Dissolved)	EPA-200.8	U	2.0	1	UG/L	08/29/2013	RAL
Iron (Dissolved)	EPA-200.8	18000	50	1	UG/L	08/29/2013	RAL
Lead (Dissolved)	EPA-200.8	U	1.0	1	UG/L	08/29/2013	RAL
Manganese (Dissolved)	EPA-200.8	1600	2.0	1	UG/L	08/29/2013	RAL
Sodium (Dissolved)	EPA-200.8	23000	50	1	UG/L	08/29/2013	RAL

SURROGATE	METHOD	%REC	ANALYSIS DATE	ANALYSIS BY
C25	NWTPH-DX w/ SGA	102	08/28/2013	EBS

U - Analyte analyzed for but not detected at level above reporting limit.
Chromatogram indicates that it is likely that sample contains weathered diesel and an unidentified oil range product.



CERTIFICATE OF ANALYSIS

CLIENT:	Landau Associates, Inc. 130 - 2nd Ave. S. Edmonds, WA 98020	DATE:	9/10/2013
CLIENT CONTACT:	Jeffrey Fellows	ALS JOB#:	EV13080134
CLIENT PROJECT:	Yakima Mill Site / #1148007.010	ALS SAMPLE#:	-64
CLIENT SAMPLE ID	FPP-B25-GW (18.5)	DATE RECEIVED:	8/26/2013
		COLLECTION DATE:	8/21/2013 2:15:00 PM
		WDOE ACCREDITATION:	C601

DATA RESULTS

ANALYTE	METHOD	RESULTS	REPORTING LIMITS	DILUTION FACTOR	UNITS	ANALYSIS DATE	ANALYSIS BY
TPH-Diesel Range	NWTPH-DX w/ SGA	U	130	1	UG/L	08/28/2013	EBS
TPH-Oil Range	NWTPH-DX w/ SGA	U	250	1	UG/L	08/28/2013	EBS
Mercury (Dissolved)	EPA-7470	U	0.20	1	UG/L	08/27/2013	RAL
Arsenic (Dissolved)	EPA-200.8	U	1.0	1	UG/L	08/29/2013	RAL
Cadmium (Dissolved)	EPA-200.8	U	1.0	1	UG/L	08/29/2013	RAL
Chromium (Dissolved)	EPA-200.8	U	2.0	1	UG/L	08/29/2013	RAL
Iron (Dissolved)	EPA-200.8	9700	50	1	UG/L	08/29/2013	RAL
Lead (Dissolved)	EPA-200.8	U	1.0	1	UG/L	08/29/2013	RAL
Manganese (Dissolved)	EPA-200.8	1100	2.0	1	UG/L	08/29/2013	RAL
Sodium (Dissolved)	EPA-200.8	18000	50	1	UG/L	08/29/2013	RAL

SURROGATE	METHOD	%REC	ANALYSIS DATE	ANALYSIS BY
C25	NWTPH-DX w/ SGA	100	08/28/2013	EBS

U - Analyte analyzed for but not detected at level above reporting limit.



CERTIFICATE OF ANALYSIS

CLIENT:	Landau Associates, Inc. 130 - 2nd Ave. S. Edmonds, WA 98020	DATE:	9/10/2013
CLIENT CONTACT:	Jeffrey Fellows	ALS JOB#:	EV13080134
CLIENT PROJECT:	Yakima Mill Site / #1148007.010	ALS SAMPLE#:	-65
CLIENT SAMPLE ID	TP-MW-1	DATE RECEIVED:	8/26/2013
		COLLECTION DATE:	8/22/2013 12:59:00 PM
		WDOE ACCREDITATION:	C601

DATA RESULTS

ANALYTE	METHOD	RESULTS	REPORTING	DILUTION	UNITS	ANALYSIS	ANALYSIS
			LIMITS	FACTOR		DATE	BY
TPH-Volatile Range	NWTPH-GX	U	50	1	UG/L	08/27/2013	DLC
TPH-Diesel Range	NWTPH-DX w/ SGA	U	130	1	UG/L	08/28/2013	EBS
TPH-Oil Range	NWTPH-DX w/ SGA	U	250	1	UG/L	08/28/2013	EBS
Dichlorodifluoromethane	EPA-8260	U	2.0	1	UG/L	08/28/2013	GAP
Chloromethane	EPA-8260	U	2.0	1	UG/L	08/28/2013	GAP
Bromomethane	EPA-8260	U	2.0	1	UG/L	08/28/2013	GAP
Chloroethane	EPA-8260	U	2.0	1	UG/L	08/28/2013	GAP
Carbon Tetrachloride	EPA-8260	U	2.0	1	UG/L	08/28/2013	GAP
Trichlorofluoromethane	EPA-8260	U	2.0	1	UG/L	08/28/2013	GAP
Carbon Disulfide	EPA-8260	U	2.0	1	UG/L	08/28/2013	GAP
Acetone	EPA-8260	U	25	1	UG/L	08/28/2013	GAP
1,1-Dichloroethene	EPA-8260	U	2.0	1	UG/L	08/28/2013	GAP
Methylene Chloride	EPA-8260	U	5.0	1	UG/L	08/28/2013	GAP
Acrylonitrile	EPA-8260	U	10	1	UG/L	08/28/2013	GAP
Methyl T-Butyl Ether	EPA-8260	U	2.0	1	UG/L	08/28/2013	GAP
Trans-1,2-Dichloroethene	EPA-8260	U	2.0	1	UG/L	08/28/2013	GAP
1,1-Dichloroethane	EPA-8260	U	2.0	1	UG/L	08/28/2013	GAP
2-Butanone	EPA-8260	U	10	1	UG/L	08/28/2013	GAP
Cis-1,2-Dichloroethene	EPA-8260	U	2.0	1	UG/L	08/28/2013	GAP
2,2-Dichloropropane	EPA-8260	U	2.0	1	UG/L	08/28/2013	GAP
Bromochloromethane	EPA-8260	U	2.0	1	UG/L	08/28/2013	GAP
Chloroform	EPA-8260	2.9	2.0	1	UG/L	08/28/2013	GAP
1,1,1-Trichloroethane	EPA-8260	U	2.0	1	UG/L	08/28/2013	GAP
1,1-Dichloropropene	EPA-8260	U	2.0	1	UG/L	08/28/2013	GAP
1,2-Dichloroethane	EPA-8260	U	2.0	1	UG/L	08/28/2013	GAP
Benzene	EPA-8260	U	2.0	1	UG/L	08/28/2013	GAP
1,2-Dichloropropane	EPA-8260	U	2.0	1	UG/L	08/28/2013	GAP
Dibromomethane	EPA-8260	U	2.0	1	UG/L	08/28/2013	GAP
Bromodichloromethane	EPA-8260	U	2.0	1	UG/L	08/28/2013	GAP
Trans-1,3-Dichloropropene	EPA-8260	U	2.0	1	UG/L	08/28/2013	GAP
4-Methyl-2-Pentanone	EPA-8260	U	10	1	UG/L	08/28/2013	GAP
Toluene	EPA-8260	U	2.0	1	UG/L	08/28/2013	GAP
Cis-1,3-Dichloropropene	EPA-8260	U	2.0	1	UG/L	08/28/2013	GAP
1,1,2-Trichloroethane	EPA-8260	U	2.0	1	UG/L	08/28/2013	GAP
2-Hexanone	EPA-8260	U	10	1	UG/L	08/28/2013	GAP
1,3-Dichloropropane	EPA-8260	U	2.0	1	UG/L	08/28/2013	GAP
Tetrachloroethylene	EPA-8260	U	2.0	1	UG/L	08/28/2013	GAP
Dibromochloromethane	EPA-8260	U	2.0	1	UG/L	08/28/2013	GAP



CERTIFICATE OF ANALYSIS

CLIENT:	Landau Associates, Inc. 130 - 2nd Ave. S. Edmonds, WA 98020	DATE:	9/10/2013
CLIENT CONTACT:	Jeffrey Fellows	ALS JOB#:	EV13080134
CLIENT PROJECT:	Yakima Mill Site / #1148007.010	ALS SAMPLE#:	-65
CLIENT SAMPLE ID	TP-MW-1	DATE RECEIVED:	8/26/2013
		COLLECTION DATE:	8/22/2013 12:59:00 PM
		WDOE ACCREDITATION:	C601

DATA RESULTS

ANALYTE	METHOD	RESULTS	REPORTING LIMITS	DILUTION FACTOR	UNITS	ANALYSIS DATE	ANALYSIS BY
1,2-Dibromoethane	EPA-8260	U	0.010	1	UG/L	08/28/2013	GAP
Chlorobenzene	EPA-8260	U	2.0	1	UG/L	08/28/2013	GAP
1,1,1,2-Tetrachloroethane	EPA-8260	U	2.0	1	UG/L	08/28/2013	GAP
Ethylbenzene	EPA-8260	U	2.0	1	UG/L	08/28/2013	GAP
m,p-Xylene	EPA-8260	U	4.0	1	UG/L	08/28/2013	GAP
Styrene	EPA-8260	U	2.0	1	UG/L	08/28/2013	GAP
o-Xylene	EPA-8260	U	2.0	1	UG/L	08/28/2013	GAP
Bromoform	EPA-8260	U	2.0	1	UG/L	08/28/2013	GAP
Isopropylbenzene	EPA-8260	U	2.0	1	UG/L	08/28/2013	GAP
1,1,2,2-Tetrachloroethane	EPA-8260	U	2.0	1	UG/L	08/28/2013	GAP
1,2,3-Trichloropropane	EPA-8260	U	2.0	1	UG/L	08/28/2013	GAP
Bromobenzene	EPA-8260	U	2.0	1	UG/L	08/28/2013	GAP
N-Propyl Benzene	EPA-8260	U	2.0	1	UG/L	08/28/2013	GAP
2-Chlorotoluene	EPA-8260	U	2.0	1	UG/L	08/28/2013	GAP
1,3,5-Trimethylbenzene	EPA-8260	U	2.0	1	UG/L	08/28/2013	GAP
4-Chlorotoluene	EPA-8260	U	2.0	1	UG/L	08/28/2013	GAP
T-Butyl Benzene	EPA-8260	U	2.0	1	UG/L	08/28/2013	GAP
1,2,4-Trimethylbenzene	EPA-8260	U	2.0	1	UG/L	08/28/2013	GAP
S-Butyl Benzene	EPA-8260	U	2.0	1	UG/L	08/28/2013	GAP
P-Isopropyltoluene	EPA-8260	U	2.0	1	UG/L	08/28/2013	GAP
1,3 Dichlorobenzene	EPA-8260	U	2.0	1	UG/L	08/28/2013	GAP
1,4-Dichlorobenzene	EPA-8260	U	2.0	1	UG/L	08/28/2013	GAP
N-Butylbenzene	EPA-8260	U	2.0	1	UG/L	08/28/2013	GAP
1,2-Dichlorobenzene	EPA-8260	U	2.0	1	UG/L	08/28/2013	GAP
1,2-Dibromo 3-Chloropropane	EPA-8260	U	10	1	UG/L	08/28/2013	GAP
1,2,4-Trichlorobenzene	EPA-8260	U	2.0	1	UG/L	08/28/2013	GAP
Hexachlorobutadiene	EPA-8260	U	2.0	1	UG/L	08/28/2013	GAP
Naphthalene	EPA-8260	U	2.0	1	UG/L	08/28/2013	GAP
1,2,3-Trichlorobenzene	EPA-8260	U	2.0	1	UG/L	08/28/2013	GAP
Pyridine	EPA-8270	U	2.0	1	UG/L	09/04/2013	LAP
N-Nitrosodimethylamine	EPA-8270	U	2.0	1	UG/L	09/04/2013	LAP
Phenol	EPA-8270	U	2.0	1	UG/L	09/04/2013	LAP
Aniline	EPA-8270	U	2.0	1	UG/L	09/04/2013	LAP
Bis(2-Chloroethyl)Ether	EPA-8270	U	2.0	1	UG/L	09/04/2013	LAP
2-Chlorophenol	EPA-8270	U	2.0	1	UG/L	09/04/2013	LAP
1,3-Dichlorobenzene	EPA-8270	U	2.0	1	UG/L	09/04/2013	LAP
1,4-Dichlorobenzene	EPA-8270	U	2.0	1	UG/L	09/04/2013	LAP
Benzyl Alcohol	EPA-8270	U	2.0	1	UG/L	09/04/2013	LAP



CERTIFICATE OF ANALYSIS

CLIENT:	Landau Associates, Inc. 130 - 2nd Ave. S. Edmonds, WA 98020	DATE:	9/10/2013
CLIENT CONTACT:	Jeffrey Fellows	ALS JOB#:	EV13080134
CLIENT PROJECT:	Yakima Mill Site / #1148007.010	ALS SAMPLE#:	-65
CLIENT SAMPLE ID	TP-MW-1	DATE RECEIVED:	8/26/2013
		COLLECTION DATE:	8/22/2013 12:59:00 PM
		WDOE ACCREDITATION:	C601

DATA RESULTS

ANALYTE	METHOD	RESULTS	REPORTING LIMITS	DILUTION FACTOR	UNITS	ANALYSIS DATE	ANALYSIS BY
1,2-Dichlorobenzene	EPA-8270	U	2.0	1	UG/L	09/04/2013	LAP
2-Methylphenol	EPA-8270	U	2.0	1	UG/L	09/04/2013	LAP
Bis(2-Chloroisopropyl)Ether	EPA-8270	U	2.0	1	UG/L	09/04/2013	LAP
3&4-Methylphenol	EPA-8270	U	2.0	1	UG/L	09/04/2013	LAP
N-Nitroso-Di-N-Propylamine	EPA-8270	U	2.0	1	UG/L	09/04/2013	LAP
Hexachloroethane	EPA-8270	U	2.0	1	UG/L	09/04/2013	LAP
Nitrobenzene	EPA-8270	U	2.0	1	UG/L	09/04/2013	LAP
Isophorone	EPA-8270	U	2.0	1	UG/L	09/04/2013	LAP
2-Nitrophenol	EPA-8270	U	2.0	1	UG/L	09/04/2013	LAP
2,4-Dimethylphenol	EPA-8270	U	2.0	1	UG/L	09/04/2013	LAP
Benzoic Acid	EPA-8270	U	10	1	UG/L	09/04/2013	LAP
Bis(2-Chloroethoxy)Methane	EPA-8270	U	2.0	1	UG/L	09/04/2013	LAP
2,4-Dichlorophenol	EPA-8270	U	2.0	1	UG/L	09/04/2013	LAP
1,2,4-Trichlorobenzene	EPA-8270	U	2.0	1	UG/L	09/04/2013	LAP
Naphthalene	EPA-8270	U	2.0	1	UG/L	09/04/2013	LAP
4-Chloroaniline	EPA-8270	U	2.0	1	UG/L	09/04/2013	LAP
2,6-Dichlorophenol	EPA-8270	U	2.0	1	UG/L	09/04/2013	LAP
Hexachlorobutadiene	EPA-8270	U	2.0	1	UG/L	09/04/2013	LAP
4-Chloro-3-Methylphenol	EPA-8270	U	2.0	1	UG/L	09/04/2013	LAP
2-Methylnaphthalene	EPA-8270	U	2.0	1	UG/L	09/04/2013	LAP
1-Methylnaphthalene	EPA-8270	U	2.0	1	UG/L	09/04/2013	LAP
Hexachlorocyclopentadiene	EPA-8270	U	2.0	1	UG/L	09/04/2013	LAP
2,4,6-Trichlorophenol	EPA-8270	U	2.0	1	UG/L	09/04/2013	LAP
2,4,5-Trichlorophenol	EPA-8270	U	2.0	1	UG/L	09/04/2013	LAP
2-Chloronaphthalene	EPA-8270	U	2.0	1	UG/L	09/04/2013	LAP
2-Nitroaniline	EPA-8270	U	2.0	1	UG/L	09/04/2013	LAP
Acenaphthylene	EPA-8270	U	2.0	1	UG/L	09/04/2013	LAP
Dimethylphthalate	EPA-8270	U	2.0	1	UG/L	09/04/2013	LAP
2,6-Dinitrotoluene	EPA-8270	U	2.0	1	UG/L	09/04/2013	LAP
Acenaphthene	EPA-8270	U	2.0	1	UG/L	09/04/2013	LAP
3-Nitroaniline	EPA-8270	U	5.0	1	UG/L	09/04/2013	LAP
2,4-Dinitrophenol	EPA-8270	U	10	1	UG/L	09/04/2013	LAP
4-Nitrophenol	EPA-8270	U	2.0	1	UG/L	09/04/2013	LAP
Dibenzofuran	EPA-8270	U	2.0	1	UG/L	09/04/2013	LAP
2,4-Dinitrotoluene	EPA-8270	U	2.0	1	UG/L	09/04/2013	LAP
2,3,4,6-Tetrachlorophenol	EPA-8270	U	2.0	1	UG/L	09/04/2013	LAP
Diethylphthalate	EPA-8270	U	2.0	1	UG/L	09/04/2013	LAP
Fluorene	EPA-8270	U	2.0	1	UG/L	09/04/2013	LAP



CERTIFICATE OF ANALYSIS

CLIENT:	Landau Associates, Inc. 130 - 2nd Ave. S. Edmonds, WA 98020	DATE:	9/10/2013
CLIENT CONTACT:	Jeffrey Fellows	ALS JOB#:	EV13080134
CLIENT PROJECT:	Yakima Mill Site / #1148007.010	ALS SAMPLE#:	-65
CLIENT SAMPLE ID	TP-MW-1	DATE RECEIVED:	8/26/2013
		COLLECTION DATE:	8/22/2013 12:59:00 PM
		WDOE ACCREDITATION:	C601

DATA RESULTS

ANALYTE	METHOD	RESULTS	REPORTING LIMITS	DILUTION FACTOR	UNITS	ANALYSIS DATE	ANALYSIS BY
4-Chlorophenyl-Phenylether	EPA-8270	U	2.0	1	UG/L	09/04/2013	LAP
4-Nitroaniline	EPA-8270	U	2.0	1	UG/L	09/04/2013	LAP
4,6-Dinitro-2-Methylphenol	EPA-8270	U	2.0	1	UG/L	09/04/2013	LAP
N-Nitrosodiphenylamine	EPA-8270	U	2.0	1	UG/L	09/04/2013	LAP
Azobenzene	EPA-8270	U	2.0	1	UG/L	09/04/2013	LAP
4-Bromophenyl-Phenylether	EPA-8270	U	2.0	1	UG/L	09/04/2013	LAP
Hexachlorobenzene	EPA-8270	U	2.0	1	UG/L	09/04/2013	LAP
Pentachlorophenol	EPA-8270	U	5.0	1	UG/L	09/04/2013	LAP
Phenanthrene	EPA-8270	U	2.0	1	UG/L	09/04/2013	LAP
Anthracene	EPA-8270	U	2.0	1	UG/L	09/04/2013	LAP
Carbazole	EPA-8270	U	2.0	1	UG/L	09/04/2013	LAP
Di-N-Butylphthalate	EPA-8270	U	2.0	1	UG/L	09/04/2013	LAP
Fluoranthene	EPA-8270	U	2.0	1	UG/L	09/04/2013	LAP
Pyrene	EPA-8270	U	2.0	1	UG/L	09/04/2013	LAP
Butylbenzylphthalate	EPA-8270	U	2.0	1	UG/L	09/04/2013	LAP
3,3-Dichlorobenzidine	EPA-8270	U	2.0	1	UG/L	09/04/2013	LAP
Benzo[A]Anthracene	EPA-8270	U	2.0	1	UG/L	09/04/2013	LAP
Chrysene	EPA-8270	U	2.0	1	UG/L	09/04/2013	LAP
Bis(2-Ethylhexyl)Phthalate	EPA-8270	U	2.0	1	UG/L	09/04/2013	LAP
Di-N-Octylphthalate	EPA-8270	U	2.0	1	UG/L	09/04/2013	LAP
Benzo[B]Fluoranthene	EPA-8270	U	2.0	1	UG/L	09/04/2013	LAP
Benzo[K]Fluoranthene	EPA-8270	U	2.0	1	UG/L	09/04/2013	LAP
Benzo[A]Pyrene	EPA-8270	U	2.0	1	UG/L	09/04/2013	LAP
Indeno[1,2,3-Cd]Pyrene	EPA-8270	U	2.0	1	UG/L	09/04/2013	LAP
Dibenz[A,H]Anthracene	EPA-8270	U	2.0	1	UG/L	09/04/2013	LAP
Benzo[G,H,I]Perylene	EPA-8270	U	2.0	1	UG/L	09/04/2013	LAP
Mercury (Dissolved)	EPA-7470	U	0.20	1	UG/L	08/27/2013	RAL
Arsenic (Dissolved)	EPA-200.8	U	1.0	1	UG/L	08/29/2013	RAL
Cadmium (Dissolved)	EPA-200.8	U	1.0	1	UG/L	08/29/2013	RAL
Chromium (Dissolved)	EPA-200.8	U	2.0	1	UG/L	08/29/2013	RAL
Iron (Dissolved)	EPA-200.8	U	50	1	UG/L	08/29/2013	RAL
Lead (Dissolved)	EPA-200.8	U	1.0	1	UG/L	08/29/2013	RAL
Manganese (Dissolved)	EPA-200.8	140	2.0	1	UG/L	08/29/2013	RAL
Sodium (Dissolved)	EPA-200.8	21000	50	1	UG/L	08/29/2013	RAL
Total Organic Carbon (TOC)	SM5310C	1.3	0.50	1	MG/L	08/30/2013	CAS

SURROGATE	METHOD	%REC	ANALYSIS DATE	ANALYSIS BY
-----------	--------	------	---------------	-------------



CERTIFICATE OF ANALYSIS

CLIENT:	Landau Associates, Inc. 130 - 2nd Ave. S. Edmonds, WA 98020	DATE:	9/10/2013
CLIENT CONTACT:	Jeffrey Fellows	ALS JOB#:	EV13080134
CLIENT PROJECT:	Yakima Mill Site / #1148007.010	ALS SAMPLE#:	-65
CLIENT SAMPLE ID	TP-MW-1	DATE RECEIVED:	8/26/2013
		COLLECTION DATE:	8/22/2013 12:59:00 PM
		WDOE ACCREDITATION:	C601

DATA RESULTS

SURROGATE	METHOD	%REC	ANALYSIS DATE	ANALYSIS BY
TFT	NWTPH-GX	97.6	08/27/2013	DLC
C25	NWTPH-DX w/ SGA	106	08/28/2013	EBS
1,2-Dichloroethane-d4	EPA-8260	101	08/28/2013	GAP
Toluene-d8	EPA-8260	100	08/28/2013	GAP
4-Bromofluorobenzene	EPA-8260	101	08/28/2013	GAP
2-Fluorophenol	EPA-8270	82.5	09/04/2013	LAP
Phenol-d5	EPA-8270	47.6	09/04/2013	LAP
Nitrobenzene-d5	EPA-8270	91.5	09/04/2013	LAP
2-Fluorobiphenyl	EPA-8270	94.5	09/04/2013	LAP
2,4,6-Tribromophenol	EPA-8270	83.1	09/04/2013	LAP
Terphenyl-d14	EPA-8270	105	09/04/2013	LAP

U - Analyte analyzed for but not detected at level above reporting limit.



CERTIFICATE OF ANALYSIS

CLIENT:	Landau Associates, Inc. 130 - 2nd Ave. S. Edmonds, WA 98020	DATE:	9/10/2013
CLIENT CONTACT:	Jeffrey Fellows	ALS JOB#:	EV13080134
CLIENT PROJECT:	Yakima Mill Site / #1148007.010	ALS SAMPLE#:	-66
CLIENT SAMPLE ID	FPP-B31-GW (19)	DATE RECEIVED:	8/26/2013
		COLLECTION DATE:	8/22/2013 1:00:00 PM
		WDOE ACCREDITATION:	C601

DATA RESULTS

ANALYTE	METHOD	RESULTS	REPORTING LIMITS	DILUTION FACTOR	UNITS	ANALYSIS DATE	ANALYSIS BY
TPH-Diesel Range	NWTPH-DX w/ SGA	U	130	1	UG/L	08/27/2013	EBS
TPH-Oil Range	NWTPH-DX w/ SGA	U	250	1	UG/L	08/27/2013	EBS
Mercury (Dissolved)	EPA-7470	U	0.20	1	UG/L	08/27/2013	RAL
Arsenic (Dissolved)	EPA-200.8	1.9	1.0	1	UG/L	08/29/2013	RAL
Cadmium (Dissolved)	EPA-200.8	U	1.0	1	UG/L	08/29/2013	RAL
Chromium (Dissolved)	EPA-200.8	U	2.0	1	UG/L	08/29/2013	RAL
Iron (Dissolved)	EPA-200.8	14000	50	1	UG/L	08/29/2013	RAL
Lead (Dissolved)	EPA-200.8	U	1.0	1	UG/L	08/29/2013	RAL
Manganese (Dissolved)	EPA-200.8	1600	2.0	1	UG/L	08/29/2013	RAL
Sodium (Dissolved)	EPA-200.8	20000	50	1	UG/L	08/29/2013	RAL

SURROGATE	METHOD	%REC	ANALYSIS DATE	ANALYSIS BY
C25	NWTPH-DX w/ SGA	93.0	08/27/2013	EBS

U - Analyte analyzed for but not detected at level above reporting limit.



CERTIFICATE OF ANALYSIS

CLIENT:	Landau Associates, Inc. 130 - 2nd Ave. S. Edmonds, WA 98020	DATE:	9/10/2013
CLIENT CONTACT:	Jeffrey Fellows	ALS JOB#:	EV13080134
CLIENT PROJECT:	Yakima Mill Site / #1148007.010	ALS SAMPLE#:	-67
CLIENT SAMPLE ID	FPP-B33-GW (19)	DATE RECEIVED:	8/26/2013
		COLLECTION DATE:	8/22/2013 3:30:00 PM
		WDOE ACCREDITATION:	C601

DATA RESULTS

ANALYTE	METHOD	RESULTS	REPORTING LIMITS	DILUTION FACTOR	UNITS	ANALYSIS DATE	ANALYSIS BY
TPH-Diesel Range	NWTPH-DX w/ SGA	U	130	1	UG/L	08/28/2013	EBS
TPH-Oil Range	NWTPH-DX w/ SGA	U	250	1	UG/L	08/28/2013	EBS
Mercury (Dissolved)	EPA-7470	U	0.20	1	UG/L	08/27/2013	RAL
Arsenic (Dissolved)	EPA-200.8	7.8	1.0	1	UG/L	08/29/2013	RAL
Cadmium (Dissolved)	EPA-200.8	U	1.0	1	UG/L	08/29/2013	RAL
Chromium (Dissolved)	EPA-200.8	U	2.0	1	UG/L	08/29/2013	RAL
Iron (Dissolved)	EPA-200.8	24000	50	1	UG/L	08/29/2013	RAL
Lead (Dissolved)	EPA-200.8	U	1.0	1	UG/L	08/29/2013	RAL
Manganese (Dissolved)	EPA-200.8	2000	2.0	1	UG/L	08/29/2013	RAL
Sodium (Dissolved)	EPA-200.8	48000	50	1	UG/L	08/29/2013	RAL

SURROGATE	METHOD	%REC	ANALYSIS DATE	ANALYSIS BY
C25	NWTPH-DX w/ SGA	104	08/28/2013	EBS

U - Analyte analyzed for but not detected at level above reporting limit.



CERTIFICATE OF ANALYSIS

CLIENT:	Landau Associates, Inc. 130 - 2nd Ave. S. Edmonds, WA 98020	DATE:	9/10/2013
CLIENT CONTACT:	Jeffrey Fellows	ALS JOB#:	EV13080134
CLIENT PROJECT:	Yakima Mill Site / #1148007.010	ALS SAMPLE#:	-68
CLIENT SAMPLE ID	TP-MW-2	DATE RECEIVED:	8/26/2013
		COLLECTION DATE:	8/22/2013 5:00:00 PM
		WDOE ACCREDITATION:	C601

DATA RESULTS

ANALYTE	METHOD	RESULTS	REPORTING LIMITS	DILUTION FACTOR	UNITS	ANALYSIS DATE	ANALYSIS BY
TPH-Volatile Range	NWTPH-GX	U	50	1	UG/L	08/27/2013	DLC
TPH-Diesel Range	NWTPH-DX w/ SGA	U	130	1	UG/L	08/27/2013	EBS
TPH-Oil Range	NWTPH-DX w/ SGA	U	250	1	UG/L	08/27/2013	EBS
Dichlorodifluoromethane	EPA-8260	U	2.0	1	UG/L	08/28/2013	GAP
Chloromethane	EPA-8260	U	2.0	1	UG/L	08/28/2013	GAP
Bromomethane	EPA-8260	U	2.0	1	UG/L	08/28/2013	GAP
Chloroethane	EPA-8260	U	2.0	1	UG/L	08/28/2013	GAP
Carbon Tetrachloride	EPA-8260	U	2.0	1	UG/L	08/28/2013	GAP
Trichlorofluoromethane	EPA-8260	U	2.0	1	UG/L	08/28/2013	GAP
Carbon Disulfide	EPA-8260	U	2.0	1	UG/L	08/28/2013	GAP
Acetone	EPA-8260	U	25	1	UG/L	08/28/2013	GAP
1,1-Dichloroethene	EPA-8260	U	2.0	1	UG/L	08/28/2013	GAP
Methylene Chloride	EPA-8260	U	5.0	1	UG/L	08/28/2013	GAP
Acrylonitrile	EPA-8260	U	10	1	UG/L	08/28/2013	GAP
Methyl T-Butyl Ether	EPA-8260	U	2.0	1	UG/L	08/28/2013	GAP
Trans-1,2-Dichloroethene	EPA-8260	U	2.0	1	UG/L	08/28/2013	GAP
1,1-Dichloroethane	EPA-8260	U	2.0	1	UG/L	08/28/2013	GAP
2-Butanone	EPA-8260	U	10	1	UG/L	08/28/2013	GAP
Cis-1,2-Dichloroethene	EPA-8260	U	2.0	1	UG/L	08/28/2013	GAP
2,2-Dichloropropane	EPA-8260	U	2.0	1	UG/L	08/28/2013	GAP
Bromochloromethane	EPA-8260	U	2.0	1	UG/L	08/28/2013	GAP
Chloroform	EPA-8260	U	2.0	1	UG/L	08/28/2013	GAP
1,1,1-Trichloroethane	EPA-8260	U	2.0	1	UG/L	08/28/2013	GAP
1,1-Dichloropropene	EPA-8260	U	2.0	1	UG/L	08/28/2013	GAP
1,2-Dichloroethane	EPA-8260	U	2.0	1	UG/L	08/28/2013	GAP
Benzene	EPA-8260	U	2.0	1	UG/L	08/28/2013	GAP
1,2-Dichloropropane	EPA-8260	U	2.0	1	UG/L	08/28/2013	GAP
Dibromomethane	EPA-8260	U	2.0	1	UG/L	08/28/2013	GAP
Bromodichloromethane	EPA-8260	U	2.0	1	UG/L	08/28/2013	GAP
Trans-1,3-Dichloropropene	EPA-8260	U	2.0	1	UG/L	08/28/2013	GAP
4-Methyl-2-Pentanone	EPA-8260	U	10	1	UG/L	08/28/2013	GAP
Toluene	EPA-8260	U	2.0	1	UG/L	08/28/2013	GAP
Cis-1,3-Dichloropropene	EPA-8260	U	2.0	1	UG/L	08/28/2013	GAP
1,1,2-Trichloroethane	EPA-8260	U	2.0	1	UG/L	08/28/2013	GAP
2-Hexanone	EPA-8260	U	10	1	UG/L	08/28/2013	GAP
1,3-Dichloropropane	EPA-8260	U	2.0	1	UG/L	08/28/2013	GAP
Tetrachloroethylene	EPA-8260	U	2.0	1	UG/L	08/28/2013	GAP
Dibromochloromethane	EPA-8260	U	2.0	1	UG/L	08/28/2013	GAP



CERTIFICATE OF ANALYSIS

CLIENT:	Landau Associates, Inc. 130 - 2nd Ave. S. Edmonds, WA 98020	DATE:	9/10/2013
CLIENT CONTACT:	Jeffrey Fellows	ALS JOB#:	EV13080134
CLIENT PROJECT:	Yakima Mill Site / #1148007.010	ALS SAMPLE#:	-68
CLIENT SAMPLE ID	TP-MW-2	DATE RECEIVED:	8/26/2013
		COLLECTION DATE:	8/22/2013 5:00:00 PM
		WDOE ACCREDITATION:	C601

DATA RESULTS

ANALYTE	METHOD	RESULTS	REPORTING LIMITS	DILUTION FACTOR	UNITS	ANALYSIS DATE	ANALYSIS BY
1,2-Dibromoethane	EPA-8260	U	0.010	1	UG/L	08/28/2013	GAP
Chlorobenzene	EPA-8260	U	2.0	1	UG/L	08/28/2013	GAP
1,1,1,2-Tetrachloroethane	EPA-8260	U	2.0	1	UG/L	08/28/2013	GAP
Ethylbenzene	EPA-8260	U	2.0	1	UG/L	08/28/2013	GAP
m,p-Xylene	EPA-8260	U	4.0	1	UG/L	08/28/2013	GAP
Styrene	EPA-8260	U	2.0	1	UG/L	08/28/2013	GAP
o-Xylene	EPA-8260	U	2.0	1	UG/L	08/28/2013	GAP
Bromoform	EPA-8260	U	2.0	1	UG/L	08/28/2013	GAP
Isopropylbenzene	EPA-8260	U	2.0	1	UG/L	08/28/2013	GAP
1,1,2,2-Tetrachloroethane	EPA-8260	U	2.0	1	UG/L	08/28/2013	GAP
1,2,3-Trichloropropane	EPA-8260	U	2.0	1	UG/L	08/28/2013	GAP
Bromobenzene	EPA-8260	U	2.0	1	UG/L	08/28/2013	GAP
N-Propyl Benzene	EPA-8260	U	2.0	1	UG/L	08/28/2013	GAP
2-Chlorotoluene	EPA-8260	U	2.0	1	UG/L	08/28/2013	GAP
1,3,5-Trimethylbenzene	EPA-8260	U	2.0	1	UG/L	08/28/2013	GAP
4-Chlorotoluene	EPA-8260	U	2.0	1	UG/L	08/28/2013	GAP
T-Butyl Benzene	EPA-8260	U	2.0	1	UG/L	08/28/2013	GAP
1,2,4-Trimethylbenzene	EPA-8260	U	2.0	1	UG/L	08/28/2013	GAP
S-Butyl Benzene	EPA-8260	U	2.0	1	UG/L	08/28/2013	GAP
P-Isopropyltoluene	EPA-8260	U	2.0	1	UG/L	08/28/2013	GAP
1,3 Dichlorobenzene	EPA-8260	U	2.0	1	UG/L	08/28/2013	GAP
1,4-Dichlorobenzene	EPA-8260	U	2.0	1	UG/L	08/28/2013	GAP
N-Butylbenzene	EPA-8260	U	2.0	1	UG/L	08/28/2013	GAP
1,2-Dichlorobenzene	EPA-8260	U	2.0	1	UG/L	08/28/2013	GAP
1,2-Dibromo 3-Chloropropane	EPA-8260	U	10	1	UG/L	08/28/2013	GAP
1,2,4-Trichlorobenzene	EPA-8260	U	2.0	1	UG/L	08/28/2013	GAP
Hexachlorobutadiene	EPA-8260	U	2.0	1	UG/L	08/28/2013	GAP
Naphthalene	EPA-8260	U	2.0	1	UG/L	08/28/2013	GAP
1,2,3-Trichlorobenzene	EPA-8260	U	2.0	1	UG/L	08/28/2013	GAP
Pyridine	EPA-8270	U	2.0	1	UG/L	09/04/2013	LAP
N-Nitrosodimethylamine	EPA-8270	U	2.0	1	UG/L	09/04/2013	LAP
Phenol	EPA-8270	U	2.0	1	UG/L	09/04/2013	LAP
Aniline	EPA-8270	U	2.0	1	UG/L	09/04/2013	LAP
Bis(2-Chloroethyl)Ether	EPA-8270	U	2.0	1	UG/L	09/04/2013	LAP
2-Chlorophenol	EPA-8270	U	2.0	1	UG/L	09/04/2013	LAP
1,3-Dichlorobenzene	EPA-8270	U	2.0	1	UG/L	09/04/2013	LAP
1,4-Dichlorobenzene	EPA-8270	U	2.0	1	UG/L	09/04/2013	LAP
Benzyl Alcohol	EPA-8270	U	2.0	1	UG/L	09/04/2013	LAP



CERTIFICATE OF ANALYSIS

CLIENT:	Landau Associates, Inc. 130 - 2nd Ave. S. Edmonds, WA 98020	DATE:	9/10/2013
CLIENT CONTACT:	Jeffrey Fellows	ALS JOB#:	EV13080134
CLIENT PROJECT:	Yakima Mill Site / #1148007.010	ALS SAMPLE#:	-68
CLIENT SAMPLE ID	TP-MW-2	DATE RECEIVED:	8/26/2013
		COLLECTION DATE:	8/22/2013 5:00:00 PM
		WDOE ACCREDITATION:	C601

DATA RESULTS

ANALYTE	METHOD	RESULTS	REPORTING LIMITS	DILUTION FACTOR	UNITS	ANALYSIS DATE	ANALYSIS BY
1,2-Dichlorobenzene	EPA-8270	U	2.0	1	UG/L	09/04/2013	LAP
2-Methylphenol	EPA-8270	U	2.0	1	UG/L	09/04/2013	LAP
Bis(2-Chloroisopropyl)Ether	EPA-8270	U	2.0	1	UG/L	09/04/2013	LAP
3&4-Methylphenol	EPA-8270	U	2.0	1	UG/L	09/04/2013	LAP
N-Nitroso-Di-N-Propylamine	EPA-8270	U	2.0	1	UG/L	09/04/2013	LAP
Hexachloroethane	EPA-8270	U	2.0	1	UG/L	09/04/2013	LAP
Nitrobenzene	EPA-8270	U	2.0	1	UG/L	09/04/2013	LAP
Isophorone	EPA-8270	U	2.0	1	UG/L	09/04/2013	LAP
2-Nitrophenol	EPA-8270	U	2.0	1	UG/L	09/04/2013	LAP
2,4-Dimethylphenol	EPA-8270	U	2.0	1	UG/L	09/04/2013	LAP
Benzoic Acid	EPA-8270	U	10	1	UG/L	09/04/2013	LAP
Bis(2-Chloroethoxy)Methane	EPA-8270	U	2.0	1	UG/L	09/04/2013	LAP
2,4-Dichlorophenol	EPA-8270	U	2.0	1	UG/L	09/04/2013	LAP
1,2,4-Trichlorobenzene	EPA-8270	U	2.0	1	UG/L	09/04/2013	LAP
Naphthalene	EPA-8270	U	2.0	1	UG/L	09/04/2013	LAP
4-Chloroaniline	EPA-8270	U	2.0	1	UG/L	09/04/2013	LAP
2,6-Dichlorophenol	EPA-8270	U	2.0	1	UG/L	09/04/2013	LAP
Hexachlorobutadiene	EPA-8270	U	2.0	1	UG/L	09/04/2013	LAP
4-Chloro-3-Methylphenol	EPA-8270	U	2.0	1	UG/L	09/04/2013	LAP
2-Methylnaphthalene	EPA-8270	U	2.0	1	UG/L	09/04/2013	LAP
1-Methylnaphthalene	EPA-8270	U	2.0	1	UG/L	09/04/2013	LAP
Hexachlorocyclopentadiene	EPA-8270	U	2.0	1	UG/L	09/04/2013	LAP
2,4,6-Trichlorophenol	EPA-8270	U	2.0	1	UG/L	09/04/2013	LAP
2,4,5-Trichlorophenol	EPA-8270	U	2.0	1	UG/L	09/04/2013	LAP
2-Chloronaphthalene	EPA-8270	U	2.0	1	UG/L	09/04/2013	LAP
2-Nitroaniline	EPA-8270	U	2.0	1	UG/L	09/04/2013	LAP
Acenaphthylene	EPA-8270	U	2.0	1	UG/L	09/04/2013	LAP
Dimethylphthalate	EPA-8270	U	2.0	1	UG/L	09/04/2013	LAP
2,6-Dinitrotoluene	EPA-8270	U	2.0	1	UG/L	09/04/2013	LAP
Acenaphthene	EPA-8270	U	2.0	1	UG/L	09/04/2013	LAP
3-Nitroaniline	EPA-8270	U	5.0	1	UG/L	09/04/2013	LAP
2,4-Dinitrophenol	EPA-8270	U	10	1	UG/L	09/04/2013	LAP
4-Nitrophenol	EPA-8270	U	2.0	1	UG/L	09/04/2013	LAP
Dibenzofuran	EPA-8270	U	2.0	1	UG/L	09/04/2013	LAP
2,4-Dinitrotoluene	EPA-8270	U	2.0	1	UG/L	09/04/2013	LAP
2,3,4,6-Tetrachlorophenol	EPA-8270	U	2.0	1	UG/L	09/04/2013	LAP
Diethylphthalate	EPA-8270	U	2.0	1	UG/L	09/04/2013	LAP
Fluorene	EPA-8270	U	2.0	1	UG/L	09/04/2013	LAP



CERTIFICATE OF ANALYSIS

CLIENT:	Landau Associates, Inc. 130 - 2nd Ave. S. Edmonds, WA 98020	DATE:	9/10/2013
CLIENT CONTACT:	Jeffrey Fellows	ALS JOB#:	EV13080134
CLIENT PROJECT:	Yakima Mill Site / #1148007.010	ALS SAMPLE#:	-68
CLIENT SAMPLE ID	TP-MW-2	DATE RECEIVED:	8/26/2013
		COLLECTION DATE:	8/22/2013 5:00:00 PM
		WDOE ACCREDITATION:	C601

DATA RESULTS

ANALYTE	METHOD	RESULTS	REPORTING LIMITS	DILUTION FACTOR	UNITS	ANALYSIS DATE	ANALYSIS BY
4-Chlorophenyl-Phenylether	EPA-8270	U	2.0	1	UG/L	09/04/2013	LAP
4-Nitroaniline	EPA-8270	U	2.0	1	UG/L	09/04/2013	LAP
4,6-Dinitro-2-Methylphenol	EPA-8270	U	2.0	1	UG/L	09/04/2013	LAP
N-Nitrosodiphenylamine	EPA-8270	U	2.0	1	UG/L	09/04/2013	LAP
Azobenzene	EPA-8270	U	2.0	1	UG/L	09/04/2013	LAP
4-Bromophenyl-Phenylether	EPA-8270	U	2.0	1	UG/L	09/04/2013	LAP
Hexachlorobenzene	EPA-8270	U	2.0	1	UG/L	09/04/2013	LAP
Pentachlorophenol	EPA-8270	U	5.0	1	UG/L	09/04/2013	LAP
Phenanthrene	EPA-8270	U	2.0	1	UG/L	09/04/2013	LAP
Anthracene	EPA-8270	U	2.0	1	UG/L	09/04/2013	LAP
Carbazole	EPA-8270	U	2.0	1	UG/L	09/04/2013	LAP
Di-N-Butylphthalate	EPA-8270	U	2.0	1	UG/L	09/04/2013	LAP
Fluoranthene	EPA-8270	U	2.0	1	UG/L	09/04/2013	LAP
Pyrene	EPA-8270	U	2.0	1	UG/L	09/04/2013	LAP
Butylbenzylphthalate	EPA-8270	U	2.0	1	UG/L	09/04/2013	LAP
3,3-Dichlorobenzidine	EPA-8270	U	2.0	1	UG/L	09/04/2013	LAP
Benzo[A]Anthracene	EPA-8270	U	2.0	1	UG/L	09/04/2013	LAP
Chrysene	EPA-8270	U	2.0	1	UG/L	09/04/2013	LAP
Bis(2-Ethylhexyl)Phthalate	EPA-8270	U	2.0	1	UG/L	09/04/2013	LAP
Di-N-Octylphthalate	EPA-8270	U	2.0	1	UG/L	09/04/2013	LAP
Benzo[B]Fluoranthene	EPA-8270	U	2.0	1	UG/L	09/04/2013	LAP
Benzo[K]Fluoranthene	EPA-8270	U	2.0	1	UG/L	09/04/2013	LAP
Benzo[A]Pyrene	EPA-8270	U	2.0	1	UG/L	09/04/2013	LAP
Indeno[1,2,3-Cd]Pyrene	EPA-8270	U	2.0	1	UG/L	09/04/2013	LAP
Dibenz[A,H]Anthracene	EPA-8270	U	2.0	1	UG/L	09/04/2013	LAP
Benzo[G,H,I]Perylene	EPA-8270	U	2.0	1	UG/L	09/04/2013	LAP
Mercury (Dissolved)	EPA-7470	U	0.20	1	UG/L	08/27/2013	RAL
Arsenic (Dissolved)	EPA-200.8	2.5	1.0	1	UG/L	08/29/2013	RAL
Cadmium (Dissolved)	EPA-200.8	U	1.0	1	UG/L	08/29/2013	RAL
Chromium (Dissolved)	EPA-200.8	U	2.0	1	UG/L	08/29/2013	RAL
Iron (Dissolved)	EPA-200.8	8100	50	1	UG/L	08/29/2013	RAL
Lead (Dissolved)	EPA-200.8	U	1.0	1	UG/L	08/29/2013	RAL
Manganese (Dissolved)	EPA-200.8	1400	2.0	1	UG/L	08/29/2013	RAL
Sodium (Dissolved)	EPA-200.8	24000	50	1	UG/L	08/29/2013	RAL
Total Organic Carbon (TOC)	SM5310C	3.5	0.50	1	MG/L	08/30/2013	CAS

SURROGATE	METHOD	%REC	ANALYSIS DATE	ANALYSIS BY
-----------	--------	------	---------------	-------------



CERTIFICATE OF ANALYSIS

CLIENT:	Landau Associates, Inc. 130 - 2nd Ave. S. Edmonds, WA 98020	DATE:	9/10/2013
CLIENT CONTACT:	Jeffrey Fellows	ALS JOB#:	EV13080134
CLIENT PROJECT:	Yakima Mill Site / #1148007.010	ALS SAMPLE#:	-68
CLIENT SAMPLE ID	TP-MW-2	DATE RECEIVED:	8/26/2013
		COLLECTION DATE:	8/22/2013 5:00:00 PM
		WDOE ACCREDITATION:	C601

DATA RESULTS

SURROGATE	METHOD	%REC	ANALYSIS	ANALYSIS
			DATE	BY
TFT	NWTPH-GX	104	08/27/2013	DLC
C25	NWTPH-DX w/ SGA	97.9	08/27/2013	EBS
1,2-Dichloroethane-d4	EPA-8260	102	08/28/2013	GAP
Toluene-d8	EPA-8260	100	08/28/2013	GAP
4-Bromofluorobenzene	EPA-8260	100	08/28/2013	GAP
2-Fluorophenol	EPA-8270	41.4	09/04/2013	LAP
Phenol-d5	EPA-8270	61.3	09/04/2013	LAP
Nitrobenzene-d5	EPA-8270	96.2	09/04/2013	LAP
2-Fluorobiphenyl	EPA-8270	102 GS6	09/04/2013	LAP
2,4,6-Tribromophenol	EPA-8270	93.5	09/04/2013	LAP
Terphenyl-d14	EPA-8270	113	09/04/2013	LAP

GS6 - Surrogate outside of control limits. Single surrogate outlier per fraction is acceptable as per Method 8270D.
 U - Analyte analyzed for but not detected at level above reporting limit.



CERTIFICATE OF ANALYSIS

CLIENT:	Landau Associates, Inc. 130 - 2nd Ave. S. Edmonds, WA 98020	DATE:	9/10/2013
CLIENT CONTACT:	Jeffrey Fellows	ALS JOB#:	EV13080134
CLIENT PROJECT:	Yakima Mill Site / #1148007.010	ALS SAMPLE#:	-69
CLIENT SAMPLE ID	FPP-MW-2	DATE RECEIVED:	8/26/2013
		COLLECTION DATE:	8/23/2013 7:45:00 AM
		WDOE ACCREDITATION:	C601

DATA RESULTS

ANALYTE	METHOD	RESULTS	REPORTING LIMITS	DILUTION FACTOR	UNITS	ANALYSIS	ANALYSIS
						DATE	BY
TPH-Volatile Range	NWTPH-GX	U	50	1	UG/L	08/27/2013	DLC
TPH-Diesel Range	NWTPH-DX w/ SGA	220	130	1	UG/L	08/27/2013	EBS
TPH-Oil Range	NWTPH-DX w/ SGA	U	250	1	UG/L	08/27/2013	EBS
Dichlorodifluoromethane	EPA-8260	U	2.0	1	UG/L	08/28/2013	GAP
Chloromethane	EPA-8260	U	2.0	1	UG/L	08/28/2013	GAP
Bromomethane	EPA-8260	U	2.0	1	UG/L	08/28/2013	GAP
Chloroethane	EPA-8260	U	2.0	1	UG/L	08/28/2013	GAP
Carbon Tetrachloride	EPA-8260	U	2.0	1	UG/L	08/28/2013	GAP
Trichlorofluoromethane	EPA-8260	U	2.0	1	UG/L	08/28/2013	GAP
Carbon Disulfide	EPA-8260	U	2.0	1	UG/L	08/28/2013	GAP
Acetone	EPA-8260	U	25	1	UG/L	08/28/2013	GAP
1,1-Dichloroethene	EPA-8260	U	2.0	1	UG/L	08/28/2013	GAP
Methylene Chloride	EPA-8260	U	5.0	1	UG/L	08/28/2013	GAP
Acrylonitrile	EPA-8260	U	10	1	UG/L	08/28/2013	GAP
Methyl T-Butyl Ether	EPA-8260	U	2.0	1	UG/L	08/28/2013	GAP
Trans-1,2-Dichloroethene	EPA-8260	U	2.0	1	UG/L	08/28/2013	GAP
1,1-Dichloroethane	EPA-8260	U	2.0	1	UG/L	08/28/2013	GAP
2-Butanone	EPA-8260	U	10	1	UG/L	08/28/2013	GAP
Cis-1,2-Dichloroethene	EPA-8260	U	2.0	1	UG/L	08/28/2013	GAP
2,2-Dichloropropane	EPA-8260	U	2.0	1	UG/L	08/28/2013	GAP
Bromochloromethane	EPA-8260	U	2.0	1	UG/L	08/28/2013	GAP
Chloroform	EPA-8260	U	2.0	1	UG/L	08/28/2013	GAP
1,1,1-Trichloroethane	EPA-8260	U	2.0	1	UG/L	08/28/2013	GAP
1,1-Dichloropropene	EPA-8260	U	2.0	1	UG/L	08/28/2013	GAP
1,2-Dichloroethane	EPA-8260	U	2.0	1	UG/L	08/28/2013	GAP
Benzene	EPA-8260	U	2.0	1	UG/L	08/28/2013	GAP
1,2-Dichloropropane	EPA-8260	U	2.0	1	UG/L	08/28/2013	GAP
Dibromomethane	EPA-8260	U	2.0	1	UG/L	08/28/2013	GAP
Bromodichloromethane	EPA-8260	U	2.0	1	UG/L	08/28/2013	GAP
Trans-1,3-Dichloropropene	EPA-8260	U	2.0	1	UG/L	08/28/2013	GAP
4-Methyl-2-Pentanone	EPA-8260	U	10	1	UG/L	08/28/2013	GAP
Toluene	EPA-8260	U	2.0	1	UG/L	08/28/2013	GAP
Cis-1,3-Dichloropropene	EPA-8260	U	2.0	1	UG/L	08/28/2013	GAP
1,1,2-Trichloroethane	EPA-8260	U	2.0	1	UG/L	08/28/2013	GAP
2-Hexanone	EPA-8260	U	10	1	UG/L	08/28/2013	GAP
1,3-Dichloropropane	EPA-8260	U	2.0	1	UG/L	08/28/2013	GAP
Tetrachloroethylene	EPA-8260	U	2.0	1	UG/L	08/28/2013	GAP
Dibromochloromethane	EPA-8260	U	2.0	1	UG/L	08/28/2013	GAP



CERTIFICATE OF ANALYSIS

CLIENT:	Landau Associates, Inc. 130 - 2nd Ave. S. Edmonds, WA 98020	DATE:	9/10/2013
CLIENT CONTACT:	Jeffrey Fellows	ALS JOB#:	EV13080134
CLIENT PROJECT:	Yakima Mill Site / #1148007.010	ALS SAMPLE#:	-69
CLIENT SAMPLE ID	FPP-MW-2	DATE RECEIVED:	8/26/2013
		COLLECTION DATE:	8/23/2013 7:45:00 AM
		WDOE ACCREDITATION:	C601

DATA RESULTS

ANALYTE	METHOD	RESULTS	REPORTING LIMITS	DILUTION FACTOR	UNITS	ANALYSIS	ANALYSIS
						DATE	BY
1,2-Dibromoethane	EPA-8260	U	0.010	1	UG/L	08/28/2013	GAP
Chlorobenzene	EPA-8260	U	2.0	1	UG/L	08/28/2013	GAP
1,1,1,2-Tetrachloroethane	EPA-8260	U	2.0	1	UG/L	08/28/2013	GAP
Ethylbenzene	EPA-8260	U	2.0	1	UG/L	08/28/2013	GAP
m,p-Xylene	EPA-8260	U	4.0	1	UG/L	08/28/2013	GAP
Styrene	EPA-8260	U	2.0	1	UG/L	08/28/2013	GAP
o-Xylene	EPA-8260	U	2.0	1	UG/L	08/28/2013	GAP
Bromoform	EPA-8260	U	2.0	1	UG/L	08/28/2013	GAP
Isopropylbenzene	EPA-8260	U	2.0	1	UG/L	08/28/2013	GAP
1,1,2,2-Tetrachloroethane	EPA-8260	U	2.0	1	UG/L	08/28/2013	GAP
1,2,3-Trichloropropane	EPA-8260	U	2.0	1	UG/L	08/28/2013	GAP
Bromobenzene	EPA-8260	U	2.0	1	UG/L	08/28/2013	GAP
N-Propyl Benzene	EPA-8260	U	2.0	1	UG/L	08/28/2013	GAP
2-Chlorotoluene	EPA-8260	U	2.0	1	UG/L	08/28/2013	GAP
1,3,5-Trimethylbenzene	EPA-8260	U	2.0	1	UG/L	08/28/2013	GAP
4-Chlorotoluene	EPA-8260	U	2.0	1	UG/L	08/28/2013	GAP
T-Butyl Benzene	EPA-8260	U	2.0	1	UG/L	08/28/2013	GAP
1,2,4-Trimethylbenzene	EPA-8260	U	2.0	1	UG/L	08/28/2013	GAP
S-Butyl Benzene	EPA-8260	U	2.0	1	UG/L	08/28/2013	GAP
P-Isopropyltoluene	EPA-8260	U	2.0	1	UG/L	08/28/2013	GAP
1,3 Dichlorobenzene	EPA-8260	U	2.0	1	UG/L	08/28/2013	GAP
1,4-Dichlorobenzene	EPA-8260	U	2.0	1	UG/L	08/28/2013	GAP
N-Butylbenzene	EPA-8260	U	2.0	1	UG/L	08/28/2013	GAP
1,2-Dichlorobenzene	EPA-8260	U	2.0	1	UG/L	08/28/2013	GAP
1,2-Dibromo 3-Chloropropane	EPA-8260	U	10	1	UG/L	08/28/2013	GAP
1,2,4-Trichlorobenzene	EPA-8260	U	2.0	1	UG/L	08/28/2013	GAP
Hexachlorobutadiene	EPA-8260	U	2.0	1	UG/L	08/28/2013	GAP
Naphthalene	EPA-8260	U	2.0	1	UG/L	08/28/2013	GAP
1,2,3-Trichlorobenzene	EPA-8260	U	2.0	1	UG/L	08/28/2013	GAP
Pyridine	EPA-8270	U	2.0	1	UG/L	09/04/2013	LAP
N-Nitrosodimethylamine	EPA-8270	U	2.0	1	UG/L	09/04/2013	LAP
Phenol	EPA-8270	U	2.0	1	UG/L	09/04/2013	LAP
Aniline	EPA-8270	U	2.0	1	UG/L	09/04/2013	LAP
Bis(2-Chloroethyl)Ether	EPA-8270	U	2.0	1	UG/L	09/04/2013	LAP
2-Chlorophenol	EPA-8270	U	2.0	1	UG/L	09/04/2013	LAP
1,3-Dichlorobenzene	EPA-8270	U	2.0	1	UG/L	09/04/2013	LAP
1,4-Dichlorobenzene	EPA-8270	U	2.0	1	UG/L	09/04/2013	LAP
Benzyl Alcohol	EPA-8270	U	2.0	1	UG/L	09/04/2013	LAP



CERTIFICATE OF ANALYSIS

CLIENT:	Landau Associates, Inc. 130 - 2nd Ave. S. Edmonds, WA 98020	DATE:	9/10/2013
CLIENT CONTACT:	Jeffrey Fellows	ALS JOB#:	EV13080134
CLIENT PROJECT:	Yakima Mill Site / #1148007.010	ALS SAMPLE#:	-69
CLIENT SAMPLE ID	FPP-MW-2	DATE RECEIVED:	8/26/2013
		COLLECTION DATE:	8/23/2013 7:45:00 AM
		WDOE ACCREDITATION:	C601

DATA RESULTS

ANALYTE	METHOD	RESULTS	REPORTING LIMITS	DILUTION FACTOR	UNITS	ANALYSIS	ANALYSIS
						DATE	BY
1,2-Dichlorobenzene	EPA-8270	U	2.0	1	UG/L	09/04/2013	LAP
2-Methylphenol	EPA-8270	U	2.0	1	UG/L	09/04/2013	LAP
Bis(2-Chloroisopropyl)Ether	EPA-8270	U	2.0	1	UG/L	09/04/2013	LAP
3&4-Methylphenol	EPA-8270	U	2.0	1	UG/L	09/04/2013	LAP
N-Nitroso-Di-N-Propylamine	EPA-8270	U	2.0	1	UG/L	09/04/2013	LAP
Hexachloroethane	EPA-8270	U	2.0	1	UG/L	09/04/2013	LAP
Nitrobenzene	EPA-8270	U	2.0	1	UG/L	09/04/2013	LAP
Isophorone	EPA-8270	U	2.0	1	UG/L	09/04/2013	LAP
2-Nitrophenol	EPA-8270	U	2.0	1	UG/L	09/04/2013	LAP
2,4-Dimethylphenol	EPA-8270	U	2.0	1	UG/L	09/04/2013	LAP
Benzoic Acid	EPA-8270	U	10	1	UG/L	09/04/2013	LAP
Bis(2-Chloroethoxy)Methane	EPA-8270	U	2.0	1	UG/L	09/04/2013	LAP
2,4-Dichlorophenol	EPA-8270	U	2.0	1	UG/L	09/04/2013	LAP
1,2,4-Trichlorobenzene	EPA-8270	U	2.0	1	UG/L	09/04/2013	LAP
Naphthalene	EPA-8270	U	2.0	1	UG/L	09/04/2013	LAP
4-Chloroaniline	EPA-8270	U	2.0	1	UG/L	09/04/2013	LAP
2,6-Dichlorophenol	EPA-8270	U	2.0	1	UG/L	09/04/2013	LAP
Hexachlorobutadiene	EPA-8270	U	2.0	1	UG/L	09/04/2013	LAP
4-Chloro-3-Methylphenol	EPA-8270	U	2.0	1	UG/L	09/04/2013	LAP
2-Methylnaphthalene	EPA-8270	U	2.0	1	UG/L	09/04/2013	LAP
1-Methylnaphthalene	EPA-8270	U	2.0	1	UG/L	09/04/2013	LAP
Hexachlorocyclopentadiene	EPA-8270	U	2.0	1	UG/L	09/04/2013	LAP
2,4,6-Trichlorophenol	EPA-8270	U	2.0	1	UG/L	09/04/2013	LAP
2,4,5-Trichlorophenol	EPA-8270	U	2.0	1	UG/L	09/04/2013	LAP
2-Chloronaphthalene	EPA-8270	U	2.0	1	UG/L	09/04/2013	LAP
2-Nitroaniline	EPA-8270	U	2.0	1	UG/L	09/04/2013	LAP
Acenaphthylene	EPA-8270	U	2.0	1	UG/L	09/04/2013	LAP
Dimethylphthalate	EPA-8270	U	2.0	1	UG/L	09/04/2013	LAP
2,6-Dinitrotoluene	EPA-8270	U	2.0	1	UG/L	09/04/2013	LAP
Acenaphthene	EPA-8270	U	2.0	1	UG/L	09/04/2013	LAP
3-Nitroaniline	EPA-8270	U	5.0	1	UG/L	09/04/2013	LAP
2,4-Dinitrophenol	EPA-8270	U	10	1	UG/L	09/04/2013	LAP
4-Nitrophenol	EPA-8270	U	2.0	1	UG/L	09/04/2013	LAP
Dibenzofuran	EPA-8270	U	2.0	1	UG/L	09/04/2013	LAP
2,4-Dinitrotoluene	EPA-8270	U	2.0	1	UG/L	09/04/2013	LAP
2,3,4,6-Tetrachlorophenol	EPA-8270	U	2.0	1	UG/L	09/04/2013	LAP
Diethylphthalate	EPA-8270	U	2.0	1	UG/L	09/04/2013	LAP
Fluorene	EPA-8270	U	2.0	1	UG/L	09/04/2013	LAP



CERTIFICATE OF ANALYSIS

CLIENT:	Landau Associates, Inc. 130 - 2nd Ave. S. Edmonds, WA 98020	DATE:	9/10/2013
CLIENT CONTACT:	Jeffrey Fellows	ALS JOB#:	EV13080134
CLIENT PROJECT:	Yakima Mill Site / #1148007.010	ALS SAMPLE#:	-69
CLIENT SAMPLE ID	FPP-MW-2	DATE RECEIVED:	8/26/2013
		COLLECTION DATE:	8/23/2013 7:45:00 AM
		WDOE ACCREDITATION:	C601

DATA RESULTS

ANALYTE	METHOD	RESULTS	REPORTING LIMITS	DILUTION FACTOR	UNITS	ANALYSIS	ANALYSIS
						DATE	BY
4-Chlorophenyl-Phenylether	EPA-8270	U	2.0	1	UG/L	09/04/2013	LAP
4-Nitroaniline	EPA-8270	U	2.0	1	UG/L	09/04/2013	LAP
4,6-Dinitro-2-Methylphenol	EPA-8270	U	2.0	1	UG/L	09/04/2013	LAP
N-Nitrosodiphenylamine	EPA-8270	U	2.0	1	UG/L	09/04/2013	LAP
Azobenzene	EPA-8270	U	2.0	1	UG/L	09/04/2013	LAP
4-Bromophenyl-Phenylether	EPA-8270	U	2.0	1	UG/L	09/04/2013	LAP
Hexachlorobenzene	EPA-8270	U	2.0	1	UG/L	09/04/2013	LAP
Pentachlorophenol	EPA-8270	U	5.0	1	UG/L	09/04/2013	LAP
Phenanthrene	EPA-8270	U	2.0	1	UG/L	09/04/2013	LAP
Anthracene	EPA-8270	U	2.0	1	UG/L	09/04/2013	LAP
Carbazole	EPA-8270	U	2.0	1	UG/L	09/04/2013	LAP
Di-N-Butylphthalate	EPA-8270	U	2.0	1	UG/L	09/04/2013	LAP
Fluoranthene	EPA-8270	U	2.0	1	UG/L	09/04/2013	LAP
Pyrene	EPA-8270	U	2.0	1	UG/L	09/04/2013	LAP
Butylbenzylphthalate	EPA-8270	U	2.0	1	UG/L	09/04/2013	LAP
3,3-Dichlorobenzidine	EPA-8270	U	2.0	1	UG/L	09/04/2013	LAP
Benzo[A]Anthracene	EPA-8270	U	2.0	1	UG/L	09/04/2013	LAP
Chrysene	EPA-8270	U	2.0	1	UG/L	09/04/2013	LAP
Bis(2-Ethylhexyl)Phthalate	EPA-8270	2.8	2.0	1	UG/L	09/04/2013	LAP
Di-N-Octylphthalate	EPA-8270	U	2.0	1	UG/L	09/04/2013	LAP
Benzo[B]Fluoranthene	EPA-8270	U	2.0	1	UG/L	09/04/2013	LAP
Benzo[K]Fluoranthene	EPA-8270	U	2.0	1	UG/L	09/04/2013	LAP
Benzo[A]Pyrene	EPA-8270	U	2.0	1	UG/L	09/04/2013	LAP
Indeno[1,2,3-Cd]Pyrene	EPA-8270	U	2.0	1	UG/L	09/04/2013	LAP
Dibenz[A,H]Anthracene	EPA-8270	U	2.0	1	UG/L	09/04/2013	LAP
Benzo[G,H,I]Perylene	EPA-8270	U	2.0	1	UG/L	09/04/2013	LAP
Mercury (Dissolved)	EPA-7470	U	0.20	1	UG/L	08/27/2013	RAL
Arsenic (Dissolved)	EPA-200.8	1.6	1.0	1	UG/L	08/29/2013	RAL
Cadmium (Dissolved)	EPA-200.8	U	1.0	1	UG/L	08/29/2013	RAL
Chromium (Dissolved)	EPA-200.8	U	2.0	1	UG/L	08/29/2013	RAL
Iron (Dissolved)	EPA-200.8	21000	50	1	UG/L	08/29/2013	RAL
Lead (Dissolved)	EPA-200.8	U	1.0	1	UG/L	08/29/2013	RAL
Manganese (Dissolved)	EPA-200.8	2300	2.0	1	UG/L	08/29/2013	RAL
Sodium (Dissolved)	EPA-200.8	50000	50	1	UG/L	08/29/2013	RAL
Total Organic Carbon (TOC)	SM5310C	18	10	20	MG/L	08/30/2013	CAS

SURROGATE	METHOD	%REC	ANALYSIS DATE	ANALYSIS BY
-----------	--------	------	---------------	-------------



CERTIFICATE OF ANALYSIS

CLIENT: Landau Associates, Inc. DATE: 9/10/2013
130 - 2nd Ave. S. ALS JOB#: EV13080134
Edmonds, WA 98020 ALS SAMPLE#: -69
CLIENT CONTACT: Jeffrey Fellows DATE RECEIVED: 8/26/2013
CLIENT PROJECT: Yakima Mill Site / #1148007.010 COLLECTION DATE: 8/23/2013 7:45:00 AM
CLIENT SAMPLE ID: FPP-MW-2 WDOE ACCREDITATION: C601

DATA RESULTS

SURROGATE	METHOD	%REC	ANALYSIS	ANALYSIS
			DATE	BY
TFT	NWTPH-GX	106	08/27/2013	DLC
C25	NWTPH-DX w/ SGA	112	08/27/2013	EBS
1,2-Dichloroethane-d4	EPA-8260	102	08/28/2013	GAP
Toluene-d8	EPA-8260	99.7	08/28/2013	GAP
4-Bromofluorobenzene	EPA-8260	99.8	08/28/2013	GAP
2-Fluorophenol	EPA-8270	46.3	09/04/2013	LAP
Phenol-d5	EPA-8270	51.4	09/04/2013	LAP
Nitrobenzene-d5	EPA-8270	94.7	09/04/2013	LAP
2-Fluorobiphenyl	EPA-8270	89.9	09/04/2013	LAP
2,4,6-Tribromophenol	EPA-8270	98.0	09/04/2013	LAP
Terphenyl-d14	EPA-8270	107	09/04/2013	LAP

U - Analyte analyzed for but not detected at level above reporting limit.
Chromatogram indicates that it is likely that sample contains weathered diesel.



CERTIFICATE OF ANALYSIS

CLIENT:	Landau Associates, Inc. 130 - 2nd Ave. S. Edmonds, WA 98020	DATE:	9/10/2013
CLIENT CONTACT:	Jeffrey Fellows	ALS JOB#:	EV13080134
CLIENT PROJECT:	Yakima Mill Site / #1148007.010	ALS SAMPLE#:	-70
CLIENT SAMPLE ID	FPP-MW-3	DATE RECEIVED:	8/26/2013
		COLLECTION DATE:	8/23/2013 9:00:00 AM
		WDOE ACCREDITATION:	C601

DATA RESULTS

ANALYTE	METHOD	RESULTS	REPORTING LIMITS	DILUTION FACTOR	UNITS	ANALYSIS	ANALYSIS
						DATE	BY
TPH-Volatile Range	NWTPH-GX	U	50	1	UG/L	08/27/2013	DLC
TPH-Diesel Range	NWTPH-DX w/ SGA	240	130	1	UG/L	08/27/2013	EBS
TPH-Oil Range	NWTPH-DX w/ SGA	U	250	1	UG/L	08/27/2013	EBS
Dichlorodifluoromethane	EPA-8260	U	2.0	1	UG/L	08/29/2013	GAP
Chloromethane	EPA-8260	U	2.0	1	UG/L	08/29/2013	GAP
Bromomethane	EPA-8260	U	2.0	1	UG/L	08/29/2013	GAP
Chloroethane	EPA-8260	U	2.0	1	UG/L	08/29/2013	GAP
Carbon Tetrachloride	EPA-8260	U	2.0	1	UG/L	08/29/2013	GAP
Trichlorofluoromethane	EPA-8260	U	2.0	1	UG/L	08/29/2013	GAP
Carbon Disulfide	EPA-8260	U	2.0	1	UG/L	08/29/2013	GAP
Acetone	EPA-8260	U	25	1	UG/L	08/29/2013	GAP
1,1-Dichloroethene	EPA-8260	U	2.0	1	UG/L	08/29/2013	GAP
Methylene Chloride	EPA-8260	U	5.0	1	UG/L	08/29/2013	GAP
Acrylonitrile	EPA-8260	U	10	1	UG/L	08/29/2013	GAP
Methyl T-Butyl Ether	EPA-8260	U	2.0	1	UG/L	08/29/2013	GAP
Trans-1,2-Dichloroethene	EPA-8260	U	2.0	1	UG/L	08/29/2013	GAP
1,1-Dichloroethane	EPA-8260	U	2.0	1	UG/L	08/29/2013	GAP
2-Butanone	EPA-8260	U	10	1	UG/L	08/29/2013	GAP
Cis-1,2-Dichloroethene	EPA-8260	U	2.0	1	UG/L	08/29/2013	GAP
2,2-Dichloropropane	EPA-8260	U	2.0	1	UG/L	08/29/2013	GAP
Bromochloromethane	EPA-8260	U	2.0	1	UG/L	08/29/2013	GAP
Chloroform	EPA-8260	U	2.0	1	UG/L	08/29/2013	GAP
1,1,1-Trichloroethane	EPA-8260	U	2.0	1	UG/L	08/29/2013	GAP
1,1-Dichloropropene	EPA-8260	U	2.0	1	UG/L	08/29/2013	GAP
1,2-Dichloroethane	EPA-8260	U	2.0	1	UG/L	08/29/2013	GAP
Benzene	EPA-8260	U	2.0	1	UG/L	08/29/2013	GAP
1,2-Dichloropropane	EPA-8260	U	2.0	1	UG/L	08/29/2013	GAP
Dibromomethane	EPA-8260	U	2.0	1	UG/L	08/29/2013	GAP
Bromodichloromethane	EPA-8260	U	2.0	1	UG/L	08/29/2013	GAP
Trans-1,3-Dichloropropene	EPA-8260	U	2.0	1	UG/L	08/29/2013	GAP
4-Methyl-2-Pentanone	EPA-8260	U	10	1	UG/L	08/29/2013	GAP
Toluene	EPA-8260	U	2.0	1	UG/L	08/29/2013	GAP
Cis-1,3-Dichloropropene	EPA-8260	U	2.0	1	UG/L	08/29/2013	GAP
1,1,2-Trichloroethane	EPA-8260	U	2.0	1	UG/L	08/29/2013	GAP
2-Hexanone	EPA-8260	U	10	1	UG/L	08/29/2013	GAP
1,3-Dichloropropane	EPA-8260	U	2.0	1	UG/L	08/29/2013	GAP
Tetrachloroethylene	EPA-8260	U	2.0	1	UG/L	08/29/2013	GAP
Dibromochloromethane	EPA-8260	U	2.0	1	UG/L	08/29/2013	GAP



CERTIFICATE OF ANALYSIS

CLIENT:	Landau Associates, Inc. 130 - 2nd Ave. S. Edmonds, WA 98020	DATE:	9/10/2013
CLIENT CONTACT:	Jeffrey Fellows	ALS JOB#:	EV13080134
CLIENT PROJECT:	Yakima Mill Site / #1148007.010	ALS SAMPLE#:	-70
CLIENT SAMPLE ID	FPP-MW-3	DATE RECEIVED:	8/26/2013
		COLLECTION DATE:	8/23/2013 9:00:00 AM
		WDOE ACCREDITATION:	C601

DATA RESULTS

ANALYTE	METHOD	RESULTS	REPORTING LIMITS	DILUTION FACTOR	UNITS	ANALYSIS DATE	ANALYSIS BY
1,2-Dibromoethane	EPA-8260	U	0.010	1	UG/L	08/29/2013	GAP
Chlorobenzene	EPA-8260	U	2.0	1	UG/L	08/29/2013	GAP
1,1,1,2-Tetrachloroethane	EPA-8260	U	2.0	1	UG/L	08/29/2013	GAP
Ethylbenzene	EPA-8260	U	2.0	1	UG/L	08/29/2013	GAP
m,p-Xylene	EPA-8260	U	4.0	1	UG/L	08/29/2013	GAP
Styrene	EPA-8260	U	2.0	1	UG/L	08/29/2013	GAP
o-Xylene	EPA-8260	U	2.0	1	UG/L	08/29/2013	GAP
Bromoform	EPA-8260	U	2.0	1	UG/L	08/29/2013	GAP
Isopropylbenzene	EPA-8260	U	2.0	1	UG/L	08/29/2013	GAP
1,1,2,2-Tetrachloroethane	EPA-8260	U	2.0	1	UG/L	08/29/2013	GAP
1,2,3-Trichloropropane	EPA-8260	U	2.0	1	UG/L	08/29/2013	GAP
Bromobenzene	EPA-8260	U	2.0	1	UG/L	08/29/2013	GAP
N-Propyl Benzene	EPA-8260	U	2.0	1	UG/L	08/29/2013	GAP
2-Chlorotoluene	EPA-8260	U	2.0	1	UG/L	08/29/2013	GAP
1,3,5-Trimethylbenzene	EPA-8260	U	2.0	1	UG/L	08/29/2013	GAP
4-Chlorotoluene	EPA-8260	U	2.0	1	UG/L	08/29/2013	GAP
T-Butyl Benzene	EPA-8260	U	2.0	1	UG/L	08/29/2013	GAP
1,2,4-Trimethylbenzene	EPA-8260	U	2.0	1	UG/L	08/29/2013	GAP
S-Butyl Benzene	EPA-8260	U	2.0	1	UG/L	08/29/2013	GAP
P-Isopropyltoluene	EPA-8260	U	2.0	1	UG/L	08/29/2013	GAP
1,3 Dichlorobenzene	EPA-8260	U	2.0	1	UG/L	08/29/2013	GAP
1,4-Dichlorobenzene	EPA-8260	U	2.0	1	UG/L	08/29/2013	GAP
N-Butylbenzene	EPA-8260	U	2.0	1	UG/L	08/29/2013	GAP
1,2-Dichlorobenzene	EPA-8260	U	2.0	1	UG/L	08/29/2013	GAP
1,2-Dibromo 3-Chloropropane	EPA-8260	U	10	1	UG/L	08/29/2013	GAP
1,2,4-Trichlorobenzene	EPA-8260	U	2.0	1	UG/L	08/29/2013	GAP
Hexachlorobutadiene	EPA-8260	U	2.0	1	UG/L	08/29/2013	GAP
Naphthalene	EPA-8260	U	2.0	1	UG/L	08/29/2013	GAP
1,2,3-Trichlorobenzene	EPA-8260	U	2.0	1	UG/L	08/29/2013	GAP
Pyridine	EPA-8270	U	2.0	1	UG/L	09/04/2013	LAP
N-Nitrosodimethylamine	EPA-8270	U	2.0	1	UG/L	09/04/2013	LAP
Phenol	EPA-8270	U	2.0	1	UG/L	09/04/2013	LAP
Aniline	EPA-8270	U	2.0	1	UG/L	09/04/2013	LAP
Bis(2-Chloroethyl)Ether	EPA-8270	U	2.0	1	UG/L	09/04/2013	LAP
2-Chlorophenol	EPA-8270	U	2.0	1	UG/L	09/04/2013	LAP
1,3-Dichlorobenzene	EPA-8270	U	2.0	1	UG/L	09/04/2013	LAP
1,4-Dichlorobenzene	EPA-8270	U	2.0	1	UG/L	09/04/2013	LAP
Benzyl Alcohol	EPA-8270	U	2.0	1	UG/L	09/04/2013	LAP



CERTIFICATE OF ANALYSIS

CLIENT:	Landau Associates, Inc. 130 - 2nd Ave. S. Edmonds, WA 98020	DATE:	9/10/2013
CLIENT CONTACT:	Jeffrey Fellows	ALS JOB#:	EV13080134
CLIENT PROJECT:	Yakima Mill Site / #1148007.010	ALS SAMPLE#:	-70
CLIENT SAMPLE ID	FPP-MW-3	DATE RECEIVED:	8/26/2013
		COLLECTION DATE:	8/23/2013 9:00:00 AM
		WDOE ACCREDITATION:	C601

DATA RESULTS

ANALYTE	METHOD	RESULTS	REPORTING LIMITS	DILUTION FACTOR	UNITS	ANALYSIS DATE	ANALYSIS BY
1,2-Dichlorobenzene	EPA-8270	U	2.0	1	UG/L	09/04/2013	LAP
2-Methylphenol	EPA-8270	U	2.0	1	UG/L	09/04/2013	LAP
Bis(2-Chloroisopropyl)Ether	EPA-8270	U	2.0	1	UG/L	09/04/2013	LAP
3&4-Methylphenol	EPA-8270	U	2.0	1	UG/L	09/04/2013	LAP
N-Nitroso-Di-N-Propylamine	EPA-8270	U	2.0	1	UG/L	09/04/2013	LAP
Hexachloroethane	EPA-8270	U	2.0	1	UG/L	09/04/2013	LAP
Nitrobenzene	EPA-8270	U	2.0	1	UG/L	09/04/2013	LAP
Isophorone	EPA-8270	U	2.0	1	UG/L	09/04/2013	LAP
2-Nitrophenol	EPA-8270	U	2.0	1	UG/L	09/04/2013	LAP
2,4-Dimethylphenol	EPA-8270	2.7	2.0	1	UG/L	09/04/2013	LAP
Benzoic Acid	EPA-8270	U	10	1	UG/L	09/04/2013	LAP
Bis(2-Chloroethoxy)Methane	EPA-8270	U	2.0	1	UG/L	09/04/2013	LAP
2,4-Dichlorophenol	EPA-8270	U	2.0	1	UG/L	09/04/2013	LAP
1,2,4-Trichlorobenzene	EPA-8270	U	2.0	1	UG/L	09/04/2013	LAP
Naphthalene	EPA-8270	U	2.0	1	UG/L	09/04/2013	LAP
4-Chloroaniline	EPA-8270	U	2.0	1	UG/L	09/04/2013	LAP
2,6-Dichlorophenol	EPA-8270	U	2.0	1	UG/L	09/04/2013	LAP
Hexachlorobutadiene	EPA-8270	U	2.0	1	UG/L	09/04/2013	LAP
4-Chloro-3-Methylphenol	EPA-8270	U	2.0	1	UG/L	09/04/2013	LAP
2-Methylnaphthalene	EPA-8270	U	2.0	1	UG/L	09/04/2013	LAP
1-Methylnaphthalene	EPA-8270	U	2.0	1	UG/L	09/04/2013	LAP
Hexachlorocyclopentadiene	EPA-8270	U	2.0	1	UG/L	09/04/2013	LAP
2,4,6-Trichlorophenol	EPA-8270	U	2.0	1	UG/L	09/04/2013	LAP
2,4,5-Trichlorophenol	EPA-8270	U	2.0	1	UG/L	09/04/2013	LAP
2-Chloronaphthalene	EPA-8270	U	2.0	1	UG/L	09/04/2013	LAP
2-Nitroaniline	EPA-8270	U	2.0	1	UG/L	09/04/2013	LAP
Acenaphthylene	EPA-8270	U	2.0	1	UG/L	09/04/2013	LAP
Dimethylphthalate	EPA-8270	U	2.0	1	UG/L	09/04/2013	LAP
2,6-Dinitrotoluene	EPA-8270	U	2.0	1	UG/L	09/04/2013	LAP
Acenaphthene	EPA-8270	U	2.0	1	UG/L	09/04/2013	LAP
3-Nitroaniline	EPA-8270	U	5.0	1	UG/L	09/04/2013	LAP
2,4-Dinitrophenol	EPA-8270	U	10	1	UG/L	09/04/2013	LAP
4-Nitrophenol	EPA-8270	U	2.0	1	UG/L	09/04/2013	LAP
Dibenzofuran	EPA-8270	U	2.0	1	UG/L	09/04/2013	LAP
2,4-Dinitrotoluene	EPA-8270	U	2.0	1	UG/L	09/04/2013	LAP
2,3,4,6-Tetrachlorophenol	EPA-8270	U	2.0	1	UG/L	09/04/2013	LAP
Diethylphthalate	EPA-8270	U	2.0	1	UG/L	09/04/2013	LAP
Fluorene	EPA-8270	U	2.0	1	UG/L	09/04/2013	LAP



CERTIFICATE OF ANALYSIS

CLIENT:	Landau Associates, Inc. 130 - 2nd Ave. S. Edmonds, WA 98020	DATE:	9/10/2013
CLIENT CONTACT:	Jeffrey Fellows	ALS JOB#:	EV13080134
CLIENT PROJECT:	Yakima Mill Site / #1148007.010	ALS SAMPLE#:	-70
CLIENT SAMPLE ID	FPP-MW-3	DATE RECEIVED:	8/26/2013
		COLLECTION DATE:	8/23/2013 9:00:00 AM
		WDOE ACCREDITATION:	C601

DATA RESULTS

ANALYTE	METHOD	RESULTS	REPORTING LIMITS	DILUTION FACTOR	UNITS	ANALYSIS	ANALYSIS
						DATE	BY
4-Chlorophenyl-Phenylether	EPA-8270	U	2.0	1	UG/L	09/04/2013	LAP
4-Nitroaniline	EPA-8270	U	2.0	1	UG/L	09/04/2013	LAP
4,6-Dinitro-2-Methylphenol	EPA-8270	U	2.0	1	UG/L	09/04/2013	LAP
N-Nitrosodiphenylamine	EPA-8270	U	2.0	1	UG/L	09/04/2013	LAP
Azobenzene	EPA-8270	U	2.0	1	UG/L	09/04/2013	LAP
4-Bromophenyl-Phenylether	EPA-8270	U	2.0	1	UG/L	09/04/2013	LAP
Hexachlorobenzene	EPA-8270	U	2.0	1	UG/L	09/04/2013	LAP
Pentachlorophenol	EPA-8270	U	5.0	1	UG/L	09/04/2013	LAP
Phenanthrene	EPA-8270	U	2.0	1	UG/L	09/04/2013	LAP
Anthracene	EPA-8270	U	2.0	1	UG/L	09/04/2013	LAP
Carbazole	EPA-8270	U	2.0	1	UG/L	09/04/2013	LAP
Di-N-Butylphthalate	EPA-8270	4.7	2.0	1	UG/L	09/04/2013	LAP
Fluoranthene	EPA-8270	U	2.0	1	UG/L	09/04/2013	LAP
Pyrene	EPA-8270	U	2.0	1	UG/L	09/04/2013	LAP
Butylbenzylphthalate	EPA-8270	U	2.0	1	UG/L	09/04/2013	LAP
3,3-Dichlorobenzidine	EPA-8270	U	2.0	1	UG/L	09/04/2013	LAP
Benzo[A]Anthracene	EPA-8270	U	2.0	1	UG/L	09/04/2013	LAP
Chrysene	EPA-8270	U	2.0	1	UG/L	09/04/2013	LAP
Bis(2-Ethylhexyl)Phthalate	EPA-8270	13	2.0	1	UG/L	09/04/2013	LAP
Di-N-Octylphthalate	EPA-8270	U	2.0	1	UG/L	09/04/2013	LAP
Benzo[B]Fluoranthene	EPA-8270	U	2.0	1	UG/L	09/04/2013	LAP
Benzo[K]Fluoranthene	EPA-8270	U	2.0	1	UG/L	09/04/2013	LAP
Benzo[A]Pyrene	EPA-8270	U	2.0	1	UG/L	09/04/2013	LAP
Indeno[1,2,3-Cd]Pyrene	EPA-8270	U	2.0	1	UG/L	09/04/2013	LAP
Dibenz[A,H]Anthracene	EPA-8270	U	2.0	1	UG/L	09/04/2013	LAP
Benzo[G,H,I]Perylene	EPA-8270	U	2.0	1	UG/L	09/04/2013	LAP
Mercury (Dissolved)	EPA-7470	U	0.20	1	UG/L	08/27/2013	RAL
Arsenic (Dissolved)	EPA-200.8	2.0	1.0	1	UG/L	08/29/2013	RAL
Cadmium (Dissolved)	EPA-200.8	U	1.0	1	UG/L	08/29/2013	RAL
Chromium (Dissolved)	EPA-200.8	U	2.0	1	UG/L	08/29/2013	RAL
Iron (Dissolved)	EPA-200.8	330	50	1	UG/L	08/29/2013	RAL
Lead (Dissolved)	EPA-200.8	U	1.0	1	UG/L	08/29/2013	RAL
Manganese (Dissolved)	EPA-200.8	240	2.0	1	UG/L	08/29/2013	RAL
Sodium (Dissolved)	EPA-200.8	100000	50	1	UG/L	08/29/2013	RAL
Total Organic Carbon (TOC)	SM5310C	17	10	20	MG/L	08/30/2013	CAS

SURROGATE	METHOD	%REC	ANALYSIS DATE	ANALYSIS BY
-----------	--------	------	---------------	-------------



CERTIFICATE OF ANALYSIS

CLIENT:	Landau Associates, Inc. 130 - 2nd Ave. S. Edmonds, WA 98020	DATE:	9/10/2013
CLIENT CONTACT:	Jeffrey Fellows	ALS JOB#:	EV13080134
CLIENT PROJECT:	Yakima Mill Site / #1148007.010	ALS SAMPLE#:	-70
CLIENT SAMPLE ID	FPP-MW-3	DATE RECEIVED:	8/26/2013
		COLLECTION DATE:	8/23/2013 9:00:00 AM
		WDOE ACCREDITATION:	C601

DATA RESULTS

SURROGATE	METHOD	%REC	ANALYSIS DATE	ANALYSIS BY
TFT	NWTPH-GX	102	08/27/2013	DLC
C25	NWTPH-DX w/ SGA	97.7	08/27/2013	EBS
1,2-Dichloroethane-d4	EPA-8260	101	08/29/2013	GAP
Toluene-d8	EPA-8260	100	08/29/2013	GAP
4-Bromofluorobenzene	EPA-8260	99.7	08/29/2013	GAP
2-Fluorophenol	EPA-8270	84.8	09/04/2013	LAP
Phenol-d5	EPA-8270	54.6	09/04/2013	LAP
Nitrobenzene-d5	EPA-8270	96.3	09/04/2013	LAP
2-Fluorobiphenyl	EPA-8270	97.3	09/04/2013	LAP
2,4,6-Tribromophenol	EPA-8270	95.1	09/04/2013	LAP
Terphenyl-d14	EPA-8270	105	09/04/2013	LAP

U - Analyte analyzed for but not detected at level above reporting limit.
Chromatogram indicates that it is likely that sample contains weathered diesel.



CERTIFICATE OF ANALYSIS

CLIENT:	Landau Associates, Inc. 130 - 2nd Ave. S. Edmonds, WA 98020	DATE:	9/10/2013
CLIENT CONTACT:	Jeffrey Fellows	ALS JOB#:	EV13080134
CLIENT PROJECT:	Yakima Mill Site / #1148007.010	ALS SAMPLE#:	-71
CLIENT SAMPLE ID	FPP-MW-1	DATE RECEIVED:	8/26/2013
		COLLECTION DATE:	8/23/2013 10:45:00 AM
		WDOE ACCREDITATION:	C601

DATA RESULTS

ANALYTE	METHOD	RESULTS	REPORTING LIMITS	DILUTION FACTOR	UNITS	ANALYSIS	ANALYSIS
						DATE	BY
TPH-Volatile Range	NWTPH-GX	U	50	1	UG/L	08/27/2013	DLC
TPH-Diesel Range	NWTPH-DX w/ SGA	480	130	1	UG/L	08/27/2013	EBS
TPH-Oil Range	NWTPH-DX w/ SGA	U	250	1	UG/L	08/27/2013	EBS
Dichlorodifluoromethane	EPA-8260	U	2.0	1	UG/L	08/29/2013	GAP
Chloromethane	EPA-8260	U	2.0	1	UG/L	08/29/2013	GAP
Bromomethane	EPA-8260	U	2.0	1	UG/L	08/29/2013	GAP
Chloroethane	EPA-8260	U	2.0	1	UG/L	08/29/2013	GAP
Carbon Tetrachloride	EPA-8260	U	2.0	1	UG/L	08/29/2013	GAP
Trichlorofluoromethane	EPA-8260	U	2.0	1	UG/L	08/29/2013	GAP
Carbon Disulfide	EPA-8260	U	2.0	1	UG/L	08/29/2013	GAP
Acetone	EPA-8260	U	25	1	UG/L	08/29/2013	GAP
1,1-Dichloroethene	EPA-8260	U	2.0	1	UG/L	08/29/2013	GAP
Methylene Chloride	EPA-8260	U	5.0	1	UG/L	08/29/2013	GAP
Acrylonitrile	EPA-8260	U	10	1	UG/L	08/29/2013	GAP
Methyl T-Butyl Ether	EPA-8260	U	2.0	1	UG/L	08/29/2013	GAP
Trans-1,2-Dichloroethene	EPA-8260	U	2.0	1	UG/L	08/29/2013	GAP
1,1-Dichloroethane	EPA-8260	U	2.0	1	UG/L	08/29/2013	GAP
2-Butanone	EPA-8260	U	10	1	UG/L	08/29/2013	GAP
Cis-1,2-Dichloroethene	EPA-8260	U	2.0	1	UG/L	08/29/2013	GAP
2,2-Dichloropropane	EPA-8260	U	2.0	1	UG/L	08/29/2013	GAP
Bromochloromethane	EPA-8260	U	2.0	1	UG/L	08/29/2013	GAP
Chloroform	EPA-8260	U	2.0	1	UG/L	08/29/2013	GAP
1,1,1-Trichloroethane	EPA-8260	U	2.0	1	UG/L	08/29/2013	GAP
1,1-Dichloropropene	EPA-8260	U	2.0	1	UG/L	08/29/2013	GAP
1,2-Dichloroethane	EPA-8260	U	2.0	1	UG/L	08/29/2013	GAP
Benzene	EPA-8260	U	2.0	1	UG/L	08/29/2013	GAP
1,2-Dichloropropane	EPA-8260	U	2.0	1	UG/L	08/29/2013	GAP
Dibromomethane	EPA-8260	U	2.0	1	UG/L	08/29/2013	GAP
Bromodichloromethane	EPA-8260	U	2.0	1	UG/L	08/29/2013	GAP
Trans-1,3-Dichloropropene	EPA-8260	U	2.0	1	UG/L	08/29/2013	GAP
4-Methyl-2-Pentanone	EPA-8260	U	10	1	UG/L	08/29/2013	GAP
Toluene	EPA-8260	U	2.0	1	UG/L	08/29/2013	GAP
Cis-1,3-Dichloropropene	EPA-8260	U	2.0	1	UG/L	08/29/2013	GAP
1,1,2-Trichloroethane	EPA-8260	U	2.0	1	UG/L	08/29/2013	GAP
2-Hexanone	EPA-8260	U	10	1	UG/L	08/29/2013	GAP
1,3-Dichloropropane	EPA-8260	U	2.0	1	UG/L	08/29/2013	GAP
Tetrachloroethylene	EPA-8260	U	2.0	1	UG/L	08/29/2013	GAP
Dibromochloromethane	EPA-8260	U	2.0	1	UG/L	08/29/2013	GAP



CERTIFICATE OF ANALYSIS

CLIENT:	Landau Associates, Inc. 130 - 2nd Ave. S. Edmonds, WA 98020	DATE:	9/10/2013
CLIENT CONTACT:	Jeffrey Fellows	ALS JOB#:	EV13080134
CLIENT PROJECT:	Yakima Mill Site / #1148007.010	ALS SAMPLE#:	-71
CLIENT SAMPLE ID	FPP-MW-1	DATE RECEIVED:	8/26/2013
		COLLECTION DATE:	8/23/2013 10:45:00 AM
		WDOE ACCREDITATION:	C601

DATA RESULTS

ANALYTE	METHOD	RESULTS	REPORTING LIMITS	DILUTION FACTOR	UNITS	ANALYSIS DATE	ANALYSIS BY
1,2-Dibromoethane	EPA-8260	U	0.010	1	UG/L	08/29/2013	GAP
Chlorobenzene	EPA-8260	U	2.0	1	UG/L	08/29/2013	GAP
1,1,1,2-Tetrachloroethane	EPA-8260	U	2.0	1	UG/L	08/29/2013	GAP
Ethylbenzene	EPA-8260	U	2.0	1	UG/L	08/29/2013	GAP
m,p-Xylene	EPA-8260	U	4.0	1	UG/L	08/29/2013	GAP
Styrene	EPA-8260	U	2.0	1	UG/L	08/29/2013	GAP
o-Xylene	EPA-8260	U	2.0	1	UG/L	08/29/2013	GAP
Bromoform	EPA-8260	U	2.0	1	UG/L	08/29/2013	GAP
Isopropylbenzene	EPA-8260	U	2.0	1	UG/L	08/29/2013	GAP
1,1,2,2-Tetrachloroethane	EPA-8260	U	2.0	1	UG/L	08/29/2013	GAP
1,2,3-Trichloropropane	EPA-8260	U	2.0	1	UG/L	08/29/2013	GAP
Bromobenzene	EPA-8260	U	2.0	1	UG/L	08/29/2013	GAP
N-Propyl Benzene	EPA-8260	U	2.0	1	UG/L	08/29/2013	GAP
2-Chlorotoluene	EPA-8260	U	2.0	1	UG/L	08/29/2013	GAP
1,3,5-Trimethylbenzene	EPA-8260	U	2.0	1	UG/L	08/29/2013	GAP
4-Chlorotoluene	EPA-8260	U	2.0	1	UG/L	08/29/2013	GAP
T-Butyl Benzene	EPA-8260	U	2.0	1	UG/L	08/29/2013	GAP
1,2,4-Trimethylbenzene	EPA-8260	U	2.0	1	UG/L	08/29/2013	GAP
S-Butyl Benzene	EPA-8260	U	2.0	1	UG/L	08/29/2013	GAP
P-Isopropyltoluene	EPA-8260	U	2.0	1	UG/L	08/29/2013	GAP
1,3 Dichlorobenzene	EPA-8260	U	2.0	1	UG/L	08/29/2013	GAP
1,4-Dichlorobenzene	EPA-8260	U	2.0	1	UG/L	08/29/2013	GAP
N-Butylbenzene	EPA-8260	U	2.0	1	UG/L	08/29/2013	GAP
1,2-Dichlorobenzene	EPA-8260	U	2.0	1	UG/L	08/29/2013	GAP
1,2-Dibromo 3-Chloropropane	EPA-8260	U	10	1	UG/L	08/29/2013	GAP
1,2,4-Trichlorobenzene	EPA-8260	U	2.0	1	UG/L	08/29/2013	GAP
Hexachlorobutadiene	EPA-8260	U	2.0	1	UG/L	08/29/2013	GAP
Naphthalene	EPA-8260	U	2.0	1	UG/L	08/29/2013	GAP
1,2,3-Trichlorobenzene	EPA-8260	U	2.0	1	UG/L	08/29/2013	GAP
Pyridine	EPA-8270	U	2.0	1	UG/L	09/04/2013	LAP
N-Nitrosodimethylamine	EPA-8270	U	2.0	1	UG/L	09/04/2013	LAP
Phenol	EPA-8270	U	2.0	1	UG/L	09/04/2013	LAP
Aniline	EPA-8270	U	2.0	1	UG/L	09/04/2013	LAP
Bis(2-Chloroethyl)Ether	EPA-8270	U	2.0	1	UG/L	09/04/2013	LAP
2-Chlorophenol	EPA-8270	U	2.0	1	UG/L	09/04/2013	LAP
1,3-Dichlorobenzene	EPA-8270	U	2.0	1	UG/L	09/04/2013	LAP
1,4-Dichlorobenzene	EPA-8270	U	2.0	1	UG/L	09/04/2013	LAP
Benzyl Alcohol	EPA-8270	U	2.0	1	UG/L	09/04/2013	LAP



CERTIFICATE OF ANALYSIS

CLIENT:	Landau Associates, Inc. 130 - 2nd Ave. S. Edmonds, WA 98020	DATE:	9/10/2013
CLIENT CONTACT:	Jeffrey Fellows	ALS JOB#:	EV13080134
CLIENT PROJECT:	Yakima Mill Site / #1148007.010	ALS SAMPLE#:	-71
CLIENT SAMPLE ID	FPP-MW-1	DATE RECEIVED:	8/26/2013
		COLLECTION DATE:	8/23/2013 10:45:00 AM
		WDOE ACCREDITATION:	C601

DATA RESULTS

ANALYTE	METHOD	RESULTS	REPORTING LIMITS	DILUTION FACTOR	UNITS	ANALYSIS DATE	ANALYSIS BY
1,2-Dichlorobenzene	EPA-8270	U	2.0	1	UG/L	09/04/2013	LAP
2-Methylphenol	EPA-8270	U	2.0	1	UG/L	09/04/2013	LAP
Bis(2-Chloroisopropyl)Ether	EPA-8270	U	2.0	1	UG/L	09/04/2013	LAP
3&4-Methylphenol	EPA-8270	U	2.0	1	UG/L	09/04/2013	LAP
N-Nitroso-Di-N-Propylamine	EPA-8270	U	2.0	1	UG/L	09/04/2013	LAP
Hexachloroethane	EPA-8270	U	2.0	1	UG/L	09/04/2013	LAP
Nitrobenzene	EPA-8270	U	2.0	1	UG/L	09/04/2013	LAP
Isophorone	EPA-8270	U	2.0	1	UG/L	09/04/2013	LAP
2-Nitrophenol	EPA-8270	U	2.0	1	UG/L	09/04/2013	LAP
2,4-Dimethylphenol	EPA-8270	U	2.0	1	UG/L	09/04/2013	LAP
Benzoic Acid	EPA-8270	U	10	1	UG/L	09/04/2013	LAP
Bis(2-Chloroethoxy)Methane	EPA-8270	U	2.0	1	UG/L	09/04/2013	LAP
2,4-Dichlorophenol	EPA-8270	U	2.0	1	UG/L	09/04/2013	LAP
1,2,4-Trichlorobenzene	EPA-8270	U	2.0	1	UG/L	09/04/2013	LAP
Naphthalene	EPA-8270	U	2.0	1	UG/L	09/04/2013	LAP
4-Chloroaniline	EPA-8270	U	2.0	1	UG/L	09/04/2013	LAP
2,6-Dichlorophenol	EPA-8270	U	2.0	1	UG/L	09/04/2013	LAP
Hexachlorobutadiene	EPA-8270	U	2.0	1	UG/L	09/04/2013	LAP
4-Chloro-3-Methylphenol	EPA-8270	U	2.0	1	UG/L	09/04/2013	LAP
2-Methylnaphthalene	EPA-8270	U	2.0	1	UG/L	09/04/2013	LAP
1-Methylnaphthalene	EPA-8270	U	2.0	1	UG/L	09/04/2013	LAP
Hexachlorocyclopentadiene	EPA-8270	U	2.0	1	UG/L	09/04/2013	LAP
2,4,6-Trichlorophenol	EPA-8270	U	2.0	1	UG/L	09/04/2013	LAP
2,4,5-Trichlorophenol	EPA-8270	U	2.0	1	UG/L	09/04/2013	LAP
2-Chloronaphthalene	EPA-8270	U	2.0	1	UG/L	09/04/2013	LAP
2-Nitroaniline	EPA-8270	U	2.0	1	UG/L	09/04/2013	LAP
Acenaphthylene	EPA-8270	U	2.0	1	UG/L	09/04/2013	LAP
Dimethylphthalate	EPA-8270	U	2.0	1	UG/L	09/04/2013	LAP
2,6-Dinitrotoluene	EPA-8270	U	2.0	1	UG/L	09/04/2013	LAP
Acenaphthene	EPA-8270	U	2.0	1	UG/L	09/04/2013	LAP
3-Nitroaniline	EPA-8270	U	5.0	1	UG/L	09/04/2013	LAP
2,4-Dinitrophenol	EPA-8270	U	10	1	UG/L	09/04/2013	LAP
4-Nitrophenol	EPA-8270	U	2.0	1	UG/L	09/04/2013	LAP
Dibenzofuran	EPA-8270	U	2.0	1	UG/L	09/04/2013	LAP
2,4-Dinitrotoluene	EPA-8270	U	2.0	1	UG/L	09/04/2013	LAP
2,3,4,6-Tetrachlorophenol	EPA-8270	U	2.0	1	UG/L	09/04/2013	LAP
Diethylphthalate	EPA-8270	U	2.0	1	UG/L	09/04/2013	LAP
Fluorene	EPA-8270	U	2.0	1	UG/L	09/04/2013	LAP



CERTIFICATE OF ANALYSIS

CLIENT:	Landau Associates, Inc. 130 - 2nd Ave. S. Edmonds, WA 98020	DATE:	9/10/2013
CLIENT CONTACT:	Jeffrey Fellows	ALS JOB#:	EV13080134
CLIENT PROJECT:	Yakima Mill Site / #1148007.010	ALS SAMPLE#:	-71
CLIENT SAMPLE ID	FPP-MW-1	DATE RECEIVED:	8/26/2013
		COLLECTION DATE:	8/23/2013 10:45:00 AM
		WDOE ACCREDITATION:	C601

DATA RESULTS

ANALYTE	METHOD	RESULTS	REPORTING LIMITS	DILUTION FACTOR	UNITS	ANALYSIS	ANALYSIS
						DATE	BY
4-Chlorophenyl-Phenylether	EPA-8270	U	2.0	1	UG/L	09/04/2013	LAP
4-Nitroaniline	EPA-8270	U	2.0	1	UG/L	09/04/2013	LAP
4,6-Dinitro-2-Methylphenol	EPA-8270	U	2.0	1	UG/L	09/04/2013	LAP
N-Nitrosodiphenylamine	EPA-8270	U	2.0	1	UG/L	09/04/2013	LAP
Azobenzene	EPA-8270	U	2.0	1	UG/L	09/04/2013	LAP
4-Bromophenyl-Phenylether	EPA-8270	U	2.0	1	UG/L	09/04/2013	LAP
Hexachlorobenzene	EPA-8270	U	2.0	1	UG/L	09/04/2013	LAP
Pentachlorophenol	EPA-8270	U	5.0	1	UG/L	09/04/2013	LAP
Phenanthrene	EPA-8270	U	2.0	1	UG/L	09/04/2013	LAP
Anthracene	EPA-8270	U	2.0	1	UG/L	09/04/2013	LAP
Carbazole	EPA-8270	U	2.0	1	UG/L	09/04/2013	LAP
Di-N-Butylphthalate	EPA-8270	U	2.0	1	UG/L	09/04/2013	LAP
Fluoranthene	EPA-8270	U	2.0	1	UG/L	09/04/2013	LAP
Pyrene	EPA-8270	U	2.0	1	UG/L	09/04/2013	LAP
Butylbenzylphthalate	EPA-8270	U	2.0	1	UG/L	09/04/2013	LAP
3,3-Dichlorobenzidine	EPA-8270	U	2.0	1	UG/L	09/04/2013	LAP
Benzo[A]Anthracene	EPA-8270	U	2.0	1	UG/L	09/04/2013	LAP
Chrysene	EPA-8270	U	2.0	1	UG/L	09/04/2013	LAP
Bis(2-Ethylhexyl)Phthalate	EPA-8270	4.0	2.0	1	UG/L	09/04/2013	LAP
Di-N-Octylphthalate	EPA-8270	U	2.0	1	UG/L	09/04/2013	LAP
Benzo[B]Fluoranthene	EPA-8270	U	2.0	1	UG/L	09/04/2013	LAP
Benzo[K]Fluoranthene	EPA-8270	U	2.0	1	UG/L	09/04/2013	LAP
Benzo[A]Pyrene	EPA-8270	U	2.0	1	UG/L	09/04/2013	LAP
Indeno[1,2,3-Cd]Pyrene	EPA-8270	U	2.0	1	UG/L	09/04/2013	LAP
Dibenz[A,H]Anthracene	EPA-8270	U	2.0	1	UG/L	09/04/2013	LAP
Benzo[G,H,I]Perylene	EPA-8270	U	2.0	1	UG/L	09/04/2013	LAP
Mercury (Dissolved)	EPA-7470	U	0.20	1	UG/L	08/27/2013	RAL
Arsenic (Dissolved)	EPA-200.8	5.3	1.0	1	UG/L	08/29/2013	RAL
Cadmium (Dissolved)	EPA-200.8	U	1.0	1	UG/L	08/29/2013	RAL
Chromium (Dissolved)	EPA-200.8	U	2.0	1	UG/L	08/29/2013	RAL
Iron (Dissolved)	EPA-200.8	59000	50	1	UG/L	08/29/2013	RAL
Lead (Dissolved)	EPA-200.8	U	1.0	1	UG/L	08/29/2013	RAL
Manganese (Dissolved)	EPA-200.8	9900	40	20	UG/L	08/29/2013	RAL
Sodium (Dissolved)	EPA-200.8	91000	50	1	UG/L	08/29/2013	RAL
Total Organic Carbon (TOC)	SM5310C	38	12	25	MG/L	08/30/2013	CAS

SURROGATE	METHOD	%REC	ANALYSIS DATE	ANALYSIS BY
-----------	--------	------	---------------	-------------



CERTIFICATE OF ANALYSIS

CLIENT:	Landau Associates, Inc. 130 - 2nd Ave. S. Edmonds, WA 98020	DATE:	9/10/2013
CLIENT CONTACT:	Jeffrey Fellows	ALS JOB#:	EV13080134
CLIENT PROJECT:	Yakima Mill Site / #1148007.010	ALS SAMPLE#:	-71
CLIENT SAMPLE ID	FPP-MW-1	DATE RECEIVED:	8/26/2013
		COLLECTION DATE:	8/23/2013 10:45:00 AM
		WDOE ACCREDITATION:	C601

DATA RESULTS

SURROGATE	METHOD	%REC	ANALYSIS DATE	ANALYSIS BY
TFT	NWTPH-GX	112	08/27/2013	DLC
C25	NWTPH-DX w/ SGA	94.6	08/27/2013	EBS
1,2-Dichloroethane-d4	EPA-8260	103	08/29/2013	GAP
Toluene-d8	EPA-8260	101	08/29/2013	GAP
4-Bromofluorobenzene	EPA-8260	99.0	08/29/2013	GAP
2-Fluorophenol	EPA-8270	86.9	09/04/2013	LAP
Phenol-d5	EPA-8270	51.5	09/04/2013	LAP
Nitrobenzene-d5	EPA-8270	100	09/04/2013	LAP
2-Fluorobiphenyl	EPA-8270	91.5	09/04/2013	LAP
2,4,6-Tribromophenol	EPA-8270	101	09/04/2013	LAP
Terphenyl-d14	EPA-8270	98.5	09/04/2013	LAP

U - Analyte analyzed for but not detected at level above reporting limit.
Chromatogram indicates that it is likely that sample contains weathered diesel.



CERTIFICATE OF ANALYSIS

CLIENT:	Landau Associates, Inc. 130 - 2nd Ave. S. Edmonds, WA 98020	DATE:	9/10/2013
CLIENT CONTACT:	Jeffrey Fellows	ALS JOB#:	EV13080134
CLIENT PROJECT:	Yakima Mill Site / #1148007.010	ALS SAMPLE#:	-72
CLIENT SAMPLE ID	FPP-B28-GW (19)	DATE RECEIVED:	8/26/2013
		COLLECTION DATE:	8/23/2013 11:30:00 AM
		WDOE ACCREDITATION:	C601

DATA RESULTS

ANALYTE	METHOD	RESULTS	REPORTING LIMITS	DILUTION FACTOR	UNITS	ANALYSIS DATE	ANALYSIS BY
TPH-Diesel Range	NWTPH-DX w/ SGA	470	130	1	UG/L	08/27/2013	EBS
TPH-Oil Range	NWTPH-DX w/ SGA	470	250	1	UG/L	08/27/2013	EBS
Mercury (Dissolved)	EPA-7470	U	0.20	1	UG/L	08/27/2013	RAL
Arsenic (Dissolved)	EPA-200.8	U	1.0	1	UG/L	08/29/2013	RAL
Cadmium (Dissolved)	EPA-200.8	U	1.0	1	UG/L	08/29/2013	RAL
Chromium (Dissolved)	EPA-200.8	U	2.0	1	UG/L	08/29/2013	RAL
Iron (Dissolved)	EPA-200.8	24000	50	1	UG/L	08/29/2013	RAL
Lead (Dissolved)	EPA-200.8	U	1.0	1	UG/L	08/29/2013	RAL
Manganese (Dissolved)	EPA-200.8	2300	2.0	1	UG/L	08/29/2013	RAL
Sodium (Dissolved)	EPA-200.8	68000	50	1	UG/L	08/29/2013	RAL

SURROGATE	METHOD	%REC	ANALYSIS DATE	ANALYSIS BY
C25	NWTPH-DX w/ SGA	101	08/27/2013	EBS

U - Analyte analyzed for but not detected at level above reporting limit.
Chromatogram indicates that it is likely that sample contains weathered diesel and light oil/lube oil.



CERTIFICATE OF ANALYSIS

CLIENT:	Landau Associates, Inc. 130 - 2nd Ave. S. Edmonds, WA 98020	DATE:	9/10/2013
CLIENT CONTACT:	Jeffrey Fellows	ALS JOB#:	EV13080134
CLIENT PROJECT:	Yakima Mill Site / #1148007.010	ALS SAMPLE#:	-73
CLIENT SAMPLE ID	FPP-B29b-GW (19)	DATE RECEIVED:	8/26/2013
		COLLECTION DATE:	8/23/2013 1:10:00 PM
		WDOE ACCREDITATION:	C601

DATA RESULTS

ANALYTE	METHOD	RESULTS	REPORTING LIMITS	DILUTION FACTOR	UNITS	ANALYSIS DATE	ANALYSIS BY
TPH-Diesel Range	NWTPH-DX w/ SGA	2000	130	1	UG/L	08/27/2013	EBS
TPH-Oil Range	NWTPH-DX w/ SGA	1900	250	1	UG/L	08/27/2013	EBS
Mercury (Dissolved)	EPA-7470	U	0.20	1	UG/L	08/27/2013	RAL
Arsenic (Dissolved)	EPA-200.8	3.6	1.0	1	UG/L	08/29/2013	RAL
Cadmium (Dissolved)	EPA-200.8	U	1.0	1	UG/L	08/29/2013	RAL
Chromium (Dissolved)	EPA-200.8	U	2.0	1	UG/L	08/29/2013	RAL
Iron (Dissolved)	EPA-200.8	23000	50	1	UG/L	08/29/2013	RAL
Lead (Dissolved)	EPA-200.8	U	1.0	1	UG/L	08/29/2013	RAL
Manganese (Dissolved)	EPA-200.8	6100	40	20	UG/L	08/29/2013	RAL
Sodium (Dissolved)	EPA-200.8	110000	50	1	UG/L	08/29/2013	RAL

SURROGATE	METHOD	%REC	ANALYSIS DATE	ANALYSIS BY
C25	NWTPH-DX w/ SGA	97.7	08/27/2013	EBS

U - Analyte analyzed for but not detected at level above reporting limit.
 Chromatogram indicates that it is likely that sample contains an unidentified diesel range product and lube oil.
 Diesel range product results biased high due to oil range product overlap.



CERTIFICATE OF ANALYSIS

CLIENT:	Landau Associates, Inc. 130 - 2nd Ave. S. Edmonds, WA 98020	DATE:	9/10/2013
CLIENT CONTACT:	Jeffrey Fellows	ALS JOB#:	EV13080134
CLIENT PROJECT:	Yakima Mill Site / #1148007.010	ALS SAMPLE#:	-74
CLIENT SAMPLE ID	TRIP BLANKS	DATE RECEIVED:	8/26/2013
		COLLECTION DATE:	8/23/2013 8:00:00 AM
		WDOE ACCREDITATION:	C601

DATA RESULTS

ANALYTE	METHOD	RESULTS	REPORTING	DILUTION	UNITS	ANALYSIS	ANALYSIS
			LIMITS	FACTOR		DATE	BY
TPH-Volatile Range	NWTPH-GX	U	50	1	UG/L	08/27/2013	DLC
Dichlorodifluoromethane	EPA-8260	U	2.0	1	UG/L	08/29/2013	GAP
Chloromethane	EPA-8260	U	2.0	1	UG/L	08/29/2013	GAP
Bromomethane	EPA-8260	U	2.0	1	UG/L	08/29/2013	GAP
Chloroethane	EPA-8260	U	2.0	1	UG/L	08/29/2013	GAP
Carbon Tetrachloride	EPA-8260	U	2.0	1	UG/L	08/29/2013	GAP
Trichlorofluoromethane	EPA-8260	U	2.0	1	UG/L	08/29/2013	GAP
Carbon Disulfide	EPA-8260	U	2.0	1	UG/L	08/29/2013	GAP
Acetone	EPA-8260	U	25	1	UG/L	08/29/2013	GAP
1,1-Dichloroethene	EPA-8260	U	2.0	1	UG/L	08/29/2013	GAP
Methylene Chloride	EPA-8260	U	5.0	1	UG/L	08/29/2013	GAP
Acrylonitrile	EPA-8260	U	10	1	UG/L	08/29/2013	GAP
Methyl T-Butyl Ether	EPA-8260	U	2.0	1	UG/L	08/29/2013	GAP
Trans-1,2-Dichloroethene	EPA-8260	U	2.0	1	UG/L	08/29/2013	GAP
1,1-Dichloroethane	EPA-8260	U	2.0	1	UG/L	08/29/2013	GAP
2-Butanone	EPA-8260	U	10	1	UG/L	08/29/2013	GAP
Cis-1,2-Dichloroethene	EPA-8260	U	2.0	1	UG/L	08/29/2013	GAP
2,2-Dichloropropane	EPA-8260	U	2.0	1	UG/L	08/29/2013	GAP
Bromochloromethane	EPA-8260	U	2.0	1	UG/L	08/29/2013	GAP
Chloroform	EPA-8260	U	2.0	1	UG/L	08/29/2013	GAP
1,1,1-Trichloroethane	EPA-8260	U	2.0	1	UG/L	08/29/2013	GAP
1,1-Dichloropropene	EPA-8260	U	2.0	1	UG/L	08/29/2013	GAP
1,2-Dichloroethane	EPA-8260	U	2.0	1	UG/L	08/29/2013	GAP
Benzene	EPA-8260	U	2.0	1	UG/L	08/29/2013	GAP
1,2-Dichloropropane	EPA-8260	U	2.0	1	UG/L	08/29/2013	GAP
Dibromomethane	EPA-8260	U	2.0	1	UG/L	08/29/2013	GAP
Bromodichloromethane	EPA-8260	U	2.0	1	UG/L	08/29/2013	GAP
Trans-1,3-Dichloropropene	EPA-8260	U	2.0	1	UG/L	08/29/2013	GAP
4-Methyl-2-Pentanone	EPA-8260	U	10	1	UG/L	08/29/2013	GAP
Toluene	EPA-8260	U	2.0	1	UG/L	08/29/2013	GAP
Cis-1,3-Dichloropropene	EPA-8260	U	2.0	1	UG/L	08/29/2013	GAP
1,1,2-Trichloroethane	EPA-8260	U	2.0	1	UG/L	08/29/2013	GAP
2-Hexanone	EPA-8260	U	10	1	UG/L	08/29/2013	GAP
1,3-Dichloropropane	EPA-8260	U	2.0	1	UG/L	08/29/2013	GAP
Tetrachloroethylene	EPA-8260	U	2.0	1	UG/L	08/29/2013	GAP
Dibromochloromethane	EPA-8260	U	2.0	1	UG/L	08/29/2013	GAP
1,2-Dibromoethane	EPA-8260	U	0.010	1	UG/L	08/29/2013	GAP
Chlorobenzene	EPA-8260	U	2.0	1	UG/L	08/29/2013	GAP



CERTIFICATE OF ANALYSIS

CLIENT:	Landau Associates, Inc. 130 - 2nd Ave. S. Edmonds, WA 98020	DATE:	9/10/2013
CLIENT CONTACT:	Jeffrey Fellows	ALS JOB#:	EV13080134
CLIENT PROJECT:	Yakima Mill Site / #1148007.010	ALS SAMPLE#:	-74
CLIENT SAMPLE ID	TRIP BLANKS	DATE RECEIVED:	8/26/2013
		COLLECTION DATE:	8/23/2013 8:00:00 AM
		WDOE ACCREDITATION:	C601

DATA RESULTS

ANALYTE	METHOD	RESULTS	REPORTING LIMITS	DILUTION FACTOR	UNITS	ANALYSIS DATE	ANALYSIS BY
1,1,1,2-Tetrachloroethane	EPA-8260	U	2.0	1	UG/L	08/29/2013	GAP
Ethylbenzene	EPA-8260	U	2.0	1	UG/L	08/29/2013	GAP
m,p-Xylene	EPA-8260	U	4.0	1	UG/L	08/29/2013	GAP
Styrene	EPA-8260	U	2.0	1	UG/L	08/29/2013	GAP
o-Xylene	EPA-8260	U	2.0	1	UG/L	08/29/2013	GAP
Bromoform	EPA-8260	U	2.0	1	UG/L	08/29/2013	GAP
Isopropylbenzene	EPA-8260	U	2.0	1	UG/L	08/29/2013	GAP
1,1,2,2-Tetrachloroethane	EPA-8260	U	2.0	1	UG/L	08/29/2013	GAP
1,2,3-Trichloropropane	EPA-8260	U	2.0	1	UG/L	08/29/2013	GAP
Bromobenzene	EPA-8260	U	2.0	1	UG/L	08/29/2013	GAP
N-Propyl Benzene	EPA-8260	U	2.0	1	UG/L	08/29/2013	GAP
2-Chlorotoluene	EPA-8260	U	2.0	1	UG/L	08/29/2013	GAP
1,3,5-Trimethylbenzene	EPA-8260	U	2.0	1	UG/L	08/29/2013	GAP
4-Chlorotoluene	EPA-8260	U	2.0	1	UG/L	08/29/2013	GAP
T-Butyl Benzene	EPA-8260	U	2.0	1	UG/L	08/29/2013	GAP
1,2,4-Trimethylbenzene	EPA-8260	U	2.0	1	UG/L	08/29/2013	GAP
S-Butyl Benzene	EPA-8260	U	2.0	1	UG/L	08/29/2013	GAP
P-Isopropyltoluene	EPA-8260	U	2.0	1	UG/L	08/29/2013	GAP
1,3 Dichlorobenzene	EPA-8260	U	2.0	1	UG/L	08/29/2013	GAP
1,4-Dichlorobenzene	EPA-8260	U	2.0	1	UG/L	08/29/2013	GAP
N-Butylbenzene	EPA-8260	U	2.0	1	UG/L	08/29/2013	GAP
1,2-Dichlorobenzene	EPA-8260	U	2.0	1	UG/L	08/29/2013	GAP
1,2-Dibromo 3-Chloropropane	EPA-8260	U	10	1	UG/L	08/29/2013	GAP
1,2,4-Trichlorobenzene	EPA-8260	U	2.0	1	UG/L	08/29/2013	GAP
Hexachlorobutadiene	EPA-8260	U	2.0	1	UG/L	08/29/2013	GAP
Naphthalene	EPA-8260	U	2.0	1	UG/L	08/29/2013	GAP
1,2,3-Trichlorobenzene	EPA-8260	U	2.0	1	UG/L	08/29/2013	GAP

SURROGATE	METHOD	%REC	ANALYSIS DATE	ANALYSIS BY
TFT	NWTPH-GX	102	08/27/2013	DLC
1,2-Dichloroethane-d4	EPA-8260	101	08/29/2013	GAP
Toluene-d8	EPA-8260	99.8	08/29/2013	GAP
4-Bromofluorobenzene	EPA-8260	98.5	08/29/2013	GAP

U - Analyte analyzed for but not detected at level above reporting limit.



CERTIFICATE OF ANALYSIS

CLIENT: Landau Associates, Inc. DATE: 9/10/2013
 130 - 2nd Ave. S. ALS SDG#: EV13080134
 Edmonds, WA 98020 WDOE ACCREDITATION: C601

CLIENT CONTACT: Jeffrey Fellows
 CLIENT PROJECT: Yakima Mill Site / #1148007.010

LABORATORY BLANK RESULTS

MBG-082613W - Batch 6872 - Water by NWTPH-GX

ANALYTE	METHOD	RESULTS	REPORTING LIMITS	DILUTION FACTOR	UNITS	ANALYSIS DATE	ANALYSIS BY
TPH-Volatile Range	NWTPH-GX	U	50	1	UG/L	08/26/2013	DLC

MB-082713S2 - Batch 6897 - Soil by NWTPH-DX

ANALYTE	METHOD	RESULTS	REPORTING LIMITS	DILUTION FACTOR	UNITS	ANALYSIS DATE	ANALYSIS BY
TPH-Diesel Range	NWTPH-DX	U	25	1	MG/KG	08/27/2013	EBS
TPH-Oil Range	NWTPH-DX	U	50	1	MG/KG	08/27/2013	EBS

MB-082713W2 - Batch 6868 - Water by NWTPH-DX

ANALYTE	METHOD	RESULTS	REPORTING LIMITS	DILUTION FACTOR	UNITS	ANALYSIS DATE	ANALYSIS BY
TPH-Diesel Range	NWTPH-DX	U	130	1	UG/L	08/28/2013	EBS
TPH-Oil Range	NWTPH-DX	U	250	1	UG/L	08/28/2013	EBS

MB-082813W - Batch 6921 - Water by EPA-8260

ANALYTE	METHOD	RESULTS	REPORTING LIMITS	DILUTION FACTOR	UNITS	ANALYSIS DATE	ANALYSIS BY
Dichlorodifluoromethane	EPA-8260	U	2.0	1	UG/L	08/28/2013	GAP
Chloromethane	EPA-8260	U	2.0	1	UG/L	08/28/2013	GAP
Bromomethane	EPA-8260	U	2.0	1	UG/L	08/28/2013	GAP
Chloroethane	EPA-8260	U	2.0	1	UG/L	08/28/2013	GAP
Carbon Tetrachloride	EPA-8260	U	2.0	1	UG/L	08/28/2013	GAP
Trichlorofluoromethane	EPA-8260	U	2.0	1	UG/L	08/28/2013	GAP
Carbon Disulfide	EPA-8260	U	2.0	1	UG/L	08/28/2013	GAP
Acetone	EPA-8260	U	25	1	UG/L	08/28/2013	GAP
1,1-Dichloroethene	EPA-8260	U	2.0	1	UG/L	08/28/2013	GAP
Methylene Chloride	EPA-8260	U	5.0	1	UG/L	08/28/2013	GAP
Acrylonitrile	EPA-8260	U	10	1	UG/L	08/28/2013	GAP
Methyl T-Butyl Ether	EPA-8260	U	2.0	1	UG/L	08/28/2013	GAP
Trans-1,2-Dichloroethene	EPA-8260	U	2.0	1	UG/L	08/28/2013	GAP
1,1-Dichloroethane	EPA-8260	U	2.0	1	UG/L	08/28/2013	GAP
2-Butanone	EPA-8260	U	10	1	UG/L	08/28/2013	GAP
Cis-1,2-Dichloroethene	EPA-8260	U	2.0	1	UG/L	08/28/2013	GAP
2,2-Dichloropropane	EPA-8260	U	2.0	1	UG/L	08/28/2013	GAP
Bromochloromethane	EPA-8260	U	2.0	1	UG/L	08/28/2013	GAP
Chloroform	EPA-8260	U	2.0	1	UG/L	08/28/2013	GAP
1,1,1-Trichloroethane	EPA-8260	U	2.0	1	UG/L	08/28/2013	GAP
1,1-Dichloropropene	EPA-8260	U	2.0	1	UG/L	08/28/2013	GAP



CERTIFICATE OF ANALYSIS

CLIENT:	Landau Associates, Inc. 130 - 2nd Ave. S. Edmonds, WA 98020	DATE:	9/10/2013
CLIENT CONTACT:	Jeffrey Fellows	ALS SDG#:	EV13080134
CLIENT PROJECT:	Yakima Mill Site / #1148007.010	WDOE ACCREDITATION:	C601

LABORATORY BLANK RESULTS

MB-082813W - Batch 6921 - Water by EPA-8260

1,2-Dichloroethane	EPA-8260	U	2.0	1	UG/L	08/28/2013	GAP
Benzene	EPA-8260	U	2.0	1	UG/L	08/28/2013	GAP
1,2-Dichloropropane	EPA-8260	U	2.0	1	UG/L	08/28/2013	GAP
Dibromomethane	EPA-8260	U	2.0	1	UG/L	08/28/2013	GAP
Bromodichloromethane	EPA-8260	U	2.0	1	UG/L	08/28/2013	GAP
Trans-1,3-Dichloropropene	EPA-8260	U	2.0	1	UG/L	08/28/2013	GAP
4-Methyl-2-Pentanone	EPA-8260	U	10	1	UG/L	08/28/2013	GAP
Toluene	EPA-8260	U	2.0	1	UG/L	08/28/2013	GAP
Cis-1,3-Dichloropropene	EPA-8260	U	2.0	1	UG/L	08/28/2013	GAP
1,1,2-Trichloroethane	EPA-8260	U	2.0	1	UG/L	08/28/2013	GAP
2-Hexanone	EPA-8260	U	10	1	UG/L	08/28/2013	GAP
1,3-Dichloropropane	EPA-8260	U	2.0	1	UG/L	08/28/2013	GAP
Tetrachloroethylene	EPA-8260	U	2.0	1	UG/L	08/28/2013	GAP
Dibromochloromethane	EPA-8260	U	2.0	1	UG/L	08/28/2013	GAP
1,2-Dibromoethane	EPA-8260	U	0.010	1	UG/L	08/28/2013	GAP
Chlorobenzene	EPA-8260	U	2.0	1	UG/L	08/28/2013	GAP
1,1,1,2-Tetrachloroethane	EPA-8260	U	2.0	1	UG/L	08/28/2013	GAP
Ethylbenzene	EPA-8260	U	2.0	1	UG/L	08/28/2013	GAP
m,p-Xylene	EPA-8260	U	4.0	1	UG/L	08/28/2013	GAP
Styrene	EPA-8260	U	2.0	1	UG/L	08/28/2013	GAP
o-Xylene	EPA-8260	U	2.0	1	UG/L	08/28/2013	GAP
Bromoform	EPA-8260	U	2.0	1	UG/L	08/28/2013	GAP
Isopropylbenzene	EPA-8260	U	2.0	1	UG/L	08/28/2013	GAP
1,1,2,2-Tetrachloroethane	EPA-8260	U	2.0	1	UG/L	08/28/2013	GAP
1,2,3-Trichloropropane	EPA-8260	U	2.0	1	UG/L	08/28/2013	GAP
Bromobenzene	EPA-8260	U	2.0	1	UG/L	08/28/2013	GAP
N-Propyl Benzene	EPA-8260	U	2.0	1	UG/L	08/28/2013	GAP
2-Chlorotoluene	EPA-8260	U	2.0	1	UG/L	08/28/2013	GAP
1,3,5-Trimethylbenzene	EPA-8260	U	2.0	1	UG/L	08/28/2013	GAP
4-Chlorotoluene	EPA-8260	U	2.0	1	UG/L	08/28/2013	GAP
T-Butyl Benzene	EPA-8260	U	2.0	1	UG/L	08/28/2013	GAP
1,2,4-Trimethylbenzene	EPA-8260	U	2.0	1	UG/L	08/28/2013	GAP
S-Butyl Benzene	EPA-8260	U	2.0	1	UG/L	08/28/2013	GAP
P-Isopropyltoluene	EPA-8260	U	2.0	1	UG/L	08/28/2013	GAP
1,3 Dichlorobenzene	EPA-8260	U	2.0	1	UG/L	08/28/2013	GAP
1,4-Dichlorobenzene	EPA-8260	U	2.0	1	UG/L	08/28/2013	GAP
N-Butylbenzene	EPA-8260	U	2.0	1	UG/L	08/28/2013	GAP
1,2-Dichlorobenzene	EPA-8260	U	2.0	1	UG/L	08/28/2013	GAP
1,2-Dibromo 3-Chloropropane	EPA-8260	U	10	1	UG/L	08/28/2013	GAP
1,2,4-Trichlorobenzene	EPA-8260	U	2.0	1	UG/L	08/28/2013	GAP



CERTIFICATE OF ANALYSIS

CLIENT:	Landau Associates, Inc. 130 - 2nd Ave. S. Edmonds, WA 98020	DATE:	9/10/2013
CLIENT CONTACT:	Jeffrey Fellows	ALS SDG#:	EV13080134
CLIENT PROJECT:	Yakima Mill Site / #1148007.010	WDOE ACCREDITATION:	C601

LABORATORY BLANK RESULTS

MB-082813W - Batch 6921 - Water by EPA-8260

Hexachlorobutadiene	EPA-8260	U	2.0	1	UG/L	08/28/2013	GAP
Naphthalene	EPA-8260	U	2.0	1	UG/L	08/28/2013	GAP
1,2,3-Trichlorobenzene	EPA-8260	U	2.0	1	UG/L	08/28/2013	GAP

MB-082813W - Batch 6962 - Water by EPA-8270

ANALYTE	METHOD	RESULTS	REPORTING LIMITS	DILUTION FACTOR	UNITS	ANALYSIS DATE	ANALYSIS BY
Pyridine	EPA-8270	U	2.0	1	UG/L	09/04/2013	LAP
N-Nitrosodimethylamine	EPA-8270	U	2.0	1	UG/L	09/04/2013	LAP
Phenol	EPA-8270	U	2.0	1	UG/L	09/04/2013	LAP
Aniline	EPA-8270	U	2.0	1	UG/L	09/04/2013	LAP
Bis(2-Chloroethyl)Ether	EPA-8270	U	2.0	1	UG/L	09/04/2013	LAP
2-Chlorophenol	EPA-8270	U	2.0	1	UG/L	09/04/2013	LAP
1,3-Dichlorobenzene	EPA-8270	U	2.0	1	UG/L	09/04/2013	LAP
1,4-Dichlorobenzene	EPA-8270	U	2.0	1	UG/L	09/04/2013	LAP
Benzyl Alcohol	EPA-8270	U	2.0	1	UG/L	09/04/2013	LAP
1,2-Dichlorobenzene	EPA-8270	U	2.0	1	UG/L	09/04/2013	LAP
2-Methylphenol	EPA-8270	U	2.0	1	UG/L	09/04/2013	LAP
Bis(2-Chloroisopropyl)Ether	EPA-8270	U	2.0	1	UG/L	09/04/2013	LAP
3&4-Methylphenol	EPA-8270	U	2.0	1	UG/L	09/04/2013	LAP
N-Nitroso-Di-N-Propylamine	EPA-8270	U	2.0	1	UG/L	09/04/2013	LAP
Hexachloroethane	EPA-8270	U	2.0	1	UG/L	09/04/2013	LAP
Nitrobenzene	EPA-8270	U	2.0	1	UG/L	09/04/2013	LAP
Isophorone	EPA-8270	U	2.0	1	UG/L	09/04/2013	LAP
2-Nitrophenol	EPA-8270	U	2.0	1	UG/L	09/04/2013	LAP
2,4-Dimethylphenol	EPA-8270	U	2.0	1	UG/L	09/04/2013	LAP
Benzoic Acid	EPA-8270	U	10	1	UG/L	09/04/2013	LAP
Bis(2-Chloroethoxy)Methane	EPA-8270	U	2.0	1	UG/L	09/04/2013	LAP
2,4-Dichlorophenol	EPA-8270	U	2.0	1	UG/L	09/04/2013	LAP
1,2,4-Trichlorobenzene	EPA-8270	U	2.0	1	UG/L	09/04/2013	LAP
Naphthalene	EPA-8270	U	2.0	1	UG/L	09/04/2013	LAP
4-Chloroaniline	EPA-8270	U	2.0	1	UG/L	09/04/2013	LAP
2,6-Dichlorophenol	EPA-8270	U	2.0	1	UG/L	09/04/2013	LAP
Hexachlorobutadiene	EPA-8270	U	2.0	1	UG/L	09/04/2013	LAP
4-Chloro-3-Methylphenol	EPA-8270	U	2.0	1	UG/L	09/04/2013	LAP
2-Methylnaphthalene	EPA-8270	U	2.0	1	UG/L	09/04/2013	LAP
1-Methylnaphthalene	EPA-8270	U	2.0	1	UG/L	09/04/2013	LAP
Hexachlorocyclopentadiene	EPA-8270	U	2.0	1	UG/L	09/04/2013	LAP
2,4,6-Trichlorophenol	EPA-8270	U	2.0	1	UG/L	09/04/2013	LAP
2,4,5-Trichlorophenol	EPA-8270	U	2.0	1	UG/L	09/04/2013	LAP



CERTIFICATE OF ANALYSIS

CLIENT:	Landau Associates, Inc. 130 - 2nd Ave. S. Edmonds, WA 98020	DATE:	9/10/2013
CLIENT CONTACT:	Jeffrey Fellows	ALS SDG#:	EV13080134
CLIENT PROJECT:	Yakima Mill Site / #1148007.010	WDOE ACCREDITATION:	C601

LABORATORY BLANK RESULTS

MB-082813W - Batch 6962 - Water by EPA-8270

2-Chloronaphthalene	EPA-8270	U	2.0	1	UG/L	09/04/2013	LAP
2-Nitroaniline	EPA-8270	U	2.0	1	UG/L	09/04/2013	LAP
Acenaphthylene	EPA-8270	U	2.0	1	UG/L	09/04/2013	LAP
Dimethylphthalate	EPA-8270	U	2.0	1	UG/L	09/04/2013	LAP
2,6-Dinitrotoluene	EPA-8270	U	2.0	1	UG/L	09/04/2013	LAP
Acenaphthene	EPA-8270	U	2.0	1	UG/L	09/04/2013	LAP
3-Nitroaniline	EPA-8270	U	5.0	1	UG/L	09/04/2013	LAP
2,4-Dinitrophenol	EPA-8270	U	10	1	UG/L	09/04/2013	LAP
4-Nitrophenol	EPA-8270	U	2.0	1	UG/L	09/04/2013	LAP
Dibenzofuran	EPA-8270	U	2.0	1	UG/L	09/04/2013	LAP
2,4-Dinitrotoluene	EPA-8270	U	2.0	1	UG/L	09/04/2013	LAP
2,3,4,6-Tetrachlorophenol	EPA-8270	U	2.0	1	UG/L	09/04/2013	LAP
Diethylphthalate	EPA-8270	U	2.0	1	UG/L	09/04/2013	LAP
Fluorene	EPA-8270	U	2.0	1	UG/L	09/04/2013	LAP
4-Chlorophenyl-Phenylether	EPA-8270	U	2.0	1	UG/L	09/04/2013	LAP
4-Nitroaniline	EPA-8270	U	2.0	1	UG/L	09/04/2013	LAP
4,6-Dinitro-2-Methylphenol	EPA-8270	U	2.0	1	UG/L	09/04/2013	LAP
N-Nitrosodiphenylamine	EPA-8270	U	2.0	1	UG/L	09/04/2013	LAP
Azobenzene	EPA-8270	U	2.0	1	UG/L	09/04/2013	LAP
4-Bromophenyl-Phenylether	EPA-8270	U	2.0	1	UG/L	09/04/2013	LAP
Hexachlorobenzene	EPA-8270	U	2.0	1	UG/L	09/04/2013	LAP
Pentachlorophenol	EPA-8270	U	5.0	1	UG/L	09/04/2013	LAP
Phenanthrene	EPA-8270	U	2.0	1	UG/L	09/04/2013	LAP
Anthracene	EPA-8270	U	2.0	1	UG/L	09/04/2013	LAP
Carbazole	EPA-8270	U	2.0	1	UG/L	09/04/2013	LAP
Di-N-Butylphthalate	EPA-8270	U	2.0	1	UG/L	09/04/2013	LAP
Fluoranthene	EPA-8270	U	2.0	1	UG/L	09/04/2013	LAP
Pyrene	EPA-8270	U	2.0	1	UG/L	09/04/2013	LAP
Butylbenzylphthalate	EPA-8270	U	2.0	1	UG/L	09/04/2013	LAP
3,3-Dichlorobenzidine	EPA-8270	U	2.0	1	UG/L	09/04/2013	LAP
Benzo[A]Anthracene	EPA-8270	U	2.0	1	UG/L	09/04/2013	LAP
Chrysene	EPA-8270	U	2.0	1	UG/L	09/04/2013	LAP
Bis(2-Ethylhexyl)Phthalate	EPA-8270	7	2.0	1	UG/L	09/04/2013	LAP
Di-N-Octylphthalate	EPA-8270	U	2.0	1	UG/L	09/04/2013	LAP
Benzo[B]Fluoranthene	EPA-8270	U	2.0	1	UG/L	09/04/2013	LAP
Benzo[K]Fluoranthene	EPA-8270	U	2.0	1	UG/L	09/04/2013	LAP
Benzo[A]Pyrene	EPA-8270	U	2.0	1	UG/L	09/04/2013	LAP
Indeno[1,2,3-Cd]Pyrene	EPA-8270	U	2.0	1	UG/L	09/04/2013	LAP
Dibenz[A,H]Anthracene	EPA-8270	U	2.0	1	UG/L	09/04/2013	LAP
Benzo[G,H,I]Perylene	EPA-8270	U	2.0	1	UG/L	09/04/2013	LAP



CERTIFICATE OF ANALYSIS

CLIENT: Landau Associates, Inc. DATE: 9/10/2013
 130 - 2nd Ave. S. ALS SDG#: EV13080134
 Edmonds, WA 98020 WDOE ACCREDITATION: C601

CLIENT CONTACT: Jeffrey Fellows
 CLIENT PROJECT: Yakima Mill Site / #1148007.010

LABORATORY BLANK RESULTS

MB-082813W - Batch 6962 - Water by EPA-8270

MBLK-8302013 - Batch R90781 - Soil by EPA-8082

ANALYTE	METHOD	RESULTS	REPORTING	DILUTION	UNITS	ANALYSIS	ANALYSIS
			LIMITS	FACTOR		DATE	BY
PCB-1016	EPA-8082	U	0.10	1	MG/KG	08/30/2013	LAP
PCB-1221	EPA-8082	U	0.10	1	MG/KG	08/30/2013	LAP
PCB-1232	EPA-8082	U	0.10	1	MG/KG	08/30/2013	LAP
PCB-1242	EPA-8082	U	0.10	1	MG/KG	08/30/2013	LAP
PCB-1248	EPA-8082	U	0.10	1	MG/KG	08/30/2013	LAP
PCB-1254	EPA-8082	U	0.10	1	MG/KG	08/30/2013	LAP
PCB-1260	EPA-8082	U	0.10	1	MG/KG	08/30/2013	LAP
PCB-1268	EPA-8082	U	0.10	1	MG/KG	08/30/2013	LAP

MBLK-942013 - Batch R90794 - Soil by EPA-7471

ANALYTE	METHOD	RESULTS	REPORTING	DILUTION	UNITS	ANALYSIS	ANALYSIS
			LIMITS	FACTOR		DATE	BY
Mercury	EPA-7471	U	0.020	1	MG/KG	09/04/2013	RAL

MBLK-8272013 - Batch R90795 - Water by EPA-7470

ANALYTE	METHOD	RESULTS	REPORTING	DILUTION	UNITS	ANALYSIS	ANALYSIS
			LIMITS	FACTOR		DATE	BY
Mercury (Dissolved)	EPA-7470	U	0.20	1	UG/L	08/27/2013	RAL

MB-082813S - Batch 6875 - Soil by EPA-6020

ANALYTE	METHOD	RESULTS	REPORTING	DILUTION	UNITS	ANALYSIS	ANALYSIS
			LIMITS	FACTOR		DATE	BY
Arsenic	EPA-6020	U	0.20	1	MG/KG	08/28/2013	RAL
Cadmium	EPA-6020	U	0.10	1	MG/KG	08/28/2013	RAL
Chromium	EPA-6020	U	0.10	1	MG/KG	08/28/2013	RAL
Iron	EPA-6020	U	10	1	MG/KG	08/28/2013	RAL
Lead	EPA-6020	U	0.10	1	MG/KG	08/28/2013	RAL
Manganese	EPA-6020	U	0.10	1	MG/KG	08/28/2013	RAL

MB-082713W - Batch 6859 - Water by EPA-200.8

ANALYTE	METHOD	RESULTS	REPORTING	DILUTION	UNITS	ANALYSIS	ANALYSIS
			LIMITS	FACTOR		DATE	BY
Arsenic (Dissolved)	EPA-200.8	U	1.0	1	UG/L	08/27/2013	RAL
Cadmium (Dissolved)	EPA-200.8	U	1.0	1	UG/L	08/27/2013	RAL
Chromium (Dissolved)	EPA-200.8	U	2.0	1	UG/L	08/27/2013	RAL
Iron (Dissolved)	EPA-200.8	U	50	1	UG/L	08/27/2013	RAL



CERTIFICATE OF ANALYSIS

CLIENT:	Landau Associates, Inc. 130 - 2nd Ave. S. Edmonds, WA 98020	DATE: 9/10/2013 ALS SDG#: EV13080134 WDOE ACCREDITATION: C601
CLIENT CONTACT:	Jeffrey Fellows	
CLIENT PROJECT:	Yakima Mill Site / #1148007.010	

LABORATORY BLANK RESULTS

MB-082713W - Batch 6859 - Water by EPA-200.8

Lead (Dissolved)	EPA-200.8	U	1.0	1	UG/L	08/27/2013	RAL
Manganese (Dissolved)	EPA-200.8	U	2.0	1	UG/L	08/27/2013	RAL
Sodium (Dissolved)	EPA-200.8	U	50	1	UG/L	08/27/2013	RAL

MB4-09/03/2013 - Batch R90797 - Soil by ASTM D4129-05M

ANALYTE	METHOD	RESULTS	REPORTING LIMITS	DILUTION FACTOR	UNITS	ANALYSIS DATE	ANALYSIS BY
Total Organic Carbon (TOC)	ASTM D4129-05M	U	0.050	1	%	09/03/2013	CAS

MB1-08/30/2013 - Batch R90796 - Water by SM5310C

ANALYTE	METHOD	RESULTS	REPORTING LIMITS	DILUTION FACTOR	UNITS	ANALYSIS DATE	ANALYSIS BY
Total Organic Carbon (TOC)	SM5310C	U	0.50	1	MG/L	08/30/2013	CAS

MB2-08/30/2013 - Batch R90796 - Water by SM5310C

ANALYTE	METHOD	RESULTS	REPORTING LIMITS	DILUTION FACTOR	UNITS	ANALYSIS DATE	ANALYSIS BY
Total Organic Carbon (TOC)	SM5310C	U	0.50	1	MG/L	08/30/2013	CAS

MB3-08/30/2013 - Batch R90796 - Water by SM5310C

ANALYTE	METHOD	RESULTS	REPORTING LIMITS	DILUTION FACTOR	UNITS	ANALYSIS DATE	ANALYSIS BY
Total Organic Carbon (TOC)	SM5310C	U	0.50	1	MG/L	08/30/2013	CAS



CERTIFICATE OF ANALYSIS

CLIENT:	Landau Associates, Inc. 130 - 2nd Ave. S. Edmonds, WA 98020	DATE:	9/10/2013
CLIENT CONTACT:	Jeffrey Fellows	ALS SDG#:	EV13080134
CLIENT PROJECT:	Yakima Mill Site / #1148007.010	WDOE ACCREDITATION:	C601

LABORATORY CONTROL SAMPLE RESULTS

ALS Test Batch ID: 6872 - Water by NWTPH-GX

SPIKED COMPOUND	METHOD	%REC	RPD	QUAL	ANALYSIS DATE	ANALYSIS BY
TPH-Volatile Range - BS	NWTPH-GX	76.4			08/27/2013	DLC
TPH-Volatile Range - BSD	NWTPH-GX	78.5	3		08/27/2013	DLC

ALS Test Batch ID: 6897 - Soil by NWTPH-DX

SPIKED COMPOUND	METHOD	%REC	RPD	QUAL	ANALYSIS DATE	ANALYSIS BY
TPH-Diesel Range - BS	NWTPH-DX	98.1			08/28/2013	EBS
TPH-Diesel Range - BSD	NWTPH-DX	98.0	0		08/28/2013	EBS

ALS Test Batch ID: 6868 - Water by NWTPH-DX

SPIKED COMPOUND	METHOD	%REC	RPD	QUAL	ANALYSIS DATE	ANALYSIS BY
TPH-Diesel Range - BS	NWTPH-DX	104			08/27/2013	EBS
TPH-Diesel Range - BSD	NWTPH-DX	92.0	13		08/27/2013	EBS

ALS Test Batch ID: 6921 - Water by EPA-8260

SPIKED COMPOUND	METHOD	%REC	RPD	QUAL	ANALYSIS DATE	ANALYSIS BY
1,1-Dichloroethene - BS	EPA-8260	96.1			08/28/2013	GAP
1,1-Dichloroethene - BSD	EPA-8260	102	6		08/28/2013	GAP
Benzene - BS	EPA-8260	111			08/28/2013	GAP
Benzene - BSD	EPA-8260	116	5		08/28/2013	GAP
Toluene - BS	EPA-8260	99.6			08/28/2013	GAP
Toluene - BSD	EPA-8260	104	4		08/28/2013	GAP
Chlorobenzene - BS	EPA-8260	98.5			08/28/2013	GAP
Chlorobenzene - BSD	EPA-8260	102	4		08/28/2013	GAP

ALS Test Batch ID: 6962 - Water by EPA-8270

SPIKED COMPOUND	METHOD	%REC	RPD	QUAL	ANALYSIS DATE	ANALYSIS BY
Phenol - BS	EPA-8270	23.0			09/06/2013	LAP
Phenol - BSD	EPA-8270	22.5	2		09/06/2013	LAP
2-Chlorophenol - BS	EPA-8270	64.0			09/06/2013	LAP
2-Chlorophenol - BSD	EPA-8270	63.2	1		09/06/2013	LAP
1,4-Dichlorobenzene - BS	EPA-8270	79.5			09/06/2013	LAP
1,4-Dichlorobenzene - BSD	EPA-8270	78.8	1		09/06/2013	LAP
N-Nitroso-Di-N-Propylamine - BS	EPA-8270	71.0			09/06/2013	LAP
N-Nitroso-Di-N-Propylamine - BSD	EPA-8270	66.2	7		09/06/2013	LAP



CERTIFICATE OF ANALYSIS

CLIENT:	Landau Associates, Inc. 130 - 2nd Ave. S. Edmonds, WA 98020	DATE:	9/10/2013
CLIENT CONTACT:	Jeffrey Fellows	ALS SDG#:	EV13080134
CLIENT PROJECT:	Yakima Mill Site / #1148007.010	WDOE ACCREDITATION:	C601

LABORATORY CONTROL SAMPLE RESULTS

SPIKED COMPOUND	METHOD	%REC	RPD	QUAL	ANALYSIS DATE	ANALYSIS BY
1,2,4-Trichlorobenzene - BS	EPA-8270	81.9			09/06/2013	LAP
1,2,4-Trichlorobenzene - BSD	EPA-8270	81.9	0		09/06/2013	LAP
4-Chloro-3-Methylphenol - BS	EPA-8270	78.0			09/06/2013	LAP
4-Chloro-3-Methylphenol - BSD	EPA-8270	79.9	3		09/06/2013	LAP
Acenaphthene - BS	EPA-8270	86.4			09/06/2013	LAP
Acenaphthene - BSD	EPA-8270	86.2	0		09/06/2013	LAP
4-Nitrophenol - BS	EPA-8270	19.9			09/06/2013	LAP
4-Nitrophenol - BSD	EPA-8270	19.7	1		09/06/2013	LAP
2,4-Dinitrotoluene - BS	EPA-8270	81.4			09/06/2013	LAP
2,4-Dinitrotoluene - BSD	EPA-8270	85.9	5		09/06/2013	LAP
Pentachlorophenol - BS	EPA-8270	56.9			09/06/2013	LAP
Pentachlorophenol - BSD	EPA-8270	58.8	3		09/06/2013	LAP
Pyrene - BS	EPA-8270	87.8			09/06/2013	LAP
Pyrene - BSD	EPA-8270	88.8	1		09/06/2013	LAP

ALS Test Batch ID: R90781 - Soil by EPA-8082

SPIKED COMPOUND	METHOD	%REC	RPD	QUAL	ANALYSIS DATE	ANALYSIS BY
PCB-1016 - BS	EPA-8082	89.0			08/30/2013	LAP
PCB-1016 - BSD	EPA-8082	113	24		08/30/2013	LAP
PCB-1260 - BS	EPA-8082	95.0			08/30/2013	LAP
PCB-1260 - BSD	EPA-8082	112	16		08/30/2013	LAP

ALS Test Batch ID: R90794 - Soil by EPA-7471

SPIKED COMPOUND	METHOD	%REC	RPD	QUAL	ANALYSIS DATE	ANALYSIS BY
Mercury - BS	EPA-7471	107			09/04/2013	RAL
Mercury - BSD	EPA-7471	100	7		09/04/2013	RAL

ALS Test Batch ID: R90795 - Water by EPA-7470

SPIKED COMPOUND	METHOD	%REC	RPD	QUAL	ANALYSIS DATE	ANALYSIS BY
Mercury (Dissolved) - BS	EPA-7470	108			08/27/2013	RAL
Mercury (Dissolved) - BSD	EPA-7470	107	1		08/27/2013	RAL

ALS Test Batch ID: 6875 - Soil by EPA-6020

SPIKED COMPOUND	METHOD	%REC	RPD	QUAL	ANALYSIS DATE	ANALYSIS BY
Arsenic - BS	EPA-6020	102			08/28/2013	RAL



CERTIFICATE OF ANALYSIS

CLIENT:	Landau Associates, Inc. 130 - 2nd Ave. S. Edmonds, WA 98020	DATE:	9/10/2013
CLIENT CONTACT:	Jeffrey Fellows	ALS SDG#:	EV13080134
CLIENT PROJECT:	Yakima Mill Site / #1148007.010	WDOE ACCREDITATION:	C601

LABORATORY CONTROL SAMPLE RESULTS

SPIKED COMPOUND	METHOD	%REC	RPD	QUAL	ANALYSIS DATE	ANALYSIS BY
Arsenic - BSD	EPA-6020	102	1		08/28/2013	RAL
Cadmium - BS	EPA-6020	104			08/28/2013	RAL
Cadmium - BSD	EPA-6020	104	0		08/28/2013	RAL
Chromium - BS	EPA-6020	104			08/28/2013	RAL
Chromium - BSD	EPA-6020	105	1		08/28/2013	RAL
Iron - BS	EPA-6020	106			08/28/2013	RAL
Iron - BSD	EPA-6020	105	0		08/28/2013	RAL
Lead - BS	EPA-6020	104			08/28/2013	RAL
Lead - BSD	EPA-6020	105	1		08/28/2013	RAL
Manganese - BS	EPA-6020	105			08/28/2013	RAL
Manganese - BSD	EPA-6020	105	0		08/28/2013	RAL

ALS Test Batch ID: 6859 - Water by EPA-200.8

SPIKED COMPOUND	METHOD	%REC	RPD	QUAL	ANALYSIS DATE	ANALYSIS BY
Arsenic (Dissolved) - BS	EPA-200.8	106			08/27/2013	RAL
Arsenic (Dissolved) - BSD	EPA-200.8	104	1		08/27/2013	RAL
Cadmium (Dissolved) - BS	EPA-200.8	106			08/27/2013	RAL
Cadmium (Dissolved) - BSD	EPA-200.8	102	3		08/27/2013	RAL
Chromium (Dissolved) - BS	EPA-200.8	105			08/27/2013	RAL
Chromium (Dissolved) - BSD	EPA-200.8	104	2		08/27/2013	RAL
Iron (Dissolved) - BS	EPA-200.8	106			08/27/2013	RAL
Iron (Dissolved) - BSD	EPA-200.8	104	2		08/27/2013	RAL
Lead (Dissolved) - BS	EPA-200.8	104			08/27/2013	RAL
Lead (Dissolved) - BSD	EPA-200.8	101	3		08/27/2013	RAL
Manganese (Dissolved) - BS	EPA-200.8	106			08/27/2013	RAL
Manganese (Dissolved) - BSD	EPA-200.8	103	3		08/27/2013	RAL
Sodium (Dissolved) - BS	EPA-200.8	99.9			08/27/2013	RAL
Sodium (Dissolved) - BSD	EPA-200.8	96.7	3		08/27/2013	RAL

ALS Test Batch ID: R90797 - Soil by ASTM D4129-05M

SPIKED COMPOUND	METHOD	%REC	RPD	QUAL	ANALYSIS DATE	ANALYSIS BY
Total Organic Carbon (TOC) - BS	ASTM D4129-05M	96.4			09/03/2013	CAS

ALS Test Batch ID: R90796 - Water by SM5310C

SPIKED COMPOUND	METHOD	%REC	RPD	QUAL	ANALYSIS DATE	ANALYSIS BY
Total Organic Carbon (TOC) - BS	SM5310C	92.8			08/30/2013	CAS



CERTIFICATE OF ANALYSIS

CLIENT: Landau Associates, Inc. DATE: 9/10/2013
130 - 2nd Ave. S. ALS SDG#: EV13080134
Edmonds, WA 98020 WDOE ACCREDITATION: C601
CLIENT CONTACT: Jeffrey Fellows
CLIENT PROJECT: Yakima Mill Site / #1148007.010

LABORATORY CONTROL SAMPLE RESULTS

SPIKED COMPOUND	METHOD	%REC	RPD	QUAL	ANALYSIS DATE	ANALYSIS BY
Total Organic Carbon (TOC) - BS	SM5310C	94.5			08/30/2013	CAS
Total Organic Carbon (TOC) - BS	SM5310C	94.5			08/30/2013	CAS



CERTIFICATE OF ANALYSIS

CLIENT: Landau Associates, Inc. DATE: 9/10/2013
 130 - 2nd Ave. S. ALS SDG#: EV13080134
 Edmonds, WA 98020 WDOE ACCREDITATION: C601

CLIENT CONTACT: Jeffrey Fellows
 CLIENT PROJECT: Yakima Mill Site / #1148007.010

MATRIX SPIKE RESULTS

ALS Test Batch ID: R90781 - Soil

Parent Sample: BATCH QC

SPIKED COMPOUND	METHOD	PARENT SAMPLE RESULT	SPIKE ADDED	RESULT	RPD	%REC	QUAL	ANALYSIS DATE	ANALYSIS BY
PCB-1016 - MS	EPA-8082	0	0.500	0.492		98.4		08/30/2013	LAP
PCB-1016 - MSD	EPA-8082	0	0.500	0.581	17	116		08/30/2013	LAP
PCB-1260 - MS	EPA-8082	0	0.500	0.472		94.5		08/30/2013	LAP
PCB-1260 - MSD	EPA-8082	0	0.500	0.553	16	111		08/30/2013	LAP

ALS Test Batch ID: R90796 - Water

Parent Sample: TP-MW-1

SPIKED COMPOUND	METHOD	PARENT SAMPLE RESULT	SPIKE ADDED	RESULT	RPD	%REC	QUAL	ANALYSIS DATE	ANALYSIS BY
Total Organic Carbon (TOC) - MS	SM5310C	1.3	25.0	26.5		101		08/30/2013	CAS

ALS Test Batch ID: R90797 - Soil

Parent Sample: BATCH QC

SPIKED COMPOUND	METHOD	PARENT SAMPLE RESULT	SPIKE ADDED	RESULT	RPD	%REC	QUAL	ANALYSIS DATE	ANALYSIS BY
Total Organic Carbon (TOC) - MS	ASTM D4129-05M	2.9	3.51	6.29		96.9		09/03/2013	CAS
Total Organic Carbon (TOC) - MSD	ASTM D4129-05M	2.9	3.51	6.13	3	92.3		09/03/2013	CAS



CERTIFICATE OF ANALYSIS

CLIENT:	Landau Associates, Inc. 130 - 2nd Ave. S. Edmonds, WA 98020	DATE:	9/10/2013
CLIENT CONTACT:	Jeffrey Fellows	ALS SDG#:	EV13080134
CLIENT PROJECT:	Yakima Mill Site / #1148007.010	WDOE ACCREDITATION:	C601

SAMPLE DUPLICATE RESULTS

ALS Test Batch ID: R90796 - Water by SM5310C

EV13080134-65DUP-R90796		PARENT SAMPLE RESULTS	DUP SAMPLE RESULTS	RPD	QUAL	ANALYSIS DATE	ANALYSIS BY
ANALYTE	METHOD						
Total Organic Carbon (TOC)	SM5310C	1.3	1.3	1		08/30/2013	CAS

EV13080134-68DUP-R90796		PARENT SAMPLE RESULTS	DUP SAMPLE RESULTS	RPD	QUAL	ANALYSIS DATE	ANALYSIS BY
ANALYTE	METHOD						
Total Organic Carbon (TOC)	SM5310C	3.5	3.5	0		08/30/2013	CAS

EV13080134-69DUP-R90796		PARENT SAMPLE RESULTS	DUP SAMPLE RESULTS	RPD	QUAL	ANALYSIS DATE	ANALYSIS BY
ANALYTE	METHOD						
Total Organic Carbon (TOC)	SM5310C	18	18	0		08/30/2013	CAS

EV13080134-70DUP-R90796		PARENT SAMPLE RESULTS	DUP SAMPLE RESULTS	RPD	QUAL	ANALYSIS DATE	ANALYSIS BY
ANALYTE	METHOD						
Total Organic Carbon (TOC)	SM5310C	17	18	6		08/30/2013	CAS

EV13080134-71DUP-R90796		PARENT SAMPLE RESULTS	DUP SAMPLE RESULTS	RPD	QUAL	ANALYSIS DATE	ANALYSIS BY
ANALYTE	METHOD						
Total Organic Carbon (TOC)	SM5310C	38	38	0		08/30/2013	CAS

APPROVED BY

Laboratory Director

ALS ENVIRONMENTAL

Sample Receiving Checklist

Client: Landau Associates ALS Job #: EV13080134

Project: Yakima Mill Site / #1148007.010

Received Date: 8/26/13 Received Time: 11:45 By: SM

Type of shipping container: Cooler Box Other

Shipped via: UPS/FedEx US Postal Service Courier Hand Delivered By Carl

Were custody seals on outside of sample? Yes No N/A
If yes, how many? 1 Where? outside each cooler
Custody seal date: 8/26/13 Seal name: Landau

Was Chain of Custody properly filled out (ink, signed, dated, etc.)? Yes No N/A

Did all bottles have labels? Yes No N/A

Did all bottle labels and tags agree with Chain of Custody? Yes No N/A

Were samples received within hold time? Yes No N/A

Did all bottles arrive in good condition (unbroken, etc.)? Yes No N/A

Was sufficient amount of sample sent for the tests indicated? Yes No N/A

Was correct preservation added to samples? Yes No N/A

If no, Sample Control added preservative to the following:

<u>Sample Number</u>	<u>Reagent</u>	<u>Analyte</u>
_____	_____	_____
_____	_____	_____
_____	_____	_____

Were VOA vials checked for absence of air bubbles? Yes No N/A

Bubbles present in sample #: None

Temperature of cooler upon receipt: 2.4°C, 1.6°C, 2.5°C, Cold Cool Ambient N/A
1.3°C, -0.1°C, 3.4°C all on ice

Explain any discrepancies:

Sample #68 COC + Bottles say TP-MW-2 @ 1700. Sample #69 Bottles say TP-MW-2 @ 0745 but COC say FPP-MW-2 @ 0745.

Was client contacted? Yes Who was called? Jeffrey Fellows By whom? Shawn Date: 8/26/13

Outcome of call: Steve Shaw called. Will go by what's on COC.



EV13080134

Date 8/26/13
Page 2 of 45

Chain-of-Custody Record

Project Name Yakima Mill Site Project No. 1148007.010
 Project Location/Event Yakima, WA
 Sampler's Name Steve Shaw, Matt Moroney
 Project Contact Jeffrey Fellows
 Send Results To J. Fellows, Tim Spitzer, Anne H. Wozniak

Sample I.D.	Date	Time	Matrix	No. of Containers	Testing Parameters							Observations/Comments	
					NWTPH-DX	Mt-As	ToC	PCBS	HCLD	Standard	Accelerated		
19 FPP-B27-S(15.5-16.5)	8/21/13	0825	SOIL	1	X	X	X	X	X	X	X		
20 FPP-B26-S(5-6)		0915			X	X	X	X	X	X	X		
21 FPP-B26-S(10-11)		0930			X	X	X	X	X	X	X		
22 FPP-B26-S(15-16)		0945			X	X	X	X	X	X	X		
23 FPP-B26-S(18-19)		1000			X	X	X	X	X	X	X		
24 FPP-B25-S(5-6)		1210			X	X	X	X	X	X	X		
25 FPP-B25-S(10-11)		1230			X	X	X	X	X	X	X		
26 FPP-B25-S(15-16)		1330			X	X	X	X	X	X	X		
27 FPP-B25-S(18-19)		1340			X	X	X	X	X	X	X		
28 FPP-B30-S(5-6)	8/24/13	0850			X	X	X	X	X	X	X		
29 FPP-B30-S(10-11)		0900			X	X	X	X	X	X	X		
30 FPP-B30-S(14-15)		0930			X	X	X	X	X	X	X		
31 FPP-B34-S(5-6)		1025			X	X	X	X	X	X	X		
32 FPP-B34-S(10-11)		1035			X	X	X	X	X	X	X		
33 FPP-B34-S(15-16)		1050			X	X	X	X	X	X	X		
34 FPP-B33-S(5-6)		1245			X	X	X	X	X	X	X		
35 FPP-B33-S(10-11)		1255			X	X	X	X	X	X	X		
36 FPP-B33-S(15-16)		1305			X	X	X	X	X	X	X		

Special Shipment/Handling or Storage Requirements COAL + ICE
 Turnaround Time Standard Accelerated
 Observations/Comments: X Allow water samples to settle, collect aliquot from clear portion
X NWTPH-DX - run acid wash/silica gel cleanup
 ___ run samples standardized to ___ product
 ___ Analyze for EPH if no specific product identified
 VOC/BTEX/VPH (soil):
 ___ non-preserved
 ___ preserved w/methanol
 ___ preserved w/sodium bisulfate
 ___ Freeze upon receipt
 ___ Dissolved metal water samples field filtered
 Other *As, Cd, Cr, Pb, Hs, Fe, Mn
Added 8/26/13. STD. TAT. SA

Relinquished by	Received by
Signature: <u>[Signature]</u> Printed Name: <u>STEVEN P. SHAW</u> Company: <u>CAMPAN ASSOCIATES</u> Date: <u>8/26/13</u> Time: <u>0800</u>	Signature: <u>[Signature]</u> Printed Name: <u>Shawn Robinson</u> Company: <u>ALS</u> Date: <u>8/26/13</u> Time: <u>11:45</u>

Method of Shipment: Pickup
 Relinquished by: Signature, Printed Name, Company, Date, Time
 Received by: Signature, Printed Name, Company, Date, Time



EV13080134

Date 8/26/13
 Page 3 of 5

Chain-of-Custody Record

Project Name Yakima Mill Site Project No. 1148007.00
 Project Location/Event Yakims, WA
 Sampler's Name Steve Shaw, Matt Moroney
 Project Contact Jeffrey Fellow
 Send Results To J. Fellow, Tim Synson, Anne Helwson

Sample I.D.	Date	Time	Matrix	Containers	Testing Parameters				Observations/Comments
					Archives	NWTPH-DX	Metals	TOC	
37 FPP-B31-5(5-6)	8/22/13	1730	Soil	1	X				
38 FPP-B31-5(10-11)		1740		1	X				
39 FPP-B31-5(15-16)		1750		1	X				
40 FPP-B31-5(19-20)		1500		1	X				
41 FPP-B29a-5(2-3)		1620		1	X				
42 FPP-B29a-5(5-6)		1630		1	X				
43 FPP-B29a-5(10-11)		1650		1	X				
44 FPP-B29a-5(15-16)		1700		1	X				
45 FPP-B29a-5(24-25)		1730		2	X				
46 FPP-B32-5(10-11)	8/22/13	1130		1	X				
47 FPP-B32-5(5-6)		1120		1	X				
48 FPP-B32-5(15-16)		1140		1	X				
49 FPP-B32-5(17-18)		1145		1	X				
50 FPP-B28-5(5-6)	8/23/13	1015		1	X				
51 FPP-B28-5(10-11)		1020		1	X				
52 FPP-B28-5(15-16)		1025		1	X				
53 FPP-B28-5(18-19)		1030		1	X				
54 FPP-B29b-5(5-6)		1200		1	X				

Special Shipment/Handling or Storage Requirements cool + ice

Turnaround Time
 Standard
 Accelerated

Observations/Comments
 Allow water samples to settle, collect aliquot from clear portion
 NWTPH-DX - run acid wash/silica gel cleanup
 run samples standardized to _____ product
 Analyze for EPH if no specific product identified
 VOC/BTEX/VPH (soil):
 non-preserved
 preserved w/methanol
 preserved w/sodium bisulfate
 Freeze upon receipt
 Dissolved metal water samples field filtered
 Other *As, Cd, Cr, Pb, Hg, Fe, Mn
 Added 8/26/13 SFT MAT SN

Method of Shipment Pickup

Relinquished by	Received by
Signature <u>[Signature]</u> Printed Name <u>STEVEN P. SHAW</u> Company <u>LANDAU ASSOCIATES</u> Date <u>8/26/13</u> Time <u>0800</u>	Signature <u>[Signature]</u> Printed Name <u>Shawn Robinson</u> Company <u>ALS</u> Date <u>8/26/13</u> Time <u>11:45</u>

Relinquished by Signature _____ Printed Name _____ Company _____ Date _____ Time _____
 Received by Signature _____ Printed Name _____ Company _____ Date _____ Time _____

EV13080134

Date 8/26/13
 Page 4 of 5

Chain-of-Custody Record

Project Name Yakima Mill Site Project No. 11480070P
 Project Location/Event Yakima, WA
 Sampler's Name Steve Sica, Matt Moroney
 Project Contact Jeffrey Felber
 Send Results To J. Felber, Tim Swanson, Anne Helmsen

Sample I.D.	Date	Time	Matrix	No. of Containers	Testing Parameters				Observations/Comments
					NWPH-DX	Metal	TOC	PCBS	
FPP-B296-S(10-11)	8/23/13	1210	SOL	1	X				Turnaround Time <input checked="" type="checkbox"/> Standard <input type="checkbox"/> Accelerated X Allow water samples to settle, collect aliquot from clear portion X NWTPH-DX - run acid wash/silica gel cleanup ___ run samples standardized to ___ product ___ Analyze for EPH if no specific product identified VOC/BTEX/VPH (soil): ___ non-preserved ___ preserved w/methanol ___ preserved w/sodium bisulfate ___ Freeze upon receipt ___ Dissolved metal water samples field filtered Other <u>*As, Sol, Cr, Pb, Hg, Fe, Mn</u> <u>Added: 8/26/13 Std TAT</u> <u>SR</u>
FPP-B296-S(15-16)		1215			X				
FPP-B296-S(18-19)		1220			X				
FPP-B296-S(5-6)		1330			X				
FPP-B296-S(10-11)		1340			X				
FPP-B296-S(15-16)		1350			X				
FPP-B296-S(19-20)		1400			X				

Special Shipment/Handling or Storage Requirements cool + ice Method of Shipment _____

Relinquished by	Received by
Signature <u>[Signature]</u> Printed Name <u>STEVEN P. SHAW</u> Company <u>LANDAU ASSOC.</u> Date <u>8/26/13</u> Time <u>0800</u>	Signature <u>[Signature]</u> Printed Name <u>Shawn Robinson</u> Company <u>ALS</u> Date <u>8/26/13</u> Time <u>11:45</u>
Signature _____ Printed Name _____ Company _____ Date _____ Time _____	Signature _____ Printed Name _____ Company _____ Date _____ Time _____

- Seattle/Edmonds (425) 778-0907
- Tacoma (253) 926-2493
- Spokane (509) 327-9737
- Portland (503) 542-1080



Chain-of-Custody Record

E13080134

Date 8/26/13
Page 5 of 5

Project Name Yekime Mill Site Project No. 114800700
 Project Location/Event Yekime, WA
 Sampler's Name Steve Shaw, Matt Moroney
 Project Contact Jeffrey R/LS
 Send Results To J. Fellow, Tim Spitzer, Anne H-Ivorson

Sample I.D.	Date	Time	Matrix	No. of Containers	Testing Parameters				Observations/Comments
					NMHC	HALMN	Yd-HALMN	VOCs	
62 FPP-B27-GW(16)	8/21/13	0930	water	3	X	X	X	X	Allow water samples to settle, collect aliquot from clear portion run samples standardized to _____ product Analyze for EPH if no specific product identified VOC/BTEX/VPH (soil): _____ non-preserved _____ preserved w/methanol _____ preserved w/sodium bisulfate _____ Freeze upon receipt Dissolved metal water samples field filtered Other Metals: <u>As, Cd, Cr, Pb, Hg, Fe, Mn, Ni</u> <input checked="" type="checkbox"/> Added: <u>8/26/13 std TAB.</u>
63 FPP-B26-GW(19.5)		1145		3	X	X	X	X	
64 FPP-B25-GW(18.5)		1415		3	X	X	X	X	
65 TP-MW-1	8/22/13	1259		9	X	X	X	X	
66 FPP-B31-GW(19)		1300		3	X	X	X	X	
67 FPP-B33-GW(19)		1530		3	X	X	X	X	
68 TP-MW-2		1700		9	X	X	X	X	
69 FPP-MW-2	8/23/13	0745		9	X	X	X	X	
70 FPP-MW-3		0900		9	X	X	X	X	
71 FPP-MW-1		1045		10	X	X	X	X	
72 FPP-B28-GW(19)		1130		3	X	X	X	X	
73 FPP-B296-GW(19)		1310		3	X	X	X	X	
74 TRIP BLANKS				3	X	X	X	X	

Special Shipment/Handling or Storage Requirements cool + ice Method of Shipment pickup

Relinquished by Signature <u>[Signature]</u> Printed Name <u>STEVEN R. SHAW</u> Company <u>Landau Assoc.</u> Date <u>8/26/13</u> Time <u>0800</u>	Relinquished by Signature _____ Printed Name _____ Company _____ Date _____ Time _____	Received by Signature <u>[Signature]</u> Printed Name <u>Shawn Robinson</u> Company <u>ALS</u> Date <u>8/26/13</u> Time <u>11:45</u>	Received by Signature _____ Printed Name _____ Company _____ Date _____ Time _____
--	---	---	---



August 29, 2013

Analytical Report for Service Request No: K1308586

Rick Bagan
ALS Environmental
8620 Holly Drive #100
Everett, WA 98208

RE: Yakima Mill Site/1148007.010

Dear Rick:

Enclosed are the results of the samples submitted to our laboratory on August 22, 2013. For your reference, these analyses have been assigned our service request number K1308586.

Analyses were performed according to our laboratory's NELAP-approved quality assurance program. The test results meet requirements of the current NELAP standards, where applicable, and except as noted in the laboratory case narrative provided. For a specific list of NELAP-accredited analytes, refer to the certifications section at www.alsglobal.com. All results are intended to be considered in their entirety, and ALS Group USA Corp. dba ALS Environmental (ALS) is not responsible for use of less than the complete report. Results apply only to the items submitted to the laboratory for analysis and individual items (samples) analyzed, as listed in the report.

Please call if you have any questions. My extension is 3364. You may also contact me via Email at Howard.Holmes@alsglobal.com.

Respectfully submitted,

ALS Group USA Corp. dba ALS Environmental

Howard Holmes
Project Manager

HH/ln

Page 1 of 14

Acronyms

ASTM	American Society for Testing and Materials
A2LA	American Association for Laboratory Accreditation
CARB	California Air Resources Board
CAS Number	Chemical Abstract Service registry Number
CFC	Chlorofluorocarbon
CFU	Colony-Forming Unit
DEC	Department of Environmental Conservation
DEQ	Department of Environmental Quality
DHS	Department of Health Services
DOE	Department of Ecology
DOH	Department of Health
EPA	U. S. Environmental Protection Agency
ELAP	Environmental Laboratory Accreditation Program
GC	Gas Chromatography
GC/MS	Gas Chromatography/Mass Spectrometry
LOD	Limit of Detection
LOQ	Limit of Quantitation
LUFT	Leaking Underground Fuel Tank
M	Modified
MCL	Maximum Contaminant Level is the highest permissible concentration of a substance allowed in drinking water as established by the USEPA.
MDL	Method Detection Limit
MPN	Most Probable Number
MRL	Method Reporting Limit
NA	Not Applicable
NC	Not Calculated
NCASI	National Council of the Paper Industry for Air and Stream Improvement
ND	Not Detected
NIOSH	National Institute for Occupational Safety and Health
PQL	Practical Quantitation Limit
RCRA	Resource Conservation and Recovery Act
SIM	Selected Ion Monitoring
TPH	Total Petroleum Hydrocarbons
tr	Trace level is the concentration of an analyte that is less than the PQL but greater than or equal to the MDL.

Inorganic Data Qualifiers

- * The result is an outlier. See case narrative.
- # The control limit criteria is not applicable. See case narrative.
- B The analyte was found in the associated method blank at a level that is significant relative to the sample result as defined by the DOD or NELAC standards.
- E The result is an estimate amount because the value exceeded the instrument calibration range.
- J The result is an estimated value.
- U The analyte was analyzed for, but was not detected ("Non-detect") at or above the MRL/MDL.
DOD-QSM 4.2 definition : Analyte was not detected and is reported as less than the LOD or as defined by the project. The detection limit is adjusted for dilution.
- i The MRL/MDL or LOQ/LOD is elevated due to a matrix interference.
- X See case narrative.
- Q See case narrative. One or more quality control criteria was outside the limits.
- H The holding time for this test is immediately following sample collection. The samples were analyzed as soon as possible after receipt by the laboratory.

Metals Data Qualifiers

- # The control limit criteria is not applicable. See case narrative.
- J The result is an estimated value.
- E The percent difference for the serial dilution was greater than 10%, indicating a possible matrix interference in the sample.
- M The duplicate injection precision was not met.
- N The Matrix Spike sample recovery is not within control limits. See case narrative.
- S The reported value was determined by the Method of Standard Additions (MSA).
- U The analyte was analyzed for, but was not detected ("Non-detect") at or above the MRL/MDL.
DOD-QSM 4.2 definition : Analyte was not detected and is reported as less than the LOD or as defined by the project. The detection limit is adjusted for dilution.
- W The post-digestion spike for furnace AA analysis is out of control limits, while sample absorbance is less than 50% of spike absorbance.
 - i The MRL/MDL or LOQ/LOD is elevated due to a matrix interference.
- X See case narrative.
- + The correlation coefficient for the MSA is less than 0.995.
- Q See case narrative. One or more quality control criteria was outside the limits.

Organic Data Qualifiers

- * The result is an outlier. See case narrative.
- # The control limit criteria is not applicable. See case narrative.
- A A tentatively identified compound, a suspected aldol-condensation product.
- B The analyte was found in the associated method blank at a level that is significant relative to the sample result as defined by the DOD or NELAC standards.
- C The analyte was qualitatively confirmed using GC/MS techniques, pattern recognition, or by comparing to historical data.
- D The reported result is from a dilution.
- E The result is an estimated value.
- J The result is an estimated value.
- N The result is presumptive. The analyte was tentatively identified, but a confirmation analysis was not performed.
- P The GC or HPLC confirmation criteria was exceeded. The relative percent difference is greater than 40% between the two analytical results.
- U The analyte was analyzed for, but was not detected ("Non-detect") at or above the MRL/MDL.
DOD-QSM 4.2 definition : Analyte was not detected and is reported as less than the LOD or as defined by the project. The detection limit is adjusted for dilution.
 - i The MRL/MDL or LOQ/LOD is elevated due to a chromatographic interference.
- X See case narrative.
- Q See case narrative. One or more quality control criteria was outside the limits.

Additional Petroleum Hydrocarbon Specific Qualifiers

- F The chromatographic fingerprint of the sample matches the elution pattern of the calibration standard.
- L The chromatographic fingerprint of the sample resembles a petroleum product, but the elution pattern indicates the presence of a greater amount of lighter molecular weight constituents than the calibration standard.
- H The chromatographic fingerprint of the sample resembles a petroleum product, but the elution pattern indicates the presence of a greater amount of heavier molecular weight constituents than the calibration standard.
- O The chromatographic fingerprint of the sample resembles an oil, but does not match the calibration standard.
- Y The chromatographic fingerprint of the sample resembles a petroleum product eluting in approximately the correct carbon range, but the elution pattern does not match the calibration standard.
- Z The chromatographic fingerprint does not resemble a petroleum product.

**ALS Group USA Corp. dba ALS Environmental (ALS) - Kelso
State Certifications, Accreditations, and Licenses**

Agency	Web Site	Number
Alaska DEC UST	http://dec.alaska.gov/applications/eh/ehllabreports/USTLabs.aspx	UST-040
Arizona DHS	http://www.azdhs.gov/lab/license/env.htm	AZ0339
Arkansas - DEQ	http://www.adeq.state.ar.us/techsvs/labcert.htm	88-0637
California DHS (ELAP)	http://www.cdph.ca.gov/certlic/labs/Pages/ELAP.aspx	2286
DOD ELAP	http://www.denix.osd.mil/edqw/Accreditation/AccreditedLabs.cfm	L12-28
Florida DOH	http://www.doh.state.fl.us/lab/EnvLabCert/WaterCert.htm	E87412
Georgia DNR	http://www.gaepd.org/Documents/techguide_pcb.html#cel	881
Hawaii DOH	Not available	-
Idaho DHW	http://www.healthandwelfare.idaho.gov/Health/Labs/CertificationDrinkingWaterLabs/tabid/1833/Default.aspx	-
Indiana DOH	http://www.in.gov/isdh/24859.htm	C-WA-01
ISO 17025	http://www.pjlabs.com/	L12-27
Louisiana DEQ	http://www.deq.louisiana.gov/portal/DIVISIONS/PublicParticipationandPermitSupport/LouisianaLaboratoryAccreditationProgram.aspx	3016
Maine DHS	Not available	WA0035
Michigan DEQ	http://www.michigan.gov/deq/0,1607,7-135-3307_4131_4156---,00.html	9949
Minnesota DOH	http://www.health.state.mn.us/accreditation	053-999-368
Montana DPHHS	http://www.dphhs.mt.gov/publichealth/	CERT0047
Nevada DEP	http://ndep.nv.gov/bsdw/labservice.htm	WA35
New Jersey DEP	http://www.nj.gov/dep/oqa/	WA005
North Carolina DWQ	http://www.dwqlab.org/	605
Oklahoma DEQ	http://www.deq.state.ok.us/CSDnew/labcert.htm	9801
Oregon – DEQ (NELAP)	http://public.health.oregon.gov/LaboratoryServices/EnvironmentalLaboratoryAccreditation/Pages/index.aspx	WA200001
South Carolina DHEC	http://www.scdhec.gov/environment/envserv/	61002
Texas CEQ	http://www.tceq.texas.gov/field/qa/env_lab_accreditation.html	704427-08-TX
Washington DOE	http://www.ecy.wa.gov/programs/eap/labs/lab-accreditation.html	C1203
Wisconsin DNR	http://dnr.wi.gov/	998386840
Wyoming (EPA Region 8)	http://www.epa.gov/region8/water/dwhome/wyomingdi.html	-
Kelso Laboratory Website	www.alsglobal.com	NA

Analyses were performed according to our laboratory's NELAP-approved quality assurance program. A complete listing of specific NELAP-certified analytes, can be found in the certification section at www.caslab.com or at the accreditation bodies web site

Please refer to the certification and/or accreditation body's web site if samples are submitted for compliance purposes. The states highlighted above, require the analysis be listed on the state certification if used for compliance purposes and if the method/analyte is offered by that state.



- Seattle/Edmonds (425) 778-0907
- Tacoma (253) 926-2493
- Spokane (509) 327-9737
- Portland (503) 542-1080
- _____

11308586

Date 8/21/13
Page 1 of 1

Chain-of-Custody Record

Project Name <u>Yekine Mill Site</u> Project No. <u>1148007.010</u>					Testing Parameters					Turnaround Time <input type="checkbox"/> Standard <input checked="" type="checkbox"/> Accelerated <input type="checkbox"/> _____		
Project Location/Event <u>Yekine, WA</u>					BTU TELIP							
Sampler's Name <u>Steve Slaw + Matt Moroney</u>												
Project Contact <u>Jeffrey Felber, Tim Syverson</u>												
Send Results To <u>J. Felber, T. Syverson + Anne Helwson</u>												
Sample I.D.	Date	Time	Matrix	No. of Containers						Observations/Comments		
<u>Wood-1-(1-6)</u>	<u>8/21/13</u>	<u>14:30</u>	<u>wood</u>	<u>2</u>	<u>X</u>	<u>X</u>						<u>X</u> Allow water samples to settle, collect aliquot from clear portion
<u>Wood-1-(6-11)</u>	<u>L</u>	<u>14:40</u>	<u>L</u>	<u>L</u>	<u>X</u>	<u>X</u>						<u>X</u> NWTPH-Dx - run acid wash/silica gel cleanup
_____ run samples standardized to _____ product _____ Analyze for EPH if no specific product identified VOC/BTEX/VPH (soil): _____ non-preserved _____ preserved w/methanol _____ preserved w/sodium bisulfate _____ Freeze upon receipt _____ Dissolved metal water samples field filtered Other _____												

Special Shipment/Handling or Storage Requirements				Method of Shipment <u>Fedex overnight</u>			
Relinquished by Signature <u>[Signature]</u> Printed Name <u>MATT MORONEY</u> Company <u>LANDAU ASSOCIATES</u> Date <u>8/21/13</u> Time <u>1526</u>		Received by Signature <u>[Signature]</u> Printed Name <u>J. Davis</u> Company <u>ACS-ILCISO</u> Date <u>8/24/13</u> Time <u>1010</u>		Relinquished by Signature _____ Printed Name _____ Company _____ Date _____ Time _____		Received by Signature _____ Printed Name _____ Company _____ Date _____ Time _____	



PC H2

Cooler Receipt and Preservation Form

Client / Project: Lancall Associates Service Request K13 08586

Received: Aug. 22, 13 Opened: Aug 22, 13 By: SD Unloaded: Aug 22, 13 By: SD

- 1. Samples were received via? Mail Fed Ex UPS DHL PDX Courier Hand Delivered
- 2. Samples were received in: (circle) Cooler Box Envelope Other _____ NA
- 3. Were custody seals on coolers? NA Y N If yes, how many and where? _____
- If present, were custody seals intact? Y N If present, were they signed and dated? Y N

Raw Cooler Temp	Corrected Cooler Temp	Raw Temp Blank	Corrected Temp Blank	Corr. Factor	Thermometer ID	Cooler/COC ID	Tracking Number	NA	Filed
<u>WIM</u>						<u>NA</u>	<u>8034148600 0952</u>		

- 4. Packing material: Inserts Baggies Bubble Wrap Gel Packs Wet Ice Dry Ice Sleeves _____
- 5. Were custody papers properly filled out (ink, signed, etc.)? NA Y N
- 6. Did all bottles arrive in good condition (unbroken)? Indicate in the table below. NA Y N
- 7. Were all sample labels complete (i.e analysis, preservation, etc.)? NA Y N
- 8. Did all sample labels and tags agree with custody papers? Indicate major discrepancies in the table on page 2. NA Y N
- 9. Were appropriate bottles/containers and volumes received for the tests indicated? NA Y N
- 10. Were the pH-preserved bottles (see SMO GEN SOP) received at the appropriate pH? Indicate in the table below NA Y N
- 11. Were VOA vials received without headspace? Indicate in the table below. NA Y N
- 12. Was C12/Res negative? NA Y N

Sample ID on Bottle	Sample ID on COC	Identified by:

Sample ID	Bottle Count	Bottle Type	Out of Temp	Head-space	Broke	pH	Reagent	Volume added	Reagent Lot Number	Initials	Time

Notes, Discrepancies, & Resolutions: _____

ALS Group USA, Corp.
dba ALS Environmental

Analytical Report

Client: ALS Environmental - US
Project: Yakima Mill Site/1148007.010
Sample Matrix: Misc. Solid
Analysis Method: ASTM D2015

Service Request: K1308586
Date Collected: 08/21/13
Date Received: 08/22/13

Units: BTU/lb
Basis: Dry, per Method

High Heat Value

Sample Name	Lab Code	Result	MRL	Dil.	Date Analyzed	Q
Wood-1-(1-6)	K1308586-001	5360	50	1	08/26/13 12:30	
Wood-1-(6-11)	K1308586-002	4340	50	1	08/26/13 12:30	

ALS Group USA, Corp.

dba ALS Environmental

QA/QC Report

Client: ALS Environmental - US
Project Yakima Mill Site/1148007.010
Sample Matrix: Misc. Solid

Service Request: K1308586
Date Collected: 08/21/13
Date Received: 08/22/13
Date Analyzed: 08/26/13

Replicate Sample Summary
General Chemistry Parameters

Sample Name: Wood-1-(1-6)
Lab Code: K1308586-001

Units: BTU/lb
Basis: Dry, per Method

<u>Analyte Name</u>	<u>Analysis Method</u>	<u>MRL</u>	<u>Sample Result</u>	<u>Duplicate Sample K1308586-001DUP Result</u>	<u>Average</u>	<u>RPD</u>	<u>RPD Limit</u>
High Heat Value	ASTM D2015	50	5360	4420	4890	19	20

Results flagged with an asterisk (*) indicate values outside control criteria.

Results flagged with a pound (#) indicate the control criteria is not applicable.

Percent recoveries and relative percent differences (RPD) are determined by the software using values in the calculation which have not been rounded.

ALS Group USA, Corp.
dba ALS Environmental

QA/QC Report

Client: ALS Environmental - US
Project: Yakima Mill Site/1148007.010
Sample Matrix: Misc. Solid

Service Request: K1308586
Date Analyzed: 08/26/13

Lab Control Sample Summary
High Heat Value

Analysis Method: ASTM D2015

Units: BTU/lb
Basis: Dry, per Method
Analysis Lot: 356076

Sample Name	Lab Code	Result	Spike Amount	% Rec	% Rec Limits
Lab Control Sample	K1308586-LCS	14000	14500	97	85-115

ALS Group USA, Corp.
dba ALS Environmental

- Cover Page -

INORGANIC ANALYSIS DATA PACKAGE

Service Request : K1308586

Client : ALS Environmental - US
Project Name : Yakima Mill Site
Project No. : 1148007.010

Sample Name :

Lab Code :

Wood-1-(1-6)
Wood-1-(1-6)
Wood-1-(6-11)
Method Blank

K1308586-001
K1308586-001S
K1308586-002
K1308586-MB

Comments:

ALS Group USA, Corp.
dba ALS Environmental
Analytical Report

Client : ALS Environmental - US
Project Name : Yakima Mill Site
Project Number : 1148007.010
Matrix : Solid

Service Request : K1308586
Date Collected : 08/21/13
Date Received : 08/22/13
Date TCLP Performed : 08/27/13
Date Extracted : 08/28/13
Date Analyzed : 08/28/13

Toxicity Characteristic Leaching Procedure (TCLP)
 EPA Method 1311
 Metals
 Units: mg/L (ppm) in TCLP Extract

Sample Name : Wood-1-(1-6)
Lab Code : K1308586-001

Analyte	EPA Method	MRL	Regulatory Limit *	Sample Result	Result Notes
Arsenic	3010A/6010C	0.1	5	ND	
Barium	3010A/6010C	1.0	100	ND	
Cadmium	3010A/6010C	0.05	1	ND	
Chromium	3010A/6010C	0.05	5	ND	
Lead	3010A/6010C	0.05	5	ND	
Mercury	7470A	0.001	0.2	ND	
Selenium	3010A/6010C	0.1	1	ND	
Silver	3010A/6010C	0.1	5	ND	

* From 40 CFR Part 261, et al., and Federal Register, March 29, 1990 and June 29, 1990.

ALS Group USA, Corp.
dba ALS Environmental
Analytical Report

Client : ALS Environmental - US
Project Name : Yakima Mill Site
Project Number : 1148007.010
Matrix : Solid

Service Request : K1308586
Date Collected : 08/21/13
Date Received : 08/22/13
Date TCLP Performed : 08/27/13
Date Extracted : 08/28/13
Date Analyzed : 08/28/13

Toxicity Characteristic Leaching Procedure (TCLP)
 EPA Method 1311
 Metals
 Units: mg/L (ppm) in TCLP Extract

Sample Name : Wood-1-(6-11)
Lab Code : K1308586-002

Analyte	EPA Method	MRL	Regulatory Limit *	Sample Result	Result Notes
Arsenic	3010A/6010C	0.1	5	ND	
Barium	3010A/6010C	1.0	100	ND	
Cadmium	3010A/6010C	0.05	1	ND	
Chromium	3010A/6010C	0.05	5	ND	
Lead	3010A/6010C	0.05	5	ND	
Mercury	7470A	0.001	0.2	ND	
Selenium	3010A/6010C	0.1	1	ND	
Silver	3010A/6010C	0.1	5	ND	

* From 40 CFR Part 261, et al., and Federal Register, March 29, 1990 and June 29, 1990.

ALS Group USA, Corp.
dba ALS Environmental
Analytical Report

Client : ALS Environmental - US
Project Name : Yakima Mill Site
Project Number : 1148007.010
Matrix : Solid

Service Request : K1308586
Date Collected : NA
Date Received : NA
Date TCLP Performed : 08/27/13
Date Extracted : 08/28/13
Date Analyzed : 08/28/13

Toxicity Characteristic Leaching Procedure (TCLP)
 EPA Method 1311
 Metals
 Units: mg/L (ppm) in TCLP Extract

Sample Name : Method Blank
Lab Code : K1308586-MB

Analyte	EPA Method	MRL	Regulatory Limit *	Sample Result	Result Notes
Arsenic	3010A/6010C	0.1	5	ND	
Barium	3010A/6010C	1.0	100	ND	
Cadmium	3010A/6010C	0.05	1	ND	
Chromium	3010A/6010C	0.05	5	ND	
Lead	3010A/6010C	0.05	5	ND	
Mercury	7470A	0.001	0.2	ND	
Selenium	3010A/6010C	0.1	1	ND	
Silver	3010A/6010C	0.1	5	ND	

* From 40 CFR Part 261, et al., and Federal Register, March 29, 1990 and June 29, 1990.

ALS Group USA, Corp.
dba ALS Environmental
QA/QC Report

Client : ALS Environmental - US
Project Name : Yakima Mill Site
Project Number : 1148007.010
Matrix : Solid

Service Request : K1308586
Date Collected : 08/21/13
Date Received : 08/22/13
Date TCLP Performed : 08/27/13
Date Extracted : 08/28/13
Date Analyzed : 08/28/13

Matrix Spike Summary
Toxicity Characteristic Leaching Procedure (TCLP)
EPA Method 1311
Metals
Units: mg/L (ppm) in TCLP Extract

Sample Name : Wood-1-(1-6)
Lab Code : K1308586-001S

Analyte	Spike Level	Sample Result	Spiked Sample Result	Percent Recovery*	Result Notes
Arsenic	5.00	ND	4.8	96	
Barium	10.0	ND	10.3	103	
Cadmium	1.00	ND	0.96	96	
Chromium	5.00	ND	4.88	98	
Lead	5.00	ND	4.68	94	
Mercury	0.0050	ND	0.005	100	
Selenium	1.00	ND	1.0	100	
Silver	1.00	ND	0.9	90	

* From 40 CFR Part 261, et al., and Federal Register, March 29, 1990 and June 29, 1990.