

October 21, 2011

Mr. John Heckel
Manson Construction Company
5209 East Marginal Way South
Seattle, Washington 98134

**RE: SUBSURFACE INVESTIGATION RESULTS
SNOPAC PROPERTY
5055 EAST MARGINAL WAY SOUTH
SEATTLE, WASHINGTON
FARALLON PN: 879-009**

Dear Mr. Heckel:

Farallon Consulting, L.L.C. (Farallon) has prepared this report to document the results of the Subsurface Investigation conducted at the Snopac property at 5055 East Marginal Way in Seattle, Washington (herein referred to as the Site) (Figure 1). The Subsurface Investigation was performed in accordance with the *Proposal for Subsurface Investigation, Snopac Property, 5055 West Marginal Way South, Seattle, Washington* dated July 22, 2011, prepared by Farallon.

The subsurface investigation was conducted to assess the recognized environmental conditions identified in the *Phase I Environmental Site Assessment Report, SnoPac Building, 5055 East Marginal Way South, Seattle, Washington* dated June 28, 2011, prepared by Farallon (Phase I ESA). The purpose of the Subsurface Investigation was to determine whether concentrations of total petroleum hydrocarbons (TPH), polycyclic aromatic hydrocarbons (PAHs), polychlorinated biphenyls (PCBs), metals, and volatile organic compounds (VOCs) potentially released by the historical operations at the Site exceed regulatory cleanup levels in soil or groundwater at the Site.

This report provides a description of the Site and relevant background information, a summary of the recognized environmental conditions identified in the Phase I ESA, a description of the Subsurface Investigation scope of work and results, and conclusions.

SITE DESCRIPTION AND BACKGROUND

The Site consists of King County Tax Parcel No. 3573201061 that comprises 1.33 acres and is developed with a combined warehouse and office building totaling 23,557 square feet (Figure 2). The building is a one-story concrete structure constructed in either 1919 or 1932, depending on the historical information source. The building has been occupied by Pioneer Towing Company, Olympic Lighterage Company, Stores Delivery Service, Marine Power and Equipment (warehouse), Interstate Transit Company/Jordan Terminal, and Emerson GM Diesel. Snopac



Products, Inc., (Snopac), the most recent occupant, vacated the building in 2008. The building is currently unoccupied.

RECOGNIZED ENVIRONMENTAL CONDITIONS

Based on Farallon's historical research, regulatory database review, and interviews with persons knowledgeable about the Site, the following recognized environmental conditions were identified during completion of the Phase I ESA:

- Potential migration of hazardous substances from current or historical facilities located in the vicinity of the Site that have known or suspected releases to soil and/or groundwater that may have migrated in groundwater to the Site. Historical operations at adjacent properties north, east, and south of the Site included potential uses of petroleum products and other hazardous substances that have a potential to migrate onto the Site over time.
- Potential soil and/or groundwater contamination associated with releases from former underground storage tanks (USTs) that were located on the Site. Three USTs were reportedly removed from the Site in September 1989 and January 1990, as follows:
 - A 1,000-gallon UST at the northeast corner of the building;
 - A 2,500-gallon UST at the northwest corner of the property; and
 - A UST at the center of the property, west of the building, that was of unknown capacity but reported to be 8,000 or 10,000 gallons.
- The unknown nature and composition of the reported sandblast-like material in the western part of the Site. Sandblast grit frequently contains high concentrations of certain metals considered hazardous in the environment.
- Potential soil and/or groundwater contamination associated with release(s) from an electrical transformer of unknown age that may contain PCBs observed in the warehouse area of the Site building.

The Site is located on the Lower Duwamish Waterway (LDW) Superfund Site and has been identified by the U.S. Environmental Protection Agency (EPA) as a potential source of contamination to sediments in the LDW. Arsenic, copper, mercury, and zinc were detected at concentrations exceeding the Water Quality Standards for Surface Waters of the State of Washington in surface water samples collected by EPA from Seep 76, which was identified adjacent to the southwest corner of the Site.

A single stormwater catch basin was identified at the Site near the northwest corner of the Site building. No information was available regarding whether stormwater discharges directly to an outfall on the LDW or to the City of Seattle stormwater system. Although the catch basin was not specifically identified as a recognized environmental condition, it represents a potential pathway for historical releases to migrate to the LDW.



SUBSURFACE INVESTIGATION

Field work for the Subsurface Investigation was performed by Farallon on August 25 and 26, 2011 and then again on October 5 and 6, 2011. The laboratory holding time was exceeded for the soil samples collected in August 2011, with the exception of those for metals analysis. Therefore, additional soil samples were collected in October 2011. The August 2011 sampling event included advancing 9 soil borings to depths between approximately 15 and 20 feet below ground surface (bgs) using direct-push drilling methods (Figure 2). The October 2011 sampling event included advancing 16 soil borings to depths between approximately 10 and 20 feet bgs using direct-push drilling methods (Figure 2).

Soil and reconnaissance groundwater samples collected from the borings were submitted for laboratory analysis.

SCOPE OF WORK

The scope of work for the Subsurface Investigation included the following elements:

- Preparing a Health and Safety Plan in accordance with Chapter 296-62 of the Washington Administrative Code and Part 1910.120 of Title 29 of the Code of Federal Regulations prior to initiating field activities;
- Performing a utility locate at the boring locations using a private utility location service and contacting the One-Call Center for utility location;
- Performing a camera survey of the stormwater catch basin discharge line to determine the path of discharge from the Site;
- Advancing borings FB-1 through FB-9 at the Site during the August 2011 sampling event, and advancing borings FB-1A through FB-9A, FB-2B, FB-2C, FB-2D, FB-2E, FB-2F, FB-5B, and FB-5C during the October 2011 sampling event;
- Describing the subsurface conditions encountered during advancement of each of the borings in accordance with the Unified Soil Classification System (USCS) and field-screening soil samples for evidence of contamination;
- Submitting selected soil and reconnaissance groundwater samples collected from the borings for chemical analysis for one or more of the following:
 - TPH as gasoline-range organics (GRO) by Northwest Method NWTPH-Gx;
 - TPH as diesel-range organics (DRO) and oil-range organics (ORO) by Northwest Method NWTPH-Dx;
 - Benzene, toluene, ethylbenzene, and total xylenes (BTEX) by EPA Method 8021B;
 - Volatile organic compounds (VOCs) by EPA Method 8260B;
 - Polycyclic aromatic hydrocarbons (PAHs) by EPA Method 8270C SIM;
 - Selected metals by EPA Method 6010B and 7471A; and



- Polychlorinated biphenyl compounds (PCBs) by EPA Method 8082.
- Collecting a wipe sample from floor staining adjacent to an electrical transformer in the Site building interior and submitting the sample for analysis of PCBs by EPA Method 8082.
- Preparing this letter report.

Drilling services for the advancement of borings FB-1 through FB-9 on August 25 and 26, 2011 were provided by Cascade Drilling, L.P. of Woodinville, Washington (Cascade Drilling). Drilling services for the advancement of borings FB-1A through FB-9A and supplementary borings on October 5 and 6, 2011 were provided by ESN Northwest, Inc. of Olympia, Washington (ESN Northwest). The locations of the borings are shown on Figure 2. The rationale for each boring is provided below. Boring numbers ending with the letter "A" represent borings advanced within a few feet of the original boring to replicate, to the extent practicable, the original soil sampling process.

- Boring FB-1 and FB-1A were located near the northeast corner of the Site building in the presumed down-gradient (westward) direction of groundwater flow from the former 1,000-gallon UST;
- Boring FB-2 and FB-2A were located near the northwest corner of the Site in the presumed down-gradient direction of groundwater flow from the former 2,500-gallon UST; supplementary borings FB-2B, FB-2C, FB-2D, FB-2E, and FB-2F were positioned at varying distances around boring FB-2 to assess the potential presence of soil staining and associated contaminants of concern previously identified in samples from boring FB-2;
- Boring FB-3 and FB-3A were located near the west-central part of the Site, west of the former 8,000- or 10,000-gallon UST, to assess the potential presence of contaminants from the UST operations and from sandblast-like material reportedly observed during removal of the former UST;
- Boring FB-4 and FB-4A were located near the center of the north property boundary of the Site to assess potential migration of oils and paints/solvents reportedly stored in the paint house on the north-adjacent property;
- Boring FB-5 and FB-5A were located in the presumed up-gradient (east) direction of groundwater flow from Seep 76 to evaluate if metals detected by EPA in seep water are present in soil and/or groundwater; supplementary borings FB-5B and FB-5C were positioned north and south of boring FB-5 to assess the potential presence of soil staining and naphthalene previously identified in samples from boring FB-5;
- Boring FB-6 and FB-6A were located near the center of the south boundary of the Site to assess for the potential presence of petroleum hydrocarbons or other contaminants migrating onto the Site from industrial sources off the Site to the south or southeast;
- Borings FB-7, FB-7A, FB-8, and FB-8A were located along the east side of the Site building, between the building and the railroad tracks, to assess potential migration of petroleum hydrocarbons and other contaminants from (1) historical gasoline service



station, auto repair, and truck and equipment repair facilities east of the Site, and (2) stormwater run-on from East Marginal Way South; and

- Boring FB-9 and FB-9A were located adjacent to the catch basin stormwater discharge line at the Site to assess the potential presence of contaminants from stormwater that may have leaked from the line.

Soil samples were collected continuously from each boring to the maximum depth explored of 15 to 20 feet bgs. Soil samples were collected in accordance with ASTM International and EPA standard protocols, and were classified in accordance with the USCS. Field-screening included noting indications of visual or olfactory evidence of contamination, and conducting headspace analysis for the presence of volatile organic vapors using a photoionization detector. Headspace analysis was conducted by placing a portion of soil from each sample interval into a resealable plastic bag and allowing the sample to warm for several minutes. The probe of the photoionization detector was then inserted into the bag, and the highest reading obtained over an approximate 30-second interval was recorded. The USCS symbol, visual and olfactory notations regarding the samples, and photoionization detector readings were recorded on boring log forms. The boring logs are provided in Attachment A.

Reconnaissance groundwater samples were collected from each boring in the August 2011 sampling event. Reconnaissance groundwater samples were not collected in the October 2011 sampling event. Groundwater levels at the Site are influenced by semidiurnal tides that affect the LDW. Farallon encountered saturated soils at depths between approximately 8 and 12 feet bgs; however, because of low tide effects, Farallon determined in the field that the most efficient depth for groundwater sampling was approximately between 15 and 20 feet bgs. A 2-inch-outside-diameter casing was driven to approximately 20 feet bgs, the outer casing was then partially withdrawn, exposing a 48-inch screen to the water-bearing unit. Groundwater was extracted through 0.25-inch-diameter tubing inserted down the 2-inch casing, and using a peristaltic pump with a flow rate of less than 500 milliliters per minute until a steady flow was established and turbidity was minimized. Groundwater samples were collected from the pump outlet and discharged into laboratory-prepared containers. Dedicated tubing was used for collection of each reconnaissance groundwater sample. Non-dedicated equipment was decontaminated between sampling locations.

Two or more soil samples were collected from each boring based on the field screening criteria, and at least one soil sample from each boring was submitted for laboratory analysis. Soil samples were collected directly from the liner recovered from the probe core barrel using plastic sampling tools. Non-dedicated sampling equipment was decontaminated between uses. Soil samples were transferred immediately into laboratory-supplied sample containers. Samples for analysis of volatile organic compounds were collected in accordance with EPA Method 5035A protocols.

Selected soil samples and reconnaissance groundwater samples collected from each boring were submitted for laboratory analyses. The specific analyses varied by sample and were based on the results of field screening and the particular contaminants of concern at each sample location.



Each of the borings completed in areas covered with gravel were backfilled with bentonite to ground surface. Borings FB-7, FB-7A, FB-8, and FB-8A were backfilled with bentonite to within approximately 4 inches of the ground surface and sealed at the surface with concrete. At the time of this report, waste water and soil generated during the Subsurface Investigation was stored in sealed drums in a secure location at the Site and will be properly disposed of at a later date.

Farallon obtained a wipe sample from floor staining adjacent to an electrical transformer in the Site building interior. The stain was vigorously wiped with a clean cloth soaked in hexane (provided by the laboratory) and placed into a sample container and submitted for PCB analysis.

RESULTS

Stormwater Conveyance System

The camera survey of the stormwater catch basin discharge line performed by APS, Inc. (APS) on August 25, 2011 showed that the line consists of loosely-joined segments of 6-inch-diameter concrete pipe of varying lengths. The line extends over 40 feet to the west-southwest directly toward Slip 1 (Figure 2). The camera was blocked by a displaced pipe joint and was not able to reach the end of the line. Farallon personnel looked for the line outfall on the Slip 1 bank; however, the outfall appears to be buried beneath broken concrete and other debris covering the bank. The camera showed that the pipe is approximately half-full of sediment, and plant roots are abundant near each pipe joint.

The subsurface location survey for non-conductible materials performed by APS on September 5, 2011 located two subsurface stormwater lines that connect to the Site building (Figure 2). These lines run directly from the building toward Slip 1. The lines appear to connect with the building downspouts, which collect and discharge stormwater from the building roof.

Boring FB-9 was located near the south side of the discharge line at the first pipe joint, approximately 10 feet from the catch basin. A single inlet to the catch basin appears to connect to a downspout from the building roof.

Subsurface Soil Conditions

The stratigraphy encountered in borings consisted of fine to medium sand interbedded with lesser silty sand, sandy silt, organic silt, and silt/clay from near ground surface to 20 feet bgs, the total depth explored. Coal fragments, assumed to be artifacts from historical coal storage bins, were observed in several borings on the west side of the Site. No subsurface materials resembling sandblast grit were observed. Saturated soils were encountered at depths between approximately 8 and 12 feet bgs, which corresponds approximately with local high groundwater levels. As noted above, groundwater levels in this area along the LDW are influenced by local tides. Boring logs are provided in Attachment A.



Analytical Results

The analytical results for groundwater and soil samples are summarized in the following tables:

Soil

- Table 1 - GRO, DRO, ORO, and BTEX
- Table 2 - PAHs
- Table 3 - VOCs
- Table 4 - Metals

Groundwater

- Table 5 - GRO, DRO, ORO, and BTEX
- Table 6 - PAHs
- Table 7 - VOCs
- Table 8 - Metals

PCBs were not detected at concentrations above the laboratory reporting limits in soil or reconnaissance groundwater samples; therefore, tables were not prepared for PCB analytical results.

The laboratory analytical reports are presented in Attachment B.

Analytical Results for Samples Collected on August 25 and 26, 2011

Soil

Concentrations of GRO, benzene, toluene, total xylenes, and carcinogenic PAHs exceeded the MTCA Method A soil cleanup levels in the soil sample collected at 5.2 feet bgs from boring FB-2 (Tables 1 and 2; Figure 2). DRO, ORO, ethylbenzene, and all PAHs were detected at concentrations above the laboratory reporting limits in this soil sample. The concentration of total naphthalenes, as a VOC, in the soil sample collected at 18.0 feet bgs from boring FB-5 exceeded the MTCA Method A soil cleanup level (Table 3). Naphthalene, as a PAH, was detected at concentrations above the laboratory reporting limits in this soil sample.

The laboratory analytical results for the remaining soil samples and analyses were reported as non-detect at the laboratory reporting limits or are below the applicable MTCA Method A soil cleanup levels or Method B formula values (Tables 1 to 4). The soil analytical results are from soil samples that exceeded the acceptable laboratory holding times. Therefore, the analytical results do not meet the Quality Assurance/Quality Control requirement.

Reconnaissance Groundwater

Reconnaissance groundwater samples were collected from each boring. Concentrations of DRO and ORO exceeded the MTCA Method A groundwater cleanup levels in reconnaissance groundwater samples collected from borings FB-3 and FB-8 (Table 5; Figure 2). DRO and ORO



were detected at concentrations above the laboratory reporting limits, but below the MTCA cleanup levels in reconnaissance groundwater samples collected from borings other than FB-3 and FB-8. Concentrations of arsenic and total chromium detected in the reconnaissance groundwater sample collected from boring FB-1 exceeded the MTCA Method A groundwater cleanup levels (Table 8). Total chromium detected in the reconnaissance groundwater sample collected from boring FB-2 exceeded the MTCA Method A groundwater cleanup level. The laboratory analytical results for the remaining reconnaissance groundwater samples and analyses were reported as non-detect at the laboratory reporting limits or are below the applicable MTCA Method A cleanup levels or Method B formula values (Tables 5 to 8).

Wipe Samples

Concentrations of PCB Aroclor 1254 and Aroclor 1260 were detected in the wipe sample obtained from the floor staining adjacent to an electrical transformer in the building interior. These Aroclors are typical of dielectric fluids associated with electrical transformers.

Analytical Results for Samples Collected on October 5 and 6, 2011 – Soil Samples Only

Concentrations of GRO, benzene, xylenes, and carcinogenic PAHs exceeded the MTCA Method A soil cleanup levels in the soil sample collected at 5.3 feet bgs from boring FB-2A (Tables 1 and 2; Figure 2). Concentrations of GRO and benzene exceeded the MTCA Method A soil cleanup levels in the soil sample collected at 4.7 feet bgs from boring FB-2B, located between 10 and 15 feet north of boring FB-2A. The concentration of naphthalene, as a VOC, exceeded the MTCA Method A soil cleanup level in the soil samples collected at 10.2 and 14.8 feet bgs from boring FB-5C, located approximately 10 feet south of boring FB-5A (Table 3; Figure 2).

The laboratory analytical results for the remaining soil samples were reported as non-detect at the laboratory reporting limits or are below the applicable MTCA Method A soil cleanup levels or Method B formula values (Tables 1 to 4).

CONCLUSIONS

The results of the subsurface investigation conducted at the Site are summarized as follows. GRO, BTEX, cPAHs, and naphthalene were detected at concentrations exceeding the regulatory cleanup levels in soil samples collected at the Site. DRO, ORO, arsenic, and chromium were detected at concentrations exceeding the regulatory cleanup levels in reconnaissance groundwater samples collected from borings located on the Site. Cleanup of soil and groundwater will be necessary to meet the Ecology requirements for a No Further Action (NFA) determination.

GRO, BTEX, and cPAHs were detected at concentrations exceeding the regulatory cleanup levels in soil samples collected on the northwestern side of the Site, near the former location of an UST, at approximately 5 feet bgs. It appears that the contamination detected in soil may be associated with release(s) from the former UST. The concentrations of cPAHs detected in soil in this area may be associated with creosote timber pilings or other unknown sources. GRO, BTEX, or cPAHs were not detected in reconnaissance groundwater samples collected in this area, suggesting that the extent of contamination in soil may be limited.



ORO and DRO were detected at concentrations exceeding the regulatory cleanup levels in reconnaissance groundwater samples collected from borings located on the southwestern side of the Site, near the former location of an UST. It appears that the contamination detected in reconnaissance groundwater samples may be associated with release(s) from the former UST. DRO and ORO were detected at concentrations exceeding the regulatory cleanup levels in reconnaissance groundwater samples collected from a boring located on the eastern (up-gradient) side of the Site. It appears that the source of the DRO and ORO detected in the reconnaissance groundwater samples may be from an off-site source.

Arsenic and chromium were detected at concentrations exceeding the regulatory cleanup levels in reconnaissance groundwater samples collected from borings located in the northern portion of the Site. Although arsenic and chromium are common in the area, the source is unknown.

The results of the investigation confirm that stormwater runoff from the northern surface area and from the roof discharges directly to the surface water of the LDW. The Site has been identified by the EPA as a potential source of contamination to sediments in the LDW Superfund Site from prior operations, existing shoreline conditions, and stormwater discharges.

LIMITATIONS

The conclusions contained in this report/assessment are based on professional opinions with regard to the subject matter. These opinions have been arrived at in accordance with currently accepted hydrogeologic and engineering standards and practices applicable to this location, and are subject to the following inherent limitations:

- **Accuracy of Information.** Certain information used by Farallon in this report/assessment has been obtained, reviewed, and evaluated from various sources believed to be reliable. Although Farallon's conclusions, opinions, and recommendations are based in part on such information, Farallon's services did not include verification of its accuracy or authenticity. Should such information prove to be inaccurate or unreliable, Farallon reserves the right to amend or revise its conclusions, opinions, and/or recommendations.
- **Reconnaissance and Characterization.** Farallon performed a reconnaissance and characterization of the Site that is the subject of this report/assessment to document current conditions. Farallon focused on areas deemed more likely to exhibit hazardous materials conditions. Contamination may exist in other areas of the Site that were not investigated.



CLOSING

Farallon appreciates the opportunity to provide environmental consulting services for this project. We trust this report provides sufficient information for your needs. Please contact either of the undersigned at (425) 295-0800 if you have any questions or require additional information.

Sincerely,

Farallon Consulting, L.L.C.

Donald Lance, L.G., L.H.G.
Senior Geologist

Peter Jewett, L.G., L.E.G.
Principal



Peter Day Jewett

Attachments: Figure 1, *Site Vicinity Map*
Figure 2, *Site Plan Showing Analytical Results*
Table 1, *Summary of Soil Analytical Results, Total Petroleum Hydrocarbons and BTEX*
Table 2, *Summary of Soil Analytical Results, Polycyclic Aromatic Hydrocarbons*
Table 3, *Summary of Soil Analytical Results, Volatile Organic Compounds*
Table 4, *Summary of Soil Analytical Results, Metals*
Table 5, *Summary of Reconnaissance Groundwater Analytical Results, Total Petroleum Hydrocarbons and BTEX*
Table 6, *Summary of Reconnaissance Groundwater Analytical Results, Polycyclic Aromatic Hydrocarbons*
Table 7, *Summary of Reconnaissance Groundwater Analytical Results, Volatile Organic Compounds*
Table 8, *Summary of Soil and Reconnaissance Groundwater Analytical Results, Metals*
Attachment A, Boring Logs
Attachment B, Laboratory Analytical Reports

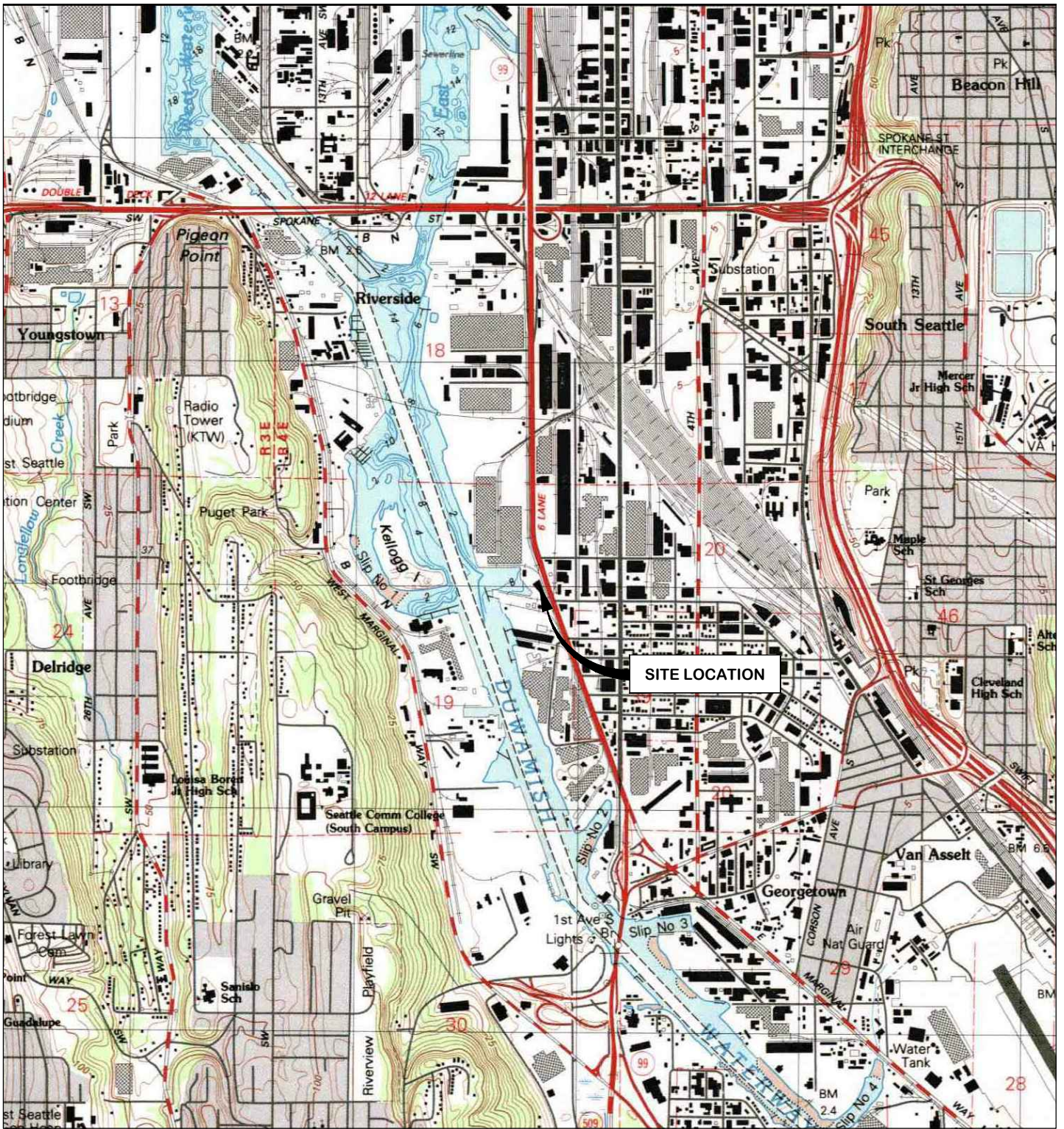
DL/PJ:bjj

FIGURES

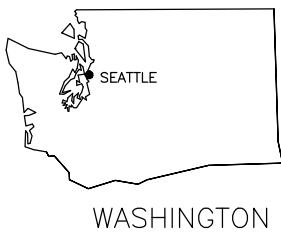
SUBSURFACE INVESTIGATION RESULTS

Snopac Property
5055 East Marginal Way South
Seattle, Washington

Farallon PN: 879-009



REFERENCE: 7.5 MINUTE USGS QUADRANGLE SEATTLE SOUTH, WASHINGTON. DATED 1983



FARALLON CONSULTING
 975 5th Avenue Northwest
 Issaquah, WA 98027

FIGURE 1
 SITE VICINITY MAP
 SNO PAC BUILDING
 5055 MARGINAL WAY SOUTH
 SEATTLE, WASHINGTON

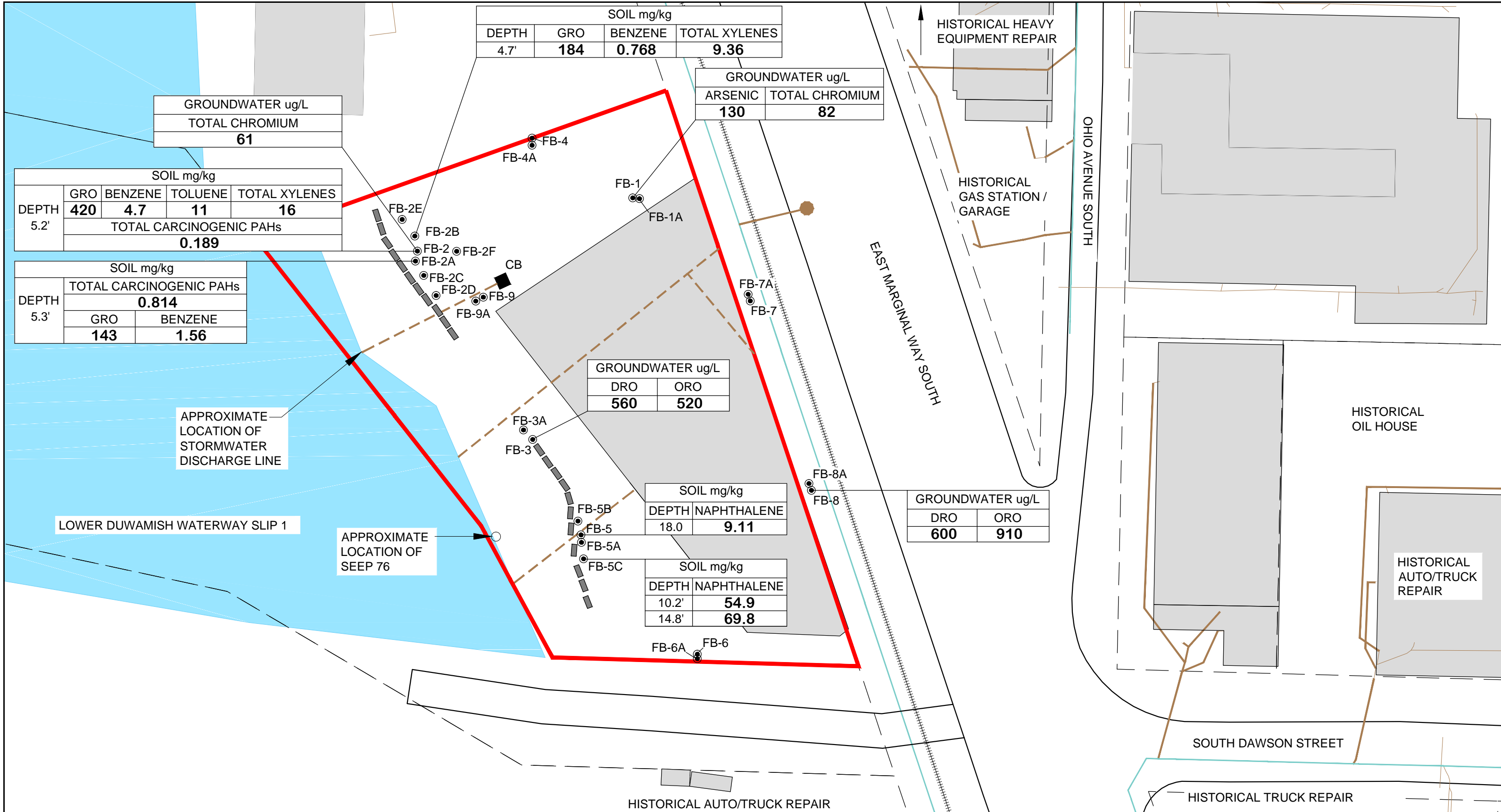
FARALLON PN: 879-009

Drawn By: DEW

Checked By: DC

Date: 6/14/11

Disk Reference: 879009



SOIL mg/kg				
DEPTH	GRO	BENZENE	TOLUENE	TOTAL XYLENES
5.2'	420	4.7	11	16
TOTAL CARCINOGENIC PAHs				
0.189				

SOIL mg/kg		
DEPTH	TOTAL CARCINOGENIC PAHs	
5.3'	0.814	
GRO		
143		
BENZENE		
1.56		

SOIL mg/kg			
DEPTH	GRO	BENZENE	TOTAL XYLENES
4.7'	184	0.768	9.36

GROUNDWATER ug/L	
ARSENIC	TOTAL CHROMIUM
130	82

GROUNDWATER ug/L	
DRO	ORO
560	520

SOIL mg/kg	
DEPTH	NAPHTHALENE
18.0	9.11

SOIL mg/kg	
DEPTH	NAPHTHALENE
10.2'	54.9
14.8'	69.8

GROUNDWATER ug/L	
DRO	ORO
600	910

- LEGEND**
- SITE BOUNDARY
 - - - - - PARCEL BOUNDARY
 - ||||| RAILROAD TRACKS
 - (dashed) STORMWATER LINE
 - (solid) WATER MAIN LINE
 - █ ECOLOGY BLOCK
 - FB-9 RECONNAISSANCE BORING LOCATION
- ALL LOCATIONS ARE APPROXIMATE

ONLY THOSE CONCENTRATIONS EXCEEDING THE DEPARTMENT OF ECOLOGY MODEL TOXICS CONTROL ACT METHOD A CLEANUP LEVELS ARE SHOWN ON THIS FIGURE

SOIL ANALYTICAL RESULTS IN MILLIGRAMS PER KILOGRAM (mg/kg)

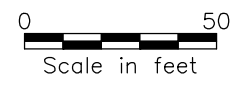
GROUNDWATER ANALYTICAL RESULTS IN MICROGRAMS PER LITER (ug/L)

DEPTH IN FEET BELOW GROUND SURFACE

GRO = TOTAL PETROLEUM HYDROCARBONS (TPH) AS GASOLINE-RANGE ORGANICS

DRO = TPH AS DIESEL-RANGE ORGANICS

ORO = TPH AS OIL-RANGE ORGANICS



FARALLON CONSULTING
975 5th Avenue Northwest
Issaquah, WA 98027

FIGURE 2

SITE PLAN SHOWING ANALYTICAL RESULTS
SNOPAC BUILDING
5055 EAST MARGINAL WAY SOUTH
SEATTLE, WASHINGTON

Drawn By: DEW

Checked By: DL

Date: 10/19/11

Disk Reference: 879009

P:\Projects\879 Manson Const\879009 Snopac\Building\Drawings - Plots\gis.dwg, 10/19/2011 10:14:11 AM

TABLES

SUBSURFACE INVESTIGATION RESULTS

Snopac Property
5055 East Marginal Way South
Seattle, Washington

Farallon PN: 879-009

Table 1
Summary of Soil Analytical Results--Total Petroleum Hydrocarbons and BTEX
Snopac Property
Seattle, Washington
Farallon PN: 879-009

Sample Identification	Sample Date	Approximate Sample Depth (feet bgs) ¹	Analytical Results (milligrams per kilogram)						
			GRO ²	DRO ³	ORO ³	Benzene	Toluene	Ethylbenzene	Total Xylenes
082511-FB1-9.5	8/25/2011	9.5	<10	<31	<63	<0.051 ⁴	<0.13 ⁴	<0.13 ⁴	<0.25 ⁴
082511-FB2-5.2	8/25/2011	5.2	420	200	430	4.7	11	2.0	16
082511-FB2-16.0	8/25/2011	16.0	<20	<48	<96	<10	<26	<26	<0.51
082511-FB3-14.9	8/25/2011	14.9	<17	<44	98	<0.083	<0.21	<0.21	<0.42
082511-FB4-8.7	8/25/2011	8.7	--	<30	<60	--	--	--	--
082511-FB5-18.0	8/25/2011	18.0	--	<39	<77	<0.0306	<0.153	<0.153	<0.59
082611-FB6-11.6	8/26/2011	11.6	--	<39	<79	--	--	--	--
082611-FB7-11.8	8/26/2011	11.8	<14	<39	<78	<0.068	<0.17	<0.17	<0.34
082611-FB8-11.6	8/26/2011	11.6	<9.9	<43	<86	<0.050	<0.12	<0.12	<0.25
082611-FB9-12.0	8/26/2011	12.0	<14	<40	<79	--	--	--	--
100511-FB1A-9.8	10/5/2011	9.8	<19.2	<21.7	46.5	<0.0959	<0.240	<0.240	<0.479
100611-FB2A-5.3	10/6/2011	5.3	143	320	569	1.56	5.01	0.918	8.65
100611-FB2A-10.0	10/6/2011	10.0	<14.5	<19.4	<38.8	<0.0725	<0.181	<0.181	<0.362
100611-FB2A-16.0	10/6/2011	16.0	<12.4	<17.9	<35.7	<0.0619	<0.310	<0.310	<0.929
100611-FB2B-4.7	10/6/2011	4.7	184	--	--	0.768	3.57	1.32	9.36
100611-FB2D-5.2	10/6/2011	5.2	<8.97	--	--	<0.0448	<0.112	<0.112	<0.224
100611-FB2E-5.2	10/6/2011	5.2	<9.79	--	--	<0.0489	<0.122	<0.122	<0.245
100611-FB2F-2.2	10/6/2011	2.2	<11.7	--	--	<0.0585	<0.146	<0.146	<0.292
100611-FB3A-7.6	10/6/2011	7.6	<9.87	15.7	38.4	<0.0493	<0.123	<0.123	<0.247
100611-FB3A-14.5	10/6/2011	14.5	<14.8	<21.1	68.1	<0.0741	<0.185	<0.185	<0.371
100511-FB4A-9.7	10/5/2011	9.7	--	<17.4	<34.9	--	--	--	--
100511-FB5A-8.4	10/5/2011	8.4	--	--	--	<0.0739	<0.369	<0.369	<1.11
100511-FB5A-18.0	10/5/2011	18.0	--	55.5	156	<0.0457	<0.229	<0.229	<0.686
100511-FB5B-18.0	10/5/2011	18.0	--	--	--	<0.0743	<0.371	<0.371	<1.11
100511-FB5C-10.2	10/5/2011	10.2	--	--	--	<0.102	<0.509	<0.509	<1.529
100511-FB5C-14.8	10/5/2011	14.8	--	--	--	<0.117	<0.584	<0.584	<1.754
MTCA Method A Cleanup Levels⁵			100 / 30⁶	2,000	2,000	0.03	7	6	9

Table 1
Summary of Soil Analytical Results--Total Petroleum Hydrocarbons and BTEX
Snopac Property
Seattle, Washington
Farallon PN: 879-009

Sample Identification	Sample Date	Approximate Sample Depth (feet bgs) ¹	Analytical Results (milligrams per kilogram)						
			GRO ²	DRO ³	ORO ³	Benzene	Toluene	Ethylbenzene	Total Xylenes
100511-FB6A-11.5	10/5/2011	11.5	--	<21.5	112	--	--	--	--
100511-FB7A-11.8	10/5/2011	11.8	<18.1	<20.8	<41.6	<0.0907	<0.227	<0.227	<0.454
100511-FB8A-11.7	10/5/2011	11.7	<25.4	<27.3	116	<0.127	<0.318	<0.318	<0.636
100511-FB9A-11.8	10/5/2011	11.8	<15.6	22.9	124	<0.0782	<0.391	<0.391	<1.173
MTCA Method A Cleanup Levels⁵			100 / 30⁶	2,000	2,000	0.03	7	6	9

NOTES:

Results in **bold** denote concentrations above applicable cleanup levels.

< denotes analyte not detected at or above the reporting limit listed.

-- denotes sample not analyzed.

¹Depth in feet below ground surface (bgs).

²Analyzed by Northwest Method NWTPH-Gx/BTEX.

³Analyzed by Northwest Method NWTPH-Dx.

⁴Analyzed by U.S. Environmental Protection Agency Method 8260B.

⁵Washington State Model Toxics Control Act Cleanup Regulation (MTCA) Method A Soil Cleanup Levels for Unrestricted Land Uses, Table 740-1 of Section 900 of Chapter 173-340 of the Washington Administrative Code, as revised November 2007.

⁶Cleanup level without / with the presence of benzene.

BTEX = benzene, toluene, ethylbenzene, and xylenes

DRO = total petroleum hydrocarbons (TPH) as diesel-range organics

GRO = TPH as gasoline-range organics

ORO = TPH as oil-range organics

Table 2
Summary of Soil Analytical Results--Polycyclic Aromatic Hydrocarbons
Snopac Property
Seattle, Washington
Farallon PN: 879-009

Sample Identification	Sample Date	Depth (feet bgs) ¹	Analytical Results (milligrams per kilogram) ²																		
			Non-Carcinogenic PAHs										Carcinogenic PAHs								
			Naphthalene	2-Methylnaphthalene	1-Methylnaphthalene	Acenaphthylene	Acenaphthene	Fluorene	Phenanthrene	Anthracene	Fluoranthene	Pyrene	Benzo(g,h,i)perylene	Benzo(a)anthracene	Chrysene	Benzo(b)fluoranthene	Benzo(k)fluoranthene	Benzo(a)pyrene	Indeno(1,2,3-cd)pyrene	Dibenz(a,h)anthracene	Total Toxic Equivalent Concentration ⁵
082511-FB1-9.5	8/25/2011	9.5	<0.0063	<0.0063	<0.0063	<0.0063	<0.0063	<0.0063	<0.0063	<0.0063	<0.0063	<0.0063	<0.0063	<0.0063	<0.0063	<0.0063	<0.0063	<0.0063	<0.0063	0.005	
082511-FB2-5.2	8/25/2011	5.2	0.85	1.1	0.94	0.021	0.027	0.031	0.48	0.1	0.31	0.29	0.1	0.14	1.3	0.3	0.034	0.12	0.064	0.026	0.189
082511-FB2-16.0	8/25/2011	16	<0.0098	<0.0098	<0.0098	<0.0098	<0.0098	<0.0098	<0.0098	<0.0098	<0.0098	<0.0098	<0.0098	<0.0098	<0.0098	<0.0098	<0.0098	<0.0098	<0.0098	<0.0098	0.007
082511-FB3-14.9	8/25/2011	14.9	<0.0089	<0.0089	<0.0089	<0.0089	<0.0089	<0.0089	<0.0089	<0.0089	<0.0089	<0.0089	<0.0089	<0.0089	<0.0089	<0.0089	<0.0089	<0.0089	<0.0089	<0.0089	0.007
082511-FB4-8.7	8/25/2011	8.7	<0.0060	<0.0060	<0.0060	<0.0060	<0.0060	<0.0060	<0.0060	<0.0060	<0.0060	<0.0060	<0.0060	<0.0060	<0.0060	<0.0060	<0.0060	<0.0060	<0.0060	<0.0060	0.005
082511-FB5-18.0	8/25/2011	18.0	1.2	<0.0080	<0.0080	<0.0080	<0.0080	<0.0080	<0.0080	<0.0080	<0.0080	<0.0080	<0.0080	<0.0080	<0.0080	<0.0080	<0.0080	<0.0080	<0.0080	<0.0080	0.006
082611-FB6-11.6	8/26/2011	11.6	<0.0078	<0.0078	<0.0078	<0.0078	<0.0078	<0.0078	<0.0078	<0.0078	<0.0078	<0.0078	<0.0078	<0.0078	<0.0078	<0.0078	<0.0078	<0.0078	<0.0078	<0.0078	0.006
082611-FB7-11.8	8/26/2011	11.8	<0.0075	<0.0075	<0.0075	<0.0075	<0.0075	<0.0075	<0.0075	<0.0075	<0.0075	<0.0075	<0.0075	<0.0075	<0.0075	<0.0075	<0.0075	<0.0075	<0.0075	<0.0075	0.006
082611-FB8-11.6	8/26/2011	11.6	<0.0088	<0.0088	<0.0088	<0.0088	<0.0088	<0.0088	<0.0088	<0.0088	<0.0088	<0.0088	<0.0088	<0.0088	<0.0088	<0.0088	<0.0088	<0.0088	<0.0088	<0.0088	0.007
082611-FB9-12.0	8/26/2011	12.0	<0.0078	<0.0078	<0.0078	<0.0078	<0.0078	0.014	<0.0078	<0.0078	<0.0078	0.011	<0.0078	<0.0078	<0.0078	<0.0078	<0.0078	<0.0078	<0.0078	<0.0078	0.006
100511-FB1A-9.8	10/5/2011	9.8	<0.0234	--	--	<0.0234	<0.0234	<0.0234	<0.0234	<0.0234	<0.0234	<0.0234	<0.0234	<0.0234	<0.0234	<0.0234	<0.0234	<0.0234	<0.0234	<0.0234	0.018
100611-FB2A-5.3	10/6/2011	5.3	0.558	--	--	0.0607	<0.0324	<0.0647	0.847	0.199	<1.02	1.14	0.648	0.782	0.73	0.51	0.386	0.586	0.383	0.144	0.814
100611-FB2A-10.0	10/6/2011	10.0	<0.0209	--	--	<0.0209	<0.0209	<0.0209	<0.0209	<0.0209	0.035	0.06	<0.0209	<0.0209	<0.0209	0.0337	<0.0209	<0.0209	<0.0209	<0.0209	0.018
100611-FB2A-16.0	10/6/2011	16.0	<0.0193	--	--	<0.0193	<0.0193	<0.0193	<0.0193	<0.0193	<0.0193	<0.0193	<0.0193	<0.0193	<0.0193	<0.0193	<0.0193	<0.0193	<0.0193	<0.0193	0.015
100611-FB3A-7.6	10/6/2011	7.6	<0.0168	--	--	<0.0168	<0.0168	<0.0168	<0.0168	<0.0168	0.0641	0.072	0.0174	0.024	0.0336	0.0219	<0.0168	0.0196	<0.0168	<0.0168	0.027
100611-FB3A-14.5	10/6/2011	14.5	<0.0228	--	--	<0.0228	<0.0228	<0.0228	<0.0228	<0.0228	0.0508	0.0478	<0.0228	<0.0228	<0.0228	<0.0228	<0.0228	<0.0228	<0.0228	<0.0228	0.017
100511-FB4A-9.7	10/5/2011	9.7	<0.0188	--	--	<0.0188	0.0458	<0.0188	0.0499	0.105	0.434	0.411	0.0234	0.0947	0.124	0.0556	0.0383	0.0473	0.021	<0.0188	0.070
100511-FB5A-8.4	10/5/2011	8.4	<0.739	--	--	--	--	--	--	--	--	--	--	--	--	--	--	--	--	--	NA
100511-FB5A-18.0	10/5/2011	18.0	<0.0164	--	--	<0.0164	<0.0164	<0.0164	<0.0164	<0.0164	0.0271	0.0274	<0.0164	<0.0164	0.0352	0.0194	<0.0164	<0.0164	<0.0164	<0.0164	0.014
100511-FB5B-18.0	10/5/2011	18.0	<0.743	--	--	--	--	--	--	--	--	--	--	--	--	--	--	--	--	--	NA
100511-FB5C-10.2	10/5/2011	10.2	--	--	--	--	--	--	--	--	--	--	--	--	--	--	--	--	--	--	NA
100511-FB5C-14.8	10/5/2011	14.8	--	--	--	--	--	--	--	--	--	--	--	--	--	--	--	--	--	--	NA
MTCA Cleanup Levels			5³			NE	4,800⁴	3,200⁴	NE	24,000⁴	3,200⁴	2,400⁴	NE	Cleanup Level for Mixture						0.1³	

Table 2
Summary of Soil Analytical Results--Polycyclic Aromatic Hydrocarbons
Snopac Property
Seattle, Washington
Farallon PN: 879-009

Sample Identification	Sample Date	Depth (feet bgs) ¹	Analytical Results (milligrams per kilogram) ²																		
			Non-Carcinogenic PAHs										Carcinogenic PAHs								
			Naphthalene	2-Methylnaphthalene	1-Methylnaphthalene	Acenaphthylene	Acenaphthene	Fluorene	Phenanthrene	Anthracene	Fluoranthene	Pyrene	Benzo(g,h,i)perylene	Benzo(a)anthracene	Chrysene	Benzo(b)fluoranthene	Benzo(k)fluoranthene	Benzo(a)pyrene	Indeno(1,2,3-cd)pyrene	Dibenz(a,h)anthracene	Total Toxic Equivalent Concentration ⁵
100511-FB6A-11.5	10/5/2011	11.5	<0.0231	--	--	<0.0231	<0.0231	<0.0231	<0.0231	<0.0231	<0.0231	<0.0231	<0.0231	<0.0231	<0.0231	<0.0231	<0.0231	<0.0231	<0.0231	0.018	
100511-FB7A-11.8	10/5/2011	11.8	<0.0223	--	--	<0.0223	<0.0223	<0.0223	<0.0223	<0.0223	<0.0223	<0.0223	<0.0223	<0.0223	<0.0223	<0.0223	<0.0223	<0.0223	<0.0223	<0.0223	0.017
100511-FB8A-11.7	10/5/2011	11.7	<0.0293	--	--	<0.0293	<0.0293	<0.0293	<0.0293	<0.0293	<0.0293	<0.0293	<0.0293	<0.0293	0.0318	<0.0293	<0.0293	<0.0293	<0.0293	<0.0293	0.024
100511-FB9A-11.8	10/5/2011	11.8	<0.022	--	--	<0.022	<0.022	<0.022	<0.022	<0.022	<0.022	0.0227	<0.022	<0.022	<0.022	<0.022	<0.022	<0.022	<0.022	<0.022	0.017
MTCA Cleanup Levels			5³			NE	4,800⁴	3,200⁴	NE	24,000⁴	3,200⁴	2,400⁴	NE	Cleanup Level for Mixture						0.1³	

NOTES:

Results in **bold** denote concentrations above applicable cleanup levels.

< denotes analyte not detected at or above the reporting limit listed.

-- denotes sample not analyzed.

¹Depth in feet below ground surface.

²Analyzed by U.S. Environmental Protection Agency Method 8270D/SIM.

³Washington State Model Toxics Control Act Cleanup Regulation Method A Soil Cleanup Levels for Unrestricted Land Uses, Table 740-1 of Section 900 of Chapter 173-340 of the Washington Administrative Code, as revised November 2007.

⁴Washington State Department of Ecology Cleanup Levels and Risk Calculations under the Washington State Model Toxics Control Act Cleanup Regulation, Version 3.1 Standard Method B Formula Values for Soil (Unrestricted Land Use) - Direct Contact (Ingestion Only) and Leaching Pathway.

⁵Total Toxic Equivalent Concentration for mixtures of carcinogenic PAHs, calculated in accordance with MTCA, Chapter 173-340-708(8).

NA = not applicable

NE = cleanup levels not established

PAHs = polycyclic aromatic hydrocarbons

Table 3
Summary of Soil Analytical Results--Volatile Organic Compounds
Snopac Property
Seattle, Washington
Farallon PN: 879-009

Sample Identification	Sample Date	Approximate Sample Depth (feet bgs) ¹	Analytical Results (milligrams per kilogram) ²
			Naphthalene
082511-FB2-16.0	8/25/2011	16.0	<0.484
082511-FB5-18.0	8/25/2011	18.0	9.11
082611-FB9-12.0	8/26/2011	12.0	<0.413
100511-FB1A-9.8	10/5/2011	9.8	<0.0234
100611-FB2A-5.3	10/6/2011	5.3	3.8
100611-FB2A-10.0	10/6/2011	10.0	<0.0209
100611-FB2A-16.0	10/6/2011	16.0	<0.310
100611-FB3A-7.6	10/6/2011	7.6	<0.0168
100611-FB3A-14.5	10/6/2011	14.5	<0.0228
100511-FB4A-9.7	10/5/2011	9.7	<0.0188
100511-FB5A-8.4	10/5/2011	8.4	<0.739
100511-FB5A-18.0	10/5/2011	18.0	<0.457
100511-FB5B-18.0	10/5/2011	18.0	<0.743
100511-FB5C-10.2	10/5/2011	10.2	54.9
100511-FB5C-14.8	10/5/2011	14.8	69.8
100511-FB6A-11.5	10/5/2011	11.5	<0.0231
100511-FB7A-11.8	10/5/2011	11.8	<0.0223
100511-FB8A-11.7	10/5/2011	11.7	<0.0293
100511-FB9A-11.8	10/5/2011	11.8	<0.782
MTCA Cleanup Levels for Soil			5³

NOTES:

Results in **bold** denote concentrations above applicable cleanup levels.

< denotes analyte not detected at or above the reporting limit listed.

¹Depth in feet below ground surface (bgs).

²Analyzed by U.S. Environmental Protection Agency Method 8260B.

³Washington State Department of Ecology Model Toxics Control Act (MTCA) Cleanup Regulation Method A Soil Cleanup Level, Chapter 173-340 of

⁴MTCA Cleanup Levels and Risk Calculations Standard Method B Formula Values, Version 3.1, updated November 2007.

Table 4
Summary of Soil Analytical Results--Metals
Snopac Property
Seattle, Washington
Farallon PN: 879-009

Sample Identification	Sample Date	Depth (feet bgs) ¹	Soil Analytical Results (milligrams per kilogram) ²							
			Arsenic	Cadmium	Chromium	Copper	Lead	Mercury	Silver	Zinc
082511-FB1-9.5	8/25/2011	9.5	<3.3	<0.56	7.3	8.0	<1.7	<0.020	<1.1	23
082511-FB2-5.2	8/25/2011	5.2	6.0	<0.47	9.3	270	50	<0.095	<0.93	120
082511-FB2-16.0	8/25/2011	16.0	8.9	<0.93	13	29	3.7	0.030	<1.9	38
082511-FB3-14.9	8/25/2011	14.9	8.8	<0.82	15	32	3.8	0.038	<1.6	37
082511-FB4-8.7	8/25/2011	8.7	<3.5	<0.59	7.7	11	<1.8	<0.018	<1.2	21
082511-FB5-6.2	8/25/2011	6.2	6.5	1.1	21	180	73	1.4	<1.3	200
082511-FB5-10.2	8/25/2011	10.2	9.8	0.61	20	75	19	0.099	<0.99	120
082511-FB5-18.0	8/25/2011	18.0	6.4	<0.68	13	21	4.0	0.039	<1.4	39
082611-FB6-1.1	8/26/2011	1.1	7.5	1.9	25	97	99	0.15	<1.3	320
082611-FB6-11.6	8/26/2011	11.6	5.1	<0.66	15	21	50	0.038	<1.3	30
082611-FB7-11.8	8/26/2011	11.8	9.8	<0.71	19	26	3.7	<0.046	<1.4	39
082611-FB8-11.6	8/26/2011	11.6	7.4	<0.84	18	30	13	<0.094	<1.7	45
082611-FB9-12.0	8/26/2011	12.0	9.0	<0.70	17	43	7.7	0.060	<1.4	62
MTCA Cleanup Levels for Soil			20³	2³	2,000³	3200⁴	250³	2³	400⁴	2,400⁴

NOTES:

Results in **bold** denote concentrations above applicable cleanup levels.

< denotes analyte not detected at or above the reporting limit listed.

¹Depth in feet below ground surface (bgs).

²Analyzed by U.S. Environmental Protection Agency Method 6010B/7471A.

³Washington State Model Toxics Control Act Cleanup Regulation (MTCA) Method A Soil Cleanup Levels for Unrestricted Land Uses, Table 740-1 of Section 900 of Chapter 173-340 of the Washington Administrative Code, as revised November 2007.

⁴MTCA Cleanup Levels and Risk Calculations Standard Method B Formula Values, Version 3.1, updated November 2007.

Table 5
Summary of Reconnaissance Groundwater Analytical Results--Total Petroleum Hydrocarbons
Snopac Property
Seattle, Washington
Farallon PN: 879-009

Sample Identification	Sample Date	Analytical Results (micrograms per liter)						
		GRO ¹	DRO ²	ORO ²	Benzene ¹	Toluene ¹	Ethylbenzene ¹	Total Xylenes ¹
082511-FB1-GW	8/25/2011	<50	270	310	<0.50	0.95	<0.50	<1.0
082511-FB2-GW	8/25/2011	<50	270	430	--	--	--	--
082511-FB3-GW	8/25/2011	<50	560	520	--	--	--	--
082511-FB4-GW	8/25/2011	--	280	360	--	--	--	--
082511-FB5-GW	8/25/2011	--	--	--	--	--	--	--
082511-FB6-GW	8/26/2011	--	180	280	--	--	--	--
082511-FB7-GW	8/26/2011	<50	190	360	<0.50	<0.50	<0.50	<1.0
082511-FB8-GW	8/26/2011	<50	600	910	<0.50	<0.50	<0.50	<1.0
082511-FB9-GW	8/26/2011	<50	210	370	--	--	--	--
MTCA Method A Cleanup Levels³		1000 / 800⁴	500	500	5	1,000	700	1,000

NOTES:

Results in **bold** denote concentrations above applicable cleanup levels.

< denotes analyte not detected at or above the reporting limit listed.

-- denotes sample not analyzed

¹Analyzed by Northwest Method NWTPH-Gx/BTEX.

²Analyzed by Northwest Method NWTPH-Dx.

³Washington State Model Toxics Control Act Cleanup Regulation (MTCA) Method A Groundwater Cleanup Levels, Table 720-1 of Section 900 of Chapter 173-340 of the Washington Administrative Code,

⁴Cleanup level without / with the presence of benzene.

DRO = total petroleum hydrocarbons (TPH) as diesel-range organics

GRO = TPH as gasoline-range organics

ORO = TPH as oil-range organics

Table 6
Summary of Reconnaissance Groundwater Analytical Results--Polycyclic Aromatic Hydrocarbons
Snopac Property
Seattle, Washington
Farallon PN: 879-009

Sample Identification	Sample Date	Analytical Results ¹ (micrograms per kilogram)							
		Naphthalenes	Benzo(a)pyrene	Chrysene	Dibenz(a,h)anthracene	Indeno(1,2,3-c,d)pyrene	Benzo(a)anthracene	Benzo(b)fluoranthene	Benzo(k)fluoranthene
082511-FB1-GW	8/25/2011	0.11	<0.20	<0.10	<0.10	<0.10	<0.10	<0.10	<0.10
082511-FB2-GW	8/25/2011	<0.10	<0.20	<0.10	<0.10	<0.10	<0.10	<0.10	<0.10
082511-FB3-GW	8/25/2011	<0.10	<0.20	<0.10	<0.10	<0.10	<0.10	<0.10	<0.10
082511-FB4-GW	8/25/2011	<0.096	<0.19	<0.096	<0.096	<0.096	<0.096	<0.096	<0.096
082511-FB5-GW	8/25/2011	--	--	--	--	--	--	--	--
082511-FB6-GW	8/26/2011	<0.10	<0.20	<0.10	<0.10	<0.10	<0.10	<0.10	<0.10
082511-FB7-GW	8/26/2011	<0.10	<0.20	<0.10	<0.10	<0.10	<0.10	<0.10	<0.10
082511-FB8-GW	8/26/2011	<0.098	<0.20	<0.098	<0.098	<0.098	<0.098	<0.098	<0.098
082511-FB9-GW	8/26/2011	<0.098	<0.20	<0.098	<0.098	<0.098	<0.098	<0.098	<0.098
MTCA Method A Cleanup Level for Groundwater²		160³	cPAH cleanup levels are determined by toxicity equivalency methodology						

NOTES:

< denotes analyte not detected at or above the reporting limit listed.

-- denotes sample not analyzed

¹Analyzed by U.S. Environmental Protection Agency Method 8270D.

²Washington State Model Toxics Control Act Cleanup Regulation (MTCA) Method A Soil Cleanup Levels for Unrestricted Land Uses, Table 740-1 of Section 900 of Chapter 173-340 of the Washington Administrative Code, as revised November 2007.

³Cleanup level is based on the total concentration for naphthalene, 1-methyl naphthalene, and 2-methyl naphthalene.

cPAHs = carcinogenic polycyclic aromatic hydrocarbons

Table 7
Summary of Reconnaissance Groundwater Analytical Results--Volatile Organic Compounds
Snopac Property
Seattle, Washington
Farallon PN: 879-009

Sample Identification	Sample Date	Analytical Results ¹ (micrograms per liter)
		cis-1,2-Dichloroethene
082511-FB1-GW	8/25/2011	--
082511-FB2-GW	8/25/2011	<1.0
082511-FB3-GW	8/25/2011	2.0
082511-FB4-GW	8/25/2011	<1.0
082511-FB5-GW	8/25/2011	<1.0
082511-FB6-GW	8/26/2011	--
082511-FB7-GW	8/26/2011	--
082511-FB8-GW	8/26/2011	--
082511-FB9-GW	8/26/2011	<1.0
MTCA Cleanup Levels for Water²		16

NOTES:

Results in **bold** denote concentrations above applicable cleanup levels.

< denotes analyte not detected at or above the reporting limit listed.

-- denotes sample not analyzed

¹Analyzed by U.S. Environmental Protection Agency Method 8260B.

²MTCA Cleanup Levels and Risk Calculations Standard Method B Formula Values, Version 3.1, updated November 2007.

Table 8
Summary of Reconnaissance Groundwater Analytical Results--Metals
Snopac Property
Seattle, Washington
Farallon PN: 879-009

Sample Identification	Sample Date	Analytical Results ² (micrograms per liter)							
		Arsenic	Cadmium	Total Chromium	Copper	Lead	Mercury	Silver	Zinc
082511-FB1-GW	8/25/2011	130	<10	82	71	<30	<0.20	<20	270
082511-FB2-GW	8/25/2011	<60	<10	61	41	<30	<0.20	<20	110
082511-FB3-GW	8/25/2011	<60	<10	<25	<20	<30	<0.20	<20	<40
082511-FB4-GW	8/25/2011	<60	<10	45	56	<30	<0.20	<20	70
082511-FB5-GW	8/25/2011	<60	<10	<25	21	<30	<0.20	<20	<40
082511-FB6-GW	8/26/2011	<60	<10	33	35	<30	<0.20	<20	<40
082511-FB7-GW	8/26/2011	<60	<10	<25	<20	<30	<0.20	<20	<40
082511-FB8-GW	8/26/2011	<60	<10	<25	<20	<30	<0.20	<20	<40
082511-FB9-GW	8/26/2011	<60	<10	<25	<20	<30	<0.20	<20	<40
MTCA Cleanup Levels for Groundwater		5³	5³	50³	640⁴	15³	2³	80⁴	4,800⁴

NOTES:

Results in **bold** denote concentrations above applicable cleanup levels.

< denotes analyte not detected at or above the reporting limit listed.

-- denotes sample not analyzed

¹Depth in feet below ground surface (bgs).

²Analyzed by U.S. Environmental Protection Agency Method 6010B/7471A.

³Washington State Model Toxics Control Act Cleanup Regulation (MTCA) Method A Groundwater Cleanup Levels for Unrestricted Land Uses, Table 740-1 of Section 900 of Chapter 173-340 of the Washington Administrative Code, as revised November 2007.

⁴MTCA Cleanup Levels and Risk Calculations Standard Method B Formula Values, Version 3.1, updated November 2007.

⁵Analytical results reported are for dissolved lead.

**ATTACHMENT A
BORING LOGS**

SUBSURFACE INVESTIGATION RESULTS

Snopac Property
5055 East Marginal Way South
Seattle, Washington

Farallon PN: 879-009

Client: Manson Construction Co.

Project: SnoPac Property

Location: Seattle, WA

Farallon PN: 879-009

Logged By: Jon Peterson

Date/Time Started: 08-25-11 1030

Date/Time Completed: 08-25-11 1140

Equipment: Powerprobe 6600

Drilling Company: Cascade Drilling

Drilling Foreman: Lynn Goble

Drilling Method: Geoprobe

Sampler Type: 5' Macrocore

Drive Hammer (lbs.): Auto

Depth of Water ATD (ft bgs): 10

Total Boring Depth (ft bgs): 20

Total Well Depth (ft bgs): 20

Depth (feet bgs.)	Sample Interval	Lithologic Description	USCS	USGS Graphic	% Recovery	Blow Counts 8/8/8	PID (ppm)	Sample ID	Sample Analyzed	Boring/Well Construction Details
0	0-0.5' bgs:	1" GRAVEL with silty sand, tan, dry, no odor	GP			NA				
	0.5-1.3' bgs:	Well-graded SAND with gravel (50% sand, 15% silt, 35% gravel), fine to medium sand, fine to coarse gravel, brown, moist, no odor	SW							
	1.3-3' bgs:	Well-graded SAND, fine to medium sand, natural gray to brown, moist, no odor	SW							
5	5-8.5' bgs:	Well-graded SAND, fine to medium sand, natural gray to brown, moist, no odor	SW				0.0	Soil screening		
	8.5-9.3' bgs:	Silty SAND (60% sand, 40% silt), fine, black, moist, very faint odor, no sheen	SM				2.3	082511-FB1-9.5		
10	9.3-9.5' bgs:	Organic SILT, black, moist, faint odor, no sheen, moderate plasticity	OL				1.0	Soil screening		
	10-10.5' bgs:	Silty SAND (80% sand, 20% silt), fine, black, moist, faint odor, very light sheen	SM				1.8	082511-FB1-10.8		
	10.5-14.5' bgs:	Organic SILT/CLAY, brown, moist, faint odor, very light sheen, moderate plasticity	OL							
15	15-16' bgs:	Silty SAND (60% sand, 40% silt), fine, black, wet, no odor, no sheen	SM							
	16-20' bgs:	Poorly-graded SAND, fine, black, wet, no odor	SP							
20								082511-FB1-GW		

Well Construction Information		
Monument Type: NA	Filter Pack: NA	Ground Surface Elevation (ft): NA
Casing Diameter (inches): NA	Surface Seal: Gravel/Bentonite	Top of Casing Elevation (ft): NA
Screen Slot Size (inches): 0.020	Annular Seal: NA	Boring Abandonment: Bentonite
Screened Interval (ft bgs): 15-20		Surveyed Location: X: NA Y: NA

Client: Manson Construction Co.
Project: SnoPac Property
Location: Seattle, WA

Farallon PN: 879-009

Logged By: Jon Peterson

Date/Time Started: 10-05-11 1400
Date/Time Completed: 10-05-11 1440
Equipment: Geoprobe
Drilling Company: ESN Drilling
Drilling Foreman: Martin Haun
Drilling Method: Geoprobe

Sampler Type: 4' Macrocore
Drive Hammer (lbs.): Auto
Depth of Water ATD (ft bgs): 8.0
Total Boring Depth (ft bgs): 16.0
Total Well Depth (ft bgs): NA

Depth (feet bgs.)	Sample Interval	Lithologic Description	USCS	USGS Graphic	% Recovery	Blow Counts 8/8/8	PID (ppm)	Sample ID	Sample Analyzed	Boring/Well Construction Details
-------------------	-----------------	------------------------	------	--------------	------------	-------------------	-----------	-----------	-----------------	----------------------------------

0	0-0.5' bgs:	GRAVEL with silty sand, tan, dry, no odor.	GP		62	NA				
	0.5-1.3' bgs:	Poorly graded SAND with silt and gravel (55% sand, 35% gravel, 10% silt), fine to medium sand, fine to coarse gravel, brown, moist, no odor.	SP							
	1.3-2.5' bgs:	Poorly graded SAND, fine to medium sand, rust to gray, moist, no odor.								
5	4.0-7.0' bgs:	Poorly graded SAND, fine to medium sand, rust to gray, moist, no odor.	SP		75	NA				
10	8.0-9.7' bgs:	Poorly graded SAND, fine to medium sand, rust to gray, wet, no odor, no sheen.	SP							
	9.7-12.0' bgs:	Organic SILT, brown to tan, moist, faint odor, moderate plasticity.	OL		100	NA	1.7	100511-FB1A-9.8		
	12.0-14.0' bgs:	Silty SAND (80% sand, 20% silt), fine sand, black, wet, very faint odor, no sheen.	SM							
15	14.0-15.0' bgs:	Organic SILT, brown to tan, moist, very faint odor, moderate plasticity.	OL		75	NA	1.6	Soil screening		

Well Construction Information

Monument Type: NA
Casing Diameter (inches): NA
Screen Slot Size (inches): NA
Screened Interval (ft bgs): NA

Filter Pack: NA
Surface Seal: Gravel/Bentonite
Annular Seal: NA

Ground Surface Elevation (ft): NA
Top of Casing Elevation (ft): NA
Boring Abandonment: Bentonite
Surveyed Location: X: NA Y: NA

Client: Manson Construction Co.

Project: SnoPac Property

Location: Seattle, WA

Farallon PN: 879-009

Logged By: Jon Peterson

Date/Time Started: 08-25-11 1320

Date/Time Completed: 08-25-11 1510

Equipment: Powerprobe 6600

Drilling Company: Cascade Drilling

Drilling Foreman: Lynn Goble

Drilling Method: Geoprobe

Sampler Type: 5' Macrocore

Drive Hammer (lbs.): Auto

Depth of Water ATD (ft bgs): 11.5

Total Boring Depth (ft bgs): 20

Total Well Depth (ft bgs): 20

Depth (feet bgs.)	Sample Interval	Lithologic Description	USCS	USGS Graphic	% Recovery	Blow Counts 8/8/8	PID (ppm)	Sample ID	Sample Analyzed	Boring/Well Construction Details
0										
0-2'		Silty SAND with gravel (50% sand, 20% silt, 30% gravel), fine to medium sand, fine to coarse gravel, brown, dry, no odor	SM		40	NA				
							1.0	Soil screening		
5										Bentonite
5-7'		Poorly-graded SAND (90% sand, 10% silt), fine, bronze with white and black staining, moist, no odor, charcoal-like fragments	SP		60		5.4	082511-FB2-5.2		
7-8'		Well-graded SAND (80% sand, 10% silt, 10% gravel), fine to medium, bronze, moist, no odor	SM				2.3	Soil screening		
10										
10-12.4'		Well-graded SAND (80% sand, 10% silt, 10% gravel), fine to medium, bronze, moist to wet, no odor	SW		80		2.6	Soil screening		
							4.0	082511-FB2-12.5		
12.4-14'		Organic SILT, brown, moist, sulfur-like odor, low plasticity	OL							
15										
15-19'		Organic SILT, brown, moist, strong sulfur-like odor, low plasticity	OL		100		13.2	082511-FB2-16.0		
19-20'		Poorly-graded SAND (90% sand, 10% silt), fine, bronze, moist, faint odor	SP				2.7	Soil screening		
20								082511-FB2-GW		

Monument Type: NA
Casing Diameter (inches): NA
Screen Slot Size (inches): 0.020
Screened Interval (ft bgs): 15-20

Well Construction Information

Filter Pack: NA
Surface Seal: Gravel/Bentonite
Annular Seal: NA

Ground Surface Elevation (ft): NA
Top of Casing Elevation (ft): NA
Boring Abandonment: Bentonite
Surveyed Location: X: NA Y: NA

Client: Manson Construction Co.
Project: SnoPac Property
Location: Seattle, WA

Farallon PN: 879-009

Logged By: Jon Peterson

Date/Time Started: 10-06-11 1200
Date/Time Completed: 10-06-11 1300
Equipment: Geoprobe
Drilling Company: ESN Drilling
Drilling Foreman: John Mefford
Drilling Method: Geoprobe

Sampler Type: 4' Macrocore
Drive Hammer (lbs.): Auto
Depth of Water ATD (ft bgs): 8.0
Total Boring Depth (ft bgs): 16.0
Total Well Depth (ft bgs): NA

Depth (feet bgs.)	Sample Interval	Lithologic Description	USCS	USGS Graphic	% Recovery	Blow Counts 8/8/8	PID (ppm)	Sample ID	Sample Analyzed	Boring/Well Construction Details
0		0-3.0' bgs: Silty SAND with gravel (50% sand, 30% gravel, 20% silt), fine to medium sand, fine to coarse gravel, brown, moist, no odor.	SM		75	NA				
		4.0-4.3' bgs: Silty SAND with gravel (50% sand, 30% gravel, 20% silt), fine to medium sand, fine to coarse gravel, brown with white residue, moist, no odor, trace organics.	SM		50	NA	1.5	Soil screening		Bentonite
		4.3-5.2' bgs: Well-graded SAND with silt (90% sand, 10% silt), fine to coarse sand, brown, moist, no odor.	SW-SM				2.6	100611-FB2A-5.3		
		5.2-6.0' bgs: Poorly graded SAND with silt (90% sand, 10% silt), fine sand, moist, black to bronze, faint odor, coal fragments.	SP-SM							
		8.0-8.5' bgs: Silty SAND with gravel (50% sand, 30% gravel, 20% silt), fine to medium sand, fine to coarse gravel, brown, wet, no odor.	SM				2.1	Soil screening		
		8.5-10.0' bgs: Silty SAND (70% sand, 30% silt), fine to medium sand, bronze, wet, faint odor.								
		10.0-11.0' bgs: Organic SILT (100% silt), brown, moist, sulfur-like odor.	OL		75	NA	7.4	100611-FB2A-10.0		
		12.0-13.0' bgs: Silty SAND (70% sand, 30% silt), fine to medium sand, bronze, moist, faint sulfur-like odor.	SM							
		13.0-16.0' bgs: Organic SILT (100% silt), brown, moist, strong sulfur-like odor.	OL		100	NA	1.6	Soil screening		
							23.2	100611-FB2A-16.0		

Well Construction Information			
Monument Type: NA	Filter Pack: NA	Ground Surface Elevation (ft): NA	
Casing Diameter (inches): NA	Surface Seal: Gravel/Bentonite	Top of Casing Elevation (ft): NA	
Screen Slot Size (inches): NA	Annular Seal: NA	Boring Abandonment: Bentonite	
Screened Interval (ft bgs): NA		Surveyed Location: X: NA Y: NA	

Client: Manson Construction Co.
Project: SnoPac Property
Location: Seattle, WA

Farallon PN: 879-009

Logged By: Jon Peterson

Date/Time Started: 10-06-11 1305
Date/Time Completed: 10-06-11 1330
Equipment: Geoprobe
Drilling Company: ESN Drilling
Drilling Foreman: Martin Haun
Drilling Method: Geoprobe

Sampler Type: 4' Macrocore
Drive Hammer (lbs.): Auto
Depth of Water ATD (ft bgs): 8.0
Total Boring Depth (ft bgs): 16.0
Total Well Depth (ft bgs): NA

Depth (feet bgs.)	Sample Interval	Lithologic Description	USCS	USGS Graphic	% Recovery	Blow Counts 8/8/8	PID (ppm)	Sample ID	Sample Analyzed	Boring/Well Construction Details
0		0-2.0' bgs: Silty SAND with gravel (50% sand, 30% gravel, 20% silt), fine to medium sand, fine to coarse gravel, brown, moist, no odor.	SM							
		2.0-2.5' bgs: Poorly graded SAND with silt (90% sand, 10% silt), fine sand, white residue, moist, no odor.	SP-SM		75	NA	4.4	100611-FB2B-2.4		
		2.5-3.0' bgs: Silty SAND with gravel (50% sand, 30% gravel, 20% silt), fine to medium sand, fine to coarse gravel, brown, moist, no odor.	SM							
5		4.0-4.5' bgs: Silty SAND with gravel (50% sand, 30% gravel, 20% silt), fine to medium sand, fine to coarse gravel, brown, moist, no odor.	SM		62	NA	2.0	100611-FB2B-4.7		
		4.5-5.0' bgs: Poorly graded SAND with silt (90% sand, 10% silt), fine sand, black fragments and staining, moist, no odor.	SM				2.7	Soil screening		
		5.0-6.5' bgs: Silty SAND with gravel (50% sand, 30% gravel, 20% silt), fine to medium sand, fine to coarse gravel, brown, moist, no odor, brick debris.	SP-SM							
10		8.0-10.5' bgs: Poorly graded SAND with silt (90% sand, 10% silt), fine sand, bronze, wet, no odor.	SP-SM		75	NA				
15		12.0-13.0' bgs: Organic SILT (100% silt), tan, moist, sulfur-like odor, low plasticity, wood debris.	OL		25	NA	3.4	Soil screening		

Bentonite

∇

Monument Type: NA
Casing Diameter (inches): NA
Screen Slot Size (inches): NA
Screened Interval (ft bgs): NA

Well Construction Information

Filter Pack: NA
Surface Seal: Gravel/Bentonite
Annular Seal: NA

Ground Surface Elevation (ft): NA
Top of Casing Elevation (ft): NA
Boring Abandonment: Bentonite
Surveyed Location: X: NA **Y:** NA



Log of Boring: FB-2C

Client: Manson Construction Co.
Project: SnoPac Property
Location: Seattle, WA

Date/Time Started: 10-06-11 1330
Date/Time Completed: 10-06-11 1400
Equipment: Geoprobe
Drilling Company: ESN Drilling
Drilling Foreman: Martin Haun
Drilling Method: Geoprobe

Sampler Type: 4' Macrocore
Drive Hammer (lbs.): Auto
Depth of Water ATD (ft bgs): 8.3
Total Boring Depth (ft bgs): 12.0
Total Well Depth (ft bgs): NA

Farallon PN: 879-009

Logged By: Jon Peterson

Depth (feet bgs.)	Sample Interval	Lithologic Description	USCS	USGS Graphic	% Recovery	Blow Counts 8/8/8	PID (ppm)	Sample ID	Sample Analyzed	Boring/Well Construction Details
0		0-1.5' bgs: Silty SAND with gravel (50% sand, 30% gravel, 20% silt), fine to medium sand, fine to coarse gravel, tan, moist, no odor.	SM							
	1.5-1.6'	Silty SAND with gravel (50% sand, 30% gravel, 20% silt), fine to medium sand, fine to coarse gravel, tan, moist, no odor, coal.	SM		75	NA				
	1.6-2.5'	Silty SAND with gravel (50% sand, 30% gravel, 20% silt), fine to medium sand, fine to coarse gravel, tan, moist, no odor.								
	4.0-5.0'	Silty SAND with gravel (50% sand, 30% gravel, 20% silt), fine to medium sand, fine to coarse gravel, tan, dry, no odor.	SM							
5	5.0-5.2'	Silty SAND with gravel (50% sand, 30% gravel, 20% silt), fine to medium sand, fine to coarse gravel, tan, moist, no odor, coal.			50	NA				
	8.5-9.0'	Silty SAND (70% sand, 30% silt), fine to medium sand, bronze, wet, faint odor.	SP-SM							
10					75	NA				

Bentonite

Σ

Well Construction Information

Monument Type: NA
Casing Diameter (inches): NA
Screen Slot Size (inches): NA
Screened Interval (ft bgs): NA

Filter Pack: NA
Surface Seal: Gravel/Bentonite
Annular Seal: NA

Ground Surface Elevation (ft): NA
Top of Casing Elevation (ft): NA
Boring Abandonment: Bentonite
Surveyed Location: X: NA Y: NA




Client: Manson Construction Co.
Project: SnoPac Property
Location: Seattle, WA

Farallon PN: 879-009

Logged By: Jon Peterson

Date/Time Started: 10-06-11 1400
Date/Time Completed: 10-06-11 1420
Equipment: Geoprobe
Drilling Company: ESN Drilling
Drilling Foreman: Martin Haun
Drilling Method: Geoprobe

Sampler Type: 4' Macrocore
Drive Hammer (lbs.): Auto
Depth of Water ATD (ft bgs): NE
Total Boring Depth (ft bgs): 8.0
Total Well Depth (ft bgs): NA

Depth (feet bgs.)	Sample Interval	Lithologic Description	USCS	USGS Graphic	% Recovery	Blow Counts 8/8/8	PID (ppm)	Sample ID	Sample Analyzed	Boring/Well Construction Details
0		0-2.0' bgs: Silty SAND with gravel (50% sand, 30% gravel, 20% silt), fine to medium sand, fine to coarse gravel, tan, moist, no odor, concrete and wood debris.	SM		50	NA				
		4.0-5.3' bgs: Silty SAND with gravel (50% sand, 30% gravel, 20% silt), fine to medium sand, fine to coarse gravel, tan, moist, no odor, concrete and wood debris.	SM		50	NA	1.9	100611-FB2D-5.2		
		5.3-6.0' bgs: Poorly graded SAND with silt (90% sand, 10% silt), fine sand, bronze, moist to wet, no odor.	SP-SM							
10										Bentonite

Monument Type: NA
Casing Diameter (inches): NA
Screen Slot Size (inches): NA
Screened Interval (ft bgs): NA

Well Construction Information

Filter Pack: NA
Surface Seal: Gravel/Bentonite
Annular Seal: NA

Ground Surface Elevation (ft): NA
Top of Casing Elevation (ft): NA
Boring Abandonment: Bentonite
Surveyed Location: X: NA **Y:** NA


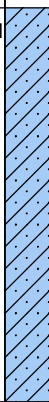
Client: Manson Construction Co.
Project: SnoPac Property
Location: Seattle, WA

Farallon PN: 879-009

Logged By: Jon Peterson

Date/Time Started: 10-06-11 1425
Date/Time Completed: 10-06-11 1445
Equipment: Geoprobe
Drilling Company: ESN Drilling
Drilling Foreman: Martin Haun
Drilling Method: Geoprobe

Sampler Type: 4' Macrocore
Drive Hammer (lbs.): Auto
Depth of Water ATD (ft bgs): NE
Total Boring Depth (ft bgs): 8.0
Total Well Depth (ft bgs): NA

Depth (feet bgs.)	Sample Interval	Lithologic Description	USCS	USGS Graphic	% Recovery	Blow Counts 8/8/8	PID (ppm)	Sample ID	Sample Analyzed	Boring/Well Construction Details
0		0-2.5' bgs: Silty SAND with gravel (50% sand, 30% gravel, 20% silt), fine to medium sand, fine to coarse gravel, brown, moist, no odor.	SM		62	NA				
5		4.0-7.5' bgs: Poorly graded SAND with silt (90% sand, 10% silt), fine sand, bronze, moist, no odor.	SP-SM		87	NA	1.1	100611-FB2E-5.2		Bentonite
10										

Monument Type: NA
Casing Diameter (inches): NA
Screen Slot Size (inches): NA
Screened Interval (ft bgs): NA

Well Construction Information

Filter Pack: NA
Surface Seal: Gravel/Bentonite
Annular Seal: NA

Ground Surface Elevation (ft): NA
Top of Casing Elevation (ft): NA
Boring Abandonment: Bentonite
Surveyed Location: X: NA **Y:** NA

Client: Manson Construction Co.
Project: SnoPac Property
Location: Seattle, WA

Farallon PN: 879-009

Logged By: Jon Peterson

Date/Time Started: 10-06-11 1445
Date/Time Completed: 10-06-11 1515
Equipment: Geoprobe
Drilling Company: ESN Drilling
Drilling Foreman: Martin Haun
Drilling Method: Geoprobe

Sampler Type: 4' Macrocore
Drive Hammer (lbs.): Auto
Depth of Water ATD (ft bgs): NE
Total Boring Depth (ft bgs): 8.0
Total Well Depth (ft bgs): NA

Depth (feet bgs.)	Sample Interval	Lithologic Description	USCS	USGS Graphic	% Recovery	Blow Counts 8/8/8	PID (ppm)	Sample ID	Sample Analyzed	Boring/Well Construction Details
0		0-2.0' bgs: Silty SAND with gravel (50% sand, 30% gravel, 20% silt), fine to medium sand, fine to coarse gravel, brown, moist, no odor.	SM							
	2.0-2.3' bgs	Silty SAND with gravel (50% sand, 30% gravel, 20% silt), fine to medium sand, fine gravel, dark brown, moist, no odor, minor black specks.			75	NA	2.0	100611-FB2F-2.2		
	2.3-3.0' bgs	Silty SAND with gravel (50% sand, 30% gravel, 20% silt), fine to medium sand, fine to coarse gravel, brown, moist, no odor, wood debris.								
	4.0-6.5' bgs	Poorly graded SAND with silt (90% sand, 10% silt), fine sand, bronze, moist, no odor.	SP-SM		62	NA				Bentonite
5										
10										

Monument Type: NA
Casing Diameter (inches): NA
Screen Slot Size (inches): NA
Screened Interval (ft bgs): NA

Well Construction Information

Filter Pack: NA
Surface Seal: Gravel/Bentonite
Annular Seal: NA

Ground Surface Elevation (ft): NA
Top of Casing Elevation (ft): NA
Boring Abandonment: Bentonite
Surveyed Location: X: NA **Y:** NA

Client: Manson Construction Co.

Project: SnoPac Property

Location: Seattle, WA

Farallon PN: 879-009

Logged By: Jon Peterson

Date/Time Started: 08-25-11 1600

Date/Time Completed: 08-25-11 1720

Equipment: Powerprobe 6600

Drilling Company: Cascade Drilling

Drilling Foreman: Lynn Goble

Drilling Method: Geoprobe

Sampler Type: 5' Macrocore

Drive Hammer (lbs.): Auto

Depth of Water ATD (ft bgs): 8

Total Boring Depth (ft bgs): 20

Total Well Depth (ft bgs): 20

Depth (feet bgs.)	Sample Interval	Lithologic Description	USCS	USGS Graphic	% Recovery	Blow Counts 8/8/8	PID (ppm)	Sample ID	Sample Analyzed	Boring/Well Construction Details
0										
0-2'		Silty SAND with gravel (45% sand, 15% silt, 40% gravel), fine to medium sand, fine to coarse gravel, brown, dry, no odor, concrete and brick debris	SM		40	NA				
5										Bentonite
5-7'		Silty SAND with gravel (45% sand, 15% silt, 40% gravel), fine to medium sand, fine to coarse gravel, brown, dry, no odor, concrete and brick debris	SM		60					
7-8'		Silty SAND (70% sand, 30% silt), fine to medium sand, brown with gray-stained lenses, moist to wet, very faint odor, no sheen, wood and concrete and brick debris	SM				2.8	082511-FB3-7.6		
10										
10-12.8'		Well-graded SAND (85% sand, 15% silt), fine to medium, brown to bronze, moist, faint odor, no sheen	SW		100					
12.8-18'		Organic SILT, brown with gray staining, moist, sulfur-like odor increasing with depth, no sheen, moderate plasticity, wood	OL		100		0.9	Soil screening		
15										
		Wood, sulfur-like odor, brown, moist	PT				4.2	082511-FB3-14.9		
							23.1	082511-FB3-17.0		
20								082511-FB3-GW		

Monument Type: NA

Casing Diameter (inches): NA

Screen Slot Size (inches): 0.020

Screened Interval (ft bgs): 15-20

Well Construction Information

Filter Pack: NA

Surface Seal: Gravel/Bentonite

Annular Seal: NA

Ground Surface Elevation (ft): NA

Top of Casing Elevation (ft): NA

Boring Abandonment: Bentonite

Surveyed Location: X: NA Y: NA

Client: Manson Construction Co.
Project: SnoPac Property
Location: Seattle, WA

Date/Time Started: 10-06-11 1515
Date/Time Completed: 10-06-11 1630
Equipment: Geoprobe
Drilling Company: ESN Drilling
Drilling Foreman: John Mefford
Drilling Method: Geoprobe

Sampler Type: 4' Macrocore
Drive Hammer (lbs.): Auto
Depth of Water ATD (ft bgs): 7.7
Total Boring Depth (ft bgs): 17.0
Total Well Depth (ft bgs): NA

Farallon PN: 879-009

Logged By: Jon Peterson

Depth (feet bgs.)	Sample Interval	Lithologic Description	USCS	USGS Graphic	% Recovery	Blow Counts 8/8/8	PID (ppm)	Sample ID	Sample Analyzed	Boring/Well Construction Details
0	0-3.0' bgs	Silty SAND with gravel (45% sand, 40% gravel, 15% silt), fine to medium sand, fine to coarse gravel, brown, dry, no odor.	SM		100	NA				
5	5.0-6.0' bgs	Silty SAND with gravel (45% sand, 40% gravel, 15% silt), fine to medium sand, fine to coarse gravel, brown, moist, no odor, concrete and brick debris.	SM		100	NA				
	6.0-7.5' bgs	Silty SAND with gravel (45% sand, 40% gravel, 15% silt), fine to medium sand, fine to coarse gravel, brown, moist, no odor.			50	NA	1.0	100611-FB3A-7.6		
	7.5-7.7' bgs	Silty SAND with gravel (45% sand, 40% gravel, 15% silt), fine to medium sand, fine to coarse gravel, brown with orange staining above water level, moist to wet, no odor.	FILL							
10	7.7-8.0' bgs	Silty SAND (80% sand, 20% silt), fine sand, bronze, wet, no odor.	SM		70	NA				
	8.0-10.0' bgs	Wood debris.								
	10.0-10.2' bgs	Silty SAND (85% sand, 15% silt), fine to medium sand, gray, moist, faint sulfur-like odor.								
15	13.0-14.0' bgs	Silty SAND (80% sand, 20% silt), fine sand, bronze, wet, no odor, no sheen.	SM		100	NA	0.8	100611-FB3A-14.5		
	14.0-16.0' bgs	Organic SILT (100% silt), brown with gray staining, moist, sulfur-like odor, low plasticity.	OL							
	16.0-17.0' bgs	Silty SAND (80% sand, 20% silt), fine sand, bronze, moist to wet, no odor.	SM				0.7	Soil Screening		

Monument Type: NA
Casing Diameter (inches): NA
Screen Slot Size (inches): NA
Screened Interval (ft bgs): NA

Well Construction Information

Filter Pack: NA
Surface Seal: Gravel/Bentonite
Annular Seal: NA

Ground Surface Elevation (ft): NA
Top of Casing Elevation (ft): NA
Boring Abandonment: Bentonite
Surveyed Location: X: NA Y: NA

Client: Manson Construction Co.

Project: SnoPac Property

Location: Seattle, WA

Farallon PN: 879-009

Logged By: Jon Peterson

Date/Time Started: 08-25-11 1140

Date/Time Completed: 08-25-11 1300

Equipment: Powerprobe 6600

Drilling Company: Cascade Drilling

Drilling Foreman: Lynn Goble

Drilling Method: Geoprobe

Sampler Type: 5' Macrocore

Drive Hammer (lbs.): Auto

Depth of Water ATD (ft bgs): 9

Total Boring Depth (ft bgs): 20

Total Well Depth (ft bgs): 20

Depth (feet bgs.)	Sample Interval	Lithologic Description	USCS	USGS Graphic	% Recovery	Blow Counts 8/8/8	PID (ppm)	Sample ID	Sample Analyzed	Boring/Well Construction Details
0	0-0.8'	GRAVEL, concrete and silty sand, no odor, no staining	GP			60	NA			
	0.8-3'	Well-graded SAND, fine to medium, bronze, moist, no odor	SW							
							2.5	Soil screening		Bentonite
5	5-8.9'	Poorly-graded SAND, fine, bronze to black at 8.5' bgs, moist to wet at 8.7' bgs, no odor	SP			80				
	8.9-9'	Sandy SILT (60% silt, 40% sand), fine, bronze to black, moist, no odor, no sheen, inorganic, low plasticity	ML				3.2	082511-FB4-8.7		
	10-10.5'	Sandy SILT (60% silt, 40% sand), fine, bronze to black, moist, no odor, no sheen, inorganic, low plasticity	ML			10				
15	15-16'	Silty SAND with gravel (60% sand, 15% silt, 25% gravel), fine, bronze with black staining, moist, no odor, no sheen	SM			80				
	16-18'	SILT/CLAY, brown to gray, moist, no odor, no sheen, organic, moderate plasticity	ML				3.7	082511-FB4-15.8		
							2.2	Soil screening		
	18-19'	Silty SAND (60% sand, 40% silt), fine, bronze, moist to wet, no odor	SM							
20								082511-FB4-GW		

Monument Type: NA

Casing Diameter (inches): NA

Screen Slot Size (inches): 0.020

Screened Interval (ft bgs): 15-20

Well Construction Information

Filter Pack: NA

Surface Seal: Gravel/Bentonite

Annular Seal: NA

Ground Surface Elevation (ft): NA

Top of Casing Elevation (ft): NA

Boring Abandonment: Bentonite

Surveyed Location: X: NA Y: NA

Client: Manson Construction Co.
Project: SnoPac Property
Location: Seattle, WA

Farallon PN: 879-009

Logged By: Jon Peterson

Date/Time Started: 10-05-11 1445
Date/Time Completed: 10-05-11 1530
Equipment: Geoprobe
Drilling Company: ESN Drilling
Drilling Foreman: Martin Haun
Drilling Method: Geoprobe

Sampler Type: 4' Macrocore
Drive Hammer (lbs.): Auto
Depth of Water ATD (ft bgs): 8.5
Total Boring Depth (ft bgs): 16.0
Total Well Depth (ft bgs): NA

Depth (feet bgs.)	Sample Interval	Lithologic Description	USCS	USGS Graphic	% Recovery	Blow Counts 8/8/8	PID (ppm)	Sample ID	Sample Analyzed	Boring/Well Construction Details
-------------------	-----------------	------------------------	------	--------------	------------	-------------------	-----------	-----------	-----------------	----------------------------------

0	0-0.8' bgs:	GRAVEL with silty sand, no odor, no staining.	GP							
	0.8-2.5' bgs:	Poorly graded SAND, fine to medium, bronze, moist, no odor.	SP		62	NA				

5	4.0-6.0' bgs:	Poorly graded SAND, fine to medium, bronze, moist, no odor.	SP							
	6.0-8.0' bgs:	Poorly graded SAND, fine to medium, bronze, moist, no odor.	SP		100	NA	3.0	Soil screening		
	8.0-8.5' bgs:	Poorly graded SAND, fine to medium, bronze, moist, no odor.			75	NA	2.0	Soil screening		
	8.5-9.0' bgs:	Poorly graded SAND, fine to medium, bronze, wet, no odor.	ML							
10	9.0-10.0' bgs:	Sandy SILT (60% silt, 40% sand), fine sand, bronze, moist, no odor, no sheen.	OL					100511-FB4A-9.7		
	10.0-11.0' bgs:	Organic SILT, bronze, moist, faint odor, moderate plasticity.								
	12.0-15.8' bgs:	Poorly graded SAND, fine to medium, bronze, moist, no odor.	SP		100	NA				
15	15.8-16.0' bgs:	Organic SILT, bronze, moist, faint odor, moderate plasticity.	OL				1.6	Soil screening		

Bentonite

∇

Monument Type: NA
Casing Diameter (inches): NA
Screen Slot Size (inches): NA
Screened Interval (ft bgs): NA

Well Construction Information

Filter Pack: NA
Surface Seal: Gravel/Bentonite
Annular Seal: NA

Ground Surface Elevation (ft): NA
Top of Casing Elevation (ft): NA
Boring Abandonment: Bentonite
Surveyed Location: X: NA Y: NA

Client: Manson Construction Co.

Project: SnoPac Property

Location: Seattle, WA

Farallon PN: 879-009

Logged By: Jon Peterson

Date/Time Started: 08-25-11 1720

Date/Time Completed: 08-25-11 1820

Equipment: Powerprobe 6600

Drilling Company: Cascade Drilling

Drilling Foreman: Lynn Goble

Drilling Method: Geoprobe







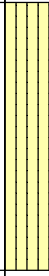
Sampler Type: 5' Macrocore

Drive Hammer (lbs.): Auto

Depth of Water ATD (ft bgs): 10

Total Boring Depth (ft bgs): 20

Total Well Depth (ft bgs): 20

Depth (feet bgs.)	Sample Interval	Lithologic Description	USCS	USGS Graphic	% Recovery	Blow Counts 8/8/8	PID (ppm)	Sample ID	Sample Analyzed	Boring/Well Construction Details
0	0-0.3'	0-0.3' bgs: 5/8" GRAVEL, no odor	GP		80	NA				
	0.3-1'	0.3-1' bgs: Well-graded SAND (100% sand), fine to medium, brown, dry, no odor	SW SM							
	1-4'	1-4' bgs: Silty SAND with gravel (50% sand, 20% silt, 30% gravel), fine to medium sand, fine to coarse gravel, brown, moist, no odor	SM							
5	5-5.5'	5-5.5' bgs: ROCK or concrete debris	GP		30					
	5.5-6.5'	5.5-6.5' bgs: Silty SAND with gravel (50% sand, 20% silt, 30% gravel), fine to medium sand, fine to coarse gravel, brown with black mottling, moist, no odor	SM				0.6	082511-FB5-6.2		Bentonite
10	10-10.5'	10-10.5' bgs: Silty SAND with gravel (50% sand, 20% silt, 30% gravel), fine sand and gravel, dark gray, wet, no odor	SM		10		0.6	082511-FB5-10.2		
15	15-20'	15-20' bgs: Sandy SILT (55% silt, 45% sand), fine sand, brown with dark-gray staining, wet, mothball-like odor, no sheen, inorganic, low plasticity	ML		100		0.8	082511-FB5-18.0		
20							2.8	082511-FB5-GW		

Monument Type: NA
Casing Diameter (inches): NA
Screen Slot Size (inches): 0.020
Screened Interval (ft bgs): 15-20

Well Construction Information

Filter Pack: NA
Surface Seal: Gravel/Bentonite
Annular Seal: NA

Ground Surface Elevation (ft): NA
Top of Casing Elevation (ft): NA
Boring Abandonment: Bentonite
Surveyed Location: X: NA **Y:** NA

Client: Manson Construction Co.
Project: SnoPac Property
Location: Seattle, WA

Farallon PN: 879-009

Logged By: Jon Peterson

Date/Time Started: 10-05-11
Date/Time Completed: 10-05-11
Equipment: Geoprobe
Drilling Company: ESN Drilling
Drilling Foreman: Martin Haun
Drilling Method: Geoprobe

Sampler Type: 4' Macrocore
Drive Hammer (lbs.): Auto
Depth of Water ATD (ft bgs): 12.0, 16.0
Total Boring Depth (ft bgs): 20.0
Total Well Depth (ft bgs): NA

Depth (feet bgs.)	Sample Interval	Lithologic Description	USCS	USGS Graphic	% Recovery	Blow Counts 8/8/8	PID (ppm)	Sample ID	Sample Analyzed	Boring/Well Construction Details
0	0-0.3'	0-0.3' bgs: 5/8" GRAVEL, with silty SAND, no odor.	GP							
	0.3-0.9'	0.3-0.9' bgs: Poorly graded SAND (100% sand), fine to medium sand, brown, moist, no odor.	SP							
	0.9-2.5'	0.9-2.5' bgs: Silty SAND with gravel (50% sand, 30% gravel, 20% silt), fine to medium sand, fine to coarse gravel, brown, moist, no odor, crushed rocks.	SM		65	NA	0.0	Soil screening		
	4.0-6.5'	4.0-6.5' bgs: Silty SAND with gravel (50% sand, 30% gravel, 20% silt), fine to medium sand, fine to coarse gravel, brown, moist, no odor, crushed rocks.	SM		65	NA	0.0	Soil screening		
	8.0-8.2'	8.0-8.2' bgs: Silty SAND with gravel (50% sand, 30% gravel, 20% silt), fine to medium sand, fine to coarse gravel, brown, moist, no odor, crushed rocks.	SM		65	NA	137	100511-FB5A-8.4		
	8.2-9.5'	8.2-9.5' bgs: Sandy SILT (55% silt, 45% sand), fine sand, brown with dark gray staining, moist, sulfur-like odor, organic, low plasticity.	OL				2.4	Soil screening		
	12.0-14.0'	12.0-14.0' bgs: Silty SAND with gravel (50% sand, 30% gravel, 20% silt), fine to medium sand, fine gravel, rusty to tan, wet, no odor.	SM		100	NA	25.3	100511-FB5A-12.3		∇
	14.0-15.5'	14.0-15.5' bgs: Sandy SILT (55% silt, 45% sand), fine sand, brown with dark gray staining, moist, faint odor, organic.	OL				0.7	Soil screening		
	15.5-16.0'	15.5-16.0' bgs: Silty SAND (60% sand, 40% silt), fine sand, bronze, moist, no odor.	SM							∇
	16.0-19.0'	16.0-19.0' bgs: Silty SAND (60% sand, 40% silt), fine sand, bronze, wet, petroleum-like odor, sheen.			75	NA	149	100511-FB5A-18.0		
20							0.9	Soil screening		

Well Construction Information		Ground Surface Elevation (ft):	
Monument Type: NA	Filter Pack: NA	Top of Casing Elevation (ft): NA	Boring Abandonment: Bentonite
Casing Diameter (inches): NA	Surface Seal: Gravel/Bentonite	Surveyed Location: X: NA	Surveyed Location: Y: NA
Screen Slot Size (inches): NA	Annular Seal: NA		
Screened Interval (ft bgs): NA			

Client: Manson Construction Co.

Project: SnoPac Property

Location: Seattle, WA

Farallon PN: 879-009

Logged By: Jon Peterson

Date/Time Started: 10-05-11 0920

Date/Time Completed: 10-05-11

Equipment: Geoprobe

Drilling Company: ESN Drilling

Drilling Foreman: Martin Haun

Drilling Method: Geoprobe

Sampler Type: 4' Macrocore

Drive Hammer (lbs.): Auto

Depth of Water ATD (ft bgs): 9.2

Total Boring Depth (ft bgs): 20.0

Total Well Depth (ft bgs): NA

Depth (feet bgs.)	Sample Interval	Lithologic Description	USCS	USGS Graphic	% Recovery	Blow Counts 8/8/8	PID (ppm)	Sample ID	Sample Analyzed	Boring/Well Construction Details
0	0-0.3'	0-0.3' bgs: 5/8" GRAVEL.	GP							
	0.3-3.0'	0.3-3.0' bgs: Poorly graded SAND (100% sand), fine to medium sand, dry, no odor.	SP			87	NA			
	3.0-3.5'	3.0-3.5' bgs: Silty SAND with gravel (50% sand, 30% gravel, 20% silt), fine to medium sand, fine to coarse gravel, orange to tan, moist, no odor, crushed rocks.	SM							
5	4.0-6.0'	4.0-6.0' bgs: Silty SAND with gravel (50% sand, 30% gravel, 20% silt), fine to medium sand, fine to coarse gravel, orange to tan, moist, no odor, crushed rocks.	SM			90	NA			
	6.0-7.8'	6.0-7.8' bgs: Silty SAND (80% sand, 20% silt), fine sand, bronze, moist, no odor.	SM							
	8.0-9.2'	8.0-9.2' bgs: Silty SAND (80% sand, 20% silt), fine sand, bronze, moist, no odor.	SP			100	NA	0.9	Soil screening	
10	9.2-11.5'	9.2-11.5' bgs: Poorly graded SAND (100% sand), fine to medium sand, bronze, wet, faint odor.	OL					3.5	100511-FB5B-11.5	
	11.5-12.0'	11.5-12.0' bgs: Organic SILT (90% silt, 10% sand), fine sand, brown to yellow, moist, sulfur-like odor, low plasticity.	SM							
	12.0-14.7'	12.0-14.7' bgs: Silty SAND (80% sand, 20% silt), fine sand, bronze, wet, faint odor.	OL			100	NA	1.4	Soil screening	
15	14.7-17.0'	14.7-17.0' bgs: Organic SILT, brown to yellow, moist, odor from 14.8-15.0' bgs.	SM							
	17.0-17.5'	17.0-17.5' bgs: Silty SAND (80% sand, 20% silt), fine sand, gray, wet, no odor, no sheen.	OL			100	NA	1.6	100511-FB5B-18.0	
	17.5-18.5'	17.5-18.5' bgs: Organic SILT, brown to yellow, moist, odor.	SP							
20	18.5-20.0'	18.5-20.0' bgs: Poorly graded SAND (100% sand), fine to medium sand, bronze, wet, no odor.								

Well Construction Information		Ground Surface Elevation (ft):	
Monument Type: NA	Filter Pack: NA	Top of Casing Elevation (ft): NA	Boring Abandonment: Bentonite
Casing Diameter (inches): NA	Surface Seal: Gravel/Bentonite	Surveyed Location: X: NA	Y: NA
Screen Slot Size (inches): NA	Annular Seal: NA		
Screened Interval (ft bgs): NA			

Client: Manson Construction Co.
Project: SnoPac Property
Location: Seattle, WA

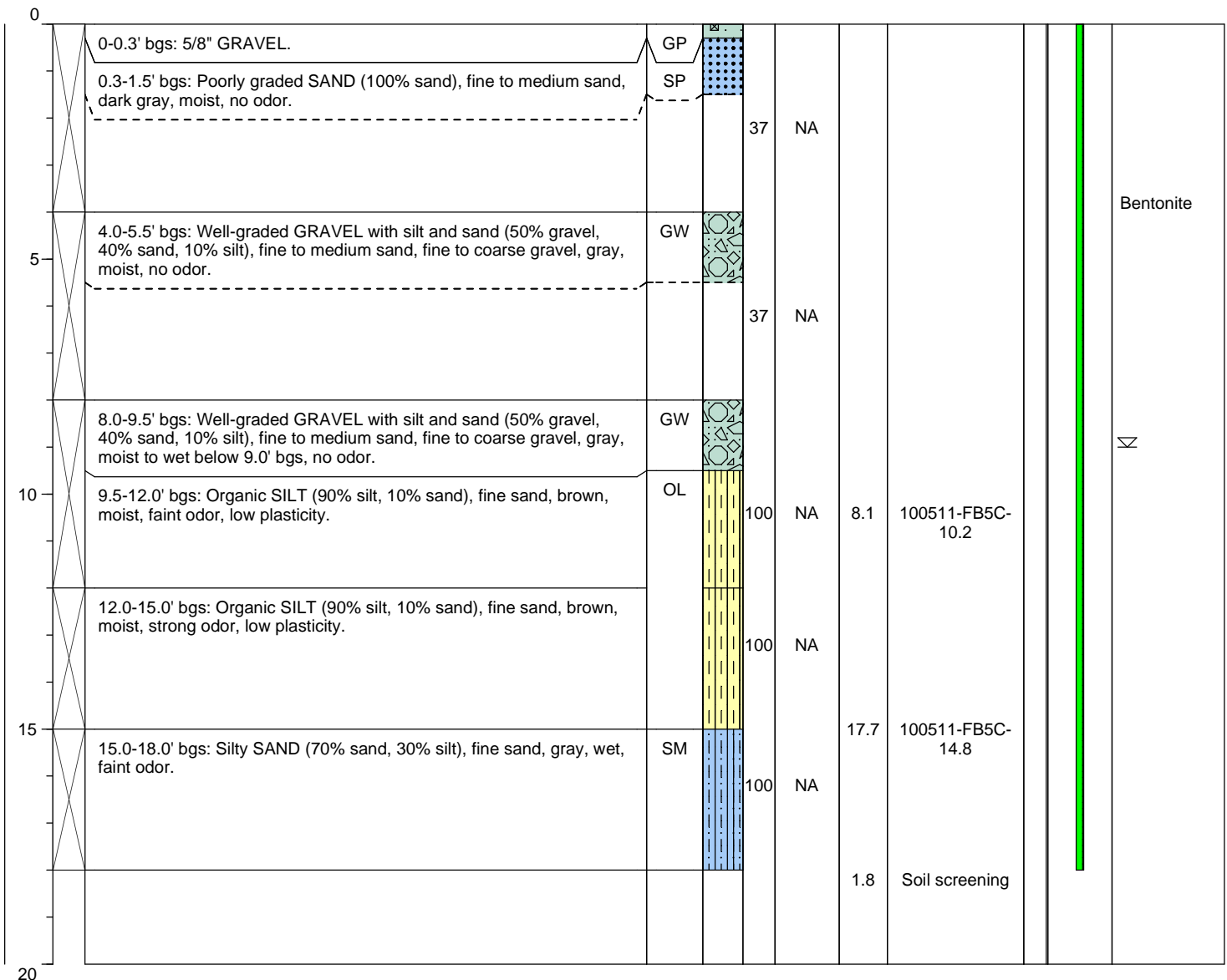
Farallon PN: 879-009

Logged By: Jon Peterson

Date/Time Started: 10-05-11 1030
Date/Time Completed: 10-05-11 1120
Equipment: Geoprobe
Drilling Company: ESN Drilling
Drilling Foreman: Martin Haun
Drilling Method: Geoprobe

Sampler Type: 4' Macrocore
Drive Hammer (lbs.): Auto
Depth of Water ATD (ft bgs): 9.0
Total Boring Depth (ft bgs): 18.0
Total Well Depth (ft bgs): NA

Depth (feet bgs.)	Sample Interval	Lithologic Description	USCS	USGS Graphic	% Recovery	Blow Counts 8/8/8	PID (ppm)	Sample ID	Sample Analyzed	Boring/Well Construction Details
-------------------	-----------------	------------------------	------	--------------	------------	-------------------	-----------	-----------	-----------------	----------------------------------



Monument Type: NA
Casing Diameter (inches): NA
Screen Slot Size (inches): NA
Screened Interval (ft bgs): NA

Well Construction Information

Filter Pack: NA
Surface Seal: Gravel/Bentonite
Annular Seal: NA

Ground Surface Elevation (ft): NA
Top of Casing Elevation (ft): NA
Boring Abandonment: Bentonite
Surveyed Location: X: NA Y: NA

Client: Manson Construction Co.
Project: SnoPac Property
Location: Seattle, WA

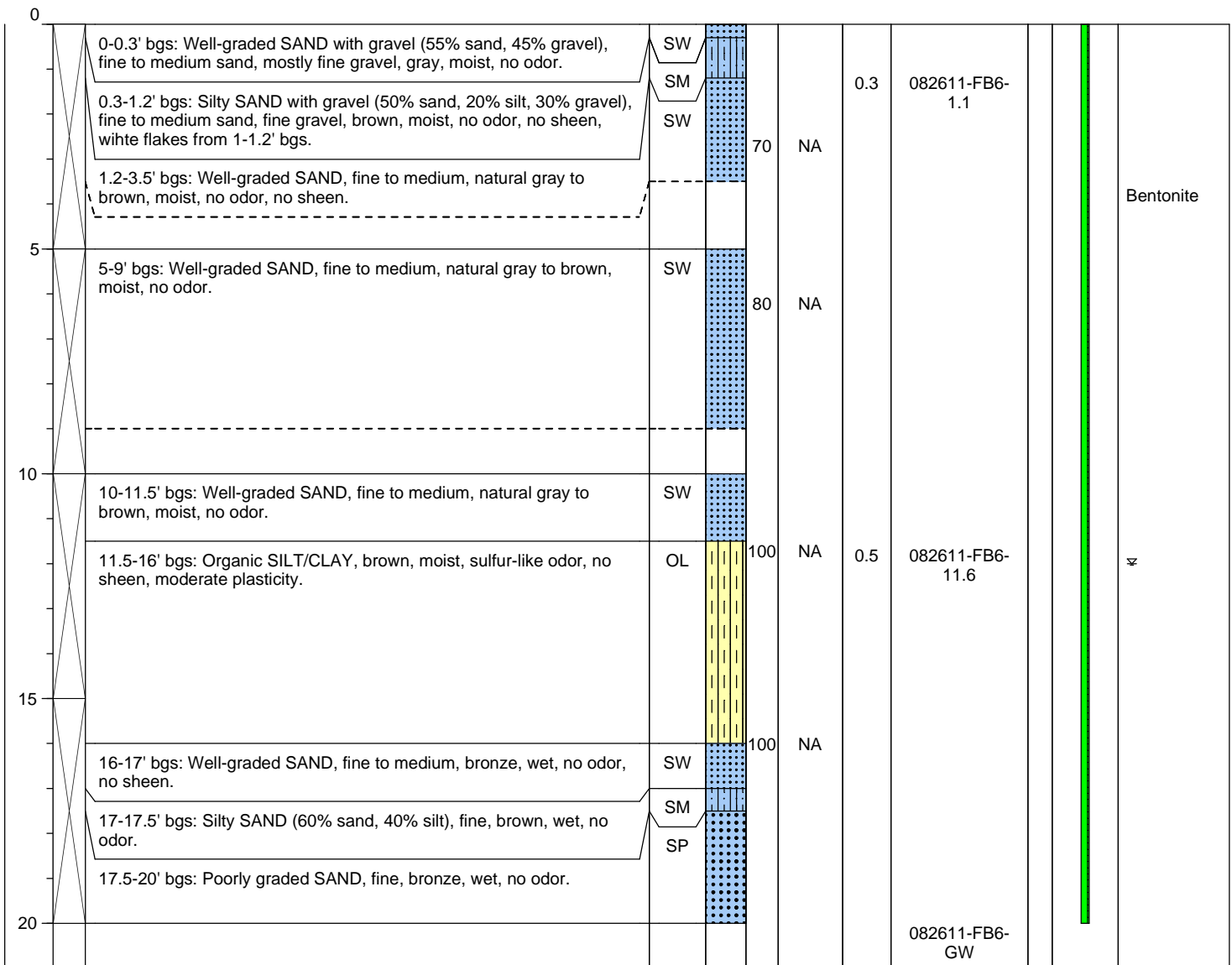
Farallon PN: 879-009

Logged By: Jon Peterson

Date/Time Started: 8-26-11 0738
Date/Time Completed: 08-26-11 0900
Equipment: Powerprobe 6600
Drilling Company: Cascade Drilling
Drilling Foreman: Lynn Goble
Drilling Method: Geoprobe

Sampler Type: 5' Macrocore
Drive Hammer (lbs.): Auto
Depth of Water ATD (ft bgs): 12.0
Total Boring Depth (ft bgs): 20.0
Total Well Depth (ft bgs): 20.0

Depth (feet bgs.)	Sample Interval	Lithologic Description	USCS	USGS Graphic	% Recovery	Blow Counts 8/8/8	PID (ppm)	Sample ID	Sample Analyzed	Boring/Well Construction Details
-------------------	-----------------	------------------------	------	--------------	------------	-------------------	-----------	-----------	-----------------	----------------------------------



Monument Type: NA
Casing Diameter (inches): NA
Screen Slot Size (inches): 0.020
Screened Interval (ft bgs): 15-20

Well Construction Information

Filter Pack: NA
Surface Seal: Gravel/Bentonite
Annular Seal: NA

Ground Surface Elevation (ft): NA
Top of Casing Elevation (ft): NA
Boring Abandonment: Bentonite
Surveyed Location: X: NA Y: NA



Log of Boring: FB-6A

Client: Manson Construction Co.

Project: SnoPac Property

Location: Seattle, WA

Farallon PN: 879-009

Logged By: Jon Peterson

Date/Time Started: 10-05-11 1110

Date/Time Completed: 10-05-11 1210

Equipment: Geoprobe

Drilling Company: ESN Drilling

Drilling Foreman: Martin Haun

Drilling Method: Geoprobe

Sampler Type: 4' Macrocore

Drive Hammer (lbs.): Auto

Depth of Water ATD (ft bgs): 9.0

Total Boring Depth (ft bgs): 16.0

Total Well Depth (ft bgs): NA

Depth (feet bgs.)	Sample Interval	Lithologic Description	USCS	USGS Graphic	% Recovery	Blow Counts 8/8/8	PID (ppm)	Sample ID	Sample Analyzed	Boring/Well Construction Details
-------------------	-----------------	------------------------	------	--------------	------------	-------------------	-----------	-----------	-----------------	----------------------------------

0	0.3-2.0' bgs:	Silty SAND with gravel (50% sand, 20% silt, 30% gravel), fine to medium sand, fine gravel, brown, moist, no odor.	SM							
	2.0-3.0' bgs:	Silty SAND with gravel (50% sand, 20% silt, 30% gravel), fine to medium sand, fine gravel, dark red, moist, odor, light sheen.			100	NA	7.2	100511-FB6A-2.5		
	3.0-4.0' bgs:	Poorly graded SAND (100% sand), fine to medium, gray, moist, no odor.	SP							
5	4.0-8.0' bgs:	Poorly graded SAND (100% sand), fine to medium, gray, moist, no odor.			100	NA				
	8.0-9.0' bgs:	Poorly graded SAND (100% sand), fine to medium, gray, moist, no odor.								
10	9.0-11.0' bgs:	Poorly graded SAND (100% sand), fine to medium, dark gray, wet, no odor.			100	NA				
	11.0-12.0' bgs:	Organic SILT (100% silt), tan, moist, sulfur-like odor, low plasticity.	OL				2.2	100511-FB6A-11.5		
	12.0-14.5' bgs:	Poorly graded SAND (100% sand), fine to medium, bronze, wet, no odor.	SP							
15	14.5-16.0' bgs:	Organic SILT (100% silt), tan, moist, sulfur-like odor, low plasticity.	OL							
							2.6	100511-FB6A-15.8		

Bentonite



Well Construction Information

Monument Type: NA
Casing Diameter (inches): NA
Screen Slot Size (inches): NA
Screened Interval (ft bgs): NA

Filter Pack: NA
Surface Seal: Gravel/Bentonite
Annular Seal: NA

Ground Surface Elevation (ft): NA
Top of Casing Elevation (ft): NA
Boring Abandonment: Bentonite
Surveyed Location: X: NA Y: NA

Client: Manson Construction Co.

Project: SnoPac Property

Location: Seattle, WA

Farallon PN: 879-009

Logged By: Jon Peterson

Date/Time Started: 08-26-11 1045

Date/Time Completed: 08-26-11 1200

Equipment: Powerprobe 6600

Drilling Company: Cascade Drilling

Drilling Foreman: Lynn Goble

Drilling Method: Geoprobe

Sampler Type: 5' Macrocore

Drive Hammer (lbs.): Auto

Depth of Water ATD (ft bgs): 10.6

Total Boring Depth (ft bgs): 20

Total Well Depth (ft bgs): 20

Depth (feet bgs.)	Sample Interval	Lithologic Description	USCS	USGS Graphic	% Recovery	Blow Counts 8/8/8	PID (ppm)	Sample ID	Sample Analyzed	Boring/Well Construction Details
0	0-0.4'	Concrete	GP			30	NA			
	0.4-1'	Silty SAND with gravel (50% sand, 20% silt, 30% gravel), fine to medium sand, fine gravel, brown, moist, no odor	SM				1.5	Soil screening		
5	5-6'	Silty SAND with gravel (50% sand, 20% silt, 30% gravel), fine to medium sand, fine gravel, brown, moist, no odor	SW			50	1.1	Soil screening		
	6-6.3'	SILT, brown, moist, no odor, inorganic, moderate plasticity, finely laminated	ML							
	6.3-7.5'	Well-graded SAND with gravel (80% sand, 20% gravel), fine to medium, bronze, moist, no odor	SW							
10	10-10.8'	Well-graded SAND with gravel (80% sand, 20% gravel), fine to medium, bronze, moist, no odor	SW			100	3.1	082611-FB7-10.5		
	10.8-11.2'	Well-graded SAND, fine to medium, bronze, wet, no odor	SW				5.9	082611-FB7-11.8		
	11.2-18'	Organic SILT, brown, moist, faint odor, moderate plasticity	OL							
15	18-20'	Well-graded SAND, fine to medium, bronze, wet, no odor	SW			100		082611-FB7-GW		

Monument Type: NA

Casing Diameter (inches): NA

Screen Slot Size (inches): 0.020

Screened Interval (ft bgs): 15-20

Well Construction Information

Filter Pack: NA

Surface Seal: Gravel/Bentonite

Annular Seal: NA

Ground Surface Elevation (ft): NA

Top of Casing Elevation (ft): NA

Boring Abandonment: Bentonite

Surveyed Location: X: NA Y: NA



Log of Boring: FB-7A

Client: Manson Construction Co.
Project: SnoPac Property
Location: Seattle, WA

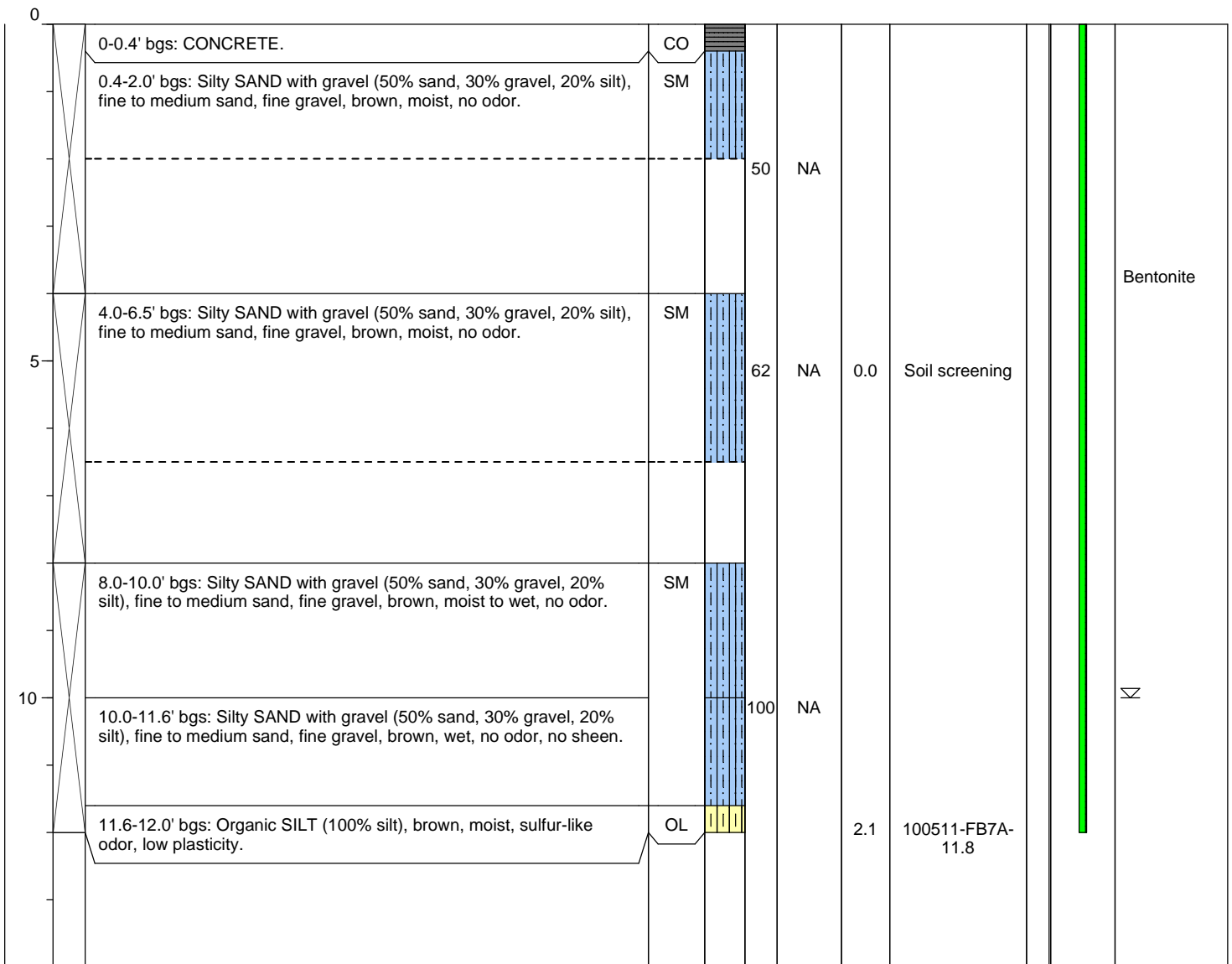
Date/Time Started: 10-05-11 1310
Date/Time Completed: 10-05-11 1400
Equipment: Geoprobe
Drilling Company: ESN Drilling
Drilling Foreman: Martin Haun
Drilling Method: Geoprobe

Sampler Type: 4' Macrocore
Drive Hammer (lbs.): Auto
Depth of Water ATD (ft bgs): 10.0
Total Boring Depth (ft bgs): 12.0
Total Well Depth (ft bgs): Na

Farallon PN: 879-009

Logged By: Jon Peterson

Depth (feet bgs.)	Sample Interval	Lithologic Description	USCS	USGS Graphic	% Recovery	Blow Counts 8/8/8	PID (ppm)	Sample ID	Sample Analyzed	Boring/Well Construction Details
-------------------	-----------------	------------------------	------	--------------	------------	-------------------	-----------	-----------	-----------------	----------------------------------



Monument Type: NA
Casing Diameter (inches): NA
Screen Slot Size (inches): NA
Screened Interval (ft bgs): NA

Well Construction Information

Filter Pack: NA
Surface Seal: Gravel/Bentonite
Annular Seal: NA

Ground Surface Elevation (ft): NA
Top of Casing Elevation (ft): NA
Boring Abandonment: Bentonite
Surveyed Location: X: NA **Y:** NA

Client: Manson Construction Co.

Project: SnoPac Property

Location: Seattle, WA

Farallon PN: 879-009

Logged By: Jon Peterson

Date/Time Started: 08-26-11 0945

Date/Time Completed: 08-26-11 1045

Equipment: Powerprobe 6600

Drilling Company: Cascade Drilling

Drilling Foreman: Lynn Goble

Drilling Method: Geoprobe

Sampler Type: 5' Macrocore

Drive Hammer (lbs.): Auto

Depth of Water ATD (ft bgs): 8

Total Boring Depth (ft bgs): 15

Total Well Depth (ft bgs): 14

Depth (feet bgs.)	Sample Interval	Lithologic Description	USCS	USGS Graphic	% Recovery	Blow Counts 8/8/8	PID (ppm)	Sample ID	Sample Analyzed	Boring/Well Construction Details
0	0-0.4'	CONCRETE	GP			30	NA			
	0.4-1'	Silty SAND with gravel (60% sand, 20% silt, 20% gravel), fine to medium sand, fine gravel, natural gray, moist, no odor	SM				0.5	Soil screening		
	1-1.5'	Sandy organic SILT (60% silt, 40% sand), brown, moist, no odor, low plasticity	OL							
5	5-5.5'	Silty SAND with gravel (60% sand, 20% silt, 20% gravel), fine to medium sand, fine gravel, natural gray, moist, no odor	SM			80				
	5.5-6.3'	WOOD, no odor	PT							
	6.3-7.3'	Poorly-graded SAND, fine, bronze, moist, no odor	SP				1.6	082611-FB8-7.4		
	7.3-8.4'	SILT/CLAY, natural gray, moist, no odor, some organics present, low plasticity, finely laminated	ML							
	8.4-9'	Poorly-graded SAND, fine, bronze, moist to wet, no odor	SP							
10	10-11.5'	Poorly-graded SAND, fine, bronze, moist to wet, no odor	SP			100				
	11.5-15'	Organic SILT/CLAY, brown, moist, faint odor, low plasticity	OL				1.7	082611-FB8-11.6		
20								082611-FB8-GW		

Well Construction Information		
Monument Type: NA	Filter Pack: NA	Ground Surface Elevation (ft): NA
Casing Diameter (inches): NA	Surface Seal: Gravel/Bentonite	Top of Casing Elevation (ft): NA
Screen Slot Size (inches): 0.020	Annular Seal: NA	Boring Abandonment: Bentonite
Screened Interval (ft bgs): 9-14		Surveyed Location: X: NA Y: NA

Client: Manson Construction Co.
Project: SnoPac Property
Location: Seattle, WA

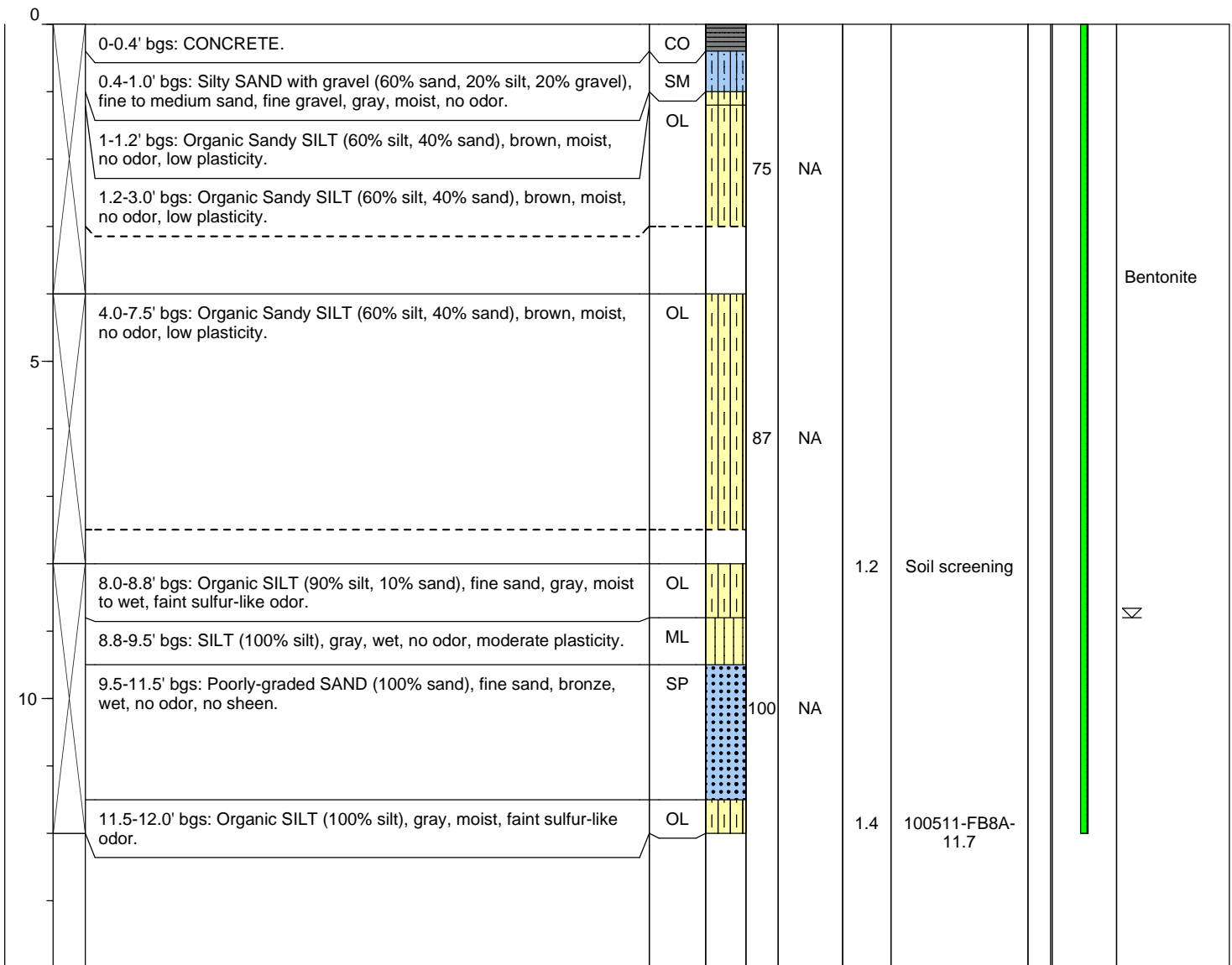
Farallon PN: 879-009

Logged By: Jon Peterson

Date/Time Started: 10-05-11 1210
Date/Time Completed: 10-05-11 1310
Equipment: Geoprobe
Drilling Company: ESN Drilling
Drilling Foreman: Martin Haun
Drilling Method: Geoprobe

Sampler Type: 4' Macrocore
Drive Hammer (lbs.): Auto
Depth of Water ATD (ft bgs): 8.8
Total Boring Depth (ft bgs): 12.0
Total Well Depth (ft bgs): Na

Depth (feet bgs.)	Sample Interval	Lithologic Description	USCS	USGS Graphic	% Recovery	Blow Counts 8/8/8	PID (ppm)	Sample ID	Sample Analyzed	Boring/Well Construction Details
-------------------	-----------------	------------------------	------	--------------	------------	-------------------	-----------	-----------	-----------------	----------------------------------



Monument Type: NA
Casing Diameter (inches): NA
Screen Slot Size (inches): NA
Screened Interval (ft bgs): NA

Well Construction Information

Filter Pack: NA
Surface Seal: Gravel/Bentonite
Annular Seal: NA

Ground Surface Elevation (ft): NA
Top of Casing Elevation (ft): NA
Boring Abandonment: Bentonite
Surveyed Location: X: NA Y: NA

Client: Manson Construction Co.
Project: SnoPac Property
Location: Seattle, WA


Farallon PN: 879-009

Logged By: Jon Peterson

Date/Time Started: 08-26-11 1300
Date/Time Completed: 08-26-11 1430
Equipment: Powerprobe 6600
Drilling Company: Cascade Drilling
Drilling Foreman: Lynn Goble
Drilling Method: Geoprobe

Sampler Type: 5' Macrocore
Drive Hammer (lbs.): Auto
Depth of Water ATD (ft bgs): 11
Total Boring Depth (ft bgs): 20
Total Well Depth (ft bgs): 20

Depth (feet bgs.)	Sample Interval	Lithologic Description	USCS	USGS Graphic	% Recovery	Blow Counts 8/8/8	PID (ppm)	Sample ID	Sample Analyzed	Boring/Well Construction Details
-------------------	-----------------	------------------------	------	--------------	------------	-------------------	-----------	-----------	-----------------	----------------------------------



Well Construction Information		
Monument Type: NA	Filter Pack: NA	Ground Surface Elevation (ft): NA
Casing Diameter (inches): NA	Surface Seal: Gravel/Bentonite	Top of Casing Elevation (ft): NA
Screen Slot Size (inches): 0.020	Annular Seal: NA	Boring Abandonment: Bentonite
Screened Interval (ft bgs): 15-20		Surveyed Location: X: NA Y: NA

Client: Manson Construction Co.
Project: SnoPac Property
Location: Seattle, WA

Farallon PN: 879-009

Logged By: Jon Peterson

Date/Time Started: 10-05-11 1530
Date/Time Completed: 10-05-11 1630
Equipment: Geoprobe
Drilling Company: ESN Drilling
Drilling Foreman: Martin Haun
Drilling Method: Geoprobe

Sampler Type: 4' Macrocore
Drive Hammer (lbs.): Auto
Depth of Water ATD (ft bgs): 8.5
Total Boring Depth (ft bgs): 16.0
Total Well Depth (ft bgs): NA

Depth (feet bgs.)	Sample Interval	Lithologic Description	USCS	USGS Graphic	% Recovery	Blow Counts 8/8/8	PID (ppm)	Sample ID	Sample Analyzed	Boring/Well Construction Details
-------------------	-----------------	------------------------	------	--------------	------------	-------------------	-----------	-----------	-----------------	----------------------------------

0	0-0.4' bgs:	7/8" GRAVEL with silty sand, gray, moist, no odor.	GP							
	0.4-3.0' bgs:	Silty SAND with gravel (50% sand, 30% gravel, 20% silt), fine to medium sand, fine to coarse gravel, brown, moist, no odor, no sheen, bricks and concrete present, staining at 2.5' bgs.	SM			100	NA	1.7	100511-FB9A-2.5	
	3.0-5.0' bgs:	Poorly graded SAND with silt (90% sand, 10% silt), fine to medium, black to bronze, moist, no odor.	SP-SM							Bentonite
5	5.0-8.5' bgs:	Poorly graded SAND (100% sand), fine sand, bronze, moist, no odor.	SP			100	NA			
	8.5-11.5' bgs:	Poorly graded SAND with silt (90% sand, 10% silt), fine to medium, black, wet, no odor, no sheen.	SP-SM			100	NA			
	11.5-12.3' bgs:	Organic SILT, brown, moist, faint odor, moderate plasticity.	OL				2.6	100511-FB9A-11.8		
	12.3-14.7' bgs:	Poorly graded SAND with silt (90% sand, 10% silt), fine to medium, black, wet, no odor, no sheen.	SP-SM			100	NA			
15	14.7-16.0' bgs:	Organic SILT, brown, moist, faint odor, moderate plasticity.	OL							
							2.5	Soil screening		

Well Construction Information		
Monument Type: NA	Filter Pack: NA	Ground Surface Elevation (ft): NA
Casing Diameter (inches): NA	Surface Seal: Gravel/Bentonite	Top of Casing Elevation (ft): NA
Screen Slot Size (inches): NA	Annular Seal: NA	Boring Abandonment: Bentonite
Screened Interval (ft bgs): NA		Surveyed Location: X: NA Y: NA

ATTACHMENT B
LABORATORY ANALYTICAL REPORTS

SUBSURFACE INVESTIGATION RESULTS

Snopac Property
5055 East Marginal Way South
Seattle, Washington

Farallon PN: 879-009

TestAmerica

THE LEADER IN ENVIRONMENTAL TESTING


ANALYTICAL REPORT

TestAmerica Laboratories, Inc.
TestAmerica Seattle
5755 8th Street East
Tacoma, WA 98424
Tel: (253)922-2310

TestAmerica Job ID: 580-28308-1
Client Project/Site: Sno Pac

For:
Farallon Consulting LLC
975 5th Avenue NW
Suite 100
Issaquah, Washington 98027

Attn: Donald Lance



Authorized for release by:
09/14/2011 06:00:45 PM

Kristine Allen
Project Manager I
kristine.allen@testamericainc.com

LINKS

Review your project
results through
TotalAccess

Have a Question?



Visit us at:
www.testamericainc.com

This report has been electronically signed and authorized by the signatory. Electronic signature is intended to be the legally binding equivalent of a traditionally handwritten signature.

- 1
- 2
- 3
- 4
- 5
- 6
- 7
- 8
- 9
- 10
- 11



Table of Contents

Cover Page	1
Table of Contents	2
Case Narrative	3
Definitions	4
Client Sample Results	5
QC Sample Results	19
Chronicle	30
Certification Summary	32
Sample Summary	33
Chain of Custody	34
Receipt Checklists	36

Case Narrative

Client: Farallon Consulting LLC
Project/Site: Sno Pac

TestAmerica Job ID: 580-28308-1

Job ID: 580-28308-1

Laboratory: TestAmerica Seattle

Narrative

Receipt

All samples were received in good condition within temperature requirements.

GC/MS VOA -Methods 8021B/8260B

Sample 082511-FB1-GW (580-28308-3) was reanalyzed (RA) by method 8260B to confirm a hit of Toluene in method 8021B without hits of any other target analytes.

GC/MS VOA - Method NWTPH-Gx

The following samples were reanalyzed due a failing laboratory control sample duplicate (LCSD) in the original analysis: 082511-FB1-GW (580-2808-3), 082511-FB2-GW (580-28308-10), 082511-FB3-GW (580-28308-14).

No other analytical or quality issues were noted.

GC/MS Semi VOA

No analytical or quality issues were noted.

GC Semi VOA - Method 8082:

Sample required a sulfuric acid clean-up to reduce matrix interferences (sulfuric acid lot# 709195).

GC Semi VOA - Method NWTPH-Dx:

The results in the C10-C24 and motor oil range for samples 082511-FB1-GW (580-28308-3), 082511-FB4-GW (580-28308-6) and 082511-FB2-GW (580-28308-10) and 082511-FB3-GW (580-28308-14) are due to a mineral/transformer oil range product. The affected analyte ranges have been qualified with the "Y" qualifier and reported.

No other analytical or quality issues were noted.

Metals

No analytical or quality issues were noted.

Organic Prep

No analytical or quality issues were noted.

Definitions/Glossary

Client: Farallon Consulting LLC
Project/Site: Sno Pac

TestAmerica Job ID: 580-28308-1

Qualifiers

GC Semi VOA

Qualifier	Qualifier Description
Y	The chromatographic response resembles a typical fuel pattern.

Glossary

Abbreviation	These commonly used abbreviations may or may not be present in this report.
☼	Listed under the "D" column to designate that the result is reported on a dry weight basis
%R	Percent Recovery
DL, RA, RE, IN	Indicates a Dilution, Reanalysis, Re-extraction, or additional Initial metals/anion analysis of the sample
EDL	Estimated Detection Limit (Dioxin)
EPA	United States Environmental Protection Agency
MDL	Method Detection Limit
ML	Minimum Level (Dioxin)
ND	Not detected at the reporting limit (or method detection limit if shown)
PQL	Practical Quantitation Limit
RL	Reporting Limit
RPD	Relative Percent Difference, a measure of the relative difference between two points
TEF	Toxicity Equivalent Factor (Dioxin)
TEQ	Toxicity Equivalent Quotient (Dioxin)

Client Sample Results

Client: Farallon Consulting LLC
Project/Site: Sno Pac

TestAmerica Job ID: 580-28308-1

Client Sample ID: 082511-FB1-GW

Lab Sample ID: 580-28308-3

Date Collected: 08/25/11 12:00

Matrix: Water

Date Received: 08/26/11 15:00

Method: 8260B - Volatile Organic Compounds (GC/MS) - RA

Analyte	Result	Qualifier	RL	MDL	Unit	D	Prepared	Analyzed	Dil Fac
Toluene	1.1		1.0		ug/L			09/08/11 20:43	1
Surrogate	% Recovery	Qualifier	Limits				Prepared	Analyzed	Dil Fac
Fluorobenzene (Surr)	98		80 - 120					09/08/11 20:43	1
Toluene-d8 (Surr)	101		85 - 120					09/08/11 20:43	1
Ethylbenzene-d10	102		80 - 120					09/08/11 20:43	1
Trifluorotoluene (Surr)	102		80 - 120					09/08/11 20:43	1
4-Bromofluorobenzene (Surr)	103		75 - 120					09/08/11 20:43	1

Method: 8270C SIM - Semivolatile Organic Compounds (GC/MS SIM)

Analyte	Result	Qualifier	RL	MDL	Unit	D	Prepared	Analyzed	Dil Fac
Naphthalene	0.11		0.10		ug/L		08/31/11 10:55	09/02/11 19:02	1
2-Methylnaphthalene	ND		0.13		ug/L		08/31/11 10:55	09/02/11 19:02	1
1-Methylnaphthalene	ND		0.10		ug/L		08/31/11 10:55	09/02/11 19:02	1
Acenaphthylene	ND		0.10		ug/L		08/31/11 10:55	09/02/11 19:02	1
Acenaphthene	ND		0.10		ug/L		08/31/11 10:55	09/02/11 19:02	1
Fluorene	ND		0.10		ug/L		08/31/11 10:55	09/02/11 19:02	1
Phenanthrene	ND		0.10		ug/L		08/31/11 10:55	09/02/11 19:02	1
Anthracene	ND		0.10		ug/L		08/31/11 10:55	09/02/11 19:02	1
Fluoranthene	ND		0.10		ug/L		08/31/11 10:55	09/02/11 19:02	1
Pyrene	ND		0.10		ug/L		08/31/11 10:55	09/02/11 19:02	1
Benzo[a]anthracene	ND		0.10		ug/L		08/31/11 10:55	09/02/11 19:02	1
Chrysene	ND		0.10		ug/L		08/31/11 10:55	09/02/11 19:02	1
Benzo[b]fluoranthene	ND		0.10		ug/L		08/31/11 10:55	09/02/11 19:02	1
Benzo[k]fluoranthene	ND		0.10		ug/L		08/31/11 10:55	09/02/11 19:02	1
Benzo[a]pyrene	ND		0.20		ug/L		08/31/11 10:55	09/02/11 19:02	1
Indeno[1,2,3-cd]pyrene	ND		0.10		ug/L		08/31/11 10:55	09/02/11 19:02	1
Dibenz(a,h)anthracene	ND		0.10		ug/L		08/31/11 10:55	09/02/11 19:02	1
Benzo[g,h,i]perylene	ND		0.10		ug/L		08/31/11 10:55	09/02/11 19:02	1
Surrogate	% Recovery	Qualifier	Limits				Prepared	Analyzed	Dil Fac
Terphenyl-d14	64		20 - 150				08/31/11 10:55	09/02/11 19:02	1

Method: 8021B - Volatile Organic Compounds (GC)

Analyte	Result	Qualifier	RL	MDL	Unit	D	Prepared	Analyzed	Dil Fac
Benzene	ND		0.50		ug/L			09/07/11 07:35	1
Toluene	0.95		0.50		ug/L			09/07/11 07:35	1
Ethylbenzene	ND		0.50		ug/L			09/07/11 07:35	1
m-Xylene & p-Xylene	ND		1.0		ug/L			09/07/11 07:35	1
o-Xylene	ND		1.0		ug/L			09/07/11 07:35	1
Xylenes, Total	ND		1.0		ug/L			09/07/11 07:35	1
Surrogate	% Recovery	Qualifier	Limits				Prepared	Analyzed	Dil Fac
a,a,a-Trifluorotoluene	109		50 - 150					09/07/11 07:35	1
4-Bromofluorobenzene (Surr)	104		80 - 130					09/07/11 07:35	1

Method: NWTPH-Gx - Northwest - Volatile Petroleum Products (GC) - RA

Analyte	Result	Qualifier	RL	MDL	Unit	D	Prepared	Analyzed	Dil Fac
Gasoline	ND		0.050		mg/L			09/08/11 20:43	1
Surrogate	% Recovery	Qualifier	Limits				Prepared	Analyzed	Dil Fac
4-Bromofluorobenzene (Surr)	91		50 - 150					09/08/11 20:43	1

Client Sample Results

Client: Farallon Consulting LLC
Project/Site: Sno Pac

TestAmerica Job ID: 580-28308-1

Client Sample ID: 082511-FB1-GW

Lab Sample ID: 580-28308-3

Date Collected: 08/25/11 12:00

Matrix: Water

Date Received: 08/26/11 15:00

Method: NWTPH-Gx - Northwest - Volatile Petroleum Products (GC) - RA (Continued)

Surrogate	% Recovery	Qualifier	Limits	Prepared	Analyzed	Dil Fac
Trifluorotoluene (Surr)	106		50 - 150		09/08/11 20:43	1

Method: 8082 - Polychlorinated Biphenyls (PCBs) by Gas Chromatography

Analyte	Result	Qualifier	RL	MDL	Unit	D	Prepared	Analyzed	Dil Fac
PCB-1016	ND		0.48		ug/L		08/30/11 13:09	09/09/11 17:13	1
PCB-1221	ND		0.48		ug/L		08/30/11 13:09	09/09/11 17:13	1
PCB-1232	ND		0.48		ug/L		08/30/11 13:09	09/09/11 17:13	1
PCB-1242	ND		0.48		ug/L		08/30/11 13:09	09/09/11 17:13	1
PCB-1248	ND		0.48		ug/L		08/30/11 13:09	09/09/11 17:13	1
PCB-1254	ND		0.48		ug/L		08/30/11 13:09	09/09/11 17:13	1
PCB-1260	ND		0.48		ug/L		08/30/11 13:09	09/09/11 17:13	1

Surrogate	% Recovery	Qualifier	Limits	Prepared	Analyzed	Dil Fac
Tetrachloro-m-xylene	86		60 - 150	08/30/11 13:09	09/09/11 17:13	1
DCB Decachlorobiphenyl	60		40 - 135	08/30/11 13:09	09/09/11 17:13	1

Method: NWTPH-Dx - Northwest - Semi-Volatile Petroleum Products (GC)

Analyte	Result	Qualifier	RL	MDL	Unit	D	Prepared	Analyzed	Dil Fac
#2 Diesel (C10-C24)	0.27	Y	0.12		mg/L		09/06/11 13:43	09/08/11 23:30	1
Motor Oil (>C24-C36)	0.31	Y	0.24		mg/L		09/06/11 13:43	09/08/11 23:30	1

Surrogate	% Recovery	Qualifier	Limits	Prepared	Analyzed	Dil Fac
o-Terphenyl	103		50 - 150	09/06/11 13:43	09/08/11 23:30	1

Method: 6010B - Metals (ICP) - Total Recoverable

Analyte	Result	Qualifier	RL	MDL	Unit	D	Prepared	Analyzed	Dil Fac
Arsenic	0.13		0.060		mg/L		09/07/11 14:03	09/07/11 21:07	1
Cadmium	ND		0.010		mg/L		09/07/11 14:03	09/07/11 21:07	1
Chromium	0.082		0.025		mg/L		09/07/11 14:03	09/07/11 21:07	1
Copper	0.071		0.020		mg/L		09/07/11 14:03	09/07/11 21:07	1
Lead	ND		0.030		mg/L		09/07/11 14:03	09/07/11 21:07	1
Silver	ND		0.020		mg/L		09/07/11 14:03	09/07/11 21:07	1
Zinc	0.27		0.040		mg/L		09/07/11 14:03	09/07/11 21:07	1

Method: 7470A - Mercury (CVAA)

Analyte	Result	Qualifier	RL	MDL	Unit	D	Prepared	Analyzed	Dil Fac
Mercury	ND		0.00020		mg/L		09/09/11 09:44	09/09/11 13:14	1

Client Sample Results

Client: Farallon Consulting LLC
Project/Site: Sno Pac

TestAmerica Job ID: 580-28308-1

Client Sample ID: 082511-FB4-GW

Lab Sample ID: 580-28308-6

Date Collected: 08/25/11 12:50

Matrix: Water

Date Received: 08/26/11 15:00

Method: 8260B - Volatile Organic Compounds (GC/MS)

Analyte	Result	Qualifier	RL	MDL	Unit	D	Prepared	Analyzed	Dil Fac
Dichlorodifluoromethane	ND		1.0		ug/L			09/08/11 17:58	1
Chloromethane	ND		5.0		ug/L			09/08/11 17:58	1
Vinyl chloride	ND		1.0		ug/L			09/08/11 17:58	1
Bromomethane	ND		5.0		ug/L			09/08/11 17:58	1
Chloroethane	ND		5.0		ug/L			09/08/11 17:58	1
Trichlorofluoromethane	ND		1.0		ug/L			09/08/11 17:58	1
1,1-Dichloroethene	ND		1.0		ug/L			09/08/11 17:58	1
Methylene Chloride	ND		3.0		ug/L			09/08/11 17:58	1
trans-1,2-Dichloroethene	ND		1.0		ug/L			09/08/11 17:58	1
1,1-Dichloroethane	ND		1.0		ug/L			09/08/11 17:58	1
2,2-Dichloropropane	ND		1.0		ug/L			09/08/11 17:58	1
cis-1,2-Dichloroethene	ND		1.0		ug/L			09/08/11 17:58	1
Chlorobromomethane	ND		1.0		ug/L			09/08/11 17:58	1
Chloroform	ND		1.0		ug/L			09/08/11 17:58	1
1,1,1-Trichloroethane	ND		1.0		ug/L			09/08/11 17:58	1
Carbon tetrachloride	ND		1.0		ug/L			09/08/11 17:58	1
1,1-Dichloropropene	ND		1.0		ug/L			09/08/11 17:58	1
Benzene	ND		1.0		ug/L			09/08/11 17:58	1
1,2-Dichloroethane	ND		1.0		ug/L			09/08/11 17:58	1
Trichloroethene	ND		1.0		ug/L			09/08/11 17:58	1
1,2-Dichloropropane	ND		1.0		ug/L			09/08/11 17:58	1
Dibromomethane	ND		1.0		ug/L			09/08/11 17:58	1
Dichlorobromomethane	ND		1.0		ug/L			09/08/11 17:58	1
cis-1,3-Dichloropropene	ND		1.0		ug/L			09/08/11 17:58	1
Toluene	ND		1.0		ug/L			09/08/11 17:58	1
trans-1,3-Dichloropropene	ND		1.0		ug/L			09/08/11 17:58	1
1,1,2-Trichloroethane	ND		1.0		ug/L			09/08/11 17:58	1
Tetrachloroethene	ND		1.0		ug/L			09/08/11 17:58	1
1,3-Dichloropropane	ND		1.0		ug/L			09/08/11 17:58	1
Chlorodibromomethane	ND		1.0		ug/L			09/08/11 17:58	1
Ethylene Dibromide	ND		1.0		ug/L			09/08/11 17:58	1
Chlorobenzene	ND		1.0		ug/L			09/08/11 17:58	1
Ethylbenzene	ND		1.0		ug/L			09/08/11 17:58	1
1,1,1,2-Tetrachloroethane	ND		1.0		ug/L			09/08/11 17:58	1
1,1,2,2-Tetrachloroethane	ND		1.0		ug/L			09/08/11 17:58	1
m-Xylene & p-Xylene	ND		2.0		ug/L			09/08/11 17:58	1
o-Xylene	ND		1.0		ug/L			09/08/11 17:58	1
Styrene	ND		1.0		ug/L			09/08/11 17:58	1
Bromoform	ND		1.0		ug/L			09/08/11 17:58	1
Isopropylbenzene	ND		1.0		ug/L			09/08/11 17:58	1
Bromobenzene	ND		1.0		ug/L			09/08/11 17:58	1
N-Propylbenzene	ND		1.0		ug/L			09/08/11 17:58	1
1,2,3-Trichloropropane	ND		1.0		ug/L			09/08/11 17:58	1
2-Chlorotoluene	ND		1.0		ug/L			09/08/11 17:58	1
1,3,5-Trimethylbenzene	ND		1.0		ug/L			09/08/11 17:58	1
4-Chlorotoluene	ND		1.0		ug/L			09/08/11 17:58	1
tert-Butylbenzene	ND		1.0		ug/L			09/08/11 17:58	1
1,2,4-Trimethylbenzene	ND		1.0		ug/L			09/08/11 17:58	1
sec-Butylbenzene	ND		1.0		ug/L			09/08/11 17:58	1
1,3-Dichlorobenzene	ND		1.0		ug/L			09/08/11 17:58	1

Client Sample Results

Client: Farallon Consulting LLC
Project/Site: Sno Pac

TestAmerica Job ID: 580-28308-1

Client Sample ID: 082511-FB4-GW

Lab Sample ID: 580-28308-6

Date Collected: 08/25/11 12:50

Matrix: Water

Date Received: 08/26/11 15:00

Method: 8260B - Volatile Organic Compounds (GC/MS) (Continued)

Analyte	Result	Qualifier	RL	MDL	Unit	D	Prepared	Analyzed	Dil Fac
4-Isopropyltoluene	ND		1.0		ug/L			09/08/11 17:58	1
1,4-Dichlorobenzene	ND		1.0		ug/L			09/08/11 17:58	1
n-Butylbenzene	ND		1.0		ug/L			09/08/11 17:58	1
1,2-Dichlorobenzene	ND		1.0		ug/L			09/08/11 17:58	1
1,2-Dibromo-3-Chloropropane	ND		2.0		ug/L			09/08/11 17:58	1
1,2,4-Trichlorobenzene	ND		1.0		ug/L			09/08/11 17:58	1
1,2,3-Trichlorobenzene	ND		1.0		ug/L			09/08/11 17:58	1
Hexachlorobutadiene	ND		1.0		ug/L			09/08/11 17:58	1
Naphthalene	ND		1.0		ug/L			09/08/11 17:58	1
Methyl tert-butyl ether	ND		1.0		ug/L			09/08/11 17:58	1
Surrogate	% Recovery	Qualifier	Limits				Prepared	Analyzed	Dil Fac
Fluorobenzene (Surr)	104		80 - 120					09/08/11 17:58	1
Toluene-d8 (Surr)	99		85 - 120					09/08/11 17:58	1
Ethylbenzene-d10	99		80 - 120					09/08/11 17:58	1
4-Bromofluorobenzene (Surr)	99		75 - 120					09/08/11 17:58	1
Trifluorotoluene (Surr)	111		80 - 120					09/08/11 17:58	1

Method: 8270C SIM - Semivolatile Organic Compounds (GC/MS SIM)

Analyte	Result	Qualifier	RL	MDL	Unit	D	Prepared	Analyzed	Dil Fac
Naphthalene	ND		0.096		ug/L		08/31/11 10:55	09/02/11 19:22	1
2-Methylnaphthalene	ND		0.13		ug/L		08/31/11 10:55	09/02/11 19:22	1
1-Methylnaphthalene	ND		0.096		ug/L		08/31/11 10:55	09/02/11 19:22	1
Acenaphthylene	ND		0.096		ug/L		08/31/11 10:55	09/02/11 19:22	1
Acenaphthene	ND		0.096		ug/L		08/31/11 10:55	09/02/11 19:22	1
Fluorene	ND		0.096		ug/L		08/31/11 10:55	09/02/11 19:22	1
Phenanthrene	ND		0.096		ug/L		08/31/11 10:55	09/02/11 19:22	1
Anthracene	ND		0.096		ug/L		08/31/11 10:55	09/02/11 19:22	1
Fluoranthene	ND		0.096		ug/L		08/31/11 10:55	09/02/11 19:22	1
Pyrene	ND		0.096		ug/L		08/31/11 10:55	09/02/11 19:22	1
Benzo[a]anthracene	ND		0.096		ug/L		08/31/11 10:55	09/02/11 19:22	1
Chrysene	ND		0.096		ug/L		08/31/11 10:55	09/02/11 19:22	1
Benzo[b]fluoranthene	ND		0.096		ug/L		08/31/11 10:55	09/02/11 19:22	1
Benzo[k]fluoranthene	ND		0.096		ug/L		08/31/11 10:55	09/02/11 19:22	1
Benzo[a]pyrene	ND		0.19		ug/L		08/31/11 10:55	09/02/11 19:22	1
Indeno[1,2,3-cd]pyrene	ND		0.096		ug/L		08/31/11 10:55	09/02/11 19:22	1
Dibenz(a,h)anthracene	ND		0.096		ug/L		08/31/11 10:55	09/02/11 19:22	1
Benzo[g,h,i]perylene	ND		0.096		ug/L		08/31/11 10:55	09/02/11 19:22	1
Surrogate	% Recovery	Qualifier	Limits				Prepared	Analyzed	Dil Fac
Terphenyl-d14	41		20 - 150				08/31/11 10:55	09/02/11 19:22	1

Method: 8082 - Polychlorinated Biphenyls (PCBs) by Gas Chromatography

Analyte	Result	Qualifier	RL	MDL	Unit	D	Prepared	Analyzed	Dil Fac
PCB-1016	ND		0.48		ug/L		08/30/11 13:09	09/09/11 17:27	1
PCB-1221	ND		0.48		ug/L		08/30/11 13:09	09/09/11 17:27	1
PCB-1232	ND		0.48		ug/L		08/30/11 13:09	09/09/11 17:27	1
PCB-1242	ND		0.48		ug/L		08/30/11 13:09	09/09/11 17:27	1
PCB-1248	ND		0.48		ug/L		08/30/11 13:09	09/09/11 17:27	1
PCB-1254	ND		0.48		ug/L		08/30/11 13:09	09/09/11 17:27	1
PCB-1260	ND		0.48		ug/L		08/30/11 13:09	09/09/11 17:27	1

Client Sample Results

Client: Farallon Consulting LLC
Project/Site: Sno Pac

TestAmerica Job ID: 580-28308-1

Client Sample ID: 082511-FB4-GW

Lab Sample ID: 580-28308-6

Date Collected: 08/25/11 12:50

Matrix: Water

Date Received: 08/26/11 15:00

Surrogate	% Recovery	Qualifier	Limits	Prepared	Analyzed	Dil Fac
Tetrachloro-m-xylene	86		60 - 150	08/30/11 13:09	09/09/11 17:27	1
DCB Decachlorobiphenyl	45		40 - 135	08/30/11 13:09	09/09/11 17:27	1

Method: NWTPH-Dx - Northwest - Semi-Volatile Petroleum Products (GC)

Analyte	Result	Qualifier	RL	MDL	Unit	D	Prepared	Analyzed	Dil Fac
#2 Diesel (C10-C24)	0.28	Y	0.12		mg/L		09/06/11 13:43	09/13/11 11:47	1
Motor Oil (>C24-C36)	0.36	Y	0.24		mg/L		09/06/11 13:43	09/13/11 11:47	1

Surrogate	% Recovery	Qualifier	Limits	Prepared	Analyzed	Dil Fac
o-Terphenyl	94		50 - 150	09/06/11 13:43	09/13/11 11:47	1

Method: 6010B - Metals (ICP) - Total Recoverable

Analyte	Result	Qualifier	RL	MDL	Unit	D	Prepared	Analyzed	Dil Fac
Arsenic	ND		0.060		mg/L		09/07/11 14:03	09/07/11 21:20	1
Cadmium	ND		0.010		mg/L		09/07/11 14:03	09/07/11 21:20	1
Chromium	0.045		0.025		mg/L		09/07/11 14:03	09/07/11 21:20	1
Copper	0.056		0.020		mg/L		09/07/11 14:03	09/07/11 21:20	1
Lead	ND		0.030		mg/L		09/07/11 14:03	09/07/11 21:20	1
Silver	ND		0.020		mg/L		09/07/11 14:03	09/07/11 21:20	1
Zinc	0.070		0.040		mg/L		09/07/11 14:03	09/07/11 21:20	1

Method: 7470A - Mercury (CVAA)

Analyte	Result	Qualifier	RL	MDL	Unit	D	Prepared	Analyzed	Dil Fac
Mercury	ND		0.00020		mg/L		09/09/11 09:44	09/09/11 13:15	1

Client Sample Results

Client: Farallon Consulting LLC
Project/Site: Sno Pac

TestAmerica Job ID: 580-28308-1

Client Sample ID: 082511-FB2-GW

Lab Sample ID: 580-28308-10

Date Collected: 08/25/11 15:10

Matrix: Water

Date Received: 08/26/11 15:00

Method: 8260B - Volatile Organic Compounds (GC/MS)

Analyte	Result	Qualifier	RL	MDL	Unit	D	Prepared	Analyzed	Dil Fac
Dichlorodifluoromethane	ND		1.0		ug/L			09/08/11 18:25	1
Chloromethane	ND		5.0		ug/L			09/08/11 18:25	1
Vinyl chloride	ND		1.0		ug/L			09/08/11 18:25	1
Bromomethane	ND		5.0		ug/L			09/08/11 18:25	1
Chloroethane	ND		5.0		ug/L			09/08/11 18:25	1
Trichlorofluoromethane	ND		1.0		ug/L			09/08/11 18:25	1
1,1-Dichloroethene	ND		1.0		ug/L			09/08/11 18:25	1
Methylene Chloride	ND		3.0		ug/L			09/08/11 18:25	1
trans-1,2-Dichloroethene	ND		1.0		ug/L			09/08/11 18:25	1
1,1-Dichloroethane	ND		1.0		ug/L			09/08/11 18:25	1
2,2-Dichloropropane	ND		1.0		ug/L			09/08/11 18:25	1
cis-1,2-Dichloroethene	ND		1.0		ug/L			09/08/11 18:25	1
Chlorobromomethane	ND		1.0		ug/L			09/08/11 18:25	1
Chloroform	ND		1.0		ug/L			09/08/11 18:25	1
1,1,1-Trichloroethane	ND		1.0		ug/L			09/08/11 18:25	1
Carbon tetrachloride	ND		1.0		ug/L			09/08/11 18:25	1
1,1-Dichloropropene	ND		1.0		ug/L			09/08/11 18:25	1
Benzene	ND		1.0		ug/L			09/08/11 18:25	1
1,2-Dichloroethane	ND		1.0		ug/L			09/08/11 18:25	1
Trichloroethene	ND		1.0		ug/L			09/08/11 18:25	1
1,2-Dichloropropane	ND		1.0		ug/L			09/08/11 18:25	1
Dibromomethane	ND		1.0		ug/L			09/08/11 18:25	1
Dichlorobromomethane	ND		1.0		ug/L			09/08/11 18:25	1
cis-1,3-Dichloropropene	ND		1.0		ug/L			09/08/11 18:25	1
Toluene	ND		1.0		ug/L			09/08/11 18:25	1
trans-1,3-Dichloropropene	ND		1.0		ug/L			09/08/11 18:25	1
1,1,2-Trichloroethane	ND		1.0		ug/L			09/08/11 18:25	1
Tetrachloroethene	ND		1.0		ug/L			09/08/11 18:25	1
1,3-Dichloropropane	ND		1.0		ug/L			09/08/11 18:25	1
Chlorodibromomethane	ND		1.0		ug/L			09/08/11 18:25	1
Ethylene Dibromide	ND		1.0		ug/L			09/08/11 18:25	1
Chlorobenzene	ND		1.0		ug/L			09/08/11 18:25	1
Ethylbenzene	ND		1.0		ug/L			09/08/11 18:25	1
1,1,1,2-Tetrachloroethane	ND		1.0		ug/L			09/08/11 18:25	1
1,1,2,2-Tetrachloroethane	ND		1.0		ug/L			09/08/11 18:25	1
m-Xylene & p-Xylene	ND		2.0		ug/L			09/08/11 18:25	1
o-Xylene	ND		1.0		ug/L			09/08/11 18:25	1
Styrene	ND		1.0		ug/L			09/08/11 18:25	1
Bromoform	ND		1.0		ug/L			09/08/11 18:25	1
Isopropylbenzene	ND		1.0		ug/L			09/08/11 18:25	1
Bromobenzene	ND		1.0		ug/L			09/08/11 18:25	1
N-Propylbenzene	ND		1.0		ug/L			09/08/11 18:25	1
1,2,3-Trichloropropane	ND		1.0		ug/L			09/08/11 18:25	1
2-Chlorotoluene	ND		1.0		ug/L			09/08/11 18:25	1
1,3,5-Trimethylbenzene	ND		1.0		ug/L			09/08/11 18:25	1
4-Chlorotoluene	ND		1.0		ug/L			09/08/11 18:25	1
tert-Butylbenzene	ND		1.0		ug/L			09/08/11 18:25	1
1,2,4-Trimethylbenzene	ND		1.0		ug/L			09/08/11 18:25	1
sec-Butylbenzene	ND		1.0		ug/L			09/08/11 18:25	1
1,3-Dichlorobenzene	ND		1.0		ug/L			09/08/11 18:25	1

Client Sample Results

Client: Farallon Consulting LLC
Project/Site: Sno Pac

TestAmerica Job ID: 580-28308-1

Client Sample ID: 082511-FB2-GW

Lab Sample ID: 580-28308-10

Date Collected: 08/25/11 15:10

Matrix: Water

Date Received: 08/26/11 15:00

Method: 8260B - Volatile Organic Compounds (GC/MS) (Continued)

Analyte	Result	Qualifier	RL	MDL	Unit	D	Prepared	Analyzed	Dil Fac
4-Isopropyltoluene	ND		1.0		ug/L			09/08/11 18:25	1
1,4-Dichlorobenzene	ND		1.0		ug/L			09/08/11 18:25	1
n-Butylbenzene	ND		1.0		ug/L			09/08/11 18:25	1
1,2-Dichlorobenzene	ND		1.0		ug/L			09/08/11 18:25	1
1,2-Dibromo-3-Chloropropane	ND		2.0		ug/L			09/08/11 18:25	1
1,2,4-Trichlorobenzene	ND		1.0		ug/L			09/08/11 18:25	1
1,2,3-Trichlorobenzene	ND		1.0		ug/L			09/08/11 18:25	1
Hexachlorobutadiene	ND		1.0		ug/L			09/08/11 18:25	1
Naphthalene	ND		1.0		ug/L			09/08/11 18:25	1
Methyl tert-butyl ether	ND		1.0		ug/L			09/08/11 18:25	1
Surrogate	% Recovery	Qualifier	Limits				Prepared	Analyzed	Dil Fac
Fluorobenzene (Surr)	104		80 - 120					09/08/11 18:25	1
Toluene-d8 (Surr)	101		85 - 120					09/08/11 18:25	1
Ethylbenzene-d10	103		80 - 120					09/08/11 18:25	1
4-Bromofluorobenzene (Surr)	100		75 - 120					09/08/11 18:25	1
Trifluorotoluene (Surr)	108		80 - 120					09/08/11 18:25	1

Method: 8270C SIM - Semivolatile Organic Compounds (GC/MS SIM)

Analyte	Result	Qualifier	RL	MDL	Unit	D	Prepared	Analyzed	Dil Fac
Naphthalene	ND		0.10		ug/L		08/31/11 10:55	09/02/11 19:41	1
2-Methylnaphthalene	ND		0.13		ug/L		08/31/11 10:55	09/02/11 19:41	1
1-Methylnaphthalene	ND		0.10		ug/L		08/31/11 10:55	09/02/11 19:41	1
Acenaphthylene	ND		0.10		ug/L		08/31/11 10:55	09/02/11 19:41	1
Acenaphthene	ND		0.10		ug/L		08/31/11 10:55	09/02/11 19:41	1
Fluorene	ND		0.10		ug/L		08/31/11 10:55	09/02/11 19:41	1
Phenanthrene	ND		0.10		ug/L		08/31/11 10:55	09/02/11 19:41	1
Anthracene	ND		0.10		ug/L		08/31/11 10:55	09/02/11 19:41	1
Fluoranthene	ND		0.10		ug/L		08/31/11 10:55	09/02/11 19:41	1
Pyrene	ND		0.10		ug/L		08/31/11 10:55	09/02/11 19:41	1
Benzo[a]anthracene	ND		0.10		ug/L		08/31/11 10:55	09/02/11 19:41	1
Chrysene	ND		0.10		ug/L		08/31/11 10:55	09/02/11 19:41	1
Benzo[b]fluoranthene	ND		0.10		ug/L		08/31/11 10:55	09/02/11 19:41	1
Benzo[k]fluoranthene	ND		0.10		ug/L		08/31/11 10:55	09/02/11 19:41	1
Benzo[a]pyrene	ND		0.20		ug/L		08/31/11 10:55	09/02/11 19:41	1
Indeno[1,2,3-cd]pyrene	ND		0.10		ug/L		08/31/11 10:55	09/02/11 19:41	1
Dibenz(a,h)anthracene	ND		0.10		ug/L		08/31/11 10:55	09/02/11 19:41	1
Benzo[g,h,i]perylene	ND		0.10		ug/L		08/31/11 10:55	09/02/11 19:41	1
Surrogate	% Recovery	Qualifier	Limits				Prepared	Analyzed	Dil Fac
Terphenyl-d14	63		20 - 150				08/31/11 10:55	09/02/11 19:41	1

Method: NWTPH-Gx - Northwest - Volatile Petroleum Products (GC) - RA

Analyte	Result	Qualifier	RL	MDL	Unit	D	Prepared	Analyzed	Dil Fac
Gasoline	ND		0.050		mg/L			09/08/11 21:05	1
Surrogate	% Recovery	Qualifier	Limits				Prepared	Analyzed	Dil Fac
4-Bromofluorobenzene (Surr)	90		50 - 150					09/08/11 21:05	1
Trifluorotoluene (Surr)	107		50 - 150					09/08/11 21:05	1

Client Sample Results

Client: Farallon Consulting LLC
Project/Site: Sno Pac

TestAmerica Job ID: 580-28308-1

Client Sample ID: 082511-FB2-GW

Lab Sample ID: 580-28308-10

Date Collected: 08/25/11 15:10

Matrix: Water

Date Received: 08/26/11 15:00

Method: 8082 - Polychlorinated Biphenyls (PCBs) by Gas Chromatography

Analyte	Result	Qualifier	RL	MDL	Unit	D	Prepared	Analyzed	Dil Fac
PCB-1016	ND		0.50		ug/L		08/30/11 13:09	09/09/11 17:42	1
PCB-1221	ND		0.50		ug/L		08/30/11 13:09	09/09/11 17:42	1
PCB-1232	ND		0.50		ug/L		08/30/11 13:09	09/09/11 17:42	1
PCB-1242	ND		0.50		ug/L		08/30/11 13:09	09/09/11 17:42	1
PCB-1248	ND		0.50		ug/L		08/30/11 13:09	09/09/11 17:42	1
PCB-1254	ND		0.50		ug/L		08/30/11 13:09	09/09/11 17:42	1
PCB-1260	ND		0.50		ug/L		08/30/11 13:09	09/09/11 17:42	1
Surrogate	% Recovery	Qualifier	Limits				Prepared	Analyzed	Dil Fac
Tetrachloro-m-xylene	107		60 - 150				08/30/11 13:09	09/09/11 17:42	1
DCB Decachlorobiphenyl	60		40 - 135				08/30/11 13:09	09/09/11 17:42	1

Method: NWTPH-Dx - Northwest - Semi-Volatile Petroleum Products (GC)

Analyte	Result	Qualifier	RL	MDL	Unit	D	Prepared	Analyzed	Dil Fac
#2 Diesel (C10-C24)	0.27	Y	0.12		mg/L		09/06/11 13:43	09/13/11 12:11	1
Motor Oil (>C24-C36)	0.43	Y	0.24		mg/L		09/06/11 13:43	09/13/11 12:11	1
Surrogate	% Recovery	Qualifier	Limits				Prepared	Analyzed	Dil Fac
o-Terphenyl	97		50 - 150				09/06/11 13:43	09/13/11 12:11	1

Method: 6010B - Metals (ICP) - Total Recoverable

Analyte	Result	Qualifier	RL	MDL	Unit	D	Prepared	Analyzed	Dil Fac
Arsenic	ND		0.060		mg/L		09/07/11 14:03	09/07/11 21:13	1
Cadmium	ND		0.010		mg/L		09/07/11 14:03	09/07/11 21:13	1
Chromium	0.061		0.025		mg/L		09/07/11 14:03	09/07/11 21:13	1
Copper	0.041		0.020		mg/L		09/07/11 14:03	09/07/11 21:13	1
Lead	ND		0.030		mg/L		09/07/11 14:03	09/07/11 21:13	1
Silver	ND		0.020		mg/L		09/07/11 14:03	09/07/11 21:13	1
Zinc	0.11		0.040		mg/L		09/07/11 14:03	09/07/11 21:13	1

Method: 7470A - Mercury (CVAA)

Analyte	Result	Qualifier	RL	MDL	Unit	D	Prepared	Analyzed	Dil Fac
Mercury	ND		0.00020		mg/L		09/09/11 09:44	09/09/11 13:17	1

Client Sample Results

Client: Farallon Consulting LLC
Project/Site: Sno Pac

TestAmerica Job ID: 580-28308-1

Client Sample ID: 082511-FB3-GW

Lab Sample ID: 580-28308-14

Date Collected: 08/25/11 17:15

Matrix: Water

Date Received: 08/26/11 15:00

Method: 8260B - Volatile Organic Compounds (GC/MS)

Analyte	Result	Qualifier	RL	MDL	Unit	D	Prepared	Analyzed	Dil Fac
Dichlorodifluoromethane	ND		1.0		ug/L			09/08/11 18:51	1
Chloromethane	ND		5.0		ug/L			09/08/11 18:51	1
Vinyl chloride	ND		1.0		ug/L			09/08/11 18:51	1
Bromomethane	ND		5.0		ug/L			09/08/11 18:51	1
Chloroethane	ND		5.0		ug/L			09/08/11 18:51	1
Trichlorofluoromethane	ND		1.0		ug/L			09/08/11 18:51	1
1,1-Dichloroethene	ND		1.0		ug/L			09/08/11 18:51	1
Methylene Chloride	ND		3.0		ug/L			09/08/11 18:51	1
trans-1,2-Dichloroethene	ND		1.0		ug/L			09/08/11 18:51	1
1,1-Dichloroethane	ND		1.0		ug/L			09/08/11 18:51	1
2,2-Dichloropropane	ND		1.0		ug/L			09/08/11 18:51	1
cis-1,2-Dichloroethene	2.0		1.0		ug/L			09/08/11 18:51	1
Chlorobromomethane	ND		1.0		ug/L			09/08/11 18:51	1
Chloroform	ND		1.0		ug/L			09/08/11 18:51	1
1,1,1-Trichloroethane	ND		1.0		ug/L			09/08/11 18:51	1
Carbon tetrachloride	ND		1.0		ug/L			09/08/11 18:51	1
1,1-Dichloropropene	ND		1.0		ug/L			09/08/11 18:51	1
Benzene	ND		1.0		ug/L			09/08/11 18:51	1
1,2-Dichloroethane	ND		1.0		ug/L			09/08/11 18:51	1
Trichloroethene	ND		1.0		ug/L			09/08/11 18:51	1
1,2-Dichloropropane	ND		1.0		ug/L			09/08/11 18:51	1
Dibromomethane	ND		1.0		ug/L			09/08/11 18:51	1
Dichlorobromomethane	ND		1.0		ug/L			09/08/11 18:51	1
cis-1,3-Dichloropropene	ND		1.0		ug/L			09/08/11 18:51	1
Toluene	ND		1.0		ug/L			09/08/11 18:51	1
trans-1,3-Dichloropropene	ND		1.0		ug/L			09/08/11 18:51	1
1,1,2-Trichloroethane	ND		1.0		ug/L			09/08/11 18:51	1
Tetrachloroethene	ND		1.0		ug/L			09/08/11 18:51	1
1,3-Dichloropropane	ND		1.0		ug/L			09/08/11 18:51	1
Chlorodibromomethane	ND		1.0		ug/L			09/08/11 18:51	1
Ethylene Dibromide	ND		1.0		ug/L			09/08/11 18:51	1
Chlorobenzene	ND		1.0		ug/L			09/08/11 18:51	1
Ethylbenzene	ND		1.0		ug/L			09/08/11 18:51	1
1,1,1,2-Tetrachloroethane	ND		1.0		ug/L			09/08/11 18:51	1
1,1,2,2-Tetrachloroethane	ND		1.0		ug/L			09/08/11 18:51	1
m-Xylene & p-Xylene	ND		2.0		ug/L			09/08/11 18:51	1
o-Xylene	ND		1.0		ug/L			09/08/11 18:51	1
Styrene	ND		1.0		ug/L			09/08/11 18:51	1
Bromoform	ND		1.0		ug/L			09/08/11 18:51	1
Isopropylbenzene	ND		1.0		ug/L			09/08/11 18:51	1
Bromobenzene	ND		1.0		ug/L			09/08/11 18:51	1
N-Propylbenzene	ND		1.0		ug/L			09/08/11 18:51	1
1,2,3-Trichloropropane	ND		1.0		ug/L			09/08/11 18:51	1
2-Chlorotoluene	ND		1.0		ug/L			09/08/11 18:51	1
1,3,5-Trimethylbenzene	ND		1.0		ug/L			09/08/11 18:51	1
4-Chlorotoluene	ND		1.0		ug/L			09/08/11 18:51	1
tert-Butylbenzene	ND		1.0		ug/L			09/08/11 18:51	1
1,2,4-Trimethylbenzene	ND		1.0		ug/L			09/08/11 18:51	1
sec-Butylbenzene	ND		1.0		ug/L			09/08/11 18:51	1
1,3-Dichlorobenzene	ND		1.0		ug/L			09/08/11 18:51	1

Client Sample Results

Client: Farallon Consulting LLC
Project/Site: Sno Pac

TestAmerica Job ID: 580-28308-1

Client Sample ID: 082511-FB3-GW

Lab Sample ID: 580-28308-14

Date Collected: 08/25/11 17:15

Matrix: Water

Date Received: 08/26/11 15:00

Method: 8260B - Volatile Organic Compounds (GC/MS) (Continued)

Analyte	Result	Qualifier	RL	MDL	Unit	D	Prepared	Analyzed	Dil Fac
4-Isopropyltoluene	ND		1.0		ug/L			09/08/11 18:51	1
1,4-Dichlorobenzene	ND		1.0		ug/L			09/08/11 18:51	1
n-Butylbenzene	ND		1.0		ug/L			09/08/11 18:51	1
1,2-Dichlorobenzene	ND		1.0		ug/L			09/08/11 18:51	1
1,2-Dibromo-3-Chloropropane	ND		2.0		ug/L			09/08/11 18:51	1
1,2,4-Trichlorobenzene	ND		1.0		ug/L			09/08/11 18:51	1
1,2,3-Trichlorobenzene	ND		1.0		ug/L			09/08/11 18:51	1
Hexachlorobutadiene	ND		1.0		ug/L			09/08/11 18:51	1
Naphthalene	ND		1.0		ug/L			09/08/11 18:51	1
Methyl tert-butyl ether	ND		1.0		ug/L			09/08/11 18:51	1
Surrogate	% Recovery	Qualifier	Limits				Prepared	Analyzed	Dil Fac
Fluorobenzene (Surr)	106		80 - 120					09/08/11 18:51	1
Toluene-d8 (Surr)	95		85 - 120					09/08/11 18:51	1
Ethylbenzene-d10	98		80 - 120					09/08/11 18:51	1
4-Bromofluorobenzene (Surr)	99		75 - 120					09/08/11 18:51	1
Trifluorotoluene (Surr)	109		80 - 120					09/08/11 18:51	1

Method: 8270C SIM - Semivolatile Organic Compounds (GC/MS SIM)

Analyte	Result	Qualifier	RL	MDL	Unit	D	Prepared	Analyzed	Dil Fac
Naphthalene	ND		0.10		ug/L		08/31/11 10:55	09/02/11 20:01	1
2-Methylnaphthalene	ND		0.13		ug/L		08/31/11 10:55	09/02/11 20:01	1
1-Methylnaphthalene	ND		0.10		ug/L		08/31/11 10:55	09/02/11 20:01	1
Acenaphthylene	ND		0.10		ug/L		08/31/11 10:55	09/02/11 20:01	1
Acenaphthene	ND		0.10		ug/L		08/31/11 10:55	09/02/11 20:01	1
Fluorene	ND		0.10		ug/L		08/31/11 10:55	09/02/11 20:01	1
Phenanthrene	ND		0.10		ug/L		08/31/11 10:55	09/02/11 20:01	1
Anthracene	ND		0.10		ug/L		08/31/11 10:55	09/02/11 20:01	1
Fluoranthene	ND		0.10		ug/L		08/31/11 10:55	09/02/11 20:01	1
Pyrene	ND		0.10		ug/L		08/31/11 10:55	09/02/11 20:01	1
Benzo[a]anthracene	ND		0.10		ug/L		08/31/11 10:55	09/02/11 20:01	1
Chrysene	ND		0.10		ug/L		08/31/11 10:55	09/02/11 20:01	1
Benzo[b]fluoranthene	ND		0.10		ug/L		08/31/11 10:55	09/02/11 20:01	1
Benzo[k]fluoranthene	ND		0.10		ug/L		08/31/11 10:55	09/02/11 20:01	1
Benzo[a]pyrene	ND		0.20		ug/L		08/31/11 10:55	09/02/11 20:01	1
Indeno[1,2,3-cd]pyrene	ND		0.10		ug/L		08/31/11 10:55	09/02/11 20:01	1
Dibenz(a,h)anthracene	ND		0.10		ug/L		08/31/11 10:55	09/02/11 20:01	1
Benzo[g,h,i]perylene	ND		0.10		ug/L		08/31/11 10:55	09/02/11 20:01	1
Surrogate	% Recovery	Qualifier	Limits				Prepared	Analyzed	Dil Fac
Terphenyl-d14	77		20 - 150				08/31/11 10:55	09/02/11 20:01	1

Method: NWTPH-Gx - Northwest - Volatile Petroleum Products (GC) - RA

Analyte	Result	Qualifier	RL	MDL	Unit	D	Prepared	Analyzed	Dil Fac
Gasoline	ND		0.050		mg/L			09/08/11 22:12	1
Surrogate	% Recovery	Qualifier	Limits				Prepared	Analyzed	Dil Fac
4-Bromofluorobenzene (Surr)	90		50 - 150					09/08/11 22:12	1
Trifluorotoluene (Surr)	105		50 - 150					09/08/11 22:12	1

Client Sample Results

Client: Farallon Consulting LLC
Project/Site: Sno Pac

TestAmerica Job ID: 580-28308-1

Client Sample ID: 082511-FB3-GW

Lab Sample ID: 580-28308-14

Date Collected: 08/25/11 17:15

Matrix: Water

Date Received: 08/26/11 15:00

Method: 8082 - Polychlorinated Biphenyls (PCBs) by Gas Chromatography

Analyte	Result	Qualifier	RL	MDL	Unit	D	Prepared	Analyzed	Dil Fac
PCB-1016	ND		0.48		ug/L		08/30/11 13:09	09/09/11 17:56	1
PCB-1221	ND		0.48		ug/L		08/30/11 13:09	09/09/11 17:56	1
PCB-1232	ND		0.48		ug/L		08/30/11 13:09	09/09/11 17:56	1
PCB-1242	ND		0.48		ug/L		08/30/11 13:09	09/09/11 17:56	1
PCB-1248	ND		0.48		ug/L		08/30/11 13:09	09/09/11 17:56	1
PCB-1254	ND		0.48		ug/L		08/30/11 13:09	09/09/11 17:56	1
PCB-1260	ND		0.48		ug/L		08/30/11 13:09	09/09/11 17:56	1
Surrogate	% Recovery	Qualifier	Limits				Prepared	Analyzed	Dil Fac
Tetrachloro-m-xylene	88		60 - 150				08/30/11 13:09	09/09/11 17:56	1
DCB Decachlorobiphenyl	59		40 - 135				08/30/11 13:09	09/09/11 17:56	1

Method: NWTPH-Dx - Northwest - Semi-Volatile Petroleum Products (GC)

Analyte	Result	Qualifier	RL	MDL	Unit	D	Prepared	Analyzed	Dil Fac
#2 Diesel (C10-C24)	0.56	Y	0.12		mg/L		09/06/11 13:43	09/13/11 12:35	1
Motor Oil (>C24-C36)	0.52	Y	0.24		mg/L		09/06/11 13:43	09/13/11 12:35	1
Surrogate	% Recovery	Qualifier	Limits				Prepared	Analyzed	Dil Fac
o-Terphenyl	101		50 - 150				09/06/11 13:43	09/13/11 12:35	1

Method: 6010B - Metals (ICP) - Total Recoverable

Analyte	Result	Qualifier	RL	MDL	Unit	D	Prepared	Analyzed	Dil Fac
Arsenic	ND		0.060		mg/L		09/07/11 13:59	09/07/11 20:16	1
Cadmium	ND		0.010		mg/L		09/07/11 13:59	09/07/11 20:16	1
Chromium	ND		0.025		mg/L		09/07/11 13:59	09/07/11 20:16	1
Copper	ND		0.020		mg/L		09/07/11 13:59	09/07/11 20:16	1
Lead	ND		0.030		mg/L		09/07/11 13:59	09/07/11 20:16	1
Silver	ND		0.020		mg/L		09/07/11 13:59	09/07/11 20:16	1
Zinc	ND		0.040		mg/L		09/07/11 13:59	09/07/11 20:16	1

Method: 7470A - Mercury (CVAA)

Analyte	Result	Qualifier	RL	MDL	Unit	D	Prepared	Analyzed	Dil Fac
Mercury	ND		0.00020		mg/L		09/09/11 09:44	09/09/11 13:19	1

Client Sample Results

Client: Farallon Consulting LLC
 Project/Site: Sno Pac

TestAmerica Job ID: 580-28308-1

Client Sample ID: 082511-FB5-GW

Lab Sample ID: 580-28308-18

Date Collected: 08/25/11 19:00

Matrix: Water

Date Received: 08/26/11 15:00

Method: 6010B - Metals (ICP) - Total Recoverable

Analyte	Result	Qualifier	RL	MDL	Unit	D	Prepared	Analyzed	Dil Fac
Arsenic	ND		0.060		mg/L		09/07/11 14:03	09/07/11 21:27	1
Cadmium	ND		0.010		mg/L		09/07/11 14:03	09/07/11 21:27	1
Chromium	ND		0.025		mg/L		09/07/11 14:03	09/07/11 21:27	1
Copper	0.021		0.020		mg/L		09/07/11 14:03	09/07/11 21:27	1
Lead	ND		0.030		mg/L		09/07/11 14:03	09/07/11 21:27	1
Silver	ND		0.020		mg/L		09/07/11 14:03	09/07/11 21:27	1
Zinc	ND		0.040		mg/L		09/07/11 14:03	09/07/11 21:27	1

Method: 7470A - Mercury (CVAA)

Analyte	Result	Qualifier	RL	MDL	Unit	D	Prepared	Analyzed	Dil Fac
Mercury	ND		0.00020		mg/L		09/09/11 09:44	09/09/11 13:20	1

Client Sample Results

Client: Farallon Consulting LLC
Project/Site: Sno Pac

TestAmerica Job ID: 580-28308-1

Client Sample ID: TB-3

Lab Sample ID: 580-28308-20

Date Collected: 08/25/11 11:39

Matrix: Water

Date Received: 08/26/11 15:00

Method: 8260B - Volatile Organic Compounds (GC/MS)

Analyte	Result	Qualifier	RL	MDL	Unit	D	Prepared	Analyzed	Dil Fac
Dichlorodifluoromethane	ND		1.0		ug/L			09/08/11 14:52	1
Chloromethane	ND		5.0		ug/L			09/08/11 14:52	1
Vinyl chloride	ND		1.0		ug/L			09/08/11 14:52	1
Bromomethane	ND		5.0		ug/L			09/08/11 14:52	1
Chloroethane	ND		5.0		ug/L			09/08/11 14:52	1
Trichlorofluoromethane	ND		1.0		ug/L			09/08/11 14:52	1
1,1-Dichloroethene	ND		1.0		ug/L			09/08/11 14:52	1
Methylene Chloride	ND		3.0		ug/L			09/08/11 14:52	1
trans-1,2-Dichloroethene	ND		1.0		ug/L			09/08/11 14:52	1
1,1-Dichloroethane	ND		1.0		ug/L			09/08/11 14:52	1
2,2-Dichloropropane	ND		1.0		ug/L			09/08/11 14:52	1
cis-1,2-Dichloroethene	ND		1.0		ug/L			09/08/11 14:52	1
Chlorobromomethane	ND		1.0		ug/L			09/08/11 14:52	1
Chloroform	ND		1.0		ug/L			09/08/11 14:52	1
1,1,1-Trichloroethane	ND		1.0		ug/L			09/08/11 14:52	1
Carbon tetrachloride	ND		1.0		ug/L			09/08/11 14:52	1
1,1-Dichloropropene	ND		1.0		ug/L			09/08/11 14:52	1
Benzene	ND		1.0		ug/L			09/08/11 14:52	1
1,2-Dichloroethane	ND		1.0		ug/L			09/08/11 14:52	1
Trichloroethene	ND		1.0		ug/L			09/08/11 14:52	1
1,2-Dichloropropane	ND		1.0		ug/L			09/08/11 14:52	1
Dibromomethane	ND		1.0		ug/L			09/08/11 14:52	1
Dichlorobromomethane	ND		1.0		ug/L			09/08/11 14:52	1
cis-1,3-Dichloropropene	ND		1.0		ug/L			09/08/11 14:52	1
Toluene	ND		1.0		ug/L			09/08/11 14:52	1
trans-1,3-Dichloropropene	ND		1.0		ug/L			09/08/11 14:52	1
1,1,2-Trichloroethane	ND		1.0		ug/L			09/08/11 14:52	1
Tetrachloroethene	ND		1.0		ug/L			09/08/11 14:52	1
1,3-Dichloropropane	ND		1.0		ug/L			09/08/11 14:52	1
Chlorodibromomethane	ND		1.0		ug/L			09/08/11 14:52	1
Ethylene Dibromide	ND		1.0		ug/L			09/08/11 14:52	1
Chlorobenzene	ND		1.0		ug/L			09/08/11 14:52	1
Ethylbenzene	ND		1.0		ug/L			09/08/11 14:52	1
1,1,1,2-Tetrachloroethane	ND		1.0		ug/L			09/08/11 14:52	1
1,1,2,2-Tetrachloroethane	ND		1.0		ug/L			09/08/11 14:52	1
m-Xylene & p-Xylene	ND		2.0		ug/L			09/08/11 14:52	1
o-Xylene	ND		1.0		ug/L			09/08/11 14:52	1
Styrene	ND		1.0		ug/L			09/08/11 14:52	1
Bromoform	ND		1.0		ug/L			09/08/11 14:52	1
Isopropylbenzene	ND		1.0		ug/L			09/08/11 14:52	1
Bromobenzene	ND		1.0		ug/L			09/08/11 14:52	1
N-Propylbenzene	ND		1.0		ug/L			09/08/11 14:52	1
1,2,3-Trichloropropane	ND		1.0		ug/L			09/08/11 14:52	1
2-Chlorotoluene	ND		1.0		ug/L			09/08/11 14:52	1
1,3,5-Trimethylbenzene	ND		1.0		ug/L			09/08/11 14:52	1
4-Chlorotoluene	ND		1.0		ug/L			09/08/11 14:52	1
tert-Butylbenzene	ND		1.0		ug/L			09/08/11 14:52	1
1,2,4-Trimethylbenzene	ND		1.0		ug/L			09/08/11 14:52	1
sec-Butylbenzene	ND		1.0		ug/L			09/08/11 14:52	1
1,3-Dichlorobenzene	ND		1.0		ug/L			09/08/11 14:52	1

Client Sample Results

Client: Farallon Consulting LLC
Project/Site: Sno Pac

TestAmerica Job ID: 580-28308-1

Client Sample ID: TB-3

Lab Sample ID: 580-28308-20

Date Collected: 08/25/11 11:39

Matrix: Water

Date Received: 08/26/11 15:00

Method: 8260B - Volatile Organic Compounds (GC/MS) (Continued)

Analyte	Result	Qualifier	RL	MDL	Unit	D	Prepared	Analyzed	Dil Fac
4-Isopropyltoluene	ND		1.0		ug/L			09/08/11 14:52	1
1,4-Dichlorobenzene	ND		1.0		ug/L			09/08/11 14:52	1
n-Butylbenzene	ND		1.0		ug/L			09/08/11 14:52	1
1,2-Dichlorobenzene	ND		1.0		ug/L			09/08/11 14:52	1
1,2-Dibromo-3-Chloropropane	ND		2.0		ug/L			09/08/11 14:52	1
1,2,4-Trichlorobenzene	ND		1.0		ug/L			09/08/11 14:52	1
1,2,3-Trichlorobenzene	ND		1.0		ug/L			09/08/11 14:52	1
Hexachlorobutadiene	ND		1.0		ug/L			09/08/11 14:52	1
Naphthalene	ND		1.0		ug/L			09/08/11 14:52	1
Methyl tert-butyl ether	ND		1.0		ug/L			09/08/11 14:52	1
Surrogate	% Recovery	Qualifier	Limits				Prepared	Analyzed	Dil Fac
Fluorobenzene (Surr)	104		80 - 120					09/08/11 14:52	1
Toluene-d8 (Surr)	100		85 - 120					09/08/11 14:52	1
Ethylbenzene-d10	103		80 - 120					09/08/11 14:52	1
4-Bromofluorobenzene (Surr)	100		75 - 120					09/08/11 14:52	1
Trifluorotoluene (Surr)	109		80 - 120					09/08/11 14:52	1

QC Sample Results

Client: Farallon Consulting LLC
Project/Site: Sno Pac

TestAmerica Job ID: 580-28308-1

Method: 8260B - Volatile Organic Compounds (GC/MS)

Lab Sample ID: MB 580-94922/4

Matrix: Water

Analysis Batch: 94922

Client Sample ID: Method Blank

Prep Type: Total/NA

Analyte	MB Result	MB Qualifier	RL	MDL	Unit	D	Prepared	Analyzed	Dil Fac
Toluene	ND		1.0		ug/L			09/08/11 18:05	1
Surrogate	% Recovery	Qualifier	Limits				Prepared	Analyzed	Dil Fac
Fluorobenzene (Surr)	98		80 - 120					09/08/11 18:05	1
Toluene-d8 (Surr)	101		85 - 120					09/08/11 18:05	1
Ethylbenzene-d10	102		80 - 120					09/08/11 18:05	1
4-Bromofluorobenzene (Surr)	103		75 - 120					09/08/11 18:05	1
Trifluorotoluene (Surr)	106		80 - 120					09/08/11 18:05	1

Lab Sample ID: LCS 580-94922/5

Matrix: Water

Analysis Batch: 94922

Client Sample ID: Lab Control Sample

Prep Type: Total/NA

Analyte	Spike Added	LCS Result	LCS Qualifier	Unit	D	% Rec	% Rec. Limits
Toluene	25.0	24.3		ug/L		97	75 - 120
Surrogate	% Recovery	Qualifier	Limits				
Fluorobenzene (Surr)	98		80 - 120				
Toluene-d8 (Surr)	100		85 - 120				
Ethylbenzene-d10	102		80 - 120				
4-Bromofluorobenzene (Surr)	103		75 - 120				
Trifluorotoluene (Surr)	94		80 - 120				

Lab Sample ID: LCSD 580-94922/6

Matrix: Water

Analysis Batch: 94922

Client Sample ID: Lab Control Sample Dup

Prep Type: Total/NA

Analyte	Spike Added	LCSD Result	LCSD Qualifier	Unit	D	% Rec	% Rec. Limits	RPD	RPD Limit
Toluene	25.0	24.4		ug/L		98	75 - 120	0	30
Surrogate	% Recovery	Qualifier	Limits						
Fluorobenzene (Surr)	98		80 - 120						
Toluene-d8 (Surr)	101		85 - 120						
Ethylbenzene-d10	103		80 - 120						
4-Bromofluorobenzene (Surr)	103		75 - 120						
Trifluorotoluene (Surr)	95		80 - 120						

Lab Sample ID: MB 580-95197/6

Matrix: Water

Analysis Batch: 95197

Client Sample ID: Method Blank

Prep Type: Total/NA

Analyte	MB Result	MB Qualifier	RL	MDL	Unit	D	Prepared	Analyzed	Dil Fac
Dichlorodifluoromethane	ND		1.0		ug/L			09/08/11 13:05	1
Chloromethane	ND		5.0		ug/L			09/08/11 13:05	1
Vinyl chloride	ND		1.0		ug/L			09/08/11 13:05	1
Bromomethane	ND		5.0		ug/L			09/08/11 13:05	1
Chloroethane	ND		5.0		ug/L			09/08/11 13:05	1
Trichlorofluoromethane	ND		1.0		ug/L			09/08/11 13:05	1
1,1-Dichloroethene	ND		1.0		ug/L			09/08/11 13:05	1

QC Sample Results

Client: Farallon Consulting LLC
Project/Site: Sno Pac

TestAmerica Job ID: 580-28308-1

Method: 8260B - Volatile Organic Compounds (GC/MS) (Continued)

Lab Sample ID: MB 580-95197/6

Matrix: Water

Analysis Batch: 95197

Client Sample ID: Method Blank

Prep Type: Total/NA

Analyte	MB	MB	RL	MDL	Unit	D	Prepared	Analyzed	Dil Fac
	Result	Qualifier							
Methylene Chloride	ND		3.0		ug/L			09/08/11 13:05	1
trans-1,2-Dichloroethene	ND		1.0		ug/L			09/08/11 13:05	1
1,1-Dichloroethane	ND		1.0		ug/L			09/08/11 13:05	1
2,2-Dichloropropane	ND		1.0		ug/L			09/08/11 13:05	1
cis-1,2-Dichloroethene	ND		1.0		ug/L			09/08/11 13:05	1
Chlorobromomethane	ND		1.0		ug/L			09/08/11 13:05	1
Chloroform	ND		1.0		ug/L			09/08/11 13:05	1
1,1,1-Trichloroethane	ND		1.0		ug/L			09/08/11 13:05	1
Carbon tetrachloride	ND		1.0		ug/L			09/08/11 13:05	1
1,1-Dichloropropene	ND		1.0		ug/L			09/08/11 13:05	1
Benzene	ND		1.0		ug/L			09/08/11 13:05	1
1,2-Dichloroethane	ND		1.0		ug/L			09/08/11 13:05	1
Trichloroethene	ND		1.0		ug/L			09/08/11 13:05	1
1,2-Dichloropropane	ND		1.0		ug/L			09/08/11 13:05	1
Dibromomethane	ND		1.0		ug/L			09/08/11 13:05	1
Dichlorobromomethane	ND		1.0		ug/L			09/08/11 13:05	1
cis-1,3-Dichloropropene	ND		1.0		ug/L			09/08/11 13:05	1
Toluene	ND		1.0		ug/L			09/08/11 13:05	1
trans-1,3-Dichloropropene	ND		1.0		ug/L			09/08/11 13:05	1
1,1,2-Trichloroethane	ND		1.0		ug/L			09/08/11 13:05	1
Tetrachloroethene	ND		1.0		ug/L			09/08/11 13:05	1
1,3-Dichloropropane	ND		1.0		ug/L			09/08/11 13:05	1
Chlorodibromomethane	ND		1.0		ug/L			09/08/11 13:05	1
Ethylene Dibromide	ND		1.0		ug/L			09/08/11 13:05	1
Chlorobenzene	ND		1.0		ug/L			09/08/11 13:05	1
Ethylbenzene	ND		1.0		ug/L			09/08/11 13:05	1
1,1,1,2-Tetrachloroethane	ND		1.0		ug/L			09/08/11 13:05	1
1,1,2,2-Tetrachloroethane	ND		1.0		ug/L			09/08/11 13:05	1
m-Xylene & p-Xylene	ND		2.0		ug/L			09/08/11 13:05	1
o-Xylene	ND		1.0		ug/L			09/08/11 13:05	1
Styrene	ND		1.0		ug/L			09/08/11 13:05	1
Bromoform	ND		1.0		ug/L			09/08/11 13:05	1
Isopropylbenzene	ND		1.0		ug/L			09/08/11 13:05	1
Bromobenzene	ND		1.0		ug/L			09/08/11 13:05	1
N-Propylbenzene	ND		1.0		ug/L			09/08/11 13:05	1
1,2,3-Trichloropropane	ND		1.0		ug/L			09/08/11 13:05	1
2-Chlorotoluene	ND		1.0		ug/L			09/08/11 13:05	1
1,3,5-Trimethylbenzene	ND		1.0		ug/L			09/08/11 13:05	1
4-Chlorotoluene	ND		1.0		ug/L			09/08/11 13:05	1
tert-Butylbenzene	ND		1.0		ug/L			09/08/11 13:05	1
1,2,4-Trimethylbenzene	ND		1.0		ug/L			09/08/11 13:05	1
sec-Butylbenzene	ND		1.0		ug/L			09/08/11 13:05	1
1,3-Dichlorobenzene	ND		1.0		ug/L			09/08/11 13:05	1
4-Isopropyltoluene	ND		1.0		ug/L			09/08/11 13:05	1
1,4-Dichlorobenzene	ND		1.0		ug/L			09/08/11 13:05	1
n-Butylbenzene	ND		1.0		ug/L			09/08/11 13:05	1
1,2-Dichlorobenzene	ND		1.0		ug/L			09/08/11 13:05	1
1,2-Dibromo-3-Chloropropane	ND		2.0		ug/L			09/08/11 13:05	1
1,2,4-Trichlorobenzene	ND		1.0		ug/L			09/08/11 13:05	1
1,2,3-Trichlorobenzene	ND		1.0		ug/L			09/08/11 13:05	1

QC Sample Results

Client: Farallon Consulting LLC
Project/Site: Sno Pac

TestAmerica Job ID: 580-28308-1

Method: 8260B - Volatile Organic Compounds (GC/MS) (Continued)

Lab Sample ID: MB 580-95197/6

Matrix: Water

Analysis Batch: 95197

Client Sample ID: Method Blank

Prep Type: Total/NA

Analyte	MB Result	MB Qualifier	RL	MDL	Unit	D	Prepared	Analyzed	Dil Fac
Hexachlorobutadiene	ND		1.0		ug/L			09/08/11 13:05	1
Naphthalene	ND		1.0		ug/L			09/08/11 13:05	1
Methyl tert-butyl ether	ND		1.0		ug/L			09/08/11 13:05	1

Surrogate	MB % Recovery	MB Qualifier	Limits	Prepared	Analyzed	Dil Fac
Fluorobenzene (Surr)	105		80 - 120		09/08/11 13:05	1
Toluene-d8 (Surr)	101		85 - 120		09/08/11 13:05	1
Ethylbenzene-d10	103		80 - 120		09/08/11 13:05	1
4-Bromofluorobenzene (Surr)	98		75 - 120		09/08/11 13:05	1
Trifluorotoluene (Surr)	110		80 - 120		09/08/11 13:05	1

Lab Sample ID: LCS 580-95197/8

Matrix: Water

Analysis Batch: 95197

Client Sample ID: Lab Control Sample

Prep Type: Total/NA

Analyte	Spike Added	LCS Result	LCS Qualifier	Unit	D	% Rec	% Rec. Limits
1,1-Dichloroethene	20.0	20.4		ug/L		102	70 - 130
Benzene	20.0	20.3		ug/L		102	80 - 120
Trichloroethene	20.0	20.1		ug/L		101	70 - 125
Toluene	20.0	19.7		ug/L		99	75 - 120
Chlorobenzene	20.0	20.8		ug/L		104	80 - 120

Surrogate	LCS % Recovery	LCS Qualifier	Limits
Fluorobenzene (Surr)	101		80 - 120
Toluene-d8 (Surr)	99		85 - 120
Ethylbenzene-d10	106		80 - 120
4-Bromofluorobenzene (Surr)	100		75 - 120
Trifluorotoluene (Surr)	109		80 - 120

Lab Sample ID: LCSD 580-95197/9

Matrix: Water

Analysis Batch: 95197

Client Sample ID: Lab Control Sample Dup

Prep Type: Total/NA

Analyte	Spike Added	LCSD Result	LCSD Qualifier	Unit	D	% Rec	% Rec. Limits	RPD	RPD Limit
1,1-Dichloroethene	20.0	21.7		ug/L		109	70 - 130	6	30
Benzene	20.0	20.8		ug/L		104	80 - 120	2	30
Trichloroethene	20.0	20.5		ug/L		103	70 - 125	2	30
Toluene	20.0	20.2		ug/L		101	75 - 120	3	30
Chlorobenzene	20.0	20.6		ug/L		103	80 - 120	1	30

Surrogate	LCSD % Recovery	LCSD Qualifier	Limits
Fluorobenzene (Surr)	103		80 - 120
Toluene-d8 (Surr)	99		85 - 120
Ethylbenzene-d10	104		80 - 120
4-Bromofluorobenzene (Surr)	98		75 - 120
Trifluorotoluene (Surr)	113		80 - 120

QC Sample Results

Client: Farallon Consulting LLC
Project/Site: Sno Pac

TestAmerica Job ID: 580-28308-1

Method: 8270C SIM - Semivolatile Organic Compounds (GC/MS SIM)

Lab Sample ID: MB 580-94181/1-A

Matrix: Water

Analysis Batch: 94460

Client Sample ID: Method Blank

Prep Type: Total/NA

Prep Batch: 94181

Analyte	MB Result	MB Qualifier	RL	MDL	Unit	D	Prepared	Analyzed	Dil Fac
Naphthalene	ND		0.10		ug/L		08/31/11 10:55	09/02/11 17:25	1
2-Methylnaphthalene	ND		0.13		ug/L		08/31/11 10:55	09/02/11 17:25	1
1-Methylnaphthalene	ND		0.10		ug/L		08/31/11 10:55	09/02/11 17:25	1
Acenaphthylene	ND		0.10		ug/L		08/31/11 10:55	09/02/11 17:25	1
Acenaphthene	ND		0.10		ug/L		08/31/11 10:55	09/02/11 17:25	1
Fluorene	ND		0.10		ug/L		08/31/11 10:55	09/02/11 17:25	1
Phenanthrene	ND		0.10		ug/L		08/31/11 10:55	09/02/11 17:25	1
Anthracene	ND		0.10		ug/L		08/31/11 10:55	09/02/11 17:25	1
Fluoranthene	ND		0.10		ug/L		08/31/11 10:55	09/02/11 17:25	1
Pyrene	ND		0.10		ug/L		08/31/11 10:55	09/02/11 17:25	1
Benzo[a]anthracene	ND		0.10		ug/L		08/31/11 10:55	09/02/11 17:25	1
Chrysene	ND		0.10		ug/L		08/31/11 10:55	09/02/11 17:25	1
Benzo[b]fluoranthene	ND		0.10		ug/L		08/31/11 10:55	09/02/11 17:25	1
Benzo[k]fluoranthene	ND		0.10		ug/L		08/31/11 10:55	09/02/11 17:25	1
Benzo[a]pyrene	ND		0.20		ug/L		08/31/11 10:55	09/02/11 17:25	1
Indeno[1,2,3-cd]pyrene	ND		0.10		ug/L		08/31/11 10:55	09/02/11 17:25	1
Dibenz(a,h)anthracene	ND		0.10		ug/L		08/31/11 10:55	09/02/11 17:25	1
Benzo[g,h,i]perylene	ND		0.10		ug/L		08/31/11 10:55	09/02/11 17:25	1

Surrogate	MB % Recovery	MB Qualifier	Limits	Prepared	Analyzed	Dil Fac
Terphenyl-d14	90		20 - 150	08/31/11 10:55	09/02/11 17:25	1

Lab Sample ID: LCS 580-94181/2-A

Matrix: Water

Analysis Batch: 94460

Client Sample ID: Lab Control Sample

Prep Type: Total/NA

Prep Batch: 94181

Analyte	Spike Added	LCS Result	LCS Qualifier	Unit	D	% Rec	% Rec. Limits
Naphthalene	10.0	10.3		ug/L		103	50 - 125
2-Methylnaphthalene	10.0	9.92		ug/L		99	60 - 130
1-Methylnaphthalene	10.0	10.6		ug/L		106	50 - 125
Acenaphthylene	9.99	10.1		ug/L		102	60 - 140
Acenaphthene	10.0	9.91		ug/L		99	60 - 125
Fluorene	10.0	9.52		ug/L		95	65 - 125
Phenanthrene	10.0	10.5		ug/L		105	60 - 125
Anthracene	10.0	9.43		ug/L		94	60 - 130
Fluoranthene	10.0	10.9		ug/L		109	70 - 140
Pyrene	10.0	10.9		ug/L		109	65 - 130
Benzo[a]anthracene	10.0	9.98		ug/L		100	65 - 125
Chrysene	10.0	9.52		ug/L		95	65 - 125
Benzo[b]fluoranthene	10.0	9.78		ug/L		98	65 - 130
Benzo[k]fluoranthene	10.0	9.01		ug/L		90	65 - 130
Benzo[a]pyrene	10.0	8.69		ug/L		87	65 - 130
Indeno[1,2,3-cd]pyrene	10.0	12.0		ug/L		120	55 - 140
Dibenz(a,h)anthracene	9.99	12.4		ug/L		125	55 - 135
Benzo[g,h,i]perylene	10.0	11.6		ug/L		116	55 - 130

Surrogate	LCS % Recovery	LCS Qualifier	Limits
Terphenyl-d14	89		20 - 150

QC Sample Results

Client: Farallon Consulting LLC
Project/Site: Sno Pac

TestAmerica Job ID: 580-28308-1

Method: 8270C SIM - Semivolatile Organic Compounds (GC/MS SIM) (Continued)

Lab Sample ID: LCSD 580-94181/21-A

Matrix: Water

Analysis Batch: 94460

Client Sample ID: Lab Control Sample Dup

Prep Type: Total/NA

Prep Batch: 94181

Analyte	Spike Added	LCSD Result	LCSD Qualifier	Unit	D	% Rec	% Rec.		RPD	Limit
							Limits	RPD		
Naphthalene	10.0	10.1		ug/L		101	50 - 125	2	20	
2-Methylnaphthalene	10.0	9.86		ug/L		98	60 - 130	1	20	
1-Methylnaphthalene	10.0	10.4		ug/L		104	50 - 125	2	20	
Acenaphthylene	9.99	10.7		ug/L		107	60 - 140	5	20	
Acenaphthene	10.0	10.4		ug/L		103	60 - 125	4	20	
Fluorene	10.0	10.1		ug/L		101	65 - 125	6	20	
Phenanthrene	10.0	10.9		ug/L		109	60 - 125	4	20	
Anthracene	10.0	10.6		ug/L		106	60 - 130	12	20	
Fluoranthene	10.0	11.2		ug/L		111	70 - 140	3	20	
Pyrene	10.0	11.2		ug/L		112	65 - 130	3	20	
Benzo[a]anthracene	10.0	10.6		ug/L		106	65 - 125	6	20	
Chrysene	10.0	9.82		ug/L		98	65 - 125	3	20	
Benzo[b]fluoranthene	10.0	10.5		ug/L		105	65 - 130	7	20	
Benzo[k]fluoranthene	10.0	9.52		ug/L		95	65 - 130	5	20	
Benzo[a]pyrene	10.0	9.89		ug/L		99	65 - 130	13	20	
Indeno[1,2,3-cd]pyrene	10.0	11.7		ug/L		117	55 - 140	3	20	
Dibenz(a,h)anthracene	9.99	11.9		ug/L		119	55 - 135	5	20	
Benzo[g,h,i]perylene	10.0	11.2		ug/L		112	55 - 130	4	20	

Surrogate	LCSD		Limits
	% Recovery	Qualifier	
Terphenyl-d14	89		20 - 150

Method: 8021B - Volatile Organic Compounds (GC)

Lab Sample ID: MB 580-94689/4

Matrix: Water

Analysis Batch: 94689

Client Sample ID: Method Blank

Prep Type: Total/NA

Analyte	MB MB		RL	MDL	Unit	D	Prepared	Analyzed	Dil Fac
	Result	Qualifier							
Benzene	ND		0.50		ug/L		09/06/11 23:16		1
Toluene	ND		0.50		ug/L		09/06/11 23:16		1
Ethylbenzene	ND		0.50		ug/L		09/06/11 23:16		1
m-Xylene & p-Xylene	ND		1.0		ug/L		09/06/11 23:16		1
o-Xylene	ND		1.0		ug/L		09/06/11 23:16		1
Xylenes, Total	ND		1.0		ug/L		09/06/11 23:16		1

Surrogate	MB MB		Limits	Prepared	Analyzed	Dil Fac
	% Recovery	Qualifier				
a,a,a-Trifluorotoluene	109		50 - 150		09/06/11 23:16	1
4-Bromofluorobenzene (Surr)	102		80 - 130		09/06/11 23:16	1

Lab Sample ID: LCS 580-94689/5

Matrix: Water

Analysis Batch: 94689

Client Sample ID: Lab Control Sample

Prep Type: Total/NA

Analyte	Spike Added	LCS Result	LCS Qualifier	Unit	D	% Rec	% Rec.	
							Limits	RPD
Benzene	25.0	24.0		ug/L		96	80 - 125	
Toluene	25.0	24.1		ug/L		96	80 - 120	
Ethylbenzene	25.0	23.6		ug/L		94	80 - 125	
m-Xylene & p-Xylene	50.0	48.6		ug/L		97	75 - 120	

QC Sample Results

Client: Farallon Consulting LLC
Project/Site: Sno Pac

TestAmerica Job ID: 580-28308-1

Method: 8021B - Volatile Organic Compounds (GC) (Continued)

Lab Sample ID: LCS 580-94689/5

Matrix: Water

Analysis Batch: 94689

Client Sample ID: Lab Control Sample

Prep Type: Total/NA

Analyte	Spike Added	LCS Result	LCS Qualifier	Unit	D	% Rec	% Rec. Limits
o-Xylene	25.0	24.0		ug/L		96	75 - 120

Surrogate	% Recovery	Qualifier	Limits
a,a,a-Trifluorotoluene	102		50 - 150
4-Bromofluorobenzene (Surr)	100		80 - 130

Lab Sample ID: LCSD 580-94689/6

Matrix: Water

Analysis Batch: 94689

Client Sample ID: Lab Control Sample Dup

Prep Type: Total/NA

Analyte	Spike Added	LCSD Result	LCSD Qualifier	Unit	D	% Rec	% Rec. Limits	RPD	Limit
Benzene	25.0	23.3		ug/L		93	80 - 125	3	20
Toluene	25.0	23.2		ug/L		93	80 - 120	4	20
Ethylbenzene	25.0	22.8		ug/L		91	80 - 125	3	20
m-Xylene & p-Xylene	50.0	46.8		ug/L		94	75 - 120	4	20
o-Xylene	25.0	23.2		ug/L		93	75 - 120	3	20

Surrogate	% Recovery	Qualifier	Limits
a,a,a-Trifluorotoluene	96		50 - 150
4-Bromofluorobenzene (Surr)	100		80 - 130

Method: NWTPH-Gx - Northwest - Volatile Petroleum Products (GC)

Lab Sample ID: MB 580-94921/5

Matrix: Water

Analysis Batch: 94921

Client Sample ID: Method Blank

Prep Type: Total/NA

Analyte	MB Result	MB Qualifier	RL	MDL	Unit	D	Prepared	Analyzed	Dil Fac
Gasoline	ND		0.050		mg/L			09/08/11 18:05	1

Surrogate	% Recovery	Qualifier	Limits	Prepared	Analyzed	Dil Fac
4-Bromofluorobenzene (Surr)	90		50 - 150		09/08/11 18:05	1
Trifluorotoluene (Surr)	110		50 - 150		09/08/11 18:05	1

Lab Sample ID: LCS 580-94921/6

Matrix: Water

Analysis Batch: 94921

Client Sample ID: Lab Control Sample

Prep Type: Total/NA

Analyte	Spike Added	LCS Result	LCS Qualifier	Unit	D	% Rec	% Rec. Limits
Gasoline	1.00	0.849		mg/L		85	79 - 110

Surrogate	% Recovery	Qualifier	Limits
4-Bromofluorobenzene (Surr)	92		50 - 150
Trifluorotoluene (Surr)	96		50 - 150

QC Sample Results

Client: Farallon Consulting LLC
Project/Site: Sno Pac

TestAmerica Job ID: 580-28308-1

Method: NWTPH-Gx - Northwest - Volatile Petroleum Products (GC) (Continued)

Lab Sample ID: LCSD 580-94921/7

Matrix: Water

Analysis Batch: 94921

Client Sample ID: Lab Control Sample Dup

Prep Type: Total/NA

Analyte	Spike Added	LCSD Result	LCSD Qualifier	Unit	D	% Rec	% Rec. Limits	RPD	RPD Limit
Gasoline	1.00	0.877		mg/L		88	79 - 110	3	20

Surrogate	LCSD % Recovery	LCSD Qualifier	Limits
4-Bromofluorobenzene (Surr)	92		50 - 150
Trifluorotoluene (Surr)	100		50 - 150

Method: 8082 - Polychlorinated Biphenyls (PCBs) by Gas Chromatography

Lab Sample ID: MB 580-94103/1-A

Matrix: Water

Analysis Batch: 94959

Client Sample ID: Method Blank

Prep Type: Total/NA

Prep Batch: 94103

Analyte	MB Result	MB Qualifier	RL	MDL	Unit	D	Prepared	Analyzed	Dil Fac
PCB-1016	ND		0.50		ug/L		08/30/11 13:09	09/09/11 16:31	1
PCB-1221	ND		0.50		ug/L		08/30/11 13:09	09/09/11 16:31	1
PCB-1232	ND		0.50		ug/L		08/30/11 13:09	09/09/11 16:31	1
PCB-1242	ND		0.50		ug/L		08/30/11 13:09	09/09/11 16:31	1
PCB-1248	ND		0.50		ug/L		08/30/11 13:09	09/09/11 16:31	1
PCB-1254	ND		0.50		ug/L		08/30/11 13:09	09/09/11 16:31	1
PCB-1260	ND		0.50		ug/L		08/30/11 13:09	09/09/11 16:31	1

Surrogate	MB % Recovery	MB Qualifier	Limits	Prepared	Analyzed	Dil Fac
Tetrachloro-m-xylene	97		60 - 150	08/30/11 13:09	09/09/11 16:31	1
DCB Decachlorobiphenyl	60		40 - 135	08/30/11 13:09	09/09/11 16:31	1

Lab Sample ID: LCS 580-94103/2-A

Matrix: Water

Analysis Batch: 94959

Client Sample ID: Lab Control Sample

Prep Type: Total/NA

Prep Batch: 94103

Analyte	Spike Added	LCS Result	LCS Qualifier	Unit	D	% Rec	% Rec. Limits
PCB-1016	1.00	0.908		ug/L		91	25 - 145
PCB-1260	1.00	0.876		ug/L		88	30 - 145

Surrogate	LCS % Recovery	LCS Qualifier	Limits
Tetrachloro-m-xylene	92		60 - 150
DCB Decachlorobiphenyl	77		40 - 135

Lab Sample ID: LCSD 580-94103/3-A

Matrix: Water

Analysis Batch: 94959

Client Sample ID: Lab Control Sample Dup

Prep Type: Total/NA

Prep Batch: 94103

Analyte	Spike Added	LCSD Result	LCSD Qualifier	Unit	D	% Rec	% Rec. Limits	RPD	RPD Limit
PCB-1016	1.00	0.818		ug/L		82	25 - 145	10	27
PCB-1260	1.00	0.825		ug/L		83	30 - 145	6	22

Surrogate	LCSD % Recovery	LCSD Qualifier	Limits
Tetrachloro-m-xylene	82		60 - 150
DCB Decachlorobiphenyl	67		40 - 135

QC Sample Results

Client: Farallon Consulting LLC
Project/Site: Sno Pac

TestAmerica Job ID: 580-28308-1

Method: NWTPH-Dx - Northwest - Semi-Volatile Petroleum Products (GC)

Lab Sample ID: MB 580-94654/1-A

Matrix: Water

Analysis Batch: 94839

Client Sample ID: Method Blank

Prep Type: Total/NA

Prep Batch: 94654

Analyte	MB Result	MB Qualifier	RL	MDL	Unit	D	Prepared	Analyzed	Dil Fac
#2 Diesel (C10-C24)	ND		0.13		mg/L		09/06/11 13:42	09/08/11 21:53	1
Motor Oil (>C24-C36)	ND		0.25		mg/L		09/06/11 13:42	09/08/11 21:53	1

Surrogate	MB % Recovery	MB Qualifier	Limits	Prepared	Analyzed	Dil Fac
<i>o</i> -Terphenyl	100		50 - 150	09/06/11 13:42	09/08/11 21:53	1

Lab Sample ID: MB 580-94654/1-A

Matrix: Water

Analysis Batch: 95214

Client Sample ID: Method Blank

Prep Type: Total/NA

Prep Batch: 94654

Analyte	MB Result	MB Qualifier	RL	MDL	Unit	D	Prepared	Analyzed	Dil Fac
#2 Diesel (C10-C24)	ND		0.13		mg/L		09/06/11 13:42	09/13/11 10:34	1
Motor Oil (>C24-C36)	ND		0.25		mg/L		09/06/11 13:42	09/13/11 10:34	1

Surrogate	MB % Recovery	MB Qualifier	Limits	Prepared	Analyzed	Dil Fac
<i>o</i> -Terphenyl	97		50 - 150	09/06/11 13:42	09/13/11 10:34	1

Lab Sample ID: LCS 580-94654/2-A

Matrix: Water

Analysis Batch: 94839

Client Sample ID: Lab Control Sample

Prep Type: Total/NA

Prep Batch: 94654

Analyte	Spike Added	LCS Result	LCS Qualifier	Unit	D	% Rec	% Rec. Limits
#2 Diesel (C10-C24)	5.00	4.99		mg/L		100	70 - 140
Motor Oil (>C24-C36)	5.00	5.00		mg/L		100	66 - 125

Surrogate	LCS % Recovery	LCS Qualifier	Limits
<i>o</i> -Terphenyl	90		50 - 150

Lab Sample ID: LCS 580-94654/2-A

Matrix: Water

Analysis Batch: 95214

Client Sample ID: Lab Control Sample

Prep Type: Total/NA

Prep Batch: 94654

Analyte	Spike Added	LCS Result	LCS Qualifier	Unit	D	% Rec	% Rec. Limits
#2 Diesel (C10-C24)	5.00	4.89		mg/L		98	70 - 140
Motor Oil (>C24-C36)	5.00	5.17		mg/L		103	66 - 125

Surrogate	LCS % Recovery	LCS Qualifier	Limits
<i>o</i> -Terphenyl	84		50 - 150

Lab Sample ID: LCSD 580-94654/3-A

Matrix: Water

Analysis Batch: 94839

Client Sample ID: Lab Control Sample Dup

Prep Type: Total/NA

Prep Batch: 94654

Analyte	Spike Added	LCSD Result	LCSD Qualifier	Unit	D	% Rec	% Rec. Limits	RPD	RPD Limit
#2 Diesel (C10-C24)	5.00	5.22		mg/L		104	70 - 140	4	27
Motor Oil (>C24-C36)	5.00	5.23		mg/L		105	66 - 125	4	27

QC Sample Results

Client: Farallon Consulting LLC
Project/Site: Sno Pac

TestAmerica Job ID: 580-28308-1

Method: NWTPH-Dx - Northwest - Semi-Volatile Petroleum Products (GC) (Continued)

Lab Sample ID: LCSD 580-94654/3-A
Matrix: Water
Analysis Batch: 94839

Client Sample ID: Lab Control Sample Dup
Prep Type: Total/NA
Prep Batch: 94654

Surrogate	% Recovery	Qualifier	Limits
<i>o</i> -Terphenyl	94		50 - 150

Lab Sample ID: LCSD 580-94654/3-A
Matrix: Water
Analysis Batch: 95214

Client Sample ID: Lab Control Sample Dup
Prep Type: Total/NA
Prep Batch: 94654

Analyte	Spike Added	LCSD Result	LCSD Qualifier	Unit	D	% Rec	% Rec. Limits	RPD	RPD Limit
#2 Diesel (C10-C24)	5.00	5.16		mg/L		103	70 - 140	5	27
Motor Oil (>C24-C36)	5.00	5.45		mg/L		109	66 - 125	5	27

Surrogate	% Recovery	Qualifier	Limits
<i>o</i> -Terphenyl	90		50 - 150

Method: 6010B - Metals (ICP)

Lab Sample ID: MB 580-94762/21-A
Matrix: Water
Analysis Batch: 94885

Client Sample ID: Method Blank
Prep Type: Total Recoverable
Prep Batch: 94762

Analyte	MB Result	MB Qualifier	RL	MDL	Unit	D	Prepared	Analyzed	Dil Fac
Arsenic	ND		0.060		mg/L		09/07/11 14:03	09/07/11 19:49	1
Cadmium	ND		0.010		mg/L		09/07/11 14:03	09/07/11 19:49	1
Chromium	ND		0.025		mg/L		09/07/11 14:03	09/07/11 19:49	1
Copper	ND		0.020		mg/L		09/07/11 14:03	09/07/11 19:49	1
Lead	ND		0.030		mg/L		09/07/11 14:03	09/07/11 19:49	1
Silver	ND		0.020		mg/L		09/07/11 14:03	09/07/11 19:49	1
Zinc	ND		0.040		mg/L		09/07/11 14:03	09/07/11 19:49	1

Lab Sample ID: LCS 580-94762/22-A
Matrix: Water
Analysis Batch: 94885

Client Sample ID: Lab Control Sample
Prep Type: Total Recoverable
Prep Batch: 94762

Analyte	Spike Added	LCS Result	LCS Qualifier	Unit	D	% Rec	% Rec. Limits
Arsenic	4.00	4.03		mg/L		101	80 - 120
Cadmium	0.100	0.110		mg/L		110	80 - 120
Chromium	0.400	0.400		mg/L		100	80 - 120
Copper	0.500	0.494		mg/L		99	80 - 120
Lead	1.00	0.992		mg/L		99	80 - 120
Silver	0.600	0.618		mg/L		103	80 - 120
Zinc	1.00	0.996		mg/L		100	80 - 120

Lab Sample ID: LCSD 580-94762/23-A
Matrix: Water
Analysis Batch: 94885

Client Sample ID: Lab Control Sample Dup
Prep Type: Total Recoverable
Prep Batch: 94762

Analyte	Spike Added	LCSD Result	LCSD Qualifier	Unit	D	% Rec	% Rec. Limits	RPD	RPD Limit
Arsenic	4.00	3.97		mg/L		99	80 - 120	2	20
Cadmium	0.100	0.108		mg/L		108	80 - 120	1	20
Chromium	0.400	0.387		mg/L		97	80 - 120	3	20

QC Sample Results

Client: Farallon Consulting LLC
Project/Site: Sno Pac

TestAmerica Job ID: 580-28308-1

Method: 6010B - Metals (ICP) (Continued)

Lab Sample ID: LCSD 580-94762/23-A

Matrix: Water

Analysis Batch: 94885

Client Sample ID: Lab Control Sample Dup

Prep Type: Total Recoverable

Prep Batch: 94762

Analyte	Spike Added	LCSD		Unit	D	% Rec	% Rec.		RPD	Limit
		Result	Qualifier				Limits	RPD		
Copper	0.500	0.484		mg/L		97	80 - 120	2	20	
Lead	1.00	0.984		mg/L		98	80 - 120	1	20	
Silver	0.600	0.621		mg/L		103	80 - 120	1	20	
Zinc	1.00	0.978		mg/L		98	80 - 120	2	20	

Lab Sample ID: 580-28308-14 MS

Matrix: Water

Analysis Batch: 94885

Client Sample ID: 082511-FB3-GW

Prep Type: Total Recoverable

Prep Batch: 94762

Analyte	Sample Result	Sample Qualifier	Spike Added	MS		Unit	D	% Rec	% Rec.		RPD	Limit
				Result	Qualifier				Limits	RPD		
Arsenic	ND		4.00	4.07		mg/L		102	80 - 120			
Cadmium	ND		0.100	0.110		mg/L		110	80 - 120			
Chromium	ND		0.400	0.403		mg/L		98	80 - 120			
Copper	ND		0.500	0.503		mg/L		99	80 - 120			
Lead	ND		1.00	1.01		mg/L		101	80 - 120			
Silver	ND		0.600	0.599		mg/L		100	80 - 120			
Zinc	ND		1.00	1.02		mg/L		100	80 - 120			

Lab Sample ID: 580-28308-14 MSD

Matrix: Water

Analysis Batch: 94885

Client Sample ID: 082511-FB3-GW

Prep Type: Total Recoverable

Prep Batch: 94762

Analyte	Sample Result	Sample Qualifier	Spike Added	MSD		Unit	D	% Rec	% Rec.		RPD	Limit
				Result	Qualifier				Limits	RPD		
Arsenic	ND		4.00	3.90		mg/L		98	80 - 120	4	20	
Cadmium	ND		0.100	0.105		mg/L		105	80 - 120	4	20	
Chromium	ND		0.400	0.388		mg/L		94	80 - 120	4	20	
Copper	ND		0.500	0.482		mg/L		94	80 - 120	4	20	
Lead	ND		1.00	0.973		mg/L		97	80 - 120	4	20	
Silver	ND		0.600	0.567		mg/L		95	80 - 120	5	20	
Zinc	ND		1.00	0.977		mg/L		96	80 - 120	4	20	

Lab Sample ID: 580-28308-14 DU

Matrix: Water

Analysis Batch: 94885

Client Sample ID: 082511-FB3-GW

Prep Type: Total Recoverable

Prep Batch: 94762

Analyte	Sample Result	Sample Qualifier	DU		Unit	D	RPD	Limit
			Result	Qualifier				
Arsenic	ND		ND		mg/L		NC	20
Cadmium	ND		ND		mg/L		NC	20
Chromium	ND		ND		mg/L		NC	20
Copper	ND		ND		mg/L		NC	20
Lead	ND		ND		mg/L		NC	20
Silver	ND		ND		mg/L		NC	20
Zinc	ND		ND		mg/L		NC	20

QC Sample Results

Client: Farallon Consulting LLC
Project/Site: Sno Pac

TestAmerica Job ID: 580-28308-1

Method: 7470A - Mercury (CVAA)

Lab Sample ID: MB 580-94751/16-B

Matrix: Water

Analysis Batch: 95038

Client Sample ID: Method Blank

Prep Type: Total/NA

Prep Batch: 94983

Analyte	MB Result	MB Qualifier	RL	MDL	Unit	D	Prepared	Analyzed	Dil Fac
Mercury	ND		0.00020		mg/L		09/09/11 09:44	09/09/11 12:54	1

Lab Sample ID: LCS 580-94983/24-A

Matrix: Water

Analysis Batch: 95038

Client Sample ID: Lab Control Sample

Prep Type: Total/NA

Prep Batch: 94983

Analyte	Spike Added	LCS Result	LCS Qualifier	Unit	D	% Rec	% Rec. Limits
Mercury	0.00200	0.00217		mg/L		109	80 - 120

Lab Sample ID: LCSD 580-94983/25-A

Matrix: Water

Analysis Batch: 95038

Client Sample ID: Lab Control Sample Dup

Prep Type: Total/NA

Prep Batch: 94983

Analyte	Spike Added	LCSD Result	LCSD Qualifier	Unit	D	% Rec	% Rec. Limits	RPD	Limit
Mercury	0.00200	0.00209		mg/L		104	80 - 120	4	20

Lab Chronicle

Client: Farallon Consulting LLC
Project/Site: Sno Pac

TestAmerica Job ID: 580-28308-1

Client Sample ID: 082511-FB1-GW

Lab Sample ID: 580-28308-3

Date Collected: 08/25/11 12:00

Matrix: Water

Date Received: 08/26/11 15:00

Prep Type	Batch Type	Batch Method	Run	Dilution Factor	Batch Number	Prepared Or Analyzed	Analyst	Lab
Total/NA	Analysis	8260B	RA	1	94922	09/08/11 20:43	JMB	TAL SEA
Total/NA	Prep	3520C			94181	08/31/11 10:55	MT	TAL SEA
Total/NA	Analysis	8270C SIM		1	94460	09/02/11 19:02	AP	TAL SEA
Total/NA	Analysis	8021B		1	94689	09/07/11 07:35	JMB	TAL SEA
Total/NA	Analysis	NWTPH-Gx	RA	1	94921	09/08/11 20:43	JMB	TAL SEA
Total/NA	Prep	3520C			94654	09/06/11 13:43	RS	TAL SEA
Total/NA	Analysis	NWTPH-Dx		1	94839	09/08/11 23:30	ES	TAL SEA
Total/NA	Prep	3510C			94103	08/30/11 13:09	RS	TAL SEA
Total/NA	Analysis	8082		1	94959	09/09/11 17:13	BT	TAL SEA
Total Recoverable	Prep	3005A			94762	09/07/11 14:03	PAB	TAL SEA
Total Recoverable	Analysis	6010B		1	94885	09/07/11 21:07	SP	TAL SEA
Total/NA	Prep	7470A			94983	09/09/11 09:44	ZF	TAL SEA
Total/NA	Analysis	7470A		1	95038	09/09/11 13:14	FCW	TAL SEA

Client Sample ID: 082511-FB4-GW

Lab Sample ID: 580-28308-6

Date Collected: 08/25/11 12:50

Matrix: Water

Date Received: 08/26/11 15:00

Prep Type	Batch Type	Batch Method	Run	Dilution Factor	Batch Number	Prepared Or Analyzed	Analyst	Lab
Total/NA	Analysis	8260B		1	95197	09/08/11 17:58	MAT	TAL SEA
Total/NA	Prep	3520C			94181	08/31/11 10:55	MT	TAL SEA
Total/NA	Analysis	8270C SIM		1	94460	09/02/11 19:22	AP	TAL SEA
Total/NA	Prep	3510C			94103	08/30/11 13:09	RS	TAL SEA
Total/NA	Analysis	8082		1	94959	09/09/11 17:27	BT	TAL SEA
Total/NA	Prep	3520C			94654	09/06/11 13:43	RS	TAL SEA
Total/NA	Analysis	NWTPH-Dx		1	95214	09/13/11 11:47	ES	TAL SEA
Total Recoverable	Prep	3005A			94762	09/07/11 14:03	PAB	TAL SEA
Total Recoverable	Analysis	6010B		1	94885	09/07/11 21:20	SP	TAL SEA
Total/NA	Prep	7470A			94983	09/09/11 09:44	ZF	TAL SEA
Total/NA	Analysis	7470A		1	95038	09/09/11 13:15	FCW	TAL SEA

Client Sample ID: 082511-FB2-GW

Lab Sample ID: 580-28308-10

Date Collected: 08/25/11 15:10

Matrix: Water

Date Received: 08/26/11 15:00

Prep Type	Batch Type	Batch Method	Run	Dilution Factor	Batch Number	Prepared Or Analyzed	Analyst	Lab
Total/NA	Analysis	8260B		1	95197	09/08/11 18:25	MAT	TAL SEA
Total/NA	Prep	3520C			94181	08/31/11 10:55	MT	TAL SEA
Total/NA	Analysis	8270C SIM		1	94460	09/02/11 19:41	AP	TAL SEA
Total/NA	Analysis	NWTPH-Gx	RA	1	94921	09/08/11 21:05	JMB	TAL SEA
Total/NA	Prep	3510C			94103	08/30/11 13:09	RS	TAL SEA
Total/NA	Analysis	8082		1	94959	09/09/11 17:42	BT	TAL SEA
Total/NA	Prep	3520C			94654	09/06/11 13:43	RS	TAL SEA
Total/NA	Analysis	NWTPH-Dx		1	95214	09/13/11 12:11	ES	TAL SEA

Lab Chronicle

Client: Farallon Consulting LLC
Project/Site: Sno Pac

TestAmerica Job ID: 580-28308-1

Client Sample ID: 082511-FB2-GW

Lab Sample ID: 580-28308-10

Date Collected: 08/25/11 15:10

Matrix: Water

Date Received: 08/26/11 15:00

Prep Type	Batch Type	Batch Method	Run	Dilution Factor	Batch Number	Prepared Or Analyzed	Analyst	Lab
Total Recoverable	Prep	3005A			94762	09/07/11 14:03	PAB	TAL SEA
Total Recoverable	Analysis	6010B		1	94885	09/07/11 21:13	SP	TAL SEA
Total/NA	Prep	7470A			94983	09/09/11 09:44	ZF	TAL SEA
Total/NA	Analysis	7470A		1	95038	09/09/11 13:17	FCW	TAL SEA

Client Sample ID: 082511-FB3-GW

Lab Sample ID: 580-28308-14

Date Collected: 08/25/11 17:15

Matrix: Water

Date Received: 08/26/11 15:00

Prep Type	Batch Type	Batch Method	Run	Dilution Factor	Batch Number	Prepared Or Analyzed	Analyst	Lab
Total/NA	Analysis	8260B		1	95197	09/08/11 18:51	MAT	TAL SEA
Total/NA	Prep	3520C			94181	08/31/11 10:55	MT	TAL SEA
Total/NA	Analysis	8270C SIM		1	94460	09/02/11 20:01	AP	TAL SEA
Total/NA	Analysis	NWTPH-Gx	RA	1	94921	09/08/11 22:12	JMB	TAL SEA
Total/NA	Prep	3510C			94103	08/30/11 13:09	RS	TAL SEA
Total/NA	Analysis	8082		1	94959	09/09/11 17:56	BT	TAL SEA
Total/NA	Prep	3520C			94654	09/06/11 13:43	RS	TAL SEA
Total/NA	Analysis	NWTPH-Dx		1	95214	09/13/11 12:35	ES	TAL SEA
Total Recoverable	Prep	3005A			94762	09/07/11 13:59	PAB	TAL SEA
Total Recoverable	Analysis	6010B		1	94885	09/07/11 20:16	SP	TAL SEA
Total/NA	Prep	7470A			94983	09/09/11 09:44	ZF	TAL SEA
Total/NA	Analysis	7470A		1	95038	09/09/11 13:19	FCW	TAL SEA

Client Sample ID: 082511-FB5-GW

Lab Sample ID: 580-28308-18

Date Collected: 08/25/11 19:00

Matrix: Water

Date Received: 08/26/11 15:00

Prep Type	Batch Type	Batch Method	Run	Dilution Factor	Batch Number	Prepared Or Analyzed	Analyst	Lab
Total Recoverable	Prep	3005A			94762	09/07/11 14:03	PAB	TAL SEA
Total Recoverable	Analysis	6010B		1	94885	09/07/11 21:27	SP	TAL SEA
Total/NA	Prep	7470A			94983	09/09/11 09:44	ZF	TAL SEA
Total/NA	Analysis	7470A		1	95038	09/09/11 13:20	FCW	TAL SEA

Client Sample ID: TB-3

Lab Sample ID: 580-28308-20

Date Collected: 08/25/11 11:39

Matrix: Water

Date Received: 08/26/11 15:00

Prep Type	Batch Type	Batch Method	Run	Dilution Factor	Batch Number	Prepared Or Analyzed	Analyst	Lab
Total/NA	Analysis	8260B		1	95197	09/08/11 14:52	MAT	TAL SEA

Laboratory References:

TAL SEA = TestAmerica Seattle, 5755 8th Street East, Tacoma, WA 98424, TEL (253)922-2310

Certification Summary

Client: Farallon Consulting LLC
Project/Site: Sno Pac

TestAmerica Job ID: 580-28308-1

Laboratory	Authority	Program	EPA Region	Certification ID
TestAmerica Seattle	Alaska	Alaska UST	10	UST-022
TestAmerica Seattle	Alaska	TA-Port Heiden Mobile Lab	10	UST-093
TestAmerica Seattle	California	NELAC	9	1115CA
TestAmerica Seattle	Florida	NELAC	4	E871074
TestAmerica Seattle	L-A-B	DoD ELAP		L2236
TestAmerica Seattle	L-A-B	ISO/IEC 17025		L2236
TestAmerica Seattle	Louisiana	NELAC	6	05016
TestAmerica Seattle	Montana	MT DEQ UST	8	N/A
TestAmerica Seattle	Oregon	NELAC	10	WA100007
TestAmerica Seattle	USDA	USDA		P330-11-00222
TestAmerica Seattle	Washington	State Program	10	C553

Accreditation may not be offered or required for all methods and analytes reported in this package. Please contact your project manager for the laboratory's current list of certified methods and analytes.

Sample Summary

Client: Farallon Consulting LLC
Project/Site: Sno Pac

TestAmerica Job ID: 580-28308-1

Lab Sample ID	Client Sample ID	Matrix	Collected	Received
580-28308-3	082511-FB1-GW	Water	08/25/11 12:00	08/26/11 15:00
580-28308-6	082511-FB4-GW	Water	08/25/11 12:50	08/26/11 15:00
580-28308-10	082511-FB2-GW	Water	08/25/11 15:10	08/26/11 15:00
580-28308-14	082511-FB3-GW	Water	08/25/11 17:15	08/26/11 15:00
580-28308-18	082511-FB5-GW	Water	08/25/11 19:00	08/26/11 15:00
580-28308-20	TB-3	Water	08/25/11 11:39	08/26/11 15:00

- 1
- 2
- 3
- 4
- 5
- 6
- 7
- 8
- 9
- 10
- 11

CHAIN OF CUSTODY REPORT

Work Order #: **28308**

CLIENT: <i>Sarallon Consulting LLC</i>				INVOICE TO:				TURNAROUND REQUEST in Business Days * Organic & Inorganic Analyses <input checked="" type="checkbox"/> 7 <input type="checkbox"/> 5 <input type="checkbox"/> 4 <input type="checkbox"/> 3 <input type="checkbox"/> 2 <input type="checkbox"/> 1 <input type="checkbox"/> <1 STD. Petroleum Hydrocarbon Analyses <input checked="" type="checkbox"/> 4 <input type="checkbox"/> 3 <input type="checkbox"/> 2 <input type="checkbox"/> 1 <input type="checkbox"/> <1 STD. <input type="checkbox"/> OTHER Specify: _____ * Turnaround Requests less than standard may incur Rush Charges.									
REPORT TO: <i>Don Lance / Sarallon</i>				P.O. NUMBER:													
ADDRESS: <i>475 5th NW Suite 100</i>																	
PHONE: <i>425 295-0800</i> FAX: <i>295-0850</i>																	
PROJECT NAME: <i>Sno Pac</i>				PRESERVATIVE													
PROJECT NUMBER: <i>879-004</i>				REQUESTED ANALYSES													
SAMPLED BY: <i>Jon, Anna</i>																	
CLIENT SAMPLE IDENTIFICATION		SAMPLING DATE/TIME		<i>Gx/DTGX</i>	<i>DX</i>	<i>PAH</i>	<i>As, Cd, Cr, Hg, Cu, Pb, Zn</i>	<i>VOLs</i>	<i>PCBs</i>					MATRIX (W, S, O)	# OF CONT.	LOCATION/ COMMENTS	TA WO ID
<i>082511-FB1-9.5</i>		<i>8/25/11 1035</i>												<i>S</i>	<i>3</i>		<i>-1</i>
<i>082511-FB1-10.8</i>		<i>1040</i>												<i>S</i>	<i>3</i>		<i>-2</i>
<i>082511-FB1-GW</i>		<i>1200</i>		<i>X</i>	<i>X</i>	<i>X</i>	<i>X</i>		<i>X</i>					<i>W</i>	<i>11</i>		<i>-3</i>
<i>082511-FB4-8.7</i>		<i>1155</i>												<i>S</i>	<i>3</i>		<i>-4</i>
<i>082511-FB4-15.8</i>		<i>1220</i>												<i>S</i>	<i>3</i>		<i>-5</i>
<i>082511-FB4-GW</i>		<i>1250</i>			<i>X</i>	<i>X</i>	<i>X</i>	<i>X</i>	<i>X</i>					<i>W</i>	<i>14</i>		<i>-6</i>
<i>082511-FB2-5.2</i>		<i>1355</i>												<i>S</i>	<i>3</i>		<i>-7</i>
<i>082511-FB2-12.5</i>		<i>1405</i>												<i>S</i>	<i>3</i>		<i>-8</i>
<i>082511-FB2-16.0</i>		<i>1420</i>												<i>S</i>	<i>4</i>		<i>-9</i>
<i>082511-FB2-GW</i>		<i>1510</i>		<i>X</i>	<i>X</i>	<i>X</i>	<i>X</i>	<i>X</i>	<i>X</i>					<i>W</i>	<i>18</i>		<i>-10</i>
RELEASED BY: <i>[Signature]</i>				DATE: <i>082611</i>				RECEIVED BY: <i>[Signature]</i>				DATE: <i>8/26/11</i>					
PRINT NAME: <i>Jon Peterson</i>				FIRM: <i>Sarallon</i>				PRINT NAME: <i>Francisco Luna, Jr</i>				FIRM: <i>TA-SEA</i>					
RELEASED BY:				DATE:				RECEIVED BY:				DATE:					
PRINT NAME:				FIRM:				PRINT NAME:				FIRM:					
ADDITIONAL REMARKS: <i>Hold soils for Don</i>												TEMP: _____					
																PAGE 1 OF 2	

CHAIN OF CUSTODY REPORT

Work Order #: **28308**

CLIENT: <u>Farallon Consulting LLC</u>		INVOICE TO:		TURNAROUND REQUEST in Business Days * Organic & Inorganic Analyses <input checked="" type="checkbox"/> 10 <input type="checkbox"/> 7 <input type="checkbox"/> 5 <input type="checkbox"/> 4 <input type="checkbox"/> 3 <input type="checkbox"/> 2 <input type="checkbox"/> 1 <input type="checkbox"/> <1 <small>STD.</small> Petroleum Hydrocarbon Analyses <input checked="" type="checkbox"/> 5 <input type="checkbox"/> 4 <input type="checkbox"/> 3 <input type="checkbox"/> 2 <input type="checkbox"/> 1 <input type="checkbox"/> <1 <small>STD.</small> <input type="checkbox"/> OTHER Specify: <small>* Turnaround Requests less than standard may incur Rush Charges.</small>							
REPORT TO: <u>Don Vance</u>		P.O. NUMBER:									
ADDRESS: <u>175 5th NW</u> <u>Issaquah WA 98027</u>											
PHONE: <u>206 295 0800</u> FAX: <u>0850</u>											
PROJECT NAME: <u>Sno Pac</u>		PRESERVATIVE									
PROJECT NUMBER: <u>879 001</u>											
SAMPLED BY: <u>Jon P Anna S.</u>		REQUESTED ANALYSES									
CLIENT SAMPLE IDENTIFICATION	SAMPLING DATE/TIME	GX/BTEX	DX	PAH	As, Cd, Cr, Hg, Cu, Pb, Zn	VOC	PCB	MATRIX (W, S, O)	# OF CONT.	LOCATION/ COMMENTS	TA WO ID
<u>082511-FB3-7.6</u>	<u>8/25/11 1615</u>							<u>S</u>	<u>3</u>		<u>-11</u>
<u>082511-FB3-14.9</u>	<u>1620</u>							<u>S</u>	<u>4</u>		<u>-12</u>
<u>082511-FB3-17.0</u>	<u>1630</u>							<u>S</u>	<u>4</u>		<u>-13</u>
<u>082511-FB3-GW</u>	<u>1715</u>	<u>X</u>	<u>X</u>	<u>X</u>	<u>X</u>	<u>X</u>	<u>X</u>	<u>W</u>	<u>18</u>		<u>-14</u>
<u>082511-FB5-6.2</u>	<u>1820</u>							<u>S</u>	<u>2</u>		<u>-15</u>
<u>082511-FB5-10.2</u>	<u>1830</u>							<u>S</u>	<u>4</u>		<u>-16</u>
<u>082511-FB5-18.0</u>	<u>1840</u>							<u>S</u>	<u>4</u>		<u>-17</u>
<u>082511-FB5-GW</u>	<u>1900</u>				<u>X</u>			<u>W</u>	<u>10</u>		<u>-18</u>
<u>9 TB-2</u>	<u>1138</u>					<u>X</u>		<u>S</u>	<u>1</u>		<u>-19</u>
<u>10 TB-3</u>	<u>1139</u>					<u>X</u>		<u>W</u>	<u>1</u>		<u>-20</u>
RELEASED BY: <u>[Signature]</u>		DATE: <u>8-25-11</u>		RECEIVED BY: <u>[Signature]</u>		DATE: <u>8/26/11</u>					
PRINT NAME: <u>Jon Peterson</u>		FIRM: <u>Farallon</u>		PRINT NAME: <u>Francisco Luna Jr</u>		FIRM: <u>TH-SEA</u>					
RELEASED BY:		DATE:		RECEIVED BY:		DATE:					
PRINT NAME:		FIRM:		PRINT NAME:		FIRM:					
ADDITIONAL REMARKS: <u>Hold soils for Don</u>										TEMP: <u>22</u>	PAGE 2 OF 2

1
2
3
4
5
6
7
8
9
10
11

Login Sample Receipt Checklist

Client: Farallon Consulting LLC

Job Number: 580-28308-1

Login Number: 28308

List Source: TestAmerica Seattle

List Number: 1

Creator: Luna, Francisco

Question	Answer	Comment
Radioactivity either was not measured or, if measured, is at or below background	True	
The cooler's custody seal, if present, is intact.	True	
The cooler or samples do not appear to have been compromised or tampered with.	True	
Samples were received on ice.	True	
Cooler Temperature is acceptable.	True	
Cooler Temperature is recorded.	True	
COC is present.	True	
COC is filled out in ink and legible.	True	
COC is filled out with all pertinent information.	True	
Is the Field Sampler's name present on COC?	True	
There are no discrepancies between the sample IDs on the containers and the COC.	True	
Samples are received within Holding Time.	True	
Sample containers have legible labels.	True	
Containers are not broken or leaking.	True	
Sample collection date/times are provided.	True	
Appropriate sample containers are used.	True	
Sample bottles are completely filled.	True	
Sample Preservation Verified.	True	
There is sufficient vol. for all requested analyses, incl. any requested MS/MSDs	True	
VOA sample vials do not have headspace or bubble is <6mm (1/4") in diameter.	True	
Multiphasic samples are not present.	True	
Samples do not require splitting or compositing.	True	
Residual Chlorine Checked.	N/A	



TestAmerica

THE LEADER IN ENVIRONMENTAL TESTING

ANALYTICAL REPORT

TestAmerica Laboratories, Inc.
TestAmerica Seattle
5755 8th Street East
Tacoma, WA 98424
Tel: (253)922-2310

TestAmerica Job ID: 580-28309-1
Client Project/Site: Sno Pac

For:
Farallon Consulting LLC
975 5th Avenue NW
Suite 100
Issaquah, Washington 98027

Attn: Donald Lance



Authorized for release by:
09/27/2011 10:46:56 AM

Kristine Allen
Project Manager I
kristine.allen@testamericainc.com

LINKS

Review your project
results through
TotalAccess

Have a Question?



Visit us at:
www.testamericainc.com

This report has been electronically signed and authorized by the signatory. Electronic signature is intended to be the legally binding equivalent of a traditionally handwritten signature.

- 1
- 2
- 3
- 4
- 5
- 6
- 7
- 8
- 9
- 10
- 11



Table of Contents

Cover Page	1
Table of Contents	2
Case Narrative	3
Definitions	4
Client Sample Results	5
QC Sample Results	18
Chronicle	29
Certification Summary	31
Sample Summary	32
Chain of Custody	33
Receipt Checklists	35

Case Narrative

Client: Farallon Consulting LLC
Project/Site: Sno Pac

TestAmerica Job ID: 580-28309-1

Job ID: 580-28309-1

Laboratory: TestAmerica Seattle

Narrative

Receipt

All samples were received in good condition within temperature requirements.

Samples were logged in following the Chain of Custody (COC) submitted with the samples. Client emailed revised COCs to project manager later that day. The project manager did not realize that the emailed COCs were different from the COCs that accompanied the samples. The error was not discovered until the samples had expired. The samples were then logged in following the revised COCs and tested out of hold.

GC/MS VOA - Method NWTPH-Gx

The following samples were reanalyzed (RA) due a failing LCSD in the original analysis: 082611-FB8-GW (580-28309-8), 082611-FB7-GW (580-28309-11) and 082611-FB9-GW (580-28309-14)

No other analytical or quality issues were noted.

GC/MS Semi VOA

No analytical or quality issues were noted.

GC Semi VOA - Method 8082

The relative percent difference (RPD) for PCB-1260 between the laboratory control sample (LCS) and the laboratory control sample duplicate (LCSD) associated with batch 94959 exceeded the QC acceptance limits. The recovery of this compound in both the LCS and LCSD was within quality control limits. No further action was taken on this outlier.

Recovery of the surrogate DCB Decachlorobiphenyl in sample 082611-FB6-GW (580-28309-5) exceeded quality control limits due to matrix interference. The anomaly was flagged "X."

The following samples required a sulfuric acid clean-up to reduce matrix interferences (Sulfuric acid lots 709195 and K03051): 082611-FB6-GW (580-28309-5) and 082611-Wipe (580-28309-15).

GC Semi VOA - Method NWTPH-Dx

For samples 082611-FB6-GW (580-28309-5), 082611-FB8-GW (580-28309-8), 082611-FB7-GW (580-28309-11), 082611-FB9-GW (580-28309-14) the results in the C10-C24 range are due to a mineral/transformer oil range product. The affected analyte ranges have been qualified with the "Y" qualifier and reported.

No other analytical or quality issues were noted.

Metals

No analytical or quality issues were noted.

Organic Prep

No analytical or quality issues were noted.

Definitions/Glossary

Client: Farallon Consulting LLC
Project/Site: Sno Pac

TestAmerica Job ID: 580-28309-1

Qualifiers

GC Semi VOA

Qualifier	Qualifier Description
Y	The chromatographic response resembles a typical fuel pattern.
*	RPD of the LCS and LCSD exceeds the control limits
X	Surrogate is outside control limits
H	Sample was prepped or analyzed beyond the specified holding time

Glossary

Abbreviation	These commonly used abbreviations may or may not be present in this report.
☼	Listed under the "D" column to designate that the result is reported on a dry weight basis
%R	Percent Recovery
DL, RA, RE, IN	Indicates a Dilution, Reanalysis, Re-extraction, or additional Initial metals/anion analysis of the sample
EDL	Estimated Detection Limit
EPA	United States Environmental Protection Agency
MDL	Method Detection Limit
ML	Minimum Level (Dioxin)
ND	Not detected at the reporting limit (or MDL or EDL if shown)
PQL	Practical Quantitation Limit
RL	Reporting Limit
RPD	Relative Percent Difference, a measure of the relative difference between two points
TEF	Toxicity Equivalent Factor (Dioxin)
TEQ	Toxicity Equivalent Quotient (Dioxin)

Client Sample Results

Client: Farallon Consulting LLC
Project/Site: Sno Pac

TestAmerica Job ID: 580-28309-1

Client Sample ID: TB-4-082611

Lab Sample ID: 580-28309-1

Date Collected: 08/26/11 10:48

Matrix: Water

Date Received: 08/26/11 16:20

Method: 8260B - Volatile Organic Compounds (GC/MS)

Analyte	Result	Qualifier	RL	MDL	Unit	D	Prepared	Analyzed	Dil Fac
Dichlorodifluoromethane	ND		1.0		ug/L			09/09/11 01:02	1
Chloromethane	ND		5.0		ug/L			09/09/11 01:02	1
Vinyl chloride	ND		1.0		ug/L			09/09/11 01:02	1
Bromomethane	ND		5.0		ug/L			09/09/11 01:02	1
Chloroethane	ND		5.0		ug/L			09/09/11 01:02	1
Trichlorofluoromethane	ND		1.0		ug/L			09/09/11 01:02	1
1,1-Dichloroethene	ND		1.0		ug/L			09/09/11 01:02	1
Methylene Chloride	ND		3.0		ug/L			09/09/11 01:02	1
trans-1,2-Dichloroethene	ND		1.0		ug/L			09/09/11 01:02	1
1,1-Dichloroethane	ND		1.0		ug/L			09/09/11 01:02	1
2,2-Dichloropropane	ND		1.0		ug/L			09/09/11 01:02	1
cis-1,2-Dichloroethene	ND		1.0		ug/L			09/09/11 01:02	1
Chlorobromomethane	ND		1.0		ug/L			09/09/11 01:02	1
Chloroform	ND		1.0		ug/L			09/09/11 01:02	1
1,1,1-Trichloroethane	ND		1.0		ug/L			09/09/11 01:02	1
Carbon tetrachloride	ND		1.0		ug/L			09/09/11 01:02	1
1,1-Dichloropropene	ND		1.0		ug/L			09/09/11 01:02	1
Benzene	ND		1.0		ug/L			09/09/11 01:02	1
1,2-Dichloroethane	ND		1.0		ug/L			09/09/11 01:02	1
Trichloroethene	ND		1.0		ug/L			09/09/11 01:02	1
1,2-Dichloropropane	ND		1.0		ug/L			09/09/11 01:02	1
Dibromomethane	ND		1.0		ug/L			09/09/11 01:02	1
Dichlorobromomethane	ND		1.0		ug/L			09/09/11 01:02	1
cis-1,3-Dichloropropene	ND		1.0		ug/L			09/09/11 01:02	1
Toluene	ND		1.0		ug/L			09/09/11 01:02	1
trans-1,3-Dichloropropene	ND		1.0		ug/L			09/09/11 01:02	1
1,1,2-Trichloroethane	ND		1.0		ug/L			09/09/11 01:02	1
Tetrachloroethene	ND		1.0		ug/L			09/09/11 01:02	1
1,3-Dichloropropane	ND		1.0		ug/L			09/09/11 01:02	1
Chlorodibromomethane	ND		1.0		ug/L			09/09/11 01:02	1
Ethylene Dibromide	ND		1.0		ug/L			09/09/11 01:02	1
Chlorobenzene	ND		1.0		ug/L			09/09/11 01:02	1
Ethylbenzene	ND		1.0		ug/L			09/09/11 01:02	1
1,1,1,2-Tetrachloroethane	ND		1.0		ug/L			09/09/11 01:02	1
1,1,2,2-Tetrachloroethane	ND		1.0		ug/L			09/09/11 01:02	1
m-Xylene & p-Xylene	ND		2.0		ug/L			09/09/11 01:02	1
o-Xylene	ND		1.0		ug/L			09/09/11 01:02	1
Styrene	ND		1.0		ug/L			09/09/11 01:02	1
Bromoform	ND		1.0		ug/L			09/09/11 01:02	1
Isopropylbenzene	ND		1.0		ug/L			09/09/11 01:02	1
Bromobenzene	ND		1.0		ug/L			09/09/11 01:02	1
N-Propylbenzene	ND		1.0		ug/L			09/09/11 01:02	1
1,2,3-Trichloropropane	ND		1.0		ug/L			09/09/11 01:02	1
2-Chlorotoluene	ND		1.0		ug/L			09/09/11 01:02	1
1,3,5-Trimethylbenzene	ND		1.0		ug/L			09/09/11 01:02	1
4-Chlorotoluene	ND		1.0		ug/L			09/09/11 01:02	1
tert-Butylbenzene	ND		1.0		ug/L			09/09/11 01:02	1
1,2,4-Trimethylbenzene	ND		1.0		ug/L			09/09/11 01:02	1
sec-Butylbenzene	ND		1.0		ug/L			09/09/11 01:02	1
1,3-Dichlorobenzene	ND		1.0		ug/L			09/09/11 01:02	1

Client Sample Results

Client: Farallon Consulting LLC
Project/Site: Sno Pac

TestAmerica Job ID: 580-28309-1

Client Sample ID: TB-4-082611

Lab Sample ID: 580-28309-1

Date Collected: 08/26/11 10:48

Matrix: Water

Date Received: 08/26/11 16:20

Method: 8260B - Volatile Organic Compounds (GC/MS) (Continued)

Analyte	Result	Qualifier	RL	MDL	Unit	D	Prepared	Analyzed	Dil Fac
4-Isopropyltoluene	ND		1.0		ug/L			09/09/11 01:02	1
1,4-Dichlorobenzene	ND		1.0		ug/L			09/09/11 01:02	1
n-Butylbenzene	ND		1.0		ug/L			09/09/11 01:02	1
1,2-Dichlorobenzene	ND		1.0		ug/L			09/09/11 01:02	1
1,2-Dibromo-3-Chloropropane	ND		2.0		ug/L			09/09/11 01:02	1
1,2,4-Trichlorobenzene	ND		1.0		ug/L			09/09/11 01:02	1
1,2,3-Trichlorobenzene	ND		1.0		ug/L			09/09/11 01:02	1
Hexachlorobutadiene	ND		1.0		ug/L			09/09/11 01:02	1
Naphthalene	ND		1.0		ug/L			09/09/11 01:02	1
Methyl tert-butyl ether	ND		1.0		ug/L			09/09/11 01:02	1
Surrogate	% Recovery	Qualifier	Limits				Prepared	Analyzed	Dil Fac
Fluorobenzene (Surr)	105		80 - 120					09/09/11 01:02	1
Toluene-d8 (Surr)	98		85 - 120					09/09/11 01:02	1
Ethylbenzene-d10	100		80 - 120					09/09/11 01:02	1
4-Bromofluorobenzene (Surr)	99		75 - 120					09/09/11 01:02	1
Trifluorotoluene (Surr)	112		80 - 120					09/09/11 01:02	1

Client Sample Results

Client: Farallon Consulting LLC
Project/Site: Sno Pac

TestAmerica Job ID: 580-28309-1

Client Sample ID: 082611-FB6-1.1

Lab Sample ID: 580-28309-3

Date Collected: 08/26/11 08:00

Matrix: Solid

Date Received: 08/26/11 16:20

Percent Solids: 72.3

Method: 7471A - Mercury (CVAA)

Analyte	Result	Qualifier	RL	MDL	Unit	D	Prepared	Analyzed	Dil Fac
Mercury	0.15		0.022		mg/Kg	☼	09/21/11 07:45	09/21/11 11:01	1

- 1
- 2
- 3
- 4
- 5
- 6
- 7
- 8
- 9
- 10
- 11

Client Sample Results

Client: Farallon Consulting LLC
Project/Site: Sno Pac

TestAmerica Job ID: 580-28309-1

Client Sample ID: 082611-FB6-GW

Lab Sample ID: 580-28309-5

Date Collected: 08/26/11 09:00

Matrix: Water

Date Received: 08/26/11 16:20

Method: 8270C SIM - Semivolatile Organic Compounds (GC/MS SIM)

Analyte	Result	Qualifier	RL	MDL	Unit	D	Prepared	Analyzed	Dil Fac
Naphthalene	ND		0.10		ug/L		09/01/11 10:36	09/09/11 19:43	1
2-Methylnaphthalene	ND		0.13		ug/L		09/01/11 10:36	09/09/11 19:43	1
1-Methylnaphthalene	ND		0.10		ug/L		09/01/11 10:36	09/09/11 19:43	1
Acenaphthylene	ND		0.10		ug/L		09/01/11 10:36	09/09/11 19:43	1
Acenaphthene	ND		0.10		ug/L		09/01/11 10:36	09/09/11 19:43	1
Fluorene	ND		0.10		ug/L		09/01/11 10:36	09/09/11 19:43	1
Phenanthrene	ND		0.10		ug/L		09/01/11 10:36	09/09/11 19:43	1
Anthracene	ND		0.10		ug/L		09/01/11 10:36	09/09/11 19:43	1
Fluoranthene	ND		0.10		ug/L		09/01/11 10:36	09/09/11 19:43	1
Pyrene	ND		0.10		ug/L		09/01/11 10:36	09/09/11 19:43	1
Benzo[a]anthracene	ND		0.10		ug/L		09/01/11 10:36	09/09/11 19:43	1
Chrysene	ND		0.10		ug/L		09/01/11 10:36	09/09/11 19:43	1
Benzo[b]fluoranthene	ND		0.10		ug/L		09/01/11 10:36	09/09/11 19:43	1
Benzo[k]fluoranthene	ND		0.10		ug/L		09/01/11 10:36	09/09/11 19:43	1
Benzo[a]pyrene	ND		0.20		ug/L		09/01/11 10:36	09/09/11 19:43	1
Indeno[1,2,3-cd]pyrene	ND		0.10		ug/L		09/01/11 10:36	09/09/11 19:43	1
Dibenz(a,h)anthracene	ND		0.10		ug/L		09/01/11 10:36	09/09/11 19:43	1
Benzo[g,h,i]perylene	ND		0.10		ug/L		09/01/11 10:36	09/09/11 19:43	1

Surrogate	% Recovery	Qualifier	Limits	Prepared	Analyzed	Dil Fac
Terphenyl-d14	44		20 - 150	09/01/11 10:36	09/09/11 19:43	1

Method: 8082 - Polychlorinated Biphenyls (PCBs) by Gas Chromatography

Analyte	Result	Qualifier	RL	MDL	Unit	D	Prepared	Analyzed	Dil Fac
PCB-1016	ND	H	0.50		ug/L		09/21/11 15:02	09/22/11 12:14	1
PCB-1221	ND	H	0.50		ug/L		09/21/11 15:02	09/22/11 12:14	1
PCB-1232	ND	H	0.50		ug/L		09/21/11 15:02	09/22/11 12:14	1
PCB-1242	ND	H	0.50		ug/L		09/21/11 15:02	09/22/11 12:14	1
PCB-1248	ND	H	0.50		ug/L		09/21/11 15:02	09/22/11 12:14	1
PCB-1254	ND	H	0.50		ug/L		09/21/11 15:02	09/22/11 12:14	1
PCB-1260	ND	H	0.50		ug/L		09/21/11 15:02	09/22/11 12:14	1

Surrogate	% Recovery	Qualifier	Limits	Prepared	Analyzed	Dil Fac
Tetrachloro-m-xylene	60		60 - 150	09/21/11 15:02	09/22/11 12:14	1
DCB Decachlorobiphenyl	33	X	40 - 135	09/21/11 15:02	09/22/11 12:14	1

Method: NWTPH-Dx - Northwest - Semi-Volatile Petroleum Products (GC)

Analyte	Result	Qualifier	RL	MDL	Unit	D	Prepared	Analyzed	Dil Fac
#2 Diesel (C10-C24)	0.18	Y	0.13		mg/L		09/06/11 13:43	09/13/11 12:59	1
Motor Oil (>C24-C36)	0.28	Y	0.25		mg/L		09/06/11 13:43	09/13/11 12:59	1

Surrogate	% Recovery	Qualifier	Limits	Prepared	Analyzed	Dil Fac
o-Terphenyl	103		50 - 150	09/06/11 13:43	09/13/11 12:59	1

Method: 6010B - Metals (ICP) - Total Recoverable

Analyte	Result	Qualifier	RL	MDL	Unit	D	Prepared	Analyzed	Dil Fac
Arsenic	ND		0.060		mg/L		09/08/11 09:52	09/08/11 21:54	1
Cadmium	ND		0.010		mg/L		09/08/11 09:52	09/08/11 21:54	1
Chromium	0.033		0.025		mg/L		09/08/11 09:52	09/08/11 21:54	1
Copper	0.035		0.020		mg/L		09/08/11 09:52	09/08/11 21:54	1
Lead	ND		0.030		mg/L		09/08/11 09:52	09/08/11 21:54	1

Client Sample Results

Client: Farallon Consulting LLC
Project/Site: Sno Pac

TestAmerica Job ID: 580-28309-1

Client Sample ID: 082611-FB6-GW

Lab Sample ID: 580-28309-5

Date Collected: 08/26/11 09:00

Matrix: Water

Date Received: 08/26/11 16:20

Method: 6010B - Metals (ICP) - Total Recoverable (Continued)

Analyte	Result	Qualifier	RL	MDL	Unit	D	Prepared	Analyzed	Dil Fac
Silver	ND		0.020		mg/L		09/08/11 09:52	09/08/11 21:54	1
Zinc	ND		0.040		mg/L		09/08/11 09:52	09/08/11 21:54	1

Method: 7470A - Mercury (CVAA)

Analyte	Result	Qualifier	RL	MDL	Unit	D	Prepared	Analyzed	Dil Fac
Mercury	ND		0.00020		mg/L		09/09/11 09:44	09/09/11 12:59	1

Client Sample Results

Client: Farallon Consulting LLC
Project/Site: Sno Pac

TestAmerica Job ID: 580-28309-1

Client Sample ID: 082611-FB8-GW

Lab Sample ID: 580-28309-8

Date Collected: 08/26/11 10:30

Matrix: Water

Date Received: 08/26/11 16:20

Method: 8270C SIM - Semivolatile Organic Compounds (GC/MS SIM)

Analyte	Result	Qualifier	RL	MDL	Unit	D	Prepared	Analyzed	Dil Fac
Naphthalene	ND		0.098		ug/L		09/01/11 10:36	09/09/11 20:03	1
2-Methylnaphthalene	ND		0.13		ug/L		09/01/11 10:36	09/09/11 20:03	1
1-Methylnaphthalene	ND		0.098		ug/L		09/01/11 10:36	09/09/11 20:03	1
Acenaphthylene	ND		0.098		ug/L		09/01/11 10:36	09/09/11 20:03	1
Acenaphthene	ND		0.098		ug/L		09/01/11 10:36	09/09/11 20:03	1
Fluorene	ND		0.098		ug/L		09/01/11 10:36	09/09/11 20:03	1
Phenanthrene	ND		0.098		ug/L		09/01/11 10:36	09/09/11 20:03	1
Anthracene	ND		0.098		ug/L		09/01/11 10:36	09/09/11 20:03	1
Fluoranthene	ND		0.098		ug/L		09/01/11 10:36	09/09/11 20:03	1
Pyrene	ND		0.098		ug/L		09/01/11 10:36	09/09/11 20:03	1
Benzo[a]anthracene	ND		0.098		ug/L		09/01/11 10:36	09/09/11 20:03	1
Chrysene	ND		0.098		ug/L		09/01/11 10:36	09/09/11 20:03	1
Benzo[b]fluoranthene	ND		0.098		ug/L		09/01/11 10:36	09/09/11 20:03	1
Benzo[k]fluoranthene	ND		0.098		ug/L		09/01/11 10:36	09/09/11 20:03	1
Benzo[a]pyrene	ND		0.20		ug/L		09/01/11 10:36	09/09/11 20:03	1
Indeno[1,2,3-cd]pyrene	ND		0.098		ug/L		09/01/11 10:36	09/09/11 20:03	1
Dibenz(a,h)anthracene	ND		0.098		ug/L		09/01/11 10:36	09/09/11 20:03	1
Benzo[g,h,i]perylene	ND		0.098		ug/L		09/01/11 10:36	09/09/11 20:03	1

Surrogate	% Recovery	Qualifier	Limits	Prepared	Analyzed	Dil Fac
Terphenyl-d14	77		20 - 150	09/01/11 10:36	09/09/11 20:03	1

Method: 8021B - Volatile Organic Compounds (GC)

Analyte	Result	Qualifier	RL	MDL	Unit	D	Prepared	Analyzed	Dil Fac
Benzene	ND		0.50		ug/L			09/07/11 10:13	1
Toluene	ND		0.50		ug/L			09/07/11 10:13	1
Ethylbenzene	ND		0.50		ug/L			09/07/11 10:13	1
m-Xylene & p-Xylene	ND		1.0		ug/L			09/07/11 10:13	1
o-Xylene	ND		1.0		ug/L			09/07/11 10:13	1
Xylenes, Total	ND		1.0		ug/L			09/07/11 10:13	1

Surrogate	% Recovery	Qualifier	Limits	Prepared	Analyzed	Dil Fac
a,a,a-Trifluorotoluene	110		50 - 150		09/07/11 10:13	1
4-Bromofluorobenzene (Surr)	102		80 - 130		09/07/11 10:13	1

Method: NWTPH-Gx - Northwest - Volatile Petroleum Products (GC) - RA

Analyte	Result	Qualifier	RL	MDL	Unit	D	Prepared	Analyzed	Dil Fac
Gasoline	ND		0.050		mg/L			09/08/11 22:58	1

Surrogate	% Recovery	Qualifier	Limits	Prepared	Analyzed	Dil Fac
4-Bromofluorobenzene (Surr)	90		50 - 150		09/08/11 22:58	1
Trifluorotoluene (Surr)	105		50 - 150		09/08/11 22:58	1

Method: NWTPH-Dx - Northwest - Semi-Volatile Petroleum Products (GC)

Analyte	Result	Qualifier	RL	MDL	Unit	D	Prepared	Analyzed	Dil Fac
#2 Diesel (C10-C24)	0.60	Y	0.13		mg/L		09/06/11 13:43	09/13/11 13:24	1
Motor Oil (>C24-C36)	0.91	Y	0.25		mg/L		09/06/11 13:43	09/13/11 13:24	1

Surrogate	% Recovery	Qualifier	Limits	Prepared	Analyzed	Dil Fac
o-Terphenyl	99		50 - 150	09/06/11 13:43	09/13/11 13:24	1

Client Sample Results

Client: Farallon Consulting LLC
Project/Site: Sno Pac

TestAmerica Job ID: 580-28309-1

Client Sample ID: 082611-FB8-GW

Lab Sample ID: 580-28309-8

Date Collected: 08/26/11 10:30

Matrix: Water

Date Received: 08/26/11 16:20

Method: 6010B - Metals (ICP) - Total Recoverable

Analyte	Result	Qualifier	RL	MDL	Unit	D	Prepared	Analyzed	Dil Fac
Arsenic	ND		0.060		mg/L		09/08/11 09:52	09/08/11 22:01	1
Cadmium	ND		0.010		mg/L		09/08/11 09:52	09/08/11 22:01	1
Chromium	ND		0.025		mg/L		09/08/11 09:52	09/08/11 22:01	1
Copper	ND		0.020		mg/L		09/08/11 09:52	09/08/11 22:01	1
Lead	ND		0.030		mg/L		09/08/11 09:52	09/08/11 22:01	1
Silver	ND		0.020		mg/L		09/08/11 09:52	09/08/11 22:01	1
Zinc	ND		0.040		mg/L		09/08/11 09:52	09/08/11 22:01	1

Method: 7470A - Mercury (CVAA)

Analyte	Result	Qualifier	RL	MDL	Unit	D	Prepared	Analyzed	Dil Fac
Mercury	ND		0.00020		mg/L		09/09/11 09:44	09/09/11 13:05	1

Client Sample Results

Client: Farallon Consulting LLC
Project/Site: Sno Pac

TestAmerica Job ID: 580-28309-1

Client Sample ID: 082611-FB7-GW

Lab Sample ID: 580-28309-11

Date Collected: 08/26/11 12:00

Matrix: Water

Date Received: 08/26/11 16:20

Method: 8270C SIM - Semivolatile Organic Compounds (GC/MS SIM)

Analyte	Result	Qualifier	RL	MDL	Unit	D	Prepared	Analyzed	Dil Fac
Naphthalene	ND		0.10		ug/L		09/01/11 10:36	09/09/11 20:23	1
2-Methylnaphthalene	ND		0.13		ug/L		09/01/11 10:36	09/09/11 20:23	1
1-Methylnaphthalene	ND		0.10		ug/L		09/01/11 10:36	09/09/11 20:23	1
Acenaphthylene	ND		0.10		ug/L		09/01/11 10:36	09/09/11 20:23	1
Acenaphthene	ND		0.10		ug/L		09/01/11 10:36	09/09/11 20:23	1
Fluorene	ND		0.10		ug/L		09/01/11 10:36	09/09/11 20:23	1
Phenanthrene	ND		0.10		ug/L		09/01/11 10:36	09/09/11 20:23	1
Anthracene	ND		0.10		ug/L		09/01/11 10:36	09/09/11 20:23	1
Fluoranthene	ND		0.10		ug/L		09/01/11 10:36	09/09/11 20:23	1
Pyrene	ND		0.10		ug/L		09/01/11 10:36	09/09/11 20:23	1
Benzo[a]anthracene	ND		0.10		ug/L		09/01/11 10:36	09/09/11 20:23	1
Chrysene	ND		0.10		ug/L		09/01/11 10:36	09/09/11 20:23	1
Benzo[b]fluoranthene	ND		0.10		ug/L		09/01/11 10:36	09/09/11 20:23	1
Benzo[k]fluoranthene	ND		0.10		ug/L		09/01/11 10:36	09/09/11 20:23	1
Benzo[a]pyrene	ND		0.20		ug/L		09/01/11 10:36	09/09/11 20:23	1
Indeno[1,2,3-cd]pyrene	ND		0.10		ug/L		09/01/11 10:36	09/09/11 20:23	1
Dibenz(a,h)anthracene	ND		0.10		ug/L		09/01/11 10:36	09/09/11 20:23	1
Benzo[g,h,i]perylene	ND		0.10		ug/L		09/01/11 10:36	09/09/11 20:23	1

Surrogate	% Recovery	Qualifier	Limits	Prepared	Analyzed	Dil Fac
Terphenyl-d14	58		20 - 150	09/01/11 10:36	09/09/11 20:23	1

Method: 8021B - Volatile Organic Compounds (GC)

Analyte	Result	Qualifier	RL	MDL	Unit	D	Prepared	Analyzed	Dil Fac
Benzene	ND		0.50		ug/L			09/07/11 10:39	1
Toluene	ND		0.50		ug/L			09/07/11 10:39	1
Ethylbenzene	ND		0.50		ug/L			09/07/11 10:39	1
m-Xylene & p-Xylene	ND		1.0		ug/L			09/07/11 10:39	1
o-Xylene	ND		1.0		ug/L			09/07/11 10:39	1
Xylenes, Total	ND		1.0		ug/L			09/07/11 10:39	1

Surrogate	% Recovery	Qualifier	Limits	Prepared	Analyzed	Dil Fac
a,a,a-Trifluorotoluene	111		50 - 150		09/07/11 10:39	1
4-Bromofluorobenzene (Surr)	103		80 - 130		09/07/11 10:39	1

Method: NWTPH-Gx - Northwest - Volatile Petroleum Products (GC) - RA

Analyte	Result	Qualifier	RL	MDL	Unit	D	Prepared	Analyzed	Dil Fac
Gasoline	ND		0.050		mg/L			09/08/11 23:20	1

Surrogate	% Recovery	Qualifier	Limits	Prepared	Analyzed	Dil Fac
4-Bromofluorobenzene (Surr)	90		50 - 150		09/08/11 23:20	1
Trifluorotoluene (Surr)	106		50 - 150		09/08/11 23:20	1

Method: NWTPH-Dx - Northwest - Semi-Volatile Petroleum Products (GC)

Analyte	Result	Qualifier	RL	MDL	Unit	D	Prepared	Analyzed	Dil Fac
#2 Diesel (C10-C24)	0.19	Y	0.13		mg/L		09/06/11 13:43	09/13/11 13:48	1
Motor Oil (>C24-C36)	0.36	Y	0.25		mg/L		09/06/11 13:43	09/13/11 13:48	1

Surrogate	% Recovery	Qualifier	Limits	Prepared	Analyzed	Dil Fac
o-Terphenyl	101		50 - 150	09/06/11 13:43	09/13/11 13:48	1

Client Sample Results

Client: Farallon Consulting LLC
 Project/Site: Sno Pac

TestAmerica Job ID: 580-28309-1

Client Sample ID: 082611-FB7-GW

Lab Sample ID: 580-28309-11

Date Collected: 08/26/11 12:00

Matrix: Water

Date Received: 08/26/11 16:20

Method: 6010B - Metals (ICP) - Total Recoverable

Analyte	Result	Qualifier	RL	MDL	Unit	D	Prepared	Analyzed	Dil Fac
Arsenic	ND		0.060		mg/L		09/08/11 09:52	09/08/11 22:08	1
Cadmium	ND		0.010		mg/L		09/08/11 09:52	09/08/11 22:08	1
Chromium	ND		0.025		mg/L		09/08/11 09:52	09/08/11 22:08	1
Copper	ND		0.020		mg/L		09/08/11 09:52	09/08/11 22:08	1
Lead	ND		0.030		mg/L		09/08/11 09:52	09/08/11 22:08	1
Silver	ND		0.020		mg/L		09/08/11 09:52	09/08/11 22:08	1
Zinc	ND		0.040		mg/L		09/08/11 09:52	09/08/11 22:08	1

Method: 7470A - Mercury (CVAA)

Analyte	Result	Qualifier	RL	MDL	Unit	D	Prepared	Analyzed	Dil Fac
Mercury	ND		0.00020		mg/L		09/09/11 09:44	09/09/11 13:07	1

Client Sample Results

Client: Farallon Consulting LLC
 Project/Site: Sno Pac

TestAmerica Job ID: 580-28309-1

Client Sample ID: 082611-FB9-GW

Lab Sample ID: 580-28309-14

Date Collected: 08/26/11 14:00

Matrix: Water

Date Received: 08/26/11 16:20

Method: 8260B - Volatile Organic Compounds (GC/MS)

Analyte	Result	Qualifier	RL	MDL	Unit	D	Prepared	Analyzed	Dil Fac
Dichlorodifluoromethane	ND		1.0		ug/L			09/09/11 01:28	1
Chloromethane	ND		5.0		ug/L			09/09/11 01:28	1
Vinyl chloride	ND		1.0		ug/L			09/09/11 01:28	1
Bromomethane	ND		5.0		ug/L			09/09/11 01:28	1
Chloroethane	ND		5.0		ug/L			09/09/11 01:28	1
Trichlorofluoromethane	ND		1.0		ug/L			09/09/11 01:28	1
1,1-Dichloroethene	ND		1.0		ug/L			09/09/11 01:28	1
Methylene Chloride	ND		3.0		ug/L			09/09/11 01:28	1
trans-1,2-Dichloroethene	ND		1.0		ug/L			09/09/11 01:28	1
1,1-Dichloroethane	ND		1.0		ug/L			09/09/11 01:28	1
2,2-Dichloropropane	ND		1.0		ug/L			09/09/11 01:28	1
cis-1,2-Dichloroethene	ND		1.0		ug/L			09/09/11 01:28	1
Chlorobromomethane	ND		1.0		ug/L			09/09/11 01:28	1
Chloroform	ND		1.0		ug/L			09/09/11 01:28	1
1,1,1-Trichloroethane	ND		1.0		ug/L			09/09/11 01:28	1
Carbon tetrachloride	ND		1.0		ug/L			09/09/11 01:28	1
1,1-Dichloropropene	ND		1.0		ug/L			09/09/11 01:28	1
Benzene	ND		1.0		ug/L			09/09/11 01:28	1
1,2-Dichloroethane	ND		1.0		ug/L			09/09/11 01:28	1
Trichloroethene	ND		1.0		ug/L			09/09/11 01:28	1
1,2-Dichloropropane	ND		1.0		ug/L			09/09/11 01:28	1
Dibromomethane	ND		1.0		ug/L			09/09/11 01:28	1
Dichlorobromomethane	ND		1.0		ug/L			09/09/11 01:28	1
cis-1,3-Dichloropropene	ND		1.0		ug/L			09/09/11 01:28	1
Toluene	ND		1.0		ug/L			09/09/11 01:28	1
trans-1,3-Dichloropropene	ND		1.0		ug/L			09/09/11 01:28	1
1,1,2-Trichloroethane	ND		1.0		ug/L			09/09/11 01:28	1
Tetrachloroethene	ND		1.0		ug/L			09/09/11 01:28	1
1,3-Dichloropropane	ND		1.0		ug/L			09/09/11 01:28	1
Chlorodibromomethane	ND		1.0		ug/L			09/09/11 01:28	1
Ethylene Dibromide	ND		1.0		ug/L			09/09/11 01:28	1
Chlorobenzene	ND		1.0		ug/L			09/09/11 01:28	1
Ethylbenzene	ND		1.0		ug/L			09/09/11 01:28	1
1,1,1,2-Tetrachloroethane	ND		1.0		ug/L			09/09/11 01:28	1
1,1,2,2-Tetrachloroethane	ND		1.0		ug/L			09/09/11 01:28	1
m-Xylene & p-Xylene	ND		2.0		ug/L			09/09/11 01:28	1
o-Xylene	ND		1.0		ug/L			09/09/11 01:28	1
Styrene	ND		1.0		ug/L			09/09/11 01:28	1
Bromoform	ND		1.0		ug/L			09/09/11 01:28	1
Isopropylbenzene	ND		1.0		ug/L			09/09/11 01:28	1
Bromobenzene	ND		1.0		ug/L			09/09/11 01:28	1
N-Propylbenzene	ND		1.0		ug/L			09/09/11 01:28	1
1,2,3-Trichloropropane	ND		1.0		ug/L			09/09/11 01:28	1
2-Chlorotoluene	ND		1.0		ug/L			09/09/11 01:28	1
1,3,5-Trimethylbenzene	ND		1.0		ug/L			09/09/11 01:28	1
4-Chlorotoluene	ND		1.0		ug/L			09/09/11 01:28	1
tert-Butylbenzene	ND		1.0		ug/L			09/09/11 01:28	1
1,2,4-Trimethylbenzene	ND		1.0		ug/L			09/09/11 01:28	1
sec-Butylbenzene	ND		1.0		ug/L			09/09/11 01:28	1
1,3-Dichlorobenzene	ND		1.0		ug/L			09/09/11 01:28	1

Client Sample Results

Client: Farallon Consulting LLC
Project/Site: Sno Pac

TestAmerica Job ID: 580-28309-1

Client Sample ID: 082611-FB9-GW

Lab Sample ID: 580-28309-14

Date Collected: 08/26/11 14:00

Matrix: Water

Date Received: 08/26/11 16:20

Method: 8260B - Volatile Organic Compounds (GC/MS) (Continued)

Analyte	Result	Qualifier	RL	MDL	Unit	D	Prepared	Analyzed	Dil Fac
4-Isopropyltoluene	ND		1.0		ug/L			09/09/11 01:28	1
1,4-Dichlorobenzene	ND		1.0		ug/L			09/09/11 01:28	1
n-Butylbenzene	ND		1.0		ug/L			09/09/11 01:28	1
1,2-Dichlorobenzene	ND		1.0		ug/L			09/09/11 01:28	1
1,2-Dibromo-3-Chloropropane	ND		2.0		ug/L			09/09/11 01:28	1
1,2,4-Trichlorobenzene	ND		1.0		ug/L			09/09/11 01:28	1
1,2,3-Trichlorobenzene	ND		1.0		ug/L			09/09/11 01:28	1
Hexachlorobutadiene	ND		1.0		ug/L			09/09/11 01:28	1
Naphthalene	ND		1.0		ug/L			09/09/11 01:28	1
Methyl tert-butyl ether	ND		1.0		ug/L			09/09/11 01:28	1
Surrogate	% Recovery	Qualifier	Limits				Prepared	Analyzed	Dil Fac
Fluorobenzene (Surr)	105		80 - 120					09/09/11 01:28	1
Toluene-d8 (Surr)	100		85 - 120					09/09/11 01:28	1
Ethylbenzene-d10	101		80 - 120					09/09/11 01:28	1
4-Bromofluorobenzene (Surr)	101		75 - 120					09/09/11 01:28	1
Trifluorotoluene (Surr)	109		80 - 120					09/09/11 01:28	1

Method: 8270C SIM - Semivolatile Organic Compounds (GC/MS SIM)

Analyte	Result	Qualifier	RL	MDL	Unit	D	Prepared	Analyzed	Dil Fac
Naphthalene	ND		0.098		ug/L		09/01/11 10:36	09/09/11 20:43	1
2-Methylnaphthalene	ND		0.13		ug/L		09/01/11 10:36	09/09/11 20:43	1
1-Methylnaphthalene	ND		0.098		ug/L		09/01/11 10:36	09/09/11 20:43	1
Acenaphthylene	ND		0.098		ug/L		09/01/11 10:36	09/09/11 20:43	1
Acenaphthene	ND		0.098		ug/L		09/01/11 10:36	09/09/11 20:43	1
Fluorene	ND		0.098		ug/L		09/01/11 10:36	09/09/11 20:43	1
Phenanthrene	ND		0.098		ug/L		09/01/11 10:36	09/09/11 20:43	1
Anthracene	ND		0.098		ug/L		09/01/11 10:36	09/09/11 20:43	1
Fluoranthene	ND		0.098		ug/L		09/01/11 10:36	09/09/11 20:43	1
Pyrene	ND		0.098		ug/L		09/01/11 10:36	09/09/11 20:43	1
Benzo[a]anthracene	ND		0.098		ug/L		09/01/11 10:36	09/09/11 20:43	1
Chrysene	ND		0.098		ug/L		09/01/11 10:36	09/09/11 20:43	1
Benzo[b]fluoranthene	ND		0.098		ug/L		09/01/11 10:36	09/09/11 20:43	1
Benzo[k]fluoranthene	ND		0.098		ug/L		09/01/11 10:36	09/09/11 20:43	1
Benzo[a]pyrene	ND		0.20		ug/L		09/01/11 10:36	09/09/11 20:43	1
Indeno[1,2,3-cd]pyrene	ND		0.098		ug/L		09/01/11 10:36	09/09/11 20:43	1
Dibenz(a,h)anthracene	ND		0.098		ug/L		09/01/11 10:36	09/09/11 20:43	1
Benzo[g,h,i]perylene	ND		0.098		ug/L		09/01/11 10:36	09/09/11 20:43	1
Surrogate	% Recovery	Qualifier	Limits				Prepared	Analyzed	Dil Fac
Terphenyl-d14	65		20 - 150				09/01/11 10:36	09/09/11 20:43	1

Method: NWTPH-Gx - Northwest - Volatile Petroleum Products (GC) - RA

Analyte	Result	Qualifier	RL	MDL	Unit	D	Prepared	Analyzed	Dil Fac
Gasoline	ND		0.050		mg/L			09/08/11 23:43	1
Surrogate	% Recovery	Qualifier	Limits				Prepared	Analyzed	Dil Fac
4-Bromofluorobenzene (Surr)	90		50 - 150					09/08/11 23:43	1
Trifluorotoluene (Surr)	104		50 - 150					09/08/11 23:43	1

Client Sample Results

Client: Farallon Consulting LLC
Project/Site: Sno Pac

TestAmerica Job ID: 580-28309-1

Client Sample ID: 082611-FB9-GW

Lab Sample ID: 580-28309-14

Date Collected: 08/26/11 14:00

Matrix: Water

Date Received: 08/26/11 16:20

Method: 8082 - Polychlorinated Biphenyls (PCBs) by Gas Chromatography

Analyte	Result	Qualifier	RL	MDL	Unit	D	Prepared	Analyzed	Dil Fac
PCB-1016	ND		0.48		ug/L		08/31/11 13:19	09/01/11 15:12	1
PCB-1221	ND		0.48		ug/L		08/31/11 13:19	09/01/11 15:12	1
PCB-1232	ND		0.48		ug/L		08/31/11 13:19	09/01/11 15:12	1
PCB-1242	ND		0.48		ug/L		08/31/11 13:19	09/01/11 15:12	1
PCB-1248	ND		0.48		ug/L		08/31/11 13:19	09/01/11 15:12	1
PCB-1254	ND		0.48		ug/L		08/31/11 13:19	09/01/11 15:12	1
PCB-1260	ND		0.48		ug/L		08/31/11 13:19	09/01/11 15:12	1
Surrogate	% Recovery	Qualifier	Limits				Prepared	Analyzed	Dil Fac
Tetrachloro-m-xylene	77		60 - 150				08/31/11 13:19	09/01/11 15:12	1
DCB Decachlorobiphenyl	47		40 - 135				08/31/11 13:19	09/01/11 15:12	1

Method: NWTPH-Dx - Northwest - Semi-Volatile Petroleum Products (GC)

Analyte	Result	Qualifier	RL	MDL	Unit	D	Prepared	Analyzed	Dil Fac
#2 Diesel (C10-C24)	0.21	Y	0.12		mg/L		09/06/11 13:43	09/13/11 14:12	1
Motor Oil (>C24-C36)	0.37	Y	0.24		mg/L		09/06/11 13:43	09/13/11 14:12	1
Surrogate	% Recovery	Qualifier	Limits				Prepared	Analyzed	Dil Fac
o-Terphenyl	102		50 - 150				09/06/11 13:43	09/13/11 14:12	1

Method: 6010B - Metals (ICP) - Total Recoverable

Analyte	Result	Qualifier	RL	MDL	Unit	D	Prepared	Analyzed	Dil Fac
Arsenic	ND		0.060		mg/L		09/08/11 09:52	09/08/11 22:15	1
Cadmium	ND		0.010		mg/L		09/08/11 09:52	09/08/11 22:15	1
Chromium	ND		0.025		mg/L		09/08/11 09:52	09/08/11 22:15	1
Copper	ND		0.020		mg/L		09/08/11 09:52	09/08/11 22:15	1
Lead	ND		0.030		mg/L		09/08/11 09:52	09/08/11 22:15	1
Silver	ND		0.020		mg/L		09/08/11 09:52	09/08/11 22:15	1
Zinc	ND		0.040		mg/L		09/08/11 09:52	09/08/11 22:15	1

Method: 7470A - Mercury (CVAA)

Analyte	Result	Qualifier	RL	MDL	Unit	D	Prepared	Analyzed	Dil Fac
Mercury	ND		0.00020		mg/L		09/09/11 09:44	09/09/11 13:09	1

Client Sample Results

Client: Farallon Consulting LLC
 Project/Site: Sno Pac

TestAmerica Job ID: 580-28309-1

Client Sample ID: 082611-Wipe

Lab Sample ID: 580-28309-15

Date Collected: 08/26/11 14:30

Matrix: Wipe

Date Received: 08/26/11 16:20

Method: 8082 - Polychlorinated Biphenyls (PCBs) by Gas Chromatography

Analyte	Result	Qualifier	RL	MDL	Unit	D	Prepared	Analyzed	Dil Fac
PCB-1016	ND		0.10		ug/Wipe		09/08/11 14:05	09/09/11 22:55	1
PCB-1221	ND		0.10		ug/Wipe		09/08/11 14:05	09/09/11 22:55	1
PCB-1232	ND		0.10		ug/Wipe		09/08/11 14:05	09/09/11 22:55	1
PCB-1242	ND		0.10		ug/Wipe		09/08/11 14:05	09/09/11 22:55	1
PCB-1248	ND		0.10		ug/Wipe		09/08/11 14:05	09/09/11 22:55	1
PCB-1254	3.8		0.10		ug/Wipe		09/08/11 14:05	09/09/11 22:55	1
PCB-1260	3.2	*	0.10		ug/Wipe		09/08/11 14:05	09/09/11 22:55	1
Surrogate	% Recovery	Qualifier	Limits				Prepared	Analyzed	Dil Fac
Tetrachloro-m-xylene	79		60 - 120				09/08/11 14:05	09/09/11 22:55	1
DCB Decachlorobiphenyl	80		60 - 120				09/08/11 14:05	09/09/11 22:55	1

QC Sample Results

Client: Farallon Consulting LLC
Project/Site: Sno Pac

TestAmerica Job ID: 580-28309-1

Method: 8260B - Volatile Organic Compounds (GC/MS)

Lab Sample ID: MB 580-95194/6

Matrix: Water

Analysis Batch: 95194

Client Sample ID: Method Blank

Prep Type: Total/NA

Analyte	MB Result	MB Qualifier	RL	MDL	Unit	D	Prepared	Analyzed	Dil Fac
Dichlorodifluoromethane	ND		1.0		ug/L			09/08/11 22:49	1
Chloromethane	ND		5.0		ug/L			09/08/11 22:49	1
Vinyl chloride	ND		1.0		ug/L			09/08/11 22:49	1
Bromomethane	ND		5.0		ug/L			09/08/11 22:49	1
Chloroethane	ND		5.0		ug/L			09/08/11 22:49	1
Trichlorofluoromethane	ND		1.0		ug/L			09/08/11 22:49	1
1,1-Dichloroethene	ND		1.0		ug/L			09/08/11 22:49	1
Methylene Chloride	ND		3.0		ug/L			09/08/11 22:49	1
trans-1,2-Dichloroethene	ND		1.0		ug/L			09/08/11 22:49	1
1,1-Dichloroethane	ND		1.0		ug/L			09/08/11 22:49	1
2,2-Dichloropropane	ND		1.0		ug/L			09/08/11 22:49	1
cis-1,2-Dichloroethene	ND		1.0		ug/L			09/08/11 22:49	1
Chlorobromomethane	ND		1.0		ug/L			09/08/11 22:49	1
Chloroform	ND		1.0		ug/L			09/08/11 22:49	1
1,1,1-Trichloroethane	ND		1.0		ug/L			09/08/11 22:49	1
Carbon tetrachloride	ND		1.0		ug/L			09/08/11 22:49	1
1,1-Dichloropropene	ND		1.0		ug/L			09/08/11 22:49	1
Benzene	ND		1.0		ug/L			09/08/11 22:49	1
1,2-Dichloroethane	ND		1.0		ug/L			09/08/11 22:49	1
Trichloroethene	ND		1.0		ug/L			09/08/11 22:49	1
1,2-Dichloropropane	ND		1.0		ug/L			09/08/11 22:49	1
Dibromomethane	ND		1.0		ug/L			09/08/11 22:49	1
Dichlorobromomethane	ND		1.0		ug/L			09/08/11 22:49	1
cis-1,3-Dichloropropene	ND		1.0		ug/L			09/08/11 22:49	1
Toluene	ND		1.0		ug/L			09/08/11 22:49	1
trans-1,3-Dichloropropene	ND		1.0		ug/L			09/08/11 22:49	1
1,1,2-Trichloroethane	ND		1.0		ug/L			09/08/11 22:49	1
Tetrachloroethene	ND		1.0		ug/L			09/08/11 22:49	1
1,3-Dichloropropane	ND		1.0		ug/L			09/08/11 22:49	1
Chlorodibromomethane	ND		1.0		ug/L			09/08/11 22:49	1
Ethylene Dibromide	ND		1.0		ug/L			09/08/11 22:49	1
Chlorobenzene	ND		1.0		ug/L			09/08/11 22:49	1
Ethylbenzene	ND		1.0		ug/L			09/08/11 22:49	1
1,1,1,2-Tetrachloroethane	ND		1.0		ug/L			09/08/11 22:49	1
1,1,2,2-Tetrachloroethane	ND		1.0		ug/L			09/08/11 22:49	1
m-Xylene & p-Xylene	ND		2.0		ug/L			09/08/11 22:49	1
o-Xylene	ND		1.0		ug/L			09/08/11 22:49	1
Styrene	ND		1.0		ug/L			09/08/11 22:49	1
Bromoform	ND		1.0		ug/L			09/08/11 22:49	1
Isopropylbenzene	ND		1.0		ug/L			09/08/11 22:49	1
Bromobenzene	ND		1.0		ug/L			09/08/11 22:49	1
N-Propylbenzene	ND		1.0		ug/L			09/08/11 22:49	1
1,2,3-Trichloropropane	ND		1.0		ug/L			09/08/11 22:49	1
2-Chlorotoluene	ND		1.0		ug/L			09/08/11 22:49	1
1,3,5-Trimethylbenzene	ND		1.0		ug/L			09/08/11 22:49	1
4-Chlorotoluene	ND		1.0		ug/L			09/08/11 22:49	1
tert-Butylbenzene	ND		1.0		ug/L			09/08/11 22:49	1
1,2,4-Trimethylbenzene	ND		1.0		ug/L			09/08/11 22:49	1
sec-Butylbenzene	ND		1.0		ug/L			09/08/11 22:49	1

QC Sample Results

Client: Farallon Consulting LLC
Project/Site: Sno Pac

TestAmerica Job ID: 580-28309-1

Method: 8260B - Volatile Organic Compounds (GC/MS) (Continued)

Lab Sample ID: MB 580-95194/6

Matrix: Water

Analysis Batch: 95194

Client Sample ID: Method Blank

Prep Type: Total/NA

Analyte	MB	MB	RL	MDL	Unit	D	Prepared	Analyzed	Dil Fac
	Result	Qualifier							
1,3-Dichlorobenzene	ND		1.0		ug/L			09/08/11 22:49	1
4-Isopropyltoluene	ND		1.0		ug/L			09/08/11 22:49	1
1,4-Dichlorobenzene	ND		1.0		ug/L			09/08/11 22:49	1
n-Butylbenzene	ND		1.0		ug/L			09/08/11 22:49	1
1,2-Dichlorobenzene	ND		1.0		ug/L			09/08/11 22:49	1
1,2-Dibromo-3-Chloropropane	ND		2.0		ug/L			09/08/11 22:49	1
1,2,4-Trichlorobenzene	ND		1.0		ug/L			09/08/11 22:49	1
1,2,3-Trichlorobenzene	ND		1.0		ug/L			09/08/11 22:49	1
Hexachlorobutadiene	ND		1.0		ug/L			09/08/11 22:49	1
Naphthalene	ND		1.0		ug/L			09/08/11 22:49	1
Methyl tert-butyl ether	ND		1.0		ug/L			09/08/11 22:49	1

Surrogate	MB	MB	Limits	Prepared	Analyzed	Dil Fac
	% Recovery	Qualifier				
Fluorobenzene (Surr)	104		80 - 120		09/08/11 22:49	1
Toluene-d8 (Surr)	96		85 - 120		09/08/11 22:49	1
Ethylbenzene-d10	103		80 - 120		09/08/11 22:49	1
4-Bromofluorobenzene (Surr)	100		75 - 120		09/08/11 22:49	1
Trifluorotoluene (Surr)	110		80 - 120		09/08/11 22:49	1

Lab Sample ID: LCS 580-95194/9

Matrix: Water

Analysis Batch: 95194

Client Sample ID: Lab Control Sample

Prep Type: Total/NA

Analyte	Spike Added	LCS	LCS	Unit	D	% Rec	% Rec. Limits
		Result	Qualifier				
1,1-Dichloroethene	20.0	21.6		ug/L		108	70 - 130
Benzene	20.0	20.5		ug/L		103	80 - 120
Trichloroethene	20.0	19.4		ug/L		97	70 - 125
Toluene	20.0	20.0		ug/L		100	75 - 120
Chlorobenzene	20.0	20.6		ug/L		103	80 - 120

Surrogate	LCS	LCS	Limits
	% Recovery	Qualifier	
Fluorobenzene (Surr)	104		80 - 120
Toluene-d8 (Surr)	100		85 - 120
Ethylbenzene-d10	104		80 - 120
4-Bromofluorobenzene (Surr)	102		75 - 120
Trifluorotoluene (Surr)	108		80 - 120

Lab Sample ID: LCSD 580-95194/10

Matrix: Water

Analysis Batch: 95194

Client Sample ID: Lab Control Sample Dup

Prep Type: Total/NA

Analyte	Spike Added	LCSD	LCSD	Unit	D	% Rec	% Rec. Limits	RPD	RPD Limit
		Result	Qualifier						
1,1-Dichloroethene	20.0	22.0		ug/L		110	70 - 130	2	30
Benzene	20.0	20.7		ug/L		104	80 - 120	1	30
Trichloroethene	20.0	20.1		ug/L		101	70 - 125	4	30
Toluene	20.0	20.5		ug/L		103	75 - 120	2	30
Chlorobenzene	20.0	20.5		ug/L		103	80 - 120	0	30

QC Sample Results

Client: Farallon Consulting LLC
Project/Site: Sno Pac

TestAmerica Job ID: 580-28309-1

Method: 8260B - Volatile Organic Compounds (GC/MS) (Continued)

Lab Sample ID: LCSD 580-95194/10

Matrix: Water

Analysis Batch: 95194

Client Sample ID: Lab Control Sample Dup

Prep Type: Total/NA

Surrogate	LCSD LCSD		Limits
	% Recovery	Qualifier	
Fluorobenzene (Surr)	103		80 - 120
Toluene-d8 (Surr)	101		85 - 120
Ethylbenzene-d10	105		80 - 120
4-Bromofluorobenzene (Surr)	101		75 - 120
Trifluorotoluene (Surr)	113		80 - 120

Method: 8270C SIM - Semivolatile Organic Compounds (GC/MS SIM)

Lab Sample ID: MB 580-94291/1-A

Matrix: Water

Analysis Batch: 95043

Client Sample ID: Method Blank

Prep Type: Total/NA

Prep Batch: 94291

Analyte	MB MB		RL	MDL	Unit	D	Prepared	Analyzed	Dil Fac
	Result	Qualifier							
Naphthalene	ND		0.10		ug/L		09/01/11 10:36	09/09/11 18:42	1
2-Methylnaphthalene	ND		0.13		ug/L		09/01/11 10:36	09/09/11 18:42	1
1-Methylnaphthalene	ND		0.10		ug/L		09/01/11 10:36	09/09/11 18:42	1
Acenaphthylene	ND		0.10		ug/L		09/01/11 10:36	09/09/11 18:42	1
Acenaphthene	ND		0.10		ug/L		09/01/11 10:36	09/09/11 18:42	1
Fluorene	ND		0.10		ug/L		09/01/11 10:36	09/09/11 18:42	1
Phenanthrene	ND		0.10		ug/L		09/01/11 10:36	09/09/11 18:42	1
Anthracene	ND		0.10		ug/L		09/01/11 10:36	09/09/11 18:42	1
Fluoranthene	ND		0.10		ug/L		09/01/11 10:36	09/09/11 18:42	1
Pyrene	ND		0.10		ug/L		09/01/11 10:36	09/09/11 18:42	1
Benzo[a]anthracene	ND		0.10		ug/L		09/01/11 10:36	09/09/11 18:42	1
Chrysene	ND		0.10		ug/L		09/01/11 10:36	09/09/11 18:42	1
Benzo[b]fluoranthene	ND		0.10		ug/L		09/01/11 10:36	09/09/11 18:42	1
Benzo[k]fluoranthene	ND		0.10		ug/L		09/01/11 10:36	09/09/11 18:42	1
Benzo[a]pyrene	ND		0.20		ug/L		09/01/11 10:36	09/09/11 18:42	1
Indeno[1,2,3-cd]pyrene	ND		0.10		ug/L		09/01/11 10:36	09/09/11 18:42	1
Dibenz(a,h)anthracene	ND		0.10		ug/L		09/01/11 10:36	09/09/11 18:42	1
Benzo[g,h,i]perylene	ND		0.10		ug/L		09/01/11 10:36	09/09/11 18:42	1

Surrogate	MB MB		Limits	Prepared	Analyzed	Dil Fac
	% Recovery	Qualifier				
Terphenyl-d14	85		20 - 150	09/01/11 10:36	09/09/11 18:42	1

Lab Sample ID: LCS 580-94291/2-A

Matrix: Water

Analysis Batch: 95043

Client Sample ID: Lab Control Sample

Prep Type: Total/NA

Prep Batch: 94291

Analyte	Spike Added	LCS LCS		Unit	D	% Rec	% Rec. Limits
		Result	Qualifier				
Naphthalene	10.0	9.90		ug/L		99	50 - 125
2-Methylnaphthalene	10.0	10.3		ug/L		102	60 - 130
1-Methylnaphthalene	10.0	10.3		ug/L		103	50 - 125
Acenaphthylene	9.99	10.6		ug/L		106	60 - 140
Acenaphthene	10.0	10.4		ug/L		104	60 - 125
Fluorene	10.0	10.8		ug/L		107	65 - 125
Phenanthrene	10.0	11.1		ug/L		111	60 - 125
Anthracene	10.0	10.4		ug/L		104	60 - 130
Fluoranthene	10.0	11.0		ug/L		110	70 - 140

QC Sample Results

Client: Farallon Consulting LLC
Project/Site: Sno Pac

TestAmerica Job ID: 580-28309-1

Method: 8270C SIM - Semivolatile Organic Compounds (GC/MS SIM) (Continued)

Lab Sample ID: LCS 580-94291/2-A

Matrix: Water

Analysis Batch: 95043

Client Sample ID: Lab Control Sample

Prep Type: Total/NA

Prep Batch: 94291

Analyte	Spike Added	LCS		Unit	D	% Rec	% Rec.	
		Result	Qualifier				Limits	
Pyrene	10.0	10.9		ug/L		109	65 - 130	
Benzo[a]anthracene	10.0	10.2		ug/L		102	65 - 125	
Chrysene	10.0	10.2		ug/L		102	65 - 125	
Benzo[b]fluoranthene	10.0	10.7		ug/L		107	65 - 130	
Benzo[k]fluoranthene	10.0	11.0		ug/L		110	65 - 130	
Benzo[a]pyrene	10.0	9.78		ug/L		98	65 - 130	
Indeno[1,2,3-cd]pyrene	10.0	10.7		ug/L		107	55 - 140	
Dibenz(a,h)anthracene	9.99	11.3		ug/L		113	55 - 135	
Benzo[g,h,i]perylene	10.0	10.2		ug/L		102	55 - 130	

Surrogate	LCS % Recovery	LCS Qualifier	Limits
Terphenyl-d14	89		20 - 150

Lab Sample ID: LCSD 580-94291/3-A

Matrix: Water

Analysis Batch: 95043

Client Sample ID: Lab Control Sample Dup

Prep Type: Total/NA

Prep Batch: 94291

Analyte	Spike Added	LCSD		Unit	D	% Rec	% Rec.		RPD	
		Result	Qualifier				Limits	RPD	Limit	
Naphthalene	10.0	10.3		ug/L		103	50 - 125	4	20	
2-Methylnaphthalene	10.0	10.5		ug/L		105	60 - 130	2	20	
1-Methylnaphthalene	10.0	10.5		ug/L		104	50 - 125	2	20	
Acenaphthylene	9.99	10.4		ug/L		104	60 - 140	2	20	
Acenaphthene	10.0	10.3		ug/L		103	60 - 125	1	20	
Fluorene	10.0	10.5		ug/L		104	65 - 125	3	20	
Phenanthrene	10.0	10.7		ug/L		107	60 - 125	4	20	
Anthracene	10.0	10.0		ug/L		100	60 - 130	4	20	
Fluoranthene	10.0	10.5		ug/L		105	70 - 140	4	20	
Pyrene	10.0	10.4		ug/L		103	65 - 130	5	20	
Benzo[a]anthracene	10.0	9.78		ug/L		98	65 - 125	4	20	
Chrysene	10.0	9.94		ug/L		99	65 - 125	3	20	
Benzo[b]fluoranthene	10.0	10.7		ug/L		107	65 - 130	0	20	
Benzo[k]fluoranthene	10.0	10.8		ug/L		108	65 - 130	2	20	
Benzo[a]pyrene	10.0	9.39		ug/L		94	65 - 130	4	20	
Indeno[1,2,3-cd]pyrene	10.0	9.92		ug/L		99	55 - 140	8	20	
Dibenz(a,h)anthracene	9.99	10.5		ug/L		105	55 - 135	8	20	
Benzo[g,h,i]perylene	10.0	9.27		ug/L		93	55 - 130	9	20	

Surrogate	LCSD % Recovery	LCSD Qualifier	Limits
Terphenyl-d14	83		20 - 150

Method: 8021B - Volatile Organic Compounds (GC)

Lab Sample ID: MB 580-94689/4

Matrix: Water

Analysis Batch: 94689

Client Sample ID: Method Blank

Prep Type: Total/NA

Analyte	MB		RL	MDL	Unit	D	Prepared	Analyzed	Dil Fac
	Result	Qualifier							
Benzene	ND		0.50		ug/L			09/06/11 23:16	1
Toluene	ND		0.50		ug/L			09/06/11 23:16	1

QC Sample Results

Client: Farallon Consulting LLC
Project/Site: Sno Pac

TestAmerica Job ID: 580-28309-1

Method: 8021B - Volatile Organic Compounds (GC) (Continued)

Lab Sample ID: MB 580-94689/4

Matrix: Water

Analysis Batch: 94689

Client Sample ID: Method Blank

Prep Type: Total/NA

Analyte	MB Result	MB Qualifier	RL	MDL	Unit	D	Prepared	Analyzed	Dil Fac
Ethylbenzene	ND		0.50		ug/L			09/06/11 23:16	1
m-Xylene & p-Xylene	ND		1.0		ug/L			09/06/11 23:16	1
o-Xylene	ND		1.0		ug/L			09/06/11 23:16	1
Xylenes, Total	ND		1.0		ug/L			09/06/11 23:16	1

Surrogate	MB % Recovery	MB Qualifier	Limits	Prepared	Analyzed	Dil Fac
a,a,a-Trifluorotoluene	109		50 - 150		09/06/11 23:16	1
4-Bromofluorobenzene (Surr)	102		80 - 130		09/06/11 23:16	1

Lab Sample ID: LCS 580-94689/5

Matrix: Water

Analysis Batch: 94689

Client Sample ID: Lab Control Sample

Prep Type: Total/NA

Analyte	Spike Added	LCS Result	LCS Qualifier	Unit	D	% Rec	% Rec. Limits
Benzene	25.0	24.0		ug/L		96	80 - 125
Toluene	25.0	24.1		ug/L		96	80 - 120
Ethylbenzene	25.0	23.6		ug/L		94	80 - 125
m-Xylene & p-Xylene	50.0	48.6		ug/L		97	75 - 120
o-Xylene	25.0	24.0		ug/L		96	75 - 120

Surrogate	LCS % Recovery	LCS Qualifier	Limits
a,a,a-Trifluorotoluene	102		50 - 150
4-Bromofluorobenzene (Surr)	100		80 - 130

Lab Sample ID: LCSD 580-94689/6

Matrix: Water

Analysis Batch: 94689

Client Sample ID: Lab Control Sample Dup

Prep Type: Total/NA

Analyte	Spike Added	LCSD Result	LCSD Qualifier	Unit	D	% Rec	% Rec. Limits	RPD	RPD Limit
Benzene	25.0	23.3		ug/L		93	80 - 125	3	20
Toluene	25.0	23.2		ug/L		93	80 - 120	4	20
Ethylbenzene	25.0	22.8		ug/L		91	80 - 125	3	20
m-Xylene & p-Xylene	50.0	46.8		ug/L		94	75 - 120	4	20
o-Xylene	25.0	23.2		ug/L		93	75 - 120	3	20

Surrogate	LCSD % Recovery	LCSD Qualifier	Limits
a,a,a-Trifluorotoluene	96		50 - 150
4-Bromofluorobenzene (Surr)	100		80 - 130

Method: NWTPH-Gx - Northwest - Volatile Petroleum Products (GC)

Lab Sample ID: MB 580-94921/5

Matrix: Water

Analysis Batch: 94921

Client Sample ID: Method Blank

Prep Type: Total/NA

Analyte	MB Result	MB Qualifier	RL	MDL	Unit	D	Prepared	Analyzed	Dil Fac
Gasoline	ND		0.050		mg/L			09/08/11 18:05	1

QC Sample Results

Client: Farallon Consulting LLC
Project/Site: Sno Pac

TestAmerica Job ID: 580-28309-1

Method: NWTPH-Gx - Northwest - Volatile Petroleum Products (GC) (Continued)

Lab Sample ID: MB 580-94921/5
Matrix: Water
Analysis Batch: 94921

Client Sample ID: Method Blank
Prep Type: Total/NA

Surrogate	MB MB		Limits	Prepared	Analyzed	Dil Fac
	% Recovery	Qualifier				
4-Bromofluorobenzene (Surr)	90		50 - 150		09/08/11 18:05	1
Trifluorotoluene (Surr)	110		50 - 150		09/08/11 18:05	1

Lab Sample ID: LCS 580-94921/6
Matrix: Water
Analysis Batch: 94921

Client Sample ID: Lab Control Sample
Prep Type: Total/NA

Analyte	Spike Added	LCS LCS		Unit	D	% Rec	% Rec. Limits
		Result	Qualifier				
Gasoline	1.00	0.849		mg/L		85	79 - 110

Surrogate	LCS LCS		Limits
	% Recovery	Qualifier	
4-Bromofluorobenzene (Surr)	92		50 - 150
Trifluorotoluene (Surr)	96		50 - 150

Lab Sample ID: LCSD 580-94921/7
Matrix: Water
Analysis Batch: 94921

Client Sample ID: Lab Control Sample Dup
Prep Type: Total/NA

Analyte	Spike Added	LCSD LCSD		Unit	D	% Rec	% Rec. Limits	RPD	Limit
		Result	Qualifier						
Gasoline	1.00	0.877		mg/L		88	79 - 110	3	20

Surrogate	LCSD LCSD		Limits
	% Recovery	Qualifier	
4-Bromofluorobenzene (Surr)	92		50 - 150
Trifluorotoluene (Surr)	100		50 - 150

Method: 8082 - Polychlorinated Biphenyls (PCBs) by Gas Chromatography

Lab Sample ID: MB 580-94196/1-A
Matrix: Water
Analysis Batch: 94277

Client Sample ID: Method Blank
Prep Type: Total/NA
Prep Batch: 94196

Analyte	MB MB		RL	MDL	Unit	D	Prepared	Analyzed	Dil Fac
	Result	Qualifier							
PCB-1016	ND		0.50		ug/L		08/31/11 11:23	09/01/11 14:16	1
PCB-1221	ND		0.50		ug/L		08/31/11 11:23	09/01/11 14:16	1
PCB-1232	ND		0.50		ug/L		08/31/11 11:23	09/01/11 14:16	1
PCB-1242	ND		0.50		ug/L		08/31/11 11:23	09/01/11 14:16	1
PCB-1248	ND		0.50		ug/L		08/31/11 11:23	09/01/11 14:16	1
PCB-1254	ND		0.50		ug/L		08/31/11 11:23	09/01/11 14:16	1
PCB-1260	ND		0.50		ug/L		08/31/11 11:23	09/01/11 14:16	1

Surrogate	MB MB		Limits	Prepared	Analyzed	Dil Fac
	% Recovery	Qualifier				
Tetrachloro-m-xylene	79		60 - 150	08/31/11 11:23	09/01/11 14:16	1
DCB Decachlorobiphenyl	84		40 - 135	08/31/11 11:23	09/01/11 14:16	1

QC Sample Results

Client: Farallon Consulting LLC
Project/Site: Sno Pac

TestAmerica Job ID: 580-28309-1

Method: 8082 - Polychlorinated Biphenyls (PCBs) by Gas Chromatography (Continued)

Lab Sample ID: LCS 580-94196/2-A
Matrix: Water
Analysis Batch: 94277

Client Sample ID: Lab Control Sample
Prep Type: Total/NA
Prep Batch: 94196

Analyte	Spike Added	LCS		Unit	D	% Rec	% Rec. Limits
		Result	Qualifier				
PCB-1016	1.00	0.770		ug/L		77	25 - 145
PCB-1260	1.00	0.771		ug/L		77	30 - 145

Surrogate	LCS		Limits
	% Recovery	Qualifier	
Tetrachloro-m-xylene	78		60 - 150
DCB Decachlorobiphenyl	57		40 - 135

Lab Sample ID: LCSD 580-94196/3-A
Matrix: Water
Analysis Batch: 94277

Client Sample ID: Lab Control Sample Dup
Prep Type: Total/NA
Prep Batch: 94196

Analyte	Spike Added	LCSD		Unit	D	% Rec	% Rec. Limits	RPD	Limit
		Result	Qualifier						
PCB-1016	1.00	0.810		ug/L		81	25 - 145	5	27
PCB-1260	1.00	0.845		ug/L		85	30 - 145	9	22

Surrogate	LCSD		Limits
	% Recovery	Qualifier	
Tetrachloro-m-xylene	80		60 - 150
DCB Decachlorobiphenyl	54		40 - 135

Lab Sample ID: MB 580-94910/1-A
Matrix: Wipe
Analysis Batch: 94959

Client Sample ID: Method Blank
Prep Type: Total/NA
Prep Batch: 94910

Analyte	MB		RL	MDL	Unit	D	Prepared	Analyzed	Dil Fac
	Result	Qualifier							
PCB-1016	ND		0.10		ug/Wipe		09/08/11 14:05	09/09/11 22:13	1
PCB-1221	ND		0.10		ug/Wipe		09/08/11 14:05	09/09/11 22:13	1
PCB-1232	ND		0.10		ug/Wipe		09/08/11 14:05	09/09/11 22:13	1
PCB-1242	ND		0.10		ug/Wipe		09/08/11 14:05	09/09/11 22:13	1
PCB-1248	ND		0.10		ug/Wipe		09/08/11 14:05	09/09/11 22:13	1
PCB-1254	ND		0.10		ug/Wipe		09/08/11 14:05	09/09/11 22:13	1
PCB-1260	ND		0.10		ug/Wipe		09/08/11 14:05	09/09/11 22:13	1

Surrogate	MB		Limits	Prepared	Analyzed	Dil Fac
	% Recovery	Qualifier				
Tetrachloro-m-xylene	116		60 - 120	09/08/11 14:05	09/09/11 22:13	1
DCB Decachlorobiphenyl	109		60 - 120	09/08/11 14:05	09/09/11 22:13	1

Lab Sample ID: LCS 580-94910/2-A
Matrix: Wipe
Analysis Batch: 94959

Client Sample ID: Lab Control Sample
Prep Type: Total/NA
Prep Batch: 94910

Analyte	Spike Added	LCS		Unit	D	% Rec	% Rec. Limits
		Result	Qualifier				
PCB-1016	1.00	1.04		ug/Wipe		104	60 - 120
PCB-1260	1.00	1.02		ug/Wipe		102	60 - 120

Surrogate	LCS		Limits
	% Recovery	Qualifier	
Tetrachloro-m-xylene	119		60 - 120
DCB Decachlorobiphenyl	112		60 - 120

QC Sample Results

Client: Farallon Consulting LLC
Project/Site: Sno Pac

TestAmerica Job ID: 580-28309-1

Method: 8082 - Polychlorinated Biphenyls (PCBs) by Gas Chromatography (Continued)

Lab Sample ID: LCSD 580-94910/3-A
Matrix: Wipe
Analysis Batch: 94959

Client Sample ID: Lab Control Sample Dup
Prep Type: Total/NA
Prep Batch: 94910

Analyte	Spike Added	LCSD		Unit	D	% Rec	% Rec.		RPD	Limit
		Result	Qualifier				Limits	RPD		
PCB-1016	1.00	1.08		ug/Wipe		108	60 - 120	4	10	
PCB-1260	1.00	1.14	*	ug/Wipe		114	60 - 120	11	10	

Surrogate	LCSD		Limits
	% Recovery	Qualifier	
Tetrachloro-m-xylene	119		60 - 120
DCB Decachlorobiphenyl	107		60 - 120

Lab Sample ID: MB 580-95845/1-A
Matrix: Water
Analysis Batch: 95866

Client Sample ID: Method Blank
Prep Type: Total/NA
Prep Batch: 95845

Analyte	MB		RL	MDL	Unit	D	Prepared	Analyzed	Dil Fac
	Result	Qualifier							
PCB-1016	ND		0.50		ug/L		09/21/11 15:02	09/22/11 11:39	1
PCB-1221	ND		0.50		ug/L		09/21/11 15:02	09/22/11 11:39	1
PCB-1232	ND		0.50		ug/L		09/21/11 15:02	09/22/11 11:39	1
PCB-1242	ND		0.50		ug/L		09/21/11 15:02	09/22/11 11:39	1
PCB-1248	ND		0.50		ug/L		09/21/11 15:02	09/22/11 11:39	1
PCB-1254	ND		0.50		ug/L		09/21/11 15:02	09/22/11 11:39	1
PCB-1260	ND		0.50		ug/L		09/21/11 15:02	09/22/11 11:39	1

Surrogate	MB		Limits	Prepared	Analyzed	Dil Fac
	% Recovery	Qualifier				
Tetrachloro-m-xylene	73		60 - 150	09/21/11 15:02	09/22/11 11:39	1
DCB Decachlorobiphenyl	67		40 - 135	09/21/11 15:02	09/22/11 11:39	1

Lab Sample ID: LCS 580-95845/2-A
Matrix: Water
Analysis Batch: 95866

Client Sample ID: Lab Control Sample
Prep Type: Total/NA
Prep Batch: 95845

Analyte	Spike Added	LCS		Unit	D	% Rec	% Rec.	
		Result	Qualifier				Limits	RPD
PCB-1016	1.00	0.728		ug/L		73	25 - 145	
PCB-1260	1.00	0.814		ug/L		81	30 - 145	

Surrogate	LCS		Limits
	% Recovery	Qualifier	
Tetrachloro-m-xylene	68		60 - 150
DCB Decachlorobiphenyl	63		40 - 135

Method: NWTPH-Dx - Northwest - Semi-Volatile Petroleum Products (GC)

Lab Sample ID: MB 580-94654/1-A
Matrix: Water
Analysis Batch: 95214

Client Sample ID: Method Blank
Prep Type: Total/NA
Prep Batch: 94654

Analyte	MB		RL	MDL	Unit	D	Prepared	Analyzed	Dil Fac
	Result	Qualifier							
#2 Diesel (C10-C24)	ND		0.13		mg/L		09/06/11 13:42	09/13/11 10:34	1
Motor Oil (>C24-C36)	ND		0.25		mg/L		09/06/11 13:42	09/13/11 10:34	1

Surrogate	MB		Limits	Prepared	Analyzed	Dil Fac
	% Recovery	Qualifier				
o-Terphenyl	97		50 - 150	09/06/11 13:42	09/13/11 10:34	1

QC Sample Results

Client: Farallon Consulting LLC
Project/Site: Sno Pac

TestAmerica Job ID: 580-28309-1

Method: NWTPH-Dx - Northwest - Semi-Volatile Petroleum Products (GC) (Continued)

Lab Sample ID: LCS 580-94654/2-A

Matrix: Water

Analysis Batch: 95214

Client Sample ID: Lab Control Sample

Prep Type: Total/NA

Prep Batch: 94654

Analyte	Spike Added	LCS		Unit	D	% Rec	% Rec.	
		Result	Qualifier				Limits	
#2 Diesel (C10-C24)	5.00	4.89		mg/L		98	70 - 140	
Motor Oil (>C24-C36)	5.00	5.17		mg/L		103	66 - 125	

Surrogate	LCS		Limits
	% Recovery	Qualifier	
<i>o</i> -Terphenyl	84		50 - 150

Lab Sample ID: LCSD 580-94654/3-A

Matrix: Water

Analysis Batch: 95214

Client Sample ID: Lab Control Sample Dup

Prep Type: Total/NA

Prep Batch: 94654

Analyte	Spike Added	LCSD		Unit	D	% Rec	% Rec.		RPD	
		Result	Qualifier				Limits	RPD	Limit	
#2 Diesel (C10-C24)	5.00	5.16		mg/L		103	70 - 140	5	27	
Motor Oil (>C24-C36)	5.00	5.45		mg/L		109	66 - 125	5	27	

Surrogate	LCSD		Limits
	% Recovery	Qualifier	
<i>o</i> -Terphenyl	90		50 - 150

Method: 6010B - Metals (ICP)

Lab Sample ID: MB 580-94861/20-A

Matrix: Water

Analysis Batch: 95010

Client Sample ID: Method Blank

Prep Type: Total Recoverable

Prep Batch: 94861

Analyte	MB		RL	MDL	Unit	D	Prepared	Analyzed	Dil Fac
	Result	Qualifier							
Arsenic	ND		0.060		mg/L		09/08/11 09:52	09/08/11 19:35	1
Cadmium	ND		0.010		mg/L		09/08/11 09:52	09/08/11 19:35	1
Chromium	ND		0.025		mg/L		09/08/11 09:52	09/08/11 19:35	1
Copper	ND		0.020		mg/L		09/08/11 09:52	09/08/11 19:35	1
Lead	ND		0.030		mg/L		09/08/11 09:52	09/08/11 19:35	1
Silver	ND		0.020		mg/L		09/08/11 09:52	09/08/11 19:35	1
Zinc	ND		0.040		mg/L		09/08/11 09:52	09/08/11 19:35	1

Lab Sample ID: LCS 580-94861/21-A

Matrix: Water

Analysis Batch: 95010

Client Sample ID: Lab Control Sample

Prep Type: Total Recoverable

Prep Batch: 94861

Analyte	Spike Added	LCS		Unit	D	% Rec	% Rec.	
		Result	Qualifier				Limits	
Arsenic	4.00	3.91		mg/L		98	80 - 120	
Cadmium	0.100	0.0954		mg/L		95	80 - 120	
Chromium	0.400	0.390		mg/L		97	80 - 120	
Copper	0.500	0.482		mg/L		96	80 - 120	
Lead	1.00	0.956		mg/L		96	80 - 120	
Silver	0.600	0.575		mg/L		96	80 - 120	
Zinc	1.00	0.960		mg/L		96	80 - 120	

QC Sample Results

Client: Farallon Consulting LLC
Project/Site: Sno Pac

TestAmerica Job ID: 580-28309-1

Method: 6010B - Metals (ICP) (Continued)

Lab Sample ID: LCSD 580-94861/22-A
Matrix: Water
Analysis Batch: 95010

Client Sample ID: Lab Control Sample Dup
Prep Type: Total Recoverable
Prep Batch: 94861

Analyte	Spike Added	LCSD Result	LCSD Qualifier	Unit	D	% Rec	% Rec.		RPD	Limit
							Limits	RPD		
Arsenic	4.00	3.91		mg/L		98	80 - 120	0	20	
Cadmium	0.100	0.0988		mg/L		99	80 - 120	4	20	
Chromium	0.400	0.387		mg/L		97	80 - 120	1	20	
Copper	0.500	0.483		mg/L		97	80 - 120	0	20	
Lead	1.00	0.954		mg/L		95	80 - 120	0	20	
Silver	0.600	0.586		mg/L		98	80 - 120	2	20	
Zinc	1.00	0.965		mg/L		97	80 - 120	1	20	

Method: 7470A - Mercury (CVAA)

Lab Sample ID: MB 580-94751/16-B
Matrix: Water
Analysis Batch: 95038

Client Sample ID: Method Blank
Prep Type: Total/NA
Prep Batch: 94983

Analyte	MB MB		RL	MDL	Unit	D	Prepared	Analyzed	Dil Fac
	Result	Qualifier							
Mercury	ND		0.00020		mg/L		09/09/11 09:44	09/09/11 12:54	1

Lab Sample ID: LCS 580-94983/24-A
Matrix: Water
Analysis Batch: 95038

Client Sample ID: Lab Control Sample
Prep Type: Total/NA
Prep Batch: 94983

Analyte	Spike Added	LCS Result	LCS Qualifier	Unit	D	% Rec	% Rec.	
							Limits	RPD
Mercury	0.00200	0.00217		mg/L		109	80 - 120	

Lab Sample ID: LCSD 580-94983/25-A
Matrix: Water
Analysis Batch: 95038

Client Sample ID: Lab Control Sample Dup
Prep Type: Total/NA
Prep Batch: 94983

Analyte	Spike Added	LCSD Result	LCSD Qualifier	Unit	D	% Rec	% Rec.		RPD	Limit
							Limits	RPD		
Mercury	0.00200	0.00209		mg/L		104	80 - 120	4	20	

Lab Sample ID: 580-28309-5 MS
Matrix: Water
Analysis Batch: 95038

Client Sample ID: 082611-FB6-GW
Prep Type: Total/NA
Prep Batch: 94983

Analyte	Sample Result	Sample Qualifier	Spike Added	MS Result	MS Qualifier	Unit	D	% Rec	% Rec.	
									Limits	RPD
Mercury	ND		0.00200	0.00218		mg/L		109	80 - 120	

Lab Sample ID: 580-28309-5 MSD
Matrix: Water
Analysis Batch: 95038

Client Sample ID: 082611-FB6-GW
Prep Type: Total/NA
Prep Batch: 94983

Analyte	Sample Result	Sample Qualifier	Spike Added	MSD Result	MSD Qualifier	Unit	D	% Rec	% Rec.		RPD	Limit
									Limits	RPD		
Mercury	ND		0.00200	0.00208		mg/L		104	80 - 120	5	20	

Lab Sample ID: 580-28309-5 DU
Matrix: Water
Analysis Batch: 95038

Client Sample ID: 082611-FB6-GW
Prep Type: Total/NA
Prep Batch: 94983

Analyte	Sample Result	Sample Qualifier	DU Result	DU Qualifier	Unit	D	RPD	Limit

QC Sample Results

Client: Farallon Consulting LLC
Project/Site: Sno Pac

TestAmerica Job ID: 580-28309-1

Method: 7471A - Mercury (CVAA)

Lab Sample ID: MB 580-95767/18-A

Matrix: Solid

Analysis Batch: 95835

Client Sample ID: Method Blank

Prep Type: Total/NA

Prep Batch: 95767

Analyte	MB Result	MB Qualifier	RL	MDL	Unit	D	Prepared	Analyzed	Dil Fac
Mercury	ND		0.017		mg/Kg		09/21/11 07:45	09/21/11 10:47	1

Lab Sample ID: LCS 580-95767/19-A

Matrix: Solid

Analysis Batch: 95835

Client Sample ID: Lab Control Sample

Prep Type: Total/NA

Prep Batch: 95767

Analyte	Spike Added	LCS Result	LCS Qualifier	Unit	D	% Rec	% Rec. Limits
Mercury	0.167	0.154		mg/Kg		93	80 - 120

Lab Sample ID: LCSD 580-95767/20-A

Matrix: Solid

Analysis Batch: 95835

Client Sample ID: Lab Control Sample Dup

Prep Type: Total/NA

Prep Batch: 95767

Analyte	Spike Added	LCSD Result	LCSD Qualifier	Unit	D	% Rec	% Rec. Limits	RPD	Limit
Mercury	0.167	0.155		mg/Kg		93	80 - 120	1	20

Lab Sample ID: LCSSRM 580-95767/21-A

Matrix: Solid

Analysis Batch: 95835

Client Sample ID: Lab Control Sample

Prep Type: Total/NA

Prep Batch: 95767

Analyte	Spike Added	LCSSRM Result	LCSSRM Qualifier	Unit	D	% Rec	% Rec. Limits
Mercury	16.3	17.1		mg/Kg		105	51.1 - 148.9

Lab Chronicle

Client: Farallon Consulting LLC
Project/Site: Sno Pac

TestAmerica Job ID: 580-28309-1

Client Sample ID: TB-4-082611

Lab Sample ID: 580-28309-1

Date Collected: 08/26/11 10:48

Matrix: Water

Date Received: 08/26/11 16:20

Prep Type	Batch Type	Batch Method	Run	Dilution Factor	Batch Number	Prepared Or Analyzed	Analyst	Lab
Total/NA	Analysis	8260B		1	95194	09/09/11 01:02	MAT	TAL SEA

Client Sample ID: 082611-FB6-1.1

Lab Sample ID: 580-28309-3

Date Collected: 08/26/11 08:00

Matrix: Solid

Date Received: 08/26/11 16:20

Percent Solids: 72.3

Prep Type	Batch Type	Batch Method	Run	Dilution Factor	Batch Number	Prepared Or Analyzed	Analyst	Lab
Total/NA	Prep	7471A			95767	09/21/11 07:45	ZF	TAL SEA
Total/NA	Analysis	7471A		1	95835	09/21/11 11:01	FCW	TAL SEA

Client Sample ID: 082611-FB6-GW

Lab Sample ID: 580-28309-5

Date Collected: 08/26/11 09:00

Matrix: Water

Date Received: 08/26/11 16:20

Prep Type	Batch Type	Batch Method	Run	Dilution Factor	Batch Number	Prepared Or Analyzed	Analyst	Lab
Total/NA	Prep	3520C			94291	09/01/11 10:36	SP	TAL SEA
Total/NA	Analysis	8270C SIM		1	95043	09/09/11 19:43	AP	TAL SEA
Total/NA	Prep	3520C			94654	09/06/11 13:43	RS	TAL SEA
Total/NA	Analysis	NWTPH-Dx		1	95214	09/13/11 12:59	ES	TAL SEA
Total/NA	Prep	3510C			95845	09/21/11 15:02	RS	TAL SEA
Total/NA	Analysis	8082		1	95866	09/22/11 12:14	EK	TAL SEA
Total Recoverable	Prep	3005A			94861	09/08/11 09:52	PAB	TAL SEA
Total Recoverable	Analysis	6010B		1	95010	09/08/11 21:54	SP	TAL SEA
Total/NA	Prep	7470A			94983	09/09/11 09:44	ZF	TAL SEA
Total/NA	Analysis	7470A		1	95038	09/09/11 12:59	FCW	TAL SEA

Client Sample ID: 082611-FB8-GW

Lab Sample ID: 580-28309-8

Date Collected: 08/26/11 10:30

Matrix: Water

Date Received: 08/26/11 16:20

Prep Type	Batch Type	Batch Method	Run	Dilution Factor	Batch Number	Prepared Or Analyzed	Analyst	Lab
Total/NA	Prep	3520C			94291	09/01/11 10:36	SP	TAL SEA
Total/NA	Analysis	8270C SIM		1	95043	09/09/11 20:03	AP	TAL SEA
Total/NA	Analysis	8021B		1	94689	09/07/11 10:13	JMB	TAL SEA
Total/NA	Analysis	NWTPH-Gx	RA	1	94921	09/08/11 22:58	JMB	TAL SEA
Total/NA	Prep	3520C			94654	09/06/11 13:43	RS	TAL SEA
Total/NA	Analysis	NWTPH-Dx		1	95214	09/13/11 13:24	ES	TAL SEA
Total Recoverable	Prep	3005A			94861	09/08/11 09:52	PAB	TAL SEA
Total Recoverable	Analysis	6010B		1	95010	09/08/11 22:01	SP	TAL SEA
Total/NA	Prep	7470A			94983	09/09/11 09:44	ZF	TAL SEA
Total/NA	Analysis	7470A		1	95038	09/09/11 13:05	FCW	TAL SEA

Lab Chronicle

Client: Farallon Consulting LLC
Project/Site: Sno Pac

TestAmerica Job ID: 580-28309-1

Client Sample ID: 082611-FB7-GW

Lab Sample ID: 580-28309-11

Date Collected: 08/26/11 12:00

Matrix: Water

Date Received: 08/26/11 16:20

Prep Type	Batch Type	Batch Method	Run	Dilution Factor	Batch Number	Prepared Or Analyzed	Analyst	Lab
Total/NA	Prep	3520C			94291	09/01/11 10:36	SP	TAL SEA
Total/NA	Analysis	8270C SIM		1	95043	09/09/11 20:23	AP	TAL SEA
Total/NA	Analysis	8021B		1	94689	09/07/11 10:39	JMB	TAL SEA
Total/NA	Analysis	NWTPH-Gx	RA	1	94921	09/08/11 23:20	JMB	TAL SEA
Total/NA	Prep	3520C			94654	09/06/11 13:43	RS	TAL SEA
Total/NA	Analysis	NWTPH-Dx		1	95214	09/13/11 13:48	ES	TAL SEA
Total Recoverable	Prep	3005A			94861	09/08/11 09:52	PAB	TAL SEA
Total Recoverable	Analysis	6010B		1	95010	09/08/11 22:08	SP	TAL SEA
Total/NA	Prep	7470A			94983	09/09/11 09:44	ZF	TAL SEA
Total/NA	Analysis	7470A		1	95038	09/09/11 13:07	FCW	TAL SEA

Client Sample ID: 082611-FB9-GW

Lab Sample ID: 580-28309-14

Date Collected: 08/26/11 14:00

Matrix: Water

Date Received: 08/26/11 16:20

Prep Type	Batch Type	Batch Method	Run	Dilution Factor	Batch Number	Prepared Or Analyzed	Analyst	Lab
Total/NA	Analysis	8260B		1	95194	09/09/11 01:28	MAT	TAL SEA
Total/NA	Prep	3520C			94291	09/01/11 10:36	SP	TAL SEA
Total/NA	Analysis	8270C SIM		1	95043	09/09/11 20:43	AP	TAL SEA
Total/NA	Analysis	NWTPH-Gx	RA	1	94921	09/08/11 23:43	JMB	TAL SEA
Total/NA	Prep	3510C			94196	08/31/11 13:19	RS	TAL SEA
Total/NA	Analysis	8082		1	94277	09/01/11 15:12	BT	TAL SEA
Total/NA	Prep	3520C			94654	09/06/11 13:43	RS	TAL SEA
Total/NA	Analysis	NWTPH-Dx		1	95214	09/13/11 14:12	ES	TAL SEA
Total Recoverable	Prep	3005A			94861	09/08/11 09:52	PAB	TAL SEA
Total Recoverable	Analysis	6010B		1	95010	09/08/11 22:15	SP	TAL SEA
Total/NA	Prep	7470A			94983	09/09/11 09:44	ZF	TAL SEA
Total/NA	Analysis	7470A		1	95038	09/09/11 13:09	FCW	TAL SEA

Client Sample ID: 082611-Wipe

Lab Sample ID: 580-28309-15

Date Collected: 08/26/11 14:30

Matrix: Wipe

Date Received: 08/26/11 16:20

Prep Type	Batch Type	Batch Method	Run	Dilution Factor	Batch Number	Prepared Or Analyzed	Analyst	Lab
Total/NA	Prep	3580A			94910	09/08/11 14:05	BT	TAL SEA
Total/NA	Analysis	8082		1	94959	09/09/11 22:55	BT	TAL SEA

Laboratory References:

TAL SEA = TestAmerica Seattle, 5755 8th Street East, Tacoma, WA 98424, TEL (253)922-2310

Certification Summary

Client: Farallon Consulting LLC
Project/Site: Sno Pac

TestAmerica Job ID: 580-28309-1

Laboratory	Authority	Program	EPA Region	Certification ID
TestAmerica Seattle	Alaska	Alaska UST	10	UST-022
TestAmerica Seattle	Alaska	TA-Port Heiden Mobile Lab	10	UST-093
TestAmerica Seattle	California	NELAC	9	1115CA
TestAmerica Seattle	Florida	NELAC	4	E871074
TestAmerica Seattle	L-A-B	DoD ELAP		L2236
TestAmerica Seattle	L-A-B	ISO/IEC 17025		L2236
TestAmerica Seattle	Louisiana	NELAC	6	05016
TestAmerica Seattle	Montana	MT DEQ UST	8	N/A
TestAmerica Seattle	Oregon	NELAC	10	WA100007
TestAmerica Seattle	USDA	USDA		P330-11-00222
TestAmerica Seattle	Washington	State Program	10	C553

Accreditation may not be offered or required for all methods and analytes reported in this package. Please contact your project manager for the laboratory's current list of certified methods and analytes.

Sample Summary

Client: Farallon Consulting LLC
Project/Site: Sno Pac

TestAmerica Job ID: 580-28309-1

Lab Sample ID	Client Sample ID	Matrix	Collected	Received
580-28309-1	TB-4-082611	Water	08/26/11 10:48	08/26/11 16:20
580-28309-3	082611-FB6-1.1	Solid	08/26/11 08:00	08/26/11 16:20
580-28309-5	082611-FB6-GW	Water	08/26/11 09:00	08/26/11 16:20
580-28309-8	082611-FB8-GW	Water	08/26/11 10:30	08/26/11 16:20
580-28309-11	082611-FB7-GW	Water	08/26/11 12:00	08/26/11 16:20
580-28309-14	082611-FB9-GW	Water	08/26/11 14:00	08/26/11 16:20
580-28309-15	082611-Wipe	Wipe	08/26/11 14:30	08/26/11 16:20

- 1
- 2
- 3
- 4
- 5
- 6
- 7
- 8
- 9
- 10
- 11

TestAmerica

THE LEADER IN ENVIRONMENTAL TESTING

11720 North Creek Pkwy N Suite 400, Bothell, WA 98011-8244
 11922 E. First Ave, Spokane, WA 99206-5302
 9405 SW Nimbus Ave, Beaverton, OR 97008-7145
 2000 W International Airport Rd Ste A10, Anchorage, AK 99502-1119

425-420-9200 FAX 420-9210
 509-924-9200 FAX 924-9290
 503-906-9200 FAX 906-9210
 907-563-9200 FAX 563-9210

CHAIN OF CUSTODY REPORT

Work Order #: **28309**

CLIENT: <i>Farallon Consulting LLC</i>		INVOICE TO:		TURNAROUND REQUEST in Business Days * Organic & Inorganic Analyses <input type="checkbox"/> 10 <input type="checkbox"/> 7 <input type="checkbox"/> 5 <input type="checkbox"/> 4 <input type="checkbox"/> 3 <input type="checkbox"/> 2 <input type="checkbox"/> 1 <input type="checkbox"/> <1 STD. Petroleum Hydrocarbon Analyses <input type="checkbox"/> 5 <input type="checkbox"/> 4 <input type="checkbox"/> 3 <input type="checkbox"/> 2 <input type="checkbox"/> 1 <input type="checkbox"/> <1 STD. <input type="checkbox"/> OTHER Specify: * Turnaround Requests less than standard may incur Rush Charges.							
REPORT TO: <i>Don Lance</i>		P.O. NUMBER:									
ADDRESS: <i>175 5th NW Suite 100</i>											
PHONE: <i>425-295-0800</i> FAX: <i>425-295-0850</i>											
PROJECT NAME: <i>Sno Pac</i>		PRESERVATIVE									
PROJECT NUMBER: <i>879 009</i>		REQUESTED ANALYSES									
SAMPLED BY: <i>Jon, Anna</i>											
CLIENT SAMPLE IDENTIFICATION	SAMPLING DATE/TIME	CX/BCX	DX	PAHS	As C, H, Cl, Cu, Pb, Zn	VOC 2260	PCB	MATRIX (W, S, O)	# OF CONT.	LOCATION/ COMMENTS	TA WO ID
<i>1 TB-4-082611</i>	<i>8/26/11</i>					<i>X</i>		<i>water</i>	<i>1</i>		<i>-1</i>
<i>2 TB-5-082611</i>						<i>X</i>		<i>sand</i>	<i>1</i>		<i>-2</i>
<i>3 082611-FB6-1.1</i>								<i>S</i>	<i>2</i>		<i>-3</i>
<i>4 082611-FB6-11.0</i>								<i>S</i>	<i>3</i>		<i>-4</i>
<i>5 082611-FB6-GW</i>			<i>X</i>	<i>X</i>	<i>X</i>			<i>W</i>	<i>5</i>		<i>-5</i>
<i>6 082611-FB8-7.4</i>								<i>S</i>	<i>3</i>		<i>-6</i>
<i>7 082611-FB8-11.6</i>								<i>S</i>	<i>3</i>		<i>-7</i>
<i>8 082611-FB8-GW</i>		<i>X</i>	<i>X</i>	<i>X</i>	<i>X</i>			<i>W</i>	<i>11</i>		<i>-8</i>
<i>9 082611-FB7-10.5</i>								<i>S</i>	<i>3</i>		<i>-9</i>
<i>10 082611-FB7-11.8</i>								<i>S</i>	<i>3</i>		<i>-10</i>
RELEASED BY: <i>Jon Peterson</i>	DATE: <i>206551-7974</i>	FIRM: <i>Farallon</i>		RECEIVED BY: <i>Cathy Grable</i>	DATE: <i>8/26/11</i>	FIRM: <i>TASIA</i>		PRINT NAME: <i>Cathy Grable</i>	TIME: <i>11:20</i>		
RELEASED BY:	DATE:	FIRM:		RECEIVED BY:	DATE:	FIRM:		PRINT NAME:	TIME:		
ADDITIONAL REMARKS: <i>Hold soils for Don</i>										TEMP:	PAGE OF

TAL-1000(0108)

Client <i>Farallon Consulting LLC</i>			Client Contact <i>Don Lance</i>			Date		Chain of Custody Number <i>7911</i>	
Address <i>975 5th NW Suite 100</i>			Telephone Number (Area Code)/Fax Number <i>425 245 0800</i>			Lab Number <i>28309</i>		Page <i> </i> of <i> </i>	
City <i>Issaquah</i>	State <i>WA</i>	Zip Code <i>98027</i>	Sampler <i>Jon</i>	Lab Contact <i>7ack</i>		Analysis (Attach list if more space is needed)			
Project Name and Location (State)			Billing Contact			Special Instructions/ Conditions of Receipt			
Contract/Purchase Order/Quote No.									

Sample I.D. and Location/Description (Containers for each sample may be combined on one line)	Date	Time	Matrix				Containers & Preservatives																
			Air	Aqueous	Sed.	Soil	Unpres.	H2SO4	HNO3	HCl	NaOH	ZnAc/NaOH	Total	OX/BTEX	Dx			PAH	As-Cd-Cr-Cu-Hg	VOC	PCB		
<i>082611-FB7-GW</i>	<i>8-26-11</i>	<i>1200</i>	<i>X</i>																			<i>-11</i>	
<i>082611-FB9-5.2</i>		<i>1315</i>				<i>X</i>																	<i>-12</i>
<i>082611-FB9-12.0</i>		<i>1325</i>				<i>X</i>																	<i>-13</i>
<i>082611-FB9-GW</i>		<i>1400</i>	<i>X</i>												<i>18</i>	<i>X</i>	<i>X</i>	<i>X</i>	<i>X</i>	<i>X</i>	<i>X</i>		<i>-14</i>
<i>082611-wipe</i>		<i>1430</i>												<i>1</i>							<i>X</i>		<i>-15</i>

Cooler <input type="checkbox"/> Yes <input type="checkbox"/> No Cooler Temp: _____	Possible Hazard Identification <input type="checkbox"/> Non-Hazard <input type="checkbox"/> Flammable <input type="checkbox"/> Skin Irritant <input type="checkbox"/> Poison B <input type="checkbox"/> Unknown	Sample Disposal <input type="checkbox"/> Disposal By Lab <input type="checkbox"/> Return To Client <input type="checkbox"/> Archive For _____ Months	(A fee may be assessed if samples are retained longer than 1 month)
---	--	---	---

Turn Around Time Required (business days) <input type="checkbox"/> 24 Hours <input type="checkbox"/> 48 Hours <input type="checkbox"/> 5 Days <input type="checkbox"/> 10 Days <input type="checkbox"/> 15 Days <input checked="" type="checkbox"/> Other <i>Standard</i>	QC Requirements (Specify)
--	---------------------------

1. Relinquished By Sign/Print <i>Jon Peterson</i>	Date <i>8/26/11</i>	Time <i>10:20</i>	1. Received By Sign/Print <i>Cathy Campbell</i>	Date <i>8/26/11</i>	Time <i>10:20</i>
2. Relinquished By Sign/Print	Date	Time	2. Received By Sign/Print	Date	Time
3. Relinquished By Sign/Print	Date	Time	3. Received By Sign/Print	Date	Time

Comments
Hold for Don - soils

Login Sample Receipt Checklist

Client: Farallon Consulting LLC

Job Number: 580-28309-1

Login Number: 28309

List Source: TestAmerica Seattle

List Number: 1

Creator: Gamble, Cathy

Question	Answer	Comment
Radioactivity either was not measured or, if measured, is at or below background	True	
The cooler's custody seal, if present, is intact.	True	
The cooler or samples do not appear to have been compromised or tampered with.	True	
Samples were received on ice.	True	
Cooler Temperature is acceptable.	True	
Cooler Temperature is recorded.	True	
COC is present.	True	
COC is filled out in ink and legible.	True	
COC is filled out with all pertinent information.	True	
Is the Field Sampler's name present on COC?	True	
There are no discrepancies between the sample IDs on the containers and the COC.	True	
Samples are received within Holding Time.	True	
Sample containers have legible labels.	True	
Containers are not broken or leaking.	True	
Sample collection date/times are provided.	True	
Appropriate sample containers are used.	True	
Sample bottles are completely filled.	True	
Sample Preservation Verified.	True	
There is sufficient vol. for all requested analyses, incl. any requested MS/MSDs	True	
VOA sample vials do not have headspace or bubble is <6mm (1/4") in diameter.	True	
Multiphasic samples are not present.	True	
Samples do not require splitting or compositing.	True	
Residual Chlorine Checked.	N/A	



TestAmerica

THE LEADER IN ENVIRONMENTAL TESTING


ANALYTICAL REPORT

TestAmerica Laboratories, Inc.
TestAmerica Seattle
5755 8th Street East
Tacoma, WA 98424
Tel: (253)922-2310

TestAmerica Job ID: 580-28308-2
Client Project/Site: Sno Pac
Revision: 1

For:
Farallon Consulting LLC
975 5th Avenue NW
Suite 100
Issaquah, Washington 98027

Attn: Donald Lance



Authorized for release by:
09/26/2011 06:08:46 PM

Kristine Allen
Project Manager I
kristine.allen@testamericainc.com

LINKS

Review your project
results through
TotalAccess

Have a Question?



Visit us at:
www.testamericainc.com

This report has been electronically signed and authorized by the signatory. Electronic signature is intended to be the legally binding equivalent of a traditionally handwritten signature.




Table of Contents

Cover Page	1
Table of Contents	2
Case Narrative	3
Definitions	4
Client Sample Results	5
QC Sample Results	22
Chronicle	33
Certification Summary	37
Sample Summary	38
Receipt Checklists	39

Case Narrative

Client: Farallon Consulting LLC
Project/Site: Sno Pac

TestAmerica Job ID: 580-28308-2

Job ID: 580-28308-2

Laboratory: TestAmerica Seattle

Narrative

Receipt

All samples were received in good condition within temperature requirements.

Samples were logged in following the Chain of Custody (COC) submitted with the samples. Client emailed revised COCs to project manager later that day. The project manager did not realize the emailed COCs were different from the COCs that accompanied the samples. The error was not discovered until the samples had expired. The samples were then logged in following the revised COCs and tested out of hold.

GC/MS VOA - Method NWTPH-Gx

Recovery of the surrogate 4-Bromofluorobenzene in sample 082511-FB2-5.2 (580-28308-7) exceeded quality control limits due to matrix interference. The anomaly was flagged "X."

No other analytical or quality issues were noted.

GC Semi VOA - Method 8082

Recovery of the surrogate DCB Decachlorobiphenyl in samples 580-28308-1MS, 082511-FB1-9.5 (580-28308-1), 082511-FB4-8.7 (580-28308-4), 082511-FB2-16.0 (580-28308-9), 082511-FB3-14.9 (580-28308-12), and 082511-FB5-18.0 (580-28308-17) exceeded quality control limits due to matrix interference. This anomaly was flagged "X."

Recovery of the surrogate Tetrachloro-m-xylene exceeded quality control limits in samples 082511-FB2-16.0 (580-28308-9), 082511-FB3-14.9 (580-28308-12) and 082511-FB5-18.0 (580-28308-17) exceeded quality control limits due to matrix interference. This anomaly was flagged "X."

The following samples required a sulfuric acid clean-up to reduce matrix interferences (Sulfuric acid Lot #709195): 580-28308-1MS, 580-28308-1 MSD, 082511-FB1-9.5 (580-28308-1), 082511-FB4-8.7 (580-28308-4), 082511-FB2-5.2 (580-28308-7), 082511-FB2-16.0 (580-28308-9), and 082511-FB3-14.9 (580-28308-12).

GC Semi VOA -Method NWTPH-Dx

The results in the C10-C25 (DRO) and C25-C36 (RRO) ranges in sample 082511-FB2-5.2 (580-28308-7) are due primarily to a mixture of weathered diesel, motor oil, a grouping of individual hydrocarbon peaks that do not resemble a typical fuel pattern, and/or possible biogenic interference.

The results in the C25-C36 (RRO) range in sample 082511-FB3-14.9 (580-28308-12) are due primarily to a mixture of motor oil, a grouping of individual hydrocarbon peaks that do not resemble a typical fuel pattern, and/or possible biogenic interference.

No other analytical or quality issues were noted.

Metals

No analytical or quality issues were noted.

General Chemistry

No analytical or quality issues were noted.

Subcontract Work

Method 8260 B VOCs Standard List: This method was subcontracted to TestAmerica Portland. The subcontract certification is different from those listed on the TestAmerica cover page of this final report.

Definitions/Glossary

Client: Farallon Consulting LLC
Project/Site: Sno Pac

TestAmerica Job ID: 580-28308-2

Qualifiers

GCMS Volatiles

Qualifier	Qualifier Description
H3	Sample was received and analyzed past holding time.

GC/MS Semi VOA

Qualifier	Qualifier Description
H	Sample was prepped or analyzed beyond the specified holding time

GC VOA

Qualifier	Qualifier Description
H	Sample was prepped or analyzed beyond the specified holding time
^	ICV,CCV,ICB,CCB, ISA, ISB, CRI, CRA, DLCK or MRL standard: Instrument related QC exceeds the control limits.
I	Indicates the presence of an interference, recovery is not calculated.
X	Surrogate is outside control limits

GC Semi VOA

Qualifier	Qualifier Description
H	Sample was prepped or analyzed beyond the specified holding time
X	Surrogate is outside control limits

Metals

Qualifier	Qualifier Description
L	A negative instrument reading had an absolute value greater than the reporting limit

Glossary

Abbreviation	These commonly used abbreviations may or may not be present in this report.
☼	Listed under the "D" column to designate that the result is reported on a dry weight basis
%R	Percent Recovery
DL, RA, RE, IN	Indicates a Dilution, Reanalysis, Re-extraction, or additional Initial metals/anion analysis of the sample
EDL	Estimated Detection Limit
EPA	United States Environmental Protection Agency
MDL	Method Detection Limit
ML	Minimum Level (Dioxin)
ND	Not detected at the reporting limit (or MDL or EDL if shown)
PQL	Practical Quantitation Limit
RL	Reporting Limit
RPD	Relative Percent Difference, a measure of the relative difference between two points
TEF	Toxicity Equivalent Factor (Dioxin)
TEQ	Toxicity Equivalent Quotient (Dioxin)

Client Sample Results

Client: Farallon Consulting LLC
Project/Site: Sno Pac

TestAmerica Job ID: 580-28308-2

Client Sample ID: 082511-FB1-9.5

Lab Sample ID: 580-28308-1

Date Collected: 08/25/11 10:35

Matrix: Solid

Date Received: 08/26/11 15:00

Percent Solids: 79.0

Method: 8270C SIM - Semivolatile Organic Compounds (GC/MS SIM)

Analyte	Result	Qualifier	RL	MDL	Unit	D	Prepared	Analyzed	Dil Fac
Naphthalene	ND	H	6.3		ug/Kg	☼	09/21/11 08:01	09/21/11 12:00	1
2-Methylnaphthalene	ND	H	6.3		ug/Kg	☼	09/21/11 08:01	09/21/11 12:00	1
1-Methylnaphthalene	ND	H	6.3		ug/Kg	☼	09/21/11 08:01	09/21/11 12:00	1
Acenaphthylene	ND	H	6.3		ug/Kg	☼	09/21/11 08:01	09/21/11 12:00	1
Acenaphthene	ND	H	6.3		ug/Kg	☼	09/21/11 08:01	09/21/11 12:00	1
Fluorene	ND	H	6.3		ug/Kg	☼	09/21/11 08:01	09/21/11 12:00	1
Phenanthrene	ND	H	6.3		ug/Kg	☼	09/21/11 08:01	09/21/11 12:00	1
Anthracene	ND	H	6.3		ug/Kg	☼	09/21/11 08:01	09/21/11 12:00	1
Fluoranthene	ND	H	6.3		ug/Kg	☼	09/21/11 08:01	09/21/11 12:00	1
Pyrene	ND	H	6.3		ug/Kg	☼	09/21/11 08:01	09/21/11 12:00	1
Benzo[a]anthracene	ND	H	6.3		ug/Kg	☼	09/21/11 08:01	09/21/11 12:00	1
Chrysene	ND	H	6.3		ug/Kg	☼	09/21/11 08:01	09/21/11 12:00	1
Benzo[b]fluoranthene	ND	H	6.3		ug/Kg	☼	09/21/11 08:01	09/21/11 12:00	1
Benzo[k]fluoranthene	ND	H	6.3		ug/Kg	☼	09/21/11 08:01	09/21/11 12:00	1
Benzo[a]pyrene	ND	H	6.3		ug/Kg	☼	09/21/11 08:01	09/21/11 12:00	1
Indeno[1,2,3-cd]pyrene	ND	H	6.3		ug/Kg	☼	09/21/11 08:01	09/21/11 12:00	1
Dibenz(a,h)anthracene	ND	H	6.3		ug/Kg	☼	09/21/11 08:01	09/21/11 12:00	1
Benzo[g,h,i]perylene	ND	H	6.3		ug/Kg	☼	09/21/11 08:01	09/21/11 12:00	1

Surrogate	% Recovery	Qualifier	Limits	Prepared	Analyzed	Dil Fac
Terphenyl-d14	84		42 - 151	09/21/11 08:01	09/21/11 12:00	1

Method: 8021B - Volatile Organic Compounds (GC)

Analyte	Result	Qualifier	RL	MDL	Unit	D	Prepared	Analyzed	Dil Fac
Benzene	ND	H	0.051		mg/Kg	☼	09/21/11 15:12	09/22/11 01:46	1
Toluene	ND	H	0.13		mg/Kg	☼	09/21/11 15:12	09/22/11 01:46	1
Ethylbenzene	ND	H	0.13		mg/Kg	☼	09/21/11 15:12	09/22/11 01:46	1
m-Xylene & p-Xylene	ND	H	0.25		mg/Kg	☼	09/21/11 15:12	09/22/11 01:46	1
o-Xylene	ND	H	0.25		mg/Kg	☼	09/21/11 15:12	09/22/11 01:46	1
Xylenes, Total	ND	H	0.25		mg/Kg	☼	09/21/11 15:12	09/22/11 01:46	1

Surrogate	% Recovery	Qualifier	Limits	Prepared	Analyzed	Dil Fac
4-Bromofluorobenzene (Surr)	100		75 - 135	09/21/11 15:12	09/22/11 01:46	1

Method: NWTPH-Gx - Northwest - Volatile Petroleum Products (GC)

Analyte	Result	Qualifier	RL	MDL	Unit	D	Prepared	Analyzed	Dil Fac
Gasoline	ND	H	10		mg/Kg	☼	09/21/11 15:12	09/22/11 01:46	1

Surrogate	% Recovery	Qualifier	Limits	Prepared	Analyzed	Dil Fac
4-Bromofluorobenzene (Surr)	104		50 - 150	09/21/11 15:12	09/22/11 01:46	1

Method: 8082 - Polychlorinated Biphenyls (PCBs) by Gas Chromatography

Analyte	Result	Qualifier	RL	MDL	Unit	D	Prepared	Analyzed	Dil Fac
PCB-1016	ND	H	0.012		mg/Kg	☼	09/20/11 15:18	09/21/11 16:25	1
PCB-1221	ND	H	0.012		mg/Kg	☼	09/20/11 15:18	09/21/11 16:25	1
PCB-1232	ND	H	0.012		mg/Kg	☼	09/20/11 15:18	09/21/11 16:25	1
PCB-1242	ND	H	0.012		mg/Kg	☼	09/20/11 15:18	09/21/11 16:25	1
PCB-1248	ND	H	0.012		mg/Kg	☼	09/20/11 15:18	09/21/11 16:25	1
PCB-1254	ND	H	0.012		mg/Kg	☼	09/20/11 15:18	09/21/11 16:25	1
PCB-1260	ND	H	0.012		mg/Kg	☼	09/20/11 15:18	09/21/11 16:25	1

Client Sample Results

Client: Farallon Consulting LLC
Project/Site: Sno Pac

TestAmerica Job ID: 580-28308-2

Client Sample ID: 082511-FB1-9.5

Lab Sample ID: 580-28308-1

Date Collected: 08/25/11 10:35

Matrix: Solid

Date Received: 08/26/11 15:00

Percent Solids: 79.0

Surrogate	% Recovery	Qualifier	Limits	Prepared	Analyzed	Dil Fac
Tetrachloro-m-xylene	79		45 - 155	09/20/11 15:18	09/21/11 16:25	1
DCB Decachlorobiphenyl	44	X	60 - 125	09/20/11 15:18	09/21/11 16:25	1

Method: NWTPH-Dx - Northwest - Semi-Volatile Petroleum Products (GC)

Analyte	Result	Qualifier	RL	MDL	Unit	D	Prepared	Analyzed	Dil Fac
#2 Diesel (C10-C24)	ND	H	31		mg/Kg	☼	09/21/11 09:06	09/21/11 14:54	1
Motor Oil (>C24-C36)	ND	H	63		mg/Kg	☼	09/21/11 09:06	09/21/11 14:54	1

Surrogate	% Recovery	Qualifier	Limits	Prepared	Analyzed	Dil Fac
o-Terphenyl	80		50 - 150	09/21/11 09:06	09/21/11 14:54	1

Method: 6010B - Metals (ICP)

Analyte	Result	Qualifier	RL	MDL	Unit	D	Prepared	Analyzed	Dil Fac
Arsenic	ND		3.3		mg/Kg	☼	09/20/11 14:44	09/21/11 20:57	1
Lead	ND		1.7		mg/Kg	☼	09/20/11 14:44	09/21/11 20:57	1
Cadmium	ND		0.56		mg/Kg	☼	09/20/11 14:44	09/21/11 20:57	1
Chromium	7.3		1.5		mg/Kg	☼	09/20/11 14:44	09/21/11 20:57	1
Copper	8.0		1.1		mg/Kg	☼	09/20/11 14:44	09/21/11 20:57	1
Silver	ND		1.1		mg/Kg	☼	09/20/11 14:44	09/21/11 20:57	1
Zinc	23		2.2		mg/Kg	☼	09/20/11 14:44	09/22/11 15:29	1

Method: 7471A - Mercury (CVAA)

Analyte	Result	Qualifier	RL	MDL	Unit	D	Prepared	Analyzed	Dil Fac
Mercury	ND		0.020		mg/Kg	☼	09/21/11 07:45	09/21/11 11:14	1

General Chemistry

Analyte	Result	Qualifier	RL	RL	Unit	D	Prepared	Analyzed	Dil Fac
Percent Solids	79		0.10		%			09/20/11 15:39	1
Percent Moisture	21		0.10		%			09/20/11 15:39	1

Client Sample Results

Client: Farallon Consulting LLC
Project/Site: Sno Pac

TestAmerica Job ID: 580-28308-2

Client Sample ID: 082511-FB4-8.7

Lab Sample ID: 580-28308-4

Date Collected: 08/25/11 11:55

Matrix: Solid

Date Received: 08/26/11 15:00

Percent Solids: 81.7

Method: 8270C SIM - Semivolatile Organic Compounds (GC/MS SIM)

Analyte	Result	Qualifier	RL	MDL	Unit	D	Prepared	Analyzed	Dil Fac
Naphthalene	ND	H	6.0		ug/Kg	☼	09/21/11 08:01	09/21/11 12:59	1
2-Methylnaphthalene	ND	H	6.0		ug/Kg	☼	09/21/11 08:01	09/21/11 12:59	1
1-Methylnaphthalene	ND	H	6.0		ug/Kg	☼	09/21/11 08:01	09/21/11 12:59	1
Acenaphthylene	ND	H	6.0		ug/Kg	☼	09/21/11 08:01	09/21/11 12:59	1
Acenaphthene	ND	H	6.0		ug/Kg	☼	09/21/11 08:01	09/21/11 12:59	1
Fluorene	ND	H	6.0		ug/Kg	☼	09/21/11 08:01	09/21/11 12:59	1
Phenanthrene	ND	H	6.0		ug/Kg	☼	09/21/11 08:01	09/21/11 12:59	1
Anthracene	ND	H	6.0		ug/Kg	☼	09/21/11 08:01	09/21/11 12:59	1
Fluoranthene	ND	H	6.0		ug/Kg	☼	09/21/11 08:01	09/21/11 12:59	1
Pyrene	ND	H	6.0		ug/Kg	☼	09/21/11 08:01	09/21/11 12:59	1
Benzo[a]anthracene	ND	H	6.0		ug/Kg	☼	09/21/11 08:01	09/21/11 12:59	1
Chrysene	ND	H	6.0		ug/Kg	☼	09/21/11 08:01	09/21/11 12:59	1
Benzo[b]fluoranthene	ND	H	6.0		ug/Kg	☼	09/21/11 08:01	09/21/11 12:59	1
Benzo[k]fluoranthene	ND	H	6.0		ug/Kg	☼	09/21/11 08:01	09/21/11 12:59	1
Benzo[a]pyrene	ND	H	6.0		ug/Kg	☼	09/21/11 08:01	09/21/11 12:59	1
Indeno[1,2,3-cd]pyrene	ND	H	6.0		ug/Kg	☼	09/21/11 08:01	09/21/11 12:59	1
Dibenz(a,h)anthracene	ND	H	6.0		ug/Kg	☼	09/21/11 08:01	09/21/11 12:59	1
Benzo[g,h,i]perylene	ND	H	6.0		ug/Kg	☼	09/21/11 08:01	09/21/11 12:59	1

Surrogate	% Recovery	Qualifier	Limits	Prepared	Analyzed	Dil Fac
Terphenyl-d14	67		42 - 151	09/21/11 08:01	09/21/11 12:59	1

Method: 8082 - Polychlorinated Biphenyls (PCBs) by Gas Chromatography

Analyte	Result	Qualifier	RL	MDL	Unit	D	Prepared	Analyzed	Dil Fac
PCB-1016	ND	H	0.012		mg/Kg	☼	09/20/11 15:18	09/21/11 17:07	1
PCB-1221	ND	H	0.012		mg/Kg	☼	09/20/11 15:18	09/21/11 17:07	1
PCB-1232	ND	H	0.012		mg/Kg	☼	09/20/11 15:18	09/21/11 17:07	1
PCB-1242	ND	H	0.012		mg/Kg	☼	09/20/11 15:18	09/21/11 17:07	1
PCB-1248	ND	H	0.012		mg/Kg	☼	09/20/11 15:18	09/21/11 17:07	1
PCB-1254	ND	H	0.012		mg/Kg	☼	09/20/11 15:18	09/21/11 17:07	1
PCB-1260	ND	H	0.012		mg/Kg	☼	09/20/11 15:18	09/21/11 17:07	1

Surrogate	% Recovery	Qualifier	Limits	Prepared	Analyzed	Dil Fac
Tetrachloro-m-xylene	80		45 - 155	09/20/11 15:18	09/21/11 17:07	1
DCB Decachlorobiphenyl	43	X	60 - 125	09/20/11 15:18	09/21/11 17:07	1

Method: NWTPH-Dx - Northwest - Semi-Volatile Petroleum Products (GC)

Analyte	Result	Qualifier	RL	MDL	Unit	D	Prepared	Analyzed	Dil Fac
#2 Diesel (C10-C24)	ND	H	30		mg/Kg	☼	09/21/11 09:06	09/21/11 15:54	1
Motor Oil (>C24-C36)	ND	H	60		mg/Kg	☼	09/21/11 09:06	09/21/11 15:54	1

Surrogate	% Recovery	Qualifier	Limits	Prepared	Analyzed	Dil Fac
o-Terphenyl	81		50 - 150	09/21/11 09:06	09/21/11 15:54	1

Method: 6010B - Metals (ICP)

Analyte	Result	Qualifier	RL	MDL	Unit	D	Prepared	Analyzed	Dil Fac
Arsenic	ND		3.5		mg/Kg	☼	09/20/11 14:44	09/21/11 21:03	1
Lead	ND		1.8		mg/Kg	☼	09/20/11 14:44	09/21/11 21:03	1
Cadmium	ND		0.59		mg/Kg	☼	09/20/11 14:44	09/21/11 21:03	1
Chromium	7.7		1.5		mg/Kg	☼	09/20/11 14:44	09/21/11 21:03	1
Copper	11		1.2		mg/Kg	☼	09/20/11 14:44	09/21/11 21:03	1

Client Sample Results

Client: Farallon Consulting LLC
Project/Site: Sno Pac

TestAmerica Job ID: 580-28308-2

Client Sample ID: 082511-FB4-8.7

Lab Sample ID: 580-28308-4

Date Collected: 08/25/11 11:55

Matrix: Solid

Date Received: 08/26/11 15:00

Percent Solids: 81.7

Method: 6010B - Metals (ICP) (Continued)

Analyte	Result	Qualifier	RL	MDL	Unit	D	Prepared	Analyzed	Dil Fac
Silver	ND		1.2		mg/Kg	☼	09/20/11 14:44	09/21/11 21:03	1
Zinc	21		2.3		mg/Kg	☼	09/20/11 14:44	09/22/11 15:33	1

Method: 7471A - Mercury (CVAA)

Analyte	Result	Qualifier	RL	MDL	Unit	D	Prepared	Analyzed	Dil Fac
Mercury	ND		0.018		mg/Kg	☼	09/21/11 07:45	09/21/11 11:15	1

General Chemistry

Analyte	Result	Qualifier	RL	RL	Unit	D	Prepared	Analyzed	Dil Fac
Percent Solids	82		0.10		%			09/20/11 15:39	1
Percent Moisture	18		0.10		%			09/20/11 15:39	1



Client Sample Results

Client: Farallon Consulting LLC
Project/Site: Sno Pac

TestAmerica Job ID: 580-28308-2

Client Sample ID: 082511-FB2-5.2

Lab Sample ID: 580-28308-7

Date Collected: 08/25/11 13:55

Matrix: Solid

Date Received: 08/26/11 15:00

Percent Solids: 91.5

Method: 8270C SIM - Semivolatile Organic Compounds (GC/MS SIM)

Analyte	Result	Qualifier	RL	MDL	Unit	D	Prepared	Analyzed	Dil Fac
Naphthalene	850	H	5.3		ug/Kg	☼	09/21/11 08:01	09/21/11 13:18	1
2-Methylnaphthalene	1100	H	5.3		ug/Kg	☼	09/21/11 08:01	09/21/11 13:18	1
1-Methylnaphthalene	940	H	5.3		ug/Kg	☼	09/21/11 08:01	09/21/11 13:18	1
Acenaphthylene	21	H	5.3		ug/Kg	☼	09/21/11 08:01	09/21/11 13:18	1
Acenaphthene	27	H	5.3		ug/Kg	☼	09/21/11 08:01	09/21/11 13:18	1
Fluorene	31	H	5.3		ug/Kg	☼	09/21/11 08:01	09/21/11 13:18	1
Phenanthrene	480	H	5.3		ug/Kg	☼	09/21/11 08:01	09/21/11 13:18	1
Anthracene	100	H	5.3		ug/Kg	☼	09/21/11 08:01	09/21/11 13:18	1
Fluoranthene	310	H	5.3		ug/Kg	☼	09/21/11 08:01	09/21/11 13:18	1
Pyrene	290	H	5.3		ug/Kg	☼	09/21/11 08:01	09/21/11 13:18	1
Benzo[a]anthracene	140	H	5.3		ug/Kg	☼	09/21/11 08:01	09/21/11 13:18	1
Chrysene	140	H	5.3		ug/Kg	☼	09/21/11 08:01	09/21/11 13:18	1
Benzo[b]fluoranthene	130	H	5.3		ug/Kg	☼	09/21/11 08:01	09/21/11 13:18	1
Benzo[k]fluoranthene	34	H	5.3		ug/Kg	☼	09/21/11 08:01	09/21/11 13:18	1
Benzo[a]pyrene	120	H	5.3		ug/Kg	☼	09/21/11 08:01	09/21/11 13:18	1
Indeno[1,2,3-cd]pyrene	64	H	5.3		ug/Kg	☼	09/21/11 08:01	09/21/11 13:18	1
Dibenz[a,h]anthracene	26	H	5.3		ug/Kg	☼	09/21/11 08:01	09/21/11 13:18	1
Benzo[g,h,i]perylene	100	H	5.3		ug/Kg	☼	09/21/11 08:01	09/21/11 13:18	1

Surrogate	% Recovery	Qualifier	Limits	Prepared	Analyzed	Dil Fac
Terphenyl-d14	76		42 - 151	09/21/11 08:01	09/21/11 13:18	1

Method: 8021B - Volatile Organic Compounds (GC)

Analyte	Result	Qualifier	RL	MDL	Unit	D	Prepared	Analyzed	Dil Fac
Benzene	4.7	H	0.058		mg/Kg	☼	09/21/11 15:12	09/22/11 02:11	1
Toluene	11	H	0.15		mg/Kg	☼	09/21/11 15:12	09/22/11 02:11	1
Ethylbenzene	2.0	H	0.15		mg/Kg	☼	09/21/11 15:12	09/22/11 02:11	1
m-Xylene & p-Xylene	9.5	H	0.29		mg/Kg	☼	09/21/11 15:12	09/22/11 02:11	1
o-Xylene	6.7	H	0.29		mg/Kg	☼	09/21/11 15:12	09/22/11 02:11	1
Xylenes, Total	16	H	0.29		mg/Kg	☼	09/21/11 15:12	09/22/11 02:11	1

Surrogate	% Recovery	Qualifier	Limits	Prepared	Analyzed	Dil Fac
4-Bromofluorobenzene (Surr)	103		75 - 135	09/21/11 15:12	09/22/11 02:11	1

Method: NWTPH-Gx - Northwest - Volatile Petroleum Products (GC)

Analyte	Result	Qualifier	RL	MDL	Unit	D	Prepared	Analyzed	Dil Fac
Gasoline	420	H	12		mg/Kg	☼	09/21/11 15:12	09/22/11 02:11	1

Surrogate	% Recovery	Qualifier	Limits	Prepared	Analyzed	Dil Fac
4-Bromofluorobenzene (Surr)	205	I X	50 - 150	09/21/11 15:12	09/22/11 02:11	1

Method: 8082 - Polychlorinated Biphenyls (PCBs) by Gas Chromatography

Analyte	Result	Qualifier	RL	MDL	Unit	D	Prepared	Analyzed	Dil Fac
PCB-1016	ND	H	0.011		mg/Kg	☼	09/20/11 15:18	09/21/11 17:22	1
PCB-1221	ND	H	0.011		mg/Kg	☼	09/20/11 15:18	09/21/11 17:22	1
PCB-1232	ND	H	0.011		mg/Kg	☼	09/20/11 15:18	09/21/11 17:22	1
PCB-1242	ND	H	0.011		mg/Kg	☼	09/20/11 15:18	09/21/11 17:22	1
PCB-1248	ND	H	0.011		mg/Kg	☼	09/20/11 15:18	09/21/11 17:22	1
PCB-1254	ND	H	0.011		mg/Kg	☼	09/20/11 15:18	09/21/11 17:22	1
PCB-1260	ND	H	0.011		mg/Kg	☼	09/20/11 15:18	09/21/11 17:22	1

Client Sample Results

Client: Farallon Consulting LLC
Project/Site: Sno Pac

TestAmerica Job ID: 580-28308-2

Client Sample ID: 082511-FB2-5.2

Lab Sample ID: 580-28308-7

Date Collected: 08/25/11 13:55

Matrix: Solid

Date Received: 08/26/11 15:00

Percent Solids: 91.5

Surrogate	% Recovery	Qualifier	Limits	Prepared	Analyzed	Dil Fac
Tetrachloro-m-xylene	92		45 - 155	09/20/11 15:18	09/21/11 17:22	1
DCB Decachlorobiphenyl	62		60 - 125	09/20/11 15:18	09/21/11 17:22	1

Method: NWTPH-Dx - Northwest - Semi-Volatile Petroleum Products (GC)

Analyte	Result	Qualifier	RL	MDL	Unit	D	Prepared	Analyzed	Dil Fac
#2 Diesel (C10-C24)	200	H	26		mg/Kg	☼	09/21/11 09:06	09/21/11 16:20	1
Motor Oil (>C24-C36)	430	H	52		mg/Kg	☼	09/21/11 09:06	09/21/11 16:20	1

Surrogate	% Recovery	Qualifier	Limits	Prepared	Analyzed	Dil Fac
o-Terphenyl	84		50 - 150	09/21/11 09:06	09/21/11 16:20	1

Method: 6010B - Metals (ICP)

Analyte	Result	Qualifier	RL	MDL	Unit	D	Prepared	Analyzed	Dil Fac
Arsenic	6.0		2.8		mg/Kg	☼	09/20/11 14:44	09/21/11 21:10	1
Lead	50		1.4		mg/Kg	☼	09/20/11 14:44	09/21/11 21:10	1
Cadmium	ND		0.47		mg/Kg	☼	09/20/11 14:44	09/21/11 21:10	1
Chromium	9.3		1.2		mg/Kg	☼	09/20/11 14:44	09/21/11 21:10	1
Copper	270		0.93		mg/Kg	☼	09/20/11 14:44	09/21/11 21:10	1
Silver	ND		0.93		mg/Kg	☼	09/20/11 14:44	09/21/11 21:10	1
Zinc	120		1.9		mg/Kg	☼	09/20/11 14:44	09/22/11 15:38	1

Method: 7471A - Mercury (CVAA)

Analyte	Result	Qualifier	RL	MDL	Unit	D	Prepared	Analyzed	Dil Fac
Mercury	0.095		0.016		mg/Kg	☼	09/21/11 07:45	09/21/11 11:17	1

General Chemistry

Analyte	Result	Qualifier	RL	RL	Unit	D	Prepared	Analyzed	Dil Fac
Percent Solids	91		0.10		%			09/20/11 15:39	1
Percent Moisture	8.5		0.10		%			09/20/11 15:39	1

Client Sample Results

Client: Farallon Consulting LLC
Project/Site: Sno Pac

TestAmerica Job ID: 580-28308-2

Client Sample ID: 082511-FB2-16.0

Lab Sample ID: 580-28308-9

Date Collected: 08/25/11 14:20

Matrix: Solid

Date Received: 08/26/11 15:00

Method: EPA 8260B - Volatile Organic Compounds per EPA Method 8260B

Analyte	Result	Qualifier	RL	MDL	Unit	D	Prepared	Analyzed	Dil Fac
Acetone	ND	H3	6050		ug/kg wet		08/25/11 14:20	09/26/11 15:01	100
Benzene	ND	H3	48.4		ug/kg wet		08/25/11 14:20	09/26/11 15:01	100
Bromobenzene	ND	H3	242		ug/kg wet		08/25/11 14:20	09/26/11 15:01	100
Bromochloromethane	ND	H3	242		ug/kg wet		08/25/11 14:20	09/26/11 15:01	100
Bromodichloromethane	ND	H3	242		ug/kg wet		08/25/11 14:20	09/26/11 15:01	100
Bromoform	ND	H3	242		ug/kg wet		08/25/11 14:20	09/26/11 15:01	100
Bromomethane	ND	H3	1210		ug/kg wet		08/25/11 14:20	09/26/11 15:01	100
2-Butanone (MEK)	ND	H3	2420		ug/kg wet		08/25/11 14:20	09/26/11 15:01	100
n-Butylbenzene	ND	H3	1210		ug/kg wet		08/25/11 14:20	09/26/11 15:01	100
sec-Butylbenzene	ND	H3	242		ug/kg wet		08/25/11 14:20	09/26/11 15:01	100
tert-Butylbenzene	ND	H3	242		ug/kg wet		08/25/11 14:20	09/26/11 15:01	100
Carbon disulfide	ND	H3	2420		ug/kg wet		08/25/11 14:20	09/26/11 15:01	100
Carbon tetrachloride	ND	H3	242		ug/kg wet		08/25/11 14:20	09/26/11 15:01	100
Chlorobenzene	ND	H3	242		ug/kg wet		08/25/11 14:20	09/26/11 15:01	100
Chloroethane	ND	H3	242		ug/kg wet		08/25/11 14:20	09/26/11 15:01	100
Chloroform	ND	H3	242		ug/kg wet		08/25/11 14:20	09/26/11 15:01	100
Chloromethane	ND	H3	1210		ug/kg wet		08/25/11 14:20	09/26/11 15:01	100
2-Chlorotoluene	ND	H3	242		ug/kg wet		08/25/11 14:20	09/26/11 15:01	100
4-Chlorotoluene	ND	H3	242		ug/kg wet		08/25/11 14:20	09/26/11 15:01	100
1,2-Dibromo-3-chloropropane	ND	H3	1210		ug/kg wet		08/25/11 14:20	09/26/11 15:01	100
Dibromochloromethane	ND	H3	242		ug/kg wet		08/25/11 14:20	09/26/11 15:01	100
1,2-Dibromoethane	ND	H3	242		ug/kg wet		08/25/11 14:20	09/26/11 15:01	100
Dibromomethane	ND	H3	242		ug/kg wet		08/25/11 14:20	09/26/11 15:01	100
1,2-Dichlorobenzene	ND	H3	242		ug/kg wet		08/25/11 14:20	09/26/11 15:01	100
1,3-Dichlorobenzene	ND	H3	242		ug/kg wet		08/25/11 14:20	09/26/11 15:01	100
1,4-Dichlorobenzene	ND	H3	242		ug/kg wet		08/25/11 14:20	09/26/11 15:01	100
Dichlorodifluoromethane	ND	H3	1210		ug/kg wet		08/25/11 14:20	09/26/11 15:01	100
1,1-Dichloroethane	ND	H3	242		ug/kg wet		08/25/11 14:20	09/26/11 15:01	100
1,2-Dichloroethane	ND	H3	242		ug/kg wet		08/25/11 14:20	09/26/11 15:01	100
1,1-Dichloroethene	ND	H3	242		ug/kg wet		08/25/11 14:20	09/26/11 15:01	100
cis-1,2-Dichloroethene	ND	H3	242		ug/kg wet		08/25/11 14:20	09/26/11 15:01	100
trans-1,2-Dichloroethene	ND	H3	242		ug/kg wet		08/25/11 14:20	09/26/11 15:01	100
1,2-Dichloropropane	ND	H3	242		ug/kg wet		08/25/11 14:20	09/26/11 15:01	100
1,3-Dichloropropane	ND	H3	242		ug/kg wet		08/25/11 14:20	09/26/11 15:01	100
2,2-Dichloropropane	ND	H3	242		ug/kg wet		08/25/11 14:20	09/26/11 15:01	100
1,1-Dichloropropene	ND	H3	242		ug/kg wet		08/25/11 14:20	09/26/11 15:01	100
cis-1,3-Dichloropropene	ND	H3	242		ug/kg wet		08/25/11 14:20	09/26/11 15:01	100
trans-1,3-Dichloropropene	ND	H3	242		ug/kg wet		08/25/11 14:20	09/26/11 15:01	100
Ethylbenzene	ND	H3	242		ug/kg wet		08/25/11 14:20	09/26/11 15:01	100
Hexachlorobutadiene	ND	H3	969		ug/kg wet		08/25/11 14:20	09/26/11 15:01	100
2-Hexanone	ND	H3	2420		ug/kg wet		08/25/11 14:20	09/26/11 15:01	100
Isopropylbenzene	ND	H3	484		ug/kg wet		08/25/11 14:20	09/26/11 15:01	100
p-Isopropyltoluene	ND	H3	484		ug/kg wet		08/25/11 14:20	09/26/11 15:01	100
4-Methyl-2-pentanone	ND	H3	1210		ug/kg wet		08/25/11 14:20	09/26/11 15:01	100
Methyl tert-butyl ether	ND	H3	242		ug/kg wet		08/25/11 14:20	09/26/11 15:01	100
Methylene chloride	ND	H3	1210		ug/kg wet		08/25/11 14:20	09/26/11 15:01	100
Naphthalene	ND	H3	484		ug/kg wet		08/25/11 14:20	09/26/11 15:01	100
n-Propylbenzene	ND	H3	242		ug/kg wet		08/25/11 14:20	09/26/11 15:01	100
Styrene	ND	H3	242		ug/kg wet		08/25/11 14:20	09/26/11 15:01	100
1,1,1,2-Tetrachloroethane	ND	H3	242		ug/kg wet		08/25/11 14:20	09/26/11 15:01	100

Client Sample Results

Client: Farallon Consulting LLC
Project/Site: Sno Pac

TestAmerica Job ID: 580-28308-2

Client Sample ID: 082511-FB2-16.0

Lab Sample ID: 580-28308-9

Date Collected: 08/25/11 14:20

Matrix: Solid

Date Received: 08/26/11 15:00

Method: EPA 8260B - Volatile Organic Compounds per EPA Method 8260B (Continued)

Analyte	Result	Qualifier	RL	MDL	Unit	D	Prepared	Analyzed	Dil Fac
1,1,2,2-Tetrachloroethane	ND	H3	242		ug/kg wet		08/25/11 14:20	09/26/11 15:01	100
Tetrachloroethene	ND	H3	242		ug/kg wet		08/25/11 14:20	09/26/11 15:01	100
Toluene	ND	H3	242		ug/kg wet		08/25/11 14:20	09/26/11 15:01	100
1,2,3-Trichlorobenzene	ND	H3	242		ug/kg wet		08/25/11 14:20	09/26/11 15:01	100
1,2,4-Trichlorobenzene	ND	H3	242		ug/kg wet		08/25/11 14:20	09/26/11 15:01	100
1,1,1-Trichloroethane	ND	H3	242		ug/kg wet		08/25/11 14:20	09/26/11 15:01	100
1,1,2-Trichloroethane	ND	H3	242		ug/kg wet		08/25/11 14:20	09/26/11 15:01	100
Trichloroethene	ND	H3	242		ug/kg wet		08/25/11 14:20	09/26/11 15:01	100
Trichlorofluoromethane	ND	H3	242		ug/kg wet		08/25/11 14:20	09/26/11 15:01	100
1,2,3-Trichloropropane	ND	H3	242		ug/kg wet		08/25/11 14:20	09/26/11 15:01	100
1,2,4-Trimethylbenzene	ND	H3	242		ug/kg wet		08/25/11 14:20	09/26/11 15:01	100
1,3,5-Trimethylbenzene	ND	H3	242		ug/kg wet		08/25/11 14:20	09/26/11 15:01	100
Vinyl chloride	ND	H3	242		ug/kg wet		08/25/11 14:20	09/26/11 15:01	100
o-Xylene	ND	H3	242		ug/kg wet		08/25/11 14:20	09/26/11 15:01	100
m,p-Xylene	ND	H3	484		ug/kg wet		08/25/11 14:20	09/26/11 15:01	100

Surrogate	% Recovery	Qualifier	Limits	Prepared	Analyzed	Dil Fac
Dibromofluoromethane	94.8	H3	70 - 135	08/25/11 14:20	09/26/11 15:01	100
1,2-DCA-d4	98.8	H3	60 - 145	08/25/11 14:20	09/26/11 15:01	100
Toluene-d8	96.4	H3	70 - 140	08/25/11 14:20	09/26/11 15:01	100
4-BFB	102	H3	70 - 140	08/25/11 14:20	09/26/11 15:01	100

Method: 8270C SIM - Semivolatile Organic Compounds (GC/MS SIM)

Analyte	Result	Qualifier	RL	MDL	Unit	D	Prepared	Analyzed	Dil Fac
Naphthalene	ND	H	9.8		ug/Kg	☼	09/21/11 08:01	09/21/11 13:38	1
2-Methylnaphthalene	ND	H	9.8		ug/Kg	☼	09/21/11 08:01	09/21/11 13:38	1
1-Methylnaphthalene	ND	H	9.8		ug/Kg	☼	09/21/11 08:01	09/21/11 13:38	1
Acenaphthylene	ND	H	9.8		ug/Kg	☼	09/21/11 08:01	09/21/11 13:38	1
Acenaphthene	ND	H	9.8		ug/Kg	☼	09/21/11 08:01	09/21/11 13:38	1
Fluorene	ND	H	9.8		ug/Kg	☼	09/21/11 08:01	09/21/11 13:38	1
Phenanthrene	ND	H	9.8		ug/Kg	☼	09/21/11 08:01	09/21/11 13:38	1
Anthracene	ND	H	9.8		ug/Kg	☼	09/21/11 08:01	09/21/11 13:38	1
Fluoranthene	ND	H	9.8		ug/Kg	☼	09/21/11 08:01	09/21/11 13:38	1
Pyrene	ND	H	9.8		ug/Kg	☼	09/21/11 08:01	09/21/11 13:38	1
Benzo[a]anthracene	ND	H	9.8		ug/Kg	☼	09/21/11 08:01	09/21/11 13:38	1
Chrysene	ND	H	9.8		ug/Kg	☼	09/21/11 08:01	09/21/11 13:38	1
Benzo[b]fluoranthene	ND	H	9.8		ug/Kg	☼	09/21/11 08:01	09/21/11 13:38	1
Benzo[k]fluoranthene	ND	H	9.8		ug/Kg	☼	09/21/11 08:01	09/21/11 13:38	1
Benzo[a]pyrene	ND	H	9.8		ug/Kg	☼	09/21/11 08:01	09/21/11 13:38	1
Indeno[1,2,3-cd]pyrene	ND	H	9.8		ug/Kg	☼	09/21/11 08:01	09/21/11 13:38	1
Dibenz(a,h)anthracene	ND	H	9.8		ug/Kg	☼	09/21/11 08:01	09/21/11 13:38	1
Benzo[g,h,i]perylene	ND	H	9.8		ug/Kg	☼	09/21/11 08:01	09/21/11 13:38	1

Surrogate	% Recovery	Qualifier	Limits	Prepared	Analyzed	Dil Fac
Terphenyl-d14	67		42 - 151	09/21/11 08:01	09/21/11 13:38	1

Method: 8021B - Volatile Organic Compounds (GC)

Analyte	Result	Qualifier	RL	MDL	Unit	D	Prepared	Analyzed	Dil Fac
Benzene	ND	H	0.10		mg/Kg	☼	09/21/11 15:12	09/22/11 02:36	1
Toluene	ND	H	0.26		mg/Kg	☼	09/21/11 15:12	09/22/11 02:36	1
Ethylbenzene	ND	H	0.26		mg/Kg	☼	09/21/11 15:12	09/22/11 02:36	1

Client Sample Results

Client: Farallon Consulting LLC
Project/Site: Sno Pac

TestAmerica Job ID: 580-28308-2

Client Sample ID: 082511-FB2-16.0

Lab Sample ID: 580-28308-9

Date Collected: 08/25/11 14:20

Matrix: Solid

Date Received: 08/26/11 15:00

Percent Solids: 49.7

Method: 8021B - Volatile Organic Compounds (GC) (Continued)

Analyte	Result	Qualifier	RL	MDL	Unit	D	Prepared	Analyzed	Dil Fac
m-Xylene & p-Xylene	ND	H	0.51		mg/Kg	☼	09/21/11 15:12	09/22/11 02:36	1
o-Xylene	ND	H	0.51		mg/Kg	☼	09/21/11 15:12	09/22/11 02:36	1
Xylenes, Total	ND	H	0.51		mg/Kg	☼	09/21/11 15:12	09/22/11 02:36	1
Surrogate	% Recovery	Qualifier	Limits				Prepared	Analyzed	Dil Fac
4-Bromofluorobenzene (Surr)	95		75 - 135				09/21/11 15:12	09/22/11 02:36	1

Method: NWTPH-Gx - Northwest - Volatile Petroleum Products (GC)

Analyte	Result	Qualifier	RL	MDL	Unit	D	Prepared	Analyzed	Dil Fac
Gasoline	ND	H	20		mg/Kg	☼	09/21/11 15:12	09/22/11 02:36	1
Surrogate	% Recovery	Qualifier	Limits				Prepared	Analyzed	Dil Fac
4-Bromofluorobenzene (Surr)	101		50 - 150				09/21/11 15:12	09/22/11 02:36	1

Method: 8082 - Polychlorinated Biphenyls (PCBs) by Gas Chromatography

Analyte	Result	Qualifier	RL	MDL	Unit	D	Prepared	Analyzed	Dil Fac
PCB-1016	ND	H	0.019		mg/Kg	☼	09/20/11 15:18	09/21/11 17:36	1
PCB-1221	ND	H	0.019		mg/Kg	☼	09/20/11 15:18	09/21/11 17:36	1
PCB-1232	ND	H	0.019		mg/Kg	☼	09/20/11 15:18	09/21/11 17:36	1
PCB-1242	ND	H	0.019		mg/Kg	☼	09/20/11 15:18	09/21/11 17:36	1
PCB-1248	ND	H	0.019		mg/Kg	☼	09/20/11 15:18	09/21/11 17:36	1
PCB-1254	ND	H	0.019		mg/Kg	☼	09/20/11 15:18	09/21/11 17:36	1
PCB-1260	ND	H	0.019		mg/Kg	☼	09/20/11 15:18	09/21/11 17:36	1
Surrogate	% Recovery	Qualifier	Limits				Prepared	Analyzed	Dil Fac
Tetrachloro-m-xylene	41	X	45 - 155				09/20/11 15:18	09/21/11 17:36	1
DCB Decachlorobiphenyl	14	X	60 - 125				09/20/11 15:18	09/21/11 17:36	1

Method: NWTPH-Dx - Northwest - Semi-Volatile Petroleum Products (GC)

Analyte	Result	Qualifier	RL	MDL	Unit	D	Prepared	Analyzed	Dil Fac
#2 Diesel (C10-C24)	ND	H	48		mg/Kg	☼	09/21/11 09:06	09/21/11 16:48	1
Motor Oil (>C24-C36)	ND	H	96		mg/Kg	☼	09/21/11 09:06	09/21/11 16:48	1
Surrogate	% Recovery	Qualifier	Limits				Prepared	Analyzed	Dil Fac
o-Terphenyl	84		50 - 150				09/21/11 09:06	09/21/11 16:48	1

Method: 6010B - Metals (ICP)

Analyte	Result	Qualifier	RL	MDL	Unit	D	Prepared	Analyzed	Dil Fac
Arsenic	8.9		5.6		mg/Kg	☼	09/20/11 14:44	09/21/11 21:29	1
Lead	3.7		2.8		mg/Kg	☼	09/20/11 14:44	09/21/11 21:29	1
Cadmium	ND		0.93		mg/Kg	☼	09/20/11 14:44	09/21/11 21:29	1
Chromium	13		2.4		mg/Kg	☼	09/20/11 14:44	09/21/11 21:29	1
Copper	29		1.9		mg/Kg	☼	09/20/11 14:44	09/21/11 21:29	1
Silver	ND	L	1.9		mg/Kg	☼	09/20/11 14:44	09/21/11 21:29	1
Zinc	38		3.7		mg/Kg	☼	09/20/11 14:44	09/22/11 15:42	1

Method: 7471A - Mercury (CVAA)

Analyte	Result	Qualifier	RL	MDL	Unit	D	Prepared	Analyzed	Dil Fac
Mercury	0.030		0.030		mg/Kg	☼	09/21/11 07:45	09/21/11 11:18	1

General Chemistry

Analyte	Result	Qualifier	RL	RL	Unit	D	Prepared	Analyzed	Dil Fac
Percent Solids	50		0.10		%			09/20/11 15:39	1

Client Sample Results

Client: Farallon Consulting LLC
Project/Site: Sno Pac

TestAmerica Job ID: 580-28308-2

Client Sample ID: 082511-FB2-16.0

Lab Sample ID: 580-28308-9

Date Collected: 08/25/11 14:20

Matrix: Solid

Date Received: 08/26/11 15:00

General Chemistry (Continued)

Analyte	Result	Qualifier	RL	RL	Unit	D	Prepared	Analyzed	Dil Fac
Percent Moisture	50		0.10		%			09/20/11 15:39	1

- 1
- 2
- 3
- 4
- 5
- 6
- 7
- 8
- 9
- 10

Client Sample Results

Client: Farallon Consulting LLC
Project/Site: Sno Pac

TestAmerica Job ID: 580-28308-2

Client Sample ID: 082511-FB3-14.9

Lab Sample ID: 580-28308-12

Date Collected: 08/25/11 16:20

Matrix: Solid

Date Received: 08/26/11 15:00

Percent Solids: 55.8

Method: 8270C SIM - Semivolatile Organic Compounds (GC/MS SIM)

Analyte	Result	Qualifier	RL	MDL	Unit	D	Prepared	Analyzed	Dil Fac
Naphthalene	ND	H	8.9		ug/Kg	☼	09/21/11 08:01	09/21/11 13:57	1
2-Methylnaphthalene	ND	H	8.9		ug/Kg	☼	09/21/11 08:01	09/21/11 13:57	1
1-Methylnaphthalene	ND	H	8.9		ug/Kg	☼	09/21/11 08:01	09/21/11 13:57	1
Acenaphthylene	ND	H	8.9		ug/Kg	☼	09/21/11 08:01	09/21/11 13:57	1
Acenaphthene	ND	H	8.9		ug/Kg	☼	09/21/11 08:01	09/21/11 13:57	1
Fluorene	ND	H	8.9		ug/Kg	☼	09/21/11 08:01	09/21/11 13:57	1
Phenanthrene	ND	H	8.9		ug/Kg	☼	09/21/11 08:01	09/21/11 13:57	1
Anthracene	ND	H	8.9		ug/Kg	☼	09/21/11 08:01	09/21/11 13:57	1
Fluoranthene	ND	H	8.9		ug/Kg	☼	09/21/11 08:01	09/21/11 13:57	1
Pyrene	ND	H	8.9		ug/Kg	☼	09/21/11 08:01	09/21/11 13:57	1
Benzo[a]anthracene	ND	H	8.9		ug/Kg	☼	09/21/11 08:01	09/21/11 13:57	1
Chrysene	ND	H	8.9		ug/Kg	☼	09/21/11 08:01	09/21/11 13:57	1
Benzo[b]fluoranthene	ND	H	8.9		ug/Kg	☼	09/21/11 08:01	09/21/11 13:57	1
Benzo[k]fluoranthene	ND	H	8.9		ug/Kg	☼	09/21/11 08:01	09/21/11 13:57	1
Benzo[a]pyrene	ND	H	8.9		ug/Kg	☼	09/21/11 08:01	09/21/11 13:57	1
Indeno[1,2,3-cd]pyrene	ND	H	8.9		ug/Kg	☼	09/21/11 08:01	09/21/11 13:57	1
Dibenz(a,h)anthracene	ND	H	8.9		ug/Kg	☼	09/21/11 08:01	09/21/11 13:57	1
Benzo[g,h,i]perylene	ND	H	8.9		ug/Kg	☼	09/21/11 08:01	09/21/11 13:57	1

Surrogate	% Recovery	Qualifier	Limits	Prepared	Analyzed	Dil Fac
Terphenyl-d14	68		42 - 151	09/21/11 08:01	09/21/11 13:57	1

Method: 8021B - Volatile Organic Compounds (GC)

Analyte	Result	Qualifier	RL	MDL	Unit	D	Prepared	Analyzed	Dil Fac
Benzene	ND	H	0.083		mg/Kg	☼	09/21/11 15:12	09/22/11 03:01	1
Toluene	ND	H	0.21		mg/Kg	☼	09/21/11 15:12	09/22/11 03:01	1
Ethylbenzene	ND	H	0.21		mg/Kg	☼	09/21/11 15:12	09/22/11 03:01	1
m-Xylene & p-Xylene	ND	H	0.42		mg/Kg	☼	09/21/11 15:12	09/22/11 03:01	1
o-Xylene	ND	H	0.42		mg/Kg	☼	09/21/11 15:12	09/22/11 03:01	1
Xylenes, Total	ND	H	0.42		mg/Kg	☼	09/21/11 15:12	09/22/11 03:01	1

Surrogate	% Recovery	Qualifier	Limits	Prepared	Analyzed	Dil Fac
4-Bromofluorobenzene (Surr)	95		75 - 135	09/21/11 15:12	09/22/11 03:01	1

Method: NWTPH-Gx - Northwest - Volatile Petroleum Products (GC)

Analyte	Result	Qualifier	RL	MDL	Unit	D	Prepared	Analyzed	Dil Fac
Gasoline	ND	H	17		mg/Kg	☼	09/21/11 15:12	09/22/11 03:01	1

Surrogate	% Recovery	Qualifier	Limits	Prepared	Analyzed	Dil Fac
4-Bromofluorobenzene (Surr)	100		50 - 150	09/21/11 15:12	09/22/11 03:01	1

Method: 8082 - Polychlorinated Biphenyls (PCBs) by Gas Chromatography

Analyte	Result	Qualifier	RL	MDL	Unit	D	Prepared	Analyzed	Dil Fac
PCB-1016	ND	H	0.017		mg/Kg	☼	09/20/11 15:18	09/21/11 17:50	1
PCB-1221	ND	H	0.017		mg/Kg	☼	09/20/11 15:18	09/21/11 17:50	1
PCB-1232	ND	H	0.017		mg/Kg	☼	09/20/11 15:18	09/21/11 17:50	1
PCB-1242	ND	H	0.017		mg/Kg	☼	09/20/11 15:18	09/21/11 17:50	1
PCB-1248	ND	H	0.017		mg/Kg	☼	09/20/11 15:18	09/21/11 17:50	1
PCB-1254	ND	H	0.017		mg/Kg	☼	09/20/11 15:18	09/21/11 17:50	1
PCB-1260	ND	H	0.017		mg/Kg	☼	09/20/11 15:18	09/21/11 17:50	1

Client Sample Results

Client: Farallon Consulting LLC
Project/Site: Sno Pac

TestAmerica Job ID: 580-28308-2

Client Sample ID: 082511-FB3-14.9

Lab Sample ID: 580-28308-12

Date Collected: 08/25/11 16:20

Matrix: Solid

Date Received: 08/26/11 15:00

Percent Solids: 55.8

Surrogate	% Recovery	Qualifier	Limits	Prepared	Analyzed	Dil Fac
Tetrachloro-m-xylene	28	X	45 - 155	09/20/11 15:18	09/21/11 17:50	1
DCB Decachlorobiphenyl	12	X	60 - 125	09/20/11 15:18	09/21/11 17:50	1

Method: NWTPH-Dx - Northwest - Semi-Volatile Petroleum Products (GC)

Analyte	Result	Qualifier	RL	MDL	Unit	D	Prepared	Analyzed	Dil Fac
#2 Diesel (C10-C24)	ND	H	44		mg/Kg	☼	09/21/11 09:06	09/21/11 17:18	1
Motor Oil (>C24-C36)	98	H	88		mg/Kg	☼	09/21/11 09:06	09/21/11 17:18	1

Surrogate	% Recovery	Qualifier	Limits	Prepared	Analyzed	Dil Fac
o-Terphenyl	82		50 - 150	09/21/11 09:06	09/21/11 17:18	1

Method: 6010B - Metals (ICP)

Analyte	Result	Qualifier	RL	MDL	Unit	D	Prepared	Analyzed	Dil Fac
Arsenic	8.8		4.9		mg/Kg	☼	09/20/11 14:44	09/21/11 21:35	1
Lead	3.8		2.5		mg/Kg	☼	09/20/11 14:44	09/21/11 21:35	1
Cadmium	ND		0.82		mg/Kg	☼	09/20/11 14:44	09/21/11 21:35	1
Chromium	15		2.1		mg/Kg	☼	09/20/11 14:44	09/21/11 21:35	1
Copper	32		1.6		mg/Kg	☼	09/20/11 14:44	09/21/11 21:35	1
Silver	ND	L	1.6		mg/Kg	☼	09/20/11 14:44	09/21/11 21:35	1
Zinc	37		3.3		mg/Kg	☼	09/20/11 14:44	09/22/11 15:46	1

Method: 7471A - Mercury (CVAA)

Analyte	Result	Qualifier	RL	MDL	Unit	D	Prepared	Analyzed	Dil Fac
Mercury	0.038		0.026		mg/Kg	☼	09/21/11 07:45	09/21/11 11:20	1

General Chemistry

Analyte	Result	Qualifier	RL	RL	Unit	D	Prepared	Analyzed	Dil Fac
Percent Solids	56		0.10		%			09/20/11 15:39	1
Percent Moisture	44		0.10		%			09/20/11 15:39	1

Client Sample Results

Client: Farallon Consulting LLC
Project/Site: Sno Pac

TestAmerica Job ID: 580-28308-2

Client Sample ID: 082511-FB5-6.2

Lab Sample ID: 580-28308-15

Date Collected: 08/25/11 18:20

Matrix: Solid

Date Received: 08/26/11 15:00

Percent Solids: 75.5

Method: 6010B - Metals (ICP)

Analyte	Result	Qualifier	RL	MDL	Unit	D	Prepared	Analyzed	Dil Fac
Arsenic	6.5		3.9		mg/Kg	☼	09/20/11 14:44	09/21/11 21:42	1
Lead	73		2.0		mg/Kg	☼	09/20/11 14:44	09/21/11 21:42	1
Cadmium	1.1		0.65		mg/Kg	☼	09/20/11 14:44	09/21/11 21:42	1
Chromium	21		1.7		mg/Kg	☼	09/20/11 14:44	09/21/11 21:42	1
Copper	180		1.3		mg/Kg	☼	09/20/11 14:44	09/21/11 21:42	1
Silver	ND	L	1.3		mg/Kg	☼	09/20/11 14:44	09/21/11 21:42	1
Zinc	200		2.6		mg/Kg	☼	09/20/11 14:44	09/22/11 15:59	1

Method: 7471A - Mercury (CVAA)

Analyte	Result	Qualifier	RL	MDL	Unit	D	Prepared	Analyzed	Dil Fac
Mercury	1.4		0.099		mg/Kg	☼	09/21/11 07:45	09/21/11 13:55	5

General Chemistry

Analyte	Result	Qualifier	RL	RL	Unit	D	Prepared	Analyzed	Dil Fac
Percent Solids	75		0.10		%			09/20/11 15:39	1
Percent Moisture	25		0.10		%			09/20/11 15:39	1

Client Sample Results

Client: Farallon Consulting LLC
 Project/Site: Sno Pac

TestAmerica Job ID: 580-28308-2

Client Sample ID: 082511-FB5-10.2

Lab Sample ID: 580-28308-16

Date Collected: 08/25/11 18:30

Matrix: Solid

Date Received: 08/26/11 15:00

Percent Solids: 89.3

Method: 6010B - Metals (ICP)

Analyte	Result	Qualifier	RL	MDL	Unit	D	Prepared	Analyzed	Dil Fac
Arsenic	9.8		3.0		mg/Kg	☼	09/20/11 14:44	09/21/11 21:49	1
Lead	19		1.5		mg/Kg	☼	09/20/11 14:44	09/21/11 21:49	1
Cadmium	0.61		0.49		mg/Kg	☼	09/20/11 14:44	09/21/11 21:49	1
Chromium	20		1.3		mg/Kg	☼	09/20/11 14:44	09/21/11 21:49	1
Copper	75		0.99		mg/Kg	☼	09/20/11 14:44	09/21/11 21:49	1
Silver	ND	L	0.99		mg/Kg	☼	09/20/11 14:44	09/21/11 21:49	1
Zinc	120		2.0		mg/Kg	☼	09/20/11 14:44	09/22/11 16:04	1

Method: 7471A - Mercury (CVAA)

Analyte	Result	Qualifier	RL	MDL	Unit	D	Prepared	Analyzed	Dil Fac
Mercury	0.099		0.016		mg/Kg	☼	09/21/11 07:45	09/21/11 11:23	1

General Chemistry

Analyte	Result	Qualifier	RL	RL	Unit	D	Prepared	Analyzed	Dil Fac
Percent Solids	89		0.10		%			09/20/11 15:46	1
Percent Moisture	11		0.10		%			09/20/11 15:46	1

Client Sample Results

Client: Farallon Consulting LLC
 Project/Site: Sno Pac

TestAmerica Job ID: 580-28308-2

Client Sample ID: 082511-FB5-18.0

Lab Sample ID: 580-28308-17

Date Collected: 08/25/11 18:40

Matrix: Solid

Date Received: 08/26/11 15:00

Method: EPA 8260B - Volatile Organic Compounds per EPA Method 8260B

Analyte	Result	Qualifier	RL	MDL	Unit	D	Prepared	Analyzed	Dil Fac
Acetone	ND	H3	3830		ug/kg wet		08/25/11 18:40	09/26/11 15:23	100
Benzene	ND	H3	30.6		ug/kg wet		08/25/11 18:40	09/26/11 15:23	100
Bromobenzene	ND	H3	153		ug/kg wet		08/25/11 18:40	09/26/11 15:23	100
Bromochloromethane	ND	H3	153		ug/kg wet		08/25/11 18:40	09/26/11 15:23	100
Bromodichloromethane	ND	H3	153		ug/kg wet		08/25/11 18:40	09/26/11 15:23	100
Bromoform	ND	H3	153		ug/kg wet		08/25/11 18:40	09/26/11 15:23	100
Bromomethane	ND	H3	766		ug/kg wet		08/25/11 18:40	09/26/11 15:23	100
2-Butanone (MEK)	ND	H3	1530		ug/kg wet		08/25/11 18:40	09/26/11 15:23	100
n-Butylbenzene	ND	H3	766		ug/kg wet		08/25/11 18:40	09/26/11 15:23	100
sec-Butylbenzene	ND	H3	153		ug/kg wet		08/25/11 18:40	09/26/11 15:23	100
tert-Butylbenzene	ND	H3	153		ug/kg wet		08/25/11 18:40	09/26/11 15:23	100
Carbon disulfide	ND	H3	1530		ug/kg wet		08/25/11 18:40	09/26/11 15:23	100
Carbon tetrachloride	ND	H3	153		ug/kg wet		08/25/11 18:40	09/26/11 15:23	100
Chlorobenzene	ND	H3	153		ug/kg wet		08/25/11 18:40	09/26/11 15:23	100
Chloroethane	ND	H3	153		ug/kg wet		08/25/11 18:40	09/26/11 15:23	100
Chloroform	ND	H3	153		ug/kg wet		08/25/11 18:40	09/26/11 15:23	100
Chloromethane	ND	H3	766		ug/kg wet		08/25/11 18:40	09/26/11 15:23	100
2-Chlorotoluene	ND	H3	153		ug/kg wet		08/25/11 18:40	09/26/11 15:23	100
4-Chlorotoluene	ND	H3	153		ug/kg wet		08/25/11 18:40	09/26/11 15:23	100
1,2-Dibromo-3-chloropropane	ND	H3	766		ug/kg wet		08/25/11 18:40	09/26/11 15:23	100
Dibromochloromethane	ND	H3	153		ug/kg wet		08/25/11 18:40	09/26/11 15:23	100
1,2-Dibromoethane	ND	H3	153		ug/kg wet		08/25/11 18:40	09/26/11 15:23	100
Dibromomethane	ND	H3	153		ug/kg wet		08/25/11 18:40	09/26/11 15:23	100
1,2-Dichlorobenzene	ND	H3	153		ug/kg wet		08/25/11 18:40	09/26/11 15:23	100
1,3-Dichlorobenzene	ND	H3	153		ug/kg wet		08/25/11 18:40	09/26/11 15:23	100
1,4-Dichlorobenzene	ND	H3	153		ug/kg wet		08/25/11 18:40	09/26/11 15:23	100
Dichlorodifluoromethane	ND	H3	766		ug/kg wet		08/25/11 18:40	09/26/11 15:23	100
1,1-Dichloroethane	ND	H3	153		ug/kg wet		08/25/11 18:40	09/26/11 15:23	100
1,2-Dichloroethane	ND	H3	153		ug/kg wet		08/25/11 18:40	09/26/11 15:23	100
1,1-Dichloroethene	ND	H3	153		ug/kg wet		08/25/11 18:40	09/26/11 15:23	100
cis-1,2-Dichloroethene	ND	H3	153		ug/kg wet		08/25/11 18:40	09/26/11 15:23	100
trans-1,2-Dichloroethene	ND	H3	153		ug/kg wet		08/25/11 18:40	09/26/11 15:23	100
1,2-Dichloropropane	ND	H3	153		ug/kg wet		08/25/11 18:40	09/26/11 15:23	100
1,3-Dichloropropane	ND	H3	153		ug/kg wet		08/25/11 18:40	09/26/11 15:23	100
2,2-Dichloropropane	ND	H3	153		ug/kg wet		08/25/11 18:40	09/26/11 15:23	100
1,1-Dichloropropene	ND	H3	153		ug/kg wet		08/25/11 18:40	09/26/11 15:23	100
cis-1,3-Dichloropropene	ND	H3	153		ug/kg wet		08/25/11 18:40	09/26/11 15:23	100
trans-1,3-Dichloropropene	ND	H3	153		ug/kg wet		08/25/11 18:40	09/26/11 15:23	100
Ethylbenzene	ND	H3	153		ug/kg wet		08/25/11 18:40	09/26/11 15:23	100
Hexachlorobutadiene	ND	H3	613		ug/kg wet		08/25/11 18:40	09/26/11 15:23	100
2-Hexanone	ND	H3	1530		ug/kg wet		08/25/11 18:40	09/26/11 15:23	100
Isopropylbenzene	ND	H3	306		ug/kg wet		08/25/11 18:40	09/26/11 15:23	100
p-Isopropyltoluene	ND	H3	306		ug/kg wet		08/25/11 18:40	09/26/11 15:23	100
4-Methyl-2-pentanone	ND	H3	766		ug/kg wet		08/25/11 18:40	09/26/11 15:23	100
Methyl tert-butyl ether	ND	H3	153		ug/kg wet		08/25/11 18:40	09/26/11 15:23	100
Methylene chloride	ND	H3	766		ug/kg wet		08/25/11 18:40	09/26/11 15:23	100
Naphthalene	9110	H3	306		ug/kg wet		08/25/11 18:40	09/26/11 15:23	100
n-Propylbenzene	ND	H3	153		ug/kg wet		08/25/11 18:40	09/26/11 15:23	100
Styrene	ND	H3	153		ug/kg wet		08/25/11 18:40	09/26/11 15:23	100
1,1,1,2-Tetrachloroethane	ND	H3	153		ug/kg wet		08/25/11 18:40	09/26/11 15:23	100

Client Sample Results

Client: Farallon Consulting LLC
Project/Site: Sno Pac

TestAmerica Job ID: 580-28308-2

Client Sample ID: 082511-FB5-18.0

Lab Sample ID: 580-28308-17

Date Collected: 08/25/11 18:40

Matrix: Solid

Date Received: 08/26/11 15:00

Method: EPA 8260B - Volatile Organic Compounds per EPA Method 8260B (Continued)

Analyte	Result	Qualifier	RL	MDL	Unit	D	Prepared	Analyzed	Dil Fac
1,1,2,2-Tetrachloroethane	ND	H3	153		ug/kg wet		08/25/11 18:40	09/26/11 15:23	100
Tetrachloroethene	ND	H3	153		ug/kg wet		08/25/11 18:40	09/26/11 15:23	100
Toluene	ND	H3	153		ug/kg wet		08/25/11 18:40	09/26/11 15:23	100
1,2,3-Trichlorobenzene	ND	H3	153		ug/kg wet		08/25/11 18:40	09/26/11 15:23	100
1,2,4-Trichlorobenzene	ND	H3	153		ug/kg wet		08/25/11 18:40	09/26/11 15:23	100
1,1,1-Trichloroethane	ND	H3	153		ug/kg wet		08/25/11 18:40	09/26/11 15:23	100
1,1,2-Trichloroethane	ND	H3	153		ug/kg wet		08/25/11 18:40	09/26/11 15:23	100
Trichloroethene	ND	H3	153		ug/kg wet		08/25/11 18:40	09/26/11 15:23	100
Trichlorofluoromethane	ND	H3	153		ug/kg wet		08/25/11 18:40	09/26/11 15:23	100
1,2,3-Trichloropropane	ND	H3	153		ug/kg wet		08/25/11 18:40	09/26/11 15:23	100
1,2,4-Trimethylbenzene	ND	H3	153		ug/kg wet		08/25/11 18:40	09/26/11 15:23	100
1,3,5-Trimethylbenzene	ND	H3	153		ug/kg wet		08/25/11 18:40	09/26/11 15:23	100
Vinyl chloride	ND	H3	153		ug/kg wet		08/25/11 18:40	09/26/11 15:23	100
o-Xylene	ND	H3	153		ug/kg wet		08/25/11 18:40	09/26/11 15:23	100
m,p-Xylene	ND	H3	306		ug/kg wet		08/25/11 18:40	09/26/11 15:23	100

Surrogate	% Recovery	Qualifier	Limits	Prepared	Analyzed	Dil Fac
Dibromofluoromethane	96.8	H3	70 - 135	08/25/11 18:40	09/26/11 15:23	100
1,2-DCA-d4	99.3	H3	60 - 145	08/25/11 18:40	09/26/11 15:23	100
Toluene-d8	97.5	H3	70 - 140	08/25/11 18:40	09/26/11 15:23	100
4-BFB	104	H3	70 - 140	08/25/11 18:40	09/26/11 15:23	100

Method: 8270C SIM - Semivolatile Organic Compounds (GC/MS SIM)

Analyte	Result	Qualifier	RL	MDL	Unit	D	Prepared	Analyzed	Dil Fac
Naphthalene	1200	H	8.0		ug/Kg	☼	09/21/11 08:01	09/21/11 14:17	1
2-Methylnaphthalene	ND	H	8.0		ug/Kg	☼	09/21/11 08:01	09/21/11 14:17	1
1-Methylnaphthalene	ND	H	8.0		ug/Kg	☼	09/21/11 08:01	09/21/11 14:17	1
Acenaphthylene	ND	H	8.0		ug/Kg	☼	09/21/11 08:01	09/21/11 14:17	1
Acenaphthene	ND	H	8.0		ug/Kg	☼	09/21/11 08:01	09/21/11 14:17	1
Fluorene	ND	H	8.0		ug/Kg	☼	09/21/11 08:01	09/21/11 14:17	1
Phenanthrene	ND	H	8.0		ug/Kg	☼	09/21/11 08:01	09/21/11 14:17	1
Anthracene	ND	H	8.0		ug/Kg	☼	09/21/11 08:01	09/21/11 14:17	1
Fluoranthene	ND	H	8.0		ug/Kg	☼	09/21/11 08:01	09/21/11 14:17	1
Pyrene	ND	H	8.0		ug/Kg	☼	09/21/11 08:01	09/21/11 14:17	1
Benzo[a]anthracene	ND	H	8.0		ug/Kg	☼	09/21/11 08:01	09/21/11 14:17	1
Chrysene	ND	H	8.0		ug/Kg	☼	09/21/11 08:01	09/21/11 14:17	1
Benzo[b]fluoranthene	ND	H	8.0		ug/Kg	☼	09/21/11 08:01	09/21/11 14:17	1
Benzo[k]fluoranthene	ND	H	8.0		ug/Kg	☼	09/21/11 08:01	09/21/11 14:17	1
Benzo[a]pyrene	ND	H	8.0		ug/Kg	☼	09/21/11 08:01	09/21/11 14:17	1
Indeno[1,2,3-cd]pyrene	ND	H	8.0		ug/Kg	☼	09/21/11 08:01	09/21/11 14:17	1
Dibenz(a,h)anthracene	ND	H	8.0		ug/Kg	☼	09/21/11 08:01	09/21/11 14:17	1
Benzo[g,h,i]perylene	ND	H	8.0		ug/Kg	☼	09/21/11 08:01	09/21/11 14:17	1

Surrogate	% Recovery	Qualifier	Limits	Prepared	Analyzed	Dil Fac
Terphenyl-d14	64		42 - 151	09/21/11 08:01	09/21/11 14:17	1

Method: 8082 - Polychlorinated Biphenyls (PCBs) by Gas Chromatography

Analyte	Result	Qualifier	RL	MDL	Unit	D	Prepared	Analyzed	Dil Fac
PCB-1016	ND	H	0.016		mg/Kg	☼	09/20/11 15:18	09/21/11 18:04	1
PCB-1221	ND	H	0.016		mg/Kg	☼	09/20/11 15:18	09/21/11 18:04	1
PCB-1232	ND	H	0.016		mg/Kg	☼	09/20/11 15:18	09/21/11 18:04	1

Client Sample Results

Client: Farallon Consulting LLC
Project/Site: Sno Pac

TestAmerica Job ID: 580-28308-2

Client Sample ID: 082511-FB5-18.0

Lab Sample ID: 580-28308-17

Date Collected: 08/25/11 18:40

Matrix: Solid

Date Received: 08/26/11 15:00

Percent Solids: 62.4

Method: 8082 - Polychlorinated Biphenyls (PCBs) by Gas Chromatography (Continued)

Analyte	Result	Qualifier	RL	MDL	Unit	D	Prepared	Analyzed	Dil Fac
PCB-1242	ND	H	0.016		mg/Kg	☼	09/20/11 15:18	09/21/11 18:04	1
PCB-1248	ND	H	0.016		mg/Kg	☼	09/20/11 15:18	09/21/11 18:04	1
PCB-1254	ND	H	0.016		mg/Kg	☼	09/20/11 15:18	09/21/11 18:04	1
PCB-1260	ND	H	0.016		mg/Kg	☼	09/20/11 15:18	09/21/11 18:04	1
Surrogate	% Recovery	Qualifier	Limits				Prepared	Analyzed	Dil Fac
Tetrachloro-m-xylene	16	X	45 - 155				09/20/11 15:18	09/21/11 18:04	1
DCB Decachlorobiphenyl	12	X	60 - 125				09/20/11 15:18	09/21/11 18:04	1

Method: NWTPH-Dx - Northwest - Semi-Volatile Petroleum Products (GC)

Analyte	Result	Qualifier	RL	MDL	Unit	D	Prepared	Analyzed	Dil Fac
#2 Diesel (C10-C24)	ND	H	39		mg/Kg	☼	09/21/11 09:06	09/21/11 17:46	1
Motor Oil (>C24-C36)	ND	H	77		mg/Kg	☼	09/21/11 09:06	09/21/11 17:46	1
Surrogate	% Recovery	Qualifier	Limits				Prepared	Analyzed	Dil Fac
o-Terphenyl	82		50 - 150				09/21/11 09:06	09/21/11 17:46	1

Method: 6010B - Metals (ICP)

Analyte	Result	Qualifier	RL	MDL	Unit	D	Prepared	Analyzed	Dil Fac
Arsenic	6.4		4.1		mg/Kg	☼	09/20/11 14:44	09/21/11 21:55	1
Lead	4.0		2.0		mg/Kg	☼	09/20/11 14:44	09/21/11 21:55	1
Cadmium	ND		0.68		mg/Kg	☼	09/20/11 14:44	09/21/11 21:55	1
Chromium	13		1.8		mg/Kg	☼	09/20/11 14:44	09/21/11 21:55	1
Copper	21		1.4		mg/Kg	☼	09/20/11 14:44	09/21/11 21:55	1
Silver	ND	L	1.4		mg/Kg	☼	09/20/11 14:44	09/21/11 21:55	1
Zinc	39		2.7		mg/Kg	☼	09/20/11 14:44	09/22/11 16:08	1

Method: 7471A - Mercury (CVAA)

Analyte	Result	Qualifier	RL	MDL	Unit	D	Prepared	Analyzed	Dil Fac
Mercury	0.039		0.025		mg/Kg	☼	09/21/11 07:45	09/21/11 11:29	1

General Chemistry

Analyte	Result	Qualifier	RL	RL	Unit	D	Prepared	Analyzed	Dil Fac
Percent Solids	62		0.10		%			09/20/11 15:39	1
Percent Moisture	38		0.10		%			09/20/11 15:39	1

QC Sample Results

Client: Farallon Consulting LLC
Project/Site: Sno Pac

TestAmerica Job ID: 580-28308-2

Method: EPA 8260B - Volatile Organic Compounds per EPA Method 8260B

Lab Sample ID: 11I0741-BLK1

Matrix: Soil

Analysis Batch: 11I0741

Client Sample ID: Method Blank

Prep Type: Total

Prep Batch: 11I0741_P

Analyte	Blank Result	Blank Qualifier	RL	MDL	Unit	D	Prepared	Analyzed	Dil Fac
Acetone	ND		2420		ug/kg wet		09/26/11 09:45	09/26/11 11:48	100
Benzene	ND		19.3		ug/kg wet		09/26/11 09:45	09/26/11 11:48	100
Bromobenzene	ND		96.7		ug/kg wet		09/26/11 09:45	09/26/11 11:48	100
Bromochloromethane	ND		96.7		ug/kg wet		09/26/11 09:45	09/26/11 11:48	100
Bromodichloromethane	ND		96.7		ug/kg wet		09/26/11 09:45	09/26/11 11:48	100
Bromoform	ND		96.7		ug/kg wet		09/26/11 09:45	09/26/11 11:48	100
Bromomethane	ND		484		ug/kg wet		09/26/11 09:45	09/26/11 11:48	100
2-Butanone (MEK)	ND		967		ug/kg wet		09/26/11 09:45	09/26/11 11:48	100
n-Butylbenzene	ND		484		ug/kg wet		09/26/11 09:45	09/26/11 11:48	100
sec-Butylbenzene	ND		96.7		ug/kg wet		09/26/11 09:45	09/26/11 11:48	100
tert-Butylbenzene	ND		96.7		ug/kg wet		09/26/11 09:45	09/26/11 11:48	100
Carbon disulfide	ND		967		ug/kg wet		09/26/11 09:45	09/26/11 11:48	100
Carbon tetrachloride	ND		96.7		ug/kg wet		09/26/11 09:45	09/26/11 11:48	100
Chlorobenzene	ND		96.7		ug/kg wet		09/26/11 09:45	09/26/11 11:48	100
Chloroethane	ND		96.7		ug/kg wet		09/26/11 09:45	09/26/11 11:48	100
Chloroform	ND		96.7		ug/kg wet		09/26/11 09:45	09/26/11 11:48	100
Chloromethane	ND		484		ug/kg wet		09/26/11 09:45	09/26/11 11:48	100
2-Chlorotoluene	ND		96.7		ug/kg wet		09/26/11 09:45	09/26/11 11:48	100
4-Chlorotoluene	ND		96.7		ug/kg wet		09/26/11 09:45	09/26/11 11:48	100
1,2-Dibromo-3-chloropropane	ND		484		ug/kg wet		09/26/11 09:45	09/26/11 11:48	100
Dibromochloromethane	ND		96.7		ug/kg wet		09/26/11 09:45	09/26/11 11:48	100
1,2-Dibromoethane	ND		96.7		ug/kg wet		09/26/11 09:45	09/26/11 11:48	100
Dibromomethane	ND		96.7		ug/kg wet		09/26/11 09:45	09/26/11 11:48	100
1,2-Dichlorobenzene	ND		96.7		ug/kg wet		09/26/11 09:45	09/26/11 11:48	100
1,3-Dichlorobenzene	ND		96.7		ug/kg wet		09/26/11 09:45	09/26/11 11:48	100
1,4-Dichlorobenzene	ND		96.7		ug/kg wet		09/26/11 09:45	09/26/11 11:48	100
Dichlorodifluoromethane	ND		484		ug/kg wet		09/26/11 09:45	09/26/11 11:48	100
1,1-Dichloroethane	ND		96.7		ug/kg wet		09/26/11 09:45	09/26/11 11:48	100
1,2-Dichloroethane	ND		96.7		ug/kg wet		09/26/11 09:45	09/26/11 11:48	100
1,1-Dichloroethene	ND		96.7		ug/kg wet		09/26/11 09:45	09/26/11 11:48	100
cis-1,2-Dichloroethene	ND		96.7		ug/kg wet		09/26/11 09:45	09/26/11 11:48	100
trans-1,2-Dichloroethene	ND		96.7		ug/kg wet		09/26/11 09:45	09/26/11 11:48	100
1,2-Dichloropropane	ND		96.7		ug/kg wet		09/26/11 09:45	09/26/11 11:48	100
1,3-Dichloropropane	ND		96.7		ug/kg wet		09/26/11 09:45	09/26/11 11:48	100
2,2-Dichloropropane	ND		96.7		ug/kg wet		09/26/11 09:45	09/26/11 11:48	100
1,1-Dichloropropene	ND		96.7		ug/kg wet		09/26/11 09:45	09/26/11 11:48	100
cis-1,3-Dichloropropene	ND		96.7		ug/kg wet		09/26/11 09:45	09/26/11 11:48	100
trans-1,3-Dichloropropene	ND		96.7		ug/kg wet		09/26/11 09:45	09/26/11 11:48	100
Ethylbenzene	ND		96.7		ug/kg wet		09/26/11 09:45	09/26/11 11:48	100
Hexachlorobutadiene	ND		387		ug/kg wet		09/26/11 09:45	09/26/11 11:48	100
2-Hexanone	ND		967		ug/kg wet		09/26/11 09:45	09/26/11 11:48	100
Isopropylbenzene	ND		193		ug/kg wet		09/26/11 09:45	09/26/11 11:48	100
p-Isopropyltoluene	ND		193		ug/kg wet		09/26/11 09:45	09/26/11 11:48	100
4-Methyl-2-pentanone	ND		484		ug/kg wet		09/26/11 09:45	09/26/11 11:48	100
Methyl tert-butyl ether	ND		96.7		ug/kg wet		09/26/11 09:45	09/26/11 11:48	100
Methylene chloride	ND		484		ug/kg wet		09/26/11 09:45	09/26/11 11:48	100
Naphthalene	ND		193		ug/kg wet		09/26/11 09:45	09/26/11 11:48	100
n-Propylbenzene	ND		96.7		ug/kg wet		09/26/11 09:45	09/26/11 11:48	100
Styrene	ND		96.7		ug/kg wet		09/26/11 09:45	09/26/11 11:48	100

QC Sample Results

Client: Farallon Consulting LLC
Project/Site: Sno Pac

TestAmerica Job ID: 580-28308-2

Method: EPA 8260B - Volatile Organic Compounds per EPA Method 8260B (Continued)

Lab Sample ID: 11I0741-BLK1
Matrix: Soil
Analysis Batch: 11I0741

Client Sample ID: Method Blank
Prep Type: Total
Prep Batch: 11I0741_P

Analyte	Blank Result	Blank Qualifier	RL	MDL	Unit	D	Prepared	Analyzed	Dil Fac
1,1,1,2-Tetrachloroethane	ND		96.7		ug/kg wet		09/26/11 09:45	09/26/11 11:48	100
1,1,2,2-Tetrachloroethane	ND		96.7		ug/kg wet		09/26/11 09:45	09/26/11 11:48	100
Tetrachloroethene	ND		96.7		ug/kg wet		09/26/11 09:45	09/26/11 11:48	100
Toluene	ND		96.7		ug/kg wet		09/26/11 09:45	09/26/11 11:48	100
1,2,3-Trichlorobenzene	ND		96.7		ug/kg wet		09/26/11 09:45	09/26/11 11:48	100
1,2,4-Trichlorobenzene	ND		96.7		ug/kg wet		09/26/11 09:45	09/26/11 11:48	100
1,1,1-Trichloroethane	ND		96.7		ug/kg wet		09/26/11 09:45	09/26/11 11:48	100
1,1,2-Trichloroethane	ND		96.7		ug/kg wet		09/26/11 09:45	09/26/11 11:48	100
Trichloroethene	ND		96.7		ug/kg wet		09/26/11 09:45	09/26/11 11:48	100
Trichlorofluoromethane	ND		96.7		ug/kg wet		09/26/11 09:45	09/26/11 11:48	100
1,2,3-Trichloropropane	ND		96.7		ug/kg wet		09/26/11 09:45	09/26/11 11:48	100
1,2,4-Trimethylbenzene	ND		96.7		ug/kg wet		09/26/11 09:45	09/26/11 11:48	100
1,3,5-Trimethylbenzene	ND		96.7		ug/kg wet		09/26/11 09:45	09/26/11 11:48	100
Vinyl chloride	ND		96.7		ug/kg wet		09/26/11 09:45	09/26/11 11:48	100
o-Xylene	ND		96.7		ug/kg wet		09/26/11 09:45	09/26/11 11:48	100
m,p-Xylene	ND		193		ug/kg wet		09/26/11 09:45	09/26/11 11:48	100

Surrogate	Blank % Recovery	Blank Qualifier	Limits	Prepared	Analyzed	Dil Fac
Dibromofluoromethane	99.3		70 - 135	09/26/11 09:45	09/26/11 11:48	100
1,2-DCA-d4	104		60 - 145	09/26/11 09:45	09/26/11 11:48	100
Toluene-d8	99.0		70 - 140	09/26/11 09:45	09/26/11 11:48	100
4-BFB	101		70 - 140	09/26/11 09:45	09/26/11 11:48	100

Lab Sample ID: 11I0741-BS1
Matrix: Soil
Analysis Batch: 11I0741

Client Sample ID: Lab Control Sample
Prep Type: Total
Prep Batch: 11I0741_P

Analyte	Spike Added	LCS Result	LCS Qualifier	Unit	D	% Rec	% Rec. Limits
Acetone	9880	9480		ug/kg wet		95.9	65 - 167
Benzene	1980	1710		ug/kg wet		86.7	81.9 - 125
Bromobenzene	1980	1700		ug/kg wet		86.0	80 - 120
Bromochloromethane	1980	1930		ug/kg wet		97.6	80 - 120
Bromodichloromethane	1980	1830		ug/kg wet		92.8	80 - 141
Bromoform	1980	1500		ug/kg wet		75.7	75 - 151
Bromomethane	1980	1520		ug/kg wet		76.7	65 - 130
2-Butanone (MEK)	9880	10100		ug/kg wet		103	68 - 127
n-Butylbenzene	1980	2110		ug/kg wet		107	90 - 146
sec-Butylbenzene	1980	1850		ug/kg wet		93.4	80 - 133
tert-Butylbenzene	1980	1830		ug/kg wet		92.3	80 - 130
Carbon disulfide	3950	3500		ug/kg wet		88.6	67 - 140
Carbon tetrachloride	1980	1990		ug/kg wet		101	71 - 128
Chlorobenzene	1980	1860		ug/kg wet		93.9	79.2 - 125
Chloroethane	1980	2000		ug/kg wet		101	75 - 125
Chloroform	1980	1760		ug/kg wet		89.0	80 - 121
Chloromethane	1980	1970		ug/kg wet		99.9	42 - 150
2-Chlorotoluene	1980	1680		ug/kg wet		84.8	80 - 120
4-Chlorotoluene	1980	1700		ug/kg wet		86.2	80 - 126
1,2-Dibromo-3-chloropropane	1980	1810		ug/kg wet		91.8	61 - 128
Dibromochloromethane	1980	1690		ug/kg wet		85.5	75 - 125

QC Sample Results

Client: Farallon Consulting LLC
Project/Site: Sno Pac

TestAmerica Job ID: 580-28308-2

Method: EPA 8260B - Volatile Organic Compounds per EPA Method 8260B (Continued)

Lab Sample ID: 11I0741-BS1

Matrix: Soil

Analysis Batch: 11I0741

Client Sample ID: Lab Control Sample

Prep Type: Total

Prep Batch: 11I0741_P

Analyte	Spike Added	LCS Result	LCS Qualifier	Unit	D	% Rec	% Rec. Limits
1,2-Dibromoethane	1980	1960		ug/kg wet		99.2	80 - 124
Dibromomethane	1980	1940		ug/kg wet		98.1	80 - 120
1,2-Dichlorobenzene	1980	1850		ug/kg wet		93.6	80 - 120
1,3-Dichlorobenzene	1980	1790		ug/kg wet		90.5	80 - 126
1,4-Dichlorobenzene	1980	1670		ug/kg wet		84.5	77 - 121
Dichlorodifluoromethane	1980	2240		ug/kg wet		113	75 - 120
1,1-Dichloroethane	1980	1770		ug/kg wet		89.3	80 - 120
1,2-Dichloroethane	1980	1940		ug/kg wet		98.0	80 - 120
1,1-Dichloroethene	1980	1670		ug/kg wet		84.7	66.1 - 125
cis-1,2-Dichloroethene	1980	1800		ug/kg wet		91.0	75 - 125
trans-1,2-Dichloroethene	1980	1740		ug/kg wet		87.8	75 - 125
1,2-Dichloropropane	1980	1850		ug/kg wet		93.7	82 - 125
1,3-Dichloropropane	1980	1930		ug/kg wet		97.6	75 - 129
2,2-Dichloropropane	1980	1890		ug/kg wet		95.5	72 - 132
1,1-Dichloropropene	1980	1780		ug/kg wet		90.2	79 - 126
cis-1,3-Dichloropropene	1980	1870		ug/kg wet		94.7	80 - 126
trans-1,3-Dichloropropene	1980	1740		ug/kg wet		87.9	67 - 146
Ethylbenzene	1980	1730		ug/kg wet		87.7	82 - 123
Hexachlorobutadiene	1980	2520		ug/kg wet		128	80 - 152
2-Hexanone	9880	10500		ug/kg wet		106	57 - 120
Isopropylbenzene	1980	1720		ug/kg wet		87.1	82 - 128
p-Isopropyltoluene	1980	1870		ug/kg wet		94.8	80 - 120
4-Methyl-2-pentanone	9880	10100		ug/kg wet		102	52 - 120
Methyl tert-butyl ether	1980	1990		ug/kg wet		100	75 - 125
Methylene chloride	1980	1870		ug/kg wet		94.8	75 - 125
Naphthalene	1980	2120		ug/kg wet		107	80 - 130
n-Propylbenzene	1980	1780		ug/kg wet		90.0	80 - 120
Styrene	1980	1860		ug/kg wet		93.9	80 - 123
1,1,1,2-Tetrachloroethane	1980	1980		ug/kg wet		100	83 - 128
1,1,1,2,2-Tetrachloroethane	1980	1810		ug/kg wet		91.6	72 - 135
Tetrachloroethene	1980	1810		ug/kg wet		91.6	80 - 124
Toluene	1980	1760		ug/kg wet		88.8	80 - 125
1,2,3-Trichlorobenzene	1980	2090		ug/kg wet		106	78 - 143
1,2,4-Trichlorobenzene	1980	2100		ug/kg wet		106	83 - 149
1,1,1-Trichloroethane	1980	1820		ug/kg wet		91.9	80 - 124
1,1,2-Trichloroethane	1980	1880		ug/kg wet		94.9	80 - 125
Trichloroethene	1980	1720		ug/kg wet		86.8	76 - 125
Trichlorofluoromethane	1980	2160		ug/kg wet		109	56 - 147
1,2,3-Trichloropropane	1980	1760		ug/kg wet		89.1	67 - 126
1,2,4-Trimethylbenzene	1980	1770		ug/kg wet		89.7	81 - 134
1,3,5-Trimethylbenzene	1980	1880		ug/kg wet		95.1	82 - 136
Vinyl chloride	1980	1120		ug/kg wet		56.9	10 - 140
o-Xylene	1980	1700		ug/kg wet		86.0	80 - 126
m,p-Xylene	3950	3560		ug/kg wet		90.0	80 - 120

Surrogate	LCS LCS		Limits
	% Recovery	Qualifier	
Dibromofluoromethane	107		70 - 135
1,2-DCA-d4	108		60 - 145
Toluene-d8	105		70 - 140

QC Sample Results

Client: Farallon Consulting LLC
Project/Site: Sno Pac

TestAmerica Job ID: 580-28308-2

Method: EPA 8260B - Volatile Organic Compounds per EPA Method 8260B (Continued)

Lab Sample ID: 11I0741-BS1
Matrix: Soil
Analysis Batch: 11I0741

Client Sample ID: Lab Control Sample
Prep Type: Total
Prep Batch: 11I0741_P

Surrogate	LCS LCS		Limits
	% Recovery	Qualifier	
4-BFB	99.7		70 - 140

Method: 8270C SIM - Semivolatile Organic Compounds (GC/MS SIM)

Lab Sample ID: MB 580-95777/1-A
Matrix: Solid
Analysis Batch: 95804

Client Sample ID: Method Blank
Prep Type: Total/NA
Prep Batch: 95777

Analyte	MB MB		RL	MDL	Unit	D	Prepared	Analyzed	Dil Fac
	Result	Qualifier							
Naphthalene	ND		5.0		ug/Kg		09/21/11 08:01	09/21/11 11:21	1
2-Methylnaphthalene	ND		5.0		ug/Kg		09/21/11 08:01	09/21/11 11:21	1
1-Methylnaphthalene	ND		5.0		ug/Kg		09/21/11 08:01	09/21/11 11:21	1
Acenaphthylene	ND		5.0		ug/Kg		09/21/11 08:01	09/21/11 11:21	1
Acenaphthene	ND		5.0		ug/Kg		09/21/11 08:01	09/21/11 11:21	1
Fluorene	ND		5.0		ug/Kg		09/21/11 08:01	09/21/11 11:21	1
Phenanthrene	ND		5.0		ug/Kg		09/21/11 08:01	09/21/11 11:21	1
Anthracene	ND		5.0		ug/Kg		09/21/11 08:01	09/21/11 11:21	1
Fluoranthene	ND		5.0		ug/Kg		09/21/11 08:01	09/21/11 11:21	1
Pyrene	ND		5.0		ug/Kg		09/21/11 08:01	09/21/11 11:21	1
Benzo[a]anthracene	ND		5.0		ug/Kg		09/21/11 08:01	09/21/11 11:21	1
Chrysene	ND		5.0		ug/Kg		09/21/11 08:01	09/21/11 11:21	1
Benzo[b]fluoranthene	ND		5.0		ug/Kg		09/21/11 08:01	09/21/11 11:21	1
Benzo[k]fluoranthene	ND		5.0		ug/Kg		09/21/11 08:01	09/21/11 11:21	1
Benzo[a]pyrene	ND		5.0		ug/Kg		09/21/11 08:01	09/21/11 11:21	1
Indeno[1,2,3-cd]pyrene	ND		5.0		ug/Kg		09/21/11 08:01	09/21/11 11:21	1
Dibenz(a,h)anthracene	ND		5.0		ug/Kg		09/21/11 08:01	09/21/11 11:21	1
Benzo[g,h,i]perylene	ND		5.0		ug/Kg		09/21/11 08:01	09/21/11 11:21	1

Surrogate	MB MB		Limits	Prepared	Analyzed	Dil Fac
	% Recovery	Qualifier				
Terphenyl-d14	83		42 - 151	09/21/11 08:01	09/21/11 11:21	1

Lab Sample ID: LCS 580-95777/2-A
Matrix: Solid
Analysis Batch: 95804

Client Sample ID: Lab Control Sample
Prep Type: Total/NA
Prep Batch: 95777

Analyte	Spike Added	LCS LCS		Unit	D	% Rec	Limits
		Result	Qualifier				
Naphthalene	1000	937		ug/Kg		94	64 - 129
2-Methylnaphthalene	1000	908		ug/Kg		91	65 - 125
1-Methylnaphthalene	1000	1030		ug/Kg		103	48 - 148
Acenaphthylene	999	923		ug/Kg		92	69 - 129
Acenaphthene	1000	901		ug/Kg		90	65 - 130
Fluorene	1000	843		ug/Kg		84	68 - 128
Phenanthrene	1000	921		ug/Kg		92	65 - 125
Anthracene	1000	924		ug/Kg		92	73 - 123
Fluoranthene	1000	963		ug/Kg		96	61 - 121
Pyrene	1000	984		ug/Kg		98	54 - 134
Benzo[a]anthracene	1000	907		ug/Kg		91	64 - 124
Chrysene	1000	847		ug/Kg		85	71 - 126
Benzo[b]fluoranthene	1000	933		ug/Kg		93	66 - 136

QC Sample Results

Client: Farallon Consulting LLC
Project/Site: Sno Pac

TestAmerica Job ID: 580-28308-2

Method: 8270C SIM - Semivolatile Organic Compounds (GC/MS SIM) (Continued)

Lab Sample ID: LCS 580-95777/2-A

Matrix: Solid

Analysis Batch: 95804

Client Sample ID: Lab Control Sample

Prep Type: Total/NA

Prep Batch: 95777

Analyte	Spike Added	LCS Result	LCS Qualifier	Unit	D	% Rec	% Rec.	
							Limits	
Benzo[k]fluoranthene	1000	769		ug/Kg		77	63 - 143	
Benzo[a]pyrene	1000	858		ug/Kg		86	68 - 128	
Indeno[1,2,3-cd]pyrene	1000	926		ug/Kg		93	59 - 139	
Dibenz(a,h)anthracene	999	919		ug/Kg		92	57 - 142	
Benzo[g,h,i]perylene	1000	944		ug/Kg		94	57 - 142	

Surrogate	LCS		Limits
	% Recovery	Qualifier	
Terphenyl-d14	80		42 - 151

Lab Sample ID: 580-28308-1 MS

Matrix: Solid

Analysis Batch: 95804

Client Sample ID: 082511-FB1-9.5

Prep Type: Total/NA

Prep Batch: 95777

Analyte	Sample Result	Sample Qualifier	Spike Added	MS Result	MS Qualifier	Unit	D	% Rec	% Rec.	
									Limits	
Naphthalene	ND	H	1260	1210	H	ug/Kg	☼	96	64 - 129	
2-Methylnaphthalene	ND	H	1260	1160	H	ug/Kg	☼	92	65 - 125	
1-Methylnaphthalene	ND	H	1260	1300	H	ug/Kg	☼	103	48 - 148	
Acenaphthylene	ND	H	1260	1200	H	ug/Kg	☼	96	69 - 129	
Acenaphthene	ND	H	1260	1150	H	ug/Kg	☼	91	65 - 130	
Fluorene	ND	H	1260	1140	H	ug/Kg	☼	90	68 - 128	
Phenanthrene	ND	H	1260	1190	H	ug/Kg	☼	94	65 - 125	
Anthracene	ND	H	1260	1170	H	ug/Kg	☼	93	73 - 123	
Fluoranthene	ND	H	1260	1210	H	ug/Kg	☼	96	61 - 121	
Pyrene	ND	H	1260	1240	H	ug/Kg	☼	99	54 - 134	
Benzo[a]anthracene	ND	H	1260	1160	H	ug/Kg	☼	92	64 - 124	
Chrysene	ND	H	1260	1080	H	ug/Kg	☼	85	71 - 126	
Benzo[b]fluoranthene	ND	H	1260	1200	H	ug/Kg	☼	95	66 - 136	
Benzo[k]fluoranthene	ND	H	1260	1010	H	ug/Kg	☼	80	63 - 143	
Benzo[a]pyrene	ND	H	1260	1120	H	ug/Kg	☼	89	68 - 128	
Indeno[1,2,3-cd]pyrene	ND	H	1260	1180	H	ug/Kg	☼	94	59 - 139	
Dibenz(a,h)anthracene	ND	H	1260	1180	H	ug/Kg	☼	94	57 - 142	
Benzo[g,h,i]perylene	ND	H	1260	1180	H	ug/Kg	☼	94	57 - 142	

Surrogate	MS		Limits
	% Recovery	Qualifier	
Terphenyl-d14	74		42 - 151

Lab Sample ID: 580-28308-1 MSD

Matrix: Solid

Analysis Batch: 95804

Client Sample ID: 082511-FB1-9.5

Prep Type: Total/NA

Prep Batch: 95777

Analyte	Sample Result	Sample Qualifier	Spike Added	MSD Result	MSD Qualifier	Unit	D	% Rec	% Rec.		RPD	
									Limits		RPD	Limit
Naphthalene	ND	H	1220	1150	H	ug/Kg	☼	94	64 - 129	5	26	
2-Methylnaphthalene	ND	H	1220	1110	H	ug/Kg	☼	91	65 - 125	4	27	
1-Methylnaphthalene	ND	H	1220	1230	H	ug/Kg	☼	101	48 - 148	6	30	
Acenaphthylene	ND	H	1220	1160	H	ug/Kg	☼	95	69 - 129	4	28	
Acenaphthene	ND	H	1220	1110	H	ug/Kg	☼	91	65 - 130	4	27	
Fluorene	ND	H	1220	1070	H	ug/Kg	☼	88	68 - 128	6	31	
Phenanthrene	ND	H	1220	1140	H	ug/Kg	☼	94	65 - 125	4	28	
Anthracene	ND	H	1220	1160	H	ug/Kg	☼	95	73 - 123	1	27	

QC Sample Results

Client: Farallon Consulting LLC
Project/Site: Sno Pac

TestAmerica Job ID: 580-28308-2

Method: 8270C SIM - Semivolatile Organic Compounds (GC/MS SIM) (Continued)

Lab Sample ID: 580-28308-1 MSD

Matrix: Solid

Analysis Batch: 95804

Client Sample ID: 082511-FB1-9.5

Prep Type: Total/NA

Prep Batch: 95777

Analyte	Sample		Spike Added	MSD		Unit	D	% Rec	% Rec.		RPD	Limit
	Result	Qualifier		Result	Qualifier				Limits	RPD		
Fluoranthene	ND	H	1220	1180	H	ug/Kg	*	96	61 - 121	3	36	
Pyrene	ND	H	1220	1200	H	ug/Kg	*	98	54 - 134	4	31	
Benzo[a]anthracene	ND	H	1220	1090	H	ug/Kg	*	89	64 - 124	7	27	
Chrysene	ND	H	1220	1050	H	ug/Kg	*	86	71 - 126	2	26	
Benzo[b]fluoranthene	ND	H	1220	1050	H	ug/Kg	*	86	66 - 136	13	31	
Benzo[k]fluoranthene	ND	H	1220	1070	H	ug/Kg	*	87	63 - 143	5	31	
Benzo[a]pyrene	ND	H	1220	1070	H	ug/Kg	*	88	68 - 128	4	30	
Indeno[1,2,3-cd]pyrene	ND	H	1220	1140	H	ug/Kg	*	93	59 - 139	4	29	
Dibenz(a,h)anthracene	ND	H	1220	1130	H	ug/Kg	*	93	57 - 142	4	30	
Benzo[g,h,i]perylene	ND	H	1220	1130	H	ug/Kg	*	93	57 - 142	4	28	

Surrogate	MSD % Recovery	MSD Qualifier	Limits
Terphenyl-d14	67		42 - 151

Method: 8021B - Volatile Organic Compounds (GC)

Lab Sample ID: MB 580-95847/1-A

Matrix: Solid

Analysis Batch: 95862

Client Sample ID: Method Blank

Prep Type: Total/NA

Prep Batch: 95847

Analyte	MB MB		RL	MDL	Unit	D	Prepared	Analyzed	Dil Fac
	Result	Qualifier							
Benzene	ND		0.020		mg/Kg		09/21/11 15:12	09/21/11 19:27	1
Toluene	ND		0.050		mg/Kg		09/21/11 15:12	09/21/11 19:27	1
Ethylbenzene	ND		0.050		mg/Kg		09/21/11 15:12	09/21/11 19:27	1
m-Xylene & p-Xylene	ND		0.10		mg/Kg		09/21/11 15:12	09/21/11 19:27	1
o-Xylene	ND		0.10		mg/Kg		09/21/11 15:12	09/21/11 19:27	1
Xylenes, Total	ND		0.10		mg/Kg		09/21/11 15:12	09/21/11 19:27	1

Surrogate	MB % Recovery	MB Qualifier	Limits	Prepared	Analyzed	Dil Fac
a,a,a-Trifluorotoluene	112		50 - 150	09/21/11 15:12	09/21/11 19:27	1
4-Bromofluorobenzene (Surr)	96		75 - 135	09/21/11 15:12	09/21/11 19:27	1

Lab Sample ID: LCS 580-95847/4-A

Matrix: Solid

Analysis Batch: 95862

Client Sample ID: Lab Control Sample

Prep Type: Total/NA

Prep Batch: 95847

Analyte	Spike Added	LCS LCS		Unit	D	% Rec	% Rec.	
		Result	Qualifier				Limits	RPD
Benzene	0.800	0.832		mg/Kg		104	75 - 125	
Toluene	0.800	0.800		mg/Kg		100	75 - 120	
Ethylbenzene	0.800	0.796		mg/Kg		100	80 - 120	
m-Xylene & p-Xylene	1.60	1.53		mg/Kg		96	75 - 120	
o-Xylene	0.800	0.764		mg/Kg		96	75 - 120	

Surrogate	LCS % Recovery	LCS Qualifier	Limits
a,a,a-Trifluorotoluene	108		50 - 150
4-Bromofluorobenzene (Surr)	98		75 - 135

QC Sample Results

Client: Farallon Consulting LLC
Project/Site: Sno Pac

TestAmerica Job ID: 580-28308-2

Method: 8021B - Volatile Organic Compounds (GC) (Continued)

Lab Sample ID: LCSD 580-95847/5-A

Matrix: Solid

Analysis Batch: 95862

Client Sample ID: Lab Control Sample Dup

Prep Type: Total/NA

Prep Batch: 95847

Analyte	Spike Added	LCSD Result	LCSD Qualifier	Unit	D	% Rec	% Rec.		RPD	Limit
							Limits	RPD		
Benzene	0.800	0.868		mg/Kg		109	75 - 125	4	20	
Toluene	0.800	0.832		mg/Kg		104	75 - 120	4	20	
Ethylbenzene	0.800	0.828		mg/Kg		104	80 - 120	4	20	
m-Xylene & p-Xylene	1.60	1.59		mg/Kg		99	75 - 120	4	20	
o-Xylene	0.800	0.792		mg/Kg		99	75 - 120	4	20	

Surrogate	LCSD		Limits
	% Recovery	Qualifier	
a,a,a-Trifluorotoluene	111		50 - 150
4-Bromofluorobenzene (Surr)	98		75 - 135

Method: NWTPH-Gx - Northwest - Volatile Petroleum Products (GC)

Lab Sample ID: MB 580-95847/1-A

Matrix: Solid

Analysis Batch: 95861

Client Sample ID: Method Blank

Prep Type: Total/NA

Prep Batch: 95847

Analyte	MB		RL	MDL	Unit	D	Prepared	Analyzed	Dil Fac
	Result	Qualifier							
Gasoline	ND		4.0		mg/Kg		09/21/11 15:12	09/21/11 19:27	1

Surrogate	MB		Limits	Prepared	Analyzed	Dil Fac
	% Recovery	Qualifier				
4-Bromofluorobenzene (Surr)	96		50 - 150	09/21/11 15:12	09/21/11 19:27	1
Trifluorotoluene (Surr)	105		50 - 150	09/21/11 15:12	09/21/11 19:27	1

Lab Sample ID: LCS 580-95847/2-A

Matrix: Solid

Analysis Batch: 95861

Client Sample ID: Lab Control Sample

Prep Type: Total/NA

Prep Batch: 95847

Analyte	Spike Added	LCS Result	LCS Qualifier	Unit	D	% Rec	% Rec.	
							Limits	RPD
Gasoline	40.0	39.1		mg/Kg		98	68 - 120	

Surrogate	LCS		Limits
	% Recovery	Qualifier	
4-Bromofluorobenzene (Surr)	105		50 - 150
Trifluorotoluene (Surr)	105		50 - 150

Lab Sample ID: LCSD 580-95847/3-A

Matrix: Solid

Analysis Batch: 95861

Client Sample ID: Lab Control Sample Dup

Prep Type: Total/NA

Prep Batch: 95847

Analyte	Spike Added	LCSD Result	LCSD Qualifier	Unit	D	% Rec	% Rec.		RPD	Limit
							Limits	RPD		
Gasoline	40.0	39.2		mg/Kg		98	68 - 120	0	25	

Surrogate	LCSD		Limits
	% Recovery	Qualifier	
4-Bromofluorobenzene (Surr)	102		50 - 150
Trifluorotoluene (Surr)	106		50 - 150

QC Sample Results

Client: Farallon Consulting LLC
Project/Site: Sno Pac

TestAmerica Job ID: 580-28308-2

Method: 8082 - Polychlorinated Biphenyls (PCBs) by Gas Chromatography

Lab Sample ID: MB 580-95756/1-A
Matrix: Solid
Analysis Batch: 95830

Client Sample ID: Method Blank
Prep Type: Total/NA
Prep Batch: 95756

Analyte	MB MB		RL	MDL	Unit	D	Prepared	Analyzed	Dil Fac
	Result	Qualifier							
PCB-1016	ND		0.010		mg/Kg		09/20/11 15:18	09/21/11 12:57	1
PCB-1221	ND		0.010		mg/Kg		09/20/11 15:18	09/21/11 12:57	1
PCB-1232	ND		0.010		mg/Kg		09/20/11 15:18	09/21/11 12:57	1
PCB-1242	ND		0.010		mg/Kg		09/20/11 15:18	09/21/11 12:57	1
PCB-1248	ND		0.010		mg/Kg		09/20/11 15:18	09/21/11 12:57	1
PCB-1254	ND		0.010		mg/Kg		09/20/11 15:18	09/21/11 12:57	1
PCB-1260	ND		0.010		mg/Kg		09/20/11 15:18	09/21/11 12:57	1
Surrogate	MB MB		Limits			Prepared	Analyzed	Dil Fac	
	% Recovery	Qualifier							
Tetrachloro-m-xylene	95		45 - 155			09/20/11 15:18	09/21/11 12:57	1	
DCB Decachlorobiphenyl	72		60 - 125			09/20/11 15:18	09/21/11 12:57	1	

Lab Sample ID: LCS 580-95756/2-A
Matrix: Solid
Analysis Batch: 95830

Client Sample ID: Lab Control Sample
Prep Type: Total/NA
Prep Batch: 95756

Analyte	Spike Added	LCS LCS		Unit	D	% Rec	Limits
		Result	Qualifier				
PCB-1016	0.100	0.0849		mg/Kg		85	40 - 140
PCB-1260	0.100	0.0810		mg/Kg		81	60 - 130
Surrogate	LCS LCS		Limits			% Rec	Limits
	% Recovery	Qualifier					
Tetrachloro-m-xylene	93		45 - 155				
DCB Decachlorobiphenyl	67		60 - 125				

Lab Sample ID: 580-28308-1 MS
Matrix: Solid
Analysis Batch: 95830

Client Sample ID: 082511-FB1-9.5
Prep Type: Total/NA
Prep Batch: 95756

Analyte	Sample Sample		Spike Added	MS MS		Unit	D	% Rec	Limits
	Result	Qualifier		Result	Qualifier				
PCB-1016	ND	H	0.126	0.125	H	mg/Kg	☼	99	40 - 140
PCB-1260	ND	H	0.126	0.111	H	mg/Kg	☼	88	60 - 130
Surrogate	MS MS		Limits			% Rec	Limits		
	% Recovery	Qualifier							
Tetrachloro-m-xylene	93		45 - 155						
DCB Decachlorobiphenyl	51	X	60 - 125						

Lab Sample ID: 580-28308-1 MSD
Matrix: Solid
Analysis Batch: 95830

Client Sample ID: 082511-FB1-9.5
Prep Type: Total/NA
Prep Batch: 95756

Analyte	Sample Sample		Spike Added	MSD MSD		Unit	D	% Rec	% Rec.		RPD	Limit
	Result	Qualifier		Result	Qualifier				Limits	RPD		
PCB-1016	ND	H	0.125	0.108	H	mg/Kg	☼	86	40 - 140	14	20	
PCB-1260	ND	H	0.125	0.100	H	mg/Kg	☼	80	60 - 130	10	20	
Surrogate	MSD MSD		Limits			% Rec	Limits					
	% Recovery	Qualifier										
Tetrachloro-m-xylene	88		45 - 155									
DCB Decachlorobiphenyl	64		60 - 125									

QC Sample Results

Client: Farallon Consulting LLC
Project/Site: Sno Pac

TestAmerica Job ID: 580-28308-2

Method: NWTPH-Dx - Northwest - Semi-Volatile Petroleum Products (GC)

Lab Sample ID: MB 580-95786/1-A
Matrix: Solid
Analysis Batch: 95823

Client Sample ID: Method Blank
Prep Type: Total/NA
Prep Batch: 95786

Analyte	MB Result	MB Qualifier	RL	MDL	Unit	D	Prepared	Analyzed	Dil Fac
#2 Diesel (C10-C24)	ND		25		mg/Kg		09/21/11 09:06	09/21/11 14:01	1
Motor Oil (>C24-C36)	ND		50		mg/Kg		09/21/11 09:06	09/21/11 14:01	1
Surrogate	% Recovery	Qualifier	Limits				Prepared	Analyzed	Dil Fac
<i>o</i> -Terphenyl	72		50 - 150				09/21/11 09:06	09/21/11 14:01	1

Lab Sample ID: LCS 580-95786/2-A
Matrix: Solid
Analysis Batch: 95823

Client Sample ID: Lab Control Sample
Prep Type: Total/NA
Prep Batch: 95786

Analyte	Spike Added	LCS Result	LCS Qualifier	Unit	D	% Rec	% Rec. Limits
#2 Diesel (C10-C24)	500	464		mg/Kg		93	70 - 125
Motor Oil (>C24-C36)	500	509		mg/Kg		102	64 - 127
Surrogate	% Recovery	Qualifier	Limits				
<i>o</i> -Terphenyl	79		50 - 150				

Lab Sample ID: 580-28308-1 DU
Matrix: Solid
Analysis Batch: 95823

Client Sample ID: 082511-FB1-9.5
Prep Type: Total/NA
Prep Batch: 95786

Analyte	Sample Result	Sample Qualifier	DU Result	DU Qualifier	Unit	D	RPD	Limit
#2 Diesel (C10-C24)	ND	H	ND	H	mg/Kg	☼	NC	35
Motor Oil (>C24-C36)	ND	H	ND	H	mg/Kg	☼	NC	35
Surrogate	% Recovery	Qualifier	Limits					
<i>o</i> -Terphenyl	79		50 - 150					

Method: 6010B - Metals (ICP)

Lab Sample ID: MB 580-95746/21-A
Matrix: Solid
Analysis Batch: 95897

Client Sample ID: Method Blank
Prep Type: Total/NA
Prep Batch: 95746

Analyte	MB Result	MB Qualifier	RL	MDL	Unit	D	Prepared	Analyzed	Dil Fac
Arsenic	ND		3.0		mg/Kg		09/20/11 14:44	09/21/11 18:57	1
Lead	ND		1.5		mg/Kg		09/20/11 14:44	09/21/11 18:57	1
Cadmium	ND		0.50		mg/Kg		09/20/11 14:44	09/21/11 18:57	1
Chromium	ND		1.3		mg/Kg		09/20/11 14:44	09/21/11 18:57	1
Copper	ND		1.0		mg/Kg		09/20/11 14:44	09/21/11 18:57	1
Silver	ND		1.0		mg/Kg		09/20/11 14:44	09/21/11 18:57	1

Lab Sample ID: MB 580-95746/21-A
Matrix: Solid
Analysis Batch: 95936

Client Sample ID: Method Blank
Prep Type: Total/NA
Prep Batch: 95746

Analyte	MB Result	MB Qualifier	RL	MDL	Unit	D	Prepared	Analyzed	Dil Fac
Zinc	ND		2.0		mg/Kg		09/20/11 14:44	09/22/11 14:20	1

QC Sample Results

Client: Farallon Consulting LLC
Project/Site: Sno Pac

TestAmerica Job ID: 580-28308-2

Method: 6010B - Metals (ICP) (Continued)

Lab Sample ID: LCS 580-95746/22-A

Matrix: Solid

Analysis Batch: 95897

Client Sample ID: Lab Control Sample

Prep Type: Total/NA

Prep Batch: 95746

Analyte	Spike Added	LCS		Unit	D	% Rec	% Rec.	
		Result	Qualifier				Limits	
Arsenic	200	193		mg/Kg		97	80 - 120	
Lead	50.0	50.1		mg/Kg		100	80 - 120	
Cadmium	5.00	4.99		mg/Kg		100	80 - 120	
Chromium	20.0	20.1		mg/Kg		101	80 - 120	
Copper	25.0	24.9		mg/Kg		99	80 - 120	
Silver	30.0	30.0		mg/Kg		100	75 - 120	

Lab Sample ID: LCS 580-95746/22-A

Matrix: Solid

Analysis Batch: 95936

Client Sample ID: Lab Control Sample

Prep Type: Total/NA

Prep Batch: 95746

Analyte	Spike Added	LCS		Unit	D	% Rec	% Rec.	
		Result	Qualifier				Limits	
Zinc	50.0	54.0		mg/Kg		108	80 - 120	

Lab Sample ID: LCSD 580-95746/23-A

Matrix: Solid

Analysis Batch: 95897

Client Sample ID: Lab Control Sample Dup

Prep Type: Total/NA

Prep Batch: 95746

Analyte	Spike Added	LCSD		Unit	D	% Rec	% Rec.		RPD	
		Result	Qualifier				Limits	RPD	Limit	
Arsenic	200	201		mg/Kg		100	80 - 120	4	20	
Lead	50.0	51.8		mg/Kg		104	80 - 120	3	20	
Cadmium	5.00	5.16		mg/Kg		103	80 - 120	4	20	
Chromium	20.0	20.5		mg/Kg		102	80 - 120	2	20	
Copper	25.0	25.4		mg/Kg		102	80 - 120	2	20	
Silver	30.0	30.6		mg/Kg		102	75 - 120	2	20	

Lab Sample ID: LCSD 580-95746/23-A

Matrix: Solid

Analysis Batch: 95936

Client Sample ID: Lab Control Sample Dup

Prep Type: Total/NA

Prep Batch: 95746

Analyte	Spike Added	LCSD		Unit	D	% Rec	% Rec.		RPD	
		Result	Qualifier				Limits	RPD	Limit	
Zinc	50.0	53.0		mg/Kg		106	80 - 120	2	20	

Method: 7471A - Mercury (CVAA)

Lab Sample ID: MB 580-95767/18-A

Matrix: Solid

Analysis Batch: 95835

Client Sample ID: Method Blank

Prep Type: Total/NA

Prep Batch: 95767

Analyte	MB		RL	MDL	Unit	D	Prepared	Analyzed	Dil Fac
	Result	Qualifier							
Mercury	ND		0.017		mg/Kg		09/21/11 07:45	09/21/11 10:47	1

Lab Sample ID: LCS 580-95767/19-A

Matrix: Solid

Analysis Batch: 95835

Client Sample ID: Lab Control Sample

Prep Type: Total/NA

Prep Batch: 95767

Analyte	Spike Added	LCS		Unit	D	% Rec	% Rec.	
		Result	Qualifier				Limits	
Mercury	0.167	0.154		mg/Kg		93	80 - 120	

QC Sample Results

Client: Farallon Consulting LLC
Project/Site: Sno Pac

TestAmerica Job ID: 580-28308-2

Method: 7471A - Mercury (CVAA) (Continued)

Lab Sample ID: LCSD 580-95767/20-A

Matrix: Solid

Analysis Batch: 95835

Client Sample ID: Lab Control Sample Dup

Prep Type: Total/NA

Prep Batch: 95767

Analyte	Spike Added	LCSD Result	LCSD Qualifier	Unit	D	% Rec	% Rec. Limits	RPD	RPD Limit
Mercury	0.167	0.155		mg/Kg		93	80 - 120	1	20

Lab Sample ID: LCSSRM 580-95767/21-A

Matrix: Solid

Analysis Batch: 95835

Client Sample ID: Lab Control Sample

Prep Type: Total/NA

Prep Batch: 95767

Analyte	Spike Added	LCSSRM Result	LCSSRM Qualifier	Unit	D	% Rec	% Rec. Limits	RPD	RPD Limit
Mercury	16.3	17.1		mg/Kg		105	51.1 - 148.9		

Method: Moisture - Percent Moisture

Lab Sample ID: 580-28308-1 DU

Matrix: Solid

Analysis Batch: 95763

Client Sample ID: 082511-FB1-9.5

Prep Type: Total/NA

Analyte	Sample Result	Sample Qualifier	DU Result	DU Qualifier	Unit	D	RPD	RPD Limit
Percent Solids	79		76		%		4	20
Percent Moisture	21		24		%		14	20

Lab Chronicle

Client: Farallon Consulting LLC
Project/Site: Sno Pac

TestAmerica Job ID: 580-28308-2

Client Sample ID: 082511-FB1-9.5

Lab Sample ID: 580-28308-1

Date Collected: 08/25/11 10:35

Matrix: Solid

Date Received: 08/26/11 15:00

Percent Solids: 79.0

Prep Type	Batch Type	Batch Method	Run	Dilution Factor	Batch Number	Prepared Or Analyzed	Analyst	Lab
Total/NA	Prep	3550B			95777	09/21/11 08:01	GH	TAL SEA
Total/NA	Analysis	8270C SIM		1	95804	09/21/11 12:00	AP	TAL SEA
Total/NA	Prep	5035			95847	09/21/11 15:12	JMB	TAL SEA
Total/NA	Analysis	NWTPH-Gx		1	95861	09/22/11 01:46	JMB	TAL SEA
Total/NA	Analysis	8021B		1	95862	09/22/11 01:46	JMB	TAL SEA
Total/NA	Prep	3550B			95786	09/21/11 09:06	GH	TAL SEA
Total/NA	Analysis	NWTPH-Dx		1	95823	09/21/11 14:54	KKW	TAL SEA
Total/NA	Prep	3550B			95756	09/20/11 15:18	GH	TAL SEA
Total/NA	Analysis	8082		1	95830	09/21/11 16:25	BT	TAL SEA
Total/NA	Prep	7471A			95767	09/21/11 07:45	ZF	TAL SEA
Total/NA	Analysis	7471A		1	95835	09/21/11 11:14	FCW	TAL SEA
Total/NA	Prep	3050B			95746	09/20/11 14:44	ZF	TAL SEA
Total/NA	Analysis	6010B		1	95897	09/21/11 20:57	PAB	TAL SEA
Total/NA	Analysis	6010B		1	95936	09/22/11 15:29	PAB	TAL SEA
Total/NA	Analysis	Moisture		1	95763	09/20/11 15:39	JP	TAL SEA

Client Sample ID: 082511-FB4-8.7

Lab Sample ID: 580-28308-4

Date Collected: 08/25/11 11:55

Matrix: Solid

Date Received: 08/26/11 15:00

Percent Solids: 81.7

Prep Type	Batch Type	Batch Method	Run	Dilution Factor	Batch Number	Prepared Or Analyzed	Analyst	Lab
Total/NA	Prep	3550B			95777	09/21/11 08:01	GH	TAL SEA
Total/NA	Analysis	8270C SIM		1	95804	09/21/11 12:59	AP	TAL SEA
Total/NA	Prep	3550B			95786	09/21/11 09:06	GH	TAL SEA
Total/NA	Analysis	NWTPH-Dx		1	95823	09/21/11 15:54	KKW	TAL SEA
Total/NA	Prep	3550B			95756	09/20/11 15:18	GH	TAL SEA
Total/NA	Analysis	8082		1	95830	09/21/11 17:07	BT	TAL SEA
Total/NA	Prep	7471A			95767	09/21/11 07:45	ZF	TAL SEA
Total/NA	Analysis	7471A		1	95835	09/21/11 11:15	FCW	TAL SEA
Total/NA	Prep	3050B			95746	09/20/11 14:44	ZF	TAL SEA
Total/NA	Analysis	6010B		1	95897	09/21/11 21:03	PAB	TAL SEA
Total/NA	Analysis	6010B		1	95936	09/22/11 15:33	PAB	TAL SEA
Total/NA	Analysis	Moisture		1	95763	09/20/11 15:39	JP	TAL SEA

Client Sample ID: 082511-FB2-5.2

Lab Sample ID: 580-28308-7

Date Collected: 08/25/11 13:55

Matrix: Solid

Date Received: 08/26/11 15:00

Percent Solids: 91.5

Prep Type	Batch Type	Batch Method	Run	Dilution Factor	Batch Number	Prepared Or Analyzed	Analyst	Lab
Total/NA	Prep	3550B			95777	09/21/11 08:01	GH	TAL SEA
Total/NA	Analysis	8270C SIM		1	95804	09/21/11 13:18	AP	TAL SEA
Total/NA	Prep	5035			95847	09/21/11 15:12	JMB	TAL SEA
Total/NA	Analysis	NWTPH-Gx		1	95861	09/22/11 02:11	JMB	TAL SEA
Total/NA	Analysis	8021B		1	95862	09/22/11 02:11	JMB	TAL SEA

Lab Chronicle

Client: Farallon Consulting LLC
Project/Site: Sno Pac

TestAmerica Job ID: 580-28308-2

Client Sample ID: 082511-FB2-5.2

Lab Sample ID: 580-28308-7

Date Collected: 08/25/11 13:55

Matrix: Solid

Date Received: 08/26/11 15:00

Percent Solids: 91.5

Prep Type	Batch Type	Batch Method	Run	Dilution Factor	Batch Number	Prepared Or Analyzed	Analyst	Lab
Total/NA	Prep	3550B			95786	09/21/11 09:06	GH	TAL SEA
Total/NA	Analysis	NWTPH-Dx		1	95823	09/21/11 16:20	KKW	TAL SEA
Total/NA	Prep	3550B			95756	09/20/11 15:18	GH	TAL SEA
Total/NA	Analysis	8082		1	95830	09/21/11 17:22	BT	TAL SEA
Total/NA	Prep	7471A			95767	09/21/11 07:45	ZF	TAL SEA
Total/NA	Analysis	7471A		1	95835	09/21/11 11:17	FCW	TAL SEA
Total/NA	Prep	3050B			95746	09/20/11 14:44	ZF	TAL SEA
Total/NA	Analysis	6010B		1	95897	09/21/11 21:10	PAB	TAL SEA
Total/NA	Analysis	6010B		1	95936	09/22/11 15:38	PAB	TAL SEA
Total/NA	Analysis	Moisture		1	95763	09/20/11 15:39	JP	TAL SEA

Client Sample ID: 082511-FB2-16.0

Lab Sample ID: 580-28308-9

Date Collected: 08/25/11 14:20

Matrix: Solid

Date Received: 08/26/11 15:00

Prep Type	Batch Type	Batch Method	Run	Dilution Factor	Batch Number	Prepared Or Analyzed	Analyst	Lab
Total	Prep	EPA 5035A		2.42	110741_P	08/25/11 14:20	TDB	TAL PTL
Total	Analysis	EPA 8260B		100	110741	09/26/11 15:01	ECF	TAL PTL
Total/NA	Prep	3550B			95777	09/21/11 08:01	GH	TAL SEA
Total/NA	Analysis	8270C SIM		1	95804	09/21/11 13:38	AP	TAL SEA
Total/NA	Prep	5035			95847	09/21/11 15:12	JMB	TAL SEA
Total/NA	Analysis	NWTPH-Gx		1	95861	09/22/11 02:36	JMB	TAL SEA
Total/NA	Analysis	8021B		1	95862	09/22/11 02:36	JMB	TAL SEA
Total/NA	Prep	3550B			95786	09/21/11 09:06	GH	TAL SEA
Total/NA	Analysis	NWTPH-Dx		1	95823	09/21/11 16:48	KKW	TAL SEA
Total/NA	Prep	3550B			95756	09/20/11 15:18	GH	TAL SEA
Total/NA	Analysis	8082		1	95830	09/21/11 17:36	BT	TAL SEA
Total/NA	Prep	7471A			95767	09/21/11 07:45	ZF	TAL SEA
Total/NA	Analysis	7471A		1	95835	09/21/11 11:18	FCW	TAL SEA
Total/NA	Prep	3050B			95746	09/20/11 14:44	ZF	TAL SEA
Total/NA	Analysis	6010B		1	95897	09/21/11 21:29	PAB	TAL SEA
Total/NA	Analysis	6010B		1	95936	09/22/11 15:42	PAB	TAL SEA
Total/NA	Analysis	Moisture		1	95763	09/20/11 15:39	JP	TAL SEA

Client Sample ID: 082511-FB3-14.9

Lab Sample ID: 580-28308-12

Date Collected: 08/25/11 16:20

Matrix: Solid

Date Received: 08/26/11 15:00

Percent Solids: 55.8

Prep Type	Batch Type	Batch Method	Run	Dilution Factor	Batch Number	Prepared Or Analyzed	Analyst	Lab
Total/NA	Prep	3550B			95777	09/21/11 08:01	GH	TAL SEA
Total/NA	Analysis	8270C SIM		1	95804	09/21/11 13:57	AP	TAL SEA
Total/NA	Prep	5035			95847	09/21/11 15:12	JMB	TAL SEA
Total/NA	Analysis	NWTPH-Gx		1	95861	09/22/11 03:01	JMB	TAL SEA
Total/NA	Analysis	8021B		1	95862	09/22/11 03:01	JMB	TAL SEA

Lab Chronicle

Client: Farallon Consulting LLC
Project/Site: Sno Pac

TestAmerica Job ID: 580-28308-2

Client Sample ID: 082511-FB3-14.9

Lab Sample ID: 580-28308-12

Date Collected: 08/25/11 16:20

Matrix: Solid

Date Received: 08/26/11 15:00

Percent Solids: 55.8

Prep Type	Batch Type	Batch Method	Run	Dilution Factor	Batch Number	Prepared Or Analyzed	Analyst	Lab
Total/NA	Prep	3550B			95786	09/21/11 09:06	GH	TAL SEA
Total/NA	Analysis	NWTPH-Dx		1	95823	09/21/11 17:18	KKW	TAL SEA
Total/NA	Prep	3550B			95756	09/20/11 15:18	GH	TAL SEA
Total/NA	Analysis	8082		1	95830	09/21/11 17:50	BT	TAL SEA
Total/NA	Prep	7471A			95767	09/21/11 07:45	ZF	TAL SEA
Total/NA	Analysis	7471A		1	95835	09/21/11 11:20	FCW	TAL SEA
Total/NA	Prep	3050B			95746	09/20/11 14:44	ZF	TAL SEA
Total/NA	Analysis	6010B		1	95897	09/21/11 21:35	PAB	TAL SEA
Total/NA	Analysis	6010B		1	95936	09/22/11 15:46	PAB	TAL SEA
Total/NA	Analysis	Moisture		1	95763	09/20/11 15:39	JP	TAL SEA

Client Sample ID: 082511-FB5-6.2

Lab Sample ID: 580-28308-15

Date Collected: 08/25/11 18:20

Matrix: Solid

Date Received: 08/26/11 15:00

Percent Solids: 75.5

Prep Type	Batch Type	Batch Method	Run	Dilution Factor	Batch Number	Prepared Or Analyzed	Analyst	Lab
Total/NA	Prep	7471A			95767	09/21/11 07:45	ZF	TAL SEA
Total/NA	Analysis	7471A		5	95842	09/21/11 13:55	FCW	TAL SEA
Total/NA	Prep	3050B			95746	09/20/11 14:44	ZF	TAL SEA
Total/NA	Analysis	6010B		1	95897	09/21/11 21:42	PAB	TAL SEA
Total/NA	Analysis	6010B		1	95936	09/22/11 15:59	PAB	TAL SEA
Total/NA	Analysis	Moisture		1	95763	09/20/11 15:39	JP	TAL SEA

Client Sample ID: 082511-FB5-10.2

Lab Sample ID: 580-28308-16

Date Collected: 08/25/11 18:30

Matrix: Solid

Date Received: 08/26/11 15:00

Percent Solids: 89.3

Prep Type	Batch Type	Batch Method	Run	Dilution Factor	Batch Number	Prepared Or Analyzed	Analyst	Lab
Total/NA	Prep	7471A			95767	09/21/11 07:45	ZF	TAL SEA
Total/NA	Analysis	7471A		1	95835	09/21/11 11:23	FCW	TAL SEA
Total/NA	Prep	3050B			95746	09/20/11 14:44	ZF	TAL SEA
Total/NA	Analysis	6010B		1	95897	09/21/11 21:49	PAB	TAL SEA
Total/NA	Analysis	6010B		1	95936	09/22/11 16:04	PAB	TAL SEA
Total/NA	Analysis	Moisture		1	95763	09/20/11 15:46	JP	TAL SEA

Client Sample ID: 082511-FB5-18.0

Lab Sample ID: 580-28308-17

Date Collected: 08/25/11 18:40

Matrix: Solid

Date Received: 08/26/11 15:00

Prep Type	Batch Type	Batch Method	Run	Dilution Factor	Batch Number	Prepared Or Analyzed	Analyst	Lab
Total	Prep	EPA 5035A		1.53	11I0741_P	08/25/11 18:40	TDB	TAL PTL
Total	Analysis	EPA 8260B		100	11I0741	09/26/11 15:23	ECF	TAL PTL
Total/NA	Prep	3550B			95777	09/21/11 08:01	GH	TAL SEA
Total/NA	Analysis	8270C SIM		1	95804	09/21/11 14:17	AP	TAL SEA

Lab Chronicle

Client: Farallon Consulting LLC
 Project/Site: Sno Pac

TestAmerica Job ID: 580-28308-2

Client Sample ID: 082511-FB5-18.0

Lab Sample ID: 580-28308-17

Date Collected: 08/25/11 18:40

Matrix: Solid

Date Received: 08/26/11 15:00

Percent Solids: 62.4

Prep Type	Batch Type	Batch Method	Run	Dilution Factor	Batch Number	Prepared Or Analyzed	Analyst	Lab
Total/NA	Prep	3550B			95786	09/21/11 09:06	GH	TAL SEA
Total/NA	Analysis	NWTPH-Dx		1	95823	09/21/11 17:46	KKW	TAL SEA
Total/NA	Prep	3550B			95756	09/20/11 15:18	GH	TAL SEA
Total/NA	Analysis	8082		1	95830	09/21/11 18:04	BT	TAL SEA
Total/NA	Prep	7471A			95767	09/21/11 07:45	ZF	TAL SEA
Total/NA	Analysis	7471A		1	95835	09/21/11 11:29	FCW	TAL SEA
Total/NA	Prep	3050B			95746	09/20/11 14:44	ZF	TAL SEA
Total/NA	Analysis	6010B		1	95897	09/21/11 21:55	PAB	TAL SEA
Total/NA	Analysis	6010B		1	95936	09/22/11 16:08	PAB	TAL SEA
Total/NA	Analysis	Moisture		1	95763	09/20/11 15:39	JP	TAL SEA

Laboratory References:

TAL PTL = TestAmerica Portland, 9405 SW Nimbus Ave., Beaverton, OR 97008, TEL (503) 906-9200

TAL SEA = TestAmerica Seattle, 5755 8th Street East, Tacoma, WA 98424, TEL (253)922-2310



Certification Summary

Client: Farallon Consulting LLC
Project/Site: Sno Pac

TestAmerica Job ID: 580-28308-2

Laboratory	Authority	Program	EPA Region	Certification ID
TestAmerica Seattle	Alaska	Alaska UST	10	UST-022
TestAmerica Seattle	Alaska	TA-Port Heiden Mobile Lab	10	UST-093
TestAmerica Seattle	California	NELAC	9	1115CA
TestAmerica Seattle	Florida	NELAC	4	E871074
TestAmerica Seattle	L-A-B	DoD ELAP		L2236
TestAmerica Seattle	L-A-B	ISO/IEC 17025		L2236
TestAmerica Seattle	Louisiana	NELAC	6	05016
TestAmerica Seattle	Montana	MT DEQ UST	8	N/A
TestAmerica Seattle	Oregon	NELAC	10	WA100007
TestAmerica Seattle	USDA	USDA		P330-11-00222
TestAmerica Seattle	Washington	State Program	10	C553
TestAmerica Portland	Alaska	Alaska UST	10	UST-012
TestAmerica Portland	Alaska	State Program	10	OR00040
TestAmerica Portland	California	State Program	9	2597
TestAmerica Portland	Oregon	NELAC	10	OR100021
TestAmerica Portland	USDA	USDA		P330-11-00092
TestAmerica Portland	Washington	State Program	10	C586

Accreditation may not be offered or required for all methods and analytes reported in this package. Please contact your project manager for the laboratory's current list of certified methods and analytes.



Sample Summary

Client: Farallon Consulting LLC
Project/Site: Sno Pac

TestAmerica Job ID: 580-28308-2

Lab Sample ID	Client Sample ID	Matrix	Collected	Received
580-28308-1	082511-FB1-9.5	Solid	08/25/11 10:35	08/26/11 15:00
580-28308-4	082511-FB4-8.7	Solid	08/25/11 11:55	08/26/11 15:00
580-28308-7	082511-FB2-5.2	Solid	08/25/11 13:55	08/26/11 15:00
580-28308-9	082511-FB2-16.0	Solid	08/25/11 14:20	08/26/11 15:00
580-28308-12	082511-FB3-14.9	Solid	08/25/11 16:20	08/26/11 15:00
580-28308-15	082511-FB5-6.2	Solid	08/25/11 18:20	08/26/11 15:00
580-28308-16	082511-FB5-10.2	Solid	08/25/11 18:30	08/26/11 15:00
580-28308-17	082511-FB5-18.0	Solid	08/25/11 18:40	08/26/11 15:00

1

2

3

4

5

6

7

8

9

10

Login Sample Receipt Checklist

Client: Farallon Consulting LLC

Job Number: 580-28308-2

Login Number: 28308

List Source: TestAmerica Seattle

List Number: 1

Creator: Luna, Francisco

Question	Answer	Comment
Radioactivity either was not measured or, if measured, is at or below background	True	
The cooler's custody seal, if present, is intact.	True	
The cooler or samples do not appear to have been compromised or tampered with.	True	
Samples were received on ice.	True	
Cooler Temperature is acceptable.	True	
Cooler Temperature is recorded.	True	
COC is present.	True	
COC is filled out in ink and legible.	True	
COC is filled out with all pertinent information.	True	
Is the Field Sampler's name present on COC?	True	
There are no discrepancies between the sample IDs on the containers and the COC.	True	
Samples are received within Holding Time.	True	
Sample containers have legible labels.	True	
Containers are not broken or leaking.	True	
Sample collection date/times are provided.	True	
Appropriate sample containers are used.	True	
Sample bottles are completely filled.	True	
Sample Preservation Verified.	True	
There is sufficient vol. for all requested analyses, incl. any requested MS/MSDs	True	
VOA sample vials do not have headspace or bubble is <6mm (1/4") in diameter.	True	
Multiphasic samples are not present.	True	
Samples do not require splitting or compositing.	True	
Residual Chlorine Checked.	N/A	



TestAmerica

THE LEADER IN ENVIRONMENTAL TESTING

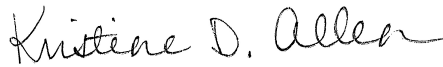
ANALYTICAL REPORT

TestAmerica Laboratories, Inc.
TestAmerica Seattle
5755 8th Street East
Tacoma, WA 98424
Tel: (253)922-2310

TestAmerica Job ID: 580-28309-2
Client Project/Site: Sno Pac
Revision: 1

For:
Farallon Consulting LLC
975 5th Avenue NW
Suite 100
Issaquah, Washington 98027

Attn: Donald Lance



Authorized for release by:
10/05/2011 04:49:58 PM

Kristine Allen
Project Manager I
kristine.allen@testamericainc.com

LINKS

Review your project
results through
TotalAccess

Have a Question?



Visit us at:
www.testamericainc.com

This report has been electronically signed and authorized by the signatory. Electronic signature is intended to be the legally binding equivalent of a traditionally handwritten signature.




Table of Contents

Cover Page	1
Table of Contents	2
Case Narrative	3
Definitions	4
Client Sample Results	5
QC Sample Results	17
Chronicle	30
Certification Summary	33
Sample Summary	34
Receipt Checklists	35

Case Narrative

Client: Farallon Consulting LLC
Project/Site: Sno Pac

TestAmerica Job ID: 580-28309-2

Job ID: 580-28309-2

Laboratory: TestAmerica Seattle

Narrative

Receipt

All samples were received in good condition within temperature requirements.

Samples were logged in following the Chain of Custody (COC) submitted with the samples. Client emailed revised COCs to project manager later that day. The project manager did not realize the emailed COCs were different from the COCs that accompanied the samples. The error was not discovered until the samples had expired. The samples were then logged in following the revised COCs and tested out of hold. The samples tested out of hold are flagged "H."

GC/MS VOA - Method 8260B

The laboratory control sample (LCS) exceeded control limits for the following analytes in analytical batch 94924: 1,1-Dichloroethane, Dichlorobromomethane, Chlorodibromomethane. The samples were reanalyzed for these analytes in batch 94925.

The initial calibration verification (ICV 94502/16) associated with calibration batch 94502 was outside of the control limits for Bromomethane. The samples were reanalyzed for this analytes in batch 96666. This reanalysis occurred out of analytical hold time and the data is qualified "H."

No analytical or quality issues were noted.

GC Semi VOA - Method 8082

Recovery of the surrogates Tetrachloro-m-xylene and DCB Decachlorobiphenyl in samples 082611-FB6-11.6 (580-28309-4) and 082611-FB9-12.0 (580-28309-13) exceeded quality control limits due to matrix interference. The anomaly was flagged "X."

The following sample required a sulfuric acid clean-up to reduce matrix interferences (Sulfuric acid Lot# 709195): 082611-FB6-11.6 (580-28309-4) and 082611-FB9-12.0 (580-28309-13).

No other analytical or quality issues were noted.

Metals

For sample 082611-FB6-1.1 (580-28309-3), 082611-FB7-11.8 (580-28309-10) and 082611-FB9-12.0 (580-28309-13) the value for Silver is a negative result lower than the absolute value of the RL. The method blank (MB) and CCB's for Selenium were all below the RL. The negative result was most likely caused by matrix interference.

No other analytical or quality issues were noted.

General Chemistry

No analytical or quality issues were noted.

Subcontract Work

Method 8260 standard list: This method was subcontracted to TestAmerica Portland. The subcontract certification is different from those listed on the TestAmerica cover page of this final report.

Definitions/Glossary

Client: Farallon Consulting LLC
Project/Site: Sno Pac

TestAmerica Job ID: 580-28309-2

Qualifiers

GC/MS VOA

Qualifier	Qualifier Description
H	Sample was prepped or analyzed beyond the specified holding time

GCMS Volatiles

Qualifier	Qualifier Description
H3	Sample was received and analyzed past holding time.

GC/MS Semi VOA

Qualifier	Qualifier Description
H	Sample was prepped or analyzed beyond the specified holding time

GC VOA

Qualifier	Qualifier Description
H	Sample was prepped or analyzed beyond the specified holding time
^	ICV,CCV,ICB,CCB, ISA, ISB, CRI, CRA, DLCK or MRL standard: Instrument related QC exceeds the control limits.

GC Semi VOA

Qualifier	Qualifier Description
H	Sample was prepped or analyzed beyond the specified holding time
X	Surrogate is outside control limits

Metals

Qualifier	Qualifier Description
L	A negative instrument reading had an absolute value greater than the reporting limit

Glossary

Abbreviation	These commonly used abbreviations may or may not be present in this report.
☼	Listed under the "D" column to designate that the result is reported on a dry weight basis
%R	Percent Recovery
CNF	Contains no Free Liquid
DL, RA, RE, IN	Indicates a Dilution, Reanalysis, Re-extraction, or additional Initial metals/anion analysis of the sample
EDL	Estimated Detection Limit
EPA	United States Environmental Protection Agency
MDL	Method Detection Limit
ML	Minimum Level (Dioxin)
ND	Not detected at the reporting limit (or MDL or EDL if shown)
PQL	Practical Quantitation Limit
RL	Reporting Limit
RPD	Relative Percent Difference, a measure of the relative difference between two points
TEF	Toxicity Equivalent Factor (Dioxin)
TEQ	Toxicity Equivalent Quotient (Dioxin)

Client Sample Results

Client: Farallon Consulting LLC
Project/Site: Sno Pac

TestAmerica Job ID: 580-28309-2

Client Sample ID: TB-5-082611

Lab Sample ID: 580-28309-2

Date Collected: 08/26/11 10:49

Matrix: Solid

Date Received: 08/26/11 16:20

Method: 8260B - Volatile Organic Compounds (GC/MS)

Analyte	Result	Qualifier	RL	MDL	Unit	D	Prepared	Analyzed	Dil Fac
Dichlorodifluoromethane	ND		40		ug/Kg		09/08/11 15:24	09/08/11 16:43	1
Chloromethane	ND		400		ug/Kg		09/08/11 15:24	09/08/11 16:43	1
Vinyl chloride	ND		8.0		ug/Kg		09/08/11 15:24	09/08/11 16:43	1
Chloroethane	ND		400		ug/Kg		09/08/11 15:24	09/08/11 16:43	1
Trichlorofluoromethane	ND		40		ug/Kg		09/08/11 15:24	09/08/11 16:43	1
1,1-Dichloroethene	ND		20		ug/Kg		09/08/11 15:24	09/08/11 16:43	1
Methylene Chloride	ND		40		ug/Kg		09/08/11 15:24	09/08/11 16:43	1
trans-1,2-Dichloroethene	ND		40		ug/Kg		09/08/11 15:24	09/08/11 16:43	1
2,2-Dichloropropane	ND		40		ug/Kg		09/08/11 15:24	09/08/11 16:43	1
cis-1,2-Dichloroethene	ND		40		ug/Kg		09/08/11 15:24	09/08/11 16:43	1
Chlorobromomethane	ND		40		ug/Kg		09/08/11 15:24	09/08/11 16:43	1
Chloroform	ND		40		ug/Kg		09/08/11 15:24	09/08/11 16:43	1
1,1,1-Trichloroethane	ND		40		ug/Kg		09/08/11 15:24	09/08/11 16:43	1
Carbon tetrachloride	ND		20		ug/Kg		09/08/11 15:24	09/08/11 16:43	1
1,1-Dichloropropene	ND		40		ug/Kg		09/08/11 15:24	09/08/11 16:43	1
Benzene	ND		16		ug/Kg		09/08/11 15:24	09/08/11 16:43	1
1,2-Dichloroethane	ND		40		ug/Kg		09/08/11 15:24	09/08/11 16:43	1
Trichloroethene	ND		16		ug/Kg		09/08/11 15:24	09/08/11 16:43	1
1,2-Dichloropropane	ND		12		ug/Kg		09/08/11 15:24	09/08/11 16:43	1
Dibromomethane	ND		40		ug/Kg		09/08/11 15:24	09/08/11 16:43	1
cis-1,3-Dichloropropene	ND		16		ug/Kg		09/08/11 15:24	09/08/11 16:43	1
Toluene	ND		40		ug/Kg		09/08/11 15:24	09/08/11 16:43	1
trans-1,3-Dichloropropene	ND		16		ug/Kg		09/08/11 15:24	09/08/11 16:43	1
1,1,2-Trichloroethane	ND		12		ug/Kg		09/08/11 15:24	09/08/11 16:43	1
Tetrachloroethene	ND		20		ug/Kg		09/08/11 15:24	09/08/11 16:43	1
1,3-Dichloropropane	ND		40		ug/Kg		09/08/11 15:24	09/08/11 16:43	1
Ethylene Dibromide	ND		40		ug/Kg		09/08/11 15:24	09/08/11 16:43	1
Chlorobenzene	ND		40		ug/Kg		09/08/11 15:24	09/08/11 16:43	1
Ethylbenzene	ND		40		ug/Kg		09/08/11 15:24	09/08/11 16:43	1
1,1,1,2-Tetrachloroethane	ND		40		ug/Kg		09/08/11 15:24	09/08/11 16:43	1
1,1,2,2-Tetrachloroethane	ND		10		ug/Kg		09/08/11 15:24	09/08/11 16:43	1
m-Xylene & p-Xylene	ND		40		ug/Kg		09/08/11 15:24	09/08/11 16:43	1
o-Xylene	ND		40		ug/Kg		09/08/11 15:24	09/08/11 16:43	1
Styrene	ND		40		ug/Kg		09/08/11 15:24	09/08/11 16:43	1
Bromoform	ND		40		ug/Kg		09/08/11 15:24	09/08/11 16:43	1
Isopropylbenzene	ND		40		ug/Kg		09/08/11 15:24	09/08/11 16:43	1
Bromobenzene	ND		40		ug/Kg		09/08/11 15:24	09/08/11 16:43	1
N-Propylbenzene	ND		40		ug/Kg		09/08/11 15:24	09/08/11 16:43	1
1,2,3-Trichloropropane	ND		40		ug/Kg		09/08/11 15:24	09/08/11 16:43	1
2-Chlorotoluene	ND		40		ug/Kg		09/08/11 15:24	09/08/11 16:43	1
1,3,5-Trimethylbenzene	ND		40		ug/Kg		09/08/11 15:24	09/08/11 16:43	1
4-Chlorotoluene	ND		40		ug/Kg		09/08/11 15:24	09/08/11 16:43	1
tert-Butylbenzene	ND		40		ug/Kg		09/08/11 15:24	09/08/11 16:43	1
1,2,4-Trimethylbenzene	ND		40		ug/Kg		09/08/11 15:24	09/08/11 16:43	1
sec-Butylbenzene	ND		40		ug/Kg		09/08/11 15:24	09/08/11 16:43	1
1,3-Dichlorobenzene	ND		40		ug/Kg		09/08/11 15:24	09/08/11 16:43	1
4-Isopropyltoluene	ND		40		ug/Kg		09/08/11 15:24	09/08/11 16:43	1
1,4-Dichlorobenzene	ND		40		ug/Kg		09/08/11 15:24	09/08/11 16:43	1
n-Butylbenzene	ND		40		ug/Kg		09/08/11 15:24	09/08/11 16:43	1
1,2-Dichlorobenzene	ND		40		ug/Kg		09/08/11 15:24	09/08/11 16:43	1

Client Sample Results

Client: Farallon Consulting LLC
Project/Site: Sno Pac

TestAmerica Job ID: 580-28309-2

Client Sample ID: TB-5-082611

Lab Sample ID: 580-28309-2

Date Collected: 08/26/11 10:49

Matrix: Solid

Date Received: 08/26/11 16:20

Method: 8260B - Volatile Organic Compounds (GC/MS) (Continued)

Analyte	Result	Qualifier	RL	MDL	Unit	D	Prepared	Analyzed	Dil Fac
1,2-Dibromo-3-Chloropropane	ND		200		ug/Kg		09/08/11 15:24	09/08/11 16:43	1
1,2,4-Trichlorobenzene	ND		40		ug/Kg		09/08/11 15:24	09/08/11 16:43	1
1,2,3-Trichlorobenzene	ND		40		ug/Kg		09/08/11 15:24	09/08/11 16:43	1
Hexachlorobutadiene	ND		40		ug/Kg		09/08/11 15:24	09/08/11 16:43	1
Naphthalene	ND		40		ug/Kg		09/08/11 15:24	09/08/11 16:43	1
Methyl tert-butyl ether	ND		40		ug/Kg		09/08/11 15:24	09/08/11 16:43	1

Surrogate	% Recovery	Qualifier	Limits	Prepared	Analyzed	Dil Fac
Fluorobenzene (Surr)	94		80 - 120	09/08/11 15:24	09/08/11 16:43	1
Toluene-d8 (Surr)	102		80 - 120	09/08/11 15:24	09/08/11 16:43	1
Ethylbenzene-d10	99		70 - 120	09/08/11 15:24	09/08/11 16:43	1
4-Bromofluorobenzene (Surr)	104		70 - 120	09/08/11 15:24	09/08/11 16:43	1

Method: 8260B - Volatile Organic Compounds (GC/MS) - RA

Analyte	Result	Qualifier	RL	MDL	Unit	D	Prepared	Analyzed	Dil Fac
1,1-Dichloroethane	ND		40		ug/Kg		09/08/11 15:24	09/08/11 16:55	1
Dichlorobromomethane	ND		40		ug/Kg		09/08/11 15:24	09/08/11 16:55	1
Chlorodibromomethane	ND		40		ug/Kg		09/08/11 15:24	09/08/11 16:55	1

Method: 8260B - Volatile Organic Compounds (GC/MS) - RA2

Analyte	Result	Qualifier	RL	MDL	Unit	D	Prepared	Analyzed	Dil Fac
Bromomethane	ND	H	140		ug/Kg		09/08/11 15:24	10/02/11 20:15	1

Client Sample Results

Client: Farallon Consulting LLC
Project/Site: Sno Pac

TestAmerica Job ID: 580-28309-2

Client Sample ID: 082611-FB6-1.1

Lab Sample ID: 580-28309-3

Date Collected: 08/26/11 08:00

Matrix: Solid

Date Received: 08/26/11 16:20

Percent Solids: 72.3

Method: 6010B - Metals (ICP)

Analyte	Result	Qualifier	RL	MDL	Unit	D	Prepared	Analyzed	Dil Fac
Arsenic	7.5		3.8		mg/Kg	☼	09/20/11 14:44	09/21/11 20:24	1
Lead	99		1.9		mg/Kg	☼	09/20/11 14:44	09/21/11 20:24	1
Cadmium	1.9		0.63		mg/Kg	☼	09/20/11 14:44	09/21/11 20:24	1
Chromium	25		1.6		mg/Kg	☼	09/20/11 14:44	09/21/11 20:24	1
Copper	97		1.3		mg/Kg	☼	09/20/11 14:44	09/21/11 20:24	1
Silver	ND	L	1.3		mg/Kg	☼	09/20/11 14:44	09/21/11 20:24	1
Zinc	320		2.5		mg/Kg	☼	09/20/11 14:44	09/22/11 14:58	1

General Chemistry

Analyte	Result	Qualifier	RL	RL	Unit	D	Prepared	Analyzed	Dil Fac
Percent Solids	72		0.10		%			09/20/11 15:39	1
Percent Moisture	28		0.10		%			09/20/11 15:39	1



Client Sample Results

Client: Farallon Consulting LLC
Project/Site: Sno Pac

TestAmerica Job ID: 580-28309-2

Client Sample ID: 082611-FB6-11.6

Lab Sample ID: 580-28309-4

Date Collected: 08/26/11 08:20

Matrix: Solid

Date Received: 08/26/11 16:20

Percent Solids: 62.0

Method: 8270C SIM - Semivolatile Organic Compounds (GC/MS SIM)

Analyte	Result	Qualifier	RL	MDL	Unit	D	Prepared	Analyzed	Dil Fac
Naphthalene	ND	H	7.8		ug/Kg	☼	09/21/11 08:01	09/21/11 14:36	1
2-Methylnaphthalene	ND	H	7.8		ug/Kg	☼	09/21/11 08:01	09/21/11 14:36	1
1-Methylnaphthalene	ND	H	7.8		ug/Kg	☼	09/21/11 08:01	09/21/11 14:36	1
Acenaphthylene	ND	H	7.8		ug/Kg	☼	09/21/11 08:01	09/21/11 14:36	1
Acenaphthene	ND	H	7.8		ug/Kg	☼	09/21/11 08:01	09/21/11 14:36	1
Fluorene	ND	H	7.8		ug/Kg	☼	09/21/11 08:01	09/21/11 14:36	1
Phenanthrene	ND	H	7.8		ug/Kg	☼	09/21/11 08:01	09/21/11 14:36	1
Anthracene	ND	H	7.8		ug/Kg	☼	09/21/11 08:01	09/21/11 14:36	1
Fluoranthene	ND	H	7.8		ug/Kg	☼	09/21/11 08:01	09/21/11 14:36	1
Pyrene	ND	H	7.8		ug/Kg	☼	09/21/11 08:01	09/21/11 14:36	1
Benzo[a]anthracene	ND	H	7.8		ug/Kg	☼	09/21/11 08:01	09/21/11 14:36	1
Chrysene	ND	H	7.8		ug/Kg	☼	09/21/11 08:01	09/21/11 14:36	1
Benzo[b]fluoranthene	ND	H	7.8		ug/Kg	☼	09/21/11 08:01	09/21/11 14:36	1
Benzo[k]fluoranthene	ND	H	7.8		ug/Kg	☼	09/21/11 08:01	09/21/11 14:36	1
Benzo[a]pyrene	ND	H	7.8		ug/Kg	☼	09/21/11 08:01	09/21/11 14:36	1
Indeno[1,2,3-cd]pyrene	ND	H	7.8		ug/Kg	☼	09/21/11 08:01	09/21/11 14:36	1
Dibenz(a,h)anthracene	ND	H	7.8		ug/Kg	☼	09/21/11 08:01	09/21/11 14:36	1
Benzo[g,h,i]perylene	ND	H	7.8		ug/Kg	☼	09/21/11 08:01	09/21/11 14:36	1

Surrogate	% Recovery	Qualifier	Limits	Prepared	Analyzed	Dil Fac
Terphenyl-d14	68		42 - 151	09/21/11 08:01	09/21/11 14:36	1

Method: 8082 - Polychlorinated Biphenyls (PCBs) by Gas Chromatography

Analyte	Result	Qualifier	RL	MDL	Unit	D	Prepared	Analyzed	Dil Fac
PCB-1016	ND	H	0.016		mg/Kg	☼	09/20/11 15:18	09/21/11 18:18	1
PCB-1221	ND	H	0.016		mg/Kg	☼	09/20/11 15:18	09/21/11 18:18	1
PCB-1232	ND	H	0.016		mg/Kg	☼	09/20/11 15:18	09/21/11 18:18	1
PCB-1242	ND	H	0.016		mg/Kg	☼	09/20/11 15:18	09/21/11 18:18	1
PCB-1248	ND	H	0.016		mg/Kg	☼	09/20/11 15:18	09/21/11 18:18	1
PCB-1254	ND	H	0.016		mg/Kg	☼	09/20/11 15:18	09/21/11 18:18	1
PCB-1260	ND	H	0.016		mg/Kg	☼	09/20/11 15:18	09/21/11 18:18	1

Surrogate	% Recovery	Qualifier	Limits	Prepared	Analyzed	Dil Fac
Tetrachloro-m-xylene	32	X	45 - 155	09/20/11 15:18	09/21/11 18:18	1
DCB Decachlorobiphenyl	22	X	60 - 125	09/20/11 15:18	09/21/11 18:18	1

Method: NWTPH-Dx - Northwest - Semi-Volatile Petroleum Products (GC)

Analyte	Result	Qualifier	RL	MDL	Unit	D	Prepared	Analyzed	Dil Fac
#2 Diesel (C10-C24)	ND	H	39		mg/Kg	☼	09/21/11 09:06	09/21/11 18:13	1
Motor Oil (>C24-C36)	ND	H	79		mg/Kg	☼	09/21/11 09:06	09/21/11 18:13	1

Surrogate	% Recovery	Qualifier	Limits	Prepared	Analyzed	Dil Fac
o-Terphenyl	83		50 - 150	09/21/11 09:06	09/21/11 18:13	1

Method: 6010B - Metals (ICP)

Analyte	Result	Qualifier	RL	MDL	Unit	D	Prepared	Analyzed	Dil Fac
Arsenic	5.1		4.0		mg/Kg	☼	09/20/11 14:44	09/21/11 20:31	1
Lead	50		2.0		mg/Kg	☼	09/20/11 14:44	09/21/11 20:31	1
Cadmium	ND		0.66		mg/Kg	☼	09/20/11 14:44	09/21/11 20:31	1
Chromium	15		1.7		mg/Kg	☼	09/20/11 14:44	09/21/11 20:31	1
Copper	21		1.3		mg/Kg	☼	09/20/11 14:44	09/21/11 20:31	1

Client Sample Results

Client: Farallon Consulting LLC
Project/Site: Sno Pac

TestAmerica Job ID: 580-28309-2

Client Sample ID: 082611-FB6-11.6

Lab Sample ID: 580-28309-4

Date Collected: 08/26/11 08:20

Matrix: Solid

Date Received: 08/26/11 16:20

Percent Solids: 62.0

Method: 6010B - Metals (ICP) (Continued)

Analyte	Result	Qualifier	RL	MDL	Unit	D	Prepared	Analyzed	Dil Fac
Silver	ND		1.3		mg/Kg	☼	09/20/11 14:44	09/21/11 20:31	1
Zinc	30		2.6		mg/Kg	☼	09/20/11 14:44	09/22/11 15:12	1

Method: 7471A - Mercury (CVAA)

Analyte	Result	Qualifier	RL	MDL	Unit	D	Prepared	Analyzed	Dil Fac
Mercury	0.038		0.021		mg/Kg	☼	09/21/11 07:45	09/21/11 11:03	1

General Chemistry

Analyte	Result	Qualifier	RL	RL	Unit	D	Prepared	Analyzed	Dil Fac
Percent Solids	62		0.10		%			09/20/11 15:39	1
Percent Moisture	38		0.10		%			09/20/11 15:39	1



Client Sample Results

Client: Farallon Consulting LLC
Project/Site: Sno Pac

TestAmerica Job ID: 580-28309-2

Client Sample ID: 082611-FB8-11.6

Lab Sample ID: 580-28309-7

Date Collected: 08/26/11 10:05

Matrix: Solid

Date Received: 08/26/11 16:20

Percent Solids: 54.9

Method: 8270C SIM - Semivolatile Organic Compounds (GC/MS SIM)

Analyte	Result	Qualifier	RL	MDL	Unit	D	Prepared	Analyzed	Dil Fac
Naphthalene	ND	H	8.8		ug/Kg	☼	09/21/11 08:01	09/21/11 14:55	1
2-Methylnaphthalene	ND	H	8.8		ug/Kg	☼	09/21/11 08:01	09/21/11 14:55	1
1-Methylnaphthalene	ND	H	8.8		ug/Kg	☼	09/21/11 08:01	09/21/11 14:55	1
Acenaphthylene	ND	H	8.8		ug/Kg	☼	09/21/11 08:01	09/21/11 14:55	1
Acenaphthene	ND	H	8.8		ug/Kg	☼	09/21/11 08:01	09/21/11 14:55	1
Fluorene	ND	H	8.8		ug/Kg	☼	09/21/11 08:01	09/21/11 14:55	1
Phenanthrene	ND	H	8.8		ug/Kg	☼	09/21/11 08:01	09/21/11 14:55	1
Anthracene	ND	H	8.8		ug/Kg	☼	09/21/11 08:01	09/21/11 14:55	1
Fluoranthene	ND	H	8.8		ug/Kg	☼	09/21/11 08:01	09/21/11 14:55	1
Pyrene	ND	H	8.8		ug/Kg	☼	09/21/11 08:01	09/21/11 14:55	1
Benzo[a]anthracene	ND	H	8.8		ug/Kg	☼	09/21/11 08:01	09/21/11 14:55	1
Chrysene	ND	H	8.8		ug/Kg	☼	09/21/11 08:01	09/21/11 14:55	1
Benzo[b]fluoranthene	ND	H	8.8		ug/Kg	☼	09/21/11 08:01	09/21/11 14:55	1
Benzo[k]fluoranthene	ND	H	8.8		ug/Kg	☼	09/21/11 08:01	09/21/11 14:55	1
Benzo[a]pyrene	ND	H	8.8		ug/Kg	☼	09/21/11 08:01	09/21/11 14:55	1
Indeno[1,2,3-cd]pyrene	ND	H	8.8		ug/Kg	☼	09/21/11 08:01	09/21/11 14:55	1
Dibenz(a,h)anthracene	ND	H	8.8		ug/Kg	☼	09/21/11 08:01	09/21/11 14:55	1
Benzo[g,h,i]perylene	ND	H	8.8		ug/Kg	☼	09/21/11 08:01	09/21/11 14:55	1

Surrogate	% Recovery	Qualifier	Limits	Prepared	Analyzed	Dil Fac
Terphenyl-d14	63		42 - 151	09/21/11 08:01	09/21/11 14:55	1

Method: 8021B - Volatile Organic Compounds (GC)

Analyte	Result	Qualifier	RL	MDL	Unit	D	Prepared	Analyzed	Dil Fac
Benzene	ND	H	0.050		mg/Kg	☼	09/21/11 15:12	09/22/11 03:27	1
Toluene	ND	H	0.12		mg/Kg	☼	09/21/11 15:12	09/22/11 03:27	1
Ethylbenzene	ND	H	0.12		mg/Kg	☼	09/21/11 15:12	09/22/11 03:27	1
m-Xylene & p-Xylene	ND	H	0.25		mg/Kg	☼	09/21/11 15:12	09/22/11 03:27	1
o-Xylene	ND	H	0.25		mg/Kg	☼	09/21/11 15:12	09/22/11 03:27	1
Xylenes, Total	ND	H	0.25		mg/Kg	☼	09/21/11 15:12	09/22/11 03:27	1

Surrogate	% Recovery	Qualifier	Limits	Prepared	Analyzed	Dil Fac
4-Bromofluorobenzene (Surr)	95		75 - 135	09/21/11 15:12	09/22/11 03:27	1

Method: NWTPH-Gx - Northwest - Volatile Petroleum Products (GC)

Analyte	Result	Qualifier	RL	MDL	Unit	D	Prepared	Analyzed	Dil Fac
Gasoline	ND	H	9.9		mg/Kg	☼	09/21/11 15:12	09/22/11 03:27	1

Surrogate	% Recovery	Qualifier	Limits	Prepared	Analyzed	Dil Fac
4-Bromofluorobenzene (Surr)	102		50 - 150	09/21/11 15:12	09/22/11 03:27	1

Method: NWTPH-Dx - Northwest - Semi-Volatile Petroleum Products (GC)

Analyte	Result	Qualifier	RL	MDL	Unit	D	Prepared	Analyzed	Dil Fac
#2 Diesel (C10-C24)	ND	H	43		mg/Kg	☼	09/21/11 09:06	09/21/11 19:38	1
Motor Oil (>C24-C36)	ND	H	86		mg/Kg	☼	09/21/11 09:06	09/21/11 19:38	1

Surrogate	% Recovery	Qualifier	Limits	Prepared	Analyzed	Dil Fac
o-Terphenyl	83		50 - 150	09/21/11 09:06	09/21/11 19:38	1

Method: 6010B - Metals (ICP)

Analyte	Result	Qualifier	RL	MDL	Unit	D	Prepared	Analyzed	Dil Fac
Arsenic	7.4		5.0		mg/Kg	☼	09/20/11 14:44	09/21/11 20:37	1

Client Sample Results

Client: Farallon Consulting LLC
 Project/Site: Sno Pac

TestAmerica Job ID: 580-28309-2

Client Sample ID: 082611-FB8-11.6

Lab Sample ID: 580-28309-7

Date Collected: 08/26/11 10:05

Matrix: Solid

Date Received: 08/26/11 16:20

Percent Solids: 54.9

Method: 6010B - Metals (ICP) (Continued)

Analyte	Result	Qualifier	RL	MDL	Unit	D	Prepared	Analyzed	Dil Fac
Lead	13		2.5		mg/Kg	☼	09/20/11 14:44	09/21/11 20:37	1
Cadmium	ND		0.84		mg/Kg	☼	09/20/11 14:44	09/21/11 20:37	1
Chromium	18		2.2		mg/Kg	☼	09/20/11 14:44	09/21/11 20:37	1
Copper	30		1.7		mg/Kg	☼	09/20/11 14:44	09/21/11 20:37	1
Silver	ND		1.7		mg/Kg	☼	09/20/11 14:44	09/21/11 20:37	1
Zinc	45		3.4		mg/Kg	☼	09/20/11 14:44	09/22/11 15:16	1

Method: 7471A - Mercury (CVAA)

Analyte	Result	Qualifier	RL	MDL	Unit	D	Prepared	Analyzed	Dil Fac
Mercury	0.094		0.028		mg/Kg	☼	09/21/11 07:45	09/21/11 11:09	1

General Chemistry

Analyte	Result	Qualifier	RL	RL	Unit	D	Prepared	Analyzed	Dil Fac
Percent Solids	55		0.10		%			09/20/11 15:39	1
Percent Moisture	45		0.10		%			09/20/11 15:39	1

Client Sample Results

Client: Farallon Consulting LLC
Project/Site: Sno Pac

TestAmerica Job ID: 580-28309-2

Client Sample ID: 082611-FB7-11.8

Lab Sample ID: 580-28309-10

Date Collected: 08/26/11 11:20

Matrix: Solid

Date Received: 08/26/11 16:20

Percent Solids: 63.3

Method: 8270C SIM - Semivolatile Organic Compounds (GC/MS SIM)

Analyte	Result	Qualifier	RL	MDL	Unit	D	Prepared	Analyzed	Dil Fac
Naphthalene	ND	H	7.5		ug/Kg	☼	09/21/11 08:01	09/21/11 15:15	1
2-Methylnaphthalene	ND	H	7.5		ug/Kg	☼	09/21/11 08:01	09/21/11 15:15	1
1-Methylnaphthalene	ND	H	7.5		ug/Kg	☼	09/21/11 08:01	09/21/11 15:15	1
Acenaphthylene	ND	H	7.5		ug/Kg	☼	09/21/11 08:01	09/21/11 15:15	1
Acenaphthene	ND	H	7.5		ug/Kg	☼	09/21/11 08:01	09/21/11 15:15	1
Fluorene	ND	H	7.5		ug/Kg	☼	09/21/11 08:01	09/21/11 15:15	1
Phenanthrene	ND	H	7.5		ug/Kg	☼	09/21/11 08:01	09/21/11 15:15	1
Anthracene	ND	H	7.5		ug/Kg	☼	09/21/11 08:01	09/21/11 15:15	1
Fluoranthene	ND	H	7.5		ug/Kg	☼	09/21/11 08:01	09/21/11 15:15	1
Pyrene	ND	H	7.5		ug/Kg	☼	09/21/11 08:01	09/21/11 15:15	1
Benzo[a]anthracene	ND	H	7.5		ug/Kg	☼	09/21/11 08:01	09/21/11 15:15	1
Chrysene	ND	H	7.5		ug/Kg	☼	09/21/11 08:01	09/21/11 15:15	1
Benzo[b]fluoranthene	ND	H	7.5		ug/Kg	☼	09/21/11 08:01	09/21/11 15:15	1
Benzo[k]fluoranthene	ND	H	7.5		ug/Kg	☼	09/21/11 08:01	09/21/11 15:15	1
Benzo[a]pyrene	ND	H	7.5		ug/Kg	☼	09/21/11 08:01	09/21/11 15:15	1
Indeno[1,2,3-cd]pyrene	ND	H	7.5		ug/Kg	☼	09/21/11 08:01	09/21/11 15:15	1
Dibenz(a,h)anthracene	ND	H	7.5		ug/Kg	☼	09/21/11 08:01	09/21/11 15:15	1
Benzo[g,h,i]perylene	ND	H	7.5		ug/Kg	☼	09/21/11 08:01	09/21/11 15:15	1

Surrogate	% Recovery	Qualifier	Limits	Prepared	Analyzed	Dil Fac
Terphenyl-d14	77		42 - 151	09/21/11 08:01	09/21/11 15:15	1

Method: 8021B - Volatile Organic Compounds (GC)

Analyte	Result	Qualifier	RL	MDL	Unit	D	Prepared	Analyzed	Dil Fac
Benzene	ND	H	0.068		mg/Kg	☼	09/21/11 15:12	09/22/11 03:52	1
Toluene	ND	H	0.17		mg/Kg	☼	09/21/11 15:12	09/22/11 03:52	1
Ethylbenzene	ND	H	0.17		mg/Kg	☼	09/21/11 15:12	09/22/11 03:52	1
m-Xylene & p-Xylene	ND	H	0.34		mg/Kg	☼	09/21/11 15:12	09/22/11 03:52	1
o-Xylene	ND	H	0.34		mg/Kg	☼	09/21/11 15:12	09/22/11 03:52	1
Xylenes, Total	ND	H	0.34		mg/Kg	☼	09/21/11 15:12	09/22/11 03:52	1

Surrogate	% Recovery	Qualifier	Limits	Prepared	Analyzed	Dil Fac
4-Bromofluorobenzene (Surr)	94		75 - 135	09/21/11 15:12	09/22/11 03:52	1

Method: NWTPH-Gx - Northwest - Volatile Petroleum Products (GC)

Analyte	Result	Qualifier	RL	MDL	Unit	D	Prepared	Analyzed	Dil Fac
Gasoline	ND	H	14		mg/Kg	☼	09/21/11 15:12	09/22/11 03:52	1

Surrogate	% Recovery	Qualifier	Limits	Prepared	Analyzed	Dil Fac
4-Bromofluorobenzene (Surr)	100		50 - 150	09/21/11 15:12	09/22/11 03:52	1

Method: NWTPH-Dx - Northwest - Semi-Volatile Petroleum Products (GC)

Analyte	Result	Qualifier	RL	MDL	Unit	D	Prepared	Analyzed	Dil Fac
#2 Diesel (C10-C24)	ND	H	39		mg/Kg	☼	09/21/11 09:06	09/21/11 20:05	1
Motor Oil (>C24-C36)	ND	H	78		mg/Kg	☼	09/21/11 09:06	09/21/11 20:05	1

Surrogate	% Recovery	Qualifier	Limits	Prepared	Analyzed	Dil Fac
o-Terphenyl	84		50 - 150	09/21/11 09:06	09/21/11 20:05	1

Method: 6010B - Metals (ICP)

Analyte	Result	Qualifier	RL	MDL	Unit	D	Prepared	Analyzed	Dil Fac
Arsenic	9.8		4.2		mg/Kg	☼	09/20/11 14:44	09/21/11 20:44	1

Client Sample Results

Client: Farallon Consulting LLC
Project/Site: Sno Pac

TestAmerica Job ID: 580-28309-2

Client Sample ID: 082611-FB7-11.8

Lab Sample ID: 580-28309-10

Date Collected: 08/26/11 11:20

Matrix: Solid

Date Received: 08/26/11 16:20

Percent Solids: 63.3

Method: 6010B - Metals (ICP) (Continued)

Analyte	Result	Qualifier	RL	MDL	Unit	D	Prepared	Analyzed	Dil Fac
Lead	3.7		2.1		mg/Kg	☼	09/20/11 14:44	09/21/11 20:44	1
Cadmium	ND		0.71		mg/Kg	☼	09/20/11 14:44	09/21/11 20:44	1
Chromium	19		1.8		mg/Kg	☼	09/20/11 14:44	09/21/11 20:44	1
Copper	26		1.4		mg/Kg	☼	09/20/11 14:44	09/21/11 20:44	1
Silver	ND	L	1.4		mg/Kg	☼	09/20/11 14:44	09/21/11 20:44	1
Zinc	39		2.8		mg/Kg	☼	09/20/11 14:44	09/22/11 15:21	1

Method: 7471A - Mercury (CVAA)

Analyte	Result	Qualifier	RL	MDL	Unit	D	Prepared	Analyzed	Dil Fac
Mercury	0.046		0.023		mg/Kg	☼	09/21/11 07:45	09/21/11 11:10	1

General Chemistry

Analyte	Result	Qualifier	RL	RL	Unit	D	Prepared	Analyzed	Dil Fac
Percent Solids	63		0.10		%			09/20/11 15:39	1
Percent Moisture	37		0.10		%			09/20/11 15:39	1

Client Sample Results

Client: Farallon Consulting LLC
Project/Site: Sno Pac

TestAmerica Job ID: 580-28309-2

Client Sample ID: 082611-FB9-12.0

Lab Sample ID: 580-28309-13

Date Collected: 08/26/11 13:25

Matrix: Solid

Date Received: 08/26/11 16:20

Method: EPA 8260B - Volatile Organic Compounds per EPA Method 8260B

Analyte	Result	Qualifier	RL	MDL	Unit	D	Prepared	Analyzed	Dil Fac
Acetone	ND	H3	5170		ug/kg wet		08/26/11 13:25	09/26/11 14:38	100
Benzene	ND	H3	41.3		ug/kg wet		08/26/11 13:25	09/26/11 14:38	100
Bromobenzene	ND	H3	207		ug/kg wet		08/26/11 13:25	09/26/11 14:38	100
Bromochloromethane	ND	H3	207		ug/kg wet		08/26/11 13:25	09/26/11 14:38	100
Bromodichloromethane	ND	H3	207		ug/kg wet		08/26/11 13:25	09/26/11 14:38	100
Bromoform	ND	H3	207		ug/kg wet		08/26/11 13:25	09/26/11 14:38	100
Bromomethane	ND	H3	1030		ug/kg wet		08/26/11 13:25	09/26/11 14:38	100
2-Butanone (MEK)	ND	H3	2070		ug/kg wet		08/26/11 13:25	09/26/11 14:38	100
n-Butylbenzene	ND	H3	1030		ug/kg wet		08/26/11 13:25	09/26/11 14:38	100
sec-Butylbenzene	ND	H3	207		ug/kg wet		08/26/11 13:25	09/26/11 14:38	100
tert-Butylbenzene	ND	H3	207		ug/kg wet		08/26/11 13:25	09/26/11 14:38	100
Carbon disulfide	ND	H3	2070		ug/kg wet		08/26/11 13:25	09/26/11 14:38	100
Carbon tetrachloride	ND	H3	207		ug/kg wet		08/26/11 13:25	09/26/11 14:38	100
Chlorobenzene	ND	H3	207		ug/kg wet		08/26/11 13:25	09/26/11 14:38	100
Chloroethane	ND	H3	207		ug/kg wet		08/26/11 13:25	09/26/11 14:38	100
Chloroform	ND	H3	207		ug/kg wet		08/26/11 13:25	09/26/11 14:38	100
Chloromethane	ND	H3	1030		ug/kg wet		08/26/11 13:25	09/26/11 14:38	100
2-Chlorotoluene	ND	H3	207		ug/kg wet		08/26/11 13:25	09/26/11 14:38	100
4-Chlorotoluene	ND	H3	207		ug/kg wet		08/26/11 13:25	09/26/11 14:38	100
1,2-Dibromo-3-chloropropane	ND	H3	1030		ug/kg wet		08/26/11 13:25	09/26/11 14:38	100
Dibromochloromethane	ND	H3	207		ug/kg wet		08/26/11 13:25	09/26/11 14:38	100
1,2-Dibromoethane	ND	H3	207		ug/kg wet		08/26/11 13:25	09/26/11 14:38	100
Dibromomethane	ND	H3	207		ug/kg wet		08/26/11 13:25	09/26/11 14:38	100
1,2-Dichlorobenzene	ND	H3	207		ug/kg wet		08/26/11 13:25	09/26/11 14:38	100
1,3-Dichlorobenzene	ND	H3	207		ug/kg wet		08/26/11 13:25	09/26/11 14:38	100
1,4-Dichlorobenzene	ND	H3	207		ug/kg wet		08/26/11 13:25	09/26/11 14:38	100
Dichlorodifluoromethane	ND	H3	1030		ug/kg wet		08/26/11 13:25	09/26/11 14:38	100
1,1-Dichloroethane	ND	H3	207		ug/kg wet		08/26/11 13:25	09/26/11 14:38	100
1,2-Dichloroethane	ND	H3	207		ug/kg wet		08/26/11 13:25	09/26/11 14:38	100
1,1-Dichloroethene	ND	H3	207		ug/kg wet		08/26/11 13:25	09/26/11 14:38	100
cis-1,2-Dichloroethene	ND	H3	207		ug/kg wet		08/26/11 13:25	09/26/11 14:38	100
trans-1,2-Dichloroethene	ND	H3	207		ug/kg wet		08/26/11 13:25	09/26/11 14:38	100
1,2-Dichloropropane	ND	H3	207		ug/kg wet		08/26/11 13:25	09/26/11 14:38	100
1,3-Dichloropropane	ND	H3	207		ug/kg wet		08/26/11 13:25	09/26/11 14:38	100
2,2-Dichloropropane	ND	H3	207		ug/kg wet		08/26/11 13:25	09/26/11 14:38	100
1,1-Dichloropropene	ND	H3	207		ug/kg wet		08/26/11 13:25	09/26/11 14:38	100
cis-1,3-Dichloropropene	ND	H3	207		ug/kg wet		08/26/11 13:25	09/26/11 14:38	100
trans-1,3-Dichloropropene	ND	H3	207		ug/kg wet		08/26/11 13:25	09/26/11 14:38	100
Ethylbenzene	ND	H3	207		ug/kg wet		08/26/11 13:25	09/26/11 14:38	100
Hexachlorobutadiene	ND	H3	826		ug/kg wet		08/26/11 13:25	09/26/11 14:38	100
2-Hexanone	ND	H3	2070		ug/kg wet		08/26/11 13:25	09/26/11 14:38	100
Isopropylbenzene	ND	H3	413		ug/kg wet		08/26/11 13:25	09/26/11 14:38	100
p-Isopropyltoluene	ND	H3	413		ug/kg wet		08/26/11 13:25	09/26/11 14:38	100
4-Methyl-2-pentanone	ND	H3	1030		ug/kg wet		08/26/11 13:25	09/26/11 14:38	100
Methyl tert-butyl ether	ND	H3	207		ug/kg wet		08/26/11 13:25	09/26/11 14:38	100
Methylene chloride	ND	H3	1030		ug/kg wet		08/26/11 13:25	09/26/11 14:38	100
Naphthalene	ND	H3	413		ug/kg wet		08/26/11 13:25	09/26/11 14:38	100
n-Propylbenzene	ND	H3	207		ug/kg wet		08/26/11 13:25	09/26/11 14:38	100
Styrene	ND	H3	207		ug/kg wet		08/26/11 13:25	09/26/11 14:38	100
1,1,1,2-Tetrachloroethane	ND	H3	207		ug/kg wet		08/26/11 13:25	09/26/11 14:38	100

Client Sample Results

Client: Farallon Consulting LLC
Project/Site: Sno Pac

TestAmerica Job ID: 580-28309-2

Client Sample ID: 082611-FB9-12.0

Lab Sample ID: 580-28309-13

Date Collected: 08/26/11 13:25

Matrix: Solid

Date Received: 08/26/11 16:20

Method: EPA 8260B - Volatile Organic Compounds per EPA Method 8260B (Continued)

Analyte	Result	Qualifier	RL	MDL	Unit	D	Prepared	Analyzed	Dil Fac
1,1,2,2-Tetrachloroethane	ND	H3	207		ug/kg wet		08/26/11 13:25	09/26/11 14:38	100
Tetrachloroethene	ND	H3	207		ug/kg wet		08/26/11 13:25	09/26/11 14:38	100
Toluene	ND	H3	207		ug/kg wet		08/26/11 13:25	09/26/11 14:38	100
1,2,3-Trichlorobenzene	ND	H3	207		ug/kg wet		08/26/11 13:25	09/26/11 14:38	100
1,2,4-Trichlorobenzene	ND	H3	207		ug/kg wet		08/26/11 13:25	09/26/11 14:38	100
1,1,1-Trichloroethane	ND	H3	207		ug/kg wet		08/26/11 13:25	09/26/11 14:38	100
1,1,2-Trichloroethane	ND	H3	207		ug/kg wet		08/26/11 13:25	09/26/11 14:38	100
Trichloroethene	ND	H3	207		ug/kg wet		08/26/11 13:25	09/26/11 14:38	100
Trichlorofluoromethane	ND	H3	207		ug/kg wet		08/26/11 13:25	09/26/11 14:38	100
1,2,3-Trichloropropane	ND	H3	207		ug/kg wet		08/26/11 13:25	09/26/11 14:38	100
1,2,4-Trimethylbenzene	ND	H3	207		ug/kg wet		08/26/11 13:25	09/26/11 14:38	100
1,3,5-Trimethylbenzene	ND	H3	207		ug/kg wet		08/26/11 13:25	09/26/11 14:38	100
Vinyl chloride	ND	H3	207		ug/kg wet		08/26/11 13:25	09/26/11 14:38	100
o-Xylene	ND	H3	207		ug/kg wet		08/26/11 13:25	09/26/11 14:38	100
m,p-Xylene	ND	H3	413		ug/kg wet		08/26/11 13:25	09/26/11 14:38	100

Surrogate	% Recovery	Qualifier	Limits	Prepared	Analyzed	Dil Fac
Dibromofluoromethane	95.6	H3	70 - 135	08/26/11 13:25	09/26/11 14:38	100
1,2-DCA-d4	102	H3	60 - 145	08/26/11 13:25	09/26/11 14:38	100
Toluene-d8	98.0	H3	70 - 140	08/26/11 13:25	09/26/11 14:38	100
4-BFB	103	H3	70 - 140	08/26/11 13:25	09/26/11 14:38	100

Method: 8270C SIM - Semivolatile Organic Compounds (GC/MS SIM)

Analyte	Result	Qualifier	RL	MDL	Unit	D	Prepared	Analyzed	Dil Fac
Naphthalene	ND	H	7.8		ug/Kg	☼	09/21/11 08:01	09/21/11 15:34	1
2-Methylnaphthalene	ND	H	7.8		ug/Kg	☼	09/21/11 08:01	09/21/11 15:34	1
1-Methylnaphthalene	ND	H	7.8		ug/Kg	☼	09/21/11 08:01	09/21/11 15:34	1
Acenaphthylene	ND	H	7.8		ug/Kg	☼	09/21/11 08:01	09/21/11 15:34	1
Acenaphthene	ND	H	7.8		ug/Kg	☼	09/21/11 08:01	09/21/11 15:34	1
Fluorene	ND	H	7.8		ug/Kg	☼	09/21/11 08:01	09/21/11 15:34	1
Phenanthrene	ND	H	7.8		ug/Kg	☼	09/21/11 08:01	09/21/11 15:34	1
Anthracene	ND	H	7.8		ug/Kg	☼	09/21/11 08:01	09/21/11 15:34	1
Fluoranthene	14	H	7.8		ug/Kg	☼	09/21/11 08:01	09/21/11 15:34	1
Pyrene	11	H	7.8		ug/Kg	☼	09/21/11 08:01	09/21/11 15:34	1
Benzo[a]anthracene	ND	H	7.8		ug/Kg	☼	09/21/11 08:01	09/21/11 15:34	1
Chrysene	ND	H	7.8		ug/Kg	☼	09/21/11 08:01	09/21/11 15:34	1
Benzo[b]fluoranthene	ND	H	7.8		ug/Kg	☼	09/21/11 08:01	09/21/11 15:34	1
Benzo[k]fluoranthene	ND	H	7.8		ug/Kg	☼	09/21/11 08:01	09/21/11 15:34	1
Benzo[a]pyrene	ND	H	7.8		ug/Kg	☼	09/21/11 08:01	09/21/11 15:34	1
Indeno[1,2,3-cd]pyrene	ND	H	7.8		ug/Kg	☼	09/21/11 08:01	09/21/11 15:34	1
Dibenz(a,h)anthracene	ND	H	7.8		ug/Kg	☼	09/21/11 08:01	09/21/11 15:34	1
Benzo[g,h,i]perylene	ND	H	7.8		ug/Kg	☼	09/21/11 08:01	09/21/11 15:34	1

Surrogate	% Recovery	Qualifier	Limits	Prepared	Analyzed	Dil Fac
Terphenyl-d14	65		42 - 151	09/21/11 08:01	09/21/11 15:34	1

Method: NWTPH-Gx - Northwest - Volatile Petroleum Products (GC)

Analyte	Result	Qualifier	RL	MDL	Unit	D	Prepared	Analyzed	Dil Fac
Gasoline	ND	H	14		mg/Kg	☼	09/21/11 15:12	09/22/11 04:17	1

Client Sample Results

Client: Farallon Consulting LLC
Project/Site: Sno Pac

TestAmerica Job ID: 580-28309-2

Client Sample ID: 082611-FB9-12.0

Lab Sample ID: 580-28309-13

Date Collected: 08/26/11 13:25

Matrix: Solid

Date Received: 08/26/11 16:20

Percent Solids: 61.2

Surrogate	% Recovery	Qualifier	Limits	Prepared	Analyzed	Dil Fac
4-Bromofluorobenzene (Surr)	105		50 - 150	09/21/11 15:12	09/22/11 04:17	1

Method: 8082 - Polychlorinated Biphenyls (PCBs) by Gas Chromatography

Analyte	Result	Qualifier	RL	MDL	Unit	D	Prepared	Analyzed	Dil Fac
PCB-1016	ND	H	0.016		mg/Kg	☼	09/20/11 15:18	09/21/11 18:32	1
PCB-1221	ND	H	0.016		mg/Kg	☼	09/20/11 15:18	09/21/11 18:32	1
PCB-1232	ND	H	0.016		mg/Kg	☼	09/20/11 15:18	09/21/11 18:32	1
PCB-1242	ND	H	0.016		mg/Kg	☼	09/20/11 15:18	09/21/11 18:32	1
PCB-1248	ND	H	0.016		mg/Kg	☼	09/20/11 15:18	09/21/11 18:32	1
PCB-1254	ND	H	0.016		mg/Kg	☼	09/20/11 15:18	09/21/11 18:32	1
PCB-1260	ND	H	0.016		mg/Kg	☼	09/20/11 15:18	09/21/11 18:32	1

Surrogate	% Recovery	Qualifier	Limits	Prepared	Analyzed	Dil Fac
Tetrachloro-m-xylene	40	X	45 - 155	09/20/11 15:18	09/21/11 18:32	1
DCB Decachlorobiphenyl	27	X	60 - 125	09/20/11 15:18	09/21/11 18:32	1

Method: NWTPH-Dx - Northwest - Semi-Volatile Petroleum Products (GC)

Analyte	Result	Qualifier	RL	MDL	Unit	D	Prepared	Analyzed	Dil Fac
#2 Diesel (C10-C24)	ND	H	40		mg/Kg	☼	09/21/11 09:06	09/21/11 20:34	1
Motor Oil (>C24-C36)	ND	H	79		mg/Kg	☼	09/21/11 09:06	09/21/11 20:34	1

Surrogate	% Recovery	Qualifier	Limits	Prepared	Analyzed	Dil Fac
o-Terphenyl	82		50 - 150	09/21/11 09:06	09/21/11 20:34	1

Method: 6010B - Metals (ICP)

Analyte	Result	Qualifier	RL	MDL	Unit	D	Prepared	Analyzed	Dil Fac
Arsenic	9.0		4.2		mg/Kg	☼	09/20/11 14:44	09/21/11 20:50	1
Lead	7.7		2.1		mg/Kg	☼	09/20/11 14:44	09/21/11 20:50	1
Cadmium	ND		0.70		mg/Kg	☼	09/20/11 14:44	09/21/11 20:50	1
Chromium	17		1.8		mg/Kg	☼	09/20/11 14:44	09/21/11 20:50	1
Copper	43		1.4		mg/Kg	☼	09/20/11 14:44	09/21/11 20:50	1
Silver	ND	L	1.4		mg/Kg	☼	09/20/11 14:44	09/21/11 20:50	1
Zinc	62		2.8		mg/Kg	☼	09/20/11 14:44	09/22/11 15:25	1

Method: 7471A - Mercury (CVAA)

Analyte	Result	Qualifier	RL	MDL	Unit	D	Prepared	Analyzed	Dil Fac
Mercury	0.060		0.024		mg/Kg	☼	09/21/11 07:45	09/21/11 11:12	1

General Chemistry

Analyte	Result	Qualifier	RL	RL	Unit	D	Prepared	Analyzed	Dil Fac
Percent Solids	61		0.10		%			09/20/11 15:39	1
Percent Moisture	39		0.10		%			09/20/11 15:39	1

QC Sample Results

Client: Farallon Consulting LLC
Project/Site: Sno Pac

TestAmerica Job ID: 580-28309-2

Method: 8260B - Volatile Organic Compounds (GC/MS)

Lab Sample ID: MB 580-94851/1-A

Matrix: Solid

Analysis Batch: 94924

Client Sample ID: Method Blank

Prep Type: Total/NA

Prep Batch: 94851

Analyte	MB Result	MB Qualifier	RL	MDL	Unit	D	Prepared	Analyzed	Dil Fac
Dichlorodifluoromethane	ND		40		ug/Kg		09/08/11 08:33	09/08/11 12:41	1
Chloromethane	ND		400		ug/Kg		09/08/11 08:33	09/08/11 12:41	1
Vinyl chloride	ND		8.0		ug/Kg		09/08/11 08:33	09/08/11 12:41	1
Chloroethane	ND		400		ug/Kg		09/08/11 08:33	09/08/11 12:41	1
Trichlorofluoromethane	ND		40		ug/Kg		09/08/11 08:33	09/08/11 12:41	1
1,1-Dichloroethene	ND		20		ug/Kg		09/08/11 08:33	09/08/11 12:41	1
Methylene Chloride	ND		40		ug/Kg		09/08/11 08:33	09/08/11 12:41	1
trans-1,2-Dichloroethene	ND		40		ug/Kg		09/08/11 08:33	09/08/11 12:41	1
2,2-Dichloropropane	ND		40		ug/Kg		09/08/11 08:33	09/08/11 12:41	1
cis-1,2-Dichloroethene	ND		40		ug/Kg		09/08/11 08:33	09/08/11 12:41	1
Chlorobromomethane	ND		40		ug/Kg		09/08/11 08:33	09/08/11 12:41	1
Chloroform	ND		40		ug/Kg		09/08/11 08:33	09/08/11 12:41	1
1,1,1-Trichloroethane	ND		40		ug/Kg		09/08/11 08:33	09/08/11 12:41	1
Carbon tetrachloride	ND		20		ug/Kg		09/08/11 08:33	09/08/11 12:41	1
1,1-Dichloropropene	ND		40		ug/Kg		09/08/11 08:33	09/08/11 12:41	1
Benzene	ND		16		ug/Kg		09/08/11 08:33	09/08/11 12:41	1
1,2-Dichloroethane	ND		40		ug/Kg		09/08/11 08:33	09/08/11 12:41	1
Trichloroethene	ND		16		ug/Kg		09/08/11 08:33	09/08/11 12:41	1
1,2-Dichloropropane	ND		12		ug/Kg		09/08/11 08:33	09/08/11 12:41	1
Dibromomethane	ND		40		ug/Kg		09/08/11 08:33	09/08/11 12:41	1
cis-1,3-Dichloropropene	ND		16		ug/Kg		09/08/11 08:33	09/08/11 12:41	1
Toluene	ND		40		ug/Kg		09/08/11 08:33	09/08/11 12:41	1
trans-1,3-Dichloropropene	ND		16		ug/Kg		09/08/11 08:33	09/08/11 12:41	1
1,1,2-Trichloroethane	ND		12		ug/Kg		09/08/11 08:33	09/08/11 12:41	1
Tetrachloroethene	ND		20		ug/Kg		09/08/11 08:33	09/08/11 12:41	1
1,3-Dichloropropane	ND		40		ug/Kg		09/08/11 08:33	09/08/11 12:41	1
Ethylene Dibromide	ND		40		ug/Kg		09/08/11 08:33	09/08/11 12:41	1
Chlorobenzene	ND		40		ug/Kg		09/08/11 08:33	09/08/11 12:41	1
Ethylbenzene	ND		40		ug/Kg		09/08/11 08:33	09/08/11 12:41	1
1,1,1,2-Tetrachloroethane	ND		40		ug/Kg		09/08/11 08:33	09/08/11 12:41	1
1,1,2,2-Tetrachloroethane	ND		10		ug/Kg		09/08/11 08:33	09/08/11 12:41	1
m-Xylene & p-Xylene	ND		40		ug/Kg		09/08/11 08:33	09/08/11 12:41	1
o-Xylene	ND		40		ug/Kg		09/08/11 08:33	09/08/11 12:41	1
Styrene	ND		40		ug/Kg		09/08/11 08:33	09/08/11 12:41	1
Bromoform	ND		40		ug/Kg		09/08/11 08:33	09/08/11 12:41	1
Isopropylbenzene	ND		40		ug/Kg		09/08/11 08:33	09/08/11 12:41	1
Bromobenzene	ND		40		ug/Kg		09/08/11 08:33	09/08/11 12:41	1
N-Propylbenzene	ND		40		ug/Kg		09/08/11 08:33	09/08/11 12:41	1
1,2,3-Trichloropropane	ND		40		ug/Kg		09/08/11 08:33	09/08/11 12:41	1
2-Chlorotoluene	ND		40		ug/Kg		09/08/11 08:33	09/08/11 12:41	1
1,3,5-Trimethylbenzene	ND		40		ug/Kg		09/08/11 08:33	09/08/11 12:41	1
4-Chlorotoluene	ND		40		ug/Kg		09/08/11 08:33	09/08/11 12:41	1
tert-Butylbenzene	ND		40		ug/Kg		09/08/11 08:33	09/08/11 12:41	1
1,2,4-Trimethylbenzene	ND		40		ug/Kg		09/08/11 08:33	09/08/11 12:41	1
sec-Butylbenzene	ND		40		ug/Kg		09/08/11 08:33	09/08/11 12:41	1
1,3-Dichlorobenzene	ND		40		ug/Kg		09/08/11 08:33	09/08/11 12:41	1
4-Isopropyltoluene	ND		40		ug/Kg		09/08/11 08:33	09/08/11 12:41	1
1,4-Dichlorobenzene	ND		40		ug/Kg		09/08/11 08:33	09/08/11 12:41	1
n-Butylbenzene	ND		40		ug/Kg		09/08/11 08:33	09/08/11 12:41	1

QC Sample Results

Client: Farallon Consulting LLC
Project/Site: Sno Pac

TestAmerica Job ID: 580-28309-2

Method: 8260B - Volatile Organic Compounds (GC/MS) (Continued)

Lab Sample ID: MB 580-94851/1-A

Matrix: Solid

Analysis Batch: 94924

Client Sample ID: Method Blank

Prep Type: Total/NA

Prep Batch: 94851

Analyte	MB Result	MB Qualifier	RL	MDL	Unit	D	Prepared	Analyzed	Dil Fac
1,2-Dichlorobenzene	ND		40		ug/Kg		09/08/11 08:33	09/08/11 12:41	1
1,2-Dibromo-3-Chloropropane	ND		200		ug/Kg		09/08/11 08:33	09/08/11 12:41	1
1,2,4-Trichlorobenzene	ND		40		ug/Kg		09/08/11 08:33	09/08/11 12:41	1
1,2,3-Trichlorobenzene	ND		40		ug/Kg		09/08/11 08:33	09/08/11 12:41	1
Hexachlorobutadiene	ND		40		ug/Kg		09/08/11 08:33	09/08/11 12:41	1
Naphthalene	ND		40		ug/Kg		09/08/11 08:33	09/08/11 12:41	1
Methyl tert-butyl ether	ND		40		ug/Kg		09/08/11 08:33	09/08/11 12:41	1

Surrogate	MB % Recovery	MB Qualifier	Limits	Prepared	Analyzed	Dil Fac
Fluorobenzene (Surr)	93		80 - 120	09/08/11 08:33	09/08/11 12:41	1
Toluene-d8 (Surr)	100		80 - 120	09/08/11 08:33	09/08/11 12:41	1
Ethylbenzene-d10	101		70 - 120	09/08/11 08:33	09/08/11 12:41	1
4-Bromofluorobenzene (Surr)	109		70 - 120	09/08/11 08:33	09/08/11 12:41	1
Trifluorotoluene (Surr)	112		65 - 140	09/08/11 08:33	09/08/11 12:41	1

Lab Sample ID: MB 580-94851/1-A

Matrix: Solid

Analysis Batch: 94925

Client Sample ID: Method Blank

Prep Type: Total/NA

Prep Batch: 94851

Analyte	MB Result	MB Qualifier	RL	MDL	Unit	D	Prepared	Analyzed	Dil Fac
1,1-Dichloroethane	ND		40		ug/Kg		09/08/11 08:33	09/08/11 12:54	1
Dichlorobromomethane	ND		40		ug/Kg		09/08/11 08:33	09/08/11 12:54	1
Chlorodibromomethane	ND		40		ug/Kg		09/08/11 08:33	09/08/11 12:54	1

Surrogate	MB % Recovery	MB Qualifier	Limits	Prepared	Analyzed	Dil Fac
Fluorobenzene (Surr)	94		80 - 120	09/08/11 08:33	09/08/11 12:54	1
Toluene-d8 (Surr)	101		80 - 120	09/08/11 08:33	09/08/11 12:54	1
Ethylbenzene-d10	111		70 - 120	09/08/11 08:33	09/08/11 12:54	1
4-Bromofluorobenzene (Surr)	103		70 - 120	09/08/11 08:33	09/08/11 12:54	1
Trifluorotoluene (Surr)	121		65 - 140	09/08/11 08:33	09/08/11 12:54	1

Lab Sample ID: MB 580-94851/1-A

Matrix: Solid

Analysis Batch: 96666

Client Sample ID: Method Blank

Prep Type: Total/NA

Prep Batch: 94851

Analyte	MB Result	MB Qualifier	RL	MDL	Unit	D	Prepared	Analyzed	Dil Fac
Bromomethane	ND		140		ug/Kg		09/08/11 08:33	10/02/11 18:38	1

Surrogate	MB % Recovery	MB Qualifier	Limits	Prepared	Analyzed	Dil Fac
Fluorobenzene (Surr)	103		80 - 120	09/08/11 08:33	10/02/11 18:38	1
Toluene-d8 (Surr)	99		80 - 120	09/08/11 08:33	10/02/11 18:38	1
Ethylbenzene-d10	104		70 - 120	09/08/11 08:33	10/02/11 18:38	1
4-Bromofluorobenzene (Surr)	98		70 - 120	09/08/11 08:33	10/02/11 18:38	1
Trifluorotoluene (Surr)	108		65 - 140	09/08/11 08:33	10/02/11 18:38	1

QC Sample Results

Client: Farallon Consulting LLC
Project/Site: Sno Pac

TestAmerica Job ID: 580-28309-2

Method: 8260B - Volatile Organic Compounds (GC/MS) (Continued)

Lab Sample ID: LCS 580-94851/2-A

Matrix: Solid

Analysis Batch: 94924

Client Sample ID: Lab Control Sample

Prep Type: Total/NA

Prep Batch: 94851

Analyte	Spike Added	LCS Result	LCS Qualifier	Unit	D	% Rec	% Rec. Limits
Dichlorodifluoromethane	800	452		ug/Kg		57	35 - 135
Chloromethane	800	440		ug/Kg		55	50 - 130
Vinyl chloride	800	588		ug/Kg		74	60 - 125
Chloroethane	800	840		ug/Kg		105	40 - 155
Trichlorofluoromethane	800	568		ug/Kg		71	25 - 185
1,1-Dichloroethene	792	528		ug/Kg		67	65 - 135
Methylene Chloride	800	596		ug/Kg		74	55 - 140
trans-1,2-Dichloroethene	801	536		ug/Kg		67	65 - 135
2,2-Dichloropropane	801	604		ug/Kg		75	65 - 135
cis-1,2-Dichloroethene	799	592		ug/Kg		74	65 - 125
Chlorobromomethane	794	736		ug/Kg		93	70 - 125
Chloroform	800	580		ug/Kg		72	70 - 125
1,1,1-Trichloroethane	800	612		ug/Kg		76	70 - 135
Carbon tetrachloride	801	552		ug/Kg		69	65 - 135
1,1-Dichloropropene	797	680		ug/Kg		85	70 - 135
Benzene	796	652		ug/Kg		82	75 - 125
1,2-Dichloroethane	793	612		ug/Kg		77	70 - 135
Trichloroethene	800	804		ug/Kg		100	75 - 125
1,2-Dichloropropane	800	840		ug/Kg		105	70 - 120
Dibromomethane	789	756		ug/Kg		96	75 - 130
cis-1,3-Dichloropropene	840	588		ug/Kg		70	70 - 125
Toluene	800	708		ug/Kg		88	70 - 125
trans-1,3-Dichloropropene	760	552		ug/Kg		73	65 - 125
1,1,2-Trichloroethane	790	756		ug/Kg		96	60 - 125
Tetrachloroethene	801	648		ug/Kg		81	65 - 140
1,3-Dichloropropane	800	736		ug/Kg		92	75 - 125
Ethylene Dibromide	800	736		ug/Kg		92	70 - 125
Chlorobenzene	800	676		ug/Kg		85	75 - 125
Ethylbenzene	794	676		ug/Kg		85	75 - 125
1,1,1,2-Tetrachloroethane	789	600		ug/Kg		76	75 - 125
1,1,2,2-Tetrachloroethane	800	620		ug/Kg		78	55 - 130
m-Xylene & p-Xylene	1600	1340		ug/Kg		84	80 - 125
o-Xylene	800	668		ug/Kg		84	75 - 125
Styrene	798	776		ug/Kg		97	75 - 125
Bromoform	797	612		ug/Kg		77	55 - 135
Isopropylbenzene	800	692		ug/Kg		87	75 - 130
Bromobenzene	796	752		ug/Kg		94	65 - 120
N-Propylbenzene	800	676		ug/Kg		85	65 - 135
1,2,3-Trichloropropane	788	660		ug/Kg		84	65 - 130
2-Chlorotoluene	792	720		ug/Kg		91	70 - 130
1,3,5-Trimethylbenzene	800	776		ug/Kg		97	65 - 135
4-Chlorotoluene	788	728		ug/Kg		92	75 - 125
tert-Butylbenzene	797	820		ug/Kg		103	65 - 130
1,2,4-Trimethylbenzene	801	684		ug/Kg		85	65 - 135
sec-Butylbenzene	800	828		ug/Kg		103	65 - 130
1,3-Dichlorobenzene	798	708		ug/Kg		89	70 - 125
4-Isopropyltoluene	796	680		ug/Kg		85	75 - 135
1,4-Dichlorobenzene	799	668		ug/Kg		84	70 - 125
n-Butylbenzene	792	816		ug/Kg		103	65 - 140

QC Sample Results

Client: Farallon Consulting LLC
Project/Site: Sno Pac

TestAmerica Job ID: 580-28309-2

Method: 8260B - Volatile Organic Compounds (GC/MS) (Continued)

Lab Sample ID: LCS 580-94851/2-A

Matrix: Solid

Analysis Batch: 94924

Client Sample ID: Lab Control Sample

Prep Type: Total/NA

Prep Batch: 94851

Analyte	Spike Added	LCS Result	LCS Qualifier	Unit	D	% Rec	% Rec.	
							Limits	
1,2-Dichlorobenzene	786	700		ug/Kg		89	75 - 120	
1,2-Dibromo-3-Chloropropane	800	600		ug/Kg		75	40 - 135	
1,2,4-Trichlorobenzene	795	788		ug/Kg		99	65 - 130	
1,2,3-Trichlorobenzene	800	688		ug/Kg		86	60 - 135	
Hexachlorobutadiene	800	764		ug/Kg		96	55 - 140	
Naphthalene	800	628		ug/Kg		78	40 - 125	
Methyl tert-butyl ether	800	644		ug/Kg		81	65 - 125	

Surrogate	LCS LCS		Limits
	% Recovery	Qualifier	
Fluorobenzene (Surr)	93		80 - 120
Toluene-d8 (Surr)	104		80 - 120
Ethylbenzene-d10	98		70 - 120
4-Bromofluorobenzene (Surr)	107		70 - 120
Trifluorotoluene (Surr)	114		65 - 140

Lab Sample ID: LCS 580-94851/2-A

Matrix: Solid

Analysis Batch: 94925

Client Sample ID: Lab Control Sample

Prep Type: Total/NA

Prep Batch: 94851

Analyte	Spike Added	LCS Result	LCS Qualifier	Unit	D	% Rec	% Rec.	
							Limits	
1,1-Dichloroethane	792	636		ug/Kg		80	75 - 125	
Dichlorobromomethane	790	648		ug/Kg		82	70 - 130	
Chlorodibromomethane	793	636		ug/Kg		80	65 - 130	

Surrogate	LCS LCS		Limits
	% Recovery	Qualifier	
Fluorobenzene (Surr)	94		80 - 120
Toluene-d8 (Surr)	102		80 - 120
Ethylbenzene-d10	116		70 - 120
4-Bromofluorobenzene (Surr)	112		70 - 120
Trifluorotoluene (Surr)	114		65 - 140

Lab Sample ID: LCS 580-94851/2-A

Matrix: Solid

Analysis Batch: 96666

Client Sample ID: Lab Control Sample

Prep Type: Total/NA

Prep Batch: 94851

Analyte	Spike Added	LCS Result	LCS Qualifier	Unit	D	% Rec	% Rec.	
							Limits	
Bromomethane	800	516		ug/Kg		65	30 - 160	

Surrogate	LCS LCS		Limits
	% Recovery	Qualifier	
Fluorobenzene (Surr)	101		80 - 120
Toluene-d8 (Surr)	102		80 - 120
Ethylbenzene-d10	101		70 - 120
4-Bromofluorobenzene (Surr)	106		70 - 120
Trifluorotoluene (Surr)	96		65 - 140

QC Sample Results

Client: Farallon Consulting LLC
Project/Site: Sno Pac

TestAmerica Job ID: 580-28309-2

Method: EPA 8260B - Volatile Organic Compounds per EPA Method 8260B

Lab Sample ID: 1110741-BLK1

Matrix: Soil

Analysis Batch: 1110741

Client Sample ID: Method Blank

Prep Type: Total

Prep Batch: 1110741_P

Analyte	Blank Result	Blank Qualifier	RL	MDL	Unit	D	Prepared	Analyzed	Dil Fac
Acetone	ND		2420		ug/kg wet		09/26/11 09:45	09/26/11 11:48	100
Benzene	ND		19.3		ug/kg wet		09/26/11 09:45	09/26/11 11:48	100
Bromobenzene	ND		96.7		ug/kg wet		09/26/11 09:45	09/26/11 11:48	100
Bromochloromethane	ND		96.7		ug/kg wet		09/26/11 09:45	09/26/11 11:48	100
Bromodichloromethane	ND		96.7		ug/kg wet		09/26/11 09:45	09/26/11 11:48	100
Bromoform	ND		96.7		ug/kg wet		09/26/11 09:45	09/26/11 11:48	100
Bromomethane	ND		484		ug/kg wet		09/26/11 09:45	09/26/11 11:48	100
2-Butanone (MEK)	ND		967		ug/kg wet		09/26/11 09:45	09/26/11 11:48	100
n-Butylbenzene	ND		484		ug/kg wet		09/26/11 09:45	09/26/11 11:48	100
sec-Butylbenzene	ND		96.7		ug/kg wet		09/26/11 09:45	09/26/11 11:48	100
tert-Butylbenzene	ND		96.7		ug/kg wet		09/26/11 09:45	09/26/11 11:48	100
Carbon disulfide	ND		967		ug/kg wet		09/26/11 09:45	09/26/11 11:48	100
Carbon tetrachloride	ND		96.7		ug/kg wet		09/26/11 09:45	09/26/11 11:48	100
Chlorobenzene	ND		96.7		ug/kg wet		09/26/11 09:45	09/26/11 11:48	100
Chloroethane	ND		96.7		ug/kg wet		09/26/11 09:45	09/26/11 11:48	100
Chloroform	ND		96.7		ug/kg wet		09/26/11 09:45	09/26/11 11:48	100
Chloromethane	ND		484		ug/kg wet		09/26/11 09:45	09/26/11 11:48	100
2-Chlorotoluene	ND		96.7		ug/kg wet		09/26/11 09:45	09/26/11 11:48	100
4-Chlorotoluene	ND		96.7		ug/kg wet		09/26/11 09:45	09/26/11 11:48	100
1,2-Dibromo-3-chloropropane	ND		484		ug/kg wet		09/26/11 09:45	09/26/11 11:48	100
Dibromochloromethane	ND		96.7		ug/kg wet		09/26/11 09:45	09/26/11 11:48	100
1,2-Dibromoethane	ND		96.7		ug/kg wet		09/26/11 09:45	09/26/11 11:48	100
Dibromomethane	ND		96.7		ug/kg wet		09/26/11 09:45	09/26/11 11:48	100
1,2-Dichlorobenzene	ND		96.7		ug/kg wet		09/26/11 09:45	09/26/11 11:48	100
1,3-Dichlorobenzene	ND		96.7		ug/kg wet		09/26/11 09:45	09/26/11 11:48	100
1,4-Dichlorobenzene	ND		96.7		ug/kg wet		09/26/11 09:45	09/26/11 11:48	100
Dichlorodifluoromethane	ND		484		ug/kg wet		09/26/11 09:45	09/26/11 11:48	100
1,1-Dichloroethane	ND		96.7		ug/kg wet		09/26/11 09:45	09/26/11 11:48	100
1,2-Dichloroethane	ND		96.7		ug/kg wet		09/26/11 09:45	09/26/11 11:48	100
1,1-Dichloroethene	ND		96.7		ug/kg wet		09/26/11 09:45	09/26/11 11:48	100
cis-1,2-Dichloroethene	ND		96.7		ug/kg wet		09/26/11 09:45	09/26/11 11:48	100
trans-1,2-Dichloroethene	ND		96.7		ug/kg wet		09/26/11 09:45	09/26/11 11:48	100
1,2-Dichloropropane	ND		96.7		ug/kg wet		09/26/11 09:45	09/26/11 11:48	100
1,3-Dichloropropane	ND		96.7		ug/kg wet		09/26/11 09:45	09/26/11 11:48	100
2,2-Dichloropropane	ND		96.7		ug/kg wet		09/26/11 09:45	09/26/11 11:48	100
1,1-Dichloropropene	ND		96.7		ug/kg wet		09/26/11 09:45	09/26/11 11:48	100
cis-1,3-Dichloropropene	ND		96.7		ug/kg wet		09/26/11 09:45	09/26/11 11:48	100
trans-1,3-Dichloropropene	ND		96.7		ug/kg wet		09/26/11 09:45	09/26/11 11:48	100
Ethylbenzene	ND		96.7		ug/kg wet		09/26/11 09:45	09/26/11 11:48	100
Hexachlorobutadiene	ND		387		ug/kg wet		09/26/11 09:45	09/26/11 11:48	100
2-Hexanone	ND		967		ug/kg wet		09/26/11 09:45	09/26/11 11:48	100
Isopropylbenzene	ND		193		ug/kg wet		09/26/11 09:45	09/26/11 11:48	100
p-Isopropyltoluene	ND		193		ug/kg wet		09/26/11 09:45	09/26/11 11:48	100
4-Methyl-2-pentanone	ND		484		ug/kg wet		09/26/11 09:45	09/26/11 11:48	100
Methyl tert-butyl ether	ND		96.7		ug/kg wet		09/26/11 09:45	09/26/11 11:48	100
Methylene chloride	ND		484		ug/kg wet		09/26/11 09:45	09/26/11 11:48	100
Naphthalene	ND		193		ug/kg wet		09/26/11 09:45	09/26/11 11:48	100
n-Propylbenzene	ND		96.7		ug/kg wet		09/26/11 09:45	09/26/11 11:48	100
Styrene	ND		96.7		ug/kg wet		09/26/11 09:45	09/26/11 11:48	100

QC Sample Results

Client: Farallon Consulting LLC
Project/Site: Sno Pac

TestAmerica Job ID: 580-28309-2

Method: EPA 8260B - Volatile Organic Compounds per EPA Method 8260B (Continued)

Lab Sample ID: 11I0741-BLK1

Matrix: Soil

Analysis Batch: 11I0741

Client Sample ID: Method Blank

Prep Type: Total

Prep Batch: 11I0741_P

Analyte	Blank Result	Blank Qualifier	RL	MDL	Unit	D	Prepared	Analyzed	Dil Fac
1,1,1,2-Tetrachloroethane	ND		96.7		ug/kg wet		09/26/11 09:45	09/26/11 11:48	100
1,1,2,2-Tetrachloroethane	ND		96.7		ug/kg wet		09/26/11 09:45	09/26/11 11:48	100
Tetrachloroethene	ND		96.7		ug/kg wet		09/26/11 09:45	09/26/11 11:48	100
Toluene	ND		96.7		ug/kg wet		09/26/11 09:45	09/26/11 11:48	100
1,2,3-Trichlorobenzene	ND		96.7		ug/kg wet		09/26/11 09:45	09/26/11 11:48	100
1,2,4-Trichlorobenzene	ND		96.7		ug/kg wet		09/26/11 09:45	09/26/11 11:48	100
1,1,1-Trichloroethane	ND		96.7		ug/kg wet		09/26/11 09:45	09/26/11 11:48	100
1,1,2-Trichloroethane	ND		96.7		ug/kg wet		09/26/11 09:45	09/26/11 11:48	100
Trichloroethene	ND		96.7		ug/kg wet		09/26/11 09:45	09/26/11 11:48	100
Trichlorofluoromethane	ND		96.7		ug/kg wet		09/26/11 09:45	09/26/11 11:48	100
1,2,3-Trichloropropane	ND		96.7		ug/kg wet		09/26/11 09:45	09/26/11 11:48	100
1,2,4-Trimethylbenzene	ND		96.7		ug/kg wet		09/26/11 09:45	09/26/11 11:48	100
1,3,5-Trimethylbenzene	ND		96.7		ug/kg wet		09/26/11 09:45	09/26/11 11:48	100
Vinyl chloride	ND		96.7		ug/kg wet		09/26/11 09:45	09/26/11 11:48	100
o-Xylene	ND		96.7		ug/kg wet		09/26/11 09:45	09/26/11 11:48	100
m,p-Xylene	ND		193		ug/kg wet		09/26/11 09:45	09/26/11 11:48	100

Surrogate	Blank % Recovery	Blank Qualifier	Limits	Prepared	Analyzed	Dil Fac
Dibromofluoromethane	99.3		70 - 135	09/26/11 09:45	09/26/11 11:48	100
1,2-DCA-d4	104		60 - 145	09/26/11 09:45	09/26/11 11:48	100
Toluene-d8	99.0		70 - 140	09/26/11 09:45	09/26/11 11:48	100
4-BFB	101		70 - 140	09/26/11 09:45	09/26/11 11:48	100

Lab Sample ID: 11I0741-BS1

Matrix: Soil

Analysis Batch: 11I0741

Client Sample ID: Lab Control Sample

Prep Type: Total

Prep Batch: 11I0741_P

Analyte	Spike Added	LCS Result	LCS Qualifier	Unit	D	% Rec	% Rec. Limits
Acetone	9880	9480		ug/kg wet		95.9	65 - 167
Benzene	1980	1710		ug/kg wet		86.7	81.9 - 125
Bromobenzene	1980	1700		ug/kg wet		86.0	80 - 120
Bromochloromethane	1980	1930		ug/kg wet		97.6	80 - 120
Bromodichloromethane	1980	1830		ug/kg wet		92.8	80 - 141
Bromoform	1980	1500		ug/kg wet		75.7	75 - 151
Bromomethane	1980	1520		ug/kg wet		76.7	65 - 130
2-Butanone (MEK)	9880	10100		ug/kg wet		103	68 - 127
n-Butylbenzene	1980	2110		ug/kg wet		107	90 - 146
sec-Butylbenzene	1980	1850		ug/kg wet		93.4	80 - 133
tert-Butylbenzene	1980	1830		ug/kg wet		92.3	80 - 130
Carbon disulfide	3950	3500		ug/kg wet		88.6	67 - 140
Carbon tetrachloride	1980	1990		ug/kg wet		101	71 - 128
Chlorobenzene	1980	1860		ug/kg wet		93.9	79.2 - 125
Chloroethane	1980	2000		ug/kg wet		101	75 - 125
Chloroform	1980	1760		ug/kg wet		89.0	80 - 121
Chloromethane	1980	1970		ug/kg wet		99.9	42 - 150
2-Chlorotoluene	1980	1680		ug/kg wet		84.8	80 - 120
4-Chlorotoluene	1980	1700		ug/kg wet		86.2	80 - 126
1,2-Dibromo-3-chloropropane	1980	1810		ug/kg wet		91.8	61 - 128
Dibromochloromethane	1980	1690		ug/kg wet		85.5	75 - 125

QC Sample Results

Client: Farallon Consulting LLC
Project/Site: Sno Pac

TestAmerica Job ID: 580-28309-2

Method: EPA 8260B - Volatile Organic Compounds per EPA Method 8260B (Continued)

Lab Sample ID: 11I0741-BS1

Matrix: Soil

Analysis Batch: 11I0741

Client Sample ID: Lab Control Sample

Prep Type: Total

Prep Batch: 11I0741_P

Analyte	Spike Added	LCS Result	LCS Qualifier	Unit	D	% Rec	% Rec. Limits
1,2-Dibromoethane	1980	1960		ug/kg wet		99.2	80 - 124
Dibromomethane	1980	1940		ug/kg wet		98.1	80 - 120
1,2-Dichlorobenzene	1980	1850		ug/kg wet		93.6	80 - 120
1,3-Dichlorobenzene	1980	1790		ug/kg wet		90.5	80 - 126
1,4-Dichlorobenzene	1980	1670		ug/kg wet		84.5	77 - 121
Dichlorodifluoromethane	1980	2240		ug/kg wet		113	75 - 120
1,1-Dichloroethane	1980	1770		ug/kg wet		89.3	80 - 120
1,2-Dichloroethane	1980	1940		ug/kg wet		98.0	80 - 120
1,1-Dichloroethene	1980	1670		ug/kg wet		84.7	66.1 - 125
cis-1,2-Dichloroethene	1980	1800		ug/kg wet		91.0	75 - 125
trans-1,2-Dichloroethene	1980	1740		ug/kg wet		87.8	75 - 125
1,2-Dichloropropane	1980	1850		ug/kg wet		93.7	82 - 125
1,3-Dichloropropane	1980	1930		ug/kg wet		97.6	75 - 129
2,2-Dichloropropane	1980	1890		ug/kg wet		95.5	72 - 132
1,1-Dichloropropene	1980	1780		ug/kg wet		90.2	79 - 126
cis-1,3-Dichloropropene	1980	1870		ug/kg wet		94.7	80 - 126
trans-1,3-Dichloropropene	1980	1740		ug/kg wet		87.9	67 - 146
Ethylbenzene	1980	1730		ug/kg wet		87.7	82 - 123
Hexachlorobutadiene	1980	2520		ug/kg wet		128	80 - 152
2-Hexanone	9880	10500		ug/kg wet		106	57 - 120
Isopropylbenzene	1980	1720		ug/kg wet		87.1	82 - 128
p-Isopropyltoluene	1980	1870		ug/kg wet		94.8	80 - 120
4-Methyl-2-pentanone	9880	10100		ug/kg wet		102	52 - 120
Methyl tert-butyl ether	1980	1990		ug/kg wet		100	75 - 125
Methylene chloride	1980	1870		ug/kg wet		94.8	75 - 125
Naphthalene	1980	2120		ug/kg wet		107	80 - 130
n-Propylbenzene	1980	1780		ug/kg wet		90.0	80 - 120
Styrene	1980	1860		ug/kg wet		93.9	80 - 123
1,1,1,2-Tetrachloroethane	1980	1980		ug/kg wet		100	83 - 128
1,1,1,2,2-Tetrachloroethane	1980	1810		ug/kg wet		91.6	72 - 135
Tetrachloroethene	1980	1810		ug/kg wet		91.6	80 - 124
Toluene	1980	1760		ug/kg wet		88.8	80 - 125
1,2,3-Trichlorobenzene	1980	2090		ug/kg wet		106	78 - 143
1,2,4-Trichlorobenzene	1980	2100		ug/kg wet		106	83 - 149
1,1,1-Trichloroethane	1980	1820		ug/kg wet		91.9	80 - 124
1,1,2-Trichloroethane	1980	1880		ug/kg wet		94.9	80 - 125
Trichloroethene	1980	1720		ug/kg wet		86.8	76 - 125
Trichlorofluoromethane	1980	2160		ug/kg wet		109	56 - 147
1,2,3-Trichloropropane	1980	1760		ug/kg wet		89.1	67 - 126
1,2,4-Trimethylbenzene	1980	1770		ug/kg wet		89.7	81 - 134
1,3,5-Trimethylbenzene	1980	1880		ug/kg wet		95.1	82 - 136
Vinyl chloride	1980	1120		ug/kg wet		56.9	10 - 140
o-Xylene	1980	1700		ug/kg wet		86.0	80 - 126
m,p-Xylene	3950	3560		ug/kg wet		90.0	80 - 120

Surrogate	LCS LCS		Limits
	% Recovery	Qualifier	
Dibromofluoromethane	107		70 - 135
1,2-DCA-d4	108		60 - 145
Toluene-d8	105		70 - 140

QC Sample Results

Client: Farallon Consulting LLC
Project/Site: Sno Pac

TestAmerica Job ID: 580-28309-2

Method: EPA 8260B - Volatile Organic Compounds per EPA Method 8260B (Continued)

Lab Sample ID: 11I0741-BS1
Matrix: Soil
Analysis Batch: 11I0741

Client Sample ID: Lab Control Sample
Prep Type: Total
Prep Batch: 11I0741_P

Surrogate	LCS LCS		Limits
	% Recovery	Qualifier	
4-BFB	99.7		70 - 140

Method: 8270C SIM - Semivolatile Organic Compounds (GC/MS SIM)

Lab Sample ID: MB 580-95777/1-A
Matrix: Solid
Analysis Batch: 95804

Client Sample ID: Method Blank
Prep Type: Total/NA
Prep Batch: 95777

Analyte	MB MB		RL	MDL	Unit	D	Prepared	Analyzed	Dil Fac
	Result	Qualifier							
Naphthalene	ND		5.0		ug/Kg		09/21/11 08:01	09/21/11 11:21	1
2-Methylnaphthalene	ND		5.0		ug/Kg		09/21/11 08:01	09/21/11 11:21	1
1-Methylnaphthalene	ND		5.0		ug/Kg		09/21/11 08:01	09/21/11 11:21	1
Acenaphthylene	ND		5.0		ug/Kg		09/21/11 08:01	09/21/11 11:21	1
Acenaphthene	ND		5.0		ug/Kg		09/21/11 08:01	09/21/11 11:21	1
Fluorene	ND		5.0		ug/Kg		09/21/11 08:01	09/21/11 11:21	1
Phenanthrene	ND		5.0		ug/Kg		09/21/11 08:01	09/21/11 11:21	1
Anthracene	ND		5.0		ug/Kg		09/21/11 08:01	09/21/11 11:21	1
Fluoranthene	ND		5.0		ug/Kg		09/21/11 08:01	09/21/11 11:21	1
Pyrene	ND		5.0		ug/Kg		09/21/11 08:01	09/21/11 11:21	1
Benzo[a]anthracene	ND		5.0		ug/Kg		09/21/11 08:01	09/21/11 11:21	1
Chrysene	ND		5.0		ug/Kg		09/21/11 08:01	09/21/11 11:21	1
Benzo[b]fluoranthene	ND		5.0		ug/Kg		09/21/11 08:01	09/21/11 11:21	1
Benzo[k]fluoranthene	ND		5.0		ug/Kg		09/21/11 08:01	09/21/11 11:21	1
Benzo[a]pyrene	ND		5.0		ug/Kg		09/21/11 08:01	09/21/11 11:21	1
Indeno[1,2,3-cd]pyrene	ND		5.0		ug/Kg		09/21/11 08:01	09/21/11 11:21	1
Dibenz(a,h)anthracene	ND		5.0		ug/Kg		09/21/11 08:01	09/21/11 11:21	1
Benzo[g,h,i]perylene	ND		5.0		ug/Kg		09/21/11 08:01	09/21/11 11:21	1
Surrogate	MB MB		Limits	Prepared	Analyzed	Dil Fac			
	% Recovery	Qualifier							
Terphenyl-d14	83		42 - 151	09/21/11 08:01	09/21/11 11:21	1			

Lab Sample ID: LCS 580-95777/2-A
Matrix: Solid
Analysis Batch: 95804

Client Sample ID: Lab Control Sample
Prep Type: Total/NA
Prep Batch: 95777

Analyte	Spike Added	LCS LCS		Unit	D	% Rec	% Rec. Limits
		Result	Qualifier				
Naphthalene	1000	937		ug/Kg		94	64 - 129
2-Methylnaphthalene	1000	908		ug/Kg		91	65 - 125
1-Methylnaphthalene	1000	1030		ug/Kg		103	48 - 148
Acenaphthylene	999	923		ug/Kg		92	69 - 129
Acenaphthene	1000	901		ug/Kg		90	65 - 130
Fluorene	1000	843		ug/Kg		84	68 - 128
Phenanthrene	1000	921		ug/Kg		92	65 - 125
Anthracene	1000	924		ug/Kg		92	73 - 123
Fluoranthene	1000	963		ug/Kg		96	61 - 121
Pyrene	1000	984		ug/Kg		98	54 - 134
Benzo[a]anthracene	1000	907		ug/Kg		91	64 - 124
Chrysene	1000	847		ug/Kg		85	71 - 126
Benzo[b]fluoranthene	1000	933		ug/Kg		93	66 - 136

QC Sample Results

Client: Farallon Consulting LLC
Project/Site: Sno Pac

TestAmerica Job ID: 580-28309-2

Method: 8270C SIM - Semivolatile Organic Compounds (GC/MS SIM) (Continued)

Lab Sample ID: LCS 580-95777/2-A

Matrix: Solid

Analysis Batch: 95804

Client Sample ID: Lab Control Sample

Prep Type: Total/NA

Prep Batch: 95777

Analyte	Spike Added	LCS		Unit	D	% Rec	% Rec. Limits
		Result	Qualifier				
Benzo[k]fluoranthene	1000	769		ug/Kg		77	63 - 143
Benzo[a]pyrene	1000	858		ug/Kg		86	68 - 128
Indeno[1,2,3-cd]pyrene	1000	926		ug/Kg		93	59 - 139
Dibenz(a,h)anthracene	999	919		ug/Kg		92	57 - 142
Benzo[g,h,i]perylene	1000	944		ug/Kg		94	57 - 142

Surrogate	LCS		Limits
	% Recovery	Qualifier	
Terphenyl-d14	80		42 - 151

Method: 8021B - Volatile Organic Compounds (GC)

Lab Sample ID: MB 580-95847/1-A

Matrix: Solid

Analysis Batch: 95862

Client Sample ID: Method Blank

Prep Type: Total/NA

Prep Batch: 95847

Analyte	MB		RL	MDL	Unit	D	Prepared	Analyzed	Dil Fac
	Result	Qualifier							
Benzene	ND		0.020		mg/Kg		09/21/11 15:12	09/21/11 19:27	1
Toluene	ND		0.050		mg/Kg		09/21/11 15:12	09/21/11 19:27	1
Ethylbenzene	ND		0.050		mg/Kg		09/21/11 15:12	09/21/11 19:27	1
m-Xylene & p-Xylene	ND		0.10		mg/Kg		09/21/11 15:12	09/21/11 19:27	1
o-Xylene	ND		0.10		mg/Kg		09/21/11 15:12	09/21/11 19:27	1
Xylenes, Total	ND		0.10		mg/Kg		09/21/11 15:12	09/21/11 19:27	1

Surrogate	MB		Limits	Prepared	Analyzed	Dil Fac
	% Recovery	Qualifier				
a,a,a-Trifluorotoluene	112		50 - 150	09/21/11 15:12	09/21/11 19:27	1
4-Bromofluorobenzene (Surr)	96		75 - 135	09/21/11 15:12	09/21/11 19:27	1

Lab Sample ID: LCS 580-95847/4-A

Matrix: Solid

Analysis Batch: 95862

Client Sample ID: Lab Control Sample

Prep Type: Total/NA

Prep Batch: 95847

Analyte	Spike Added	LCS		Unit	D	% Rec	% Rec. Limits
		Result	Qualifier				
Benzene	0.800	0.832		mg/Kg		104	75 - 125
Toluene	0.800	0.800		mg/Kg		100	75 - 120
Ethylbenzene	0.800	0.796		mg/Kg		100	80 - 120
m-Xylene & p-Xylene	1.60	1.53		mg/Kg		96	75 - 120
o-Xylene	0.800	0.764		mg/Kg		96	75 - 120

Surrogate	LCS		Limits
	% Recovery	Qualifier	
a,a,a-Trifluorotoluene	108		50 - 150
4-Bromofluorobenzene (Surr)	98		75 - 135

Lab Sample ID: LCSD 580-95847/5-A

Matrix: Solid

Analysis Batch: 95862

Client Sample ID: Lab Control Sample Dup

Prep Type: Total/NA

Prep Batch: 95847

Analyte	Spike Added	LCSD		Unit	D	% Rec	% Rec. Limits	RPD	
		Result	Qualifier					RPD	Limit
Benzene	0.800	0.868		mg/Kg		109	75 - 125	4	20
Toluene	0.800	0.832		mg/Kg		104	75 - 120	4	20

QC Sample Results

Client: Farallon Consulting LLC
Project/Site: Sno Pac

TestAmerica Job ID: 580-28309-2

Method: 8021B - Volatile Organic Compounds (GC) (Continued)

Lab Sample ID: LCSD 580-95847/5-A
Matrix: Solid
Analysis Batch: 95862

Client Sample ID: Lab Control Sample Dup
Prep Type: Total/NA
Prep Batch: 95847

Analyte	Spike Added	LCSD Result	LCSD Qualifier	Unit	D	% Rec	% Rec.		RPD
							Limits	RPD	
Ethylbenzene	0.800	0.828		mg/Kg		104	80 - 120	4	20
m-Xylene & p-Xylene	1.60	1.59		mg/Kg		99	75 - 120	4	20
o-Xylene	0.800	0.792		mg/Kg		99	75 - 120	4	20

Surrogate	LCSD		Limits
	% Recovery	Qualifier	
a,a,a-Trifluorotoluene	111		50 - 150
4-Bromofluorobenzene (Surr)	98		75 - 135

Method: NWTPH-Gx - Northwest - Volatile Petroleum Products (GC)

Lab Sample ID: MB 580-95847/1-A
Matrix: Solid
Analysis Batch: 95861

Client Sample ID: Method Blank
Prep Type: Total/NA
Prep Batch: 95847

Analyte	MB		RL	MDL	Unit	D	Prepared	Analyzed	Dil Fac
	Result	Qualifier							
Gasoline	ND		4.0		mg/Kg		09/21/11 15:12	09/21/11 19:27	1

Surrogate	MB		Limits	Prepared	Analyzed	Dil Fac
	% Recovery	Qualifier				
4-Bromofluorobenzene (Surr)	96		50 - 150	09/21/11 15:12	09/21/11 19:27	1
Trifluorotoluene (Surr)	105		50 - 150	09/21/11 15:12	09/21/11 19:27	1

Lab Sample ID: LCS 580-95847/2-A
Matrix: Solid
Analysis Batch: 95861

Client Sample ID: Lab Control Sample
Prep Type: Total/NA
Prep Batch: 95847

Analyte	Spike Added	LCS Result	LCS Qualifier	Unit	D	% Rec	% Rec.	
							Limits	RPD
Gasoline	40.0	39.1		mg/Kg		98	68 - 120	

Surrogate	LCS		Limits
	% Recovery	Qualifier	
4-Bromofluorobenzene (Surr)	105		50 - 150
Trifluorotoluene (Surr)	105		50 - 150

Lab Sample ID: LCSD 580-95847/3-A
Matrix: Solid
Analysis Batch: 95861

Client Sample ID: Lab Control Sample Dup
Prep Type: Total/NA
Prep Batch: 95847

Analyte	Spike Added	LCSD Result	LCSD Qualifier	Unit	D	% Rec	% Rec.		RPD
							Limits	RPD	
Gasoline	40.0	39.2		mg/Kg		98	68 - 120	0	25

Surrogate	LCSD		Limits
	% Recovery	Qualifier	
4-Bromofluorobenzene (Surr)	102		50 - 150
Trifluorotoluene (Surr)	106		50 - 150

QC Sample Results

Client: Farallon Consulting LLC
Project/Site: Sno Pac

TestAmerica Job ID: 580-28309-2

Method: 8082 - Polychlorinated Biphenyls (PCBs) by Gas Chromatography

Lab Sample ID: MB 580-95756/1-A

Matrix: Solid

Analysis Batch: 95830

Client Sample ID: Method Blank

Prep Type: Total/NA

Prep Batch: 95756

Analyte	MB Result	MB Qualifier	RL	MDL	Unit	D	Prepared	Analyzed	Dil Fac
PCB-1016	ND		0.010		mg/Kg		09/20/11 15:18	09/21/11 12:57	1
PCB-1221	ND		0.010		mg/Kg		09/20/11 15:18	09/21/11 12:57	1
PCB-1232	ND		0.010		mg/Kg		09/20/11 15:18	09/21/11 12:57	1
PCB-1242	ND		0.010		mg/Kg		09/20/11 15:18	09/21/11 12:57	1
PCB-1248	ND		0.010		mg/Kg		09/20/11 15:18	09/21/11 12:57	1
PCB-1254	ND		0.010		mg/Kg		09/20/11 15:18	09/21/11 12:57	1
PCB-1260	ND		0.010		mg/Kg		09/20/11 15:18	09/21/11 12:57	1

Surrogate	MB % Recovery	MB Qualifier	Limits	Prepared	Analyzed	Dil Fac
Tetrachloro-m-xylene	95		45 - 155	09/20/11 15:18	09/21/11 12:57	1
DCB Decachlorobiphenyl	72		60 - 125	09/20/11 15:18	09/21/11 12:57	1

Lab Sample ID: LCS 580-95756/2-A

Matrix: Solid

Analysis Batch: 95830

Client Sample ID: Lab Control Sample

Prep Type: Total/NA

Prep Batch: 95756

Analyte	Spike Added	LCS Result	LCS Qualifier	Unit	D	% Rec	% Rec. Limits
PCB-1016	0.100	0.0849		mg/Kg		85	40 - 140
PCB-1260	0.100	0.0810		mg/Kg		81	60 - 130

Surrogate	LCS % Recovery	LCS Qualifier	Limits
Tetrachloro-m-xylene	93		45 - 155
DCB Decachlorobiphenyl	67		60 - 125

Method: NWTPH-Dx - Northwest - Semi-Volatile Petroleum Products (GC)

Lab Sample ID: MB 580-95786/1-A

Matrix: Solid

Analysis Batch: 95823

Client Sample ID: Method Blank

Prep Type: Total/NA

Prep Batch: 95786

Analyte	MB Result	MB Qualifier	RL	MDL	Unit	D	Prepared	Analyzed	Dil Fac
#2 Diesel (C10-C24)	ND		25		mg/Kg		09/21/11 09:06	09/21/11 14:01	1
Motor Oil (>C24-C36)	ND		50		mg/Kg		09/21/11 09:06	09/21/11 14:01	1

Surrogate	MB % Recovery	MB Qualifier	Limits	Prepared	Analyzed	Dil Fac
o-Terphenyl	72		50 - 150	09/21/11 09:06	09/21/11 14:01	1

Lab Sample ID: LCS 580-95786/2-A

Matrix: Solid

Analysis Batch: 95823

Client Sample ID: Lab Control Sample

Prep Type: Total/NA

Prep Batch: 95786

Analyte	Spike Added	LCS Result	LCS Qualifier	Unit	D	% Rec	% Rec. Limits
#2 Diesel (C10-C24)	500	464		mg/Kg		93	70 - 125
Motor Oil (>C24-C36)	500	509		mg/Kg		102	64 - 127

Surrogate	LCS % Recovery	LCS Qualifier	Limits
o-Terphenyl	79		50 - 150

QC Sample Results

Client: Farallon Consulting LLC
Project/Site: Sno Pac

TestAmerica Job ID: 580-28309-2

Method: 6010B - Metals (ICP)

Lab Sample ID: MB 580-95746/21-A
Matrix: Solid
Analysis Batch: 95897

Client Sample ID: Method Blank
Prep Type: Total/NA
Prep Batch: 95746

Analyte	MB Result	MB Qualifier	RL	MDL	Unit	D	Prepared	Analyzed	Dil Fac
Arsenic	ND		3.0		mg/Kg		09/20/11 14:44	09/21/11 18:57	1
Lead	ND		1.5		mg/Kg		09/20/11 14:44	09/21/11 18:57	1
Cadmium	ND		0.50		mg/Kg		09/20/11 14:44	09/21/11 18:57	1
Chromium	ND		1.3		mg/Kg		09/20/11 14:44	09/21/11 18:57	1
Copper	ND		1.0		mg/Kg		09/20/11 14:44	09/21/11 18:57	1
Silver	ND		1.0		mg/Kg		09/20/11 14:44	09/21/11 18:57	1

Lab Sample ID: MB 580-95746/21-A
Matrix: Solid
Analysis Batch: 95936

Client Sample ID: Method Blank
Prep Type: Total/NA
Prep Batch: 95746

Analyte	MB Result	MB Qualifier	RL	MDL	Unit	D	Prepared	Analyzed	Dil Fac
Zinc	ND		2.0		mg/Kg		09/20/11 14:44	09/22/11 14:20	1

Lab Sample ID: LCS 580-95746/22-A
Matrix: Solid
Analysis Batch: 95897

Client Sample ID: Lab Control Sample
Prep Type: Total/NA
Prep Batch: 95746

Analyte	Spike Added	LCS Result	LCS Qualifier	Unit	D	% Rec	% Rec.	
							Limits	
Arsenic	200	193		mg/Kg		97	80 - 120	
Lead	50.0	50.1		mg/Kg		100	80 - 120	
Cadmium	5.00	4.99		mg/Kg		100	80 - 120	
Chromium	20.0	20.1		mg/Kg		101	80 - 120	
Copper	25.0	24.9		mg/Kg		99	80 - 120	
Silver	30.0	30.0		mg/Kg		100	75 - 120	

Lab Sample ID: LCS 580-95746/22-A
Matrix: Solid
Analysis Batch: 95936

Client Sample ID: Lab Control Sample
Prep Type: Total/NA
Prep Batch: 95746

Analyte	Spike Added	LCS Result	LCS Qualifier	Unit	D	% Rec	% Rec.	
							Limits	
Zinc	50.0	54.0		mg/Kg		108	80 - 120	

Lab Sample ID: LCSD 580-95746/23-A
Matrix: Solid
Analysis Batch: 95897

Client Sample ID: Lab Control Sample Dup
Prep Type: Total/NA
Prep Batch: 95746

Analyte	Spike Added	LCSD Result	LCSD Qualifier	Unit	D	% Rec	% Rec.		RPD	
							Limits		RPD	Limit
Arsenic	200	201		mg/Kg		100	80 - 120	4	20	
Lead	50.0	51.8		mg/Kg		104	80 - 120	3	20	
Cadmium	5.00	5.16		mg/Kg		103	80 - 120	4	20	
Chromium	20.0	20.5		mg/Kg		102	80 - 120	2	20	
Copper	25.0	25.4		mg/Kg		102	80 - 120	2	20	
Silver	30.0	30.6		mg/Kg		102	75 - 120	2	20	

Lab Sample ID: LCSD 580-95746/23-A
Matrix: Solid
Analysis Batch: 95936

Client Sample ID: Lab Control Sample Dup
Prep Type: Total/NA
Prep Batch: 95746

Analyte	Spike Added	LCSD Result	LCSD Qualifier	Unit	D	% Rec	% Rec.		RPD	
							Limits		RPD	Limit
Zinc	50.0	53.0		mg/Kg		106	80 - 120	2	20	

QC Sample Results

Client: Farallon Consulting LLC
Project/Site: Sno Pac

TestAmerica Job ID: 580-28309-2

Method: 7471A - Mercury (CVAA)

Lab Sample ID: MB 580-95767/18-A

Matrix: Solid

Analysis Batch: 95835

Client Sample ID: Method Blank

Prep Type: Total/NA

Prep Batch: 95767

Analyte	MB Result	MB Qualifier	RL	MDL	Unit	D	Prepared	Analyzed	Dil Fac
Mercury	ND		0.017		mg/Kg		09/21/11 07:45	09/21/11 10:47	1

Lab Sample ID: LCS 580-95767/19-A

Matrix: Solid

Analysis Batch: 95835

Client Sample ID: Lab Control Sample

Prep Type: Total/NA

Prep Batch: 95767

Analyte	Spike Added	LCS Result	LCS Qualifier	Unit	D	% Rec	% Rec. Limits
Mercury	0.167	0.154		mg/Kg		93	80 - 120

Lab Sample ID: LCSD 580-95767/20-A

Matrix: Solid

Analysis Batch: 95835

Client Sample ID: Lab Control Sample Dup

Prep Type: Total/NA

Prep Batch: 95767

Analyte	Spike Added	LCSD Result	LCSD Qualifier	Unit	D	% Rec	% Rec. Limits	RPD	Limit
Mercury	0.167	0.155		mg/Kg		93	80 - 120	1	20

Lab Sample ID: LCSSRM 580-95767/21-A

Matrix: Solid

Analysis Batch: 95835

Client Sample ID: Lab Control Sample

Prep Type: Total/NA

Prep Batch: 95767

Analyte	Spike Added	LCSSRM Result	LCSSRM Qualifier	Unit	D	% Rec	% Rec. Limits
Mercury	16.3	17.1		mg/Kg		105	51.1 - 148.9

Lab Chronicle

Client: Farallon Consulting LLC
Project/Site: Sno Pac

TestAmerica Job ID: 580-28309-2

Client Sample ID: TB-5-082611

Lab Sample ID: 580-28309-2

Date Collected: 08/26/11 10:49

Matrix: Solid

Date Received: 08/26/11 16:20

Prep Type	Batch Type	Batch Method	Run	Dilution Factor	Batch Number	Prepared Or Analyzed	Analyst	Lab
Total/NA	Prep	5035			94851	09/08/11 15:24	EZ	TAL SEA
Total/NA	Analysis	8260B		1	94924	09/08/11 16:43		TAL SEA
Total/NA	Prep	5035	RA		94851	09/08/11 15:24	EZ	TAL SEA
Total/NA	Analysis	8260B	RA	1	94925	09/08/11 16:55		TAL SEA
Total/NA	Prep	5035	RA2		94851	09/08/11 15:24	EZ	TAL SEA
Total/NA	Analysis	8260B	RA2	1	96666	10/02/11 20:15	SK	TAL SEA

Client Sample ID: 082611-FB6-1.1

Lab Sample ID: 580-28309-3

Date Collected: 08/26/11 08:00

Matrix: Solid

Date Received: 08/26/11 16:20

Percent Solids: 72.3

Prep Type	Batch Type	Batch Method	Run	Dilution Factor	Batch Number	Prepared Or Analyzed	Analyst	Lab
Total/NA	Prep	3050B			95746	09/20/11 14:44	ZF	TAL SEA
Total/NA	Analysis	6010B		1	95897	09/21/11 20:24	PAB	TAL SEA
Total/NA	Analysis	6010B		1	95936	09/22/11 14:58	PAB	TAL SEA
Total/NA	Analysis	Moisture		1	95763	09/20/11 15:39	JP	TAL SEA

Client Sample ID: 082611-FB6-11.6

Lab Sample ID: 580-28309-4

Date Collected: 08/26/11 08:20

Matrix: Solid

Date Received: 08/26/11 16:20

Percent Solids: 62.0

Prep Type	Batch Type	Batch Method	Run	Dilution Factor	Batch Number	Prepared Or Analyzed	Analyst	Lab
Total/NA	Prep	3550B			95777	09/21/11 08:01	GH	TAL SEA
Total/NA	Analysis	8270C SIM		1	95804	09/21/11 14:36	AP	TAL SEA
Total/NA	Prep	3550B			95786	09/21/11 09:06	GH	TAL SEA
Total/NA	Analysis	NWTPH-Dx		1	95823	09/21/11 18:13	KKW	TAL SEA
Total/NA	Prep	3550B			95756	09/20/11 15:18	GH	TAL SEA
Total/NA	Analysis	8082		1	95830	09/21/11 18:18	BT	TAL SEA
Total/NA	Prep	7471A			95767	09/21/11 07:45	ZF	TAL SEA
Total/NA	Analysis	7471A		1	95835	09/21/11 11:03	FCW	TAL SEA
Total/NA	Prep	3050B			95746	09/20/11 14:44	ZF	TAL SEA
Total/NA	Analysis	6010B		1	95897	09/21/11 20:31	PAB	TAL SEA
Total/NA	Analysis	6010B		1	95936	09/22/11 15:12	PAB	TAL SEA
Total/NA	Analysis	Moisture		1	95763	09/20/11 15:39	JP	TAL SEA

Client Sample ID: 082611-FB8-11.6

Lab Sample ID: 580-28309-7

Date Collected: 08/26/11 10:05

Matrix: Solid

Date Received: 08/26/11 16:20

Percent Solids: 54.9

Prep Type	Batch Type	Batch Method	Run	Dilution Factor	Batch Number	Prepared Or Analyzed	Analyst	Lab
Total/NA	Prep	3550B			95777	09/21/11 08:01	GH	TAL SEA
Total/NA	Analysis	8270C SIM		1	95804	09/21/11 14:55	AP	TAL SEA
Total/NA	Prep	5035			95847	09/21/11 15:12	JMB	TAL SEA
Total/NA	Analysis	NWTPH-Gx		1	95861	09/22/11 03:27	JMB	TAL SEA

Lab Chronicle

Client: Farallon Consulting LLC
Project/Site: Sno Pac

TestAmerica Job ID: 580-28309-2

Client Sample ID: 082611-FB8-11.6

Lab Sample ID: 580-28309-7

Date Collected: 08/26/11 10:05

Matrix: Solid

Date Received: 08/26/11 16:20

Percent Solids: 54.9

Prep Type	Batch Type	Batch Method	Run	Dilution Factor	Batch Number	Prepared Or Analyzed	Analyst	Lab
Total/NA	Analysis	8021B		1	95862	09/22/11 03:27	JMB	TAL SEA
Total/NA	Prep	3550B			95786	09/21/11 09:06	GH	TAL SEA
Total/NA	Analysis	NWTPH-Dx		1	95823	09/21/11 19:38	KKW	TAL SEA
Total/NA	Prep	7471A			95767	09/21/11 07:45	ZF	TAL SEA
Total/NA	Analysis	7471A		1	95835	09/21/11 11:09	FCW	TAL SEA
Total/NA	Prep	3050B			95746	09/20/11 14:44	ZF	TAL SEA
Total/NA	Analysis	6010B		1	95897	09/21/11 20:37	PAB	TAL SEA
Total/NA	Analysis	6010B		1	95936	09/22/11 15:16	PAB	TAL SEA
Total/NA	Analysis	Moisture		1	95763	09/20/11 15:39	JP	TAL SEA

Client Sample ID: 082611-FB7-11.8

Lab Sample ID: 580-28309-10

Date Collected: 08/26/11 11:20

Matrix: Solid

Date Received: 08/26/11 16:20

Percent Solids: 63.3

Prep Type	Batch Type	Batch Method	Run	Dilution Factor	Batch Number	Prepared Or Analyzed	Analyst	Lab
Total/NA	Prep	3550B			95777	09/21/11 08:01	GH	TAL SEA
Total/NA	Analysis	8270C SIM		1	95804	09/21/11 15:15	AP	TAL SEA
Total/NA	Prep	5035			95847	09/21/11 15:12	JMB	TAL SEA
Total/NA	Analysis	NWTPH-Gx		1	95861	09/22/11 03:52	JMB	TAL SEA
Total/NA	Analysis	8021B		1	95862	09/22/11 03:52	JMB	TAL SEA
Total/NA	Prep	3550B			95786	09/21/11 09:06	GH	TAL SEA
Total/NA	Analysis	NWTPH-Dx		1	95823	09/21/11 20:05	KKW	TAL SEA
Total/NA	Prep	7471A			95767	09/21/11 07:45	ZF	TAL SEA
Total/NA	Analysis	7471A		1	95835	09/21/11 11:10	FCW	TAL SEA
Total/NA	Prep	3050B			95746	09/20/11 14:44	ZF	TAL SEA
Total/NA	Analysis	6010B		1	95897	09/21/11 20:44	PAB	TAL SEA
Total/NA	Analysis	6010B		1	95936	09/22/11 15:21	PAB	TAL SEA
Total/NA	Analysis	Moisture		1	95763	09/20/11 15:39	JP	TAL SEA

Client Sample ID: 082611-FB9-12.0

Lab Sample ID: 580-28309-13

Date Collected: 08/26/11 13:25

Matrix: Solid

Date Received: 08/26/11 16:20

Prep Type	Batch Type	Batch Method	Run	Dilution Factor	Batch Number	Prepared Or Analyzed	Analyst	Lab
Total	Prep	EPA 5035A		2.07	110741_P	08/26/11 13:25	TDB	TAL PTL
Total	Analysis	EPA 8260B		100	110741	09/26/11 14:38	ECF	TAL PTL
Total/NA	Prep	3550B			95777	09/21/11 08:01	GH	TAL SEA
Total/NA	Analysis	8270C SIM		1	95804	09/21/11 15:34	AP	TAL SEA
Total/NA	Prep	5035			95847	09/21/11 15:12	JMB	TAL SEA
Total/NA	Analysis	NWTPH-Gx		1	95861	09/22/11 04:17	JMB	TAL SEA
Total/NA	Prep	3550B			95786	09/21/11 09:06	GH	TAL SEA
Total/NA	Analysis	NWTPH-Dx		1	95823	09/21/11 20:34	KKW	TAL SEA
Total/NA	Prep	3550B			95756	09/20/11 15:18	GH	TAL SEA
Total/NA	Analysis	8082		1	95830	09/21/11 18:32	BT	TAL SEA

Lab Chronicle

Client: Farallon Consulting LLC
Project/Site: Sno Pac

TestAmerica Job ID: 580-28309-2

Client Sample ID: 082611-FB9-12.0

Lab Sample ID: 580-28309-13

Date Collected: 08/26/11 13:25

Matrix: Solid

Date Received: 08/26/11 16:20

Percent Solids: 61.2

<u>Prep Type</u>	<u>Batch Type</u>	<u>Batch Method</u>	<u>Run</u>	<u>Dilution Factor</u>	<u>Batch Number</u>	<u>Prepared Or Analyzed</u>	<u>Analyst</u>	<u>Lab</u>
Total/NA	Prep	7471A			95767	09/21/11 07:45	ZF	TAL SEA
Total/NA	Analysis	7471A		1	95835	09/21/11 11:12	FCW	TAL SEA
Total/NA	Prep	3050B			95746	09/20/11 14:44	ZF	TAL SEA
Total/NA	Analysis	6010B		1	95897	09/21/11 20:50	PAB	TAL SEA
Total/NA	Analysis	6010B		1	95936	09/22/11 15:25	PAB	TAL SEA
Total/NA	Analysis	Moisture		1	95763	09/20/11 15:39	JP	TAL SEA

Laboratory References:

TAL PTL = TestAmerica Portland, 9405 SW Nimbus Ave., Beaverton, OR 97008, TEL (503) 906-9200

TAL SEA = TestAmerica Seattle, 5755 8th Street East, Tacoma, WA 98424, TEL (253)922-2310



Certification Summary

Client: Farallon Consulting LLC
 Project/Site: Sno Pac

TestAmerica Job ID: 580-28309-2

Laboratory	Authority	Program	EPA Region	Certification ID
TestAmerica Seattle	Alaska	Alaska UST	10	UST-022
TestAmerica Seattle	Alaska	TA-Port Heiden Mobile Lab	10	UST-093
TestAmerica Seattle	California	NELAC	9	1115CA
TestAmerica Seattle	Florida	NELAC	4	E871074
TestAmerica Seattle	L-A-B	DoD ELAP		L2236
TestAmerica Seattle	L-A-B	ISO/IEC 17025		L2236
TestAmerica Seattle	Louisiana	NELAC	6	05016
TestAmerica Seattle	Montana	MT DEQ UST	8	N/A
TestAmerica Seattle	Oregon	NELAC	10	WA100007
TestAmerica Seattle	USDA	USDA		P330-11-00222
TestAmerica Seattle	Washington	State Program	10	C553
TestAmerica Portland	Alaska	Alaska UST	10	UST-012
TestAmerica Portland	Alaska	State Program	10	OR00040
TestAmerica Portland	California	State Program	9	2597
TestAmerica Portland	Oregon	NELAC	10	OR100021
TestAmerica Portland	USDA	USDA		P330-11-00092
TestAmerica Portland	Washington	State Program	10	C586

Accreditation may not be offered or required for all methods and analytes reported in this package. Please contact your project manager for the laboratory's current list of certified methods and analytes.



Sample Summary

Client: Farallon Consulting LLC
Project/Site: Sno Pac

TestAmerica Job ID: 580-28309-2

Lab Sample ID	Client Sample ID	Matrix	Collected	Received
580-28309-2	TB-5-082611	Solid	08/26/11 10:49	08/26/11 16:20
580-28309-3	082611-FB6-1.1	Solid	08/26/11 08:00	08/26/11 16:20
580-28309-4	082611-FB6-11.6	Solid	08/26/11 08:20	08/26/11 16:20
580-28309-7	082611-FB8-11.6	Solid	08/26/11 10:05	08/26/11 16:20
580-28309-10	082611-FB7-11.8	Solid	08/26/11 11:20	08/26/11 16:20
580-28309-13	082611-FB9-12.0	Solid	08/26/11 13:25	08/26/11 16:20

1

2

3

4

5

6

7

8

9

10

Login Sample Receipt Checklist

Client: Farallon Consulting LLC

Job Number: 580-28309-2

Login Number: 28309

List Number: 1

Creator: Gamble, Cathy

List Source: TestAmerica Seattle

Question	Answer	Comment
Radioactivity either was not measured or, if measured, is at or below background	True	
The cooler's custody seal, if present, is intact.	True	
The cooler or samples do not appear to have been compromised or tampered with.	True	
Samples were received on ice.	True	
Cooler Temperature is acceptable.	True	
Cooler Temperature is recorded.	True	
COC is present.	True	
COC is filled out in ink and legible.	True	
COC is filled out with all pertinent information.	True	
Is the Field Sampler's name present on COC?	True	
There are no discrepancies between the sample IDs on the containers and the COC.	True	
Samples are received within Holding Time.	True	
Sample containers have legible labels.	True	
Containers are not broken or leaking.	True	
Sample collection date/times are provided.	True	
Appropriate sample containers are used.	True	
Sample bottles are completely filled.	True	
Sample Preservation Verified.	True	
There is sufficient vol. for all requested analyses, incl. any requested MS/MSDs	True	
VOA sample vials do not have headspace or bubble is <6mm (1/4") in diameter.	True	
Multiphasic samples are not present.	True	
Samples do not require splitting or compositing.	True	
Residual Chlorine Checked.	N/A	

TestAmerica

THE LEADER IN ENVIRONMENTAL TESTING


ANALYTICAL REPORT

TestAmerica Laboratories, Inc.
TestAmerica Seattle
5755 8th Street East
Tacoma, WA 98424
Tel: (253)922-2310

TestAmerica Job ID: 580-29132-1
Client Project/Site: Sno Pac

For:
Farallon Consulting LLC
975 5th Avenue NW
Suite 100
Issaquah, Washington 98027

Attn: Donald Lance



Authorized for release by:
10/12/2011 05:34:05 PM

Kristine Allen
Project Manager I
kristine.allen@testamericainc.com

LINKS

Review your project
results through
TotalAccess

Have a Question?



Visit us at:
www.testamericainc.com

This report has been electronically signed and authorized by the signatory. Electronic signature is intended to be the legally binding equivalent of a traditionally handwritten signature.



Table of Contents

Cover Page	1
Table of Contents	2
Definitions	3
Client Sample Results	4
QC Sample Results	28
Chronicle	37
Certification Summary	41
Sample Summary	42
Chain of Custody	43
Receipt Checklists	45

Definitions/Glossary

Client: Farallon Consulting LLC
Project/Site: Sno Pac

TestAmerica Job ID: 580-29132-1

Qualifiers

GCMS Volatiles

Qualifier	Qualifier Description
L5	Analyte recovery outside of specified criteria. Individual analyte criteria exceedences allowed for multi-component analyses without disqualification of data per NELAC Standard, DOD QSM and/or AFCEE QAPP.

Semivolatiles

Qualifier	Qualifier Description
ID3	Due to matrix unable to resolve Benzo(a)fluoranthene isomers. Value reported only in Benzo(b) category represents Total Benzo(b+k)fluoranthene.

Fuels

Qualifier	Qualifier Description
Q13	Detected hydrocarbons do not have pattern and range consistent with typical petroleum products and may be due to biogenic interference.
Q12	Detected hydrocarbons in the diesel range do not have a distinct diesel pattern and may be due to heavily weathered diesel or possibly biogenic interference.
BQC1	Reported for batch QC purposes only. See original analysis for final result.

Glossary

Abbreviation	These commonly used abbreviations may or may not be present in this report.
☼	Listed under the "D" column to designate that the result is reported on a dry weight basis
%R	Percent Recovery
CNF	Contains no Free Liquid
DL, RA, RE, IN	Indicates a Dilution, Reanalysis, Re-extraction, or additional Initial metals/anion analysis of the sample
EDL	Estimated Detection Limit
EPA	United States Environmental Protection Agency
MDL	Method Detection Limit
ML	Minimum Level (Dioxin)
ND	Not detected at the reporting limit (or MDL or EDL if shown)
PQL	Practical Quantitation Limit
RL	Reporting Limit
RPD	Relative Percent Difference, a measure of the relative difference between two points
TEF	Toxicity Equivalent Factor (Dioxin)
TEQ	Toxicity Equivalent Quotient (Dioxin)

Client Sample Results

Client: Farallon Consulting LLC
Project/Site: Sno Pac

TestAmerica Job ID: 580-29132-1

Client Sample ID: 100511-FB5A-8.4

Lab Sample ID: 580-29132-1

Date Collected: 10/05/11 09:00

Matrix: Solid

Date Received: 10/06/11 16:10

Percent Solids: 60.1

Method: EPA 8260B - Volatile Organic Compounds per EPA Method 8260B

Analyte	Result	Qualifier	RL	MDL	Unit	D	Prepared	Analyzed	Dil Fac
Acetone	ND		9230		ug/kg dry	☼	10/05/11 09:00	10/11/11 16:08	100
Benzene	ND		73.9		ug/kg dry	☼	10/05/11 09:00	10/11/11 16:08	100
Bromobenzene	ND		369		ug/kg dry	☼	10/05/11 09:00	10/11/11 16:08	100
Bromochloromethane	ND		369		ug/kg dry	☼	10/05/11 09:00	10/11/11 16:08	100
Bromodichloromethane	ND		369		ug/kg dry	☼	10/05/11 09:00	10/11/11 16:08	100
Bromoform	ND		369		ug/kg dry	☼	10/05/11 09:00	10/11/11 16:08	100
Bromomethane	ND		1850		ug/kg dry	☼	10/05/11 09:00	10/11/11 16:08	100
2-Butanone (MEK)	ND		3690		ug/kg dry	☼	10/05/11 09:00	10/11/11 16:08	100
n-Butylbenzene	ND		1850		ug/kg dry	☼	10/05/11 09:00	10/11/11 16:08	100
sec-Butylbenzene	ND		369		ug/kg dry	☼	10/05/11 09:00	10/11/11 16:08	100
tert-Butylbenzene	ND		369		ug/kg dry	☼	10/05/11 09:00	10/11/11 16:08	100
Carbon disulfide	ND		3690		ug/kg dry	☼	10/05/11 09:00	10/11/11 16:08	100
Carbon tetrachloride	ND		369		ug/kg dry	☼	10/05/11 09:00	10/11/11 16:08	100
Chlorobenzene	ND		369		ug/kg dry	☼	10/05/11 09:00	10/11/11 16:08	100
Chloroethane	ND		369		ug/kg dry	☼	10/05/11 09:00	10/11/11 16:08	100
Chloroform	ND		369		ug/kg dry	☼	10/05/11 09:00	10/11/11 16:08	100
Chloromethane	ND		1850		ug/kg dry	☼	10/05/11 09:00	10/11/11 16:08	100
2-Chlorotoluene	ND		369		ug/kg dry	☼	10/05/11 09:00	10/11/11 16:08	100
4-Chlorotoluene	ND		369		ug/kg dry	☼	10/05/11 09:00	10/11/11 16:08	100
1,2-Dibromo-3-chloropropane	ND		1850		ug/kg dry	☼	10/05/11 09:00	10/11/11 16:08	100
Dibromochloromethane	ND		369		ug/kg dry	☼	10/05/11 09:00	10/11/11 16:08	100
1,2-Dibromoethane	ND		369		ug/kg dry	☼	10/05/11 09:00	10/11/11 16:08	100
Dibromomethane	ND		369		ug/kg dry	☼	10/05/11 09:00	10/11/11 16:08	100
1,2-Dichlorobenzene	ND		369		ug/kg dry	☼	10/05/11 09:00	10/11/11 16:08	100
1,3-Dichlorobenzene	ND		369		ug/kg dry	☼	10/05/11 09:00	10/11/11 16:08	100
1,4-Dichlorobenzene	ND		369		ug/kg dry	☼	10/05/11 09:00	10/11/11 16:08	100
Dichlorodifluoromethane	ND		1850		ug/kg dry	☼	10/05/11 09:00	10/11/11 16:08	100
1,1-Dichloroethane	ND		369		ug/kg dry	☼	10/05/11 09:00	10/11/11 16:08	100
1,2-Dichloroethane	ND		369		ug/kg dry	☼	10/05/11 09:00	10/11/11 16:08	100
1,1-Dichloroethene	ND		369		ug/kg dry	☼	10/05/11 09:00	10/11/11 16:08	100
cis-1,2-Dichloroethene	ND		369		ug/kg dry	☼	10/05/11 09:00	10/11/11 16:08	100
trans-1,2-Dichloroethene	ND		369		ug/kg dry	☼	10/05/11 09:00	10/11/11 16:08	100
1,2-Dichloropropane	ND		369		ug/kg dry	☼	10/05/11 09:00	10/11/11 16:08	100
1,3-Dichloropropane	ND		369		ug/kg dry	☼	10/05/11 09:00	10/11/11 16:08	100
2,2-Dichloropropane	ND		369		ug/kg dry	☼	10/05/11 09:00	10/11/11 16:08	100
1,1-Dichloropropene	ND		369		ug/kg dry	☼	10/05/11 09:00	10/11/11 16:08	100
cis-1,3-Dichloropropene	ND		369		ug/kg dry	☼	10/05/11 09:00	10/11/11 16:08	100
trans-1,3-Dichloropropene	ND		369		ug/kg dry	☼	10/05/11 09:00	10/11/11 16:08	100
Ethylbenzene	ND		369		ug/kg dry	☼	10/05/11 09:00	10/11/11 16:08	100
Hexachlorobutadiene	ND		1480		ug/kg dry	☼	10/05/11 09:00	10/11/11 16:08	100
2-Hexanone	ND		3690		ug/kg dry	☼	10/05/11 09:00	10/11/11 16:08	100
Isopropylbenzene	ND		739		ug/kg dry	☼	10/05/11 09:00	10/11/11 16:08	100
p-Isopropyltoluene	ND		739		ug/kg dry	☼	10/05/11 09:00	10/11/11 16:08	100
4-Methyl-2-pentanone	ND		1850		ug/kg dry	☼	10/05/11 09:00	10/11/11 16:08	100
Methyl tert-butyl ether	ND		369		ug/kg dry	☼	10/05/11 09:00	10/11/11 16:08	100
Methylene chloride	ND		1850		ug/kg dry	☼	10/05/11 09:00	10/11/11 16:08	100
Naphthalene	ND		739		ug/kg dry	☼	10/05/11 09:00	10/11/11 16:08	100
n-Propylbenzene	ND		369		ug/kg dry	☼	10/05/11 09:00	10/11/11 16:08	100
Styrene	ND		369		ug/kg dry	☼	10/05/11 09:00	10/11/11 16:08	100
1,1,1,2-Tetrachloroethane	ND		369		ug/kg dry	☼	10/05/11 09:00	10/11/11 16:08	100

Client Sample Results

Client: Farallon Consulting LLC
Project/Site: Sno Pac

TestAmerica Job ID: 580-29132-1

Client Sample ID: 100511-FB5A-8.4

Lab Sample ID: 580-29132-1

Date Collected: 10/05/11 09:00

Matrix: Solid

Date Received: 10/06/11 16:10

Percent Solids: 60.1

Method: EPA 8260B - Volatile Organic Compounds per EPA Method 8260B (Continued)

Analyte	Result	Qualifier	RL	MDL	Unit	D	Prepared	Analyzed	Dil Fac
1,1,2,2-Tetrachloroethane	ND		369		ug/kg dry	☼	10/05/11 09:00	10/11/11 16:08	100
Tetrachloroethene	ND		369		ug/kg dry	☼	10/05/11 09:00	10/11/11 16:08	100
Toluene	ND		369		ug/kg dry	☼	10/05/11 09:00	10/11/11 16:08	100
1,2,3-Trichlorobenzene	ND		369		ug/kg dry	☼	10/05/11 09:00	10/11/11 16:08	100
1,2,4-Trichlorobenzene	ND		369		ug/kg dry	☼	10/05/11 09:00	10/11/11 16:08	100
1,1,1-Trichloroethane	ND		369		ug/kg dry	☼	10/05/11 09:00	10/11/11 16:08	100
1,1,2-Trichloroethane	ND		369		ug/kg dry	☼	10/05/11 09:00	10/11/11 16:08	100
Trichloroethene	ND		369		ug/kg dry	☼	10/05/11 09:00	10/11/11 16:08	100
Trichlorofluoromethane	ND		369		ug/kg dry	☼	10/05/11 09:00	10/11/11 16:08	100
1,2,3-Trichloropropane	ND		369		ug/kg dry	☼	10/05/11 09:00	10/11/11 16:08	100
1,2,4-Trimethylbenzene	ND		369		ug/kg dry	☼	10/05/11 09:00	10/11/11 16:08	100
1,3,5-Trimethylbenzene	ND		369		ug/kg dry	☼	10/05/11 09:00	10/11/11 16:08	100
Vinyl chloride	ND		369		ug/kg dry	☼	10/05/11 09:00	10/11/11 16:08	100
o-Xylene	ND		369		ug/kg dry	☼	10/05/11 09:00	10/11/11 16:08	100
m,p-Xylene	ND		739		ug/kg dry	☼	10/05/11 09:00	10/11/11 16:08	100

Surrogate	% Recovery	Qualifier	Limits	Prepared	Analyzed	Dil Fac
Dibromofluoromethane	100		70 - 135	10/05/11 09:00	10/11/11 16:08	100
1,2-DCA-d4	113		60 - 145	10/05/11 09:00	10/11/11 16:08	100
Toluene-d8	105		70 - 140	10/05/11 09:00	10/11/11 16:08	100
4-BFB	102		70 - 140	10/05/11 09:00	10/11/11 16:08	100

Method: ASTM D2216-80 - Percent Dry Weight (Solids) per ASTM D2216-80

Analyte	Result	Qualifier	RL	MDL	Unit	D	Prepared	Analyzed	Dil Fac
% Solids	60.1		0.0100		% by Weight		10/10/11 15:36	10/12/11 07:30	1.00

Client Sample Results

Client: Farallon Consulting LLC
Project/Site: Sno Pac

TestAmerica Job ID: 580-29132-1

Client Sample ID: 100511-FB5A-18.0

Lab Sample ID: 580-29132-3

Date Collected: 10/05/11 09:20

Matrix: Solid

Date Received: 10/06/11 16:10

Percent Solids: 81.8

Method: EPA 8260B - Volatile Organic Compounds per EPA Method 8260B

Analyte	Result	Qualifier	RL	MDL	Unit	D	Prepared	Analyzed	Dil Fac
Acetone	ND		5710		ug/kg dry	☼	10/05/11 09:20	10/11/11 16:30	100
Benzene	ND		45.7		ug/kg dry	☼	10/05/11 09:20	10/11/11 16:30	100
Bromobenzene	ND		229		ug/kg dry	☼	10/05/11 09:20	10/11/11 16:30	100
Bromochloromethane	ND		229		ug/kg dry	☼	10/05/11 09:20	10/11/11 16:30	100
Bromodichloromethane	ND		229		ug/kg dry	☼	10/05/11 09:20	10/11/11 16:30	100
Bromoform	ND		229		ug/kg dry	☼	10/05/11 09:20	10/11/11 16:30	100
Bromomethane	ND		1140		ug/kg dry	☼	10/05/11 09:20	10/11/11 16:30	100
2-Butanone (MEK)	ND		2290		ug/kg dry	☼	10/05/11 09:20	10/11/11 16:30	100
n-Butylbenzene	ND		1140		ug/kg dry	☼	10/05/11 09:20	10/11/11 16:30	100
sec-Butylbenzene	ND		229		ug/kg dry	☼	10/05/11 09:20	10/11/11 16:30	100
tert-Butylbenzene	ND		229		ug/kg dry	☼	10/05/11 09:20	10/11/11 16:30	100
Carbon disulfide	ND		2290		ug/kg dry	☼	10/05/11 09:20	10/11/11 16:30	100
Carbon tetrachloride	ND		229		ug/kg dry	☼	10/05/11 09:20	10/11/11 16:30	100
Chlorobenzene	ND		229		ug/kg dry	☼	10/05/11 09:20	10/11/11 16:30	100
Chloroethane	ND		229		ug/kg dry	☼	10/05/11 09:20	10/11/11 16:30	100
Chloroform	ND		229		ug/kg dry	☼	10/05/11 09:20	10/11/11 16:30	100
Chloromethane	ND		1140		ug/kg dry	☼	10/05/11 09:20	10/11/11 16:30	100
2-Chlorotoluene	ND		229		ug/kg dry	☼	10/05/11 09:20	10/11/11 16:30	100
4-Chlorotoluene	ND		229		ug/kg dry	☼	10/05/11 09:20	10/11/11 16:30	100
1,2-Dibromo-3-chloropropane	ND		1140		ug/kg dry	☼	10/05/11 09:20	10/11/11 16:30	100
Dibromochloromethane	ND		229		ug/kg dry	☼	10/05/11 09:20	10/11/11 16:30	100
1,2-Dibromoethane	ND		229		ug/kg dry	☼	10/05/11 09:20	10/11/11 16:30	100
Dibromomethane	ND		229		ug/kg dry	☼	10/05/11 09:20	10/11/11 16:30	100
1,2-Dichlorobenzene	ND		229		ug/kg dry	☼	10/05/11 09:20	10/11/11 16:30	100
1,3-Dichlorobenzene	ND		229		ug/kg dry	☼	10/05/11 09:20	10/11/11 16:30	100
1,4-Dichlorobenzene	ND		229		ug/kg dry	☼	10/05/11 09:20	10/11/11 16:30	100
Dichlorodifluoromethane	ND		1140		ug/kg dry	☼	10/05/11 09:20	10/11/11 16:30	100
1,1-Dichloroethane	ND		229		ug/kg dry	☼	10/05/11 09:20	10/11/11 16:30	100
1,2-Dichloroethane	ND		229		ug/kg dry	☼	10/05/11 09:20	10/11/11 16:30	100
1,1-Dichloroethene	ND		229		ug/kg dry	☼	10/05/11 09:20	10/11/11 16:30	100
cis-1,2-Dichloroethene	ND		229		ug/kg dry	☼	10/05/11 09:20	10/11/11 16:30	100
trans-1,2-Dichloroethene	ND		229		ug/kg dry	☼	10/05/11 09:20	10/11/11 16:30	100
1,2-Dichloropropane	ND		229		ug/kg dry	☼	10/05/11 09:20	10/11/11 16:30	100
1,3-Dichloropropane	ND		229		ug/kg dry	☼	10/05/11 09:20	10/11/11 16:30	100
2,2-Dichloropropane	ND		229		ug/kg dry	☼	10/05/11 09:20	10/11/11 16:30	100
1,1-Dichloropropene	ND		229		ug/kg dry	☼	10/05/11 09:20	10/11/11 16:30	100
cis-1,3-Dichloropropene	ND		229		ug/kg dry	☼	10/05/11 09:20	10/11/11 16:30	100
trans-1,3-Dichloropropene	ND		229		ug/kg dry	☼	10/05/11 09:20	10/11/11 16:30	100
Ethylbenzene	ND		229		ug/kg dry	☼	10/05/11 09:20	10/11/11 16:30	100
Hexachlorobutadiene	ND		914		ug/kg dry	☼	10/05/11 09:20	10/11/11 16:30	100
2-Hexanone	ND		2290		ug/kg dry	☼	10/05/11 09:20	10/11/11 16:30	100
Isopropylbenzene	ND		457		ug/kg dry	☼	10/05/11 09:20	10/11/11 16:30	100
p-Isopropyltoluene	ND		457		ug/kg dry	☼	10/05/11 09:20	10/11/11 16:30	100
4-Methyl-2-pentanone	ND		1140		ug/kg dry	☼	10/05/11 09:20	10/11/11 16:30	100
Methyl tert-butyl ether	ND		229		ug/kg dry	☼	10/05/11 09:20	10/11/11 16:30	100
Methylene chloride	ND		1140		ug/kg dry	☼	10/05/11 09:20	10/11/11 16:30	100
Naphthalene	ND		457		ug/kg dry	☼	10/05/11 09:20	10/11/11 16:30	100
n-Propylbenzene	ND		229		ug/kg dry	☼	10/05/11 09:20	10/11/11 16:30	100
Styrene	ND		229		ug/kg dry	☼	10/05/11 09:20	10/11/11 16:30	100
1,1,1,2-Tetrachloroethane	ND		229		ug/kg dry	☼	10/05/11 09:20	10/11/11 16:30	100

Client Sample Results

Client: Farallon Consulting LLC
Project/Site: Sno Pac

TestAmerica Job ID: 580-29132-1

Client Sample ID: 100511-FB5A-18.0

Lab Sample ID: 580-29132-3

Date Collected: 10/05/11 09:20

Matrix: Solid

Date Received: 10/06/11 16:10

Percent Solids: 81.8

Method: EPA 8260B - Volatile Organic Compounds per EPA Method 8260B (Continued)

Analyte	Result	Qualifier	RL	MDL	Unit	D	Prepared	Analyzed	Dil Fac
1,1,2,2-Tetrachloroethane	ND		229		ug/kg dry	☼	10/05/11 09:20	10/11/11 16:30	100
Tetrachloroethene	ND		229		ug/kg dry	☼	10/05/11 09:20	10/11/11 16:30	100
Toluene	ND		229		ug/kg dry	☼	10/05/11 09:20	10/11/11 16:30	100
1,2,3-Trichlorobenzene	ND		229		ug/kg dry	☼	10/05/11 09:20	10/11/11 16:30	100
1,2,4-Trichlorobenzene	ND		229		ug/kg dry	☼	10/05/11 09:20	10/11/11 16:30	100
1,1,1-Trichloroethane	ND		229		ug/kg dry	☼	10/05/11 09:20	10/11/11 16:30	100
1,1,2-Trichloroethane	ND		229		ug/kg dry	☼	10/05/11 09:20	10/11/11 16:30	100
Trichloroethene	ND		229		ug/kg dry	☼	10/05/11 09:20	10/11/11 16:30	100
Trichlorofluoromethane	ND		229		ug/kg dry	☼	10/05/11 09:20	10/11/11 16:30	100
1,2,3-Trichloropropane	ND		229		ug/kg dry	☼	10/05/11 09:20	10/11/11 16:30	100
1,2,4-Trimethylbenzene	ND		229		ug/kg dry	☼	10/05/11 09:20	10/11/11 16:30	100
1,3,5-Trimethylbenzene	ND		229		ug/kg dry	☼	10/05/11 09:20	10/11/11 16:30	100
Vinyl chloride	ND		229		ug/kg dry	☼	10/05/11 09:20	10/11/11 16:30	100
o-Xylene	ND		229		ug/kg dry	☼	10/05/11 09:20	10/11/11 16:30	100
m,p-Xylene	ND		457		ug/kg dry	☼	10/05/11 09:20	10/11/11 16:30	100

Surrogate	% Recovery	Qualifier	Limits	Prepared	Analyzed	Dil Fac
Dibromofluoromethane	99.4		70 - 135	10/05/11 09:20	10/11/11 16:30	100
1,2-DCA-d4	111		60 - 145	10/05/11 09:20	10/11/11 16:30	100
Toluene-d8	106		70 - 140	10/05/11 09:20	10/11/11 16:30	100
4-BFB	99.4		70 - 140	10/05/11 09:20	10/11/11 16:30	100

Method: EPA 8082 - Polychlorinated Biphenyls per EPA Method 8082

Analyte	Result	Qualifier	RL	MDL	Unit	D	Prepared	Analyzed	Dil Fac
Aroclor 1016	ND		40.1		ug/kg dry	☼	10/10/11 17:33	10/12/11 13:15	1.00
Aroclor 1221	ND		80.7		ug/kg dry	☼	10/10/11 17:33	10/12/11 13:15	1.00
Aroclor 1232	ND		40.1		ug/kg dry	☼	10/10/11 17:33	10/12/11 13:15	1.00
Aroclor 1242	ND		40.1		ug/kg dry	☼	10/10/11 17:33	10/12/11 13:15	1.00
Aroclor 1248	ND		40.1		ug/kg dry	☼	10/10/11 17:33	10/12/11 13:15	1.00
Aroclor 1254	ND		40.1		ug/kg dry	☼	10/10/11 17:33	10/12/11 13:15	1.00
Aroclor 1260	ND		40.1		ug/kg dry	☼	10/10/11 17:33	10/12/11 13:15	1.00

Surrogate	% Recovery	Qualifier	Limits	Prepared	Analyzed	Dil Fac
Decachlorobiphenyl	92.0		16 - 149	10/10/11 17:33	10/12/11 13:15	1.00

Method: EPA 8270m - Polynuclear Aromatic Compounds per EPA 8270M-SIM

Analyte	Result	Qualifier	RL	MDL	Unit	D	Prepared	Analyzed	Dil Fac
Acenaphthene	ND		16.4		ug/kg dry	☼	10/11/11 07:02	10/12/11 10:55	1.00
Acenaphthylene	ND		16.4		ug/kg dry	☼	10/11/11 07:02	10/12/11 10:55	1.00
Anthracene	ND		16.4		ug/kg dry	☼	10/11/11 07:02	10/12/11 10:55	1.00
Benzo (a) anthracene	ND		16.4		ug/kg dry	☼	10/11/11 07:02	10/12/11 10:55	1.00
Benzo (a) pyrene	ND		16.4		ug/kg dry	☼	10/11/11 07:02	10/12/11 10:55	1.00
Benzo (b) fluoranthene	19.4		16.4		ug/kg dry	☼	10/11/11 07:02	10/12/11 10:55	1.00
Benzo (ghi) perylene	ND		16.4		ug/kg dry	☼	10/11/11 07:02	10/12/11 10:55	1.00
Benzo (k) fluoranthene	ND		16.4		ug/kg dry	☼	10/11/11 07:02	10/12/11 10:55	1.00
Chrysene	35.2		16.4		ug/kg dry	☼	10/11/11 07:02	10/12/11 10:55	1.00
Dibenzo (a,h) anthracene	ND		16.4		ug/kg dry	☼	10/11/11 07:02	10/12/11 10:55	1.00
Fluoranthene	27.1		16.4		ug/kg dry	☼	10/11/11 07:02	10/12/11 10:55	1.00
Fluorene	ND		16.4		ug/kg dry	☼	10/11/11 07:02	10/12/11 10:55	1.00
Indeno (1,2,3-cd) pyrene	ND		16.4		ug/kg dry	☼	10/11/11 07:02	10/12/11 10:55	1.00
Naphthalene	ND		16.4		ug/kg dry	☼	10/11/11 07:02	10/12/11 10:55	1.00

Client Sample Results

Client: Farallon Consulting LLC
Project/Site: Sno Pac

TestAmerica Job ID: 580-29132-1

Client Sample ID: 100511-FB5A-18.0

Lab Sample ID: 580-29132-3

Date Collected: 10/05/11 09:20

Matrix: Solid

Date Received: 10/06/11 16:10

Percent Solids: 81.8

Method: EPA 8270m - Polynuclear Aromatic Compounds per EPA 8270M-SIM (Continued)

Analyte	Result	Qualifier	RL	MDL	Unit	D	Prepared	Analyzed	Dil Fac
Phenanthrene	ND		16.4		ug/kg dry	☼	10/11/11 07:02	10/12/11 10:55	1.00
Pyrene	27.4		16.4		ug/kg dry	☼	10/11/11 07:02	10/12/11 10:55	1.00
Surrogate	% Recovery	Qualifier	Limits				Prepared	Analyzed	Dil Fac
Fluorene-d10	83.5		24 - 125				10/11/11 07:02	10/12/11 10:55	1.00
Pyrene-d10	98.1		41 - 141				10/11/11 07:02	10/12/11 10:55	1.00
Benzo (a) pyrene-d12	88.9		38 - 143				10/11/11 07:02	10/12/11 10:55	1.00

Method: NWTPH-Dx - Diesel and Heavy Range Hydrocarbons per NWTPH-Dx Method

Analyte	Result	Qualifier	RL	MDL	Unit	D	Prepared	Analyzed	Dil Fac
Diesel Range Organics	55.5	Q12	15.2		mg/kg dry	☼	10/10/11 18:44	10/11/11 13:06	1.00
Residual Range/Heavy Oil Organics	156		30.5		mg/kg dry	☼	10/10/11 18:44	10/11/11 13:06	1.00
Surrogate	% Recovery	Qualifier	Limits				Prepared	Analyzed	Dil Fac
1-Chlorooctadecane	59.8		50 - 150				10/10/11 18:44	10/11/11 13:06	1.00

Method: ASTM D2216-80 - Percent Dry Weight (Solids) per ASTM D2216-80

Analyte	Result	Qualifier	RL	MDL	Unit	D	Prepared	Analyzed	Dil Fac
% Solids	81.8		0.0100		% by Weight		10/10/11 15:36	10/12/11 07:30	1.00

Client Sample Results

Client: Farallon Consulting LLC
Project/Site: Sno Pac

TestAmerica Job ID: 580-29132-1

Client Sample ID: TB-1-100511

Lab Sample ID: 580-29132-5

Date Collected: 10/05/11 09:35

Matrix: Solid

Date Received: 10/06/11 16:10

Method: EPA 8260B - Volatile Organic Compounds per EPA Method 8260B

Analyte	Result	Qualifier	RL	MDL	Unit	D	Prepared	Analyzed	Dil Fac
Acetone	ND		2370		ug/kg wet		10/05/11 09:35	10/11/11 15:46	100
Benzene	ND		18.9		ug/kg wet		10/05/11 09:35	10/11/11 15:46	100
Bromobenzene	ND		94.6		ug/kg wet		10/05/11 09:35	10/11/11 15:46	100
Bromochloromethane	ND		94.6		ug/kg wet		10/05/11 09:35	10/11/11 15:46	100
Bromodichloromethane	ND		94.6		ug/kg wet		10/05/11 09:35	10/11/11 15:46	100
Bromoform	ND		94.6		ug/kg wet		10/05/11 09:35	10/11/11 15:46	100
Bromomethane	ND		473		ug/kg wet		10/05/11 09:35	10/11/11 15:46	100
2-Butanone (MEK)	ND		946		ug/kg wet		10/05/11 09:35	10/11/11 15:46	100
n-Butylbenzene	ND		473		ug/kg wet		10/05/11 09:35	10/11/11 15:46	100
sec-Butylbenzene	ND		94.6		ug/kg wet		10/05/11 09:35	10/11/11 15:46	100
tert-Butylbenzene	ND		94.6		ug/kg wet		10/05/11 09:35	10/11/11 15:46	100
Carbon disulfide	ND		946		ug/kg wet		10/05/11 09:35	10/11/11 15:46	100
Carbon tetrachloride	ND		94.6		ug/kg wet		10/05/11 09:35	10/11/11 15:46	100
Chlorobenzene	ND		94.6		ug/kg wet		10/05/11 09:35	10/11/11 15:46	100
Chloroethane	ND		94.6		ug/kg wet		10/05/11 09:35	10/11/11 15:46	100
Chloroform	ND		94.6		ug/kg wet		10/05/11 09:35	10/11/11 15:46	100
Chloromethane	ND		473		ug/kg wet		10/05/11 09:35	10/11/11 15:46	100
2-Chlorotoluene	ND		94.6		ug/kg wet		10/05/11 09:35	10/11/11 15:46	100
4-Chlorotoluene	ND		94.6		ug/kg wet		10/05/11 09:35	10/11/11 15:46	100
1,2-Dibromo-3-chloropropane	ND		473		ug/kg wet		10/05/11 09:35	10/11/11 15:46	100
Dibromochloromethane	ND		94.6		ug/kg wet		10/05/11 09:35	10/11/11 15:46	100
1,2-Dibromoethane	ND		94.6		ug/kg wet		10/05/11 09:35	10/11/11 15:46	100
Dibromomethane	ND		94.6		ug/kg wet		10/05/11 09:35	10/11/11 15:46	100
1,2-Dichlorobenzene	ND		94.6		ug/kg wet		10/05/11 09:35	10/11/11 15:46	100
1,3-Dichlorobenzene	ND		94.6		ug/kg wet		10/05/11 09:35	10/11/11 15:46	100
1,4-Dichlorobenzene	ND		94.6		ug/kg wet		10/05/11 09:35	10/11/11 15:46	100
Dichlorodifluoromethane	ND		473		ug/kg wet		10/05/11 09:35	10/11/11 15:46	100
1,1-Dichloroethane	ND		94.6		ug/kg wet		10/05/11 09:35	10/11/11 15:46	100
1,2-Dichloroethane	ND		94.6		ug/kg wet		10/05/11 09:35	10/11/11 15:46	100
1,1-Dichloroethene	ND		94.6		ug/kg wet		10/05/11 09:35	10/11/11 15:46	100
cis-1,2-Dichloroethene	ND		94.6		ug/kg wet		10/05/11 09:35	10/11/11 15:46	100
trans-1,2-Dichloroethene	ND		94.6		ug/kg wet		10/05/11 09:35	10/11/11 15:46	100
1,2-Dichloropropane	ND		94.6		ug/kg wet		10/05/11 09:35	10/11/11 15:46	100
1,3-Dichloropropane	ND		94.6		ug/kg wet		10/05/11 09:35	10/11/11 15:46	100
2,2-Dichloropropane	ND		94.6		ug/kg wet		10/05/11 09:35	10/11/11 15:46	100
1,1-Dichloropropene	ND		94.6		ug/kg wet		10/05/11 09:35	10/11/11 15:46	100
cis-1,3-Dichloropropene	ND		94.6		ug/kg wet		10/05/11 09:35	10/11/11 15:46	100
trans-1,3-Dichloropropene	ND		94.6		ug/kg wet		10/05/11 09:35	10/11/11 15:46	100
Ethylbenzene	ND		94.6		ug/kg wet		10/05/11 09:35	10/11/11 15:46	100
Hexachlorobutadiene	ND		378		ug/kg wet		10/05/11 09:35	10/11/11 15:46	100
2-Hexanone	ND		946		ug/kg wet		10/05/11 09:35	10/11/11 15:46	100
Isopropylbenzene	ND		189		ug/kg wet		10/05/11 09:35	10/11/11 15:46	100
p-Isopropyltoluene	ND		189		ug/kg wet		10/05/11 09:35	10/11/11 15:46	100
4-Methyl-2-pentanone	ND		473		ug/kg wet		10/05/11 09:35	10/11/11 15:46	100
Methyl tert-butyl ether	ND		94.6		ug/kg wet		10/05/11 09:35	10/11/11 15:46	100
Methylene chloride	ND		473		ug/kg wet		10/05/11 09:35	10/11/11 15:46	100
Naphthalene	ND		189		ug/kg wet		10/05/11 09:35	10/11/11 15:46	100
n-Propylbenzene	ND		94.6		ug/kg wet		10/05/11 09:35	10/11/11 15:46	100
Styrene	ND		94.6		ug/kg wet		10/05/11 09:35	10/11/11 15:46	100
1,1,1,2-Tetrachloroethane	ND		94.6		ug/kg wet		10/05/11 09:35	10/11/11 15:46	100

Client Sample Results

Client: Farallon Consulting LLC
Project/Site: Sno Pac

TestAmerica Job ID: 580-29132-1

Client Sample ID: TB-1-100511

Lab Sample ID: 580-29132-5

Date Collected: 10/05/11 09:35

Matrix: Solid

Date Received: 10/06/11 16:10

Method: EPA 8260B - Volatile Organic Compounds per EPA Method 8260B (Continued)

Analyte	Result	Qualifier	RL	MDL	Unit	D	Prepared	Analyzed	Dil Fac
1,1,2,2-Tetrachloroethane	ND		94.6		ug/kg wet		10/05/11 09:35	10/11/11 15:46	100
Tetrachloroethene	ND		94.6		ug/kg wet		10/05/11 09:35	10/11/11 15:46	100
Toluene	ND		94.6		ug/kg wet		10/05/11 09:35	10/11/11 15:46	100
1,2,3-Trichlorobenzene	ND		94.6		ug/kg wet		10/05/11 09:35	10/11/11 15:46	100
1,2,4-Trichlorobenzene	ND		94.6		ug/kg wet		10/05/11 09:35	10/11/11 15:46	100
1,1,1-Trichloroethane	ND		94.6		ug/kg wet		10/05/11 09:35	10/11/11 15:46	100
1,1,2-Trichloroethane	ND		94.6		ug/kg wet		10/05/11 09:35	10/11/11 15:46	100
Trichloroethene	ND		94.6		ug/kg wet		10/05/11 09:35	10/11/11 15:46	100
Trichlorofluoromethane	ND		94.6		ug/kg wet		10/05/11 09:35	10/11/11 15:46	100
1,2,3-Trichloropropane	ND		94.6		ug/kg wet		10/05/11 09:35	10/11/11 15:46	100
1,2,4-Trimethylbenzene	ND		94.6		ug/kg wet		10/05/11 09:35	10/11/11 15:46	100
1,3,5-Trimethylbenzene	ND		94.6		ug/kg wet		10/05/11 09:35	10/11/11 15:46	100
Vinyl chloride	ND		94.6		ug/kg wet		10/05/11 09:35	10/11/11 15:46	100
o-Xylene	ND		94.6		ug/kg wet		10/05/11 09:35	10/11/11 15:46	100
m,p-Xylene	ND		189		ug/kg wet		10/05/11 09:35	10/11/11 15:46	100

Surrogate	% Recovery	Qualifier	Limits	Prepared	Analyzed	Dil Fac
Dibromofluoromethane	102		70 - 135	10/05/11 09:35	10/11/11 15:46	100
1,2-DCA-d4	114		60 - 145	10/05/11 09:35	10/11/11 15:46	100
Toluene-d8	105		70 - 140	10/05/11 09:35	10/11/11 15:46	100
4-BFB	99.2		70 - 140	10/05/11 09:35	10/11/11 15:46	100

Client Sample Results

Client: Farallon Consulting LLC
Project/Site: Sno Pac

TestAmerica Job ID: 580-29132-1

Client Sample ID: 100511-FB5B-18.0

Lab Sample ID: 580-29132-6

Date Collected: 10/05/11 09:50

Matrix: Solid

Date Received: 10/06/11 16:10

Percent Solids: 64.3

Method: EPA 8260B - Volatile Organic Compounds per EPA Method 8260B

Analyte	Result	Qualifier	RL	MDL	Unit	D	Prepared	Analyzed	Dil Fac
Acetone	ND		9280		ug/kg dry	☼	10/05/11 09:50	10/11/11 16:52	100
Benzene	ND		74.3		ug/kg dry	☼	10/05/11 09:50	10/11/11 16:52	100
Bromobenzene	ND		371		ug/kg dry	☼	10/05/11 09:50	10/11/11 16:52	100
Bromochloromethane	ND		371		ug/kg dry	☼	10/05/11 09:50	10/11/11 16:52	100
Bromodichloromethane	ND		371		ug/kg dry	☼	10/05/11 09:50	10/11/11 16:52	100
Bromoform	ND		371		ug/kg dry	☼	10/05/11 09:50	10/11/11 16:52	100
Bromomethane	ND		1860		ug/kg dry	☼	10/05/11 09:50	10/11/11 16:52	100
2-Butanone (MEK)	ND		3710		ug/kg dry	☼	10/05/11 09:50	10/11/11 16:52	100
n-Butylbenzene	ND		1860		ug/kg dry	☼	10/05/11 09:50	10/11/11 16:52	100
sec-Butylbenzene	ND		371		ug/kg dry	☼	10/05/11 09:50	10/11/11 16:52	100
tert-Butylbenzene	ND		371		ug/kg dry	☼	10/05/11 09:50	10/11/11 16:52	100
Carbon disulfide	ND		3710		ug/kg dry	☼	10/05/11 09:50	10/11/11 16:52	100
Carbon tetrachloride	ND		371		ug/kg dry	☼	10/05/11 09:50	10/11/11 16:52	100
Chlorobenzene	ND		371		ug/kg dry	☼	10/05/11 09:50	10/11/11 16:52	100
Chloroethane	ND		371		ug/kg dry	☼	10/05/11 09:50	10/11/11 16:52	100
Chloroform	ND		371		ug/kg dry	☼	10/05/11 09:50	10/11/11 16:52	100
Chloromethane	ND		1860		ug/kg dry	☼	10/05/11 09:50	10/11/11 16:52	100
2-Chlorotoluene	ND		371		ug/kg dry	☼	10/05/11 09:50	10/11/11 16:52	100
4-Chlorotoluene	ND		371		ug/kg dry	☼	10/05/11 09:50	10/11/11 16:52	100
1,2-Dibromo-3-chloropropane	ND		1860		ug/kg dry	☼	10/05/11 09:50	10/11/11 16:52	100
Dibromochloromethane	ND		371		ug/kg dry	☼	10/05/11 09:50	10/11/11 16:52	100
1,2-Dibromoethane	ND		371		ug/kg dry	☼	10/05/11 09:50	10/11/11 16:52	100
Dibromomethane	ND		371		ug/kg dry	☼	10/05/11 09:50	10/11/11 16:52	100
1,2-Dichlorobenzene	ND		371		ug/kg dry	☼	10/05/11 09:50	10/11/11 16:52	100
1,3-Dichlorobenzene	ND		371		ug/kg dry	☼	10/05/11 09:50	10/11/11 16:52	100
1,4-Dichlorobenzene	ND		371		ug/kg dry	☼	10/05/11 09:50	10/11/11 16:52	100
Dichlorodifluoromethane	ND		1860		ug/kg dry	☼	10/05/11 09:50	10/11/11 16:52	100
1,1-Dichloroethane	ND		371		ug/kg dry	☼	10/05/11 09:50	10/11/11 16:52	100
1,2-Dichloroethane	ND		371		ug/kg dry	☼	10/05/11 09:50	10/11/11 16:52	100
1,1-Dichloroethene	ND		371		ug/kg dry	☼	10/05/11 09:50	10/11/11 16:52	100
cis-1,2-Dichloroethene	ND		371		ug/kg dry	☼	10/05/11 09:50	10/11/11 16:52	100
trans-1,2-Dichloroethene	ND		371		ug/kg dry	☼	10/05/11 09:50	10/11/11 16:52	100
1,2-Dichloropropane	ND		371		ug/kg dry	☼	10/05/11 09:50	10/11/11 16:52	100
1,3-Dichloropropane	ND		371		ug/kg dry	☼	10/05/11 09:50	10/11/11 16:52	100
2,2-Dichloropropane	ND		371		ug/kg dry	☼	10/05/11 09:50	10/11/11 16:52	100
1,1-Dichloropropene	ND		371		ug/kg dry	☼	10/05/11 09:50	10/11/11 16:52	100
cis-1,3-Dichloropropene	ND		371		ug/kg dry	☼	10/05/11 09:50	10/11/11 16:52	100
trans-1,3-Dichloropropene	ND		371		ug/kg dry	☼	10/05/11 09:50	10/11/11 16:52	100
Ethylbenzene	ND		371		ug/kg dry	☼	10/05/11 09:50	10/11/11 16:52	100
Hexachlorobutadiene	ND		1490		ug/kg dry	☼	10/05/11 09:50	10/11/11 16:52	100
2-Hexanone	ND		3710		ug/kg dry	☼	10/05/11 09:50	10/11/11 16:52	100
Isopropylbenzene	ND		743		ug/kg dry	☼	10/05/11 09:50	10/11/11 16:52	100
p-Isopropyltoluene	ND		743		ug/kg dry	☼	10/05/11 09:50	10/11/11 16:52	100
4-Methyl-2-pentanone	ND		1860		ug/kg dry	☼	10/05/11 09:50	10/11/11 16:52	100
Methyl tert-butyl ether	ND		371		ug/kg dry	☼	10/05/11 09:50	10/11/11 16:52	100
Methylene chloride	ND		1860		ug/kg dry	☼	10/05/11 09:50	10/11/11 16:52	100
Naphthalene	ND		743		ug/kg dry	☼	10/05/11 09:50	10/11/11 16:52	100
n-Propylbenzene	ND		371		ug/kg dry	☼	10/05/11 09:50	10/11/11 16:52	100
Styrene	ND		371		ug/kg dry	☼	10/05/11 09:50	10/11/11 16:52	100
1,1,1,2-Tetrachloroethane	ND		371		ug/kg dry	☼	10/05/11 09:50	10/11/11 16:52	100

Client Sample Results

Client: Farallon Consulting LLC
Project/Site: Sno Pac

TestAmerica Job ID: 580-29132-1

Client Sample ID: 100511-FB5B-18.0

Lab Sample ID: 580-29132-6

Date Collected: 10/05/11 09:50

Matrix: Solid

Date Received: 10/06/11 16:10

Percent Solids: 64.3

Method: EPA 8260B - Volatile Organic Compounds per EPA Method 8260B (Continued)

Analyte	Result	Qualifier	RL	MDL	Unit	D	Prepared	Analyzed	Dil Fac
1,1,2,2-Tetrachloroethane	ND		371		ug/kg dry	☼	10/05/11 09:50	10/11/11 16:52	100
Tetrachloroethene	ND		371		ug/kg dry	☼	10/05/11 09:50	10/11/11 16:52	100
Toluene	ND		371		ug/kg dry	☼	10/05/11 09:50	10/11/11 16:52	100
1,2,3-Trichlorobenzene	ND		371		ug/kg dry	☼	10/05/11 09:50	10/11/11 16:52	100
1,2,4-Trichlorobenzene	ND		371		ug/kg dry	☼	10/05/11 09:50	10/11/11 16:52	100
1,1,1-Trichloroethane	ND		371		ug/kg dry	☼	10/05/11 09:50	10/11/11 16:52	100
1,1,2-Trichloroethane	ND		371		ug/kg dry	☼	10/05/11 09:50	10/11/11 16:52	100
Trichloroethene	ND		371		ug/kg dry	☼	10/05/11 09:50	10/11/11 16:52	100
Trichlorofluoromethane	ND		371		ug/kg dry	☼	10/05/11 09:50	10/11/11 16:52	100
1,2,3-Trichloropropane	ND		371		ug/kg dry	☼	10/05/11 09:50	10/11/11 16:52	100
1,2,4-Trimethylbenzene	ND		371		ug/kg dry	☼	10/05/11 09:50	10/11/11 16:52	100
1,3,5-Trimethylbenzene	ND		371		ug/kg dry	☼	10/05/11 09:50	10/11/11 16:52	100
Vinyl chloride	ND		371		ug/kg dry	☼	10/05/11 09:50	10/11/11 16:52	100
o-Xylene	ND		371		ug/kg dry	☼	10/05/11 09:50	10/11/11 16:52	100
m,p-Xylene	ND		743		ug/kg dry	☼	10/05/11 09:50	10/11/11 16:52	100

Surrogate	% Recovery	Qualifier	Limits	Prepared	Analyzed	Dil Fac
Dibromofluoromethane	101		70 - 135	10/05/11 09:50	10/11/11 16:52	100
1,2-DCA-d4	112		60 - 145	10/05/11 09:50	10/11/11 16:52	100
Toluene-d8	104		70 - 140	10/05/11 09:50	10/11/11 16:52	100
4-BFB	100		70 - 140	10/05/11 09:50	10/11/11 16:52	100

Method: ASTM D2216-80 - Percent Dry Weight (Solids) per ASTM D2216-80

Analyte	Result	Qualifier	RL	MDL	Unit	D	Prepared	Analyzed	Dil Fac
% Solids	64.3		0.0100		% by Weight		10/10/11 15:36	10/12/11 07:30	1.00

Client Sample Results

Client: Farallon Consulting LLC
Project/Site: Sno Pac

TestAmerica Job ID: 580-29132-1

Client Sample ID: 100511-FB5C-10.2

Lab Sample ID: 580-29132-7

Date Collected: 10/05/11 10:40

Matrix: Solid

Date Received: 10/06/11 16:10

Percent Solids: 59.3

Method: EPA 8260B - Volatile Organic Compounds per EPA Method 8260B

Analyte	Result	Qualifier	RL	MDL	Unit	D	Prepared	Analyzed	Dil Fac
Acetone	ND		12700		ug/kg dry	☼	10/05/11 10:40	10/11/11 17:14	100
Benzene	ND		102		ug/kg dry	☼	10/05/11 10:40	10/11/11 17:14	100
Bromobenzene	ND		509		ug/kg dry	☼	10/05/11 10:40	10/11/11 17:14	100
Bromochloromethane	ND		509		ug/kg dry	☼	10/05/11 10:40	10/11/11 17:14	100
Bromodichloromethane	ND		509		ug/kg dry	☼	10/05/11 10:40	10/11/11 17:14	100
Bromoform	ND		509		ug/kg dry	☼	10/05/11 10:40	10/11/11 17:14	100
Bromomethane	ND		2550		ug/kg dry	☼	10/05/11 10:40	10/11/11 17:14	100
2-Butanone (MEK)	ND		5090		ug/kg dry	☼	10/05/11 10:40	10/11/11 17:14	100
n-Butylbenzene	ND		2550		ug/kg dry	☼	10/05/11 10:40	10/11/11 17:14	100
sec-Butylbenzene	ND		509		ug/kg dry	☼	10/05/11 10:40	10/11/11 17:14	100
tert-Butylbenzene	ND		509		ug/kg dry	☼	10/05/11 10:40	10/11/11 17:14	100
Carbon disulfide	ND		5090		ug/kg dry	☼	10/05/11 10:40	10/11/11 17:14	100
Carbon tetrachloride	ND		509		ug/kg dry	☼	10/05/11 10:40	10/11/11 17:14	100
Chlorobenzene	ND		509		ug/kg dry	☼	10/05/11 10:40	10/11/11 17:14	100
Chloroethane	ND		509		ug/kg dry	☼	10/05/11 10:40	10/11/11 17:14	100
Chloroform	ND		509		ug/kg dry	☼	10/05/11 10:40	10/11/11 17:14	100
Chloromethane	ND		2550		ug/kg dry	☼	10/05/11 10:40	10/11/11 17:14	100
2-Chlorotoluene	ND		509		ug/kg dry	☼	10/05/11 10:40	10/11/11 17:14	100
4-Chlorotoluene	ND		509		ug/kg dry	☼	10/05/11 10:40	10/11/11 17:14	100
1,2-Dibromo-3-chloropropane	ND		2550		ug/kg dry	☼	10/05/11 10:40	10/11/11 17:14	100
Dibromochloromethane	ND		509		ug/kg dry	☼	10/05/11 10:40	10/11/11 17:14	100
1,2-Dibromoethane	ND		509		ug/kg dry	☼	10/05/11 10:40	10/11/11 17:14	100
Dibromomethane	ND		509		ug/kg dry	☼	10/05/11 10:40	10/11/11 17:14	100
1,2-Dichlorobenzene	ND		509		ug/kg dry	☼	10/05/11 10:40	10/11/11 17:14	100
1,3-Dichlorobenzene	ND		509		ug/kg dry	☼	10/05/11 10:40	10/11/11 17:14	100
1,4-Dichlorobenzene	ND		509		ug/kg dry	☼	10/05/11 10:40	10/11/11 17:14	100
Dichlorodifluoromethane	ND		2550		ug/kg dry	☼	10/05/11 10:40	10/11/11 17:14	100
1,1-Dichloroethane	ND		509		ug/kg dry	☼	10/05/11 10:40	10/11/11 17:14	100
1,2-Dichloroethane	ND		509		ug/kg dry	☼	10/05/11 10:40	10/11/11 17:14	100
1,1-Dichloroethene	ND		509		ug/kg dry	☼	10/05/11 10:40	10/11/11 17:14	100
cis-1,2-Dichloroethene	ND		509		ug/kg dry	☼	10/05/11 10:40	10/11/11 17:14	100
trans-1,2-Dichloroethene	ND		509		ug/kg dry	☼	10/05/11 10:40	10/11/11 17:14	100
1,2-Dichloropropane	ND		509		ug/kg dry	☼	10/05/11 10:40	10/11/11 17:14	100
1,3-Dichloropropane	ND		509		ug/kg dry	☼	10/05/11 10:40	10/11/11 17:14	100
2,2-Dichloropropane	ND		509		ug/kg dry	☼	10/05/11 10:40	10/11/11 17:14	100
1,1-Dichloropropene	ND		509		ug/kg dry	☼	10/05/11 10:40	10/11/11 17:14	100
cis-1,3-Dichloropropene	ND		509		ug/kg dry	☼	10/05/11 10:40	10/11/11 17:14	100
trans-1,3-Dichloropropene	ND		509		ug/kg dry	☼	10/05/11 10:40	10/11/11 17:14	100
Ethylbenzene	ND		509		ug/kg dry	☼	10/05/11 10:40	10/11/11 17:14	100
Hexachlorobutadiene	ND		2040		ug/kg dry	☼	10/05/11 10:40	10/11/11 17:14	100
2-Hexanone	ND		5090		ug/kg dry	☼	10/05/11 10:40	10/11/11 17:14	100
Isopropylbenzene	ND		1020		ug/kg dry	☼	10/05/11 10:40	10/11/11 17:14	100
p-Isopropyltoluene	ND		1020		ug/kg dry	☼	10/05/11 10:40	10/11/11 17:14	100
4-Methyl-2-pentanone	ND		2550		ug/kg dry	☼	10/05/11 10:40	10/11/11 17:14	100
Methyl tert-butyl ether	ND		509		ug/kg dry	☼	10/05/11 10:40	10/11/11 17:14	100
Methylene chloride	ND		2550		ug/kg dry	☼	10/05/11 10:40	10/11/11 17:14	100
Naphthalene	54900		1020		ug/kg dry	☼	10/05/11 10:40	10/11/11 17:14	100
n-Propylbenzene	ND		509		ug/kg dry	☼	10/05/11 10:40	10/11/11 17:14	100
Styrene	ND		509		ug/kg dry	☼	10/05/11 10:40	10/11/11 17:14	100
1,1,1,2-Tetrachloroethane	ND		509		ug/kg dry	☼	10/05/11 10:40	10/11/11 17:14	100

Client Sample Results

Client: Farallon Consulting LLC
Project/Site: Sno Pac

TestAmerica Job ID: 580-29132-1

Client Sample ID: 100511-FB5C-10.2

Lab Sample ID: 580-29132-7

Date Collected: 10/05/11 10:40

Matrix: Solid

Date Received: 10/06/11 16:10

Percent Solids: 59.3

Method: EPA 8260B - Volatile Organic Compounds per EPA Method 8260B (Continued)

Analyte	Result	Qualifier	RL	MDL	Unit	D	Prepared	Analyzed	Dil Fac
1,1,2,2-Tetrachloroethane	ND		509		ug/kg dry	☼	10/05/11 10:40	10/11/11 17:14	100
Tetrachloroethene	ND		509		ug/kg dry	☼	10/05/11 10:40	10/11/11 17:14	100
Toluene	ND		509		ug/kg dry	☼	10/05/11 10:40	10/11/11 17:14	100
1,2,3-Trichlorobenzene	ND		509		ug/kg dry	☼	10/05/11 10:40	10/11/11 17:14	100
1,2,4-Trichlorobenzene	ND		509		ug/kg dry	☼	10/05/11 10:40	10/11/11 17:14	100
1,1,1-Trichloroethane	ND		509		ug/kg dry	☼	10/05/11 10:40	10/11/11 17:14	100
1,1,2-Trichloroethane	ND		509		ug/kg dry	☼	10/05/11 10:40	10/11/11 17:14	100
Trichloroethene	ND		509		ug/kg dry	☼	10/05/11 10:40	10/11/11 17:14	100
Trichlorofluoromethane	ND		509		ug/kg dry	☼	10/05/11 10:40	10/11/11 17:14	100
1,2,3-Trichloropropane	ND		509		ug/kg dry	☼	10/05/11 10:40	10/11/11 17:14	100
1,2,4-Trimethylbenzene	ND		509		ug/kg dry	☼	10/05/11 10:40	10/11/11 17:14	100
1,3,5-Trimethylbenzene	ND		509		ug/kg dry	☼	10/05/11 10:40	10/11/11 17:14	100
Vinyl chloride	ND		509		ug/kg dry	☼	10/05/11 10:40	10/11/11 17:14	100
o-Xylene	ND		509		ug/kg dry	☼	10/05/11 10:40	10/11/11 17:14	100
m,p-Xylene	ND		1020		ug/kg dry	☼	10/05/11 10:40	10/11/11 17:14	100

Surrogate	% Recovery	Qualifier	Limits	Prepared	Analyzed	Dil Fac
Dibromofluoromethane	96.9		70 - 135	10/05/11 10:40	10/11/11 17:14	100
1,2-DCA-d4	110		60 - 145	10/05/11 10:40	10/11/11 17:14	100
Toluene-d8	104		70 - 140	10/05/11 10:40	10/11/11 17:14	100
4-BFB	100		70 - 140	10/05/11 10:40	10/11/11 17:14	100

Method: ASTM D2216-80 - Percent Dry Weight (Solids) per ASTM D2216-80

Analyte	Result	Qualifier	RL	MDL	Unit	D	Prepared	Analyzed	Dil Fac
% Solids	59.3		0.0100		% by Weight		10/10/11 15:36	10/12/11 07:30	1.00

Client Sample Results

Client: Farallon Consulting LLC
Project/Site: Sno Pac

TestAmerica Job ID: 580-29132-1

Client Sample ID: 100511-FB5C-14.8

Lab Sample ID: 580-29132-8

Date Collected: 10/05/11 11:00

Matrix: Solid

Date Received: 10/06/11 16:10

Percent Solids: 55.5

Method: EPA 8260B - Volatile Organic Compounds per EPA Method 8260B

Analyte	Result	Qualifier	RL	MDL	Unit	D	Prepared	Analyzed	Dil Fac
Acetone	ND		14600		ug/kg dry	☼	10/05/11 11:00	10/11/11 17:36	100
Benzene	ND		117		ug/kg dry	☼	10/05/11 11:00	10/11/11 17:36	100
Bromobenzene	ND		584		ug/kg dry	☼	10/05/11 11:00	10/11/11 17:36	100
Bromochloromethane	ND		584		ug/kg dry	☼	10/05/11 11:00	10/11/11 17:36	100
Bromodichloromethane	ND		584		ug/kg dry	☼	10/05/11 11:00	10/11/11 17:36	100
Bromoform	ND		584		ug/kg dry	☼	10/05/11 11:00	10/11/11 17:36	100
Bromomethane	ND		2920		ug/kg dry	☼	10/05/11 11:00	10/11/11 17:36	100
2-Butanone (MEK)	ND		5840		ug/kg dry	☼	10/05/11 11:00	10/11/11 17:36	100
n-Butylbenzene	ND		2920		ug/kg dry	☼	10/05/11 11:00	10/11/11 17:36	100
sec-Butylbenzene	ND		584		ug/kg dry	☼	10/05/11 11:00	10/11/11 17:36	100
tert-Butylbenzene	ND		584		ug/kg dry	☼	10/05/11 11:00	10/11/11 17:36	100
Carbon disulfide	ND		5840		ug/kg dry	☼	10/05/11 11:00	10/11/11 17:36	100
Carbon tetrachloride	ND		584		ug/kg dry	☼	10/05/11 11:00	10/11/11 17:36	100
Chlorobenzene	ND		584		ug/kg dry	☼	10/05/11 11:00	10/11/11 17:36	100
Chloroethane	ND		584		ug/kg dry	☼	10/05/11 11:00	10/11/11 17:36	100
Chloroform	ND		584		ug/kg dry	☼	10/05/11 11:00	10/11/11 17:36	100
Chloromethane	ND		2920		ug/kg dry	☼	10/05/11 11:00	10/11/11 17:36	100
2-Chlorotoluene	ND		584		ug/kg dry	☼	10/05/11 11:00	10/11/11 17:36	100
4-Chlorotoluene	ND		584		ug/kg dry	☼	10/05/11 11:00	10/11/11 17:36	100
1,2-Dibromo-3-chloropropane	ND		2920		ug/kg dry	☼	10/05/11 11:00	10/11/11 17:36	100
Dibromochloromethane	ND		584		ug/kg dry	☼	10/05/11 11:00	10/11/11 17:36	100
1,2-Dibromoethane	ND		584		ug/kg dry	☼	10/05/11 11:00	10/11/11 17:36	100
Dibromomethane	ND		584		ug/kg dry	☼	10/05/11 11:00	10/11/11 17:36	100
1,2-Dichlorobenzene	ND		584		ug/kg dry	☼	10/05/11 11:00	10/11/11 17:36	100
1,3-Dichlorobenzene	ND		584		ug/kg dry	☼	10/05/11 11:00	10/11/11 17:36	100
1,4-Dichlorobenzene	ND		584		ug/kg dry	☼	10/05/11 11:00	10/11/11 17:36	100
Dichlorodifluoromethane	ND		2920		ug/kg dry	☼	10/05/11 11:00	10/11/11 17:36	100
1,1-Dichloroethane	ND		584		ug/kg dry	☼	10/05/11 11:00	10/11/11 17:36	100
1,2-Dichloroethane	ND		584		ug/kg dry	☼	10/05/11 11:00	10/11/11 17:36	100
1,1-Dichloroethene	ND		584		ug/kg dry	☼	10/05/11 11:00	10/11/11 17:36	100
cis-1,2-Dichloroethene	ND		584		ug/kg dry	☼	10/05/11 11:00	10/11/11 17:36	100
trans-1,2-Dichloroethene	ND		584		ug/kg dry	☼	10/05/11 11:00	10/11/11 17:36	100
1,2-Dichloropropane	ND		584		ug/kg dry	☼	10/05/11 11:00	10/11/11 17:36	100
1,3-Dichloropropane	ND		584		ug/kg dry	☼	10/05/11 11:00	10/11/11 17:36	100
2,2-Dichloropropane	ND		584		ug/kg dry	☼	10/05/11 11:00	10/11/11 17:36	100
1,1-Dichloropropene	ND		584		ug/kg dry	☼	10/05/11 11:00	10/11/11 17:36	100
cis-1,3-Dichloropropene	ND		584		ug/kg dry	☼	10/05/11 11:00	10/11/11 17:36	100
trans-1,3-Dichloropropene	ND		584		ug/kg dry	☼	10/05/11 11:00	10/11/11 17:36	100
Ethylbenzene	ND		584		ug/kg dry	☼	10/05/11 11:00	10/11/11 17:36	100
Hexachlorobutadiene	ND		2340		ug/kg dry	☼	10/05/11 11:00	10/11/11 17:36	100
2-Hexanone	ND		5840		ug/kg dry	☼	10/05/11 11:00	10/11/11 17:36	100
Isopropylbenzene	ND		1170		ug/kg dry	☼	10/05/11 11:00	10/11/11 17:36	100
p-Isopropyltoluene	ND		1170		ug/kg dry	☼	10/05/11 11:00	10/11/11 17:36	100
4-Methyl-2-pentanone	ND		2920		ug/kg dry	☼	10/05/11 11:00	10/11/11 17:36	100
Methyl tert-butyl ether	ND		584		ug/kg dry	☼	10/05/11 11:00	10/11/11 17:36	100
Methylene chloride	ND		2920		ug/kg dry	☼	10/05/11 11:00	10/11/11 17:36	100
Naphthalene	69800		1170		ug/kg dry	☼	10/05/11 11:00	10/11/11 17:36	100
n-Propylbenzene	ND		584		ug/kg dry	☼	10/05/11 11:00	10/11/11 17:36	100
Styrene	ND		584		ug/kg dry	☼	10/05/11 11:00	10/11/11 17:36	100
1,1,1,2-Tetrachloroethane	ND		584		ug/kg dry	☼	10/05/11 11:00	10/11/11 17:36	100

Client Sample Results

Client: Farallon Consulting LLC
Project/Site: Sno Pac

TestAmerica Job ID: 580-29132-1

Client Sample ID: 100511-FB5C-14.8

Lab Sample ID: 580-29132-8

Date Collected: 10/05/11 11:00

Matrix: Solid

Date Received: 10/06/11 16:10

Percent Solids: 55.5

Method: EPA 8260B - Volatile Organic Compounds per EPA Method 8260B (Continued)

Analyte	Result	Qualifier	RL	MDL	Unit	D	Prepared	Analyzed	Dil Fac
1,1,2,2-Tetrachloroethane	ND		584		ug/kg dry	☼	10/05/11 11:00	10/11/11 17:36	100
Tetrachloroethene	ND		584		ug/kg dry	☼	10/05/11 11:00	10/11/11 17:36	100
Toluene	ND		584		ug/kg dry	☼	10/05/11 11:00	10/11/11 17:36	100
1,2,3-Trichlorobenzene	ND		584		ug/kg dry	☼	10/05/11 11:00	10/11/11 17:36	100
1,2,4-Trichlorobenzene	ND		584		ug/kg dry	☼	10/05/11 11:00	10/11/11 17:36	100
1,1,1-Trichloroethane	ND		584		ug/kg dry	☼	10/05/11 11:00	10/11/11 17:36	100
1,1,2-Trichloroethane	ND		584		ug/kg dry	☼	10/05/11 11:00	10/11/11 17:36	100
Trichloroethene	ND		584		ug/kg dry	☼	10/05/11 11:00	10/11/11 17:36	100
Trichlorofluoromethane	ND		584		ug/kg dry	☼	10/05/11 11:00	10/11/11 17:36	100
1,2,3-Trichloropropane	ND		584		ug/kg dry	☼	10/05/11 11:00	10/11/11 17:36	100
1,2,4-Trimethylbenzene	ND		584		ug/kg dry	☼	10/05/11 11:00	10/11/11 17:36	100
1,3,5-Trimethylbenzene	ND		584		ug/kg dry	☼	10/05/11 11:00	10/11/11 17:36	100
Vinyl chloride	ND		584		ug/kg dry	☼	10/05/11 11:00	10/11/11 17:36	100
o-Xylene	ND		584		ug/kg dry	☼	10/05/11 11:00	10/11/11 17:36	100
m,p-Xylene	ND		1170		ug/kg dry	☼	10/05/11 11:00	10/11/11 17:36	100

Surrogate	% Recovery	Qualifier	Limits	Prepared	Analyzed	Dil Fac
Dibromofluoromethane	98.8		70 - 135	10/05/11 11:00	10/11/11 17:36	100
1,2-DCA-d4	111		60 - 145	10/05/11 11:00	10/11/11 17:36	100
Toluene-d8	107		70 - 140	10/05/11 11:00	10/11/11 17:36	100
4-BFB	101		70 - 140	10/05/11 11:00	10/11/11 17:36	100

Method: ASTM D2216-80 - Percent Dry Weight (Solids) per ASTM D2216-80

Analyte	Result	Qualifier	RL	MDL	Unit	D	Prepared	Analyzed	Dil Fac
% Solids	55.5		0.0100		% by Weight		10/10/11 15:36	10/12/11 07:30	1.00

Client Sample Results

Client: Farallon Consulting LLC
Project/Site: Sno Pac

TestAmerica Job ID: 580-29132-1

Client Sample ID: 100511-FB6A-11.5

Lab Sample ID: 580-29132-10

Date Collected: 10/05/11 11:20

Matrix: Solid

Date Received: 10/06/11 16:10

Percent Solids: 58

Method: EPA 8082 - Polychlorinated Biphenyls per EPA Method 8082

Analyte	Result	Qualifier	RL	MDL	Unit	D	Prepared	Analyzed	Dil Fac
Aroclor 1016	ND		56.5		ug/kg dry	☼	10/10/11 17:33	10/12/11 13:38	1.00
Aroclor 1221	ND		114		ug/kg dry	☼	10/10/11 17:33	10/12/11 13:38	1.00
Aroclor 1232	ND		56.5		ug/kg dry	☼	10/10/11 17:33	10/12/11 13:38	1.00
Aroclor 1242	ND		56.5		ug/kg dry	☼	10/10/11 17:33	10/12/11 13:38	1.00
Aroclor 1248	ND		56.5		ug/kg dry	☼	10/10/11 17:33	10/12/11 13:38	1.00
Aroclor 1254	ND		56.5		ug/kg dry	☼	10/10/11 17:33	10/12/11 13:38	1.00
Aroclor 1260	ND		56.5		ug/kg dry	☼	10/10/11 17:33	10/12/11 13:38	1.00
Surrogate	% Recovery	Qualifier	Limits				Prepared	Analyzed	Dil Fac
Decachlorobiphenyl	83.8		16 - 149				10/10/11 17:33	10/12/11 13:38	1.00

Method: EPA 8270m - Polynuclear Aromatic Compounds per EPA 8270M-SIM

Analyte	Result	Qualifier	RL	MDL	Unit	D	Prepared	Analyzed	Dil Fac
Acenaphthene	ND		23.1		ug/kg dry	☼	10/11/11 07:02	10/12/11 11:33	1.00
Acenaphthylene	ND		23.1		ug/kg dry	☼	10/11/11 07:02	10/12/11 11:33	1.00
Anthracene	ND		23.1		ug/kg dry	☼	10/11/11 07:02	10/12/11 11:33	1.00
Benzo (a) anthracene	ND		23.1		ug/kg dry	☼	10/11/11 07:02	10/12/11 11:33	1.00
Benzo (a) pyrene	ND		23.1		ug/kg dry	☼	10/11/11 07:02	10/12/11 11:33	1.00
Benzo (b) fluoranthene	ND		23.1		ug/kg dry	☼	10/11/11 07:02	10/12/11 11:33	1.00
Benzo (ghi) perylene	ND		23.1		ug/kg dry	☼	10/11/11 07:02	10/12/11 11:33	1.00
Benzo (k) fluoranthene	ND		23.1		ug/kg dry	☼	10/11/11 07:02	10/12/11 11:33	1.00
Chrysene	ND		23.1		ug/kg dry	☼	10/11/11 07:02	10/12/11 11:33	1.00
Dibenzo (a,h) anthracene	ND		23.1		ug/kg dry	☼	10/11/11 07:02	10/12/11 11:33	1.00
Fluoranthene	ND		23.1		ug/kg dry	☼	10/11/11 07:02	10/12/11 11:33	1.00
Fluorene	ND		23.1		ug/kg dry	☼	10/11/11 07:02	10/12/11 11:33	1.00
Indeno (1,2,3-cd) pyrene	ND		23.1		ug/kg dry	☼	10/11/11 07:02	10/12/11 11:33	1.00
Naphthalene	ND		23.1		ug/kg dry	☼	10/11/11 07:02	10/12/11 11:33	1.00
Phenanthrene	ND		23.1		ug/kg dry	☼	10/11/11 07:02	10/12/11 11:33	1.00
Pyrene	ND		23.1		ug/kg dry	☼	10/11/11 07:02	10/12/11 11:33	1.00
Surrogate	% Recovery	Qualifier	Limits				Prepared	Analyzed	Dil Fac
Fluorene-d10	73.5		24 - 125				10/11/11 07:02	10/12/11 11:33	1.00
Pyrene-d10	94.7		41 - 141				10/11/11 07:02	10/12/11 11:33	1.00
Benzo (a) pyrene-d12	68.9		38 - 143				10/11/11 07:02	10/12/11 11:33	1.00

Method: NWTPH-Dx - Diesel and Heavy Range Hydrocarbons per NWTPH-Dx Method

Analyte	Result	Qualifier	RL	MDL	Unit	D	Prepared	Analyzed	Dil Fac
Diesel Range Organics	ND		21.5		mg/kg dry	☼	10/10/11 18:44	10/11/11 13:24	1.00
Residual Range/Heavy Oil Organics	112	Q13	42.9		mg/kg dry	☼	10/10/11 18:44	10/11/11 13:24	1.00
Surrogate	% Recovery	Qualifier	Limits				Prepared	Analyzed	Dil Fac
1-Chlorooctadecane	78.7		50 - 150				10/10/11 18:44	10/11/11 13:24	1.00

Method: ASTM D2216-80 - Percent Dry Weight (Solids) per ASTM D2216-80

Analyte	Result	Qualifier	RL	MDL	Unit	D	Prepared	Analyzed	Dil Fac
% Solids	58.0		0.0100		% by Weight		10/10/11 15:36	10/12/11 07:30	1.00

Client Sample Results

Client: Farallon Consulting LLC
Project/Site: Sno Pac

TestAmerica Job ID: 580-29132-1

Client Sample ID: 100511-FB8A-11.7

Lab Sample ID: 580-29132-12

Date Collected: 10/05/11 12:50

Matrix: Solid

Date Received: 10/06/11 16:10

Percent Solids: 45.4

Method: EPA 8260B - Selected Volatile Organic Compounds (Including BTEX) per EPA Method 8260B

Analyte	Result	Qualifier	RL	MDL	Unit	D	Prepared	Analyzed	Dil Fac
Benzene	ND		127		ug/kg dry	☼	10/05/11 12:50	10/11/11 17:58	100
Toluene	ND		318		ug/kg dry	☼	10/05/11 12:50	10/11/11 17:58	100
Ethylbenzene	ND		318		ug/kg dry	☼	10/05/11 12:50	10/11/11 17:58	100
o-Xylene	ND		636		ug/kg dry	☼	10/05/11 12:50	10/11/11 17:58	100
m,p-Xylene	ND		636		ug/kg dry	☼	10/05/11 12:50	10/11/11 17:58	100
Xylenes (total)	ND		636		ug/kg dry	☼	10/05/11 12:50	10/11/11 17:58	100

Surrogate	% Recovery	Qualifier	Limits	Prepared	Analyzed	Dil Fac
Dibromofluoromethane	97.3		70 - 135	10/05/11 12:50	10/11/11 17:58	100
1,2-DCA-d4	110		60 - 145	10/05/11 12:50	10/11/11 17:58	100
Toluene-d8	105		70 - 140	10/05/11 12:50	10/11/11 17:58	100
4-BFB	98.2		70 - 140	10/05/11 12:50	10/11/11 17:58	100

Method: EPA 8270m - Polynuclear Aromatic Compounds per EPA 8270M-SIM

Analyte	Result	Qualifier	RL	MDL	Unit	D	Prepared	Analyzed	Dil Fac
Acenaphthene	ND		29.3		ug/kg dry	☼	10/11/11 07:02	10/12/11 12:03	1.00
Acenaphthylene	ND		29.3		ug/kg dry	☼	10/11/11 07:02	10/12/11 12:03	1.00
Anthracene	ND		29.3		ug/kg dry	☼	10/11/11 07:02	10/12/11 12:03	1.00
Benzo (a) anthracene	ND		29.3		ug/kg dry	☼	10/11/11 07:02	10/12/11 12:03	1.00
Benzo (a) pyrene	ND		29.3		ug/kg dry	☼	10/11/11 07:02	10/12/11 12:03	1.00
Benzo (b) fluoranthene	31.8	ID3	29.3		ug/kg dry	☼	10/11/11 07:02	10/12/11 12:03	1.00
Benzo (ghi) perylene	ND		29.3		ug/kg dry	☼	10/11/11 07:02	10/12/11 12:03	1.00
Benzo (k) fluoranthene	ND		29.3		ug/kg dry	☼	10/11/11 07:02	10/12/11 12:03	1.00
Chrysene	ND		29.3		ug/kg dry	☼	10/11/11 07:02	10/12/11 12:03	1.00
Dibenzo (a,h) anthracene	ND		29.3		ug/kg dry	☼	10/11/11 07:02	10/12/11 12:03	1.00
Fluoranthene	ND		29.3		ug/kg dry	☼	10/11/11 07:02	10/12/11 12:03	1.00
Fluorene	ND		29.3		ug/kg dry	☼	10/11/11 07:02	10/12/11 12:03	1.00
Indeno (1,2,3-cd) pyrene	ND		29.3		ug/kg dry	☼	10/11/11 07:02	10/12/11 12:03	1.00
Naphthalene	ND		29.3		ug/kg dry	☼	10/11/11 07:02	10/12/11 12:03	1.00
Phenanthrene	ND		29.3		ug/kg dry	☼	10/11/11 07:02	10/12/11 12:03	1.00
Pyrene	ND		29.3		ug/kg dry	☼	10/11/11 07:02	10/12/11 12:03	1.00

Surrogate	% Recovery	Qualifier	Limits	Prepared	Analyzed	Dil Fac
Fluorene-d10	82.1		24 - 125	10/11/11 07:02	10/12/11 12:03	1.00
Pyrene-d10	112		41 - 141	10/11/11 07:02	10/12/11 12:03	1.00
Benzo (a) pyrene-d12	73.3		38 - 143	10/11/11 07:02	10/12/11 12:03	1.00

Method: NWTPH-Dx - Diesel and Heavy Range Hydrocarbons per NWTPH-Dx Method

Analyte	Result	Qualifier	RL	MDL	Unit	D	Prepared	Analyzed	Dil Fac
Diesel Range Organics	ND		27.3		mg/kg dry	☼	10/10/11 18:44	10/11/11 18:51	1.00
Residual Range/Heavy Oil Organics	116	Q13	54.5		mg/kg dry	☼	10/10/11 18:44	10/11/11 18:51	1.00

Surrogate	% Recovery	Qualifier	Limits	Prepared	Analyzed	Dil Fac
1-Chlorooctadecane	60.1		50 - 150	10/10/11 18:44	10/11/11 18:51	1.00

Method: NW TPH-Gx - Gasoline Hydrocarbons per NW TPH-Gx Method

Analyte	Result	Qualifier	RL	MDL	Unit	D	Prepared	Analyzed	Dil Fac
Gasoline Range Hydrocarbons	ND		25.4		mg/kg dry	☼	10/05/11 12:50	10/11/11 12:28	50.0

Surrogate	% Recovery	Qualifier	Limits	Prepared	Analyzed	Dil Fac
a,a,a-TFT (FID)	126		50 - 150	10/05/11 12:50	10/11/11 12:28	50.0

Client Sample Results

Client: Farallon Consulting LLC
Project/Site: Sno Pac

TestAmerica Job ID: 580-29132-1

Client Sample ID: 100511-FB8A-11.7

Lab Sample ID: 580-29132-12

Date Collected: 10/05/11 12:50

Matrix: Solid

Date Received: 10/06/11 16:10

Percent Solids: 45.4

Method: ASTM D2216-80 - Percent Dry Weight (Solids) per ASTM D2216-80

Analyte	Result	Qualifier	RL	MDL	Unit	D	Prepared	Analyzed	Dil Fac
% Solids	45.4		0.0100		% by Weight		10/10/11 15:36	10/12/11 07:30	1.00

- 1
- 2
- 3
- 4
- 5
- 6
- 7
- 8
- 9
- 10

Client Sample Results

Client: Farallon Consulting LLC
Project/Site: Sno Pac

TestAmerica Job ID: 580-29132-1

Client Sample ID: 100511-FB7A-11.8

Lab Sample ID: 580-29132-13

Date Collected: 10/05/11 13:30

Matrix: Solid

Date Received: 10/06/11 16:10

Percent Solids: 59.9

Method: EPA 8260B - Selected Volatile Organic Compounds (Including BTEX) per EPA Method 8260B

Analyte	Result	Qualifier	RL	MDL	Unit	D	Prepared	Analyzed	Dil Fac
Benzene	ND		90.7		ug/kg dry	☼	10/05/11 13:30	10/11/11 18:20	100
Toluene	ND		227		ug/kg dry	☼	10/05/11 13:30	10/11/11 18:20	100
Ethylbenzene	ND		227		ug/kg dry	☼	10/05/11 13:30	10/11/11 18:20	100
o-Xylene	ND		454		ug/kg dry	☼	10/05/11 13:30	10/11/11 18:20	100
m,p-Xylene	ND		454		ug/kg dry	☼	10/05/11 13:30	10/11/11 18:20	100
Xylenes (total)	ND		454		ug/kg dry	☼	10/05/11 13:30	10/11/11 18:20	100
Surrogate	% Recovery	Qualifier	Limits				Prepared	Analyzed	Dil Fac
Dibromofluoromethane	97.0		70 - 135				10/05/11 13:30	10/11/11 18:20	100
1,2-DCA-d4	109		60 - 145				10/05/11 13:30	10/11/11 18:20	100
Toluene-d8	105		70 - 140				10/05/11 13:30	10/11/11 18:20	100
4-BFB	100		70 - 140				10/05/11 13:30	10/11/11 18:20	100

Method: EPA 8270m - Polynuclear Aromatic Compounds per EPA 8270M-SIM

Analyte	Result	Qualifier	RL	MDL	Unit	D	Prepared	Analyzed	Dil Fac
Acenaphthene	ND		22.3		ug/kg dry	☼	10/11/11 07:02	10/12/11 12:31	1.00
Acenaphthylene	ND		22.3		ug/kg dry	☼	10/11/11 07:02	10/12/11 12:31	1.00
Anthracene	ND		22.3		ug/kg dry	☼	10/11/11 07:02	10/12/11 12:31	1.00
Benzo (a) anthracene	ND		22.3		ug/kg dry	☼	10/11/11 07:02	10/12/11 12:31	1.00
Benzo (a) pyrene	ND		22.3		ug/kg dry	☼	10/11/11 07:02	10/12/11 12:31	1.00
Benzo (b) fluoranthene	ND		22.3		ug/kg dry	☼	10/11/11 07:02	10/12/11 12:31	1.00
Benzo (ghi) perylene	ND		22.3		ug/kg dry	☼	10/11/11 07:02	10/12/11 12:31	1.00
Benzo (k) fluoranthene	ND		22.3		ug/kg dry	☼	10/11/11 07:02	10/12/11 12:31	1.00
Chrysene	ND		22.3		ug/kg dry	☼	10/11/11 07:02	10/12/11 12:31	1.00
Dibenzo (a,h) anthracene	ND		22.3		ug/kg dry	☼	10/11/11 07:02	10/12/11 12:31	1.00
Fluoranthene	ND		22.3		ug/kg dry	☼	10/11/11 07:02	10/12/11 12:31	1.00
Fluorene	ND		22.3		ug/kg dry	☼	10/11/11 07:02	10/12/11 12:31	1.00
Indeno (1,2,3-cd) pyrene	ND		22.3		ug/kg dry	☼	10/11/11 07:02	10/12/11 12:31	1.00
Naphthalene	ND		22.3		ug/kg dry	☼	10/11/11 07:02	10/12/11 12:31	1.00
Phenanthrene	ND		22.3		ug/kg dry	☼	10/11/11 07:02	10/12/11 12:31	1.00
Pyrene	ND		22.3		ug/kg dry	☼	10/11/11 07:02	10/12/11 12:31	1.00
Surrogate	% Recovery	Qualifier	Limits				Prepared	Analyzed	Dil Fac
Fluorene-d10	81.4		24 - 125				10/11/11 07:02	10/12/11 12:31	1.00
Pyrene-d10	114		41 - 141				10/11/11 07:02	10/12/11 12:31	1.00
Benzo (a) pyrene-d12	84.4		38 - 143				10/11/11 07:02	10/12/11 12:31	1.00

Method: NWTPH-Dx - Diesel and Heavy Range Hydrocarbons per NWTPH-Dx Method

Analyte	Result	Qualifier	RL	MDL	Unit	D	Prepared	Analyzed	Dil Fac
Diesel Range Organics	ND		20.8		mg/kg dry	☼	10/10/11 18:44	10/11/11 19:10	1.00
Residual Range/Heavy Oil Organics	ND		41.6		mg/kg dry	☼	10/10/11 18:44	10/11/11 19:10	1.00
Surrogate	% Recovery	Qualifier	Limits				Prepared	Analyzed	Dil Fac
1-Chlorooctadecane	75.8		50 - 150				10/10/11 18:44	10/11/11 19:10	1.00

Method: NW TPH-Gx - Gasoline Hydrocarbons per NW TPH-Gx Method

Analyte	Result	Qualifier	RL	MDL	Unit	D	Prepared	Analyzed	Dil Fac
Gasoline Range Hydrocarbons	ND		18.1		mg/kg dry	☼	10/05/11 13:30	10/11/11 12:56	50.0
Surrogate	% Recovery	Qualifier	Limits				Prepared	Analyzed	Dil Fac
a,a,a-TFT (FID)	119		50 - 150				10/05/11 13:30	10/11/11 12:56	50.0

Client Sample Results

Client: Farallon Consulting LLC
Project/Site: Sno Pac

TestAmerica Job ID: 580-29132-1

Client Sample ID: 100511-FB7A-11.8

Lab Sample ID: 580-29132-13

Date Collected: 10/05/11 13:30

Matrix: Solid

Date Received: 10/06/11 16:10

Percent Solids: 59.9

Method: ASTM D2216-80 - Percent Dry Weight (Solids) per ASTM D2216-80

Analyte	Result	Qualifier	RL	MDL	Unit	D	Prepared	Analyzed	Dil Fac
% Solids	59.9		0.0100		% by Weight		10/10/11 15:36	10/12/11 07:30	1.00

- 1
- 2
- 3
- 4
- 5
- 6
- 7
- 8
- 9
- 10

Client Sample Results

Client: Farallon Consulting LLC
Project/Site: Sno Pac

TestAmerica Job ID: 580-29132-1

Client Sample ID: 100511-FB1A-9.8

Lab Sample ID: 580-29132-14

Date Collected: 10/05/11 14:20

Matrix: Solid

Date Received: 10/06/11 16:10

Percent Solids: 56.9

Method: EPA 8260B - Selected Volatile Organic Compounds (Including BTEX) per EPA Method 8260B

Analyte	Result	Qualifier	RL	MDL	Unit	D	Prepared	Analyzed	Dil Fac
Benzene	ND		95.9		ug/kg dry	☼	10/05/11 14:20	10/11/11 18:43	100
Toluene	ND		240		ug/kg dry	☼	10/05/11 14:20	10/11/11 18:43	100
Ethylbenzene	ND		240		ug/kg dry	☼	10/05/11 14:20	10/11/11 18:43	100
o-Xylene	ND		479		ug/kg dry	☼	10/05/11 14:20	10/11/11 18:43	100
m,p-Xylene	ND		479		ug/kg dry	☼	10/05/11 14:20	10/11/11 18:43	100
Xylenes (total)	ND		479		ug/kg dry	☼	10/05/11 14:20	10/11/11 18:43	100
Surrogate	% Recovery	Qualifier	Limits				Prepared	Analyzed	Dil Fac
Dibromofluoromethane	96.2		70 - 135				10/05/11 14:20	10/11/11 18:43	100
1,2-DCA-d4	110		60 - 145				10/05/11 14:20	10/11/11 18:43	100
Toluene-d8	106		70 - 140				10/05/11 14:20	10/11/11 18:43	100
4-BFB	99.4		70 - 140				10/05/11 14:20	10/11/11 18:43	100

Method: EPA 8082 - Polychlorinated Biphenyls per EPA Method 8082

Analyte	Result	Qualifier	RL	MDL	Unit	D	Prepared	Analyzed	Dil Fac
Aroclor 1016	ND		57.7		ug/kg dry	☼	10/10/11 17:33	10/12/11 11:20	1.00
Aroclor 1221	ND		116		ug/kg dry	☼	10/10/11 17:33	10/12/11 11:20	1.00
Aroclor 1232	ND		57.7		ug/kg dry	☼	10/10/11 17:33	10/12/11 11:20	1.00
Aroclor 1242	ND		57.7		ug/kg dry	☼	10/10/11 17:33	10/12/11 11:20	1.00
Aroclor 1248	ND		57.7		ug/kg dry	☼	10/10/11 17:33	10/12/11 11:20	1.00
Aroclor 1254	ND		57.7		ug/kg dry	☼	10/10/11 17:33	10/12/11 11:20	1.00
Aroclor 1260	ND		57.7		ug/kg dry	☼	10/10/11 17:33	10/12/11 11:20	1.00
Surrogate	% Recovery	Qualifier	Limits				Prepared	Analyzed	Dil Fac
Decachlorobiphenyl	69.6		16 - 149				10/10/11 17:33	10/12/11 11:20	1.00

Method: EPA 8270m - Polynuclear Aromatic Compounds per EPA 8270M-SIM

Analyte	Result	Qualifier	RL	MDL	Unit	D	Prepared	Analyzed	Dil Fac
Acenaphthene	ND		23.4		ug/kg dry	☼	10/11/11 07:02	10/12/11 13:02	1.00
Acenaphthylene	ND		23.4		ug/kg dry	☼	10/11/11 07:02	10/12/11 13:02	1.00
Anthracene	ND		23.4		ug/kg dry	☼	10/11/11 07:02	10/12/11 13:02	1.00
Benzo (a) anthracene	ND		23.4		ug/kg dry	☼	10/11/11 07:02	10/12/11 13:02	1.00
Benzo (a) pyrene	ND		23.4		ug/kg dry	☼	10/11/11 07:02	10/12/11 13:02	1.00
Benzo (b) fluoranthene	ND		23.4		ug/kg dry	☼	10/11/11 07:02	10/12/11 13:02	1.00
Benzo (ghi) perylene	ND		23.4		ug/kg dry	☼	10/11/11 07:02	10/12/11 13:02	1.00
Benzo (k) fluoranthene	ND		23.4		ug/kg dry	☼	10/11/11 07:02	10/12/11 13:02	1.00
Chrysene	ND		23.4		ug/kg dry	☼	10/11/11 07:02	10/12/11 13:02	1.00
Dibenzo (a,h) anthracene	ND		23.4		ug/kg dry	☼	10/11/11 07:02	10/12/11 13:02	1.00
Fluoranthene	ND		23.4		ug/kg dry	☼	10/11/11 07:02	10/12/11 13:02	1.00
Fluorene	ND		23.4		ug/kg dry	☼	10/11/11 07:02	10/12/11 13:02	1.00
Indeno (1,2,3-cd) pyrene	ND		23.4		ug/kg dry	☼	10/11/11 07:02	10/12/11 13:02	1.00
Naphthalene	ND		23.4		ug/kg dry	☼	10/11/11 07:02	10/12/11 13:02	1.00
Phenanthrene	ND		23.4		ug/kg dry	☼	10/11/11 07:02	10/12/11 13:02	1.00
Pyrene	ND		23.4		ug/kg dry	☼	10/11/11 07:02	10/12/11 13:02	1.00
Surrogate	% Recovery	Qualifier	Limits				Prepared	Analyzed	Dil Fac
Fluorene-d10	74.1		24 - 125				10/11/11 07:02	10/12/11 13:02	1.00
Pyrene-d10	104		41 - 141				10/11/11 07:02	10/12/11 13:02	1.00
Benzo (a) pyrene-d12	77.4		38 - 143				10/11/11 07:02	10/12/11 13:02	1.00

Client Sample Results

Client: Farallon Consulting LLC
Project/Site: Sno Pac

TestAmerica Job ID: 580-29132-1

Client Sample ID: 100511-FB1A-9.8

Lab Sample ID: 580-29132-14

Date Collected: 10/05/11 14:20

Matrix: Solid

Date Received: 10/06/11 16:10

Percent Solids: 56.9

Method: NWTPH-Dx - Diesel and Heavy Range Hydrocarbons per NWTPH-Dx Method

Analyte	Result	Qualifier	RL	MDL	Unit	D	Prepared	Analyzed	Dil Fac
Diesel Range Organics	ND		21.7		mg/kg dry	☼	10/10/11 18:44	10/11/11 19:29	1.00
Residual Range/Heavy Oil Organics	46.5	Q13	43.5		mg/kg dry	☼	10/10/11 18:44	10/11/11 19:29	1.00
Surrogate	% Recovery	Qualifier	Limits				Prepared	Analyzed	Dil Fac
1-Chlorooctadecane	74.2		50 - 150				10/10/11 18:44	10/11/11 19:29	1.00

Method: NW TPH-Gx - Gasoline Hydrocarbons per NW TPH-Gx Method

Analyte	Result	Qualifier	RL	MDL	Unit	D	Prepared	Analyzed	Dil Fac
Gasoline Range Hydrocarbons	ND		19.2		mg/kg dry	☼	10/05/11 14:20	10/11/11 13:24	50.0
Surrogate	% Recovery	Qualifier	Limits				Prepared	Analyzed	Dil Fac
a,a,a-TFT (FID)	121		50 - 150				10/05/11 14:20	10/11/11 13:24	50.0

Method: ASTM D2216-80 - Percent Dry Weight (Solids) per ASTM D2216-80

Analyte	Result	Qualifier	RL	MDL	Unit	D	Prepared	Analyzed	Dil Fac
% Solids	56.9		0.0100		% by Weight		10/10/11 15:36	10/12/11 07:30	1.00

Client Sample Results

Client: Farallon Consulting LLC
Project/Site: Sno Pac

TestAmerica Job ID: 580-29132-1

Client Sample ID: 100511-FB4A-9.7

Lab Sample ID: 580-29132-15

Date Collected: 10/05/11 15:00

Matrix: Solid

Date Received: 10/06/11 16:10

Percent Solids: 71.3

Method: EPA 8082 - Polychlorinated Biphenyls per EPA Method 8082

Analyte	Result	Qualifier	RL	MDL	Unit	D	Prepared	Analyzed	Dil Fac
Aroclor 1016	ND		46.8		ug/kg dry	☼	10/11/11 07:05	10/12/11 14:47	1.00
Aroclor 1221	ND		94.1		ug/kg dry	☼	10/11/11 07:05	10/12/11 14:47	1.00
Aroclor 1232	ND		46.8		ug/kg dry	☼	10/11/11 07:05	10/12/11 14:47	1.00
Aroclor 1242	ND		46.8		ug/kg dry	☼	10/11/11 07:05	10/12/11 14:47	1.00
Aroclor 1248	ND		46.8		ug/kg dry	☼	10/11/11 07:05	10/12/11 14:47	1.00
Aroclor 1254	ND		46.8		ug/kg dry	☼	10/11/11 07:05	10/12/11 14:47	1.00
Aroclor 1260	ND		46.8		ug/kg dry	☼	10/11/11 07:05	10/12/11 14:47	1.00

Surrogate	% Recovery	Qualifier	Limits	Prepared	Analyzed	Dil Fac
Decachlorobiphenyl	93.4		16 - 149	10/11/11 07:05	10/12/11 14:47	1.00

Method: EPA 8270m - Polynuclear Aromatic Compounds per EPA 8270M-SIM

Analyte	Result	Qualifier	RL	MDL	Unit	D	Prepared	Analyzed	Dil Fac
Acenaphthene	45.8		18.8		ug/kg dry	☼	10/11/11 07:02	10/12/11 13:31	1.00
Acenaphthylene	ND		18.8		ug/kg dry	☼	10/11/11 07:02	10/12/11 13:31	1.00
Anthracene	105		18.8		ug/kg dry	☼	10/11/11 07:02	10/12/11 13:31	1.00
Benzo (a) anthracene	94.7		18.8		ug/kg dry	☼	10/11/11 07:02	10/12/11 13:31	1.00
Benzo (a) pyrene	47.3		18.8		ug/kg dry	☼	10/11/11 07:02	10/12/11 13:31	1.00
Benzo (b) fluoranthene	55.6		18.8		ug/kg dry	☼	10/11/11 07:02	10/12/11 13:31	1.00
Benzo (ghi) perylene	23.4		18.8		ug/kg dry	☼	10/11/11 07:02	10/12/11 13:31	1.00
Benzo (k) fluoranthene	38.3		18.8		ug/kg dry	☼	10/11/11 07:02	10/12/11 13:31	1.00
Chrysene	124		18.8		ug/kg dry	☼	10/11/11 07:02	10/12/11 13:31	1.00
Dibenzo (a,h) anthracene	ND		18.8		ug/kg dry	☼	10/11/11 07:02	10/12/11 13:31	1.00
Fluoranthene	434		18.8		ug/kg dry	☼	10/11/11 07:02	10/12/11 13:31	1.00
Fluorene	ND		18.8		ug/kg dry	☼	10/11/11 07:02	10/12/11 13:31	1.00
Indeno (1,2,3-cd) pyrene	21.0		18.8		ug/kg dry	☼	10/11/11 07:02	10/12/11 13:31	1.00
Naphthalene	ND		18.8		ug/kg dry	☼	10/11/11 07:02	10/12/11 13:31	1.00
Phenanthrene	49.9		18.8		ug/kg dry	☼	10/11/11 07:02	10/12/11 13:31	1.00
Pyrene	411		18.8		ug/kg dry	☼	10/11/11 07:02	10/12/11 13:31	1.00

Surrogate	% Recovery	Qualifier	Limits	Prepared	Analyzed	Dil Fac
Fluorene-d10	77.5		24 - 125	10/11/11 07:02	10/12/11 13:31	1.00
Pyrene-d10	101		41 - 141	10/11/11 07:02	10/12/11 13:31	1.00
Benzo (a) pyrene-d12	80.6		38 - 143	10/11/11 07:02	10/12/11 13:31	1.00

Method: NWTPH-Dx - Diesel and Heavy Range Hydrocarbons per NWTPH-Dx Method

Analyte	Result	Qualifier	RL	MDL	Unit	D	Prepared	Analyzed	Dil Fac
Diesel Range Organics	ND		17.4		mg/kg dry	☼	10/10/11 18:44	10/11/11 19:47	1.00
Residual Range/Heavy Oil Organics	ND		34.9		mg/kg dry	☼	10/10/11 18:44	10/11/11 19:47	1.00

Surrogate	% Recovery	Qualifier	Limits	Prepared	Analyzed	Dil Fac
1-Chlorooctadecane	68.6		50 - 150	10/10/11 18:44	10/11/11 19:47	1.00

Method: ASTM D2216-80 - Percent Dry Weight (Solids) per ASTM D2216-80

Analyte	Result	Qualifier	RL	MDL	Unit	D	Prepared	Analyzed	Dil Fac
% Solids	71.3		0.0100		% by Weight		10/10/11 15:36	10/12/11 07:30	1.00

Client Sample Results

Client: Farallon Consulting LLC
Project/Site: Sno Pac

TestAmerica Job ID: 580-29132-1

Client Sample ID: 100511-FB9A-11.8

Lab Sample ID: 580-29132-17

Date Collected: 10/05/11 16:00

Matrix: Solid

Date Received: 10/06/11 16:10

Percent Solids: 60.5

Method: EPA 8260B - Volatile Organic Compounds per EPA Method 8260B

Analyte	Result	Qualifier	RL	MDL	Unit	D	Prepared	Analyzed	Dil Fac
Acetone	ND		9770		ug/kg dry	☼	10/05/11 16:00	10/11/11 19:05	100
Benzene	ND		78.2		ug/kg dry	☼	10/05/11 16:00	10/11/11 19:05	100
Bromobenzene	ND		391		ug/kg dry	☼	10/05/11 16:00	10/11/11 19:05	100
Bromochloromethane	ND		391		ug/kg dry	☼	10/05/11 16:00	10/11/11 19:05	100
Bromodichloromethane	ND		391		ug/kg dry	☼	10/05/11 16:00	10/11/11 19:05	100
Bromoform	ND		391		ug/kg dry	☼	10/05/11 16:00	10/11/11 19:05	100
Bromomethane	ND		1950		ug/kg dry	☼	10/05/11 16:00	10/11/11 19:05	100
2-Butanone (MEK)	ND		3910		ug/kg dry	☼	10/05/11 16:00	10/11/11 19:05	100
n-Butylbenzene	ND		1950		ug/kg dry	☼	10/05/11 16:00	10/11/11 19:05	100
sec-Butylbenzene	ND		391		ug/kg dry	☼	10/05/11 16:00	10/11/11 19:05	100
tert-Butylbenzene	ND		391		ug/kg dry	☼	10/05/11 16:00	10/11/11 19:05	100
Carbon disulfide	ND		3910		ug/kg dry	☼	10/05/11 16:00	10/11/11 19:05	100
Carbon tetrachloride	ND		391		ug/kg dry	☼	10/05/11 16:00	10/11/11 19:05	100
Chlorobenzene	ND		391		ug/kg dry	☼	10/05/11 16:00	10/11/11 19:05	100
Chloroethane	ND		391		ug/kg dry	☼	10/05/11 16:00	10/11/11 19:05	100
Chloroform	ND		391		ug/kg dry	☼	10/05/11 16:00	10/11/11 19:05	100
Chloromethane	ND		1950		ug/kg dry	☼	10/05/11 16:00	10/11/11 19:05	100
2-Chlorotoluene	ND		391		ug/kg dry	☼	10/05/11 16:00	10/11/11 19:05	100
4-Chlorotoluene	ND		391		ug/kg dry	☼	10/05/11 16:00	10/11/11 19:05	100
1,2-Dibromo-3-chloropropane	ND		1950		ug/kg dry	☼	10/05/11 16:00	10/11/11 19:05	100
Dibromochloromethane	ND		391		ug/kg dry	☼	10/05/11 16:00	10/11/11 19:05	100
1,2-Dibromoethane	ND		391		ug/kg dry	☼	10/05/11 16:00	10/11/11 19:05	100
Dibromomethane	ND		391		ug/kg dry	☼	10/05/11 16:00	10/11/11 19:05	100
1,2-Dichlorobenzene	ND		391		ug/kg dry	☼	10/05/11 16:00	10/11/11 19:05	100
1,3-Dichlorobenzene	ND		391		ug/kg dry	☼	10/05/11 16:00	10/11/11 19:05	100
1,4-Dichlorobenzene	ND		391		ug/kg dry	☼	10/05/11 16:00	10/11/11 19:05	100
Dichlorodifluoromethane	ND		1950		ug/kg dry	☼	10/05/11 16:00	10/11/11 19:05	100
1,1-Dichloroethane	ND		391		ug/kg dry	☼	10/05/11 16:00	10/11/11 19:05	100
1,2-Dichloroethane	ND		391		ug/kg dry	☼	10/05/11 16:00	10/11/11 19:05	100
1,1-Dichloroethene	ND		391		ug/kg dry	☼	10/05/11 16:00	10/11/11 19:05	100
cis-1,2-Dichloroethene	ND		391		ug/kg dry	☼	10/05/11 16:00	10/11/11 19:05	100
trans-1,2-Dichloroethene	ND		391		ug/kg dry	☼	10/05/11 16:00	10/11/11 19:05	100
1,2-Dichloropropane	ND		391		ug/kg dry	☼	10/05/11 16:00	10/11/11 19:05	100
1,3-Dichloropropane	ND		391		ug/kg dry	☼	10/05/11 16:00	10/11/11 19:05	100
2,2-Dichloropropane	ND		391		ug/kg dry	☼	10/05/11 16:00	10/11/11 19:05	100
1,1-Dichloropropene	ND		391		ug/kg dry	☼	10/05/11 16:00	10/11/11 19:05	100
cis-1,3-Dichloropropene	ND		391		ug/kg dry	☼	10/05/11 16:00	10/11/11 19:05	100
trans-1,3-Dichloropropene	ND		391		ug/kg dry	☼	10/05/11 16:00	10/11/11 19:05	100
Ethylbenzene	ND		391		ug/kg dry	☼	10/05/11 16:00	10/11/11 19:05	100
Hexachlorobutadiene	ND		1560		ug/kg dry	☼	10/05/11 16:00	10/11/11 19:05	100
2-Hexanone	ND		3910		ug/kg dry	☼	10/05/11 16:00	10/11/11 19:05	100
Isopropylbenzene	ND		782		ug/kg dry	☼	10/05/11 16:00	10/11/11 19:05	100
p-Isopropyltoluene	ND		782		ug/kg dry	☼	10/05/11 16:00	10/11/11 19:05	100
4-Methyl-2-pentanone	ND		1950		ug/kg dry	☼	10/05/11 16:00	10/11/11 19:05	100
Methyl tert-butyl ether	ND		391		ug/kg dry	☼	10/05/11 16:00	10/11/11 19:05	100
Methylene chloride	ND		1950		ug/kg dry	☼	10/05/11 16:00	10/11/11 19:05	100
Naphthalene	ND		782		ug/kg dry	☼	10/05/11 16:00	10/11/11 19:05	100
n-Propylbenzene	ND		391		ug/kg dry	☼	10/05/11 16:00	10/11/11 19:05	100
Styrene	ND		391		ug/kg dry	☼	10/05/11 16:00	10/11/11 19:05	100
1,1,1,2-Tetrachloroethane	ND		391		ug/kg dry	☼	10/05/11 16:00	10/11/11 19:05	100

Client Sample Results

Client: Farallon Consulting LLC
Project/Site: Sno Pac

TestAmerica Job ID: 580-29132-1

Client Sample ID: 100511-FB9A-11.8

Lab Sample ID: 580-29132-17

Date Collected: 10/05/11 16:00

Matrix: Solid

Date Received: 10/06/11 16:10

Percent Solids: 60.5

Method: EPA 8260B - Volatile Organic Compounds per EPA Method 8260B (Continued)

Analyte	Result	Qualifier	RL	MDL	Unit	D	Prepared	Analyzed	Dil Fac
1,1,2,2-Tetrachloroethane	ND		391		ug/kg dry	☼	10/05/11 16:00	10/11/11 19:05	100
Tetrachloroethene	ND		391		ug/kg dry	☼	10/05/11 16:00	10/11/11 19:05	100
Toluene	ND		391		ug/kg dry	☼	10/05/11 16:00	10/11/11 19:05	100
1,2,3-Trichlorobenzene	ND		391		ug/kg dry	☼	10/05/11 16:00	10/11/11 19:05	100
1,2,4-Trichlorobenzene	ND		391		ug/kg dry	☼	10/05/11 16:00	10/11/11 19:05	100
1,1,1-Trichloroethane	ND		391		ug/kg dry	☼	10/05/11 16:00	10/11/11 19:05	100
1,1,2-Trichloroethane	ND		391		ug/kg dry	☼	10/05/11 16:00	10/11/11 19:05	100
Trichloroethene	ND		391		ug/kg dry	☼	10/05/11 16:00	10/11/11 19:05	100
Trichlorofluoromethane	ND		391		ug/kg dry	☼	10/05/11 16:00	10/11/11 19:05	100
1,2,3-Trichloropropane	ND		391		ug/kg dry	☼	10/05/11 16:00	10/11/11 19:05	100
1,2,4-Trimethylbenzene	ND		391		ug/kg dry	☼	10/05/11 16:00	10/11/11 19:05	100
1,3,5-Trimethylbenzene	ND		391		ug/kg dry	☼	10/05/11 16:00	10/11/11 19:05	100
Vinyl chloride	ND		391		ug/kg dry	☼	10/05/11 16:00	10/11/11 19:05	100
o-Xylene	ND		391		ug/kg dry	☼	10/05/11 16:00	10/11/11 19:05	100
m,p-Xylene	ND		782		ug/kg dry	☼	10/05/11 16:00	10/11/11 19:05	100

Surrogate	% Recovery	Qualifier	Limits	Prepared	Analyzed	Dil Fac
Dibromofluoromethane	98.5		70 - 135	10/05/11 16:00	10/11/11 19:05	100
1,2-DCA-d4	110		60 - 145	10/05/11 16:00	10/11/11 19:05	100
Toluene-d8	105		70 - 140	10/05/11 16:00	10/11/11 19:05	100
4-BFB	97.7		70 - 140	10/05/11 16:00	10/11/11 19:05	100

Method: EPA 8082 - Polychlorinated Biphenyls per EPA Method 8082

Analyte	Result	Qualifier	RL	MDL	Unit	D	Prepared	Analyzed	Dil Fac
Aroclor 1016	ND		54.0		ug/kg dry	☼	10/10/11 17:33	10/12/11 11:43	1.00
Aroclor 1221	ND		109		ug/kg dry	☼	10/10/11 17:33	10/12/11 11:43	1.00
Aroclor 1232	ND		54.0		ug/kg dry	☼	10/10/11 17:33	10/12/11 11:43	1.00
Aroclor 1242	ND		54.0		ug/kg dry	☼	10/10/11 17:33	10/12/11 11:43	1.00
Aroclor 1248	ND		54.0		ug/kg dry	☼	10/10/11 17:33	10/12/11 11:43	1.00
Aroclor 1254	ND		54.0		ug/kg dry	☼	10/10/11 17:33	10/12/11 11:43	1.00
Aroclor 1260	ND		54.0		ug/kg dry	☼	10/10/11 17:33	10/12/11 11:43	1.00

Surrogate	% Recovery	Qualifier	Limits	Prepared	Analyzed	Dil Fac
Decachlorobiphenyl	84.8		16 - 149	10/10/11 17:33	10/12/11 11:43	1.00

Method: EPA 8270m - Polynuclear Aromatic Compounds per EPA 8270M-SIM

Analyte	Result	Qualifier	RL	MDL	Unit	D	Prepared	Analyzed	Dil Fac
Acenaphthene	ND		22.0		ug/kg dry	☼	10/11/11 07:02	10/12/11 14:00	1.00
Acenaphthylene	ND		22.0		ug/kg dry	☼	10/11/11 07:02	10/12/11 14:00	1.00
Anthracene	ND		22.0		ug/kg dry	☼	10/11/11 07:02	10/12/11 14:00	1.00
Benzo (a) anthracene	ND		22.0		ug/kg dry	☼	10/11/11 07:02	10/12/11 14:00	1.00
Benzo (a) pyrene	ND		22.0		ug/kg dry	☼	10/11/11 07:02	10/12/11 14:00	1.00
Benzo (b) fluoranthene	ND		22.0		ug/kg dry	☼	10/11/11 07:02	10/12/11 14:00	1.00
Benzo (ghi) perylene	ND		22.0		ug/kg dry	☼	10/11/11 07:02	10/12/11 14:00	1.00
Benzo (k) fluoranthene	ND		22.0		ug/kg dry	☼	10/11/11 07:02	10/12/11 14:00	1.00
Chrysene	ND		22.0		ug/kg dry	☼	10/11/11 07:02	10/12/11 14:00	1.00
Dibenzo (a,h) anthracene	ND		22.0		ug/kg dry	☼	10/11/11 07:02	10/12/11 14:00	1.00
Fluoranthene	ND		22.0		ug/kg dry	☼	10/11/11 07:02	10/12/11 14:00	1.00
Fluorene	ND		22.0		ug/kg dry	☼	10/11/11 07:02	10/12/11 14:00	1.00
Indeno (1,2,3-cd) pyrene	ND		22.0		ug/kg dry	☼	10/11/11 07:02	10/12/11 14:00	1.00
Naphthalene	ND		22.0		ug/kg dry	☼	10/11/11 07:02	10/12/11 14:00	1.00

Client Sample Results

Client: Farallon Consulting LLC
Project/Site: Sno Pac

TestAmerica Job ID: 580-29132-1

Client Sample ID: 100511-FB9A-11.8

Lab Sample ID: 580-29132-17

Date Collected: 10/05/11 16:00

Matrix: Solid

Date Received: 10/06/11 16:10

Percent Solids: 60.5

Method: EPA 8270m - Polynuclear Aromatic Compounds per EPA 8270M-SIM (Continued)

Analyte	Result	Qualifier	RL	MDL	Unit	D	Prepared	Analyzed	Dil Fac
Phenanthrene	ND		22.0		ug/kg dry	☼	10/11/11 07:02	10/12/11 14:00	1.00
Pyrene	22.7		22.0		ug/kg dry	☼	10/11/11 07:02	10/12/11 14:00	1.00
Surrogate	% Recovery	Qualifier	Limits				Prepared	Analyzed	Dil Fac
Fluorene-d10	77.2		24 - 125				10/11/11 07:02	10/12/11 14:00	1.00
Pyrene-d10	110		41 - 141				10/11/11 07:02	10/12/11 14:00	1.00
Benzo (a) pyrene-d12	68.9		38 - 143				10/11/11 07:02	10/12/11 14:00	1.00

Method: NWTPH-Dx - Diesel and Heavy Range Hydrocarbons per NWTPH-Dx Method

Analyte	Result	Qualifier	RL	MDL	Unit	D	Prepared	Analyzed	Dil Fac
Diesel Range Organics	22.9	Q13	20.5		mg/kg dry	☼	10/10/11 18:44	10/11/11 20:05	1.00
Residual Range/Heavy Oil Organics	124	Q13	41.0		mg/kg dry	☼	10/10/11 18:44	10/11/11 20:05	1.00
Surrogate	% Recovery	Qualifier	Limits				Prepared	Analyzed	Dil Fac
1-Chlorooctadecane	63.0		50 - 150				10/10/11 18:44	10/11/11 20:05	1.00

Method: NW TPH-Gx - Gasoline Hydrocarbons per NW TPH-Gx Method

Analyte	Result	Qualifier	RL	MDL	Unit	D	Prepared	Analyzed	Dil Fac
Gasoline Range Hydrocarbons	ND		15.6		mg/kg dry	☼	10/05/11 16:00	10/11/11 13:52	50.0
Surrogate	% Recovery	Qualifier	Limits				Prepared	Analyzed	Dil Fac
a,a,a-TFT (FID)	124		50 - 150				10/05/11 16:00	10/11/11 13:52	50.0

Method: ASTM D2216-80 - Percent Dry Weight (Solids) per ASTM D2216-80

Analyte	Result	Qualifier	RL	MDL	Unit	D	Prepared	Analyzed	Dil Fac
% Solids	60.5		0.0100		% by Weight		10/10/11 15:36	10/12/11 07:30	1.00

QC Sample Results

Client: Farallon Consulting LLC
Project/Site: Sno Pac

TestAmerica Job ID: 580-29132-1

Method: EPA 8260B - Selected Volatile Organic Compounds (Including BTEX) per EPA Method 8260B

Lab Sample ID: 11J0271-BLK1
Matrix: Soil
Analysis Batch: 11J0271

Client Sample ID: Method Blank
Prep Type: Total
Prep Batch: 11J0271_P

Analyte	Blank Result	Blank Qualifier	RL	MDL	Unit	D	Prepared	Analyzed	Dil Fac
Benzene	ND		19.9		ug/kg wet		10/10/11 08:20	10/10/11 09:26	100
Toluene	ND		49.8		ug/kg wet		10/10/11 08:20	10/10/11 09:26	100
Ethylbenzene	ND		49.8		ug/kg wet		10/10/11 08:20	10/10/11 09:26	100
o-Xylene	ND		99.6		ug/kg wet		10/10/11 08:20	10/10/11 09:26	100
m,p-Xylene	ND		99.6		ug/kg wet		10/10/11 08:20	10/10/11 09:26	100
Xylenes (total)	ND		99.6		ug/kg wet		10/10/11 08:20	10/10/11 09:26	100

Surrogate	Blank % Recovery	Blank Qualifier	Limits	Prepared	Analyzed	Dil Fac
Dibromofluoromethane	105		70 - 135	10/10/11 08:20	10/10/11 09:26	100
1,2-DCA-d4	115		60 - 145	10/10/11 08:20	10/10/11 09:26	100
Toluene-d8	104		70 - 140	10/10/11 08:20	10/10/11 09:26	100
4-BFB	99.2		70 - 140	10/10/11 08:20	10/10/11 09:26	100

Lab Sample ID: 11J0271-BS1
Matrix: Soil
Analysis Batch: 11J0271

Client Sample ID: Lab Control Sample
Prep Type: Total
Prep Batch: 11J0271_P

Analyte	Spike Added	LCS Result	LCS Qualifier	Unit	D	% Rec	% Rec. Limits
Benzene	1960	1990		ug/kg wet		101	82 - 125
Toluene	1960	2020		ug/kg wet		103	80 - 125
Ethylbenzene	1960	1940		ug/kg wet		98.9	80 - 120
o-Xylene	1960	1820		ug/kg wet		92.7	80 - 126
m,p-Xylene	3930	3840		ug/kg wet		97.8	80 - 120
Xylenes (total)	5890	5660		ug/kg wet		96.1	70 - 130

Surrogate	LCS % Recovery	LCS Qualifier	Limits
Dibromofluoromethane	106		70 - 135
1,2-DCA-d4	112		60 - 145
Toluene-d8	105		70 - 140
4-BFB	94.3		70 - 140

Method: EPA 8260B - Volatile Organic Compounds per EPA Method 8260B

Lab Sample ID: 11J0271-BLK1
Matrix: Soil
Analysis Batch: 11J0271

Client Sample ID: Method Blank
Prep Type: Total
Prep Batch: 11J0271_P

Analyte	Blank Result	Blank Qualifier	RL	MDL	Unit	D	Prepared	Analyzed	Dil Fac
Acetone	ND		2490		ug/kg wet		10/10/11 08:20	10/10/11 09:26	100
Benzene	ND		19.9		ug/kg wet		10/10/11 08:20	10/10/11 09:26	100
Bromobenzene	ND		99.6		ug/kg wet		10/10/11 08:20	10/10/11 09:26	100
Bromochloromethane	ND		99.6		ug/kg wet		10/10/11 08:20	10/10/11 09:26	100
Bromodichloromethane	ND		99.6		ug/kg wet		10/10/11 08:20	10/10/11 09:26	100
Bromoform	ND		99.6		ug/kg wet		10/10/11 08:20	10/10/11 09:26	100
Bromomethane	ND		498		ug/kg wet		10/10/11 08:20	10/10/11 09:26	100
2-Butanone (MEK)	ND		996		ug/kg wet		10/10/11 08:20	10/10/11 09:26	100
n-Butylbenzene	ND		498		ug/kg wet		10/10/11 08:20	10/10/11 09:26	100

QC Sample Results

Client: Farallon Consulting LLC
Project/Site: Sno Pac

TestAmerica Job ID: 580-29132-1

Method: EPA 8260B - Volatile Organic Compounds per EPA Method 8260B (Continued)

Lab Sample ID: 11J0271-BLK1

Matrix: Soil

Analysis Batch: 11J0271

Client Sample ID: Method Blank

Prep Type: Total

Prep Batch: 11J0271_P

Analyte	Blank Result	Blank Qualifier	RL	MDL	Unit	D	Prepared	Analyzed	Dil Fac
sec-Butylbenzene	ND		99.6		ug/kg wet		10/10/11 08:20	10/10/11 09:26	100
tert-Butylbenzene	ND		99.6		ug/kg wet		10/10/11 08:20	10/10/11 09:26	100
Carbon disulfide	ND		996		ug/kg wet		10/10/11 08:20	10/10/11 09:26	100
Carbon tetrachloride	ND		99.6		ug/kg wet		10/10/11 08:20	10/10/11 09:26	100
Chlorobenzene	ND		99.6		ug/kg wet		10/10/11 08:20	10/10/11 09:26	100
Chloroethane	ND		99.6		ug/kg wet		10/10/11 08:20	10/10/11 09:26	100
Chloroform	ND		99.6		ug/kg wet		10/10/11 08:20	10/10/11 09:26	100
Chloromethane	ND		498		ug/kg wet		10/10/11 08:20	10/10/11 09:26	100
2-Chlorotoluene	ND		99.6		ug/kg wet		10/10/11 08:20	10/10/11 09:26	100
4-Chlorotoluene	ND		99.6		ug/kg wet		10/10/11 08:20	10/10/11 09:26	100
1,2-Dibromo-3-chloropropane	ND		498		ug/kg wet		10/10/11 08:20	10/10/11 09:26	100
Dibromochloromethane	ND		99.6		ug/kg wet		10/10/11 08:20	10/10/11 09:26	100
1,2-Dibromoethane	ND		99.6		ug/kg wet		10/10/11 08:20	10/10/11 09:26	100
Dibromomethane	ND		99.6		ug/kg wet		10/10/11 08:20	10/10/11 09:26	100
1,2-Dichlorobenzene	ND		99.6		ug/kg wet		10/10/11 08:20	10/10/11 09:26	100
1,3-Dichlorobenzene	ND		99.6		ug/kg wet		10/10/11 08:20	10/10/11 09:26	100
1,4-Dichlorobenzene	ND		99.6		ug/kg wet		10/10/11 08:20	10/10/11 09:26	100
Dichlorodifluoromethane	ND		498		ug/kg wet		10/10/11 08:20	10/10/11 09:26	100
1,1-Dichloroethane	ND		99.6		ug/kg wet		10/10/11 08:20	10/10/11 09:26	100
1,2-Dichloroethane	ND		99.6		ug/kg wet		10/10/11 08:20	10/10/11 09:26	100
1,1-Dichloroethene	ND		99.6		ug/kg wet		10/10/11 08:20	10/10/11 09:26	100
cis-1,2-Dichloroethene	ND		99.6		ug/kg wet		10/10/11 08:20	10/10/11 09:26	100
trans-1,2-Dichloroethene	ND		99.6		ug/kg wet		10/10/11 08:20	10/10/11 09:26	100
1,2-Dichloropropane	ND		99.6		ug/kg wet		10/10/11 08:20	10/10/11 09:26	100
1,3-Dichloropropane	ND		99.6		ug/kg wet		10/10/11 08:20	10/10/11 09:26	100
2,2-Dichloropropane	ND		99.6		ug/kg wet		10/10/11 08:20	10/10/11 09:26	100
1,1-Dichloropropene	ND		99.6		ug/kg wet		10/10/11 08:20	10/10/11 09:26	100
cis-1,3-Dichloropropene	ND		99.6		ug/kg wet		10/10/11 08:20	10/10/11 09:26	100
trans-1,3-Dichloropropene	ND		99.6		ug/kg wet		10/10/11 08:20	10/10/11 09:26	100
Ethylbenzene	ND		99.6		ug/kg wet		10/10/11 08:20	10/10/11 09:26	100
Hexachlorobutadiene	ND		398		ug/kg wet		10/10/11 08:20	10/10/11 09:26	100
2-Hexanone	ND		996		ug/kg wet		10/10/11 08:20	10/10/11 09:26	100
Isopropylbenzene	ND		199		ug/kg wet		10/10/11 08:20	10/10/11 09:26	100
p-Isopropyltoluene	ND		199		ug/kg wet		10/10/11 08:20	10/10/11 09:26	100
4-Methyl-2-pentanone	ND		498		ug/kg wet		10/10/11 08:20	10/10/11 09:26	100
Methyl tert-butyl ether	ND		99.6		ug/kg wet		10/10/11 08:20	10/10/11 09:26	100
Methylene chloride	ND		498		ug/kg wet		10/10/11 08:20	10/10/11 09:26	100
Naphthalene	ND		199		ug/kg wet		10/10/11 08:20	10/10/11 09:26	100
n-Propylbenzene	ND		99.6		ug/kg wet		10/10/11 08:20	10/10/11 09:26	100
Styrene	ND		99.6		ug/kg wet		10/10/11 08:20	10/10/11 09:26	100
1,1,1,2-Tetrachloroethane	ND		99.6		ug/kg wet		10/10/11 08:20	10/10/11 09:26	100
1,1,2,2-Tetrachloroethane	ND		99.6		ug/kg wet		10/10/11 08:20	10/10/11 09:26	100
Tetrachloroethene	ND		99.6		ug/kg wet		10/10/11 08:20	10/10/11 09:26	100
Toluene	ND		99.6		ug/kg wet		10/10/11 08:20	10/10/11 09:26	100
1,2,3-Trichlorobenzene	ND		99.6		ug/kg wet		10/10/11 08:20	10/10/11 09:26	100
1,2,4-Trichlorobenzene	ND		99.6		ug/kg wet		10/10/11 08:20	10/10/11 09:26	100
1,1,1-Trichloroethane	ND		99.6		ug/kg wet		10/10/11 08:20	10/10/11 09:26	100
1,1,2-Trichloroethane	ND		99.6		ug/kg wet		10/10/11 08:20	10/10/11 09:26	100
Trichloroethene	ND		99.6		ug/kg wet		10/10/11 08:20	10/10/11 09:26	100
Trichlorofluoromethane	ND		99.6		ug/kg wet		10/10/11 08:20	10/10/11 09:26	100

QC Sample Results

Client: Farallon Consulting LLC
Project/Site: Sno Pac

TestAmerica Job ID: 580-29132-1

Method: EPA 8260B - Volatile Organic Compounds per EPA Method 8260B (Continued)

Lab Sample ID: 11J0271-BLK1
Matrix: Soil
Analysis Batch: 11J0271

Client Sample ID: Method Blank
Prep Type: Total
Prep Batch: 11J0271_P

Analyte	Blank Result	Blank Qualifier	RL	MDL	Unit	D	Prepared	Analyzed	Dil Fac
1,2,3-Trichloropropane	ND		99.6		ug/kg wet		10/10/11 08:20	10/10/11 09:26	100
1,2,4-Trimethylbenzene	ND		99.6		ug/kg wet		10/10/11 08:20	10/10/11 09:26	100
1,3,5-Trimethylbenzene	ND		99.6		ug/kg wet		10/10/11 08:20	10/10/11 09:26	100
Vinyl chloride	ND		99.6		ug/kg wet		10/10/11 08:20	10/10/11 09:26	100
o-Xylene	ND		99.6		ug/kg wet		10/10/11 08:20	10/10/11 09:26	100
m,p-Xylene	ND		199		ug/kg wet		10/10/11 08:20	10/10/11 09:26	100

Surrogate	Blank % Recovery	Blank Qualifier	Limits	Prepared	Analyzed	Dil Fac
Dibromofluoromethane	105		70 - 135	10/10/11 08:20	10/10/11 09:26	100
1,2-DCA-d4	115		60 - 145	10/10/11 08:20	10/10/11 09:26	100
Toluene-d8	104		70 - 140	10/10/11 08:20	10/10/11 09:26	100
4-BFB	99.2		70 - 140	10/10/11 08:20	10/10/11 09:26	100

Lab Sample ID: 11J0271-BS1
Matrix: Soil
Analysis Batch: 11J0271

Client Sample ID: Lab Control Sample
Prep Type: Total
Prep Batch: 11J0271_P

Analyte	Spike Added	LCS Result	LCS Qualifier	Unit	D	% Rec	% Rec. Limits
Acetone	9820	9470		ug/kg wet		96.4	65 - 167
Benzene	1960	1990		ug/kg wet		101	81.9 - 125
Bromobenzene	1960	1850		ug/kg wet		94.2	80 - 120
Bromochloromethane	1960	2090		ug/kg wet		106	80 - 120
Bromodichloromethane	1960	2160		ug/kg wet		110	80 - 141
Bromoform	1960	1830		ug/kg wet		93.2	75 - 151
Bromomethane	1960	1540		ug/kg wet		78.4	65 - 130
2-Butanone (MEK)	9820	9740		ug/kg wet		99.2	68 - 127
n-Butylbenzene	1960	2110		ug/kg wet		107	90 - 146
sec-Butylbenzene	1960	1930		ug/kg wet		98.3	80 - 133
tert-Butylbenzene	1960	2030		ug/kg wet		103	80 - 130
Carbon disulfide	3930	3850		ug/kg wet		98.0	67 - 140
Carbon tetrachloride	1960	2580	L5	ug/kg wet		131	71 - 128
Chlorobenzene	1960	2080		ug/kg wet		106	79.2 - 125
Chloroethane	1960	1870		ug/kg wet		95.1	75 - 125
Chloroform	1960	2060		ug/kg wet		105	80 - 121
Chloromethane	1960	1900		ug/kg wet		96.9	42 - 150
2-Chlorotoluene	1960	1860		ug/kg wet		94.6	80 - 120
4-Chlorotoluene	1960	1830		ug/kg wet		93.1	80 - 126
1,2-Dibromo-3-chloropropane	1960	1830		ug/kg wet		93.2	61 - 128
Dibromochloromethane	1960	1980		ug/kg wet		101	75 - 125
1,2-Dibromoethane	1960	2160		ug/kg wet		110	80 - 124
Dibromomethane	1960	2100		ug/kg wet		107	80 - 120
1,2-Dichlorobenzene	1960	1910		ug/kg wet		97.4	80 - 120
1,3-Dichlorobenzene	1960	1950		ug/kg wet		99.3	80 - 126
1,4-Dichlorobenzene	1960	1770		ug/kg wet		90.3	77 - 121
Dichlorodifluoromethane	1960	1810		ug/kg wet		92.2	75 - 120
1,1-Dichloroethane	1960	2050		ug/kg wet		104	80 - 120
1,2-Dichloroethane	1960	2130		ug/kg wet		108	80 - 120
1,1-Dichloroethene	1960	2030		ug/kg wet		103	66.1 - 125
cis-1,2-Dichloroethene	1960	2070		ug/kg wet		106	75 - 125

QC Sample Results

Client: Farallon Consulting LLC
Project/Site: Sno Pac

TestAmerica Job ID: 580-29132-1

Method: EPA 8260B - Volatile Organic Compounds per EPA Method 8260B (Continued)

Lab Sample ID: 11J0271-BS1
Matrix: Soil
Analysis Batch: 11J0271

Client Sample ID: Lab Control Sample
Prep Type: Total
Prep Batch: 11J0271_P

Analyte	Spike Added	LCS Result	LCS Qualifier	Unit	D	% Rec	% Rec.
							Limits
trans-1,2-Dichloroethene	1960	2050		ug/kg wet		105	75 - 125
1,2-Dichloropropane	1960	2070		ug/kg wet		105	82 - 125
1,3-Dichloropropane	1960	2140		ug/kg wet		109	75 - 129
2,2-Dichloropropane	1960	2320		ug/kg wet		118	72 - 132
1,1-Dichloropropene	1960	2150		ug/kg wet		109	79 - 126
cis-1,3-Dichloropropene	1960	2180		ug/kg wet		111	80 - 126
trans-1,3-Dichloropropene	1960	2030		ug/kg wet		103	67 - 146
Ethylbenzene	1960	1940		ug/kg wet		98.9	82 - 123
Hexachlorobutadiene	1960	2330		ug/kg wet		119	80 - 152
2-Hexanone	9820	10300		ug/kg wet		105	57 - 120
Isopropylbenzene	1960	1890		ug/kg wet		96.4	82 - 128
p-Isopropyltoluene	1960	1980		ug/kg wet		101	80 - 120
4-Methyl-2-pentanone	9820	9870		ug/kg wet		100	52 - 120
Methyl tert-butyl ether	1960	2250		ug/kg wet		115	75 - 125
Methylene chloride	1960	2090		ug/kg wet		106	75 - 125
Naphthalene	1960	2080		ug/kg wet		106	80 - 130
n-Propylbenzene	1960	1920		ug/kg wet		97.5	80 - 120
Styrene	1960	2020		ug/kg wet		103	80 - 123
1,1,1,2-Tetrachloroethane	1960	2300		ug/kg wet		117	83 - 128
1,1,2,2-Tetrachloroethane	1960	1850		ug/kg wet		94.3	72 - 135
Tetrachloroethene	1960	2080		ug/kg wet		106	80 - 124
Toluene	1960	2020		ug/kg wet		103	80 - 125
1,2,3-Trichlorobenzene	1960	2130		ug/kg wet		108	78 - 143
1,2,4-Trichlorobenzene	1960	2130		ug/kg wet		108	83 - 149
1,1,1-Trichloroethane	1960	2290		ug/kg wet		117	80 - 124
1,1,2-Trichloroethane	1960	2030		ug/kg wet		103	80 - 125
Trichloroethene	1960	2030		ug/kg wet		103	76 - 125
Trichlorofluoromethane	1960	2150		ug/kg wet		109	56 - 147
1,2,3-Trichloropropane	1960	1880		ug/kg wet		95.8	67 - 126
1,2,4-Trimethylbenzene	1960	1930		ug/kg wet		98.4	81 - 134
1,3,5-Trimethylbenzene	1960	2060		ug/kg wet		105	82 - 136
Vinyl chloride	1960	1060		ug/kg wet		54.2	10 - 140
o-Xylene	1960	1820		ug/kg wet		92.7	80 - 126
m,p-Xylene	3930	3840		ug/kg wet		97.8	80 - 120

Surrogate	LCS LCS		Limits
	% Recovery	Qualifier	
Dibromofluoromethane	106		70 - 135
1,2-DCA-d4	112		60 - 145
Toluene-d8	105		70 - 140
4-BFB	94.3		70 - 140

Method: EPA 8082 - Polychlorinated Biphenyls per EPA Method 8082

Lab Sample ID: 11J0302-BLK1
Matrix: Soil
Analysis Batch: 11J0302

Client Sample ID: Method Blank
Prep Type: Total
Prep Batch: 11J0302_P

Analyte	Blank Blank		RL	MDL	Unit	D	Prepared	Analyzed	Dil Fac
	Result	Qualifier							
Aroclor 1016	ND		33.0		ug/kg wet		10/10/11 17:33	10/12/11 11:20	1.00

QC Sample Results

Client: Farallon Consulting LLC
Project/Site: Sno Pac

TestAmerica Job ID: 580-29132-1

Method: EPA 8082 - Polychlorinated Biphenyls per EPA Method 8082 (Continued)

Lab Sample ID: 11J0302-BLK1
Matrix: Soil
Analysis Batch: 11J0302

Client Sample ID: Method Blank
Prep Type: Total
Prep Batch: 11J0302_P

Analyte	Blank		RL	MDL	Unit	D	Prepared	Analyzed	Dil Fac
	Result	Qualifier							
Aroclor 1221	ND		66.4		ug/kg wet		10/10/11 17:33	10/12/11 11:20	1.00
Aroclor 1232	ND		33.0		ug/kg wet		10/10/11 17:33	10/12/11 11:20	1.00
Aroclor 1242	ND		33.0		ug/kg wet		10/10/11 17:33	10/12/11 11:20	1.00
Aroclor 1248	ND		33.0		ug/kg wet		10/10/11 17:33	10/12/11 11:20	1.00
Aroclor 1254	ND		33.0		ug/kg wet		10/10/11 17:33	10/12/11 11:20	1.00
Aroclor 1260	ND		33.0		ug/kg wet		10/10/11 17:33	10/12/11 11:20	1.00
Surrogate	% Recovery	Qualifier	Limits				Prepared	Analyzed	Dil Fac
Decachlorobiphenyl	97.4		16 - 149				10/10/11 17:33	10/12/11 11:20	1.00

Lab Sample ID: 11J0302-BLK2
Matrix: Soil
Analysis Batch: 11J0302

Client Sample ID: Method Blank
Prep Type: Total
Prep Batch: 11J0302_P

Analyte	Blank		RL	MDL	Unit	D	Prepared	Analyzed	Dil Fac
	Result	Qualifier							
Aroclor 1016	ND		33.0		ug/kg wet		10/10/11 17:33	10/12/11 12:06	1.00
Aroclor 1221	ND		66.4		ug/kg wet		10/10/11 17:33	10/12/11 12:06	1.00
Aroclor 1232	ND		33.0		ug/kg wet		10/10/11 17:33	10/12/11 12:06	1.00
Aroclor 1242	ND		33.0		ug/kg wet		10/10/11 17:33	10/12/11 12:06	1.00
Aroclor 1248	ND		33.0		ug/kg wet		10/10/11 17:33	10/12/11 12:06	1.00
Aroclor 1254	ND		33.0		ug/kg wet		10/10/11 17:33	10/12/11 12:06	1.00
Aroclor 1260	ND		33.0		ug/kg wet		10/10/11 17:33	10/12/11 12:06	1.00
Surrogate	% Recovery	Qualifier	Limits				Prepared	Analyzed	Dil Fac
Decachlorobiphenyl	88.0		16 - 149				10/10/11 17:33	10/12/11 12:06	1.00

Lab Sample ID: 11J0302-BS1
Matrix: Soil
Analysis Batch: 11J0302

Client Sample ID: Lab Control Sample
Prep Type: Total
Prep Batch: 11J0302_P

Analyte	Spike Added	LCS Result	LCS Qualifier	Unit	D	% Rec	% Rec. Limits
Aroclor 1260	328	301		ug/kg wet		91.7	60 - 135
Surrogate	% Recovery	Qualifier	Limits				
Decachlorobiphenyl	96.4		16 - 149				

Lab Sample ID: 11J0302-BS2
Matrix: Soil
Analysis Batch: 11J0302

Client Sample ID: Lab Control Sample
Prep Type: Total
Prep Batch: 11J0302_P

Analyte	Spike Added	LCS Result	LCS Qualifier	Unit	D	% Rec	% Rec. Limits
Aroclor 1260	328	326		ug/kg wet		99.1	60 - 135
Surrogate	% Recovery	Qualifier	Limits				
Decachlorobiphenyl	102		16 - 149				

QC Sample Results

Client: Farallon Consulting LLC
Project/Site: Sno Pac

TestAmerica Job ID: 580-29132-1

Method: EPA 8082 - Polychlorinated Biphenyls per EPA Method 8082 (Continued)

Lab Sample ID: 11J0310-BLK1
Matrix: Soil
Analysis Batch: 11J0310

Client Sample ID: Method Blank
Prep Type: Total
Prep Batch: 11J0310_P

Analyte	Blank Result	Blank Qualifier	RL	MDL	Unit	D	Prepared	Analyzed	Dil Fac
Aroclor 1016	ND		32.8		ug/kg wet		10/11/11 07:05	10/12/11 12:52	1.00
Aroclor 1221	ND		66.0		ug/kg wet		10/11/11 07:05	10/12/11 12:52	1.00
Aroclor 1232	ND		32.8		ug/kg wet		10/11/11 07:05	10/12/11 12:52	1.00
Aroclor 1242	ND		32.8		ug/kg wet		10/11/11 07:05	10/12/11 12:52	1.00
Aroclor 1248	ND		32.8		ug/kg wet		10/11/11 07:05	10/12/11 12:52	1.00
Aroclor 1254	ND		32.8		ug/kg wet		10/11/11 07:05	10/12/11 12:52	1.00
Aroclor 1260	ND		32.8		ug/kg wet		10/11/11 07:05	10/12/11 12:52	1.00
Surrogate	% Recovery	Blank Qualifier	Limits				Prepared	Analyzed	Dil Fac
Decachlorobiphenyl	101		16 - 149				10/11/11 07:05	10/12/11 12:52	1.00

Lab Sample ID: 11J0310-BS1
Matrix: Soil
Analysis Batch: 11J0310

Client Sample ID: Lab Control Sample
Prep Type: Total
Prep Batch: 11J0310_P

Analyte	Spike Added	LCS Result	LCS Qualifier	Unit	D	% Rec	% Rec. Limits
Aroclor 1016	329	321		ug/kg wet		97.6	57 - 135
Aroclor 1260	329	323		ug/kg wet		98.3	60 - 135
Surrogate	% Recovery	LCS Qualifier	Limits				
Decachlorobiphenyl	101		16 - 149				

Method: EPA 8270m - Polynuclear Aromatic Compounds per EPA 8270M-SIM

Lab Sample ID: 11J0309-BLK1
Matrix: Soil
Analysis Batch: 11J0309

Client Sample ID: Method Blank
Prep Type: Total
Prep Batch: 11J0309_P

Analyte	Blank Result	Blank Qualifier	RL	MDL	Unit	D	Prepared	Analyzed	Dil Fac
Acenaphthene	ND		13.3		ug/kg wet		10/11/11 07:02	10/11/11 20:01	1.00
Acenaphthylene	ND		13.3		ug/kg wet		10/11/11 07:02	10/11/11 20:01	1.00
Anthracene	ND		13.3		ug/kg wet		10/11/11 07:02	10/11/11 20:01	1.00
Benzo (a) anthracene	ND		13.3		ug/kg wet		10/11/11 07:02	10/11/11 20:01	1.00
Benzo (a) pyrene	ND		13.3		ug/kg wet		10/11/11 07:02	10/11/11 20:01	1.00
Benzo (b) fluoranthene	ND		13.3		ug/kg wet		10/11/11 07:02	10/11/11 20:01	1.00
Benzo (ghi) perylene	ND		13.3		ug/kg wet		10/11/11 07:02	10/11/11 20:01	1.00
Benzo (k) fluoranthene	ND		13.3		ug/kg wet		10/11/11 07:02	10/11/11 20:01	1.00
Chrysene	ND		13.3		ug/kg wet		10/11/11 07:02	10/11/11 20:01	1.00
Dibenzo (a,h) anthracene	ND		13.3		ug/kg wet		10/11/11 07:02	10/11/11 20:01	1.00
Fluoranthene	ND		13.3		ug/kg wet		10/11/11 07:02	10/11/11 20:01	1.00
Fluorene	ND		13.3		ug/kg wet		10/11/11 07:02	10/11/11 20:01	1.00
Indeno (1,2,3-cd) pyrene	ND		13.3		ug/kg wet		10/11/11 07:02	10/11/11 20:01	1.00
Naphthalene	ND		13.3		ug/kg wet		10/11/11 07:02	10/11/11 20:01	1.00
Phenanthrene	ND		13.3		ug/kg wet		10/11/11 07:02	10/11/11 20:01	1.00
Pyrene	ND		13.3		ug/kg wet		10/11/11 07:02	10/11/11 20:01	1.00
Surrogate	% Recovery	Blank Qualifier	Limits				Prepared	Analyzed	Dil Fac
Fluorene-d10	81.6		24 - 125				10/11/11 07:02	10/11/11 20:01	1.00

QC Sample Results

Client: Farallon Consulting LLC
Project/Site: Sno Pac

TestAmerica Job ID: 580-29132-1

Method: EPA 8270m - Polynuclear Aromatic Compounds per EPA 8270M-SIM (Continued)

Lab Sample ID: 11J0309-BLK1
Matrix: Soil
Analysis Batch: 11J0309

Client Sample ID: Method Blank
Prep Type: Total
Prep Batch: 11J0309_P

Surrogate	Blank		Limits	Prepared	Analyzed	Dil Fac
	% Recovery	Qualifier				
Pyrene-d10	91.4		41 - 141	10/11/11 07:02	10/11/11 20:01	1.00
Benzo (a) pyrene-d12	85.6		38 - 143	10/11/11 07:02	10/11/11 20:01	1.00

Lab Sample ID: 11J0309-BS1
Matrix: Soil
Analysis Batch: 11J0309

Client Sample ID: Lab Control Sample
Prep Type: Total
Prep Batch: 11J0309_P

Analyte	Spike Added	LCS Result	LCS Qualifier	Unit	D	% Rec	% Rec. Limits
Benzo (a) pyrene	166	163		ug/kg wet		98.2	45 - 149
Pyrene	166	156		ug/kg wet		94.1	39 - 138

Surrogate	LCS		Limits
	% Recovery	Qualifier	
Fluorene-d10	87.9		24 - 125
Pyrene-d10	90.6		41 - 141
Benzo (a) pyrene-d12	95.1		38 - 143

Lab Sample ID: 11J0309-MS1
Matrix: Soil
Analysis Batch: 11J0309

Client Sample ID: 100511-FB5A-18.0 (580-29132-3)
Prep Type: Total
Prep Batch: 11J0309_P

Analyte	Sample Result	Sample Qualifier	Spike Added	Matrix Spike Result	Matrix Spike Qualifier	Unit	D	% Rec	% Rec. Limits
Benzo (a) pyrene	10.6		203	185		ug/kg dry	☼	85.6	45 - 149
Pyrene	27.4		203	211		ug/kg dry	☼	90.0	39 - 138

Surrogate	Matrix Spike		Limits
	% Recovery	Qualifier	
Fluorene-d10	78.7		24 - 125
Pyrene-d10	93.8		41 - 141
Benzo (a) pyrene-d12	90.4		38 - 143

Lab Sample ID: 11J0309-MSD1
Matrix: Soil
Analysis Batch: 11J0309

Client Sample ID: 100511-FB5A-18.0 (580-29132-3)
Prep Type: Total
Prep Batch: 11J0309_P

Analyte	Sample Result	Sample Qualifier	Spike Added	Matrix Spike Dup Result	Matrix Spike Dup Qualifier	Unit	D	% Rec	% Rec. Limits	RPD	RPD Limit
Benzo (a) pyrene	10.6		203	185		ug/kg dry	☼	85.9	45 - 149	0.222	40
Pyrene	27.4		203	232		ug/kg dry	☼	101	39 - 138	9.70	40

Surrogate	Matrix Spike Dup		Limits
	% Recovery	Qualifier	
Fluorene-d10	77.9		24 - 125
Pyrene-d10	88.4		41 - 141
Benzo (a) pyrene-d12	85.8		38 - 143

QC Sample Results

Client: Farallon Consulting LLC
Project/Site: Sno Pac

TestAmerica Job ID: 580-29132-1

Method: NWTPH-Dx - Diesel and Heavy Range Hydrocarbons per NWTPH-Dx Method

Lab Sample ID: 11J0306-BLK1

Matrix: Soil

Analysis Batch: 11J0306

Client Sample ID: Method Blank

Prep Type: Total

Prep Batch: 11J0306_P

Analyte	Blank Result	Blank Qualifier	RL	MDL	Unit	D	Prepared	Analyzed	Dil Fac
Diesel Range Organics	ND		12.5		mg/kg wet		10/10/11 18:44	10/11/11 13:42	1.00
Residual Range/Heavy Oil Organics	ND		25.0		mg/kg wet		10/10/11 18:44	10/11/11 13:42	1.00
Surrogate	Blank % Recovery	Blank Qualifier	Limits				Prepared	Analyzed	Dil Fac
1-Chlorooctadecane	86.9		50 - 150				10/10/11 18:44	10/11/11 13:42	1.00

Lab Sample ID: 11J0306-BS1

Matrix: Soil

Analysis Batch: 11J0306

Client Sample ID: Lab Control Sample

Prep Type: Total

Prep Batch: 11J0306_P

Analyte	Spike Added	LCS Result	LCS Qualifier	Unit	D	% Rec	% Rec. Limits
Diesel Range Organics	125	126		mg/kg wet		101	50 - 150
Residual Range/Heavy Oil Organics	74.9	70.0		mg/kg wet		93.5	50 - 150
Surrogate	LCS % Recovery	LCS Qualifier	Limits				
1-Chlorooctadecane	106		60 - 120				

Lab Sample ID: 11J0306-DUP1

Matrix: Soil

Analysis Batch: 11J0306

Client Sample ID: 100511-FB5A-18.0 (580-29132-3)

Prep Type: Total

Prep Batch: 11J0306_P

Analyte	Sample Result	Sample Qualifier	Duplicate Result	Duplicate Qualifier	Unit	D	RPD	RPD Limit
Diesel Range Organics	55.5	Q12	50.0	BQC1	mg/kg dry	☼	10.4	40
Residual Range/Heavy Oil Organics	156		144	BQC1	mg/kg dry	☼	8.25	40
Surrogate	Duplicate % Recovery	Duplicate Qualifier	Limits					
1-Chlorooctadecane	77.4	BQC1	50 - 150					

Lab Sample ID: 11J0306-DUP2

Matrix: Soil

Analysis Batch: 11J0306

Client Sample ID: 100511-FB6A-11.5 (580-29132-10)

Prep Type: Total

Prep Batch: 11J0306_P

Analyte	Sample Result	Sample Qualifier	Duplicate Result	Duplicate Qualifier	Unit	D	RPD	RPD Limit
Diesel Range Organics	8.88		8.51	BQC1	mg/kg dry	☼	4.27	40
Residual Range/Heavy Oil Organics	112	Q13	115	BQC1	mg/kg dry	☼	2.54	40
Surrogate	Duplicate % Recovery	Duplicate Qualifier	Limits					
1-Chlorooctadecane	72.3	BQC1	50 - 150					

QC Sample Results

Client: Farallon Consulting LLC
Project/Site: Sno Pac

TestAmerica Job ID: 580-29132-1

Method: NW TPH-Gx - Gasoline Hydrocarbons per NW TPH-Gx Method

Lab Sample ID: 11J0320-BLK1
Matrix: Soil
Analysis Batch: 11J0320

Client Sample ID: Method Blank
Prep Type: Total
Prep Batch: 11J0320_P

Analyte	Blank Result	Blank Qualifier	RL	MDL	Unit	D	Prepared	Analyzed	Dil Fac
Gasoline Range Hydrocarbons	ND		3.80		mg/kg wet		10/11/11 10:00	10/11/11 11:34	50.0
Surrogate	% Recovery	Qualifier	Limits				Prepared	Analyzed	Dil Fac
a,a,a-TFT (FID)	92.0		50 - 150				10/11/11 10:00	10/11/11 11:34	50.0

Lab Sample ID: 11J0320-BS1
Matrix: Soil
Analysis Batch: 11J0320

Client Sample ID: Lab Control Sample
Prep Type: Total
Prep Batch: 11J0320_P

Analyte	Spike Added	LCS Result	LCS Qualifier	Unit	D	% Rec	% Rec. Limits
Gasoline Range Hydrocarbons	23.9	23.3		mg/kg wet		97.4	70 - 130
Surrogate	% Recovery	Qualifier	Limits				
a,a,a-TFT (FID)	94.6		50 - 150				

Lab Sample ID: 11J0320-MS1
Matrix: Soil
Analysis Batch: 11J0320

Client Sample ID: 100511-FB1A-9.8 (580-29132-14)
Prep Type: Total
Prep Batch: 11J0320_P

Analyte	Sample Result	Sample Qualifier	Spike Added	Matrix Spike Result	Matrix Spike Qualifier	Unit	D	% Rec	% Rec. Limits
Gasoline Range Hydrocarbons	ND		101	128		mg/kg dry	☼	126	65 - 130
Surrogate	% Recovery	Qualifier	Limits						
a,a,a-TFT (FID)	127		50 - 150						

Lab Sample ID: 11J0320-DUP1
Matrix: Soil
Analysis Batch: 11J0320

Client Sample ID: 100511-FB8A-11.7 (580-29132-12)
Prep Type: Total
Prep Batch: 11J0320_P

Analyte	Sample Result	Sample Qualifier	Duplicate Result	Duplicate Qualifier	Unit	D	RPD	Limit
Gasoline Range Hydrocarbons	ND		ND		mg/kg dry	☼		40
Surrogate	% Recovery	Qualifier	Limits					
a,a,a-TFT (FID)	124		50 - 150					

Lab Sample ID: 11J0320-DUP2
Matrix: Soil
Analysis Batch: 11J0320

Client Sample ID: 100511-FB7A-11.8 (580-29132-13)
Prep Type: Total
Prep Batch: 11J0320_P

Analyte	Sample Result	Sample Qualifier	Duplicate Result	Duplicate Qualifier	Unit	D	RPD	Limit
Gasoline Range Hydrocarbons	ND		ND		mg/kg dry	☼		40
Surrogate	% Recovery	Qualifier	Limits					
a,a,a-TFT (FID)	121		50 - 150					

Lab Chronicle

Client: Farallon Consulting LLC
Project/Site: Sno Pac

TestAmerica Job ID: 580-29132-1

Client Sample ID: 100511-FB5A-8.4

Lab Sample ID: 580-29132-1

Date Collected: 10/05/11 09:00

Matrix: Solid

Date Received: 10/06/11 16:10

Percent Solids: 60.1

Prep Type	Batch Type	Batch Method	Run	Dilution Factor	Batch Number	Prepared Or Analyzed	Analyst	Lab
Total	Prep	EPA 5035A		1.82	11J0271_P	10/05/11 09:00	TDB	TAL PTL
Total	Analysis	EPA 8260B		100	11J0271	10/11/11 16:08	BJ	TAL PTL
Total	Prep	Dry Weight		1.00	11J0276_P	10/10/11 15:36	JJM	TAL PTL
Total	Analysis	ASTM D2216-80		1.00	11J0276	10/12/11 07:30	JJM	TAL PTL

Client Sample ID: 100511-FB5A-18.0

Lab Sample ID: 580-29132-3

Date Collected: 10/05/11 09:20

Matrix: Solid

Date Received: 10/06/11 16:10

Percent Solids: 81.8

Prep Type	Batch Type	Batch Method	Run	Dilution Factor	Batch Number	Prepared Or Analyzed	Analyst	Lab
Total	Prep	EPA 5035A		1.69	11J0271_P	10/05/11 09:20	TDB	TAL PTL
Total	Analysis	EPA 8260B		100	11J0271	10/11/11 16:30	BJ	TAL PTL
Total	Prep	EPA 3550		0.984	11J0302_P	10/10/11 17:33	BDM	TAL PTL
Total	Analysis	EPA 8082		1.00	11J0302	10/12/11 13:15	PS	TAL PTL
Total	Prep	EPA 3550		0.999	11J0309_P	10/11/11 07:02	CAD	TAL PTL
Total	Analysis	EPA 8270m		1.00	11J0309	10/12/11 10:55	NAF	TAL PTL
Total	Prep	EPA 3550 Fuels		0.998	11J0306_P	10/10/11 18:44	ELP	TAL PTL
Total	Analysis	NWTPH-Dx		1.00	11J0306	10/11/11 13:06	NMI	TAL PTL
Total	Prep	Dry Weight		1.00	11J0276_P	10/10/11 15:36	JJM	TAL PTL
Total	Analysis	ASTM D2216-80		1.00	11J0276	10/12/11 07:30	JJM	TAL PTL

Client Sample ID: TB-1-100511

Lab Sample ID: 580-29132-5

Date Collected: 10/05/11 09:35

Matrix: Solid

Date Received: 10/06/11 16:10

Prep Type	Batch Type	Batch Method	Run	Dilution Factor	Batch Number	Prepared Or Analyzed	Analyst	Lab
Total	Prep	EPA 5035A		0.946	11J0271_P	10/05/11 09:35	TDB	TAL PTL
Total	Analysis	EPA 8260B		100	11J0271	10/11/11 15:46	BJ	TAL PTL

Client Sample ID: 100511-FB5B-18.0

Lab Sample ID: 580-29132-6

Date Collected: 10/05/11 09:50

Matrix: Solid

Date Received: 10/06/11 16:10

Percent Solids: 64.3

Prep Type	Batch Type	Batch Method	Run	Dilution Factor	Batch Number	Prepared Or Analyzed	Analyst	Lab
Total	Prep	EPA 5035A		2.03	11J0271_P	10/05/11 09:50	TDB	TAL PTL
Total	Analysis	EPA 8260B		100	11J0271	10/11/11 16:52	BJ	TAL PTL
Total	Prep	Dry Weight		1.00	11J0276_P	10/10/11 15:36	JJM	TAL PTL
Total	Analysis	ASTM D2216-80		1.00	11J0276	10/12/11 07:30	JJM	TAL PTL

Lab Chronicle

Client: Farallon Consulting LLC
Project/Site: Sno Pac

TestAmerica Job ID: 580-29132-1

Client Sample ID: 100511-FB5C-10.2

Lab Sample ID: 580-29132-7

Date Collected: 10/05/11 10:40

Matrix: Solid

Date Received: 10/06/11 16:10

Percent Solids: 59.3

Prep Type	Batch Type	Batch Method	Run	Dilution Factor	Batch Number	Prepared Or Analyzed	Analyst	Lab
Total	Prep	EPA 5035A		2.61	11J0271_P	10/05/11 10:40	TDB	TAL PTL
Total	Analysis	EPA 8260B		100	11J0271	10/11/11 17:14	BJ	TAL PTL
Total	Prep	Dry Weight		1.00	11J0276_P	10/10/11 15:36	JJM	TAL PTL
Total	Analysis	ASTM D2216-80		1.00	11J0276	10/12/11 07:30	JJM	TAL PTL

Client Sample ID: 100511-FB5C-14.8

Lab Sample ID: 580-29132-8

Date Collected: 10/05/11 11:00

Matrix: Solid

Date Received: 10/06/11 16:10

Percent Solids: 55.5

Prep Type	Batch Type	Batch Method	Run	Dilution Factor	Batch Number	Prepared Or Analyzed	Analyst	Lab
Total	Prep	EPA 5035A		2.79	11J0271_P	10/05/11 11:00	TDB	TAL PTL
Total	Analysis	EPA 8260B		100	11J0271	10/11/11 17:36	BJ	TAL PTL
Total	Prep	Dry Weight		1.00	11J0276_P	10/10/11 15:36	JJM	TAL PTL
Total	Analysis	ASTM D2216-80		1.00	11J0276	10/12/11 07:30	JJM	TAL PTL

Client Sample ID: 100511-FB6A-11.5

Lab Sample ID: 580-29132-10

Date Collected: 10/05/11 11:20

Matrix: Solid

Date Received: 10/06/11 16:10

Percent Solids: 58

Prep Type	Batch Type	Batch Method	Run	Dilution Factor	Batch Number	Prepared Or Analyzed	Analyst	Lab
Total	Prep	EPA 3550		0.985	11J0302_P	10/10/11 17:33	BDM	TAL PTL
Total	Analysis	EPA 8082		1.00	11J0302	10/12/11 13:38	PS	TAL PTL
Total	Prep	EPA 3550		0.998	11J0309_P	10/11/11 07:02	CAD	TAL PTL
Total	Analysis	EPA 8270m		1.00	11J0309	10/12/11 11:33	NAF	TAL PTL
Total	Prep	EPA 3550 Fuels		0.995	11J0306_P	10/10/11 18:44	ELP	TAL PTL
Total	Analysis	NWTPH-Dx		1.00	11J0306	10/11/11 13:24	NMI	TAL PTL
Total	Prep	Dry Weight		1.00	11J0276_P	10/10/11 15:36	JJM	TAL PTL
Total	Analysis	ASTM D2216-80		1.00	11J0276	10/12/11 07:30	JJM	TAL PTL

Client Sample ID: 100511-FB8A-11.7

Lab Sample ID: 580-29132-12

Date Collected: 10/05/11 12:50

Matrix: Solid

Date Received: 10/06/11 16:10

Percent Solids: 45.4

Prep Type	Batch Type	Batch Method	Run	Dilution Factor	Batch Number	Prepared Or Analyzed	Analyst	Lab
Total	Prep	EPA 5035A		2.34	11J0271_P	10/05/11 12:50	TDB	TAL PTL
Total	Analysis	EPA 8260B		100	11J0271	10/11/11 17:58	BJ	TAL PTL
Total	Prep	EPA 3550		0.993	11J0309_P	10/11/11 07:02	CAD	TAL PTL
Total	Analysis	EPA 8270m		1.00	11J0309	10/12/11 12:03	NAF	TAL PTL
Total	Prep	EPA 3550 Fuels		0.990	11J0306_P	10/10/11 18:44	ELP	TAL PTL
Total	Analysis	NWTPH-Dx		1.00	11J0306	10/11/11 18:51	NMI	TAL PTL
Total	Prep	EPA 5030B		2.34	11J0320_P	10/05/11 12:50	SYZ	TAL PTL
Total	Analysis	NW TPH-Gx		50.0	11J0320	10/11/11 12:28	SYZ	TAL PTL
Total	Prep	Dry Weight		1.00	11J0276_P	10/10/11 15:36	JJM	TAL PTL
Total	Analysis	ASTM D2216-80		1.00	11J0276	10/12/11 07:30	JJM	TAL PTL

Lab Chronicle

Client: Farallon Consulting LLC
Project/Site: Sno Pac

TestAmerica Job ID: 580-29132-1

Client Sample ID: 100511-FB7A-11.8

Lab Sample ID: 580-29132-13

Date Collected: 10/05/11 13:30

Matrix: Solid

Date Received: 10/06/11 16:10

Percent Solids: 59.9

Prep Type	Batch Type	Batch Method	Run	Dilution Factor	Batch Number	Prepared Or Analyzed	Analyst	Lab
Total	Prep	EPA 5035A		2.31	11J0271_P	10/05/11 13:30	TDB	TAL PTL
Total	Analysis	EPA 8260B		100	11J0271	10/11/11 18:20	BJ	TAL PTL
Total	Prep	EPA 3550		0.997	11J0309_P	10/11/11 07:02	CAD	TAL PTL
Total	Analysis	EPA 8270m		1.00	11J0309	10/12/11 12:31	NAF	TAL PTL
Total	Prep	EPA 3550 Fuels		0.997	11J0306_P	10/10/11 18:44	ELP	TAL PTL
Total	Analysis	NWTPH-Dx		1.00	11J0306	10/11/11 19:10	NMI	TAL PTL
Total	Prep	EPA 5030B		2.31	11J0320_P	10/05/11 13:30	SYZ	TAL PTL
Total	Analysis	NW TPH-Gx		50.0	11J0320	10/11/11 12:56	SYZ	TAL PTL
Total	Prep	Dry Weight		1.00	11J0276_P	10/10/11 15:36	JJM	TAL PTL
Total	Analysis	ASTM D2216-80		1.00	11J0276	10/12/11 07:30	JJM	TAL PTL

Client Sample ID: 100511-FB1A-9.8

Lab Sample ID: 580-29132-14

Date Collected: 10/05/11 14:20

Matrix: Solid

Date Received: 10/06/11 16:10

Percent Solids: 56.9

Prep Type	Batch Type	Batch Method	Run	Dilution Factor	Batch Number	Prepared Or Analyzed	Analyst	Lab
Total	Prep	EPA 5035A		2.30	11J0271_P	10/05/11 14:20	TDB	TAL PTL
Total	Analysis	EPA 8260B		100	11J0271	10/11/11 18:43	BJ	TAL PTL
Total	Prep	EPA 3550		0.986	11J0302_P	10/10/11 17:33	BDM	TAL PTL
Total	Analysis	EPA 8082		1.00	11J0302	10/12/11 11:20	PS	TAL PTL
Total	Prep	EPA 3550		0.996	11J0309_P	10/11/11 07:02	CAD	TAL PTL
Total	Analysis	EPA 8270m		1.00	11J0309	10/12/11 13:02	NAF	TAL PTL
Total	Prep	EPA 3550 Fuels		0.990	11J0306_P	10/10/11 18:44	ELP	TAL PTL
Total	Analysis	NWTPH-Dx		1.00	11J0306	10/11/11 19:29	NMI	TAL PTL
Total	Prep	EPA 5030B		2.30	11J0320_P	10/05/11 14:20	SYZ	TAL PTL
Total	Analysis	NW TPH-Gx		50.0	11J0320	10/11/11 13:24	SYZ	TAL PTL
Total	Prep	Dry Weight		1.00	11J0276_P	10/10/11 15:36	JJM	TAL PTL
Total	Analysis	ASTM D2216-80		1.00	11J0276	10/12/11 07:30	JJM	TAL PTL

Client Sample ID: 100511-FB4A-9.7

Lab Sample ID: 580-29132-15

Date Collected: 10/05/11 15:00

Matrix: Solid

Date Received: 10/06/11 16:10

Percent Solids: 71.3

Prep Type	Batch Type	Batch Method	Run	Dilution Factor	Batch Number	Prepared Or Analyzed	Analyst	Lab
Total	Prep	EPA 3550		1.00	11J0310_P	10/11/11 07:05	CAD	TAL PTL
Total	Analysis	EPA 8082		1.00	11J0310	10/12/11 14:47	PS	TAL PTL
Total	Prep	EPA 3550		0.998	11J0309_P	10/11/11 07:02	CAD	TAL PTL
Total	Analysis	EPA 8270m		1.00	11J0309	10/12/11 13:31	NAF	TAL PTL
Total	Prep	EPA 3550 Fuels		0.995	11J0306_P	10/10/11 18:44	ELP	TAL PTL
Total	Analysis	NWTPH-Dx		1.00	11J0306	10/11/11 19:47	NMI	TAL PTL
Total	Prep	Dry Weight		1.00	11J0276_P	10/10/11 15:36	JJM	TAL PTL
Total	Analysis	ASTM D2216-80		1.00	11J0276	10/12/11 07:30	JJM	TAL PTL

Lab Chronicle

Client: Farallon Consulting LLC
 Project/Site: Sno Pac

TestAmerica Job ID: 580-29132-1

Client Sample ID: 100511-FB9A-11.8

Lab Sample ID: 580-29132-17

Date Collected: 10/05/11 16:00

Matrix: Solid

Date Received: 10/06/11 16:10

Percent Solids: 60.5

Prep Type	Batch Type	Batch Method	Run	Dilution Factor	Batch Number	Prepared Or Analyzed	Analyst	Lab
Total	Prep	EPA 5035A		1.97	11J0271_P	10/05/11 16:00	TDB	TAL PTL
Total	Analysis	EPA 8260B		100	11J0271	10/11/11 19:05	BJ	TAL PTL
Total	Prep	EPA 3550		0.981	11J0302_P	10/10/11 17:33	BDM	TAL PTL
Total	Analysis	EPA 8082		1.00	11J0302	10/12/11 11:43	PS	TAL PTL
Total	Prep	EPA 3550		0.994	11J0309_P	10/11/11 07:02	CAD	TAL PTL
Total	Analysis	EPA 8270m		1.00	11J0309	10/12/11 14:00	NAF	TAL PTL
Total	Prep	EPA 3550 Fuels		0.993	11J0306_P	10/10/11 18:44	ELP	TAL PTL
Total	Analysis	NWTPH-Dx		1.00	11J0306	10/11/11 20:05	NMI	TAL PTL
Total	Prep	EPA 5030B		1.97	11J0320_P	10/05/11 16:00	SYZ	TAL PTL
Total	Analysis	NW TPH-Gx		50.0	11J0320	10/11/11 13:52	SYZ	TAL PTL
Total	Prep	Dry Weight		1.00	11J0276_P	10/10/11 15:36	JJM	TAL PTL
Total	Analysis	ASTM D2216-80		1.00	11J0276	10/12/11 07:30	JJM	TAL PTL

Laboratory References:

TAL PTL = TestAmerica Portland, 9405 SW Nimbus Ave., Beaverton, OR 97008, TEL (503) 906-9200



Certification Summary

Client: Farallon Consulting LLC
Project/Site: Sno Pac

TestAmerica Job ID: 580-29132-1

Laboratory	Authority	Program	EPA Region	Certification ID
TestAmerica Seattle	Alaska	Alaska UST	10	UST-022
TestAmerica Seattle	Alaska	TA-Port Heiden Mobile Lab	10	UST-093
TestAmerica Seattle	California	NELAC	9	1115CA
TestAmerica Seattle	Florida	NELAC	4	E871074
TestAmerica Seattle	L-A-B	DoD ELAP		L2236
TestAmerica Seattle	L-A-B	ISO/IEC 17025		L2236
TestAmerica Seattle	Louisiana	NELAC	6	05016
TestAmerica Seattle	Montana	MT DEQ UST	8	N/A
TestAmerica Seattle	Oregon	NELAC	10	WA100007
TestAmerica Seattle	USDA	USDA		P330-11-00222
TestAmerica Seattle	Washington	State Program	10	C553
TestAmerica Portland	Alaska	Alaska UST	10	UST-012
TestAmerica Portland	Alaska	State Program	10	OR00040
TestAmerica Portland	California	State Program	9	2597
TestAmerica Portland	Oregon	NELAC	10	OR100021
TestAmerica Portland	USDA	USDA		P330-11-00092
TestAmerica Portland	Washington	State Program	10	C586

Accreditation may not be offered or required for all methods and analytes reported in this package. Please contact your project manager for the laboratory's current list of certified methods and analytes.




Sample Summary

Client: Farallon Consulting LLC
Project/Site: Sno Pac

TestAmerica Job ID: 580-29132-1

Lab Sample ID	Client Sample ID	Matrix	Collected	Received
580-29132-1	100511-FB5A-8.4	Solid	10/05/11 09:00	10/06/11 16:10
580-29132-3	100511-FB5A-18.0	Solid	10/05/11 09:20	10/06/11 16:10
580-29132-5	TB-1-100511	Solid	10/05/11 09:35	10/06/11 16:10
580-29132-6	100511-FB5B-18.0	Solid	10/05/11 09:50	10/06/11 16:10
580-29132-7	100511-FB5C-10.2	Solid	10/05/11 10:40	10/06/11 16:10
580-29132-8	100511-FB5C-14.8	Solid	10/05/11 11:00	10/06/11 16:10
580-29132-10	100511-FB6A-11.5	Solid	10/05/11 11:20	10/06/11 16:10
580-29132-12	100511-FB8A-11.7	Solid	10/05/11 12:50	10/06/11 16:10
580-29132-13	100511-FB7A-11.8	Solid	10/05/11 13:30	10/06/11 16:10
580-29132-14	100511-FB1A-9.8	Solid	10/05/11 14:20	10/06/11 16:10
580-29132-15	100511-FB4A-9.7	Solid	10/05/11 15:00	10/06/11 16:10
580-29132-17	100511-FB9A-11.8	Solid	10/05/11 16:00	10/06/11 16:10



Client Forallon Consulting LLC		Client Contact Don Lance		Date 10-6-11	Chain of Custody Number 14374
Address 975 5th NW Suite 100		Telephone Number (Area Code)/Fax Number 425 295 0840		Lab Number 29132	Page 1 of 2

City Issaquah	State WA	Zip Code 98027	Sampler 206 551 7944	Lab Contact Jon Peterson	Analysis (Attach list if more space is needed)
Project Name and Location (State) Sno Pac Seattle WA			Billing Contact		

Sample I.D. and Location/Description (Containers for each sample may be combined on one line)	Date	Time	Matrix				Containers & Preservatives						Special Instructions/ Conditions of Receipt			
			Air	Aqueous	Sed.	Soil	Unpres.	H2SO4	HNO3	HCl	NaOH	ZnAc/ NaOH				
-1 100511-FB5A-8.4	10-5-11	900				X										Process samples on Rush basis
-2 100511-FB5A-12.3		910				X									Hold	
-3 100511-FB5A-18.0		920				X										
-4 100511-FB5B-11.5		930				X									Hold	
-5 TB-1-100511		935														
-6 100511-FB5B-18.0		950				X										
-7 100511-FB5C-10.2		1040				X										
-8 100511-FB5C-14.8		1100				X										
-9 100511-FB6A-2.5		1110				X									Hold	
-10 100511-FB6A-11.5		1120				X										
-11 100511-FB6A-15.8		1130				X									Hold	
-12 100511-FB8A-11.7	↓	1250				X										

Cooler <input checked="" type="checkbox"/> Yes <input type="checkbox"/> No Cooler Temp: _____	Possible Hazard Identification <input type="checkbox"/> Non-Hazard <input type="checkbox"/> Flammable <input type="checkbox"/> Skin Irritant <input type="checkbox"/> Poison B <input type="checkbox"/> Unknown	Sample Disposal <input type="checkbox"/> Return To Client <input checked="" type="checkbox"/> Disposal By Lab <input type="checkbox"/> Archive For _____ Months	(A fee may be assessed if samples are retained longer than 1. month)
--	--	--	--

Turn Around Time Required (business days) <input checked="" type="checkbox"/> 24 Hours <input type="checkbox"/> 48 Hours <input type="checkbox"/> 5 Days <input type="checkbox"/> 10 Days <input type="checkbox"/> 15 Days <input type="checkbox"/> Other _____	QC Requirements (Specify)
--	---------------------------

1. Relinquished By Sign/Print 	Jon Peterson	Date 10-6-11	Time 0600	1. Received By Sign/Print 	Francisco Luna, Jr.	Date 10/6/11	Time 1610
2. Relinquished By Sign/Print		Date	Time	2. Received By Sign/Print		Date	Time
3. Relinquished By Sign/Print		Date	Time	3. Received By Sign/Print		Date	Time

Comments

TestAmerica

THE LEADER IN ENVIRONMENTAL TESTING

TestAmerica Seattle
5755 8th Street E.
Tacoma, WA 98424
Tel. 253-922-2310
Fax 253-922-5047
www.testamericainc.com

Rush

Short Hold

**Chain of
Custody Record**

Client Farallon Consulting LLC.		Client Contact Don Lunce		Date 10-6-11	Chain of Custody Number 14373
Address 975 5th NW Suite 100		Telephone Number (Area Code)/Fax Number 253 295-0840		Lab Number 29132	Page 2 of 2

City Issaquah	State WA	Zip Code 98027	Sampler 206 551 7944	Lab Contact Jon	Analysis (Attach list if more space is needed)
Project Name and Location (State) Sno Pac Seattle, WA			Billing Contact		Special Instructions/ Conditions of Receipt

Contract/Purchase Order/Quote No. **879 009**

Sample I.D. and Location/Description (Containers for each sample may be combined on one line)	Date	Time	Matrix				Containers & Preservatives							Analysis	Special Instructions/ Conditions of Receipt	
			Air	Aqueous	Sed.	Soil	Unpres.	H2SO4	HNO3	HCl	NaOH	ZnAc	NaOH			
-13 100511-FB7A-11.8	10-5-11	1330				X										Process samples on <u>Rush</u> basis
-14 100511-FB1A-9.8	}	1420				X										
-15 100511-FB4A-9.7		1500				X										
-16 100511-FB9A-2.5		1550				X										
-17 100511-FB9A-11.8		1600				X										

Cooler/TB Dig/IR cor 5.7°C unc 5.2°C
Cooler Dsc Lg Blue/white Lab 1616
Wet/Packs Packing Bubble Bag

Cooler <input checked="" type="checkbox"/> Yes <input type="checkbox"/> No Cooler Temp: _____	Possible Hazard Identification <input type="checkbox"/> Non-Hazard <input type="checkbox"/> Flammable <input type="checkbox"/> Skin Irritant <input type="checkbox"/> Poison B <input type="checkbox"/> Unknown	Sample Disposal <input type="checkbox"/> Return To Client <input checked="" type="checkbox"/> Disposal By Lab <input type="checkbox"/> Archive For _____ Months	(A fee may be assessed if samples are retained longer than 1 month)
--	--	--	---

Turn Around Time Required (business days)
 24 Hours 48 Hours 5 Days 10 Days 15 Days Other _____

1. Relinquished By Sign/Print Jon Peterson	Date 10-6-11	Time 0600	1. Received By Sign/Print Francisco Lung, Jr	Date 10/6/11	Time 1610
2. Relinquished By Sign/Print	Date	Time	2. Received By Sign/Print	Date	Time
3. Relinquished By Sign/Print	Date	Time	3. Received By Sign/Print	Date	Time

Comments

Login Sample Receipt Checklist

Client: Farallon Consulting LLC

Job Number: 580-29132-1

Login Number: 29132

List Source: TestAmerica Seattle

List Number: 1

Creator: Luna, Francisco

Question	Answer	Comment
Radioactivity either was not measured or, if measured, is at or below background	True	
The cooler's custody seal, if present, is intact.	True	
The cooler or samples do not appear to have been compromised or tampered with.	True	
Samples were received on ice.	True	
Cooler Temperature is acceptable.	True	
Cooler Temperature is recorded.	True	
COC is present.	True	
COC is filled out in ink and legible.	True	
COC is filled out with all pertinent information.	True	
Is the Field Sampler's name present on COC?	True	
There are no discrepancies between the sample IDs on the containers and the COC.	True	
Samples are received within Holding Time.	True	
Sample containers have legible labels.	True	
Containers are not broken or leaking.	True	
Sample collection date/times are provided.	True	
Appropriate sample containers are used.	True	
Sample bottles are completely filled.	True	
Sample Preservation Verified.	N/A	
There is sufficient vol. for all requested analyses, incl. any requested MS/MSDs	True	
VOA sample vials do not have headspace or bubble is <6mm (1/4") in diameter.	N/A	
Multiphasic samples are not present.	True	
Samples do not require splitting or compositing.	True	
Residual Chlorine Checked.	N/A	



TestAmerica

THE LEADER IN ENVIRONMENTAL TESTING

ANALYTICAL REPORT

TestAmerica Laboratories, Inc.

TestAmerica Seattle
5755 8th Street East
Tacoma, WA 98424
Tel: (253)922-2310


TestAmerica Job ID: 580-29152-1

Client Project/Site: Sno Pac Seattle, WA

For:

Farallon Consulting LLC
975 5th Avenue NW
Suite 100
Issaquah, Washington 98027

Attn: Donald Lance



Authorized for release by:
10/13/2011 12:13:28 PM

Kristine Allen
Project Manager I
kristine.allen@testamericainc.com

LINKS

Review your project
results through
TotalAccess

Have a Question?



Visit us at:
www.testamericainc.com

This report has been electronically signed and authorized by the signatory. Electronic signature is intended to be the legally binding equivalent of a traditionally handwritten signature.





Table of Contents

Cover Page	1
Table of Contents	2
Case Narrative	3
Definitions	4
Client Sample Results	5
QC Sample Results	23
Chronicle	31
Certification Summary	35
Sample Summary	36
Chain of Custody	37
Receipt Checklists	38

Case Narrative

Client: Farallon Consulting LLC
Project/Site: Sno Pac Seattle, WA

TestAmerica Job ID: 580-29152-1

Job ID: 580-29152-1

Laboratory: TestAmerica Seattle

Narrative

Receipt

Samples were received at the laboratory outside the required temperature criteria at 8.2C.

Subcontract Work

Methods 8021 BTEX, 8082 PCBs, 8260 VOCs, 8270 SIM (Std PAH List), NWTPH-Dx, NWTPH-Gx: These methods were subcontracted to TestAmerica Portland. The subcontract certifications are different from those listed on the TestAmerica cover page of this final report.

1

2

3

4

5

6

7

8

9

10

11

Definitions/Glossary

Client: Farallon Consulting LLC
Project/Site: Sno Pac Seattle, WA

TestAmerica Job ID: 580-29152-1

Qualifiers

GCMS Volatiles

Qualifier	Qualifier Description
L5	Analyte recovery outside of specified criteria. Individual analyte criteria exceedences allowed for multi-component analyses without disqualification of data per NELAC Standard, DOD QSM and/or AFCEE QAPP.

Semivolatiles

Qualifier	Qualifier Description
ID3	Due to matrix unable to resolve Benzofluoranthene isomers. Value reported only in Benzo(b) category represents Total Benzo(b+k)fluoranthene.
RL1	Reporting limit raised due to sample matrix effects.

Fuels

Qualifier	Qualifier Description
Q10	Hydrocarbon pattern most closely resembles a blend of oil as well as biogenic interference.
Q13	Detected hydrocarbons do not have pattern and range consistent with typical petroleum products and may be due to biogenic interference.
Q12	Detected hydrocarbons in the diesel range do not have a distinct diesel pattern and may be due to heavily weathered diesel or possibly biogenic interference.

Glossary

Abbreviation	These commonly used abbreviations may or may not be present in this report.
☼	Listed under the "D" column to designate that the result is reported on a dry weight basis
%R	Percent Recovery
CNF	Contains no Free Liquid
DL, RA, RE, IN	Indicates a Dilution, Reanalysis, Re-extraction, or additional Initial metals/anion analysis of the sample
EDL	Estimated Detection Limit
EPA	United States Environmental Protection Agency
MDL	Method Detection Limit
ML	Minimum Level (Dioxin)
ND	Not detected at the reporting limit (or MDL or EDL if shown)
PQL	Practical Quantitation Limit
RL	Reporting Limit
RPD	Relative Percent Difference, a measure of the relative difference between two points
TEF	Toxicity Equivalent Factor (Dioxin)
TEQ	Toxicity Equivalent Quotient (Dioxin)

Client Sample Results

Client: Farallon Consulting LLC
 Project/Site: Sno Pac Seattle, WA

TestAmerica Job ID: 580-29152-1

Client Sample ID: TB-2-100611

Lab Sample ID: 580-29152-1

Date Collected: 10/06/11 08:00

Matrix: Solid

Date Received: 10/07/11 16:45

Method: EPA 8260B - Volatile Organic Compounds per EPA Method 8260B

Analyte	Result	Qualifier	RL	MDL	Unit	D	Prepared	Analyzed	Dil Fac
Acetone	ND		2360		ug/kg wet		10/06/11 08:00	10/12/11 10:10	100
Benzene	ND		18.9		ug/kg wet		10/06/11 08:00	10/12/11 10:10	100
Bromobenzene	ND		94.5		ug/kg wet		10/06/11 08:00	10/12/11 10:10	100
Bromochloromethane	ND		94.5		ug/kg wet		10/06/11 08:00	10/12/11 10:10	100
Bromodichloromethane	ND		94.5		ug/kg wet		10/06/11 08:00	10/12/11 10:10	100
Bromoform	ND		94.5		ug/kg wet		10/06/11 08:00	10/12/11 10:10	100
Bromomethane	ND		473		ug/kg wet		10/06/11 08:00	10/12/11 10:10	100
2-Butanone (MEK)	ND		945		ug/kg wet		10/06/11 08:00	10/12/11 10:10	100
n-Butylbenzene	ND		473		ug/kg wet		10/06/11 08:00	10/12/11 10:10	100
sec-Butylbenzene	ND		94.5		ug/kg wet		10/06/11 08:00	10/12/11 10:10	100
tert-Butylbenzene	ND		94.5		ug/kg wet		10/06/11 08:00	10/12/11 10:10	100
Carbon disulfide	ND		945		ug/kg wet		10/06/11 08:00	10/12/11 10:10	100
Carbon tetrachloride	ND		94.5		ug/kg wet		10/06/11 08:00	10/12/11 10:10	100
Chlorobenzene	ND		94.5		ug/kg wet		10/06/11 08:00	10/12/11 10:10	100
Chloroethane	ND		94.5		ug/kg wet		10/06/11 08:00	10/12/11 10:10	100
Chloroform	ND		94.5		ug/kg wet		10/06/11 08:00	10/12/11 10:10	100
Chloromethane	ND		473		ug/kg wet		10/06/11 08:00	10/12/11 10:10	100
2-Chlorotoluene	ND		94.5		ug/kg wet		10/06/11 08:00	10/12/11 10:10	100
4-Chlorotoluene	ND		94.5		ug/kg wet		10/06/11 08:00	10/12/11 10:10	100
1,2-Dibromo-3-chloropropane	ND		473		ug/kg wet		10/06/11 08:00	10/12/11 10:10	100
Dibromochloromethane	ND		94.5		ug/kg wet		10/06/11 08:00	10/12/11 10:10	100
1,2-Dibromoethane	ND		94.5		ug/kg wet		10/06/11 08:00	10/12/11 10:10	100
Dibromomethane	ND		94.5		ug/kg wet		10/06/11 08:00	10/12/11 10:10	100
1,2-Dichlorobenzene	ND		94.5		ug/kg wet		10/06/11 08:00	10/12/11 10:10	100
1,3-Dichlorobenzene	ND		94.5		ug/kg wet		10/06/11 08:00	10/12/11 10:10	100
1,4-Dichlorobenzene	ND		94.5		ug/kg wet		10/06/11 08:00	10/12/11 10:10	100
Dichlorodifluoromethane	ND		473		ug/kg wet		10/06/11 08:00	10/12/11 10:10	100
1,1-Dichloroethane	ND		94.5		ug/kg wet		10/06/11 08:00	10/12/11 10:10	100
1,2-Dichloroethane	ND		94.5		ug/kg wet		10/06/11 08:00	10/12/11 10:10	100
1,1-Dichloroethene	ND		94.5		ug/kg wet		10/06/11 08:00	10/12/11 10:10	100
cis-1,2-Dichloroethene	ND		94.5		ug/kg wet		10/06/11 08:00	10/12/11 10:10	100
trans-1,2-Dichloroethene	ND		94.5		ug/kg wet		10/06/11 08:00	10/12/11 10:10	100
1,2-Dichloropropane	ND		94.5		ug/kg wet		10/06/11 08:00	10/12/11 10:10	100
1,3-Dichloropropane	ND		94.5		ug/kg wet		10/06/11 08:00	10/12/11 10:10	100
2,2-Dichloropropane	ND		94.5		ug/kg wet		10/06/11 08:00	10/12/11 10:10	100
1,1-Dichloropropene	ND		94.5		ug/kg wet		10/06/11 08:00	10/12/11 10:10	100
cis-1,3-Dichloropropene	ND		94.5		ug/kg wet		10/06/11 08:00	10/12/11 10:10	100
trans-1,3-Dichloropropene	ND		94.5		ug/kg wet		10/06/11 08:00	10/12/11 10:10	100
Ethylbenzene	ND		94.5		ug/kg wet		10/06/11 08:00	10/12/11 10:10	100
Hexachlorobutadiene	ND		378		ug/kg wet		10/06/11 08:00	10/12/11 10:10	100
2-Hexanone	ND		945		ug/kg wet		10/06/11 08:00	10/12/11 10:10	100
Isopropylbenzene	ND		189		ug/kg wet		10/06/11 08:00	10/12/11 10:10	100
p-Isopropyltoluene	ND		189		ug/kg wet		10/06/11 08:00	10/12/11 10:10	100
4-Methyl-2-pentanone	ND		473		ug/kg wet		10/06/11 08:00	10/12/11 10:10	100
Methyl tert-butyl ether	ND		94.5		ug/kg wet		10/06/11 08:00	10/12/11 10:10	100
Methylene chloride	ND		473		ug/kg wet		10/06/11 08:00	10/12/11 10:10	100
Naphthalene	ND		189		ug/kg wet		10/06/11 08:00	10/12/11 10:10	100
n-Propylbenzene	ND		94.5		ug/kg wet		10/06/11 08:00	10/12/11 10:10	100
Styrene	ND		94.5		ug/kg wet		10/06/11 08:00	10/12/11 10:10	100
1,1,1,2-Tetrachloroethane	ND		94.5		ug/kg wet		10/06/11 08:00	10/12/11 10:10	100

Client Sample Results

Client: Farallon Consulting LLC
 Project/Site: Sno Pac Seattle, WA

TestAmerica Job ID: 580-29152-1

Client Sample ID: TB-2-100611

Lab Sample ID: 580-29152-1

Date Collected: 10/06/11 08:00

Matrix: Solid

Date Received: 10/07/11 16:45

Method: EPA 8260B - Volatile Organic Compounds per EPA Method 8260B (Continued)

Analyte	Result	Qualifier	RL	MDL	Unit	D	Prepared	Analyzed	Dil Fac
1,1,2,2-Tetrachloroethane	ND		94.5		ug/kg wet		10/06/11 08:00	10/12/11 10:10	100
Tetrachloroethene	ND		94.5		ug/kg wet		10/06/11 08:00	10/12/11 10:10	100
Toluene	ND		94.5		ug/kg wet		10/06/11 08:00	10/12/11 10:10	100
1,2,3-Trichlorobenzene	ND		94.5		ug/kg wet		10/06/11 08:00	10/12/11 10:10	100
1,2,4-Trichlorobenzene	ND		94.5		ug/kg wet		10/06/11 08:00	10/12/11 10:10	100
1,1,1-Trichloroethane	ND		94.5		ug/kg wet		10/06/11 08:00	10/12/11 10:10	100
1,1,2-Trichloroethane	ND		94.5		ug/kg wet		10/06/11 08:00	10/12/11 10:10	100
Trichloroethene	ND		94.5		ug/kg wet		10/06/11 08:00	10/12/11 10:10	100
Trichlorofluoromethane	ND		94.5		ug/kg wet		10/06/11 08:00	10/12/11 10:10	100
1,2,3-Trichloropropane	ND		94.5		ug/kg wet		10/06/11 08:00	10/12/11 10:10	100
1,2,4-Trimethylbenzene	ND		94.5		ug/kg wet		10/06/11 08:00	10/12/11 10:10	100
1,3,5-Trimethylbenzene	ND		94.5		ug/kg wet		10/06/11 08:00	10/12/11 10:10	100
Vinyl chloride	ND		94.5		ug/kg wet		10/06/11 08:00	10/12/11 10:10	100
o-Xylene	ND		94.5		ug/kg wet		10/06/11 08:00	10/12/11 10:10	100
m,p-Xylene	ND		189		ug/kg wet		10/06/11 08:00	10/12/11 10:10	100

Surrogate	% Recovery	Qualifier	Limits	Prepared	Analyzed	Dil Fac
Dibromofluoromethane	100		70 - 135	10/06/11 08:00	10/12/11 10:10	100
1,2-DCA-d4	113		60 - 145	10/06/11 08:00	10/12/11 10:10	100
Toluene-d8	107		70 - 140	10/06/11 08:00	10/12/11 10:10	100
4-BFB	97.6		70 - 140	10/06/11 08:00	10/12/11 10:10	100

Client Sample Results

Client: Farallon Consulting LLC
Project/Site: Sno Pac Seattle, WA

TestAmerica Job ID: 580-29152-1

Client Sample ID: 100611-FB2A-5.3

Lab Sample ID: 580-29152-2

Date Collected: 10/06/11 12:20

Matrix: Solid

Date Received: 10/07/11 16:45

Percent Solids: 82.4

Method: EPA 8260B - Volatile Organic Compounds per EPA Method 8260B

Analyte	Result	Qualifier	RL	MDL	Unit	D	Prepared	Analyzed	Dil Fac
Acetone	ND		10500		ug/kg dry	☼	10/06/11 12:20	10/12/11 13:59	100
Benzene	1560		83.9		ug/kg dry	☼	10/06/11 12:20	10/12/11 13:59	100
Bromobenzene	ND		419		ug/kg dry	☼	10/06/11 12:20	10/12/11 13:59	100
Bromochloromethane	ND		419		ug/kg dry	☼	10/06/11 12:20	10/12/11 13:59	100
Bromodichloromethane	ND		419		ug/kg dry	☼	10/06/11 12:20	10/12/11 13:59	100
Bromoform	ND		419		ug/kg dry	☼	10/06/11 12:20	10/12/11 13:59	100
Bromomethane	ND		2100		ug/kg dry	☼	10/06/11 12:20	10/12/11 13:59	100
2-Butanone (MEK)	ND		4190		ug/kg dry	☼	10/06/11 12:20	10/12/11 13:59	100
n-Butylbenzene	ND		2100		ug/kg dry	☼	10/06/11 12:20	10/12/11 13:59	100
sec-Butylbenzene	ND		419		ug/kg dry	☼	10/06/11 12:20	10/12/11 13:59	100
tert-Butylbenzene	ND		419		ug/kg dry	☼	10/06/11 12:20	10/12/11 13:59	100
Carbon disulfide	ND		4190		ug/kg dry	☼	10/06/11 12:20	10/12/11 13:59	100
Carbon tetrachloride	ND		419		ug/kg dry	☼	10/06/11 12:20	10/12/11 13:59	100
Chlorobenzene	ND		419		ug/kg dry	☼	10/06/11 12:20	10/12/11 13:59	100
Chloroethane	ND		419		ug/kg dry	☼	10/06/11 12:20	10/12/11 13:59	100
Chloroform	ND		419		ug/kg dry	☼	10/06/11 12:20	10/12/11 13:59	100
Chloromethane	ND		2100		ug/kg dry	☼	10/06/11 12:20	10/12/11 13:59	100
2-Chlorotoluene	ND		419		ug/kg dry	☼	10/06/11 12:20	10/12/11 13:59	100
4-Chlorotoluene	ND		419		ug/kg dry	☼	10/06/11 12:20	10/12/11 13:59	100
1,2-Dibromo-3-chloropropane	ND		2100		ug/kg dry	☼	10/06/11 12:20	10/12/11 13:59	100
Dibromochloromethane	ND		419		ug/kg dry	☼	10/06/11 12:20	10/12/11 13:59	100
1,2-Dibromoethane	ND		419		ug/kg dry	☼	10/06/11 12:20	10/12/11 13:59	100
Dibromomethane	ND		419		ug/kg dry	☼	10/06/11 12:20	10/12/11 13:59	100
1,2-Dichlorobenzene	ND		419		ug/kg dry	☼	10/06/11 12:20	10/12/11 13:59	100
1,3-Dichlorobenzene	ND		419		ug/kg dry	☼	10/06/11 12:20	10/12/11 13:59	100
1,4-Dichlorobenzene	ND		419		ug/kg dry	☼	10/06/11 12:20	10/12/11 13:59	100
Dichlorodifluoromethane	ND		2100		ug/kg dry	☼	10/06/11 12:20	10/12/11 13:59	100
1,1-Dichloroethane	ND		419		ug/kg dry	☼	10/06/11 12:20	10/12/11 13:59	100
1,2-Dichloroethane	ND		419		ug/kg dry	☼	10/06/11 12:20	10/12/11 13:59	100
1,1-Dichloroethene	ND		419		ug/kg dry	☼	10/06/11 12:20	10/12/11 13:59	100
cis-1,2-Dichloroethene	ND		419		ug/kg dry	☼	10/06/11 12:20	10/12/11 13:59	100
trans-1,2-Dichloroethene	ND		419		ug/kg dry	☼	10/06/11 12:20	10/12/11 13:59	100
1,2-Dichloropropane	ND		419		ug/kg dry	☼	10/06/11 12:20	10/12/11 13:59	100
1,3-Dichloropropane	ND		419		ug/kg dry	☼	10/06/11 12:20	10/12/11 13:59	100
2,2-Dichloropropane	ND		419		ug/kg dry	☼	10/06/11 12:20	10/12/11 13:59	100
1,1-Dichloropropene	ND		419		ug/kg dry	☼	10/06/11 12:20	10/12/11 13:59	100
cis-1,3-Dichloropropene	ND		419		ug/kg dry	☼	10/06/11 12:20	10/12/11 13:59	100
trans-1,3-Dichloropropene	ND		419		ug/kg dry	☼	10/06/11 12:20	10/12/11 13:59	100
Ethylbenzene	918		419		ug/kg dry	☼	10/06/11 12:20	10/12/11 13:59	100
Hexachlorobutadiene	ND		1680		ug/kg dry	☼	10/06/11 12:20	10/12/11 13:59	100
2-Hexanone	ND		4190		ug/kg dry	☼	10/06/11 12:20	10/12/11 13:59	100
Isopropylbenzene	ND		839		ug/kg dry	☼	10/06/11 12:20	10/12/11 13:59	100
p-Isopropyltoluene	ND		839		ug/kg dry	☼	10/06/11 12:20	10/12/11 13:59	100
4-Methyl-2-pentanone	ND		2100		ug/kg dry	☼	10/06/11 12:20	10/12/11 13:59	100
Methyl tert-butyl ether	ND		419		ug/kg dry	☼	10/06/11 12:20	10/12/11 13:59	100
Methylene chloride	ND		2100		ug/kg dry	☼	10/06/11 12:20	10/12/11 13:59	100
Naphthalene	3800		839		ug/kg dry	☼	10/06/11 12:20	10/12/11 13:59	100
n-Propylbenzene	ND		419		ug/kg dry	☼	10/06/11 12:20	10/12/11 13:59	100
Styrene	ND		419		ug/kg dry	☼	10/06/11 12:20	10/12/11 13:59	100
1,1,1,2-Tetrachloroethane	ND		419		ug/kg dry	☼	10/06/11 12:20	10/12/11 13:59	100

Client Sample Results

Client: Farallon Consulting LLC
Project/Site: Sno Pac Seattle, WA

TestAmerica Job ID: 580-29152-1

Client Sample ID: 100611-FB2A-5.3

Lab Sample ID: 580-29152-2

Date Collected: 10/06/11 12:20

Matrix: Solid

Date Received: 10/07/11 16:45

Percent Solids: 82.4

Method: EPA 8260B - Volatile Organic Compounds per EPA Method 8260B (Continued)

Analyte	Result	Qualifier	RL	MDL	Unit	D	Prepared	Analyzed	Dil Fac
1,1,2,2-Tetrachloroethane	ND		419		ug/kg dry	☼	10/06/11 12:20	10/12/11 13:59	100
Tetrachloroethene	ND		419		ug/kg dry	☼	10/06/11 12:20	10/12/11 13:59	100
Toluene	5010		419		ug/kg dry	☼	10/06/11 12:20	10/12/11 13:59	100
1,2,3-Trichlorobenzene	ND		419		ug/kg dry	☼	10/06/11 12:20	10/12/11 13:59	100
1,2,4-Trichlorobenzene	ND		419		ug/kg dry	☼	10/06/11 12:20	10/12/11 13:59	100
1,1,1-Trichloroethane	ND		419		ug/kg dry	☼	10/06/11 12:20	10/12/11 13:59	100
1,1,2-Trichloroethane	ND		419		ug/kg dry	☼	10/06/11 12:20	10/12/11 13:59	100
Trichloroethene	ND		419		ug/kg dry	☼	10/06/11 12:20	10/12/11 13:59	100
Trichlorofluoromethane	ND		419		ug/kg dry	☼	10/06/11 12:20	10/12/11 13:59	100
1,2,3-Trichloropropane	ND		419		ug/kg dry	☼	10/06/11 12:20	10/12/11 13:59	100
1,2,4-Trimethylbenzene	2870		419		ug/kg dry	☼	10/06/11 12:20	10/12/11 13:59	100
1,3,5-Trimethylbenzene	696		419		ug/kg dry	☼	10/06/11 12:20	10/12/11 13:59	100
Vinyl chloride	ND		419		ug/kg dry	☼	10/06/11 12:20	10/12/11 13:59	100
o-Xylene	3600		419		ug/kg dry	☼	10/06/11 12:20	10/12/11 13:59	100
m,p-Xylene	5050		839		ug/kg dry	☼	10/06/11 12:20	10/12/11 13:59	100

Surrogate	% Recovery	Qualifier	Limits	Prepared	Analyzed	Dil Fac
<i>Dibromofluoromethane</i>	104		70 - 135	10/06/11 12:20	10/12/11 13:59	100
<i>1,2-DCA-d4</i>	116		60 - 145	10/06/11 12:20	10/12/11 13:59	100
<i>Toluene-d8</i>	112		70 - 140	10/06/11 12:20	10/12/11 13:59	100
<i>4-BFB</i>	101		70 - 140	10/06/11 12:20	10/12/11 13:59	100

Method: EPA 8082 - Polychlorinated Biphenyls per EPA Method 8082

Analyte	Result	Qualifier	RL	MDL	Unit	D	Prepared	Analyzed	Dil Fac
Aroclor 1016	ND		39.9		ug/kg dry	☼	10/11/11 07:05	10/12/11 20:08	1.00
Aroclor 1221	ND		80.2		ug/kg dry	☼	10/11/11 07:05	10/12/11 20:08	1.00
Aroclor 1232	ND		39.9		ug/kg dry	☼	10/11/11 07:05	10/12/11 20:08	1.00
Aroclor 1242	ND		39.9		ug/kg dry	☼	10/11/11 07:05	10/12/11 20:08	1.00
Aroclor 1248	ND		39.9		ug/kg dry	☼	10/11/11 07:05	10/12/11 20:08	1.00
Aroclor 1254	ND		39.9		ug/kg dry	☼	10/11/11 07:05	10/12/11 20:08	1.00
Aroclor 1260	ND		39.9		ug/kg dry	☼	10/11/11 07:05	10/12/11 20:08	1.00

Surrogate	% Recovery	Qualifier	Limits	Prepared	Analyzed	Dil Fac
<i>Decachlorobiphenyl</i>	80.0		16 - 149	10/11/11 07:05	10/12/11 20:08	1.00

Method: EPA 8270m - Polynuclear Aromatic Compounds per EPA 8270M-SIM

Analyte	Result	Qualifier	RL	MDL	Unit	D	Prepared	Analyzed	Dil Fac
Acenaphthene	ND		32.4		ug/kg dry	☼	10/11/11 07:02	10/12/11 15:29	2.00
Acenaphthylene	60.7		32.4		ug/kg dry	☼	10/11/11 07:02	10/12/11 15:29	2.00
Anthracene	199		32.4		ug/kg dry	☼	10/11/11 07:02	10/12/11 15:29	2.00
Benzo (a) anthracene	782		32.4		ug/kg dry	☼	10/11/11 07:02	10/12/11 15:29	2.00
Benzo (a) pyrene	586		32.4		ug/kg dry	☼	10/11/11 07:02	10/12/11 15:29	2.00
Benzo (b) fluoranthene	510		32.4		ug/kg dry	☼	10/11/11 07:02	10/12/11 15:29	2.00
Benzo (ghi) perylene	648		32.4		ug/kg dry	☼	10/11/11 07:02	10/12/11 15:29	2.00
Benzo (k) fluoranthene	386		32.4		ug/kg dry	☼	10/11/11 07:02	10/12/11 15:29	2.00
Chrysene	730		32.4		ug/kg dry	☼	10/11/11 07:02	10/12/11 15:29	2.00
Dibenzo (a,h) anthracene	144		32.4		ug/kg dry	☼	10/11/11 07:02	10/12/11 15:29	2.00
Fluoranthene	1020		32.4		ug/kg dry	☼	10/11/11 07:02	10/12/11 15:29	2.00
Fluorene	ND	RL1	64.7		ug/kg dry	☼	10/11/11 07:02	10/12/11 15:29	2.00
Indeno (1,2,3-cd) pyrene	383		32.4		ug/kg dry	☼	10/11/11 07:02	10/12/11 15:29	2.00
Naphthalene	558		32.4		ug/kg dry	☼	10/11/11 07:02	10/12/11 15:29	2.00

Client Sample Results

Client: Farallon Consulting LLC
Project/Site: Sno Pac Seattle, WA

TestAmerica Job ID: 580-29152-1

Client Sample ID: 100611-FB2A-5.3

Lab Sample ID: 580-29152-2

Date Collected: 10/06/11 12:20

Matrix: Solid

Date Received: 10/07/11 16:45

Percent Solids: 82.4

Method: EPA 8270m - Polynuclear Aromatic Compounds per EPA 8270M-SIM (Continued)

Analyte	Result	Qualifier	RL	MDL	Unit	D	Prepared	Analyzed	Dil Fac
Phenanthrene	847		32.4		ug/kg dry	☼	10/11/11 07:02	10/12/11 15:29	2.00
Pyrene	1140		32.4		ug/kg dry	☼	10/11/11 07:02	10/12/11 15:29	2.00
<i>Surrogate</i>	<i>% Recovery</i>	<i>Qualifier</i>	<i>Limits</i>				<i>Prepared</i>	<i>Analyzed</i>	<i>Dil Fac</i>
Fluorene-d10	75.7		24 - 125				10/11/11 07:02	10/12/11 15:29	2.00
Pyrene-d10	79.6		41 - 141				10/11/11 07:02	10/12/11 15:29	2.00
Benzo (a) pyrene-d12	67.2		38 - 143				10/11/11 07:02	10/12/11 15:29	2.00

Method: NWTPH-Dx - Diesel and Heavy Range Hydrocarbons per NWTPH-Dx Method

Analyte	Result	Qualifier	RL	MDL	Unit	D	Prepared	Analyzed	Dil Fac
Diesel Range Organics	320	Q12	15.0		mg/kg dry	☼	10/11/11 22:00	10/12/11 00:06	1.00
Residual Range/Heavy Oil Organics	569	Q10	30.1		mg/kg dry	☼	10/11/11 22:00	10/12/11 00:06	1.00
<i>Surrogate</i>	<i>% Recovery</i>	<i>Qualifier</i>	<i>Limits</i>				<i>Prepared</i>	<i>Analyzed</i>	<i>Dil Fac</i>
1-Chlorooctadecane	84.6		50 - 150				10/11/11 22:00	10/12/11 00:06	1.00

Method: NW TPH-Gx - Gasoline Hydrocarbons per NW TPH-Gx Method

Analyte	Result	Qualifier	RL	MDL	Unit	D	Prepared	Analyzed	Dil Fac
Gasoline Range Hydrocarbons	143		16.8		mg/kg dry	☼	10/06/11 12:20	10/12/11 17:54	50.0
<i>Surrogate</i>	<i>% Recovery</i>	<i>Qualifier</i>	<i>Limits</i>				<i>Prepared</i>	<i>Analyzed</i>	<i>Dil Fac</i>
a,a,a-TFT (FID)	106		50 - 150				10/06/11 12:20	10/12/11 17:54	50.0

Method: ASTM D2216-80 - Percent Dry Weight (Solids) per ASTM D2216-80

Analyte	Result	Qualifier	RL	MDL	Unit	D	Prepared	Analyzed	Dil Fac
% Solids	82.4		0.0100		% by Weight		10/11/11 15:29	10/12/11 07:30	1.00

Client Sample Results

Client: Farallon Consulting LLC
Project/Site: Sno Pac Seattle, WA

TestAmerica Job ID: 580-29152-1

Client Sample ID: 100611-FB2A-10.0

Lab Sample ID: 580-29152-3

Date Collected: 10/06/11 12:30

Matrix: Solid

Date Received: 10/07/11 16:45

Percent Solids: 63.9

Method: EPA 8260B - Selected Volatile Organic Compounds (Including BTEX) per EPA Method 8260B

Analyte	Result	Qualifier	RL	MDL	Unit	D	Prepared	Analyzed	Dil Fac
Benzene	ND		72.5		ug/kg dry	☼	10/06/11 12:30	10/12/11 14:21	100
Toluene	ND		181		ug/kg dry	☼	10/06/11 12:30	10/12/11 14:21	100
Ethylbenzene	ND		181		ug/kg dry	☼	10/06/11 12:30	10/12/11 14:21	100
o-Xylene	ND		362		ug/kg dry	☼	10/06/11 12:30	10/12/11 14:21	100
m,p-Xylene	ND		362		ug/kg dry	☼	10/06/11 12:30	10/12/11 14:21	100
Xylenes (total)	ND		362		ug/kg dry	☼	10/06/11 12:30	10/12/11 14:21	100

Surrogate	% Recovery	Qualifier	Limits	Prepared	Analyzed	Dil Fac
Dibromofluoromethane	97.8		70 - 135	10/06/11 12:30	10/12/11 14:21	100
1,2-DCA-d4	109		60 - 145	10/06/11 12:30	10/12/11 14:21	100
Toluene-d8	106		70 - 140	10/06/11 12:30	10/12/11 14:21	100
4-BFB	100		70 - 140	10/06/11 12:30	10/12/11 14:21	100

Method: EPA 8270m - Polynuclear Aromatic Compounds per EPA 8270M-SIM

Analyte	Result	Qualifier	RL	MDL	Unit	D	Prepared	Analyzed	Dil Fac
Acenaphthene	ND		20.9		ug/kg dry	☼	10/11/11 07:02	10/12/11 15:58	1.00
Acenaphthylene	ND		20.9		ug/kg dry	☼	10/11/11 07:02	10/12/11 15:58	1.00
Anthracene	ND		20.9		ug/kg dry	☼	10/11/11 07:02	10/12/11 15:58	1.00
Benzo (a) anthracene	ND		20.9		ug/kg dry	☼	10/11/11 07:02	10/12/11 15:58	1.00
Benzo (a) pyrene	ND		20.9		ug/kg dry	☼	10/11/11 07:02	10/12/11 15:58	1.00
Benzo (b) fluoranthene	33.7	ID3	20.9		ug/kg dry	☼	10/11/11 07:02	10/12/11 15:58	1.00
Benzo (ghi) perylene	ND		20.9		ug/kg dry	☼	10/11/11 07:02	10/12/11 15:58	1.00
Benzo (k) fluoranthene	ND	ID3	20.9		ug/kg dry	☼	10/11/11 07:02	10/12/11 15:58	1.00
Chrysene	ND		20.9		ug/kg dry	☼	10/11/11 07:02	10/12/11 15:58	1.00
Dibenzo (a,h) anthracene	ND		20.9		ug/kg dry	☼	10/11/11 07:02	10/12/11 15:58	1.00
Fluoranthene	35.0		20.9		ug/kg dry	☼	10/11/11 07:02	10/12/11 15:58	1.00
Fluorene	ND		20.9		ug/kg dry	☼	10/11/11 07:02	10/12/11 15:58	1.00
Indeno (1,2,3-cd) pyrene	ND		20.9		ug/kg dry	☼	10/11/11 07:02	10/12/11 15:58	1.00
Naphthalene	ND		20.9		ug/kg dry	☼	10/11/11 07:02	10/12/11 15:58	1.00
Phenanthrene	ND		20.9		ug/kg dry	☼	10/11/11 07:02	10/12/11 15:58	1.00
Pyrene	60.0		20.9		ug/kg dry	☼	10/11/11 07:02	10/12/11 15:58	1.00

Surrogate	% Recovery	Qualifier	Limits	Prepared	Analyzed	Dil Fac
Fluorene-d10	80.1		24 - 125	10/11/11 07:02	10/12/11 15:58	1.00
Pyrene-d10	110		41 - 141	10/11/11 07:02	10/12/11 15:58	1.00
Benzo (a) pyrene-d12	81.4		38 - 143	10/11/11 07:02	10/12/11 15:58	1.00

Method: NWTPH-Dx - Diesel and Heavy Range Hydrocarbons per NWTPH-Dx Method

Analyte	Result	Qualifier	RL	MDL	Unit	D	Prepared	Analyzed	Dil Fac
Diesel Range Organics	ND		19.4		mg/kg dry	☼	10/11/11 22:00	10/12/11 00:24	1.00
Residual Range/Heavy Oil Organics	ND		38.8		mg/kg dry	☼	10/11/11 22:00	10/12/11 00:24	1.00

Surrogate	% Recovery	Qualifier	Limits	Prepared	Analyzed	Dil Fac
1-Chlorooctadecane	73.0		50 - 150	10/11/11 22:00	10/12/11 00:24	1.00

Method: NW TPH-Gx - Gasoline Hydrocarbons per NW TPH-Gx Method

Analyte	Result	Qualifier	RL	MDL	Unit	D	Prepared	Analyzed	Dil Fac
Gasoline Range Hydrocarbons	ND		14.5		mg/kg dry	☼	10/06/11 12:30	10/12/11 16:30	50.0

Surrogate	% Recovery	Qualifier	Limits	Prepared	Analyzed	Dil Fac
a,a,a-TFT (FID)	121		50 - 150	10/06/11 12:30	10/12/11 16:30	50.0

Client Sample Results

Client: Farallon Consulting LLC
Project/Site: Sno Pac Seattle, WA

TestAmerica Job ID: 580-29152-1

Client Sample ID: 100611-FB2A-10.0

Lab Sample ID: 580-29152-3

Date Collected: 10/06/11 12:30

Matrix: Solid

Date Received: 10/07/11 16:45

Percent Solids: 63.9

Method: ASTM D2216-80 - Percent Dry Weight (Solids) per ASTM D2216-80

Analyte	Result	Qualifier	RL	MDL	Unit	D	Prepared	Analyzed	Dil Fac
% Solids	63.9		0.0100		% by Weight		10/11/11 15:29	10/12/11 07:30	1.00

- 1
- 2
- 3
- 4
- 5
- 6
- 7
- 8
- 9
- 10
- 11

Client Sample Results

Client: Farallon Consulting LLC
 Project/Site: Sno Pac Seattle, WA

TestAmerica Job ID: 580-29152-1

Client Sample ID: 100611-FB2A-16.0

Lab Sample ID: 580-29152-4

Date Collected: 10/06/11 12:40

Matrix: Solid

Date Received: 10/07/11 16:45

Percent Solids: 69.4

Method: EPA 8260B - Volatile Organic Compounds per EPA Method 8260B

Analyte	Result	Qualifier	RL	MDL	Unit	D	Prepared	Analyzed	Dil Fac
Acetone	ND		7740		ug/kg dry	☼	10/06/11 12:40	10/12/11 14:42	100
Benzene	ND		61.9		ug/kg dry	☼	10/06/11 12:40	10/12/11 14:42	100
Bromobenzene	ND		310		ug/kg dry	☼	10/06/11 12:40	10/12/11 14:42	100
Bromochloromethane	ND		310		ug/kg dry	☼	10/06/11 12:40	10/12/11 14:42	100
Bromodichloromethane	ND		310		ug/kg dry	☼	10/06/11 12:40	10/12/11 14:42	100
Bromoform	ND		310		ug/kg dry	☼	10/06/11 12:40	10/12/11 14:42	100
Bromomethane	ND		1550		ug/kg dry	☼	10/06/11 12:40	10/12/11 14:42	100
2-Butanone (MEK)	ND		3100		ug/kg dry	☼	10/06/11 12:40	10/12/11 14:42	100
n-Butylbenzene	ND		1550		ug/kg dry	☼	10/06/11 12:40	10/12/11 14:42	100
sec-Butylbenzene	ND		310		ug/kg dry	☼	10/06/11 12:40	10/12/11 14:42	100
tert-Butylbenzene	ND		310		ug/kg dry	☼	10/06/11 12:40	10/12/11 14:42	100
Carbon disulfide	ND		3100		ug/kg dry	☼	10/06/11 12:40	10/12/11 14:42	100
Carbon tetrachloride	ND		310		ug/kg dry	☼	10/06/11 12:40	10/12/11 14:42	100
Chlorobenzene	ND		310		ug/kg dry	☼	10/06/11 12:40	10/12/11 14:42	100
Chloroethane	ND		310		ug/kg dry	☼	10/06/11 12:40	10/12/11 14:42	100
Chloroform	ND		310		ug/kg dry	☼	10/06/11 12:40	10/12/11 14:42	100
Chloromethane	ND		1550		ug/kg dry	☼	10/06/11 12:40	10/12/11 14:42	100
2-Chlorotoluene	ND		310		ug/kg dry	☼	10/06/11 12:40	10/12/11 14:42	100
4-Chlorotoluene	ND		310		ug/kg dry	☼	10/06/11 12:40	10/12/11 14:42	100
1,2-Dibromo-3-chloropropane	ND		1550		ug/kg dry	☼	10/06/11 12:40	10/12/11 14:42	100
Dibromochloromethane	ND		310		ug/kg dry	☼	10/06/11 12:40	10/12/11 14:42	100
1,2-Dibromoethane	ND		310		ug/kg dry	☼	10/06/11 12:40	10/12/11 14:42	100
Dibromomethane	ND		310		ug/kg dry	☼	10/06/11 12:40	10/12/11 14:42	100
1,2-Dichlorobenzene	ND		310		ug/kg dry	☼	10/06/11 12:40	10/12/11 14:42	100
1,3-Dichlorobenzene	ND		310		ug/kg dry	☼	10/06/11 12:40	10/12/11 14:42	100
1,4-Dichlorobenzene	ND		310		ug/kg dry	☼	10/06/11 12:40	10/12/11 14:42	100
Dichlorodifluoromethane	ND		1550		ug/kg dry	☼	10/06/11 12:40	10/12/11 14:42	100
1,1-Dichloroethane	ND		310		ug/kg dry	☼	10/06/11 12:40	10/12/11 14:42	100
1,2-Dichloroethane	ND		310		ug/kg dry	☼	10/06/11 12:40	10/12/11 14:42	100
1,1-Dichloroethene	ND		310		ug/kg dry	☼	10/06/11 12:40	10/12/11 14:42	100
cis-1,2-Dichloroethene	ND		310		ug/kg dry	☼	10/06/11 12:40	10/12/11 14:42	100
trans-1,2-Dichloroethene	ND		310		ug/kg dry	☼	10/06/11 12:40	10/12/11 14:42	100
1,2-Dichloropropane	ND		310		ug/kg dry	☼	10/06/11 12:40	10/12/11 14:42	100
1,3-Dichloropropane	ND		310		ug/kg dry	☼	10/06/11 12:40	10/12/11 14:42	100
2,2-Dichloropropane	ND		310		ug/kg dry	☼	10/06/11 12:40	10/12/11 14:42	100
1,1-Dichloropropene	ND		310		ug/kg dry	☼	10/06/11 12:40	10/12/11 14:42	100
cis-1,3-Dichloropropene	ND		310		ug/kg dry	☼	10/06/11 12:40	10/12/11 14:42	100
trans-1,3-Dichloropropene	ND		310		ug/kg dry	☼	10/06/11 12:40	10/12/11 14:42	100
Ethylbenzene	ND		310		ug/kg dry	☼	10/06/11 12:40	10/12/11 14:42	100
Hexachlorobutadiene	ND		1240		ug/kg dry	☼	10/06/11 12:40	10/12/11 14:42	100
2-Hexanone	ND		3100		ug/kg dry	☼	10/06/11 12:40	10/12/11 14:42	100
Isopropylbenzene	ND		619		ug/kg dry	☼	10/06/11 12:40	10/12/11 14:42	100
p-Isopropyltoluene	ND		619		ug/kg dry	☼	10/06/11 12:40	10/12/11 14:42	100
4-Methyl-2-pentanone	ND		1550		ug/kg dry	☼	10/06/11 12:40	10/12/11 14:42	100
Methyl tert-butyl ether	ND		310		ug/kg dry	☼	10/06/11 12:40	10/12/11 14:42	100
Methylene chloride	ND		1550		ug/kg dry	☼	10/06/11 12:40	10/12/11 14:42	100
Naphthalene	ND		619		ug/kg dry	☼	10/06/11 12:40	10/12/11 14:42	100
n-Propylbenzene	ND		310		ug/kg dry	☼	10/06/11 12:40	10/12/11 14:42	100
Styrene	ND		310		ug/kg dry	☼	10/06/11 12:40	10/12/11 14:42	100
1,1,1,2-Tetrachloroethane	ND		310		ug/kg dry	☼	10/06/11 12:40	10/12/11 14:42	100

Client Sample Results

Client: Farallon Consulting LLC
Project/Site: Sno Pac Seattle, WA

TestAmerica Job ID: 580-29152-1

Client Sample ID: 100611-FB2A-16.0

Lab Sample ID: 580-29152-4

Date Collected: 10/06/11 12:40

Matrix: Solid

Date Received: 10/07/11 16:45

Percent Solids: 69.4

Method: EPA 8260B - Volatile Organic Compounds per EPA Method 8260B (Continued)

Analyte	Result	Qualifier	RL	MDL	Unit	D	Prepared	Analyzed	Dil Fac
1,1,2,2-Tetrachloroethane	ND		310		ug/kg dry	☼	10/06/11 12:40	10/12/11 14:42	100
Tetrachloroethene	ND		310		ug/kg dry	☼	10/06/11 12:40	10/12/11 14:42	100
Toluene	ND		310		ug/kg dry	☼	10/06/11 12:40	10/12/11 14:42	100
1,2,3-Trichlorobenzene	ND		310		ug/kg dry	☼	10/06/11 12:40	10/12/11 14:42	100
1,2,4-Trichlorobenzene	ND		310		ug/kg dry	☼	10/06/11 12:40	10/12/11 14:42	100
1,1,1-Trichloroethane	ND		310		ug/kg dry	☼	10/06/11 12:40	10/12/11 14:42	100
1,1,2-Trichloroethane	ND		310		ug/kg dry	☼	10/06/11 12:40	10/12/11 14:42	100
Trichloroethene	ND		310		ug/kg dry	☼	10/06/11 12:40	10/12/11 14:42	100
Trichlorofluoromethane	ND		310		ug/kg dry	☼	10/06/11 12:40	10/12/11 14:42	100
1,2,3-Trichloropropane	ND		310		ug/kg dry	☼	10/06/11 12:40	10/12/11 14:42	100
1,2,4-Trimethylbenzene	ND		310		ug/kg dry	☼	10/06/11 12:40	10/12/11 14:42	100
1,3,5-Trimethylbenzene	ND		310		ug/kg dry	☼	10/06/11 12:40	10/12/11 14:42	100
Vinyl chloride	ND		310		ug/kg dry	☼	10/06/11 12:40	10/12/11 14:42	100
o-Xylene	ND		310		ug/kg dry	☼	10/06/11 12:40	10/12/11 14:42	100
m,p-Xylene	ND		619		ug/kg dry	☼	10/06/11 12:40	10/12/11 14:42	100

Surrogate	% Recovery	Qualifier	Limits	Prepared	Analyzed	Dil Fac
Dibromofluoromethane	104		70 - 135	10/06/11 12:40	10/12/11 14:42	100
1,2-DCA-d4	119		60 - 145	10/06/11 12:40	10/12/11 14:42	100
Toluene-d8	111		70 - 140	10/06/11 12:40	10/12/11 14:42	100
4-BFB	106		70 - 140	10/06/11 12:40	10/12/11 14:42	100

Method: EPA 8082 - Polychlorinated Biphenyls per EPA Method 8082

Analyte	Result	Qualifier	RL	MDL	Unit	D	Prepared	Analyzed	Dil Fac
Aroclor 1016	ND		48.0		ug/kg dry	☼	10/11/11 07:05	10/12/11 20:31	1.00
Aroclor 1221	ND		96.5		ug/kg dry	☼	10/11/11 07:05	10/12/11 20:31	1.00
Aroclor 1232	ND		48.0		ug/kg dry	☼	10/11/11 07:05	10/12/11 20:31	1.00
Aroclor 1242	ND		48.0		ug/kg dry	☼	10/11/11 07:05	10/12/11 20:31	1.00
Aroclor 1248	ND		48.0		ug/kg dry	☼	10/11/11 07:05	10/12/11 20:31	1.00
Aroclor 1254	ND		48.0		ug/kg dry	☼	10/11/11 07:05	10/12/11 20:31	1.00
Aroclor 1260	ND		48.0		ug/kg dry	☼	10/11/11 07:05	10/12/11 20:31	1.00

Surrogate	% Recovery	Qualifier	Limits	Prepared	Analyzed	Dil Fac
Decachlorobiphenyl	89.9		16 - 149	10/11/11 07:05	10/12/11 20:31	1.00

Method: EPA 8270m - Polynuclear Aromatic Compounds per EPA 8270M-SIM

Analyte	Result	Qualifier	RL	MDL	Unit	D	Prepared	Analyzed	Dil Fac
Acenaphthene	ND		19.3		ug/kg dry	☼	10/11/11 07:02	10/13/11 10:57	1.00
Acenaphthylene	ND		19.3		ug/kg dry	☼	10/11/11 07:02	10/13/11 10:57	1.00
Anthracene	ND		19.3		ug/kg dry	☼	10/11/11 07:02	10/13/11 10:57	1.00
Benzo (a) anthracene	ND		19.3		ug/kg dry	☼	10/11/11 07:02	10/13/11 10:57	1.00
Benzo (a) pyrene	ND		19.3		ug/kg dry	☼	10/11/11 07:02	10/13/11 10:57	1.00
Benzo (b) fluoranthene	ND		19.3		ug/kg dry	☼	10/11/11 07:02	10/13/11 10:57	1.00
Benzo (ghi) perylene	ND		19.3		ug/kg dry	☼	10/11/11 07:02	10/13/11 10:57	1.00
Benzo (k) fluoranthene	ND		19.3		ug/kg dry	☼	10/11/11 07:02	10/13/11 10:57	1.00
Chrysene	ND		19.3		ug/kg dry	☼	10/11/11 07:02	10/13/11 10:57	1.00
Dibenzo (a,h) anthracene	ND		19.3		ug/kg dry	☼	10/11/11 07:02	10/13/11 10:57	1.00
Fluoranthene	ND		19.3		ug/kg dry	☼	10/11/11 07:02	10/13/11 10:57	1.00
Fluorene	ND		19.3		ug/kg dry	☼	10/11/11 07:02	10/13/11 10:57	1.00
Indeno (1,2,3-cd) pyrene	ND		19.3		ug/kg dry	☼	10/11/11 07:02	10/13/11 10:57	1.00
Naphthalene	ND		19.3		ug/kg dry	☼	10/11/11 07:02	10/13/11 10:57	1.00

Client Sample Results

Client: Farallon Consulting LLC
Project/Site: Sno Pac Seattle, WA

TestAmerica Job ID: 580-29152-1

Client Sample ID: 100611-FB2A-16.0

Lab Sample ID: 580-29152-4

Date Collected: 10/06/11 12:40

Matrix: Solid

Date Received: 10/07/11 16:45

Percent Solids: 69.4

Method: EPA 8270m - Polynuclear Aromatic Compounds per EPA 8270M-SIM (Continued)

Analyte	Result	Qualifier	RL	MDL	Unit	D	Prepared	Analyzed	Dil Fac
Phenanthrene	ND		19.3		ug/kg dry	☼	10/11/11 07:02	10/13/11 10:57	1.00
Pyrene	ND		19.3		ug/kg dry	☼	10/11/11 07:02	10/13/11 10:57	1.00
Surrogate	% Recovery	Qualifier	Limits				Prepared	Analyzed	Dil Fac
Fluorene-d10	83.9		24 - 125				10/11/11 07:02	10/13/11 10:57	1.00
Pyrene-d10	95.6		41 - 141				10/11/11 07:02	10/13/11 10:57	1.00
Benzo (a) pyrene-d12	88.4		38 - 143				10/11/11 07:02	10/13/11 10:57	1.00

Method: NWTPH-Dx - Diesel and Heavy Range Hydrocarbons per NWTPH-Dx Method

Analyte	Result	Qualifier	RL	MDL	Unit	D	Prepared	Analyzed	Dil Fac
Diesel Range Organics	ND		17.9		mg/kg dry	☼	10/11/11 22:00	10/12/11 00:42	1.00
Residual Range/Heavy Oil Organics	ND	Q13	35.7		mg/kg dry	☼	10/11/11 22:00	10/12/11 00:42	1.00
Surrogate	% Recovery	Qualifier	Limits				Prepared	Analyzed	Dil Fac
1-Chlorooctadecane	60.5		50 - 150				10/11/11 22:00	10/12/11 00:42	1.00

Method: NW TPH-Gx - Gasoline Hydrocarbons per NW TPH-Gx Method

Analyte	Result	Qualifier	RL	MDL	Unit	D	Prepared	Analyzed	Dil Fac
Gasoline Range Hydrocarbons	ND		12.4		mg/kg dry	☼	10/06/11 12:40	10/12/11 17:26	50.0
Surrogate	% Recovery	Qualifier	Limits				Prepared	Analyzed	Dil Fac
a,a,a-TFT (FID)	118		50 - 150				10/06/11 12:40	10/12/11 17:26	50.0

Method: ASTM D2216-80 - Percent Dry Weight (Solids) per ASTM D2216-80

Analyte	Result	Qualifier	RL	MDL	Unit	D	Prepared	Analyzed	Dil Fac
% Solids	69.4		0.0100		% by Weight		10/11/11 15:29	10/12/11 07:30	1.00

Client Sample Results

Client: Farallon Consulting LLC
Project/Site: Sno Pac Seattle, WA

TestAmerica Job ID: 580-29152-1

Client Sample ID: 100611-FB2B-4.7

Lab Sample ID: 580-29152-6

Date Collected: 10/06/11 13:40

Matrix: Solid

Date Received: 10/07/11 16:45

Percent Solids: 92.7

Method: EPA 8260B - Selected Volatile Organic Compounds (Including BTEX) per EPA Method 8260B

Analyte	Result	Qualifier	RL	MDL	Unit	D	Prepared	Analyzed	Dil Fac
Benzene	768		94.2		ug/kg dry	☼	10/06/11 13:40	10/12/11 15:04	100
Toluene	3570		236		ug/kg dry	☼	10/06/11 13:40	10/12/11 15:04	100
Ethylbenzene	1320		236		ug/kg dry	☼	10/06/11 13:40	10/12/11 15:04	100
o-Xylene	3790		471		ug/kg dry	☼	10/06/11 13:40	10/12/11 15:04	100
m,p-Xylene	5560		471		ug/kg dry	☼	10/06/11 13:40	10/12/11 15:04	100
Xylenes (total)	9360		471		ug/kg dry	☼	10/06/11 13:40	10/12/11 15:04	100

Surrogate	% Recovery	Qualifier	Limits	Prepared	Analyzed	Dil Fac
Dibromofluoromethane	99.8		70 - 135	10/06/11 13:40	10/12/11 15:04	100
1,2-DCA-d4	112		60 - 145	10/06/11 13:40	10/12/11 15:04	100
Toluene-d8	107		70 - 140	10/06/11 13:40	10/12/11 15:04	100
4-BFB	98.8		70 - 140	10/06/11 13:40	10/12/11 15:04	100

Method: NW TPH-Gx - Gasoline Hydrocarbons per NW TPH-Gx Method

Analyte	Result	Qualifier	RL	MDL	Unit	D	Prepared	Analyzed	Dil Fac
Gasoline Range Hydrocarbons	184		18.8		mg/kg dry	☼	10/06/11 13:40	10/12/11 15:35	50.0

Surrogate	% Recovery	Qualifier	Limits	Prepared	Analyzed	Dil Fac
a,a,a-TFT (FID)	102		50 - 150	10/06/11 13:40	10/12/11 15:35	50.0

Method: ASTM D2216-80 - Percent Dry Weight (Solids) per ASTM D2216-80

Analyte	Result	Qualifier	RL	MDL	Unit	D	Prepared	Analyzed	Dil Fac
% Solids	92.7		0.0100		% by Weight		10/11/11 15:29	10/12/11 07:30	1.00

Client Sample Results

Client: Farallon Consulting LLC
 Project/Site: Sno Pac Seattle, WA

TestAmerica Job ID: 580-29152-1

Client Sample ID: 100611-FB2D-5.2

Lab Sample ID: 580-29152-7

Date Collected: 10/06/11 14:10

Matrix: Solid

Date Received: 10/07/11 16:45

Percent Solids: 95.5

Method: EPA 8260B - Selected Volatile Organic Compounds (Including BTEX) per EPA Method 8260B

Analyte	Result	Qualifier	RL	MDL	Unit	D	Prepared	Analyzed	Dil Fac
Benzene	ND		44.8		ug/kg dry	☼	10/06/11 14:10	10/12/11 15:26	100
Toluene	ND		112		ug/kg dry	☼	10/06/11 14:10	10/12/11 15:26	100
Ethylbenzene	ND		112		ug/kg dry	☼	10/06/11 14:10	10/12/11 15:26	100
o-Xylene	ND		224		ug/kg dry	☼	10/06/11 14:10	10/12/11 15:26	100
m,p-Xylene	ND		224		ug/kg dry	☼	10/06/11 14:10	10/12/11 15:26	100
Xylenes (total)	ND		224		ug/kg dry	☼	10/06/11 14:10	10/12/11 15:26	100

Surrogate	% Recovery	Qualifier	Limits	Prepared	Analyzed	Dil Fac
Dibromofluoromethane	101		70 - 135	10/06/11 14:10	10/12/11 15:26	100
1,2-DCA-d4	112		60 - 145	10/06/11 14:10	10/12/11 15:26	100
Toluene-d8	105		70 - 140	10/06/11 14:10	10/12/11 15:26	100
4-BFB	99.5		70 - 140	10/06/11 14:10	10/12/11 15:26	100

Method: NW TPH-Gx - Gasoline Hydrocarbons per NW TPH-Gx Method

Analyte	Result	Qualifier	RL	MDL	Unit	D	Prepared	Analyzed	Dil Fac
Gasoline Range Hydrocarbons	ND		8.97		mg/kg dry	☼	10/06/11 14:10	10/12/11 19:46	50.0

Surrogate	% Recovery	Qualifier	Limits	Prepared	Analyzed	Dil Fac
a,a,a-TFT (FID)	106		50 - 150	10/06/11 14:10	10/12/11 19:46	50.0

Method: ASTM D2216-80 - Percent Dry Weight (Solids) per ASTM D2216-80

Analyte	Result	Qualifier	RL	MDL	Unit	D	Prepared	Analyzed	Dil Fac
% Solids	95.5		0.0100		% by Weight		10/11/11 15:29	10/12/11 07:30	1.00

Client Sample Results

Client: Farallon Consulting LLC
 Project/Site: Sno Pac Seattle, WA

TestAmerica Job ID: 580-29152-1

Client Sample ID: 100611-FB2E-5.2

Lab Sample ID: 580-29152-8

Date Collected: 10/06/11 14:30

Matrix: Solid

Date Received: 10/07/11 16:45

Percent Solids: 93

Method: EPA 8260B - Selected Volatile Organic Compounds (Including BTEX) per EPA Method 8260B

Analyte	Result	Qualifier	RL	MDL	Unit	D	Prepared	Analyzed	Dil Fac
Benzene	ND		48.9		ug/kg dry	☼	10/06/11 14:30	10/12/11 15:47	100
Toluene	ND		122		ug/kg dry	☼	10/06/11 14:30	10/12/11 15:47	100
Ethylbenzene	ND		122		ug/kg dry	☼	10/06/11 14:30	10/12/11 15:47	100
o-Xylene	ND		245		ug/kg dry	☼	10/06/11 14:30	10/12/11 15:47	100
m,p-Xylene	ND		245		ug/kg dry	☼	10/06/11 14:30	10/12/11 15:47	100
Xylenes (total)	ND		245		ug/kg dry	☼	10/06/11 14:30	10/12/11 15:47	100

Surrogate	% Recovery	Qualifier	Limits	Prepared	Analyzed	Dil Fac
Dibromofluoromethane	100		70 - 135	10/06/11 14:30	10/12/11 15:47	100
1,2-DCA-d4	113		60 - 145	10/06/11 14:30	10/12/11 15:47	100
Toluene-d8	107		70 - 140	10/06/11 14:30	10/12/11 15:47	100
4-BFB	101		70 - 140	10/06/11 14:30	10/12/11 15:47	100

Method: NW TPH-Gx - Gasoline Hydrocarbons per NW TPH-Gx Method

Analyte	Result	Qualifier	RL	MDL	Unit	D	Prepared	Analyzed	Dil Fac
Gasoline Range Hydrocarbons	ND		9.79		mg/kg dry	☼	10/06/11 14:30	10/12/11 20:14	50.0

Surrogate	% Recovery	Qualifier	Limits	Prepared	Analyzed	Dil Fac
a,a,a-TFT (FID)	103		50 - 150	10/06/11 14:30	10/12/11 20:14	50.0

Method: ASTM D2216-80 - Percent Dry Weight (Solids) per ASTM D2216-80

Analyte	Result	Qualifier	RL	MDL	Unit	D	Prepared	Analyzed	Dil Fac
% Solids	93.0		0.0100		% by Weight		10/11/11 15:29	10/12/11 07:30	1.00

Client Sample Results

Client: Farallon Consulting LLC
 Project/Site: Sno Pac Seattle, WA

TestAmerica Job ID: 580-29152-1

Client Sample ID: 100611-FB2F-2.2

Lab Sample ID: 580-29152-9

Date Collected: 10/06/11 15:00

Matrix: Solid

Date Received: 10/07/11 16:45

Percent Solids: 95.1

Method: EPA 8260B - Selected Volatile Organic Compounds (Including BTEX) per EPA Method 8260B

Analyte	Result	Qualifier	RL	MDL	Unit	D	Prepared	Analyzed	Dil Fac
Benzene	ND		58.5		ug/kg dry	☼	10/06/11 15:00	10/12/11 16:09	100
Toluene	ND		146		ug/kg dry	☼	10/06/11 15:00	10/12/11 16:09	100
Ethylbenzene	ND		146		ug/kg dry	☼	10/06/11 15:00	10/12/11 16:09	100
o-Xylene	ND		292		ug/kg dry	☼	10/06/11 15:00	10/12/11 16:09	100
m,p-Xylene	ND		292		ug/kg dry	☼	10/06/11 15:00	10/12/11 16:09	100
Xylenes (total)	ND		292		ug/kg dry	☼	10/06/11 15:00	10/12/11 16:09	100

Surrogate	% Recovery	Qualifier	Limits	Prepared	Analyzed	Dil Fac
Dibromofluoromethane	98.0		70 - 135	10/06/11 15:00	10/12/11 16:09	100
1,2-DCA-d4	110		60 - 145	10/06/11 15:00	10/12/11 16:09	100
Toluene-d8	106		70 - 140	10/06/11 15:00	10/12/11 16:09	100
4-BFB	99.0		70 - 140	10/06/11 15:00	10/12/11 16:09	100

Method: NW TPH-Gx - Gasoline Hydrocarbons per NW TPH-Gx Method

Analyte	Result	Qualifier	RL	MDL	Unit	D	Prepared	Analyzed	Dil Fac
Gasoline Range Hydrocarbons	ND		11.7		mg/kg dry	☼	10/06/11 15:00	10/12/11 20:42	50.0

Surrogate	% Recovery	Qualifier	Limits	Prepared	Analyzed	Dil Fac
a,a,a-TFT (FID)	104		50 - 150	10/06/11 15:00	10/12/11 20:42	50.0

Method: ASTM D2216-80 - Percent Dry Weight (Solids) per ASTM D2216-80

Analyte	Result	Qualifier	RL	MDL	Unit	D	Prepared	Analyzed	Dil Fac
% Solids	95.1		0.0100		% by Weight		10/11/11 15:29	10/12/11 07:30	1.00

Client Sample Results

Client: Farallon Consulting LLC
Project/Site: Sno Pac Seattle, WA

TestAmerica Job ID: 580-29152-1

Client Sample ID: 100611-FB3A-7.6

Lab Sample ID: 580-29152-10

Date Collected: 10/06/11 15:30

Matrix: Solid

Date Received: 10/07/11 16:45

Percent Solids: 79.1

Method: EPA 8260B - Selected Volatile Organic Compounds (Including BTEX) per EPA Method 8260B

Analyte	Result	Qualifier	RL	MDL	Unit	D	Prepared	Analyzed	Dil Fac
Benzene	ND		49.3		ug/kg dry	☼	10/06/11 15:30	10/12/11 16:31	100
Toluene	ND		123		ug/kg dry	☼	10/06/11 15:30	10/12/11 16:31	100
Ethylbenzene	ND		123		ug/kg dry	☼	10/06/11 15:30	10/12/11 16:31	100
o-Xylene	ND		247		ug/kg dry	☼	10/06/11 15:30	10/12/11 16:31	100
m,p-Xylene	ND		247		ug/kg dry	☼	10/06/11 15:30	10/12/11 16:31	100
Xylenes (total)	ND		247		ug/kg dry	☼	10/06/11 15:30	10/12/11 16:31	100

Surrogate	% Recovery	Qualifier	Limits	Prepared	Analyzed	Dil Fac
Dibromofluoromethane	98.0		70 - 135	10/06/11 15:30	10/12/11 16:31	100
1,2-DCA-d4	111		60 - 145	10/06/11 15:30	10/12/11 16:31	100
Toluene-d8	106		70 - 140	10/06/11 15:30	10/12/11 16:31	100
4-BFB	102		70 - 140	10/06/11 15:30	10/12/11 16:31	100

Method: EPA 8270m - Polynuclear Aromatic Compounds per EPA 8270M-SIM

Analyte	Result	Qualifier	RL	MDL	Unit	D	Prepared	Analyzed	Dil Fac
Acenaphthene	ND		16.8		ug/kg dry	☼	10/11/11 07:02	10/12/11 17:20	1.00
Acenaphthylene	ND		16.8		ug/kg dry	☼	10/11/11 07:02	10/12/11 17:20	1.00
Anthracene	ND		16.8		ug/kg dry	☼	10/11/11 07:02	10/12/11 17:20	1.00
Benzo (a) anthracene	24.0		16.8		ug/kg dry	☼	10/11/11 07:02	10/12/11 17:20	1.00
Benzo (a) pyrene	19.6		16.8		ug/kg dry	☼	10/11/11 07:02	10/12/11 17:20	1.00
Benzo (b) fluoranthene	21.9		16.8		ug/kg dry	☼	10/11/11 07:02	10/12/11 17:20	1.00
Benzo (ghi) perylene	17.4		16.8		ug/kg dry	☼	10/11/11 07:02	10/12/11 17:20	1.00
Benzo (k) fluoranthene	ND		16.8		ug/kg dry	☼	10/11/11 07:02	10/12/11 17:20	1.00
Chrysene	33.6		16.8		ug/kg dry	☼	10/11/11 07:02	10/12/11 17:20	1.00
Dibenzo (a,h) anthracene	ND		16.8		ug/kg dry	☼	10/11/11 07:02	10/12/11 17:20	1.00
Fluoranthene	64.1		16.8		ug/kg dry	☼	10/11/11 07:02	10/12/11 17:20	1.00
Fluorene	ND		16.8		ug/kg dry	☼	10/11/11 07:02	10/12/11 17:20	1.00
Indeno (1,2,3-cd) pyrene	ND		16.8		ug/kg dry	☼	10/11/11 07:02	10/12/11 17:20	1.00
Naphthalene	ND		16.8		ug/kg dry	☼	10/11/11 07:02	10/12/11 17:20	1.00
Phenanthrene	ND		16.8		ug/kg dry	☼	10/11/11 07:02	10/12/11 17:20	1.00
Pyrene	72.0		16.8		ug/kg dry	☼	10/11/11 07:02	10/12/11 17:20	1.00

Surrogate	% Recovery	Qualifier	Limits	Prepared	Analyzed	Dil Fac
Fluorene-d10	64.9		24 - 125	10/11/11 07:02	10/12/11 17:20	1.00
Pyrene-d10	95.8		41 - 141	10/11/11 07:02	10/12/11 17:20	1.00
Benzo (a) pyrene-d12	81.6		38 - 143	10/11/11 07:02	10/12/11 17:20	1.00

Method: NWTPH-Dx - Diesel and Heavy Range Hydrocarbons per NWTPH-Dx Method

Analyte	Result	Qualifier	RL	MDL	Unit	D	Prepared	Analyzed	Dil Fac
Diesel Range Organics	15.7		15.7		mg/kg dry	☼	10/11/11 22:00	10/12/11 01:01	1.00
Residual Range/Heavy Oil Organics	38.4	Q10	31.4		mg/kg dry	☼	10/11/11 22:00	10/12/11 01:01	1.00

Surrogate	% Recovery	Qualifier	Limits	Prepared	Analyzed	Dil Fac
1-Chlorooctadecane	77.8		50 - 150	10/11/11 22:00	10/12/11 01:01	1.00

Method: NW TPH-Gx - Gasoline Hydrocarbons per NW TPH-Gx Method

Analyte	Result	Qualifier	RL	MDL	Unit	D	Prepared	Analyzed	Dil Fac
Gasoline Range Hydrocarbons	ND		9.87		mg/kg dry	☼	10/06/11 15:30	10/12/11 21:10	50.0

Surrogate	% Recovery	Qualifier	Limits	Prepared	Analyzed	Dil Fac
a,a,a-TFT (FID)	112		50 - 150	10/06/11 15:30	10/12/11 21:10	50.0

Client Sample Results

Client: Farallon Consulting LLC
Project/Site: Sno Pac Seattle, WA

TestAmerica Job ID: 580-29152-1

Client Sample ID: 100611-FB3A-7.6

Lab Sample ID: 580-29152-10

Date Collected: 10/06/11 15:30

Matrix: Solid

Date Received: 10/07/11 16:45

Percent Solids: 79.1

Method: ASTM D2216-80 - Percent Dry Weight (Solids) per ASTM D2216-80

Analyte	Result	Qualifier	RL	MDL	Unit	D	Prepared	Analyzed	Dil Fac
% Solids	79.1		0.0100		% by Weight		10/11/11 15:29	10/12/11 07:30	1.00

- 1
- 2
- 3
- 4
- 5
- 6
- 7
- 8
- 9
- 10
- 11

Client Sample Results

Client: Farallon Consulting LLC
Project/Site: Sno Pac Seattle, WA

TestAmerica Job ID: 580-29152-1

Client Sample ID: 100611-FB3A-14.5

Lab Sample ID: 580-29152-11

Date Collected: 10/06/11 15:40

Matrix: Solid

Date Received: 10/07/11 16:45

Percent Solids: 58.8

Method: EPA 8260B - Selected Volatile Organic Compounds (Including BTEX) per EPA Method 8260B

Analyte	Result	Qualifier	RL	MDL	Unit	D	Prepared	Analyzed	Dil Fac
Benzene	ND		74.1		ug/kg dry	☼	10/06/11 15:40	10/12/11 16:53	100
Toluene	ND		185		ug/kg dry	☼	10/06/11 15:40	10/12/11 16:53	100
Ethylbenzene	ND		185		ug/kg dry	☼	10/06/11 15:40	10/12/11 16:53	100
o-Xylene	ND		371		ug/kg dry	☼	10/06/11 15:40	10/12/11 16:53	100
m,p-Xylene	ND		371		ug/kg dry	☼	10/06/11 15:40	10/12/11 16:53	100
Xylenes (total)	ND		371		ug/kg dry	☼	10/06/11 15:40	10/12/11 16:53	100

Surrogate	% Recovery	Qualifier	Limits	Prepared	Analyzed	Dil Fac
Dibromofluoromethane	97.0		70 - 135	10/06/11 15:40	10/12/11 16:53	100
1,2-DCA-d4	109		60 - 145	10/06/11 15:40	10/12/11 16:53	100
Toluene-d8	105		70 - 140	10/06/11 15:40	10/12/11 16:53	100
4-BFB	99.4		70 - 140	10/06/11 15:40	10/12/11 16:53	100

Method: EPA 8082 - Polychlorinated Biphenyls per EPA Method 8082

Analyte	Result	Qualifier	RL	MDL	Unit	D	Prepared	Analyzed	Dil Fac
Aroclor 1016	ND		55.7		ug/kg dry	☼	10/11/11 07:05	10/12/11 20:54	1.00
Aroclor 1221	ND		112		ug/kg dry	☼	10/11/11 07:05	10/12/11 20:54	1.00
Aroclor 1232	ND		55.7		ug/kg dry	☼	10/11/11 07:05	10/12/11 20:54	1.00
Aroclor 1242	ND		55.7		ug/kg dry	☼	10/11/11 07:05	10/12/11 20:54	1.00
Aroclor 1248	ND		55.7		ug/kg dry	☼	10/11/11 07:05	10/12/11 20:54	1.00
Aroclor 1254	ND		55.7		ug/kg dry	☼	10/11/11 07:05	10/12/11 20:54	1.00
Aroclor 1260	ND		55.7		ug/kg dry	☼	10/11/11 07:05	10/12/11 20:54	1.00

Surrogate	% Recovery	Qualifier	Limits	Prepared	Analyzed	Dil Fac
Decachlorobiphenyl	90.4		16 - 149	10/11/11 07:05	10/12/11 20:54	1.00

Method: EPA 8270m - Polynuclear Aromatic Compounds per EPA 8270M-SIM

Analyte	Result	Qualifier	RL	MDL	Unit	D	Prepared	Analyzed	Dil Fac
Acenaphthene	ND		22.8		ug/kg dry	☼	10/11/11 07:02	10/12/11 17:51	1.00
Acenaphthylene	ND		22.8		ug/kg dry	☼	10/11/11 07:02	10/12/11 17:51	1.00
Anthracene	ND		22.8		ug/kg dry	☼	10/11/11 07:02	10/12/11 17:51	1.00
Benzo (a) anthracene	ND		22.8		ug/kg dry	☼	10/11/11 07:02	10/12/11 17:51	1.00
Benzo (a) pyrene	ND		22.8		ug/kg dry	☼	10/11/11 07:02	10/12/11 17:51	1.00
Benzo (b) fluoranthene	ND	ID3	22.8		ug/kg dry	☼	10/11/11 07:02	10/12/11 17:51	1.00
Benzo (ghi) perylene	ND		22.8		ug/kg dry	☼	10/11/11 07:02	10/12/11 17:51	1.00
Benzo (k) fluoranthene	ND	ID3	22.8		ug/kg dry	☼	10/11/11 07:02	10/12/11 17:51	1.00
Chrysene	ND		22.8		ug/kg dry	☼	10/11/11 07:02	10/12/11 17:51	1.00
Dibenzo (a,h) anthracene	ND		22.8		ug/kg dry	☼	10/11/11 07:02	10/12/11 17:51	1.00
Fluoranthene	50.8		22.8		ug/kg dry	☼	10/11/11 07:02	10/12/11 17:51	1.00
Fluorene	ND		22.8		ug/kg dry	☼	10/11/11 07:02	10/12/11 17:51	1.00
Indeno (1,2,3-cd) pyrene	ND		22.8		ug/kg dry	☼	10/11/11 07:02	10/12/11 17:51	1.00
Naphthalene	ND		22.8		ug/kg dry	☼	10/11/11 07:02	10/12/11 17:51	1.00
Phenanthrene	ND		22.8		ug/kg dry	☼	10/11/11 07:02	10/12/11 17:51	1.00
Pyrene	47.8		22.8		ug/kg dry	☼	10/11/11 07:02	10/12/11 17:51	1.00

Surrogate	% Recovery	Qualifier	Limits	Prepared	Analyzed	Dil Fac
Fluorene-d10	70.4		24 - 125	10/11/11 07:02	10/12/11 17:51	1.00
Pyrene-d10	107		41 - 141	10/11/11 07:02	10/12/11 17:51	1.00
Benzo (a) pyrene-d12	77.5		38 - 143	10/11/11 07:02	10/12/11 17:51	1.00

Client Sample Results

Client: Farallon Consulting LLC
 Project/Site: Sno Pac Seattle, WA

TestAmerica Job ID: 580-29152-1

Client Sample ID: 100611-FB3A-14.5

Lab Sample ID: 580-29152-11

Date Collected: 10/06/11 15:40

Matrix: Solid

Date Received: 10/07/11 16:45

Percent Solids: 58.8

Method: NWTPH-Dx - Diesel and Heavy Range Hydrocarbons per NWTPH-Dx Method

Analyte	Result	Qualifier	RL	MDL	Unit	D	Prepared	Analyzed	Dil Fac
Diesel Range Organics	ND		21.1		mg/kg dry	☼	10/11/11 22:00	10/12/11 01:57	1.00
Residual Range/Heavy Oil Organics	68.1	Q13	42.2		mg/kg dry	☼	10/11/11 22:00	10/12/11 01:57	1.00
Surrogate	% Recovery	Qualifier	Limits				Prepared	Analyzed	Dil Fac
1-Chlorooctadecane	70.0		50 - 150				10/11/11 22:00	10/12/11 01:57	1.00

Method: NW TPH-Gx - Gasoline Hydrocarbons per NW TPH-Gx Method

Analyte	Result	Qualifier	RL	MDL	Unit	D	Prepared	Analyzed	Dil Fac
Gasoline Range Hydrocarbons	ND		14.8		mg/kg dry	☼	10/06/11 15:40	10/12/11 21:37	50.0
Surrogate	% Recovery	Qualifier	Limits				Prepared	Analyzed	Dil Fac
a,a,a-TFT (FID)	123		50 - 150				10/06/11 15:40	10/12/11 21:37	50.0

Method: ASTM D2216-80 - Percent Dry Weight (Solids) per ASTM D2216-80

Analyte	Result	Qualifier	RL	MDL	Unit	D	Prepared	Analyzed	Dil Fac
% Solids	58.8		0.0100		% by Weight		10/11/11 15:29	10/12/11 07:30	1.00

QC Sample Results

Client: Farallon Consulting LLC
Project/Site: Sno Pac Seattle, WA

TestAmerica Job ID: 580-29152-1

Method: EPA 8260B - Selected Volatile Organic Compounds (Including BTEX) per EPA Method 8260B

Lab Sample ID: 11J0353-BLK1
Matrix: Soil
Analysis Batch: 11J0353

Client Sample ID: Method Blank
Prep Type: Total
Prep Batch: 11J0353_P

Analyte	Blank	Blank	RL	MDL	Unit	D	Prepared	Analyzed	Dil Fac
	Result	Qualifier							
Benzene	ND		19.9		ug/kg wet		10/12/11 08:25	10/12/11 09:26	100
Toluene	ND		49.8		ug/kg wet		10/12/11 08:25	10/12/11 09:26	100
Ethylbenzene	ND		49.8		ug/kg wet		10/12/11 08:25	10/12/11 09:26	100
o-Xylene	ND		99.5		ug/kg wet		10/12/11 08:25	10/12/11 09:26	100
m,p-Xylene	ND		99.5		ug/kg wet		10/12/11 08:25	10/12/11 09:26	100
Xylenes (total)	ND		99.5		ug/kg wet		10/12/11 08:25	10/12/11 09:26	100

Surrogate	Blank	Blank	Limits	Prepared	Analyzed	Dil Fac
	% Recovery	Qualifier				
Dibromofluoromethane	99.0		70 - 135	10/12/11 08:25	10/12/11 09:26	100
1,2-DCA-d4	113		60 - 145	10/12/11 08:25	10/12/11 09:26	100
Toluene-d8	105		70 - 140	10/12/11 08:25	10/12/11 09:26	100
4-BFB	98.8		70 - 140	10/12/11 08:25	10/12/11 09:26	100

Lab Sample ID: 11J0353-BS1
Matrix: Soil
Analysis Batch: 11J0353

Client Sample ID: Lab Control Sample
Prep Type: Total
Prep Batch: 11J0353_P

Analyte	Spike Added	LCS	LCS	Unit	D	% Rec	% Rec. Limits
		Result	Qualifier				
Benzene	2000	2060		ug/kg wet		103	82 - 125
Toluene	2000	2110		ug/kg wet		106	80 - 125
Ethylbenzene	2000	1990		ug/kg wet		99.8	80 - 120
o-Xylene	2000	1870		ug/kg wet		93.7	80 - 126
m,p-Xylene	3990	3990		ug/kg wet		100	80 - 120
Xylenes (total)	5990	5860		ug/kg wet		97.9	70 - 130

Surrogate	LCS	LCS	Limits
	% Recovery	Qualifier	
Dibromofluoromethane	113		70 - 135
1,2-DCA-d4	120		60 - 145
Toluene-d8	112		70 - 140
4-BFB	102		70 - 140

Method: EPA 8260B - Volatile Organic Compounds per EPA Method 8260B

Lab Sample ID: 11J0353-BLK1
Matrix: Soil
Analysis Batch: 11J0353

Client Sample ID: Method Blank
Prep Type: Total
Prep Batch: 11J0353_P

Analyte	Blank	Blank	RL	MDL	Unit	D	Prepared	Analyzed	Dil Fac
	Result	Qualifier							
Acetone	ND		2490		ug/kg wet		10/12/11 08:25	10/12/11 09:26	100
Benzene	ND		19.9		ug/kg wet		10/12/11 08:25	10/12/11 09:26	100
Bromobenzene	ND		99.5		ug/kg wet		10/12/11 08:25	10/12/11 09:26	100
Bromochloromethane	ND		99.5		ug/kg wet		10/12/11 08:25	10/12/11 09:26	100
Bromodichloromethane	ND		99.5		ug/kg wet		10/12/11 08:25	10/12/11 09:26	100
Bromoform	ND		99.5		ug/kg wet		10/12/11 08:25	10/12/11 09:26	100
Bromomethane	ND		498		ug/kg wet		10/12/11 08:25	10/12/11 09:26	100
2-Butanone (MEK)	ND		995		ug/kg wet		10/12/11 08:25	10/12/11 09:26	100
n-Butylbenzene	ND		498		ug/kg wet		10/12/11 08:25	10/12/11 09:26	100

QC Sample Results

Client: Farallon Consulting LLC
 Project/Site: Sno Pac Seattle, WA

TestAmerica Job ID: 580-29152-1

Method: EPA 8260B - Volatile Organic Compounds per EPA Method 8260B (Continued)

Lab Sample ID: 11J0353-BLK1

Matrix: Soil

Analysis Batch: 11J0353

Client Sample ID: Method Blank

Prep Type: Total

Prep Batch: 11J0353_P

Analyte	Blank Result	Blank Qualifier	RL	MDL	Unit	D	Prepared	Analyzed	Dil Fac
sec-Butylbenzene	ND		99.5		ug/kg wet		10/12/11 08:25	10/12/11 09:26	100
tert-Butylbenzene	ND		99.5		ug/kg wet		10/12/11 08:25	10/12/11 09:26	100
Carbon disulfide	ND		995		ug/kg wet		10/12/11 08:25	10/12/11 09:26	100
Carbon tetrachloride	ND		99.5		ug/kg wet		10/12/11 08:25	10/12/11 09:26	100
Chlorobenzene	ND		99.5		ug/kg wet		10/12/11 08:25	10/12/11 09:26	100
Chloroethane	ND		99.5		ug/kg wet		10/12/11 08:25	10/12/11 09:26	100
Chloroform	ND		99.5		ug/kg wet		10/12/11 08:25	10/12/11 09:26	100
Chloromethane	ND		498		ug/kg wet		10/12/11 08:25	10/12/11 09:26	100
2-Chlorotoluene	ND		99.5		ug/kg wet		10/12/11 08:25	10/12/11 09:26	100
4-Chlorotoluene	ND		99.5		ug/kg wet		10/12/11 08:25	10/12/11 09:26	100
1,2-Dibromo-3-chloropropane	ND		498		ug/kg wet		10/12/11 08:25	10/12/11 09:26	100
Dibromochloromethane	ND		99.5		ug/kg wet		10/12/11 08:25	10/12/11 09:26	100
1,2-Dibromoethane	ND		99.5		ug/kg wet		10/12/11 08:25	10/12/11 09:26	100
Dibromomethane	ND		99.5		ug/kg wet		10/12/11 08:25	10/12/11 09:26	100
1,2-Dichlorobenzene	ND		99.5		ug/kg wet		10/12/11 08:25	10/12/11 09:26	100
1,3-Dichlorobenzene	ND		99.5		ug/kg wet		10/12/11 08:25	10/12/11 09:26	100
1,4-Dichlorobenzene	ND		99.5		ug/kg wet		10/12/11 08:25	10/12/11 09:26	100
Dichlorodifluoromethane	ND		498		ug/kg wet		10/12/11 08:25	10/12/11 09:26	100
1,1-Dichloroethane	ND		99.5		ug/kg wet		10/12/11 08:25	10/12/11 09:26	100
1,2-Dichloroethane	ND		99.5		ug/kg wet		10/12/11 08:25	10/12/11 09:26	100
1,1-Dichloroethene	ND		99.5		ug/kg wet		10/12/11 08:25	10/12/11 09:26	100
cis-1,2-Dichloroethene	ND		99.5		ug/kg wet		10/12/11 08:25	10/12/11 09:26	100
trans-1,2-Dichloroethene	ND		99.5		ug/kg wet		10/12/11 08:25	10/12/11 09:26	100
1,2-Dichloropropane	ND		99.5		ug/kg wet		10/12/11 08:25	10/12/11 09:26	100
1,3-Dichloropropane	ND		99.5		ug/kg wet		10/12/11 08:25	10/12/11 09:26	100
2,2-Dichloropropane	ND		99.5		ug/kg wet		10/12/11 08:25	10/12/11 09:26	100
1,1-Dichloropropene	ND		99.5		ug/kg wet		10/12/11 08:25	10/12/11 09:26	100
cis-1,3-Dichloropropene	ND		99.5		ug/kg wet		10/12/11 08:25	10/12/11 09:26	100
trans-1,3-Dichloropropene	ND		99.5		ug/kg wet		10/12/11 08:25	10/12/11 09:26	100
Ethylbenzene	ND		99.5		ug/kg wet		10/12/11 08:25	10/12/11 09:26	100
Hexachlorobutadiene	ND		398		ug/kg wet		10/12/11 08:25	10/12/11 09:26	100
2-Hexanone	ND		995		ug/kg wet		10/12/11 08:25	10/12/11 09:26	100
Isopropylbenzene	ND		199		ug/kg wet		10/12/11 08:25	10/12/11 09:26	100
p-Isopropyltoluene	ND		199		ug/kg wet		10/12/11 08:25	10/12/11 09:26	100
4-Methyl-2-pentanone	ND		498		ug/kg wet		10/12/11 08:25	10/12/11 09:26	100
Methyl tert-butyl ether	ND		99.5		ug/kg wet		10/12/11 08:25	10/12/11 09:26	100
Methylene chloride	ND		498		ug/kg wet		10/12/11 08:25	10/12/11 09:26	100
Naphthalene	ND		199		ug/kg wet		10/12/11 08:25	10/12/11 09:26	100
n-Propylbenzene	ND		99.5		ug/kg wet		10/12/11 08:25	10/12/11 09:26	100
Styrene	ND		99.5		ug/kg wet		10/12/11 08:25	10/12/11 09:26	100
1,1,1,2-Tetrachloroethane	ND		99.5		ug/kg wet		10/12/11 08:25	10/12/11 09:26	100
1,1,2,2-Tetrachloroethane	ND		99.5		ug/kg wet		10/12/11 08:25	10/12/11 09:26	100
Tetrachloroethene	ND		99.5		ug/kg wet		10/12/11 08:25	10/12/11 09:26	100
Toluene	ND		99.5		ug/kg wet		10/12/11 08:25	10/12/11 09:26	100
1,2,3-Trichlorobenzene	ND		99.5		ug/kg wet		10/12/11 08:25	10/12/11 09:26	100
1,2,4-Trichlorobenzene	ND		99.5		ug/kg wet		10/12/11 08:25	10/12/11 09:26	100
1,1,1-Trichloroethane	ND		99.5		ug/kg wet		10/12/11 08:25	10/12/11 09:26	100
1,1,2-Trichloroethane	ND		99.5		ug/kg wet		10/12/11 08:25	10/12/11 09:26	100
Trichloroethene	ND		99.5		ug/kg wet		10/12/11 08:25	10/12/11 09:26	100
Trichlorofluoromethane	ND		99.5		ug/kg wet		10/12/11 08:25	10/12/11 09:26	100

QC Sample Results

Client: Farallon Consulting LLC
Project/Site: Sno Pac Seattle, WA

TestAmerica Job ID: 580-29152-1

Method: EPA 8260B - Volatile Organic Compounds per EPA Method 8260B (Continued)

Lab Sample ID: 11J0353-BLK1

Matrix: Soil

Analysis Batch: 11J0353

Client Sample ID: Method Blank

Prep Type: Total

Prep Batch: 11J0353_P

Analyte	Blank Result	Blank Qualifier	RL	MDL	Unit	D	Prepared	Analyzed	Dil Fac
1,2,3-Trichloropropane	ND		99.5		ug/kg wet		10/12/11 08:25	10/12/11 09:26	100
1,2,4-Trimethylbenzene	ND		99.5		ug/kg wet		10/12/11 08:25	10/12/11 09:26	100
1,3,5-Trimethylbenzene	ND		99.5		ug/kg wet		10/12/11 08:25	10/12/11 09:26	100
Vinyl chloride	ND		99.5		ug/kg wet		10/12/11 08:25	10/12/11 09:26	100
o-Xylene	ND		99.5		ug/kg wet		10/12/11 08:25	10/12/11 09:26	100
m,p-Xylene	ND		199		ug/kg wet		10/12/11 08:25	10/12/11 09:26	100

Surrogate	Blank % Recovery	Blank Qualifier	Limits	Prepared	Analyzed	Dil Fac
Dibromofluoromethane	99.0		70 - 135	10/12/11 08:25	10/12/11 09:26	100
1,2-DCA-d4	113		60 - 145	10/12/11 08:25	10/12/11 09:26	100
Toluene-d8	105		70 - 140	10/12/11 08:25	10/12/11 09:26	100
4-BFB	98.8		70 - 140	10/12/11 08:25	10/12/11 09:26	100

Lab Sample ID: 11J0353-BS1

Matrix: Soil

Analysis Batch: 11J0353

Client Sample ID: Lab Control Sample

Prep Type: Total

Prep Batch: 11J0353_P

Analyte	Spike Added	LCS Result	LCS Qualifier	Unit	D	% Rec	% Rec. Limits
Acetone	9980	10100		ug/kg wet		101	65 - 167
Benzene	2000	2060		ug/kg wet		103	81.9 - 125
Bromobenzene	2000	1890		ug/kg wet		94.4	80 - 120
Bromochloromethane	2000	2120		ug/kg wet		106	80 - 120
Bromodichloromethane	2000	2130		ug/kg wet		107	80 - 141
Bromoform	2000	1700		ug/kg wet		85.3	75 - 151
Bromomethane	2000	1820		ug/kg wet		91.0	65 - 130
2-Butanone (MEK)	9980	10600		ug/kg wet		107	68 - 127
n-Butylbenzene	2000	2100		ug/kg wet		105	90 - 146
sec-Butylbenzene	2000	1980		ug/kg wet		99.2	80 - 133
tert-Butylbenzene	2000	2070		ug/kg wet		104	80 - 130
Carbon disulfide	3990	4100		ug/kg wet		103	67 - 140
Carbon tetrachloride	2000	2600	L5	ug/kg wet		130	71 - 128
Chlorobenzene	2000	2150		ug/kg wet		108	79.2 - 125
Chloroethane	2000	2000		ug/kg wet		100	75 - 125
Chloroform	2000	2120		ug/kg wet		106	80 - 121
Chloromethane	2000	2130		ug/kg wet		107	42 - 150
2-Chlorotoluene	2000	1860		ug/kg wet		93.4	80 - 120
4-Chlorotoluene	2000	1920		ug/kg wet		96.3	80 - 126
1,2-Dibromo-3-chloropropane	2000	1700		ug/kg wet		85.0	61 - 128
Dibromochloromethane	2000	1940		ug/kg wet		97.4	75 - 125
1,2-Dibromoethane	2000	2230		ug/kg wet		112	80 - 124
Dibromomethane	2000	2160		ug/kg wet		108	80 - 120
1,2-Dichlorobenzene	2000	1900		ug/kg wet		95.0	80 - 120
1,3-Dichlorobenzene	2000	2010		ug/kg wet		101	80 - 126
1,4-Dichlorobenzene	2000	1820		ug/kg wet		90.9	77 - 121
Dichlorodifluoromethane	2000	2490	L5	ug/kg wet		124	75 - 120
1,1-Dichloroethane	2000	2130		ug/kg wet		107	80 - 120
1,2-Dichloroethane	2000	2210		ug/kg wet		111	80 - 120
1,1-Dichloroethene	2000	2060		ug/kg wet		103	66.1 - 125
cis-1,2-Dichloroethene	2000	2150		ug/kg wet		108	75 - 125

QC Sample Results

Client: Farallon Consulting LLC
Project/Site: Sno Pac Seattle, WA

TestAmerica Job ID: 580-29152-1

Method: EPA 8260B - Volatile Organic Compounds per EPA Method 8260B (Continued)

Lab Sample ID: 11J0353-BS1

Matrix: Soil

Analysis Batch: 11J0353

Client Sample ID: Lab Control Sample

Prep Type: Total

Prep Batch: 11J0353_P

Analyte	Spike Added	LCS		Unit	D	% Rec	% Rec. Limits
		Result	Qualifier				
trans-1,2-Dichloroethene	2000	2130		ug/kg wet		107	75 - 125
1,2-Dichloropropane	2000	2140		ug/kg wet		107	82 - 125
1,3-Dichloropropane	2000	2250		ug/kg wet		113	75 - 129
2,2-Dichloropropane	2000	2490		ug/kg wet		125	72 - 132
1,1-Dichloropropene	2000	2180		ug/kg wet		109	79 - 126
cis-1,3-Dichloropropene	2000	2230		ug/kg wet		112	80 - 126
trans-1,3-Dichloropropene	2000	2030		ug/kg wet		102	67 - 146
Ethylbenzene	2000	1990		ug/kg wet		99.8	82 - 123
Hexachlorobutadiene	2000	2340		ug/kg wet		117	80 - 152
2-Hexanone	9980	11200		ug/kg wet		112	57 - 120
Isopropylbenzene	2000	1940		ug/kg wet		97.0	82 - 128
p-Isopropyltoluene	2000	2040		ug/kg wet		102	80 - 120
4-Methyl-2-pentanone	9980	10800		ug/kg wet		108	52 - 120
Methyl tert-butyl ether	2000	2270		ug/kg wet		114	75 - 125
Methylene chloride	2000	2180		ug/kg wet		109	75 - 125
Naphthalene	2000	1930		ug/kg wet		96.7	80 - 130
n-Propylbenzene	2000	1990		ug/kg wet		99.5	80 - 120
Styrene	2000	2080		ug/kg wet		104	80 - 123
1,1,1,2-Tetrachloroethane	2000	2320		ug/kg wet		116	83 - 128
1,1,1,2,2-Tetrachloroethane	2000	1810		ug/kg wet		90.9	72 - 135
Tetrachloroethene	2000	2180		ug/kg wet		109	80 - 124
Toluene	2000	2110		ug/kg wet		106	80 - 125
1,2,3-Trichlorobenzene	2000	2050		ug/kg wet		103	78 - 143
1,2,4-Trichlorobenzene	2000	2020		ug/kg wet		101	83 - 149
1,1,1-Trichloroethane	2000	2330		ug/kg wet		116	80 - 124
1,1,2-Trichloroethane	2000	2140		ug/kg wet		107	80 - 125
Trichloroethene	2000	2130		ug/kg wet		106	76 - 125
Trichlorofluoromethane	2000	2350		ug/kg wet		118	56 - 147
1,2,3-Trichloropropane	2000	1850		ug/kg wet		92.5	67 - 126
1,2,4-Trimethylbenzene	2000	1970		ug/kg wet		98.5	81 - 134
1,3,5-Trimethylbenzene	2000	2080		ug/kg wet		104	82 - 136
Vinyl chloride	2000	1210		ug/kg wet		60.8	10 - 140
o-Xylene	2000	1870		ug/kg wet		93.7	80 - 126
m,p-Xylene	3990	3990		ug/kg wet		100	80 - 120

Surrogate	LCS		Limits
	% Recovery	Qualifier	
Dibromofluoromethane	113		70 - 135
1,2-DCA-d4	120		60 - 145
Toluene-d8	112		70 - 140
4-BFB	102		70 - 140

Method: EPA 8082 - Polychlorinated Biphenyls per EPA Method 8082

Lab Sample ID: 11J0310-BLK1

Matrix: Soil

Analysis Batch: U003203

Client Sample ID: Method Blank

Prep Type: Total

Prep Batch: 11J0310_P

Analyte	Blank		RL	MDL	Unit	D	Prepared	Analyzed	Dil Fac
	Result	Qualifier							
Aroclor 1016	ND		32.8		ug/kg wet		10/11/11 07:05	10/12/11 12:52	1.00

QC Sample Results

Client: Farallon Consulting LLC
Project/Site: Sno Pac Seattle, WA

TestAmerica Job ID: 580-29152-1

Method: EPA 8082 - Polychlorinated Biphenyls per EPA Method 8082 (Continued)

Lab Sample ID: 11J0310-BLK1
Matrix: Soil
Analysis Batch: U003203

Client Sample ID: Method Blank
Prep Type: Total
Prep Batch: 11J0310_P

Analyte	Blank Result	Blank Qualifier	RL	MDL	Unit	D	Prepared	Analyzed	Dil Fac
Aroclor 1221	ND		66.0		ug/kg wet		10/11/11 07:05	10/12/11 12:52	1.00
Aroclor 1232	ND		32.8		ug/kg wet		10/11/11 07:05	10/12/11 12:52	1.00
Aroclor 1242	ND		32.8		ug/kg wet		10/11/11 07:05	10/12/11 12:52	1.00
Aroclor 1248	ND		32.8		ug/kg wet		10/11/11 07:05	10/12/11 12:52	1.00
Aroclor 1254	ND		32.8		ug/kg wet		10/11/11 07:05	10/12/11 12:52	1.00
Aroclor 1260	ND		32.8		ug/kg wet		10/11/11 07:05	10/12/11 12:52	1.00

Surrogate	Blank % Recovery	Blank Qualifier	Limits	Prepared	Analyzed	Dil Fac
Decachlorobiphenyl	101		16 - 149	10/11/11 07:05	10/12/11 12:52	1.00

Lab Sample ID: 11J0310-BS1
Matrix: Soil
Analysis Batch: U003203

Client Sample ID: Lab Control Sample
Prep Type: Total
Prep Batch: 11J0310_P

Analyte	Spike Added	LCS Result	LCS Qualifier	Unit	D	% Rec	% Rec. Limits
Aroclor 1016	329	321		ug/kg wet		97.6	57 - 135
Aroclor 1260	329	323		ug/kg wet		98.3	60 - 135

Surrogate	LCS % Recovery	LCS Qualifier	Limits
Decachlorobiphenyl	101		16 - 149

Method: EPA 8270m - Polynuclear Aromatic Compounds per EPA 8270M-SIM

Lab Sample ID: 11J0309-BLK1
Matrix: Soil
Analysis Batch: 11J0309

Client Sample ID: Method Blank
Prep Type: Total
Prep Batch: 11J0309_P

Analyte	Blank Result	Blank Qualifier	RL	MDL	Unit	D	Prepared	Analyzed	Dil Fac
Acenaphthene	ND		13.3		ug/kg wet		10/11/11 07:02	10/11/11 20:01	1.00
Acenaphthylene	ND		13.3		ug/kg wet		10/11/11 07:02	10/11/11 20:01	1.00
Anthracene	ND		13.3		ug/kg wet		10/11/11 07:02	10/11/11 20:01	1.00
Benzo (a) anthracene	ND		13.3		ug/kg wet		10/11/11 07:02	10/11/11 20:01	1.00
Benzo (a) pyrene	ND		13.3		ug/kg wet		10/11/11 07:02	10/11/11 20:01	1.00
Benzo (b) fluoranthene	ND		13.3		ug/kg wet		10/11/11 07:02	10/11/11 20:01	1.00
Benzo (ghi) perylene	ND		13.3		ug/kg wet		10/11/11 07:02	10/11/11 20:01	1.00
Benzo (k) fluoranthene	ND		13.3		ug/kg wet		10/11/11 07:02	10/11/11 20:01	1.00
Chrysene	ND		13.3		ug/kg wet		10/11/11 07:02	10/11/11 20:01	1.00
Dibenzo (a,h) anthracene	ND		13.3		ug/kg wet		10/11/11 07:02	10/11/11 20:01	1.00
Fluoranthene	ND		13.3		ug/kg wet		10/11/11 07:02	10/11/11 20:01	1.00
Fluorene	ND		13.3		ug/kg wet		10/11/11 07:02	10/11/11 20:01	1.00
Indeno (1,2,3-cd) pyrene	ND		13.3		ug/kg wet		10/11/11 07:02	10/11/11 20:01	1.00
Naphthalene	ND		13.3		ug/kg wet		10/11/11 07:02	10/11/11 20:01	1.00
Phenanthrene	ND		13.3		ug/kg wet		10/11/11 07:02	10/11/11 20:01	1.00
Pyrene	ND		13.3		ug/kg wet		10/11/11 07:02	10/11/11 20:01	1.00

Surrogate	Blank % Recovery	Blank Qualifier	Limits	Prepared	Analyzed	Dil Fac
Fluorene-d10	81.6		24 - 125	10/11/11 07:02	10/11/11 20:01	1.00
Pyrene-d10	91.4		41 - 141	10/11/11 07:02	10/11/11 20:01	1.00

QC Sample Results

Client: Farallon Consulting LLC
Project/Site: Sno Pac Seattle, WA

TestAmerica Job ID: 580-29152-1

Method: EPA 8270m - Polynuclear Aromatic Compounds per EPA 8270M-SIM (Continued)

Lab Sample ID: 11J0309-BLK1
Matrix: Soil
Analysis Batch: 11J0309

Client Sample ID: Method Blank
Prep Type: Total
Prep Batch: 11J0309_P

Surrogate	Blank		Limits	Prepared	Analyzed	Dil Fac
	% Recovery	Qualifier				
Benzo (a) pyrene-d12	85.6		38 - 143	10/11/11 07:02	10/11/11 20:01	1.00

Lab Sample ID: 11J0309-BS1
Matrix: Soil
Analysis Batch: 11J0309

Client Sample ID: Lab Control Sample
Prep Type: Total
Prep Batch: 11J0309_P

Analyte	Spike Added	LCS Result	LCS Qualifier	Unit	D	% Rec	% Rec. Limits
Benzo (a) pyrene	166	163		ug/kg wet		98.2	45 - 149
Pyrene	166	156		ug/kg wet		94.1	39 - 138

Surrogate	LCS		Limits
	% Recovery	Qualifier	
Fluorene-d10	87.9		24 - 125
Pyrene-d10	90.6		41 - 141
Benzo (a) pyrene-d12	95.1		38 - 143

Method: NWTPH-Dx - Diesel and Heavy Range Hydrocarbons per NWTPH-Dx Method

Lab Sample ID: 11J0344-BLK1
Matrix: Soil
Analysis Batch: 11J0344

Client Sample ID: Method Blank
Prep Type: Total
Prep Batch: 11J0344_P

Analyte	Blank		RL	MDL	Unit	D	Prepared	Analyzed	Dil Fac
	Result	Qualifier							
Diesel Range Organics	ND		12.4		mg/kg wet		10/11/11 22:00	10/11/11 22:51	1.00
Residual Range/Heavy Oil Organics	ND		24.8		mg/kg wet		10/11/11 22:00	10/11/11 22:51	1.00

Surrogate	Blank		Limits	Prepared	Analyzed	Dil Fac
	% Recovery	Qualifier				
1-Chlorooctadecane	90.2		50 - 150	10/11/11 22:00	10/11/11 22:51	1.00

Lab Sample ID: 11J0344-BS1
Matrix: Soil
Analysis Batch: 11J0344

Client Sample ID: Lab Control Sample
Prep Type: Total
Prep Batch: 11J0344_P

Analyte	Spike Added	LCS Result	LCS Qualifier	Unit	D	% Rec	% Rec. Limits
Residual Range/Heavy Oil Organics	74.7	64.2		mg/kg wet		85.9	50 - 150

Surrogate	LCS		Limits
	% Recovery	Qualifier	
1-Chlorooctadecane	107		60 - 120

Lab Sample ID: 11J0344-DUP1
Matrix: Soil
Analysis Batch: 11J0344

Client Sample ID: 100611-FB2A-5.3
Prep Type: Total
Prep Batch: 11J0344_P

Analyte	Sample		Duplicate		Unit	D	RPD	Limit
	Result	Qualifier	Result	Qualifier				
Diesel Range Organics	320	Q12	225	Q12	mg/kg dry	☼	35.1	40
Residual Range/Heavy Oil Organics	569	Q10	402	Q10	mg/kg dry	☼	34.6	40

QC Sample Results

Client: Farallon Consulting LLC
 Project/Site: Sno Pac Seattle, WA

TestAmerica Job ID: 580-29152-1

Method: NWTPH-Dx - Diesel and Heavy Range Hydrocarbons per NWTPH-Dx Method (Continued)

Lab Sample ID: 11J0344-DUP1
Matrix: Soil
Analysis Batch: 11J0344

Client Sample ID: 100611-FB2A-5.3
Prep Type: Total
Prep Batch: 11J0344_P

Surrogate	Duplicate		Limits
	% Recovery	Qualifier	
1-Chlorooctadecane	84.2		50 - 150

Method: NW TPH-Gx - Gasoline Hydrocarbons per NW TPH-Gx Method

Lab Sample ID: 11J0372-BLK1
Matrix: Soil
Analysis Batch: 11J0372

Client Sample ID: Method Blank
Prep Type: Total
Prep Batch: 11J0372_P

Analyte	Blank	Blank	RL	MDL	Unit	D	Prepared	Analyzed	Dil Fac
	Result	Qualifier							
Gasoline Range Hydrocarbons	ND		3.92		mg/kg wet		10/12/11 13:10	10/12/11 14:06	50.0

Surrogate	Blank		Limits	Prepared	Analyzed	Dil Fac
	% Recovery	Qualifier				
a,a,a-TFT (FID)	93.1		50 - 150	10/12/11 13:10	10/12/11 14:06	50.0

Lab Sample ID: 11J0372-BS1
Matrix: Soil
Analysis Batch: 11J0372

Client Sample ID: Lab Control Sample
Prep Type: Total
Prep Batch: 11J0372_P

Analyte	Spike Added	LCS Result	LCS Qualifier	Unit	D	% Rec	% Rec. Limits

Surrogate	LCS		Limits
	% Recovery	Qualifier	
a,a,a-TFT (FID)	99.6		50 - 150

Lab Sample ID: 11J0372-MS1
Matrix: Soil
Analysis Batch: 11J0372

Client Sample ID: 100611-FB2A-5.3
Prep Type: Total
Prep Batch: 11J0372_P

Analyte	Sample	Sample	Spike Added	Matrix Spike	Matrix Spike	Unit	D	% Rec	% Rec. Limits
	Result	Qualifier		Result	Qualifier				
Gasoline Range Hydrocarbons	143		99.5	244		mg/kg dry	✱	102	65 - 130

Surrogate	Matrix Spike		Limits
	% Recovery	Qualifier	
a,a,a-TFT (FID)	110		50 - 150

Lab Sample ID: 11J0372-DUP1
Matrix: Soil
Analysis Batch: 11J0372

Client Sample ID: 100611-FB2A-10.0
Prep Type: Total
Prep Batch: 11J0372_P

Analyte	Sample	Sample	Duplicate	Duplicate	Unit	D	RPD	Limit
	Result	Qualifier						
Gasoline Range Hydrocarbons	ND		2.71		mg/kg dry	✱		40

Surrogate	Duplicate		Limits
	% Recovery	Qualifier	
a,a,a-TFT (FID)	119		50 - 150

QC Sample Results

Client: Farallon Consulting LLC
 Project/Site: Sno Pac Seattle, WA

TestAmerica Job ID: 580-29152-1

Method: NW TPH-Gx - Gasoline Hydrocarbons per NW TPH-Gx Method (Continued)

Lab Sample ID: 11J0372-DUP2

Matrix: Soil

Analysis Batch: 11J0372

Client Sample ID: 100611-FB2A-16.0

Prep Type: Total

Prep Batch: 11J0372_P

Analyte	Sample	Sample	Duplicate	Duplicate	Unit	D	RPD	RPD	Limit
	Result	Qualifier	Result	Qualifier				Limit	
Gasoline Range Hydrocarbons	ND		ND		mg/kg dry	☼			40
Surrogate	% Recovery	Duplicate Qualifier	Limits						
<i>a,a,a-TFT (FID)</i>	118		50 - 150						

Method: ASTM D2216-80 - Percent Dry Weight (Solids) per ASTM D2216-80

Lab Sample ID: 11J0331-DUP1

Matrix: Soil

Analysis Batch: 11J0331

Client Sample ID: 100611-FB2E-5.2

Prep Type: Total

Prep Batch: 11J0331_P

Analyte	Sample	Sample	Duplicate	Duplicate	Unit	D	RPD	RPD	Limit
	Result	Qualifier	Result	Qualifier				Limit	
% Solids	93.0		94.2		% by Weight			1.21	20

Lab Chronicle

Client: Farallon Consulting LLC
Project/Site: Sno Pac Seattle, WA

TestAmerica Job ID: 580-29152-1

Client Sample ID: TB-2-100611

Lab Sample ID: 580-29152-1

Date Collected: 10/06/11 08:00

Matrix: Solid

Date Received: 10/07/11 16:45

Prep Type	Batch Type	Batch Method	Run	Dilution Factor	Batch Number	Prepared Or Analyzed	Analyst	Lab
Total	Prep	EPA 5035A		0.945	11J0353_P	10/06/11 08:00	ECF	TAL PTL
Total	Analysis	EPA 8260B		100	11J0353	10/12/11 10:10	BJ	TAL PTL

Client Sample ID: 100611-FB2A-5.3

Lab Sample ID: 580-29152-2

Date Collected: 10/06/11 12:20

Matrix: Solid

Date Received: 10/07/11 16:45

Percent Solids: 82.4

Prep Type	Batch Type	Batch Method	Run	Dilution Factor	Batch Number	Prepared Or Analyzed	Analyst	Lab
Total	Prep	EPA 5035A		3.28	11J0353_P	10/06/11 12:20	ECF	TAL PTL
Total	Analysis	EPA 8260B		100	11J0353	10/12/11 13:59	BJ	TAL PTL
Total	Prep	EPA 3550		0.986	11J0310_P	10/11/11 07:05	CAD	TAL PTL
Total	Analysis	EPA 8082		1.00	U003203	10/12/11 20:08	PS	TAL PTL
Total	Prep	EPA 3550		0.995	11J0309_P	10/11/11 07:02	CAD	TAL PTL
Total	Analysis	EPA 8270m		2.00	11J0309	10/12/11 15:29	NAF	TAL PTL
Total	Prep	EPA 3550 Fuels		0.991	11J0344_P	10/11/11 22:00	ELP	TAL PTL
Total	Analysis	NWTPH-Dx		1.00	11J0344	10/12/11 00:06	NMI	TAL PTL
Total	Prep	EPA 5030B		3.28	11J0372_P	10/06/11 12:20	SYZ	TAL PTL
Total	Analysis	NW TPH-Gx		50.0	11J0372	10/12/11 17:54	SYZ	TAL PTL
Total	Prep	Dry Weight		1.00	11J0331_P	10/11/11 15:29	JJM	TAL PTL
Total	Analysis	ASTM D2216-80		1.00	11J0331	10/12/11 07:30	JJM	TAL PTL

Client Sample ID: 100611-FB2A-10.0

Lab Sample ID: 580-29152-3

Date Collected: 10/06/11 12:30

Matrix: Solid

Date Received: 10/07/11 16:45

Percent Solids: 63.9

Prep Type	Batch Type	Batch Method	Run	Dilution Factor	Batch Number	Prepared Or Analyzed	Analyst	Lab
Total	Prep	EPA 5035A		1.95	11J0353_P	10/06/11 12:30	ECF	TAL PTL
Total	Analysis	EPA 8260B		100	11J0353	10/12/11 14:21	BJ	TAL PTL
Total	Prep	EPA 3550		0.997	11J0309_P	10/11/11 07:02	CAD	TAL PTL
Total	Analysis	EPA 8270m		1.00	11J0309	10/12/11 15:58	NAF	TAL PTL
Total	Prep	EPA 3550 Fuels		0.992	11J0344_P	10/11/11 22:00	ELP	TAL PTL
Total	Analysis	NWTPH-Dx		1.00	11J0344	10/12/11 00:24	NMI	TAL PTL
Total	Prep	EPA 5030B		1.95	11J0372_P	10/06/11 12:30	SYZ	TAL PTL
Total	Analysis	NW TPH-Gx		50.0	11J0372	10/12/11 16:30	SYZ	TAL PTL
Total	Prep	Dry Weight		1.00	11J0331_P	10/11/11 15:29	JJM	TAL PTL
Total	Analysis	ASTM D2216-80		1.00	11J0331	10/12/11 07:30	JJM	TAL PTL

Client Sample ID: 100611-FB2A-16.0

Lab Sample ID: 580-29152-4

Date Collected: 10/06/11 12:40

Matrix: Solid

Date Received: 10/07/11 16:45

Percent Solids: 69.4

Prep Type	Batch Type	Batch Method	Run	Dilution Factor	Batch Number	Prepared Or Analyzed	Analyst	Lab
Total	Prep	EPA 5035A		1.84	11J0353_P	10/06/11 12:40	ECF	TAL PTL
Total	Analysis	EPA 8260B		100	11J0353	10/12/11 14:42	BJ	TAL PTL

Lab Chronicle

Client: Farallon Consulting LLC
Project/Site: Sno Pac Seattle, WA

TestAmerica Job ID: 580-29152-1

Client Sample ID: 100611-FB2A-16.0

Lab Sample ID: 580-29152-4

Date Collected: 10/06/11 12:40

Matrix: Solid

Date Received: 10/07/11 16:45

Percent Solids: 69.4

Prep Type	Batch Type	Batch Method	Run	Dilution Factor	Batch Number	Prepared Or Analyzed	Analyst	Lab
Total	Prep	EPA 3550		0.999	11J0310_P	10/11/11 07:05	CAD	TAL PTL
Total	Analysis	EPA 8082		1.00	U003203	10/12/11 20:31	PS	TAL PTL
Total	Prep	EPA 3550		0.999	11J0309_P	10/11/11 07:02	CAD	TAL PTL
Total	Analysis	EPA 8270m		1.00	11J0309	10/13/11 10:57	NAF	TAL PTL
Total	Prep	EPA 3550 Fuels		0.992	11J0344_P	10/11/11 22:00	ELP	TAL PTL
Total	Analysis	NWTPH-Dx		1.00	11J0344	10/12/11 00:42	NMI	TAL PTL
Total	Prep	EPA 5030B		1.84	11J0372_P	10/06/11 12:40	SYZ	TAL PTL
Total	Analysis	NW TPH-Gx		50.0	11J0372	10/12/11 17:26	SYZ	TAL PTL
Total	Prep	Dry Weight		1.00	11J0331_P	10/11/11 15:29	JJM	TAL PTL
Total	Analysis	ASTM D2216-80		1.00	11J0331	10/12/11 07:30	JJM	TAL PTL

Client Sample ID: 100611-FB2B-4.7

Lab Sample ID: 580-29152-6

Date Collected: 10/06/11 13:40

Matrix: Solid

Date Received: 10/07/11 16:45

Percent Solids: 92.7

Prep Type	Batch Type	Batch Method	Run	Dilution Factor	Batch Number	Prepared Or Analyzed	Analyst	Lab
Total	Prep	EPA 5035A		4.29	11J0353_P	10/06/11 13:40	ECF	TAL PTL
Total	Analysis	EPA 8260B		100	11J0353	10/12/11 15:04	BJ	TAL PTL
Total	Prep	EPA 5030B		4.29	11J0372_P	10/06/11 13:40	SYZ	TAL PTL
Total	Analysis	NW TPH-Gx		50.0	11J0372	10/12/11 15:35	SYZ	TAL PTL
Total	Prep	Dry Weight		1.00	11J0331_P	10/11/11 15:29	JJM	TAL PTL
Total	Analysis	ASTM D2216-80		1.00	11J0331	10/12/11 07:30	JJM	TAL PTL

Client Sample ID: 100611-FB2D-5.2

Lab Sample ID: 580-29152-7

Date Collected: 10/06/11 14:10

Matrix: Solid

Date Received: 10/07/11 16:45

Percent Solids: 95.5

Prep Type	Batch Type	Batch Method	Run	Dilution Factor	Batch Number	Prepared Or Analyzed	Analyst	Lab
Total	Prep	EPA 5035A		2.10	11J0353_P	10/06/11 14:10	ECF	TAL PTL
Total	Analysis	EPA 8260B		100	11J0353	10/12/11 15:26	BJ	TAL PTL
Total	Prep	EPA 5030B		2.10	11J0372_P	10/06/11 14:10	SYZ	TAL PTL
Total	Analysis	NW TPH-Gx		50.0	11J0372	10/12/11 19:46	SYZ	TAL PTL
Total	Prep	Dry Weight		1.00	11J0331_P	10/11/11 15:29	JJM	TAL PTL
Total	Analysis	ASTM D2216-80		1.00	11J0331	10/12/11 07:30	JJM	TAL PTL

Client Sample ID: 100611-FB2E-5.2

Lab Sample ID: 580-29152-8

Date Collected: 10/06/11 14:30

Matrix: Solid

Date Received: 10/07/11 16:45

Percent Solids: 93

Prep Type	Batch Type	Batch Method	Run	Dilution Factor	Batch Number	Prepared Or Analyzed	Analyst	Lab
Total	Prep	EPA 5035A		2.21	11J0353_P	10/06/11 14:30	ECF	TAL PTL
Total	Analysis	EPA 8260B		100	11J0353	10/12/11 15:47	BJ	TAL PTL
Total	Prep	EPA 5030B		2.21	11J0372_P	10/06/11 14:30	SYZ	TAL PTL
Total	Analysis	NW TPH-Gx		50.0	11J0372	10/12/11 20:14	SYZ	TAL PTL

Lab Chronicle

Client: Farallon Consulting LLC
Project/Site: Sno Pac Seattle, WA

TestAmerica Job ID: 580-29152-1

Client Sample ID: 100611-FB2E-5.2

Lab Sample ID: 580-29152-8

Date Collected: 10/06/11 14:30

Matrix: Solid

Date Received: 10/07/11 16:45

Percent Solids: 93

Prep Type	Batch Type	Batch Method	Run	Dilution Factor	Batch Number	Prepared Or Analyzed	Analyst	Lab
Total	Prep	Dry Weight		1.00	11J0331_P	10/11/11 15:29	JJM	TAL PTL
Total	Analysis	ASTM D2216-80		1.00	11J0331	10/12/11 07:30	JJM	TAL PTL

Client Sample ID: 100611-FB2F-2.2

Lab Sample ID: 580-29152-9

Date Collected: 10/06/11 15:00

Matrix: Solid

Date Received: 10/07/11 16:45

Percent Solids: 95.1

Prep Type	Batch Type	Batch Method	Run	Dilution Factor	Batch Number	Prepared Or Analyzed	Analyst	Lab
Total	Prep	EPA 5035A		2.73	11J0353_P	10/06/11 15:00	ECF	TAL PTL
Total	Analysis	EPA 8260B		100	11J0353	10/12/11 16:09	BJ	TAL PTL
Total	Prep	EPA 5030B		2.73	11J0372_P	10/06/11 15:00	SYZ	TAL PTL
Total	Analysis	NW TPH-Gx		50.0	11J0372	10/12/11 20:42	SYZ	TAL PTL
Total	Prep	Dry Weight		1.00	11J0331_P	10/11/11 15:29	JJM	TAL PTL
Total	Analysis	ASTM D2216-80		1.00	11J0331	10/12/11 07:30	JJM	TAL PTL

Client Sample ID: 100611-FB3A-7.6

Lab Sample ID: 580-29152-10

Date Collected: 10/06/11 15:30

Matrix: Solid

Date Received: 10/07/11 16:45

Percent Solids: 79.1

Prep Type	Batch Type	Batch Method	Run	Dilution Factor	Batch Number	Prepared Or Analyzed	Analyst	Lab
Total	Prep	EPA 5035A		1.74	11J0353_P	10/06/11 15:30	ECF	TAL PTL
Total	Analysis	EPA 8260B		100	11J0353	10/12/11 16:31	BJ	TAL PTL
Total	Prep	EPA 3550		0.994	11J0309_P	10/11/11 07:02	CAD	TAL PTL
Total	Analysis	EPA 8270m		1.00	11J0309	10/12/11 17:20	NAF	TAL PTL
Total	Prep	EPA 3550 Fuels		0.995	11J0344_P	10/11/11 22:00	ELP	TAL PTL
Total	Analysis	NWTPH-Dx		1.00	11J0344	10/12/11 01:01	NMI	TAL PTL
Total	Prep	EPA 5030B		1.74	11J0372_P	10/06/11 15:30	SYZ	TAL PTL
Total	Analysis	NW TPH-Gx		50.0	11J0372	10/12/11 21:10	SYZ	TAL PTL
Total	Prep	Dry Weight		1.00	11J0331_P	10/11/11 15:29	JJM	TAL PTL
Total	Analysis	ASTM D2216-80		1.00	11J0331	10/12/11 07:30	JJM	TAL PTL

Client Sample ID: 100611-FB3A-14.5

Lab Sample ID: 580-29152-11

Date Collected: 10/06/11 15:40

Matrix: Solid

Date Received: 10/07/11 16:45

Percent Solids: 58.8

Prep Type	Batch Type	Batch Method	Run	Dilution Factor	Batch Number	Prepared Or Analyzed	Analyst	Lab
Total	Prep	EPA 5035A		1.77	11J0353_P	10/06/11 15:40	ECF	TAL PTL
Total	Analysis	EPA 8260B		100	11J0353	10/12/11 16:53	BJ	TAL PTL
Total	Prep	EPA 3550		0.984	11J0310_P	10/11/11 07:05	CAD	TAL PTL
Total	Analysis	EPA 8082		1.00	U003203	10/12/11 20:54	PS	TAL PTL
Total	Prep	EPA 3550		0.998	11J0309_P	10/11/11 07:02	CAD	TAL PTL
Total	Analysis	EPA 8270m		1.00	11J0309	10/12/11 17:51	NAF	TAL PTL
Total	Prep	EPA 3550 Fuels		0.992	11J0344_P	10/11/11 22:00	ELP	TAL PTL
Total	Analysis	NWTPH-Dx		1.00	11J0344	10/12/11 01:57	NMI	TAL PTL

Lab Chronicle

Client: Farallon Consulting LLC
Project/Site: Sno Pac Seattle, WA

TestAmerica Job ID: 580-29152-1

Client Sample ID: 100611-FB3A-14.5

Lab Sample ID: 580-29152-11

Date Collected: 10/06/11 15:40

Matrix: Solid

Date Received: 10/07/11 16:45

Percent Solids: 58.8

<u>Prep Type</u>	<u>Batch Type</u>	<u>Batch Method</u>	<u>Run</u>	<u>Dilution Factor</u>	<u>Batch Number</u>	<u>Prepared Or Analyzed</u>	<u>Analyst</u>	<u>Lab</u>
Total	Prep	EPA 5030B		1.77	11J0372_P	10/06/11 15:40	SYZ	TAL PTL
Total	Analysis	NW TPH-Gx		50.0	11J0372	10/12/11 21:37	SYZ	TAL PTL
Total	Prep	Dry Weight		1.00	11J0331_P	10/11/11 15:29	JJM	TAL PTL
Total	Analysis	ASTM D2216-80		1.00	11J0331	10/12/11 07:30	JJM	TAL PTL

Laboratory References:

TAL PTL = TestAmerica Portland, 9405 SW Nimbus Ave., Beaverton, OR 97008, TEL (503) 906-9200



Certification Summary

Client: Farallon Consulting LLC
 Project/Site: Sno Pac Seattle, WA

TestAmerica Job ID: 580-29152-1

Laboratory	Authority	Program	EPA Region	Certification ID
TestAmerica Seattle	Alaska	Alaska UST	10	UST-022
TestAmerica Seattle	Alaska	TA-Port Heiden Mobile Lab	10	UST-093
TestAmerica Seattle	California	NELAC	9	1115CA
TestAmerica Seattle	Florida	NELAC	4	E871074
TestAmerica Seattle	L-A-B	DoD ELAP		L2236
TestAmerica Seattle	L-A-B	ISO/IEC 17025		L2236
TestAmerica Seattle	Louisiana	NELAC	6	05016
TestAmerica Seattle	Montana	MT DEQ UST	8	N/A
TestAmerica Seattle	Oregon	NELAC	10	WA100007
TestAmerica Seattle	USDA	USDA		P330-11-00222
TestAmerica Seattle	Washington	State Program	10	C553
TestAmerica Portland	Alaska	Alaska UST	10	UST-012
TestAmerica Portland	Alaska	State Program	10	OR00040
TestAmerica Portland	California	State Program	9	2597
TestAmerica Portland	Oregon	NELAC	10	OR100021
TestAmerica Portland	USDA	USDA		P330-11-00092
TestAmerica Portland	Washington	State Program	10	C586

Accreditation may not be offered or required for all methods and analytes reported in this package. Please contact your project manager for the laboratory's current list of certified methods and analytes.



Sample Summary

Client: Farallon Consulting LLC
Project/Site: Sno Pac Seattle, WA

TestAmerica Job ID: 580-29152-1

Lab Sample ID	Client Sample ID	Matrix	Collected	Received
580-29152-1	TB-2-100611	Solid	10/06/11 08:00	10/07/11 16:45
580-29152-2	100611-FB2A-5.3	Solid	10/06/11 12:20	10/07/11 16:45
580-29152-3	100611-FB2A-10.0	Solid	10/06/11 12:30	10/07/11 16:45
580-29152-4	100611-FB2A-16.0	Solid	10/06/11 12:40	10/07/11 16:45
580-29152-6	100611-FB2B-4.7	Solid	10/06/11 13:40	10/07/11 16:45
580-29152-7	100611-FB2D-5.2	Solid	10/06/11 14:10	10/07/11 16:45
580-29152-8	100611-FB2E-5.2	Solid	10/06/11 14:30	10/07/11 16:45
580-29152-9	100611-FB2F-2.2	Solid	10/06/11 15:00	10/07/11 16:45
580-29152-10	100611-FB3A-7.6	Solid	10/06/11 15:30	10/07/11 16:45
580-29152-11	100611-FB3A-14.5	Solid	10/06/11 15:40	10/07/11 16:45



Rush
 Short Hold

Chain of Custody Record
 29152

Client: Forallon Consulting LLC Client Contact: Don Lance Date: 10-6-11 Chain of Custody Number: 14372
 Address: 975 5th NW Suite 100 Telephone Number (Area Code)/Fax Number: 425 245 0800 Lab Number: _____
 City: Issaquah State: WA Zip Code: _____ Sampler: 206 551 7933 Lab Contact: Jon P Page: 1 of 1

Sample I.D. and Location/Description (Containers for each sample may be combined on one line)	Date	Time	Matrix				Containers & Preservatives						Analysis (Attach list if more space is needed)						Special Instructions/ Conditions of Receipt		
			Air	Aqueous	Sed.	Soil	Unpres.	H2SO4	HNO3	HCl	NaOH	ZnAc/ NaOH	GX	BTEX	DX	PAH	VOC	PCB			
1 TB2-100611	10-6-11	0800																		Process samples on a <u>Rush</u> basis	
2 100611-FB2A-5.3		1220				X															
3 100611-FB2A-10.0		1230																			
4 100611-FB2A-16.0		1240																			
5 100611-FB2B-2.4		1330																			Hold
6 100611-FB2B-4.7		1340																			
7 100611-FB2D-5.2		1410																			
8 100611-FB2E-5.2		1430																			
9 100611-FB2F-2.2		1500																			
10 100611-FB3A-7.6		1530																			
11 100611-FB3A-14.5		1540																			

Cooler Dig Cor unc
 Cooler Dsc Log Blue/white @ Lab 1645
 Wet/Packs Packing Bubble Bag
 AZ w/o cs

Cooler: Yes No Cooler Temp: _____ Possible Hazard Identification: Non-Hazard Flammable Skin Irritant Poison B Unknown
 Sample Disposal: Return To Client Disposal By Lab Archive For _____ Months (A fee may be assessed if samples are retained longer than 1 month)

Turn Around Time Required (business days): 24 Hours 48 Hours 5 Days 10 Days 15 Days Other _____ QC Requirements (Specify): _____

1. Relinquished By Sign/Print: <u>Jon Peterson</u>	Date: <u>10-7-11</u>	Time: <u>0600</u>	1. Received By Sign/Print: <u>Francisco Lung, Jr.</u>	Date: <u>10/7/11</u>	Time: <u>1645</u>
2. Relinquished By Sign/Print: _____	Date: _____	Time: _____	2. Received By Sign/Print: _____	Date: _____	Time: _____
3. Relinquished By Sign/Print: _____	Date: _____	Time: _____	3. Received By Sign/Print: _____	Date: _____	Time: _____

Comments: _____

Login Sample Receipt Checklist

Client: Farallon Consulting LLC

Job Number: 580-29152-1

Login Number: 29152

List Source: TestAmerica Seattle

List Number: 1

Creator: Luna, Francisco

Question	Answer	Comment
Radioactivity either was not measured or, if measured, is at or below background	True	
The cooler's custody seal, if present, is intact.	N/A	Not present
The cooler or samples do not appear to have been compromised or tampered with.	True	
Samples were received on ice.	True	
Cooler Temperature is acceptable.	False	Cooler temperature outside required temperature criteria.
Cooler Temperature is recorded.	True	
COC is present.	True	
COC is filled out in ink and legible.	True	
COC is filled out with all pertinent information.	True	
Is the Field Sampler's name present on COC?	True	
There are no discrepancies between the sample IDs on the containers and the COC.	True	
Samples are received within Holding Time.	True	
Sample containers have legible labels.	True	
Containers are not broken or leaking.	True	
Sample collection date/times are provided.	True	
Appropriate sample containers are used.	True	
Sample bottles are completely filled.	True	
Sample Preservation Verified.	N/A	Not needed.
There is sufficient vol. for all requested analyses, incl. any requested MS/MSDs	True	
VOA sample vials do not have headspace or bubble is <6mm (1/4") in diameter.	N/A	No water voa vial rec'd.
Multiphasic samples are not present.	True	
Samples do not require splitting or compositing.	True	
Residual Chlorine Checked.	N/A	No analysis requiring residual chlorine check assigned.