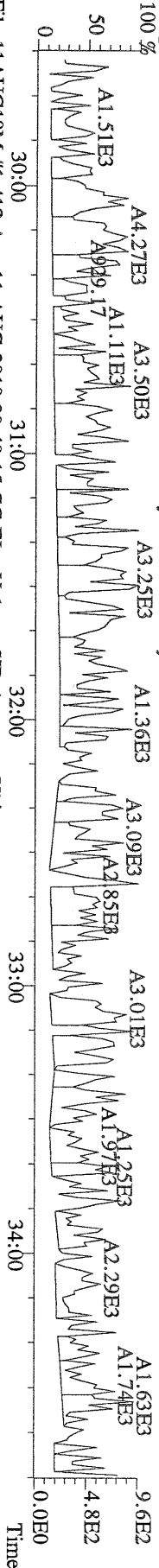
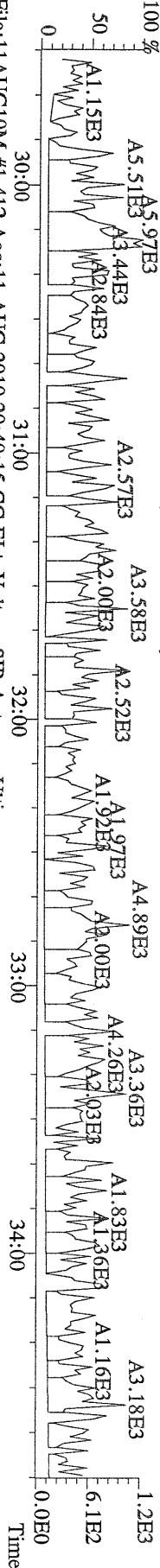



File:11AUG10M #1-412 Acq:11-AUG-2010 20:40:15 GC EI+ Voltage SIR Autospec-Ultima
339.8597 S:13 F:2 BSUB(10000,15,-3.0) PKD(5,5,3,0,10%,100.0,0.00%,F,F) Exp:PCDD
Sample Text:6278-006-0001-SA File Text:Frontier Analytical Laboratory




File:11AUG10M #1-412 Acq:11-AUG-2010 20:40:15 GC EI+ Voltage SIR Autospec-Ultima
341.8568 S:13 F:2 BSUB(10000,15,-3.0) PKD(5,5,3,0,10%,100.0,0.00%,F,F) Exp:PCDD
Sample Text:6278-006-0001-SA File Text:Frontier Analytical Laboratory



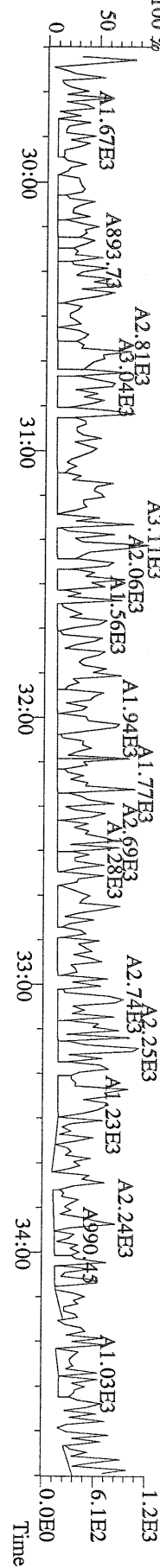
File:11AUG10M #1-412 Acq:11-AUG-2010 20:40:15 GC EI+ Voltage SIR Autospec-Ultima
351.9000 S:13 F:2 BSUB(10000,15,-3.0) PKD(5,5,3,0,10%,100.0,0.00%,F,F) Exp:PCDD
Sample Text:6278-006-0001-SA File Text:Frontier Analytical Laboratory



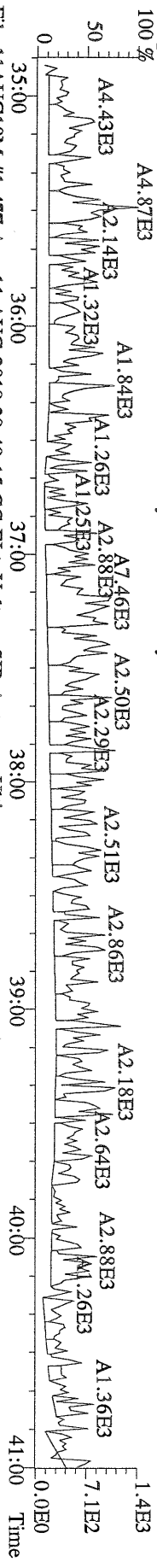
File:11AUG10M #1-412 Acq:11-AUG-2010 20:40:15 GC EI+ Voltage SIR Autospec-Ultima
353.8970 S:13 F:2 BSUB(10000,15,-3.0) PKD(5,5,3,0,10%,100.0,0.00%,F,F) Exp:PCDD
Sample Text:6278-006-0001-SA File Text:Frontier Analytical Laboratory



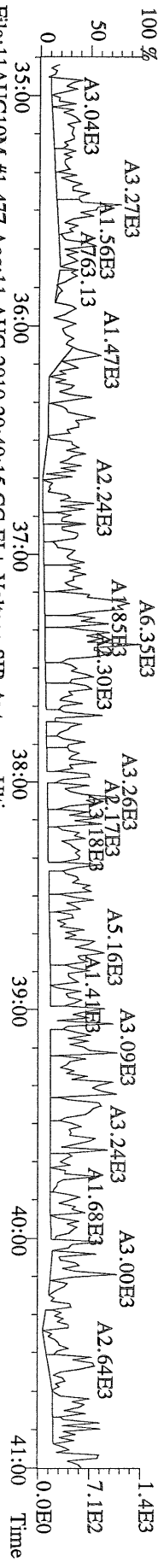
File:11AUG10M #1-412 Acq:11-AUG-2010 20:40:15 GC EI+ Voltage SIR Autospec-Ultima
409.7974 S:13 F:2 BSUB(10000,15,-3.0) PKD(5,5,3,0,10%,100.0,0.00%,F,F) Exp:PCDD
Sample Text:6278-006-0001-SA File Text:Frontier Analytical Laboratory



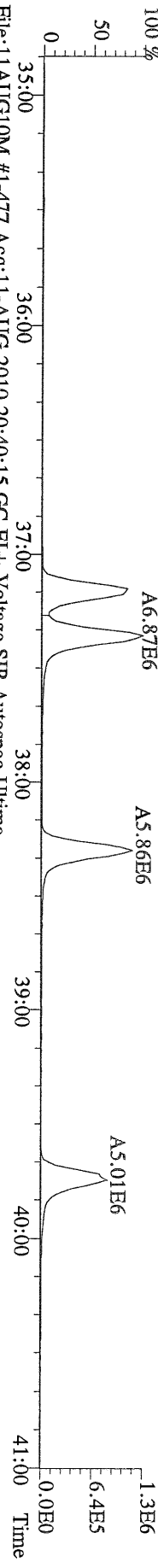
File:11AUG10M #1-477 Acq:11-AUG-2010 20:40:15 GC EI+ Voltage SIR Autospec-Ultime
373.8207 S:13 F:3 BSUB(10000,15,-3.0) PKD(5,5,3,0,10%,100,0,0,00%,F,F) Exp:PCDD
Sample Text:6278-006-0001-SA File Text:Frontier Analytical Laboratory



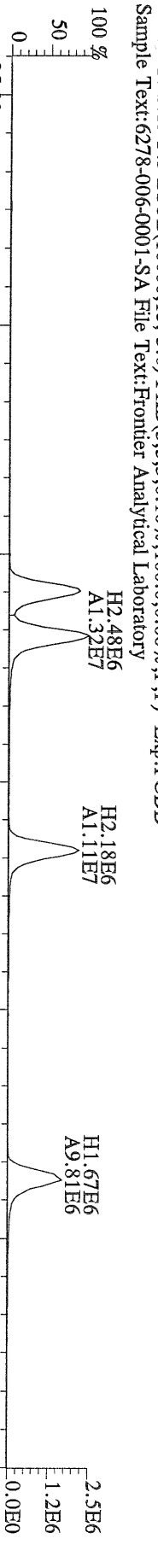
File:11AUG10M #1-477 Acq:11-AUG-2010 20:40:15 GC EI+ Voltage SIR Autospec-Ultime
375.8178 S:13 F:3 BSUB(10000,15,-3.0) PKD(5,5,3,0,10%,100,0,0,00%,F,F) Exp:PCDD
Sample Text:6278-006-0001-SA File Text:Frontier Analytical Laboratory



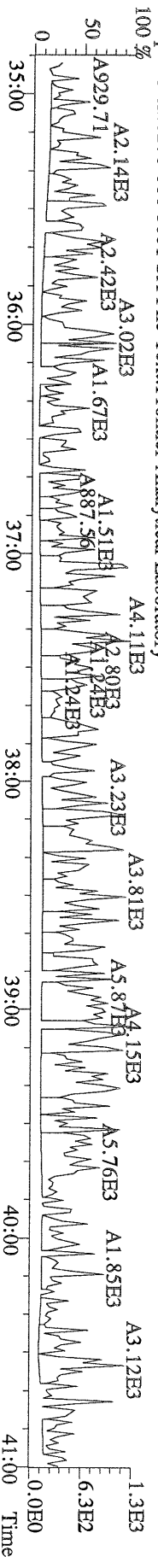
File:11AUG10M #1-477 Acq:11-AUG-2010 20:40:15 GC EI+ Voltage SIR Autospec-Ultime
383.8639 S:13 F:3 BSUB(10000,15,-3.0) PKD(5,5,3,0,10%,100,0,0,00%,F,F) Exp:PCDD
Sample Text:6278-006-0001-SA File Text:Frontier Analytical Laboratory



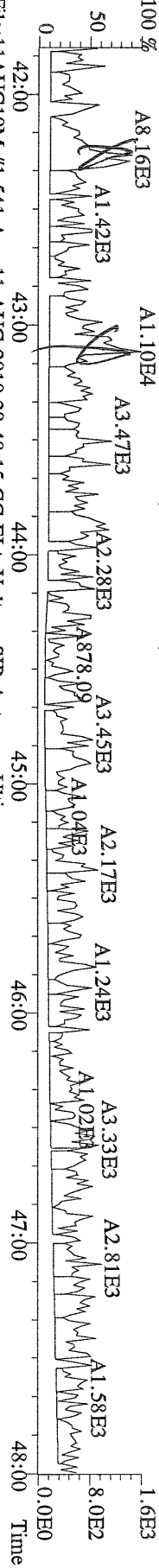
File:11AUG10M #1-477 Acq:11-AUG-2010 20:40:15 GC EI+ Voltage SIR Autospec-Ultime
385.8610 S:13 F:3 BSUB(10000,15,-3.0) PKD(5,5,3,0,10%,100,0,0,00%,F,F) Exp:PCDD
Sample Text:6278-006-0001-SA File Text:Frontier Analytical Laboratory




File:11AUG10M #1-477 Acq:11-AUG-2010 20:40:15 GC EI+ Voltage SIR Autospec-Ultime
445.7555 S:13 F:3 BSUB(10000,15,-3.0) PKD(5,5,3,0,10%,100,0,0,00%,F,F) Exp:PCDD
Sample Text:6278-006-0001-SA File Text:Frontier Analytical Laboratory



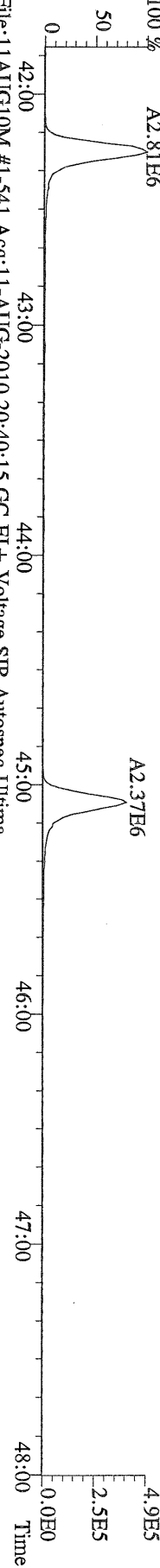
File:11AUG10M #1-541 Acq:11-AUG-2010 20:40:15 GC EI+ Voltage SIR Autospec-Ultima
 407.7818 S:13 F:4 BSUB(10000,15,-3.0) PKD(5,5,3,0.10%,100,0,0.00%,F,F) Exp:PCDD
 Sample Text:6278-006-0001-SA File Text:Frontier Analytical Laboratory



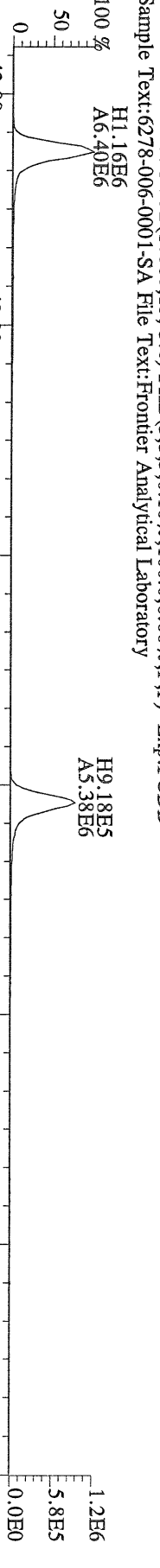
File:11AUG10M #1-541 Acq:11-AUG-2010 20:40:15 GC EI+ Voltage SIR Autospec-Ultima
 409.7788 S:13 F:4 BSUB(10000,15,-3.0) PKD(5,5,3,0.10%,100,0,0.00%,F,F) Exp:PCDD
 Sample Text:6278-006-0001-SA File Text:Frontier Analytical Laboratory



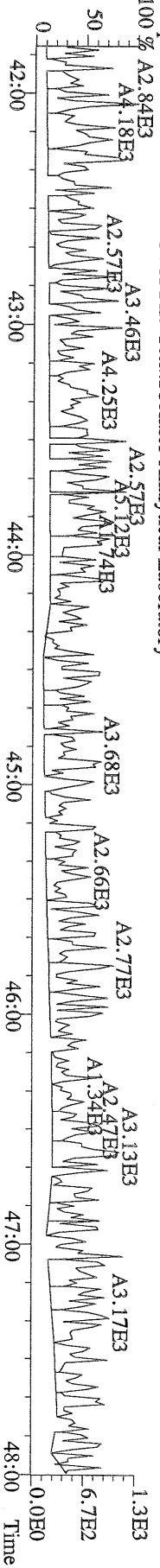
File:11AUG10M #1-541 Acq:11-AUG-2010 20:40:15 GC EI+ Voltage SIR Autospec-Ultima
 417.8253 S:13 F:4 BSUB(10000,15,-3.0) PKD(5,5,3,0.10%,100,0,0.00%,F,F) Exp:PCDD
 Sample Text:6278-006-0001-SA File Text:Frontier Analytical Laboratory



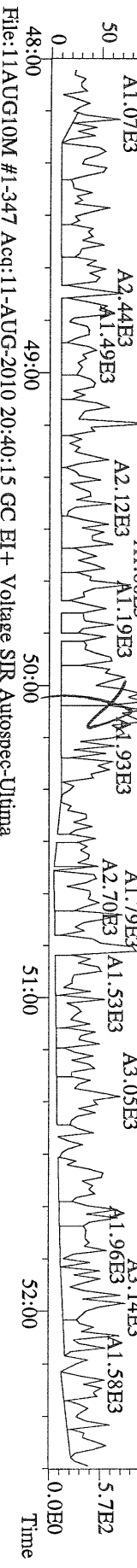
File:11AUG10M #1-541 Acq:11-AUG-2010 20:40:15 GC EI+ Voltage SIR Autospec-Ultima
 419.8220 S:13 F:4 BSUB(10000,15,-3.0) PKD(5,5,3,0.10%,100,0,0.00%,F,F) Exp:PCDD
 Sample Text:6278-006-0001-SA File Text:Frontier Analytical Laboratory



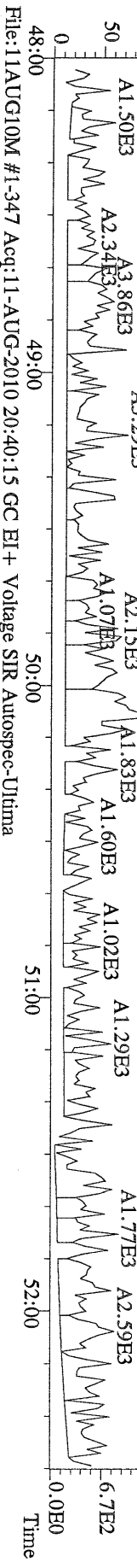
File:11AUG10M #1-541 Acq:11-AUG-2010 20:40:15 GC EI+ Voltage SIR Autospec-Ultima
 479.7165 S:13 F:4 BSUB(10000,15,-3.0) PKD(5,5,3,0.10%,100,0,0.00%,F,F) Exp:PCDD
 Sample Text:6278-006-0001-SA File Text:Frontier Analytical Laboratory



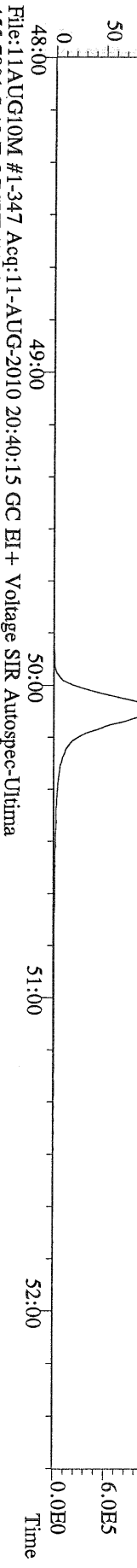
File:11AUG10M #1-347 Acq:11-AUG-2010 20:40:15 GC EI+ Voltage SIR Autospec-Ultima
 441.7428 S:13 F:5 BSUB(10000,15,-3.0) PKD(5,5,3,0.10%,100.0,0.00%,F,F) Exp:PCDD
 Sample Text:6278-006-0001-SA File Text:Frontier Analytical Laboratory



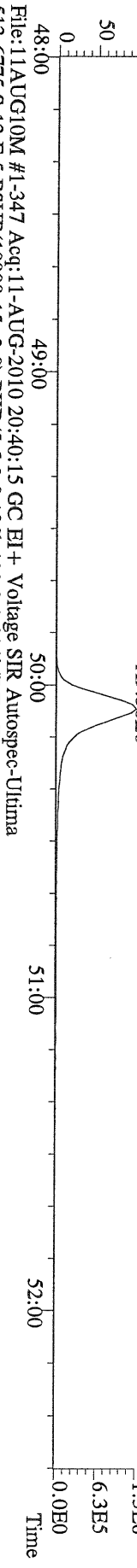
File:11AUG10M #1-347 Acq:11-AUG-2010 20:40:15 GC EI+ Voltage SIR Autospec-Ultima
 443.7398 S:13 F:5 BSUB(10000,15,-3.0) PKD(5,5,3,0.10%,100.0,0.00%,F,F) Exp:PCDD
 Sample Text:6278-006-0001-SA File Text:Frontier Analytical Laboratory



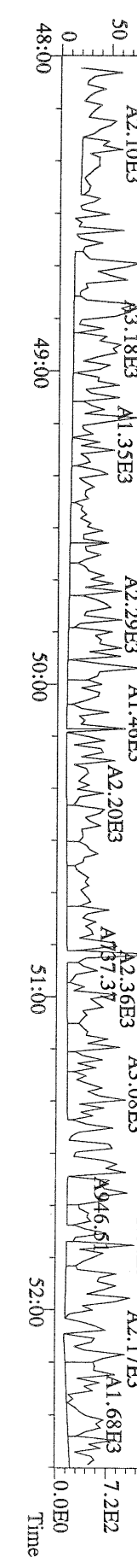
File:11AUG10M #1-347 Acq:11-AUG-2010 20:40:15 GC EI+ Voltage SIR Autospec-Ultima
 453.7831 S:13 F:5 BSUB(10000,15,-3.0) PKD(5,5,3,0.10%,100.0,0.00%,F,F) Exp:PCDD
 Sample Text:6278-006-0001-SA File Text:Frontier Analytical Laboratory



File:11AUG10M #1-347 Acq:11-AUG-2010 20:40:15 GC EI+ Voltage SIR Autospec-Ultima
 455.7801 S:13 F:5 BSUB(10000,15,-3.0) PKD(5,5,3,0.10%,100.0,0.00%,F,F) Exp:PCDD
 Sample Text:6278-006-0001-SA File Text:Frontier Analytical Laboratory



File:11AUG10M #1-347 Acq:11-AUG-2010 20:40:15 GC EI+ Voltage SIR Autospec-Ultima
 513.6775 S:13 F:5 BSUB(10000,15,-3.0) PKD(5,5,3,0.10%,100.0,0.00%,F,F) Exp:PCDD
 Sample Text:6278-006-0001-SA File Text:Frontier Analytical Laboratory



Frontier Analytical Laboratory

Data Filename: 12MAY10M

Analyte: PCDDFAL3-5-12-10

Cal: PCDDFAL3-5-12-10

Name	RRF	S. D.	%RSD	S1 RRF#1	S2 RRF#2	S3 RRF#3	S4 RRF#4	S5 RRF#5	S6 RRF#6
2,3,7,8-TCDD	1.04	0.0556	5.37 %	1.01	1.12	0.97	1.02	1.01	1.08
1,2,3,7,8-PeCDD	1.05	0.0453	4.33 %	1.02	1.04	1.00	1.01	1.11	1.10
1,2,3,4,7,8-HxCDD	1.30	0.0354	2.72 %	1.27	1.29	1.26	1.30	1.33	1.35
1,2,3,6,7,8-HxCDD	1.28	0.0488	3.82 %	1.25	1.23	1.27	1.24	1.33	1.34
1,2,3,7,8,9-HxCDD	1.25	0.0604	4.84 %	1.26	1.14	1.25	1.24	1.28	1.32
1,2,3,4,6,7,8-HpCDD	1.35	0.0509	3.76 %	1.26	1.33	1.36	1.37	1.40	1.40
OCDD	1.25	0.0756	6.05 %	1.22	1.13	1.24	1.27	1.32	1.33
2,3,7,8-TCDF	1.62	0.0670	4.14 %	1.65	1.74	1.59	1.56	1.57	1.60
1,2,3,7,8-PeCDF	0.92	0.0408	4.45 %	0.89	0.89	0.86	0.94	0.95	0.96
2,3,4,7,8-PeCDF	0.94	0.0433	4.58 %	0.88	0.94	0.92	0.96	1.00	0.97
1,2,3,4,7,8-HxCDF	0.93	0.0447	4.80 %	0.90	0.88	0.90	0.93	0.97	1.00
1,2,3,6,7,8-HxCDF	0.84	0.0498	5.95 %	0.78	0.79	0.83	0.84	0.89	0.90
2,3,4,6,7,8-HxCDF	0.90	0.0469	5.24 %	0.85	0.87	0.86	0.89	0.94	0.96
1,2,3,7,8,9-HxCDF	0.98	0.0559	5.68 %	0.96	0.93	0.93	0.98	1.04	1.06
1,2,3,4,6,7,8-HpCDF	1.38	0.0717	5.19 %	1.32	1.32	1.33	1.38	1.45	1.48
1,2,3,4,7,8,9-HpCDF	1.62	0.104	6.40 %	1.53	1.55	1.56	1.60	1.76	1.75
OCDF	0.74	0.0371	5.02 %	0.70	0.72	0.72	0.73	0.77	0.80
13C-2,3,7,8-TCDD	0.93	0.0199	2.15 %	0.93	0.91	0.90	0.93	0.95	0.95
13C-1,2,3,7,8-PeCDD	0.81	0.0364	4.50 %	0.83	0.78	0.75	0.83	0.80	0.85
13C-1,2,3,4,7,8-HxCDD	0.95	0.0375	3.96 %	0.90	0.90	0.94	0.97	0.97	0.99
13C-1,2,3,6,7,8-HxCDD	1.00	0.0182	1.83 %	0.99	1.02	1.00	1.02	0.99	0.97
13C-1,2,3,4,6,7,8-HpCDD	0.92	0.0204	2.22 %	0.92	0.95	0.93	0.92	0.89	0.92
13C-OCDD	0.63	0.0244	3.86 %	0.64	0.63	0.62	0.64	0.59	0.67
13C-2,3,7,8-TCDF	0.87	0.0146	1.68 %	0.87	0.84	0.87	0.89	0.86	0.88
13C-1,2,3,7,8-PeCDF	0.81	0.0502	6.23 %	0.84	0.76	0.75	0.88	0.78	0.83
13C-2,3,4,7,8-PeCDF	0.75	0.0503	6.69 %	0.81	0.71	0.69	0.81	0.72	0.77
13C-1,2,3,4,7,8-HxCDF	1.74	0.0487	2.80 %	1.67	1.70	1.76	1.80	1.78	1.71
13C-1,2,3,6,7,8-HxCDF	2.17	0.0633	2.92 %	2.11	2.18	2.21	2.25	2.18	2.07
13C-2,3,4,6,7,8-HxCDF	1.82	0.0466	2.57 %	1.78	1.81	1.86	1.87	1.81	1.75
13C-1,2,3,7,8,9-HxCDF	1.49	0.0322	2.17 %	1.43	1.47	1.49	1.52	1.48	1.51
13C-1,2,3,4,6,7,8-HpCDF	1.10	0.0149	1.36 %	1.07	1.10	1.11	1.11	1.09	1.10
13C-1,2,3,4,7,8,9-HpCDF	0.81	0.0231	2.83 %	0.82	0.84	0.81	0.82	0.77	0.82
13C-OCDF	1.19	0.0430	3.63 %	1.20	1.15	1.16	1.18	1.16	1.27
37Cl-2,3,7,8-TCDD	0.93	0.0664	7.14 %	0.89	1.00	0.84	0.89	0.97	1.00
13C-1,2,3,4-TCDD	-	-	- %	-	-	-	-	-	-
13C-1,2,3,4-TCDF	-	-	- %	-	-	-	-	-	-
13C-1,2,3,7,8,9-HxCDD	-	-	- %	-	-	-	-	-	-
Total Tetra-Dioxins	1.04	0.0556	5.37 %	1.01	1.12	0.97	1.02	1.01	1.08
Total Penta-Dioxins	1.05	0.0453	4.33 %	1.02	1.04	1.00	1.01	1.11	1.10
Total Hexa-Dioxins	1.27	0.0431	3.38 %	1.26	1.22	1.26	1.26	1.31	1.34
Total Hepta-Dioxins	1.35	0.0509	3.76 %	1.26	1.33	1.36	1.37	1.40	1.40
Total Tetra-Furans	1.62	0.0670	4.14 %	1.65	1.74	1.59	1.56	1.57	1.60
1st Fn. Tot Penta-Furans	0.93	0.0398	4.28 %	0.88	0.91	0.89	0.95	0.98	0.96
Total Penta-Furans	0.93	0.0398	4.28 %	0.88	0.91	0.89	0.95	0.98	0.96
Total Hexa-Furans	0.90	0.0483	5.34 %	0.86	0.86	0.87	0.90	0.95	0.97
Total Hepta-Furans	1.48	0.0839	5.65 %	1.41	1.42	1.43	1.47	1.58	1.60

Analyst: [Signature]

Date: 5/13/10

Run #1 Filename 12MAY10M
 Client ID: ST051210M0

S: 1 Acquired: 12-MAY-10 13:22:51 Cal: PCDDFAL3-5-12-10
 Analyte: FAL ID: 1613 CS0 090918G


Run	Typ	Name	Amount	Resp	RA	RT	RF	RRF
1	Unk	2,3,7,8-TCDD	0.25	8.01e+04	0.81 y	27:24	-	1.01 y
2	Unk	1,2,3,7,8-PeCDD	1.25	3.65e+05	1.62 y	33:12	-	1.02 y
3	Unk	1,2,3,4,7,8-HxCDD	1.25	3.20e+05	1.34 y	38:32	-	1.27 y
4	Unk	1,2,3,6,7,8-HxCDD	1.25	3.47e+05	1.31 y	38:42	-	1.25 y
5	Unk	1,2,3,7,8,9-HxCDD	1.25	3.35e+05	1.31 y	39:09	-	1.26 y
6	Unk	1,2,3,4,6,7,8-HpCDD	1.25	3.27e+05	1.14 y	44:08	-	1.26 y
7	Unk	OCDD	2.50	4.38e+05	0.97 y	49:39	-	1.22 y
8	Unk	2,3,7,8-TCDF	0.25	1.87e+05	0.69 y	26:38	-	1.65 y
9	Unk	1,2,3,7,8-PeCDF	1.25	4.86e+05	1.45 y	31:28	-	0.888 y
10	Unk	2,3,4,7,8-PeCDF	1.25	4.61e+05	1.49 y	32:47	-	0.879 y
11	Unk	1,2,3,4,7,8-HxCDF	1.25	4.23e+05	1.28 y	37:08	-	0.903 y
12	Unk	1,2,3,6,7,8-HxCDF	1.25	4.62e+05	1.32 y	37:21	-	0.779 y
13	Unk	2,3,4,6,7,8-HxCDF	1.25	4.22e+05	1.31 y	38:17	-	0.845 y
14	Unk	1,2,3,7,8,9-HxCDF	1.25	3.86e+05	1.35 y	39:43	-	0.960 y
15	Unk	1,2,3,4,6,7,8-HpCDF	1.25	3.97e+05	1.04 y	42:13	-	1.32 y
16	Unk	1,2,3,4,7,8,9-HpCDF	1.25	3.52e+05	0.99 y	45:03	-	1.53 y
17	Unk	OCDF	2.50	4.67e+05	0.94 y	50:00	-	0.697 y
18	IS/RT	13C-2,3,7,8-TCDD	100.00	3.18e+07	0.79 y	27:22	-	0.926 y
19	IS	13C-1,2,3,7,8-PeCDD	100.00	2.85e+07	1.76 y	33:10	-	0.832 y
20	IS	13C-1,2,3,4,7,8-HxCDD	100.00	2.02e+07	1.30 y	38:31	-	0.903 y
21	IS	13C-1,2,3,6,7,8-HxCDD	100.00	2.21e+07	1.29 y	38:41	-	0.986 y
22	IS	13C-1,2,3,4,6,7,8-HpCDD	100.00	2.07e+07	1.03 y	44:06	-	0.922 y
23	IS	13C-OCDD	200.00	2.88e+07	0.87 y	49:38	-	0.642 y
24	IS	13C-2,3,7,8-TCDF	100.00	4.53e+07	0.88 y	26:37	-	0.873 y
25	IS	13C-1,2,3,7,8-PeCDF	100.00	4.37e+07	1.70 y	31:27	-	0.844 y
26	IS	13C-2,3,4,7,8-PeCDF	100.00	4.20e+07	1.67 y	32:46	-	0.811 y
27	IS	13C-1,2,3,4,7,8-HxCDF	100.00	3.75e+07	0.56 y	37:08	-	1.67 y
28	IS	13C-1,2,3,6,7,8-HxCDF	100.00	4.74e+07	0.57 y	37:19	-	2.11 y
29	IS	13C-2,3,4,6,7,8-HxCDF	100.00	4.00e+07	0.57 y	38:16	-	1.78 y
30	IS	13C-1,2,3,7,8,9-HxCDF	100.00	3.21e+07	0.57 y	39:42	-	1.43 y
31	IS	13C-1,2,3,4,6,7,8-HpCDF	100.00	2.41e+07	0.43 y	42:11	-	1.07 y
32	IS	13C-1,2,3,4,7,8,9-HpCDF	100.00	1.84e+07	0.43 y	45:01	-	0.823 y
33	IS	13C-OCDF	200.00	5.36e+07	0.99 y	50:00	-	1.20 y
34	C/Up	37Cl-2,3,7,8-TCDD	0.25	7.68e+04		27:23	-	0.895 y
35	RS	13C-1,2,3,4-TCDD	100.00	3.43e+07	0.80 y	26:47	3.43e+05	- n
36	RS	13C-1,2,3,4-TCDF	100.00	5.18e+07	0.88 y	25:31	5.18e+05	- n
37	RS/RT	13C-1,2,3,7,8,9-HxCDD	100.00	2.24e+07	1.29 y	39:08	2.24e+05	- n
38	Tot	Total Tetra-Dioxins	0.00	-	- n	-	-	1.01 y
39	Tot	Total Penta-Dioxins	0.00	-	- n	-	-	1.02 y
40	Tot	Total Hexa-Dioxins	0.00	-	- n	-	-	1.26 y
41	Tot	Total Hepta-Dioxins	0.00	-	- n	-	-	1.26 y
42	Tot	Total Tetra-Furans	0.00	-	- n	-	-	1.65 y
43	Tot	1st Fn. Tot Penta-Furans	0.00	-	- n	-	-	0.884 y
44	Tot	Total Penta-Furans	0.00	-	- n	-	-	0.884 y
45	Tot	Total Hexa-Furans	0.00	-	- n	-	-	0.863 y
46	Tot	Total Hepta-Furans	0.00	-	- n	-	-	1.41 y

Analyst: [Signature] Date: 5/13/10

Run #2 Filename 12MAY10M
Client ID: ST051210M1

S: 2 Acquired: 12-MAY-10 14:18:09 Cal: PCDDFAL3-5-12-10
Analyte: FAL ID: 1613 CS1 090918H

Typ	Name	Amount	Resp	RA	RT	RF	RRF
1 Unk	2,3,7,8-TCDD	0.50	1.68e+05	0.79 y	27:26	-	1.12 y
2 Unk	1,2,3,7,8-PeCDD	2.50	6.69e+05	1.68 y	33:15	-	1.04 y
3 Unk	1,2,3,4,7,8-HxCDD	2.50	5.98e+05	1.29 y	38:34	-	1.29 y
4 Unk	1,2,3,6,7,8-HxCDD	2.50	6.42e+05	1.28 y	38:44	-	1.23 y
5 Unk	1,2,3,7,8,9-HxCDD	2.50	5.62e+05	1.33 y	39:10	-	1.14 y
6 Unk	1,2,3,4,6,7,8-HpCDD	2.50	6.52e+05	1.07 y	44:10	-	1.33 y
7 Unk	OCDD	5.00	7.33e+05	0.93 y	49:40	-	1.13 y
8 Unk	2,3,7,8-TCDF	0.50	3.85e+05	0.67 y	26:41	-	1.74 y
9 Unk	1,2,3,7,8-PeCDF	2.50	8.92e+05	1.44 y	31:30	-	0.894 y
10 Unk	2,3,4,7,8-PeCDF	2.50	8.75e+05	1.46 y	32:49	-	0.935 y
11 Unk	1,2,3,4,7,8-HxCDF	2.50	7.75e+05	1.30 y	37:11	-	0.884 y
12 Unk	1,2,3,6,7,8-HxCDF	2.50	8.85e+05	1.29 y	37:23	-	0.787 y
13 Unk	2,3,4,6,7,8-HxCDF	2.50	8.14e+05	1.28 y	38:19	-	0.873 y
14 Unk	1,2,3,7,8,9-HxCDF	2.50	7.09e+05	1.16 y	39:45	-	0.934 y
15 Unk	1,2,3,4,6,7,8-HpCDF	2.50	7.48e+05	1.04 y	42:14	-	1.32 y
16 Unk	1,2,3,4,7,8,9-HpCDF	2.50	6.73e+05	1.07 y	45:04	-	1.55 y
17 Unk	OCDF	5.00	8.52e+05	0.91 y	50:02	-	0.719 y
18 IS/RT	13C-2,3,7,8-TCDD	100.00	2.98e+07	0.79 y	27:25	-	0.909 y
19 IS	13C-1,2,3,7,8-PeCDD	100.00	2.56e+07	1.78 y	33:13	-	0.782 y
20 IS	13C-1,2,3,4,7,8-HxCDD	100.00	1.86e+07	1.29 y	38:33	-	0.901 y
21 IS	13C-1,2,3,6,7,8-HxCDD	100.00	2.09e+07	1.28 y	38:43	-	1.02 y
22 IS	13C-1,2,3,4,6,7,8-HpCDD	100.00	1.95e+07	1.02 y	44:08	-	0.948 y
23 IS	13C-OCDD	200.00	2.60e+07	0.92 y	49:39	-	0.632 y
24 IS	13C-2,3,7,8-TCDF	100.00	4.43e+07	0.87 y	26:40	-	0.843 y
25 IS	13C-1,2,3,7,8-PeCDF	100.00	3.99e+07	1.70 y	31:29	-	0.760 y
26 IS	13C-2,3,4,7,8-PeCDF	100.00	3.74e+07	1.70 y	32:48	-	0.712 y
27 IS	13C-1,2,3,4,7,8-HxCDF	100.00	3.51e+07	0.56 y	37:10	-	1.70 y
28 IS	13C-1,2,3,6,7,8-HxCDF	100.00	4.50e+07	0.56 y	37:21	-	2.18 y
29 IS	13C-2,3,4,6,7,8-HxCDF	100.00	3.73e+07	0.54 y	38:18	-	1.81 y
30 IS	13C-1,2,3,7,8,9-HxCDF	100.00	3.04e+07	0.57 y	39:44	-	1.47 y
31 IS	13C-1,2,3,4,6,7,8-HpCDF	100.00	2.27e+07	0.44 y	42:14	-	1.10 y
32 IS	13C-1,2,3,4,7,8,9-HpCDF	100.00	1.73e+07	0.43 y	45:03	-	0.840 y
33 IS	13C-OCDF	200.00	4.74e+07	0.98 y	50:02	-	1.15 y
34 C/Up	37Cl-2,3,7,8-TCDD	0.50	1.63e+05		27:26	-	0.995 y
35 RS	13C-1,2,3,4-TCDD	100.00	3.28e+07	0.80 y	26:49	3.28e+05	- n
36 RS	13C-1,2,3,4-TCDF	100.00	5.25e+07	0.88 y	25:34	5.25e+05	- n
37 RS/RT	13C-1,2,3,7,8,9-HxCDD	100.00	2.06e+07	1.30 y	39:10	2.06e+05	- n
38 Tot	Total Tetra-Dioxins	0.00	-	- n	-	-	1.12 y
39 Tot	Total Penta-Dioxins	0.00	-	- n	-	-	1.04 y
40 Tot	Total Hexa-Dioxins	0.00	-	- n	-	-	1.22 y
41 Tot	Total Hepta-Dioxins	0.00	-	- n	-	-	1.33 y
42 Tot	Total Tetra-Furans	0.00	-	- n	-	-	1.74 y
43 Tot	1st Fn. Tot Penta-Furans	0.00	-	- n	-	-	0.914 y
44 Tot	Total Penta-Furans	0.00	-	- n	-	-	0.914 y
45 Tot	Total Hexa-Furans	0.00	-	- n	-	-	0.862 y
46 Tot	Total Hepta-Furans	0.00	-	- n	-	-	1.42 y

Analyst: 

Date: 5/13/10

Run #3 Filename 12MAY10M
Client ID: ST051210M2

S: 3 Acquired: 12-MAY-10 15:13:32 Cal: PCDDFAL3-5-12-10
Analyte: FAL ID: 1613 CS2 0909181

Typ	Name	Amount	Resp	RA	RT	RF	RRF
1 Unk	2,3,7,8-TCDD	2.00	5.92e+05	0.78 y	27:26	-	0.972 y
2 Unk	1,2,3,7,8-PeCDD	10.00	2.54e+06	1.74 y	33:14	-	1.00 y
3 Unk	1,2,3,4,7,8-HxCDD	10.00	2.35e+06	1.32 y	38:34	-	1.26 y
4 Unk	1,2,3,6,7,8-HxCDD	10.00	2.50e+06	1.31 y	38:44	-	1.27 y
5 Unk	1,2,3,7,8,9-HxCDD	10.00	2.40e+06	1.33 y	39:11	-	1.25 y
6 Unk	1,2,3,4,6,7,8-HpCDD	10.00	2.50e+06	1.04 y	44:10	-	1.36 y
7 Unk	OCDD	20.00	3.06e+06	0.88 y	49:41	-	1.24 y
8 Unk	2,3,7,8-TCDF	2.00	1.46e+06	0.70 y	26:41	-	1.59 y
9 Unk	1,2,3,7,8-PeCDF	10.00	3.43e+06	1.51 y	31:30	-	0.862 y
10 Unk	2,3,4,7,8-PeCDF	10.00	3.37e+06	1.54 y	32:50	-	0.920 y
11 Unk	1,2,3,4,7,8-HxCDF	10.00	3.14e+06	1.28 y	37:11	-	0.897 y
12 Unk	1,2,3,6,7,8-HxCDF	10.00	3.63e+06	1.29 y	37:23	-	0.829 y
13 Unk	2,3,4,6,7,8-HxCDF	10.00	3.17e+06	1.30 y	38:20	-	0.861 y
14 Unk	1,2,3,7,8,9-HxCDF	10.00	2.76e+06	1.32 y	39:46	-	0.931 y
15 Unk	1,2,3,4,6,7,8-HpCDF	10.00	2.94e+06	1.05 y	42:15	-	1.33 y
16 Unk	1,2,3,4,7,8,9-HpCDF	10.00	2.51e+06	1.05 y	45:05	-	1.56 y
17 Unk	OCDF	20.00	3.34e+06	0.88 y	50:04	-	0.725 y
18 IS/RT	13C-2,3,7,8-TCDD	100.00	3.04e+07	0.80 y	27:25	-	0.901 y
19 IS	13C-1,2,3,7,8-PeCDD	100.00	2.54e+07	1.75 y	33:13	-	0.752 y
20 IS	13C-1,2,3,4,7,8-HxCDD	100.00	1.87e+07	1.30 y	38:34	-	0.942 y
21 IS	13C-1,2,3,6,7,8-HxCDD	100.00	1.97e+07	1.31 y	38:44	-	0.996 y
22 IS	13C-1,2,3,4,6,7,8-HpCDD	100.00	1.84e+07	1.07 y	44:08	-	0.927 y
23 IS	13C-OCDD	200.00	2.47e+07	0.98 y	49:40	-	0.623 y
24 IS	13C-2,3,7,8-TCDF	100.00	4.59e+07	0.88 y	26:40	-	0.867 y
25 IS	13C-1,2,3,7,8-PeCDF	100.00	3.98e+07	1.67 y	31:30	-	0.752 y
26 IS	13C-2,3,4,7,8-PeCDF	100.00	3.66e+07	1.69 y	32:49	-	0.692 y
27 IS	13C-1,2,3,4,7,8-HxCDF	100.00	3.49e+07	0.55 y	37:10	-	1.76 y
28 IS	13C-1,2,3,6,7,8-HxCDF	100.00	4.38e+07	0.55 y	37:22	-	2.21 y
29 IS	13C-2,3,4,6,7,8-HxCDF	100.00	3.69e+07	0.55 y	38:18	-	1.86 y
30 IS	13C-1,2,3,7,8,9-HxCDF	100.00	2.96e+07	0.56 y	39:44	-	1.49 y
31 IS	13C-1,2,3,4,6,7,8-HpCDF	100.00	2.21e+07	0.44 y	42:14	-	1.11 y
32 IS	13C-1,2,3,4,7,8,9-HpCDF	100.00	1.61e+07	0.43 y	45:03	-	0.814 y
33 IS	13C-OCDF	200.00	4.61e+07	0.96 y	50:03	-	1.16 y
34 C/Up	37Cl-2,3,7,8-TCDD	2.00	5.65e+05		27:26	-	0.836 y
35 RS	13C-1,2,3,4-TCDD	100.00	3.38e+07	0.81 y	26:51	3.38e+05	- n
36 RS	13C-1,2,3,4-TCDF	100.00	5.29e+07	0.88 y	25:34	5.29e+05	- n
37 RS/RT	13C-1,2,3,7,8,9-HxCDD	100.00	1.98e+07	1.34 y	39:10	1.98e+05	- n
38 Tot	Total Tetra-Dioxins	0.00	-	- n	-	-	0.972 y
39 Tot	Total Penta-Dioxins	0.00	-	- n	-	-	1.00 y
40 Tot	Total Hexa-Dioxins	0.00	-	- n	-	-	1.26 y
41 Tot	Total Hepta-Dioxins	0.00	-	- n	-	-	1.36 y
42 Tot	Total Tetra-Furans	0.00	-	- n	-	-	1.59 y
43 Tot	1st Fn. Tot Penta-Furans	0.00	-	- n	-	-	0.890 y
44 Tot	Total Penta-Furans	0.00	-	- n	-	-	0.890 y
45 Tot	Total Hexa-Furans	0.00	-	- n	-	-	0.874 y
46 Tot	Total Hepta-Furans	0.00	-	- n	-	-	1.43 y

Analyst: 

Date: 5/13/10

Run #4 Filename 12MAY10M
Client ID: ST051210M3

S: 4 Acquired: 12-MAY-10 16:08:51 Cal: PCDDFAL3-5-12-10
Analyte: FAL ID: 1613 CS3 090918J

Typ	Name	Amount	Resp	RA	RT	RF	RRF
1 Unk	2,3,7,8-TCDD	10.00	3.10e+06	0.78 y	27:27	-	1.02 y
2 Unk	1,2,3,7,8-PeCDD	50.00	1.38e+07	1.70 y	33:15	-	1.01 y
3 Unk	1,2,3,4,7,8-HxCDD	50.00	1.26e+07	1.30 y	38:35	-	1.30 y
4 Unk	1,2,3,6,7,8-HxCDD	50.00	1.26e+07	1.30 y	38:45	-	1.24 y
5 Unk	1,2,3,7,8,9-HxCDD	50.00	1.23e+07	1.28 y	39:11	-	1.24 y
6 Unk	1,2,3,4,6,7,8-HpCDD	50.00	1.26e+07	1.11 y	44:10	-	1.37 y
7 Unk	OCDD	100.00	1.62e+07	0.93 y	49:41	-	1.27 y
8 Unk	2,3,7,8-TCDF	10.00	6.83e+06	0.72 y	26:41	-	1.56 y
9 Unk	1,2,3,7,8-PeCDF	50.00	2.04e+07	1.54 y	31:31	-	0.943 y
10 Unk	2,3,4,7,8-PeCDF	50.00	1.91e+07	1.55 y	32:50	-	0.962 y
11 Unk	1,2,3,4,7,8-HxCDF	50.00	1.67e+07	1.29 y	37:11	-	0.930 y
12 Unk	1,2,3,6,7,8-HxCDF	50.00	1.89e+07	1.30 y	37:24	-	0.842 y
13 Unk	2,3,4,6,7,8-HxCDF	50.00	1.67e+07	1.30 y	38:19	-	0.890 y
14 Unk	1,2,3,7,8,9-HxCDF	50.00	1.49e+07	1.27 y	39:45	-	0.976 y
15 Unk	1,2,3,4,6,7,8-HpCDF	50.00	1.54e+07	1.05 y	42:15	-	1.38 y
16 Unk	1,2,3,4,7,8,9-HpCDF	50.00	1.31e+07	1.05 y	45:04	-	1.60 y
17 Unk	OCDF	100.00	1.73e+07	0.87 y	50:04	-	0.731 y
18 IS/RT	13C-2,3,7,8-TCDD	100.00	3.06e+07	0.80 y	27:25	-	0.927 y
19 IS	13C-1,2,3,7,8-PeCDD	100.00	2.73e+07	1.77 y	33:13	-	0.828 y
20 IS	13C-1,2,3,4,7,8-HxCDD	100.00	1.94e+07	1.29 y	38:33	-	0.966 y
21 IS	13C-1,2,3,6,7,8-HxCDD	100.00	2.04e+07	1.28 y	38:43	-	1.02 y
22 IS	13C-1,2,3,4,6,7,8-HpCDD	100.00	1.84e+07	1.06 y	44:09	-	0.917 y
23 IS	13C-OCDD	200.00	2.56e+07	0.91 y	49:41	-	0.638 y
24 IS	13C-2,3,7,8-TCDF	100.00	4.37e+07	0.88 y	26:40	-	0.885 y
25 IS	13C-1,2,3,7,8-PeCDF	100.00	4.32e+07	1.70 y	31:29	-	0.877 y
26 IS	13C-2,3,4,7,8-PeCDF	100.00	3.97e+07	1.71 y	32:49	-	0.805 y
27 IS	13C-1,2,3,4,7,8-HxCDF	100.00	3.60e+07	0.55 y	37:10	-	1.80 y
28 IS	13C-1,2,3,6,7,8-HxCDF	100.00	4.50e+07	0.56 y	37:22	-	2.25 y
29 IS	13C-2,3,4,6,7,8-HxCDF	100.00	3.76e+07	0.55 y	38:19	-	1.87 y
30 IS	13C-1,2,3,7,8,9-HxCDF	100.00	3.05e+07	0.56 y	39:45	-	1.52 y
31 IS	13C-1,2,3,4,6,7,8-HpCDF	100.00	2.22e+07	0.43 y	42:14	-	1.11 y
32 IS	13C-1,2,3,4,7,8,9-HpCDF	100.00	1.64e+07	0.42 y	45:03	-	0.817 y
33 IS	13C-OCDF	200.00	4.74e+07	0.98 y	50:02	-	1.18 y
34 C/Up	37Cl-2,3,7,8-TCDD	10.00	2.93e+06		27:27	-	0.889 y
35 RS	13C-1,2,3,4-TCDD	100.00	3.30e+07	0.81 y	26:50	3.30e+05	- n
36 RS	13C-1,2,3,4-TCDF	100.00	4.93e+07	0.87 y	25:34	4.93e+05	- n
37 RS/RT	13C-1,2,3,7,8,9-HxCDD	100.00	2.00e+07	1.28 y	39:10	2.00e+05	- n
38 Tot	Total Tetra-Dioxins	0.00	-	- n	-	-	1.02 y
39 Tot	Total Penta-Dioxins	0.00	-	- n	-	-	1.01 y
40 Tot	Total Hexa-Dioxins	0.00	-	- n	-	-	1.26 y
41 Tot	Total Hepta-Dioxins	0.00	-	- n	-	-	1.37 y
42 Tot	Total Tetra-Furans	0.00	-	- n	-	-	1.56 y
43 Tot	1st Fn. Tot Penta-Furans	0.00	-	- n	-	-	0.952 y
44 Tot	Total Penta-Furans	0.00	-	- n	-	-	0.952 y
45 Tot	Total Hexa-Furans	0.00	-	- n	-	-	0.903 y
46 Tot	Total Hepta-Furans	0.00	-	- n	-	-	1.47 y

Analyst: 

Date: 5/13/10

Run #5 Filename 12MAY10M
Client ID: ST051210M4

S: 5 Acquired: 12-MAY-10 17:04:09 Cal: PCDDFAL3-5-12-10
Analyte: FAL ID: 1613 CS4 090918K

Typ	Name	Amount	Resp	RA	RT	RF	RRF
1 Unk	2,3,7,8-TCDD	40.00	1.35e+07	0.77 y	27:27	-	1.01 y
2 Unk	1,2,3,7,8-PeCDD	200.00	6.18e+07	1.68 y	33:15	-	1.11 y
3 Unk	1,2,3,4,7,8-HxCDD	200.00	5.73e+07	1.29 y	38:35	-	1.33 y
4 Unk	1,2,3,6,7,8-HxCDD	200.00	5.85e+07	1.29 y	38:45	-	1.33 y
5 Unk	1,2,3,7,8,9-HxCDD	200.00	5.56e+07	1.22 y	39:12	-	1.28 y
6 Unk	1,2,3,4,6,7,8-HpCDD	200.00	5.49e+07	1.06 y	44:10	-	1.40 y
7 Unk	OCDD	400.00	6.95e+07	0.93 y	49:42	-	1.32 y
8 Unk	2,3,7,8-TCDF	40.00	3.08e+07	0.71 y	26:42	-	1.57 y
9 Unk	1,2,3,7,8-PeCDF	200.00	8.42e+07	1.54 y	31:31	-	0.952 y
10 Unk	2,3,4,7,8-PeCDF	200.00	8.22e+07	1.53 y	32:50	-	1.00 y
11 Unk	1,2,3,4,7,8-HxCDF	200.00	7.65e+07	1.28 y	37:12	-	0.968 y
12 Unk	1,2,3,6,7,8-HxCDF	200.00	8.60e+07	1.29 y	37:24	-	0.887 y
13 Unk	2,3,4,6,7,8-HxCDF	200.00	7.59e+07	1.28 y	38:20	-	0.941 y
14 Unk	1,2,3,7,8,9-HxCDF	200.00	6.84e+07	1.31 y	39:46	-	1.04 y
15 Unk	1,2,3,4,6,7,8-HpCDF	200.00	7.01e+07	1.04 y	42:16	-	1.45 y
16 Unk	1,2,3,4,7,8,9-HpCDF	200.00	6.04e+07	1.06 y	45:05	-	1.76 y
17 Unk	OCDF	400.00	7.92e+07	0.90 y	50:04	-	0.770 y
18 IS/RT	13C-2,3,7,8-TCDD	100.00	3.32e+07	0.79 y	27:26	-	0.950 y
19 IS	13C-1,2,3,7,8-PeCDD	100.00	2.79e+07	1.72 y	33:14	-	0.799 y
20 IS	13C-1,2,3,4,7,8-HxCDD	100.00	2.16e+07	1.29 y	38:34	-	0.970 y
21 IS	13C-1,2,3,6,7,8-HxCDD	100.00	2.20e+07	1.29 y	38:44	-	0.988 y
22 IS	13C-1,2,3,4,6,7,8-HpCDD	100.00	1.97e+07	1.04 y	44:09	-	0.885 y
23 IS	13C-OCDD	200.00	2.63e+07	0.90 y	49:41	-	0.592 y
24 IS	13C-2,3,7,8-TCDF	100.00	4.90e+07	0.88 y	26:40	-	0.863 y
25 IS	13C-1,2,3,7,8-PeCDF	100.00	4.43e+07	1.69 y	31:30	-	0.779 y
26 IS	13C-2,3,4,7,8-PeCDF	100.00	4.10e+07	1.68 y	32:49	-	0.721 y
27 IS	13C-1,2,3,4,7,8-HxCDF	100.00	3.95e+07	0.55 y	37:10	-	1.78 y
28 IS	13C-1,2,3,6,7,8-HxCDF	100.00	4.85e+07	0.55 y	37:23	-	2.18 y
29 IS	13C-2,3,4,6,7,8-HxCDF	100.00	4.03e+07	0.55 y	38:19	-	1.81 y
30 IS	13C-1,2,3,7,8,9-HxCDF	100.00	3.28e+07	0.57 y	39:44	-	1.48 y
31 IS	13C-1,2,3,4,6,7,8-HpCDF	100.00	2.42e+07	0.43 y	42:15	-	1.09 y
32 IS	13C-1,2,3,4,7,8,9-HpCDF	100.00	1.71e+07	0.44 y	45:04	-	0.772 y
33 IS	13C-OCDF	200.00	5.14e+07	0.98 y	50:03	-	1.16 y
34 C/Up	37Cl-2,3,7,8-TCDD	40.00	1.36e+07		27:27	-	0.970 y
35 RS	13C-1,2,3,4-TCDD	100.00	3.49e+07	0.80 y	26:50	3.49e+05	- n
36 RS	13C-1,2,3,4-TCDF	100.00	5.68e+07	0.88 y	25:35	5.68e+05	- n
37 RS/RT	13C-1,2,3,7,8,9-HxCDD	100.00	2.22e+07	1.30 y	39:10	2.22e+05	- n
38 Tot	Total Tetra-Dioxins	0.00	-	- n	-	-	1.01 y
39 Tot	Total Penta-Dioxins	0.00	-	- n	-	-	1.11 y
40 Tot	Total Hexa-Dioxins	0.00	-	- n	-	-	1.31 y
41 Tot	Total Hepta-Dioxins	0.00	-	- n	-	-	1.40 y
42 Tot	Total Tetra-Furans	0.00	-	- n	-	-	1.57 y
43 Tot	1st Fn. Tot Penta-Furans	0.00	-	- n	-	-	0.977 y
44 Tot	Total Penta-Furans	0.00	-	- n	-	-	0.977 y
45 Tot	Total Hexa-Furans	0.00	-	- n	-	-	0.952 y
46 Tot	Total Hepta-Furans	0.00	-	- n	-	-	1.58 y

Analyst: 

Date: 5/13/10

Run #6 Filename 12MAY10M
 Client ID: ST051210M5

S: 6 Acquired: 12-MAY-10 17:59:27 Cal: PCDDFAL3-5-12-10
 Analyte: PCDDFAL3-5-12-10 FAL ID: 1613 CS5 090918L

Typ	Name	Amount	Resp	RA	RT	RF	RRF
1	Unk	2,3,7,8-TCDD	200.00	7.10e+07	0.77 y	27:28	- 1.08 y
2	Unk	1,2,3,7,8-PeCDD	1000.00	3.24e+08	1.67 y	33:15	- 1.10 y
3	Unk	1,2,3,4,7,8-HxCDD	1000.00	3.25e+08	1.30 y	38:36	- 1.35 y
4	Unk	1,2,3,6,7,8-HxCDD	1000.00	3.16e+08	1.30 y	38:46	- 1.34 y
5	Unk	1,2,3,7,8,9-HxCDD	1000.00	3.14e+08	1.30 y	39:12	- 1.32 y
6	Unk	1,2,3,4,6,7,8-HpCDD	1000.00	3.14e+08	1.08 y	44:10	- 1.40 y
7	Unk	OCDD	2000.00	4.31e+08	0.93 y	49:43	- 1.33 y
8	Unk	2,3,7,8-TCDF	200.00	1.58e+08	0.70 y	26:41	- 1.60 y
9	Unk	1,2,3,7,8-PeCDF	1000.00	4.49e+08	1.53 y	31:31	- 0.962 y
10	Unk	2,3,4,7,8-PeCDF	1000.00	4.19e+08	1.53 y	32:50	- 0.967 y
11	Unk	1,2,3,4,7,8-HxCDF	1000.00	4.15e+08	1.28 y	37:12	- 0.997 y
12	Unk	1,2,3,6,7,8-HxCDF	1000.00	4.53e+08	1.28 y	37:24	- 0.900 y
13	Unk	2,3,4,6,7,8-HxCDF	1000.00	4.10e+08	1.28 y	38:21	- 0.964 y
14	Unk	1,2,3,7,8,9-HxCDF	1000.00	3.91e+08	1.29 y	39:47	- 1.06 y
15	Unk	1,2,3,4,6,7,8-HpCDF	1000.00	3.96e+08	1.05 y	42:16	- 1.48 y
16	Unk	1,2,3,4,7,8,9-HpCDF	1000.00	3.50e+08	1.05 y	45:06	- 1.75 y
17	Unk	OCDF	2000.00	4.91e+08	0.88 y	50:06	- 0.798 y
18	IS/RT	13C-2,3,7,8-TCDD	100.00	3.29e+07	0.80 y	27:26	- 0.947 y
19	IS	13C-1,2,3,7,8-PeCDD	100.00	2.95e+07	1.75 y	33:14	- 0.850 y
20	IS	13C-1,2,3,4,7,8-HxCDD	100.00	2.41e+07	1.28 y	38:35	- 0.993 y
21	IS	13C-1,2,3,6,7,8-HxCDD	100.00	2.35e+07	1.28 y	38:45	- 0.969 y
22	IS	13C-1,2,3,4,6,7,8-HpCDD	100.00	2.24e+07	1.04 y	44:09	- 0.922 y
23	IS	13C-OCDD	200.00	3.23e+07	0.92 y	49:43	- 0.666 y
24	IS	13C-2,3,7,8-TCDF	100.00	4.95e+07	0.88 y	26:40	- 0.877 y
25	IS	13C-1,2,3,7,8-PeCDF	100.00	4.67e+07	1.66 y	31:31	- 0.827 y
26	IS	13C-2,3,4,7,8-PeCDF	100.00	4.33e+07	1.65 y	32:50	- 0.768 y
27	IS	13C-1,2,3,4,7,8-HxCDF	100.00	4.16e+07	0.56 y	37:12	- 1.71 y
28	IS	13C-1,2,3,6,7,8-HxCDF	100.00	5.03e+07	0.56 y	37:23	- 2.07 y
29	IS	13C-2,3,4,6,7,8-HxCDF	100.00	4.25e+07	0.56 y	38:20	- 1.75 y
30	IS	13C-1,2,3,7,8,9-HxCDF	100.00	3.68e+07	0.56 y	39:46	- 1.51 y
31	IS	13C-1,2,3,4,6,7,8-HpCDF	100.00	2.67e+07	0.44 y	42:15	- 1.10 y
32	IS	13C-1,2,3,4,7,8,9-HpCDF	100.00	2.00e+07	0.44 y	45:04	- 0.823 y
33	IS	13C-OCDF	200.00	6.15e+07	0.99 y	50:04	- 1.27 y
34	C/Up	37Cl-2,3,7,8-TCDD	200.00	6.92e+07		27:27	- 0.996 y
35	RS	13C-1,2,3,4-TCDD	100.00	3.47e+07	0.80 y	26:51	3.47e+05 - n
36	RS	13C-1,2,3,4-TCDF	100.00	5.64e+07	0.88 y	25:35	5.64e+05 - n
37	RS/RT	13C-1,2,3,7,8,9-HxCDD	100.00	2.43e+07	1.27 y	39:11	2.43e+05 - n
38	Tot	Total Tetra-Dioxins	0.00	-	- n	-	- 1.08 y
39	Tot	Total Penta-Dioxins	0.00	-	- n	-	- 1.10 y
40	Tot	Total Hexa-Dioxins	0.00	-	- n	-	- 1.34 y
41	Tot	Total Hepta-Dioxins	0.00	-	- n	-	- 1.40 y
42	Tot	Total Tetra-Furans	0.00	-	- n	-	- 1.60 y
43	Tot	1st Fn. Tot Penta-Furans	0.00	-	- n	-	- 0.965 y
44	Tot	Total Penta-Furans	0.00	-	- n	-	- 0.965 y
45	Tot	Total Hexa-Furans	0.00	-	- n	-	- 0.975 y
46	Tot	Total Hepta-Furans	0.00	-	- n	-	- 1.60 y

Analyst: 

Date: 5/13/10

USEPA - ITD

FORM 3A

PCDD/PCDF INITIAL CALIBRATION RELATIVE RESPONSES

Lab Name: Frontier Analytical Laboratory Episode No.:

Contract No.: SAS No.:

Initial Calibration Date: 5/12/10

Instrument ID: FAL3 GC Column ID: DB5

CS0 Data Filename: 12MAY10M S1 CS3 Data Filename: 12MAY10M S4

CS1 Data Filename: 12MAY10M S2 CS4 Data Filename: 12MAY10M S5

CS2 Data Filename: 12MAY10M S3 CS5 Data Filename: 12MAY10M S6

	RELATIVE RESPONSE (RR)						MEAN RR	Cv (%RSD)
	CS1	CS2	CS3	CS4	CS5	CS6		
NATIVE ANALYTES								
2,3,7,8-TCDD	1.01	1.12	0.97	1.02	1.01	1.08	1.04	5.37
1,2,3,7,8-PeCDD	1.02	1.04	1.00	1.01	1.11	1.10	1.05	4.33
1,2,3,4,7,8-HxCDD	1.27	1.29	1.26	1.30	1.33	1.35	1.30	2.72
1,2,3,6,7,8-HxCDD	1.25	1.23	1.27	1.24	1.33	1.34	1.28	3.82
1,2,3,7,8,9-HxCDD	1.26	1.14	1.25	1.24	1.28	1.32	1.25	4.84
1,2,3,4,6,7,8-HpCDD	1.26	1.33	1.36	1.37	1.40	1.40	1.35	3.76
OCDD	1.22	1.13	1.24	1.27	1.32	1.33	1.25	6.05
2,3,7,8-TCDF	1.65	1.74	1.59	1.56	1.57	1.60	1.62	4.14
1,2,3,7,8-PeCDF	0.89	0.89	0.86	0.94	0.95	0.96	0.92	4.45
2,3,4,7,8-PeCDF	0.88	0.94	0.92	0.96	1.00	0.97	0.94	4.58
1,2,3,4,7,8-HxCDF	0.90	0.88	0.90	0.93	0.97	1.00	0.93	4.80
1,2,3,6,7,8-HxCDF	0.78	0.79	0.83	0.84	0.89	0.90	0.84	5.95
2,3,4,6,7,8-HxCDF	0.85	0.87	0.86	0.89	0.94	0.96	0.90	5.24
1,2,3,7,8,9-HxCDF	0.96	0.93	0.93	0.98	1.04	1.06	0.98	5.68
1,2,3,4,6,7,8-HpCDF	1.32	1.32	1.33	1.38	1.45	1.48	1.38	5.19
1,2,3,4,7,8,9-HpCDF	1.53	1.55	1.56	1.60	1.76	1.75	1.62	6.40
OCDF	0.70	0.72	0.72	0.73	0.77	0.80	0.74	5.02

Analyst: 

Date: 5/13/10

USEPA - ITD

FORM 3B

PCDD/PCDF INITIAL CALIBRATION RELATIVE RESPONSES

Lab Name: Frontier Analytical Laboratory

Episode No.:

Contract No.:

SAS No.:

Initial Calibration Date: 5/12/10

Instrument ID: FAL3

GC Column ID: DB5

CS0 Data Filename: 12MAY10M S1 CS4 Data Filename: 12MAY10M S4

CS1 Data Filename: 12MAY10M S2 CS4 Data Filename: 12MAY10M S5

CS2 Data Filename: 12MAY10M S3 CS5 Data Filename: 12MAY10M S6

Labeled Compounds	RELATIVE RESPONSE (RR)						MEAN RR	Cv (%RSD)
	CS1	CS2	CS3	CS4	CS5	CS6		
13C-2,3,7,8-TCDD	0.93	0.91	0.90	0.93	0.95	0.95	0.93	2.15
13C-1,2,3,7,8-PeCDD	0.83	0.78	0.75	0.83	0.80	0.85	0.81	4.50
13C-1,2,3,4,7,8-HxCDD	0.90	0.90	0.94	0.97	0.97	0.99	0.95	3.96
13C-1,2,3,6,7,8-HxCDD	0.99	1.02	1.00	1.02	0.99	0.97	1.00	1.83
13C-1,2,3,4,6,7,8-HpCDD	0.92	0.95	0.93	0.92	0.89	0.92	0.92	2.22
13C-OCDD	0.64	0.63	0.62	0.64	0.59	0.67	0.63	3.86
13C-2,3,7,8-TCDF	0.87	0.84	0.87	0.89	0.86	0.88	0.87	1.68
13C-1,2,3,7,8-PeCDF	0.84	0.76	0.75	0.88	0.78	0.83	0.81	6.23
13C-2,3,4,7,8-PeCDF	0.81	0.71	0.69	0.81	0.72	0.77	0.75	6.69
13C-1,2,3,4,7,8-HxCDF	1.67	1.70	1.76	1.80	1.78	1.71	1.74	2.80
13C-1,2,3,6,7,8-HxCDF	2.11	2.18	2.21	2.25	2.18	2.07	2.17	2.92
13C-2,3,4,6,7,8-HxCDF	1.78	1.81	1.86	1.87	1.81	1.75	1.82	2.57
13C-1,2,3,7,8,9-HxCDF	1.43	1.47	1.49	1.52	1.48	1.51	1.49	2.17
13C-1,2,3,4,6,7,8-HpCDF	1.07	1.10	1.11	1.11	1.09	1.10	1.10	1.36
13C-1,2,3,4,7,8,9-HpCDF	0.82	0.84	0.81	0.82	0.77	0.82	0.81	2.83
13C-OCDF	1.20	1.15	1.16	1.18	1.16	1.27	1.19	3.63
CLEANUP STANDARD								
37Cl-2,3,7,8-TCDD	0.89	1.00	0.84	0.89	0.97	1.00	0.93	7.14

Analyst: Date: 5/13/10

USEPA - ITD

FORM 3C

PCDD/PCDF INITIAL CALIBRATION ION ABUNDANCE RATIOS

Lab Name: Frontier Analytical Laboratory

Episode No.:

Contract No.:

SAS No.:

Initial Calibration Date: 5/12/10

Instrument ID: FAL3

GC Column ID: DB5

CS0 Data Filename: 12MAY10M S1 CS3 Data Filename: 12MAY10M S4

CS1 Data Filename: 12MAY10M S2 CS4 Data Filename: 12MAY10M S5

CS2 Data Filename: 12MAY10M S3 CS5 Data Filename: 12MAY10M S6

NATIVE ANALYTES	M/Z'S FORMING RATIO	ION ABUNDANCE RATIOS						QC LIMITS
		CS1	CS2	CS3	CS4	CS5	CS6	
2,3,7,8-TCDD	M/M+2	0.81	0.79	0.78	0.78	0.77	0.77	0.65-0.89
1,2,3,7,8-PeCDD	M+2/M+4	1.62	1.68	1.74	1.70	1.68	1.67	1.32-1.78
1,2,3,4,7,8-HxCDD	M+2/M+4	1.34	1.29	1.32	1.30	1.29	1.30	1.05-1.43
1,2,3,6,7,8-HxCDD	M+2/M+4	1.31	1.28	1.31	1.30	1.29	1.30	1.05-1.43
1,2,3,7,8,9-HxCDD	M+2/M+4	1.31	1.33	1.33	1.28	1.22	1.30	1.05-1.43
1,2,3,4,6,7,8-HpCDD	M+2/M+4	1.14	1.07	1.04	1.11	1.06	1.08	0.88-1.20
OCDD	M+2/M+4	0.97	0.93	0.88	0.93	0.93	0.93	0.76-1.02
2,3,7,8-TCDF	M/M+2	0.69	0.67	0.70	0.72	0.71	0.70	0.65-0.89
1,2,3,7,8-PeCDF	M+2/M+4	1.45	1.44	1.51	1.54	1.54	1.53	1.32-1.78
2,3,4,7,8-PeCDF	M+2/M+4	1.49	1.46	1.54	1.55	1.53	1.53	1.32-1.78
1,2,3,4,7,8-HxCDF	M+2/M+4	1.28	1.30	1.28	1.29	1.28	1.28	1.05-1.43
1,2,3,6,7,8-HxCDF	M+2/M+4	1.32	1.29	1.29	1.30	1.29	1.28	1.05-1.43
2,3,4,6,7,8-HxCDF	M+2/M+4	1.31	1.28	1.30	1.30	1.28	1.28	1.05-1.43
1,2,3,7,8,9-HxCDF	M+2/M+4	1.35	1.16	1.32	1.27	1.31	1.29	1.05-1.43
1,2,3,4,6,7,8-HpCDF	M+2/M+4	1.04	1.04	1.05	1.05	1.04	1.05	0.88-1.20
1,2,3,4,7,8,9-HpCDF	M+2/M+4	0.99	1.07	1.05	1.05	1.06	1.05	0.88-1.20
OCDF	M+2/M+4	0.94	0.91	0.88	0.87	0.90	0.88	0.76-1.02

Analyst: Date: 5/13/10

USEPA - ITD

FORM 3D

PCDD/PCDF INITIAL CALIBRATION ION ABUNDANCE RATIOS

Lab Name: Frontier Analytical Laboratory

Episode No.:

Contract No.:

SAS No.:

Initial Calibration Date: 5/12/10

Instrument ID: FAL3

GC Column ID: DB5

CS0 Data Filename: 12MAY10M S1 CS3 Data Filename: 12MAY10M S4

CS1 Data Filename: 12MAY10M S2 CS4 Data Filename: 12MAY10M S5

CS2 Data Filename: 12MAY10M S3 CS5 Data Filename: 12MAY10M S6

Labeled Compounds	M/Z'S FORMING RATIO	ION ABUNDANCE RATIOS						QC LIMITS
		CS1	CS2	CS3	CS4	CS5	CS6	
13C-2,3,7,8-TCDD	M/M+2	0.79	0.79	0.80	0.80	0.79	0.80	0.65-0.89
13C-1,2,3,7,8-PeCDD	M+2/M+4	1.76	1.78	1.75	1.77	1.72	1.75	1.32-1.78
13C-1,2,3,4,7,8-HxCDD	M+2/M+4	1.30	1.29	1.30	1.29	1.29	1.28	1.05-1.43
13C-1,2,3,6,7,8-HxCDD	M+2/M+4	1.29	1.28	1.31	1.28	1.29	1.28	1.05-1.43
13C-1,2,3,4,6,7,8-HpCDD	M+2/M+4	1.03	1.02	1.07	1.06	1.04	1.04	0.88-1.20
13C-OCDD	M+2/M+4	0.87	0.92	0.98	0.91	0.90	0.92	0.76-1.02
13C-2,3,7,8-TCDF	M/M+2	0.88	0.87	0.88	0.88	0.88	0.88	0.65-0.89
13C-1,2,3,7,8-PeCDF	M+2/M+4	1.70	1.70	1.67	1.70	1.69	1.66	1.32-1.78
13C-2,3,4,7,8-PeCDF	M+2/M+4	1.67	1.70	1.69	1.71	1.68	1.65	1.32-1.78
13C-1,2,3,4,7,8-HxCDF	M/M+2	0.56	0.56	0.55	0.55	0.55	0.56	0.43-0.59
13C-1,2,3,6,7,8-HxCDF	M/M+2	0.57	0.56	0.55	0.56	0.55	0.56	0.43-0.59
13C-2,3,4,6,7,8-HxCDF	M/M+2	0.57	0.54	0.55	0.55	0.55	0.56	0.43-0.59
13C-1,2,3,7,8,9-HxCDF	M/M+2	0.57	0.57	0.56	0.56	0.57	0.56	0.43-0.59
13C-1,2,3,4,6,7,8-HpCDF	M/M+2	0.43	0.44	0.44	0.43	0.43	0.44	0.37-0.51
13C-1,2,3,4,7,8,9-HpCDF	M/M+2	0.43	0.43	0.43	0.42	0.44	0.44	0.37-0.51
13C-OCDF	M+2/M+4	0.99	0.98	0.96	0.98	0.98	0.99	0.76-1.02

Analyst: Date: 5/13/10

USEPA - ITD

FORM 4A
PCDD/PCDF CALIBRATION VERIFICATION

Lab Name: Frontier Analytical Laboratory Episode No.:

Contract No.: SAS No.:

Initial Calibration Date: 5/12/10

Instrument ID: FAL3

GC Column ID: DB5

VER Data Filename: 12MAY10M Sam:4

Analysis Date: 12-MAY-10 16:08:51

NATIVE ANALYTES	M/Z'S FORMING RATIO (1)	ION ABUND. RATIO	QC LIMITS (2)	ACCEPT	CONC. FOUND	CONC. RANGE (ng/mL) (3)
2,3,7,8-TCDD	M/M+2	0.78	0.65-0.89	y	9.80	7.80 - 12.9
1,2,3,7,8-PeCDD	M+2/M+4	1.70	1.32-1.78	y	48.3	39.0 - 65.0
1,2,3,4,7,8-HxCDD	M+2/M+4	1.30	1.05-1.43	y	50.2	39.0 - 64.0
1,2,3,6,7,8-HxCDD	M+2/M+4	1.30	1.05-1.43	y	48.5	39.0 - 64.0
1,2,3,7,8,9-HxCDD	M+2/M+4	1.28	1.05-1.43	y	49.6	41.0 - 61.0
1,2,3,4,6,7,8-HpCDD	M+2/M+4	1.11	0.88-1.20	y	50.6	43.0 - 58.0
OCDD	M+2/M+4	0.93	0.76-1.02	y	101	79.0 - 126
2,3,7,8-TCDF	M/M+2	0.72	0.65-0.89	y	9.66	8.40 - 12.0
1,2,3,7,8-PeCDF	M+2/M+4	1.54	1.32-1.78	y	51.5	41.0 - 60.0
2,3,4,7,8-PeCDF	M+2/M+4	1.55	1.32-1.78	y	50.9	41.0 - 60.0
1,2,3,4,7,8-HxCDF	M+2/M+4	1.29	1.05-1.43	y	50.0	45.0 - 56.0
1,2,3,6,7,8-HxCDF	M+2/M+4	1.30	1.05-1.43	y	50.3	44.0 - 57.0
2,3,4,6,7,8-HxCDF	M+2/M+4	1.30	1.05-1.43	y	49.7	44.0 - 57.0
1,2,3,7,8,9-HxCDF	M+2/M+4	1.27	1.05-1.43	y	49.6	45.0 - 56.0
1,2,3,4,6,7,8-HpCDF	M+2/M+4	1.05	0.88-1.20	y	50.1	45.0 - 55.0
1,2,3,4,7,8,9-HpCDF	M+2/M+4	1.05	0.88-1.20	y	49.2	43.0 - 58.0
OCDF	M+2/M+4	0.87	0.76-1.02	y	98.8	63.0 - 159

(1) See Table 8, Method 1613, for m/z specifications.

(2) Ion Abundance Ratio Control Limits as specified in Table 9, Method 1613.

(3) Contract-required concentration range as specified in Table 6, Method 1613.

Analyst: 

Date: 5/13/10

USEPA - ITD

FORM 4B
PCDD/PCDF CALIBRATION VERIFICATION

Lab Name: Frontier Analytical Laboratory

Episode No.:

Contract No.:

SAS No.:

Initial Calibration Date: 5/12/10

Instrument ID: FAL3

GC Column ID: DB5

VER Data Filename: 12MAY10M Sam:4

Analysis Date: 12-MAY-10 16:08:51

LABELLED COMPOUNDS	M/Z'S FORMING RATIO (1)	ION ABUND. RATIO	QC LIMITS (2)	ACCEPT	CONC. FOUND	CONC. RANGE (ng/mL) (3)
13C-2,3,7,8-TCDD	M/M+2	0.80	0.65-0.89	y	100.0	82.0 - 121
13C-1,2,3,7,8-PeCDD	M+2/M+4	1.77	1.32-1.78	y	103	62.0 - 160
13C-1,2,3,4,7,8-HxCDD	M+2/M+4	1.29	1.05-1.43	y	102	85.0 - 117
13C-1,2,3,6,7,8-HxCDD	M+2/M+4	1.28	1.05-1.43	y	102	85.0 - 118
13C-1,2,3,4,6,7,8-HpCDD	M+2/M+4	1.06	0.88-1.20	y	99.6	72.0 - 138
13C-OCDD	M+2/M+4	0.91	0.76-1.02	y	202	96.0 - 415
13C-2,3,7,8-TCDF	M/M+2	0.88	0.65-0.89	y	102	71.0 - 140
13C-1,2,3,7,8-PeCDF	M+2/M+4	1.70	1.32-1.78	y	109	76.0 - 130
13C-2,3,4,7,8-PeCDF	M+2/M+4	1.71	1.32-1.78	y	107	77.0 - 130
13C-1,2,3,4,7,8-HxCDF	M/M+2	0.55	0.43-0.59	y	103	76.0 - 131
13C-1,2,3,6,7,8-HxCDF	M/M+2	0.56	0.43-0.59	y	104	70.0 - 143
13C-2,3,4,6,7,8-HxCDF	M/M+2	0.55	0.43-0.59	y	103	73.0 - 137
13C-1,2,3,7,8,9-HxCDF	M/M+2	0.56	0.43-0.59	y	102	74.0 - 135
13C-1,2,3,4,6,7,8-HpCDF	M/M+2	0.43	0.37-0.51	y	101	78.0 - 129
13C-1,2,3,4,7,8,9-HpCDF	M/M+2	0.42	0.37-0.51	y	100	77.0 - 129
13C-OCDF	M+2/M+4	0.98	0.76-1.02	y	199	96.0 - 415
CLEANUP STANDARD (4)						
37Cl-2,3,7,8-TCDD					9.55	7.80 - 12.8

(1) See Table 8, Method 1613, for m/z specifications.

(2) Ion Abundance Ratio Control Limits as specified in Table 9, Method 1613.

(3) Contract-required concentration range as specified in Table 6, Method 1613.

(4) No ion abundance ratio; report concentration found.

Analyst: Date: 5/13/10

FORM 5
PCDD/PCDF RT WINDOW AND ISOMER SPECIFICITY STANDARDS

Lab Name: Frontier Analytical Laboratory Episode No.:
Contract No.: SAS No.:
Instrument ID: FAL3 Initial Calibration Date: 5/12/10
RT Window Data Filename: 12MAY10M Sam:4 Analysis Date: 12-MAY-10 Time: 16:08:51
DB-5 IS Data Filename: 12MAY10M Sam:4 Analysis Date: 12-MAY-10 Time: 16:08:51
DB-225 IS Data Filename: Analysis Date: Time:

DB-5 RT WINDOW DEFINING STANDARDS RESULTS

ISOMERS	ABSOLUTE RT	ISOMERS	ABSOLUTE RT
1,3,6,8-TCDD (F)	24:26	1,3,6,8-TCDF (F)	23:05
1,2,8,9-TCDD (L)	28:23	1,2,8,9-TCDF (L)	28:36
1,2,4,7,9-PeCDD (F)	30:17	1,3,4,6,8-PeCDF (F)	28:27
1,2,3,8,9-PeCDD (L)	33:50	1,2,3,8,9-PeCDF (L)	34:14
1,2,4,6,7,9-HxCDD (F)	36:08	1,2,3,4,6,8-HxCDF (F)	35:15
1,2,3,7,8,9-HxCDD (L)	39:11	1,2,3,7,8,9-HxCDF (L)	39:45
1,2,3,4,6,7,9-HpCDD (F)	42:47	1,2,3,4,6,7,8-HpCDF (F)	42:15
1,2,3,4,6,7,8-HpCDD (L)	44:10	1,2,3,4,7,8,9-HpCDF (L)	45:04

(F) = First eluting isomer (DB-5); (L) = Last eluting isomer (DB-5)

ISOMER SPECIFICITY (IS) TEST STANDARD RESULTS

% VALLEY HEIGHT
BETWEEN
COMPARED PEAKS (1)

<25%

(1) To meet contract requirement, %Valley Height Between Compared Peaks shall not exceed 25% (section 15.4.2.2, Method 1613).

Analyst: 

Date: 5/13/10

USEPA - ITD
FORM 6A
PCDD/PCDF RELATIVE RETENTION TIMES

Lab Name: Frontier Analytical Laboratory Episode No.:

Contract No.: SAS No.: Init. Cal. Date: 5/12/10

Instrument ID: FAL3 GC Column ID: DB5

Analysis Date: 12-MAY-10 16:08:51 CS3 or VER Data Filename: 12MAY10M Sam:4

NATIVE ANALYTES	RETENTION TIME REFERENCE	RRT	RRT QC LIMITS (1)
2,3,7,8-TCDD	13C-2,3,7,8-TCDD	1.001	0.999-1.002
2,3,7,8-TCDF	13C-2,3,7,8-TCDF	1.000	0.999-1.003
1,2,3,7,8-PeCDD	13C-1,2,3,7,8-PeCDD	1.001	0.999-1.002
1,2,3,7,8-PeCDF	13C-1,2,3,7,8-PeCDF	1.001	0.999-1.002
2,3,4,7,8-PeCDF	13C-2,3,4,7,8-PeCDF	1.000	0.999-1.002
LABELED COMPOUNDS			
37Cl-2,3,7,8-TCDD	13C-1,2,3,4-TCDD	1.023	0.989-1.052
13C-2,3,7,8-TCDD		1.021	0.976-1.043
13C-2,3,7,8-TCDF		0.994	0.923-1.103
13C-1,2,3,7,8-PeCDD		1.238	1.000-1.567
13C-1,2,3,7,8-PeCDF		1.173	0.923-1.203
13C-2,3,4,7,8-PeCDF		1.223	0.923-1.303

(1) Contract-required limits for Relative Retention Times (RRT) as specified in Table 2, Method 1613.

Analyst:  Date: 5/13/10

USEPA - ITD

FORM 6B

PCDD/PCDF RELATIVE RETENTION TIMES

Lab Name: Frontier Analytical Laboratory

Episode No.:

Contract No.:

SAS No.:

Init. Cal. Date: 5/12/10

Instrument ID: FAL3

GC Column ID: DB5

Analysis Date: 12-MAY-10 16:08:51

CS3 or VER Data Filename: 12MAY10M

Sam:4

NATIVE ANALYTES	RETENTION TIME REFERENCE	RRT	RRT QC LIMITS (1)
1,2,3,4,7,8-HxCDD	13C-1,2,3,4,7,8-HxCDD	1.001	0.999-1.001
1,2,3,6,7,8-HxCDD	13C-1,2,3,6,7,8-HxCDD	1.001	0.998-1.004
1,2,3,7,8,9-HxCDD	13C-1,2,3,6,7,8-HxCDD	1.012	1.000-1.019
1,2,3,4,7,8-HxCDF	13C-1,2,3,4,7,8-HxCDF	1.000	0.999-1.001
1,2,3,6,7,8-HxCDF	13C-1,2,3,6,7,8-HxCDF	1.001	0.997-1.005
2,3,4,6,7,8-HxCDF	13C-2,3,4,6,7,8-HxCDF	1.000	0.999-1.001
1,2,3,7,8,9-HxCDF	13C-1,2,3,7,8,9-HxCDF	1.000	0.999-1.001
1,2,3,4,6,7,8-HpCDD	13C-1,2,3,4,6,7,8-HpCDD	1.000	0.999-1.001
1,2,3,4,6,7,8-HpCDF	13C-1,2,3,4,6,7,8-HpCDF	1.000	0.999-1.001
1,2,3,4,7,8,9-HpCDF	13C-1,2,3,4,7,8,9-HpCDF	1.000	0.999-1.001
OCDD	13C-OCDD	1.000	0.999-1.001
OCDF	13C-OCDF	1.001	0.999-1.001
LABELED COMPOUNDS			
13C-1,2,3,4,7,8-HxCDD	13C-1,2,3,7,8,9-HxCDD	0.984	0.977-1.000
13C-1,2,3,6,7,8-HxCDD		0.988	0.981-1.003
13C-1,2,3,4,7,8-HxCDF		0.949	0.944-0.970
13C-1,2,3,6,7,8-HxCDF		0.954	0.949-0.975
13C-2,3,4,6,7,8-HxCDF		0.978	0.959-1.021
13C-1,2,3,7,8,9-HxCDF		1.014	0.977-1.047
13C-1,2,3,4,6,7,8-HpCDD		1.127	1.086-1.130
13C-1,2,3,4,6,7,8-HpCDF		1.078	1.043-1.085
13C-1,2,3,4,7,8,9-HpCDF		1.150	1.057-1.154
13C-OCDD		1.268	1.032-1.311
13C-OCDF		1.277	1.000-1.311

(1) Contract-required limits for Relative Retention Times (RRT) as specified in Table 2, Method 1613.

Analyst: Date: 5/13/10

Results: GC Column: DB5 Amount: 1.000 NATO 1989 Tox: 99.5 WHO 1998 Tox: 123 WHO 2005 Tox: 112

Name	Resp	RA	RT	RRF	Conc	Qual	Fac Noise-1	Noise-2	DL	Rec	#Hom
2,3,7,8-TCDD	3.10e+06	0.78 y	27:27	1.04	9.80	2.50	-	-	*		
1,2,3,7,8-PeCDD	1.38e+07	1.70 y	33:15	1.05	48.3	2.50	-	-	*		
1,2,3,4,7,8-HxCDD	1.26e+07	1.30 y	38:35	1.30	50.2	2.50	-	-	*		
1,2,3,6,7,8-HxCDD	1.26e+07	1.30 y	38:45	1.28	48.5	2.50	-	-	*		
1,2,3,7,8,9-HxCDD	1.23e+07	1.28 y	39:11	1.25	49.6	2.50	-	-	*		
1,2,3,4,6,7,8-HpCDD	1.26e+07	1.11 y	44:10	1.35	50.6	2.50	-	-	*		
OCDD	1.62e+07	0.93 y	49:41	1.25	101	2.50	-	-	*		
2,3,7,8-TCDF	6.83e+06	0.72 y	26:41	1.62	9.66	2.50	-	-	*		
1,2,3,7,8-PeCDF	2.04e+07	1.54 y	31:31	0.92	51.5	2.50	-	-	*		
2,3,4,7,8-PeCDF	1.91e+07	1.55 y	32:50	0.94	50.9	2.50	-	-	*		
1,2,3,4,7,8-HxCDF	1.67e+07	1.29 y	37:11	0.93	50.0	2.50	-	-	*		
1,2,3,6,7,8-HxCDF	1.89e+07	1.30 y	37:24	0.84	50.3	2.50	-	-	*		
2,3,4,6,7,8-HxCDF	1.67e+07	1.30 y	38:19	0.90	49.7	2.50	-	-	*		
1,2,3,7,8,9-HxCDF	1.49e+07	1.27 y	39:45	0.98	49.6	2.50	-	-	*		
1,2,3,4,6,7,8-HpCDF	1.54e+07	1.05 y	42:15	1.38	50.1	2.50	-	-	*		
1,2,3,4,7,8,9-HpCDF	1.31e+07	1.05 y	45:04	1.62	49.2	2.50	-	-	*		
OCDF	1.73e+07	0.87 y	50:04	0.74	98.8	2.50	-	-	*		
13C-2,3,7,8-TCDD	3.06e+07	0.80 y	27:25	0.93	100.0					100.0	
13C-1,2,3,7,8-PeCDD	2.73e+07	1.77 y	33:13	0.81	103					103	
13C-1,2,3,4,7,8-HxCDD	1.94e+07	1.29 y	38:33	0.95	102					102	
13C-1,2,3,6,7,8-HxCDD	2.04e+07	1.28 y	38:43	1.00	102					102	
13C-1,2,3,4,6,7,8-HpCDD	1.84e+07	1.06 y	44:09	0.92	99.6					99.6	
13C-OCDD	2.56e+07	0.91 y	49:41	0.63	202					101	
13C-2,3,7,8-TCDF	4.37e+07	0.88 y	26:40	0.87	102					102	
13C-1,2,3,7,8-PeCDF	4.32e+07	1.70 y	31:29	0.81	109					109	
13C-2,3,4,7,8-PeCDF	3.97e+07	1.71 y	32:49	0.75	107					107	
13C-1,2,3,4,7,8-HxCDF	3.60e+07	0.55 y	37:10	1.74	103					103	
13C-1,2,3,6,7,8-HxCDF	4.50e+07	0.56 y	37:22	2.17	104					104	
13C-2,3,4,6,7,8-HxCDF	3.76e+07	0.55 y	38:19	1.82	103					103	
13C-1,2,3,7,8,9-HxCDF	3.05e+07	0.56 y	39:45	1.49	102					102	
13C-1,2,3,4,6,7,8-HpCDF	2.22e+07	0.43 y	42:14	1.10	101					101	
13C-1,2,3,4,7,8,9-HpCDF	1.64e+07	0.42 y	45:03	0.81	100					100	
13C-OCDF	4.74e+07	0.98 y	50:02	1.19	199					99.7	
37Cl-2,3,7,8-TCDD	2.93e+06		27:27	0.93	9.55					95.5	
13C-1,2,3,4-TCDD	3.30e+07	0.81 y	26:50	-	97.3						
13C-1,2,3,4-TCDF	4.93e+07	0.87 y	25:34	-	92.5						
13C-1,2,3,7,8,9-HxCDD	2.00e+07	1.28 y	39:10	-	92.9						
Total Tetra-Dioxins	1.68e+07		23:16	1.04	53.2	2.50	-	-	*		19
Total Penta-Dioxins	3.09e+07		30:17	1.05	108	2.50	-	-	*		9
Total Hexa-Dioxins	4.33e+07		36:08	1.27	171	2.50	-	-	*		13
Total Hepta-Dioxins	2.73e+07		42:47	1.35	110	2.50	-	-	*		10
Total Tetra-Furans	2.92e+07		23:05	1.62	41.3	2.50	-	-	*		21
1st Fn. Tot Penta-Furans	2.33e+07		28:27	0.93	60.5	2.50	-	-	*	PeCDF	1
Total Penta-Furans	5.64e+07		30:15	0.93	146	2.50	-	-	*	207	9
Total Hexa-Furans	7.98e+07		35:15	0.90	237	2.50	-	-	*		13
Total Hepta-Furans	2.91e+07		42:15	1.48	102	2.50	-	-	*		5

Analyst: 

Date: 5/13/10

Frontier Analytical Laboratory - Acquisition Log

Run Name:12MAY10M

Instrument: FAL3

GC: DB5

Experiment:PCDD

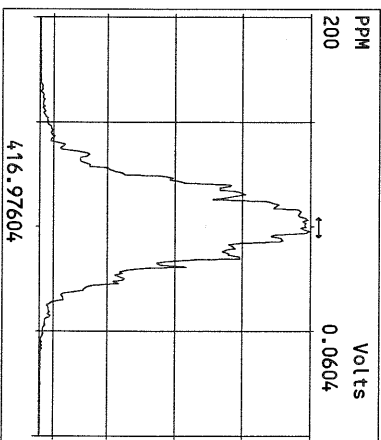
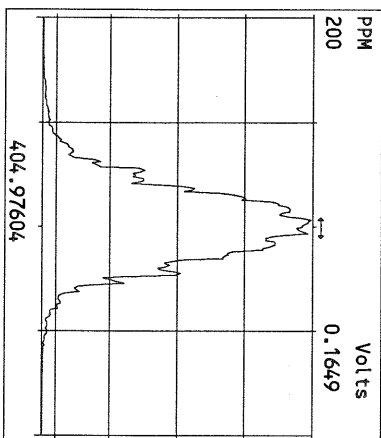
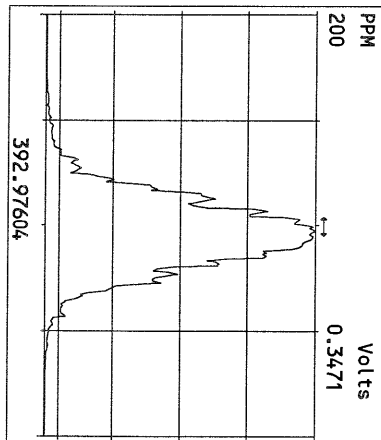
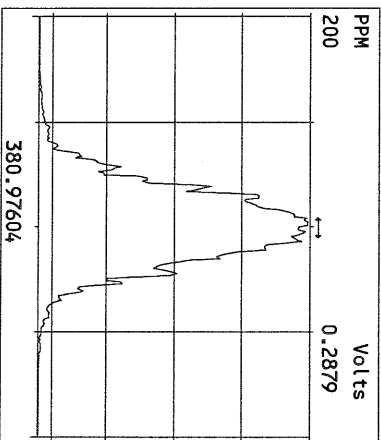
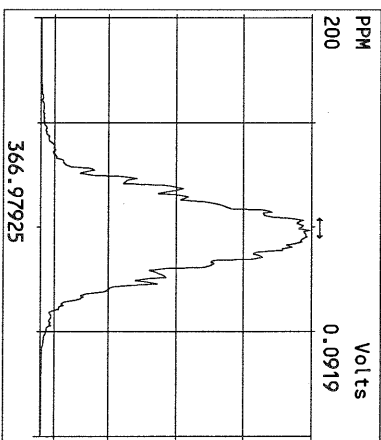
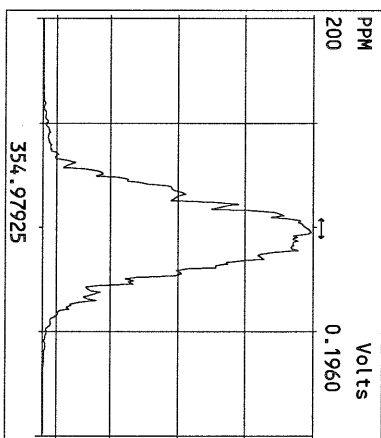
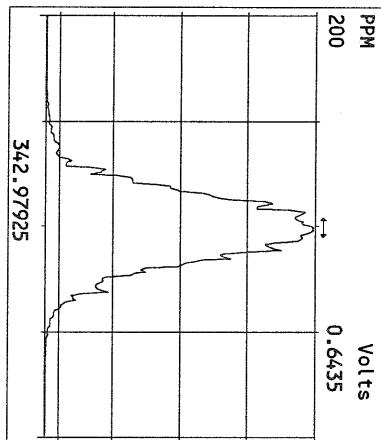
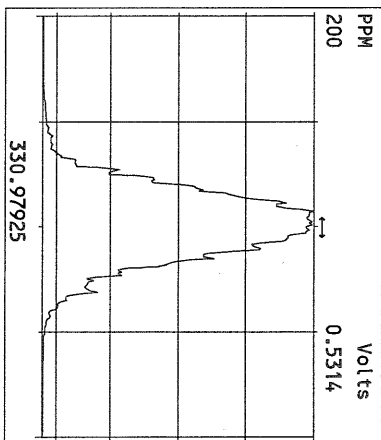
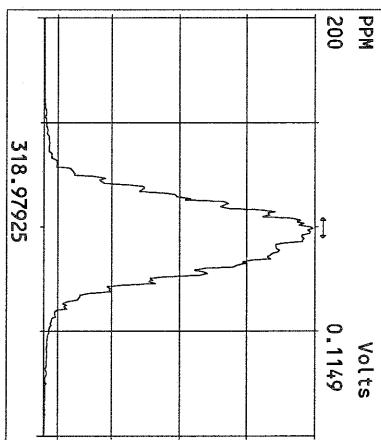
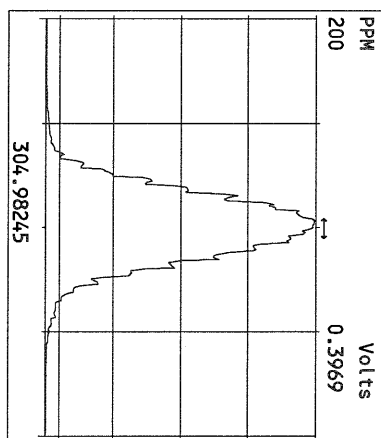
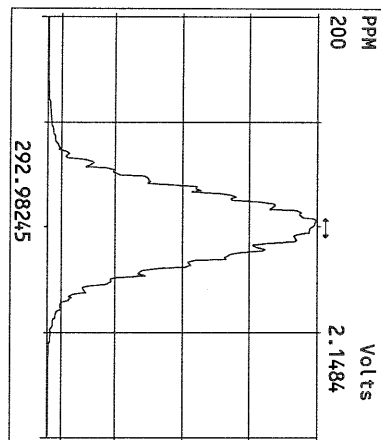
Data File S	FAL ID	Client ID	Acquired	ConCal	EndCal	Analyst
12MAY10M 1	ST051210M0	1613 CS0 090918G	12-MAY-10 13:22:51	NA	NA	TC
12MAY10M 2	ST051210M1	1613 CS1 090918H	12-MAY-10 14:18:09	NA	NA	TC
12MAY10M 3	ST051210M2	1613 CS2 090918I	12-MAY-10 15:13:32	NA	NA	TC
12MAY10M 4	ST051210M3	1613 CS3 090918J	12-MAY-10 16:08:51	NA	NA	TC
12MAY10M 5	ST051210M4	1613 CS4 090918K	12-MAY-10 17:04:09	NA	NA	TC
12MAY10M 6	ST051210M5	1613 CS5 090918L	12-MAY-10 17:59:27	NA	NA	TC
12MAY10M 7	SB051210M1	Solvent Blank	12-MAY-10 18:54:46	NA	NA	TC

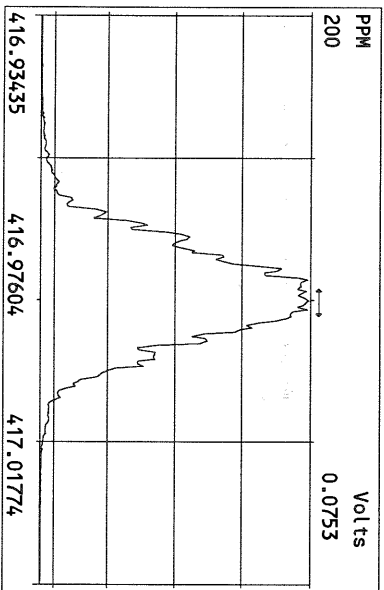
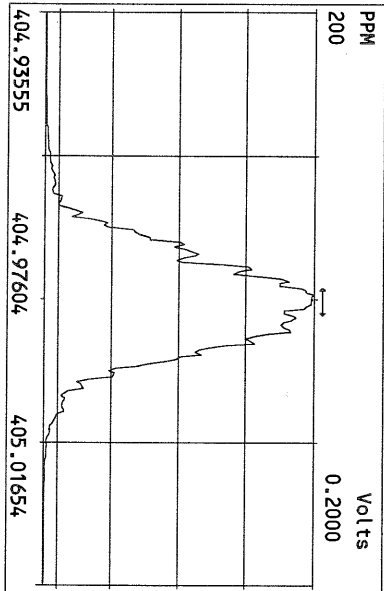
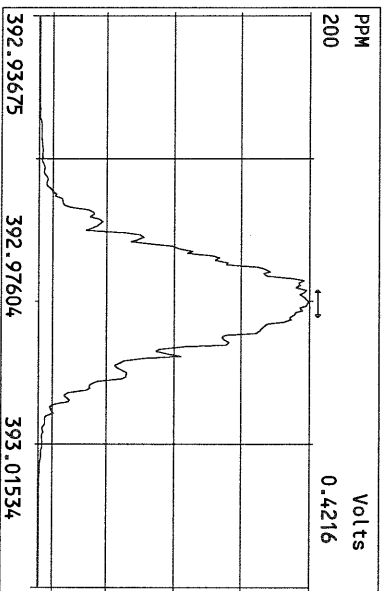
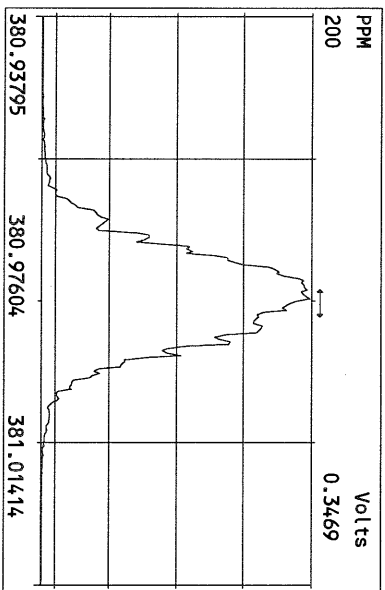
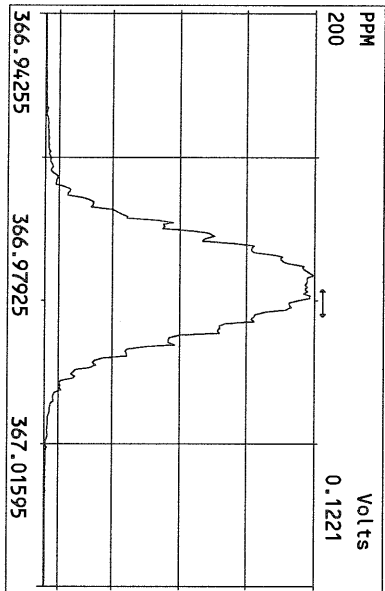
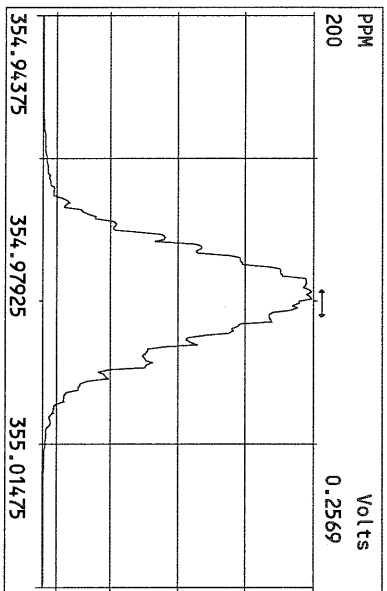
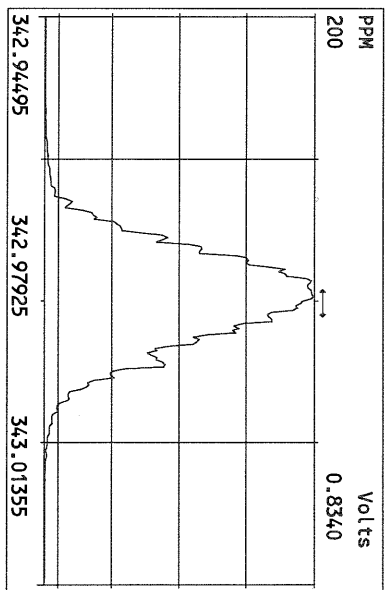
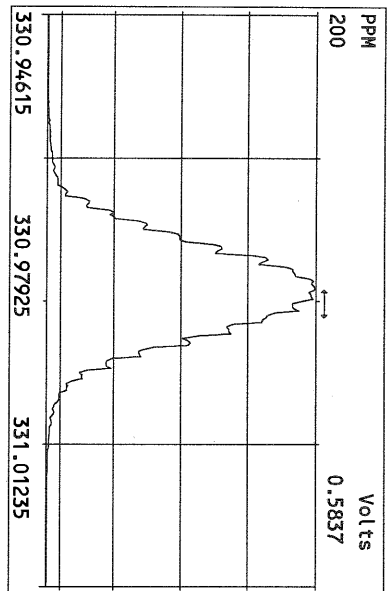


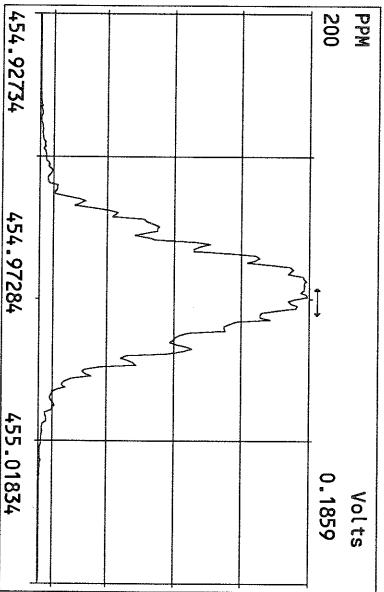
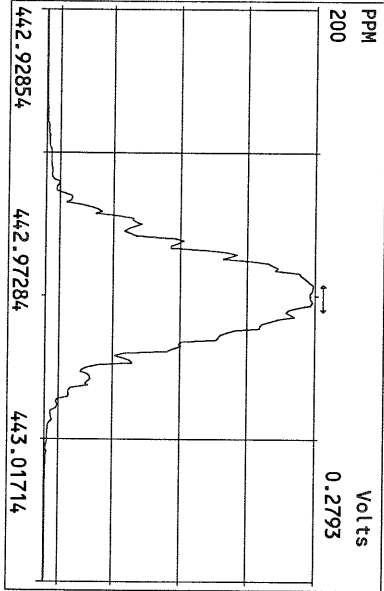
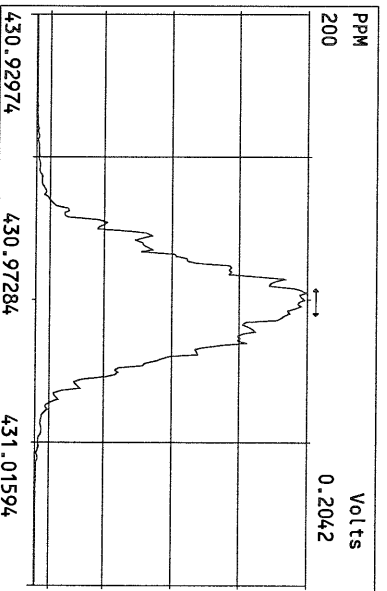
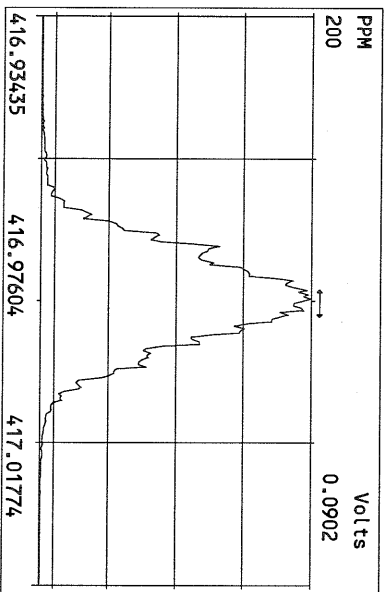
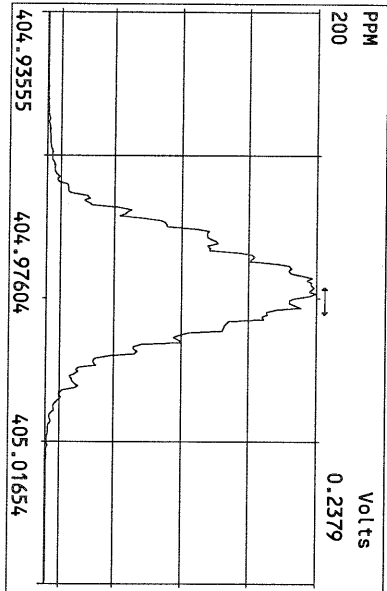
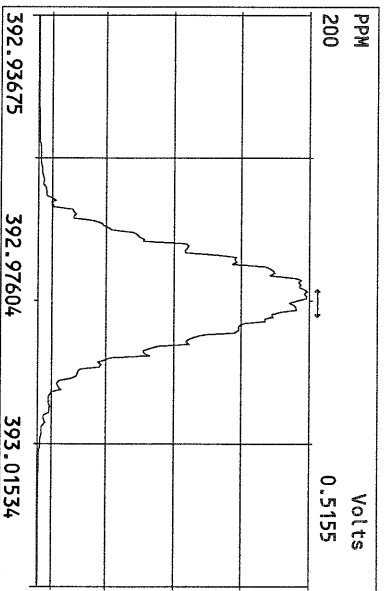
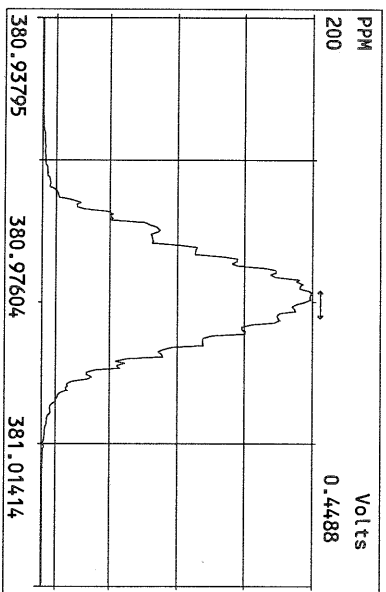
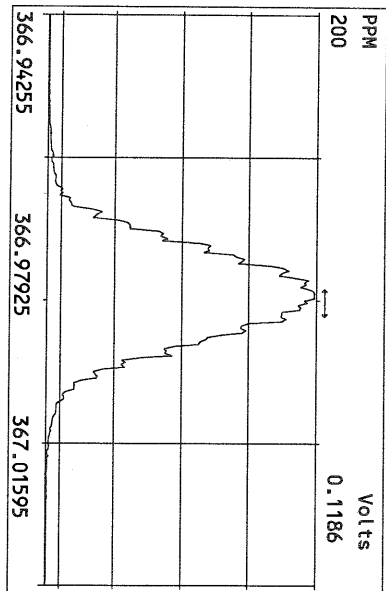
5/13/10

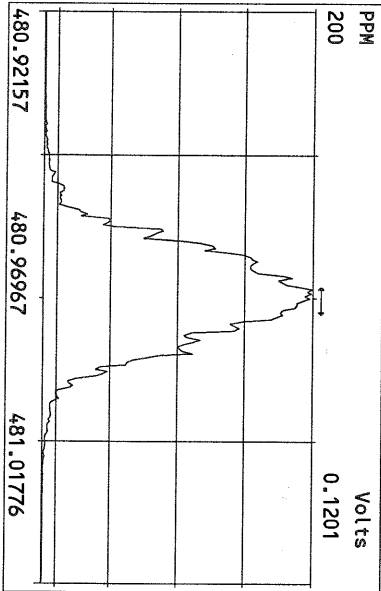
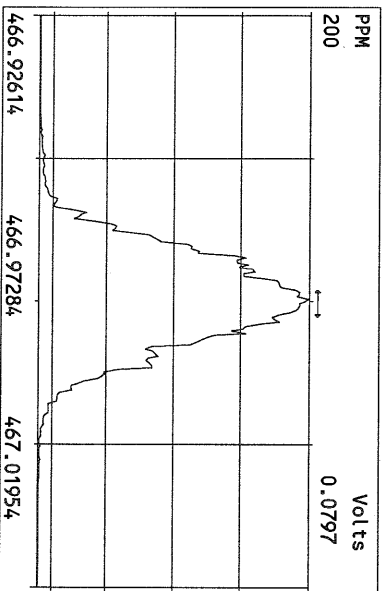
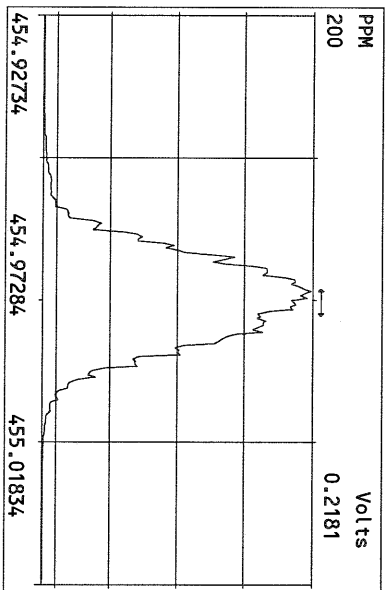
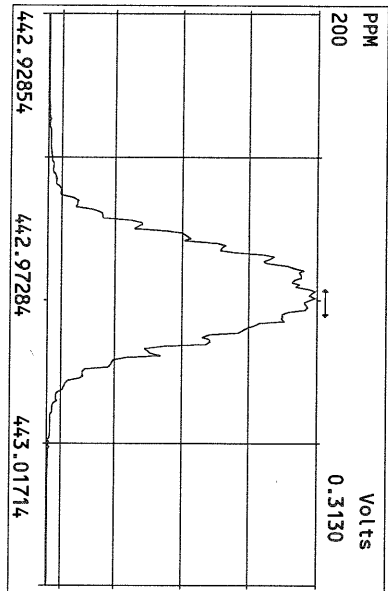
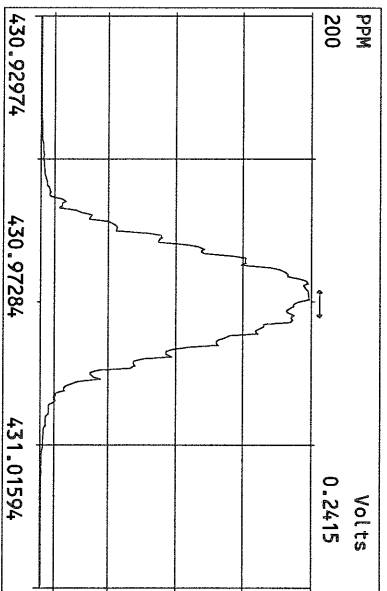
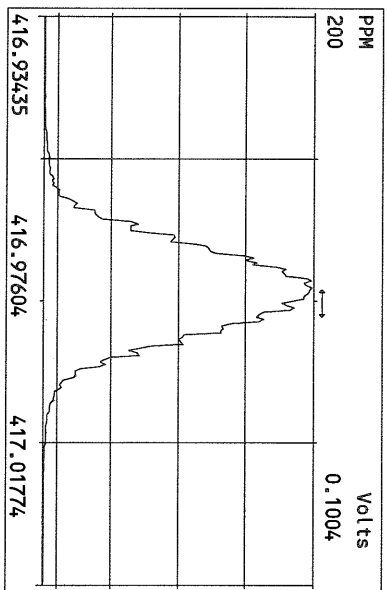
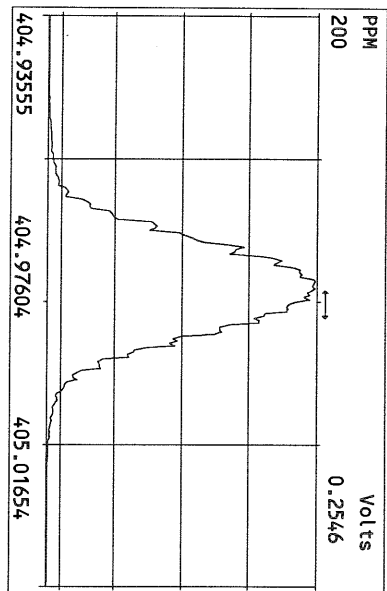
Data Backed Up: _____

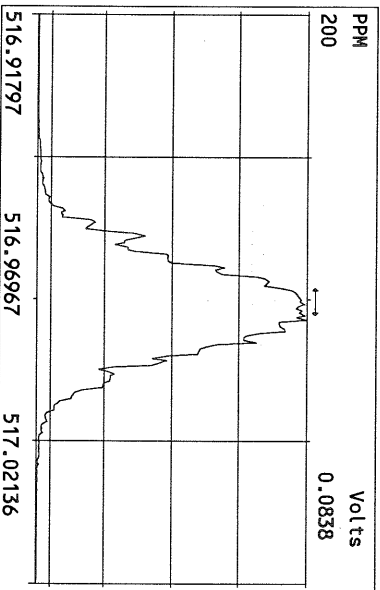
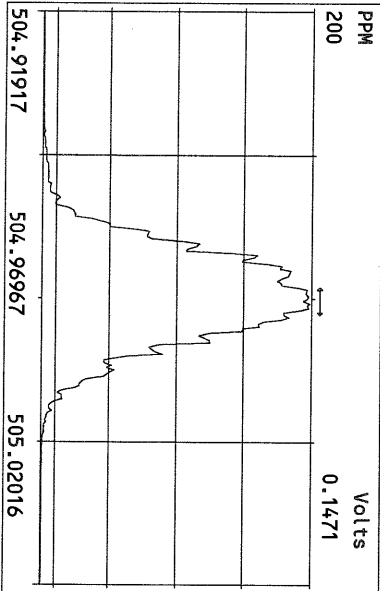
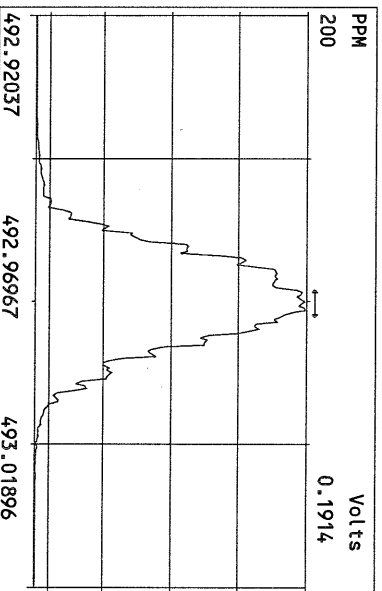
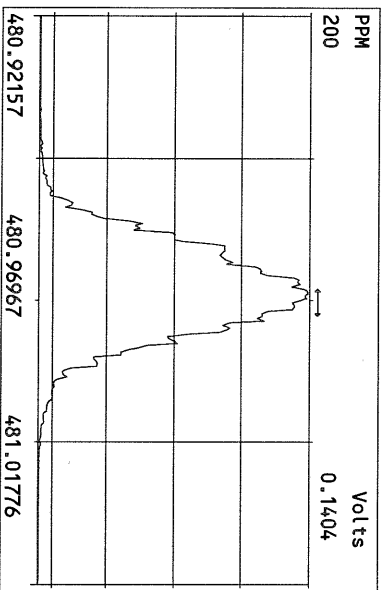
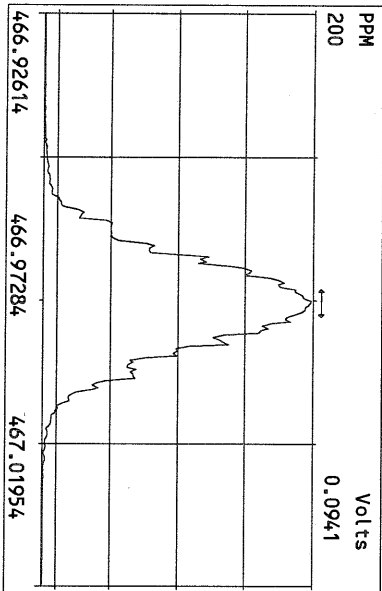
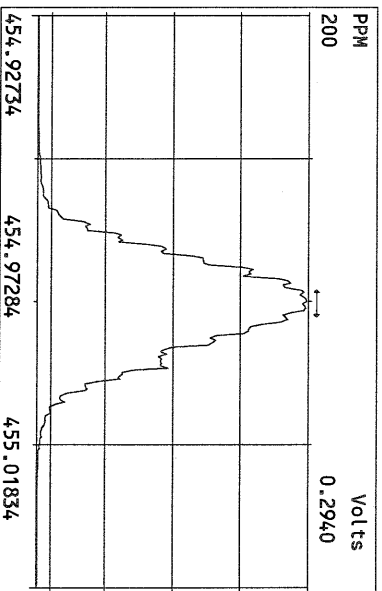
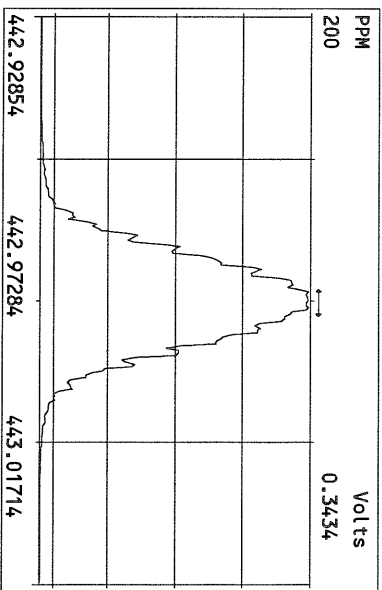
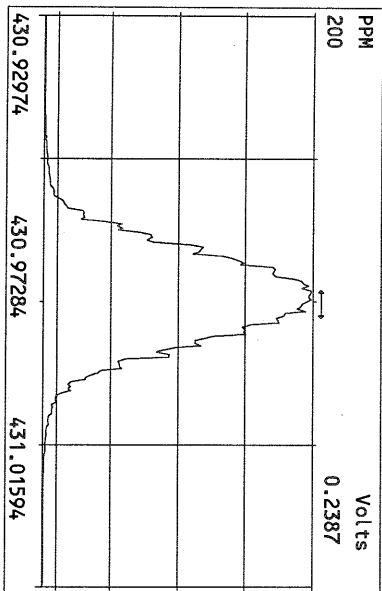
Date: _____



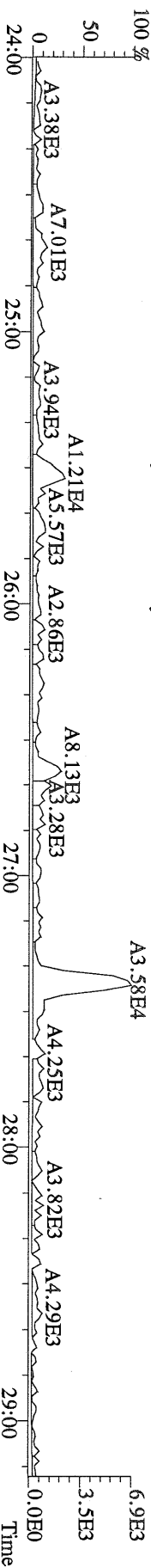









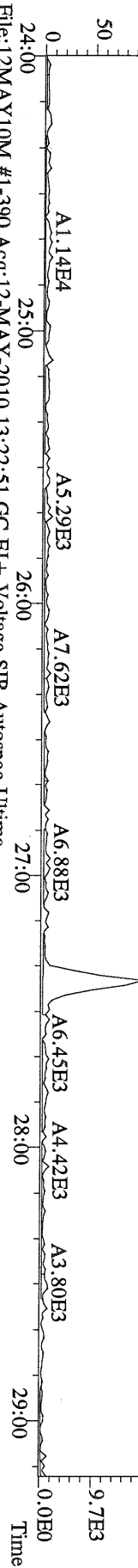
File:12MAY10M #1-390 Acq:12-MAY-2010 13:22:51 GC EI + Voltage SIR Autospec-Ultima
319.8965 BSUB(10000,15,-3.0) PKD(5,5,3,0,100,0,0,00%,F,F) Exp:PCDD
Sample Text:ST051210M0 File Text:Frontier Analytical Laboratory



File:12MAY10M #1-390 Acq:12-MAY-2010 13:22:51 GC EI + Voltage SIR Autospec-Ultima
321.8936 BSUB(10000,15,-3.0) PKD(5,5,3,0,100,0,0,00%,F,F) Exp:PCDD
Sample Text:ST051210M0 File Text:Frontier Analytical Laboratory



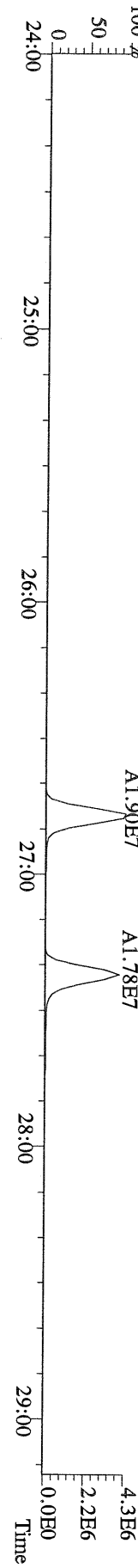
File:12MAY10M #1-390 Acq:12-MAY-2010 13:22:51 GC EI + Voltage SIR Autospec-Ultima
327.8847 BSUB(10000,15,-3.0) PKD(5,5,3,0,100,0,0,00%,F,F) Exp:PCDD
Sample Text:ST051210M0 File Text:Frontier Analytical Laboratory



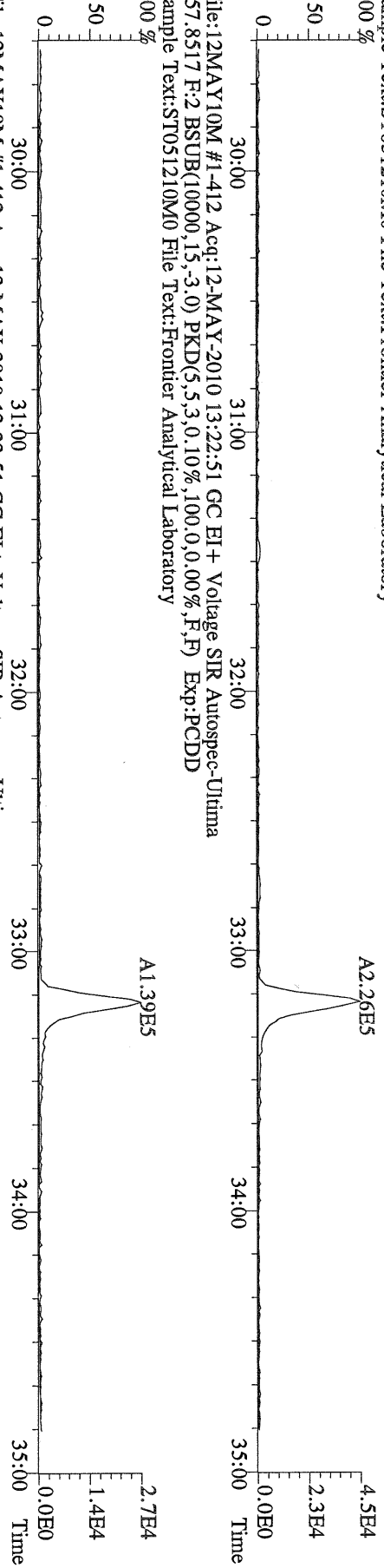
File:12MAY10M #1-390 Acq:12-MAY-2010 13:22:51 GC EI + Voltage SIR Autospec-Ultima
331.9368 BSUB(10000,15,-3.0) PKD(5,5,3,0,100,0,0,00%,F,F) Exp:PCDD
Sample Text:ST051210M0 File Text:Frontier Analytical Laboratory



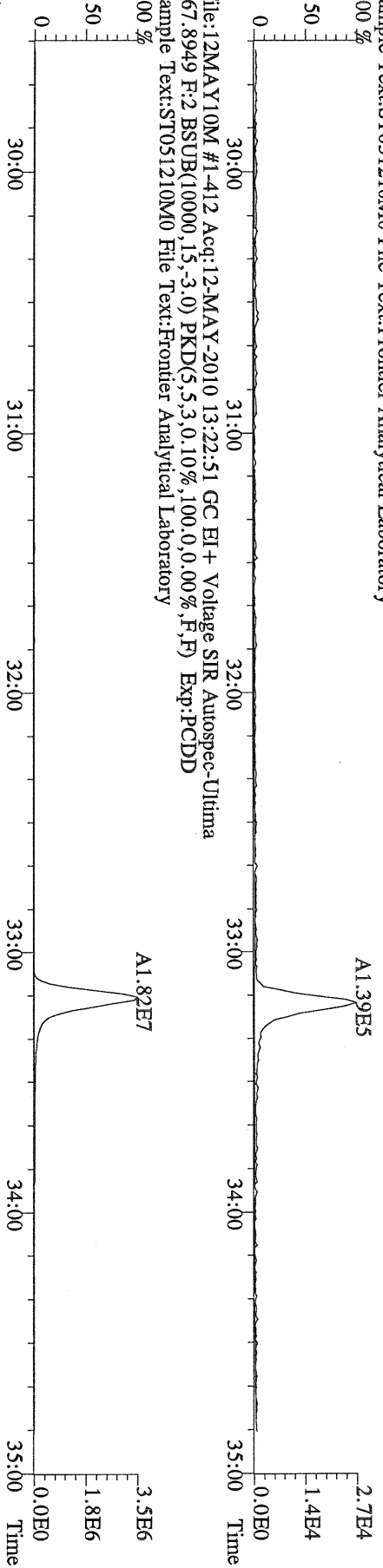
File:12MAY10M #1-390 Acq:12-MAY-2010 13:22:51 GC EI + Voltage SIR Autospec-Ultima
333.9339 BSUB(10000,15,-3.0) PKD(5,5,3,0,100,0,0,00%,F,F) Exp:PCDD
Sample Text:ST051210M0 File Text:Frontier Analytical Laboratory



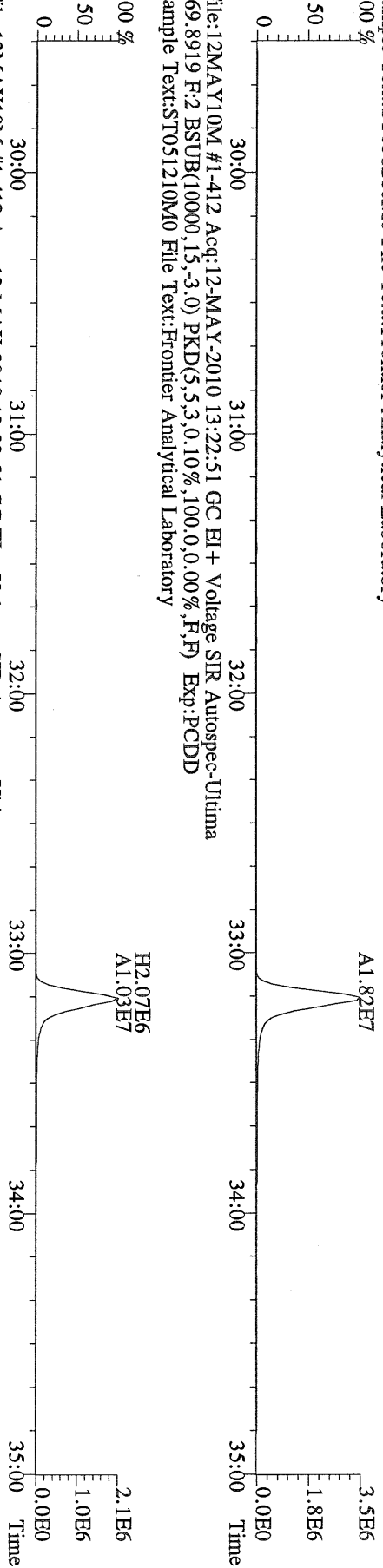
File:12MAY10M #1-412 Acq:12-MAY-2010 13:22:51 GC EI + Voltage SIR Autospec-Ultima
355.8546 F:2 BSUB(10000,15,-3.0) PKD(5,5,3,0.10%,100,0,0.00%,F,F) Exp:PCDD
Sample Text:ST051210M0 File Text:Frontier Analytical Laboratory
100 %



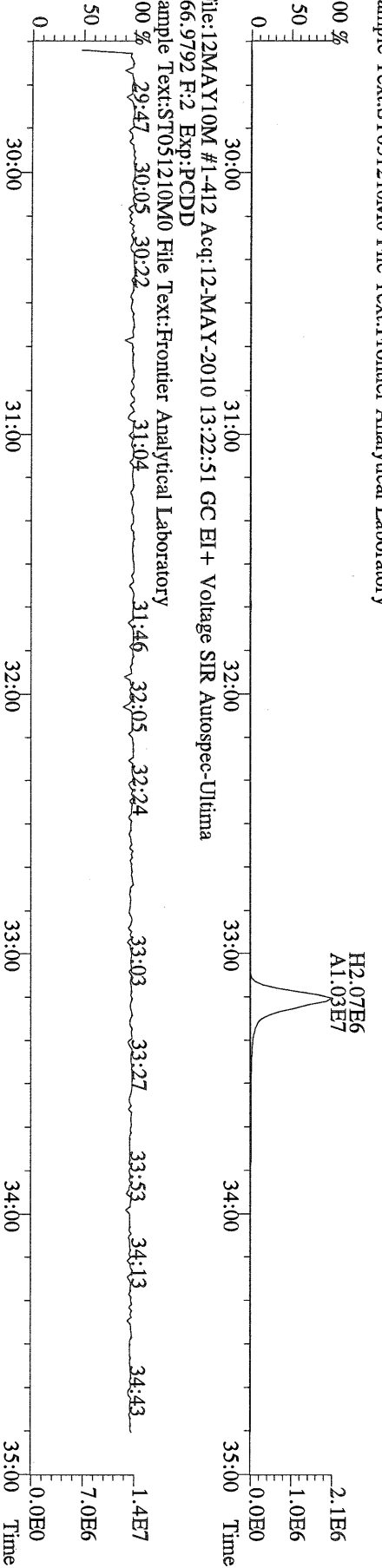
File:12MAY10M #1-412 Acq:12-MAY-2010 13:22:51 GC EI + Voltage SIR Autospec-Ultima
357.8517 F:2 BSUB(10000,15,-3.0) PKD(5,5,3,0.10%,100,0,0.00%,F,F) Exp:PCDD
Sample Text:ST051210M0 File Text:Frontier Analytical Laboratory
100 %



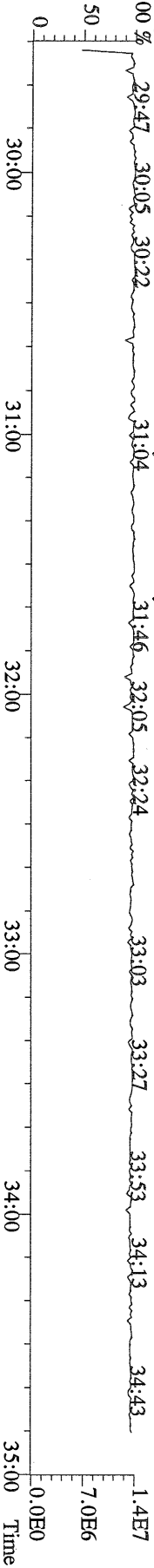
File:12MAY10M #1-412 Acq:12-MAY-2010 13:22:51 GC EI + Voltage SIR Autospec-Ultima
367.8949 F:2 BSUB(10000,15,-3.0) PKD(5,5,3,0.10%,100,0,0.00%,F,F) Exp:PCDD
Sample Text:ST051210M0 File Text:Frontier Analytical Laboratory
100 %



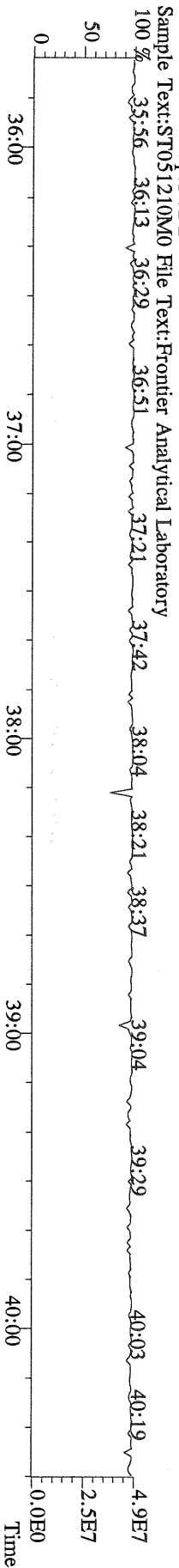
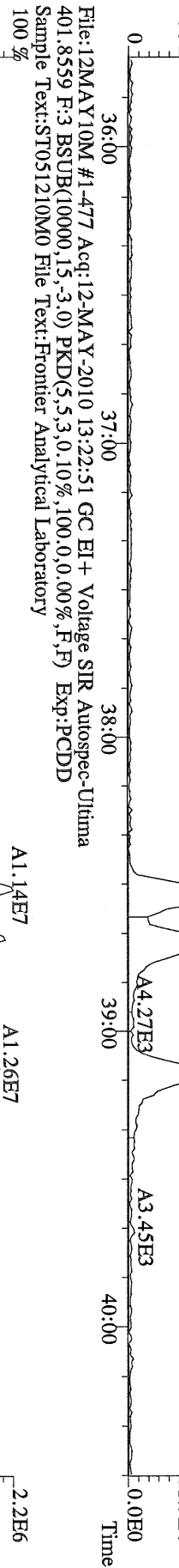
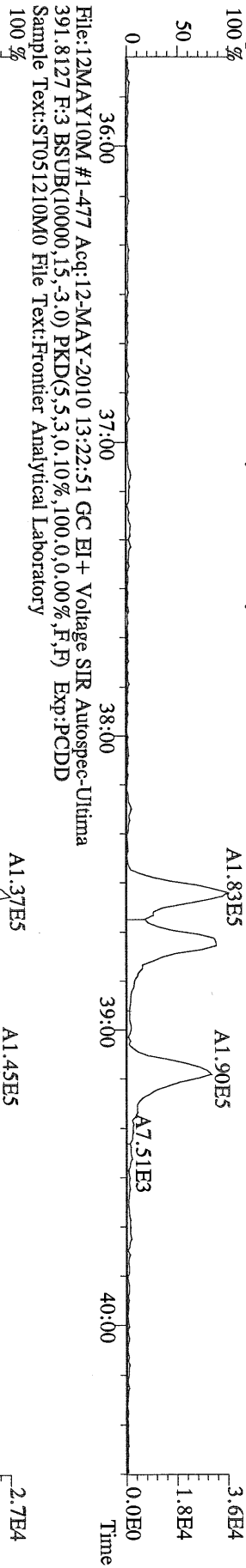
File:12MAY10M #1-412 Acq:12-MAY-2010 13:22:51 GC EI + Voltage SIR Autospec-Ultima
369.8919 F:2 BSUB(10000,15,-3.0) PKD(5,5,3,0.10%,100,0,0.00%,F,F) Exp:PCDD
Sample Text:ST051210M0 File Text:Frontier Analytical Laboratory
100 %



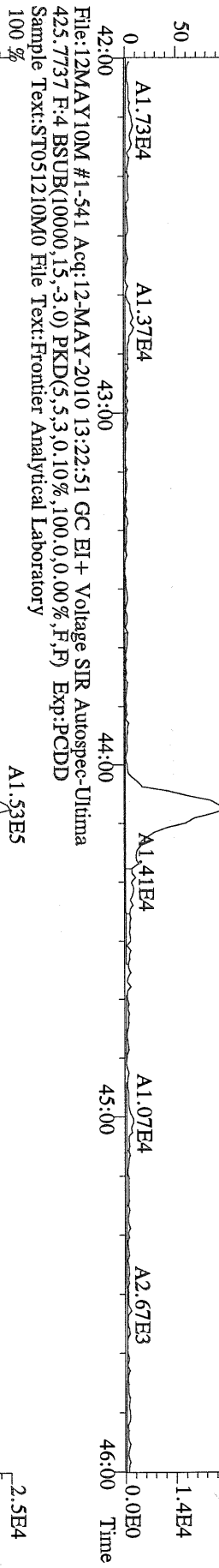
File:12MAY10M #1-412 Acq:12-MAY-2010 13:22:51 GC EI + Voltage SIR Autospec-Ultima
366.9792 F:2 Exp:PCDD
Sample Text:ST051210M0 File Text:Frontier Analytical Laboratory
100 %



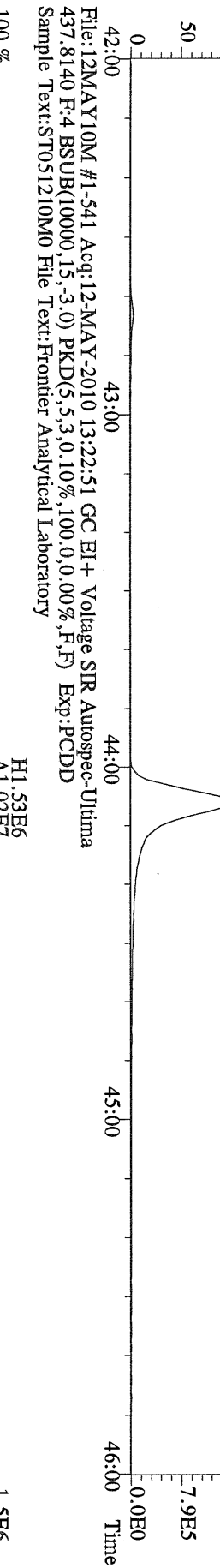
File:12MAY10M #1-477 Acq:12-MAY-2010 13:22:51 GC EI+ Voltage SIR Autospec-Ultima
389.8156 F:3 BSUB(10000,15,-3.0) PKD(5,5,3,0,10%,100,0,0,00%,F,F) Exp:PCDD
Sample Text:ST051210M0 File Text:Frontier Analytical Laboratory



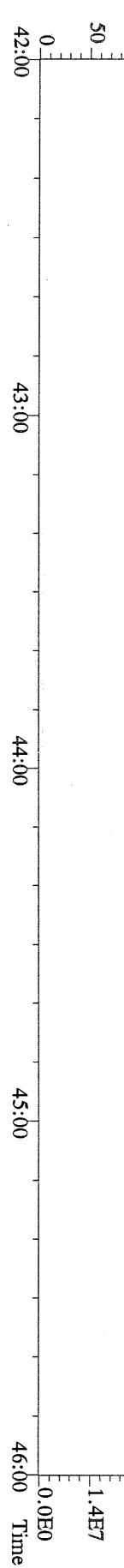
File:12MAY10M #1-541 Acq:12-MAY-2010 13:22:51 GC EI + Voltage SIR Autospec-Ultima
423.7767 F:4 BSUB(10000,15,-3.0) PKD(5,5,3,0.10%,100,0,0.00%,F,F) Exp:PCDD
Sample Text:ST051210M0 File Text:Frontier Analytical Laboratory



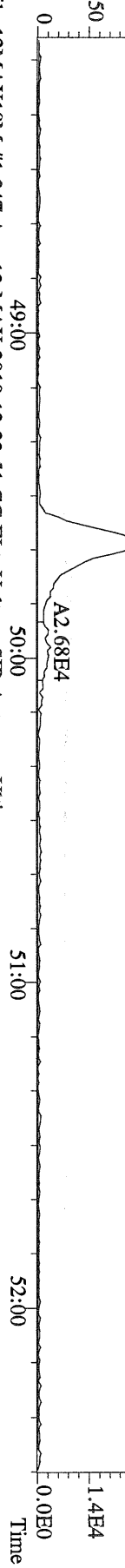
File:12MAY10M #1-541 Acq:12-MAY-2010 13:22:51 GC EI + Voltage SIR Autospec-Ultima
435.8169 F:4 BSUB(10000,15,-3.0) PKD(5,5,3,0.10%,100,0,0.00%,F,F) Exp:PCDD
Sample Text:ST051210M0 File Text:Frontier Analytical Laboratory



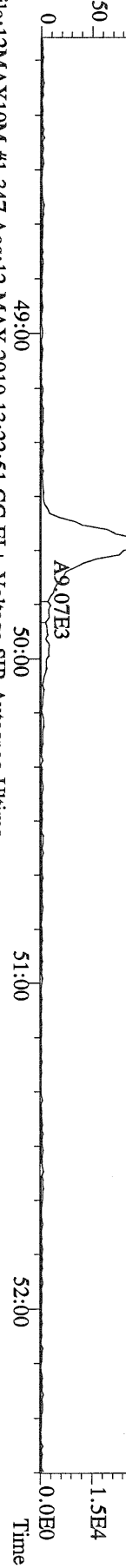
File:12MAY10M #1-541 Acq:12-MAY-2010 13:22:51 GC EI + Voltage SIR Autospec-Ultima
430.9728 F:4 Exp:PCDD
Sample Text:ST051210M0 File Text:Frontier Analytical Laboratory



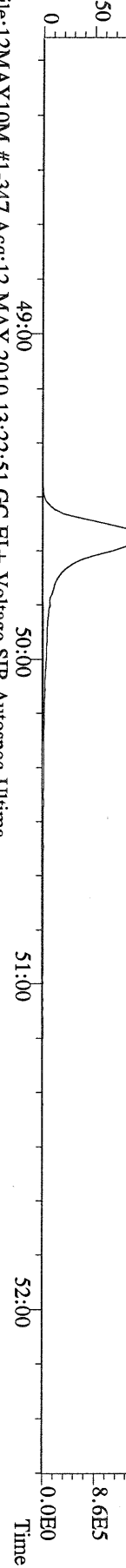
File: 12MAY10M #1-347 Acq: 12-MAY-2010 13:22:51 GC EI + Voltage SIR Autospec-Utima
457.7377 F:5 BSUB(10000,15,-3.0) PKD(5,5,3,0.10%,100,0.0,0.00%,F,F) Exp:PCDD
Sample Text:ST051210M0 File Text:Frontier Analytical Laboratory
100 % A2.15E5




File: 12MAY10M #1-347 Acq: 12-MAY-2010 13:22:51 GC EI + Voltage SIR Autospec-Utima
459.7348 F:5 BSUB(10000,15,-3.0) PKD(5,5,3,0.10%,100,0.0,0.00%,F,F) Exp:PCDD
Sample Text:ST051210M0 File Text:Frontier Analytical Laboratory
100 % A2.22E5




File: 12MAY10M #1-347 Acq: 12-MAY-2010 13:22:51 GC EI + Voltage SIR Autospec-Utima
469.7780 F:5 BSUB(10000,15,-3.0) PKD(5,5,3,0.10%,100,0.0,0.00%,F,F) Exp:PCDD
Sample Text:ST051210M0 File Text:Frontier Analytical Laboratory
100 % A1.34E7



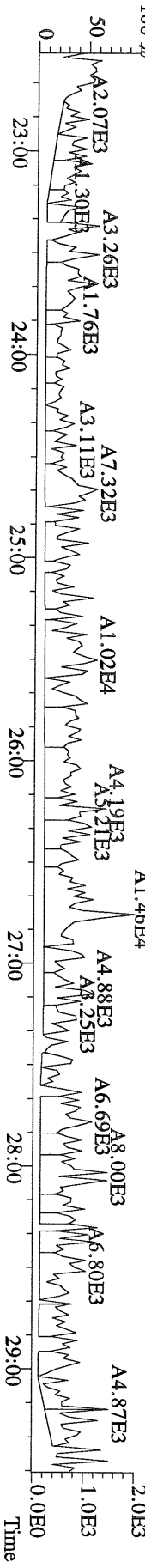
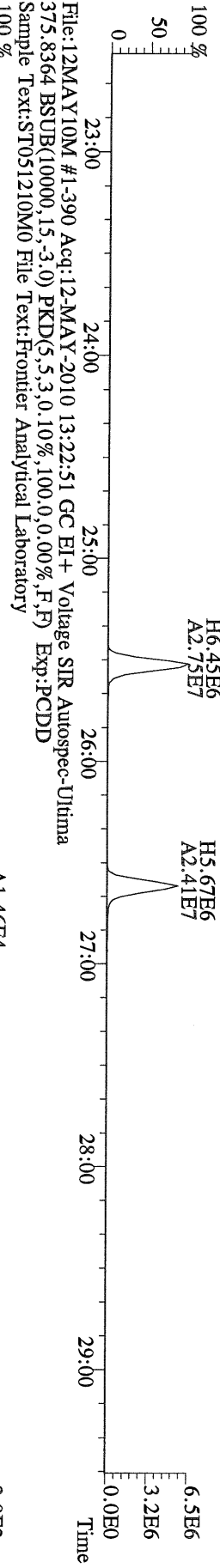


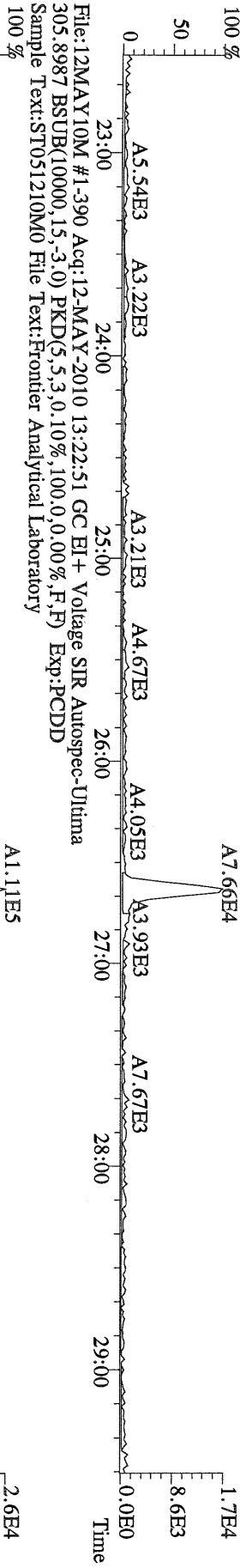
File: 12MAY10M #1-347 Acq: 12-MAY-2010 13:22:51 GC EI + Voltage SIR Autospec-Utima
471.7750 F:5 BSUB(10000,15,-3.0) PKD(5,5,3,0.10%,100,0.0,0.00%,F,F) Exp:PCDD
Sample Text:ST051210M0 File Text:Frontier Analytical Laboratory



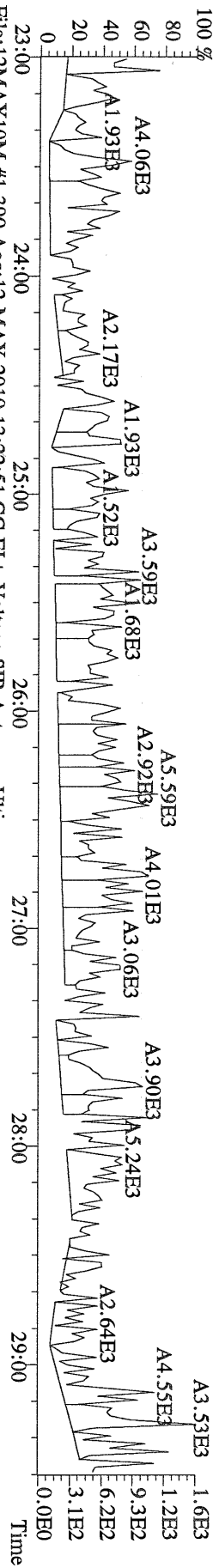
File: 12MAY10M #1-347 Acq: 12-MAY-2010 13:22:51 GC EI + Voltage SIR Autospec-Utima
454.9728 F:5 Exp:PCDD
Sample Text:ST051210M0 File Text:Frontier Analytical Laboratory



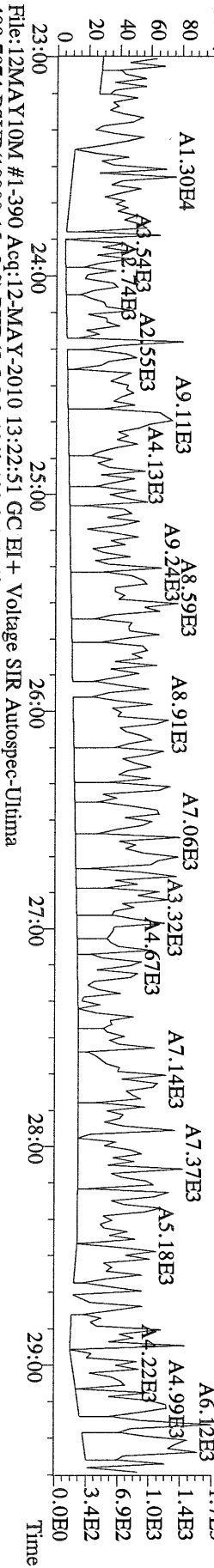
File:12MAY10M #1-390 Acq:12-MAY-2010 13:22:51 GC EI+ Voltage SIR Autospec-Utima
 303.9016 BSUB(10000,15,-3.0) PKD(5,5,3.0,100,0.0,0.00%,F,F) Exp:PCDD
 Sample Text:ST051210M0 File Text:Frontier Analytical Laboratory



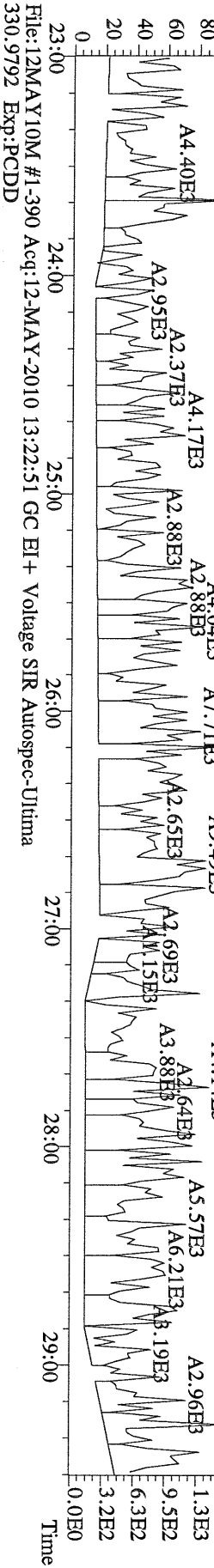
File:12MAY10M #1-390 Acq:12-MAY-2010 13:22:51 GC EI+ Voltage SIR Autospec-Utima
 339.8597 BSUB(10000,15,-3.0) PKD(5,5,3,0.10%,100,0,0.00%,F,F) Exp:PCDD
 Sample Text:ST051210M0 File Text:Frontier Analytical Laboratory




File:12MAY10M #1-390 Acq:12-MAY-2010 13:22:51 GC EI+ Voltage SIR Autospec-Utima
 341.8568 BSUB(10000,15,-3.0) PKD(5,5,3,0.10%,100,0,0.00%,F,F) Exp:PCDD
 Sample Text:ST051210M0 File Text:Frontier Analytical Laboratory




File:12MAY10M #1-390 Acq:12-MAY-2010 13:22:51 GC EI+ Voltage SIR Autospec-Utima
 409.7974 BSUB(10000,15,-3.0) PKD(5,5,3,0.10%,100,0,0.00%,F,F) Exp:PCDD
 Sample Text:ST051210M0 File Text:Frontier Analytical Laboratory




File:12MAY10M #1-390 Acq:12-MAY-2010 13:22:51 GC EI+ Voltage SIR Autospec-Utima
 330.9792 Exp:PCDD
 Sample Text:ST051210M0 File Text:Frontier Analytical Laboratory




File:12MAY10M #1-412 Acq:12-MAY-2010 13:22:51 GC EI + Voltage SIR Autospec-Utima
 339.8597 F-2: BSUB(10000,15,-3.0) PKD(5,5,3,0.10%,100,0,0.00%,F,F) Exp:PCDD
 Sample Text:ST051210M0 File Text:Frontier Analytical Laboratory




File:12MAY10M #1-412 Acq:12-MAY-2010 13:22:51 GC EI + Voltage SIR Autospec-Utima
 341.8568 F-2: BSUB(10000,15,-3.0) PKD(5,5,3,0.10%,100,0,0.00%,F,F) Exp:PCDD
 Sample Text:ST051210M0 File Text:Frontier Analytical Laboratory




File:12MAY10M #1-412 Acq:12-MAY-2010 13:22:51 GC EI + Voltage SIR Autospec-Utima
 351.9000 F-2: BSUB(10000,15,-3.0) PKD(5,5,3,0.10%,100,0,0.00%,F,F) Exp:PCDD
 Sample Text:ST051210M0 File Text:Frontier Analytical Laboratory



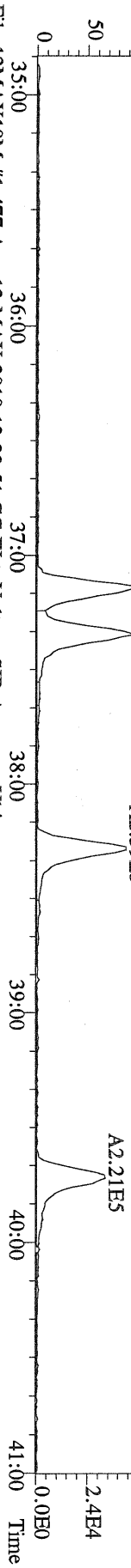
File:12MAY10M #1-412 Acq:12-MAY-2010 13:22:51 GC EI + Voltage SIR Autospec-Utima
 353.8970 F-2: BSUB(10000,15,-3.0) PKD(5,5,3,0.10%,100,0,0.00%,F,F) Exp:PCDD
 Sample Text:ST051210M0 File Text:Frontier Analytical Laboratory



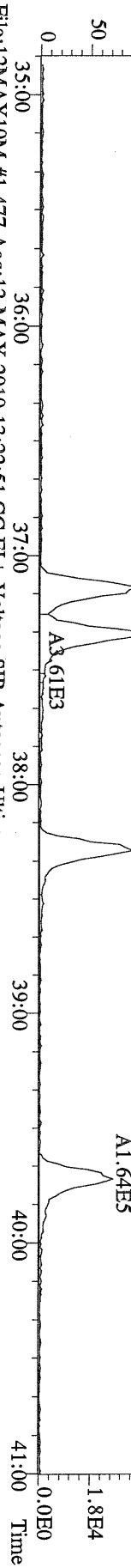
File:12MAY10M #1-412 Acq:12-MAY-2010 13:22:51 GC EI + Voltage SIR Autospec-Utima
 409.7974 F-2: BSUB(10000,15,-3.0) PKD(5,5,3,0.10%,100,0,0.00%,F,F) Exp:PCDD
 Sample Text:ST051210M0 File Text:Frontier Analytical Laboratory




File:12MAY10M #1-477 Acq:12-MAY-2010 13:22:51 GC EI+ Voltage SIR Autospec-Utima
 373.8207 F:3 BSUB(10000,15,-3.0) PKD(5,5,3,0,10%,100,0,0.00%,F,F) Exp:PCDD
 Sample Text:ST051210M0 File Text:Frontier Analytical Laboratory



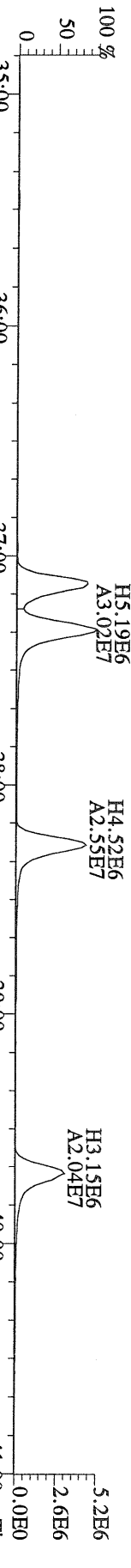
File:12MAY10M #1-477 Acq:12-MAY-2010 13:22:51 GC EI+ Voltage SIR Autospec-Utima
 375.8178 F:3 BSUB(10000,15,-3.0) PKD(5,5,3,0,10%,100,0,0.00%,F,F) Exp:PCDD
 Sample Text:ST051210M0 File Text:Frontier Analytical Laboratory



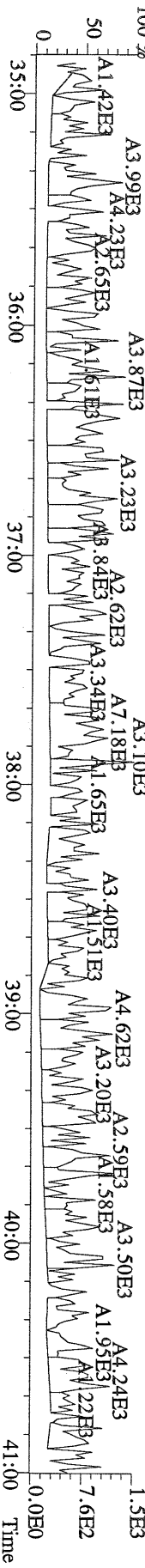
File:12MAY10M #1-477 Acq:12-MAY-2010 13:22:51 GC EI+ Voltage SIR Autospec-Utima
 383.8639 F:3 BSUB(10000,15,-3.0) PKD(5,5,3,0,10%,100,0,0.00%,F,F) Exp:PCDD
 Sample Text:ST051210M0 File Text:Frontier Analytical Laboratory



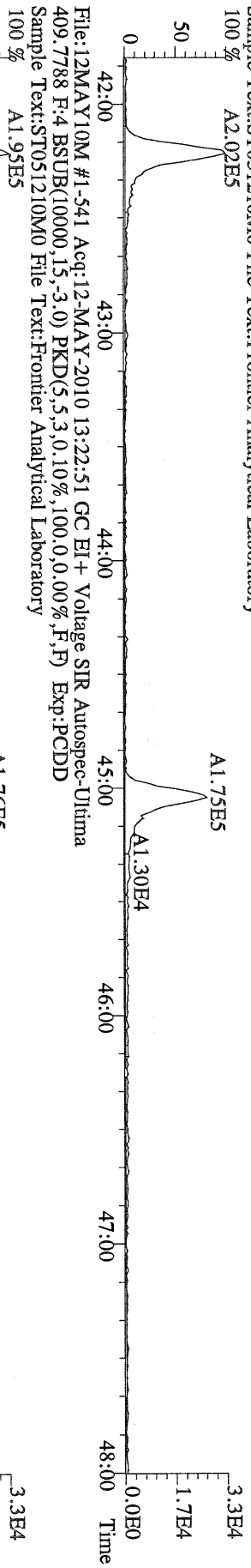
File:12MAY10M #1-477 Acq:12-MAY-2010 13:22:51 GC EI+ Voltage SIR Autospec-Utima
 385.8610 F:3 BSUB(10000,15,-3.0) PKD(5,5,3,0,10%,100,0,0.00%,F,F) Exp:PCDD
 Sample Text:ST051210M0 File Text:Frontier Analytical Laboratory



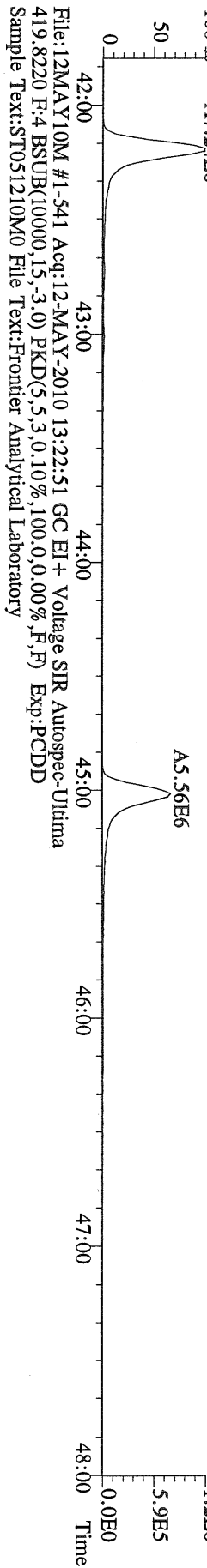
File:12MAY10M #1-477 Acq:12-MAY-2010 13:22:51 GC EI+ Voltage SIR Autospec-Utima
 445.7555 F:3 BSUB(10000,15,-3.0) PKD(5,5,3,0,10%,100,0,0.00%,F,F) Exp:PCDD
 Sample Text:ST051210M0 File Text:Frontier Analytical Laboratory



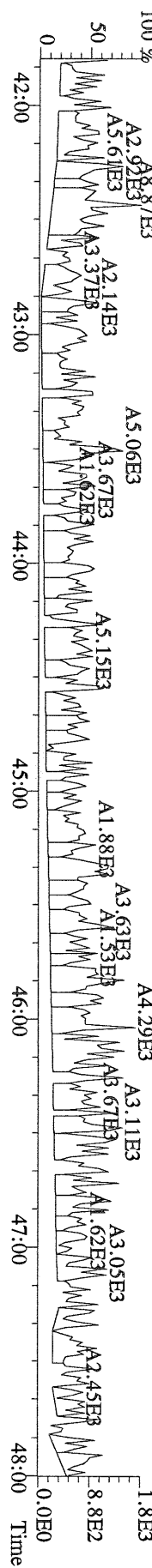
File:12MAY10M #1-541 Acq:12-MAY-2010 13:22:51 GC EI + Voltage SIR Autospec-Ultima
407.7818 F:4 BSUB(10000,15,-3.0) PKD(5,5,3,0,10%,100,0,0,0,00%,F,F) Exp:PCDD
Sample Text:ST051210M0 File Text:Frontier Analytical Laboratory
100% A2.02E5



File:12MAY10M #1-541 Acq:12-MAY-2010 13:22:51 GC EI + Voltage SIR Autospec-Ultima
417.8253 F:4 BSUB(10000,15,-3.0) PKD(5,5,3,0,10%,100,0,0,0,00%,F,F) Exp:PCDD
Sample Text:ST051210M0 File Text:Frontier Analytical Laboratory
100% A7.24E6

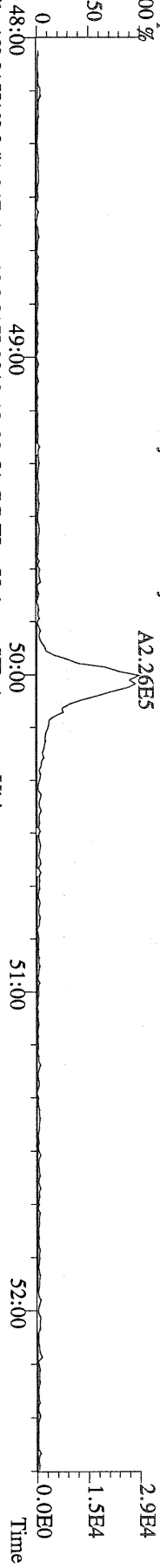


File:12MAY10M #1-541 Acq:12-MAY-2010 13:22:51 GC EI + Voltage SIR Autospec-Ultima
419.8220 F:4 BSUB(10000,15,-3.0) PKD(5,5,3,0,10%,100,0,0,0,00%,F,F) Exp:PCDD
Sample Text:ST051210M0 File Text:Frontier Analytical Laboratory
H2.82E6
A1.68E7

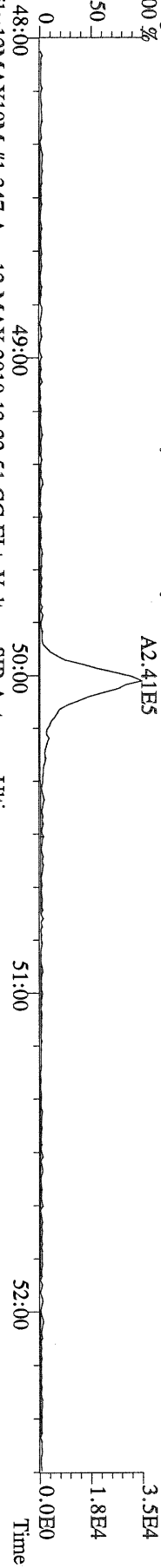


File:12MAY10M #1-541 Acq:12-MAY-2010 13:22:51 GC EI + Voltage SIR Autospec-Ultima
479.7165 F:4 BSUB(10000,15,-3.0) PKD(5,5,3,0,10%,100,0,0,0,00%,F,F) Exp:PCDD
Sample Text:ST051210M0 File Text:Frontier Analytical Laboratory
A2.92E3
A8.87E3
A5.61E3
A2.14E3
A3.37E3
A5.06E3
A3.67E3
A1.62E3
A5.15E3
A1.88E3
A3.63E3
A1.53E3
A4.29E3
A3.11E3
A3.05E3
A2.45E3
1.8E3
8.8E2
0.0E0

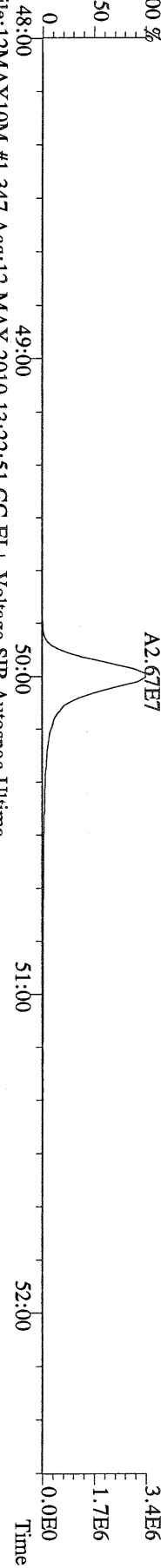
File:12MAY10M #1-347 Acq:12-MAY-2010 13:22:51 GC EI + Voltage SIR Autospec-Ultima
 441.7428 F:5 BSUB(10000,15,-3.0) PKD(5,5,3,0,10%,100,0,0,00%,F,F) Exp:PCDD
 Sample Text:ST051210M0 File Text:Frontier Analytical Laboratory
 100 %



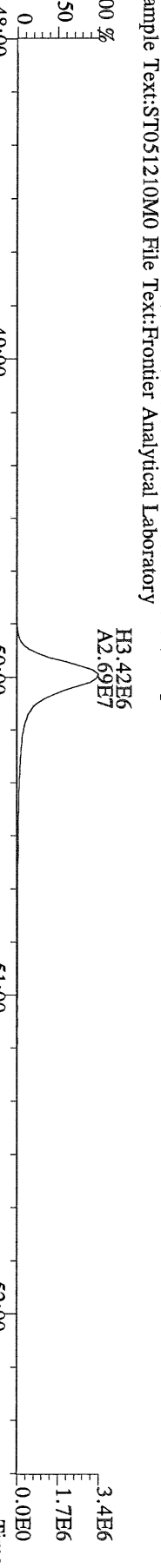
File:12MAY10M #1-347 Acq:12-MAY-2010 13:22:51 GC EI + Voltage SIR Autospec-Ultima
 443.7398 F:5 BSUB(10000,15,-3.0) PKD(5,5,3,0,10%,100,0,0,00%,F,F) Exp:PCDD
 Sample Text:ST051210M0 File Text:Frontier Analytical Laboratory
 100 %




File:12MAY10M #1-347 Acq:12-MAY-2010 13:22:51 GC EI + Voltage SIR Autospec-Ultima
 453.7831 F:5 BSUB(10000,15,-3.0) PKD(5,5,3,0,10%,100,0,0,00%,F,F) Exp:PCDD
 Sample Text:ST051210M0 File Text:Frontier Analytical Laboratory
 100 %



File:12MAY10M #1-347 Acq:12-MAY-2010 13:22:51 GC EI + Voltage SIR Autospec-Ultima
 455.7801 F:5 BSUB(10000,15,-3.0) PKD(5,5,3,0,10%,100,0,0,00%,F,F) Exp:PCDD
 Sample Text:ST051210M0 File Text:Frontier Analytical Laboratory



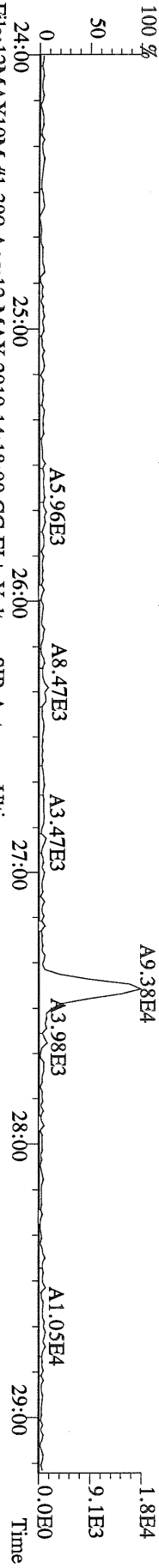
File:12MAY10M #1-347 Acq:12-MAY-2010 13:22:51 GC EI + Voltage SIR Autospec-Ultima
 513.6775 F:5 BSUB(10000,15,-3.0) PKD(5,5,3,0,10%,100,0,0,00%,F,F) Exp:PCDD
 Sample Text:ST051210M0 File Text:Frontier Analytical Laboratory
 100 %



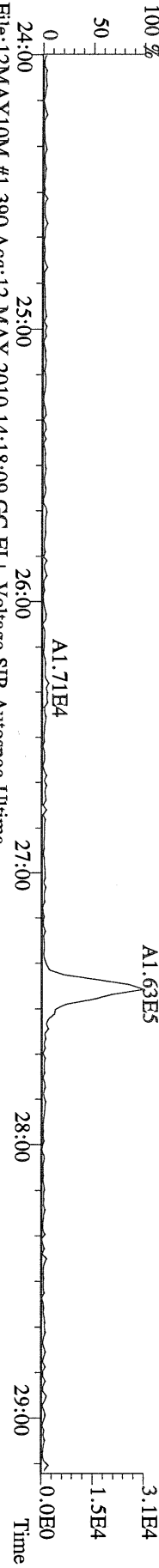
File:12MAY10M #1-390 Acq:12-MAY-2010 14:18:09 GC EI + Voltage SIR Autospec-Ultima
319.8965 S:2.BSUB(10000,15,-3.0) PKD(5,5,3,0,10%,100,0,0,00%,F,F) Exp:PCDD
Sample Text:ST051210M1 File Text:Frontier Analytical Laboratory



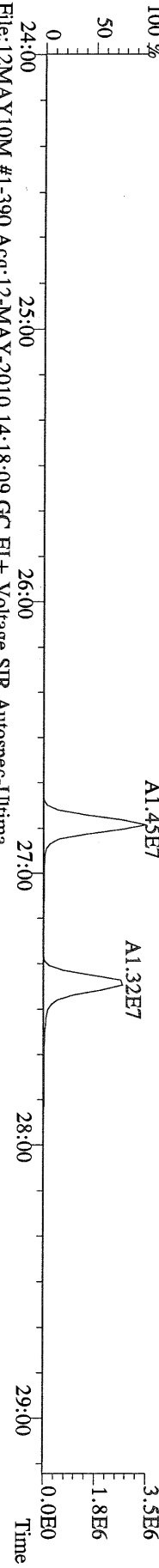
File:12MAY10M #1-390 Acq:12-MAY-2010 14:18:09 GC EI + Voltage SIR Autospec-Ultima
321.8936 S:2.BSUB(10000,15,-3.0) PKD(5,5,3,0,10%,100,0,0,00%,F,F) Exp:PCDD
Sample Text:ST051210M1 File Text:Frontier Analytical Laboratory



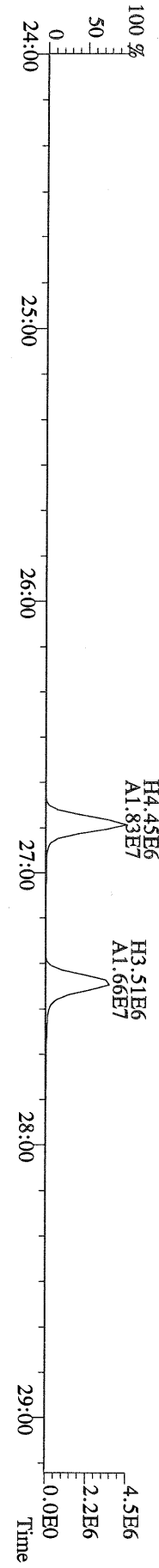
File:12MAY10M #1-390 Acq:12-MAY-2010 14:18:09 GC EI + Voltage SIR Autospec-Ultima
327.8847 S:2.BSUB(10000,15,-3.0) PKD(5,5,3,0,10%,100,0,0,00%,F,F) Exp:PCDD
Sample Text:ST051210M1 File Text:Frontier Analytical Laboratory




File:12MAY10M #1-390 Acq:12-MAY-2010 14:18:09 GC EI + Voltage SIR Autospec-Ultima
331.9368 S:2.BSUB(10000,15,-3.0) PKD(5,5,3,0,10%,100,0,0,00%,F,F) Exp:PCDD
Sample Text:ST051210M1 File Text:Frontier Analytical Laboratory



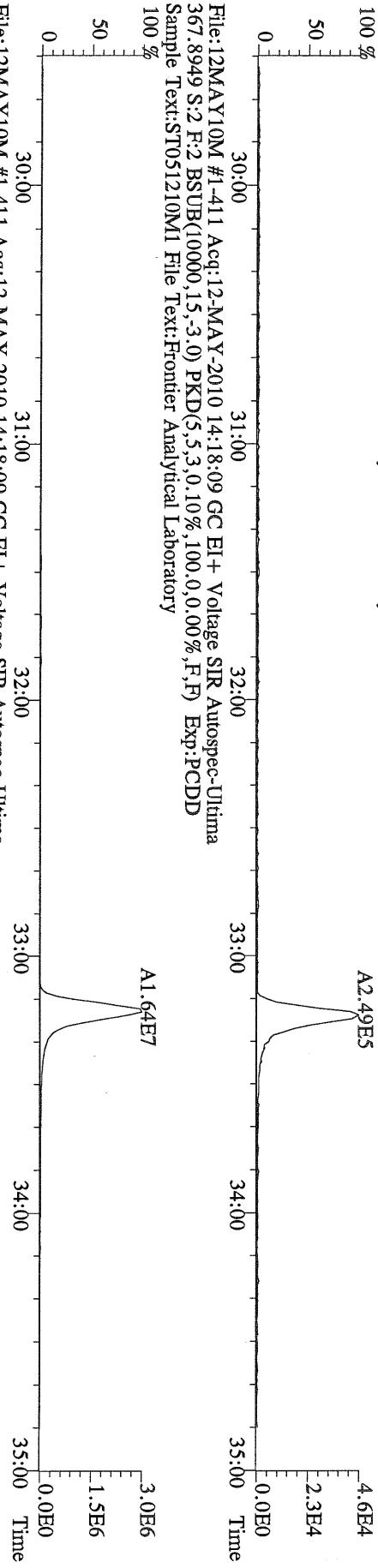
File:12MAY10M #1-390 Acq:12-MAY-2010 14:18:09 GC EI + Voltage SIR Autospec-Ultima
333.9339 S:2.BSUB(10000,15,-3.0) PKD(5,5,3,0,10%,100,0,0,00%,F,F) Exp:PCDD
Sample Text:ST051210M1 File Text:Frontier Analytical Laboratory



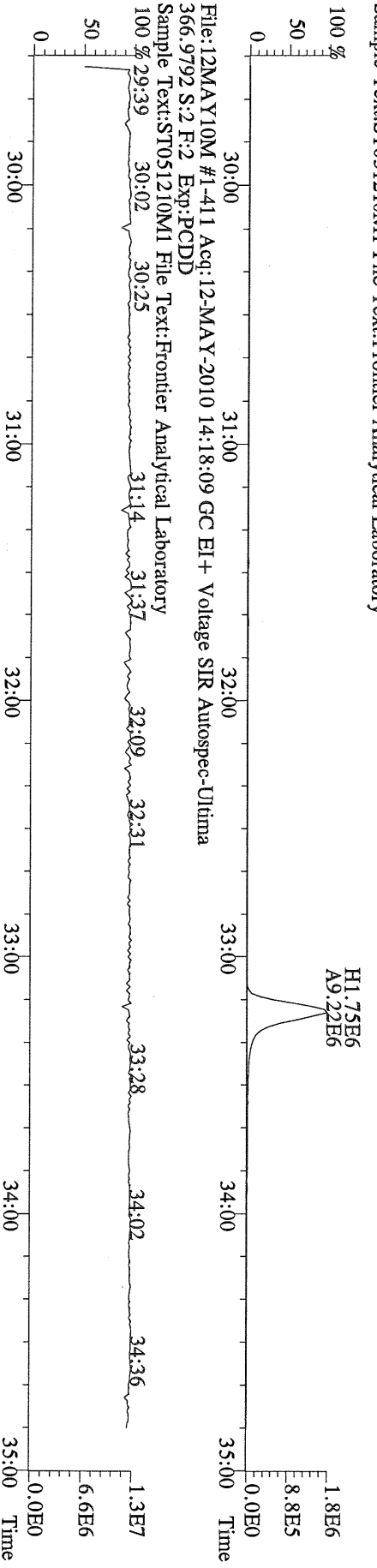
File:12MAY10M #1-411 Acq:12-MAY-2010 14:18:09 GC EI+ Voltage SIR Autospec-Ultima
355.8546 S:2 F:2 BSUB(10000,15,-3,0) PKD(5,5,3,0.10%,100,0,0.00%,F,F) Exp:PCDD
Sample Text:ST051210M1 File Text:Frontier Analytical Laboratory
100%



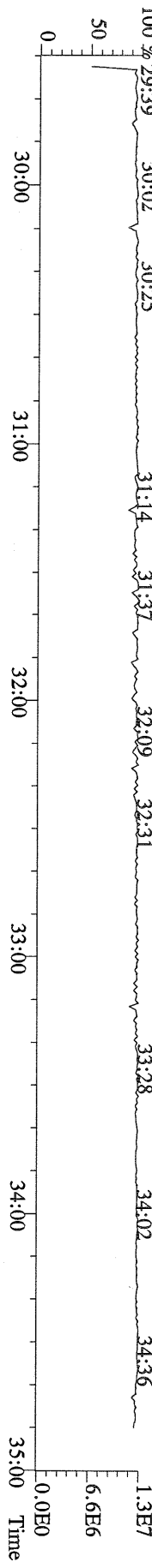
File:12MAY10M #1-411 Acq:12-MAY-2010 14:18:09 GC EI+ Voltage SIR Autospec-Ultima
357.8517 S:2 F:2 BSUB(10000,15,-3,0) PKD(5,5,3,0.10%,100,0,0.00%,F,F) Exp:PCDD
Sample Text:ST051210M1 File Text:Frontier Analytical Laboratory
100%



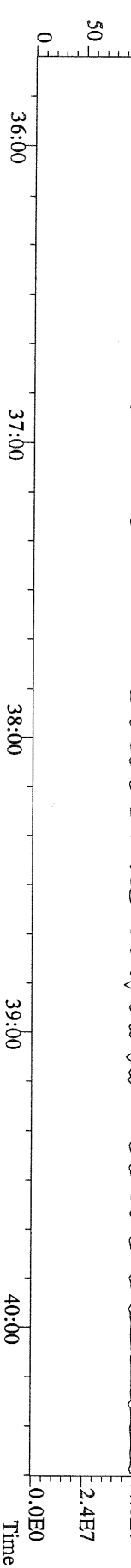
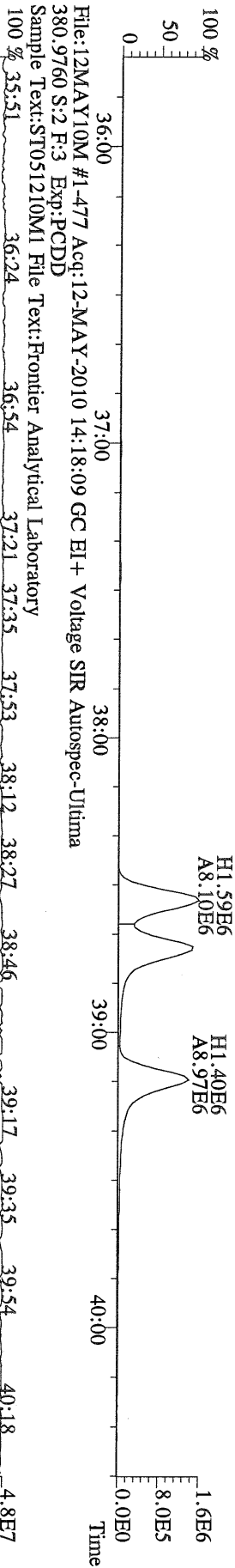
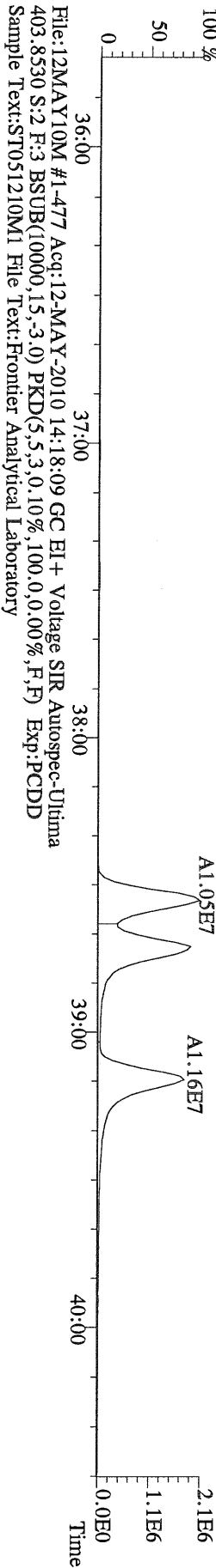
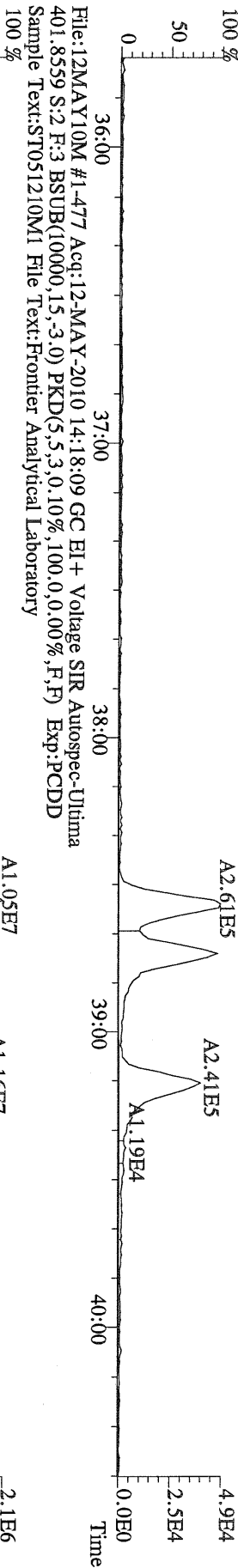

File:12MAY10M #1-411 Acq:12-MAY-2010 14:18:09 GC EI+ Voltage SIR Autospec-Ultima
367.8949 S:2 F:2 BSUB(10000,15,-3,0) PKD(5,5,3,0.10%,100,0,0.00%,F,F) Exp:PCDD
Sample Text:ST051210M1 File Text:Frontier Analytical Laboratory
100%



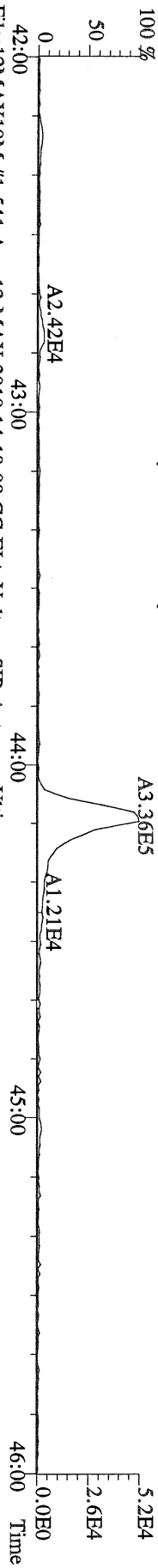
File:12MAY10M #1-411 Acq:12-MAY-2010 14:18:09 GC EI+ Voltage SIR Autospec-Ultima
366.9792 S:2 F:2 Exp:PCDD
Sample Text:ST051210M1 File Text:Frontier Analytical Laboratory
100%



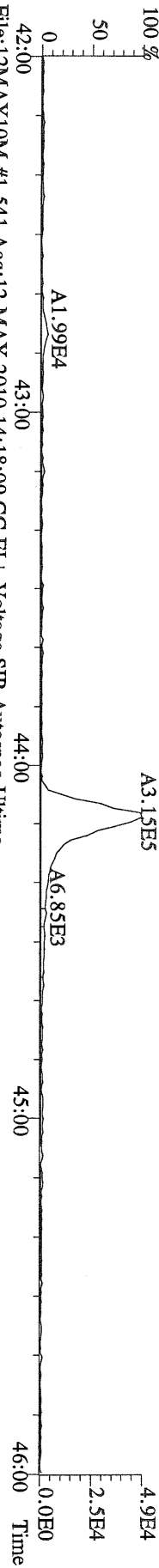
File:12MAY10M #1-477 Acq:12-MAY-2010 14:18:09 GC EI+ Voltage SIR Autospec-Utima
389.8156 S:2 F:3 BSUB(10000,15,-3.0) PKD(5,5,3,0.10%,100.0,0.00%,F,F) Exp:PCDD
Sample Text:ST051210M1 File Text:Frontier Analytical Laboratory



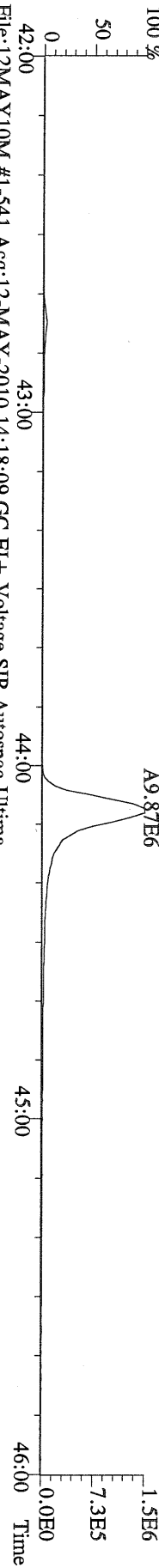
File:12MAY10M #1-541 Acq:12-MAY-2010 14:18:09 GC EI+ Voltage SIR Autospec-Utima
423.7767 S:2 F:4 BSUB(10000,15,-3.0) PKD(5,5,3,0.10%,100,0,0.00%,F,F) Exp:PCDD
Sample Text:ST051210M1 File Text:Frontier Analytical Laboratory



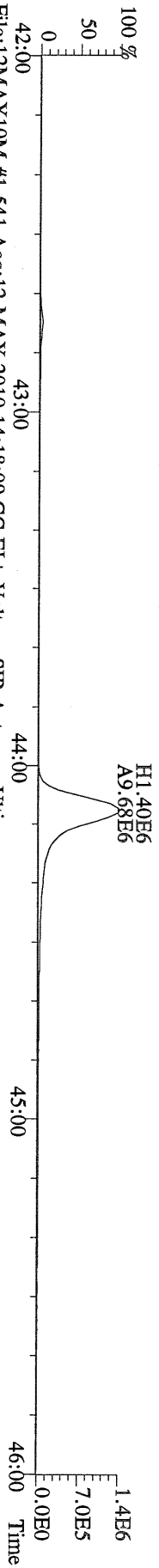
File:12MAY10M #1-541 Acq:12-MAY-2010 14:18:09 GC EI+ Voltage SIR Autospec-Utima
425.7737 S:2 F:4 BSUB(10000,15,-3.0) PKD(5,5,3,0.10%,100,0,0.00%,F,F) Exp:PCDD
Sample Text:ST051210M1 File Text:Frontier Analytical Laboratory



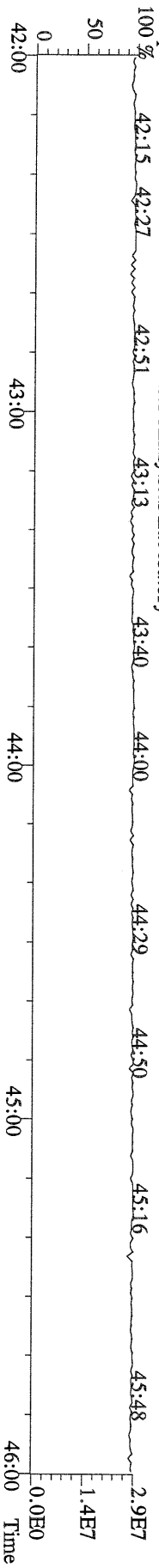
File:12MAY10M #1-541 Acq:12-MAY-2010 14:18:09 GC EI+ Voltage SIR Autospec-Utima
435.8169 S:2 F:4 BSUB(10000,15,-3.0) PKD(5,5,3,0.10%,100,0,0.00%,F,F) Exp:PCDD
Sample Text:ST051210M1 File Text:Frontier Analytical Laboratory



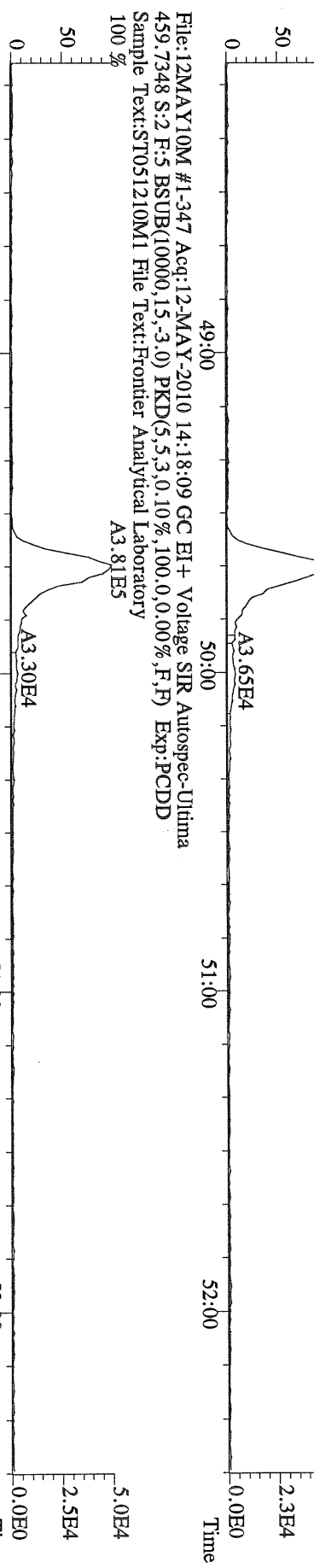
File:12MAY10M #1-541 Acq:12-MAY-2010 14:18:09 GC EI+ Voltage SIR Autospec-Utima
437.8140 S:2 F:4 BSUB(10000,15,-3.0) PKD(5,5,3,0.10%,100,0,0.00%,F,F) Exp:PCDD
Sample Text:ST051210M1 File Text:Frontier Analytical Laboratory



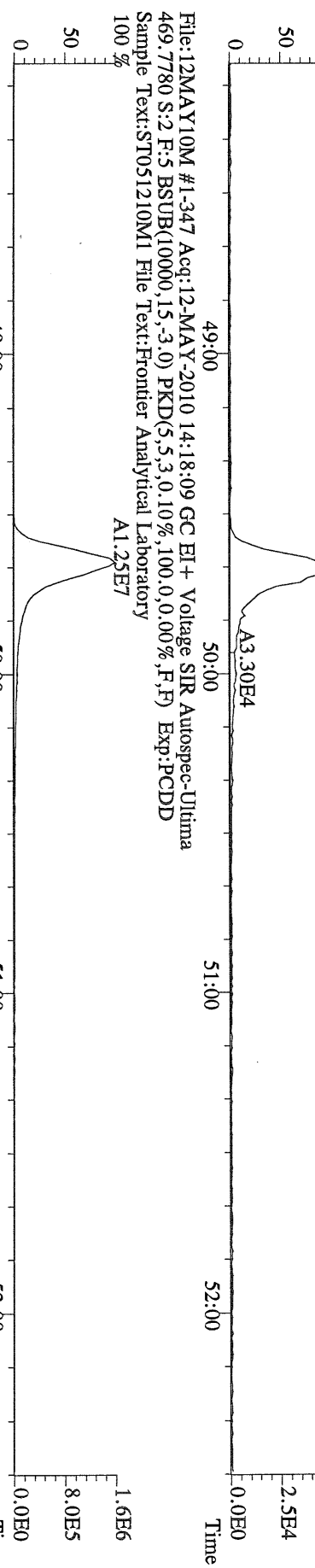
File:12MAY10M #1-541 Acq:12-MAY-2010 14:18:09 GC EI+ Voltage SIR Autospec-Utima
430.9728 S:2 F:4 Exp:PCDD
Sample Text:ST051210M1 File Text:Frontier Analytical Laboratory




File:12MAY10M #1-347 Acq:12-MAY-2010 14:18:09 GC EI + Voltage SIR Autospec-Ultima
457.7377 S:2 F:5 BSUB(10000,15,-3.0) PKD(5,5,3,0.10%,100,0,0.00%,F,F) Exp:PCDD
Sample Text:ST051210M1 File Text:Frontier Analytical Laboratory
100 %



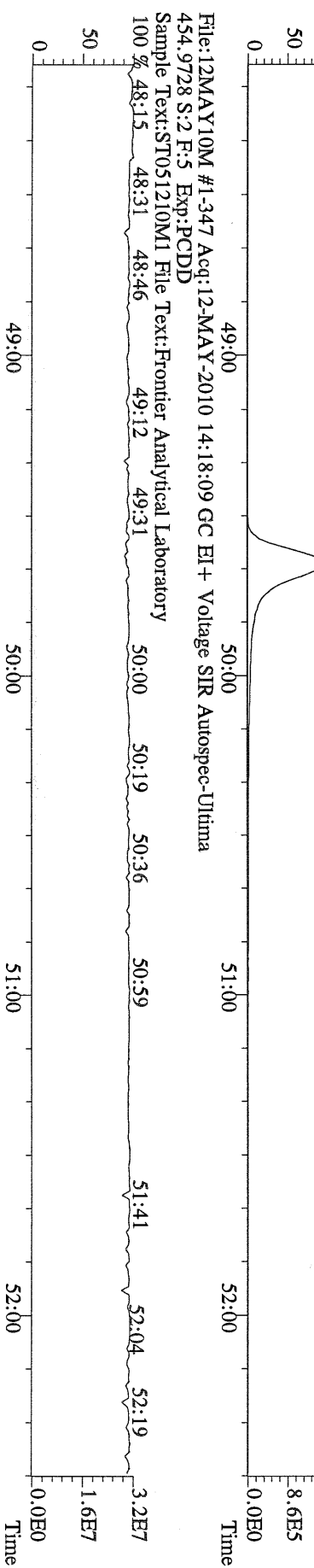
File:12MAY10M #1-347 Acq:12-MAY-2010 14:18:09 GC EI + Voltage SIR Autospec-Ultima
459.7348 S:2 F:5 BSUB(10000,15,-3.0) PKD(5,5,3,0.10%,100,0,0.00%,F,F) Exp:PCDD
Sample Text:ST051210M1 File Text:Frontier Analytical Laboratory
100 %



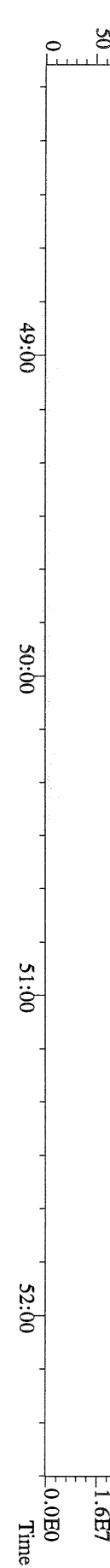
File:12MAY10M #1-347 Acq:12-MAY-2010 14:18:09 GC EI + Voltage SIR Autospec-Ultima
469.7780 S:2 F:5 BSUB(10000,15,-3.0) PKD(5,5,3,0.10%,100,0,0.00%,F,F) Exp:PCDD
Sample Text:ST051210M1 File Text:Frontier Analytical Laboratory
100 %



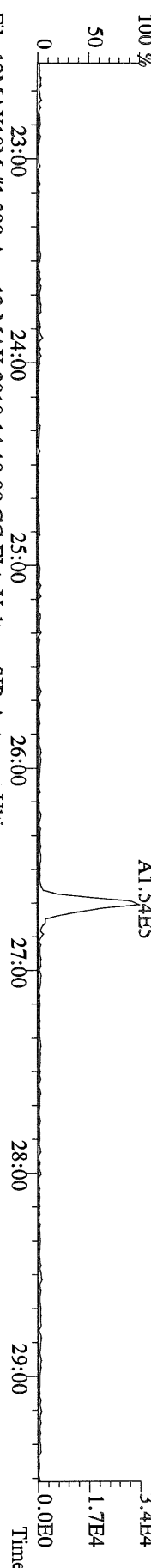
File:12MAY10M #1-347 Acq:12-MAY-2010 14:18:09 GC EI + Voltage SIR Autospec-Ultima
471.7750 S:2 F:5 BSUB(10000,15,-3.0) PKD(5,5,3,0.10%,100,0,0.00%,F,F) Exp:PCDD
Sample Text:ST051210M1 File Text:Frontier Analytical Laboratory
100 %




File:12MAY10M #1-347 Acq:12-MAY-2010 14:18:09 GC EI + Voltage SIR Autospec-Ultima
454.9728 S:2 F:5 Exp:PCDD
Sample Text:ST051210M1 File Text:Frontier Analytical Laboratory
100 %




File:12MAY10M #1-390 Acq:12-MAY-2010 14:18:09 GC EI + Voltage SIR Autospec-Ultima
303.9016 S:2 BSUB(10000,15,-3.0) PKD(5,5,3,0,10%,100,0,0,00%,F,F) Exp:PCDD
Sample Text:ST051210M1 File Text:Frontier Analytical Laboratory




File:12MAY10M #1-390 Acq:12-MAY-2010 14:18:09 GC EI + Voltage SIR Autospec-Ultima
305.8987 S:2 BSUB(10000,15,-3.0) PKD(5,5,3,0,10%,100,0,0,00%,F,F) Exp:PCDD
Sample Text:ST051210M1 File Text:Frontier Analytical Laboratory



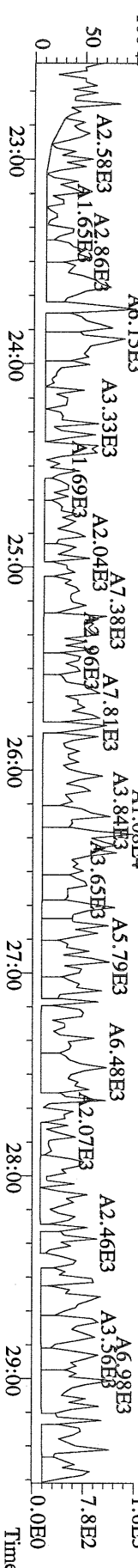
File:12MAY10M #1-390 Acq:12-MAY-2010 14:18:09 GC EI + Voltage SIR Autospec-Ultima
315.9419 S:2 BSUB(10000,15,-3.0) PKD(5,5,3,0,10%,100,0,0,00%,F,F) Exp:PCDD
Sample Text:ST051210M1 File Text:Frontier Analytical Laboratory



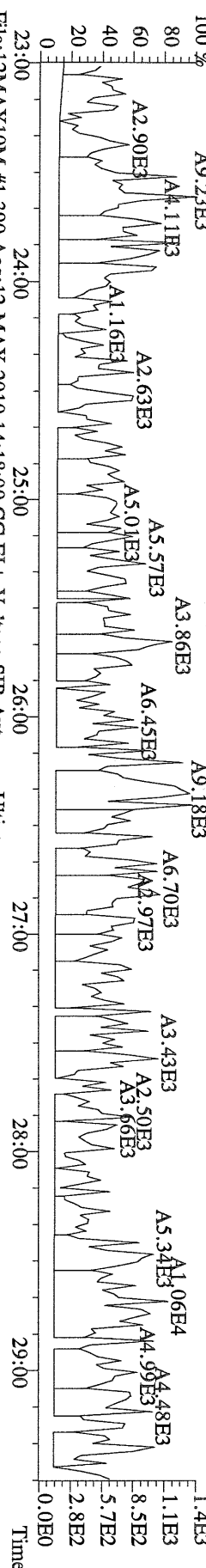
File:12MAY10M #1-390 Acq:12-MAY-2010 14:18:09 GC EI + Voltage SIR Autospec-Ultima
317.9389 S:2 BSUB(10000,15,-3.0) PKD(5,5,3,0,10%,100,0,0,00%,F,F) Exp:PCDD
Sample Text:ST051210M1 File Text:Frontier Analytical Laboratory



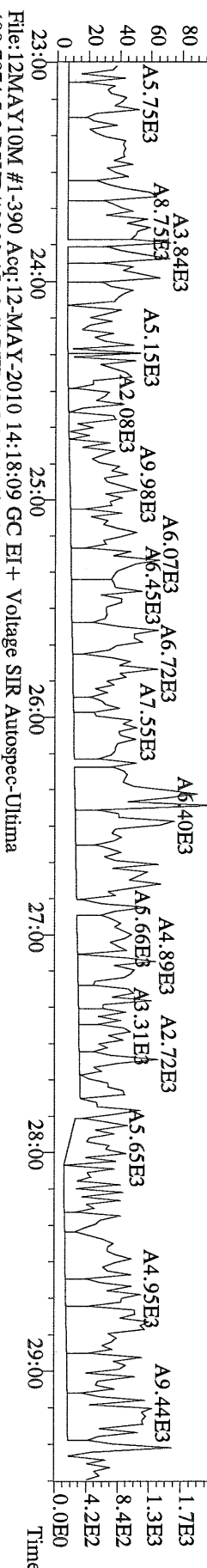
File:12MAY10M #1-390 Acq:12-MAY-2010 14:18:09 GC EI + Voltage SIR Autospec-Ultima
375.8364 S:2 BSUB(10000,15,-3.0) PKD(5,5,3,0,10%,100,0,0,00%,F,F) Exp:PCDD
Sample Text:ST051210M1 File Text:Frontier Analytical Laboratory




File:12MAY10M #1-390 Acq:12-MAY-2010 14:18:09 GC EI+ Voltage SIR Autospec-Utima
 339.8597 S:2 BSUB(10000,15,-3.0) PKD(5.5,3.0,10%,100.0,0.00%,F,F) Exp:PCDD
 Sample Text:ST051210M1 File Text:Frontier Analytical Laboratory




File:12MAY10M #1-390 Acq:12-MAY-2010 14:18:09 GC EI+ Voltage SIR Autospec-Utima
 341.8568 S:2 BSUB(10000,15,-3.0) PKD(5.5,3.0,10%,100.0,0.00%,F,F) Exp:PCDD
 Sample Text:ST051210M1 File Text:Frontier Analytical Laboratory



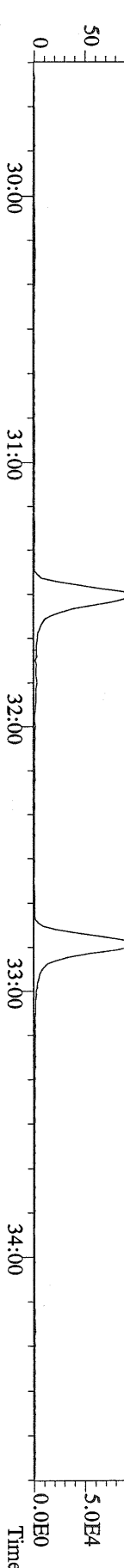
File:12MAY10M #1-390 Acq:12-MAY-2010 14:18:09 GC EI+ Voltage SIR Autospec-Utima
 409.7974 S:2 BSUB(10000,15,-3.0) PKD(5.5,3.0,10%,100.0,0.00%,F,F) Exp:PCDD
 Sample Text:ST051210M1 File Text:Frontier Analytical Laboratory



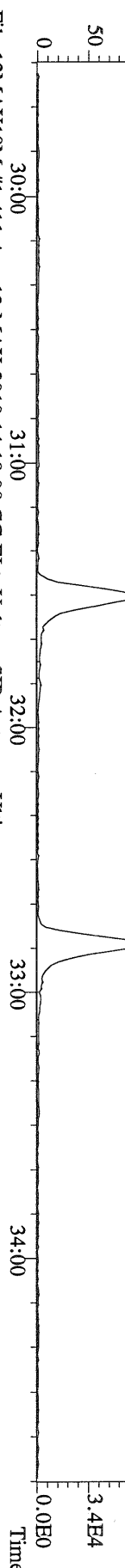
File:12MAY10M #1-390 Acq:12-MAY-2010 14:18:09 GC EI+ Voltage SIR Autospec-Utima
 330.9792 S:2 Exp:PCDD
 Sample Text:ST051210M1 File Text:Frontier Analytical Laboratory



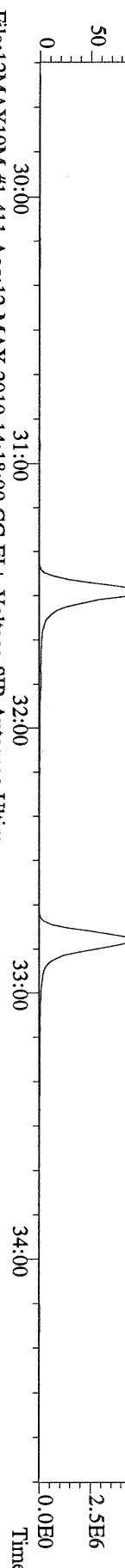
File:12MAY10M #1-411 Acq:12-MAY-2010 14:18:09 GC EI+ Voltage SIR Autospec-Ultima
 339.8597 S:2 F:2 BSUB(10000,15,-3.0) PKD(5,5,3,0.10%,100,0,0.00%,F,F) Exp:PCDD
 Sample Text:ST051210M1 File Text:Frontier Analytical Laboratory



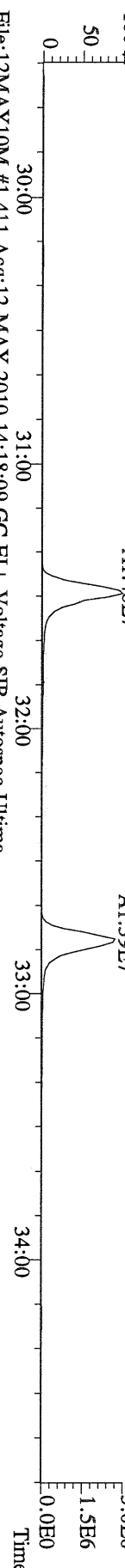
File:12MAY10M #1-411 Acq:12-MAY-2010 14:18:09 GC EI+ Voltage SIR Autospec-Ultima
 341.8568 S:2 F:2 BSUB(10000,15,-3.0) PKD(5,5,3,0.10%,100,0,0.00%,F,F) Exp:PCDD
 Sample Text:ST051210M1 File Text:Frontier Analytical Laboratory




File:12MAY10M #1-411 Acq:12-MAY-2010 14:18:09 GC EI+ Voltage SIR Autospec-Ultima
 351.9000 S:2 F:2 BSUB(10000,15,-3.0) PKD(5,5,3,0.10%,100,0,0.00%,F,F) Exp:PCDD
 Sample Text:ST051210M1 File Text:Frontier Analytical Laboratory



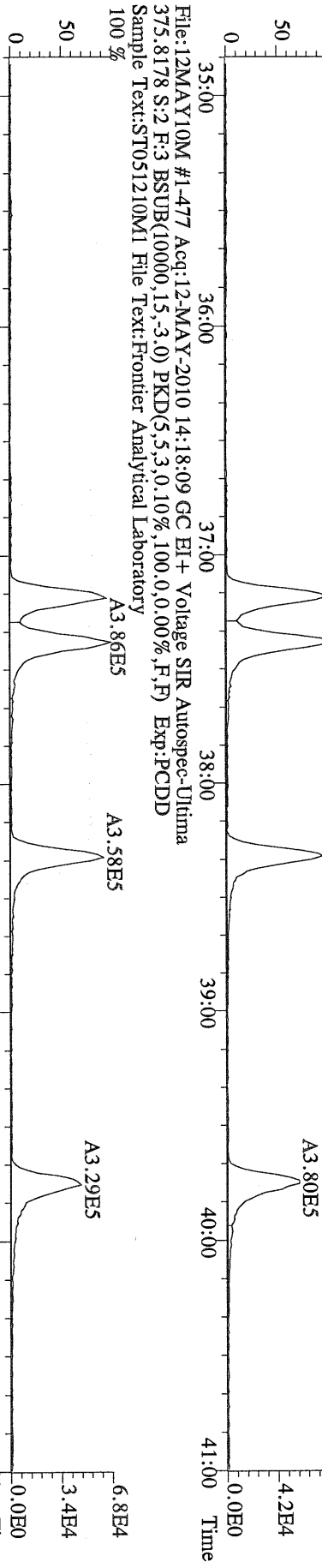
File:12MAY10M #1-411 Acq:12-MAY-2010 14:18:09 GC EI+ Voltage SIR Autospec-Ultima
 353.8970 S:2 F:2 BSUB(10000,15,-3.0) PKD(5,5,3,0.10%,100,0,0.00%,F,F) Exp:PCDD
 Sample Text:ST051210M1 File Text:Frontier Analytical Laboratory



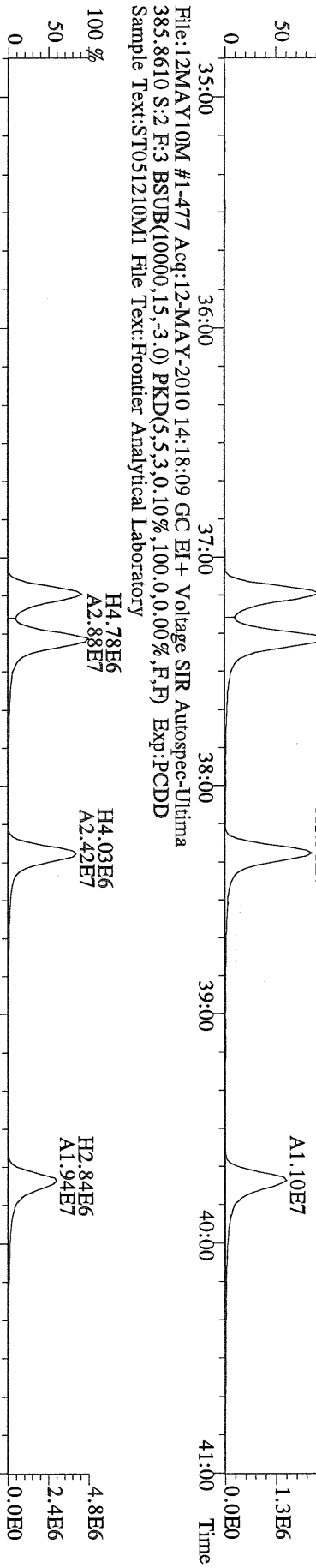
File:12MAY10M #1-411 Acq:12-MAY-2010 14:18:09 GC EI+ Voltage SIR Autospec-Ultima
 409.7974 S:2 F:2 BSUB(10000,15,-3.0) PKD(5,5,3,0.10%,100,0,0.00%,F,F) Exp:PCDD
 Sample Text:ST051210M1 File Text:Frontier Analytical Laboratory



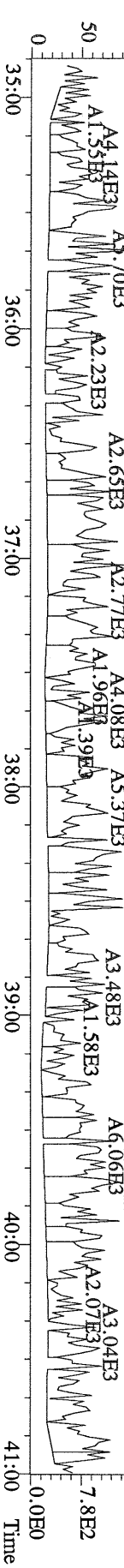
File:12MAY10M #1-477 Acq:12-MAY-2010 14:18:09 GC EI+ Voltage SIR Autospec-Utima
 373.8207 S:2 F:3 BSUB(10000,15,-3.0) PKD(5,5,3,0.10%,100,0.0,0.00%,F,F) Exp:PCDD
 Sample Text:ST051210M1 File Text:Frontier Analytical Laboratory



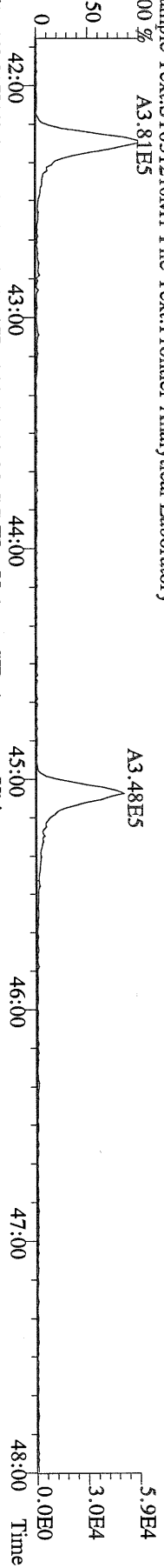
File:12MAY10M #1-477 Acq:12-MAY-2010 14:18:09 GC EI+ Voltage SIR Autospec-Utima
 383.8639 S:2 F:3 BSUB(10000,15,-3.0) PKD(5,5,3,0.10%,100,0.0,0.00%,F,F) Exp:PCDD
 Sample Text:ST051210M1 File Text:Frontier Analytical Laboratory



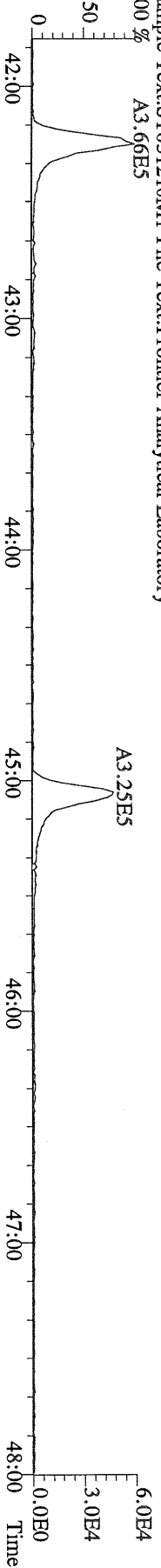
File:12MAY10M #1-477 Acq:12-MAY-2010 14:18:09 GC EI+ Voltage SIR Autospec-Utima
 445.7555 S:2 F:3 BSUB(10000,15,-3.0) PKD(5,5,3,0.10%,100,0.0,0.00%,F,F) Exp:PCDD
 Sample Text:ST051210M1 File Text:Frontier Analytical Laboratory



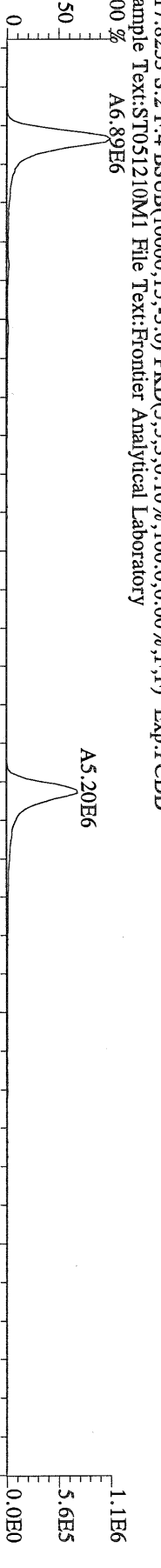
File:12MAY10M #1-541 Acq:12-MAY-2010 14:18:09 GC EI+ Voltage SIR Autospec-Ultima
407.7818 S:2 F:4 BSUB(10000,15,-3.0) PKD(5,5,3,0.10%,100,0,0.00%,F,F) Exp:PCDD
Sample Text:ST051210M1 File Text:Frontier Analytical Laboratory
100 % A3.81E5



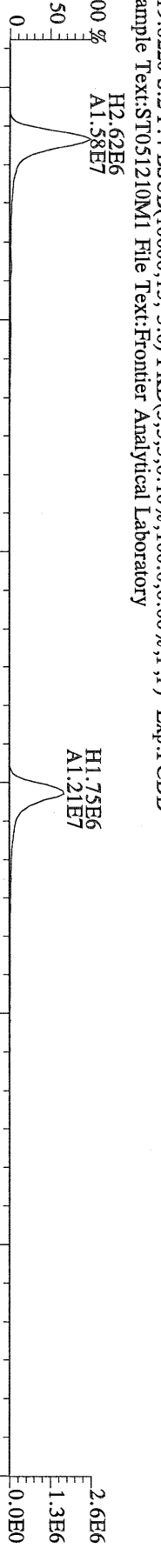
File:12MAY10M #1-541 Acq:12-MAY-2010 14:18:09 GC EI+ Voltage SIR Autospec-Ultima
409.7788 S:2 F:4 BSUB(10000,15,-3.0) PKD(5,5,3,0.10%,100,0,0.00%,F,F) Exp:PCDD
Sample Text:ST051210M1 File Text:Frontier Analytical Laboratory
100 % A3.66E5



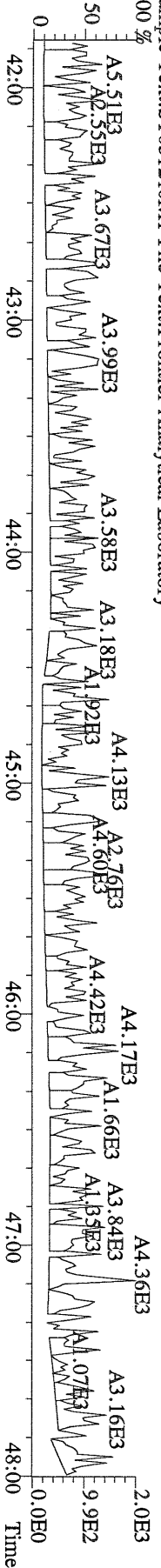
File:12MAY10M #1-541 Acq:12-MAY-2010 14:18:09 GC EI+ Voltage SIR Autospec-Ultima
417.8253 S:2 F:4 BSUB(10000,15,-3.0) PKD(5,5,3,0.10%,100,0,0.00%,F,F) Exp:PCDD
Sample Text:ST051210M1 File Text:Frontier Analytical Laboratory
100 % A6.89E6



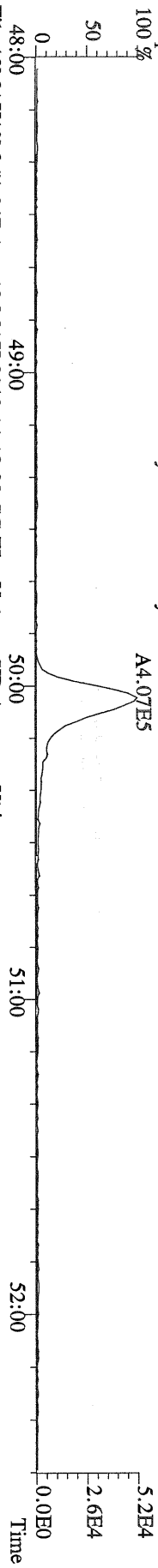
File:12MAY10M #1-541 Acq:12-MAY-2010 14:18:09 GC EI+ Voltage SIR Autospec-Ultima
419.8220 S:2 F:4 BSUB(10000,15,-3.0) PKD(5,5,3,0.10%,100,0,0.00%,F,F) Exp:PCDD
Sample Text:ST051210M1 File Text:Frontier Analytical Laboratory



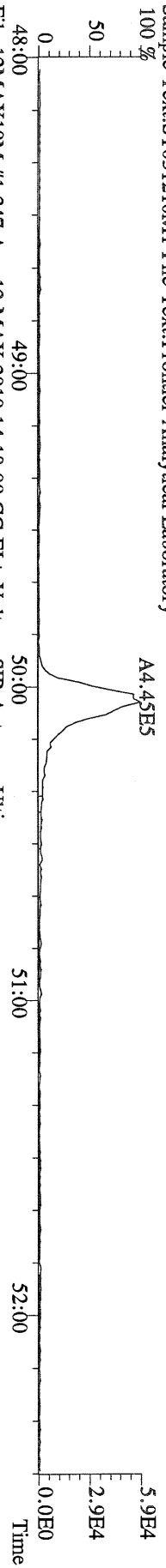
File:12MAY10M #1-541 Acq:12-MAY-2010 14:18:09 GC EI+ Voltage SIR Autospec-Ultima
479.7165 S:2 F:4 BSUB(10000,15,-3.0) PKD(5,5,3,0.10%,100,0,0.00%,F,F) Exp:PCDD
Sample Text:ST051210M1 File Text:Frontier Analytical Laboratory



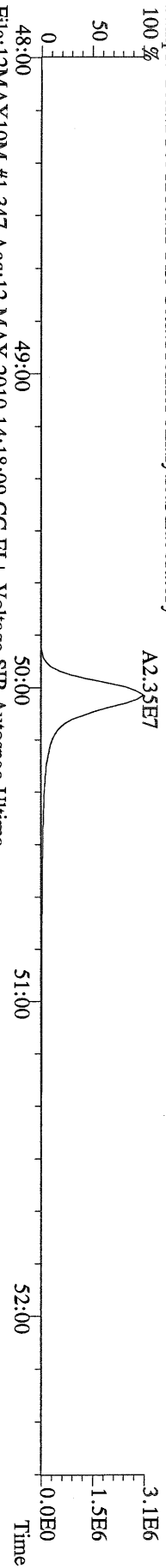
File:12MAY10M #1-347 Acq:12-MAY-2010 14:18:09 GC EI + Voltage SIR Autospec-Utima
 441.7428 S:2 F:5 BSUB(10000,15,-3.0) PKD(5,5,3,0.10%,100,0,0.00%,F,F) Exp:PCDD
 Sample Text:ST051210M1 File Text:Frontier Analytical Laboratory



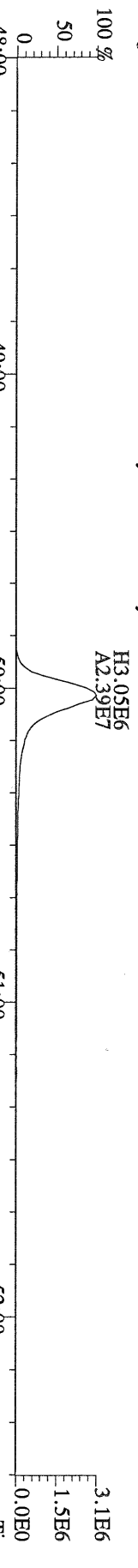
File:12MAY10M #1-347 Acq:12-MAY-2010 14:18:09 GC EI + Voltage SIR Autospec-Utima
 443.7398 S:2 F:5 BSUB(10000,15,-3.0) PKD(5,5,3,0.10%,100,0,0.00%,F,F) Exp:PCDD
 Sample Text:ST051210M1 File Text:Frontier Analytical Laboratory



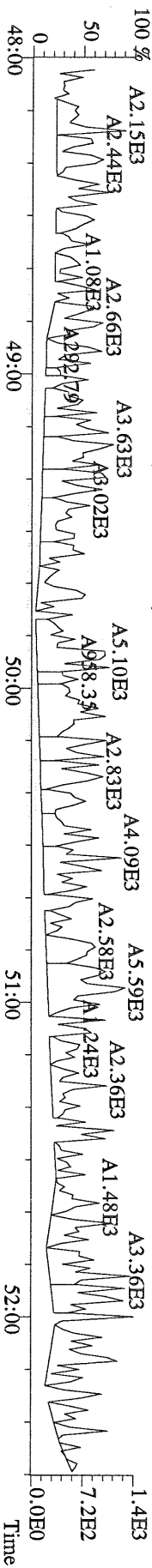
File:12MAY10M #1-347 Acq:12-MAY-2010 14:18:09 GC EI + Voltage SIR Autospec-Utima
 453.7831 S:2 F:5 BSUB(10000,15,-3.0) PKD(5,5,3,0.10%,100,0,0.00%,F,F) Exp:PCDD
 Sample Text:ST051210M1 File Text:Frontier Analytical Laboratory




File:12MAY10M #1-347 Acq:12-MAY-2010 14:18:09 GC EI + Voltage SIR Autospec-Utima
 455.7801 S:2 F:5 BSUB(10000,15,-3.0) PKD(5,5,3,0.10%,100,0,0.00%,F,F) Exp:PCDD
 Sample Text:ST051210M1 File Text:Frontier Analytical Laboratory




File:12MAY10M #1-347 Acq:12-MAY-2010 14:18:09 GC EI + Voltage SIR Autospec-Utima
 513.6775 S:2 F:5 BSUB(10000,15,-3.0) PKD(5,5,3,0.10%,100,0,0.00%,F,F) Exp:PCDD
 Sample Text:ST051210M1 File Text:Frontier Analytical Laboratory



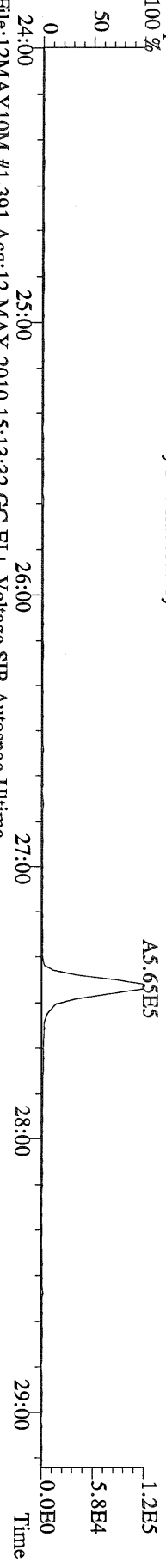
File:12MAY10M #1-391 Acq:12-MAY-2010 15:13:32 GC EI + Voltage SIR Autospec-Ultima
319.8965 S:3 BSUB(10000,15,-3.0) PKD(5,5,3,0.10%,100,0,0.00%,F,F) Exp:PCDD
Sample Text:ST051210M2 File Text:Frontier Analytical Laboratory
100 %



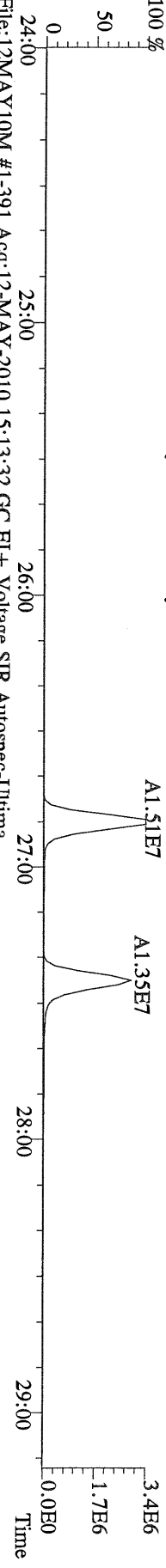
File:12MAY10M #1-391 Acq:12-MAY-2010 15:13:32 GC EI + Voltage SIR Autospec-Ultima
321.8936 S:3 BSUB(10000,15,-3.0) PKD(5,5,3,0.10%,100,0,0.00%,F,F) Exp:PCDD
Sample Text:ST051210M2 File Text:Frontier Analytical Laboratory
100 %



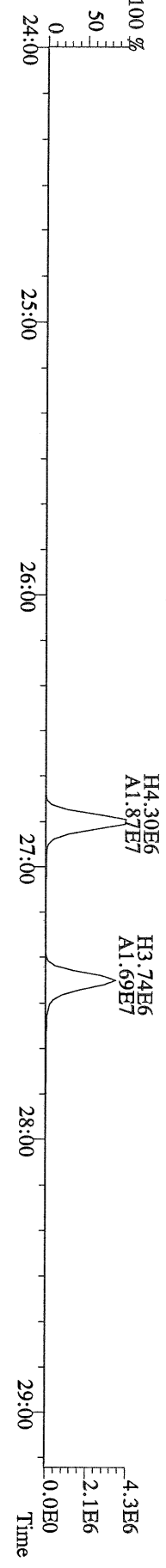
File:12MAY10M #1-391 Acq:12-MAY-2010 15:13:32 GC EI + Voltage SIR Autospec-Ultima
327.8847 S:3 BSUB(10000,15,-3.0) PKD(5,5,3,0.10%,100,0,0.00%,F,F) Exp:PCDD
Sample Text:ST051210M2 File Text:Frontier Analytical Laboratory
100 %



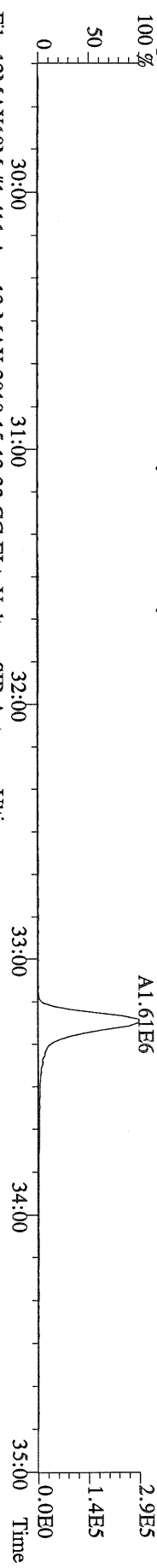
File:12MAY10M #1-391 Acq:12-MAY-2010 15:13:32 GC EI + Voltage SIR Autospec-Ultima
331.9368 S:3 BSUB(10000,15,-3.0) PKD(5,5,3,0.10%,100,0,0.00%,F,F) Exp:PCDD
Sample Text:ST051210M2 File Text:Frontier Analytical Laboratory
100 %




File:12MAY10M #1-391 Acq:12-MAY-2010 15:13:32 GC EI + Voltage SIR Autospec-Ultima
333.9339 S:3 BSUB(10000,15,-3.0) PKD(5,5,3,0.10%,100,0,0.00%,F,F) Exp:PCDD
Sample Text:ST051210M2 File Text:Frontier Analytical Laboratory




File:12MAY10M #1-411 Acq:12-MAY-2010 15:13:32 GC EI+ Voltage SIR Autospec-Utima
355.8546 S:3 F:2 BSUB(10000,15,-3.0) PKD(5,5,3,0.10%,100,0,0.00%,F,F) Exp:PCDD
Sample Text:ST051210M2 File Text:Frontier Analytical Laboratory



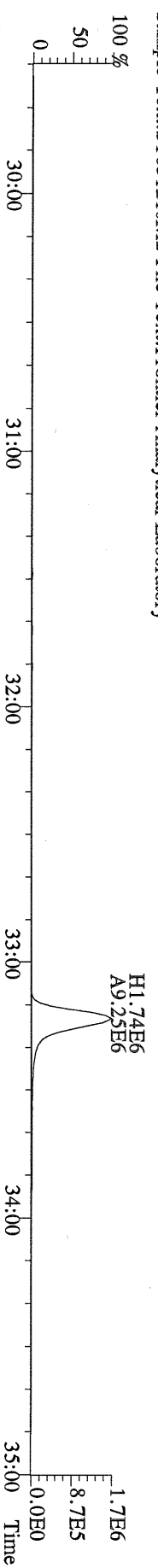
File:12MAY10M #1-411 Acq:12-MAY-2010 15:13:32 GC EI+ Voltage SIR Autospec-Utima
357.8517 S:3 F:2 BSUB(10000,15,-3.0) PKD(5,5,3,0.10%,100,0,0.00%,F,F) Exp:PCDD
Sample Text:ST051210M2 File Text:Frontier Analytical Laboratory



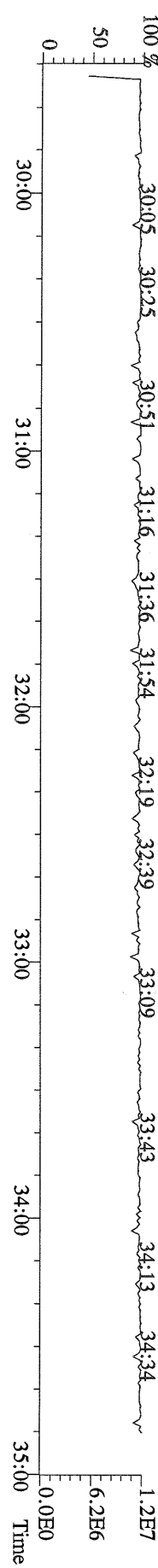
File:12MAY10M #1-411 Acq:12-MAY-2010 15:13:32 GC EI+ Voltage SIR Autospec-Utima
367.8949 S:3 F:2 BSUB(10000,15,-3.0) PKD(5,5,3,0.10%,100,0,0.00%,F,F) Exp:PCDD
Sample Text:ST051210M2 File Text:Frontier Analytical Laboratory



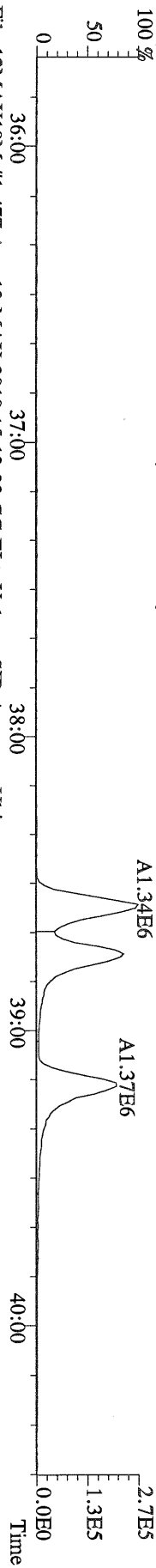
File:12MAY10M #1-411 Acq:12-MAY-2010 15:13:32 GC EI+ Voltage SIR Autospec-Utima
369.8919 S:3 F:2 BSUB(10000,15,-3.0) PKD(5,5,3,0.10%,100,0,0.00%,F,F) Exp:PCDD
Sample Text:ST051210M2 File Text:Frontier Analytical Laboratory



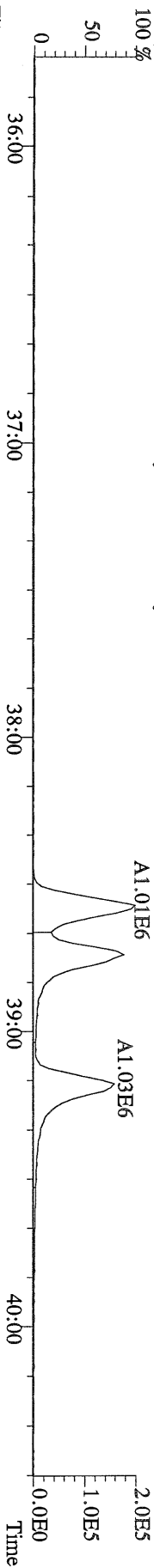
File:12MAY10M #1-411 Acq:12-MAY-2010 15:13:32 GC EI+ Voltage SIR Autospec-Utima
366.9792 S:3 F:2 Exp:PCDD
Sample Text:ST051210M2 File Text:Frontier Analytical Laboratory



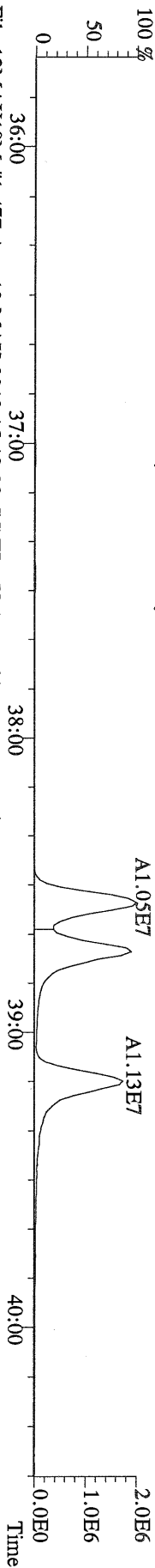
File:12MAY10M #1-477 Acq:12-MAY-2010 15:13:32 GC EI+ Voltage SIR Autospec-Ultima
389.8156 S:3 F:3 BSUB(10000,15,-3.0) PKD(5,5,3,0.10%,100,0,0.00%,F,F) Exp:PCDD
Sample Text:ST051210M2 File Text:Frontier Analytical Laboratory




File:12MAY10M #1-477 Acq:12-MAY-2010 15:13:32 GC EI+ Voltage SIR Autospec-Ultima
391.8127 S:3 F:3 BSUB(10000,15,-3.0) PKD(5,5,3,0.10%,100,0,0.00%,F,F) Exp:PCDD
Sample Text:ST051210M2 File Text:Frontier Analytical Laboratory




File:12MAY10M #1-477 Acq:12-MAY-2010 15:13:32 GC EI+ Voltage SIR Autospec-Ultima
401.8559 S:3 F:3 BSUB(10000,15,-3.0) PKD(5,5,3,0.10%,100,0,0.00%,F,F) Exp:PCDD
Sample Text:ST051210M2 File Text:Frontier Analytical Laboratory



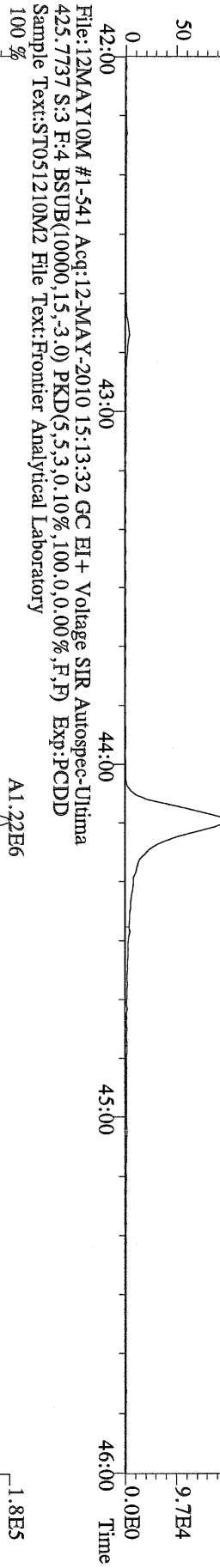
File:12MAY10M #1-477 Acq:12-MAY-2010 15:13:32 GC EI+ Voltage SIR Autospec-Ultima
403.8530 S:3 F:3 BSUB(10000,15,-3.0) PKD(5,5,3,0.10%,100,0,0.00%,F,F) Exp:PCDD
Sample Text:ST051210M2 File Text:Frontier Analytical Laboratory



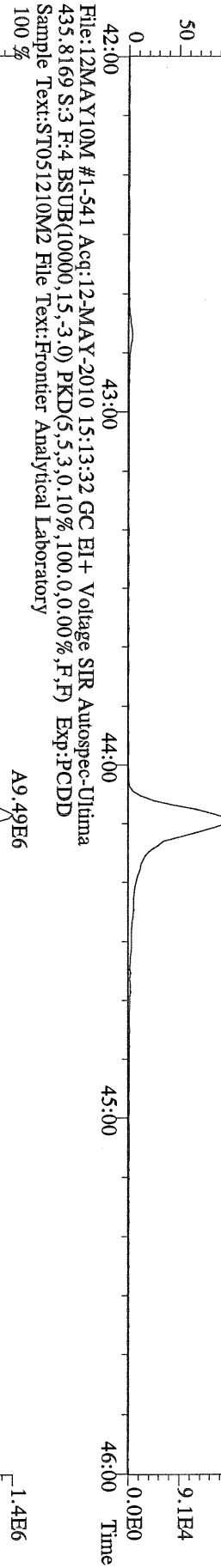
File:12MAY10M #1-477 Acq:12-MAY-2010 15:13:32 GC EI+ Voltage SIR Autospec-Ultima
380.9760 S:3 F:3 Exp:PCDD
Sample Text:ST051210M2 File Text:Frontier Analytical Laboratory



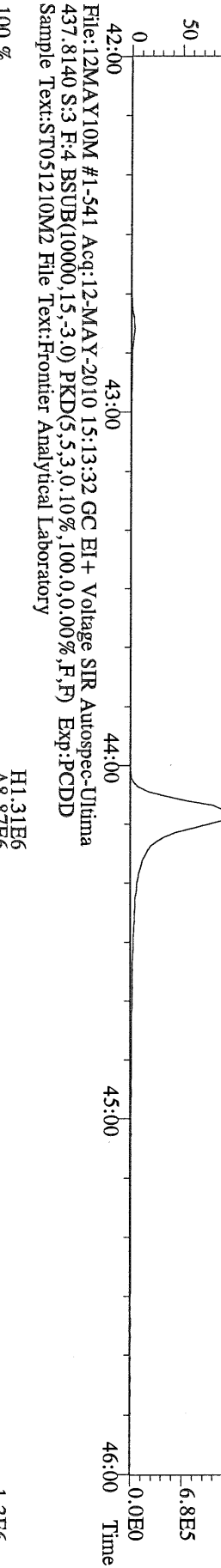
File:12MAY10M #1-541 Acq:12-MAY-2010 15:13:32 GC EI+ Voltage SIR Autospec-Utima
423.7767 S:3 F:4 BSUB(10000,15,-3.0) PKD(5,5,3,0.10%,100.0,0.00%,F,F) Exp:PCDD
Sample Text:ST051210M2 File Text:Frontier Analytical Laboratory



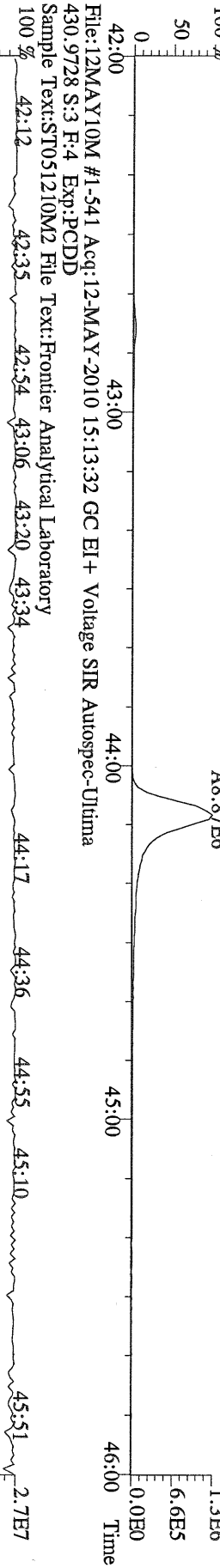
File:12MAY10M #1-541 Acq:12-MAY-2010 15:13:32 GC EI+ Voltage SIR Autospec-Utima
425.7737 S:3 F:4 BSUB(10000,15,-3.0) PKD(5,5,3,0.10%,100.0,0.00%,F,F) Exp:PCDD
Sample Text:ST051210M2 File Text:Frontier Analytical Laboratory



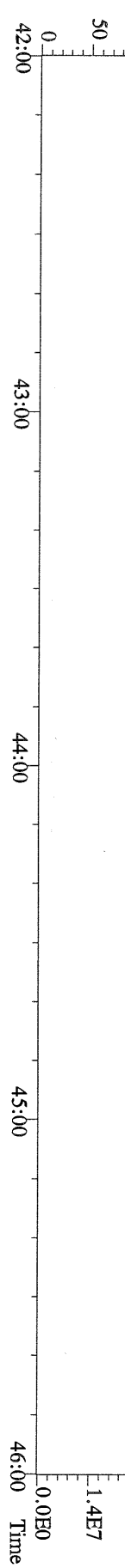
File:12MAY10M #1-541 Acq:12-MAY-2010 15:13:32 GC EI+ Voltage SIR Autospec-Utima
435.8169 S:3 F:4 BSUB(10000,15,-3.0) PKD(5,5,3,0.10%,100.0,0.00%,F,F) Exp:PCDD
Sample Text:ST051210M2 File Text:Frontier Analytical Laboratory



File:12MAY10M #1-541 Acq:12-MAY-2010 15:13:32 GC EI+ Voltage SIR Autospec-Utima
437.8140 S:3 F:4 BSUB(10000,15,-3.0) PKD(5,5,3,0.10%,100.0,0.00%,F,F) Exp:PCDD
Sample Text:ST051210M2 File Text:Frontier Analytical Laboratory




File:12MAY10M #1-541 Acq:12-MAY-2010 15:13:32 GC EI+ Voltage SIR Autospec-Utima
430.9728 S:3 F:4 Exp:PCDD
Sample Text:ST051210M2 File Text:Frontier Analytical Laboratory

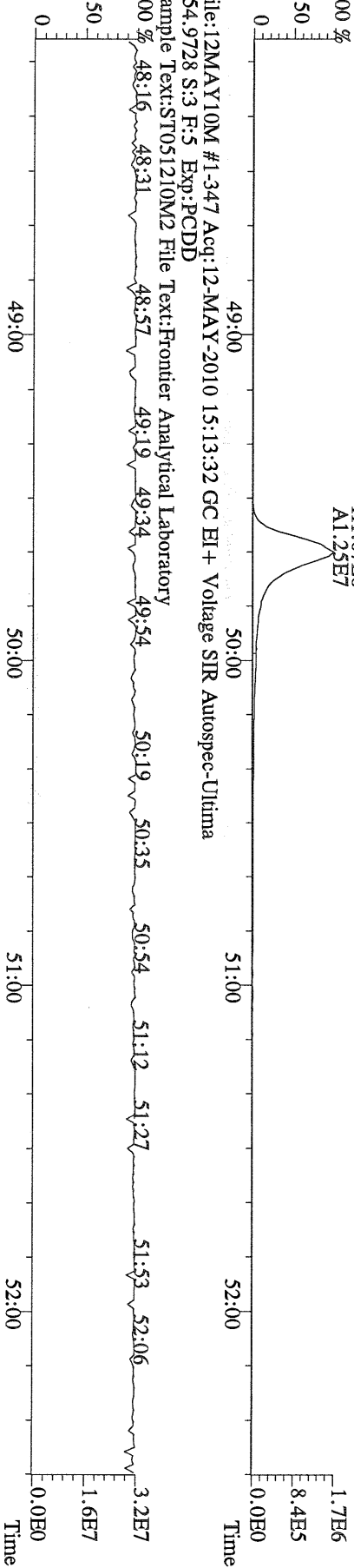


File:12MAY10M #1-541 Acq:12-MAY-2010 15:13:32 GC EI+ Voltage SIR Autospec-Utima
430.9728 S:3 F:4 Exp:PCDD
Sample Text:ST051210M2 File Text:Frontier Analytical Laboratory

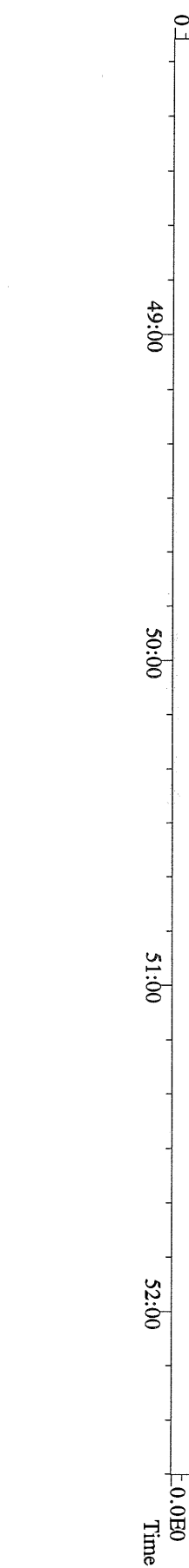
File:12MAY10M #1-347 Acq:12-MAY-2010 15:13:32 GC EI+ Voltage SIR Autospec-Ultima
457.7377 S:3 F:5 BSUB(10000,15,-3.0) PKD(5,5,3,0.10%,100.0,0.00%,F,F) Exp:PCDD
Sample Text:ST051210M2 File Text:Frontier Analytical Laboratory



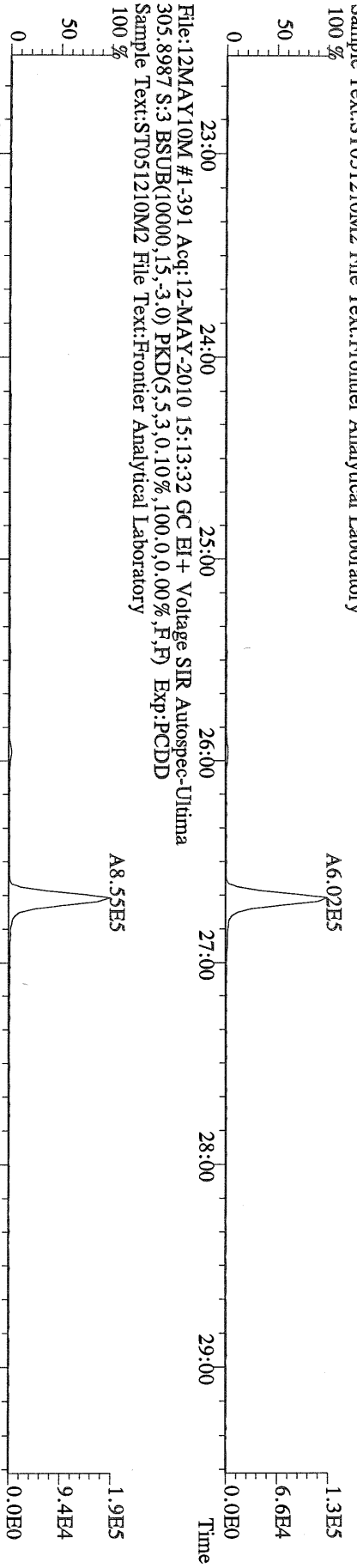
File:12MAY10M #1-347 Acq:12-MAY-2010 15:13:32 GC EI+ Voltage SIR Autospec-Ultima
469.7780 S:3 F:5 BSUB(10000,15,-3.0) PKD(5,5,3,0.10%,100.0,0.00%,F,F) Exp:PCDD
Sample Text:ST051210M2 File Text:Frontier Analytical Laboratory



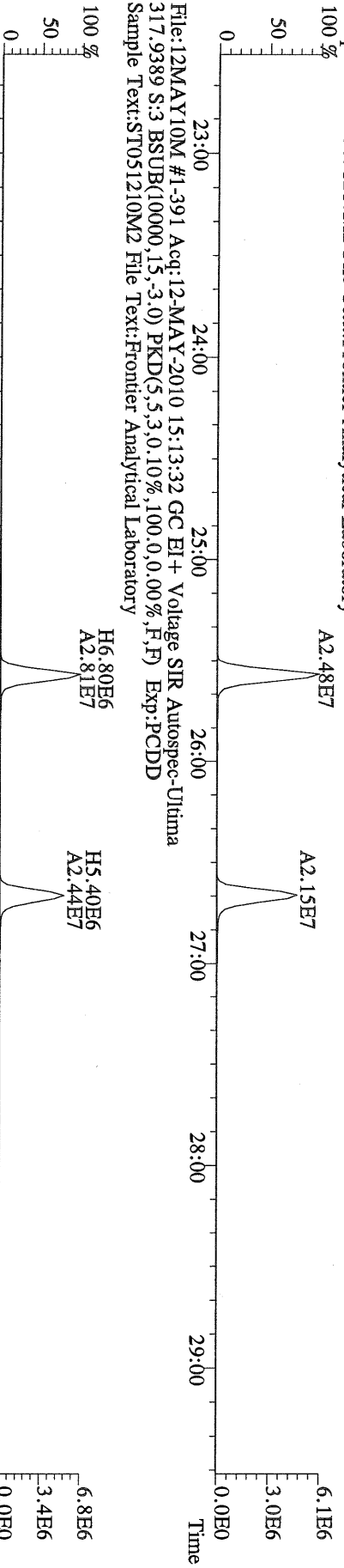
File:12MAY10M #1-347 Acq:12-MAY-2010 15:13:32 GC EI+ Voltage SIR Autospec-Ultima
454.9728 S:3 F:5 Exp:PCDD
Sample Text:ST051210M2 File Text:Frontier Analytical Laboratory



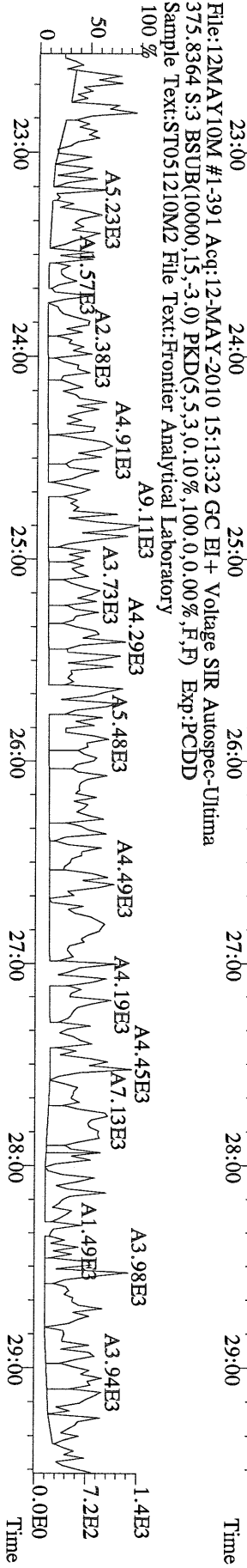
File:12MAY10M #1-391 Acq:12-MAY-2010 15:13:32 GC EI + Voltage SIR Autospec-Utima
303.9016 S:3 BSUB(10000,15,-3.0) PKD(5,5,3,0,10%,100,0,0,00%,F,F) Exp:PCDD
Sample Text:ST051210M2 File Text:Frontier Analytical Laboratory



File:12MAY10M #1-391 Acq:12-MAY-2010 15:13:32 GC EI + Voltage SIR Autospec-Utima
315.9419 S:3 BSUB(10000,15,-3.0) PKD(5,5,3,0,10%,100,0,0,00%,F,F) Exp:PCDD
Sample Text:ST051210M2 File Text:Frontier Analytical Laboratory

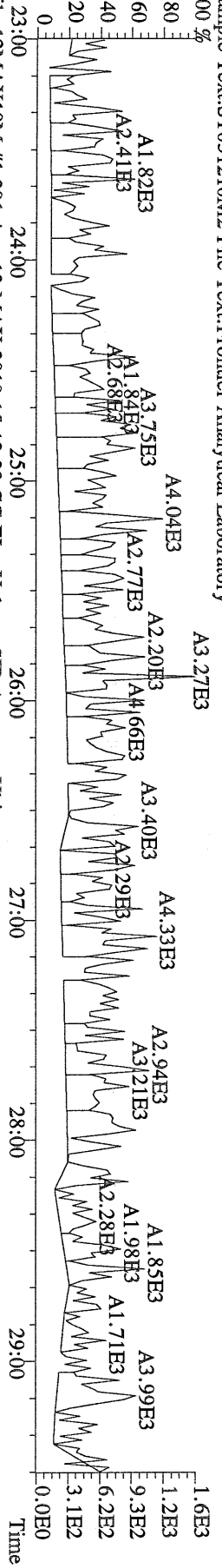


File:12MAY10M #1-391 Acq:12-MAY-2010 15:13:32 GC EI + Voltage SIR Autospec-Utima
317.9389 S:3 BSUB(10000,15,-3.0) PKD(5,5,3,0,10%,100,0,0,00%,F,F) Exp:PCDD
Sample Text:ST051210M2 File Text:Frontier Analytical Laboratory

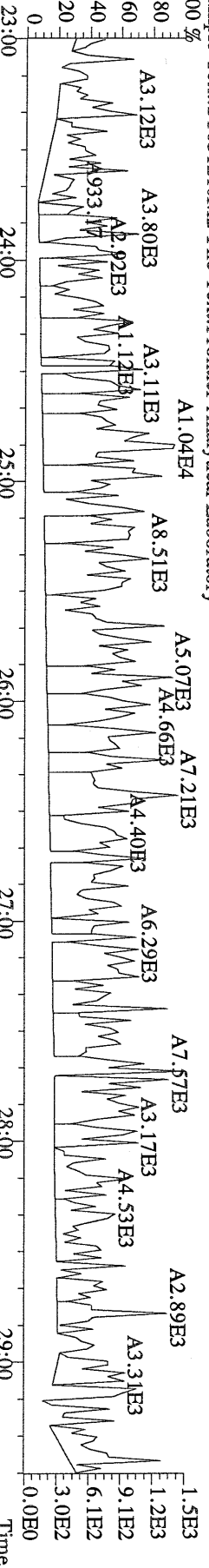


File:12MAY10M #1-391 Acq:12-MAY-2010 15:13:32 GC EI + Voltage SIR Autospec-Utima
375.8364 S:3 BSUB(10000,15,-3.0) PKD(5,5,3,0,10%,100,0,0,00%,F,F) Exp:PCDD
Sample Text:ST051210M2 File Text:Frontier Analytical Laboratory

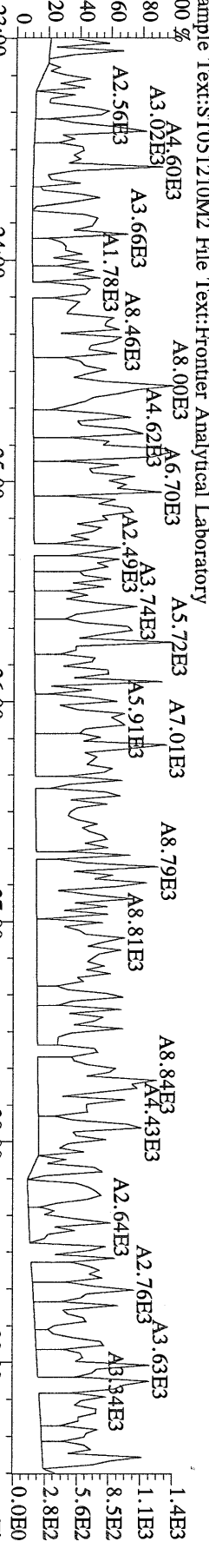
File:12MAY10M #1-391 Acq:12-MAY-2010 15:13:32 GC EI + Voltage SIR Autospec-Utima
 339.8597 S:3 BSUB(10000,15,-3.0) PKD(5,5,3,0,10%,100,0,0,00%,F,F) Exp:PCDD
 Sample Text:ST051210M2 File Text:Frontier Analytical Laboratory




File:12MAY10M #1-391 Acq:12-MAY-2010 15:13:32 GC EI + Voltage SIR Autospec-Utima
 341.8568 S:3 BSUB(10000,15,-3.0) PKD(5,5,3,0,10%,100,0,0,00%,F,F) Exp:PCDD
 Sample Text:ST051210M2 File Text:Frontier Analytical Laboratory



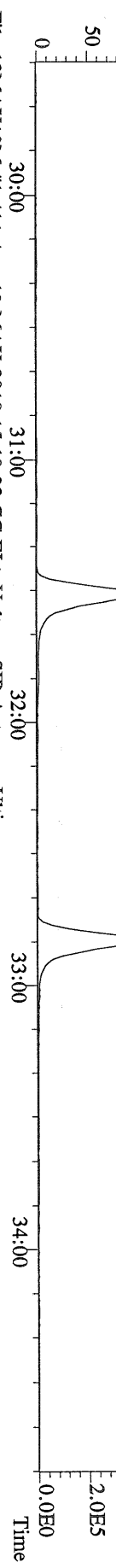
File:12MAY10M #1-391 Acq:12-MAY-2010 15:13:32 GC EI + Voltage SIR Autospec-Utima
 409.7974 S:3 BSUB(10000,15,-3.0) PKD(5,5,3,0,10%,100,0,0,00%,F,F) Exp:PCDD
 Sample Text:ST051210M2 File Text:Frontier Analytical Laboratory




File:12MAY10M #1-391 Acq:12-MAY-2010 15:13:32 GC EI + Voltage SIR Autospec-Utima
 330.9792 S:3 Exp:PCDD
 Sample Text:ST051210M2 File Text:Frontier Analytical Laboratory




File:12MAY10M #1-411 Acq:12-MAY-2010 15:13:32 GC EI+ Voltage SIR Autospec-Ultima
339.8597 S:3 F:2 BSUB(10000,15,-3.0) PKD(5,5,3,0.10%,100,0,0.00%,F,F) Exp:PCDD
Sample Text:ST051210M2 File Text:Frontier Analytical Laboratory



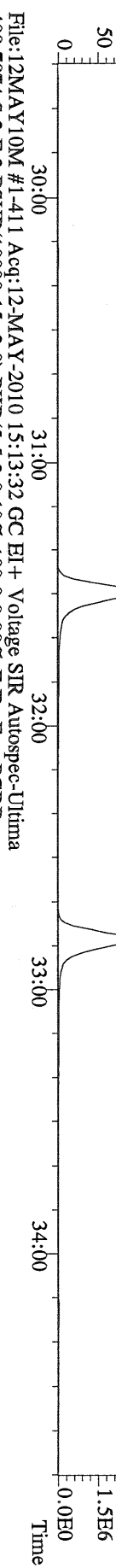
File:12MAY10M #1-411 Acq:12-MAY-2010 15:13:32 GC EI+ Voltage SIR Autospec-Ultima
341.8568 S:3 F:2 BSUB(10000,15,-3.0) PKD(5,5,3,0.10%,100,0,0.00%,F,F) Exp:PCDD
Sample Text:ST051210M2 File Text:Frontier Analytical Laboratory




File:12MAY10M #1-411 Acq:12-MAY-2010 15:13:32 GC EI+ Voltage SIR Autospec-Ultima
351.9000 S:3 F:2 BSUB(10000,15,-3.0) PKD(5,5,3,0.10%,100,0,0.00%,F,F) Exp:PCDD
Sample Text:ST051210M2 File Text:Frontier Analytical Laboratory



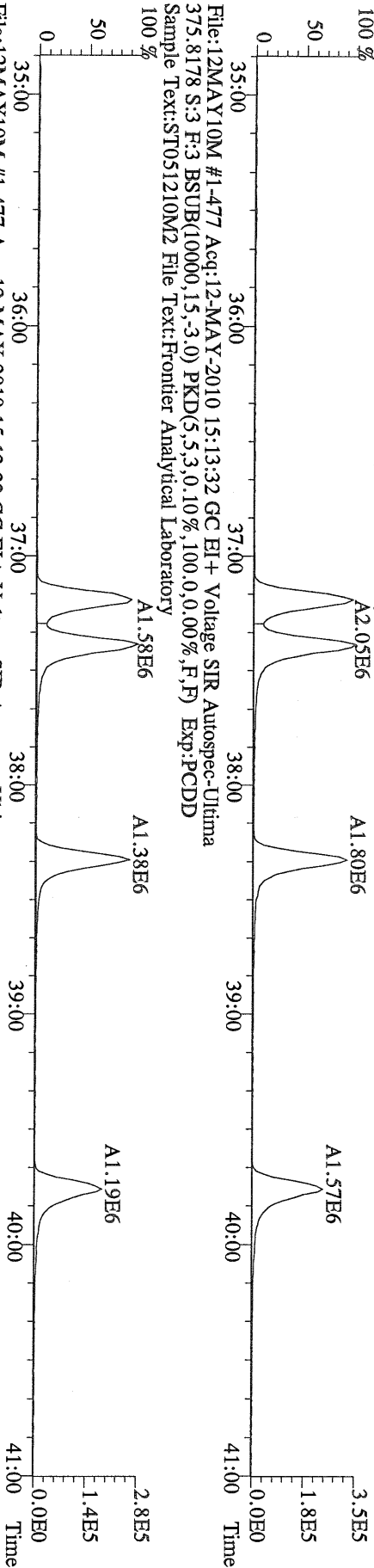
File:12MAY10M #1-411 Acq:12-MAY-2010 15:13:32 GC EI+ Voltage SIR Autospec-Ultima
353.8970 S:3 F:2 BSUB(10000,15,-3.0) PKD(5,5,3,0.10%,100,0,0.00%,F,F) Exp:PCDD
Sample Text:ST051210M2 File Text:Frontier Analytical Laboratory



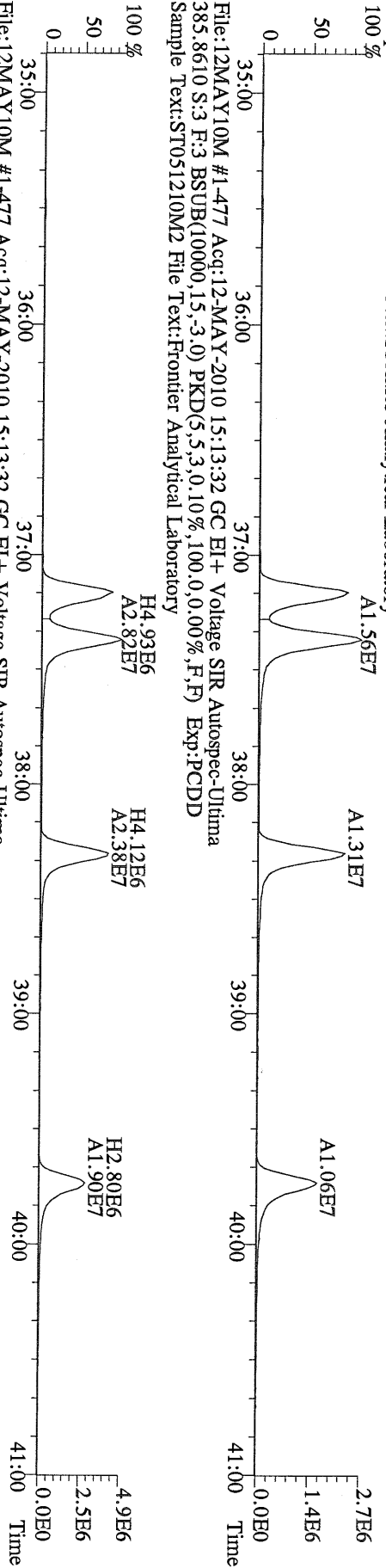
File:12MAY10M #1-411 Acq:12-MAY-2010 15:13:32 GC EI+ Voltage SIR Autospec-Ultima
409.7974 S:3 F:2 BSUB(10000,15,-3.0) PKD(5,5,3,0.10%,100,0,0.00%,F,F) Exp:PCDD
Sample Text:ST051210M2 File Text:Frontier Analytical Laboratory



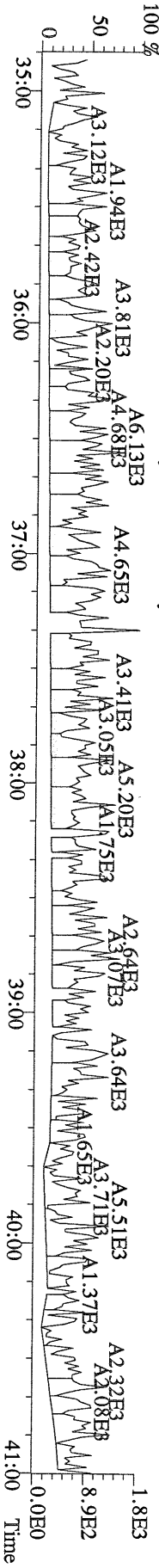
File:12MAY10M #1-477 Acq:12-MAY-2010 15:13:32 GC EI+ Voltage SIR Autospec-Utima
 373.8207 S:3 F:3 BSUB(10000,15,-3.0) PKD(5.5,3,0,10%,100.0,0.00%,F,F) Exp:PCDD
 Sample Text:ST051210M2 File Text:Frontier Analytical Laboratory



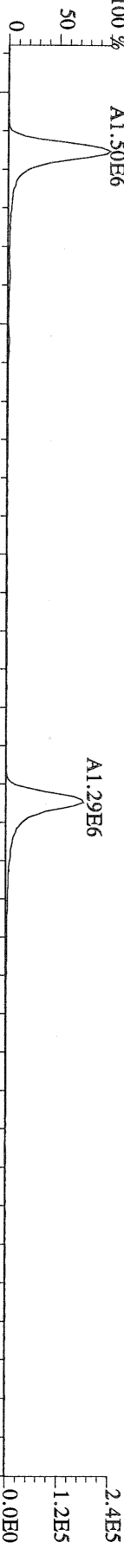
File:12MAY10M #1-477 Acq:12-MAY-2010 15:13:32 GC EI+ Voltage SIR Autospec-Utima
 383.8639 S:3 F:3 BSUB(10000,15,-3.0) PKD(5.5,3,0,10%,100.0,0.00%,F,F) Exp:PCDD
 Sample Text:ST051210M2 File Text:Frontier Analytical Laboratory



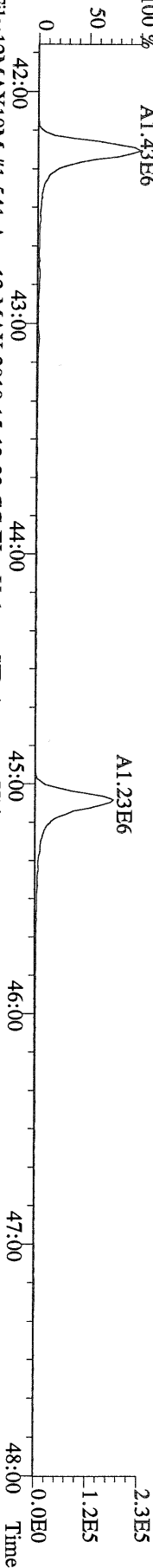
File:12MAY10M #1-477 Acq:12-MAY-2010 15:13:32 GC EI+ Voltage SIR Autospec-Utima
 445.7555 S:3 F:3 BSUB(10000,15,-3.0) PKD(5.5,3,0,10%,100.0,0.00%,F,F) Exp:PCDD
 Sample Text:ST051210M2 File Text:Frontier Analytical Laboratory



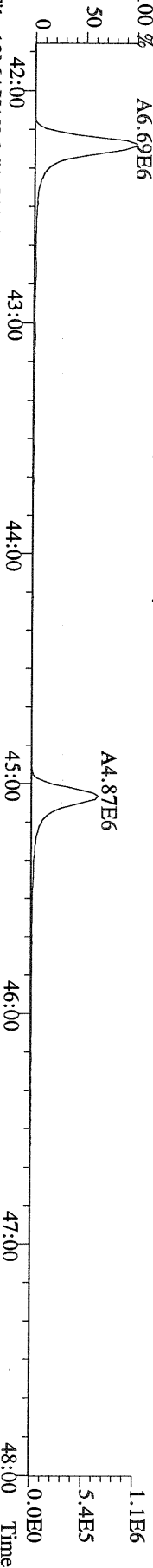
File:12MAY10M #1-541 Acq:12-MAY-2010 15:13:32 GC EI + Voltage SIR Autospec-Utima
407.7818 S:3 F:4 BSUB(10000,15,-3.0) PKD(5,5,3,0,10%,100.0,0.00%,F,F) Exp:PCDD
Sample Text:ST051210M2 File Text:Frontier Analytical Laboratory



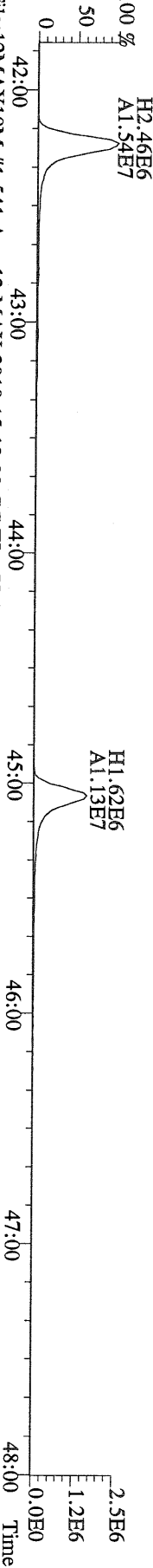
File:12MAY10M #1-541 Acq:12-MAY-2010 15:13:32 GC EI + Voltage SIR Autospec-Utima
409.7788 S:3 F:4 BSUB(10000,15,-3.0) PKD(5,5,3,0,10%,100.0,0.00%,F,F) Exp:PCDD
Sample Text:ST051210M2 File Text:Frontier Analytical Laboratory



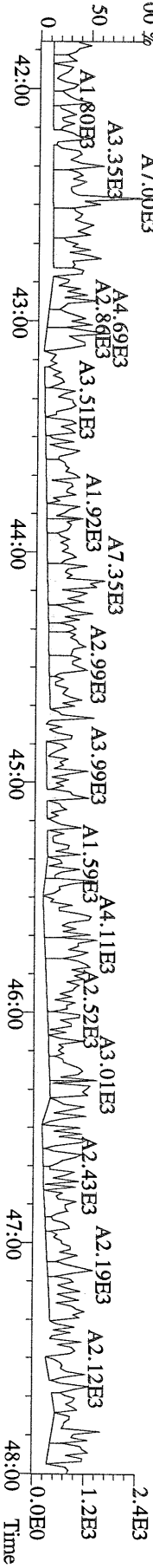
File:12MAY10M #1-541 Acq:12-MAY-2010 15:13:32 GC EI + Voltage SIR Autospec-Utima
417.8253 S:3 F:4 BSUB(10000,15,-3.0) PKD(5,5,3,0,10%,100.0,0.00%,F,F) Exp:PCDD
Sample Text:ST051210M2 File Text:Frontier Analytical Laboratory




File:12MAY10M #1-541 Acq:12-MAY-2010 15:13:32 GC EI + Voltage SIR Autospec-Utima
419.8220 S:3 F:4 BSUB(10000,15,-3.0) PKD(5,5,3,0,10%,100.0,0.00%,F,F) Exp:PCDD
Sample Text:ST051210M2 File Text:Frontier Analytical Laboratory



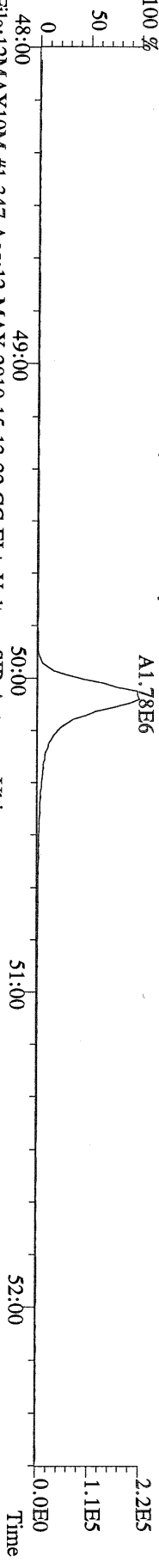
File:12MAY10M #1-541 Acq:12-MAY-2010 15:13:32 GC EI + Voltage SIR Autospec-Utima
479.7165 S:3 F:4 BSUB(10000,15,-3.0) PKD(5,5,3,0,10%,100.0,0.00%,F,F) Exp:PCDD
Sample Text:ST051210M2 File Text:Frontier Analytical Laboratory



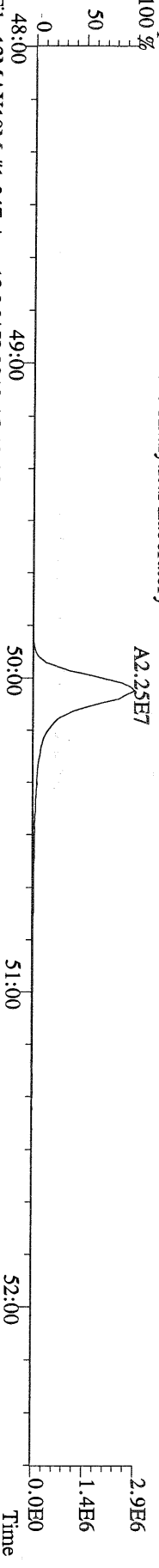
File:12MAY10M #1-347 Acq:12-MAY-2010 15:13:32 GC EI+ Voltage SIR Autospec-Utima
 441.7428 S.3 F:5 BSUB(10000,15,-3.0) PKD(5,5,3,0.10%,100.0,0.00%,F,F) Exp:PCDD
 Sample Text:ST051210M2 File Text:Frontier Analytical Laboratory
 100 %



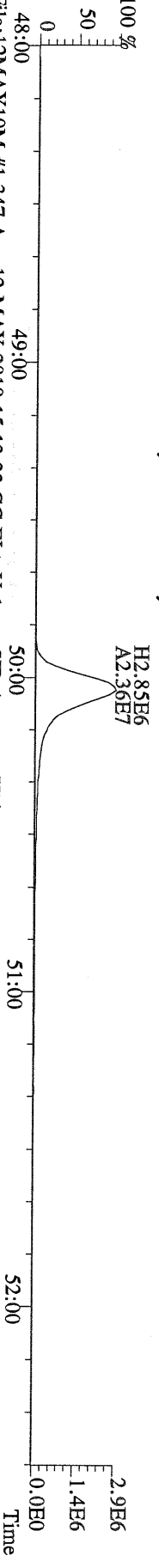
File:12MAY10M #1-347 Acq:12-MAY-2010 15:13:32 GC EI+ Voltage SIR Autospec-Utima
 443.7398 S.3 F:5 BSUB(10000,15,-3.0) PKD(5,5,3,0.10%,100.0,0.00%,F,F) Exp:PCDD
 Sample Text:ST051210M2 File Text:Frontier Analytical Laboratory
 100 %



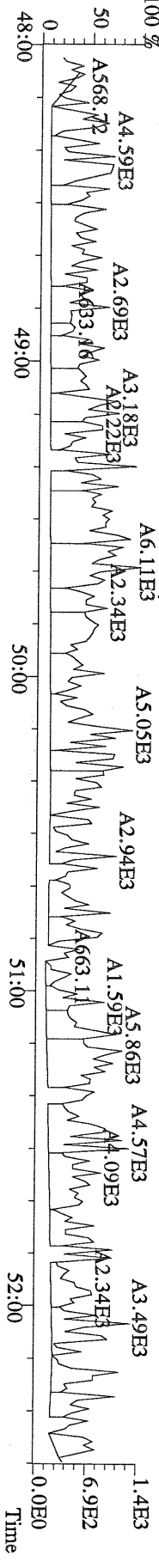
File:12MAY10M #1-347 Acq:12-MAY-2010 15:13:32 GC EI+ Voltage SIR Autospec-Utima
 453.7831 S.3 F:5 BSUB(10000,15,-3.0) PKD(5,5,3,0.10%,100.0,0.00%,F,F) Exp:PCDD
 Sample Text:ST051210M2 File Text:Frontier Analytical Laboratory
 100 %




File:12MAY10M #1-347 Acq:12-MAY-2010 15:13:32 GC EI+ Voltage SIR Autospec-Utima
 455.7801 S.3 F:5 BSUB(10000,15,-3.0) PKD(5,5,3,0.10%,100.0,0.00%,F,F) Exp:PCDD
 Sample Text:ST051210M2 File Text:Frontier Analytical Laboratory




File:12MAY10M #1-347 Acq:12-MAY-2010 15:13:32 GC EI+ Voltage SIR Autospec-Utima
 513.6775 S.3 F:5 BSUB(10000,15,-3.0) PKD(5,5,3,0.10%,100.0,0.00%,F,F) Exp:PCDD
 Sample Text:ST051210M2 File Text:Frontier Analytical Laboratory
 100 %



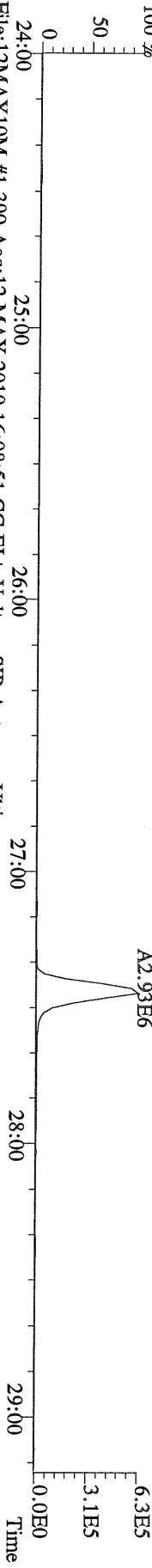
File:12MAY10M #1-390 Acq:12-MAY-2010 16:08:51 GC EI+ Voltage SIR Autospec-Ultima
319.8965 S:4 BSUB(10000,15,-3.0) PKD(5,5,3,0,10%,100,0,0,00%,F,F) Exp:PCDD
Sample Text:ST051210M3 File Text:Frontier Analytical Laboratory
100% A1.51E6



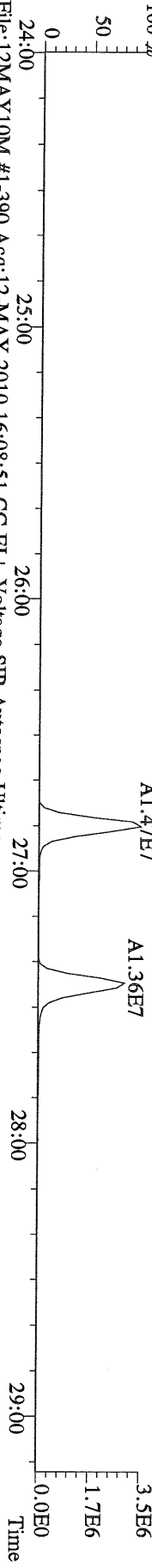
File:12MAY10M #1-390 Acq:12-MAY-2010 16:08:51 GC EI+ Voltage SIR Autospec-Ultima
321.8936 S:4 BSUB(10000,15,-3.0) PKD(5,5,3,0,10%,100,0,0,00%,F,F) Exp:PCDD
Sample Text:ST051210M3 File Text:Frontier Analytical Laboratory
100% A1.93E6



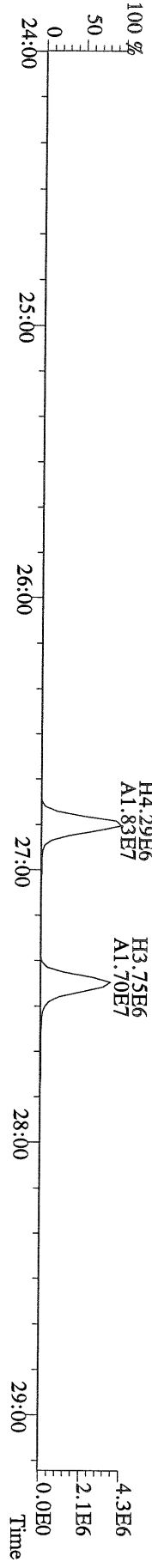
File:12MAY10M #1-390 Acq:12-MAY-2010 16:08:51 GC EI+ Voltage SIR Autospec-Ultima
327.8847 S:4 BSUB(10000,15,-3.0) PKD(5,5,3,0,10%,100,0,0,00%,F,F) Exp:PCDD
Sample Text:ST051210M3 File Text:Frontier Analytical Laboratory
100% A2.93E6



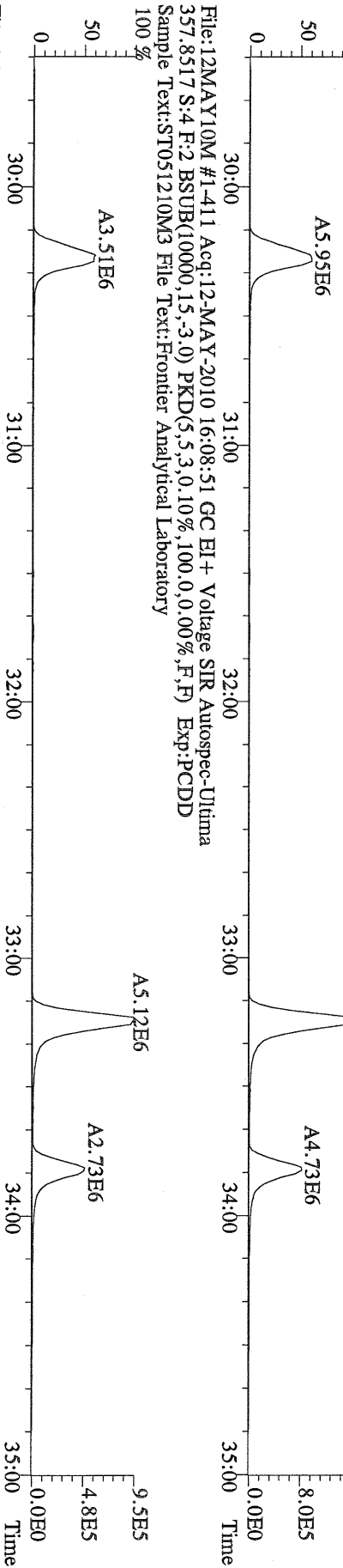
File:12MAY10M #1-390 Acq:12-MAY-2010 16:08:51 GC EI+ Voltage SIR Autospec-Ultima
331.9368 S:4 BSUB(10000,15,-3.0) PKD(5,5,3,0,10%,100,0,0,00%,F,F) Exp:PCDD
Sample Text:ST051210M3 File Text:Frontier Analytical Laboratory
100% A1.47E7



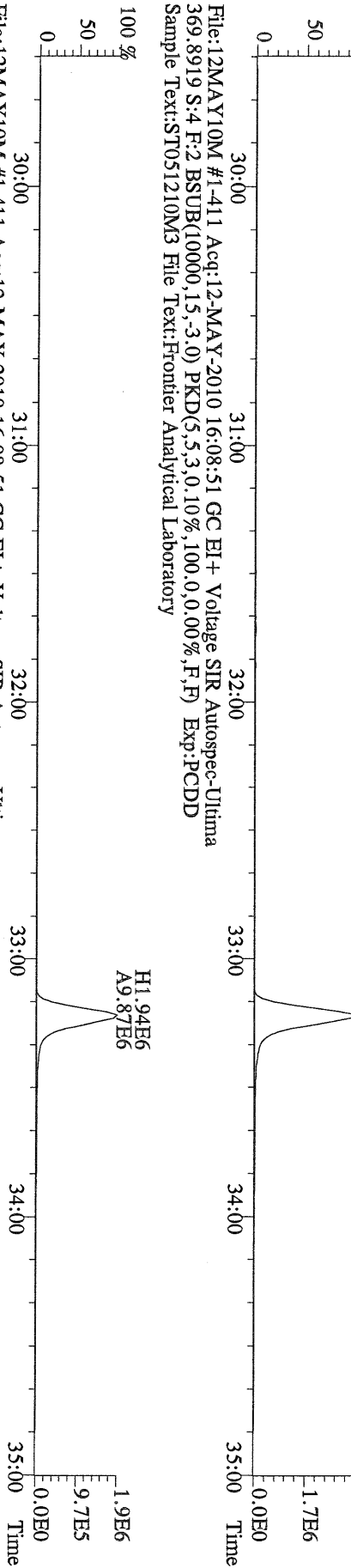
File:12MAY10M #1-390 Acq:12-MAY-2010 16:08:51 GC EI+ Voltage SIR Autospec-Ultima
333.9339 S:4 BSUB(10000,15,-3.0) PKD(5,5,3,0,10%,100,0,0,00%,F,F) Exp:PCDD
Sample Text:ST051210M3 File Text:Frontier Analytical Laboratory
100% H4.29E6
A1.83E7



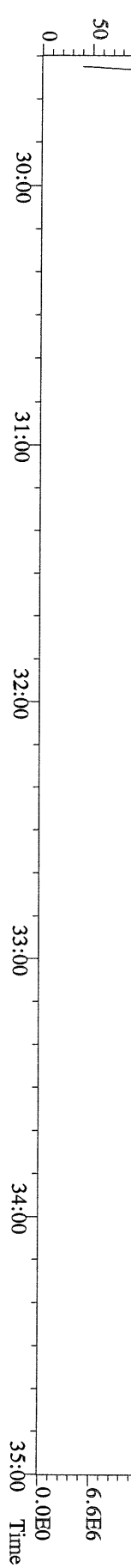
File:12MAY10M #1-411 Acq:12-MAY-2010 16:08:51 GC EI+ Voltage SIR Autospec-Utima
355.8546 S:4 F:2 BSUB(10000,15,-3.0) PKD(5.5,3.0,10%,100.0,0.00%,F,F) Exp:PCDD
Sample Text:ST051210M3 File Text:Frontier Analytical Laboratory
100 %



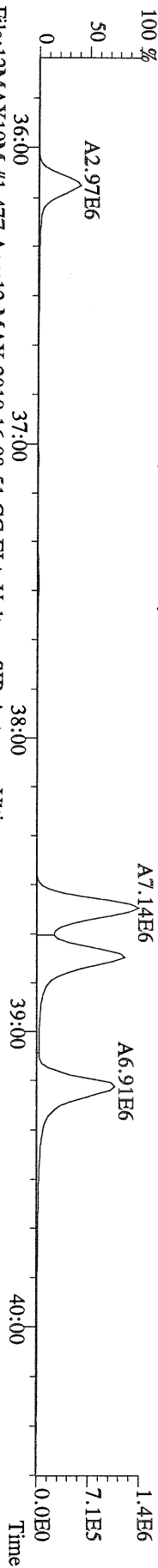
File:12MAY10M #1-411 Acq:12-MAY-2010 16:08:51 GC EI+ Voltage SIR Autospec-Utima
367.8949 S:4 F:2 BSUB(10000,15,-3.0) PKD(5.5,3.0,10%,100.0,0.00%,F,F) Exp:PCDD
Sample Text:ST051210M3 File Text:Frontier Analytical Laboratory
100 %



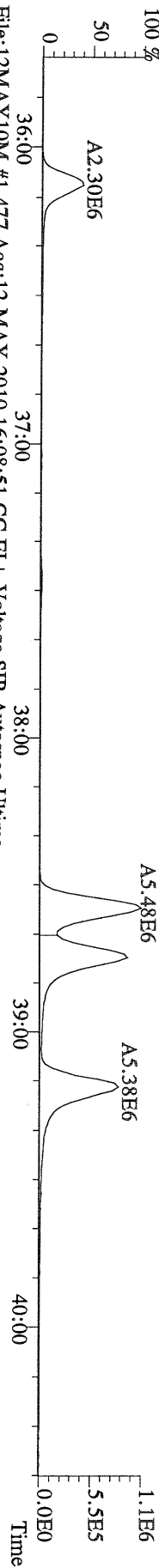
File:12MAY10M #1-411 Acq:12-MAY-2010 16:08:51 GC EI+ Voltage SIR Autospec-Utima
366.9792 S:4 F:2 Exp:PCDD
Sample Text:ST051210M3 File Text:Frontier Analytical Laboratory
100 %




File:12MAY10M #1-477 Acq:12-MAY-2010 16:08:51 GC EI+ Voltage SIR Autospec-Utima
 389.8156 S:4 F:3 BSub(10000,15,-3.0) PKD(5.5,3.0,10%,100.0,0.00%,F,F) Exp:PCDD
 Sample Text:ST051210M3 File Text:Frontier Analytical Laboratory



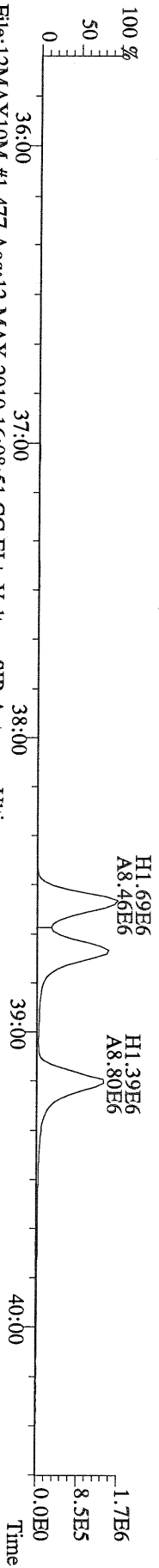
File:12MAY10M #1-477 Acq:12-MAY-2010 16:08:51 GC EI+ Voltage SIR Autospec-Utima
 391.8127 S:4 F:3 BSub(10000,15,-3.0) PKD(5.5,3.0,10%,100.0,0.00%,F,F) Exp:PCDD
 Sample Text:ST051210M3 File Text:Frontier Analytical Laboratory



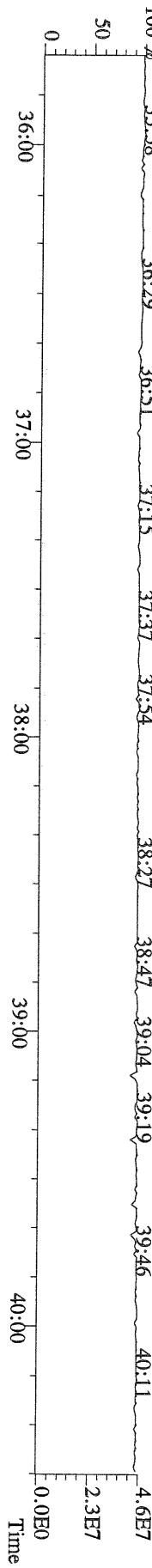
File:12MAY10M #1-477 Acq:12-MAY-2010 16:08:51 GC EI+ Voltage SIR Autospec-Utima
 401.8559 S:4 F:3 BSub(10000,15,-3.0) PKD(5.5,3.0,10%,100.0,0.00%,F,F) Exp:PCDD
 Sample Text:ST051210M3 File Text:Frontier Analytical Laboratory



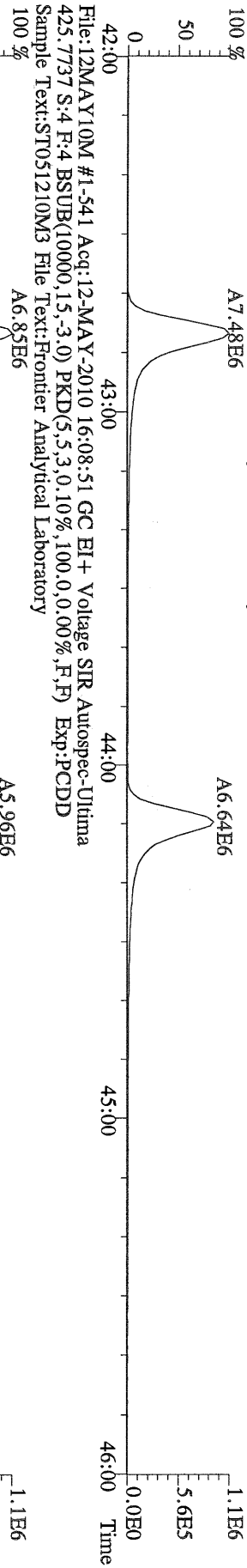
File:12MAY10M #1-477 Acq:12-MAY-2010 16:08:51 GC EI+ Voltage SIR Autospec-Utima
 403.8530 S:4 F:3 BSub(10000,15,-3.0) PKD(5.5,3.0,10%,100.0,0.00%,F,F) Exp:PCDD
 Sample Text:ST051210M3 File Text:Frontier Analytical Laboratory



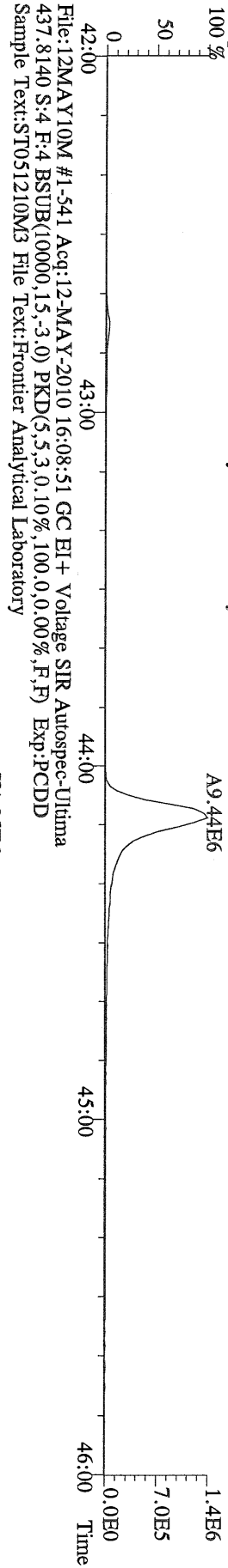
File:12MAY10M #1-477 Acq:12-MAY-2010 16:08:51 GC EI+ Voltage SIR Autospec-Utima
 380.9760 S:4 F:3 Exp:PCDD
 Sample Text:ST051210M3 File Text:Frontier Analytical Laboratory




File:12MAY10M #1-541 Acq:12-MAY-2010 16:08:51 GC EI + Voltage SIR Autospec-Utima
423.7767 S:4 F:4 BSUB(10000,15,-3.0) PKD(5,5,3,0.10%,100,0,0.00%,F,F) Exp:PCDD
Sample Text:ST051210M3 File Text:Frontier Analytical Laboratory



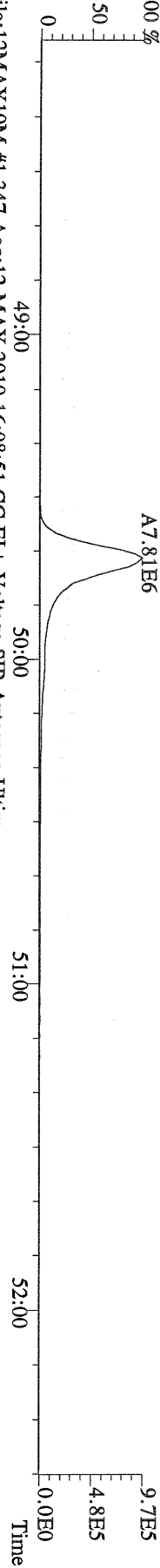
File:12MAY10M #1-541 Acq:12-MAY-2010 16:08:51 GC EI + Voltage SIR Autospec-Utima
435.8169 S:4 F:4 BSUB(10000,15,-3.0) PKD(5,5,3,0.10%,100,0,0.00%,F,F) Exp:PCDD
Sample Text:ST051210M3 File Text:Frontier Analytical Laboratory




File:12MAY10M #1-541 Acq:12-MAY-2010 16:08:51 GC EI + Voltage SIR Autospec-Utima
430.9728 S:4 F:4 Exp:PCDD
Sample Text:ST051210M3 File Text:Frontier Analytical Laboratory




File:12MAY10M #1-347 Acq:12-MAY-2010 16:08:51 GC EI + Voltage SIR Autospec-Ultima
 457.7377 S:4 F:5 BSUB(10000,15,-3.0) PKD(5,5,3,0.10%,100.0,0.00%,F,F) Exp:PCDD
 Sample Text:ST051210M3 File Text:Frontier Analytical Laboratory



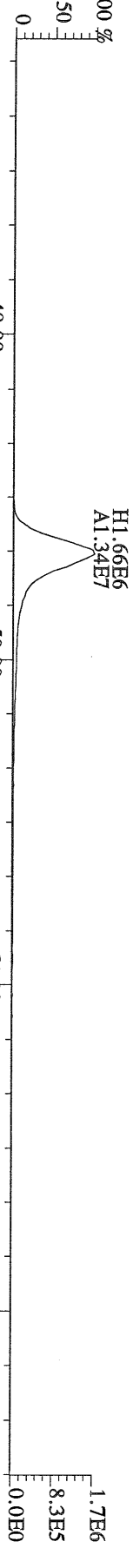
File:12MAY10M #1-347 Acq:12-MAY-2010 16:08:51 GC EI + Voltage SIR Autospec-Ultima
 459.7348 S:4 F:5 BSUB(10000,15,-3.0) PKD(5,5,3,0.10%,100.0,0.00%,F,F) Exp:PCDD
 Sample Text:ST051210M3 File Text:Frontier Analytical Laboratory




File:12MAY10M #1-347 Acq:12-MAY-2010 16:08:51 GC EI + Voltage SIR Autospec-Ultima
 469.7780 S:4 F:5 BSUB(10000,15,-3.0) PKD(5,5,3,0.10%,100.0,0.00%,F,F) Exp:PCDD
 Sample Text:ST051210M3 File Text:Frontier Analytical Laboratory



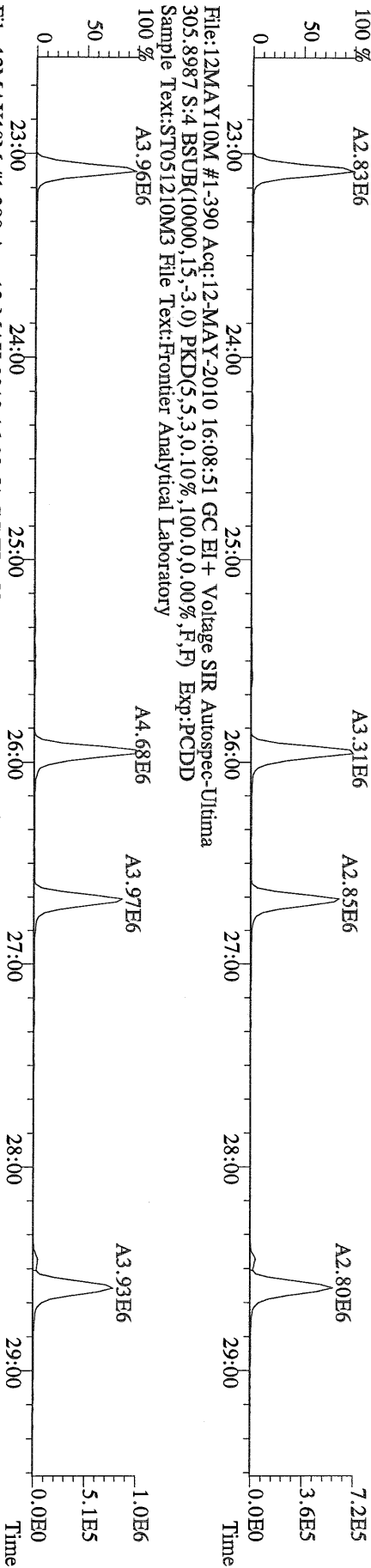
File:12MAY10M #1-347 Acq:12-MAY-2010 16:08:51 GC EI + Voltage SIR Autospec-Ultima
 471.7750 S:4 F:5 BSUB(10000,15,-3.0) PKD(5,5,3,0.10%,100.0,0.00%,F,F) Exp:PCDD
 Sample Text:ST051210M3 File Text:Frontier Analytical Laboratory



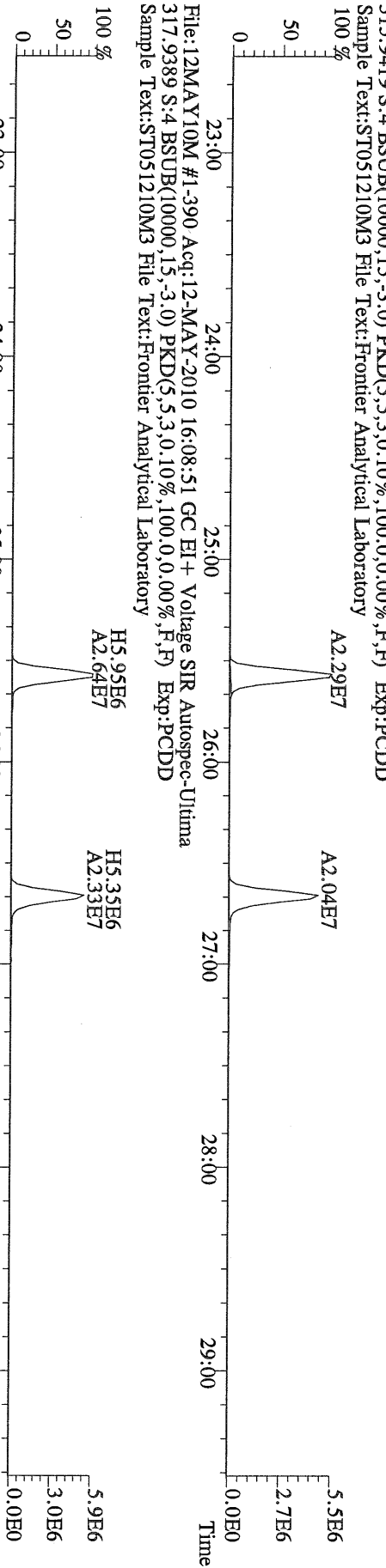
File:12MAY10M #1-347 Acq:12-MAY-2010 16:08:51 GC EI + Voltage SIR Autospec-Ultima
 454.9728 S:4 F:5 Exp:PCDD
 Sample Text:ST051210M3 File Text:Frontier Analytical Laboratory



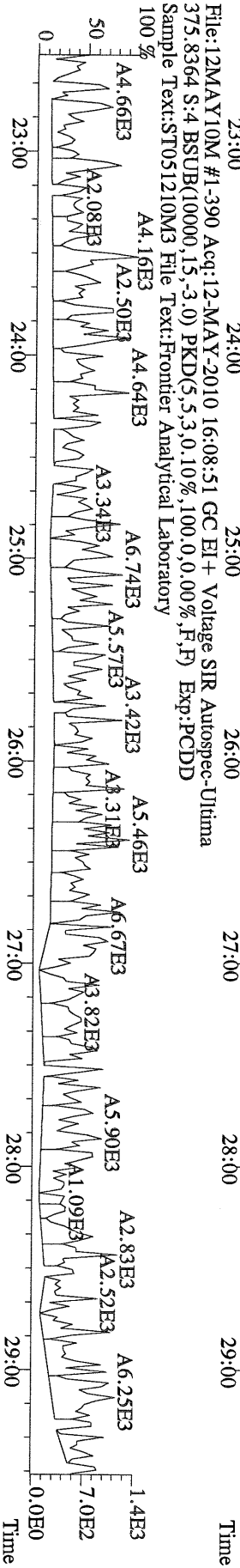
File:12MAY10M #1-390 Acq:12-MAY-2010 16:08:51 GC EI + Voltage SIR Autospec-Utima
 303.9016 S:4 BSUB(10000,15,-3.0) PKD(5,5,3,0.10%,100,0,0.00%,F,F) Exp:PCDD
 Sample Text:ST051210M3 File Text:Frontier Analytical Laboratory



File:12MAY10M #1-390 Acq:12-MAY-2010 16:08:51 GC EI + Voltage SIR Autospec-Utima
 315.9419 S:4 BSUB(10000,15,-3.0) PKD(5,5,3,0.10%,100,0,0.00%,F,F) Exp:PCDD
 Sample Text:ST051210M3 File Text:Frontier Analytical Laboratory




File:12MAY10M #1-390 Acq:12-MAY-2010 16:08:51 GC EI + Voltage SIR Autospec-Utima
 317.9389 S:4 BSUB(10000,15,-3.0) PKD(5,5,3,0.10%,100,0,0.00%,F,F) Exp:PCDD
 Sample Text:ST051210M3 File Text:Frontier Analytical Laboratory

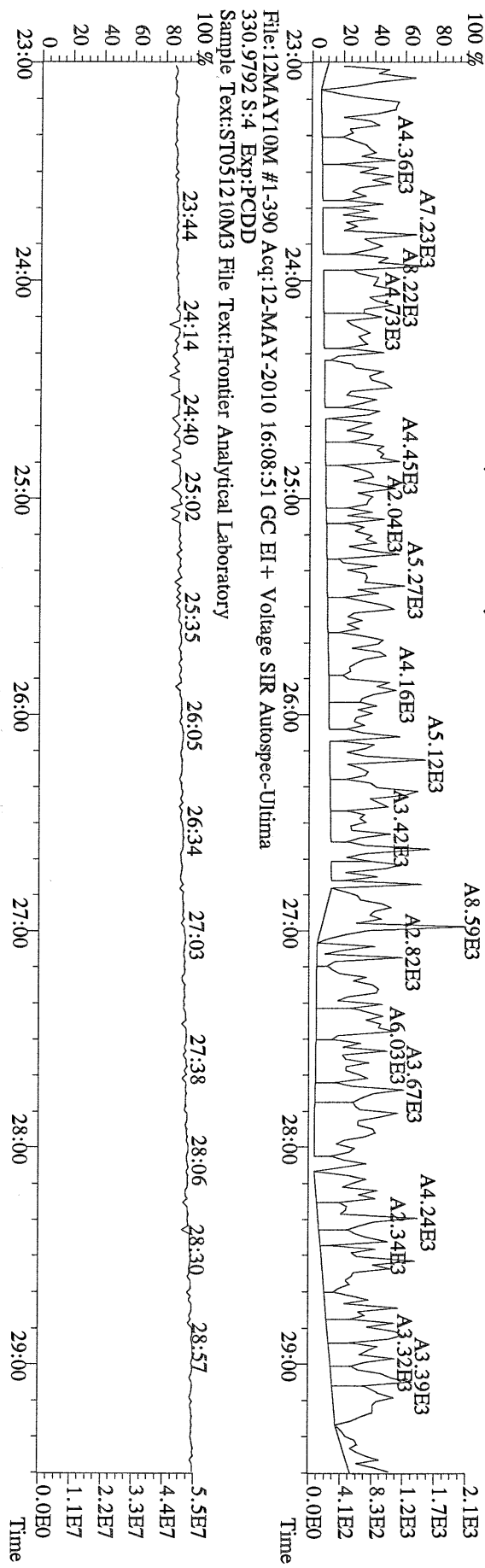


File:12MAY10M #1-390 Acq:12-MAY-2010 16:08:51 GC EI + Voltage SIR Autospec-Utima
 375.8364 S:4 BSUB(10000,15,-3.0) PKD(5,5,3,0.10%,100,0,0.00%,F,F) Exp:PCDD
 Sample Text:ST051210M3 File Text:Frontier Analytical Laboratory

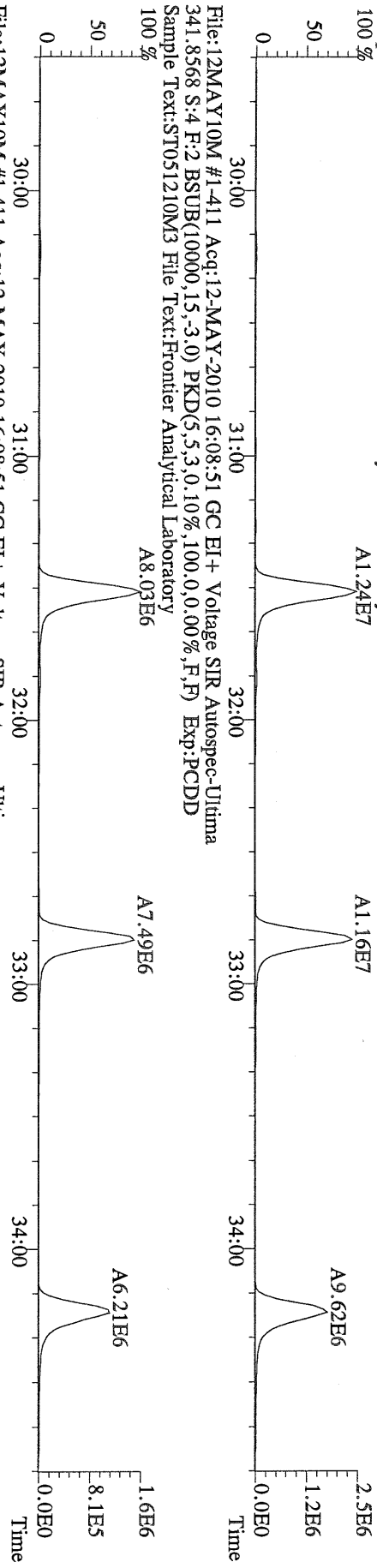
File:12MAY10M #1-390 Acq:12-MAY-2010 16:08:51 GC EI+ Voltage SIR Autospec-Ultima
 339.8597 S:4 BSUB(10000,15,-3.0) PKD(5,5,3,0,10%,100,0,0,00%,F,F) Exp:PCDD
 Sample Text:ST051210M3 File Text:Frontier Analytical Laboratory



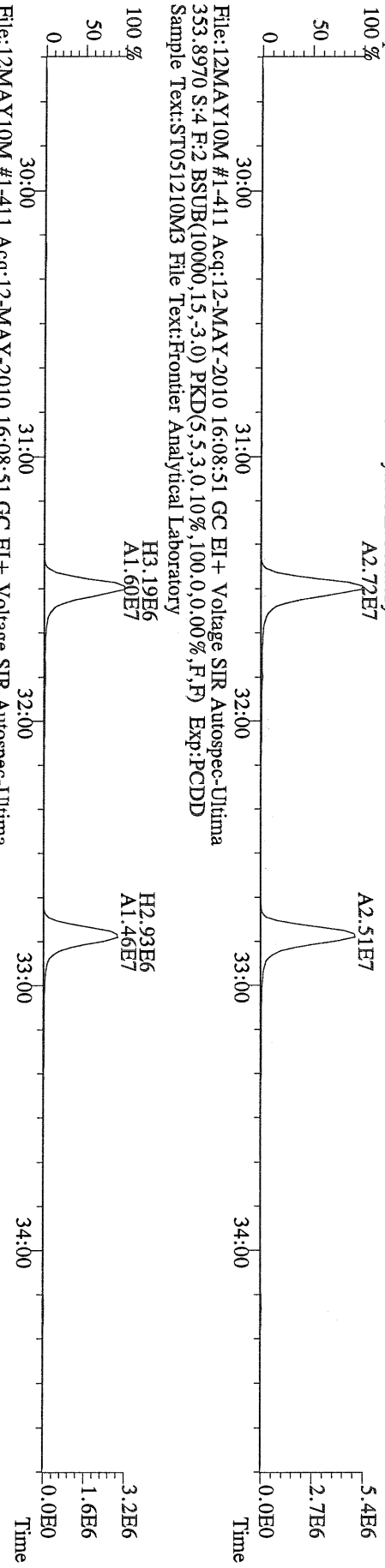
File:12MAY10M #1-390 Acq:12-MAY-2010 16:08:51 GC EI+ Voltage SIR Autospec-Ultima
 409.7974 S:4 BSUB(10000,15,-3.0) PKD(5,5,3,0,10%,100,0,0,00%,F,F) Exp:PCDD
 Sample Text:ST051210M3 File Text:Frontier Analytical Laboratory



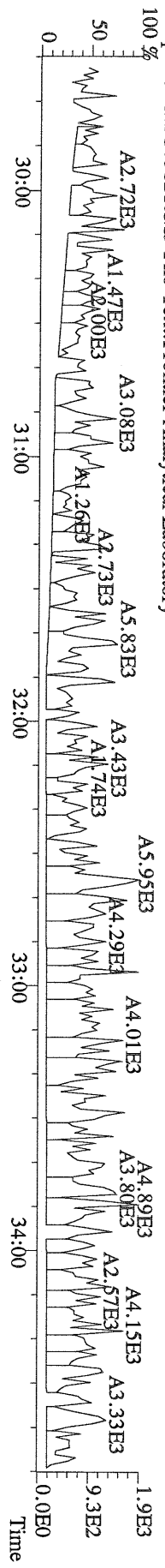
File:12MAY10M #1-411 Acq:12-MAY-2010 16:08:51 GC EI+ Voltage SIR Autospec-Ultima
339.8597 S:4 F:2 BSUB(10000,15,-3.0) PKD(5,5,3,0.10%,100,0.0,0.00%,F,F) Exp:PCDD
Sample Text:ST051210M3 File Text:Frontier Analytical Laboratory



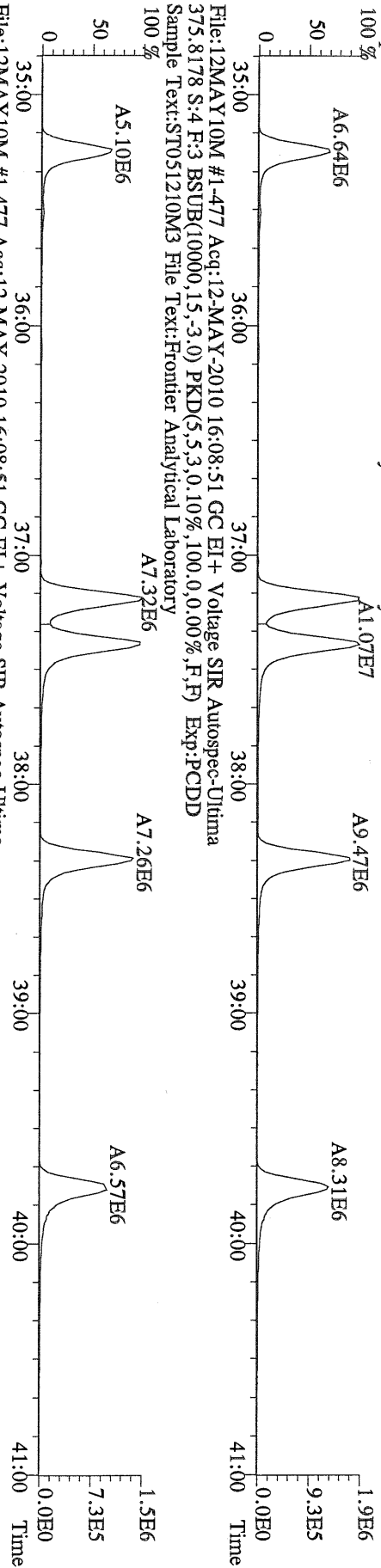
File:12MAY10M #1-411 Acq:12-MAY-2010 16:08:51 GC EI+ Voltage SIR Autospec-Ultima
351.9000 S:4 F:2 BSUB(10000,15,-3.0) PKD(5,5,3,0.10%,100,0.0,0.00%,F,F) Exp:PCDD
Sample Text:ST051210M3 File Text:Frontier Analytical Laboratory



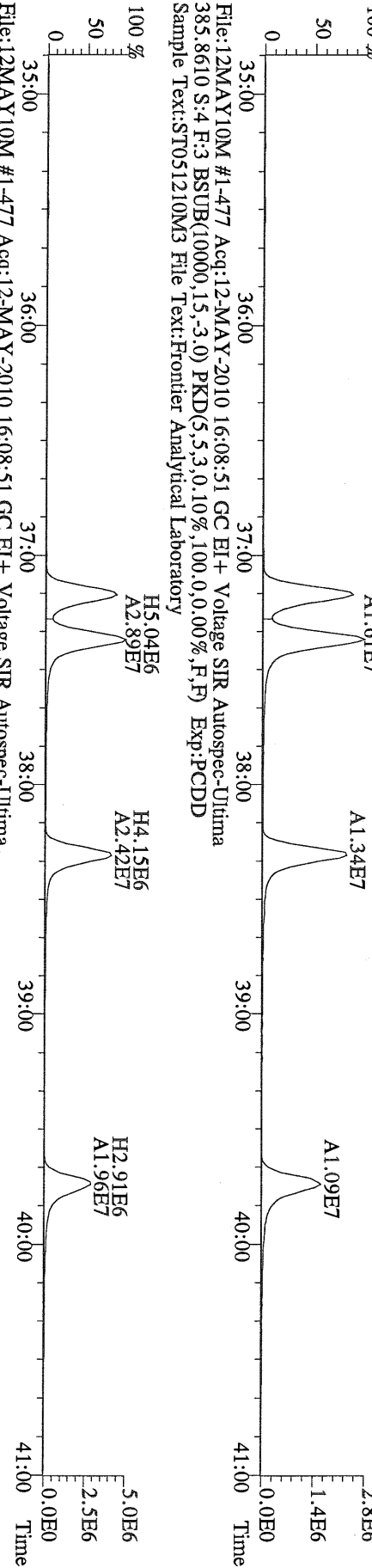
File:12MAY10M #1-411 Acq:12-MAY-2010 16:08:51 GC EI+ Voltage SIR Autospec-Ultima
409.7974 S:4 F:2 BSUB(10000,15,-3.0) PKD(5,5,3,0.10%,100,0.0,0.00%,F,F) Exp:PCDD
Sample Text:ST051210M3 File Text:Frontier Analytical Laboratory



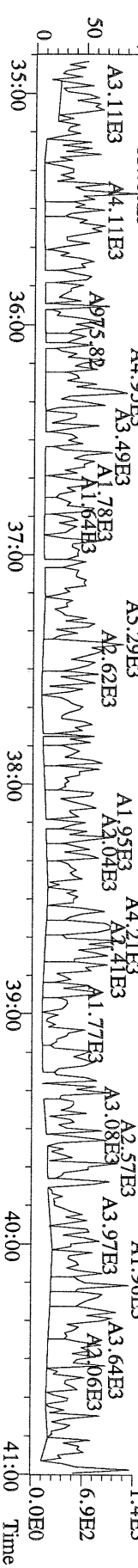
File:12MAY10M #1-477 Acq:12-MAY-2010 16:08:51 GC EI+ Voltage SIR Autospec-Utima
373.8207 S:4 F:3 BSUB(10000,15,-3.0) PKD(5,5,3,0.10%,100,0.00%,F,F) Exp:PCDD
Sample Text:ST051210M3 File Text:Frontier Analytical Laboratory



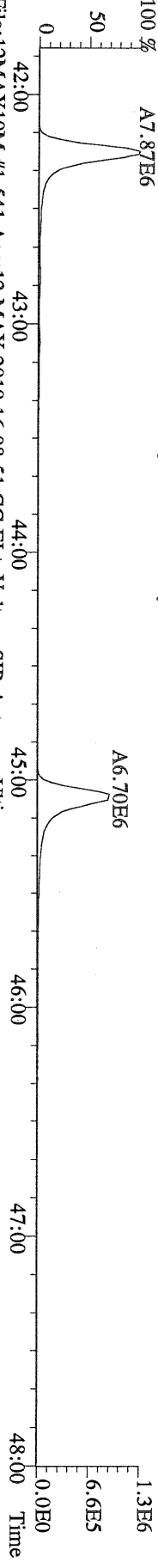
File:12MAY10M #1-477 Acq:12-MAY-2010 16:08:51 GC EI+ Voltage SIR Autospec-Utima
383.8639 S:4 F:3 BSUB(10000,15,-3.0) PKD(5,5,3,0.10%,100,0.00%,F,F) Exp:PCDD
Sample Text:ST051210M3 File Text:Frontier Analytical Laboratory



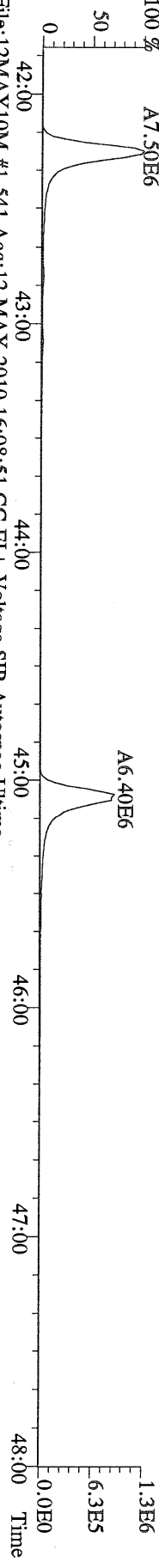
File:12MAY10M #1-477 Acq:12-MAY-2010 16:08:51 GC EI+ Voltage SIR Autospec-Utima
445.7555 S:4 F:3 BSUB(10000,15,-3.0) PKD(5,5,3,0.10%,100,0.00%,F,F) Exp:PCDD
Sample Text:ST051210M3 File Text:Frontier Analytical Laboratory



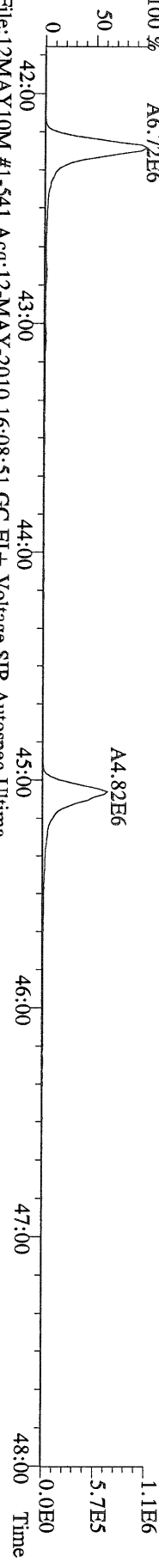
File:12MAY10M #1-541 Acq:12-MAY-2010 16:08:51 GC EI+ Voltage SIR Autospec-Utima
 407.7818 S:4 F:4 BSUB(10000,15,-3.0) PKD(5.5,3,0.10%,100.0,0.00%,F,F) Exp:PCDD
 Sample Text:ST051210M3 File Text:Frontier Analytical Laboratory



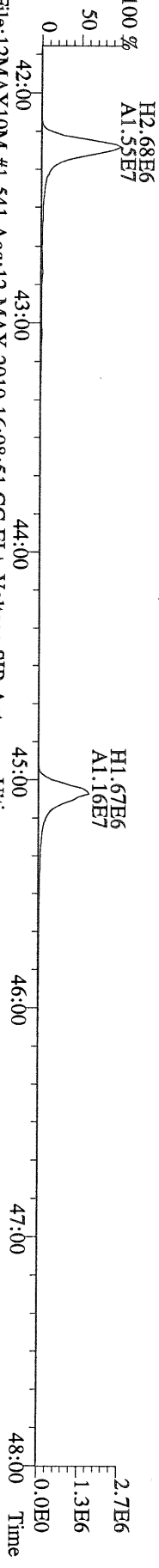
File:12MAY10M #1-541 Acq:12-MAY-2010 16:08:51 GC EI+ Voltage SIR Autospec-Utima
 409.7788 S:4 F:4 BSUB(10000,15,-3.0) PKD(5.5,3,0.10%,100.0,0.00%,F,F) Exp:PCDD
 Sample Text:ST051210M3 File Text:Frontier Analytical Laboratory



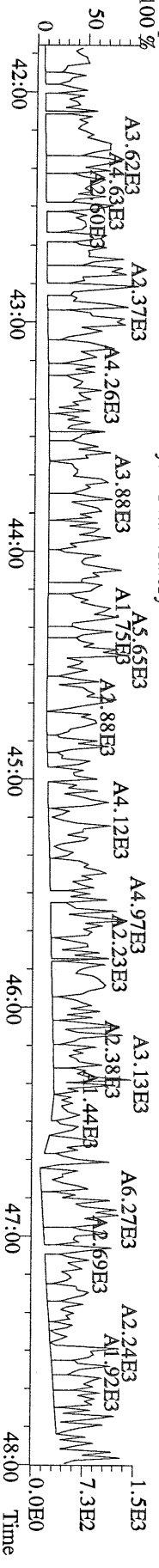
File:12MAY10M #1-541 Acq:12-MAY-2010 16:08:51 GC EI+ Voltage SIR Autospec-Utima
 417.8253 S:4 F:4 BSUB(10000,15,-3.0) PKD(5.5,3,0.10%,100.0,0.00%,F,F) Exp:PCDD
 Sample Text:ST051210M3 File Text:Frontier Analytical Laboratory



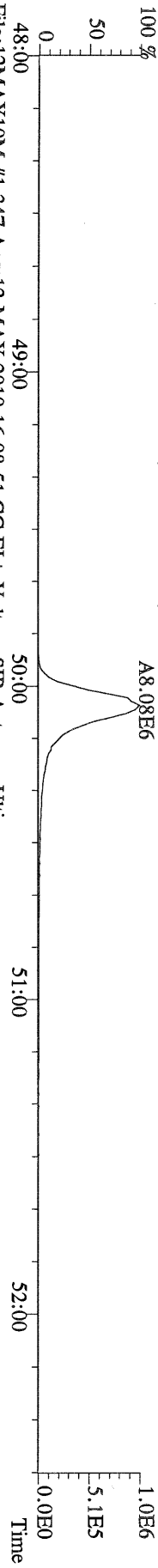
File:12MAY10M #1-541 Acq:12-MAY-2010 16:08:51 GC EI+ Voltage SIR Autospec-Utima
 419.8220 S:4 F:4 BSUB(10000,15,-3.0) PKD(5.5,3,0.10%,100.0,0.00%,F,F) Exp:PCDD
 Sample Text:ST051210M3 File Text:Frontier Analytical Laboratory



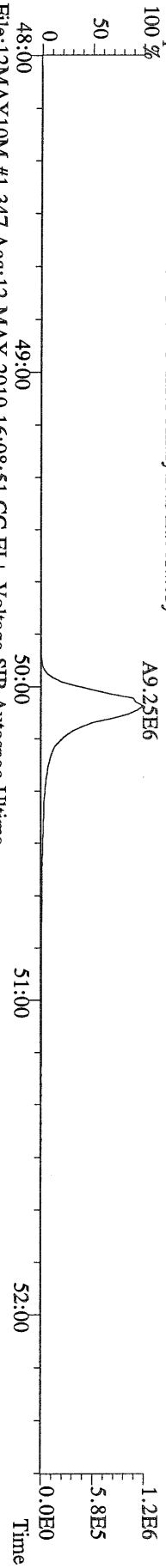
File:12MAY10M #1-541 Acq:12-MAY-2010 16:08:51 GC EI+ Voltage SIR Autospec-Utima
 479.7165 S:4 F:4 BSUB(10000,15,-3.0) PKD(5.5,3,0.10%,100.0,0.00%,F,F) Exp:PCDD
 Sample Text:ST051210M3 File Text:Frontier Analytical Laboratory



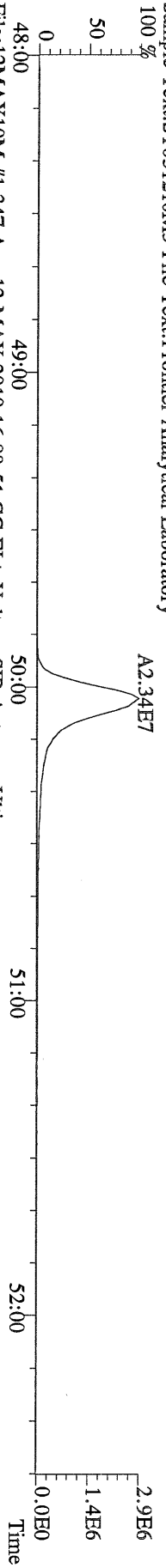
File:12MAY10M #1-347 Acq:12-MAY-2010 16:08:51 GC EI+ Voltage SIR Autospec-Utima
 441.7428 S:4 F:5 BSUB(10000,15,-3.0) PKD(5,5,3,0,10%,100,0,0,00%,F,F) Exp:PCDD
 Sample Text:ST051210M3 File Text:Frontier Analytical Laboratory



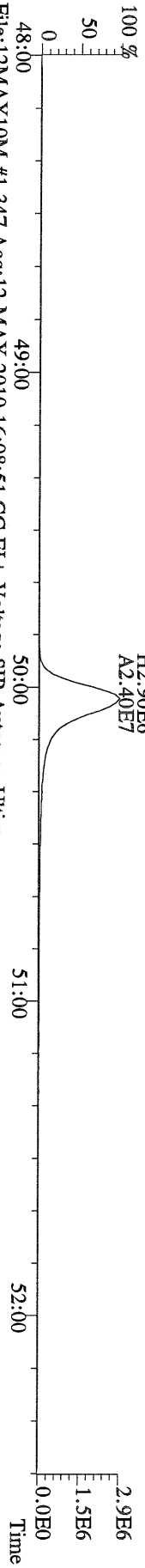
File:12MAY10M #1-347 Acq:12-MAY-2010 16:08:51 GC EI+ Voltage SIR Autospec-Utima
 443.7398 S:4 F:5 BSUB(10000,15,-3.0) PKD(5,5,3,0,10%,100,0,0,00%,F,F) Exp:PCDD
 Sample Text:ST051210M3 File Text:Frontier Analytical Laboratory



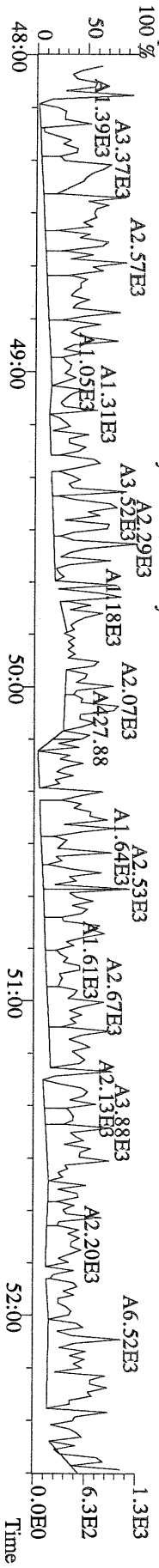
File:12MAY10M #1-347 Acq:12-MAY-2010 16:08:51 GC EI+ Voltage SIR Autospec-Utima
 453.7831 S:4 F:5 BSUB(10000,15,-3.0) PKD(5,5,3,0,10%,100,0,0,00%,F,F) Exp:PCDD
 Sample Text:ST051210M3 File Text:Frontier Analytical Laboratory




File:12MAY10M #1-347 Acq:12-MAY-2010 16:08:51 GC EI+ Voltage SIR Autospec-Utima
 455.7801 S:4 F:5 BSUB(10000,15,-3.0) PKD(5,5,3,0,10%,100,0,0,00%,F,F) Exp:PCDD
 Sample Text:ST051210M3 File Text:Frontier Analytical Laboratory




File:12MAY10M #1-347 Acq:12-MAY-2010 16:08:51 GC EI+ Voltage SIR Autospec-Utima
 513.6775 S:4 F:5 BSUB(10000,15,-3.0) PKD(5,5,3,0,10%,100,0,0,00%,F,F) Exp:PCDD
 Sample Text:ST051210M3 File Text:Frontier Analytical Laboratory




File:12MAY10M #1-390 Acq:12-MAY-2010 17:04:09 GC EI + Voltage SIR Autospec-Ultima
319.8965 S:5 BSUB(10000,15,-3.0) PKD(5,5,3,0,10%,100,0,0,00%,F,F) Exp:PCDD
Sample Text:ST051210M4 File Text:Frontier Analytical Laboratory



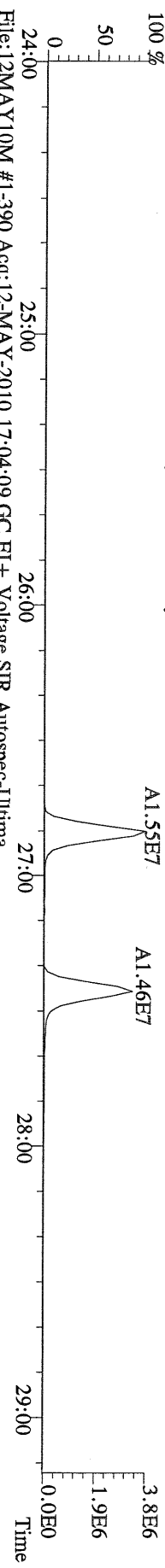
File:12MAY10M #1-390 Acq:12-MAY-2010 17:04:09 GC EI + Voltage SIR Autospec-Ultima
321.8936 S:5 BSUB(10000,15,-3.0) PKD(5,5,3,0,10%,100,0,0,00%,F,F) Exp:PCDD
Sample Text:ST051210M4 File Text:Frontier Analytical Laboratory



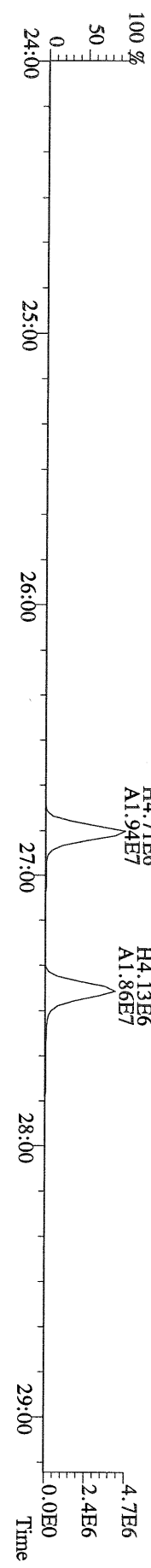
File:12MAY10M #1-390 Acq:12-MAY-2010 17:04:09 GC EI + Voltage SIR Autospec-Ultima
327.8847 S:5 BSUB(10000,15,-3.0) PKD(5,5,3,0,10%,100,0,0,00%,F,F) Exp:PCDD
Sample Text:ST051210M4 File Text:Frontier Analytical Laboratory




File:12MAY10M #1-390 Acq:12-MAY-2010 17:04:09 GC EI + Voltage SIR Autospec-Ultima
331.9368 S:5 BSUB(10000,15,-3.0) PKD(5,5,3,0,10%,100,0,0,00%,F,F) Exp:PCDD
Sample Text:ST051210M4 File Text:Frontier Analytical Laboratory



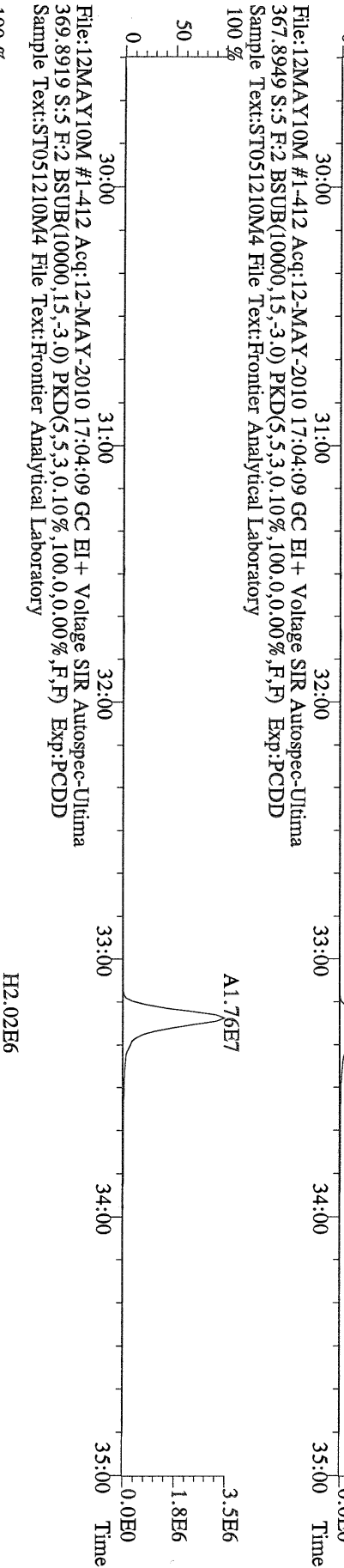
File:12MAY10M #1-390 Acq:12-MAY-2010 17:04:09 GC EI + Voltage SIR Autospec-Ultima
333.9339 S:5 BSUB(10000,15,-3.0) PKD(5,5,3,0,10%,100,0,0,00%,F,F) Exp:PCDD
Sample Text:ST051210M4 File Text:Frontier Analytical Laboratory




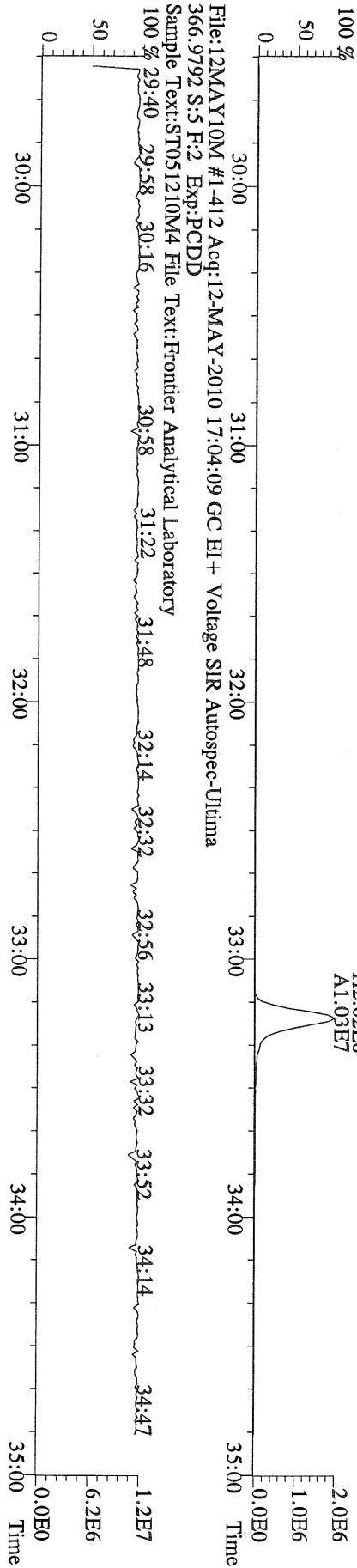
File:12MAY10M #1-412 Acq:12-MAY-2010 17:04:09 GC EI+ Voltage SIR Autospec-Ultima
355.8546 S:5 F:2 BSUB(10000,15,-3.0) PKD(5.5,3,0.10%,100.0,0.00%,F,F) Exp:PCDD
Sample Text:ST051210M4 File Text:Frontier Analytical Laboratory



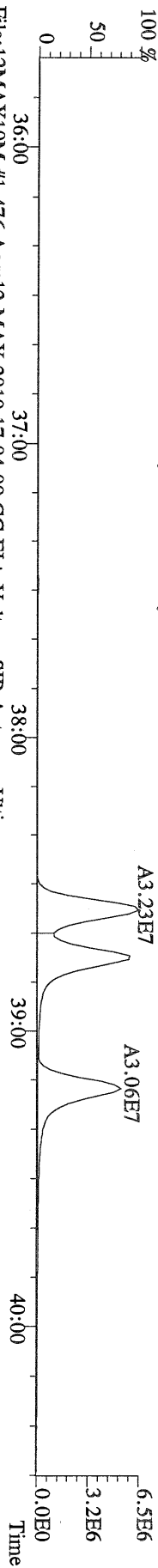
File:12MAY10M #1-412 Acq:12-MAY-2010 17:04:09 GC EI+ Voltage SIR Autospec-Ultima
367.8949 S:5 F:2 BSUB(10000,15,-3.0) PKD(5.5,3,0.10%,100.0,0.00%,F,F) Exp:PCDD
Sample Text:ST051210M4 File Text:Frontier Analytical Laboratory



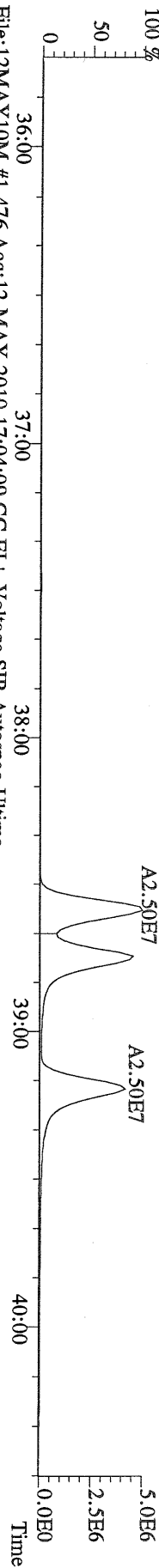
File:12MAY10M #1-412 Acq:12-MAY-2010 17:04:09 GC EI+ Voltage SIR Autospec-Ultima
366.9792 S:5 F:2 Exp:PCDD
Sample Text:ST051210M4 File Text:Frontier Analytical Laboratory




File:12MAY10M #1-476 Acq:12-MAY-2010 17:04:09 GC EI + Voltage SIR Autospec-Ultima
389.8156 S:5 F:3 BSUB(10000,15,-3.0) PKD(5.5,3.0,10%,100.0,0.00%,F,F) Exp:PCDD
Sample Text:ST051210M4 File Text:Frontier Analytical Laboratory



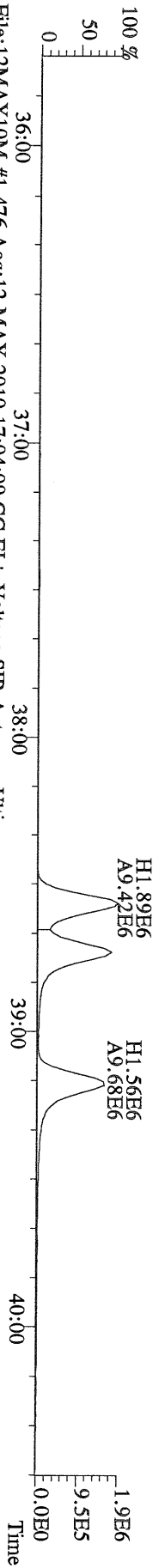
File:12MAY10M #1-476 Acq:12-MAY-2010 17:04:09 GC EI + Voltage SIR Autospec-Ultima
391.8127 S:5 F:3 BSUB(10000,15,-3.0) PKD(5.5,3.0,10%,100.0,0.00%,F,F) Exp:PCDD
Sample Text:ST051210M4 File Text:Frontier Analytical Laboratory



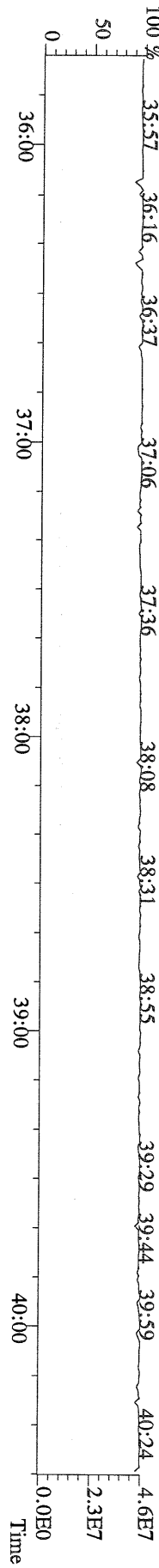
File:12MAY10M #1-476 Acq:12-MAY-2010 17:04:09 GC EI + Voltage SIR Autospec-Ultima
401.8559 S:5 F:3 BSUB(10000,15,-3.0) PKD(5.5,3.0,10%,100.0,0.00%,F,F) Exp:PCDD
Sample Text:ST051210M4 File Text:Frontier Analytical Laboratory



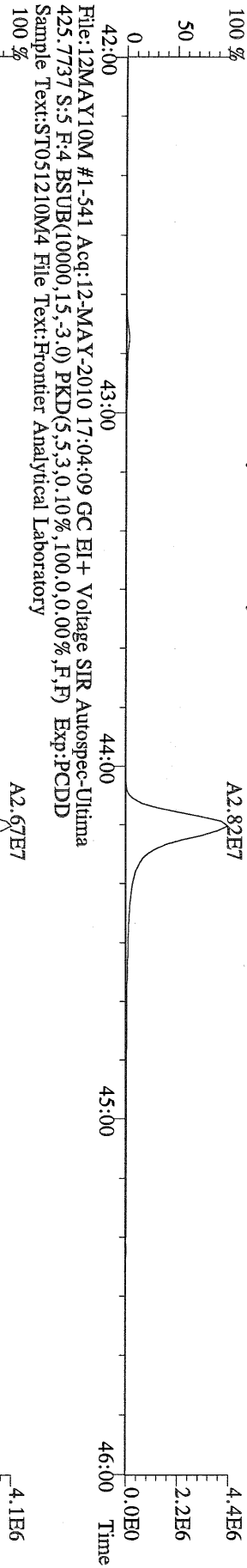
File:12MAY10M #1-476 Acq:12-MAY-2010 17:04:09 GC EI + Voltage SIR Autospec-Ultima
403.8530 S:5 F:3 BSUB(10000,15,-3.0) PKD(5.5,3.0,10%,100.0,0.00%,F,F) Exp:PCDD
Sample Text:ST051210M4 File Text:Frontier Analytical Laboratory



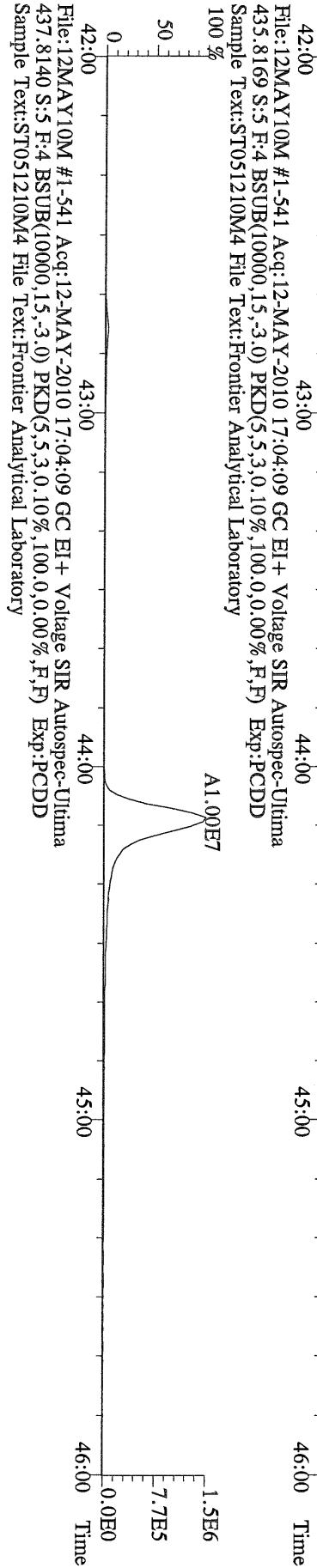
File:12MAY10M #1-476 Acq:12-MAY-2010 17:04:09 GC EI + Voltage SIR Autospec-Ultima
380.9760 S:5 F:3 Exp:PCDD
Sample Text:ST051210M4 File Text:Frontier Analytical Laboratory



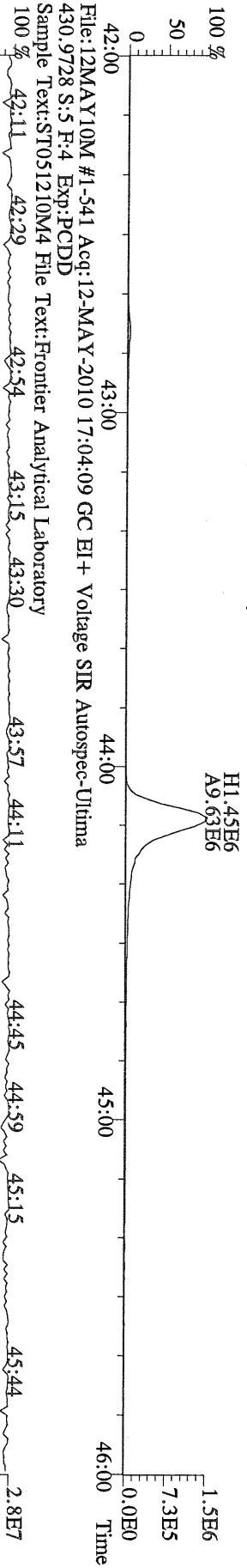
File:12MAY10M #1-541 Acq:12-MAY-2010 17:04:09 GC EI+ Voltage SIR Autospec-Utima
423.7767 S:5 F:4 BSUB(10000,15,-3.0) PKD(5.5,3.0,10%,100.0,0.00%,F,F) Exp:PCDD
Sample Text:ST051210M4 File Text:Frontier Analytical Laboratory
100 %



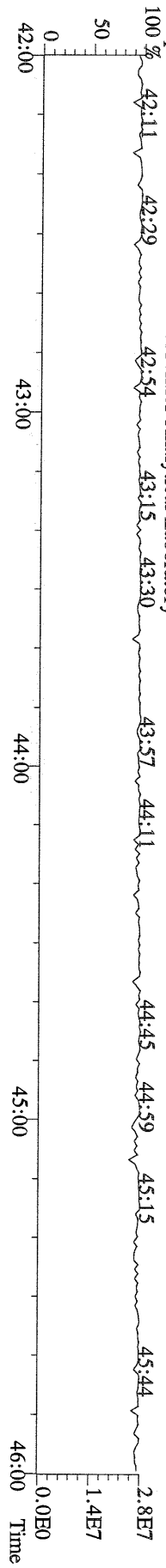
File:12MAY10M #1-541 Acq:12-MAY-2010 17:04:09 GC EI+ Voltage SIR Autospec-Utima
435.8169 S:5 F:4 BSUB(10000,15,-3.0) PKD(5.5,3.0,10%,100.0,0.00%,F,F) Exp:PCDD
Sample Text:ST051210M4 File Text:Frontier Analytical Laboratory
100 %



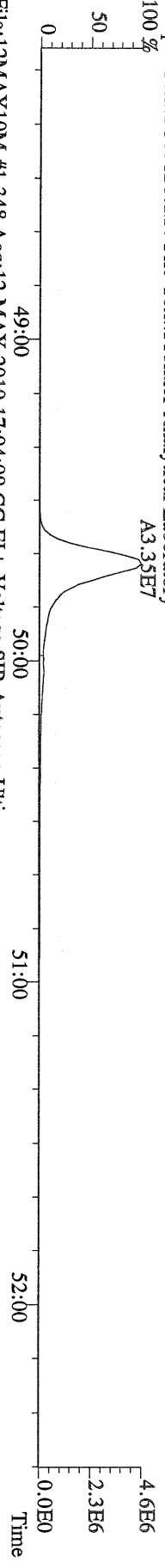
File:12MAY10M #1-541 Acq:12-MAY-2010 17:04:09 GC EI+ Voltage SIR Autospec-Utima
437.8140 S:5 F:4 BSUB(10000,15,-3.0) PKD(5.5,3.0,10%,100.0,0.00%,F,F) Exp:PCDD
Sample Text:ST051210M4 File Text:Frontier Analytical Laboratory



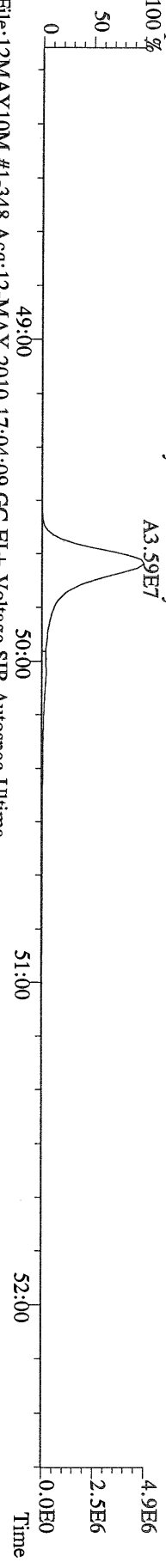
File:12MAY10M #1-541 Acq:12-MAY-2010 17:04:09 GC EI+ Voltage SIR Autospec-Utima
430.9728 S:5 F:4 Exp:PCDD
Sample Text:ST051210M4 File Text:Frontier Analytical Laboratory



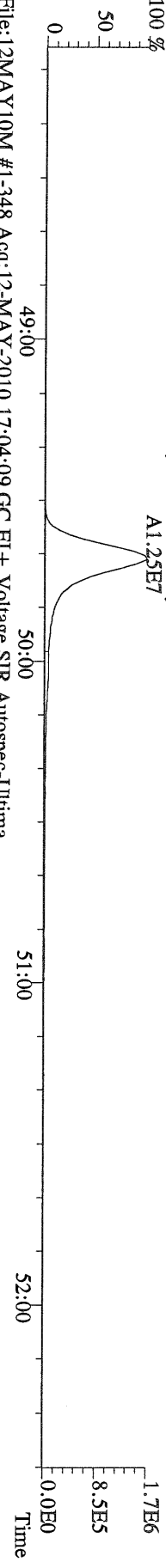
File:12MAY10M #1-348 Acq:12-MAY-2010 17:04:09 GC EI + Voltage SIR Autospec-Utima
457.7377 S:5 F:5 BSUB(10000,15,-3.0) PKD(5,5,3,0.10%,100.0,0.00%,F,F) Exp:PCDD
Sample Text:ST051210M4 File Text:Frontier Analytical Laboratory




File:12MAY10M #1-348 Acq:12-MAY-2010 17:04:09 GC EI + Voltage SIR Autospec-Utima
459.7348 S:5 F:5 BSUB(10000,15,-3.0) PKD(5,5,3,0.10%,100.0,0.00%,F,F) Exp:PCDD
Sample Text:ST051210M4 File Text:Frontier Analytical Laboratory




File:12MAY10M #1-348 Acq:12-MAY-2010 17:04:09 GC EI + Voltage SIR Autospec-Utima
469.7780 S:5 F:5 BSUB(10000,15,-3.0) PKD(5,5,3,0.10%,100.0,0.00%,F,F) Exp:PCDD
Sample Text:ST051210M4 File Text:Frontier Analytical Laboratory




File:12MAY10M #1-348 Acq:12-MAY-2010 17:04:09 GC EI + Voltage SIR Autospec-Utima
471.7750 S:5 F:5 BSUB(10000,15,-3.0) PKD(5,5,3,0.10%,100.0,0.00%,F,F) Exp:PCDD
Sample Text:ST051210M4 File Text:Frontier Analytical Laboratory



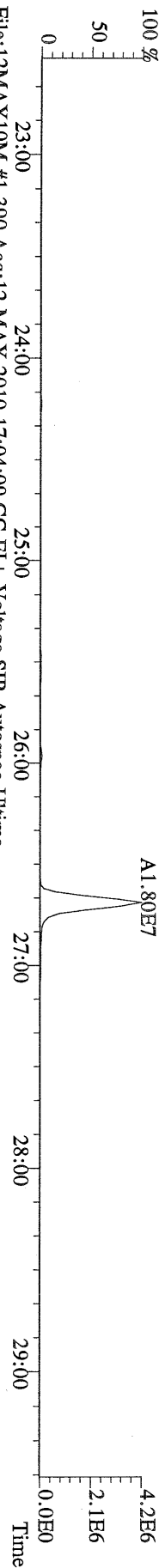
File:12MAY10M #1-348 Acq:12-MAY-2010 17:04:09 GC EI + Voltage SIR Autospec-Utima
454.9728 S:5 F:5 Exp:PCDD
Sample Text:ST051210M4 File Text:Frontier Analytical Laboratory



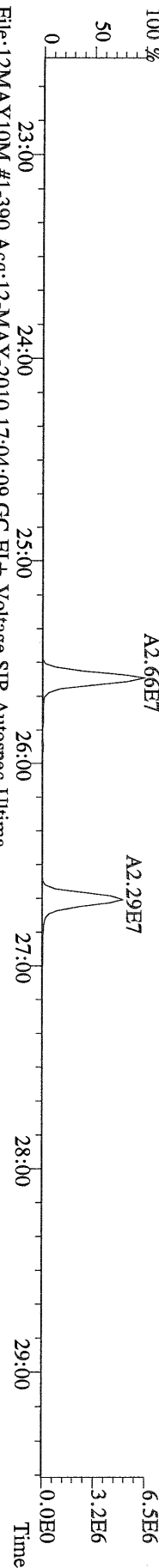
File:12MAY10M #1-390 Acq:12-MAY-2010 17:04:09 GC EI + Voltage SIR Autospec-Ultima
303.9016 S:5 BSUB(10000,15,-3.0) PKD(5,5,3,0.10%,100,0.0,0.00%,F,F) Exp:PCDD
Sample Text:ST051210M4 File Text:Frontier Analytical Laboratory



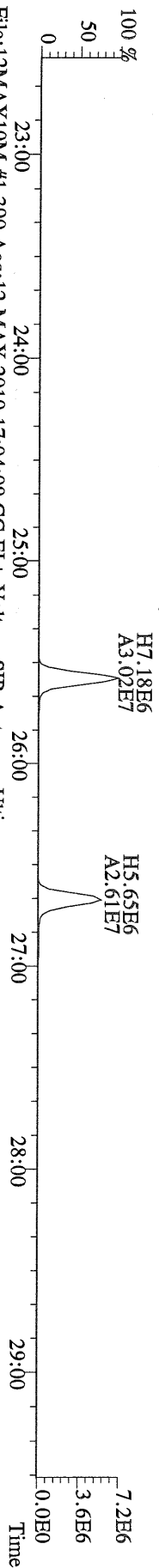
File:12MAY10M #1-390 Acq:12-MAY-2010 17:04:09 GC EI + Voltage SIR Autospec-Ultima
305.8987 S:5 BSUB(10000,15,-3.0) PKD(5,5,3,0.10%,100,0.0,0.00%,F,F) Exp:PCDD
Sample Text:ST051210M4 File Text:Frontier Analytical Laboratory



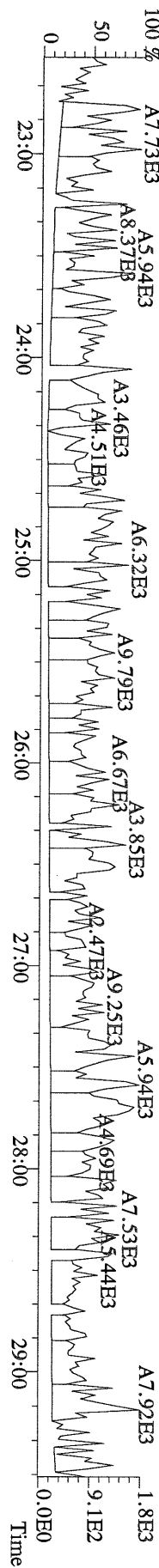
File:12MAY10M #1-390 Acq:12-MAY-2010 17:04:09 GC EI + Voltage SIR Autospec-Ultima
315.9419 S:5 BSUB(10000,15,-3.0) PKD(5,5,3,0.10%,100,0.0,0.00%,F,F) Exp:PCDD
Sample Text:ST051210M4 File Text:Frontier Analytical Laboratory



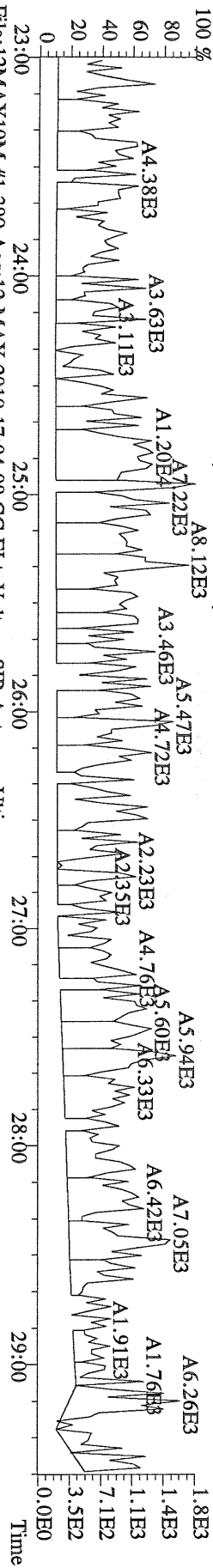
File:12MAY10M #1-390 Acq:12-MAY-2010 17:04:09 GC EI + Voltage SIR Autospec-Ultima
317.9389 S:5 BSUB(10000,15,-3.0) PKD(5,5,3,0.10%,100,0.0,0.00%,F,F) Exp:PCDD
Sample Text:ST051210M4 File Text:Frontier Analytical Laboratory



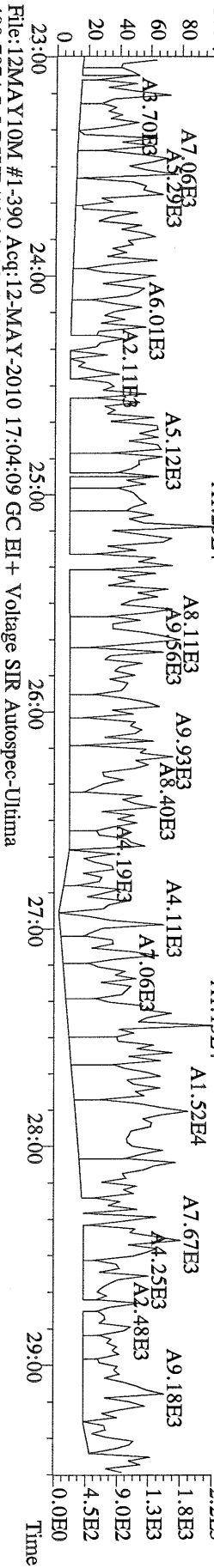
File:12MAY10M #1-390 Acq:12-MAY-2010 17:04:09 GC EI + Voltage SIR Autospec-Ultima
375.8364 S:5 BSUB(10000,15,-3.0) PKD(5,5,3,0.10%,100,0.0,0.00%,F,F) Exp:PCDD
Sample Text:ST051210M4 File Text:Frontier Analytical Laboratory



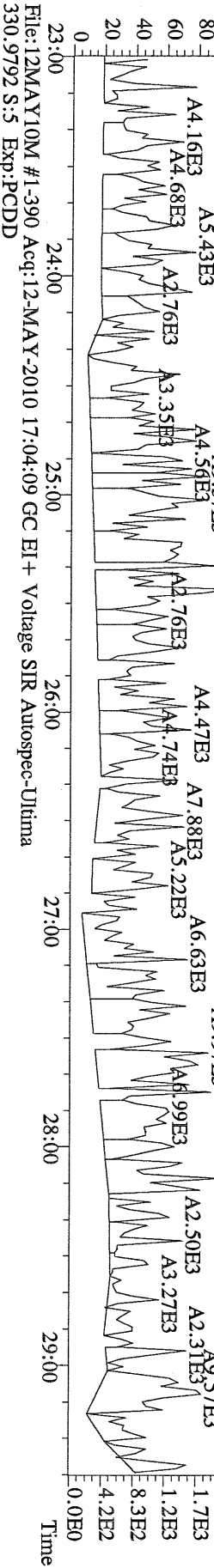
File:12MAY10M #1-390 Acq:12-MAY-2010 17:04:09 GC EI + Voltage SIR Autospec-Utima
 339.8597 S.5 BSUB(10000,15,-3.0) PKD(5,5,3,0.10%,100,0,0.00%,F,F) Exp:PCDD
 Sample Text:ST051210M4 File Text:Frontier Analytical Laboratory




File:12MAY10M #1-390 Acq:12-MAY-2010 17:04:09 GC EI + Voltage SIR Autospec-Utima
 341.8568 S.5 BSUB(10000,15,-3.0) PKD(5,5,3,0.10%,100,0,0.00%,F,F) Exp:PCDD
 Sample Text:ST051210M4 File Text:Frontier Analytical Laboratory




File:12MAY10M #1-390 Acq:12-MAY-2010 17:04:09 GC EI + Voltage SIR Autospec-Utima
 409.7974 S.5 BSUB(10000,15,-3.0) PKD(5,5,3,0.10%,100,0,0.00%,F,F) Exp:PCDD
 Sample Text:ST051210M4 File Text:Frontier Analytical Laboratory




File:12MAY10M #1-390 Acq:12-MAY-2010 17:04:09 GC EI + Voltage SIR Autospec-Utima
 330.9792 S.5 Exp:PCDD
 Sample Text:ST051210M4 File Text:Frontier Analytical Laboratory




File:12MAY10M #1-412 Acq:12-MAY-2010 17:04:09 GC EI + Voltage SIR Autospec-Utima
 339.8597 S:5 F:2 BSUB(10000,15,-3.0) PKD(5.5,3.0,10%,100.0,0.00%,F,F) Exp:PCDD
 Sample Text:ST051210M4 File Text:Frontier Analytical Laboratory



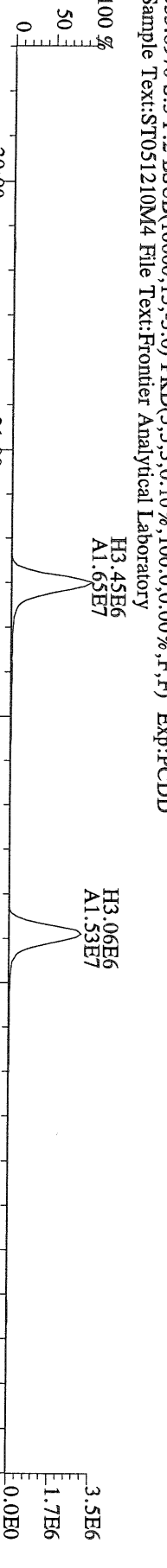
File:12MAY10M #1-412 Acq:12-MAY-2010 17:04:09 GC EI + Voltage SIR Autospec-Utima
 341.8568 S:5 F:2 BSUB(10000,15,-3.0) PKD(5.5,3.0,10%,100.0,0.00%,F,F) Exp:PCDD
 Sample Text:ST051210M4 File Text:Frontier Analytical Laboratory



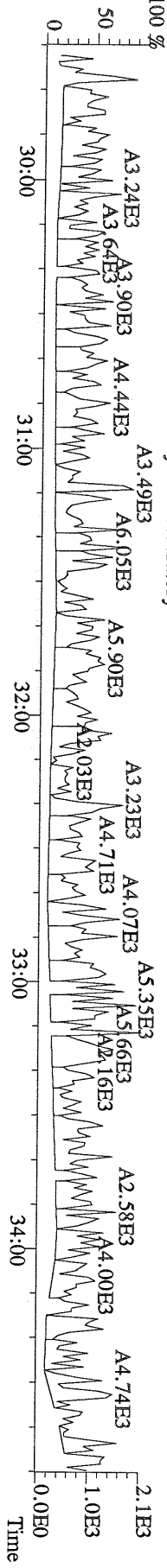
File:12MAY10M #1-412 Acq:12-MAY-2010 17:04:09 GC EI + Voltage SIR Autospec-Utima
 351.9000 S:5 F:2 BSUB(10000,15,-3.0) PKD(5.5,3.0,10%,100.0,0.00%,F,F) Exp:PCDD
 Sample Text:ST051210M4 File Text:Frontier Analytical Laboratory



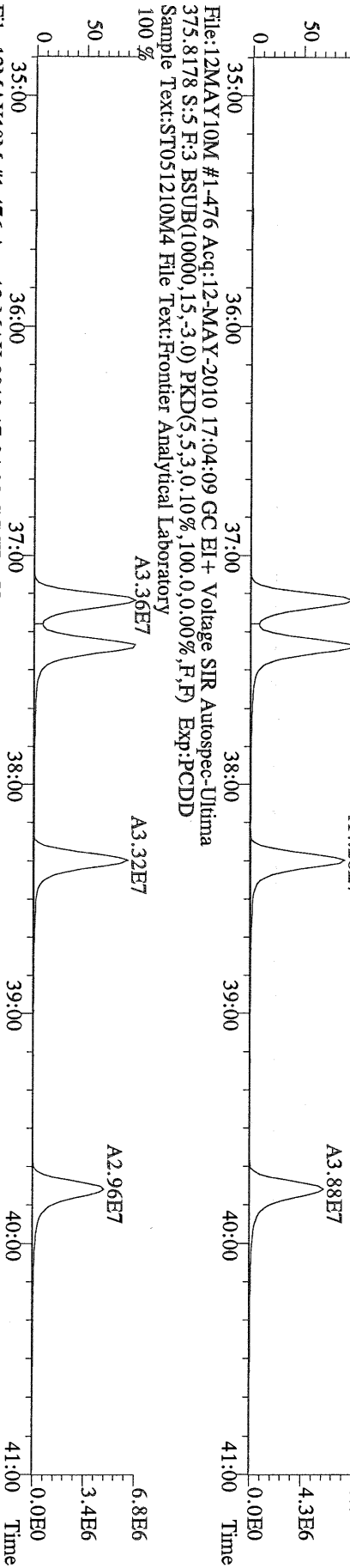
File:12MAY10M #1-412 Acq:12-MAY-2010 17:04:09 GC EI + Voltage SIR Autospec-Utima
 353.8970 S:5 F:2 BSUB(10000,15,-3.0) PKD(5.5,3.0,10%,100.0,0.00%,F,F) Exp:PCDD
 Sample Text:ST051210M4 File Text:Frontier Analytical Laboratory



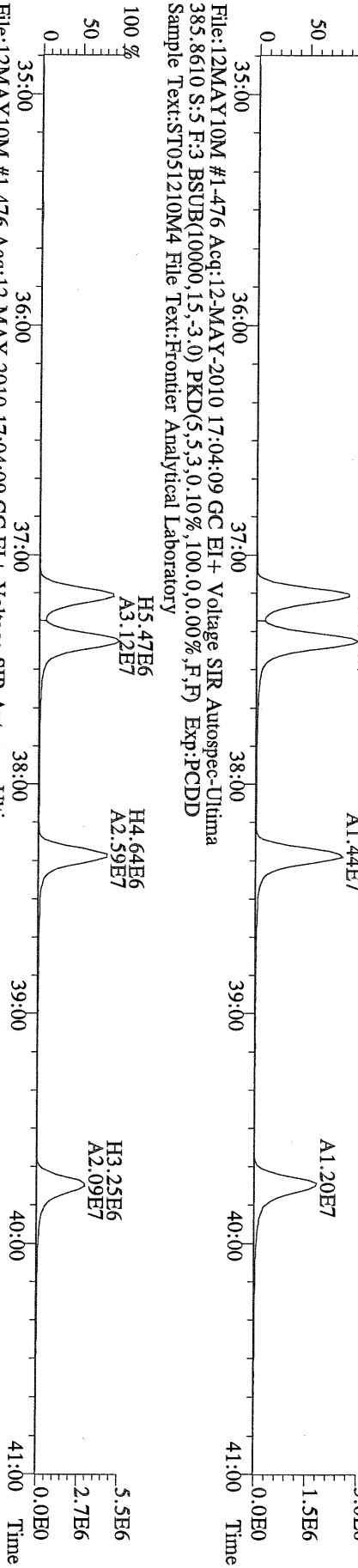
File:12MAY10M #1-412 Acq:12-MAY-2010 17:04:09 GC EI + Voltage SIR Autospec-Utima
 409.7974 S:5 F:2 BSUB(10000,15,-3.0) PKD(5.5,3.0,10%,100.0,0.00%,F,F) Exp:PCDD
 Sample Text:ST051210M4 File Text:Frontier Analytical Laboratory



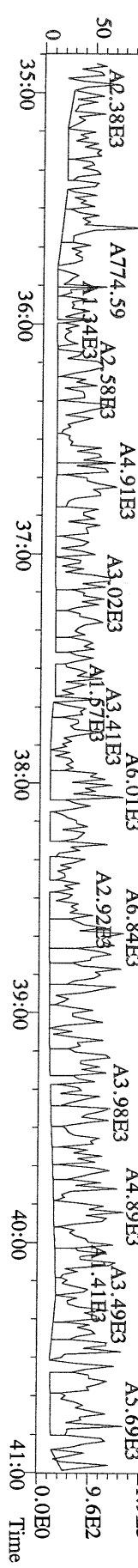
File:12MAY10M #1-476 Acq:12-MAY-2010 17:04:09 GC EI + Voltage SIR Autospec-Utima
 373.8207 S:5 F:3 BSUB(10000,15,-3.0) PKD(5,5,3,0,10%,100,0,0,00%,F,F) Exp:PCDD
 Sample Text:ST051210M4 File Text:Frontier Analytical Laboratory



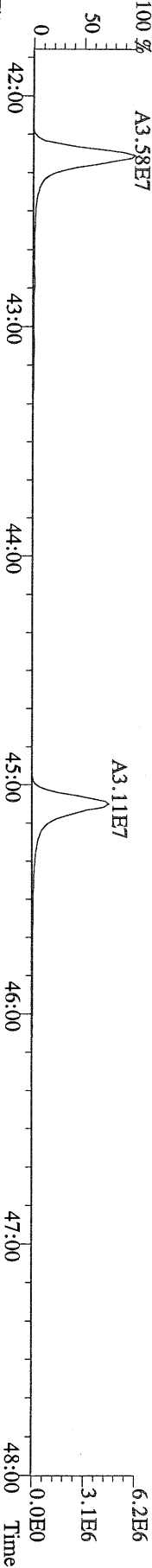
File:12MAY10M #1-476 Acq:12-MAY-2010 17:04:09 GC EI + Voltage SIR Autospec-Utima
 383.8639 S:5 F:3 BSUB(10000,15,-3.0) PKD(5,5,3,0,10%,100,0,0,00%,F,F) Exp:PCDD
 Sample Text:ST051210M4 File Text:Frontier Analytical Laboratory



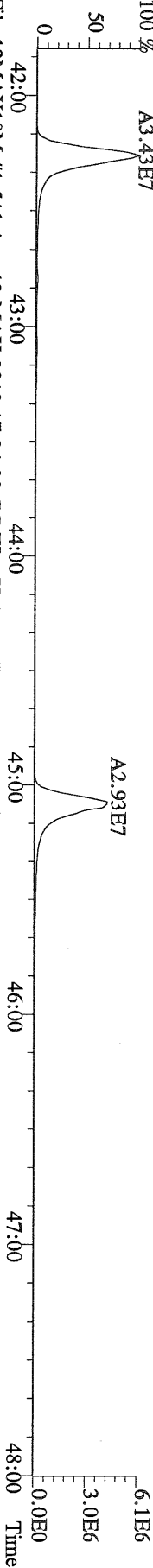
File:12MAY10M #1-476 Acq:12-MAY-2010 17:04:09 GC EI + Voltage SIR Autospec-Utima
 445.7555 S:5 F:3 BSUB(10000,15,-3.0) PKD(5,5,3,0,10%,100,0,0,00%,F,F) Exp:PCDD
 Sample Text:ST051210M4 File Text:Frontier Analytical Laboratory



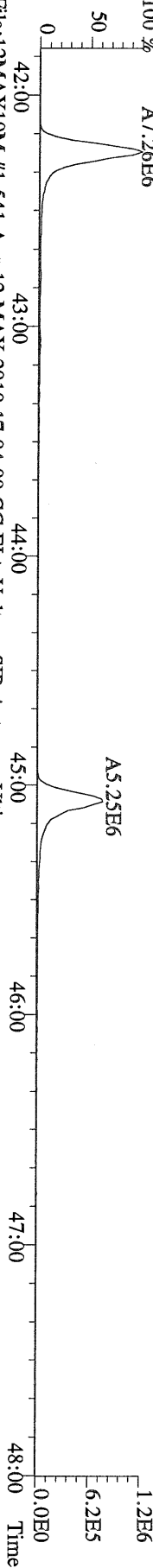
File:12MAY10M #1-541 Acq:12-MAY-2010 17:04:09 GC EI+ Voltage SIR Autospec-Utima
407.7818 S:5 F:4 BSUB(10000,15,-3.0) PKD(5,5,3,0,10%,100.0,0.00%,F,F) Exp:PCDD
Sample Text:ST051210M4 File Text:Frontier Analytical Laboratory



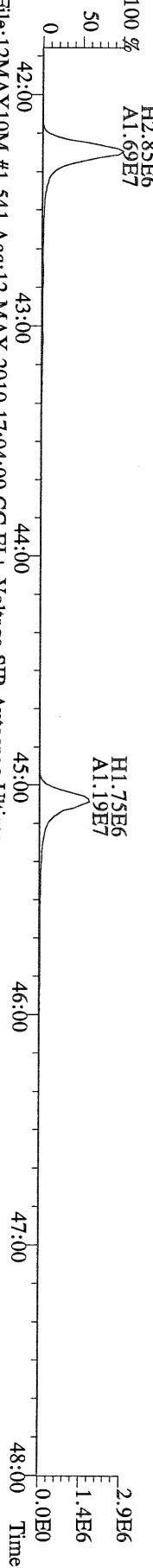
File:12MAY10M #1-541 Acq:12-MAY-2010 17:04:09 GC EI+ Voltage SIR Autospec-Utima
409.7788 S:5 F:4 BSUB(10000,15,-3.0) PKD(5,5,3,0,10%,100.0,0.00%,F,F) Exp:PCDD
Sample Text:ST051210M4 File Text:Frontier Analytical Laboratory



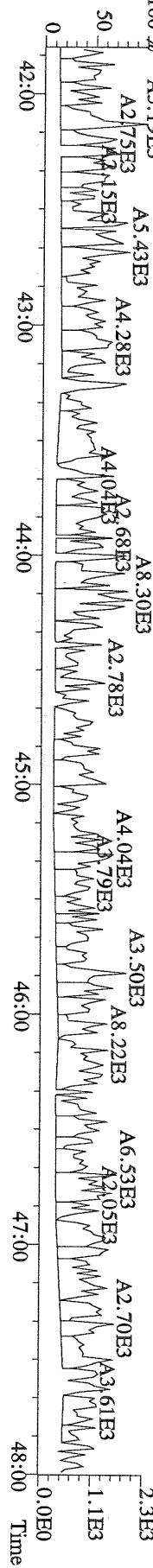
File:12MAY10M #1-541 Acq:12-MAY-2010 17:04:09 GC EI+ Voltage SIR Autospec-Utima
417.8253 S:5 F:4 BSUB(10000,15,-3.0) PKD(5,5,3,0,10%,100.0,0.00%,F,F) Exp:PCDD
Sample Text:ST051210M4 File Text:Frontier Analytical Laboratory



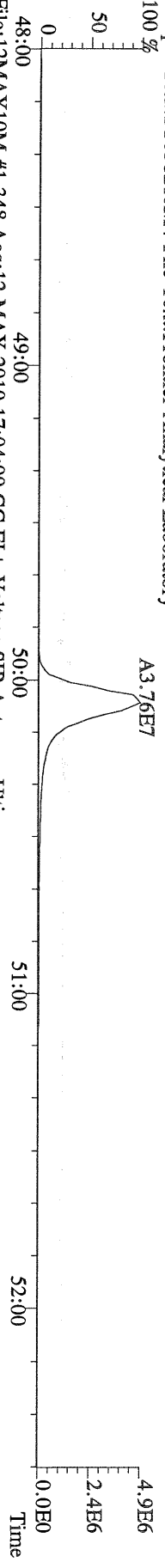
File:12MAY10M #1-541 Acq:12-MAY-2010 17:04:09 GC EI+ Voltage SIR Autospec-Utima
419.8220 S:5 F:4 BSUB(10000,15,-3.0) PKD(5,5,3,0,10%,100.0,0.00%,F,F) Exp:PCDD
Sample Text:ST051210M4 File Text:Frontier Analytical Laboratory



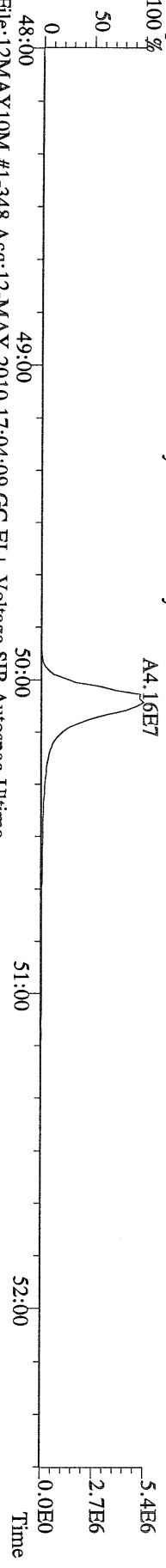
File:12MAY10M #1-541 Acq:12-MAY-2010 17:04:09 GC EI+ Voltage SIR Autospec-Utima
479.7165 S:5 F:4 BSUB(10000,15,-3.0) PKD(5,5,3,0,10%,100.0,0.00%,F,F) Exp:PCDD
Sample Text:ST051210M4 File Text:Frontier Analytical Laboratory



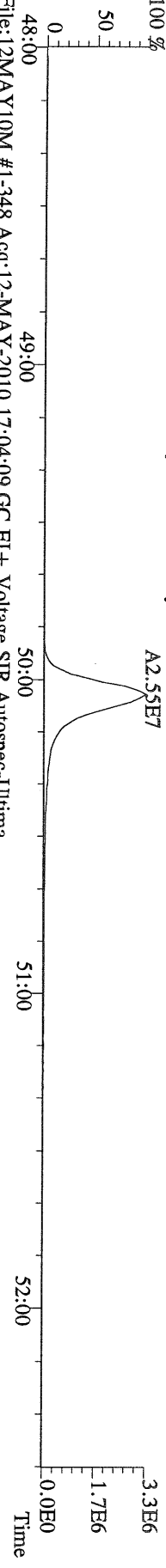
File:12MAY10M #1-348 Acq:12-MAY-2010 17:04:09 GC EI+ Voltage SIR Autospec-Utima
441.7428 S:5 F:5 BSUB(10000,15,-3.0) PKD(5.5,3.0,10%,100.0,0.00%,F,F) Exp:PCDD
Sample Text:ST051210M4 File Text:Frontier Analytical Laboratory



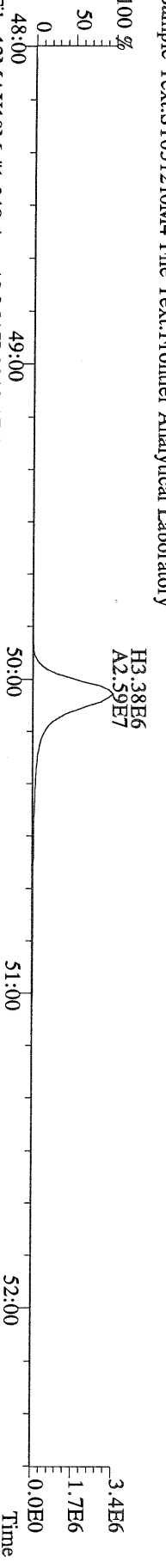
File:12MAY10M #1-348 Acq:12-MAY-2010 17:04:09 GC EI+ Voltage SIR Autospec-Utima
443.7398 S:5 F:5 BSUB(10000,15,-3.0) PKD(5.5,3.0,10%,100.0,0.00%,F,F) Exp:PCDD
Sample Text:ST051210M4 File Text:Frontier Analytical Laboratory



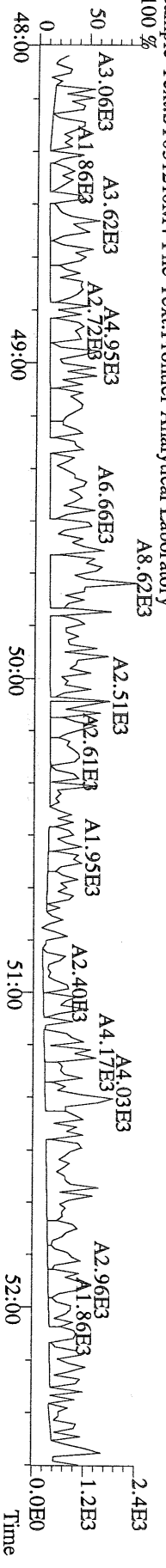
File:12MAY10M #1-348 Acq:12-MAY-2010 17:04:09 GC EI+ Voltage SIR Autospec-Utima
453.7831 S:5 F:5 BSUB(10000,15,-3.0) PKD(5.5,3.0,10%,100.0,0.00%,F,F) Exp:PCDD
Sample Text:ST051210M4 File Text:Frontier Analytical Laboratory



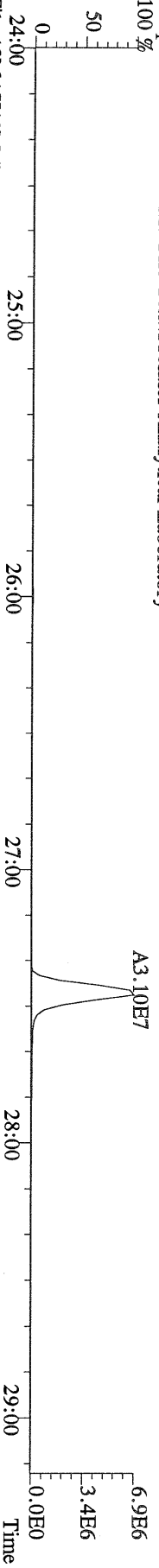
File:12MAY10M #1-348 Acq:12-MAY-2010 17:04:09 GC EI+ Voltage SIR Autospec-Utima
455.7801 S:5 F:5 BSUB(10000,15,-3.0) PKD(5.5,3.0,10%,100.0,0.00%,F,F) Exp:PCDD
Sample Text:ST051210M4 File Text:Frontier Analytical Laboratory




File:12MAY10M #1-348 Acq:12-MAY-2010 17:04:09 GC EI+ Voltage SIR Autospec-Utima
513.6775 S:5 F:5 BSUB(10000,15,-3.0) PKD(5.5,3.0,10%,100.0,0.00%,F,F) Exp:PCDD
Sample Text:ST051210M4 File Text:Frontier Analytical Laboratory




File:12MAY10M #1-390 Acq:12-MAY-2010 17:59:27 GC EI + Voltage SIR Autospec-Utima
319.8965 S:6 BSUB(10000,15,-3.0) PKD(5,5,3,0,10%,100,0,0,00%,F,F) Exp:PCDD
Sample Text:ST051210M5 File Text:Frontier Analytical Laboratory
100 %



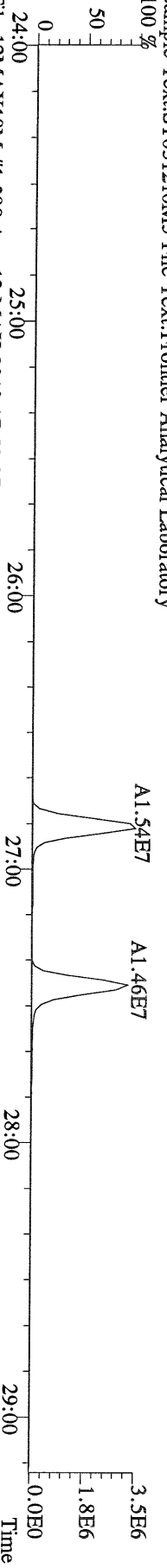
File:12MAY10M #1-390 Acq:12-MAY-2010 17:59:27 GC EI + Voltage SIR Autospec-Utima
321.8936 S:6 BSUB(10000,15,-3.0) PKD(5,5,3,0,10%,100,0,0,00%,F,F) Exp:PCDD
Sample Text:ST051210M5 File Text:Frontier Analytical Laboratory
100 %



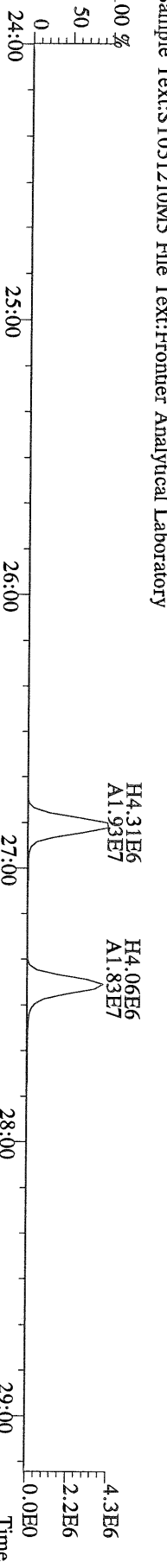
File:12MAY10M #1-390 Acq:12-MAY-2010 17:59:27 GC EI + Voltage SIR Autospec-Utima
327.8847 S:6 BSUB(10000,15,-3.0) PKD(5,5,3,0,10%,100,0,0,00%,F,F) Exp:PCDD
Sample Text:ST051210M5 File Text:Frontier Analytical Laboratory
100 %



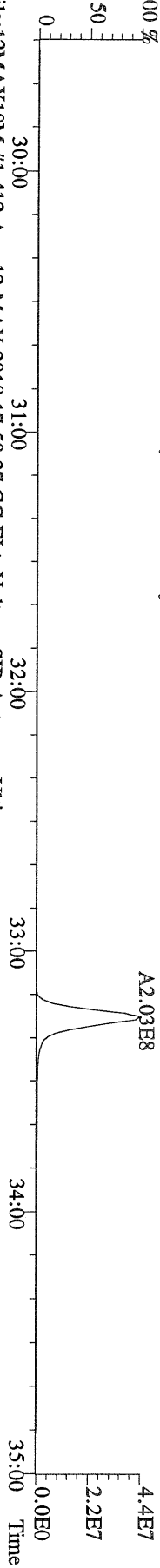
File:12MAY10M #1-390 Acq:12-MAY-2010 17:59:27 GC EI + Voltage SIR Autospec-Utima
331.9368 S:6 BSUB(10000,15,-3.0) PKD(5,5,3,0,10%,100,0,0,00%,F,F) Exp:PCDD
Sample Text:ST051210M5 File Text:Frontier Analytical Laboratory
100 %




File:12MAY10M #1-390 Acq:12-MAY-2010 17:59:27 GC EI + Voltage SIR Autospec-Utima
333.9339 S:6 BSUB(10000,15,-3.0) PKD(5,5,3,0,10%,100,0,0,00%,F,F) Exp:PCDD
Sample Text:ST051210M5 File Text:Frontier Analytical Laboratory




File:12MAY10M #1-412 Acq:12-MAY-2010 17:59:27 GC EI + Voltage SIR Autospec-Utima
355.8546 S:6 F:2 BSub(10000,15,-3.0) PKD(5.5,3,0.10%,100.0,0.00%,F,F) Exp:PCDD
Sample Text:ST051210M5 File Text:Fronter Analytical Laboratory



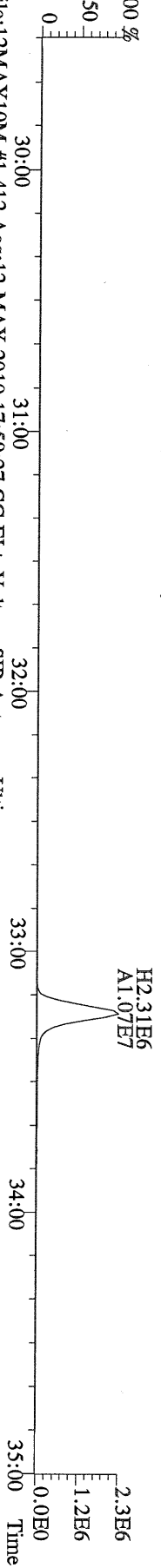
File:12MAY10M #1-412 Acq:12-MAY-2010 17:59:27 GC EI + Voltage SIR Autospec-Utima
357.8517 S:6 F:2 BSub(10000,15,-3.0) PKD(5.5,3,0.10%,100.0,0.00%,F,F) Exp:PCDD
Sample Text:ST051210M5 File Text:Fronter Analytical Laboratory



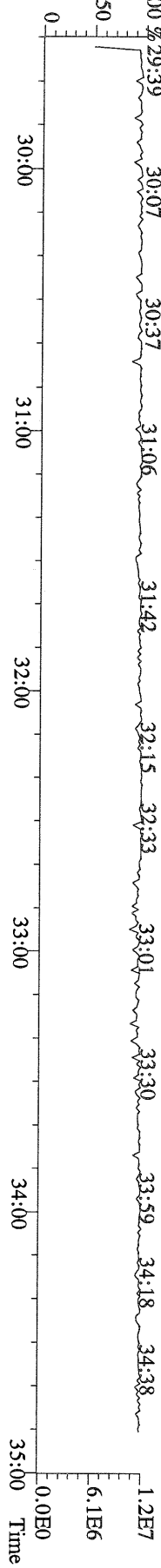
File:12MAY10M #1-412 Acq:12-MAY-2010 17:59:27 GC EI + Voltage SIR Autospec-Utima
367.8949 S:6 F:2 BSub(10000,15,-3.0) PKD(5.5,3,0.10%,100.0,0.00%,F,F) Exp:PCDD
Sample Text:ST051210M5 File Text:Fronter Analytical Laboratory




File:12MAY10M #1-412 Acq:12-MAY-2010 17:59:27 GC EI + Voltage SIR Autospec-Utima
369.8919 S:6 F:2 BSub(10000,15,-3.0) PKD(5.5,3,0.10%,100.0,0.00%,F,F) Exp:PCDD
Sample Text:ST051210M5 File Text:Fronter Analytical Laboratory



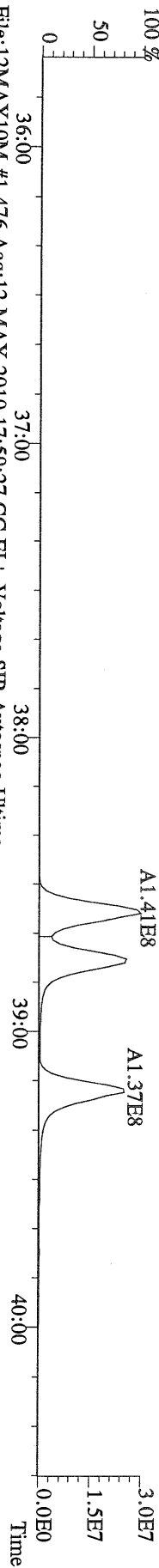
File:12MAY10M #1-412 Acq:12-MAY-2010 17:59:27 GC EI + Voltage SIR Autospec-Utima
366.9792 S:6 F:2 Exp:PCDD
Sample Text:ST051210M5 File Text:Fronter Analytical Laboratory




File:12MAY10M #1-476 Acq:12-MAY-2010 17:59:27 GC EI + Voltage SIR Autospec-Ultima
 389.8156 S:6 F:3 BSUB(10000,15,-3.0) PKD(5.5,3,0.10%,100.0,0.00%,F,F) Exp:PCDD
 Sample Text:ST051210M5 File Text:Frontier Analytical Laboratory



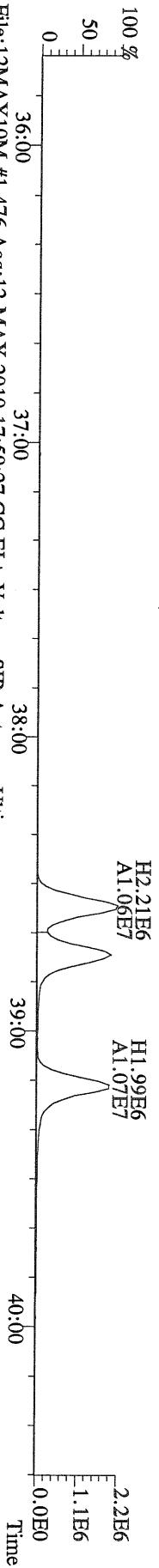
File:12MAY10M #1-476 Acq:12-MAY-2010 17:59:27 GC EI + Voltage SIR Autospec-Ultima
 391.8127 S:6 F:3 BSUB(10000,15,-3.0) PKD(5.5,3,0.10%,100.0,0.00%,F,F) Exp:PCDD
 Sample Text:ST051210M5 File Text:Frontier Analytical Laboratory



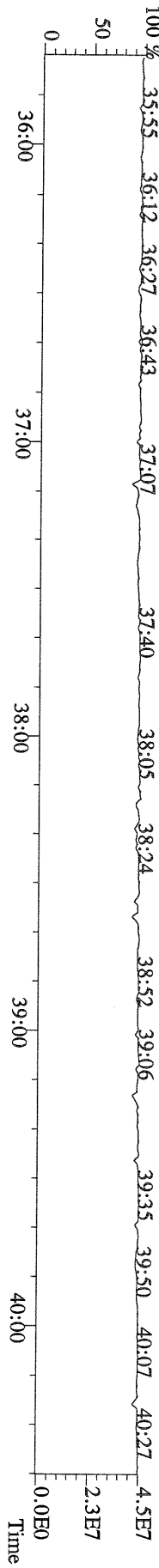
File:12MAY10M #1-476 Acq:12-MAY-2010 17:59:27 GC EI + Voltage SIR Autospec-Ultima
 401.8559 S:6 F:3 BSUB(10000,15,-3.0) PKD(5.5,3,0.10%,100.0,0.00%,F,F) Exp:PCDD
 Sample Text:ST051210M5 File Text:Frontier Analytical Laboratory



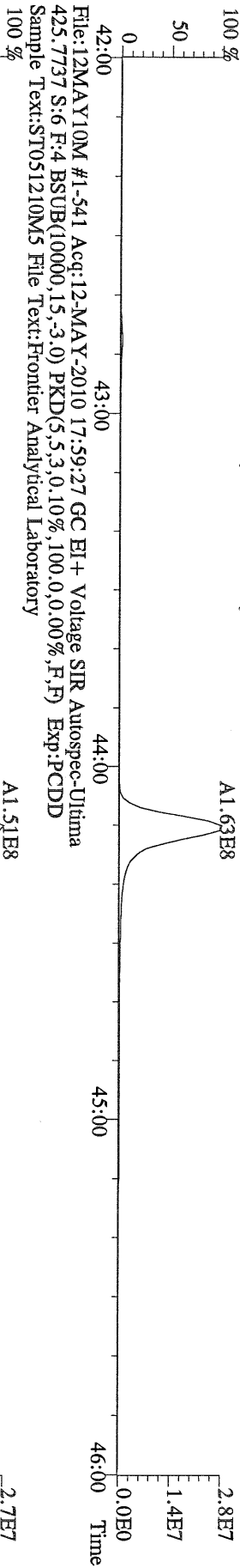
File:12MAY10M #1-476 Acq:12-MAY-2010 17:59:27 GC EI + Voltage SIR Autospec-Ultima
 403.8530 S:6 F:3 BSUB(10000,15,-3.0) PKD(5.5,3,0.10%,100.0,0.00%,F,F) Exp:PCDD
 Sample Text:ST051210M5 File Text:Frontier Analytical Laboratory



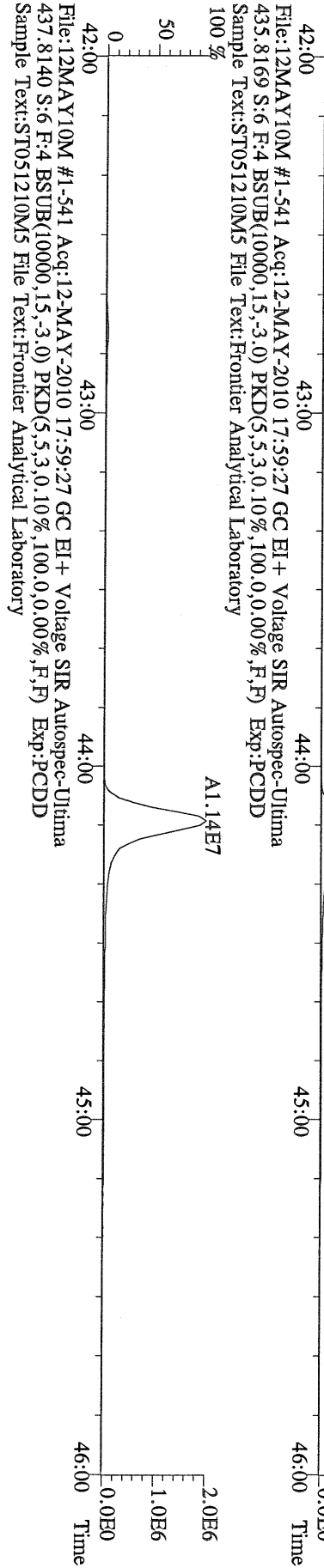
File:12MAY10M #1-476 Acq:12-MAY-2010 17:59:27 GC EI + Voltage SIR Autospec-Ultima
 380.9760 S:6 F:3 Exp:PCDD
 Sample Text:ST051210M5 File Text:Frontier Analytical Laboratory



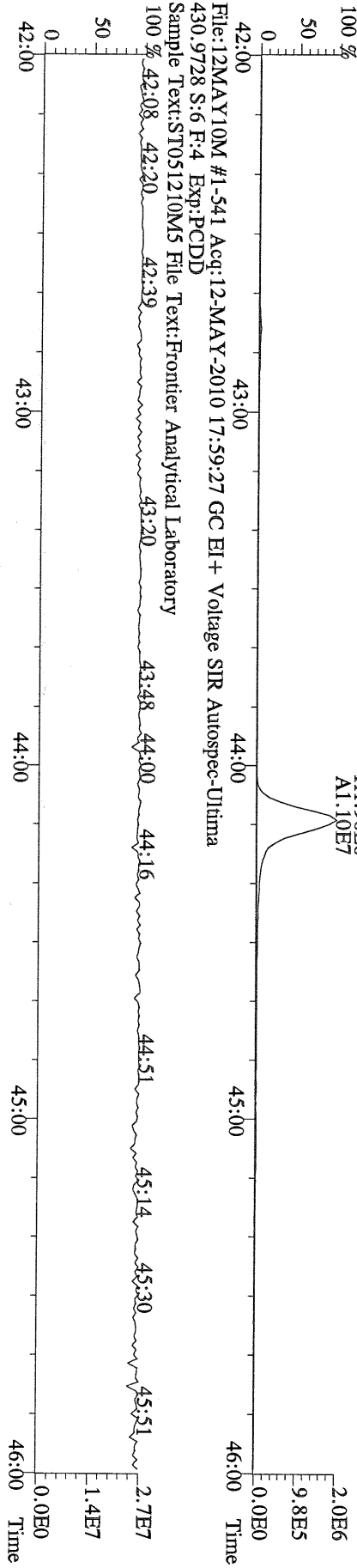
File:12MAY10M #1-541 Acq:12-MAY-2010 17:59:27 GC EI + Voltage SIR Autospec-Utima
423.7767 S:6 F:4 BSUB(10000,15,-3.0) PKD(5,5,3,0,10%,100.0,0.00%,F,F) Exp:PCDD
Sample Text:ST051210M5 File Text:Frontier Analytical Laboratory



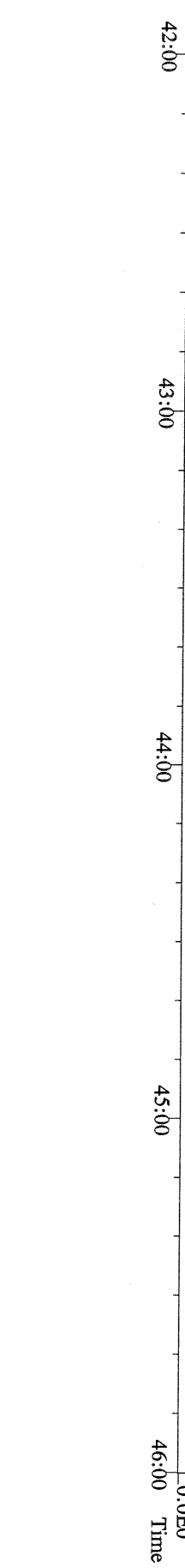
File:12MAY10M #1-541 Acq:12-MAY-2010 17:59:27 GC EI + Voltage SIR Autospec-Utima
425.7737 S:6 F:4 BSUB(10000,15,-3.0) PKD(5,5,3,0,10%,100.0,0.00%,F,F) Exp:PCDD
Sample Text:ST051210M5 File Text:Frontier Analytical Laboratory




File:12MAY10M #1-541 Acq:12-MAY-2010 17:59:27 GC EI + Voltage SIR Autospec-Utima
437.8140 S:6 F:4 BSUB(10000,15,-3.0) PKD(5,5,3,0,10%,100.0,0.00%,F,F) Exp:PCDD
Sample Text:ST051210M5 File Text:Frontier Analytical Laboratory




File:12MAY10M #1-541 Acq:12-MAY-2010 17:59:27 GC EI + Voltage SIR Autospec-Utima
430.9728 S:6 F:4 Exp:PCDD
Sample Text:ST051210M5 File Text:Frontier Analytical Laboratory




File:12MAY10M #1-348 Acq:12-MAY-2010 17:59:27 GC EI+ Voltage SIR Autospec-Utima
457.7377 S:6 F:5 BSUB(10000,15,-3.0) PKD(5.5,3,0.10%,100.0,0.00%,F,F) Exp:PCDD
Sample Text:ST051210M5 File Text:Frontier Analytical Laboratory
100 %




File:12MAY10M #1-348 Acq:12-MAY-2010 17:59:27 GC EI+ Voltage SIR Autospec-Utima
459.7348 S:6 F:5 BSUB(10000,15,-3.0) PKD(5.5,3,0.10%,100.0,0.00%,F,F) Exp:PCDD
Sample Text:ST051210M5 File Text:Frontier Analytical Laboratory
100 %




File:12MAY10M #1-348 Acq:12-MAY-2010 17:59:27 GC EI+ Voltage SIR Autospec-Utima
469.7780 S:6 F:5 BSUB(10000,15,-3.0) PKD(5.5,3,0.10%,100.0,0.00%,F,F) Exp:PCDD
Sample Text:ST051210M5 File Text:Frontier Analytical Laboratory
100 %



File:12MAY10M #1-348 Acq:12-MAY-2010 17:59:27 GC EI+ Voltage SIR Autospec-Utima
471.7750 S:6 F:5 BSUB(10000,15,-3.0) PKD(5.5,3,0.10%,100.0,0.00%,F,F) Exp:PCDD
Sample Text:ST051210M5 File Text:Frontier Analytical Laboratory
100 %

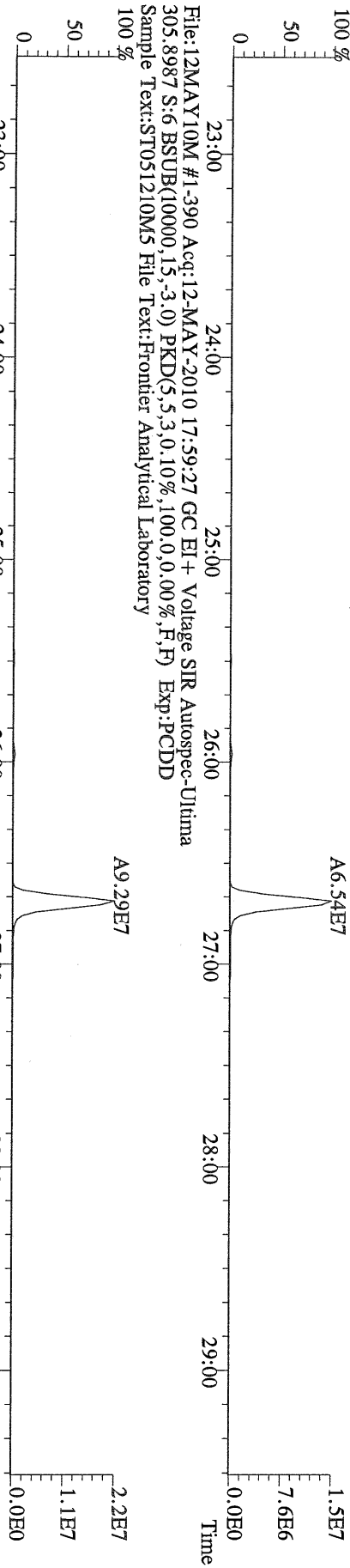


File:12MAY10M #1-348 Acq:12-MAY-2010 17:59:27 GC EI+ Voltage SIR Autospec-Utima
454.9728 S:6 F:5 Exp:PCDD
Sample Text:ST051210M5 File Text:Frontier Analytical Laboratory
100 %

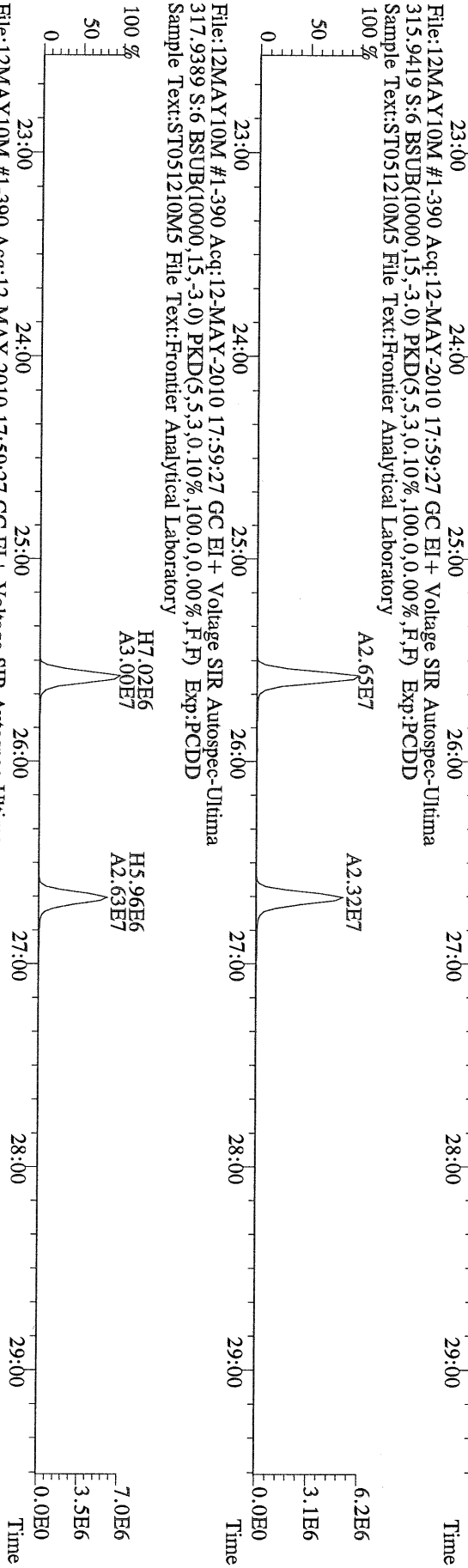


48:16 48:42 48:57 49:15 49:32 49:54 50:21 50:39 50:53 51:10 51:38 51:53 52:15
Time 0.0E0 1.5E7 3.1E7

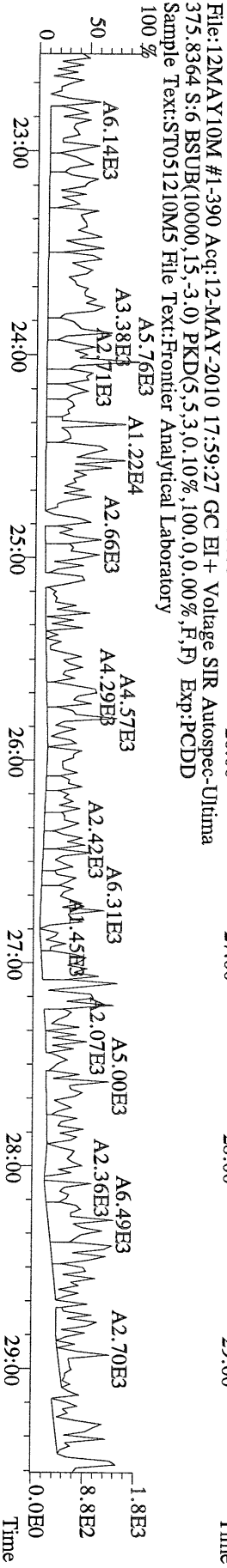
File:12MAY10M #1-390 Acq:12-MAY-2010 17:59:27 GC EI + Voltage SIR Autospec-Utima
303.9016 S:6 BSUB(10000,15,-3.0) PKD(5,5,3,0,10%,100,0,0,0.00%,F,F) Exp:PCDD
Sample Text:ST051210M5 File Text:Frontier Analytical Laboratory



File:12MAY10M #1-390 Acq:12-MAY-2010 17:59:27 GC EI + Voltage SIR Autospec-Utima
315.9419 S:6 BSUB(10000,15,-3.0) PKD(5,5,3,0,10%,100,0,0,0.00%,F,F) Exp:PCDD
Sample Text:ST051210M5 File Text:Frontier Analytical Laboratory

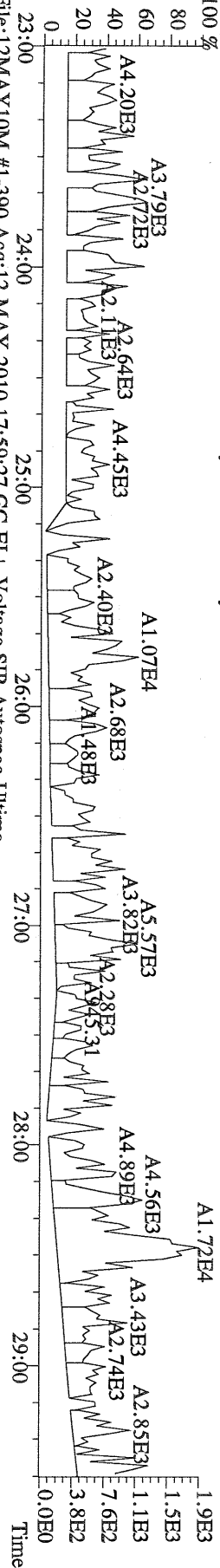


File:12MAY10M #1-390 Acq:12-MAY-2010 17:59:27 GC EI + Voltage SIR Autospec-Utima
317.9389 S:6 BSUB(10000,15,-3.0) PKD(5,5,3,0,10%,100,0,0,0.00%,F,F) Exp:PCDD
Sample Text:ST051210M5 File Text:Frontier Analytical Laboratory

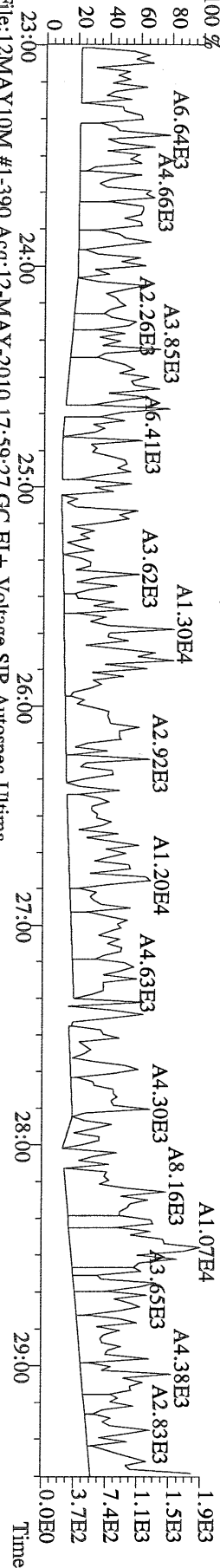


File:12MAY10M #1-390 Acq:12-MAY-2010 17:59:27 GC EI + Voltage SIR Autospec-Utima
375.8364 S:6 BSUB(10000,15,-3.0) PKD(5,5,3,0,10%,100,0,0,0.00%,F,F) Exp:PCDD
Sample Text:ST051210M5 File Text:Frontier Analytical Laboratory

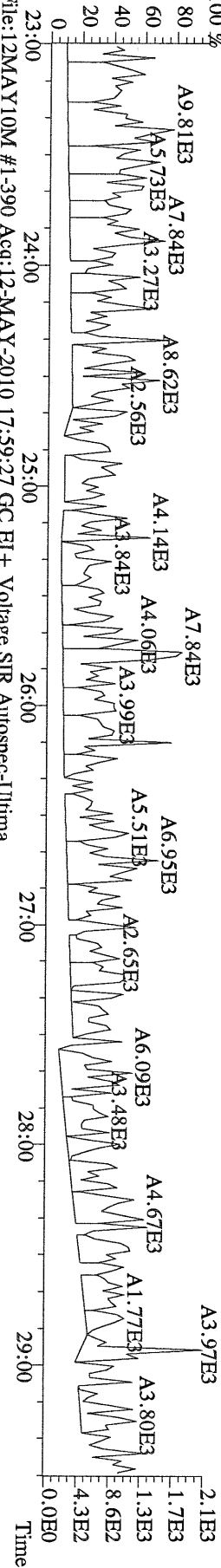
File:12MAY10M #1-390 Acq:12-MAY-2010 17:59:27 GC EI+ Voltage SIR Autospec-Utima
 339.8597 S:6 BSUB(10000,15,-3.0) PKD(5,5,3,0.10%,100,0.0,0.00%,F,F) Exp:PCDD
 Sample Text:ST051210M5 File Text:Frontier Analytical Laboratory



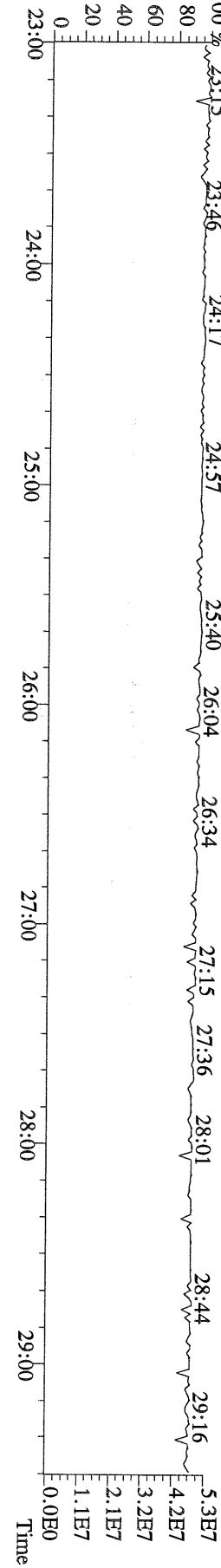
File:12MAY10M #1-390 Acq:12-MAY-2010 17:59:27 GC EI+ Voltage SIR Autospec-Utima
 341.8568 S:6 BSUB(10000,15,-3.0) PKD(5,5,3,0.10%,100,0.0,0.00%,F,F) Exp:PCDD
 Sample Text:ST051210M5 File Text:Frontier Analytical Laboratory




File:12MAY10M #1-390 Acq:12-MAY-2010 17:59:27 GC EI+ Voltage SIR Autospec-Utima
 409.7974 S:6 BSUB(10000,15,-3.0) PKD(5,5,3,0.10%,100,0.0,0.00%,F,F) Exp:PCDD
 Sample Text:ST051210M5 File Text:Frontier Analytical Laboratory




File:12MAY10M #1-390 Acq:12-MAY-2010 17:59:27 GC EI+ Voltage SIR Autospec-Utima
 330.9792 S:6 Exp:PCDD
 Sample Text:ST051210M5 File Text:Frontier Analytical Laboratory



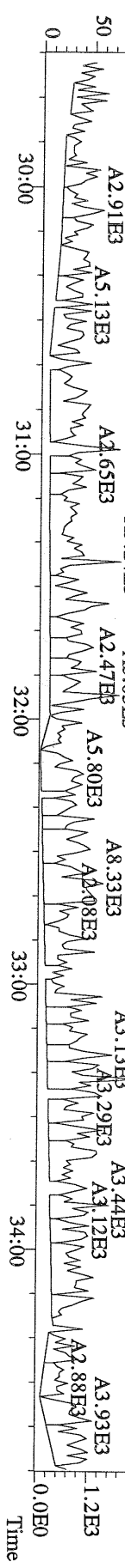
File:12MAY10M #1-412 Acq:12-MAY-2010 17:59:27 GC EI+ Voltage SIR Autospec-Utima
 339.8597 S:6 F:2 BSUB(10000,15,-3.0) PKD(5,5,3,0.10%,100.0,0.00%,F,F) Exp:PCDD
 Sample Text:ST051210M5 File Text:Frontier Analytical Laboratory



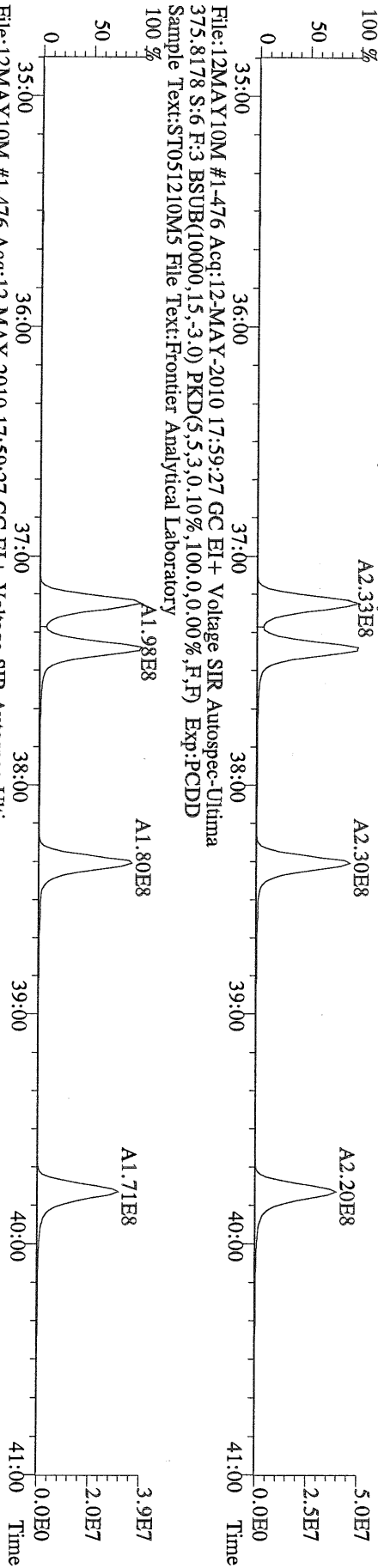
File:12MAY10M #1-412 Acq:12-MAY-2010 17:59:27 GC EI+ Voltage SIR Autospec-Utima
 351.9000 S:6 F:2 BSUB(10000,15,-3.0) PKD(5,5,3,0.10%,100.0,0.00%,F,F) Exp:PCDD
 Sample Text:ST051210M5 File Text:Frontier Analytical Laboratory



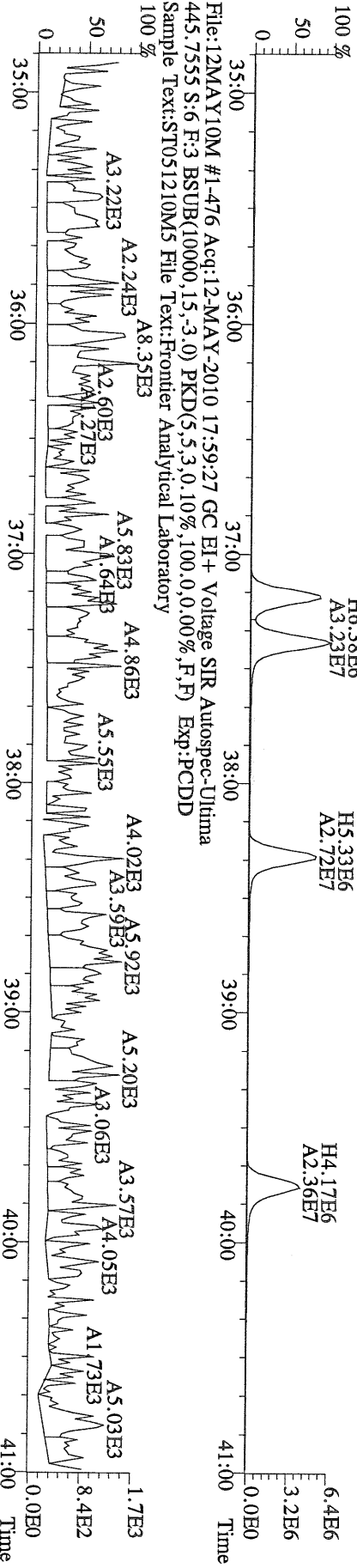
File:12MAY10M #1-412 Acq:12-MAY-2010 17:59:27 GC EI+ Voltage SIR Autospec-Utima
 409.7974 S:6 F:2 BSUB(10000,15,-3.0) PKD(5,5,3,0.10%,100.0,0.00%,F,F) Exp:PCDD
 Sample Text:ST051210M5 File Text:Frontier Analytical Laboratory



File:12MAY10M #1-476 Acq:12-MAY-2010 17:59:27 GC EI+ Voltage SIR Autospec-Utima
373.8207 S:6 F:3 BSUB(10000,15,-3.0) PKD(5,5,3,0,10%,100,0,0.00%,F,F) Exp:PCDD
Sample Text:ST051210M5 File Text:Frontier Analytical Laboratory



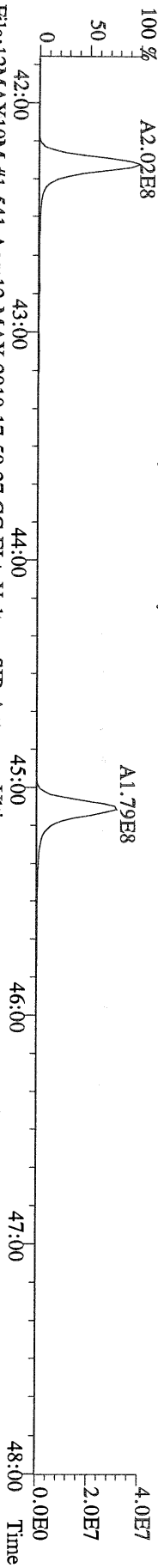
File:12MAY10M #1-476 Acq:12-MAY-2010 17:59:27 GC EI+ Voltage SIR Autospec-Utima
383.8639 S:6 F:3 BSUB(10000,15,-3.0) PKD(5,5,3,0,10%,100,0,0.00%,F,F) Exp:PCDD
Sample Text:ST051210M5 File Text:Frontier Analytical Laboratory



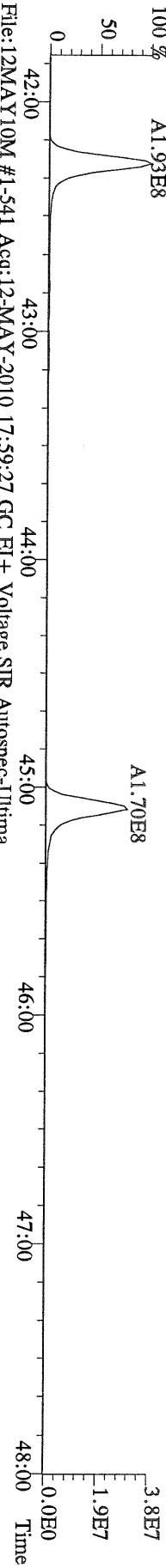
File:12MAY10M #1-476 Acq:12-MAY-2010 17:59:27 GC EI+ Voltage SIR Autospec-Utima
445.7555 S:6 F:3 BSUB(10000,15,-3.0) PKD(5,5,3,0,10%,100,0,0.00%,F,F) Exp:PCDD
Sample Text:ST051210M5 File Text:Frontier Analytical Laboratory



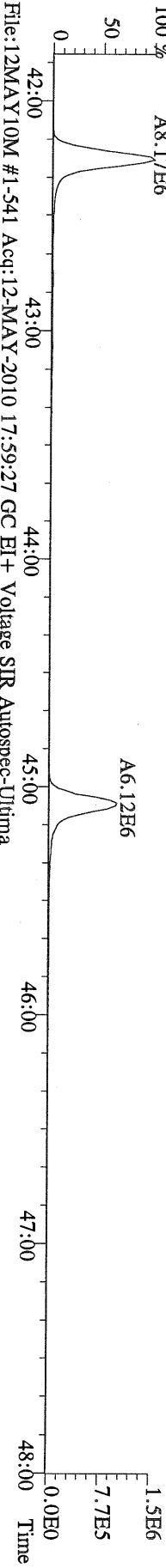
File:12MAY10M #1-541 Acq:12-MAY-2010 17:59:27 GC EI + Voltage SIR Autospec-Utima
 407.7818 S:6 F:4 BSUB(10000,15,-3.0) PKD(5,5,3,0.10%,100,0,0.00%,F,F) Exp:PCDD
 Sample Text:ST051210M5 File Text:Frontier Analytical Laboratory



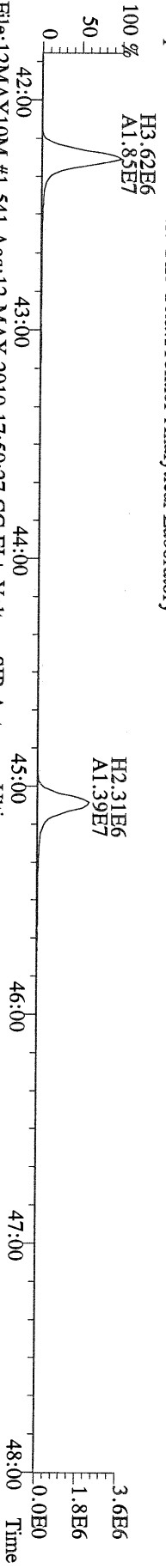
File:12MAY10M #1-541 Acq:12-MAY-2010 17:59:27 GC EI + Voltage SIR Autospec-Utima
 409.7788 S:6 F:4 BSUB(10000,15,-3.0) PKD(5,5,3,0.10%,100,0,0.00%,F,F) Exp:PCDD
 Sample Text:ST051210M5 File Text:Frontier Analytical Laboratory



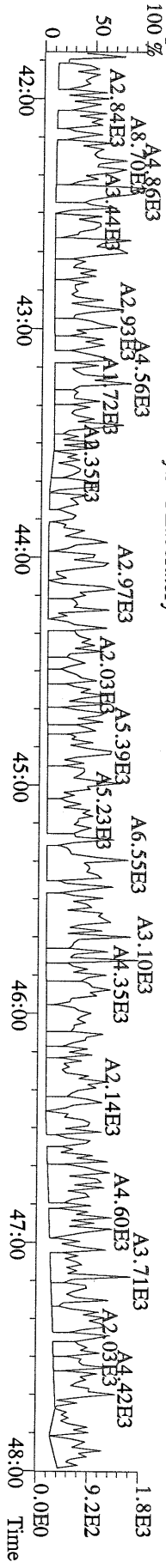
File:12MAY10M #1-541 Acq:12-MAY-2010 17:59:27 GC EI + Voltage SIR Autospec-Utima
 417.8253 S:6 F:4 BSUB(10000,15,-3.0) PKD(5,5,3,0.10%,100,0,0.00%,F,F) Exp:PCDD
 Sample Text:ST051210M5 File Text:Frontier Analytical Laboratory



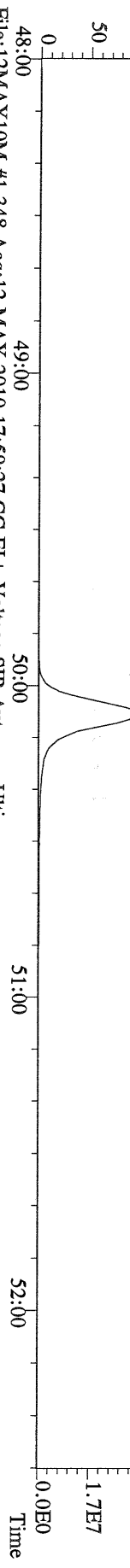
File:12MAY10M #1-541 Acq:12-MAY-2010 17:59:27 GC EI + Voltage SIR Autospec-Utima
 419.8220 S:6 F:4 BSUB(10000,15,-3.0) PKD(5,5,3,0.10%,100,0,0.00%,F,F) Exp:PCDD
 Sample Text:ST051210M5 File Text:Frontier Analytical Laboratory



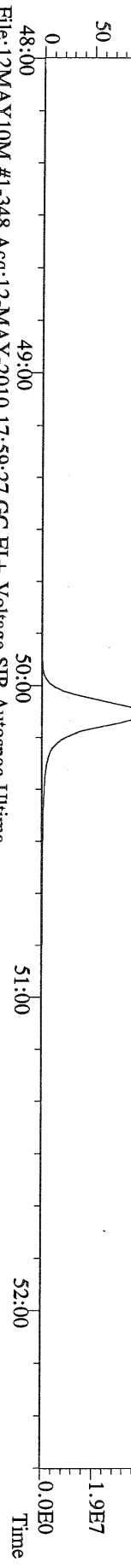
File:12MAY10M #1-541 Acq:12-MAY-2010 17:59:27 GC EI + Voltage SIR Autospec-Utima
 479.7165 S:6 F:4 BSUB(10000,15,-3.0) PKD(5,5,3,0.10%,100,0,0.00%,F,F) Exp:PCDD
 Sample Text:ST051210M5 File Text:Frontier Analytical Laboratory



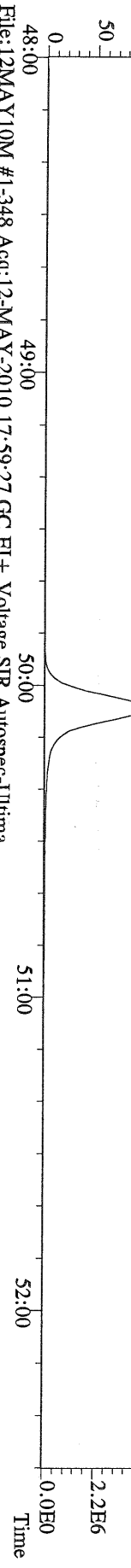
File:12MAY10M #1-348 Acq:12-MAY-2010 17:59:27 GC EI+ Voltage SIR Autospec-Utima
441.7428 S:6 F:5 BSUB(10000,15,-3.0) PKD(5.5,3,0.10%,100.0,0.00%,F,F) Exp:PCDD
Sample Text:ST051210M5 File Text:Frontier Analytical Laboratory



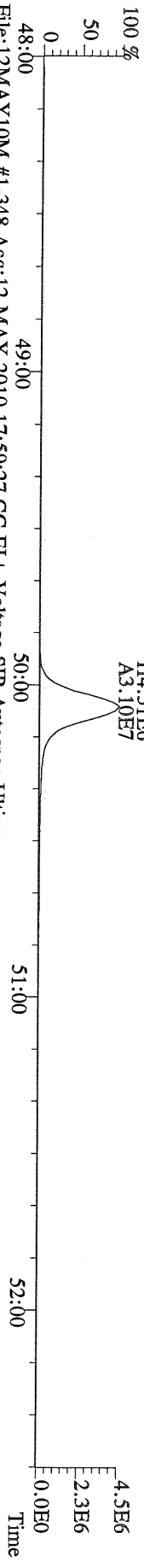
File:12MAY10M #1-348 Acq:12-MAY-2010 17:59:27 GC EI+ Voltage SIR Autospec-Utima
443.7398 S:6 F:5 BSUB(10000,15,-3.0) PKD(5.5,3,0.10%,100.0,0.00%,F,F) Exp:PCDD
Sample Text:ST051210M5 File Text:Frontier Analytical Laboratory




File:12MAY10M #1-348 Acq:12-MAY-2010 17:59:27 GC EI+ Voltage SIR Autospec-Utima
453.7831 S:6 F:5 BSUB(10000,15,-3.0) PKD(5.5,3,0.10%,100.0,0.00%,F,F) Exp:PCDD
Sample Text:ST051210M5 File Text:Frontier Analytical Laboratory

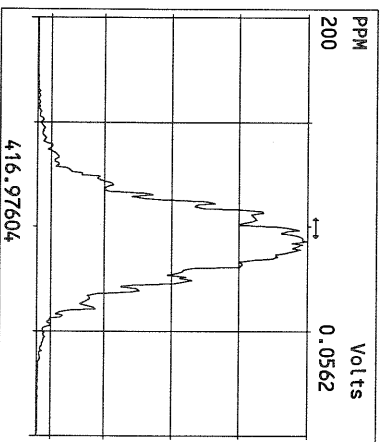
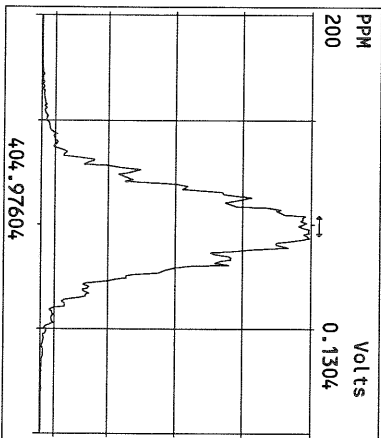
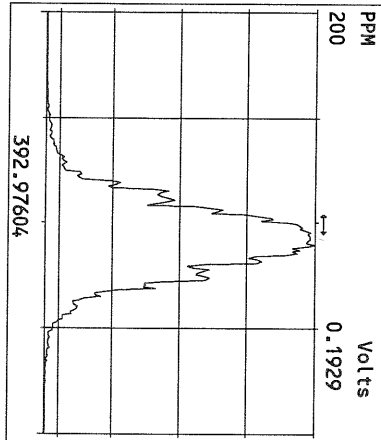
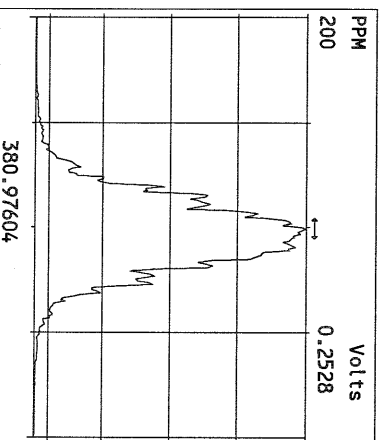
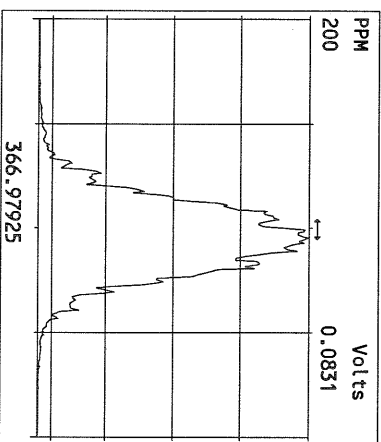
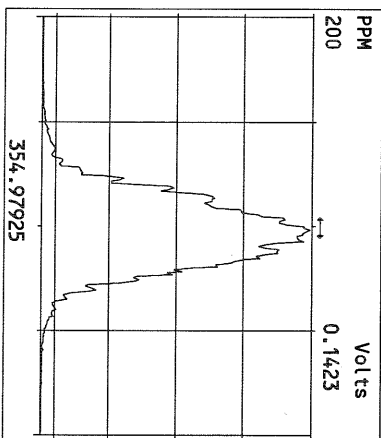
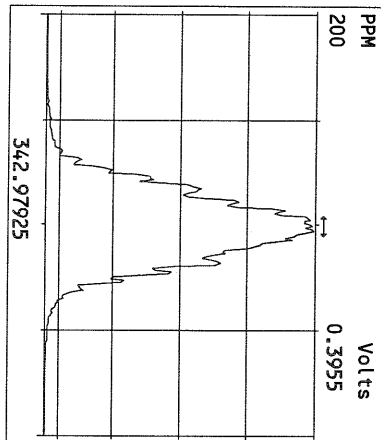
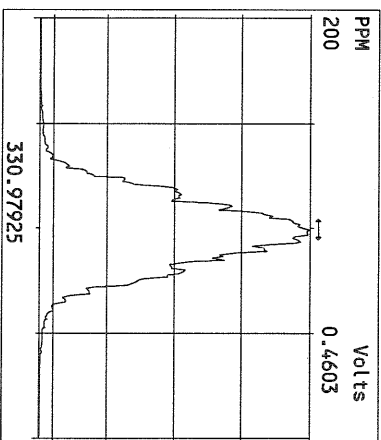
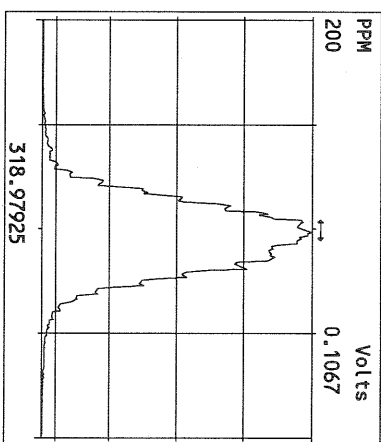
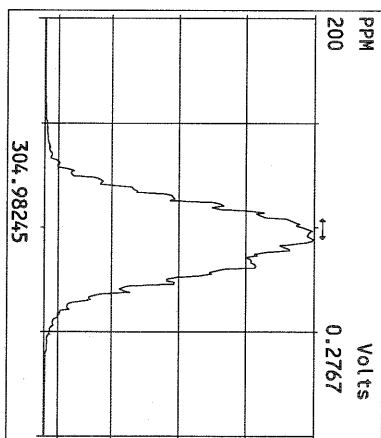
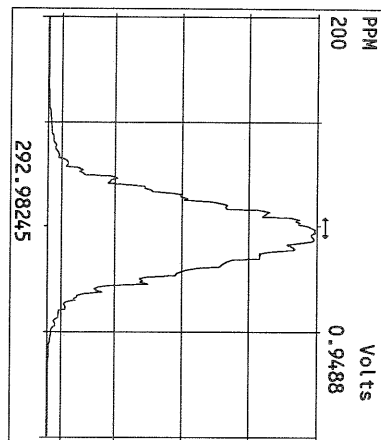


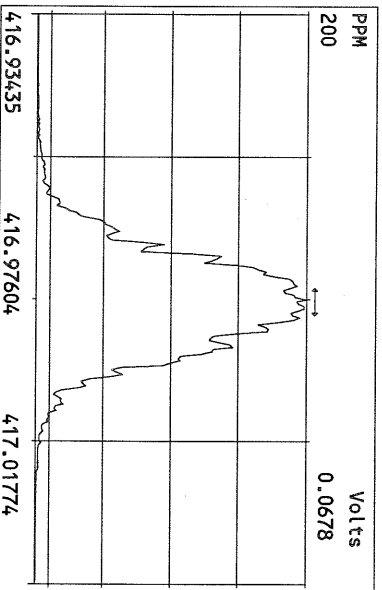
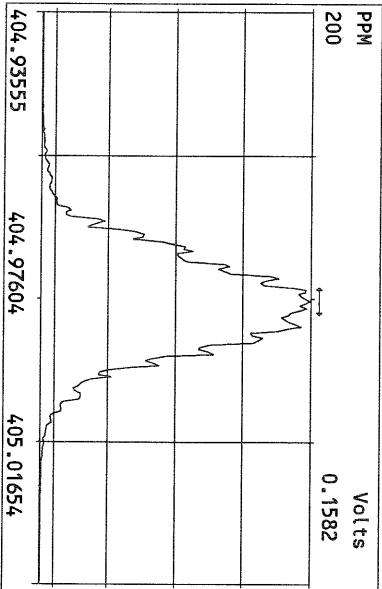
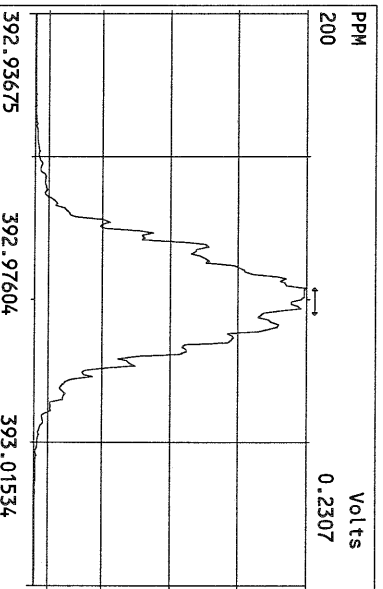
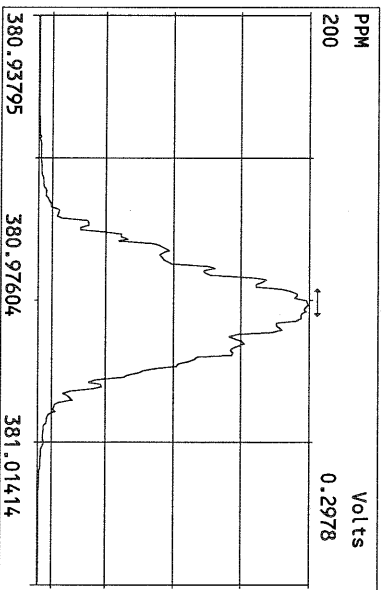
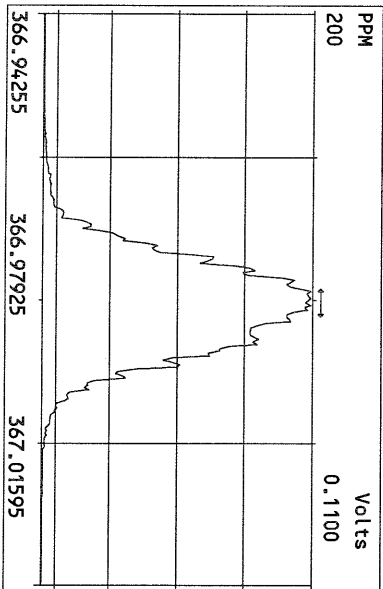
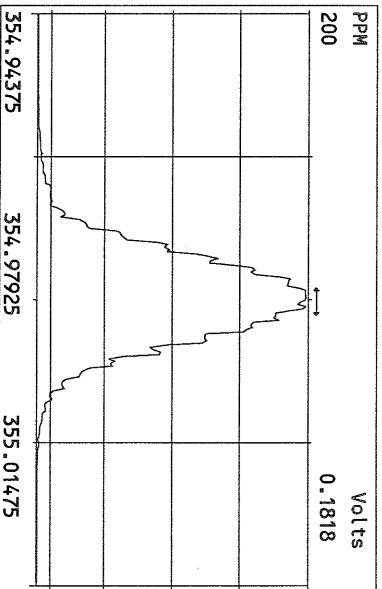
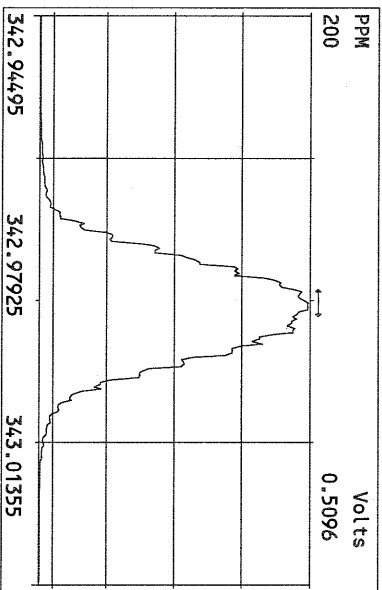
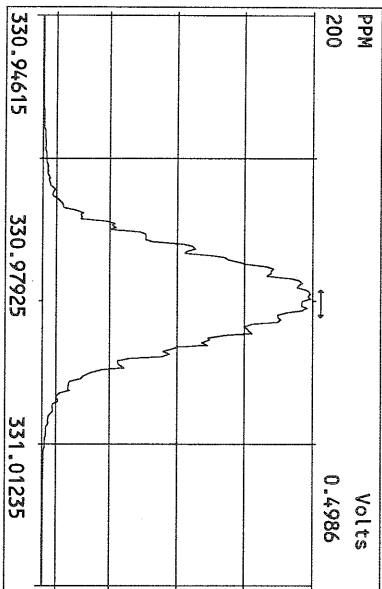
File:12MAY10M #1-348 Acq:12-MAY-2010 17:59:27 GC EI+ Voltage SIR Autospec-Utima
455.7801 S:6 F:5 BSUB(10000,15,-3.0) PKD(5.5,3,0.10%,100.0,0.00%,F,F) Exp:PCDD
Sample Text:ST051210M5 File Text:Frontier Analytical Laboratory

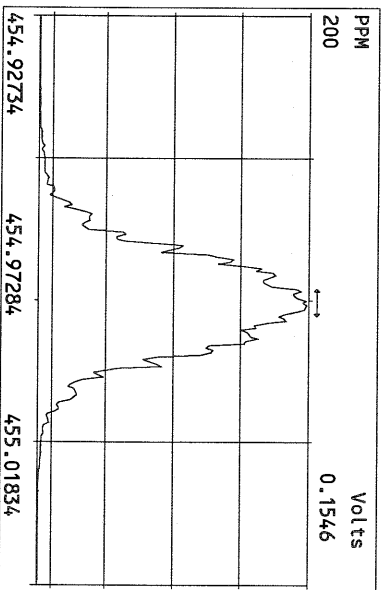
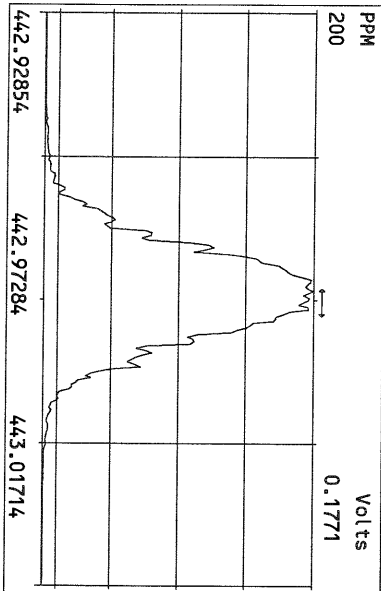
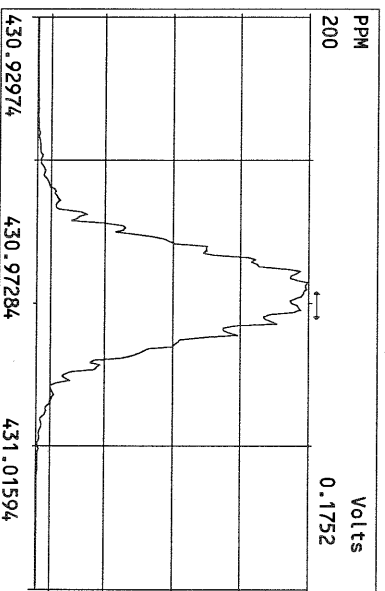
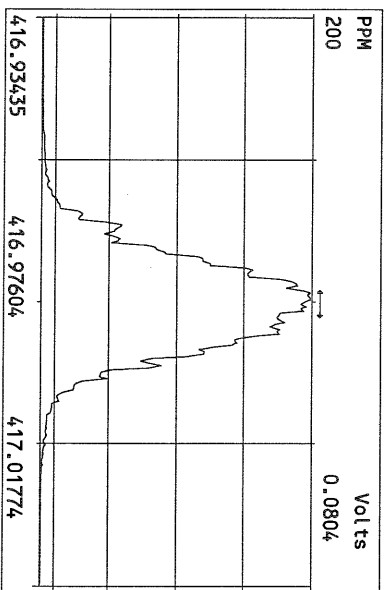
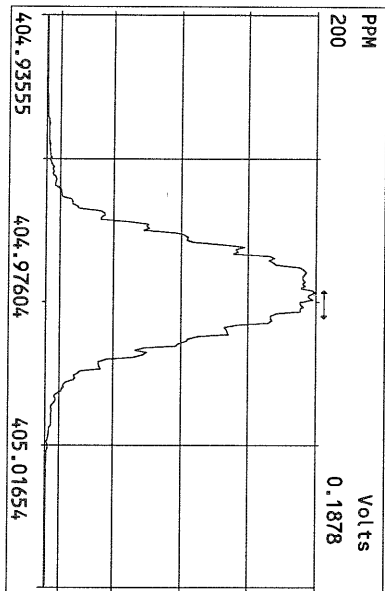
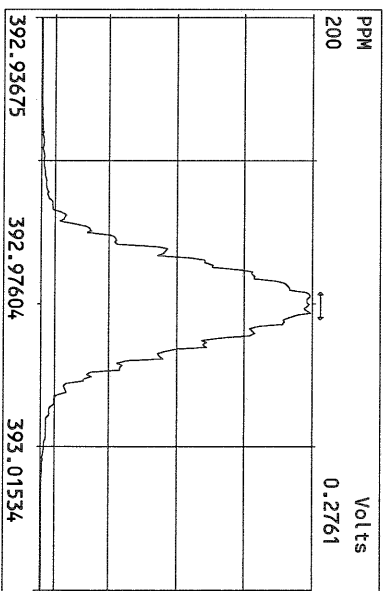
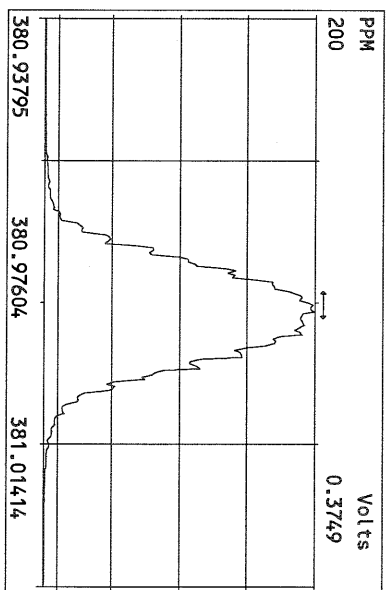
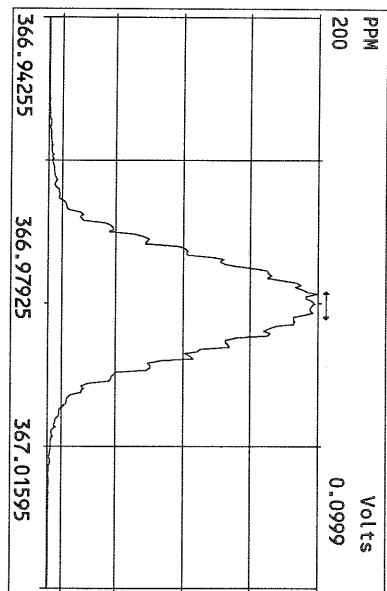


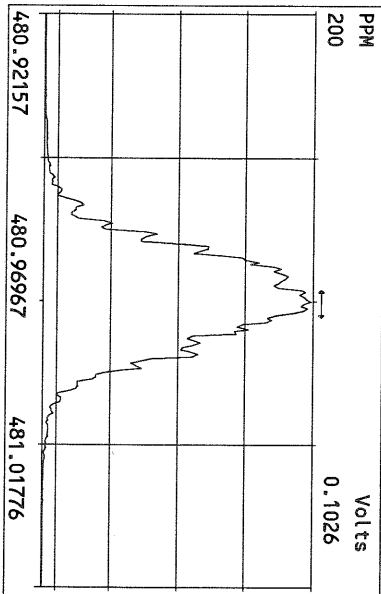
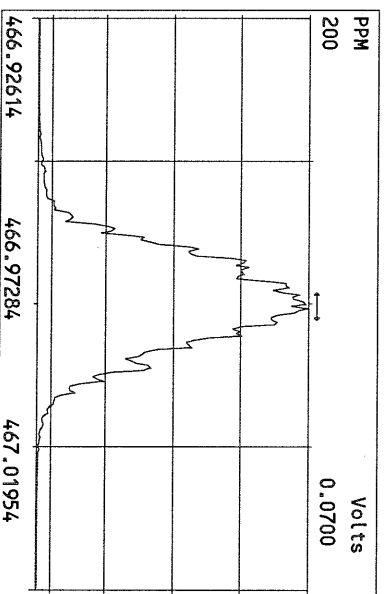
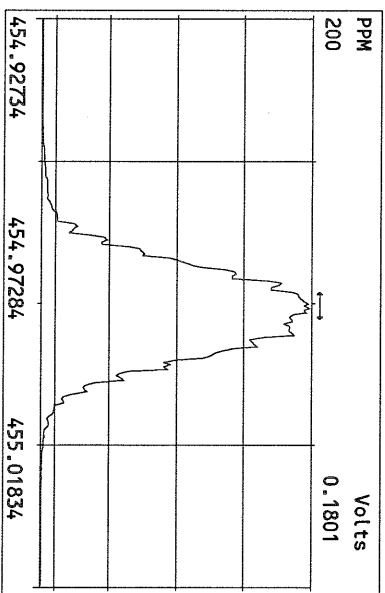
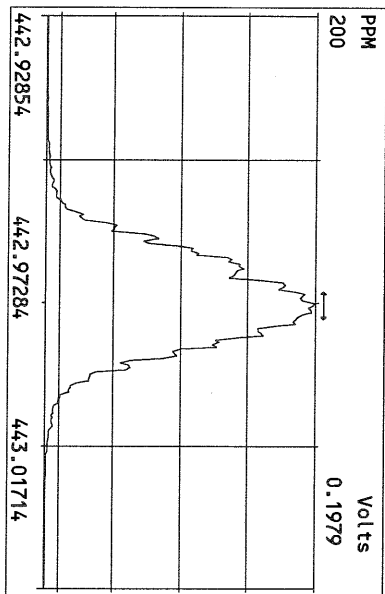
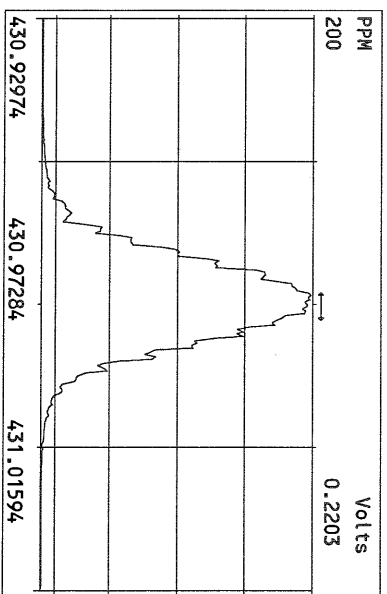
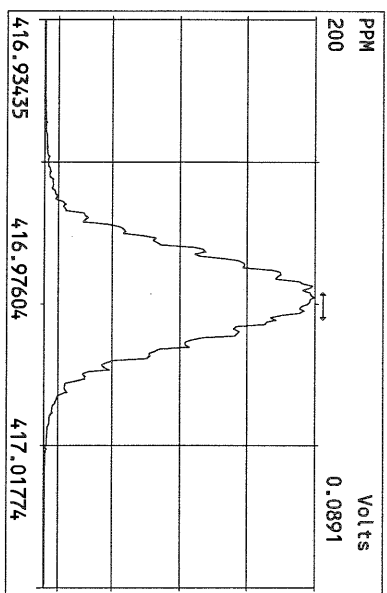
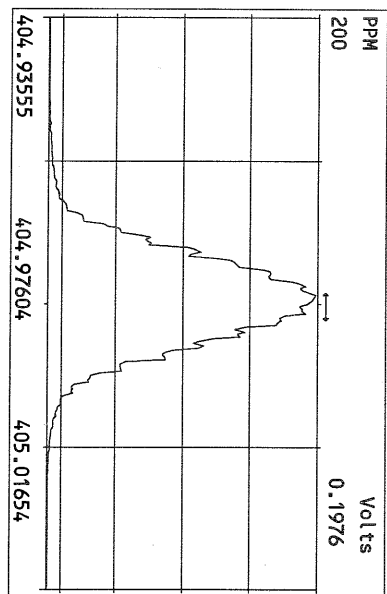
File:12MAY10M #1-348 Acq:12-MAY-2010 17:59:27 GC EI+ Voltage SIR Autospec-Utima
513.6775 S:6 F:5 BSUB(10000,15,-3.0) PKD(5.5,3,0.10%,100.0,0.00%,F,F) Exp:PCDD
Sample Text:ST051210M5 File Text:Frontier Analytical Laboratory

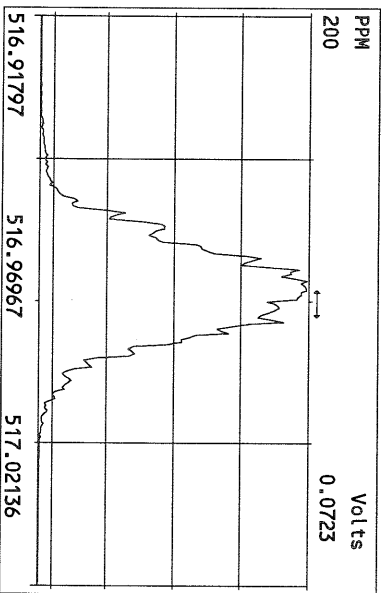
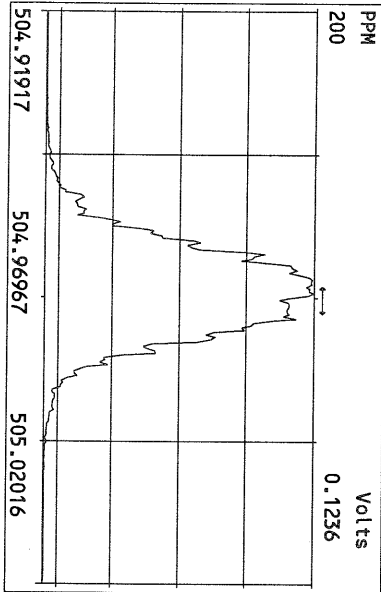
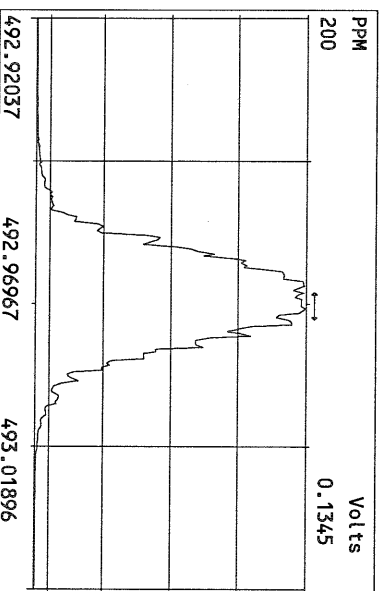
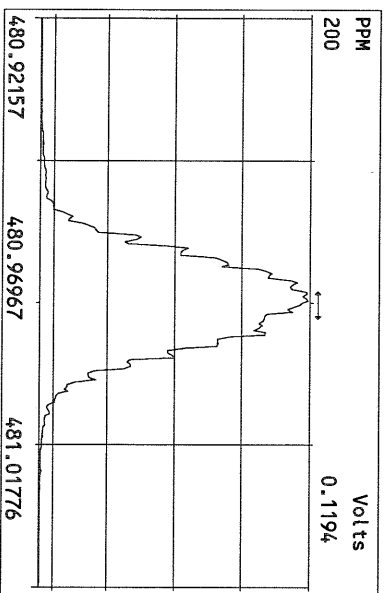
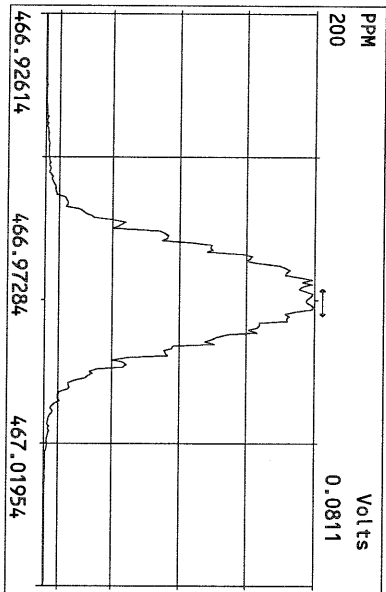
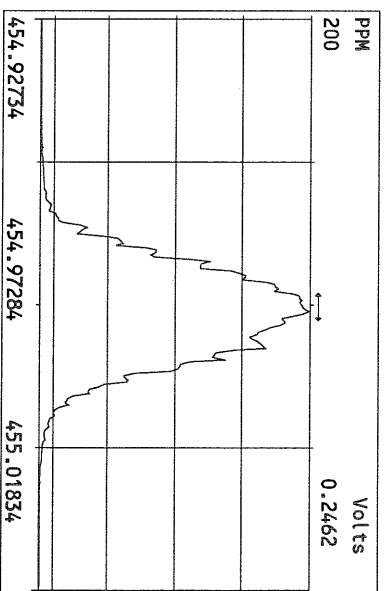
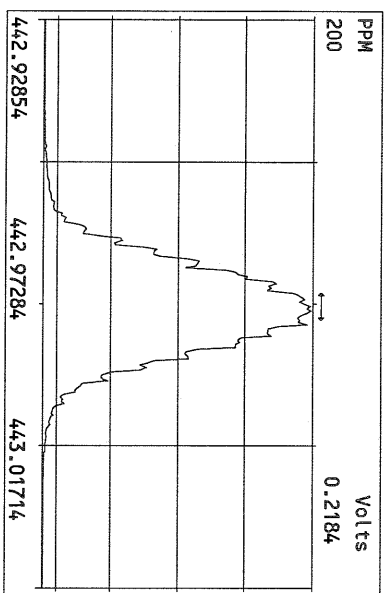
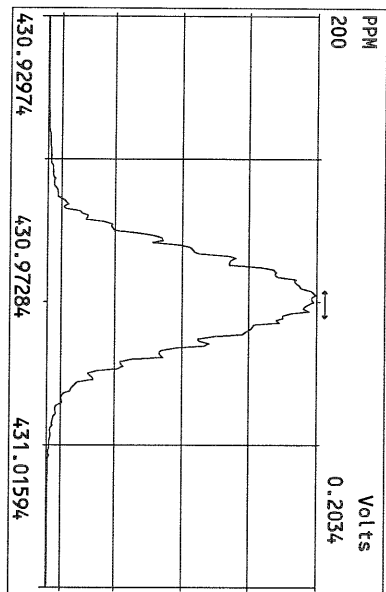












USEPA - ITD

FORM 4A
PCDD/PCDF CALIBRATION VERIFICATION

Lab Name: Frontier Analytical Laboratory Episode No.:

Contract No.: SAS No.:

Initial Calibration Date: 5/12/10

Instrument ID: FAL3

GC Column ID: DB5

VER Data Filename: 11AUG10M Sam:1

Analysis Date: 11-AUG-10 09:36:02

	M/Z'S FORMING RATIO (1)	ION ABUND. RATIO	QC LIMITS (2)	ACCEPT	CONC. FOUND	CONC. RANGE (ng/mL) (3)
NATIVE ANALYTES						
2,3,7,8-TCDD	M/M+2	0.70	0.65-0.89	y	10.7	7.80 - 12.9 ✓
1,2,3,7,8-PeCDD	M+2/M+4	1.60	1.32-1.78	y	51.7	39.0 - 65.0 ✓
1,2,3,4,7,8-HxCDD	M+2/M+4	1.39	1.05-1.43	y	54.5	39.0 - 64.0 ✓
1,2,3,6,7,8-HxCDD	M+2/M+4	1.38	1.05-1.43	y	53.3	39.0 - 64.0 ✓
1,2,3,7,8,9-HxCDD	M+2/M+4	1.38	1.05-1.43	y	54.0	41.0 - 61.0 ✓
1,2,3,4,6,7,8-HpCDD	M+2/M+4	1.00	0.88-1.20	y	52.2	43.0 - 58.0 ✓
OCDD	M+2/M+4	0.97	0.76-1.02	y	111	79.0 - 126 ✓
2,3,7,8-TCDF	M/M+2	0.68	0.65-0.89	y	10.2	8.40 - 12.0 ✓
1,2,3,7,8-PeCDF	M+2/M+4	1.50	1.32-1.78	y	53.6	41.0 - 60.0 ✓
2,3,4,7,8-PeCDF	M+2/M+4	1.49	1.32-1.78	y	51.0	41.0 - 60.0 ✓
1,2,3,4,7,8-HxCDF	M+2/M+4	1.24	1.05-1.43	y	48.0	45.0 - 56.0 ✓
1,2,3,6,7,8-HxCDF	M+2/M+4	1.26	1.05-1.43	y	48.6	44.0 - 57.0 ✓
2,3,4,6,7,8-HxCDF	M+2/M+4	1.27	1.05-1.43	y	48.8	44.0 - 57.0 ✓
1,2,3,7,8,9-HxCDF	M+2/M+4	1.26	1.05-1.43	y	49.4	45.0 - 56.0 ✓
1,2,3,4,6,7,8-HpCDF	M+2/M+4	1.06	0.88-1.20	y	48.8	45.0 - 55.0 ✓
1,2,3,4,7,8,9-HpCDF	M+2/M+4	1.06	0.88-1.20	y	48.7	43.0 - 58.0 ✓
OCDF	M+2/M+4	0.87	0.76-1.02	y	96.8	63.0 - 159 ✓

(1) See Table 8, Method 1613, for m/z specifications.

(2) Ion Abundance Ratio Control Limits as specified in Table 9, Method 1613.

(3) Contract-required concentration range as specified in Table 6, Method 1613.

Analyst: Date: 

FORM 4B
PCDD/PCDF CALIBRATION VERIFICATION

Lab Name: Frontier Analytical Laboratory

Episode No.:

Contract No.:

SAS No.:

Initial Calibration Date: 5/12/10

Instrument ID: FAL3

GC Column ID: DB5

VER Data Filename: 11AUG10M Sam:1

Analysis Date: 11-AUG-10 09:36:02

LABELLED COMPOUNDS	M/Z'S FORMING RATIO (1)	ION ABUND. RATIO	QC LIMITS (2)	ACCEPT	CONC. FOUND	CONC. RANGE (ng/mL) (3)
13C-2,3,7,8-TCDD	M/M+2	0.83	0.65-0.89	y	101	82.0 - 121 ✓
13C-1,2,3,7,8-PeCDD	M+2/M+4	1.74	1.32-1.78	y	109	62.0 - 160 ✓
13C-1,2,3,4,7,8-HxCDD	M+2/M+4	1.23	1.05-1.43	y	109	85.0 - 117 ✓
13C-1,2,3,6,7,8-HxCDD	M+2/M+4	1.21	1.05-1.43	y	97.9	85.0 - 118 ✓
13C-1,2,3,4,6,7,8-HpCDD	M+2/M+4	0.99	0.88-1.20	y	106	72.0 - 138 ✓
13C-OCDD	M+2/M+4	0.92	0.76-1.02	y	219	96.0 - 415 ✓
13C-2,3,7,8-TCDF	M/M+2	0.88	0.65-0.89	y	102	71.0 - 140 ✓
13C-1,2,3,7,8-PeCDF	M+2/M+4	1.68	1.32-1.78	y	98.1	76.0 - 130 ✓
13C-2,3,4,7,8-PeCDF	M+2/M+4	1.68	1.32-1.78	y	101	77.0 - 130 ✓
13C-1,2,3,4,7,8-HxCDF	M/M+2	0.52	0.43-0.59	y	124	76.0 - 131 ✓
13C-1,2,3,6,7,8-HxCDF	M/M+2	0.52	0.43-0.59	y	115	70.0 - 143 ✓
13C-2,3,4,6,7,8-HxCDF	M/M+2	0.52	0.43-0.59	y	121	73.0 - 137 ✓
13C-1,2,3,7,8,9-HxCDF	M/M+2	0.53	0.43-0.59	y	123	74.0 - 135 ✓
13C-1,2,3,4,6,7,8-HpCDF	M/M+2	0.43	0.37-0.51	y	112	78.0 - 129 ✓
13C-1,2,3,4,7,8,9-HpCDF	M/M+2	0.43	0.37-0.51	y	121	77.0 - 129 ✓
13C-OCDF	M+2/M+4	0.97	0.76-1.02	y	244	96.0 - 415 ✓
CLEANUP STANDARD (4)						
37Cl-2,3,7,8-TCDD					9.68	7.80 - 12.8 ✓

(1) See Table 8, Method 1613, for m/z specifications.

(2) Ion Abundance Ratio Control Limits as specified in Table 9, Method 1613.

(3) Contract-required concentration range as specified in Table 6, Method 1613.

(4) No ion abundance ratio; report concentration found.

Analyst: Date: 8/12/10

FORM 5
PCDD/PCDF RT WINDOW AND ISOMER SPECIFICITY STANDARDS

Lab Name: Frontier Analytical Laboratory Episode No.:

Contract No.: SAS No.:

Instrument ID: FAL3 Initial Calibration Date: 5/12/10

RT Window Data Filename: 11AUG10M Sam:1 Analysis Date: 11-AUG-10 Time: 09:36:02

DB-5 IS Data Filename: 11AUG10M Sam:1 Analysis Date: 11-AUG-10 Time: 09:36:02

DB-225 IS Date Filename: Analysis Date: Time:

DB-5 RT WINDOW DEFINING STANDARDS RESULTS

ISOMERS	ABSOLUTE RT	ISOMERS	ABSOLUTE RT
1,3,6,8-TCDD (F)	24:23 ✓	1,3,6,8-TCDF (F)	23:02 ✓
1,2,8,9-TCDD (L)	28:18 ✓	1,2,8,9-TCDF (L)	28:32 ✓
1,2,4,7,9-PeCDD (F)	30:13 ✓	1,3,4,6,8-PeCDF (F)	28:23 ✓
1,2,3,8,9-PeCDD (L)	33:46 ✓	1,2,3,8,9-PeCDF (L)	34:12 ✓
1,2,4,6,7,9-HxCDD (F)	36:06 ✓	1,2,3,4,6,8-HxCDF (F)	35:12 ✓
1,2,3,7,8,9-HxCDD (L)	39:10 ✓	1,2,3,7,8,9-HxCDF (L)	39:44 ✓
1,2,3,4,6,7,9-HpCDD (F)	42:46 ✓	1,2,3,4,6,7,8-HpCDF (F)	42:14 ✓
1,2,3,4,6,7,8-HpCDD (L)	44:09 ✓	1,2,3,4,7,8,9-HpCDF (L)	45:04 ✓

(F) = First eluting isomer (DB-5); (L) = Last eluting isomer (DB-5)

=====

ISOMER SPECIFICITY (IS) TEST STANDARD RESULTS

% VALLEY HEIGHT
BETWEEN
COMPARED PEAKS (1)

<25%

(1) To meet contract requirement, %Valley Height Between Compared Peaks shall not exceed 25% (section 15.4.2.2, Method 1613).

Analyst: 

Date: 8/12/10

USEPA - ITD

FORM 6A

PCDD/PCDF RELATIVE RETENTION TIMES

Lab Name: Frontier Analytical Laboratory

Episode No.:

Contract No.:

SAS No.:

Init. Cal. Date: 5/12/10

Instrument ID: FAL3

GC Column ID: DB5


Analysis Date: 11-AUG-10 09:36:02

CS3 or VER Data Filename: 11AUG10M

Sam:1

NATIVE ANALYTES	RETENTION TIME REFERENCE	RRT	RRT QC LIMITS (1)
2,3,7,8-TCDD	13C-2,3,7,8-TCDD	1.001	0.999-1.002 ✓
2,3,7,8-TCDF	13C-2,3,7,8-TCDF	1.001	0.999-1.003 ✓
1,2,3,7,8-PeCDD	13C-1,2,3,7,8-PeCDD	1.001	0.999-1.002 ✓
1,2,3,7,8-PeCDF	13C-1,2,3,7,8-PeCDF	1.001	0.999-1.002 ✓
2,3,4,7,8-PeCDF	13C-2,3,4,7,8-PeCDF	1.000	0.999-1.002 ✓
LABELED COMPOUNDS			
37Cl-2,3,7,8-TCDD	13C-1,2,3,4-TCDD	1.023	0.989-1.052 ✓
13C-2,3,7,8-TCDD		1.021	0.976-1.043 ✓
13C-2,3,7,8-TCDF		0.994	0.923-1.103 ✓
13C-1,2,3,7,8-PeCDD		1.239	1.000-1.567 ✓
13C-1,2,3,7,8-PeCDF		1.174	0.923-1.203 ✓
13C-2,3,4,7,8-PeCDF		1.224	0.923-1.303 ✓

(1) Contract-required limits for Relative Retention Times (RRT) as specified in Table 2, Method 1613.

Analyst: Date: 8/12/10

USEPA - ITD

FORM 6B
PCDD/PCDF RELATIVE RETENTION TIMES

Lab Name: Frontier Analytical Laboratory

Episode No.:

Contract No.:

SAS No.:

Init. Cal. Date: 5/12/10

Instrument ID: FAL3

GC Column ID: DB5

Analysis Date: 11-AUG-10 09:36:02

CS3 or VER Data Filename: 11AUG10M

Sam:1

NATIVE ANALYTES	RETENTION TIME	RRT	RRT
	REFERENCE		QC LIMITS (1)
1,2,3,4,7,8-HxCDD	13C-1,2,3,4,7,8-HxCDD	1.001	0.999-1.001 ✓
1,2,3,6,7,8-HxCDD	13C-1,2,3,6,7,8-HxCDD	1.000	0.998-1.004 ✓
1,2,3,7,8,9-HxCDD	13C-1,2,3,6,7,8-HxCDD	1.012	1.000-1.019 ✓
1,2,3,4,7,8-HxCDF	13C-1,2,3,4,7,8-HxCDF	1.001	0.999-1.001 ✓
1,2,3,6,7,8-HxCDF	13C-1,2,3,6,7,8-HxCDF	1.001	0.997-1.005 ✓
2,3,4,6,7,8-HxCDF	13C-2,3,4,6,7,8-HxCDF	1.000	0.999-1.001 ✓
1,2,3,7,8,9-HxCDF	13C-1,2,3,7,8,9-HxCDF	1.001	0.999-1.001 ✓
1,2,3,4,6,7,8-HpCDD	13C-1,2,3,4,6,7,8-HpCDD	1.001	0.999-1.001 ✓
1,2,3,4,6,7,8-HpCDF	13C-1,2,3,4,6,7,8-HpCDF	1.000	0.999-1.001 ✓
1,2,3,4,7,8,9-HpCDF	13C-1,2,3,4,7,8,9-HpCDF	1.000	0.999-1.001 ✓
OCDD	13C-OCDD	1.001	0.999-1.001 ✓
OCDF	13C-OCDF	1.001	0.999-1.001 ✓
LABELED COMPOUNDS			
13C-1,2,3,4,7,8-HxCDD	13C-1,2,3,7,8,9-HxCDD	0.985	0.977-1.000 ✓
13C-1,2,3,6,7,8-HxCDD		0.989	0.981-1.003 ✓
13C-1,2,3,4,7,8-HxCDF		0.949	0.944-0.970 ✓
13C-1,2,3,6,7,8-HxCDF		0.954	0.949-0.975 ✓
13C-2,3,4,6,7,8-HxCDF		0.978	0.959-1.021 ✓
13C-1,2,3,7,8,9-HxCDF		1.015	0.977-1.047 ✓
13C-1,2,3,4,6,7,8-HpCDD		1.127	1.086-1.130 ✓
13C-1,2,3,4,6,7,8-HpCDF		1.079	1.043-1.085 ✓
13C-1,2,3,4,7,8,9-HpCDF		1.151	1.057-1.154 ✓
13C-OCDD		1.269	1.032-1.311 ✓
13C-OCDF		1.278	1.000-1.311 ✓

(1) Contract-required limits for Relative Retention Times (RRT) as specified in Table 2, Method 1613.

Analyst: _____

Date: _____



8/12/10

Results: GC Column: DB5 Amount: 1.000 NATO 1989 Tox: 103
 WHO 1998 Tox: 129 WHO 2005 Tox: 118

Name	Resp	RA	RT	RRF	Conc	Qual	Fac Noise-1	Noise-2	DL	118
2,3,7,8-TCDD	1.30e+06	0.70 y	27:23	1.04	10.7		2.50	-	-	*
1,2,3,7,8-PeCDD	5.97e+06	1.60 y	33:12	1.05	51.7		2.50	-	-	*
1,2,3,4,7,8-HxCDD	6.13e+06	1.39 y	38:34	1.30	54.5		2.50	-	-	*
1,2,3,6,7,8-HxCDD	5.56e+06	1.38 y	38:43	1.28	53.3		2.50	-	-	*
1,2,3,7,8,9-HxCDD	5.67e+06	1.38 y	39:10	1.25	54.0		2.50	-	-	*
1,2,3,4,6,7,8-HpCDD	5.78e+06	1.00 y	44:09	1.35	52.2		2.50	-	-	*
OCDD	8.07e+06	0.97 y	49:41	1.25	111		2.50	-	-	*
2,3,7,8-TCDF	3.37e+06	0.68 y	26:37	1.62	10.2		2.50	-	-	*
1,2,3,7,8-PeCDF	8.98e+06	1.50 y	31:27	0.92	53.6		2.50	-	-	*
2,3,4,7,8-PeCDF	8.47e+06	1.49 y	32:46	0.94	51.0		2.50	-	-	*
1,2,3,4,7,8-HxCDF	8.09e+06	1.24 y	37:10	0.93	48.0		2.50	-	-	*
1,2,3,6,7,8-HxCDF	8.47e+06	1.26 y	37:22	0.84	48.6		2.50	-	-	*
2,3,4,6,7,8-HxCDF	8.08e+06	1.27 y	38:18	0.90	48.8		2.50	-	-	*
1,2,3,7,8,9-HxCDF	7.42e+06	1.26 y	39:44	0.98	49.4		2.50	-	-	*
1,2,3,4,6,7,8-HpCDF	6.95e+06	1.06 y	42:14	1.38	48.8		2.50	-	-	*
1,2,3,4,7,8,9-HpCDF	6.55e+06	1.06 y	45:04	1.62	48.7		2.50	-	-	*
OCDF	8.68e+06	0.87 y	50:04	0.74	96.8		2.50	-	-	*
										Rec
13C-2,3,7,8-TCDD	1.17e+07	0.83 y	27:20	0.93	101					101
13C-1,2,3,7,8-PeCDD	1.10e+07	1.74 y	33:10	0.81	109					109
13C-1,2,3,4,7,8-HxCDD	8.66e+06	1.23 y	38:32	0.95	109					109
13C-1,2,3,6,7,8-HxCDD	8.17e+06	1.21 y	38:42	1.00	97.9					97.9
13C-1,2,3,4,6,7,8-HpCDD	8.17e+06	0.99 y	44:08	0.92	106					106
13C-OCDD	1.16e+07	0.92 y	49:40	0.63	219					110
13C-2,3,7,8-TCDF	2.04e+07	0.88 y	26:36	0.87	102					102
13C-1,2,3,7,8-PeCDF	1.83e+07	1.68 y	31:26	0.81	98.1					98.1
13C-2,3,4,7,8-PeCDF	1.76e+07	1.68 y	32:46	0.75	101					101
13C-1,2,3,4,7,8-HxCDF	1.81e+07	0.52 y	37:08	1.74	124					124
13C-1,2,3,6,7,8-HxCDF	2.08e+07	0.52 y	37:20	2.17	115					115
13C-2,3,4,6,7,8-HxCDF	1.85e+07	0.52 y	38:17	1.82	121					121
13C-1,2,3,7,8,9-HxCDF	1.53e+07	0.53 y	39:42	1.49	123					123
13C-1,2,3,4,6,7,8-HpCDF	1.03e+07	0.43 y	42:14	1.10	112					112
13C-1,2,3,4,7,8,9-HpCDF	8.28e+06	0.43 y	45:03	0.81	121					121
13C-OCDF	2.43e+07	0.97 y	50:02	1.19	244					122
37Cl-2,3,7,8-TCDD	1.13e+06		27:23	0.93	9.68					96.8
13C-1,2,3,4-TCDD	1.25e+07	0.85 y	26:46	-	36.8					
13C-1,2,3,4-TCDF	2.31e+07	0.88 y	25:31	-	43.3					
13C-1,2,3,7,8,9-HxCDD	8.39e+06	1.20 y	39:08	-	38.9					
							Fac Noise-1	Noise-2	DL	#Hom
Total Tetra-Dioxins	7.10e+06		22:51	1.04	58.7		2.50	-	-	* 25
Total Penta-Dioxins	1.28e+07		30:13	1.05	111		2.50	-	-	* 9
Total Hexa-Dioxins	1.98e+07		36:06	1.27	184		2.50	-	-	* 13
Total Hepta-Dioxins	1.26e+07		41:46	1.35	114		2.50	-	-	* 36
Total Tetra-Furans	1.50e+07		23:02	1.62	45.4		2.50	-	-	* 16
1st Fn. Tot Penta-Furans	8.26e+06		28:23	0.93	49.6		2.50	-	-	* PeCDF 3
Total Penta-Furans	2.53e+07		30:10	0.93	152		2.50	-	-	* 201 14
Total Hexa-Furans	3.72e+07		35:12	0.90	226		2.50	-	-	* 17
Total Hepta-Furans	1.37e+07		42:14	1.48	99.0		2.50	-	-	* 10

Analyst: 

Date: 8/12/10

Frontier Analytical Laboratory - Acquisition Log

Run Name:11AUG10M

Instrument: FAL3

GC: DB5

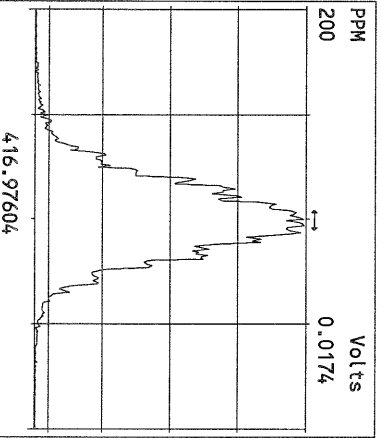
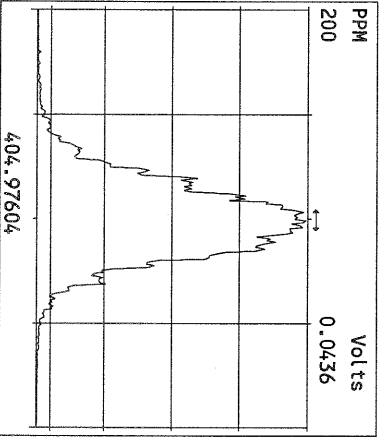
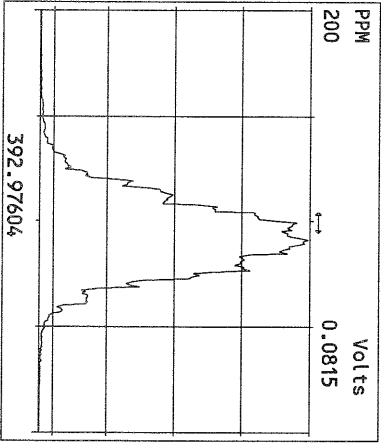
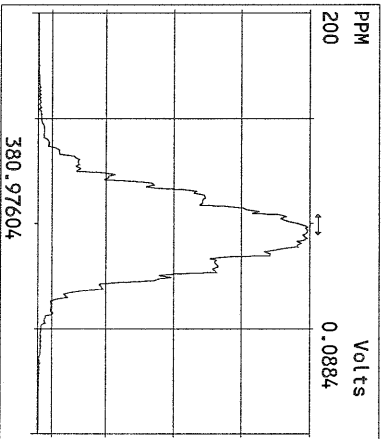
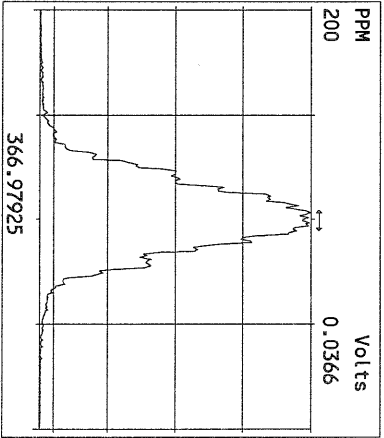
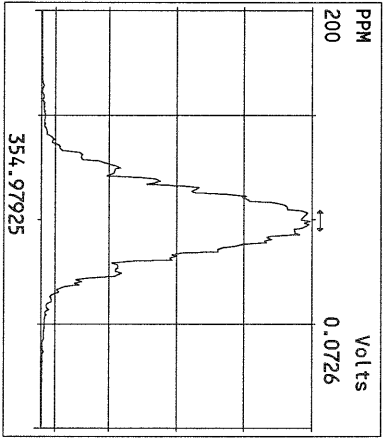
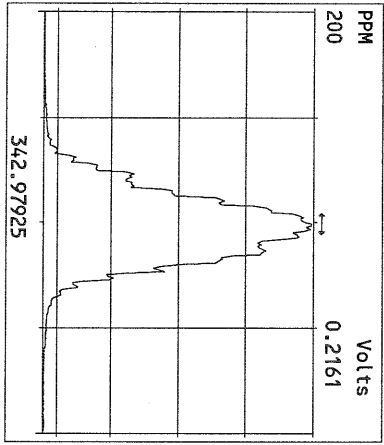
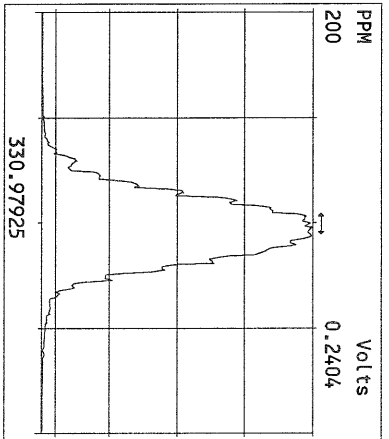
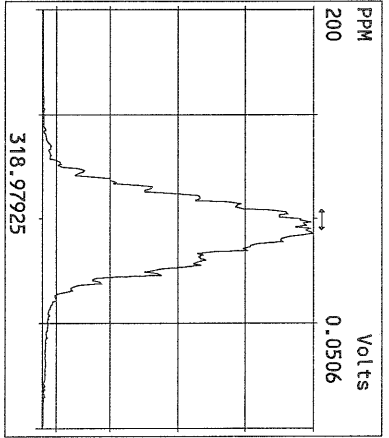
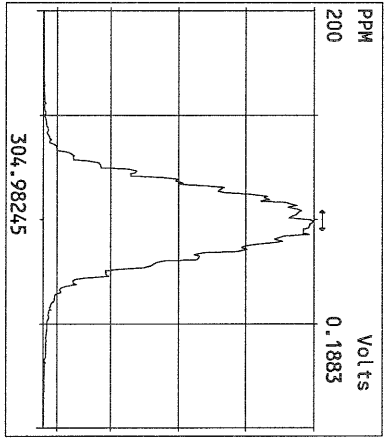
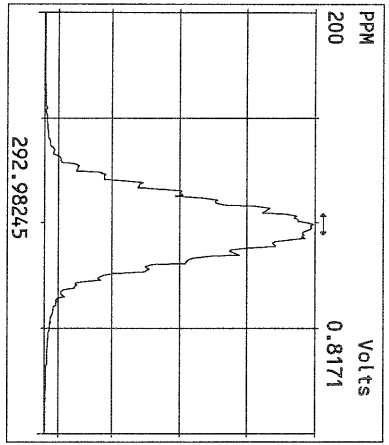
Experiment:PCDD

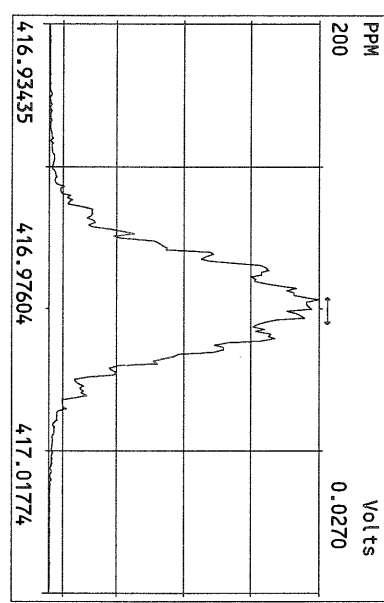
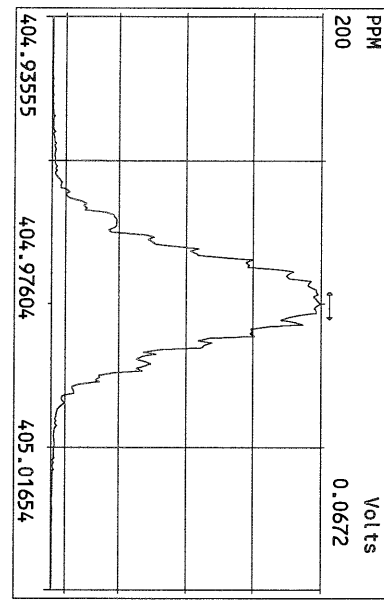
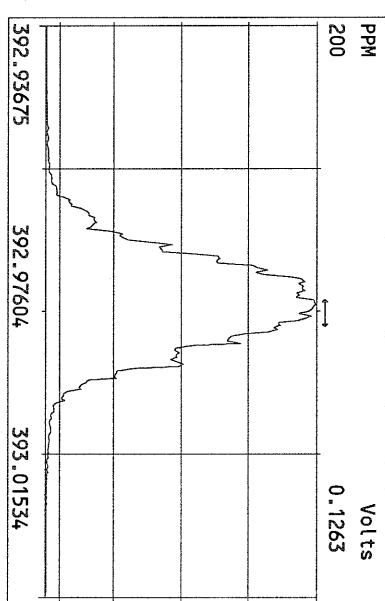
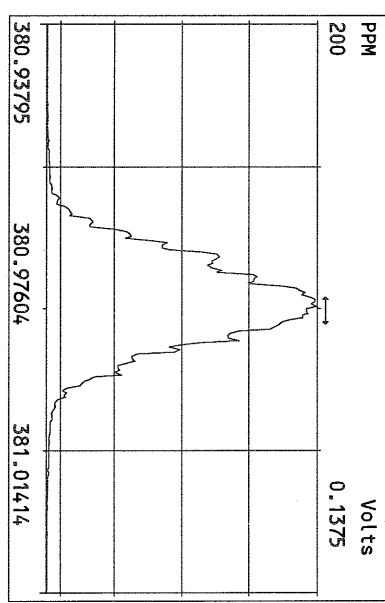
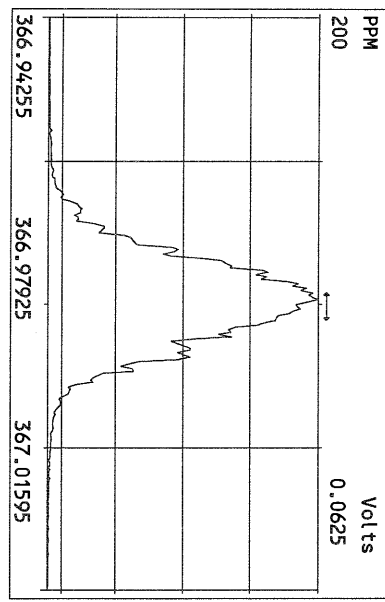
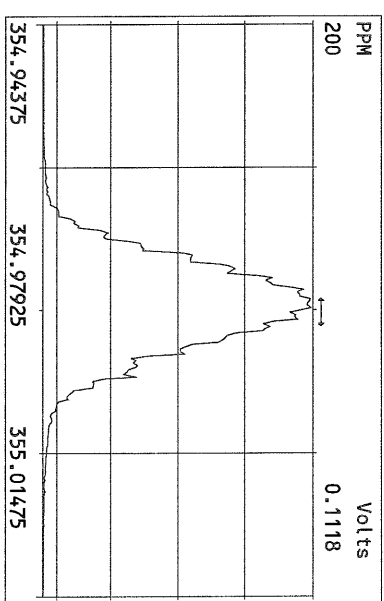
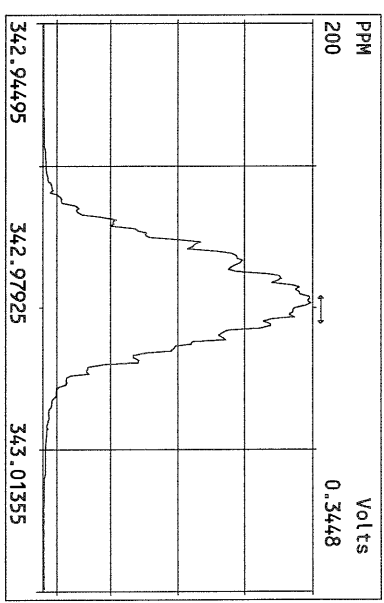
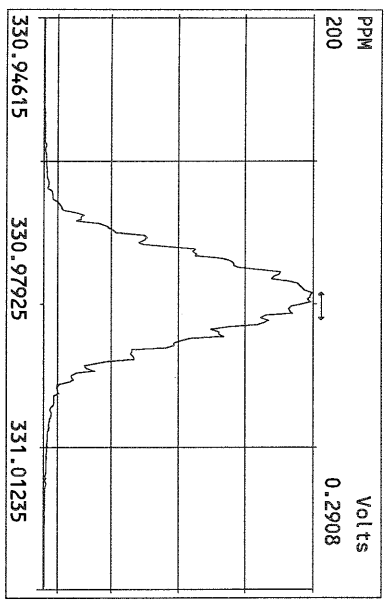
Data File S	FAL ID	Client ID	Acquired	ConCal	EndCal	Analyst	
11AUG10M	1	ST081110M1	1613 CS3 090918J	11-AUG-10 09:36:02	ST081110M1	ST081110M2	TC
11AUG10M	2	SB081110M1	Solvent Blank	11-AUG-10 10:31:20	ST081110M1	ST081110M2	TC
11AUG10M	3	2076-001-0001-MB	Method Blank	11-AUG-10 11:26:39	ST081110M1	ST081110M2	TC
11AUG10M	4	6273-010-0001-SA	PSB08-0.0-0.5-072810	11-AUG-10 12:22:02	ST081110M1	ST081110M2	TC
11AUG10M	5	6273-005-0002-MS	PSB06-0-0.5-072810	11-AUG-10 13:17:20	ST081110M1	ST081110M2	TC
11AUG10M	6	6273-005-0002-MSD	PSB06-0-0.5-072810	11-AUG-10 14:12:39	ST081110M1	ST081110M2	TC
11AUG10M	7	SB081110M2	Solvent Blank	11-AUG-10 15:07:58	ST081110M1	ST081110M2	TC
11AUG10M	8	6277-002-0001-SA	MW14-1.5-2-080210	11-AUG-10 16:03:20	ST081110M1	ST081110M2	TC
11AUG10M	9	6277-004-0001-SA	MW13-1.5-2-080210	11-AUG-10 16:58:43	ST081110M1	ST081110M2	TC
11AUG10M	10	6277-006-0001-SA	MW12-1.5-2-080210	11-AUG-10 17:54:06	ST081110M1	ST081110M2	TC
11AUG10M	11	6278-002-0001-SA	PSB22-1.5-2-072910	11-AUG-10 18:49:29	ST081110M1	ST081110M2	TC
11AUG10M	12	6278-004-0001-SA	PSB23-1.5-2-072910	11-AUG-10 19:44:53	ST081110M1	ST081110M2	TC
11AUG10M	13	6278-006-0001-SA	PSB24-1.5-2-072910	11-AUG-10 20:40:15	ST081110M1	ST081110M2	TC
11AUG10M	14	SB081110M3	Solvent Blank	11-AUG-10 21:35:38	ST081110M1	ST081110M2	TC
11AUG10M	15	SB081110M4	Solvent Blank	11-AUG-10 22:30:57	ST081110M1	ST081110M2	TC
11AUG10M	16	ST081110M2	1613 CS3 090918J	11-AUG-10 23:26:18	ST081110M2	ST081110M3	TC
11AUG10M	17	2077-001-0001-OPR	OPR	12-AUG-10 00:21:41	ST081110M2	ST081110M3	TC
11AUG10M	18	2077-001-0001-MB	Method Blank	12-AUG-10 01:17:00	ST081110M2	ST081110M3	TC
11AUG10M	19	6277-001-0001-SA	MW14-0-0.5-080210	12-AUG-10 02:12:19	ST081110M2	ST081110M3	TC
11AUG10M	20	6277-003-0001-SA	MW13-0-0.5-080210	12-AUG-10 03:07:36	ST081110M2	ST081110M3	TC
11AUG10M	21	6277-005-0001-SA	MW12-0-0.5-080210	12-AUG-10 04:02:55	ST081110M2	ST081110M3	TC
11AUG10M	22	6278-001-0001-SA	PSB22-0-0.5-072910	12-AUG-10 04:58:14	ST081110M2	ST081110M3	TC
11AUG10M	23	6278-003-0001-SA	PSB23-0-0.5-072910	12-AUG-10 05:53:33	ST081110M2	ST081110M3	TC
11AUG10M	24	6278-005-0001-SA	PSB24-0-0.5-072910	12-AUG-10 06:48:51	ST081110M2	ST081110M3	TC
11AUG10M	25	SB081110M5	Solvent Blank	12-AUG-10 07:44:14	ST081110M2	ST081110M3	TC
11AUG10M	26	ST081110M3	1613 CS3 090918J	12-AUG-10 08:39:32	ST081110M2	ST081110M3	TC

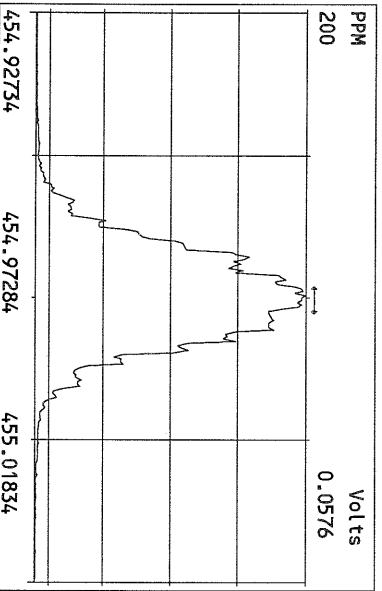
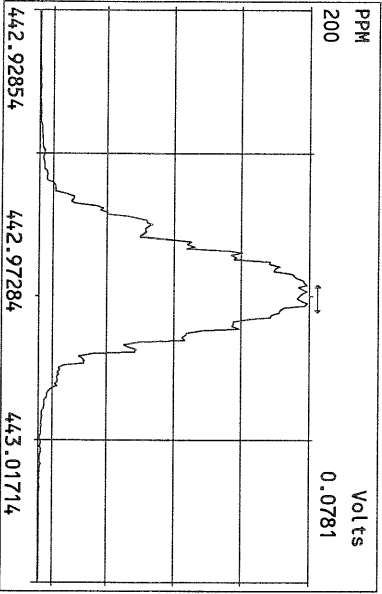
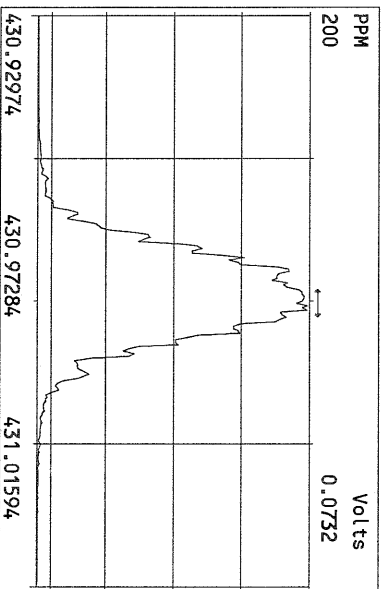
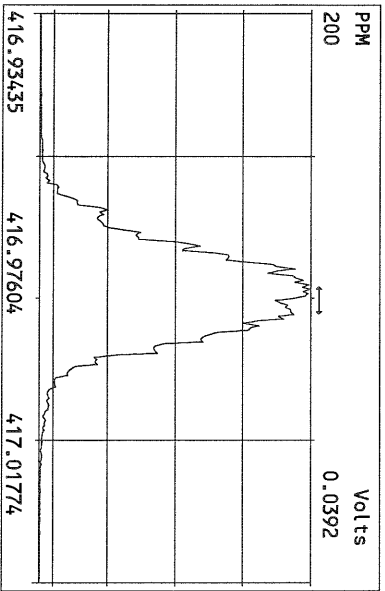
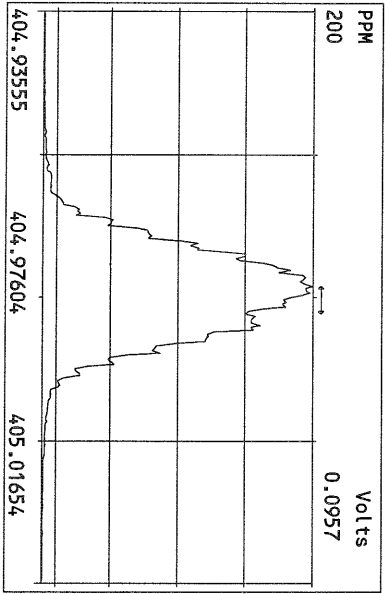
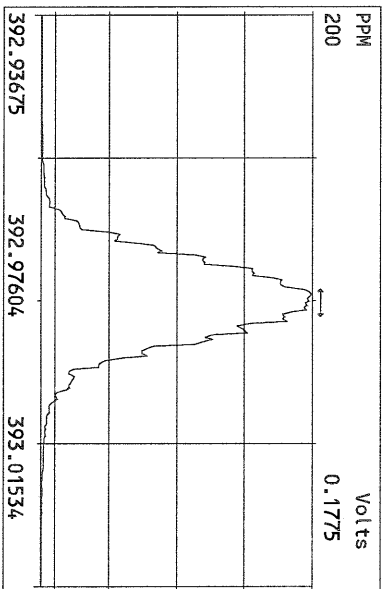
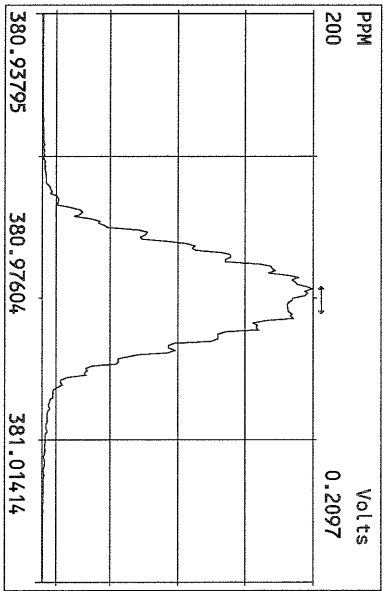
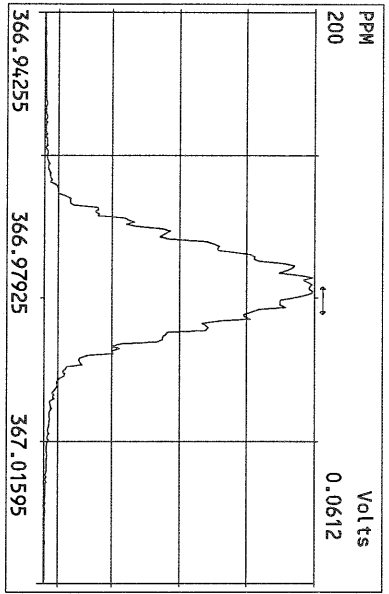
[Handwritten signature] 8/12/10

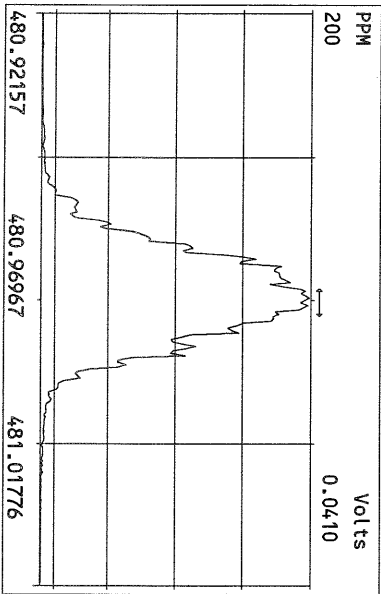
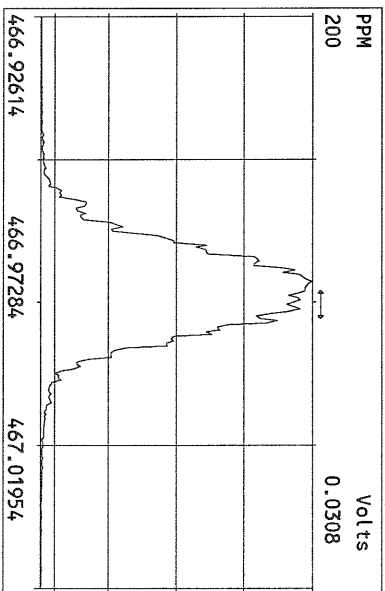
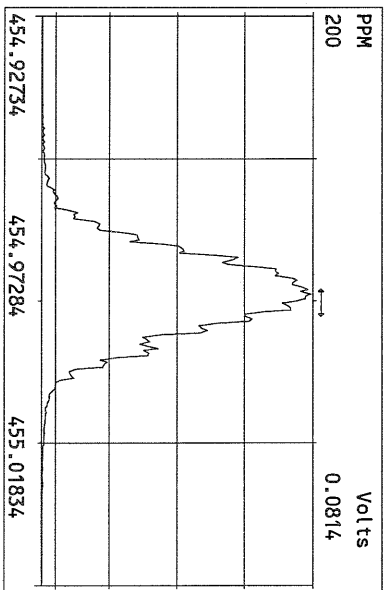
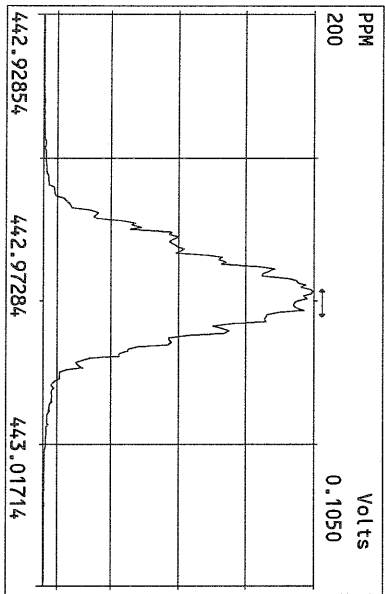
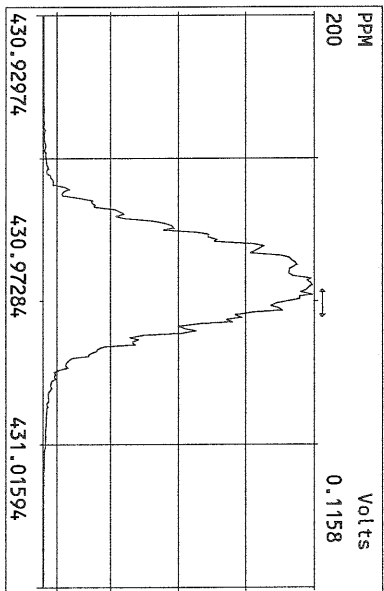
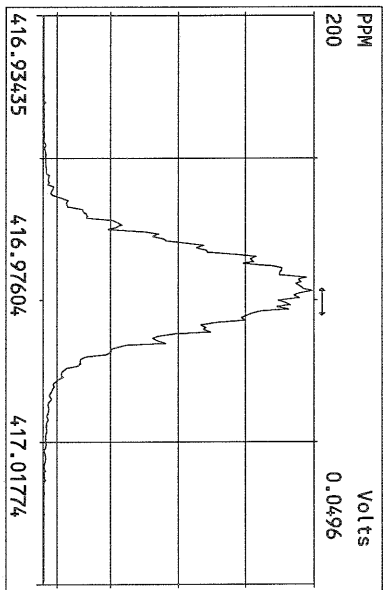
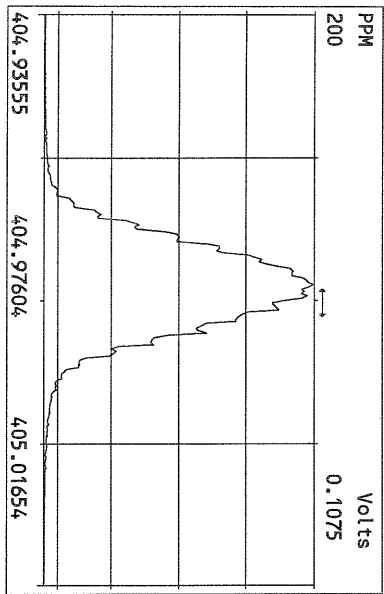
Data Backed Up: _____

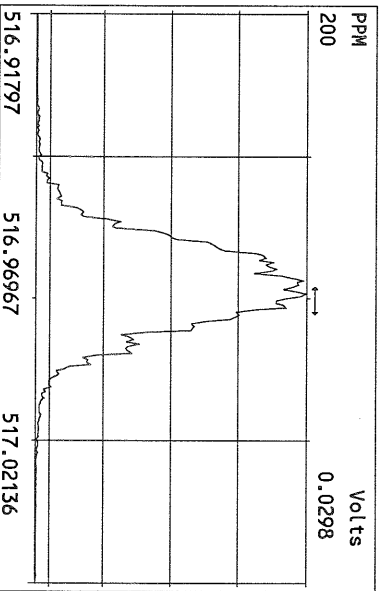
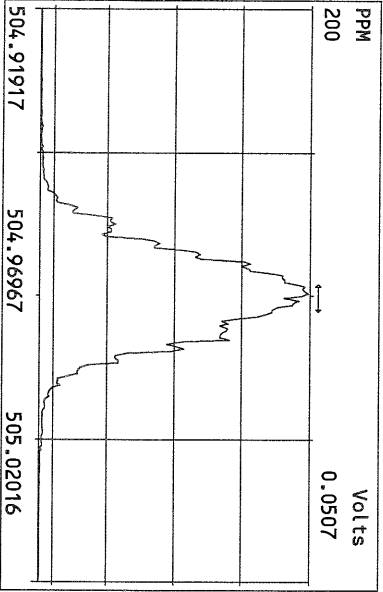
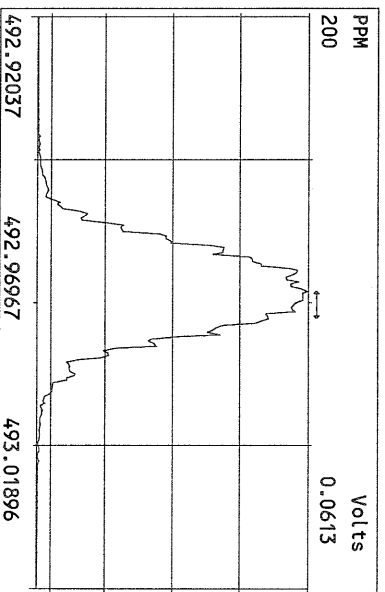
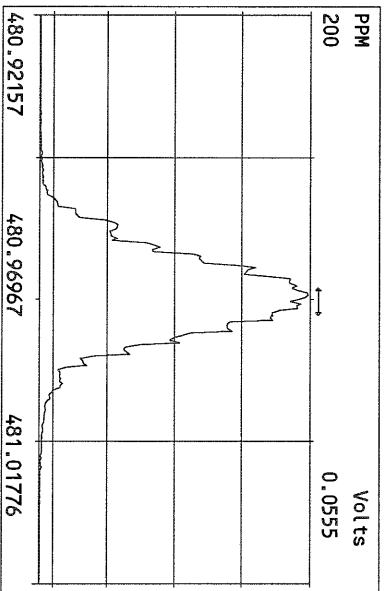
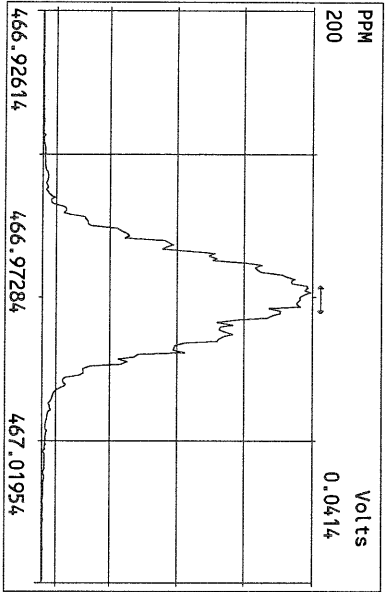
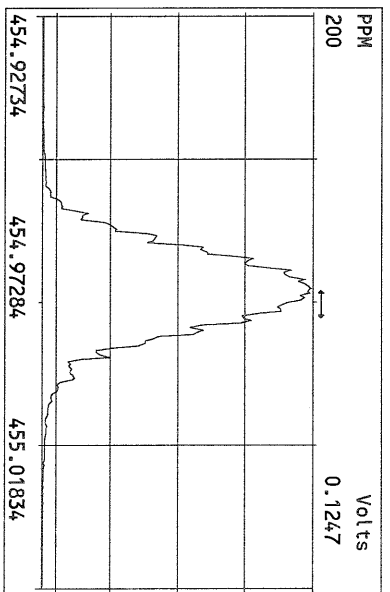
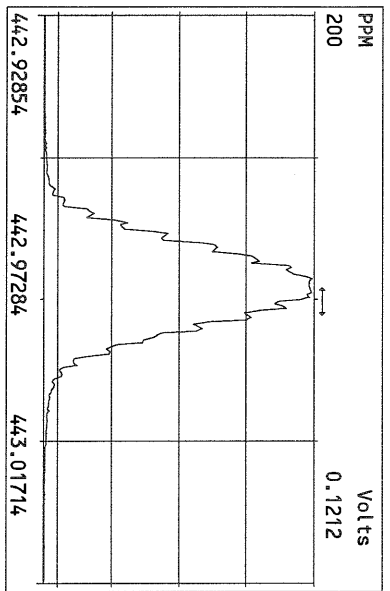
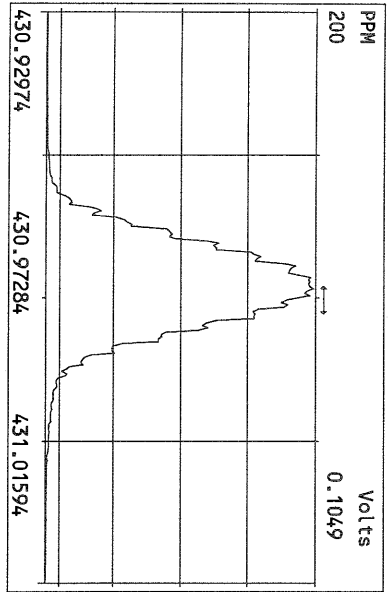
Date: _____



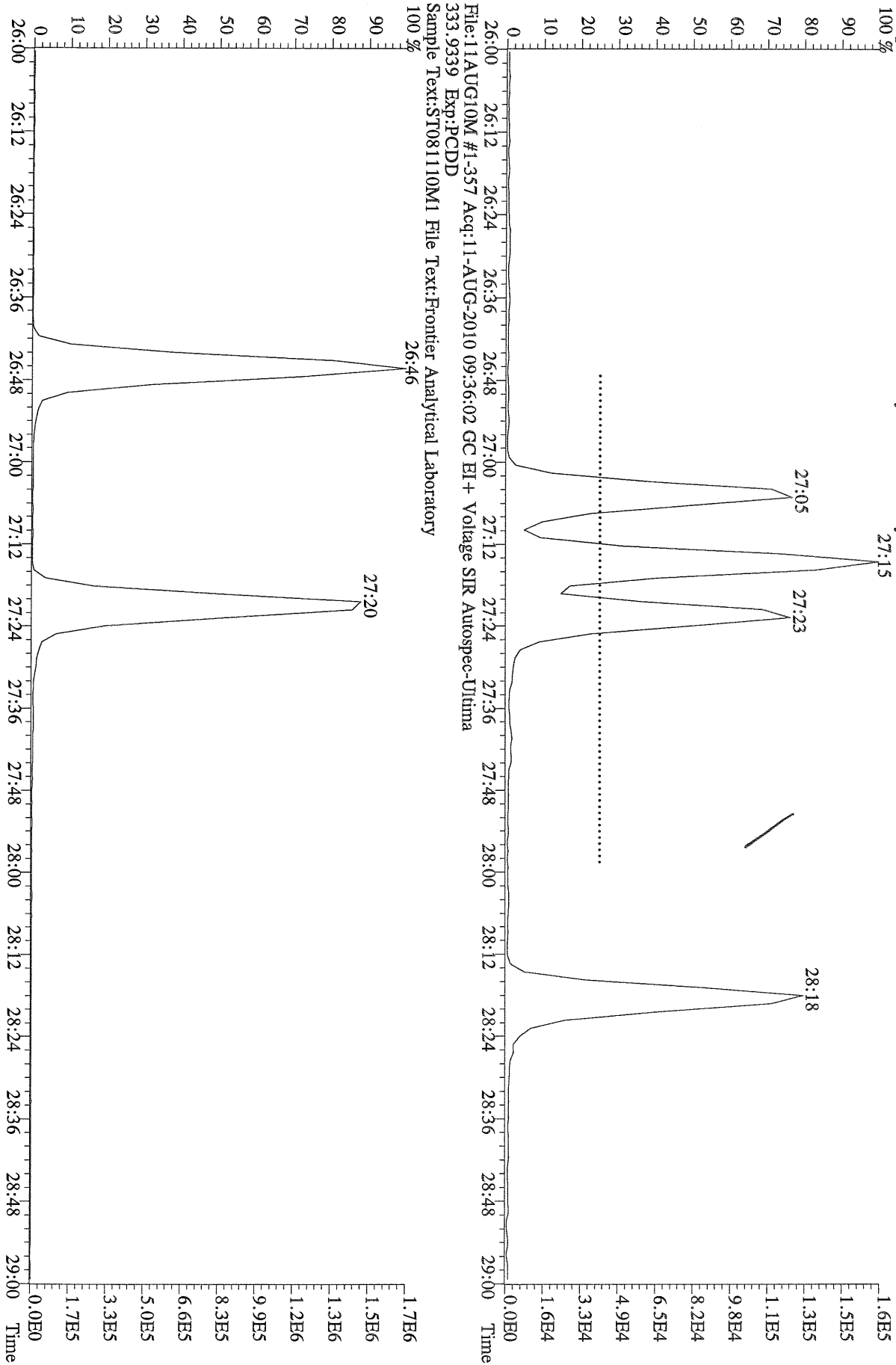




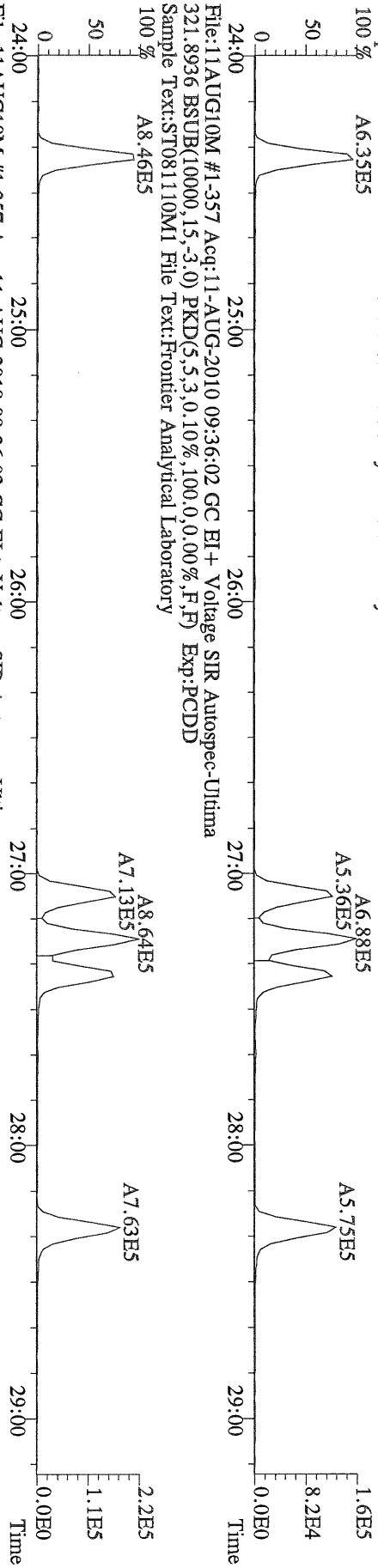




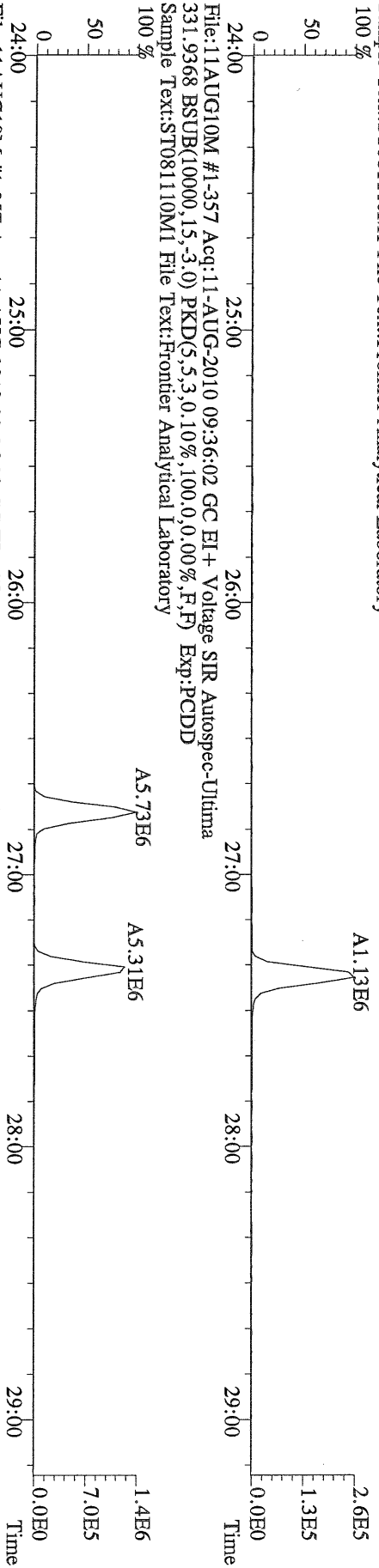
File:11AUG10M #1-357 Acq:11-AUG-2010 09:36:02 GC EI+ Voltage SIR Autospec-Ultima
319.8965 Exp:PCDD
Sample Text:ST081110M1 File Text:Frontier Analytical Laboratory



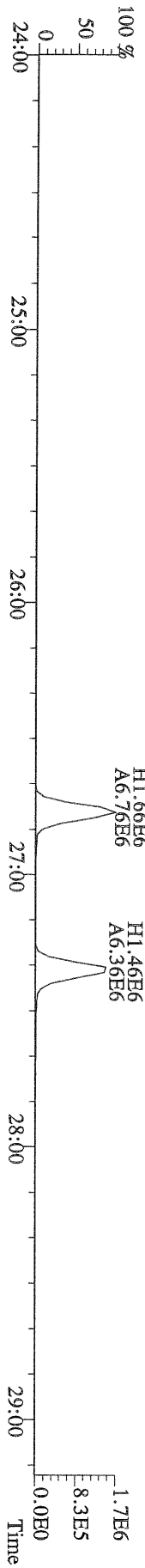
File:11AUG10M #1-357 Acq:11-AUG-2010 09:36:02 GC EI+ Voltage SIR Autospec-Ultima
319.8965 BSUB(10000,15,-3.0) PKD(5,5,3,0.10%,100,0,0.00%,F,F) Exp:PCDD
Sample Text:ST081110M1 File Text:Frontier Analytical Laboratory
100% A6.35E5



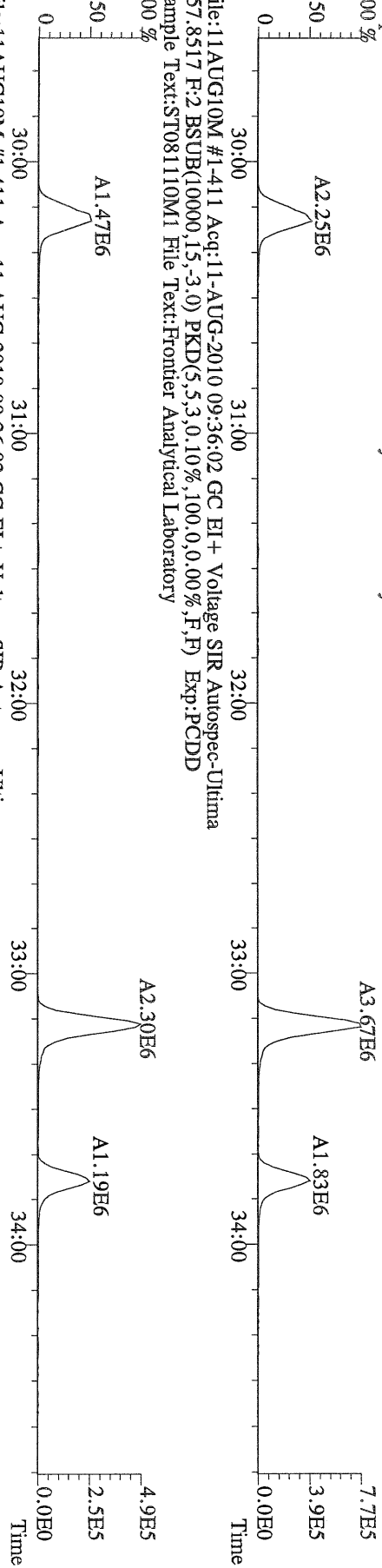
File:11AUG10M #1-357 Acq:11-AUG-2010 09:36:02 GC EI+ Voltage SIR Autospec-Ultima
327.8847 BSUB(10000,15,-3.0) PKD(5,5,3,0.10%,100,0,0.00%,F,F) Exp:PCDD
Sample Text:ST081110M1 File Text:Frontier Analytical Laboratory
100% A8.46E5



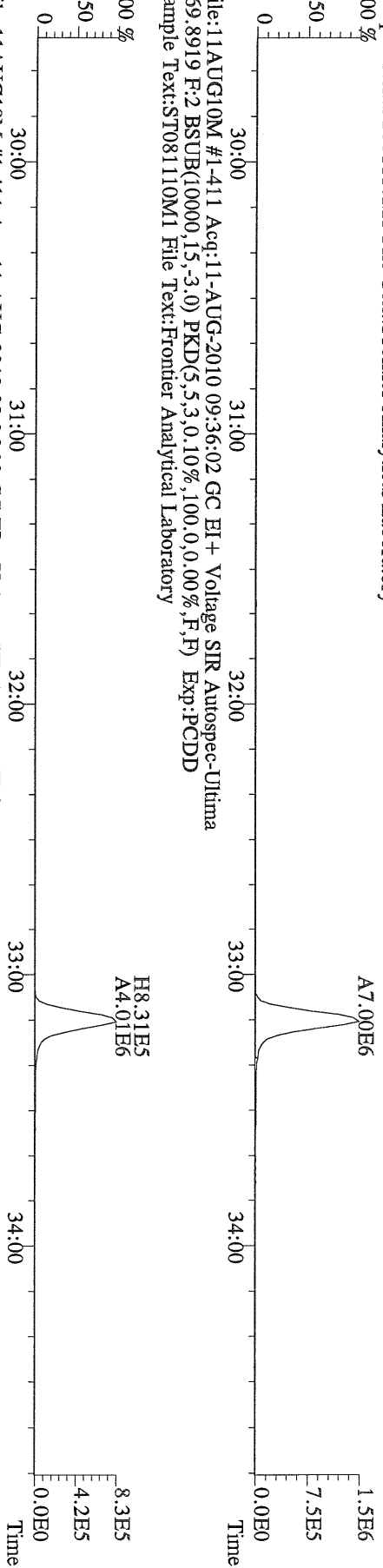
File:11AUG10M #1-357 Acq:11-AUG-2010 09:36:02 GC EI+ Voltage SIR Autospec-Ultima
333.9339 BSUB(10000,15,-3.0) PKD(5,5,3,0.10%,100,0,0.00%,F,F) Exp:PCDD
Sample Text:ST081110M1 File Text:Frontier Analytical Laboratory



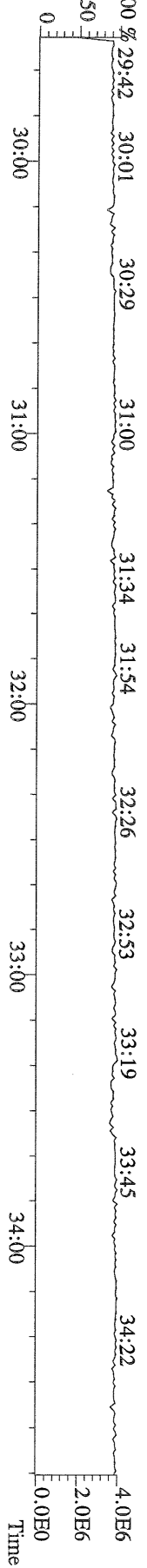
File:11AUG10M #1-411 Acq:11-AUG-2010 09:36:02 GC EI+ Voltage SIR Autospec-Ultima
355.8546 F:2 BSUB(10000,15,-3.0) PKD(5,5,3.0,100,0.0,0.00%,F,F) Exp:PCDD
Sample Text:ST081110M1 File Text:Frontier Analytical Laboratory
100 %



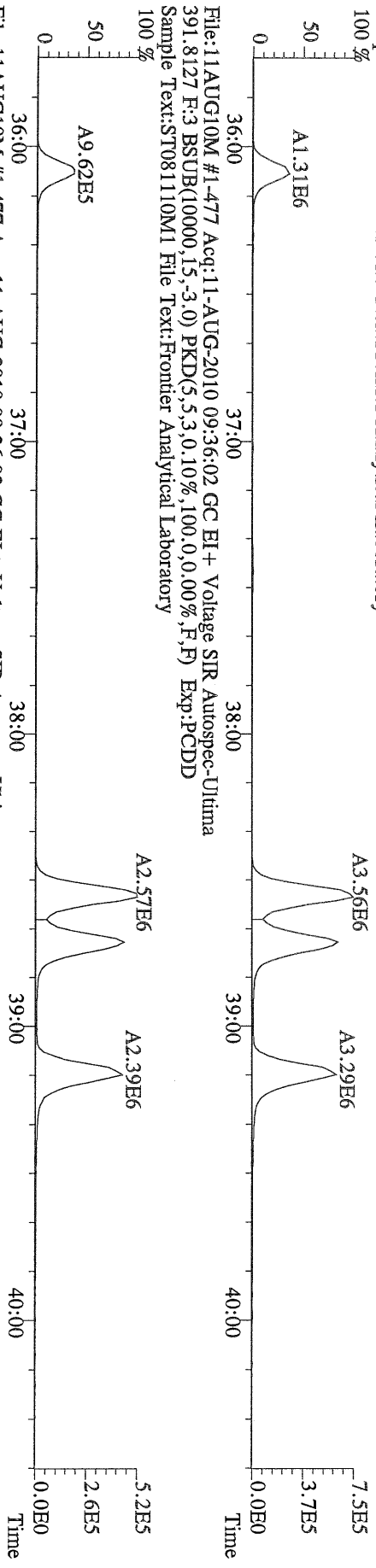
File:11AUG10M #1-411 Acq:11-AUG-2010 09:36:02 GC EI+ Voltage SIR Autospec-Ultima
367.8949 F:2 BSUB(10000,15,-3.0) PKD(5,5,3.0,100,0.0,0.00%,F,F) Exp:PCDD
Sample Text:ST081110M1 File Text:Frontier Analytical Laboratory
100 %



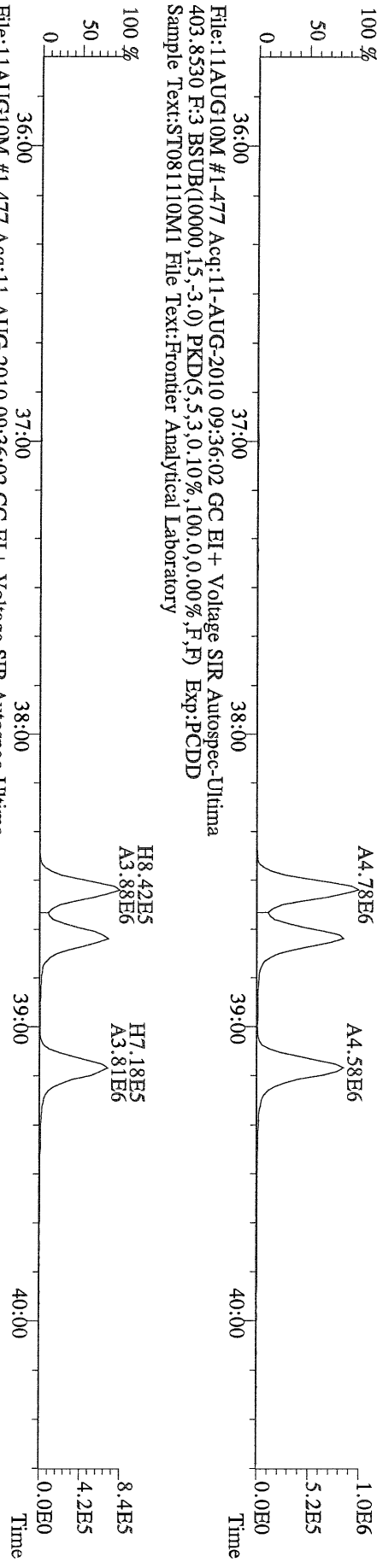
File:11AUG10M #1-411 Acq:11-AUG-2010 09:36:02 GC EI+ Voltage SIR Autospec-Ultima
366.9792 F:2 Exp:PCDD
Sample Text:ST081110M1 File Text:Frontier Analytical Laboratory




File:11AUG10M #1-477 Acq:11-AUG-2010 09:36:02 GC EI+ Voltage SIR Autospec-Ultima
389.8156 F:3 BSUB(10000,15,-3.0) PKD(5,5,3.0,10%,100.0,0.00%,F,F) Exp:PCDD
Sample Text:ST081110M1 File Text:Frontier Analytical Laboratory
100 %



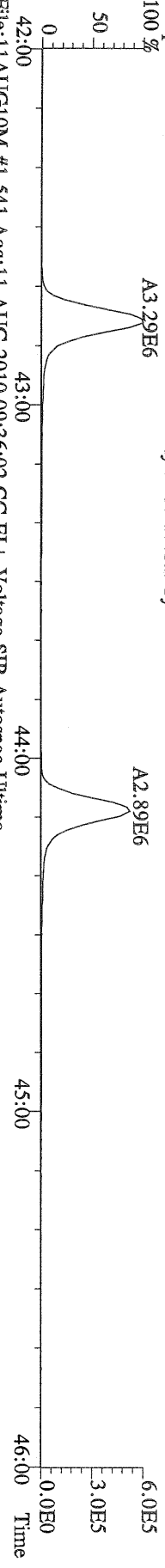
File:11AUG10M #1-477 Acq:11-AUG-2010 09:36:02 GC EI+ Voltage SIR Autospec-Ultima
401.8559 F:3 BSUB(10000,15,-3.0) PKD(5,5,3.0,10%,100.0,0.00%,F,F) Exp:PCDD
Sample Text:ST081110M1 File Text:Frontier Analytical Laboratory
100 %



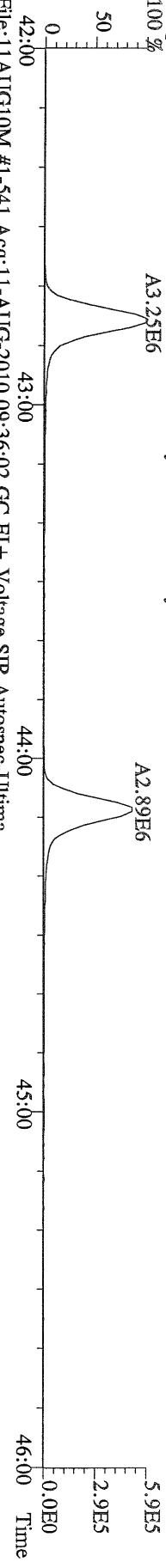
File:11AUG10M #1-477 Acq:11-AUG-2010 09:36:02 GC EI+ Voltage SIR Autospec-Ultima
380.9760 F:3 Exp:PCDD
Sample Text:ST081110M1 File Text:Frontier Analytical Laboratory
100 %



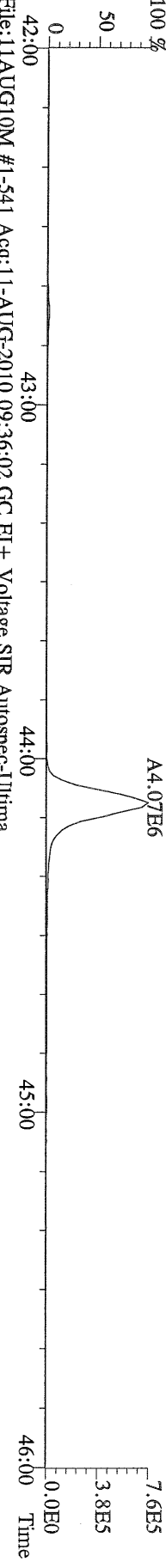
File:11AUG10M #1-541 Acq:11-AUG-2010 09:36:02 GC EI+ Voltage SIR Autospec-Ultima
423.7767 F:4 BSUB(10000,15,-3.0) PKD(5,5,3,0.10%,100.0,0.00%,F,F) Exp:PCDD
Sample Text:ST081110M1 File Text:Frontier Analytical Laboratory
100 %



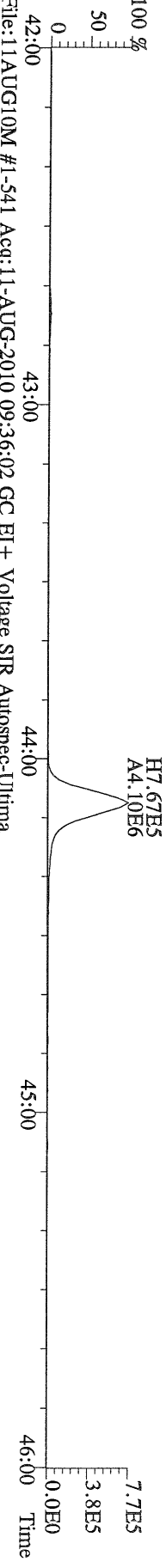
File:11AUG10M #1-541 Acq:11-AUG-2010 09:36:02 GC EI+ Voltage SIR Autospec-Ultima
425.7737 F:4 BSUB(10000,15,-3.0) PKD(5,5,3,0.10%,100.0,0.00%,F,F) Exp:PCDD
Sample Text:ST081110M1 File Text:Frontier Analytical Laboratory
100 %



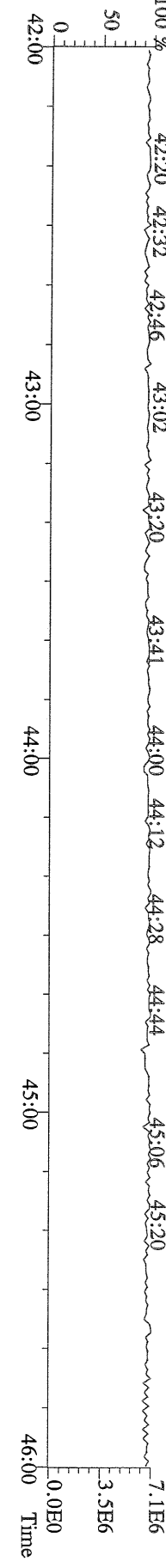
File:11AUG10M #1-541 Acq:11-AUG-2010 09:36:02 GC EI+ Voltage SIR Autospec-Ultima
435.8169 F:4 BSUB(10000,15,-3.0) PKD(5,5,3,0.10%,100.0,0.00%,F,F) Exp:PCDD
Sample Text:ST081110M1 File Text:Frontier Analytical Laboratory
100 %




File:11AUG10M #1-541 Acq:11-AUG-2010 09:36:02 GC EI+ Voltage SIR Autospec-Ultima
437.8140 F:4 BSUB(10000,15,-3.0) PKD(5,5,3,0.10%,100.0,0.00%,F,F) Exp:PCDD
Sample Text:ST081110M1 File Text:Frontier Analytical Laboratory
100 %



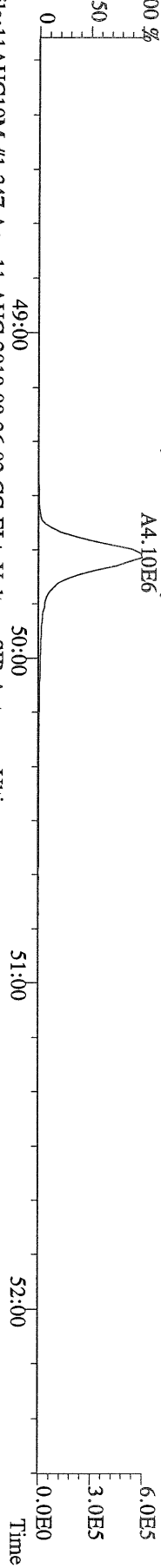
File:11AUG10M #1-541 Acq:11-AUG-2010 09:36:02 GC EI+ Voltage SIR Autospec-Ultima
430.9728 F:4 Exp:PCDD
Sample Text:ST081110M1 File Text:Frontier Analytical Laboratory
100 %



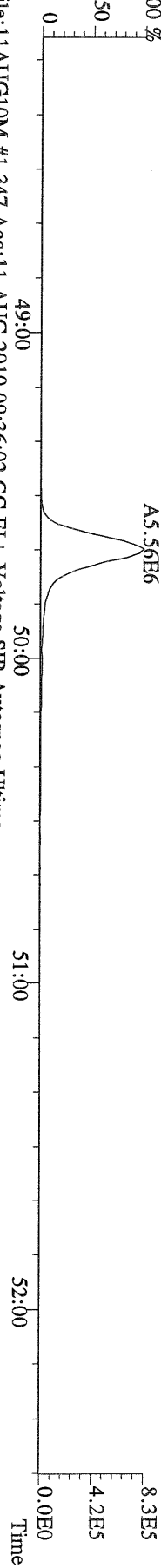
File:11AUG10M #1-347 Acq:11-AUG-2010 09:36:02 GC EI+ Voltage SIR Autospec-Ultima
 457.7377 F:5 BSUB(10000,15,-3.0) PKD(5,5,3,0.10%,100.0,0.00%,F,F) Exp:PCDD
 Sample Text:ST081110M1 File Text:Frontier Analytical Laboratory
 100 %




File:11AUG10M #1-347 Acq:11-AUG-2010 09:36:02 GC EI+ Voltage SIR Autospec-Ultima
 459.7348 F:5 BSUB(10000,15,-3.0) PKD(5,5,3,0.10%,100.0,0.00%,F,F) Exp:PCDD
 Sample Text:ST081110M1 File Text:Frontier Analytical Laboratory
 100 %




File:11AUG10M #1-347 Acq:11-AUG-2010 09:36:02 GC EI+ Voltage SIR Autospec-Ultima
 469.7780 F:5 BSUB(10000,15,-3.0) PKD(5,5,3,0.10%,100.0,0.00%,F,F) Exp:PCDD
 Sample Text:ST081110M1 File Text:Frontier Analytical Laboratory
 100 %



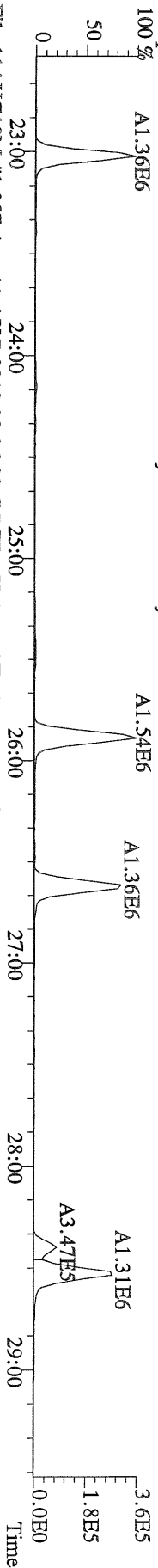
File:11AUG10M #1-347 Acq:11-AUG-2010 09:36:02 GC EI+ Voltage SIR Autospec-Ultima
 471.7750 F:5 BSUB(10000,15,-3.0) PKD(5,5,3,0.10%,100.0,0.00%,F,F) Exp:PCDD
 Sample Text:ST081110M1 File Text:Frontier Analytical Laboratory



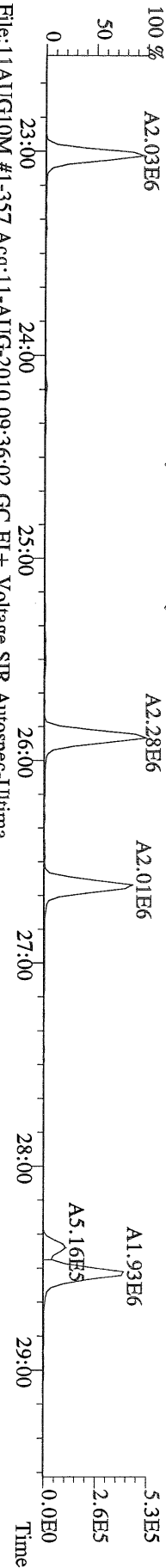
File:11AUG10M #1-347 Acq:11-AUG-2010 09:36:02 GC EI+ Voltage SIR Autospec-Ultima
 454.9728 F:5 Exp:PCDD
 Sample Text:ST081110M1 File Text:Frontier Analytical Laboratory



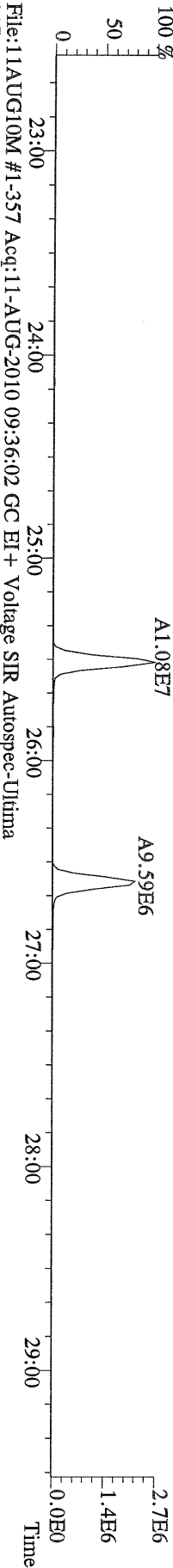
File:11AUG10M #1-357 Acq:11-AUG-2010 09:36:02 GC EI+ Voltage SIR Autospec-Ultima
303.9016 BSUB(10000,15,-3.0) PKD(5,5,3,0.10%,100,0,0.00%,F,F) Exp:PCDD
Sample Text:ST081110M1 File Text:Frontier Analytical Laboratory




File:11AUG10M #1-357 Acq:11-AUG-2010 09:36:02 GC EI+ Voltage SIR Autospec-Ultima
305.8987 BSUB(10000,15,-3.0) PKD(5,5,3,0.10%,100,0,0.00%,F,F) Exp:PCDD
Sample Text:ST081110M1 File Text:Frontier Analytical Laboratory



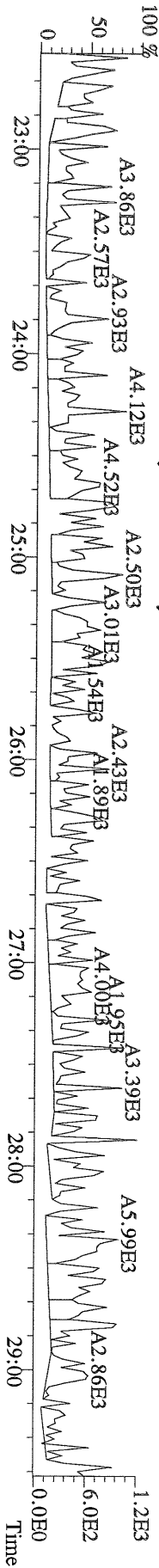
File:11AUG10M #1-357 Acq:11-AUG-2010 09:36:02 GC EI+ Voltage SIR Autospec-Ultima
315.9419 BSUB(10000,15,-3.0) PKD(5,5,3,0.10%,100,0,0.00%,F,F) Exp:PCDD
Sample Text:ST081110M1 File Text:Frontier Analytical Laboratory



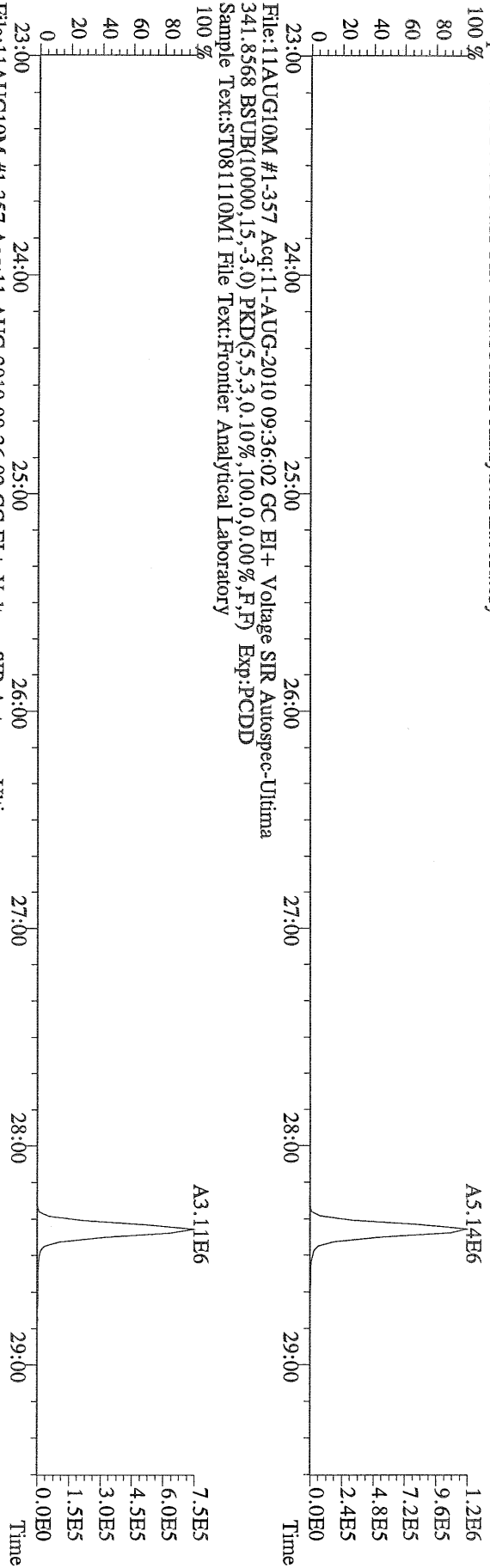
File:11AUG10M #1-357 Acq:11-AUG-2010 09:36:02 GC EI+ Voltage SIR Autospec-Ultima
317.9389 BSUB(10000,15,-3.0) PKD(5,5,3,0.10%,100,0,0.00%,F,F) Exp:PCDD
Sample Text:ST081110M1 File Text:Frontier Analytical Laboratory



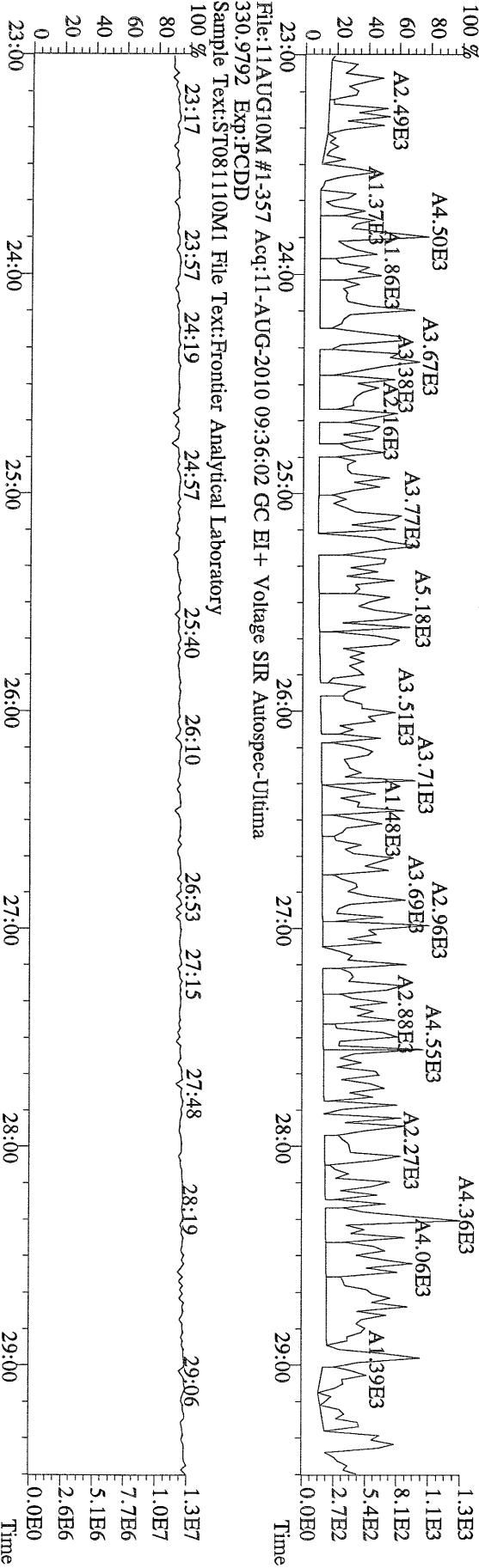
File:11AUG10M #1-357 Acq:11-AUG-2010 09:36:02 GC EI+ Voltage SIR Autospec-Ultima
375.8364 BSUB(10000,15,-3.0) PKD(5,5,3,0.10%,100,0,0.00%,F,F) Exp:PCDD
Sample Text:ST081110M1 File Text:Frontier Analytical Laboratory



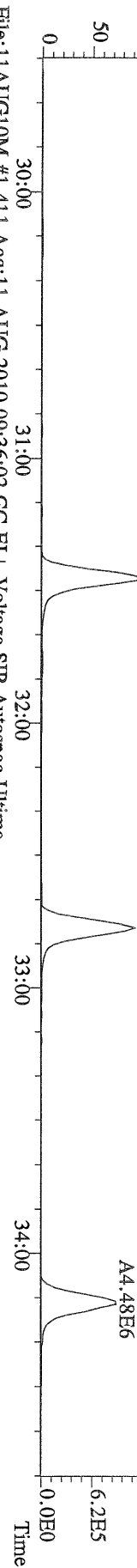
File:11AUG10M #1-357 Acq:11-AUG-2010 09:36:02 GC EI+ Voltage SIR Autospec-Ultima
 339.8597 BSUB(10000,15,-3.0) PKD(5,5,3.0,100,0,0.00%,F,F) Exp:PCDD
 Sample Text:ST081110M1 File Text:Frontier Analytical Laboratory



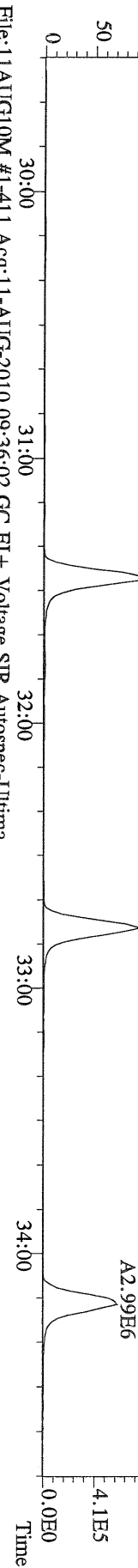
File:11AUG10M #1-357 Acq:11-AUG-2010 09:36:02 GC EI+ Voltage SIR Autospec-Ultima
 409.7974 BSUB(10000,15,-3.0) PKD(5,5,3.0,100,0,0.00%,F,F) Exp:PCDD
 Sample Text:ST081110M1 File Text:Frontier Analytical Laboratory




File:11AUG10M #1-411 Acq:11-AUG-2010 09:36:02 GC EI+ Voltage SIR Autospec-Ultima
 339.8597 F:2 BSUB(10000,15,-3.0) PKD(5,5,3,0.10%,100,0.0,0.00%,F,F) Exp:PCDD
 Sample Text:ST081110M1 File Text:Frontier Analytical Laboratory



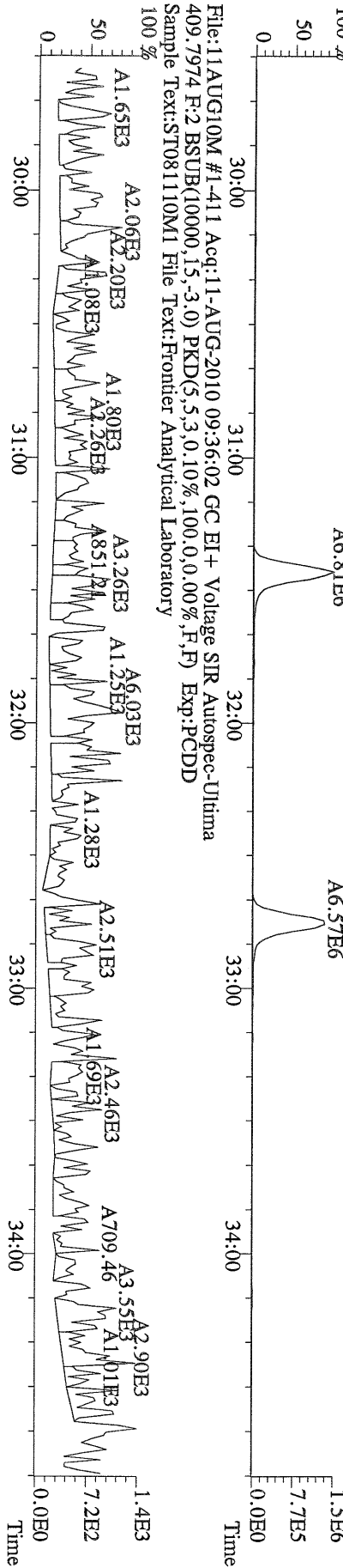
File:11AUG10M #1-411 Acq:11-AUG-2010 09:36:02 GC EI+ Voltage SIR Autospec-Ultima
 341.8568 F:2 BSUB(10000,15,-3.0) PKD(5,5,3,0.10%,100,0.0,0.00%,F,F) Exp:PCDD
 Sample Text:ST081110M1 File Text:Frontier Analytical Laboratory



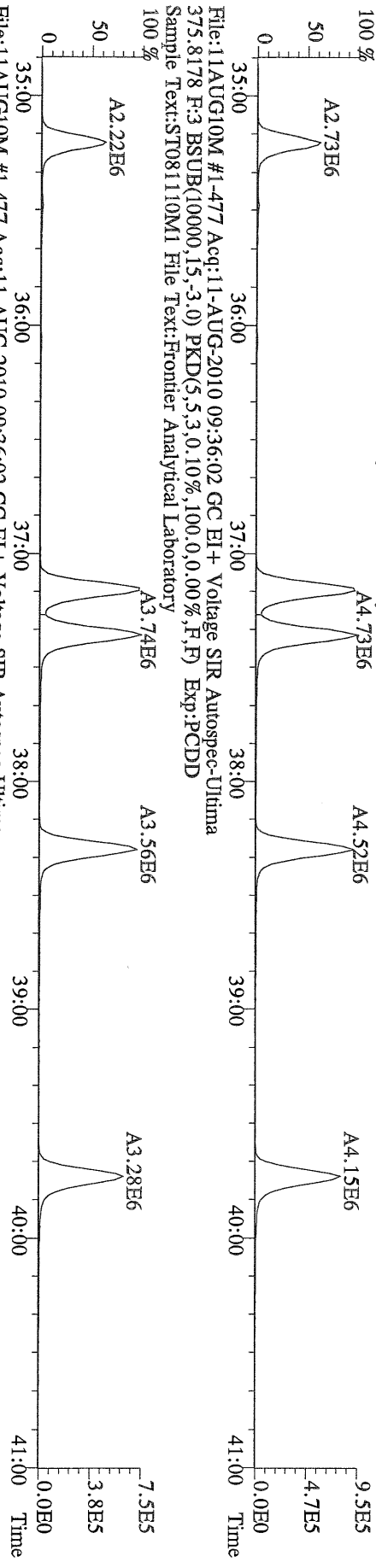
File:11AUG10M #1-411 Acq:11-AUG-2010 09:36:02 GC EI+ Voltage SIR Autospec-Ultima
 351.9000 F:2 BSUB(10000,15,-3.0) PKD(5,5,3,0.10%,100,0.0,0.00%,F,F) Exp:PCDD
 Sample Text:ST081110M1 File Text:Frontier Analytical Laboratory



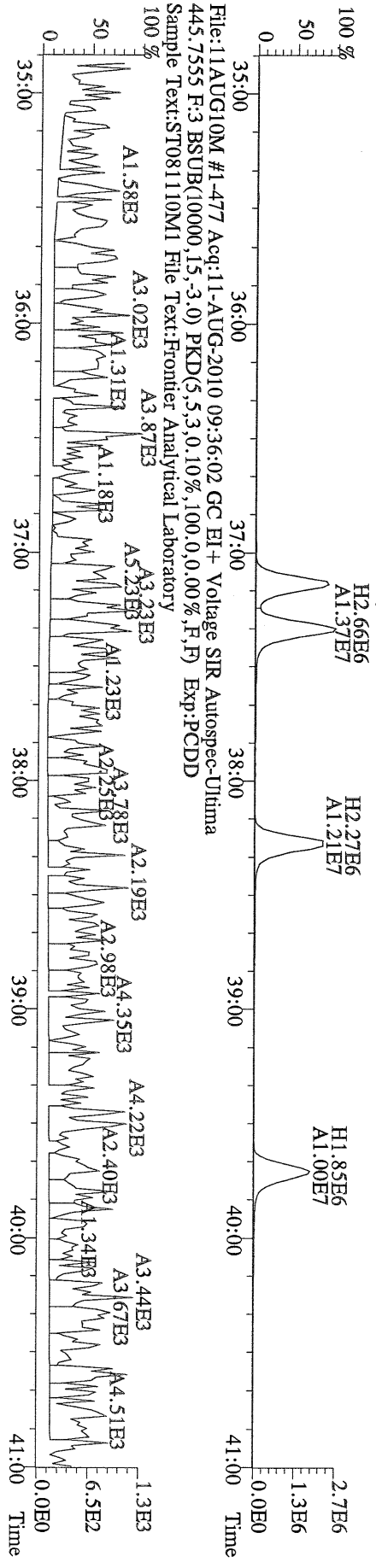
File:11AUG10M #1-411 Acq:11-AUG-2010 09:36:02 GC EI+ Voltage SIR Autospec-Ultima
 409.7974 F:2 BSUB(10000,15,-3.0) PKD(5,5,3,0.10%,100,0.0,0.00%,F,F) Exp:PCDD
 Sample Text:ST081110M1 File Text:Frontier Analytical Laboratory



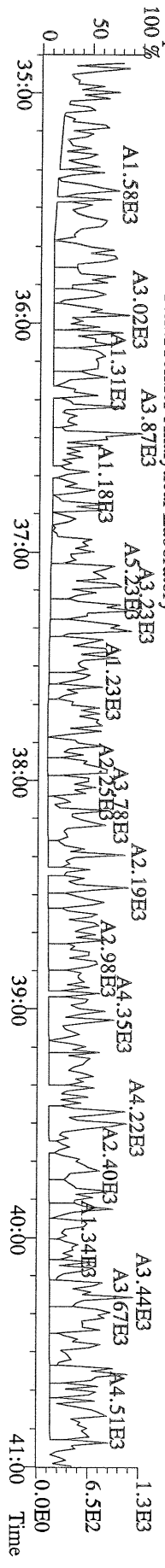
File:11AUG10M #1-477 Acq:11-AUG-2010 09:36:02 GC EI+ Voltage SIR Autospec-Ultima
373.8207 F:3 BSUB(10000,15,-3.0) PKD(5,5,3,0.10%,100,0.0,0.00%,F,F) Exp:PCDD
Sample Text:ST081110M1 File Text:Frontier Analytical Laboratory



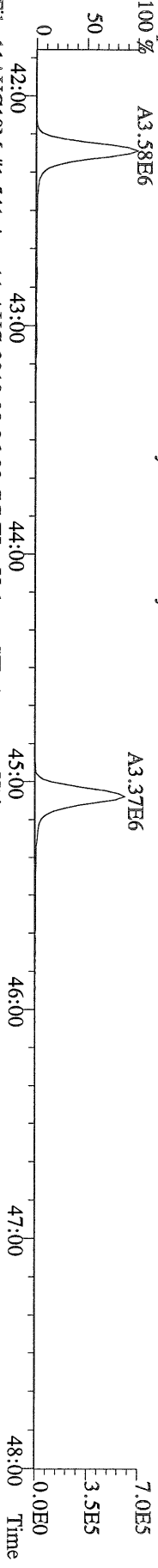
File:11AUG10M #1-477 Acq:11-AUG-2010 09:36:02 GC EI+ Voltage SIR Autospec-Ultima
383.8639 F:3 BSUB(10000,15,-3.0) PKD(5,5,3,0.10%,100,0.0,0.00%,F,F) Exp:PCDD
Sample Text:ST081110M1 File Text:Frontier Analytical Laboratory



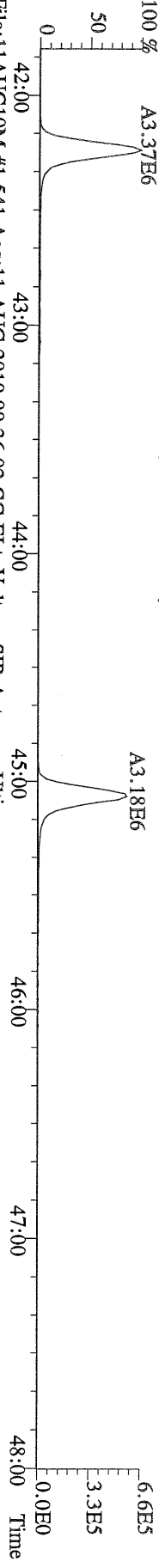
File:11AUG10M #1-477 Acq:11-AUG-2010 09:36:02 GC EI+ Voltage SIR Autospec-Ultima
445.7555 F:3 BSUB(10000,15,-3.0) PKD(5,5,3,0.10%,100,0.0,0.00%,F,F) Exp:PCDD
Sample Text:ST081110M1 File Text:Frontier Analytical Laboratory



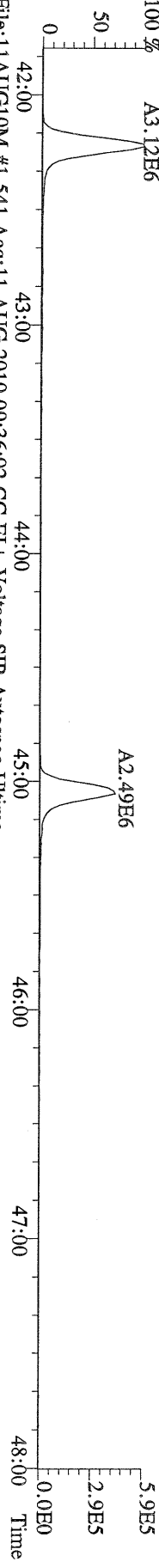
File:11AUG10M #1-541 Acq:11-AUG-2010 09:36:02 GC EI+ Voltage SIR Autospec-Ultima
407.7818 F:4 BSUB(10000,15,-3.0) PKD(5,5,3,0.10%,100,0,0.00%,F,F) Exp:PCDD
Sample Text:ST081110M1 File Text:Frontier Analytical Laboratory



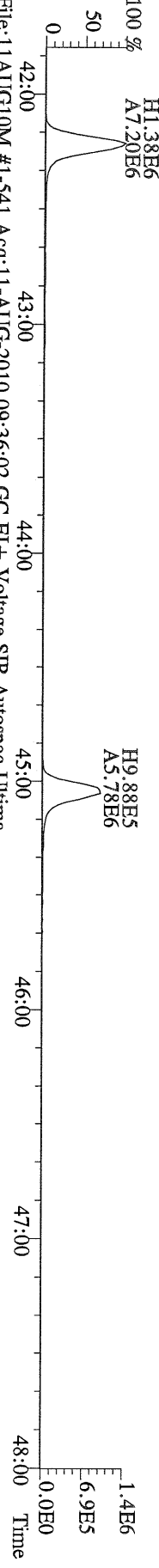
File:11AUG10M #1-541 Acq:11-AUG-2010 09:36:02 GC EI+ Voltage SIR Autospec-Ultima
409.7788 F:4 BSUB(10000,15,-3.0) PKD(5,5,3,0.10%,100,0,0.00%,F,F) Exp:PCDD
Sample Text:ST081110M1 File Text:Frontier Analytical Laboratory



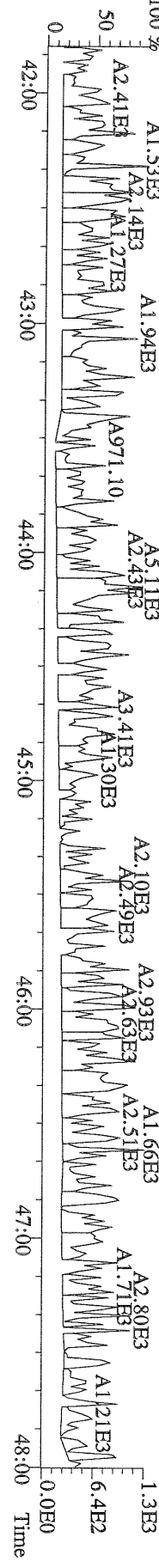
File:11AUG10M #1-541 Acq:11-AUG-2010 09:36:02 GC EI+ Voltage SIR Autospec-Ultima
417.8253 F:4 BSUB(10000,15,-3.0) PKD(5,5,3,0.10%,100,0,0.00%,F,F) Exp:PCDD
Sample Text:ST081110M1 File Text:Frontier Analytical Laboratory



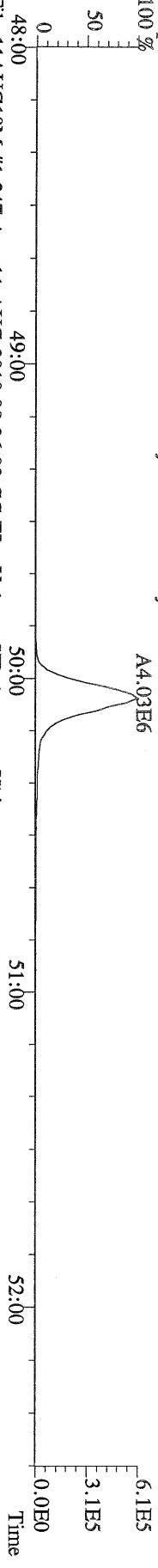
File:11AUG10M #1-541 Acq:11-AUG-2010 09:36:02 GC EI+ Voltage SIR Autospec-Ultima
419.8220 F:4 BSUB(10000,15,-3.0) PKD(5,5,3,0.10%,100,0,0.00%,F,F) Exp:PCDD
Sample Text:ST081110M1 File Text:Frontier Analytical Laboratory



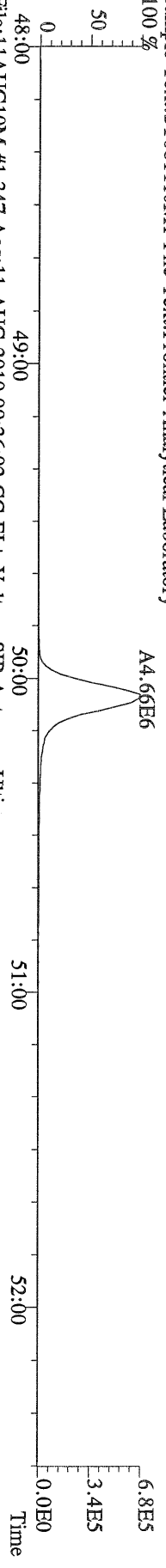
File:11AUG10M #1-541 Acq:11-AUG-2010 09:36:02 GC EI+ Voltage SIR Autospec-Ultima
479.7165 F:4 BSUB(10000,15,-3.0) PKD(5,5,3,0.10%,100,0,0.00%,F,F) Exp:PCDD
Sample Text:ST081110M1 File Text:Frontier Analytical Laboratory



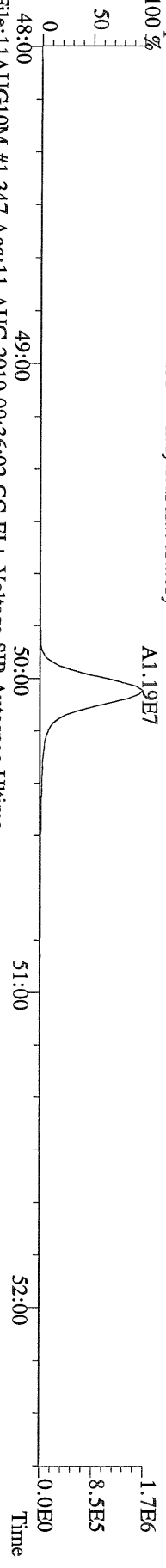
File:11AUG10M #1-347 Acq:11-AUG-2010 09:36:02 GC EI+ Voltage SIR Autospec-Ultima
 441.7428 F:5 BSUB(10000,15,-3.0) PKD(5,5,3,0.10%,100,0.0,0.00%,F,F) Exp:PCDD
 Sample Text:ST081110M1 File Text:Frontier Analytical Laboratory



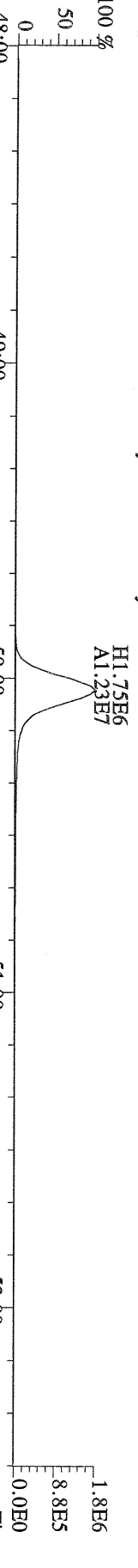
File:11AUG10M #1-347 Acq:11-AUG-2010 09:36:02 GC EI+ Voltage SIR Autospec-Ultima
 443.7398 F:5 BSUB(10000,15,-3.0) PKD(5,5,3,0.10%,100,0.0,0.00%,F,F) Exp:PCDD
 Sample Text:ST081110M1 File Text:Frontier Analytical Laboratory



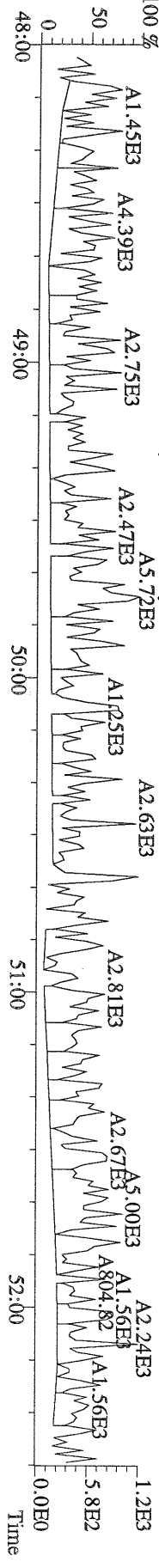
File:11AUG10M #1-347 Acq:11-AUG-2010 09:36:02 GC EI+ Voltage SIR Autospec-Ultima
 453.7831 F:5 BSUB(10000,15,-3.0) PKD(5,5,3,0.10%,100,0.0,0.00%,F,F) Exp:PCDD
 Sample Text:ST081110M1 File Text:Frontier Analytical Laboratory

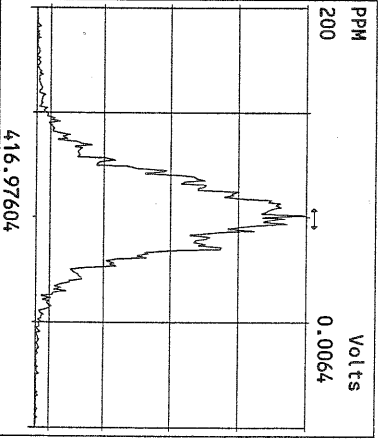
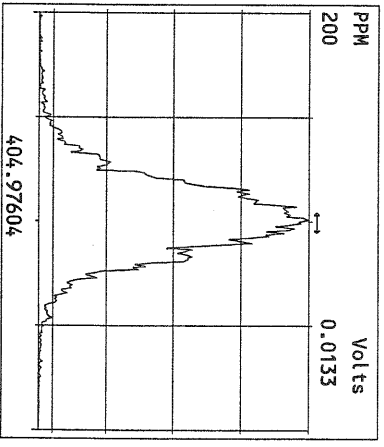
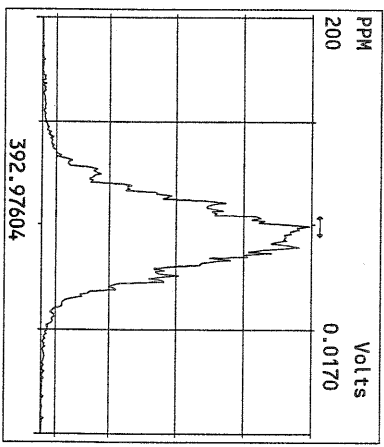
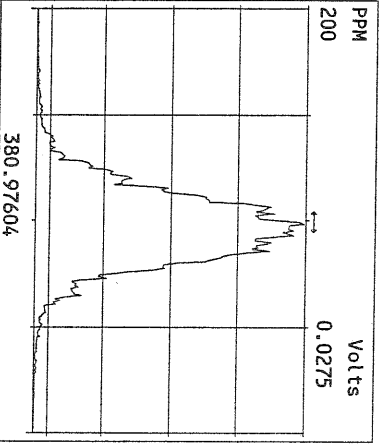
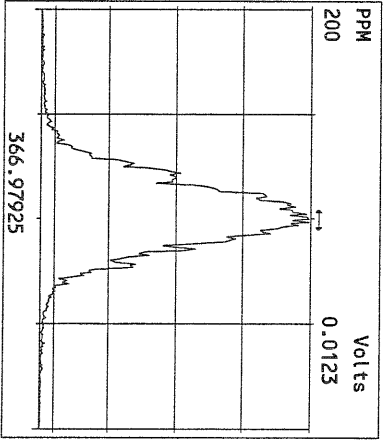
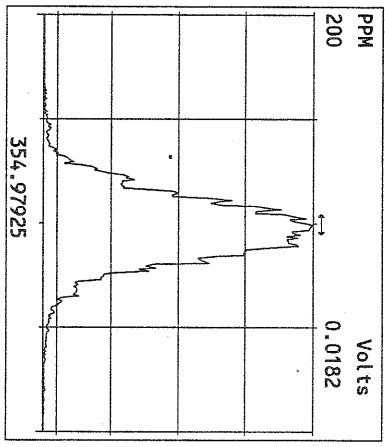
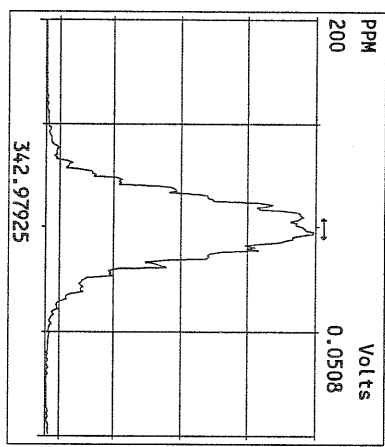
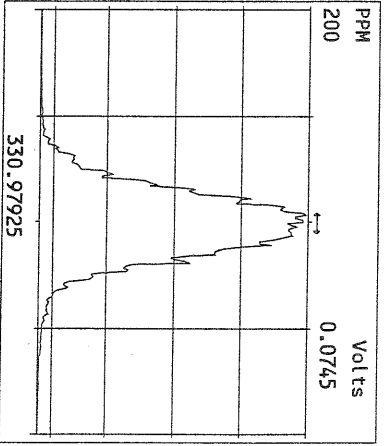
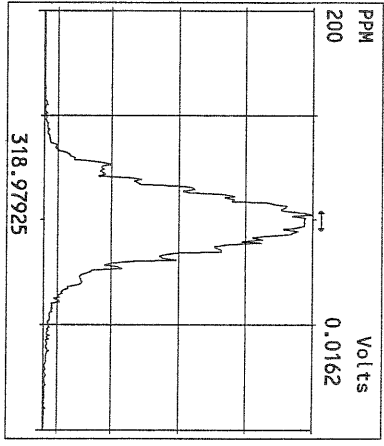
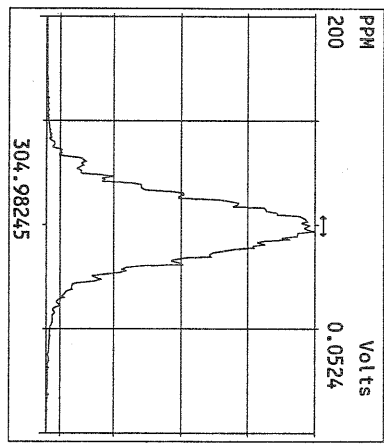
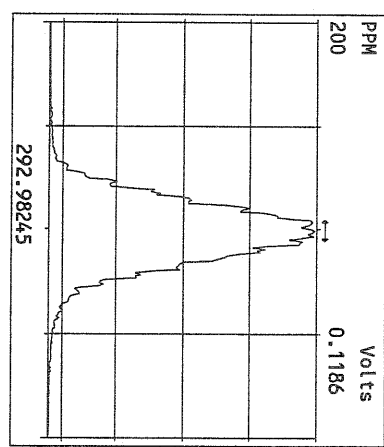


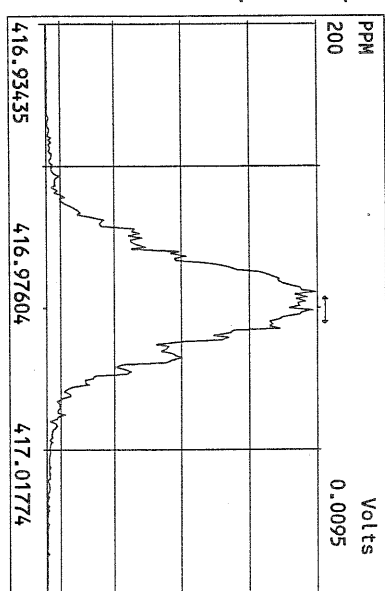
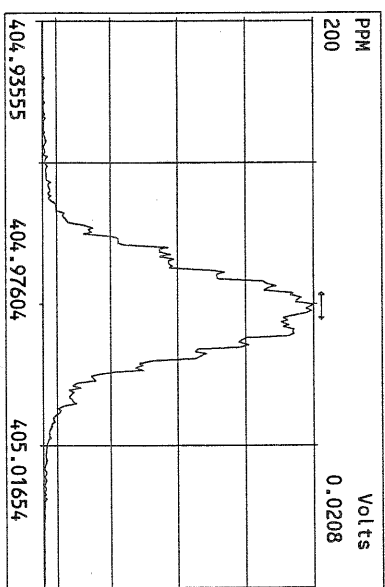
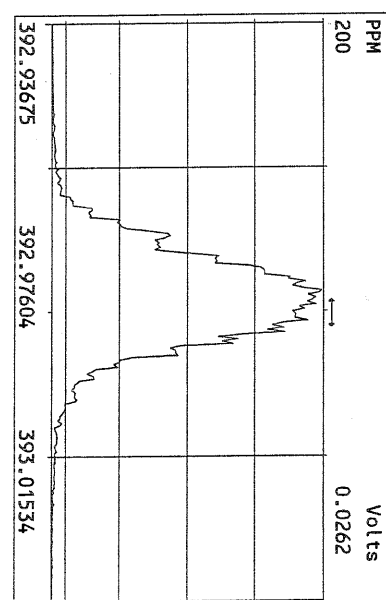
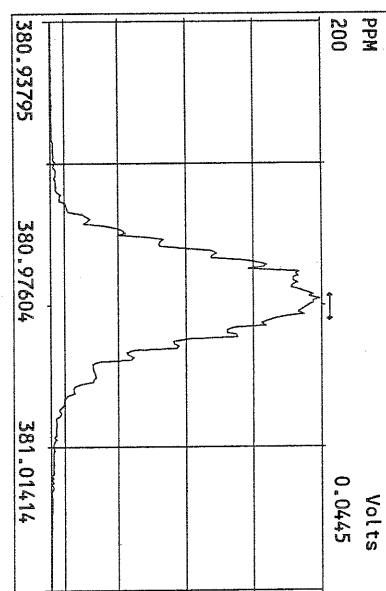
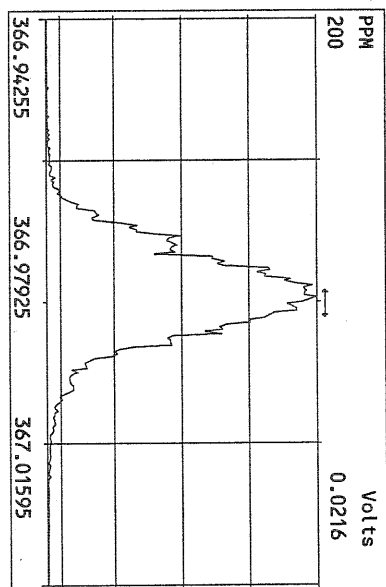
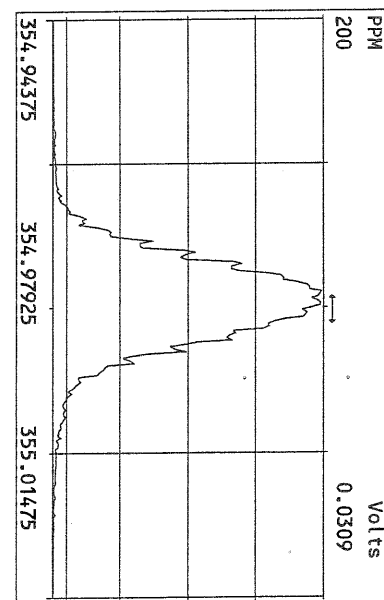
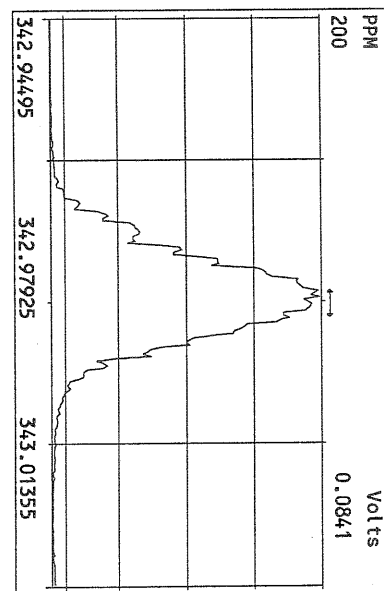
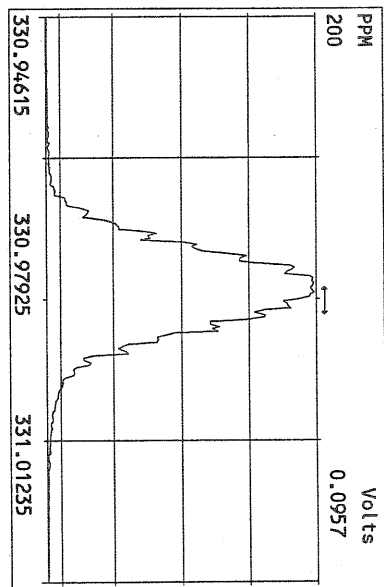
File:11AUG10M #1-347 Acq:11-AUG-2010 09:36:02 GC EI+ Voltage SIR Autospec-Ultima
 455.7801 F:5 BSUB(10000,15,-3.0) PKD(5,5,3,0.10%,100,0.0,0.00%,F,F) Exp:PCDD
 Sample Text:ST081110M1 File Text:Frontier Analytical Laboratory



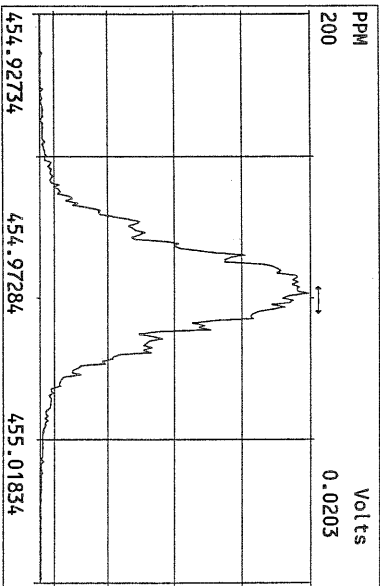
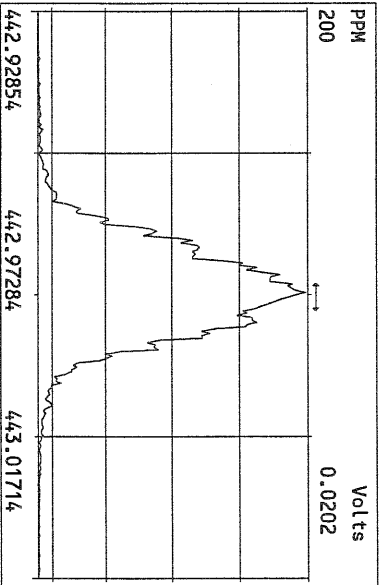
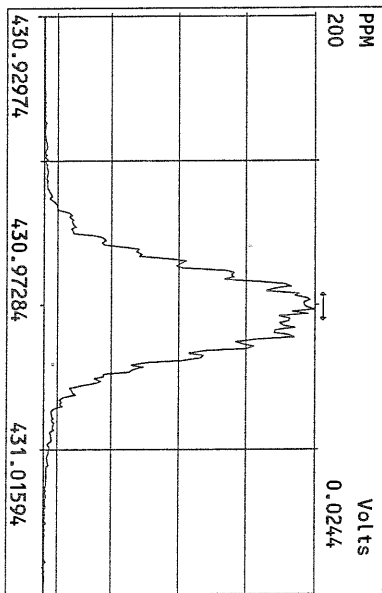
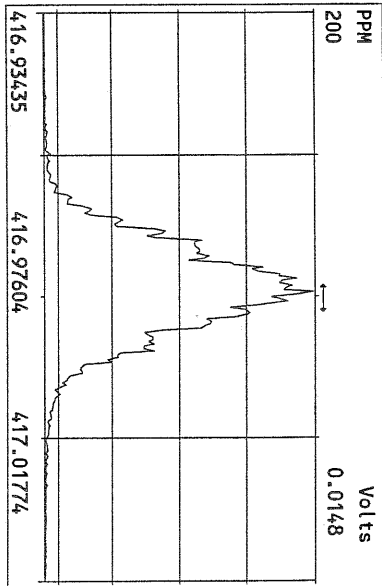
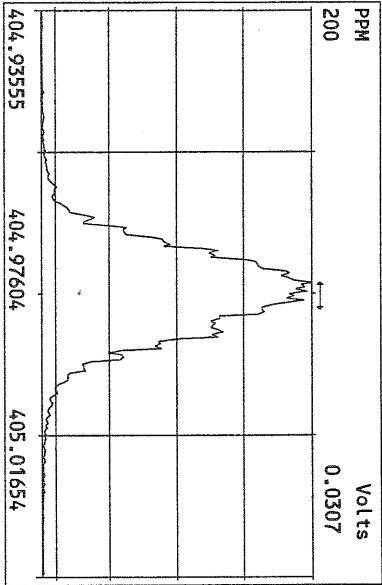
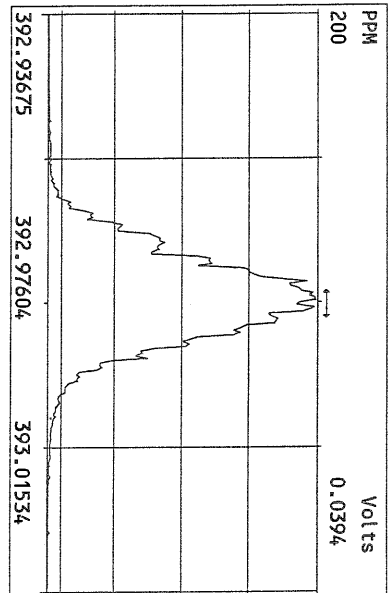
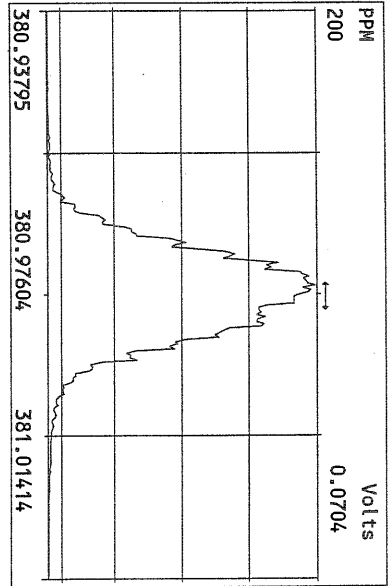
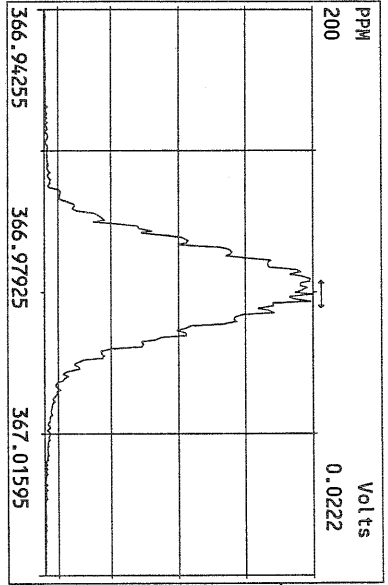
File:11AUG10M #1-347 Acq:11-AUG-2010 09:36:02 GC EI+ Voltage SIR Autospec-Ultima
 513.6775 F:5 BSUB(10000,15,-3.0) PKD(5,5,3,0.10%,100,0.0,0.00%,F,F) Exp:PCDD
 Sample Text:ST081110M1 File Text:Frontier Analytical Laboratory

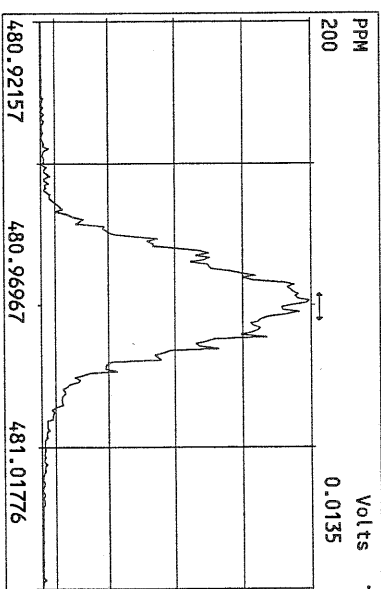
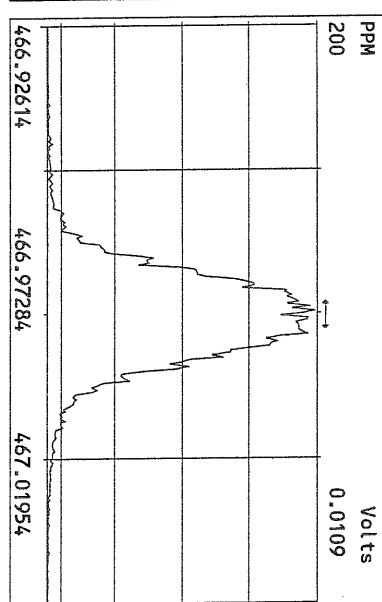
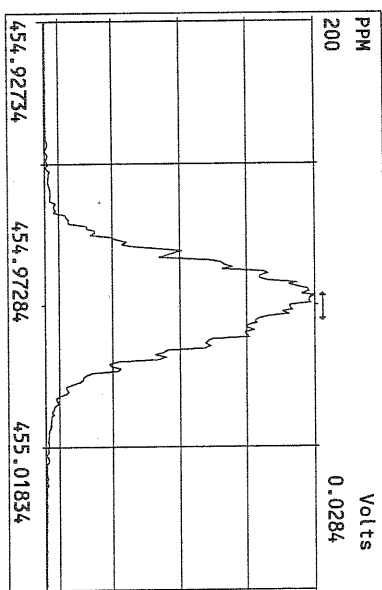
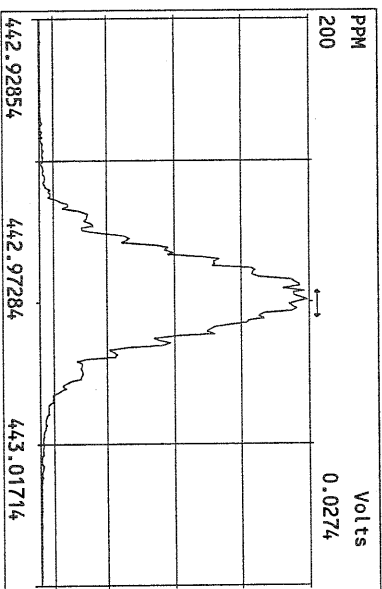
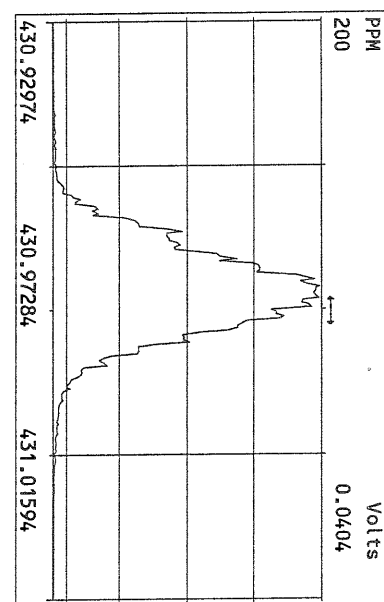
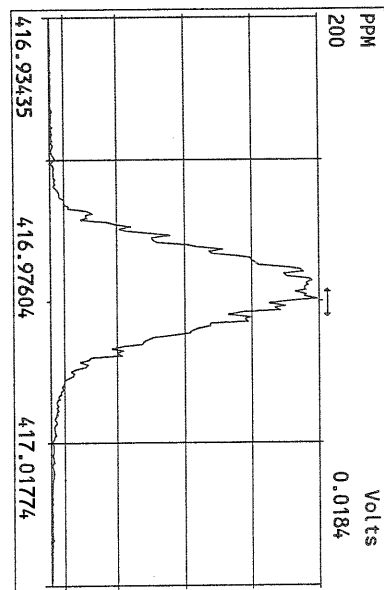
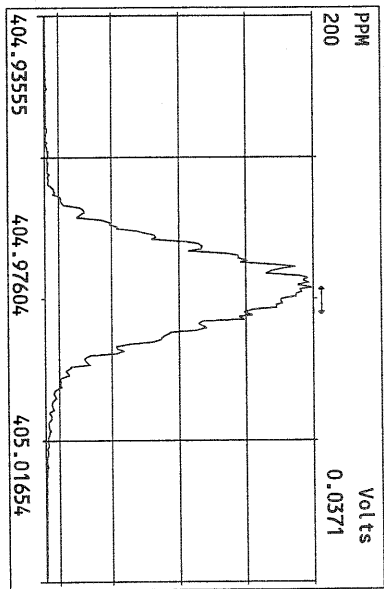


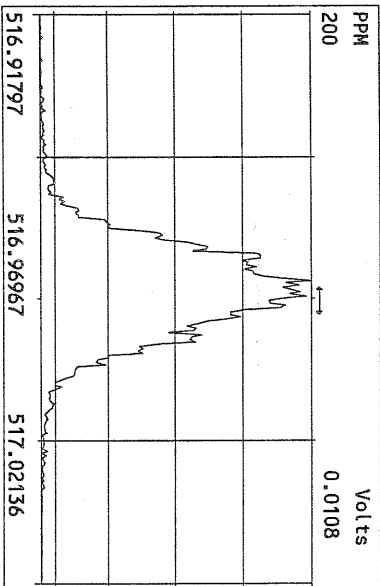
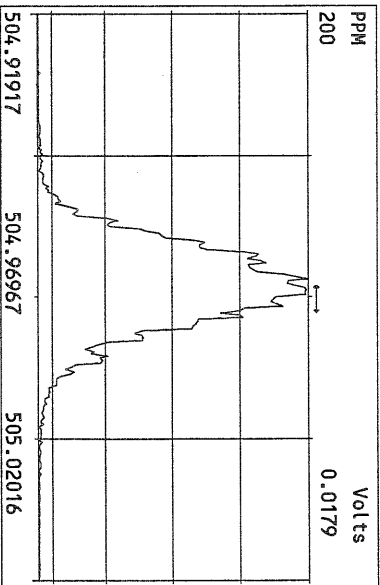
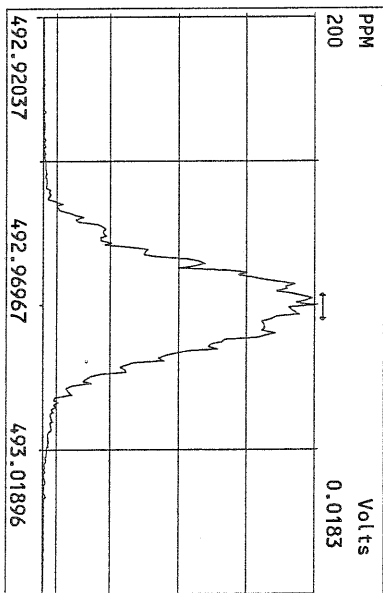
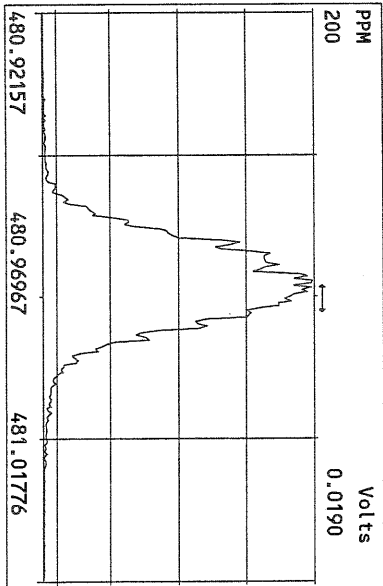
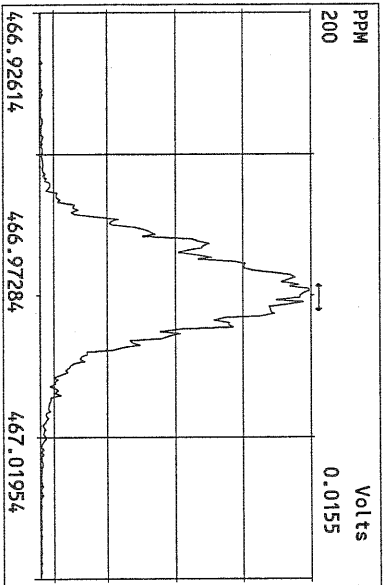
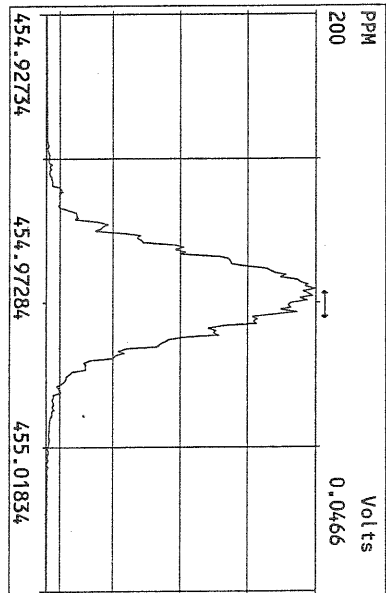
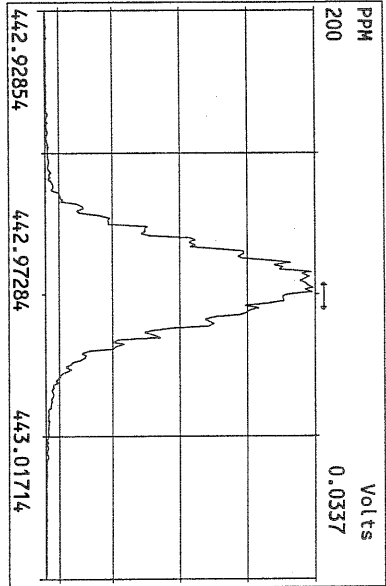
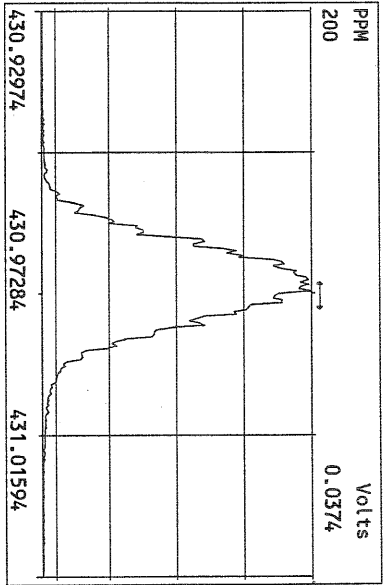




Peak Locate Examination:12-AUG-2010:09:41 File:11AUG10M_RES_CHECK
Experiment:PCDD Function:3 Reference:PFK







USEPA - ITD

FORM 4A
PCDD/PCDF CALIBRATION VERIFICATION

Lab Name: Frontier Analytical Laboratory Episode No.:

Contract No.: SAS No.:

Initial Calibration Date: 5/12/10

Instrument ID: FAL3

GC Column ID: DB5

VER Data Filename: 11AUG10M Sam:16

Analysis Date: 11-AUG-10 23:26:18

NATIVE ANALYTES	M/Z'S FORMING RATIO (1)	ION ABUND. RATIO	QC LIMITS (2)	ACCEPT	CONC. FOUND	CONC. RANGE (ng/mL) (3)
2,3,7,8-TCDD	M/M+2	0.77	0.65-0.89	y	10.7	7.80 - 12.9 ✓
1,2,3,7,8-PeCDD	M+2/M+4	1.59	1.32-1.78	y	53.7	39.0 - 65.0 ✓
1,2,3,4,7,8-HxCDD	M+2/M+4	1.38	1.05-1.43	y	55.5	39.0 - 64.0 ✓
1,2,3,6,7,8-HxCDD	M+2/M+4	1.42	1.05-1.43	y	56.5	39.0 - 64.0 ✓
1,2,3,7,8,9-HxCDD	M+2/M+4	1.40	1.05-1.43	y	58.8	41.0 - 61.0 ✓
1,2,3,4,6,7,8-HpCDD	M+2/M+4	1.04	0.88-1.20	y	54.3	43.0 - 58.0 ✓
OCDD	M+2/M+4	0.97	0.76-1.02	y	113	79.0 - 126 ✓
2,3,7,8-TCDF	M/M+2	0.67	0.65-0.89	y	10.3	8.40 - 12.0 ✓
1,2,3,7,8-PeCDF	M+2/M+4	1.49	1.32-1.78	y	53.9	41.0 - 60.0 ✓
2,3,4,7,8-PeCDF	M+2/M+4	1.48	1.32-1.78	y	52.2	41.0 - 60.0 ✓
1,2,3,4,7,8-HxCDF	M+2/M+4	1.27	1.05-1.43	y	48.7	45.0 - 56.0 ✓
1,2,3,6,7,8-HxCDF	M+2/M+4	1.26	1.05-1.43	y	50.3	44.0 - 57.0 ✓
2,3,4,6,7,8-HxCDF	M+2/M+4	1.25	1.05-1.43	y	49.6	44.0 - 57.0 ✓
1,2,3,7,8,9-HxCDF	M+2/M+4	1.23	1.05-1.43	y	49.8	45.0 - 56.0 ✓
1,2,3,4,6,7,8-HpCDF	M+2/M+4	1.09	0.88-1.20	y	49.5	45.0 - 55.0 ✓
1,2,3,4,7,8,9-HpCDF	M+2/M+4	1.09	0.88-1.20	y	51.8	43.0 - 58.0 ✓
OCDF	M+2/M+4	0.85	0.76-1.02	y	94.4	63.0 - 159 ✓

(1) See Table 8, Method 1613, for m/z specifications.

(2) Ion Abundance Ratio Control Limits as specified in Table 9, Method 1613.

(3) Contract-required concentration range as specified in Table 6, Method 1613.

Analyst: 

Date: 8/12/10

USEPA - ITD

FORM 4B
PCDD/PCDF CALIBRATION VERIFICATION

Lab Name: Frontier Analytical Laboratory

Episode No.:

Contract No.:

SAS No.:

Initial Calibration Date: 5/12/10

Instrument ID: FAL3

GC Column ID: DB5

VER Data Filename: 11AUG10M Sam:16

Analysis Date: 11-AUG-10 23:26:18

LABELED COMPOUNDS	M/Z'S FORMING RATIO (1)	ION ABUND. RATIO	QC LIMITS (2)	ACCEPT	CONC. FOUND	CONC. RANGE (ng/mL) (3)
13C-2,3,7,8-TCDD	M/M+2	0.83	0.65-0.89	y	101	82.0 - 121 ✓
13C-1,2,3,7,8-PeCDD	M+2/M+4	1.74	1.32-1.78	y	105	62.0 - 160 ✓
13C-1,2,3,4,7,8-HxCDD	M+2/M+4	1.23	1.05-1.43	y	97.3	85.0 - 117 ✓
13C-1,2,3,6,7,8-HxCDD	M+2/M+4	1.25	1.05-1.43	y	87.6	85.0 - 118 ✓
13C-1,2,3,4,6,7,8-HpCDD	M+2/M+4	1.03	0.88-1.20	y	108	72.0 - 138 ✓
13C-OCDD	M+2/M+4	0.96	0.76-1.02	y	221	96.0 - 415 ✓
13C-2,3,7,8-TCDF	M/M+2	0.86	0.65-0.89	y	103	71.0 - 140 ✓
13C-1,2,3,7,8-PeCDF	M+2/M+4	1.66	1.32-1.78	y	91.4	76.0 - 130 ✓
13C-2,3,4,7,8-PeCDF	M+2/M+4	1.70	1.32-1.78	y	96.7	77.0 - 130 ✓
13C-1,2,3,4,7,8-HxCDF	M/M+2	0.52	0.43-0.59	y	123	76.0 - 131 ✓
13C-1,2,3,6,7,8-HxCDF	M/M+2	0.52	0.43-0.59	y	115	70.0 - 143 ✓
13C-2,3,4,6,7,8-HxCDF	M/M+2	0.53	0.43-0.59	y	119	73.0 - 137 ✓
13C-1,2,3,7,8,9-HxCDF	M/M+2	0.51	0.43-0.59	y	125	74.0 - 135 ✓
13C-1,2,3,4,6,7,8-HpCDF	M/M+2	0.44	0.37-0.51	y	117	78.0 - 129 ✓
13C-1,2,3,4,7,8,9-HpCDF	M/M+2	0.44	0.37-0.51	y	124	77.0 - 129 ✓
13C-OCDF	M+2/M+4	0.96	0.76-1.02	y	250	96.0 - 415 ✓
CLEANUP STANDARD (4)						
37Cl-2,3,7,8-TCDD					9.77	7.80 - 12.8 ✓

(1) See Table 8, Method 1613, for m/z specifications.

(2) Ion Abundance Ratio Control Limits as specified in Table 9, Method 1613.

(3) Contract-required concentration range as specified in Table 6, Method 1613.

(4) No ion abundance ratio; report concentration found.

Analyst: 

Date: 8/12/10

FORM 5
PCDD/PCDF RT WINDOW AND ISOMER SPECIFICITY STANDARDS

Lab Name: Frontier Analytical Laboratory Episode No.:
Contract No.: SAS No.:
Instrument ID: FAL3 Initial Calibration Date: 5/12/10
RT Window Data Filename: 11AUG10M Sam:16 Analysis Date: 11-AUG-10 Time: 23:26:18
DB-5 IS Data Filename: 11AUG10M Sam:16 Analysis Date: 11-AUG-10 Time: 23:26:18
DB-225 IS Data Filename: Analysis Date: Time:

DB-5 RT WINDOW DEFINING STANDARDS RESULTS

ISOMERS	ABSOLUTE RT	ISOMERS	ABSOLUTE RT
1,3,6,8-TCDD (F)	24:24 ✓	1,3,6,8-TCDF (F)	23:03 ✓
1,2,8,9-TCDD (L)	28:20 ✓	1,2,8,9-TCDF (L)	28:33 ✓
1,2,4,7,9-PeCDD (F)	30:13 ✓	1,3,4,6,8-PeCDF (F)	28:25 ✓
1,2,3,8,9-PeCDD (L)	33:46 ✓	1,2,3,8,9-PeCDF (L)	34:12 ✓
1,2,4,6,7,9-HxCDD (F)	36:06 ✓	1,2,3,4,6,8-HxCDF (F)	35:13 ✓
1,2,3,7,8,9-HxCDD (L)	39:11 ✓	1,2,3,7,8,9-HxCDF (L)	39:45 ✓
1,2,3,4,6,7,9-HpCDD (F)	42:47 ✓	1,2,3,4,6,7,8-HpCDF (F)	42:16 ✓
1,2,3,4,6,7,8-HpCDD (L)	44:10 ✓	1,2,3,4,7,8,9-HpCDF (L)	45:05 ✓

(F) = First eluting isomer (DB-5); (L) = Last eluting isomer (DB-5)

=====

ISOMER SPECIFICITY (IS) TEST STANDARD RESULTS

% VALLEY HEIGHT
BETWEEN
COMPARED PEAKS (1)

<25%

(1) To meet contract requirement, %Valley Height Between Compared Peaks shall not exceed 25% (section 15.4.2.2, Method 1613).

Analyst: 

Date: 


USEPA - ITD

FORM 6A
PCDD/PCDF RELATIVE RETENTION TIMES

Lab Name: Frontier Analytical Laboratory Episode No.:
 Contract No.: SAS No.: Init. Cal. Date: 5/12/10
 Instrument ID: FAL3 GC Column ID: DB5
 Analysis Date: 11-AUG-10 23:26:18 CS3 or VER Data Filename: 11AUG10M Sam:16

NATIVE ANALYTES	RETENTION TIME REFERENCE	RRT	RRT QC LIMITS (1)
2,3,7,8-TCDD	13C-2,3,7,8-TCDD	1.001	0.999-1.002 ✓
2,3,7,8-TCDF	13C-2,3,7,8-TCDF	1.001	0.999-1.003 ✓
1,2,3,7,8-PeCDD	13C-1,2,3,7,8-PeCDD	1.001	0.999-1.002 ✓
1,2,3,7,8-PeCDF	13C-1,2,3,7,8-PeCDF	1.001	0.999-1.002 ✓
2,3,4,7,8-PeCDF	13C-2,3,4,7,8-PeCDF	1.000	0.999-1.002 ✓
LABELED COMPOUNDS			
37Cl-2,3,7,8-TCDD	13C-1,2,3,4-TCDD	1.022	0.989-1.052 ✓
13C-2,3,7,8-TCDD		1.021	0.976-1.043 ✓
13C-2,3,7,8-TCDF		0.994	0.923-1.103 ✓
13C-1,2,3,7,8-PeCDD		1.238	1.000-1.567 ✓
13C-1,2,3,7,8-PeCDF		1.173	0.923-1.203 ✓
13C-2,3,4,7,8-PeCDF		1.223	0.923-1.303 ✓

(1) Contract-required limits for Relative Retention Times (RRT) as specified in Table 2, Method 1613.

Analyst:  Date: 8/12/10

USEPA - ITD

FORM 6B
PCDD/PCDF RELATIVE RETENTION TIMES

Lab Name: Frontier Analytical Laboratory

Episode No.:

Contract No.:

SAS No.:

Init. Cal. Date: 5/12/10

Instrument ID: FAL3

GC Column ID: DB5

Analysis Date: 11-AUG-10 23:26:18

CS3 or VER Data Filename: 11AUG10M

Sam:16

NATIVE ANALYTES	RETENTION TIME REFERENCE	RRT	QC LIMITS (1)
1,2,3,4,7,8-HxCDD	13C-1,2,3,4,7,8-HxCDD	1.001	0.999-1.001 ✓
1,2,3,6,7,8-HxCDD	13C-1,2,3,6,7,8-HxCDD	1.001	0.998-1.004 ✓
1,2,3,7,8,9-HxCDD	13C-1,2,3,6,7,8-HxCDD	1.012	1.000-1.019 ✓
1,2,3,4,7,8-HxCDF	13C-1,2,3,4,7,8-HxCDF	1.001	0.999-1.001 ✓
1,2,3,6,7,8-HxCDF	13C-1,2,3,6,7,8-HxCDF	1.001	0.997-1.005 ✓
2,3,4,6,7,8-HxCDF	13C-2,3,4,6,7,8-HxCDF	1.000	0.999-1.001 ✓
1,2,3,7,8,9-HxCDF	13C-1,2,3,7,8,9-HxCDF	1.001	0.999-1.001 ✓
1,2,3,4,6,7,8-HpCDD	13C-1,2,3,4,6,7,8-HpCDD	1.000	0.999-1.001 ✓
1,2,3,4,6,7,8-HpCDF	13C-1,2,3,4,6,7,8-HpCDF	1.000	0.999-1.001 ✓
1,2,3,4,7,8,9-HpCDF	13C-1,2,3,4,7,8,9-HpCDF	1.000	0.999-1.001 ✓
OCDD	13C-OCDD	1.000	0.999-1.001 ✓
OCDF	13C-OCDF	1.000	0.999-1.001 ✓
LABELED COMPOUNDS			
13C-1,2,3,4,7,8-HxCDD	13C-1,2,3,7,8,9-HxCDD	0.984	0.977-1.000 ✓
13C-1,2,3,6,7,8-HxCDD		0.989	0.981-1.003 ✓
13C-1,2,3,4,7,8-HxCDF		0.949	0.944-0.970 ✓
13C-1,2,3,6,7,8-HxCDF		0.954	0.949-0.975 ✓
13C-2,3,4,6,7,8-HxCDF		0.978	0.959-1.021 ✓
13C-1,2,3,7,8,9-HxCDF		1.015	0.977-1.047 ✓
13C-1,2,3,4,6,7,8-HpCDD		1.128	1.086-1.130 ✓
13C-1,2,3,4,6,7,8-HpCDF		1.079	1.043-1.085 ✓
13C-1,2,3,4,7,8,9-HpCDF		1.151	1.057-1.154 ✓
13C-OCDD		1.269	1.032-1.311 ✓
13C-OCDF		1.279	1.000-1.311 ✓

(1) Contract-required limits for Relative Retention Times (RRT) as specified in Table 2, Method 1613.


Analyst: Date: 8/12/10

Name	Resp	RA	RT	RRF	WHO 1998 Tox:		WHO 2005 Tox:		DL
					Conc	Qual	Fac	Noise-1	
2,3,7,8-TCDD	1.45e+06	0.77 y	27:24	1.04	10.7	2.50	-	-	*
1,2,3,7,8-PeCDD	6.65e+06	1.59 y	33:12	1.05	53.7	2.50	-	-	*
1,2,3,4,7,8-HxCDD	6.40e+06	1.38 y	38:35	1.30	55.5	2.50	-	-	*
1,2,3,6,7,8-HxCDD	6.07e+06	1.42 y	38:44	1.28	56.5	2.50	-	-	*
1,2,3,7,8,9-HxCDD	6.34e+06	1.40 y	39:11	1.25	58.8	2.50	-	-	*
1,2,3,4,6,7,8-HpCDD	7.07e+06	1.04 y	44:10	1.35	54.3	2.50	-	-	*
OCDD	9.49e+06	0.97 y	49:43	1.25	113	2.50	-	-	*

2,3,7,8-TCDF	3.88e+06	0.67 y	26:39	1.62	10.3	2.50	-	-	*
1,2,3,7,8-PeCDF	9.54e+06	1.49 y	31:29	0.92	53.9	2.50	-	-	*
2,3,4,7,8-PeCDF	9.40e+06	1.48 y	32:48	0.94	52.2	2.50	-	-	*
1,2,3,4,7,8-HxCDF	9.35e+06	1.27 y	37:11	0.93	48.7	2.50	-	-	*
1,2,3,6,7,8-HxCDF	1.01e+07	1.26 y	37:23	0.84	50.3	2.50	-	-	*
2,3,4,6,7,8-HxCDF	9.23e+06	1.25 y	38:19	0.90	49.6	2.50	-	-	*
1,2,3,7,8,9-HxCDF	8.79e+06	1.23 y	39:45	0.98	49.8	2.50	-	-	*
1,2,3,4,6,7,8-HpCDF	8.48e+06	1.09 y	42:16	1.38	49.5	2.50	-	-	*
1,2,3,4,7,8,9-HpCDF	8.23e+06	1.09 y	45:05	1.62	51.8	2.50	-	-	*
OCDF	1.00e+07	0.85 y	50:05	0.74	94.4	2.50	-	-	*

										Rec
13C-2,3,7,8-TCDD	1.31e+07	0.83 y	27:22	0.93	101					101
13C-1,2,3,7,8-PeCDD	1.18e+07	1.74 y	33:11	0.81	105					105
13C-1,2,3,4,7,8-HxCDD	8.88e+06	1.23 y	38:32	0.95	97.3					97.3
13C-1,2,3,6,7,8-HxCDD	8.41e+06	1.25 y	38:42	1.00	87.6					87.6
13C-1,2,3,4,6,7,8-HpCDD	9.61e+06	1.03 y	44:09	0.92	108					108
13C-OCDD	1.35e+07	0.96 y	49:42	0.63	221					111
13C-2,3,7,8-TCDF	2.34e+07	0.86 y	26:38	0.87	103					103
13C-1,2,3,7,8-PeCDF	1.93e+07	1.66 y	31:27	0.81	91.4					91.4
13C-2,3,4,7,8-PeCDF	1.90e+07	1.70 y	32:47	0.75	96.7					96.7
13C-1,2,3,4,7,8-HxCDF	2.06e+07	0.52 y	37:09	1.74	123					123
13C-1,2,3,6,7,8-HxCDF	2.41e+07	0.52 y	37:21	2.17	115					115
13C-2,3,4,6,7,8-HxCDF	2.08e+07	0.53 y	38:18	1.82	119					119
13C-1,2,3,7,8,9-HxCDF	1.79e+07	0.51 y	39:44	1.49	125					125
13C-1,2,3,4,6,7,8-HpCDF	1.24e+07	0.44 y	42:15	1.10	117					117
13C-1,2,3,4,7,8,9-HpCDF	9.78e+06	0.44 y	45:04	0.81	124					124
13C-OCDF	2.86e+07	0.96 y	50:04	1.19	250					125
37Cl-2,3,7,8-TCDD	1.27e+06		27:24	0.93	9.77					97.7
13C-1,2,3,4-TCDD	1.40e+07	0.85 y	26:48	-	41.3					
13C-1,2,3,4-TCDF	2.62e+07	0.88 y	25:33	-	49.1					
13C-1,2,3,7,8,9-HxCDD	9.64e+06	1.20 y	39:09	-	44.7					

										Fac	Noise-1	Noise-2	DL	#Hom
Total Tetra-Dioxins	8.13e+06		23:13	1.04	59.7	2.50	-	-	*	22				
Total Penta-Dioxins	1.45e+07		29:54	1.05	117	2.50	-	-	*	10				
Total Hexa-Dioxins	2.15e+07		36:06	1.27	195	2.50	-	-	*	10				
Total Hepta-Dioxins	1.50e+07		42:47	1.35	115	2.50	-	-	*	15				
Total Tetra-Furans	1.67e+07		23:03	1.62	44.2	2.50	-	-	*	17				
1st Fn. Tot Penta-Furans	9.22e+06		28:25	0.93	51.7	2.50	-	-	*	PeCDF 1				
Total Penta-Furans	2.81e+07		30:12	0.93	157	2.50	-	-	*	209 17				
Total Hexa-Furans	4.36e+07		35:13	0.90	231	2.50	-	-	*	20				
Total Hepta-Furans	1.69e+07		42:16	1.48	103	2.50	-	-	*	9				

Analyst:  Date: 8/12/10

Frontier Analytical Laboratory - Acquisition Log

Run Name:11AUG10M

Instrument: FAL3

GC: DB5

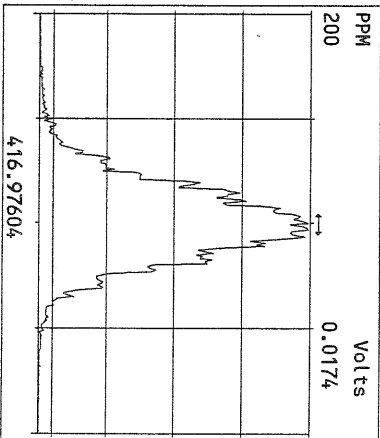
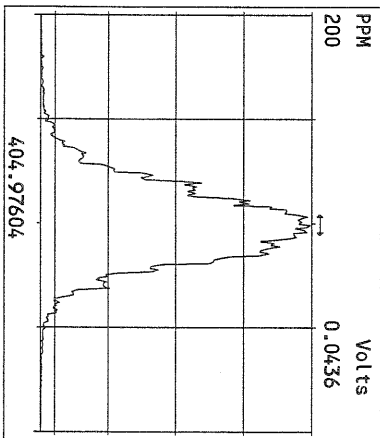
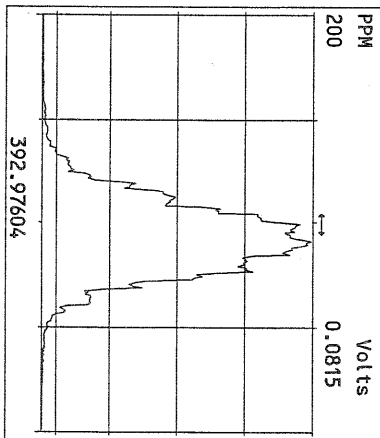
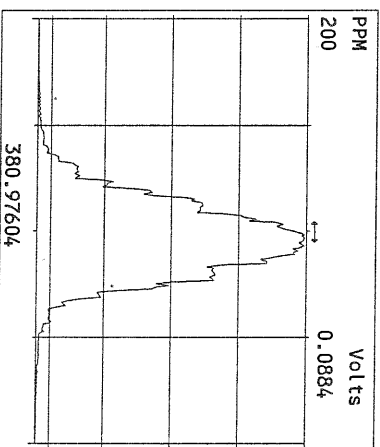
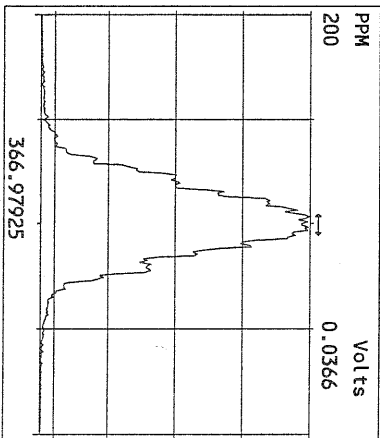
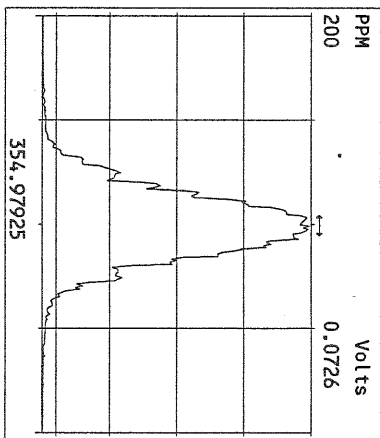
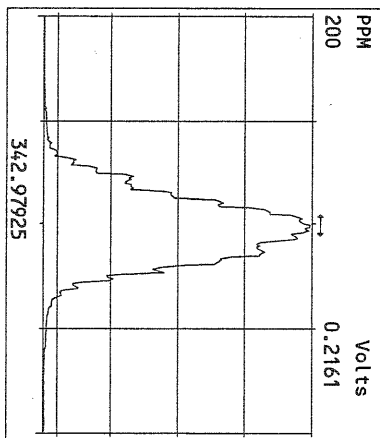
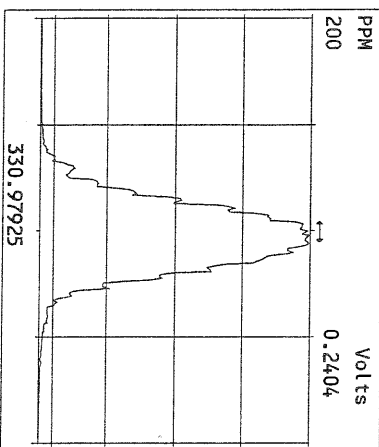
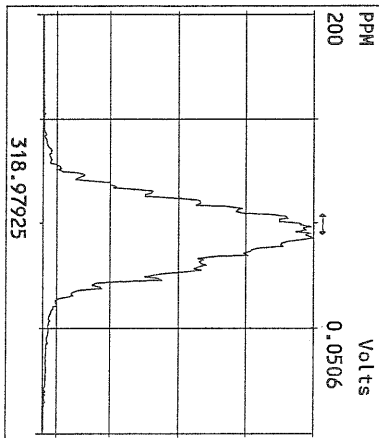
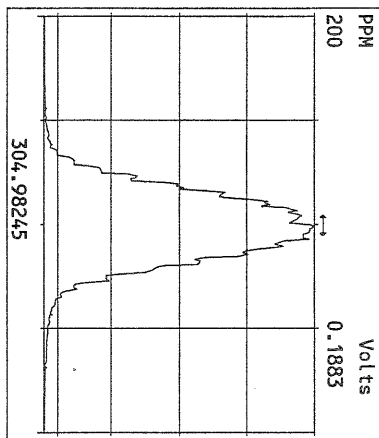
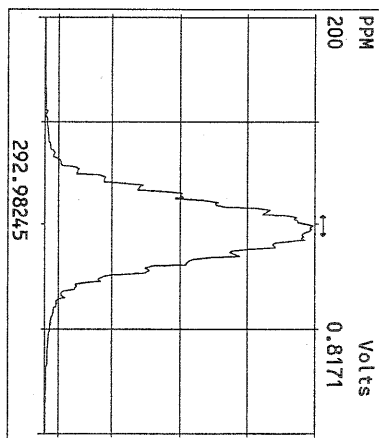
Experiment:PCDD

Data File S	FAL ID	Client ID	Acquired	ConCal	EndCal	Analyst
11AUG10M	1	ST081110M1	11-AUG-10 09:36:02	ST081110M1	ST081110M2	TC
11AUG10M	2	SB081110M1	11-AUG-10 10:31:20	ST081110M1	ST081110M2	TC
11AUG10M	3	2076-001-0001-MB	11-AUG-10 11:26:39	ST081110M1	ST081110M2	TC
11AUG10M	4	6273-010-0001-SA	11-AUG-10 12:22:02	ST081110M1	ST081110M2	TC
11AUG10M	5	6273-005-0002-MS	11-AUG-10 13:17:20	ST081110M1	ST081110M2	TC
11AUG10M	6	6273-005-0002-MSD	11-AUG-10 14:12:39	ST081110M1	ST081110M2	TC
11AUG10M	7	SB081110M2	11-AUG-10 15:07:58	ST081110M1	ST081110M2	TC
11AUG10M	8	6277-002-0001-SA	11-AUG-10 16:03:20	ST081110M1	ST081110M2	TC
11AUG10M	9	6277-004-0001-SA	11-AUG-10 16:58:43	ST081110M1	ST081110M2	TC
11AUG10M	10	6277-006-0001-SA	11-AUG-10 17:54:06	ST081110M1	ST081110M2	TC
11AUG10M	11	6278-002-0001-SA	11-AUG-10 18:49:29	ST081110M1	ST081110M2	TC
11AUG10M	12	6278-004-0001-SA	11-AUG-10 19:44:53	ST081110M1	ST081110M2	TC
11AUG10M	13	6278-006-0001-SA	11-AUG-10 20:40:15	ST081110M1	ST081110M2	TC
11AUG10M	14	SB081110M3	11-AUG-10 21:35:38	ST081110M1	ST081110M2	TC
11AUG10M	15	SB081110M4	11-AUG-10 22:30:57	ST081110M1	ST081110M2	TC
11AUG10M	16	ST081110M2	11-AUG-10 23:26:18	ST081110M2	ST081110M3	TC
11AUG10M	17	2077-001-0001-OPR	12-AUG-10 00:21:41	ST081110M2	ST081110M3	TC
11AUG10M	18	2077-001-0001-MB	12-AUG-10 01:17:00	ST081110M2	ST081110M3	TC
11AUG10M	19	6277-001-0001-SA	12-AUG-10 02:12:19	ST081110M2	ST081110M3	TC
11AUG10M	20	6277-003-0001-SA	12-AUG-10 03:07:36	ST081110M2	ST081110M3	TC
11AUG10M	21	6277-005-0001-SA	12-AUG-10 04:02:55	ST081110M2	ST081110M3	TC
11AUG10M	22	6278-001-0001-SA	12-AUG-10 04:58:14	ST081110M2	ST081110M3	TC
11AUG10M	23	6278-003-0001-SA	12-AUG-10 05:53:33	ST081110M2	ST081110M3	TC
11AUG10M	24	6278-005-0001-SA	12-AUG-10 06:48:51	ST081110M2	ST081110M3	TC
11AUG10M	25	SB081110M5	12-AUG-10 07:44:14	ST081110M2	ST081110M3	TC
11AUG10M	26	ST081110M3	12-AUG-10 08:39:32	ST081110M2	ST081110M3	TC

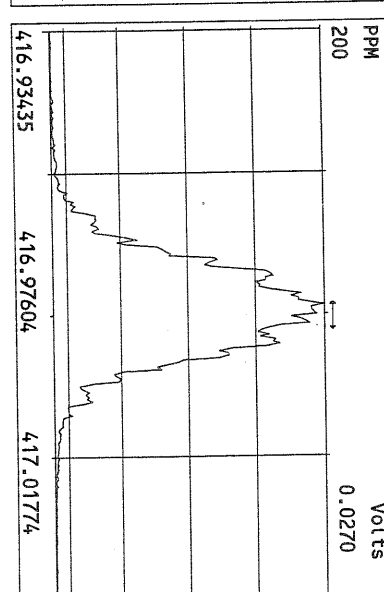
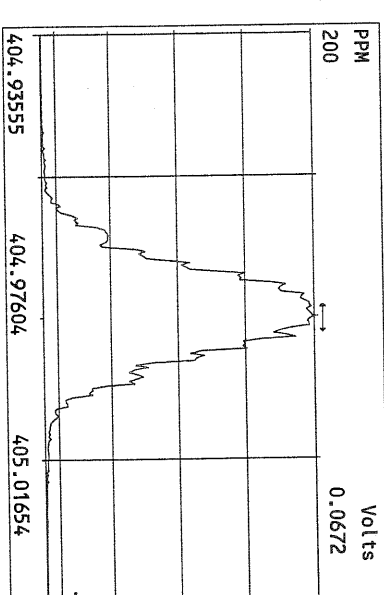
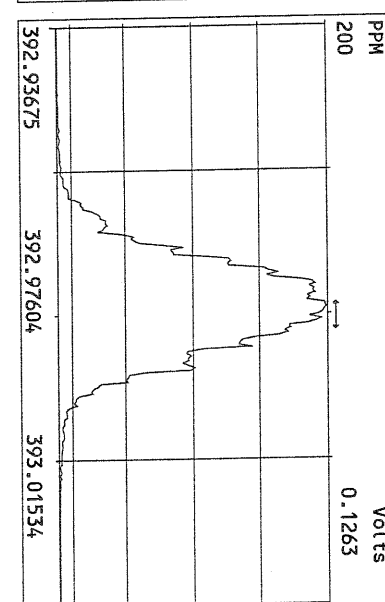
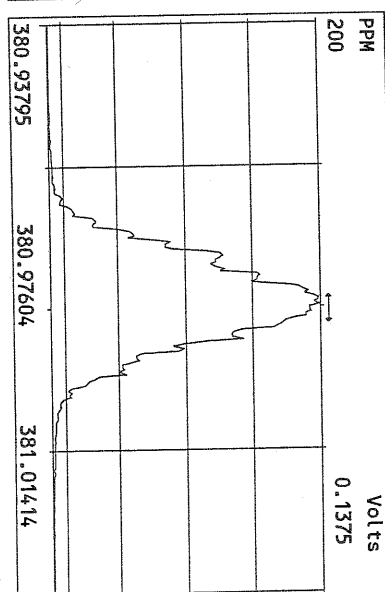
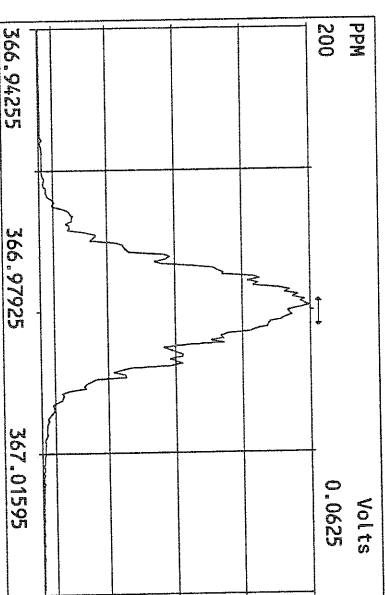
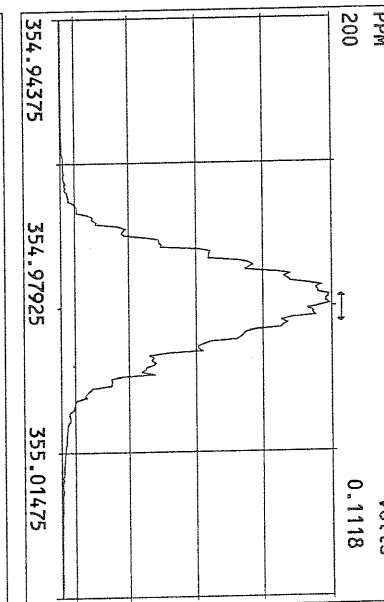
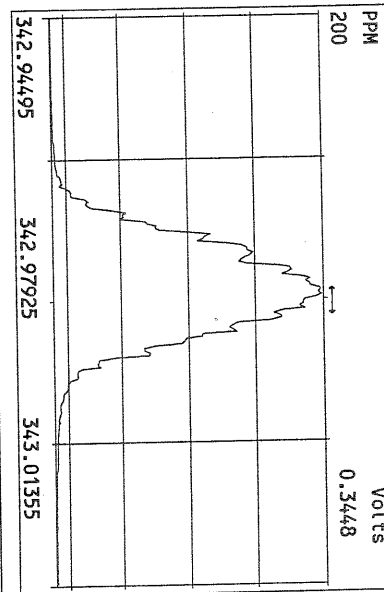
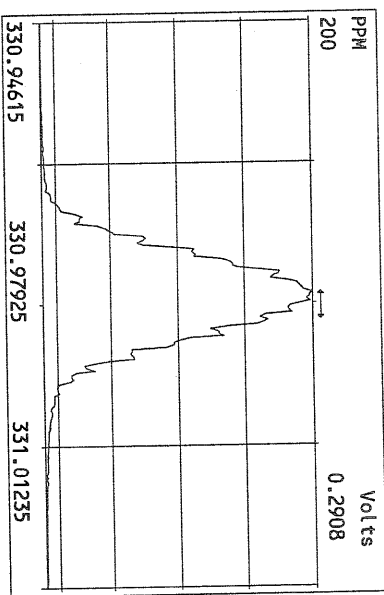
A 8/12/10

Data Backed Up: _____

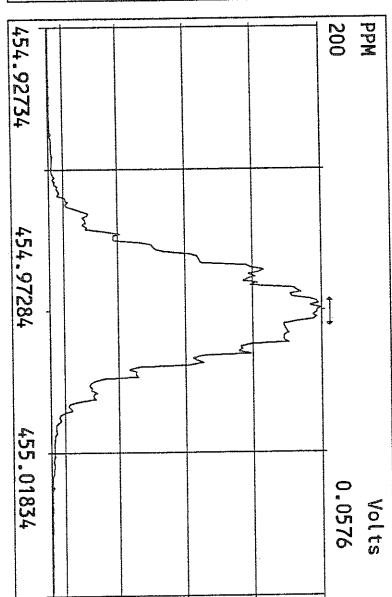
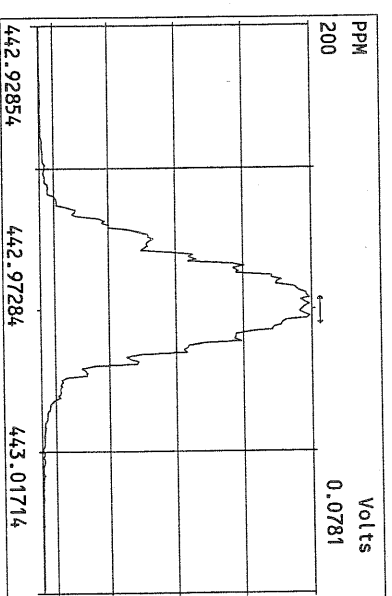
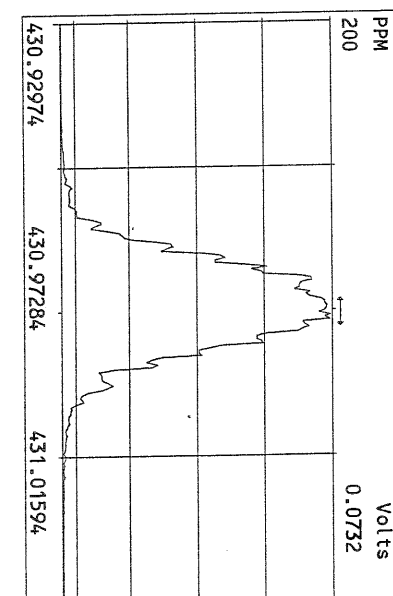
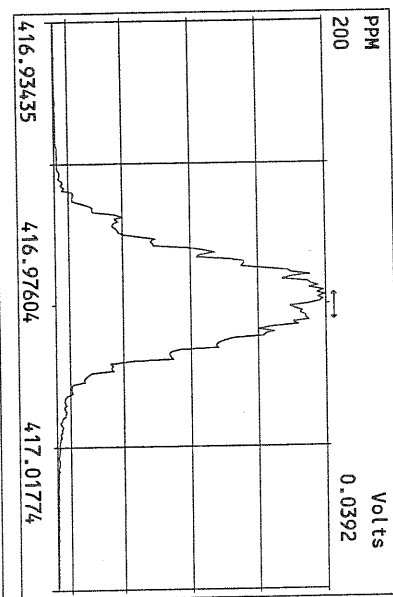
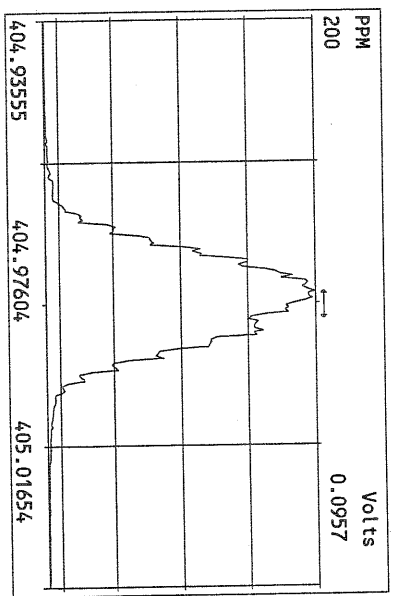
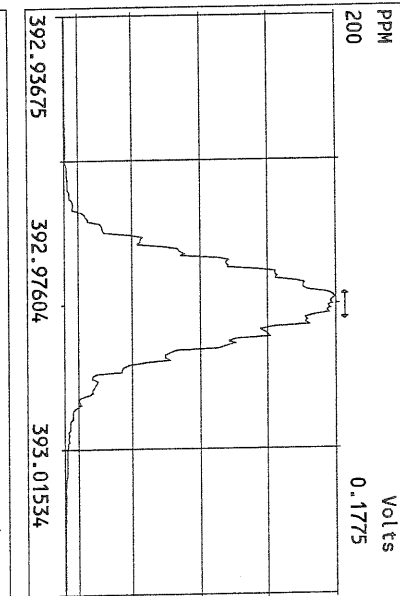
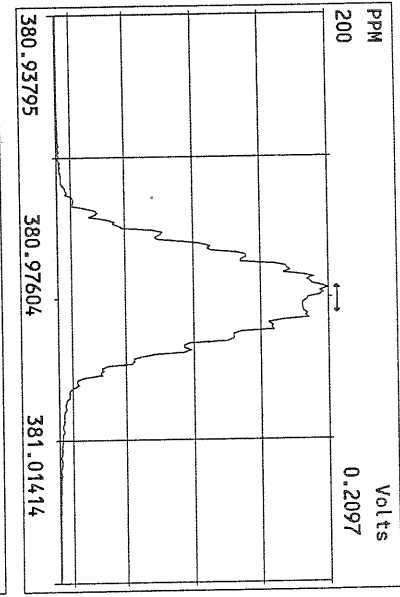
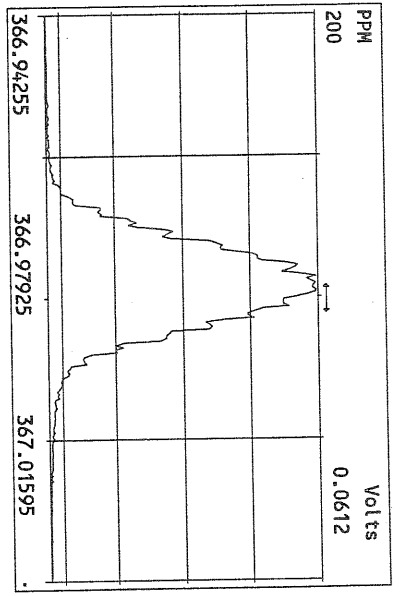
Date: _____



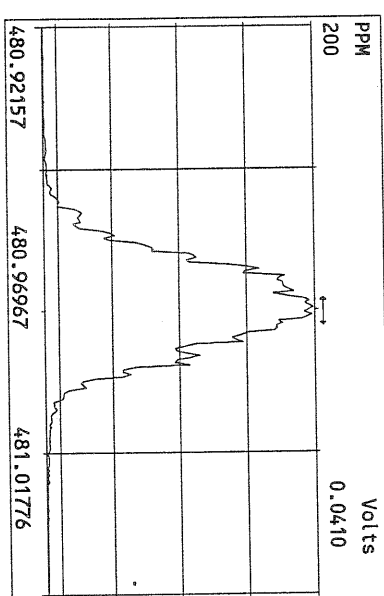
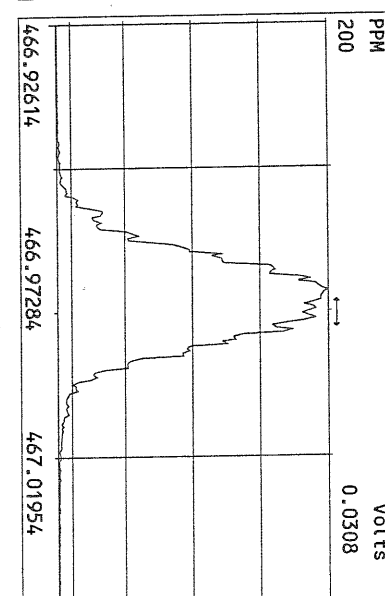
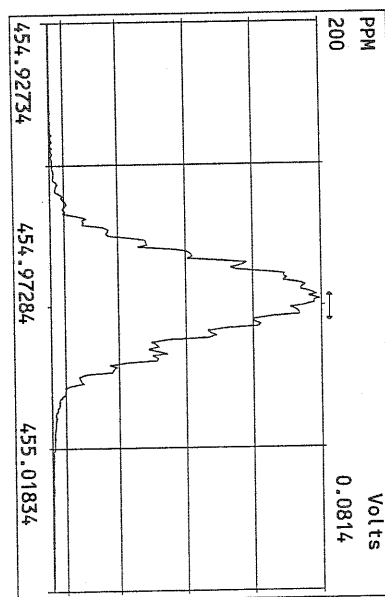
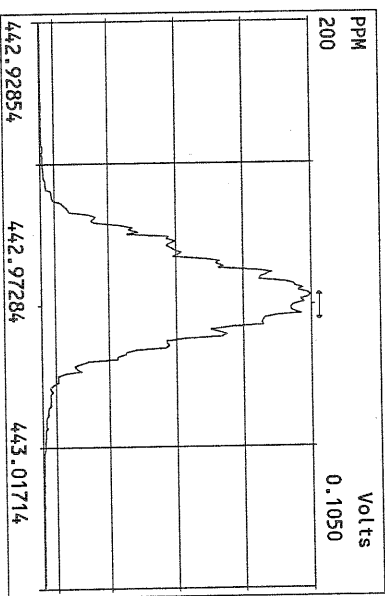
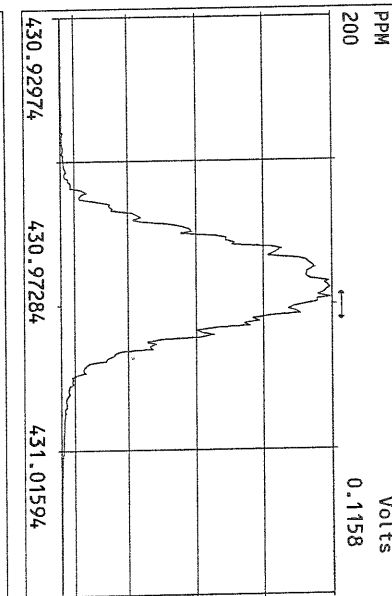
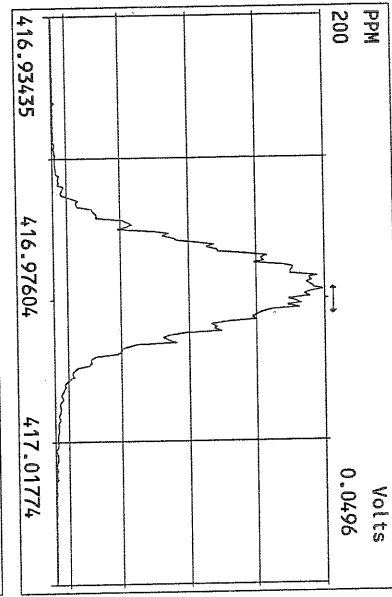
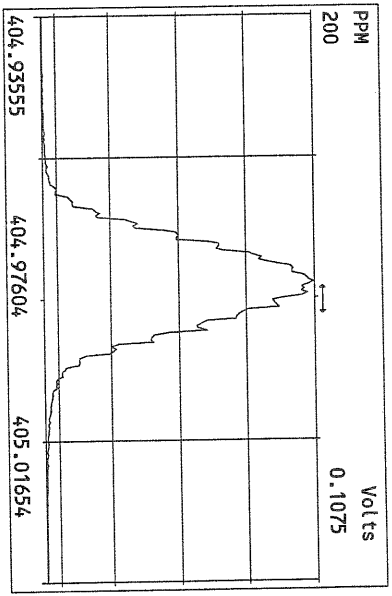
Peak Locate Examination: 11-AUG-2010:09:34 File: 11AUG10M
Experiment: PCDD Function: 2 Reference: PFK

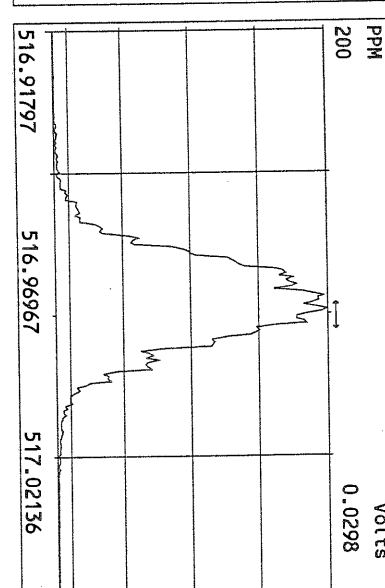
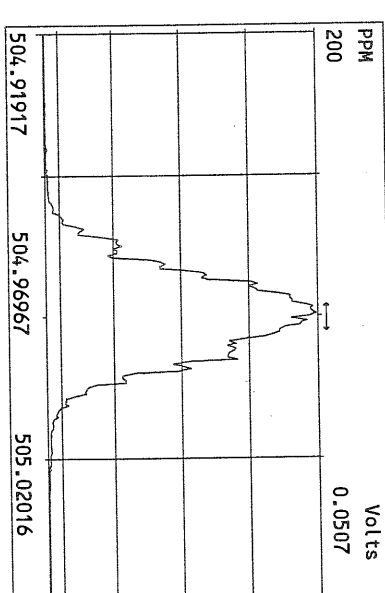
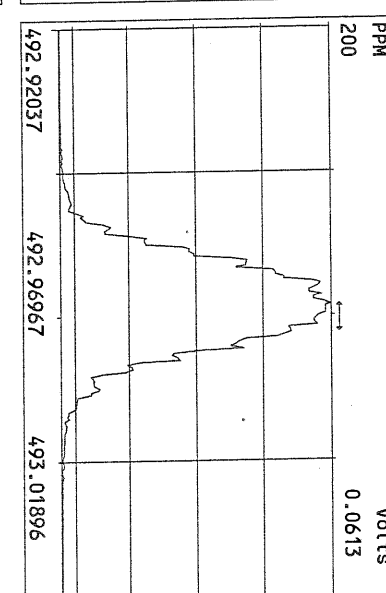
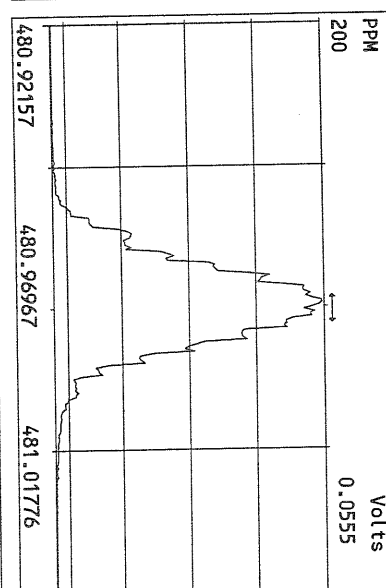
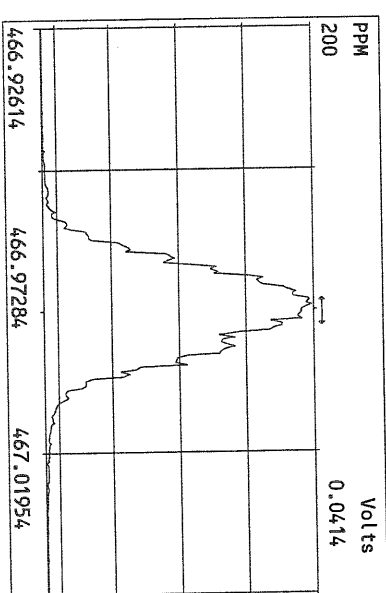
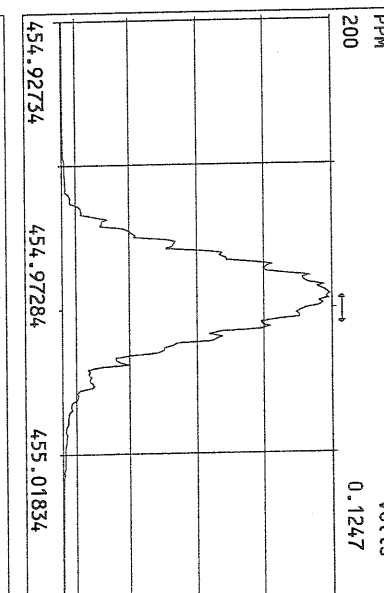
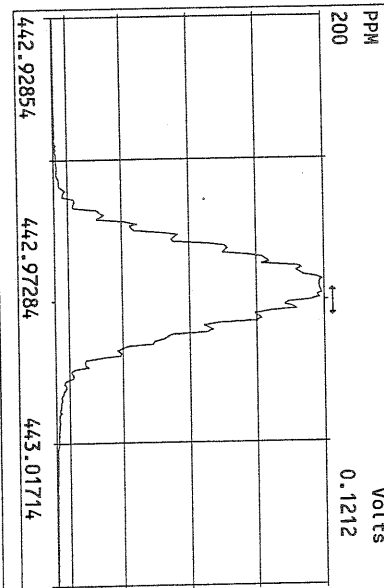
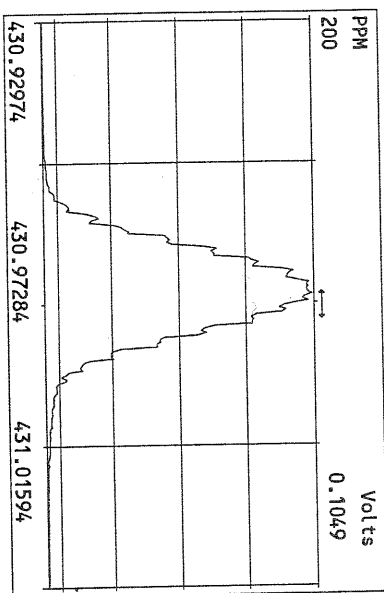


Peak Locate Examination:11-AUG-2010:09:35 File:11AUG10M
 Experiment:PCDD Function:3 Reference:PK

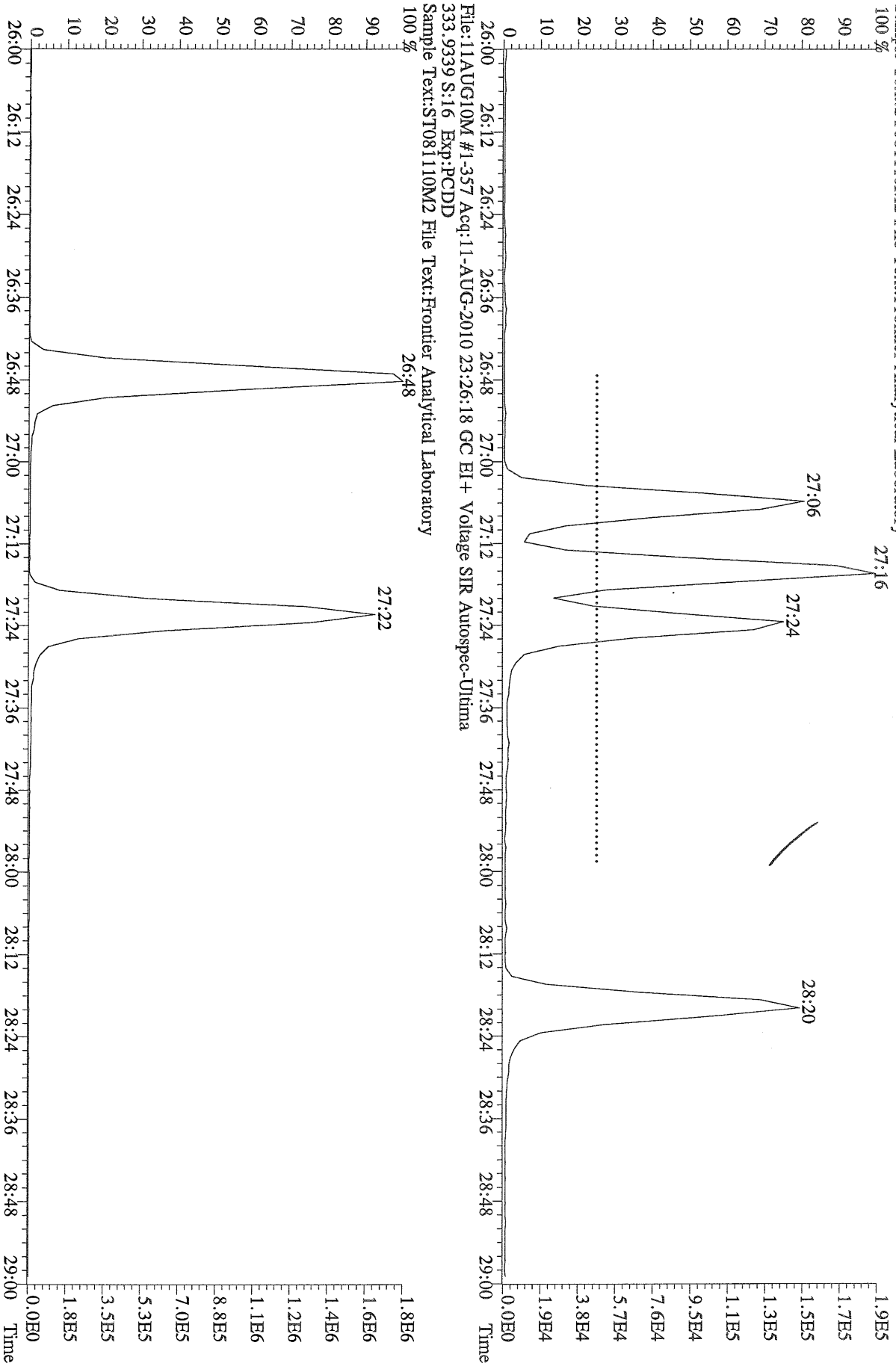


Peak Locate Examination:11-AUG-2010:09:35 File:11AUG10M
 Experiment:PCDD Function:4 Reference:PFK






File:11AUG10M #1-357 Acq:11-AUG-2010 23:26:18 GC EI+ Voltage SIR Autospec-Ultima
319.8965 S:16 Exp:PCDD
Sample Text:ST081110M2 File Text:Frontier Analytical Laboratory




File:11AUG10M #1-357 Acq:11-AUG-2010 23:26:18 GC EI+ Voltage SIR Autospec-Ultima
333.9339 S:16 Exp:PCDD
Sample Text:ST081110M2 File Text:Frontier Analytical Laboratory

1.9E5
1.7E5
1.5E5
1.3E5
1.1E5
9.5E4
7.6E4
5.7E4
3.8E4
1.9E4
0.0E0
1.8E6
1.6E6
1.4E6
1.2E6
1.1E6
8.8E5
7.0E5
5.3E5
3.5E5
1.8E5
0.0E0
Time

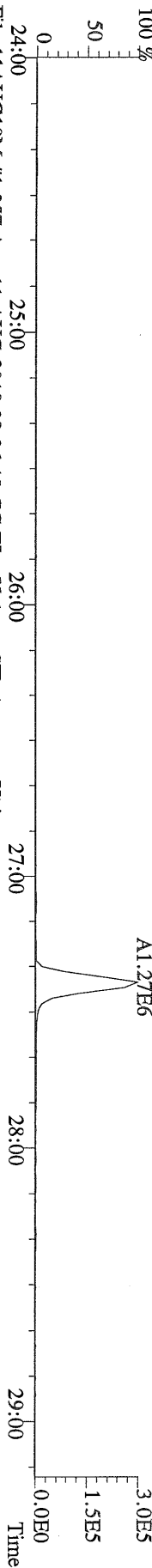
File:11AUG10M #1-357 Acq:11-AUG-2010 23:26:18 GC EI+ Voltage SIR Autospec-Ultima
319.8965 S:16 BSUB(10000,15,-3.0) PKD(5,5,3,0,10%,100.0,0.00%,F,F) Exp:PCDD
Sample Text:ST081110M2 File Text:Frontier Analytical Laboratory



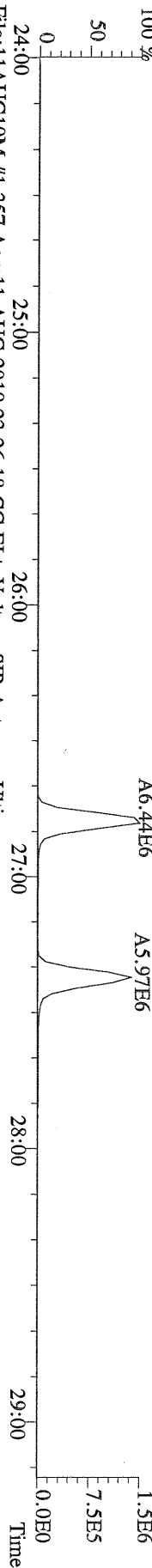
File:11AUG10M #1-357 Acq:11-AUG-2010 23:26:18 GC EI+ Voltage SIR Autospec-Ultima
321.8936 S:16 BSUB(10000,15,-3.0) PKD(5,5,3,0,10%,100.0,0.00%,F,F) Exp:PCDD
Sample Text:ST081110M2 File Text:Frontier Analytical Laboratory



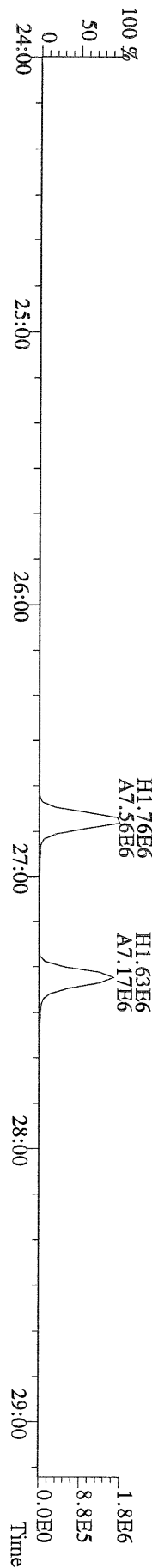
File:11AUG10M #1-357 Acq:11-AUG-2010 23:26:18 GC EI+ Voltage SIR Autospec-Ultima
327.8847 S:16 BSUB(10000,15,-3.0) PKD(5,5,3,0,10%,100.0,0.00%,F,F) Exp:PCDD
Sample Text:ST081110M2 File Text:Frontier Analytical Laboratory



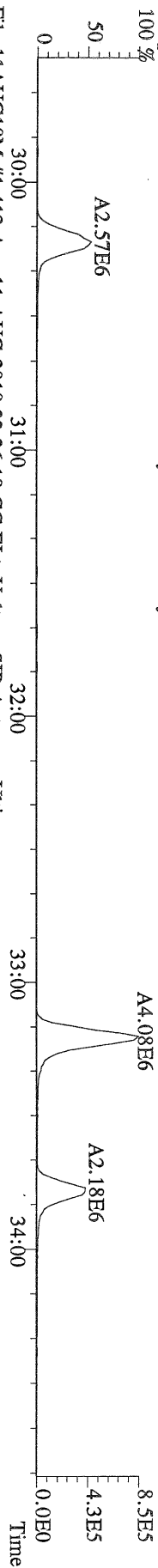
File:11AUG10M #1-357 Acq:11-AUG-2010 23:26:18 GC EI+ Voltage SIR Autospec-Ultima
331.9368 S:16 BSUB(10000,15,-3.0) PKD(5,5,3,0,10%,100.0,0.00%,F,F) Exp:PCDD
Sample Text:ST081110M2 File Text:Frontier Analytical Laboratory



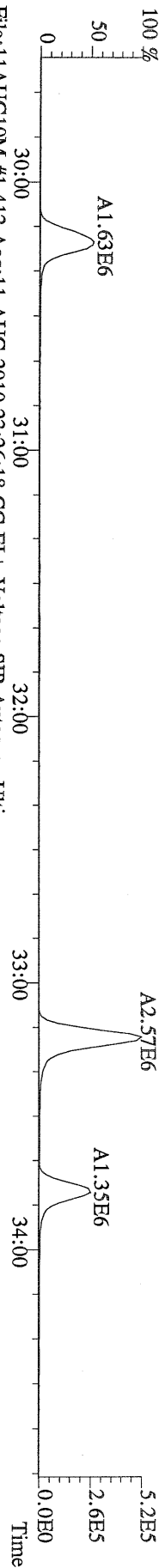
File:11AUG10M #1-357 Acq:11-AUG-2010 23:26:18 GC EI+ Voltage SIR Autospec-Ultima
333.9339 S:16 BSUB(10000,15,-3.0) PKD(5,5,3,0,10%,100.0,0.00%,F,F) Exp:PCDD
Sample Text:ST081110M2 File Text:Frontier Analytical Laboratory



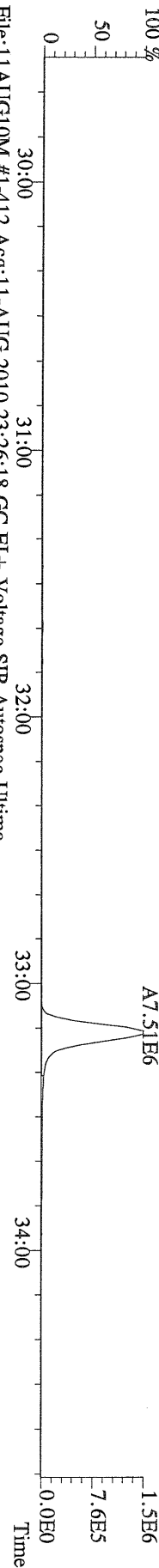
File:11AUG10M #1-412 Acq:11-AUG-2010 23:26:18 GC EI+ Voltage SIR Autospec-Ultima
355.8546 S:16 F:2 BSUB(10000,15,-3.0) PKD(5,5,3,0.10%,100.0,0.00%,F,F) Exp:PCDD
Sample Text:ST081110M2 File Text:Frontier Analytical Laboratory



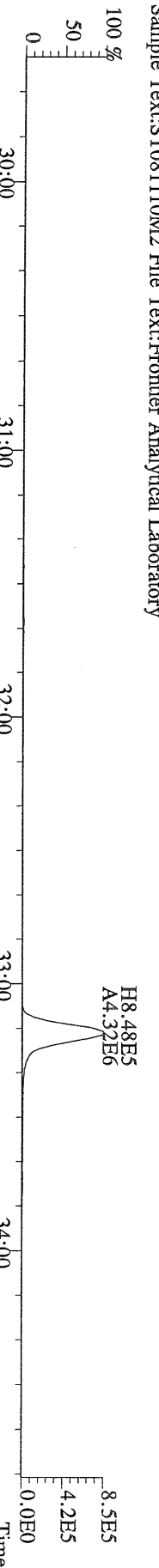
File:11AUG10M #1-412 Acq:11-AUG-2010 23:26:18 GC EI+ Voltage SIR Autospec-Ultima
357.8517 S:16 F:2 BSUB(10000,15,-3.0) PKD(5,5,3,0.10%,100.0,0.00%,F,F) Exp:PCDD
Sample Text:ST081110M2 File Text:Frontier Analytical Laboratory



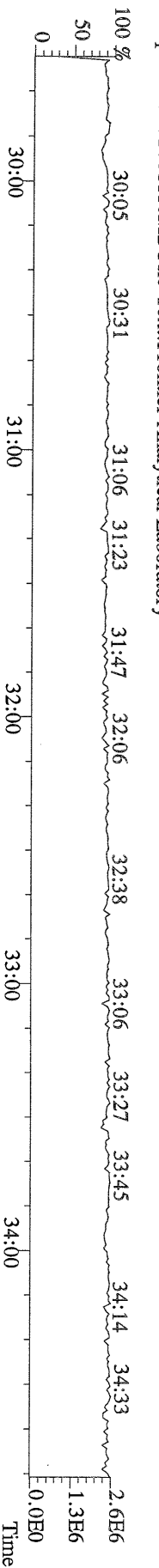
File:11AUG10M #1-412 Acq:11-AUG-2010 23:26:18 GC EI+ Voltage SIR Autospec-Ultima
367.8949 S:16 F:2 BSUB(10000,15,-3.0) PKD(5,5,3,0.10%,100.0,0.00%,F,F) Exp:PCDD
Sample Text:ST081110M2 File Text:Frontier Analytical Laboratory




File:11AUG10M #1-412 Acq:11-AUG-2010 23:26:18 GC EI+ Voltage SIR Autospec-Ultima
369.8919 S:16 F:2 BSUB(10000,15,-3.0) PKD(5,5,3,0.10%,100.0,0.00%,F,F) Exp:PCDD
Sample Text:ST081110M2 File Text:Frontier Analytical Laboratory



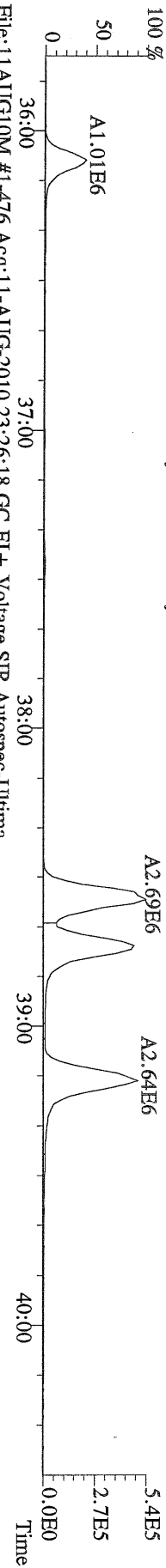
File:11AUG10M #1-412 Acq:11-AUG-2010 23:26:18 GC EI+ Voltage SIR Autospec-Ultima
366.9792 S:16 F:2 Exp:PCDD
Sample Text:ST081110M2 File Text:Frontier Analytical Laboratory



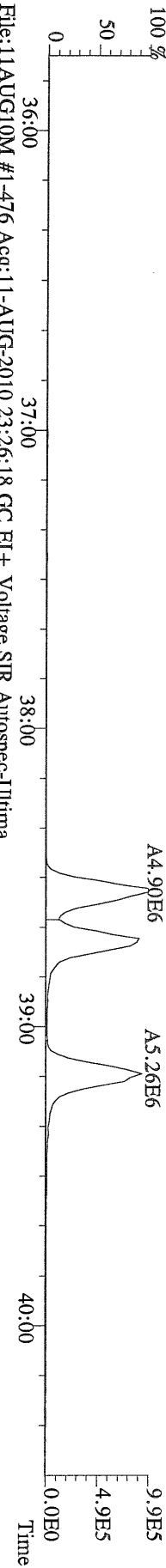
File:11AUG10M #1-476 Acq:11-AUG-2010 23:26:18 GC EI+ Voltage SIR Autospec-Ultima
 389.8156 S:16 F:3 BSUB(10000,15,-3.0) PKD(5,5,3,0.10%,100.0,0.00%,F,F) Exp:PCDD
 Sample Text:ST081110M2 File Text:Frontier Analytical Laboratory



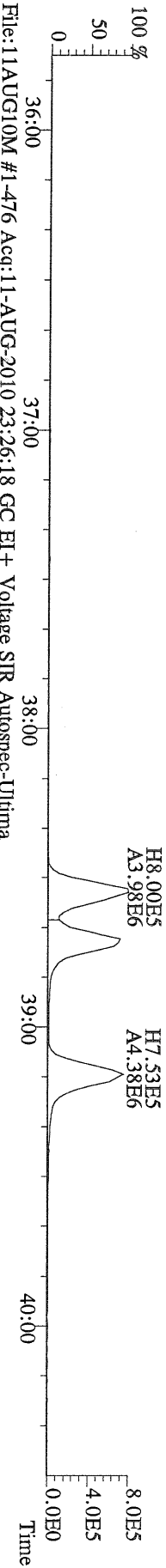
File:11AUG10M #1-476 Acq:11-AUG-2010 23:26:18 GC EI+ Voltage SIR Autospec-Ultima
 391.8127 S:16 F:3 BSUB(10000,15,-3.0) PKD(5,5,3,0.10%,100.0,0.00%,F,F) Exp:PCDD
 Sample Text:ST081110M2 File Text:Frontier Analytical Laboratory



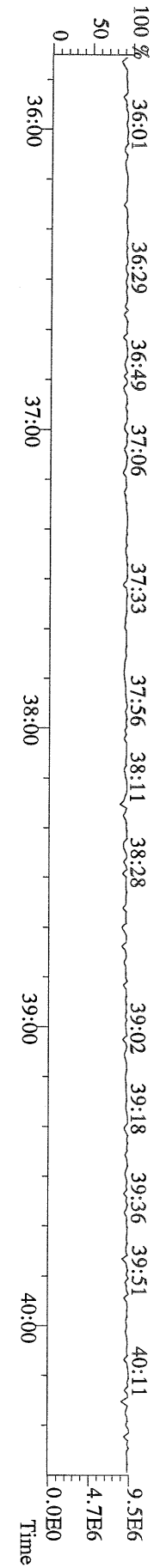
File:11AUG10M #1-476 Acq:11-AUG-2010 23:26:18 GC EI+ Voltage SIR Autospec-Ultima
 401.8559 S:16 F:3 BSUB(10000,15,-3.0) PKD(5,5,3,0.10%,100.0,0.00%,F,F) Exp:PCDD
 Sample Text:ST081110M2 File Text:Frontier Analytical Laboratory



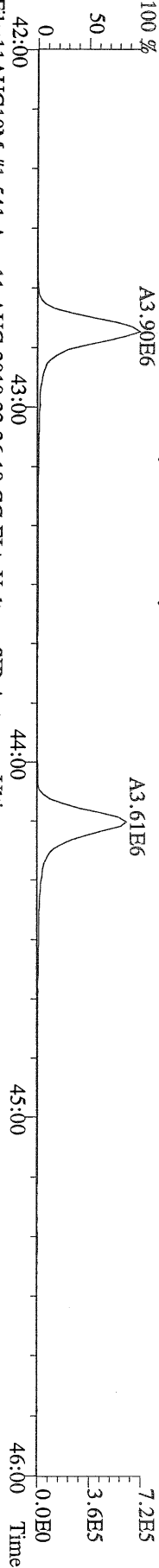
File:11AUG10M #1-476 Acq:11-AUG-2010 23:26:18 GC EI+ Voltage SIR Autospec-Ultima
 403.8530 S:16 F:3 BSUB(10000,15,-3.0) PKD(5,5,3,0.10%,100.0,0.00%,F,F) Exp:PCDD
 Sample Text:ST081110M2 File Text:Frontier Analytical Laboratory



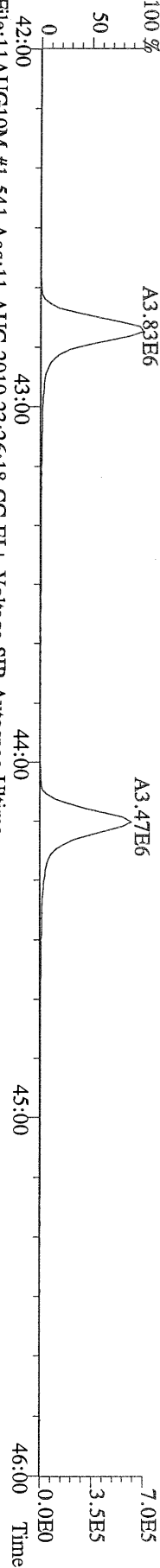
File:11AUG10M #1-476 Acq:11-AUG-2010 23:26:18 GC EI+ Voltage SIR Autospec-Ultima
 380.9760 S:16 F:3 Exp:PCDD
 Sample Text:ST081110M2 File Text:Frontier Analytical Laboratory



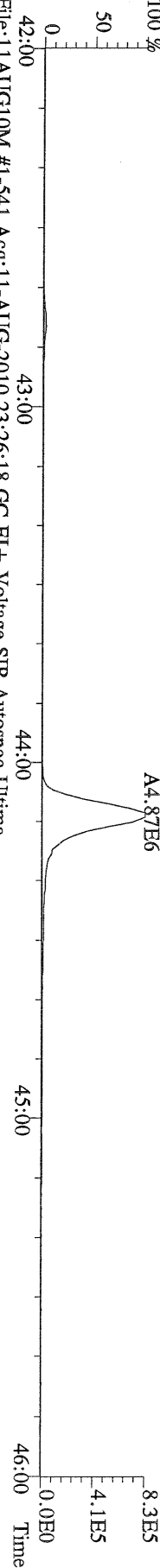
File:11AUG10M #1-541 Acq:11-AUG-2010 23:26:18 GC EI+ Voltage SIR Autospec-Ultima
423.7767 S:16 F:4 BSUB(10000,15,-3.0) PKD(5,5,3,0.10%,100,0,0.00%,F,F) Exp:PCDD
Sample Text:ST081110M2 File Text:Frontier Analytical Laboratory



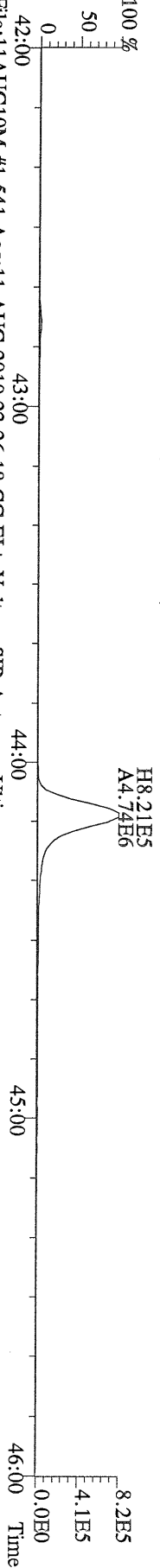
File:11AUG10M #1-541 Acq:11-AUG-2010 23:26:18 GC EI+ Voltage SIR Autospec-Ultima
425.7737 S:16 F:4 BSUB(10000,15,-3.0) PKD(5,5,3,0.10%,100,0,0.00%,F,F) Exp:PCDD
Sample Text:ST081110M2 File Text:Frontier Analytical Laboratory



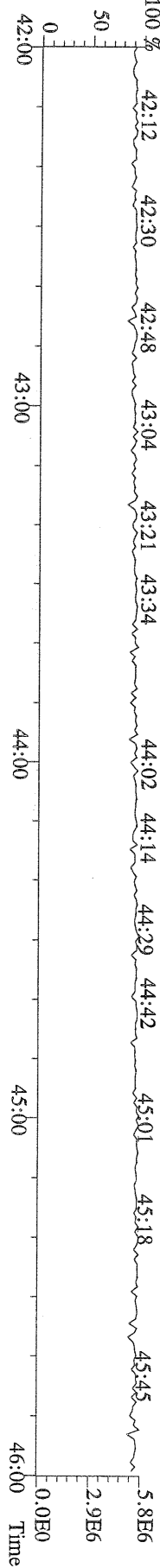
File:11AUG10M #1-541 Acq:11-AUG-2010 23:26:18 GC EI+ Voltage SIR Autospec-Ultima
435.8169 S:16 F:4 BSUB(10000,15,-3.0) PKD(5,5,3,0.10%,100,0,0.00%,F,F) Exp:PCDD
Sample Text:ST081110M2 File Text:Frontier Analytical Laboratory




File:11AUG10M #1-541 Acq:11-AUG-2010 23:26:18 GC EI+ Voltage SIR Autospec-Ultima
437.8140 S:16 F:4 BSUB(10000,15,-3.0) PKD(5,5,3,0.10%,100,0,0.00%,F,F) Exp:PCDD
Sample Text:ST081110M2 File Text:Frontier Analytical Laboratory



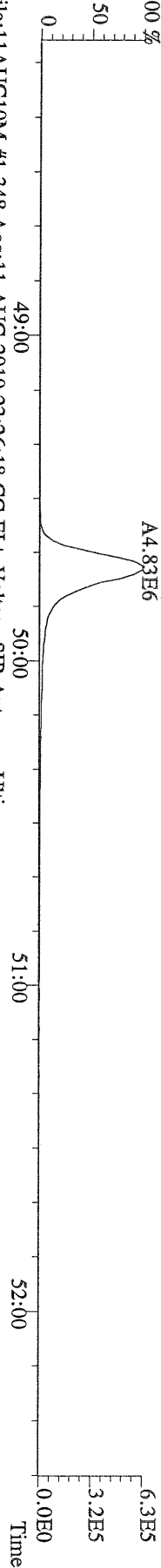
File:11AUG10M #1-541 Acq:11-AUG-2010 23:26:18 GC EI+ Voltage SIR Autospec-Ultima
430.9728 S:16 F:4 Exp:PCDD
Sample Text:ST081110M2 File Text:Frontier Analytical Laboratory



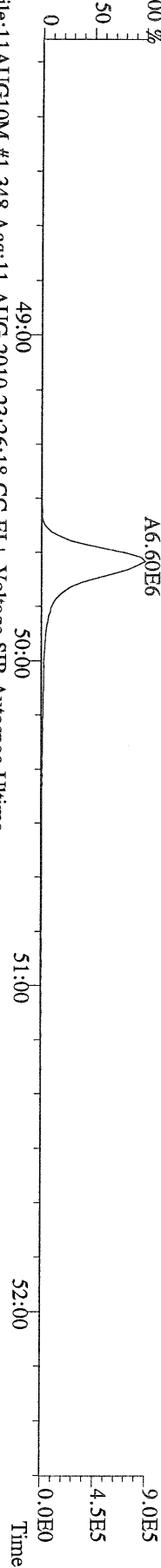
File:11AUG10M #1-348 Acq:11-AUG-2010 23:26:18 GC EI+ Voltage SIR Autospec-Ultima
457.7377 S:16 F:5 BSUB(10000,15,-3.0) PKD(5,5,3,0.10%,100.0,0.00%,F,F) Exp:PCDD
Sample Text:ST081110M2 File Text:Frontier Analytical Laboratory
100 %




File:11AUG10M #1-348 Acq:11-AUG-2010 23:26:18 GC EI+ Voltage SIR Autospec-Ultima
459.7348 S:16 F:5 BSUB(10000,15,-3.0) PKD(5,5,3,0.10%,100.0,0.00%,F,F) Exp:PCDD
Sample Text:ST081110M2 File Text:Frontier Analytical Laboratory
100 %



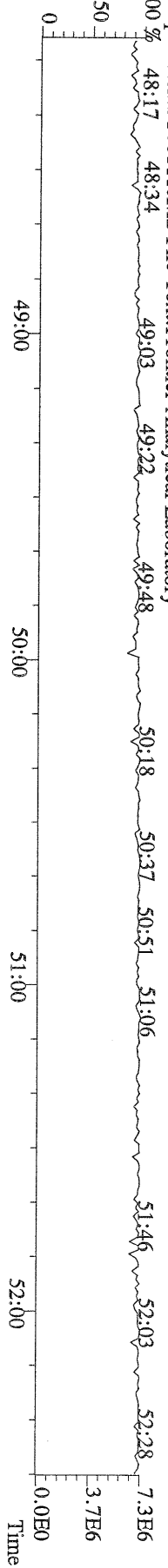
File:11AUG10M #1-348 Acq:11-AUG-2010 23:26:18 GC EI+ Voltage SIR Autospec-Ultima
469.7780 S:16 F:5 BSUB(10000,15,-3.0) PKD(5,5,3,0.10%,100.0,0.00%,F,F) Exp:PCDD
Sample Text:ST081110M2 File Text:Frontier Analytical Laboratory
100 %



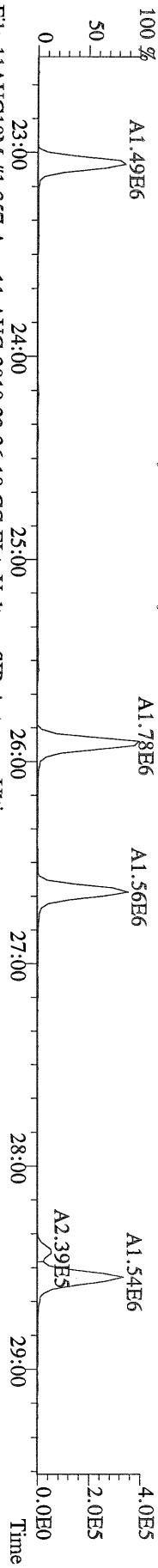
File:11AUG10M #1-348 Acq:11-AUG-2010 23:26:18 GC EI+ Voltage SIR Autospec-Ultima
471.7750 S:16 F:5 BSUB(10000,15,-3.0) PKD(5,5,3,0.10%,100.0,0.00%,F,F) Exp:PCDD
Sample Text:ST081110M2 File Text:Frontier Analytical Laboratory



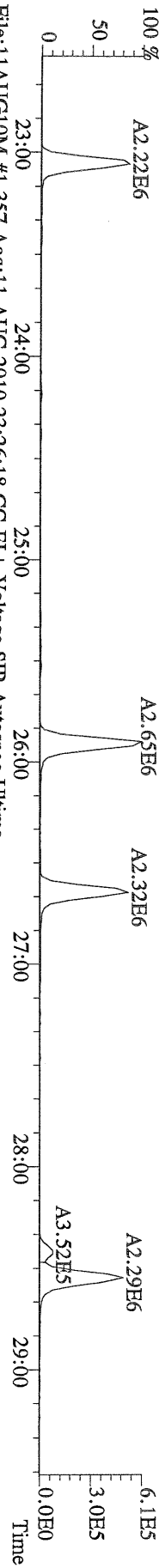
File:11AUG10M #1-348 Acq:11-AUG-2010 23:26:18 GC EI+ Voltage SIR Autospec-Ultima
454.9728 S:16 F:5 Exp:PCDD
Sample Text:ST081110M2 File Text:Frontier Analytical Laboratory



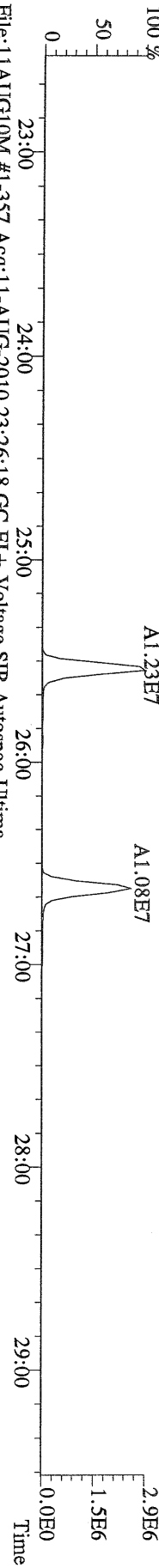
File:11AUG10M #1-357 Acq:11-AUG-2010 23:26:18 GC EI+ Voltage SIR Autospec-Ultima
 303.9016 S:16 BSUB(10000,15,-3.0) PKD(5.5,3.0,100.0,0.00%,F,F) Exp:PCDD
 Sample Text:ST081110M2 File Text:Frontier Analytical Laboratory



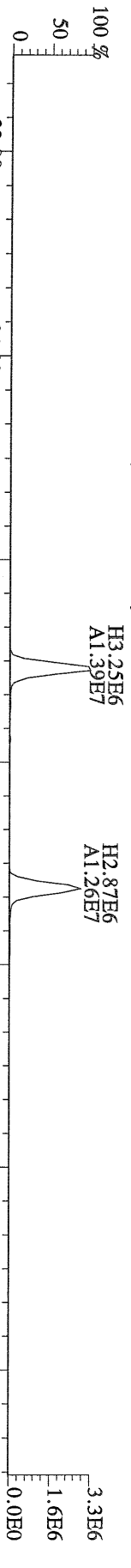
File:11AUG10M #1-357 Acq:11-AUG-2010 23:26:18 GC EI+ Voltage SIR Autospec-Ultima
 305.8987 S:16 BSUB(10000,15,-3.0) PKD(5.5,3.0,100.0,0.00%,F,F) Exp:PCDD
 Sample Text:ST081110M2 File Text:Frontier Analytical Laboratory



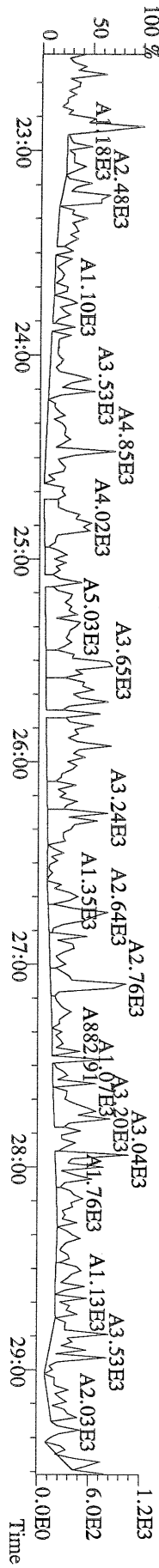
File:11AUG10M #1-357 Acq:11-AUG-2010 23:26:18 GC EI+ Voltage SIR Autospec-Ultima
 315.9419 S:16 BSUB(10000,15,-3.0) PKD(5.5,3.0,100.0,0.00%,F,F) Exp:PCDD
 Sample Text:ST081110M2 File Text:Frontier Analytical Laboratory




File:11AUG10M #1-357 Acq:11-AUG-2010 23:26:18 GC EI+ Voltage SIR Autospec-Ultima
 317.9389 S:16 BSUB(10000,15,-3.0) PKD(5.5,3.0,100.0,0.00%,F,F) Exp:PCDD
 Sample Text:ST081110M2 File Text:Frontier Analytical Laboratory



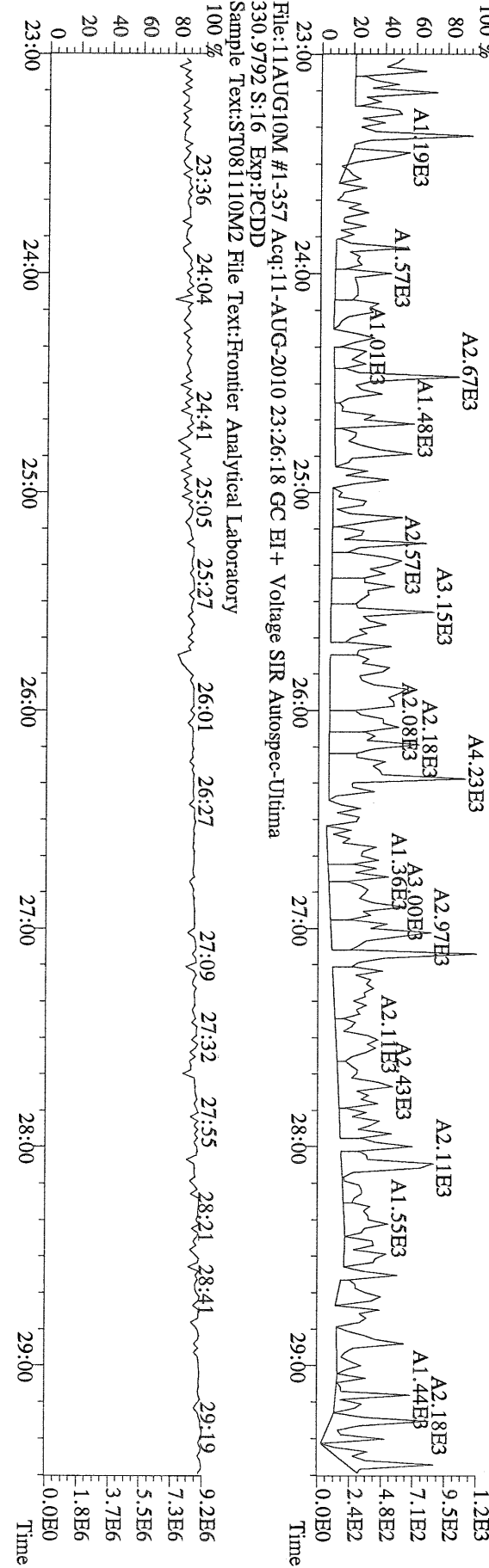
File:11AUG10M #1-357 Acq:11-AUG-2010 23:26:18 GC EI+ Voltage SIR Autospec-Ultima
 375.8364 S:16 BSUB(10000,15,-3.0) PKD(5.5,3.0,100.0,0.00%,F,F) Exp:PCDD
 Sample Text:ST081110M2 File Text:Frontier Analytical Laboratory



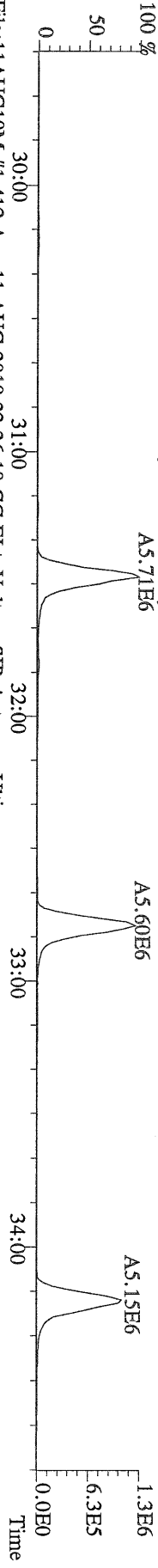
File:11AUG10M #1-357 Acq:11-AUG-2010 23:26:18 GC EI+ Voltage SIR Autospec-Ultima
 339.8597 S:16 BSUB(10000,15,-3.0) PKD(5,5,3,0,10%,100.0,0.00%,F,F) Exp:PCDD
 Sample Text:ST081110M2 File Text:Frontier Analytical Laboratory



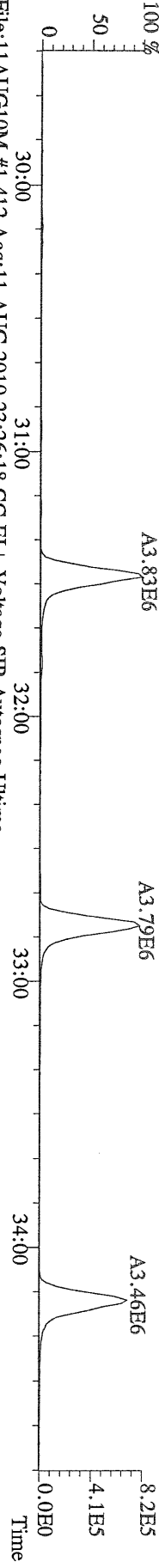
File:11AUG10M #1-357 Acq:11-AUG-2010 23:26:18 GC EI+ Voltage SIR Autospec-Ultima
 409.7974 S:16 BSUB(10000,15,-3.0) PKD(5,5,3,0,10%,100.0,0.00%,F,F) Exp:PCDD
 Sample Text:ST081110M2 File Text:Frontier Analytical Laboratory



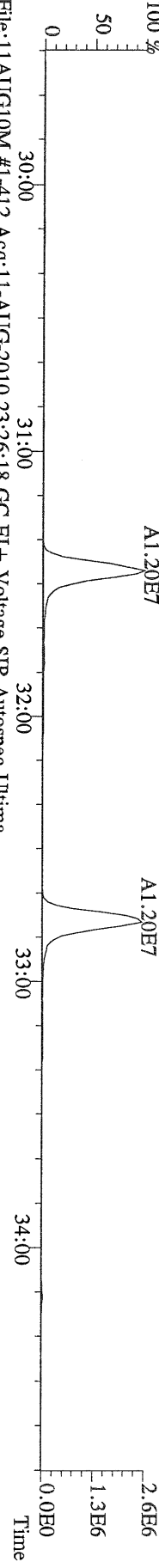
File:11AUG10M #1-412 Acq:11-AUG-2010 23:26:18 GC EI+ Voltage SIR Autospec-Utima
 339.8597 S:16 F:2 BSUB(10000,15,-3.0) PKD(5.5,3,0.10%,100.0,0.00%,F,F) Exp:PCDD
 Sample Text:ST081110M2 File Text:Frontier Analytical Laboratory




File:11AUG10M #1-412 Acq:11-AUG-2010 23:26:18 GC EI+ Voltage SIR Autospec-Utima
 341.8568 S:16 F:2 BSUB(10000,15,-3.0) PKD(5.5,3,0.10%,100.0,0.00%,F,F) Exp:PCDD
 Sample Text:ST081110M2 File Text:Frontier Analytical Laboratory



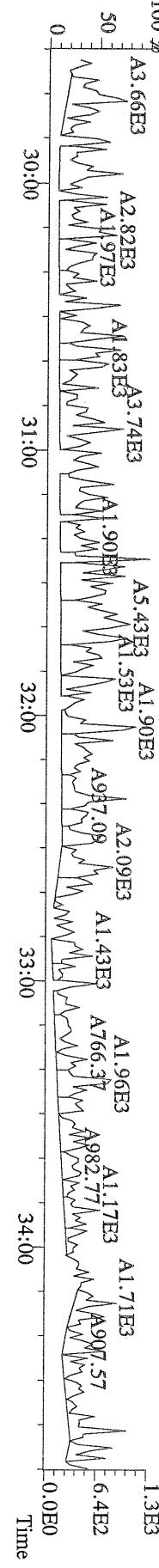
File:11AUG10M #1-412 Acq:11-AUG-2010 23:26:18 GC EI+ Voltage SIR Autospec-Utima
 351.9000 S:16 F:2 BSUB(10000,15,-3.0) PKD(5.5,3,0.10%,100.0,0.00%,F,F) Exp:PCDD
 Sample Text:ST081110M2 File Text:Frontier Analytical Laboratory



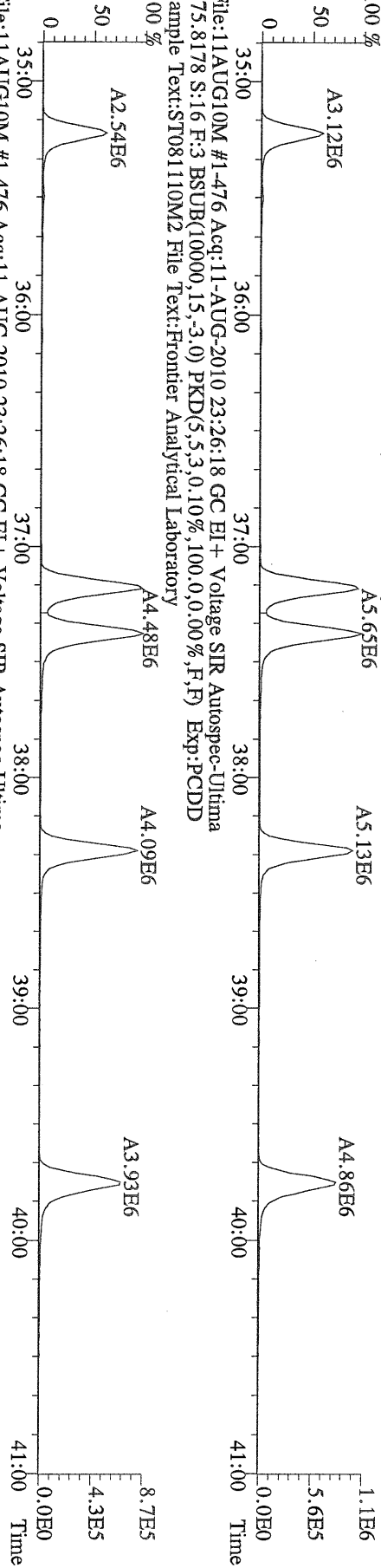
File:11AUG10M #1-412 Acq:11-AUG-2010 23:26:18 GC EI+ Voltage SIR Autospec-Utima
 353.8970 S:16 F:2 BSUB(10000,15,-3.0) PKD(5.5,3,0.10%,100.0,0.00%,F,F) Exp:PCDD
 Sample Text:ST081110M2 File Text:Frontier Analytical Laboratory



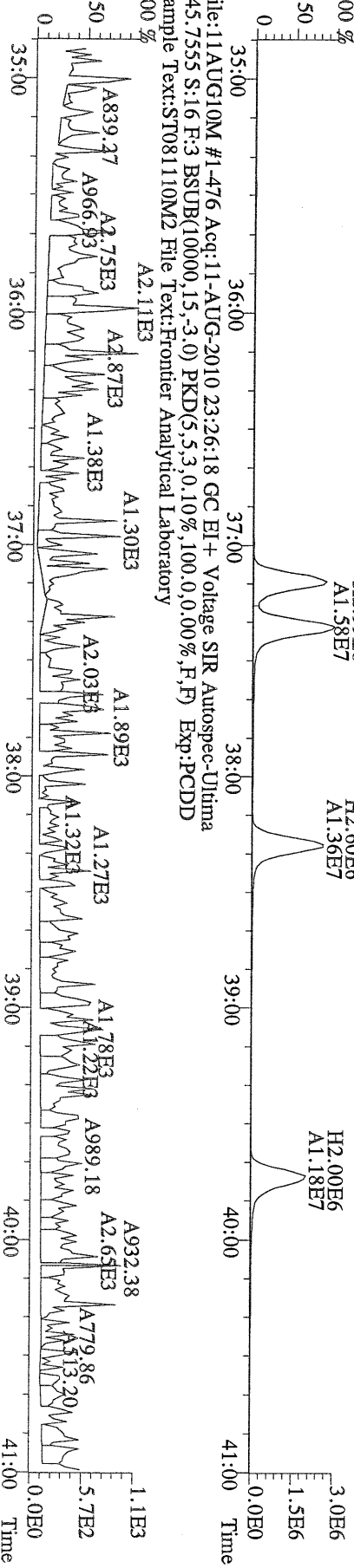
File:11AUG10M #1-412 Acq:11-AUG-2010 23:26:18 GC EI+ Voltage SIR Autospec-Utima
 409.7974 S:16 F:2 BSUB(10000,15,-3.0) PKD(5.5,3,0.10%,100.0,0.00%,F,F) Exp:PCDD
 Sample Text:ST081110M2 File Text:Frontier Analytical Laboratory



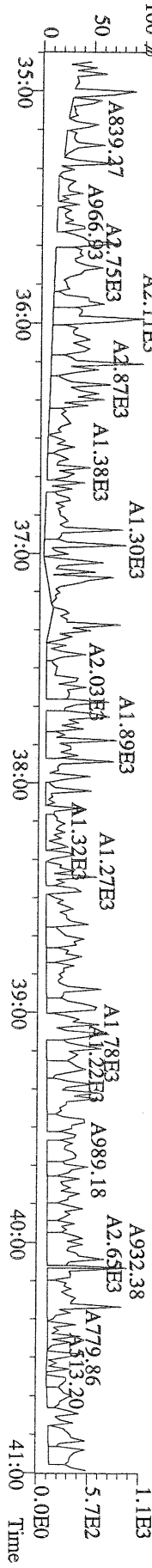
File:11AUG10M #1-476 Acq:11-AUG-2010 23:26:18 GC EI+ Voltage SIR Autospec-Utima
373.8207 S:16 F:3 BSUB(10000,15,-3.0) PKD(5,5,3,0,10%,100.0,0.00%,F,F) Exp:PCDD
Sample Text:ST081110M2 File Text:Frontier Analytical Laboratory



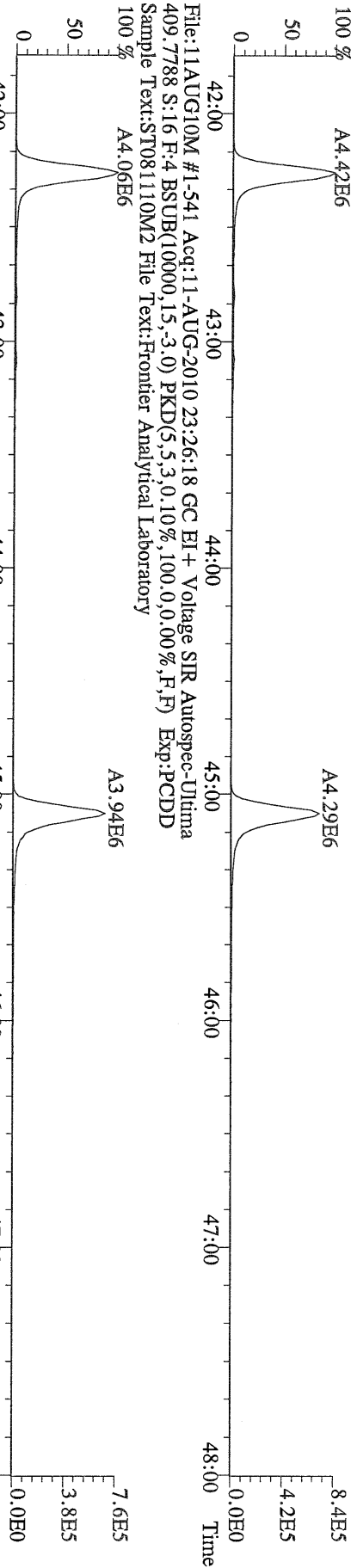
File:11AUG10M #1-476 Acq:11-AUG-2010 23:26:18 GC EI+ Voltage SIR Autospec-Utima
383.8639 S:16 F:3 BSUB(10000,15,-3.0) PKD(5,5,3,0,10%,100.0,0.00%,F,F) Exp:PCDD
Sample Text:ST081110M2 File Text:Frontier Analytical Laboratory



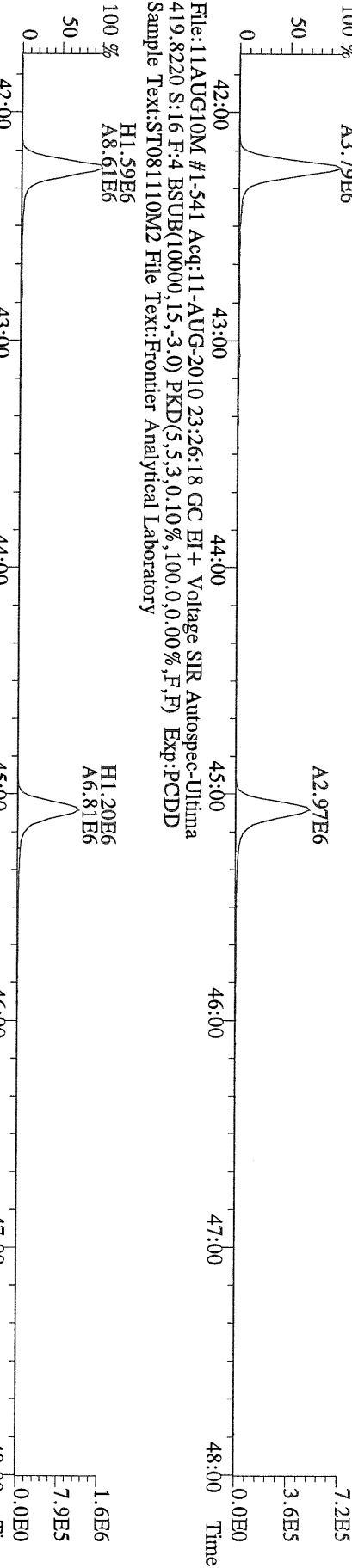
File:11AUG10M #1-476 Acq:11-AUG-2010 23:26:18 GC EI+ Voltage SIR Autospec-Utima
445.7555 S:16 F:3 BSUB(10000,15,-3.0) PKD(5,5,3,0,10%,100.0,0.00%,F,F) Exp:PCDD
Sample Text:ST081110M2 File Text:Frontier Analytical Laboratory



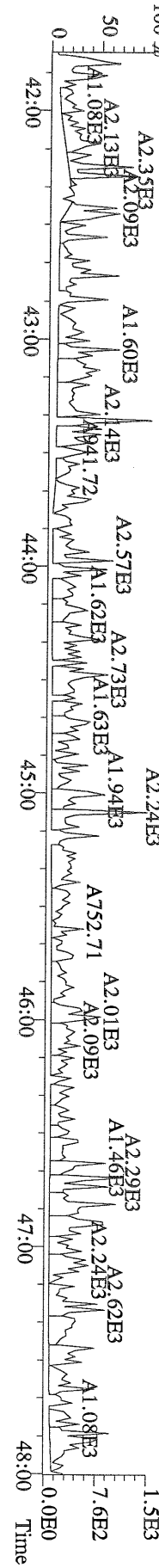
File:11AUG10M #1-541 Acq:11-AUG-2010 23:26:18 GC EI+ Voltage SIR Autospec-Ultima
407.7818 S:16 F:4 BSUB(10000,15,-3.0) PKD(5,5,3,0.10%,100.0,0.00%,F,F) Exp:PCDD
Sample Text:ST081110M2 File Text:Frontier Analytical Laboratory



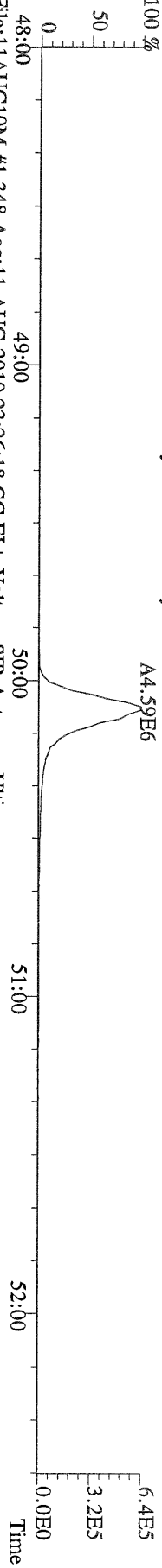
File:11AUG10M #1-541 Acq:11-AUG-2010 23:26:18 GC EI+ Voltage SIR Autospec-Ultima
417.8253 S:16 F:4 BSUB(10000,15,-3.0) PKD(5,5,3,0.10%,100.0,0.00%,F,F) Exp:PCDD
Sample Text:ST081110M2 File Text:Frontier Analytical Laboratory



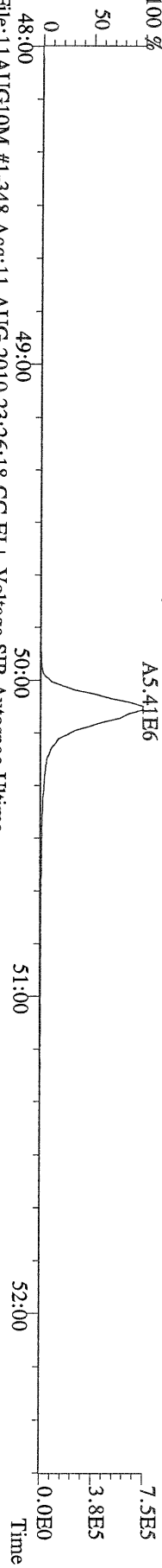
File:11AUG10M #1-541 Acq:11-AUG-2010 23:26:18 GC EI+ Voltage SIR Autospec-Ultima
419.8220 S:16 F:4 BSUB(10000,15,-3.0) PKD(5,5,3,0.10%,100.0,0.00%,F,F) Exp:PCDD
Sample Text:ST081110M2 File Text:Frontier Analytical Laboratory



File:11AUG10M #1-348 Acq:11-AUG-2010 23:26:18 GC EI+ Voltage SIR Autospec-Ultima
441.7428 S:16 F:5 BSUB(10000,15,-3.0) PKD(5,5,3,0.10%,100,0,0.00%,F,F) Exp.:PCDD
Sample Text:ST081110M2 File Text:Frontier Analytical Laboratory



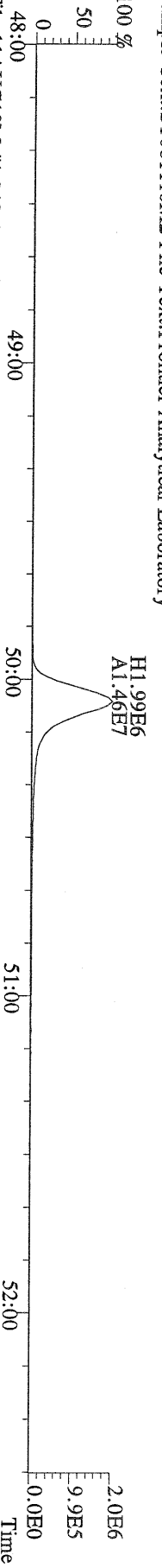
File:11AUG10M #1-348 Acq:11-AUG-2010 23:26:18 GC EI+ Voltage SIR Autospec-Ultima
443.7398 S:16 F:5 BSUB(10000,15,-3.0) PKD(5,5,3,0.10%,100,0,0.00%,F,F) Exp.:PCDD
Sample Text:ST081110M2 File Text:Frontier Analytical Laboratory



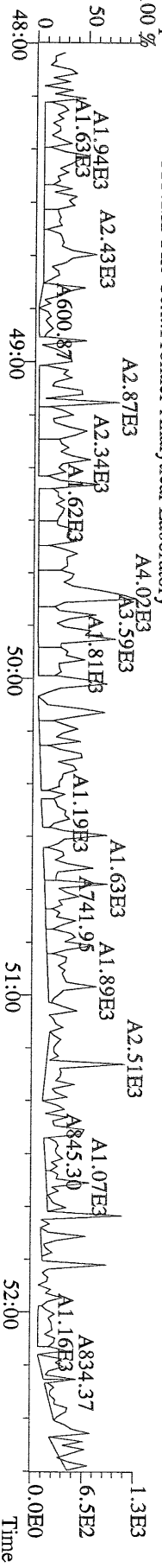
File:11AUG10M #1-348 Acq:11-AUG-2010 23:26:18 GC EI+ Voltage SIR Autospec-Ultima
453.7831 S:16 F:5 BSUB(10000,15,-3.0) PKD(5,5,3,0.10%,100,0,0.00%,F,F) Exp.:PCDD
Sample Text:ST081110M2 File Text:Frontier Analytical Laboratory

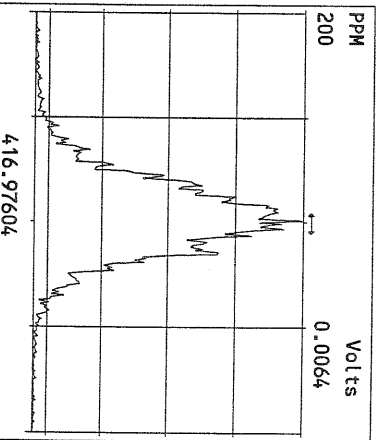
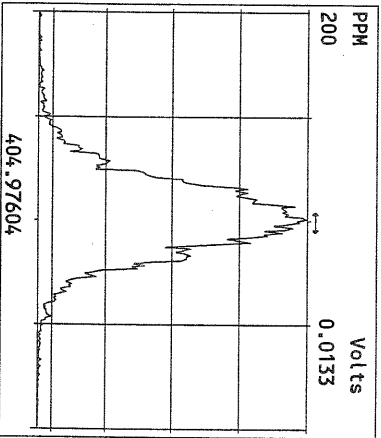
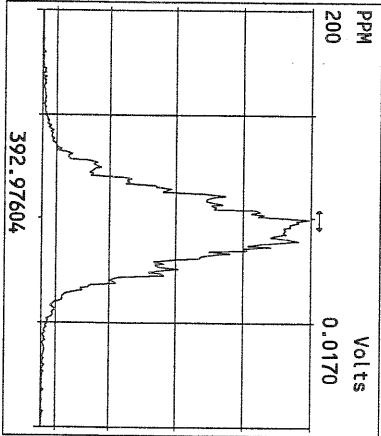
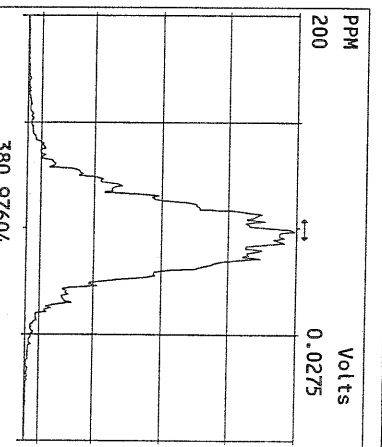
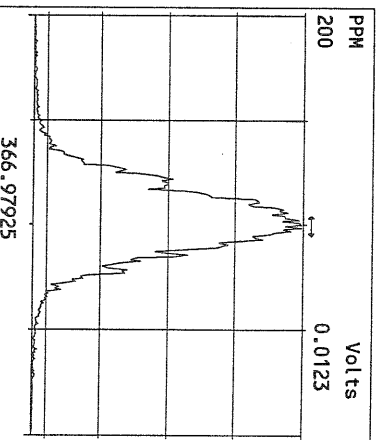
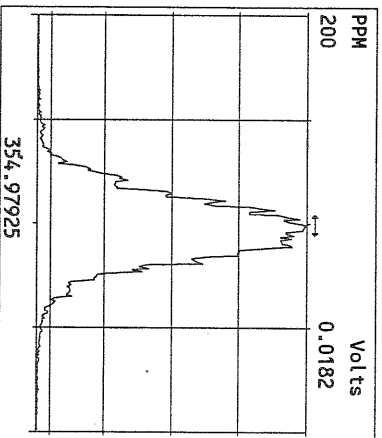
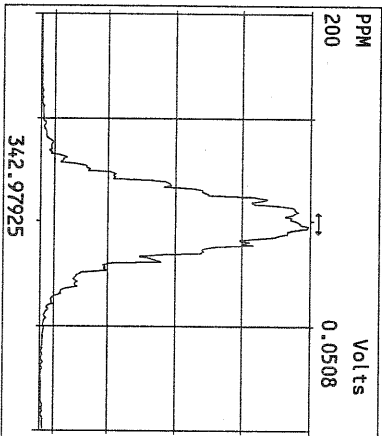
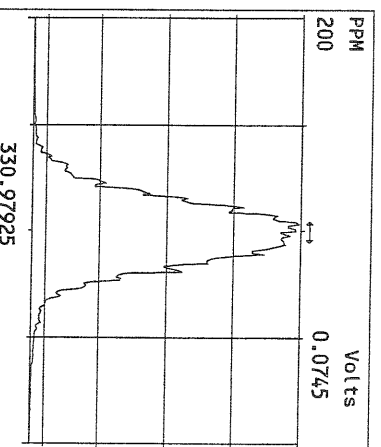
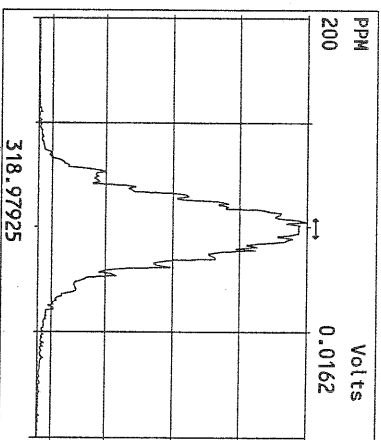
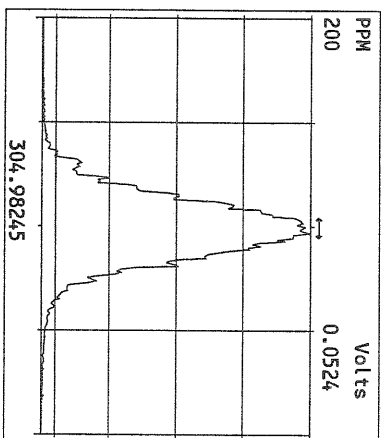
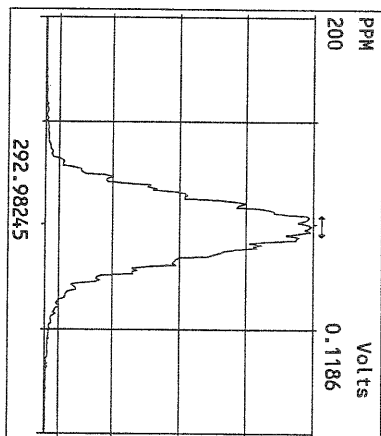


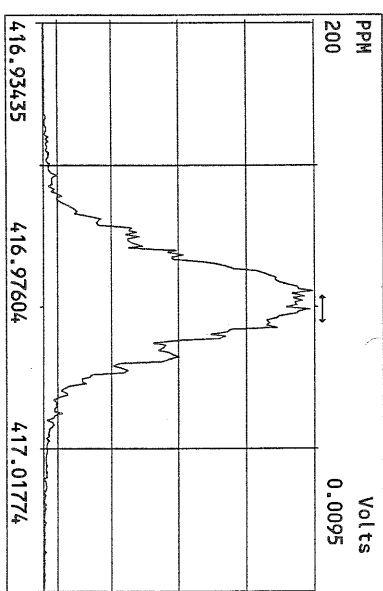
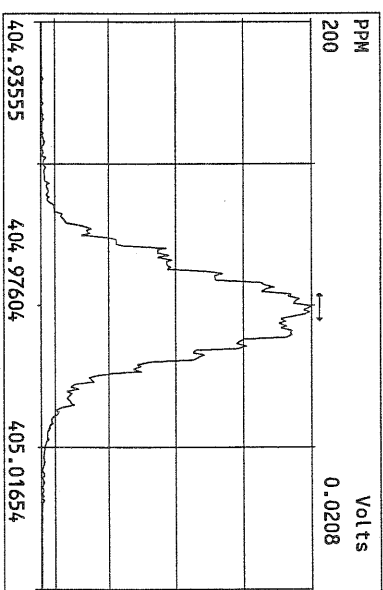
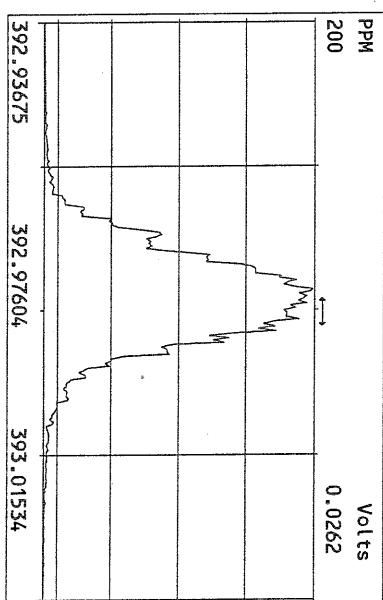
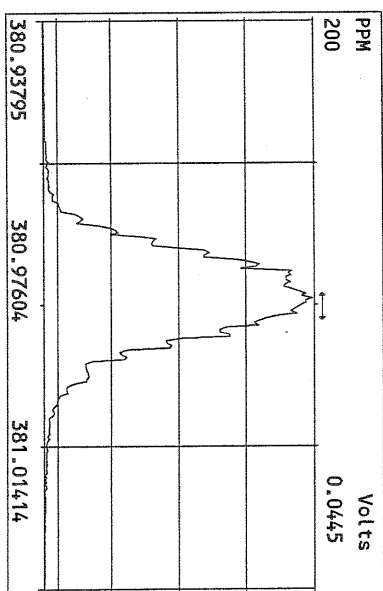
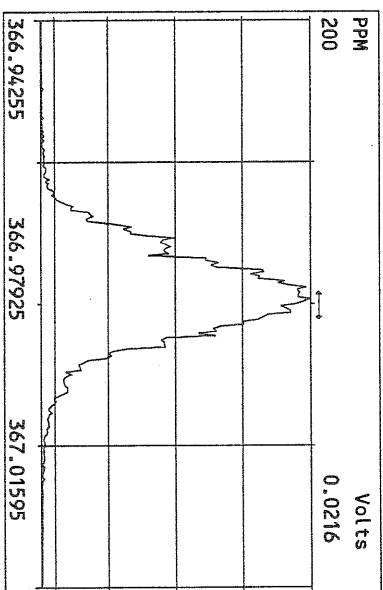
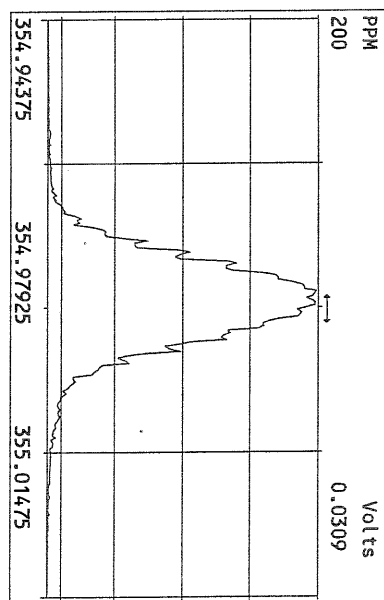
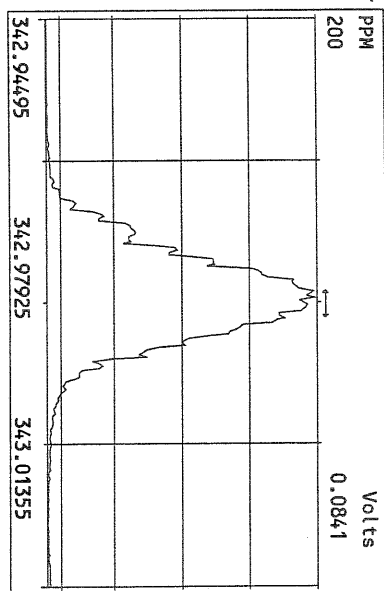
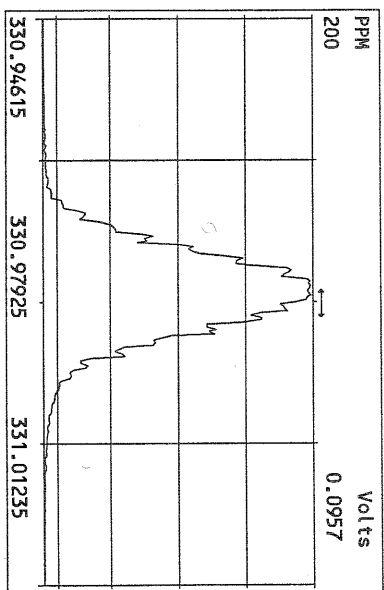
File:11AUG10M #1-348 Acq:11-AUG-2010 23:26:18 GC EI+ Voltage SIR Autospec-Ultima
455.7801 S:16 F:5 BSUB(10000,15,-3.0) PKD(5,5,3,0.10%,100,0,0.00%,F,F) Exp.:PCDD
Sample Text:ST081110M2 File Text:Frontier Analytical Laboratory

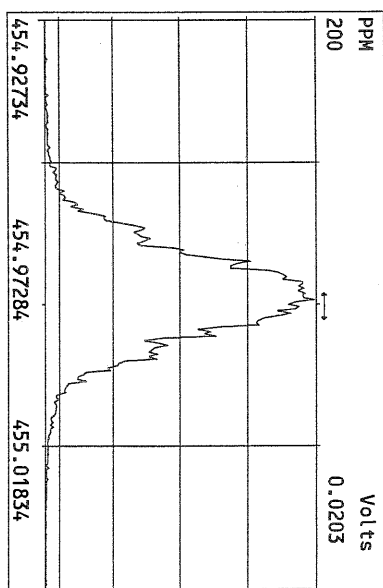
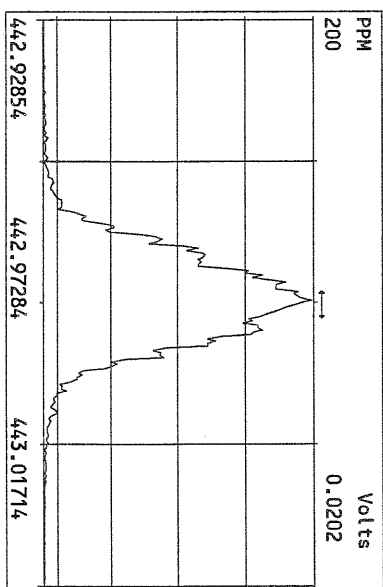
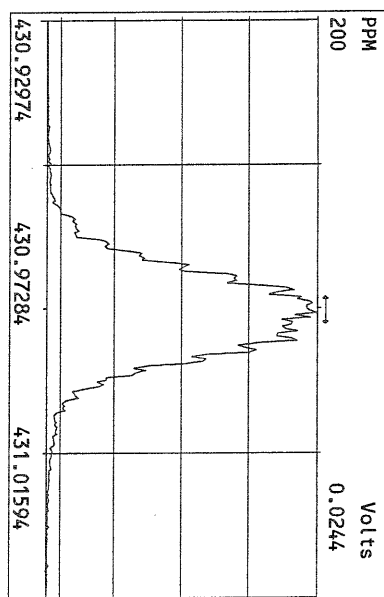
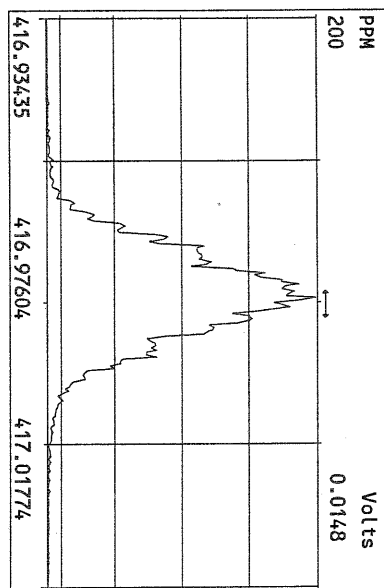
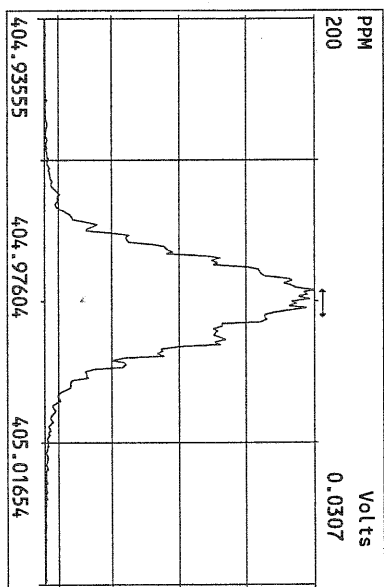
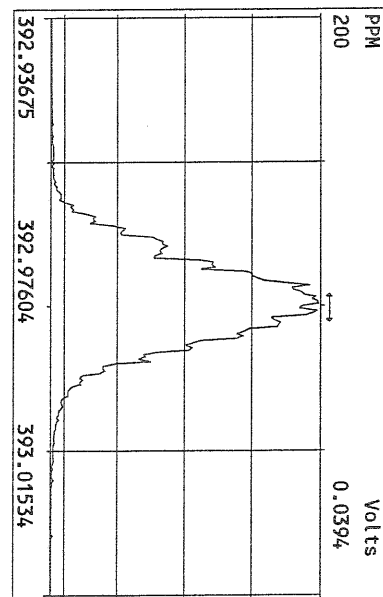
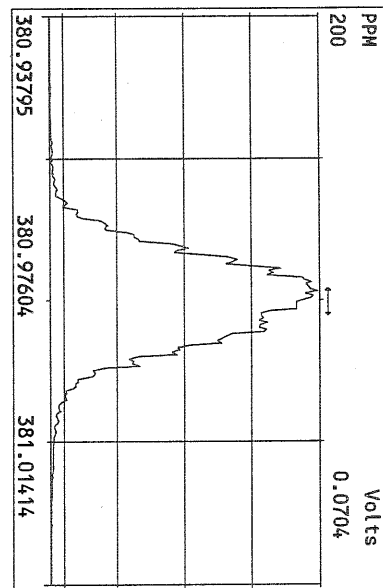
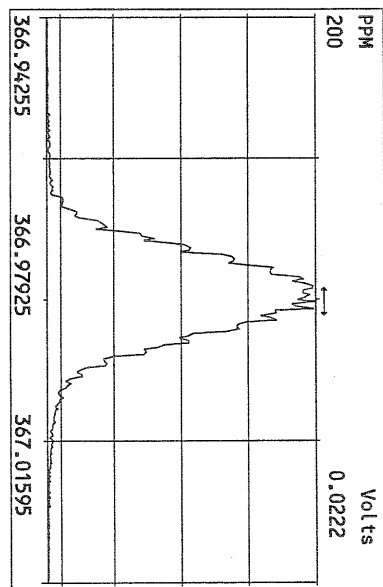


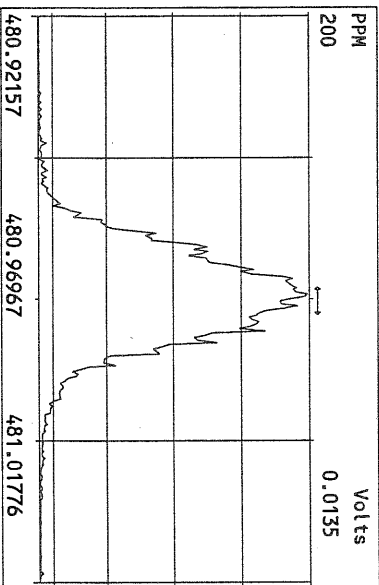
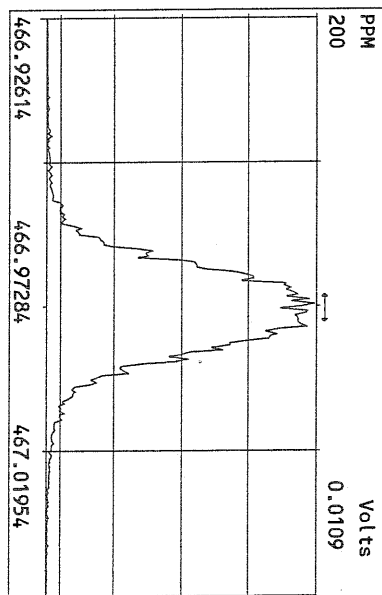
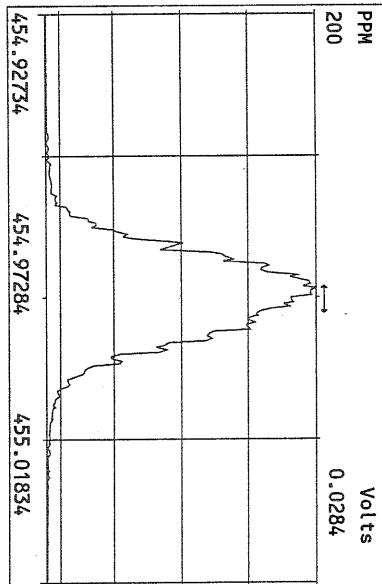
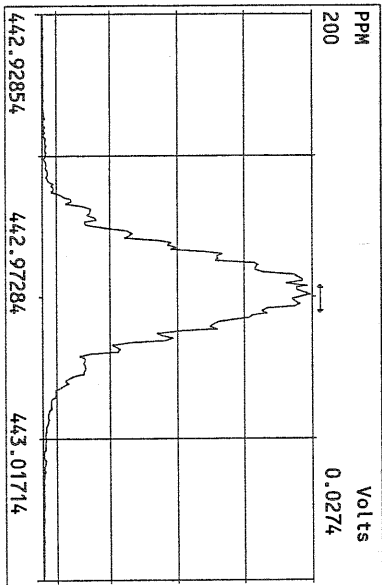
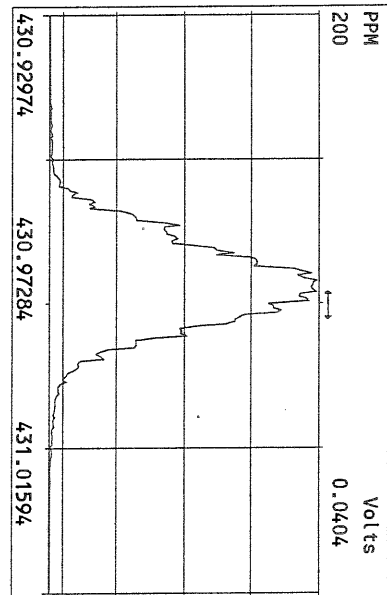
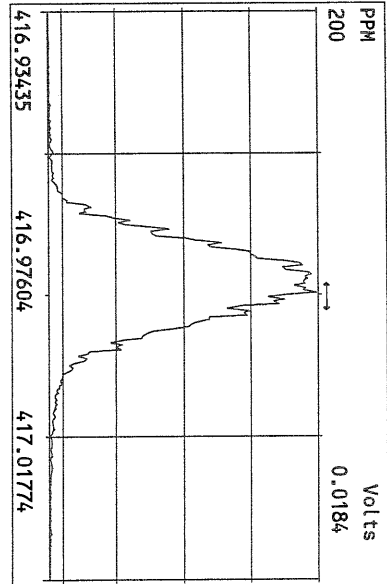
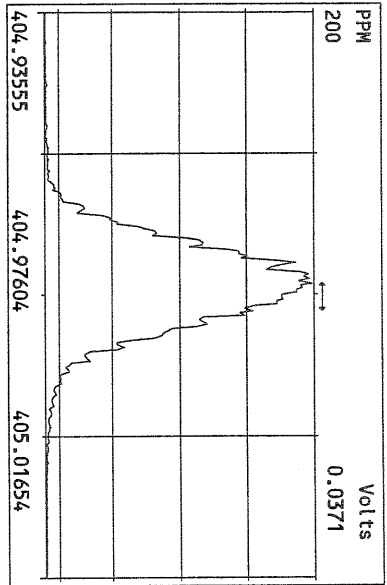
File:11AUG10M #1-348 Acq:11-AUG-2010 23:26:18 GC EI+ Voltage SIR Autospec-Ultima
513.6775 S:16 F:5 BSUB(10000,15,-3.0) PKD(5,5,3,0.10%,100,0,0.00%,F,F) Exp.:PCDD
Sample Text:ST081110M2 File Text:Frontier Analytical Laboratory

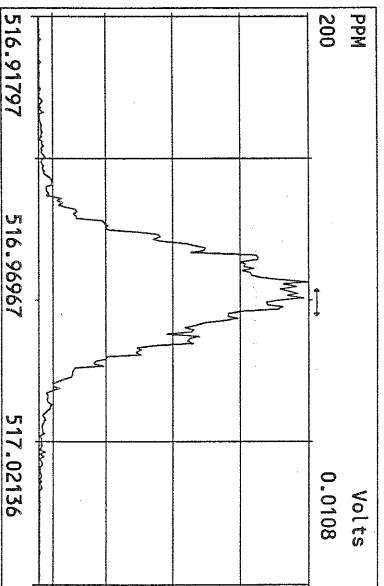
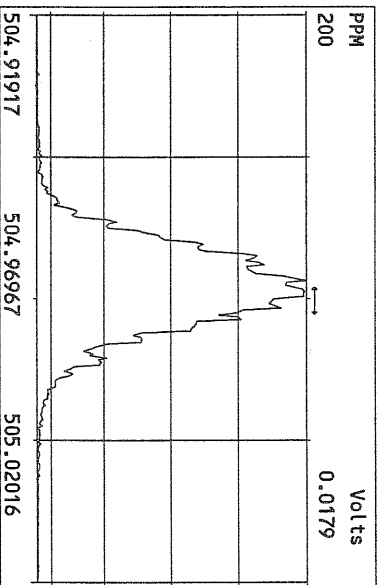
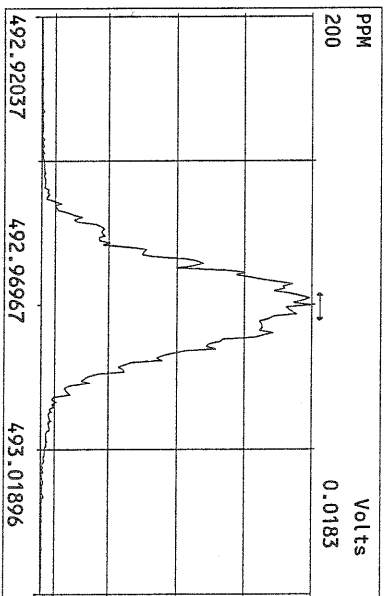
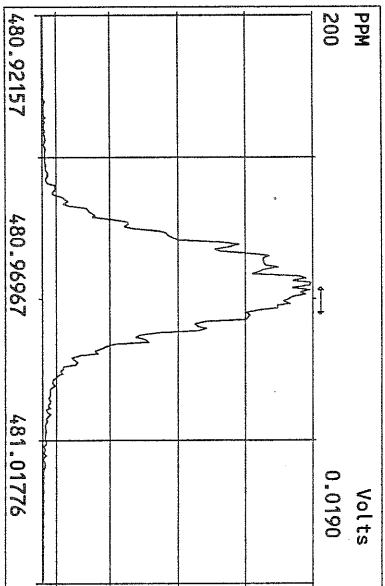
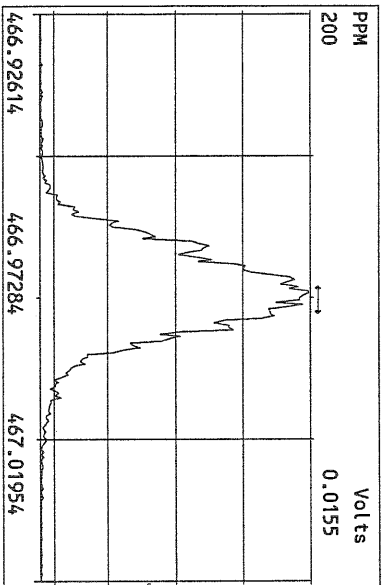
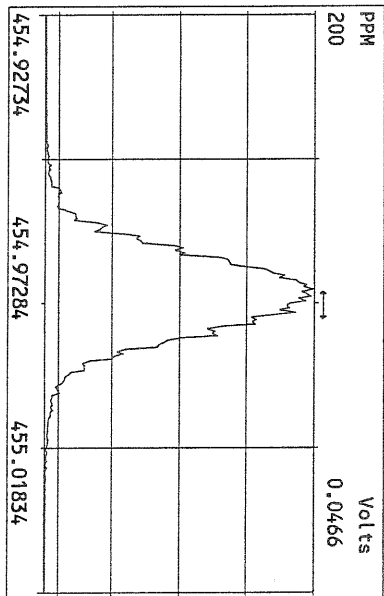
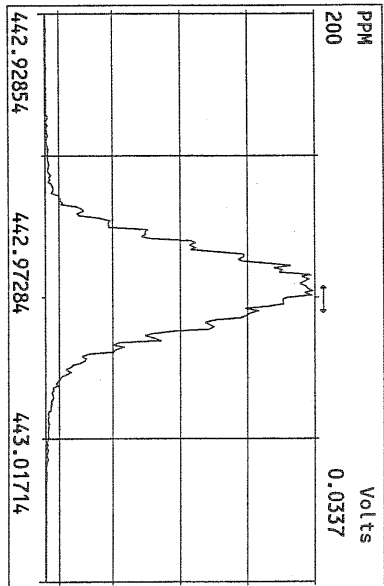
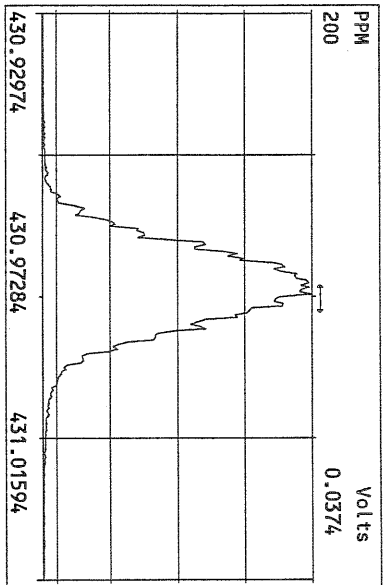












FORM 4A
PCDD/PCDF CALIBRATION VERIFICATION

Lab Name: Frontier Analytical Laboratory Episode No.:

Contract No.: SAS No.:

Initial Calibration Date: 5/12/10

Instrument ID: FAL3

GC Column ID: DB5

VER Data Filename: 11AUG10M Sam:26

Analysis Date: 12-AUG-10 08:39:32

NATIVE ANALYTES	M/Z'S FORMING RATIO (1)	ION ABUND. RATIO	QC LIMITS (2)	ACCEPT	CONC. FOUND	CONC. RANGE (ng/mL) (3)
2,3,7,8-TCDD	M/M+2	0.76	0.65-0.89	y	10.9	7.80 - 12.9 ✓
1,2,3,7,8-PeCDD	M+2/M+4	1.58	1.32-1.78	y	52.5	39.0 - 65.0 ✓
1,2,3,4,7,8-HxCDD	M+2/M+4	1.39	1.05-1.43	y	56.5	39.0 - 64.0 ✓
1,2,3,6,7,8-HxCDD	M+2/M+4	1.37	1.05-1.43	y	57.4	39.0 - 64.0 ✓
1,2,3,7,8,9-HxCDD	M+2/M+4	1.40	1.05-1.43	y	58.4	41.0 - 61.0 ✓
1,2,3,4,6,7,8-HpCDD	M+2/M+4	1.01	0.88-1.20	y	54.1	43.0 - 58.0 ✓
OCDD	M+2/M+4	1.00	0.76-1.02	y	114	79.0 - 126 ✓
2,3,7,8-TCDF	M/M+2	0.69	0.65-0.89	y	10.3	8.40 - 12.0 ✓
1,2,3,7,8-PeCDF	M+2/M+4	1.49	1.32-1.78	y	53.5	41.0 - 60.0 ✓
2,3,4,7,8-PeCDF	M+2/M+4	1.48	1.32-1.78	y	52.3	41.0 - 60.0 ✓
1,2,3,4,7,8-HxCDF	M+2/M+4	1.26	1.05-1.43	y	48.3	45.0 - 56.0 ✓
1,2,3,6,7,8-HxCDF	M+2/M+4	1.24	1.05-1.43	y	50.2	44.0 - 57.0 ✓
2,3,4,6,7,8-HxCDF	M+2/M+4	1.23	1.05-1.43	y	49.7	44.0 - 57.0 ✓
1,2,3,7,8,9-HxCDF	M+2/M+4	1.24	1.05-1.43	y	49.3	45.0 - 56.0 ✓
1,2,3,4,6,7,8-HpCDF	M+2/M+4	1.07	0.88-1.20	y	50.2	45.0 - 55.0 ✓
1,2,3,4,7,8,9-HpCDF	M+2/M+4	1.08	0.88-1.20	y	52.3	43.0 - 58.0 ✓
OCDF	M+2/M+4	0.88	0.76-1.02	y	99.8	63.0 - 159 ✓

(1) See Table 8, Method 1613, for m/z specifications.

(2) Ion Abundance Ratio Control Limits as specified in Table 9, Method 1613.

(3) Contract-required concentration range as specified in Table 6, Method 1613.

Analyst: Date: 8/12/10

USEPA - ITD

FORM 4B
PCDD/PCDF CALIBRATION VERIFICATION

Lab Name: Frontier Analytical Laboratory

Episode No.:

Contract No.:

SAS No.:

Initial Calibration Date: 5/12/10

Instrument ID: FAL3

GC Column ID: DB5

VER Data Filename: 11AUG10M

Sam:26

Analysis Date: 12-AUG-10 08:39:32


LABELLED COMPOUNDS	M/Z'S FORMING RATIO (1)	ION ABUND. RATIO	QC LIMITS (2)	ACCEPT	CONC. FOUND	CONC. RANGE (ng/mL) (3)
13C-2,3,7,8-TCDD	M/M+2	0.83	0.65-0.89	y	102	82.0 - 121 ✓
13C-1,2,3,7,8-PeCDD	M+2/M+4	1.77	1.32-1.78	y	108	62.0 - 160 ✓
13C-1,2,3,4,7,8-HxCDD	M+2/M+4	1.24	1.05-1.43	y	98.4	85.0 - 117 ✓
13C-1,2,3,6,7,8-HxCDD	M+2/M+4	1.21	1.05-1.43	y	85.4	85.0 - 118 ✓
13C-1,2,3,4,6,7,8-HpCDD	M+2/M+4	1.02	0.88-1.20	y	110	72.0 - 138 ✓
13C-OCDD	M+2/M+4	0.94	0.76-1.02	y	223	96.0 - 415 ✓
13C-2,3,7,8-TCDF	M/M+2	0.86	0.65-0.89	y	104	71.0 - 140 ✓
13C-1,2,3,7,8-PeCDF	M+2/M+4	1.66	1.32-1.78	y	92.5	76.0 - 130 ✓
13C-2,3,4,7,8-PeCDF	M+2/M+4	1.68	1.32-1.78	y	99.3	77.0 - 130 ✓
13C-1,2,3,4,7,8-HxCDF	M/M+2	0.52	0.43-0.59	y	124	76.0 - 131 ✓
13C-1,2,3,6,7,8-HxCDF	M/M+2	0.52	0.43-0.59	y	113	70.0 - 143 ✓
13C-2,3,4,6,7,8-HxCDF	M/M+2	0.54	0.43-0.59	y	121	73.0 - 137 ✓
13C-1,2,3,7,8,9-HxCDF	M/M+2	0.53	0.43-0.59	y	126	74.0 - 135 ✓
13C-1,2,3,4,6,7,8-HpCDF	M/M+2	0.45	0.37-0.51	y	115	78.0 - 129 ✓
13C-1,2,3,4,7,8,9-HpCDF	M/M+2	0.44	0.37-0.51	y	120	77.0 - 129 ✓
13C-OCDF	M+2/M+4	0.97	0.76-1.02	y	246	96.0 - 415 ✓
CLEANUP STANDARD (4)						
37Cl-2,3,7,8-TCDD					9.60	7.80 - 12.8 ✓

(1) See Table 8, Method 1613, for m/z specifications.

(2) Ion Abundance Ratio Control Limits as specified in Table 9, Method 1613.

(3) Contract-required concentration range as specified in Table 6, Method 1613.

(4) No ion abundance ratio; report concentration found.

Analyst: Date: 8/12/10

FORM 5
PCDD/PCDF RT WINDOW AND ISOMER SPECIFICITY STANDARDS

Lab Name: Frontier Analytical Laboratory Episode No.:
Contract No.: SAS No.:
Instrument ID: FAL3 Initial Calibration Date: 5/12/10
RT Window Data Filename: 11AUG10M Sam:26 Analysis Date: 12-AUG-10 Time: 08:39:32
DB-5 IS Data Filename: 11AUG10M Sam:26 Analysis Date: 12-AUG-10 Time: 08:39:32
DB-225 IS Date Filename: Analysis Date: Time:

DB-5 RT WINDOW DEFINING STANDARDS RESULTS

ISOMERS	ABSOLUTE RT	ISOMERS	ABSOLUTE RT
1,3,6,8-TCDD (F)	24:23 ✓	1,3,6,8-TCDF (F)	23:02 ✓
1,2,8,9-TCDD (L)	28:20 ✓	1,2,8,9-TCDF (L)	28:33 ✓
1,2,4,7,9-PeCDD (F)	30:13 ✓	1,3,4,6,8-PeCDF (F)	28:25 ✓
1,2,3,8,9-PeCDD (L)	33:47 ✓	1,2,3,8,9-PeCDF (L)	34:12 ✓
1,2,4,6,7,9-HxCDD (F)	36:07 ✓	1,2,3,4,6,8-HxCDF (F)	35:13 ✓
1,2,3,7,8,9-HxCDD (L)	39:11 ✓	1,2,3,7,8,9-HxCDF (L)	39:45 ✓
1,2,3,4,6,7,9-HpCDD (F)	42:46 ✓	1,2,3,4,6,7,8-HpCDF (F)	42:15 ✓
1,2,3,4,6,7,8-HpCDD (L)	44:10 ✓	1,2,3,4,7,8,9-HpCDF (L)	45:05 ✓

(F) = First eluting isomer (DB-5); (L) = Last eluting isomer (DB-5)

=====

ISOMER SPECIFICITY (IS) TEST STANDARD RESULTS

% VALLEY HEIGHT
BETWEEN
COMPARED PEAKS (1)

<25%

(1) To meet contract requirement, %Valley Height Between Compared Peaks shall not exceed 25% (section 15.4.2.2, Method 1613).

Analyst: 

Date: 8/12/10

USEPA - ITD

FORM 6A

PCDD/PCDF RELATIVE RETENTION TIMES

Lab Name: Frontier Analytical Laboratory

Episode No.:

Contract No.:

SAS No.:

Init. Cal. Date: 5/12/10

Instrument ID: FAL3

GC Column ID: DB5

Analysis Date: 12-AUG-10 08:39:32

CS3 or VER Data Filename: 11AUG10M

Sam:26

NATIVE ANALYTES	RETENTION TIME REFERENCE	RRT	RRT QC LIMITS (1)
2,3,7,8-TCDD	13C-2,3,7,8-TCDD	1.001	0.999-1.002 ✓
2,3,7,8-TCDF	13C-2,3,7,8-TCDF	1.001	0.999-1.003 ✓
1,2,3,7,8-PeCDD	13C-1,2,3,7,8-PeCDD	1.000	0.999-1.002 ✓
1,2,3,7,8-PeCDF	13C-1,2,3,7,8-PeCDF	1.000	0.999-1.002 ✓
2,3,4,7,8-PeCDF	13C-2,3,4,7,8-PeCDF	1.001	0.999-1.002 ✓
LABELED COMPOUNDS			
37Cl-2,3,7,8-TCDD	13C-1,2,3,4-TCDD	1.023	0.989-1.052 ✓
13C-2,3,7,8-TCDD		1.022	0.976-1.043 ✓
13C-2,3,7,8-TCDF		0.994	0.923-1.103 ✓
13C-1,2,3,7,8-PeCDD		1.239	1.000-1.567 ✓
13C-1,2,3,7,8-PeCDF		1.174	0.923-1.203 ✓
13C-2,3,4,7,8-PeCDF		1.223	0.923-1.303 ✓

(1) Contract-required limits for Relative Retention Times (RRT) as specified in Table 2, Method 1613.

Analyst: Date: 8/12/10

USEPA - ITD

FORM 6B
PCDD/PCDF RELATIVE RETENTION TIMES

Lab Name: Frontier Analytical Laboratory

Episode No.:

Contract No.:

SAS No.:

Init. Cal. Date: 5/12/10

Instrument ID: FAL3

GC Column ID: DB5

Analysis Date: 12-AUG-10 08:39:32

CS3 or VER Data Filename: 11AUG10M

Sam:26

NATIVE ANALYTES	RETENTION TIME REFERENCE	RRT	RRT QC LIMITS (1)
1,2,3,4,7,8-HxCDD	13C-1,2,3,4,7,8-HxCDD	1.001	0.999-1.001 ✓
1,2,3,6,7,8-HxCDD	13C-1,2,3,6,7,8-HxCDD	1.001	0.998-1.004 ✓
1,2,3,7,8,9-HxCDD	13C-1,2,3,6,7,8-HxCDD	1.012	1.000-1.019 ✓
1,2,3,4,7,8-HxCDF	13C-1,2,3,4,7,8-HxCDF	1.000	0.999-1.001 ✓
1,2,3,6,7,8-HxCDF	13C-1,2,3,6,7,8-HxCDF	1.001	0.997-1.005 ✓
2,3,4,6,7,8-HxCDF	13C-2,3,4,6,7,8-HxCDF	1.001	0.999-1.001 ✓
1,2,3,7,8,9-HxCDF	13C-1,2,3,7,8,9-HxCDF	1.001	0.999-1.001 ✓
1,2,3,4,6,7,8-HpCDD	13C-1,2,3,4,6,7,8-HpCDD	1.000	0.999-1.001 ✓
1,2,3,4,6,7,8-HpCDF	13C-1,2,3,4,6,7,8-HpCDF	1.000	0.999-1.001 ✓
1,2,3,4,7,8,9-HpCDF	13C-1,2,3,4,7,8,9-HpCDF	1.001	0.999-1.001 ✓
OCDD	13C-OCDD	1.000	0.999-1.001 ✓
OCDF	13C-OCDF	1.000	0.999-1.001 ✓
LABELED COMPOUNDS			
13C-1,2,3,4,7,8-HxCDD	13C-1,2,3,7,8,9-HxCDD	0.984	0.977-1.000 ✓
13C-1,2,3,6,7,8-HxCDD		0.989	0.981-1.003 ✓
13C-1,2,3,4,7,8-HxCDF		0.949	0.944-0.970 ✓
13C-1,2,3,6,7,8-HxCDF		0.954	0.949-0.975 ✓
13C-2,3,4,6,7,8-HxCDF		0.978	0.959-1.021 ✓
13C-1,2,3,7,8,9-HxCDF		1.015	0.977-1.047 ✓
13C-1,2,3,4,6,7,8-HpCDD		1.128	1.086-1.130 ✓
13C-1,2,3,4,6,7,8-HpCDF		1.079	1.043-1.085 ✓
13C-1,2,3,4,7,8,9-HpCDF		1.151	1.057-1.154 ✓
13C-OCDD		1.269	1.032-1.311 ✓
13C-OCDF		1.279	1.000-1.311 ✓

(1) Contract-required limits for Relative Retention Times (RRT) as specified
in Table 2, Method 1613.

Analyst: Date: 8/12/10

Name	Resp	RA	RT	RRF	Conc	Qual	Fac Noise-1	Noise-2	DL	DL	
2,3,7,8-TCDD	1.31e+06	0.76 y	27:23	1.04	10.9		2.50	-	-	*	
1,2,3,7,8-PeCDD	5.83e+06	1.58 y	33:11	1.05	52.5		2.50	-	-	*	
1,2,3,4,7,8-HxCDD	5.62e+06	1.39 y	38:34	1.30	56.5		2.50	-	-	*	
1,2,3,6,7,8-HxCDD	5.13e+06	1.37 y	38:45	1.28	57.4		2.50	-	-	*	
1,2,3,7,8,9-HxCDD	5.35e+06	1.40 y	39:11	1.25	58.4		2.50	-	-	*	
1,2,3,4,6,7,8-HpCDD	6.09e+06	1.01 y	44:10	1.35	54.1		2.50	-	-	*	
OCDD	8.26e+06	1.00 y	49:42	1.25	114		2.50	-	-	*	
2,3,7,8-TCDF	3.35e+06	0.69 y	26:39	1.62	10.3		2.50	-	-	*	
1,2,3,7,8-PeCDF	8.17e+06	1.49 y	31:28	0.92	53.5		2.50	-	-	*	
2,3,4,7,8-PeCDF	8.22e+06	1.48 y	32:47	0.94	52.3		2.50	-	-	*	
1,2,3,4,7,8-HxCDF	7.95e+06	1.26 y	37:10	0.93	48.3		2.50	-	-	*	
1,2,3,6,7,8-HxCDF	8.44e+06	1.24 y	37:22	0.84	50.2		2.50	-	-	*	
2,3,4,6,7,8-HxCDF	8.02e+06	1.23 y	38:19	0.90	49.7		2.50	-	-	*	
1,2,3,7,8,9-HxCDF	7.49e+06	1.24 y	39:45	0.98	49.3		2.50	-	-	*	
1,2,3,4,6,7,8-HpCDF	7.19e+06	1.07 y	42:15	1.38	50.2		2.50	-	-	*	
1,2,3,4,7,8,9-HpCDF	6.81e+06	1.08 y	45:05	1.62	52.3		2.50	-	-	*	
OCDF	8.87e+06	0.88 y	50:05	0.74	99.8		2.50	-	-	*	
										Rec	
13C-2,3,7,8-TCDD	1.16e+07	0.83 y	27:22	0.93	102					102	
13C-1,2,3,7,8-PeCDD	1.06e+07	1.77 y	33:11	0.81	108					108	
13C-1,2,3,4,7,8-HxCDD	7.66e+06	1.24 y	38:32	0.95	98.4					98.4	
13C-1,2,3,6,7,8-HxCDD	7.00e+06	1.21 y	38:43	1.00	85.4					85.4	
13C-1,2,3,4,6,7,8-HpCDD	8.30e+06	1.02 y	44:09	0.92	110					110	
13C-OCDD	1.16e+07	0.94 y	49:42	0.63	223					112	
13C-2,3,7,8-TCDF	2.02e+07	0.86 y	26:38	0.87	104					104	
13C-1,2,3,7,8-PeCDF	1.66e+07	1.66 y	31:27	0.81	92.5					92.5	
13C-2,3,4,7,8-PeCDF	1.66e+07	1.68 y	32:46	0.75	99.3					99.3	
13C-1,2,3,4,7,8-HxCDF	1.77e+07	0.52 y	37:09	1.74	124					124	
13C-1,2,3,6,7,8-HxCDF	2.01e+07	0.52 y	37:21	2.17	113					113	
13C-2,3,4,6,7,8-HxCDF	1.80e+07	0.54 y	38:17	1.82	121					121	
13C-1,2,3,7,8,9-HxCDF	1.54e+07	0.53 y	39:43	1.49	126					126	
13C-1,2,3,4,6,7,8-HpCDF	1.04e+07	0.45 y	42:15	1.10	115					115	
13C-1,2,3,4,7,8,9-HpCDF	8.02e+06	0.44 y	45:03	0.81	120					120	
13C-OCDF	2.40e+07	0.97 y	50:04	1.19	246					123	
37Cl-2,3,7,8-TCDD	1.09e+06		27:23	0.93	9.60					96.0	
13C-1,2,3,4-TCDD	1.22e+07	0.85 y	26:47	-	36.0						
13C-1,2,3,4-TCDF	2.23e+07	0.87 y	25:32	-	41.9						
13C-1,2,3,7,8,9-HxCDD	8.23e+06	1.22 y	39:09	-	38.2						
							Fac Noise-1	Noise-2	DL	#Hom	
Total Tetra-Dioxins	7.11e+06		23:49	1.04	59.2		2.50	-	-	*	21
Total Penta-Dioxins	1.25e+07		30:13	1.05	112		2.50	-	-	*	13
Total Hexa-Dioxins	1.83e+07		36:07	1.27	196		2.50	-	-	*	21
Total Hepta-Dioxins	1.29e+07		42:14	1.35	114		2.50	-	-	*	18
Total Tetra-Furans	1.42e+07		23:02	1.62	43.6		2.50	-	-	*	17
1st Fn. Tot Penta-Furans	7.63e+06		28:25	0.93	49.3		2.50	-	-	*	PeCDF 1
Total Penta-Furans	2.41e+07		30:09	0.93	156		2.50	-	-	*	205 10
Total Hexa-Furans	3.70e+07		35:13	0.90	229		2.50	-	-	*	14
Total Hepta-Furans	1.42e+07		42:15	1.48	104		2.50	-	-	*	9

Analyst: 

Date: 8/12/10

Frontier Analytical Laboratory - Acquisition Log

Run Name: 11AUG10M

Instrument: FAL3

GC: DB5

Experiment: PCDD

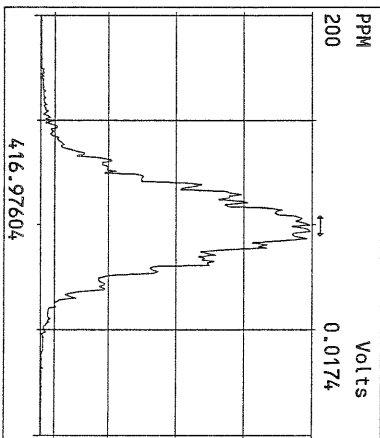
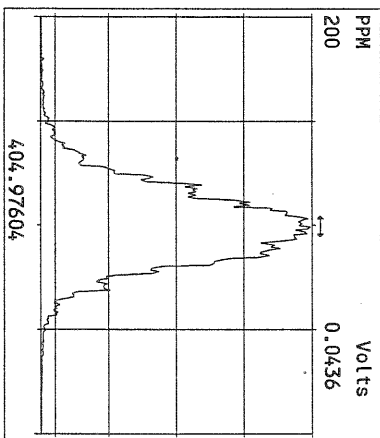
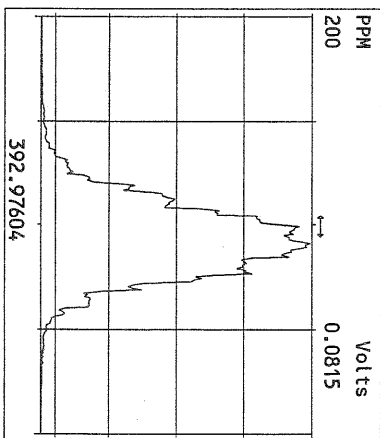
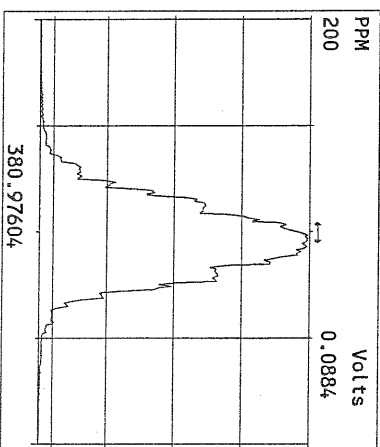
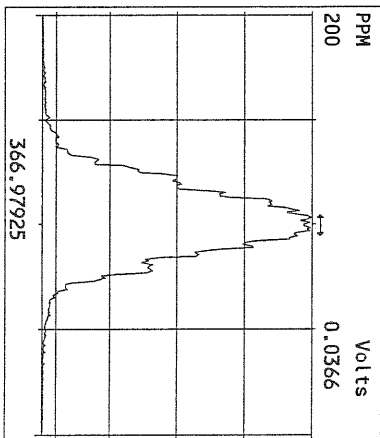
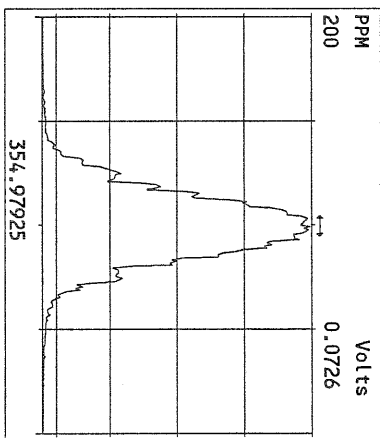
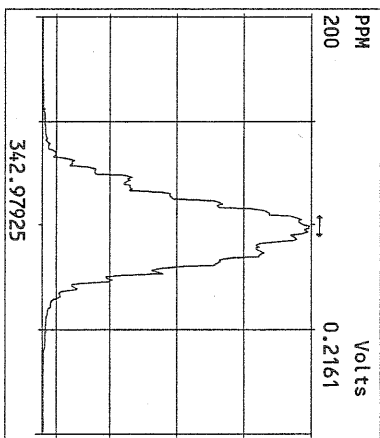
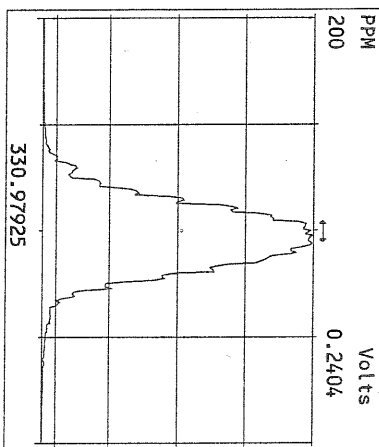
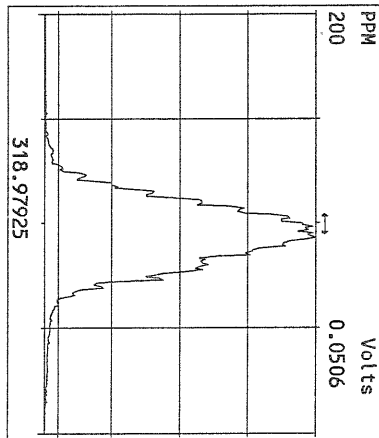
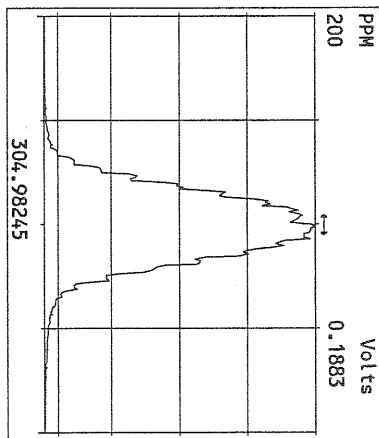
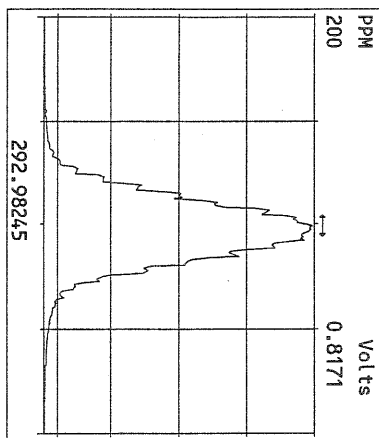
Data File	S	FAL ID	Client ID	Acquired	ConCal	EndCal	Analyst
11AUG10M	1	ST081110M1	1613 CS3 090918J	11-AUG-10 09:36:02	ST081110M1	ST081110M2	TC
11AUG10M	2	SB081110M1	Solvent Blank	11-AUG-10 10:31:20	ST081110M1	ST081110M2	TC
11AUG10M	3	2076-001-0001-MB	Method Blank	11-AUG-10 11:26:39	ST081110M1	ST081110M2	TC
11AUG10M	4	6273-010-0001-SA	PSB08-0.0-0.5-072810	11-AUG-10 12:22:02	ST081110M1	ST081110M2	TC
11AUG10M	5	6273-005-0002-MS	PSB06-0-0.5-072810	11-AUG-10 13:17:20	ST081110M1	ST081110M2	TC
11AUG10M	6	6273-005-0002-MSD	PSB06-0-0.5-072810	11-AUG-10 14:12:39	ST081110M1	ST081110M2	TC
11AUG10M	7	SB081110M2	Solvent Blank	11-AUG-10 15:07:58	ST081110M1	ST081110M2	TC
11AUG10M	8	6277-002-0001-SA	MW14-1.5-2-080210	11-AUG-10 16:03:20	ST081110M1	ST081110M2	TC
11AUG10M	9	6277-004-0001-SA	MW13-1.5-2-080210	11-AUG-10 16:58:43	ST081110M1	ST081110M2	TC
11AUG10M	10	6277-006-0001-SA	MW12-1.5-2-080210	11-AUG-10 17:54:06	ST081110M1	ST081110M2	TC
11AUG10M	11	6278-002-0001-SA	PSB22-1.5-2-072910	11-AUG-10 18:49:29	ST081110M1	ST081110M2	TC
11AUG10M	12	6278-004-0001-SA	PSB23-1.5-2-072910	11-AUG-10 19:44:53	ST081110M1	ST081110M2	TC
11AUG10M	13	6278-006-0001-SA	PSB24-1.5-2-072910	11-AUG-10 20:40:15	ST081110M1	ST081110M2	TC
11AUG10M	14	SB081110M3	Solvent Blank	11-AUG-10 21:35:38	ST081110M1	ST081110M2	TC
11AUG10M	15	SB081110M4	Solvent Blank	11-AUG-10 22:30:57	ST081110M1	ST081110M2	TC
11AUG10M	16	ST081110M2	1613 CS3 090918J	11-AUG-10 23:26:18	ST081110M2	ST081110M3	TC
11AUG10M	17	2077-001-0001-OPR	OPR	12-AUG-10 00:21:41	ST081110M2	ST081110M3	TC
11AUG10M	18	2077-001-0001-MB	Method Blank	12-AUG-10 01:17:00	ST081110M2	ST081110M3	TC
11AUG10M	19	6277-001-0001-SA	MW14-0-0.5-080210	12-AUG-10 02:12:19	ST081110M2	ST081110M3	TC
11AUG10M	20	6277-003-0001-SA	MW13-0-0.5-080210	12-AUG-10 03:07:36	ST081110M2	ST081110M3	TC
11AUG10M	21	6277-005-0001-SA	MW12-0-0.5-080210	12-AUG-10 04:02:55	ST081110M2	ST081110M3	TC
11AUG10M	22	6278-001-0001-SA	PSB22-0-0.5-072910	12-AUG-10 04:58:14	ST081110M2	ST081110M3	TC
11AUG10M	23	6278-003-0001-SA	PSB23-0-0.5-072910	12-AUG-10 05:53:33	ST081110M2	ST081110M3	TC
11AUG10M	24	6278-005-0001-SA	PSB24-0-0.5-072910	12-AUG-10 06:48:51	ST081110M2	ST081110M3	TC
11AUG10M	25	SB081110M5	Solvent Blank	12-AUG-10 07:44:14	ST081110M2	ST081110M3	TC
11AUG10M	26	ST081110M3	1613 CS3 090918J	12-AUG-10 08:39:32	ST081110M2	ST081110M3	TC

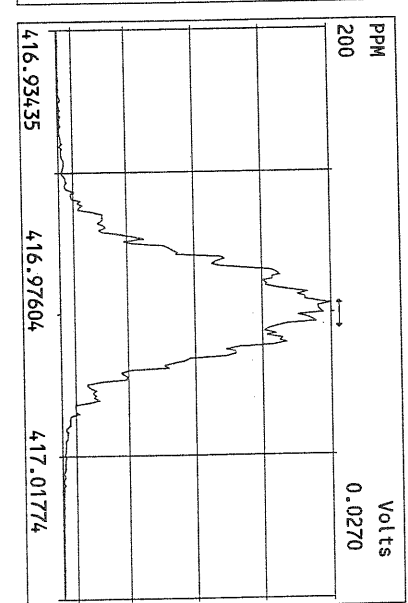
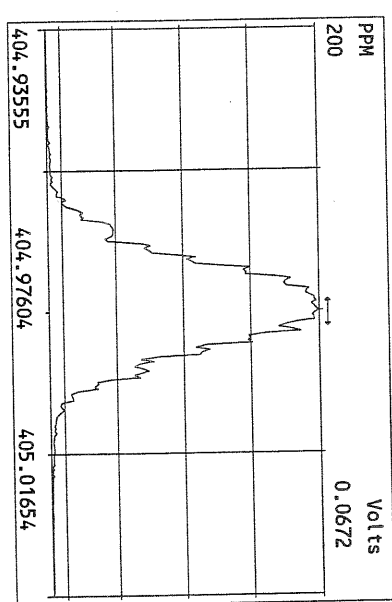
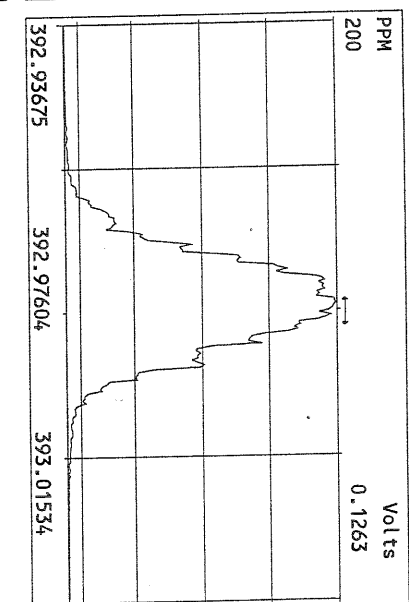
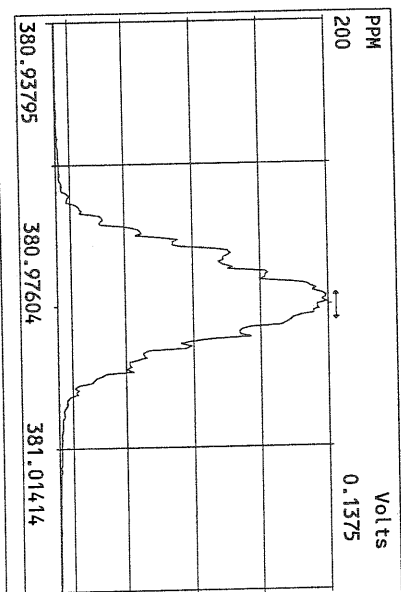
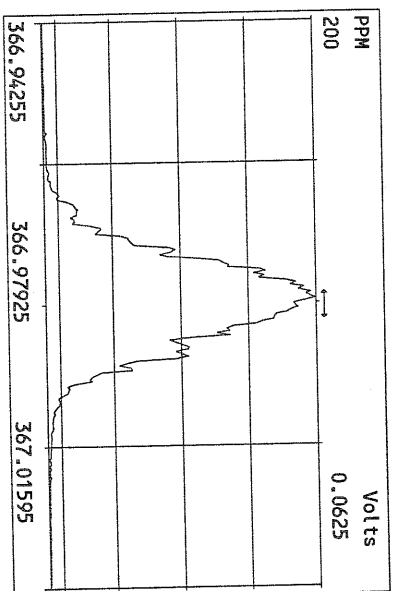
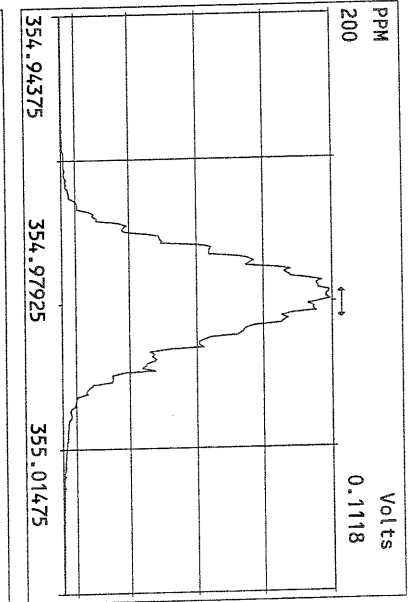
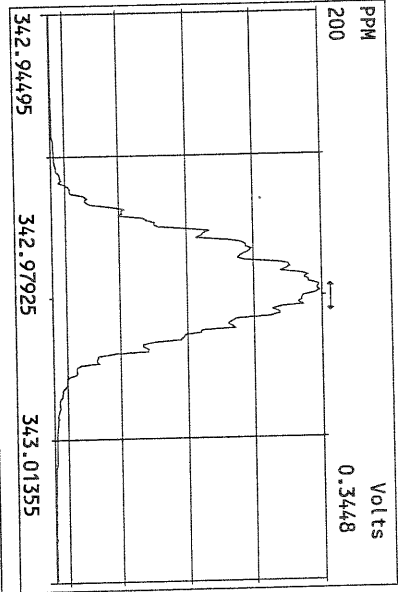
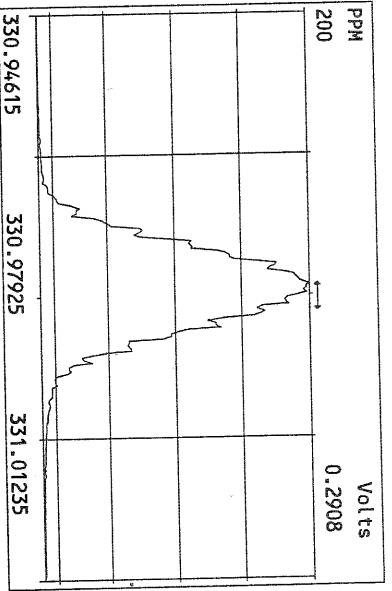


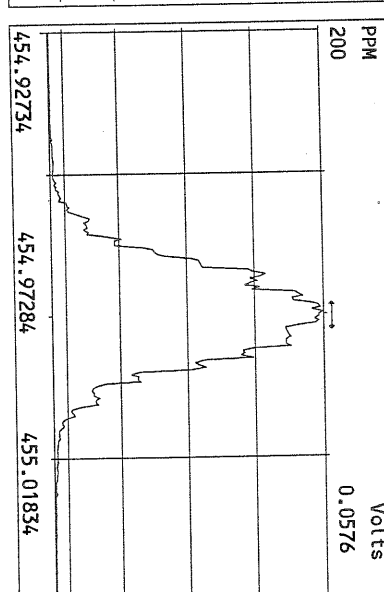
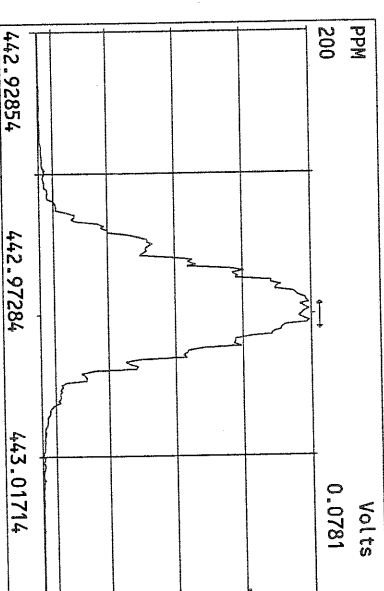
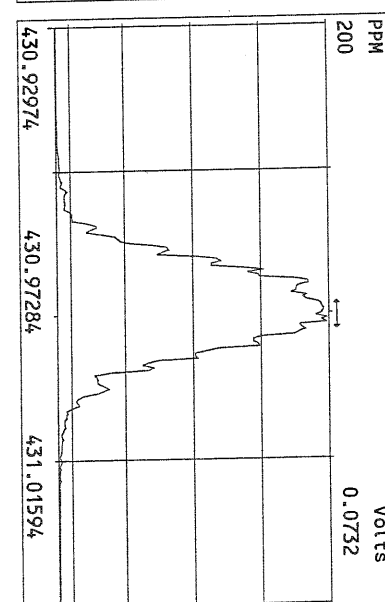
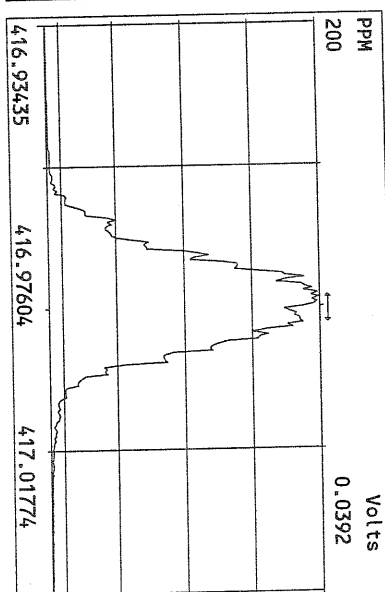
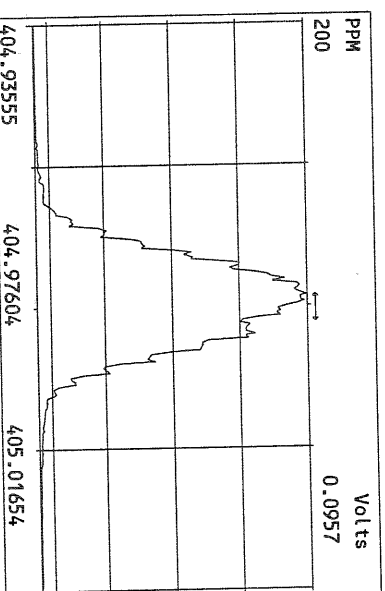
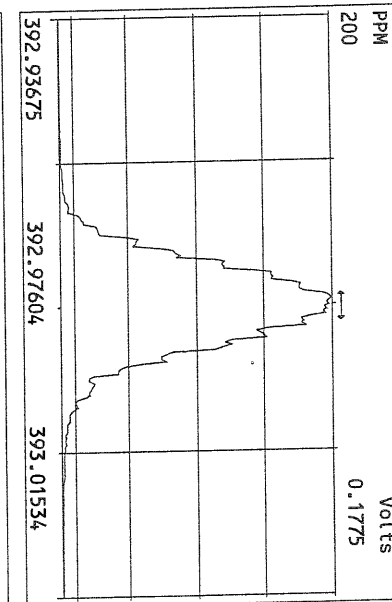
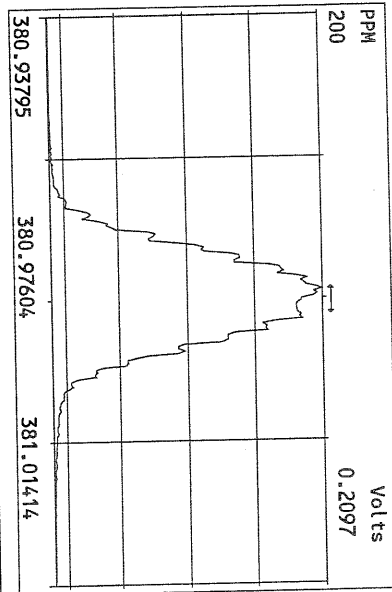
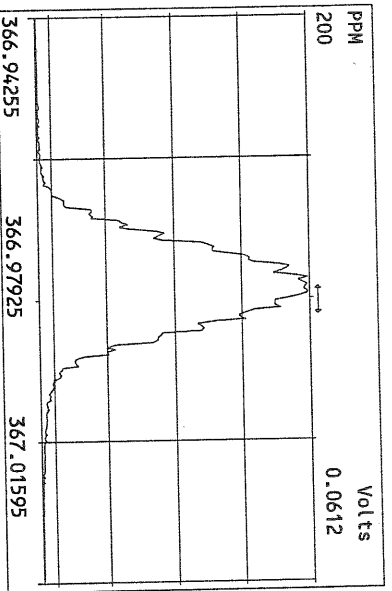
8/12/10

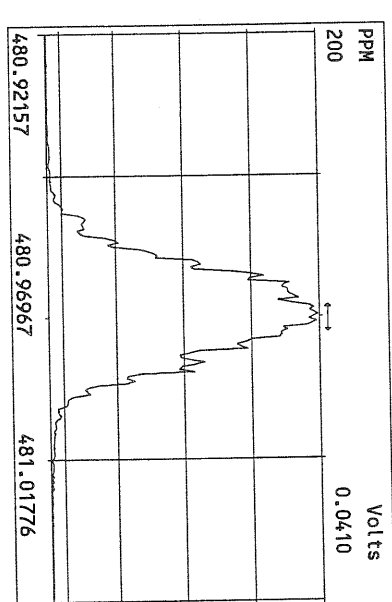
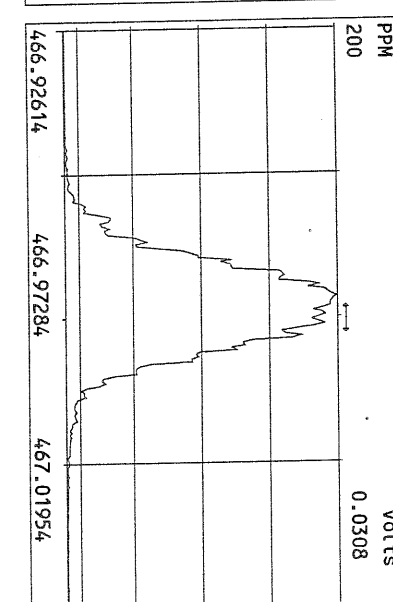
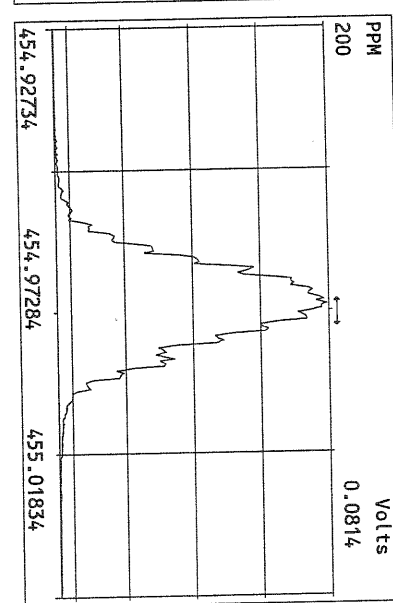
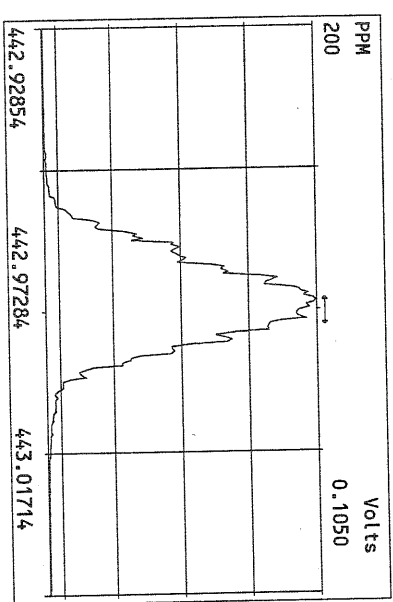
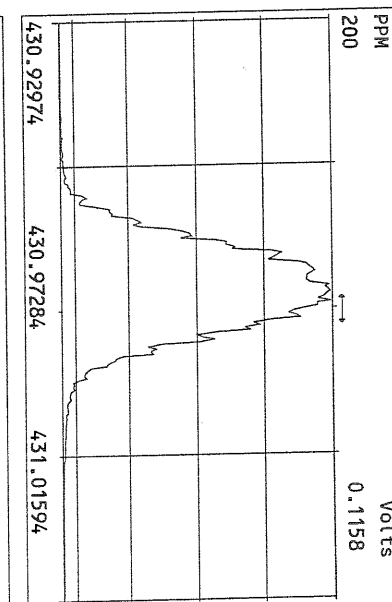
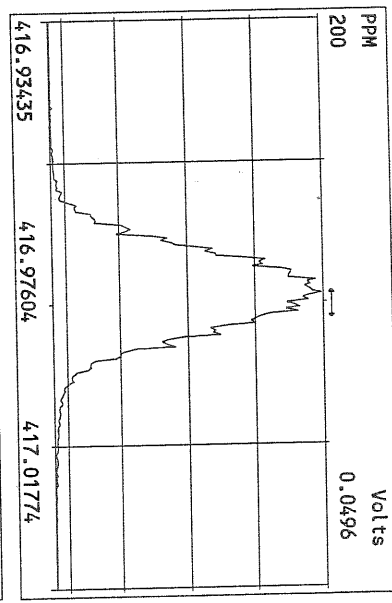
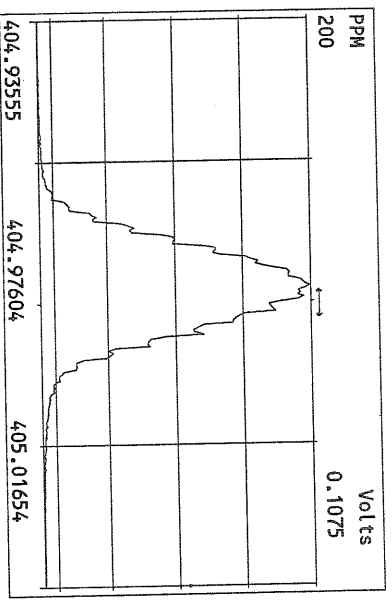
Data Backed Up: _____

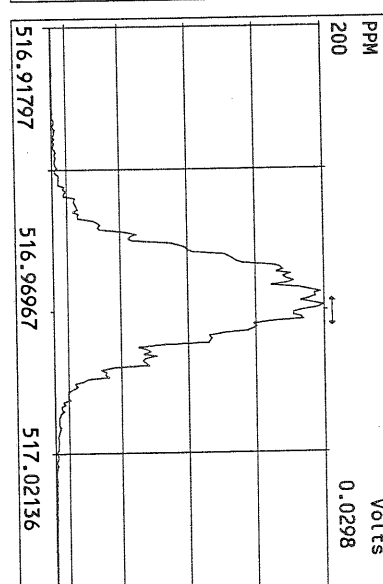
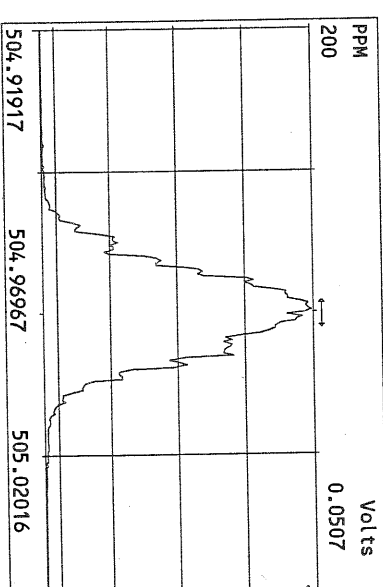
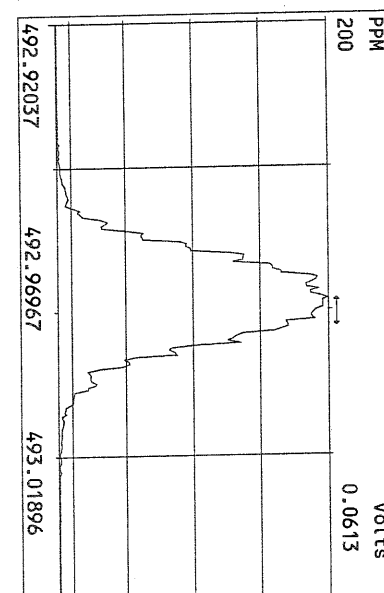
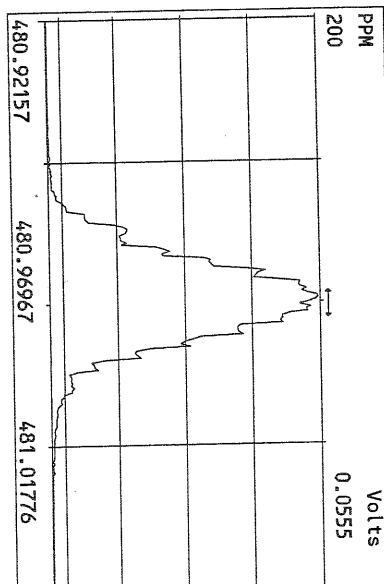
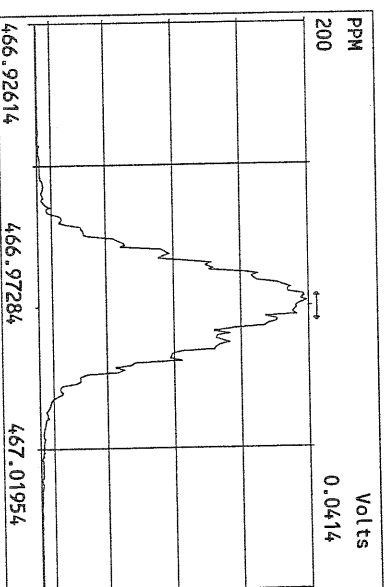
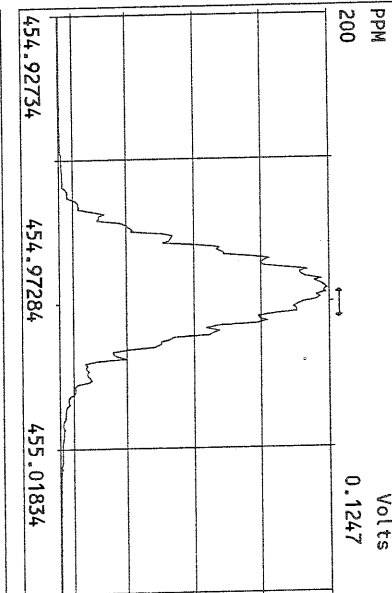
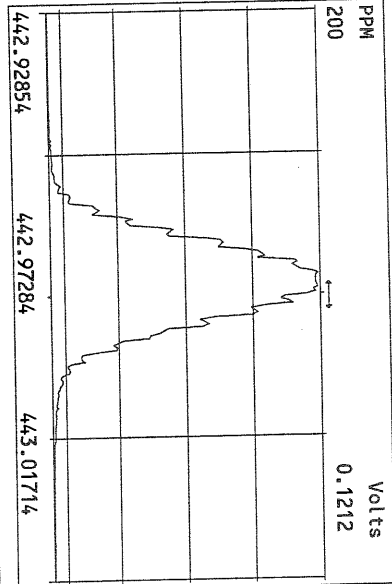
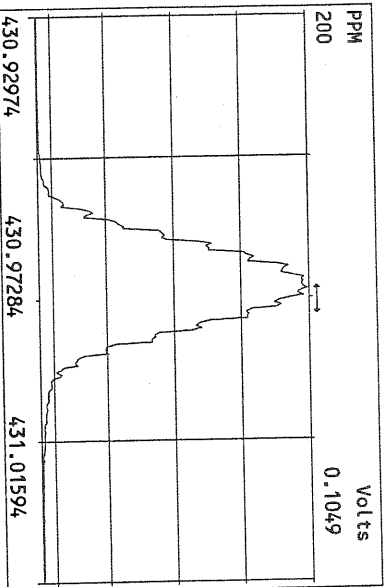
Date: _____



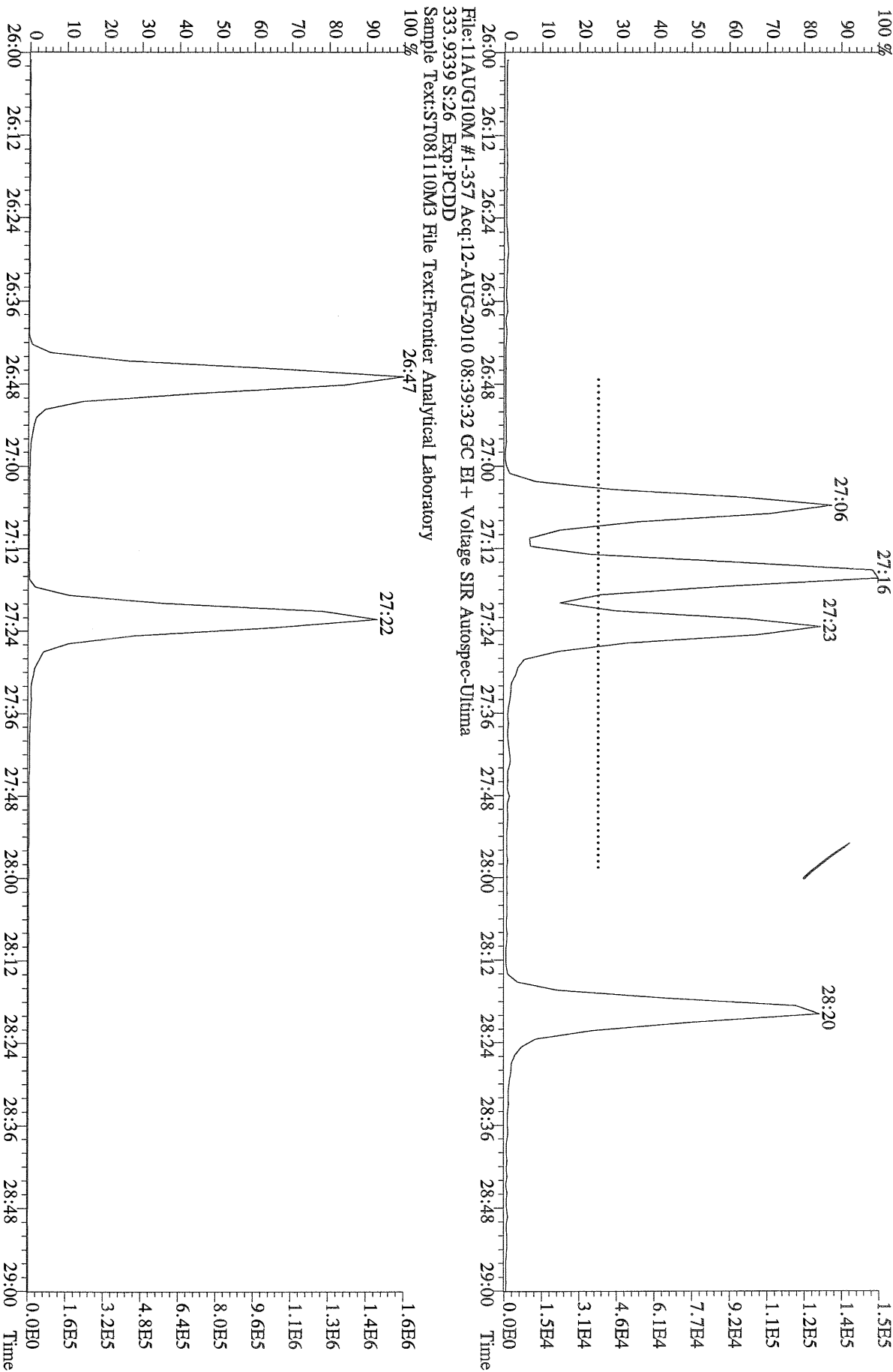










File:11AUG10M #1-357 Acq:12-AUG-2010 08:39:32 GC EI+ Voltage SIR Autospec-Ultima
 319.8965 S:26 Exp:PCDD
 Sample Text:ST081110M3 File Text:Frontier Analytical Laboratory




File:11AUG10M #1-357 Acq:12-AUG-2010 08:39:32 GC EI+ Voltage SIR Autospec-Ultima
319.8965 S:26 BSUB(10000,15,-3.0) PKD(5,5,3,0,10%,100,0,0,00%,F,F) Exp:PCDD
Sample Text:ST081110M3 File Text:Frontier Analytical Laboratory



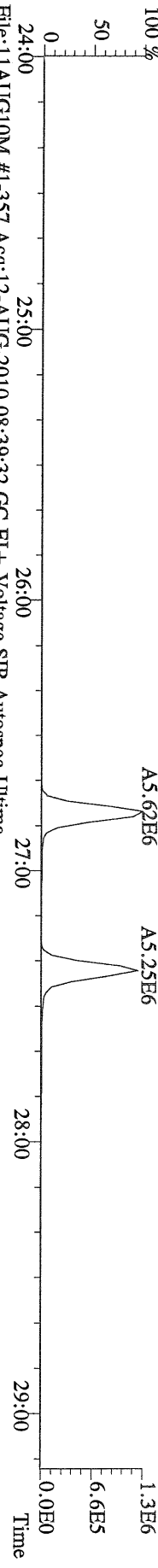
File:11AUG10M #1-357 Acq:12-AUG-2010 08:39:32 GC EI+ Voltage SIR Autospec-Ultima
321.8936 S:26 BSUB(10000,15,-3.0) PKD(5,5,3,0,10%,100,0,0,00%,F,F) Exp:PCDD
Sample Text:ST081110M3 File Text:Frontier Analytical Laboratory



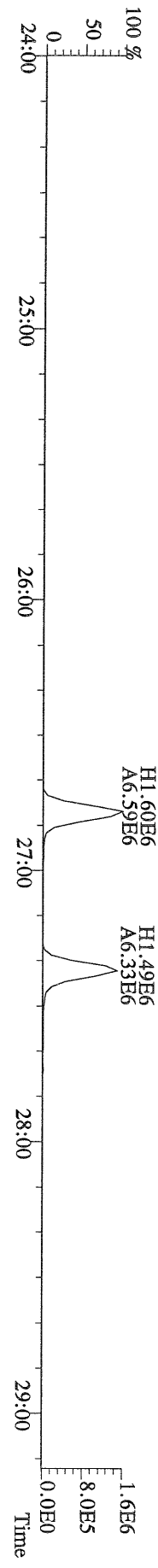
File:11AUG10M #1-357 Acq:12-AUG-2010 08:39:32 GC EI+ Voltage SIR Autospec-Ultima
327.8847 S:26 BSUB(10000,15,-3.0) PKD(5,5,3,0,10%,100,0,0,00%,F,F) Exp:PCDD
Sample Text:ST081110M3 File Text:Frontier Analytical Laboratory



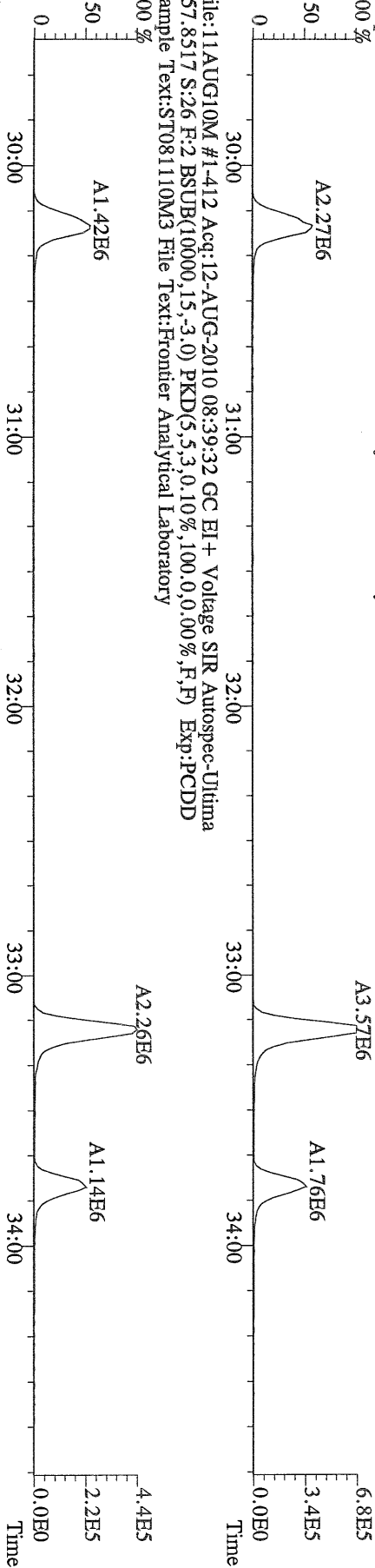
File:11AUG10M #1-357 Acq:12-AUG-2010 08:39:32 GC EI+ Voltage SIR Autospec-Ultima
331.9368 S:26 BSUB(10000,15,-3.0) PKD(5,5,3,0,10%,100,0,0,00%,F,F) Exp:PCDD
Sample Text:ST081110M3 File Text:Frontier Analytical Laboratory




File:11AUG10M #1-357 Acq:12-AUG-2010 08:39:32 GC EI+ Voltage SIR Autospec-Ultima
333.9339 S:26 BSUB(10000,15,-3.0) PKD(5,5,3,0,10%,100,0,0,00%,F,F) Exp:PCDD
Sample Text:ST081110M3 File Text:Frontier Analytical Laboratory



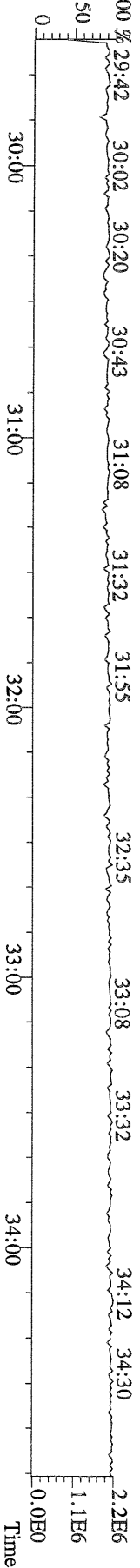
File:11AUG10M #1-412 Acq:12-AUG-2010 08:39:32 GC EI+ Voltage SIR Autospec-Ultima
355.8546 S:26 F:2 BSUB(10000,15,-3.0) PKD(5,5,3,0.10%,100.0,0.00%,F,F) Exp:PCDD
Sample Text:ST081110M3 File Text:Frontier Analytical Laboratory



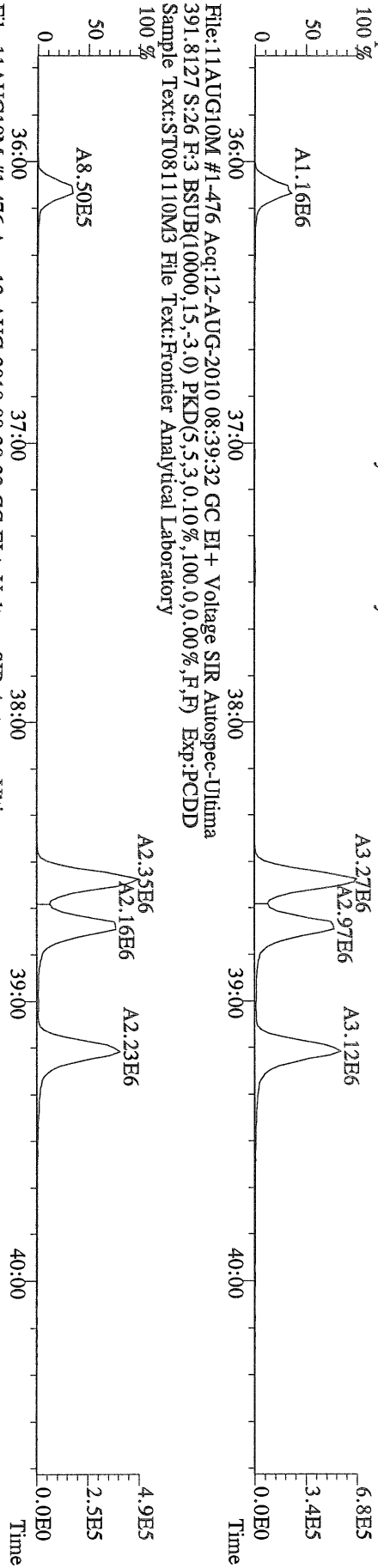
File:11AUG10M #1-412 Acq:12-AUG-2010 08:39:32 GC EI+ Voltage SIR Autospec-Ultima
367.8949 S:26 F:2 BSUB(10000,15,-3.0) PKD(5,5,3,0.10%,100.0,0.00%,F,F) Exp:PCDD
Sample Text:ST081110M3 File Text:Frontier Analytical Laboratory



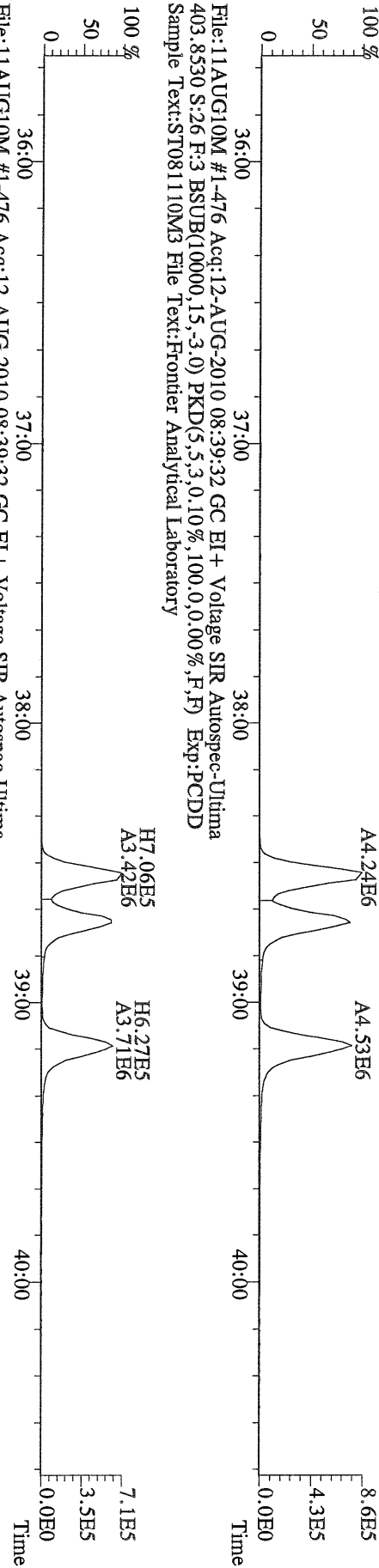
File:11AUG10M #1-412 Acq:12-AUG-2010 08:39:32 GC EI+ Voltage SIR Autospec-Ultima
366.9792 S:26 F:2 Exp:PCDD
Sample Text:ST081110M3 File Text:Frontier Analytical Laboratory



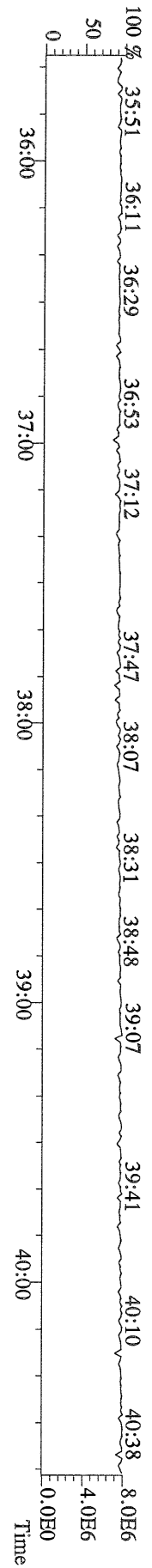
File:11AUG10M #1-476 Acq:12-AUG-2010 08:39:32 GC EI+ Voltage SIR Autospec-Ultima
389.8156 S:26 F:3 BSUB(10000,15,-3,0) PKD(5,5,3,0.10%,100,0,0.00%,F,F) Exp:PCDD
Sample Text:ST081110M3 File Text:Frontier Analytical Laboratory



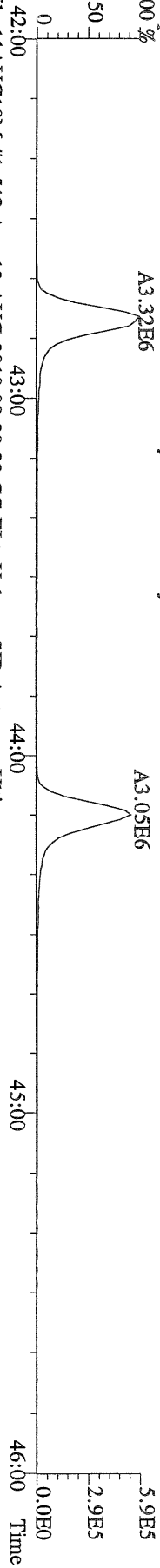
File:11AUG10M #1-476 Acq:12-AUG-2010 08:39:32 GC EI+ Voltage SIR Autospec-Ultima
401.8559 S:26 F:3 BSUB(10000,15,-3,0) PKD(5,5,3,0.10%,100,0,0.00%,F,F) Exp:PCDD
Sample Text:ST081110M3 File Text:Frontier Analytical Laboratory



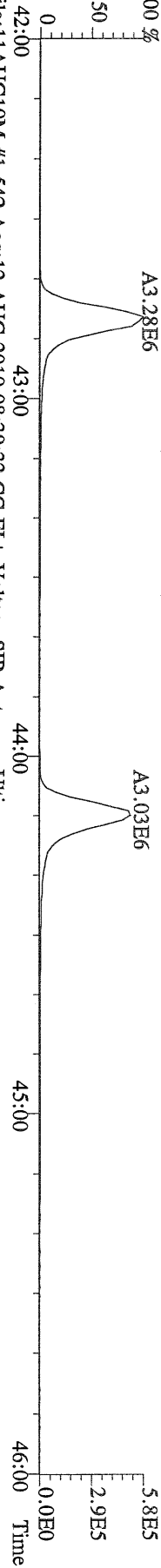
File:11AUG10M #1-476 Acq:12-AUG-2010 08:39:32 GC EI+ Voltage SIR Autospec-Ultima
380.9760 S:26 F:3 Exp:PCDD
Sample Text:ST081110M3 File Text:Frontier Analytical Laboratory



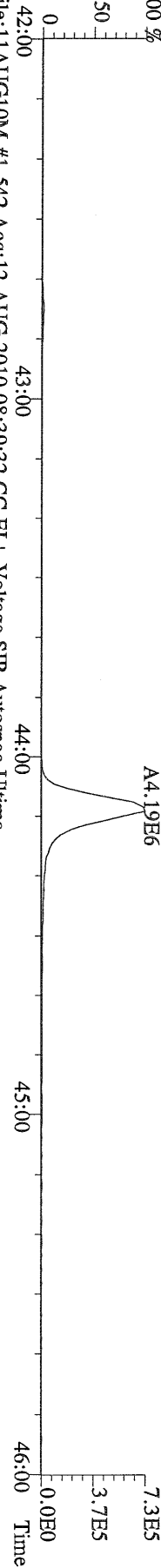
File:11AUG10M #1-542 Acq:12-AUG-2010 08:39:32 GC EI+ Voltage SIR Autospec-Ultima
423.7767 S:26 F:4 BSUB(10000,15,-3.0) PKD(5,5,3,0.10%,100,0,0.00%,F,F) Exp:PCDD
Sample Text:ST081110M3 File Text:Frontier Analytical Laboratory



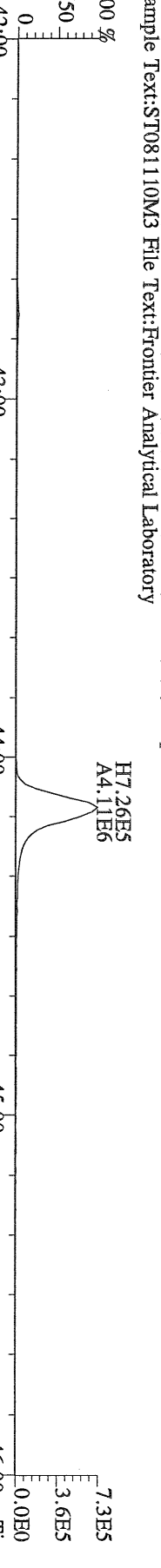
File:11AUG10M #1-542 Acq:12-AUG-2010 08:39:32 GC EI+ Voltage SIR Autospec-Ultima
425.7737 S:26 F:4 BSUB(10000,15,-3.0) PKD(5,5,3,0.10%,100,0,0.00%,F,F) Exp:PCDD
Sample Text:ST081110M3 File Text:Frontier Analytical Laboratory



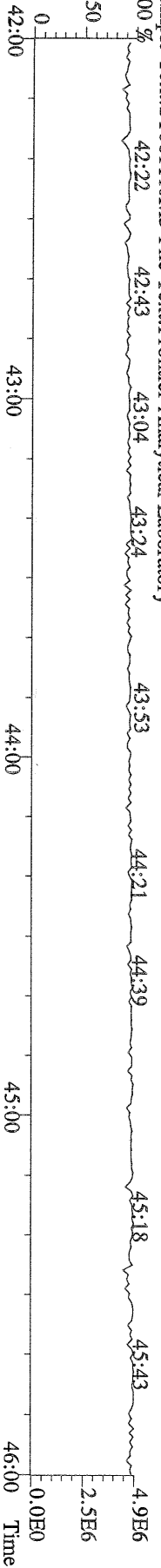
File:11AUG10M #1-542 Acq:12-AUG-2010 08:39:32 GC EI+ Voltage SIR Autospec-Ultima
435.8169 S:26 F:4 BSUB(10000,15,-3.0) PKD(5,5,3,0.10%,100,0,0.00%,F,F) Exp:PCDD
Sample Text:ST081110M3 File Text:Frontier Analytical Laboratory



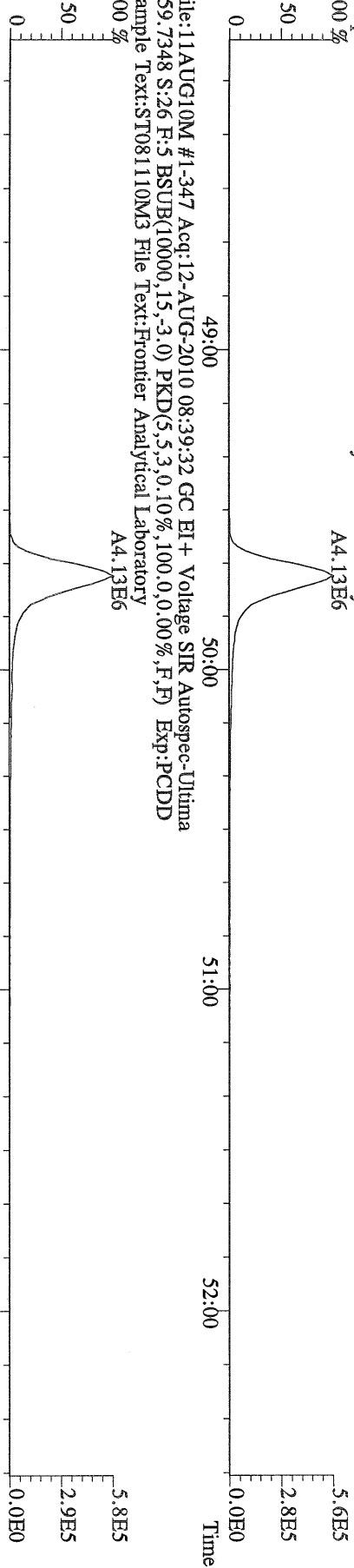
File:11AUG10M #1-542 Acq:12-AUG-2010 08:39:32 GC EI+ Voltage SIR Autospec-Ultima
437.8140 S:26 F:4 BSUB(10000,15,-3.0) PKD(5,5,3,0.10%,100,0,0.00%,F,F) Exp:PCDD
Sample Text:ST081110M3 File Text:Frontier Analytical Laboratory



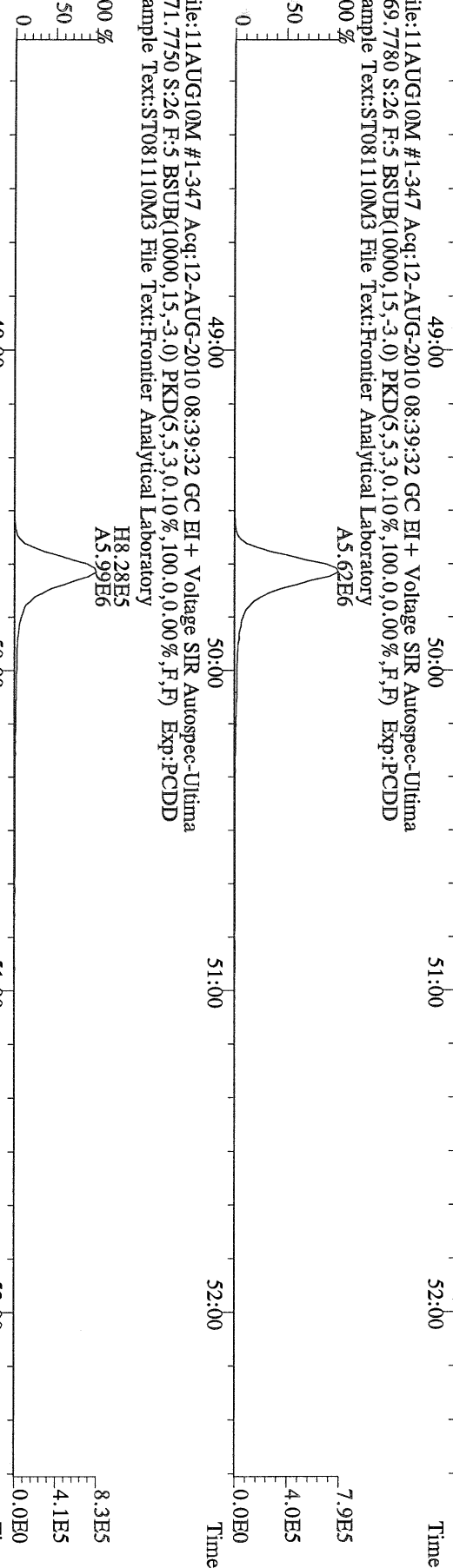
File:11AUG10M #1-542 Acq:12-AUG-2010 08:39:32 GC EI+ Voltage SIR Autospec-Ultima
430.9728 S:26 F:4 Exp:PCDD
Sample Text:ST081110M3 File Text:Frontier Analytical Laboratory



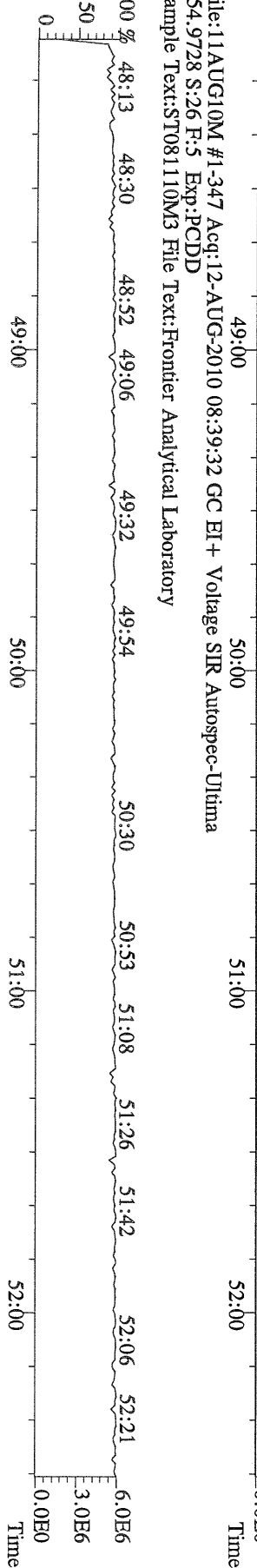
File:11AUG10M #1-347 Acq:12-AUG-2010 08:39:32 GC EI+ Voltage SIR Autospec-Ultima
457.7377 S:26 F:5 BSUB(10000,15,-3.0) PKD(5,5,3,0.10%,100,0,0.00%,F,F) Exp:PCDD
Sample Text:ST081110M3 File Text:Frontier Analytical Laboratory
100 %



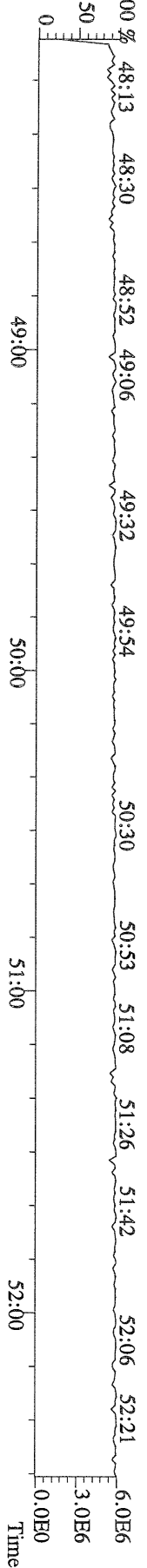
File:11AUG10M #1-347 Acq:12-AUG-2010 08:39:32 GC EI+ Voltage SIR Autospec-Ultima
469.7780 S:26 F:5 BSUB(10000,15,-3.0) PKD(5,5,3,0.10%,100,0,0.00%,F,F) Exp:PCDD
Sample Text:ST081110M3 File Text:Frontier Analytical Laboratory
100 %



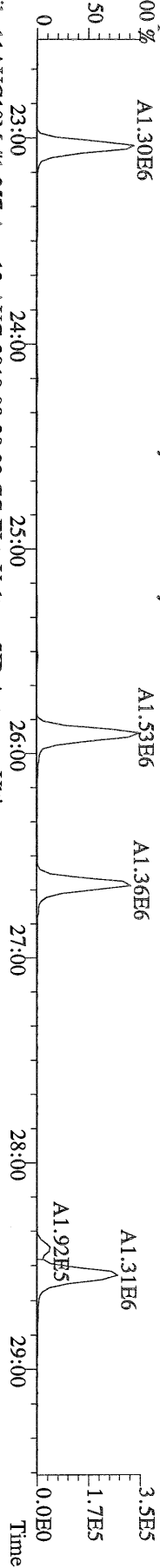
File:11AUG10M #1-347 Acq:12-AUG-2010 08:39:32 GC EI+ Voltage SIR Autospec-Ultima
471.7750 S:26 F:5 BSUB(10000,15,-3.0) PKD(5,5,3,0.10%,100,0,0.00%,F,F) Exp:PCDD
Sample Text:ST081110M3 File Text:Frontier Analytical Laboratory



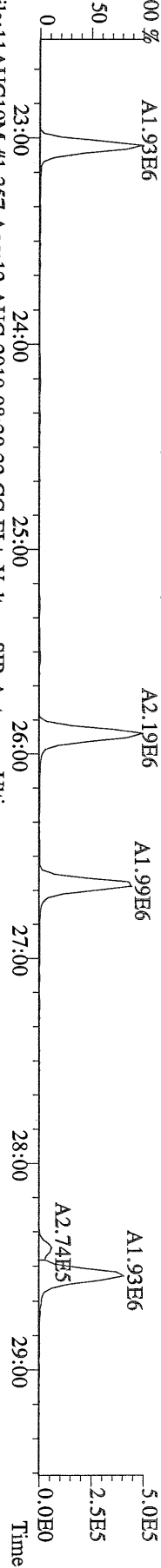
File:11AUG10M #1-347 Acq:12-AUG-2010 08:39:32 GC EI+ Voltage SIR Autospec-Ultima
454.9728 S:26 F:5 Exp:PCDD
Sample Text:ST081110M3 File Text:Frontier Analytical Laboratory



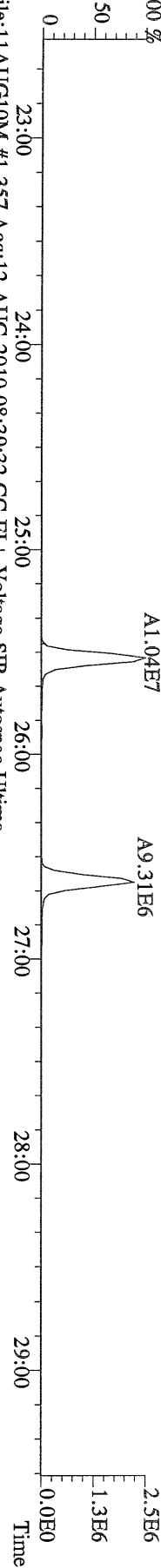
File:11AUG10M #1-357 Acq:12-AUG-2010 08:39:32 GC EI+ Voltage SIR Autospec-Ultima
303.9016 S:26 BSUB(10000,15,-3.0) PKD(5,5,3,0,10%,100,0,0,00%,F,F) Exp:PCDD
Sample Text:ST081110M3 File Text:Frontier Analytical Laboratory



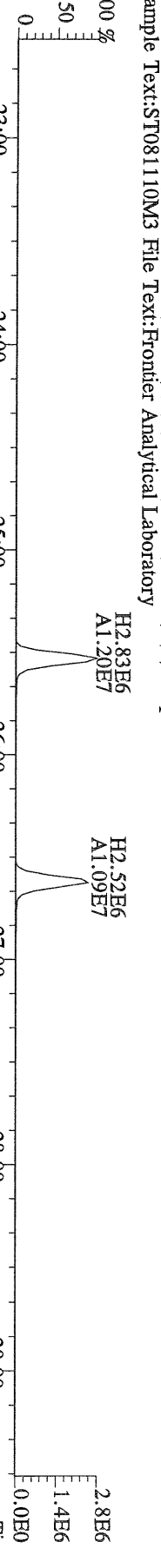
File:11AUG10M #1-357 Acq:12-AUG-2010 08:39:32 GC EI+ Voltage SIR Autospec-Ultima
305.8987 S:26 BSUB(10000,15,-3.0) PKD(5,5,3,0,10%,100,0,0,00%,F,F) Exp:PCDD
Sample Text:ST081110M3 File Text:Frontier Analytical Laboratory



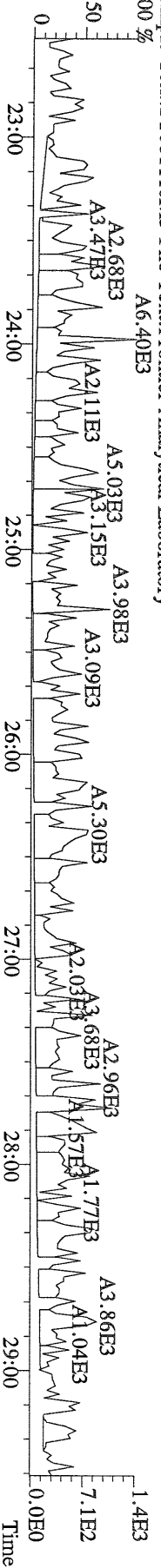
File:11AUG10M #1-357 Acq:12-AUG-2010 08:39:32 GC EI+ Voltage SIR Autospec-Ultima
315.9419 S:26 BSUB(10000,15,-3.0) PKD(5,5,3,0,10%,100,0,0,00%,F,F) Exp:PCDD
Sample Text:ST081110M3 File Text:Frontier Analytical Laboratory




File:11AUG10M #1-357 Acq:12-AUG-2010 08:39:32 GC EI+ Voltage SIR Autospec-Ultima
317.9389 S:26 BSUB(10000,15,-3.0) PKD(5,5,3,0,10%,100,0,0,00%,F,F) Exp:PCDD
Sample Text:ST081110M3 File Text:Frontier Analytical Laboratory



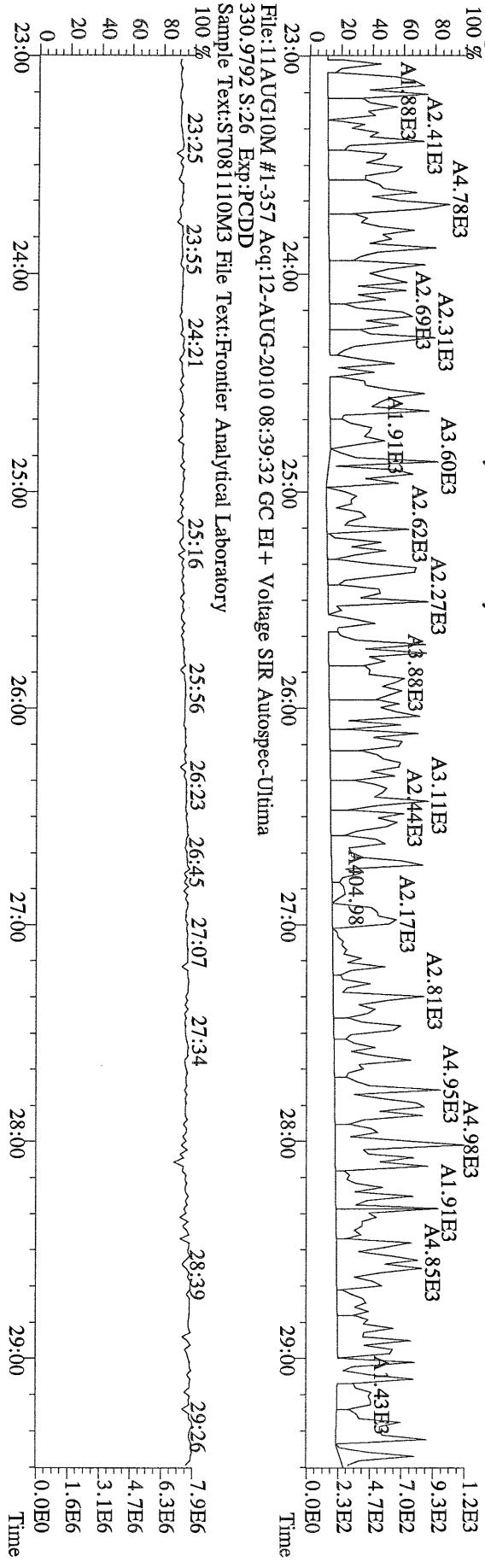
File:11AUG10M #1-357 Acq:12-AUG-2010 08:39:32 GC EI+ Voltage SIR Autospec-Ultima
375.8364 S:26 BSUB(10000,15,-3.0) PKD(5,5,3,0,10%,100,0,0,00%,F,F) Exp:PCDD
Sample Text:ST081110M3 File Text:Frontier Analytical Laboratory



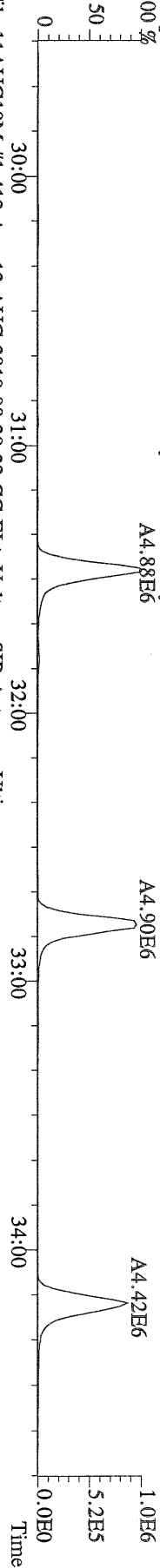
File:11AUG10M #1-357 Acq:12-AUG-2010 08:39:32 GC EI+ Voltage SIR Autospec-Ultima
 339.8597 S:26 BSUB(10000,15,-3.0) PKD(5,5,3,0,10%,100.0,0.00%,F,F) Exp:PCDD
 Sample Text:ST081110M3 File Text:Frontier Analytical Laboratory




File:11AUG10M #1-357 Acq:12-AUG-2010 08:39:32 GC EI+ Voltage SIR Autospec-Ultima
 409.7974 S:26 BSUB(10000,15,-3.0) PKD(5,5,3,0,10%,100.0,0.00%,F,F) Exp:PCDD
 Sample Text:ST081110M3 File Text:Frontier Analytical Laboratory




File:11AUG10M #1-412 Acq:12-AUG-2010 08:39:32 GC EI+ Voltage SIR Autospec-Utima
 339.8597 S:26 F:2 BSUB(10000,15,-3.0) PKD(5,5,3,0,10%,100,0,0,00%,F,F) Exp:PCDD
 Sample Text:ST081110M3 File Text:Frontier Analytical Laboratory




File:11AUG10M #1-412 Acq:12-AUG-2010 08:39:32 GC EI+ Voltage SIR Autospec-Utima
 341.8568 S:26 F:2 BSUB(10000,15,-3.0) PKD(5,5,3,0,10%,100,0,0,00%,F,F) Exp:PCDD
 Sample Text:ST081110M3 File Text:Frontier Analytical Laboratory




File:11AUG10M #1-412 Acq:12-AUG-2010 08:39:32 GC EI+ Voltage SIR Autospec-Utima
 351.9000 S:26 F:2 BSUB(10000,15,-3.0) PKD(5,5,3,0,10%,100,0,0,00%,F,F) Exp:PCDD
 Sample Text:ST081110M3 File Text:Frontier Analytical Laboratory



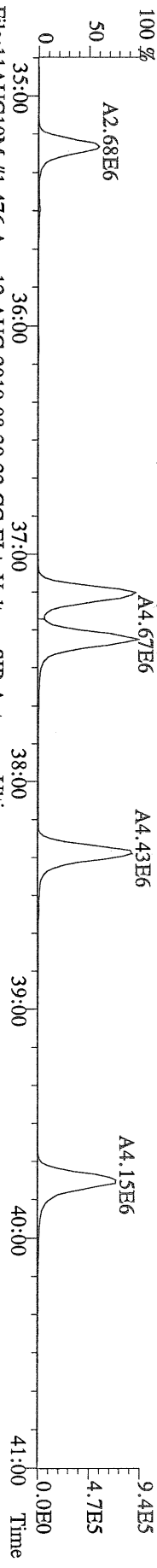
File:11AUG10M #1-412 Acq:12-AUG-2010 08:39:32 GC EI+ Voltage SIR Autospec-Utima
 353.8970 S:26 F:2 BSUB(10000,15,-3.0) PKD(5,5,3,0,10%,100,0,0,00%,F,F) Exp:PCDD
 Sample Text:ST081110M3 File Text:Frontier Analytical Laboratory



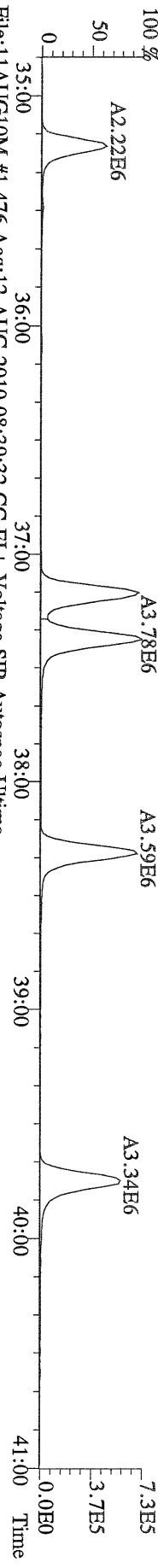
File:11AUG10M #1-412 Acq:12-AUG-2010 08:39:32 GC EI+ Voltage SIR Autospec-Utima
 409.7974 S:26 F:2 BSUB(10000,15,-3.0) PKD(5,5,3,0,10%,100,0,0,00%,F,F) Exp:PCDD
 Sample Text:ST081110M3 File Text:Frontier Analytical Laboratory



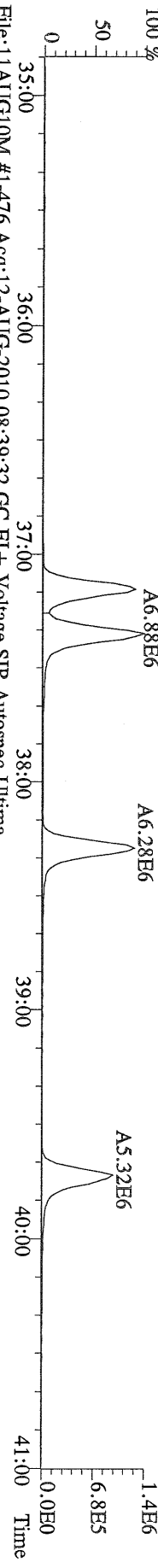
File:11AUG10M #1-476 Acq:12-AUG-2010 08:39:32 GC EI+ Voltage SIR Autospec-Ultima
 373.8207 S:26 F:3 BSUB(10000,15,-3.0) PKD(5,5,3,0.10%,100,0,0.00%,F,F) Exp:PCDD
 Sample Text:ST081110M3 File Text:Frontier Analytical Laboratory



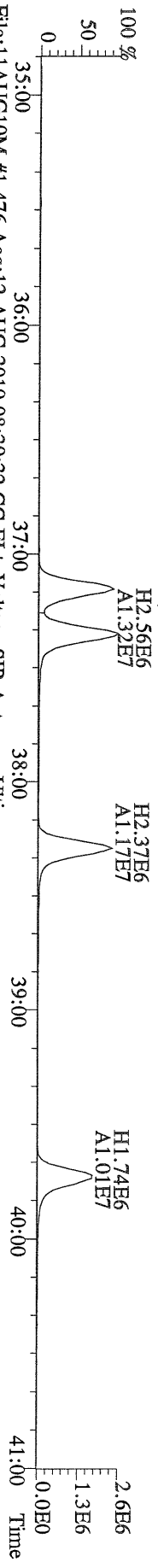
File:11AUG10M #1-476 Acq:12-AUG-2010 08:39:32 GC EI+ Voltage SIR Autospec-Ultima
 375.8178 S:26 F:3 BSUB(10000,15,-3.0) PKD(5,5,3,0.10%,100,0,0.00%,F,F) Exp:PCDD
 Sample Text:ST081110M3 File Text:Frontier Analytical Laboratory



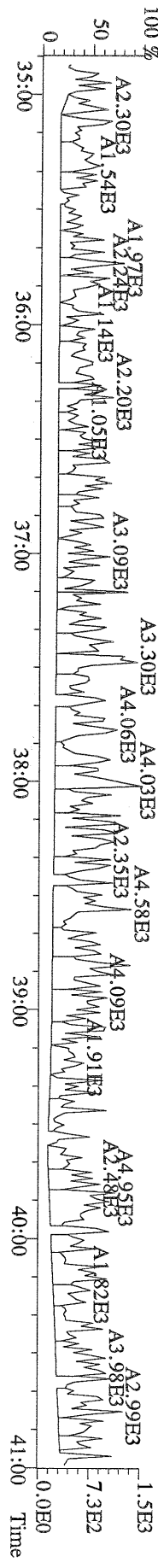
File:11AUG10M #1-476 Acq:12-AUG-2010 08:39:32 GC EI+ Voltage SIR Autospec-Ultima
 383.8639 S:26 F:3 BSUB(10000,15,-3.0) PKD(5,5,3,0.10%,100,0,0.00%,F,F) Exp:PCDD
 Sample Text:ST081110M3 File Text:Frontier Analytical Laboratory



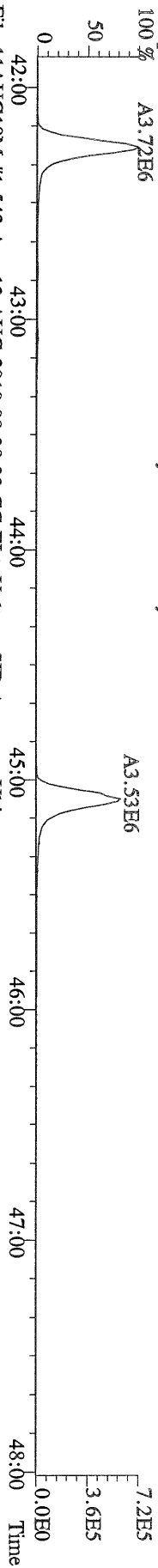
File:11AUG10M #1-476 Acq:12-AUG-2010 08:39:32 GC EI+ Voltage SIR Autospec-Ultima
 385.8610 S:26 F:3 BSUB(10000,15,-3.0) PKD(5,5,3,0.10%,100,0,0.00%,F,F) Exp:PCDD
 Sample Text:ST081110M3 File Text:Frontier Analytical Laboratory



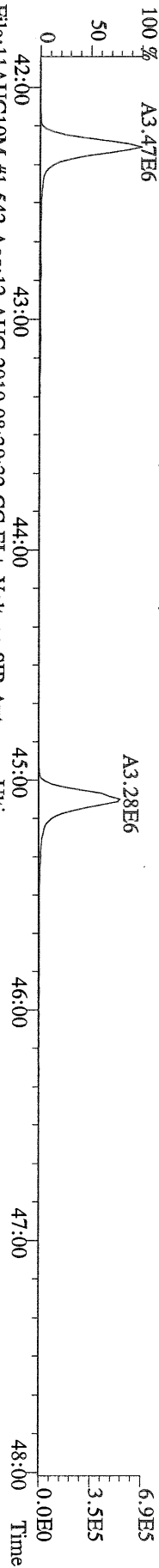
File:11AUG10M #1-476 Acq:12-AUG-2010 08:39:32 GC EI+ Voltage SIR Autospec-Ultima
 445.7555 S:26 F:3 BSUB(10000,15,-3.0) PKD(5,5,3,0.10%,100,0,0.00%,F,F) Exp:PCDD
 Sample Text:ST081110M3 File Text:Frontier Analytical Laboratory



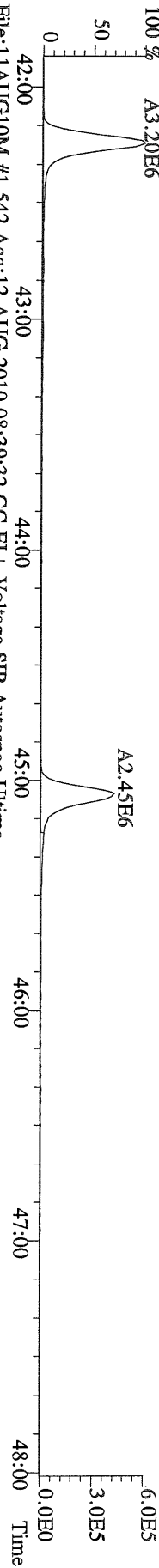
File:11AUG10M #1-542 Acq:12-AUG-2010 08:39:32 GC EI+ Voltage SIR Autospec-Ultima
407.7818 S:26 F:4 BSUB(10000,15,-3,0) PKD(5,5,3,0,10%,100,0,0,00%,F,F) Exp:PCDD
Sample Text:ST081110M3 File Text:Frontier Analytical Laboratory



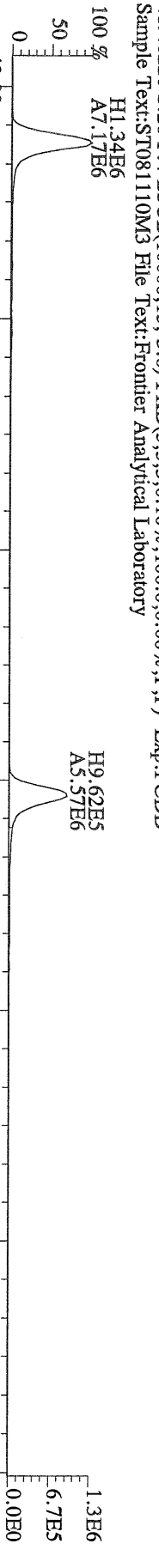
File:11AUG10M #1-542 Acq:12-AUG-2010 08:39:32 GC EI+ Voltage SIR Autospec-Ultima
409.7788 S:26 F:4 BSUB(10000,15,-3,0) PKD(5,5,3,0,10%,100,0,0,00%,F,F) Exp:PCDD
Sample Text:ST081110M3 File Text:Frontier Analytical Laboratory



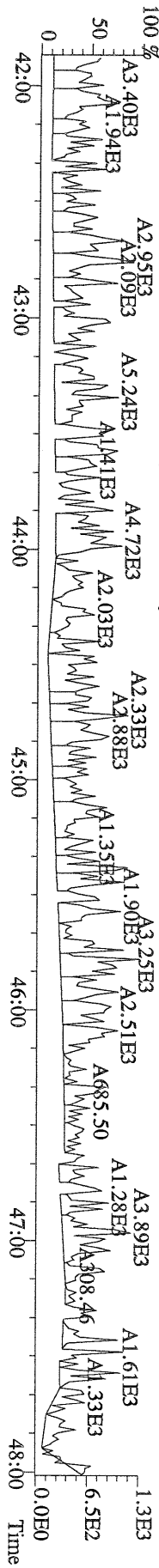
File:11AUG10M #1-542 Acq:12-AUG-2010 08:39:32 GC EI+ Voltage SIR Autospec-Ultima
417.8253 S:26 F:4 BSUB(10000,15,-3,0) PKD(5,5,3,0,10%,100,0,0,00%,F,F) Exp:PCDD
Sample Text:ST081110M3 File Text:Frontier Analytical Laboratory



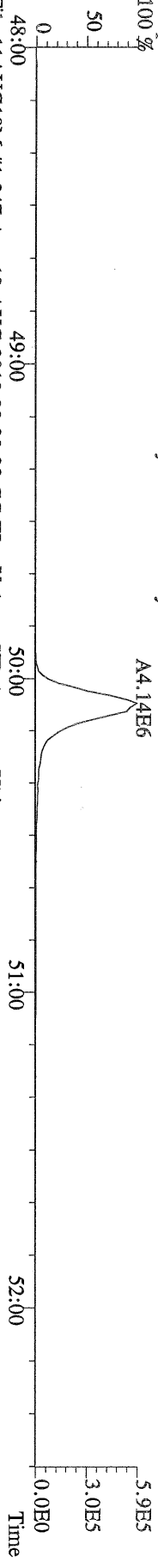
File:11AUG10M #1-542 Acq:12-AUG-2010 08:39:32 GC EI+ Voltage SIR Autospec-Ultima
419.8220 S:26 F:4 BSUB(10000,15,-3,0) PKD(5,5,3,0,10%,100,0,0,00%,F,F) Exp:PCDD
Sample Text:ST081110M3 File Text:Frontier Analytical Laboratory



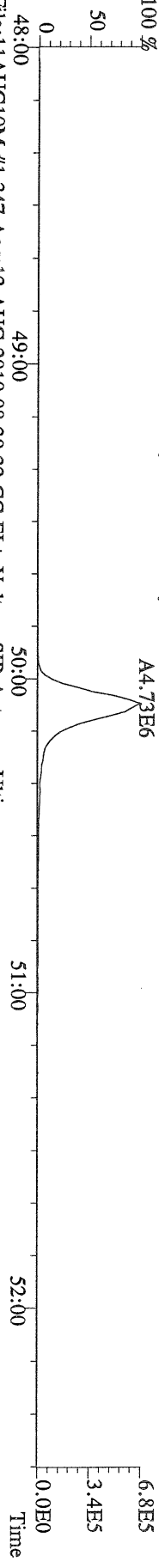
File:11AUG10M #1-542 Acq:12-AUG-2010 08:39:32 GC EI+ Voltage SIR Autospec-Ultima
479.7165 S:26 F:4 BSUB(10000,15,-3,0) PKD(5,5,3,0,10%,100,0,0,00%,F,F) Exp:PCDD
Sample Text:ST081110M3 File Text:Frontier Analytical Laboratory



File:11AUG10M #1-347 Acq:12-AUG-2010 08:39:32 GC EI+ Voltage SIR Autospec-Ultima
 441.7428 S:26 F:5 BSUB(10000,15,-3.0) PKD(5,5,3,0.10%,100.0,0.00%,F,F) Exp:PCDD
 Sample Text:ST081110M3 File Text:Frontier Analytical Laboratory



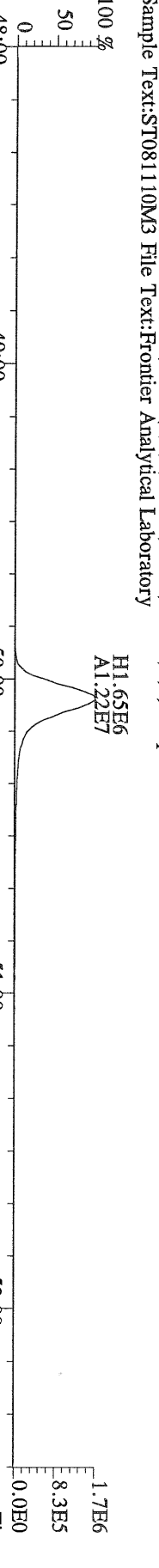
File:11AUG10M #1-347 Acq:12-AUG-2010 08:39:32 GC EI+ Voltage SIR Autospec-Ultima
 443.7398 S:26 F:5 BSUB(10000,15,-3.0) PKD(5,5,3,0.10%,100.0,0.00%,F,F) Exp:PCDD
 Sample Text:ST081110M3 File Text:Frontier Analytical Laboratory



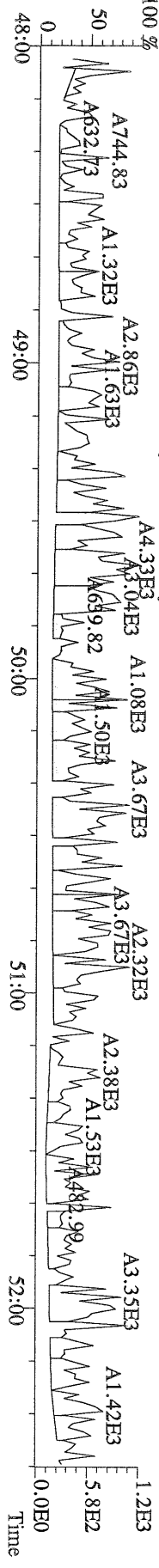
File:11AUG10M #1-347 Acq:12-AUG-2010 08:39:32 GC EI+ Voltage SIR Autospec-Ultima
 453.7831 S:26 F:5 BSUB(10000,15,-3.0) PKD(5,5,3,0.10%,100.0,0.00%,F,F) Exp:PCDD
 Sample Text:ST081110M3 File Text:Frontier Analytical Laboratory

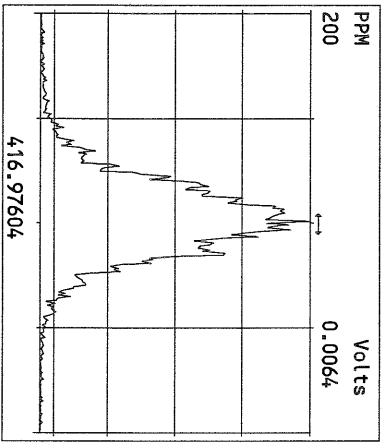
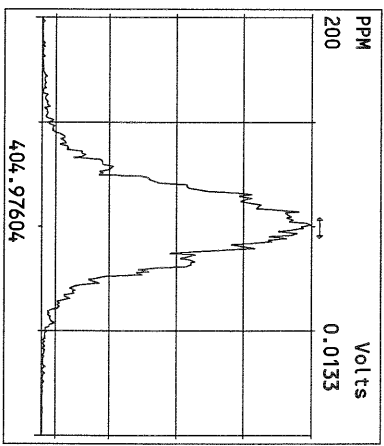
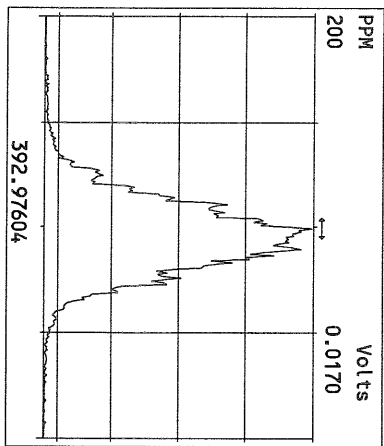
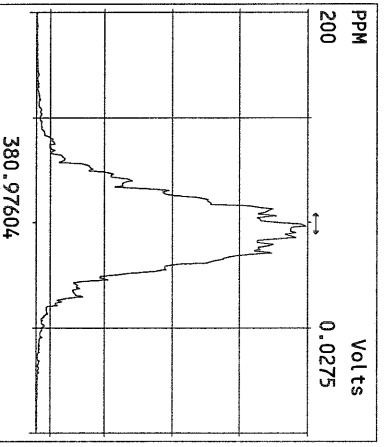
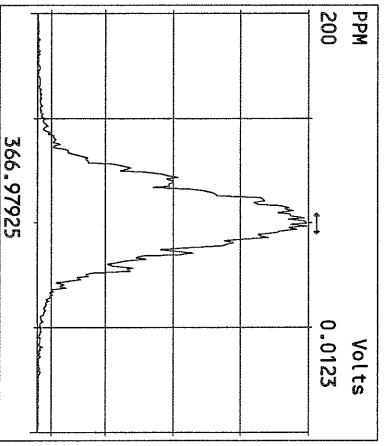
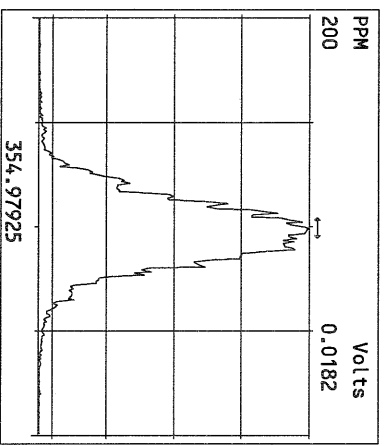
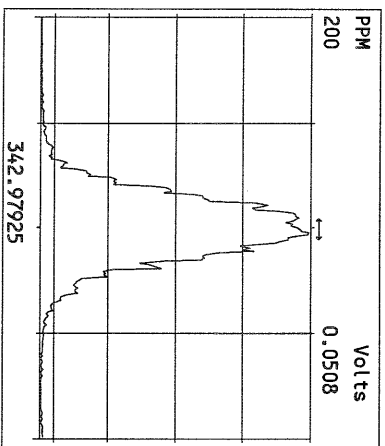
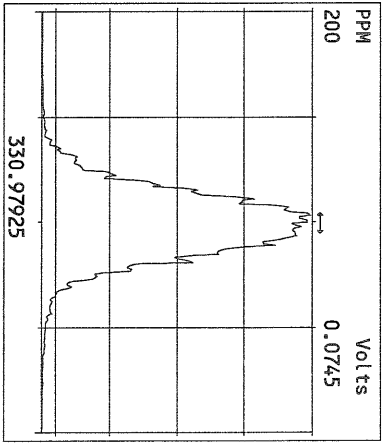
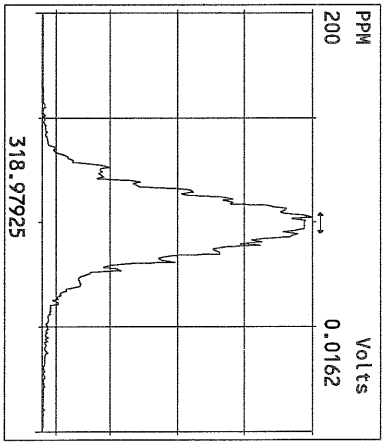
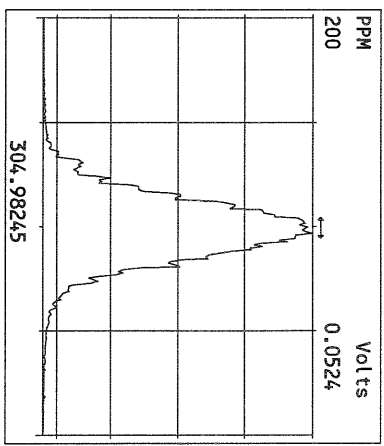
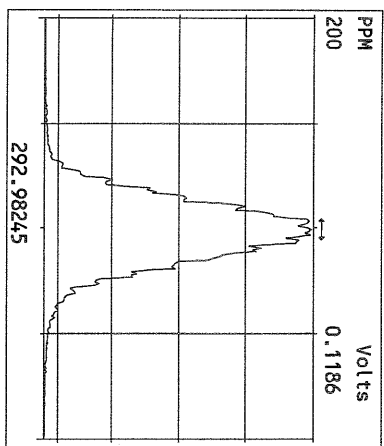


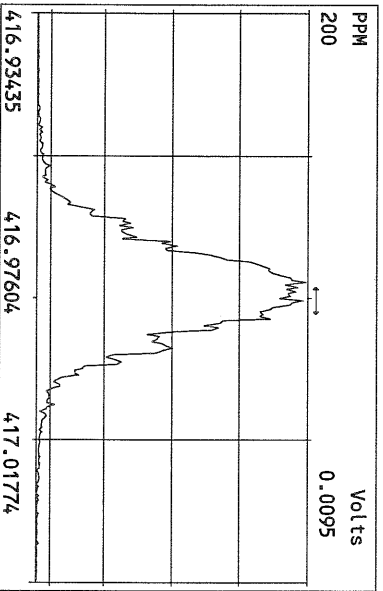
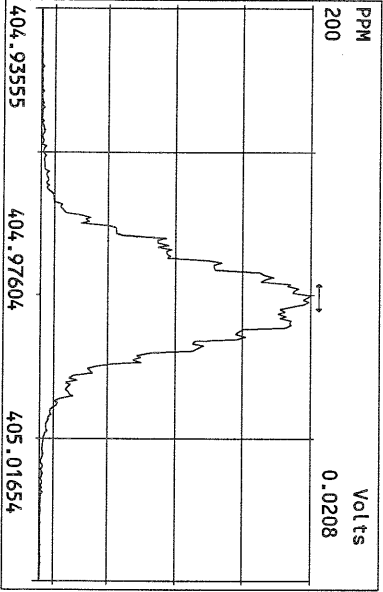
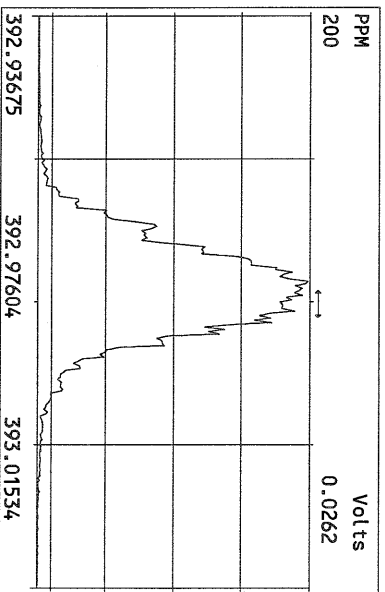
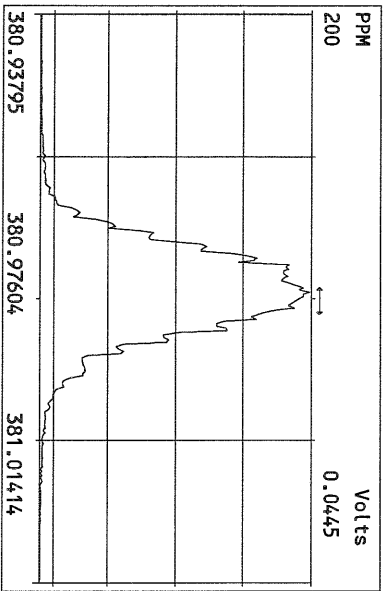
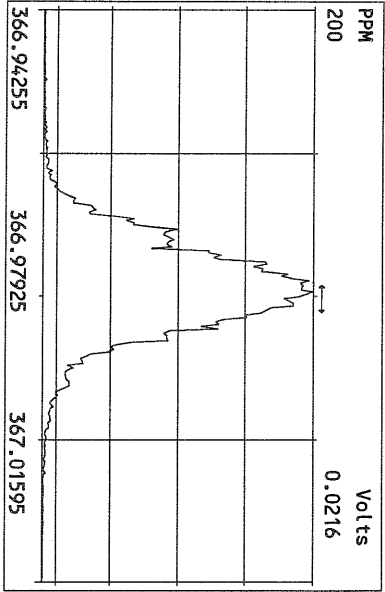
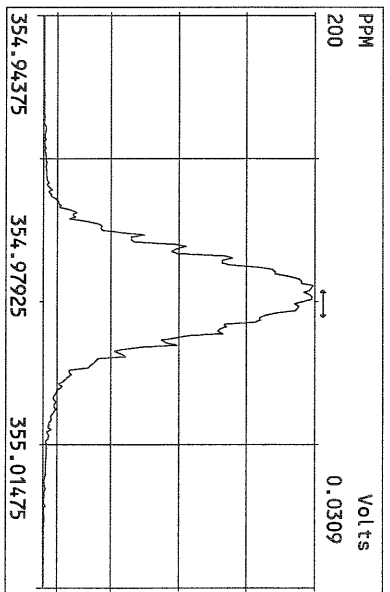
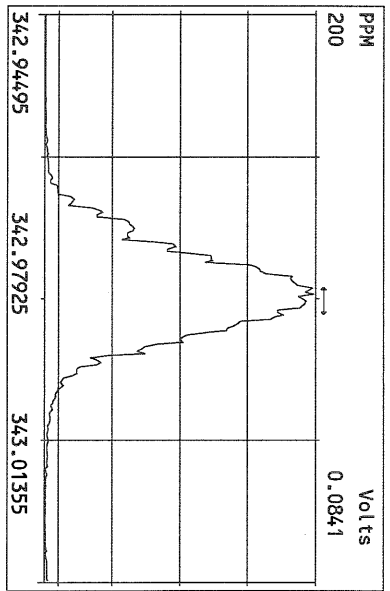
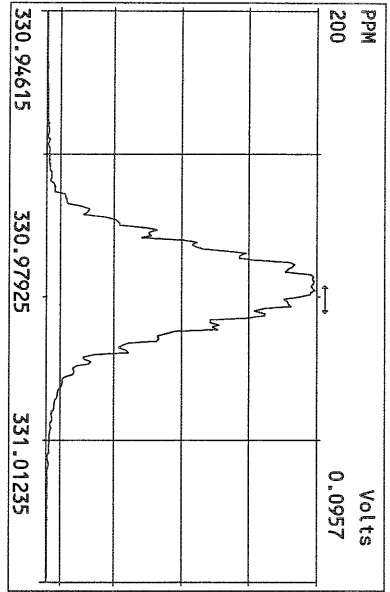
File:11AUG10M #1-347 Acq:12-AUG-2010 08:39:32 GC EI+ Voltage SIR Autospec-Ultima
 455.7801 S:26 F:5 BSUB(10000,15,-3.0) PKD(5,5,3,0.10%,100.0,0.00%,F,F) Exp:PCDD
 Sample Text:ST081110M3 File Text:Frontier Analytical Laboratory

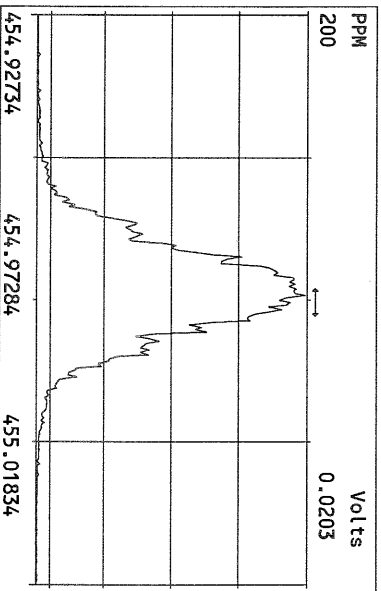
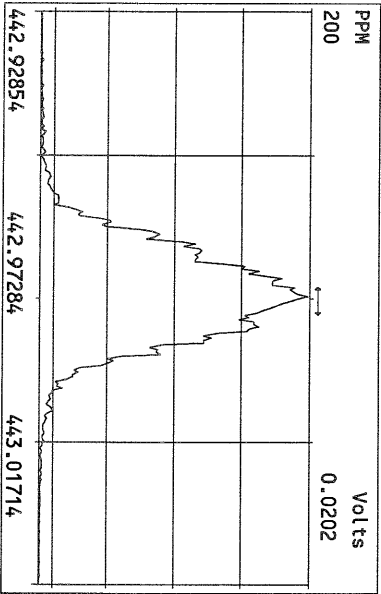
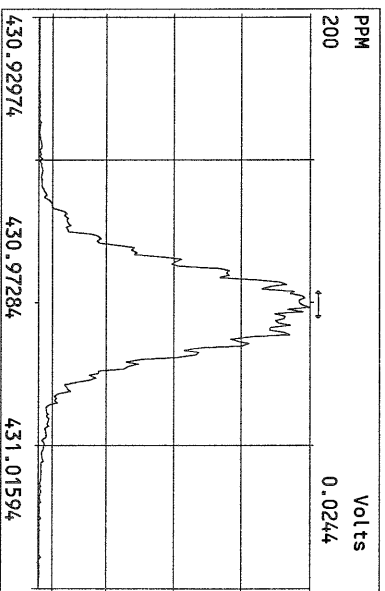
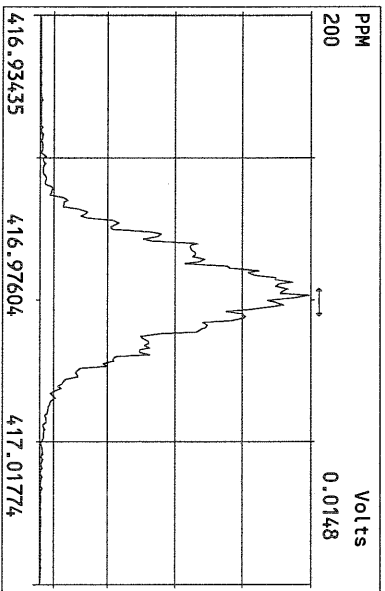
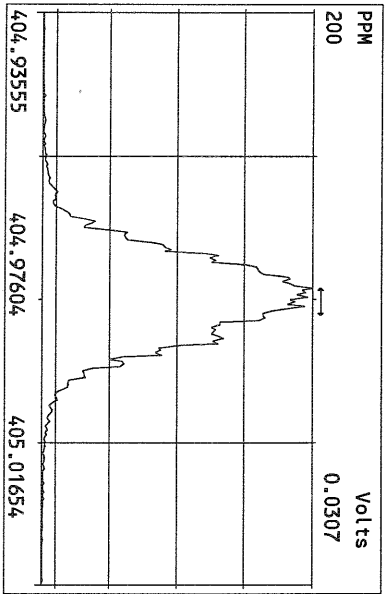
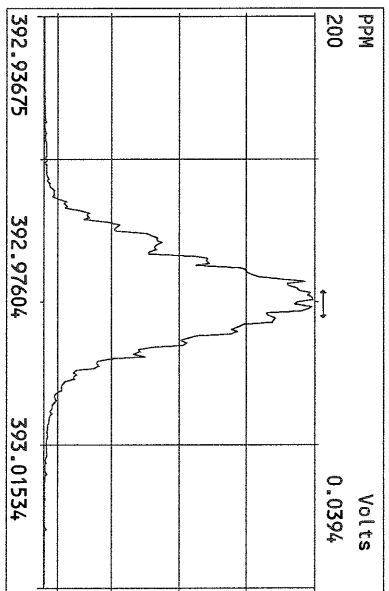
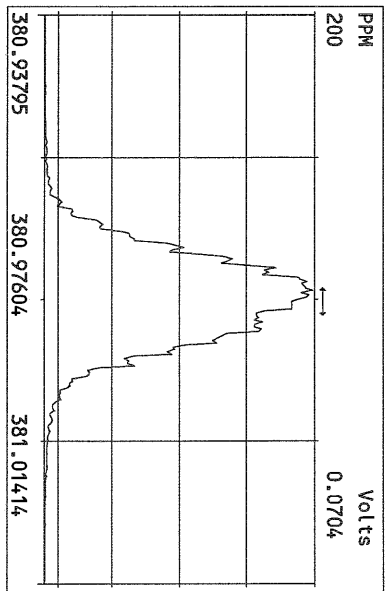
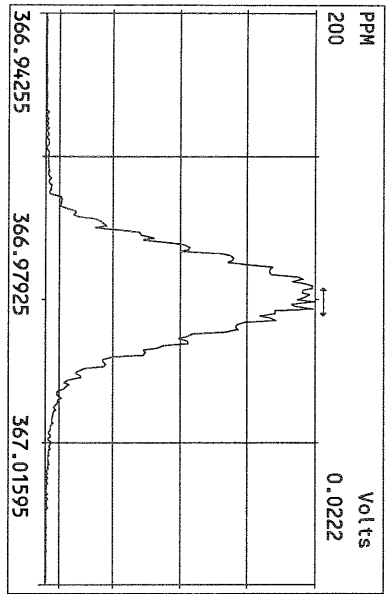


File:11AUG10M #1-347 Acq:12-AUG-2010 08:39:32 GC EI+ Voltage SIR Autospec-Ultima
 513.6775 S:26 F:5 BSUB(10000,15,-3.0) PKD(5,5,3,0.10%,100.0,0.00%,F,F) Exp:PCDD
 Sample Text:ST081110M3 File Text:Frontier Analytical Laboratory

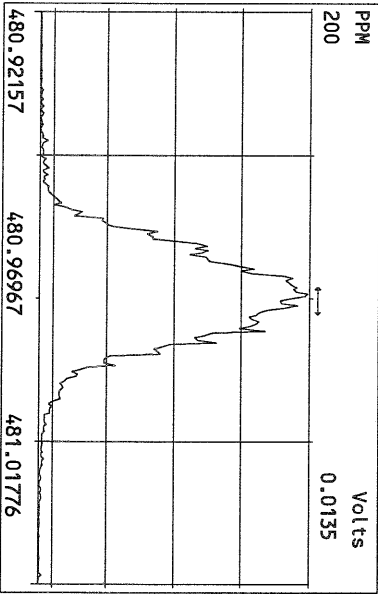
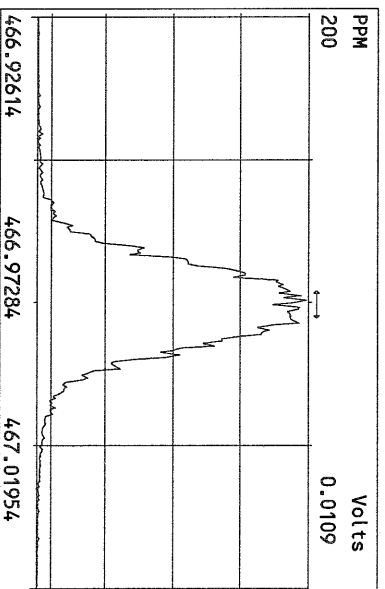
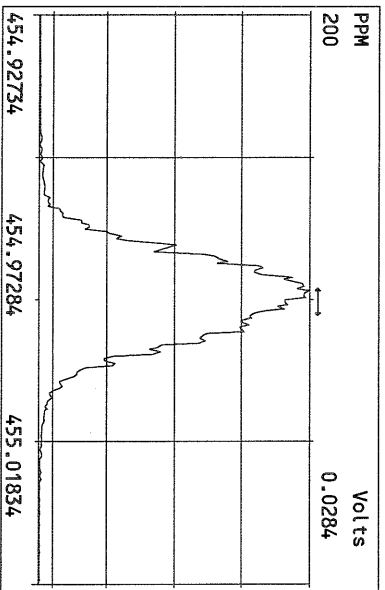
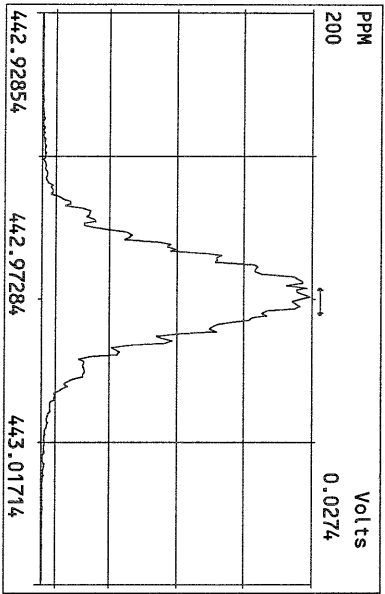
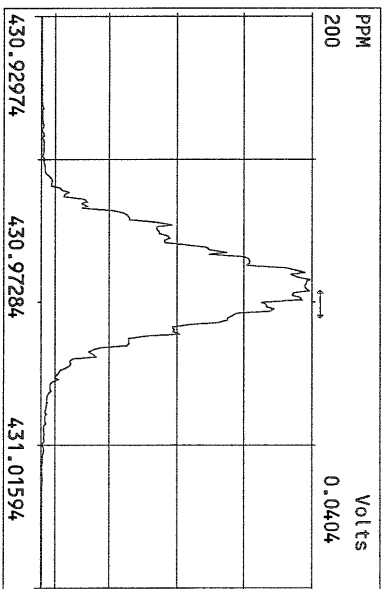
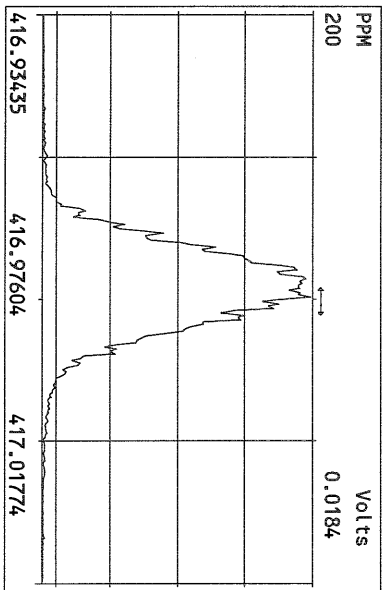
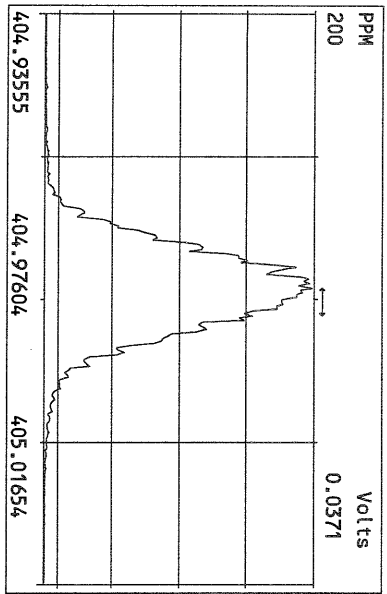


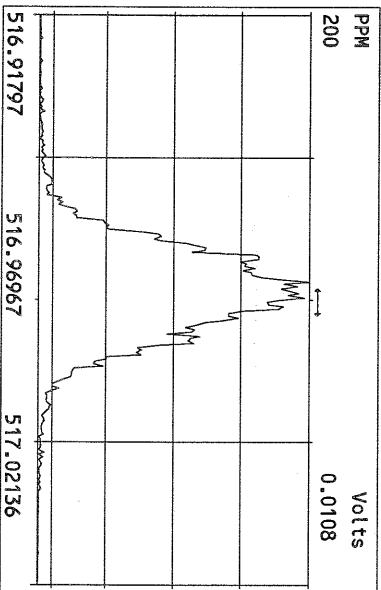
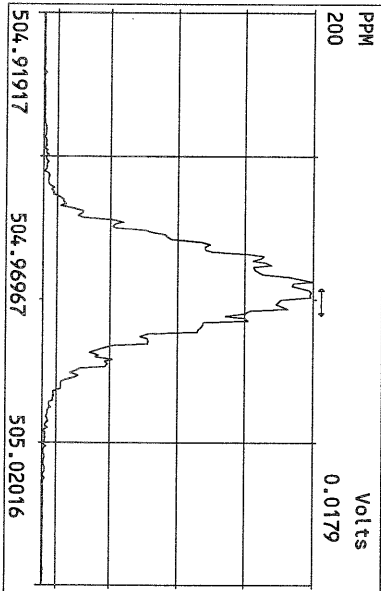
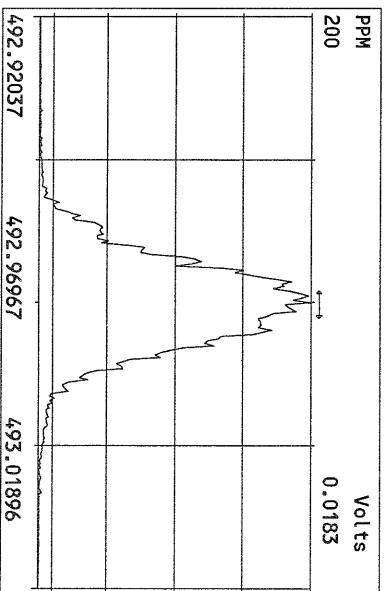
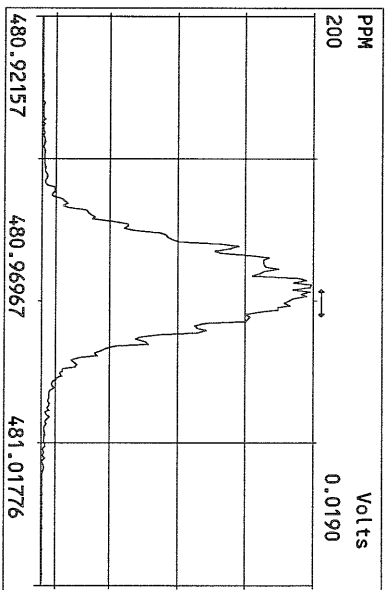
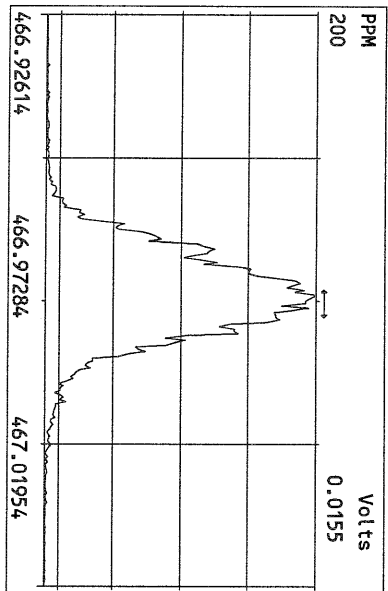
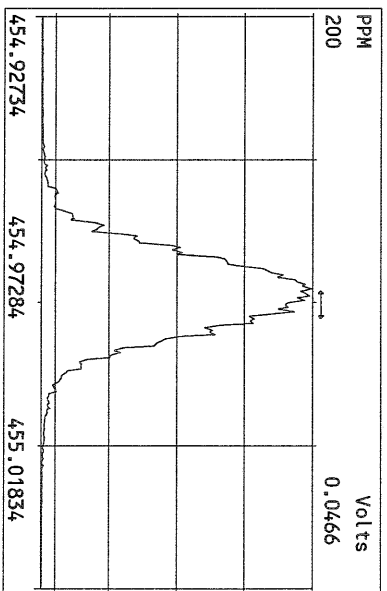
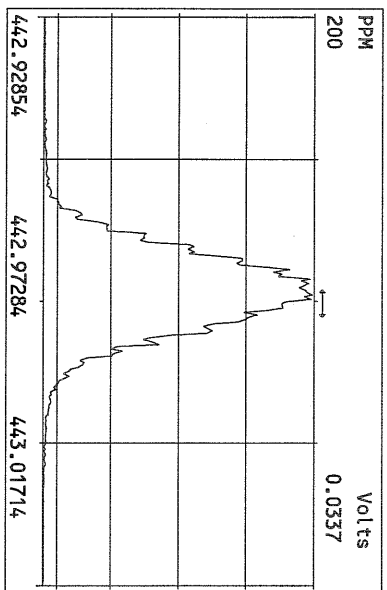
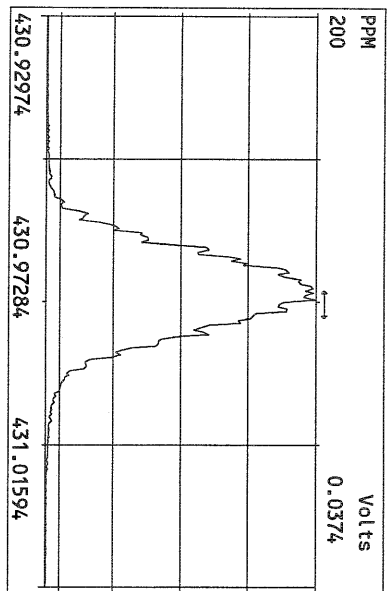






Peak Locate Examination:12-AUG-2010:09:42 File:11AUG10M_RES_CHECK
Experiment:PCDD Function:4 Reference:PFK





August 16, 2010

FAL Project: 6268

Ms. Sue Dunnihoo
Analytical Resources Incorporated
4611 South 134th Place
Tukwila, WA 98168-3240

Dear Ms. Dunnihoo,

Enclosed are the results for Frontier Analytical Laboratory project **6268**. This corresponds to your **Lora Lakes RI** project under ARI project number **RG51**. Three soil samples were received on 8/3/2010 in good condition. These samples were extracted and analyzed by EPA Method 1613 for tetra through octa chlorinated dibenzo dioxins and furans. The 2005 World Health Organizations toxic equivalency factors (TEFs) were used to calculate the toxic equivalents (TEQ) on your report. Analytical Resources Incorporated requested a Level IV data package and a turnaround time of fifteen business days for project **6268**.

The following Level IV report consists of an Analytical Data section, a Sample Receipt section, a Laboratory Raw Data section, and an Instrument Raw Data section. The Analytical Data section contains our project-sample tracking log and the analytical results. The Sample Receipt section contains your chain of custody, our sample login form and the sample photo. The Laboratory Raw Data section contains our project request sheet, a percent solids sheet, an extraction bench sheet and the cleanup bench sheet. The instrument raw data section contains three sub-sections; the sample results section, the initial calibration section and the continuing/ending calibration section. The sample results sub-section consists of the quantitation summary forms with chromatograms for all samples and QC. The initial calibration sub-section consists of the individual quantitation summary forms and chromatograms for each point of the initial calibration curve as well as an overall quantitation summary form of the initial calibration curve. The continuing/ending calibration sub-section consists of the quantitation summary forms and chromatograms for all beginning and ending calibration injections associated with the samples and QC. You also requested Electronic Data Deliverables (EDD) for this project. The EDD and Level I summary have been sent to you via email. The Level IV report has been sent to you on compact disk. A hardcopy of the data package will not be forwarded unless specifically requested. The attached results are specifically for the samples referenced in this report only. These results meet all NELAC requirements and shall not be reproduced except in full.

If you have any questions regarding project **6268**, please feel free to contact me at (916) 934-0900. Thank you for choosing Frontier Analytical Laboratory for your analytical testing needs.

Sincerely,



Bradley B. Silverbush
Director of Operations

Frontier Analytical Laboratory

Sample Tracking Log

FAL Project ID: **6268**

Received on: **08/03/2010**

Project Due: **08/25/2010** Storage: **R1**

FAL Sample ID	Dup	Client Project ID	Client Sample ID	Requested Method	Matrix	Sampling Date	Sampling Time	Hold Time Due Date
6268-001-SA	0	RG51	PSB12-0-0.5-072810	EPA 1613 D/F	Soil	07/28/2010	03:25 pm	07/28/2011
6268-002-SA	0	RG51	PSB12-1.5-2.0-072810	EPA 1613 D/F	Soil	07/28/2010	03:37 pm	07/28/2011
6268-003-SA	0	RG51	PSB12-2-4-072810	EPA 1613 D/F	Soil	07/28/2010	03:43 pm	07/28/2011

FAL Sample ID	Notes
6268-001-SA	'Sue to Kathy: Use sample ID from COC.'
6268-002-SA	'Sue to Kathy: Use sample ID from COC.'

EPA Method 1613
PCDD/F



FAL ID: 6268-001-MB
Client ID: Method Blank
Matrix: Soil
Batch No: X2079

Date Extracted: 08-12-2010
Date Received: NA
Amount: 2.00 g

ICal: PCDDFAL3-5-12-10
GC Column: DB5
Units: pg/g

Acquired: 08-15-2010
2005 WHO TEQ: 0.00

Compound	Conc	DL	Qual	2005 WHO Tox	MDL	Compound	Conc	DL	Qual
2,3,7,8-TCDD	ND	0.197		-	0.0262				
1,2,3,7,8-PeCDD	ND	0.313		-	0.0442				
1,2,3,4,7,8-HxCDD	ND	0.417		-	0.0486				
1,2,3,6,7,8-HxCDD	ND	0.492		-	0.0586	Total TCDD	ND	0.197	
1,2,3,7,8,9-HxCDD	ND	0.469		-	0.0529	Total PeCDD	ND	0.313	
1,2,3,4,6,7,8-HpCDD	ND	0.647		-	0.0954	Total HxCDD	ND	0.492	
OCDD	ND	1.68		-	0.154	Total HpCDD	ND	0.647	
2,3,7,8-TCDF	ND	0.0907		-	0.0205				
1,2,3,7,8-PeCDF	ND	0.223		-	0.0298				
2,3,4,7,8-PeCDF	ND	0.219		-	0.0313				
1,2,3,4,7,8-HxCDF	ND	0.251		-	0.0308				
1,2,3,6,7,8-HxCDF	ND	0.263		-	0.0317				
2,3,4,6,7,8-HxCDF	ND	0.292		-	0.0341				
1,2,3,7,8,9-HxCDF	ND	0.361		-	0.0387	Total TCDF	ND	0.0907	
1,2,3,4,6,7,8-HpCDF	ND	0.358		-	0.0418	Total PeCDF	ND	0.223	
1,2,3,4,7,8,9-HpCDF	ND	0.396		-	0.0429	Total HxCDF	ND	0.361	
OCDF	ND	0.952		-	0.105	Total HpCDF	ND	0.396	

Internal Standards	% Rec	QC Limits	Qual
13C-2,3,7,8-TCDD	86.1	25.0 - 164	
13C-1,2,3,7,8-PeCDD	88.0	25.0 - 181	
13C-1,2,3,4,7,8-HxCDD	89.5	32.0 - 141	
13C-1,2,3,6,7,8-HxCDD	86.0	28.0 - 130	
13C-1,2,3,4,6,7,8-HpCDD	68.4	23.0 - 140	
13C-OCDD	48.5	17.0 - 157	
13C-2,3,7,8-TCDF	87.5	24.0 - 169	
13C-1,2,3,7,8-PeCDF	83.0	24.0 - 185	
13C-2,3,4,7,8-PeCDF	86.8	21.0 - 178	
13C-1,2,3,4,7,8-HxCDF	95.6	26.0 - 152	
13C-1,2,3,6,7,8-HxCDF	90.9	26.0 - 123	
13C-2,3,4,6,7,8-HxCDF	87.6	28.0 - 136	
13C-1,2,3,7,8,9-HxCDF	88.2	29.0 - 147	
13C-1,2,3,4,6,7,8-HpCDF	73.0	28.0 - 143	
13C-1,2,3,4,7,8,9-HpCDF	82.4	26.0 - 138	
13C-OCDF	56.7	17.0 - 157	

Cleanup Surrogate

37Cl-2,3,7,8-TCDD 92.0 35.0 - 197

- A Isotopic Labeled Standard outside QC range but signal to noise ratio is >10:1
- B Analyte is present in Method Blank
- C Chemical Interference
- D Presence of Diphenyl Ethers
- E Analyte concentration is above calibration range
- F Analyte confirmation on secondary column
- J Analyte concentration is below calibration range
- M Maximum possible concentration
- ND Analyte Not Detected
- NP Not Provided
- P Pre-filtered through a Whatman 0.7um GF/F filter
- S Sample acceptance criteria not met
- X Matrix interferences
- * Result taken from dilution or reinjection

Analyst: [Signature]
Date: 8/16/10

Reviewed By: [Signature]
Date: 8/16/10

EPA Method 1613
PCDD/F



FAL ID: 6268-001-OPR
Client ID: OPR
Matrix: Soil
Batch No: X2079

Date Extracted: 08-12-2010
Date Received: NA
Amount: 2.00 g

ICal: PCDDFAL3-5-12-10
GC Column: DB5
Units: ng/ml

Acquired: 08-15-2010
2005 WHO TEQ: NA

Compound	Conc	QC Limits	Qual
2,3,7,8-TCDD	8.75	6.70 - 15.8	
1,2,3,7,8-PeCDD	46.3	35.0 - 71.0	
1,2,3,4,7,8-HxCDD	47.7	35.0 - 82.0	
1,2,3,6,7,8-HxCDD	45.9	38.0 - 67.0	
1,2,3,7,8,9-HxCDD	48.1	32.0 - 81.0	
1,2,3,4,6,7,8-HpCDD	47.0	35.0 - 70.0	
OCDD	101	78.0 - 144	
2,3,7,8-TCDF	8.43	7.50 - 15.8	
1,2,3,7,8-PeCDF	46.9	40.0 - 67.0	
2,3,4,7,8-PeCDF	45.8	34.0 - 80.0	
1,2,3,4,7,8-HxCDF	42.9	36.0 - 67.0	
1,2,3,6,7,8-HxCDF	43.4	42.0 - 65.0	
2,3,4,6,7,8-HxCDF	43.2	35.0 - 78.0	
1,2,3,7,8,9-HxCDF	42.9	39.0 - 65.0	
1,2,3,4,6,7,8-HpCDF	42.2	41.0 - 61.0	
1,2,3,4,7,8,9-HpCDF	43.6	39.0 - 69.0	
OCDF	89.6	63.0 - 170	

Internal Standards	% Rec	QC Limits	Qual
13C-2,3,7,8-TCDD	92.9	20.0 - 175	
13C-1,2,3,7,8-PeCDD	88.1	21.0 - 227	
13C-1,2,3,4,7,8-HxCDD	96.3	21.0 - 193	
13C-1,2,3,6,7,8-HxCDD	90.5	25.0 - 163	
13C-1,2,3,4,6,7,8-HpCDD	77.0	26.0 - 166	
13C-OCDD	57.6	13.0 - 198	
13C-2,3,7,8-TCDF	94.1	22.0 - 152	
13C-1,2,3,7,8-PeCDF	85.3	21.0 - 192	
13C-2,3,4,7,8-PeCDF	87.6	13.0 - 328	
13C-1,2,3,4,7,8-HxCDF	94.2	19.0 - 202	
13C-1,2,3,6,7,8-HxCDF	89.2	21.0 - 159	
13C-2,3,4,6,7,8-HxCDF	90.7	22.0 - 176	
13C-1,2,3,7,8,9-HxCDF	93.8	17.0 - 205	
13C-1,2,3,4,6,7,8-HpCDF	77.8	21.0 - 158	
13C-1,2,3,4,7,8,9-HpCDF	89.2	20.0 - 186	
13C-OCDF	63.5	13.0 - 198	

Cleanup Surrogate

37Cl-2,3,7,8-TCDD	92.3	31.0 - 191	
-------------------	------	------------	--

- A Isotopic Labeled Standard outside QC range but signal to noise ratio is >10:1
- B Analyte is present in Method Blank
- C Chemical Interference
- D Presence of Diphenyl Ethers
- E Analyte concentration is above calibration range
- F Analyte confirmation on secondary column
- J Analyte concentration is below calibration range
- M Maximum possible concentration
- ND Analyte Not Detected
- NP Not Provided
- P Pre-filtered through a Whatman 0.7um GF/F filter
- S Sample acceptance criteria not met
- X Matrix interferences
- * Result taken from dilution or reinjection

Analyst: [Signature]
Date: 8/16/10

Reviewed By: DN
Date: 8/16/10

EPA Method 1613
PCDD/F



FAL ID: 6268-001-SA
Client ID: PSB12-0-0.5-072810
Matrix: Soil
Batch No: X2079

Date Extracted: 08-12-2010
Date Received: 08-03-2010
Amount: 2.04 g
% Solids: 92.76

ICat: PCDDFAL3-5-12-10
GC Column: DB5
Units: pg/g

Acquired: 08-15-2010
2005 WHO TEQ: 4.61

Compound	Conc	DL	Qual	2005 WHO Tox	MDL	Compound	Conc	DL	Qual
2,3,7,8-TCDD	ND	0.433		-	0.0262				
1,2,3,7,8-PeCDD	0.842	-	J	0.842	0.0442				
1,2,3,4,7,8-HxCDD	1.10	-	J	0.110	0.0486				
1,2,3,6,7,8-HxCDD	4.41	-	J	0.441	0.0586	Total TCDD	ND	0.433	
1,2,3,7,8,9-HxCDD	2.76	-	J	0.276	0.0529	Total PeCDD	6.78	-	J
1,2,3,4,6,7,8-HpCDD	148	-		1.48	0.0954	Total HxCDD	35.9	-	
OCDD	1670	-		0.501	0.154	Total HpCDD	304	-	
2,3,7,8-TCDF	ND	0.174		-	0.0205				
1,2,3,7,8-PeCDF	ND	0.373		-	0.0298				
2,3,4,7,8-PeCDF	0.827	-	J	0.248	0.0313				
1,2,3,4,7,8-HxCDF	1.33	-	J	0.133	0.0308				
1,2,3,6,7,8-HxCDF	0.751	-	J	0.0751	0.0317				
2,3,4,6,7,8-HxCDF	1.16	-	J	0.116	0.0341				
1,2,3,7,8,9-HxCDF	ND	0.453		-	0.0387	Total TCDF	2.06	-	J
1,2,3,4,6,7,8-HpCDF	33.5	-		0.335	0.0418	Total PeCDF	10.2	-	J
1,2,3,4,7,8,9-HpCDF	0.988	-	J	0.00988	0.0429	Total HxCDF	27.7	-	
OCDF	148	-		0.0444	0.105	Total HpCDF	107	-	

Internal Standards	% Rec	QC Limits	Qual
13C-2,3,7,8-TCDD	73.9	25.0 - 164	
13C-1,2,3,7,8-PeCDD	72.5	25.0 - 181	
13C-1,2,3,4,7,8-HxCDD	75.5	32.0 - 141	
13C-1,2,3,6,7,8-HxCDD	69.9	28.0 - 130	
13C-1,2,3,4,6,7,8-HpCDD	61.3	23.0 - 140	
13C-OCDD	48.7	17.0 - 157	
13C-2,3,7,8-TCDF	72.5	24.0 - 169	
13C-1,2,3,7,8-PeCDF	66.7	24.0 - 185	
13C-2,3,4,7,8-PeCDF	69.5	21.0 - 178	
13C-1,2,3,4,7,8-HxCDF	76.9	26.0 - 152	
13C-1,2,3,6,7,8-HxCDF	72.1	26.0 - 123	
13C-2,3,4,6,7,8-HxCDF	70.6	28.0 - 136	
13C-1,2,3,7,8,9-HxCDF	73.2	29.0 - 147	
13C-1,2,3,4,6,7,8-HpCDF	62.4	28.0 - 143	
13C-1,2,3,4,7,8,9-HpCDF	67.1	26.0 - 138	
13C-OCDF	51.0	17.0 - 157	

Cleanup Surrogate

37CI-2,3,7,8-TCDD 73.2 35.0 - 197

- A Isotopic Labeled Standard outside QC range but signal to noise ratio is >10:1
- B Analyte is present in Method Blank
- C Chemical Interference
- D Presence of Diphenyl Ethers
- E Analyte concentration is above calibration range
- F Analyte confirmation on secondary column
- J Analyte concentration is below calibration range
- M Maximum possible concentration
- ND Analyte Not Detected
- NP Not Provided
- P Pre-filtered through a Whatman 0.7um GF/F filter
- S Sample acceptance criteria not met
- X Matrix interferences
- * Result taken from dilution or reinjection

Analyst: [Signature]
Date: 8/16/10

Reviewed By: DN
Date: 8/16/10

EPA Method 1613
PCDD/F



FAL ID: 6268-002-SA
Client ID: PSB12-1.5-2.0-072810
Matrix: Soil
Batch No: X2079

Date Extracted: 08-12-2010
Date Received: 08-03-2010
Amount: 2.05 g
% Solids: 93.80

ICal: PCDDFAL3-5-12-10
GC Column: DB5
Units: pg/g

Acquired: 08-15-2010
2005 WHO TEQ: 12.9

Compound	Conc	DL	Qual	2005 WHO Tox	MDL	Compound	Conc	DL	Qual
2,3,7,8-TCDD	ND	0.426		-	0.0262				
1,2,3,7,8-PeCDD	1.67	-	J	1.67	0.0442				
1,2,3,4,7,8-HxCDD	3.69	-	J	0.369	0.0486				
1,2,3,6,7,8-HxCDD	15.2	-		1.52	0.0586	Total TCDD	ND	0.426	
1,2,3,7,8,9-HxCDD	6.73	-	J	0.673	0.0529	Total PeCDD	19.5	-	
1,2,3,4,6,7,8-HpCDD	465	-		4.65	0.0954	Total HxCDD	121	-	
OCDD	4600	-		1.38	0.154	Total HpCDD	945	-	
2,3,7,8-TCDF	ND	0.167		-	0.0205				
1,2,3,7,8-PeCDF	ND	0.353		-	0.0298				
2,3,4,7,8-PeCDF	0.596	-	J	0.179	0.0313				
1,2,3,4,7,8-HxCDF	2.94	-	J	0.294	0.0308				
1,2,3,6,7,8-HxCDF	2.46	-	J	0.246	0.0317				
2,3,4,6,7,8-HxCDF	3.55	-	J	0.355	0.0341				
1,2,3,7,8,9-HxCDF	ND	0.481		-	0.0387	Total TCDF	5.28	-	
1,2,3,4,6,7,8-HpCDF	137	-		1.37	0.0418	Total PeCDF	22.7	-	
1,2,3,4,7,8,9-HpCDF	4.59	-	J	0.0459	0.0429	Total HxCDF	106	-	
OCDF	585	-		0.176	0.105	Total HpCDF	468	-	

Internal Standards	% Rec	QC Limits	Qual
13C-2,3,7,8-TCDD	106	25.0 - 164	
13C-1,2,3,7,8-PeCDD	105	25.0 - 181	
13C-1,2,3,4,7,8-HxCDD	105	32.0 - 141	
13C-1,2,3,6,7,8-HxCDD	101	28.0 - 130	
13C-1,2,3,4,6,7,8-HpCDD	86.0	23.0 - 140	
13C-OCDD	62.9	17.0 - 157	
13C-2,3,7,8-TCDF	106	24.0 - 169	
13C-1,2,3,7,8-PeCDF	98.8	24.0 - 185	
13C-2,3,4,7,8-PeCDF	102	21.0 - 178	
13C-1,2,3,4,7,8-HxCDF	109	26.0 - 152	
13C-1,2,3,6,7,8-HxCDF	102	26.0 - 123	
13C-2,3,4,6,7,8-HxCDF	101	28.0 - 136	
13C-1,2,3,7,8,9-HxCDF	102	29.0 - 147	
13C-1,2,3,4,6,7,8-HpCDF	88.1	28.0 - 143	
13C-1,2,3,4,7,8,9-HpCDF	93.4	26.0 - 138	
13C-OCDF	68.1	17.0 - 157	

Cleanup Surrogate

37Cl-2,3,7,8-TCDD 109 35.0 - 197

- A Isotopic Labeled Standard outside QC range but signal to noise ratio is >10:1
- B Analyte is present in Method Blank
- C Chemical Interference
- D Presence of Diphenyl Ethers
- E Analyte concentration is above calibration range
- F Analyte confirmation on secondary column
- J Analyte concentration is below calibration range
- M Maximum possible concentration
- ND Analyte Not Detected
- NP Not Provided
- P Pre-filtered through a Whatman 0.7um GF/F filter
- S Sample acceptance criteria not met
- X Matrix interferences
- * Result taken from dilution or reinjection

Analyst: 8
Date: 8/16/10

Reviewed By: DN
Date: 8/16/10

EPA Method 1613
PCDD/F



FAL ID: 6268-003-SA
Client ID: PSB12-2-4-072810
Matrix: Soil
Batch No: X2079

Date Extracted: 08-12-2010
Date Received: 08-03-2010
Amount: 2.02 g
% Solids: 93.14

ICal: PCDDFAL3-5-12-10
GC Column: DB5
Units: pg/g

Acquired: 08-15-2010
2005 WHO TEQ: 16.2

Compound	Conc	DL	Qual	2005		Compound	Conc	DL	Qual
				WHO Tox	MDL				
2,3,7,8-TCDD	ND	0.440		-	0.0262				
1,2,3,7,8-PeCDD	2.01	-	J	2.01	0.0442				
1,2,3,4,7,8-HxCDD	3.68	-	J	0.368	0.0486				
1,2,3,6,7,8-HxCDD	16.9	-		1.69	0.0586	Total TCDD	8.09		-
1,2,3,7,8,9-HxCDD	9.34	-	J	0.934	0.0529	Total PeCDD	23.3		-
1,2,3,4,6,7,8-HpCDD	585	-		5.85	0.0954	Total HxCDD	146		-
OCDD	6740	-		2.02	0.154	Total HpCDD	1250		-
2,3,7,8-TCDF	0.475	-	J	0.0475	0.0205				
1,2,3,7,8-PeCDF	ND	0.410		-	0.0298				
2,3,4,7,8-PeCDF	1.29	-	J	0.387	0.0313				
1,2,3,4,7,8-HxCDF	4.90	-	J	0.490	0.0308				
1,2,3,6,7,8-HxCDF	2.41	-	J	0.241	0.0317				
2,3,4,6,7,8-HxCDF	3.67	-	J	0.367	0.0341				
1,2,3,7,8,9-HxCDF	0.784	-	J	0.0784	0.0387	Total TCDF	13.1		-
1,2,3,4,6,7,8-HpCDF	149	-		1.49	0.0418	Total PeCDF	29.6		-
1,2,3,4,7,8,9-HpCDF	5.36	-	J	0.0536	0.0429	Total HxCDF	118		-
OCDF	681	-		0.204	0.105	Total HpCDF	506		-

Internal Standards	% Rec	QC Limits	Qual
13C-2,3,7,8-TCDD	99.4	25.0 - 164	
13C-1,2,3,7,8-PeCDD	97.4	25.0 - 181	
13C-1,2,3,4,7,8-HxCDD	100	32.0 - 141	
13C-1,2,3,6,7,8-HxCDD	95.1	28.0 - 130	
13C-1,2,3,4,6,7,8-HpCDD	80.0	23.0 - 140	
13C-OCDD	53.5	17.0 - 157	
13C-2,3,7,8-TCDF	99.5	24.0 - 169	
13C-1,2,3,7,8-PeCDF	90.5	24.0 - 185	
13C-2,3,4,7,8-PeCDF	93.7	21.0 - 178	
13C-1,2,3,4,7,8-HxCDF	104	26.0 - 152	
13C-1,2,3,6,7,8-HxCDF	99.2	26.0 - 123	
13C-2,3,4,6,7,8-HxCDF	97.3	28.0 - 136	
13C-1,2,3,7,8,9-HxCDF	94.9	29.0 - 147	
13C-1,2,3,4,6,7,8-HpCDF	80.8	28.0 - 143	
13C-1,2,3,4,7,8,9-HpCDF	83.0	26.0 - 138	
13C-OCDF	58.3	17.0 - 157	

Cleanup Surrogate

37Cl-2,3,7,8-TCDD 99.1 35.0 - 197

- A Isotopic Labeled Standard outside QC range but signal to noise ratio is >10:1
- B Analyte is present in Method Blank
- C Chemical Interference
- D Presence of Diphenyl Ethers
- E Analyte concentration is above calibration range
- F Analyte confirmation on secondary column
- J Analyte concentration is below calibration range
- M Maximum possible concentration
- ND Analyte Not Detected
- NP Not Provided
- P Pre-filtered through a Whatman 0.7um GF/F filter
- S Sample acceptance criteria not met
- X Matrix interferences
- * Result taken from dilution or reinjection

Analyst: 8
Date: 8/16/10

Reviewed By: SN
Date: 8/16/10

SUBCONTRACTOR ANALYSIS REQUEST
CUSTODY TRANSFER 08/02/10



ARI Project: RG51

6208
T^{OC}
9N
8/3/10

Laboratory: Frontier Analytical Laboratory
Lab Contact: BRAD SILVERBUSH
Lab Address: 5172 Hillside Circle
El Dorado Hills, CA 95762
Phone: 916-934-0900
Fax: 916-934-0999

ARI Client: Floyd/Snider
Project ID: Lora Lakes RI
ARI PM: Sue Dunnihoo
Phone: 206-695-6207
Fax: 206-695-6201

Analytical Protocol: PSDDA
Special Instructions:

Requested Turn Around: 08/13/10
Email Results (Y/N): Yes

Limits of Liability. Subcontractor is expected to perform all requested services in accordance with appropriate methodology following Standard Operating Procedures that meet standards for the industry. The total liability of ARI, its officers, agents, employees, or successors, arising out of or in connection with the requested services, shall not exceed the negotiated amount for said services. The agreement by the Subcontractor to perform services requested by ARI releases ARI from any liability in excess thereof, not withstanding any provision to the contrary in any contract, purchase order or co-signed agreement between ARI and the Subcontractor.

PSB12-0-0-0.5-072810

ARI ID	Client ID/ Add'l ID	Sampled	Matrix	Bottles	Analyses
10-18183-RG51A	PSB12-0-0.5-072810	07/28/10 15:25	Sediment	1	Dioxin/Furans 1613(Sub)
Special Instructions: None					
10-18184-RG51B	PSB12-1.5-2.0-072810	07/28/10 15:37	Sediment	1	Dioxin/Furans 1613(Sub)
Special Instructions: None					
10-18185-RG51C	PSB12-2-4-072810	07/28/10 15:43	Sediment	1	Dioxin/Furans 1613(Sub)
Special Instructions: None					

L4 & ADD

Carrier		Airbill		Date	
Relinquished by <i>[Signature]</i>	Company ARI	Date 8/2/10	Time 1545		
Received by <i>[Signature]</i>	Company Frontier	Date 8-3-10	Time 10:57		

Frontier Analytical Laboratory

Sample Login Form

FAL Project ID: **6268**

Client:	Analytical Resources Inc. Sue Dunnihoo
Client Project ID:	RG51
Date Received:	08/03/2010
Time Received:	10:57 am
Received By:	KZ
Logged In By:	KZ
# of Samples Received:	3
Duplicates:	0
Storage Location:	R1

Method of Delivery:	UPS
Tracking Number:	1z8326950151985406
Shipping Container Received Intact	Yes
Custody seals(s) present?	No
Custody seals(s) intact?	No
Sample Arrival Temperature (C)	0
Cooling Method	Ice
Chain Of Custody Present?	Yes
Return Shipping Container To Client	Yes
Test for residual Chlorine	No
Thiosulfate Added	No
Earliest Sample Hold Time Expiration	07/28/2011
Adequate Sample Volume	Yes
Anomalies or additional comments:	

RECURRENCE ANALYSIS REPORT

Client: **POS**
 Project: **6268-001-001**
 Site: **LA AP 100**
 Date: **07/28/10**
 Analyst: **LA AP 100**



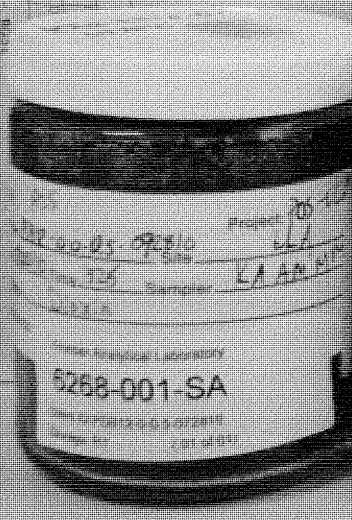
Method: **GC/MS**
Special Instructions: **None**

Limit of Liability: **None**
 Frontier Analytical Laboratory is not responsible for the accuracy of the results if the client does not follow the instructions provided in the report or if the client does not provide the necessary information to the laboratory.

Client ID	Sample ID	Sample Name	Sample Date
6268-001-001	6268-001-001	LA AP 100	07/28/10
6268-002-001	6268-002-001	LA AP 100	07/28/10
6268-003-001	6268-003-001	LA AP 100	07/28/10

Client Name: **POS**
Project: **6268-001-001**
Site: **LA AP 100**
Date: **07/28/10**
Analyst: **LA AP 100**

LA 4 ADD



Frontier Analytical Laboratory
PROJECT REQUEST SHEET

Project #:	<u>6268</u>	Sample #:	<u>1 - 3</u>	Client Manager:	<u>BS</u>
Client:	<u>Analytical Resources Inc. Sue Dunning</u>	Hold Time:	<u>07/28/2011</u>		
Matrix:	<u>Soil</u>	Extraction Batch:	<u>2079</u>	Due Date:	<u>08/25/2010</u>
Method:	<u>EPA 1613 D/F</u>	Storage:			<u>RT R2</u>
SOP:	<u>SOPs: EP2A Rev.7 IP2A Rev.8</u>				<u>MP 8.9.10</u>

COMMENTS/INSTRUCTIONS:

Results: 6268

Instrument:

DB5	<u>FAL-3</u>
DB225	_____
DB1	_____
Other	_____

Extract/s located in box: yield "(?)

Standards: QC 6268 std's (?) = 6273

Frontier Analytical Laboratory
Percent Solids

FAL Project: 6268

	Sample ID	Chemist	Date	Wet Sample Weight (g)	Dry Sample Weight (g)	% Solids	10g Equiv
1.28	6268-001-0001-SA	MP	8.10.16	7.32	8.07	92.76	10.78
1.30	6268-002-0001-SA	↓	↓	9.19	8.62	93.80	10.66
1.29	6268-003-0001-SA	↓	↓	10.56	9.78	93.14	10.74

% Solids Summary:

Non-Filtered Determination

1. Place an aliquot of sample into a pre-weighed aluminum weighing boat. Use approximately two to ten grams for solid samples, approximately 10 mL for aqueous samples.
2. Record the weight.
3. Dry sample overnight at approximately 110 C.

Filtered Determination

1. Pre-weigh a glass fiber filter of appropriate pore size and pressure filter a sample aliquot (200-1000mL) through it.
2. Air dry the filter and record the dry weight.

% Solids calculation

$$\% \text{ solids} = \text{aliquot after drying} / \text{aliquot before drying} \times 100$$

- Samples containing one percent solids or less are prepared as aqueous samples.
- Samples containing greater than one percent solids prepared as solid samples.

EXTRACTION SHEET

Project #: 6268 Extraction Date: 2010-08-12 Extraction Chemist: GN

Method/Analysis: EPA 1613 D/F

Procedure: SOX/SDS Solvent: Toluene

Sample ID	Wet wt. (g/L)	Dry wt. (g/L)	IS		NS		CSS	
			Amt: 10.0uL ID: 090918A Vial: 1 Chemist/Witness/Date		Amt: 10.0uL ID: 090918B Vial: 1 Chemist/Witness/Date		Amt: 10.0uL ID: 090918C Vial: 1 Chemist/Witness/Date	
2079-001-0001-MB	(2.00g)	(2.00g)	GN	8/12/10	NA		GN	8/13/10
2079-001-0001-OPR	(2.00g)	(2.00g)			GN	8/12/10		
6268-001-0001-SA	2.20	2.04			NA			
6268-002-0001-SA	2.19	2.05						
6268-003-0001-SA	2.17	2.02						

AX-21 Charcoal Cleaned	031210	Acetone	101196	Acid Alumina	08623DJ	Hexane	50055
Hydrochloric Acid	B08505	Methanol	096965	Methylene Chloride (DCM)	50057	Silica Gel	TA1593034
Sodium Hydroxide	9265	Sodium Sulfate	49009905	Sulfuric Acid	096894	Tetradecane	081394
Toluene	101346	Water	49350	C-18 Empore Discs	320505	Cyclohexane	48151

Comments:

CLEANUP SHEET

Project #: 6268

Method/Analysis: EPA 1613 D/F

Splits: 0

Split Date: N/A

Final Volume: 20.0uL

Sample ID	Cleanup 1	Cleanup 2	Cleanup 3	RS
	MSG/AA	Charcoal	NA	Amt: 10.0uL ID: 090918D Vial: 5 Chemist/Witness/Date
	Chemist/Date	Chemist/Date	Chemist/Date	Chemist/Witness/Date
2079-001-0001-MB	GN 8/13/10	GN 8/13/10	NA	GN MP 8/13/10
2079-001-0001-OPR	↓	↓	↓	↓
6268-001-0001-SA				
6268-002-0001-SA				
6268-003-0001-SA				

Comments:

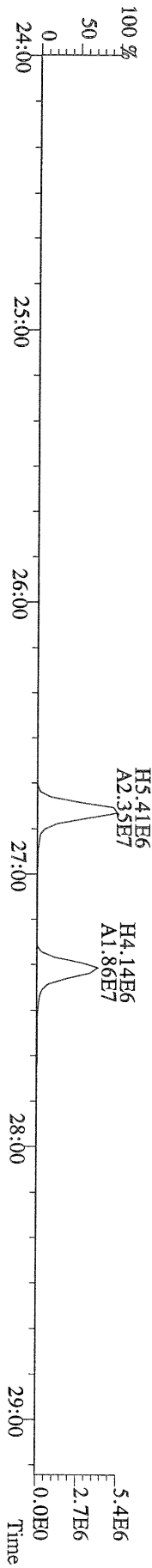
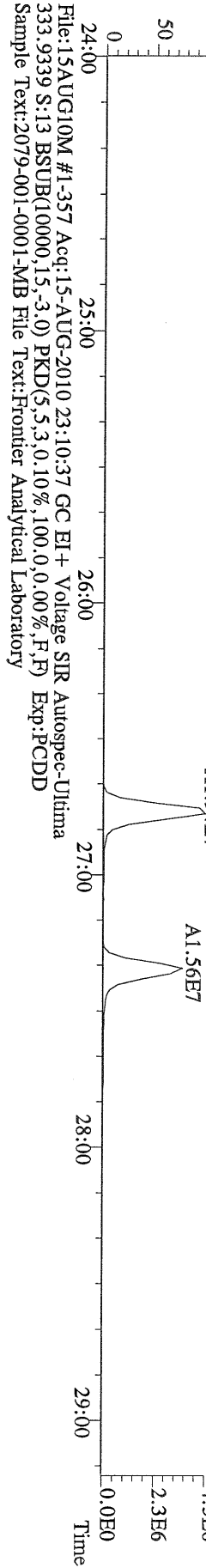

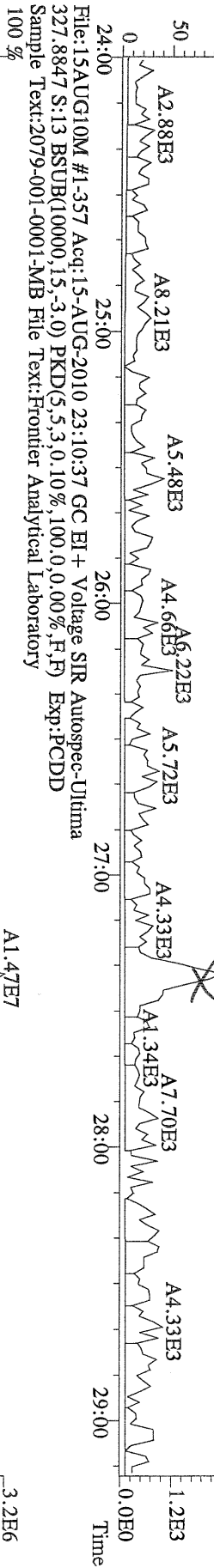
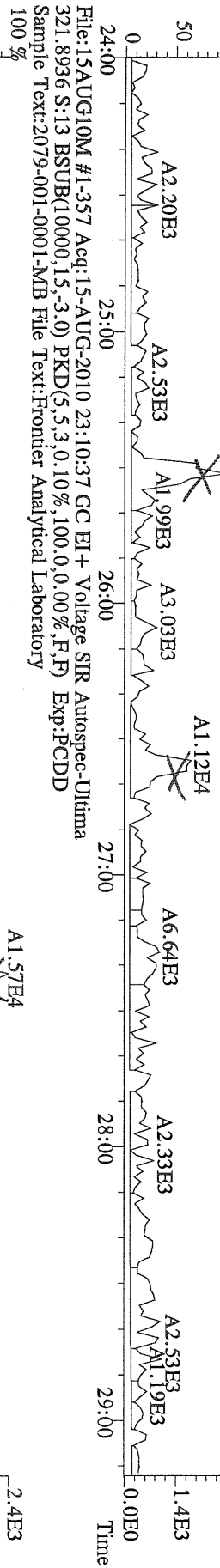
NATO 1989 Tox: 0.00 WHO 1998 Tox: 0.00 WHO 2005 Tox: 0.00
 Conc Qual Fac Noise-1 Noise-2 DL

Name	Resp	RA	RT	RRF	Conc	Qual	Fac Noise-1	Noise-2	DL	#Hom			
2,3,7,8-TCDD	*	* n	NotFnd	1.04	*		2.50	277	346	0.197	0		
1,2,3,7,8-PeCDD	*	* n	NotFnd	1.05	*		2.50	418	311	0.313	0		
1,2,3,4,7,8-HxCDD	*	* n	NotFnd	1.30	*		2.50	508	337	0.417	0		
1,2,3,6,7,8-HxCDD	*	* n	NotFnd	1.28	*		2.50	508	337	0.492	0		
1,2,3,7,8,9-HxCDD	*	* n	NotFnd	1.25	*		2.50	508	337	0.469	0		
1,2,3,4,6,7,8-HpCDD	*	* n	NotFnd	1.35	*		2.50	403	409	0.647	0		
OCDD	*	* n	NotFnd	1.25	*		2.50	427	361	1.68	0		
2,3,7,8-TCDF	*	* n	NotFnd	1.62	*		2.50	310	415	0.0907	0		
1,2,3,7,8-PeCDF	*	* n	NotFnd	0.92	*		2.50	284	427	0.223	0		
2,3,4,7,8-PeCDF	*	* n	NotFnd	0.94	*		2.50	284	427	0.219	0		
1,2,3,4,7,8-HxCDF	*	* n	NotFnd	0.93	*		2.50	369	313	0.251	0		
1,2,3,6,7,8-HxCDF	*	* n	NotFnd	0.84	*		2.50	369	313	0.263	0		
2,3,4,6,7,8-HxCDF	*	* n	NotFnd	0.90	*		2.50	369	313	0.292	0		
1,2,3,7,8,9-HxCDF	*	* n	NotFnd	0.98	*		2.50	369	313	0.361	0		
1,2,3,4,6,7,8-HpCDF	*	* n	NotFnd	1.38	*		2.50	304	333	0.358	0		
1,2,3,4,7,8,9-HpCDF	*	* n	NotFnd	1.62	*		2.50	304	333	0.396	0		
OCDF	*	* n	NotFnd	0.74	*		2.50	288	265	0.952	0		
										Rec			
13C-2,3,7,8-TCDD	3.42e+07	0.84	y	27:21	0.93	861				86.1			
13C-1,2,3,7,8-PeCDD	3.05e+07	1.77	y	33:10	0.81	880				88.0			
13C-1,2,3,4,7,8-HxCDD	2.04e+07	1.26	y	38:32	0.95	895				89.5			
13C-1,2,3,6,7,8-HxCDD	2.06e+07	1.25	y	38:42	1.00	860				86.0			
13C-1,2,3,4,6,7,8-HpCDD	1.52e+07	1.02	y	44:07	0.92	684				68.4			
13C-OCDD	1.48e+07	0.85	y	49:40	0.63	971				48.5			
13C-2,3,7,8-TCDF	5.19e+07	0.88	y	26:36	0.87	875				87.5			
13C-1,2,3,7,8-PeCDF	4.57e+07	1.67	y	31:26	0.81	830				83.0			
13C-2,3,4,7,8-PeCDF	4.45e+07	1.65	y	32:46	0.75	868				86.8			
13C-1,2,3,4,7,8-HxCDF	4.01e+07	0.54	y	37:08	1.74	956				95.6			
13C-1,2,3,6,7,8-HxCDF	4.75e+07	0.53	y	37:20	2.17	909				90.9			
13C-2,3,4,6,7,8-HxCDF	3.84e+07	0.54	y	38:16	1.82	876				87.6			
13C-1,2,3,7,8,9-HxCDF	3.16e+07	0.54	y	39:42	1.49	882				88.2			
13C-1,2,3,4,6,7,8-HpCDF	1.93e+07	0.41	y	42:13	1.10	730				73.0			
13C-1,2,3,4,7,8,9-HpCDF	1.62e+07	0.41	y	45:02	0.81	824				82.4			
13C-OCDF	3.24e+07	0.96	y	50:02	1.19	1130				56.7			
37Cl-2,3,7,8-TCDD	1.47e+07			27:22	0.93	368				92.0			
13C-1,2,3,4-TCDD	4.29e+07	0.83	y	26:47	-	63.3							
13C-1,2,3,4-TCDF	6.83e+07	0.88	y	25:31	-	64.0							
13C-1,2,3,7,8,9-HxCDD	2.41e+07	1.23	y	39:08	-	55.9							
										Fac Noise-1	Noise-2	DL	#Hom
Total Tetra-Dioxins	*		NotFnd	1.04	*		2.50	277	346	0.197	0		
Total Penta-Dioxins	*		NotFnd	1.05	*		2.50	418	311	0.313	0		
Total Hexa-Dioxins	*		NotFnd	1.27	*		2.50	508	337	0.492	0		
Total Hepta-Dioxins	*		NotFnd	1.35	*		2.50	403	409	0.647	0		
										Fac Noise-1	Noise-2	DL	#Hom
Total Tetra-Furans	*		NotFnd	1.62	*		2.50	310	415	0.0907	0		
1st Fn. Tot Penta-Furans	*		NotFnd	0.93	*		2.50	284	427	0.223	PeCDF 0		
Total Penta-Furans	*		NotFnd	0.93	*		2.50	284	427	0.223	0.00 0		
Total Hexa-Furans	*		NotFnd	0.90	*		2.50	369	313	0.361	0		
Total Hepta-Furans	*		NotFnd	1.48	*		2.50	304	333	0.396	0		

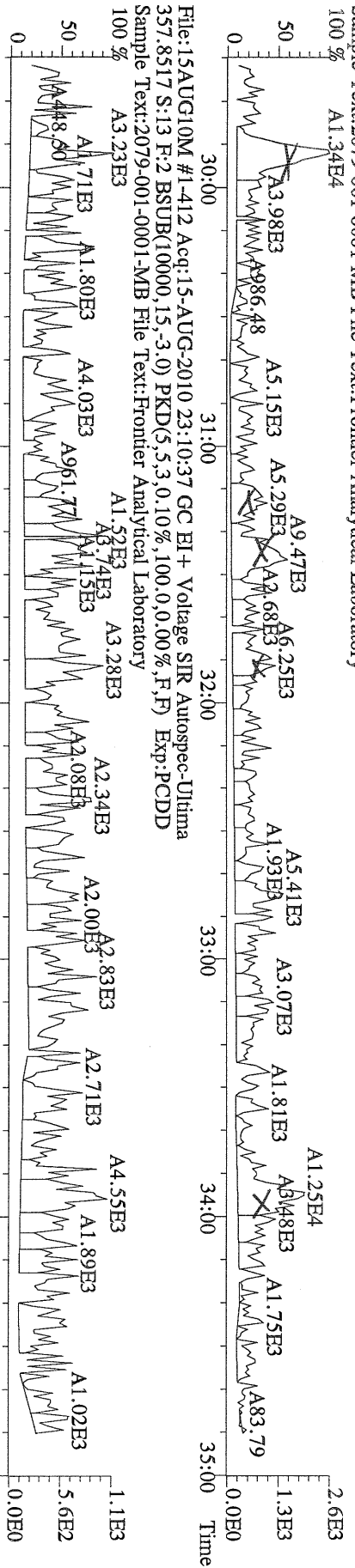
Analyst: J

Date: 8/14/10

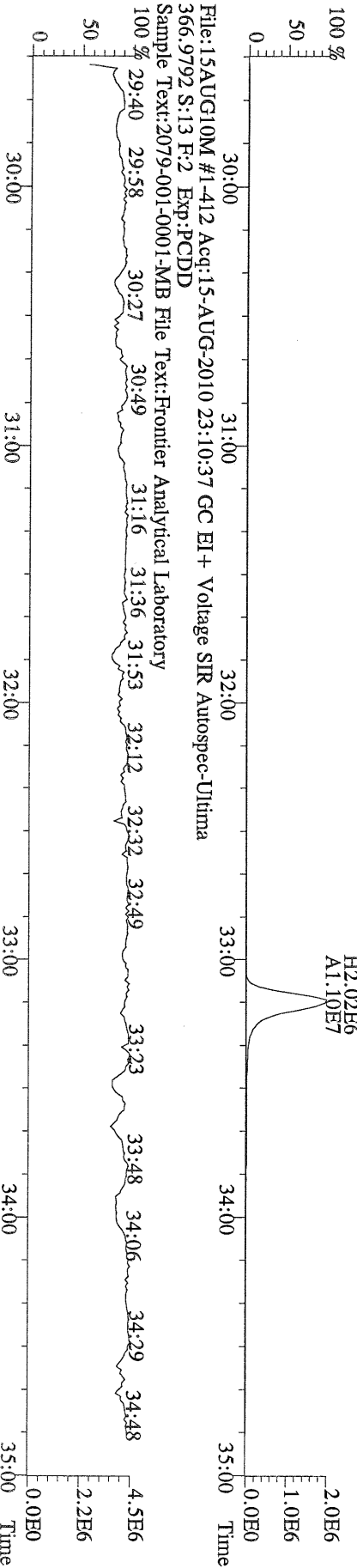
File:15AUG10M #1-357 Acq:15-AUG-2010 23:10:37 GC EI+ Voltage SIR Autospec-Ultima
 319.8965 S:13 BSUB(10000,15,-3.0) PKD(5,5,3,0,10%,100,0,0,00%,F,F) Exp:PCDD
 Sample Text:2079-001-0001-MB File Text:Frontier Analytical Laboratory



File:15AUG10M #1-412 Acq:15-AUG-2010 23:10:37 GC EI+ Voltage SIR Autospec-Utima
 355.8546 S:13 F:2 BSUB(10000,15,-3.0) PKD(5,5,3,0,10%,100,0,0,0,0,0) Exp:PCDD
 Sample Text:2079-001-0001-MB File Text:Frontier Analytical Laboratory

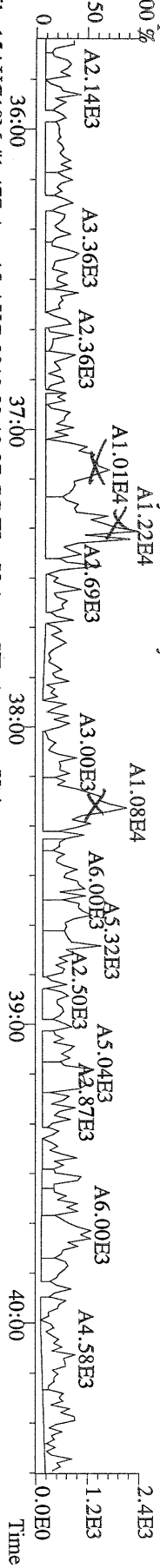


File:15AUG10M #1-412 Acq:15-AUG-2010 23:10:37 GC EI+ Voltage SIR Autospec-Utima
 367.8949 S:13 F:2 BSUB(10000,15,-3.0) PKD(5,5,3,0,10%,100,0,0,0,0,0) Exp:PCDD
 Sample Text:2079-001-0001-MB File Text:Frontier Analytical Laboratory

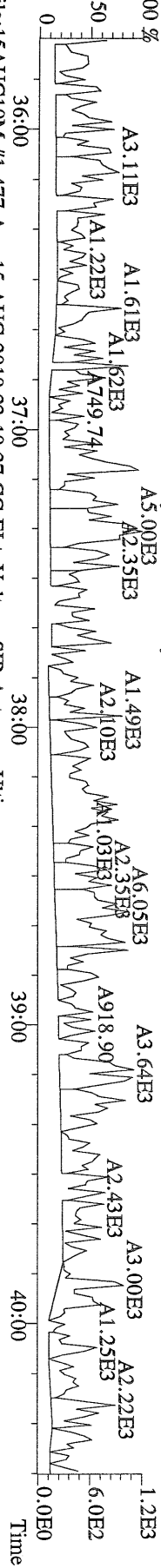


File:15AUG10M #1-412 Acq:15-AUG-2010 23:10:37 GC EI+ Voltage SIR Autospec-Utima
 366.9792 S:13 F:2 Exp:PCDD
 Sample Text:2079-001-0001-MB File Text:Frontier Analytical Laboratory

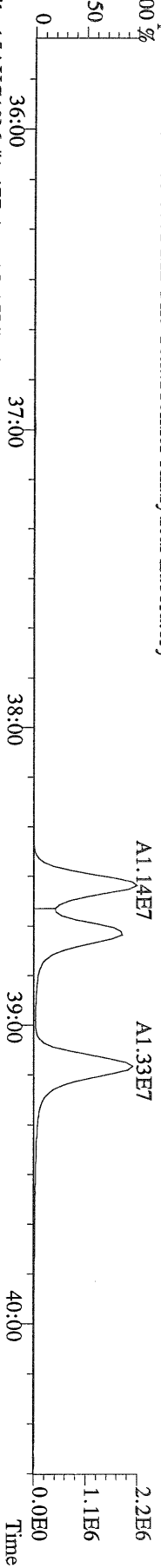
File:15AUG10M #1-477 Acq:15-AUG-2010 23:10:37 GC EI+ Voltage SIR Autospec-Ultima
 389.8156 S:13 F:3 BSUB(10000,15,-3.0) PKD(5,5,3,0.10%,100.0,0.00%,F,F) Exp:PCDD
 Sample Text:2079-001-0001-MB File Text:Frontier Analytical Laboratory



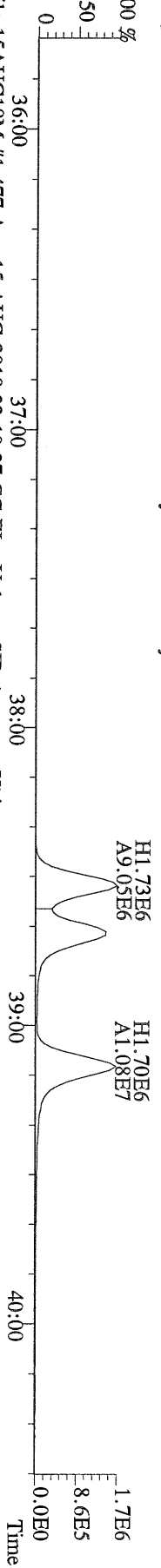
File:15AUG10M #1-477 Acq:15-AUG-2010 23:10:37 GC EI+ Voltage SIR Autospec-Ultima
 391.8127 S:13 F:3 BSUB(10000,15,-3.0) PKD(5,5,3,0.10%,100.0,0.00%,F,F) Exp:PCDD
 Sample Text:2079-001-0001-MB File Text:Frontier Analytical Laboratory



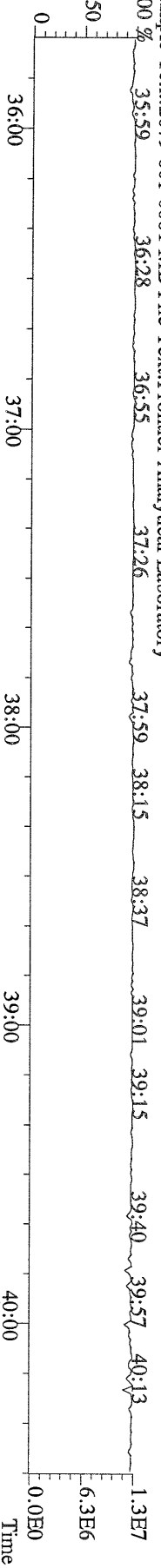
File:15AUG10M #1-477 Acq:15-AUG-2010 23:10:37 GC EI+ Voltage SIR Autospec-Ultima
 401.8559 S:13 F:3 BSUB(10000,15,-3.0) PKD(5,5,3,0.10%,100.0,0.00%,F,F) Exp:PCDD
 Sample Text:2079-001-0001-MB File Text:Frontier Analytical Laboratory



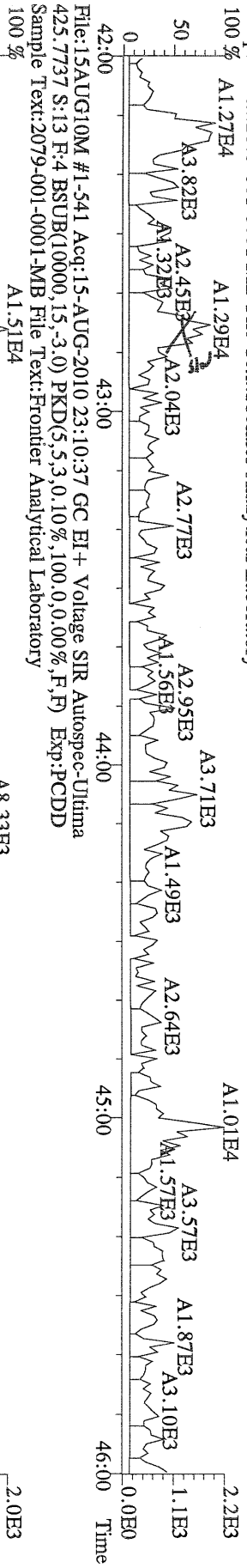
File:15AUG10M #1-477 Acq:15-AUG-2010 23:10:37 GC EI+ Voltage SIR Autospec-Ultima
 403.8530 S:13 F:3 BSUB(10000,15,-3.0) PKD(5,5,3,0.10%,100.0,0.00%,F,F) Exp:PCDD
 Sample Text:2079-001-0001-MB File Text:Frontier Analytical Laboratory



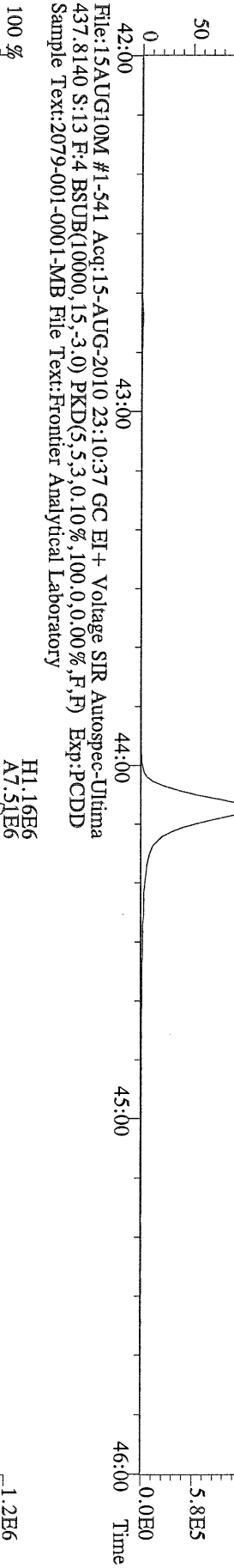
File:15AUG10M #1-477 Acq:15-AUG-2010 23:10:37 GC EI+ Voltage SIR Autospec-Ultima
 380.9760 S:13 F:3 Exp:PCDD
 Sample Text:2079-001-0001-MB File Text:Frontier Analytical Laboratory



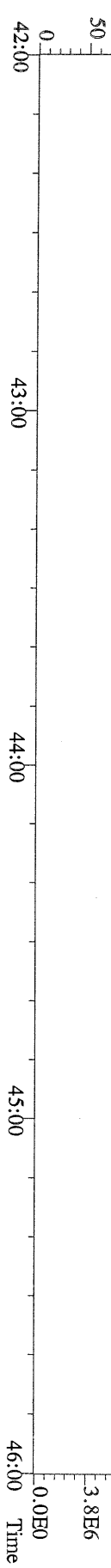
File:15AUG10M #1-541 Acq:15-AUG-2010 23:10:37 GC EI+ Voltage SIR Autospec-Ultima
 423.7767 S:13 F:4 BSUB(10000,15,-3,0) PKD(5,5,3,0.10%,100,0,0.00%,F,F) Exp:PCDD
 Sample Text:2079-001-0001-MB File Text:Frontier Analytical Laboratory
 100% A1.27E4



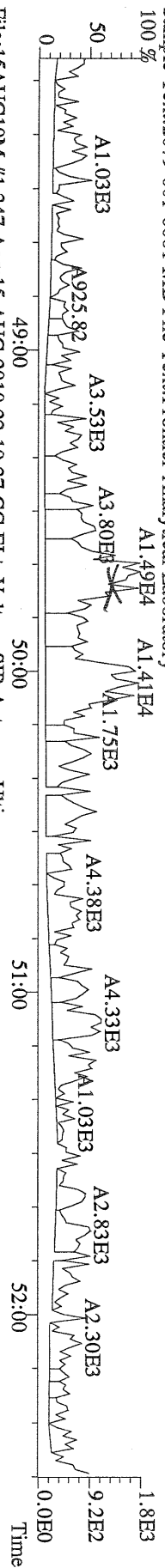
File:15AUG10M #1-541 Acq:15-AUG-2010 23:10:37 GC EI+ Voltage SIR Autospec-Ultima
 435.8169 S:13 F:4 BSUB(10000,15,-3,0) PKD(5,5,3,0.10%,100,0,0.00%,F,F) Exp:PCDD
 Sample Text:2079-001-0001-MB File Text:Frontier Analytical Laboratory
 100% A7.68E6



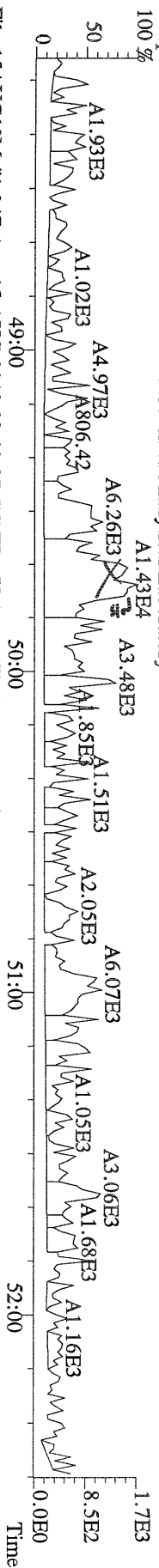
File:15AUG10M #1-541 Acq:15-AUG-2010 23:10:37 GC EI+ Voltage SIR Autospec-Ultima
 430.9728 S:13 F:4 Exp:PCDD
 Sample Text:2079-001-0001-MB File Text:Frontier Analytical Laboratory
 100% 42.35 42.49 43.12 43.32 43.50 44.10 44.27 44.51 45.29




File:15AUG10M #1-347 Acq:15-AUG-2010 23:10:37 GC EI + Voltage SIR Autospec-Ultima
 457.7377 S:13 F:5 BSUB(10000,15,-3.0) PKD(5,5,3,0.10%,100,0,0.00%,F,F) Exp:PCDD
 Sample Text:2079-001-0001-MB File Text:Frontier Analytical Laboratory



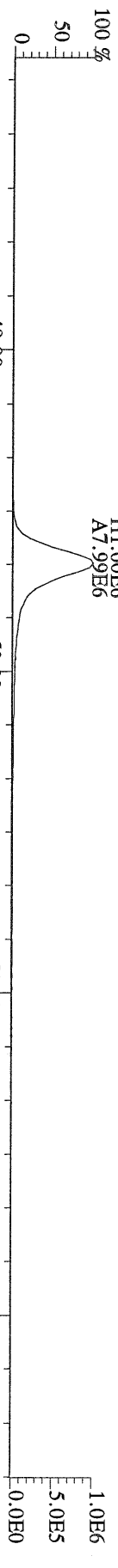
File:15AUG10M #1-347 Acq:15-AUG-2010 23:10:37 GC EI + Voltage SIR Autospec-Ultima
 459.7348 S:13 F:5 BSUB(10000,15,-3.0) PKD(5,5,3,0.10%,100,0,0.00%,F,F) Exp:PCDD
 Sample Text:2079-001-0001-MB File Text:Frontier Analytical Laboratory




File:15AUG10M #1-347 Acq:15-AUG-2010 23:10:37 GC EI + Voltage SIR Autospec-Ultima
 469.7780 S:13 F:5 BSUB(10000,15,-3.0) PKD(5,5,3,0.10%,100,0,0.00%,F,F) Exp:PCDD
 Sample Text:2079-001-0001-MB File Text:Frontier Analytical Laboratory



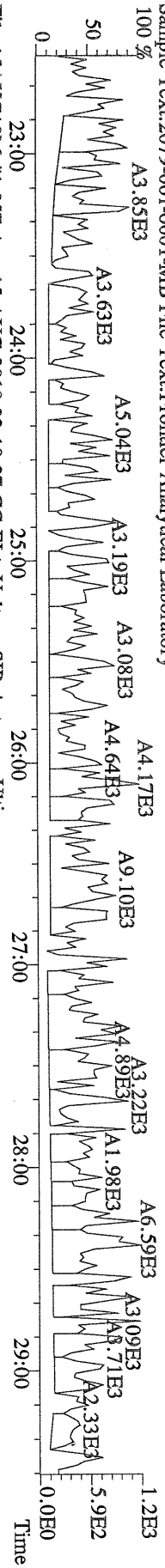
File:15AUG10M #1-347 Acq:15-AUG-2010 23:10:37 GC EI + Voltage SIR Autospec-Ultima
 471.7750 S:13 F:5 BSUB(10000,15,-3.0) PKD(5,5,3,0.10%,100,0,0.00%,F,F) Exp:PCDD
 Sample Text:2079-001-0001-MB File Text:Frontier Analytical Laboratory



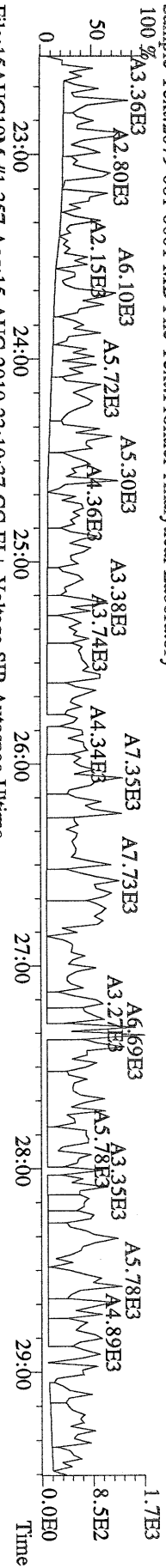
File:15AUG10M #1-347 Acq:15-AUG-2010 23:10:37 GC EI + Voltage SIR Autospec-Ultima
 454.9728 S:13 F:5 Exp:PCDD
 Sample Text:2079-001-0001-MB File Text:Frontier Analytical Laboratory




File:15AUG10M #1-357 Acq:15-AUG-2010 23:10:37 GC EI+ Voltage SIR Autospec-Ultima
303.9016 S:13 BSUB(10000,15,-3.0) PKD(5.5,3,0.10%,100.0,0.00%,F,F) Exp:PCDD
Sample Text:2079-001-0001-MB File Text:Frontier Analytical Laboratory



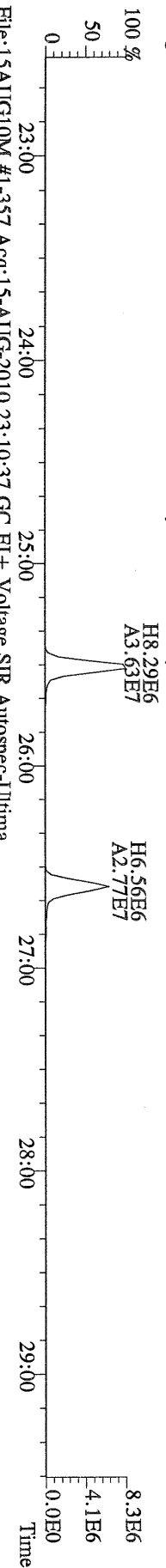
File:15AUG10M #1-357 Acq:15-AUG-2010 23:10:37 GC EI+ Voltage SIR Autospec-Ultima
305.8987 S:13 BSUB(10000,15,-3.0) PKD(5.5,3,0.10%,100.0,0.00%,F,F) Exp:PCDD
Sample Text:2079-001-0001-MB File Text:Frontier Analytical Laboratory



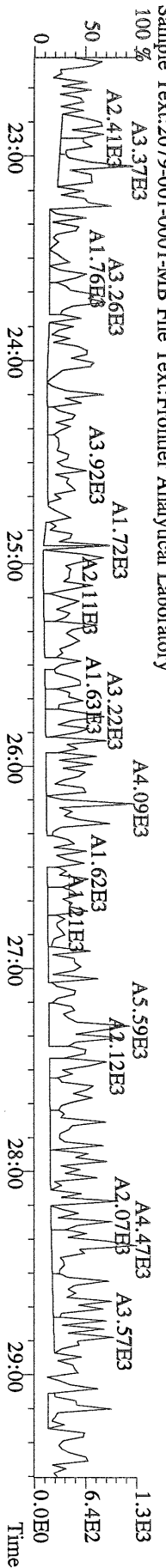
File:15AUG10M #1-357 Acq:15-AUG-2010 23:10:37 GC EI+ Voltage SIR Autospec-Ultima
315.9419 S:13 BSUB(10000,15,-3.0) PKD(5.5,3,0.10%,100.0,0.00%,F,F) Exp:PCDD
Sample Text:2079-001-0001-MB File Text:Frontier Analytical Laboratory




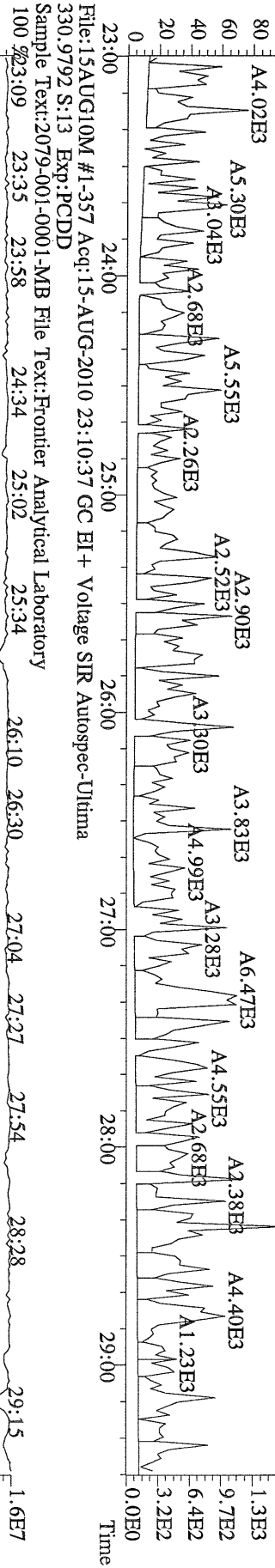
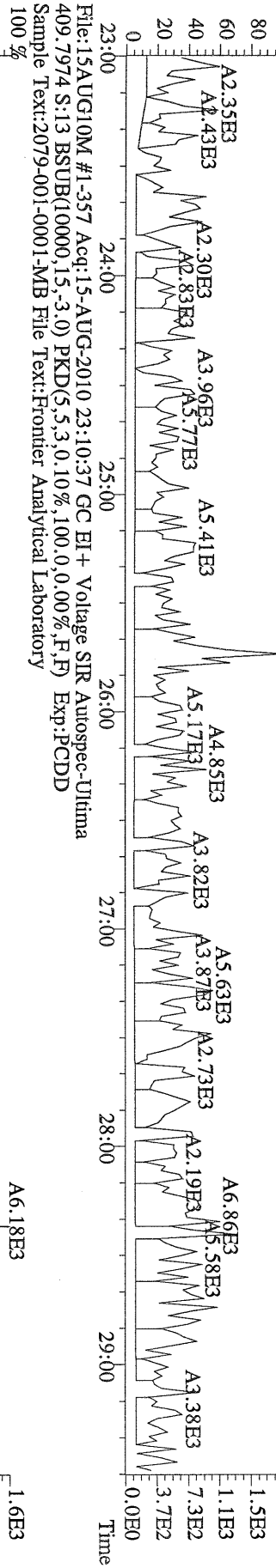
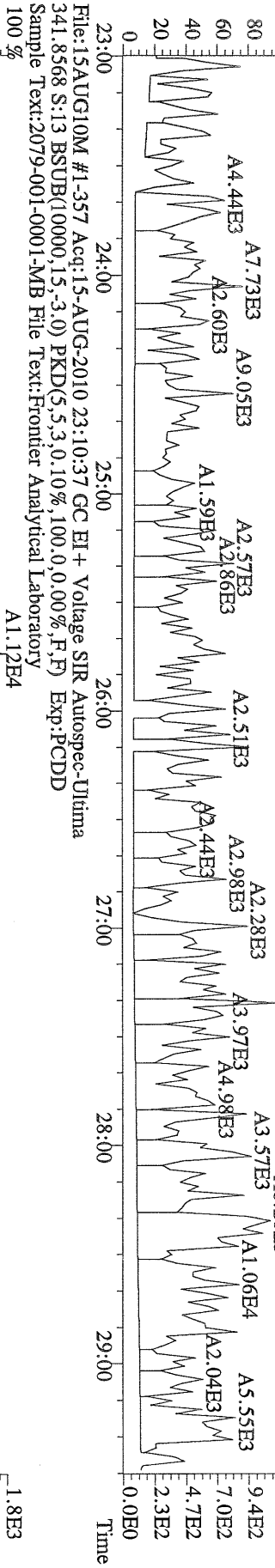
File:15AUG10M #1-357 Acq:15-AUG-2010 23:10:37 GC EI+ Voltage SIR Autospec-Ultima
317.9389 S:13 BSUB(10000,15,-3.0) PKD(5.5,3,0.10%,100.0,0.00%,F,F) Exp:PCDD
Sample Text:2079-001-0001-MB File Text:Frontier Analytical Laboratory



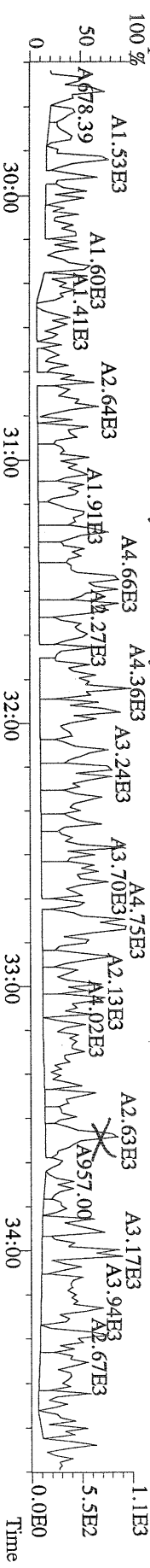
File:15AUG10M #1-357 Acq:15-AUG-2010 23:10:37 GC EI+ Voltage SIR Autospec-Ultima
375.8364 S:13 BSUB(10000,15,-3.0) PKD(5.5,3,0.10%,100.0,0.00%,F,F) Exp:PCDD
Sample Text:2079-001-0001-MB File Text:Frontier Analytical Laboratory



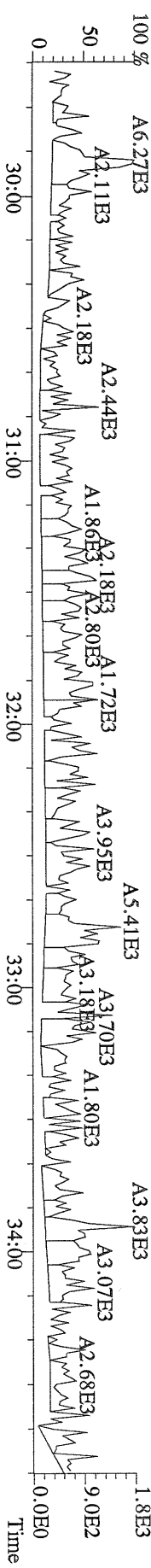
File:15AUG10M #1-357 Acq:15-AUG-2010 23:10:37 GC EI+ Voltage SIR Autospec-Ultima
 339.8597 S:13 BSUB(10000,15,-3.0) PKD(5,3,0,10%,100,0,0,00%,F,F) Exp:PCDD
 Sample Text:2079-001-0001-MB File Text:Frontier Analytical Laboratory



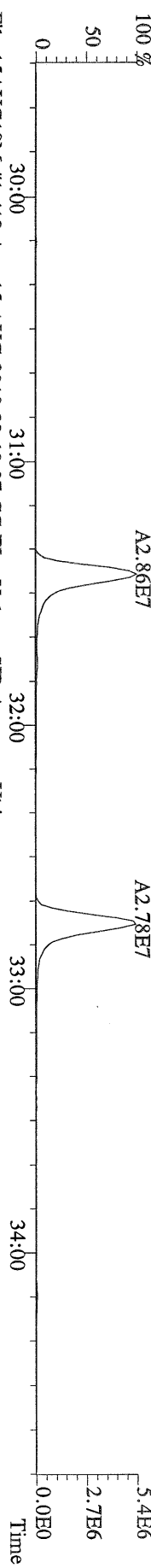
File:15AUG10M #1-412 Acq:15-AUG-2010 23:10:37 GC EI+ Voltage SIR Autospec-Ultima
339.8597 S:13 F:2 BSUB(10000,15,-3.0) PKD(5,5,3,0.10%,100,0.0,0.00%,F,F) Exp:PCDD
Sample Text:2079-001-0001-MB File Text:Frontier Analytical Laboratory



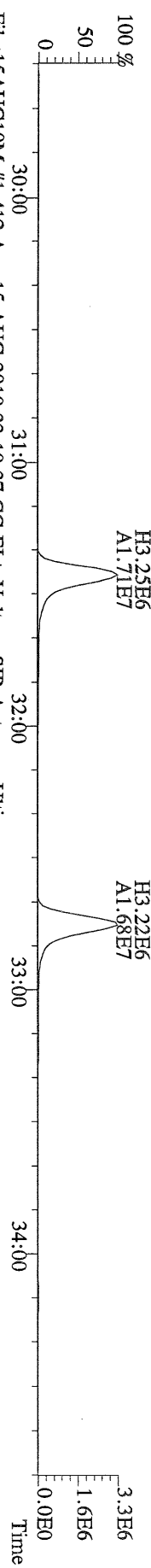
File:15AUG10M #1-412 Acq:15-AUG-2010 23:10:37 GC EI+ Voltage SIR Autospec-Ultima
341.8568 S:13 F:2 BSUB(10000,15,-3.0) PKD(5,5,3,0.10%,100,0.0,0.00%,F,F) Exp:PCDD
Sample Text:2079-001-0001-MB File Text:Frontier Analytical Laboratory



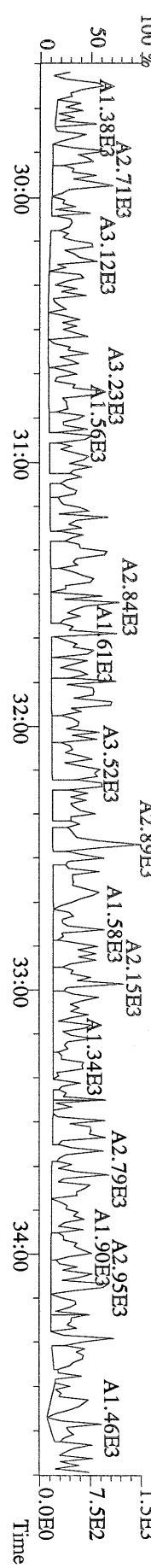
File:15AUG10M #1-412 Acq:15-AUG-2010 23:10:37 GC EI+ Voltage SIR Autospec-Ultima
351.9000 S:13 F:2 BSUB(10000,15,-3.0) PKD(5,5,3,0.10%,100,0.0,0.00%,F,F) Exp:PCDD
Sample Text:2079-001-0001-MB File Text:Frontier Analytical Laboratory



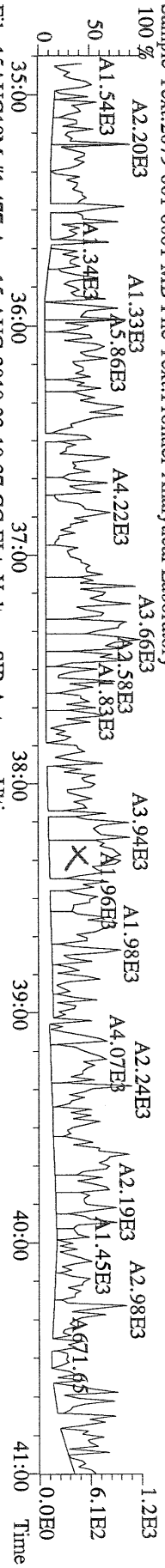
File:15AUG10M #1-412 Acq:15-AUG-2010 23:10:37 GC EI+ Voltage SIR Autospec-Ultima
353.8970 S:13 F:2 BSUB(10000,15,-3.0) PKD(5,5,3,0.10%,100,0.0,0.00%,F,F) Exp:PCDD
Sample Text:2079-001-0001-MB File Text:Frontier Analytical Laboratory



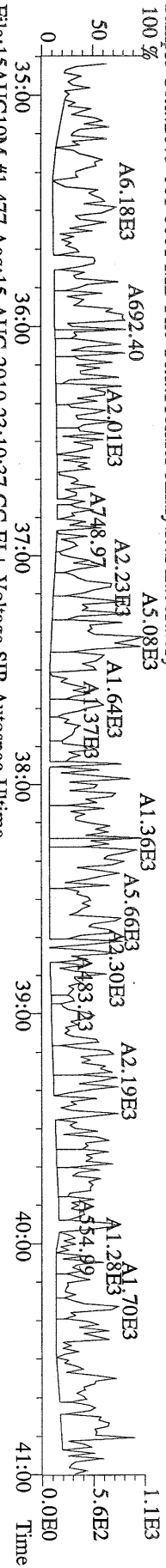
File:15AUG10M #1-412 Acq:15-AUG-2010 23:10:37 GC EI+ Voltage SIR Autospec-Ultima
409.7974 S:13 F:2 BSUB(10000,15,-3.0) PKD(5,5,3,0.10%,100,0.0,0.00%,F,F) Exp:PCDD
Sample Text:2079-001-0001-MB File Text:Frontier Analytical Laboratory



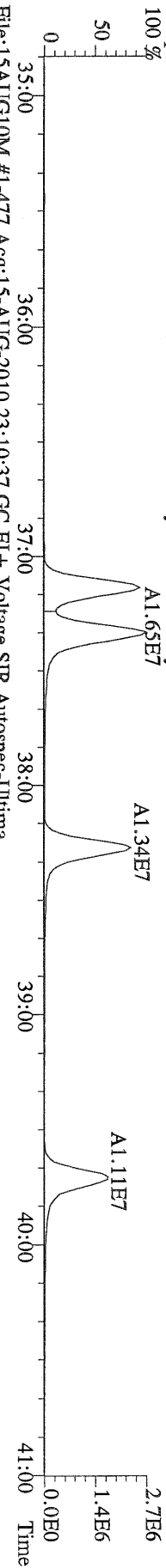
File:15AUG10M #1-477 Acq:15-AUG-2010 23:10:37 GC EI+ Voltage SIR Autospec-Ultima
 373.8207 S:13 F:3 BSUB(10000,15,-3.0) PKD(5,5,3,0.10%,100,0.0,0.00%,F,F) Exp:PCDD
 Sample Text:2079-001-0001-MB File Text:Frontier Analytical Laboratory



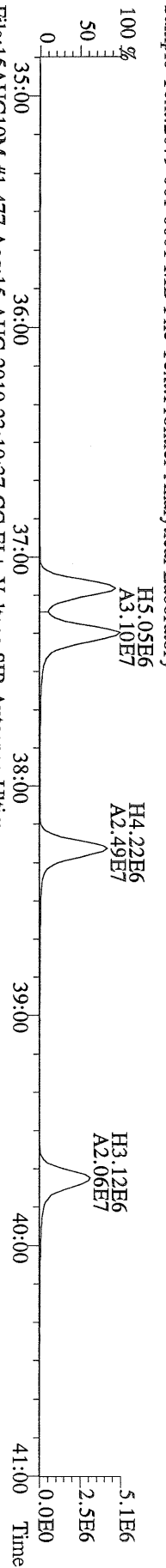
File:15AUG10M #1-477 Acq:15-AUG-2010 23:10:37 GC EI+ Voltage SIR Autospec-Ultima
 375.8178 S:13 F:3 BSUB(10000,15,-3.0) PKD(5,5,3,0.10%,100,0.0,0.00%,F,F) Exp:PCDD
 Sample Text:2079-001-0001-MB File Text:Frontier Analytical Laboratory



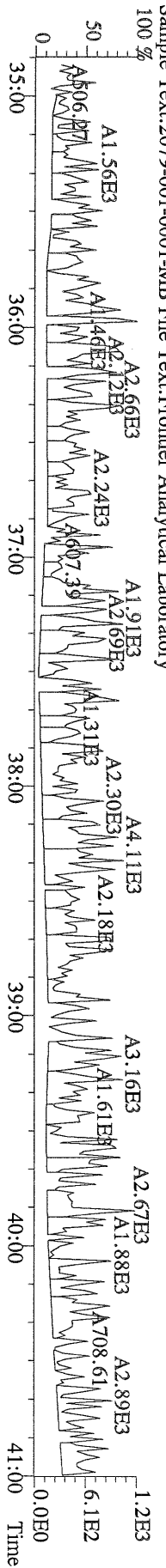
File:15AUG10M #1-477 Acq:15-AUG-2010 23:10:37 GC EI+ Voltage SIR Autospec-Ultima
 383.8639 S:13 F:3 BSUB(10000,15,-3.0) PKD(5,5,3,0.10%,100,0.0,0.00%,F,F) Exp:PCDD
 Sample Text:2079-001-0001-MB File Text:Frontier Analytical Laboratory



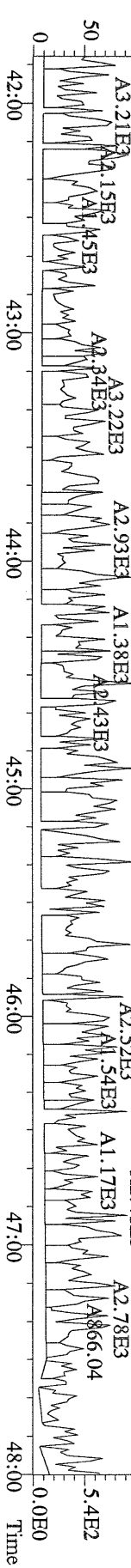
File:15AUG10M #1-477 Acq:15-AUG-2010 23:10:37 GC EI+ Voltage SIR Autospec-Ultima
 385.8610 S:13 F:3 BSUB(10000,15,-3.0) PKD(5,5,3,0.10%,100,0.0,0.00%,F,F) Exp:PCDD
 Sample Text:2079-001-0001-MB File Text:Frontier Analytical Laboratory



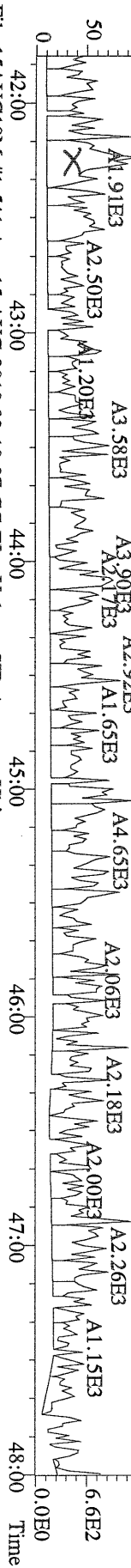
File:15AUG10M #1-477 Acq:15-AUG-2010 23:10:37 GC EI+ Voltage SIR Autospec-Ultima
 445.7555 S:13 F:3 BSUB(10000,15,-3.0) PKD(5,5,3,0.10%,100,0.0,0.00%,F,F) Exp:PCDD
 Sample Text:2079-001-0001-MB File Text:Frontier Analytical Laboratory



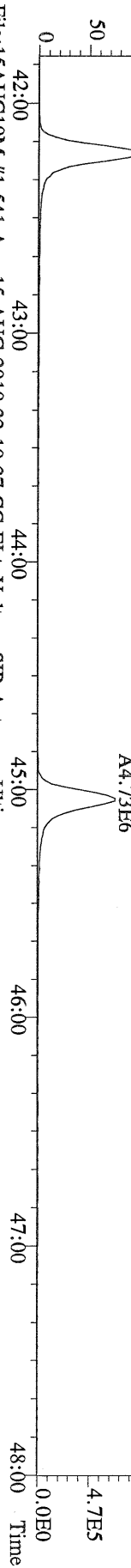
File:15AUG10M #1-541 Acq:15-AUG-2010 23:10:37 GC EI+ Voltage SIR Autospec-Ultima
 407.7818 S:13 F:4 BSUB(10000,15,-3.0) PKD(5,5,3,0.10%,100,0,0.00%,F,F) Exp:PCDD
 Sample Text:2079-001-0001-MB File Text:Frontier Analytical Laboratory



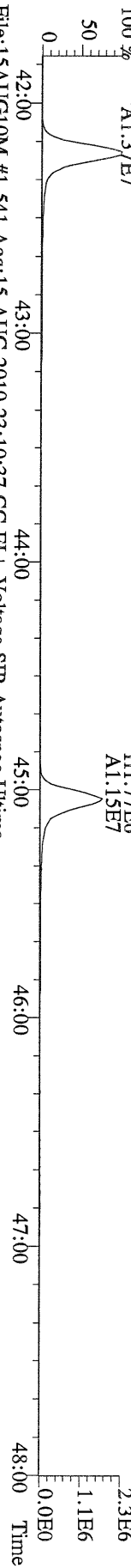
File:15AUG10M #1-541 Acq:15-AUG-2010 23:10:37 GC EI+ Voltage SIR Autospec-Ultima
 409.7788 S:13 F:4 BSUB(10000,15,-3.0) PKD(5,5,3,0.10%,100,0,0.00%,F,F) Exp:PCDD
 Sample Text:2079-001-0001-MB File Text:Frontier Analytical Laboratory



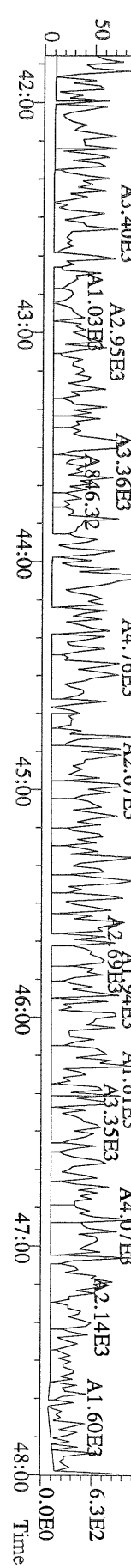
File:15AUG10M #1-541 Acq:15-AUG-2010 23:10:37 GC EI+ Voltage SIR Autospec-Ultima
 417.8253 S:13 F:4 BSUB(10000,15,-3.0) PKD(5,5,3,0.10%,100,0,0.00%,F,F) Exp:PCDD
 Sample Text:2079-001-0001-MB File Text:Frontier Analytical Laboratory




File:15AUG10M #1-541 Acq:15-AUG-2010 23:10:37 GC EI+ Voltage SIR Autospec-Ultima
 419.8220 S:13 F:4 BSUB(10000,15,-3.0) PKD(5,5,3,0.10%,100,0,0.00%,F,F) Exp:PCDD
 Sample Text:2079-001-0001-MB File Text:Frontier Analytical Laboratory




File:15AUG10M #1-541 Acq:15-AUG-2010 23:10:37 GC EI+ Voltage SIR Autospec-Ultima
 479.7165 S:13 F:4 BSUB(10000,15,-3.0) PKD(5,5,3,0.10%,100,0,0.00%,F,F) Exp:PCDD
 Sample Text:2079-001-0001-MB File Text:Frontier Analytical Laboratory




File:15AUG10M #1-347 Acq:15-AUG-2010 23:10:37 GC EI+ Voltage SIR Autospec-Uhima
441.7428 S:13 F:5 BSUB(10000,15,-3.0) PKD(5,5,3,0.10%,100,0,0.00%,F,F) Exp:PCDD
Sample Text:2079-001-0001-MB File Text:Frontier Analytical Laboratory



File:15AUG10M #1-347 Acq:15-AUG-2010 23:10:37 GC EI+ Voltage SIR Autospec-Uhima
453.7831 S:13 F:5 BSUB(10000,15,-3.0) PKD(5,5,3,0.10%,100,0,0.00%,F,F) Exp:PCDD
Sample Text:2079-001-0001-MB File Text:Frontier Analytical Laboratory



File:15AUG10M #1-347 Acq:15-AUG-2010 23:10:37 GC EI+ Voltage SIR Autospec-Uhima
513.6775 S:13 F:5 BSUB(10000,15,-3.0) PKD(5,5,3,0.10%,100,0,0.00%,F,F) Exp:PCDD
Sample Text:2079-001-0001-MB File Text:Frontier Analytical Laboratory



USEPA - ITD

FORM 8A

PCDD/PCDF ONGOING PRECISION AND RECOVERY (OPR)

Lab Name: Frontier Analytical Laboratory Episode No.:

Contract No.: SAS No.:

Matrix (aqueous/solid/leachate): Soil OPR Data Filename: 15AUG10M Sam:12

Ext. Date: 8/12/10 Shift: Day Analysis Date: 15-AUG-10 22:15:23

ALL CONCENTRATIONS REPORTED ON THIS FORM ARE CONCENTRATIONS IN EXTRACT.

	SPIKE CONC. (ng/mL)	CONC. FOUND (ng/mL)	OPR CONC. LIMITS (1) (ng/mL)
NATIVE ANALYTES			
2,3,7,8-TCDD	10	8.75	6.70 - 15.8 ✓
1,2,3,7,8-PeCDD	50	46.3	35.0 - 71.0 ✓
1,2,3,4,7,8-HxCDD	50	47.7	35.0 - 82.0 ✓
1,2,3,6,7,8-HxCDD	50	45.9	38.0 - 67.0 ✓
1,2,3,7,8,9-HxCDD	50	48.1	32.0 - 81.0 ✓
1,2,3,4,6,7,8-HpCDD	50	47.0	35.0 - 70.0 ✓
OCDD	100	101	78.0 - 144 ✓
2,3,7,8-TCDF	10	8.43	7.50 - 15.8 ✓
1,2,3,7,8-PeCDF	50	46.9	40.0 - 67.0 ✓
2,3,4,7,8-PeCDF	50	45.8	34.0 - 80.0 ✓
1,2,3,4,7,8-HxCDF	50	42.9	36.0 - 67.0 ✓
1,2,3,6,7,8-HxCDF	50	43.4	42.0 - 65.0 ✓
2,3,4,6,7,8-HxCDF	50	43.2	35.0 - 78.0 ✓
1,2,3,7,8,9-HxCDF	50	42.9	39.0 - 65.0 ✓
1,2,3,4,6,7,8-HpCDF	50	42.2	41.0 - 61.0 ✓
1,2,3,4,7,8,9-HpCDF	50	43.6	39.0 - 69.0 ✓
OCDF	100	89.6	63.0 - 170 ✓

(1) Contract-required concentration limits for OPR as specified in Table 6, Method 1613

Analyst: Date: 8/16/10

USEPA - ITD

FORM 8B
PCDD/PCDF ONGOING PRECISION AND RECOVERY (OPR)

Lab Name: Frontier Analytical Laboratory Episode No.:

Contract No.: SAS No.:

Matrix (aqueous/solid/leachate): Soil OPR Data Filename: 15AUG10M Sam:12

Ext. Date: 8/12/10 Shift: Day Analysis Date: 15-AUG-10 22:15:23

ALL CONCENTRATIONS REPORTED ON THIS FORM ARE CONCENTRATIONS IN EXTRACT.

	SPIKE CONC. (ng/mL)	CONC. FOUND (ng/mL)	OPR CONC. LIMITS (1) (ng/mL)
LABELED COMPOUNDS			
13C-2,3,7,8-TCDD	100	92.9	20.0 - 175 ✓
13C-1,2,3,7,8-PeCDD	100	88.1	21.0 - 227 ✓
13C-1,2,3,4,7,8-HxCDD	100	96.3	21.0 - 193 ✓
13C-1,2,3,6,7,8-HxCDD	100	90.5	25.0 - 163 ✓
13C-1,2,3,4,6,7,8-HpCDD	100	77.0	26.0 - 166 ✓
13C-OCDD	200	115	26.0 - 397 ✓
13C-2,3,7,8-TCDF	100	94.1	22.0 - 152 ✓
13C-1,2,3,7,8-PeCDF	100	85.3	21.0 - 192 ✓
13C-2,3,4,7,8-PeCDF	100	87.6	13.0 - 328 ✓
13C-1,2,3,4,7,8-HxCDF	100	94.2	19.0 - 202 ✓
13C-1,2,3,6,7,8-HxCDF	100	89.2	21.0 - 159 ✓
13C-2,3,4,6,7,8-HxCDF	100	90.7	22.0 - 176 ✓
13C-1,2,3,7,8,9-HxCDF	100	93.8	17.0 - 205 ✓
13C-1,2,3,4,6,7,8-HpCDF	100	77.8	21.0 - 158 ✓
13C-1,2,3,4,7,8,9-HpCDF	100	89.2	20.0 - 186 ✓
13C-OCDF	200	127	26.0 - 397 ✓
CLEANUP STANDARD			
37Cl-2,3,7,8-TCDD	40	36.9	12.4 - 76.4 ✓

(1) Contract-required concentration limits for OPR as specified in Table 6, Method 1613
Labeled compound concentration limits are based on required percent recovery of 25%-150%.


Analyst: Date: 8/16/10

Results: 6268 GC Column: DB5 Amount: 1.000 NATO 1989 Tox: 90.9 WHO 1998 Tox: 114 WHO 2005 Tox: 104


Name	Resp	RA	RT	RRF	Conc	Qual	Fac Noise-1	Noise-2	DL	Rec	#Hom
2,3,7,8-TCDD	3.51e+06	0.74 y	27:23	1.04	8.75		2.50	-	*		
1,2,3,7,8-PeCDD	1.55e+07	1.63 y	33:11	1.05	46.3		2.50	-	*		
1,2,3,4,7,8-HxCDD	1.40e+07	1.37 y	38:33	1.30	47.7		2.50	-	*		
1,2,3,6,7,8-HxCDD	1.31e+07	1.38 y	38:43	1.28	45.9		2.50	-	*		
1,2,3,7,8,9-HxCDD	1.35e+07	1.40 y	39:09	1.25	48.1		2.50	-	*		
1,2,3,4,6,7,8-HpCDD	1.12e+07	1.03 y	44:08	1.35	47.0		2.50	-	*		
OCDD	1.14e+07	0.94 y	49:41	1.25	101		2.50	-	*		
2,3,7,8-TCDF	7.88e+06	0.69 y	26:37	1.62	8.43		2.50	-	*		
1,2,3,7,8-PeCDF	2.09e+07	1.46 y	31:27	0.92	46.9		2.50	-	*		
2,3,4,7,8-PeCDF	2.01e+07	1.43 y	32:46	0.94	45.8		2.50	-	*		
1,2,3,4,7,8-HxCDF	1.62e+07	1.28 y	37:09	0.93	42.9		2.50	-	*		
1,2,3,6,7,8-HxCDF	1.75e+07	1.29 y	37:22	0.84	43.4		2.50	-	*		
2,3,4,6,7,8-HxCDF	1.58e+07	1.28 y	38:18	0.90	43.2		2.50	-	*		
1,2,3,7,8,9-HxCDF	1.46e+07	1.28 y	39:44	0.98	42.9		2.50	-	*		
1,2,3,4,6,7,8-HpCDF	1.24e+07	1.03 y	42:14	1.38	42.2		2.50	-	*		
1,2,3,4,7,8,9-HpCDF	1.28e+07	1.05 y	45:04	1.62	43.6		2.50	-	*		
OCDF	1.24e+07	0.87 y	50:04	0.74	89.6		2.50	-	*		
13C-2,3,7,8-TCDD	3.87e+07	0.81 y	27:22	0.93	92.9					92.9	
13C-1,2,3,7,8-PeCDD	3.19e+07	1.78 y	33:10	0.81	88.1					88.1	
13C-1,2,3,4,7,8-HxCDD	2.27e+07	1.26 y	38:32	0.95	96.3					96.3	
13C-1,2,3,6,7,8-HxCDD	2.24e+07	1.25 y	38:41	1.00	90.5					90.5	
13C-1,2,3,4,6,7,8-HpCDD	1.76e+07	1.00 y	44:07	0.92	77.0					77.0	
13C-OCDD	1.81e+07	0.88 y	49:39	0.63	115					57.6	
13C-2,3,7,8-TCDF	5.78e+07	0.87 y	26:36	0.87	94.1					94.1	
13C-1,2,3,7,8-PeCDF	4.86e+07	1.70 y	31:26	0.81	85.3					85.3	
13C-2,3,4,7,8-PeCDF	4.65e+07	1.67 y	32:45	0.75	87.6					87.6	
13C-1,2,3,4,7,8-HxCDF	4.07e+07	0.54 y	37:08	1.74	94.2					94.2	
13C-1,2,3,6,7,8-HxCDF	4.81e+07	0.53 y	37:20	2.17	89.2					89.2	
13C-2,3,4,6,7,8-HxCDF	4.10e+07	0.54 y	38:16	1.82	90.7					90.7	
13C-1,2,3,7,8,9-HxCDF	3.46e+07	0.54 y	39:42	1.49	93.8					93.8	
13C-1,2,3,4,6,7,8-HpCDF	2.12e+07	0.41 y	42:14	1.10	77.8					77.8	
13C-1,2,3,4,7,8,9-HpCDF	1.81e+07	0.41 y	45:02	0.81	89.2					89.2	
13C-OCDF	3.74e+07	0.95 y	50:02	1.19	127					63.5	
37Cl-2,3,7,8-TCDD	1.54e+07		27:23	0.93	36.9					92.3	
13C-1,2,3,4-TCDD	4.49e+07	0.82 y	26:46	-	132						
13C-1,2,3,4-TCDF	7.07e+07	0.88 y	25:31	-	133						
13C-1,2,3,7,8,9-HxCDD	2.49e+07	1.27 y	39:08	-	115						
Total Tetra-Dioxins	3.59e+06		24:12	1.04	8.95		2.50	-	*		15
Total Penta-Dioxins	1.55e+07		33:11	1.05	46.4		2.50	-	*		2
Total Hexa-Dioxins	4.11e+07		36:20	1.27	143		2.50	-	*		16
Total Hepta-Dioxins	1.19e+07		42:45	1.35	49.9		2.50	-	*		31
Total Tetra-Furans	8.18e+06		24:10	1.62	8.75		2.50	-	*		14
1st Fn. Tot Penta-Furans	1.35e+05		22:45	0.93	0.305		2.50	-	*	PeCDF	27
Total Penta-Furans	4.21e+07		30:12	0.93	95.0		2.50	-	*	95.3	12
Total Hexa-Furans	6.44e+07		35:13	0.90	173		2.50	-	*		14
Total Hepta-Furans	2.53e+07		42:14	1.48	86.2		2.50	-	*		7

Analyst:  Date: 8/16/10

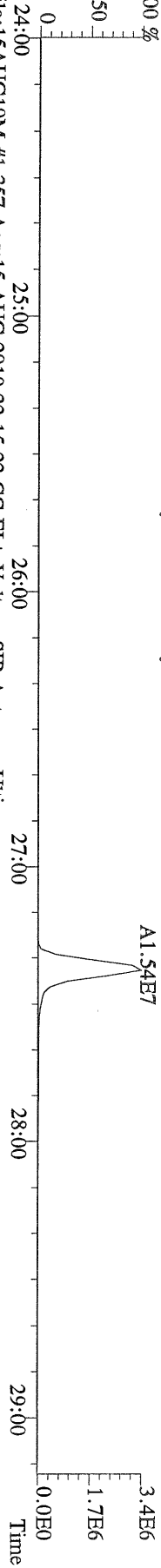
File:15AUG10M #1-357 Acq:15-AUG-2010 22:15:23 GC EI+ Voltage SIR Autospec-Ultima
319.8965 S:12 BSUB(10000,15,-3.0) PKD(5,5,3,0,10%,100,0,0,00%,F,F) Exp:PCDD
Sample Text:2079-001-0001-OPR File Text:Frontier Analytical Laboratory
100 %



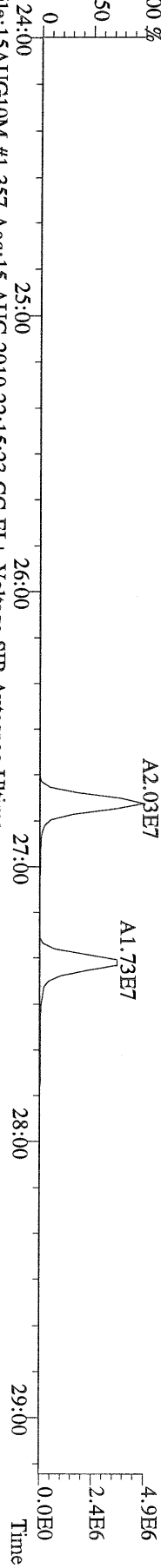
File:15AUG10M #1-357 Acq:15-AUG-2010 22:15:23 GC EI+ Voltage SIR Autospec-Ultima
321.8936 S:12 BSUB(10000,15,-3.0) PKD(5,5,3,0,10%,100,0,0,00%,F,F) Exp:PCDD
Sample Text:2079-001-0001-OPR File Text:Frontier Analytical Laboratory
100 %



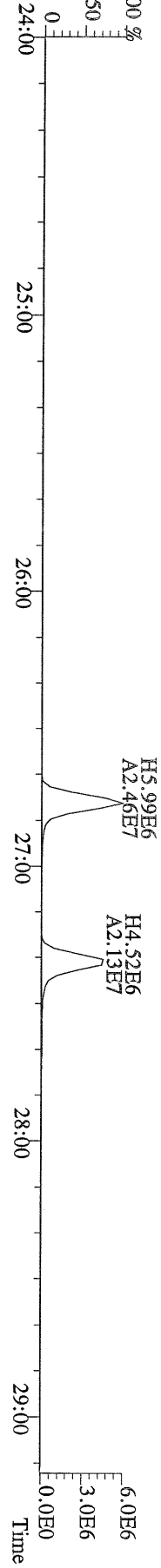
File:15AUG10M #1-357 Acq:15-AUG-2010 22:15:23 GC EI+ Voltage SIR Autospec-Ultima
327.8847 S:12 BSUB(10000,15,-3.0) PKD(5,5,3,0,10%,100,0,0,00%,F,F) Exp:PCDD
Sample Text:2079-001-0001-OPR File Text:Frontier Analytical Laboratory
100 %



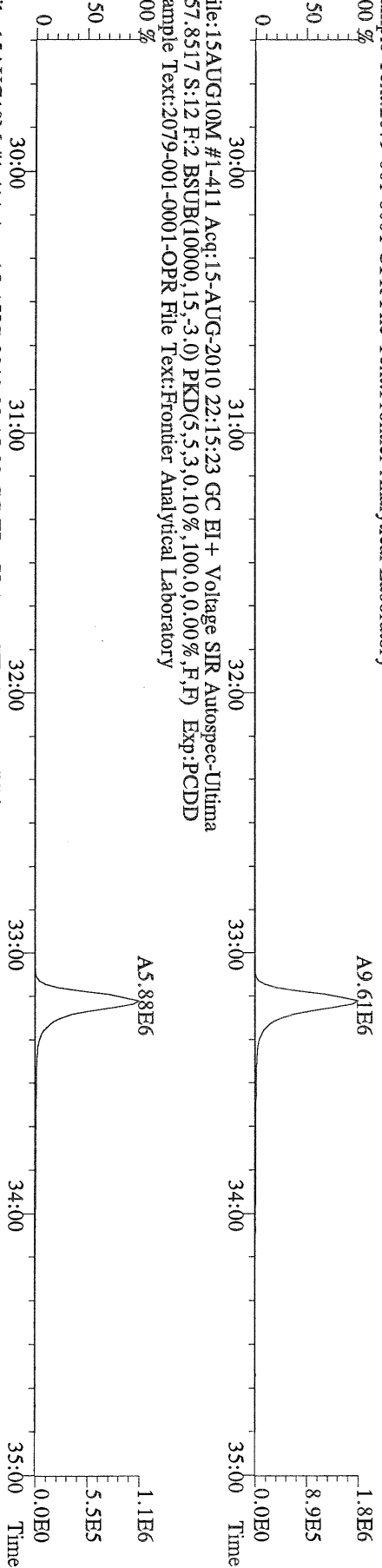
File:15AUG10M #1-357 Acq:15-AUG-2010 22:15:23 GC EI+ Voltage SIR Autospec-Ultima
331.9368 S:12 BSUB(10000,15,-3.0) PKD(5,5,3,0,10%,100,0,0,00%,F,F) Exp:PCDD
Sample Text:2079-001-0001-OPR File Text:Frontier Analytical Laboratory
100 %



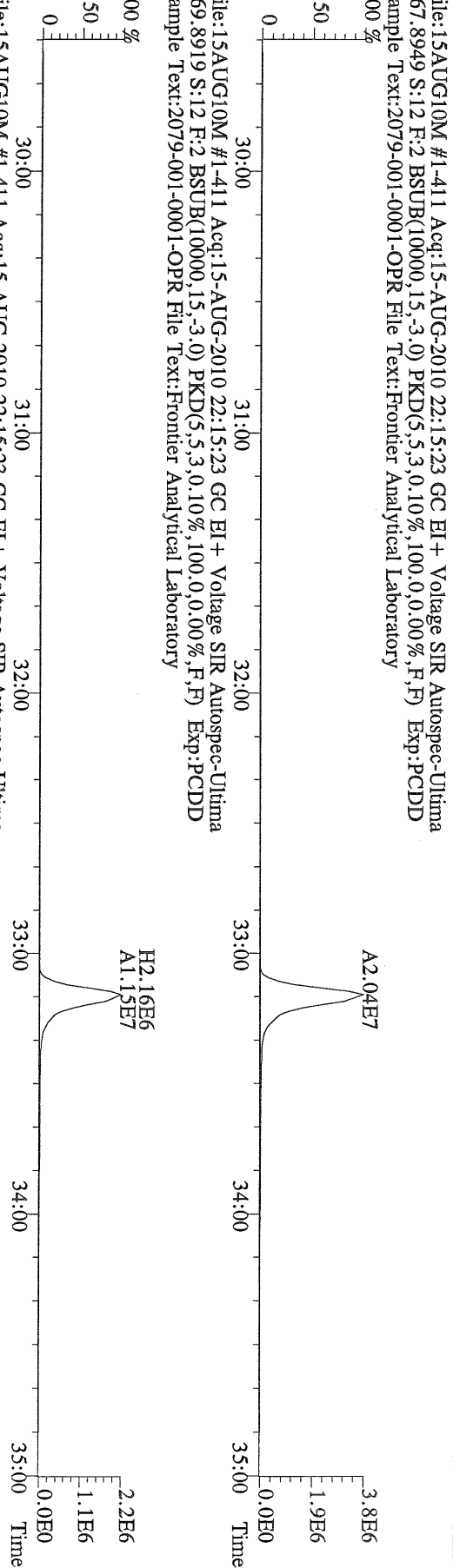
File:15AUG10M #1-357 Acq:15-AUG-2010 22:15:23 GC EI+ Voltage SIR Autospec-Ultima
333.9339 S:12 BSUB(10000,15,-3.0) PKD(5,5,3,0,10%,100,0,0,00%,F,F) Exp:PCDD
Sample Text:2079-001-0001-OPR File Text:Frontier Analytical Laboratory




File:15AUG10M #1-411 Acq:15-AUG-2010 22:15:23 GC EI+ Voltage SIR Autospec-Ultima
355.8546 S:12 F:2 BSUB(10000,15,-3.0) PKD(5,5,3,0,10%,100,0,0,00%,F,F) Exp:PCDD
Sample Text:2079-001-0001-OPR File Text:Frontier Analytical Laboratory
100 %



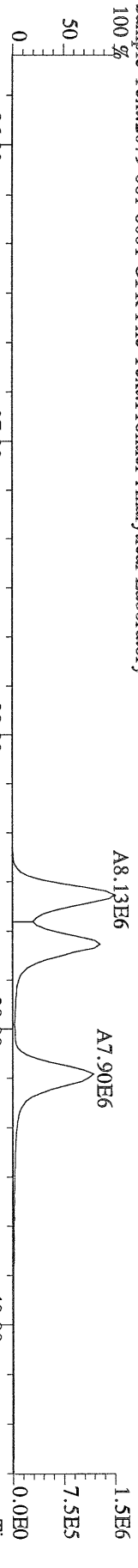
File:15AUG10M #1-411 Acq:15-AUG-2010 22:15:23 GC EI+ Voltage SIR Autospec-Ultima
367.8949 S:12 F:2 BSUB(10000,15,-3.0) PKD(5,5,3,0,10%,100,0,0,00%,F,F) Exp:PCDD
Sample Text:2079-001-0001-OPR File Text:Frontier Analytical Laboratory
100 %



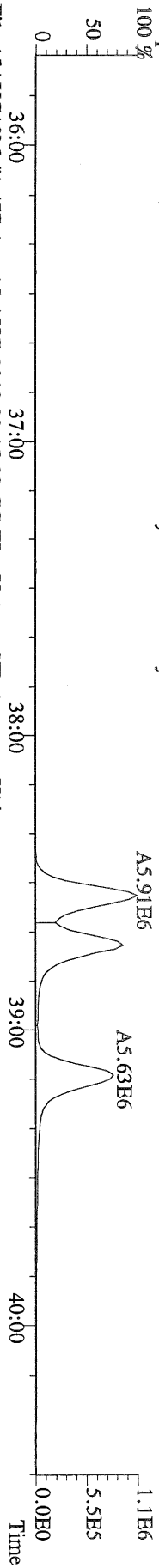
File:15AUG10M #1-411 Acq:15-AUG-2010 22:15:23 GC EI+ Voltage SIR Autospec-Ultima
366.9792 S:12 F:2 Exp:PCDD
Sample Text:2079-001-0001-OPR File Text:Frontier Analytical Laboratory
100 %



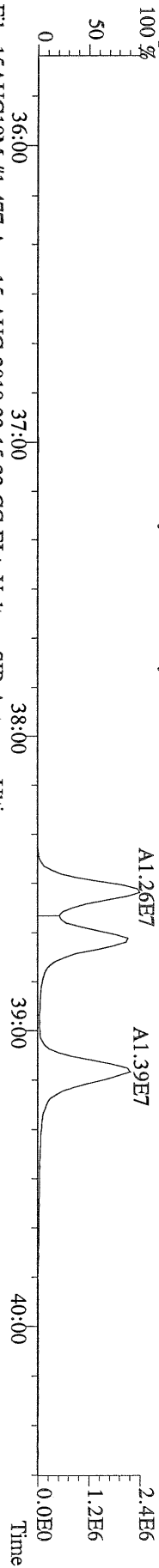
File:15AUG10M #1-477 Acq:15-AUG-2010 22:15:23 GC EI+ Voltage SIR Autospec-Ultima
389.8156 S:12 F:3 BSUB(10000,15,-3.0) PKD(5,5,3,0.10%,100.0,0.00%,F,F) Exp:PCDD
Sample Text:2079-001-0001-OPR File Text:Frontier Analytical Laboratory




File:15AUG10M #1-477 Acq:15-AUG-2010 22:15:23 GC EI+ Voltage SIR Autospec-Ultima
391.8127 S:12 F:3 BSUB(10000,15,-3.0) PKD(5,5,3,0.10%,100.0,0.00%,F,F) Exp:PCDD
Sample Text:2079-001-0001-OPR File Text:Frontier Analytical Laboratory



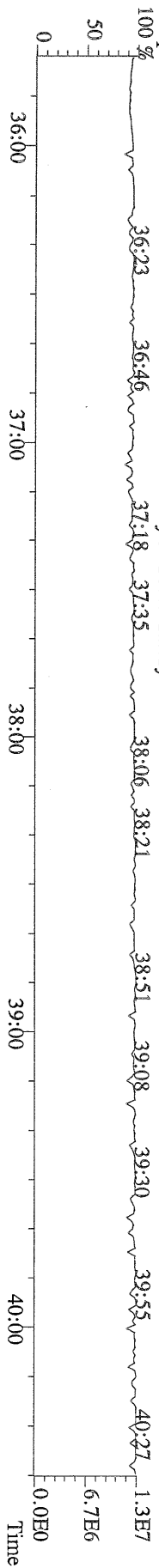
File:15AUG10M #1-477 Acq:15-AUG-2010 22:15:23 GC EI+ Voltage SIR Autospec-Ultima
401.8559 S:12 F:3 BSUB(10000,15,-3.0) PKD(5,5,3,0.10%,100.0,0.00%,F,F) Exp:PCDD
Sample Text:2079-001-0001-OPR File Text:Frontier Analytical Laboratory



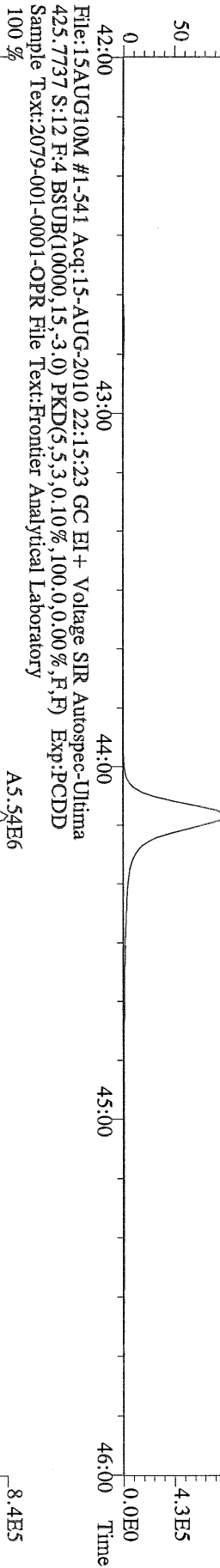
File:15AUG10M #1-477 Acq:15-AUG-2010 22:15:23 GC EI+ Voltage SIR Autospec-Ultima
403.8530 S:12 F:3 BSUB(10000,15,-3.0) PKD(5,5,3,0.10%,100.0,0.00%,F,F) Exp:PCDD
Sample Text:2079-001-0001-OPR File Text:Frontier Analytical Laboratory



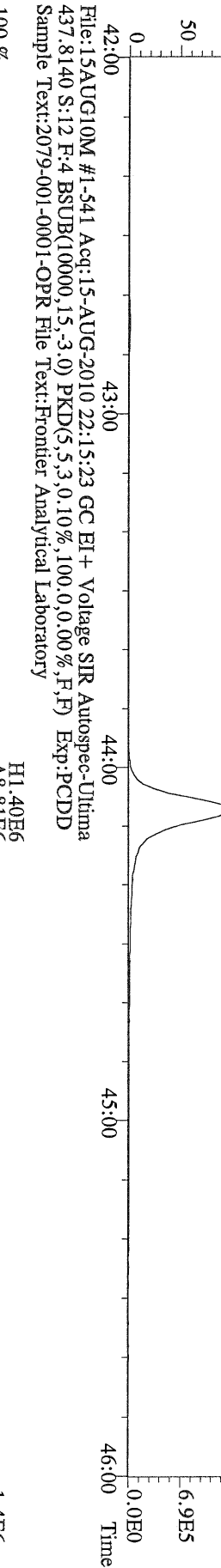
File:15AUG10M #1-477 Acq:15-AUG-2010 22:15:23 GC EI+ Voltage SIR Autospec-Ultima
380.9760 S:12 F:3 Exp:PCDD
Sample Text:2079-001-0001-OPR File Text:Frontier Analytical Laboratory



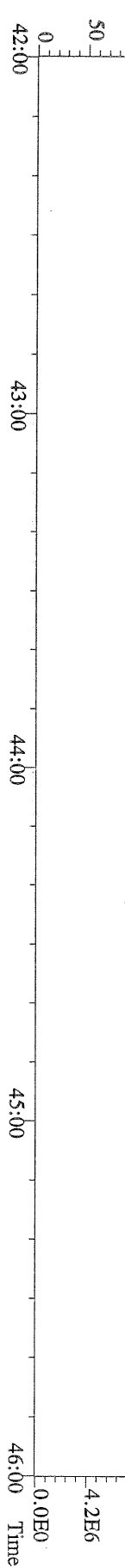
File:15AUG10M #1-541 Acq:15-AUG-2010 22:15:23 GC EI+ Voltage SIR Autospec-Ultima
423.7767 S:12 F:4 BSUB(10000,15,-3.0) PKD(5,5,3,0,10%,100,0,0,00%,F,F) Exp:PCDD
Sample Text:2079-001-0001-OPR File Text:Frontier Analytical Laboratory
100 %




File:15AUG10M #1-541 Acq:15-AUG-2010 22:15:23 GC EI+ Voltage SIR Autospec-Ultima
435.8169 S:12 F:4 BSUB(10000,15,-3.0) PKD(5,5,3,0,10%,100,0,0,00%,F,F) Exp:PCDD
Sample Text:2079-001-0001-OPR File Text:Frontier Analytical Laboratory
100 %



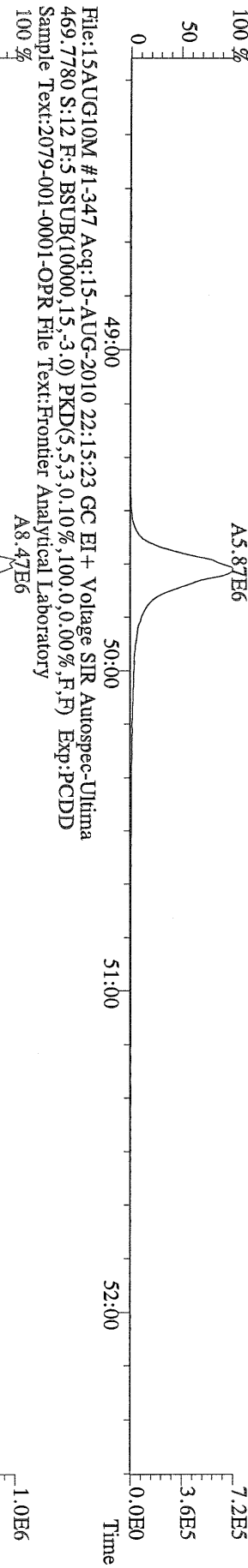
File:15AUG10M #1-541 Acq:15-AUG-2010 22:15:23 GC EI+ Voltage SIR Autospec-Ultima
430.9728 S:12 F:4 Exp:PCDD
Sample Text:2079-001-0001-OPR File Text:Frontier Analytical Laboratory
100 %



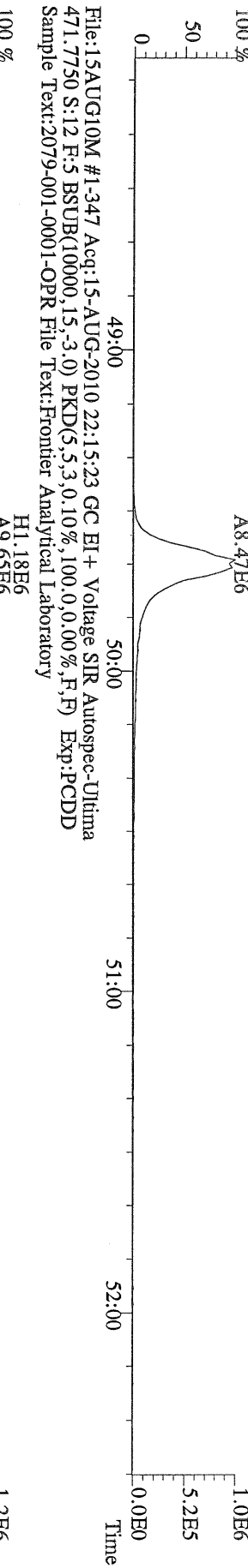
File:15AUG10M #1-347 Acq:15-AUG-2010 22:15:23 GC EI+ Voltage SIR Autospec-Ultima
457.7377 S:12 F:5 BSUB(10000,15,-3,0) PKD(5,5,3,0.10%,100,0,0.00%,F,F) Exp:PCDD
Sample Text:2079-001-0001-OPR File Text:Frontier Analytical Laboratory
100 %



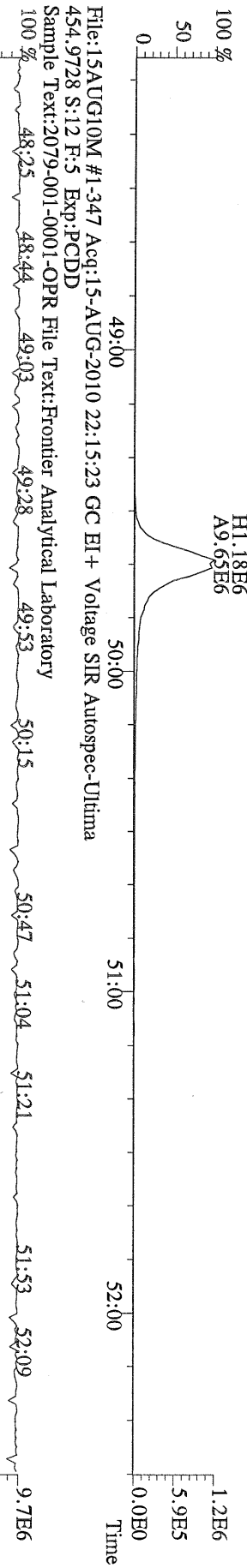
File:15AUG10M #1-347 Acq:15-AUG-2010 22:15:23 GC EI+ Voltage SIR Autospec-Ultima
459.7348 S:12 F:5 BSUB(10000,15,-3,0) PKD(5,5,3,0.10%,100,0,0.00%,F,F) Exp:PCDD
Sample Text:2079-001-0001-OPR File Text:Frontier Analytical Laboratory
100 %




File:15AUG10M #1-347 Acq:15-AUG-2010 22:15:23 GC EI+ Voltage SIR Autospec-Ultima
469.7780 S:12 F:5 BSUB(10000,15,-3,0) PKD(5,5,3,0.10%,100,0,0.00%,F,F) Exp:PCDD
Sample Text:2079-001-0001-OPR File Text:Frontier Analytical Laboratory
100 %



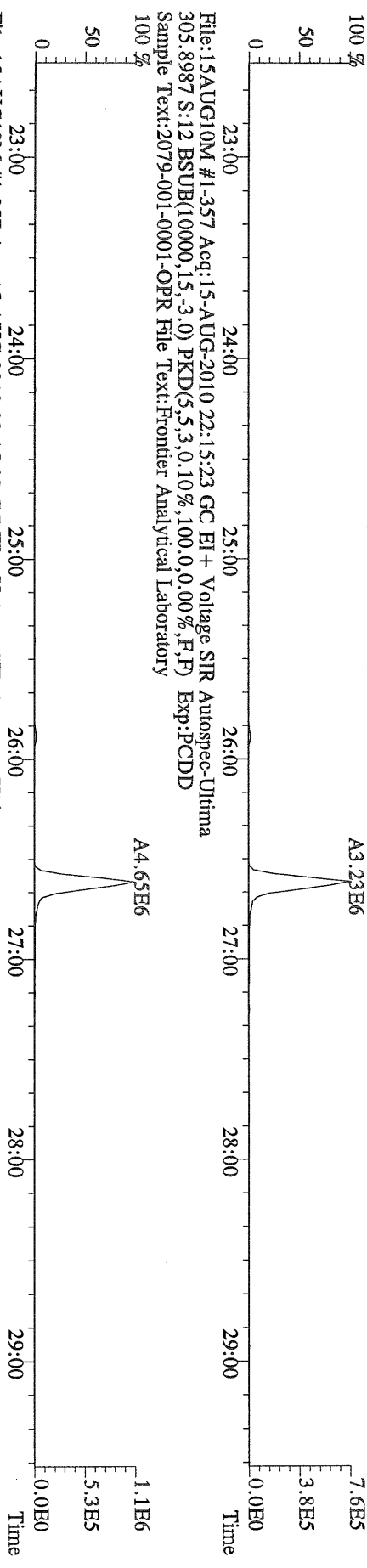
File:15AUG10M #1-347 Acq:15-AUG-2010 22:15:23 GC EI+ Voltage SIR Autospec-Ultima
471.7750 S:12 F:5 BSUB(10000,15,-3,0) PKD(5,5,3,0.10%,100,0,0.00%,F,F) Exp:PCDD
Sample Text:2079-001-0001-OPR File Text:Frontier Analytical Laboratory
100 %



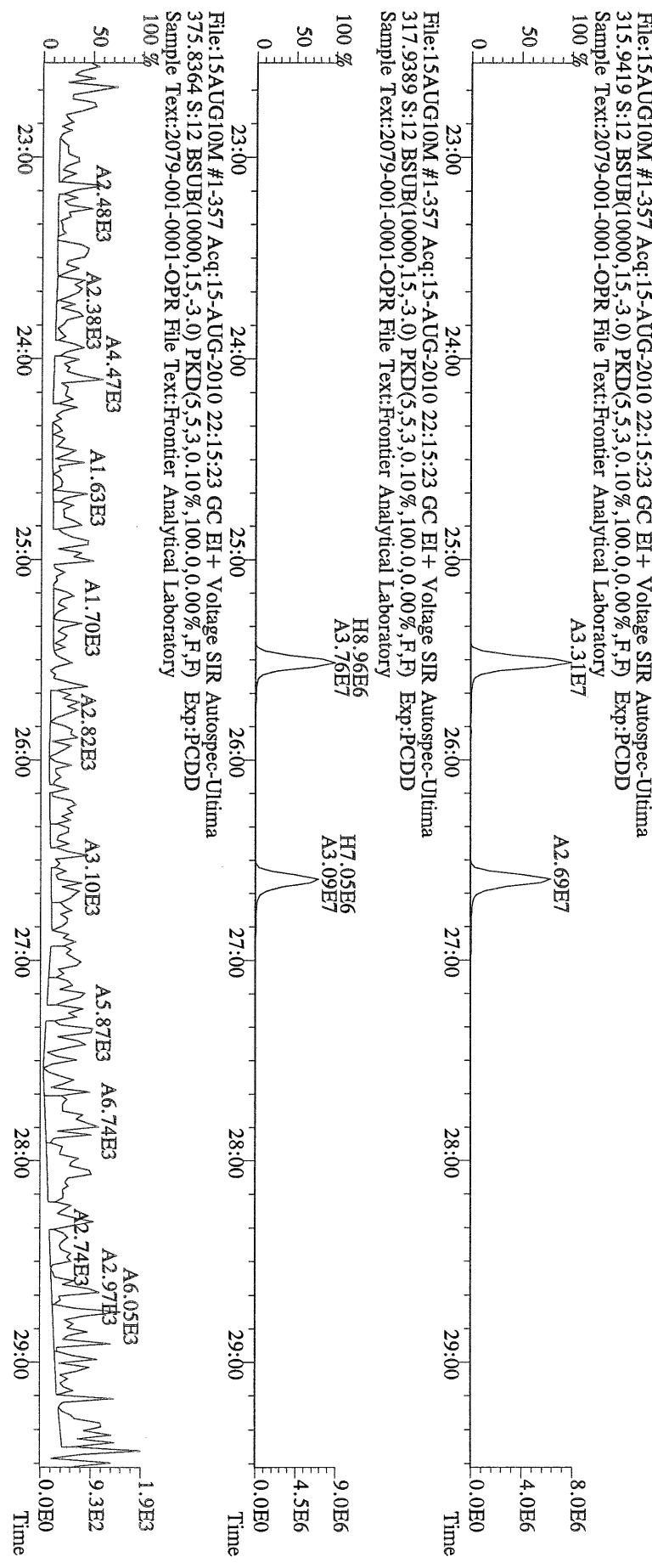
File:15AUG10M #1-347 Acq:15-AUG-2010 22:15:23 GC EI+ Voltage SIR Autospec-Ultima
454.9728 S:12 F:5 Exp:PCDD
Sample Text:2079-001-0001-OPR File Text:Frontier Analytical Laboratory
100 %



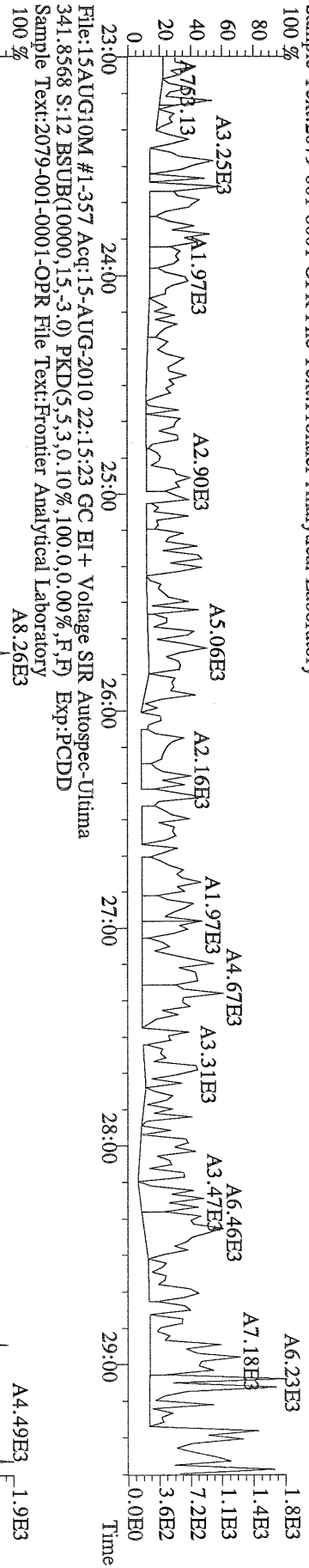
File:15AUG10M #1-357 Acq:15-AUG-2010 22:15:23 GC EI+ Voltage SIR Autospec-Ultima
303.9016 S:12 BSUB(10000,15,-3.0) PKD(5.5,3.0,10%,100.0,0.00%,F,F) Exp:PCDD
Sample Text:2079-001-0001-OPR File Text:Frontier Analytical Laboratory



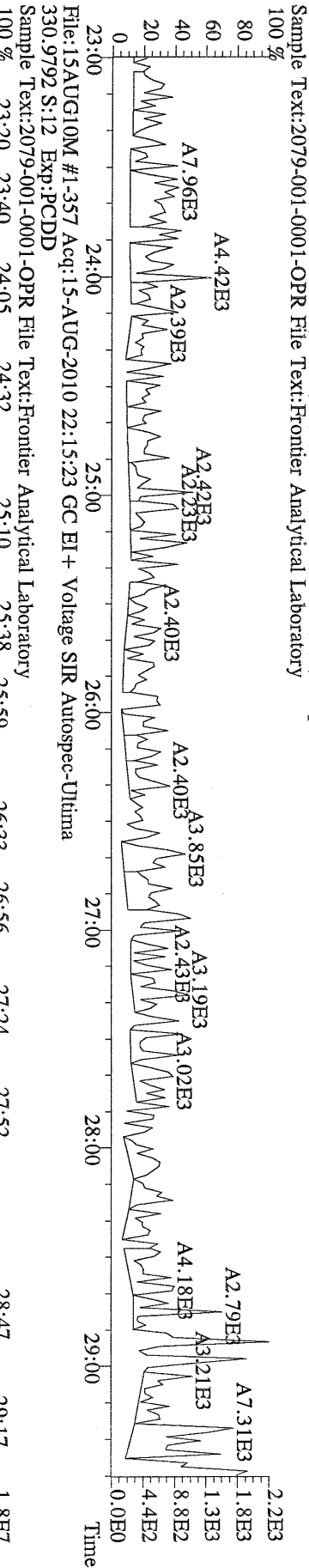
File:15AUG10M #1-357 Acq:15-AUG-2010 22:15:23 GC EI+ Voltage SIR Autospec-Ultima
315.9419 S:12 BSUB(10000,15,-3.0) PKD(5.5,3.0,10%,100.0,0.00%,F,F) Exp:PCDD
Sample Text:2079-001-0001-OPR File Text:Frontier Analytical Laboratory




File:15AUG10M #1-357 Acq:15-AUG-2010 22:15:23 GC EI+ Voltage SIR Autospec-Ultima
 339.8597 S:12 BSUB(10000,15,-3.0) PKD(5.5,3.0,10%,100.0,0.00%,F,F) Exp:PCDD
 Sample Text:2079-001-0001-OPR File Text:Frontier Analytical Laboratory



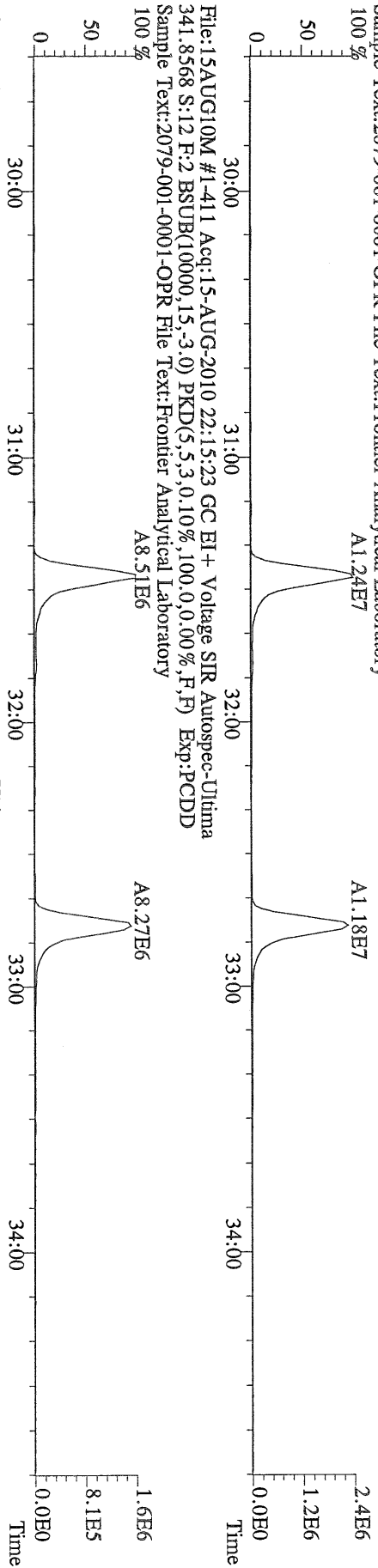
File:15AUG10M #1-357 Acq:15-AUG-2010 22:15:23 GC EI+ Voltage SIR Autospec-Ultima
 409.7974 S:12 BSUB(10000,15,-3.0) PKD(5.5,3.0,10%,100.0,0.00%,F,F) Exp:PCDD
 Sample Text:2079-001-0001-OPR File Text:Frontier Analytical Laboratory



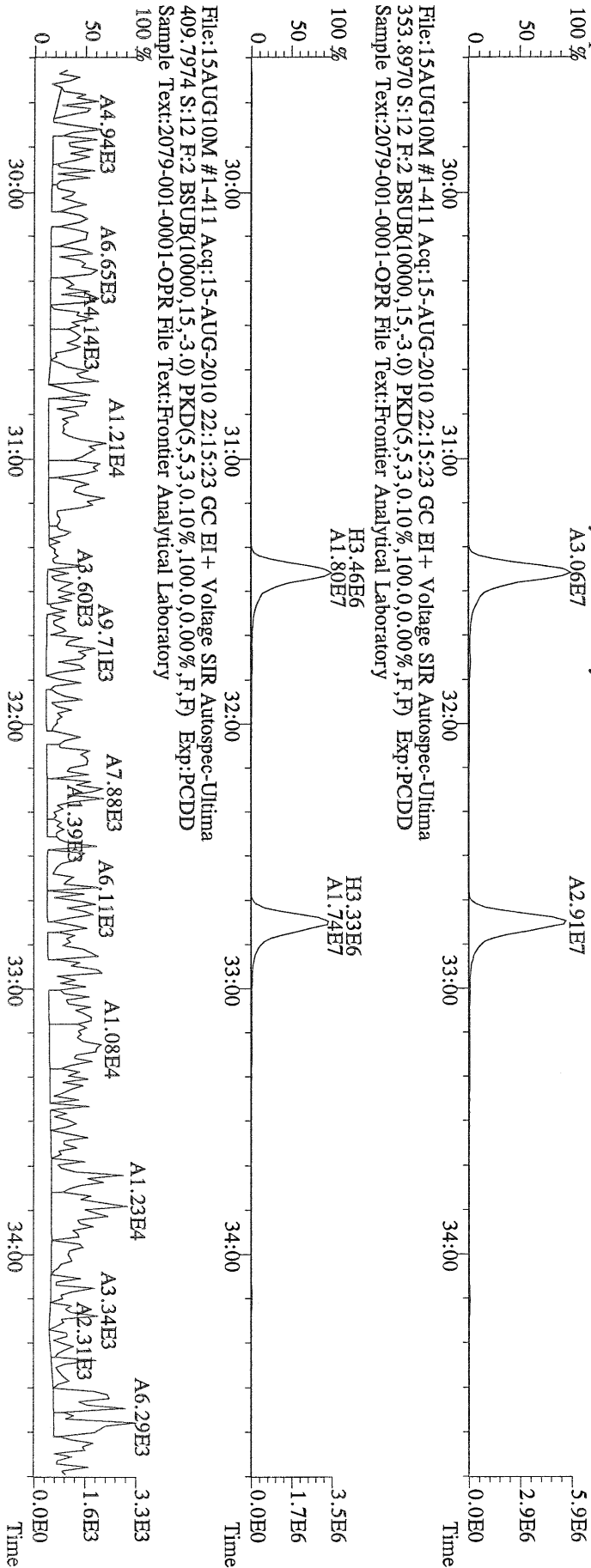
File:15AUG10M #1-357 Acq:15-AUG-2010 22:15:23 GC EI+ Voltage SIR Autospec-Ultima
 330.9792 S:12 Exp:PCDD
 Sample Text:2079-001-0001-OPR File Text:Frontier Analytical Laboratory



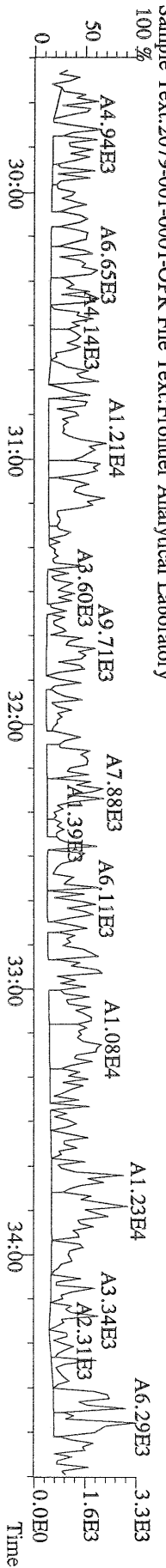
File:15AUG10M #1-411 Acq:15-AUG-2010 22:15:23 GC EI+ Voltage SIR Autospec-Ultima
339.8597 S:12 F:2 BSUB(10000,15,-3.0) PKD(5,5,3,0,10%,100,0,0,00%,F,F) Exp:PCDD
Sample Text:2079-001-0001-OPR File Text:Frontier Analytical Laboratory



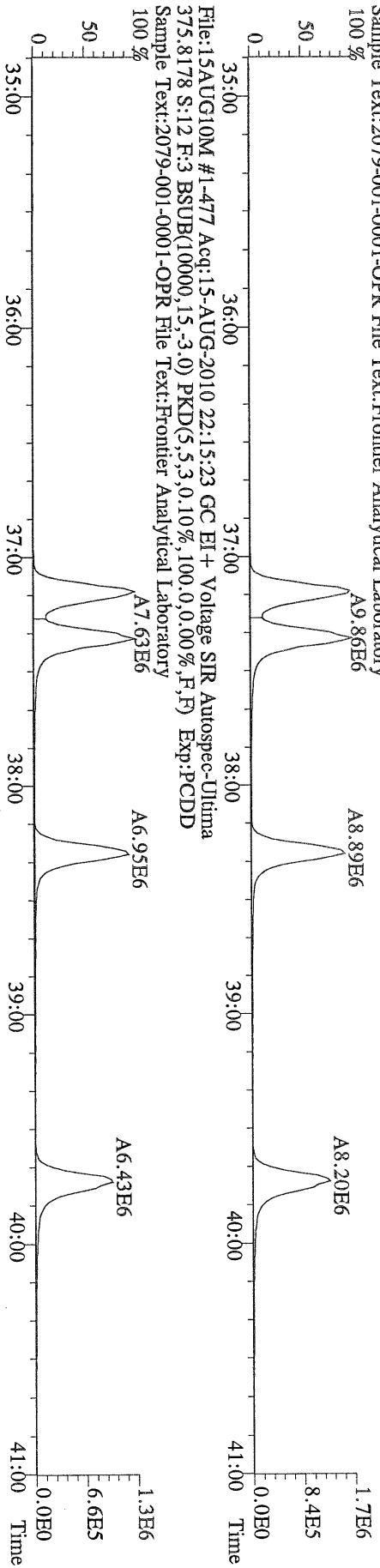
File:15AUG10M #1-411 Acq:15-AUG-2010 22:15:23 GC EI+ Voltage SIR Autospec-Ultima
351.9000 S:12 F:2 BSUB(10000,15,-3.0) PKD(5,5,3,0,10%,100,0,0,00%,F,F) Exp:PCDD
Sample Text:2079-001-0001-OPR File Text:Frontier Analytical Laboratory



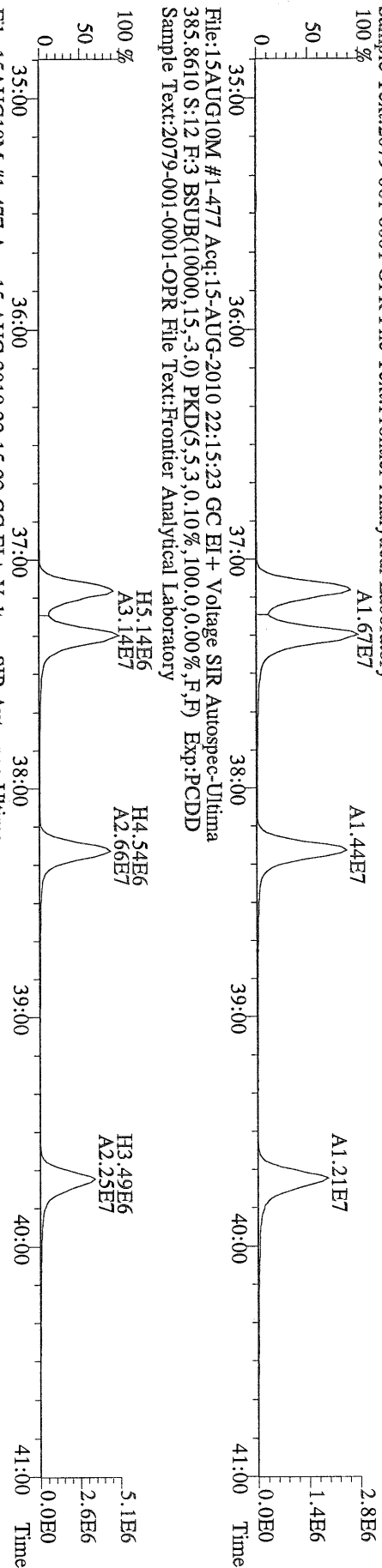
File:15AUG10M #1-411 Acq:15-AUG-2010 22:15:23 GC EI+ Voltage SIR Autospec-Ultima
409.7974 S:12 F:2 BSUB(10000,15,-3.0) PKD(5,5,3,0,10%,100,0,0,00%,F,F) Exp:PCDD
Sample Text:2079-001-0001-OPR File Text:Frontier Analytical Laboratory



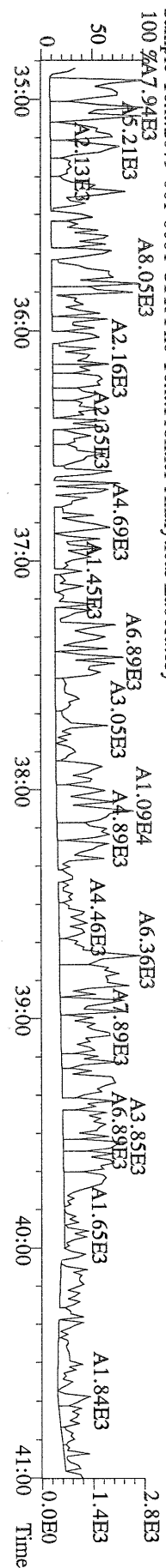
File:15AUG10M #1-477 Acq:15-AUG-2010 22:15:23 GC EI+ Voltage SIR Autospec-Ultima
 373.8207 S:12 F:3 BSUB(10000,15,-3.0) PKD(5,5,3,0.10%,100,0,0.00%,F,F) Exp:PCDD
 Sample Text:2079-001-0001-OPR File Text:Frontier Analytical Laboratory



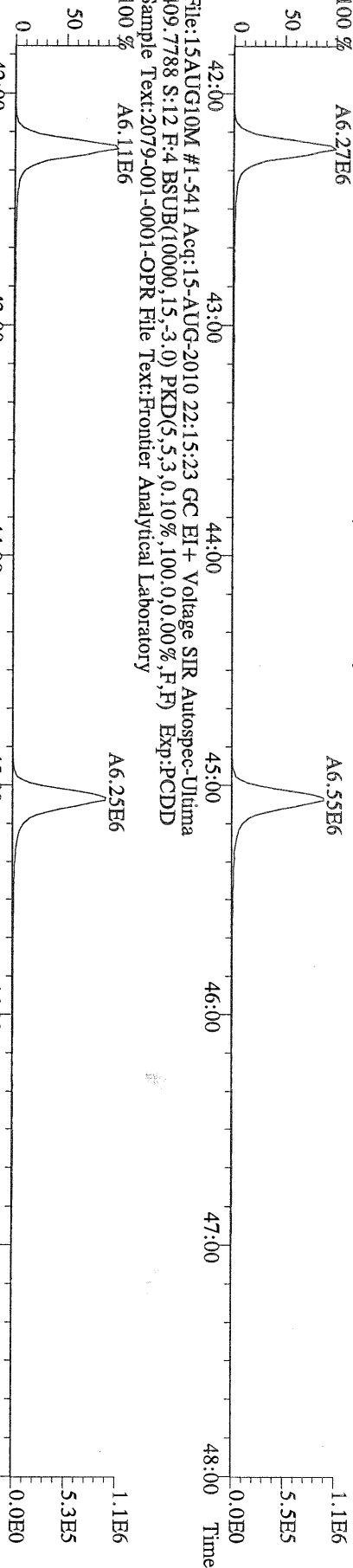
File:15AUG10M #1-477 Acq:15-AUG-2010 22:15:23 GC EI+ Voltage SIR Autospec-Ultima
 383.8639 S:12 F:3 BSUB(10000,15,-3.0) PKD(5,5,3,0.10%,100,0,0.00%,F,F) Exp:PCDD
 Sample Text:2079-001-0001-OPR File Text:Frontier Analytical Laboratory



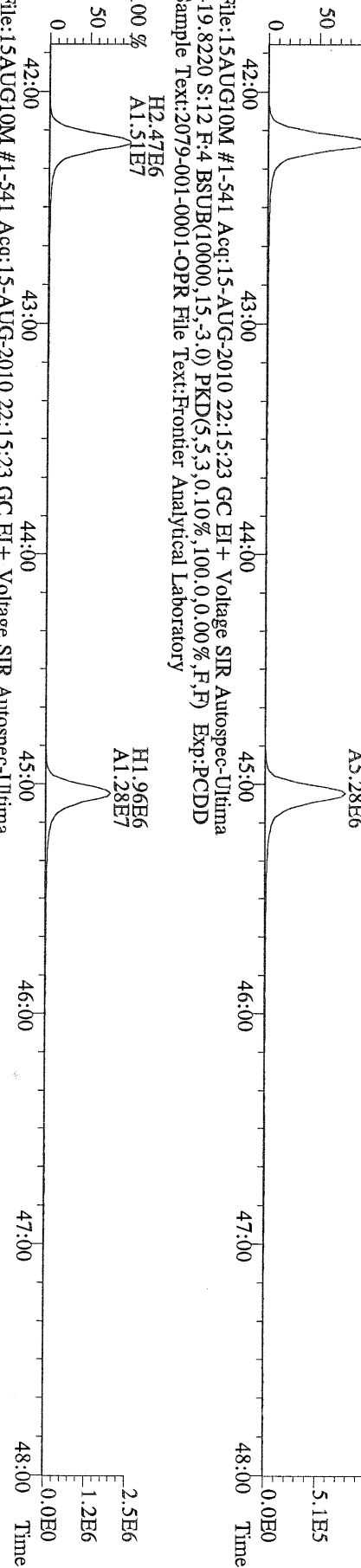
File:15AUG10M #1-477 Acq:15-AUG-2010 22:15:23 GC EI+ Voltage SIR Autospec-Ultima
 445.7555 S:12 F:3 BSUB(10000,15,-3.0) PKD(5,5,3,0.10%,100,0,0.00%,F,F) Exp:PCDD
 Sample Text:2079-001-0001-OPR File Text:Frontier Analytical Laboratory



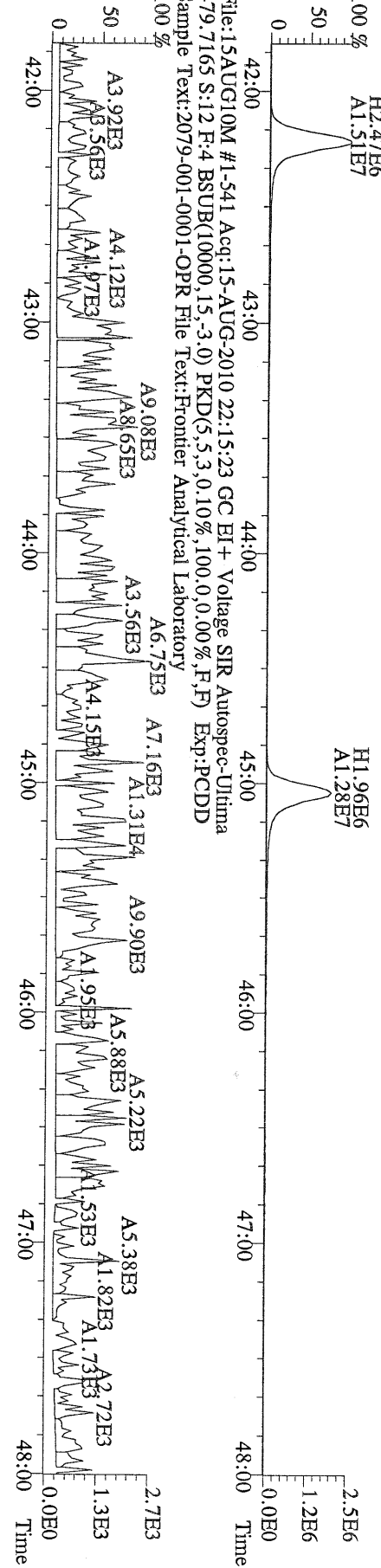
File:15AUG10M #1-541 Acq:15-AUG-2010 22:15:23 GC EI + Voltage SIR Autospec-Utima
407.7818 S:12 F:4 BSUB(10000,15,-3.0) PKD(5,5,3,0,10%,100,0,0,00%,F,F) Exp:PCDD
Sample Text:2079-001-0001-OPR File Text:Frontier Analytical Laboratory




File:15AUG10M #1-541 Acq:15-AUG-2010 22:15:23 GC EI + Voltage SIR Autospec-Utima
417.8253 S:12 F:4 BSUB(10000,15,-3.0) PKD(5,5,3,0,10%,100,0,0,00%,F,F) Exp:PCDD
Sample Text:2079-001-0001-OPR File Text:Frontier Analytical Laboratory



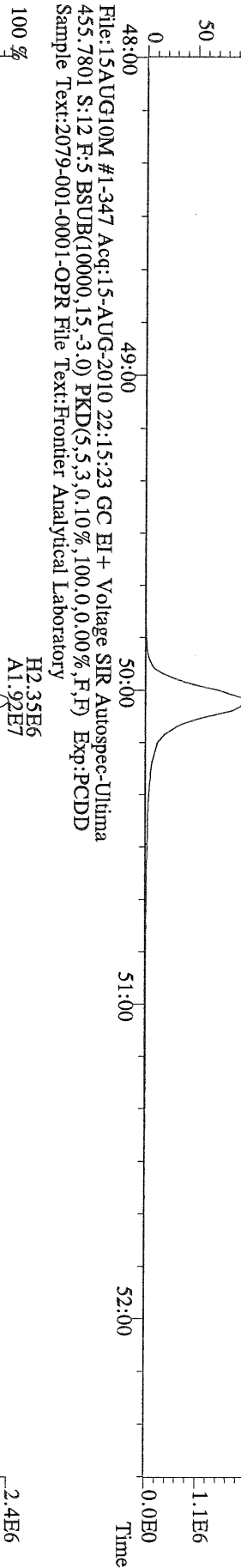
File:15AUG10M #1-541 Acq:15-AUG-2010 22:15:23 GC EI + Voltage SIR Autospec-Utima
419.8220 S:12 F:4 BSUB(10000,15,-3.0) PKD(5,5,3,0,10%,100,0,0,00%,F,F) Exp:PCDD
Sample Text:2079-001-0001-OPR File Text:Frontier Analytical Laboratory




File:15AUG10M #1-347 Acq:15-AUG-2010 22:15:23 GC EI+ Voltage SIR Autospec-Ultima
 441.7428 S:12 F:5 BSUB(10000,15,-3.0) PKD(5,5,3,0,10%,100,0,0,00%,F,F) Exp:PCDD
 Sample Text:2079-001-0001-OPR File Text:Frontier Analytical Laboratory



File:15AUG10M #1-347 Acq:15-AUG-2010 22:15:23 GC EI+ Voltage SIR Autospec-Ultima
 453.7831 S:12 F:5 BSUB(10000,15,-3.0) PKD(5,5,3,0,10%,100,0,0,00%,F,F) Exp:PCDD
 Sample Text:2079-001-0001-OPR File Text:Frontier Analytical Laboratory



File:15AUG10M #1-347 Acq:15-AUG-2010 22:15:23 GC EI+ Voltage SIR Autospec-Ultima
 513.6775 S:12 F:5 BSUB(10000,15,-3.0) PKD(5,5,3,0,10%,100,0,0,00%,F,F) Exp:PCDD
 Sample Text:2079-001-0001-OPR File Text:Frontier Analytical Laboratory



NATO 1989 Tox: 5.63
 WHO 1998 Tox: 4.41 WHO 2005 Tox: 4.61

Name	Resp	RA	RT	RRF	Conc	Qual	Fac Noise-1	Noise-2	DL	Rec	#Hom
2,3,7,8-TCDD	*	* n	NotFnd	1.04	*		2.50	653	766	0.433	
1,2,3,7,8-PeCDD	2.76e+04	1.56 y	33:12	1.05	0.842	J	2.50	-	-	*	
1,2,3,4,7,8-HxCDD	3.03e+04	1.31 y	38:32	1.30	1.10	J	2.50	-	-	*	
1,2,3,6,7,8-HxCDD	1.16e+05	1.37 y	38:42	1.28	4.41	J	2.50	-	-	*	
1,2,3,7,8,9-HxCDD	7.19e+04	1.31 y	39:09	1.25	2.76	J	2.50	-	-	*	
1,2,3,4,6,7,8-HpCDD	3.34e+06	1.02 y	44:08	1.35	148		2.50	-	-	*	
OCDD	1.90e+07	0.94 y	49:41	1.25	1670		2.50	-	-	*	
2,3,7,8-TCDF	*	* n	NotFnd	1.62	*		2.50	596	705	0.174	
1,2,3,7,8-PeCDF	*	* n	NotFnd	0.92	*		2.50	588	620	0.373	
2,3,4,7,8-PeCDF	3.51e+04	1.34 y	32:49	0.94	0.827	J	2.50	-	-	*	
1,2,3,4,7,8-HxCDF	4.88e+04	1.14 y	37:10	0.93	1.33	J	2.50	-	-	*	
1,2,3,6,7,8-HxCDF	2.91e+04	1.10 y	37:22	0.84	0.751	J	2.50	-	-	*	
2,3,4,6,7,8-HxCDF	3.96e+04	1.12 y	38:19	0.90	1.16	J	2.50	-	-	*	
1,2,3,7,8,9-HxCDF	*	* n	NotFnd	0.98	*		2.50	443	404	0.453	
1,2,3,4,6,7,8-HpCDF	9.38e+05	1.03 y	42:14	1.38	33.5		2.50	-	-	*	
1,2,3,4,7,8,9-HpCDF	2.59e+04	0.96 y	45:04	1.62	0.988	J	2.50	-	-	*	
OCDF	1.96e+06	0.88 y	50:03	0.74	148		2.50	-	-	*	
13C-2,3,7,8-TCDD	3.58e+07	0.85 y	27:21	0.93	725					73.9	
13C-1,2,3,7,8-PeCDD	3.06e+07	1.77 y	33:09	0.81	711					72.5	
13C-1,2,3,4,7,8-HxCDD	2.07e+07	1.26 y	38:32	0.95	740					75.5	
13C-1,2,3,6,7,8-HxCDD	2.02e+07	1.26 y	38:41	1.00	685					69.9	
13C-1,2,3,4,6,7,8-HpCDD	1.64e+07	1.02 y	44:07	0.92	601					61.3	
13C-OCDD	1.79e+07	0.93 y	49:40	0.63	955					48.7	
13C-2,3,7,8-TCDF	5.31e+07	0.86 y	26:36	0.87	711					72.5	
13C-1,2,3,7,8-PeCDF	4.54e+07	1.67 y	31:26	0.81	654					66.7	
13C-2,3,4,7,8-PeCDF	4.41e+07	1.69 y	32:45	0.75	682					69.5	
13C-1,2,3,4,7,8-HxCDF	3.88e+07	0.52 y	37:08	1.74	754					76.9	
13C-1,2,3,6,7,8-HxCDF	4.54e+07	0.53 y	37:20	2.17	707					72.1	
13C-2,3,4,6,7,8-HxCDF	3.72e+07	0.53 y	38:16	1.82	692					70.6	
13C-1,2,3,7,8,9-HxCDF	3.15e+07	0.53 y	39:42	1.49	717					73.2	
13C-1,2,3,4,6,7,8-HpCDF	1.99e+07	0.41 y	42:13	1.10	612					62.4	
13C-1,2,3,4,7,8,9-HpCDF	1.59e+07	0.41 y	45:02	0.81	657					67.1	
13C-OCDF	3.51e+07	0.97 y	50:02	1.19	1000					51.0	
37Cl-2,3,7,8-TCDD	1.42e+07		27:23	0.93	287					73.2	
13C-1,2,3,4-TCDD	5.23e+07	0.84 y	26:46	-	75.6						
13C-1,2,3,4-TCDF	8.44e+07	0.88 y	25:31	-	77.6						
13C-1,2,3,7,8,9-HxCDD	2.90e+07	1.25 y	39:08	-	65.9						
Total Tetra-Dioxins	*		NotFnd	1.04	*		2.50	653	766	0.433	0
Total Penta-Dioxins	2.22e+05		30:12	1.05	6.78	J	2.50	-	-	*	7
Total Hexa-Dioxins	9.54e+05		36:05	1.27	35.9		2.50	-	-	*	7
Total Hepta-Dioxins	6.87e+06		42:45	1.35	304		2.50	-	-	*	2
Total Tetra-Furans	1.81e+05		23:46	1.62	2.06	J	2.50	-	-	*	3
1st Fn. Tot Penta-Furans	2.49e+05		28:25	0.93	5.86	J	2.50	-	-	*	PeCDF 1
Total Penta-Furans	1.85e+05		30:11	0.93	4.35	J	2.50	-	-	*	10.2 3
Total Hexa-Furans	9.81e+05		35:13	0.90	27.7		2.50	-	-	*	6
Total Hepta-Furans	2.93e+06		42:14	1.48	107		2.50	-	-	*	3

Analyst:

Date: 8/16/10

Totals class: Total Penta-Dioxins

Entry #: 39

Run: 16

File: 15AUG10M

S: 9 I: 1 F: 2

Acquired: 15-AUG-10 19:29:27

Total Concentration: 6.78

Unnamed Concentration: 5.943

RT	ml Resp	m2 Resp	RA	Resp	Concentration	Name
30:12	2.75e+04	2.00e+04	1.37 y	4.76e+04	1.45	
30:48	1.59e+04	9.37e+03	1.69 y	2.52e+04	0.771	
31:26	1.62e+04	1.06e+04	1.53 y	2.68e+04	0.820	
31:40	1.90e+04	1.16e+04	1.63 y	3.06e+04	0.936	
31:47	1.60e+04	9.93e+03	1.62 y	2.60e+04	0.794	
32:06	2.30e+04	1.52e+04	1.52 y	3.82e+04	1.17	
33:12	1.68e+04	1.08e+04	1.56 y	2.76e+04	0.842	1,2,3,7,8-PeCDD

Totals class: Total Hexa-Dioxins

Entry #: 40

Run: 16

File: 15AUG10M

S: 9 I: 1 F: 3

Acquired: 15-AUG-10 19:29:27

Total Concentration: 35.9

Unnamed Concentration: 27.669

RT	ml Resp	m2 Resp	RA	Resp	Concentration	Name
36:05	1.58e+05	1.12e+05	1.41 y	2.70e+05	10.1	
37:01	3.08e+04	2.64e+04	1.17 y	5.73e+04	2.15	
37:26	2.22e+05	1.59e+05	1.40 y	3.81e+05	14.3	
38:32	1.72e+04	1.31e+04	1.31 y	3.03e+04	1.10	1,2,3,4,7,8-HxCDD
38:42	6.70e+04	4.89e+04	1.37 y	1.16e+05	4.41	1,2,3,6,7,8-HxCDD
39:00	1.54e+04	1.29e+04	1.20 y	2.83e+04	1.06	
39:09	4.08e+04	3.11e+04	1.31 y	7.19e+04	2.76	1,2,3,7,8,9-HxCDD

Totals class: Total Hepta-Dioxins

Entry #: 41

Run: 16

File: 15AUG10M

S: 9 I: 1 F: 4

Acquired: 15-AUG-10 19:29:27

Total Concentration: 304

Unnamed Concentration: 156.086

RT	ml Resp	m2 Resp	RA	Resp	Concentration	Name
42:45	1.77e+06	1.76e+06	1.01 y	3.53e+06	156	
44:08	1.69e+06	1.65e+06	1.02 y	3.34e+06	148	1,2,3,4,6,7,8-HpCDD

Totals class: Total Tetra-Furans

Entry #: 42

Run: 16

File: 15AUG10M

S: 9 I: 1 F: 1

Acquired: 15-AUG-10 19:29:27

Total Concentration: 2.06

Unnamed Concentration: 2.063

RT	ml Resp	m2 Resp	RA	Resp	Concentration	Name
23:46	3.40e+04	4.96e+04	0.69 y	8.36e+04	0.953	
24:43	1.71e+04	2.48e+04	0.69 y	4.19e+04	0.478	
25:25	2.19e+04	3.35e+04	0.66 y	5.55e+04	0.632	

Totals class: 1st Fn. Tot Penta-Furans Entry #: 43

Run: 16 File: 15AUG10M S: 9 I: 1 F: 1
Acquired: 15-AUG-10 19:29:27

Total Concentration: 5.86 Unnamed Concentration: 5.860

RT	ml Resp	m2 Resp	RA	Resp	Concentration	Name
28:25	1.43e+05	1.05e+05	1.36 y	2.49e+05	5.86	

Totals class: Total Penta-Furans

Entry #: 44

Run: 16 File: 15AUG10M S: 9 I: 1 F: 2
Acquired: 15-AUG-10 19:29:27

Total Concentration: 4.35

Unnamed Concentration: 3.527

RT	ml Resp	m2 Resp	RA	Resp	Concentration	Name
30:11	6.82e+04	4.80e+04	1.42 y	1.16e+05	2.74	
30:53	1.99e+04	1.37e+04	1.45 y	3.36e+04	0.791	
32:49	2.01e+04	1.50e+04	1.34 y	3.51e+04	0.827	2,3,4,7,8-PeCDF

Totals class: Total Hexa-Furans

Entry #: 45

Run: 16

File: 15AUG10M

S: 9 I: 1 F: 3

Acquired: 15-AUG-10 19:29:27

Total Concentration: 27.7

Unnamed Concentration: 24.480

RT	ml Resp	m2 Resp	RA	Resp	Concentration	Name
35:13	4.87e+04	3.94e+04	1.24 y	8.81e+04	2.50	
35:28	1.71e+05	1.33e+05	1.29 y	3.03e+05	8.60	
36:23	2.62e+05	2.10e+05	1.25 y	4.72e+05	13.4	
37:10	2.60e+04	2.28e+04	1.14 y	4.88e+04	1.33	1,2,3,4,7,8-HxCDF
37:22	1.52e+04	1.39e+04	1.10 y	2.91e+04	0.751	1,2,3,6,7,8-HxCDF
38:19	2.09e+04	1.86e+04	1.12 y	3.96e+04	1.16	2,3,4,6,7,8-HxCDF

Totals class: Total Hepta-Furans

Entry #: 46

Run: 16 File: 15AUG10M
Acquired: 15-AUG-10 19:29:27

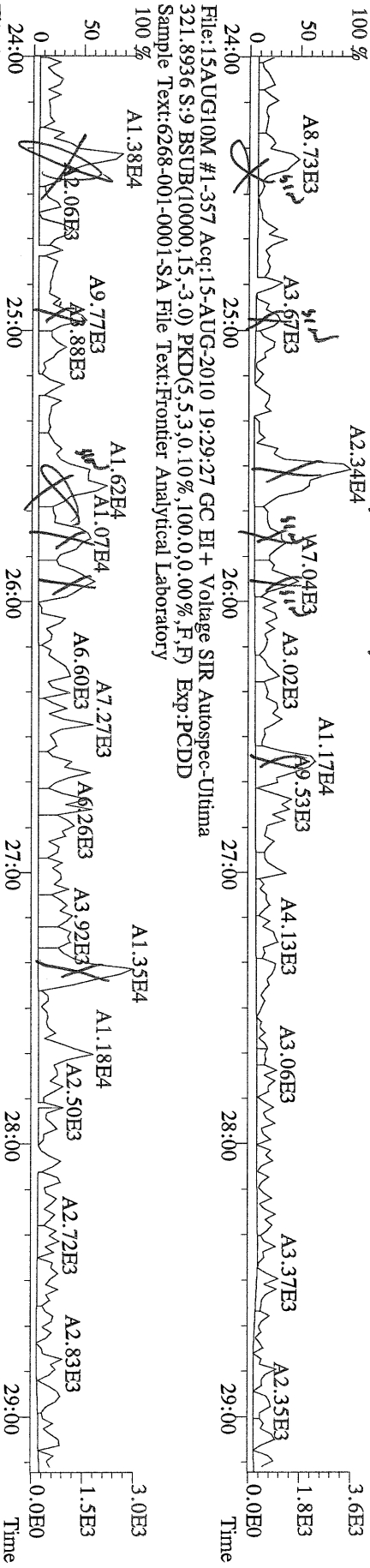
S: 9 I: 1 F: 4

Total Concentration: 107

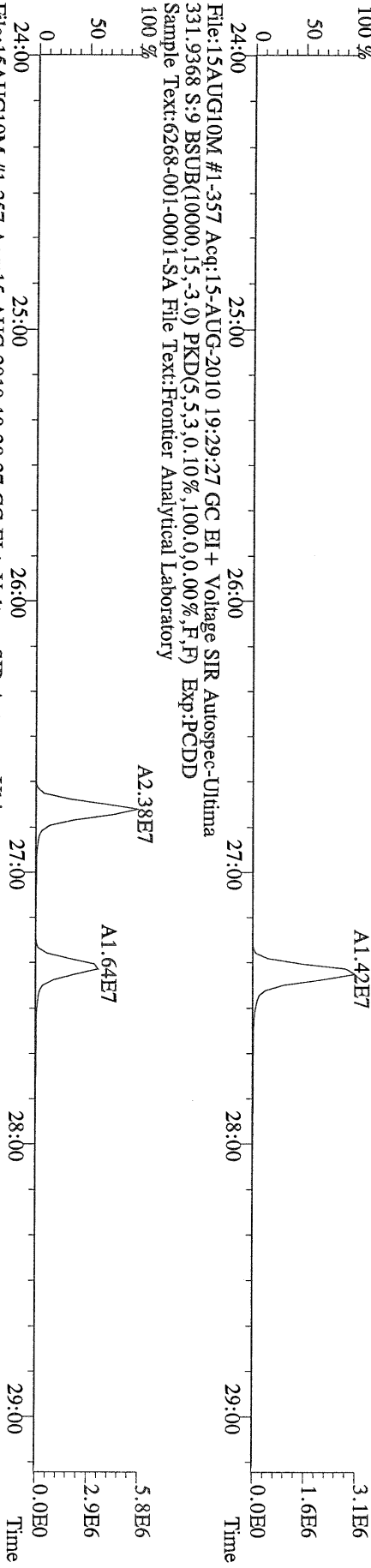
Unnamed Concentration: 72.747

RT	ml Resp	m2 Resp	RA	Resp	Concentration	Name
42:14	4.77e+05	4.61e+05	1.03 y	9.38e+05	33.5	1,2,3,4,6,7,8-HpCDF
43:03	9.95e+05	9.72e+05	1.02 y	1.97e+06	72.7	
45:04	1.27e+04	1.32e+04	0.96 y	2.59e+04	0.988	1,2,3,4,7,8,9-HpCDF

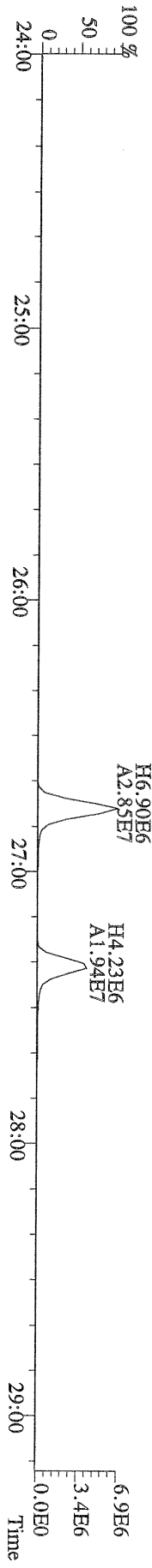
File:15AUG10M #1-357 Acq:15-AUG-2010 19:29:27 GC EI+ Voltage SIR Autospec-Ultima
319.8965 S:9 BSUB(10000,15,-3.0) PKD(5,5,3,0,10%,100,0,0,0.00%,F,F) Exp.:PCDD
Sample Text:6268-001-0001-SA File Text:Frontier Analytical Laboratory



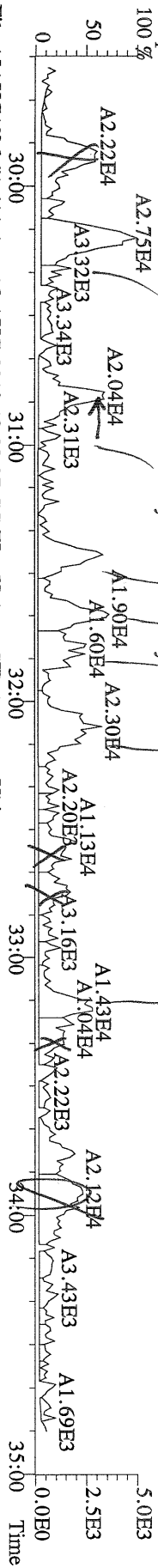
File:15AUG10M #1-357 Acq:15-AUG-2010 19:29:27 GC EI+ Voltage SIR Autospec-Ultima
327.8847 S:9 BSUB(10000,15,-3.0) PKD(5,5,3,0,10%,100,0,0,0.00%,F,F) Exp.:PCDD
Sample Text:6268-001-0001-SA File Text:Frontier Analytical Laboratory



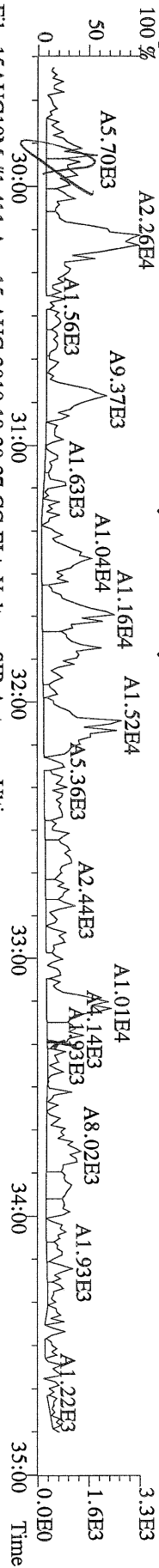
File:15AUG10M #1-357 Acq:15-AUG-2010 19:29:27 GC EI+ Voltage SIR Autospec-Ultima
333.9339 S:9 BSUB(10000,15,-3.0) PKD(5,5,3,0,10%,100,0,0,0.00%,F,F) Exp.:PCDD
Sample Text:6268-001-0001-SA File Text:Frontier Analytical Laboratory




File:15AUG10M #1-411 Acq:15-AUG-2010 19:29:27 GC EI+ Voltage SIR Autospec-Ultima
 355.8546 S:9 F:2 BSUB(10000,15,-3.0) PKD(5,5,3,0,10%,100,0,0,00%,F,F) Exp:PCDD
 Sample Text:6268-001-0001-SA File Text:Frontier Analytical Laboratory



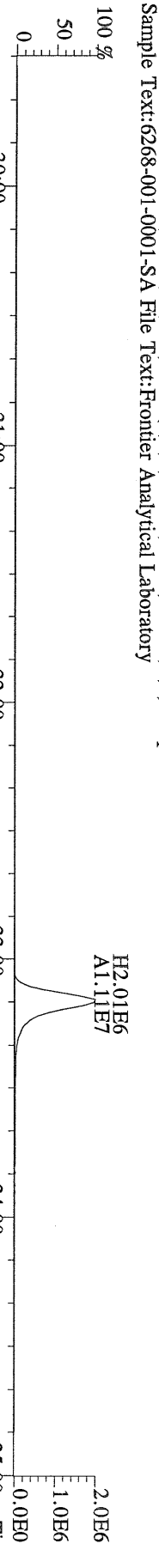
File:15AUG10M #1-411 Acq:15-AUG-2010 19:29:27 GC EI+ Voltage SIR Autospec-Ultima
 357.8517 S:9 F:2 BSUB(10000,15,-3.0) PKD(5,5,3,0,10%,100,0,0,00%,F,F) Exp:PCDD
 Sample Text:6268-001-0001-SA File Text:Frontier Analytical Laboratory




File:15AUG10M #1-411 Acq:15-AUG-2010 19:29:27 GC EI+ Voltage SIR Autospec-Ultima
 367.8949 S:9 F:2 BSUB(10000,15,-3.0) PKD(5,5,3,0,10%,100,0,0,00%,F,F) Exp:PCDD
 Sample Text:6268-001-0001-SA File Text:Frontier Analytical Laboratory



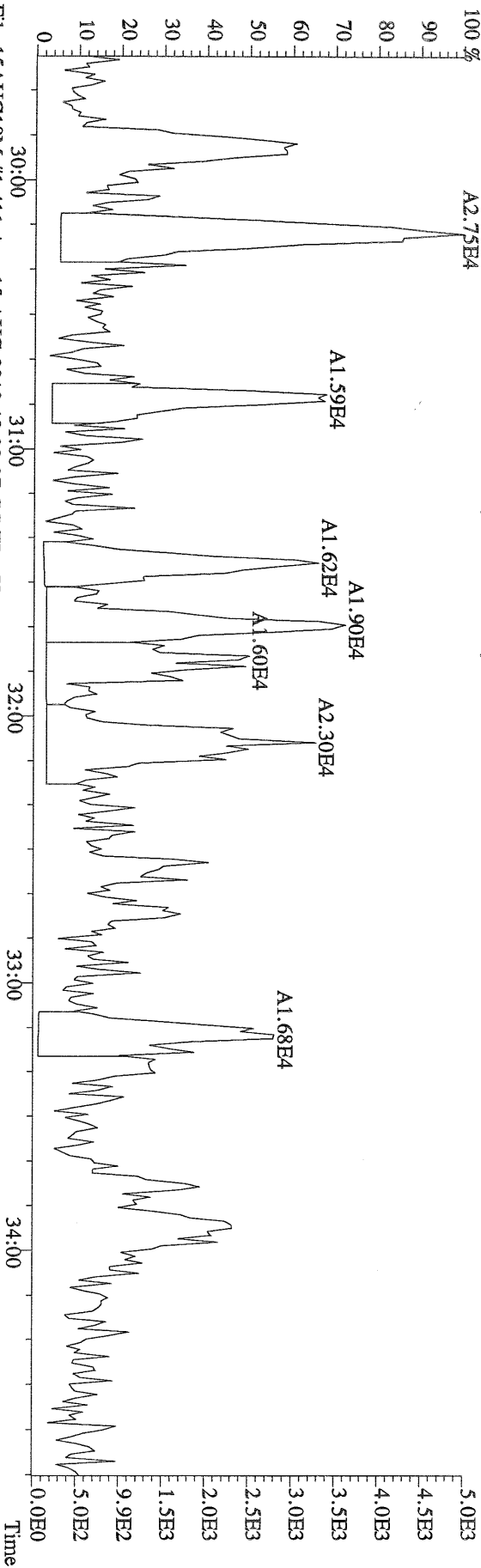
File:15AUG10M #1-411 Acq:15-AUG-2010 19:29:27 GC EI+ Voltage SIR Autospec-Ultima
 369.8919 S:9 F:2 BSUB(10000,15,-3.0) PKD(5,5,3,0,10%,100,0,0,00%,F,F) Exp:PCDD
 Sample Text:6268-001-0001-SA File Text:Frontier Analytical Laboratory



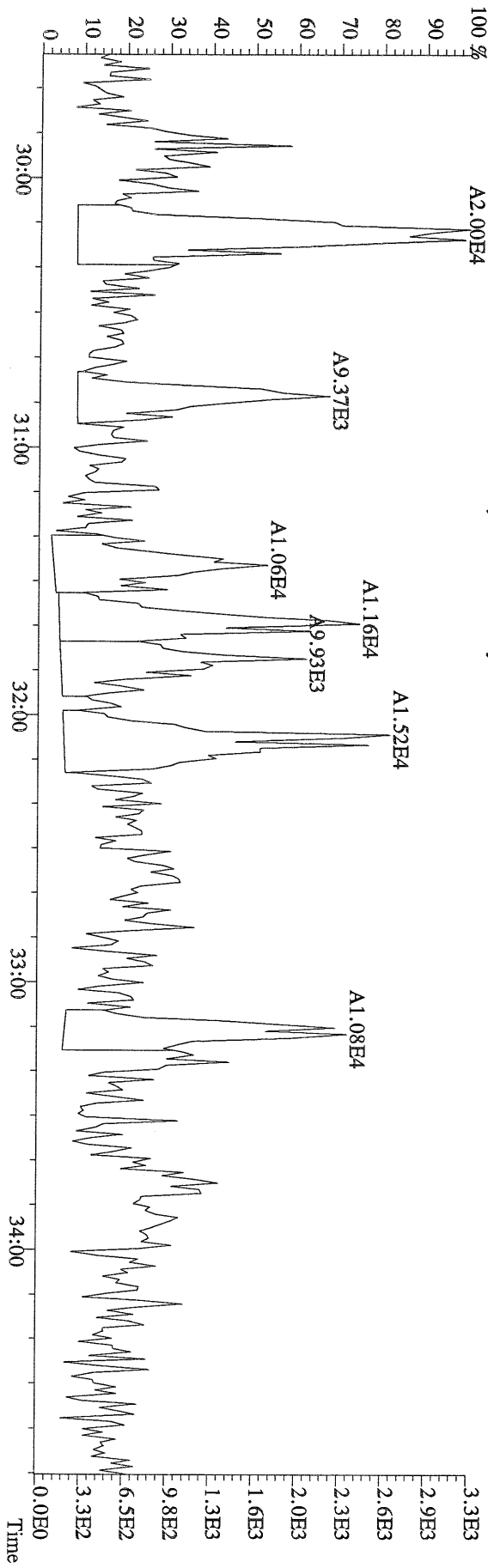
File:15AUG10M #1-411 Acq:15-AUG-2010 19:29:27 GC EI+ Voltage SIR Autospec-Ultima
 366.9792 S:9 F:2 Exp:PCDD
 Sample Text:6268-001-0001-SA File Text:Frontier Analytical Laboratory



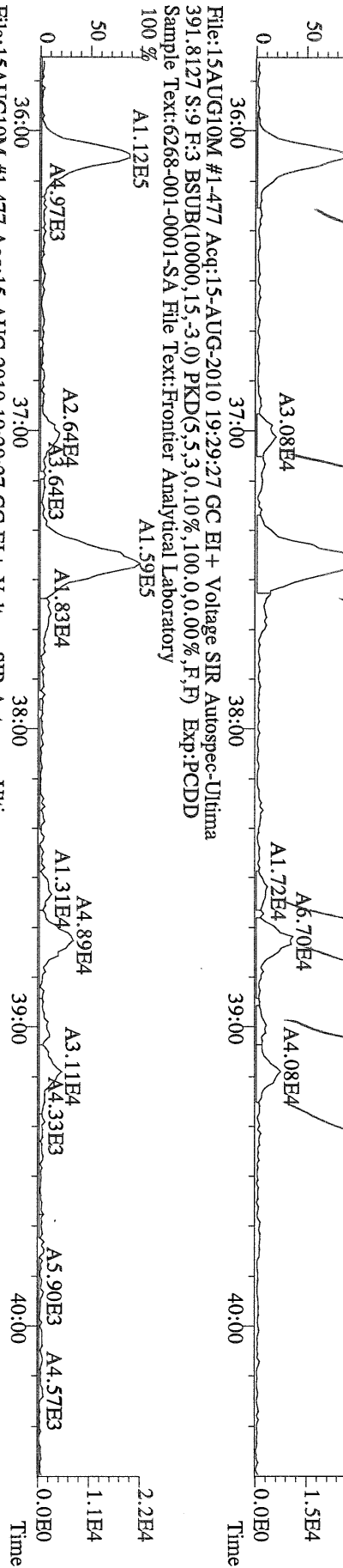
File:15AUG10M #1-411 Acq:15-AUG-2010 19:29:27 GC EI+ Voltage SIR Autospec-Ultima
 357.8546 S:9 F:2 BSUB(10000,15,-3.0) PKD(5,5,3,0,10%,100,0,0,00%,F,F) Exp:PCDD
 Sample Text:6268-001-0001-SA File Text:Frontier Analytical Laboratory
 100 %



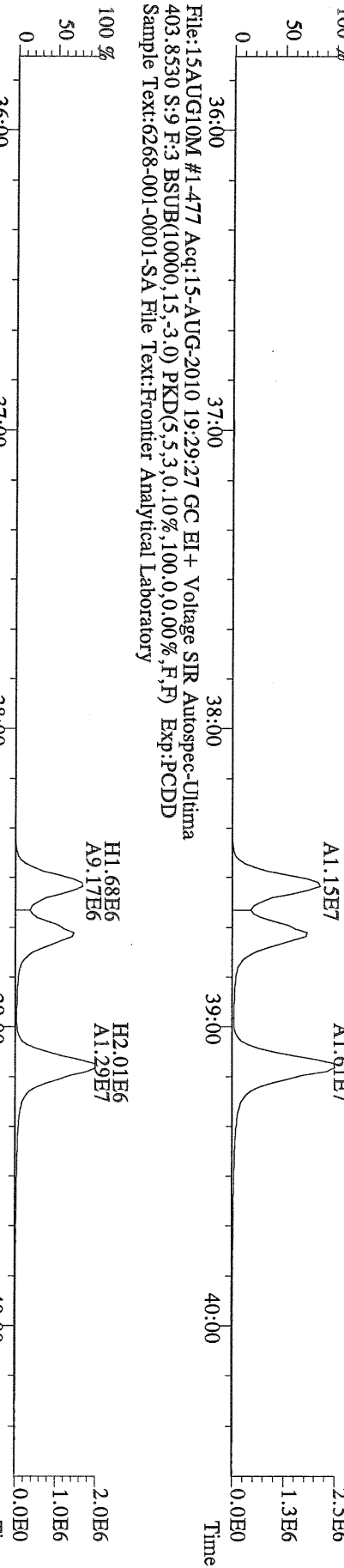
File:15AUG10M #1-411 Acq:15-AUG-2010 19:29:27 GC EI+ Voltage SIR Autospec-Ultima
 357.8517 S:9 F:2 BSUB(10000,15,-3.0) PKD(5,5,3,0,10%,100,0,0,00%,F,F) Exp:PCDD
 Sample Text:6268-001-0001-SA File Text:Frontier Analytical Laboratory
 100 %



File:15AUG10M #1-477 Acq:15-AUG-2010 19:29:27 GC EI+ Voltage SIR Autospec-Ultima
 389.8156 S:9 F:3 BSUB(10000,15,-3.0) PKD(5.5,3,0.100,0.0,0.00%,F,F) Exp:PCDD
 Sample Text:6268-001-0001-SA File Text:Frontier Analytical Laboratory



File:15AUG10M #1-477 Acq:15-AUG-2010 19:29:27 GC EI+ Voltage SIR Autospec-Ultima
 401.8559 S:9 F:3 BSUB(10000,15,-3.0) PKD(5.5,3,0.100,0.0,0.00%,F,F) Exp:PCDD
 Sample Text:6268-001-0001-SA File Text:Frontier Analytical Laboratory



File:15AUG10M #1-477 Acq:15-AUG-2010 19:29:27 GC EI+ Voltage SIR Autospec-Ultima
 380.9760 S:9 F:3 Exp:PCDD
 Sample Text:6268-001-0001-SA File Text:Frontier Analytical Laboratory

