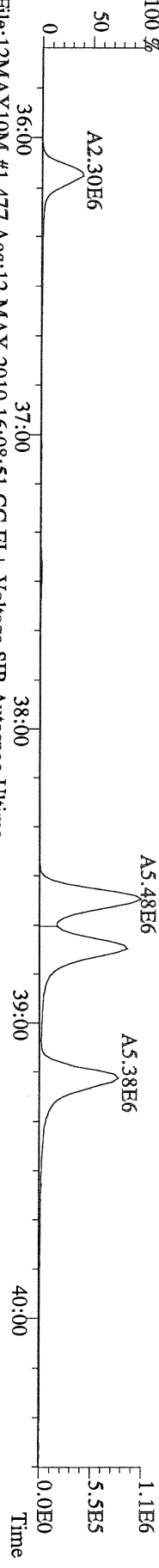


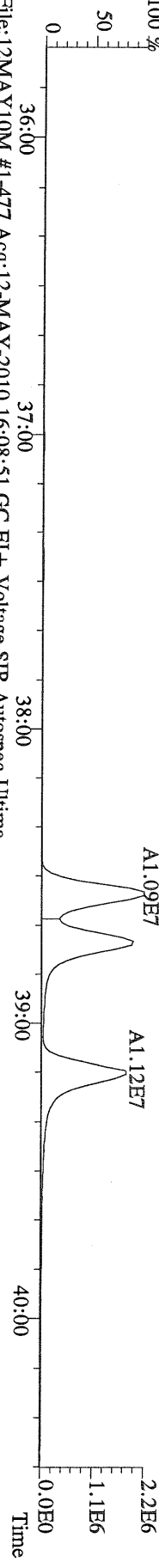
File:12MAY10M #1-477 Acq:12-MAY-2010 16:08:51 GC EI+ Voltage SIR Autospec-Utima
 389.8156 S:4 F:3 BSUB(10000,15,-3.0) PKD(5.5,3,0.10%,100.0,0.00%,F,F) Exp:PCDD
 Sample Text:ST051210M3 File Text:Frontier Analytical Laboratory



File:12MAY10M #1-477 Acq:12-MAY-2010 16:08:51 GC EI+ Voltage SIR Autospec-Utima
 391.8127 S:4 F:3 BSUB(10000,15,-3.0) PKD(5.5,3,0.10%,100.0,0.00%,F,F) Exp:PCDD
 Sample Text:ST051210M3 File Text:Frontier Analytical Laboratory



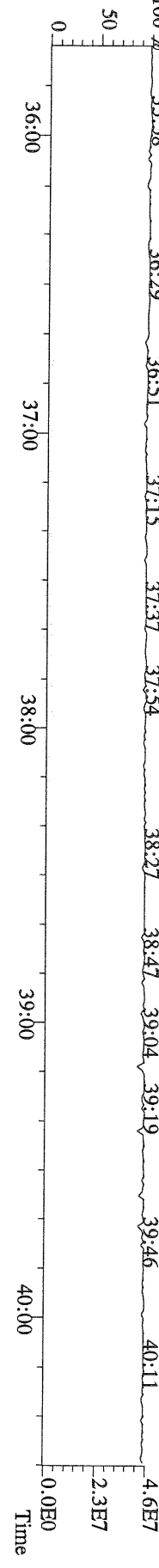
File:12MAY10M #1-477 Acq:12-MAY-2010 16:08:51 GC EI+ Voltage SIR Autospec-Utima
 401.8559 S:4 F:3 BSUB(10000,15,-3.0) PKD(5.5,3,0.10%,100.0,0.00%,F,F) Exp:PCDD
 Sample Text:ST051210M3 File Text:Frontier Analytical Laboratory



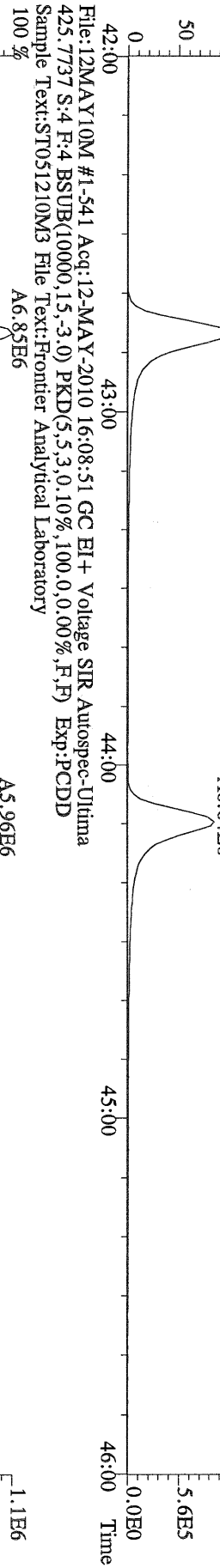
File:12MAY10M #1-477 Acq:12-MAY-2010 16:08:51 GC EI+ Voltage SIR Autospec-Utima
 403.8530 S:4 F:3 BSUB(10000,15,-3.0) PKD(5.5,3,0.10%,100.0,0.00%,F,F) Exp:PCDD
 Sample Text:ST051210M3 File Text:Frontier Analytical Laboratory



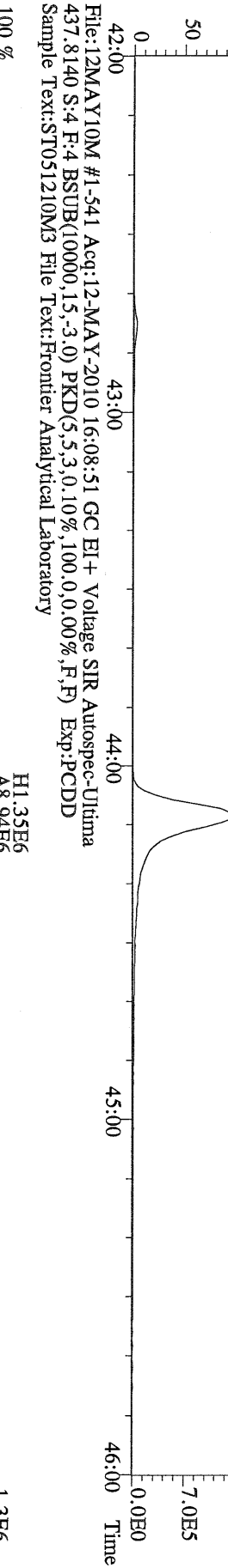
File:12MAY10M #1-477 Acq:12-MAY-2010 16:08:51 GC EI+ Voltage SIR Autospec-Utima
 380.9760 S:4 F:3 Exp:PCDD
 Sample Text:ST051210M3 File Text:Frontier Analytical Laboratory



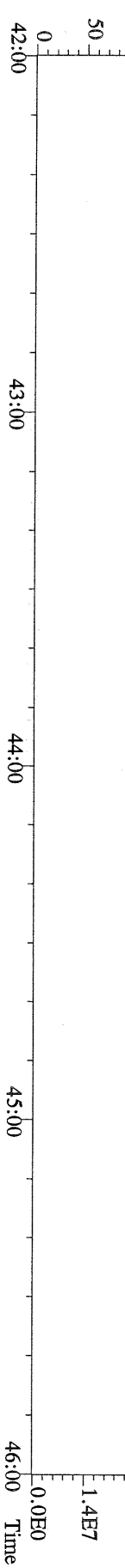
File:12MAY10M #1-541 Acq:12-MAY-2010 16:08:51 GC EI + Voltage SIR Autospec-Utima
423.7767 S:4 F:4 BSUB(10000,15,-3.0) PKD(5,5,3,0.10%,100,0,0.00%,F,F) Exp:PCDD
Sample Text:ST051210M3 File Text:Frontier Analytical Laboratory
100 %




File:12MAY10M #1-541 Acq:12-MAY-2010 16:08:51 GC EI + Voltage SIR Autospec-Utima
435.8169 S:4 F:4 BSUB(10000,15,-3.0) PKD(5,5,3,0.10%,100,0,0.00%,F,F) Exp:PCDD
Sample Text:ST051210M3 File Text:Frontier Analytical Laboratory
100 %




File:12MAY10M #1-541 Acq:12-MAY-2010 16:08:51 GC EI + Voltage SIR Autospec-Utima
430.9728 S:4 F:4 Exp:PCDD
Sample Text:ST051210M3 File Text:Frontier Analytical Laboratory
100 %



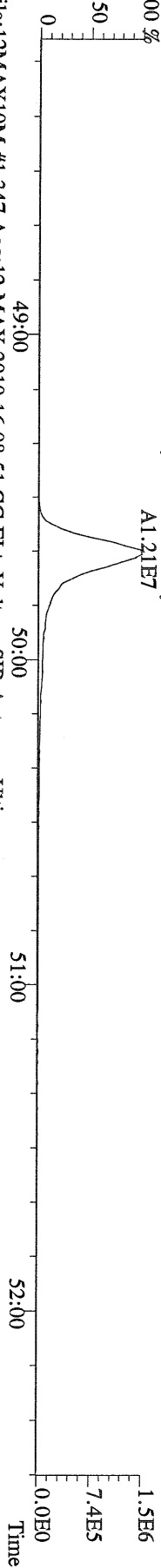
File:12MAY10M #1-347 Acq:12-MAY-2010 16:08:51 GC EI + Voltage SIR Autospec-Ultima
 457.7377 S:4 F:5 BSUB(10000,15,-3.0) PKD(5,5,3,0.10%,100.0,0.00%,F,F) Exp:PCDD
 Sample Text:ST051210M3 File Text:Frontier Analytical Laboratory



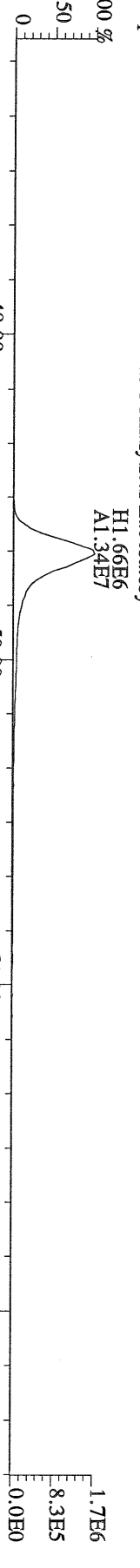
File:12MAY10M #1-347 Acq:12-MAY-2010 16:08:51 GC EI + Voltage SIR Autospec-Ultima
 459.7348 S:4 F:5 BSUB(10000,15,-3.0) PKD(5,5,3,0.10%,100.0,0.00%,F,F) Exp:PCDD
 Sample Text:ST051210M3 File Text:Frontier Analytical Laboratory




File:12MAY10M #1-347 Acq:12-MAY-2010 16:08:51 GC EI + Voltage SIR Autospec-Ultima
 469.7780 S:4 F:5 BSUB(10000,15,-3.0) PKD(5,5,3,0.10%,100.0,0.00%,F,F) Exp:PCDD
 Sample Text:ST051210M3 File Text:Frontier Analytical Laboratory



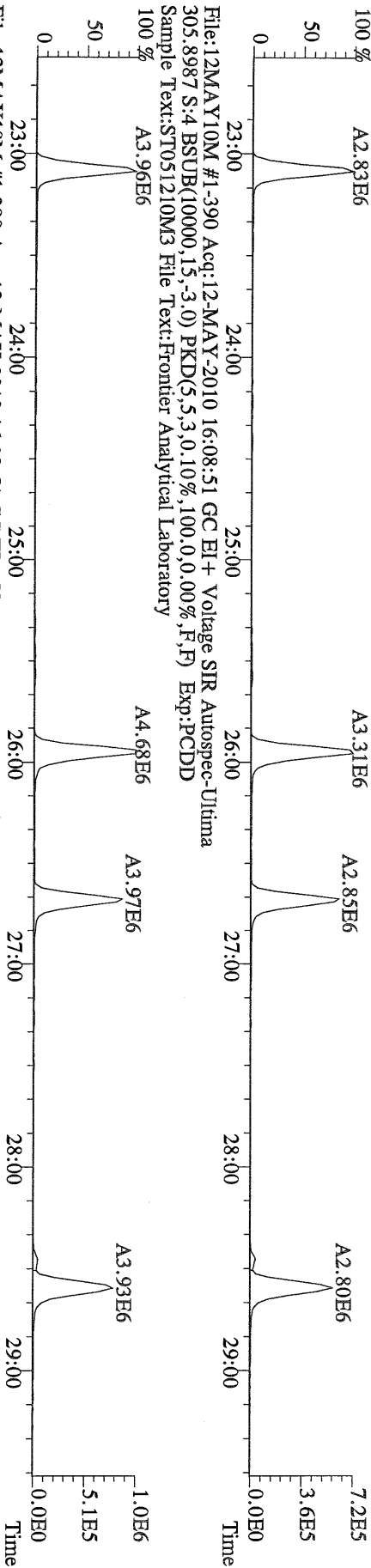
File:12MAY10M #1-347 Acq:12-MAY-2010 16:08:51 GC EI + Voltage SIR Autospec-Ultima
 471.7750 S:4 F:5 BSUB(10000,15,-3.0) PKD(5,5,3,0.10%,100.0,0.00%,F,F) Exp:PCDD
 Sample Text:ST051210M3 File Text:Frontier Analytical Laboratory



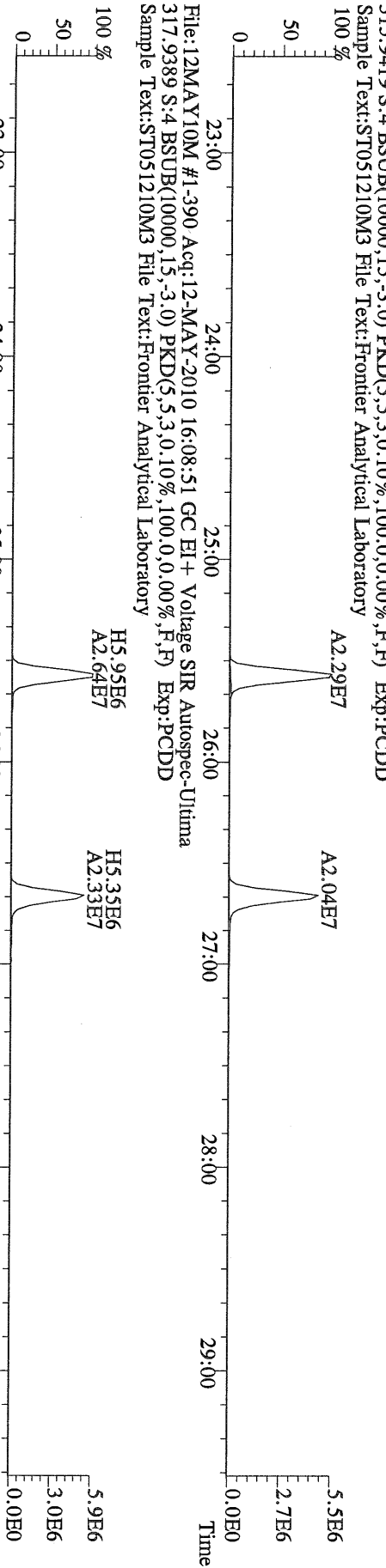
File:12MAY10M #1-347 Acq:12-MAY-2010 16:08:51 GC EI + Voltage SIR Autospec-Ultima
 454.9728 S:4 F:5 Exp:PCDD
 Sample Text:ST051210M3 File Text:Frontier Analytical Laboratory



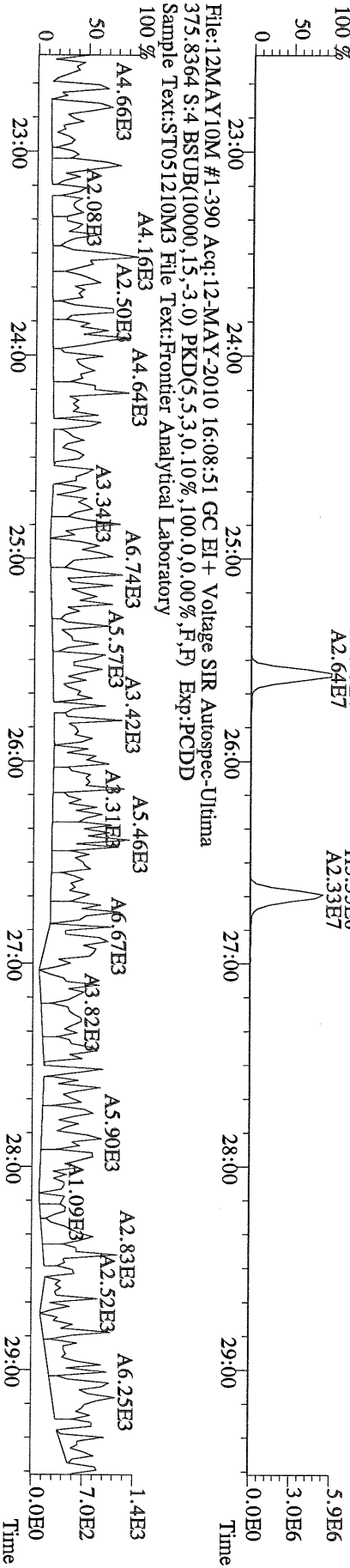
File:12MAY10M #1-390 Acq:12-MAY-2010 16:08:51 GC EI+ Voltage SIR Autospec-Utima
 303.9016 S:4 BSUB(10000,15,-3.0) PKD(5,5,3,0.10%,100,0,0.00%,F,F) Exp:PCDD
 Sample Text:ST051210M3 File Text:Frontier Analytical Laboratory




File:12MAY10M #1-390 Acq:12-MAY-2010 16:08:51 GC EI+ Voltage SIR Autospec-Utima
 315.9419 S:4 BSUB(10000,15,-3.0) PKD(5,5,3,0.10%,100,0,0.00%,F,F) Exp:PCDD
 Sample Text:ST051210M3 File Text:Frontier Analytical Laboratory



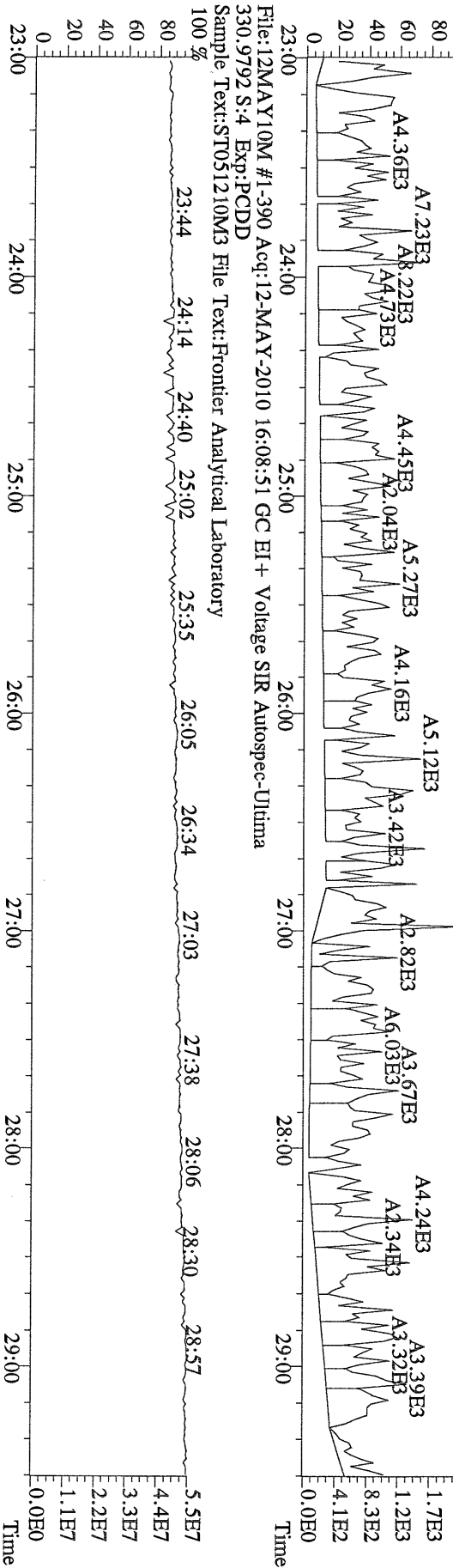
File:12MAY10M #1-390 Acq:12-MAY-2010 16:08:51 GC EI+ Voltage SIR Autospec-Utima
 317.9389 S:4 BSUB(10000,15,-3.0) PKD(5,5,3,0.10%,100,0,0.00%,F,F) Exp:PCDD
 Sample Text:ST051210M3 File Text:Frontier Analytical Laboratory



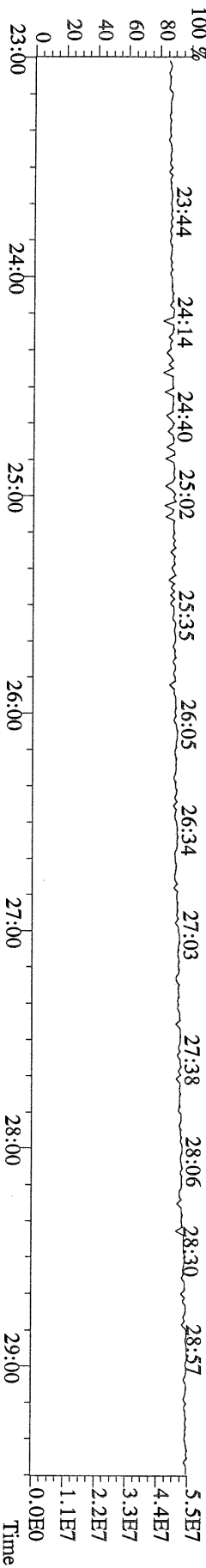
File:12MAY10M #1-390 Acq:12-MAY-2010 16:08:51 GC EI+ Voltage SIR Autospec-Ultima
 339.8597 S:4 BSUB(10000,15,-3.0) PKD(5,5,3,0,10%,100,0,0,00%,F,F) Exp:PCDD
 Sample Text:ST051210M3 File Text:Frontier Analytical Laboratory



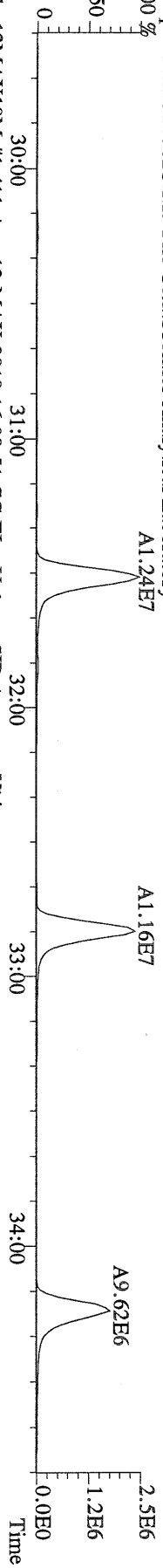
File:12MAY10M #1-390 Acq:12-MAY-2010 16:08:51 GC EI+ Voltage SIR Autospec-Ultima
 409.7974 S:4 BSUB(10000,15,-3.0) PKD(5,5,3,0,10%,100,0,0,00%,F,F) Exp:PCDD
 Sample Text:ST051210M3 File Text:Frontier Analytical Laboratory



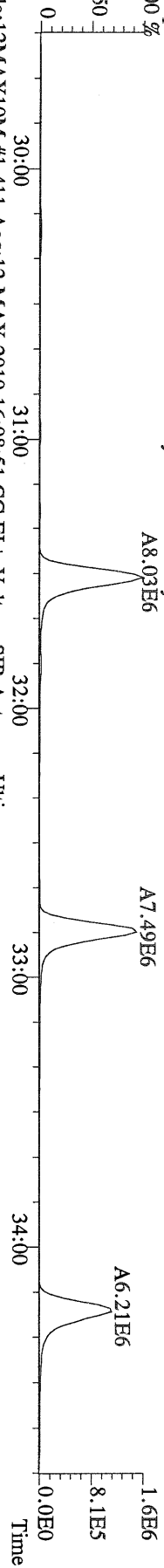
File:12MAY10M #1-390 Acq:12-MAY-2010 16:08:51 GC EI+ Voltage SIR Autospec-Ultima
 330.9792 S:4 Exp:PCDD
 Sample Text:ST051210M3 File Text:Frontier Analytical Laboratory



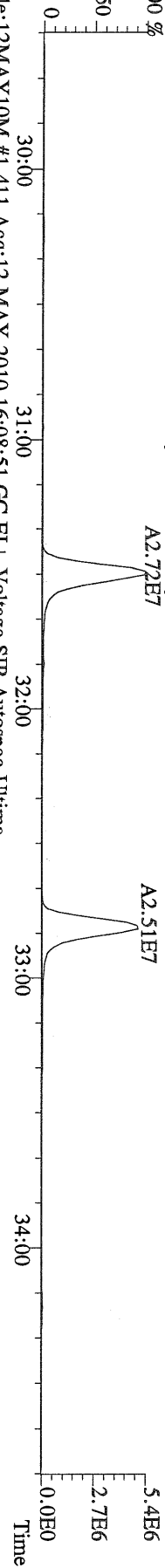
File:12MAY10M #1-411 Acq:12-MAY-2010 16:08:51 GC EI+ Voltage SIR Autospec-Ultima
339.8597 S:4 F:2 BSUB(10000,15,-3.0) PKD(5,5,3,0.10%,100,0.0,0.00%,F,F) Exp:PCDD
Sample Text:ST051210M3 File Text:Frontier Analytical Laboratory




File:12MAY10M #1-411 Acq:12-MAY-2010 16:08:51 GC EI+ Voltage SIR Autospec-Ultima
341.8568 S:4 F:2 BSUB(10000,15,-3.0) PKD(5,5,3,0.10%,100,0.0,0.00%,F,F) Exp:PCDD
Sample Text:ST051210M3 File Text:Frontier Analytical Laboratory



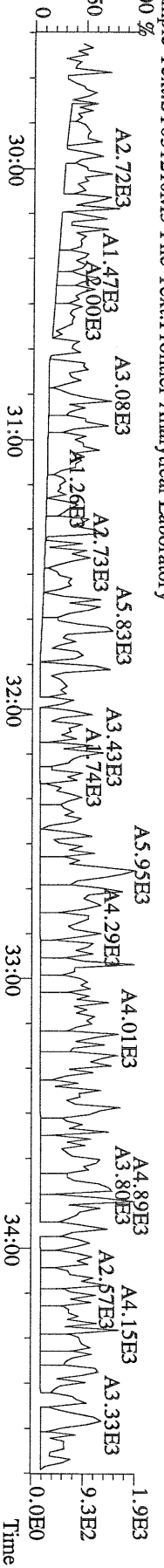
File:12MAY10M #1-411 Acq:12-MAY-2010 16:08:51 GC EI+ Voltage SIR Autospec-Ultima
351.9000 S:4 F:2 BSUB(10000,15,-3.0) PKD(5,5,3,0.10%,100,0.0,0.00%,F,F) Exp:PCDD
Sample Text:ST051210M3 File Text:Frontier Analytical Laboratory



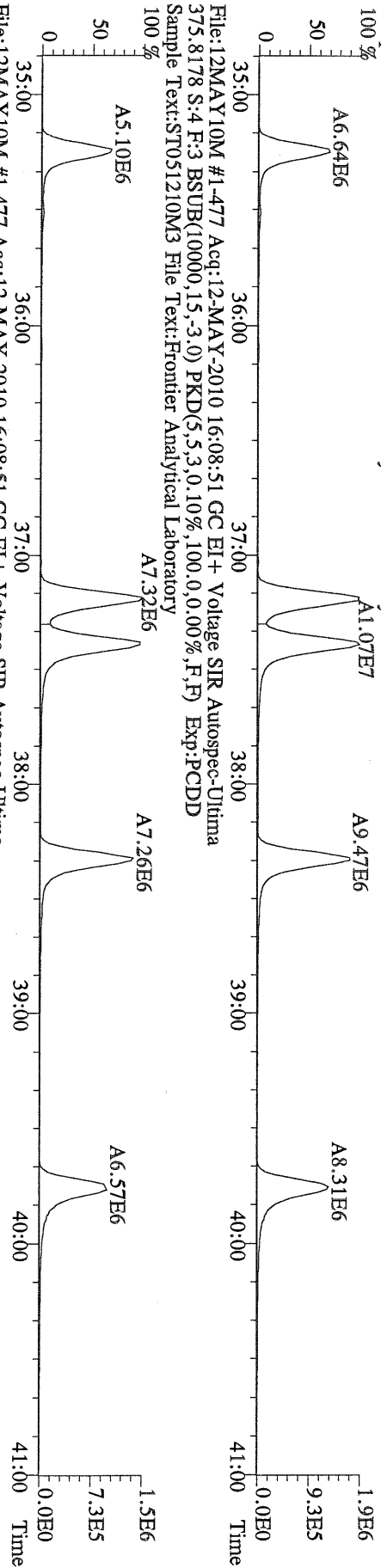
File:12MAY10M #1-411 Acq:12-MAY-2010 16:08:51 GC EI+ Voltage SIR Autospec-Ultima
353.8970 S:4 F:2 BSUB(10000,15,-3.0) PKD(5,5,3,0.10%,100,0.0,0.00%,F,F) Exp:PCDD
Sample Text:ST051210M3 File Text:Frontier Analytical Laboratory



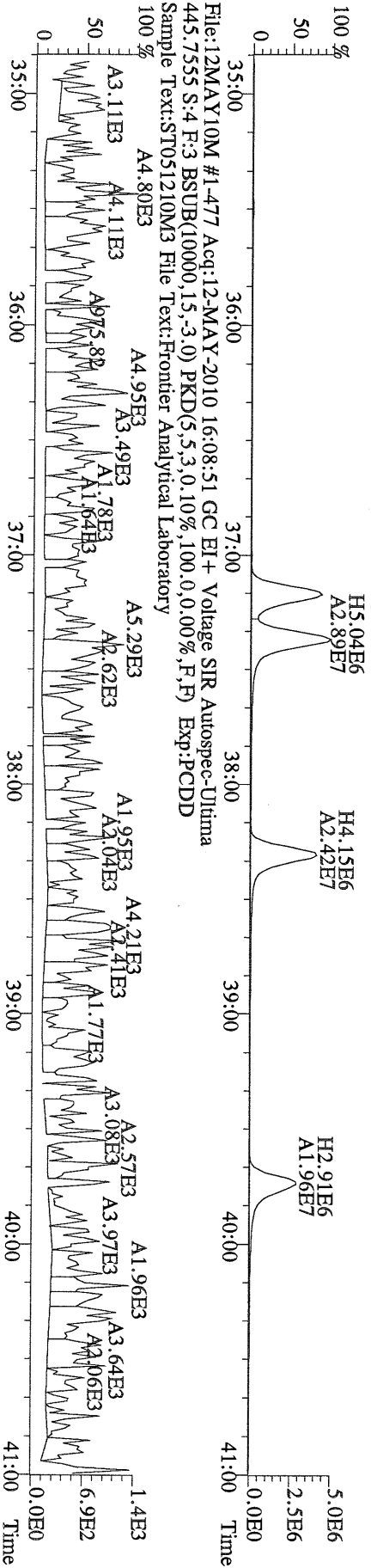
File:12MAY10M #1-411 Acq:12-MAY-2010 16:08:51 GC EI+ Voltage SIR Autospec-Ultima
409.7974 S:4 F:2 BSUB(10000,15,-3.0) PKD(5,5,3,0.10%,100,0.0,0.00%,F,F) Exp:PCDD
Sample Text:ST051210M3 File Text:Frontier Analytical Laboratory



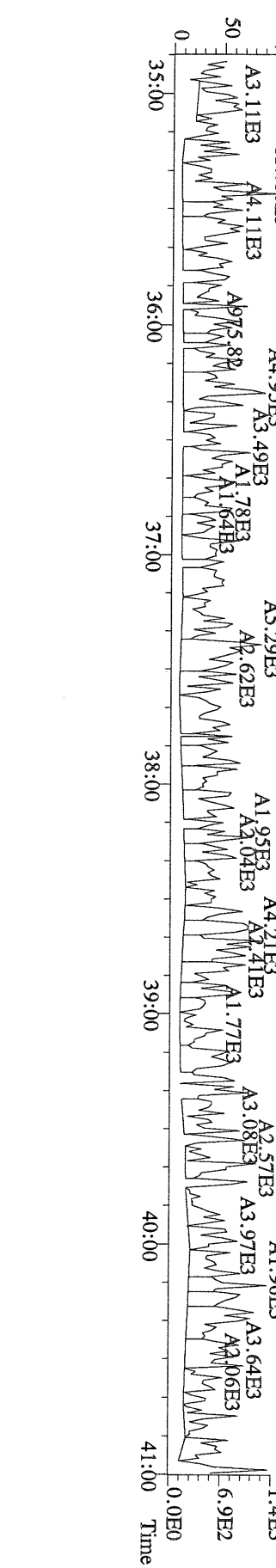
File:12MAY10M #1-477 Acq:12-MAY-2010 16:08:51 GC EI+ Voltage SIR Autospec-Utima
373.8207 S:4 F:3 BSUB(10000,15,-3.0) PKD(5,5,3,0.10%,100,0.00%,F,F) Exp:PCDD
Sample Text:ST051210M3 File Text:Frontier Analytical Laboratory



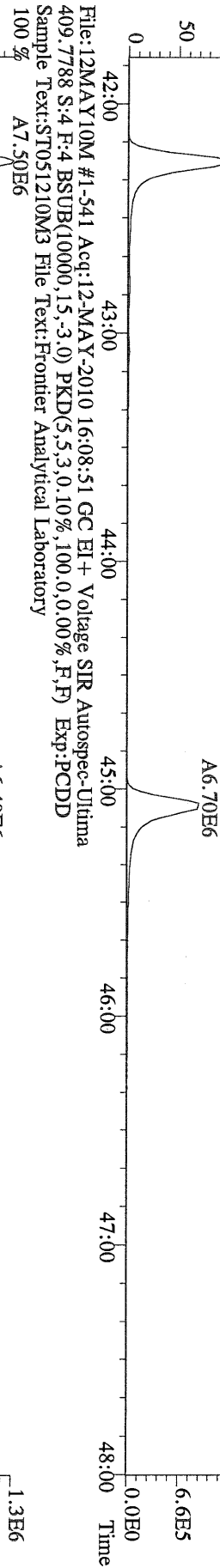
File:12MAY10M #1-477 Acq:12-MAY-2010 16:08:51 GC EI+ Voltage SIR Autospec-Utima
383.8639 S:4 F:3 BSUB(10000,15,-3.0) PKD(5,5,3,0.10%,100,0.00%,F,F) Exp:PCDD
Sample Text:ST051210M3 File Text:Frontier Analytical Laboratory



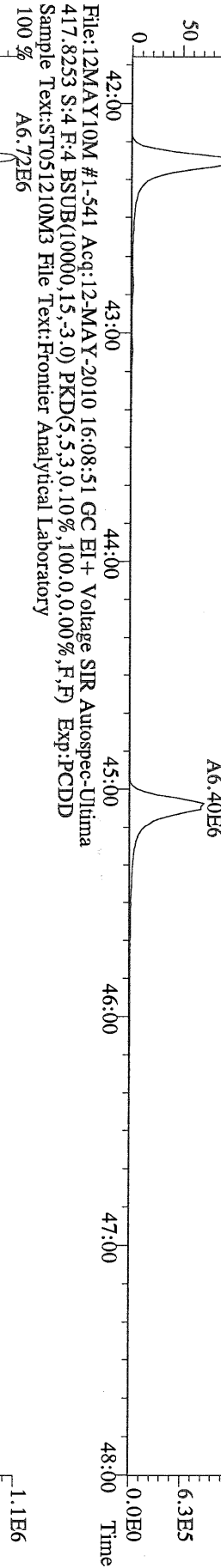
File:12MAY10M #1-477 Acq:12-MAY-2010 16:08:51 GC EI+ Voltage SIR Autospec-Utima
445.7555 S:4 F:3 BSUB(10000,15,-3.0) PKD(5,5,3,0.10%,100,0.00%,F,F) Exp:PCDD
Sample Text:ST051210M3 File Text:Frontier Analytical Laboratory



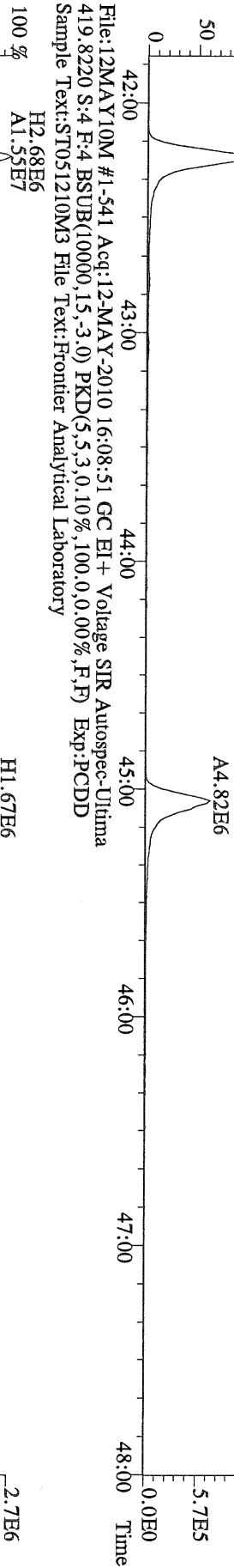
File:12MAY10M #1-541 Acq:12-MAY-2010 16:08:51 GC EI+ Voltage SIR Autospec-Utima
 407.7818 S:4 F:4 BSUB(10000,15,-3.0) PKD(5.5,3,0.10%,100.0,0.00%,F,F) Exp:PCDD
 Sample Text:ST051210M3 File Text:Frontier Analytical Laboratory



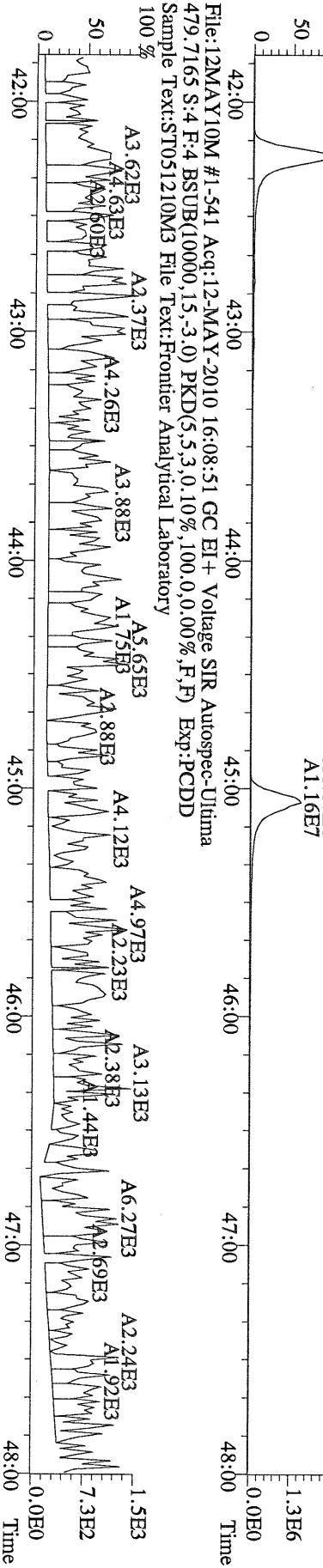
File:12MAY10M #1-541 Acq:12-MAY-2010 16:08:51 GC EI+ Voltage SIR Autospec-Utima
 409.7788 S:4 F:4 BSUB(10000,15,-3.0) PKD(5.5,3,0.10%,100.0,0.00%,F,F) Exp:PCDD
 Sample Text:ST051210M3 File Text:Frontier Analytical Laboratory



File:12MAY10M #1-541 Acq:12-MAY-2010 16:08:51 GC EI+ Voltage SIR Autospec-Utima
 417.8253 S:4 F:4 BSUB(10000,15,-3.0) PKD(5.5,3,0.10%,100.0,0.00%,F,F) Exp:PCDD
 Sample Text:ST051210M3 File Text:Frontier Analytical Laboratory

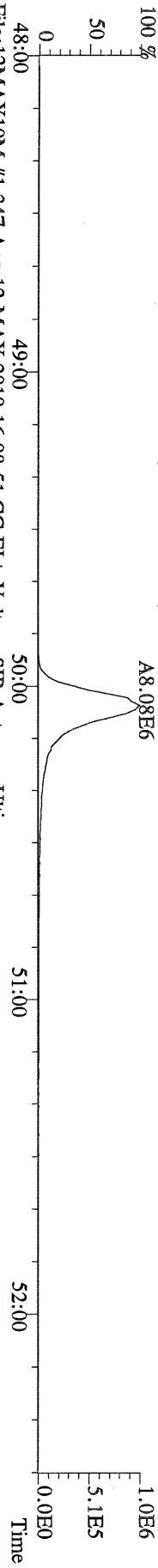


File:12MAY10M #1-541 Acq:12-MAY-2010 16:08:51 GC EI+ Voltage SIR Autospec-Utima
 419.8220 S:4 F:4 BSUB(10000,15,-3.0) PKD(5.5,3,0.10%,100.0,0.00%,F,F) Exp:PCDD
 Sample Text:ST051210M3 File Text:Frontier Analytical Laboratory

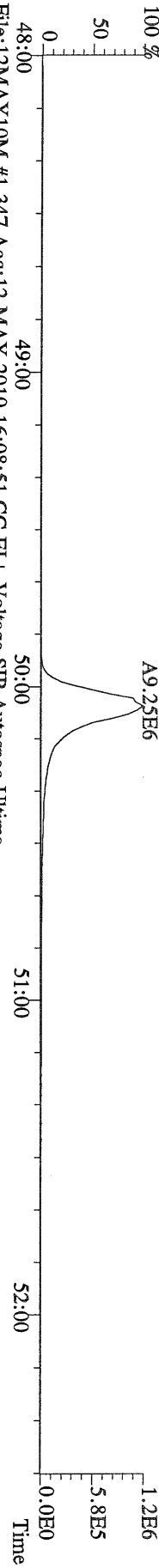


File:12MAY10M #1-541 Acq:12-MAY-2010 16:08:51 GC EI+ Voltage SIR Autospec-Utima
 479.7165 S:4 F:4 BSUB(10000,15,-3.0) PKD(5.5,3,0.10%,100.0,0.00%,F,F) Exp:PCDD
 Sample Text:ST051210M3 File Text:Frontier Analytical Laboratory

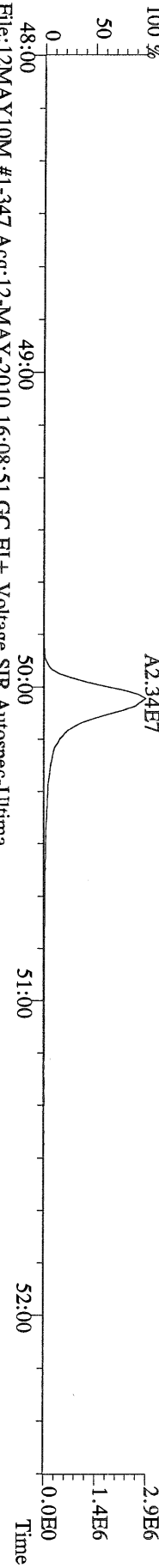
File:12MAY10M #1-347 Acq:12-MAY-2010 16:08:51 GC EI+ Voltage SIR Autospec-Utima
441.7428 S:4 F:5 BSUB(10000,15,-3.0) PKD(5,5,3,0.10%,100,0,0.00%,F,F) Exp:PCDD
Sample Text:ST051210M3 File Text:Frontier Analytical Laboratory



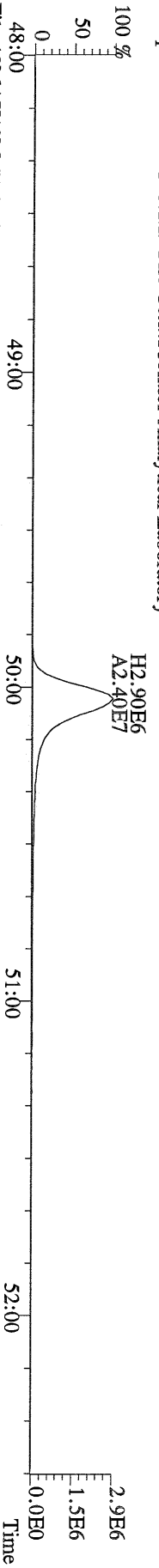
File:12MAY10M #1-347 Acq:12-MAY-2010 16:08:51 GC EI+ Voltage SIR Autospec-Utima
443.7398 S:4 F:5 BSUB(10000,15,-3.0) PKD(5,5,3,0.10%,100,0,0.00%,F,F) Exp:PCDD
Sample Text:ST051210M3 File Text:Frontier Analytical Laboratory



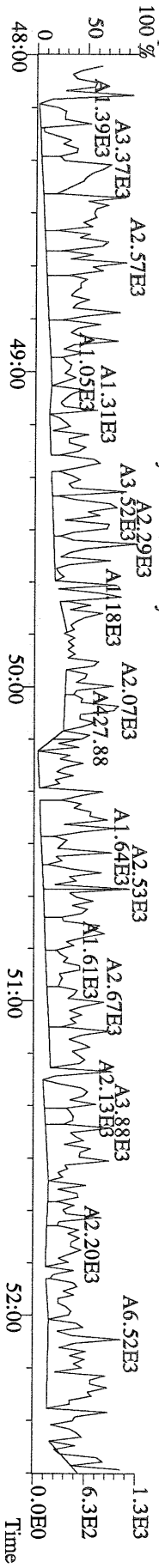
File:12MAY10M #1-347 Acq:12-MAY-2010 16:08:51 GC EI+ Voltage SIR Autospec-Utima
453.7831 S:4 F:5 BSUB(10000,15,-3.0) PKD(5,5,3,0.10%,100,0,0.00%,F,F) Exp:PCDD
Sample Text:ST051210M3 File Text:Frontier Analytical Laboratory



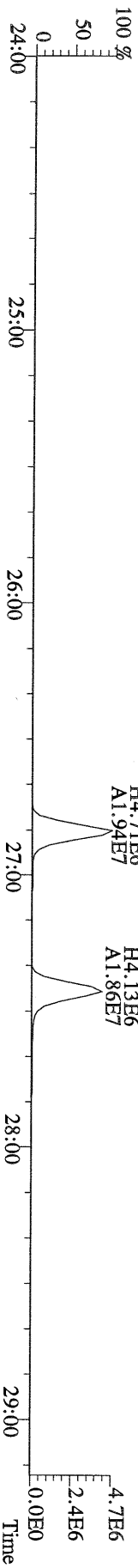
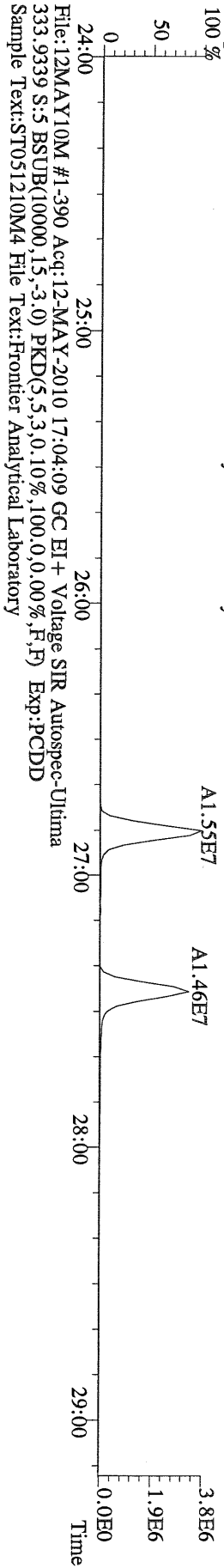



File:12MAY10M #1-347 Acq:12-MAY-2010 16:08:51 GC EI+ Voltage SIR Autospec-Utima
455.7801 S:4 F:5 BSUB(10000,15,-3.0) PKD(5,5,3,0.10%,100,0,0.00%,F,F) Exp:PCDD
Sample Text:ST051210M3 File Text:Frontier Analytical Laboratory




File:12MAY10M #1-347 Acq:12-MAY-2010 16:08:51 GC EI+ Voltage SIR Autospec-Utima
513.6775 S:4 F:5 BSUB(10000,15,-3.0) PKD(5,5,3,0.10%,100,0,0.00%,F,F) Exp:PCDD
Sample Text:ST051210M3 File Text:Frontier Analytical Laboratory



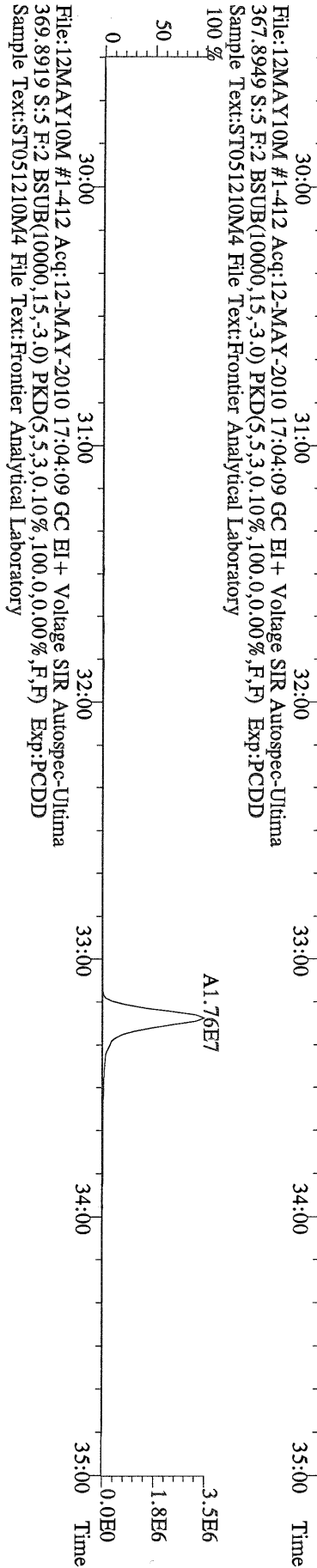
File:12MAY10M #1-390 Acq:12-MAY-2010 17:04:09 GC EI + Voltage SIR Autospec-Ultima
319.8965 S:5 BSUB(10000,15,-3.0) PKD(5,5,3,0,10%,100,0,0,00%,F,F) Exp:PCDD
Sample Text:ST051210M4 File Text:Frontier Analytical Laboratory




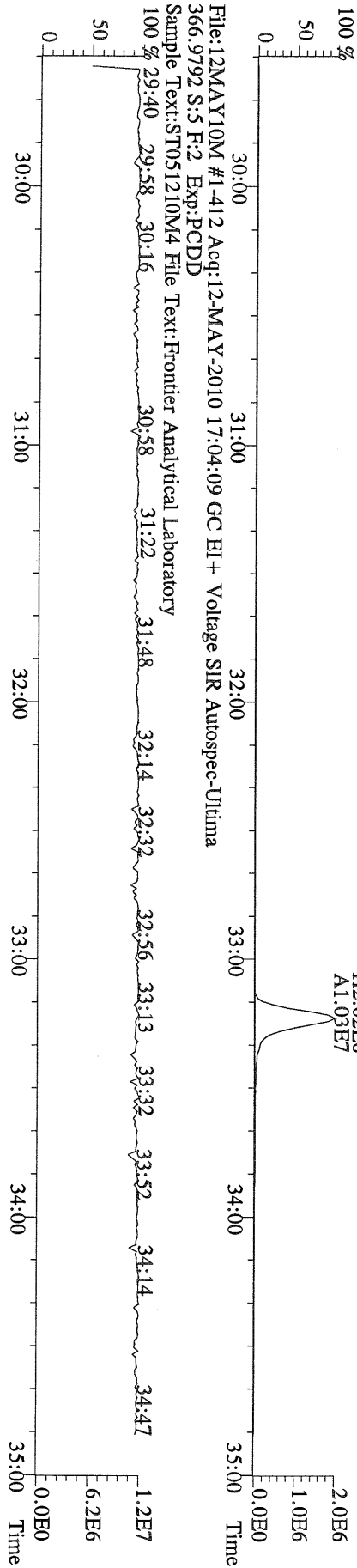
File:12MAY10M #1-412 Acq:12-MAY-2010 17:04:09 GC EI+ Voltage SIR Autospec-Ultima
355.8546 S:5 F:2 BSUB(10000,15,-3.0) PKD(5.5,3,0.10%,100.0,0.00%,F,F) Exp:PCDD
Sample Text:ST051210M4 File Text:Frontier Analytical Laboratory



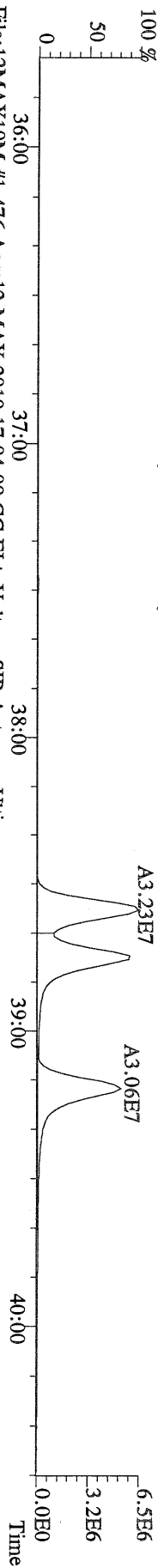
File:12MAY10M #1-412 Acq:12-MAY-2010 17:04:09 GC EI+ Voltage SIR Autospec-Ultima
367.8949 S:5 F:2 BSUB(10000,15,-3.0) PKD(5.5,3,0.10%,100.0,0.00%,F,F) Exp:PCDD
Sample Text:ST051210M4 File Text:Frontier Analytical Laboratory



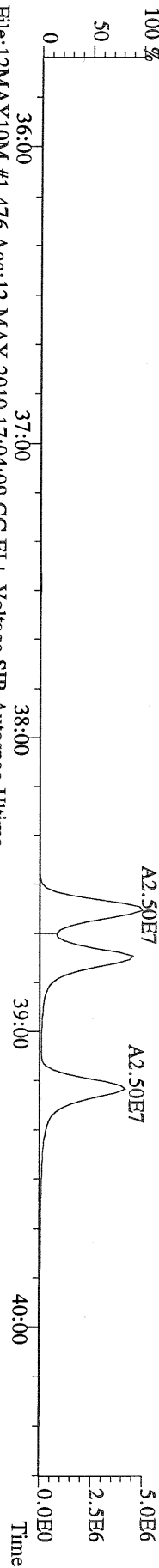
File:12MAY10M #1-412 Acq:12-MAY-2010 17:04:09 GC EI+ Voltage SIR Autospec-Ultima
366.9792 S:5 F:2 Exp:PCDD
Sample Text:ST051210M4 File Text:Frontier Analytical Laboratory




File:12MAY10M #1-476 Acq:12-MAY-2010 17:04:09 GC EI + Voltage SIR Autospec-Ultima
389.8156 S:5 F:3 BSUB(10000,15,-3.0) PKD(5.5,3.0,10%,100.0,0.00%,F,F) Exp:PCDD
Sample Text:ST051210M4 File Text:Frontier Analytical Laboratory



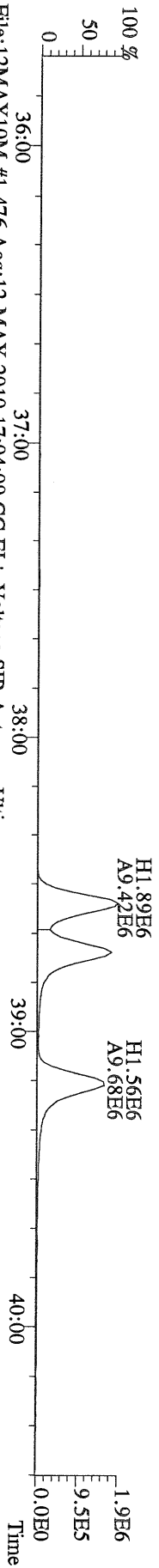
File:12MAY10M #1-476 Acq:12-MAY-2010 17:04:09 GC EI + Voltage SIR Autospec-Ultima
391.8127 S:5 F:3 BSUB(10000,15,-3.0) PKD(5.5,3.0,10%,100.0,0.00%,F,F) Exp:PCDD
Sample Text:ST051210M4 File Text:Frontier Analytical Laboratory



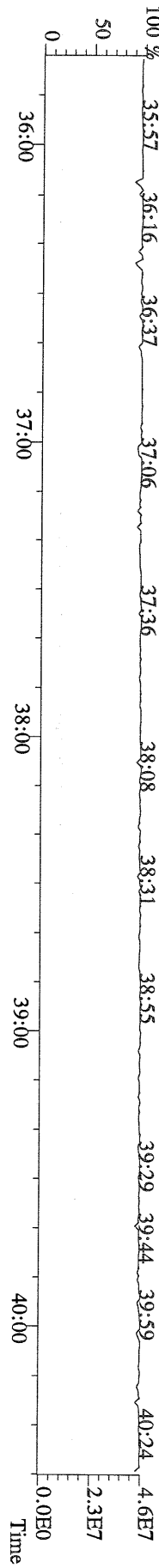
File:12MAY10M #1-476 Acq:12-MAY-2010 17:04:09 GC EI + Voltage SIR Autospec-Ultima
401.8559 S:5 F:3 BSUB(10000,15,-3.0) PKD(5.5,3.0,10%,100.0,0.00%,F,F) Exp:PCDD
Sample Text:ST051210M4 File Text:Frontier Analytical Laboratory



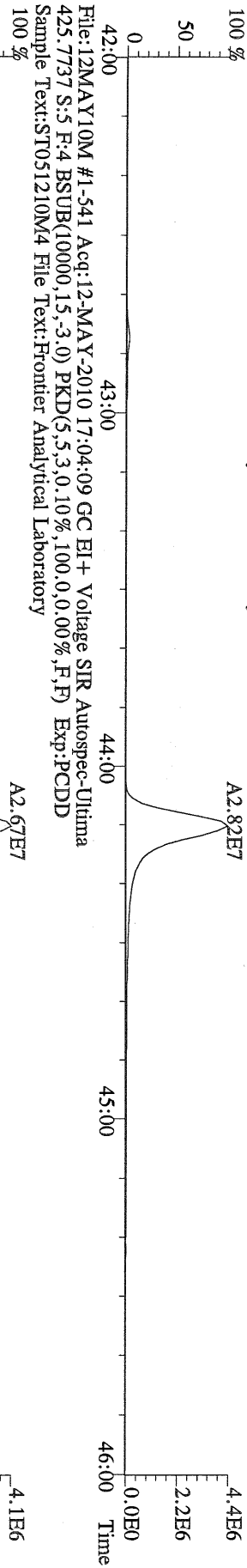
File:12MAY10M #1-476 Acq:12-MAY-2010 17:04:09 GC EI + Voltage SIR Autospec-Ultima
403.8530 S:5 F:3 BSUB(10000,15,-3.0) PKD(5.5,3.0,10%,100.0,0.00%,F,F) Exp:PCDD
Sample Text:ST051210M4 File Text:Frontier Analytical Laboratory



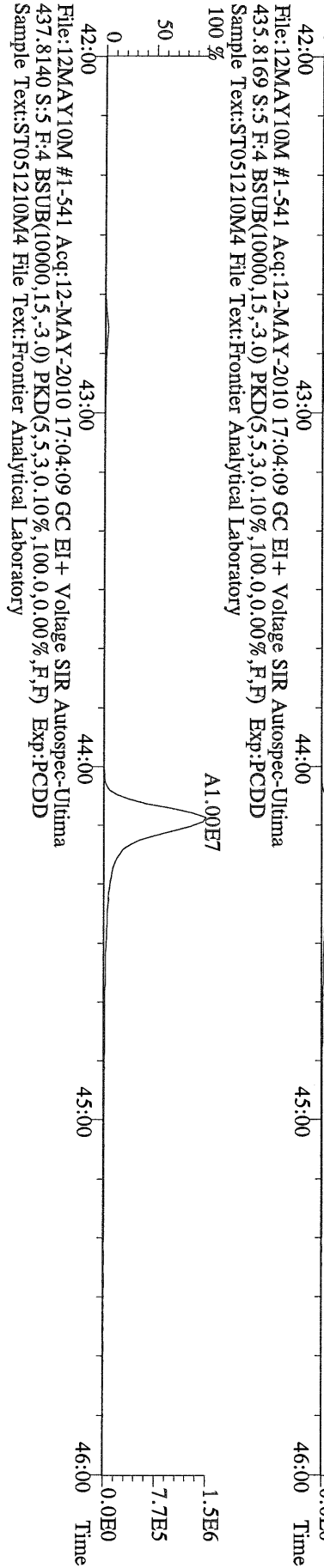
File:12MAY10M #1-476 Acq:12-MAY-2010 17:04:09 GC EI + Voltage SIR Autospec-Ultima
380.9760 S:5 F:3 Exp:PCDD
Sample Text:ST051210M4 File Text:Frontier Analytical Laboratory



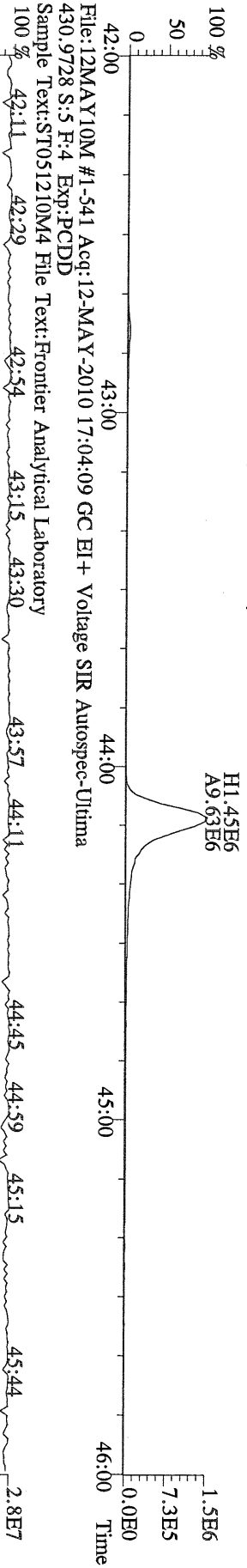
File:12MAY10M #1-541 Acq:12-MAY-2010 17:04:09 GC EI+ Voltage SIR Autospec-Ultima
423.7767 S:5 F:4 BSUB(10000,15,-3.0) PKD(5.5,3.0,10%,100.0,0.00%,F,F) Exp:PCDD
Sample Text:ST051210M4 File Text:Frontier Analytical Laboratory
100 %



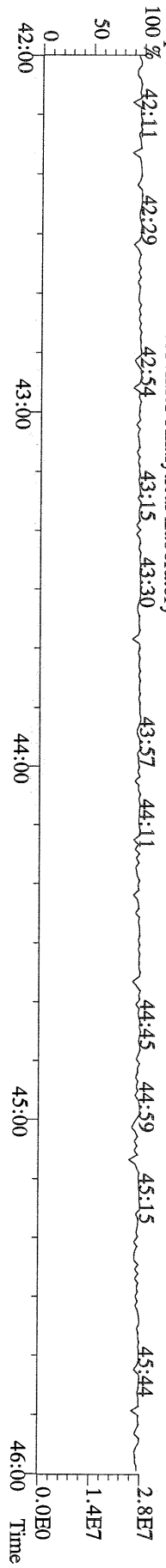
File:12MAY10M #1-541 Acq:12-MAY-2010 17:04:09 GC EI+ Voltage SIR Autospec-Ultima
435.8169 S:5 F:4 BSUB(10000,15,-3.0) PKD(5.5,3.0,10%,100.0,0.00%,F,F) Exp:PCDD
Sample Text:ST051210M4 File Text:Frontier Analytical Laboratory
100 %



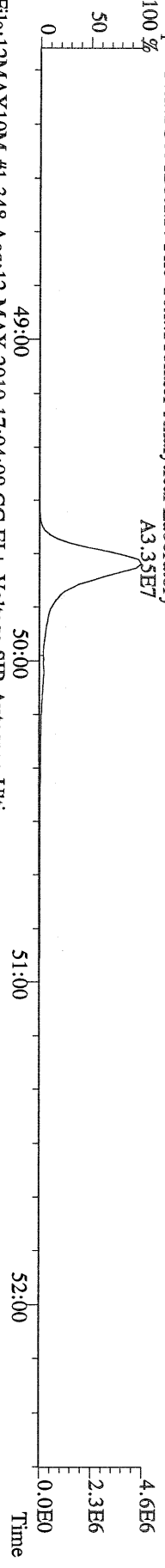
File:12MAY10M #1-541 Acq:12-MAY-2010 17:04:09 GC EI+ Voltage SIR Autospec-Ultima
437.8140 S:5 F:4 BSUB(10000,15,-3.0) PKD(5.5,3.0,10%,100.0,0.00%,F,F) Exp:PCDD
Sample Text:ST051210M4 File Text:Frontier Analytical Laboratory



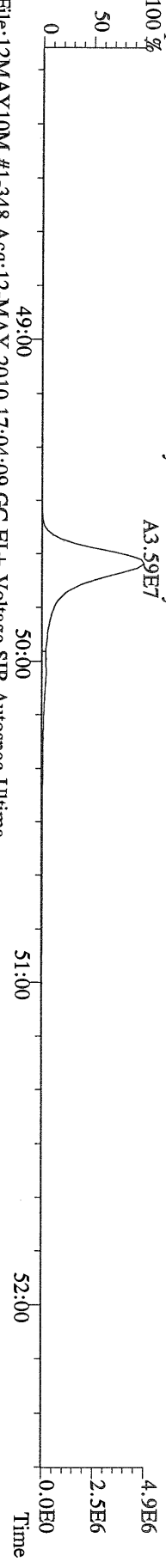
File:12MAY10M #1-541 Acq:12-MAY-2010 17:04:09 GC EI+ Voltage SIR Autospec-Ultima
430.9728 S:5 F:4 Exp:PCDD
Sample Text:ST051210M4 File Text:Frontier Analytical Laboratory



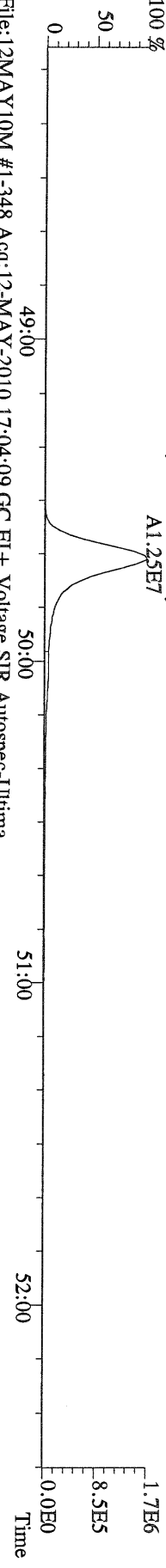
File:12MAY10M #1-348 Acq:12-MAY-2010 17:04:09 GC EI + Voltage SIR Autospec-Utima
 457.7377 S:5 F:5 BSUB(10000,15,-3.0) PKD(5,5,3,0.10%,100.0,0.00%,F,F) Exp:PCDD
 Sample Text:ST051210M4 File Text:Frontier Analytical Laboratory




File:12MAY10M #1-348 Acq:12-MAY-2010 17:04:09 GC EI + Voltage SIR Autospec-Utima
 459.7348 S:5 F:5 BSUB(10000,15,-3.0) PKD(5,5,3,0.10%,100.0,0.00%,F,F) Exp:PCDD
 Sample Text:ST051210M4 File Text:Frontier Analytical Laboratory




File:12MAY10M #1-348 Acq:12-MAY-2010 17:04:09 GC EI + Voltage SIR Autospec-Utima
 469.7780 S:5 F:5 BSUB(10000,15,-3.0) PKD(5,5,3,0.10%,100.0,0.00%,F,F) Exp:PCDD
 Sample Text:ST051210M4 File Text:Frontier Analytical Laboratory




File:12MAY10M #1-348 Acq:12-MAY-2010 17:04:09 GC EI + Voltage SIR Autospec-Utima
 471.7750 S:5 F:5 BSUB(10000,15,-3.0) PKD(5,5,3,0.10%,100.0,0.00%,F,F) Exp:PCDD
 Sample Text:ST051210M4 File Text:Frontier Analytical Laboratory



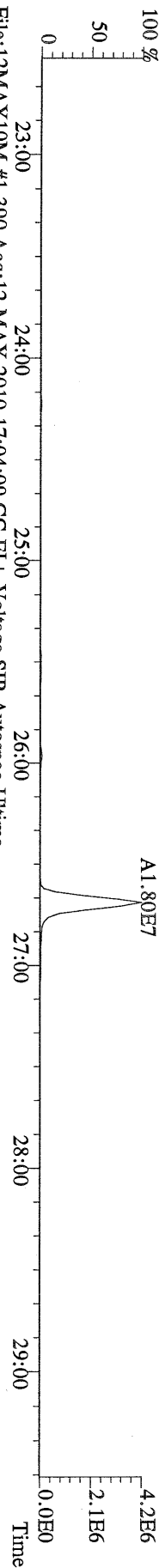
File:12MAY10M #1-348 Acq:12-MAY-2010 17:04:09 GC EI + Voltage SIR Autospec-Utima
 454.9728 S:5 F:5 Exp:PCDD
 Sample Text:ST051210M4 File Text:Frontier Analytical Laboratory



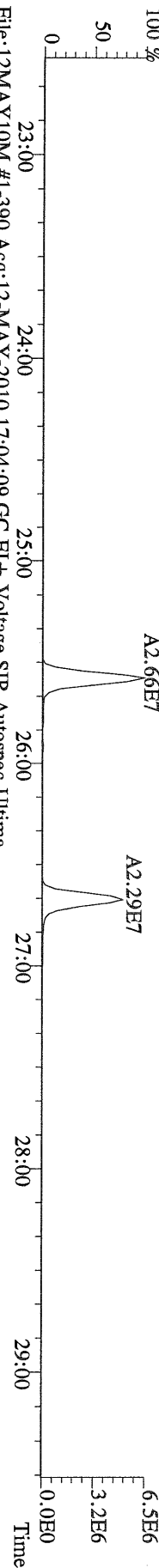
File:12MAY10M #1-390 Acq:12-MAY-2010 17:04:09 GC EI + Voltage SIR Autospec-Ultima
303.9016 S:5 BSUB(10000,15,-3.0) PKD(5,5,3,0.10%,100,0,0.00%,F,F) Exp:PCDD
Sample Text:ST051210M4 File Text:Frontier Analytical Laboratory



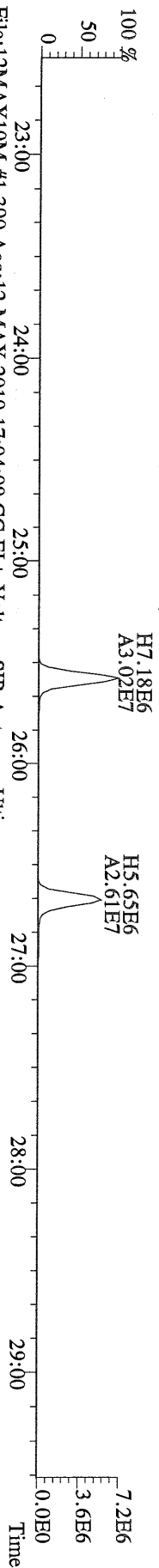
File:12MAY10M #1-390 Acq:12-MAY-2010 17:04:09 GC EI + Voltage SIR Autospec-Ultima
305.8987 S:5 BSUB(10000,15,-3.0) PKD(5,5,3,0.10%,100,0,0.00%,F,F) Exp:PCDD
Sample Text:ST051210M4 File Text:Frontier Analytical Laboratory



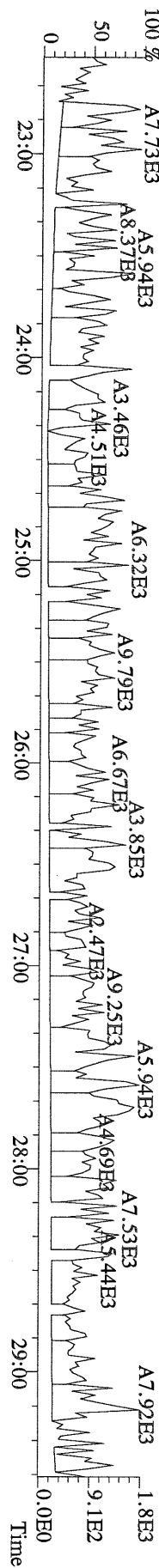
File:12MAY10M #1-390 Acq:12-MAY-2010 17:04:09 GC EI + Voltage SIR Autospec-Ultima
315.9419 S:5 BSUB(10000,15,-3.0) PKD(5,5,3,0.10%,100,0,0.00%,F,F) Exp:PCDD
Sample Text:ST051210M4 File Text:Frontier Analytical Laboratory



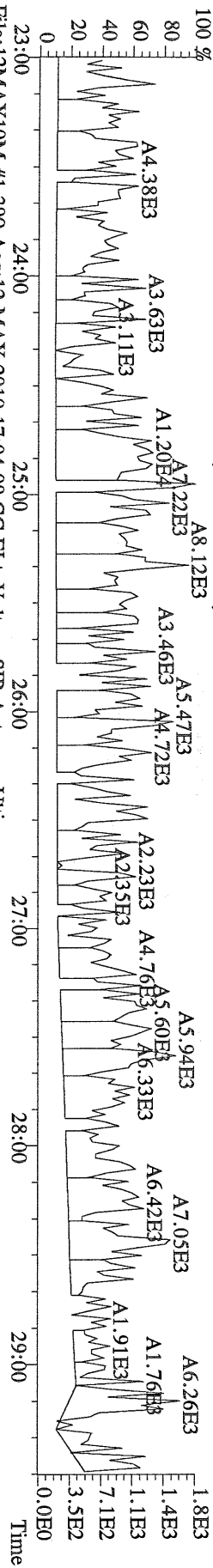
File:12MAY10M #1-390 Acq:12-MAY-2010 17:04:09 GC EI + Voltage SIR Autospec-Ultima
317.9389 S:5 BSUB(10000,15,-3.0) PKD(5,5,3,0.10%,100,0,0.00%,F,F) Exp:PCDD
Sample Text:ST051210M4 File Text:Frontier Analytical Laboratory



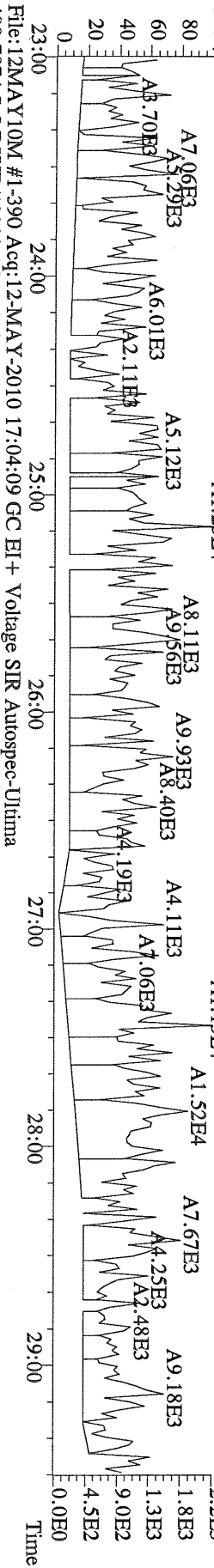
File:12MAY10M #1-390 Acq:12-MAY-2010 17:04:09 GC EI + Voltage SIR Autospec-Ultima
375.8364 S:5 BSUB(10000,15,-3.0) PKD(5,5,3,0.10%,100,0,0.00%,F,F) Exp:PCDD
Sample Text:ST051210M4 File Text:Frontier Analytical Laboratory



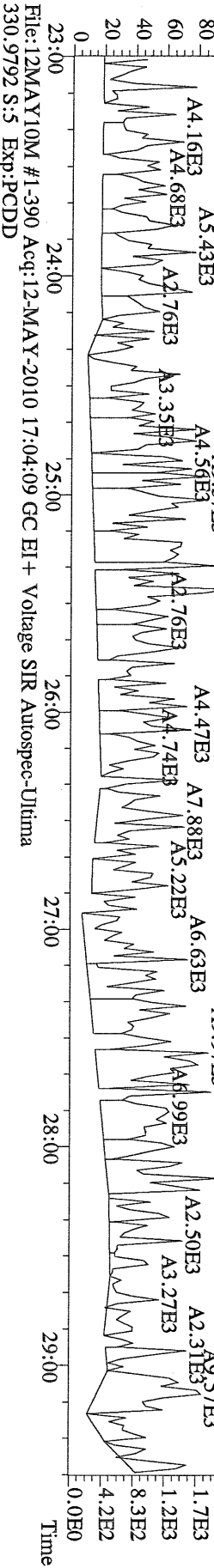
File:12MAY10M #1-390 Acq:12-MAY-2010 17:04:09 GC EI + Voltage SIR Autospec-Utima
 339.8597 S.5 BSUB(10000,15,-3.0) PKD(5,5,3,0.10%,100,0.0,0.00%,F,F) Exp:PCDD
 Sample Text:ST051210M4 File Text:Frontier Analytical Laboratory




File:12MAY10M #1-390 Acq:12-MAY-2010 17:04:09 GC EI + Voltage SIR Autospec-Utima
 341.8568 S.5 BSUB(10000,15,-3.0) PKD(5,5,3,0.10%,100,0.0,0.00%,F,F) Exp:PCDD
 Sample Text:ST051210M4 File Text:Frontier Analytical Laboratory




File:12MAY10M #1-390 Acq:12-MAY-2010 17:04:09 GC EI + Voltage SIR Autospec-Utima
 409.7974 S.5 BSUB(10000,15,-3.0) PKD(5,5,3,0.10%,100,0.0,0.00%,F,F) Exp:PCDD
 Sample Text:ST051210M4 File Text:Frontier Analytical Laboratory



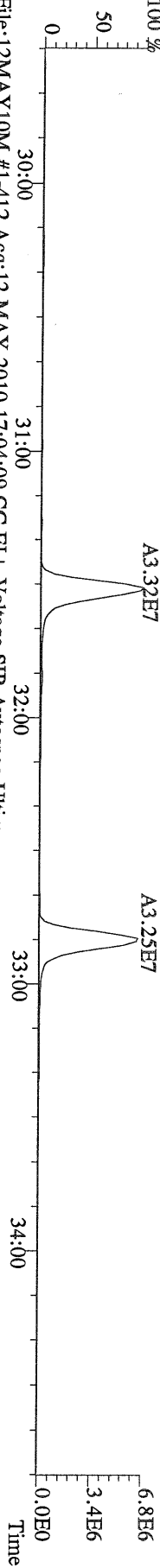
File:12MAY10M #1-390 Acq:12-MAY-2010 17:04:09 GC EI + Voltage SIR Autospec-Utima
 330.9792 S.5 Exp:PCDD
 Sample Text:ST051210M4 File Text:Frontier Analytical Laboratory




File:12MAY10M #1-412 Acq:12-MAY-2010 17:04:09 GC EI+ Voltage SIR Autospec-Utima
 339.8597 S:5 F:2 BSUB(10000,15,-3.0) PKD(5.5,3.0,10%,100.0,0.00%,F,F) Exp:PCDD
 Sample Text:ST051210M4 File Text:Frontier Analytical Laboratory




File:12MAY10M #1-412 Acq:12-MAY-2010 17:04:09 GC EI+ Voltage SIR Autospec-Utima
 341.8568 S:5 F:2 BSUB(10000,15,-3.0) PKD(5.5,3.0,10%,100.0,0.00%,F,F) Exp:PCDD
 Sample Text:ST051210M4 File Text:Frontier Analytical Laboratory



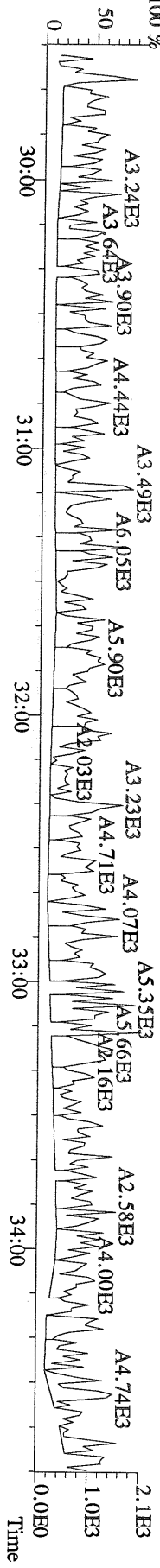
File:12MAY10M #1-412 Acq:12-MAY-2010 17:04:09 GC EI+ Voltage SIR Autospec-Utima
 351.9000 S:5 F:2 BSUB(10000,15,-3.0) PKD(5.5,3.0,10%,100.0,0.00%,F,F) Exp:PCDD
 Sample Text:ST051210M4 File Text:Frontier Analytical Laboratory



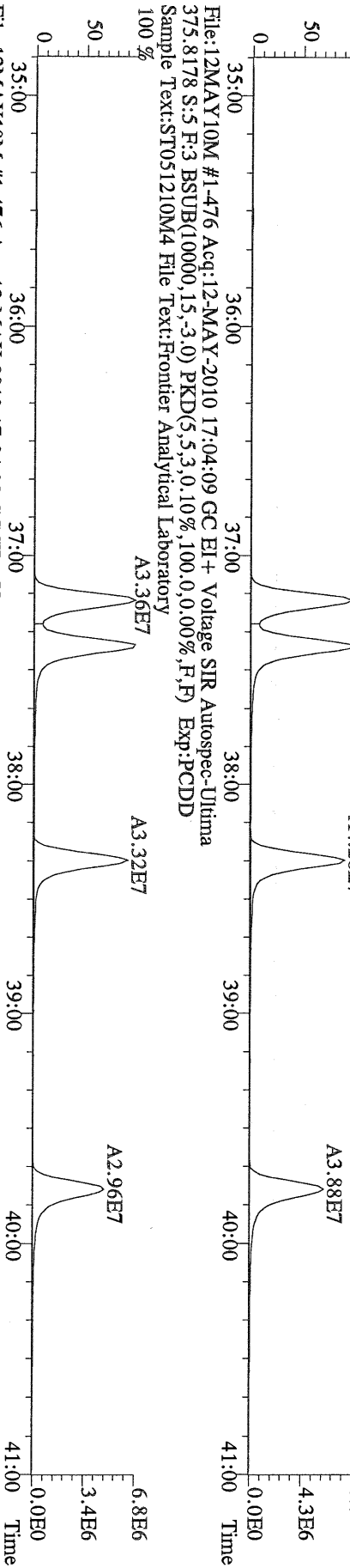
File:12MAY10M #1-412 Acq:12-MAY-2010 17:04:09 GC EI+ Voltage SIR Autospec-Utima
 353.8970 S:5 F:2 BSUB(10000,15,-3.0) PKD(5.5,3.0,10%,100.0,0.00%,F,F) Exp:PCDD
 Sample Text:ST051210M4 File Text:Frontier Analytical Laboratory



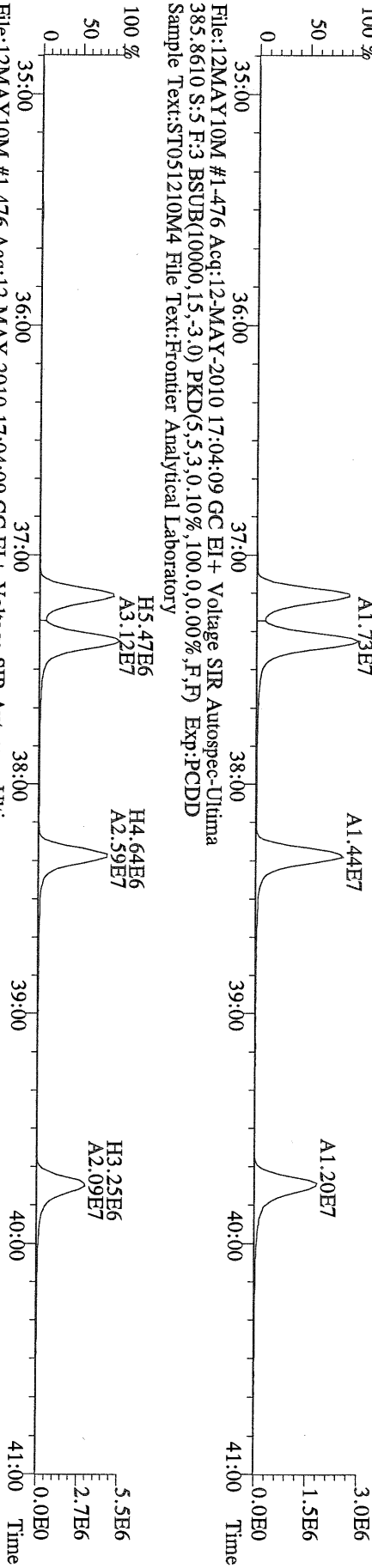
File:12MAY10M #1-412 Acq:12-MAY-2010 17:04:09 GC EI+ Voltage SIR Autospec-Utima
 409.7974 S:5 F:2 BSUB(10000,15,-3.0) PKD(5.5,3.0,10%,100.0,0.00%,F,F) Exp:PCDD
 Sample Text:ST051210M4 File Text:Frontier Analytical Laboratory



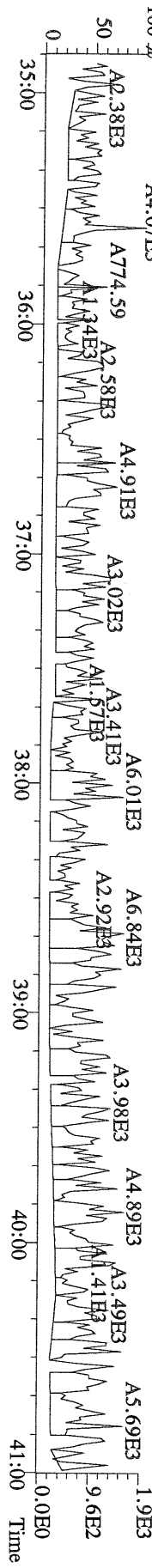
File:12MAY10M #1-476 Acq:12-MAY-2010 17:04:09 GC EI + Voltage SIR Autospec-Utima
 373.8207 S:5 F:3 BSUB(10000,15,-3.0) PKD(5,5,3,0,10%,100,0,0,00%,F,F) Exp:PCDD
 Sample Text:ST051210M4 File Text:Frontier Analytical Laboratory



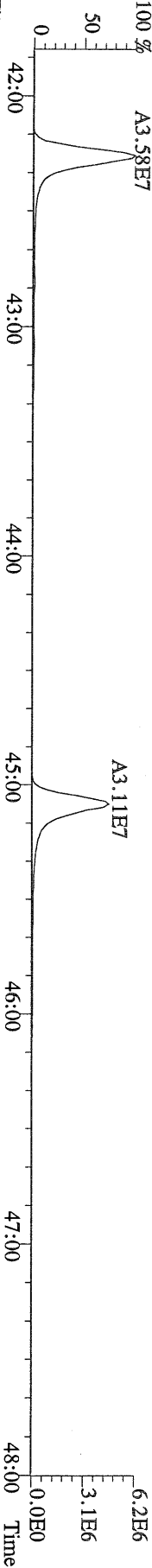
File:12MAY10M #1-476 Acq:12-MAY-2010 17:04:09 GC EI + Voltage SIR Autospec-Utima
 383.8639 S:5 F:3 BSUB(10000,15,-3.0) PKD(5,5,3,0,10%,100,0,0,00%,F,F) Exp:PCDD
 Sample Text:ST051210M4 File Text:Frontier Analytical Laboratory



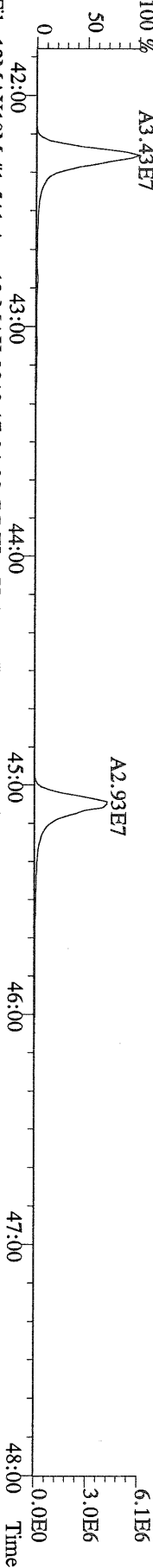
File:12MAY10M #1-476 Acq:12-MAY-2010 17:04:09 GC EI + Voltage SIR Autospec-Utima
 445.7555 S:5 F:3 BSUB(10000,15,-3.0) PKD(5,5,3,0,10%,100,0,0,00%,F,F) Exp:PCDD
 Sample Text:ST051210M4 File Text:Frontier Analytical Laboratory



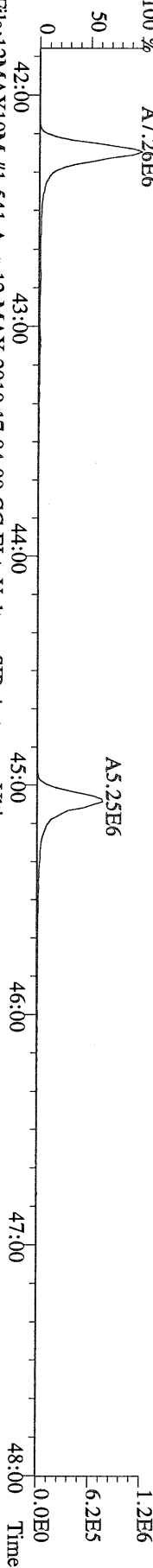
File:12MAY10M #1-541 Acq:12-MAY-2010 17:04:09 GC EI + Voltage SIR Autospec-Utima
407.7818 S:5 F:4 BSUB(10000,15,-3.0) PKD(5,5,3,0,10%,100.0,0.00%,F,F) Exp:PCDD
Sample Text:ST051210M4 File Text:Frontier Analytical Laboratory



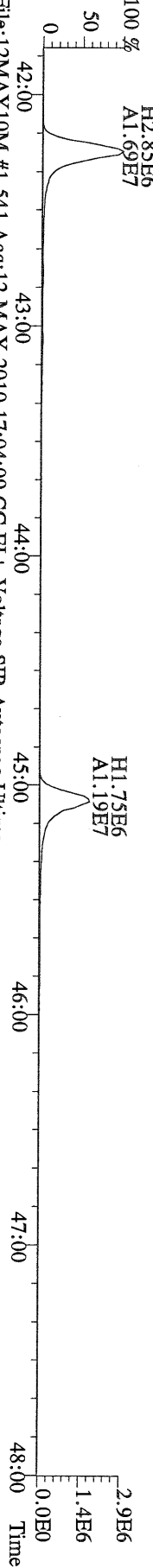
File:12MAY10M #1-541 Acq:12-MAY-2010 17:04:09 GC EI + Voltage SIR Autospec-Utima
409.7788 S:5 F:4 BSUB(10000,15,-3.0) PKD(5,5,3,0,10%,100.0,0.00%,F,F) Exp:PCDD
Sample Text:ST051210M4 File Text:Frontier Analytical Laboratory



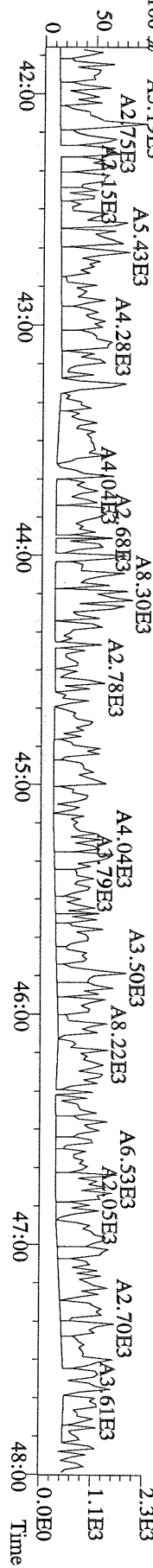
File:12MAY10M #1-541 Acq:12-MAY-2010 17:04:09 GC EI + Voltage SIR Autospec-Utima
417.8253 S:5 F:4 BSUB(10000,15,-3.0) PKD(5,5,3,0,10%,100.0,0.00%,F,F) Exp:PCDD
Sample Text:ST051210M4 File Text:Frontier Analytical Laboratory



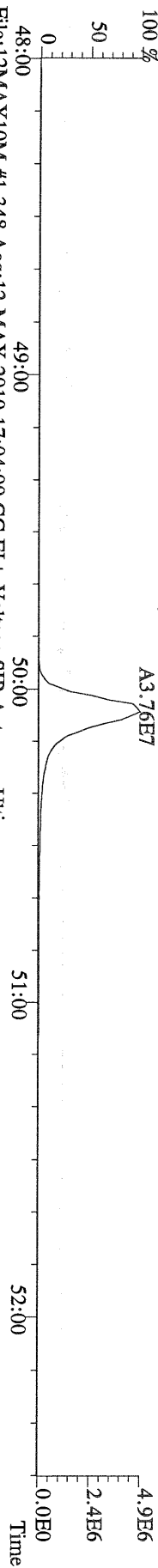
File:12MAY10M #1-541 Acq:12-MAY-2010 17:04:09 GC EI + Voltage SIR Autospec-Utima
419.8220 S:5 F:4 BSUB(10000,15,-3.0) PKD(5,5,3,0,10%,100.0,0.00%,F,F) Exp:PCDD
Sample Text:ST051210M4 File Text:Frontier Analytical Laboratory



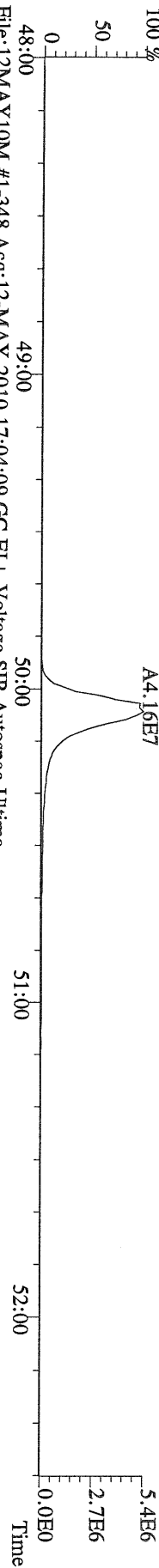
File:12MAY10M #1-541 Acq:12-MAY-2010 17:04:09 GC EI + Voltage SIR Autospec-Utima
479.7165 S:5 F:4 BSUB(10000,15,-3.0) PKD(5,5,3,0,10%,100.0,0.00%,F,F) Exp:PCDD
Sample Text:ST051210M4 File Text:Frontier Analytical Laboratory



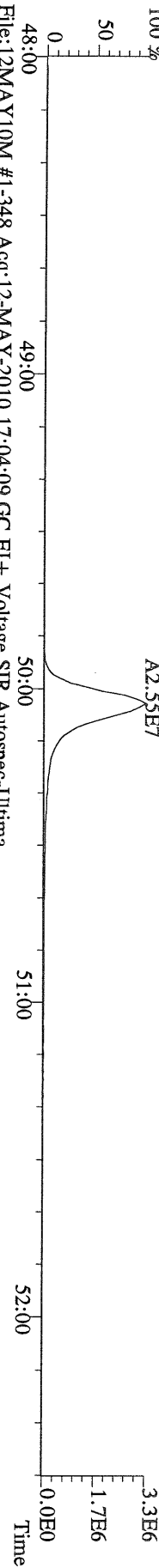
File:12MAY10M #1-348 Acq:12-MAY-2010 17:04:09 GC EI+ Voltage SIR Autospec-Utima
441.7428 S:5 F:5 BSUB(10000,15,-3.0) PKD(5.5,3.0,10%,100.0,0.00%,F,F) Exp:PCDD
Sample Text:ST051210M4 File Text:Frontier Analytical Laboratory



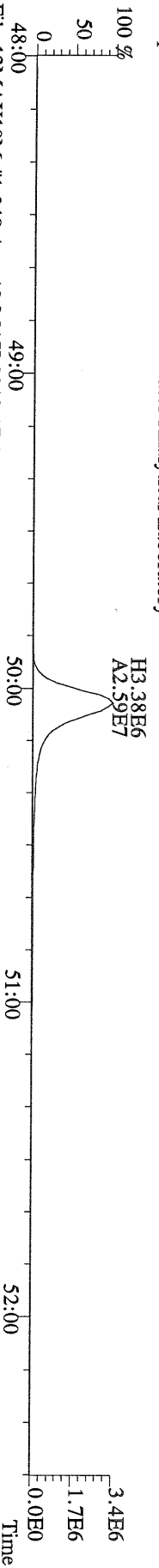
File:12MAY10M #1-348 Acq:12-MAY-2010 17:04:09 GC EI+ Voltage SIR Autospec-Utima
443.7398 S:5 F:5 BSUB(10000,15,-3.0) PKD(5.5,3.0,10%,100.0,0.00%,F,F) Exp:PCDD
Sample Text:ST051210M4 File Text:Frontier Analytical Laboratory




File:12MAY10M #1-348 Acq:12-MAY-2010 17:04:09 GC EI+ Voltage SIR Autospec-Utima
453.7831 S:5 F:5 BSUB(10000,15,-3.0) PKD(5.5,3.0,10%,100.0,0.00%,F,F) Exp:PCDD
Sample Text:ST051210M4 File Text:Frontier Analytical Laboratory



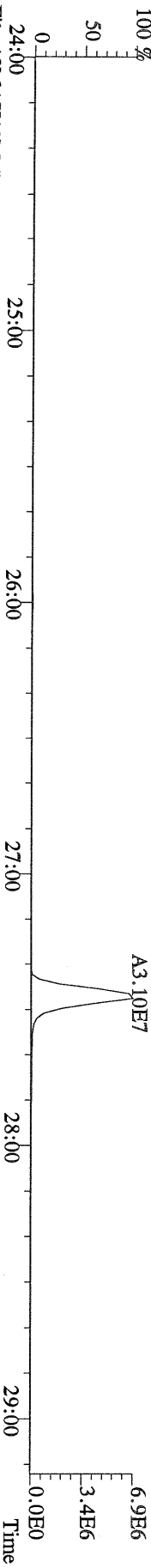
File:12MAY10M #1-348 Acq:12-MAY-2010 17:04:09 GC EI+ Voltage SIR Autospec-Utima
455.7801 S:5 F:5 BSUB(10000,15,-3.0) PKD(5.5,3.0,10%,100.0,0.00%,F,F) Exp:PCDD
Sample Text:ST051210M4 File Text:Frontier Analytical Laboratory




File:12MAY10M #1-348 Acq:12-MAY-2010 17:04:09 GC EI+ Voltage SIR Autospec-Utima
513.6775 S:5 F:5 BSUB(10000,15,-3.0) PKD(5.5,3.0,10%,100.0,0.00%,F,F) Exp:PCDD
Sample Text:ST051210M4 File Text:Frontier Analytical Laboratory




File:12MAY10M #1-390 Acq:12-MAY-2010 17:59:27 GC EI + Voltage SIR Autospec-Utima
319.8965 S:6 BSUB(10000,15,-3.0) PKD(5,5,3,0,10%,100,0,0,00%,F,F) Exp:PCDD
Sample Text:ST051210M5 File Text:Frontier Analytical Laboratory
100 %



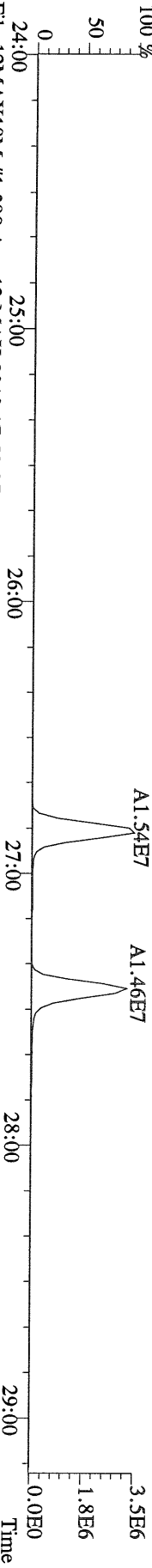
File:12MAY10M #1-390 Acq:12-MAY-2010 17:59:27 GC EI + Voltage SIR Autospec-Utima
321.8936 S:6 BSUB(10000,15,-3.0) PKD(5,5,3,0,10%,100,0,0,00%,F,F) Exp:PCDD
Sample Text:ST051210M5 File Text:Frontier Analytical Laboratory
100 %



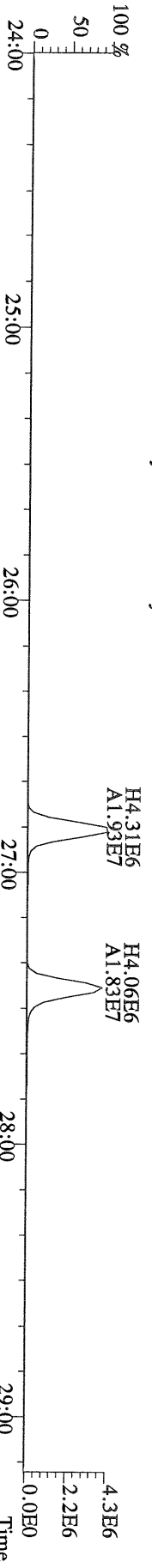
File:12MAY10M #1-390 Acq:12-MAY-2010 17:59:27 GC EI + Voltage SIR Autospec-Utima
327.8847 S:6 BSUB(10000,15,-3.0) PKD(5,5,3,0,10%,100,0,0,00%,F,F) Exp:PCDD
Sample Text:ST051210M5 File Text:Frontier Analytical Laboratory
100 %




File:12MAY10M #1-390 Acq:12-MAY-2010 17:59:27 GC EI + Voltage SIR Autospec-Utima
331.9368 S:6 BSUB(10000,15,-3.0) PKD(5,5,3,0,10%,100,0,0,00%,F,F) Exp:PCDD
Sample Text:ST051210M5 File Text:Frontier Analytical Laboratory
100 %



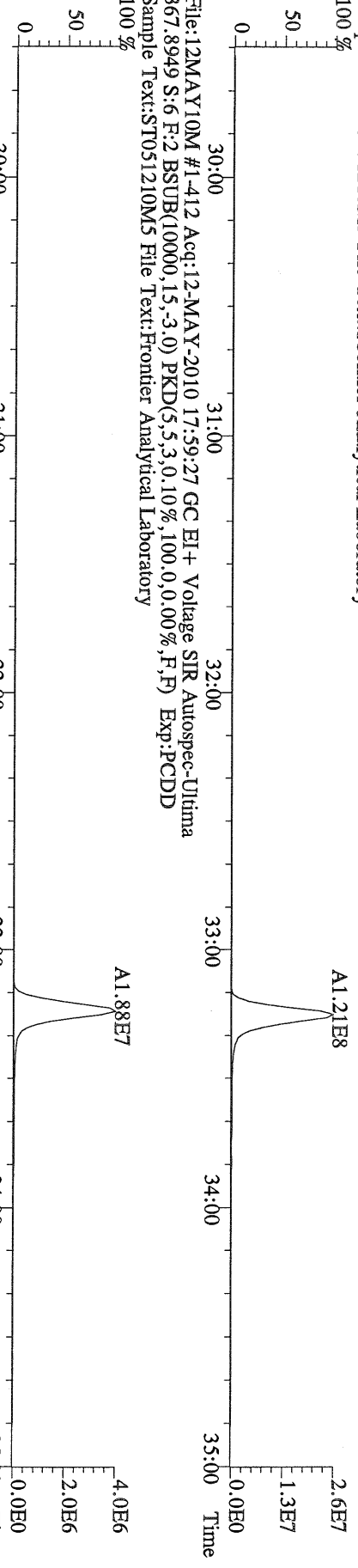
File:12MAY10M #1-390 Acq:12-MAY-2010 17:59:27 GC EI + Voltage SIR Autospec-Utima
333.9339 S:6 BSUB(10000,15,-3.0) PKD(5,5,3,0,10%,100,0,0,00%,F,F) Exp:PCDD
Sample Text:ST051210M5 File Text:Frontier Analytical Laboratory




File:12MAY10M #1-412 Acq:12-MAY-2010 17:59:27 GC EI + Voltage SIR Autospec-Utima
355.8546 S:6 F:2 BSub(10000,15,-3.0) PKD(5.5,3,0.10%,100.0,0.00%,F,F) Exp:PCDD
Sample Text:ST051210M5 File Text:Frontier Analytical Laboratory
100 %



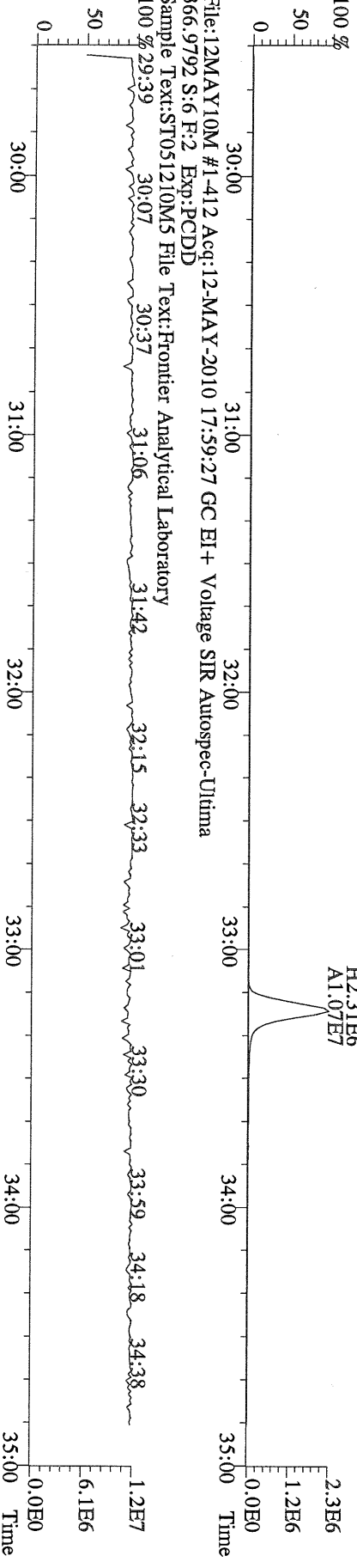
File:12MAY10M #1-412 Acq:12-MAY-2010 17:59:27 GC EI + Voltage SIR Autospec-Utima
357.8517 S:6 F:2 BSub(10000,15,-3.0) PKD(5.5,3,0.10%,100.0,0.00%,F,F) Exp:PCDD
Sample Text:ST051210M5 File Text:Frontier Analytical Laboratory
100 %



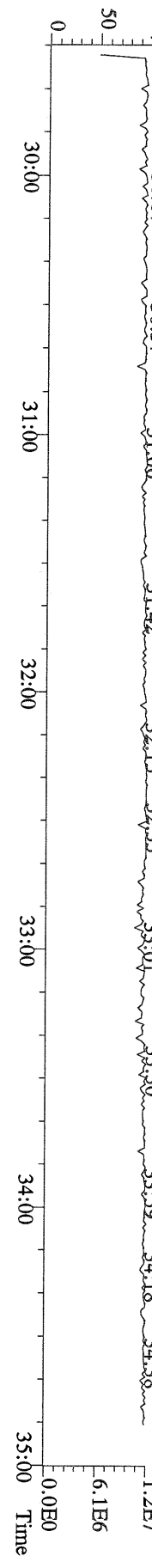
File:12MAY10M #1-412 Acq:12-MAY-2010 17:59:27 GC EI + Voltage SIR Autospec-Utima
367.8949 S:6 F:2 BSub(10000,15,-3.0) PKD(5.5,3,0.10%,100.0,0.00%,F,F) Exp:PCDD
Sample Text:ST051210M5 File Text:Frontier Analytical Laboratory
100 %



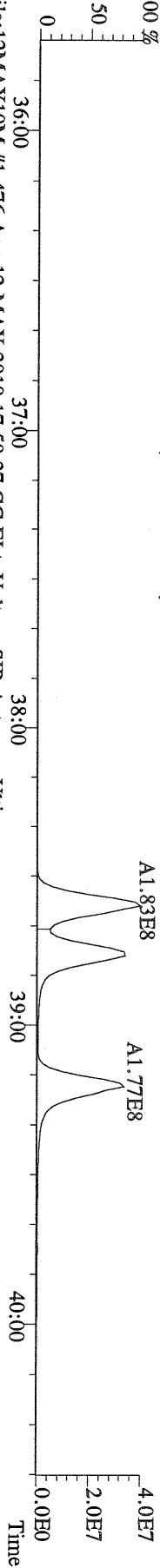
File:12MAY10M #1-412 Acq:12-MAY-2010 17:59:27 GC EI + Voltage SIR Autospec-Utima
369.8919 S:6 F:2 BSub(10000,15,-3.0) PKD(5.5,3,0.10%,100.0,0.00%,F,F) Exp:PCDD
Sample Text:ST051210M5 File Text:Frontier Analytical Laboratory



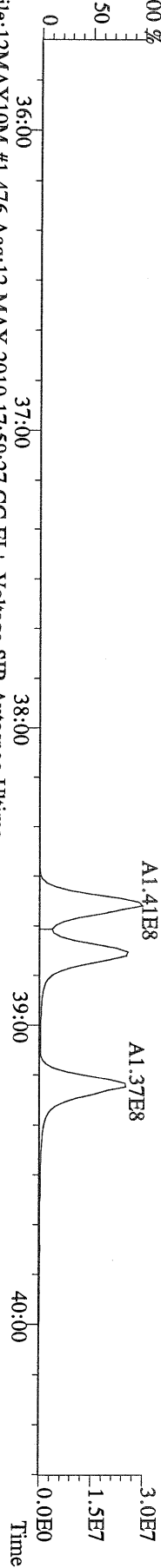
File:12MAY10M #1-412 Acq:12-MAY-2010 17:59:27 GC EI + Voltage SIR Autospec-Utima
366.9792 S:6 F:2 Exp:PCDD
Sample Text:ST051210M5 File Text:Frontier Analytical Laboratory
100 %




File:12MAY10M #1-476 Acq:12-MAY-2010 17:59:27 GC EI + Voltage SIR Autospec-Ultima
389.8156 S:6 F:3 BSUB(10000,15,-3.0) PKD(5.5,3,0.10%,100.0,0.00%,F,F) Exp:PCDD
Sample Text:ST051210M5 File Text:Frontier Analytical Laboratory



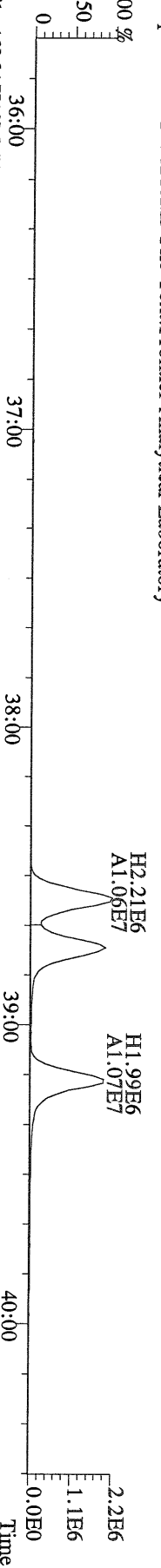
File:12MAY10M #1-476 Acq:12-MAY-2010 17:59:27 GC EI + Voltage SIR Autospec-Ultima
391.8127 S:6 F:3 BSUB(10000,15,-3.0) PKD(5.5,3,0.10%,100.0,0.00%,F,F) Exp:PCDD
Sample Text:ST051210M5 File Text:Frontier Analytical Laboratory




File:12MAY10M #1-476 Acq:12-MAY-2010 17:59:27 GC EI + Voltage SIR Autospec-Ultima
401.8559 S:6 F:3 BSUB(10000,15,-3.0) PKD(5.5,3,0.10%,100.0,0.00%,F,F) Exp:PCDD
Sample Text:ST051210M5 File Text:Frontier Analytical Laboratory



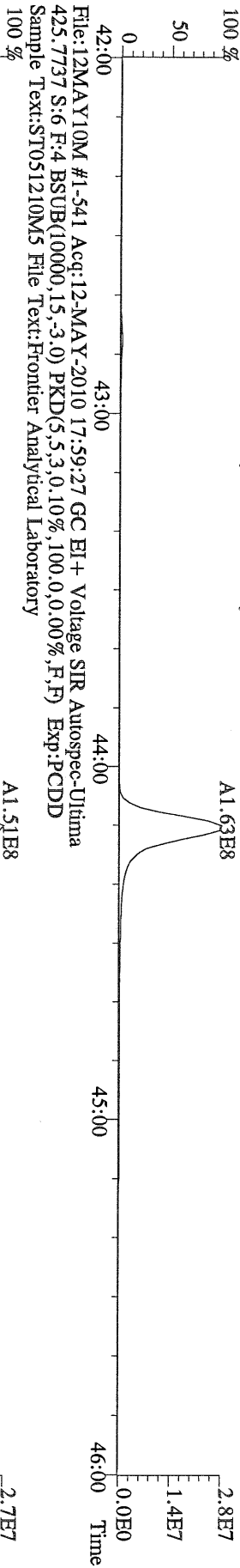
File:12MAY10M #1-476 Acq:12-MAY-2010 17:59:27 GC EI + Voltage SIR Autospec-Ultima
403.8530 S:6 F:3 BSUB(10000,15,-3.0) PKD(5.5,3,0.10%,100.0,0.00%,F,F) Exp:PCDD
Sample Text:ST051210M5 File Text:Frontier Analytical Laboratory



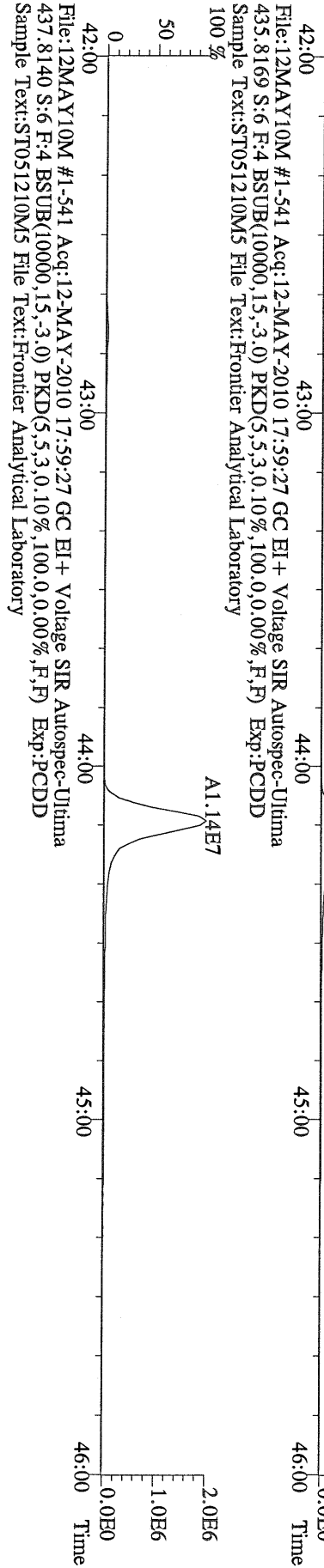
File:12MAY10M #1-476 Acq:12-MAY-2010 17:59:27 GC EI + Voltage SIR Autospec-Ultima
380.9760 S:6 F:3 Exp:PCDD
Sample Text:ST051210M5 File Text:Frontier Analytical Laboratory



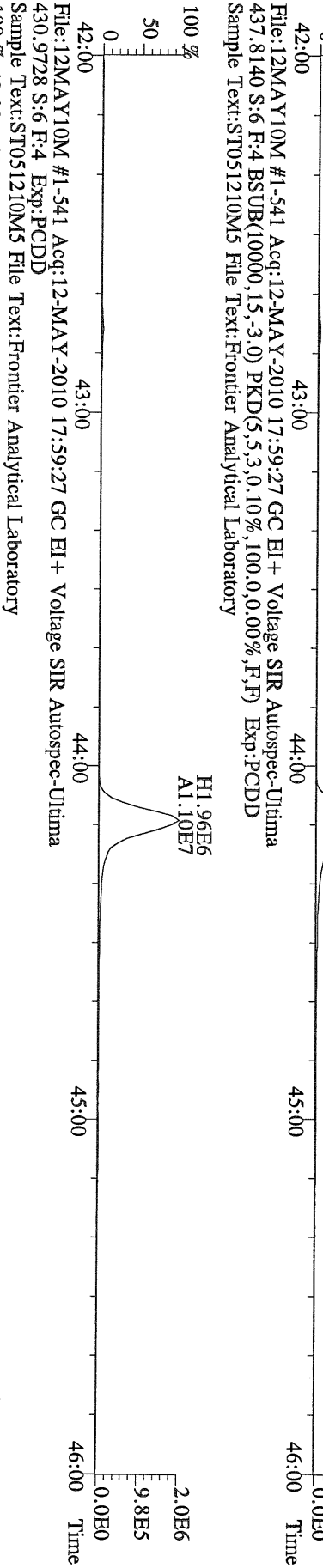
File:12MAY10M #1-541 Acq:12-MAY-2010 17:59:27 GC EI + Voltage SIR Autospec-Ultima
423.7767 S:6 F:4 BSUB(10000,15,-3.0) PKD(5.5,3,0.10%,100.0,0.00%,F,F) Exp:PCDD
Sample Text:ST051210M5 File Text:Frontier Analytical Laboratory




File:12MAY10M #1-541 Acq:12-MAY-2010 17:59:27 GC EI + Voltage SIR Autospec-Ultima
425.7737 S:6 F:4 BSUB(10000,15,-3.0) PKD(5.5,3,0.10%,100.0,0.00%,F,F) Exp:PCDD
Sample Text:ST051210M5 File Text:Frontier Analytical Laboratory




File:12MAY10M #1-541 Acq:12-MAY-2010 17:59:27 GC EI + Voltage SIR Autospec-Ultima
437.8140 S:6 F:4 BSUB(10000,15,-3.0) PKD(5.5,3,0.10%,100.0,0.00%,F,F) Exp:PCDD
Sample Text:ST051210M5 File Text:Frontier Analytical Laboratory



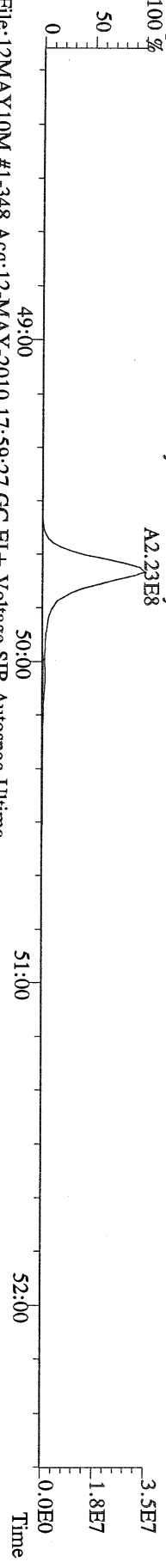
File:12MAY10M #1-541 Acq:12-MAY-2010 17:59:27 GC EI + Voltage SIR Autospec-Ultima
430.9728 S:6 F:4 Exp:PCDD
Sample Text:ST051210M5 File Text:Frontier Analytical Laboratory




File:12MAY10M #1-348 Acq:12-MAY-2010 17:59:27 GC EI+ Voltage SIR Autospec-Utima
457.7377 S:6 F:5 BSUB(10000,15,-3.0) PKD(5.5,3,0.10%,100.0,0.00%,F,F) Exp:PCDD
Sample Text:ST051210M5 File Text:Frontier Analytical Laboratory
100 %




File:12MAY10M #1-348 Acq:12-MAY-2010 17:59:27 GC EI+ Voltage SIR Autospec-Utima
459.7348 S:6 F:5 BSUB(10000,15,-3.0) PKD(5.5,3,0.10%,100.0,0.00%,F,F) Exp:PCDD
Sample Text:ST051210M5 File Text:Frontier Analytical Laboratory
100 %




File:12MAY10M #1-348 Acq:12-MAY-2010 17:59:27 GC EI+ Voltage SIR Autospec-Utima
469.7780 S:6 F:5 BSUB(10000,15,-3.0) PKD(5.5,3,0.10%,100.0,0.00%,F,F) Exp:PCDD
Sample Text:ST051210M5 File Text:Frontier Analytical Laboratory
100 %



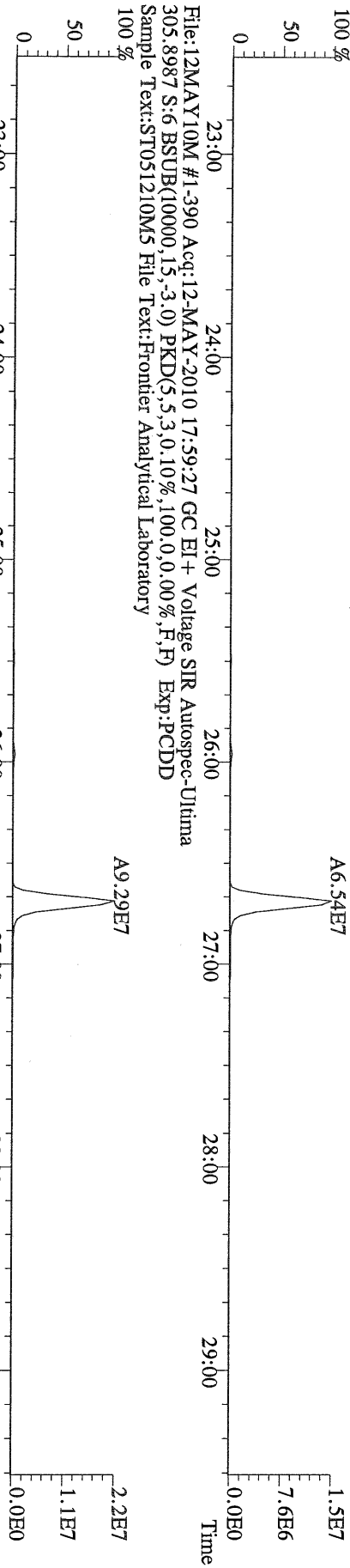
File:12MAY10M #1-348 Acq:12-MAY-2010 17:59:27 GC EI+ Voltage SIR Autospec-Utima
471.7750 S:6 F:5 BSUB(10000,15,-3.0) PKD(5.5,3,0.10%,100.0,0.00%,F,F) Exp:PCDD
Sample Text:ST051210M5 File Text:Frontier Analytical Laboratory



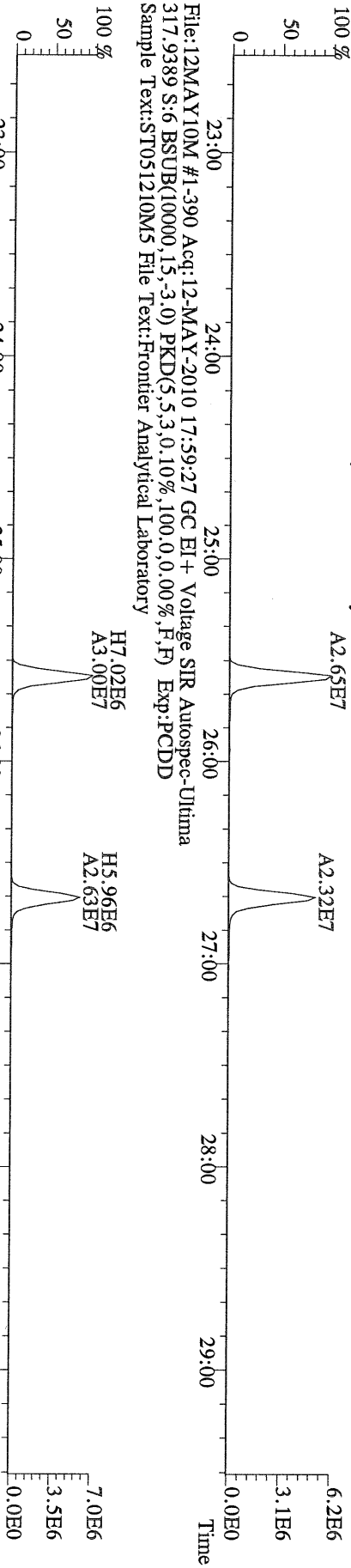
File:12MAY10M #1-348 Acq:12-MAY-2010 17:59:27 GC EI+ Voltage SIR Autospec-Utima
454.9728 S:6 F:5 Exp:PCDD
Sample Text:ST051210M5 File Text:Frontier Analytical Laboratory



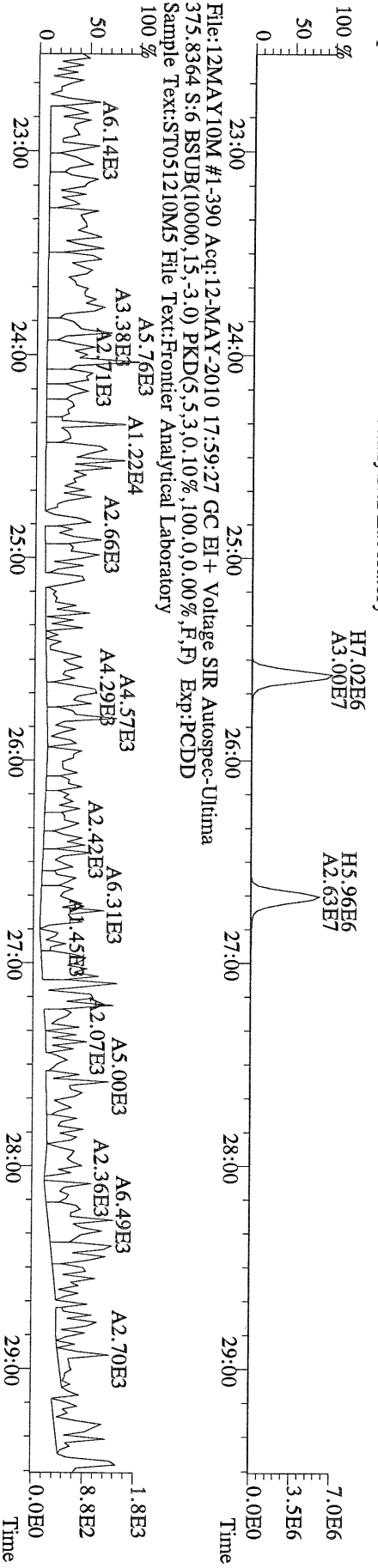
File:12MAY10M #1-390 Acq:12-MAY-2010 17:59:27 GC EI + Voltage SIR Autospec-Utima
 303.9016 S:6 BSUB(10000,15,-3.0) PKD(5,5,3,0,10%,100,0,0,00%,F,F) Exp:PCDD
 Sample Text:ST051210M5 File Text:Frontier Analytical Laboratory



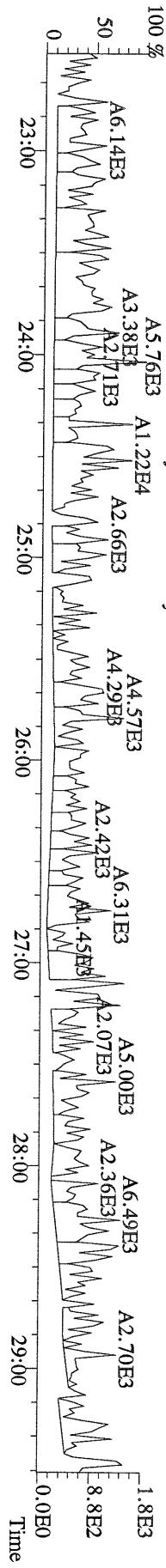
File:12MAY10M #1-390 Acq:12-MAY-2010 17:59:27 GC EI + Voltage SIR Autospec-Utima
 315.9419 S:6 BSUB(10000,15,-3.0) PKD(5,5,3,0,10%,100,0,0,00%,F,F) Exp:PCDD
 Sample Text:ST051210M5 File Text:Frontier Analytical Laboratory



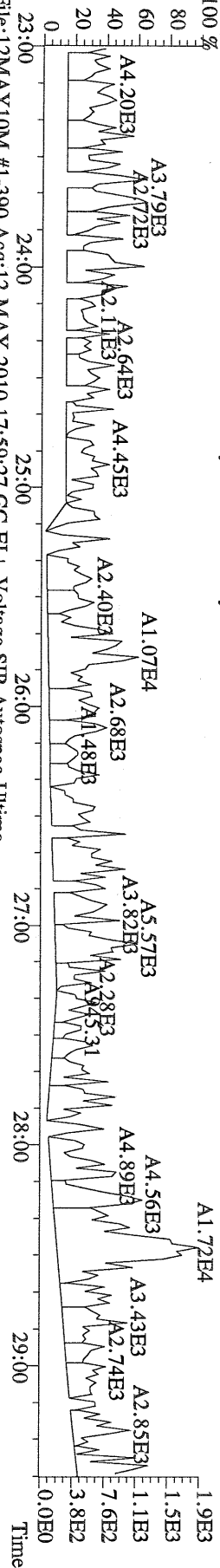
File:12MAY10M #1-390 Acq:12-MAY-2010 17:59:27 GC EI + Voltage SIR Autospec-Utima
 317.9389 S:6 BSUB(10000,15,-3.0) PKD(5,5,3,0,10%,100,0,0,00%,F,F) Exp:PCDD
 Sample Text:ST051210M5 File Text:Frontier Analytical Laboratory



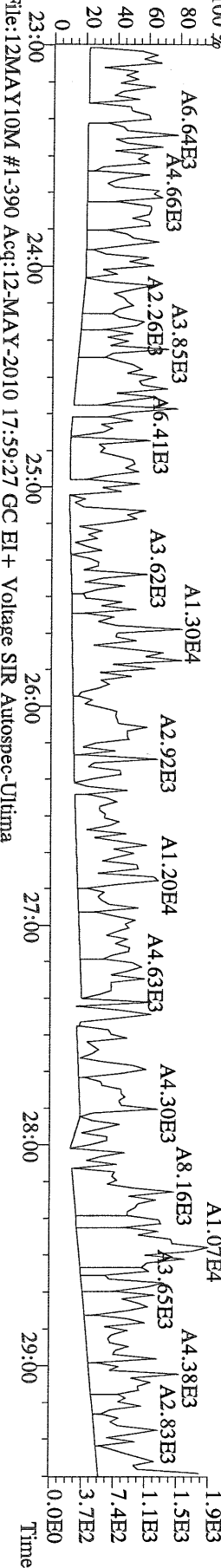
File:12MAY10M #1-390 Acq:12-MAY-2010 17:59:27 GC EI + Voltage SIR Autospec-Utima
 375.8364 S:6 BSUB(10000,15,-3.0) PKD(5,5,3,0,10%,100,0,0,00%,F,F) Exp:PCDD
 Sample Text:ST051210M5 File Text:Frontier Analytical Laboratory



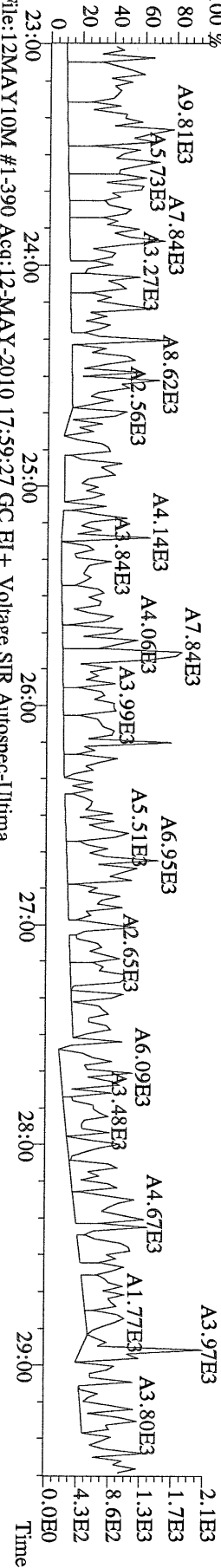
File:12MAY10M #1-390 Acq:12-MAY-2010 17:59:27 GC EI+ Voltage SIR Autospec-Utima
 339.8597 S:6 BSUB(10000,15,-3.0) PKD(5,5,3,0.10%,100,0.0,0.00%,F,F) Exp:PCDD
 Sample Text:ST051210M5 File Text:Frontier Analytical Laboratory



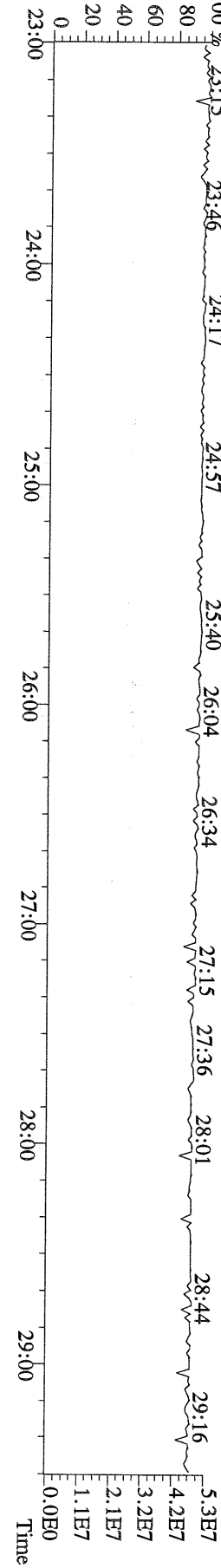
File:12MAY10M #1-390 Acq:12-MAY-2010 17:59:27 GC EI+ Voltage SIR Autospec-Utima
 341.8568 S:6 BSUB(10000,15,-3.0) PKD(5,5,3,0.10%,100,0.0,0.00%,F,F) Exp:PCDD
 Sample Text:ST051210M5 File Text:Frontier Analytical Laboratory



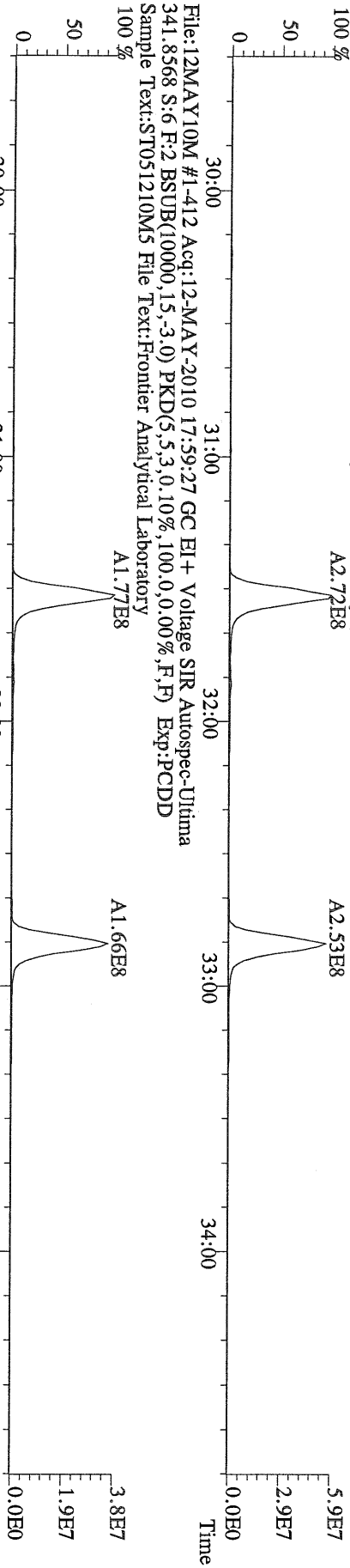
File:12MAY10M #1-390 Acq:12-MAY-2010 17:59:27 GC EI+ Voltage SIR Autospec-Utima
 409.7974 S:6 BSUB(10000,15,-3.0) PKD(5,5,3,0.10%,100,0.0,0.00%,F,F) Exp:PCDD
 Sample Text:ST051210M5 File Text:Frontier Analytical Laboratory



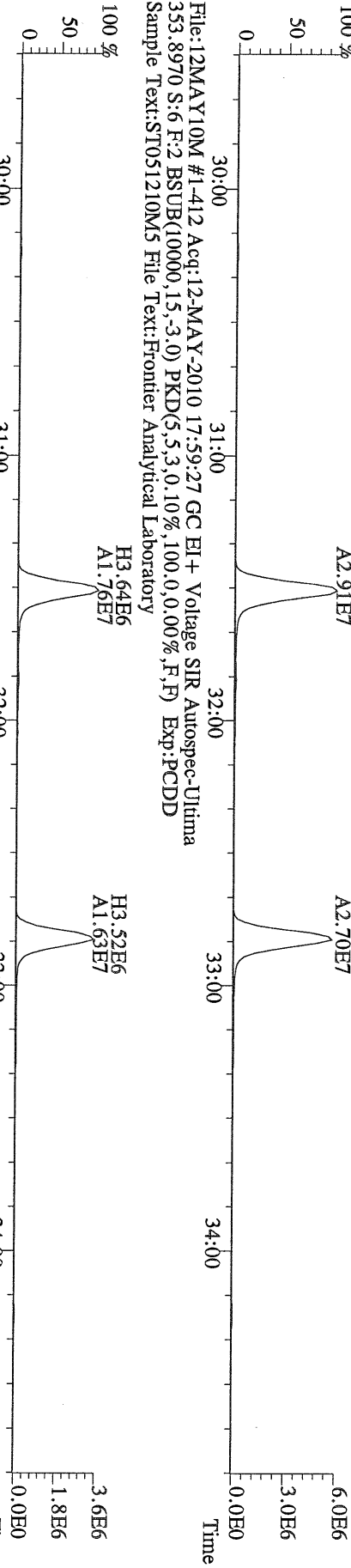
File:12MAY10M #1-390 Acq:12-MAY-2010 17:59:27 GC EI+ Voltage SIR Autospec-Utima
 330.9792 S:6 Exp:PCDD
 Sample Text:ST051210M5 File Text:Frontier Analytical Laboratory



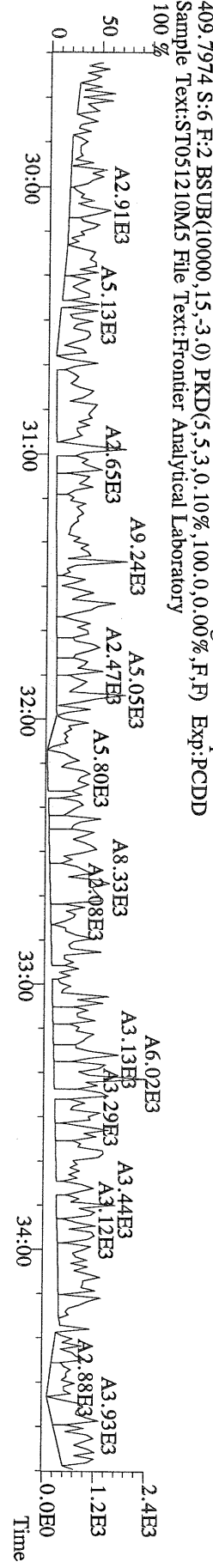
File:12MAY10M #1-412 Acq:12-MAY-2010 17:59:27 GC EI+ Voltage SIR Autospec-Utima
339.8597 S:6 F:2 BSUB(10000,15,-3.0) PKD(5,5,3,0,10%,100,0,0.00%,F,F) Exp:PCDD
Sample Text:ST051210M5 File Text:Frontier Analytical Laboratory



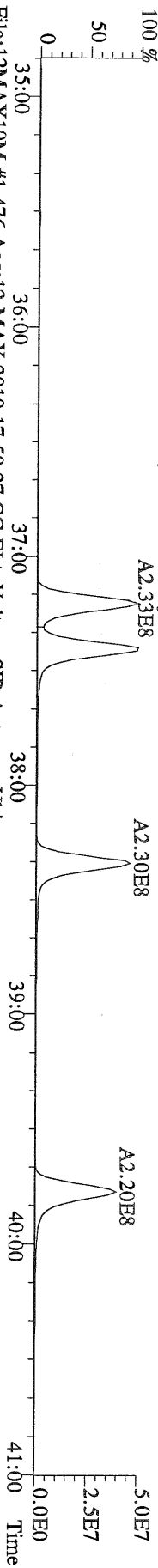
File:12MAY10M #1-412 Acq:12-MAY-2010 17:59:27 GC EI+ Voltage SIR Autospec-Utima
351.9000 S:6 F:2 BSUB(10000,15,-3.0) PKD(5,5,3,0,10%,100,0,0.00%,F,F) Exp:PCDD
Sample Text:ST051210M5 File Text:Frontier Analytical Laboratory



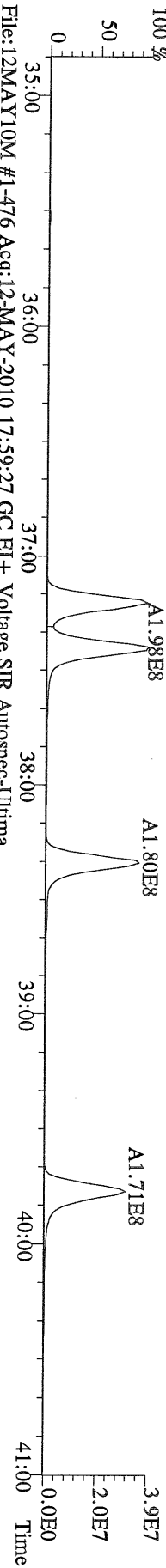
File:12MAY10M #1-412 Acq:12-MAY-2010 17:59:27 GC EI+ Voltage SIR Autospec-Utima
409.7974 S:6 F:2 BSUB(10000,15,-3.0) PKD(5,5,3,0,10%,100,0,0.00%,F,F) Exp:PCDD
Sample Text:ST051210M5 File Text:Frontier Analytical Laboratory



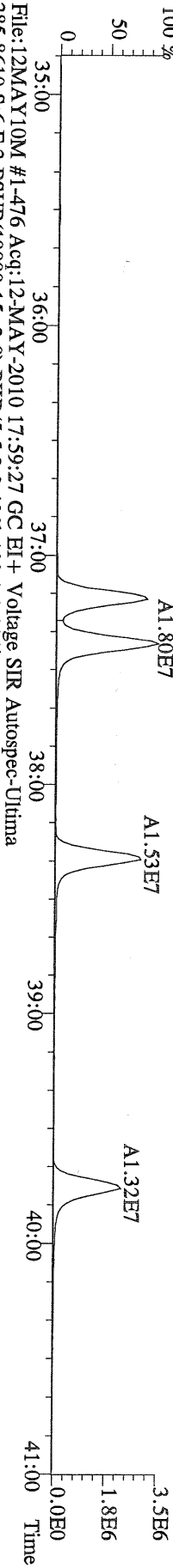
File:12MAY10M #1-476 Acq:12-MAY-2010 17:59:27 GC EI+ Voltage SIR Autospec-Utima
373.8207 S:6 F:3 BSUB(10000,15,-3.0) PKD(5,5,3,0,10%,100,0,0.00%,F,F) Exp:PCDD
Sample Text:ST051210M5 File Text:Frontier Analytical Laboratory



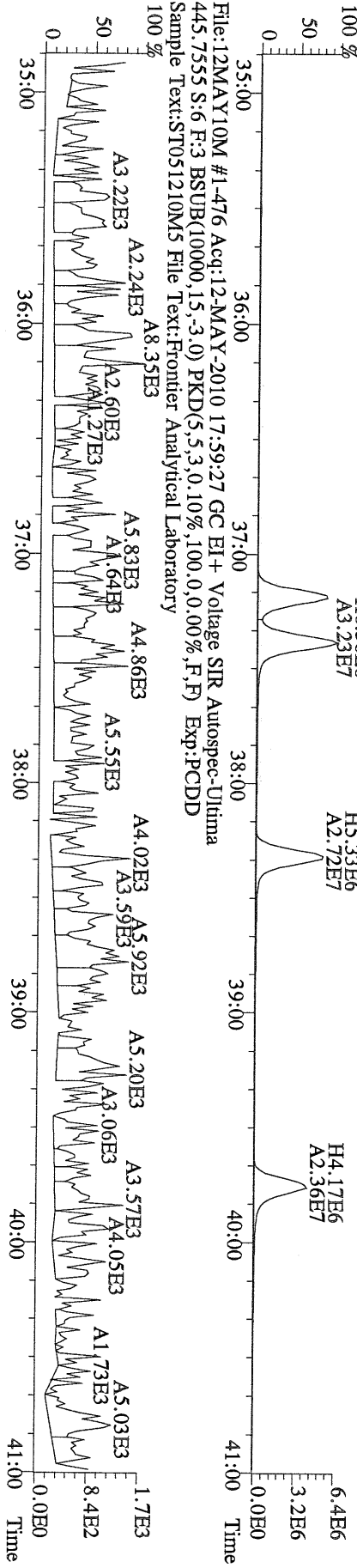
File:12MAY10M #1-476 Acq:12-MAY-2010 17:59:27 GC EI+ Voltage SIR Autospec-Utima
375.8178 S:6 F:3 BSUB(10000,15,-3.0) PKD(5,5,3,0,10%,100,0,0.00%,F,F) Exp:PCDD
Sample Text:ST051210M5 File Text:Frontier Analytical Laboratory



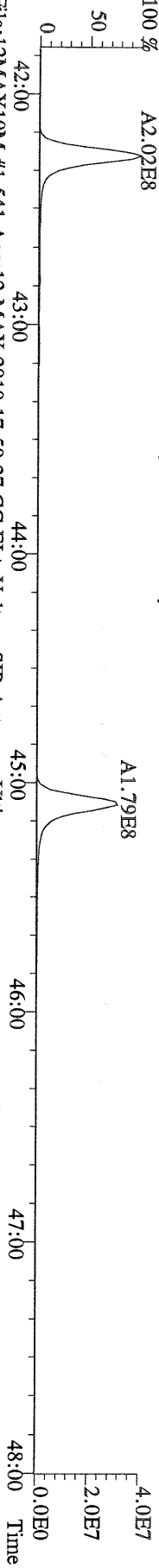
File:12MAY10M #1-476 Acq:12-MAY-2010 17:59:27 GC EI+ Voltage SIR Autospec-Utima
385.8610 S:6 F:3 BSUB(10000,15,-3.0) PKD(5,5,3,0,10%,100,0,0.00%,F,F) Exp:PCDD
Sample Text:ST051210M5 File Text:Frontier Analytical Laboratory



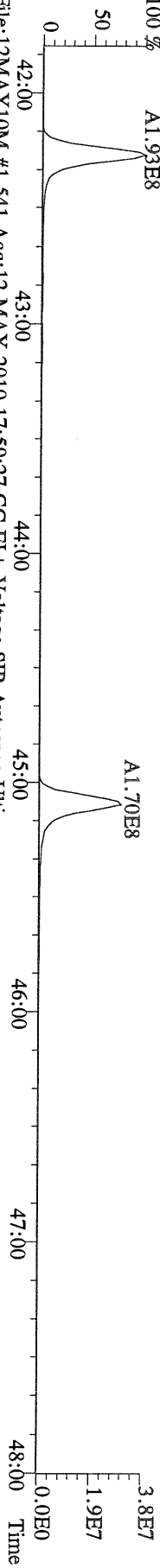
File:12MAY10M #1-476 Acq:12-MAY-2010 17:59:27 GC EI+ Voltage SIR Autospec-Utima
445.7555 S:6 F:3 BSUB(10000,15,-3.0) PKD(5,5,3,0,10%,100,0,0.00%,F,F) Exp:PCDD
Sample Text:ST051210M5 File Text:Frontier Analytical Laboratory



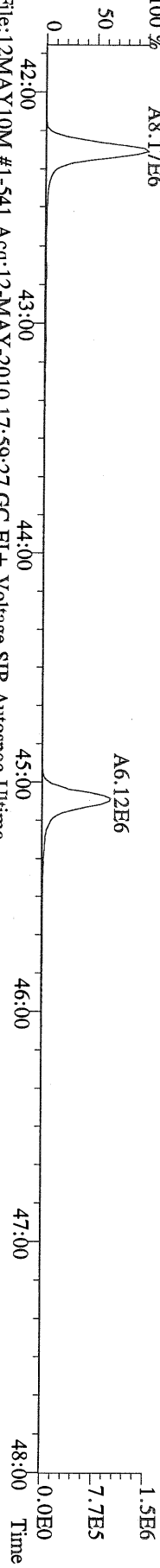
File:12MAY10M #1-541 Acq:12-MAY-2010 17:59:27 GC EI + Voltage SIR Autospec-Utima
 407.7818 S:6 F:4 BSUB(10000,15,-3.0) PKD(5,5,3,0.10%,100,0,0.00%,F,F) Exp:PCDD
 Sample Text:ST051210M5 File Text:Frontier Analytical Laboratory



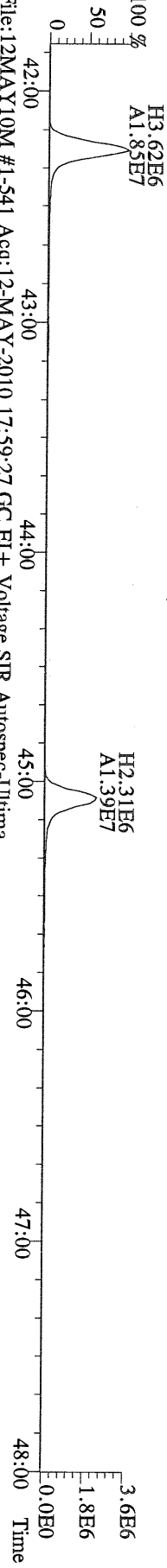
File:12MAY10M #1-541 Acq:12-MAY-2010 17:59:27 GC EI + Voltage SIR Autospec-Utima
 409.7788 S:6 F:4 BSUB(10000,15,-3.0) PKD(5,5,3,0.10%,100,0,0.00%,F,F) Exp:PCDD
 Sample Text:ST051210M5 File Text:Frontier Analytical Laboratory



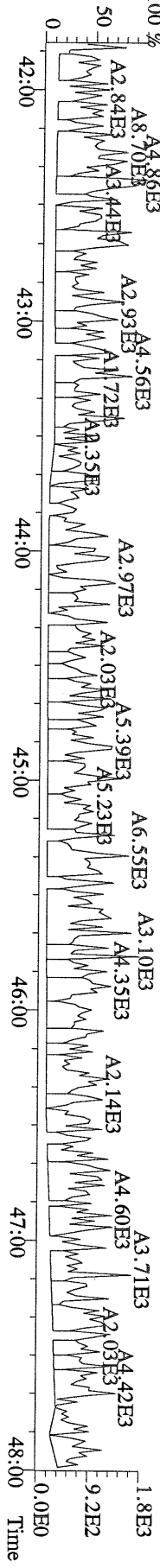
File:12MAY10M #1-541 Acq:12-MAY-2010 17:59:27 GC EI + Voltage SIR Autospec-Utima
 417.8253 S:6 F:4 BSUB(10000,15,-3.0) PKD(5,5,3,0.10%,100,0,0.00%,F,F) Exp:PCDD
 Sample Text:ST051210M5 File Text:Frontier Analytical Laboratory



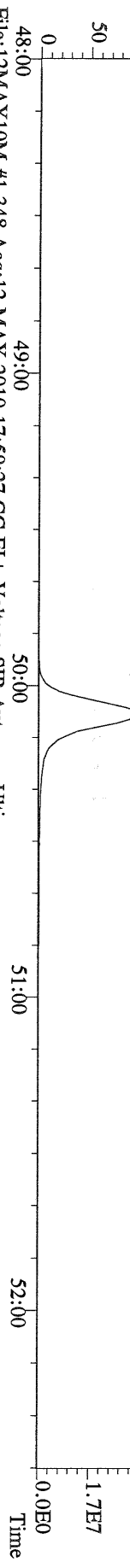
File:12MAY10M #1-541 Acq:12-MAY-2010 17:59:27 GC EI + Voltage SIR Autospec-Utima
 419.8220 S:6 F:4 BSUB(10000,15,-3.0) PKD(5,5,3,0.10%,100,0,0.00%,F,F) Exp:PCDD
 Sample Text:ST051210M5 File Text:Frontier Analytical Laboratory



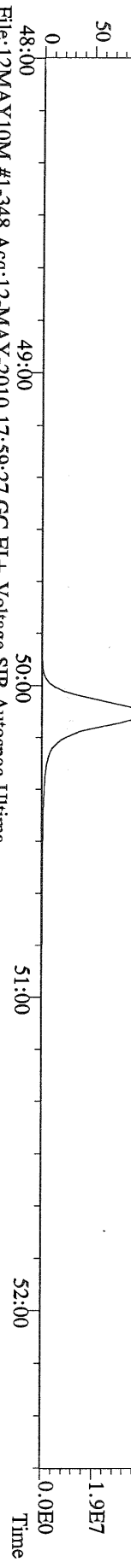
File:12MAY10M #1-541 Acq:12-MAY-2010 17:59:27 GC EI + Voltage SIR Autospec-Utima
 479.7165 S:6 F:4 BSUB(10000,15,-3.0) PKD(5,5,3,0.10%,100,0,0.00%,F,F) Exp:PCDD
 Sample Text:ST051210M5 File Text:Frontier Analytical Laboratory



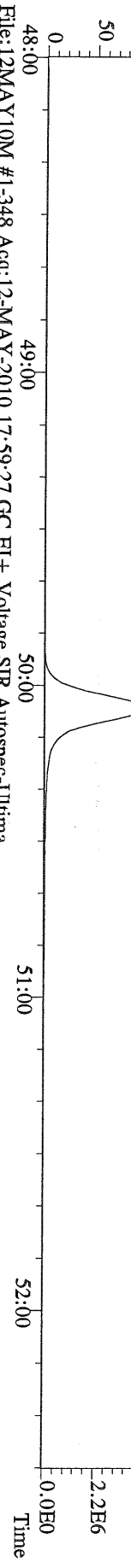
File:12MAY10M #1-348 Acq:12-MAY-2010 17:59:27 GC EI+ Voltage SIR Autospec-Ultima
441.7428 S:6 F:5 BSUB(10000,15,-3.0) PKD(5.5,3,0.10%,100.0,0.00%,F,F) Exp:PCDD
Sample Text:ST051210M5 File Text:Frontier Analytical Laboratory



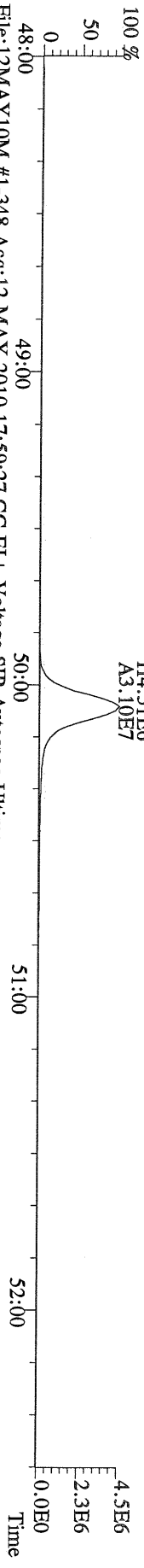
File:12MAY10M #1-348 Acq:12-MAY-2010 17:59:27 GC EI+ Voltage SIR Autospec-Ultima
443.7398 S:6 F:5 BSUB(10000,15,-3.0) PKD(5.5,3,0.10%,100.0,0.00%,F,F) Exp:PCDD
Sample Text:ST051210M5 File Text:Frontier Analytical Laboratory




File:12MAY10M #1-348 Acq:12-MAY-2010 17:59:27 GC EI+ Voltage SIR Autospec-Ultima
453.7831 S:6 F:5 BSUB(10000,15,-3.0) PKD(5.5,3,0.10%,100.0,0.00%,F,F) Exp:PCDD
Sample Text:ST051210M5 File Text:Frontier Analytical Laboratory

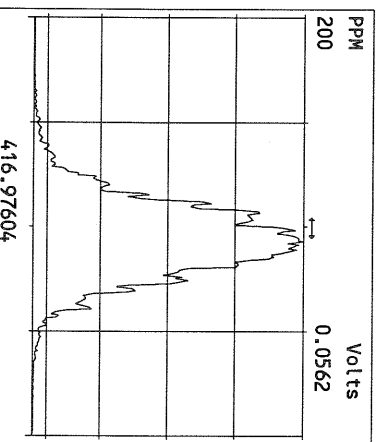
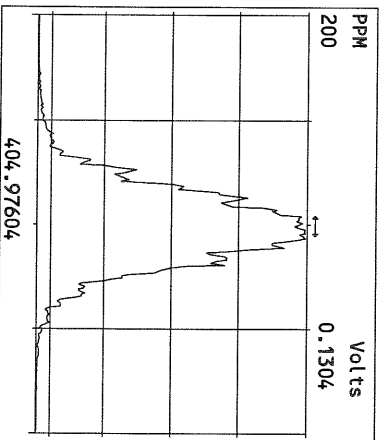
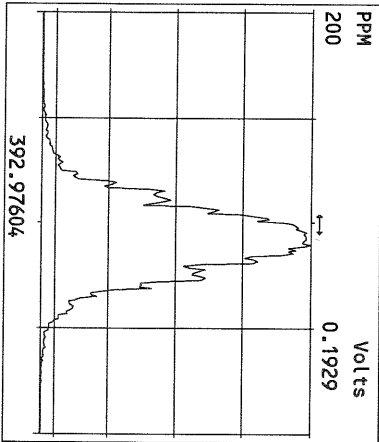
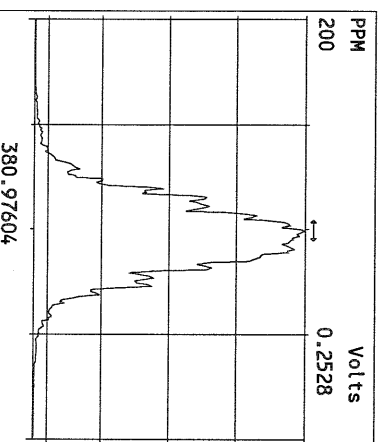
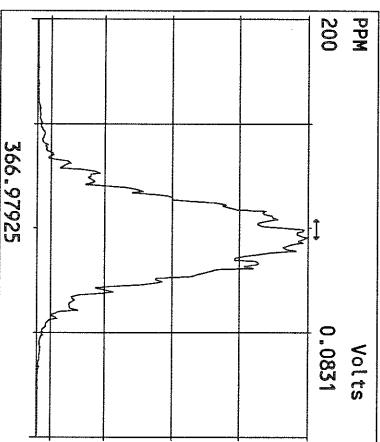
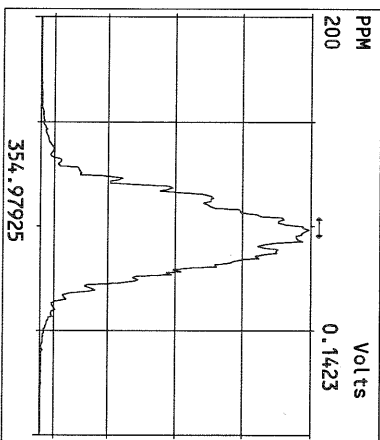
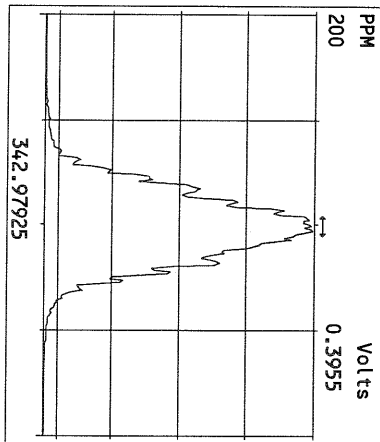
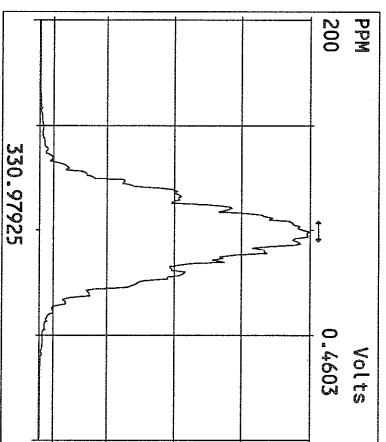
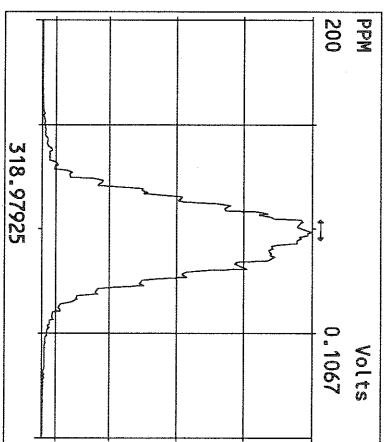
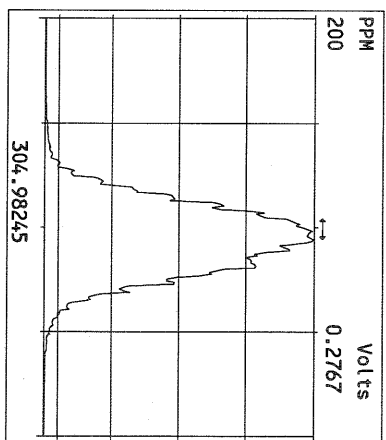
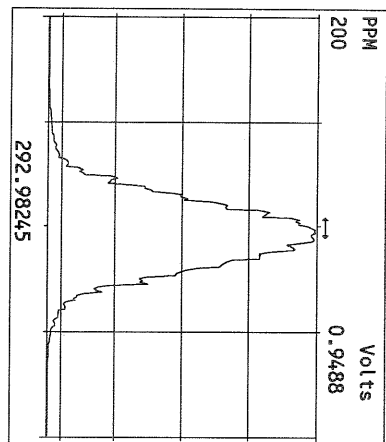


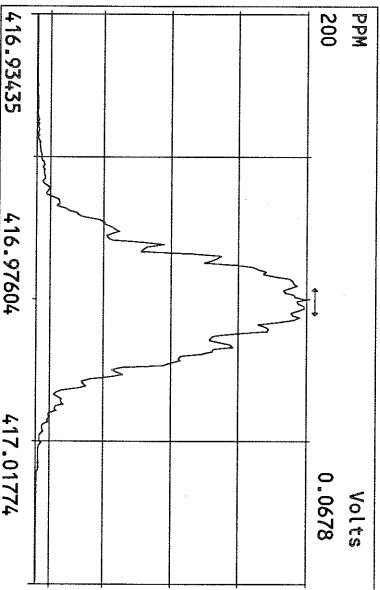
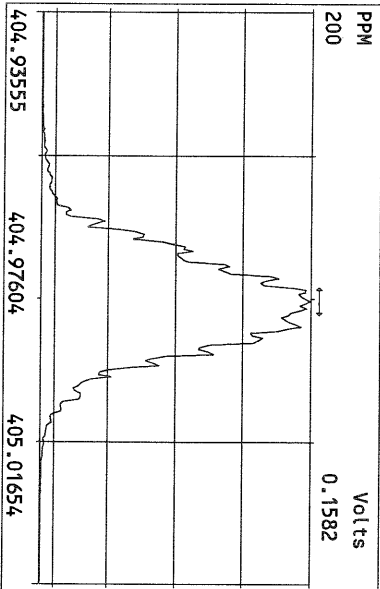
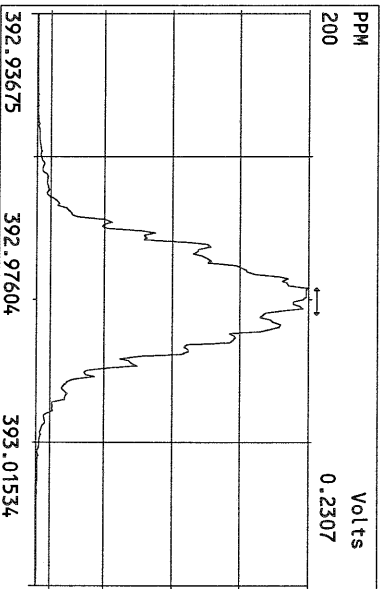
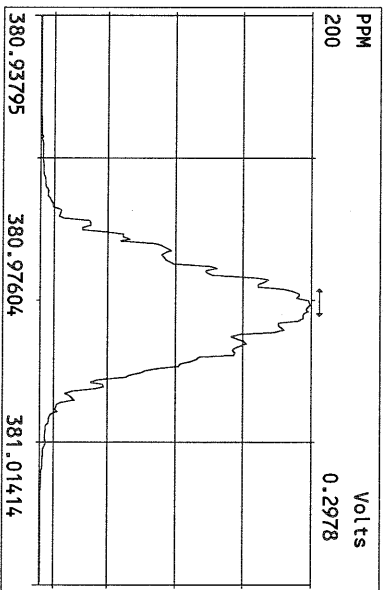
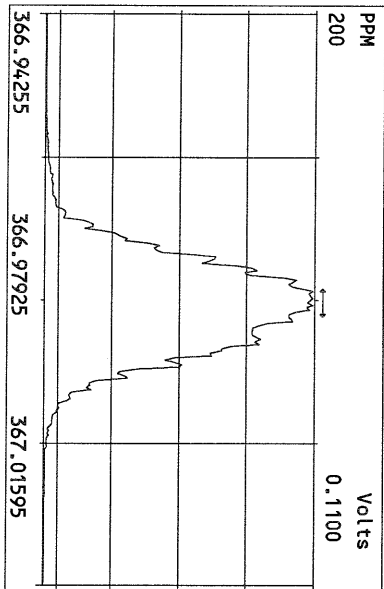
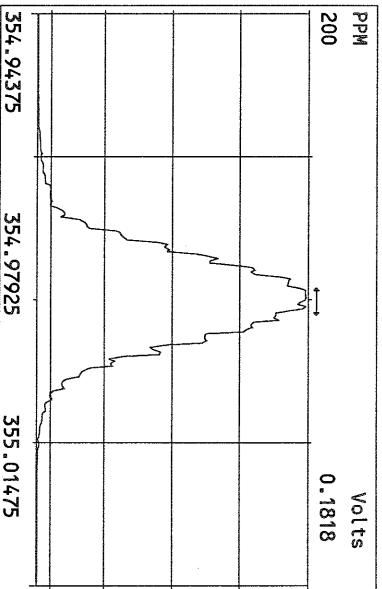
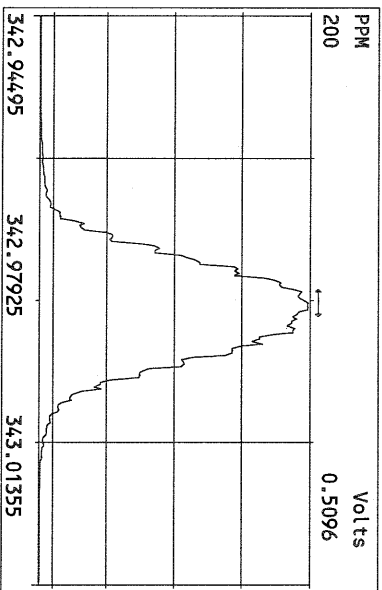
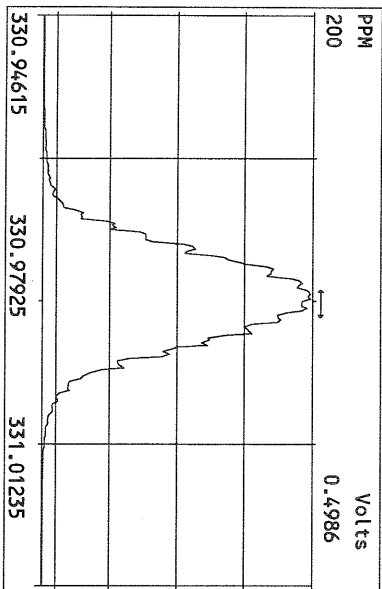
File:12MAY10M #1-348 Acq:12-MAY-2010 17:59:27 GC EI+ Voltage SIR Autospec-Ultima
455.7801 S:6 F:5 BSUB(10000,15,-3.0) PKD(5.5,3,0.10%,100.0,0.00%,F,F) Exp:PCDD
Sample Text:ST051210M5 File Text:Frontier Analytical Laboratory

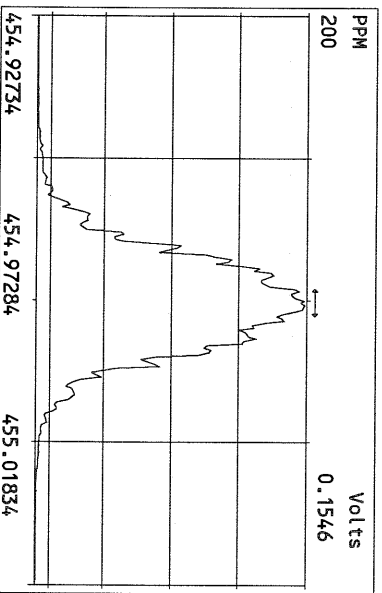
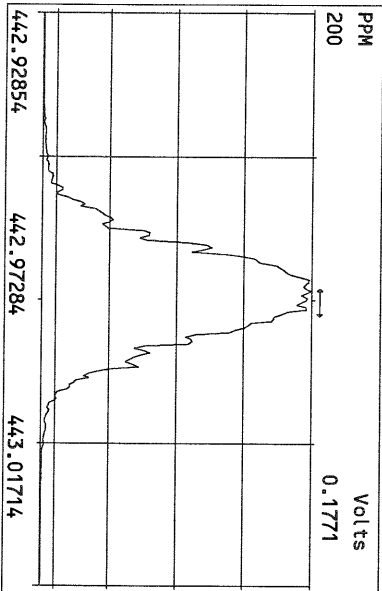
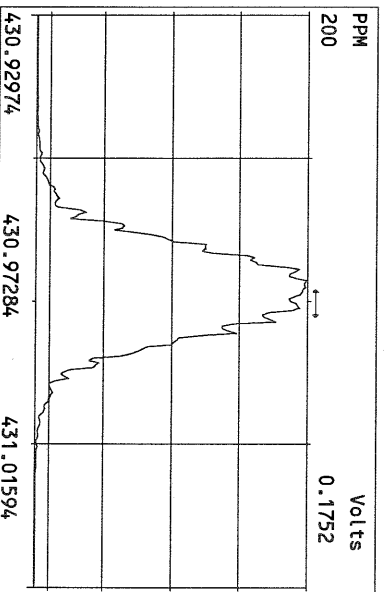
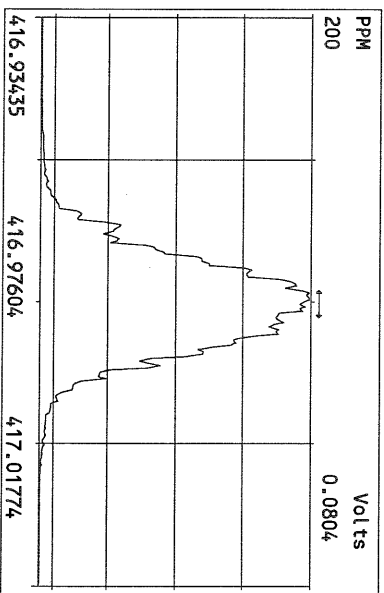
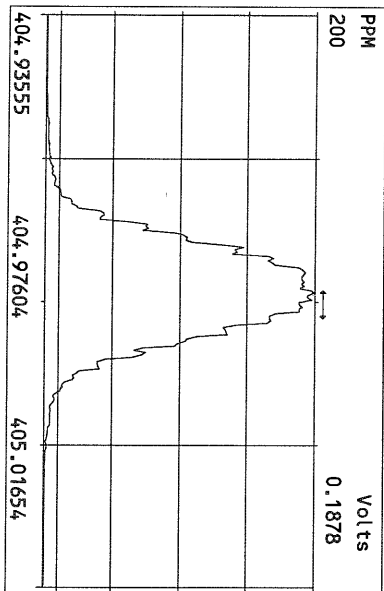
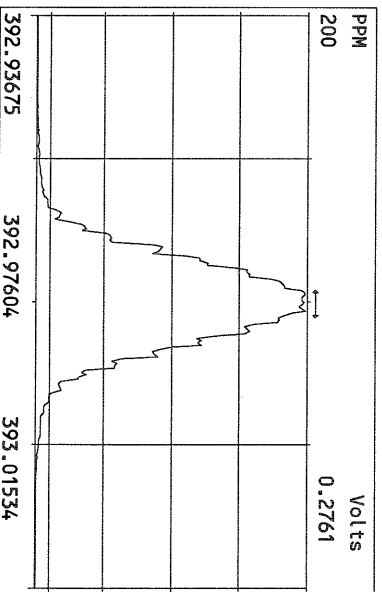
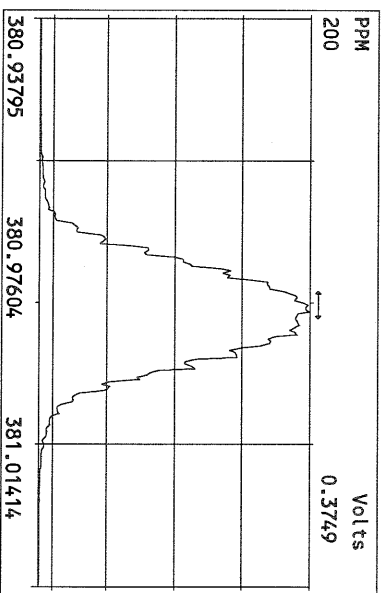
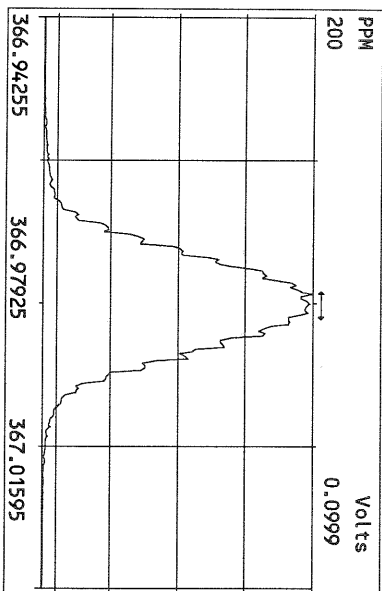


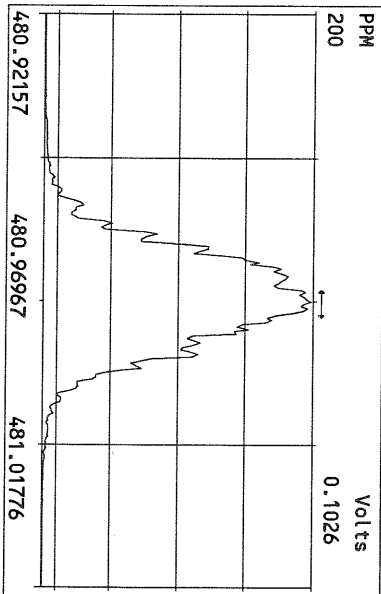
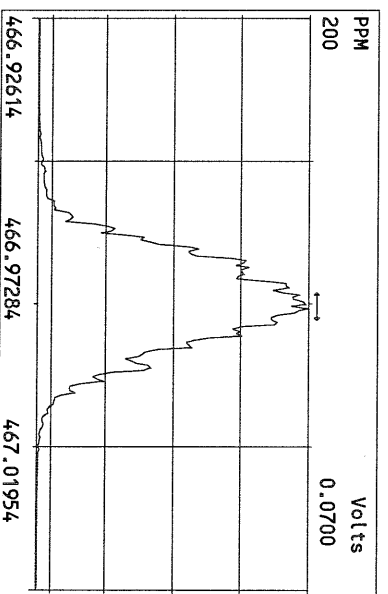
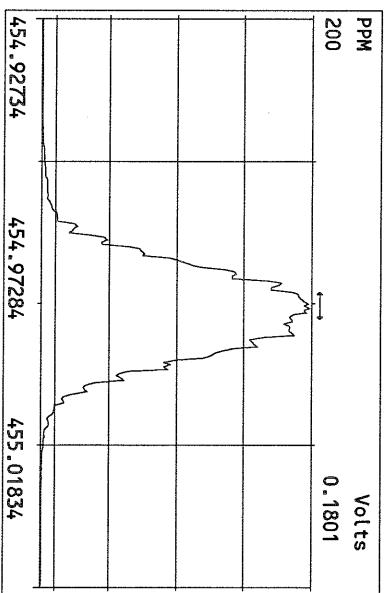
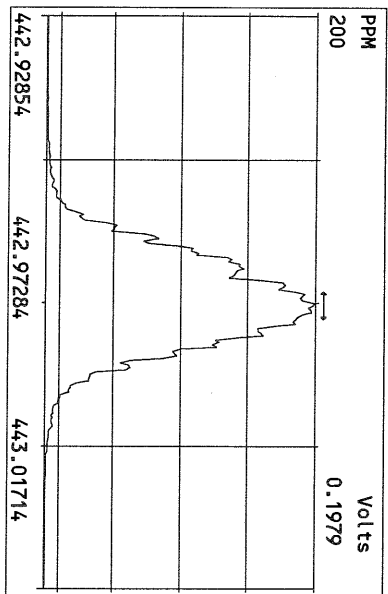
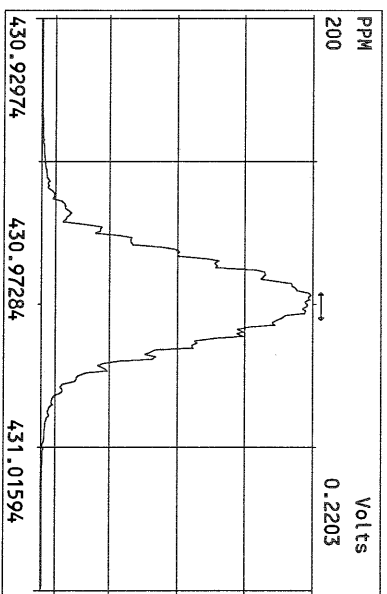
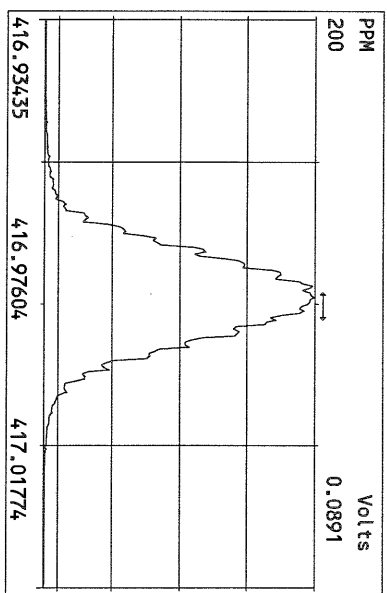
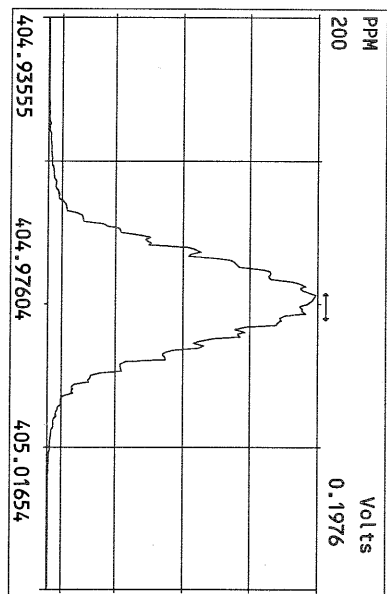
File:12MAY10M #1-348 Acq:12-MAY-2010 17:59:27 GC EI+ Voltage SIR Autospec-Ultima
513.6775 S:6 F:5 BSUB(10000,15,-3.0) PKD(5.5,3,0.10%,100.0,0.00%,F,F) Exp:PCDD
Sample Text:ST051210M5 File Text:Frontier Analytical Laboratory

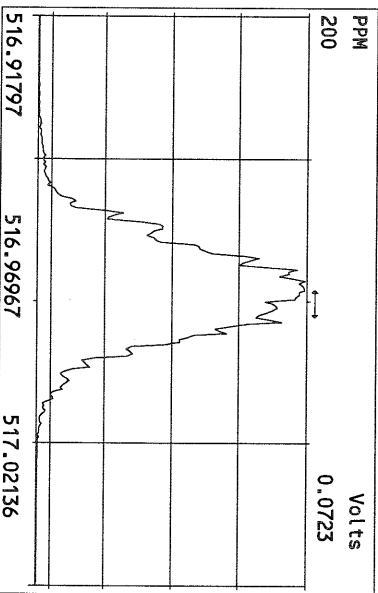
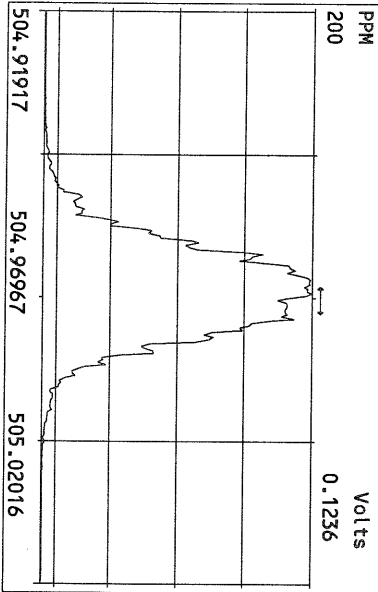
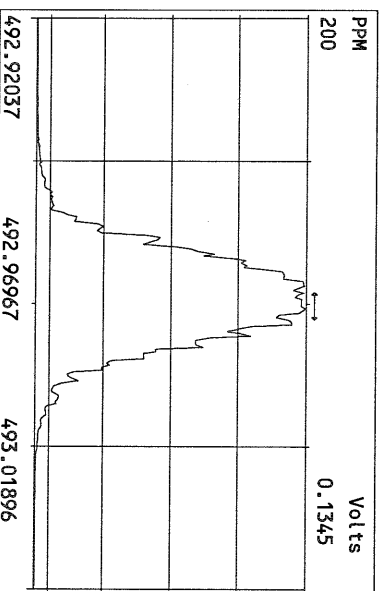
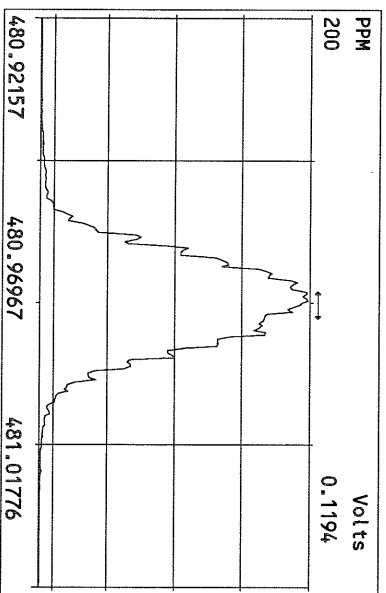
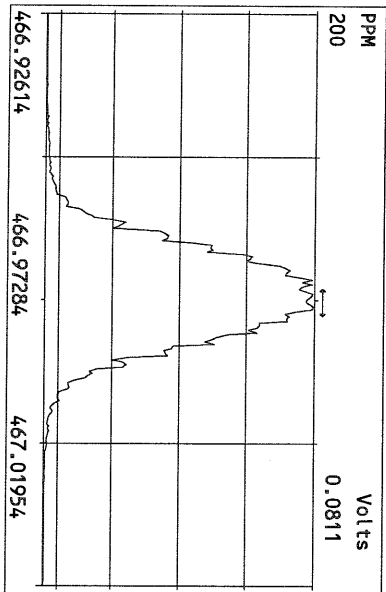
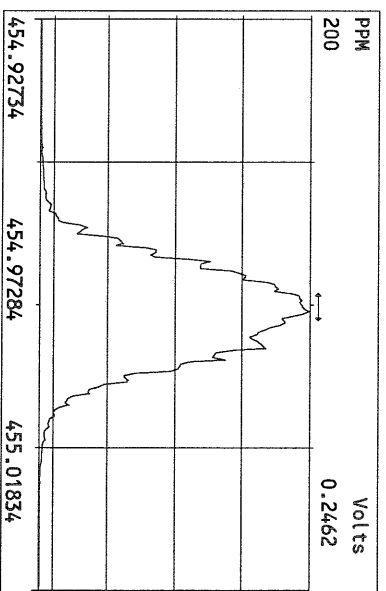
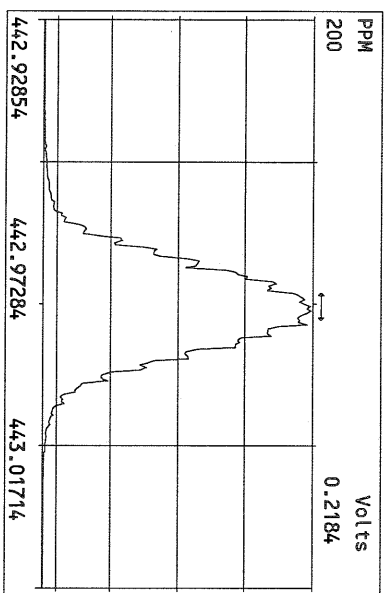
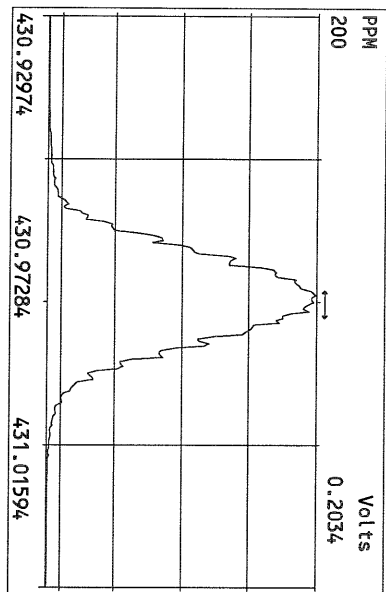












USEPA - ITD

FORM 4A
PCDD/PCDF CALIBRATION VERIFICATION

Lab Name: Frontier Analytical Laboratory Episode No.:

Contract No.: SAS No.:

Initial Calibration Date: 5/12/10

Instrument ID: FAL3

GC Column ID: DB5

VER Data Filename: 15AUG10M Sam:11

Analysis Date: 15-AUG-10 21:20:05

NATIVE ANALYTES	M/Z'S FORMING RATIO (1)	ION ABUND. RATIO	QC LIMITS (2)	ACCEPT	CONC. FOUND	CONC. RANGE (ng/mL), (3)
2,3,7,8-TCDD	M/M+2	0.75	0.65-0.89	y	10.1	7.80 - 12.9 ✓
1,2,3,7,8-PeCDD	M+2/M+4	1.60	1.32-1.78	y	48.0	39.0 - 65.0 ✓
1,2,3,4,7,8-HxCDD	M+2/M+4	1.38	1.05-1.43	y	47.5	39.0 - 64.0 ✓
1,2,3,6,7,8-HxCDD	M+2/M+4	1.39	1.05-1.43	y	49.0	39.0 - 64.0 ✓
1,2,3,7,8,9-HxCDD	M+2/M+4	1.37	1.05-1.43	y	51.5	41.0 - 61.0 ✓
1,2,3,4,6,7,8-HpCDD	M+2/M+4	1.01	0.88-1.20	y	47.2	43.0 - 58.0 ✓
OCDD	M+2/M+4	0.94	0.76-1.02	y	104	79.0 - 126 ✓
2,3,7,8-TCDF	M/M+2	0.70	0.65-0.89	y	8.86	8.40 - 12.0 ✓
1,2,3,7,8-PeCDF	M+2/M+4	1.45	1.32-1.78	y	48.8	41.0 - 60.0 ✓
2,3,4,7,8-PeCDF	M+2/M+4	1.44	1.32-1.78	y	46.4	41.0 - 60.0 ✓
1,2,3,4,7,8-HxCDF	M+2/M+4	1.26	1.05-1.43	y	45.1	45.0 - 56.0 ✓
1,2,3,6,7,8-HxCDF	M+2/M+4	1.27	1.05-1.43	y	45.9	44.0 - 57.0 ✓
2,3,4,6,7,8-HxCDF	M+2/M+4	1.29	1.05-1.43	y	45.2	44.0 - 57.0 ✓
1,2,3,7,8,9-HxCDF	M+2/M+4	1.28	1.05-1.43	y	45.3	45.0 - 56.0 ✓
1,2,3,4,6,7,8-HpCDF	M+2/M+4	1.03	0.88-1.20	y	45.7	45.0 - 55.0 ✓
1,2,3,4,7,8,9-HpCDF	M+2/M+4	1.04	0.88-1.20	y	45.0	43.0 - 58.0 ✓
OCDF	M+2/M+4	0.88	0.76-1.02	y	92.0	63.0 - 159 ✓

(1) See Table 8, Method 1613, for m/z specifications.

(2) Ion Abundance Ratio Control Limits as specified in Table 9, Method 1613.

(3) Contract-required concentration range as specified in Table 6, Method 1613.

Analyst: JDate: 8/16/10

USEPA - ITD

FORM 6B
PCDD/PCDF RELATIVE RETENTION TIMES

Lab Name: Frontier Analytical Laboratory

Episode No.:

Contract No.:

SAS No.:

Init. Cal. Date: 5/12/10

Instrument ID: FAL3

GC Column ID: DB5

Analysis Date: 15-AUG-10 21:20:05

CS3 or VER Data Filename: 15AUG10M

Sam:11

NATIVE ANALYTES	RETENTION TIME REFERENCE	RRT	QC LIMITS (1)
1,2,3,4,7,8-HxCDD	13C-1,2,3,4,7,8-HxCDD	1.001	0.999-1.001 ✓
1,2,3,6,7,8-HxCDD	13C-1,2,3,6,7,8-HxCDD	1.000	0.998-1.004 ✓
1,2,3,7,8,9-HxCDD	13C-1,2,3,6,7,8-HxCDD	1.012	1.000-1.019 ✓
1,2,3,4,7,8-HxCDF	13C-1,2,3,4,7,8-HxCDF	1.001	0.999-1.001 ✓
1,2,3,6,7,8-HxCDF	13C-1,2,3,6,7,8-HxCDF	1.001	0.997-1.005 ✓
2,3,4,6,7,8-HxCDF	13C-2,3,4,6,7,8-HxCDF	1.001	0.999-1.001 ✓
1,2,3,7,8,9-HxCDF	13C-1,2,3,7,8,9-HxCDF	1.001	0.999-1.001 ✓
1,2,3,4,6,7,8-HpCDD	13C-1,2,3,4,6,7,8-HpCDD	1.000	0.999-1.001 ✓
1,2,3,4,6,7,8-HpCDF	13C-1,2,3,4,6,7,8-HpCDF	1.000	0.999-1.001 ✓
1,2,3,4,7,8,9-HpCDF	13C-1,2,3,4,7,8,9-HpCDF	1.001	0.999-1.001 ✓
OCDD	13C-OCDD	1.000	0.999-1.001 ✓
OCDF	13C-OCDF	1.001	0.999-1.001 ✓
LABELED COMPOUNDS			
13C-1,2,3,4,7,8-HxCDD	13C-1,2,3,7,8,9-HxCDD	0.984	0.977-1.000 ✓
13C-1,2,3,6,7,8-HxCDD		0.989	0.981-1.003 ✓
13C-1,2,3,4,7,8-HxCDF		0.949	0.944-0.970 ✓
13C-1,2,3,6,7,8-HxCDF		0.954	0.949-0.975 ✓
13C-2,3,4,6,7,8-HxCDF		0.978	0.959-1.021 ✓
13C-1,2,3,7,8,9-HxCDF		1.015	0.977-1.047 ✓
13C-1,2,3,4,6,7,8-HpCDD		1.128	1.086-1.130 ✓
13C-1,2,3,4,6,7,8-HpCDF		1.079	1.043-1.085 ✓
13C-1,2,3,4,7,8,9-HpCDF		1.151	1.057-1.154 ✓
13C-OCDD		1.269	1.032-1.311 ✓
13C-OCDF		1.279	1.000-1.311 ✓

(1) Contract-required limits for Relative Retention Times (RRT) as specified in Table 2, Method 1613.

Analyst: Date: 8/16/10

Frontier Analytical Laboratory - Acquisition Log

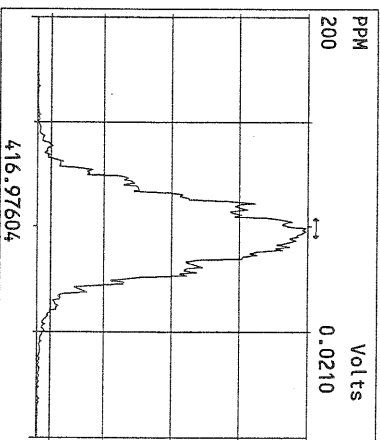
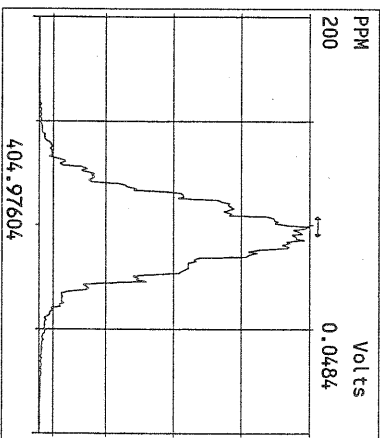
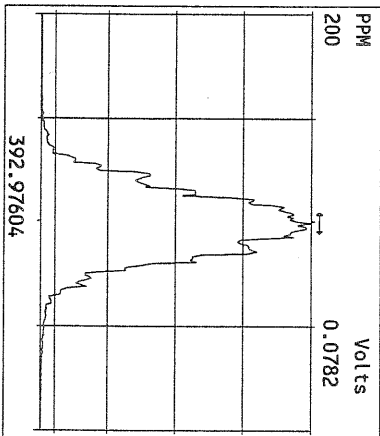
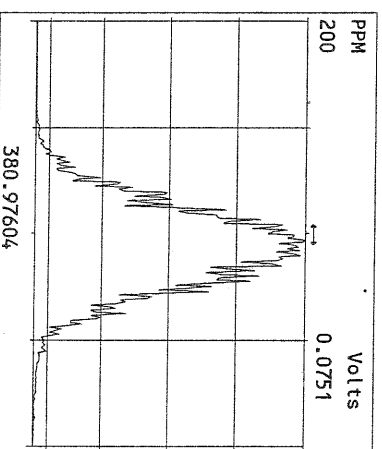
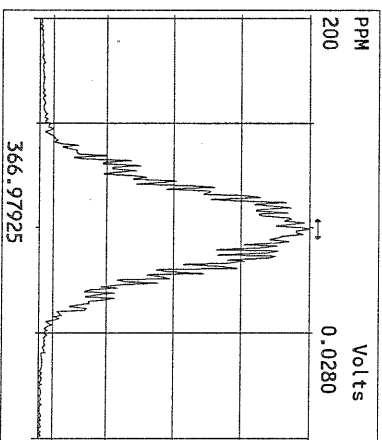
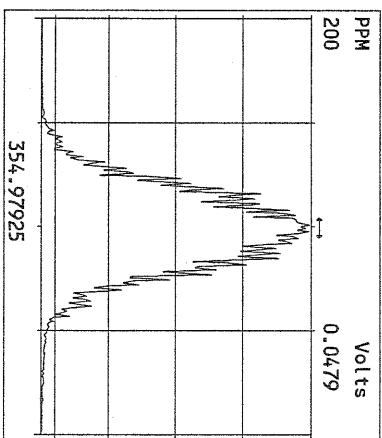
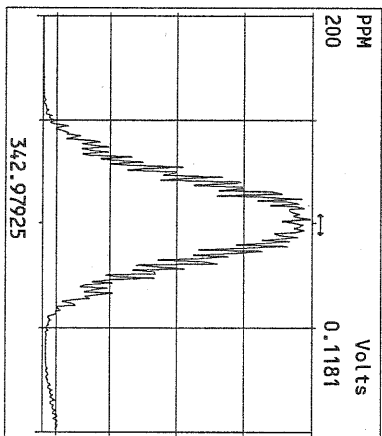
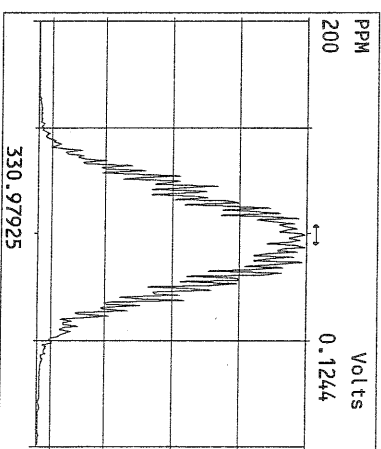
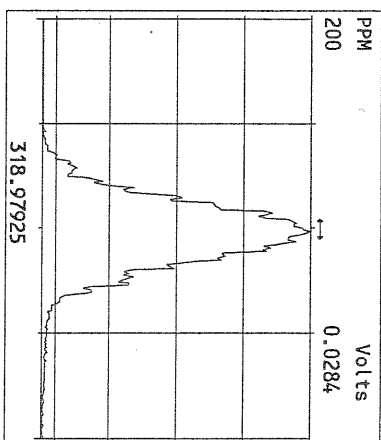
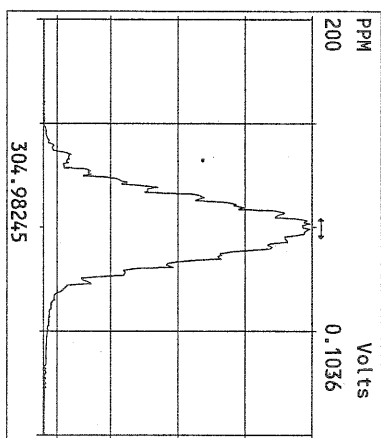
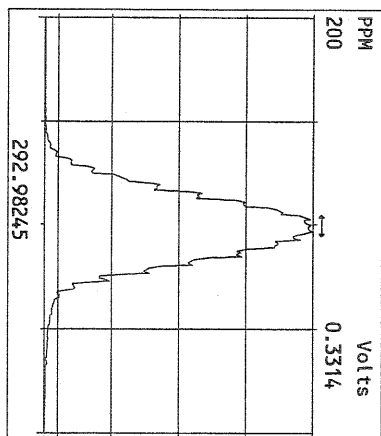
Run Name: 15AUG10M Instrument: FAL3 GC: DB5 Experiment: PCDD

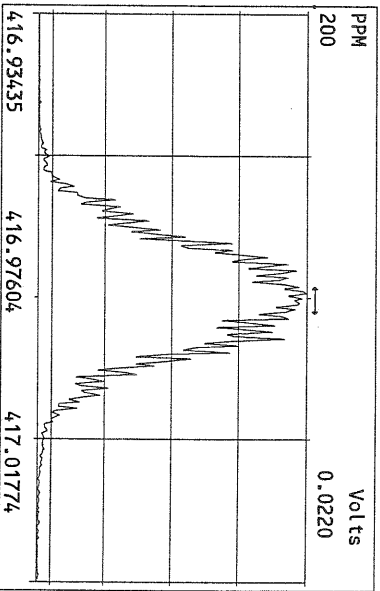
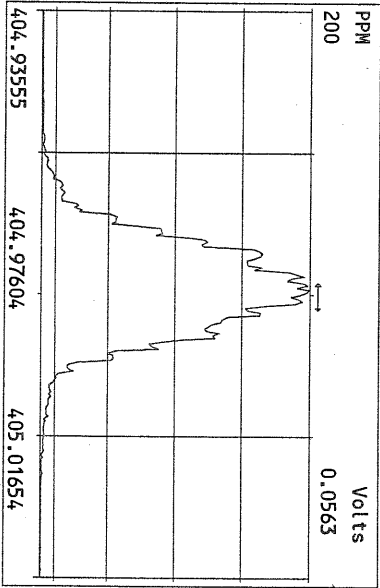
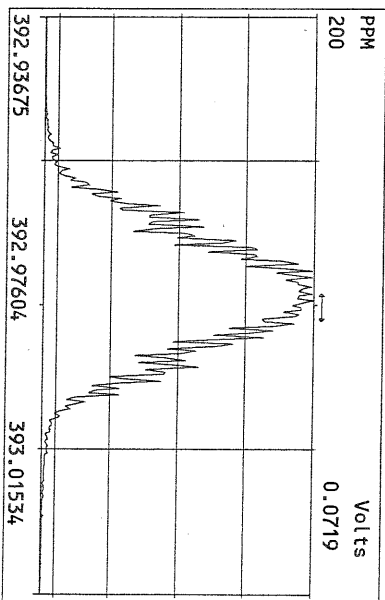
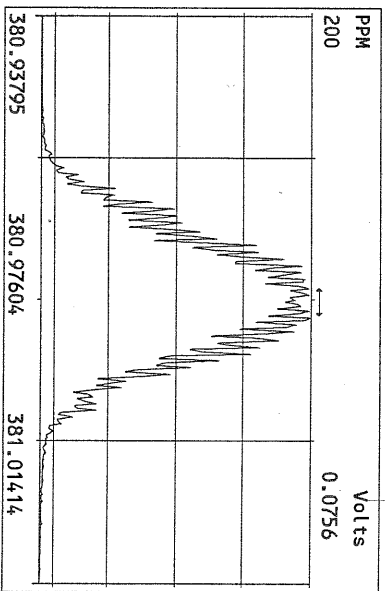
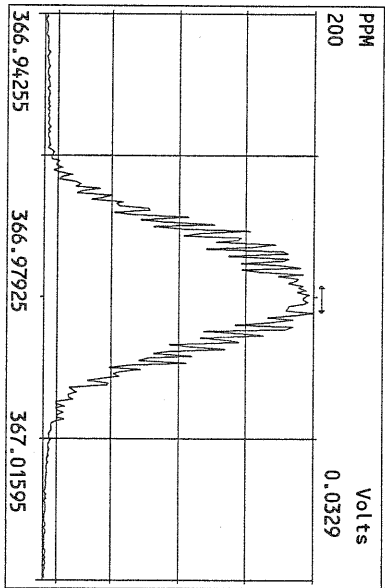
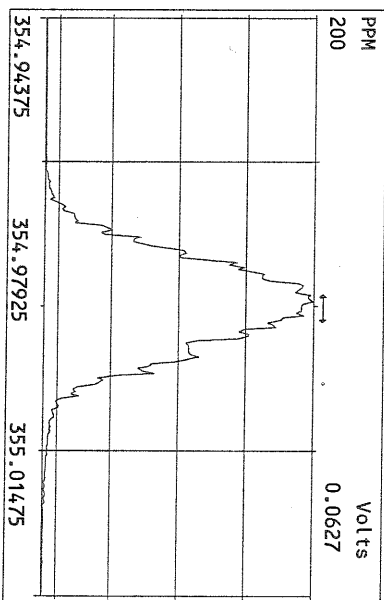
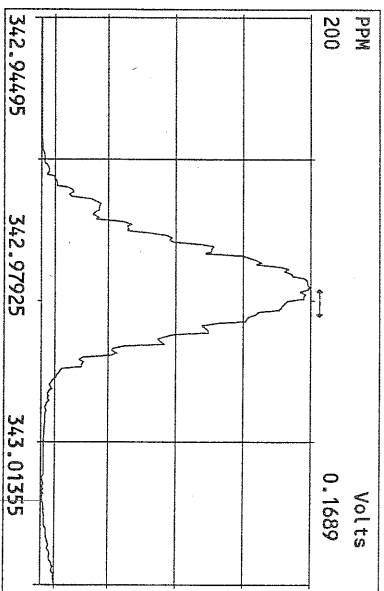
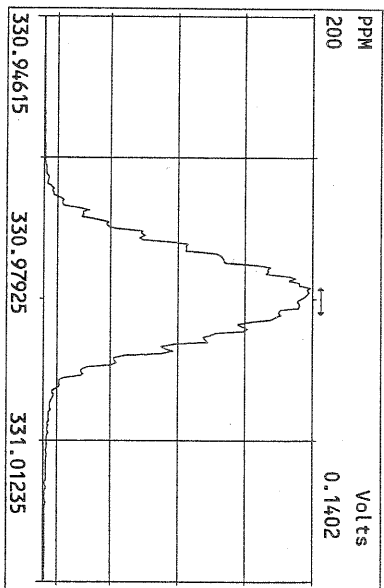
Data File S	FAL ID	Client ID	Acquired	ConCal	EndCal	Analyst
15AUG10M 1	ST081510M1	1613 CS3 090918J	15-AUG-10 12:06:40	ST081510M1	ST081510M2	DV
15AUG10M 2	6273-001-0001-SA	PSB04-0.0-0.5-072810 1:7	15-AUG-10 13:02:02	ST081510M1	ST081510M2	DV
15AUG10M 3	6273-005-0001-SA	PSB06-0-0.5-072810 1:20	15-AUG-10 13:57:21	ST081510M1	ST081510M2	DV
15AUG10M 4	6273-006-0001-SA	PSB06-1.5-2.0-072810 1:7	15-AUG-10 14:52:40	ST081510M1	ST081510M2	DV
15AUG10M 5	6273-007-0001-SA	PSB06-1.5-2.0-072810D 17	15-AUG-10 15:47:58	ST081510M1	ST081510M2	DV
15AUG10M 6	SB081510M1	Solvent Blank	15-AUG-10 16:43:21	ST081510M1	ST081510M2	DV
15AUG10M 7	6268-003-0001-SA	PSB12-2-4-072810	15-AUG-10 17:38:44	ST081510M1	ST081510M2	DV
15AUG10M 8	6268-002-0001-SA	PSB12-1.5-2.0-072810	15-AUG-10 18:34:04	ST081510M1	ST081510M2	DV
15AUG10M 9	6268-001-0001-SA	PSB12-0-0.5-072810	15-AUG-10 19:29:27	ST081510M1	ST081510M2	DV
15AUG10M 10	SB081510M2	Solvent Blank	15-AUG-10 20:24:46	ST081510M1	ST081510M2	DV
15AUG10M 11	ST081510M2	1613 CS3 090918J	15-AUG-10 21:20:05	ST081510M1	ST081510M2	DV
15AUG10M 12	2079-001-0001-OPR	OPR	15-AUG-10 22:15:23	ST081510M2	ST081510M3	DV
15AUG10M 13	2079-001-0001-MB	Method Blank	15-AUG-10 23:10:37	ST081510M2	ST081510M3	DV
15AUG10M 14	6272-006-0001-SA	PSB3-1.5-2-072910	16-AUG-10 00:05:56	ST081510M2	ST081510M3	DV
15AUG10M 15	6272-004-0001-SA	PSB2-1.5-2-072910	16-AUG-10 01:01:14	ST081510M2	ST081510M3	DV
15AUG10M 16	6272-005-0001-SA	PSB3-0-0.5-072910	16-AUG-10 01:56:35	ST081510M2	ST081510M3	DV
15AUG10M 17	6272-003-0001-SA	PSB2-0-0.5-072910	16-AUG-10 02:51:55	ST081510M2	ST081510M3	DV
15AUG10M 18	6272-001-0001-SA	PSB1-0-0.5-072910	16-AUG-10 03:47:14	ST081510M2	ST081510M3	DV
15AUG10M 19	6272-002-0001-SA	PSB1-1.5-2.0-072910	16-AUG-10 04:42:37	ST081510M2	ST081510M3	DV
15AUG10M 20	6272-002-0002-MS	PSB1-1.5-2.0-072910	16-AUG-10 05:38:00	ST081510M2	ST081510M3	DV
15AUG10M 21	6272-002-0002-MSD	PSB1-1.5-2.0-072910	16-AUG-10 06:33:23	ST081510M2	ST081510M3	DV
15AUG10M 22	ST081510M3	1613 CS3 090918J	16-AUG-10 07:28:46	ST081510M2	ST081510M3	DV

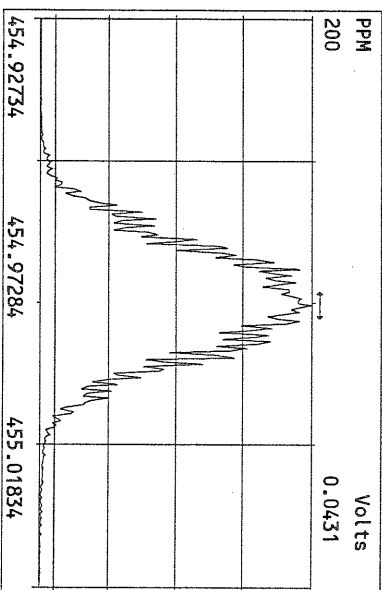
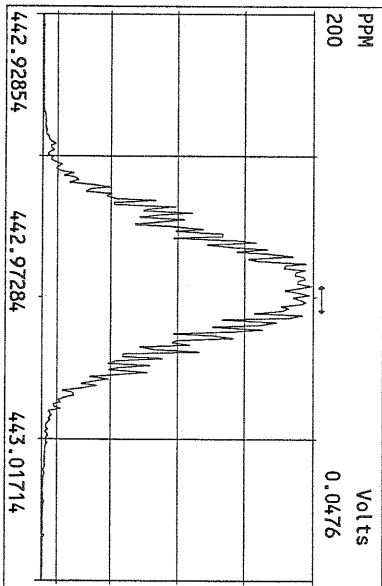
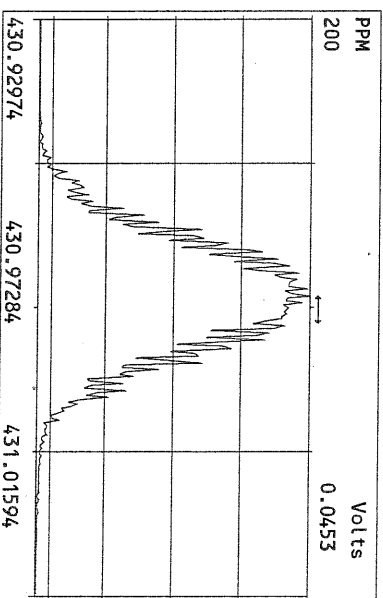
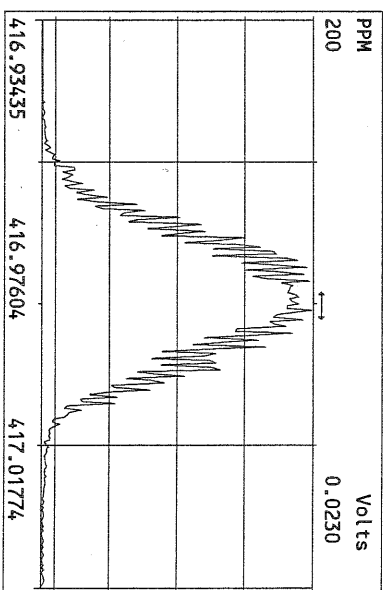
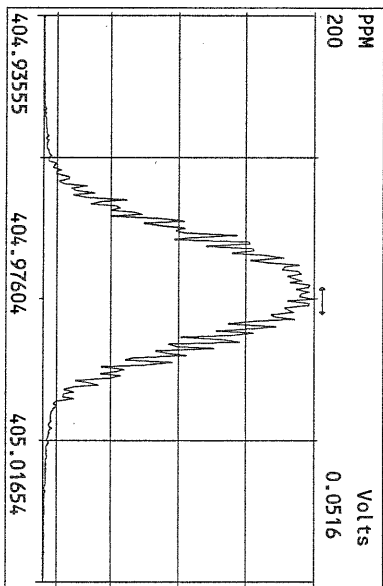
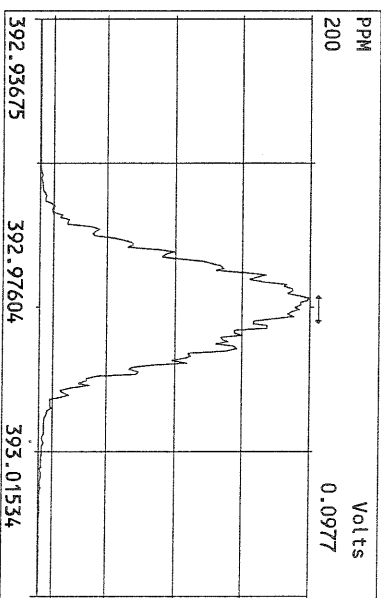
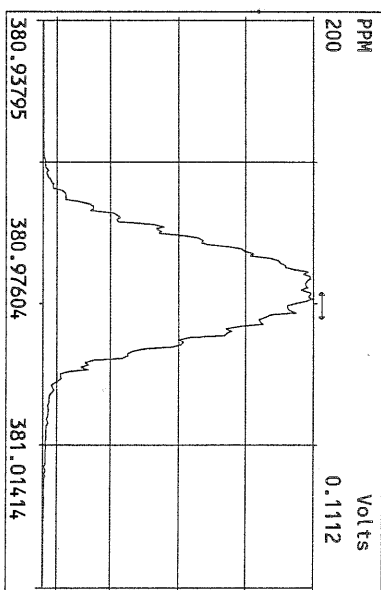
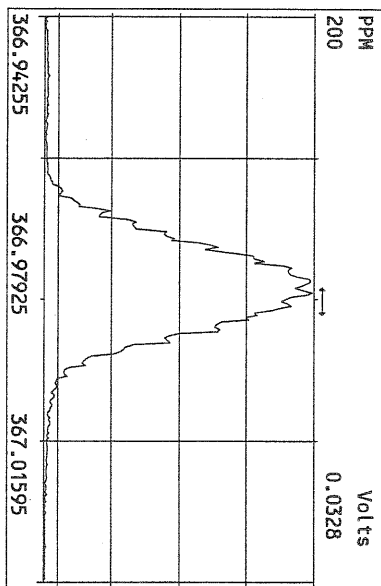
6/8/10/10

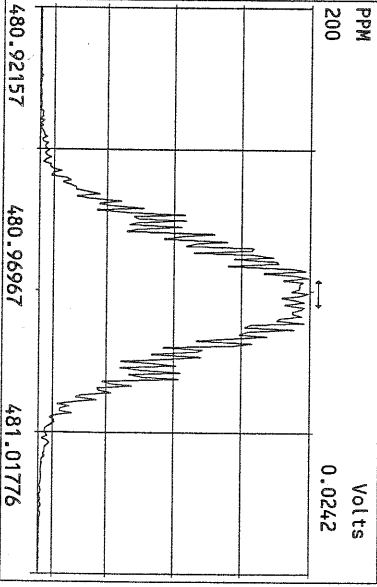
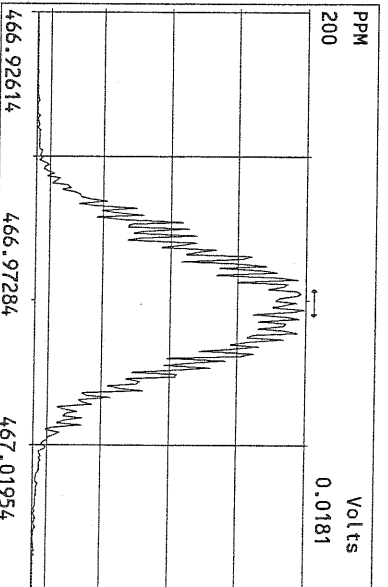
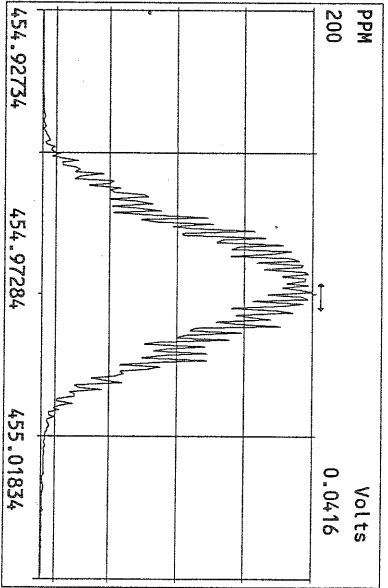
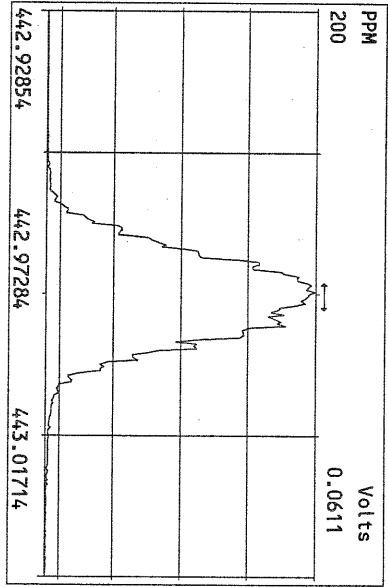
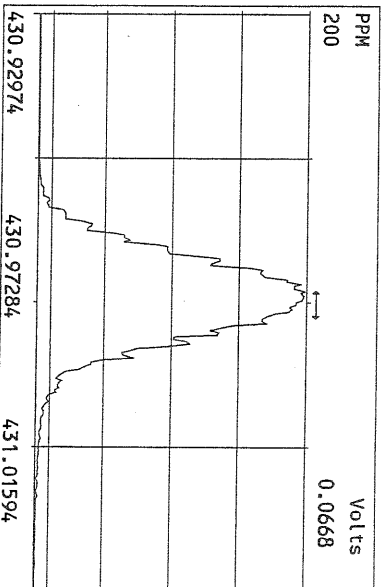
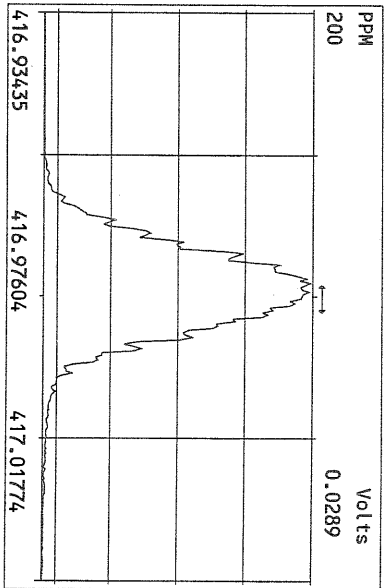
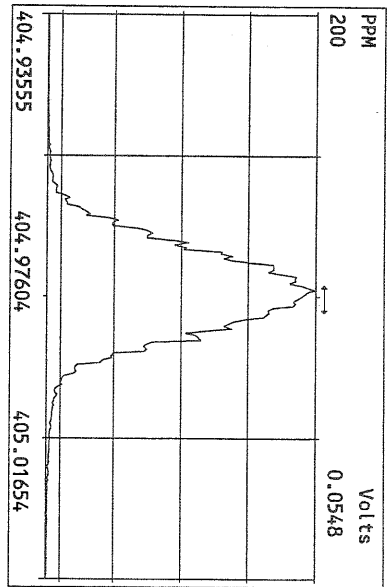
Data Backed Up: _____

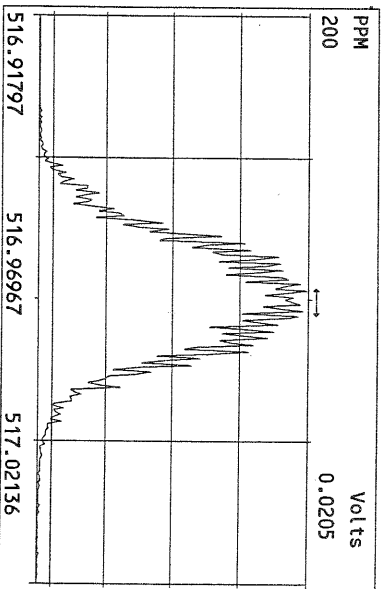
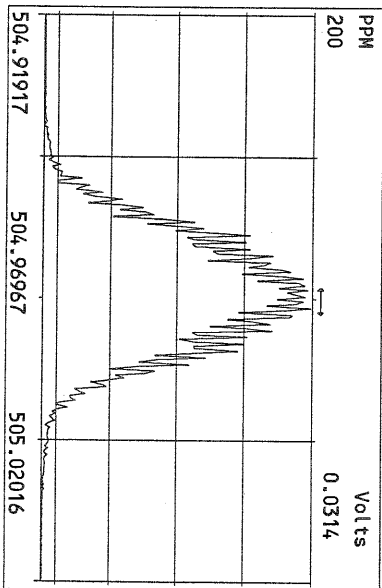
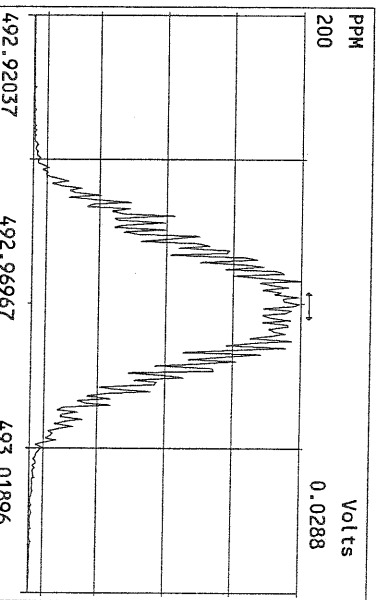
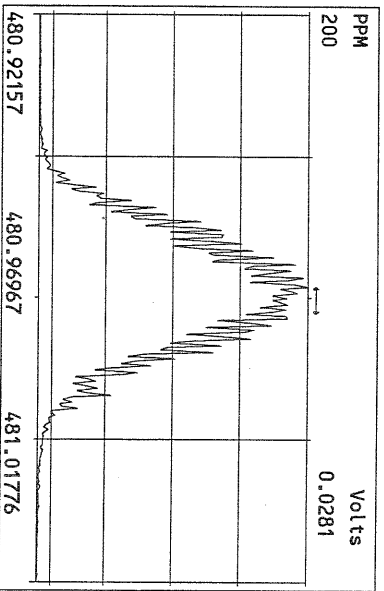
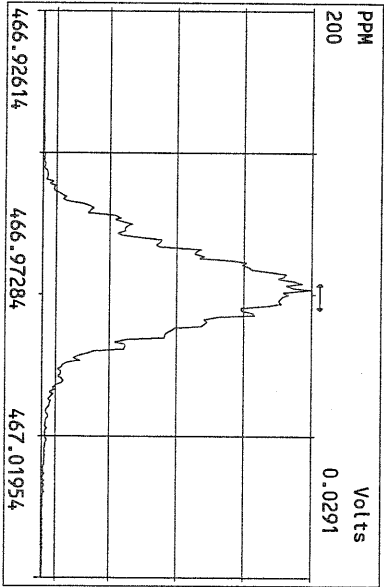
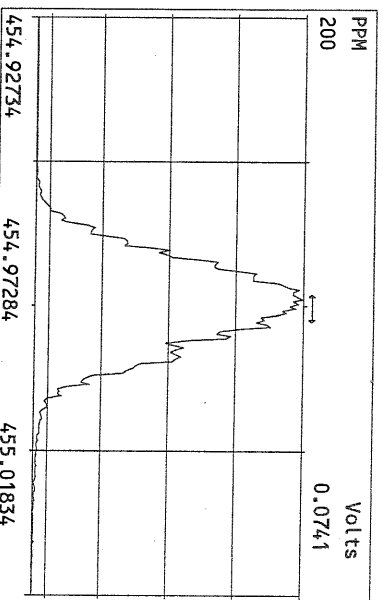
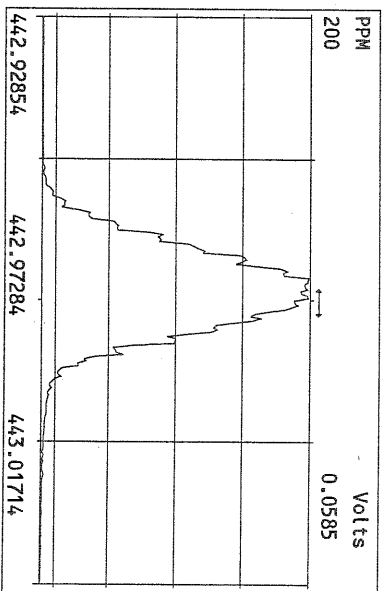
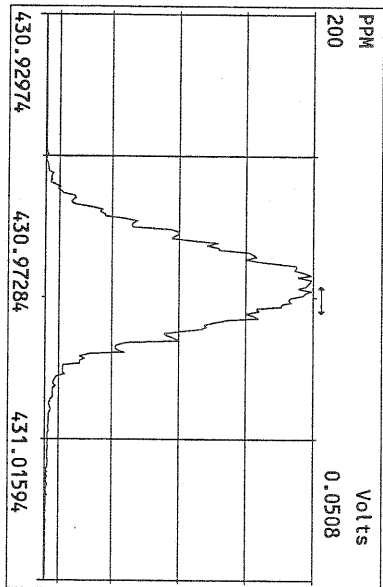
Date: _____



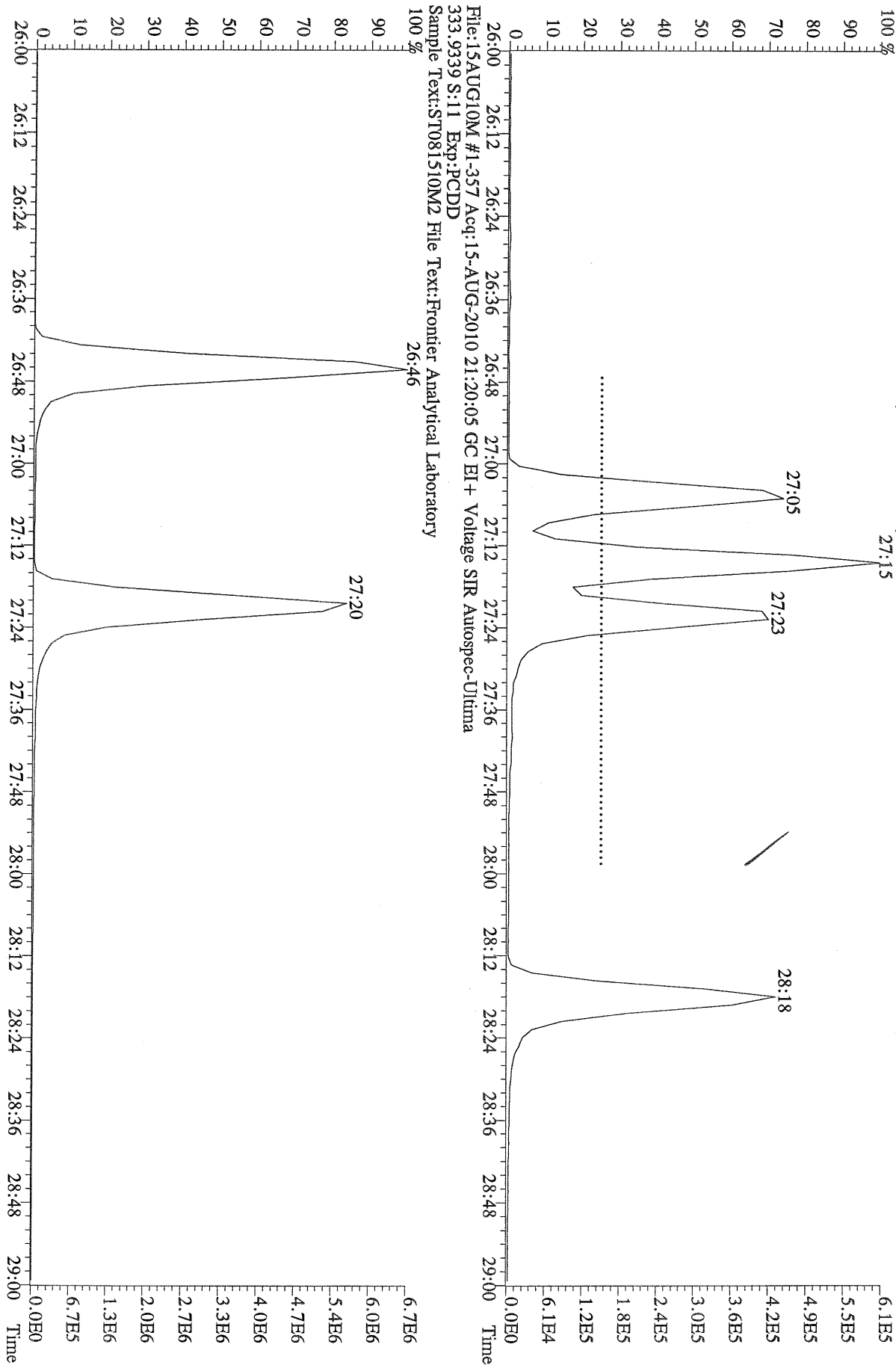




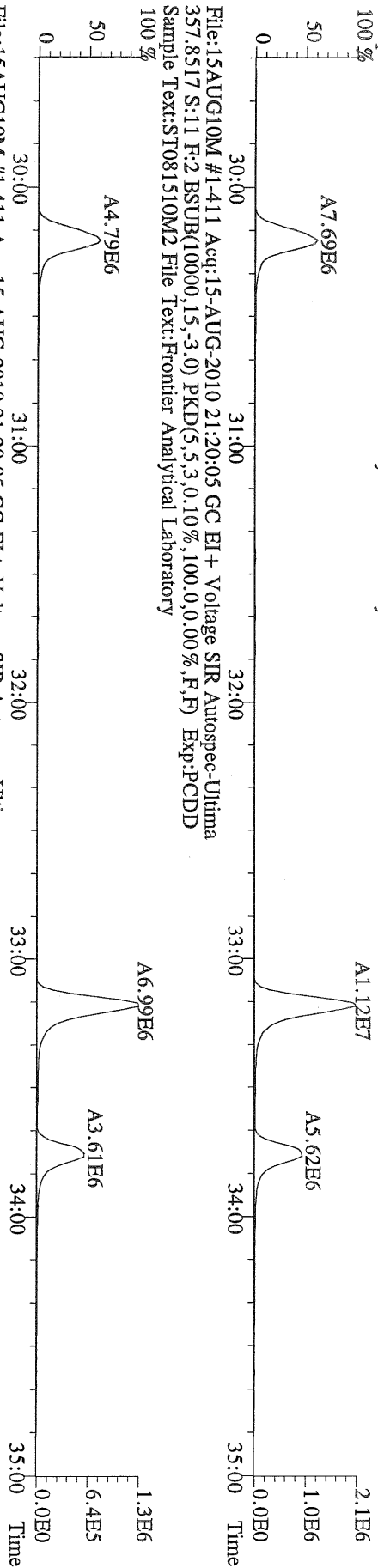




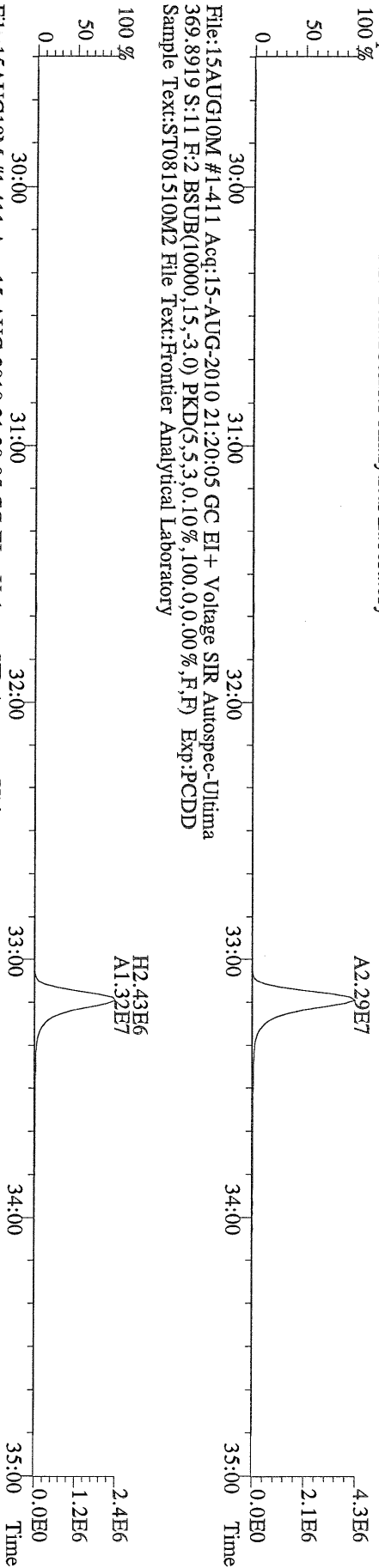
File:15AUG10M #1-357 Acq:15-AUG-2010 21:20:05 GC EI+ Voltage SIR Autospec-Ultima
319.8965 S:11 Exp:PCDD
Sample Text:ST081510M2 File Text:Frontier Analytical Laboratory



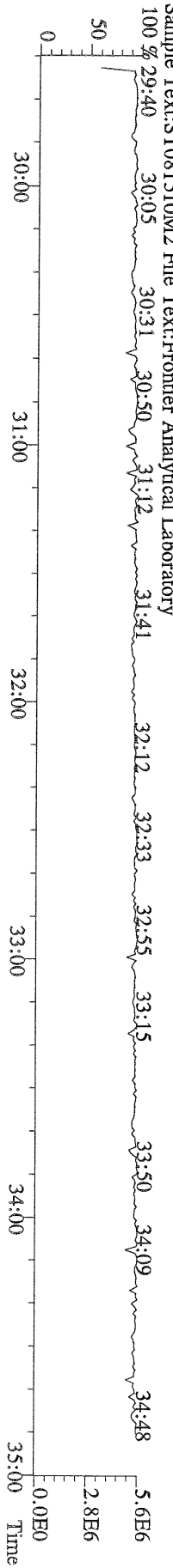
File:15AUG10M #1-411 Acq:15-AUG-2010 21:20:05 GC EI+ Voltage SIR Autospec-Ultima
 355.8546 S:11 F:2 BSUB(10000,15,-3.0) PKD(5,5,3,0.10%,100,0,0.00%,F,F) Exp:PCDD
 Sample Text:ST081510M2 File Text:Frontier Analytical Laboratory
 100 %



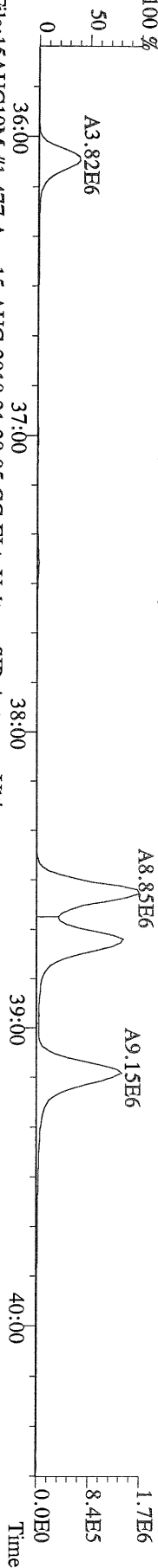
File:15AUG10M #1-411 Acq:15-AUG-2010 21:20:05 GC EI+ Voltage SIR Autospec-Ultima
 367.8949 S:11 F:2 BSUB(10000,15,-3.0) PKD(5,5,3,0.10%,100,0,0.00%,F,F) Exp:PCDD
 Sample Text:ST081510M2 File Text:Frontier Analytical Laboratory
 100 %



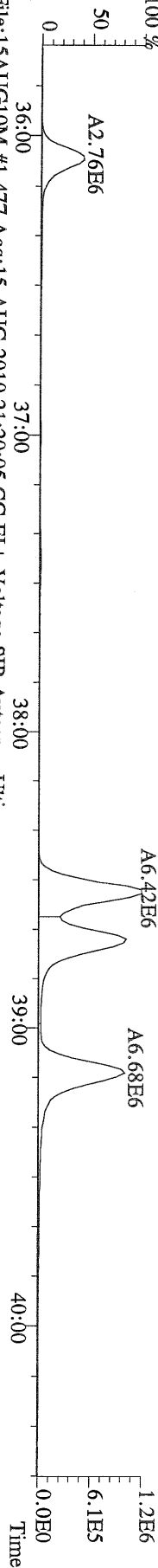
File:15AUG10M #1-411 Acq:15-AUG-2010 21:20:05 GC EI+ Voltage SIR Autospec-Ultima
 366.9792 S:11 F:2 Exp:PCDD
 Sample Text:ST081510M2 File Text:Frontier Analytical Laboratory
 100 %



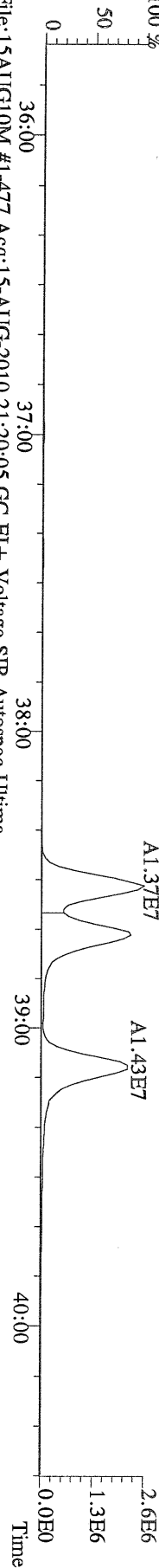
File:15AUG10M #1-477 Acq:15-AUG-2010 21:20:05 GC EI+ Voltage SIR Autospec-Ultima
 389.8156 S:11 F:3 BSUB(10000,15,-3.0) PKD(5,5,3,0.10%,100,0,0.00%,F,F) Exp:PCDD
 Sample Text:ST081510M2 File Text:Frontier Analytical Laboratory



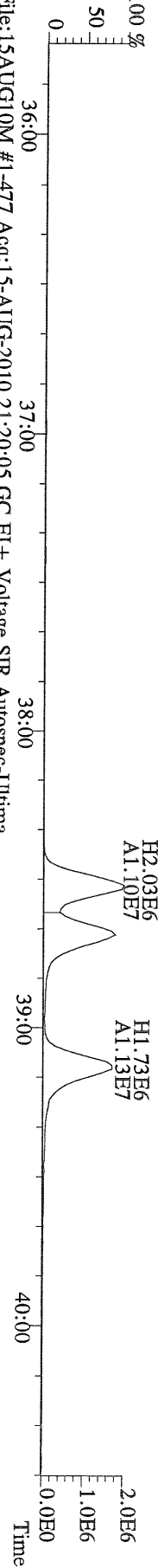
File:15AUG10M #1-477 Acq:15-AUG-2010 21:20:05 GC EI+ Voltage SIR Autospec-Ultima
 391.8127 S:11 F:3 BSUB(10000,15,-3.0) PKD(5,5,3,0.10%,100,0,0.00%,F,F) Exp:PCDD
 Sample Text:ST081510M2 File Text:Frontier Analytical Laboratory



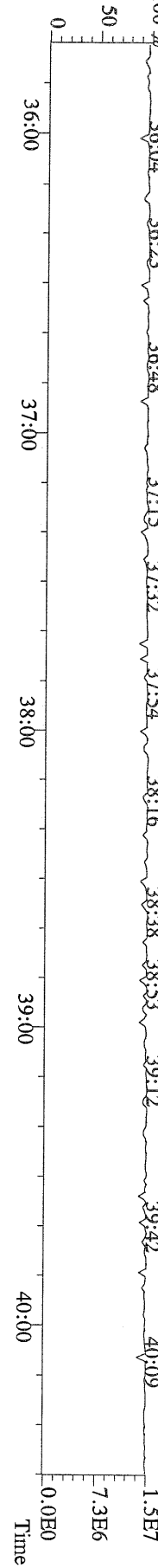
File:15AUG10M #1-477 Acq:15-AUG-2010 21:20:05 GC EI+ Voltage SIR Autospec-Ultima
 401.8559 S:11 F:3 BSUB(10000,15,-3.0) PKD(5,5,3,0.10%,100,0,0.00%,F,F) Exp:PCDD
 Sample Text:ST081510M2 File Text:Frontier Analytical Laboratory



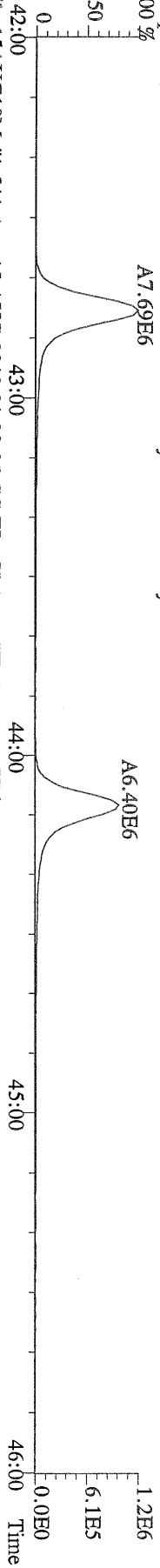
File:15AUG10M #1-477 Acq:15-AUG-2010 21:20:05 GC EI+ Voltage SIR Autospec-Ultima
 403.8530 S:11 F:3 BSUB(10000,15,-3.0) PKD(5,5,3,0.10%,100,0,0.00%,F,F) Exp:PCDD
 Sample Text:ST081510M2 File Text:Frontier Analytical Laboratory



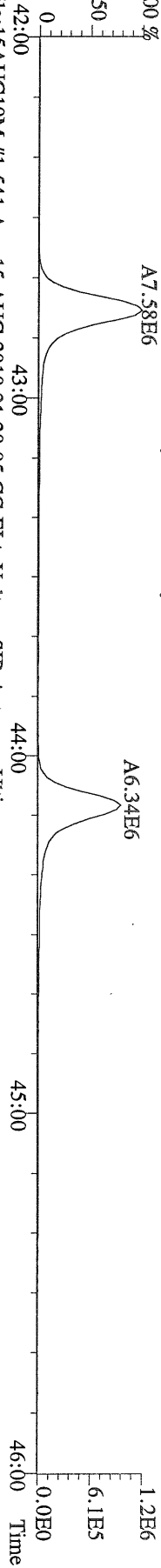
File:15AUG10M #1-477 Acq:15-AUG-2010 21:20:05 GC EI+ Voltage SIR Autospec-Ultima
 380.9760 S:11 F:3 Exp:PCDD
 Sample Text:ST081510M2 File Text:Frontier Analytical Laboratory



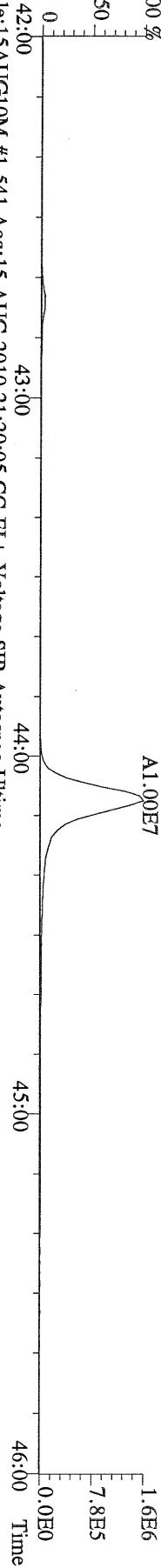
File:15AUG10M #1-541 Acq:15-AUG-2010 21:20:05 GC EI+ Voltage SIR Autospec-Ultima
423.7767 S:11 F:4 BSUB(10000,15,-3.0) PKD(5,5,3,0.10%,100,0,0.00%,F,F) Exp:PCDD
Sample Text:ST081510M2 File Text:Frontier Analytical Laboratory
100 %
A7.69E6



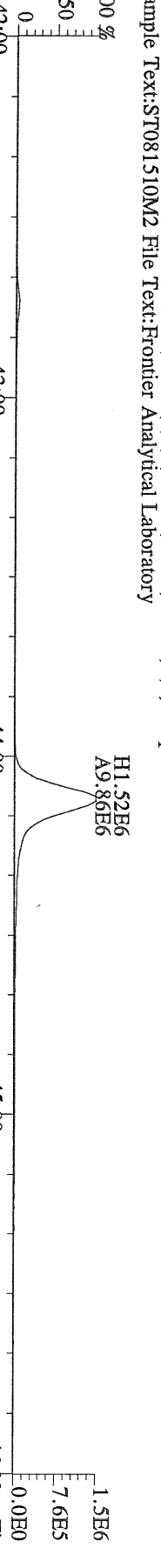
File:15AUG10M #1-541 Acq:15-AUG-2010 21:20:05 GC EI+ Voltage SIR Autospec-Ultima
425.7737 S:11 F:4 BSUB(10000,15,-3.0) PKD(5,5,3,0.10%,100,0,0.00%,F,F) Exp:PCDD
Sample Text:ST081510M2 File Text:Frontier Analytical Laboratory
100 %
A7.58E6



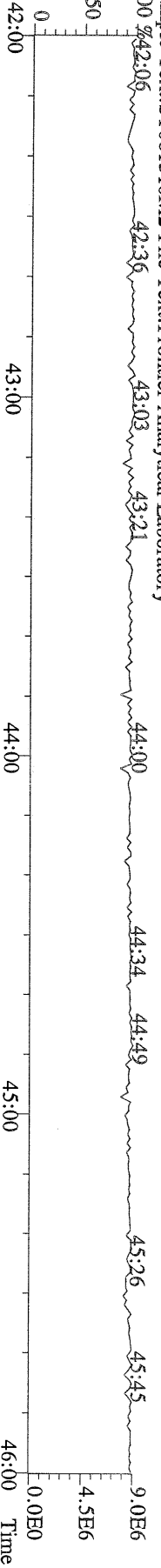
File:15AUG10M #1-541 Acq:15-AUG-2010 21:20:05 GC EI+ Voltage SIR Autospec-Ultima
435.8169 S:11 F:4 BSUB(10000,15,-3.0) PKD(5,5,3,0.10%,100,0,0.00%,F,F) Exp:PCDD
Sample Text:ST081510M2 File Text:Frontier Analytical Laboratory
100 %
A1.00E7



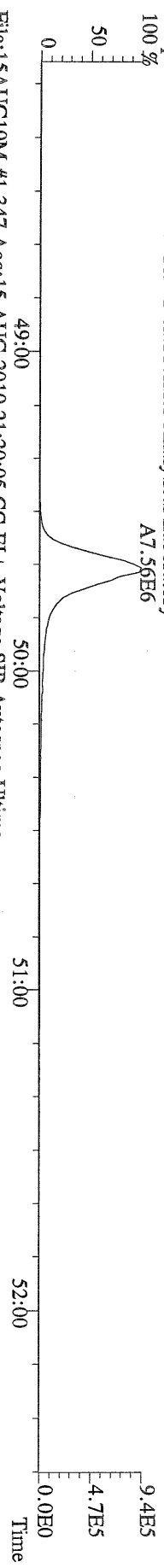
File:15AUG10M #1-541 Acq:15-AUG-2010 21:20:05 GC EI+ Voltage SIR Autospec-Ultima
437.8140 S:11 F:4 BSUB(10000,15,-3.0) PKD(5,5,3,0.10%,100,0,0.00%,F,F) Exp:PCDD
Sample Text:ST081510M2 File Text:Frontier Analytical Laboratory




File:15AUG10M #1-541 Acq:15-AUG-2010 21:20:05 GC EI+ Voltage SIR Autospec-Ultima
430.9728 S:11 F:4 Exp:PCDD
Sample Text:ST081510M2 File Text:Frontier Analytical Laboratory




File:15AUG10M #1-347 Acq:15-AUG-2010 21:20:05 GC EI+ Voltage SIR Autospec-Ultima
457.7377 S:11 F:5 BSUB(10000,15,-3.0) PKD(5,5,3,0.10%,100,0,0.00%,F,F) Exp:PCDD
Sample Text:ST081510M2 File Text:Frontier Analytical Laboratory
100 %



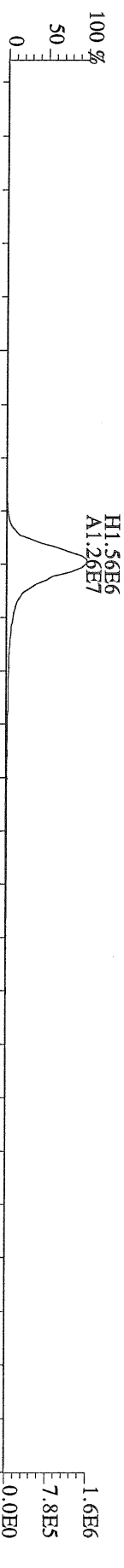
File:15AUG10M #1-347 Acq:15-AUG-2010 21:20:05 GC EI+ Voltage SIR Autospec-Ultima
459.7348 S:11 F:5 BSUB(10000,15,-3.0) PKD(5,5,3,0.10%,100,0,0.00%,F,F) Exp:PCDD
Sample Text:ST081510M2 File Text:Frontier Analytical Laboratory
100 %




File:15AUG10M #1-347 Acq:15-AUG-2010 21:20:05 GC EI+ Voltage SIR Autospec-Ultima
469.7780 S:11 F:5 BSUB(10000,15,-3.0) PKD(5,5,3,0.10%,100,0,0.00%,F,F) Exp:PCDD
Sample Text:ST081510M2 File Text:Frontier Analytical Laboratory
100 %



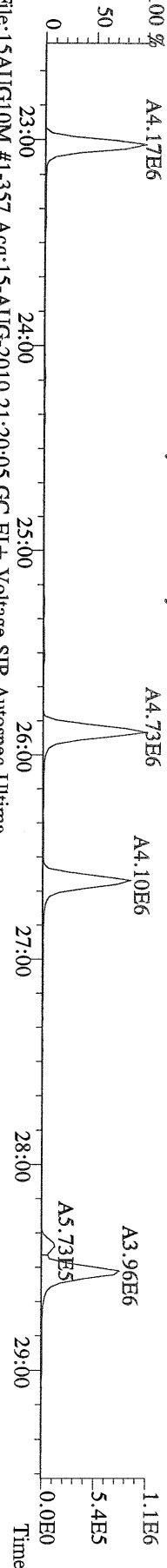
File:15AUG10M #1-347 Acq:15-AUG-2010 21:20:05 GC EI+ Voltage SIR Autospec-Ultima
471.7750 S:11 F:5 BSUB(10000,15,-3.0) PKD(5,5,3,0.10%,100,0,0.00%,F,F) Exp:PCDD
Sample Text:ST081510M2 File Text:Frontier Analytical Laboratory



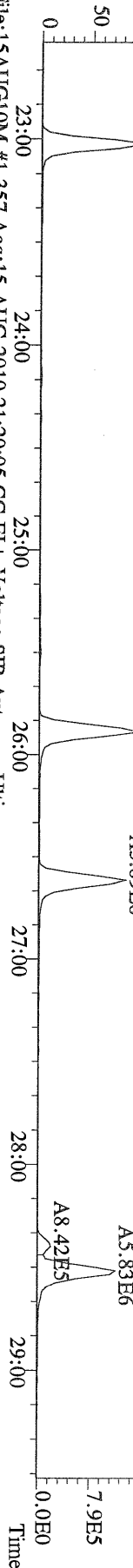
File:15AUG10M #1-347 Acq:15-AUG-2010 21:20:05 GC EI+ Voltage SIR Autospec-Ultima
454.9728 S:11 F:5 Exp:PCDD
Sample Text:ST081510M2 File Text:Frontier Analytical Laboratory



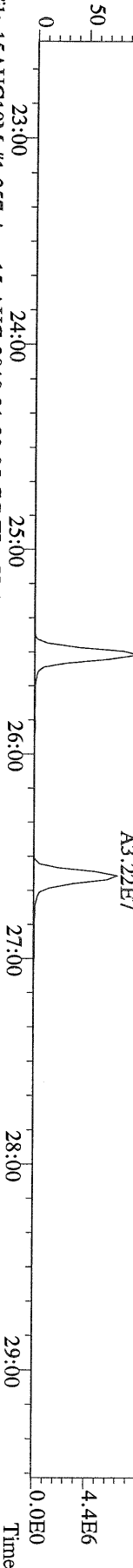
File:15AUG10M #1-357 Acq:15-AUG-2010 21:20:05 GC EI + Voltage SIR Autospec-Ultima
303.9016 S:11 BSUB(10000,15,-3.0) PKD(5,5,3,0,10%,100,0,0,0,00%,F,F) Exp:PCDD
Sample Text:ST081510M2 File Text:Frontier Analytical Laboratory



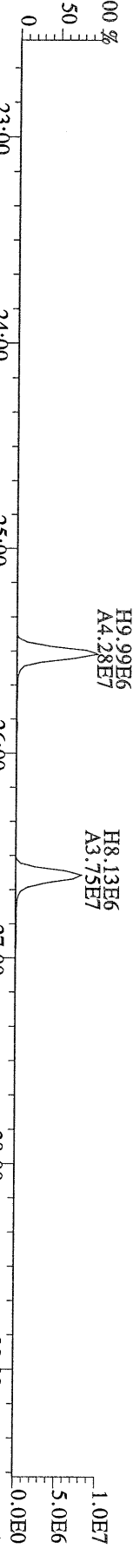
File:15AUG10M #1-357 Acq:15-AUG-2010 21:20:05 GC EI + Voltage SIR Autospec-Ultima
305.8987 S:11 BSUB(10000,15,-3.0) PKD(5,5,3,0,10%,100,0,0,0,00%,F,F) Exp:PCDD
Sample Text:ST081510M2 File Text:Frontier Analytical Laboratory



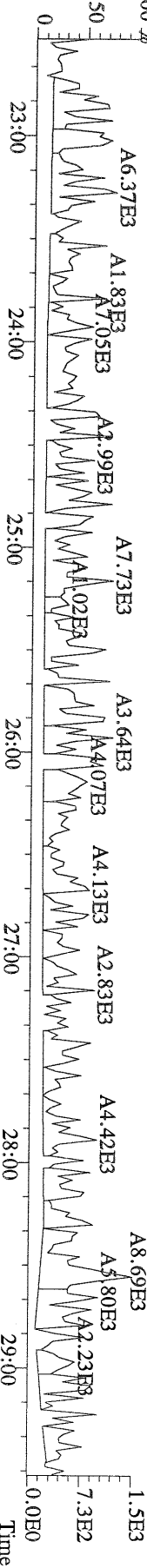
File:15AUG10M #1-357 Acq:15-AUG-2010 21:20:05 GC EI + Voltage SIR Autospec-Ultima
315.9419 S:11 BSUB(10000,15,-3.0) PKD(5,5,3,0,10%,100,0,0,0,00%,F,F) Exp:PCDD
Sample Text:ST081510M2 File Text:Frontier Analytical Laboratory




File:15AUG10M #1-357 Acq:15-AUG-2010 21:20:05 GC EI + Voltage SIR Autospec-Ultima
317.9389 S:11 BSUB(10000,15,-3.0) PKD(5,5,3,0,10%,100,0,0,0,00%,F,F) Exp:PCDD
Sample Text:ST081510M2 File Text:Frontier Analytical Laboratory



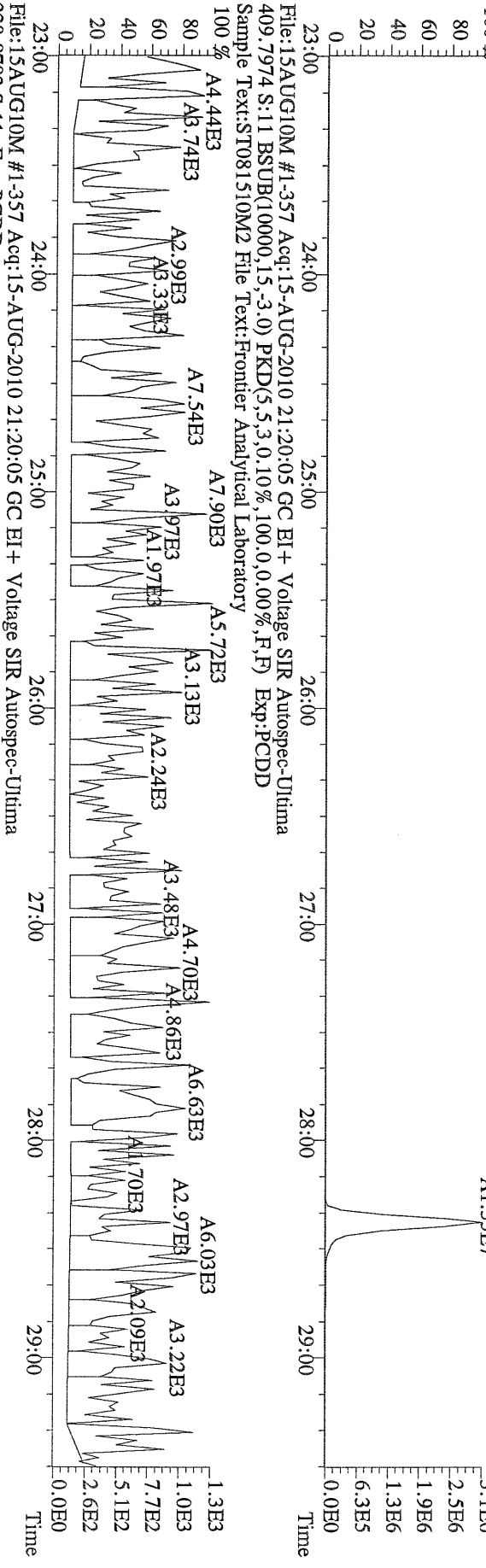
File:15AUG10M #1-357 Acq:15-AUG-2010 21:20:05 GC EI + Voltage SIR Autospec-Ultima
375.8364 S:11 BSUB(10000,15,-3.0) PKD(5,5,3,0,10%,100,0,0,0,00%,F,F) Exp:PCDD
Sample Text:ST081510M2 File Text:Frontier Analytical Laboratory



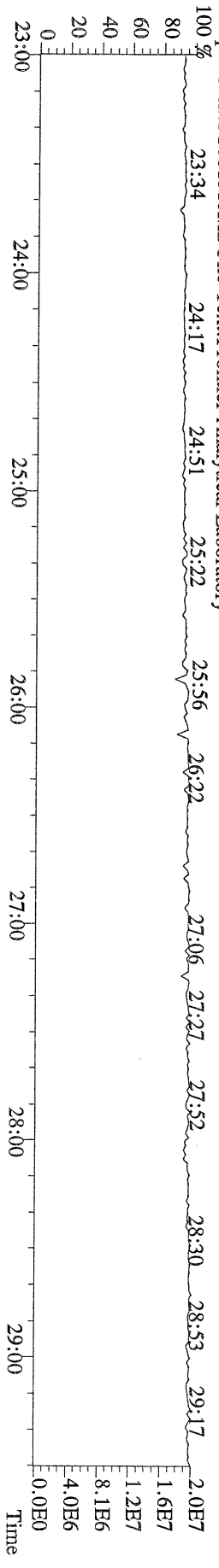
File:15AUG10M #1-357 Acq:15-AUG-2010 21:20:05 GC EI+ Voltage SIR Autospec-Ultima
 339.8597 S:11 BSUB(10000,15,-3.0) PKD(5,5,3,0,10%,100.0,0.00%,F,F) Exp:PCDD
 Sample Text:ST081510M2 File Text:Frontier Analytical Laboratory



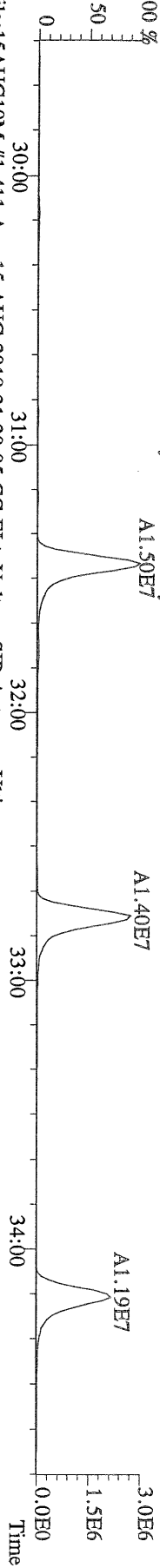
File:15AUG10M #1-357 Acq:15-AUG-2010 21:20:05 GC EI+ Voltage SIR Autospec-Ultima
 341.8568 S:11 BSUB(10000,15,-3.0) PKD(5,5,3,0,10%,100.0,0.00%,F,F) Exp:PCDD
 Sample Text:ST081510M2 File Text:Frontier Analytical Laboratory



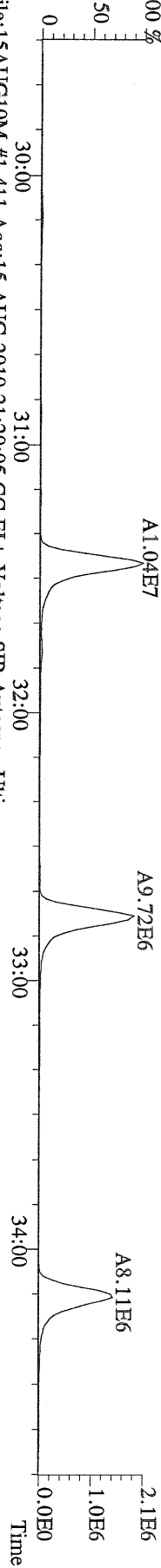
File:15AUG10M #1-357 Acq:15-AUG-2010 21:20:05 GC EI+ Voltage SIR Autospec-Ultima
 330.9792 S:11 Exp:PCDD
 Sample Text:ST081510M2 File Text:Frontier Analytical Laboratory




File:15AUG10M #1-411 Acq:15-AUG-2010 21:20:05 GC EI+ Voltage SIR Autospec-Ultima
 339.8597 S:11 F:2 BSUB(10000,15,-3.0) PKD(5,5,3,0.10%,100,0.0,0.00%,F,F) Exp:PCDD
 Sample Text:ST081510M2 File Text:Frontier Analytical Laboratory




File:15AUG10M #1-411 Acq:15-AUG-2010 21:20:05 GC EI+ Voltage SIR Autospec-Ultima
 341.8568 S:11 F:2 BSUB(10000,15,-3.0) PKD(5,5,3,0.10%,100,0.0,0.00%,F,F) Exp:PCDD
 Sample Text:ST081510M2 File Text:Frontier Analytical Laboratory



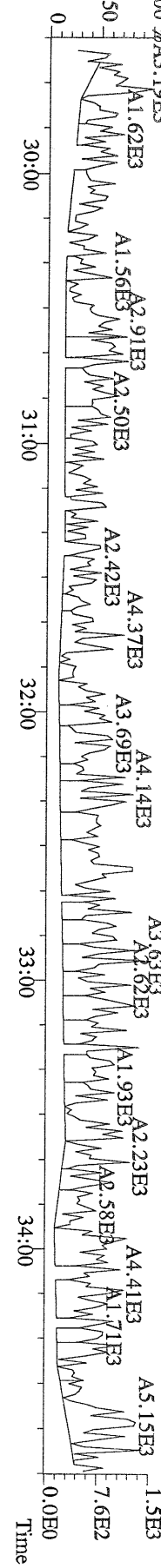
File:15AUG10M #1-411 Acq:15-AUG-2010 21:20:05 GC EI+ Voltage SIR Autospec-Ultima
 351.9000 S:11 F:2 BSUB(10000,15,-3.0) PKD(5,5,3,0.10%,100,0.0,0.00%,F,F) Exp:PCDD
 Sample Text:ST081510M2 File Text:Frontier Analytical Laboratory



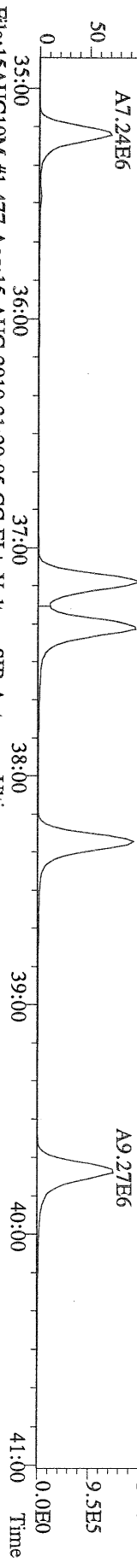
File:15AUG10M #1-411 Acq:15-AUG-2010 21:20:05 GC EI+ Voltage SIR Autospec-Ultima
 409.7974 S:11 F:2 BSUB(10000,15,-3.0) PKD(5,5,3,0.10%,100,0.0,0.00%,F,F) Exp:PCDD
 Sample Text:ST081510M2 File Text:Frontier Analytical Laboratory



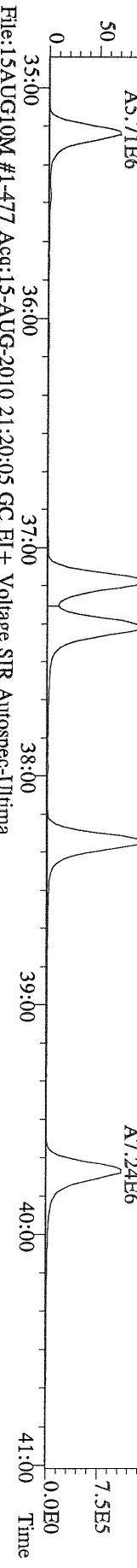
File:15AUG10M #1-411 Acq:15-AUG-2010 21:20:05 GC EI+ Voltage SIR Autospec-Ultima
 409.7974 S:11 F:2 BSUB(10000,15,-3.0) PKD(5,5,3,0.10%,100,0.0,0.00%,F,F) Exp:PCDD
 Sample Text:ST081510M2 File Text:Frontier Analytical Laboratory



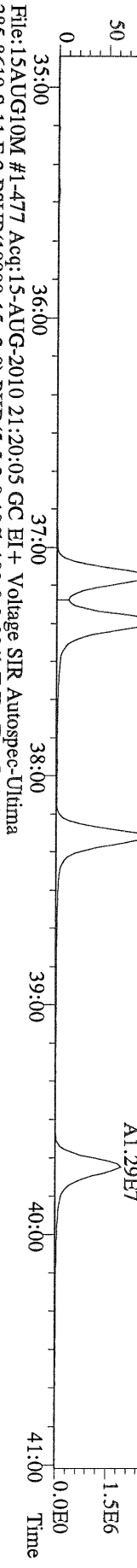
File:15AUG10M #1-477 Acq:15-AUG-2010 21:20:05 GC EI+ Voltage SIR Autospec-Ultima
373.8207 S:11 F:3 BSUB(10000,15,-3.0) PKD(5,5,3,0.10%,100,0,0.00%,F,F) Exp:PCDD
Sample Text:ST081510M2 File Text:Frontier Analytical Laboratory



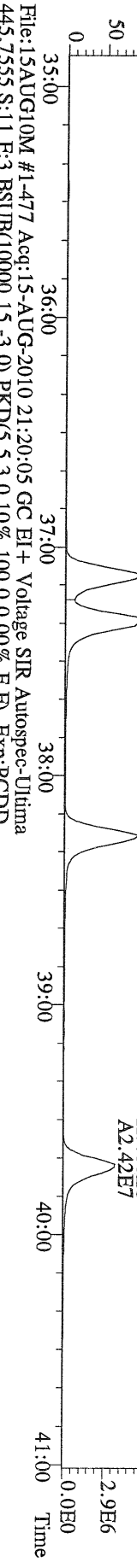
File:15AUG10M #1-477 Acq:15-AUG-2010 21:20:05 GC EI+ Voltage SIR Autospec-Ultima
375.8178 S:11 F:3 BSUB(10000,15,-3.0) PKD(5,5,3,0.10%,100,0,0.00%,F,F) Exp:PCDD
Sample Text:ST081510M2 File Text:Frontier Analytical Laboratory




File:15AUG10M #1-477 Acq:15-AUG-2010 21:20:05 GC EI+ Voltage SIR Autospec-Ultima
383.8639 S:11 F:3 BSUB(10000,15,-3.0) PKD(5,5,3,0.10%,100,0,0.00%,F,F) Exp:PCDD
Sample Text:ST081510M2 File Text:Frontier Analytical Laboratory



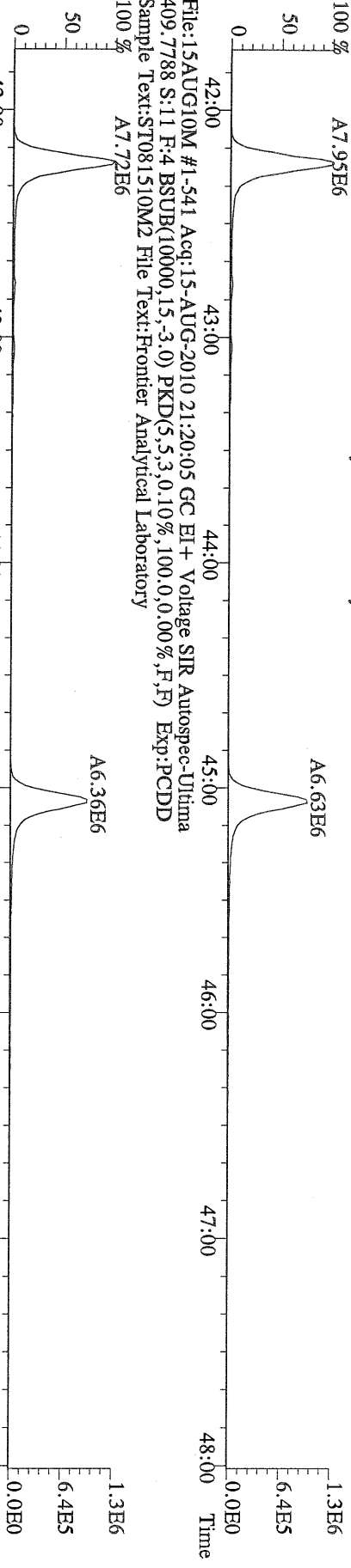
File:15AUG10M #1-477 Acq:15-AUG-2010 21:20:05 GC EI+ Voltage SIR Autospec-Ultima
385.8610 S:11 F:3 BSUB(10000,15,-3.0) PKD(5,5,3,0.10%,100,0,0.00%,F,F) Exp:PCDD
Sample Text:ST081510M2 File Text:Frontier Analytical Laboratory



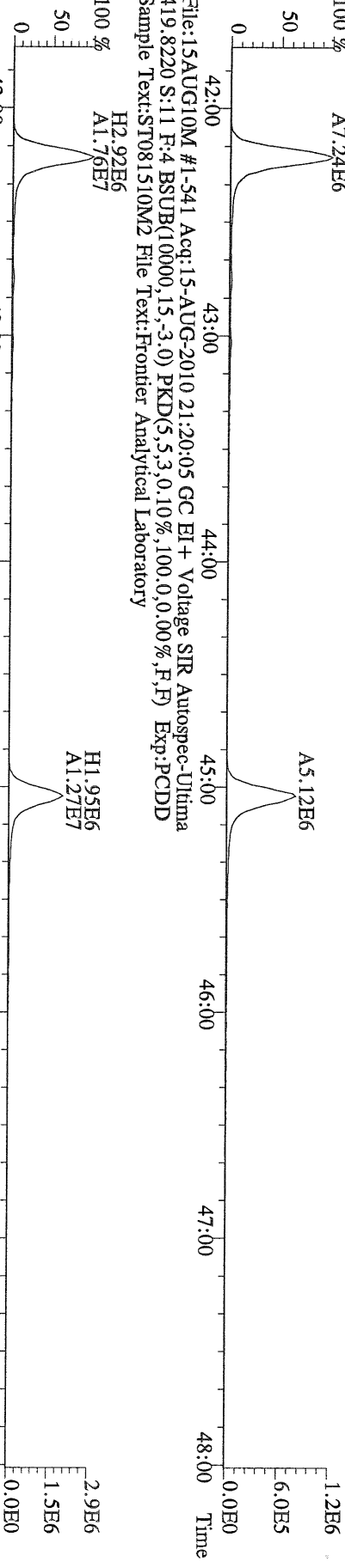
File:15AUG10M #1-477 Acq:15-AUG-2010 21:20:05 GC EI+ Voltage SIR Autospec-Ultima
445.7555 S:11 F:3 BSUB(10000,15,-3.0) PKD(5,5,3,0.10%,100,0,0.00%,F,F) Exp:PCDD
Sample Text:ST081510M2 File Text:Frontier Analytical Laboratory



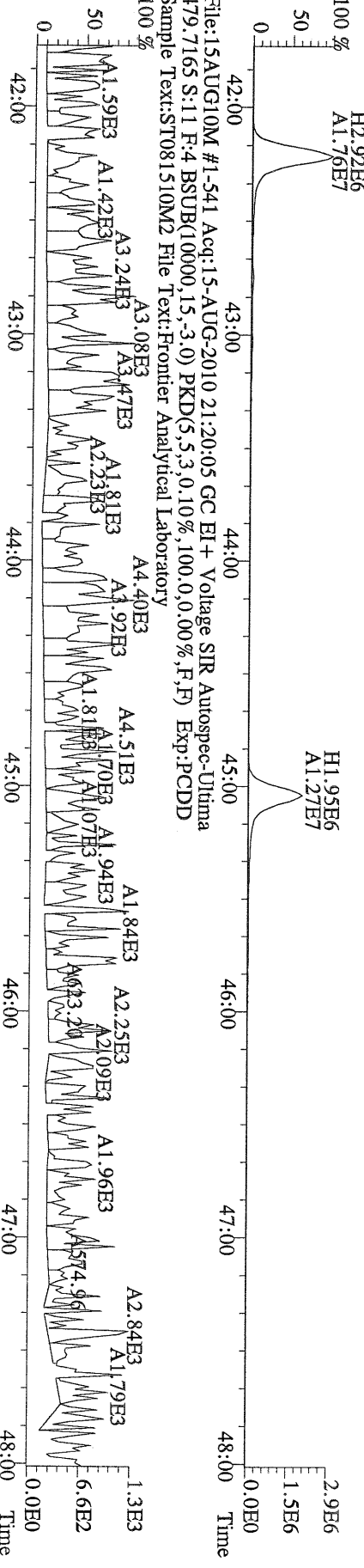
File:15AUG10M #1-541 Acq:15-AUG-2010 21:20:05 GC EI+ Voltage SIR Autospec-Ultima
407.7818 S:11 F:4 BSUB(10000,15,-3.0) PKD(5,5,3,0.10%,100,0,0.00%,F,F) Exp:PCDD
Sample Text:ST081510M2 File Text:Frontier Analytical Laboratory



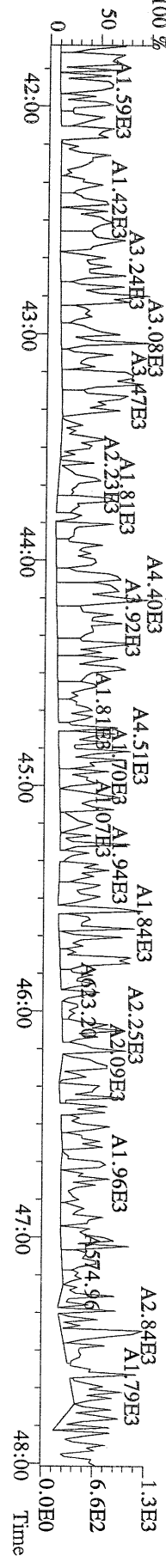
File:15AUG10M #1-541 Acq:15-AUG-2010 21:20:05 GC EI+ Voltage SIR Autospec-Ultima
417.8253 S:11 F:4 BSUB(10000,15,-3.0) PKD(5,5,3,0.10%,100,0,0.00%,F,F) Exp:PCDD
Sample Text:ST081510M2 File Text:Frontier Analytical Laboratory



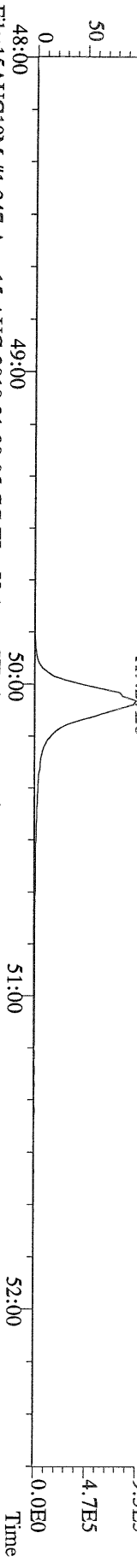
File:15AUG10M #1-541 Acq:15-AUG-2010 21:20:05 GC EI+ Voltage SIR Autospec-Ultima
419.8220 S:11 F:4 BSUB(10000,15,-3.0) PKD(5,5,3,0.10%,100,0,0.00%,F,F) Exp:PCDD
Sample Text:ST081510M2 File Text:Frontier Analytical Laboratory



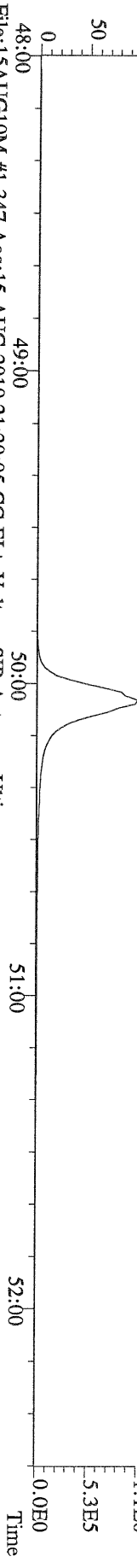
File:15AUG10M #1-541 Acq:15-AUG-2010 21:20:05 GC EI+ Voltage SIR Autospec-Ultima
479.7165 S:11 F:4 BSUB(10000,15,-3.0) PKD(5,5,3,0.10%,100,0,0.00%,F,F) Exp:PCDD
Sample Text:ST081510M2 File Text:Frontier Analytical Laboratory



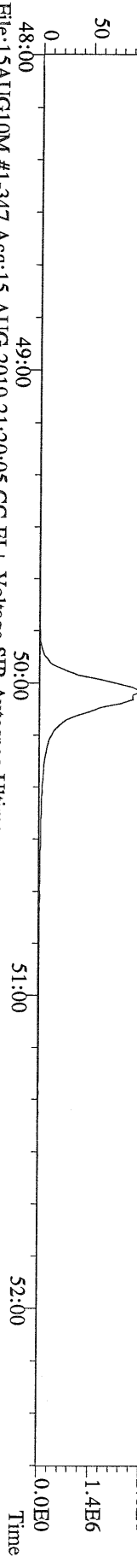
File:15AUG10M #1-347 Acq:15-AUG-2010 21:20:05 GC EI+ Voltage SIR Autospec-Ultima
441.7428 S:11 F:5 BSUB(10000,15,-3.0) PKD(5,5,3,0.10%,100.0,0.00%,F,F) Exp:PCDD
Sample Text:ST081510M2 File Text:Frontier Analytical Laboratory



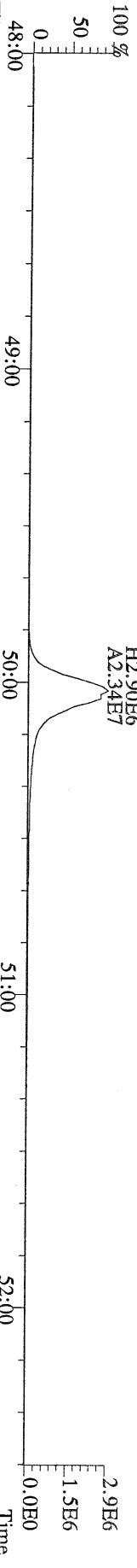
File:15AUG10M #1-347 Acq:15-AUG-2010 21:20:05 GC EI+ Voltage SIR Autospec-Ultima
443.7398 S:11 F:5 BSUB(10000,15,-3.0) PKD(5,5,3,0.10%,100.0,0.00%,F,F) Exp:PCDD
Sample Text:ST081510M2 File Text:Frontier Analytical Laboratory



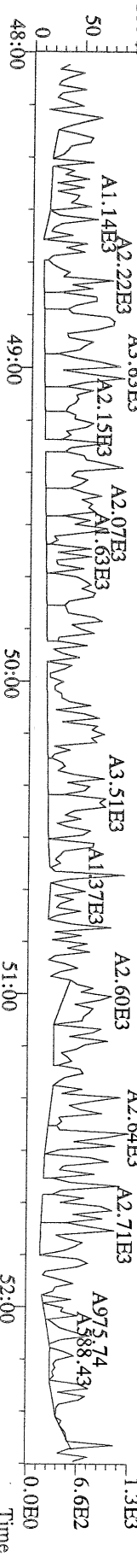
File:15AUG10M #1-347 Acq:15-AUG-2010 21:20:05 GC EI+ Voltage SIR Autospec-Ultima
453.7831 S:11 F:5 BSUB(10000,15,-3.0) PKD(5,5,3,0.10%,100.0,0.00%,F,F) Exp:PCDD
Sample Text:ST081510M2 File Text:Frontier Analytical Laboratory

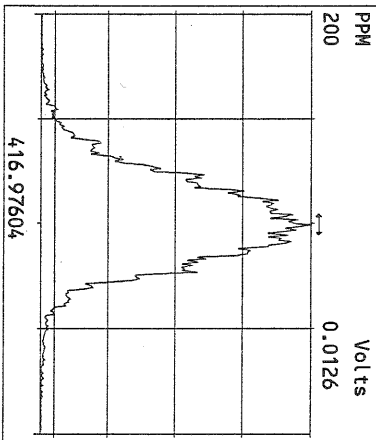
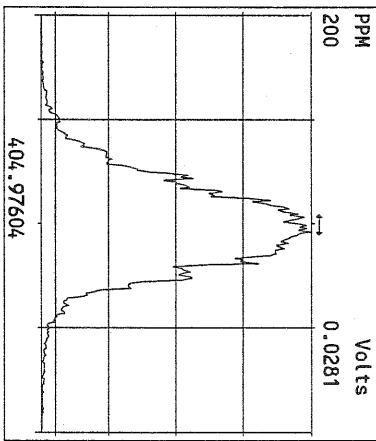
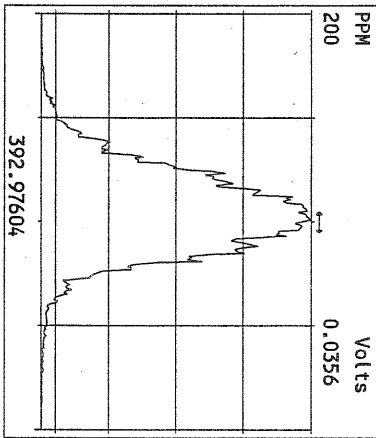
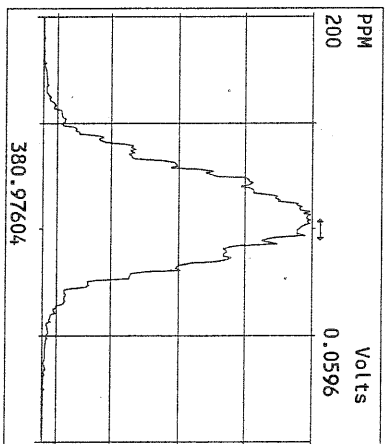
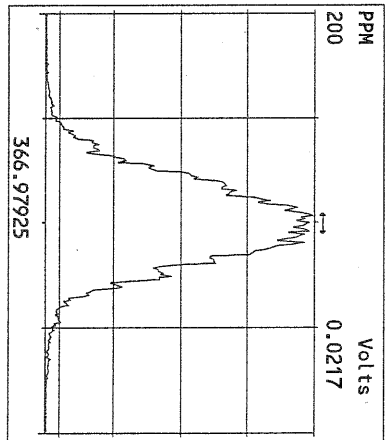
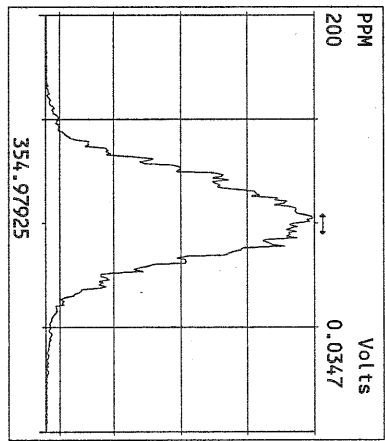
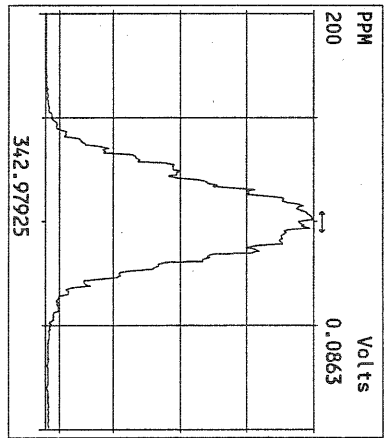
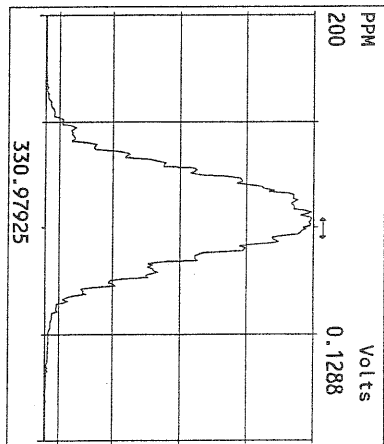
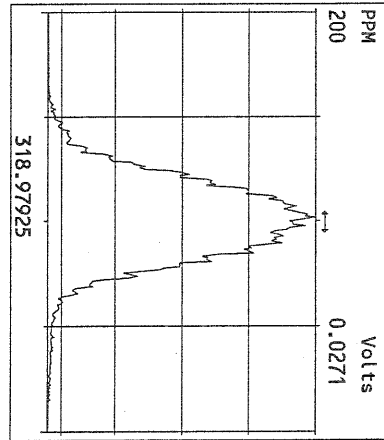
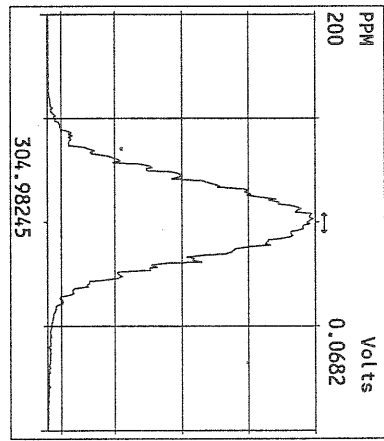
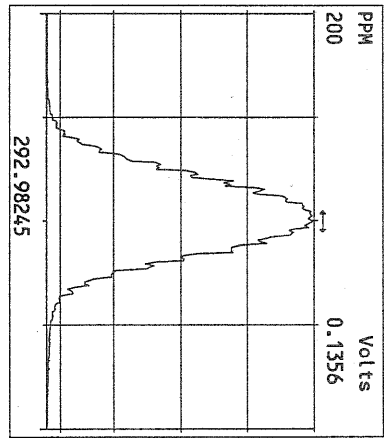


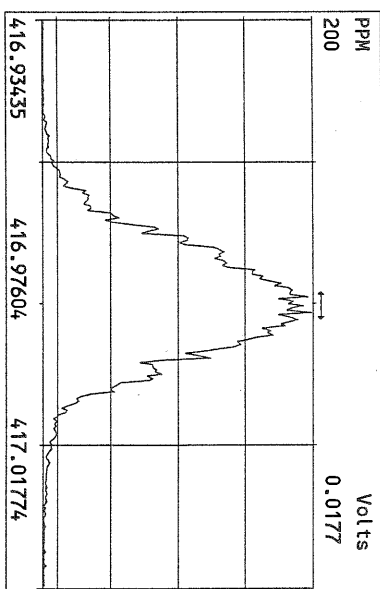
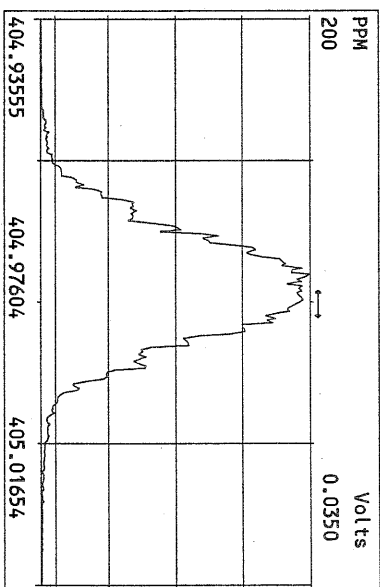
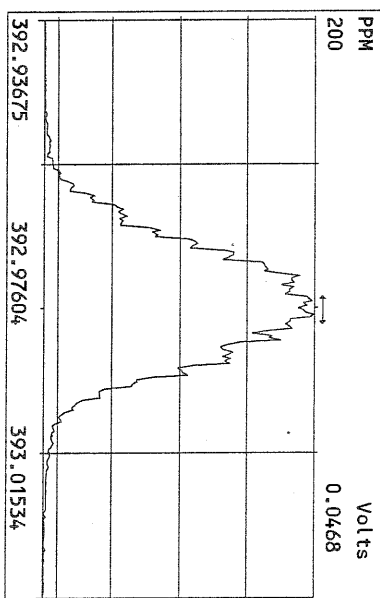
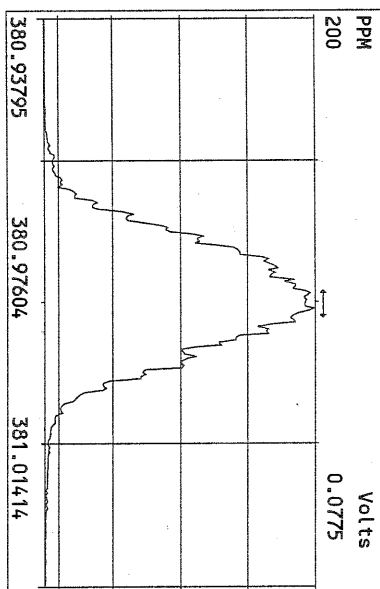
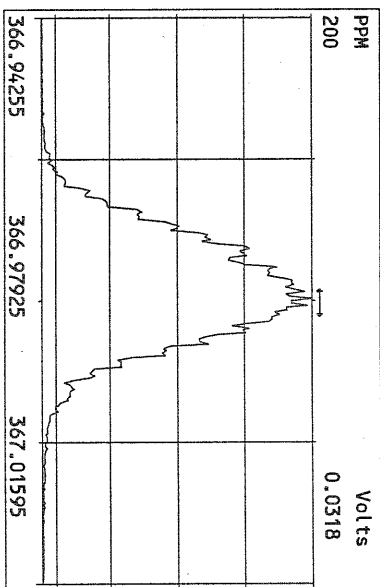
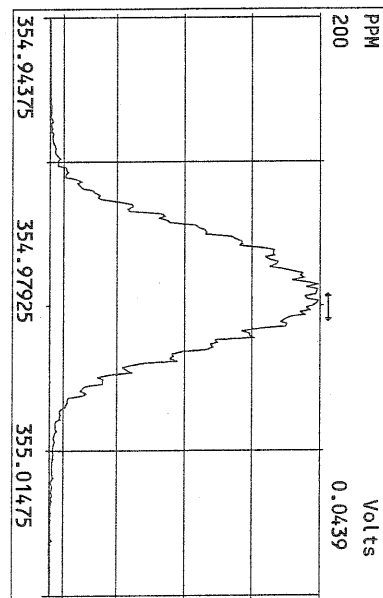
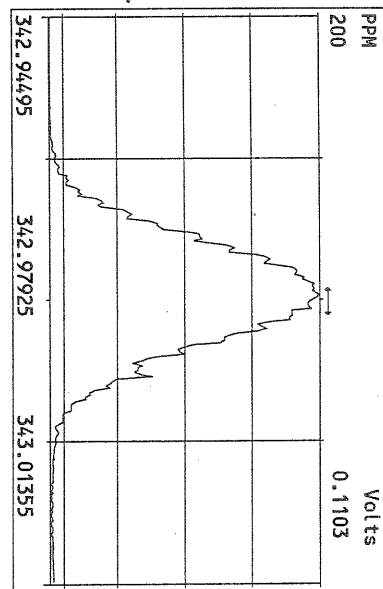
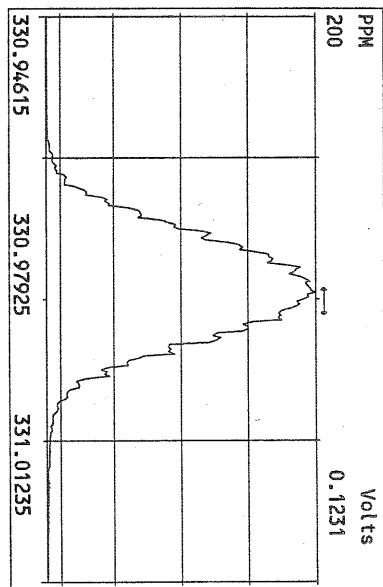
File:15AUG10M #1-347 Acq:15-AUG-2010 21:20:05 GC EI+ Voltage SIR Autospec-Ultima
455.7801 S:11 F:5 BSUB(10000,15,-3.0) PKD(5,5,3,0.10%,100.0,0.00%,F,F) Exp:PCDD
Sample Text:ST081510M2 File Text:Frontier Analytical Laboratory

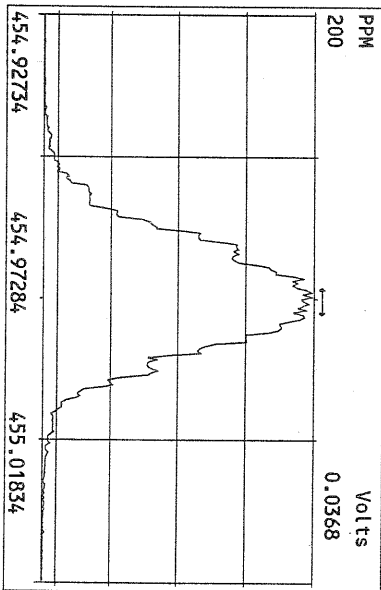
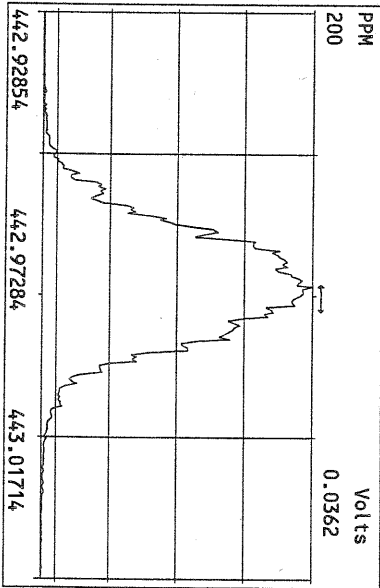
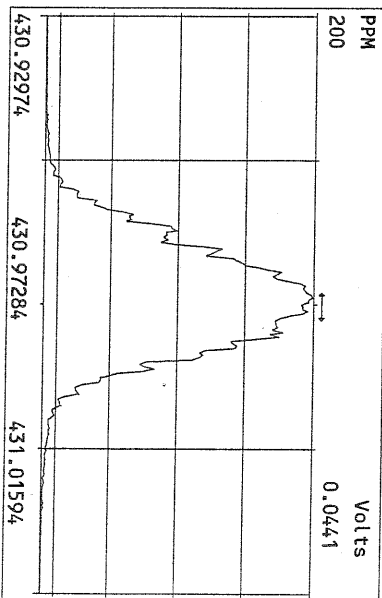
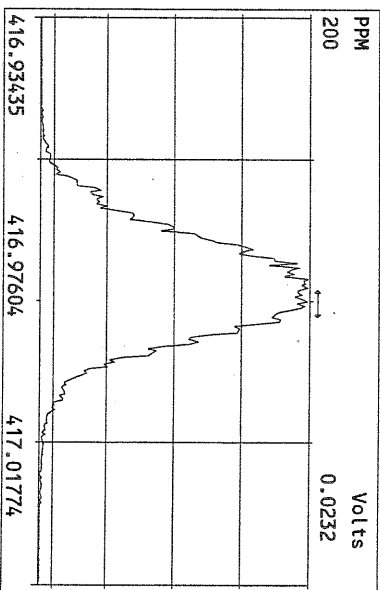
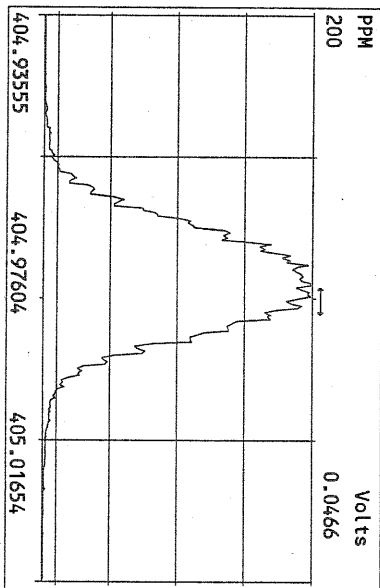
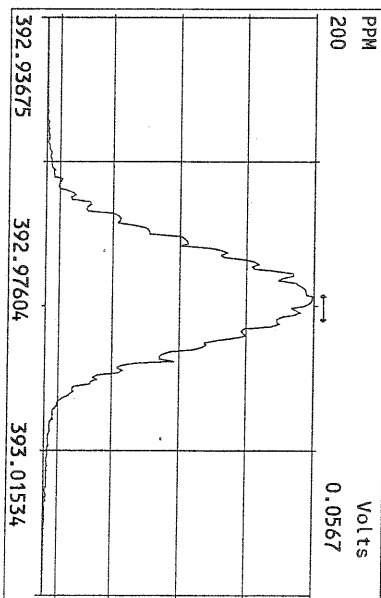
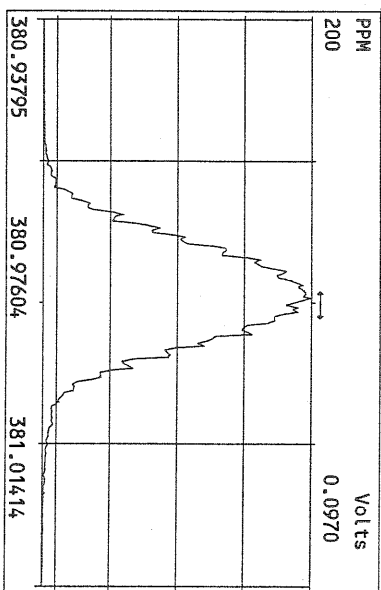
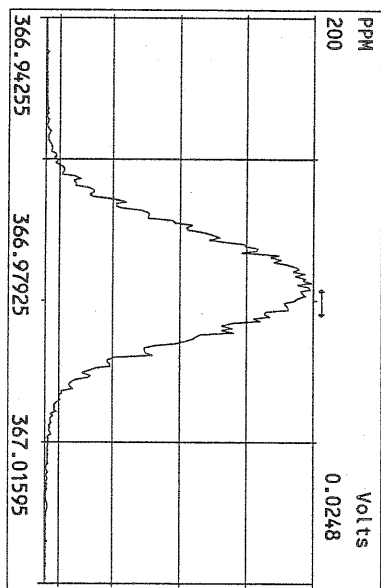


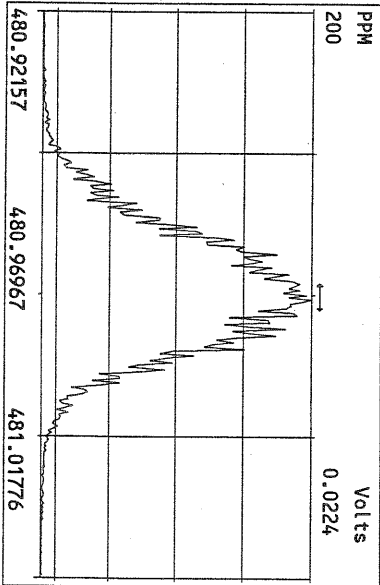
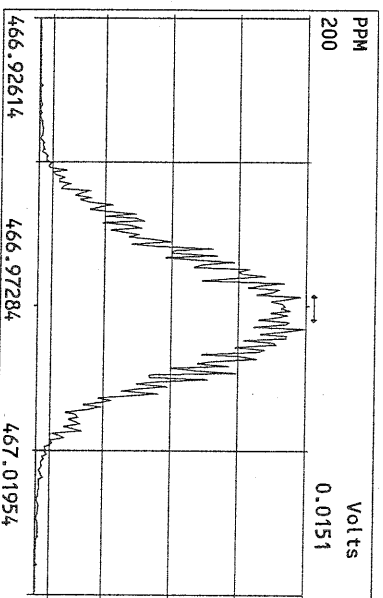
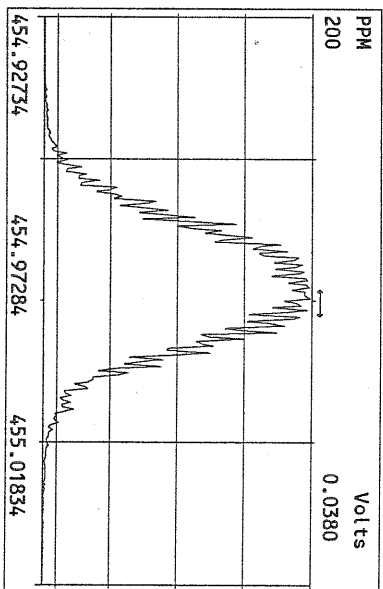
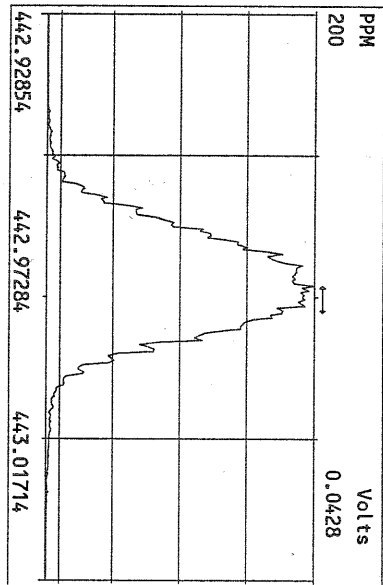
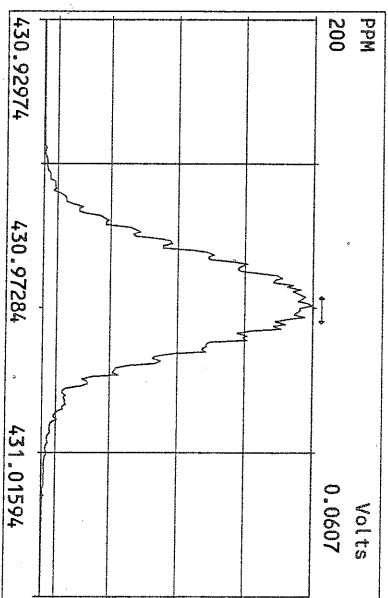
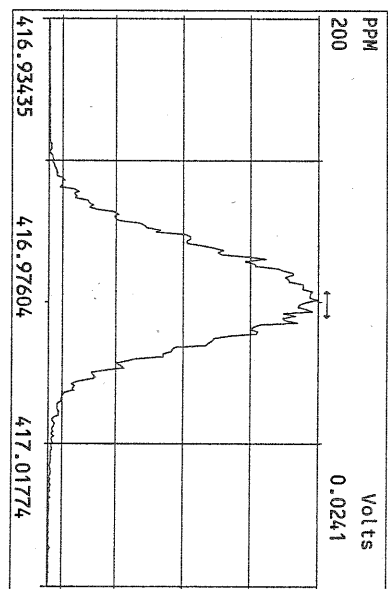
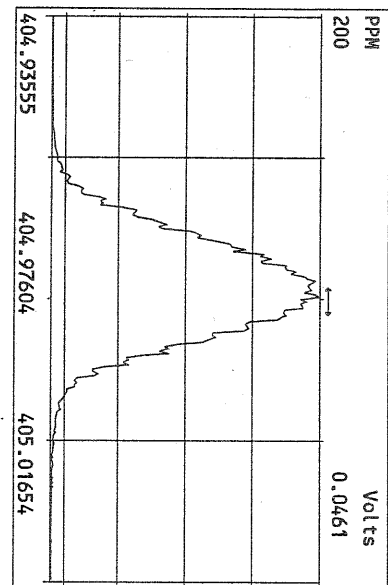
File:15AUG10M #1-347 Acq:15-AUG-2010 21:20:05 GC EI+ Voltage SIR Autospec-Ultima
513.6775 S:11 F:5 BSUB(10000,15,-3.0) PKD(5,5,3,0.10%,100.0,0.00%,F,F) Exp:PCDD
Sample Text:ST081510M2 File Text:Frontier Analytical Laboratory

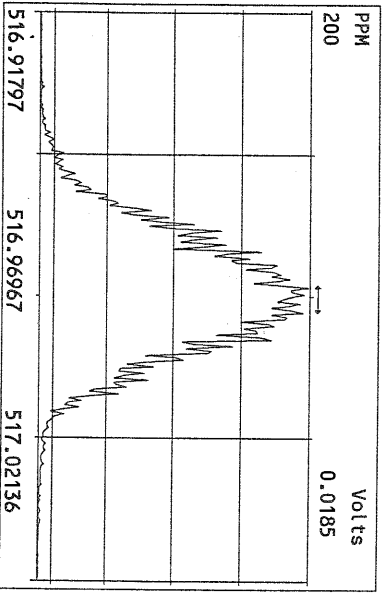
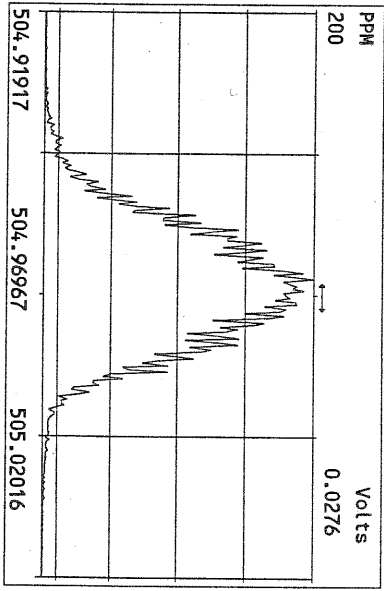
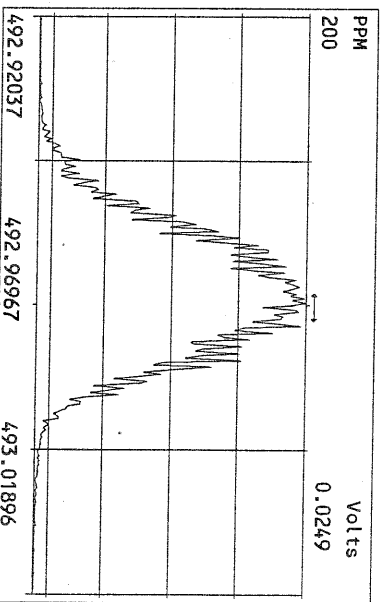
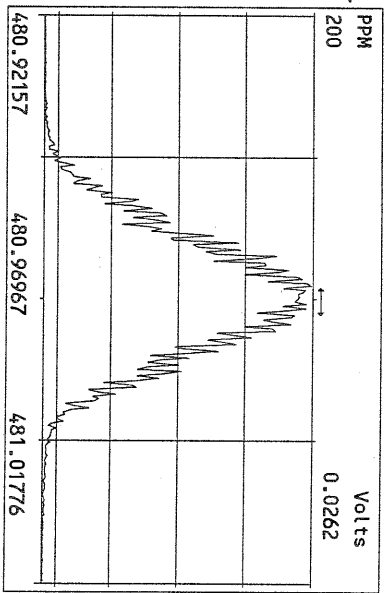
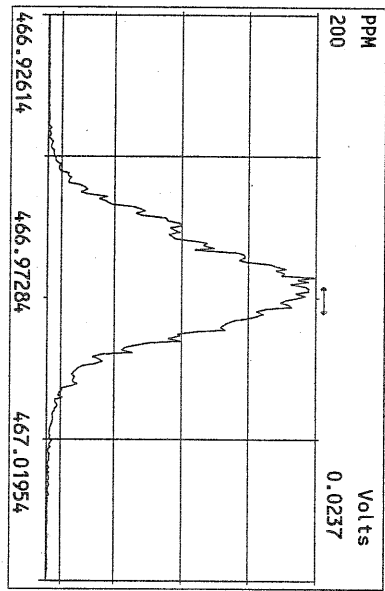
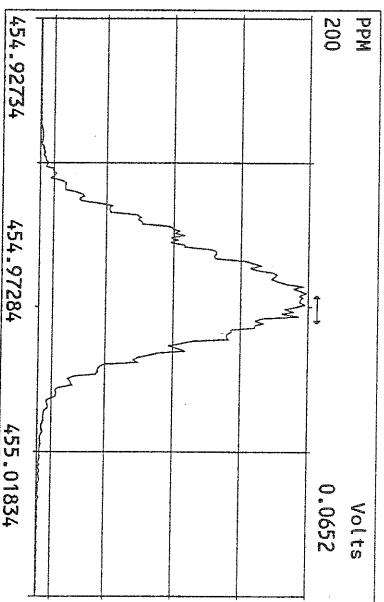
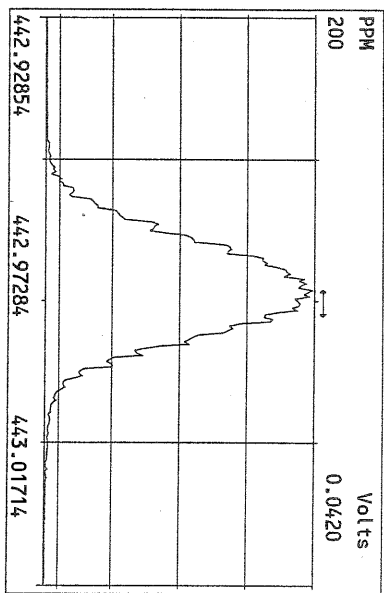
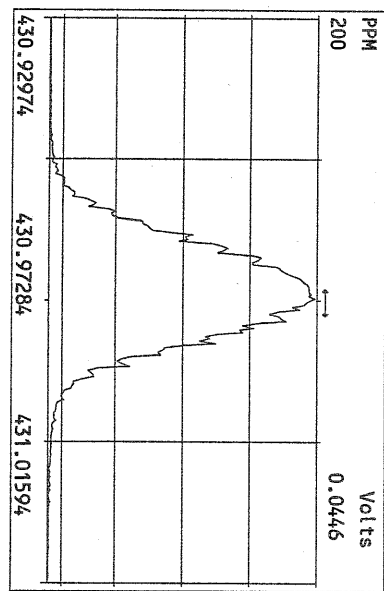












USEPA - ITD

FORM 4A
PCDD/PCDF CALIBRATION VERIFICATION

Lab Name: Frontier Analytical Laboratory Episode No.:

Contract No.: SAS No.:

Initial Calibration Date: 5/12/10

Instrument ID: FAL3

GC Column ID: DB5

VER Data Filename: 15AUG10M Sam:22

Analysis Date: 16-AUG-10 07:28:46

NATIVE ANALYTES	M/Z'S FORMING RATIO (1)	ION ABUND. RATIO	QC LIMITS (2)	ACCEPT	CONC. FOUND	CONC. RANGE (ng/mL) (3)
2,3,7,8-TCDD	M/M+2	0.74	0.65-0.89	y	9.56	7.80 - 12.9 ✓
1,2,3,7,8-PeCDD	M+2/M+4	1.63	1.32-1.78	y	47.9	39.0 - 65.0 ✓
1,2,3,4,7,8-HxCDD	M+2/M+4	1.42	1.05-1.43	y	49.7	39.0 - 64.0 ✓
1,2,3,6,7,8-HxCDD	M+2/M+4	1.35	1.05-1.43	y	48.6	39.0 - 64.0 ✓
1,2,3,7,8,9-HxCDD	M+2/M+4	1.42	1.05-1.43	y	51.9	41.0 - 61.0 ✓
1,2,3,4,6,7,8-HpCDD	M+2/M+4	1.02	0.88-1.20	y	48.5	43.0 - 58.0 ✓
OCDD	M+2/M+4	0.96	0.76-1.02	y	111	79.0 - 126 ✓
2,3,7,8-TCDF	M/M+2	0.70	0.65-0.89	y	9.15	8.40 - 12.0 ✓
1,2,3,7,8-PeCDF	M+2/M+4	1.44	1.32-1.78	y	50.1	41.0 - 60.0 ✓
2,3,4,7,8-PeCDF	M+2/M+4	1.42	1.32-1.78	y	47.5	41.0 - 60.0 ✓
1,2,3,4,7,8-HxCDF	M+2/M+4	1.27	1.05-1.43	y	45.6	45.0 - 56.0 ✓
1,2,3,6,7,8-HxCDF	M+2/M+4	1.27	1.05-1.43	y	46.1	44.0 - 57.0 ✓
2,3,4,6,7,8-HxCDF	M+2/M+4	1.24	1.05-1.43	y	45.5	44.0 - 57.0 ✓
1,2,3,7,8,9-HxCDF	M+2/M+4	1.27	1.05-1.43	y	45.7	45.0 - 56.0 ✓
1,2,3,4,6,7,8-HpCDF	M+2/M+4	1.03	0.88-1.20	y	45.8	45.0 - 55.0 ✓
1,2,3,4,7,8,9-HpCDF	M+2/M+4	1.05	0.88-1.20	y	44.6	43.0 - 58.0 ✓
OCDF	M+2/M+4	0.87	0.76-1.02	y	93.4	63.0 - 159 ✓

(1) See Table 8, Method 1613, for m/z specifications.

(2) Ion Abundance Ratio Control Limits as specified in Table 9, Method 1613.

(3) Contract-required concentration range as specified in Table 6, Method 1613.

Analyst: JDate: 8/16/10

USEPA - ITD

FORM 4B
PCDD/PCDF CALIBRATION VERIFICATION

Lab Name: Frontier Analytical Laboratory Episode No.:

Contract No.: SAS No.:

Initial Calibration Date: 5/12/10

Instrument ID: FAL3

GC Column ID: DB5

VER Data Filename: 15AUG10M Sam:22 Analysis Date: 16-AUG-10 07:28:46

LABELLED COMPOUNDS	M/Z'S FORMING RATIO (1)	ION ABUND. RATIO	QC LIMITS (2)	ACCEPT	CONC. FOUND	CONC. RANGE (ng/mL) (3)
13C-2,3,7,8-TCDD	M/M+2	0.84	0.65-0.89	y	99.4	82.0 - 121 ✓
13C-1,2,3,7,8-PeCDD	M+2/M+4	1.75	1.32-1.78	y	89.2	62.0 - 160 ✓
13C-1,2,3,4,7,8-HxCDD	M+2/M+4	1.26	1.05-1.43	y	104	85.0 - 117 ✓
13C-1,2,3,6,7,8-HxCDD	M+2/M+4	1.25	1.05-1.43	y	94.9	85.0 - 118 ✓
13C-1,2,3,4,6,7,8-HpCDD	M+2/M+4	1.02	0.88-1.20	y	86.2	72.0 - 138 ✓
13C-OCDD	M+2/M+4	0.90	0.76-1.02	y	149	96.0 - 415 ✓
13C-2,3,7,8-TCDF	M/M+2	0.88	0.65-0.89	y	96.8	71.0 - 140 ✓
13C-1,2,3,7,8-PeCDF	M+2/M+4	1.69	1.32-1.78	y	88.0	76.0 - 130 ✓
13C-2,3,4,7,8-PeCDF	M+2/M+4	1.67	1.32-1.78	y	89.1	77.0 - 130 ✓
13C-1,2,3,4,7,8-HxCDF	M/M+2	0.54	0.43-0.59	y	107	76.0 - 131 ✓
13C-1,2,3,6,7,8-HxCDF	M/M+2	0.54	0.43-0.59	y	101	70.0 - 143 ✓
13C-2,3,4,6,7,8-HxCDF	M/M+2	0.55	0.43-0.59	y	101	73.0 - 137 ✓
13C-1,2,3,7,8,9-HxCDF	M/M+2	0.54	0.43-0.59	y	104	74.0 - 135 ✓
13C-1,2,3,4,6,7,8-HpCDF	M/M+2	0.41	0.37-0.51	y	93.8	78.0 - 129 ✓
13C-1,2,3,4,7,8,9-HpCDF	M/M+2	0.40	0.37-0.51	y	92.4	77.0 - 129 ✓
13C-OCDF	M+2/M+4	0.96	0.76-1.02	y	159	96.0 - 415 ✓
CLEANUP STANDARD (4)						
37Cl-2,3,7,8-TCDD					9.17	7.80 - 12.8 ✓

(1) See Table 8, Method 1613, for m/z specifications.

(2) Ion Abundance Ratio Control Limits as specified in Table 9, Method 1613.

(3) Contract-required concentration range as specified in Table 6, Method 1613.

(4) No ion abundance ratio; report concentration found.

Analyst: Date: 8/16/10

FORM 5
PCDD/PCDF RT WINDOW AND ISOMER SPECIFICITY STANDARDS

Lab Name: Frontier Analytical Laboratory Episode No.:
Contract No.: SAS No.:
Instrument ID: FAL3 Initial Calibration Date: 5/12/10
RT Window Data Filename: 15AUG10M Sam:22 Analysis Date: 16-AUG-10 Time: 07:28:46
DB-5 IS Data Filename: 15AUG10M Sam:22 Analysis Date: 16-AUG-10 Time: 07:28:46
DB-225 IS Data Filename: Analysis Date: Time:

DB-5 RT WINDOW DEFINING STANDARDS RESULTS

ISOMERS	ABSOLUTE RT	ISOMERS	ABSOLUTE RT
1,3,6,8-TCDD (F)	24:22 ✓	1,3,6,8-TCDF (F)	23:01 ✓
1,2,8,9-TCDD (L)	28:18 ✓	1,2,8,9-TCDF (L)	28:31 ✓
1,2,4,7,9-PeCDD (F)	30:12 ✓	1,3,4,6,8-PeCDF (F)	28:22 ✓
1,2,3,8,9-PeCDD (L)	33:45 ✓	1,2,3,8,9-PeCDF (L)	34:10 ✓
1,2,4,6,7,9-HxCDD (F)	36:04 ✓	1,2,3,4,6,8-HxCDF (F)	35:12 ✓
1,2,3,7,8,9-HxCDD (L)	39:09 ✓	1,2,3,7,8,9-HxCDF (L)	39:44 ✓
1,2,3,4,6,7,9-HpCDD (F)	42:45 ✓	1,2,3,4,6,7,8-HpCDF (F)	42:14 ✓
1,2,3,4,6,7,8-HpCDD (L)	44:08 ✓	1,2,3,4,7,8,9-HpCDF (L)	45:03 ✓

(F) = First eluting isomer (DB-5); (L) = Last eluting isomer (DB-5)

=====

ISOMER SPECIFICITY (IS) TEST STANDARD RESULTS

% VALLEY HEIGHT
BETWEEN
COMPARED PEAKS (1)

<25%

(1) To meet contract requirement, %Valley Height Between Compared Peaks shall not exceed 25% (section 15.4.2.2, Method 1613).

Analyst: *J*

Date: 8/16/10

USEPA - ITD

FORM 6A
PCDD/PCDF RELATIVE RETENTION TIMES

Lab Name: Frontier Analytical Laboratory

Episode No.:

Contract No.:

SAS No.:

Init. Cal. Date: 5/12/10

Instrument ID: FAL3

GC Column ID: DB5

Analysis Date: 16-AUG-10 07:28:46

CS3 or VER Data Filename: 15AUG10M

Sam:22

NATIVE ANALYTES	RETENTION TIME	RRT	RRT
	REFERENCE		QC LIMITS (1)
2,3,7,8-TCDD	13C-2,3,7,8-TCDD	1.001	0.999-1.002 ✓
2,3,7,8-TCDF	13C-2,3,7,8-TCDF	1.001	0.999-1.003 ✓
1,2,3,7,8-PeCDD	13C-1,2,3,7,8-PeCDD	1.001	0.999-1.002 ✓
1,2,3,7,8-PeCDF	13C-1,2,3,7,8-PeCDF	1.000	0.999-1.002 ✓
2,3,4,7,8-PeCDF	13C-2,3,4,7,8-PeCDF	1.001	0.999-1.002 ✓
LABELED COMPOUNDS			
37Cl-2,3,7,8-TCDD	13C-1,2,3,4-TCDD	1.023	0.989-1.052 ✓
13C-2,3,7,8-TCDD		1.022	0.976-1.043 ✓
13C-2,3,7,8-TCDF		0.993	0.923-1.103 ✓
13C-1,2,3,7,8-PeCDD		1.239	1.000-1.567 ✓
13C-1,2,3,7,8-PeCDF		1.174	0.923-1.203 ✓
13C-2,3,4,7,8-PeCDF		1.223	0.923-1.303 ✓

(1) Contract-required limits for Relative Retention Times (RRT) as specified in Table 2, Method 1613.

Analyst: f Date: 8/16/10

USEPA - ITD

FORM 68
PCDD/PCDF RELATIVE RETENTION TIMES

Lab Name: Frontier Analytical Laboratory

Episode No.:

Contract No.:

SAS No.:

Init. Cal. Date: 5/12/10

Instrument ID: FAL3

GC Column ID: DB5

Analysis Date: 16-AUG-10 07:28:46

CS3 or VER Data Filename: 15AUG10M

Sam:22

NATIVE ANALYTES	RETENTION TIME REFERENCE	RRT	RRT QC LIMITS (1)
1,2,3,4,7,8-HxCDD	13C-1,2,3,4,7,8-HxCDD	1.001	0.999-1.001 ✓
1,2,3,6,7,8-HxCDD	13C-1,2,3,6,7,8-HxCDD	1.001	0.998-1.004 ✓
1,2,3,7,8,9-HxCDD	13C-1,2,3,6,7,8-HxCDD	1.012	1.000-1.019 ✓
1,2,3,4,7,8-HxCDF	13C-1,2,3,4,7,8-HxCDF	1.001	0.999-1.001 ✓
1,2,3,6,7,8-HxCDF	13C-1,2,3,6,7,8-HxCDF	1.001	0.997-1.005 ✓
2,3,4,6,7,8-HxCDF	13C-2,3,4,6,7,8-HxCDF	1.001	0.999-1.001 ✓
1,2,3,7,8,9-HxCDF	13C-1,2,3,7,8,9-HxCDF	1.001	0.999-1.001 ✓
1,2,3,4,6,7,8-HpCDD	13C-1,2,3,4,6,7,8-HpCDD	1.000	0.999-1.001 ✓
1,2,3,4,6,7,8-HpCDF	13C-1,2,3,4,6,7,8-HpCDF	1.001	0.999-1.001 ✓
1,2,3,4,7,8,9-HpCDF	13C-1,2,3,4,7,8,9-HpCDF	1.000	0.999-1.001 ✓
OCDD	13C-OCDD	1.001	0.999-1.001 ✓
OCDF	13C-OCDF	1.001	0.999-1.001 ✓
LABELED COMPOUNDS			
13C-1,2,3,4,7,8-HxCDD	13C-1,2,3,7,8,9-HxCDD	0.984	0.977-1.000 ✓
13C-1,2,3,6,7,8-HxCDD		0.989	0.981-1.003 ✓
13C-1,2,3,4,7,8-HxCDF		0.949	0.944-0.970 ✓
13C-1,2,3,6,7,8-HxCDF		0.954	0.949-0.975 ✓
13C-2,3,4,6,7,8-HxCDF		0.978	0.959-1.021 ✓
13C-1,2,3,7,8,9-HxCDF		1.015	0.977-1.047 ✓
13C-1,2,3,4,6,7,8-HpCDD		1.128	1.086-1.130 ✓
13C-1,2,3,4,6,7,8-HpCDF		1.079	1.043-1.085 ✓
13C-1,2,3,4,7,8,9-HpCDF		1.151	1.057-1.154 ✓
13C-OCDD		1.269	1.032-1.311 ✓
13C-OCDF		1.279	1.000-1.311 ✓

(1) Contract-required limits for Relative Retention Times (RRT) as specified in Table 2, Method 1613.

Analyst: J

Date: 8/10/10

Frontier Analytical Laboratory - Acquisition Log

Run Name:15AUG10M

Instrument: FAL3

GC: DB5

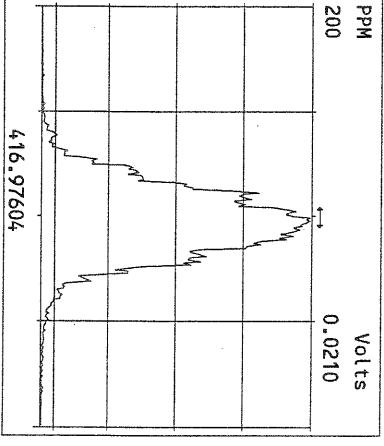
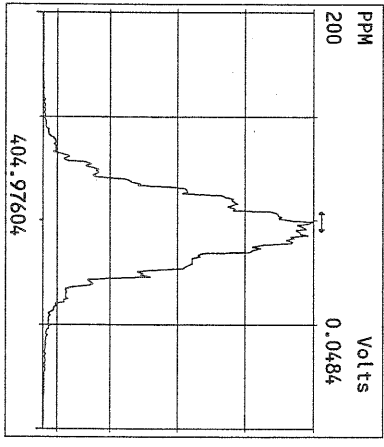
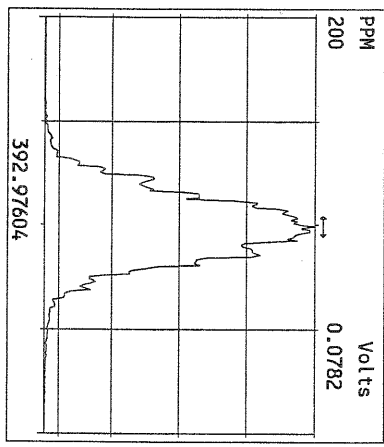
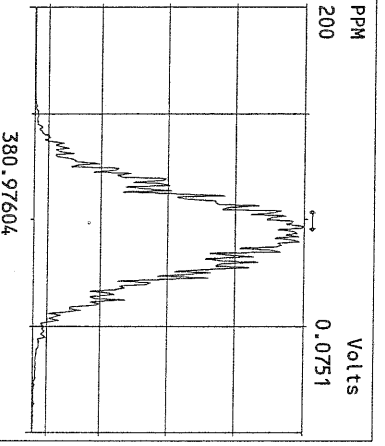
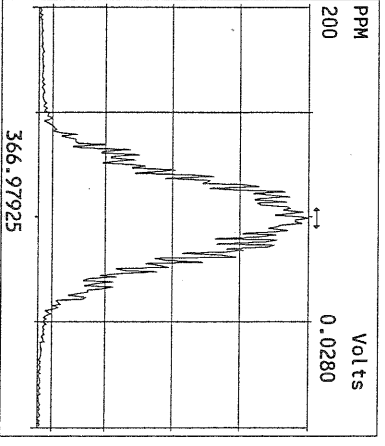
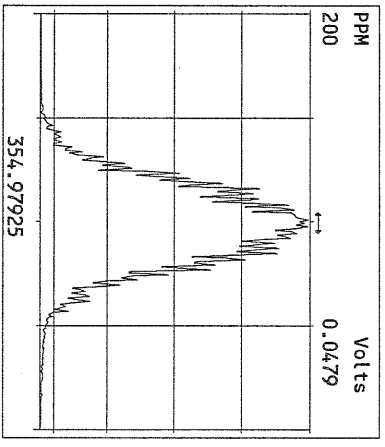
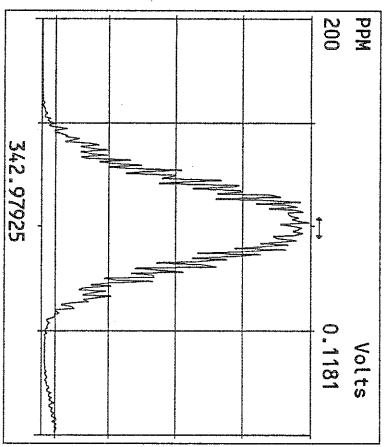
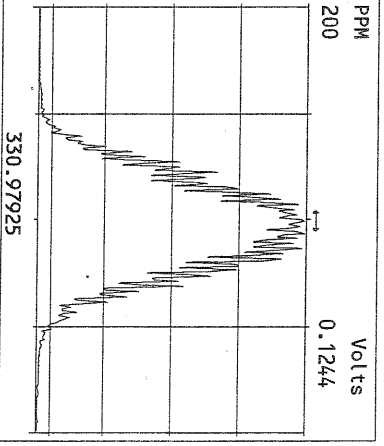
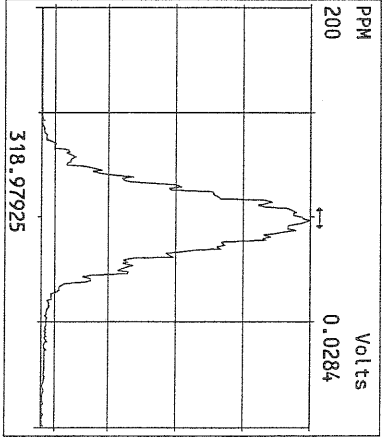
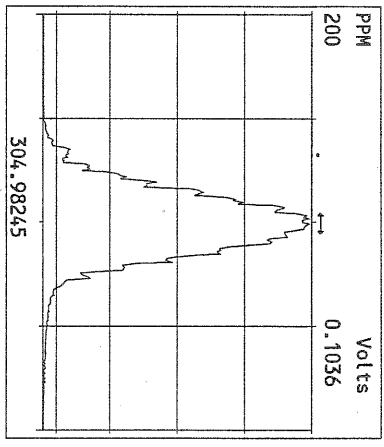
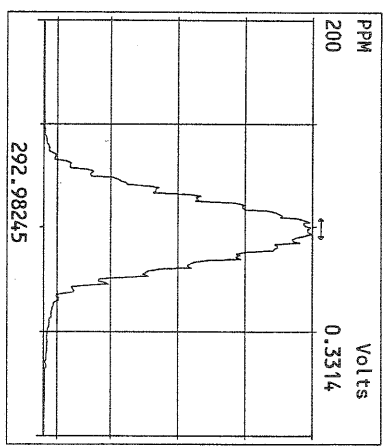
Experiment:PCDD

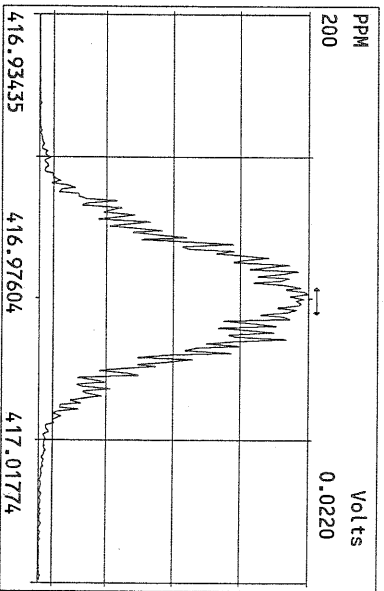
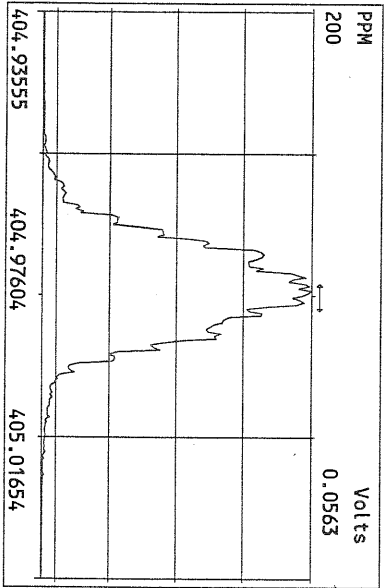
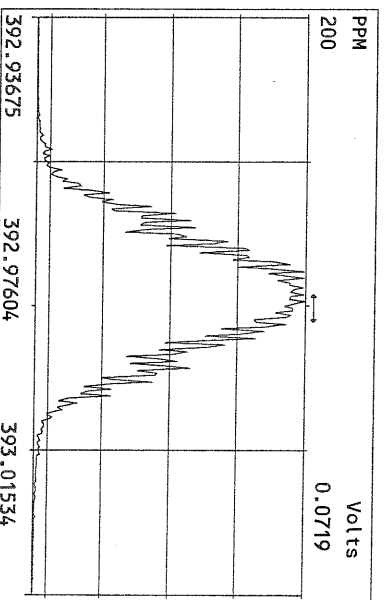
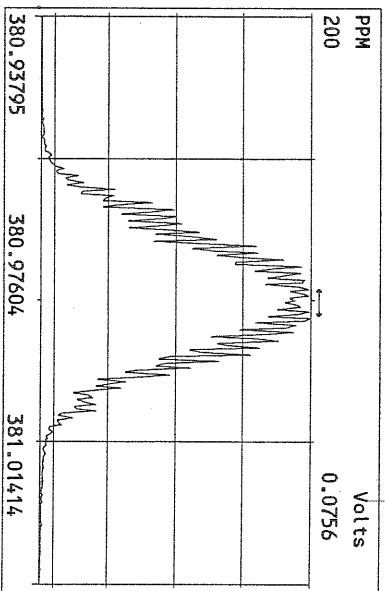
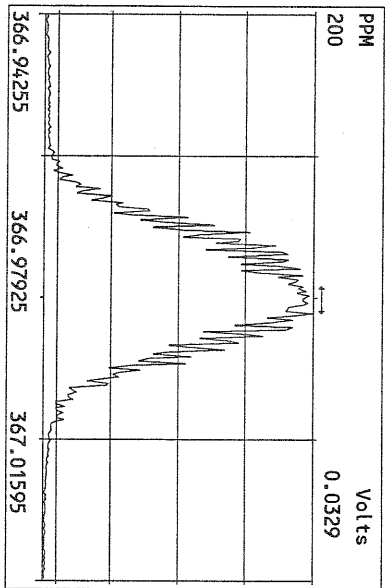
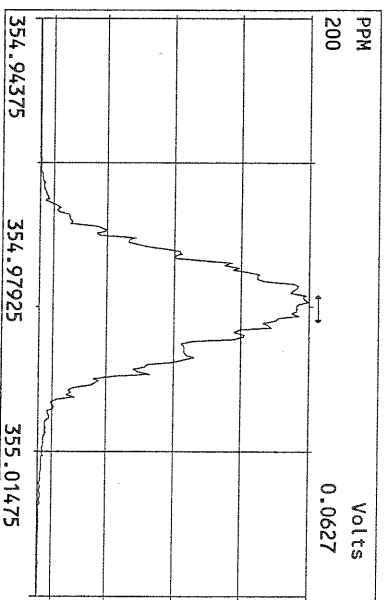
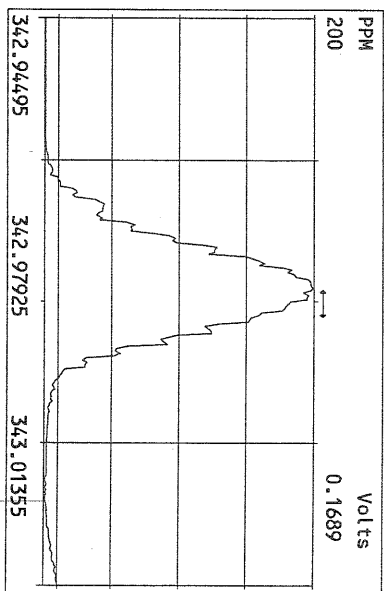
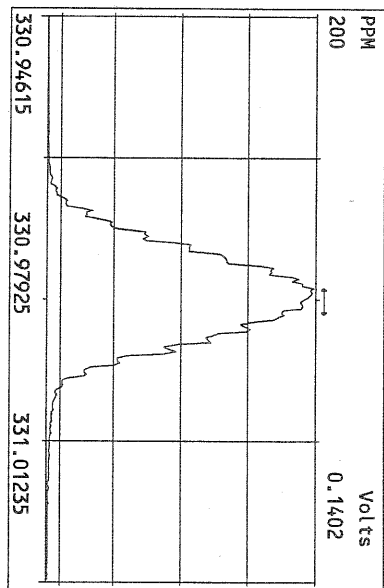
Data File	S	FAL ID	Client ID	Acquired	ConCal	EndCal	Analyst
15AUG10M	1	ST081510M1	1613 CS3 090918J	15-AUG-10 12:06:40	ST081510M1	ST081510M2	DV
15AUG10M	2	6273-001-0001-SA	PSB04-0.0-0.5-072810 1:~	15-AUG-10 13:02:02	ST081510M1	ST081510M2	DV
15AUG10M	3	6273-005-0001-SA	PSB06-0-0.5-072810 1:20	15-AUG-10 13:57:21	ST081510M1	ST081510M2	DV
15AUG10M	4	6273-006-0001-SA	PSB06-1.5-2.0-072810 1:~	15-AUG-10 14:52:40	ST081510M1	ST081510M2	DV
15AUG10M	5	6273-007-0001-SA	PSB06-1.5-2.0-072810D 1~	15-AUG-10 15:47:58	ST081510M1	ST081510M2	DV
15AUG10M	6	SB081510M1	Solvent Blank	15-AUG-10 16:43:21	ST081510M1	ST081510M2	DV
15AUG10M	7	6268-003-0001-SA	PSB12-2-4-072810	15-AUG-10 17:38:44	ST081510M1	ST081510M2	DV
15AUG10M	8	6268-002-0001-SA	PSB12-1.5-2.0-072810	15-AUG-10 18:34:04	ST081510M1	ST081510M2	DV
15AUG10M	9	6268-001-0001-SA	PSB12-0-0.5-072810	15-AUG-10 19:29:27	ST081510M1	ST081510M2	DV
15AUG10M	10	SB081510M2	Solvent Blank	15-AUG-10 20:24:46	ST081510M1	ST081510M2	DV
15AUG10M	11	ST081510M2	1613 CS3 090918J	15-AUG-10 21:20:05	ST081510M1	ST081510M2	DV
15AUG10M	12	2079-001-0001-OPR	OPR	15-AUG-10 22:15:23	ST081510M2	ST081510M3	DV
15AUG10M	13	2079-001-0001-MB	Method Blank	15-AUG-10 23:10:37	ST081510M2	ST081510M3	DV
15AUG10M	14	6272-006-0001-SA	PSB3-1.5-2-072910	16-AUG-10 00:05:56	ST081510M2	ST081510M3	DV
15AUG10M	15	6272-004-0001-SA	PSB2-1.5-2-072910	16-AUG-10 01:01:14	ST081510M2	ST081510M3	DV
15AUG10M	16	6272-005-0001-SA	PSB3-0-0.5-072910	16-AUG-10 01:56:35	ST081510M2	ST081510M3	DV
15AUG10M	17	6272-003-0001-SA	PSB2-0-0.5-072910	16-AUG-10 02:51:55	ST081510M2	ST081510M3	DV
15AUG10M	18	6272-001-0001-SA	PSB1-0-0.5-072910	16-AUG-10 03:47:14	ST081510M2	ST081510M3	DV
15AUG10M	19	6272-002-0001-SA	PSB1-1.5-2.0-072910	16-AUG-10 04:42:37	ST081510M2	ST081510M3	DV
15AUG10M	20	6272-002-0002-MS	PSB1-1.5-2.0-072910	16-AUG-10 05:38:00	ST081510M2	ST081510M3	DV
15AUG10M	21	6272-002-0002-MSD	PSB1-1.5-2.0-072910	16-AUG-10 06:33:23	ST081510M2	ST081510M3	DV
15AUG10M	22	ST081510M3	1613 CS3 090918J	16-AUG-10 07:28:46	ST081510M2	ST081510M3	DV

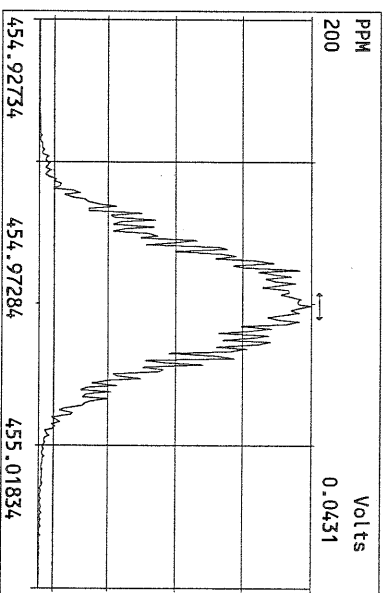
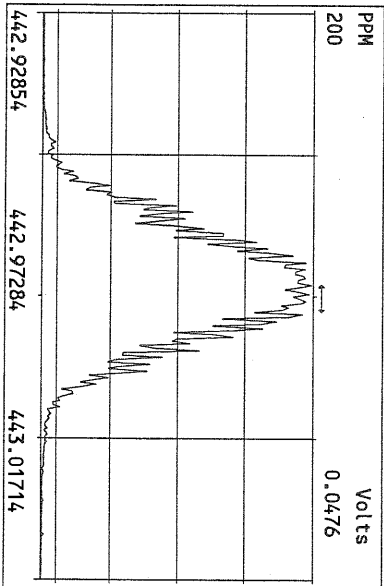
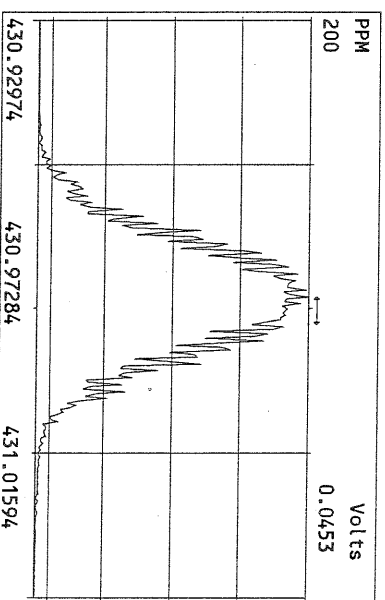
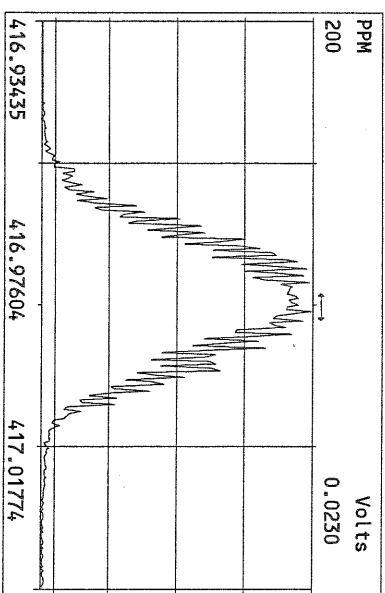
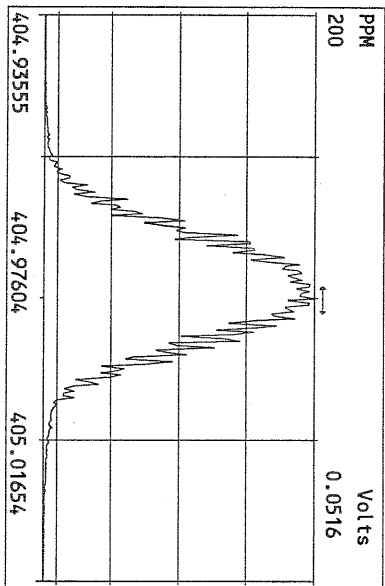
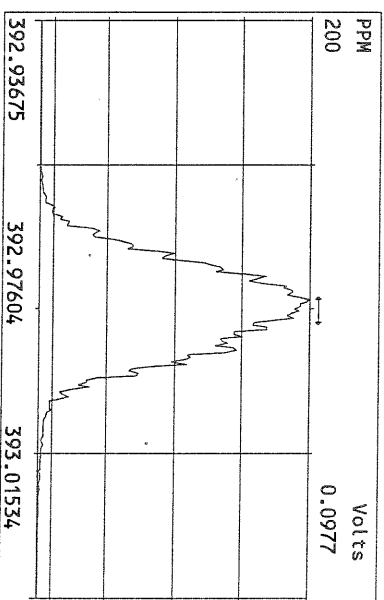
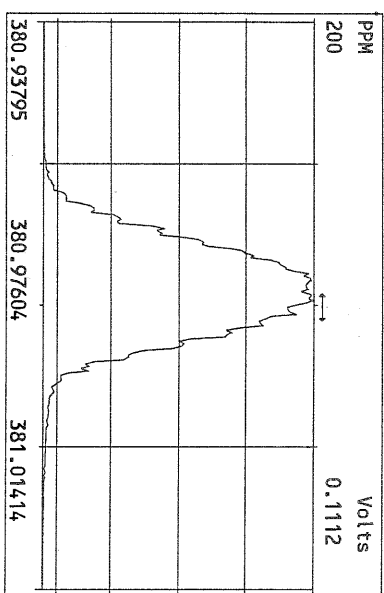
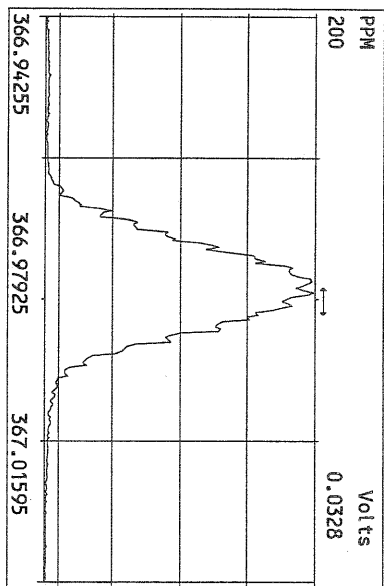
6/8/16/10

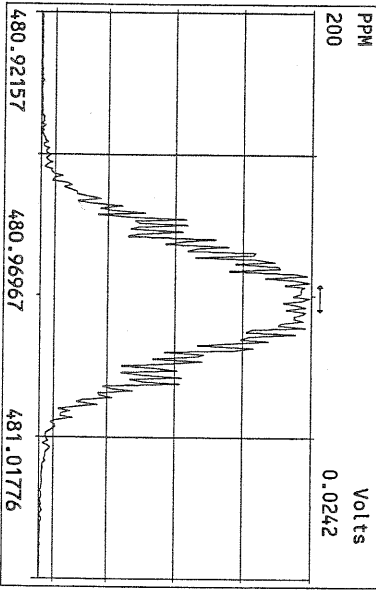
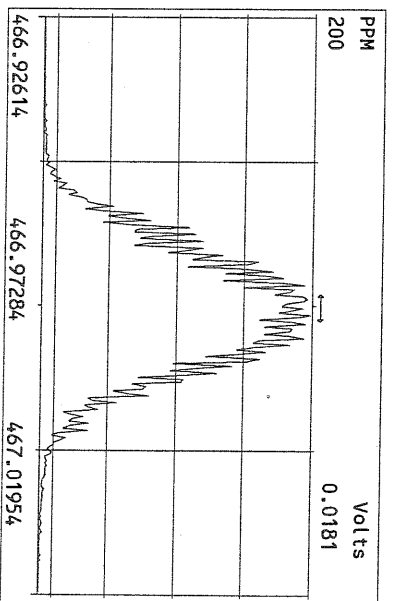
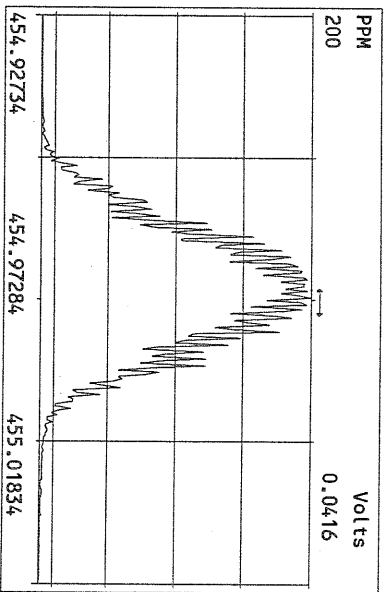
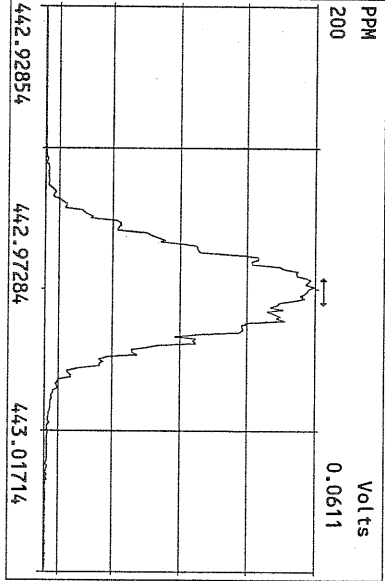
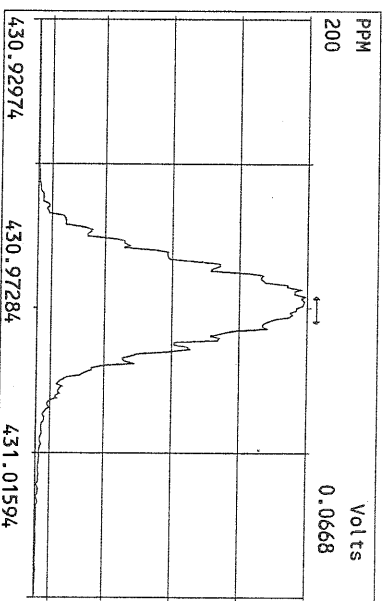
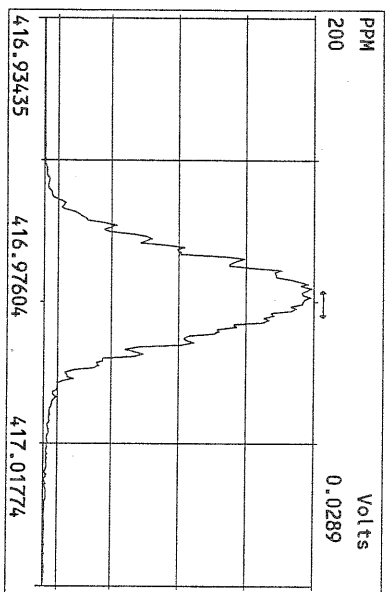
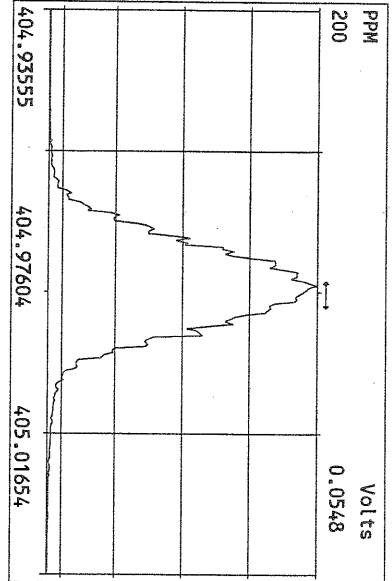
Data Backed Up: _____

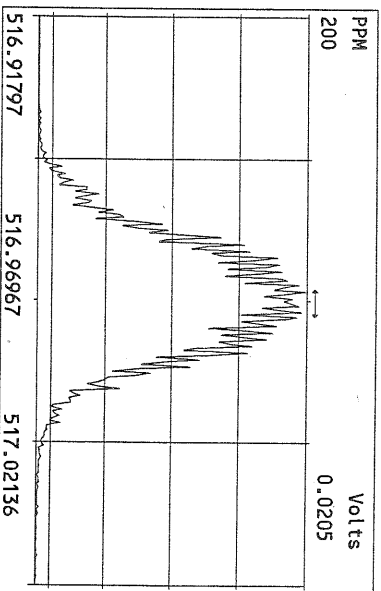
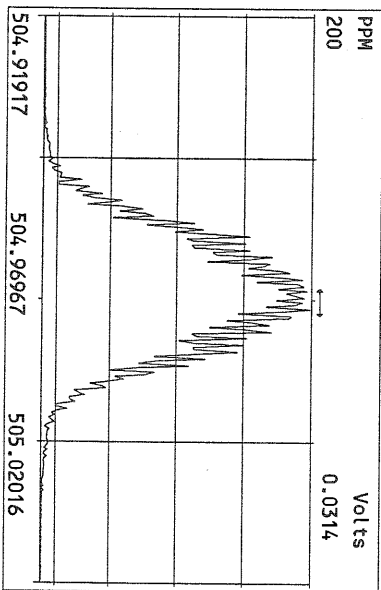
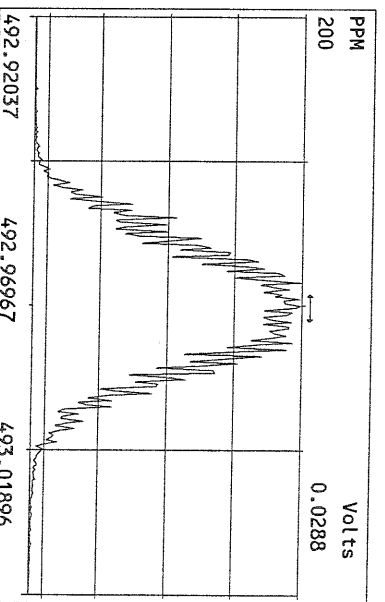
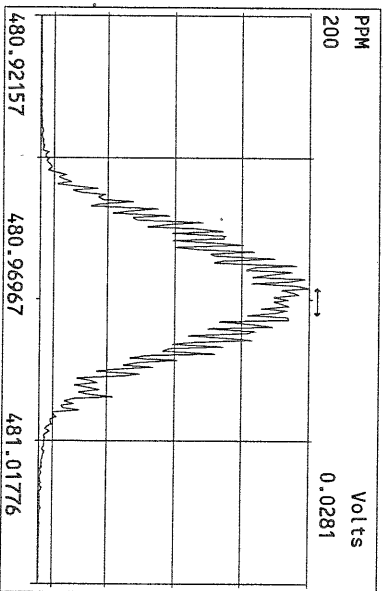
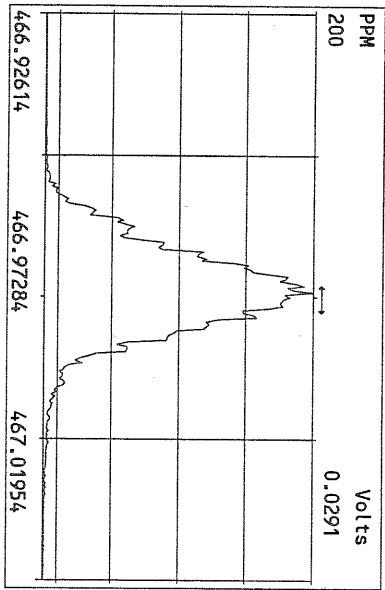
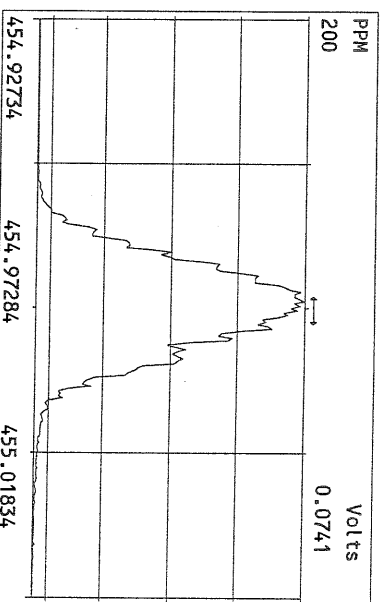
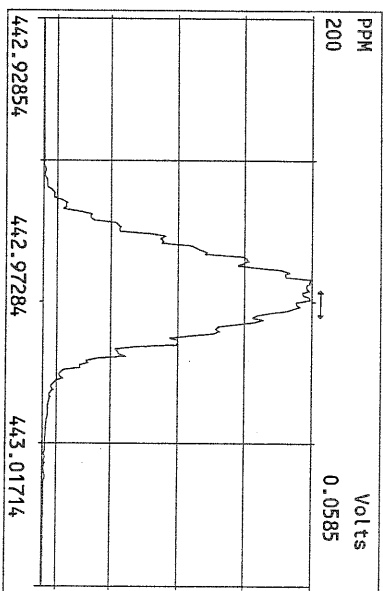
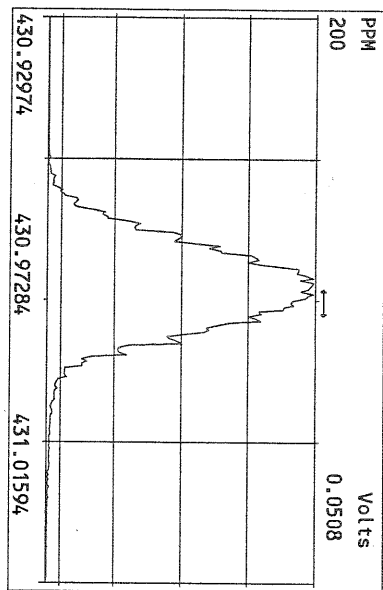
Date: _____



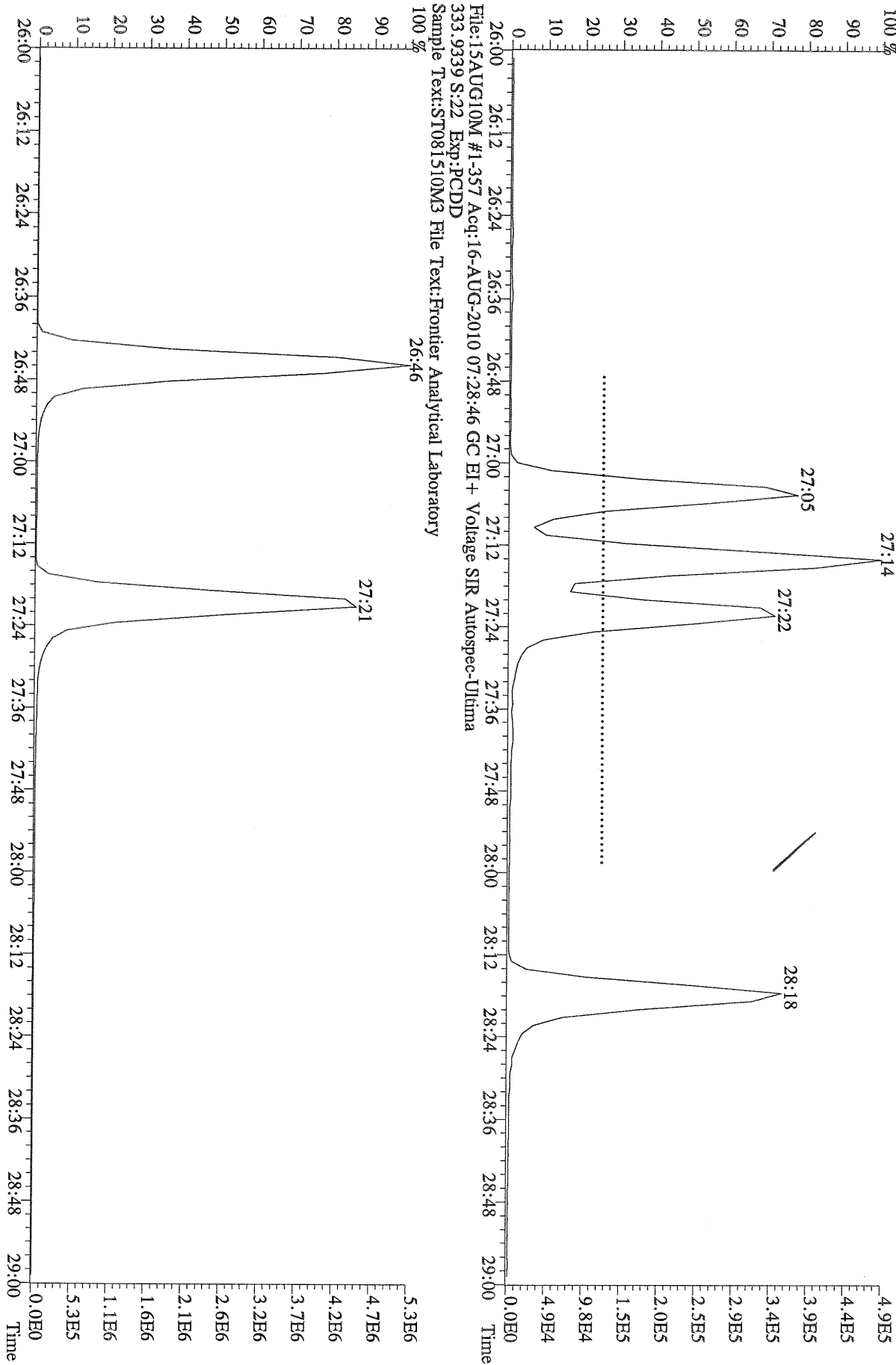






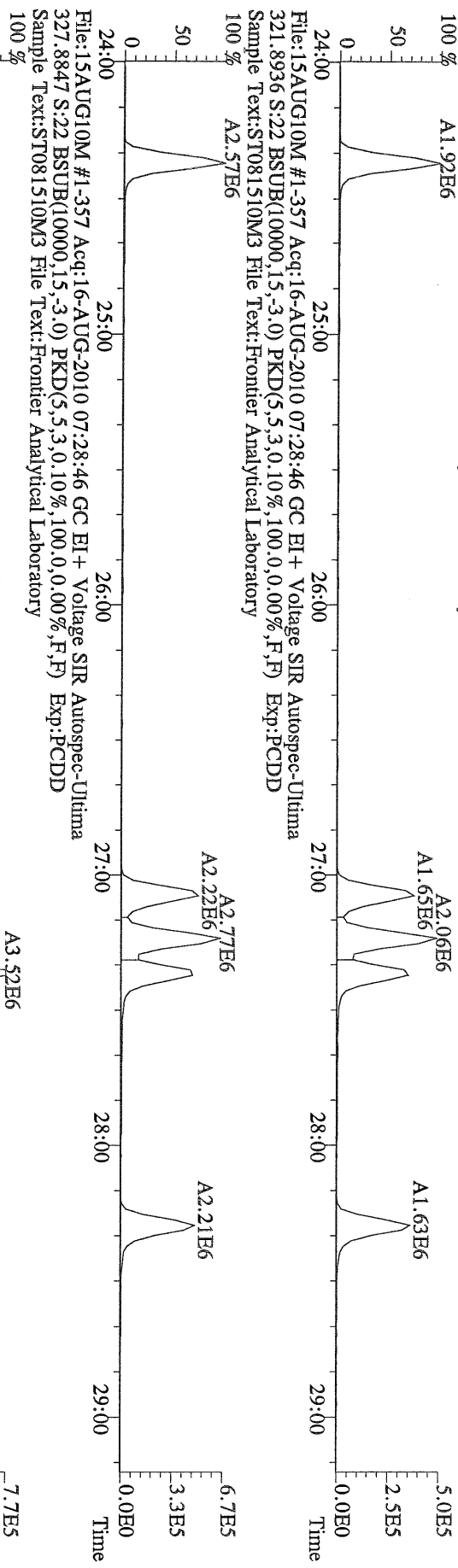


File:15AUG10M #1-357 Acq:16-AUG-2010 07:28:46 GC EI+ Voltage SIR Autospec-Ultima
319.8965 S:22 Exp:PCDD
Sample Text:ST081510M3 File Text:Frontier Analytical Laboratory
100 %

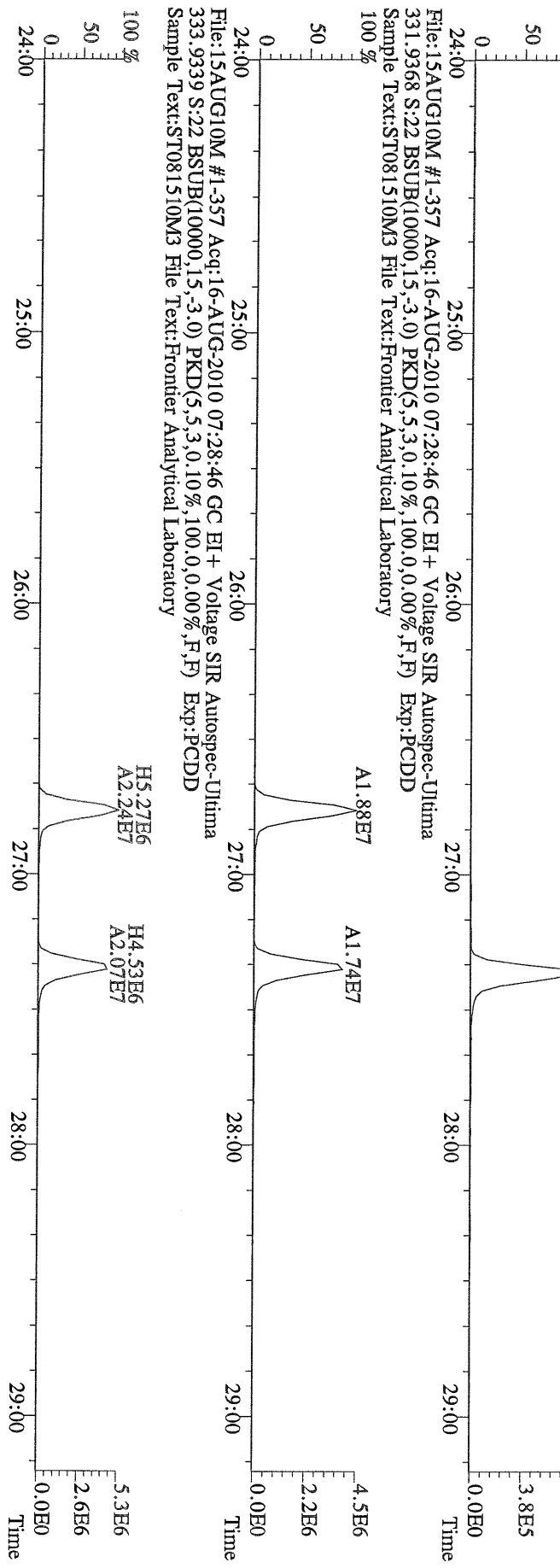


File:15AUG10M #1-357 Acq:16-AUG-2010 07:28:46 GC EI+ Voltage SIR Autospec-Ultima
333.9339 S:22 Exp:PCDD
Sample Text:ST081510M3 File Text:Frontier Analytical Laboratory

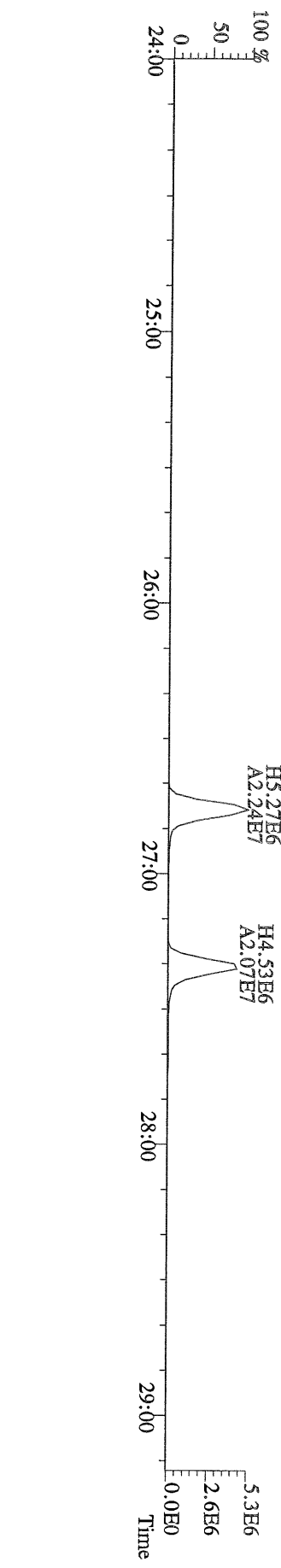
File:15AUG10M #1-357 Acq:16-AUG-2010 07:28:46 GC EI+ Voltage SIR Autospec-Ultima
319.8965 S:22 BSUB(10000,15,-3,0) PKD(5,5,3,0,10%,100,0,0,00%,F,F) Exp:PCDD
Sample Text:ST081510M3 File Text:Frontier Analytical Laboratory
100 % A1.92E6




File:15AUG10M #1-357 Acq:16-AUG-2010 07:28:46 GC EI+ Voltage SIR Autospec-Ultima
327.8847 S:22 BSUB(10000,15,-3,0) PKD(5,5,3,0,10%,100,0,0,00%,F,F) Exp:PCDD
Sample Text:ST081510M3 File Text:Frontier Analytical Laboratory
100 % A2.57E6



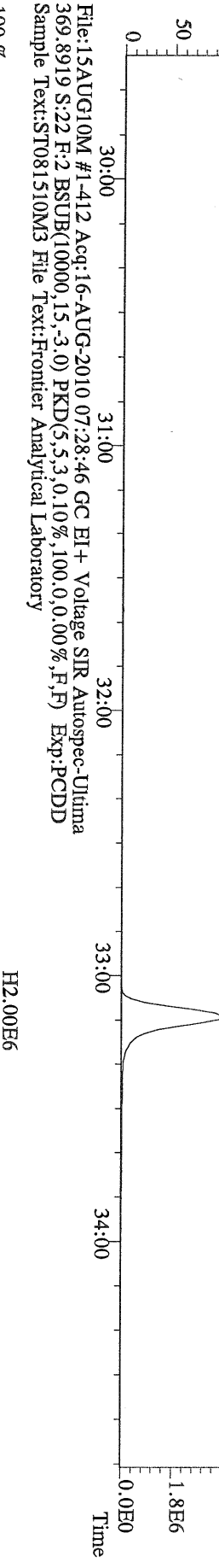
File:15AUG10M #1-357 Acq:16-AUG-2010 07:28:46 GC EI+ Voltage SIR Autospec-Ultima
333.9339 S:22 BSUB(10000,15,-3,0) PKD(5,5,3,0,10%,100,0,0,00%,F,F) Exp:PCDD
Sample Text:ST081510M3 File Text:Frontier Analytical Laboratory




File:15AUG10M #1-412 Acq:16-AUG-2010 07:28:46 GC EI+ Voltage SIR Autospec-Ultima
 355.8546 S:22 F:2 BSUB(10000,15,-3.0) PKD(5,5,3,0.10%,100,0,0.00%,F,F) Exp:PCDD
 Sample Text:ST081510M3 File Text:Frontier Analytical Laboratory



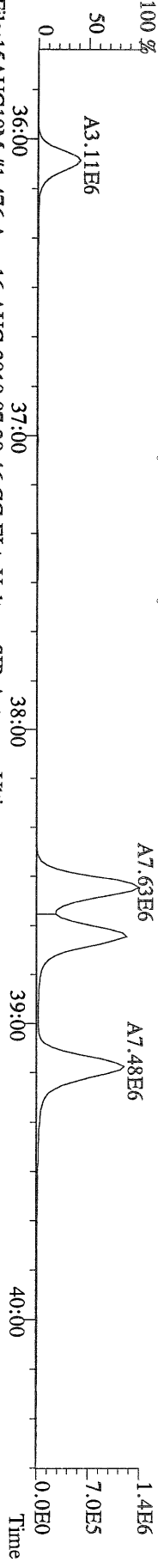
File:15AUG10M #1-412 Acq:16-AUG-2010 07:28:46 GC EI+ Voltage SIR Autospec-Ultima
 357.8517 S:22 F:2 BSUB(10000,15,-3.0) PKD(5,5,3,0.10%,100,0,0.00%,F,F) Exp:PCDD
 Sample Text:ST081510M3 File Text:Frontier Analytical Laboratory



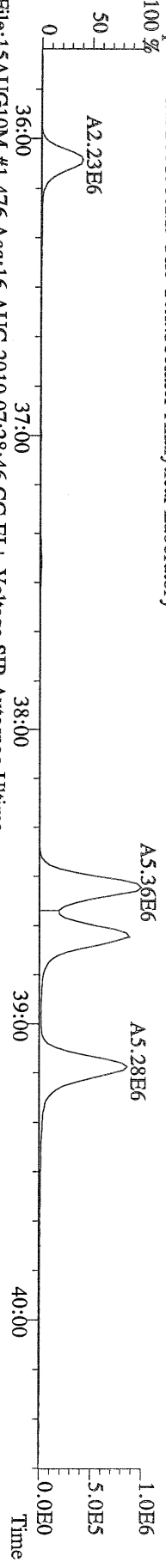
File:15AUG10M #1-412 Acq:16-AUG-2010 07:28:46 GC EI+ Voltage SIR Autospec-Ultima
 369.8919 S:22 F:2 BSUB(10000,15,-3.0) PKD(5,5,3,0.10%,100,0,0.00%,F,F) Exp:PCDD
 Sample Text:ST081510M3 File Text:Frontier Analytical Laboratory



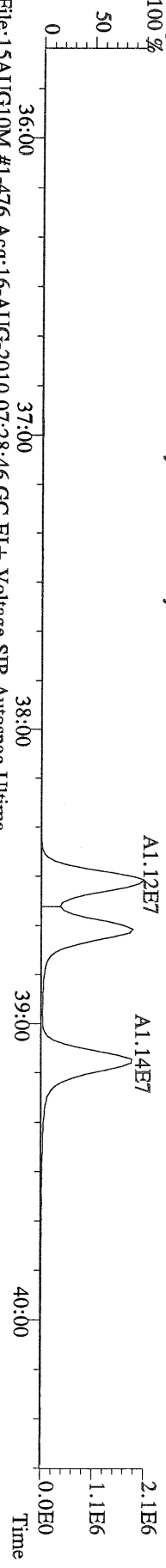
File:15AUG10M #1-476 Acq:16-AUG-2010 07:28:46 GC EI+ Voltage SIR Autospec-Ultima
389.8156 S:22 F:3 BSUB(10000,15,-3.0) PKD(5.5,3,0.10%,100.0,0.00%,F,F) Exp:PCDD
Sample Text:ST081510M3 File Text:Frontier Analytical Laboratory



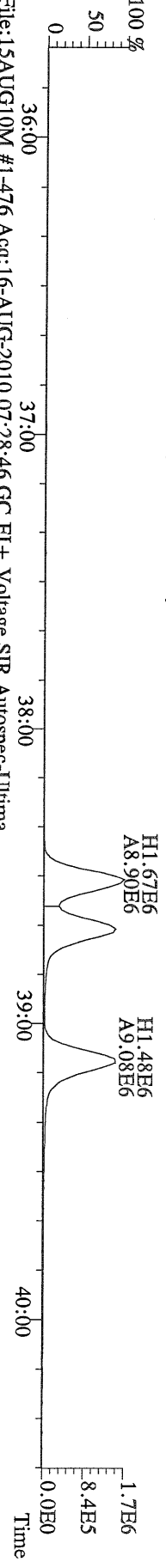
File:15AUG10M #1-476 Acq:16-AUG-2010 07:28:46 GC EI+ Voltage SIR Autospec-Ultima
391.8127 S:22 F:3 BSUB(10000,15,-3.0) PKD(5.5,3,0.10%,100.0,0.00%,F,F) Exp:PCDD
Sample Text:ST081510M3 File Text:Frontier Analytical Laboratory



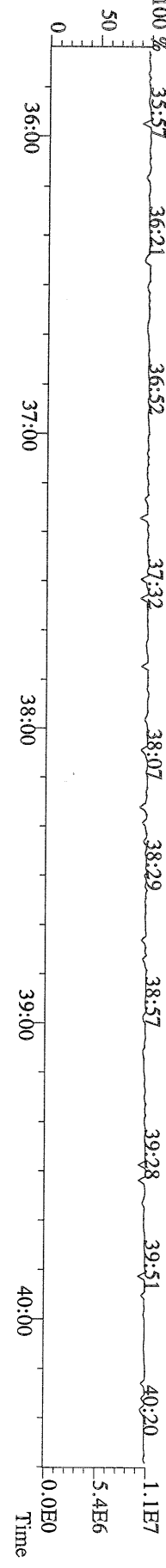
File:15AUG10M #1-476 Acq:16-AUG-2010 07:28:46 GC EI+ Voltage SIR Autospec-Ultima
401.8559 S:22 F:3 BSUB(10000,15,-3.0) PKD(5.5,3,0.10%,100.0,0.00%,F,F) Exp:PCDD
Sample Text:ST081510M3 File Text:Frontier Analytical Laboratory



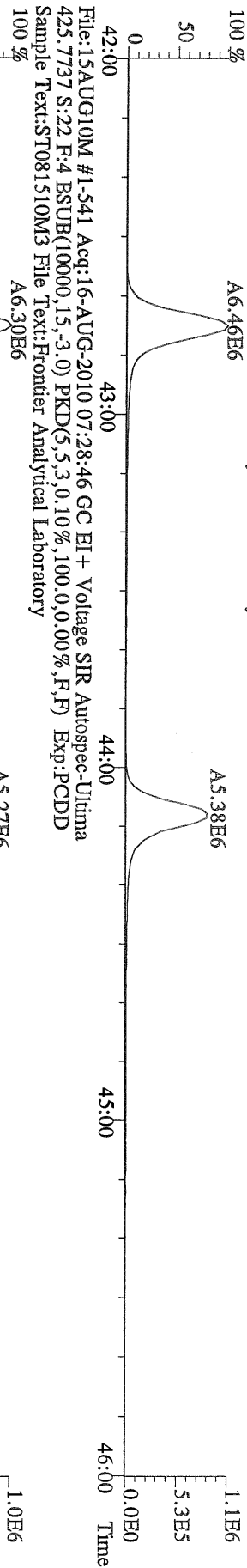
File:15AUG10M #1-476 Acq:16-AUG-2010 07:28:46 GC EI+ Voltage SIR Autospec-Ultima
403.8530 S:22 F:3 BSUB(10000,15,-3.0) PKD(5.5,3,0.10%,100.0,0.00%,F,F) Exp:PCDD
Sample Text:ST081510M3 File Text:Frontier Analytical Laboratory



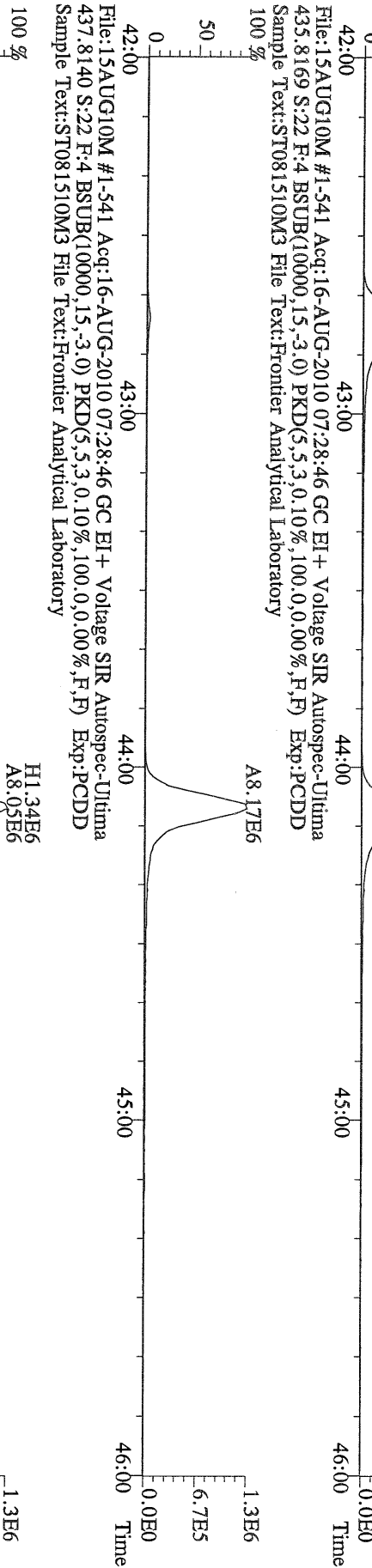
File:15AUG10M #1-476 Acq:16-AUG-2010 07:28:46 GC EI+ Voltage SIR Autospec-Ultima
380.9760 S:22 F:3 Exp:PCDD
Sample Text:ST081510M3 File Text:Frontier Analytical Laboratory



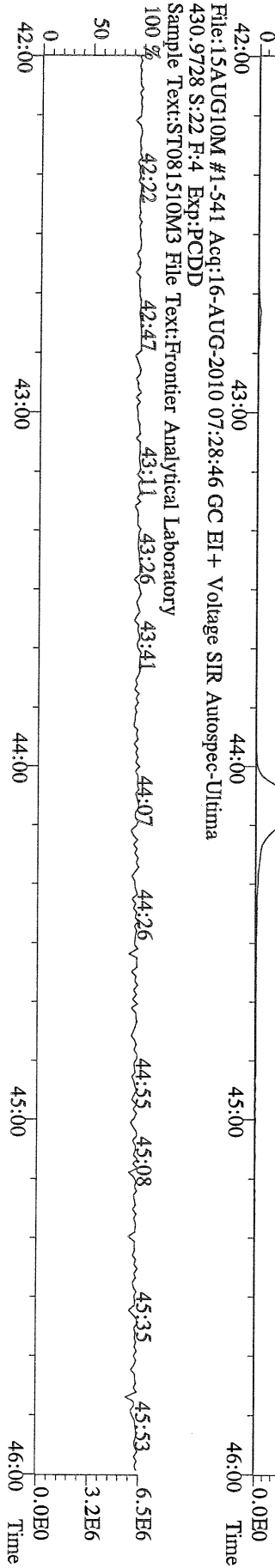
File:15AUG10M #1-541 Acq:16-AUG-2010 07:28:46 GC EI+ Voltage SIR Autospec-Ultima
423.7767 S:22 F:4 BSUB(10000,15,-3.0) PKD(5,5,3,0.10%,100,0,0.00%,F,F) Exp:PCDD
Sample Text:ST081510M3 File Text:Frontier Analytical Laboratory



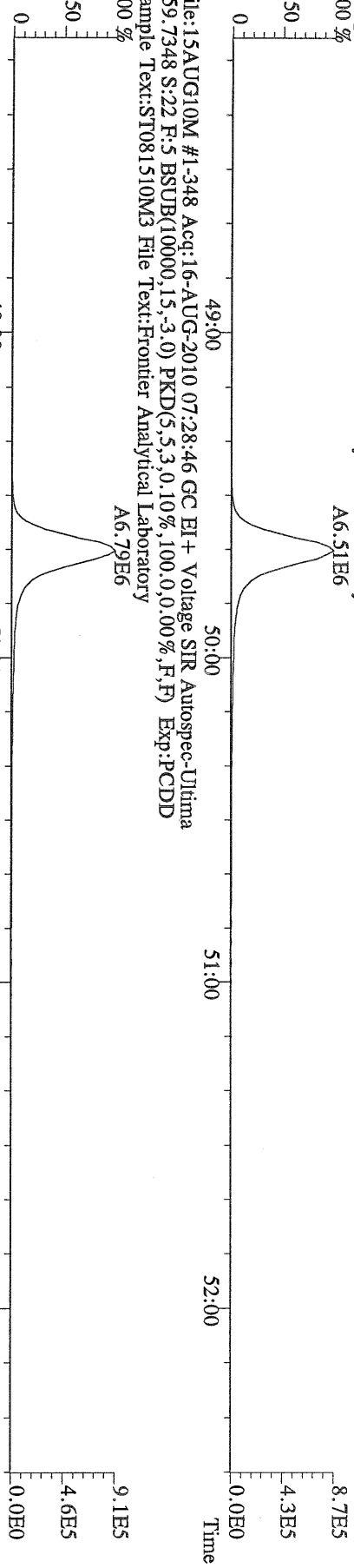
File:15AUG10M #1-541 Acq:16-AUG-2010 07:28:46 GC EI+ Voltage SIR Autospec-Ultima
435.8169 S:22 F:4 BSUB(10000,15,-3.0) PKD(5,5,3,0.10%,100,0,0.00%,F,F) Exp:PCDD
Sample Text:ST081510M3 File Text:Frontier Analytical Laboratory



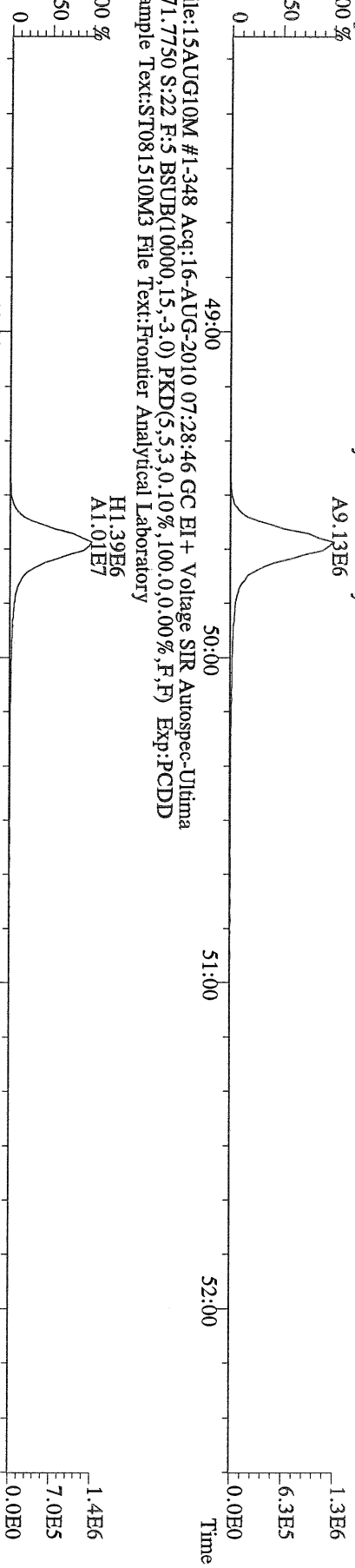
File:15AUG10M #1-541 Acq:16-AUG-2010 07:28:46 GC EI+ Voltage SIR Autospec-Ultima
430.9728 S:22 F:4 Exp:PCDD
Sample Text:ST081510M3 File Text:Frontier Analytical Laboratory




File:15AUG10M #1-348 Acq:16-AUG-2010 07:28:46 GC EI+ Voltage SIR Autospec-Ultima
457.7377 S:22 F:5 BSUB(10000,15,-3,0) PKD(5,5,3,0.100,0.0,0.00%,F,F) Exp:PCDD
Sample Text:ST081510M3 File Text:Frontier Analytical Laboratory
100 %



File:15AUG10M #1-348 Acq:16-AUG-2010 07:28:46 GC EI+ Voltage SIR Autospec-Ultima
469.7780 S:22 F:5 BSUB(10000,15,-3,0) PKD(5,5,3,0.100,0.0,0.00%,F,F) Exp:PCDD
Sample Text:ST081510M3 File Text:Frontier Analytical Laboratory
100 %



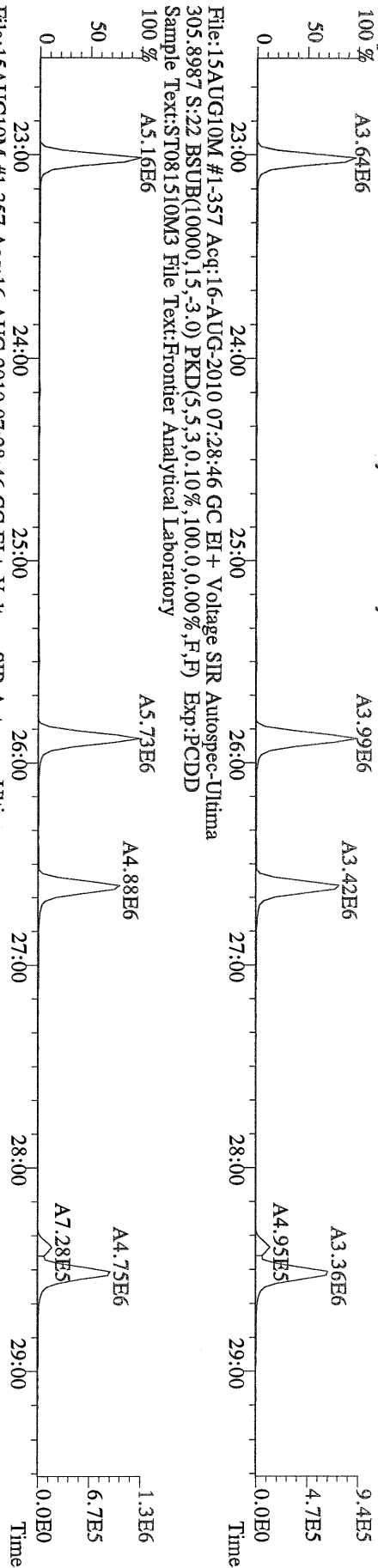
File:15AUG10M #1-348 Acq:16-AUG-2010 07:28:46 GC EI+ Voltage SIR Autospec-Ultima
471.7750 S:22 F:5 BSUB(10000,15,-3,0) PKD(5,5,3,0.100,0.0,0.00%,F,F) Exp:PCDD
Sample Text:ST081510M3 File Text:Frontier Analytical Laboratory
100 %



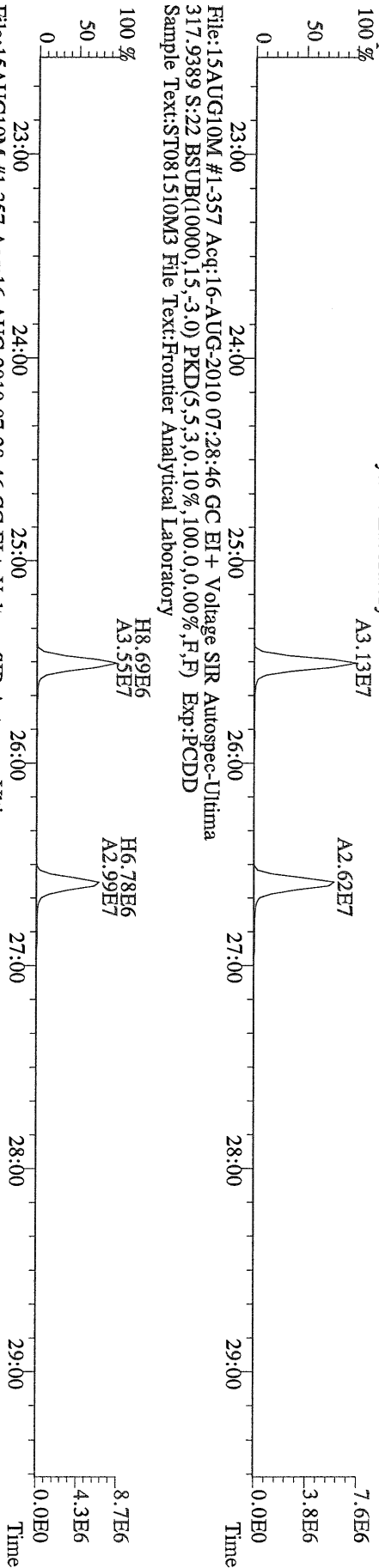
File:15AUG10M #1-348 Acq:16-AUG-2010 07:28:46 GC EI+ Voltage SIR Autospec-Ultima
454.9728 S:22 F:5 Exp:PCDD
Sample Text:ST081510M3 File Text:Frontier Analytical Laboratory
100 %



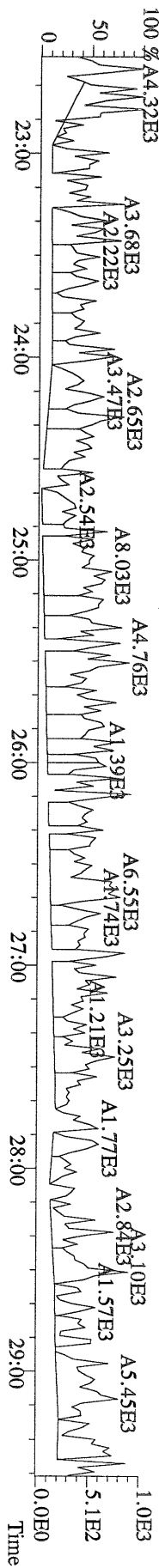
File:15AUG10M #1-357 Acq:16-AUG-2010 07:28:46 GC EI+ Voltage SIR Autospec-Ultima
 303.9016 S:22 BSUB(10000,15,-3.0) PKD(5,5,3,0,100,0,0,00%,F,F) Exp:PCDD
 Sample Text:ST081510M3 File Text:Frontier Analytical Laboratory



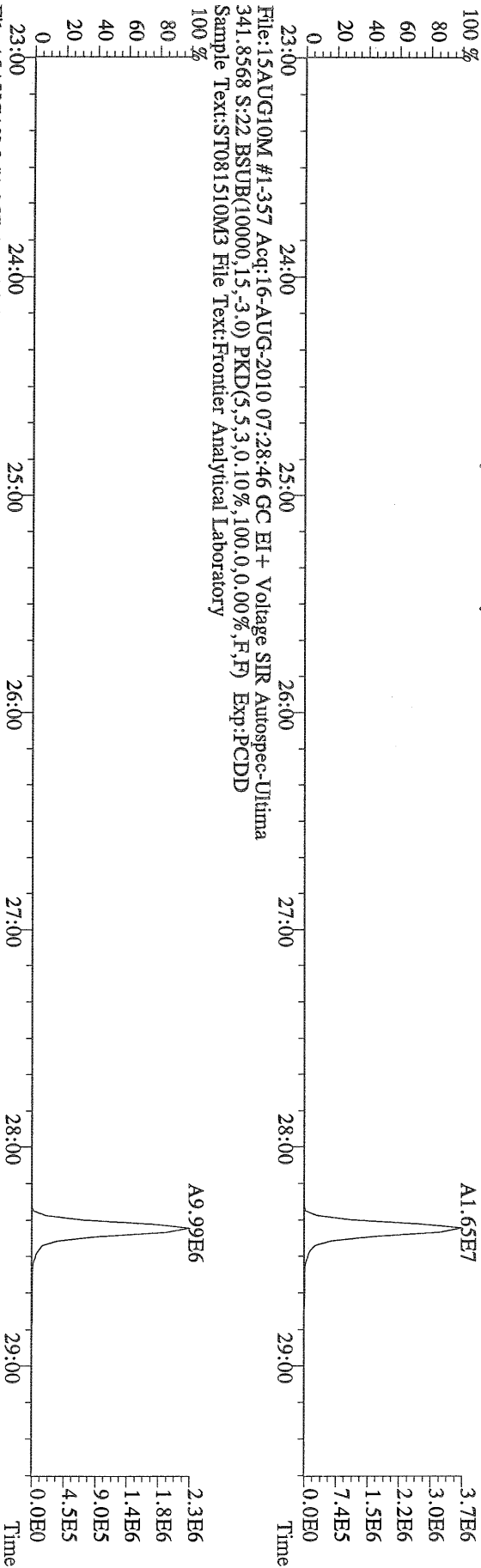
File:15AUG10M #1-357 Acq:16-AUG-2010 07:28:46 GC EI+ Voltage SIR Autospec-Ultima
 315.9419 S:22 BSUB(10000,15,-3.0) PKD(5,5,3,0,100,0,0,00%,F,F) Exp:PCDD
 Sample Text:ST081510M3 File Text:Frontier Analytical Laboratory



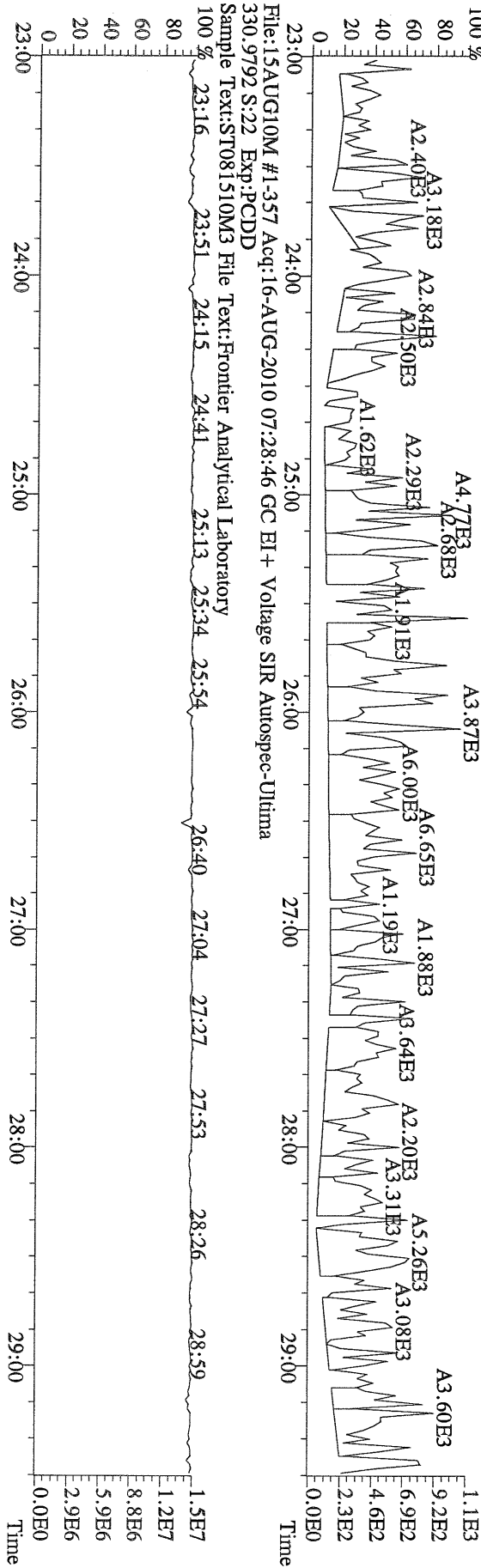
File:15AUG10M #1-357 Acq:16-AUG-2010 07:28:46 GC EI+ Voltage SIR Autospec-Ultima
 375.8364 S:22 BSUB(10000,15,-3.0) PKD(5,5,3,0,100,0,0,00%,F,F) Exp:PCDD
 Sample Text:ST081510M3 File Text:Frontier Analytical Laboratory



File:15AUG10M #1-357 Acq:16-AUG-2010 07:28:46 GC EI+ Voltage SIR Autospec-Ultime
 339.8597 S:22 BSUB(10000,15,-3.0) PKD(5,5,3,0,100,0,0,00%,F,F) Exp:PCDD
 Sample Text:ST081510M3 File Text:Frontier Analytical Laboratory

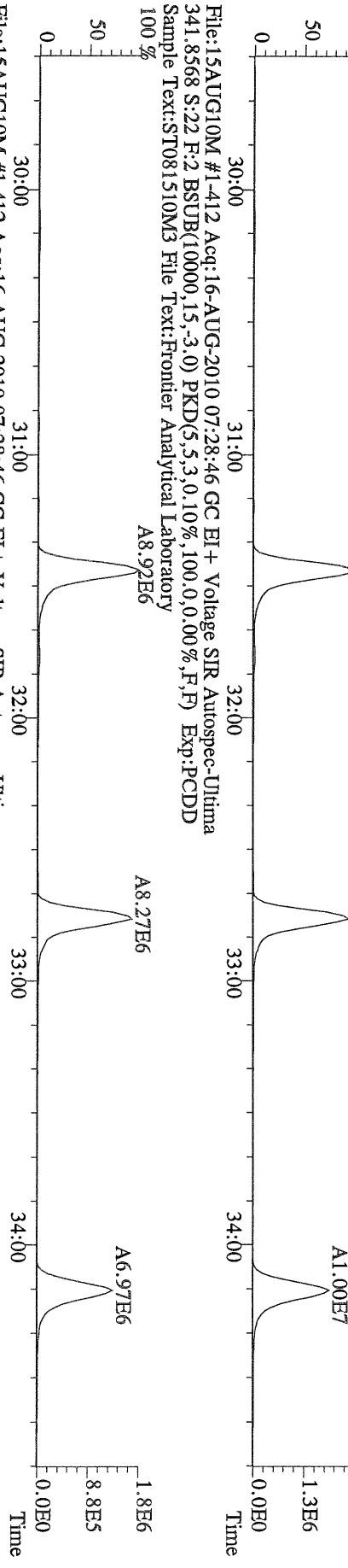


File:15AUG10M #1-357 Acq:16-AUG-2010 07:28:46 GC EI+ Voltage SIR Autospec-Ultime
 409.7974 S:22 BSUB(10000,15,-3.0) PKD(5,5,3,0,100,0,0,00%,F,F) Exp:PCDD
 Sample Text:ST081510M3 File Text:Frontier Analytical Laboratory

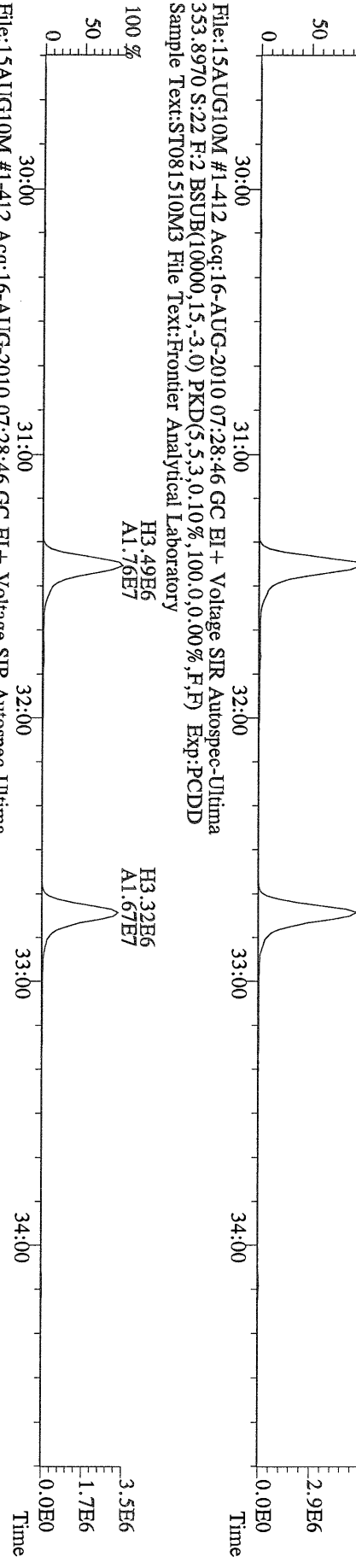


File:15AUG10M #1-357 Acq:16-AUG-2010 07:28:46 GC EI+ Voltage SIR Autospec-Ultime
 330.9792 S:22 Exp:PCDD
 Sample Text:ST081510M3 File Text:Frontier Analytical Laboratory

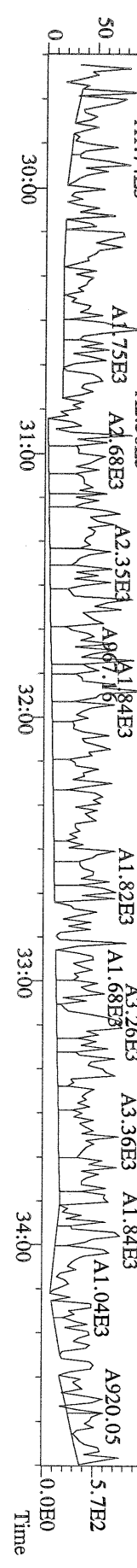
File:15AUG10M #1-412 Acq:16-AUG-2010 07:28:46 GC EI+ Voltage SIR Autospec-Ultima
339.8597 S:22 F:2 BSUB(10000,15,-3,0) PKD(5,5,3,0.10%,100,0,0.00%,F,F) Exp:PCDD
Sample Text:ST081510M3 File Text:Frontier Analytical Laboratory



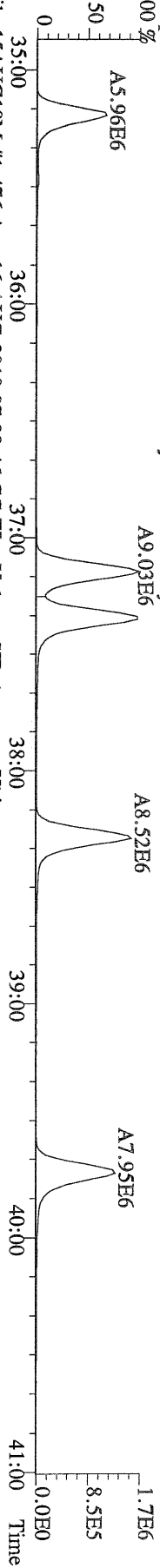
File:15AUG10M #1-412 Acq:16-AUG-2010 07:28:46 GC EI+ Voltage SIR Autospec-Ultima
351.9000 S:22 F:2 BSUB(10000,15,-3,0) PKD(5,5,3,0.10%,100,0,0.00%,F,F) Exp:PCDD
Sample Text:ST081510M3 File Text:Frontier Analytical Laboratory



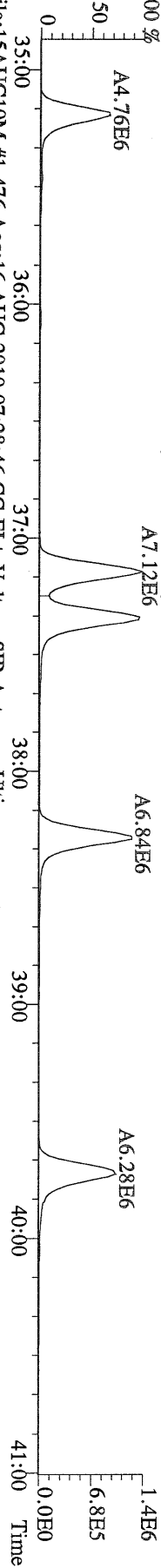
File:15AUG10M #1-412 Acq:16-AUG-2010 07:28:46 GC EI+ Voltage SIR Autospec-Ultima
409.7974 S:22 F:2 BSUB(10000,15,-3,0) PKD(5,5,3,0.10%,100,0,0.00%,F,F) Exp:PCDD
Sample Text:ST081510M3 File Text:Frontier Analytical Laboratory



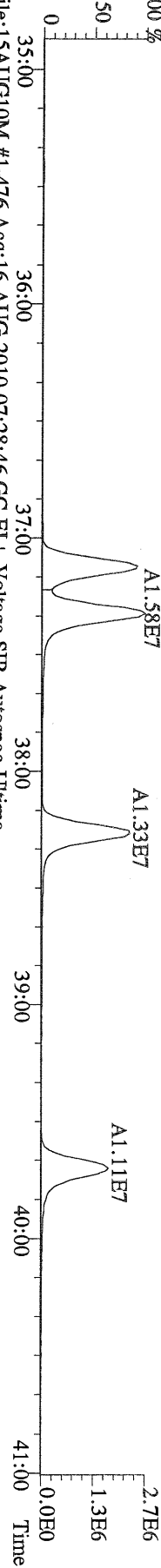
File:15AUG10M #1-476 Acq:16-AUG-2010 07:28:46 GC EI+ Voltage SIR Autospec-Ultima
373.8207 S:22 F:3 BSUB(10000,15,-3,0) PKD(5,5,3,0.10%,100,0.0,0.00%,F,F) Exp:PCDD
Sample Text:ST081510M3 File Text:Frontier Analytical Laboratory



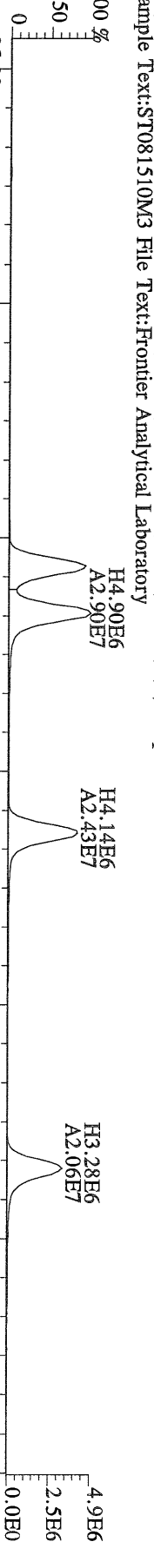
File:15AUG10M #1-476 Acq:16-AUG-2010 07:28:46 GC EI+ Voltage SIR Autospec-Ultima
375.8178 S:22 F:3 BSUB(10000,15,-3,0) PKD(5,5,3,0.10%,100,0.0,0.00%,F,F) Exp:PCDD
Sample Text:ST081510M3 File Text:Frontier Analytical Laboratory



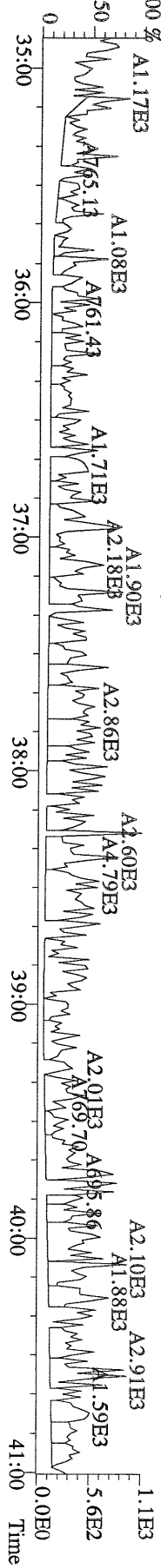
File:15AUG10M #1-476 Acq:16-AUG-2010 07:28:46 GC EI+ Voltage SIR Autospec-Ultima
383.8639 S:22 F:3 BSUB(10000,15,-3,0) PKD(5,5,3,0.10%,100,0.0,0.00%,F,F) Exp:PCDD
Sample Text:ST081510M3 File Text:Frontier Analytical Laboratory



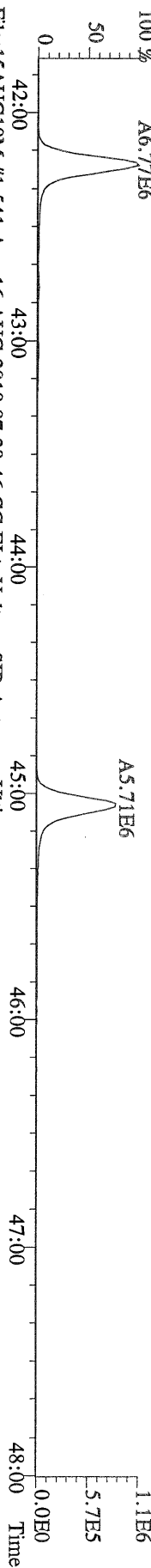
File:15AUG10M #1-476 Acq:16-AUG-2010 07:28:46 GC EI+ Voltage SIR Autospec-Ultima
385.8610 S:22 F:3 BSUB(10000,15,-3,0) PKD(5,5,3,0.10%,100,0.0,0.00%,F,F) Exp:PCDD
Sample Text:ST081510M3 File Text:Frontier Analytical Laboratory



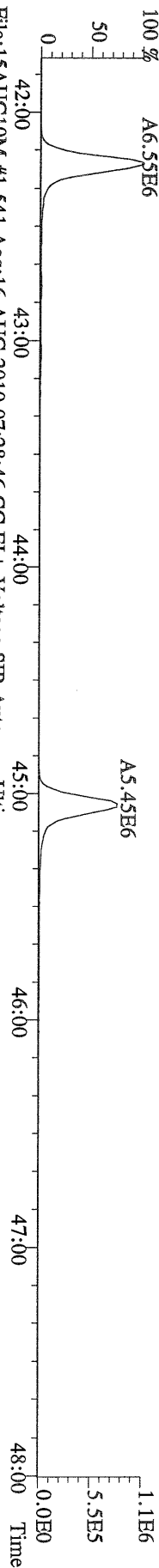
File:15AUG10M #1-476 Acq:16-AUG-2010 07:28:46 GC EI+ Voltage SIR Autospec-Ultima
445.7555 S:22 F:3 BSUB(10000,15,-3,0) PKD(5,5,3,0.10%,100,0.0,0.00%,F,F) Exp:PCDD
Sample Text:ST081510M3 File Text:Frontier Analytical Laboratory



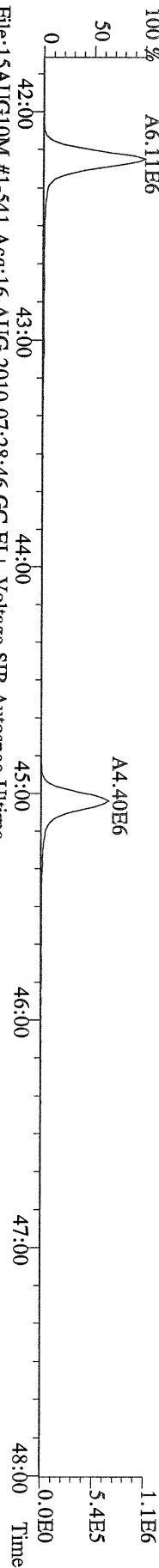
File:15AUG10M #1-541 Acq:16-AUG-2010 07:28:46 GC EI+ Voltage SIR Autospec-Utima
407.7818 S:22 F:4 BSUB(10000,15,-3.0) PKD(5,5,3,0.10%,100,0,0.00%,F,F) Exp:PCDD
Sample Text:ST081510M3 File Text:Frontier Analytical Laboratory



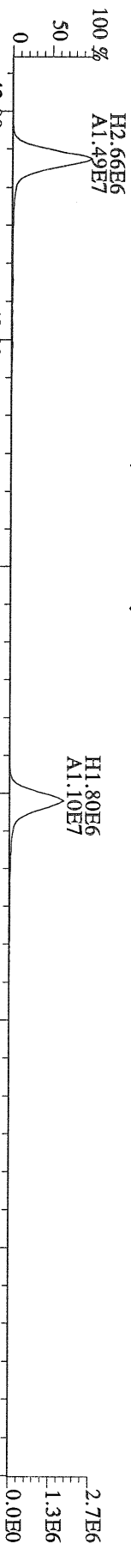
File:15AUG10M #1-541 Acq:16-AUG-2010 07:28:46 GC EI+ Voltage SIR Autospec-Utima
409.7788 S:22 F:4 BSUB(10000,15,-3.0) PKD(5,5,3,0.10%,100,0,0.00%,F,F) Exp:PCDD
Sample Text:ST081510M3 File Text:Frontier Analytical Laboratory



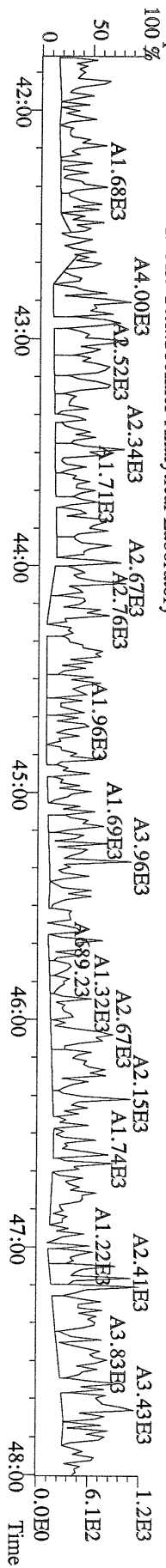
File:15AUG10M #1-541 Acq:16-AUG-2010 07:28:46 GC EI+ Voltage SIR Autospec-Utima
417.8253 S:22 F:4 BSUB(10000,15,-3.0) PKD(5,5,3,0.10%,100,0,0.00%,F,F) Exp:PCDD
Sample Text:ST081510M3 File Text:Frontier Analytical Laboratory



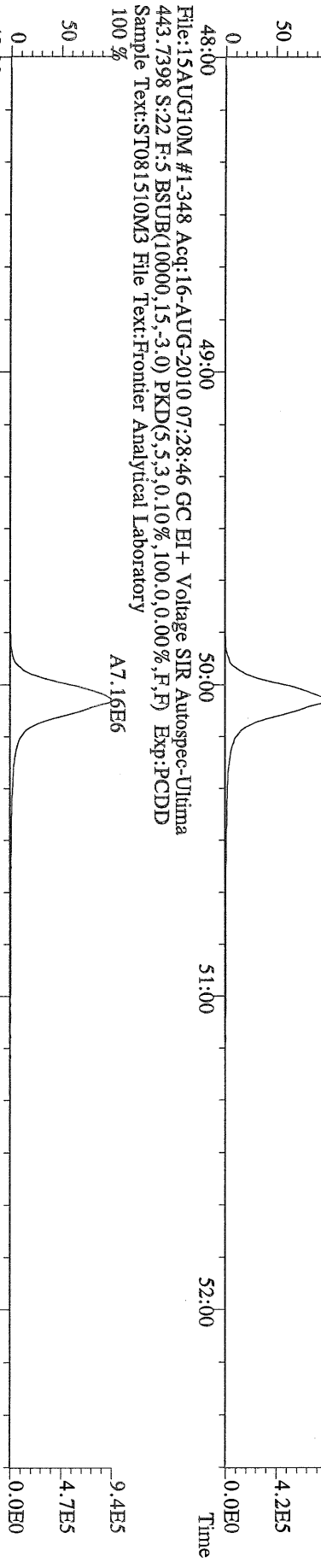
File:15AUG10M #1-541 Acq:16-AUG-2010 07:28:46 GC EI+ Voltage SIR Autospec-Utima
419.8220 S:22 F:4 BSUB(10000,15,-3.0) PKD(5,5,3,0.10%,100,0,0.00%,F,F) Exp:PCDD
Sample Text:ST081510M3 File Text:Frontier Analytical Laboratory



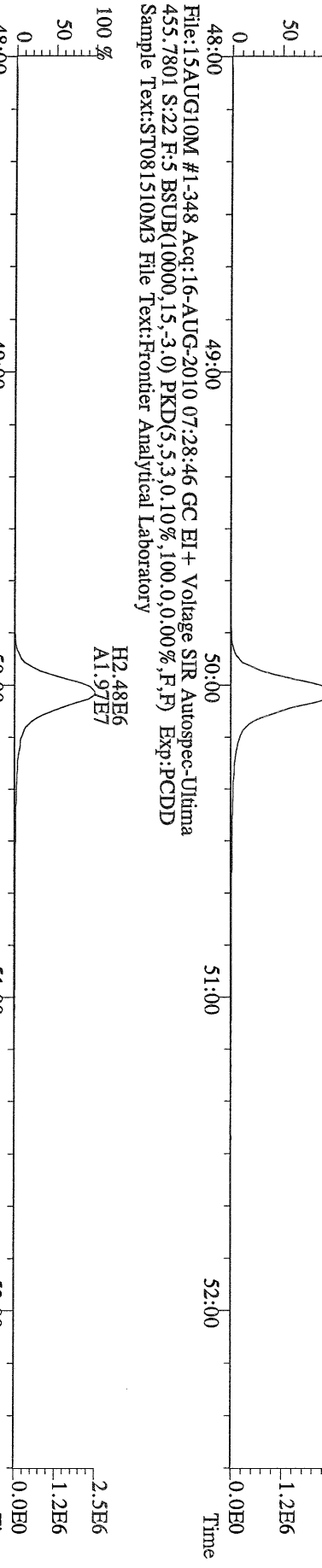
File:15AUG10M #1-541 Acq:16-AUG-2010 07:28:46 GC EI+ Voltage SIR Autospec-Utima
479.7165 S:22 F:4 BSUB(10000,15,-3.0) PKD(5,5,3,0.10%,100,0,0.00%,F,F) Exp:PCDD
Sample Text:ST081510M3 File Text:Frontier Analytical Laboratory



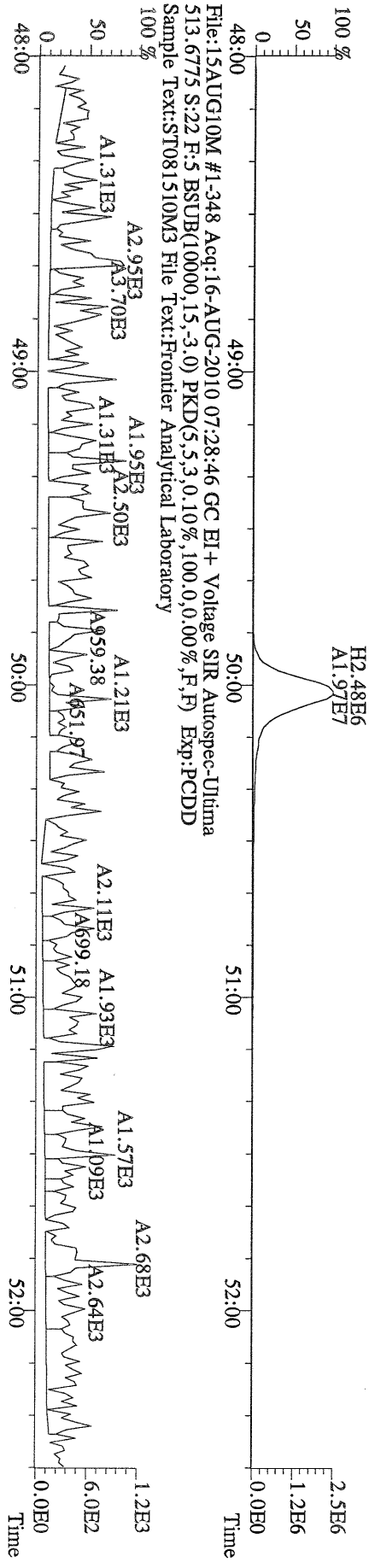
File:15AUG10M #1-348 Acq:16-AUG-2010 07:28:46 GC EI+ Voltage SIR Autospec-Ultima
441.7428 S:22 F:5 BSUB(10000,15,-3.0) PKD(5,5,3,0.10%,100,0,0.00%,F,F) Exp:PCDD
Sample Text:ST081510M3 File Text:Frontier Analytical Laboratory
100 %



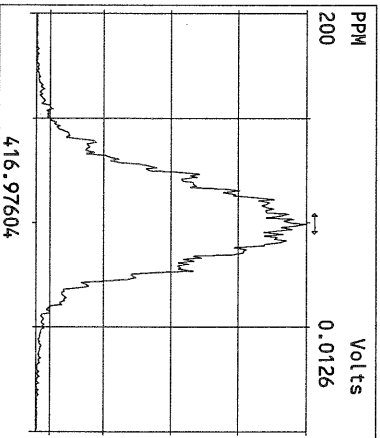
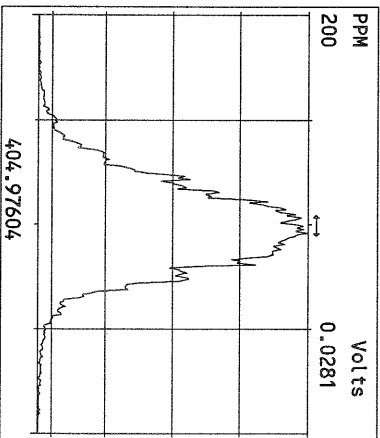
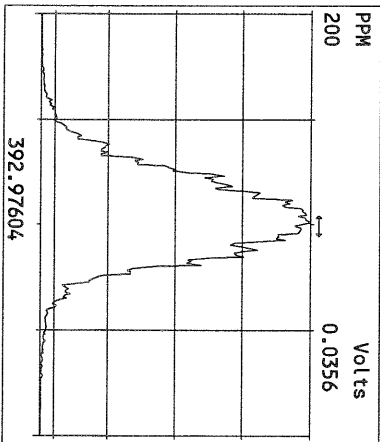
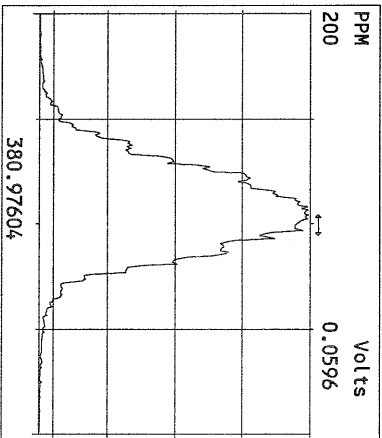
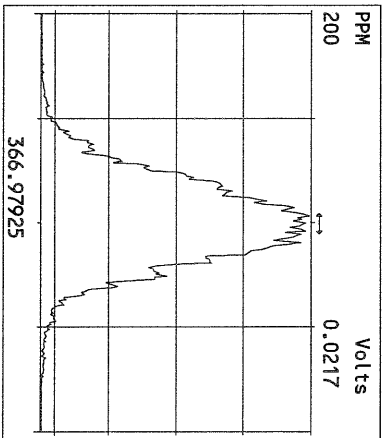
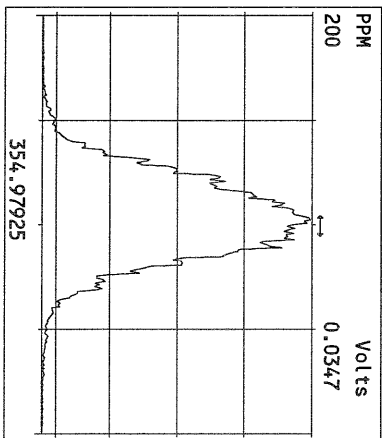
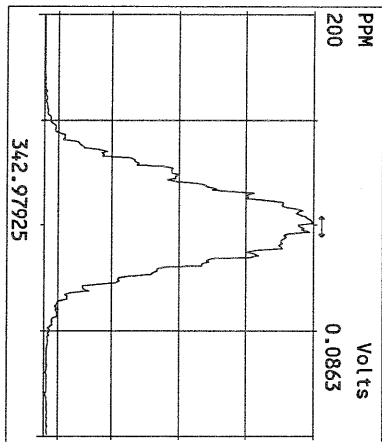
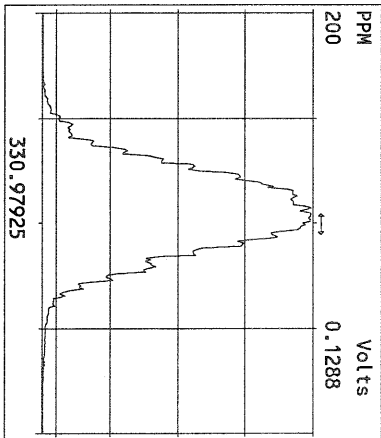
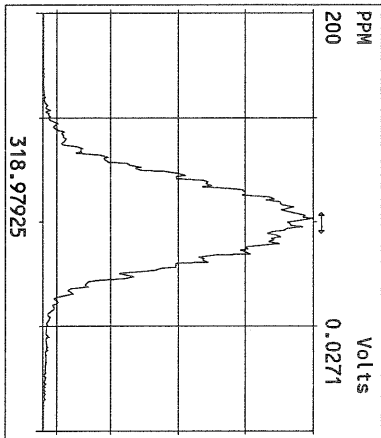
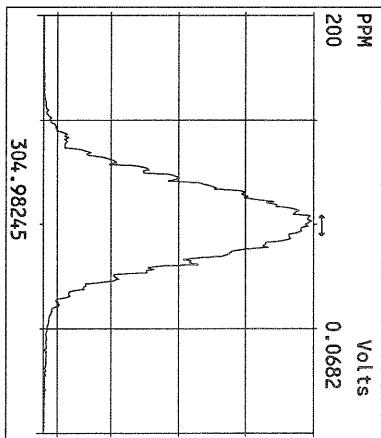
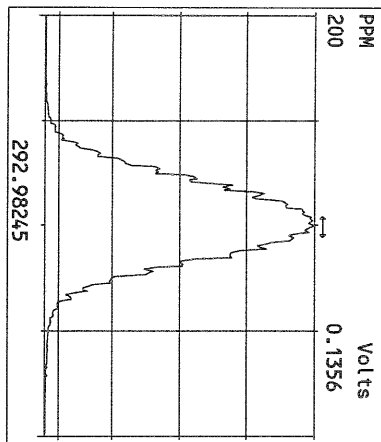
File:15AUG10M #1-348 Acq:16-AUG-2010 07:28:46 GC EI+ Voltage SIR Autospec-Ultima
453.7831 S:22 F:5 BSUB(10000,15,-3.0) PKD(5,5,3,0.10%,100,0,0.00%,F,F) Exp:PCDD
Sample Text:ST081510M3 File Text:Frontier Analytical Laboratory
100 %



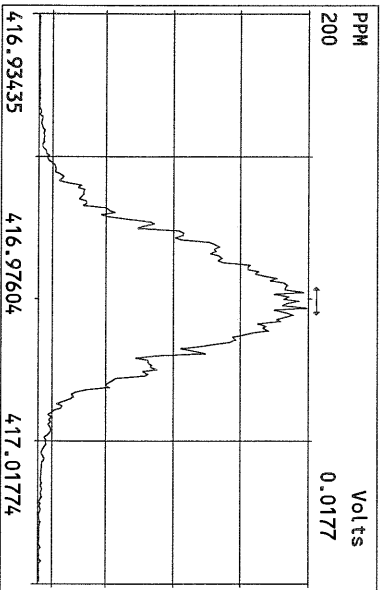
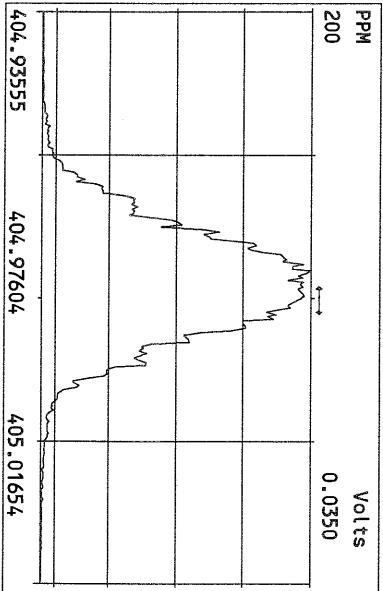
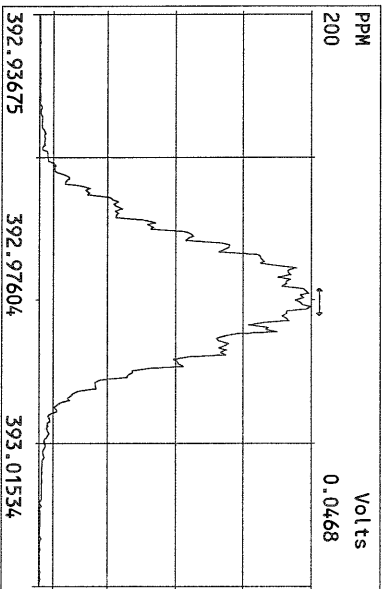
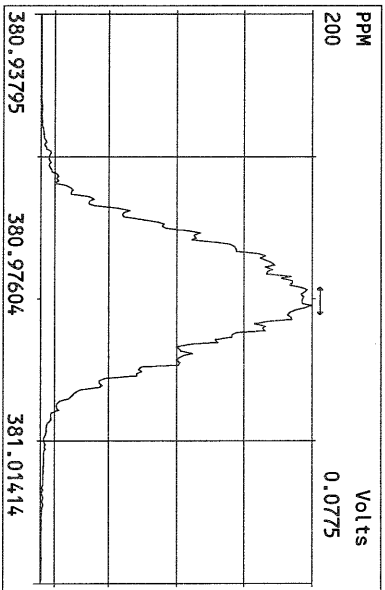
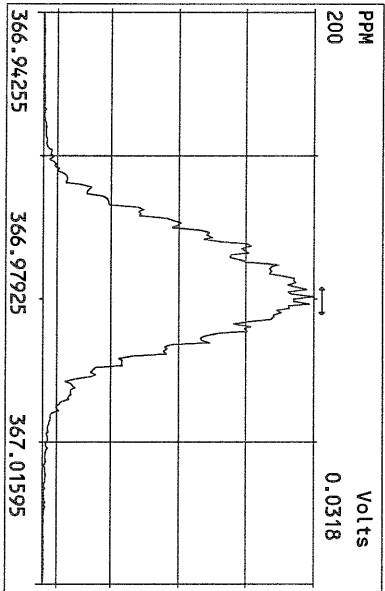
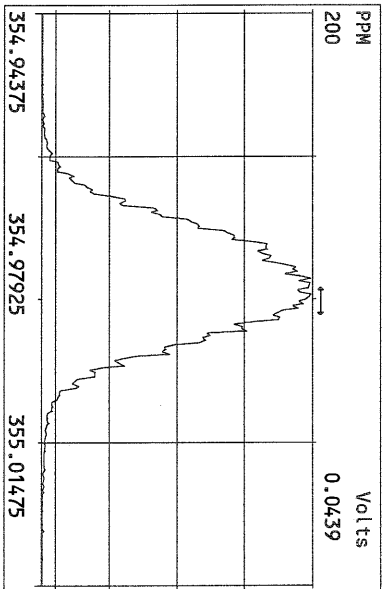
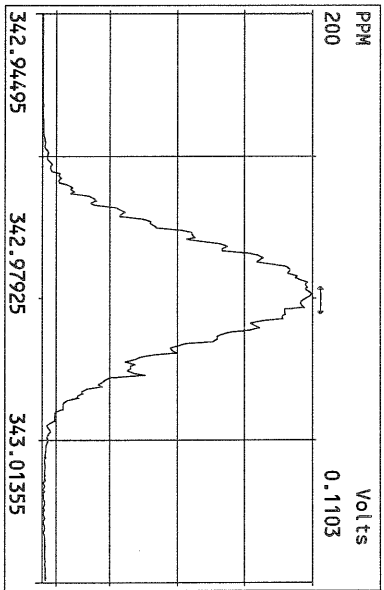
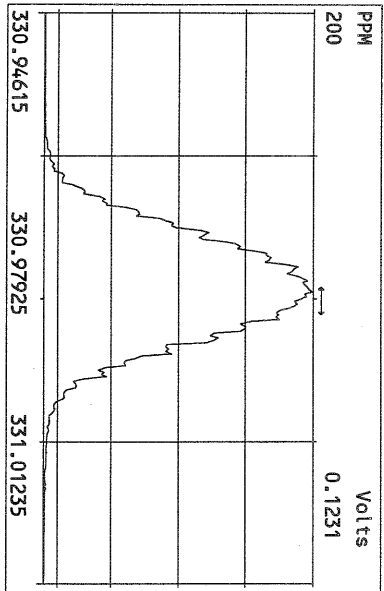
File:15AUG10M #1-348 Acq:16-AUG-2010 07:28:46 GC EI+ Voltage SIR Autospec-Ultima
455.7801 S:22 F:5 BSUB(10000,15,-3.0) PKD(5,5,3,0.10%,100,0,0.00%,F,F) Exp:PCDD
Sample Text:ST081510M3 File Text:Frontier Analytical Laboratory

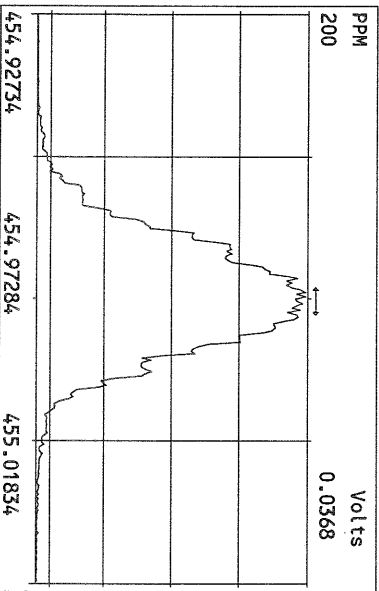
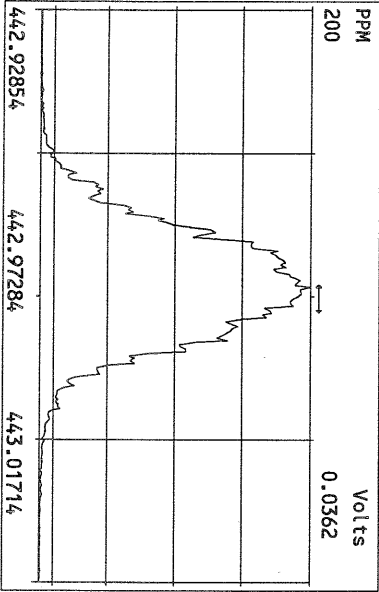
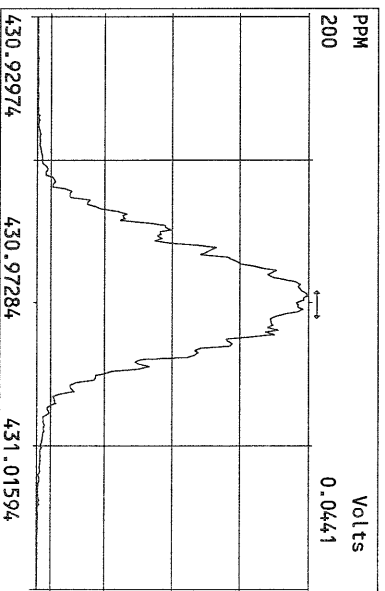
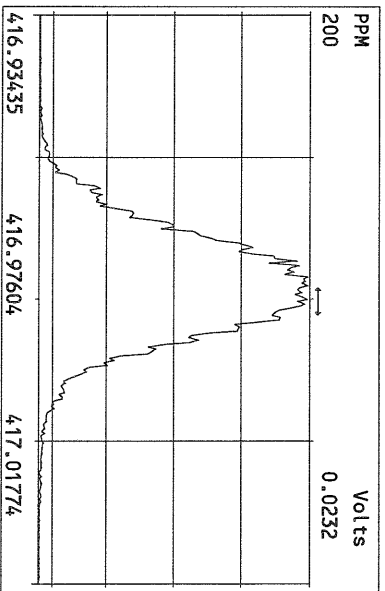
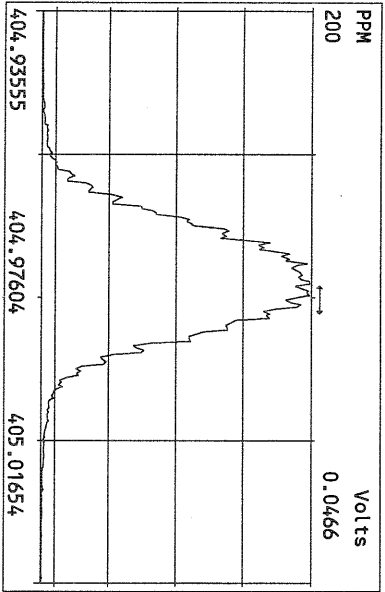
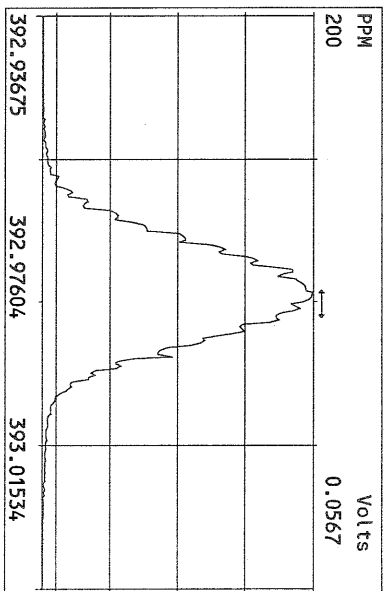
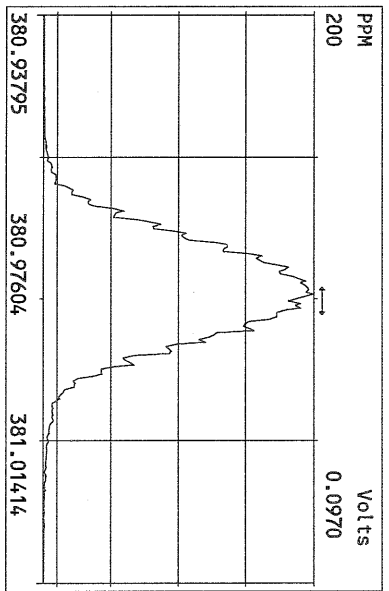
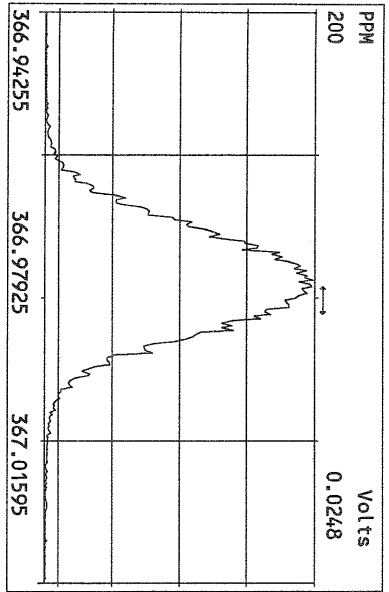


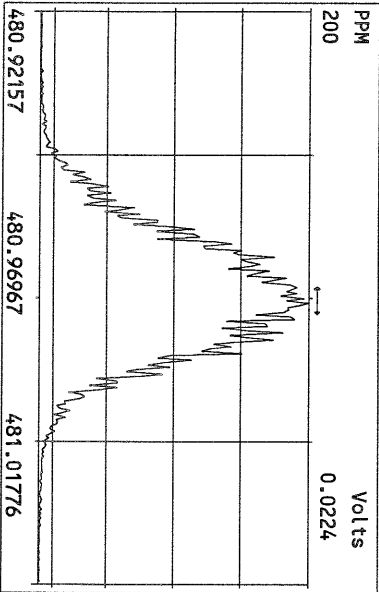
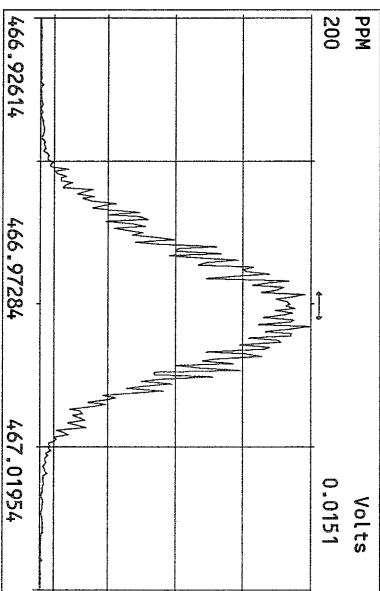
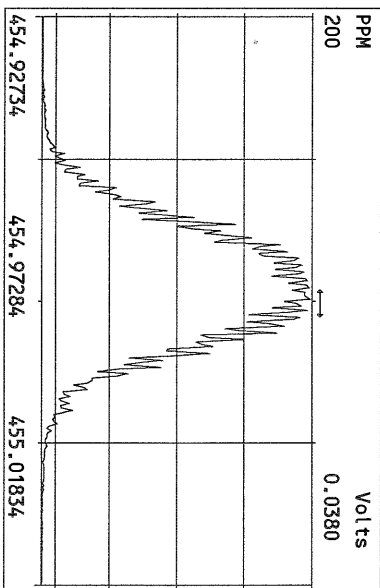
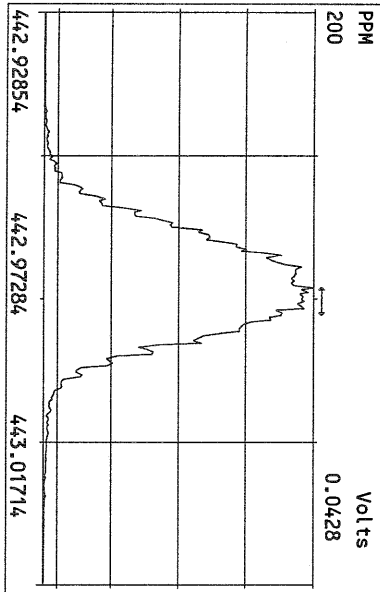
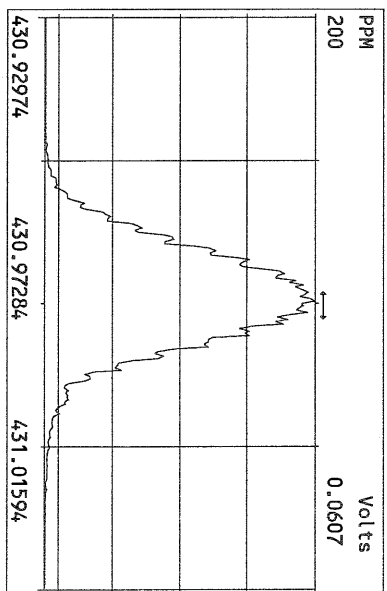
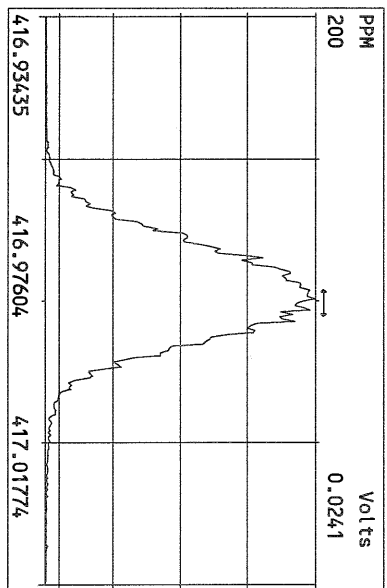
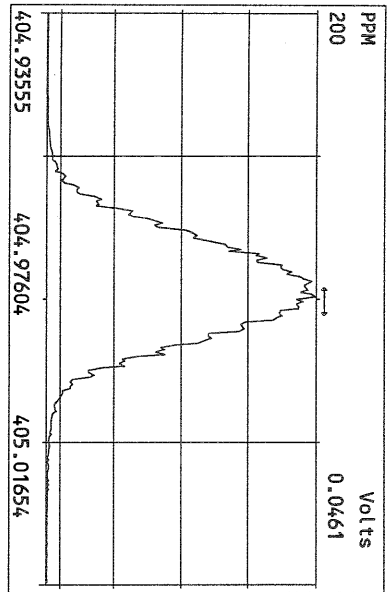
File:15AUG10M #1-348 Acq:16-AUG-2010 07:28:46 GC EI+ Voltage SIR Autospec-Ultima
513.6775 S:22 F:5 BSUB(10000,15,-3.0) PKD(5,5,3,0.10%,100,0,0.00%,F,F) Exp:PCDD
Sample Text:ST081510M3 File Text:Frontier Analytical Laboratory

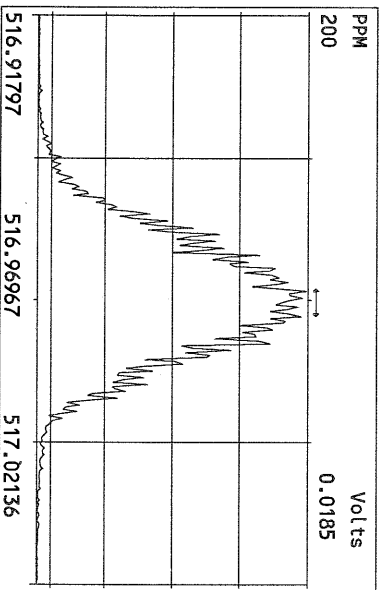
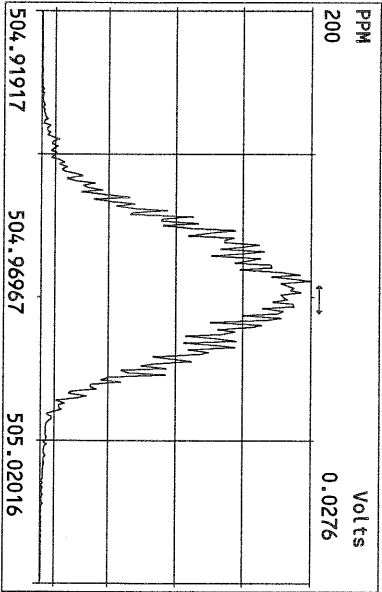
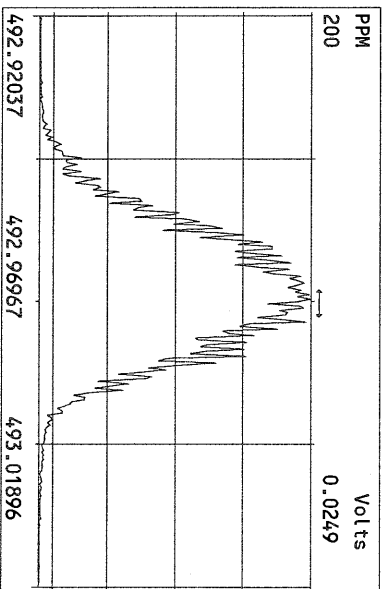
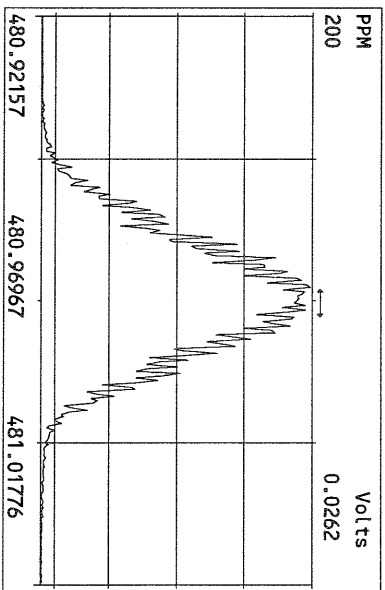
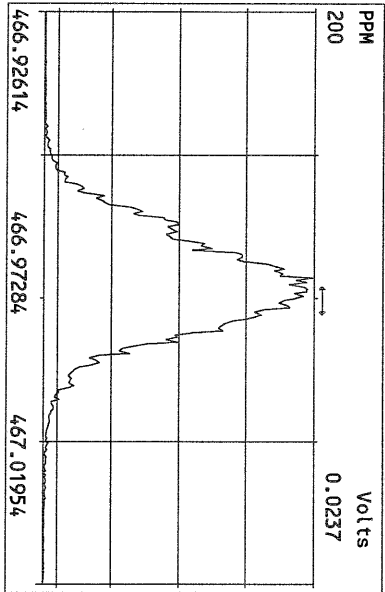
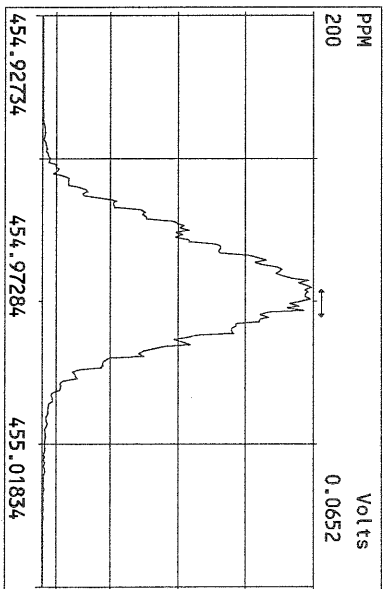
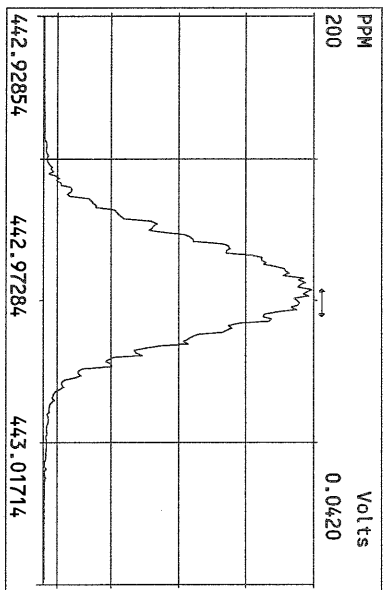
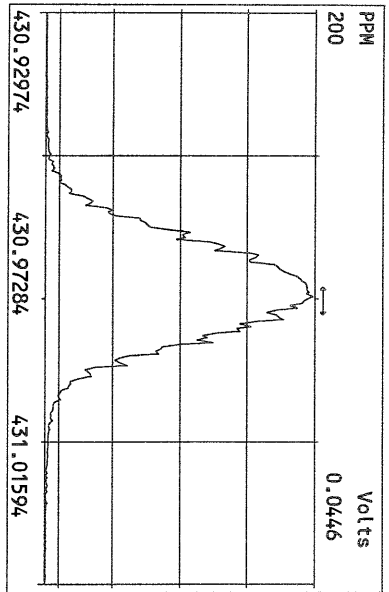


Peak Locate Examination: 16-AUG-2010:08:29 File: 15AUG10M_RES_CHECK
Experiment: PCD Function: 2 Reference: PFK









August 18, 2010

FAL Project: 6271

Ms. Sue Dunnihoo
Analytical Resources Incorporated
4611 South 134th Place
Tukwila, WA 98168-3240

Dear Ms. Dunnihoo,

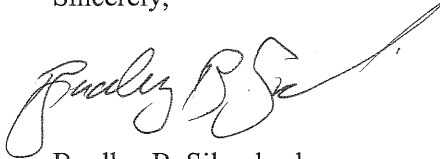
Enclosed are the results for Frontier Analytical Laboratory project **6271**. This corresponds to your **Lora Lake RI** project under ARI project number **RG60**. Three soil samples were received on 8/3/2010 in good condition. All samples were extracted and analyzed by EPA Method 1613 for tetra through octa chlorinated dibenzo dioxins and furans. The 2005 World Health Organizations toxic equivalency factors (TEFs) were used to calculate the toxic equivalents (TEQ) on your report. Analytical Resources Incorporated requested a Level IV data package and a turnaround time of fifteen business days for project **6271**.

Please note the analyte levels of OCDD in samples 6271-002-SA and 6271-003-SA (ARI IDs: PSB13-1.5-2-072910 and PSB13-2-4-072910 respectively) were outside the calibration range. This required a dilution and the results taken from the dilution are noted with the “*” qualifier.

The following Level IV report consists of an Analytical Data section, a Sample Receipt section, a Laboratory Raw Data section, and an Instrument Raw Data section. The Analytical Data section contains our project-sample tracking log and the analytical results. The Sample Receipt section contains your chain of custody, our sample login form and the sample photo. The Laboratory Raw Data section contains our project request sheet, a percent solids sheet, an extraction bench sheet and the cleanup bench sheet. The instrument raw data section contains three sub-sections; the sample results section, the initial calibration section and the continuing/ending calibration section. The sample results sub-section consists of the quantitation summary forms with chromatograms for all samples and QC. The initial calibration sub-section consists of the individual quantitation summary forms and chromatograms for each point of the initial calibration curve as well as an overall quantitation summary form of the initial calibration curve. The continuing/ending calibration sub-section consists of the quantitation summary forms and chromatograms for all beginning and ending calibration injections associated with the samples and QC. You also requested Electronic Data Deliverables (EDD) for this project. The EDD and Level I summary have been sent to you via email. The Level IV report has been sent to you on compact disk. A hardcopy of the data package will not be forwarded unless specifically requested. The attached results are specifically for the samples referenced in this report only. These results meet all NELAC requirements and shall not be reproduced except in full.

If you have any questions regarding project **6271**, please feel free to contact me at (916) 934-0900. Thank you for choosing Frontier Analytical Laboratory for your analytical testing needs.

Sincerely,



Bradley B. Silverbush
Director of Operations

Frontier Analytical Laboratory

Sample Tracking Log

FAL Project ID: 6271

Received on: **08/03/2010**

Project Due: **08/25/2010** Storage: **R1**

FAL Sample ID	Dup	Client Project ID	Client Sample ID	Requested Method	Matrix	Sampling Date	Sampling Time	Hold Time Due Date
6271-001-SA	0	RG60	PSB13-0-0.5-072910	EPA 1613 D/F	Soil	07/29/2010	02:10 pm	07/29/2011
6271-002-SA	0	RG60	PSB13-1.5-2-072910	EPA 1613 D/F	Soil	07/29/2010	02:05 pm	07/29/2011
6271-003-SA	0	RG60	PSB13-2-4-072910	EPA 1613 D/F	Soil	07/29/2010	02:30 pm	07/29/2011

FAL Sample ID	Notes
6271-001-SA	Sue to Kathy: Use Sample ID from COC.
6271-002-SA	Sue to Kathy: Use Sample ID from COC.

EPA Method 1613
PCDD/F



FAL ID: 6271-001-MB
Client ID: Method Blank
Matrix: Soil
Batch No: X2078

Date Extracted: 08-11-2010
Date Received: NA
Amount: 2.00 g

ICal: PCDDFAL3-5-12-10
GC Column: DB5
Units: pg/g

Acquired: 08-12-2010
2005 WHO TEQ: 0.00

Compound	Conc	DL	Qual	2005 WHO Tox	MDL	Compound	Conc	DL	Qual
2,3,7,8-TCDD	ND	0.374		-	0.0262				
1,2,3,7,8-PeCDD	ND	0.527		-	0.0442				
1,2,3,4,7,8-HxCDD	ND	0.506		-	0.0486				
1,2,3,6,7,8-HxCDD	ND	0.588		-	0.0586	Total TCDD	ND	0.374	
1,2,3,7,8,9-HxCDD	ND	0.563		-	0.0529	Total PeCDD	ND	0.527	
1,2,3,4,6,7,8-HpCDD	ND	0.708		-	0.0954	Total HxCDD	ND	0.588	
OCDD	ND	1.68		-	0.154	Total HpCDD	ND	0.708	
2,3,7,8-TCDF	ND	0.147		-	0.0205				
1,2,3,7,8-PeCDF	ND	0.338		-	0.0298				
2,3,4,7,8-PeCDF	ND	0.312		-	0.0313				
1,2,3,4,7,8-HxCDF	ND	0.264		-	0.0308				
1,2,3,6,7,8-HxCDF	ND	0.271		-	0.0317				
2,3,4,6,7,8-HxCDF	ND	0.299		-	0.0341				
1,2,3,7,8,9-HxCDF	ND	0.339		-	0.0387	Total TCDF	ND	0.147	
1,2,3,4,6,7,8-HpCDF	ND	0.362		-	0.0418	Total PeCDF	ND	0.338	
1,2,3,4,7,8,9-HpCDF	ND	0.379		-	0.0429	Total HxCDF	ND	0.339	
OCDF	ND	0.994		-	0.105	Total HpCDF	ND	0.379	

Internal Standards	% Rec	QC Limits	Qual
13C-2,3,7,8-TCDD	105	25.0 - 164	
13C-1,2,3,7,8-PeCDD	125	25.0 - 181	
13C-1,2,3,4,7,8-HxCDD	99.2	32.0 - 141	
13C-1,2,3,6,7,8-HxCDD	89.1	28.0 - 130	
13C-1,2,3,4,6,7,8-HpCDD	97.9	23.0 - 140	
13C-OCDD	76.2	17.0 - 157	
13C-2,3,7,8-TCDF	105	24.0 - 169	
13C-1,2,3,7,8-PeCDF	108	24.0 - 185	
13C-2,3,4,7,8-PeCDF	116	21.0 - 178	
13C-1,2,3,4,7,8-HxCDF	125	26.0 - 152	
13C-1,2,3,6,7,8-HxCDF	115	26.0 - 123	
13C-2,3,4,6,7,8-HxCDF	116	28.0 - 136	
13C-1,2,3,7,8,9-HxCDF	124	29.0 - 147	
13C-1,2,3,4,6,7,8-HpCDF	105	28.0 - 143	
13C-1,2,3,4,7,8,9-HpCDF	123	26.0 - 138	
13C-OCDF	87.7	17.0 - 157	

Cleanup Surrogate

37Cl-2,3,7,8-TCDD 115 35.0 - 197

- A Isotopic Labeled Standard outside QC range but signal to noise ratio is >10:1
- B Analyte is present in Method Blank
- C Chemical Interference
- D Presence of Diphenyl Ethers
- E Analyte concentration is above calibration range
- F Analyte confirmation on secondary column
- J Analyte concentration is below calibration range
- M Maximum possible concentration
- ND Analyte Not Detected
- NP Not Provided
- P Pre-filtered through a Whatman 0.7um GF/F filter
- S Sample acceptance criteria not met
- X Matrix interferences
- * Result taken from dilution or reinjection

Analyst: [Signature]
Date: 8/13/10

Reviewed By: [Signature]
Date: 8/13/10

EPA Method 1613
PCDD/F



FAL ID: 6271-001-OPR
Client ID: OPR
Matrix: Soil
Batch No: X2078

Date Extracted: 08-11-2010
Date Received: NA
Amount: 2.00 g

ICal: PCDDFAL3-5-12-10
GC Column: DB5
Units: ng/ml

Acquired: 08-12-2010
2005 WHO TEQ: NA

Compound	Conc	QC Limits	Qual
2,3,7,8-TCDD	10.6	6.70 - 15.8	
1,2,3,7,8-PeCDD	51.2	35.0 - 71.0	
1,2,3,4,7,8-HxCDD	59.7	35.0 - 82.0	
1,2,3,6,7,8-HxCDD	55.5	38.0 - 67.0	
1,2,3,7,8,9-HxCDD	60.4	32.0 - 81.0	
1,2,3,4,6,7,8-HpCDD	52.5	35.0 - 70.0	
OCDD	112	78.0 - 144	
2,3,7,8-TCDF	10.3	7.50 - 15.8	
1,2,3,7,8-PeCDF	53.0	40.0 - 67.0	
2,3,4,7,8-PeCDF	52.5	34.0 - 80.0	
1,2,3,4,7,8-HxCDF	48.8	36.0 - 67.0	
1,2,3,6,7,8-HxCDF	50.1	42.0 - 65.0	
2,3,4,6,7,8-HxCDF	49.3	35.0 - 78.0	
1,2,3,7,8,9-HxCDF	50.1	39.0 - 65.0	
1,2,3,4,6,7,8-HpCDF	47.9	41.0 - 61.0	
1,2,3,4,7,8,9-HpCDF	48.9	39.0 - 69.0	
OCDF	102	63.0 - 170	

Internal Standards	% Rec	QC Limits	Qual
13C-2,3,7,8-TCDD	99.8	20.0 - 175	
13C-1,2,3,7,8-PeCDD	115	21.0 - 227	
13C-1,2,3,4,7,8-HxCDD	101	21.0 - 193	
13C-1,2,3,6,7,8-HxCDD	90.3	25.0 - 163	
13C-1,2,3,4,6,7,8-HpCDD	100	26.0 - 166	
13C-OCDD	81.2	13.0 - 198	
13C-2,3,7,8-TCDF	104	22.0 - 152	
13C-1,2,3,7,8-PeCDF	105	21.0 - 192	
13C-2,3,4,7,8-PeCDF	112	13.0 - 328	
13C-1,2,3,4,7,8-HxCDF	123	19.0 - 202	
13C-1,2,3,6,7,8-HxCDF	114	21.0 - 159	
13C-2,3,4,6,7,8-HxCDF	114	22.0 - 176	
13C-1,2,3,7,8,9-HxCDF	126	17.0 - 205	
13C-1,2,3,4,6,7,8-HpCDF	109	21.0 - 158	
13C-1,2,3,4,7,8,9-HpCDF	130	20.0 - 186	
13C-OCDF	93.7	13.0 - 198	

Cleanup Surrogate

37Cl-2,3,7,8-TCDD	112	31.0 - 191	
-------------------	-----	------------	--

- A Isotopic Labeled Standard outside QC range but signal to noise ratio is >10:1
- B Analyte is present in Method Blank
- C Chemical Interference
- D Presence of Diphenyl Ethers
- E Analyte concentration is above calibration range
- F Analyte confirmation on secondary column
- J Analyte concentration is below calibration range
- M Maximum possible concentration
- ND Analyte Not Detected
- NP Not Provided
- P Pre-filtered through a Whatman 0.7um GF/F filter
- S Sample acceptance criteria not met
- X Matrix interferences
- * Result taken from dilution or reinjection

Analyst: [Signature]
Date: 8/13/10

Reviewed By: [Signature]
Date: 8/13/10

EPA Method 1613
PCDD/F



FAL ID: 6271-001-SA
Client ID: PSB13-0-0.5-072910
Matrix: Soil
Batch No: X2078

Date Extracted: 08-11-2010
Date Received: 08-03-2010
Amount: 2.05 g
% Solids: 94.89

ICal: PCDDFAL3-5-12-10
GC Column: DB5
Units: pg/g

Acquired: 08-13-2010
2005 WHO TEQ: 16.6

Compound	Conc	DL	Qual	2005		Compound	Conc	DL	Qual
				WHO Tox	MDL				
2,3,7,8-TCDD	2.02	-	J	2.02	0.0262				
1,2,3,7,8-PeCDD	2.45	-	J	2.45	0.0442				
1,2,3,4,7,8-HxCDD	3.49	-	J	0.349	0.0486				
1,2,3,6,7,8-HxCDD	14.7	-	-	1.47	0.0586	Total TCDD	33.3	-	-
1,2,3,7,8,9-HxCDD	8.68	-	J	0.868	0.0529	Total PeCDD	41.4	-	-
1,2,3,4,6,7,8-HpCDD	443	-	-	4.43	0.0954	Total HxCDD	134	-	-
OCDD	4560	-	-	1.37	0.154	Total HpCDD	883	-	-
2,3,7,8-TCDF	2.23	-	J	0.223	0.0205				
1,2,3,7,8-PeCDF	1.59	-	J	0.0477	0.0298				
2,3,4,7,8-PeCDF	2.33	-	J	0.699	0.0313				
1,2,3,4,7,8-HxCDF	5.42	-	J	0.542	0.0308				
1,2,3,6,7,8-HxCDF	3.09	-	J	0.309	0.0317				
2,3,4,6,7,8-HxCDF	4.40	-	J	0.440	0.0341				
1,2,3,7,8,9-HxCDF	1.16	-	J	0.116	0.0387	Total TCDF	49.8	-	-
1,2,3,4,6,7,8-HpCDF	111	-	-	1.11	0.0418	Total PeCDF	54.5	-	-
1,2,3,4,7,8,9-HpCDF	3.47	-	J	0.0347	0.0429	Total HxCDF	98.2	-	-
OCDF	555	-	-	0.166	0.105	Total HpCDF	363	-	-

Internal Standards	% Rec	QC Limits	Qual
13C-2,3,7,8-TCDD	99.0	25.0 - 164	
13C-1,2,3,7,8-PeCDD	112	25.0 - 181	
13C-1,2,3,4,7,8-HxCDD	99.5	32.0 - 141	
13C-1,2,3,6,7,8-HxCDD	88.9	28.0 - 130	
13C-1,2,3,4,6,7,8-HpCDD	98.0	23.0 - 140	
13C-OCDD	87.3	17.0 - 157	
13C-2,3,7,8-TCDF	102	24.0 - 169	
13C-1,2,3,7,8-PeCDF	107	24.0 - 185	
13C-2,3,4,7,8-PeCDF	112	21.0 - 178	
13C-1,2,3,4,7,8-HxCDF	113	26.0 - 152	
13C-1,2,3,6,7,8-HxCDF	105	26.0 - 123	
13C-2,3,4,6,7,8-HxCDF	107	28.0 - 136	
13C-1,2,3,7,8,9-HxCDF	119	29.0 - 147	
13C-1,2,3,4,6,7,8-HpCDF	105	28.0 - 143	
13C-1,2,3,4,7,8,9-HpCDF	124	26.0 - 138	
13C-OCDF	95.4	17.0 - 157	
Cleanup Surrogate			
37Cl-2,3,7,8-TCDD	112	35.0 - 197	

- A Isotopic Labeled Standard outside QC range but signal to noise ratio is >10:1
- B Analyte is present in Method Blank
- C Chemical Interference
- D Presence of Diphenyl Ethers
- E Analyte concentration is above calibration range
- F Analyte confirmation on secondary column
- J Analyte concentration is below calibration range
- M Maximum possible concentration
- ND Analyte Not Detected
- NP Not Provided
- P Pre-filtered through a Whatman 0.7um GF/F filter
- S Sample acceptance criteria not met
- X Matrix interferences
- * Result taken from dilution or reinjection

Analyst: [Signature]
Date: 8/13/10

Reviewed By: [Signature]
Date: 8/13/10

EPA Method 1613
PCDD/F



FAL ID: 6271-002-SA
Client ID: PSB13-1.5-2-072910
Matrix: Soil
Batch No: X2078

Date Extracted: 08-11-2010
Date Received: 08-03-2010
Amount: 2.04 g
% Solids: 92.95

ICal: PCDDFAL3-5-12-10
GC Column: DB5
Units: pg/g

Acquired: 08-13-2010
2005 WHO TEQ: 187

Compound	Conc	DL	Qual	2005 WHO Tox	MDL	Compound	Conc	DL	Qual
2,3,7,8-TCDD	2.30	-	J	2.30	0.0262				
1,2,3,7,8-PeCDD	14.4	-		14.4	0.0442				
1,2,3,4,7,8-HxCDD	33.6	-		3.36	0.0486				
1,2,3,6,7,8-HxCDD	213	-		21.3	0.0586	Total TCDD	57.4	-	
1,2,3,7,8,9-HxCDD	100	-		10.0	0.0529	Total PeCDD	172	-	
1,2,3,4,6,7,8-HpCDD	8170	-		81.7	0.0954	Total HxCDD	1610	-	
OCDD	81800	-	*	24.5	0.154	Total HpCDD	16400	-	
2,3,7,8-TCDF	1.03	-	J	0.103	0.0205				
1,2,3,7,8-PeCDF	1.70	-	J	0.0510	0.0298				
2,3,4,7,8-PeCDF	3.42	-	J	1.03	0.0313				
1,2,3,4,7,8-HxCDF	17.3	-		1.73	0.0308				
1,2,3,6,7,8-HxCDF	16.0	-		1.60	0.0317				
2,3,4,6,7,8-HxCDF	27.0	-		2.70	0.0341				
1,2,3,7,8,9-HxCDF	3.66	-	J	0.366	0.0387	Total TCDF	47.1	-	
1,2,3,4,6,7,8-HpCDF	1870	-		18.7	0.0418	Total PeCDF	170	-	
1,2,3,4,7,8,9-HpCDF	38.0	-		0.380	0.0429	Total HxCDF	1300	-	
OCDF	8390	-		2.52	0.105	Total HpCDF	6300	-	

Internal Standards	% Rec	QC Limits	Qual
13C-2,3,7,8-TCDD	99.8	25.0 - 164	
13C-1,2,3,7,8-PeCDD	114	25.0 - 181	
13C-1,2,3,4,7,8-HxCDD	92.3	32.0 - 141	
13C-1,2,3,6,7,8-HxCDD	85.2	28.0 - 130	
13C-1,2,3,4,6,7,8-HpCDD	104	23.0 - 140	
13C-OCDD	96.1	17.0 - 157	*
13C-2,3,7,8-TCDF	99.7	24.0 - 169	
13C-1,2,3,7,8-PeCDF	106	24.0 - 185	
13C-2,3,4,7,8-PeCDF	112	21.0 - 178	
13C-1,2,3,4,7,8-HxCDF	106	26.0 - 152	
13C-1,2,3,6,7,8-HxCDF	98.6	26.0 - 123	
13C-2,3,4,6,7,8-HxCDF	102	28.0 - 136	
13C-1,2,3,7,8,9-HxCDF	113	29.0 - 147	
13C-1,2,3,4,6,7,8-HpCDF	104	28.0 - 143	
13C-1,2,3,4,7,8,9-HpCDF	122	26.0 - 138	
13C-OCDF	101	17.0 - 157	

Cleanup Surrogate

37Cl-2,3,7,8-TCDD 107 35.0 - 197

- A Isotopic Labeled Standard outside QC range but signal to noise ratio is >10:1
- B Analyte is present in Method Blank
- C Chemical Interference
- D Presence of Diphenyl Ethers
- E Analyte concentration is above calibration range
- F Analyte confirmation on secondary column
- J Analyte concentration is below calibration range
- M Maximum possible concentration
- ND Analyte Not Detected
- NP Not Provided
- P Pre-filtered through a Whatman 0.7um GF/F filter
- S Sample acceptance criteria not met
- X Matrix interferences
- * Result taken from dilution or reinjection

Analyst: 8
Date: 8/18/10

Reviewed By: GN
Date: 8/18/10

EPA Method 1613
PCDD/F



FAL ID: 6271-003-SA
Client ID: PSB13-2-4-072910
Matrix: Soil
Batch No: X2078

Date Extracted: 08-11-2010
Date Received: 08-03-2010
Amount: 2.04 g
% Solids: 91.38

ICal: PCDDFAL3-5-12-10
GC Column: DB5
Units: pg/g

Acquired: 08-13-2010
2005 WHO TEQ: 52.1

Compound	Conc	DL	Qual	2005 WHO Tox	MDL	Compound	Conc	DL	Qual
2,3,7,8-TCDD	ND	0.784		-	0.0262				
1,2,3,7,8-PeCDD	3.12	-	J	3.12	0.0442				
1,2,3,4,7,8-HxCDD	7.84	-	J	0.784	0.0486				
1,2,3,6,7,8-HxCDD	53.8	-		5.38	0.0586	Total TCDD	8.30		-
1,2,3,7,8,9-HxCDD	20.2	-		2.02	0.0529	Total PeCDD	38.2		-
1,2,3,4,6,7,8-HpCDD	2390	-		23.9	0.0954	Total HxCDD	379		-
OCDD	28900	-	*	8.67	0.154	Total HpCDD	4850		-
2,3,7,8-TCDF	0.614	-	J	0.0614	0.0205				
1,2,3,7,8-PeCDF	0.781	-	J	0.0234	0.0298				
2,3,4,7,8-PeCDF	1.19	-	J	0.357	0.0313				
1,2,3,4,7,8-HxCDF	4.68	-	J	0.468	0.0308				
1,2,3,6,7,8-HxCDF	4.06	-	J	0.406	0.0317				
2,3,4,6,7,8-HxCDF	6.88	-	J	0.688	0.0341				
1,2,3,7,8,9-HxCDF	1.34	-	J	0.134	0.0387	Total TCDF	20.6		-
1,2,3,4,6,7,8-HpCDF	520	-		5.20	0.0418	Total PeCDF	48.3		-
1,2,3,4,7,8,9-HpCDF	10.6	-	J	0.106	0.0429	Total HxCDF	351		-
OCDF	2580	-		0.774	0.105	Total HpCDF	1930		-

Internal Standards	% Rec	QC Limits	Qual
13C-2,3,7,8-TCDD	94.8	25.0 - 164	
13C-1,2,3,7,8-PeCDD	111	25.0 - 181	
13C-1,2,3,4,7,8-HxCDD	91.7	32.0 - 141	
13C-1,2,3,6,7,8-HxCDD	84.0	28.0 - 130	
13C-1,2,3,4,6,7,8-HpCDD	96.8	23.0 - 140	
13C-OCDD	83.4	17.0 - 157	*
13C-2,3,7,8-TCDF	94.0	24.0 - 169	
13C-1,2,3,7,8-PeCDF	102	24.0 - 185	
13C-2,3,4,7,8-PeCDF	110	21.0 - 178	
13C-1,2,3,4,7,8-HxCDF	102	26.0 - 152	
13C-1,2,3,6,7,8-HxCDF	98.1	26.0 - 123	
13C-2,3,4,6,7,8-HxCDF	100	28.0 - 136	
13C-1,2,3,7,8,9-HxCDF	111	29.0 - 147	
13C-1,2,3,4,6,7,8-HpCDF	99.3	28.0 - 143	
13C-1,2,3,4,7,8,9-HpCDF	117	26.0 - 138	
13C-OCDF	90.6	17.0 - 157	

Cleanup Surrogate

37Cl-2,3,7,8-TCDD 109 35.0 - 197

- A Isotopic Labeled Standard outside QC range but signal to noise ratio is >10:1
- B Analyte is present in Method Blank
- C Chemical Interference
- D Presence of Diphenyl Ethers
- E Analyte concentration is above calibration range
- F Analyte confirmation on secondary column
- J Analyte concentration is below calibration range
- M Maximum possible concentration
- ND Analyte Not Detected
- NP Not Provided
- P Pre-filtered through a Whatman 0.7um GF/F filter
- S Sample acceptance criteria not met
- X Matrix interferences
- * Result taken from dilution or reinjection

Analyst: ks
Date: 8/18/10

Reviewed By: GN
Date: 8/18/10

SUBCONTRACTOR ANALYSIS REQUEST
 CUSTODY TRANSFER 08/02/10



ARI Project: RG60

6271
TC
0°C
9/13/10

Laboratory: Frontier Analytical Laboratory
 Lab Contact: BRAD SILVERBUSH
 Lab Address: 5172 Hillside Circle
 El Dorado Hills, CA 95762
 Phone: 916-934-0900
 Fax: 916-934-0999

ARI Client: Floyd/Snider
 Project ID: Lora Lake RI
 ARI PM: Sue Dunnihoo
 Phone: 206-695-6207
 Fax: 206-695-6201

Analytical Protocol: In-house
 Special Instructions:

Requested Turn Around:
 Email Results (Y/N): **Yes**

Limits of Liability. Subcontractor is expected to perform all requested services in accordance with appropriate methodology following Standard Operating Procedures that meet standards for the industry. The total liability of ARI, its officers, agents, employees, or successors, arising out of or in connection with the requested services, shall not exceed the negotiated amount for said services. The agreement by the Subcontractor to perform services requested by ARI releases ARI from any liability in excess thereof, not withstanding any provision to the contrary in any contract, purchase order or co-signed agreement between ARI and the Subcontractor.

ARI ID	Client ID/ Add'l ID	Sampled	Matrix	Bottles	Analyses
10-18279-RG60A	PSB13-0-0.5-072910	07/29/10 14:10 ✓	Soil	1	Dioxin/Furans 1613(Sub)
Special Instructions: None					
10-18280-RG60B	PSB13-1.5-2-072910	07/29/10 14:05 ✓	Soil	1	Dioxin/Furans 1613(Sub)
Special Instructions: None					
10-18281-RG60C	PSB13-2-4-072910	07/29/10 14:30 ✓	Soil	1	Dioxin/Furans 1613(Sub)
Special Instructions: None					

L4 + EDD

Carrier <i>UPS</i>	Airbill		Date
Relinquished by <i>[Signature]</i>	Company <i>ART</i>	Date <i>8/2/10</i>	Time <i>1645</i>
Received by <i>[Signature]</i>	Company <i>Frontier</i>	Date <i>8-3-10</i>	Time <i>1057</i>


Frontier Analytical Laboratory

Sample Login Form

FAL Project ID: **6271**

Client:	Analytical Resources Inc. Sue Dunnihoo
Client Project ID:	RG60
Date Received:	08/03/2010
Time Received:	10:57 am
Received By:	KZ
Logged In By:	KZ
# of Samples Received:	3
Duplicates:	0
Storage Location:	R1

Method of Delivery:	UPS
Tracking Number:	1Z8326950151985406
Shipping Container Received Intact	Yes
Custody seals(s) present?	No
Custody seals(s) intact?	No
Sample Arrival Temperature (C)	0
Cooling Method	Ice
Chain Of Custody Present?	Yes
Return Shipping Container To Client	Yes
Test for residual Chlorine	No
Thiosulfate Added	No
Earliest Sample Hold Time Expiration	07/29/2011
Adequate Sample Volume	Yes
Anomalies or additional comments:	



Frontier Analytical Laboratory
PROJECT REQUEST SHEET

Project #:	<u>6271</u>	Sample #:	<u>1 - 3</u>	Client Manager:	<u>BS</u>
Client:	<u>Analytical Resources Inc. Sue Dunning</u>			Hold Time:	<u>07/29/2011</u>
Matrix:	<u>Soil</u>	Extraction Batch:	<u>2073</u>	Due Date:	08/26/2010 <u>8/25/10</u>
Method:	<u>EPA 1613 D/F</u>			Storage:	RT <u>R2</u>
SOP:	<u>SOPs: EP2A Rev.7 IP2A Rev.8</u>				<u>MP 8.7.10</u>

COMMENTS/INSTRUCTIONS:

Results:

Instrument:

DB5 _____
DB225 _____
DB1 _____
Other _____

Extract/s located in box: "Yield"

Standards: 6274 6273

EXTRACTION SHEET

Project #: 6271 Extraction Date: 2010-08-11 Extraction Chemist: DV

Method/Analysis: EPA 1613 D/F

Procedure: SOX/SDS Solvent: Toluene

Sample ID	Wet wt. (g/L)	Dry wt. (g/L)	IS	NS	CSS
			Amt: 10.0uL ID: 090918A Vial: 1 Chemist/Witness/Date	Amt: 10.0uL ID: 090918B Vial: 1 Chemist/Witness/Date	Amt: 10.0uL ID: 090918C Vial: 1 Chemist/Witness/Date
2078-001-0001-MB					
2078-001-0001-OPR					
6271-001-0001-SA	2.16g	2.05g	DN GN 8.11.10	N/A	DN GN 8.12.10
6271-002-0001-SA	2.19g	2.04g	↓	↓	↓
6271-003-0001-SA	2.23g	2.07g	↓	↓	↓

6269

AX-21 Charcoal Cleaned	031210	Acetone	101196	Acid Alumina	08623DJ	Hexane	50055
Hydrochloric Acid	B08505	Methanol	096965	Methylene Chloride (DCM)	50057	Silica Gel	TA1593034
Sodium Hydroxide	9265	Sodium Sulfate	49009905	Sulfuric Acid	096894	Tetradecane	081394
Toluene	101346	Water	49350	C-18 Empore Discs	320505	Cyclohexane	48151

Comments:

FAL ID: 2078-001-0001-MB
 Client ID: Method Blank
 Results: 6269

Filename: 12AUG10M Sam:6
 GC Column: DB5 Amount: 2.000

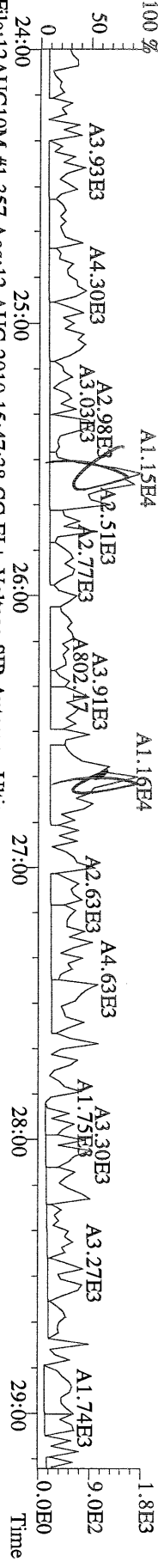
Acquired: 12-AUG-10 15:47:38 ICal: PCDDFAL3-5-12-10
 ConCal: ST081210M1 EndCal: ST081210M2
 NATO 1989 Tox: 0.00
 WHO 1998 Tox: 0.00 WHO 2005 Tox: 0.00

Name	Resp	RA	RT	RRF	Conc	Qual	Fac Noise-1	Noise-2	DL	DL	
2,3,7,8-TCDD	*	* n	NotFnd	1.04	*		2.50	350	356	0.374	
1,2,3,7,8-PeCDD	*	* n	NotFnd	1.05	*		2.50	501	368	0.527	
1,2,3,4,7,8-HxCDD	*	* n	NotFnd	1.30	*		2.50	466	316	0.506	
1,2,3,6,7,8-HxCDD	*	* n	NotFnd	1.28	*		2.50	466	316	0.588	
1,2,3,7,8,9-HxCDD	*	* n	NotFnd	1.25	*		2.50	466	316	0.563	
1,2,3,4,6,7,8-HpCDD	*	* n	NotFnd	1.35	*		2.50	450	473	0.708	
OCDD	*	* n	NotFnd	1.25	*		2.50	429	405	1.68	
2,3,7,8-TCDF	*	* n	NotFnd	1.62	*		2.50	375	401	0.147	
1,2,3,7,8-PeCDF	*	* n	NotFnd	0.92	*		2.50	376	407	0.338	
2,3,4,7,8-PeCDF	*	* n	NotFnd	0.94	*		2.50	376	407	0.312	
1,2,3,4,7,8-HxCDF	*	* n	NotFnd	0.93	*		2.50	330	303	0.264	
1,2,3,6,7,8-HxCDF	*	* n	NotFnd	0.84	*		2.50	330	303	0.271	
2,3,4,6,7,8-HxCDF	*	* n	NotFnd	0.90	*		2.50	330	303	0.299	
1,2,3,7,8,9-HxCDF	*	* n	NotFnd	0.98	*		2.50	330	303	0.339	
1,2,3,4,6,7,8-HpCDF	*	* n	NotFnd	1.38	*		2.50	328	306	0.362	
1,2,3,4,7,8,9-HpCDF	*	* n	NotFnd	1.62	*		2.50	328	306	0.379	
OCDF	*	* n	NotFnd	0.74	*		2.50	317	305	0.994	
Rec											
13C-2,3,7,8-TCDD	2.05e+07	0.87 y	27:25	0.93	1050					105	
13C-1,2,3,7,8-PeCDD	2.13e+07	1.77 y	33:15	0.81	1250					125	
13C-1,2,3,4,7,8-HxCDD	1.48e+07	1.34 y	38:36	0.95	992					99.2	
13C-1,2,3,6,7,8-HxCDD	1.40e+07	1.33 y	38:46	1.00	891					89.1	
13C-1,2,3,4,6,7,8-HpCDD	1.42e+07	1.03 y	44:12	0.92	979					97.9	
13C-OCDD	1.52e+07	0.94 y	49:45	0.63	1520					76.2	
13C-2,3,7,8-TCDF	3.48e+07	0.87 y	26:40	0.87	1050					105	
13C-1,2,3,7,8-PeCDF	3.34e+07	1.75 y	31:30	0.81	1080					108	
13C-2,3,4,7,8-PeCDF	3.34e+07	1.75 y	32:50	0.75	1160					116	
13C-1,2,3,4,7,8-HxCDF	3.43e+07	0.54 y	37:13	1.74	1250					125	
13C-1,2,3,6,7,8-HxCDF	3.91e+07	0.54 y	37:25	2.17	1150					115	
13C-2,3,4,6,7,8-HxCDF	3.31e+07	0.54 y	38:22	1.82	1160					116	
13C-1,2,3,7,8,9-HxCDF	2.90e+07	0.54 y	39:48	1.49	1240					124	
13C-1,2,3,4,6,7,8-HpCDF	1.82e+07	0.43 y	42:18	1.10	1050					105	
13C-1,2,3,4,7,8,9-HpCDF	1.58e+07	0.43 y	45:07	0.81	1230					123	
13C-OCDF	3.28e+07	0.97 y	50:08	1.19	1750					87.7	
37Cl-2,3,7,8-TCDD	8.97e+06		27:26	0.93	459					115	
13C-1,2,3,4-TCDD	2.10e+07	0.86 y	26:51	-	31.0						
13C-1,2,3,4-TCDF	3.83e+07	0.88 y	25:35	-	35.9						
13C-1,2,3,7,8,9-HxCDD	1.57e+07	1.31 y	39:13	-	36.5						
Fac Noise-1 Noise-2 DL #Hom											
Total Tetra-Dioxins	*		NotFnd	1.04	*		2.50	350	356	0.374	0
Total Penta-Dioxins	*		NotFnd	1.05	*		2.50	501	368	0.527	0
Total Hexa-Dioxins	*		NotFnd	1.27	*		2.50	466	316	0.588	0
Total Hepta-Dioxins	*		NotFnd	1.35	*		2.50	450	473	0.708	0
Total Tetra-Furans	*		NotFnd	1.62	*		2.50	375	401	0.147	0
1st Fn. Tot Penta-Furans	*		NotFnd	0.93	*		2.50	376	407	0.338	PeCDF 0
Total Penta-Furans	*		NotFnd	0.93	*		2.50	376	407	0.338	0.00 0
Total Hexa-Furans	*		NotFnd	0.90	*		2.50	330	303	0.339	0
Total Hepta-Furans	*		NotFnd	1.48	*		2.50	328	306	0.379	0


Analyst: 

Date: 8/13/10


File:12AUG10M #1-357 Acq:12-AUG-2010 15:47:38 GC EI+ Voltage SIR Autospec-Ultime
319.8965 S:6 BSUB(10000,15,-3.0) PKD(5,5,3,0.10%,100.0,0.00%,F,F) Exp:PCDD
Sample Text:2078-001-0001-MB File Text:Frontier Analytical Laboratory



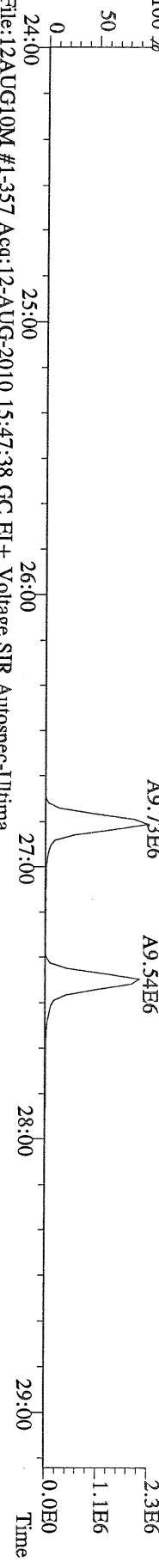
File:12AUG10M #1-357 Acq:12-AUG-2010 15:47:38 GC EI+ Voltage SIR Autospec-Ultime
321.8936 S:6 BSUB(10000,15,-3.0) PKD(5,5,3,0.10%,100.0,0.00%,F,F) Exp:PCDD
Sample Text:2078-001-0001-MB File Text:Frontier Analytical Laboratory



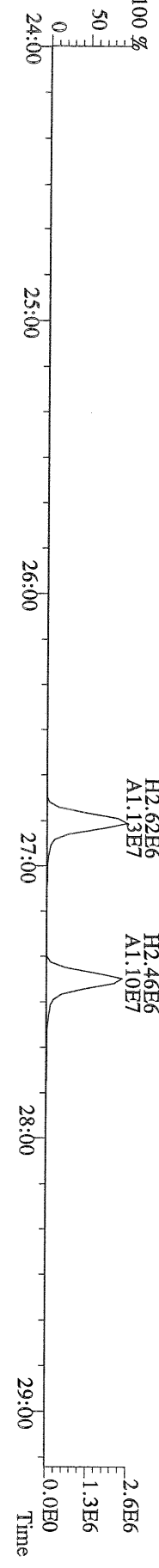
File:12AUG10M #1-357 Acq:12-AUG-2010 15:47:38 GC EI+ Voltage SIR Autospec-Ultime
327.8847 S:6 BSUB(10000,15,-3.0) PKD(5,5,3,0.10%,100.0,0.00%,F,F) Exp:PCDD
Sample Text:2078-001-0001-MB File Text:Frontier Analytical Laboratory



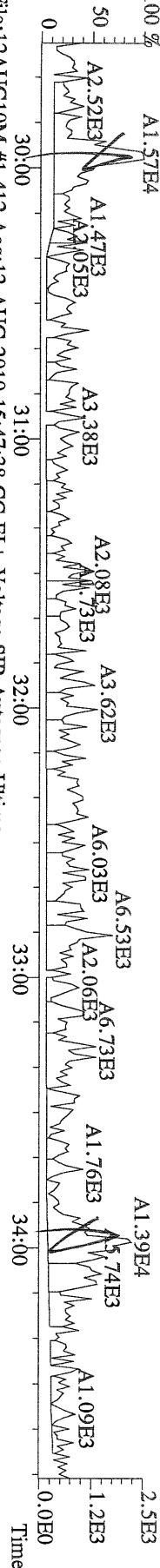
File:12AUG10M #1-357 Acq:12-AUG-2010 15:47:38 GC EI+ Voltage SIR Autospec-Ultime
331.9368 S:6 BSUB(10000,15,-3.0) PKD(5,5,3,0.10%,100.0,0.00%,F,F) Exp:PCDD
Sample Text:2078-001-0001-MB File Text:Frontier Analytical Laboratory



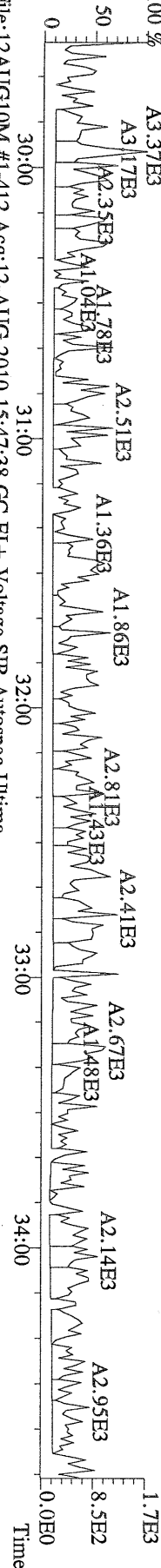
File:12AUG10M #1-357 Acq:12-AUG-2010 15:47:38 GC EI+ Voltage SIR Autospec-Ultime
333.9339 S:6 BSUB(10000,15,-3.0) PKD(5,5,3,0.10%,100.0,0.00%,F,F) Exp:PCDD
Sample Text:2078-001-0001-MB File Text:Frontier Analytical Laboratory




File:12AUG10M #1-412 Acq:12-AUG-2010 15:47:38 GC EI+ Voltage SIR Autospec-Utima
355.8546 S:6 F:2 BSUB(10000,15,-3.0) PKD(5,5,3,0,10%,100,0,0,00%,F,F) Exp:PCDD
Sample Text:2078-001-0001-MB File Text:Frontier Analytical Laboratory



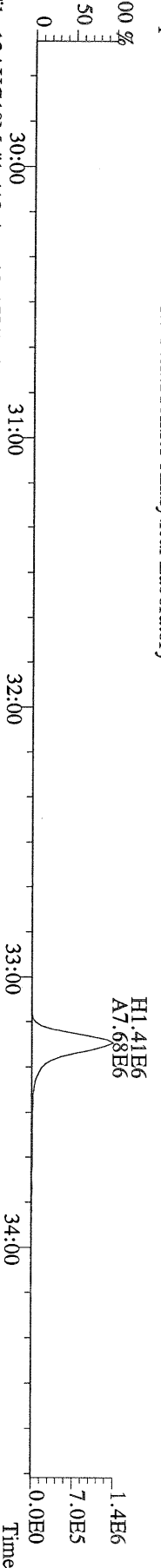
File:12AUG10M #1-412 Acq:12-AUG-2010 15:47:38 GC EI+ Voltage SIR Autospec-Utima
357.8517 S:6 F:2 BSUB(10000,15,-3.0) PKD(5,5,3,0,10%,100,0,0,00%,F,F) Exp:PCDD
Sample Text:2078-001-0001-MB File Text:Frontier Analytical Laboratory



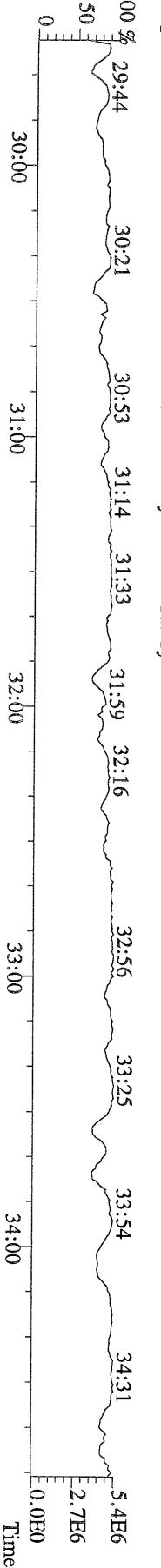
File:12AUG10M #1-412 Acq:12-AUG-2010 15:47:38 GC EI+ Voltage SIR Autospec-Utima
367.8949 S:6 F:2 BSUB(10000,15,-3.0) PKD(5,5,3,0,10%,100,0,0,00%,F,F) Exp:PCDD
Sample Text:2078-001-0001-MB File Text:Frontier Analytical Laboratory



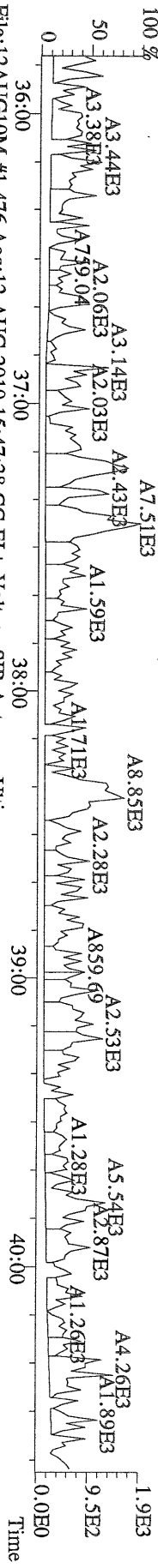
File:12AUG10M #1-412 Acq:12-AUG-2010 15:47:38 GC EI+ Voltage SIR Autospec-Utima
369.8919 S:6 F:2 BSUB(10000,15,-3.0) PKD(5,5,3,0,10%,100,0,0,00%,F,F) Exp:PCDD
Sample Text:2078-001-0001-MB File Text:Frontier Analytical Laboratory



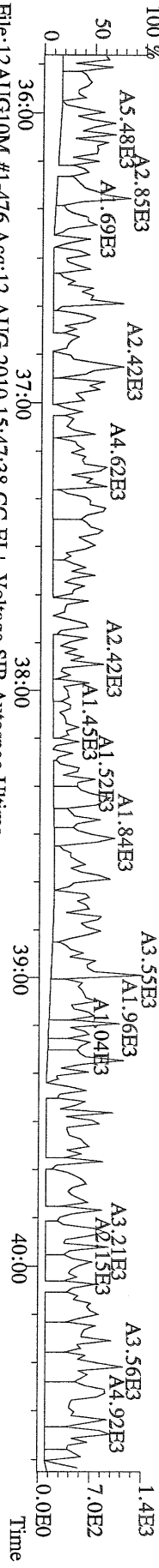
File:12AUG10M #1-412 Acq:12-AUG-2010 15:47:38 GC EI+ Voltage SIR Autospec-Utima
366.9792 S:6 F:2 Exp:PCDD
Sample Text:2078-001-0001-MB File Text:Frontier Analytical Laboratory



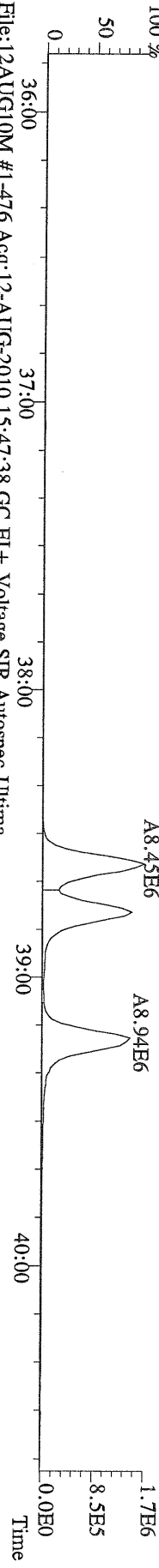
File:12AUG10M #1-476 Acq:12-AUG-2010 15:47:38 GC EI+ Voltage SIR Autospec-Ultima
 389.8156 S:6 F:3 BSUB(10000,15,-3.0) PKD(5,5,3,0,10%,100,0,0.00%,F,F) Exp:PCDD
 Sample Text:2078-001-0001-MB File Text:Frontier Analytical Laboratory



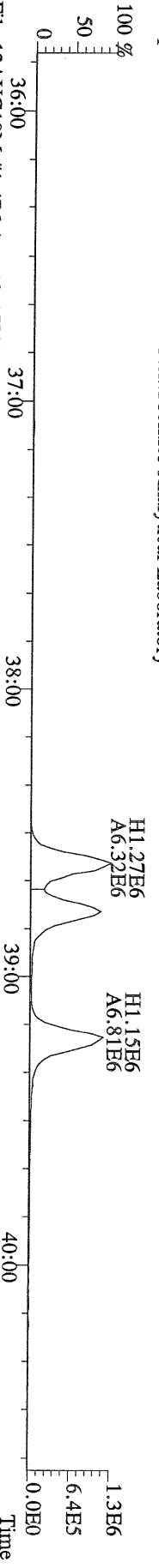
File:12AUG10M #1-476 Acq:12-AUG-2010 15:47:38 GC EI+ Voltage SIR Autospec-Ultima
 391.8127 S:6 F:3 BSUB(10000,15,-3.0) PKD(5,5,3,0,10%,100,0,0.00%,F,F) Exp:PCDD
 Sample Text:2078-001-0001-MB File Text:Frontier Analytical Laboratory



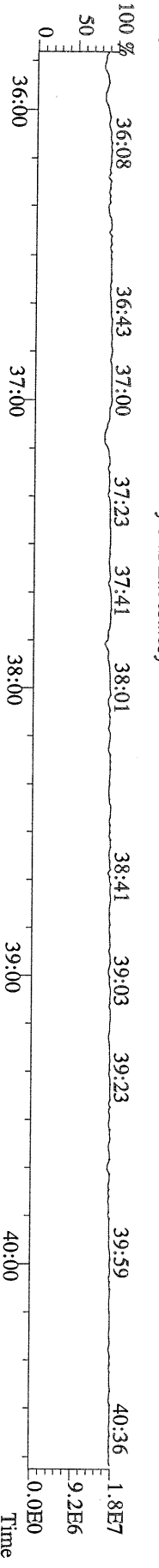
File:12AUG10M #1-476 Acq:12-AUG-2010 15:47:38 GC EI+ Voltage SIR Autospec-Ultima
 401.8559 S:6 F:3 BSUB(10000,15,-3.0) PKD(5,5,3,0,10%,100,0,0.00%,F,F) Exp:PCDD
 Sample Text:2078-001-0001-MB File Text:Frontier Analytical Laboratory



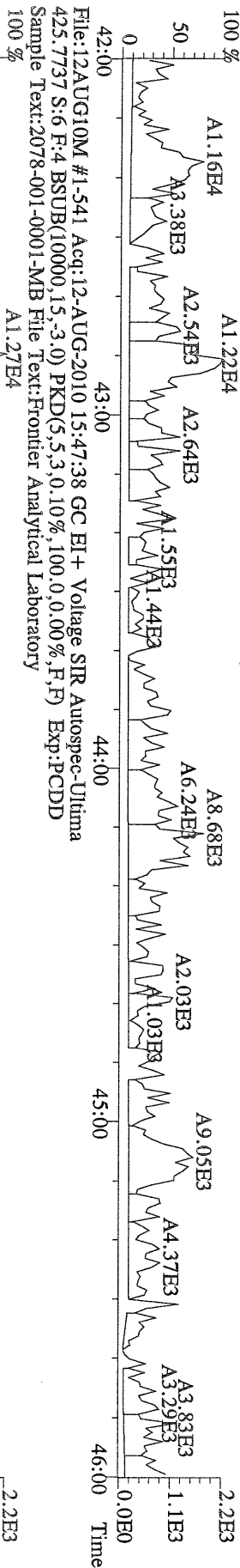
File:12AUG10M #1-476 Acq:12-AUG-2010 15:47:38 GC EI+ Voltage SIR Autospec-Ultima
 403.8530 S:6 F:3 BSUB(10000,15,-3.0) PKD(5,5,3,0,10%,100,0,0.00%,F,F) Exp:PCDD
 Sample Text:2078-001-0001-MB File Text:Frontier Analytical Laboratory



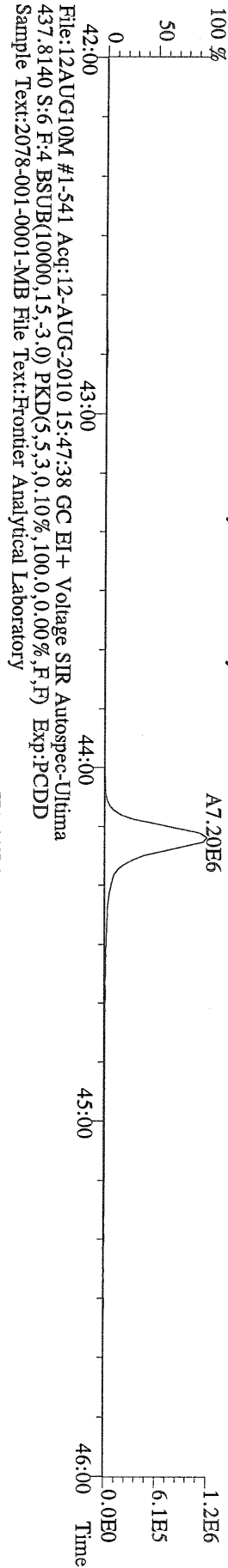
File:12AUG10M #1-476 Acq:12-AUG-2010 15:47:38 GC EI+ Voltage SIR Autospec-Ultima
 380.9760 S:6 F:3 Exp:PCDD
 Sample Text:2078-001-0001-MB File Text:Frontier Analytical Laboratory



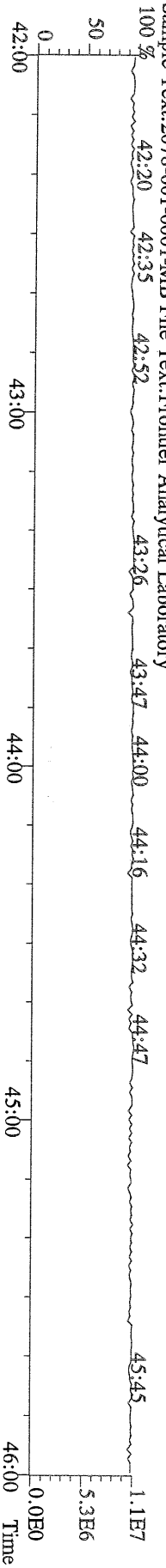
File:12AUG10M #1-541 Acq:12-AUG-2010 15:47:38 GC EI+ Voltage SIR Autospec-Ultima
423.7767 S:6 F:4 BSUB(10000,15,-3.0) PKD(5,5,3,0,10%,100,0,0,00%,F,F) Exp:PCDD
Sample Text:2078-001-0001-MB File Text:Frontier Analytical Laboratory




File:12AUG10M #1-541 Acq:12-AUG-2010 15:47:38 GC EI+ Voltage SIR Autospec-Ultima
435.8169 S:6 F:4 BSUB(10000,15,-3.0) PKD(5,5,3,0,10%,100,0,0,00%,F,F) Exp:PCDD
Sample Text:2078-001-0001-MB File Text:Frontier Analytical Laboratory




File:12AUG10M #1-541 Acq:12-AUG-2010 15:47:38 GC EI+ Voltage SIR Autospec-Ultima
430.9728 S:6 F:4 Exp:PCDD
Sample Text:2078-001-0001-MB File Text:Frontier Analytical Laboratory




File:12AUG10M #1-347 Acq:12-AUG-2010 15:47:38 GC EI+ Voltage SIR Autospec-Ultime
 457.7377 S:6 F:5 BSUB(10000,15,-3.0) PKD(5,5,3,0,10%,100,0,0,00%,F,F) Exp:PCDD
 Sample Text:2078-001-0001-MB File Text:Frontier Analytical Laboratory



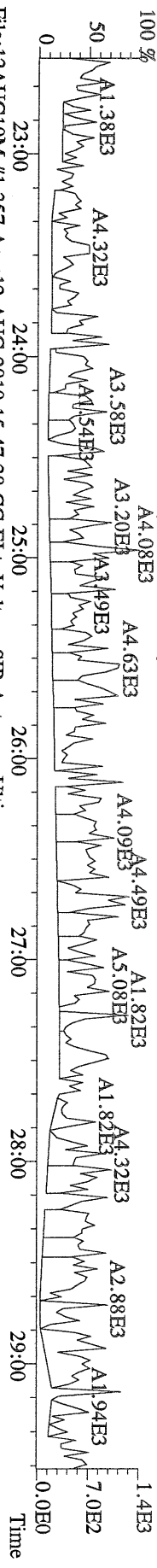
File:12AUG10M #1-347 Acq:12-AUG-2010 15:47:38 GC EI+ Voltage SIR Autospec-Ultime
 469.7780 S:6 F:5 BSUB(10000,15,-3.0) PKD(5,5,3,0,10%,100,0,0,00%,F,F) Exp:PCDD
 Sample Text:2078-001-0001-MB File Text:Frontier Analytical Laboratory



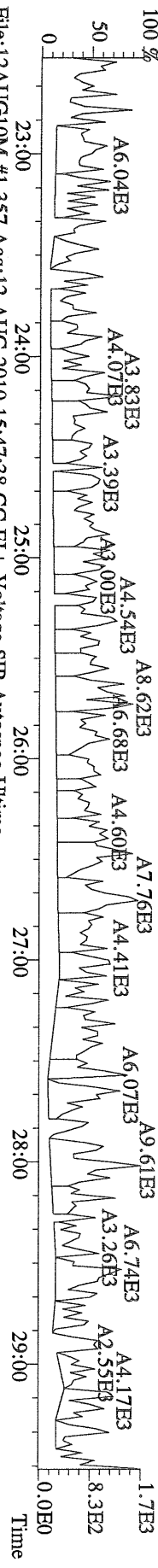
File:12AUG10M #1-347 Acq:12-AUG-2010 15:47:38 GC EI+ Voltage SIR Autospec-Ultime
 454.9728 S:6 F:5 Exp:PCDD
 Sample Text:2078-001-0001-MB File Text:Frontier Analytical Laboratory




File:12AUG10M #1-357 Acq:12-AUG-2010 15:47:38 GC EI+ Voltage SIR Autospec-Ultima
 303.9016 S:6 BSUB(10000,15,-3.0) PKD(5,5,3,0.10%,100.0,0.00%,F,F) Exp:PCDD
 Sample Text:2078-001-0001-MB File Text:Frontier Analytical Laboratory



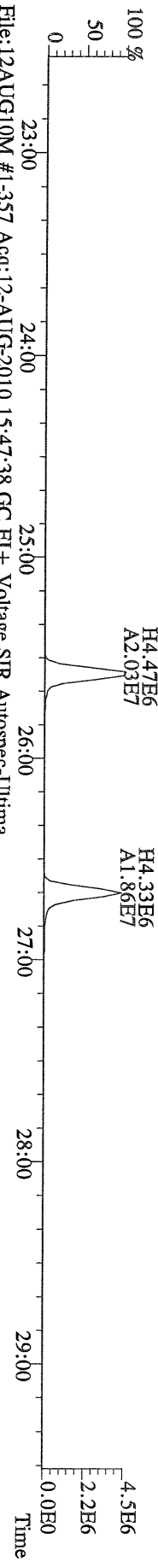
File:12AUG10M #1-357 Acq:12-AUG-2010 15:47:38 GC EI+ Voltage SIR Autospec-Ultima
 305.8987 S:6 BSUB(10000,15,-3.0) PKD(5,5,3,0.10%,100.0,0.00%,F,F) Exp:PCDD
 Sample Text:2078-001-0001-MB File Text:Frontier Analytical Laboratory



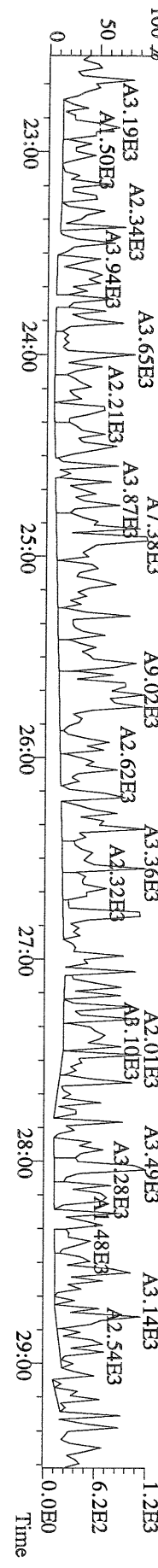
File:12AUG10M #1-357 Acq:12-AUG-2010 15:47:38 GC EI+ Voltage SIR Autospec-Ultima
 315.9419 S:6 BSUB(10000,15,-3.0) PKD(5,5,3,0.10%,100.0,0.00%,F,F) Exp:PCDD
 Sample Text:2078-001-0001-MB File Text:Frontier Analytical Laboratory



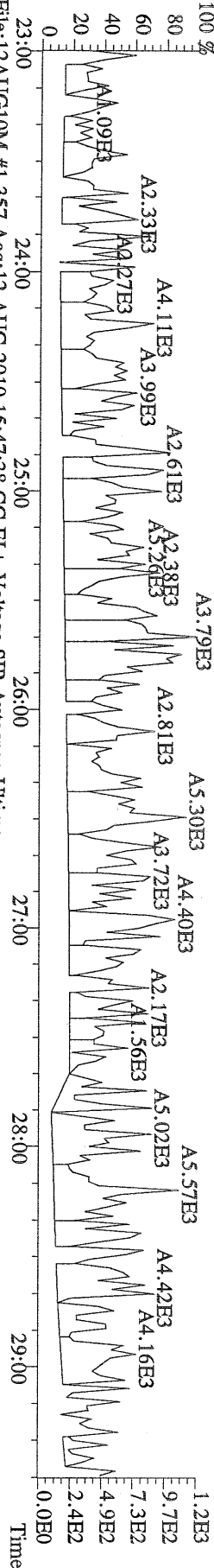
File:12AUG10M #1-357 Acq:12-AUG-2010 15:47:38 GC EI+ Voltage SIR Autospec-Ultima
 317.9389 S:6 BSUB(10000,15,-3.0) PKD(5,5,3,0.10%,100.0,0.00%,F,F) Exp:PCDD
 Sample Text:2078-001-0001-MB File Text:Frontier Analytical Laboratory



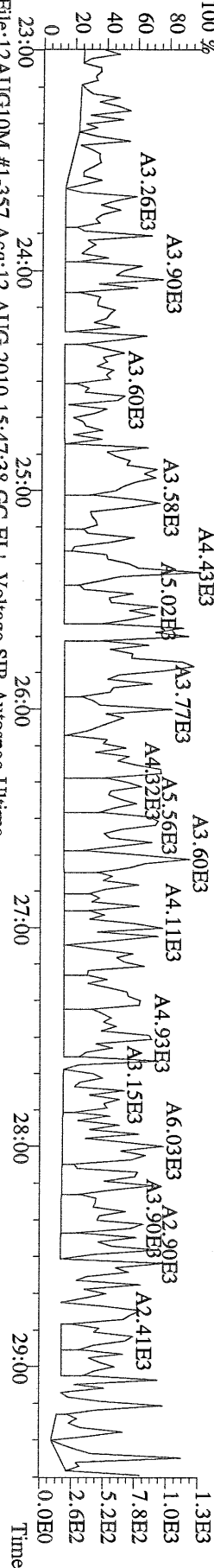
File:12AUG10M #1-357 Acq:12-AUG-2010 15:47:38 GC EI+ Voltage SIR Autospec-Ultima
 375.8364 S:6 BSUB(10000,15,-3.0) PKD(5,5,3,0.10%,100.0,0.00%,F,F) Exp:PCDD
 Sample Text:2078-001-0001-MB File Text:Frontier Analytical Laboratory



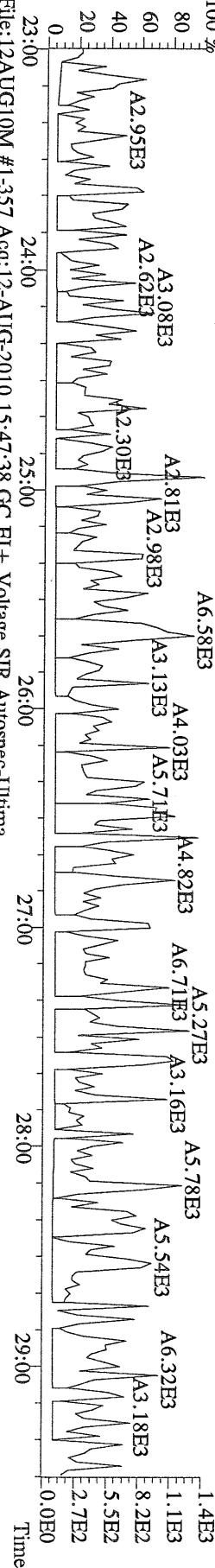
File:12AUG10M #1-357 Acq:12-AUG-2010 15:47:38 GC EI+ Voltage SIR Autospec-Ultima
 339.8597 S:6 BSUB(10000,15,-3.0) PKD(5,5,3,0.10%,100,0,0.00%,F,F) Exp:PCDD
 Sample Text:2078-001-0001-MB File Text:Frontier Analytical Laboratory




File:12AUG10M #1-357 Acq:12-AUG-2010 15:47:38 GC EI+ Voltage SIR Autospec-Ultima
 341.8568 S:6 BSUB(10000,15,-3.0) PKD(5,5,3,0.10%,100,0,0.00%,F,F) Exp:PCDD
 Sample Text:2078-001-0001-MB File Text:Frontier Analytical Laboratory



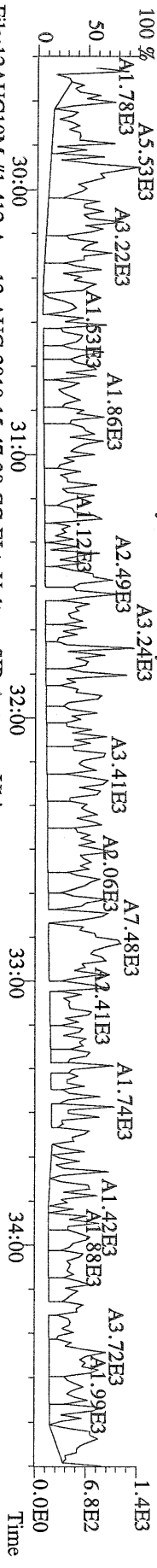
File:12AUG10M #1-357 Acq:12-AUG-2010 15:47:38 GC EI+ Voltage SIR Autospec-Ultima
 409.7974 S:6 BSUB(10000,15,-3.0) PKD(5,5,3,0.10%,100,0,0.00%,F,F) Exp:PCDD
 Sample Text:2078-001-0001-MB File Text:Frontier Analytical Laboratory



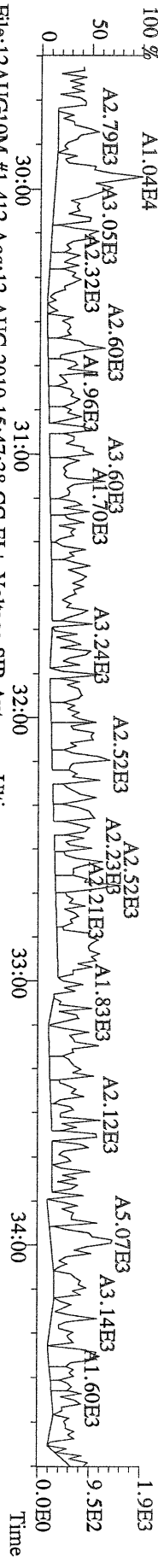
File:12AUG10M #1-357 Acq:12-AUG-2010 15:47:38 GC EI+ Voltage SIR Autospec-Ultima
 330.9792 S:6 Exp:PCDD
 Sample Text:2078-001-0001-MB File Text:Frontier Analytical Laboratory




File:12AUG10M #1-412 Acq:12-AUG-2010 15:47:38 GC EI+ Voltage SIR Autospec-Ultima
 339.8597 S:6 F:2 B SUB(10000,15,-3.0) PKD(5,5,3,0,10%,100,0,0,00%,F,F) Exp:PCDD
 Sample Text:2078-001-0001-MB File Text:Frontier Analytical Laboratory



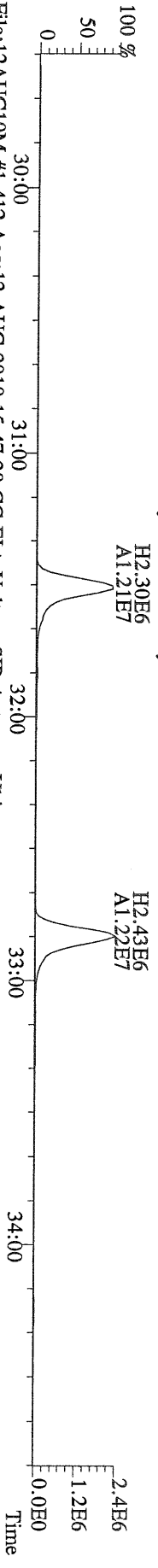
File:12AUG10M #1-412 Acq:12-AUG-2010 15:47:38 GC EI+ Voltage SIR Autospec-Ultima
 341.8568 S:6 F:2 B SUB(10000,15,-3.0) PKD(5,5,3,0,10%,100,0,0,00%,F,F) Exp:PCDD
 Sample Text:2078-001-0001-MB File Text:Frontier Analytical Laboratory



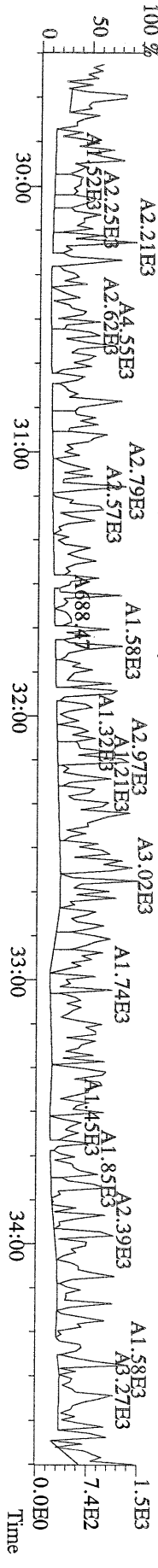
File:12AUG10M #1-412 Acq:12-AUG-2010 15:47:38 GC EI+ Voltage SIR Autospec-Ultima
 351.9000 S:6 F:2 B SUB(10000,15,-3.0) PKD(5,5,3,0,10%,100,0,0,00%,F,F) Exp:PCDD
 Sample Text:2078-001-0001-MB File Text:Frontier Analytical Laboratory



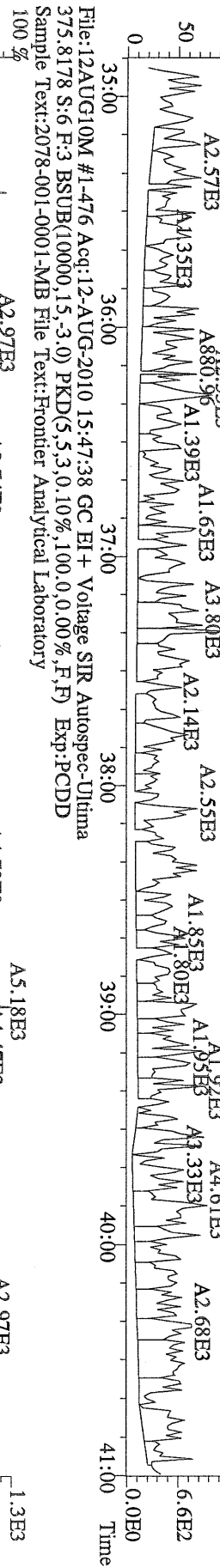
File:12AUG10M #1-412 Acq:12-AUG-2010 15:47:38 GC EI+ Voltage SIR Autospec-Ultima
 353.8970 S:6 F:2 B SUB(10000,15,-3.0) PKD(5,5,3,0,10%,100,0,0,00%,F,F) Exp:PCDD
 Sample Text:2078-001-0001-MB File Text:Frontier Analytical Laboratory




File:12AUG10M #1-412 Acq:12-AUG-2010 15:47:38 GC EI+ Voltage SIR Autospec-Ultima
 409.7974 S:6 F:2 B SUB(10000,15,-3.0) PKD(5,5,3,0,10%,100,0,0,00%,F,F) Exp:PCDD
 Sample Text:2078-001-0001-MB File Text:Frontier Analytical Laboratory




File:12AUG10M #1-476 Acq:12-AUG-2010 15:47:38 GC EI+ Voltage SIR Autospec-Ultima
373.8207 S:6 F:3 BSUB(10000,15,-3.0) PKD(5,5,3,0,10%,100,0,0,00%,F,F) Exp:PCDD
Sample Text:2078-001-0001-MB File Text:Frontier Analytical Laboratory



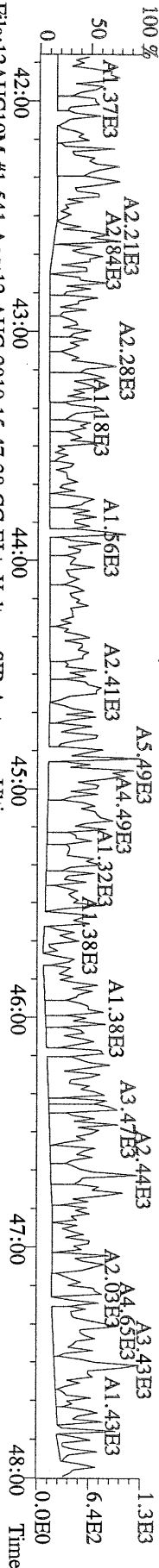
File:12AUG10M #1-476 Acq:12-AUG-2010 15:47:38 GC EI+ Voltage SIR Autospec-Ultima
383.8639 S:6 F:3 BSUB(10000,15,-3.0) PKD(5,5,3,0,10%,100,0,0,00%,F,F) Exp:PCDD
Sample Text:2078-001-0001-MB File Text:Frontier Analytical Laboratory



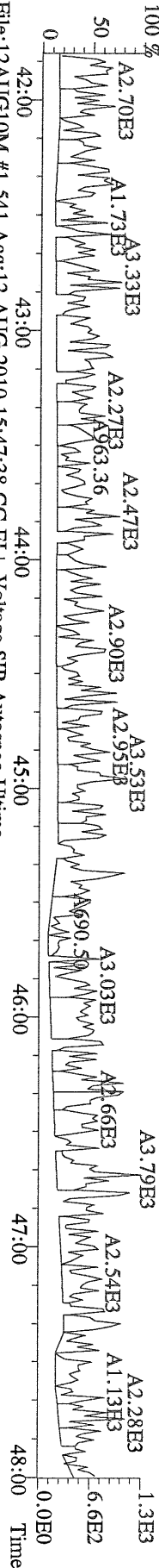
File:12AUG10M #1-476 Acq:12-AUG-2010 15:47:38 GC EI+ Voltage SIR Autospec-Ultima
445.7555 S:6 F:3 BSUB(10000,15,-3.0) PKD(5,5,3,0,10%,100,0,0,00%,F,F) Exp:PCDD
Sample Text:2078-001-0001-MB File Text:Frontier Analytical Laboratory



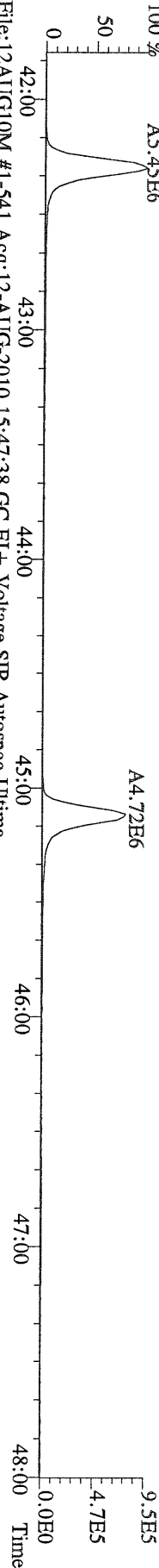
File:12AUG10M #1-541 Acq:12-AUG-2010 15:47:38 GC EI+ Voltage SIR Autospec-Utima
407.7818 S:6 F:4 BSUB(10000,15,-3.0) PKD(5,5,3,0,10%,100,0,0,00%,F,F) Exp:PCDD
Sample Text:2078-001-0001-MB File Text:Frontier Analytical Laboratory



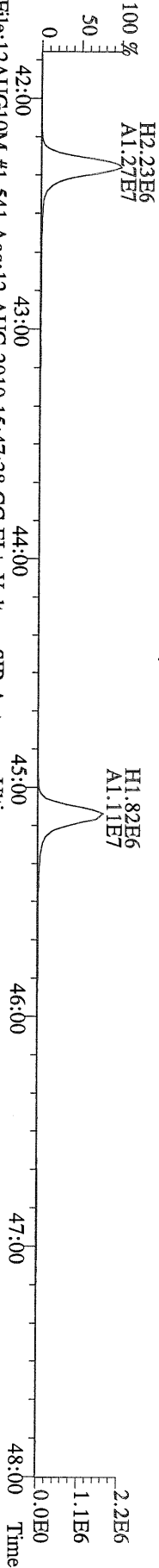
File:12AUG10M #1-541 Acq:12-AUG-2010 15:47:38 GC EI+ Voltage SIR Autospec-Utima
409.7788 S:6 F:4 BSUB(10000,15,-3.0) PKD(5,5,3,0,10%,100,0,0,00%,F,F) Exp:PCDD
Sample Text:2078-001-0001-MB File Text:Frontier Analytical Laboratory



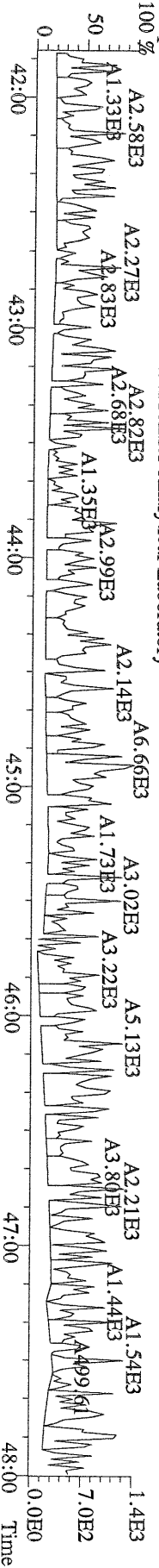
File:12AUG10M #1-541 Acq:12-AUG-2010 15:47:38 GC EI+ Voltage SIR Autospec-Utima
417.8253 S:6 F:4 BSUB(10000,15,-3.0) PKD(5,5,3,0,10%,100,0,0,00%,F,F) Exp:PCDD
Sample Text:2078-001-0001-MB File Text:Frontier Analytical Laboratory



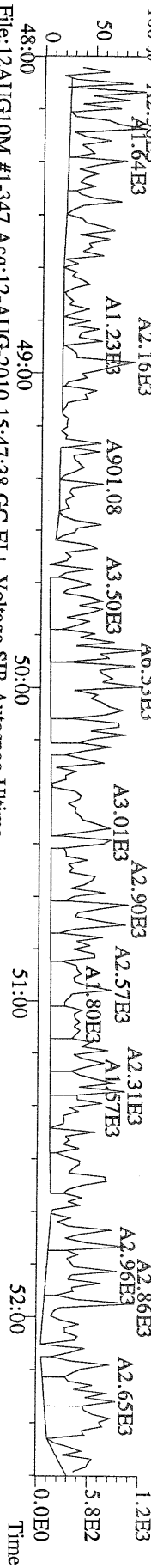
File:12AUG10M #1-541 Acq:12-AUG-2010 15:47:38 GC EI+ Voltage SIR Autospec-Utima
419.8220 S:6 F:4 BSUB(10000,15,-3.0) PKD(5,5,3,0,10%,100,0,0,00%,F,F) Exp:PCDD
Sample Text:2078-001-0001-MB File Text:Frontier Analytical Laboratory




File:12AUG10M #1-541 Acq:12-AUG-2010 15:47:38 GC EI+ Voltage SIR Autospec-Utima
479.7165 S:6 F:4 BSUB(10000,15,-3.0) PKD(5,5,3,0,10%,100,0,0,00%,F,F) Exp:PCDD
Sample Text:2078-001-0001-MB File Text:Frontier Analytical Laboratory



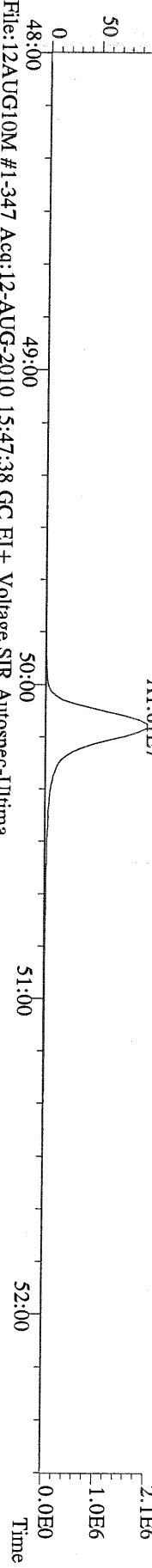
File:12AUG10M #1-347 Acq:12-AUG-2010 15:47:38 GC EI+ Voltage SIR Autospec-Utima
441.7428 S:6 F:5 BSUB(10000,15,-3.0) PKD(5,5,3,0,10%,100,0,0,00%,F,F) Exp:PCDD
Sample Text:2078-001-0001-MB File Text:Frontier Analytical Laboratory



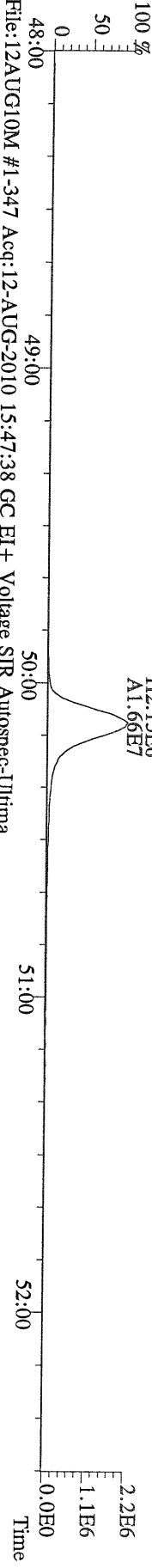
File:12AUG10M #1-347 Acq:12-AUG-2010 15:47:38 GC EI+ Voltage SIR Autospec-Utima
443.7398 S:6 F:5 BSUB(10000,15,-3.0) PKD(5,5,3,0,10%,100,0,0,00%,F,F) Exp:PCDD
Sample Text:2078-001-0001-MB File Text:Frontier Analytical Laboratory




File:12AUG10M #1-347 Acq:12-AUG-2010 15:47:38 GC EI+ Voltage SIR Autospec-Utima
453.7831 S:6 F:5 BSUB(10000,15,-3.0) PKD(5,5,3,0,10%,100,0,0,00%,F,F) Exp:PCDD
Sample Text:2078-001-0001-MB File Text:Frontier Analytical Laboratory



File:12AUG10M #1-347 Acq:12-AUG-2010 15:47:38 GC EI+ Voltage SIR Autospec-Utima
513.6775 S:6 F:5 BSUB(10000,15,-3.0) PKD(5,5,3,0,10%,100,0,0,00%,F,F) Exp:PCDD
Sample Text:2078-001-0001-MB File Text:Frontier Analytical Laboratory



File:12AUG10M #1-347 Acq:12-AUG-2010 15:47:38 GC EI+ Voltage SIR Autospec-Utima
513.6775 S:6 F:5 BSUB(10000,15,-3.0) PKD(5,5,3,0,10%,100,0,0,00%,F,F) Exp:PCDD
Sample Text:2078-001-0001-MB File Text:Frontier Analytical Laboratory



2078-001-0001-OPR

USEPA - ITD

FORM 8A
PCDD/PCDF ONGOING PRECISION AND RECOVERY (OPR)

Lab Name: Frontier Analytical Laboratory Episode No.:

Contract No.: SAS No.:

Matrix (aqueous/solid/leachate): Soil OPR Data Filename: 12AUG10M Sam:5

Ext. Date: 8/11/10 Shift: Day Analysis Date: 12-AUG-10 14:52:16

ALL CONCENTRATIONS REPORTED ON THIS FORM ARE CONCENTRATIONS IN EXTRACT.

	SPIKE CONC. (ng/mL)	CONC. FOUND (ng/mL)	OPR CONC. LIMITS (1) (ng/mL)
NATIVE ANALYTES			
2,3,7,8-TCDD	10	10.6	6.70 - 15.8
1,2,3,7,8-PeCDD	50	51.2	35.0 - 71.0
1,2,3,4,7,8-HxCDD	50	59.7	35.0 - 82.0
1,2,3,6,7,8-HxCDD	50	55.5	38.0 - 67.0
1,2,3,7,8,9-HxCDD	50	60.4	32.0 - 81.0
1,2,3,4,6,7,8-HpCDD	50	52.5	35.0 - 70.0
OCDD	100	112	78.0 - 144
2,3,7,8-TCDF	10	10.3	7.50 - 15.8
1,2,3,7,8-PeCDF	50	53.0	40.0 - 67.0
2,3,4,7,8-PeCDF	50	52.5	34.0 - 80.0
1,2,3,4,7,8-HxCDF	50	48.8	36.0 - 67.0
1,2,3,6,7,8-HxCDF	50	50.1	42.0 - 65.0
2,3,4,6,7,8-HxCDF	50	49.3	35.0 - 78.0
1,2,3,7,8,9-HxCDF	50	50.1	39.0 - 65.0
1,2,3,4,6,7,8-HpCDF	50	47.9	41.0 - 61.0
1,2,3,4,7,8,9-HpCDF	50	48.9	39.0 - 69.0
OCDF	100	102	63.0 - 170

(1) Contract-required concentration limits for OPR as specified in Table 6, Method 1613

Analyst: 

Date: 8/13/10

USEPA - ITD

FORM 8B
PCDD/PCDF ONGOING PRECISION AND RECOVERY (OPR)

Lab Name: Frontier Analytical Laboratory Episode No.:

Contract No.: SAS No.:

Matrix (aqueous/solid/leachate): Soil OPR Data Filename: 12AUG10M Sam:5

Ext. Date: 8/11/10 Shift: Day Analysis Date: 12-AUG-10 14:52:16

ALL CONCENTRATIONS REPORTED ON THIS FORM ARE CONCENTRATIONS IN EXTRACT.

	SPIKE CONC. (ng/mL)	CONC. FOUND (ng/mL)	OPR CONC. LIMITS (1) (ng/mL)
LABELED COMPOUNDS			
13C-2,3,7,8-TCDD	100	99.8	20.0 - 175
13C-1,2,3,7,8-PeCDD	100	115	21.0 - 227
13C-1,2,3,4,7,8-HxCDD	100	101	21.0 - 193
13C-1,2,3,6,7,8-HxCDD	100	90.3	25.0 - 163
13C-1,2,3,4,6,7,8-HpCDD	100	100	26.0 - 166
13C-OCDD	200	162	26.0 - 397
13C-2,3,7,8-TCDF	100	104	22.0 - 152
13C-1,2,3,7,8-PeCDF	100	105	21.0 - 192
13C-2,3,4,7,8-PeCDF	100	112	13.0 - 328
13C-1,2,3,4,7,8-HxCDF	100	123	19.0 - 202
13C-1,2,3,6,7,8-HxCDF	100	114	21.0 - 159
13C-2,3,4,6,7,8-HxCDF	100	114	22.0 - 176
13C-1,2,3,7,8,9-HxCDF	100	126	17.0 - 205
13C-1,2,3,4,6,7,8-HpCDF	100	109	21.0 - 158
13C-1,2,3,4,7,8,9-HpCDF	100	130	20.0 - 186
13C-OCDF	200	187	26.0 - 397
CLEANUP STANDARD			
37Cl-2,3,7,8-TCDD	40	45.0	12.4 - 76.4

(1) Contract-required concentration limits for OPR as specified in Table 6, Method 1613
Labeled compound concentration limits are based on required percent recovery of 25%-150%.

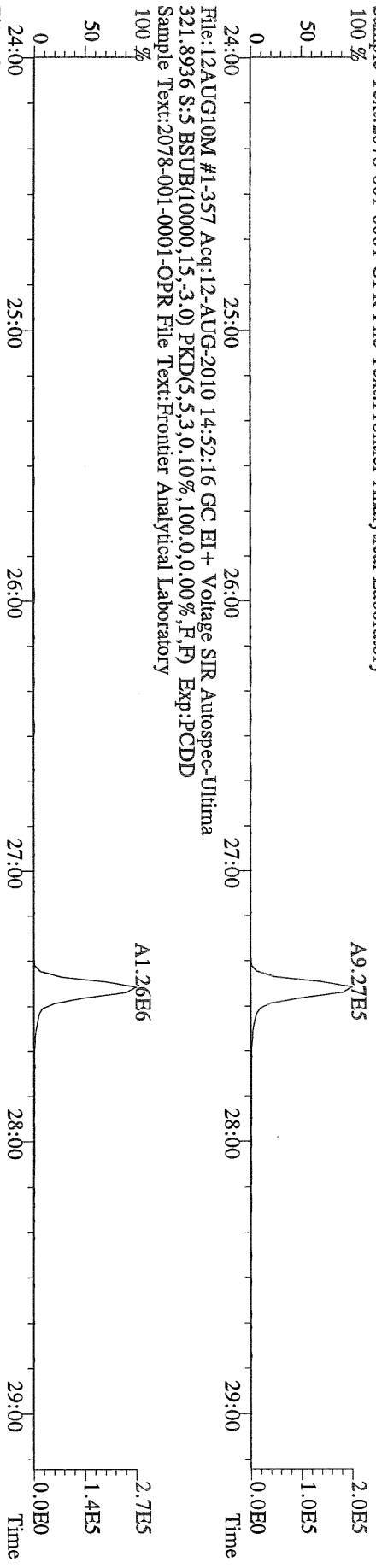
Analyst: Date: 8/13/10

Name	Resp	RA	RT	RRF	Conc	Qual	Fac Noise-1	Noise-2	DL	119
2,3,7,8-TCDD	2.19e+06	0.73 y	27:26	1.04	10.6	2.50	-	-	*	*
1,2,3,7,8-PeCDD	1.07e+07	1.69 y	33:16	1.05	51.2	2.50	-	-	*	*
1,2,3,4,7,8-HxCDD	1.14e+07	1.43 y	38:38	1.30	59.7	2.50	-	-	*	*
1,2,3,6,7,8-HxCDD	9.77e+06	1.41 y	38:48	1.28	55.5	2.50	-	-	*	*
1,2,3,7,8,9-HxCDD	1.07e+07	1.38 y	39:14	1.25	60.4	2.50	-	-	*	*
1,2,3,4,6,7,8-HpCDD	1.00e+07	1.03 y	44:13	1.35	52.5	2.50	-	-	*	*
OCDD	1.10e+07	0.97 y	49:46	1.25	112	2.50	-	-	*	*
2,3,7,8-TCDF	5.73e+06	0.67 y	26:41	1.62	10.3	2.50	-	-	*	*
1,2,3,7,8-PeCDF	1.56e+07	1.51 y	31:32	0.92	53.0	2.50	-	-	*	*
2,3,4,7,8-PeCDF	1.57e+07	1.51 y	32:51	0.94	52.5	2.50	-	-	*	*
1,2,3,4,7,8-HxCDF	1.49e+07	1.27 y	37:15	0.93	48.8	2.50	-	-	*	*
1,2,3,6,7,8-HxCDF	1.58e+07	1.28 y	37:26	0.84	50.1	2.50	-	-	*	*
2,3,4,6,7,8-HxCDF	1.41e+07	1.26 y	38:23	0.90	49.3	2.50	-	-	*	*
1,2,3,7,8,9-HxCDF	1.41e+07	1.28 y	39:49	0.98	50.1	2.50	-	-	*	*
1,2,3,4,6,7,8-HpCDF	1.21e+07	1.05 y	42:19	1.38	47.9	2.50	-	-	*	*
1,2,3,4,7,8,9-HpCDF	1.28e+07	1.05 y	45:08	1.62	48.9	2.50	-	-	*	*
OCDF	1.29e+07	0.92 y	50:09	0.74	102	2.50	-	-	*	*
										Rec
13C-2,3,7,8-TCDD	2.00e+07	0.85 y	27:25	0.93	99.8					99.8
13C-1,2,3,7,8-PeCDD	2.00e+07	1.74 y	33:15	0.81	115					115
13C-1,2,3,4,7,8-HxCDD	1.47e+07	1.34 y	38:36	0.95	101					101
13C-1,2,3,6,7,8-HxCDD	1.38e+07	1.32 y	38:46	1.00	90.3					90.3
13C-1,2,3,4,6,7,8-HpCDD	1.41e+07	1.02 y	44:12	0.92	100					100
13C-OCDD	1.57e+07	0.93 y	49:46	0.63	162					81.2
13C-2,3,7,8-TCDF	3.42e+07	0.88 y	26:40	0.87	104					104
13C-1,2,3,7,8-PeCDF	3.21e+07	1.76 y	31:30	0.81	105					105
13C-2,3,4,7,8-PeCDF	3.17e+07	1.77 y	32:50	0.75	112					112
13C-1,2,3,4,7,8-HxCDF	3.28e+07	0.54 y	37:13	1.74	123					123
13C-1,2,3,6,7,8-HxCDF	3.77e+07	0.55 y	37:25	2.17	114					114
13C-2,3,4,6,7,8-HxCDF	3.18e+07	0.54 y	38:21	1.82	114					114
13C-1,2,3,7,8,9-HxCDF	2.86e+07	0.55 y	39:47	1.49	126					126
13C-1,2,3,4,6,7,8-HpCDF	1.82e+07	0.42 y	42:18	1.10	109					109
13C-1,2,3,4,7,8,9-HpCDF	1.62e+07	0.42 y	45:07	0.81	130					130
13C-OCDF	3.40e+07	0.99 y	50:08	1.19	187					93.7
37Cl-2,3,7,8-TCDD	9.04e+06		27:26	0.93	45.0					112
13C-1,2,3,4-TCDD	2.16e+07	0.85 y	26:49	-	63.7					
13C-1,2,3,4-TCDF	3.78e+07	0.88 y	25:34	-	71.0					
13C-1,2,3,7,8,9-HxCDD	1.53e+07	1.36 y	39:13	-	71.0					
						Fac Noise-1	Noise-2	DL	#Hom	
Total Tetra-Dioxins	2.31e+06		22:59	1.04	11.1	2.50	-	-	*	21
Total Penta-Dioxins	1.08e+07		33:16	1.05	51.5	2.50	-	-	*	4
Total Hexa-Dioxins	3.18e+07		38:38	1.27	176	2.50	-	-	*	3
Total Hepta-Dioxins	1.04e+07		42:50	1.35	54.5	2.50	-	-	*	27
Total Tetra-Furans	5.86e+06		25:27	1.62	10.6	2.50	-	-	*	9
1st Fn. Tot Penta-Furans	1.03e+05		22:42	0.93	0.346	2.50	-	-	*	PeCDF 22
Total Penta-Furans	3.17e+07		30:16	0.93	107	2.50	-	-	*	107 7
Total Hexa-Furans	5.90e+07		35:34	0.90	199	2.50	-	-	*	11
Total Hepta-Furans	2.51e+07		42:19	1.48	97.7	2.50	-	-	*	24

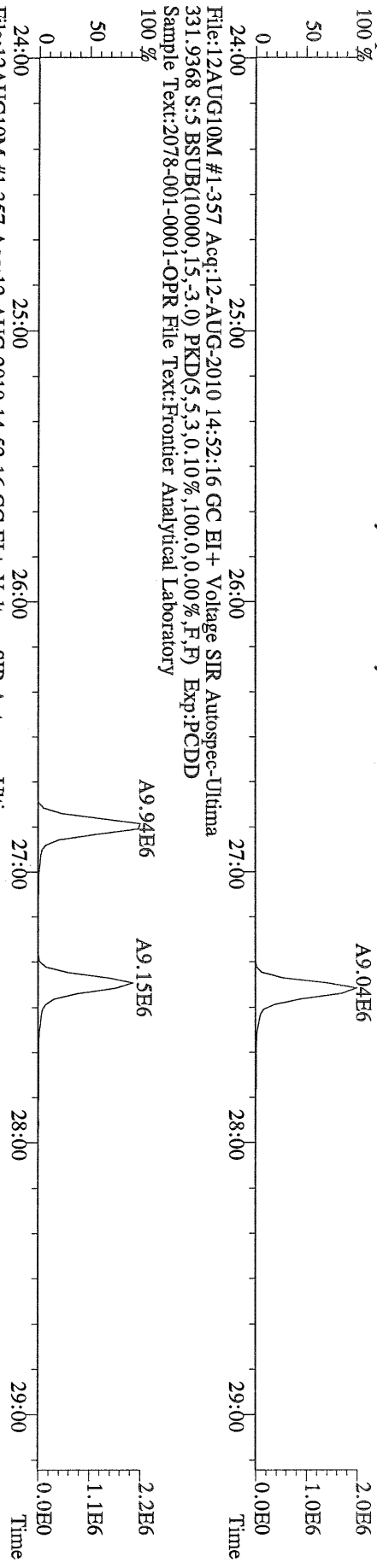
Analyst: 

Date: 8/13/10

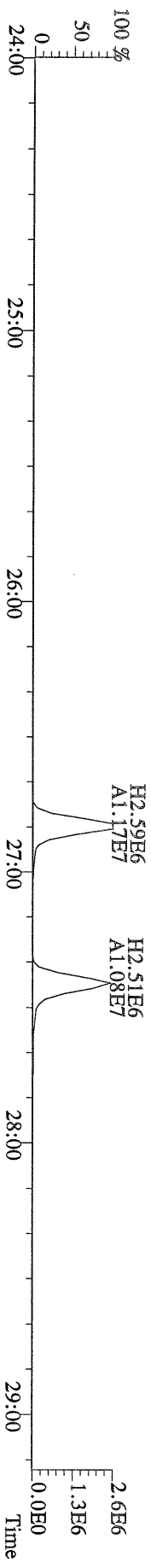
File:12AUG10M #1-357 Acq:12-AUG-2010 14:52:16 GC EI+ Voltage SIR Autospec-Ultima
319.8965 S:5 BSUB(10000,15,-3.0) PKD(5,5,3,0.10%,100,0,0.00%,F,F) Exp:PCDD
Sample Text:2078-001-0001-OPR File Text:Frontier Analytical Laboratory
100 %



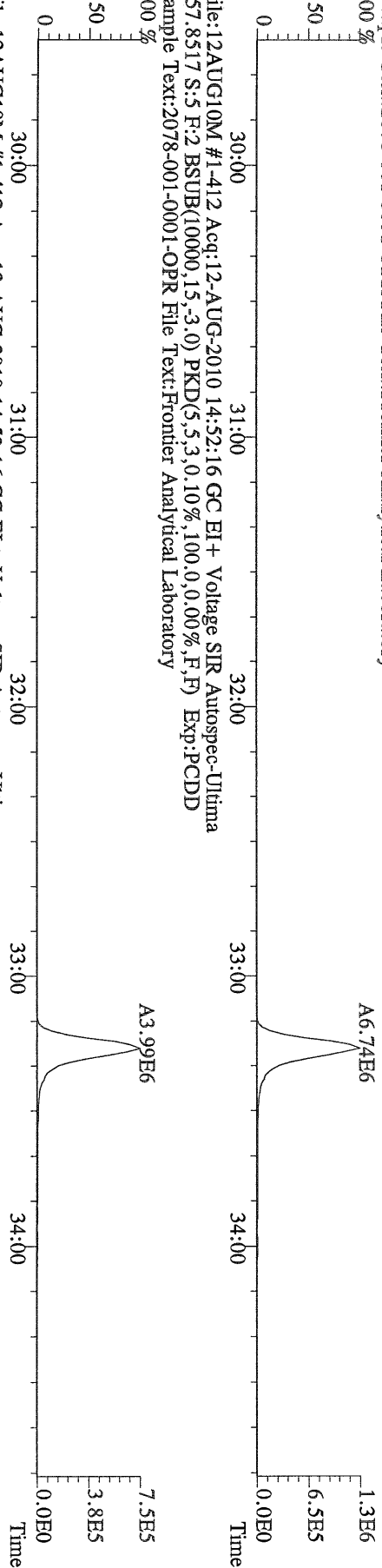
File:12AUG10M #1-357 Acq:12-AUG-2010 14:52:16 GC EI+ Voltage SIR Autospec-Ultima
327.8847 S:5 BSUB(10000,15,-3.0) PKD(5,5,3,0.10%,100,0,0.00%,F,F) Exp:PCDD
Sample Text:2078-001-0001-OPR File Text:Frontier Analytical Laboratory
100 %




File:12AUG10M #1-357 Acq:12-AUG-2010 14:52:16 GC EI+ Voltage SIR Autospec-Ultima
333.9339 S:5 BSUB(10000,15,-3.0) PKD(5,5,3,0.10%,100,0,0.00%,F,F) Exp:PCDD
Sample Text:2078-001-0001-OPR File Text:Frontier Analytical Laboratory



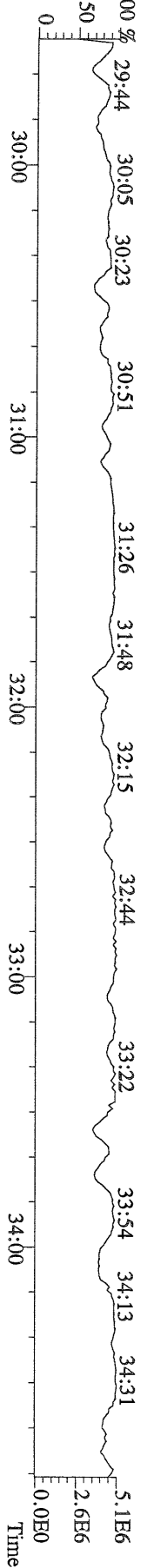
File:12AUG10M #1-412 Acq:12-AUG-2010 14:52:16 GC EI+ Voltage SIR Autospec-Ultima
355.8546 S:5 F:2 BSUB(10000,15,-3.0) PKD(5,5,3,0,10%,100,0,0,00%,F,F) Exp:PCDD
Sample Text:2078-001-0001-OPR File Text:Frontier Analytical Laboratory
100 %



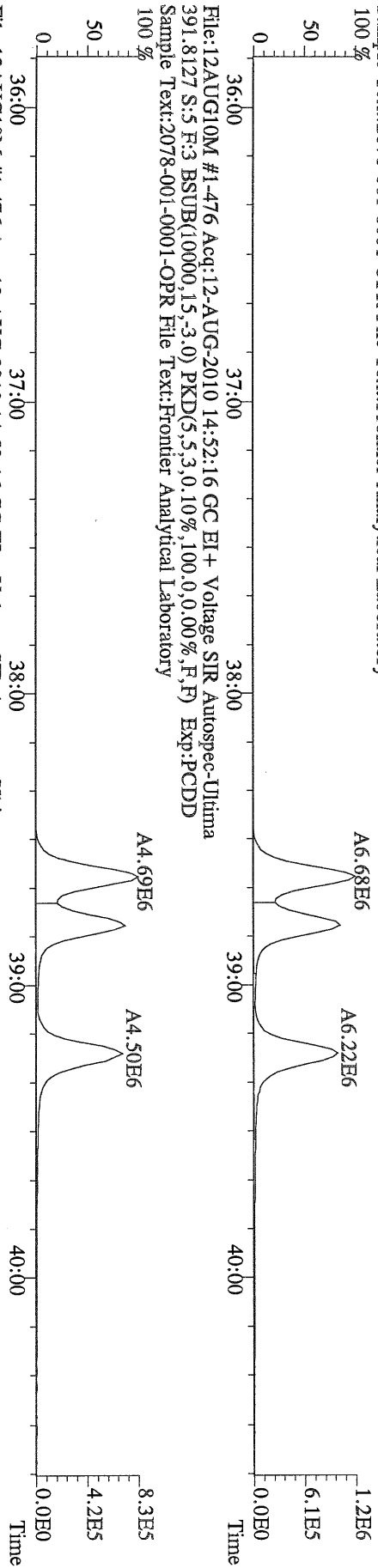
File:12AUG10M #1-412 Acq:12-AUG-2010 14:52:16 GC EI+ Voltage SIR Autospec-Ultima
367.8949 S:5 F:2 BSUB(10000,15,-3.0) PKD(5,5,3,0,10%,100,0,0,00%,F,F) Exp:PCDD
Sample Text:2078-001-0001-OPR File Text:Frontier Analytical Laboratory
100 %



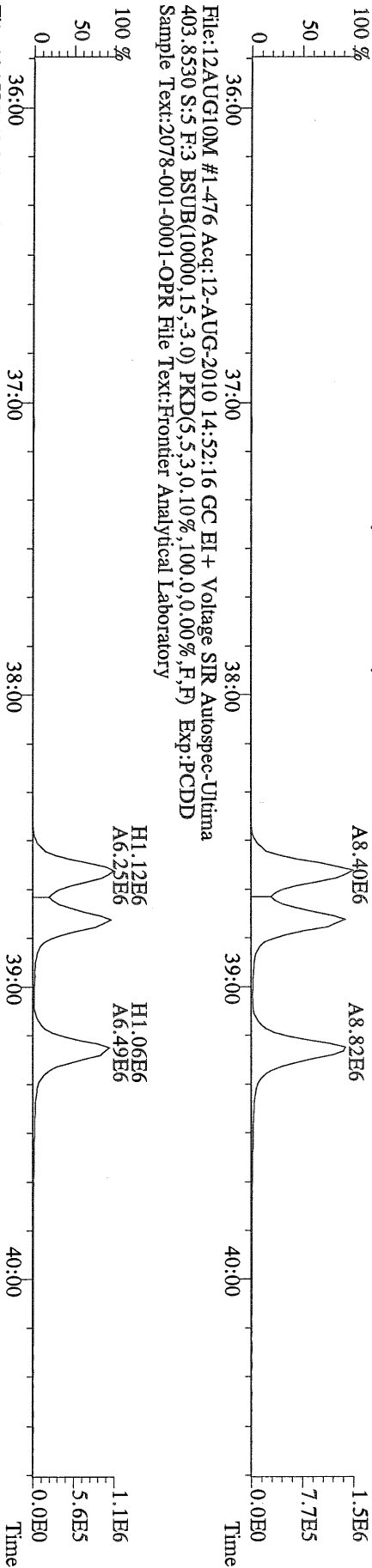
File:12AUG10M #1-412 Acq:12-AUG-2010 14:52:16 GC EI+ Voltage SIR Autospec-Ultima
366.9792 S:5 F:2 Exp:PCDD
Sample Text:2078-001-0001-OPR File Text:Frontier Analytical Laboratory



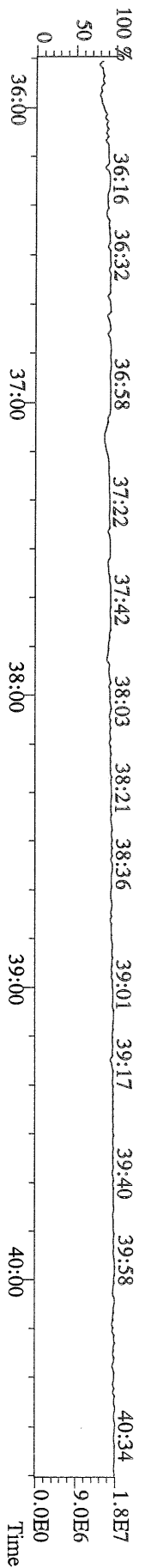
File:12AUG10M #1-476 Acq:12-AUG-2010 14:52:16 GC EI+ Voltage SIR Autospec-Ultima
 389.8156 S:5 F:3 BSUB(10000,15,-3.0) PKD(5,5,3,0,10%,100,0,0,00%,F,F) Exp:PCDD
 Sample Text:2078-001-0001-OPR File Text:Frontier Analytical Laboratory



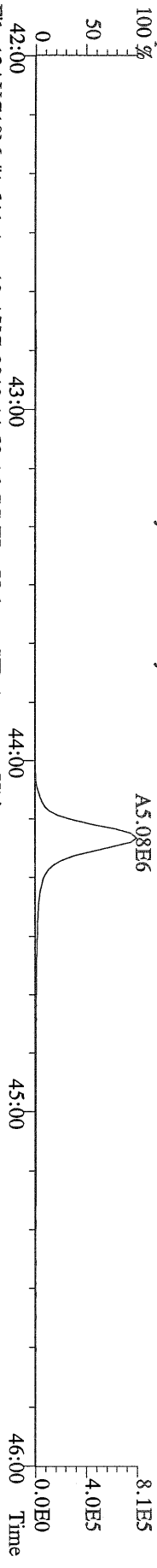
File:12AUG10M #1-476 Acq:12-AUG-2010 14:52:16 GC EI+ Voltage SIR Autospec-Ultima
 401.8559 S:5 F:3 BSUB(10000,15,-3.0) PKD(5,5,3,0,10%,100,0,0,00%,F,F) Exp:PCDD
 Sample Text:2078-001-0001-OPR File Text:Frontier Analytical Laboratory



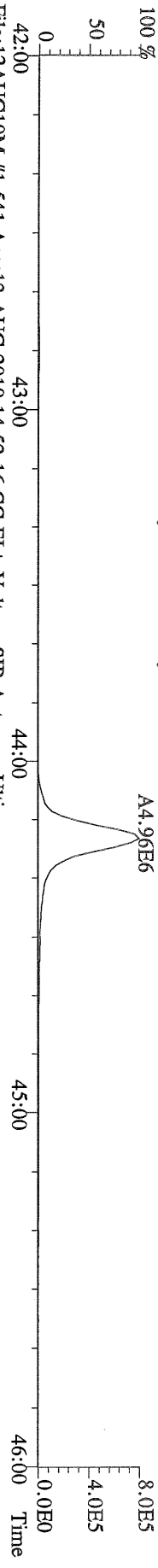
File:12AUG10M #1-476 Acq:12-AUG-2010 14:52:16 GC EI+ Voltage SIR Autospec-Ultima
 380.9760 S:5 F:3 Exp:PCDD
 Sample Text:2078-001-0001-OPR File Text:Frontier Analytical Laboratory



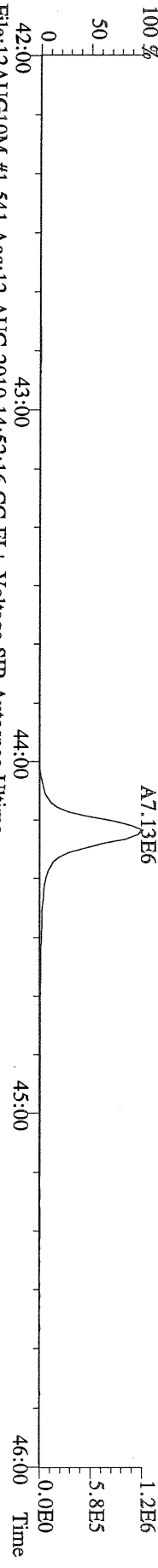
File:12AUG10M #1-541 Acq:12-AUG-2010 14:52:16 GC EI+ Voltage SIR Autospec-Ultima
423.7767 S:5 F:4 BSUB(10000,15,-3.0) PKD(5,5,3,0,10%,100,0,0,0,0%) Exp:PCDD
Sample Text:2078-001-0001-OPR File Text:Frontier Analytical Laboratory



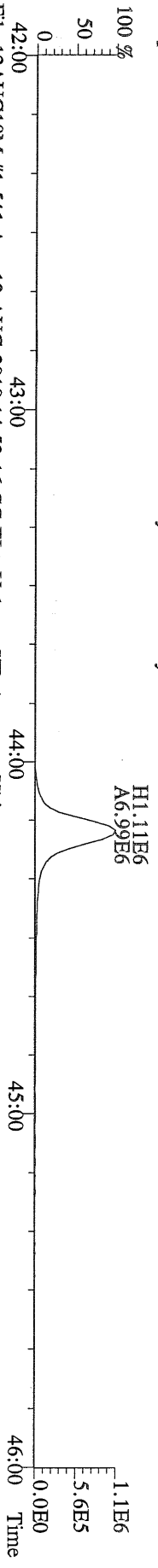
File:12AUG10M #1-541 Acq:12-AUG-2010 14:52:16 GC EI+ Voltage SIR Autospec-Ultima
425.7737 S:5 F:4 BSUB(10000,15,-3.0) PKD(5,5,3,0,10%,100,0,0,0,0%) Exp:PCDD
Sample Text:2078-001-0001-OPR File Text:Frontier Analytical Laboratory




File:12AUG10M #1-541 Acq:12-AUG-2010 14:52:16 GC EI+ Voltage SIR Autospec-Ultima
435.8169 S:5 F:4 BSUB(10000,15,-3.0) PKD(5,5,3,0,10%,100,0,0,0,0%) Exp:PCDD
Sample Text:2078-001-0001-OPR File Text:Frontier Analytical Laboratory




File:12AUG10M #1-541 Acq:12-AUG-2010 14:52:16 GC EI+ Voltage SIR Autospec-Ultima
437.8140 S:5 F:4 BSUB(10000,15,-3.0) PKD(5,5,3,0,10%,100,0,0,0,0%) Exp:PCDD
Sample Text:2078-001-0001-OPR File Text:Frontier Analytical Laboratory



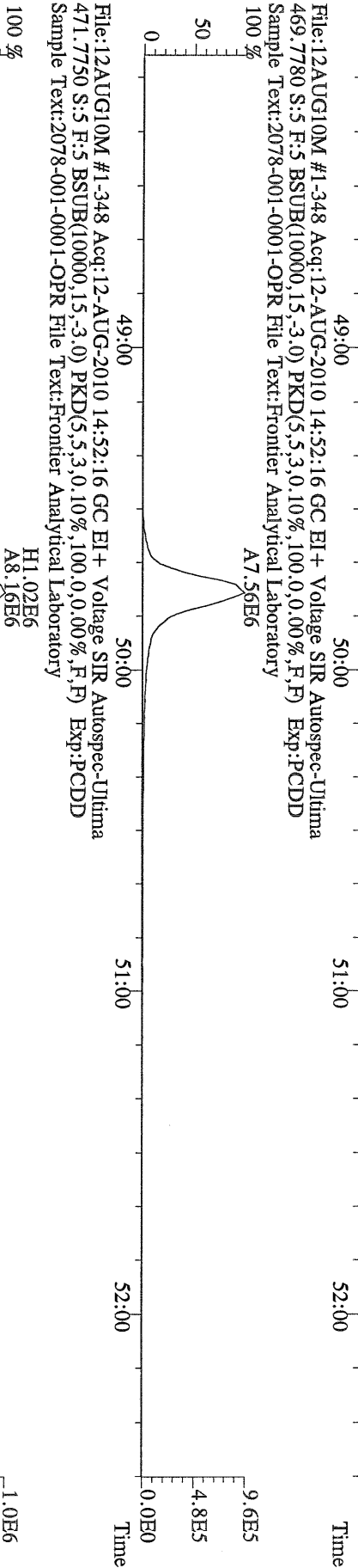
File:12AUG10M #1-541 Acq:12-AUG-2010 14:52:16 GC EI+ Voltage SIR Autospec-Ultima
430.9728 S:5 F:4 Exp:PCDD
Sample Text:2078-001-0001-OPR File Text:Frontier Analytical Laboratory



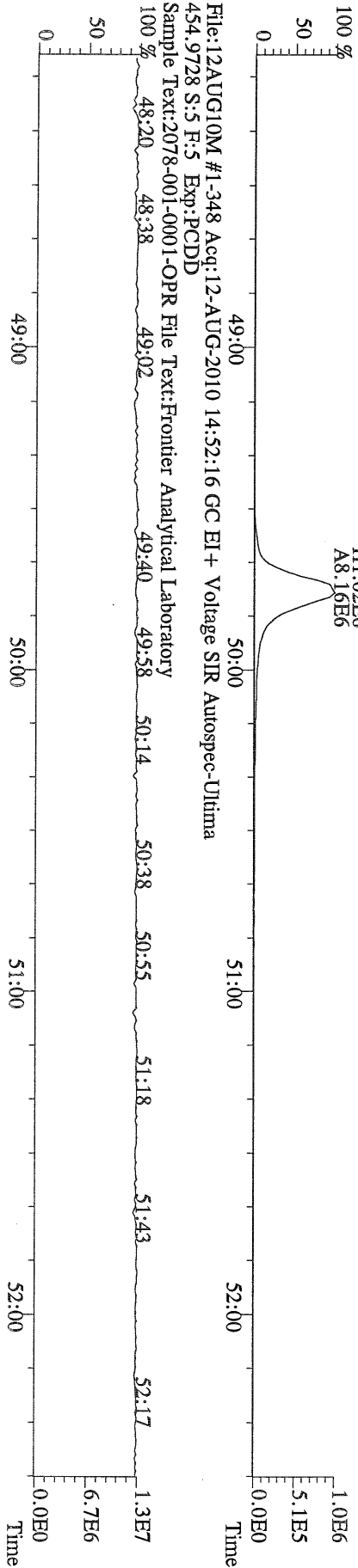
File:12AUG10M #1-348 Acq:12-AUG-2010 14:52:16 GC EI+ Voltage SIR Autospec-Ultima
457.7377 S:5 F:5 BSUB(10000,15,-3.0) PKD(5,5,3,0,10%,100,0,0,00%,F,F) Exp:PCDD
Sample Text:2078-001-0001-OPR File Text:Frontier Analytical Laboratory
100 %
A5.43E6



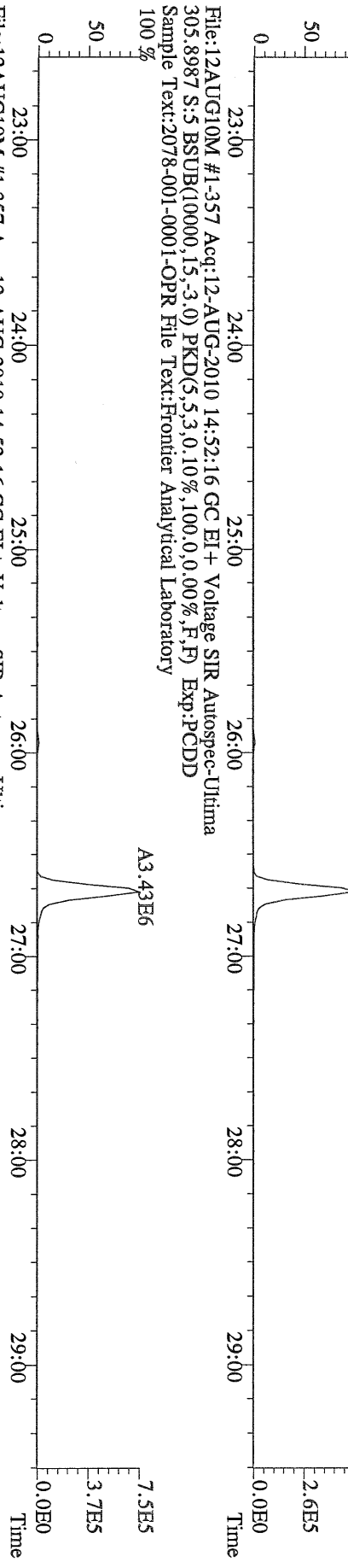
File:12AUG10M #1-348 Acq:12-AUG-2010 14:52:16 GC EI+ Voltage SIR Autospec-Ultima
469.7780 S:5 F:5 BSUB(10000,15,-3.0) PKD(5,5,3,0,10%,100,0,0,00%,F,F) Exp:PCDD
Sample Text:2078-001-0001-OPR File Text:Frontier Analytical Laboratory
100 %
A7.56E6



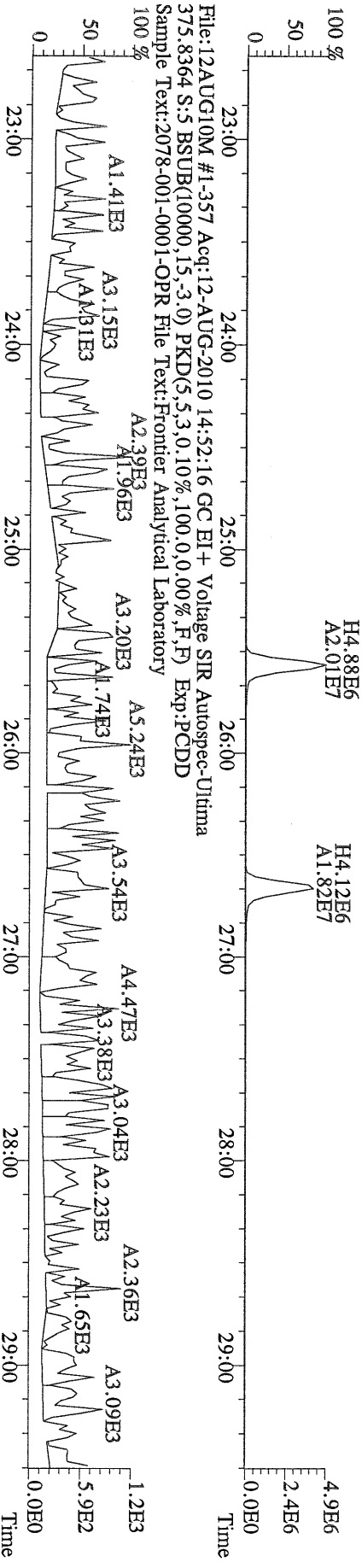
File:12AUG10M #1-348 Acq:12-AUG-2010 14:52:16 GC EI+ Voltage SIR Autospec-Ultima
471.7750 S:5 F:5 BSUB(10000,15,-3.0) PKD(5,5,3,0,10%,100,0,0,00%,F,F) Exp:PCDD
Sample Text:2078-001-0001-OPR File Text:Frontier Analytical Laboratory
100 %
H1.02E6
A8.16E6



File:12AUG10M #1-357 Acq:12-AUG-2010 14:52:16 GC EI+ Voltage SIR Autospec-Ultima
 303.9016 S.5 BSUB(10000,15,-3.0) PKD(5,5,3,0,10%,100,0,0,00%,F,F) Exp:PCDD
 Sample Text:2078-001-0001-OPR File Text:Frontier Analytical Laboratory
 100 %



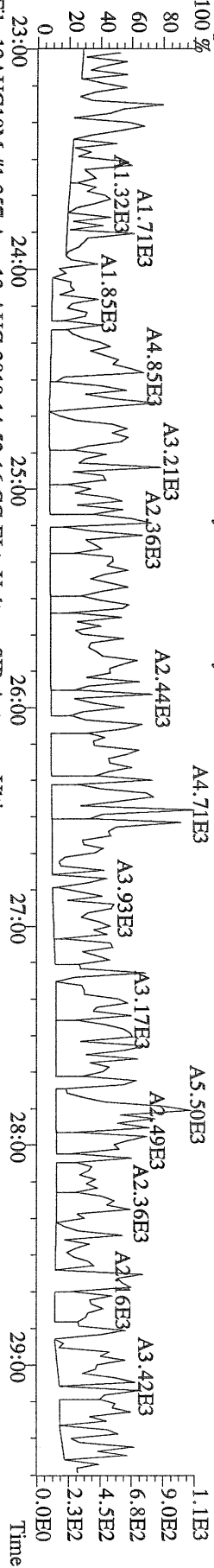
File:12AUG10M #1-357 Acq:12-AUG-2010 14:52:16 GC EI+ Voltage SIR Autospec-Ultima
 315.9419 S.5 BSUB(10000,15,-3.0) PKD(5,5,3,0,10%,100,0,0,00%,F,F) Exp:PCDD
 Sample Text:2078-001-0001-OPR File Text:Frontier Analytical Laboratory
 100 %



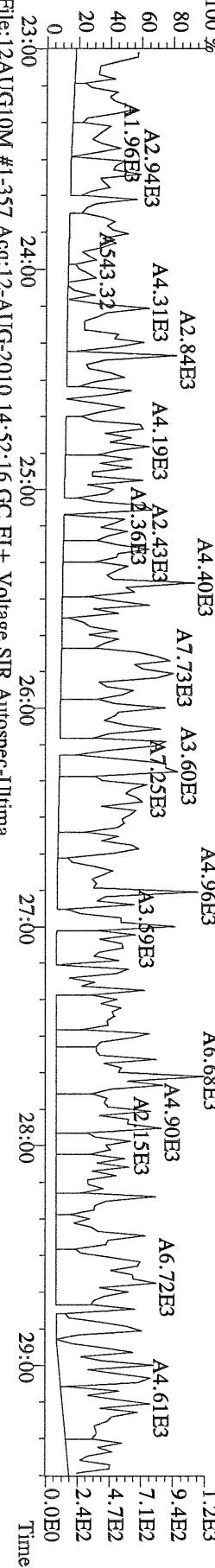
File:12AUG10M #1-357 Acq:12-AUG-2010 14:52:16 GC EI+ Voltage SIR Autospec-Ultima
 375.8364 S.5 BSUB(10000,15,-3.0) PKD(5,5,3,0,10%,100,0,0,00%,F,F) Exp:PCDD
 Sample Text:2078-001-0001-OPR File Text:Frontier Analytical Laboratory
 100 %



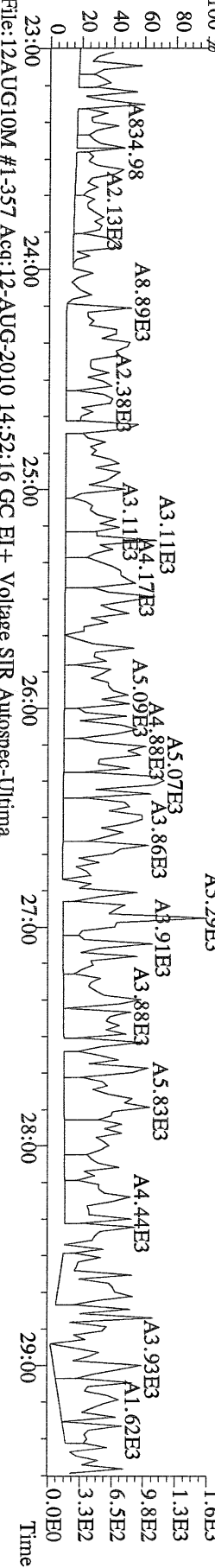
File:12AUG10M #1-357 Acq:12-AUG-2010 14:52:16 GC EI+ Voltage SIR Autospec-Uhima
 339.8597 S.5 BSUB(10000,15,-3.0) PKD(5,5,3,0.10%,100,0.0,0.00%,F,F) Exp:PCDD
 Sample Text:2078-001-0001-OPR File Text:Frontier Analytical Laboratory



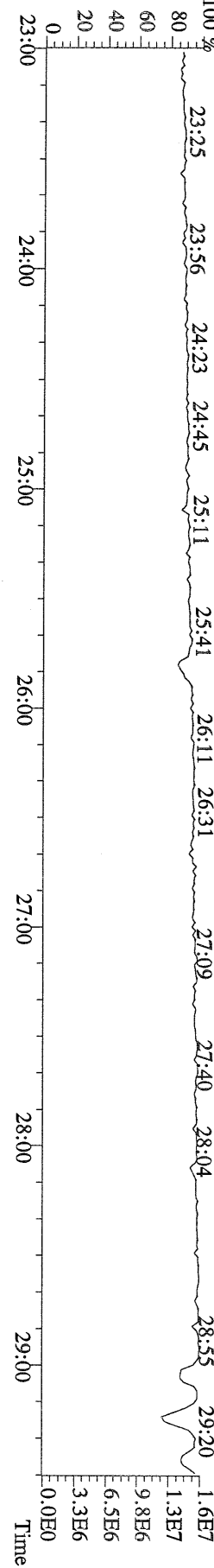
File:12AUG10M #1-357 Acq:12-AUG-2010 14:52:16 GC EI+ Voltage SIR Autospec-Uhima
 341.8568 S.5 BSUB(10000,15,-3.0) PKD(5,5,3,0.10%,100,0.0,0.00%,F,F) Exp:PCDD
 Sample Text:2078-001-0001-OPR File Text:Frontier Analytical Laboratory




File:12AUG10M #1-357 Acq:12-AUG-2010 14:52:16 GC EI+ Voltage SIR Autospec-Uhima
 409.7974 S.5 BSUB(10000,15,-3.0) PKD(5,5,3,0.10%,100,0.0,0.00%,F,F) Exp:PCDD
 Sample Text:2078-001-0001-OPR File Text:Frontier Analytical Laboratory



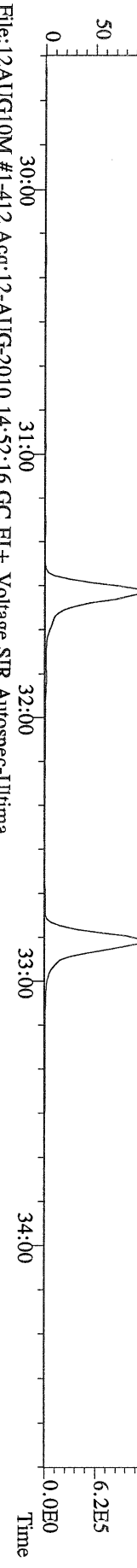
File:12AUG10M #1-357 Acq:12-AUG-2010 14:52:16 GC EI+ Voltage SIR Autospec-Uhima
 330.9792 S.5 Exp:PCDD
 Sample Text:2078-001-0001-OPR File Text:Frontier Analytical Laboratory




File:12AUG10M #1-412 Acq:12-AUG-2010 14:52:16 GC EI+ Voltage SIR Autospec-Ultima
 339.8597 S:5 F:2 BSUB(10000,15,-3.0) PKD(5,5,3,0,10%,100,0,0,00%,F,F) Exp:PCDD
 Sample Text:2078-001-0001-OPR File Text:Frontier Analytical Laboratory




File:12AUG10M #1-412 Acq:12-AUG-2010 14:52:16 GC EI+ Voltage SIR Autospec-Ultima
 341.8568 S:5 F:2 BSUB(10000,15,-3.0) PKD(5,5,3,0,10%,100,0,0,00%,F,F) Exp:PCDD
 Sample Text:2078-001-0001-OPR File Text:Frontier Analytical Laboratory




File:12AUG10M #1-412 Acq:12-AUG-2010 14:52:16 GC EI+ Voltage SIR Autospec-Ultima
 351.9000 S:5 F:2 BSUB(10000,15,-3.0) PKD(5,5,3,0,10%,100,0,0,00%,F,F) Exp:PCDD
 Sample Text:2078-001-0001-OPR File Text:Frontier Analytical Laboratory



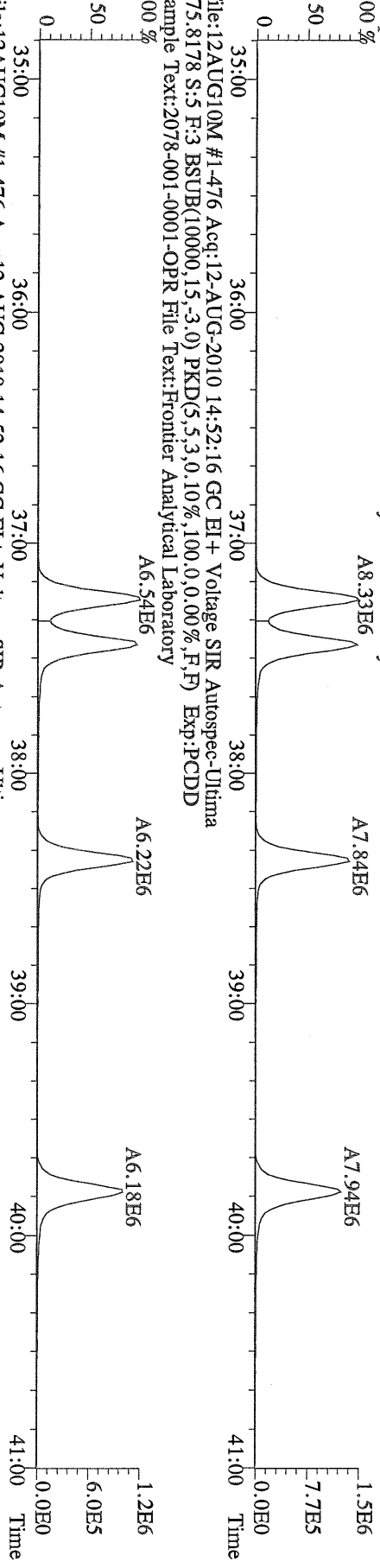
File:12AUG10M #1-412 Acq:12-AUG-2010 14:52:16 GC EI+ Voltage SIR Autospec-Ultima
 353.8970 S:5 F:2 BSUB(10000,15,-3.0) PKD(5,5,3,0,10%,100,0,0,00%,F,F) Exp:PCDD
 Sample Text:2078-001-0001-OPR File Text:Frontier Analytical Laboratory



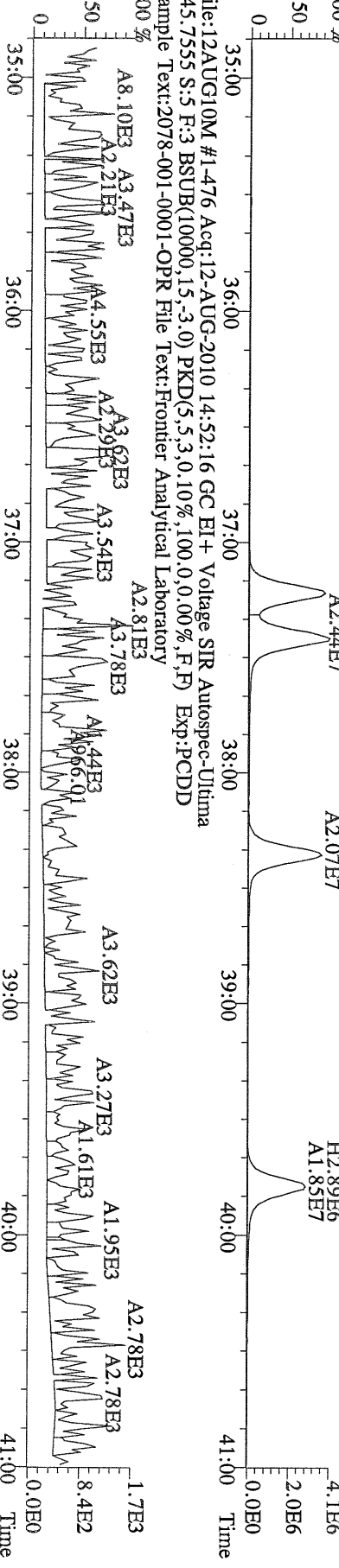
File:12AUG10M #1-412 Acq:12-AUG-2010 14:52:16 GC EI+ Voltage SIR Autospec-Ultima
 409.7974 S:5 F:2 BSUB(10000,15,-3.0) PKD(5,5,3,0,10%,100,0,0,00%,F,F) Exp:PCDD
 Sample Text:2078-001-0001-OPR File Text:Frontier Analytical Laboratory



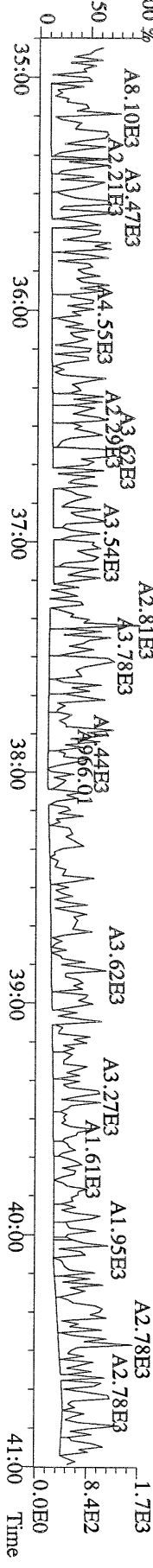
File:12AUG10M #1-476 Acq:12-AUG-2010 14:52:16 GC EI+ Voltage SIR Autospec-Ultima
373.8207 S:5 F:3 BSUB(10000,15,-3.0) PKD(5,5,3,0,10%,100,0,0,00%,F,F) Exp:PCDD
Sample Text:2078-001-0001-OPR File Text:Frontier Analytical Laboratory



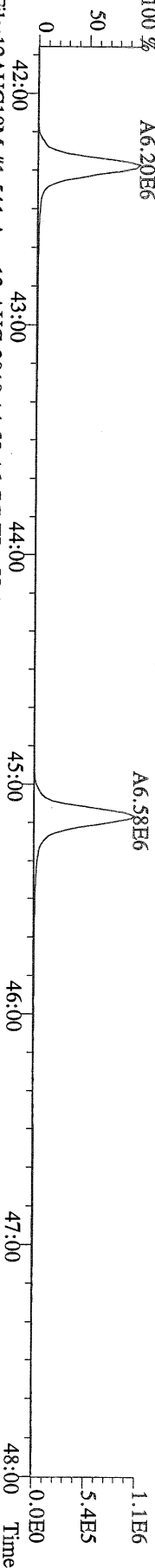
File:12AUG10M #1-476 Acq:12-AUG-2010 14:52:16 GC EI+ Voltage SIR Autospec-Ultima
385.8639 S:5 F:3 BSUB(10000,15,-3.0) PKD(5,5,3,0,10%,100,0,0,00%,F,F) Exp:PCDD
Sample Text:2078-001-0001-OPR File Text:Frontier Analytical Laboratory



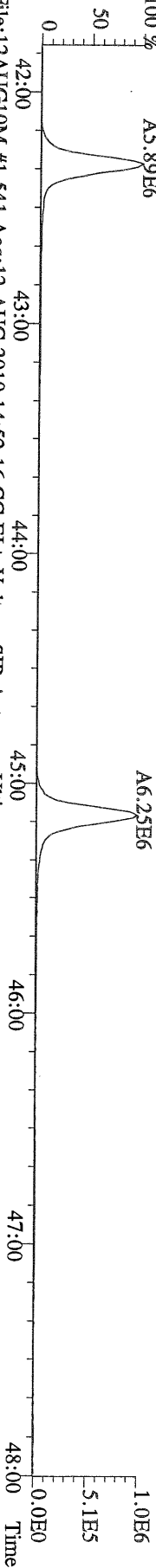
File:12AUG10M #1-476 Acq:12-AUG-2010 14:52:16 GC EI+ Voltage SIR Autospec-Ultima
445.7555 S:5 F:3 BSUB(10000,15,-3.0) PKD(5,5,3,0,10%,100,0,0,00%,F,F) Exp:PCDD
Sample Text:2078-001-0001-OPR File Text:Frontier Analytical Laboratory



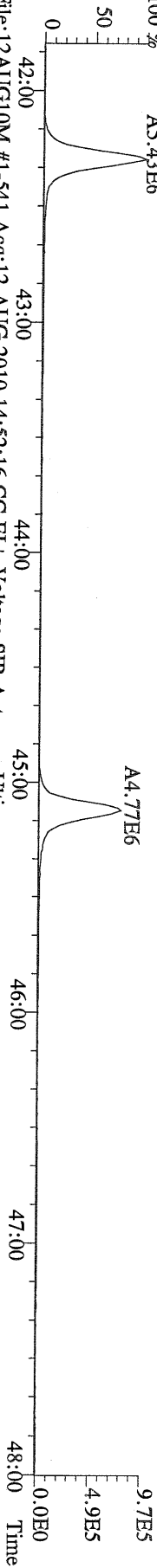
File:12AUG10M #1-541 Acq:12-AUG-2010 14:52:16 GC EI+ Voltage SIR Autospec-Ultima
407.7818 S:5 F:4 BSUB(10000,15,-3.0) PKD(5,5,3,0,10%,100,0,0,00%,F,F) Exp:PCDD
Sample Text:2078-001-0001-OPR File Text:Frontier Analytical Laboratory
100 % A6.20E6



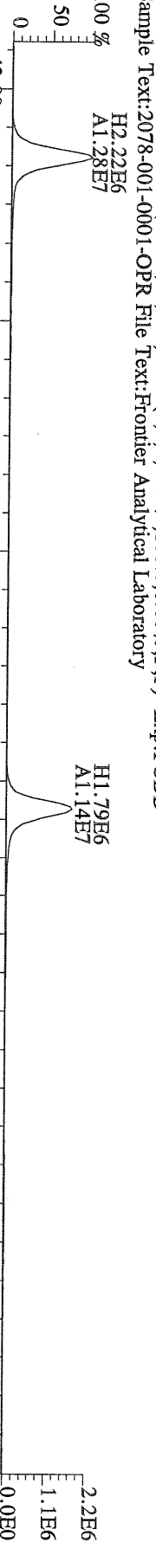
File:12AUG10M #1-541 Acq:12-AUG-2010 14:52:16 GC EI+ Voltage SIR Autospec-Ultima
409.7788 S:5 F:4 BSUB(10000,15,-3.0) PKD(5,5,3,0,10%,100,0,0,00%,F,F) Exp:PCDD
Sample Text:2078-001-0001-OPR File Text:Frontier Analytical Laboratory
100 % A5.89E6



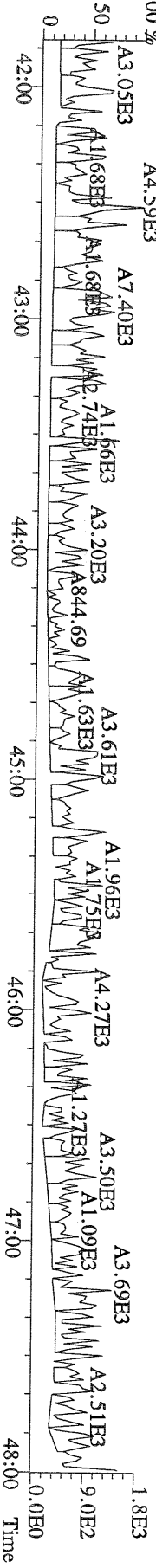
File:12AUG10M #1-541 Acq:12-AUG-2010 14:52:16 GC EI+ Voltage SIR Autospec-Ultima
417.8253 S:5 F:4 BSUB(10000,15,-3.0) PKD(5,5,3,0,10%,100,0,0,00%,F,F) Exp:PCDD
Sample Text:2078-001-0001-OPR File Text:Frontier Analytical Laboratory
100 % A5.43E6



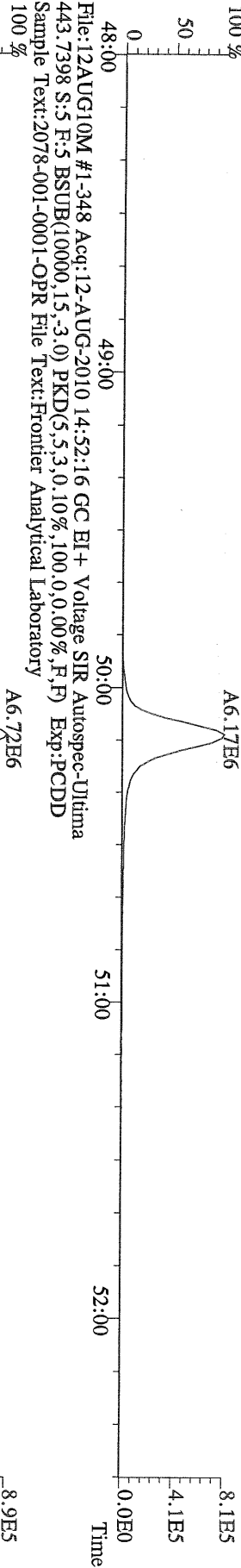
File:12AUG10M #1-541 Acq:12-AUG-2010 14:52:16 GC EI+ Voltage SIR Autospec-Ultima
419.8220 S:5 F:4 BSUB(10000,15,-3.0) PKD(5,5,3,0,10%,100,0,0,00%,F,F) Exp:PCDD
Sample Text:2078-001-0001-OPR File Text:Frontier Analytical Laboratory



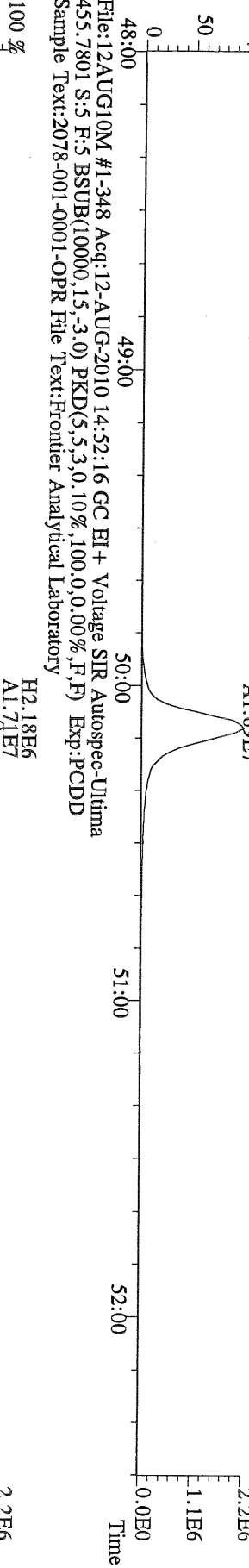
File:12AUG10M #1-541 Acq:12-AUG-2010 14:52:16 GC EI+ Voltage SIR Autospec-Ultima
479.7165 S:5 F:4 BSUB(10000,15,-3.0) PKD(5,5,3,0,10%,100,0,0,00%,F,F) Exp:PCDD
Sample Text:2078-001-0001-OPR File Text:Frontier Analytical Laboratory



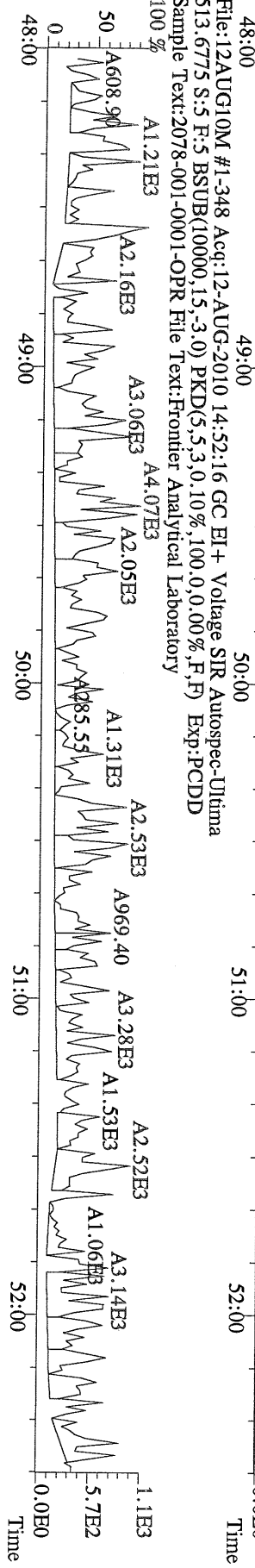
File:12AUG10M #1-348 Acq:12-AUG-2010 14:52:16 GC EI+ Voltage SIR Autospec-Ultima
441.7428 S:5 F:5 BSUB(10000,15,-3.0) PKD(5,5,3,0,10%,100,0,0,00%,F,F) Exp:PCDD
Sample Text:2078-001-0001-OPR File Text:Frontier Analytical Laboratory
100 %



File:12AUG10M #1-348 Acq:12-AUG-2010 14:52:16 GC EI+ Voltage SIR Autospec-Ultima
453.7831 S:5 F:5 BSUB(10000,15,-3.0) PKD(5,5,3,0,10%,100,0,0,00%,F,F) Exp:PCDD
Sample Text:2078-001-0001-OPR File Text:Frontier Analytical Laboratory
100 %



File:12AUG10M #1-348 Acq:12-AUG-2010 14:52:16 GC EI+ Voltage SIR Autospec-Ultima
513.6775 S:5 F:5 BSUB(10000,15,-3.0) PKD(5,5,3,0,10%,100,0,0,00%,F,F) Exp:PCDD
Sample Text:2078-001-0001-OPR File Text:Frontier Analytical Laboratory
100 %



Name	Resp	RA	RT	RRF	Conc	Qual	Fac Noise-1	Noise-2	DL	#Hom
2,3,7,8-TCDD	4.43e+04	0.67 y	27:26	1.04	2.02	J	2.50	-	*	
1,2,3,7,8-PeCDD	5.38e+04	1.48 y	33:17	1.05	2.45	J	2.50	-	*	
1,2,3,4,7,8-HxCDD	7.56e+04	1.25 y	38:38	1.30	3.49	J	2.50	-	*	
1,2,3,6,7,8-HxCDD	2.94e+05	1.39 y	38:48	1.28	14.7		2.50	-	*	
1,2,3,7,8,9-HxCDD	1.75e+05	1.18 y	39:14	1.25	8.68	J	2.50	-	*	
1,2,3,4,6,7,8-HpCDD	9.58e+06	1.03 y	44:14	1.35	443		2.50	-	*	
OCDD	5.58e+07	0.96 y	49:48	1.25	4560		2.50	-	*	
2,3,7,8-TCDF	1.26e+05	0.69 y	26:41	1.62	2.23	J	2.50	-	*	
1,2,3,7,8-PeCDF	4.94e+04	1.41 y	31:32	0.92	1.59	J	2.50	-	*	
2,3,4,7,8-PeCDF	7.32e+04	1.40 y	32:51	0.94	2.33	J	2.50	-	*	
1,2,3,4,7,8-HxCDF	1.75e+05	1.23 y	37:15	0.93	5.42	J	2.50	-	*	
1,2,3,6,7,8-HxCDF	1.05e+05	1.15 y	37:26	0.84	3.09	J	2.50	-	*	
2,3,4,6,7,8-HxCDF	1.35e+05	1.11 y	38:23	0.90	4.40	J	2.50	-	*	
1,2,3,7,8,9-HxCDF	3.58e+04	1.33 y	39:53	0.98	1.16	J	2.50	-	*	
1,2,3,4,6,7,8-HpCDF	3.15e+06	1.06 y	42:19	1.38	111		2.50	-	*	
1,2,3,4,7,8,9-HpCDF	1.01e+05	0.96 y	45:09	1.62	3.47	J	2.50	-	*	
OCDF	8.23e+06	0.88 y	50:10	0.74	555		2.50	-	*	
										Rec
13C-2,3,7,8-TCDD	2.07e+07	0.85 y	27:26	0.93	966					99.0
13C-1,2,3,7,8-PeCDD	2.04e+07	1.76 y	33:15	0.81	1100					112
13C-1,2,3,4,7,8-HxCDD	1.63e+07	1.34 y	38:37	0.95	971					99.5
13C-1,2,3,6,7,8-HxCDD	1.53e+07	1.30 y	38:46	1.00	867					88.9
13C-1,2,3,4,6,7,8-HpCDD	1.56e+07	1.03 y	44:12	0.92	956					98.0
13C-OCDD	1.91e+07	0.93 y	49:46	0.63	1700					87.3
13C-2,3,7,8-TCDF	3.41e+07	0.88 y	26:40	0.87	997					102
13C-1,2,3,7,8-PeCDF	3.31e+07	1.75 y	31:31	0.81	1040					107
13C-2,3,4,7,8-PeCDF	3.24e+07	1.76 y	32:50	0.75	1100					112
13C-1,2,3,4,7,8-HxCDF	3.38e+07	0.53 y	37:13	1.74	1100					113
13C-1,2,3,6,7,8-HxCDF	3.95e+07	0.53 y	37:26	2.17	1030					105
13C-2,3,4,6,7,8-HxCDF	3.35e+07	0.54 y	38:21	1.82	1040					107
13C-1,2,3,7,8,9-HxCDF	3.05e+07	0.53 y	39:48	1.49	1160					119
13C-1,2,3,4,6,7,8-HpCDF	2.00e+07	0.43 y	42:19	1.10	1030					105
13C-1,2,3,4,7,8,9-HpCDF	1.74e+07	0.42 y	45:08	0.81	1210					124
13C-OCDF	3.91e+07	1.00 y	50:10	1.19	1860					95.4
37Cl-2,3,7,8-TCDD	9.40e+06		27:27	0.93	437					112
13C-1,2,3,4-TCDD	2.25e+07	0.86 y	26:50	-	32.4					
13C-1,2,3,4-TCDF	3.84e+07	0.87 y	25:35	-	35.2					
13C-1,2,3,7,8,9-HxCDD	1.73e+07	1.32 y	39:13	-	39.1					
Total Tetra-Dioxins	7.30e+05		24:26	1.04	33.3		2.50	-	*	13
Total Penta-Dioxins	9.08e+05		30:16	1.05	41.4		2.50	-	*	10
Total Hexa-Dioxins	2.76e+06		36:10	1.27	134		2.50	-	*	8
Total Hepta-Dioxins	1.91e+07		42:51	1.35	883		2.50	-	*	2
Total Tetra-Furans	2.82e+06		23:26	1.62	49.8		2.50	-	*	16
1st Fn. Tot Penta-Furans	5.11e+05		28:29	0.93	16.4		2.50	-	*	PeCDF 1
Total Penta-Furans	1.19e+06		30:07	0.93	38.1		2.50	-	*	54.5 9
Total Hexa-Furans	3.13e+06		35:18	0.90	98.2		2.50	-	*	9
Total Hepta-Furans	1.03e+07		42:19	1.48	363		2.50	-	*	4

Analyst: 

Date: 8/13/10

Totals class: Total Tetra-Dioxins

Entry #: 38

Run: 24

File: 12AUG10M

S: 20 I: 1 F: 1

Acquired: 13-AUG-10 04:42:56

Total Concentration: 33.3

Unnamed Concentration: 31.245

RT	ml Resp	m2 Resp	RA	Resp	Concentration	Name
24:26	9.96e+04	1.37e+05	0.73 y	2.36e+05	10.8	
24:42	6.26e+04	8.18e+04	0.77 y	1.44e+05	6.58	
25:02	1.25e+04	1.50e+04	0.84 y	2.75e+04	1.25	
25:37	8.85e+03	1.26e+04	0.70 y	2.14e+04	0.977	
25:49	1.77e+04	2.24e+04	0.79 y	4.01e+04	1.83	
26:00	2.31e+04	2.68e+04	0.86 y	4.99e+04	2.27	
26:08	8.45e+03	1.16e+04	0.73 y	2.00e+04	0.912	
26:21	7.66e+03	9.01e+03	0.85 y	1.67e+04	0.760	
26:32	1.09e+04	1.42e+04	0.77 y	2.51e+04	1.14	
26:50	1.82e+04	2.41e+04	0.76 y	4.23e+04	1.93	
27:12	1.72e+04	2.57e+04	0.67 y	4.29e+04	1.96	
27:26	1.77e+04	2.66e+04	0.67 y	4.43e+04	2.02	2,3,7,8-TCDD
27:45	8.60e+03	1.02e+04	0.84 y	1.88e+04	0.859	

Totals class: Total Penta-Dioxins

Entry #: 39

Run: 24 File: 12AUG10M S: 20 I: 1 F: 2
Acquired: 13-AUG-10 04:42:56

Total Concentration: 41.4

Unnamed Concentration: 38.937

RT	ml Resp	m2 Resp	RA	Resp	Concentration	Name
30:16	1.52e+05	9.18e+04	1.66 y	2.44e+05	11.1	
30:53	3.86e+04	2.41e+04	1.60 y	6.27e+04	2.86	
31:31	9.23e+04	5.47e+04	1.69 y	1.47e+05	6.70	
31:45	4.12e+04	2.55e+04	1.61 y	6.67e+04	3.04	
31:52	8.12e+04	4.77e+04	1.70 y	1.29e+05	5.88	
32:11	5.79e+04	3.80e+04	1.53 y	9.59e+04	4.37	
32:39	3.47e+04	2.07e+04	1.68 y	5.53e+04	2.52	
33:17	3.21e+04	2.17e+04	1.48 y	5.38e+04	2.45	1,2,3,7,8-PeCDD
33:22	1.45e+04	9.39e+03	1.55 y	2.39e+04	1.09	
33:51	1.79e+04	1.17e+04	1.53 y	2.96e+04	1.35	

Totals class: Total Hexa-Dioxins

Entry #: 40

Run: 24

File: 12AUG10M

S: 20 I: 1 F: 3

Acquired: 13-AUG-10 04:42:56

Total Concentration: 134

Unnamed Concentration: 107.528

RT	ml Resp	m2 Resp	RA	Resp	Concentration	Name
36:10	3.69e+05	2.63e+05	1.40 y	6.32e+05	30.6	
37:06	2.70e+05	1.92e+05	1.41 y	4.63e+05	22.4	
37:33	5.80e+05	4.11e+05	1.41 y	9.91e+05	48.0	
37:42	3.93e+04	3.27e+04	1.20 y	7.21e+04	3.49	
38:38	4.19e+04	3.37e+04	1.25 y	7.56e+04	3.49	1,2,3,4,7,8-HxCDD
38:48	1.71e+05	1.23e+05	1.39 y	2.94e+05	14.7	1,2,3,6,7,8-HxCDD
39:05	3.45e+04	2.64e+04	1.31 y	6.09e+04	2.95	
39:14	9.51e+04	8.03e+04	1.18 y	1.75e+05	8.68	1,2,3,7,8,9-HxCDD

Totals class: Total Hepta-Dioxins

Entry #: 41

Run: 24

File: 12AUG10M

S: 20 I: 1 F: 4

Acquired: 13-AUG-10 04:42:56

Total Concentration: 883

Unnamed Concentration: 439.968

RT	ml Resp	m2 Resp	RA	Resp	Concentration	Name
42:51	4.79e+06	4.73e+06	1.01 y	9.53e+06	440	
44:14	4.86e+06	4.73e+06	1.03 y	9.58e+06	443	1,2,3,4,6,7,8-HpCDD

Totals class: Total Tetra-Furans

Entry #: 42

Run: 24

File: 12AUG10M

S: 20 I: 1 F: 1

Acquired: 13-AUG-10 04:42:56

Total Concentration: 49.8

Unnamed Concentration: 47.590

RT	ml Resp	m2 Resp	RA	Resp	Concentration	Name
23:26	3.47e+04	5.27e+04	0.66 y	8.73e+04	1.54	
23:50	1.85e+05	2.63e+05	0.70 y	4.47e+05	7.92	
24:13	1.09e+05	1.60e+05	0.68 y	2.69e+05	4.75	
24:28	1.01e+05	1.43e+05	0.71 y	2.44e+05	4.32	
24:46	1.23e+05	1.70e+05	0.72 y	2.93e+05	5.18	
24:59	3.78e+04	4.97e+04	0.76 y	8.74e+04	1.55	
25:21	5.80e+04	8.69e+04	0.67 y	1.45e+05	2.56	
25:28	1.22e+05	1.84e+05	0.66 y	3.06e+05	5.41	
25:35	5.99e+04	8.58e+04	0.70 y	1.46e+05	2.58	
25:57	5.46e+04	7.94e+04	0.69 y	1.34e+05	2.37	
26:10	3.21e+04	4.49e+04	0.72 y	7.70e+04	1.36	
26:19	3.02e+04	4.18e+04	0.72 y	7.19e+04	1.27	
26:32	5.23e+04	7.42e+04	0.71 y	1.26e+05	2.24	
26:41	5.14e+04	7.48e+04	0.69 y	1.26e+05	2.23	2,3,7,8-TCDF
27:01	8.53e+04	1.21e+05	0.70 y	2.07e+05	3.66	
28:30	2.19e+04	2.79e+04	0.78 y	4.98e+04	0.880	

Totals class: 1st Fn. Tot Penta-Furans Entry #: 43

Run: 24 File: 12AUG10M S: 20 I: 1 F: 1
Acquired: 13-AUG-10 04:42:56

Total Concentration: 16.4 Unnamed Concentration: 16.366

RT	ml Resp	m2 Resp	RA	Resp	Concentration	Name
28:29	3.16e+05	1.95e+05	1.61 y	5.11e+05	16.4	

Totals class: Total Penta-Furans

Entry #: 44

Run: 24

File: 12AUG10M

S: 20 I: 1 F: 2

Acquired: 13-AUG-10 04:42:56

Total Concentration: 38.1

Unnamed Concentration: 34.217

RT	ml Resp	m2 Resp	RA	Resp	Concentration	Name
30:07	5.73e+04	3.98e+04	1.44 y	9.70e+04	3.11	
30:16	2.88e+05	2.07e+05	1.39 y	4.95e+05	15.9	
30:59	1.19e+05	7.65e+04	1.55 y	1.95e+05	6.26	
31:18	1.54e+04	1.13e+04	1.36 y	2.67e+04	0.854	
31:32	2.89e+04	2.05e+04	1.41 y	4.94e+04	1.59	1,2,3,7,8-PeCDF
31:52	5.45e+04	3.86e+04	1.41 y	9.31e+04	2.98	
32:43	3.29e+04	2.44e+04	1.35 y	5.73e+04	1.83	
32:51	4.27e+04	3.05e+04	1.40 y	7.32e+04	2.33	2,3,4,7,8-PeCDF
32:54	5.95e+04	4.40e+04	1.35 y	1.04e+05	3.32	

Totals class: Total Hexa-Furans

Entry #: 45

Run: 24

File: 12AUG10M

S: 20 I: 1 F: 3

Acquired: 13-AUG-10 04:42:56

Total Concentration: 98.2

Unnamed Concentration: 84.098

RT	ml Resp	m2 Resp	RA	Resp	Concentration	Name
35:18	1.43e+05	1.14e+05	1.25 y	2.58e+05	8.09	
35:33	5.51e+05	4.42e+05	1.25 y	9.94e+05	31.2	
36:09	2.07e+04	1.93e+04	1.07 y	4.01e+04	1.26	
36:28	7.39e+05	6.02e+05	1.23 y	1.34e+06	42.1	
37:05	2.56e+04	2.04e+04	1.25 y	4.61e+04	1.45	
37:15	9.62e+04	7.85e+04	1.23 y	1.75e+05	5.42	1,2,3,4,7,8-HxCDF
37:26	5.60e+04	4.89e+04	1.15 y	1.05e+05	3.09	1,2,3,6,7,8-HxCDF
38:23	7.10e+04	6.41e+04	1.11 y	1.35e+05	4.40	2,3,4,6,7,8-HxCDF
39:53	2.04e+04	1.54e+04	1.33 y	3.58e+04	1.16	1,2,3,7,8,9-HxCDF

Totals class: Total Hepta-Furans

Entry #: 46

Run: 24

File: 12AUG10M

S: 20 I: 1 F: 4

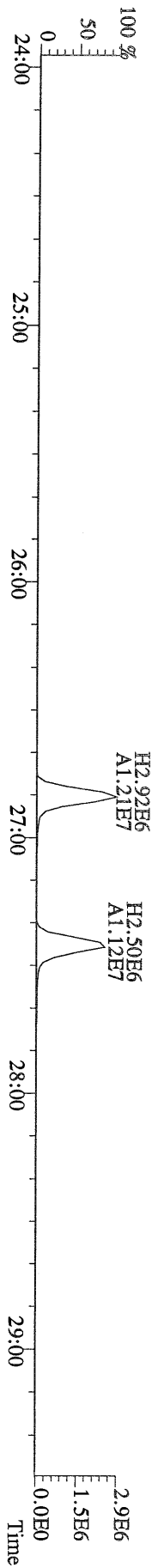
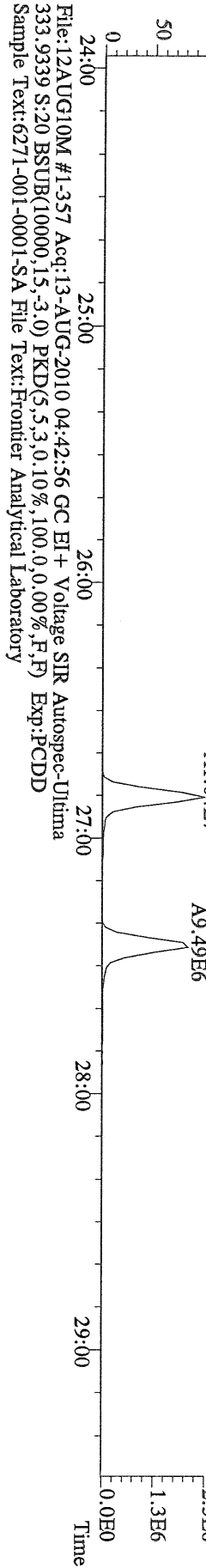


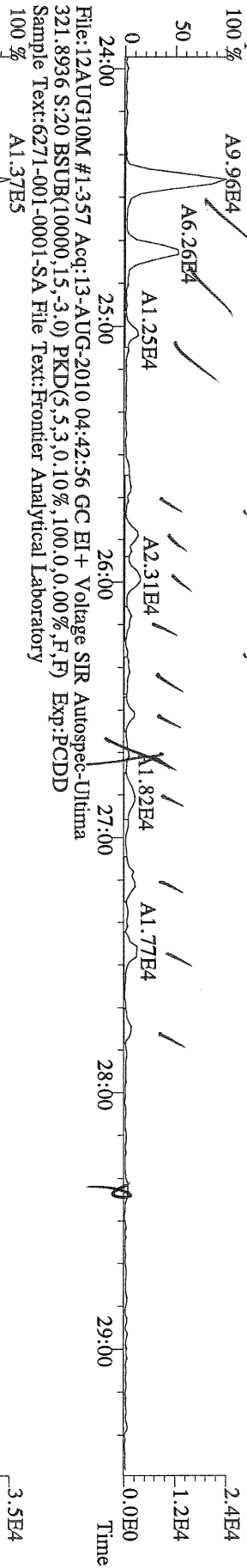
Acquired: 13-AUG-10 04:42:56

Total Concentration: 363

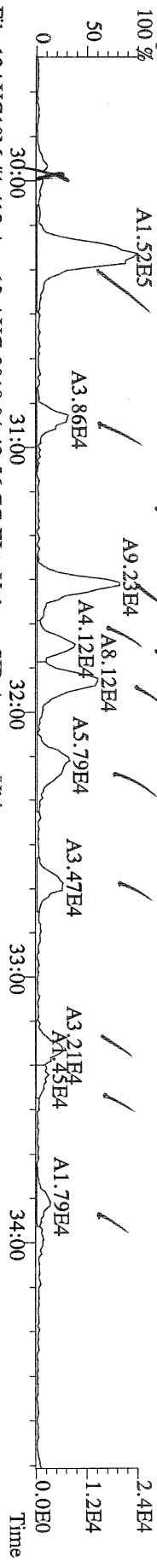
Unnamed Concentration: 248.678

RT	ml Resp	m2 Resp	RA	Resp	Concentration	Name
42:19	1.62e+06	1.53e+06	1.06 y	3.15e+06	111	1,2,3,4,6,7,8-HpCDF
42:51	2.88e+04	2.75e+04	1.05 y	5.63e+04	1.97	
43:09	3.60e+06	3.43e+06	1.05 y	7.03e+06	247	
45:09	4.95e+04	5.14e+04	0.96 y	1.01e+05	3.47	1,2,3,4,7,8,9-HpCDF

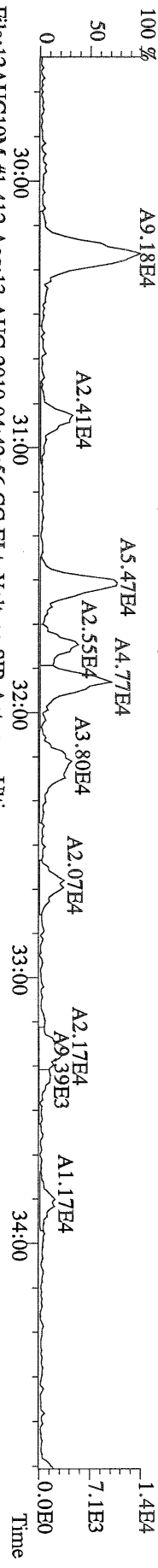
File:12AUG10M #1-357 Acq:13-AUG-2010 04:42:56 GC EI+ Voltage SIR Autospec-Ultima
319.8965 S:20 BSUB(10000,15,-3.0) PKD(5,5,3,0,100,0,0,00%,F,F) Exp:PCDD
Sample Text:6271-001-0001-SA File Text:Frontier Analytical Laboratory




File:12AUG10M #1-412 Acq:13-AUG-2010 04:42:56 GC EI+ Voltage SIR Autospec-Ultima
355.8546 S:20 F:2 BSUB(10000,15,-3.0) PKD(5,5,3,0,10%,100,0,0,0,0,0,0,0) Exp:PCDD
Sample Text:6271-001-0001-SA File Text:Frontier Analytical Laboratory



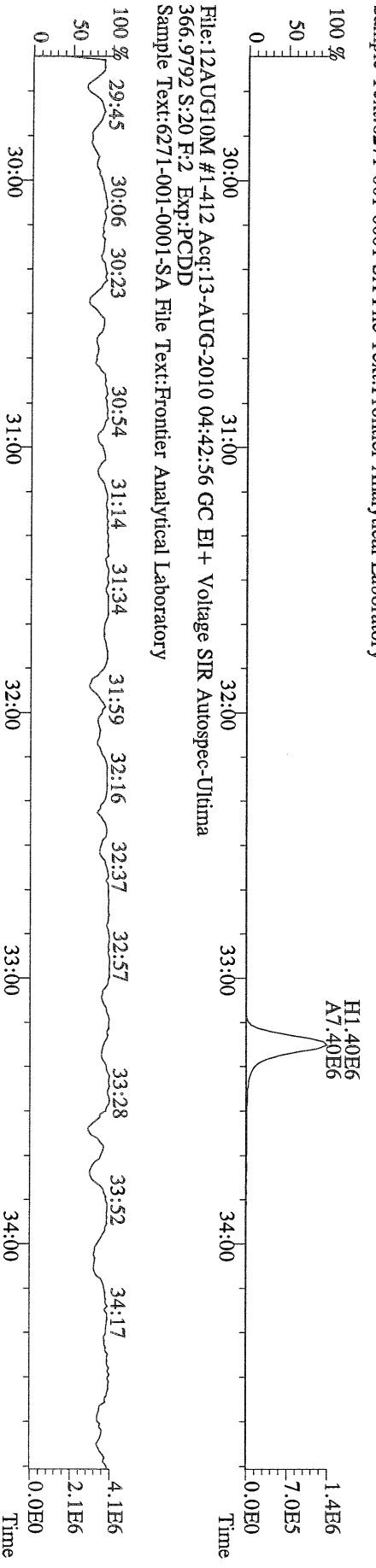
File:12AUG10M #1-412 Acq:13-AUG-2010 04:42:56 GC EI+ Voltage SIR Autospec-Ultima
357.8517 S:20 F:2 BSUB(10000,15,-3.0) PKD(5,5,3,0,10%,100,0,0,0,0,0,0) Exp:PCDD
Sample Text:6271-001-0001-SA File Text:Frontier Analytical Laboratory



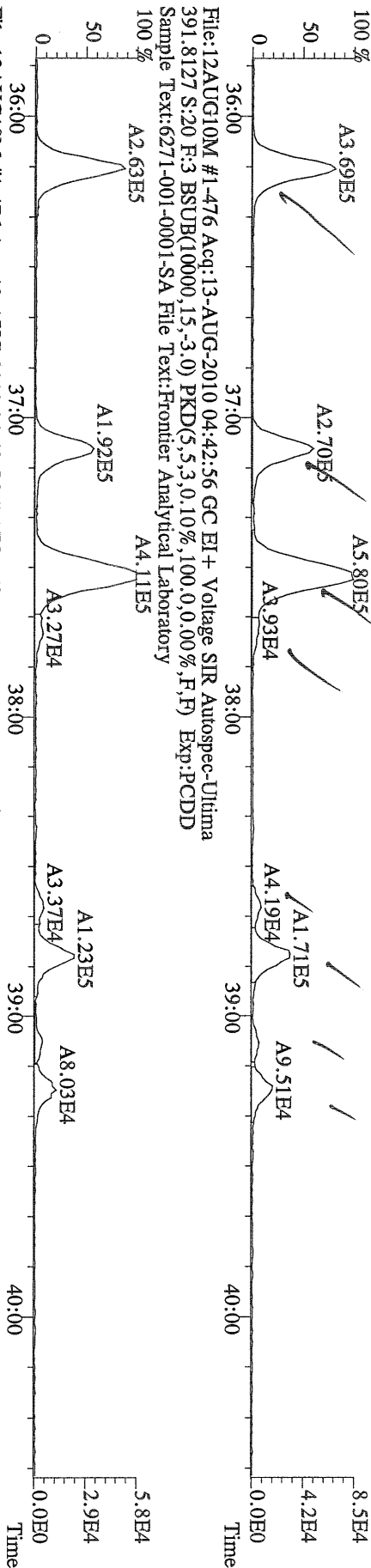
File:12AUG10M #1-412 Acq:13-AUG-2010 04:42:56 GC EI+ Voltage SIR Autospec-Ultima
367.8949 S:20 F:2 BSUB(10000,15,-3.0) PKD(5,5,3,0,10%,100,0,0,0,0,0,0) Exp:PCDD
Sample Text:6271-001-0001-SA File Text:Frontier Analytical Laboratory



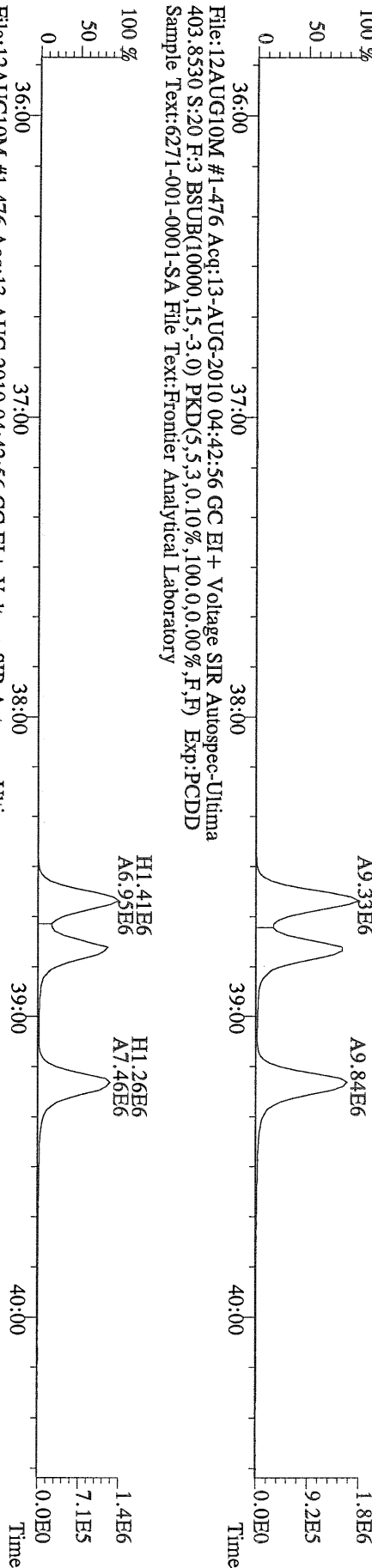
File:12AUG10M #1-412 Acq:13-AUG-2010 04:42:56 GC EI+ Voltage SIR Autospec-Ultima
366.9792 S:20 F:2 Exp:PCDD
Sample Text:6271-001-0001-SA File Text:Frontier Analytical Laboratory



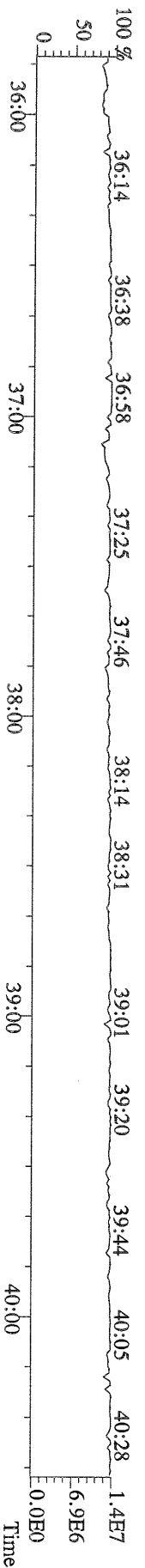
File:12AUG10M #1-476 Acq:13-AUG-2010 04:42:56 GC EI+ Voltage SIR Autospec-Ultima
389.8156 S:20 F:3 BSUB(10000,15,-3.0) PKD(5,5,3,0,10%,100,0,0,0,0%,F,F) Exp:PCDD
Sample Text:6271-001-0001-SA File Text:Frontier Analytical Laboratory



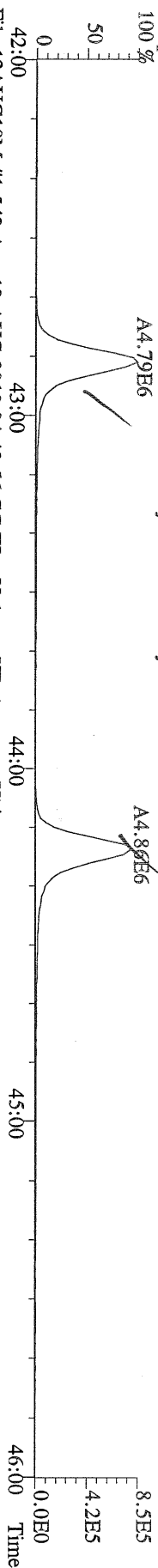
File:12AUG10M #1-476 Acq:13-AUG-2010 04:42:56 GC EI+ Voltage SIR Autospec-Ultima
401.8559 S:20 F:3 BSUB(10000,15,-3.0) PKD(5,5,3,0,10%,100,0,0,0,0%,F,F) Exp:PCDD
Sample Text:6271-001-0001-SA File Text:Frontier Analytical Laboratory



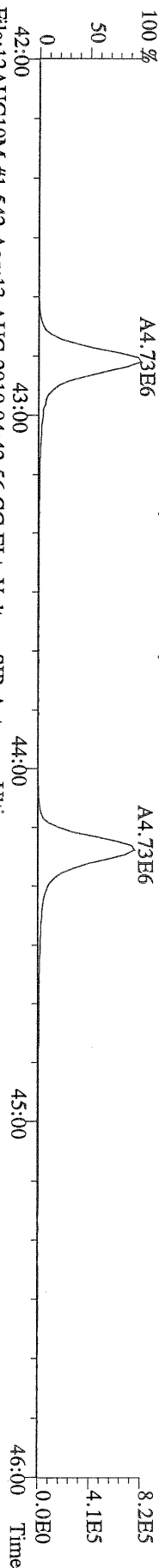
File:12AUG10M #1-476 Acq:13-AUG-2010 04:42:56 GC EI+ Voltage SIR Autospec-Ultima
380.9760 S:20 F:3 Exp:PCDD
Sample Text:6271-001-0001-SA File Text:Frontier Analytical Laboratory



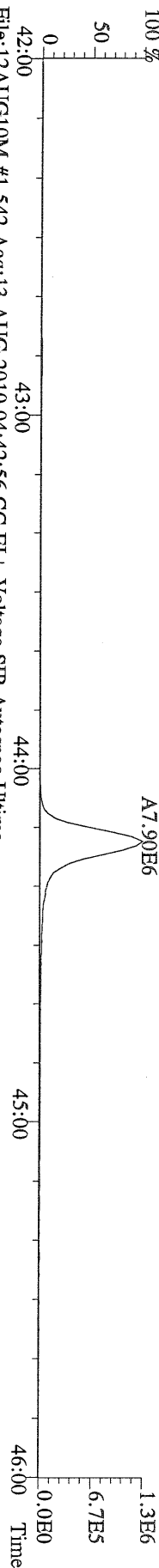
File:12AUG10M #1-542 Acq:13-AUG-2010 04:42:56 GC EI + Voltage SIR Autospec-Ultima
423.7767 S:20 F:4 BSUB(10000,15,-3.0) PKD(5,5,3,0,10%,100,0,0,00%,F,F) Exp:PCDD
Sample Text:6271-001-0001-SA File Text:Frontier Analytical Laboratory



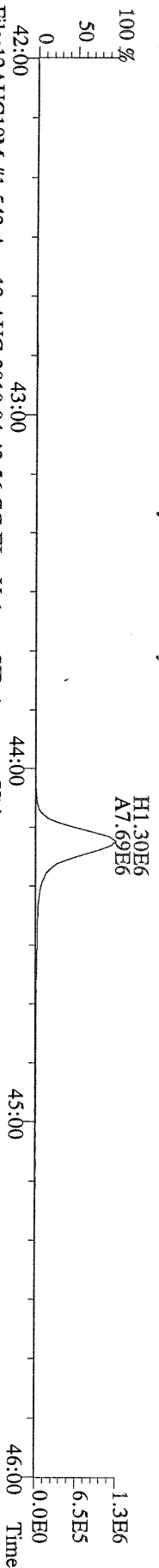
File:12AUG10M #1-542 Acq:13-AUG-2010 04:42:56 GC EI + Voltage SIR Autospec-Ultima
425.7737 S:20 F:4 BSUB(10000,15,-3.0) PKD(5,5,3,0,10%,100,0,0,00%,F,F) Exp:PCDD
Sample Text:6271-001-0001-SA File Text:Frontier Analytical Laboratory




File:12AUG10M #1-542 Acq:13-AUG-2010 04:42:56 GC EI + Voltage SIR Autospec-Ultima
435.8169 S:20 F:4 BSUB(10000,15,-3.0) PKD(5,5,3,0,10%,100,0,0,00%,F,F) Exp:PCDD
Sample Text:6271-001-0001-SA File Text:Frontier Analytical Laboratory



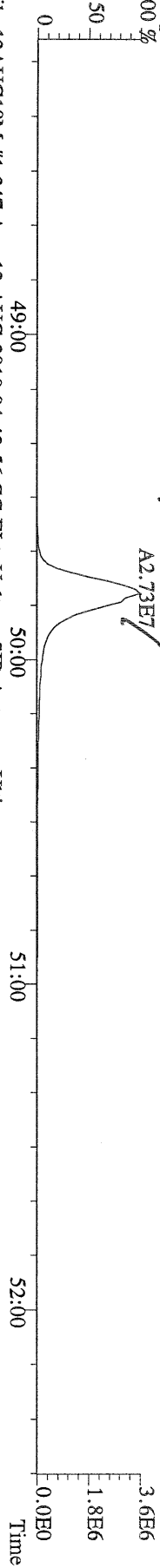
File:12AUG10M #1-542 Acq:13-AUG-2010 04:42:56 GC EI + Voltage SIR Autospec-Ultima
437.8140 S:20 F:4 BSUB(10000,15,-3.0) PKD(5,5,3,0,10%,100,0,0,00%,F,F) Exp:PCDD
Sample Text:6271-001-0001-SA File Text:Frontier Analytical Laboratory



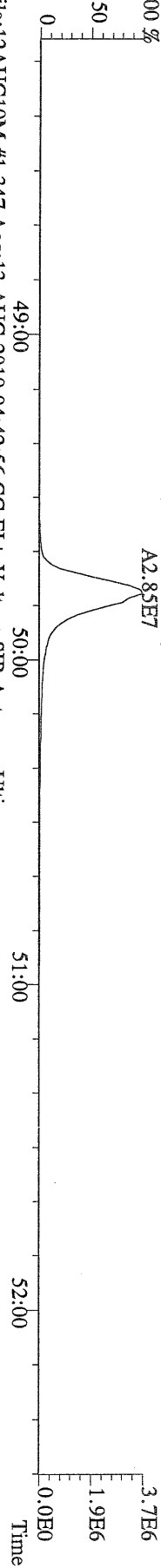
File:12AUG10M #1-542 Acq:13-AUG-2010 04:42:56 GC EI + Voltage SIR Autospec-Ultima
430.9728 S:20 F:4 Exp:PCDD
Sample Text:6271-001-0001-SA File Text:Frontier Analytical Laboratory



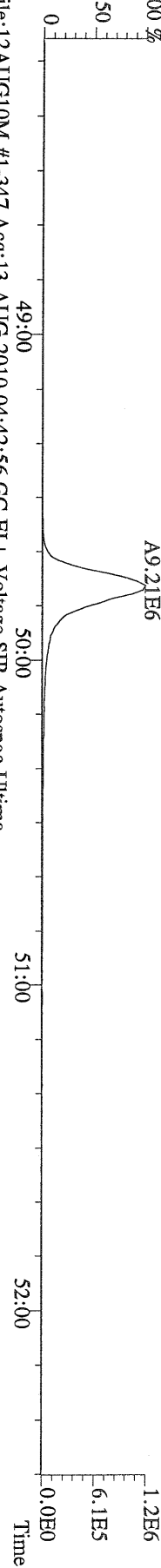
File:12AUG10M #1-347 Acq:13-AUG-2010 04:42:56 GC EI+ Voltage SIR Autospec-Ultima
457.7377 S:20 F:5 BSUB(10000,15,-3.0) PKD(5,5,3,0,10%,100,0,0,00%,F,F) Exp:PCDD
Sample Text:6271-001-0001-SA File Text:Frontier Analytical Laboratory




File:12AUG10M #1-347 Acq:13-AUG-2010 04:42:56 GC EI+ Voltage SIR Autospec-Ultima
459.7348 S:20 F:5 BSUB(10000,15,-3.0) PKD(5,5,3,0,10%,100,0,0,00%,F,F) Exp:PCDD
Sample Text:6271-001-0001-SA File Text:Frontier Analytical Laboratory



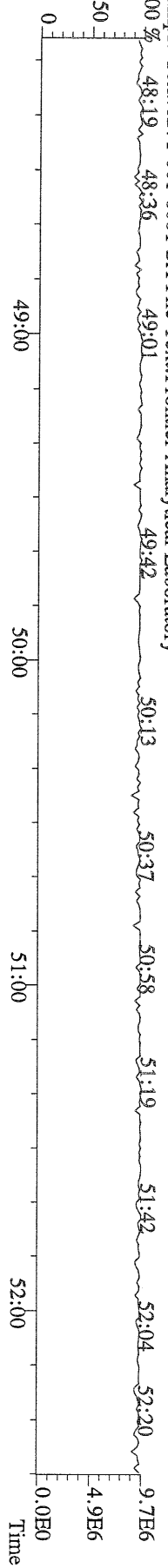
File:12AUG10M #1-347 Acq:13-AUG-2010 04:42:56 GC EI+ Voltage SIR Autospec-Ultima
469.7780 S:20 F:5 BSUB(10000,15,-3.0) PKD(5,5,3,0,10%,100,0,0,00%,F,F) Exp:PCDD
Sample Text:6271-001-0001-SA File Text:Frontier Analytical Laboratory



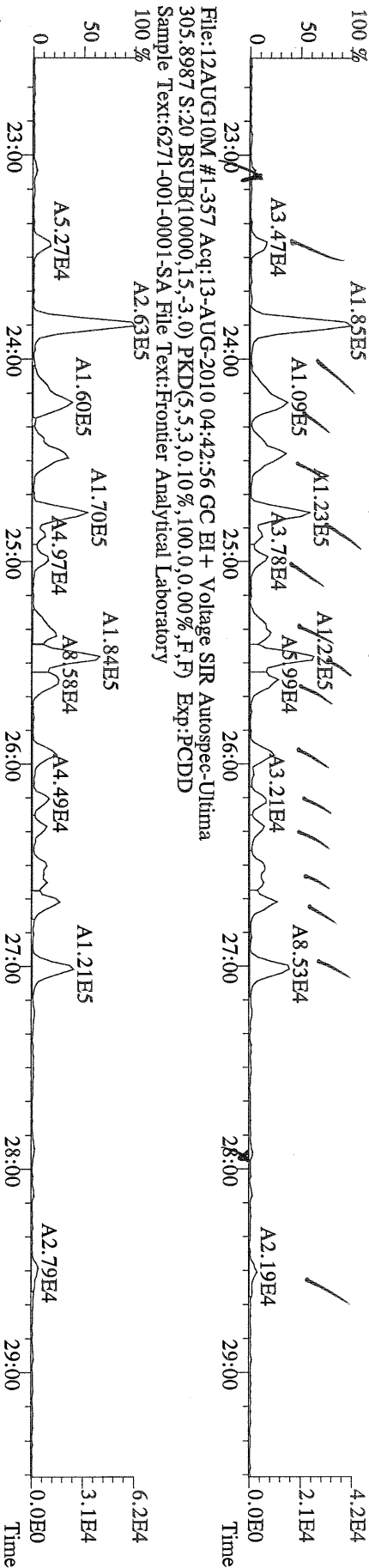
File:12AUG10M #1-347 Acq:13-AUG-2010 04:42:56 GC EI+ Voltage SIR Autospec-Ultima
471.7750 S:20 F:5 BSUB(10000,15,-3.0) PKD(5,5,3,0,10%,100,0,0,00%,F,F) Exp:PCDD
Sample Text:6271-001-0001-SA File Text:Frontier Analytical Laboratory



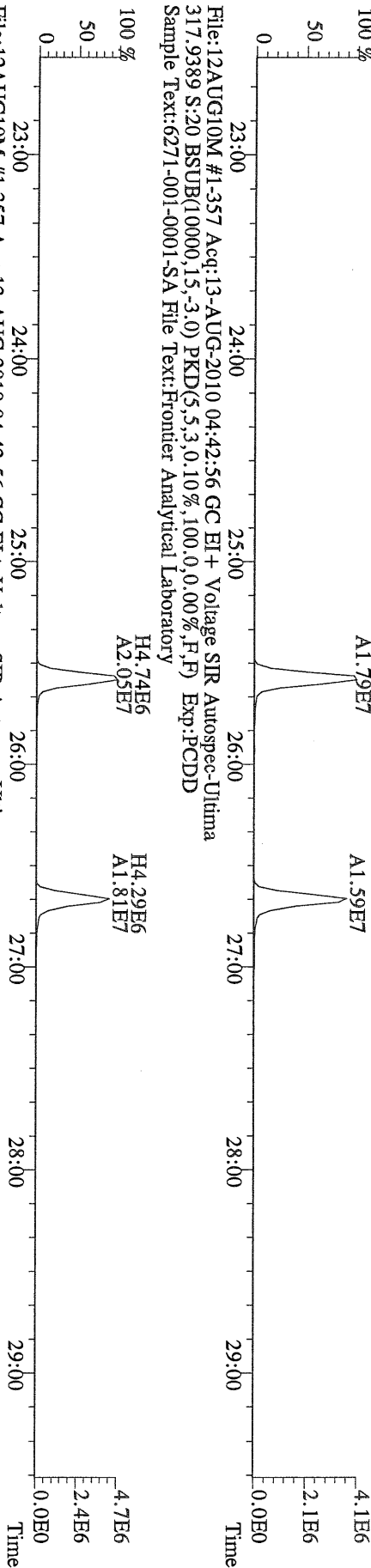
File:12AUG10M #1-347 Acq:13-AUG-2010 04:42:56 GC EI+ Voltage SIR Autospec-Ultima
454.9728 S:20 F:5 Exp:PCDD
Sample Text:6271-001-0001-SA File Text:Frontier Analytical Laboratory



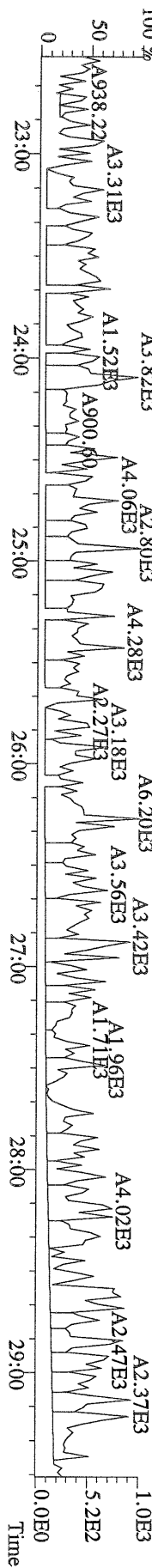
File:12AUG10M #1-357 Acq:13-AUG-2010 04:42:56 GC EI+ Voltage SIR Autospec-Ultima
 303.9016 S:20 BSUB(10000,15,-3.0) PKD(5.5,3.0,100.0,0.00%,F,F) Exp:PCDD
 Sample Text:6271-001-0001-SA File Text:Frontier Analytical Laboratory




File:12AUG10M #1-357 Acq:13-AUG-2010 04:42:56 GC EI+ Voltage SIR Autospec-Ultima
 315.9419 S:20 BSUB(10000,15,-3.0) PKD(5.5,3.0,100.0,0.00%,F,F) Exp:PCDD
 Sample Text:6271-001-0001-SA File Text:Frontier Analytical Laboratory



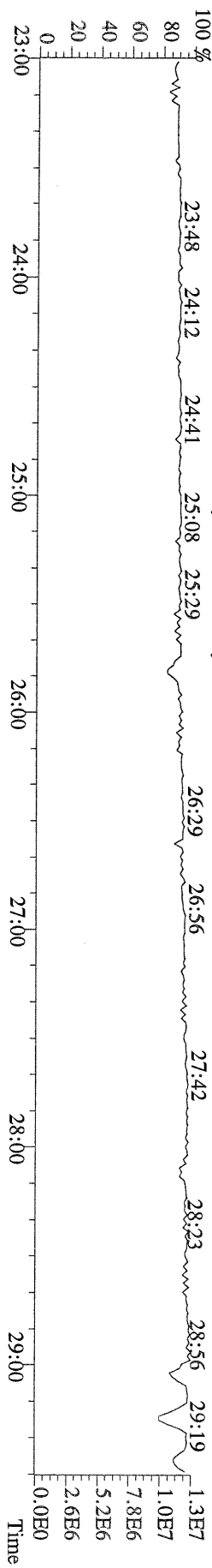
File:12AUG10M #1-357 Acq:13-AUG-2010 04:42:56 GC EI+ Voltage SIR Autospec-Ultima
 375.8364 S:20 BSUB(10000,15,-3.0) PKD(5.5,3.0,100.0,0.00%,F,F) Exp:PCDD
 Sample Text:6271-001-0001-SA File Text:Frontier Analytical Laboratory



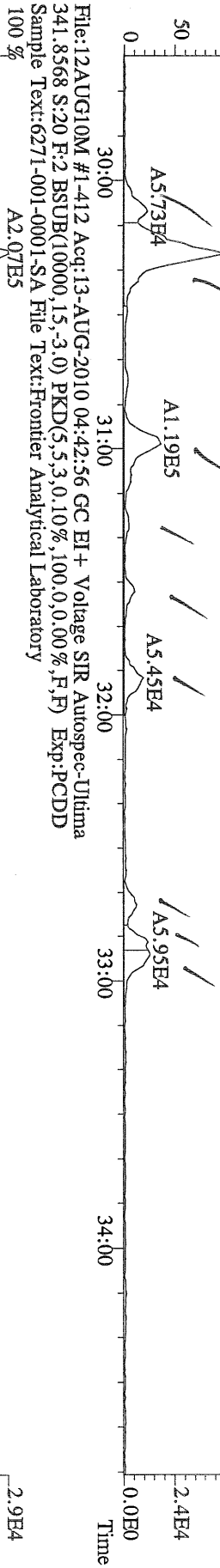
File:12AUG10M #1-357 Acq:13-AUG-2010 04:42:56 GC EI+ Voltage SIR Autospec-Ultima
 339.8597 S:20 BSUB(10000,15,-3.0) PKD(5,5,3,0,10%,100,0,0,00%,F,F) Exp:PCDD
 Sample Text:6271-001-0001-SA File Text:Frontier Analytical Laboratory




File:12AUG10M #1-357 Acq:13-AUG-2010 04:42:56 GC EI+ Voltage SIR Autospec-Ultima
 409.7974 S:20 BSUB(10000,15,-3.0) PKD(5,5,3,0,10%,100,0,0,00%,F,F) Exp:PCDD
 Sample Text:6271-001-0001-SA File Text:Frontier Analytical Laboratory



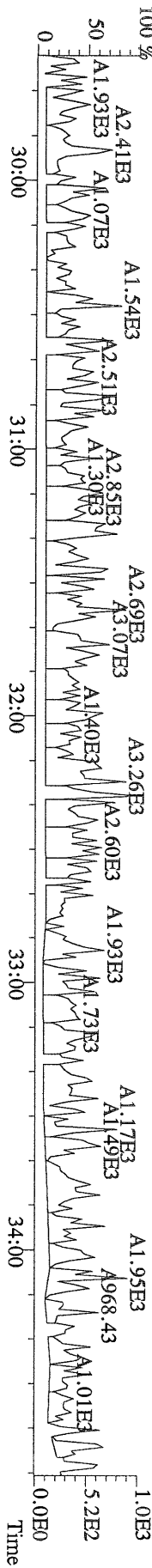
File:12AUG10M #1-412 Acq:13-AUG-2010 04:42:56 GC EI+ Voltage SIR Autospec-Ultima
 339.8597 S:20 F:2 BSUB(10000,15,-3.0) PKD(5,5,3,0.10%,100,0,0.00%,F,F) Exp:PCDD
 Sample Text:6271-001-0001-SA File Text:Frontier Analytical Laboratory



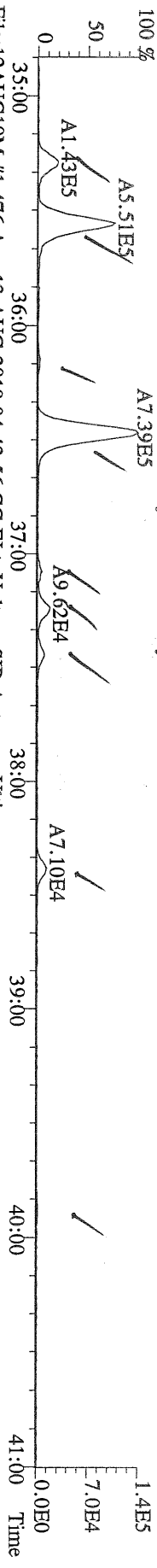
File:12AUG10M #1-412 Acq:13-AUG-2010 04:42:56 GC EI+ Voltage SIR Autospec-Ultima
 351.9000 S:20 F:2 BSUB(10000,15,-3.0) PKD(5,5,3,0.10%,100,0,0.00%,F,F) Exp:PCDD
 Sample Text:6271-001-0001-SA File Text:Frontier Analytical Laboratory



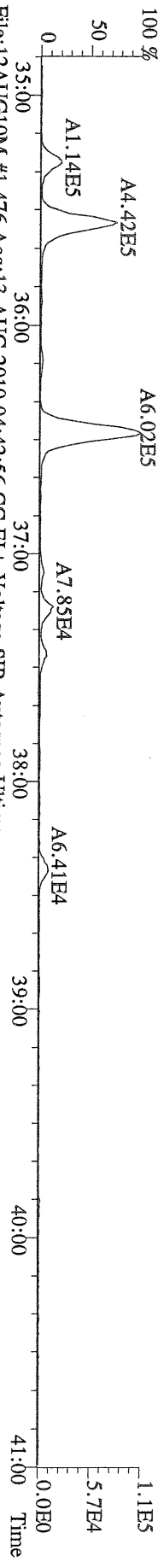
File:12AUG10M #1-412 Acq:13-AUG-2010 04:42:56 GC EI+ Voltage SIR Autospec-Ultima
 409.7974 S:20 F:2 BSUB(10000,15,-3.0) PKD(5,5,3,0.10%,100,0,0.00%,F,F) Exp:PCDD
 Sample Text:6271-001-0001-SA File Text:Frontier Analytical Laboratory



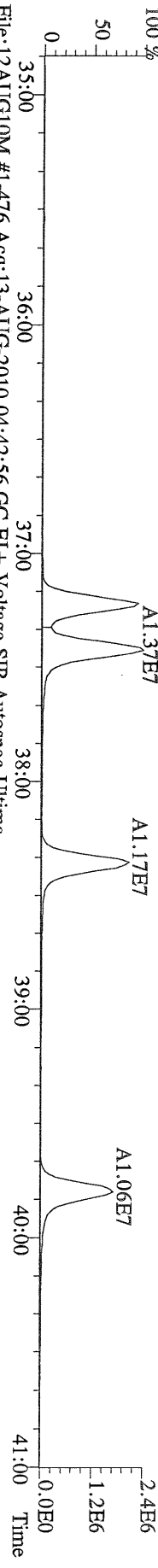
File:12AUG10M #1-476 Acq:13-AUG-2010 04:42:56 GC EI+ Voltage SIR Autospec-Ultima
 373.8207 S:20 F:3 BSUB(10000,15,-3.0) PKD(5,5,3,0,10%,100,0,0,00%,F,F) Exp:PCDD
 Sample Text:6271-001-0001-SA File Text:Frontier Analytical Laboratory



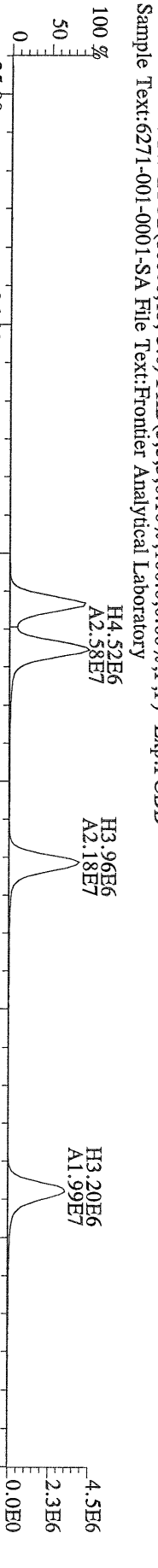
File:12AUG10M #1-476 Acq:13-AUG-2010 04:42:56 GC EI+ Voltage SIR Autospec-Ultima
 375.8178 S:20 F:3 BSUB(10000,15,-3.0) PKD(5,5,3,0,10%,100,0,0,00%,F,F) Exp:PCDD
 Sample Text:6271-001-0001-SA File Text:Frontier Analytical Laboratory



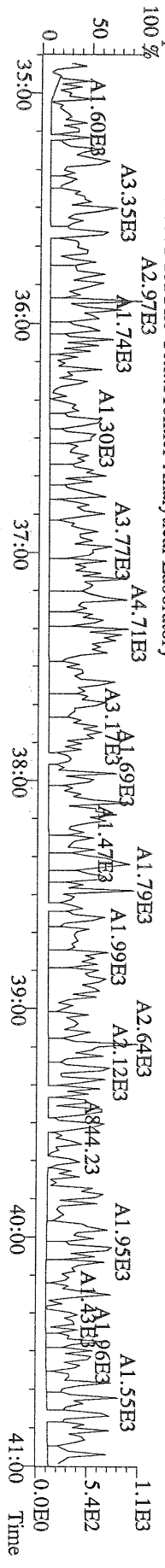
File:12AUG10M #1-476 Acq:13-AUG-2010 04:42:56 GC EI+ Voltage SIR Autospec-Ultima
 383.8639 S:20 F:3 BSUB(10000,15,-3.0) PKD(5,5,3,0,10%,100,0,0,00%,F,F) Exp:PCDD
 Sample Text:6271-001-0001-SA File Text:Frontier Analytical Laboratory



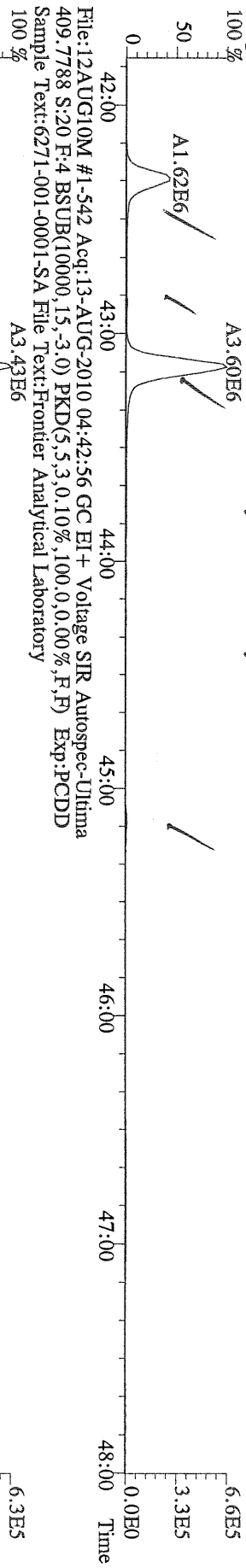
File:12AUG10M #1-476 Acq:13-AUG-2010 04:42:56 GC EI+ Voltage SIR Autospec-Ultima
 385.8610 S:20 F:3 BSUB(10000,15,-3.0) PKD(5,5,3,0,10%,100,0,0,00%,F,F) Exp:PCDD
 Sample Text:6271-001-0001-SA File Text:Frontier Analytical Laboratory



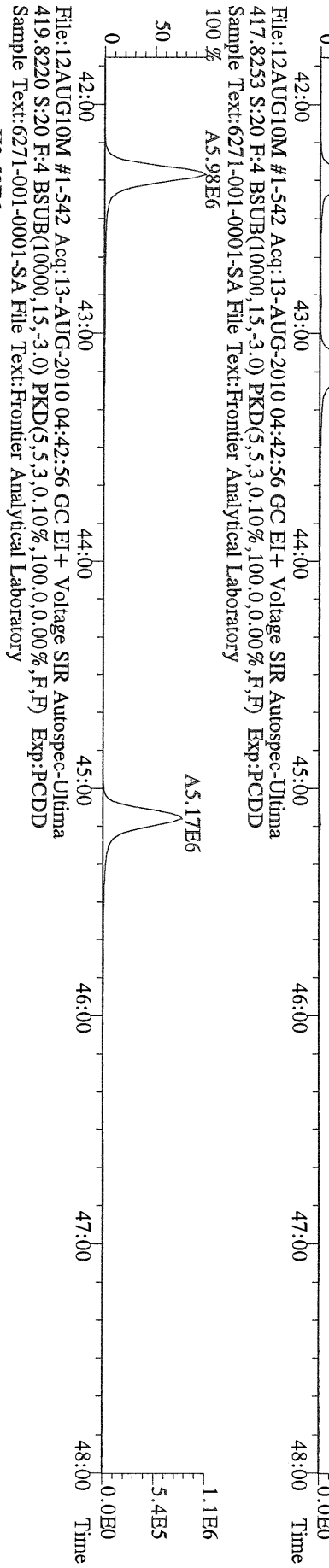
File:12AUG10M #1-476 Acq:13-AUG-2010 04:42:56 GC EI+ Voltage SIR Autospec-Ultima
 445.7555 S:20 F:3 BSUB(10000,15,-3.0) PKD(5,5,3,0,10%,100,0,0,00%,F,F) Exp:PCDD
 Sample Text:6271-001-0001-SA File Text:Frontier Analytical Laboratory



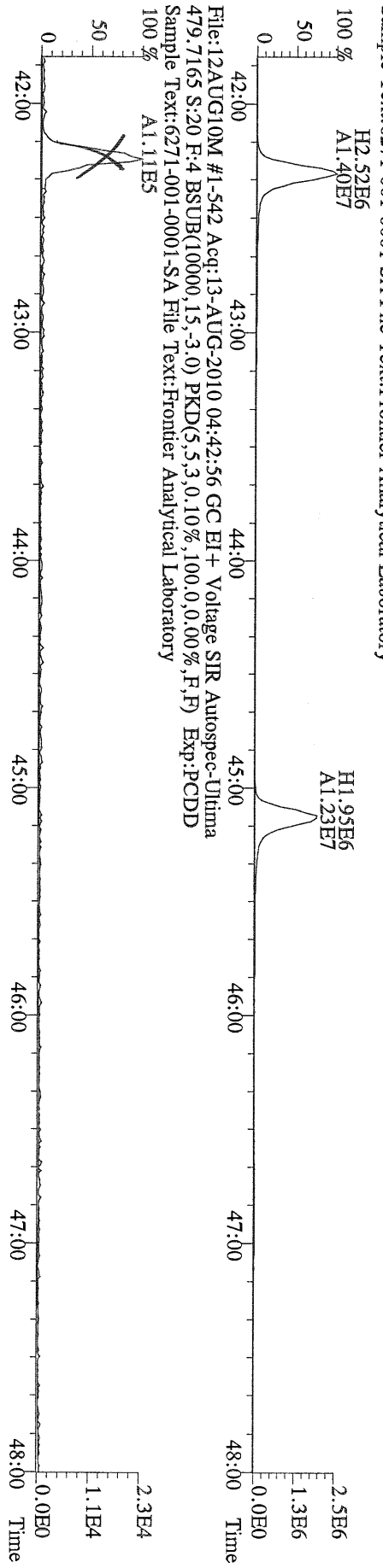
File:12AUG10M #1-542 Acq:13-AUG-2010 04:42:56 GC EI+ Voltage SIR Autospec-Utima
407.7818 S:20 F:4 BSUB(10000,15,-3.0) PKD(5,5,3,0,10%,100,0,0,00%,F,F) Exp:PCDD
Sample Text:6271-001-0001-SA File Text:Frontier Analytical Laboratory



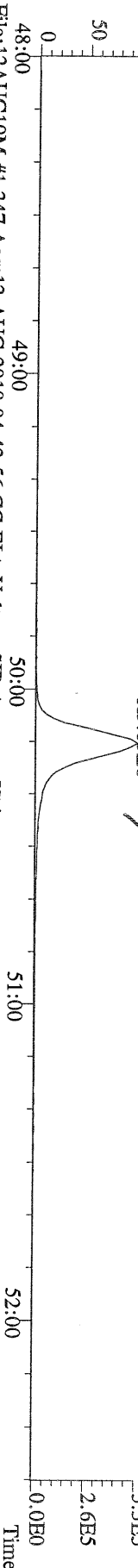
File:12AUG10M #1-542 Acq:13-AUG-2010 04:42:56 GC EI+ Voltage SIR Autospec-Utima
417.8253 S:20 F:4 BSUB(10000,15,-3.0) PKD(5,5,3,0,10%,100,0,0,00%,F,F) Exp:PCDD
Sample Text:6271-001-0001-SA File Text:Frontier Analytical Laboratory



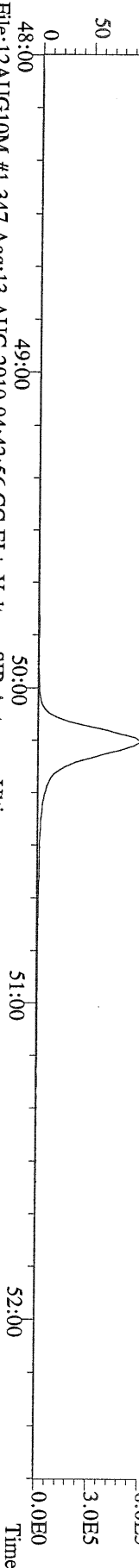
File:12AUG10M #1-542 Acq:13-AUG-2010 04:42:56 GC EI+ Voltage SIR Autospec-Utima
419.8220 S:20 F:4 BSUB(10000,15,-3.0) PKD(5,5,3,0,10%,100,0,0,00%,F,F) Exp:PCDD
Sample Text:6271-001-0001-SA File Text:Frontier Analytical Laboratory



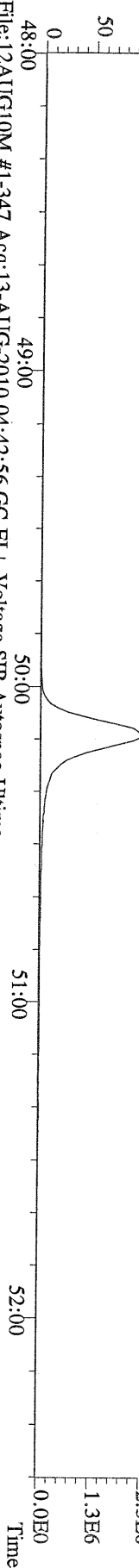
File:12AUG10M #1-347 Acq:13-AUG-2010 04:42:56 GC EI+ Voltage SIR Autospec-Ultima
441.7428 S:20 F:5 BSUB(10000,15,-3,0) PKD(5,5,3,0,10%,100,0,0,00%,F,F) Exp:PCDD
Sample Text:6271-001-0001-SA File Text:Frontier Analytical Laboratory



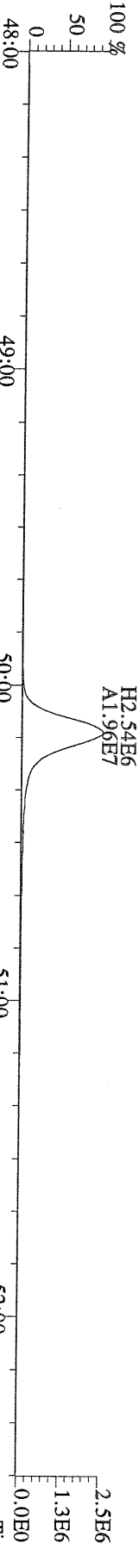
File:12AUG10M #1-347 Acq:13-AUG-2010 04:42:56 GC EI+ Voltage SIR Autospec-Ultima
443.7398 S:20 F:5 BSUB(10000,15,-3,0) PKD(5,5,3,0,10%,100,0,0,00%,F,F) Exp:PCDD
Sample Text:6271-001-0001-SA File Text:Frontier Analytical Laboratory



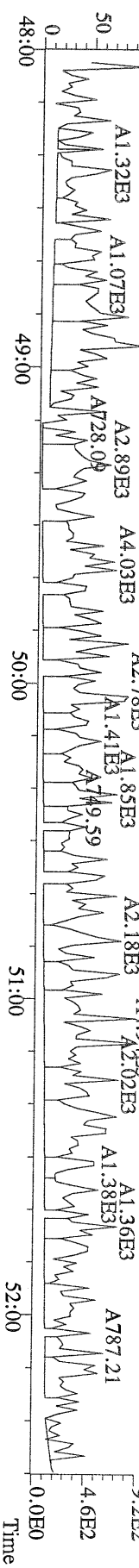
File:12AUG10M #1-347 Acq:13-AUG-2010 04:42:56 GC EI+ Voltage SIR Autospec-Ultima
453.7831 S:20 F:5 BSUB(10000,15,-3,0) PKD(5,5,3,0,10%,100,0,0,00%,F,F) Exp:PCDD
Sample Text:6271-001-0001-SA File Text:Frontier Analytical Laboratory



File:12AUG10M #1-347 Acq:13-AUG-2010 04:42:56 GC EI+ Voltage SIR Autospec-Ultima
455.7801 S:20 F:5 BSUB(10000,15,-3,0) PKD(5,5,3,0,10%,100,0,0,00%,F,F) Exp:PCDD
Sample Text:6271-001-0001-SA File Text:Frontier Analytical Laboratory




File:12AUG10M #1-347 Acq:13-AUG-2010 04:42:56 GC EI+ Voltage SIR Autospec-Ultima
513.6775 S:20 F:5 BSUB(10000,15,-3,0) PKD(5,5,3,0,10%,100,0,0,00%,F,F) Exp:PCDD
Sample Text:6271-001-0001-SA File Text:Frontier Analytical Laboratory



TEQ =
187

Name	Resp	RA	RT	RRF	Conc	Qual	Fac	Noise-1	Noise-2	DL	Rec	#Hom
2,3,7,8-TCDD	5.52e+04	0.66 y	27:27	1.04	2.30	J	2.50	-	-	*		
1,2,3,7,8-PeCDD	3.48e+05	1.72 y	33:16	1.05	14.4		2.50	-	-	*		
1,2,3,4,7,8-HxCDD	8.09e+05	1.42 y	38:38	1.30	33.6		2.50	-	-	*		
1,2,3,6,7,8-HxCDD	4.92e+06	1.42 y	38:48	1.28	213		2.50	-	-	*		
1,2,3,7,8,9-HxCDD	2.28e+06	1.39 y	39:15	1.25	100.0		2.50	-	-	*		
1,2,3,4,6,7,8-HpCDD	2.25e+08	1.03 y	44:14	1.35	8170		2.50	-	-	*		
OCDD	*	* n	NotFnd	1.25	* 81,800 *		2.50	-	-	*		
2,3,7,8-TCDF	6.46e+04	0.73 y	26:41	1.62	1.03	J	2.50	-	-	*		
1,2,3,7,8-PeCDF	5.96e+04	1.34 y	31:32	0.92	1.70	J	2.50	-	-	*		
2,3,4,7,8-PeCDF	1.22e+05	1.34 y	32:52	0.94	3.42	J	2.50	-	-	*		
1,2,3,4,7,8-HxCDF	6.33e+05	1.31 y	37:15	0.93	17.3		2.50	-	-	*		
1,2,3,6,7,8-HxCDF	6.09e+05	1.30 y	37:27	0.84	16.0		2.50	-	-	*		
2,3,4,6,7,8-HxCDF	9.52e+05	1.27 y	38:24	0.90	27.0		2.50	-	-	*		
1,2,3,7,8,9-HxCDF	1.29e+05	1.32 y	39:53	0.98	3.66	J	2.50	-	-	*		
1,2,3,4,6,7,8-HpCDF	6.25e+07	1.05 y	42:20	1.38	1870		2.50	-	-	*		
1,2,3,4,7,8,9-HpCDF	1.30e+06	1.07 y	45:09	1.62	38.0		2.50	-	-	*		
OCDF	1.58e+08	0.89 y	50:12	0.74	8390		2.50	-	-	*		
13C-2,3,7,8-TCDD	2.27e+07	0.84 y	27:26	0.93	979						99.8	
13C-1,2,3,7,8-PeCDD	2.26e+07	1.72 y	33:15	0.81	1120						114	
13C-1,2,3,4,7,8-HxCDD	1.82e+07	1.33 y	38:37	0.95	905						92.3	
13C-1,2,3,6,7,8-HxCDD	1.77e+07	1.31 y	38:47	1.00	835						85.2	
13C-1,2,3,4,6,7,8-HpCDD	2.00e+07	1.03 y	44:13	0.92	1020						104	
13C-OCDD	*	* n	NotFnd	0.63	*	*					* 96.1	
13C-2,3,7,8-TCDF	3.80e+07	0.87 y	26:41	0.87	977						99.7	
13C-1,2,3,7,8-PeCDF	3.76e+07	1.74 y	31:31	0.81	1040						106	
13C-2,3,4,7,8-PeCDF	3.69e+07	1.70 y	32:51	0.75	1090						112	
13C-1,2,3,4,7,8-HxCDF	3.85e+07	0.54 y	37:13	1.74	1040						106	
13C-1,2,3,6,7,8-HxCDF	4.46e+07	0.54 y	37:25	2.17	967						98.6	
13C-2,3,4,6,7,8-HxCDF	3.86e+07	0.54 y	38:22	1.82	1000						102	
13C-1,2,3,7,8,9-HxCDF	3.50e+07	0.54 y	39:48	1.49	1110						113	
13C-1,2,3,4,6,7,8-HpCDF	2.37e+07	0.43 y	42:19	1.10	1020						104	
13C-1,2,3,4,7,8,9-HpCDF	2.07e+07	0.42 y	45:08	0.81	1190						122	
13C-OCDF	5.00e+07	0.96 y	50:11	1.19	1980						101	
37Cl-2,3,7,8-TCDD	9.77e+06		27:27	0.93	420						107	
13C-1,2,3,4-TCDD	2.45e+07	0.86 y	26:51	-	35.4							
13C-1,2,3,4-TCDF	4.39e+07	0.88 y	25:35	-	40.4							
13C-1,2,3,7,8,9-HxCDD	2.08e+07	1.31 y	39:14	-	47.4							
Total Tetra-Dioxins	1.38e+06		24:27	1.04	57.4		2.50	-	-	*		11
Total Penta-Dioxins	4.17e+06		30:17	1.05	172		2.50	-	-	*		10
Total Hexa-Dioxins	3.75e+07		36:11	1.27	1610		2.50	-	-	*		7
Total Hepta-Dioxins	4.51e+08		42:51	1.35	16400		2.50	-	-	*		2
Total Tetra-Furans	2.95e+06		23:06	1.62	47.1		2.50	-	-	*		14
1st Fn. Tot Penta-Furans	3.69e+06		28:30	0.93	105		2.50	-	-	*	PeCDF	1
Total Penta-Furans	2.31e+06		30:07	0.93	65.3		2.50	-	-	*	170	9
Total Hexa-Furans	4.68e+07		35:17	0.90	1300		2.50	-	-	*		8
Total Hepta-Furans	2.11e+08		42:20	1.48	6300		2.50	-	-	*		4

Analyst:  Date: 8/13/10

Totals class: Total Tetra-Dioxins

Entry #: 38

Run: 23

File: 12AUG10M

S: 19 I: 1 F: 1

Acquired: 13-AUG-10 03:47:38

Total Concentration: 57.4

Unnamed Concentration: 55.060

RT	ml Resp	m2 Resp	RA	Resp	Concentration	Name
24:27	1.57e+05	2.18e+05	0.72 y	3.74e+05	15.6	
24:44	2.34e+05	3.21e+05	0.73 y	5.55e+05	23.2	
25:02	2.67e+04	3.24e+04	0.82 y	5.91e+04	2.47	
25:39	7.23e+03	9.07e+03	0.80 y	1.63e+04	0.680	
25:50	1.07e+04	1.30e+04	0.82 y	2.37e+04	0.990	
26:00	6.00e+04	8.14e+04	0.74 y	1.41e+05	5.89	
26:10	1.13e+04	1.68e+04	0.67 y	2.81e+04	1.17	
26:32	1.59e+04	1.84e+04	0.86 y	3.43e+04	1.43	
26:53	2.41e+04	2.81e+04	0.86 y	5.22e+04	2.18	
27:27	2.20e+04	3.32e+04	0.66 y	5.52e+04	2.30	2,3,7,8-TCDD
27:46	1.48e+04	2.05e+04	0.72 y	3.54e+04	1.47	

Totals class: Total Penta-Dioxins

Entry #: 39

Run: 23

File: 12AUG10M

S: 19 I: 1 F: 2

Acquired: 13-AUG-10 03:47:38

Total Concentration: 172

Unnamed Concentration: 157.895

RT	ml Resp	m2 Resp	RA	Resp	Concentration	Name
30:17	1.21e+06	7.13e+05	1.69 y	1.92e+06	79.3	
30:54	9.05e+04	5.22e+04	1.73 y	1.43e+05	5.90	
31:32	2.59e+05	1.47e+05	1.76 y	4.05e+05	16.8	
31:45	3.49e+05	2.02e+05	1.73 y	5.51e+05	22.8	
31:53	2.50e+05	1.51e+05	1.65 y	4.01e+05	16.6	
32:11	1.43e+05	8.42e+04	1.70 y	2.28e+05	9.41	
32:41	2.90e+04	1.69e+04	1.71 y	4.59e+04	1.90	
33:16	2.20e+05	1.28e+05	1.72 y	3.48e+05	14.4	1,2,3,7,8-PeCDD
33:21	3.86e+04	2.49e+04	1.55 y	6.35e+04	2.63	
33:51	3.67e+04	2.71e+04	1.36 y	6.38e+04	2.64	

Totals class: Total Hexa-Dioxins

Entry #: 40

Run: 23

File: 12AUG10M

S: 19 I: 1 F: 3

Acquired: 13-AUG-10 03:47:38

Total Concentration: 1610

Unnamed Concentration: 1263.360

RT	ml Resp	m2 Resp	RA	Resp	Concentration	Name
36:11	6.99e+06	5.09e+06	1.37 y	1.21e+07	518	
37:07	1.02e+06	7.38e+05	1.39 y	1.76e+06	75.6	
37:32	9.00e+06	6.38e+06	1.41 y	1.54e+07	660	
38:38	4.75e+05	3.34e+05	1.42 y	8.09e+05	33.6	1,2,3,4,7,8-HxCDD
38:48	2.89e+06	2.03e+06	1.42 y	4.92e+06	213	1,2,3,6,7,8-HxCDD
39:06	1.30e+05	9.17e+04	1.41 y	2.21e+05	9.49	
39:15	1.33e+06	9.54e+05	1.39 y	2.28e+06	100.0	1,2,3,7,8,9-HxCDD

Totals class: Total Hepta-Dioxins

Entry #: 41

Run: 23

File: 12AUG10M

S: 19 I: 1 F: 4

Acquired: 13-AUG-10 03:47:38

Total Concentration: 16400

Unnamed Concentration: 8194.852

RT	ml Resp	m2 Resp	RA	Resp	Concentration	Name
42:51	1.15e+08	1.11e+08	1.04 y	2.26e+08	8190	
44:14	1.15e+08	1.11e+08	1.03 y	2.25e+08	8170	1,2,3,4,6,7,8-HpCDD

Totals class: Total Tetra-Furans

Entry #: 42

Run: 23

File: 12AUG10M

S: 19 I: 1 F: 1

Acquired: 13-AUG-10 03:47:38

Total Concentration: 47.1

Unnamed Concentration: 46.036

RT	ml Resp	m2 Resp	RA	Resp	Concentration	Name
23:06	2.01e+04	3.04e+04	0.66 y	5.05e+04	0.805	
23:28	3.97e+04	5.44e+04	0.73 y	9.41e+04	1.50	
23:51	4.54e+05	6.57e+05	0.69 y	1.11e+06	17.7	
24:13	4.46e+04	6.48e+04	0.69 y	1.09e+05	1.74	
24:30	1.03e+05	1.52e+05	0.68 y	2.56e+05	4.07	
24:47	1.25e+05	1.84e+05	0.68 y	3.10e+05	4.94	
25:00	1.32e+04	1.65e+04	0.80 y	2.97e+04	0.473	
25:30	1.83e+05	2.73e+05	0.67 y	4.56e+05	7.27	
25:58	2.33e+04	3.03e+04	0.77 y	5.37e+04	0.855	
26:12	1.35e+04	1.69e+04	0.80 y	3.03e+04	0.483	
26:37	2.20e+04	2.97e+04	0.74 y	5.17e+04	0.824	
26:41	2.74e+04	3.72e+04	0.73 y	6.46e+04	1.03	2,3,7,8-TCDF
27:01	2.98e+04	4.03e+04	0.74 y	7.01e+04	1.12	
28:31	1.06e+05	1.60e+05	0.66 y	2.66e+05	4.24	

Totals class: 1st Fn. Tot Penta-Furans Entry #: 43

Run: 23 File: 12AUG10M S: 19 I: 1 F: 1
Acquired: 13-AUG-10 03:47:38

Total Concentration: 105 Unnamed Concentration: 104.517

RT	ml Resp	m2 Resp	RA	Resp	Concentration	Name
28:30	2.28e+06	1.41e+06	1.62 y	3.69e+06	105	

Totals class: Total Penta-Furans

Entry #: 44

Run: 23

File: 12AUG10M

S: 19 I: 1 F: 2

Acquired: 13-AUG-10 03:47:38

Total Concentration: 65.3

Unnamed Concentration: 60.151

RT	ml Resp	m2 Resp	RA	Resp	Concentration	Name
30:07	5.45e+04	3.93e+04	1.39 y	9.38e+04	2.66	
30:17	6.78e+05	4.56e+05	1.49 y	1.13e+06	32.1	
30:47	8.05e+04	5.88e+04	1.37 y	1.39e+05	3.95	
30:59	2.89e+05	2.07e+05	1.40 y	4.96e+05	14.0	
31:32	3.41e+04	2.54e+04	1.34 y	5.96e+04	1.70	1,2,3,7,8-PeCDF
31:52	6.03e+04	4.38e+04	1.38 y	1.04e+05	2.95	
32:42	1.46e+04	1.09e+04	1.34 y	2.55e+04	0.722	
32:52	6.96e+04	5.19e+04	1.34 y	1.22e+05	3.42	2,3,4,7,8-PeCDF
32:55	7.71e+04	5.43e+04	1.42 y	1.31e+05	3.72	

Totals class: Total Hexa-Furans

Entry #: 45

Run: 23

File: 12AUG10M

S: 19 I: 1 F: 3

Acquired: 13-AUG-10 03:47:38

Total Concentration: 1300

Unnamed Concentration: 1231.272

RT	ml Resp	m2 Resp	RA	Resp	Concentration	Name
35:17	2.26e+06	1.83e+06	1.23 y	4.10e+06	113	
35:34	8.42e+06	6.76e+06	1.24 y	1.52e+07	420	
36:09	1.71e+05	1.43e+05	1.19 y	3.14e+05	8.68	
36:29	1.37e+07	1.12e+07	1.23 y	2.49e+07	689	
37:15	3.59e+05	2.74e+05	1.31 y	6.33e+05	17.3	1,2,3,4,7,8-HxCDF
37:27	3.45e+05	2.65e+05	1.30 y	6.09e+05	16.0	1,2,3,6,7,8-HxCDF
38:24	5.33e+05	4.19e+05	1.27 y	9.52e+05	27.0	2,3,4,6,7,8-HxCDF
39:53	7.32e+04	5.53e+04	1.32 y	1.29e+05	3.66	1,2,3,7,8,9-HxCDF

Totals class: Total Hepta-Furans

Entry #: 46

Run: 23

File: 12AUG10M

S: 19 I: 1 F: 4

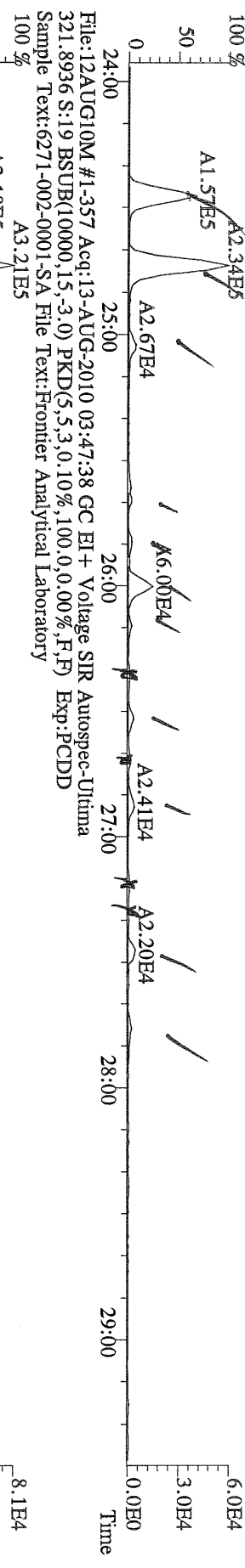
Acquired: 13-AUG-10 03:47:38

Total Concentration: 6300


Unnamed Concentration: 4390.742

RT	ml Resp	m2 Resp	RA	Resp	Concentration	Name
42:20	3.20e+07	3.05e+07	1.05 y	6.25e+07	1870	1,2,3,4,6,7,8-HpCDF
42:52	1.62e+05	1.64e+05	0.99 y	3.27e+05	9.72	
43:09	7.56e+07	7.17e+07	1.05 y	1.47e+08	4380	
45:09	6.71e+05	6.29e+05	1.07 y	1.30e+06	38.0	1,2,3,4,7,8,9-HpCDF

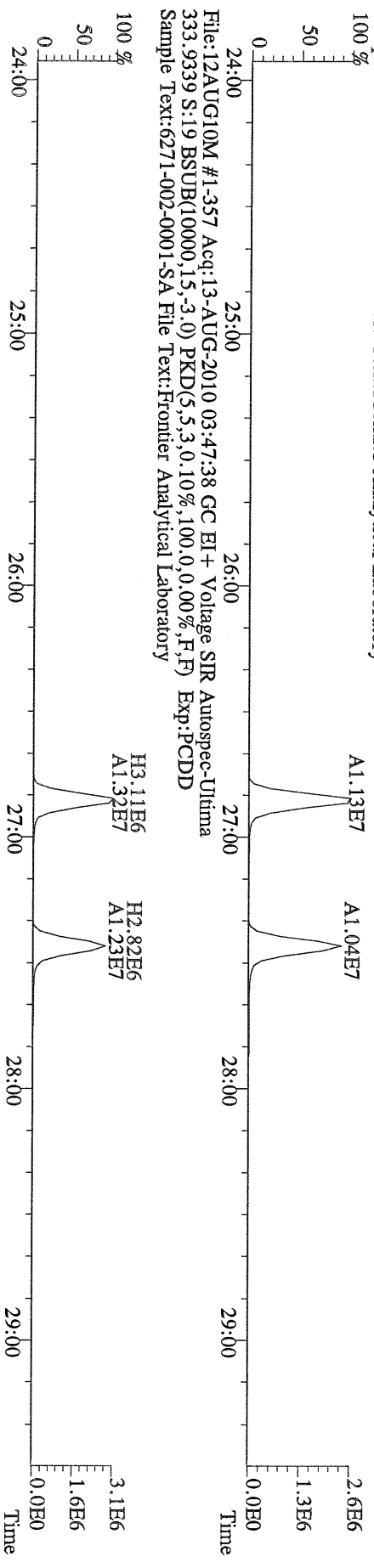
File:12AUG10M #1-357 Acq:13-AUG-2010 03:47:38 GC EI+ Voltage SIR Autospec-Ultima
319.8965 S:19 BSUB(10000,15,-3.0) PKD(5,5,3,0,10%,100,0,0,00%,F,F) Exp:PCDD
Sample Text:6271-002-0001-SA File Text:Frontier Analytical Laboratory



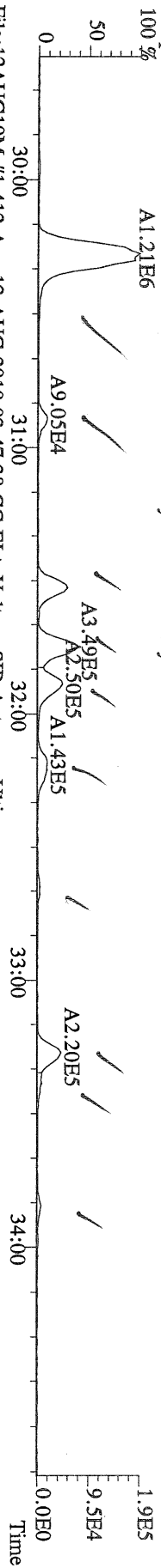
File:12AUG10M #1-357 Acq:13-AUG-2010 03:47:38 GC EI+ Voltage SIR Autospec-Ultima
327.8847 S:19 BSUB(10000,15,-3.0) PKD(5,5,3,0,10%,100,0,0,00%,F,F) Exp:PCDD
Sample Text:6271-002-0001-SA File Text:Frontier Analytical Laboratory




File:12AUG10M #1-357 Acq:13-AUG-2010 03:47:38 GC EI+ Voltage SIR Autospec-Ultima
331.9368 S:19 BSUB(10000,15,-3.0) PKD(5,5,3,0,10%,100,0,0,00%,F,F) Exp:PCDD
Sample Text:6271-002-0001-SA File Text:Frontier Analytical Laboratory




File:12AUG10M #1-412 Acq:13-AUG-2010 03:47:38 GC EI+ Voltage SIR Autospec-Ultima
 355.8546 S:19 F:2 BSUB(10000,15,-3.0) PKD(5,5,3,0,10%,100,0,0,00%,F,F) Exp:PCDD
 Sample Text:6271-002-0001-SA File Text:Frontier Analytical Laboratory



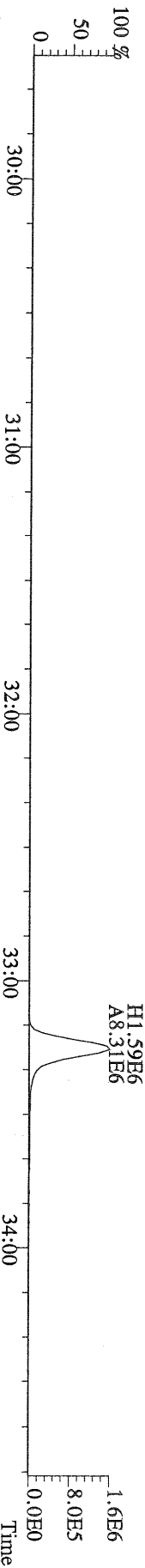
File:12AUG10M #1-412 Acq:13-AUG-2010 03:47:38 GC EI+ Voltage SIR Autospec-Ultima
 357.8517 S:19 F:2 BSUB(10000,15,-3.0) PKD(5,5,3,0,10%,100,0,0,00%,F,F) Exp:PCDD
 Sample Text:6271-002-0001-SA File Text:Frontier Analytical Laboratory



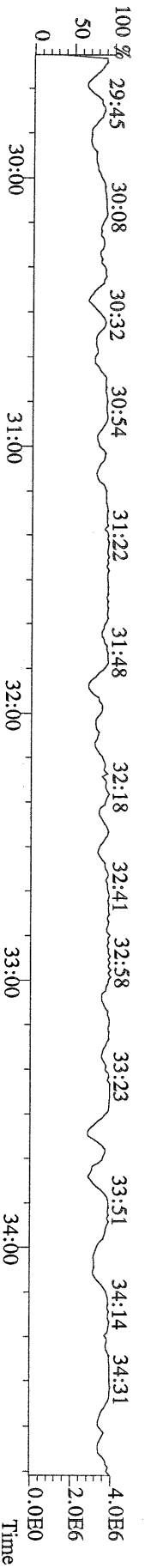
File:12AUG10M #1-412 Acq:13-AUG-2010 03:47:38 GC EI+ Voltage SIR Autospec-Ultima
 367.8949 S:19 F:2 BSUB(10000,15,-3.0) PKD(5,5,3,0,10%,100,0,0,00%,F,F) Exp:PCDD
 Sample Text:6271-002-0001-SA File Text:Frontier Analytical Laboratory



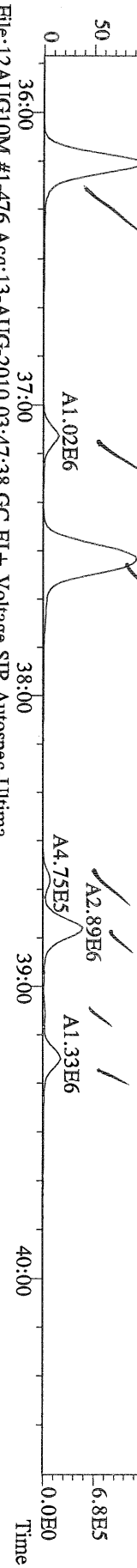
File:12AUG10M #1-412 Acq:13-AUG-2010 03:47:38 GC EI+ Voltage SIR Autospec-Ultima
 369.8919 S:19 F:2 BSUB(10000,15,-3.0) PKD(5,5,3,0,10%,100,0,0,00%,F,F) Exp:PCDD
 Sample Text:6271-002-0001-SA File Text:Frontier Analytical Laboratory



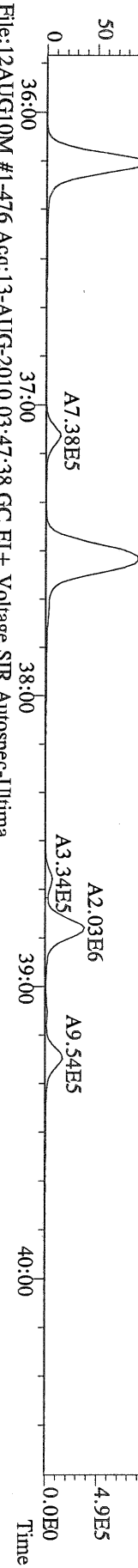
File:12AUG10M #1-412 Acq:13-AUG-2010 03:47:38 GC EI+ Voltage SIR Autospec-Ultima
 366.9792 S:19 F:2 Exp:PCDD
 Sample Text:6271-002-0001-SA File Text:Frontier Analytical Laboratory




File:12AUG10M #1-476 Acq:13-AUG-2010 03:47:38 GC EI+ Voltage SIR Autospec-Ultima
 389.8156 S:19 F:3 BSUB(10000,15,-3.0) PKD(5,5,3,0.10%,100,0.0,0.00%,F,F) Exp:PCDD
 Sample Text:6271-002-0001-SA File Text:Fronter Analytical Laboratory



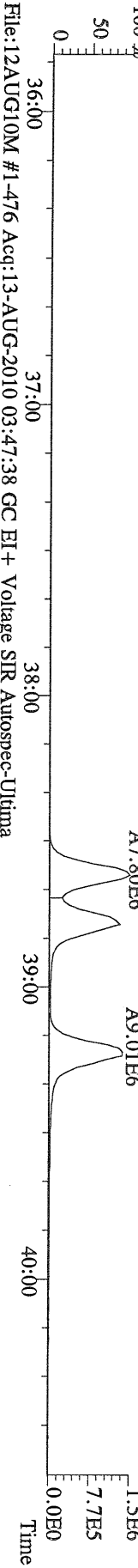
File:12AUG10M #1-476 Acq:13-AUG-2010 03:47:38 GC EI+ Voltage SIR Autospec-Ultima
 391.8127 S:19 F:3 BSUB(10000,15,-3.0) PKD(5,5,3,0.10%,100,0.0,0.00%,F,F) Exp:PCDD
 Sample Text:6271-002-0001-SA File Text:Fronter Analytical Laboratory



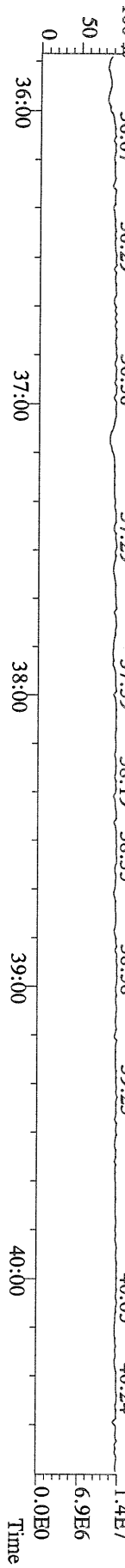
File:12AUG10M #1-476 Acq:13-AUG-2010 03:47:38 GC EI+ Voltage SIR Autospec-Ultima
 401.8559 S:19 F:3 BSUB(10000,15,-3.0) PKD(5,5,3,0.10%,100,0.0,0.00%,F,F) Exp:PCDD
 Sample Text:6271-002-0001-SA File Text:Fronter Analytical Laboratory



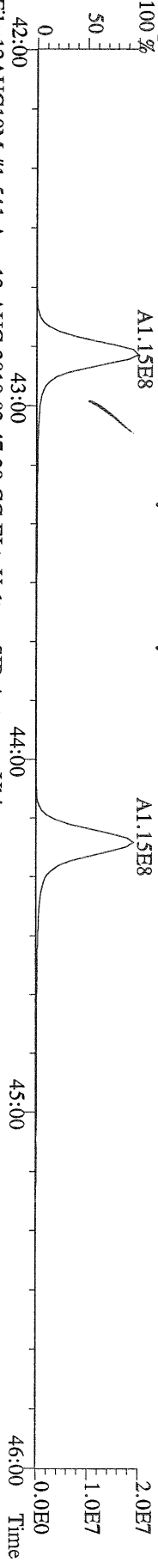
File:12AUG10M #1-476 Acq:13-AUG-2010 03:47:38 GC EI+ Voltage SIR Autospec-Ultima
 403.8530 S:19 F:3 BSUB(10000,15,-3.0) PKD(5,5,3,0.10%,100,0.0,0.00%,F,F) Exp:PCDD
 Sample Text:6271-002-0001-SA File Text:Fronter Analytical Laboratory



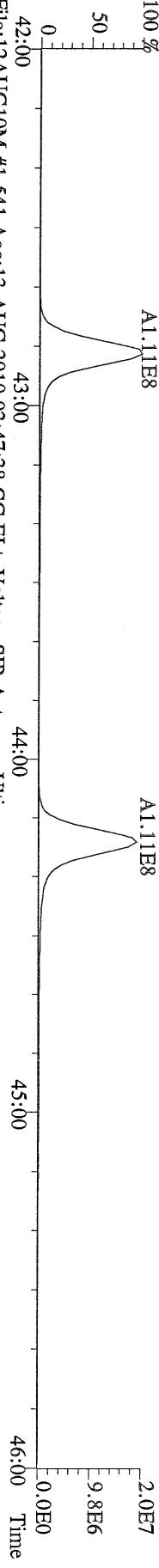
File:12AUG10M #1-476 Acq:13-AUG-2010 03:47:38 GC EI+ Voltage SIR Autospec-Ultima
 380.9760 S:19 F:3 Exp:PCDD
 Sample Text:6271-002-0001-SA File Text:Fronter Analytical Laboratory



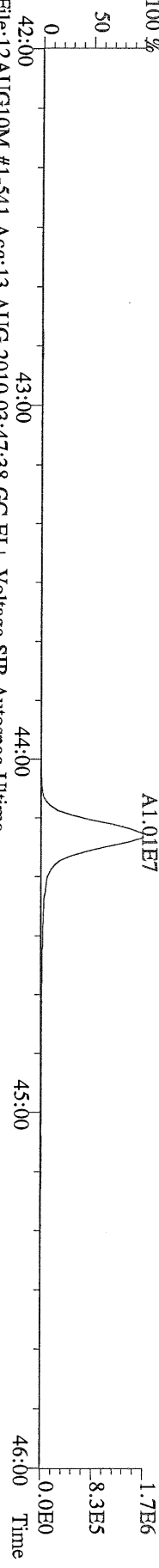
File:12AUG10M #1-541 Acq:13-AUG-2010 03:47:38 GC EI+ Voltage SIR Autospec-Ultima
423.7767 S:19 F:4 BSUB(10000,15,-3.0) PKD(5,5,3,0,10%,100,0,0,00%,F,F) Exp:PCDD
Sample Text:6271-002-0001-SA File Text:Frontier Analytical Laboratory



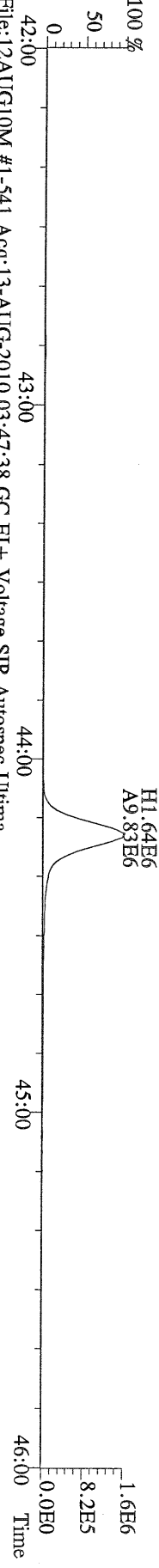
File:12AUG10M #1-541 Acq:13-AUG-2010 03:47:38 GC EI+ Voltage SIR Autospec-Ultima
425.7737 S:19 F:4 BSUB(10000,15,-3.0) PKD(5,5,3,0,10%,100,0,0,00%,F,F) Exp:PCDD
Sample Text:6271-002-0001-SA File Text:Frontier Analytical Laboratory



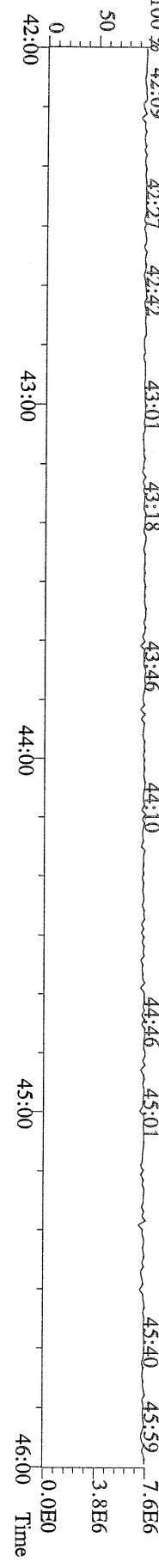
File:12AUG10M #1-541 Acq:13-AUG-2010 03:47:38 GC EI+ Voltage SIR Autospec-Ultima
435.8169 S:19 F:4 BSUB(10000,15,-3.0) PKD(5,5,3,0,10%,100,0,0,00%,F,F) Exp:PCDD
Sample Text:6271-002-0001-SA File Text:Frontier Analytical Laboratory



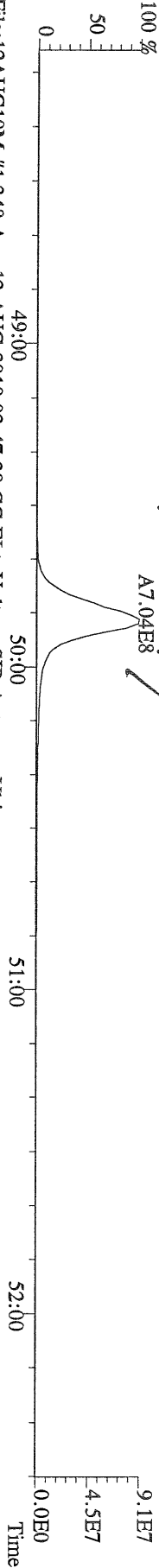
File:12AUG10M #1-541 Acq:13-AUG-2010 03:47:38 GC EI+ Voltage SIR Autospec-Ultima
437.8140 S:19 F:4 BSUB(10000,15,-3.0) PKD(5,5,3,0,10%,100,0,0,00%,F,F) Exp:PCDD
Sample Text:6271-002-0001-SA File Text:Frontier Analytical Laboratory



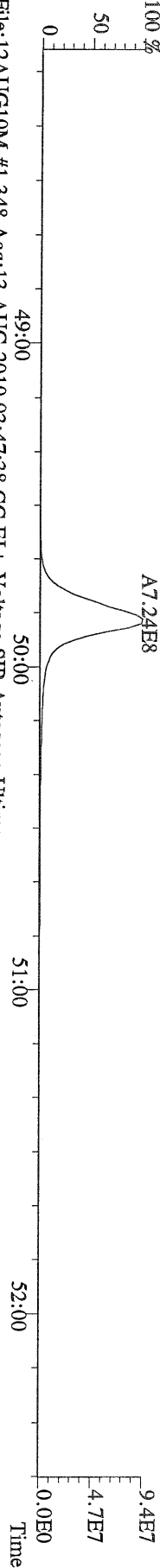
File:12AUG10M #1-541 Acq:13-AUG-2010 03:47:38 GC EI+ Voltage SIR Autospec-Ultima
430.9728 S:19 F:4 Exp:PCDD
Sample Text:6271-002-0001-SA File Text:Frontier Analytical Laboratory



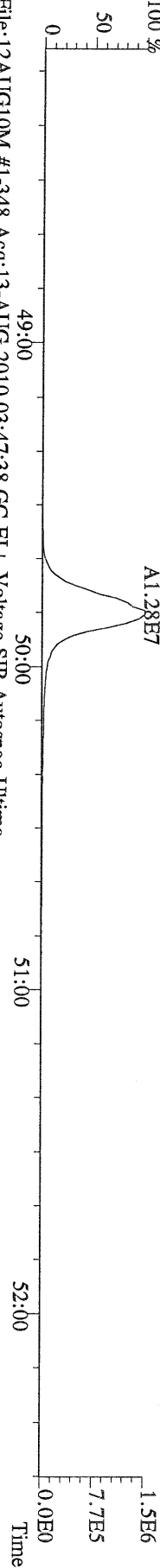
File:12AUG10M #1-348 Acq:13-AUG-2010 03:47:38 GC EI+ Voltage SIR Autospec-Ultima
 457.7377 S:19 F:5 BSUB(10000,15,-3.0) PKD(5,5,3,0,10%,100.0,0.00%,F,F) Exp:PCDD
 Sample Text:6271-002-0001-SA File Text:Frontier Analytical Laboratory



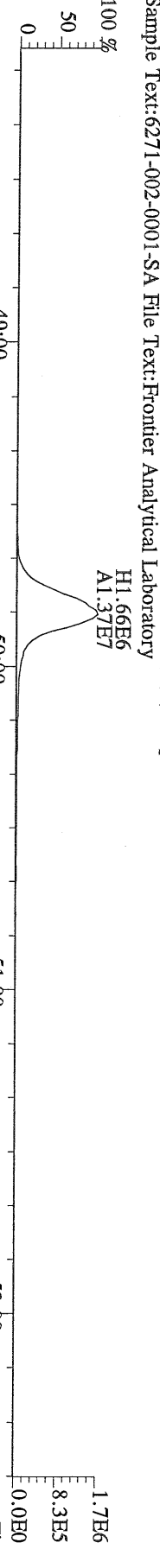
File:12AUG10M #1-348 Acq:13-AUG-2010 03:47:38 GC EI+ Voltage SIR Autospec-Ultima
 459.7348 S:19 F:5 BSUB(10000,15,-3.0) PKD(5,5,3,0,10%,100.0,0.00%,F,F) Exp:PCDD
 Sample Text:6271-002-0001-SA File Text:Frontier Analytical Laboratory




File:12AUG10M #1-348 Acq:13-AUG-2010 03:47:38 GC EI+ Voltage SIR Autospec-Ultima
 469.7780 S:19 F:5 BSUB(10000,15,-3.0) PKD(5,5,3,0,10%,100.0,0.00%,F,F) Exp:PCDD
 Sample Text:6271-002-0001-SA File Text:Frontier Analytical Laboratory



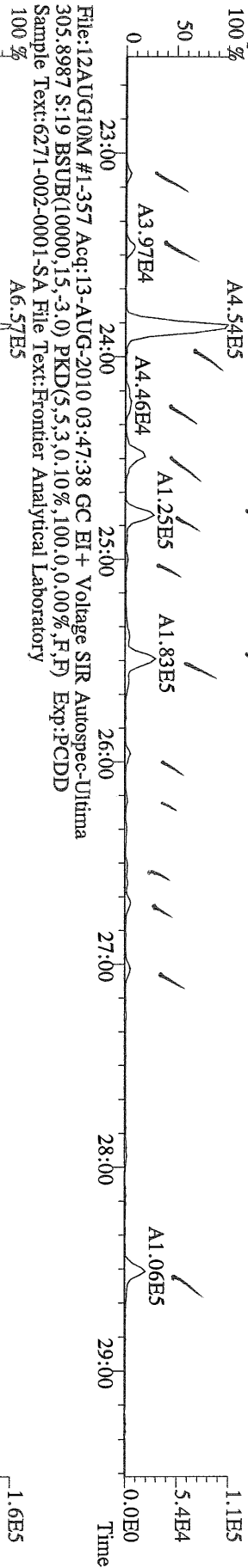
File:12AUG10M #1-348 Acq:13-AUG-2010 03:47:38 GC EI+ Voltage SIR Autospec-Ultima
 471.7750 S:19 F:5 BSUB(10000,15,-3.0) PKD(5,5,3,0,10%,100.0,0.00%,F,F) Exp:PCDD
 Sample Text:6271-002-0001-SA File Text:Frontier Analytical Laboratory



File:12AUG10M #1-348 Acq:13-AUG-2010 03:47:38 GC EI+ Voltage SIR Autospec-Ultima
 454.9728 S:19 F:5 Exp:PCDD
 Sample Text:6271-002-0001-SA File Text:Frontier Analytical Laboratory



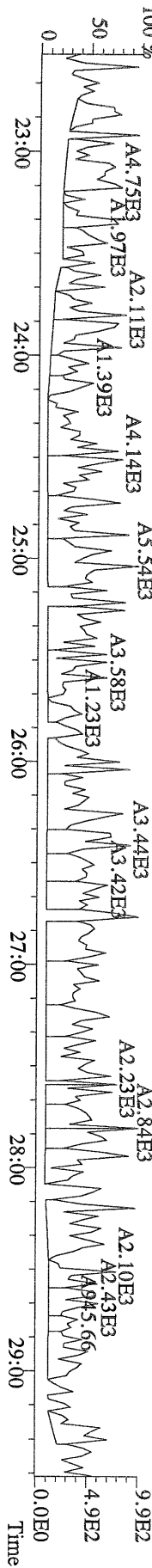
File:12AUG10M #1-357 Acq:13-AUG-2010 03:47:38 GC EI+ Voltage SIR Autospec-Ultima
 303.9016 S:19 BSUB(10000,15,-3.0) PKD(5.5,3.0,100.0,0.00%,F,F) Exp:PCDD
 Sample Text:6271-002-0001-SA File Text:Fronter Analytical Laboratory




File:12AUG10M #1-357 Acq:13-AUG-2010 03:47:38 GC EI+ Voltage SIR Autospec-Ultima
 315.9419 S:19 BSUB(10000,15,-3.0) PKD(5.5,3.0,100.0,0.00%,F,F) Exp:PCDD
 Sample Text:6271-002-0001-SA File Text:Fronter Analytical Laboratory




File:12AUG10M #1-357 Acq:13-AUG-2010 03:47:38 GC EI+ Voltage SIR Autospec-Ultima
 375.8364 S:19 BSUB(10000,15,-3.0) PKD(5.5,3.0,100.0,0.00%,F,F) Exp:PCDD
 Sample Text:6271-002-0001-SA File Text:Fronter Analytical Laboratory



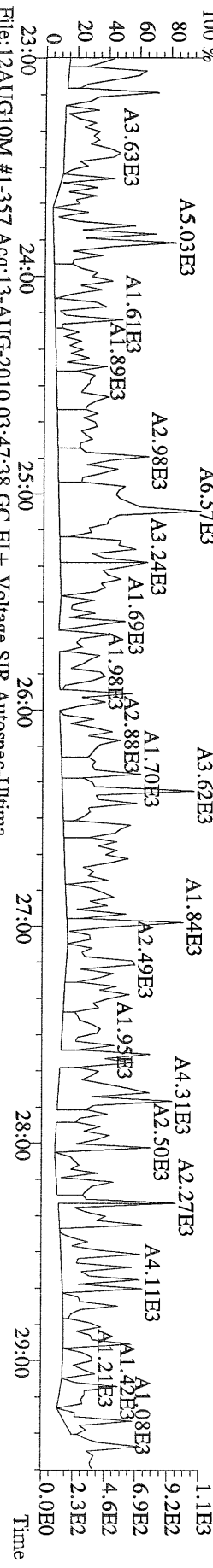
File:12AUG10M #1-357 Acq:13-AUG-2010 03:47:38 GC EI + Voltage SIR Autospec-Ultima
 339.8597 S:19 BSUB(10000,15,-3.0) PKD(5,5,3,0,10%,100,0,0,00%,F,F) Exp:PCDD
 Sample Text:6271-002-0001-SA File Text:Frontier Analytical Laboratory



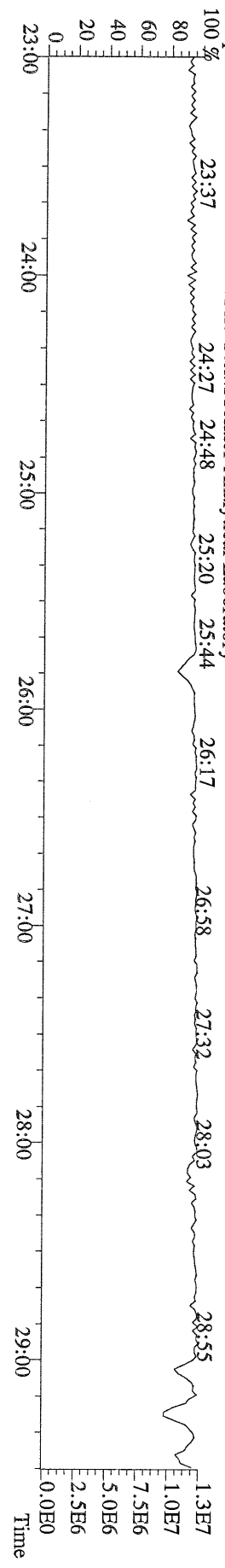
File:12AUG10M #1-357 Acq:13-AUG-2010 03:47:38 GC EI + Voltage SIR Autospec-Ultima
 341.8568 S:19 BSUB(10000,15,-3.0) PKD(5,5,3,0,10%,100,0,0,00%,F,F) Exp:PCDD
 Sample Text:6271-002-0001-SA File Text:Frontier Analytical Laboratory



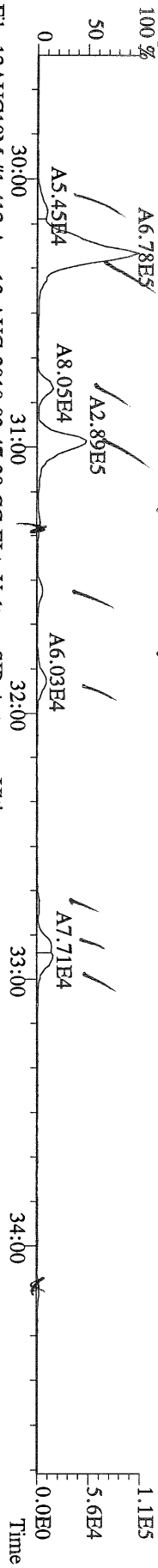
File:12AUG10M #1-357 Acq:13-AUG-2010 03:47:38 GC EI + Voltage SIR Autospec-Ultima
 409.7974 S:19 BSUB(10000,15,-3.0) PKD(5,5,3,0,10%,100,0,0,00%,F,F) Exp:PCDD
 Sample Text:6271-002-0001-SA File Text:Frontier Analytical Laboratory



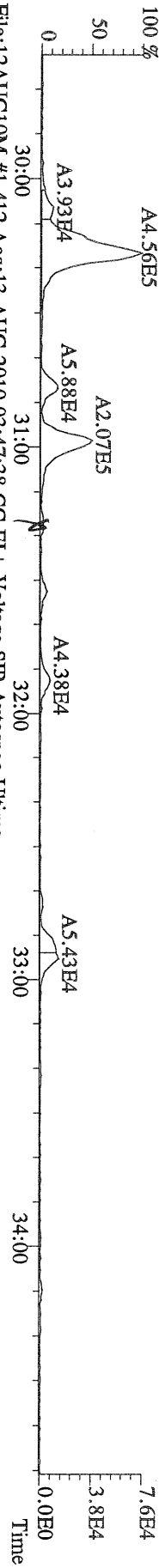
File:12AUG10M #1-357 Acq:13-AUG-2010 03:47:38 GC EI + Voltage SIR Autospec-Ultima
 330.9792 S:19 Exp:PCDD
 Sample Text:6271-002-0001-SA File Text:Frontier Analytical Laboratory



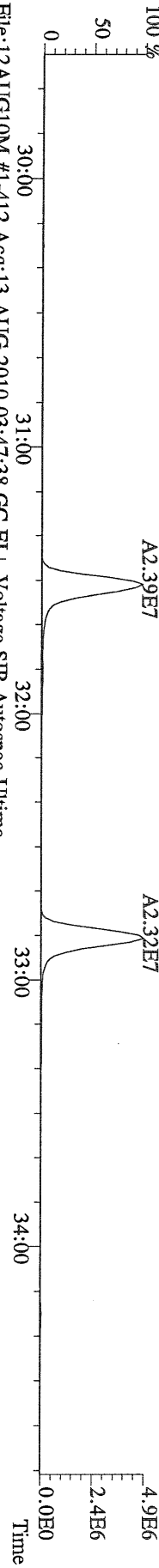
File:12AUG10M #1-412 Acq:13-AUG-2010 03:47:38 GC EI+ Voltage SIR Autospec-Ultima
 339.8597 S:19 F:2 BSUB(10000,15,-3.0) PKD(5,5,3,0.10%,100,0,0.00%,F,F) Exp:PCDD
 Sample Text:6271-002-0001-SA File Text:Frontier Analytical Laboratory




File:12AUG10M #1-412 Acq:13-AUG-2010 03:47:38 GC EI+ Voltage SIR Autospec-Ultima
 341.8568 S:19 F:2 BSUB(10000,15,-3.0) PKD(5,5,3,0.10%,100,0,0.00%,F,F) Exp:PCDD
 Sample Text:6271-002-0001-SA File Text:Frontier Analytical Laboratory



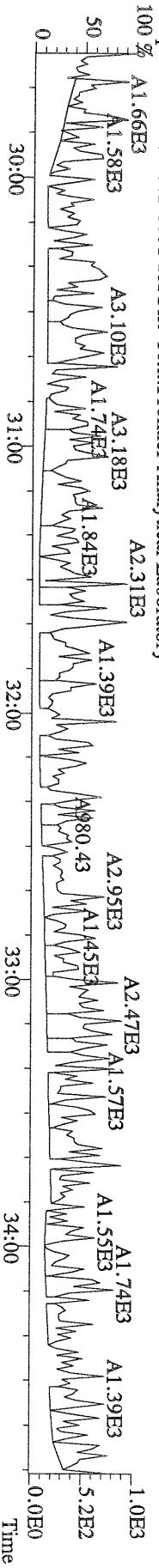
File:12AUG10M #1-412 Acq:13-AUG-2010 03:47:38 GC EI+ Voltage SIR Autospec-Ultima
 351.9000 S:19 F:2 BSUB(10000,15,-3.0) PKD(5,5,3,0.10%,100,0,0.00%,F,F) Exp:PCDD
 Sample Text:6271-002-0001-SA File Text:Frontier Analytical Laboratory



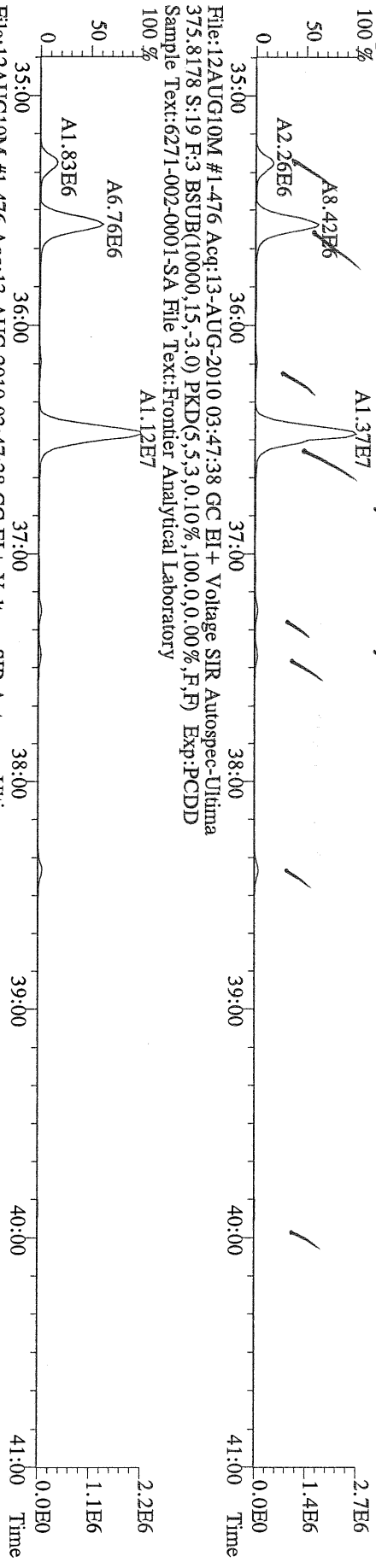
File:12AUG10M #1-412 Acq:13-AUG-2010 03:47:38 GC EI+ Voltage SIR Autospec-Ultima
 353.8970 S:19 F:2 BSUB(10000,15,-3.0) PKD(5,5,3,0.10%,100,0,0.00%,F,F) Exp:PCDD
 Sample Text:6271-002-0001-SA File Text:Frontier Analytical Laboratory



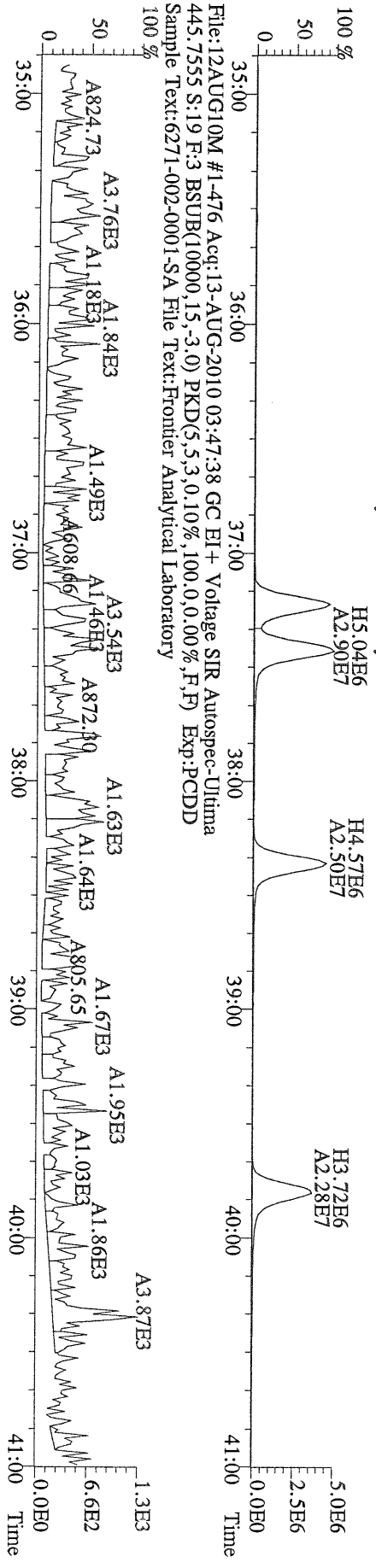
File:12AUG10M #1-412 Acq:13-AUG-2010 03:47:38 GC EI+ Voltage SIR Autospec-Ultima
 409.7974 S:19 F:2 BSUB(10000,15,-3.0) PKD(5,5,3,0.10%,100,0,0.00%,F,F) Exp:PCDD
 Sample Text:6271-002-0001-SA File Text:Frontier Analytical Laboratory



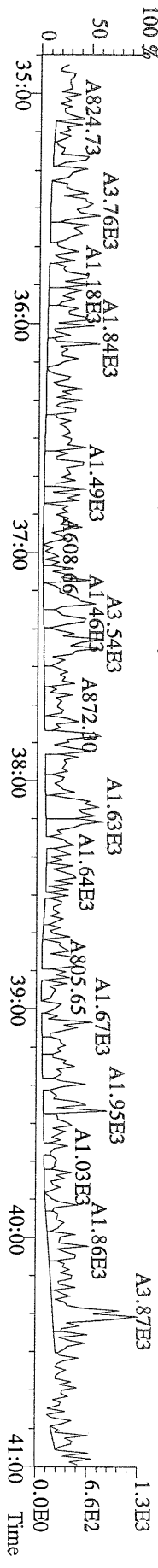
File:12AUG10M #1-476 Acq:13-AUG-2010 03:47:38 GC EI+ Voltage SIR Autospec-Ultima
373.8207 S:19 F:3 BSUB(10000,15,-3.0) PKD(5,5,3,0.10%,100,0.0,0.00%,F,F) Exp:PCDD
Sample Text:6271-002-0001-SA File Text:Frontier Analytical Laboratory



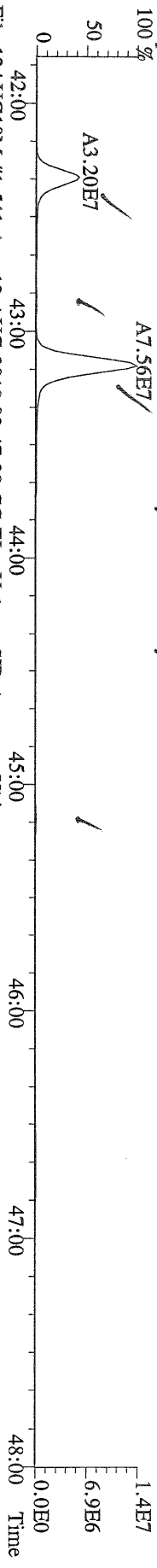
File:12AUG10M #1-476 Acq:13-AUG-2010 03:47:38 GC EI+ Voltage SIR Autospec-Ultima
383.8639 S:19 F:3 BSUB(10000,15,-3.0) PKD(5,5,3,0.10%,100,0.0,0.00%,F,F) Exp:PCDD
Sample Text:6271-002-0001-SA File Text:Frontier Analytical Laboratory



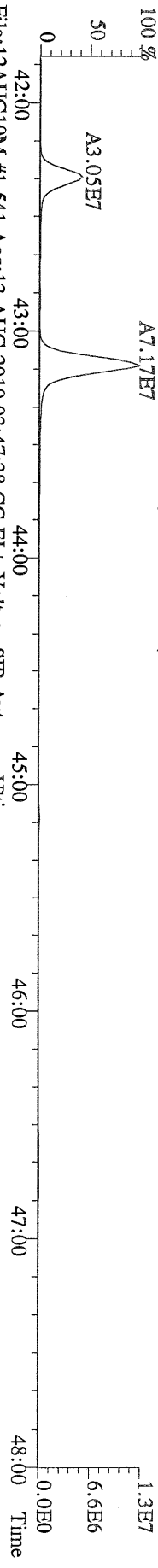
File:12AUG10M #1-476 Acq:13-AUG-2010 03:47:38 GC EI+ Voltage SIR Autospec-Ultima
445.7555 S:19 F:3 BSUB(10000,15,-3.0) PKD(5,5,3,0.10%,100,0.0,0.00%,F,F) Exp:PCDD
Sample Text:6271-002-0001-SA File Text:Frontier Analytical Laboratory



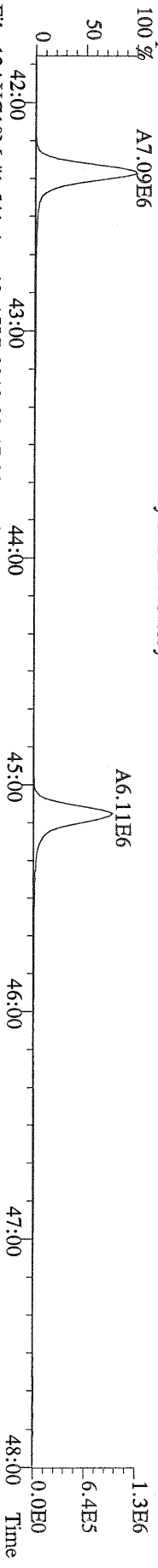
File:12AUG10M #1-541 Acq:13-AUG-2010 03:47:38 GC EI+ Voltage SIR Autospec-Ultima
 407.7818 S:19 F:4 BSUB(10000,15,-3,0) PKD(5,5,3,0,10%,100,0,0,00%,F,F) Exp:PCDD
 Sample Text:6271-002-0001-SA File Text:Frontier Analytical Laboratory



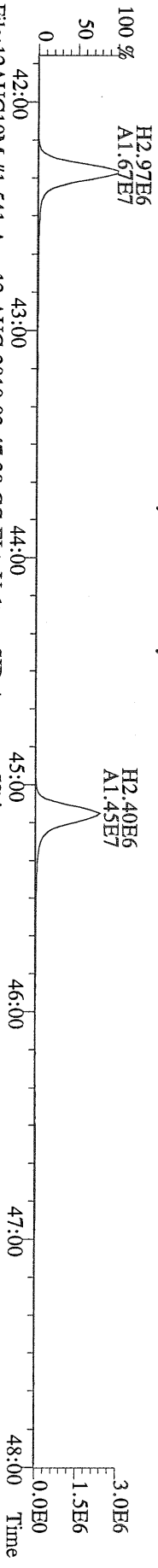
File:12AUG10M #1-541 Acq:13-AUG-2010 03:47:38 GC EI+ Voltage SIR Autospec-Ultima
 409.7788 S:19 F:4 BSUB(10000,15,-3,0) PKD(5,5,3,0,10%,100,0,0,00%,F,F) Exp:PCDD
 Sample Text:6271-002-0001-SA File Text:Frontier Analytical Laboratory



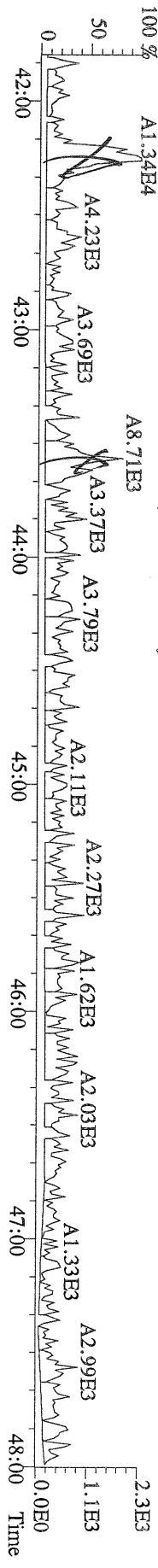
File:12AUG10M #1-541 Acq:13-AUG-2010 03:47:38 GC EI+ Voltage SIR Autospec-Ultima
 417.8253 S:19 F:4 BSUB(10000,15,-3,0) PKD(5,5,3,0,10%,100,0,0,00%,F,F) Exp:PCDD
 Sample Text:6271-002-0001-SA File Text:Frontier Analytical Laboratory



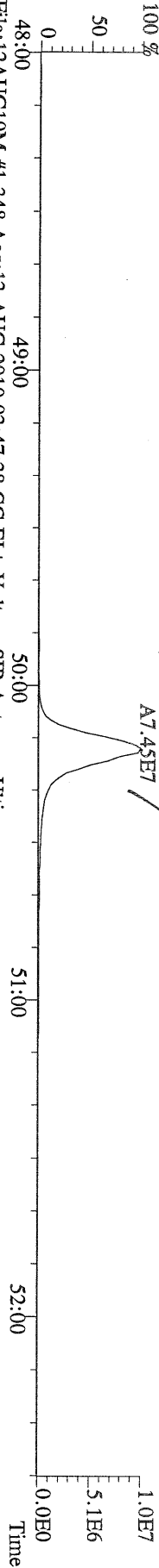
File:12AUG10M #1-541 Acq:13-AUG-2010 03:47:38 GC EI+ Voltage SIR Autospec-Ultima
 419.8220 S:19 F:4 BSUB(10000,15,-3,0) PKD(5,5,3,0,10%,100,0,0,00%,F,F) Exp:PCDD
 Sample Text:6271-002-0001-SA File Text:Frontier Analytical Laboratory



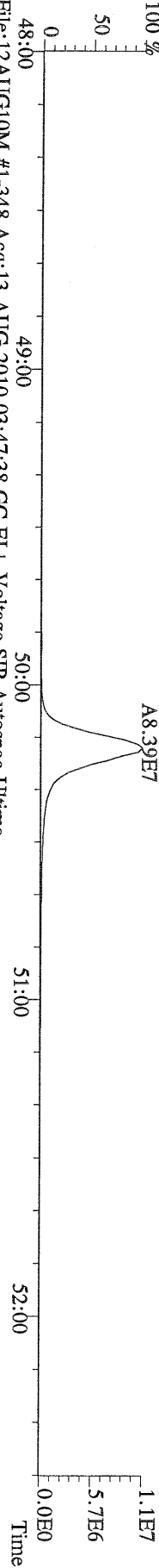
File:12AUG10M #1-541 Acq:13-AUG-2010 03:47:38 GC EI+ Voltage SIR Autospec-Ultima
 479.7165 S:19 F:4 BSUB(10000,15,-3,0) PKD(5,5,3,0,10%,100,0,0,00%,F,F) Exp:PCDD
 Sample Text:6271-002-0001-SA File Text:Frontier Analytical Laboratory



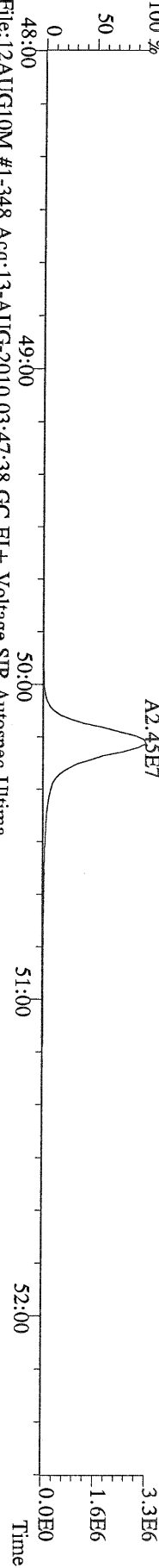
File:12AUG10M #1-348 Acq:13-AUG-2010 03:47:38 GC EI+ Voltage SIR Autospec-Ultima
 441.7428 S:19 F:5 BSUB(10000,15,-3.0) PKD(5,5,3,0,10%,100,0,0,00%,F,F) Exp:PCDD
 Sample Text:6271-002-0001-SA File Text:Frontier Analytical Laboratory
 100 %



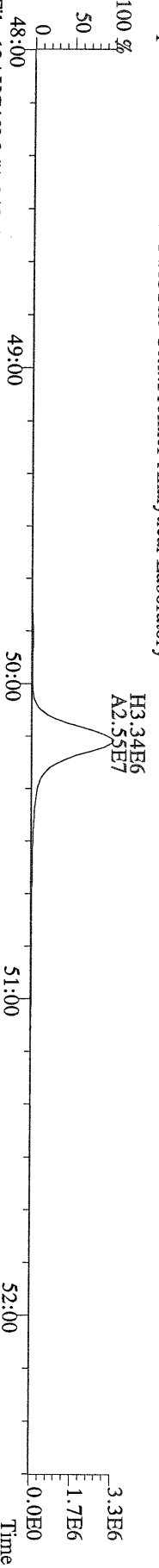
File:12AUG10M #1-348 Acq:13-AUG-2010 03:47:38 GC EI+ Voltage SIR Autospec-Ultima
 443.7398 S:19 F:5 BSUB(10000,15,-3.0) PKD(5,5,3,0,10%,100,0,0,00%,F,F) Exp:PCDD
 Sample Text:6271-002-0001-SA File Text:Frontier Analytical Laboratory
 100 %



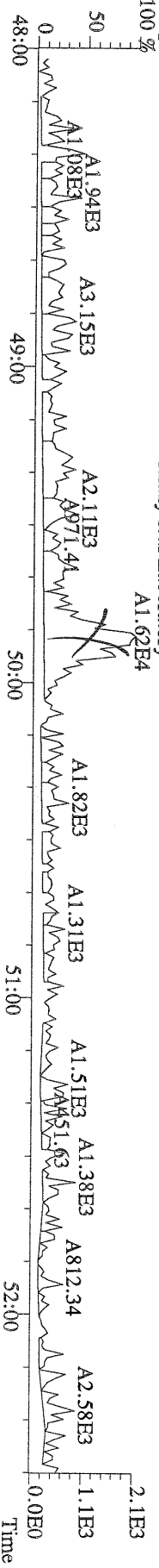
File:12AUG10M #1-348 Acq:13-AUG-2010 03:47:38 GC EI+ Voltage SIR Autospec-Ultima
 453.7831 S:19 F:5 BSUB(10000,15,-3.0) PKD(5,5,3,0,10%,100,0,0,00%,F,F) Exp:PCDD
 Sample Text:6271-002-0001-SA File Text:Frontier Analytical Laboratory
 100 %



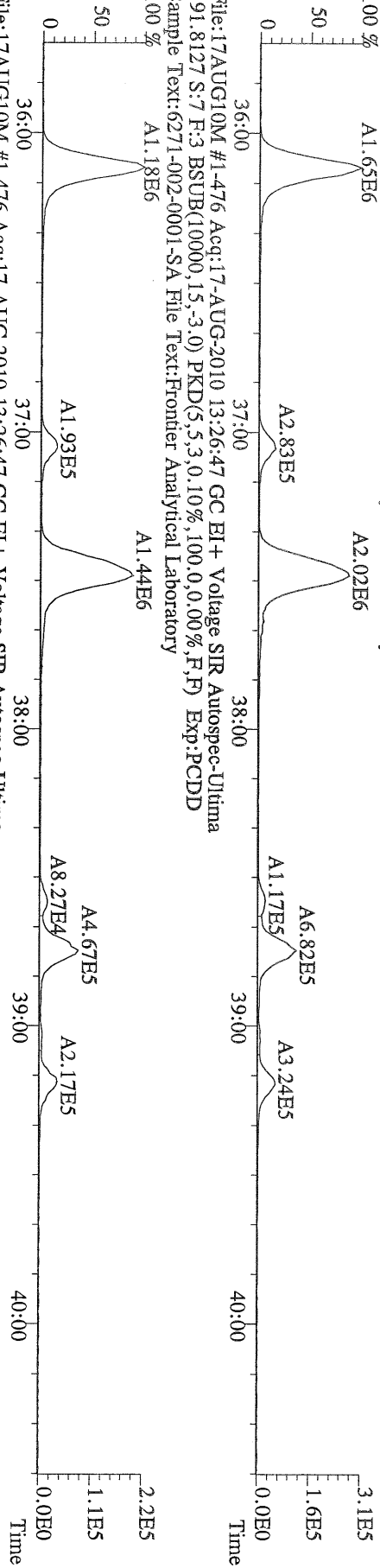
File:12AUG10M #1-348 Acq:13-AUG-2010 03:47:38 GC EI+ Voltage SIR Autospec-Ultima
 455.7801 S:19 F:5 BSUB(10000,15,-3.0) PKD(5,5,3,0,10%,100,0,0,00%,F,F) Exp:PCDD
 Sample Text:6271-002-0001-SA File Text:Frontier Analytical Laboratory



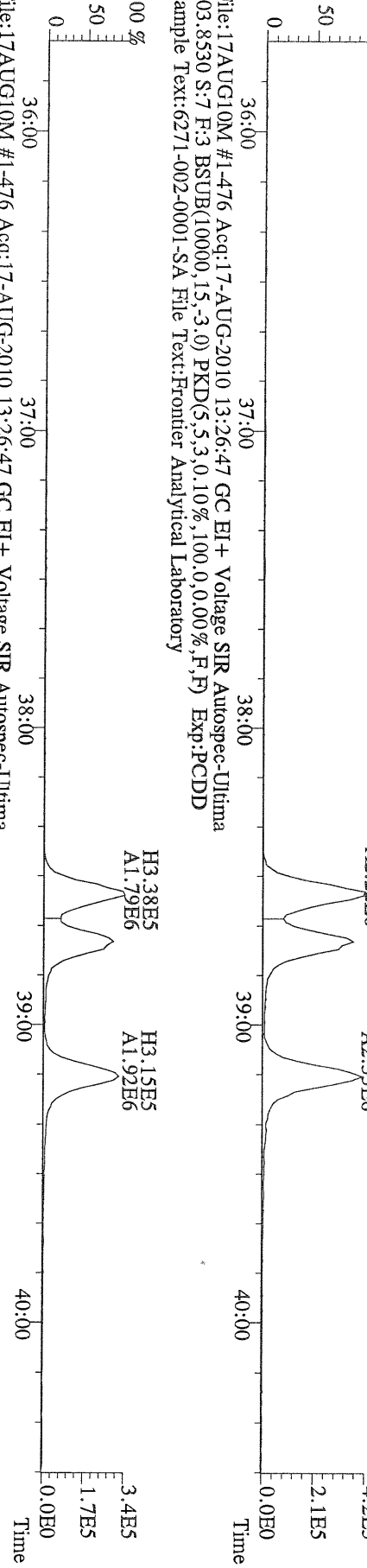
File:12AUG10M #1-348 Acq:13-AUG-2010 03:47:38 GC EI+ Voltage SIR Autospec-Ultima
 513.6775 S:19 F:5 BSUB(10000,15,-3.0) PKD(5,5,3,0,10%,100,0,0,00%,F,F) Exp:PCDD
 Sample Text:6271-002-0001-SA File Text:Frontier Analytical Laboratory
 100 %



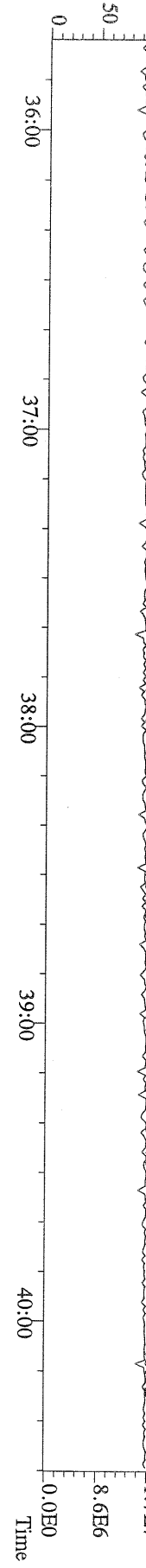
File:17AUG10M #1-476 Acq:17-AUG-2010 13:26:47 GC EI+ Voltage SIR Autospec-Ultima
389.8156 S:7 F:3 BSUB(10000,15,-3.0) PKD(5,5,3,0,10%,100,0,0,00%,F,F) Exp:PCDD
Sample Text:6271-002-0001-SA File Text:Frontier Analytical Laboratory



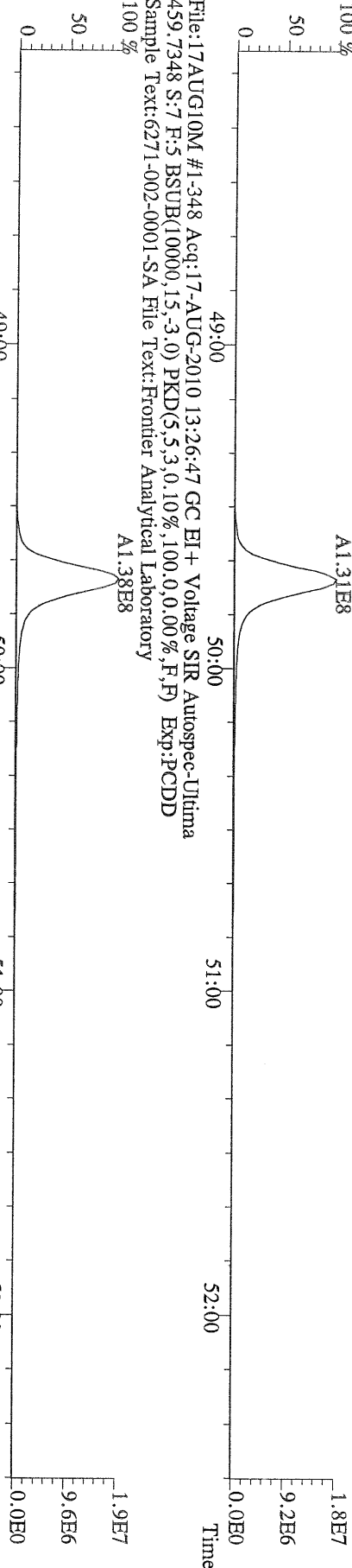
File:17AUG10M #1-476 Acq:17-AUG-2010 13:26:47 GC EI+ Voltage SIR Autospec-Ultima
401.8559 S:7 F:3 BSUB(10000,15,-3.0) PKD(5,5,3,0,10%,100,0,0,00%,F,F) Exp:PCDD
Sample Text:6271-002-0001-SA File Text:Frontier Analytical Laboratory



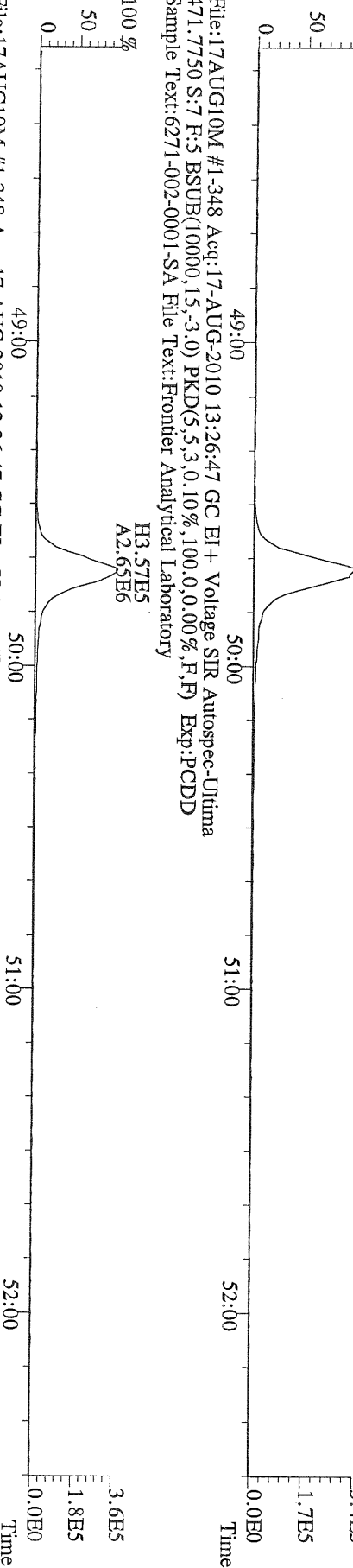
File:17AUG10M #1-476 Acq:17-AUG-2010 13:26:47 GC EI+ Voltage SIR Autospec-Ultima
380.9760 S:7 F:3 Exp:PCDD
Sample Text:6271-002-0001-SA File Text:Frontier Analytical Laboratory



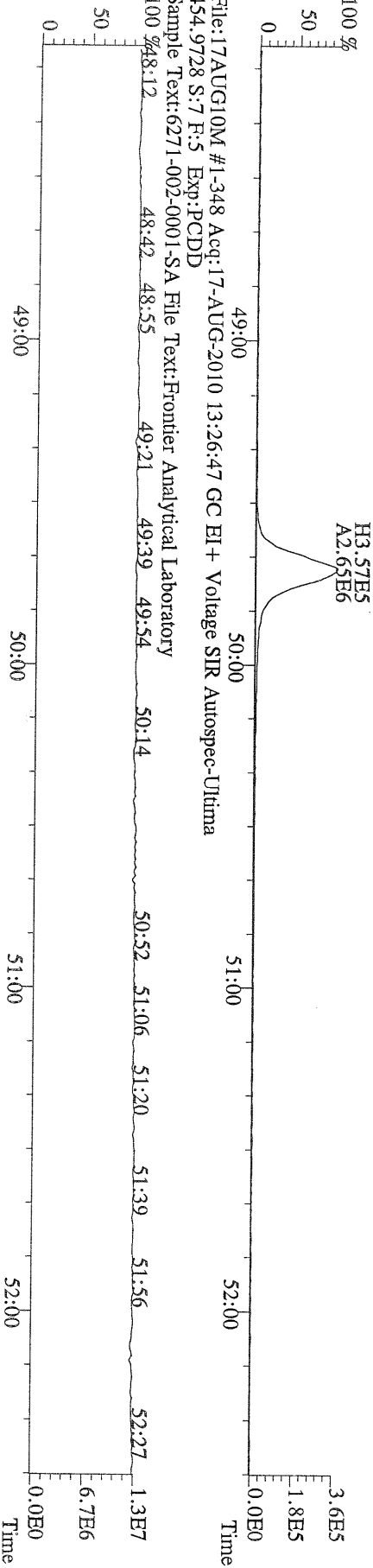
File:17AUG10M #1-348 Acq:17-AUG-2010 13:26:47 GC EI+ Voltage SIR Autospec-Utima
457.7377 S:7 F:5 BSUB(10000,15,-3.0) PKD(5,5,3,0,10%,100,0,0,00%,F,F) Exp:PCDD
Sample Text:6271-002-0001-SA File Text:Frontier Analytical Laboratory
100 %




File:17AUG10M #1-348 Acq:17-AUG-2010 13:26:47 GC EI+ Voltage SIR Autospec-Utima
469.7780 S:7 F:5 BSUB(10000,15,-3.0) PKD(5,5,3,0,10%,100,0,0,00%,F,F) Exp:PCDD
Sample Text:6271-002-0001-SA File Text:Frontier Analytical Laboratory
100 %



File:17AUG10M #1-348 Acq:17-AUG-2010 13:26:47 GC EI+ Voltage SIR Autospec-Utima
471.7750 S:7 F:5 BSUB(10000,15,-3.0) PKD(5,5,3,0,10%,100,0,0,00%,F,F) Exp:PCDD
Sample Text:6271-002-0001-SA File Text:Frontier Analytical Laboratory
100 %



File:17AUG10M #1-348 Acq:17-AUG-2010 13:26:47 GC EI+ Voltage SIR Autospec-Utima
454.9728 S:7 F:5 Exp:PCDD
Sample Text:6271-002-0001-SA File Text:Frontier Analytical Laboratory
100 %



TEQ = 52.1

Name	Resp	RA	RT	RRF	Conc	Qual	Fac Noise-1	Noise-2	DL	Rec	#Hom
2,3,7,8-TCDD	*	* n	NotFnd	1.04	*		2.50	494	834	0.784	
1,2,3,7,8-PeCDD	6.27e+04	1.74 y	33:18	1.05	3.12	J	2.50	-	-	*	
1,2,3,4,7,8-HxCDD	1.54e+05	1.27 y	38:39	1.30	7.84	J	2.50	-	-	*	
1,2,3,6,7,8-HxCDD	1.00e+06	1.40 y	38:49	1.28	53.8		2.50	-	-	*	
1,2,3,7,8,9-HxCDD	3.74e+05	1.39 y	39:15	1.25	20.2		2.50	-	-	*	
1,2,3,4,6,7,8-HpCDD	5.05e+07	1.02 y	44:16	1.35	2390		2.50	-	-	*	
OCDD	*	* n	NotFnd	1.25	* 28,100 *		2.50	-	-	*	
2,3,7,8-TCDF	3.05e+04	0.84 y	26:42	1.62	0.614	J	2.50	-	-	*	
1,2,3,7,8-PeCDF	2.21e+04	1.42 y	31:33	0.92	0.781	J	2.50	-	-	*	
2,3,4,7,8-PeCDF	3.49e+04	1.34 y	32:52	0.94	1.19	J	2.50	-	-	*	
1,2,3,4,7,8-HxCDF	1.35e+05	1.06 y	37:16	0.93	4.68	J	2.50	-	-	*	
1,2,3,6,7,8-HxCDF	1.27e+05	1.13 y	37:28	0.84	4.06	J	2.50	-	-	*	
2,3,4,6,7,8-HxCDF	1.97e+05	1.17 y	38:24	0.90	6.88	J	2.50	-	-	*	
1,2,3,7,8,9-HxCDF	3.79e+04	1.21 y	39:52	0.98	1.34	J	2.50	-	-	*	
1,2,3,4,6,7,8-HpCDF	1.37e+07	1.05 y	42:21	1.38	520		2.50	-	-	*	
1,2,3,4,7,8,9-HpCDF	2.88e+05	1.02 y	45:11	1.62	10.6	J	2.50	-	-	*	
OCDF	3.59e+07	0.89 y	50:16	0.74	2580		2.50	-	-	*	
13C-2,3,7,8-TCDD	1.84e+07	0.86 y	27:26	0.93	930					94.8	
13C-1,2,3,7,8-PeCDD	1.88e+07	1.77 y	33:15	0.81	1090					111	
13C-1,2,3,4,7,8-HxCDD	1.49e+07	1.32 y	38:38	0.95	899					91.7	
13C-1,2,3,6,7,8-HxCDD	1.43e+07	1.32 y	38:48	1.00	823					84.0	
13C-1,2,3,4,6,7,8-HpCDD	1.53e+07	1.03 y	44:15	0.92	949					96.8	
13C-OCDD	*	* n	NotFnd	0.63	*	*				*	
13C-2,3,7,8-TCDF	3.01e+07	0.87 y	26:40	0.87	922					94.0	
13C-1,2,3,7,8-PeCDF	3.03e+07	1.75 y	31:32	0.81	999					102	
13C-2,3,4,7,8-PeCDF	3.05e+07	1.74 y	32:51	0.75	1080					110	
13C-1,2,3,4,7,8-HxCDF	3.05e+07	0.54 y	37:14	1.74	1000					102	
13C-1,2,3,6,7,8-HxCDF	3.65e+07	0.52 y	37:27	2.17	962					98.1	
13C-2,3,4,6,7,8-HxCDF	3.13e+07	0.54 y	38:23	1.82	985					100	
13C-1,2,3,7,8,9-HxCDF	2.82e+07	0.55 y	39:49	1.49	1090					111	
13C-1,2,3,4,6,7,8-HpCDF	1.87e+07	0.42 y	42:20	1.10	974					99.3	
13C-1,2,3,4,7,8,9-HpCDF	1.63e+07	0.41 y	45:10	0.81	1150					117	
13C-OCDF	3.69e+07	0.96 y	50:14	1.19	1780					90.6	
37Cl-2,3,7,8-TCDD	8.48e+06		27:27	0.93	426					109	
13C-1,2,3,4-TCDD	2.10e+07	0.86 y	26:51	-	30.3						
13C-1,2,3,4-TCDF	3.68e+07	0.88 y	25:35	-	33.9						
13C-1,2,3,7,8,9-HxCDD	1.71e+07	1.30 y	39:14	-	39.0						
Total Tetra-Dioxins	1.62e+05		24:26	1.04	8.30		2.50	-	-	*	3
Total Penta-Dioxins	7.67e+05		30:17	1.05	38.2		2.50	-	-	*	8
Total Hexa-Dioxins	7.17e+06		36:11	1.27	379		2.50	-	-	*	7
Total Hepta-Dioxins	1.02e+08		42:53	1.35	4850		2.50	-	-	*	2
Total Tetra-Furans	1.02e+06		23:27	1.62	20.6		2.50	-	-	*	12
1st Fn. Tot Penta-Furans	7.05e+05		28:30	0.93	24.5		2.50	-	-	*	PeCDF 1
Total Penta-Furans	6.85e+05		30:07	0.93	23.8		2.50	-	-	*	48.3 8
Total Hexa-Furans	1.02e+07		35:19	0.90	351		2.50	-	-	*	8
Total Hepta-Furans	5.11e+07		42:21	1.48	1930		2.50	-	-	*	4

834!

Analyst: 

Date: 8/13/10

Totals class: Total Tetra-Dioxins

Entry #: 38

Run: 22

File: 12AUG10M

S: 18 I: 1 F: 1

Acquired: 13-AUG-10 02:52:15

Total Concentration: 8.30

Unnamed Concentration: 8.301

RT	ml Resp	m2 Resp	RA	Resp	Concentration	Name
24:26	2.60e+04	3.81e+04	0.68 y	6.41e+04	3.29	
24:42	2.83e+04	3.71e+04	0.76 y	6.54e+04	3.36	
26:00	1.29e+04	1.93e+04	0.67 y	3.22e+04	1.65	

Totals class: Total Penta-Dioxins

Entry #: 39

Run: 22

File: 12AUG10M

S: 18 I: 1 F: 2

Acquired: 13-AUG-10 02:52:15

Total Concentration: 38.2

Unnamed Concentration: 35.058

RT	ml Resp	m2 Resp	RA	Resp	Concentration	Name
30:17	2.12e+05	1.25e+05	1.70 y	3.36e+05	16.8	
30:53	1.71e+04	1.23e+04	1.39 y	2.93e+04	1.46	
31:32	4.62e+04	2.75e+04	1.68 y	7.37e+04	3.67	
31:45	6.31e+04	4.02e+04	1.57 y	1.03e+05	5.15	
31:53	4.49e+04	2.94e+04	1.53 y	7.43e+04	3.70	
32:10	3.71e+04	2.61e+04	1.42 y	6.31e+04	3.14	
33:18	3.98e+04	2.29e+04	1.74 y	6.27e+04	3.12	1,2,3,7,8-PeCDD
33:21	1.47e+04	8.91e+03	1.65 y	2.36e+04	1.18	

Totals class: Total Hexa-Dioxins

Entry #: 40

Run: 22

File: 12AUG10M

S: 18 I: 1 F: 3

Acquired: 13-AUG-10 02:52:15

Total Concentration: 379

Unnamed Concentration: 296.924

RT	ml Resp	m2 Resp	RA	Resp	Concentration	Name
36:11	1.33e+06	9.55e+05	1.39 y	2.28e+06	120	
37:07	1.91e+05	1.35e+05	1.41 y	3.27e+05	17.2	
37:33	1.73e+06	1.23e+06	1.40 y	2.96e+06	156	
38:39	8.65e+04	6.79e+04	1.27 y	1.54e+05	7.84	1,2,3,4,7,8-HxCDD
38:49	5.86e+05	4.18e+05	1.40 y	1.00e+06	53.8	1,2,3,6,7,8-HxCDD
39:06	4.07e+04	2.97e+04	1.37 y	7.05e+04	3.71	
39:15	2.17e+05	1.57e+05	1.39 y	3.74e+05	20.2	1,2,3,7,8,9-HxCDD

Totals class: Total Hepta-Dioxins

Entry #: 41

Run: 22

File: 12AUG10M

S: 18 I: 1 F: 4

Acquired: 13-AUG-10 02:52:15

Total Concentration: 4850

Unnamed Concentration: 2455.406

RT	ml Resp	m2 Resp	RA	Resp	Concentration	Name
42:53	2.62e+07	2.56e+07	1.02 y	5.18e+07	2460	
44:16	2.55e+07	2.50e+07	1.02 y	5.05e+07	2390	1,2,3,4,6,7,8-HpCDD

Totals class: Total Tetra-Furans

Entry #: 42

Run: 22

File: 12AUG10M

S: 18 I: 1 F: 1

Acquired: 13-AUG-10 02:52:15

Total Concentration: 20.6

Unnamed Concentration: 19.999

RT	ml Resp	m2 Resp	RA	Resp	Concentration	Name
23:27	1.78e+04	2.41e+04	0.74 y	4.19e+04	0.844	
23:51	1.14e+05	1.73e+05	0.66 y	2.88e+05	5.79	
24:13	3.10e+04	4.44e+04	0.70 y	7.54e+04	1.52	
24:28	3.85e+04	5.42e+04	0.71 y	9.27e+04	1.87	
24:46	4.75e+04	7.01e+04	0.68 y	1.18e+05	2.37	
25:00	1.05e+04	1.21e+04	0.87 y	2.26e+04	0.456	
25:21	1.53e+04	2.16e+04	0.71 y	3.70e+04	0.745	
25:28	7.01e+04	9.79e+04	0.72 y	1.68e+05	3.39	
25:58	1.45e+04	1.98e+04	0.73 y	3.42e+04	0.690	
26:42	1.39e+04	1.66e+04	0.84 y	3.05e+04	0.614	2,3,7,8-TCDF
27:02	1.74e+04	2.16e+04	0.81 y	3.91e+04	0.787	
28:31	3.05e+04	4.59e+04	0.66 y	7.64e+04	1.54	

Totals class: 1st Fn. Tot Penta-Furans Entry #: 43

Run: 22 File: 12AUG10M S: 18 I: 1 F: 1
Acquired: 13-AUG-10 02:52:15

Total Concentration: 24.5 Unnamed Concentration: 24.486

RT	ml Resp	m2 Resp	RA	Resp	Concentration	Name
28:30	4.33e+05	2.73e+05	1.59 y	7.05e+05	24.5	

Totals class: Total Penta-Furans

Entry #: 44

Run: 22

File: 12AUG10M

S: 18 I: 1 F: 2

Acquired: 13-AUG-10 02:52:15

Total Concentration: 23.8

Unnamed Concentration: 21.806

RT	ml Resp	m2 Resp	RA	Resp	Concentration	Name
30:07	2.54e+04	1.60e+04	1.58 y	4.14e+04	1.44	
30:17	1.93e+05	1.33e+05	1.45 y	3.26e+05	11.3	
30:48	1.98e+04	1.28e+04	1.54 y	3.26e+04	1.13	
30:59	7.49e+04	5.15e+04	1.46 y	1.26e+05	4.39	
31:33	1.30e+04	9.13e+03	1.42 y	2.21e+04	0.781	1,2,3,7,8-PeCDF
31:53	2.43e+04	1.77e+04	1.37 y	4.20e+04	1.46	
32:52	2.00e+04	1.49e+04	1.34 y	3.49e+04	1.19	2,3,4,7,8-PeCDF
32:56	3.50e+04	2.51e+04	1.39 y	6.01e+04	2.09	

Totals class: Total Hexa-Furans

Entry #: 45

Run: 22

File: 12AUG10M

S: 18 I: 1 F: 3

Acquired: 13-AUG-10 02:52:15

Total Concentration: 351

Unnamed Concentration: 334.256

RT	ml Resp	m2 Resp	RA	Resp	Concentration	Name
35:19	3.51e+05	2.74e+05	1.28 y	6.25e+05	21.4	
35:35	1.38e+06	1.12e+06	1.23 y	2.50e+06	85.6	
36:11	5.03e+04	3.84e+04	1.31 y	8.86e+04	3.04	
36:29	3.65e+06	2.90e+06	1.26 y	6.54e+06	224	
37:16	6.97e+04	6.56e+04	1.06 y	1.35e+05	4.68	1,2,3,4,7,8-HxCDF
37:28	6.71e+04	5.95e+04	1.13 y	1.27e+05	4.06	1,2,3,6,7,8-HxCDF
38:24	1.06e+05	9.05e+04	1.17 y	1.97e+05	6.88	2,3,4,6,7,8-HxCDF
39:52	2.08e+04	1.72e+04	1.21 y	3.79e+04	1.34	1,2,3,7,8,9-HxCDF

Totals class: Total Hepta-Furans

Entry #: 46

Run: 22

File: 12AUG10M

S: 18 I: 1 F: 4


Acquired: 13-AUG-10 02:52:15

Total Concentration: 1930


Unnamed Concentration: 1402.508

RT	ml Resp	m2 Resp	RA	Resp	Concentration	Name
42:21	7.02e+06	6.66e+06	1.05 y	1.37e+07	520	1,2,3,4,6,7,8-HpCDF
42:54	3.53e+04	3.77e+04	0.94 y	7.30e+04	2.75	
43:11	1.89e+07	1.82e+07	1.04 y	3.71e+07	1400	
45:11	1.45e+05	1.43e+05	1.02 y	2.88e+05	10.6	1,2,3,4,7,8,9-HpCDF

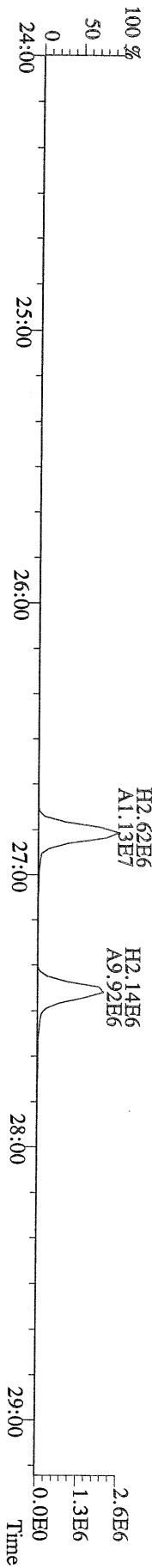
File:12AUG10M #1-357 Acq:13-AUG-2010 02:52:15 GC EI + Voltage SIR Autospec-Ultima
319.8965 S:18 BSUB(10000,15,-3.0) PKD(5,5,3,0,10%,100,0,0,0,0%) Exp:PCDD
Sample Text:6271-003-0001-SA File Text:Frontier Analytical Laboratory



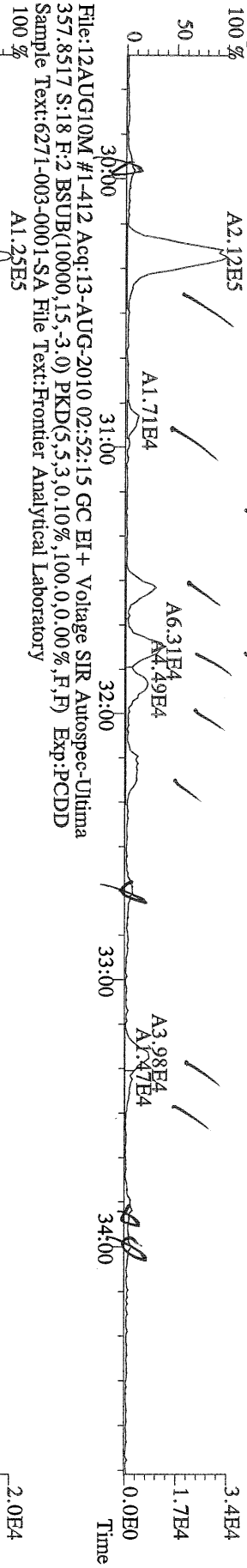
File:12AUG10M #1-357 Acq:13-AUG-2010 02:52:15 GC EI + Voltage SIR Autospec-Ultima
327.8847 S:18 BSUB(10000,15,-3.0) PKD(5,5,3,0,10%,100,0,0,0,0%) Exp:PCDD
Sample Text:6271-003-0001-SA File Text:Frontier Analytical Laboratory




File:12AUG10M #1-357 Acq:13-AUG-2010 02:52:15 GC EI + Voltage SIR Autospec-Ultima
333.9339 S:18 BSUB(10000,15,-3.0) PKD(5,5,3,0,10%,100,0,0,0,0%) Exp:PCDD
Sample Text:6271-003-0001-SA File Text:Frontier Analytical Laboratory



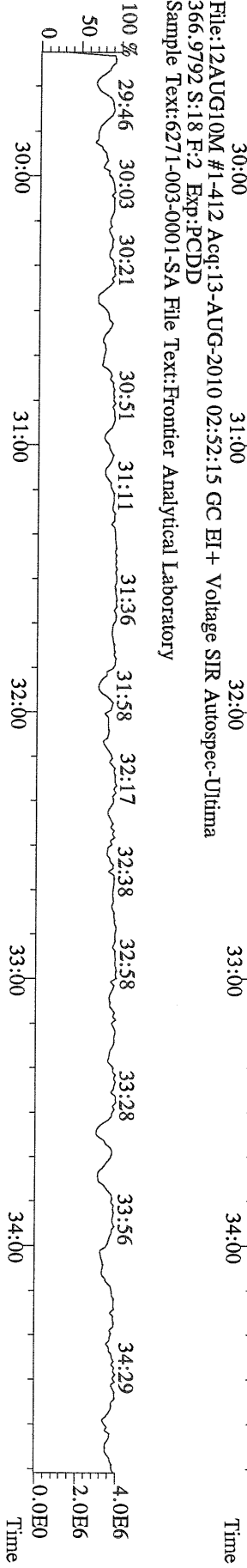
File:12AUG10M #1-412 Acq:13-AUG-2010 02:52:15 GC EI+ Voltage SIR Autospec-Ultima
 355.8546 S:18 F:2 BSUB(10000,15,-3,0) PKD(5,5,3,0.10%,100,0,0.00%,F,F) Exp:PCDD
 Sample Text:6271-003-0001-SA File Text:Frontier Analytical Laboratory



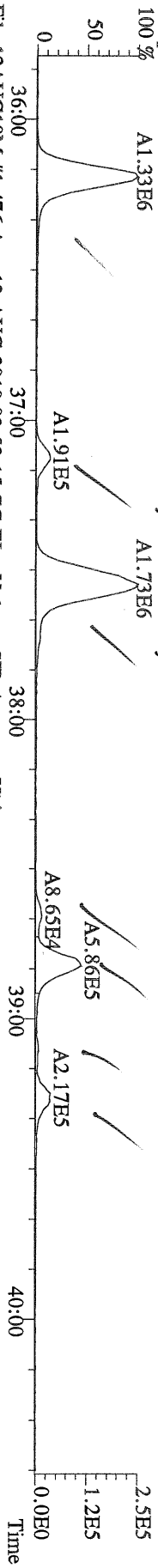
File:12AUG10M #1-412 Acq:13-AUG-2010 02:52:15 GC EI+ Voltage SIR Autospec-Ultima
 367.8949 S:18 F:2 BSUB(10000,15,-3,0) PKD(5,5,3,0.10%,100,0,0.00%,F,F) Exp:PCDD
 Sample Text:6271-003-0001-SA File Text:Frontier Analytical Laboratory



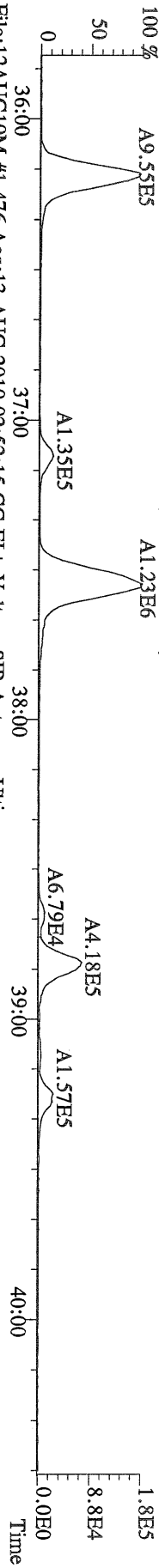
File:12AUG10M #1-412 Acq:13-AUG-2010 02:52:15 GC EI+ Voltage SIR Autospec-Ultima
 366.9792 S:18 F:2 Exp:PCDD
 Sample Text:6271-003-0001-SA File Text:Frontier Analytical Laboratory



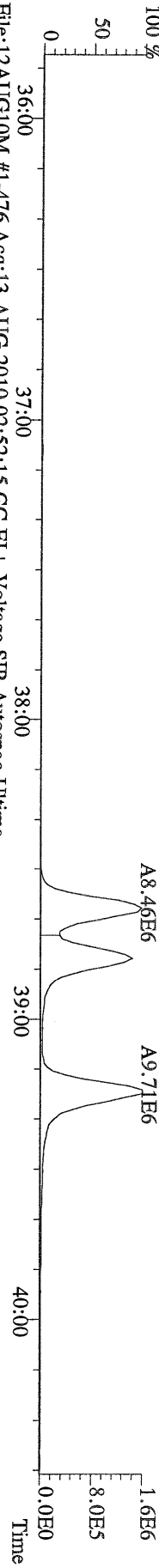
File:12AUG10M #1-476 Acq:13-AUG-2010 02:52:15 GC EI+ Voltage SIR Autospec-Ultima
 389.8156 S:18 F:3 BSUB(10000,15,-3.0) PKD(5,5,3,0.10%,100,0,0.00%,F,F) Exp:PCDD
 Sample Text:6271-003-0001-SA File Text:Frontier Analytical Laboratory



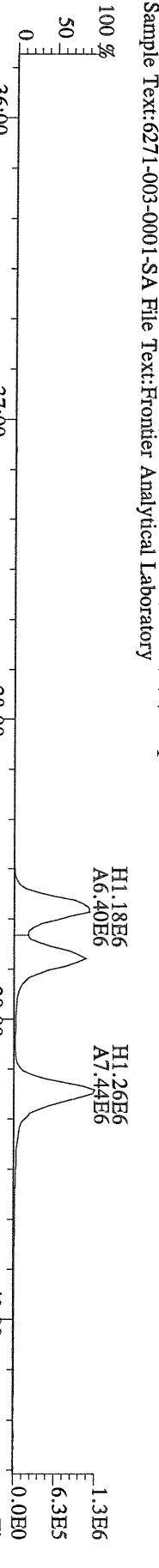
File:12AUG10M #1-476 Acq:13-AUG-2010 02:52:15 GC EI+ Voltage SIR Autospec-Ultima
 391.8127 S:18 F:3 BSUB(10000,15,-3.0) PKD(5,5,3,0.10%,100,0,0.00%,F,F) Exp:PCDD
 Sample Text:6271-003-0001-SA File Text:Frontier Analytical Laboratory



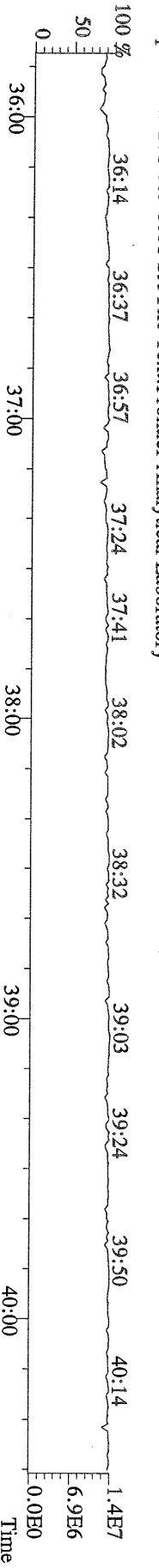
File:12AUG10M #1-476 Acq:13-AUG-2010 02:52:15 GC EI+ Voltage SIR Autospec-Ultima
 401.8559 S:18 F:3 BSUB(10000,15,-3.0) PKD(5,5,3,0.10%,100,0,0.00%,F,F) Exp:PCDD
 Sample Text:6271-003-0001-SA File Text:Frontier Analytical Laboratory



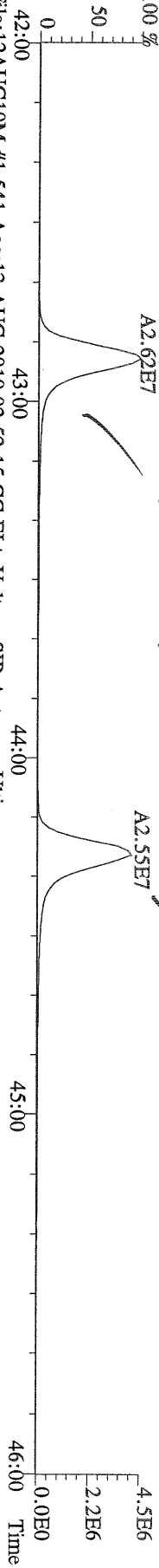
File:12AUG10M #1-476 Acq:13-AUG-2010 02:52:15 GC EI+ Voltage SIR Autospec-Ultima
 403.8530 S:18 F:3 BSUB(10000,15,-3.0) PKD(5,5,3,0.10%,100,0,0.00%,F,F) Exp:PCDD
 Sample Text:6271-003-0001-SA File Text:Frontier Analytical Laboratory



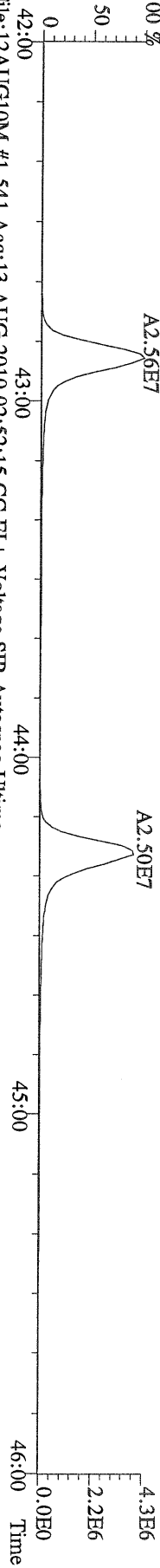
File:12AUG10M #1-476 Acq:13-AUG-2010 02:52:15 GC EI+ Voltage SIR Autospec-Ultima
 380.9760 S:18 F:3 Exp:PCDD
 Sample Text:6271-003-0001-SA File Text:Frontier Analytical Laboratory



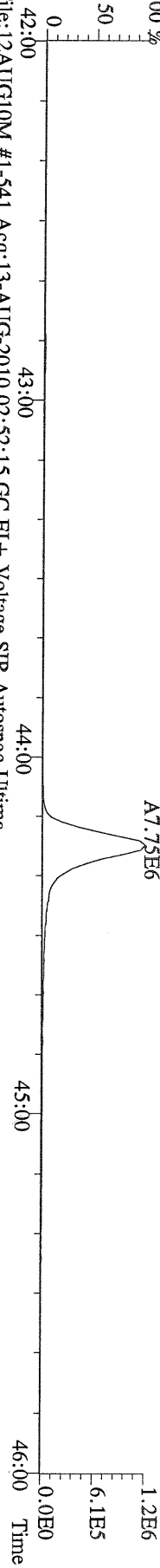
File:12AUG10M #1-541 Acq:13-AUG-2010 02:52:15 GC EI+ Voltage SIR Autospec-Ultima
423.7767 S:18 F:4 BSUB(10000,15,-3.0) PKD(5,5,3,0,10%,100,0,0,00%,F,F) Exp:PCDD
Sample Text:6271-003-0001-SA File Text:Frontier Analytical Laboratory



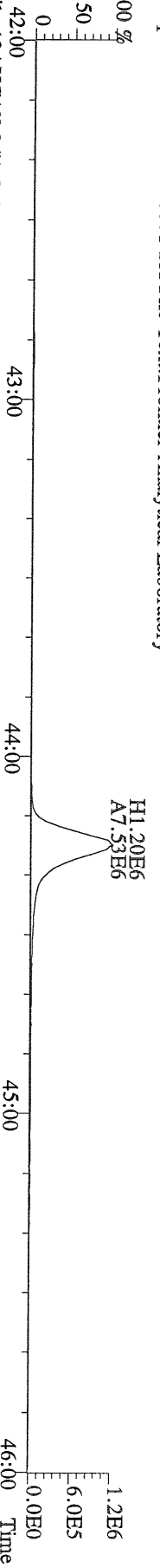
File:12AUG10M #1-541 Acq:13-AUG-2010 02:52:15 GC EI+ Voltage SIR Autospec-Ultima
425.7737 S:18 F:4 BSUB(10000,15,-3.0) PKD(5,5,3,0,10%,100,0,0,00%,F,F) Exp:PCDD
Sample Text:6271-003-0001-SA File Text:Frontier Analytical Laboratory



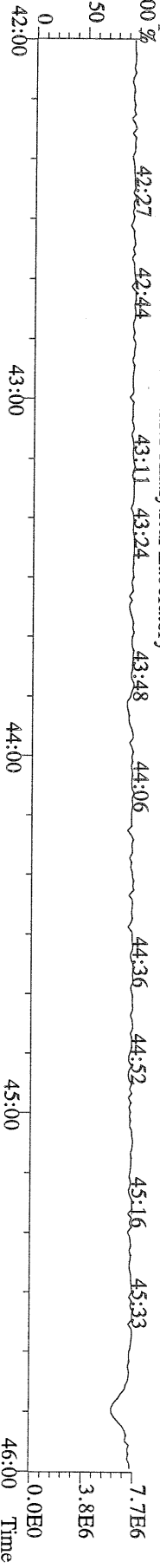
File:12AUG10M #1-541 Acq:13-AUG-2010 02:52:15 GC EI+ Voltage SIR Autospec-Ultima
435.8169 S:18 F:4 BSUB(10000,15,-3.0) PKD(5,5,3,0,10%,100,0,0,00%,F,F) Exp:PCDD
Sample Text:6271-003-0001-SA File Text:Frontier Analytical Laboratory



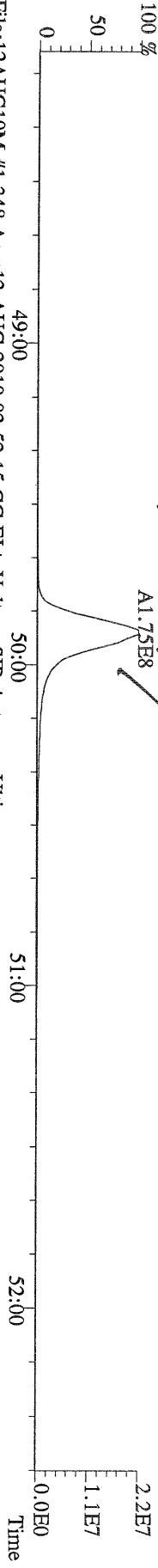
File:12AUG10M #1-541 Acq:13-AUG-2010 02:52:15 GC EI+ Voltage SIR Autospec-Ultima
437.8140 S:18 F:4 BSUB(10000,15,-3.0) PKD(5,5,3,0,10%,100,0,0,00%,F,F) Exp:PCDD
Sample Text:6271-003-0001-SA File Text:Frontier Analytical Laboratory



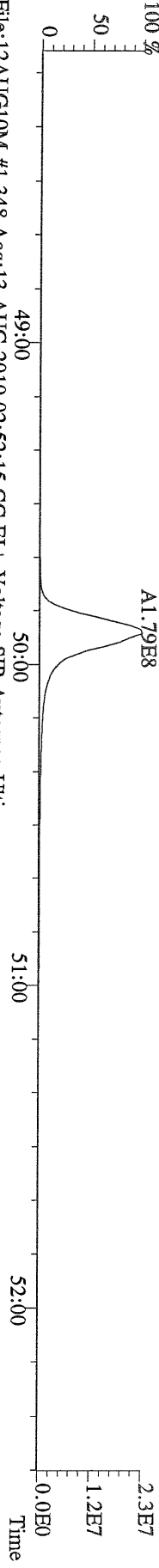
File:12AUG10M #1-541 Acq:13-AUG-2010 02:52:15 GC EI+ Voltage SIR Autospec-Ultima
430.9728 S:18 F:4 Exp:PCDD
Sample Text:6271-003-0001-SA File Text:Frontier Analytical Laboratory



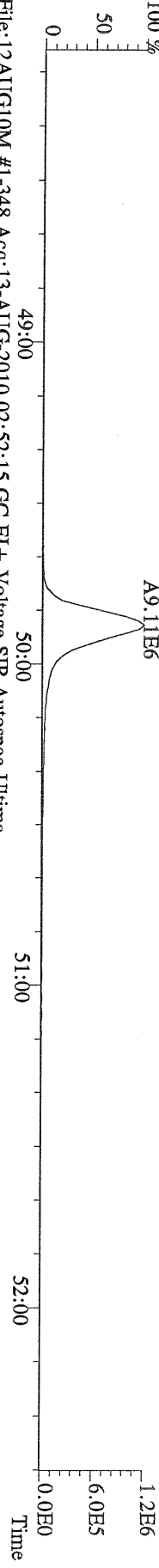
File:12AUG10M #1-348 Acq:13-AUG-2010 02:52:15 GC EI + Voltage SIR Autospec-Ultima
457.7377 S:18 F:5 BSUB(10000,15,-3.0) PKD(5,5,3,0,10%,100.0,0.00%,F,F) Exp:PCDD
Sample Text:6271-003-0001-SA File Text:Frontier Analytical Laboratory
100 %



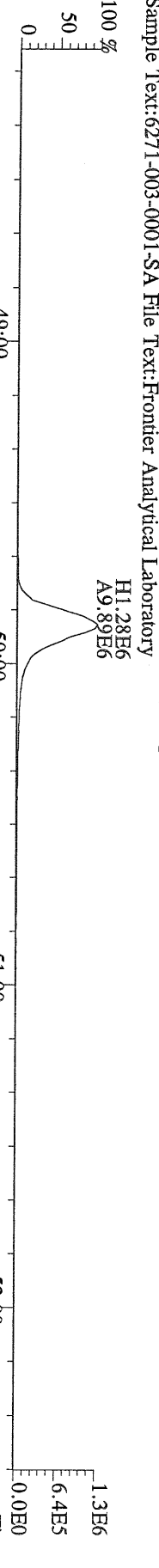
File:12AUG10M #1-348 Acq:13-AUG-2010 02:52:15 GC EI + Voltage SIR Autospec-Ultima
459.7348 S:18 F:5 BSUB(10000,15,-3.0) PKD(5,5,3,0,10%,100.0,0.00%,F,F) Exp:PCDD
Sample Text:6271-003-0001-SA File Text:Frontier Analytical Laboratory
100 %



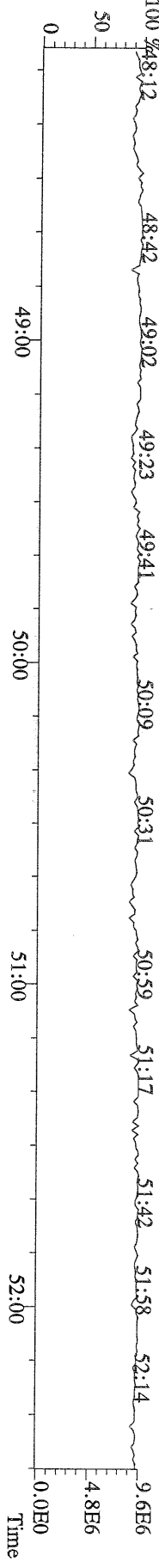
File:12AUG10M #1-348 Acq:13-AUG-2010 02:52:15 GC EI + Voltage SIR Autospec-Ultima
469.7780 S:18 F:5 BSUB(10000,15,-3.0) PKD(5,5,3,0,10%,100.0,0.00%,F,F) Exp:PCDD
Sample Text:6271-003-0001-SA File Text:Frontier Analytical Laboratory
100 %




File:12AUG10M #1-348 Acq:13-AUG-2010 02:52:15 GC EI + Voltage SIR Autospec-Ultima
471.7750 S:18 F:5 BSUB(10000,15,-3.0) PKD(5,5,3,0,10%,100.0,0.00%,F,F) Exp:PCDD
Sample Text:6271-003-0001-SA File Text:Frontier Analytical Laboratory



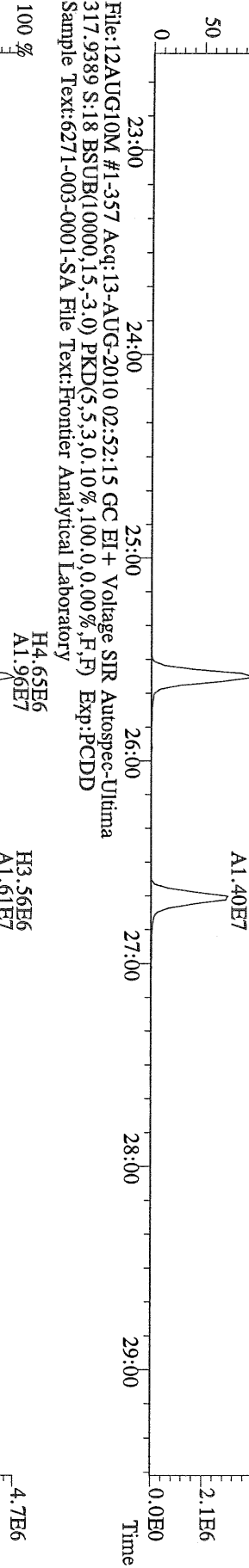
File:12AUG10M #1-348 Acq:13-AUG-2010 02:52:15 GC EI + Voltage SIR Autospec-Ultima
454.9728 S:18 F:5 Exp:PCDD
Sample Text:6271-003-0001-SA File Text:Frontier Analytical Laboratory



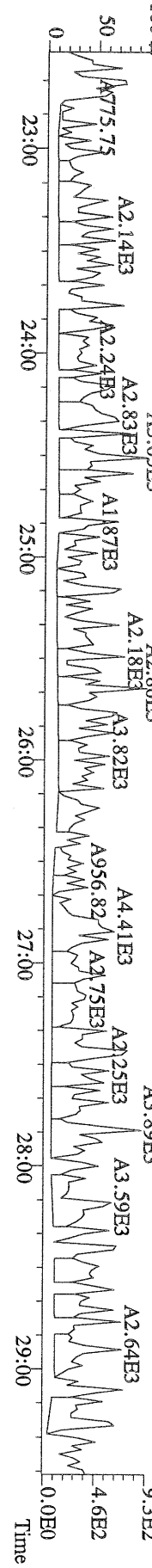
File:12AUG10M #1-357 Acq:13-AUG-2010 02:52:15 GC EI+ Voltage SIR Autospec-Ultima
 303.9016 S:18 BSUB(10000,15,-3.0) PKD(5.5,3.0,10%,100.0,0.00%,F,F) Exp:PCDD
 Sample Text:6271-003-0001-SA File Text:Frontier Analytical Laboratory




File:12AUG10M #1-357 Acq:13-AUG-2010 02:52:15 GC EI+ Voltage SIR Autospec-Ultima
 315.9419 S:18 BSUB(10000,15,-3.0) PKD(5.5,3.0,10%,100.0,0.00%,F,F) Exp:PCDD
 Sample Text:6271-003-0001-SA File Text:Frontier Analytical Laboratory



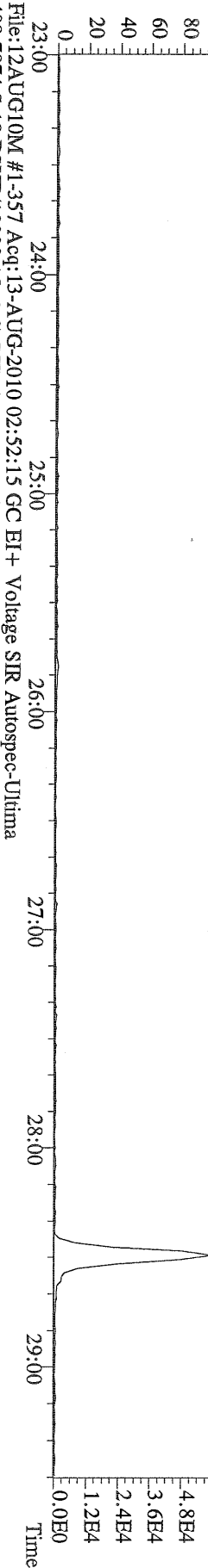
File:12AUG10M #1-357 Acq:13-AUG-2010 02:52:15 GC EI+ Voltage SIR Autospec-Ultima
 375.8364 S:18 BSUB(10000,15,-3.0) PKD(5.5,3.0,10%,100.0,0.00%,F,F) Exp:PCDD
 Sample Text:6271-003-0001-SA File Text:Frontier Analytical Laboratory



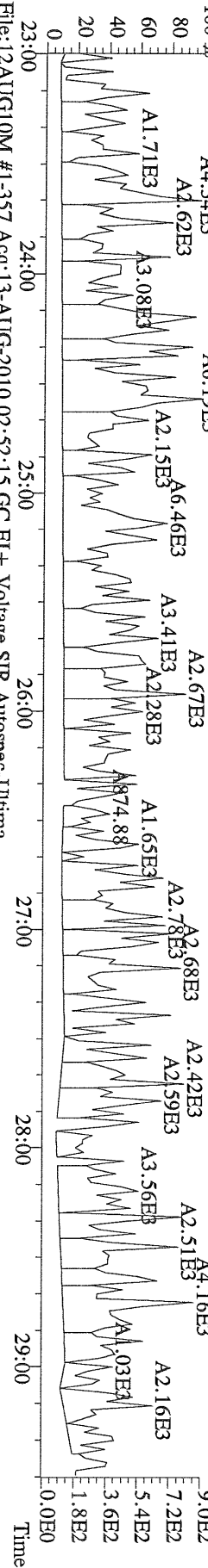
File:12AUG10M #1-357 Acq:13-AUG-2010 02:52:15 GC EI+ Voltage SIR Autospec-Ultima
 339.8597 S:1.8 BSUB(10000,15,-3.0) PKD(5.5,3.0,10%,100.0,0.00%,F,F) Exp:PCDD
 Sample Text:6271-003-0001-SA File Text:Frontier Analytical Laboratory




File:12AUG10M #1-357 Acq:13-AUG-2010 02:52:15 GC EI+ Voltage SIR Autospec-Ultima
 341.8568 S:1.8 BSUB(10000,15,-3.0) PKD(5.5,3.0,10%,100.0,0.00%,F,F) Exp:PCDD
 Sample Text:6271-003-0001-SA File Text:Frontier Analytical Laboratory



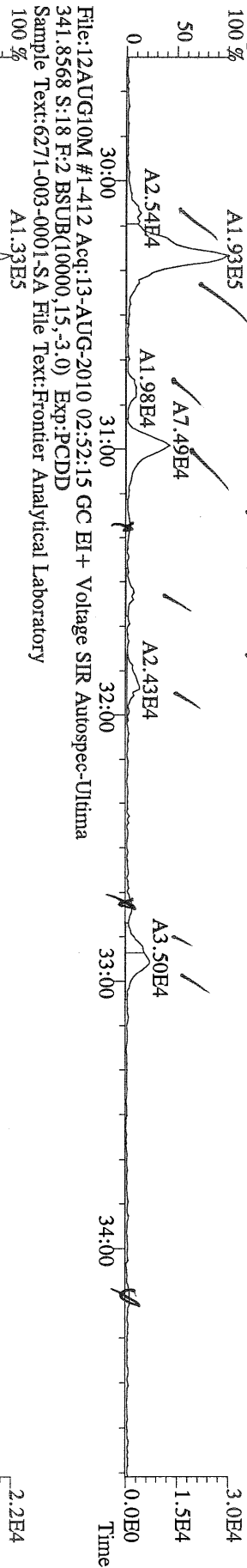
File:12AUG10M #1-357 Acq:13-AUG-2010 02:52:15 GC EI+ Voltage SIR Autospec-Ultima
 409.7974 S:1.8 BSUB(10000,15,-3.0) PKD(5.5,3.0,10%,100.0,0.00%,F,F) Exp:PCDD
 Sample Text:6271-003-0001-SA File Text:Frontier Analytical Laboratory



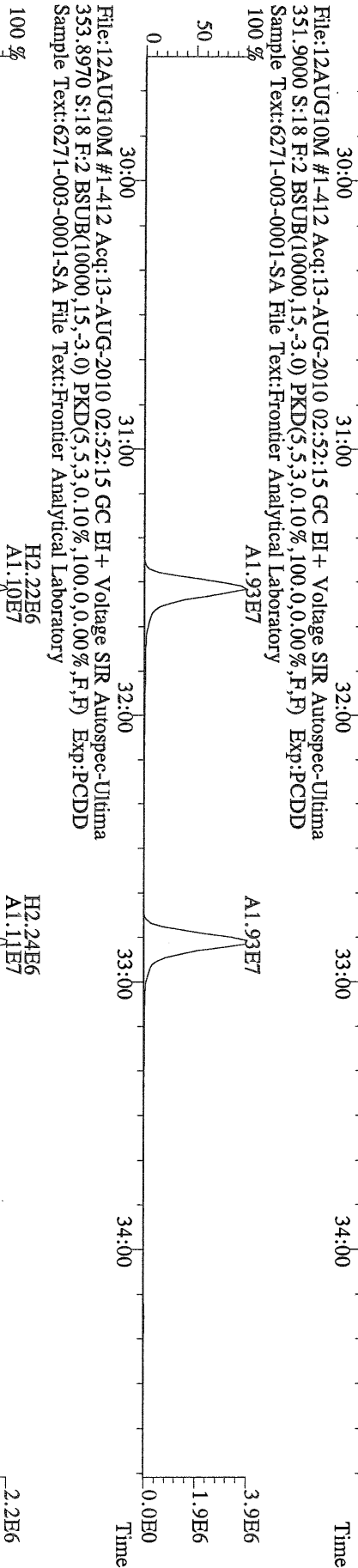
File:12AUG10M #1-357 Acq:13-AUG-2010 02:52:15 GC EI+ Voltage SIR Autospec-Ultima
 330.9792 S:1.8 Exp:PCDD
 Sample Text:6271-003-0001-SA File Text:Frontier Analytical Laboratory



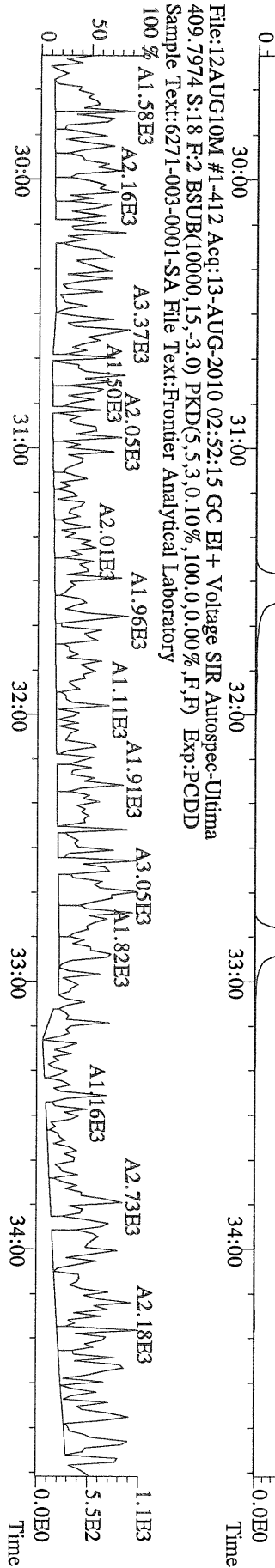
File:12AUG10M #1-412 Acq:13-AUG-2010 02:52:15 GC EI+ Voltage SIR Autospec-Ultima
339.8597 S:18 F:2 BSUB(10000,15,-3.0) Exp:PCDD
Sample Text:6271-003-0001-SA File Text:Frontier Analytical Laboratory



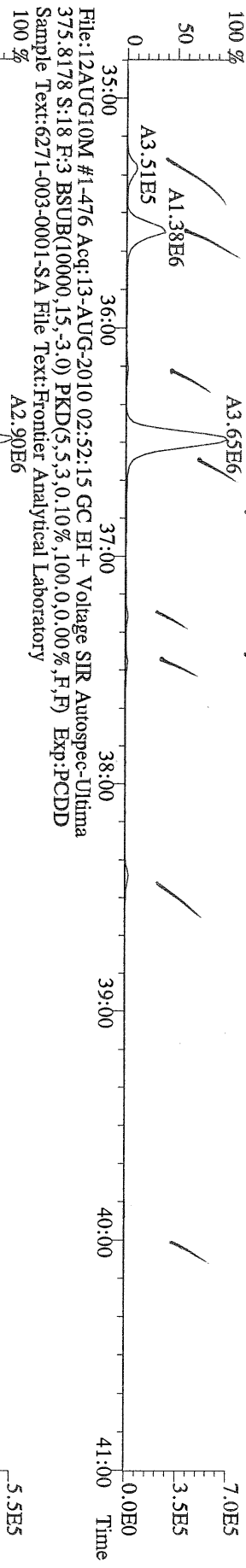
File:12AUG10M #1-412 Acq:13-AUG-2010 02:52:15 GC EI+ Voltage SIR Autospec-Ultima
351.9000 S:18 F:2 BSUB(10000,15,-3.0) PKD(5,5,3,0,10%,100,0,0,0,0%,F,F) Exp:PCDD
Sample Text:6271-003-0001-SA File Text:Frontier Analytical Laboratory



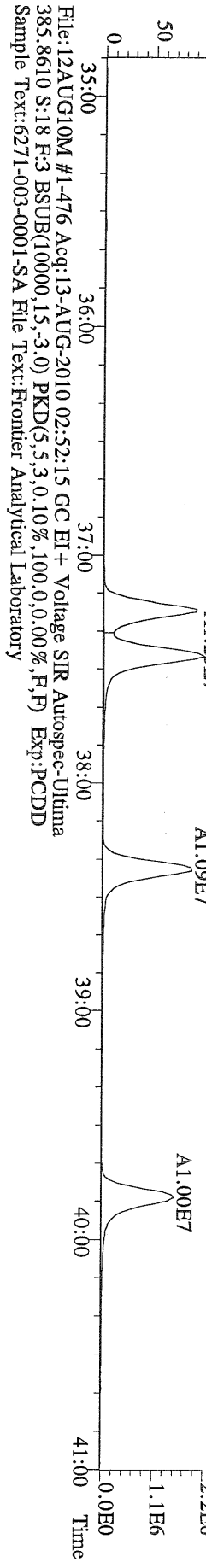
File:12AUG10M #1-412 Acq:13-AUG-2010 02:52:15 GC EI+ Voltage SIR Autospec-Ultima
409.7974 S:18 F:2 BSUB(10000,15,-3.0) PKD(5,5,3,0,10%,100,0,0,0,0%,F,F) Exp:PCDD
Sample Text:6271-003-0001-SA File Text:Frontier Analytical Laboratory



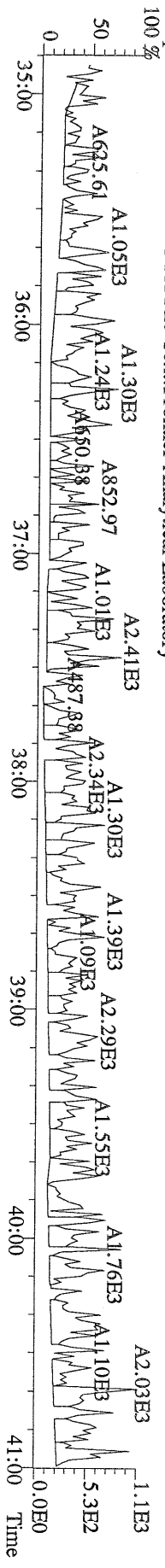
File:12AUG10M #1-476 Acq:13-AUG-2010 02:52:15 GC EI+ Voltage SIR Autospec-Ultima
373.8207 S:18 F:3 BSUB(10000,15,-3.0) PKD(5,5,3,0,10%,100,0,0,0,0%,F,F) Exp:PCDD
Sample Text:6271-003-0001-SA File Text:Frontier Analytical Laboratory



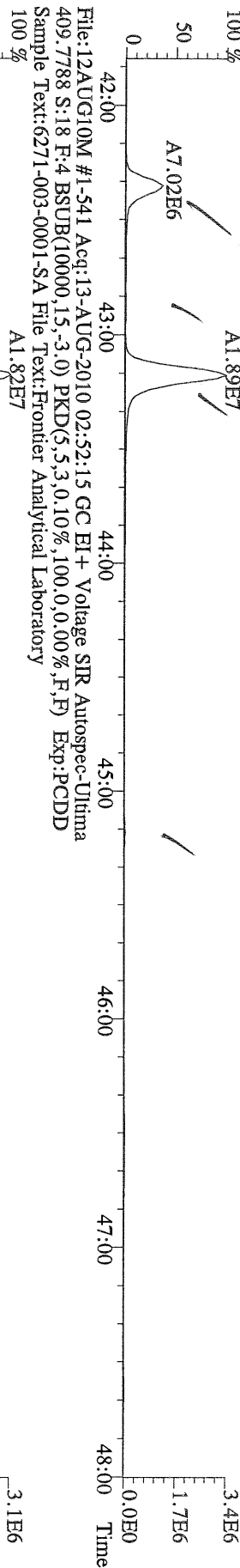
File:12AUG10M #1-476 Acq:13-AUG-2010 02:52:15 GC EI+ Voltage SIR Autospec-Ultima
383.8639 S:18 F:3 BSUB(10000,15,-3.0) PKD(5,5,3,0,10%,100,0,0,0,0%,F,F) Exp:PCDD
Sample Text:6271-003-0001-SA File Text:Frontier Analytical Laboratory



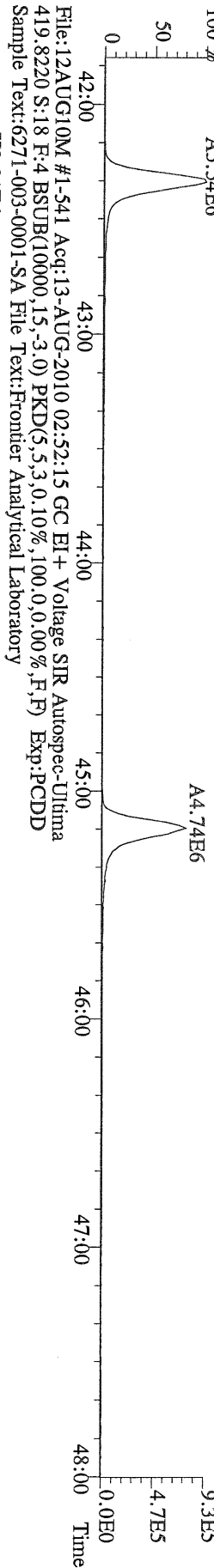
File:12AUG10M #1-476 Acq:13-AUG-2010 02:52:15 GC EI+ Voltage SIR Autospec-Ultima
445.7555 S:18 F:3 BSUB(10000,15,-3.0) PKD(5,5,3,0,10%,100,0,0,0,0%,F,F) Exp:PCDD
Sample Text:6271-003-0001-SA File Text:Frontier Analytical Laboratory



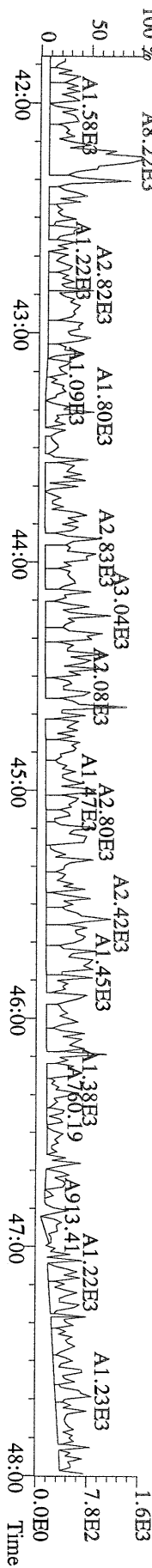
File:12AUG10M #1-541 Acq:13-AUG-2010 02:52:15 GC EI+ Voltage SIR Autospec-Ultima
 407.7818 S:18 F:4 BSUB(10000,15,-3.0) PKD(5,5,3,0,10%,100,0,0,00%,F,F) Exp:PCDD
 Sample Text:6271-003-0001-SA File Text:Frontier Analytical Laboratory



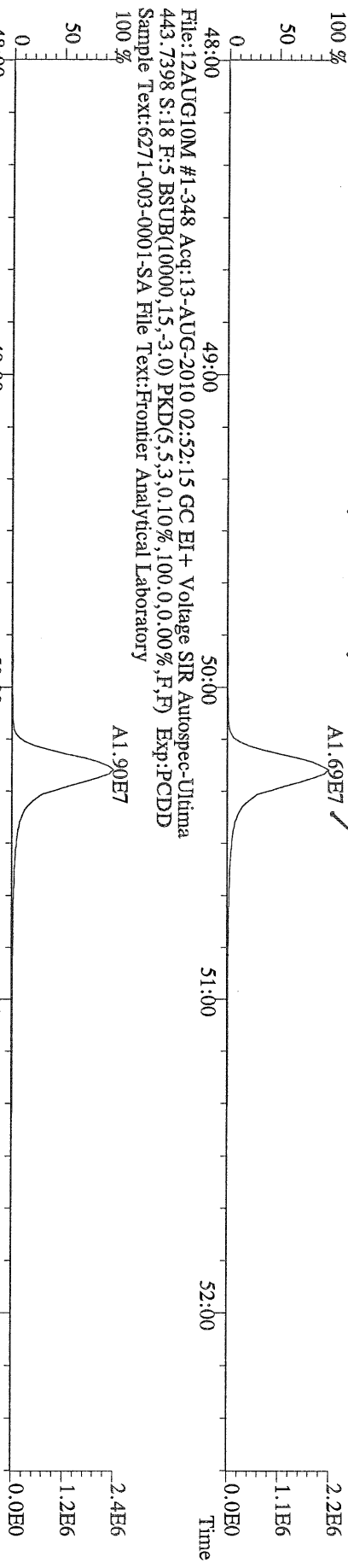
File:12AUG10M #1-541 Acq:13-AUG-2010 02:52:15 GC EI+ Voltage SIR Autospec-Ultima
 417.8253 S:18 F:4 BSUB(10000,15,-3.0) PKD(5,5,3,0,10%,100,0,0,00%,F,F) Exp:PCDD
 Sample Text:6271-003-0001-SA File Text:Frontier Analytical Laboratory



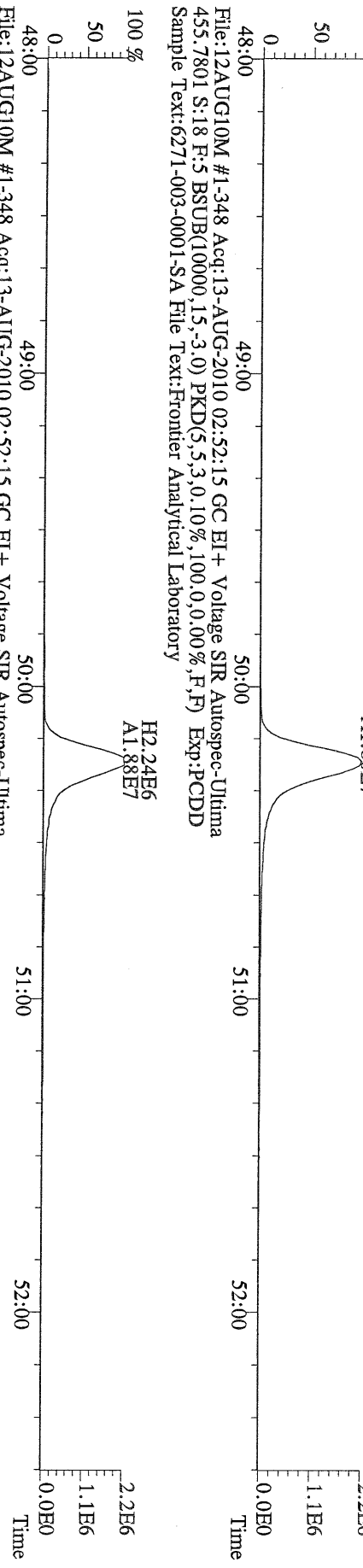
File:12AUG10M #1-541 Acq:13-AUG-2010 02:52:15 GC EI+ Voltage SIR Autospec-Ultima
 419.8220 S:18 F:4 BSUB(10000,15,-3.0) PKD(5,5,3,0,10%,100,0,0,00%,F,F) Exp:PCDD
 Sample Text:6271-003-0001-SA File Text:Frontier Analytical Laboratory



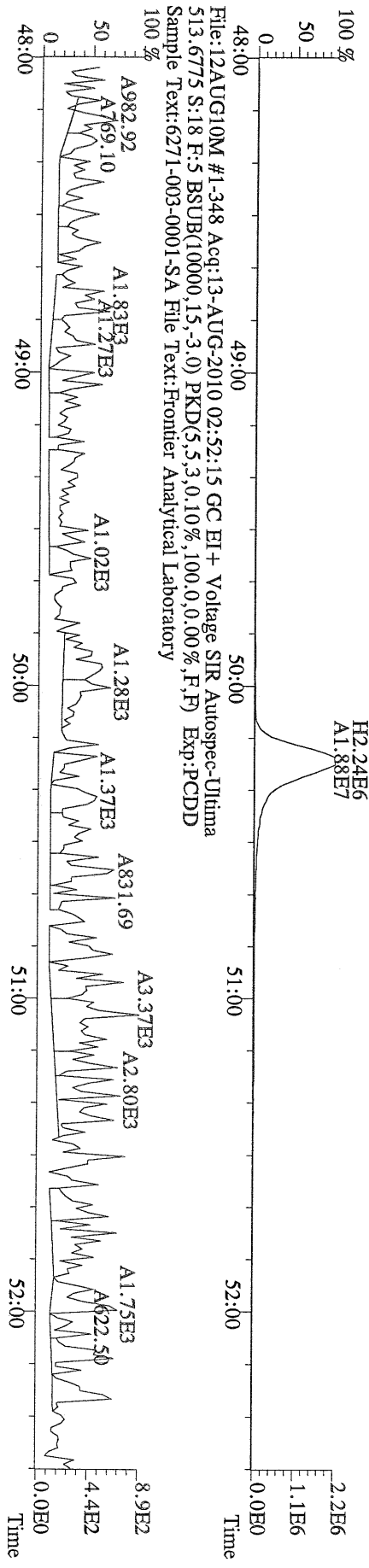
File:12AUG10M #1-348 Acq:13-AUG-2010 02:52:15 GC EI+ Voltage SIR Autospec-Ultima
441.7428 S:18 F:5 BSUB(10000,15,-3.0) PKD(5,5,3,0,10%,100,0,0,00%,F,F) Exp.:PCDD
Sample Text:6271-003-0001-SA File Text:Frontier Analytical Laboratory



File:12AUG10M #1-348 Acq:13-AUG-2010 02:52:15 GC EI+ Voltage SIR Autospec-Ultima
453.7831 S:18 F:5 BSUB(10000,15,-3.0) PKD(5,5,3,0,10%,100,0,0,00%,F,F) Exp.:PCDD
Sample Text:6271-003-0001-SA File Text:Frontier Analytical Laboratory

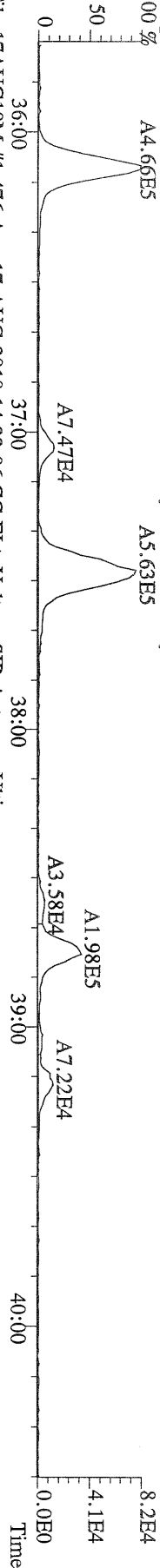


File:12AUG10M #1-348 Acq:13-AUG-2010 02:52:15 GC EI+ Voltage SIR Autospec-Ultima
455.7801 S:18 F:5 BSUB(10000,15,-3.0) PKD(5,5,3,0,10%,100,0,0,00%,F,F) Exp.:PCDD
Sample Text:6271-003-0001-SA File Text:Frontier Analytical Laboratory




File:12AUG10M #1-348 Acq:13-AUG-2010 02:52:15 GC EI+ Voltage SIR Autospec-Ultima
513.6775 S:18 F:5 BSUB(10000,15,-3.0) PKD(5,5,3,0,10%,100,0,0,00%,F,F) Exp.:PCDD
Sample Text:6271-003-0001-SA File Text:Frontier Analytical Laboratory

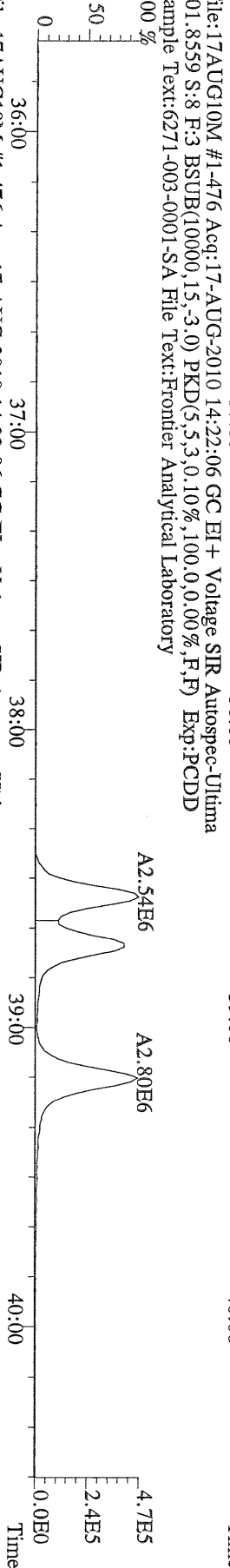
File:17AUG10M #1-476 Acq:17-AUG-2010 14:22:06 GC EI+ Voltage SIR Autospec-Ultima
 389.8156 S:8 F:3 BSUB(10000,15,-3.0) PKD(5,5,3,0,10%,100.0,0.00%,F,F) Exp:PCDD
 Sample Text:6271-003-0001-SA File Text:Frontier Analytical Laboratory
 100 %



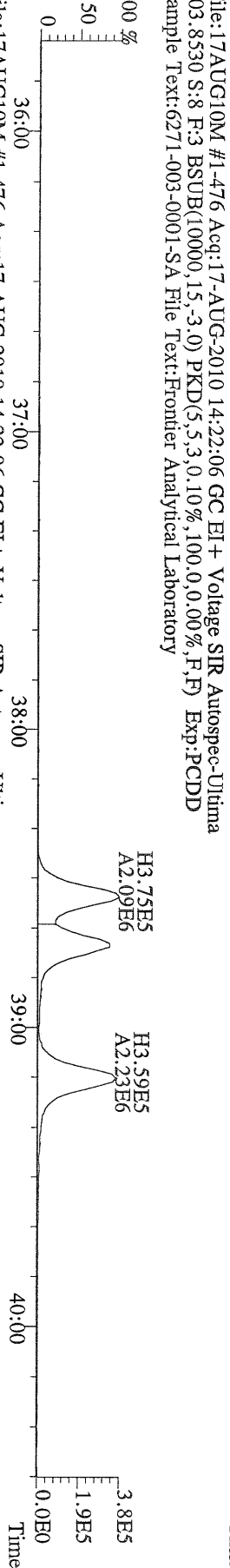
File:17AUG10M #1-476 Acq:17-AUG-2010 14:22:06 GC EI+ Voltage SIR Autospec-Ultima
 391.8127 S:8 F:3 BSUB(10000,15,-3.0) PKD(5,5,3,0,10%,100.0,0.00%,F,F) Exp:PCDD
 Sample Text:6271-003-0001-SA File Text:Frontier Analytical Laboratory
 100 %




File:17AUG10M #1-476 Acq:17-AUG-2010 14:22:06 GC EI+ Voltage SIR Autospec-Ultima
 401.8559 S:8 F:3 BSUB(10000,15,-3.0) PKD(5,5,3,0,10%,100.0,0.00%,F,F) Exp:PCDD
 Sample Text:6271-003-0001-SA File Text:Frontier Analytical Laboratory
 100 %




File:17AUG10M #1-476 Acq:17-AUG-2010 14:22:06 GC EI+ Voltage SIR Autospec-Ultima
 403.8530 S:8 F:3 BSUB(10000,15,-3.0) PKD(5,5,3,0,10%,100.0,0.00%,F,F) Exp:PCDD
 Sample Text:6271-003-0001-SA File Text:Frontier Analytical Laboratory
 100 %



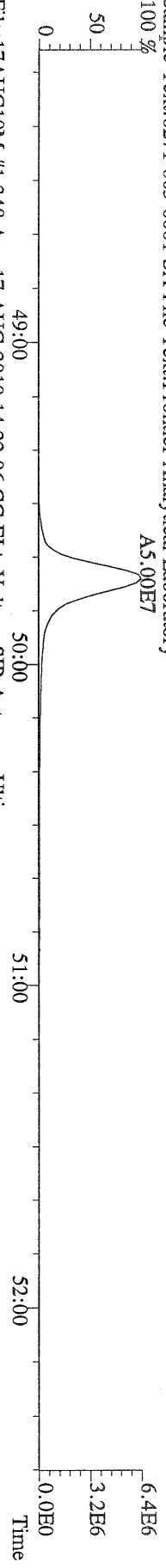
File:17AUG10M #1-476 Acq:17-AUG-2010 14:22:06 GC EI+ Voltage SIR Autospec-Ultima
 380.9760 S:8 F:3 Exp:PCDD
 Sample Text:6271-003-0001-SA File Text:Frontier Analytical Laboratory
 100 %



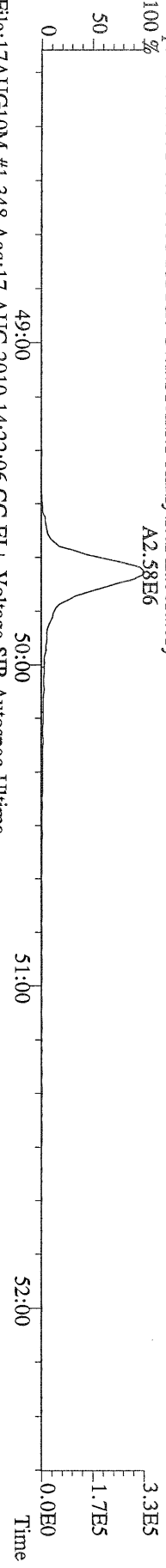
File:17AUG10M #1-348 Acq:17-AUG-2010 14:22:06 GC EI+ Voltage SIR Autospec-Ultima
457.7377 S:8 F:5 BSUB(10000,15,-3.0) PKD(5,5,3,0,10%,100,0,0,00%,F,F) Exp:PCDD
Sample Text:6271-003-0001-SA File Text:Frontier Analytical Laboratory
100 %



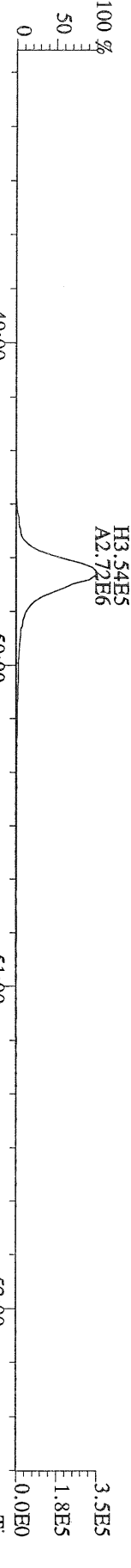
File:17AUG10M #1-348 Acq:17-AUG-2010 14:22:06 GC EI+ Voltage SIR Autospec-Ultima
459.7348 S:8 F:5 BSUB(10000,15,-3.0) PKD(5,5,3,0,10%,100,0,0,00%,F,F) Exp:PCDD
Sample Text:6271-003-0001-SA File Text:Frontier Analytical Laboratory
100 %




File:17AUG10M #1-348 Acq:17-AUG-2010 14:22:06 GC EI+ Voltage SIR Autospec-Ultima
469.7780 S:8 F:5 BSUB(10000,15,-3.0) PKD(5,5,3,0,10%,100,0,0,00%,F,F) Exp:PCDD
Sample Text:6271-003-0001-SA File Text:Frontier Analytical Laboratory
100 %



File:17AUG10M #1-348 Acq:17-AUG-2010 14:22:06 GC EI+ Voltage SIR Autospec-Ultima
471.7750 S:8 F:5 BSUB(10000,15,-3.0) PKD(5,5,3,0,10%,100,0,0,00%,F,F) Exp:PCDD
Sample Text:6271-003-0001-SA File Text:Frontier Analytical Laboratory



File:17AUG10M #1-348 Acq:17-AUG-2010 14:22:06 GC EI+ Voltage SIR Autospec-Ultima
454.9728 S:8 F:5 Exp:PCDD
Sample Text:6271-003-0001-SA File Text:Frontier Analytical Laboratory



Frontier Analytical Laboratory

Data Filename: 12MAY10M

Analyte: PCDDFAL3-5-12-10

Cal: PCDDFAL3-5-12-10

Name	RRF	S. D.	%RSD	S1 RRF#1	S2 RRF#2	S3 RRF#3	S4 RRF#4	S5 RRF#5	S6 RRF#6
2,3,7,8-TCDD	1.04	0.0556	5.37 %	1.01	1.12	0.97	1.02	1.01	1.08
1,2,3,7,8-PeCDD	1.05	0.0453	4.33 %	1.02	1.04	1.00	1.01	1.11	1.10
1,2,3,4,7,8-HxCDD	1.30	0.0354	2.72 %	1.27	1.29	1.26	1.30	1.33	1.35
1,2,3,6,7,8-HxCDD	1.28	0.0488	3.82 %	1.25	1.23	1.27	1.24	1.33	1.34
1,2,3,7,8,9-HxCDD	1.25	0.0604	4.84 %	1.26	1.14	1.25	1.24	1.28	1.32
1,2,3,4,6,7,8-HpCDD	1.35	0.0509	3.76 %	1.26	1.33	1.36	1.37	1.40	1.40
OCDD	1.25	0.0756	6.05 %	1.22	1.13	1.24	1.27	1.32	1.33
2,3,7,8-TCDF	1.62	0.0670	4.14 %	1.65	1.74	1.59	1.56	1.57	1.60
1,2,3,7,8-PeCDF	0.92	0.0408	4.45 %	0.89	0.89	0.86	0.94	0.95	0.96
2,3,4,7,8-PeCDF	0.94	0.0433	4.58 %	0.88	0.94	0.92	0.96	1.00	0.97
1,2,3,4,7,8-HxCDF	0.93	0.0447	4.80 %	0.90	0.88	0.90	0.93	0.97	1.00
1,2,3,6,7,8-HxCDF	0.84	0.0498	5.95 %	0.78	0.79	0.83	0.84	0.89	0.90
2,3,4,6,7,8-HxCDF	0.90	0.0469	5.24 %	0.85	0.87	0.86	0.89	0.94	0.96
1,2,3,7,8,9-HxCDF	0.98	0.0559	5.68 %	0.96	0.93	0.93	0.98	1.04	1.06
1,2,3,4,6,7,8-HpCDF	1.38	0.0717	5.19 %	1.32	1.32	1.33	1.38	1.45	1.48
1,2,3,4,7,8,9-HpCDF	1.62	0.104	6.40 %	1.53	1.55	1.56	1.60	1.76	1.75
OCDF	0.74	0.0371	5.02 %	0.70	0.72	0.72	0.73	0.77	0.80
13C-2,3,7,8-TCDD	0.93	0.0199	2.15 %	0.93	0.91	0.90	0.93	0.95	0.95
13C-1,2,3,7,8-PeCDD	0.81	0.0364	4.50 %	0.83	0.78	0.75	0.83	0.80	0.85
13C-1,2,3,4,7,8-HxCDD	0.95	0.0375	3.96 %	0.90	0.90	0.94	0.97	0.97	0.99
13C-1,2,3,6,7,8-HxCDD	1.00	0.0182	1.83 %	0.99	1.02	1.00	1.02	0.99	0.97
13C-1,2,3,4,6,7,8-HpCDD	0.92	0.0204	2.22 %	0.92	0.95	0.93	0.92	0.89	0.92
13C-OCDD	0.63	0.0244	3.86 %	0.64	0.63	0.62	0.64	0.59	0.67
13C-2,3,7,8-TCDF	0.87	0.0146	1.68 %	0.87	0.84	0.87	0.89	0.86	0.88
13C-1,2,3,7,8-PeCDF	0.81	0.0502	6.23 %	0.84	0.76	0.75	0.88	0.78	0.83
13C-2,3,4,7,8-PeCDF	0.75	0.0503	6.69 %	0.81	0.71	0.69	0.81	0.72	0.77
13C-1,2,3,4,7,8-HxCDF	1.74	0.0487	2.80 %	1.67	1.70	1.76	1.80	1.78	1.71
13C-1,2,3,6,7,8-HxCDF	2.17	0.0633	2.92 %	2.11	2.18	2.21	2.25	2.18	2.07
13C-2,3,4,6,7,8-HxCDF	1.82	0.0466	2.57 %	1.78	1.81	1.86	1.87	1.81	1.75
13C-1,2,3,7,8,9-HxCDF	1.49	0.0322	2.17 %	1.43	1.47	1.49	1.52	1.48	1.51
13C-1,2,3,4,6,7,8-HpCDF	1.10	0.0149	1.36 %	1.07	1.10	1.11	1.11	1.09	1.10
13C-1,2,3,4,7,8,9-HpCDF	0.81	0.0231	2.83 %	0.82	0.84	0.81	0.82	0.77	0.82
13C-OCDF	1.19	0.0430	3.63 %	1.20	1.15	1.16	1.18	1.16	1.27
37Cl-2,3,7,8-TCDD	0.93	0.0664	7.14 %	0.89	1.00	0.84	0.89	0.97	1.00
13C-1,2,3,4-TCDD	-	-	- %	-	-	-	-	-	-
13C-1,2,3,4-TCDF	-	-	- %	-	-	-	-	-	-
13C-1,2,3,7,8,9-HxCDD	-	-	- %	-	-	-	-	-	-
Total Tetra-Dioxins	1.04	0.0556	5.37 %	1.01	1.12	0.97	1.02	1.01	1.08
Total Penta-Dioxins	1.05	0.0453	4.33 %	1.02	1.04	1.00	1.01	1.11	1.10
Total Hexa-Dioxins	1.27	0.0431	3.38 %	1.26	1.22	1.26	1.26	1.31	1.34
Total Hepta-Dioxins	1.35	0.0509	3.76 %	1.26	1.33	1.36	1.37	1.40	1.40
Total Tetra-Furans	1.62	0.0670	4.14 %	1.65	1.74	1.59	1.56	1.57	1.60
1st Fn. Tot Penta-Furans	0.93	0.0398	4.28 %	0.88	0.91	0.89	0.95	0.98	0.96
Total Penta-Furans	0.93	0.0398	4.28 %	0.88	0.91	0.89	0.95	0.98	0.96
Total Hexa-Furans	0.90	0.0483	5.34 %	0.86	0.86	0.87	0.90	0.95	0.97
Total Hepta-Furans	1.48	0.0839	5.65 %	1.41	1.42	1.43	1.47	1.58	1.60

Analyst: [Signature]

Date: 5/13/10

Run #1 Filename 12MAY10M
Client ID: ST051210M0

S: 1 Acquired: 12-MAY-10 13:22:51 Cal: PCDDFAL3-5-12-10
Analyte: FAL ID: 1613 CS0 090918G

Run #	Typ	Name	Amount	Resp	RA	RT	RF	RRF
1	Unk	2,3,7,8-TCDD	0.25	8.01e+04	0.81 y	27:24	-	1.01 y
2	Unk	1,2,3,7,8-PeCDD	1.25	3.65e+05	1.62 y	33:12	-	1.02 y
3	Unk	1,2,3,4,7,8-HxCDD	1.25	3.20e+05	1.34 y	38:32	-	1.27 y
4	Unk	1,2,3,6,7,8-HxCDD	1.25	3.47e+05	1.31 y	38:42	-	1.25 y
5	Unk	1,2,3,7,8,9-HxCDD	1.25	3.35e+05	1.31 y	39:09	-	1.26 y
6	Unk	1,2,3,4,6,7,8-HpCDD	1.25	3.27e+05	1.14 y	44:08	-	1.26 y
7	Unk	OCDD	2.50	4.38e+05	0.97 y	49:39	-	1.22 y
8	Unk	2,3,7,8-TCDF	0.25	1.87e+05	0.69 y	26:38	-	1.65 y
9	Unk	1,2,3,7,8-PeCDF	1.25	4.86e+05	1.45 y	31:28	-	0.888 y
10	Unk	2,3,4,7,8-PeCDF	1.25	4.61e+05	1.49 y	32:47	-	0.879 y
11	Unk	1,2,3,4,7,8-HxCDF	1.25	4.23e+05	1.28 y	37:08	-	0.903 y
12	Unk	1,2,3,6,7,8-HxCDF	1.25	4.62e+05	1.32 y	37:21	-	0.779 y
13	Unk	2,3,4,6,7,8-HxCDF	1.25	4.22e+05	1.31 y	38:17	-	0.845 y
14	Unk	1,2,3,7,8,9-HxCDF	1.25	3.86e+05	1.35 y	39:43	-	0.960 y
15	Unk	1,2,3,4,6,7,8-HpCDF	1.25	3.97e+05	1.04 y	42:13	-	1.32 y
16	Unk	1,2,3,4,7,8,9-HpCDF	1.25	3.52e+05	0.99 y	45:03	-	1.53 y
17	Unk	OCDF	2.50	4.67e+05	0.94 y	50:00	-	0.697 y
18	IS/RT	13C-2,3,7,8-TCDD	100.00	3.18e+07	0.79 y	27:22	-	0.926 y
19	IS	13C-1,2,3,7,8-PeCDD	100.00	2.85e+07	1.76 y	33:10	-	0.832 y
20	IS	13C-1,2,3,4,7,8-HxCDD	100.00	2.02e+07	1.30 y	38:31	-	0.903 y
21	IS	13C-1,2,3,6,7,8-HxCDD	100.00	2.21e+07	1.29 y	38:41	-	0.986 y
22	IS	13C-1,2,3,4,6,7,8-HpCDD	100.00	2.07e+07	1.03 y	44:06	-	0.922 y
23	IS	13C-OCDD	200.00	2.88e+07	0.87 y	49:38	-	0.642 y
24	IS	13C-2,3,7,8-TCDF	100.00	4.53e+07	0.88 y	26:37	-	0.873 y
25	IS	13C-1,2,3,7,8-PeCDF	100.00	4.37e+07	1.70 y	31:27	-	0.844 y
26	IS	13C-2,3,4,7,8-PeCDF	100.00	4.20e+07	1.67 y	32:46	-	0.811 y
27	IS	13C-1,2,3,4,7,8-HxCDF	100.00	3.75e+07	0.56 y	37:08	-	1.67 y
28	IS	13C-1,2,3,6,7,8-HxCDF	100.00	4.74e+07	0.57 y	37:19	-	2.11 y
29	IS	13C-2,3,4,6,7,8-HxCDF	100.00	4.00e+07	0.57 y	38:16	-	1.78 y
30	IS	13C-1,2,3,7,8,9-HxCDF	100.00	3.21e+07	0.57 y	39:42	-	1.43 y
31	IS	13C-1,2,3,4,6,7,8-HpCDF	100.00	2.41e+07	0.43 y	42:11	-	1.07 y
32	IS	13C-1,2,3,4,7,8,9-HpCDF	100.00	1.84e+07	0.43 y	45:01	-	0.823 y
33	IS	13C-OCDF	200.00	5.36e+07	0.99 y	50:00	-	1.20 y
34	C/Up	37Cl-2,3,7,8-TCDD	0.25	7.68e+04		27:23	-	0.895 y
35	RS	13C-1,2,3,4-TCDD	100.00	3.43e+07	0.80 y	26:47	3.43e+05	- n
36	RS	13C-1,2,3,4-TCDF	100.00	5.18e+07	0.88 y	25:31	5.18e+05	- n
37	RS/RT	13C-1,2,3,7,8,9-HxCDD	100.00	2.24e+07	1.29 y	39:08	2.24e+05	- n
38	Tot	Total Tetra-Dioxins	0.00	-	- n	-	-	1.01 y
39	Tot	Total Penta-Dioxins	0.00	-	- n	-	-	1.02 y
40	Tot	Total Hexa-Dioxins	0.00	-	- n	-	-	1.26 y
41	Tot	Total Hepta-Dioxins	0.00	-	- n	-	-	1.26 y
42	Tot	Total Tetra-Furans	0.00	-	- n	-	-	1.65 y
43	Tot	1st Fn. Tot Penta-Furans	0.00	-	- n	-	-	0.884 y
44	Tot	Total Penta-Furans	0.00	-	- n	-	-	0.884 y
45	Tot	Total Hexa-Furans	0.00	-	- n	-	-	0.863 y
46	Tot	Total Hepta-Furans	0.00	-	- n	-	-	1.41 y


Analyst: 

Date: 5/13/10

Run #2 Filename 12MAY10M
Client ID: ST051210M1

S: 2 Acquired: 12-MAY-10 14:18:09 Cal: PCDDFAL3-5-12-10
Analyte: FAL ID: 1613 CS1 090918H

Typ	Name	Amount	Resp	RA	RT	RF	RRF
1 Unk	2,3,7,8-TCDD	0.50	1.68e+05	0.79 y	27:26	-	1.12 y
2 Unk	1,2,3,7,8-PeCDD	2.50	6.69e+05	1.68 y	33:15	-	1.04 y
3 Unk	1,2,3,4,7,8-HxCDD	2.50	5.98e+05	1.29 y	38:34	-	1.29 y
4 Unk	1,2,3,6,7,8-HxCDD	2.50	6.42e+05	1.28 y	38:44	-	1.23 y
5 Unk	1,2,3,7,8,9-HxCDD	2.50	5.62e+05	1.33 y	39:10	-	1.14 y
6 Unk	1,2,3,4,6,7,8-HpCDD	2.50	6.52e+05	1.07 y	44:10	-	1.33 y
7 Unk	OCDD	5.00	7.33e+05	0.93 y	49:40	-	1.13 y
8 Unk	2,3,7,8-TCDF	0.50	3.85e+05	0.67 y	26:41	-	1.74 y
9 Unk	1,2,3,7,8-PeCDF	2.50	8.92e+05	1.44 y	31:30	-	0.894 y
10 Unk	2,3,4,7,8-PeCDF	2.50	8.75e+05	1.46 y	32:49	-	0.935 y
11 Unk	1,2,3,4,7,8-HxCDF	2.50	7.75e+05	1.30 y	37:11	-	0.884 y
12 Unk	1,2,3,6,7,8-HxCDF	2.50	8.85e+05	1.29 y	37:23	-	0.787 y
13 Unk	2,3,4,6,7,8-HxCDF	2.50	8.14e+05	1.28 y	38:19	-	0.873 y
14 Unk	1,2,3,7,8,9-HxCDF	2.50	7.09e+05	1.16 y	39:45	-	0.934 y
15 Unk	1,2,3,4,6,7,8-HpCDF	2.50	7.48e+05	1.04 y	42:14	-	1.32 y
16 Unk	1,2,3,4,7,8,9-HpCDF	2.50	6.73e+05	1.07 y	45:04	-	1.55 y
17 Unk	OCDF	5.00	8.52e+05	0.91 y	50:02	-	0.719 y
18 IS/RT	13C-2,3,7,8-TCDD	100.00	2.98e+07	0.79 y	27:25	-	0.909 y
19 IS	13C-1,2,3,7,8-PeCDD	100.00	2.56e+07	1.78 y	33:13	-	0.782 y
20 IS	13C-1,2,3,4,7,8-HxCDD	100.00	1.86e+07	1.29 y	38:33	-	0.901 y
21 IS	13C-1,2,3,6,7,8-HxCDD	100.00	2.09e+07	1.28 y	38:43	-	1.02 y
22 IS	13C-1,2,3,4,6,7,8-HpCDD	100.00	1.95e+07	1.02 y	44:08	-	0.948 y
23 IS	13C-OCDD	200.00	2.60e+07	0.92 y	49:39	-	0.632 y
24 IS	13C-2,3,7,8-TCDF	100.00	4.43e+07	0.87 y	26:40	-	0.843 y
25 IS	13C-1,2,3,7,8-PeCDF	100.00	3.99e+07	1.70 y	31:29	-	0.760 y
26 IS	13C-2,3,4,7,8-PeCDF	100.00	3.74e+07	1.70 y	32:48	-	0.712 y
27 IS	13C-1,2,3,4,7,8-HxCDF	100.00	3.51e+07	0.56 y	37:10	-	1.70 y
28 IS	13C-1,2,3,6,7,8-HxCDF	100.00	4.50e+07	0.56 y	37:21	-	2.18 y
29 IS	13C-2,3,4,6,7,8-HxCDF	100.00	3.73e+07	0.54 y	38:18	-	1.81 y
30 IS	13C-1,2,3,7,8,9-HxCDF	100.00	3.04e+07	0.57 y	39:44	-	1.47 y
31 IS	13C-1,2,3,4,6,7,8-HpCDF	100.00	2.27e+07	0.44 y	42:14	-	1.10 y
32 IS	13C-1,2,3,4,7,8,9-HpCDF	100.00	1.73e+07	0.43 y	45:03	-	0.840 y
33 IS	13C-OCDF	200.00	4.74e+07	0.98 y	50:02	-	1.15 y
34 C/Up	37Cl-2,3,7,8-TCDD	0.50	1.63e+05		27:26	-	0.995 y
35 RS	13C-1,2,3,4-TCDD	100.00	3.28e+07	0.80 y	26:49	3.28e+05	- n
36 RS	13C-1,2,3,4-TCDF	100.00	5.25e+07	0.88 y	25:34	5.25e+05	- n
37 RS/RT	13C-1,2,3,7,8,9-HxCDD	100.00	2.06e+07	1.30 y	39:10	2.06e+05	- n
38 Tot	Total Tetra-Dioxins	0.00	-	- n	-	-	1.12 y
39 Tot	Total Penta-Dioxins	0.00	-	- n	-	-	1.04 y
40 Tot	Total Hexa-Dioxins	0.00	-	- n	-	-	1.22 y
41 Tot	Total Hepta-Dioxins	0.00	-	- n	-	-	1.33 y
42 Tot	Total Tetra-Furans	0.00	-	- n	-	-	1.74 y
43 Tot	1st Fn. Tot Penta-Furans	0.00	-	- n	-	-	0.914 y
44 Tot	Total Penta-Furans	0.00	-	- n	-	-	0.914 y
45 Tot	Total Hexa-Furans	0.00	-	- n	-	-	0.862 y
46 Tot	Total Hepta-Furans	0.00	-	- n	-	-	1.42 y

Analyst: 

Date: 5/13/10

Run #3 Filename 12MAY10M
Client ID: ST051210M2

S: 3 Acquired: 12-MAY-10 15:13:32 Cal: PCDDFAL3-5-12-10
Analyte: FAL ID: 1613 CS2 0909181

Typ	Name	Amount	Resp	RA	RT	RF	RRF
1 Unk	2,3,7,8-TCDD	2.00	5.92e+05	0.78 y	27:26	-	0.972 y
2 Unk	1,2,3,7,8-PeCDD	10.00	2.54e+06	1.74 y	33:14	-	1.00 y
3 Unk	1,2,3,4,7,8-HxCDD	10.00	2.35e+06	1.32 y	38:34	-	1.26 y
4 Unk	1,2,3,6,7,8-HxCDD	10.00	2.50e+06	1.31 y	38:44	-	1.27 y
5 Unk	1,2,3,7,8,9-HxCDD	10.00	2.40e+06	1.33 y	39:11	-	1.25 y
6 Unk	1,2,3,4,6,7,8-HpCDD	10.00	2.50e+06	1.04 y	44:10	-	1.36 y
7 Unk	OCDD	20.00	3.06e+06	0.88 y	49:41	-	1.24 y
8 Unk	2,3,7,8-TCDF	2.00	1.46e+06	0.70 y	26:41	-	1.59 y
9 Unk	1,2,3,7,8-PeCDF	10.00	3.43e+06	1.51 y	31:30	-	0.862 y
10 Unk	2,3,4,7,8-PeCDF	10.00	3.37e+06	1.54 y	32:50	-	0.920 y
11 Unk	1,2,3,4,7,8-HxCDF	10.00	3.14e+06	1.28 y	37:11	-	0.897 y
12 Unk	1,2,3,6,7,8-HxCDF	10.00	3.63e+06	1.29 y	37:23	-	0.829 y
13 Unk	2,3,4,6,7,8-HxCDF	10.00	3.17e+06	1.30 y	38:20	-	0.861 y
14 Unk	1,2,3,7,8,9-HxCDF	10.00	2.76e+06	1.32 y	39:46	-	0.931 y
15 Unk	1,2,3,4,6,7,8-HpCDF	10.00	2.94e+06	1.05 y	42:15	-	1.33 y
16 Unk	1,2,3,4,7,8,9-HpCDF	10.00	2.51e+06	1.05 y	45:05	-	1.56 y
17 Unk	OCDF	20.00	3.34e+06	0.88 y	50:04	-	0.725 y
18 IS/RT	13C-2,3,7,8-TCDD	100.00	3.04e+07	0.80 y	27:25	-	0.901 y
19 IS	13C-1,2,3,7,8-PeCDD	100.00	2.54e+07	1.75 y	33:13	-	0.752 y
20 IS	13C-1,2,3,4,7,8-HxCDD	100.00	1.87e+07	1.30 y	38:34	-	0.942 y
21 IS	13C-1,2,3,6,7,8-HxCDD	100.00	1.97e+07	1.31 y	38:44	-	0.996 y
22 IS	13C-1,2,3,4,6,7,8-HpCDD	100.00	1.84e+07	1.07 y	44:08	-	0.927 y
23 IS	13C-OCDD	200.00	2.47e+07	0.98 y	49:40	-	0.623 y
24 IS	13C-2,3,7,8-TCDF	100.00	4.59e+07	0.88 y	26:40	-	0.867 y
25 IS	13C-1,2,3,7,8-PeCDF	100.00	3.98e+07	1.67 y	31:30	-	0.752 y
26 IS	13C-2,3,4,7,8-PeCDF	100.00	3.66e+07	1.69 y	32:49	-	0.692 y
27 IS	13C-1,2,3,4,7,8-HxCDF	100.00	3.49e+07	0.55 y	37:10	-	1.76 y
28 IS	13C-1,2,3,6,7,8-HxCDF	100.00	4.38e+07	0.55 y	37:22	-	2.21 y
29 IS	13C-2,3,4,6,7,8-HxCDF	100.00	3.69e+07	0.55 y	38:18	-	1.86 y
30 IS	13C-1,2,3,7,8,9-HxCDF	100.00	2.96e+07	0.56 y	39:44	-	1.49 y
31 IS	13C-1,2,3,4,6,7,8-HpCDF	100.00	2.21e+07	0.44 y	42:14	-	1.11 y
32 IS	13C-1,2,3,4,7,8,9-HpCDF	100.00	1.61e+07	0.43 y	45:03	-	0.814 y
33 IS	13C-OCDF	200.00	4.61e+07	0.96 y	50:03	-	1.16 y
34 C/Up	37Cl-2,3,7,8-TCDD	2.00	5.65e+05		27:26	-	0.836 y
35 RS	13C-1,2,3,4-TCDD	100.00	3.38e+07	0.81 y	26:51	3.38e+05	- n
36 RS	13C-1,2,3,4-TCDF	100.00	5.29e+07	0.88 y	25:34	5.29e+05	- n
37 RS/RT	13C-1,2,3,7,8,9-HxCDD	100.00	1.98e+07	1.34 y	39:10	1.98e+05	- n
38 Tot	Total Tetra-Dioxins	0.00	-	- n	-	-	0.972 y
39 Tot	Total Penta-Dioxins	0.00	-	- n	-	-	1.00 y
40 Tot	Total Hexa-Dioxins	0.00	-	- n	-	-	1.26 y
41 Tot	Total Hepta-Dioxins	0.00	-	- n	-	-	1.36 y
42 Tot	Total Tetra-Furans	0.00	-	- n	-	-	1.59 y
43 Tot	1st Fn. Tot Penta-Furans	0.00	-	- n	-	-	0.890 y
44 Tot	Total Penta-Furans	0.00	-	- n	-	-	0.890 y
45 Tot	Total Hexa-Furans	0.00	-	- n	-	-	0.874 y
46 Tot	Total Hepta-Furans	0.00	-	- n	-	-	1.43 y

Analyst: 

Date: 5/13/10

Run #4 Filename 12MAY10M
Client ID: ST051210M3

S: 4 Acquired: 12-MAY-10 16:08:51 Cal: PCDDFAL3-5-12-10
Analyte: FAL ID: 1613 CS3 090918J

Typ	Name	Amount	Resp	RA	RT	RF	RRF
1 Unk	2,3,7,8-TCDD	10.00	3.10e+06	0.78 y	27:27	-	1.02 y
2 Unk	1,2,3,7,8-PeCDD	50.00	1.38e+07	1.70 y	33:15	-	1.01 y
3 Unk	1,2,3,4,7,8-HxCDD	50.00	1.26e+07	1.30 y	38:35	-	1.30 y
4 Unk	1,2,3,6,7,8-HxCDD	50.00	1.26e+07	1.30 y	38:45	-	1.24 y
5 Unk	1,2,3,7,8,9-HxCDD	50.00	1.23e+07	1.28 y	39:11	-	1.24 y
6 Unk	1,2,3,4,6,7,8-HpCDD	50.00	1.26e+07	1.11 y	44:10	-	1.37 y
7 Unk	OCDD	100.00	1.62e+07	0.93 y	49:41	-	1.27 y
8 Unk	2,3,7,8-TCDF	10.00	6.83e+06	0.72 y	26:41	-	1.56 y
9 Unk	1,2,3,7,8-PeCDF	50.00	2.04e+07	1.54 y	31:31	-	0.943 y
10 Unk	2,3,4,7,8-PeCDF	50.00	1.91e+07	1.55 y	32:50	-	0.962 y
11 Unk	1,2,3,4,7,8-HxCDF	50.00	1.67e+07	1.29 y	37:11	-	0.930 y
12 Unk	1,2,3,6,7,8-HxCDF	50.00	1.89e+07	1.30 y	37:24	-	0.842 y
13 Unk	2,3,4,6,7,8-HxCDF	50.00	1.67e+07	1.30 y	38:19	-	0.890 y
14 Unk	1,2,3,7,8,9-HxCDF	50.00	1.49e+07	1.27 y	39:45	-	0.976 y
15 Unk	1,2,3,4,6,7,8-HpCDF	50.00	1.54e+07	1.05 y	42:15	-	1.38 y
16 Unk	1,2,3,4,7,8,9-HpCDF	50.00	1.31e+07	1.05 y	45:04	-	1.60 y
17 Unk	OCDF	100.00	1.73e+07	0.87 y	50:04	-	0.731 y
18 IS/RT	13C-2,3,7,8-TCDD	100.00	3.06e+07	0.80 y	27:25	-	0.927 y
19 IS	13C-1,2,3,7,8-PeCDD	100.00	2.73e+07	1.77 y	33:13	-	0.828 y
20 IS	13C-1,2,3,4,7,8-HxCDD	100.00	1.94e+07	1.29 y	38:33	-	0.966 y
21 IS	13C-1,2,3,6,7,8-HxCDD	100.00	2.04e+07	1.28 y	38:43	-	1.02 y
22 IS	13C-1,2,3,4,6,7,8-HpCDD	100.00	1.84e+07	1.06 y	44:09	-	0.917 y
23 IS	13C-OCDD	200.00	2.56e+07	0.91 y	49:41	-	0.638 y
24 IS	13C-2,3,7,8-TCDF	100.00	4.37e+07	0.88 y	26:40	-	0.885 y
25 IS	13C-1,2,3,7,8-PeCDF	100.00	4.32e+07	1.70 y	31:29	-	0.877 y
26 IS	13C-2,3,4,7,8-PeCDF	100.00	3.97e+07	1.71 y	32:49	-	0.805 y
27 IS	13C-1,2,3,4,7,8-HxCDF	100.00	3.60e+07	0.55 y	37:10	-	1.80 y
28 IS	13C-1,2,3,6,7,8-HxCDF	100.00	4.50e+07	0.56 y	37:22	-	2.25 y
29 IS	13C-2,3,4,6,7,8-HxCDF	100.00	3.76e+07	0.55 y	38:19	-	1.87 y
30 IS	13C-1,2,3,7,8,9-HxCDF	100.00	3.05e+07	0.56 y	39:45	-	1.52 y
31 IS	13C-1,2,3,4,6,7,8-HpCDF	100.00	2.22e+07	0.43 y	42:14	-	1.11 y
32 IS	13C-1,2,3,4,7,8,9-HpCDF	100.00	1.64e+07	0.42 y	45:03	-	0.817 y
33 IS	13C-OCDF	200.00	4.74e+07	0.98 y	50:02	-	1.18 y
34 C/Up	37Cl-2,3,7,8-TCDD	10.00	2.93e+06		27:27	-	0.889 y
35 RS	13C-1,2,3,4-TCDD	100.00	3.30e+07	0.81 y	26:50	3.30e+05	- n
36 RS	13C-1,2,3,4-TCDF	100.00	4.93e+07	0.87 y	25:34	4.93e+05	- n
37 RS/RT	13C-1,2,3,7,8,9-HxCDD	100.00	2.00e+07	1.28 y	39:10	2.00e+05	- n
38 Tot	Total Tetra-Dioxins	0.00	-	- n	-	-	1.02 y
39 Tot	Total Penta-Dioxins	0.00	-	- n	-	-	1.01 y
40 Tot	Total Hexa-Dioxins	0.00	-	- n	-	-	1.26 y
41 Tot	Total Hepta-Dioxins	0.00	-	- n	-	-	1.37 y
42 Tot	Total Tetra-Furans	0.00	-	- n	-	-	1.56 y
43 Tot	1st Fn. Tot Penta-Furans	0.00	-	- n	-	-	0.952 y
44 Tot	Total Penta-Furans	0.00	-	- n	-	-	0.952 y
45 Tot	Total Hexa-Furans	0.00	-	- n	-	-	0.903 y
46 Tot	Total Hepta-Furans	0.00	-	- n	-	-	1.47 y

Analyst: 

Date: 5/13/10

Run #5 Filename 12MAY10M
Client ID: ST051210M4

S: 5 Acquired: 12-MAY-10 17:04:09 Cal: PCDDFAL3-5-12-10
Analyte: FAL ID: 1613 CS4 090918K


Typ	Name	Amount	Resp	RA	RT	RF	RRF
1	Unk 2,3,7,8-TCDD	40.00	1.35e+07	0.77 y	27:27	-	1.01 y
2	Unk 1,2,3,7,8-PeCDD	200.00	6.18e+07	1.68 y	33:15	-	1.11 y
3	Unk 1,2,3,4,7,8-HxCDD	200.00	5.73e+07	1.29 y	38:35	-	1.33 y
4	Unk 1,2,3,6,7,8-HxCDD	200.00	5.85e+07	1.29 y	38:45	-	1.33 y
5	Unk 1,2,3,7,8,9-HxCDD	200.00	5.56e+07	1.22 y	39:12	-	1.28 y
6	Unk 1,2,3,4,6,7,8-HpCDD	200.00	5.49e+07	1.06 y	44:10	-	1.40 y
7	Unk OCDD	400.00	6.95e+07	0.93 y	49:42	-	1.32 y
8	Unk 2,3,7,8-TCDF	40.00	3.08e+07	0.71 y	26:42	-	1.57 y
9	Unk 1,2,3,7,8-PeCDF	200.00	8.42e+07	1.54 y	31:31	-	0.952 y
10	Unk 2,3,4,7,8-PeCDF	200.00	8.22e+07	1.53 y	32:50	-	1.00 y
11	Unk 1,2,3,4,7,8-HxCDF	200.00	7.65e+07	1.28 y	37:12	-	0.968 y
12	Unk 1,2,3,6,7,8-HxCDF	200.00	8.60e+07	1.29 y	37:24	-	0.887 y
13	Unk 2,3,4,6,7,8-HxCDF	200.00	7.59e+07	1.28 y	38:20	-	0.941 y
14	Unk 1,2,3,7,8,9-HxCDF	200.00	6.84e+07	1.31 y	39:46	-	1.04 y
15	Unk 1,2,3,4,6,7,8-HpCDF	200.00	7.01e+07	1.04 y	42:16	-	1.45 y
16	Unk 1,2,3,4,7,8,9-HpCDF	200.00	6.04e+07	1.06 y	45:05	-	1.76 y
17	Unk OCDF	400.00	7.92e+07	0.90 y	50:04	-	0.770 y
18	IS/RT 13C-2,3,7,8-TCDD	100.00	3.32e+07	0.79 y	27:26	-	0.950 y
19	IS 13C-1,2,3,7,8-PeCDD	100.00	2.79e+07	1.72 y	33:14	-	0.799 y
20	IS 13C-1,2,3,4,7,8-HxCDD	100.00	2.16e+07	1.29 y	38:34	-	0.970 y
21	IS 13C-1,2,3,6,7,8-HxCDD	100.00	2.20e+07	1.29 y	38:44	-	0.988 y
22	IS 13C-1,2,3,4,6,7,8-HpCDD	100.00	1.97e+07	1.04 y	44:09	-	0.885 y
23	IS 13C-OCDD	200.00	2.63e+07	0.90 y	49:41	-	0.592 y
24	IS 13C-2,3,7,8-TCDF	100.00	4.90e+07	0.88 y	26:40	-	0.863 y
25	IS 13C-1,2,3,7,8-PeCDF	100.00	4.43e+07	1.69 y	31:30	-	0.779 y
26	IS 13C-2,3,4,7,8-PeCDF	100.00	4.10e+07	1.68 y	32:49	-	0.721 y
27	IS 13C-1,2,3,4,7,8-HxCDF	100.00	3.95e+07	0.55 y	37:10	-	1.78 y
28	IS 13C-1,2,3,6,7,8-HxCDF	100.00	4.85e+07	0.55 y	37:23	-	2.18 y
29	IS 13C-2,3,4,6,7,8-HxCDF	100.00	4.03e+07	0.55 y	38:19	-	1.81 y
30	IS 13C-1,2,3,7,8,9-HxCDF	100.00	3.28e+07	0.57 y	39:44	-	1.48 y
31	IS 13C-1,2,3,4,6,7,8-HpCDF	100.00	2.42e+07	0.43 y	42:15	-	1.09 y
32	IS 13C-1,2,3,4,7,8,9-HpCDF	100.00	1.71e+07	0.44 y	45:04	-	0.772 y
33	IS 13C-OCDF	200.00	5.14e+07	0.98 y	50:03	-	1.16 y
34	C/Up 37Cl-2,3,7,8-TCDD	40.00	1.36e+07		27:27	-	0.970 y
35	RS 13C-1,2,3,4-TCDD	100.00	3.49e+07	0.80 y	26:50	3.49e+05	- n
36	RS 13C-1,2,3,4-TCDF	100.00	5.68e+07	0.88 y	25:35	5.68e+05	- n
37	RS/RT 13C-1,2,3,7,8,9-HxCDD	100.00	2.22e+07	1.30 y	39:10	2.22e+05	- n
38	Tot Total Tetra-Dioxins	0.00	-	- n	-	-	1.01 y
39	Tot Total Penta-Dioxins	0.00	-	- n	-	-	1.11 y
40	Tot Total Hexa-Dioxins	0.00	-	- n	-	-	1.31 y
41	Tot Total Hepta-Dioxins	0.00	-	- n	-	-	1.40 y
42	Tot Total Tetra-Furans	0.00	-	- n	-	-	1.57 y
43	Tot 1st Fn. Tot Penta-Furans	0.00	-	- n	-	-	0.977 y
44	Tot Total Penta-Furans	0.00	-	- n	-	-	0.977 y
45	Tot Total Hexa-Furans	0.00	-	- n	-	-	0.952 y
46	Tot Total Hepta-Furans	0.00	-	- n	-	-	1.58 y

Analyst:  Date: 5/13/10

Run #6 Filename 12MAY10M
 Client ID: ST051210M5

S: 6 Acquired: 12-MAY-10 17:59:27 Cal: PCDDFAL3-5-12-10
 Analyte: PCDDFAL3-5-12-10 FAL ID: 1613 CS5 090918L

Typ	Name	Amount	Resp	RA	RT	RF	RRF
1 Unk	2,3,7,8-TCDD	200.00	7.10e+07	0.77 y	27:28	-	1.08 y
2 Unk	1,2,3,7,8-PeCDD	1000.00	3.24e+08	1.67 y	33:15	-	1.10 y
3 Unk	1,2,3,4,7,8-HxCDD	1000.00	3.25e+08	1.30 y	38:36	-	1.35 y
4 Unk	1,2,3,6,7,8-HxCDD	1000.00	3.16e+08	1.30 y	38:46	-	1.34 y
5 Unk	1,2,3,7,8,9-HxCDD	1000.00	3.14e+08	1.30 y	39:12	-	1.32 y
6 Unk	1,2,3,4,6,7,8-HpCDD	1000.00	3.14e+08	1.08 y	44:10	-	1.40 y
7 Unk	OCDD	2000.00	4.31e+08	0.93 y	49:43	-	1.33 y
8 Unk	2,3,7,8-TCDF	200.00	1.58e+08	0.70 y	26:41	-	1.60 y
9 Unk	1,2,3,7,8-PeCDF	1000.00	4.49e+08	1.53 y	31:31	-	0.962 y
10 Unk	2,3,4,7,8-PeCDF	1000.00	4.19e+08	1.53 y	32:50	-	0.967 y
11 Unk	1,2,3,4,7,8-HxCDF	1000.00	4.15e+08	1.28 y	37:12	-	0.997 y
12 Unk	1,2,3,6,7,8-HxCDF	1000.00	4.53e+08	1.28 y	37:24	-	0.900 y
13 Unk	2,3,4,6,7,8-HxCDF	1000.00	4.10e+08	1.28 y	38:21	-	0.964 y
14 Unk	1,2,3,7,8,9-HxCDF	1000.00	3.91e+08	1.29 y	39:47	-	1.06 y
15 Unk	1,2,3,4,6,7,8-HpCDF	1000.00	3.96e+08	1.05 y	42:16	-	1.48 y
16 Unk	1,2,3,4,7,8,9-HpCDF	1000.00	3.50e+08	1.05 y	45:06	-	1.75 y
17 Unk	OCDF	2000.00	4.91e+08	0.88 y	50:06	-	0.798 y
18 IS/RT	13C-2,3,7,8-TCDD	100.00	3.29e+07	0.80 y	27:26	-	0.947 y
19 IS	13C-1,2,3,7,8-PeCDD	100.00	2.95e+07	1.75 y	33:14	-	0.850 y
20 IS	13C-1,2,3,4,7,8-HxCDD	100.00	2.41e+07	1.28 y	38:35	-	0.993 y
21 IS	13C-1,2,3,6,7,8-HxCDD	100.00	2.35e+07	1.28 y	38:45	-	0.969 y
22 IS	13C-1,2,3,4,6,7,8-HpCDD	100.00	2.24e+07	1.04 y	44:09	-	0.922 y
23 IS	13C-OCDD	200.00	3.23e+07	0.92 y	49:43	-	0.666 y
24 IS	13C-2,3,7,8-TCDF	100.00	4.95e+07	0.88 y	26:40	-	0.877 y
25 IS	13C-1,2,3,7,8-PeCDF	100.00	4.67e+07	1.66 y	31:31	-	0.827 y
26 IS	13C-2,3,4,7,8-PeCDF	100.00	4.33e+07	1.65 y	32:50	-	0.768 y
27 IS	13C-1,2,3,4,7,8-HxCDF	100.00	4.16e+07	0.56 y	37:12	-	1.71 y
28 IS	13C-1,2,3,6,7,8-HxCDF	100.00	5.03e+07	0.56 y	37:23	-	2.07 y
29 IS	13C-2,3,4,6,7,8-HxCDF	100.00	4.25e+07	0.56 y	38:20	-	1.75 y
30 IS	13C-1,2,3,7,8,9-HxCDF	100.00	3.68e+07	0.56 y	39:46	-	1.51 y
31 IS	13C-1,2,3,4,6,7,8-HpCDF	100.00	2.67e+07	0.44 y	42:15	-	1.10 y
32 IS	13C-1,2,3,4,7,8,9-HpCDF	100.00	2.00e+07	0.44 y	45:04	-	0.823 y
33 IS	13C-OCDF	200.00	6.15e+07	0.99 y	50:04	-	1.27 y
34 C/Up	37Cl-2,3,7,8-TCDD	200.00	6.92e+07		27:27	-	0.996 y
35 RS	13C-1,2,3,4-TCDD	100.00	3.47e+07	0.80 y	26:51	3.47e+05	- n
36 RS	13C-1,2,3,4-TCDF	100.00	5.64e+07	0.88 y	25:35	5.64e+05	- n
37 RS/RT	13C-1,2,3,7,8,9-HxCDD	100.00	2.43e+07	1.27 y	39:11	2.43e+05	- n
38 Tot	Total Tetra-Dioxins	0.00	-	- n	-	-	1.08 y
39 Tot	Total Penta-Dioxins	0.00	-	- n	-	-	1.10 y
40 Tot	Total Hexa-Dioxins	0.00	-	- n	-	-	1.34 y
41 Tot	Total Hepta-Dioxins	0.00	-	- n	-	-	1.40 y
42 Tot	Total Tetra-Furans	0.00	-	- n	-	-	1.60 y
43 Tot	1st Fn. Tot Penta-Furans	0.00	-	- n	-	-	0.965 y
44 Tot	Total Penta-Furans	0.00	-	- n	-	-	0.965 y
45 Tot	Total Hexa-Furans	0.00	-	- n	-	-	0.975 y
46 Tot	Total Hepta-Furans	0.00	-	- n	-	-	1.60 y

Analyst: 

Date: 5/13/10

USEPA - ITD

FORM 3A

PCDD/PCDF INITIAL CALIBRATION RELATIVE RESPONSES

Lab Name: Frontier Analytical Laboratory Episode No.:

Contract No.: SAS No.:

Initial Calibration Date: 5/12/10

Instrument ID: FAL3

GC Column ID: DB5

CS0 Data Filename: 12MAY10M S1 CS3 Data Filename: 12MAY10M S4

CS1 Data Filename: 12MAY10M S2 CS4 Data Filename: 12MAY10M S5

CS2 Data Filename: 12MAY10M S3 CS5 Data Filename: 12MAY10M S6

	RELATIVE RESPONSE (RR)						MEAN RR	Cv (%RSD)
	CS1	CS2	CS3	CS4	CS5	CS6		
NATIVE ANALYTES								
2,3,7,8-TCDD	1.01	1.12	0.97	1.02	1.01	1.08	1.04	5.37
1,2,3,7,8-PeCDD	1.02	1.04	1.00	1.01	1.11	1.10	1.05	4.33
1,2,3,4,7,8-HxCDD	1.27	1.29	1.26	1.30	1.33	1.35	1.30	2.72
1,2,3,6,7,8-HxCDD	1.25	1.23	1.27	1.24	1.33	1.34	1.28	3.82
1,2,3,7,8,9-HxCDD	1.26	1.14	1.25	1.24	1.28	1.32	1.25	4.84
1,2,3,4,6,7,8-HpCDD	1.26	1.33	1.36	1.37	1.40	1.40	1.35	3.76
OCDD	1.22	1.13	1.24	1.27	1.32	1.33	1.25	6.05
2,3,7,8-TCDF	1.65	1.74	1.59	1.56	1.57	1.60	1.62	4.14
1,2,3,7,8-PeCDF	0.89	0.89	0.86	0.94	0.95	0.96	0.92	4.45
2,3,4,7,8-PeCDF	0.88	0.94	0.92	0.96	1.00	0.97	0.94	4.58
1,2,3,4,7,8-HxCDF	0.90	0.88	0.90	0.93	0.97	1.00	0.93	4.80
1,2,3,6,7,8-HxCDF	0.78	0.79	0.83	0.84	0.89	0.90	0.84	5.95
2,3,4,6,7,8-HxCDF	0.85	0.87	0.86	0.89	0.94	0.96	0.90	5.24
1,2,3,7,8,9-HxCDF	0.96	0.93	0.93	0.98	1.04	1.06	0.98	5.68
1,2,3,4,6,7,8-HpCDF	1.32	1.32	1.33	1.38	1.45	1.48	1.38	5.19
1,2,3,4,7,8,9-HpCDF	1.53	1.55	1.56	1.60	1.76	1.75	1.62	6.40
OCDF	0.70	0.72	0.72	0.73	0.77	0.80	0.74	5.02

Analyst: 

Date: 5/13/10

USEPA - ITD

FORM 3B

PCDD/PCDF INITIAL CALIBRATION RELATIVE RESPONSES

Lab Name: Frontier Analytical Laboratory

Episode No.:

Contract No.:

SAS No.:

Initial Calibration Date: 5/12/10

Instrument ID: FAL3

GC Column ID: DB5

CS0 Data Filename: 12MAY10M S1 CS4 Data Filename: 12MAY10M S4

CS1 Data Filename: 12MAY10M S2 CS4 Data Filename: 12MAY10M S5

CS2 Data Filename: 12MAY10M S3 CS5 Data Filename: 12MAY10M S6

Labeled Compounds	RELATIVE RESPONSE (RR)						MEAN RR	Cv (%RSD)
	CS1	CS2	CS3	CS4	CS5	CS6		
13C-2,3,7,8-TCDD	0.93	0.91	0.90	0.93	0.95	0.95	0.93	2.15
13C-1,2,3,7,8-PeCDD	0.83	0.78	0.75	0.83	0.80	0.85	0.81	4.50
13C-1,2,3,4,7,8-HxCDD	0.90	0.90	0.94	0.97	0.97	0.99	0.95	3.96
13C-1,2,3,6,7,8-HxCDD	0.99	1.02	1.00	1.02	0.99	0.97	1.00	1.83
13C-1,2,3,4,6,7,8-HpCDD	0.92	0.95	0.93	0.92	0.89	0.92	0.92	2.22
13C-OCDD	0.64	0.63	0.62	0.64	0.59	0.67	0.63	3.86
13C-2,3,7,8-TCDF	0.87	0.84	0.87	0.89	0.86	0.88	0.87	1.68
13C-1,2,3,7,8-PeCDF	0.84	0.76	0.75	0.88	0.78	0.83	0.81	6.23
13C-2,3,4,7,8-PeCDF	0.81	0.71	0.69	0.81	0.72	0.77	0.75	6.69
13C-1,2,3,4,7,8-HxCDF	1.67	1.70	1.76	1.80	1.78	1.71	1.74	2.80
13C-1,2,3,6,7,8-HxCDF	2.11	2.18	2.21	2.25	2.18	2.07	2.17	2.92
13C-2,3,4,6,7,8-HxCDF	1.78	1.81	1.86	1.87	1.81	1.75	1.82	2.57
13C-1,2,3,7,8,9-HxCDF	1.43	1.47	1.49	1.52	1.48	1.51	1.49	2.17
13C-1,2,3,4,6,7,8-HpCDF	1.07	1.10	1.11	1.11	1.09	1.10	1.10	1.36
13C-1,2,3,4,7,8,9-HpCDF	0.82	0.84	0.81	0.82	0.77	0.82	0.81	2.83
13C-OCDF	1.20	1.15	1.16	1.18	1.16	1.27	1.19	3.63
CLEANUP STANDARD								
37Cl-2,3,7,8-TCDD	0.89	1.00	0.84	0.89	0.97	1.00	0.93	7.14

Analyst: Date: 5/13/10

USEPA - ITD

FORM 3D

PCDD/PCDF INITIAL CALIBRATION ION ABUNDANCE RATIOS

Lab Name: Frontier Analytical Laboratory

Episode No.:

Contract No.:

SAS No.:

Initial Calibration Date: 5/12/10

Instrument ID: FAL3

GC Column ID: DB5

CS0 Data Filename: 12MAY10M S1 CS3 Data Filename: 12MAY10M S4

CS1 Data Filename: 12MAY10M S2 CS4 Data Filename: 12MAY10M S5

CS2 Data Filename: 12MAY10M S3 CS5 Data Filename: 12MAY10M S6

Labeled Compounds	M/Z'S FORMING RATIO	ION ABUNDANCE RATIOS						QC LIMITS
		CS1	CS2	CS3	CS4	CS5	CS6	
13C-2,3,7,8-TCDD	M/M+2	0.79	0.79	0.80	0.80	0.79	0.80	0.65-0.89
13C-1,2,3,7,8-PeCDD	M+2/M+4	1.76	1.78	1.75	1.77	1.72	1.75	1.32-1.78
13C-1,2,3,4,7,8-HxCDD	M+2/M+4	1.30	1.29	1.30	1.29	1.29	1.28	1.05-1.43
13C-1,2,3,6,7,8-HxCDD	M+2/M+4	1.29	1.28	1.31	1.28	1.29	1.28	1.05-1.43
13C-1,2,3,4,6,7,8-HpCDD	M+2/M+4	1.03	1.02	1.07	1.06	1.04	1.04	0.88-1.20
13C-OCDD	M+2/M+4	0.87	0.92	0.98	0.91	0.90	0.92	0.76-1.02
13C-2,3,7,8-TCDF	M/M+2	0.88	0.87	0.88	0.88	0.88	0.88	0.65-0.89
13C-1,2,3,7,8-PeCDF	M+2/M+4	1.70	1.70	1.67	1.70	1.69	1.66	1.32-1.78
13C-2,3,4,7,8-PeCDF	M+2/M+4	1.67	1.70	1.69	1.71	1.68	1.65	1.32-1.78
13C-1,2,3,4,7,8-HxCDF	M/M+2	0.56	0.56	0.55	0.55	0.55	0.56	0.43-0.59
13C-1,2,3,6,7,8-HxCDF	M/M+2	0.57	0.56	0.55	0.56	0.55	0.56	0.43-0.59
13C-2,3,4,6,7,8-HxCDF	M/M+2	0.57	0.54	0.55	0.55	0.55	0.56	0.43-0.59
13C-1,2,3,7,8,9-HxCDF	M/M+2	0.57	0.57	0.56	0.56	0.57	0.56	0.43-0.59
13C-1,2,3,4,6,7,8-HpCDF	M/M+2	0.43	0.44	0.44	0.43	0.43	0.44	0.37-0.51
13C-1,2,3,4,7,8,9-HpCDF	M/M+2	0.43	0.43	0.43	0.42	0.44	0.44	0.37-0.51
13C-OCDF	M+2/M+4	0.99	0.98	0.96	0.98	0.98	0.99	0.76-1.02

Analyst: Date: 5/13/10

USEPA - ITD

FORM 4A
PCDD/PCDF CALIBRATION VERIFICATION

Lab Name: Frontier Analytical Laboratory Episode No.:

Contract No.: SAS No.:

Initial Calibration Date: 5/12/10

Instrument ID: FAL3

GC Column ID: DB5

VER Data Filename: 12MAY10M Sam:4

Analysis Date: 12-MAY-10 16:08:51

NATIVE ANALYTES	M/Z'S FORMING RATIO (1)	ION ABUND. RATIO	QC LIMITS (2)	ACCEPT	CONC. FOUND	CONC. RANGE (ng/mL) (3)
2,3,7,8-TCDD	M/M+2	0.78	0.65-0.89	y	9.80	7.80 - 12.9
1,2,3,7,8-PeCDD	M+2/M+4	1.70	1.32-1.78	y	48.3	39.0 - 65.0
1,2,3,4,7,8-HxCDD	M+2/M+4	1.30	1.05-1.43	y	50.2	39.0 - 64.0
1,2,3,6,7,8-HxCDD	M+2/M+4	1.30	1.05-1.43	y	48.5	39.0 - 64.0
1,2,3,7,8,9-HxCDD	M+2/M+4	1.28	1.05-1.43	y	49.6	41.0 - 61.0
1,2,3,4,6,7,8-HpCDD	M+2/M+4	1.11	0.88-1.20	y	50.6	43.0 - 58.0
OCDD	M+2/M+4	0.93	0.76-1.02	y	101	79.0 - 126
2,3,7,8-TCDF	M/M+2	0.72	0.65-0.89	y	9.66	8.40 - 12.0
1,2,3,7,8-PeCDF	M+2/M+4	1.54	1.32-1.78	y	51.5	41.0 - 60.0
2,3,4,7,8-PeCDF	M+2/M+4	1.55	1.32-1.78	y	50.9	41.0 - 60.0
1,2,3,4,7,8-HxCDF	M+2/M+4	1.29	1.05-1.43	y	50.0	45.0 - 56.0
1,2,3,6,7,8-HxCDF	M+2/M+4	1.30	1.05-1.43	y	50.3	44.0 - 57.0
2,3,4,6,7,8-HxCDF	M+2/M+4	1.30	1.05-1.43	y	49.7	44.0 - 57.0
1,2,3,7,8,9-HxCDF	M+2/M+4	1.27	1.05-1.43	y	49.6	45.0 - 56.0
1,2,3,4,6,7,8-HpCDF	M+2/M+4	1.05	0.88-1.20	y	50.1	45.0 - 55.0
1,2,3,4,7,8,9-HpCDF	M+2/M+4	1.05	0.88-1.20	y	49.2	43.0 - 58.0
OCDF	M+2/M+4	0.87	0.76-1.02	y	98.8	63.0 - 159

(1) See Table 8, Method 1613, for m/z specifications.

(2) Ion Abundance Ratio Control Limits as specified in Table 9, Method 1613.

(3) Contract-required concentration range as specified in Table 6, Method 1613.

Analyst: Date: 5/13/10

USEPA - ITD

FORM 4B
PCDD/PCDF CALIBRATION VERIFICATION

Lab Name: Frontier Analytical Laboratory

Episode No.:

Contract No.:

SAS No.:

Initial Calibration Date: 5/12/10

Instrument ID: FAL3

GC Column ID: DB5

VER Data Filename: 12MAY10M Sam:4

Analysis Date: 12-MAY-10 16:08:51

LABELLED COMPOUNDS	M/Z'S FORMING RATIO (1)	ION ABUND. RATIO	QC LIMITS (2)	ACCEPT	CONC. FOUND	CONC. RANGE (ng/mL) (3)
13C-2,3,7,8-TCDD	M/M+2	0.80	0.65-0.89	y	100.0	82.0 - 121
13C-1,2,3,7,8-PeCDD	M+2/M+4	1.77	1.32-1.78	y	103	62.0 - 160
13C-1,2,3,4,7,8-HxCDD	M+2/M+4	1.29	1.05-1.43	y	102	85.0 - 117
13C-1,2,3,6,7,8-HxCDD	M+2/M+4	1.28	1.05-1.43	y	102	85.0 - 118
13C-1,2,3,4,6,7,8-HpCDD	M+2/M+4	1.06	0.88-1.20	y	99.6	72.0 - 138
13C-OCDD	M+2/M+4	0.91	0.76-1.02	y	202	96.0 - 415
13C-2,3,7,8-TCDF	M/M+2	0.88	0.65-0.89	y	102	71.0 - 140
13C-1,2,3,7,8-PeCDF	M+2/M+4	1.70	1.32-1.78	y	109	76.0 - 130
13C-2,3,4,7,8-PeCDF	M+2/M+4	1.71	1.32-1.78	y	107	77.0 - 130
13C-1,2,3,4,7,8-HxCDF	M/M+2	0.55	0.43-0.59	y	103	76.0 - 131
13C-1,2,3,6,7,8-HxCDF	M/M+2	0.56	0.43-0.59	y	104	70.0 - 143
13C-2,3,4,6,7,8-HxCDF	M/M+2	0.55	0.43-0.59	y	103	73.0 - 137
13C-1,2,3,7,8,9-HxCDF	M/M+2	0.56	0.43-0.59	y	102	74.0 - 135
13C-1,2,3,4,6,7,8-HpCDF	M/M+2	0.43	0.37-0.51	y	101	78.0 - 129
13C-1,2,3,4,7,8,9-HpCDF	M/M+2	0.42	0.37-0.51	y	100	77.0 - 129
13C-OCDF	M+2/M+4	0.98	0.76-1.02	y	199	96.0 - 415
CLEANUP STANDARD (4)						
37Cl-2,3,7,8-TCDD					9.55	7.80 - 12.8

(1) See Table 8, Method 1613, for m/z specifications.

(2) Ion Abundance Ratio Control Limits as specified in Table 9, Method 1613.

(3) Contract-required concentration range as specified in Table 6, Method 1613.

(4) No ion abundance ratio; report concentration found.

Analyst: Date: 5/13/10

Results: GC Column: DB5 Amount: 1.000 NATO 1989 Tox: 99.5 WHO 1998 Tox: 123 WHO 2005 Tox: 112

Name	Resp	RA	RT	RRF	Conc	Qual	Fac Noise-1	Noise-2	DL	Rec	#Hom
2,3,7,8-TCDD	3.10e+06	0.78 y	27:27	1.04	9.80	2.50	-	-	*		
1,2,3,7,8-PeCDD	1.38e+07	1.70 y	33:15	1.05	48.3	2.50	-	-	*		
1,2,3,4,7,8-HxCDD	1.26e+07	1.30 y	38:35	1.30	50.2	2.50	-	-	*		
1,2,3,6,7,8-HxCDD	1.26e+07	1.30 y	38:45	1.28	48.5	2.50	-	-	*		
1,2,3,7,8,9-HxCDD	1.23e+07	1.28 y	39:11	1.25	49.6	2.50	-	-	*		
1,2,3,4,6,7,8-HpCDD	1.26e+07	1.11 y	44:10	1.35	50.6	2.50	-	-	*		
OCDD	1.62e+07	0.93 y	49:41	1.25	101	2.50	-	-	*		
2,3,7,8-TCDF	6.83e+06	0.72 y	26:41	1.62	9.66	2.50	-	-	*		
1,2,3,7,8-PeCDF	2.04e+07	1.54 y	31:31	0.92	51.5	2.50	-	-	*		
2,3,4,7,8-PeCDF	1.91e+07	1.55 y	32:50	0.94	50.9	2.50	-	-	*		
1,2,3,4,7,8-HxCDF	1.67e+07	1.29 y	37:11	0.93	50.0	2.50	-	-	*		
1,2,3,6,7,8-HxCDF	1.89e+07	1.30 y	37:24	0.84	50.3	2.50	-	-	*		
2,3,4,6,7,8-HxCDF	1.67e+07	1.30 y	38:19	0.90	49.7	2.50	-	-	*		
1,2,3,7,8,9-HxCDF	1.49e+07	1.27 y	39:45	0.98	49.6	2.50	-	-	*		
1,2,3,4,6,7,8-HpCDF	1.54e+07	1.05 y	42:15	1.38	50.1	2.50	-	-	*		
1,2,3,4,7,8,9-HpCDF	1.31e+07	1.05 y	45:04	1.62	49.2	2.50	-	-	*		
OCDF	1.73e+07	0.87 y	50:04	0.74	98.8	2.50	-	-	*		
13C-2,3,7,8-TCDD	3.06e+07	0.80 y	27:25	0.93	100.0					100.0	
13C-1,2,3,7,8-PeCDD	2.73e+07	1.77 y	33:13	0.81	103					103	
13C-1,2,3,4,7,8-HxCDD	1.94e+07	1.29 y	38:33	0.95	102					102	
13C-1,2,3,6,7,8-HxCDD	2.04e+07	1.28 y	38:43	1.00	102					102	
13C-1,2,3,4,6,7,8-HpCDD	1.84e+07	1.06 y	44:09	0.92	99.6					99.6	
13C-OCDD	2.56e+07	0.91 y	49:41	0.63	202					101	
13C-2,3,7,8-TCDF	4.37e+07	0.88 y	26:40	0.87	102					102	
13C-1,2,3,7,8-PeCDF	4.32e+07	1.70 y	31:29	0.81	109					109	
13C-2,3,4,7,8-PeCDF	3.97e+07	1.71 y	32:49	0.75	107					107	
13C-1,2,3,4,7,8-HxCDF	3.60e+07	0.55 y	37:10	1.74	103					103	
13C-1,2,3,6,7,8-HxCDF	4.50e+07	0.56 y	37:22	2.17	104					104	
13C-2,3,4,6,7,8-HxCDF	3.76e+07	0.55 y	38:19	1.82	103					103	
13C-1,2,3,7,8,9-HxCDF	3.05e+07	0.56 y	39:45	1.49	102					102	
13C-1,2,3,4,6,7,8-HpCDF	2.22e+07	0.43 y	42:14	1.10	101					101	
13C-1,2,3,4,7,8,9-HpCDF	1.64e+07	0.42 y	45:03	0.81	100					100	
13C-OCDF	4.74e+07	0.98 y	50:02	1.19	199					99.7	
37Cl-2,3,7,8-TCDD	2.93e+06		27:27	0.93	9.55					95.5	
13C-1,2,3,4-TCDD	3.30e+07	0.81 y	26:50	-	97.3						
13C-1,2,3,4-TCDF	4.93e+07	0.87 y	25:34	-	92.5						
13C-1,2,3,7,8,9-HxCDD	2.00e+07	1.28 y	39:10	-	92.9						
Total Tetra-Dioxins	1.68e+07		23:16	1.04	53.2	2.50	-	-	*		19
Total Penta-Dioxins	3.09e+07		30:17	1.05	108	2.50	-	-	*		9
Total Hexa-Dioxins	4.33e+07		36:08	1.27	171	2.50	-	-	*		13
Total Hepta-Dioxins	2.73e+07		42:47	1.35	110	2.50	-	-	*		10
Total Tetra-Furans	2.92e+07		23:05	1.62	41.3	2.50	-	-	*		21
1st Fn. Tot Penta-Furans	2.33e+07		28:27	0.93	60.5	2.50	-	-	*	PeCDF	1
Total Penta-Furans	5.64e+07		30:15	0.93	146	2.50	-	-	*	207	9
Total Hexa-Furans	7.98e+07		35:15	0.90	237	2.50	-	-	*		13
Total Hepta-Furans	2.91e+07		42:15	1.48	102	2.50	-	-	*		5

Analyst: 

Date: 5/13/10

Frontier Analytical Laboratory - Acquisition Log

Run Name:12MAY10M

Instrument: FAL3

GC: DB5

Experiment:PCDD

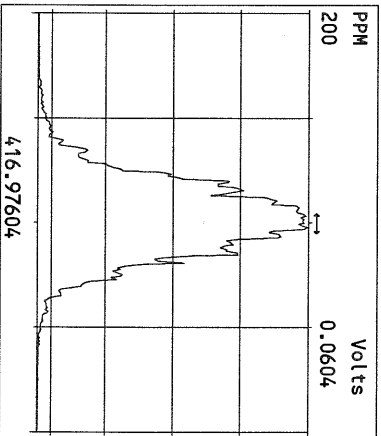
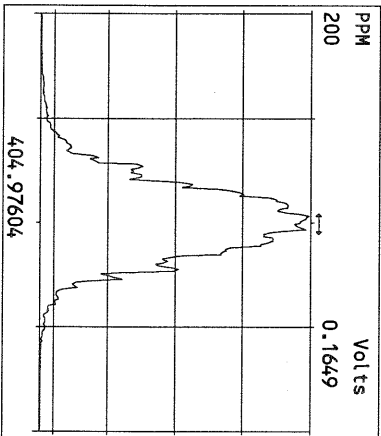
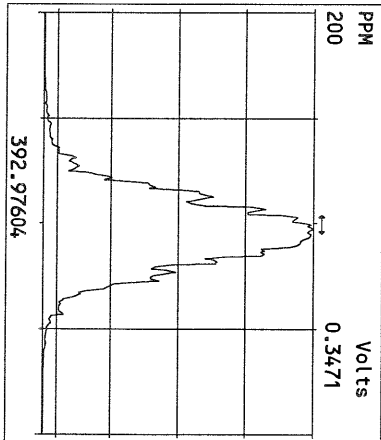
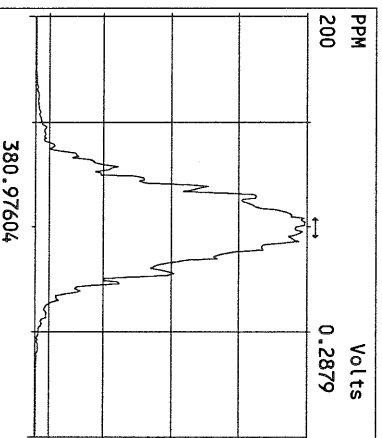
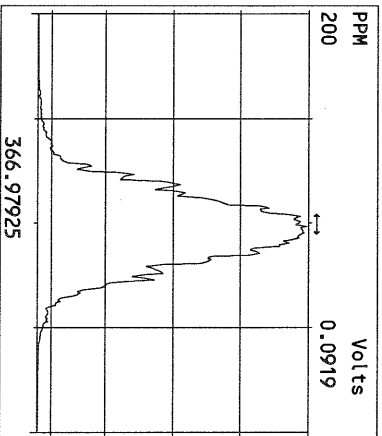
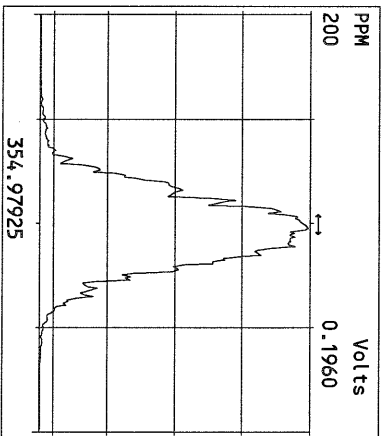
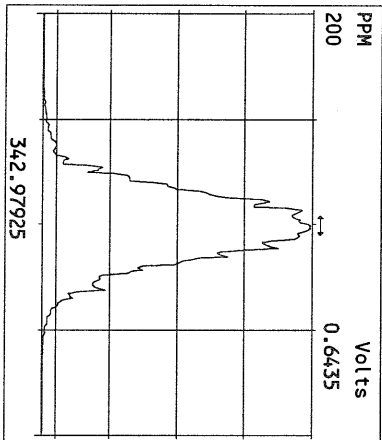
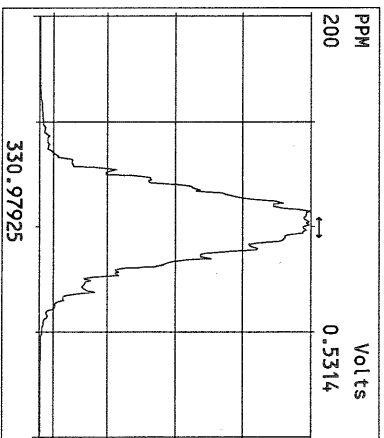
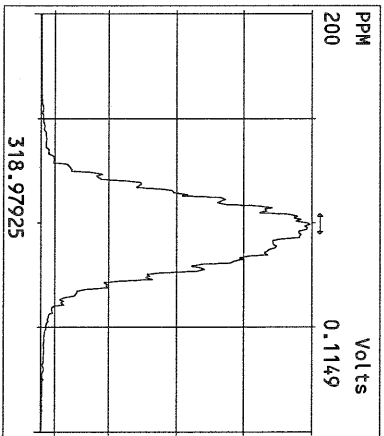
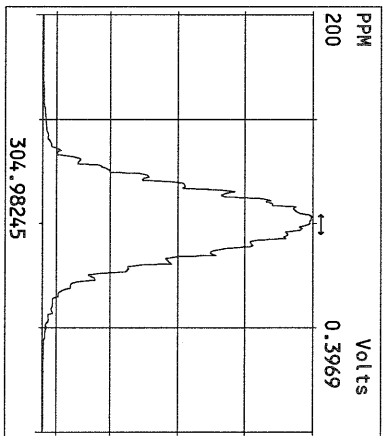
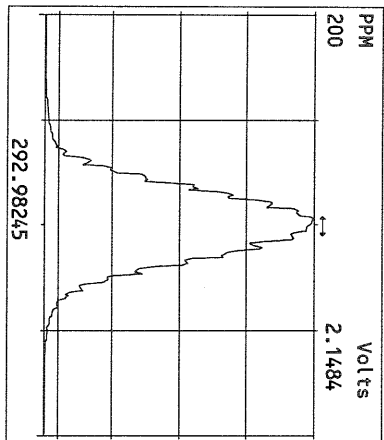
Data File S	FAL ID	Client ID	Acquired	ConCal	EndCal	Analyst
12MAY10M 1	ST051210M0	1613 CS0 090918G	12-MAY-10 13:22:51	NA	NA	TC
12MAY10M 2	ST051210M1	1613 CS1 090918H	12-MAY-10 14:18:09	NA	NA	TC
12MAY10M 3	ST051210M2	1613 CS2 090918I	12-MAY-10 15:13:32	NA	NA	TC
12MAY10M 4	ST051210M3	1613 CS3 090918J	12-MAY-10 16:08:51	NA	NA	TC
12MAY10M 5	ST051210M4	1613 CS4 090918K	12-MAY-10 17:04:09	NA	NA	TC
12MAY10M 6	ST051210M5	1613 CS5 090918L	12-MAY-10 17:59:27	NA	NA	TC
12MAY10M 7	SB051210M1	Solvent Blank	12-MAY-10 18:54:46	NA	NA	TC

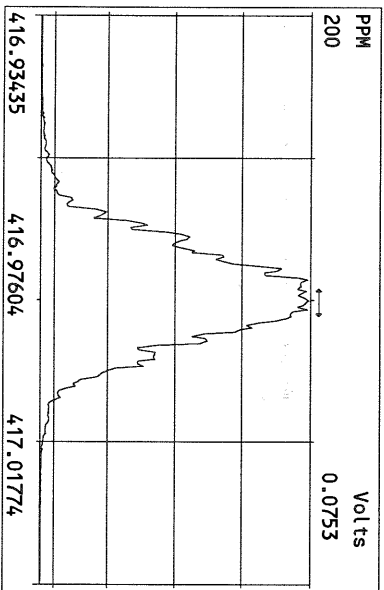
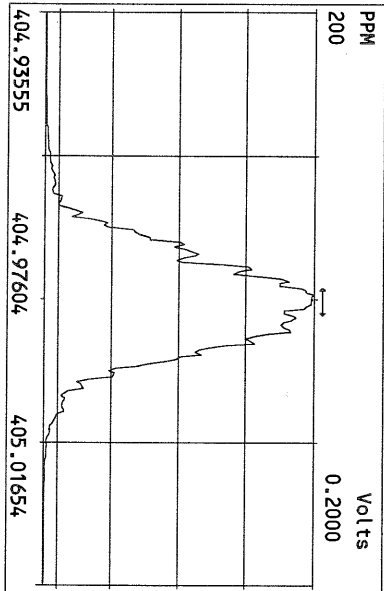
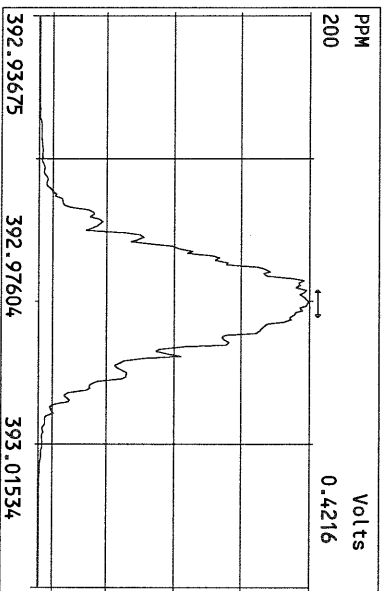
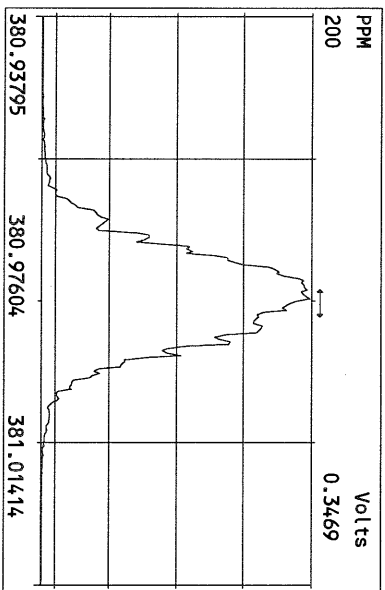
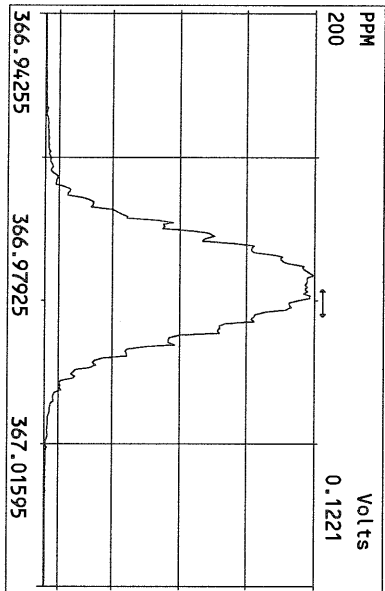
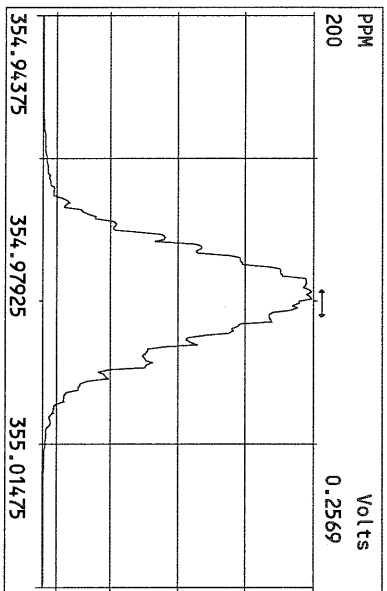
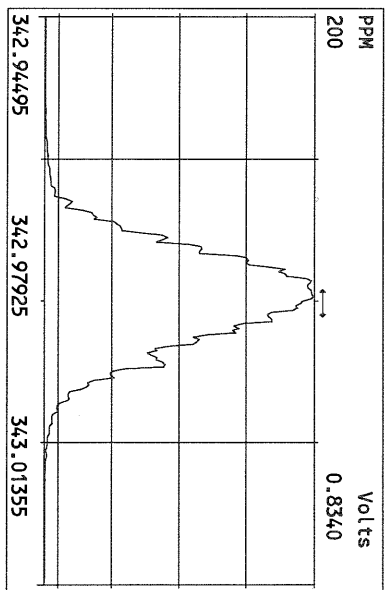
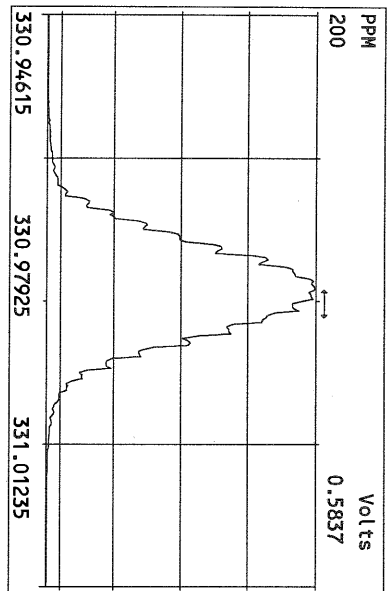


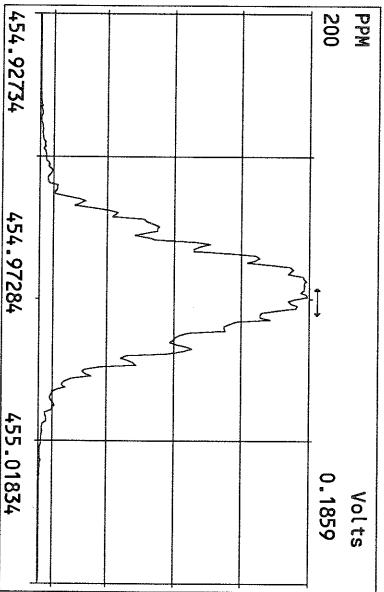
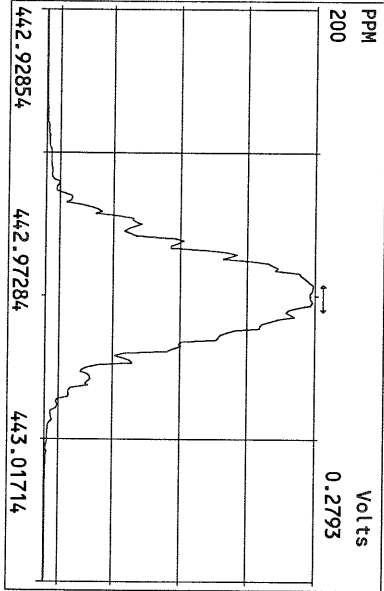
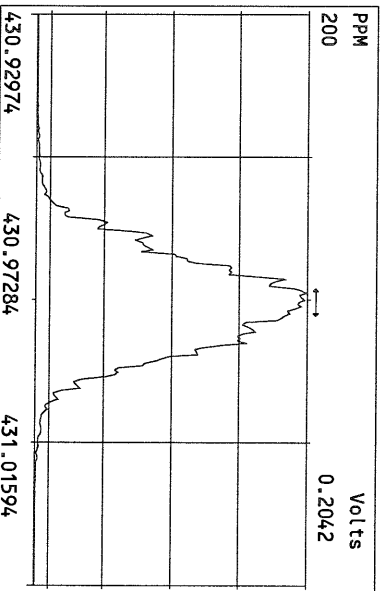
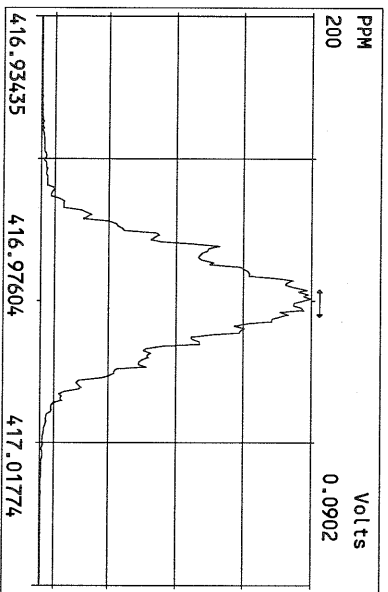
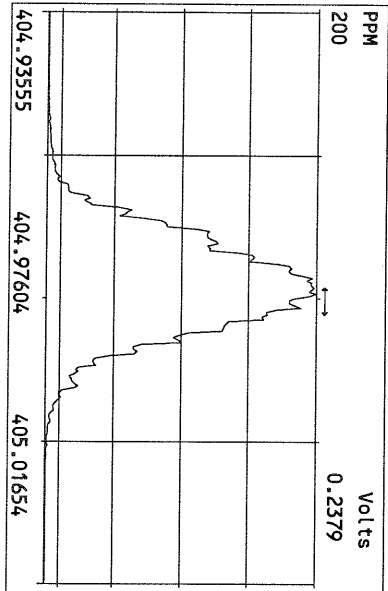
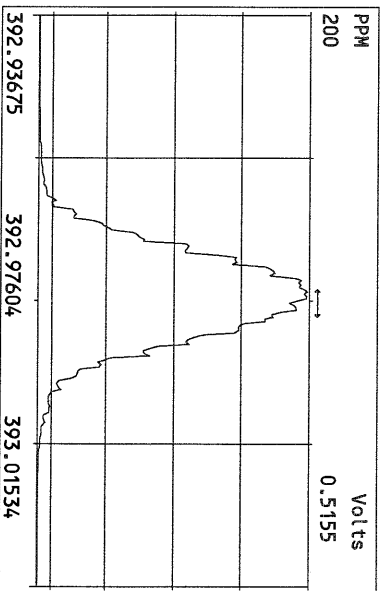
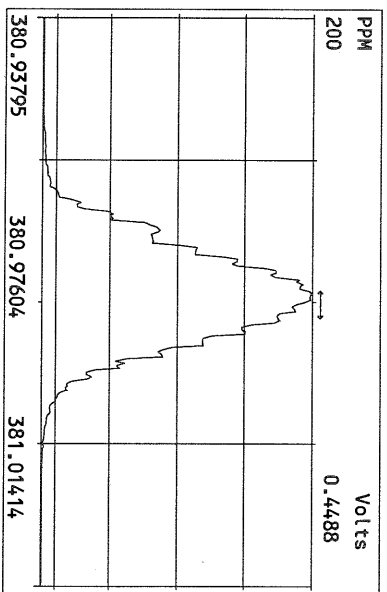
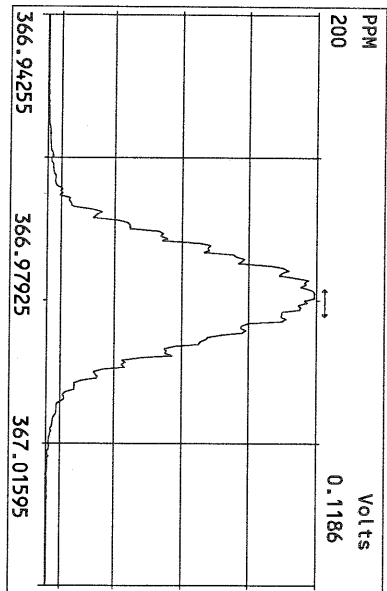
5/13/10

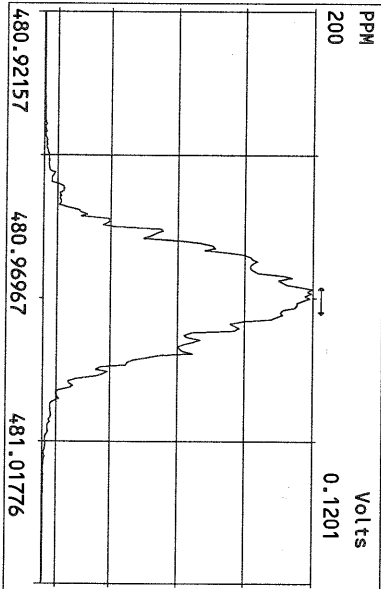
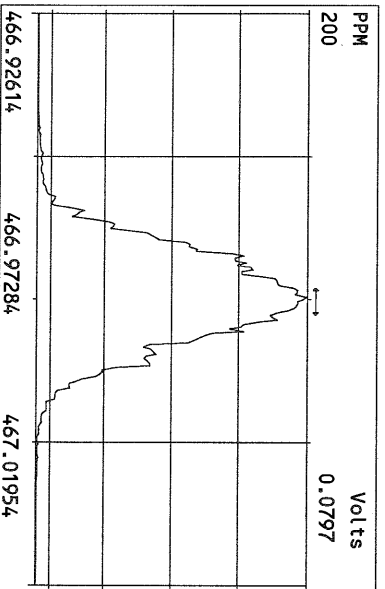
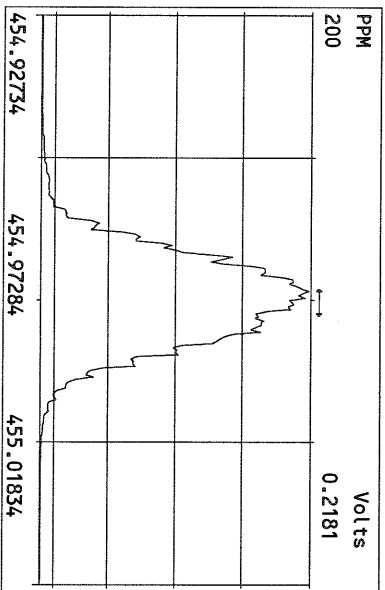
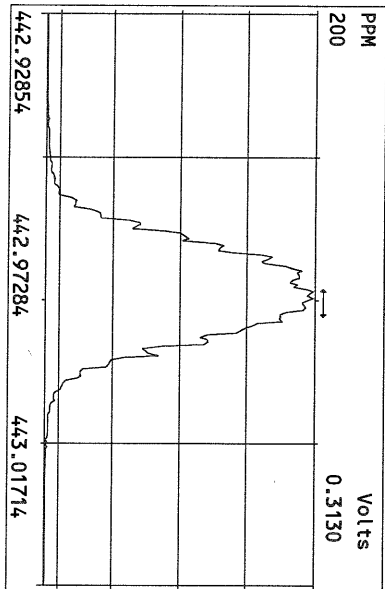
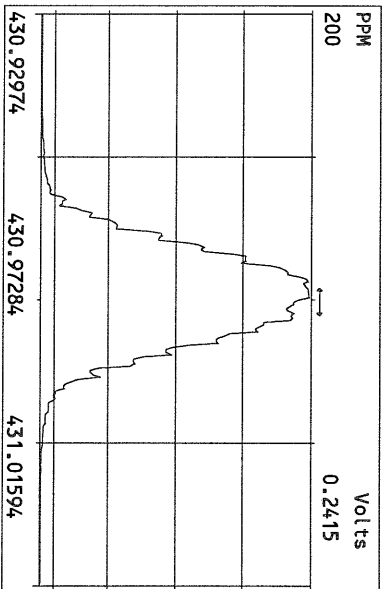
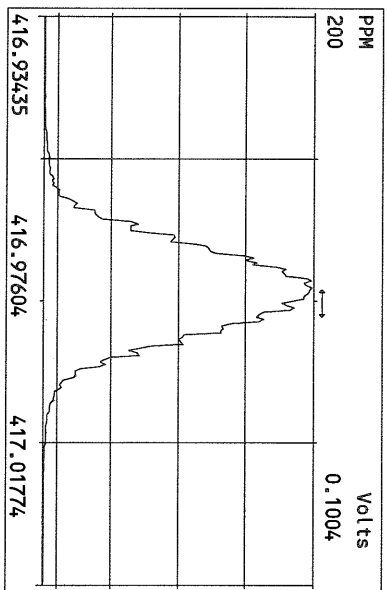
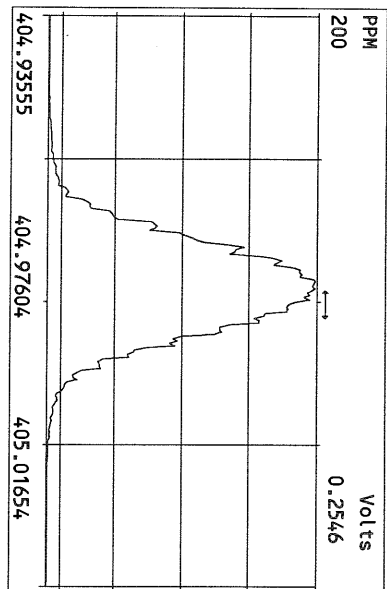
Data Backed Up: _____

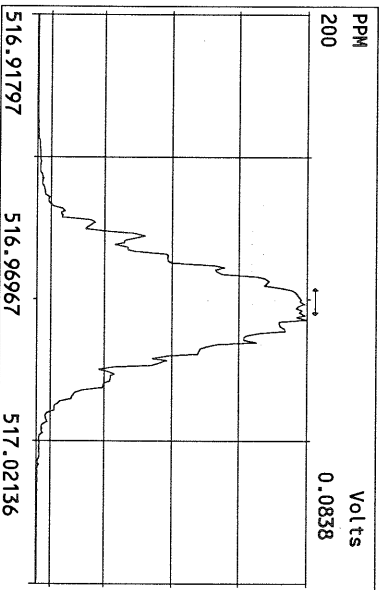
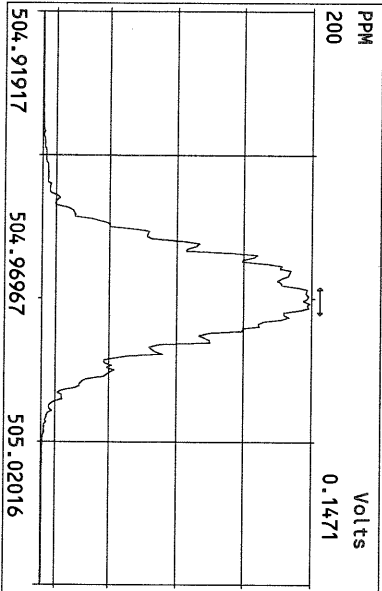
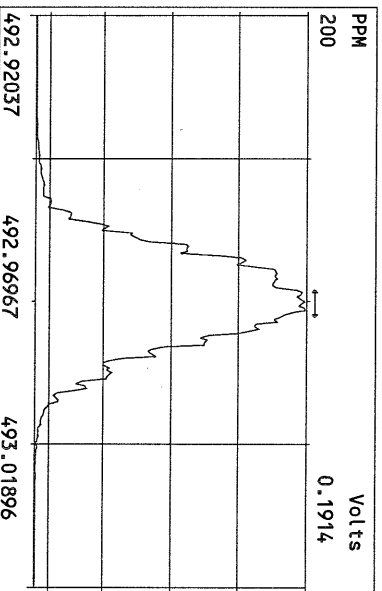
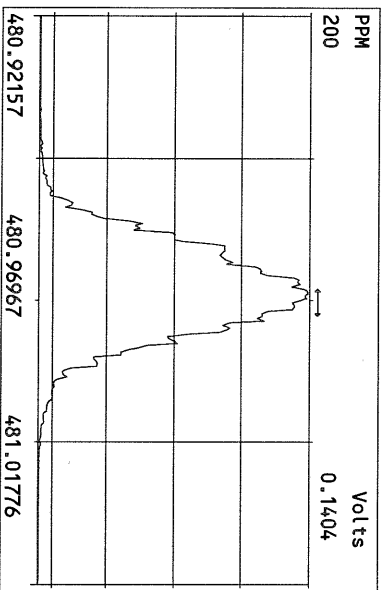
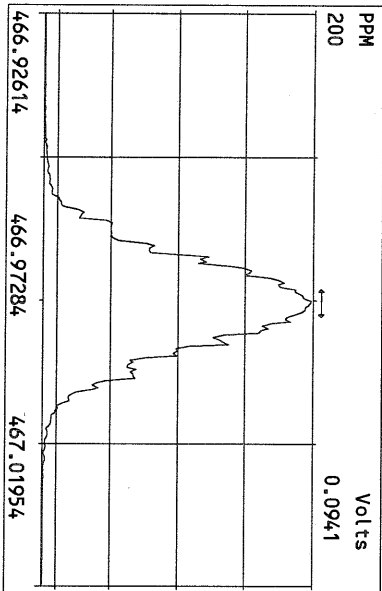
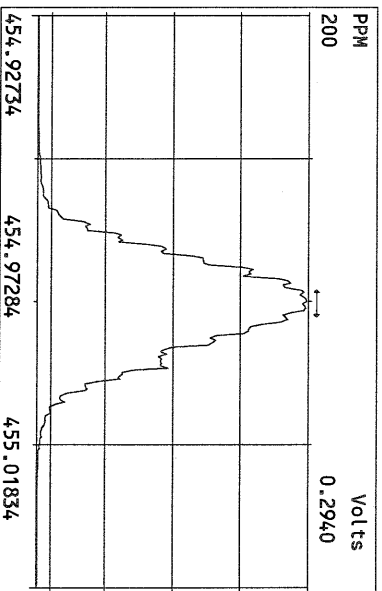
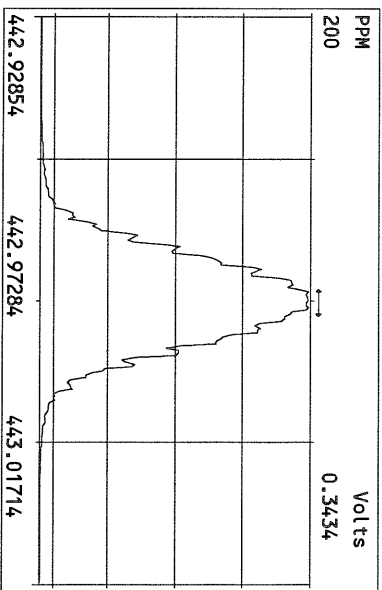
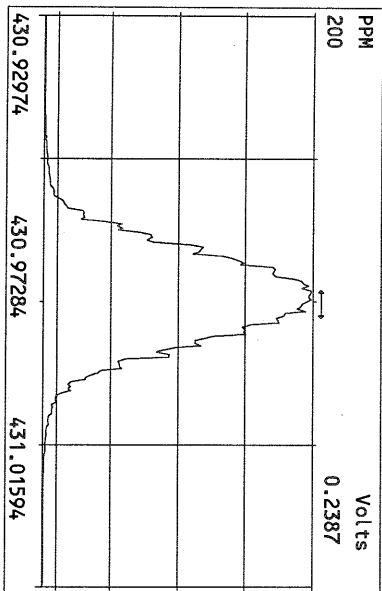
Date: _____



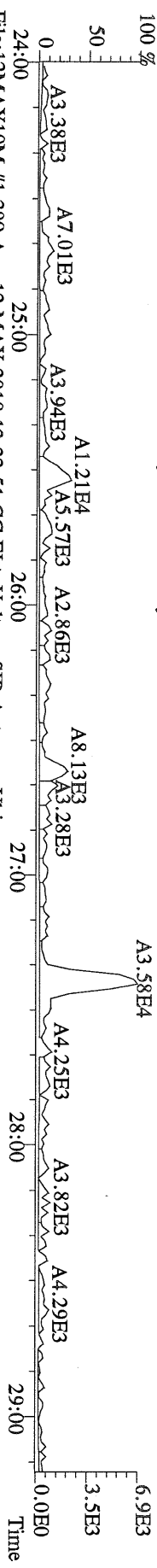









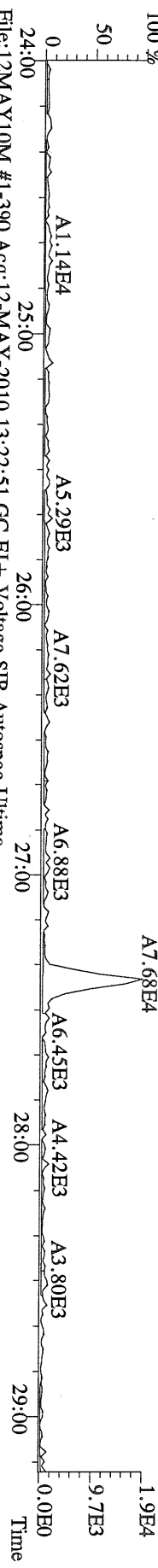
File:12MAY10M #1-390 Acq:12-MAY-2010 13:22:51 GC EI + Voltage SIR Autospec-Ultima
 319.8965 BSUB(10000,15,-3.0) PKD(5,5,3,0.10%,100,0,0.00%,F,F) Exp:PCDD
 Sample Text:ST051210M0 File Text:Frontier Analytical Laboratory



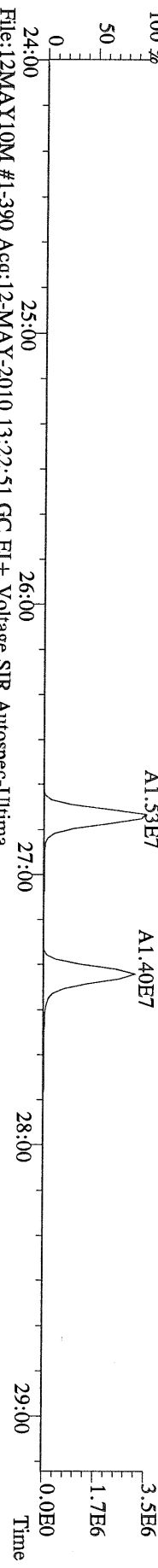
File:12MAY10M #1-390 Acq:12-MAY-2010 13:22:51 GC EI + Voltage SIR Autospec-Ultima
 321.8936 BSUB(10000,15,-3.0) PKD(5,5,3,0.10%,100,0,0.00%,F,F) Exp:PCDD
 Sample Text:ST051210M0 File Text:Frontier Analytical Laboratory



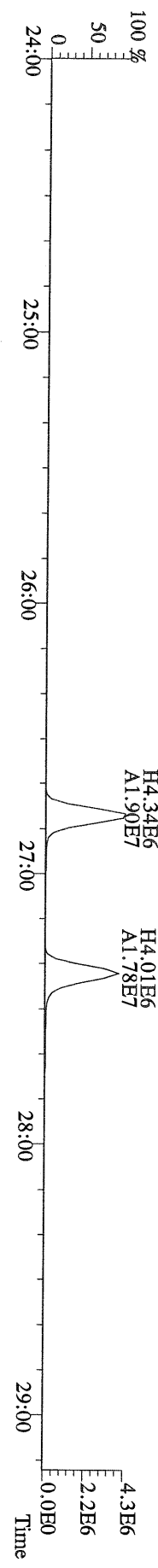
File:12MAY10M #1-390 Acq:12-MAY-2010 13:22:51 GC EI + Voltage SIR Autospec-Ultima
 327.8847 BSUB(10000,15,-3.0) PKD(5,5,3,0.10%,100,0,0.00%,F,F) Exp:PCDD
 Sample Text:ST051210M0 File Text:Frontier Analytical Laboratory



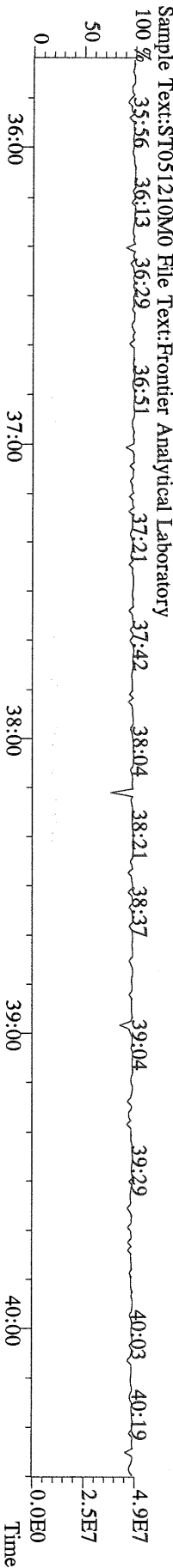
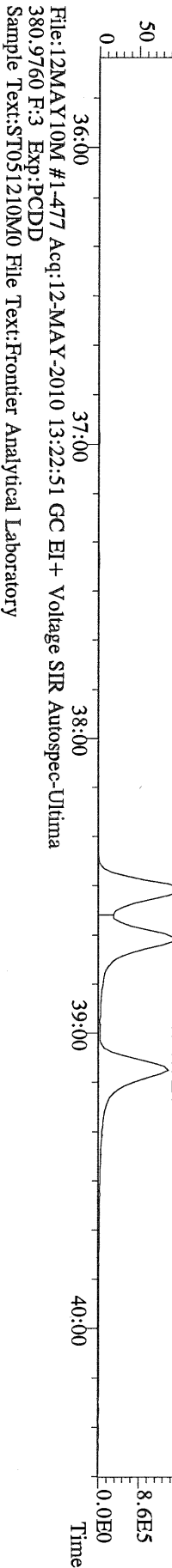

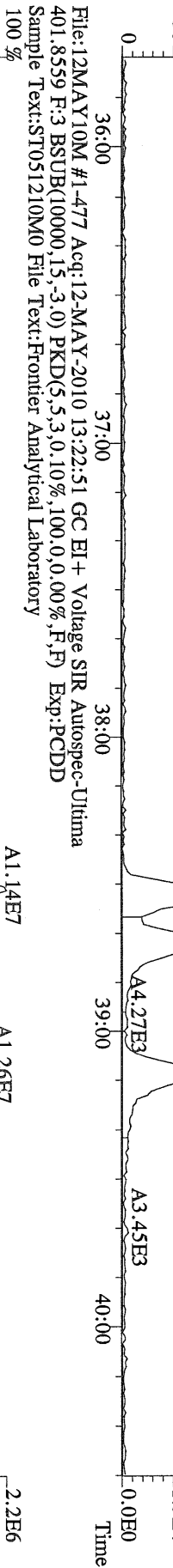
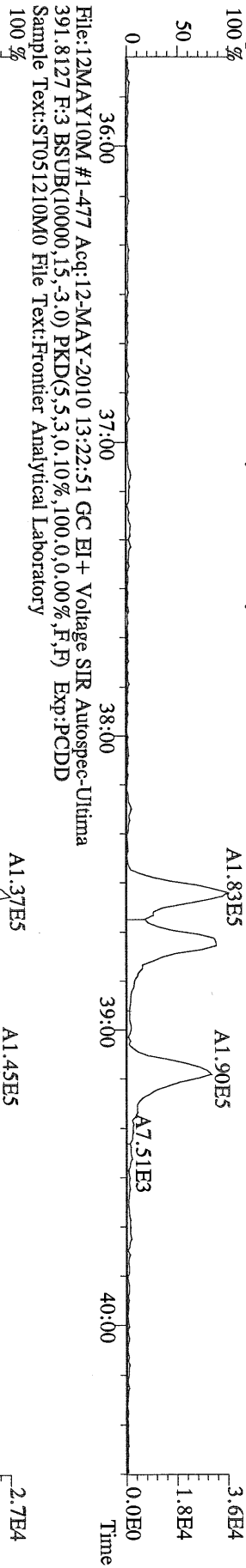
File:12MAY10M #1-390 Acq:12-MAY-2010 13:22:51 GC EI + Voltage SIR Autospec-Ultima
 331.9368 BSUB(10000,15,-3.0) PKD(5,5,3,0.10%,100,0,0.00%,F,F) Exp:PCDD
 Sample Text:ST051210M0 File Text:Frontier Analytical Laboratory



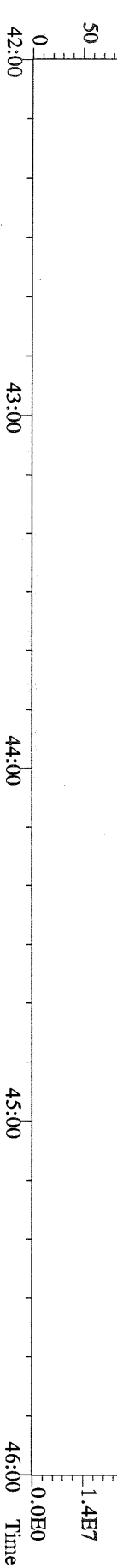
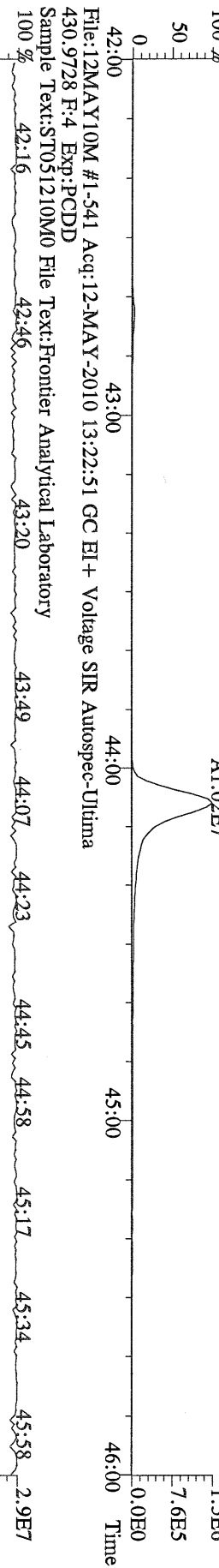
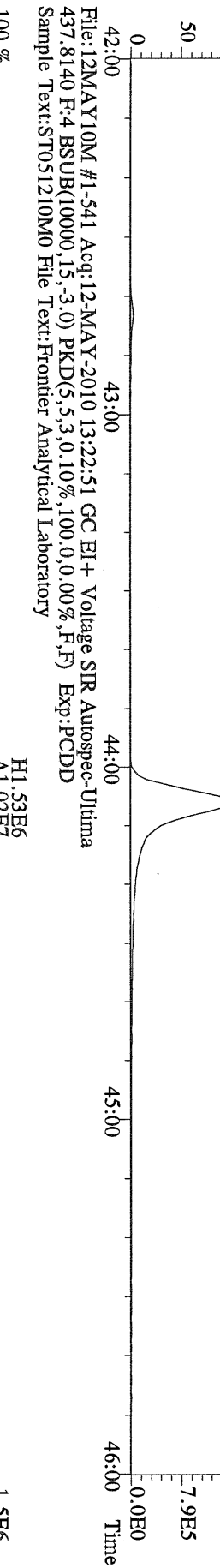

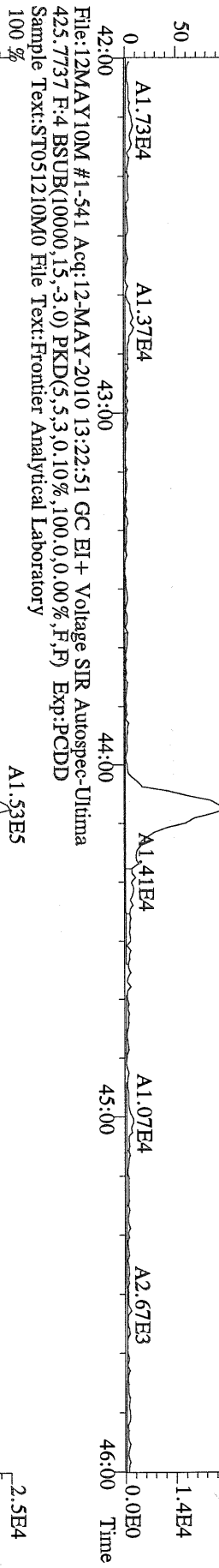
File:12MAY10M #1-390 Acq:12-MAY-2010 13:22:51 GC EI + Voltage SIR Autospec-Ultima
 333.9339 BSUB(10000,15,-3.0) PKD(5,5,3,0.10%,100,0,0.00%,F,F) Exp:PCDD
 Sample Text:ST051210M0 File Text:Frontier Analytical Laboratory



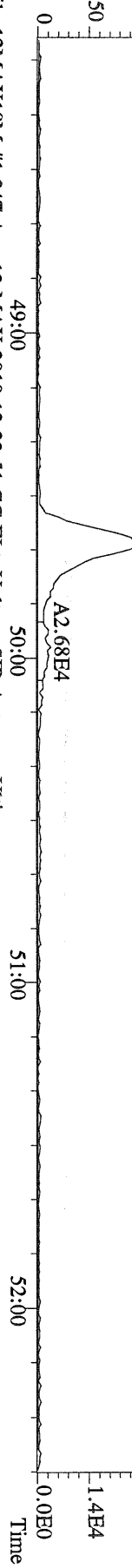
File:12MAY10M #1-477 Acq:12-MAY-2010 13:22:51 GC EI+ Voltage SIR Autospec-Ultima
389.8156 F:3 BSUB(10000,15,-3.0) PKD(5,5,3,0,10%,100,0,0,00%,F,F) Exp:PCDD
Sample Text:ST051210M0 File Text:Frontier Analytical Laboratory



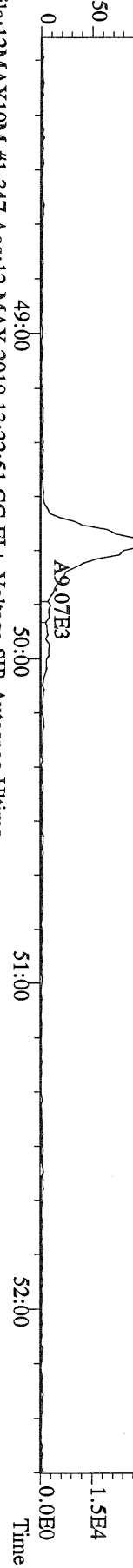
File:12MAY10M #1-541 Acq:12-MAY-2010 13:22:51 GC EI + Voltage SIR Autospec-Ultima
423.7767 F:4 BSUB(10000,15,-3.0) PKD(5,5,3,0.10%,100,0,0.00%,F,F) Exp:PCDD
Sample Text:ST051210M0 File Text:Frontier Analytical Laboratory




File: 12MAY10M #1-347 Acq: 12-MAY-2010 13:22:51 GC EI + Voltage SIR Autospec-Utima
457.7377 F:5 BSUB(10000,15,-3.0) PKD(5,5,3,0.10%,100,0.0,0.00%,F,F) Exp:PCDD
Sample Text:ST051210M0 File Text:Frontier Analytical Laboratory
100 %




File: 12MAY10M #1-347 Acq: 12-MAY-2010 13:22:51 GC EI + Voltage SIR Autospec-Utima
459.7348 F:5 BSUB(10000,15,-3.0) PKD(5,5,3,0.10%,100,0.0,0.00%,F,F) Exp:PCDD
Sample Text:ST051210M0 File Text:Frontier Analytical Laboratory
100 %




File: 12MAY10M #1-347 Acq: 12-MAY-2010 13:22:51 GC EI + Voltage SIR Autospec-Utima
469.7780 F:5 BSUB(10000,15,-3.0) PKD(5,5,3,0.10%,100,0.0,0.00%,F,F) Exp:PCDD
Sample Text:ST051210M0 File Text:Frontier Analytical Laboratory
100 %



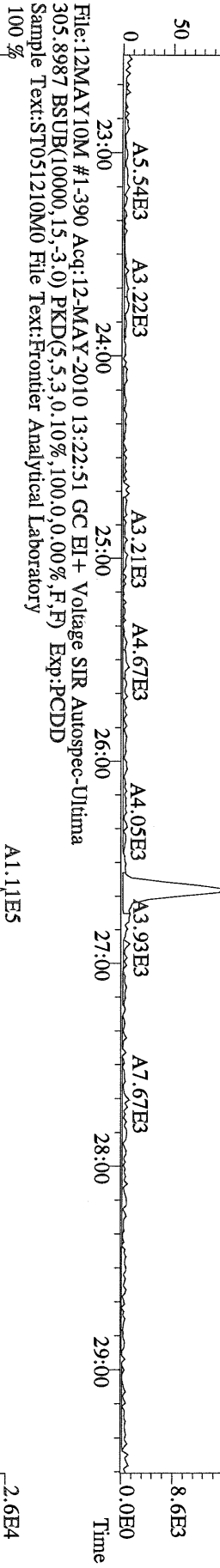
File: 12MAY10M #1-347 Acq: 12-MAY-2010 13:22:51 GC EI + Voltage SIR Autospec-Utima
471.7750 F:5 BSUB(10000,15,-3.0) PKD(5,5,3,0.10%,100,0.0,0.00%,F,F) Exp:PCDD
Sample Text:ST051210M0 File Text:Frontier Analytical Laboratory



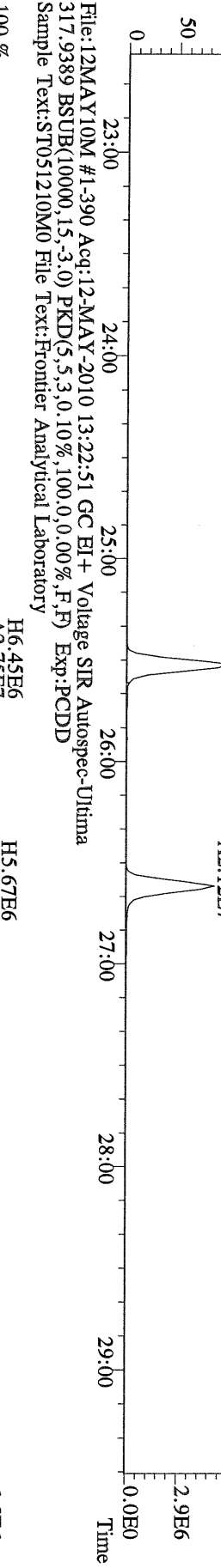
File: 12MAY10M #1-347 Acq: 12-MAY-2010 13:22:51 GC EI + Voltage SIR Autospec-Utima
454.9728 F:5 Exp:PCDD
Sample Text:ST051210M0 File Text:Frontier Analytical Laboratory



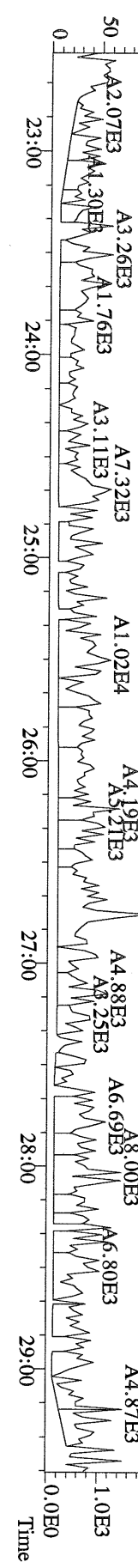
File:12MAY10M #1-390 Acq:12-MAY-2010 13:22:51 GC EI+ Voltage SIR Autospec-Utima
303.9016 BSUB(10000,15,-3.0) PKD(5,5,3.0,100,0.0,0.00%,F,F) Exp:PCDD
Sample Text:ST051210M0 File Text:Frontier Analytical Laboratory



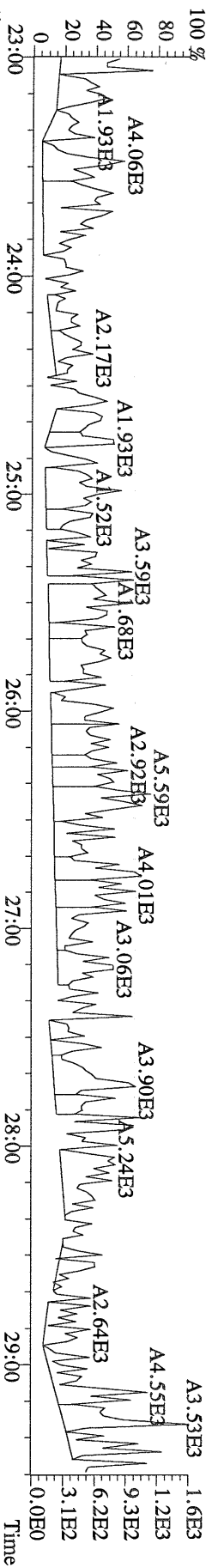
File:12MAY10M #1-390 Acq:12-MAY-2010 13:22:51 GC EI+ Voltage SIR Autospec-Utima
315.9419 BSUB(10000,15,-3.0) PKD(5,5,3.0,100,0.0,0.00%,F,F) Exp:PCDD
Sample Text:ST051210M0 File Text:Frontier Analytical Laboratory



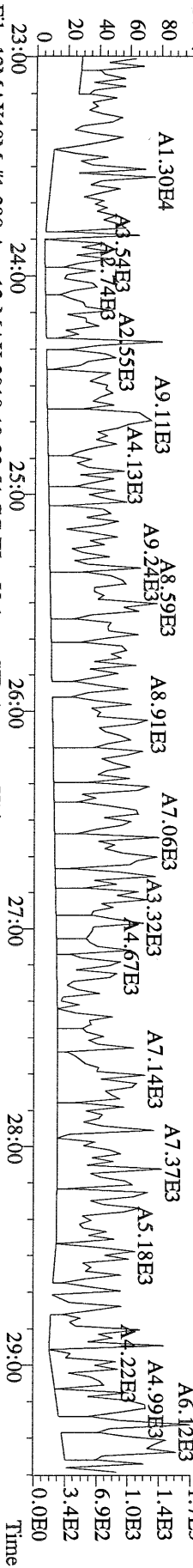
File:12MAY10M #1-390 Acq:12-MAY-2010 13:22:51 GC EI+ Voltage SIR Autospec-Utima
375.8364 BSUB(10000,15,-3.0) PKD(5,5,3.0,100,0.0,0.00%,F,F) Exp:PCDD
Sample Text:ST051210M0 File Text:Frontier Analytical Laboratory



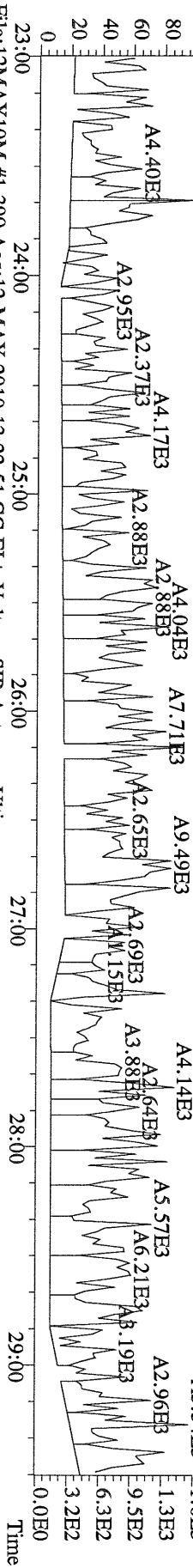
File:12MAY10M #1-390 Acq:12-MAY-2010 13:22:51 GC EI+ Voltage SIR Autospec-Utima
 339.8597 BSUB(10000,15,-3.0) PKD(5,5,3,0.10%,100,0,0.00%,F,F) Exp:PCDD
 Sample Text:ST051210M0 File Text:Frontier Analytical Laboratory



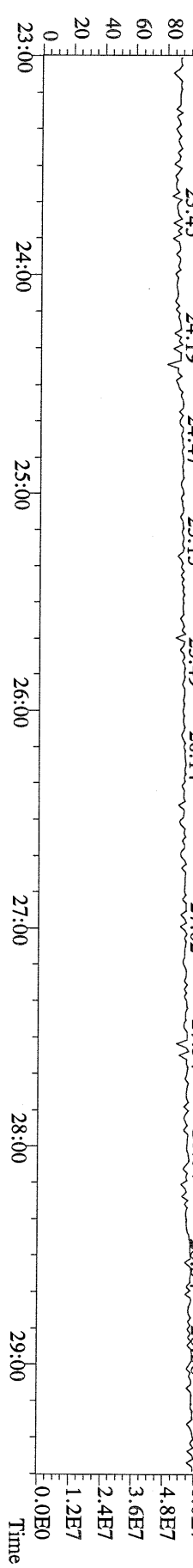
File:12MAY10M #1-390 Acq:12-MAY-2010 13:22:51 GC EI+ Voltage SIR Autospec-Utima
 341.8568 BSUB(10000,15,-3.0) PKD(5,5,3,0.10%,100,0,0.00%,F,F) Exp:PCDD
 Sample Text:ST051210M0 File Text:Frontier Analytical Laboratory




File:12MAY10M #1-390 Acq:12-MAY-2010 13:22:51 GC EI+ Voltage SIR Autospec-Utima
 409.7974 BSUB(10000,15,-3.0) PKD(5,5,3,0.10%,100,0,0.00%,F,F) Exp:PCDD
 Sample Text:ST051210M0 File Text:Frontier Analytical Laboratory




File:12MAY10M #1-390 Acq:12-MAY-2010 13:22:51 GC EI+ Voltage SIR Autospec-Utima
 330.9792 Exp:PCDD
 Sample Text:ST051210M0 File Text:Frontier Analytical Laboratory




File:12MAY10M #1-412 Acq:12-MAY-2010 13:22:51 GC EI + Voltage SIR Autospec-Utima
 339.8597 F-2:BSUB(10000,15,-3.0) PKD(5,5,3,0.10%,100,0.0,0.00%,F,F) Exp:PCDD
 Sample Text:ST051210M0 File Text:Fronter Analytical Laboratory




File:12MAY10M #1-412 Acq:12-MAY-2010 13:22:51 GC EI + Voltage SIR Autospec-Utima
 341.8568 F-2:BSUB(10000,15,-3.0) PKD(5,5,3,0.10%,100,0.0,0.00%,F,F) Exp:PCDD
 Sample Text:ST051210M0 File Text:Fronter Analytical Laboratory




File:12MAY10M #1-412 Acq:12-MAY-2010 13:22:51 GC EI + Voltage SIR Autospec-Utima
 351.9000 F-2:BSUB(10000,15,-3.0) PKD(5,5,3,0.10%,100,0.0,0.00%,F,F) Exp:PCDD
 Sample Text:ST051210M0 File Text:Fronter Analytical Laboratory



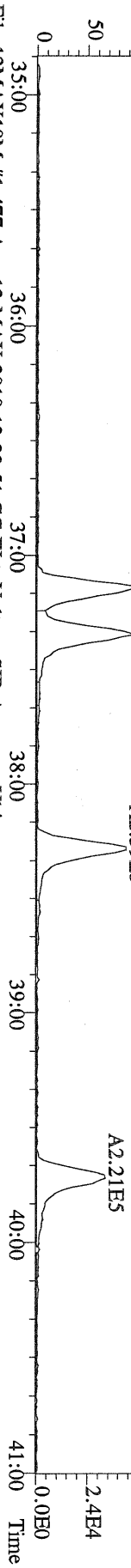
File:12MAY10M #1-412 Acq:12-MAY-2010 13:22:51 GC EI + Voltage SIR Autospec-Utima
 353.8970 F-2:BSUB(10000,15,-3.0) PKD(5,5,3,0.10%,100,0.0,0.00%,F,F) Exp:PCDD
 Sample Text:ST051210M0 File Text:Fronter Analytical Laboratory



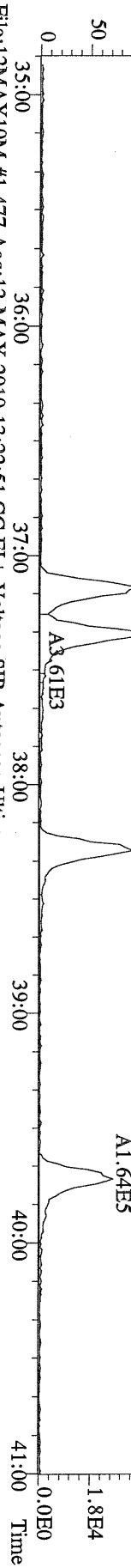
File:12MAY10M #1-412 Acq:12-MAY-2010 13:22:51 GC EI + Voltage SIR Autospec-Utima
 409.7974 F-2:BSUB(10000,15,-3.0) PKD(5,5,3,0.10%,100,0.0,0.00%,F,F) Exp:PCDD
 Sample Text:ST051210M0 File Text:Fronter Analytical Laboratory




File:12MAY10M #1-477 Acq:12-MAY-2010 13:22:51 GC EI+ Voltage SIR Autospec-Utima
 373.8207 F:3 BSUB(10000,15,-3.0) PKD(5,5,3,0,10%,100,0,0.00%,F,F) Exp:PCDD
 Sample Text:ST051210M0 File Text:Frontier Analytical Laboratory



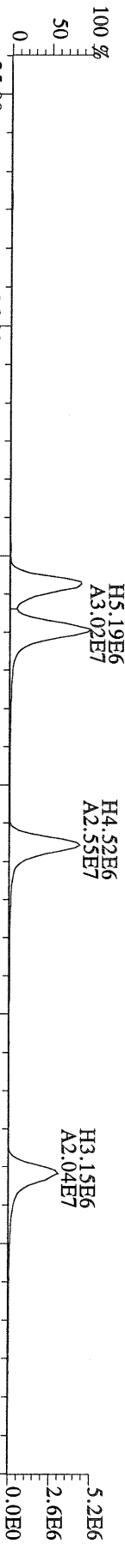
File:12MAY10M #1-477 Acq:12-MAY-2010 13:22:51 GC EI+ Voltage SIR Autospec-Utima
 375.8178 F:3 BSUB(10000,15,-3.0) PKD(5,5,3,0,10%,100,0,0.00%,F,F) Exp:PCDD
 Sample Text:ST051210M0 File Text:Frontier Analytical Laboratory



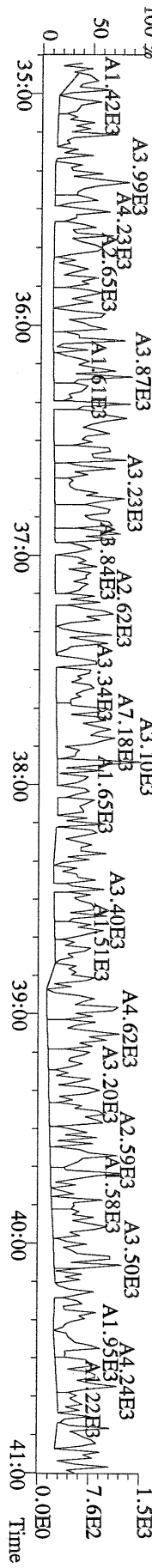
File:12MAY10M #1-477 Acq:12-MAY-2010 13:22:51 GC EI+ Voltage SIR Autospec-Utima
 383.8639 F:3 BSUB(10000,15,-3.0) PKD(5,5,3,0,10%,100,0,0.00%,F,F) Exp:PCDD
 Sample Text:ST051210M0 File Text:Frontier Analytical Laboratory



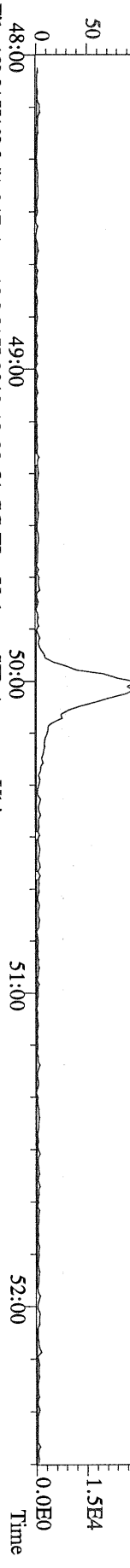
File:12MAY10M #1-477 Acq:12-MAY-2010 13:22:51 GC EI+ Voltage SIR Autospec-Utima
 385.8610 F:3 BSUB(10000,15,-3.0) PKD(5,5,3,0,10%,100,0,0.00%,F,F) Exp:PCDD
 Sample Text:ST051210M0 File Text:Frontier Analytical Laboratory



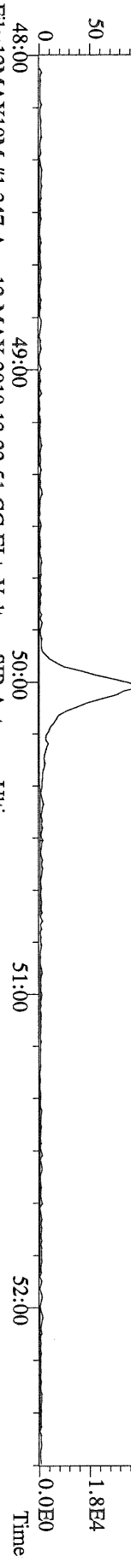
File:12MAY10M #1-477 Acq:12-MAY-2010 13:22:51 GC EI+ Voltage SIR Autospec-Utima
 445.7555 F:3 BSUB(10000,15,-3.0) PKD(5,5,3,0,10%,100,0,0.00%,F,F) Exp:PCDD
 Sample Text:ST051210M0 File Text:Frontier Analytical Laboratory



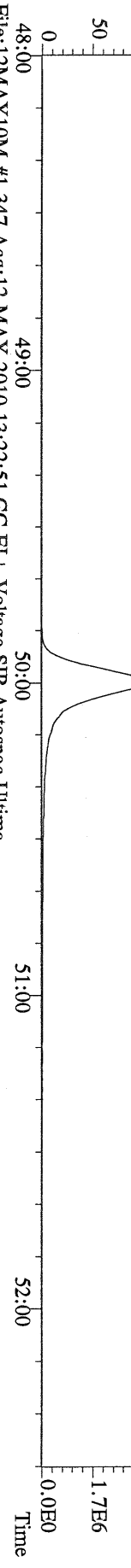
File:12MAY10M #1-347 Acq:12-MAY-2010 13:22:51 GC EI + Voltage SIR Autospec-Ultima
 441.7428 F:5 BSUB(10000,15,-3.0) PKD(5,5,3,0,10%,100,0,0,00%,F,F) Exp:PCDD
 Sample Text:ST051210M0 File Text:Frontier Analytical Laboratory
 100 %



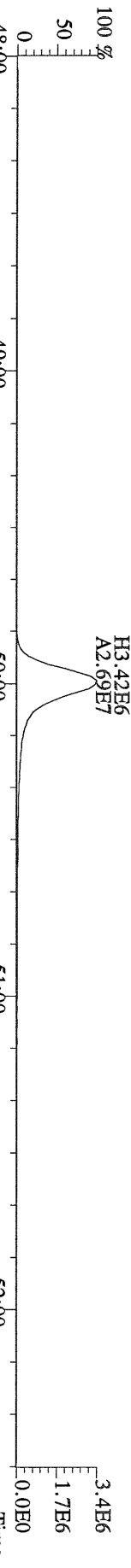
File:12MAY10M #1-347 Acq:12-MAY-2010 13:22:51 GC EI + Voltage SIR Autospec-Ultima
 443.7398 F:5 BSUB(10000,15,-3.0) PKD(5,5,3,0,10%,100,0,0,00%,F,F) Exp:PCDD
 Sample Text:ST051210M0 File Text:Frontier Analytical Laboratory
 100 %



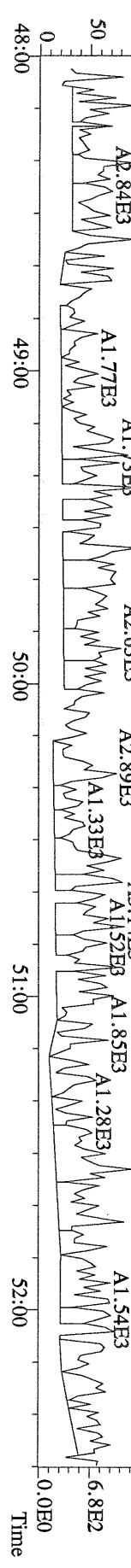
File:12MAY10M #1-347 Acq:12-MAY-2010 13:22:51 GC EI + Voltage SIR Autospec-Ultima
 453.7831 F:5 BSUB(10000,15,-3.0) PKD(5,5,3,0,10%,100,0,0,00%,F,F) Exp:PCDD
 Sample Text:ST051210M0 File Text:Frontier Analytical Laboratory
 100 %



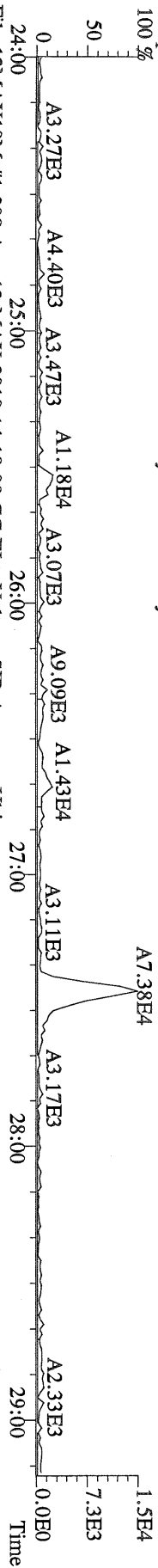
File:12MAY10M #1-347 Acq:12-MAY-2010 13:22:51 GC EI + Voltage SIR Autospec-Ultima
 455.7801 F:5 BSUB(10000,15,-3.0) PKD(5,5,3,0,10%,100,0,0,00%,F,F) Exp:PCDD
 Sample Text:ST051210M0 File Text:Frontier Analytical Laboratory



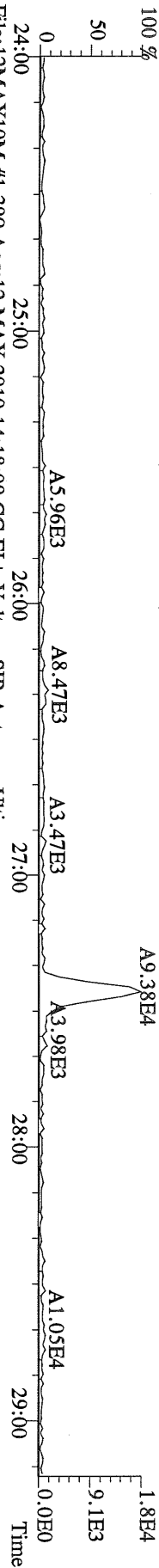
File:12MAY10M #1-347 Acq:12-MAY-2010 13:22:51 GC EI + Voltage SIR Autospec-Ultima
 513.6775 F:5 BSUB(10000,15,-3.0) PKD(5,5,3,0,10%,100,0,0,00%,F,F) Exp:PCDD
 Sample Text:ST051210M0 File Text:Frontier Analytical Laboratory
 100 %



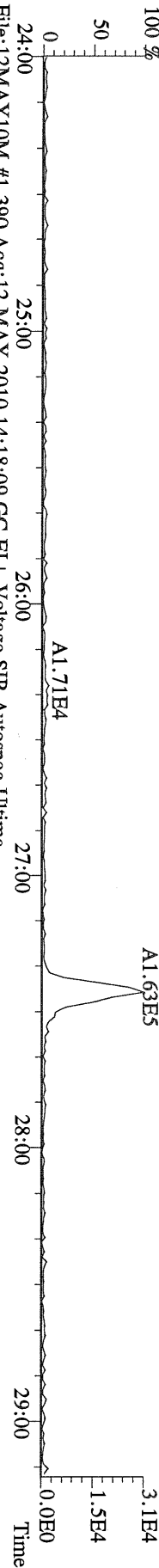
File:12MAY10M #1-390 Acq:12-MAY-2010 14:18:09 GC EI + Voltage SIR Autospec-Ultima
319.8965 S:2.BSUB(10000,15,-3.0) PKD(5,5,3,0,10%,100,0,0,00%,F,F) Exp:PCDD
Sample Text:ST051210M1 File Text:Frontier Analytical Laboratory



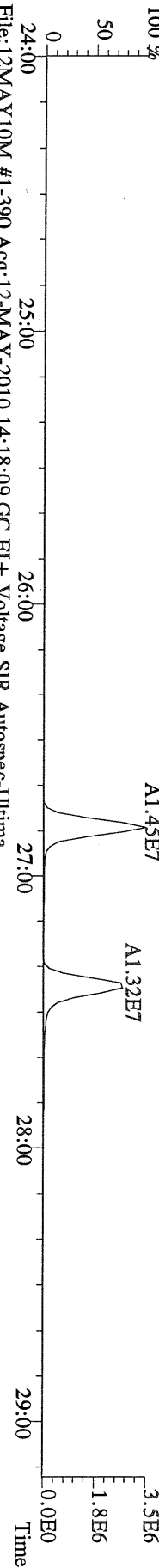
File:12MAY10M #1-390 Acq:12-MAY-2010 14:18:09 GC EI + Voltage SIR Autospec-Ultima
321.8936 S:2.BSUB(10000,15,-3.0) PKD(5,5,3,0,10%,100,0,0,00%,F,F) Exp:PCDD
Sample Text:ST051210M1 File Text:Frontier Analytical Laboratory



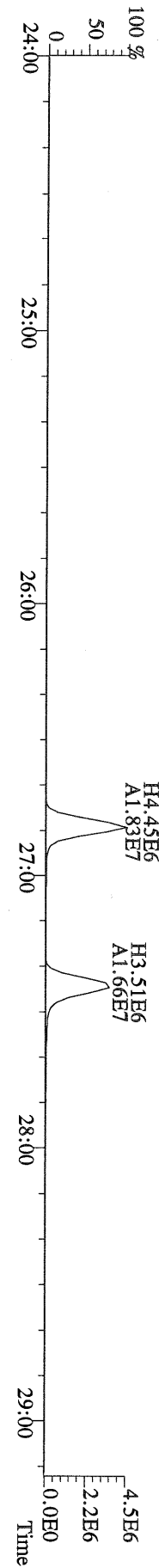
File:12MAY10M #1-390 Acq:12-MAY-2010 14:18:09 GC EI + Voltage SIR Autospec-Ultima
327.8847 S:2.BSUB(10000,15,-3.0) PKD(5,5,3,0,10%,100,0,0,00%,F,F) Exp:PCDD
Sample Text:ST051210M1 File Text:Frontier Analytical Laboratory




File:12MAY10M #1-390 Acq:12-MAY-2010 14:18:09 GC EI + Voltage SIR Autospec-Ultima
331.9368 S:2.BSUB(10000,15,-3.0) PKD(5,5,3,0,10%,100,0,0,00%,F,F) Exp:PCDD
Sample Text:ST051210M1 File Text:Frontier Analytical Laboratory



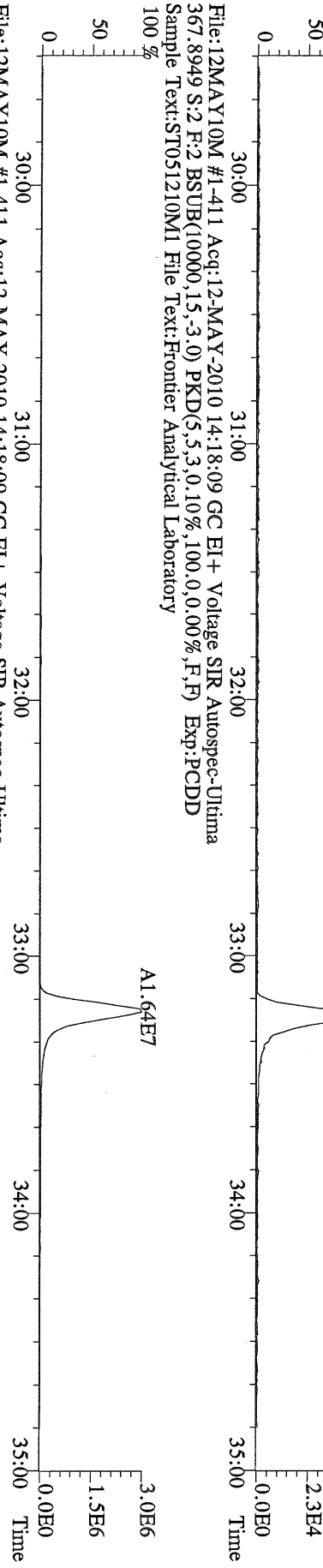
File:12MAY10M #1-390 Acq:12-MAY-2010 14:18:09 GC EI + Voltage SIR Autospec-Ultima
333.9339 S:2.BSUB(10000,15,-3.0) PKD(5,5,3,0,10%,100,0,0,00%,F,F) Exp:PCDD
Sample Text:ST051210M1 File Text:Frontier Analytical Laboratory



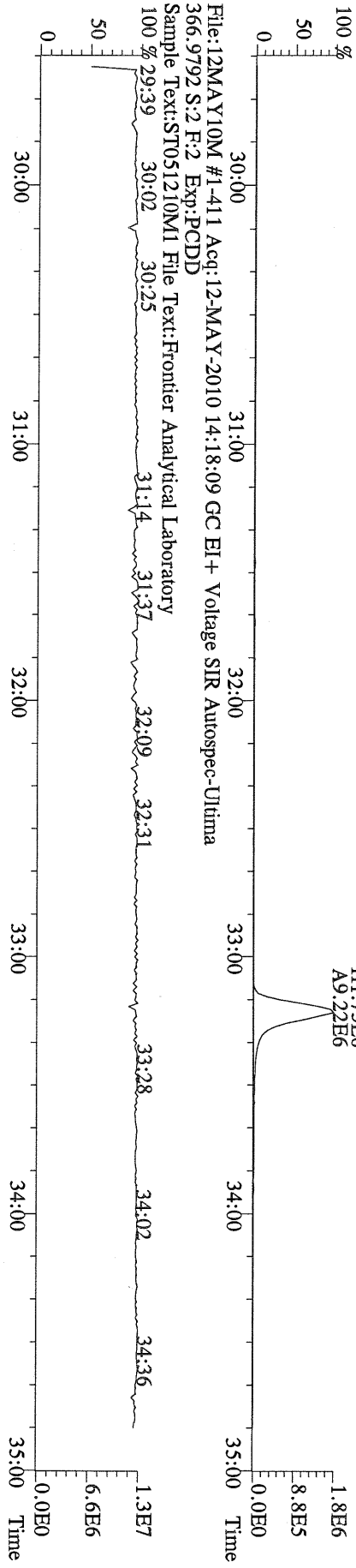
File:12MAY10M #1-411 Acq:12-MAY-2010 14:18:09 GC EI+ Voltage SIR Autospec-Ultima
355.8546 S:2 F:2 BSUB(10000,15,-3,0) PKD(5,5,3,0.10%,100,0,0.00%,F,F) Exp:PCDD
Sample Text:ST051210M1 File Text:Frontier Analytical Laboratory
100%



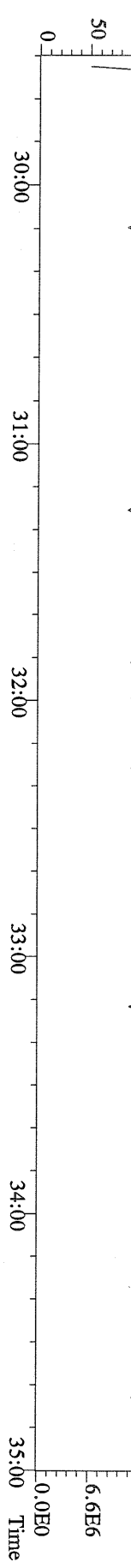
File:12MAY10M #1-411 Acq:12-MAY-2010 14:18:09 GC EI+ Voltage SIR Autospec-Ultima
357.8517 S:2 F:2 BSUB(10000,15,-3,0) PKD(5,5,3,0.10%,100,0,0.00%,F,F) Exp:PCDD
Sample Text:ST051210M1 File Text:Frontier Analytical Laboratory
100%



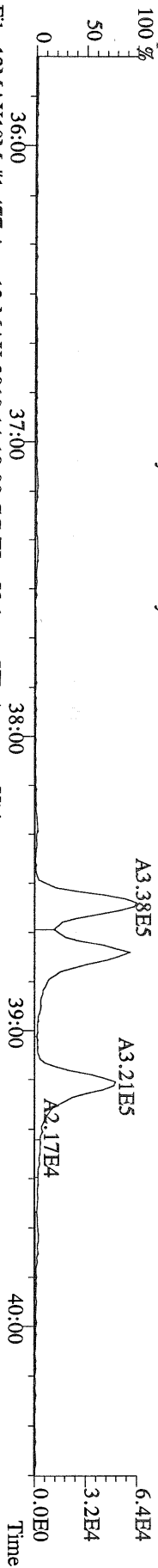
File:12MAY10M #1-411 Acq:12-MAY-2010 14:18:09 GC EI+ Voltage SIR Autospec-Ultima
367.8949 S:2 F:2 BSUB(10000,15,-3,0) PKD(5,5,3,0.10%,100,0,0.00%,F,F) Exp:PCDD
Sample Text:ST051210M1 File Text:Frontier Analytical Laboratory
100%



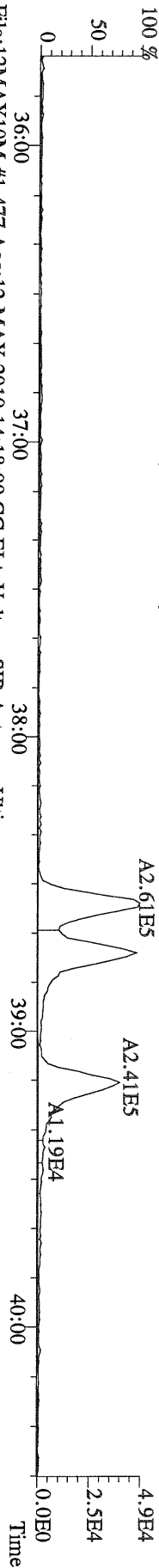
File:12MAY10M #1-411 Acq:12-MAY-2010 14:18:09 GC EI+ Voltage SIR Autospec-Ultima
366.9792 S:2 F:2 Exp:PCDD
Sample Text:ST051210M1 File Text:Frontier Analytical Laboratory
100%



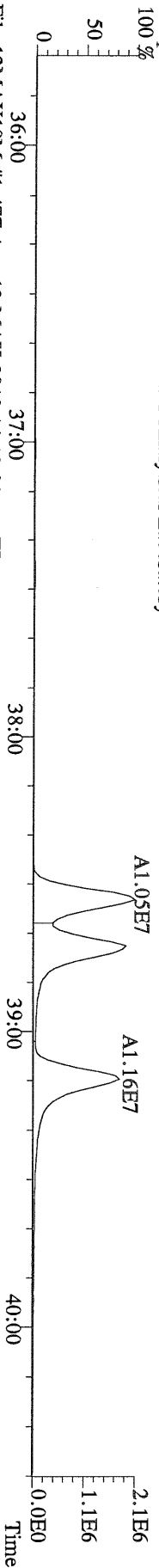
File:12MAY10M #1-477 Acq:12-MAY-2010 14:18:09 GC EI+ Voltage SIR Autospec-Utima
 389.8156 S:2 F:3 BSUB(10000,15,-3.0) PKD(5,5,3,0.10%,100.0,0.00%,F,F) Exp:PCDD
 Sample Text:ST051210M1 File Text:Frontier Analytical Laboratory




File:12MAY10M #1-477 Acq:12-MAY-2010 14:18:09 GC EI+ Voltage SIR Autospec-Utima
 391.8127 S:2 F:3 BSUB(10000,15,-3.0) PKD(5,5,3,0.10%,100.0,0.00%,F,F) Exp:PCDD
 Sample Text:ST051210M1 File Text:Frontier Analytical Laboratory



File:12MAY10M #1-477 Acq:12-MAY-2010 14:18:09 GC EI+ Voltage SIR Autospec-Utima
 401.8559 S:2 F:3 BSUB(10000,15,-3.0) PKD(5,5,3,0.10%,100.0,0.00%,F,F) Exp:PCDD
 Sample Text:ST051210M1 File Text:Frontier Analytical Laboratory



File:12MAY10M #1-477 Acq:12-MAY-2010 14:18:09 GC EI+ Voltage SIR Autospec-Utima
 403.8530 S:2 F:3 BSUB(10000,15,-3.0) PKD(5,5,3,0.10%,100.0,0.00%,F,F) Exp:PCDD
 Sample Text:ST051210M1 File Text:Frontier Analytical Laboratory



File:12MAY10M #1-477 Acq:12-MAY-2010 14:18:09 GC EI+ Voltage SIR Autospec-Utima
 380.9760 S:2 F:3 Exp:PCDD
 Sample Text:ST051210M1 File Text:Frontier Analytical Laboratory

