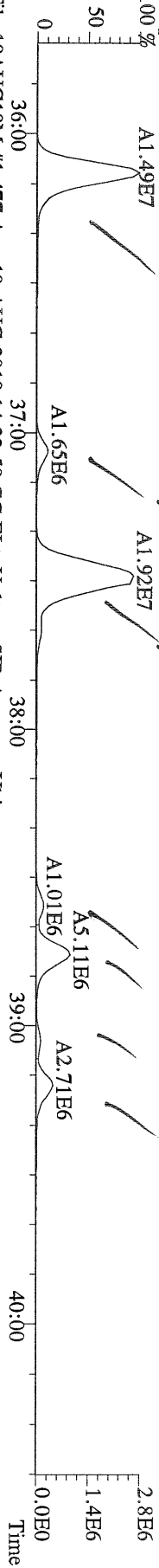
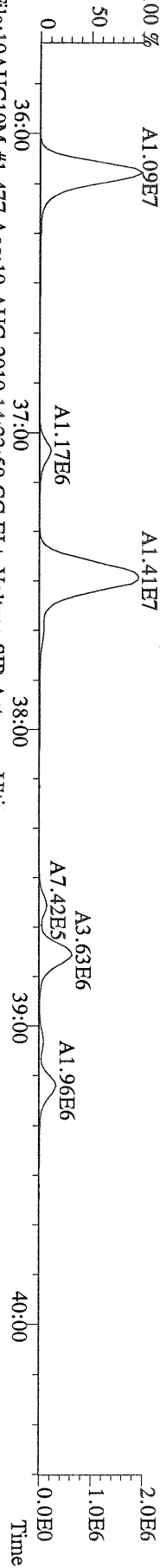


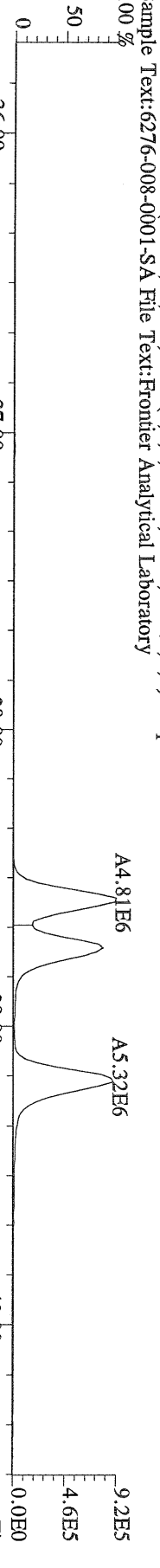
File:10AUG10M #1-477 Acq:10-AUG-2010 14:23:59 GC EI+ Voltage SIR Autospec-Utima
389.8156 S:6 F:3 BSUB(10000,15,-3.0) PKD(5,5,3,0.10%,100.0,0.00%,F,F) Exp:PCDD
Sample Text:6276-008-0001-SA File Text:Frontier Analytical Laboratory



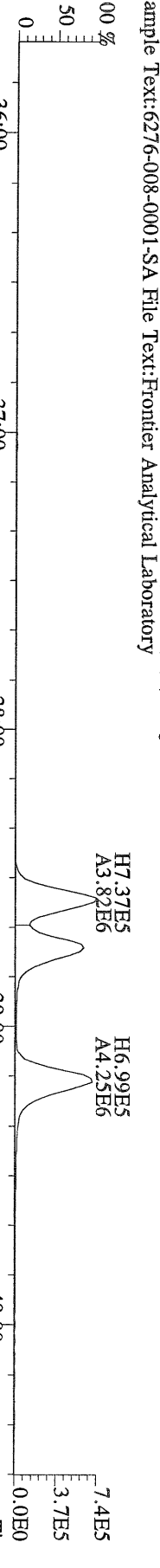
File:10AUG10M #1-477 Acq:10-AUG-2010 14:23:59 GC EI+ Voltage SIR Autospec-Utima
391.8127 S:6 F:3 BSUB(10000,15,-3.0) PKD(5,5,3,0.10%,100.0,0.00%,F,F) Exp:PCDD
Sample Text:6276-008-0001-SA File Text:Frontier Analytical Laboratory




File:10AUG10M #1-477 Acq:10-AUG-2010 14:23:59 GC EI+ Voltage SIR Autospec-Utima
401.8559 S:6 F:3 BSUB(10000,15,-3.0) PKD(5,5,3,0.10%,100.0,0.00%,F,F) Exp:PCDD
Sample Text:6276-008-0001-SA File Text:Frontier Analytical Laboratory



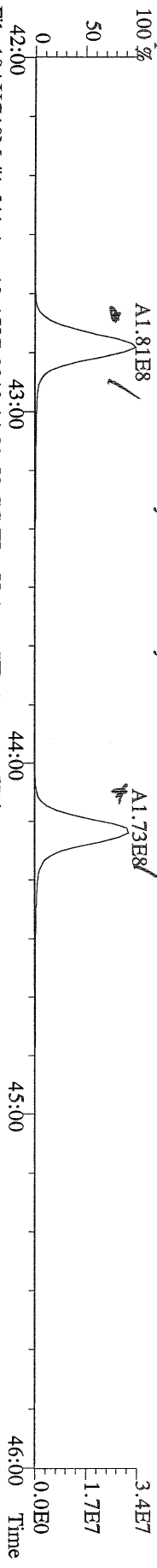
File:10AUG10M #1-477 Acq:10-AUG-2010 14:23:59 GC EI+ Voltage SIR Autospec-Utima
403.8530 S:6 F:3 BSUB(10000,15,-3.0) PKD(5,5,3,0.10%,100.0,0.00%,F,F) Exp:PCDD
Sample Text:6276-008-0001-SA File Text:Frontier Analytical Laboratory



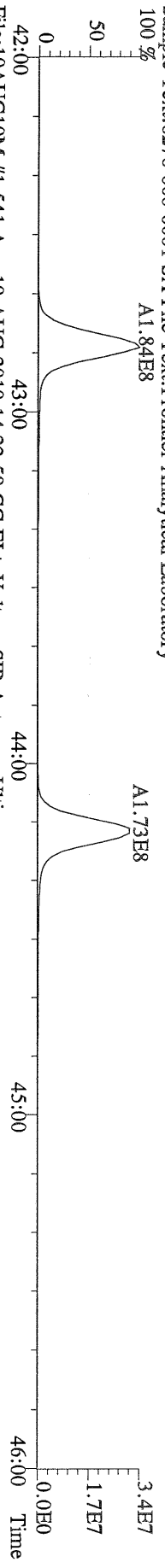
File:10AUG10M #1-477 Acq:10-AUG-2010 14:23:59 GC EI+ Voltage SIR Autospec-Utima
380.9760 S:6 F:3 Exp:PCDD
Sample Text:6276-008-0001-SA File Text:Frontier Analytical Laboratory



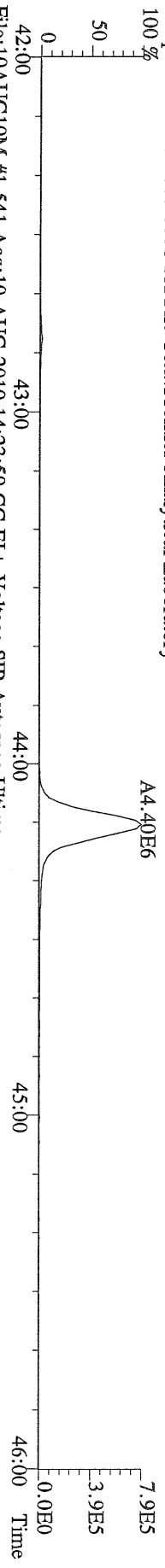
File:10AUG10M #1-541 Acq:10-AUG-2010 14:23:59 GC EI+ Voltage SIR Autospec-Ultima
423.7767 S:6 F:4 BSUB(10000,15,-3.0) PKD(5,5,3,0,10%,100,0,0,00%,F,F) Exp:PCDD
Sample Text:6276-008-0001-SA File Text:Frontier Analytical Laboratory



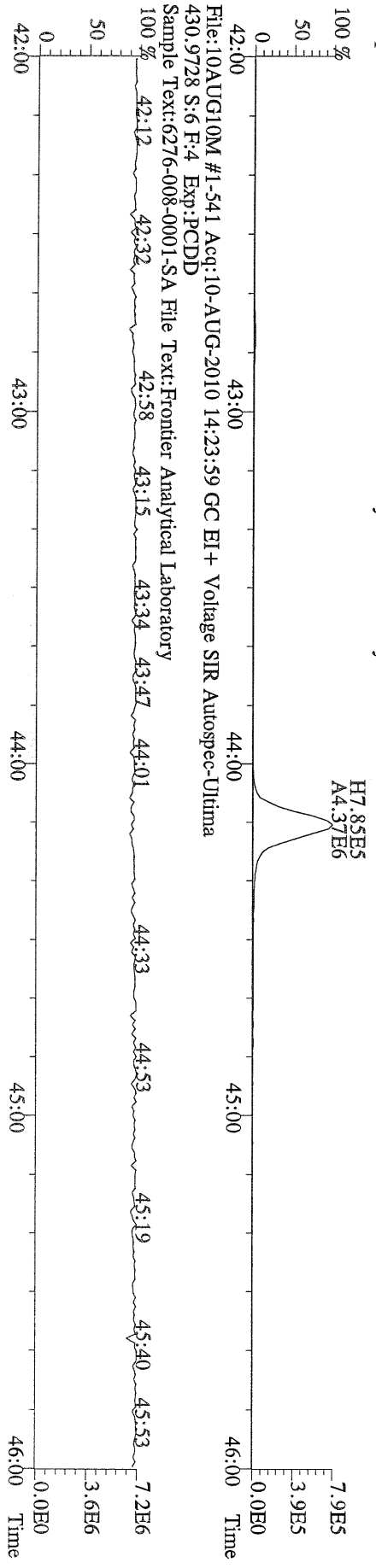
File:10AUG10M #1-541 Acq:10-AUG-2010 14:23:59 GC EI+ Voltage SIR Autospec-Ultima
425.7737 S:6 F:4 BSUB(10000,15,-3.0) PKD(5,5,3,0,10%,100,0,0,00%,F,F) Exp:PCDD
Sample Text:6276-008-0001-SA File Text:Frontier Analytical Laboratory




File:10AUG10M #1-541 Acq:10-AUG-2010 14:23:59 GC EI+ Voltage SIR Autospec-Ultima
435.8169 S:6 F:4 BSUB(10000,15,-3.0) PKD(5,5,3,0,10%,100,0,0,00%,F,F) Exp:PCDD
Sample Text:6276-008-0001-SA File Text:Frontier Analytical Laboratory



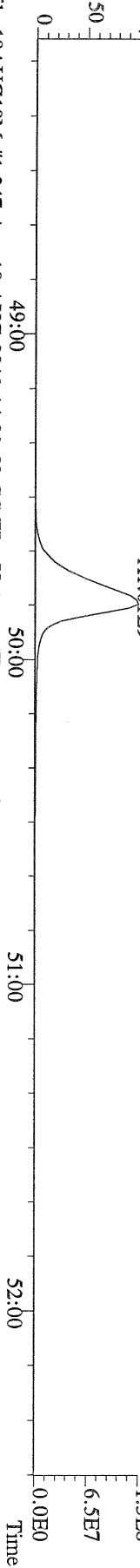
File:10AUG10M #1-541 Acq:10-AUG-2010 14:23:59 GC EI+ Voltage SIR Autospec-Ultima
437.8140 S:6 F:4 BSUB(10000,15,-3.0) PKD(5,5,3,0,10%,100,0,0,00%,F,F) Exp:PCDD
Sample Text:6276-008-0001-SA File Text:Frontier Analytical Laboratory




File:10AUG10M #1-347 Acq:10-AUG-2010 14:23:59 GC EI+ Voltage SIR Autospec-Ultima
 457.7377 S:6 F:5 BSUB(10000,15,-3.0) PKD(5,5,3,0,10%,100,0,0,00%,F,F) Exp:PCDD
 Sample Text:6276-008-0001-SA File Text:Frontier Analytical Laboratory
 100 %




File:10AUG10M #1-347 Acq:10-AUG-2010 14:23:59 GC EI+ Voltage SIR Autospec-Ultima
 459.7348 S:6 F:5 BSUB(10000,15,-3.0) PKD(5,5,3,0,10%,100,0,0,00%,F,F) Exp:PCDD
 Sample Text:6276-008-0001-SA File Text:Frontier Analytical Laboratory
 100 %




File:10AUG10M #1-347 Acq:10-AUG-2010 14:23:59 GC EI+ Voltage SIR Autospec-Ultima
 469.7780 S:6 F:5 BSUB(10000,15,-3.0) PKD(5,5,3,0,10%,100,0,0,00%,F,F) Exp:PCDD
 Sample Text:6276-008-0001-SA File Text:Frontier Analytical Laboratory
 100 %



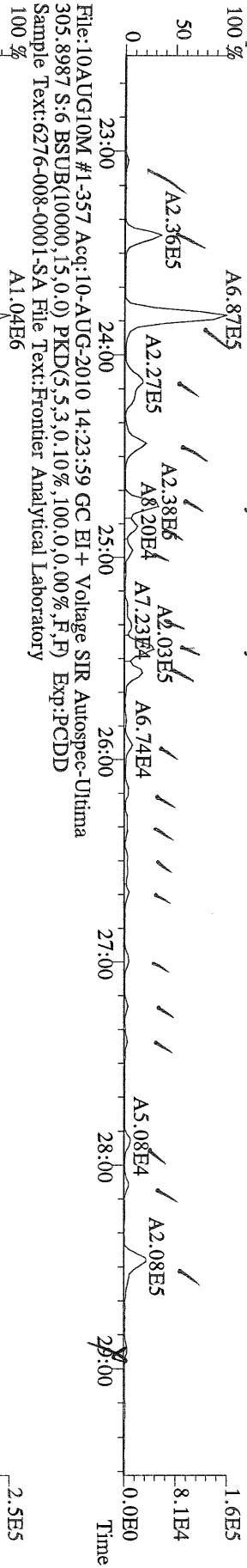
File:10AUG10M #1-347 Acq:10-AUG-2010 14:23:59 GC EI+ Voltage SIR Autospec-Ultima
 471.7750 S:6 F:5 BSUB(10000,15,-3.0) PKD(5,5,3,0,10%,100,0,0,00%,F,F) Exp:PCDD
 Sample Text:6276-008-0001-SA File Text:Frontier Analytical Laboratory
 100 %



File:10AUG10M #1-347 Acq:10-AUG-2010 14:23:59 GC EI+ Voltage SIR Autospec-Ultima
 454.9728 S:6 F:5 Exp:PCDD
 Sample Text:6276-008-0001-SA File Text:Frontier Analytical Laboratory
 100 %



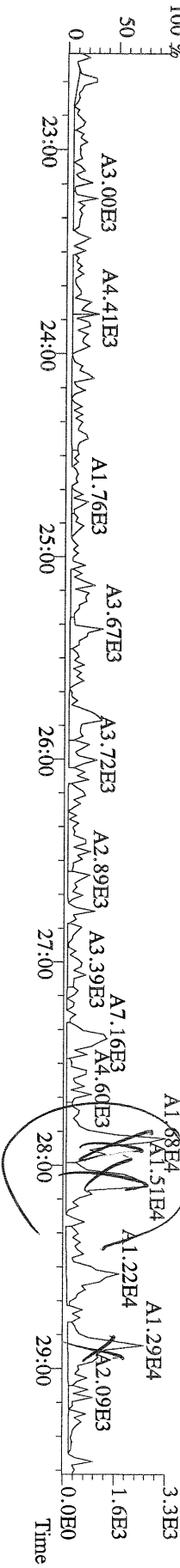
File:10AUG10M #1-357 Acq:10-AUG-2010 14:23:59 GC EI+ Voltage SIR Autospec-Ultima
303.9016 S:6 BSUB(10000,15,-3.0) PKD(5,5,3,0.10%,100.0,0.00%,F,F) Exp:PCDD
Sample Text:6276-008-0001-SA File Text:Frontier Analytical Laboratory




File:10AUG10M #1-357 Acq:10-AUG-2010 14:23:59 GC EI+ Voltage SIR Autospec-Ultima
315.9419 S:6 BSUB(10000,15,-3.0) PKD(5,5,3,0.10%,100.0,0.00%,F,F) Exp:PCDD
Sample Text:6276-008-0001-SA File Text:Frontier Analytical Laboratory



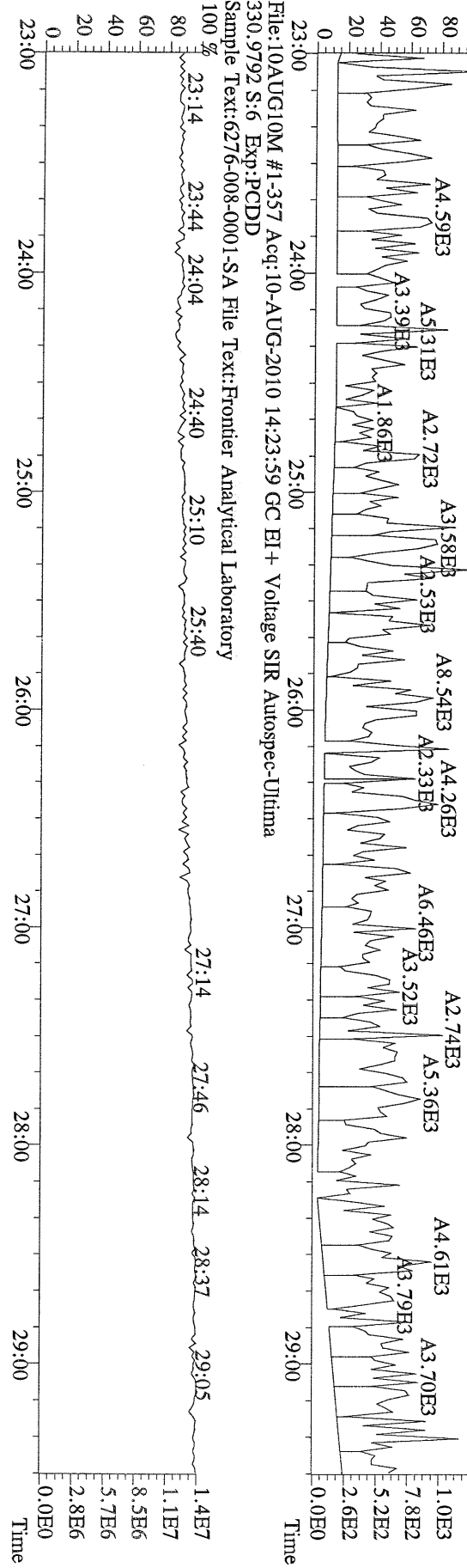
File:10AUG10M #1-357 Acq:10-AUG-2010 14:23:59 GC EI+ Voltage SIR Autospec-Ultima
375.8364 S:6 BSUB(10000,15,-3.0) PKD(5,5,3,0.10%,100.0,0.00%,F,F) Exp:PCDD
Sample Text:6276-008-0001-SA File Text:Frontier Analytical Laboratory



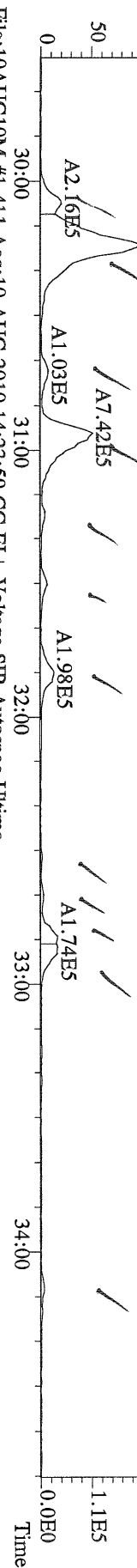
File:10AUG10M #1-357 Acq:10-AUG-2010 14:23:59 GC EI + Voltage SIR Autospec-Ultima
 339.8597 S:6 BSUB(10000,15,-3.0) PKD(5,5,3,0.10%,100,0,0.00%,F,F) Exp:PCDD
 Sample Text:6276-008-0001-SA File Text:Frontier Analytical Laboratory



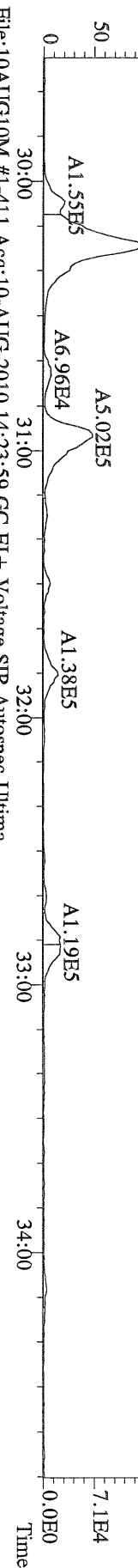
File:10AUG10M #1-357 Acq:10-AUG-2010 14:23:59 GC EI + Voltage SIR Autospec-Ultima
 409.7974 S:6 BSUB(10000,15,-3.0) PKD(5,5,3,0.10%,100,0,0.00%,F,F) Exp:PCDD
 Sample Text:6276-008-0001-SA File Text:Frontier Analytical Laboratory



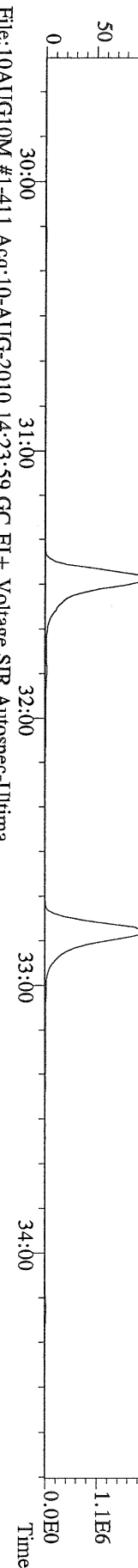
File:10AUG10M #1-411 Acq:10-AUG-2010 14:23:59 GC EI + Voltage SIR Autospec-Ultima
339.8597 S:6 F:2 BSUB(10000,15,-3.0) PKD(5,5,3,0,10%,100,0,0,0,0%) Exp:PCDD
Sample Text:6276-008-0001-SA File Text:Frontier Analytical Laboratory




File:10AUG10M #1-411 Acq:10-AUG-2010 14:23:59 GC EI + Voltage SIR Autospec-Ultima
341.8568 S:6 F:2 BSUB(10000,15,-3.0) PKD(5,5,3,0,10%,100,0,0,0,0%) Exp:PCDD
Sample Text:6276-008-0001-SA File Text:Frontier Analytical Laboratory



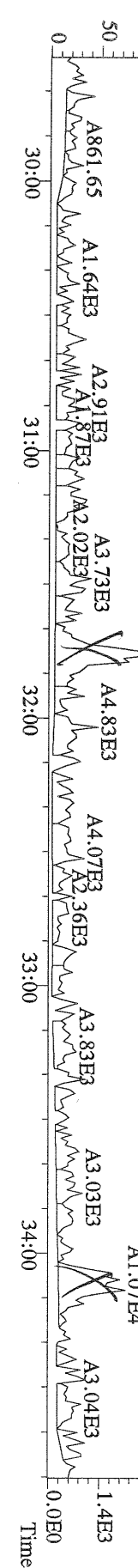
File:10AUG10M #1-411 Acq:10-AUG-2010 14:23:59 GC EI + Voltage SIR Autospec-Ultima
351.9000 S:6 F:2 BSUB(10000,15,-3.0) PKD(5,5,3,0,10%,100,0,0,0,0%) Exp:PCDD
Sample Text:6276-008-0001-SA File Text:Frontier Analytical Laboratory




File:10AUG10M #1-411 Acq:10-AUG-2010 14:23:59 GC EI + Voltage SIR Autospec-Ultima
353.8970 S:6 F:2 BSUB(10000,15,-3.0) PKD(5,5,3,0,10%,100,0,0,0,0%) Exp:PCDD
Sample Text:6276-008-0001-SA File Text:Frontier Analytical Laboratory



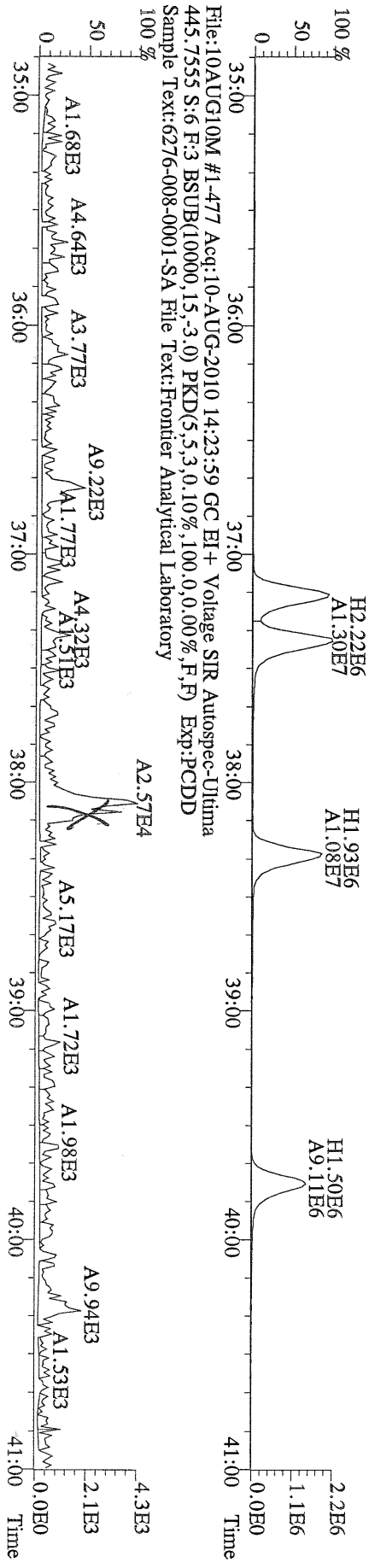
File:10AUG10M #1-411 Acq:10-AUG-2010 14:23:59 GC EI + Voltage SIR Autospec-Ultima
409.7974 S:6 F:2 BSUB(10000,15,-3.0) PKD(5,5,3,0,10%,100,0,0,0,0%) Exp:PCDD
Sample Text:6276-008-0001-SA File Text:Frontier Analytical Laboratory



File:10AUG10M #1-477 Acq:10-AUG-2010 14:23:59 GC EI+ Voltage SIR Autospec-Utima
373.8207 S:6 F:3 BSUB(10000,15,-3.0) PKD(5,5,3,0,10%,100,0,0,00%,F,F) Exp:PCDD
Sample Text:6276-008-0001-SA File Text:Frontier Analytical Laboratory




File:10AUG10M #1-477 Acq:10-AUG-2010 14:23:59 GC EI+ Voltage SIR Autospec-Utima
383.8639 S:6 F:3 BSUB(10000,15,-3.0) PKD(5,5,3,0,10%,100,0,0,00%,F,F) Exp:PCDD
Sample Text:6276-008-0001-SA File Text:Frontier Analytical Laboratory

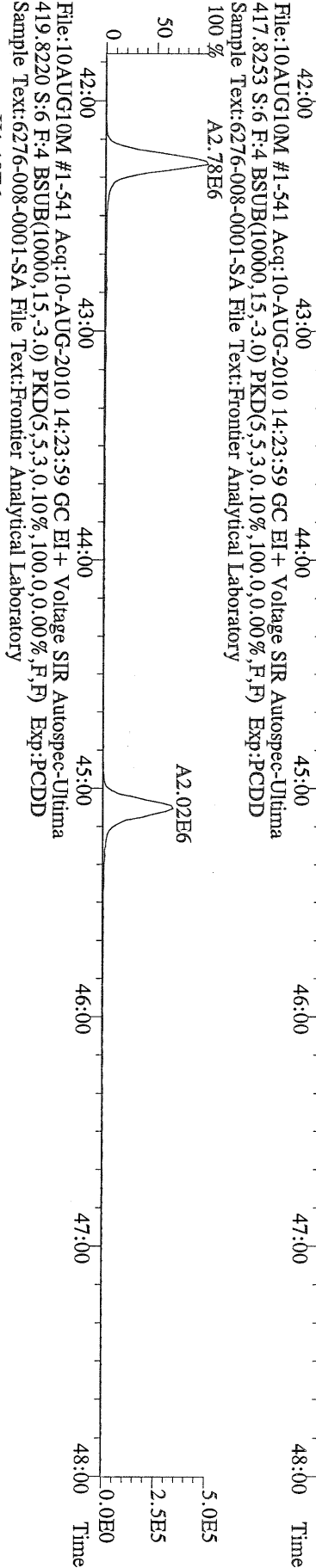


File:10AUG10M #1-477 Acq:10-AUG-2010 14:23:59 GC EI+ Voltage SIR Autospec-Utima
445.7555 S:6 F:3 BSUB(10000,15,-3.0) PKD(5,5,3,0,10%,100,0,0,00%,F,F) Exp:PCDD
Sample Text:6276-008-0001-SA File Text:Frontier Analytical Laboratory

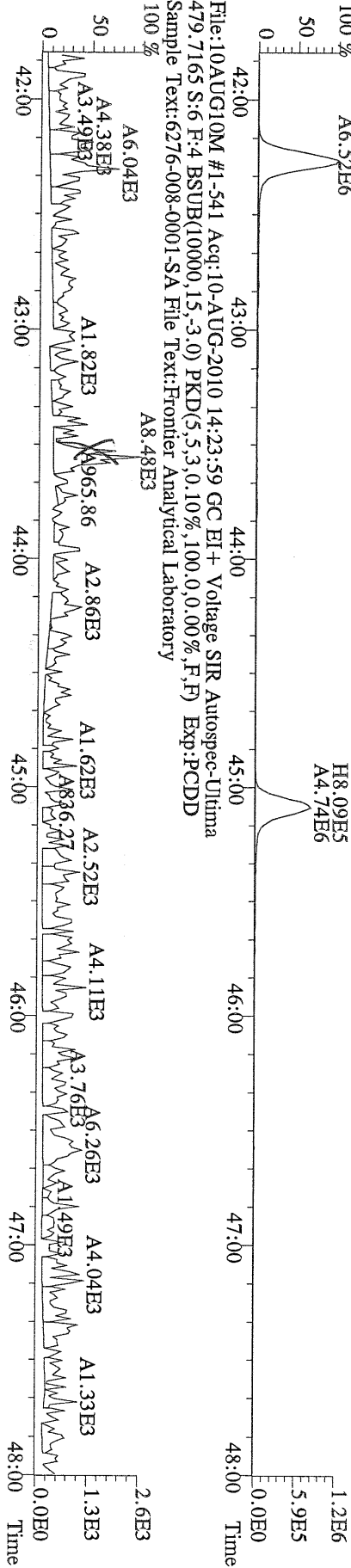
File:10AUG10M #1-541 Acq:10-AUG-2010 14:23:59 GC EI+ Voltage SIR Autospec-Ultima
 407.7818 S:6 F:4 BSUB(10000,15,-3.0) PKD(5,5,3,0,10%,100,0,0,00%,F,F) Exp:PCDD
 Sample Text:6276-008-0001-SA File Text:Fronter Analytical Laboratory



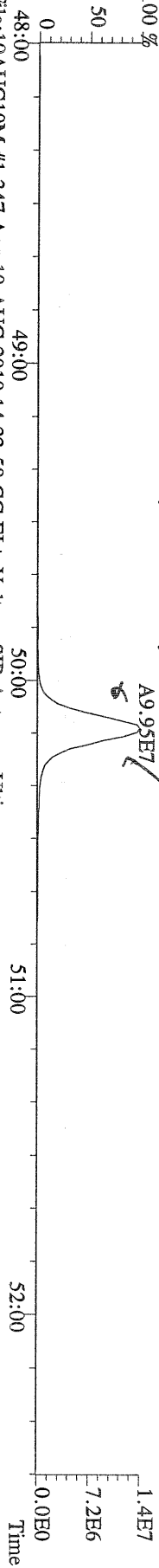
File:10AUG10M #1-541 Acq:10-AUG-2010 14:23:59 GC EI+ Voltage SIR Autospec-Ultima
 417.8253 S:6 F:4 BSUB(10000,15,-3.0) PKD(5,5,3,0,10%,100,0,0,00%,F,F) Exp:PCDD
 Sample Text:6276-008-0001-SA File Text:Fronter Analytical Laboratory



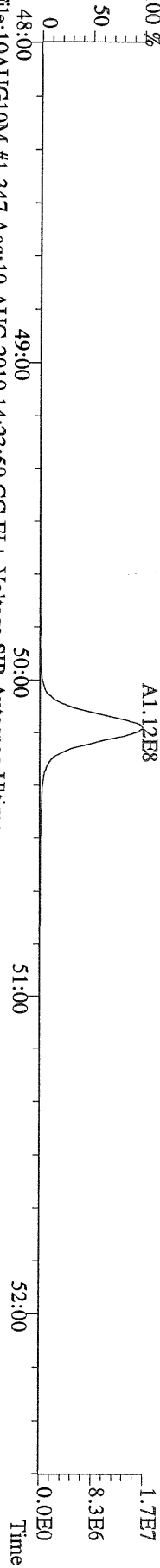
File:10AUG10M #1-541 Acq:10-AUG-2010 14:23:59 GC EI+ Voltage SIR Autospec-Ultima
 479.7165 S:6 F:4 BSUB(10000,15,-3.0) PKD(5,5,3,0,10%,100,0,0,00%,F,F) Exp:PCDD
 Sample Text:6276-008-0001-SA File Text:Fronter Analytical Laboratory



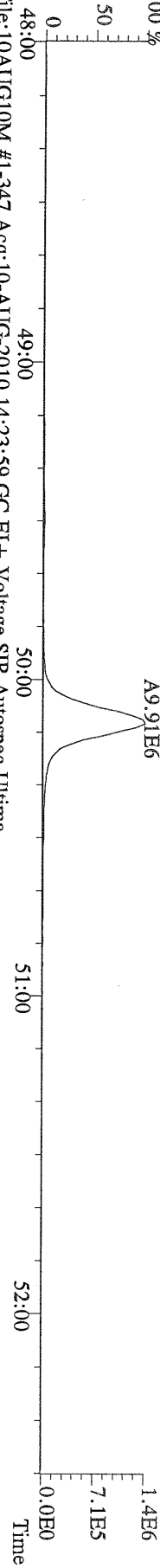
File:10AUG10M #1-347 Acq:10-AUG-2010 14:23:59 GC EI+ Voltage SIR Autospec-Utima
441.7428 S:6 F:5 BSUB(10000,15,-3.0) PKD(5,5,3,0,10%,100,0,0,00%,F,F) Exp:PCDD
Sample Text:6276-008-0001-SA File Text:Frontier Analytical Laboratory
100 %



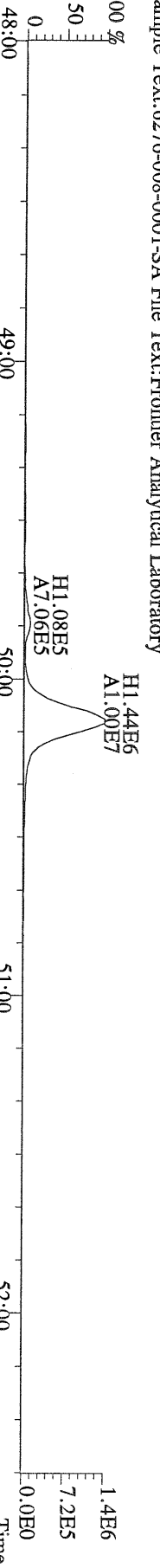
File:10AUG10M #1-347 Acq:10-AUG-2010 14:23:59 GC EI+ Voltage SIR Autospec-Utima
443.7398 S:6 F:5 BSUB(10000,15,-3.0) PKD(5,5,3,0,10%,100,0,0,00%,F,F) Exp:PCDD
Sample Text:6276-008-0001-SA File Text:Frontier Analytical Laboratory
100 %



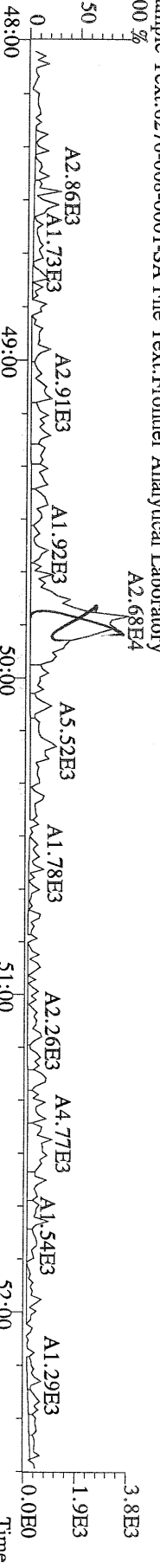
File:10AUG10M #1-347 Acq:10-AUG-2010 14:23:59 GC EI+ Voltage SIR Autospec-Utima
453.7831 S:6 F:5 BSUB(10000,15,-3.0) PKD(5,5,3,0,10%,100,0,0,00%,F,F) Exp:PCDD
Sample Text:6276-008-0001-SA File Text:Frontier Analytical Laboratory
100 %



File:10AUG10M #1-347 Acq:10-AUG-2010 14:23:59 GC EI+ Voltage SIR Autospec-Utima
455.7801 S:6 F:5 BSUB(10000,15,-3.0) PKD(5,5,3,0,10%,100,0,0,00%,F,F) Exp:PCDD
Sample Text:6276-008-0001-SA File Text:Frontier Analytical Laboratory



File:10AUG10M #1-347 Acq:10-AUG-2010 14:23:59 GC EI+ Voltage SIR Autospec-Utima
513.6775 S:6 F:5 BSUB(10000,15,-3.0) PKD(5,5,3,0,10%,100,0,0,00%,F,F) Exp:PCDD
Sample Text:6276-008-0001-SA File Text:Frontier Analytical Laboratory



Totals class: Total Hepta-Dioxins

Entry #: 41

Run: 17

File: 17AUG10M

S: 10 I: 1 F: 4


Acquired: 17-AUG-10 16:13:01

Total Concentration: 26600


Unnamed Concentration: 13857.168

RT	ml Resp	m2 Resp	RA	Resp	Concentration	Name
42:47	3.42e+07	3.39e+07	1.01 y	6.81e+07	13900	
44:11	3.15e+07	3.11e+07	1.01 y	6.27e+07	12700	1,2,3,4,6,7,8-HpCDD


File:17AUG10M #1-477 Acq:17-AUG-2010 16:13:01 GC EI+ Voltage SIR Autospec-Ultima
 389.8156 S:10 F:3 BSUB(10000,15,-3.0) PKD(5,5,3,0,10%,100,0,0,00%,F,F) Exp:PCDD
 Sample Text:6276-008-0001-SA File Text:Frontier Analytical Laboratory
 100 %



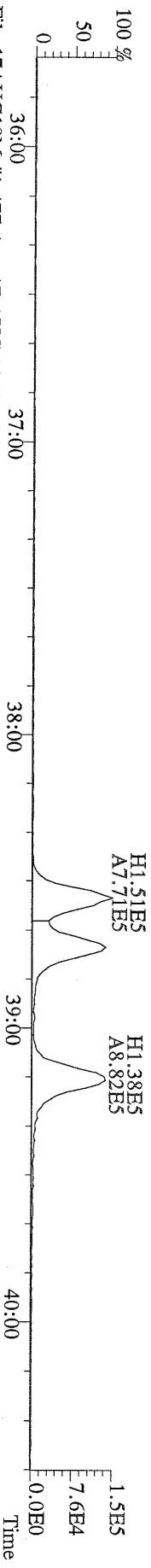
File:17AUG10M #1-477 Acq:17-AUG-2010 16:13:01 GC EI+ Voltage SIR Autospec-Ultima
 391.8127 S:10 F:3 BSUB(10000,15,-3.0) PKD(5,5,3,0,10%,100,0,0,00%,F,F) Exp:PCDD
 Sample Text:6276-008-0001-SA File Text:Frontier Analytical Laboratory
 100 %



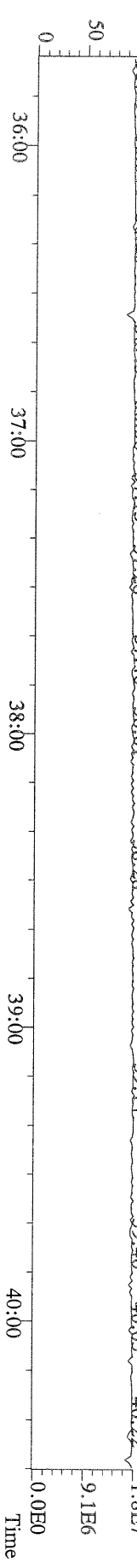
File:17AUG10M #1-477 Acq:17-AUG-2010 16:13:01 GC EI+ Voltage SIR Autospec-Ultima
 401.8559 S:10 F:3 BSUB(10000,15,-3.0) PKD(5,5,3,0,10%,100,0,0,00%,F,F) Exp:PCDD
 Sample Text:6276-008-0001-SA File Text:Frontier Analytical Laboratory
 100 %



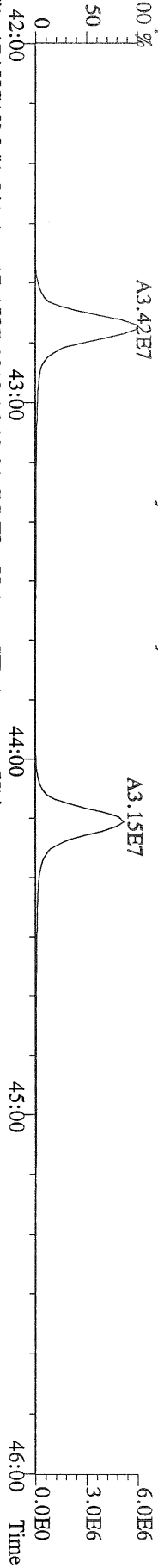
File:17AUG10M #1-477 Acq:17-AUG-2010 16:13:01 GC EI+ Voltage SIR Autospec-Ultima
 403.8530 S:10 F:3 BSUB(10000,15,-3.0) PKD(5,5,3,0,10%,100,0,0,00%,F,F) Exp:PCDD
 Sample Text:6276-008-0001-SA File Text:Frontier Analytical Laboratory
 100 %



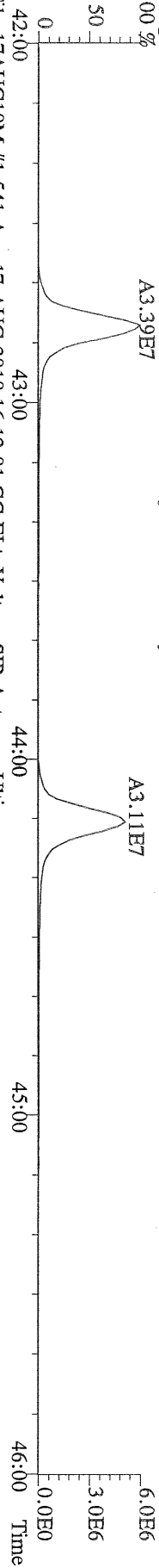
File:17AUG10M #1-477 Acq:17-AUG-2010 16:13:01 GC EI+ Voltage SIR Autospec-Ultima
 380.9760 S:10 F:3 Exp:PCDD
 Sample Text:6276-008-0001-SA File Text:Frontier Analytical Laboratory
 100 %



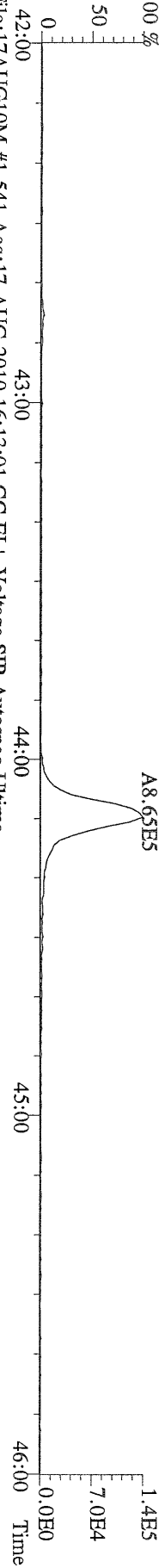
File:17AUG10M #1-541 Acq:17-AUG-2010 16:13:01 GC EI + Voltage SIR Autospec-Ultima
423.7767 S:10 F:4 BSUB(10000,15,-3.0) PKD(5,5,3,0.10%,100,0.0,0.00%,F,F) Exp:PCDD
Sample Text:6276-008-0001-SA File Text:Frontier Analytical Laboratory



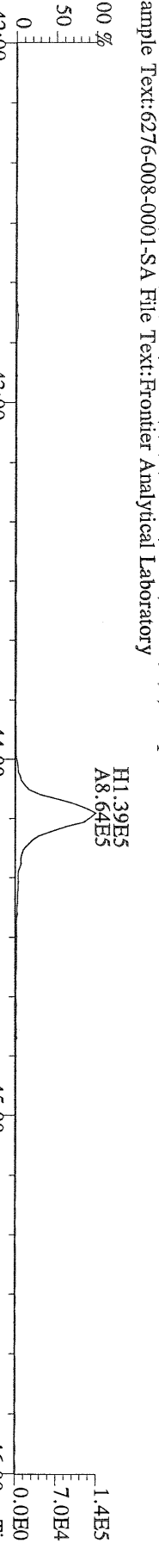
File:17AUG10M #1-541 Acq:17-AUG-2010 16:13:01 GC EI + Voltage SIR Autospec-Ultima
425.7737 S:10 F:4 BSUB(10000,15,-3.0) PKD(5,5,3,0.10%,100,0.0,0.00%,F,F) Exp:PCDD
Sample Text:6276-008-0001-SA File Text:Frontier Analytical Laboratory



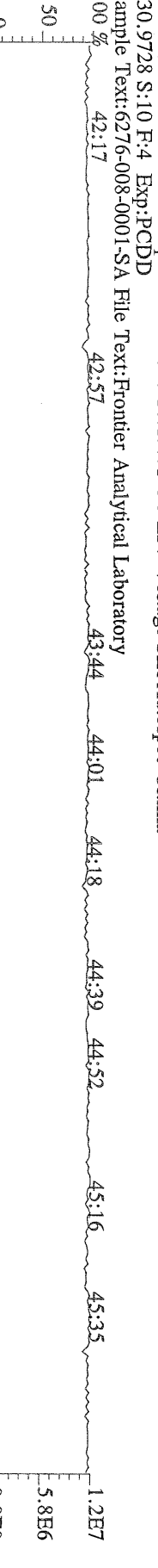
File:17AUG10M #1-541 Acq:17-AUG-2010 16:13:01 GC EI + Voltage SIR Autospec-Ultima
435.8169 S:10 F:4 BSUB(10000,15,-3.0) PKD(5,5,3,0.10%,100,0.0,0.00%,F,F) Exp:PCDD
Sample Text:6276-008-0001-SA File Text:Frontier Analytical Laboratory



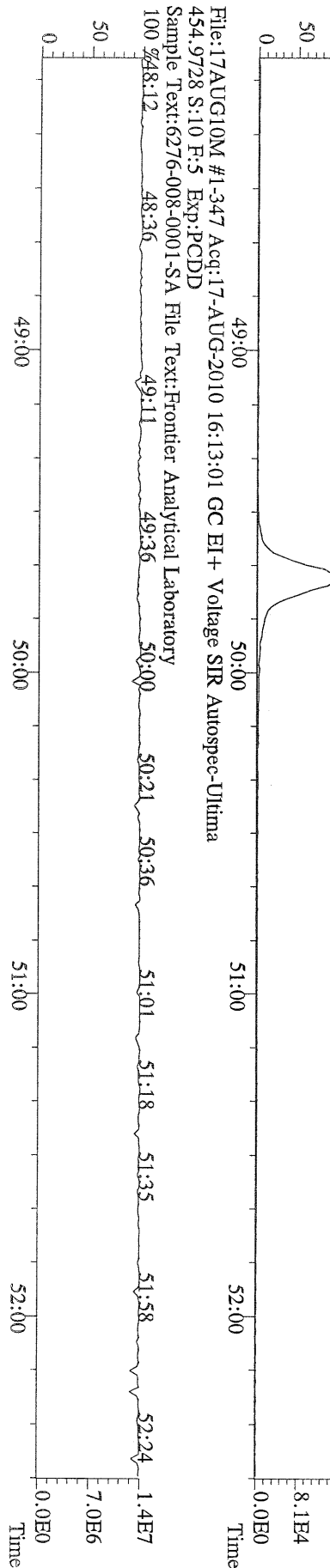



File:17AUG10M #1-541 Acq:17-AUG-2010 16:13:01 GC EI + Voltage SIR Autospec-Ultima
437.8140 S:10 F:4 BSUB(10000,15,-3.0) PKD(5,5,3,0.10%,100,0.0,0.00%,F,F) Exp:PCDD
Sample Text:6276-008-0001-SA File Text:Frontier Analytical Laboratory



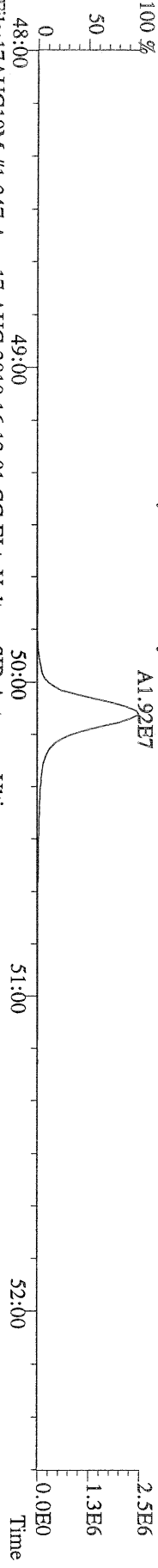
File:17AUG10M #1-541 Acq:17-AUG-2010 16:13:01 GC EI + Voltage SIR Autospec-Ultima
430.9728 S:10 F:4 Exp:PCDD
Sample Text:6276-008-0001-SA File Text:Frontier Analytical Laboratory



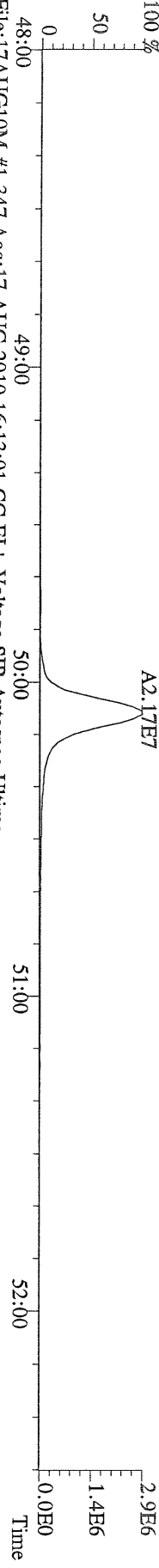
File:17AUG10M #1-347 Acq:17-AUG-2010 16:13:01 GC EI+ Voltage SIR Autospec-Utima
457.7377 S:10 F:5 BSUB(10000,15,-3.0) PKD(5,5,3,0,10%,100.0,0.00%,F,F) Exp:PCDD
Sample Text:6276-008-0001-SA File Text:Frontier Analytical Laboratory



File:17AUG10M #1-347 Acq:17-AUG-2010 16:13:01 GC EI+ Voltage SIR Autospec-Ultima
441.7428 S:10 F:5 BSUB(10000,15,-3.0) PKD(5,5,3,0,10%,100,0,0,00%,F,F) Exp:PCDD
Sample Text:6276-008-0001-SA File Text:Frontier Analytical Laboratory



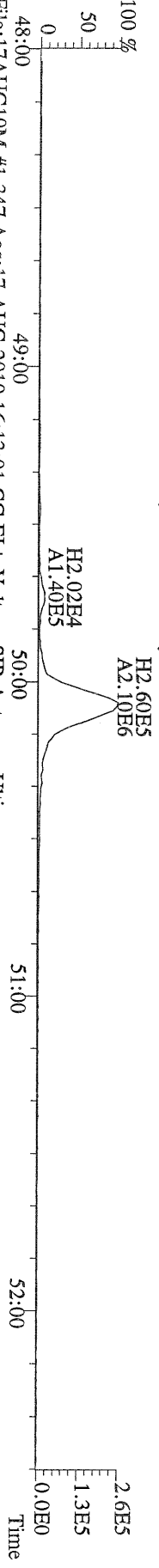
File:17AUG10M #1-347 Acq:17-AUG-2010 16:13:01 GC EI+ Voltage SIR Autospec-Ultima
443.7398 S:10 F:5 BSUB(10000,15,-3.0) PKD(5,5,3,0,10%,100,0,0,00%,F,F) Exp:PCDD
Sample Text:6276-008-0001-SA File Text:Frontier Analytical Laboratory



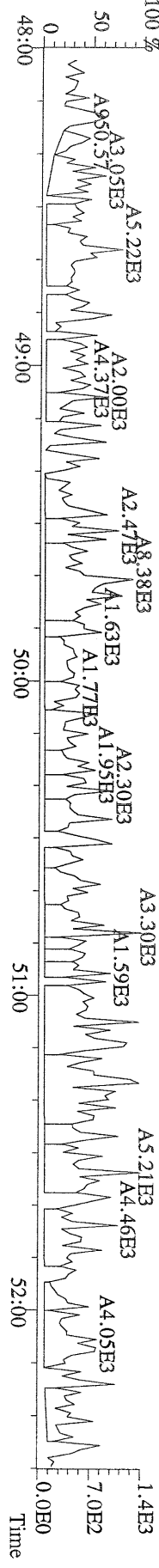
File:17AUG10M #1-347 Acq:17-AUG-2010 16:13:01 GC EI+ Voltage SIR Autospec-Ultima
453.7831 S:10 F:5 BSUB(10000,15,-3.0) PKD(5,5,3,0,10%,100,0,0,00%,F,F) Exp:PCDD
Sample Text:6276-008-0001-SA File Text:Frontier Analytical Laboratory



File:17AUG10M #1-347 Acq:17-AUG-2010 16:13:01 GC EI+ Voltage SIR Autospec-Ultima
455.7801 S:10 F:5 BSUB(10000,15,-3.0) PKD(5,5,3,0,10%,100,0,0,00%,F,F) Exp:PCDD
Sample Text:6276-008-0001-SA File Text:Frontier Analytical Laboratory




File:17AUG10M #1-347 Acq:17-AUG-2010 16:13:01 GC EI+ Voltage SIR Autospec-Ultima
513.6775 S:10 F:5 BSUB(10000,15,-3.0) PKD(5,5,3,0,10%,100,0,0,00%,F,F) Exp:PCDD
Sample Text:6276-008-0001-SA File Text:Frontier Analytical Laboratory



*112 134
 DL 8/19/10*

Name	Resp	RA	RT	RRF	Conc	Qual	Fac Noise-1	Noise-2	DL	Rec	#Hom
2,3,7,8-TCDD	5.57e+04	0.69 y	27:25	1.04	2.10		2.50	-	*		
1,2,3,7,8-PeCDD	2.11e+05	1.49 y	33:15	1.05	8.59		2.50	-	*		
1,2,3,4,7,8-HxCDD	4.72e+05	1.29 y	38:36	1.30	22.1		2.50	-	*		
1,2,3,6,7,8-HxCDD	2.77e+06	1.38 y	38:46	1.28	137		2.50	-	*		
1,2,3,7,8,9-HxCDD	1.09e+06	1.37 y	39:12	1.25	54.0		2.50	-	*		
1,2,3,4,6,7,8-HpCDD	1.18e+08	0.99 y	44:12	1.35	5700		2.50	-	*		
OCDD	*	* n	NotFnd	1.25	* 73,500	*	2.50	-	*		
2,3,7,8-TCDF	8.17e+04	0.72 y	26:40	1.62	1.34	J	2.50	-	*		
1,2,3,7,8-PeCDF	5.39e+04	1.54 y	31:31	0.92	1.73	J	2.50	-	*		
2,3,4,7,8-PeCDF	8.84e+04	1.34 y	32:50	0.94	2.83	J	2.50	-	*		
1,2,3,4,7,8-HxCDF	8.40e+05	1.24 y	37:12	0.93	28.0		2.50	-	*		
1,2,3,6,7,8-HxCDF	4.92e+05	1.18 y	37:24	0.84	16.3		2.50	-	*		
2,3,4,6,7,8-HxCDF	7.69e+05	1.21 y	38:21	0.90	28.1		2.50	-	*		
1,2,3,7,8,9-HxCDF	1.68e+05	1.14 y	39:50	0.98	6.30	J	2.50	-	*		
1,2,3,4,6,7,8-HpCDF	2.67e+07	1.05 y	42:18	1.38	1180		2.50	-	*		
1,2,3,4,7,8,9-HpCDF	8.47e+05	0.99 y	45:07	1.62	37.9		2.50	-	*		
OCDF	7.86e+07	0.85 y	50:09	0.74	5750		2.50	-	*		
13C-2,3,7,8-TCDD	1.72e+07	0.85 y	27:24	0.93	617					92.0	
13C-1,2,3,7,8-PeCDD	1.57e+07	1.75 y	33:13	0.81	647					96.4	
13C-1,2,3,4,7,8-HxCDD	1.10e+07	1.26 y	38:34	0.95	646					96.3	
13C-1,2,3,6,7,8-HxCDD	1.06e+07	1.26 y	38:44	1.00	592					88.2	
13C-1,2,3,4,6,7,8-HpCDD	1.02e+07	1.02 y	44:11	0.92	616					91.7	
13C-OCDD	*	* n	NotFnd	0.63	*	*				* 97.5	
13C-2,3,7,8-TCDF	2.52e+07	0.85 y	26:39	0.87	671					100	
13C-1,2,3,7,8-PeCDF	2.27e+07	1.67 y	31:29	0.81	653					97.2	
13C-2,3,4,7,8-PeCDF	2.22e+07	1.64 y	32:48	0.75	682					102	
13C-1,2,3,4,7,8-HxCDF	2.16e+07	0.52 y	37:11	1.74	689					103	
13C-1,2,3,6,7,8-HxCDF	2.42e+07	0.52 y	37:23	2.17	620					92.3	
13C-2,3,4,6,7,8-HxCDF	2.05e+07	0.52 y	38:20	1.82	626					93.3	
13C-1,2,3,7,8,9-HxCDF	1.82e+07	0.51 y	39:46	1.49	679					101	
13C-1,2,3,4,6,7,8-HpCDF	1.10e+07	0.42 y	42:16	1.10	555					82.7	
13C-1,2,3,4,7,8,9-HpCDF	9.24e+06	0.43 y	45:06	0.81	629					93.7	
13C-OCDF	2.48e+07	0.99 y	50:08	1.19	1160					86.3	
37Cl-2,3,7,8-TCDD	6.67e+06		27:25	0.93	238					88.8	
13C-1,2,3,4-TCDD	2.02e+07	0.85 y	26:50	-	20.0						
13C-1,2,3,4-TCDF	2.90e+07	0.85 y	25:33	-	18.3						
13C-1,2,3,7,8,9-HxCDD	1.21e+07	1.24 y	39:11	-	18.8						
Total Tetra-Dioxins	2.25e+06		24:25	1.04	84.6		2.50	-	*		12
Total Penta-Dioxins	5.68e+06		30:15	1.05	232		2.50	-	*		10
Total Hexa-Dioxins	3.24e+07		36:09	1.27	1580		2.50	-	*		7
Total Hepta-Dioxins	2.50e+08		42:49	1.35	12100		2.50	-	*		2
Total Tetra-Furans	4.17e+06		23:05	1.62	68.7		2.50	-	*		18
1st Fn. Tot Penta-Furans	3.48e+06		28:28	0.93	112		2.50	-	*	PeCDF	1
Total Penta-Furans	2.80e+06		30:05	0.93	90.1		2.50	-	*	202	9
Total Hexa-Furans	3.12e+07		35:15	0.90	1100		2.50	-	*		11
Total Hepta-Furans	9.96e+07		42:18	1.48	4440		2.50	-	*		4

Analyst:  Date: 8/11/10

Totals class: Total Tetra-Dioxins

Entry #: 38

Run: 10

File: 10AUG10M

S: 4 I: 1 F: 1

Acquired: 10-AUG-10 12:33:18

Total Concentration: 84.6

Unnamed Concentration: 82.496

RT	ml Resp	m2 Resp	RA	Resp	Concentration	Name
24:25	1.83e+05	2.64e+05	0.69 y	4.47e+05	16.8	
24:42	3.40e+05	4.88e+05	0.70 y	8.28e+05	31.2	
25:00	1.45e+04	2.03e+04	0.72 y	3.48e+04	1.31	
25:47	2.10e+05	2.96e+05	0.71 y	5.05e+05	19.0	
25:58	7.03e+04	1.01e+05	0.70 y	1.71e+05	6.45	
26:08	1.46e+04	2.13e+04	0.69 y	3.59e+04	1.35	
26:30	1.72e+04	2.24e+04	0.77 y	3.96e+04	1.49	
26:51	2.20e+04	3.14e+04	0.70 y	5.33e+04	2.01	
27:10	1.45e+04	1.89e+04	0.77 y	3.34e+04	1.26	
27:25	2.27e+04	3.30e+04	0.69 y	5.57e+04	2.10	2,3,7,8-TCDD
27:43	1.03e+04	1.44e+04	0.72 y	2.47e+04	0.931	
27:52	7.51e+03	8.98e+03	0.84 y	1.65e+04	0.621	

Totals class: Total Penta-Dioxins

Entry #: 39

Run: 10

File: 10AUG10M

S: 4 I: 1 F: 2

Acquired: 10-AUG-10 12:33:18

Total Concentration: 232

Unnamed Concentration: 222.963

RT	ml Resp	m2 Resp	RA	Resp	Concentration	Name
30:15	2.43e+06	1.54e+06	1.58 y	3.96e+06	162	
30:52	6.25e+04	4.24e+04	1.48 y	1.05e+05	4.28	
31:30	1.88e+05	1.21e+05	1.56 y	3.09e+05	12.6	
31:43	2.00e+05	1.34e+05	1.50 y	3.34e+05	13.6	
31:51	1.96e+05	1.14e+05	1.73 y	3.10e+05	12.6	
32:09	1.61e+05	1.05e+05	1.54 y	2.65e+05	10.8	
32:37	4.39e+04	2.96e+04	1.48 y	7.35e+04	3.00	
33:15	1.26e+05	8.46e+04	1.49 y	2.11e+05	8.59	1,2,3,7,8-PeCDD
33:20	3.93e+04	2.58e+04	1.53 y	6.51e+04	2.66	
33:49	2.50e+04	1.61e+04	1.56 y	4.11e+04	1.68	

Totals class: Total Hexa-Dioxins

Entry #: 40

Run: 10

File: 10AUG10M

S: 4 I: 1 F: 3

Acquired: 10-AUG-10 12:33:18

Total Concentration: 1580

Unnamed Concentration: 1365.996

RT	ml Resp	m2 Resp	RA	Resp	Concentration	Name
36:09	9.85e+06	7.19e+06	1.37 y	1.70e+07	829	
37:04	9.05e+05	6.48e+05	1.40 y	1.55e+06	75.5	
37:30	5.34e+06	3.87e+06	1.38 y	9.22e+06	448	
38:36	2.66e+05	2.06e+05	1.29 y	4.72e+05	22.1	1,2,3,4,7,8-HxCDD
38:46	1.61e+06	1.16e+06	1.38 y	2.77e+06	137	1,2,3,6,7,8-HxCDD
39:03	1.49e+05	1.25e+05	1.19 y	2.74e+05	13.3	
39:12	6.29e+05	4.59e+05	1.37 y	1.09e+06	54.0	1,2,3,7,8,9-HxCDD

Totals class: Total Hepta-Dioxins

Entry #: 41

Run: 10

File: 10AUG10M

S: 4 I: 1 F: 4

Acquired: 10-AUG-10 12:33:18

Total Concentration: 12100

Unnamed Concentration: 6422.635

RT	ml Resp	m2 Resp	RA	Resp	Concentration	Name
42:49	6.68e+07	6.57e+07	1.02 y	1.32e+08	6420	
44:12	5.86e+07	5.89e+07	0.99 y	1.18e+08	5700	1,2,3,4,6,7,8-HpCDD

Totals class: Total Tetra-Furans

Entry #: 42

Run: 10 File: 10AUG10M S: 4 I: 1 F: 1
Acquired: 10-AUG-10 12:33:18

Total Concentration: 68.7

Unnamed Concentration: 67.328

RT	ml Resp	m2 Resp	RA	Resp	Concentration	Name
23:05	2.77e+04	4.05e+04	0.68 y	6.81e+04	1.12	
23:25	3.91e+04	5.71e+04	0.69 y	9.62e+04	1.58	
23:50	2.80e+05	4.19e+05	0.67 y	6.99e+05	11.5	
24:12	7.81e+04	1.15e+05	0.68 y	1.94e+05	3.19	
24:27	5.95e+05	8.97e+05	0.66 y	1.49e+06	24.6	
24:45	1.39e+05	2.02e+05	0.69 y	3.41e+05	5.61	
24:59	2.29e+04	2.92e+04	0.78 y	5.21e+04	0.858	
25:20	3.75e+04	4.98e+04	0.75 y	8.73e+04	1.44	
25:27	1.20e+05	1.83e+05	0.66 y	3.03e+05	4.99	
25:35	3.74e+04	5.23e+04	0.72 y	8.97e+04	1.48	
25:56	4.03e+04	5.65e+04	0.71 y	9.68e+04	1.59	
26:10	1.88e+04	2.51e+04	0.75 y	4.39e+04	0.722	
26:30	3.31e+04	4.93e+04	0.67 y	8.24e+04	1.36	
26:40	3.41e+04	4.76e+04	0.72 y	8.17e+04	1.34	2,3,7,8-TCDF
27:00	4.20e+04	6.07e+04	0.69 y	1.03e+05	1.69	
27:53	2.81e+04	3.93e+04	0.71 y	6.74e+04	1.11	
28:06	1.70e+04	1.98e+04	0.86 y	3.68e+04	0.606	
28:29	9.62e+04	1.40e+05	0.68 y	2.37e+05	3.90	

Totals class: 1st Fn. Tot Penta-Furans Entry #: 43

Run: 10 File: 10AUG10M S: 4 I: 1 F: 1
Acquired: 10-AUG-10 12:33:18

Total Concentration: 112 Unnamed Concentration: 111.836

RT	ml Resp	m2 Resp	RA	Resp	Concentration	Name
28:28	2.19e+06	1.29e+06	1.71 y	3.48e+06	112	

Totals class: Total Penta-Furans

Entry #: 44

Run: 10

File: 10AUG10M

S: 4 I: 1 F: 2

Acquired: 10-AUG-10 12:33:18

Total Concentration: 90.1

Unnamed Concentration: 85.537

RT	ml Resp	m2 Resp	RA	Resp	Concentration	Name
30:05	6.51e+04	4.41e+04	1.48 y	1.09e+05	3.51	
30:15	6.62e+05	4.71e+05	1.41 y	1.13e+06	36.4	
30:44	2.29e+05	1.62e+05	1.42 y	3.92e+05	12.6	
30:56	2.18e+05	1.56e+05	1.40 y	3.74e+05	12.0	
31:16	4.54e+04	3.20e+04	1.42 y	7.74e+04	2.49	
31:31	3.26e+04	2.13e+04	1.54 y	5.39e+04	1.73	1,2,3,7,8-PeCDF
31:51	8.03e+04	5.76e+04	1.39 y	1.38e+05	4.43	
32:50	5.06e+04	3.78e+04	1.34 y	8.84e+04	2.83	2,3,4,7,8-PeCDF
32:53	2.59e+05	1.80e+05	1.44 y	4.38e+05	14.1	

Totals class: Total Hexa-Furans

Entry #: 45

Run: 10

File: 10AUG10M

S: 4 I: 1 F: 3

Acquired: 10-AUG-10 12:33:18

Total Concentration: 1100

Unnamed Concentration: 1016.431

RT	ml Resp	m2 Resp	RA	Resp	Concentration	Name
35:15	1.04e+06	8.56e+05	1.21 y	1.89e+06	66.4	
35:32	3.79e+06	3.12e+06	1.22 y	6.91e+06	242	
36:07	3.28e+05	2.67e+05	1.23 y	5.95e+05	20.9	
36:26	1.07e+07	8.58e+06	1.25 y	1.93e+07	677	
37:03	5.94e+04	4.76e+04	1.25 y	1.07e+05	3.76	
37:12	4.66e+05	3.74e+05	1.24 y	8.40e+05	28.0	1,2,3,4,7,8-HxCDF
37:24	2.67e+05	2.25e+05	1.18 y	4.92e+05	16.3	1,2,3,6,7,8-HxCDF
37:52	4.45e+04	4.11e+04	1.08 y	8.55e+04	3.00	
38:07	5.00e+04	4.30e+04	1.16 y	9.30e+04	3.26	
38:21	4.22e+05	3.48e+05	1.21 y	7.69e+05	28.1	2,3,4,6,7,8-HxCDF
39:50	8.97e+04	7.85e+04	1.14 y	1.68e+05	6.30	1,2,3,7,8,9-HxCDF

Totals class: Total Hepta-Furans

Entry #: 46

Run: 10

File: 10AUG10M

S: 4 I: 1 F: 4

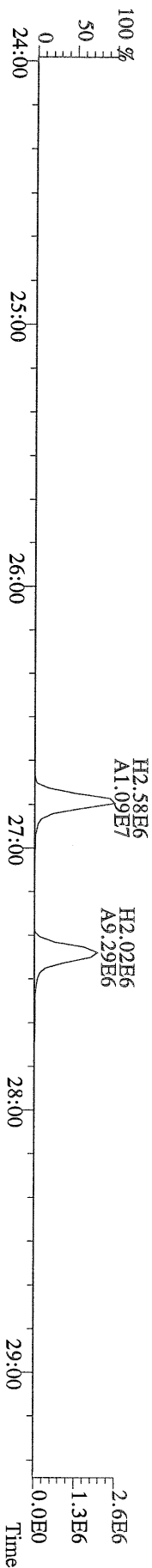
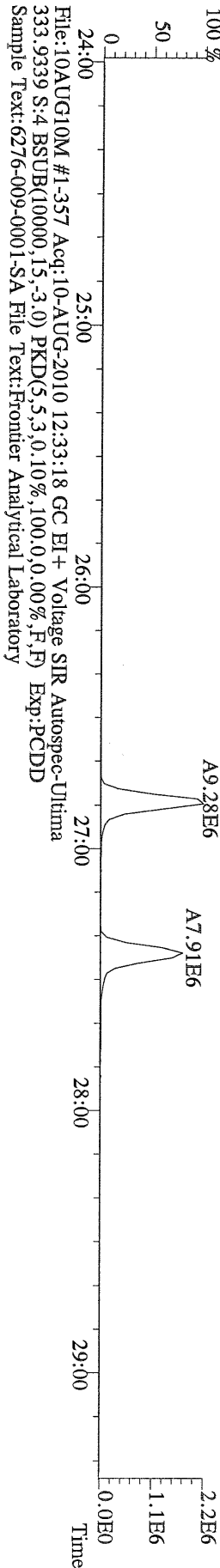
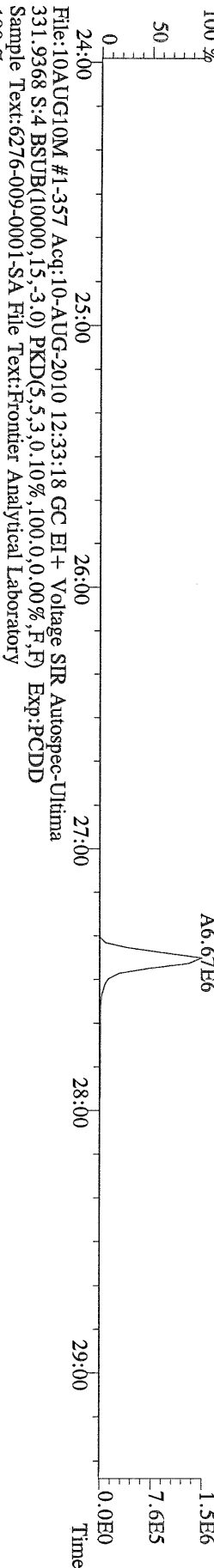

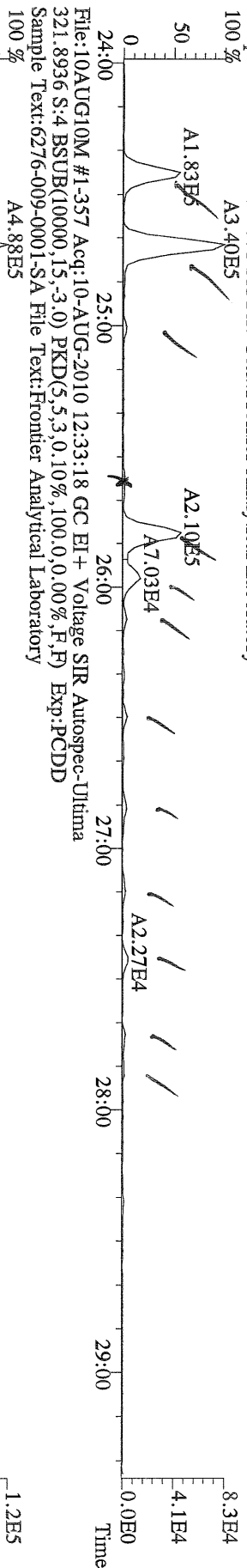
Acquired: 10-AUG-10 12:33:18

Total Concentration: 4440

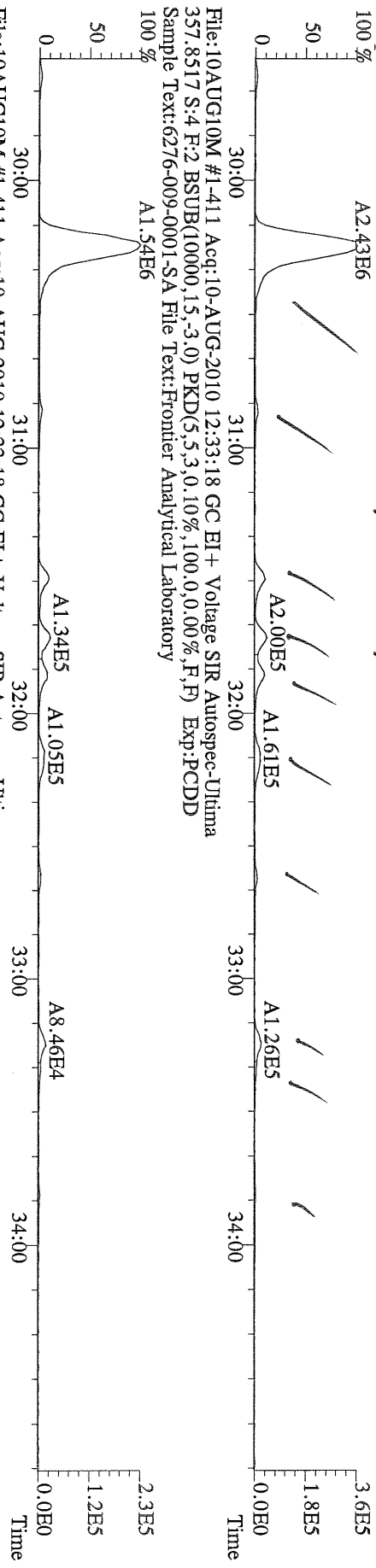
Unnamed Concentration: 3221.065

RT	ml Resp	m2 Resp	RA	Resp	Concentration	Name
42:18	1.37e+07	1.30e+07	1.05 y	2.67e+07	1180	1,2,3,4,6,7,8-HpCDF
42:50	1.79e+05	1.80e+05	0.99 y	3.58e+05	16.0	
43:07	3.69e+07	3.48e+07	1.06 y	7.17e+07	3210	
45:07	4.22e+05	4.25e+05	0.99 y	8.47e+05	37.9	1,2,3,4,7,8,9-HpCDF

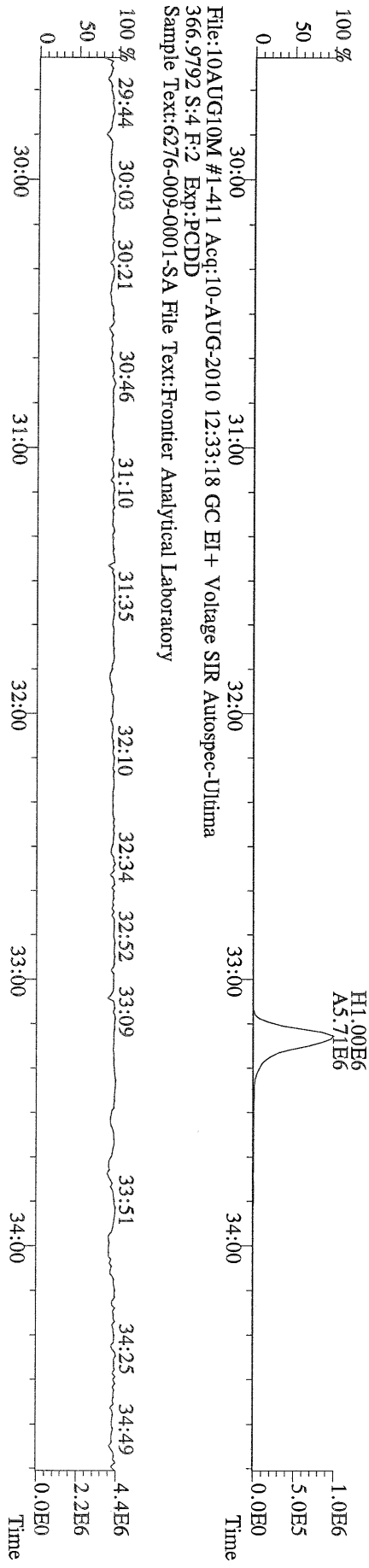
File:10AUG10M #1-357 Acq:10-AUG-2010 12:33:18 GC EI+ Voltage SIR Autospec-Ultima
319.8965 S:4 BSUB(10000,15,-3.0) PKD(5,5,3,0.10%,100.0,0.00%,F,F) Exp:PCDD
Sample Text:6276-009-0001-SA File Text:Frontier Analytical Laboratory



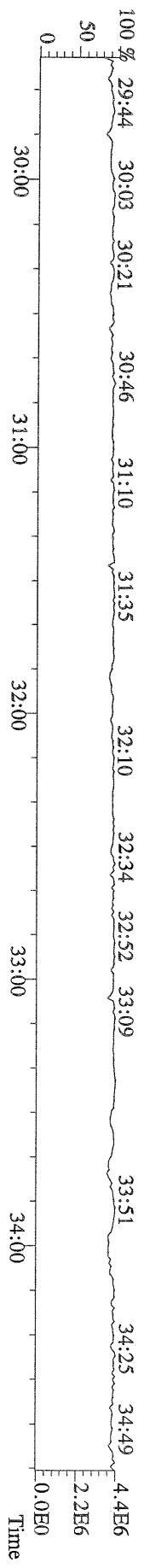
File:10AUG10M #1-411 Acq:10-AUG-2010 12:33:18 GC EI+ Voltage SIR Autospec-Ultima
355.8546 S:4 F:2 BSUB(10000,15,-3.0) PKD(5,5,3,0.10%,100.0,0.00%,F,F) Exp:PCDD
Sample Text:6276-009-0001-SA File Text:Frontier Analytical Laboratory



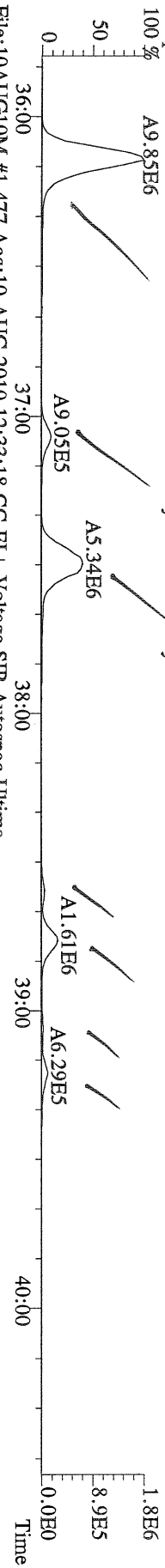
File:10AUG10M #1-411 Acq:10-AUG-2010 12:33:18 GC EI+ Voltage SIR Autospec-Ultima
367.8949 S:4 F:2 BSUB(10000,15,-3.0) PKD(5,5,3,0.10%,100.0,0.00%,F,F) Exp:PCDD
Sample Text:6276-009-0001-SA File Text:Frontier Analytical Laboratory



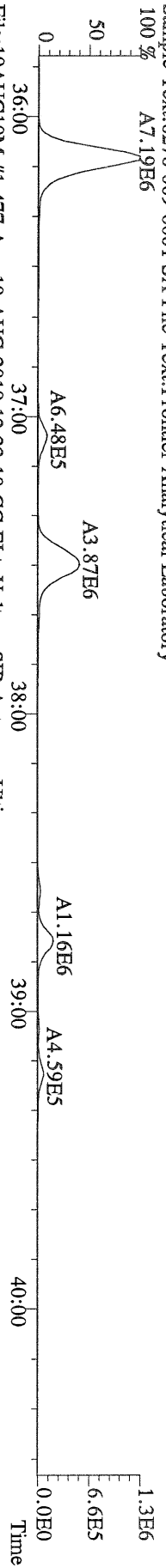
File:10AUG10M #1-411 Acq:10-AUG-2010 12:33:18 GC EI+ Voltage SIR Autospec-Ultima
366.9792 S:4 F:2 Exp:PCDD
Sample Text:6276-009-0001-SA File Text:Frontier Analytical Laboratory



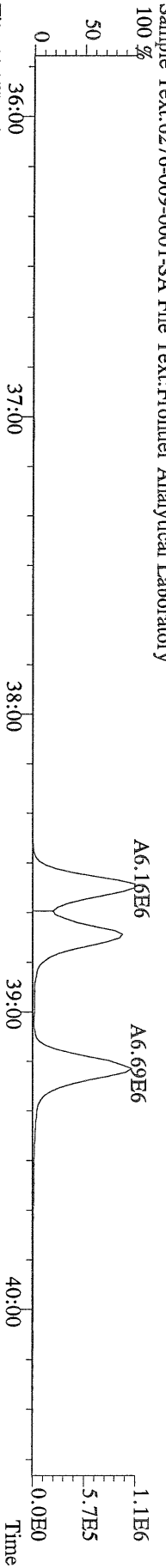
File:10AUG10M #1-477 Acq:10-AUG-2010 12:33:18 GC EI+ Voltage SIR Autospec-Ultima
389.8156 S:4 F:3 BSUB(10000,15,-3.0) PKD(5,5,3,0,10%,100,0,0,00%,F,F) Exp:PCDD
Sample Text:6276-009-0001-SA File Text:Frontier Analytical Laboratory



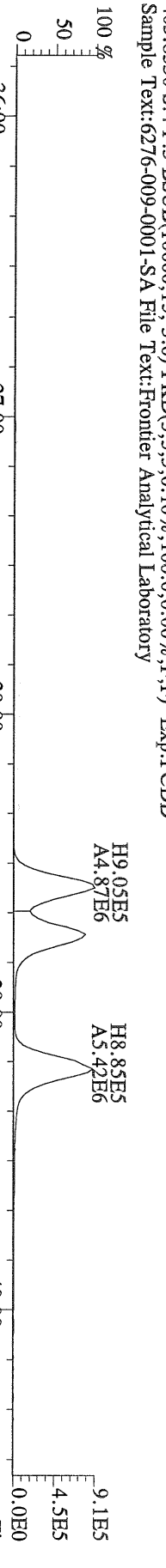
File:10AUG10M #1-477 Acq:10-AUG-2010 12:33:18 GC EI+ Voltage SIR Autospec-Ultima
391.8127 S:4 F:3 BSUB(10000,15,-3.0) PKD(5,5,3,0,10%,100,0,0,00%,F,F) Exp:PCDD
Sample Text:6276-009-0001-SA File Text:Frontier Analytical Laboratory




File:10AUG10M #1-477 Acq:10-AUG-2010 12:33:18 GC EI+ Voltage SIR Autospec-Ultima
401.8559 S:4 F:3 BSUB(10000,15,-3.0) PKD(5,5,3,0,10%,100,0,0,00%,F,F) Exp:PCDD
Sample Text:6276-009-0001-SA File Text:Frontier Analytical Laboratory



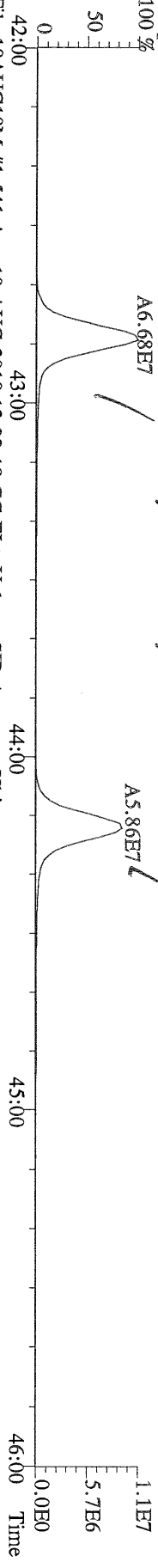
File:10AUG10M #1-477 Acq:10-AUG-2010 12:33:18 GC EI+ Voltage SIR Autospec-Ultima
403.8530 S:4 F:3 BSUB(10000,15,-3.0) PKD(5,5,3,0,10%,100,0,0,00%,F,F) Exp:PCDD
Sample Text:6276-009-0001-SA File Text:Frontier Analytical Laboratory



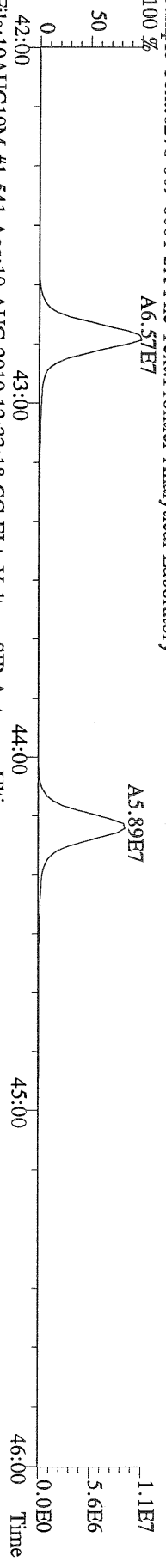
File:10AUG10M #1-477 Acq:10-AUG-2010 12:33:18 GC EI+ Voltage SIR Autospec-Ultima
380.9760 S:4 F:3 Exp:PCDD
Sample Text:6276-009-0001-SA File Text:Frontier Analytical Laboratory



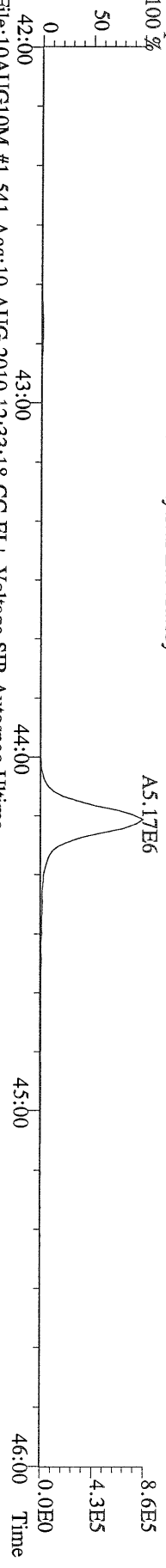
File:10AUG10M #1-541 Acq:10-AUG-2010 12:33:18 GC EI+ Voltage SIR Autospec-Ultima
423.7767 S:4 F:4 BSUB(10000,15,-3.0) PKD(5,5,3,0,10%,100,0,0,00%,F,F) Exp:PCDD
Sample Text:6276-009-0001-SA File Text:Frontier Analytical Laboratory



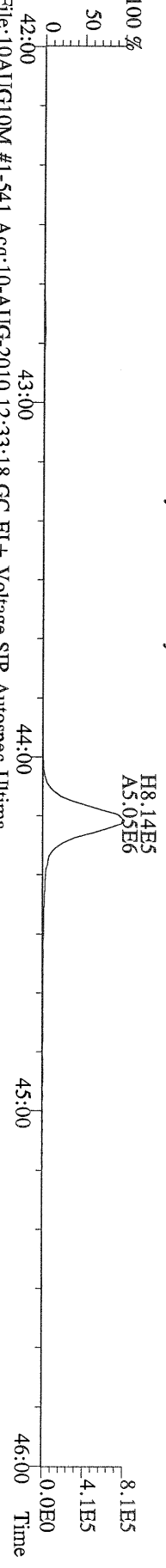
File:10AUG10M #1-541 Acq:10-AUG-2010 12:33:18 GC EI+ Voltage SIR Autospec-Ultima
425.7737 S:4 F:4 BSUB(10000,15,-3.0) PKD(5,5,3,0,10%,100,0,0,00%,F,F) Exp:PCDD
Sample Text:6276-009-0001-SA File Text:Frontier Analytical Laboratory



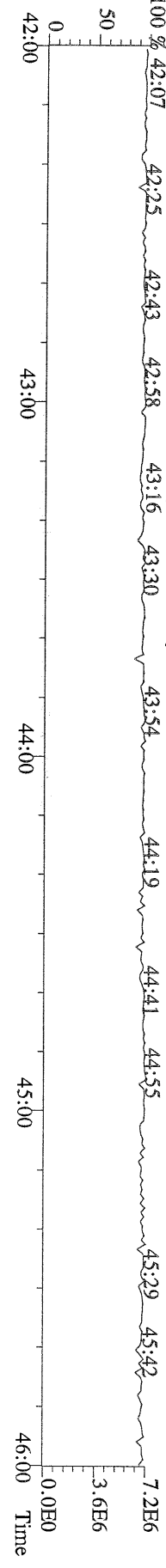
File:10AUG10M #1-541 Acq:10-AUG-2010 12:33:18 GC EI+ Voltage SIR Autospec-Ultima
435.8169 S:4 F:4 BSUB(10000,15,-3.0) PKD(5,5,3,0,10%,100,0,0,00%,F,F) Exp:PCDD
Sample Text:6276-009-0001-SA File Text:Frontier Analytical Laboratory



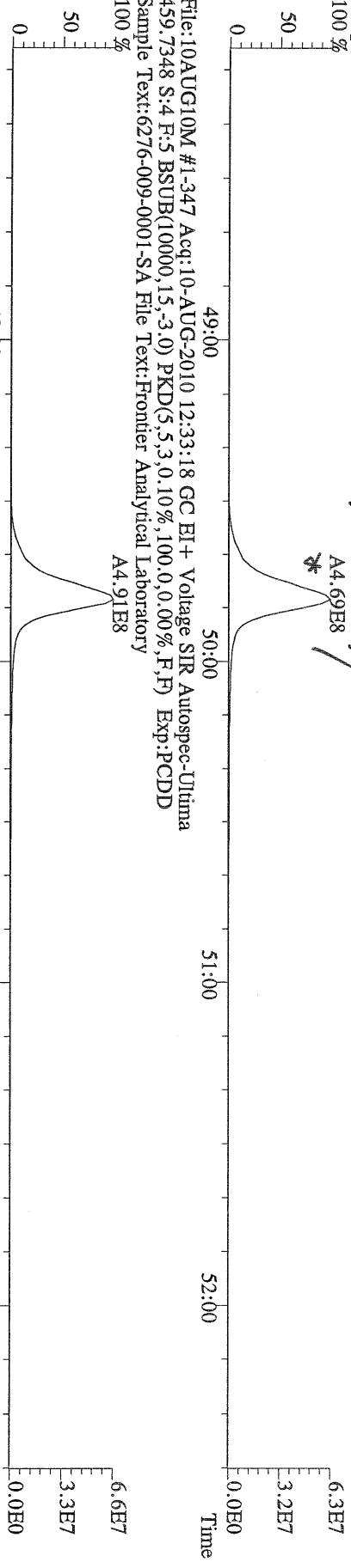
File:10AUG10M #1-541 Acq:10-AUG-2010 12:33:18 GC EI+ Voltage SIR Autospec-Ultima
437.8140 S:4 F:4 BSUB(10000,15,-3.0) PKD(5,5,3,0,10%,100,0,0,00%,F,F) Exp:PCDD
Sample Text:6276-009-0001-SA File Text:Frontier Analytical Laboratory



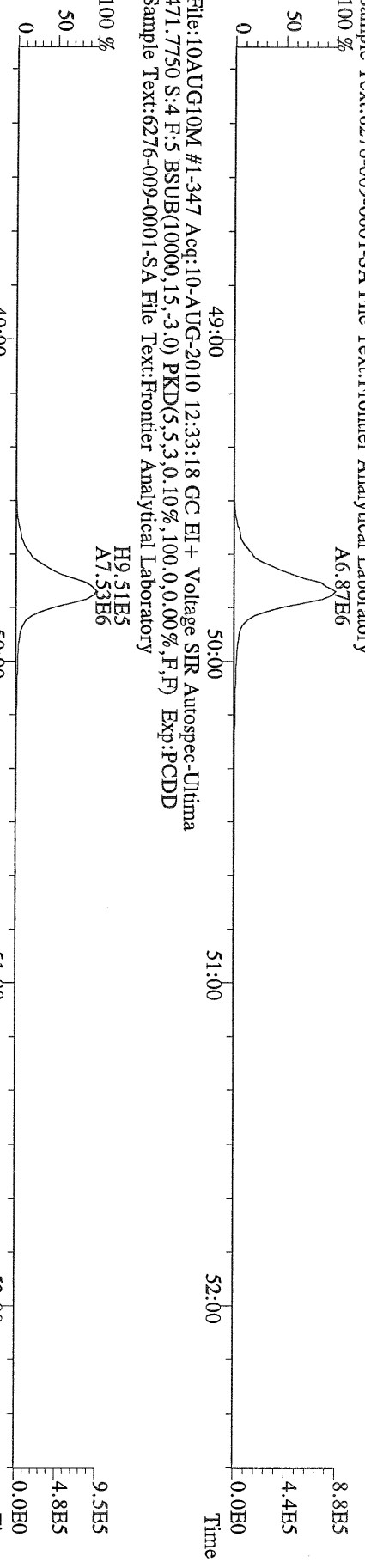
File:10AUG10M #1-541 Acq:10-AUG-2010 12:33:18 GC EI+ Voltage SIR Autospec-Ultima
430.9728 S:4 F:4 Exp:PCDD
Sample Text:6276-009-0001-SA File Text:Frontier Analytical Laboratory




File:10AUG10M #1-347 Acq:10-AUG-2010 12:33:18 GC EI+ Voltage SIR Autospec-Ultima
457.7377 S:4 F:5 BSUB(10000,15,-3.0) PKD(5,5,3,0,10%,100.0,0.00%,F,F) Exp:PCDD
Sample Text:6276-009-0001-SA File Text:Frontier Analytical Laboratory



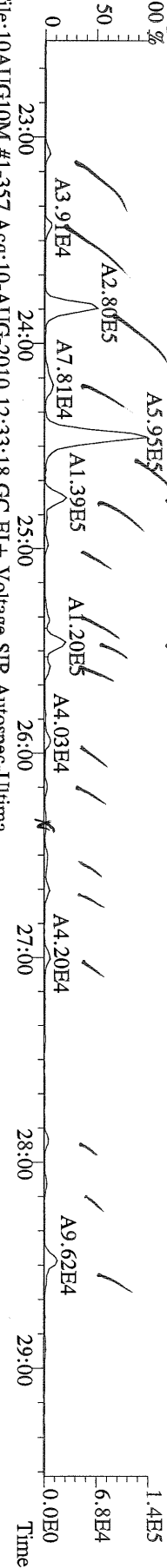
File:10AUG10M #1-347 Acq:10-AUG-2010 12:33:18 GC EI+ Voltage SIR Autospec-Ultima
469.7780 S:4 F:5 BSUB(10000,15,-3.0) PKD(5,5,3,0,10%,100.0,0.00%,F,F) Exp:PCDD
Sample Text:6276-009-0001-SA File Text:Frontier Analytical Laboratory



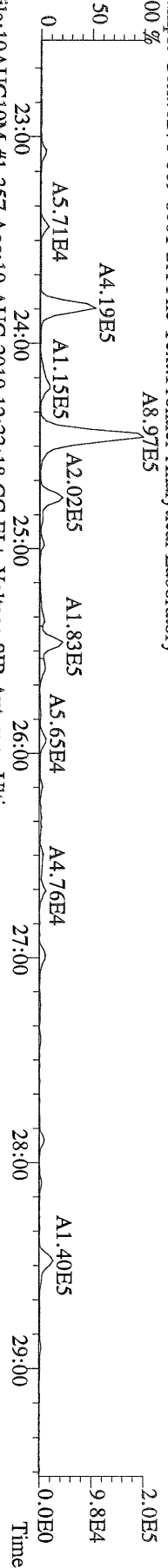
File:10AUG10M #1-347 Acq:10-AUG-2010 12:33:18 GC EI+ Voltage SIR Autospec-Ultima
454.9728 S:4 F:5 Exp:PCDD
Sample Text:6276-009-0001-SA File Text:Frontier Analytical Laboratory



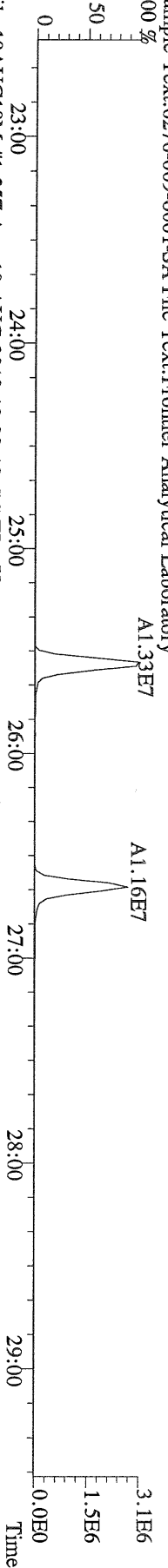
File:10AUG10M #1-357 Acq:10-AUG-2010 12:33:18 GC EI+ Voltage SIR Autospec-Ultima
303.9016 S:4 BSUB(10000,15,-3.0) PKD(5,5,3,0.10%,100.0,0.00%,F,F) Exp:PCDD
Sample Text:6276-009-0001-SA File Text:Frontier Analytical Laboratory



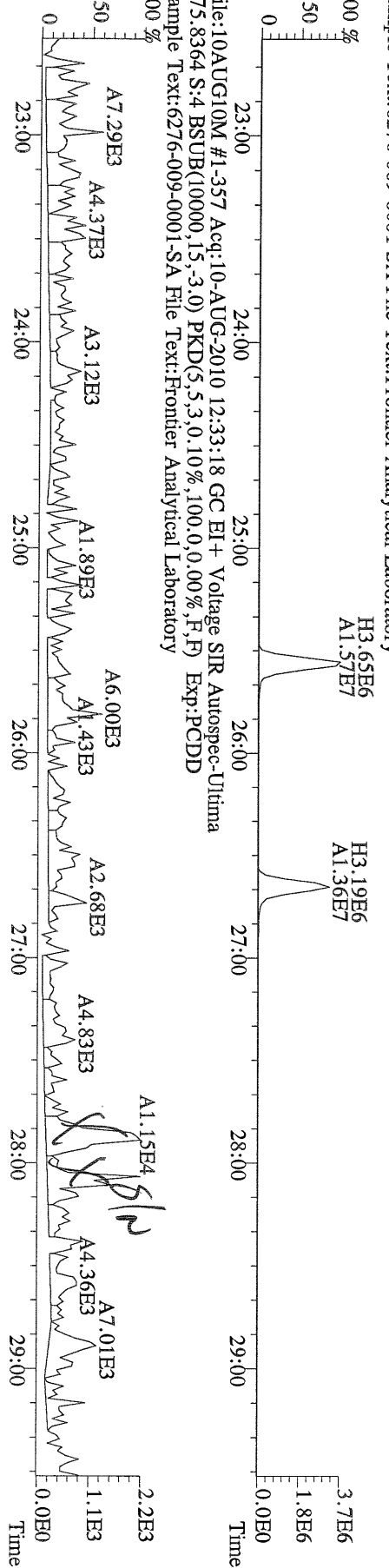
File:10AUG10M #1-357 Acq:10-AUG-2010 12:33:18 GC EI+ Voltage SIR Autospec-Ultima
305.8987 S:4 BSUB(10000,15,-3.0) PKD(5,5,3,0.10%,100.0,0.00%,F,F) Exp:PCDD
Sample Text:6276-009-0001-SA File Text:Frontier Analytical Laboratory




File:10AUG10M #1-357 Acq:10-AUG-2010 12:33:18 GC EI+ Voltage SIR Autospec-Ultima
317.9389 S:4 BSUB(10000,15,-3.0) PKD(5,5,3,0.10%,100.0,0.00%,F,F) Exp:PCDD
Sample Text:6276-009-0001-SA File Text:Frontier Analytical Laboratory




File:10AUG10M #1-357 Acq:10-AUG-2010 12:33:18 GC EI+ Voltage SIR Autospec-Ultima
375.8364 S:4 BSUB(10000,15,-3.0) PKD(5,5,3,0.10%,100.0,0.00%,F,F) Exp:PCDD
Sample Text:6276-009-0001-SA File Text:Frontier Analytical Laboratory



File: 10AUG10M #1-357 Acq: 10-AUG-2010 12:33:18 GC EI+ Voltage SIR Autospec-Ultima
 339.8597 S:4 BSUB(10000,15,-3.0) PKD(5,3,0,10%,100.0,0.00%,F,F) Exp:PCDD
 Sample Text: 6276-009-0001-SA File Text: Frontier Analytical Laboratory

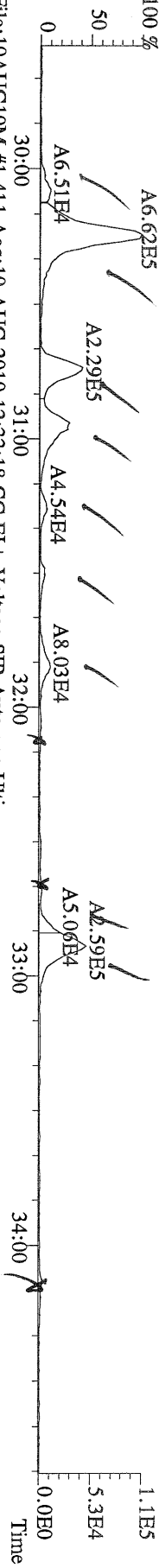


File: 10AUG10M #1-357 Acq: 10-AUG-2010 12:33:18 GC EI+ Voltage SIR Autospec-Ultima
 409.7974 S:4 BSUB(10000,15,-3.0) PKD(5,3,0,10%,100.0,0.00%,F,F) Exp:PCDD
 Sample Text: 6276-009-0001-SA File Text: Frontier Analytical Laboratory

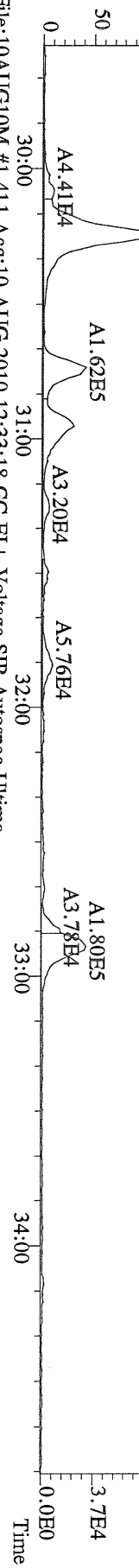


File: 10AUG10M #1-357 Acq: 10-AUG-2010 12:33:18 GC EI+ Voltage SIR Autospec-Ultima
 330.9792 S:4 Exp:PCDD
 Sample Text: 6276-009-0001-SA File Text: Frontier Analytical Laboratory


File:10AUG10M #1-411 Acq:10-AUG-2010 12:33:18 GC EI+ Voltage SIR Autospec-Ultima
339.8597 S:4 F:2 BSUB(10000,15,-3.0) PKD(5,5,3,0,10%,100,0,0,00%,F,F) Exp:PCDD
Sample Text:6276-009-0001-SA File Text:Frontier Analytical Laboratory




File:10AUG10M #1-411 Acq:10-AUG-2010 12:33:18 GC EI+ Voltage SIR Autospec-Ultima
341.8568 S:4 F:2 BSUB(10000,15,-3.0) PKD(5,5,3,0,10%,100,0,0,00%,F,F) Exp:PCDD
Sample Text:6276-009-0001-SA File Text:Frontier Analytical Laboratory



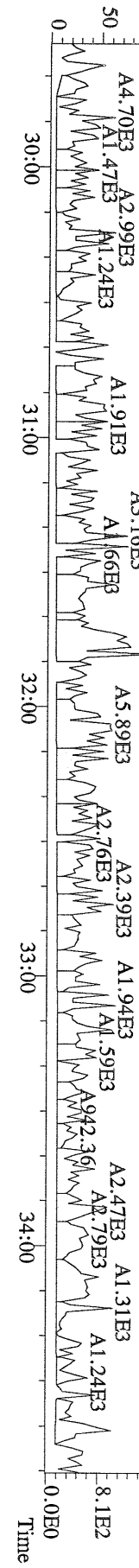
File:10AUG10M #1-411 Acq:10-AUG-2010 12:33:18 GC EI+ Voltage SIR Autospec-Ultima
351.9000 S:4 F:2 BSUB(10000,15,-3.0) PKD(5,5,3,0,10%,100,0,0,00%,F,F) Exp:PCDD
Sample Text:6276-009-0001-SA File Text:Frontier Analytical Laboratory



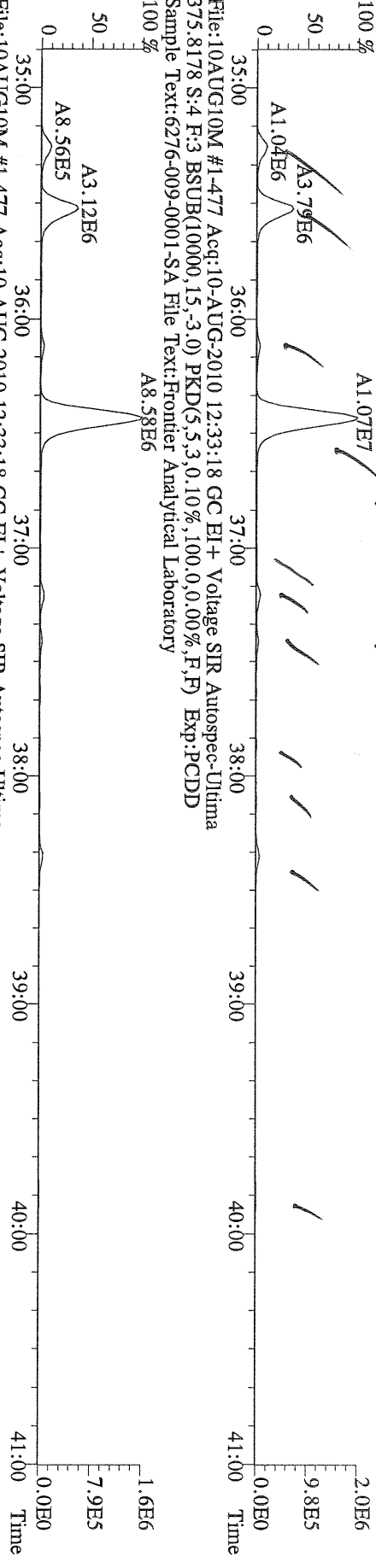
File:10AUG10M #1-411 Acq:10-AUG-2010 12:33:18 GC EI+ Voltage SIR Autospec-Ultima
353.8970 S:4 F:2 BSUB(10000,15,-3.0) PKD(5,5,3,0,10%,100,0,0,00%,F,F) Exp:PCDD
Sample Text:6276-009-0001-SA File Text:Frontier Analytical Laboratory



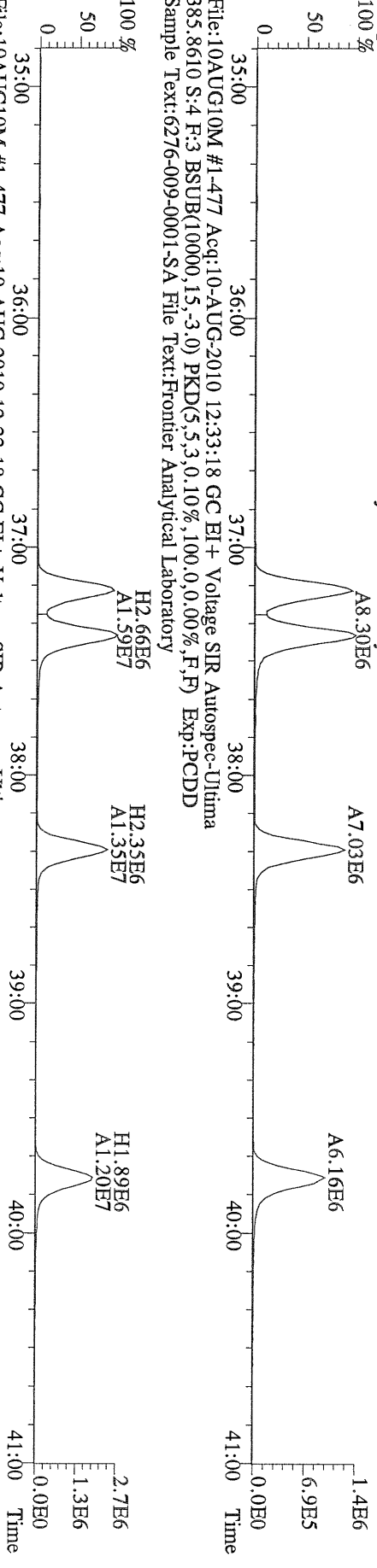
File:10AUG10M #1-411 Acq:10-AUG-2010 12:33:18 GC EI+ Voltage SIR Autospec-Ultima
409.7974 S:4 F:2 BSUB(10000,15,-3.0) PKD(5,5,3,0,10%,100,0,0,00%,F,F) Exp:PCDD
Sample Text:6276-009-0001-SA File Text:Frontier Analytical Laboratory



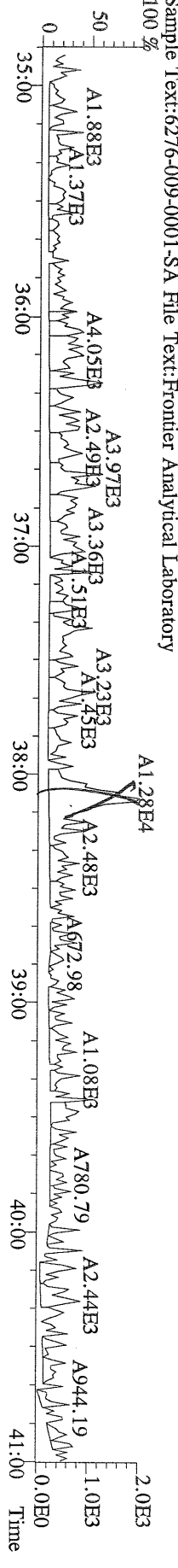
File:10AUG10M #1-477 Acq:10-AUG-2010 12:33:18 GC EI+ Voltage SIR Autospec-Utima
 373.8207 S:4 F:3 BSUB(10000,15,-3.0) PKD(5,5,3,0,10%,100,0,0.00%,F,F) Exp:PCDD
 Sample Text:6276-009-0001-SA File Text:Frontier Analytical Laboratory




File:10AUG10M #1-477 Acq:10-AUG-2010 12:33:18 GC EI+ Voltage SIR Autospec-Utima
 383.8639 S:4 F:3 BSUB(10000,15,-3.0) PKD(5,5,3,0,10%,100,0,0.00%,F,F) Exp:PCDD
 Sample Text:6276-009-0001-SA File Text:Frontier Analytical Laboratory




File:10AUG10M #1-477 Acq:10-AUG-2010 12:33:18 GC EI+ Voltage SIR Autospec-Utima
 445.7555 S:4 F:3 BSUB(10000,15,-3.0) PKD(5,5,3,0,10%,100,0,0.00%,F,F) Exp:PCDD
 Sample Text:6276-009-0001-SA File Text:Frontier Analytical Laboratory



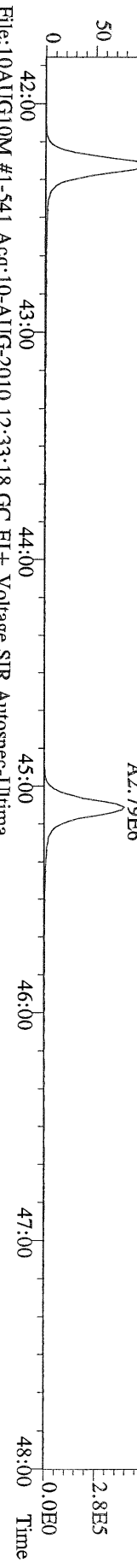
File:10AUG10M #1-541 Acq:10-AUG-2010 12:33:18 GC EI+ Voltage SIR Autospec-Ultima
407.7818 S:4 F:4 BSUB(10000,15,-3.0) PKD(5,5,3,0,10%,100,0,0,00%,F,F) Exp:PCDD
Sample Text:6276-009-0001-SA File Text:Frontier Analytical Laboratory
100 %



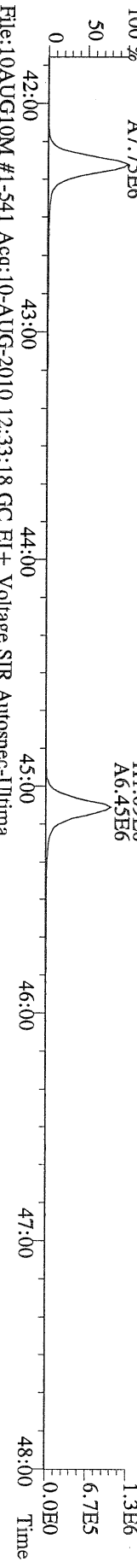
File:10AUG10M #1-541 Acq:10-AUG-2010 12:33:18 GC EI+ Voltage SIR Autospec-Ultima
409.7788 S:4 F:4 BSUB(10000,15,-3.0) PKD(5,5,3,0,10%,100,0,0,00%,F,F) Exp:PCDD
Sample Text:6276-009-0001-SA File Text:Frontier Analytical Laboratory
100 %



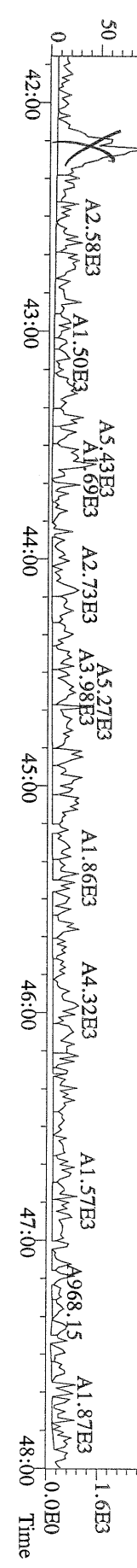
File:10AUG10M #1-541 Acq:10-AUG-2010 12:33:18 GC EI+ Voltage SIR Autospec-Ultima
417.8253 S:4 F:4 BSUB(10000,15,-3.0) PKD(5,5,3,0,10%,100,0,0,00%,F,F) Exp:PCDD
Sample Text:6276-009-0001-SA File Text:Frontier Analytical Laboratory
100 %



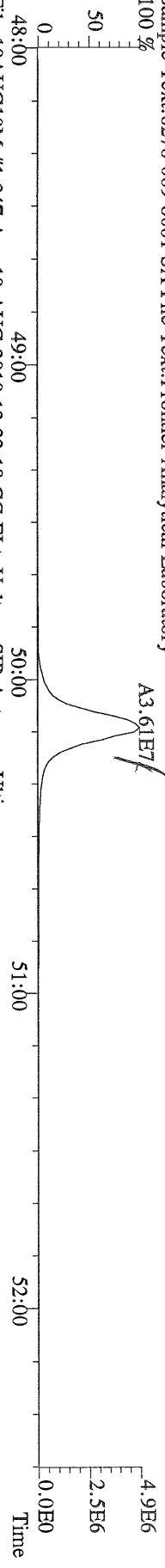
File:10AUG10M #1-541 Acq:10-AUG-2010 12:33:18 GC EI+ Voltage SIR Autospec-Ultima
419.8220 S:4 F:4 BSUB(10000,15,-3.0) PKD(5,5,3,0,10%,100,0,0,00%,F,F) Exp:PCDD
Sample Text:6276-009-0001-SA File Text:Frontier Analytical Laboratory
100 %



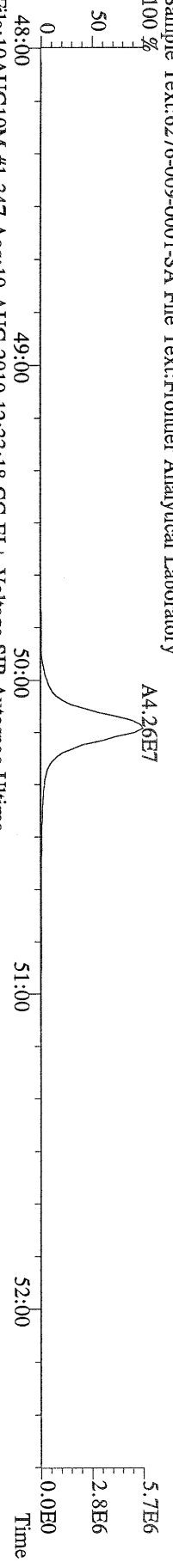
File:10AUG10M #1-541 Acq:10-AUG-2010 12:33:18 GC EI+ Voltage SIR Autospec-Ultima
479.7165 S:4 F:4 BSUB(10000,15,-3.0) PKD(5,5,3,0,10%,100,0,0,00%,F,F) Exp:PCDD
Sample Text:6276-009-0001-SA File Text:Frontier Analytical Laboratory
100 %



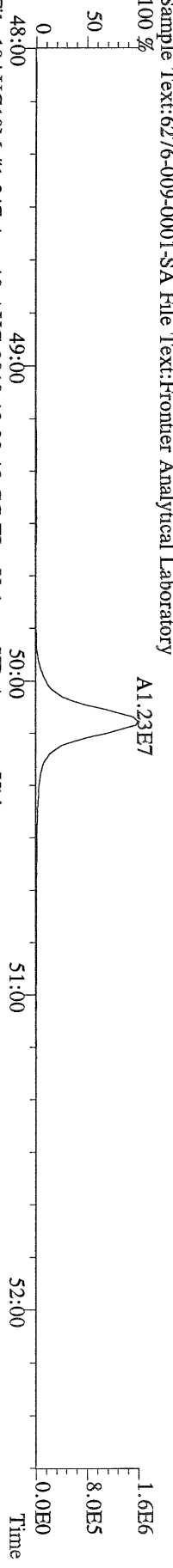
File:10AUG10M #1-347 Acq:10-AUG-2010 12:33:18 GC EI+ Voltage SIR Autospec-Ultima
 441.7428 S:4 F:5 BSUB(10000,15,-3.0) PKD(5,5,3,0,10%,100,0,0,00%,F,F) Exp:PCDD
 Sample Text:6276-009-0001-SA File Text:Frontier Analytical Laboratory
 100 %



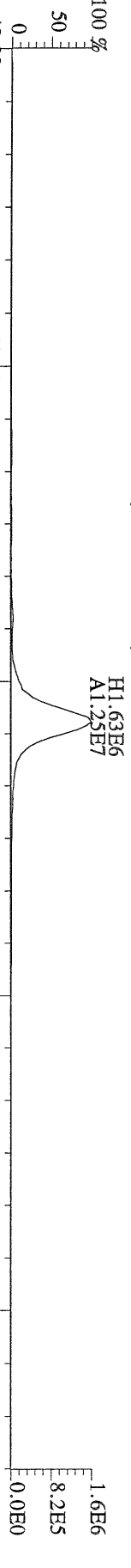
File:10AUG10M #1-347 Acq:10-AUG-2010 12:33:18 GC EI+ Voltage SIR Autospec-Ultima
 443.7398 S:4 F:5 BSUB(10000,15,-3.0) PKD(5,5,3,0,10%,100,0,0,00%,F,F) Exp:PCDD
 Sample Text:6276-009-0001-SA File Text:Frontier Analytical Laboratory
 100 %



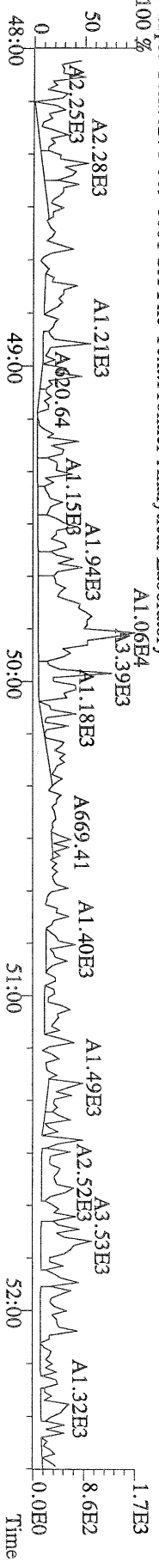
File:10AUG10M #1-347 Acq:10-AUG-2010 12:33:18 GC EI+ Voltage SIR Autospec-Ultima
 453.7831 S:4 F:5 BSUB(10000,15,-3.0) PKD(5,5,3,0,10%,100,0,0,00%,F,F) Exp:PCDD
 Sample Text:6276-009-0001-SA File Text:Frontier Analytical Laboratory
 100 %



File:10AUG10M #1-347 Acq:10-AUG-2010 12:33:18 GC EI+ Voltage SIR Autospec-Ultima
 455.7801 S:4 F:5 BSUB(10000,15,-3.0) PKD(5,5,3,0,10%,100,0,0,00%,F,F) Exp:PCDD
 Sample Text:6276-009-0001-SA File Text:Frontier Analytical Laboratory



File:10AUG10M #1-347 Acq:10-AUG-2010 12:33:18 GC EI+ Voltage SIR Autospec-Ultima
 513.6775 S:4 F:5 BSUB(10000,15,-3.0) PKD(5,5,3,0,10%,100,0,0,00%,F,F) Exp:PCDD
 Sample Text:6276-009-0001-SA File Text:Frontier Analytical Laboratory




FAL ID: 6276-009-0001-SA Filename: 17AUG10M Sam:5 Acquired: 17-AUG-10 11:36:06 ICal: PCDDFAL3-5-12-10
 Client ID: PSB15-13-15-073010 1:10 ConCal: ST081710M1 EndCal: ST081710M2
 Results: 6276D GC Column: DB5 Amount: 2.980 NATO 1989 Tox: 73.5 WHO 1998 Tox: 7.35 WHO 2005 Tox: 22.1

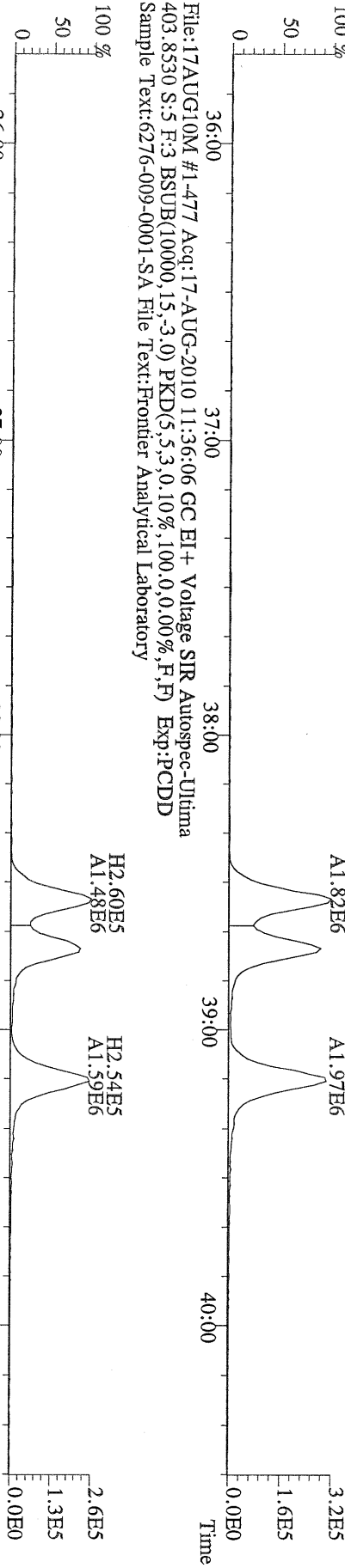
Name	Resp	RA	RT	RRF	Conc	Qual	Fac Noise-1	Noise-2	DL	Rec	#Hom
2,3,7,8-TCDD	*	* n	NotFnd	1.04	*		2.50	-	-	*	
1,2,3,7,8-PeCDD	*	* n	NotFnd	1.05	*		2.50	-	-	*	
1,2,3,4,7,8-HxCDD	*	* n	NotFnd	1.30	*		2.50	-	-	*	
1,2,3,6,7,8-HxCDD	*	* n	NotFnd	1.28	*		2.50	-	-	*	
1,2,3,7,8,9-HxCDD	*	* n	NotFnd	1.25	*		2.50	-	-	*	
1,2,3,4,6,7,8-HpCDD	*	* n	NotFnd	1.35	*		2.50	-	-	*	
OCDD	3.00e+08	0.95 y	49:44	1.25	73500		2.50	-	-	*	
2,3,7,8-TCDF	*	* n	NotFnd	1.62	*		2.50	-	-	*	
1,2,3,7,8-PeCDF	*	* n	NotFnd	0.92	*		2.50	-	-	*	
2,3,4,7,8-PeCDF	*	* n	NotFnd	0.94	*		2.50	-	-	*	
1,2,3,4,7,8-HxCDF	*	* n	NotFnd	0.93	*		2.50	-	-	*	
1,2,3,6,7,8-HxCDF	*	* n	NotFnd	0.84	*		2.50	-	-	*	
2,3,4,6,7,8-HxCDF	*	* n	NotFnd	0.90	*		2.50	-	-	*	
1,2,3,7,8,9-HxCDF	*	* n	NotFnd	0.98	*		2.50	-	-	*	
1,2,3,4,6,7,8-HpCDF	*	* n	NotFnd	1.38	*		2.50	-	-	*	
1,2,3,4,7,8,9-HpCDF	*	* n	NotFnd	1.62	*		2.50	-	-	*	
OCDF	*	* n	NotFnd	0.74	*		2.50	-	-	*	
13C-2,3,7,8-TCDD	*	* n	NotFnd	0.93	*					*	
13C-1,2,3,7,8-PeCDD	*	* n	NotFnd	0.81	*					*	
13C-1,2,3,4,7,8-HxCDD	*	* n	NotFnd	0.95	*					*	
13C-1,2,3,6,7,8-HxCDD	*	* n	NotFnd	1.00	*					*	
13C-1,2,3,4,6,7,8-HpCDD	*	* n	NotFnd	0.92	*					*	
13C-OCDD	4.39e+06	0.92 y	49:43	0.63	1310					97.5	
13C-2,3,7,8-TCDF	*	* n	NotFnd	0.87	*					*	
13C-1,2,3,7,8-PeCDF	*	* n	NotFnd	0.81	*					*	
13C-2,3,4,7,8-PeCDF	*	* n	NotFnd	0.75	*					*	
13C-1,2,3,4,7,8-HxCDF	*	* n	NotFnd	1.74	*					*	
13C-1,2,3,6,7,8-HxCDF	*	* n	NotFnd	2.17	*					*	
13C-2,3,4,6,7,8-HxCDF	*	* n	NotFnd	1.82	*					*	
13C-1,2,3,7,8,9-HxCDF	*	* n	NotFnd	1.49	*					*	
13C-1,2,3,4,6,7,8-HpCDF	*	* n	NotFnd	1.10	*					*	
13C-1,2,3,4,7,8,9-HpCDF	*	* n	NotFnd	0.81	*					*	
13C-OCDF	*	* n	NotFnd	1.19	*					*	
37Cl-2,3,7,8-TCDD	*		NotFnd	0.93	*					*	
13C-1,2,3,4-TCDD	*	* n	NotFnd	-	*					*	
13C-1,2,3,4-TCDF	*	* n	NotFnd	-	*					*	
13C-1,2,3,7,8,9-HxCDD	3.56e+06	1.24 y	39:11	-	5.54						
Total Tetra-Dioxins	*		NotFnd	1.04	*		2.50	-	-	*	0
Total Penta-Dioxins	*		NotFnd	1.05	*		2.50	-	-	*	0
Total Hexa-Dioxins	*		NotFnd	1.27	*		2.50	-	-	*	0
Total Hepta-Dioxins	*		NotFnd	1.35	*		2.50	-	-	*	0
Total Tetra-Furans	*		NotFnd	1.62	*		2.50	-	-	*	0
1st Fn. Tot Penta-Furans	*		NotFnd	0.93	*		2.50	-	-	*	PeCDF 0
Total Penta-Furans	*		NotFnd	0.93	*		2.50	-	-	*	0.00 0
Total Hexa-Furans	*		NotFnd	0.90	*		2.50	-	-	*	0
Total Hepta-Furans	*		NotFnd	1.48	*		2.50	-	-	*	0

Analyst: k Date: 8/17/10

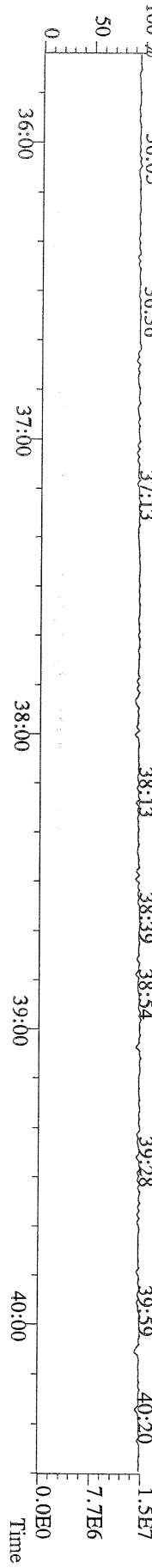
File:17AUG10M #1-477 Acq:17-AUG-2010 11:36:06 GC EI+ Voltage SIR Autospec-Ultima
 389.8156 S:5 F:3 BSUB(10000,15,-3.0) PKD(5,5,3,0,10%,100,0,0,00%,F,F) Exp:PCDD
 Sample Text:6276-009-0001-SA File Text:Frontier Analytical Laboratory
 100 %



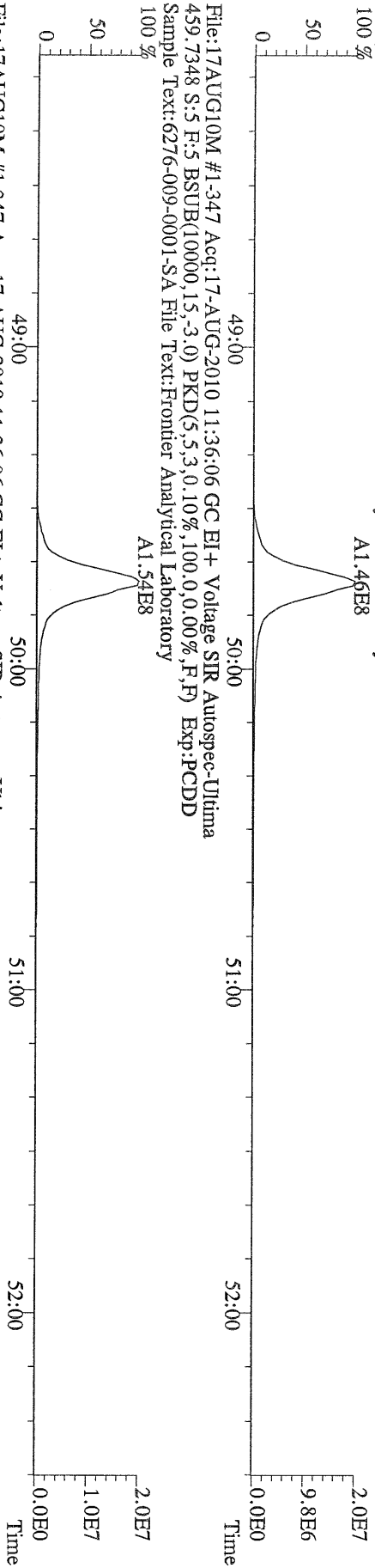
File:17AUG10M #1-477 Acq:17-AUG-2010 11:36:06 GC EI+ Voltage SIR Autospec-Ultima
 401.8559 S:5 F:3 BSUB(10000,15,-3.0) PKD(5,5,3,0,10%,100,0,0,00%,F,F) Exp:PCDD
 Sample Text:6276-009-0001-SA File Text:Frontier Analytical Laboratory
 100 %



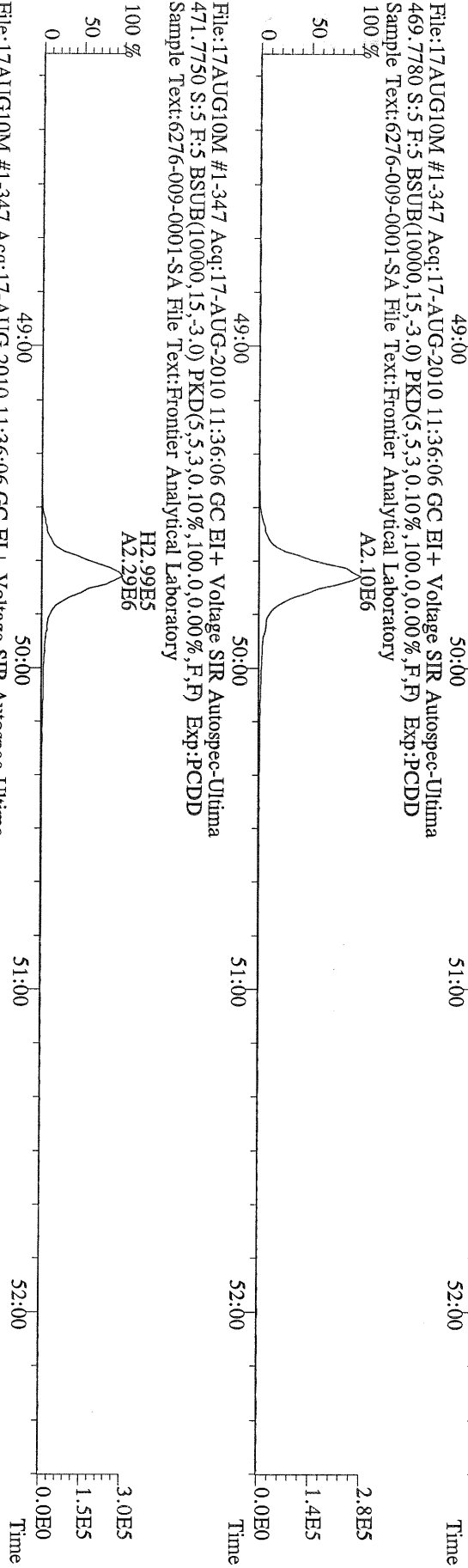
File:17AUG10M #1-477 Acq:17-AUG-2010 11:36:06 GC EI+ Voltage SIR Autospec-Ultima
 403.8530 S:5 F:3 BSUB(10000,15,-3.0) PKD(5,5,3,0,10%,100,0,0,00%,F,F) Exp:PCDD
 Sample Text:6276-009-0001-SA File Text:Frontier Analytical Laboratory
 100 %



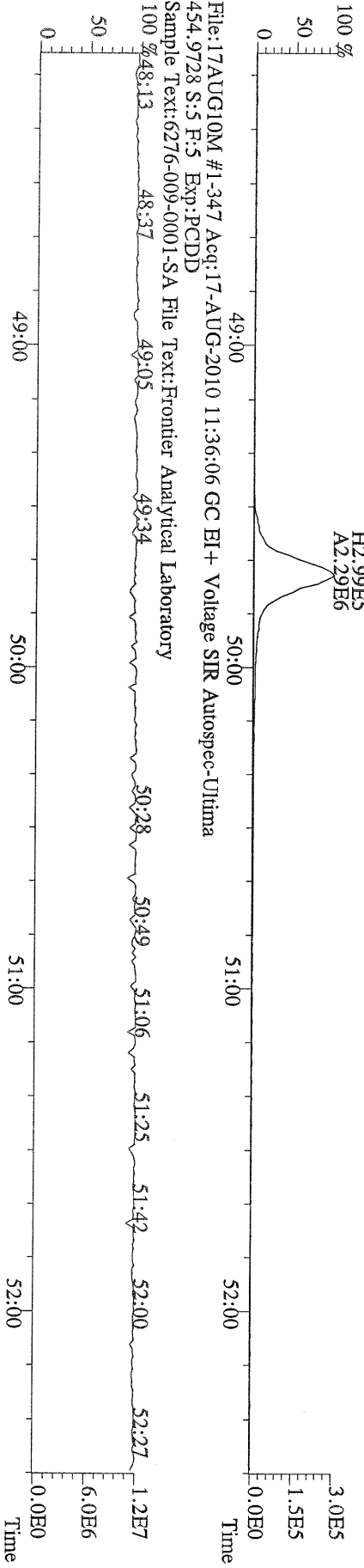
File:17AUG10M #1-347 Acq:17-AUG-2010 11:36:06 GC EI+ Voltage SIR Autospec-Ultima
457.7377 S:5 F:5 BSUB(10000,15,-3.0) PKD(5,5,3,0.10%,100.0,0.00%,F,F) Exp:PCDD
Sample Text:6276-009-0001-SA File Text:Frontier Analytical Laboratory
100 %



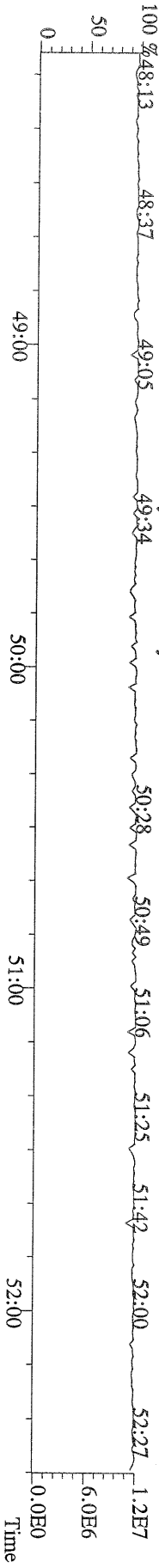
File:17AUG10M #1-347 Acq:17-AUG-2010 11:36:06 GC EI+ Voltage SIR Autospec-Ultima
469.7780 S:5 F:5 BSUB(10000,15,-3.0) PKD(5,5,3,0.10%,100.0,0.00%,F,F) Exp:PCDD
Sample Text:6276-009-0001-SA File Text:Frontier Analytical Laboratory
100 %



File:17AUG10M #1-347 Acq:17-AUG-2010 11:36:06 GC EI+ Voltage SIR Autospec-Ultima
471.7750 S:5 F:5 BSUB(10000,15,-3.0) PKD(5,5,3,0.10%,100.0,0.00%,F,F) Exp:PCDD
Sample Text:6276-009-0001-SA File Text:Frontier Analytical Laboratory



File:17AUG10M #1-347 Acq:17-AUG-2010 11:36:06 GC EI+ Voltage SIR Autospec-Ultima
454.9728 S:5 F:5 Exp:PCDD
Sample Text:6276-009-0001-SA File Text:Frontier Analytical Laboratory
100 %



Results: GC Column: DB5 Amount: 3.750 NATO 1989 Tox: 1.60 WHO 1998 Tox: 0.448 WHO 2005 Tox: 0.704

Name	Resp	RA	RT	RRF	Conc	Qual	Fac Noise-1	Noise-2	DL	Rec	#Hom
2,3,7,8-TCDD	*	* n	NotFnd	1.04	*		2.50	403	561	0.388	
1,2,3,7,8-PeCDD	*	* n	NotFnd	1.05	*		2.50	507	361	0.473	
1,2,3,4,7,8-HxCDD	*	* n	NotFnd	1.30	*		2.50	789	615	0.858	
1,2,3,6,7,8-HxCDD	*	* n	NotFnd	1.28	*		2.50	789	615	1.03	
1,2,3,7,8,9-HxCDD	*	* n	NotFnd	1.25	*		2.50	789	615	0.973	
1,2,3,4,6,7,8-HpCDD	5.26e+05	0.98 y	44:11	1.35	28.8		2.50	-	-	*	
OCDD	1.03e+07	0.97 y	49:44	1.25	1270		2.50	-	-	*	
2,3,7,8-TCDF	*	* n	NotFnd	1.62	*		2.50	503	792	0.215	
1,2,3,7,8-PeCDF	*	* n	NotFnd	0.92	*		2.50	519	525	0.437	
2,3,4,7,8-PeCDF	*	* n	NotFnd	0.94	*		2.50	519	525	0.445	
1,2,3,4,7,8-HxCDF	*	* n	NotFnd	0.93	*		2.50	532	540	0.468	
1,2,3,6,7,8-HxCDF	*	* n	NotFnd	0.84	*		2.50	532	540	0.494	
2,3,4,6,7,8-HxCDF	*	* n	NotFnd	0.90	*		2.50	532	540	0.552	
1,2,3,7,8,9-HxCDF	*	* n	NotFnd	0.98	*		2.50	532	540	0.644	
1,2,3,4,6,7,8-HpCDF	7.10e+04	0.94 y	42:17	1.38	3.17	J	2.50	-	-	*	
1,2,3,4,7,8,9-HpCDF	*	* n	NotFnd	1.62	*		2.50	543	420	0.707	
OCDF	1.21e+05	0.85 y	50:06	0.74	12.0	J	2.50	-	-	*	
13C-2,3,7,8-TCDD	1.44e+07	0.82 y	27:24	0.93	494					92.7	
13C-1,2,3,7,8-PeCDD	1.40e+07	1.77 y	33:13	0.81	555					104	
13C-1,2,3,4,7,8-HxCDD	9.33e+06	1.25 y	38:35	0.95	535					100	
13C-1,2,3,6,7,8-HxCDD	8.87e+06	1.26 y	38:44	1.00	484					90.7	
13C-1,2,3,4,6,7,8-HpCDD	7.20e+06	1.02 y	44:10	0.92	425					79.6	
13C-OCDD	6.94e+06	0.92 y	49:43	0.63	596					55.9	
13C-2,3,7,8-TCDF	2.15e+07	0.85 y	26:39	0.87	497					93.3	
13C-1,2,3,7,8-PeCDF	2.02e+07	1.67 y	31:29	0.81	503					94.3	
13C-2,3,4,7,8-PeCDF	1.94e+07	1.62 y	32:48	0.75	516					96.8	
13C-1,2,3,4,7,8-HxCDF	1.86e+07	0.52 y	37:11	1.74	581					109	
13C-1,2,3,6,7,8-HxCDF	2.17e+07	0.52 y	37:23	2.17	545					102	
13C-2,3,4,6,7,8-HxCDF	1.80e+07	0.51 y	38:19	1.82	537					101	
13C-1,2,3,7,8,9-HxCDF	1.51e+07	0.52 y	39:46	1.49	553					104	
13C-1,2,3,4,6,7,8-HpCDF	8.66e+06	0.43 y	42:16	1.10	428					80.3	
13C-1,2,3,4,7,8,9-HpCDF	7.07e+06	0.42 y	45:05	0.81	471					88.4	
13C-OCDF	1.45e+07	0.99 y	50:05	1.19	662					62.1	
37Cl-2,3,7,8-TCDD	5.78e+06		27:25	0.93	198					93.0	
13C-1,2,3,4-TCDD	1.67e+07	0.85 y	26:49	-	13.1						
13C-1,2,3,4-TCDF	2.66e+07	0.88 y	25:33	-	13.3						
13C-1,2,3,7,8,9-HxCDD	9.83e+06	1.24 y	39:11	-	12.2						
Total Tetra-Dioxins	3.43e+04		24:41	1.04	1.23	J	2.50	-	-	*	2
Total Penta-Dioxins	5.56e+04		30:15	1.05	2.02	J	2.50	-	-	*	1
Total Hexa-Dioxins	3.20e+05		36:08	1.27	14.7		2.50	-	-	*	3
Total Hepta-Dioxins	1.50e+06		42:48	1.35	82.1		2.50	-	-	*	2
Total Tetra-Furans	*		NotFnd	1.62	*		2.50	503	792	0.215	0
1st Fn. Tot Penta-Furans	*		NotFnd	0.93	*		2.50	519	525	0.445	0
Total Penta-Furans	*		NotFnd	0.93	*		2.50	519	525	0.445	0
Total Hexa-Furans	7.54e+04		35:31	0.90	2.42	J	2.50	-	-	*	2
Total Hepta-Furans	2.07e+05		42:17	1.48	9.40		2.50	-	-	*	2

Analyst:  Date: 8/10/10

Totals class: Total Tetra-Dioxins

Entry #: 38

Run: 8

File: 10AUG10M

S: 2 I: 1 F: 1

Acquired: 10-AUG-10 10:42:37

Total Concentration: 1.23

Unnamed Concentration: 1.229

RT	ml Resp	m2 Resp	RA	Resp	Concentration	Name
24:41	6.22e+03	8.18e+03	0.76 y	1.44e+04	0.517	
26:49	8.10e+03	1.18e+04	0.69 y	1.99e+04	0.713	

Totals class: Total Penta-Dioxins

Entry #: 39

Run: 8

File: 10AUG10M

S: 2 I: 1 F: 2

Acquired: 10-AUG-10 10:42:37

Total Concentration: 2.02

Unnamed Concentration: 2.017

RT	ml Resp	m2 Resp	RA	Resp	Concentration	Name
30:15	3.51e+04	2.06e+04	1.71 y	5.56e+04	2.02	

Totals class: Total Hexa-Dioxins

Entry #: 40

Run: 8

File: 10AUG10M

S: 2 I: 1 F: 3

Acquired: 10-AUG-10 10:42:37

Total Concentration: 14.7

Unnamed Concentration: 14.729

RT	ml Resp	m2 Resp	RA	Resp	Concentration	Name
36:08	1.25e+05	9.01e+04	1.38 y	2.15e+05	9.88	
37:04	1.62e+04	1.50e+04	1.08 y	3.12e+04	1.43	
37:29	4.27e+04	3.16e+04	1.35 y	7.43e+04	3.41	

Totals class: Total Hepta-Dioxins

Entry #: 41

Run: 8

File: 10AUG10M

S: 2 I: 1 F: 4

Acquired: 10-AUG-10 10:42:37

Total Concentration: 82.1

Unnamed Concentration: 53.338

RT	ml Resp	m2 Resp	RA	Resp	Concentration	Name
42:48	4.84e+05	4.91e+05	0.99 y	9.75e+05	53.3	
44:11	2.61e+05	2.66e+05	0.98 y	5.26e+05	28.8	1,2,3,4,6,7,8-HpCDD

Totals class: Total Hexa-Furans

Entry #: 45

Run: 8

File: 10AUG10M

S: 2 I: 1 F: 3

Acquired: 10-AUG-10 10:42:37

Total Concentration: 2.42

Unnamed Concentration: 2.420

RT	ml Resp	m2 Resp	RA	Resp	Concentration	Name
35:31	1.25e+04	1.12e+04	1.11 y	2.37e+04	0.760	
36:26	3.01e+04	2.16e+04	1.39 y	5.17e+04	1.66	

Totals class: Total Hepta-Furans

Entry #: 46

Run: 8

File: 10AUG10M

S: 2 I: 1 F: 4

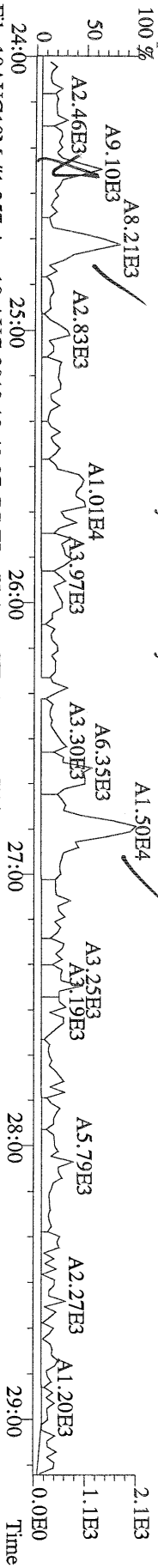
Acquired: 10-AUG-10 10:42:37

Total Concentration: 9.40

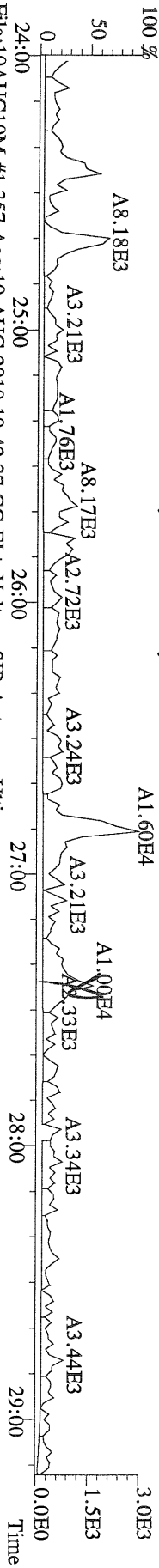
Unnamed Concentration: 6.232

RT	ml Resp	m2 Resp	RA	Resp	Concentration	Name
42:17	3.44e+04	3.66e+04	0.94 y	7.10e+04	3.17	1,2,3,4,6,7,8-HpCDF
43:07	7.02e+04	6.63e+04	1.06 y	1.36e+05	6.23	

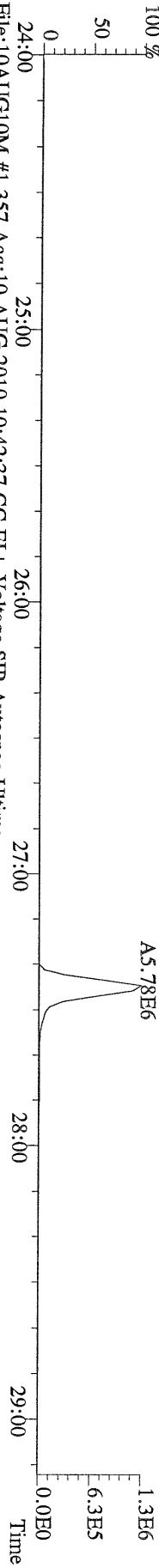
File:10AUG10M #1-357 Acq:10-AUG-2010 10:42:37 GC EI+ Voltage SIR Autospec-Ultima
 319.8965 S:2 BSUB(10000,15,-3.0) PKD(5,5,3,0,10%,100,0,0,00%,F,F) Exp:PCDD
 Sample Text:6276-010-0001-SA File Text:Frontier Analytical Laboratory



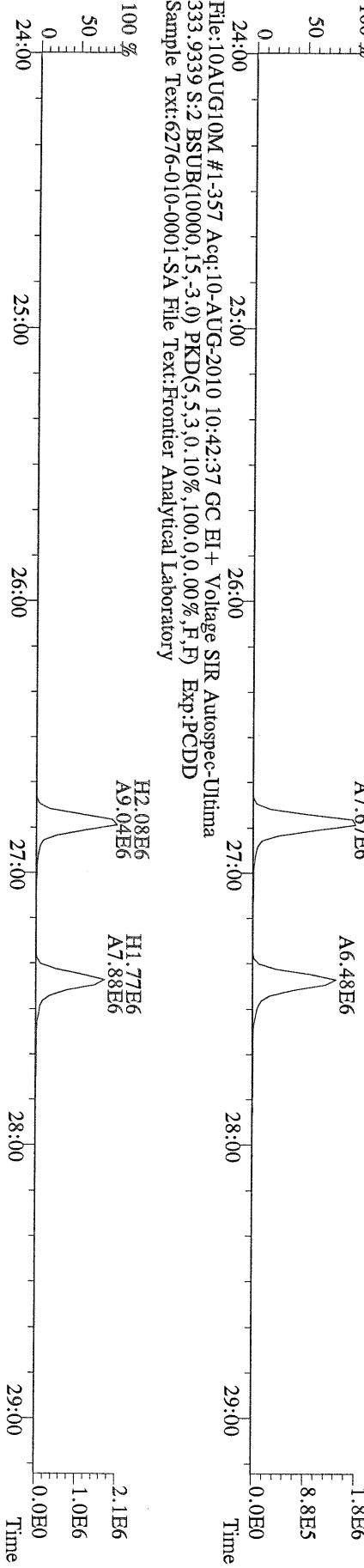
File:10AUG10M #1-357 Acq:10-AUG-2010 10:42:37 GC EI+ Voltage SIR Autospec-Ultima
 321.8936 S:2 BSUB(10000,15,-3.0) PKD(5,5,3,0,10%,100,0,0,00%,F,F) Exp:PCDD
 Sample Text:6276-010-0001-SA File Text:Frontier Analytical Laboratory



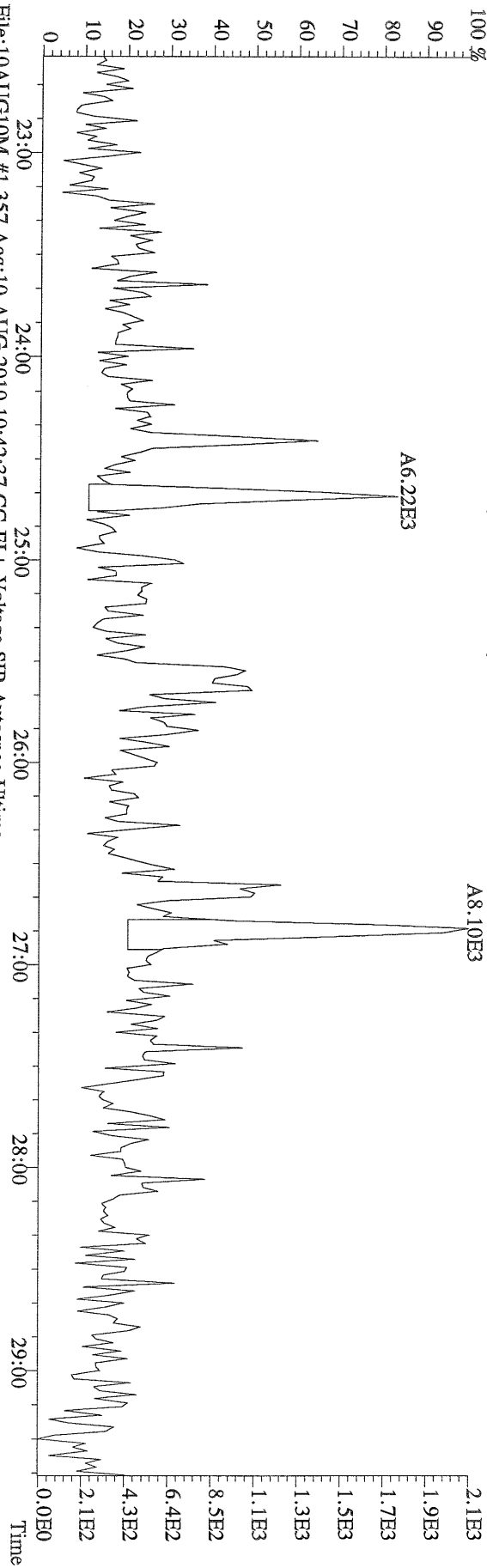
File:10AUG10M #1-357 Acq:10-AUG-2010 10:42:37 GC EI+ Voltage SIR Autospec-Ultima
 331.9368 S:2 BSUB(10000,15,-3.0) PKD(5,5,3,0,10%,100,0,0,00%,F,F) Exp:PCDD
 Sample Text:6276-010-0001-SA File Text:Frontier Analytical Laboratory



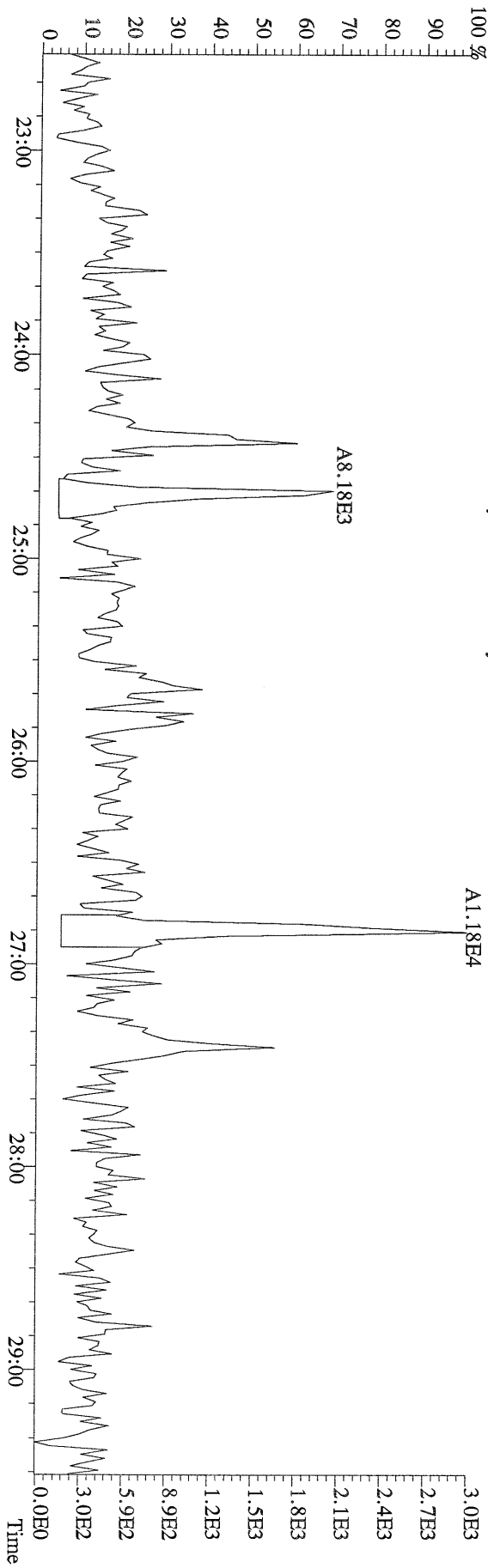
File:10AUG10M #1-357 Acq:10-AUG-2010 10:42:37 GC EI+ Voltage SIR Autospec-Ultima
 333.9339 S:2 BSUB(10000,15,-3.0) PKD(5,5,3,0,10%,100,0,0,00%,F,F) Exp:PCDD
 Sample Text:6276-010-0001-SA File Text:Frontier Analytical Laboratory



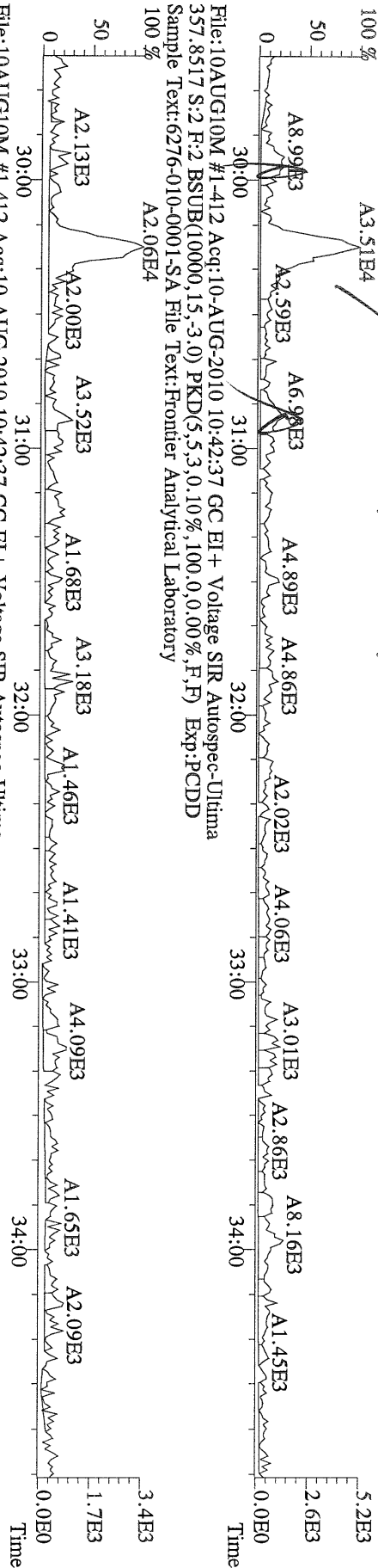
File:10AUG10M #1-357 Acq:10-AUG-2010 10:42:37 GC EI+ Voltage SIR Autospec-Ultima
319.8965 S:2 BSUB(10000,15,-3.0) PKD(5,5,3,0.10%,100.0,0.00%,F,F) Exp:PCDD
Sample Text:6276-010-0001-SA File Text:Fronter Analytical Laboratory



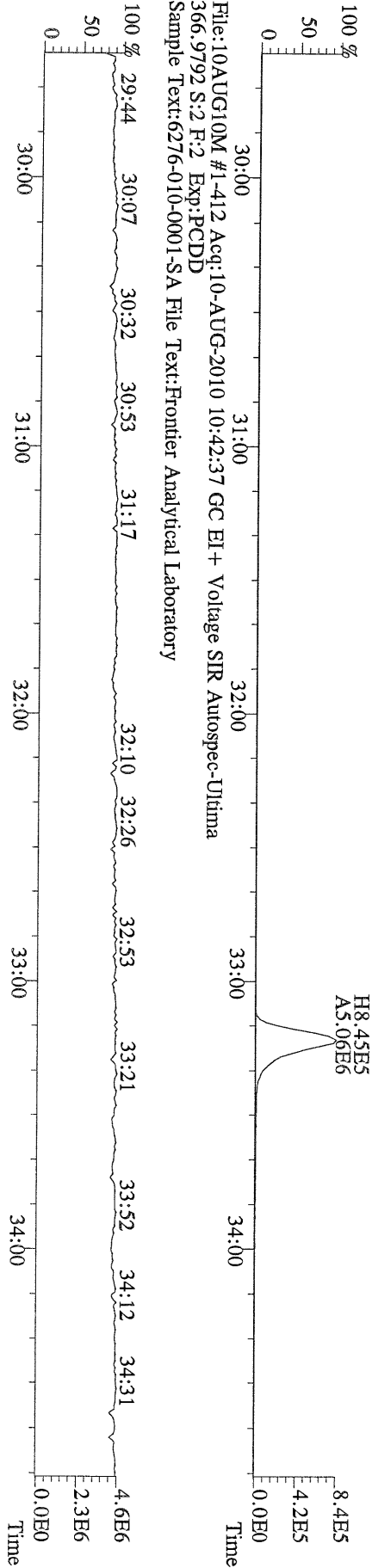
File:10AUG10M #1-357 Acq:10-AUG-2010 10:42:37 GC EI+ Voltage SIR Autospec-Ultima
321.8936 S:2 BSUB(10000,15,-3.0) PKD(5,5,3,0.10%,100.0,0.00%,F,F) Exp:PCDD
Sample Text:6276-010-0001-SA File Text:Fronter Analytical Laboratory




File:10AUG10M #1-412 Acq:10-AUG-2010 10:42:37 GC EI+ Voltage SIR Autospec-Ultima
 355.8546 S:2 F:2 BSUB(10000,15,-3.0) PKD(5,5,3,0,10%,100,0,0,00%,F,F) Exp:PCDD
 Sample Text:6276-010-0001-SA File Text:Frontier Analytical Laboratory




File:10AUG10M #1-412 Acq:10-AUG-2010 10:42:37 GC EI+ Voltage SIR Autospec-Ultima
 367.8949 S:2 F:2 BSUB(10000,15,-3.0) PKD(5,5,3,0,10%,100,0,0,00%,F,F) Exp:PCDD
 Sample Text:6276-010-0001-SA File Text:Frontier Analytical Laboratory



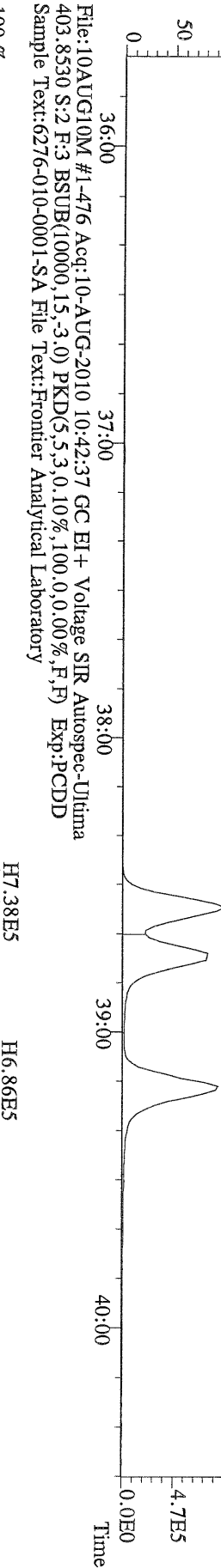
File:10AUG10M #1-412 Acq:10-AUG-2010 10:42:37 GC EI+ Voltage SIR Autospec-Ultima
 366.9792 S:2 F:2 Exp:PCDD
 Sample Text:6276-010-0001-SA File Text:Frontier Analytical Laboratory



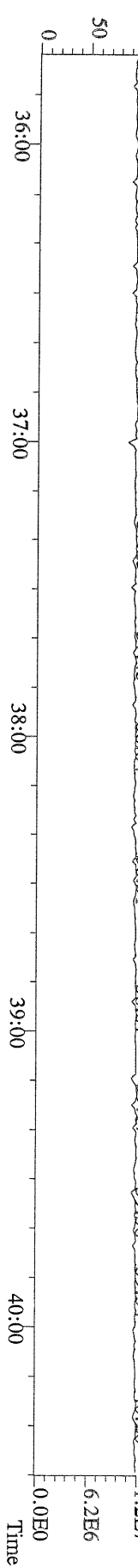
File:10AUG10M #1-476 Acq:10-AUG-2010 10:42:37 GC EI+ Voltage SIR Autospec-Ultima
 389.8156 S:2 F:3 BSUB(10000,15,-3.0) PKD(5.5,3,0.10%,100.0,0.00%,F,F) Exp:PCDD
 Sample Text:6276-010-0001-SA File Text:Frontier Analytical Laboratory



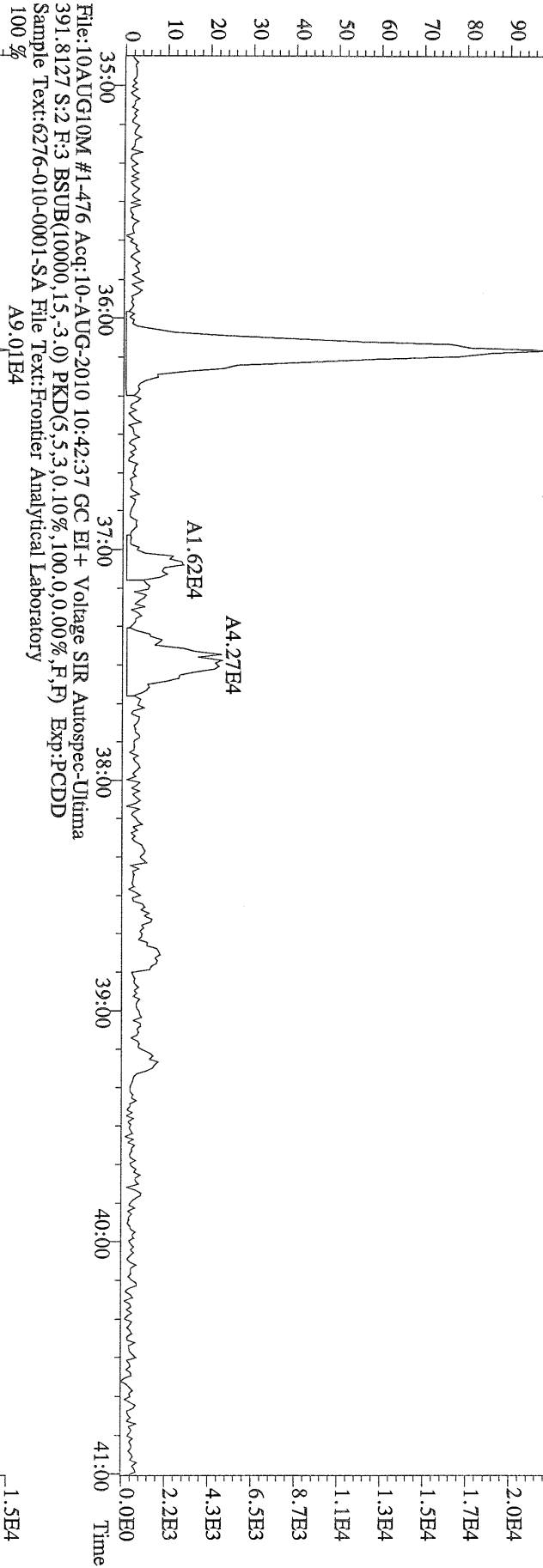
File:10AUG10M #1-476 Acq:10-AUG-2010 10:42:37 GC EI+ Voltage SIR Autospec-Ultima
 391.8127 S:2 F:3 BSUB(10000,15,-3.0) PKD(5.5,3,0.10%,100.0,0.00%,F,F) Exp:PCDD
 Sample Text:6276-010-0001-SA File Text:Frontier Analytical Laboratory



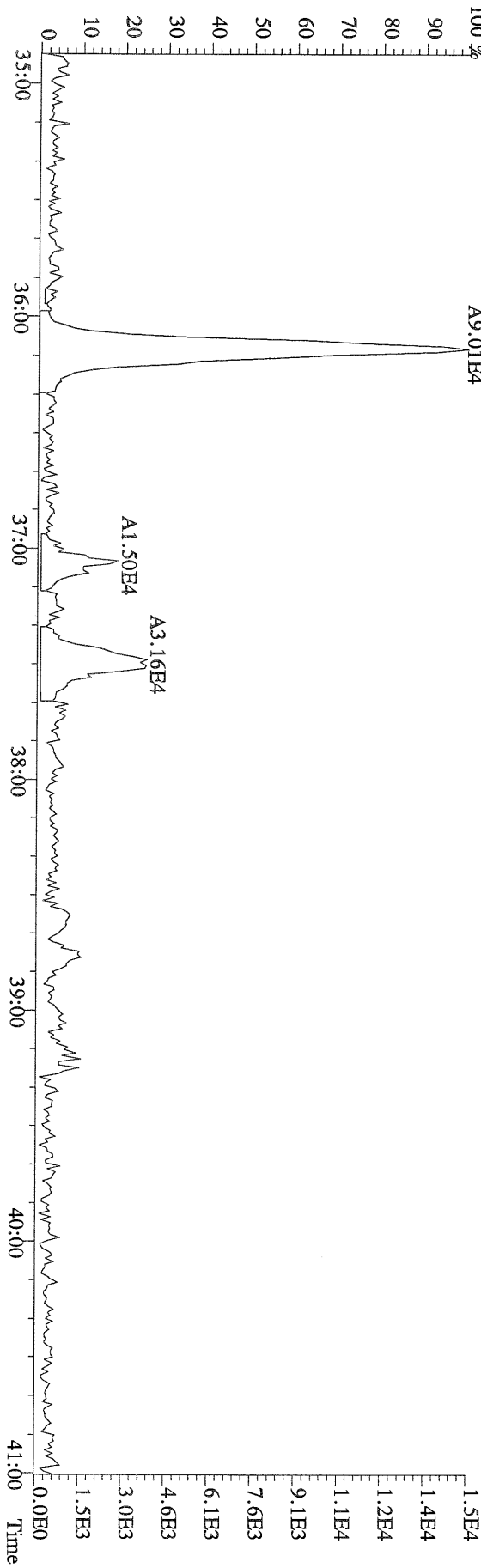
File:10AUG10M #1-476 Acq:10-AUG-2010 10:42:37 GC EI+ Voltage SIR Autospec-Ultima
 403.8530 S:2 F:3 BSUB(10000,15,-3.0) PKD(5.5,3,0.10%,100.0,0.00%,F,F) Exp:PCDD
 Sample Text:6276-010-0001-SA File Text:Frontier Analytical Laboratory



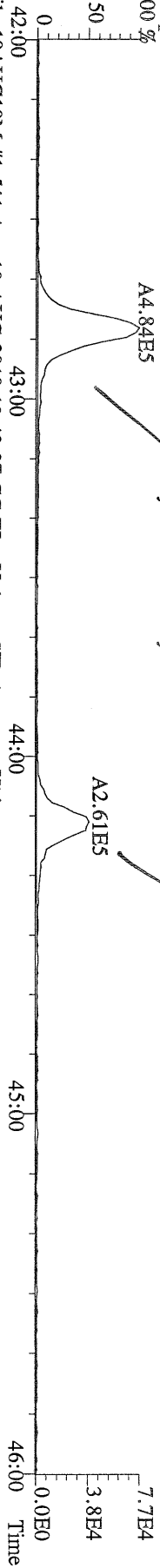
File:10AUG10M #1-476 Acq:10-AUG-2010 10:42:37 GC EI+ Voltage SIR Autospec-Ultima
389.8156 S:2 F:3 BSUB(10000,15,-3.0) PKD(5,5,3,0,10%,100,0,0,00%,F,F) Exp:PCDD
Sample Text:6276-010-0001-SA File Text:Frontier Analytical Laboratory
100% A1.25E3



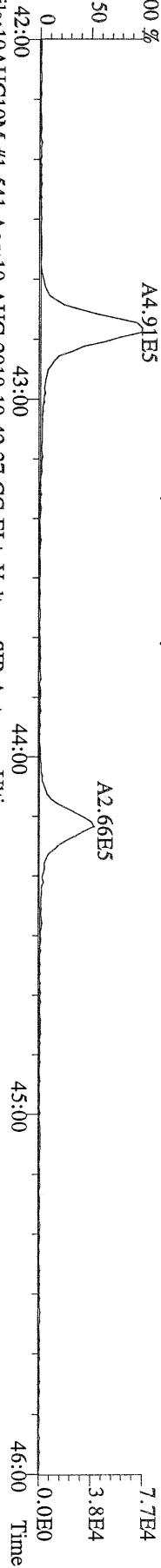
File:10AUG10M #1-476 Acq:10-AUG-2010 10:42:37 GC EI+ Voltage SIR Autospec-Ultima
391.8127 S:2 F:3 BSUB(10000,15,-3.0) PKD(5,5,3,0,10%,100,0,0,00%,F,F) Exp:PCDD
Sample Text:6276-010-0001-SA File Text:Frontier Analytical Laboratory
100% A9.01E4



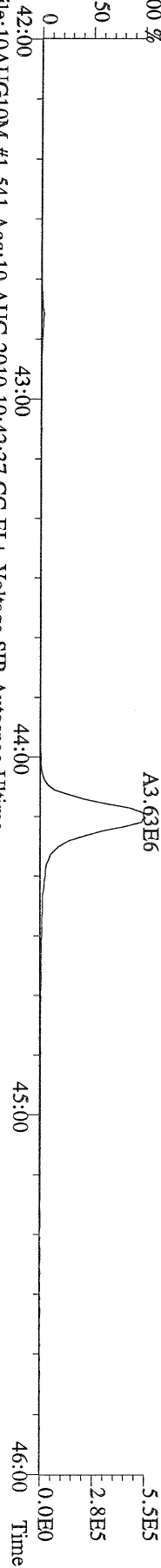
File:10AUG10M #1-541 Acq:10-AUG-2010 10:42:37 GC EI+ Voltage SIR Autospec-Ultima
 423.7767 S:2 F:4 BSUB(10000,15,-3.0) PKD(5,5,3,0,10%,100,0,0,00%,F,F) Exp.:PCDD
 Sample Text:6276-010-0001-SA File Text:Frontier Analytical Laboratory



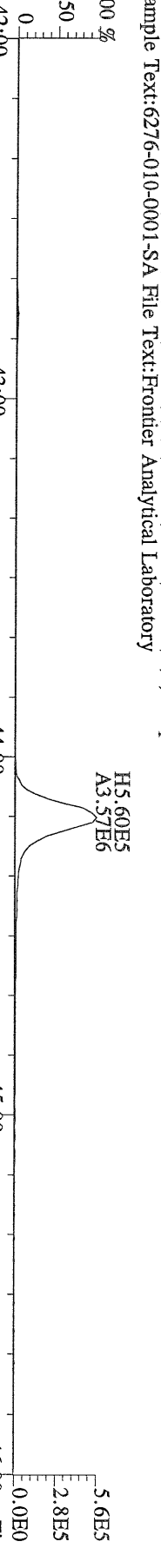
File:10AUG10M #1-541 Acq:10-AUG-2010 10:42:37 GC EI+ Voltage SIR Autospec-Ultima
 425.7737 S:2 F:4 BSUB(10000,15,-3.0) PKD(5,5,3,0,10%,100,0,0,00%,F,F) Exp.:PCDD
 Sample Text:6276-010-0001-SA File Text:Frontier Analytical Laboratory




File:10AUG10M #1-541 Acq:10-AUG-2010 10:42:37 GC EI+ Voltage SIR Autospec-Ultima
 435.8169 S:2 F:4 BSUB(10000,15,-3.0) PKD(5,5,3,0,10%,100,0,0,00%,F,F) Exp.:PCDD
 Sample Text:6276-010-0001-SA File Text:Frontier Analytical Laboratory




File:10AUG10M #1-541 Acq:10-AUG-2010 10:42:37 GC EI+ Voltage SIR Autospec-Ultima
 437.8140 S:2 F:4 BSUB(10000,15,-3.0) PKD(5,5,3,0,10%,100,0,0,00%,F,F) Exp.:PCDD
 Sample Text:6276-010-0001-SA File Text:Frontier Analytical Laboratory



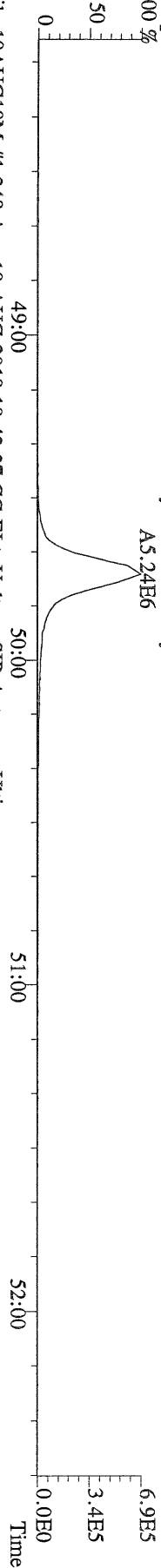
File:10AUG10M #1-541 Acq:10-AUG-2010 10:42:37 GC EI+ Voltage SIR Autospec-Ultima
 430.9728 S:2 F:4 Exp.:PCDD
 Sample Text:6276-010-0001-SA File Text:Frontier Analytical Laboratory



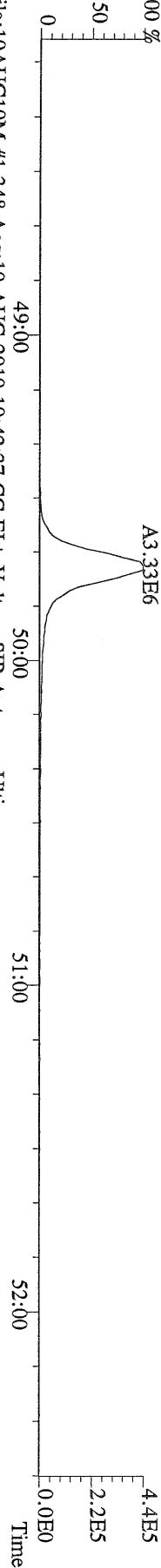
File:10AUG10M #1-348 Acq:10-AUG-2010 10:42:37 GC EI+ Voltage SIR Autospec-Ultima
457.7377 S:2 F:5 BSUB(10000,15,-3.0) PKD(5,5,3,0,10%,100,0,0,00%,F,F) Exp:PCDD
Sample Text:6276-010-0001-SA File Text:Frontier Analytical Laboratory




File:10AUG10M #1-348 Acq:10-AUG-2010 10:42:37 GC EI+ Voltage SIR Autospec-Ultima
459.7348 S:2 F:5 BSUB(10000,15,-3.0) PKD(5,5,3,0,10%,100,0,0,00%,F,F) Exp:PCDD
Sample Text:6276-010-0001-SA File Text:Frontier Analytical Laboratory




File:10AUG10M #1-348 Acq:10-AUG-2010 10:42:37 GC EI+ Voltage SIR Autospec-Ultima
469.7780 S:2 F:5 BSUB(10000,15,-3.0) PKD(5,5,3,0,10%,100,0,0,00%,F,F) Exp:PCDD
Sample Text:6276-010-0001-SA File Text:Frontier Analytical Laboratory




File:10AUG10M #1-348 Acq:10-AUG-2010 10:42:37 GC EI+ Voltage SIR Autospec-Ultima
471.7750 S:2 F:5 BSUB(10000,15,-3.0) PKD(5,5,3,0,10%,100,0,0,00%,F,F) Exp:PCDD
Sample Text:6276-010-0001-SA File Text:Frontier Analytical Laboratory




File:10AUG10M #1-348 Acq:10-AUG-2010 10:42:37 GC EI+ Voltage SIR Autospec-Ultima
454.9728 S:2 F:5 Exp:PCDD
Sample Text:6276-010-0001-SA File Text:Frontier Analytical Laboratory




File:10AUG10M #1-357 Acq:10-AUG-2010 10:42:37 GC EI+ Voltage SIR Autospec-Ultima
 303.9016 S:2 BSUB(10000,15,-3.0) PKD(5,5,3,0,100,0,0,00%,F,F) Exp:PCDD
 Sample Text:6276-010-0001-SA File Text:Frontier Analytical Laboratory



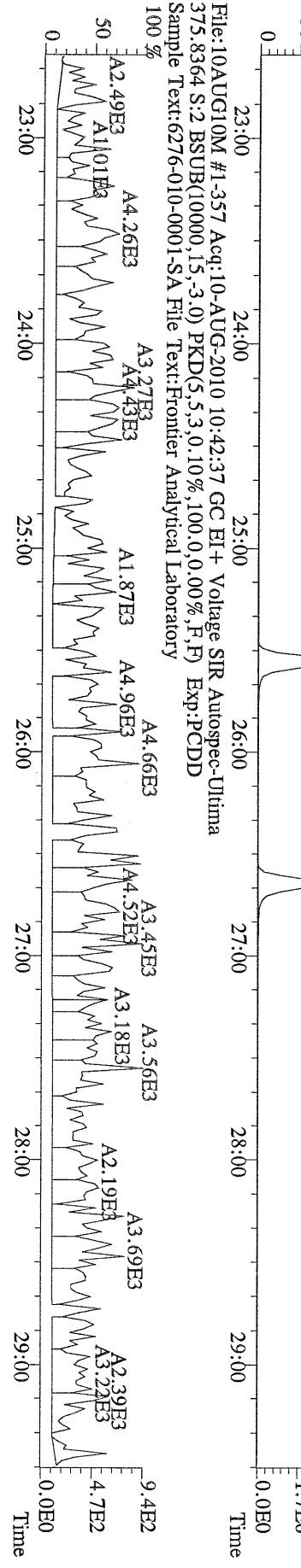
File:10AUG10M #1-357 Acq:10-AUG-2010 10:42:37 GC EI+ Voltage SIR Autospec-Ultima
 305.8987 S:2 BSUB(10000,15,-3.0) PKD(5,5,3,0,100,0,0,00%,F,F) Exp:PCDD
 Sample Text:6276-010-0001-SA File Text:Frontier Analytical Laboratory




File:10AUG10M #1-357 Acq:10-AUG-2010 10:42:37 GC EI+ Voltage SIR Autospec-Ultima
 315.9419 S:2 BSUB(10000,15,-3.0) PKD(5,5,3,0,100,0,0,00%,F,F) Exp:PCDD
 Sample Text:6276-010-0001-SA File Text:Frontier Analytical Laboratory



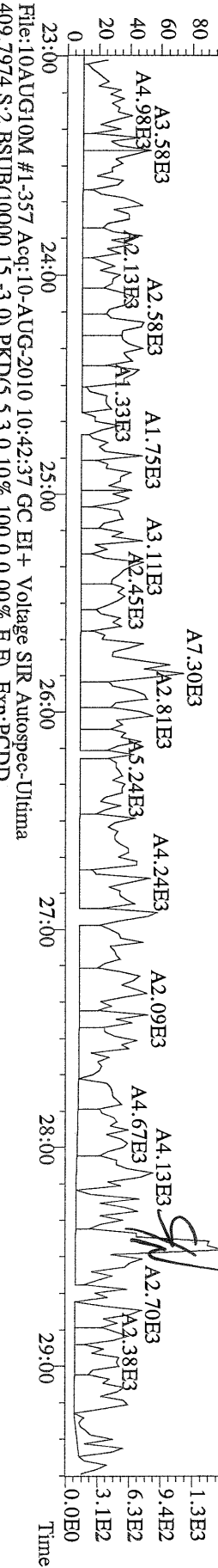
File:10AUG10M #1-357 Acq:10-AUG-2010 10:42:37 GC EI+ Voltage SIR Autospec-Ultima
 375.8364 S:2 BSUB(10000,15,-3.0) PKD(5,5,3,0,100,0,0,00%,F,F) Exp:PCDD
 Sample Text:6276-010-0001-SA File Text:Frontier Analytical Laboratory



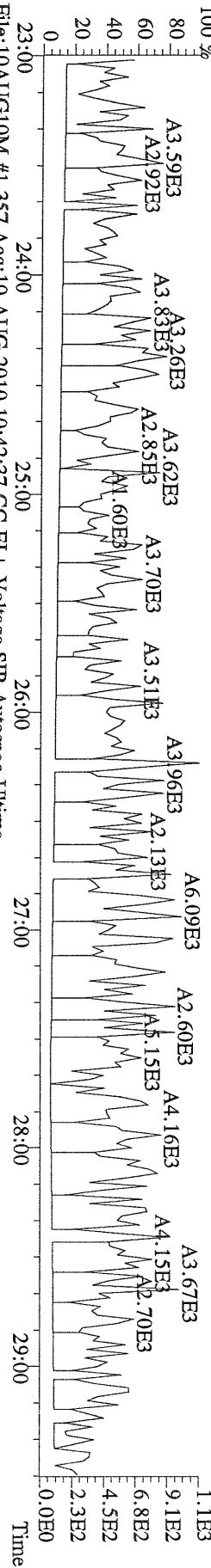
File:10AUG10M #1-357 Acq:10-AUG-2010 10:42:37 GC EI+ Voltage SIR Autospec-Ultima
 330.9792 S:2 Exp:PCDD
 Sample Text:6276-010-0001-SA File Text:Frontier Analytical Laboratory



File:10AUG10M #1-357 Acq:10-AUG-2010 10:42:37 GC EI+ Voltage SIR Autospec-Ultima
 341.8568 S:2 BSUB(10000,15,-3.0) PKD(5,5,3,0,10%,100.0,0.00%,F,F) Exp:PCDD
 Sample Text:6276-010-0001-SA File Text:Frontier Analytical Laboratory




File:10AUG10M #1-357 Acq:10-AUG-2010 10:42:37 GC EI+ Voltage SIR Autospec-Ultima
 409.7974 S:2 BSUB(10000,15,-3.0) PKD(5,5,3,0,10%,100.0,0.00%,F,F) Exp:PCDD
 Sample Text:6276-010-0001-SA File Text:Frontier Analytical Laboratory



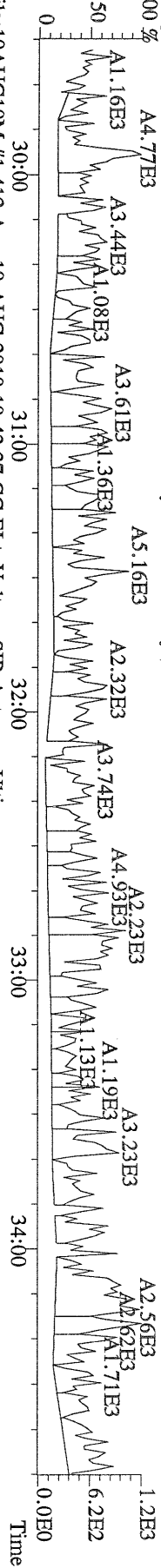
File:10AUG10M #1-357 Acq:10-AUG-2010 10:42:37 GC EI+ Voltage SIR Autospec-Ultima
 330.9792 S:2 Exp:PCDD
 Sample Text:6276-010-0001-SA File Text:Frontier Analytical Laboratory



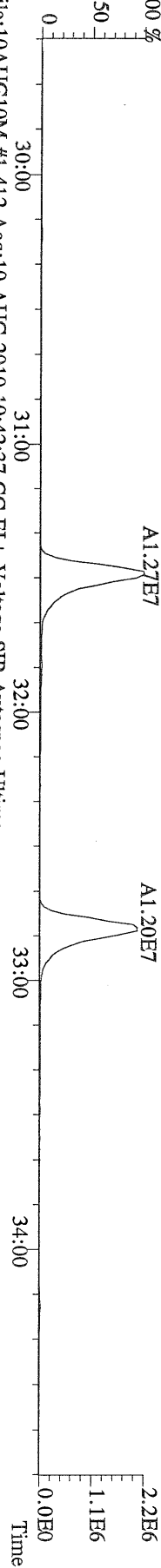
File:10AUG10M #1-412 Acq:10-AUG-2010 10:42:37 GC EI+ Voltage SIR Autospec-Ultima
 339.8597 S:2 F:2 BSUB(10000,15,-3.0) PKD(5,5,3,0,10%,100,0,0,00%,F,F) Exp:PCDD
 Sample Text:6276-010-0001-SA File Text:Frontier Analytical Laboratory




File:10AUG10M #1-412 Acq:10-AUG-2010 10:42:37 GC EI+ Voltage SIR Autospec-Ultima
 341.8568 S:2 F:2 BSUB(10000,15,-3.0) PKD(5,5,3,0,10%,100,0,0,00%,F,F) Exp:PCDD
 Sample Text:6276-010-0001-SA File Text:Frontier Analytical Laboratory



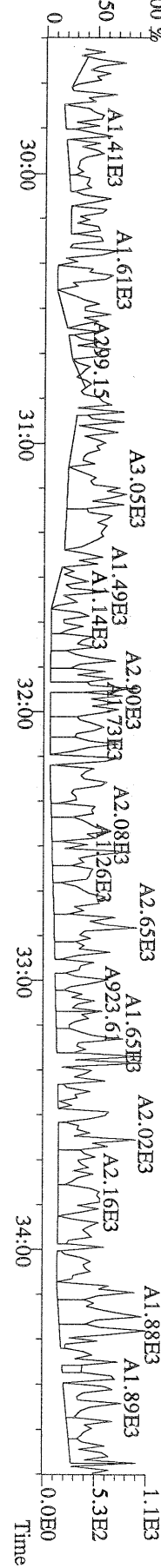
File:10AUG10M #1-412 Acq:10-AUG-2010 10:42:37 GC EI+ Voltage SIR Autospec-Ultima
 351.9000 S:2 F:2 BSUB(10000,15,-3.0) PKD(5,5,3,0,10%,100,0,0,00%,F,F) Exp:PCDD
 Sample Text:6276-010-0001-SA File Text:Frontier Analytical Laboratory




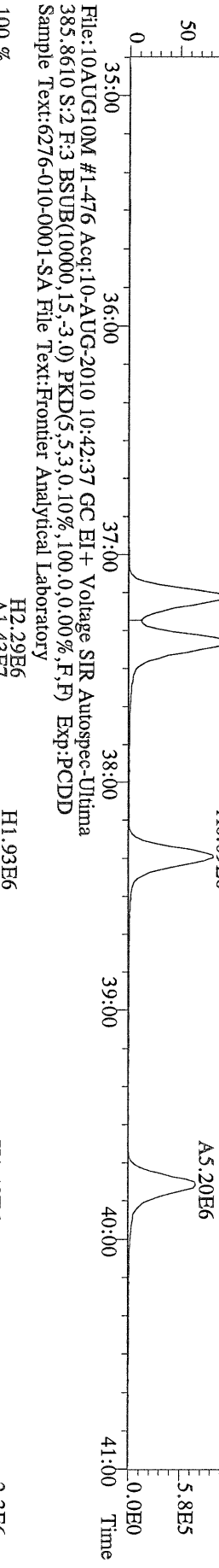
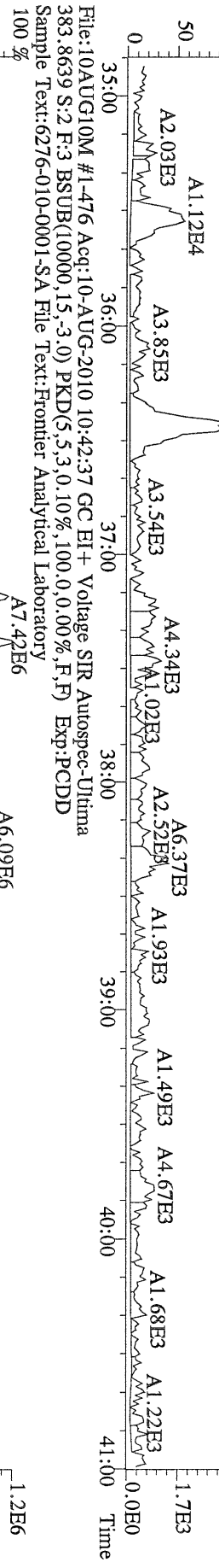

File:10AUG10M #1-412 Acq:10-AUG-2010 10:42:37 GC EI+ Voltage SIR Autospec-Ultima
 409.7974 S:2 F:2 BSUB(10000,15,-3.0) PKD(5,5,3,0,10%,100,0,0,00%,F,F) Exp:PCDD
 Sample Text:6276-010-0001-SA File Text:Frontier Analytical Laboratory



File:10AUG10M #1-412 Acq:10-AUG-2010 10:42:37 GC EI+ Voltage SIR Autospec-Ultima
 409.7974 S:2 F:2 BSUB(10000,15,-3.0) PKD(5,5,3,0,10%,100,0,0,00%,F,F) Exp:PCDD
 Sample Text:6276-010-0001-SA File Text:Frontier Analytical Laboratory




File:10AUG10M #1-476 Acq:10-AUG-2010 10:42:37 GC EI+ Voltage SIR Autospec-Utima
 373.8207 S:2 F:3 BSUB(10000,15,-3.0) PKD(5,5,3,0,10%,100,0,0,00%,F,F) Exp:PCDD
 Sample Text:6276-010-0001-SA File Text:Frontier Analytical Laboratory

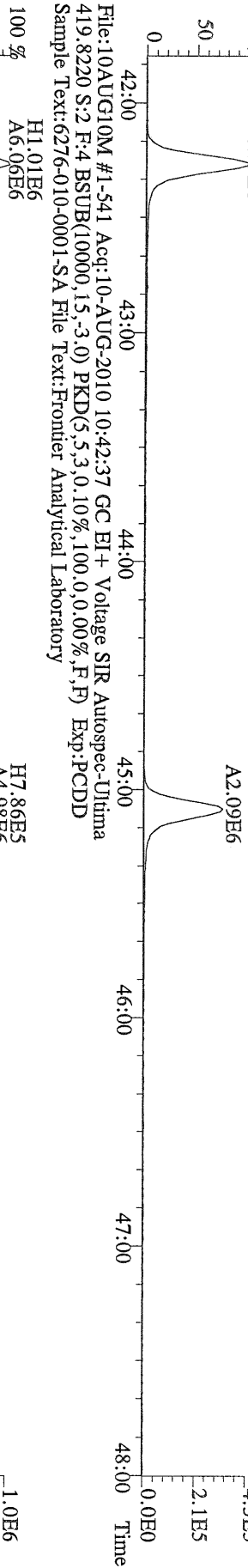


File:10AUG10M #1-476 Acq:10-AUG-2010 10:42:37 GC EI+ Voltage SIR Autospec-Utima
 445.7555 S:2 F:3 BSUB(10000,15,-3.0) PKD(5,5,3,0,10%,100,0,0,00%,F,F) Exp:PCDD
 Sample Text:6276-010-0001-SA File Text:Frontier Analytical Laboratory

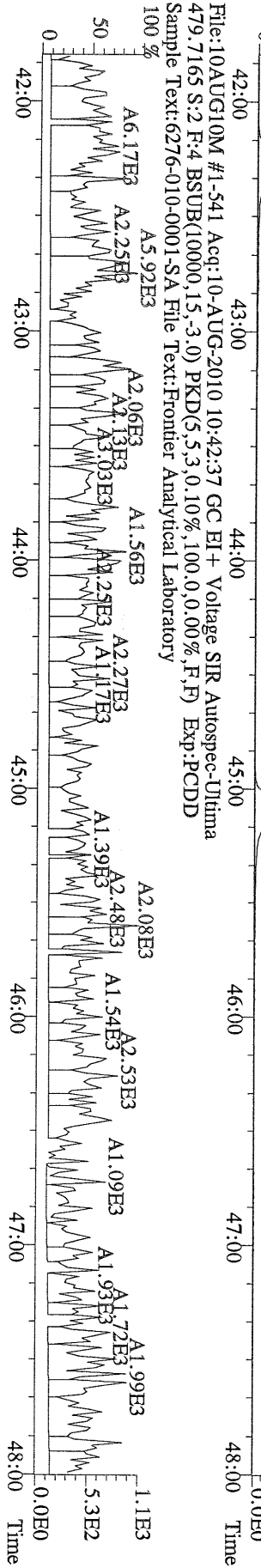
File:10AUG10M #1-541 Acq:10-AUG-2010 10:42:37 GC EI+ Voltage SIR Autospec-Ultima
407.7818 S:2 F:4 BSUB(10000,15,-3.0) PKD(5,5,3,0,10%,100.0,0.00%,F,F) Exp:PCDD
Sample Text:6276-010-0001-SA File Text:Frontier Analytical Laboratory



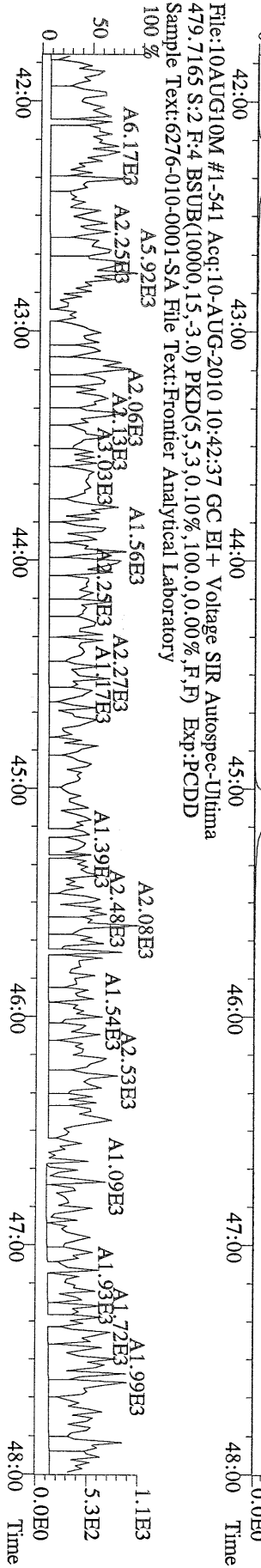
File:10AUG10M #1-541 Acq:10-AUG-2010 10:42:37 GC EI+ Voltage SIR Autospec-Ultima
417.8253 S:2 F:4 BSUB(10000,15,-3.0) PKD(5,5,3,0,10%,100.0,0.00%,F,F) Exp:PCDD
Sample Text:6276-010-0001-SA File Text:Frontier Analytical Laboratory



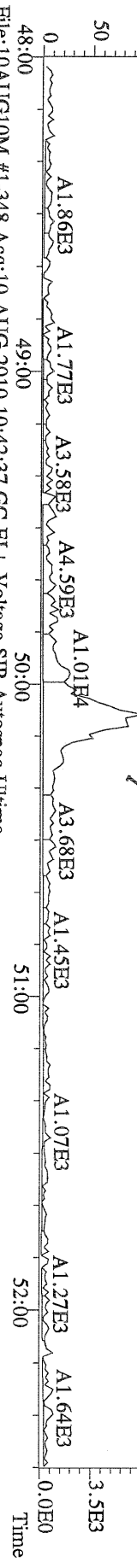
File:10AUG10M #1-541 Acq:10-AUG-2010 10:42:37 GC EI+ Voltage SIR Autospec-Ultima
419.8220 S:2 F:4 BSUB(10000,15,-3.0) PKD(5,5,3,0,10%,100.0,0.00%,F,F) Exp:PCDD
Sample Text:6276-010-0001-SA File Text:Frontier Analytical Laboratory



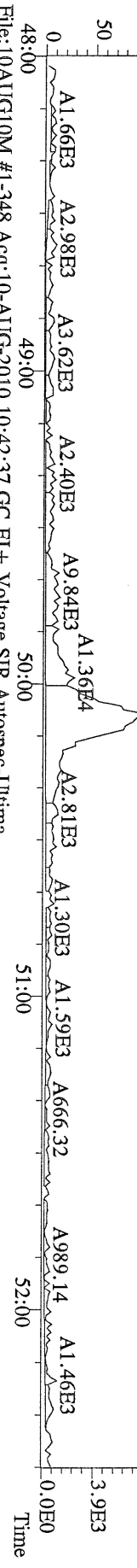
File:10AUG10M #1-541 Acq:10-AUG-2010 10:42:37 GC EI+ Voltage SIR Autospec-Ultima
479.7165 S:2 F:4 BSUB(10000,15,-3.0) PKD(5,5,3,0,10%,100.0,0.00%,F,F) Exp:PCDD
Sample Text:6276-010-0001-SA File Text:Frontier Analytical Laboratory



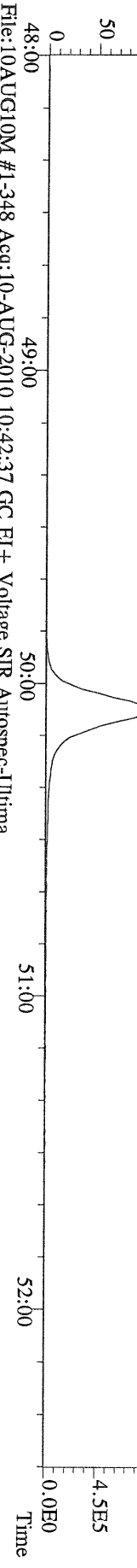
File:10AUG10M #1-348 Acq:10-AUG-2010 10:42:37 GC EI+ Voltage SIR Autospec-Ultima
 441.7428 S:2 F:5 BSUB(10000,15,-3.0) PKD(5,5,3,0,10%,100,0,0,00%,F,F) Exp:PCDD
 Sample Text:6276-010-0001-SA File Text:Frontier Analytical Laboratory



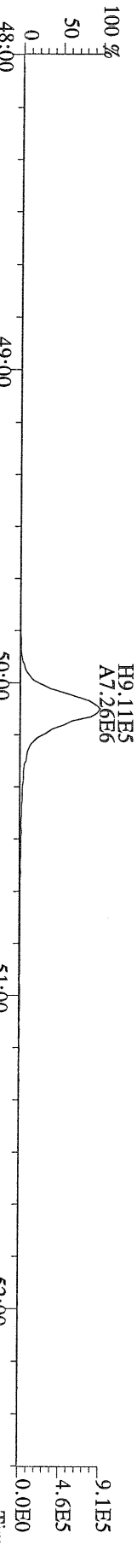
File:10AUG10M #1-348 Acq:10-AUG-2010 10:42:37 GC EI+ Voltage SIR Autospec-Ultima
 443.7398 S:2 F:5 BSUB(10000,15,-3.0) PKD(5,5,3,0,10%,100,0,0,00%,F,F) Exp:PCDD
 Sample Text:6276-010-0001-SA File Text:Frontier Analytical Laboratory



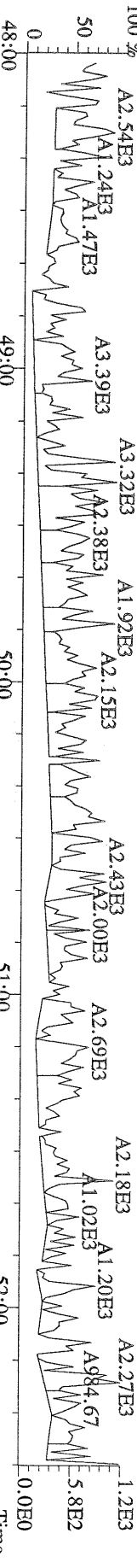
File:10AUG10M #1-348 Acq:10-AUG-2010 10:42:37 GC EI+ Voltage SIR Autospec-Ultima
 453.7831 S:2 F:5 BSUB(10000,15,-3.0) PKD(5,5,3,0,10%,100,0,0,00%,F,F) Exp:PCDD
 Sample Text:6276-010-0001-SA File Text:Frontier Analytical Laboratory



File:10AUG10M #1-348 Acq:10-AUG-2010 10:42:37 GC EI+ Voltage SIR Autospec-Ultima
 455.7801 S:2 F:5 BSUB(10000,15,-3.0) PKD(5,5,3,0,10%,100,0,0,00%,F,F) Exp:PCDD
 Sample Text:6276-010-0001-SA File Text:Frontier Analytical Laboratory



File:10AUG10M #1-348 Acq:10-AUG-2010 10:42:37 GC EI+ Voltage SIR Autospec-Ultima
 513.6775 S:2 F:5 BSUB(10000,15,-3.0) PKD(5,5,3,0,10%,100,0,0,00%,F,F) Exp:PCDD
 Sample Text:6276-010-0001-SA File Text:Frontier Analytical Laboratory



*0.830
8/10/10*

Name	Resp	RA	RT	RRF	Conc	Qual	Fac Noise-1	Noise-2	DL	Rec	#Hom
2,3,7,8-TCDD	*	* n	NotFnd	1.04	*		2.50	351	589	0.332	
1,2,3,7,8-PeCDD	*	* n	NotFnd	1.05	*		2.50	563	334	0.438	
1,2,3,4,7,8-HxCDD	*	* n	NotFnd	1.30	*		2.50	975	696	0.907	
1,2,3,6,7,8-HxCDD	*	* n	NotFnd	1.28	*		2.50	975	696	1.04	
1,2,3,7,8,9-HxCDD	*	* n	NotFnd	1.25	*		2.50	975	696	1.00	
1,2,3,4,6,7,8-HpCDD	6.85e+05	0.97 y	44:11	1.35	33.5		2.50	-	-	*	
OCDD	1.47e+07	0.94 y	49:44	1.25	1560		2.50	-	-	*	
2,3,7,8-TCDF	*	* n	NotFnd	1.62	*		2.50	295	658	0.133	
1,2,3,7,8-PeCDF	*	* n	NotFnd	0.92	*		2.50	397	497	0.343	
2,3,4,7,8-PeCDF	*	* n	NotFnd	0.94	*		2.50	397	497	0.326	
1,2,3,4,7,8-HxCDF	*	* n	NotFnd	0.93	*		2.50	398	365	0.298	
1,2,3,6,7,8-HxCDF	*	* n	NotFnd	0.84	*		2.50	398	365	0.311	
2,3,4,6,7,8-HxCDF	*	* n	NotFnd	0.90	*		2.50	398	365	0.332	
1,2,3,7,8,9-HxCDF	*	* n	NotFnd	0.98	*		2.50	398	365	0.382	
1,2,3,4,6,7,8-HpCDF	5.96e+04	0.95 y	42:17	1.38	2.46	J	2.50	-	-	*	
1,2,3,4,7,8,9-HpCDF	*	* n	NotFnd	1.62	*		2.50	366	428	0.499	
OCDF	1.32e+05	0.76 y	50:08	0.74	11.3	J	2.50	-	-	*	
13C-2,3,7,8-TCDD	1.71e+07	0.83 y	27:24	0.93	500					90.3	
13C-1,2,3,7,8-PeCDD	1.51e+07	1.76 y	33:13	0.81	508					91.6	
13C-1,2,3,4,7,8-HxCDD	1.02e+07	1.26 y	38:35	0.95	508					91.8	
13C-1,2,3,6,7,8-HxCDD	9.95e+06	1.27 y	38:44	1.00	470					84.8	
13C-1,2,3,4,6,7,8-HpCDD	8.36e+06	1.00 y	44:10	0.92	427					77.1	
13C-OCDD	8.37e+06	0.91 y	49:43	0.63	622					56.2	
13C-2,3,7,8-TCDF	2.55e+07	0.88 y	26:39	0.87	534					96.4	
13C-1,2,3,7,8-PeCDF	2.16e+07	1.66 y	31:29	0.81	486					87.8	
13C-2,3,4,7,8-PeCDF	2.15e+07	1.69 y	32:49	0.75	520					93.9	
13C-1,2,3,4,7,8-HxCDF	2.08e+07	0.52 y	37:11	1.74	561					101	
13C-1,2,3,6,7,8-HxCDF	2.31e+07	0.51 y	37:23	2.17	502					90.6	
13C-2,3,4,6,7,8-HxCDF	1.95e+07	0.53 y	38:19	1.82	505					91.1	
13C-1,2,3,7,8,9-HxCDF	1.71e+07	0.51 y	39:45	1.49	540					97.5	
13C-1,2,3,4,6,7,8-HpCDF	9.70e+06	0.43 y	42:16	1.10	415					75.0	
13C-1,2,3,4,7,8,9-HpCDF	8.34e+06	0.43 y	45:05	0.81	481					86.8	
13C-OCDF	1.75e+07	0.99 y	50:05	1.19	693					62.5	
37Cl-2,3,7,8-TCDD	7.22e+06		27:25	0.93	211					95.1	
13C-1,2,3,4-TCDD	2.04e+07	0.83 y	26:50	-	16.7						
13C-1,2,3,4-TCDF	3.05e+07	0.87 y	25:33	-	15.8						
13C-1,2,3,7,8,9-HxCDD	1.18e+07	1.26 y	39:11	-	15.1						
Total Tetra-Dioxins	2.15e+05		24:25	1.04	6.73		2.50	-	-	*	3
Total Penta-Dioxins	7.88e+04		30:15	1.05	2.76	J	2.50	-	-	*	1
Total Hexa-Dioxins	4.65e+05		36:08	1.27	20.0		2.50	-	-	*	3
Total Hepta-Dioxins	1.95e+06		42:48	1.35	95.4		2.50	-	-	*	2
Total Tetra-Furans	4.15e+04		25:34	1.62	0.557	J	2.50	-	-	*	1
1st Fn. Tot Penta-Furans	*		NotFnd	0.93	*		2.50	397	497	0.343	PeCDF 0
Total Penta-Furans	*		NotFnd	0.93	*		2.50	397	497	0.343	0.00 0
Total Hexa-Furans	8.70e+04		35:31	0.90	2.65	J	2.50	-	-	*	2
Total Hepta-Furans	2.18e+05		42:17	1.48	9.00		2.50	-	-	*	2

Analyst: *[Signature]*

Date: 8/10/10

Totals class: Total Tetra-Dioxins

Entry #: 38

Run: 9

File: 10AUG10M

S: 3 I: 1 F: 1

Acquired: 10-AUG-10 11:37:59

Total Concentration: 6.73

Unnamed Concentration: 6.735

RT	ml Resp	m2 Resp	RA	Resp	Concentration	Name
24:25	6.90e+03	1.01e+04	0.69 y	1.70e+04	0.531	
24:41	1.15e+04	1.56e+04	0.74 y	2.71e+04	0.850	
26:51	7.17e+04	9.93e+04	0.72 y	1.71e+05	5.35	

Totals class: Total Penta-Dioxins

Entry #: 39

Run: 9

File: 10AUG10M

S: 3 I: 1 F: 2

Acquired: 10-AUG-10 11:37:59

Total Concentration: 2.76

Unnamed Concentration: 2.759

RT	ml Resp	m2 Resp	RA	Resp	Concentration	Name
30:15	4.54e+04	3.34e+04	1.36 y	7.88e+04	2.76	

Totals class: Total Hexa-Dioxins

Entry #: 40

Run: 9

File: 10AUG10M

S: 3 I: 1 F: 3

Acquired: 10-AUG-10 11:37:59

Total Concentration: 20.0

Unnamed Concentration: 20.043

RT	ml Resp	m2 Resp	RA	Resp	Concentration	Name
36:08	1.96e+05	1.41e+05	1.39 y	3.37e+05	14.5	
37:05	2.24e+04	1.74e+04	1.29 y	3.98e+04	1.71	
37:30	5.16e+04	3.69e+04	1.40 y	8.84e+04	3.81	

Totals class: Total Hepta-Dioxins

Entry #: 41

Run: 9

File: 10AUG10M

S: 3 I: 1 F: 4

Acquired: 10-AUG-10 11:37:59

Total Concentration: 95.4

Unnamed Concentration: 61.834

RT	ml Resp	m2 Resp	RA	Resp	Concentration	Name
42:48	6.27e+05	6.38e+05	0.98 y	1.26e+06	61.8	
44:11	3.37e+05	3.49e+05	0.97 y	6.85e+05	33.5	1,2,3,4,6,7,8-HpCDD

Totals class: Total Tetra-Furans

Entry #: 42

Run: 9

File: 10AUG10M

S: 3 I: 1 F: 1

Acquired: 10-AUG-10 11:37:59

Total Concentration: 0.557

Unnamed Concentration: 0.557

RT	ml Resp	m2 Resp RA	Resp	Concentration	Name
25:34	1.65e+04	2.50e+04	0.66 y	4.15e+04	0.557

Totals class: Total Hexa-Furans

Entry #: 45

Run: 9

File: 10AUG10M

S: 3 I: 1 F: 3

Acquired: 10-AUG-10 11:37:59

Total Concentration: 2.65

Unnamed Concentration: 2.647

RT	ml Resp	m2 Resp	RA	Resp	Concentration	Name
35:31	1.45e+04	1.09e+04	1.33 y	2.55e+04	0.775	
36:26	3.46e+04	2.69e+04	1.29 y	6.15e+04	1.87	

Totals class: Total Hepta-Furans

Entry #: 46

Run: 9

File: 10AUG10M

S: 3 I: 1 F: 4




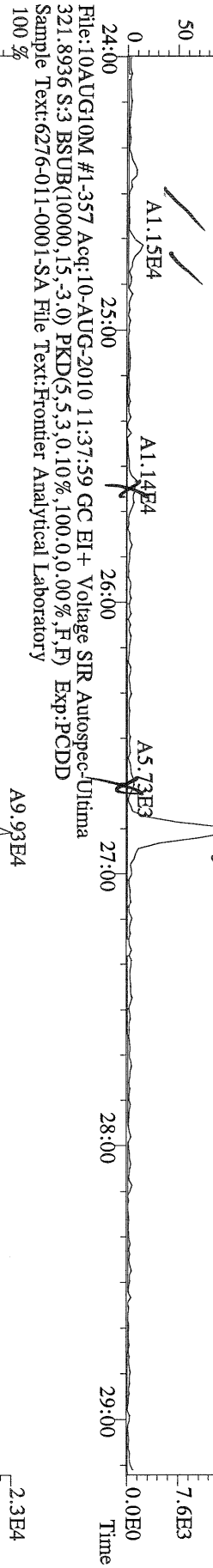
Acquired: 10-AUG-10 11:37:59

Total Concentration: 9.00

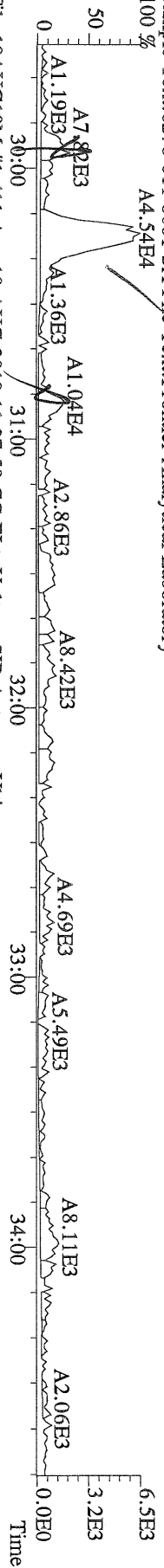
Unnamed Concentration: 6.537

RT	ml Resp	m2 Resp	RA	Resp	Concentration	Name
42:17	2.90e+04	3.06e+04	0.95 y	5.96e+04	2.46	1,2,3,4,6,7,8-HpCDF
43:06	7.93e+04	7.87e+04	1.01 y	1.58e+05	6.54	

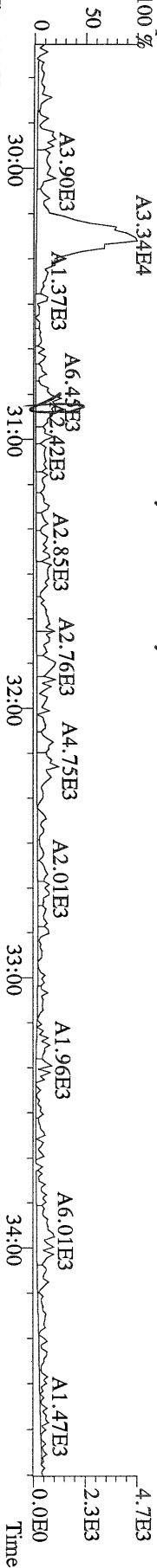
File:10AUG10M #1-357 Acq:10-AUG-2010 11:37:59 GC EI+ Voltage SIR Autospec-Ultima
319.8965 S:3 BSUB(10000,15,-3.0) PKD(5,5,3,0,100,0,0.00%,F,F) Exp:PCDD
Sample Text:6276-011-0001-SA File Text:Frontier Analytical Laboratory
100 %




File:10AUG10M #1-411 Acq:10-AUG-2010 11:37:59 GC EI+ Voltage SIR Autospec-Ultima
355.8546 S:3 F:2 BSUB(10000,15,-3.0) PKD(5,5,3,0,10%,100,0,0,0,0,0,0) Exp:PCDD
Sample Text:6276-011-0001-SA File Text:Frontier Analytical Laboratory
100%



File:10AUG10M #1-411 Acq:10-AUG-2010 11:37:59 GC EI+ Voltage SIR Autospec-Ultima
357.8517 S:3 F:2 BSUB(10000,15,-3.0) PKD(5,5,3,0,10%,100,0,0,0,0,0,0) Exp:PCDD
Sample Text:6276-011-0001-SA File Text:Frontier Analytical Laboratory
100%




File:10AUG10M #1-411 Acq:10-AUG-2010 11:37:59 GC EI+ Voltage SIR Autospec-Ultima
367.8949 S:3 F:2 BSUB(10000,15,-3.0) PKD(5,5,3,0,10%,100,0,0,0,0,0,0) Exp:PCDD
Sample Text:6276-011-0001-SA File Text:Frontier Analytical Laboratory
100%



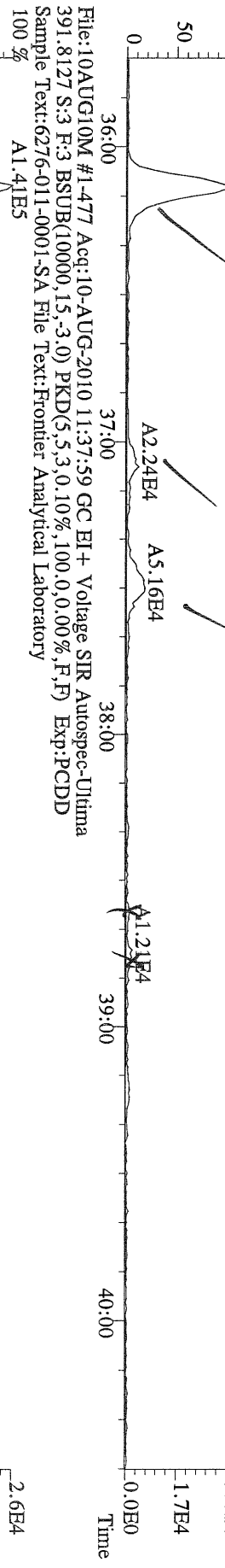
File:10AUG10M #1-411 Acq:10-AUG-2010 11:37:59 GC EI+ Voltage SIR Autospec-Ultima
369.8919 S:3 F:2 BSUB(10000,15,-3.0) PKD(5,5,3,0,10%,100,0,0,0,0,0,0) Exp:PCDD
Sample Text:6276-011-0001-SA File Text:Frontier Analytical Laboratory



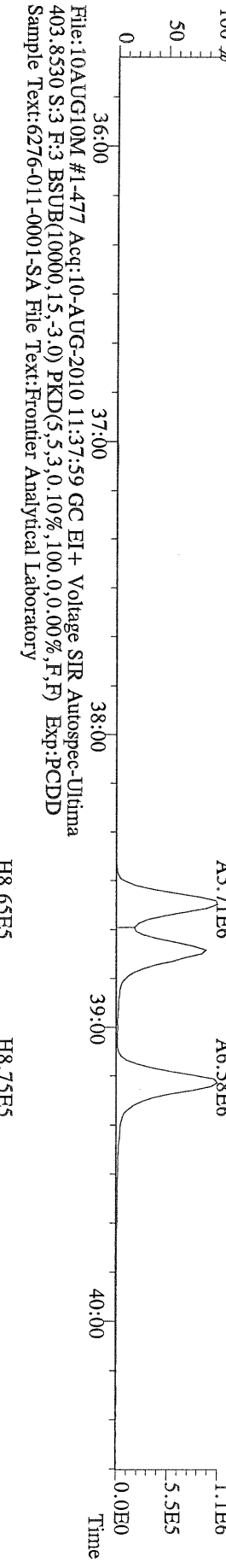
File:10AUG10M #1-411 Acq:10-AUG-2010 11:37:59 GC EI+ Voltage SIR Autospec-Ultima
366.9792 S:3 F:2 Exp:PCDD
Sample Text:6276-011-0001-SA File Text:Frontier Analytical Laboratory




File:10AUG10M #1-477 Acq:10-AUG-2010 11:37:59 GC EI+ Voltage SIR Autospec-Ultima
389.8156 S:3 F:3 BSUB(10000,15,-3.0) PKD(5,5,3,0,10%,100.0,0.00%,F,F) Exp:PCDD
Sample Text:6276-011-0001-SA File Text:Frontier Analytical Laboratory



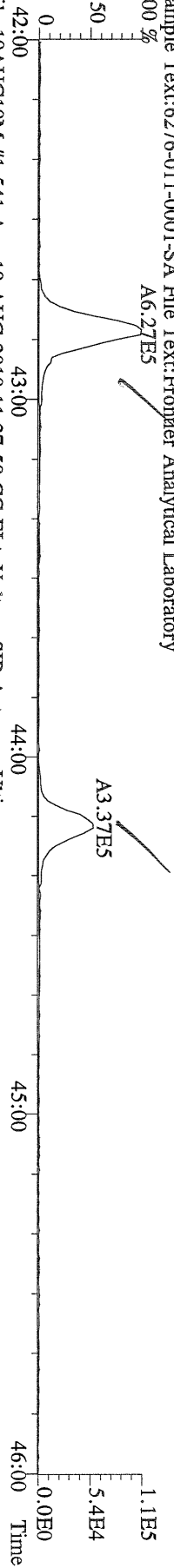
File:10AUG10M #1-477 Acq:10-AUG-2010 11:37:59 GC EI+ Voltage SIR Autospec-Ultima
401.8559 S:3 F:3 BSUB(10000,15,-3.0) PKD(5,5,3,0,10%,100.0,0.00%,F,F) Exp:PCDD
Sample Text:6276-011-0001-SA File Text:Frontier Analytical Laboratory



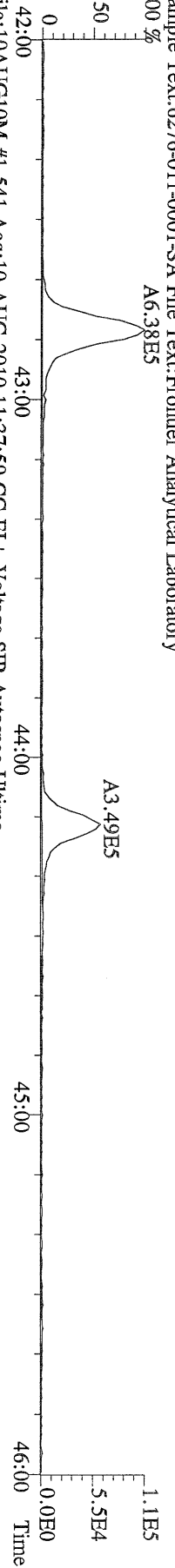
File:10AUG10M #1-477 Acq:10-AUG-2010 11:37:59 GC EI+ Voltage SIR Autospec-Ultima
380.9760 S:3 F:3 Exp:PCDD
Sample Text:6276-011-0001-SA File Text:Frontier Analytical Laboratory



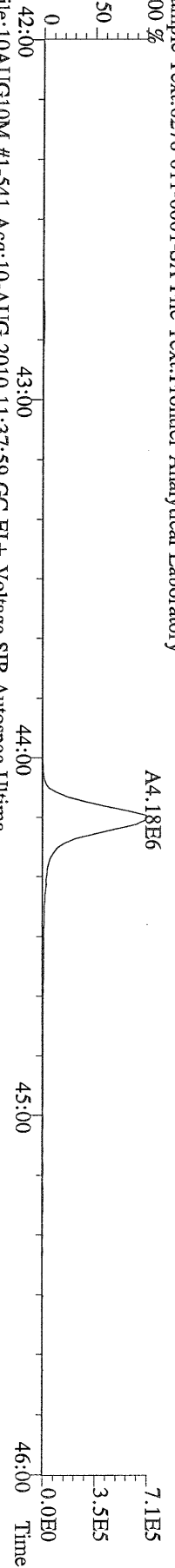
File:10AUG10M #1-541 Acq:10-AUG-2010 11:37:59 GC EI+ Voltage SIR Autospec-Ultima
423.7767 S:3 F:4 BSUB(10000,15,-3.0) PKD(5,5,3,0,10%,100,0,0,00%,F,F) Exp:PCDD
Sample Text:6276-011-0001-SA File Text:Frontier Analytical Laboratory
100 %



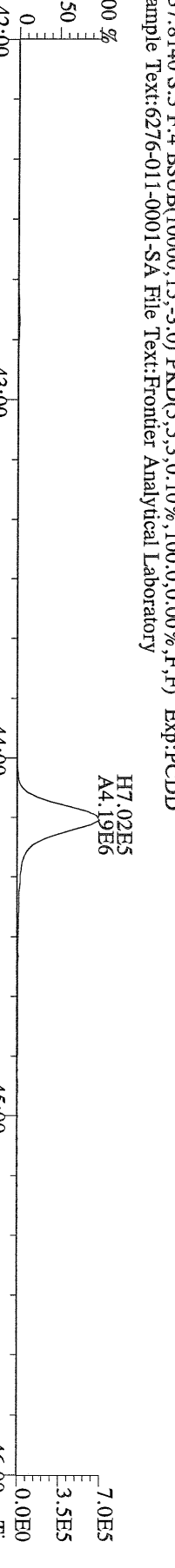
File:10AUG10M #1-541 Acq:10-AUG-2010 11:37:59 GC EI+ Voltage SIR Autospec-Ultima
425.7737 S:3 F:4 BSUB(10000,15,-3.0) PKD(5,5,3,0,10%,100,0,0,00%,F,F) Exp:PCDD
Sample Text:6276-011-0001-SA File Text:Frontier Analytical Laboratory
100 %




File:10AUG10M #1-541 Acq:10-AUG-2010 11:37:59 GC EI+ Voltage SIR Autospec-Ultima
435.8169 S:3 F:4 BSUB(10000,15,-3.0) PKD(5,5,3,0,10%,100,0,0,00%,F,F) Exp:PCDD
Sample Text:6276-011-0001-SA File Text:Frontier Analytical Laboratory
100 %




File:10AUG10M #1-541 Acq:10-AUG-2010 11:37:59 GC EI+ Voltage SIR Autospec-Ultima
437.8140 S:3 F:4 BSUB(10000,15,-3.0) PKD(5,5,3,0,10%,100,0,0,00%,F,F) Exp:PCDD
Sample Text:6276-011-0001-SA File Text:Frontier Analytical Laboratory




File:10AUG10M #1-541 Acq:10-AUG-2010 11:37:59 GC EI+ Voltage SIR Autospec-Ultima
430.9728 S:3 F:4 Exp:PCDD
Sample Text:6276-011-0001-SA File Text:Frontier Analytical Laboratory




File:10AUG10M #1-347 Acq:10-AUG-2010 11:37:59 GC EI+ Voltage SIR Autospec-Ultima
457.7377 S:3 F:5 BSUB(10000,15,-3.0) PKD(5,5,3,0,10%,100.0,0.00%,F,F) Exp:PCDD
Sample Text:6276-011-0001-SA File Text:Frontier Analytical Laboratory
100 %




File:10AUG10M #1-347 Acq:10-AUG-2010 11:37:59 GC EI+ Voltage SIR Autospec-Ultima
459.7348 S:3 F:5 BSUB(10000,15,-3.0) PKD(5,5,3,0,10%,100.0,0.00%,F,F) Exp:PCDD
Sample Text:6276-011-0001-SA File Text:Frontier Analytical Laboratory
100 %




File:10AUG10M #1-347 Acq:10-AUG-2010 11:37:59 GC EI+ Voltage SIR Autospec-Ultima
469.7780 S:3 F:5 BSUB(10000,15,-3.0) PKD(5,5,3,0,10%,100.0,0.00%,F,F) Exp:PCDD
Sample Text:6276-011-0001-SA File Text:Frontier Analytical Laboratory
100 %



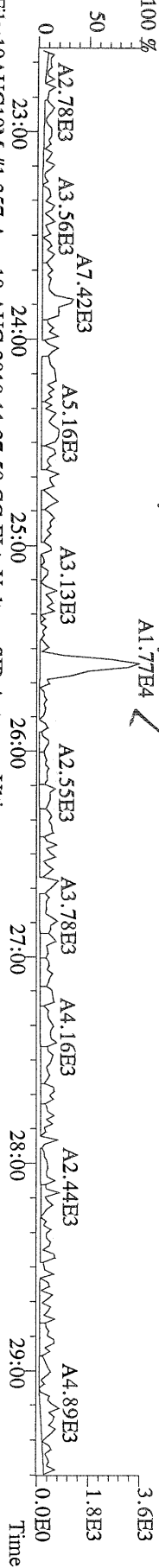
File:10AUG10M #1-347 Acq:10-AUG-2010 11:37:59 GC EI+ Voltage SIR Autospec-Ultima
471.7750 S:3 F:5 BSUB(10000,15,-3.0) PKD(5,5,3,0,10%,100.0,0.00%,F,F) Exp:PCDD
Sample Text:6276-011-0001-SA File Text:Frontier Analytical Laboratory



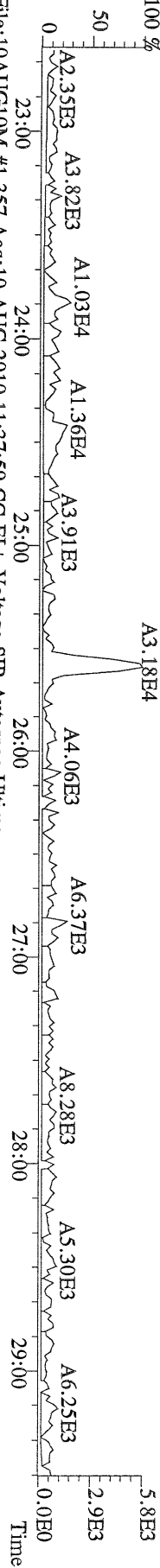
File:10AUG10M #1-347 Acq:10-AUG-2010 11:37:59 GC EI+ Voltage SIR Autospec-Ultima
454.9728 S:3 F:5 Exp:PCDD
Sample Text:6276-011-0001-SA File Text:Frontier Analytical Laboratory



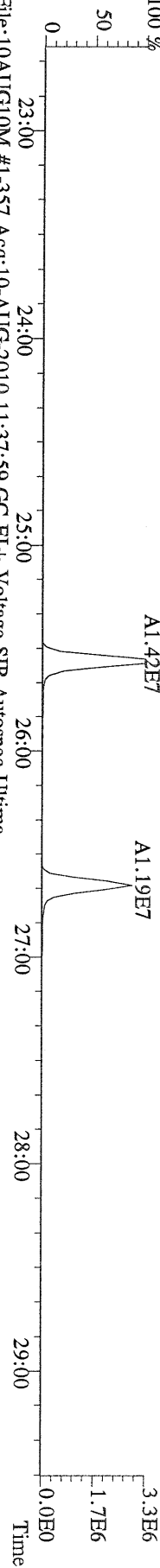
File:10AUG10M #1-357 Acq:10-AUG-2010 11:37:59 GC EI+ Voltage SIR Autospec-Ultima
303.9016 S:3 BSUB(10000,15,-3.0) PKD(5,5,3,0,100,0,0,00%,F,F) Exp:PCDD
Sample Text:6276-011-0001-SA File Text:Frontier Analytical Laboratory



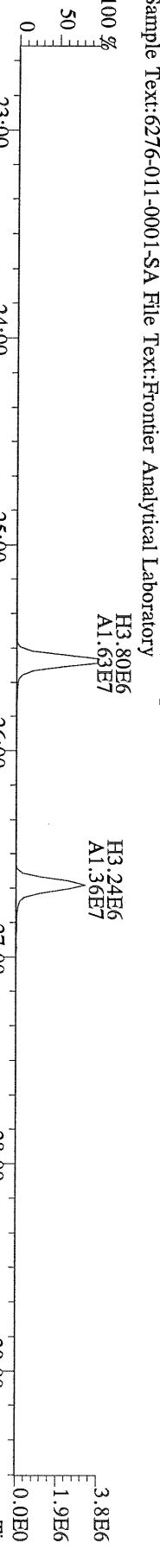
File:10AUG10M #1-357 Acq:10-AUG-2010 11:37:59 GC EI+ Voltage SIR Autospec-Ultima
305.8987 S:3 BSUB(10000,15,-3.0) PKD(5,5,3,0,100,0,0,00%,F,F) Exp:PCDD
Sample Text:6276-011-0001-SA File Text:Frontier Analytical Laboratory



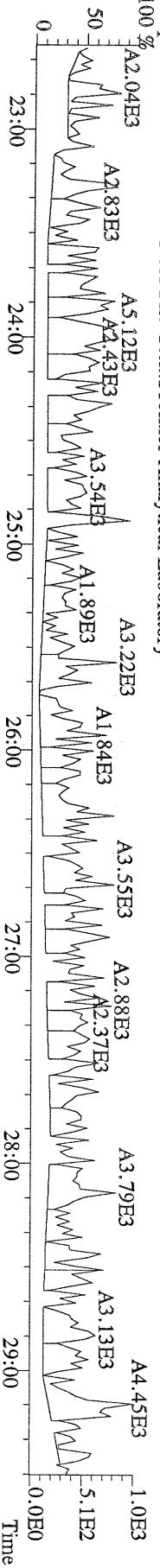
File:10AUG10M #1-357 Acq:10-AUG-2010 11:37:59 GC EI+ Voltage SIR Autospec-Ultima
315.9419 S:3 BSUB(10000,15,-3.0) PKD(5,5,3,0,100,0,0,00%,F,F) Exp:PCDD
Sample Text:6276-011-0001-SA File Text:Frontier Analytical Laboratory



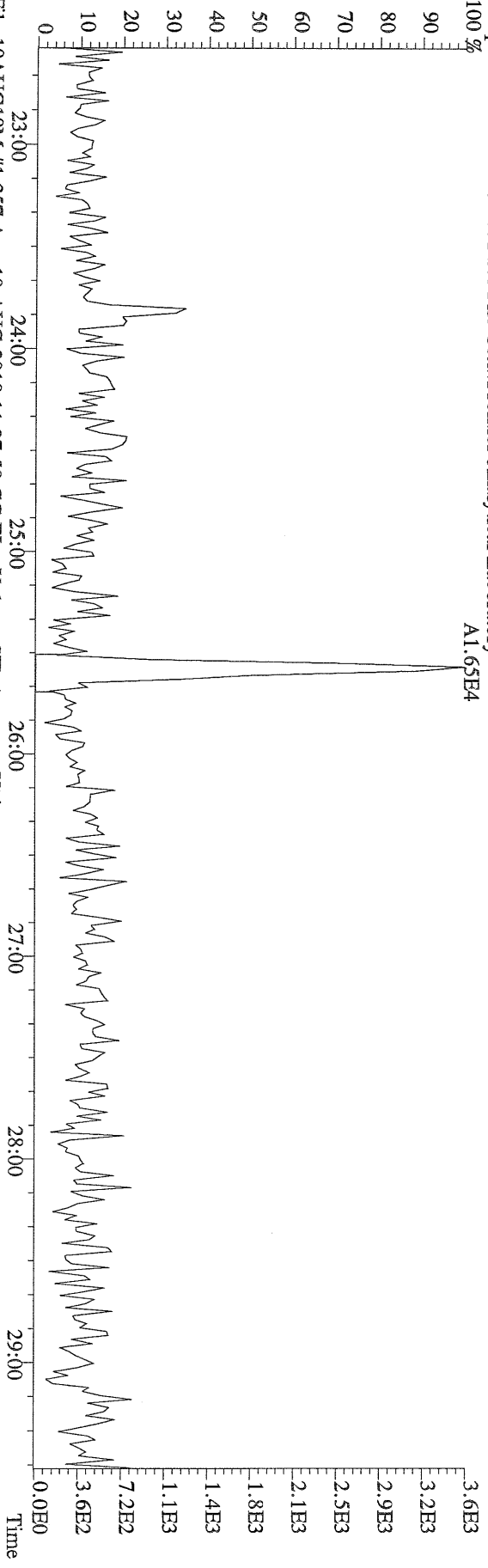
File:10AUG10M #1-357 Acq:10-AUG-2010 11:37:59 GC EI+ Voltage SIR Autospec-Ultima
317.9389 S:3 BSUB(10000,15,-3.0) PKD(5,5,3,0,100,0,0,00%,F,F) Exp:PCDD
Sample Text:6276-011-0001-SA File Text:Frontier Analytical Laboratory



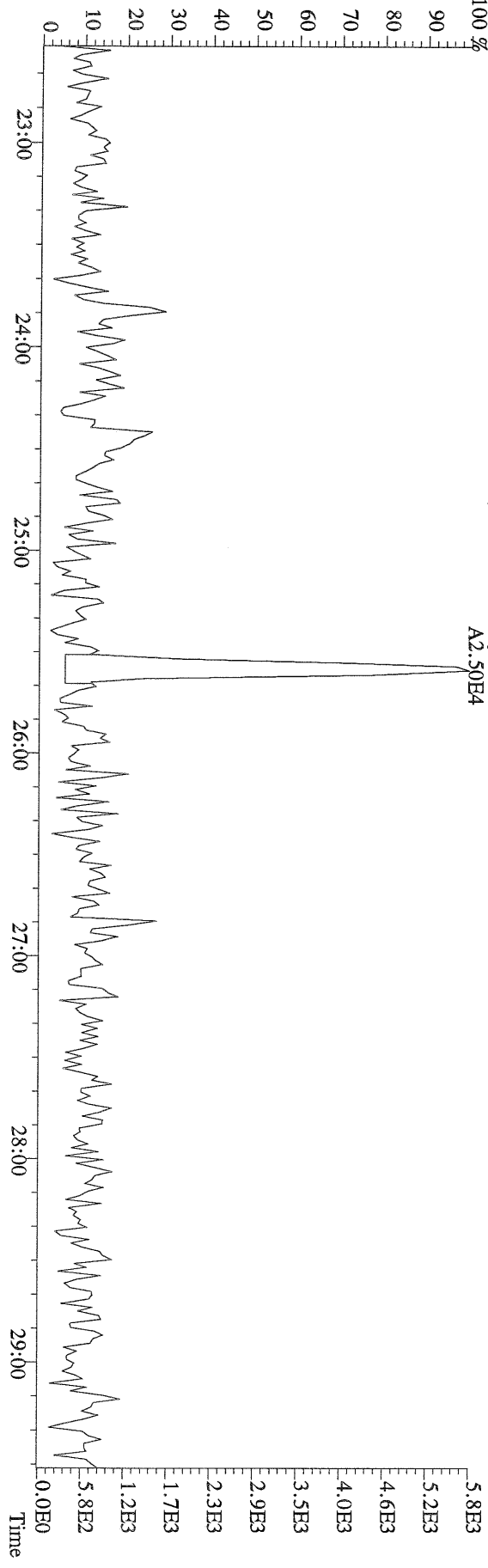
File:10AUG10M #1-357 Acq:10-AUG-2010 11:37:59 GC EI+ Voltage SIR Autospec-Ultima
375.8364 S:3 BSUB(10000,15,-3.0) PKD(5,5,3,0,100,0,0,00%,F,F) Exp:PCDD
Sample Text:6276-011-0001-SA File Text:Frontier Analytical Laboratory



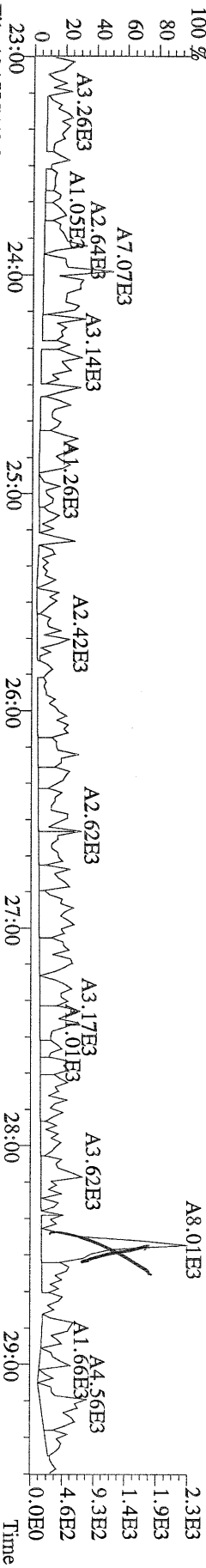
File:10AUG10M #1-357 Acq:10-AUG-2010 11:37:59 GC EI+ Voltage SIR Autospec-Ultima
303.9016 S:3 BSUB(10000,15,-3.0) PKD(5,5,3,0,10%,100,0,0,0.00%,F,F) Exp:PCDD
Sample Text:6276-011-0001-SA File Text:Frontier Analytical Laboratory
100 %



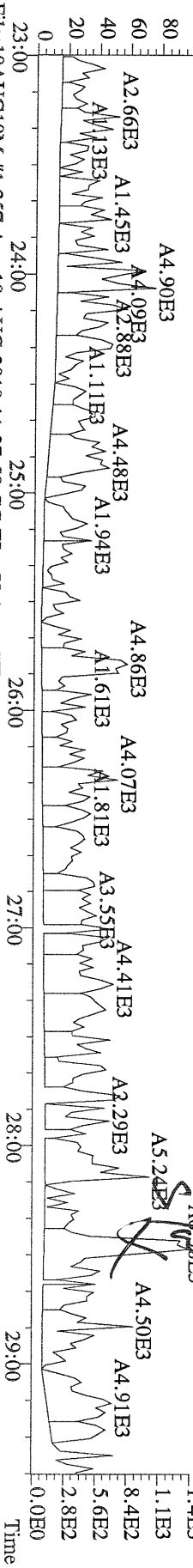
File:10AUG10M #1-357 Acq:10-AUG-2010 11:37:59 GC EI+ Voltage SIR Autospec-Ultima
305.8987 S:3 BSUB(10000,15,-3.0) PKD(5,5,3,0,10%,100,0,0,0.00%,F,F) Exp:PCDD
Sample Text:6276-011-0001-SA File Text:Frontier Analytical Laboratory
100 %



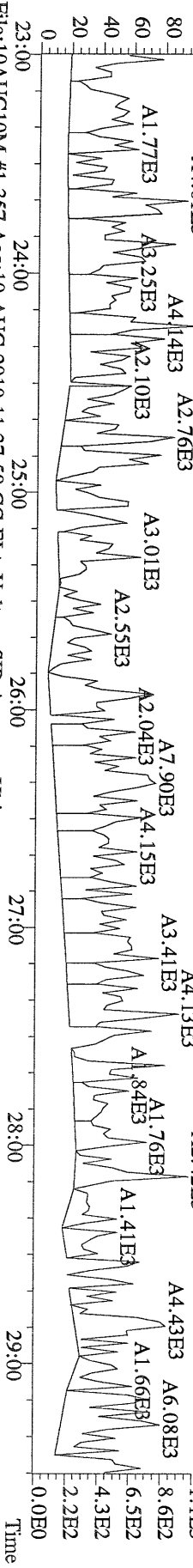
File:10AUG10M #1-357 Acq:10-AUG-2010 11:37:59 GC EI+ Voltage SIR Autospec-Ultima
339.8597 S:3 BSUB(10000,15,-3.0) PKD(5,5,3,0,10%,100.0,0.00%,F,F) Exp:PCDD
Sample Text:6276-011-0001-SA File Text:Fronter Analytical Laboratory



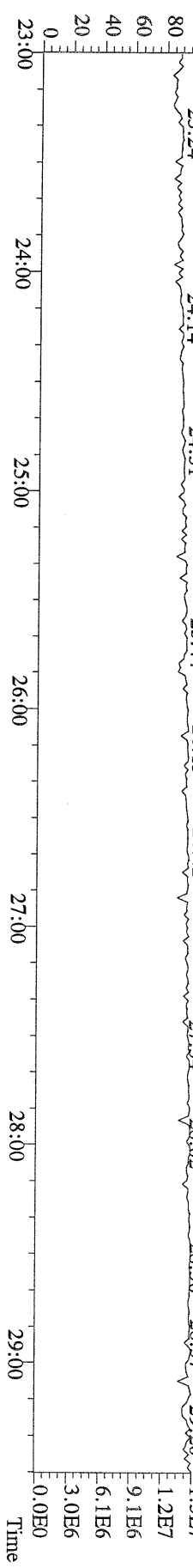
File:10AUG10M #1-357 Acq:10-AUG-2010 11:37:59 GC EI+ Voltage SIR Autospec-Ultima
341.8568 S:3 BSUB(10000,15,-3.0) PKD(5,5,3,0,10%,100.0,0.00%,F,F) Exp:PCDD
Sample Text:6276-011-0001-SA File Text:Fronter Analytical Laboratory



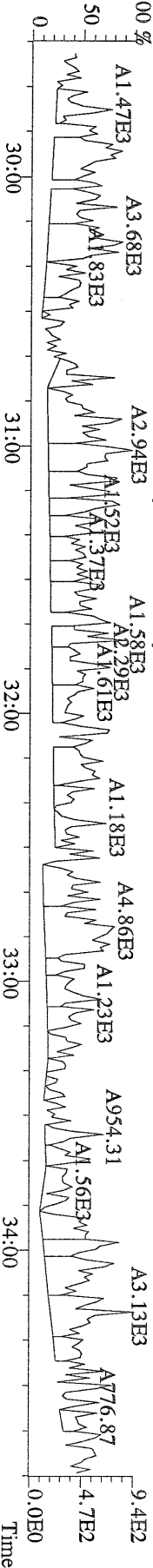
File:10AUG10M #1-357 Acq:10-AUG-2010 11:37:59 GC EI+ Voltage SIR Autospec-Ultima
409.7974 S:3 BSUB(10000,15,-3.0) PKD(5,5,3,0,10%,100.0,0.00%,F,F) Exp:PCDD
Sample Text:6276-011-0001-SA File Text:Fronter Analytical Laboratory



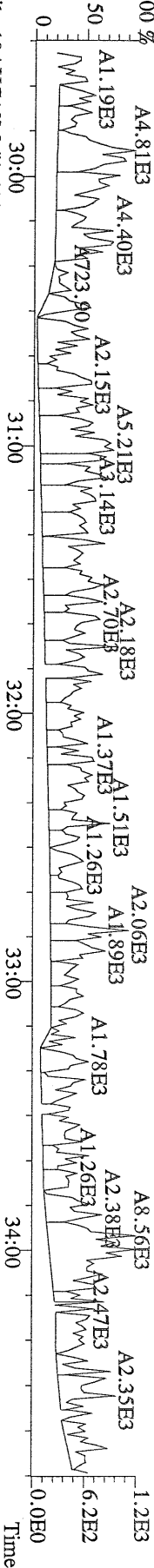
File:10AUG10M #1-357 Acq:10-AUG-2010 11:37:59 GC EI+ Voltage SIR Autospec-Ultima
330.9792 S:3 Exp:PCDD
Sample Text:6276-011-0001-SA File Text:Fronter Analytical Laboratory



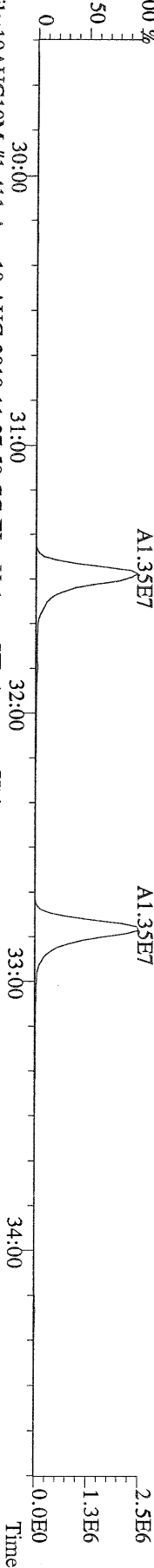
File:10AUG10M #1-411 Acq:10-AUG-2010 11:37:59 GC EI+ Voltage SIR Autospec-Ultime
339.8597 S:3 F:2 BSUB(10000,15,-3.0) PKD(5,5,3,0,10%,100,0,0,00%,F,F) Exp:PCDD
Sample Text:6276-011-0001-SA File Text:Frontier Analytical Laboratory



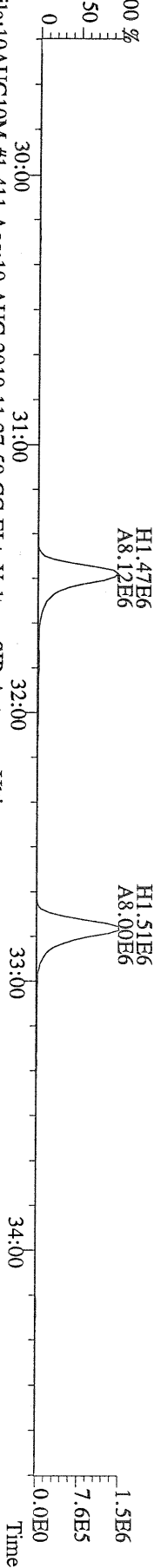
File:10AUG10M #1-411 Acq:10-AUG-2010 11:37:59 GC EI+ Voltage SIR Autospec-Ultime
341.8568 S:3 F:2 BSUB(10000,15,-3.0) PKD(5,5,3,0,10%,100,0,0,00%,F,F) Exp:PCDD
Sample Text:6276-011-0001-SA File Text:Frontier Analytical Laboratory



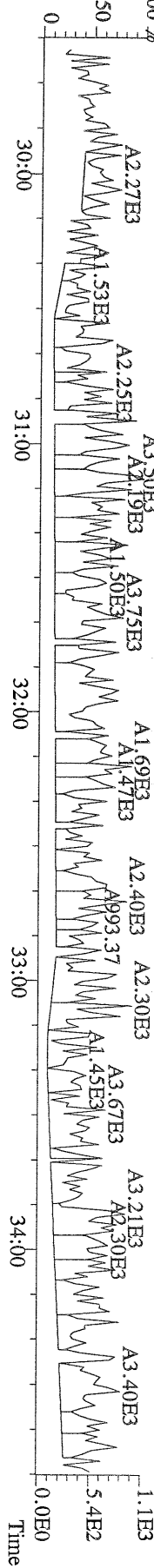
File:10AUG10M #1-411 Acq:10-AUG-2010 11:37:59 GC EI+ Voltage SIR Autospec-Ultime
351.9000 S:3 F:2 BSUB(10000,15,-3.0) PKD(5,5,3,0,10%,100,0,0,00%,F,F) Exp:PCDD
Sample Text:6276-011-0001-SA File Text:Frontier Analytical Laboratory



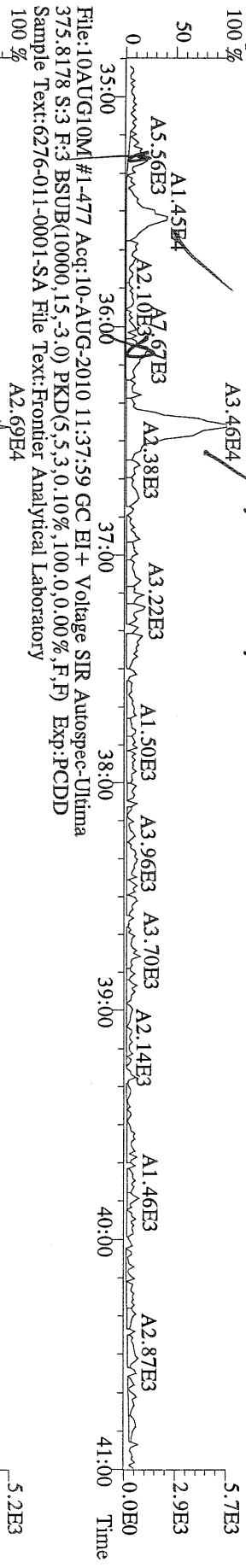
File:10AUG10M #1-411 Acq:10-AUG-2010 11:37:59 GC EI+ Voltage SIR Autospec-Ultime
409.7974 S:3 F:2 BSUB(10000,15,-3.0) PKD(5,5,3,0,10%,100,0,0,00%,F,F) Exp:PCDD
Sample Text:6276-011-0001-SA File Text:Frontier Analytical Laboratory



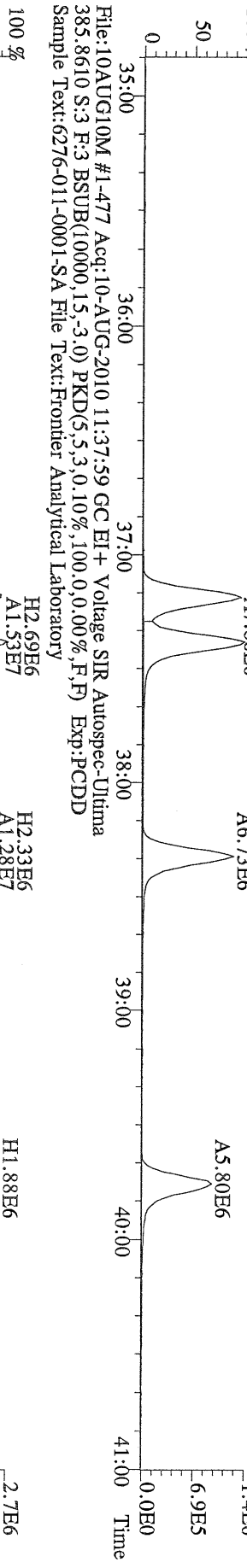
File:10AUG10M #1-411 Acq:10-AUG-2010 11:37:59 GC EI+ Voltage SIR Autospec-Ultime
409.7974 S:3 F:2 BSUB(10000,15,-3.0) PKD(5,5,3,0,10%,100,0,0,00%,F,F) Exp:PCDD
Sample Text:6276-011-0001-SA File Text:Frontier Analytical Laboratory



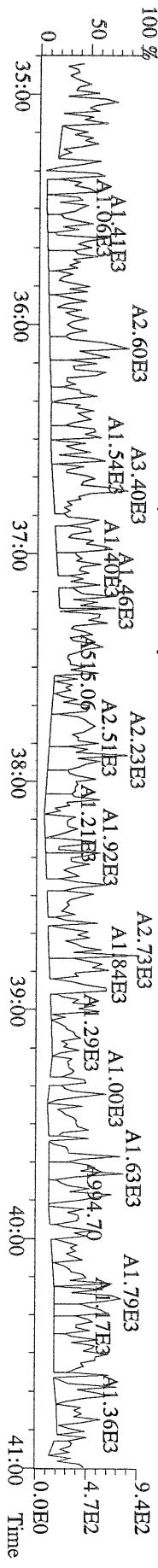
File:10AUG10M #1-477 Acq:10-AUG-2010 11:37:59 GC EI+ Voltage SIR Autospec-Ultima
 373.8207 S:3 F:3 BSUB(10000,15,-3.0) PKD(5,5,3,0,10%,100.0,0.00%,F,F) Exp:PCDD
 Sample Text:6276-011-0001-SA File Text:Frontier Analytical Laboratory




File:10AUG10M #1-477 Acq:10-AUG-2010 11:37:59 GC EI+ Voltage SIR Autospec-Ultima
 383.8639 S:3 F:3 BSUB(10000,15,-3.0) PKD(5,5,3,0,10%,100.0,0.00%,F,F) Exp:PCDD
 Sample Text:6276-011-0001-SA File Text:Frontier Analytical Laboratory



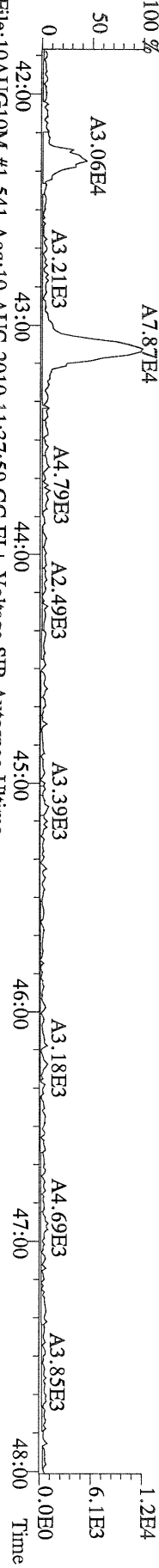
File:10AUG10M #1-477 Acq:10-AUG-2010 11:37:59 GC EI+ Voltage SIR Autospec-Ultima
 445.7555 S:3 F:3 BSUB(10000,15,-3.0) PKD(5,5,3,0,10%,100.0,0.00%,F,F) Exp:PCDD
 Sample Text:6276-011-0001-SA File Text:Frontier Analytical Laboratory



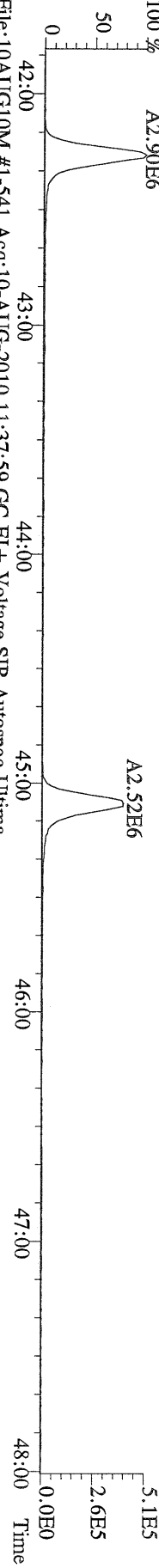
File:10AUG10M #1-541 Acq:10-AUG-2010 11:37:59 GC EI+ Voltage SIR Autospec-Utima
 407.7818 S:3 F:4 BSUB(10000,15,-3.0) PKD(5,5,3,0,10%,100,0,0,00%,F,F) Exp:PCDD
 Sample Text:6276-011-0001-SA File Text:Frontier Analytical Laboratory



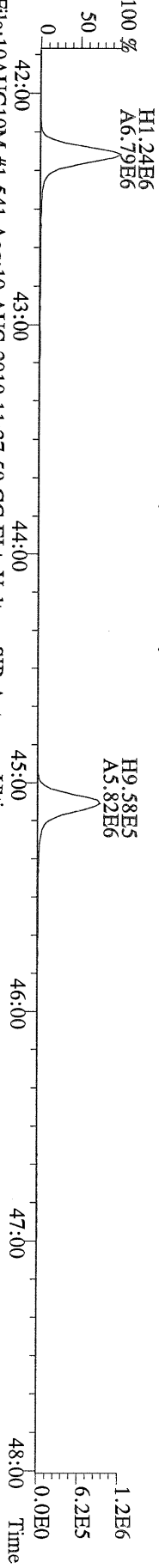
File:10AUG10M #1-541 Acq:10-AUG-2010 11:37:59 GC EI+ Voltage SIR Autospec-Utima
 409.7788 S:3 F:4 BSUB(10000,15,-3.0) PKD(5,5,3,0,10%,100,0,0,00%,F,F) Exp:PCDD
 Sample Text:6276-011-0001-SA File Text:Frontier Analytical Laboratory



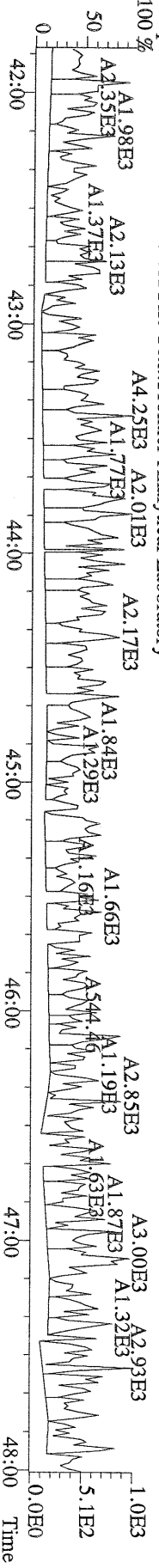
File:10AUG10M #1-541 Acq:10-AUG-2010 11:37:59 GC EI+ Voltage SIR Autospec-Utima
 417.8253 S:3 F:4 BSUB(10000,15,-3.0) PKD(5,5,3,0,10%,100,0,0,00%,F,F) Exp:PCDD
 Sample Text:6276-011-0001-SA File Text:Frontier Analytical Laboratory



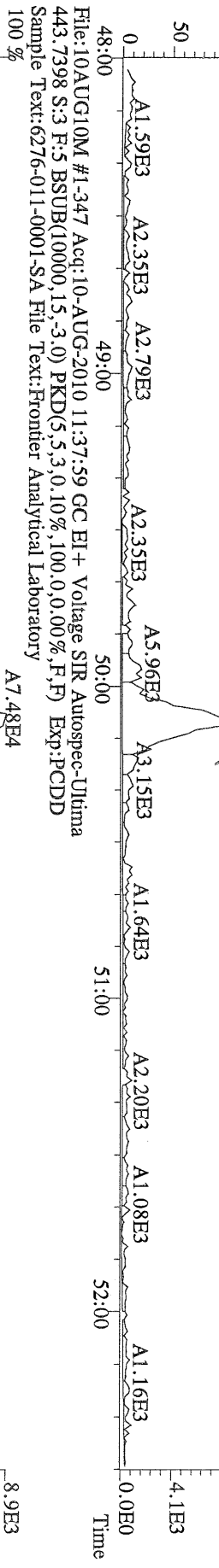
File:10AUG10M #1-541 Acq:10-AUG-2010 11:37:59 GC EI+ Voltage SIR Autospec-Utima
 419.8220 S:3 F:4 BSUB(10000,15,-3.0) PKD(5,5,3,0,10%,100,0,0,00%,F,F) Exp:PCDD
 Sample Text:6276-011-0001-SA File Text:Frontier Analytical Laboratory




File:10AUG10M #1-541 Acq:10-AUG-2010 11:37:59 GC EI+ Voltage SIR Autospec-Utima
 479.7165 S:3 F:4 BSUB(10000,15,-3.0) PKD(5,5,3,0,10%,100,0,0,00%,F,F) Exp:PCDD
 Sample Text:6276-011-0001-SA File Text:Frontier Analytical Laboratory



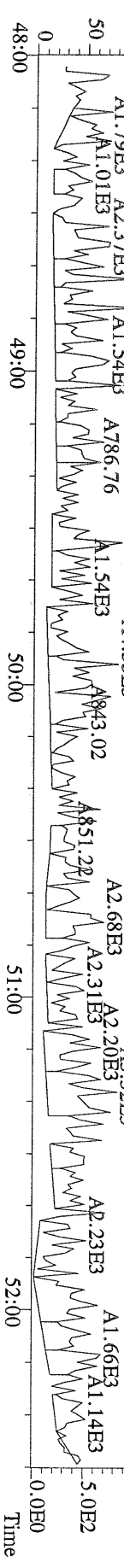
File:10AUG10M #1-347 Acq:10-AUG-2010 11:37:59 GC EI+ Voltage SIR Autospec-Ultima
441.7428 S:3 F:5 BSUB(10000,15,-3.0) PKD(5,5,3,0,10%,100,0,0,00%,F,F) Exp:PCDD
Sample Text:6276-011-0001-SA File Text:Frontier Analytical Laboratory



File:10AUG10M #1-347 Acq:10-AUG-2010 11:37:59 GC EI+ Voltage SIR Autospec-Ultima
453.7831 S:3 F:5 BSUB(10000,15,-3.0) PKD(5,5,3,0,10%,100,0,0,00%,F,F) Exp:PCDD
Sample Text:6276-011-0001-SA File Text:Frontier Analytical Laboratory



File:10AUG10M #1-347 Acq:10-AUG-2010 11:37:59 GC EI+ Voltage SIR Autospec-Ultima
513.6775 S:3 F:5 BSUB(10000,15,-3.0) PKD(5,5,3,0,10%,100,0,0,00%,F,F) Exp:PCDD
Sample Text:6276-011-0001-SA File Text:Frontier Analytical Laboratory



Frontier Analytical Laboratory

Data Filename: 12MAY10M

Analyte: PCDDFAL3-5-12-10

Cal: PCDDFAL3-5-12-10

Name	RRF	S. D.	%RSD	S1 RRF#1	S2 RRF#2	S3 RRF#3	S4 RRF#4	S5 RRF#5	S6 RRF#6
2,3,7,8-TCDD	1.04	0.0556	5.37 %	1.01	1.12	0.97	1.02	1.01	1.08
1,2,3,7,8-PeCDD	1.05	0.0453	4.33 %	1.02	1.04	1.00	1.01	1.11	1.10
1,2,3,4,7,8-HxCDD	1.30	0.0354	2.72 %	1.27	1.29	1.26	1.30	1.33	1.35
1,2,3,6,7,8-HxCDD	1.28	0.0488	3.82 %	1.25	1.23	1.27	1.24	1.33	1.34
1,2,3,7,8,9-HxCDD	1.25	0.0604	4.84 %	1.26	1.14	1.25	1.24	1.28	1.32
1,2,3,4,6,7,8-HpCDD	1.35	0.0509	3.76 %	1.26	1.33	1.36	1.37	1.40	1.40
OCDD	1.25	0.0756	6.05 %	1.22	1.13	1.24	1.27	1.32	1.33
2,3,7,8-TCDF	1.62	0.0670	4.14 %	1.65	1.74	1.59	1.56	1.57	1.60
1,2,3,7,8-PeCDF	0.92	0.0408	4.45 %	0.89	0.89	0.86	0.94	0.95	0.96
2,3,4,7,8-PeCDF	0.94	0.0433	4.58 %	0.88	0.94	0.92	0.96	1.00	0.97
1,2,3,4,7,8-HxCDF	0.93	0.0447	4.80 %	0.90	0.88	0.90	0.93	0.97	1.00
1,2,3,6,7,8-HxCDF	0.84	0.0498	5.95 %	0.78	0.79	0.83	0.84	0.89	0.90
2,3,4,6,7,8-HxCDF	0.90	0.0469	5.24 %	0.85	0.87	0.86	0.89	0.94	0.96
1,2,3,7,8,9-HxCDF	0.98	0.0559	5.68 %	0.96	0.93	0.93	0.98	1.04	1.06
1,2,3,4,6,7,8-HpCDF	1.38	0.0717	5.19 %	1.32	1.32	1.33	1.38	1.45	1.48
1,2,3,4,7,8,9-HpCDF	1.62	0.104	6.40 %	1.53	1.55	1.56	1.60	1.76	1.75
OCDF	0.74	0.0371	5.02 %	0.70	0.72	0.72	0.73	0.77	0.80
13C-2,3,7,8-TCDD	0.93	0.0199	2.15 %	0.93	0.91	0.90	0.93	0.95	0.95
13C-1,2,3,7,8-PeCDD	0.81	0.0364	4.50 %	0.83	0.78	0.75	0.83	0.80	0.85
13C-1,2,3,4,7,8-HxCDD	0.95	0.0375	3.96 %	0.90	0.90	0.94	0.97	0.97	0.99
13C-1,2,3,6,7,8-HxCDD	1.00	0.0182	1.83 %	0.99	1.02	1.00	1.02	0.99	0.97
13C-1,2,3,4,6,7,8-HpCDD	0.92	0.0204	2.22 %	0.92	0.95	0.93	0.92	0.89	0.92
13C-OCDD	0.63	0.0244	3.86 %	0.64	0.63	0.62	0.64	0.59	0.67
13C-2,3,7,8-TCDF	0.87	0.0146	1.68 %	0.87	0.84	0.87	0.89	0.86	0.88
13C-1,2,3,7,8-PeCDF	0.81	0.0502	6.23 %	0.84	0.76	0.75	0.88	0.78	0.83
13C-2,3,4,7,8-PeCDF	0.75	0.0503	6.69 %	0.81	0.71	0.69	0.81	0.72	0.77
13C-1,2,3,4,7,8-HxCDF	1.74	0.0487	2.80 %	1.67	1.70	1.76	1.80	1.78	1.71
13C-1,2,3,6,7,8-HxCDF	2.17	0.0633	2.92 %	2.11	2.18	2.21	2.25	2.18	2.07
13C-2,3,4,6,7,8-HxCDF	1.82	0.0466	2.57 %	1.78	1.81	1.86	1.87	1.81	1.75
13C-1,2,3,7,8,9-HxCDF	1.49	0.0322	2.17 %	1.43	1.47	1.49	1.52	1.48	1.51
13C-1,2,3,4,6,7,8-HpCDF	1.10	0.0149	1.36 %	1.07	1.10	1.11	1.11	1.09	1.10
13C-1,2,3,4,7,8,9-HpCDF	0.81	0.0231	2.83 %	0.82	0.84	0.81	0.82	0.77	0.82
13C-OCDF	1.19	0.0430	3.63 %	1.20	1.15	1.16	1.18	1.16	1.27
37Cl-2,3,7,8-TCDD	0.93	0.0664	7.14 %	0.89	1.00	0.84	0.89	0.97	1.00
13C-1,2,3,4-TCDD	-	-	- %	-	-	-	-	-	-
13C-1,2,3,4-TCDF	-	-	- %	-	-	-	-	-	-
13C-1,2,3,7,8,9-HxCDD	-	-	- %	-	-	-	-	-	-
Total Tetra-Dioxins	1.04	0.0556	5.37 %	1.01	1.12	0.97	1.02	1.01	1.08
Total Penta-Dioxins	1.05	0.0453	4.33 %	1.02	1.04	1.00	1.01	1.11	1.10
Total Hexa-Dioxins	1.27	0.0431	3.38 %	1.26	1.22	1.26	1.26	1.31	1.34
Total Hepta-Dioxins	1.35	0.0509	3.76 %	1.26	1.33	1.36	1.37	1.40	1.40
Total Tetra-Furans	1.62	0.0670	4.14 %	1.65	1.74	1.59	1.56	1.57	1.60
1st Fn. Tot Penta-Furans	0.93	0.0398	4.28 %	0.88	0.91	0.89	0.95	0.98	0.96
Total Penta-Furans	0.93	0.0398	4.28 %	0.88	0.91	0.89	0.95	0.98	0.96
Total Hexa-Furans	0.90	0.0483	5.34 %	0.86	0.86	0.87	0.90	0.95	0.97
Total Hepta-Furans	1.48	0.0839	5.65 %	1.41	1.42	1.43	1.47	1.58	1.60

Analyst: 

Date: 5/13/10

Run #1 Filename 12MAY10M
Client ID: ST051210M0

S: 1 Acquired: 12-MAY-10 13:22:51 Cal: PCDDFAL3-5-12-10
Analyte: FAL ID: 1613 CS0 090918G

Run #	Typ	Name	Amount	Resp	RA	RT	RF	RRF
1	Unk	2,3,7,8-TCDD	0.25	8.01e+04	0.81 y	27:24	-	1.01 y
2	Unk	1,2,3,7,8-PeCDD	1.25	3.65e+05	1.62 y	33:12	-	1.02 y
3	Unk	1,2,3,4,7,8-HxCDD	1.25	3.20e+05	1.34 y	38:32	-	1.27 y
4	Unk	1,2,3,6,7,8-HxCDD	1.25	3.47e+05	1.31 y	38:42	-	1.25 y
5	Unk	1,2,3,7,8,9-HxCDD	1.25	3.35e+05	1.31 y	39:09	-	1.26 y
6	Unk	1,2,3,4,6,7,8-HpCDD	1.25	3.27e+05	1.14 y	44:08	-	1.26 y
7	Unk	OCDD	2.50	4.38e+05	0.97 y	49:39	-	1.22 y
8	Unk	2,3,7,8-TCDF	0.25	1.87e+05	0.69 y	26:38	-	1.65 y
9	Unk	1,2,3,7,8-PeCDF	1.25	4.86e+05	1.45 y	31:28	-	0.888 y
10	Unk	2,3,4,7,8-PeCDF	1.25	4.61e+05	1.49 y	32:47	-	0.879 y
11	Unk	1,2,3,4,7,8-HxCDF	1.25	4.23e+05	1.28 y	37:08	-	0.903 y
12	Unk	1,2,3,6,7,8-HxCDF	1.25	4.62e+05	1.32 y	37:21	-	0.779 y
13	Unk	2,3,4,6,7,8-HxCDF	1.25	4.22e+05	1.31 y	38:17	-	0.845 y
14	Unk	1,2,3,7,8,9-HxCDF	1.25	3.86e+05	1.35 y	39:43	-	0.960 y
15	Unk	1,2,3,4,6,7,8-HpCDF	1.25	3.97e+05	1.04 y	42:13	-	1.32 y
16	Unk	1,2,3,4,7,8,9-HpCDF	1.25	3.52e+05	0.99 y	45:03	-	1.53 y
17	Unk	OCDF	2.50	4.67e+05	0.94 y	50:00	-	0.697 y
18	IS/RT	13C-2,3,7,8-TCDD	100.00	3.18e+07	0.79 y	27:22	-	0.926 y
19	IS	13C-1,2,3,7,8-PeCDD	100.00	2.85e+07	1.76 y	33:10	-	0.832 y
20	IS	13C-1,2,3,4,7,8-HxCDD	100.00	2.02e+07	1.30 y	38:31	-	0.903 y
21	IS	13C-1,2,3,6,7,8-HxCDD	100.00	2.21e+07	1.29 y	38:41	-	0.986 y
22	IS	13C-1,2,3,4,6,7,8-HpCDD	100.00	2.07e+07	1.03 y	44:06	-	0.922 y
23	IS	13C-OCDD	200.00	2.88e+07	0.87 y	49:38	-	0.642 y
24	IS	13C-2,3,7,8-TCDF	100.00	4.53e+07	0.88 y	26:37	-	0.873 y
25	IS	13C-1,2,3,7,8-PeCDF	100.00	4.37e+07	1.70 y	31:27	-	0.844 y
26	IS	13C-2,3,4,7,8-PeCDF	100.00	4.20e+07	1.67 y	32:46	-	0.811 y
27	IS	13C-1,2,3,4,7,8-HxCDF	100.00	3.75e+07	0.56 y	37:08	-	1.67 y
28	IS	13C-1,2,3,6,7,8-HxCDF	100.00	4.74e+07	0.57 y	37:19	-	2.11 y
29	IS	13C-2,3,4,6,7,8-HxCDF	100.00	4.00e+07	0.57 y	38:16	-	1.78 y
30	IS	13C-1,2,3,7,8,9-HxCDF	100.00	3.21e+07	0.57 y	39:42	-	1.43 y
31	IS	13C-1,2,3,4,6,7,8-HpCDF	100.00	2.41e+07	0.43 y	42:11	-	1.07 y
32	IS	13C-1,2,3,4,7,8,9-HpCDF	100.00	1.84e+07	0.43 y	45:01	-	0.823 y
33	IS	13C-OCDF	200.00	5.36e+07	0.99 y	50:00	-	1.20 y
34	C/Up	37Cl-2,3,7,8-TCDD	0.25	7.68e+04		27:23	-	0.895 y
35	RS	13C-1,2,3,4-TCDD	100.00	3.43e+07	0.80 y	26:47	3.43e+05	- n
36	RS	13C-1,2,3,4-TCDF	100.00	5.18e+07	0.88 y	25:31	5.18e+05	- n
37	RS/RT	13C-1,2,3,7,8,9-HxCDD	100.00	2.24e+07	1.29 y	39:08	2.24e+05	- n
38	Tot	Total Tetra-Dioxins	0.00	-	- n	-	-	1.01 y
39	Tot	Total Penta-Dioxins	0.00	-	- n	-	-	1.02 y
40	Tot	Total Hexa-Dioxins	0.00	-	- n	-	-	1.26 y
41	Tot	Total Hepta-Dioxins	0.00	-	- n	-	-	1.26 y
42	Tot	Total Tetra-Furans	0.00	-	- n	-	-	1.65 y
43	Tot	1st Fn. Tot Penta-Furans	0.00	-	- n	-	-	0.884 y
44	Tot	Total Penta-Furans	0.00	-	- n	-	-	0.884 y
45	Tot	Total Hexa-Furans	0.00	-	- n	-	-	0.863 y
46	Tot	Total Hepta-Furans	0.00	-	- n	-	-	1.41 y


Analyst: 

Date: 5/13/10

Run #2 Filename 12MAY10M
Client ID: ST051210M1

S: 2 Acquired: 12-MAY-10 14:18:09 Cal: PCDDFAL3-5-12-10
Analyte: FAL ID: 1613 CS1 090918H

Typ	Name	Amount	Resp	RA	RT	RF	RRF
1 Unk	2,3,7,8-TCDD	0.50	1.68e+05	0.79 y	27:26	-	1.12 y
2 Unk	1,2,3,7,8-PeCDD	2.50	6.69e+05	1.68 y	33:15	-	1.04 y
3 Unk	1,2,3,4,7,8-HxCDD	2.50	5.98e+05	1.29 y	38:34	-	1.29 y
4 Unk	1,2,3,6,7,8-HxCDD	2.50	6.42e+05	1.28 y	38:44	-	1.23 y
5 Unk	1,2,3,7,8,9-HxCDD	2.50	5.62e+05	1.33 y	39:10	-	1.14 y
6 Unk	1,2,3,4,6,7,8-HpCDD	2.50	6.52e+05	1.07 y	44:10	-	1.33 y
7 Unk	OCDD	5.00	7.33e+05	0.93 y	49:40	-	1.13 y
8 Unk	2,3,7,8-TCDF	0.50	3.85e+05	0.67 y	26:41	-	1.74 y
9 Unk	1,2,3,7,8-PeCDF	2.50	8.92e+05	1.44 y	31:30	-	0.894 y
10 Unk	2,3,4,7,8-PeCDF	2.50	8.75e+05	1.46 y	32:49	-	0.935 y
11 Unk	1,2,3,4,7,8-HxCDF	2.50	7.75e+05	1.30 y	37:11	-	0.884 y
12 Unk	1,2,3,6,7,8-HxCDF	2.50	8.85e+05	1.29 y	37:23	-	0.787 y
13 Unk	2,3,4,6,7,8-HxCDF	2.50	8.14e+05	1.28 y	38:19	-	0.873 y
14 Unk	1,2,3,7,8,9-HxCDF	2.50	7.09e+05	1.16 y	39:45	-	0.934 y
15 Unk	1,2,3,4,6,7,8-HpCDF	2.50	7.48e+05	1.04 y	42:14	-	1.32 y
16 Unk	1,2,3,4,7,8,9-HpCDF	2.50	6.73e+05	1.07 y	45:04	-	1.55 y
17 Unk	OCDF	5.00	8.52e+05	0.91 y	50:02	-	0.719 y
18 IS/RT	13C-2,3,7,8-TCDD	100.00	2.98e+07	0.79 y	27:25	-	0.909 y
19 IS	13C-1,2,3,7,8-PeCDD	100.00	2.56e+07	1.78 y	33:13	-	0.782 y
20 IS	13C-1,2,3,4,7,8-HxCDD	100.00	1.86e+07	1.29 y	38:33	-	0.901 y
21 IS	13C-1,2,3,6,7,8-HxCDD	100.00	2.09e+07	1.28 y	38:43	-	1.02 y
22 IS	13C-1,2,3,4,6,7,8-HpCDD	100.00	1.95e+07	1.02 y	44:08	-	0.948 y
23 IS	13C-OCDD	200.00	2.60e+07	0.92 y	49:39	-	0.632 y
24 IS	13C-2,3,7,8-TCDF	100.00	4.43e+07	0.87 y	26:40	-	0.843 y
25 IS	13C-1,2,3,7,8-PeCDF	100.00	3.99e+07	1.70 y	31:29	-	0.760 y
26 IS	13C-2,3,4,7,8-PeCDF	100.00	3.74e+07	1.70 y	32:48	-	0.712 y
27 IS	13C-1,2,3,4,7,8-HxCDF	100.00	3.51e+07	0.56 y	37:10	-	1.70 y
28 IS	13C-1,2,3,6,7,8-HxCDF	100.00	4.50e+07	0.56 y	37:21	-	2.18 y
29 IS	13C-2,3,4,6,7,8-HxCDF	100.00	3.73e+07	0.54 y	38:18	-	1.81 y
30 IS	13C-1,2,3,7,8,9-HxCDF	100.00	3.04e+07	0.57 y	39:44	-	1.47 y
31 IS	13C-1,2,3,4,6,7,8-HpCDF	100.00	2.27e+07	0.44 y	42:14	-	1.10 y
32 IS	13C-1,2,3,4,7,8,9-HpCDF	100.00	1.73e+07	0.43 y	45:03	-	0.840 y
33 IS	13C-OCDF	200.00	4.74e+07	0.98 y	50:02	-	1.15 y
34 C/Up	37Cl-2,3,7,8-TCDD	0.50	1.63e+05		27:26	-	0.995 y
35 RS	13C-1,2,3,4-TCDD	100.00	3.28e+07	0.80 y	26:49	3.28e+05	- n
36 RS	13C-1,2,3,4-TCDF	100.00	5.25e+07	0.88 y	25:34	5.25e+05	- n
37 RS/RT	13C-1,2,3,7,8,9-HxCDD	100.00	2.06e+07	1.30 y	39:10	2.06e+05	- n
38 Tot	Total Tetra-Dioxins	0.00	-	- n	-	-	1.12 y
39 Tot	Total Penta-Dioxins	0.00	-	- n	-	-	1.04 y
40 Tot	Total Hexa-Dioxins	0.00	-	- n	-	-	1.22 y
41 Tot	Total Hepta-Dioxins	0.00	-	- n	-	-	1.33 y
42 Tot	Total Tetra-Furans	0.00	-	- n	-	-	1.74 y
43 Tot	1st Fn. Tot Penta-Furans	0.00	-	- n	-	-	0.914 y
44 Tot	Total Penta-Furans	0.00	-	- n	-	-	0.914 y
45 Tot	Total Hexa-Furans	0.00	-	- n	-	-	0.862 y
46 Tot	Total Hepta-Furans	0.00	-	- n	-	-	1.42 y

Analyst: 

Date: 5/13/10

Run #3 Filename 12MAY10M
Client ID: ST051210M2

S: 3

Acquired: 12-MAY-10 15:13:32

Cal: PCDDFAL3-5-12-10

Analyte:

FAL ID: 1613 CS2 0909181

Typ	Name	Amount	Resp	RA	RT	RF	RRF
1 Unk	2,3,7,8-TCDD	2.00	5.92e+05	0.78 y	27:26	-	0.972 y
2 Unk	1,2,3,7,8-PeCDD	10.00	2.54e+06	1.74 y	33:14	-	1.00 y
3 Unk	1,2,3,4,7,8-HxCDD	10.00	2.35e+06	1.32 y	38:34	-	1.26 y
4 Unk	1,2,3,6,7,8-HxCDD	10.00	2.50e+06	1.31 y	38:44	-	1.27 y
5 Unk	1,2,3,7,8,9-HxCDD	10.00	2.40e+06	1.33 y	39:11	-	1.25 y
6 Unk	1,2,3,4,6,7,8-HpCDD	10.00	2.50e+06	1.04 y	44:10	-	1.36 y
7 Unk	OCDD	20.00	3.06e+06	0.88 y	49:41	-	1.24 y
8 Unk	2,3,7,8-TCDF	2.00	1.46e+06	0.70 y	26:41	-	1.59 y
9 Unk	1,2,3,7,8-PeCDF	10.00	3.43e+06	1.51 y	31:30	-	0.862 y
10 Unk	2,3,4,7,8-PeCDF	10.00	3.37e+06	1.54 y	32:50	-	0.920 y
11 Unk	1,2,3,4,7,8-HxCDF	10.00	3.14e+06	1.28 y	37:11	-	0.897 y
12 Unk	1,2,3,6,7,8-HxCDF	10.00	3.63e+06	1.29 y	37:23	-	0.829 y
13 Unk	2,3,4,6,7,8-HxCDF	10.00	3.17e+06	1.30 y	38:20	-	0.861 y
14 Unk	1,2,3,7,8,9-HxCDF	10.00	2.76e+06	1.32 y	39:46	-	0.931 y
15 Unk	1,2,3,4,6,7,8-HpCDF	10.00	2.94e+06	1.05 y	42:15	-	1.33 y
16 Unk	1,2,3,4,7,8,9-HpCDF	10.00	2.51e+06	1.05 y	45:05	-	1.56 y
17 Unk	OCDF	20.00	3.34e+06	0.88 y	50:04	-	0.725 y
18 IS/RT	13C-2,3,7,8-TCDD	100.00	3.04e+07	0.80 y	27:25	-	0.901 y
19 IS	13C-1,2,3,7,8-PeCDD	100.00	2.54e+07	1.75 y	33:13	-	0.752 y
20 IS	13C-1,2,3,4,7,8-HxCDD	100.00	1.87e+07	1.30 y	38:34	-	0.942 y
21 IS	13C-1,2,3,6,7,8-HxCDD	100.00	1.97e+07	1.31 y	38:44	-	0.996 y
22 IS	13C-1,2,3,4,6,7,8-HpCDD	100.00	1.84e+07	1.07 y	44:08	-	0.927 y
23 IS	13C-OCDD	200.00	2.47e+07	0.98 y	49:40	-	0.623 y
24 IS	13C-2,3,7,8-TCDF	100.00	4.59e+07	0.88 y	26:40	-	0.867 y
25 IS	13C-1,2,3,7,8-PeCDF	100.00	3.98e+07	1.67 y	31:30	-	0.752 y
26 IS	13C-2,3,4,7,8-PeCDF	100.00	3.66e+07	1.69 y	32:49	-	0.692 y
27 IS	13C-1,2,3,4,7,8-HxCDF	100.00	3.49e+07	0.55 y	37:10	-	1.76 y
28 IS	13C-1,2,3,6,7,8-HxCDF	100.00	4.38e+07	0.55 y	37:22	-	2.21 y
29 IS	13C-2,3,4,6,7,8-HxCDF	100.00	3.69e+07	0.55 y	38:18	-	1.86 y
30 IS	13C-1,2,3,7,8,9-HxCDF	100.00	2.96e+07	0.56 y	39:44	-	1.49 y
31 IS	13C-1,2,3,4,6,7,8-HpCDF	100.00	2.21e+07	0.44 y	42:14	-	1.11 y
32 IS	13C-1,2,3,4,7,8,9-HpCDF	100.00	1.61e+07	0.43 y	45:03	-	0.814 y
33 IS	13C-OCDF	200.00	4.61e+07	0.96 y	50:03	-	1.16 y
34 C/Up	37Cl-2,3,7,8-TCDD	2.00	5.65e+05		27:26	-	0.836 y
35 RS	13C-1,2,3,4-TCDD	100.00	3.38e+07	0.81 y	26:51	3.38e+05	- n
36 RS	13C-1,2,3,4-TCDF	100.00	5.29e+07	0.88 y	25:34	5.29e+05	- n
37 RS/RT	13C-1,2,3,7,8,9-HxCDD	100.00	1.98e+07	1.34 y	39:10	1.98e+05	- n
38 Tot	Total Tetra-Dioxins	0.00	-	- n	-	-	0.972 y
39 Tot	Total Penta-Dioxins	0.00	-	- n	-	-	1.00 y
40 Tot	Total Hexa-Dioxins	0.00	-	- n	-	-	1.26 y
41 Tot	Total Hepta-Dioxins	0.00	-	- n	-	-	1.36 y
42 Tot	Total Tetra-Furans	0.00	-	- n	-	-	1.59 y
43 Tot	1st Fn. Tot Penta-Furans	0.00	-	- n	-	-	0.890 y
44 Tot	Total Penta-Furans	0.00	-	- n	-	-	0.890 y
45 Tot	Total Hexa-Furans	0.00	-	- n	-	-	0.874 y
46 Tot	Total Hepta-Furans	0.00	-	- n	-	-	1.43 y

Analyst: 

Date: 5/13/10

Run #4 Filename 12MAY10M
Client ID: ST051210M3

S: 4 Acquired: 12-MAY-10 16:08:51 Cal: PCDDFAL3-5-12-10
Analyte: FAL ID: 1613 CS3 090918J

Typ	Name	Amount	Resp	RA	RT	RF	RRF
1 Unk	2,3,7,8-TCDD	10.00	3.10e+06	0.78 y	27:27	-	1.02 y
2 Unk	1,2,3,7,8-PeCDD	50.00	1.38e+07	1.70 y	33:15	-	1.01 y
3 Unk	1,2,3,4,7,8-HxCDD	50.00	1.26e+07	1.30 y	38:35	-	1.30 y
4 Unk	1,2,3,6,7,8-HxCDD	50.00	1.26e+07	1.30 y	38:45	-	1.24 y
5 Unk	1,2,3,7,8,9-HxCDD	50.00	1.23e+07	1.28 y	39:11	-	1.24 y
6 Unk	1,2,3,4,6,7,8-HpCDD	50.00	1.26e+07	1.11 y	44:10	-	1.37 y
7 Unk	OCDD	100.00	1.62e+07	0.93 y	49:41	-	1.27 y
8 Unk	2,3,7,8-TCDF	10.00	6.83e+06	0.72 y	26:41	-	1.56 y
9 Unk	1,2,3,7,8-PeCDF	50.00	2.04e+07	1.54 y	31:31	-	0.943 y
10 Unk	2,3,4,7,8-PeCDF	50.00	1.91e+07	1.55 y	32:50	-	0.962 y
11 Unk	1,2,3,4,7,8-HxCDF	50.00	1.67e+07	1.29 y	37:11	-	0.930 y
12 Unk	1,2,3,6,7,8-HxCDF	50.00	1.89e+07	1.30 y	37:24	-	0.842 y
13 Unk	2,3,4,6,7,8-HxCDF	50.00	1.67e+07	1.30 y	38:19	-	0.890 y
14 Unk	1,2,3,7,8,9-HxCDF	50.00	1.49e+07	1.27 y	39:45	-	0.976 y
15 Unk	1,2,3,4,6,7,8-HpCDF	50.00	1.54e+07	1.05 y	42:15	-	1.38 y
16 Unk	1,2,3,4,7,8,9-HpCDF	50.00	1.31e+07	1.05 y	45:04	-	1.60 y
17 Unk	OCDF	100.00	1.73e+07	0.87 y	50:04	-	0.731 y
18 IS/RT	13C-2,3,7,8-TCDD	100.00	3.06e+07	0.80 y	27:25	-	0.927 y
19 IS	13C-1,2,3,7,8-PeCDD	100.00	2.73e+07	1.77 y	33:13	-	0.828 y
20 IS	13C-1,2,3,4,7,8-HxCDD	100.00	1.94e+07	1.29 y	38:33	-	0.966 y
21 IS	13C-1,2,3,6,7,8-HxCDD	100.00	2.04e+07	1.28 y	38:43	-	1.02 y
22 IS	13C-1,2,3,4,6,7,8-HpCDD	100.00	1.84e+07	1.06 y	44:09	-	0.917 y
23 IS	13C-OCDD	200.00	2.56e+07	0.91 y	49:41	-	0.638 y
24 IS	13C-2,3,7,8-TCDF	100.00	4.37e+07	0.88 y	26:40	-	0.885 y
25 IS	13C-1,2,3,7,8-PeCDF	100.00	4.32e+07	1.70 y	31:29	-	0.877 y
26 IS	13C-2,3,4,7,8-PeCDF	100.00	3.97e+07	1.71 y	32:49	-	0.805 y
27 IS	13C-1,2,3,4,7,8-HxCDF	100.00	3.60e+07	0.55 y	37:10	-	1.80 y
28 IS	13C-1,2,3,6,7,8-HxCDF	100.00	4.50e+07	0.56 y	37:22	-	2.25 y
29 IS	13C-2,3,4,6,7,8-HxCDF	100.00	3.76e+07	0.55 y	38:19	-	1.87 y
30 IS	13C-1,2,3,7,8,9-HxCDF	100.00	3.05e+07	0.56 y	39:45	-	1.52 y
31 IS	13C-1,2,3,4,6,7,8-HpCDF	100.00	2.22e+07	0.43 y	42:14	-	1.11 y
32 IS	13C-1,2,3,4,7,8,9-HpCDF	100.00	1.64e+07	0.42 y	45:03	-	0.817 y
33 IS	13C-OCDF	200.00	4.74e+07	0.98 y	50:02	-	1.18 y
34 C/Up	37Cl-2,3,7,8-TCDD	10.00	2.93e+06		27:27	-	0.889 y
35 RS	13C-1,2,3,4-TCDD	100.00	3.30e+07	0.81 y	26:50	3.30e+05	- n
36 RS	13C-1,2,3,4-TCDF	100.00	4.93e+07	0.87 y	25:34	4.93e+05	- n
37 RS/RT	13C-1,2,3,7,8,9-HxCDD	100.00	2.00e+07	1.28 y	39:10	2.00e+05	- n
38 Tot	Total Tetra-Dioxins	0.00	-	- n	-	-	1.02 y
39 Tot	Total Penta-Dioxins	0.00	-	- n	-	-	1.01 y
40 Tot	Total Hexa-Dioxins	0.00	-	- n	-	-	1.26 y
41 Tot	Total Hepta-Dioxins	0.00	-	- n	-	-	1.37 y
42 Tot	Total Tetra-Furans	0.00	-	- n	-	-	1.56 y
43 Tot	1st Fn. Tot Penta-Furans	0.00	-	- n	-	-	0.952 y
44 Tot	Total Penta-Furans	0.00	-	- n	-	-	0.952 y
45 Tot	Total Hexa-Furans	0.00	-	- n	-	-	0.903 y
46 Tot	Total Hepta-Furans	0.00	-	- n	-	-	1.47 y

Analyst: 

Date: 5/13/10

Run #5 Filename 12MAY10M
Client ID: ST051210M4

S: 5 Acquired: 12-MAY-10 17:04:09 Cal: PCDDFAL3-5-12-10
Analyte: FAL ID: 1613 CS4 090918K

Typ	Name	Amount	Resp	RA	RT	RF	RRF
1	Unk 2,3,7,8-TCDD	40.00	1.35e+07	0.77 y	27:27	-	1.01 y
2	Unk 1,2,3,7,8-PeCDD	200.00	6.18e+07	1.68 y	33:15	-	1.11 y
3	Unk 1,2,3,4,7,8-HxCDD	200.00	5.73e+07	1.29 y	38:35	-	1.33 y
4	Unk 1,2,3,6,7,8-HxCDD	200.00	5.85e+07	1.29 y	38:45	-	1.33 y
5	Unk 1,2,3,7,8,9-HxCDD	200.00	5.56e+07	1.22 y	39:12	-	1.28 y
6	Unk 1,2,3,4,6,7,8-HpCDD	200.00	5.49e+07	1.06 y	44:10	-	1.40 y
7	Unk OCDD	400.00	6.95e+07	0.93 y	49:42	-	1.32 y
8	Unk 2,3,7,8-TCDF	40.00	3.08e+07	0.71 y	26:42	-	1.57 y
9	Unk 1,2,3,7,8-PeCDF	200.00	8.42e+07	1.54 y	31:31	-	0.952 y
10	Unk 2,3,4,7,8-PeCDF	200.00	8.22e+07	1.53 y	32:50	-	1.00 y
11	Unk 1,2,3,4,7,8-HxCDF	200.00	7.65e+07	1.28 y	37:12	-	0.968 y
12	Unk 1,2,3,6,7,8-HxCDF	200.00	8.60e+07	1.29 y	37:24	-	0.887 y
13	Unk 2,3,4,6,7,8-HxCDF	200.00	7.59e+07	1.28 y	38:20	-	0.941 y
14	Unk 1,2,3,7,8,9-HxCDF	200.00	6.84e+07	1.31 y	39:46	-	1.04 y
15	Unk 1,2,3,4,6,7,8-HpCDF	200.00	7.01e+07	1.04 y	42:16	-	1.45 y
16	Unk 1,2,3,4,7,8,9-HpCDF	200.00	6.04e+07	1.06 y	45:05	-	1.76 y
17	Unk OCDF	400.00	7.92e+07	0.90 y	50:04	-	0.770 y
18	IS/RT 13C-2,3,7,8-TCDD	100.00	3.32e+07	0.79 y	27:26	-	0.950 y
19	IS 13C-1,2,3,7,8-PeCDD	100.00	2.79e+07	1.72 y	33:14	-	0.799 y
20	IS 13C-1,2,3,4,7,8-HxCDD	100.00	2.16e+07	1.29 y	38:34	-	0.970 y
21	IS 13C-1,2,3,6,7,8-HxCDD	100.00	2.20e+07	1.29 y	38:44	-	0.988 y
22	IS 13C-1,2,3,4,6,7,8-HpCDD	100.00	1.97e+07	1.04 y	44:09	-	0.885 y
23	IS 13C-OCDD	200.00	2.63e+07	0.90 y	49:41	-	0.592 y
24	IS 13C-2,3,7,8-TCDF	100.00	4.90e+07	0.88 y	26:40	-	0.863 y
25	IS 13C-1,2,3,7,8-PeCDF	100.00	4.43e+07	1.69 y	31:30	-	0.779 y
26	IS 13C-2,3,4,7,8-PeCDF	100.00	4.10e+07	1.68 y	32:49	-	0.721 y
27	IS 13C-1,2,3,4,7,8-HxCDF	100.00	3.95e+07	0.55 y	37:10	-	1.78 y
28	IS 13C-1,2,3,6,7,8-HxCDF	100.00	4.85e+07	0.55 y	37:23	-	2.18 y
29	IS 13C-2,3,4,6,7,8-HxCDF	100.00	4.03e+07	0.55 y	38:19	-	1.81 y
30	IS 13C-1,2,3,7,8,9-HxCDF	100.00	3.28e+07	0.57 y	39:44	-	1.48 y
31	IS 13C-1,2,3,4,6,7,8-HpCDF	100.00	2.42e+07	0.43 y	42:15	-	1.09 y
32	IS 13C-1,2,3,4,7,8,9-HpCDF	100.00	1.71e+07	0.44 y	45:04	-	0.772 y
33	IS 13C-OCDF	200.00	5.14e+07	0.98 y	50:03	-	1.16 y
34	C/Up 37Cl-2,3,7,8-TCDD	40.00	1.36e+07		27:27	-	0.970 y
35	RS 13C-1,2,3,4-TCDD	100.00	3.49e+07	0.80 y	26:50	3.49e+05	- n
36	RS 13C-1,2,3,4-TCDF	100.00	5.68e+07	0.88 y	25:35	5.68e+05	- n
37	RS/RT 13C-1,2,3,7,8,9-HxCDD	100.00	2.22e+07	1.30 y	39:10	2.22e+05	- n
38	Tot Total Tetra-Dioxins	0.00	-	- n	-	-	1.01 y
39	Tot Total Penta-Dioxins	0.00	-	- n	-	-	1.11 y
40	Tot Total Hexa-Dioxins	0.00	-	- n	-	-	1.31 y
41	Tot Total Hepta-Dioxins	0.00	-	- n	-	-	1.40 y
42	Tot Total Tetra-Furans	0.00	-	- n	-	-	1.57 y
43	Tot 1st Fn. Tot Penta-Furans	0.00	-	- n	-	-	0.977 y
44	Tot Total Penta-Furans	0.00	-	- n	-	-	0.977 y
45	Tot Total Hexa-Furans	0.00	-	- n	-	-	0.952 y
46	Tot Total Hepta-Furans	0.00	-	- n	-	-	1.58 y


Analyst: E

Date: 5/13/10

Run #6 Filename 12MAY10M
 Client ID: ST051210M5

S: 6 Acquired: 12-MAY-10 17:59:27 Cal: PCDDFAL3-5-12-10
 Analyte: PCDDFAL3-5-12-10 FAL ID: 1613 CS5 090918L

Typ	Name	Amount	Resp	RA	RT	RF	RRF
1 Unk	2,3,7,8-TCDD	200.00	7.10e+07	0.77 y	27:28	-	1.08 y
2 Unk	1,2,3,7,8-PeCDD	1000.00	3.24e+08	1.67 y	33:15	-	1.10 y
3 Unk	1,2,3,4,7,8-HxCDD	1000.00	3.25e+08	1.30 y	38:36	-	1.35 y
4 Unk	1,2,3,6,7,8-HxCDD	1000.00	3.16e+08	1.30 y	38:46	-	1.34 y
5 Unk	1,2,3,7,8,9-HxCDD	1000.00	3.14e+08	1.30 y	39:12	-	1.32 y
6 Unk	1,2,3,4,6,7,8-HpCDD	1000.00	3.14e+08	1.08 y	44:10	-	1.40 y
7 Unk	OCDD	2000.00	4.31e+08	0.93 y	49:43	-	1.33 y
8 Unk	2,3,7,8-TCDF	200.00	1.58e+08	0.70 y	26:41	-	1.60 y
9 Unk	1,2,3,7,8-PeCDF	1000.00	4.49e+08	1.53 y	31:31	-	0.962 y
10 Unk	2,3,4,7,8-PeCDF	1000.00	4.19e+08	1.53 y	32:50	-	0.967 y
11 Unk	1,2,3,4,7,8-HxCDF	1000.00	4.15e+08	1.28 y	37:12	-	0.997 y
12 Unk	1,2,3,6,7,8-HxCDF	1000.00	4.53e+08	1.28 y	37:24	-	0.900 y
13 Unk	2,3,4,6,7,8-HxCDF	1000.00	4.10e+08	1.28 y	38:21	-	0.964 y
14 Unk	1,2,3,7,8,9-HxCDF	1000.00	3.91e+08	1.29 y	39:47	-	1.06 y
15 Unk	1,2,3,4,6,7,8-HpCDF	1000.00	3.96e+08	1.05 y	42:16	-	1.48 y
16 Unk	1,2,3,4,7,8,9-HpCDF	1000.00	3.50e+08	1.05 y	45:06	-	1.75 y
17 Unk	OCDF	2000.00	4.91e+08	0.88 y	50:06	-	0.798 y
18 IS/RT	13C-2,3,7,8-TCDD	100.00	3.29e+07	0.80 y	27:26	-	0.947 y
19 IS	13C-1,2,3,7,8-PeCDD	100.00	2.95e+07	1.75 y	33:14	-	0.850 y
20 IS	13C-1,2,3,4,7,8-HxCDD	100.00	2.41e+07	1.28 y	38:35	-	0.993 y
21 IS	13C-1,2,3,6,7,8-HxCDD	100.00	2.35e+07	1.28 y	38:45	-	0.969 y
22 IS	13C-1,2,3,4,6,7,8-HpCDD	100.00	2.24e+07	1.04 y	44:09	-	0.922 y
23 IS	13C-OCDD	200.00	3.23e+07	0.92 y	49:43	-	0.666 y
24 IS	13C-2,3,7,8-TCDF	100.00	4.95e+07	0.88 y	26:40	-	0.877 y
25 IS	13C-1,2,3,7,8-PeCDF	100.00	4.67e+07	1.66 y	31:31	-	0.827 y
26 IS	13C-2,3,4,7,8-PeCDF	100.00	4.33e+07	1.65 y	32:50	-	0.768 y
27 IS	13C-1,2,3,4,7,8-HxCDF	100.00	4.16e+07	0.56 y	37:12	-	1.71 y
28 IS	13C-1,2,3,6,7,8-HxCDF	100.00	5.03e+07	0.56 y	37:23	-	2.07 y
29 IS	13C-2,3,4,6,7,8-HxCDF	100.00	4.25e+07	0.56 y	38:20	-	1.75 y
30 IS	13C-1,2,3,7,8,9-HxCDF	100.00	3.68e+07	0.56 y	39:46	-	1.51 y
31 IS	13C-1,2,3,4,6,7,8-HpCDF	100.00	2.67e+07	0.44 y	42:15	-	1.10 y
32 IS	13C-1,2,3,4,7,8,9-HpCDF	100.00	2.00e+07	0.44 y	45:04	-	0.823 y
33 IS	13C-OCDF	200.00	6.15e+07	0.99 y	50:04	-	1.27 y
34 C/Up	37Cl-2,3,7,8-TCDD	200.00	6.92e+07		27:27	-	0.996 y
35 RS	13C-1,2,3,4-TCDD	100.00	3.47e+07	0.80 y	26:51	3.47e+05	- n
36 RS	13C-1,2,3,4-TCDF	100.00	5.64e+07	0.88 y	25:35	5.64e+05	- n
37 RS/RT	13C-1,2,3,7,8,9-HxCDD	100.00	2.43e+07	1.27 y	39:11	2.43e+05	- n
38 Tot	Total Tetra-Dioxins	0.00	-	- n	-	-	1.08 y
39 Tot	Total Penta-Dioxins	0.00	-	- n	-	-	1.10 y
40 Tot	Total Hexa-Dioxins	0.00	-	- n	-	-	1.34 y
41 Tot	Total Hepta-Dioxins	0.00	-	- n	-	-	1.40 y
42 Tot	Total Tetra-Furans	0.00	-	- n	-	-	1.60 y
43 Tot	1st Fn. Tot Penta-Furans	0.00	-	- n	-	-	0.965 y
44 Tot	Total Penta-Furans	0.00	-	- n	-	-	0.965 y
45 Tot	Total Hexa-Furans	0.00	-	- n	-	-	0.975 y
46 Tot	Total Hepta-Furans	0.00	-	- n	-	-	1.60 y

Analyst:  Date: 5/13/10

USEPA - ITD

FORM 3A

PCDD/PCDF INITIAL CALIBRATION RELATIVE RESPONSES

Lab Name: Frontier Analytical Laboratory Episode No.:

Contract No.: SAS No.:

Initial Calibration Date: 5/12/10

Instrument ID: FAL3 GC Column ID: DB5

CS0 Data Filename: 12MAY10M S1 CS3 Data Filename: 12MAY10M S4

CS1 Data Filename: 12MAY10M S2 CS4 Data Filename: 12MAY10M S5

CS2 Data Filename: 12MAY10M S3 CS5 Data Filename: 12MAY10M S6

	RELATIVE RESPONSE (RR)						MEAN RR	Cv (%RSD)
	CS1	CS2	CS3	CS4	CS5	CS6		
NATIVE ANALYTES								
2,3,7,8-TCDD	1.01	1.12	0.97	1.02	1.01	1.08	1.04	5.37
1,2,3,7,8-PeCDD	1.02	1.04	1.00	1.01	1.11	1.10	1.05	4.33
1,2,3,4,7,8-HxCDD	1.27	1.29	1.26	1.30	1.33	1.35	1.30	2.72
1,2,3,6,7,8-HxCDD	1.25	1.23	1.27	1.24	1.33	1.34	1.28	3.82
1,2,3,7,8,9-HxCDD	1.26	1.14	1.25	1.24	1.28	1.32	1.25	4.84
1,2,3,4,6,7,8-HpCDD	1.26	1.33	1.36	1.37	1.40	1.40	1.35	3.76
OCDD	1.22	1.13	1.24	1.27	1.32	1.33	1.25	6.05
2,3,7,8-TCDF	1.65	1.74	1.59	1.56	1.57	1.60	1.62	4.14
1,2,3,7,8-PeCDF	0.89	0.89	0.86	0.94	0.95	0.96	0.92	4.45
2,3,4,7,8-PeCDF	0.88	0.94	0.92	0.96	1.00	0.97	0.94	4.58
1,2,3,4,7,8-HxCDF	0.90	0.88	0.90	0.93	0.97	1.00	0.93	4.80
1,2,3,6,7,8-HxCDF	0.78	0.79	0.83	0.84	0.89	0.90	0.84	5.95
2,3,4,6,7,8-HxCDF	0.85	0.87	0.86	0.89	0.94	0.96	0.90	5.24
1,2,3,7,8,9-HxCDF	0.96	0.93	0.93	0.98	1.04	1.06	0.98	5.68
1,2,3,4,6,7,8-HpCDF	1.32	1.32	1.33	1.38	1.45	1.48	1.38	5.19
1,2,3,4,7,8,9-HpCDF	1.53	1.55	1.56	1.60	1.76	1.75	1.62	6.40
OCDF	0.70	0.72	0.72	0.73	0.77	0.80	0.74	5.02

Analyst: 

Date: 5/13/10

USEPA - ITD

FORM 3B

PCDD/PCDF INITIAL CALIBRATION RELATIVE RESPONSES

Lab Name: Frontier Analytical Laboratory

Episode No.:

Contract No.:

SAS No.:

Initial Calibration Date: 5/12/10

Instrument ID: FAL3

GC Column ID: DB5

CS0 Data Filename: 12MAY10M S1 CS4 Data Filename: 12MAY10M S4

CS1 Data Filename: 12MAY10M S2 CS4 Data Filename: 12MAY10M S5

CS2 Data Filename: 12MAY10M S3 CS5 Data Filename: 12MAY10M S6

Labeled Compounds	RELATIVE RESPONSE (RR)						MEAN RR	Cv (%RSD)
	CS1	CS2	CS3	CS4	CS5	CS6		
13C-2,3,7,8-TCDD	0.93	0.91	0.90	0.93	0.95	0.95	0.93	2.15
13C-1,2,3,7,8-PeCDD	0.83	0.78	0.75	0.83	0.80	0.85	0.81	4.50
13C-1,2,3,4,7,8-HxCDD	0.90	0.90	0.94	0.97	0.97	0.99	0.95	3.96
13C-1,2,3,6,7,8-HxCDD	0.99	1.02	1.00	1.02	0.99	0.97	1.00	1.83
13C-1,2,3,4,6,7,8-HpCDD	0.92	0.95	0.93	0.92	0.89	0.92	0.92	2.22
13C-OCDD	0.64	0.63	0.62	0.64	0.59	0.67	0.63	3.86
13C-2,3,7,8-TCDF	0.87	0.84	0.87	0.89	0.86	0.88	0.87	1.68
13C-1,2,3,7,8-PeCDF	0.84	0.76	0.75	0.88	0.78	0.83	0.81	6.23
13C-2,3,4,7,8-PeCDF	0.81	0.71	0.69	0.81	0.72	0.77	0.75	6.69
13C-1,2,3,4,7,8-HxCDF	1.67	1.70	1.76	1.80	1.78	1.71	1.74	2.80
13C-1,2,3,6,7,8-HxCDF	2.11	2.18	2.21	2.25	2.18	2.07	2.17	2.92
13C-2,3,4,6,7,8-HxCDF	1.78	1.81	1.86	1.87	1.81	1.75	1.82	2.57
13C-1,2,3,7,8,9-HxCDF	1.43	1.47	1.49	1.52	1.48	1.51	1.49	2.17
13C-1,2,3,4,6,7,8-HpCDF	1.07	1.10	1.11	1.11	1.09	1.10	1.10	1.36
13C-1,2,3,4,7,8,9-HpCDF	0.82	0.84	0.81	0.82	0.77	0.82	0.81	2.83
13C-OCDF	1.20	1.15	1.16	1.18	1.16	1.27	1.19	3.63
CLEANUP STANDARD								
37Cl-2,3,7,8-TCDD	0.89	1.00	0.84	0.89	0.97	1.00	0.93	7.14

Analyst: Date: 5/13/10

USEPA - ITD

FORM 3C

PCDD/PCDF INITIAL CALIBRATION ION ABUNDANCE RATIOS

Lab Name: Frontier Analytical Laboratory Episode No.:

Contract No.: SAS No.:

Initial Calibration Date: 5/12/10

Instrument ID: FAL3 GC Column ID: DB5

CS0 Data Filename: 12MAY10M S1 CS3 Data Filename: 12MAY10M S4

CS1 Data Filename: 12MAY10M S2 CS4 Data Filename: 12MAY10M S5

CS2 Data Filename: 12MAY10M S3 CS5 Data Filename: 12MAY10M S6

NATIVE ANALYTES	M/Z'S FORMING RATIO	ION ABUNDANCE RATIOS						QC LIMITS
		CS1	CS2	CS3	CS4	CS5	CS6	
2,3,7,8-TCDD	M/M+2	0.81	0.79	0.78	0.78	0.77	0.77	0.65-0.89
1,2,3,7,8-PeCDD	M+2/M+4	1.62	1.68	1.74	1.70	1.68	1.67	1.32-1.78
1,2,3,4,7,8-HxCDD	M+2/M+4	1.34	1.29	1.32	1.30	1.29	1.30	1.05-1.43
1,2,3,6,7,8-HxCDD	M+2/M+4	1.31	1.28	1.31	1.30	1.29	1.30	1.05-1.43
1,2,3,7,8,9-HxCDD	M+2/M+4	1.31	1.33	1.33	1.28	1.22	1.30	1.05-1.43
1,2,3,4,6,7,8-HpCDD	M+2/M+4	1.14	1.07	1.04	1.11	1.06	1.08	0.88-1.20
OCDD	M+2/M+4	0.97	0.93	0.88	0.93	0.93	0.93	0.76-1.02
2,3,7,8-TCDF	M/M+2	0.69	0.67	0.70	0.72	0.71	0.70	0.65-0.89
1,2,3,7,8-PeCDF	M+2/M+4	1.45	1.44	1.51	1.54	1.54	1.53	1.32-1.78
2,3,4,7,8-PeCDF	M+2/M+4	1.49	1.46	1.54	1.55	1.53	1.53	1.32-1.78
1,2,3,4,7,8-HxCDF	M+2/M+4	1.28	1.30	1.28	1.29	1.28	1.28	1.05-1.43
1,2,3,6,7,8-HxCDF	M+2/M+4	1.32	1.29	1.29	1.30	1.29	1.28	1.05-1.43
2,3,4,6,7,8-HxCDF	M+2/M+4	1.31	1.28	1.30	1.30	1.28	1.28	1.05-1.43
1,2,3,7,8,9-HxCDF	M+2/M+4	1.35	1.16	1.32	1.27	1.31	1.29	1.05-1.43
1,2,3,4,6,7,8-HpCDF	M+2/M+4	1.04	1.04	1.05	1.05	1.04	1.05	0.88-1.20
1,2,3,4,7,8,9-HpCDF	M+2/M+4	0.99	1.07	1.05	1.05	1.06	1.05	0.88-1.20
OCDF	M+2/M+4	0.94	0.91	0.88	0.87	0.90	0.88	0.76-1.02

Analyst:

Date: 5/13/10

USEPA - ITD

FORM 3D

PCDD/PCDF INITIAL CALIBRATION ION ABUNDANCE RATIOS

Lab Name: Frontier Analytical Laboratory Episode No.:

Contract No.: SAS No.:

Initial Calibration Date: 5/12/10

Instrument ID: FAL3 GC Column ID: DB5

CS0 Data Filename: 12MAY10M S1 CS3 Data Filename: 12MAY10M S4

CS1 Data Filename: 12MAY10M S2 CS4 Data Filename: 12MAY10M S5

CS2 Data Filename: 12MAY10M S3 CS5 Data Filename: 12MAY10M S6

Labeled Compounds	M/Z'S FORMING RATIO	ION ABUNDANCE RATIOS						QC LIMITS
		CS1	CS2	CS3	CS4	CS5	CS6	
13C-2,3,7,8-TCDD	M/M+2	0.79	0.79	0.80	0.80	0.79	0.80	0.65-0.89
13C-1,2,3,7,8-PeCDD	M+2/M+4	1.76	1.78	1.75	1.77	1.72	1.75	1.32-1.78
13C-1,2,3,4,7,8-HxCDD	M+2/M+4	1.30	1.29	1.30	1.29	1.29	1.28	1.05-1.43
13C-1,2,3,6,7,8-HxCDD	M+2/M+4	1.29	1.28	1.31	1.28	1.29	1.28	1.05-1.43
13C-1,2,3,4,6,7,8-HpCDD	M+2/M+4	1.03	1.02	1.07	1.06	1.04	1.04	0.88-1.20
13C-OCDD	M+2/M+4	0.87	0.92	0.98	0.91	0.90	0.92	0.76-1.02
13C-2,3,7,8-TCDF	M/M+2	0.88	0.87	0.88	0.88	0.88	0.88	0.65-0.89
13C-1,2,3,7,8-PeCDF	M+2/M+4	1.70	1.70	1.67	1.70	1.69	1.66	1.32-1.78
13C-2,3,4,7,8-PeCDF	M+2/M+4	1.67	1.70	1.69	1.71	1.68	1.65	1.32-1.78
13C-1,2,3,4,7,8-HxCDF	M/M+2	0.56	0.56	0.55	0.55	0.55	0.56	0.43-0.59
13C-1,2,3,6,7,8-HxCDF	M/M+2	0.57	0.56	0.55	0.56	0.55	0.56	0.43-0.59
13C-2,3,4,6,7,8-HxCDF	M/M+2	0.57	0.54	0.55	0.55	0.55	0.56	0.43-0.59
13C-1,2,3,7,8,9-HxCDF	M/M+2	0.57	0.57	0.56	0.56	0.57	0.56	0.43-0.59
13C-1,2,3,4,6,7,8-HpCDF	M/M+2	0.43	0.44	0.44	0.43	0.43	0.44	0.37-0.51
13C-1,2,3,4,7,8,9-HpCDF	M/M+2	0.43	0.43	0.43	0.42	0.44	0.44	0.37-0.51
13C-OCDF	M+2/M+4	0.99	0.98	0.96	0.98	0.98	0.99	0.76-1.02

Analyst: 

Date: 5/13/10

USEPA - ITD

FORM 4A
PCDD/PCDF CALIBRATION VERIFICATION

Lab Name: Frontier Analytical Laboratory Episode No.:

Contract No.: SAS No.:

Initial Calibration Date: 5/12/10

Instrument ID: FAL3

GC Column ID: DB5

VER Data Filename: 12MAY10M Sam:4

Analysis Date: 12-MAY-10 16:08:51

NATIVE ANALYTES	M/Z'S FORMING RATIO (1)	ION ABUND. RATIO	QC LIMITS (2)	ACCEPT	CONC. FOUND	CONC. RANGE (ng/mL) (3)
2,3,7,8-TCDD	M/M+2	0.78	0.65-0.89	y	9.80	7.80 - 12.9
1,2,3,7,8-PeCDD	M+2/M+4	1.70	1.32-1.78	y	48.3	39.0 - 65.0
1,2,3,4,7,8-HxCDD	M+2/M+4	1.30	1.05-1.43	y	50.2	39.0 - 64.0
1,2,3,6,7,8-HxCDD	M+2/M+4	1.30	1.05-1.43	y	48.5	39.0 - 64.0
1,2,3,7,8,9-HxCDD	M+2/M+4	1.28	1.05-1.43	y	49.6	41.0 - 61.0
1,2,3,4,6,7,8-HpCDD	M+2/M+4	1.11	0.88-1.20	y	50.6	43.0 - 58.0
OCDD	M+2/M+4	0.93	0.76-1.02	y	101	79.0 - 126
2,3,7,8-TCDF	M/M+2	0.72	0.65-0.89	y	9.66	8.40 - 12.0
1,2,3,7,8-PeCDF	M+2/M+4	1.54	1.32-1.78	y	51.5	41.0 - 60.0
2,3,4,7,8-PeCDF	M+2/M+4	1.55	1.32-1.78	y	50.9	41.0 - 60.0
1,2,3,4,7,8-HxCDF	M+2/M+4	1.29	1.05-1.43	y	50.0	45.0 - 56.0
1,2,3,6,7,8-HxCDF	M+2/M+4	1.30	1.05-1.43	y	50.3	44.0 - 57.0
2,3,4,6,7,8-HxCDF	M+2/M+4	1.30	1.05-1.43	y	49.7	44.0 - 57.0
1,2,3,7,8,9-HxCDF	M+2/M+4	1.27	1.05-1.43	y	49.6	45.0 - 56.0
1,2,3,4,6,7,8-HpCDF	M+2/M+4	1.05	0.88-1.20	y	50.1	45.0 - 55.0
1,2,3,4,7,8,9-HpCDF	M+2/M+4	1.05	0.88-1.20	y	49.2	43.0 - 58.0
OCDF	M+2/M+4	0.87	0.76-1.02	y	98.8	63.0 - 159

(1) See Table 8, Method 1613, for m/z specifications.

(2) Ion Abundance Ratio Control Limits as specified in Table 9, Method 1613.

(3) Contract-required concentration range as specified in Table 6, Method 1613.

Analyst: 

Date: 5/13/10

USEPA - ITD

FORM 4B
PCDD/PCDF CALIBRATION VERIFICATION

Lab Name: Frontier Analytical Laboratory

Episode No.:

Contract No.:

SAS No.:

Initial Calibration Date: 5/12/10

Instrument ID: FAL3

GC Column ID: DB5

VER Data Filename: 12MAY10M Sam:4

Analysis Date: 12-MAY-10 16:08:51

LABELED COMPOUNDS	M/Z'S FORMING RATIO (1)	ION ABUND. RATIO	QC LIMITS (2)	ACCEPT	CONC. FOUND	CONC. RANGE (ng/mL) (3)
13C-2,3,7,8-TCDD	M/M+2	0.80	0.65-0.89	y	100.0	82.0 - 121
13C-1,2,3,7,8-PeCDD	M+2/M+4	1.77	1.32-1.78	y	103	62.0 - 160
13C-1,2,3,4,7,8-HxCDD	M+2/M+4	1.29	1.05-1.43	y	102	85.0 - 117
13C-1,2,3,6,7,8-HxCDD	M+2/M+4	1.28	1.05-1.43	y	102	85.0 - 118
13C-1,2,3,4,6,7,8-HpCDD	M+2/M+4	1.06	0.88-1.20	y	99.6	72.0 - 138
13C-OCDD	M+2/M+4	0.91	0.76-1.02	y	202	96.0 - 415
13C-2,3,7,8-TCDF	M/M+2	0.88	0.65-0.89	y	102	71.0 - 140
13C-1,2,3,7,8-PeCDF	M+2/M+4	1.70	1.32-1.78	y	109	76.0 - 130
13C-2,3,4,7,8-PeCDF	M+2/M+4	1.71	1.32-1.78	y	107	77.0 - 130
13C-1,2,3,4,7,8-HxCDF	M/M+2	0.55	0.43-0.59	y	103	76.0 - 131
13C-1,2,3,6,7,8-HxCDF	M/M+2	0.56	0.43-0.59	y	104	70.0 - 143
13C-2,3,4,6,7,8-HxCDF	M/M+2	0.55	0.43-0.59	y	103	73.0 - 137
13C-1,2,3,7,8,9-HxCDF	M/M+2	0.56	0.43-0.59	y	102	74.0 - 135
13C-1,2,3,4,6,7,8-HpCDF	M/M+2	0.43	0.37-0.51	y	101	78.0 - 129
13C-1,2,3,4,7,8,9-HpCDF	M/M+2	0.42	0.37-0.51	y	100	77.0 - 129
13C-OCDF	M+2/M+4	0.98	0.76-1.02	y	199	96.0 - 415
CLEANUP STANDARD (4)						
37Cl-2,3,7,8-TCDD					9.55	7.80 - 12.8

(1) See Table 8, Method 1613, for m/z specifications.

(2) Ion Abundance Ratio Control Limits as specified in Table 9, Method 1613.

(3) Contract-required concentration range as specified in Table 6, Method 1613.

(4) No ion abundance ratio; report concentration found.

Analyst: Date: 5/13/10

FORM 5
PCDD/PCDF RT WINDOW AND ISOMER SPECIFICITY STANDARDS

Lab Name: Frontier Analytical Laboratory Episode No.:
Contract No.: SAS No.:
Instrument ID: FAL3 Initial Calibration Date: 5/12/10
RT Window Data Filename: 12MAY10M Sam:4 Analysis Date: 12-MAY-10 Time: 16:08:51
DB-5 IS Data Filename: 12MAY10M Sam:4 Analysis Date: 12-MAY-10 Time: 16:08:51
DB-225 IS Data Filename: Analysis Date: Time:

DB-5 RT WINDOW DEFINING STANDARDS RESULTS

ISOMERS	ABSOLUTE RT	ISOMERS	ABSOLUTE RT
1,3,6,8-TCDD (F)	24:26	1,3,6,8-TCDF (F)	23:05
1,2,8,9-TCDD (L)	28:23	1,2,8,9-TCDF (L)	28:36
1,2,4,7,9-PeCDD (F)	30:17	1,3,4,6,8-PeCDF (F)	28:27
1,2,3,8,9-PeCDD (L)	33:50	1,2,3,8,9-PeCDF (L)	34:14
1,2,4,6,7,9-HxCDD (F)	36:08	1,2,3,4,6,8-HxCDF (F)	35:15
1,2,3,7,8,9-HxCDD (L)	39:11	1,2,3,7,8,9-HxCDF (L)	39:45
1,2,3,4,6,7,9-HpCDD (F)	42:47	1,2,3,4,6,7,8-HpCDF (F)	42:15
1,2,3,4,6,7,8-HpCDD (L)	44:10	1,2,3,4,7,8,9-HpCDF (L)	45:04

(F) = First eluting isomer (DB-5); (L) = Last eluting isomer (DB-5)

ISOMER SPECIFICITY (IS) TEST STANDARD RESULTS

% VALLEY HEIGHT
BETWEEN
COMPARED PEAKS (1)

<25%

(1) To meet contract requirement, %Valley Height Between Compared Peaks shall not exceed 25% (section 15.4.2.2, Method 1613).

Analyst: 

Date: 5/13/10

USEPA - ITD
FORM 6A
PCDD/PCDF RELATIVE RETENTION TIMES

Lab Name: Frontier Analytical Laboratory Episode No.:
Contract No.: SAS No.: Init. Cal. Date: 5/12/10
Instrument ID: FAL3 GC Column ID: DB5
Analysis Date: 12-MAY-10 16:08:51 CS3 or VER Data Filename: 12MAY10M Sam:4

NATIVE ANALYTES	RETENTION TIME REFERENCE	RRT	RRT QC LIMITS (1)
2,3,7,8-TCDD	13C-2,3,7,8-TCDD	1.001	0.999-1.002
2,3,7,8-TCDF	13C-2,3,7,8-TCDF	1.000	0.999-1.003
1,2,3,7,8-PeCDD	13C-1,2,3,7,8-PeCDD	1.001	0.999-1.002
1,2,3,7,8-PeCDF	13C-1,2,3,7,8-PeCDF	1.001	0.999-1.002
2,3,4,7,8-PeCDF	13C-2,3,4,7,8-PeCDF	1.000	0.999-1.002
LABELED COMPOUNDS			
37Cl-2,3,7,8-TCDD	13C-1,2,3,4-TCDD	1.023	0.989-1.052
13C-2,3,7,8-TCDD		1.021	0.976-1.043
13C-2,3,7,8-TCDF		0.994	0.923-1.103
13C-1,2,3,7,8-PeCDD		1.238	1.000-1.567
13C-1,2,3,7,8-PeCDF		1.173	0.923-1.203
13C-2,3,4,7,8-PeCDF		1.223	0.923-1.303

(1) Contract-required limits for Relative Retention Times (RRT) as specified in Table 2, Method 1613.

Analyst:  Date: 5/13/10

USEPA - ITD

FORM 6B

PCDD/PCDF RELATIVE RETENTION TIMES

Lab Name: Frontier Analytical Laboratory

Episode No.:

Contract No.:

SAS No.:

Init. Cal. Date: 5/12/10

Instrument ID: FAL3

GC Column ID: DB5

Analysis Date: 12-MAY-10 16:08:51

CS3 or VER Data Filename: 12MAY10M

Sam:4

NATIVE ANALYTES	RETENTION TIME REFERENCE	RRT	RRT QC LIMITS (1)
1,2,3,4,7,8-HxCDD	13C-1,2,3,4,7,8-HxCDD	1.001	0.999-1.001
1,2,3,6,7,8-HxCDD	13C-1,2,3,6,7,8-HxCDD	1.001	0.998-1.004
1,2,3,7,8,9-HxCDD	13C-1,2,3,6,7,8-HxCDD	1.012	1.000-1.019
1,2,3,4,7,8-HxCDF	13C-1,2,3,4,7,8-HxCDF	1.000	0.999-1.001
1,2,3,6,7,8-HxCDF	13C-1,2,3,6,7,8-HxCDF	1.001	0.997-1.005
2,3,4,6,7,8-HxCDF	13C-2,3,4,6,7,8-HxCDF	1.000	0.999-1.001
1,2,3,7,8,9-HxCDF	13C-1,2,3,7,8,9-HxCDF	1.000	0.999-1.001
1,2,3,4,6,7,8-HpCDD	13C-1,2,3,4,6,7,8-HpCDD	1.000	0.999-1.001
1,2,3,4,6,7,8-HpCDF	13C-1,2,3,4,6,7,8-HpCDF	1.000	0.999-1.001
1,2,3,4,7,8,9-HpCDF	13C-1,2,3,4,7,8,9-HpCDF	1.000	0.999-1.001
OCDD	13C-OCDD	1.000	0.999-1.001
OCDF	13C-OCDF	1.001	0.999-1.001
LABELED COMPOUNDS			
13C-1,2,3,4,7,8-HxCDD	13C-1,2,3,7,8,9-HxCDD	0.984	0.977-1.000
13C-1,2,3,6,7,8-HxCDD		0.988	0.981-1.003
13C-1,2,3,4,7,8-HxCDF		0.949	0.944-0.970
13C-1,2,3,6,7,8-HxCDF		0.954	0.949-0.975
13C-2,3,4,6,7,8-HxCDF		0.978	0.959-1.021
13C-1,2,3,7,8,9-HxCDF		1.014	0.977-1.047
13C-1,2,3,4,6,7,8-HpCDD		1.127	1.086-1.130
13C-1,2,3,4,6,7,8-HpCDF		1.078	1.043-1.085
13C-1,2,3,4,7,8,9-HpCDF		1.150	1.057-1.154
13C-OCDD		1.268	1.032-1.311
13C-OCDF		1.277	1.000-1.311

(1) Contract-required limits for Relative Retention Times (RRT) as specified in Table 2, Method 1613.

Analyst:

Date:

5/13/10

Results: GC Column: DB5 Amount: 1.000 NATO 1989 Tox: 99.5 WHO 1998 Tox: 123 WHO 2005 Tox: 112

Name	Resp	RA	RT	RRF	Conc	Qual	Fac Noise-1	Noise-2	DL	Rec	#Hom
2,3,7,8-TCDD	3.10e+06	0.78 y	27:27	1.04	9.80	2.50	-	-	*		
1,2,3,7,8-PeCDD	1.38e+07	1.70 y	33:15	1.05	48.3	2.50	-	-	*		
1,2,3,4,7,8-HxCDD	1.26e+07	1.30 y	38:35	1.30	50.2	2.50	-	-	*		
1,2,3,6,7,8-HxCDD	1.26e+07	1.30 y	38:45	1.28	48.5	2.50	-	-	*		
1,2,3,7,8,9-HxCDD	1.23e+07	1.28 y	39:11	1.25	49.6	2.50	-	-	*		
1,2,3,4,6,7,8-HpCDD	1.26e+07	1.11 y	44:10	1.35	50.6	2.50	-	-	*		
OCDD	1.62e+07	0.93 y	49:41	1.25	101	2.50	-	-	*		
2,3,7,8-TCDF	6.83e+06	0.72 y	26:41	1.62	9.66	2.50	-	-	*		
1,2,3,7,8-PeCDF	2.04e+07	1.54 y	31:31	0.92	51.5	2.50	-	-	*		
2,3,4,7,8-PeCDF	1.91e+07	1.55 y	32:50	0.94	50.9	2.50	-	-	*		
1,2,3,4,7,8-HxCDF	1.67e+07	1.29 y	37:11	0.93	50.0	2.50	-	-	*		
1,2,3,6,7,8-HxCDF	1.89e+07	1.30 y	37:24	0.84	50.3	2.50	-	-	*		
2,3,4,6,7,8-HxCDF	1.67e+07	1.30 y	38:19	0.90	49.7	2.50	-	-	*		
1,2,3,7,8,9-HxCDF	1.49e+07	1.27 y	39:45	0.98	49.6	2.50	-	-	*		
1,2,3,4,6,7,8-HpCDF	1.54e+07	1.05 y	42:15	1.38	50.1	2.50	-	-	*		
1,2,3,4,7,8,9-HpCDF	1.31e+07	1.05 y	45:04	1.62	49.2	2.50	-	-	*		
OCDF	1.73e+07	0.87 y	50:04	0.74	98.8	2.50	-	-	*		
13C-2,3,7,8-TCDD	3.06e+07	0.80 y	27:25	0.93	100.0					100.0	
13C-1,2,3,7,8-PeCDD	2.73e+07	1.77 y	33:13	0.81	103					103	
13C-1,2,3,4,7,8-HxCDD	1.94e+07	1.29 y	38:33	0.95	102					102	
13C-1,2,3,6,7,8-HxCDD	2.04e+07	1.28 y	38:43	1.00	102					102	
13C-1,2,3,4,6,7,8-HpCDD	1.84e+07	1.06 y	44:09	0.92	99.6					99.6	
13C-OCDD	2.56e+07	0.91 y	49:41	0.63	202					101	
13C-2,3,7,8-TCDF	4.37e+07	0.88 y	26:40	0.87	102					102	
13C-1,2,3,7,8-PeCDF	4.32e+07	1.70 y	31:29	0.81	109					109	
13C-2,3,4,7,8-PeCDF	3.97e+07	1.71 y	32:49	0.75	107					107	
13C-1,2,3,4,7,8-HxCDF	3.60e+07	0.55 y	37:10	1.74	103					103	
13C-1,2,3,6,7,8-HxCDF	4.50e+07	0.56 y	37:22	2.17	104					104	
13C-2,3,4,6,7,8-HxCDF	3.76e+07	0.55 y	38:19	1.82	103					103	
13C-1,2,3,7,8,9-HxCDF	3.05e+07	0.56 y	39:45	1.49	102					102	
13C-1,2,3,4,6,7,8-HpCDF	2.22e+07	0.43 y	42:14	1.10	101					101	
13C-1,2,3,4,7,8,9-HpCDF	1.64e+07	0.42 y	45:03	0.81	100					100	
13C-OCDF	4.74e+07	0.98 y	50:02	1.19	199					99.7	
37Cl-2,3,7,8-TCDD	2.93e+06		27:27	0.93	9.55					95.5	
13C-1,2,3,4-TCDD	3.30e+07	0.81 y	26:50	-	97.3						
13C-1,2,3,4-TCDF	4.93e+07	0.87 y	25:34	-	92.5						
13C-1,2,3,7,8,9-HxCDD	2.00e+07	1.28 y	39:10	-	92.9						
Total Tetra-Dioxins	1.68e+07		23:16	1.04	53.2	2.50	-	-	*		19
Total Penta-Dioxins	3.09e+07		30:17	1.05	108	2.50	-	-	*		9
Total Hexa-Dioxins	4.33e+07		36:08	1.27	171	2.50	-	-	*		13
Total Hepta-Dioxins	2.73e+07		42:47	1.35	110	2.50	-	-	*		10
Total Tetra-Furans	2.92e+07		23:05	1.62	41.3	2.50	-	-	*		21
1st Fn. Tot Penta-Furans	2.33e+07		28:27	0.93	60.5	2.50	-	-	*	PeCDF	1
Total Penta-Furans	5.64e+07		30:15	0.93	146	2.50	-	-	*	207	9
Total Hexa-Furans	7.98e+07		35:15	0.90	237	2.50	-	-	*		13
Total Hepta-Furans	2.91e+07		42:15	1.48	102	2.50	-	-	*		5

Analyst:  Date: 5/13/10

Frontier Analytical Laboratory - Acquisition Log

Run Name:12MAY10M

Instrument: FAL3

GC: DB5

Experiment:PCDD

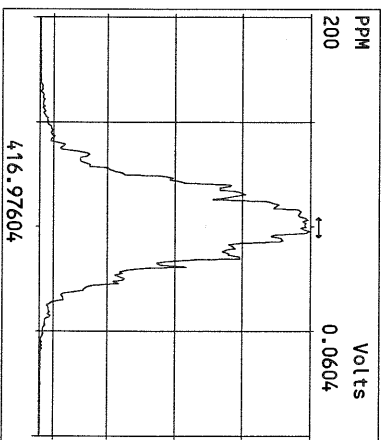
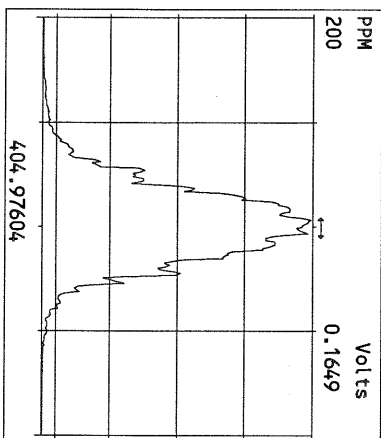
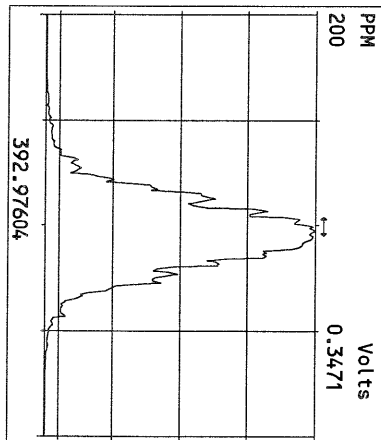
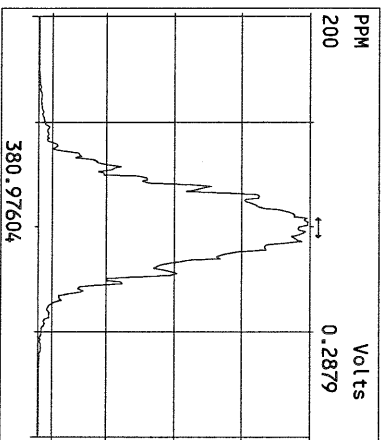
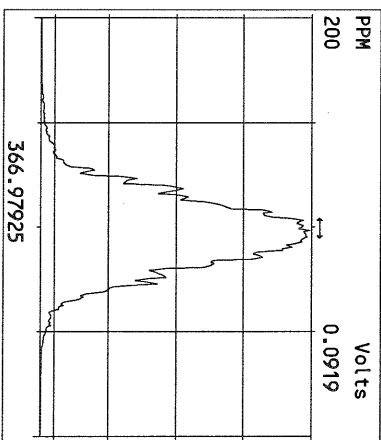
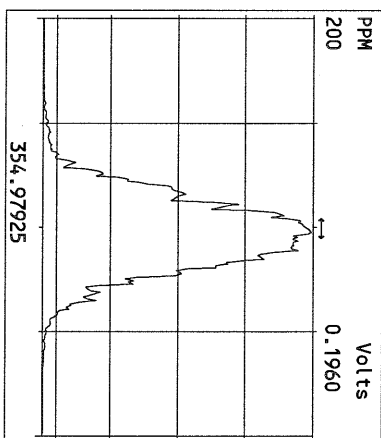
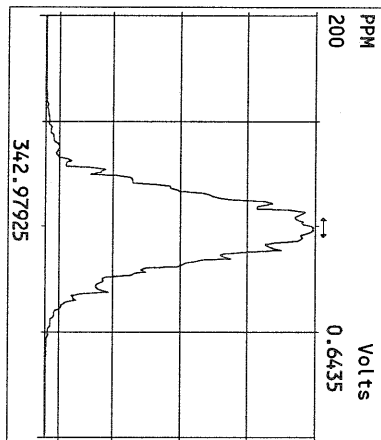
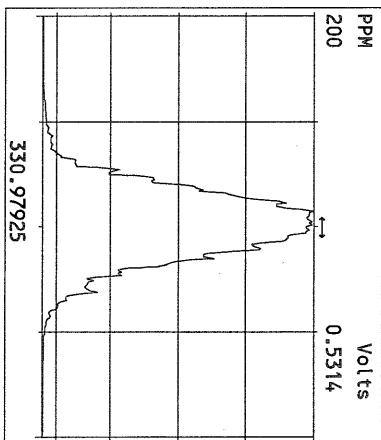
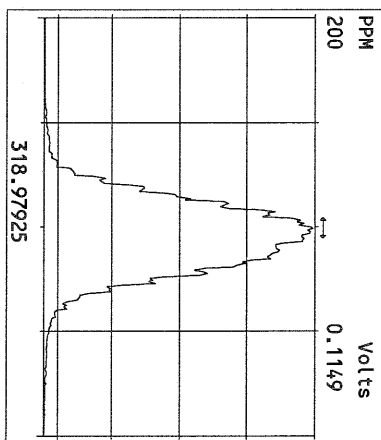
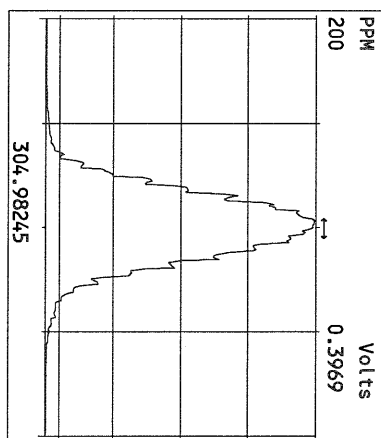
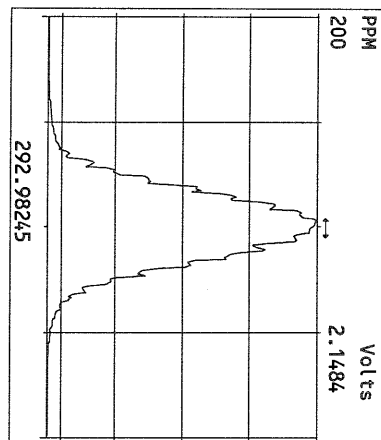
Data File	S	FAL ID	Client ID	Acquired	ConCal	EndCal	Analyst
12MAY10M	1	ST051210M0	1613 CS0 090918G	12-MAY-10 13:22:51	NA	NA	TC
12MAY10M	2	ST051210M1	1613 CS1 090918H	12-MAY-10 14:18:09	NA	NA	TC
12MAY10M	3	ST051210M2	1613 CS2 090918I	12-MAY-10 15:13:32	NA	NA	TC
12MAY10M	4	ST051210M3	1613 CS3 090918J	12-MAY-10 16:08:51	NA	NA	TC
12MAY10M	5	ST051210M4	1613 CS4 090918K	12-MAY-10 17:04:09	NA	NA	TC
12MAY10M	6	ST051210M5	1613 CS5 090918L	12-MAY-10 17:59:27	NA	NA	TC
12MAY10M	7	SB051210M1	Solvent Blank	12-MAY-10 18:54:46	NA	NA	TC

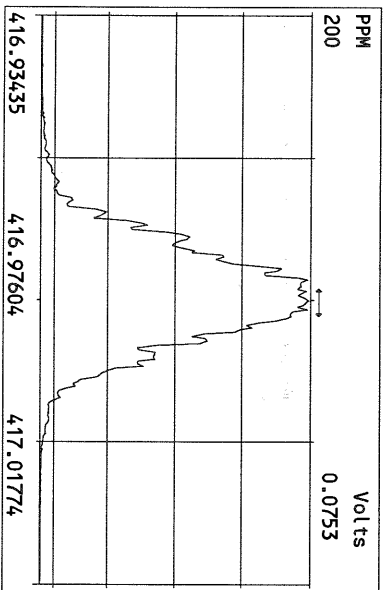
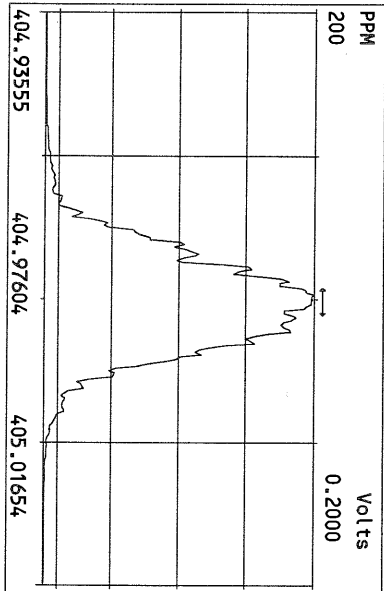
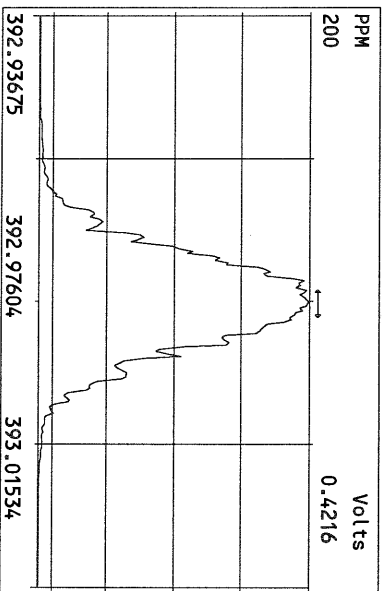
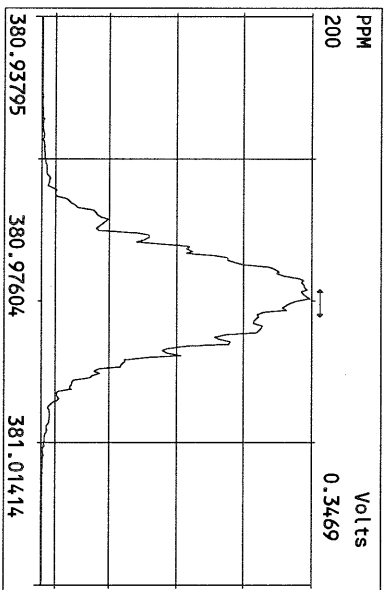
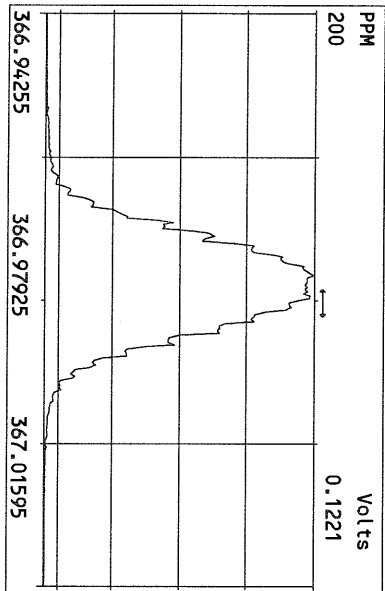
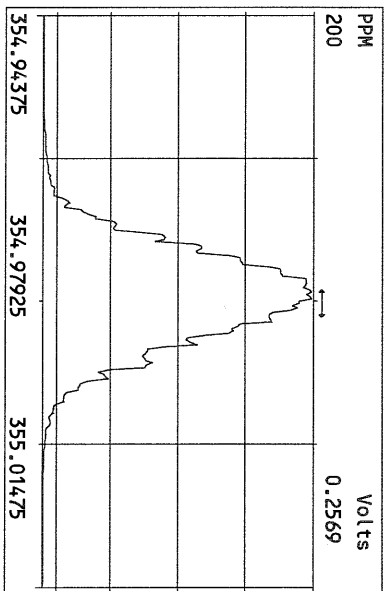
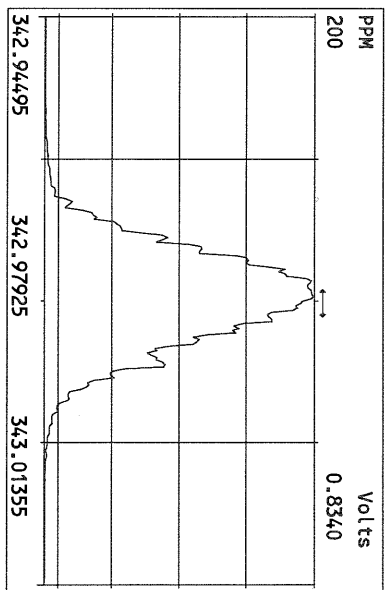
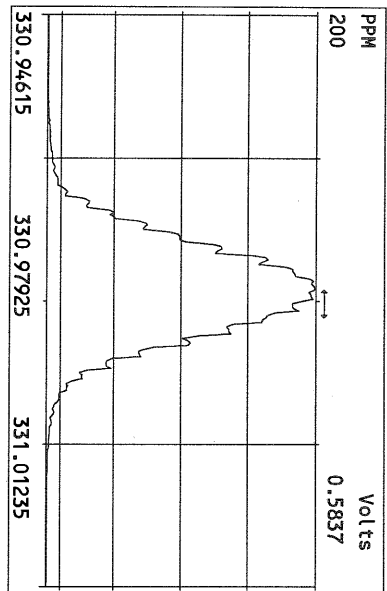
[Handwritten signature]

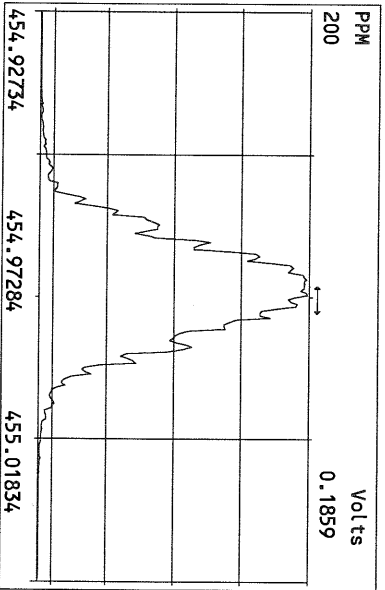
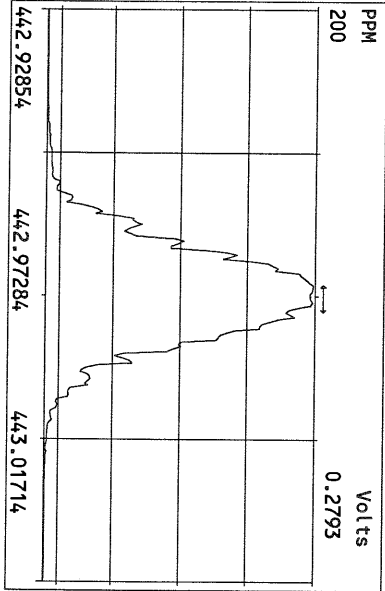
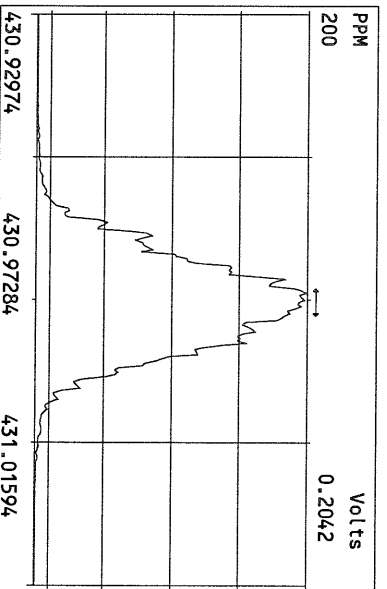
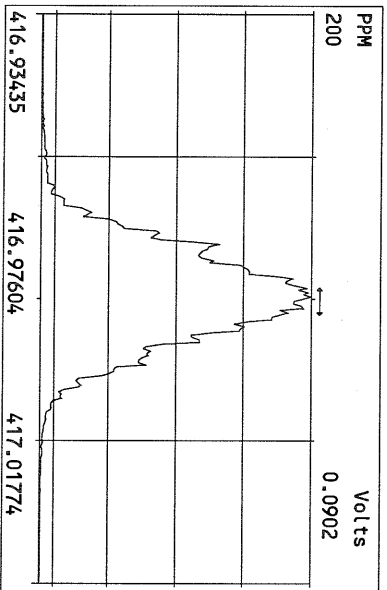
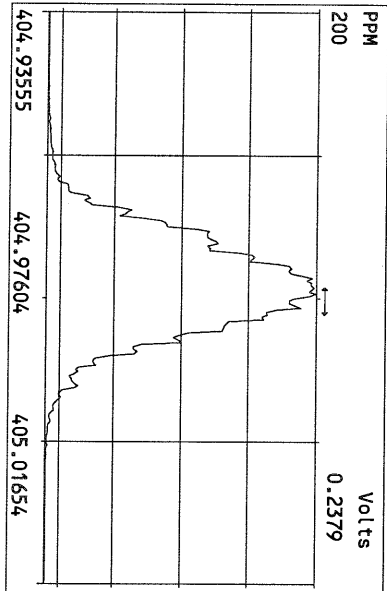
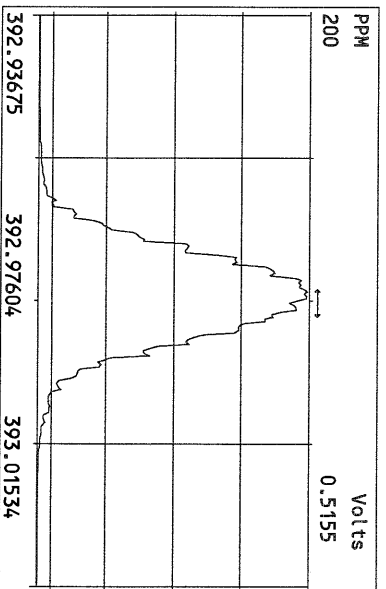
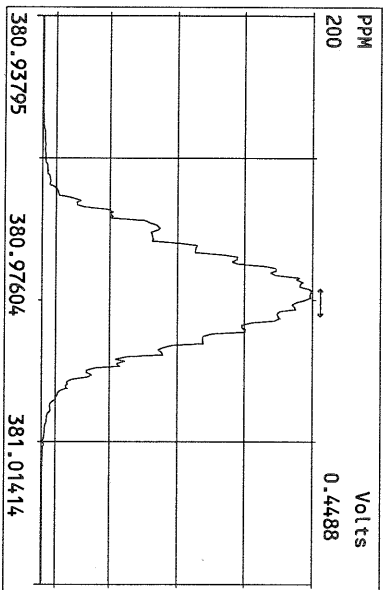
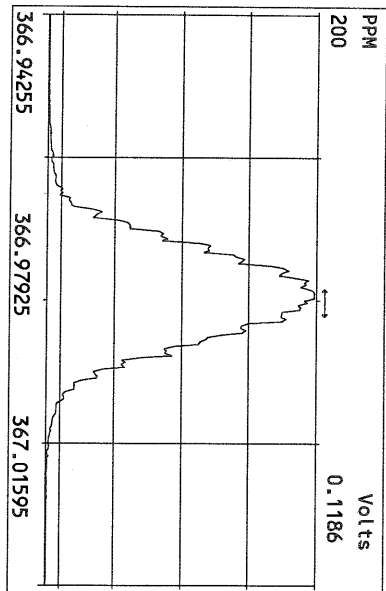
5/13/10

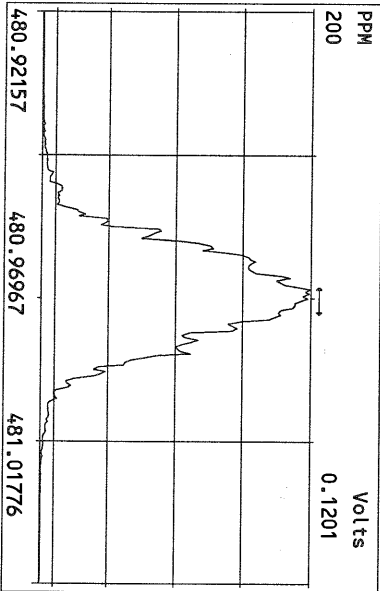
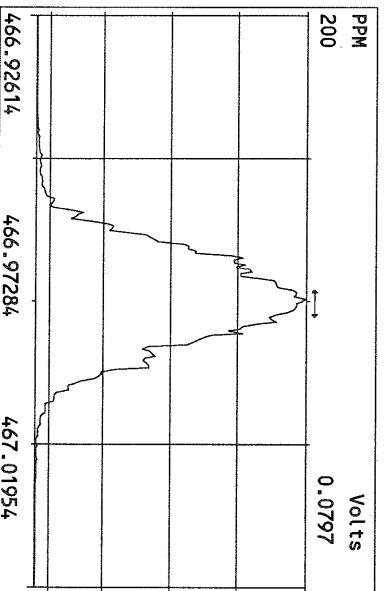
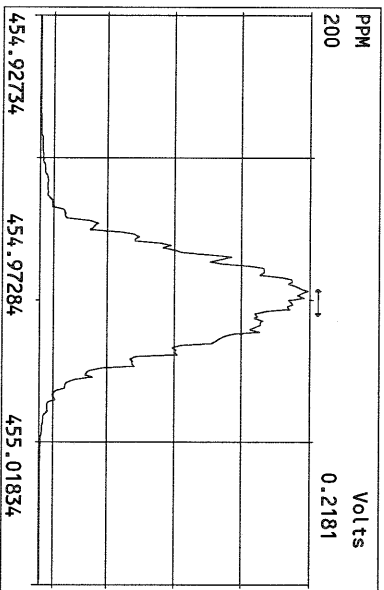
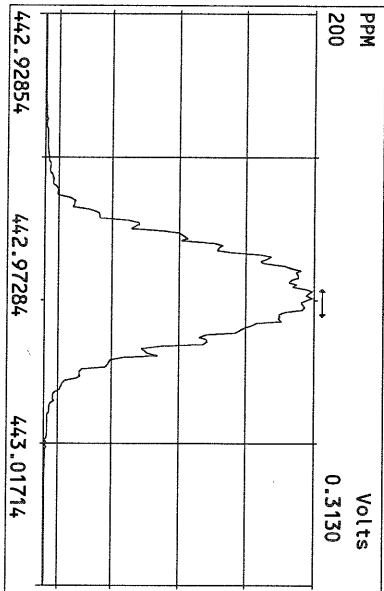
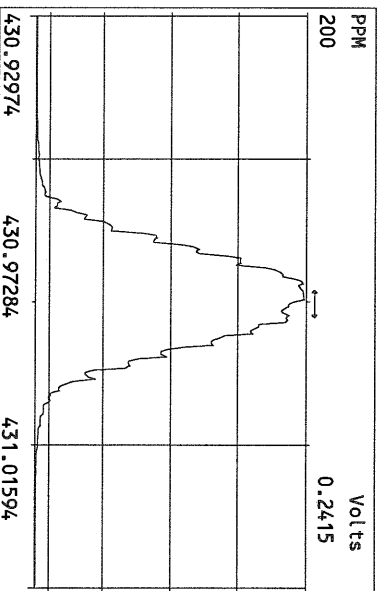
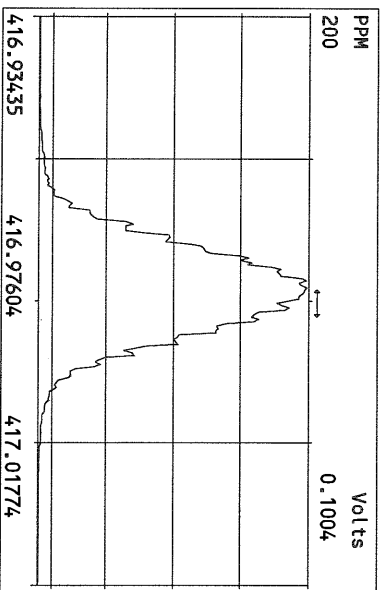
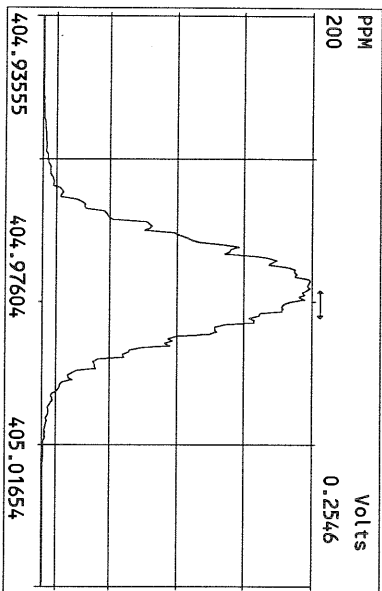
Data Backed Up: _____

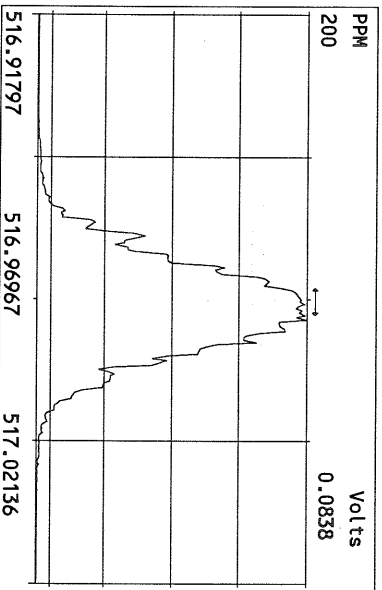
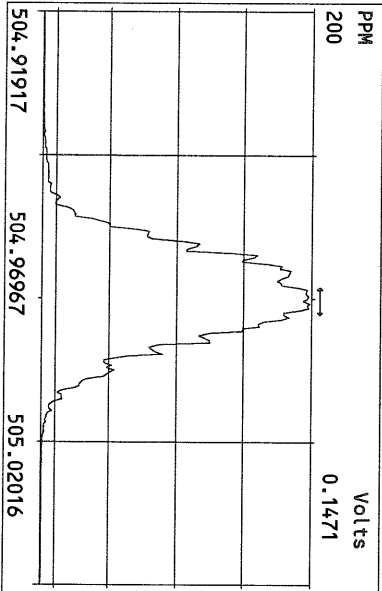
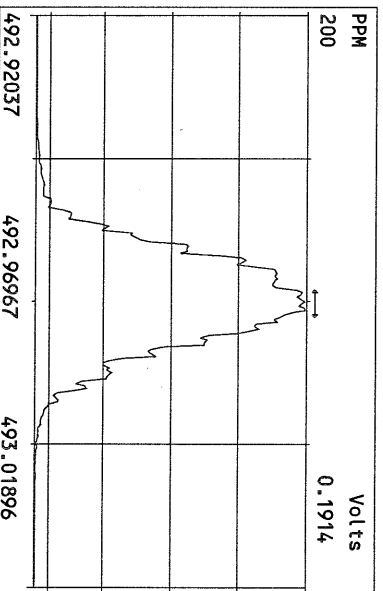
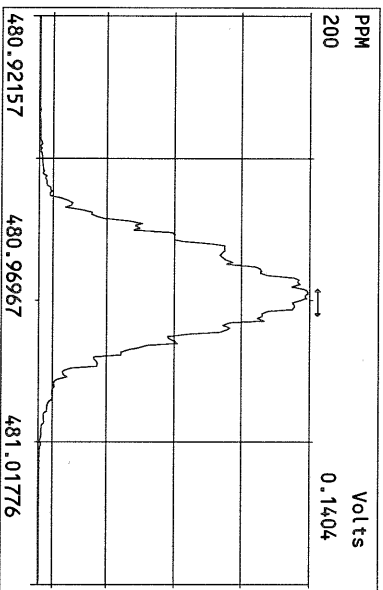
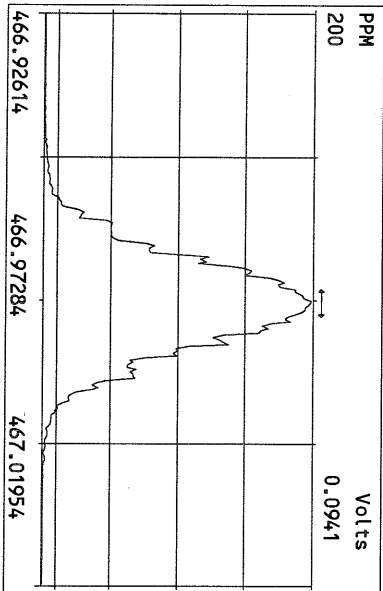
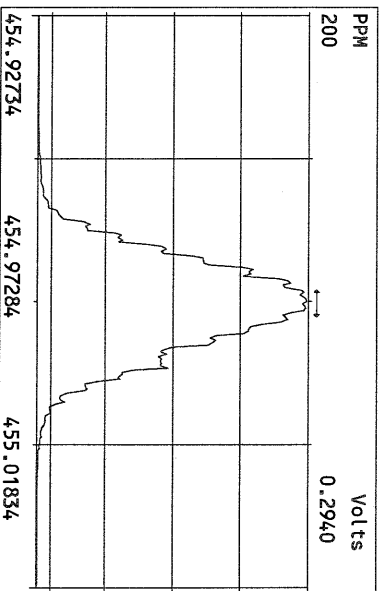
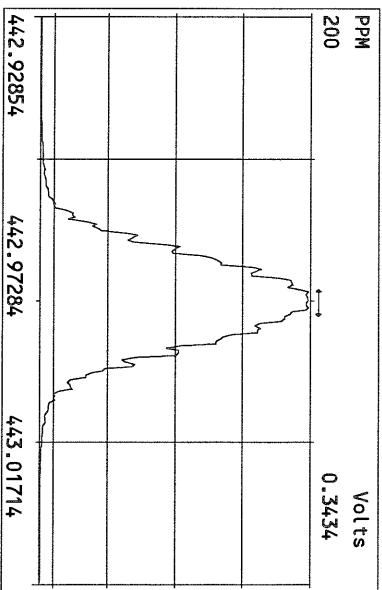
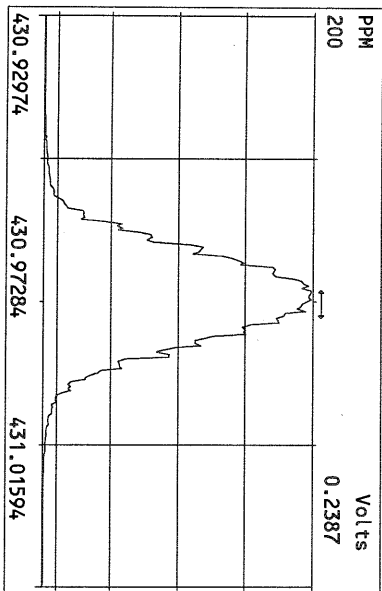
Date: _____



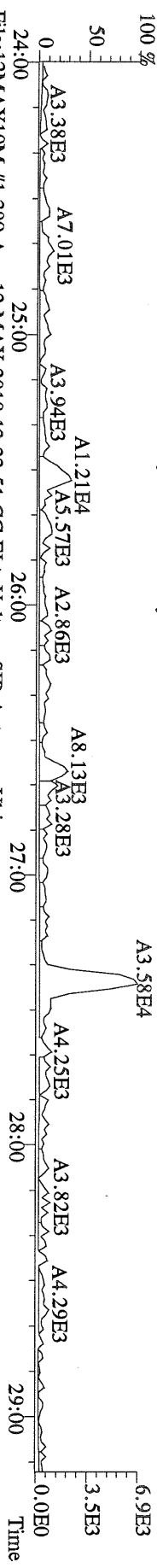










File:12MAY10M #1-390 Acq:12-MAY-2010 13:22:51 GC EI + Voltage SIR Autospec-Ultima
319.8965 BSUB(10000,15,-3.0) PKD(5,5,3,0,100,0,0,00%,F,F) Exp:PCDD
Sample Text:ST051210M0 File Text:Frontier Analytical Laboratory



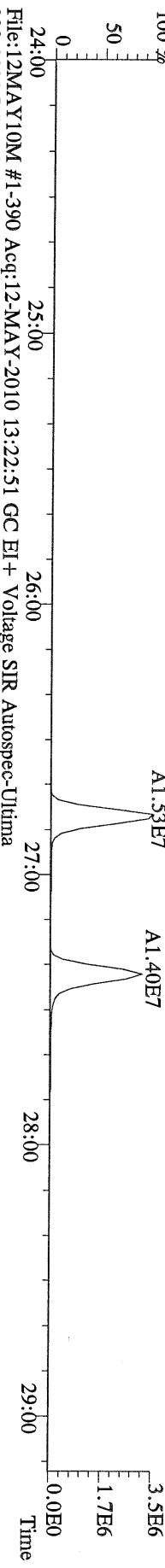
File:12MAY10M #1-390 Acq:12-MAY-2010 13:22:51 GC EI + Voltage SIR Autospec-Ultima
321.8936 BSUB(10000,15,-3.0) PKD(5,5,3,0,100,0,0,00%,F,F) Exp:PCDD
Sample Text:ST051210M0 File Text:Frontier Analytical Laboratory



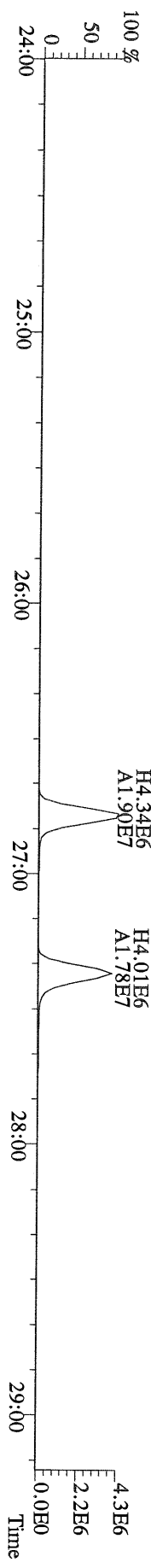
File:12MAY10M #1-390 Acq:12-MAY-2010 13:22:51 GC EI + Voltage SIR Autospec-Ultima
327.8847 BSUB(10000,15,-3.0) PKD(5,5,3,0,100,0,0,00%,F,F) Exp:PCDD
Sample Text:ST051210M0 File Text:Frontier Analytical Laboratory



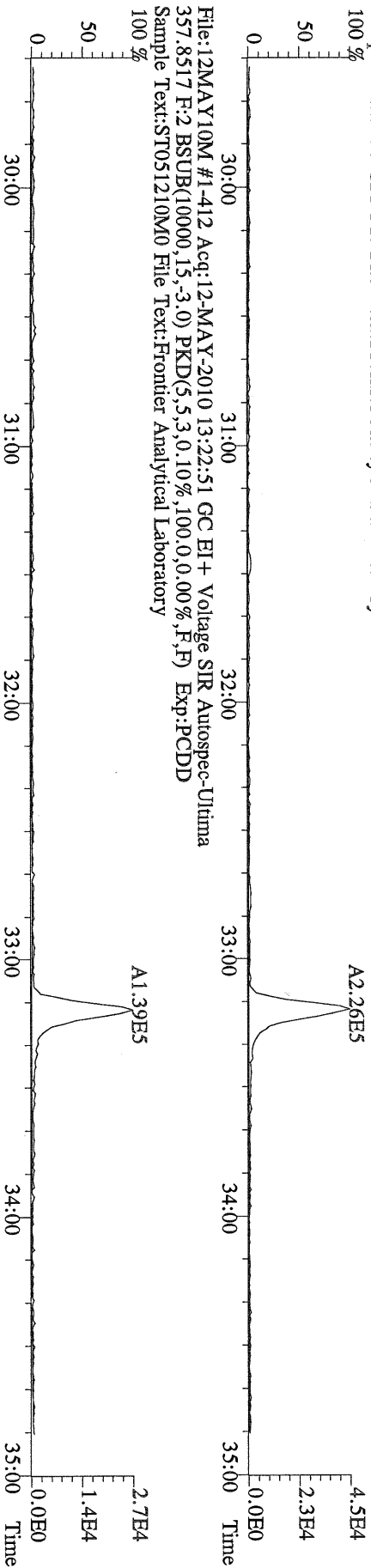
File:12MAY10M #1-390 Acq:12-MAY-2010 13:22:51 GC EI + Voltage SIR Autospec-Ultima
331.9368 BSUB(10000,15,-3.0) PKD(5,5,3,0,100,0,0,00%,F,F) Exp:PCDD
Sample Text:ST051210M0 File Text:Frontier Analytical Laboratory



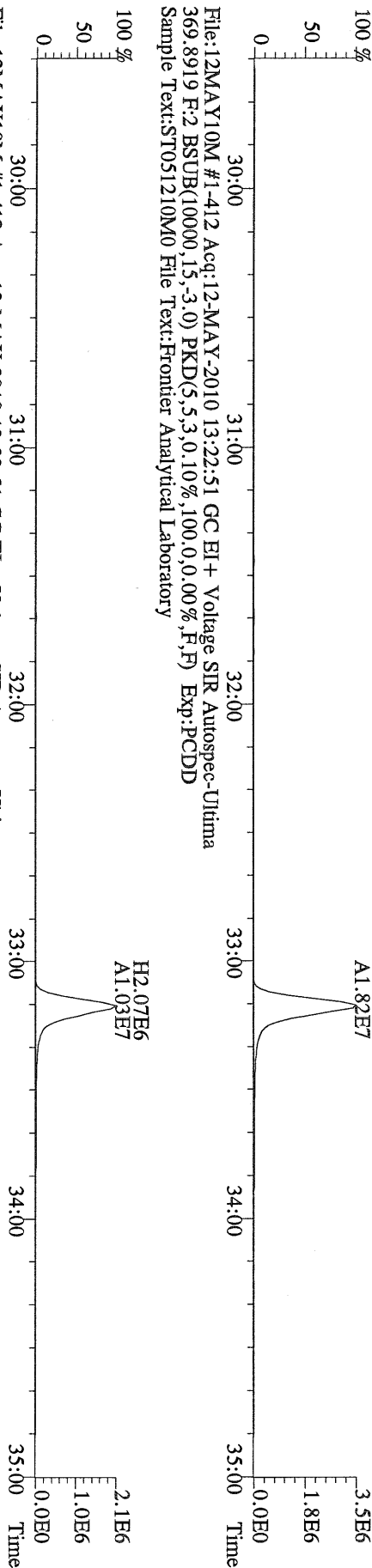
File:12MAY10M #1-390 Acq:12-MAY-2010 13:22:51 GC EI + Voltage SIR Autospec-Ultima
333.9339 BSUB(10000,15,-3.0) PKD(5,5,3,0,100,0,0,00%,F,F) Exp:PCDD
Sample Text:ST051210M0 File Text:Frontier Analytical Laboratory



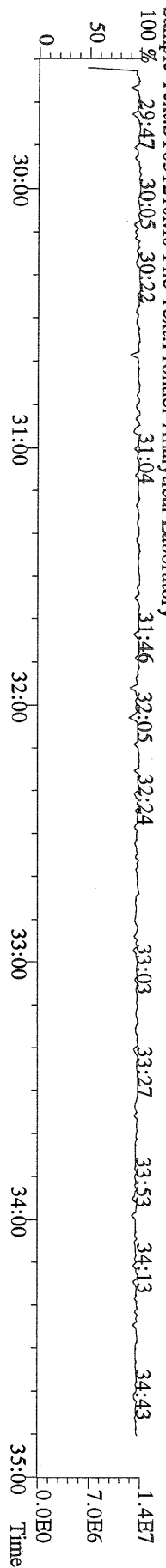
File:12MAY10M #1-412 Acq:12-MAY-2010 13:22:51 GC EI + Voltage SIR Autospec-Ultima
355.8546 F:2 BSUB(10000,15,-3.0) PKD(5,5,3,0.10%,100,0,0.00%,F,F) Exp:PCDD
Sample Text:ST051210M0 File Text:Frontier Analytical Laboratory
100 %




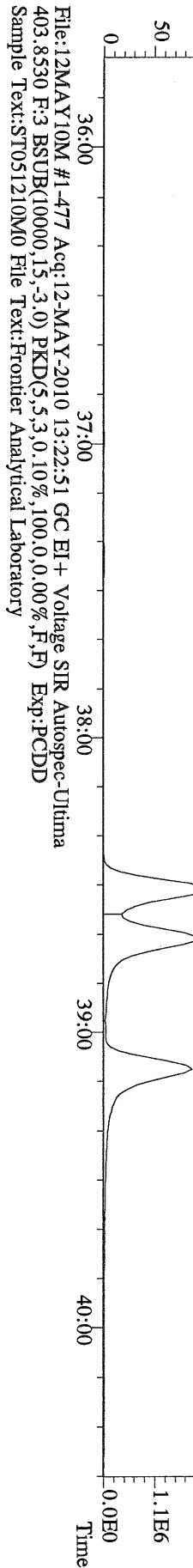

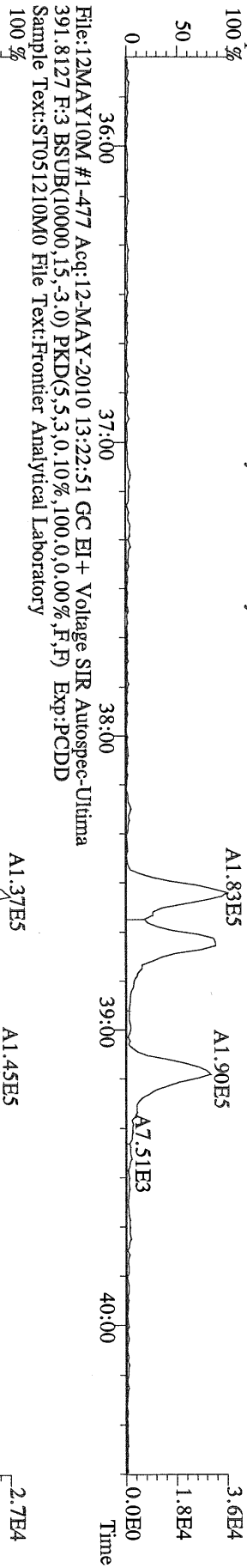
File:12MAY10M #1-412 Acq:12-MAY-2010 13:22:51 GC EI + Voltage SIR Autospec-Ultima
367.8949 F:2 BSUB(10000,15,-3.0) PKD(5,5,3,0.10%,100,0,0.00%,F,F) Exp:PCDD
Sample Text:ST051210M0 File Text:Frontier Analytical Laboratory
100 %



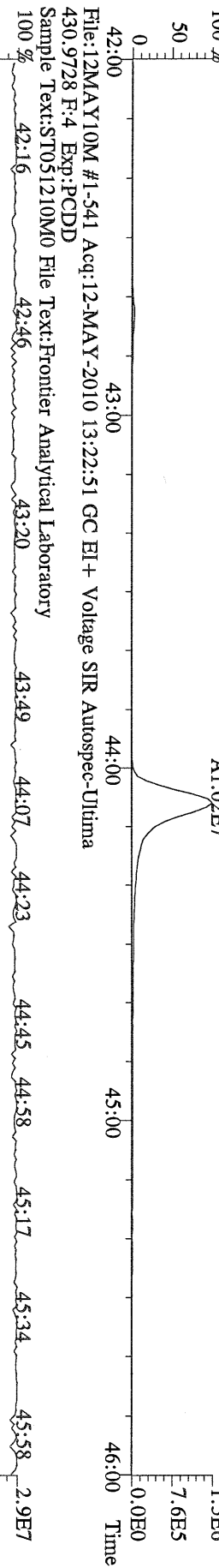
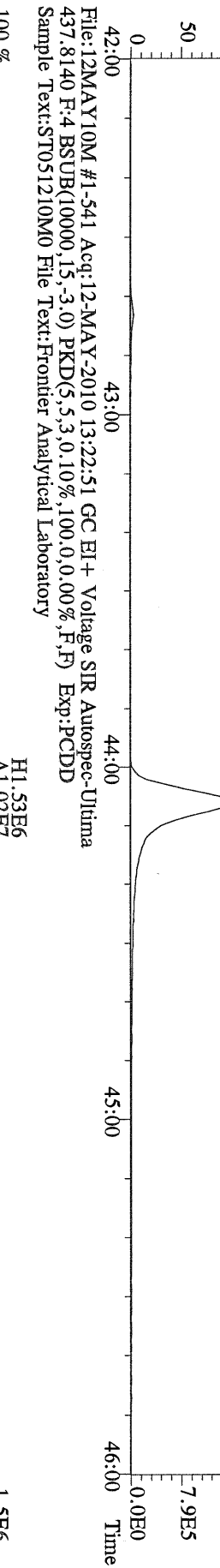

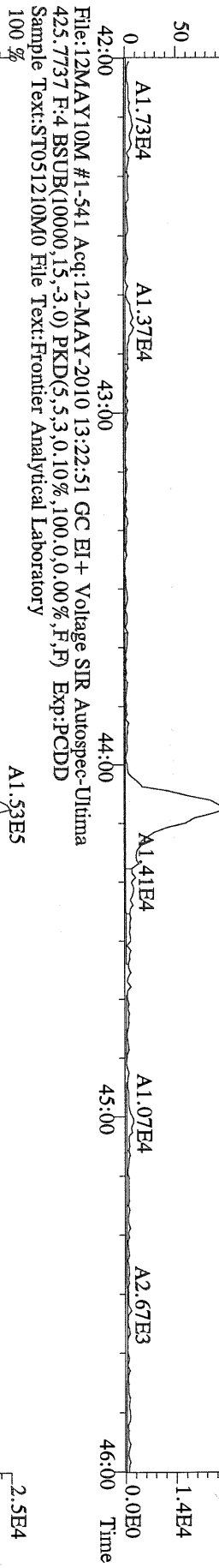
File:12MAY10M #1-412 Acq:12-MAY-2010 13:22:51 GC EI + Voltage SIR Autospec-Ultima
366.9792 F:2 Exp:PCDD
Sample Text:ST051210M0 File Text:Frontier Analytical Laboratory
100 %



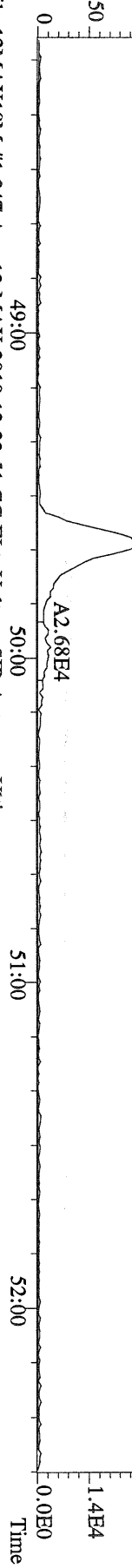
File:12MAY10M #1-477 Acq:12-MAY-2010 13:22:51 GC EI + Voltage SIR Autospec-Ultima
389.8156 F:3 BSUB(10000,15,-3.0) PKD(5,5,3,0,10%,100,0,0,00%,F,F) Exp:PCDD
Sample Text:ST051210M0 File Text:Frontier Analytical Laboratory



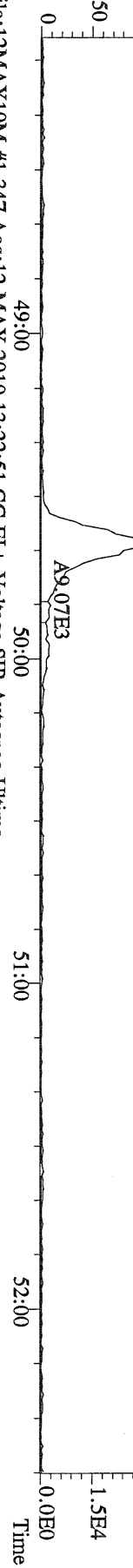
File:12MAY10M #1-541 Acq:12-MAY-2010 13:22:51 GC EI + Voltage SIR Autospec-Ultima
423.7767 F:4 BSUB(10000,15,-3.0) PKD(5,5,3,0.10%,100,0,0.00%,F,F) Exp:PCDD
Sample Text:ST051210M0 File Text:Frontier Analytical Laboratory




File:12MAY10M #1-347 Acq:12-MAY-2010 13:22:51 GC EI + Voltage SIR Autospec-Utima
457.7377 F:5 BSUB(10000,15,-3.0) PKD(5,5,3,0.10%,100,0.0,0.00%,F,F) Exp:PCDD
Sample Text:ST051210M0 File Text:Frontier Analytical Laboratory
100 %




File:12MAY10M #1-347 Acq:12-MAY-2010 13:22:51 GC EI + Voltage SIR Autospec-Utima
459.7348 F:5 BSUB(10000,15,-3.0) PKD(5,5,3,0.10%,100,0.0,0.00%,F,F) Exp:PCDD
Sample Text:ST051210M0 File Text:Frontier Analytical Laboratory
100 %




File:12MAY10M #1-347 Acq:12-MAY-2010 13:22:51 GC EI + Voltage SIR Autospec-Utima
469.7780 F:5 BSUB(10000,15,-3.0) PKD(5,5,3,0.10%,100,0.0,0.00%,F,F) Exp:PCDD
Sample Text:ST051210M0 File Text:Frontier Analytical Laboratory
100 %



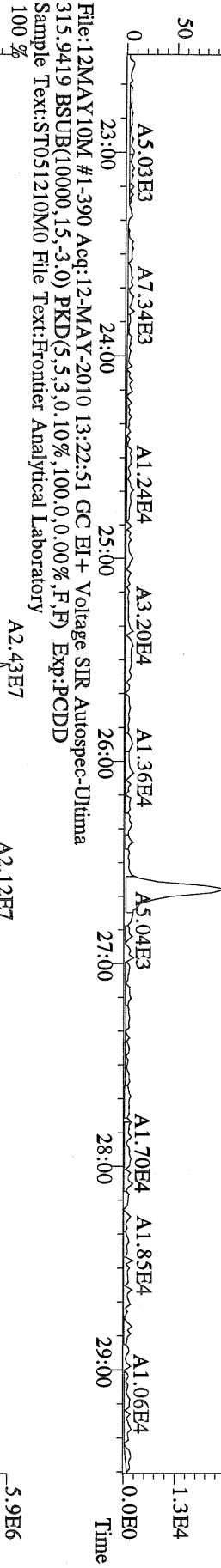
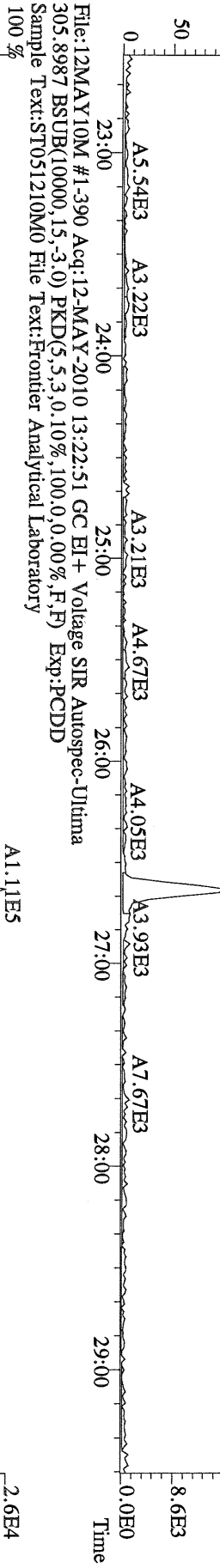
File:12MAY10M #1-347 Acq:12-MAY-2010 13:22:51 GC EI + Voltage SIR Autospec-Utima
471.7750 F:5 BSUB(10000,15,-3.0) PKD(5,5,3,0.10%,100,0.0,0.00%,F,F) Exp:PCDD
Sample Text:ST051210M0 File Text:Frontier Analytical Laboratory



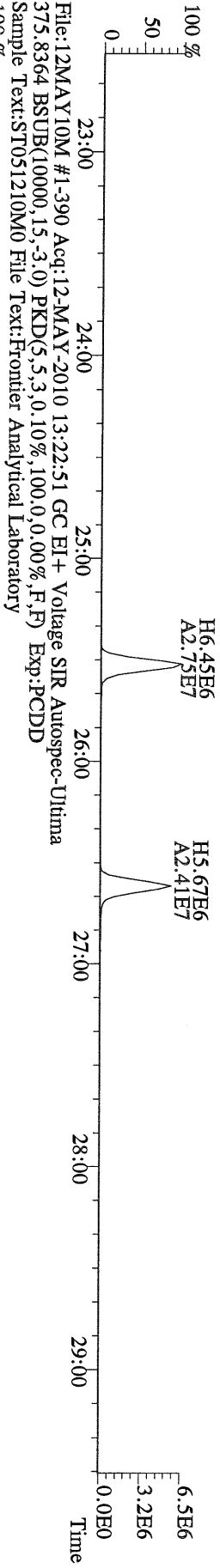
File:12MAY10M #1-347 Acq:12-MAY-2010 13:22:51 GC EI + Voltage SIR Autospec-Utima
454.9728 F:5 Exp:PCDD
Sample Text:ST051210M0 File Text:Frontier Analytical Laboratory



File:12MAY10M #1-390 Acq:12-MAY-2010 13:22:51 GC EI+ Voltage SIR Autospec-Utima
 303.9016 BSUB(10000,15,-3.0) PKD(5,5,3.0,100,0.0,0.00%,F,F) Exp:PCDD
 Sample Text:ST051210M0 File Text:Frontier Analytical Laboratory



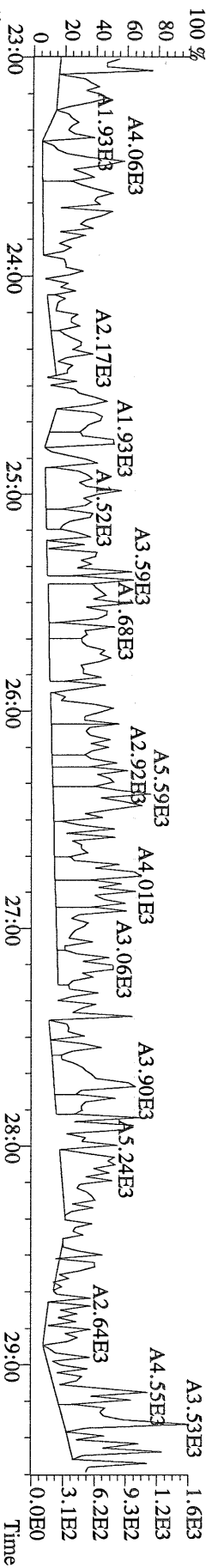
File:12MAY10M #1-390 Acq:12-MAY-2010 13:22:51 GC EI+ Voltage SIR Autospec-Utima
 317.9389 BSUB(10000,15,-3.0) PKD(5,5,3.0,100,0.0,0.00%,F,F) Exp:PCDD
 Sample Text:ST051210M0 File Text:Frontier Analytical Laboratory



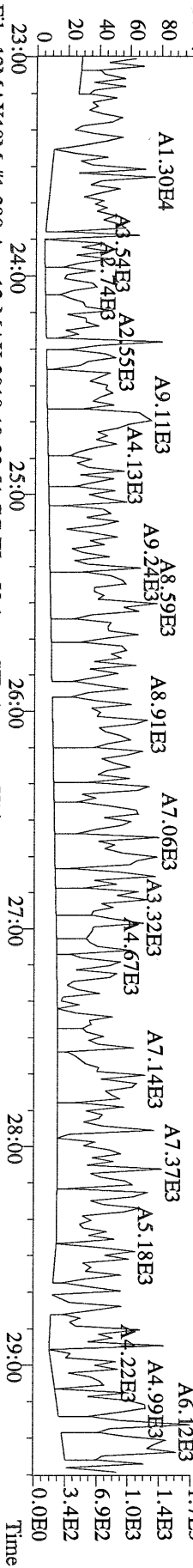
File:12MAY10M #1-390 Acq:12-MAY-2010 13:22:51 GC EI+ Voltage SIR Autospec-Utima
 375.8364 BSUB(10000,15,-3.0) PKD(5,5,3.0,100,0.0,0.00%,F,F) Exp:PCDD
 Sample Text:ST051210M0 File Text:Frontier Analytical Laboratory



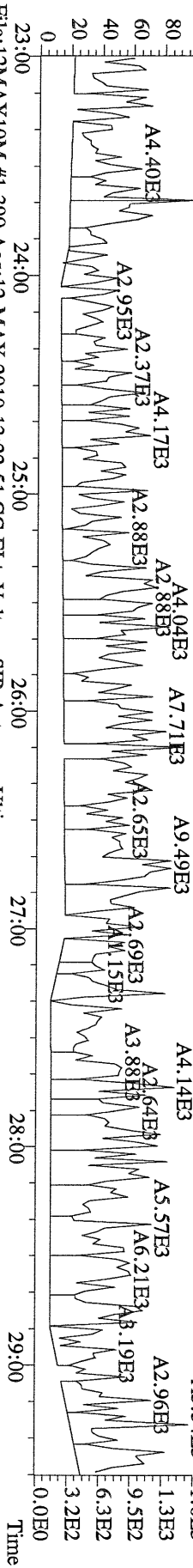
File:12MAY10M #1-390 Acq:12-MAY-2010 13:22:51 GC EI+ Voltage SIR Autospec-Utima
 339.8597 BSUB(10000,15,-3.0) PKD(5,5,3,0.10%,100,0,0.00%,F,F) Exp:PCDD
 Sample Text:ST051210M0 File Text:Frontier Analytical Laboratory



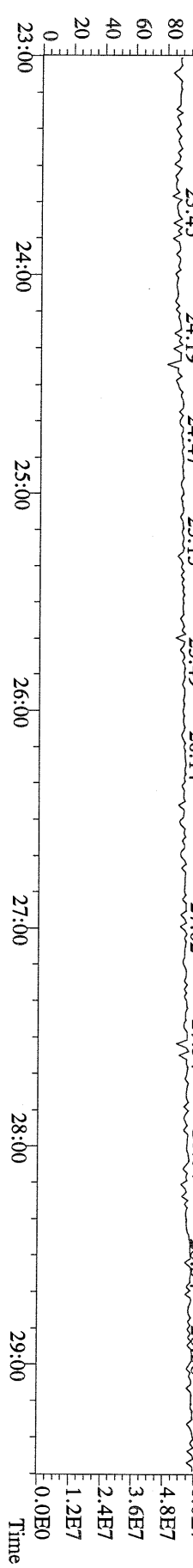
File:12MAY10M #1-390 Acq:12-MAY-2010 13:22:51 GC EI+ Voltage SIR Autospec-Utima
 341.8568 BSUB(10000,15,-3.0) PKD(5,5,3,0.10%,100,0,0.00%,F,F) Exp:PCDD
 Sample Text:ST051210M0 File Text:Frontier Analytical Laboratory



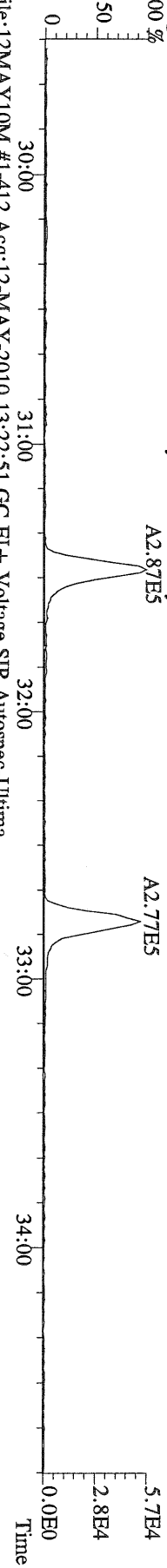
File:12MAY10M #1-390 Acq:12-MAY-2010 13:22:51 GC EI+ Voltage SIR Autospec-Utima
 409.7974 BSUB(10000,15,-3.0) PKD(5,5,3,0.10%,100,0,0.00%,F,F) Exp:PCDD
 Sample Text:ST051210M0 File Text:Frontier Analytical Laboratory




File:12MAY10M #1-390 Acq:12-MAY-2010 13:22:51 GC EI+ Voltage SIR Autospec-Utima
 330.9792 Exp:PCDD
 Sample Text:ST051210M0 File Text:Frontier Analytical Laboratory




File:12MAY10M #1-412 Acq:12-MAY-2010 13:22:51 GC EI + Voltage SIR Autospec-Utima
 339.8597 F-2:BSUB(10000,15,-3.0) PKD(5,5,3,0.10%,100,0.0,0.00%,F,F) Exp:PCDD
 Sample Text:ST051210M0 File Text:Fronter Analytical Laboratory



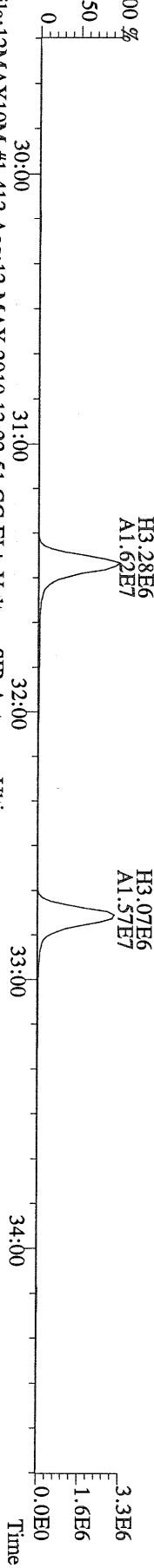
File:12MAY10M #1-412 Acq:12-MAY-2010 13:22:51 GC EI + Voltage SIR Autospec-Utima
 341.8568 F-2:BSUB(10000,15,-3.0) PKD(5,5,3,0.10%,100,0.0,0.00%,F,F) Exp:PCDD
 Sample Text:ST051210M0 File Text:Fronter Analytical Laboratory



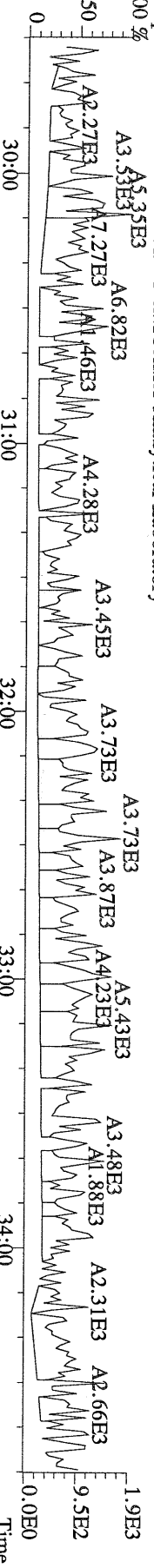
File:12MAY10M #1-412 Acq:12-MAY-2010 13:22:51 GC EI + Voltage SIR Autospec-Utima
 351.9000 F-2:BSUB(10000,15,-3.0) PKD(5,5,3,0.10%,100,0.0,0.00%,F,F) Exp:PCDD
 Sample Text:ST051210M0 File Text:Fronter Analytical Laboratory



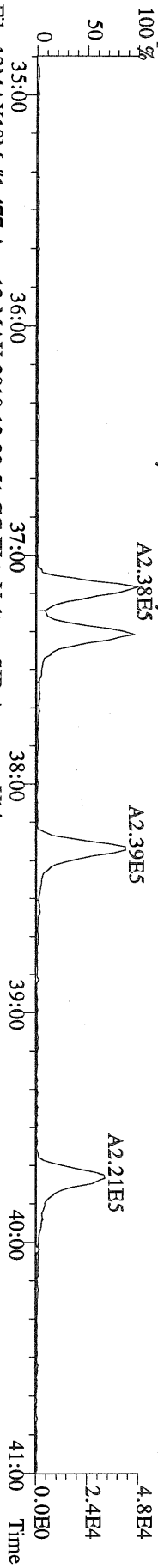
File:12MAY10M #1-412 Acq:12-MAY-2010 13:22:51 GC EI + Voltage SIR Autospec-Utima
 353.8970 F-2:BSUB(10000,15,-3.0) PKD(5,5,3,0.10%,100,0.0,0.00%,F,F) Exp:PCDD
 Sample Text:ST051210M0 File Text:Fronter Analytical Laboratory



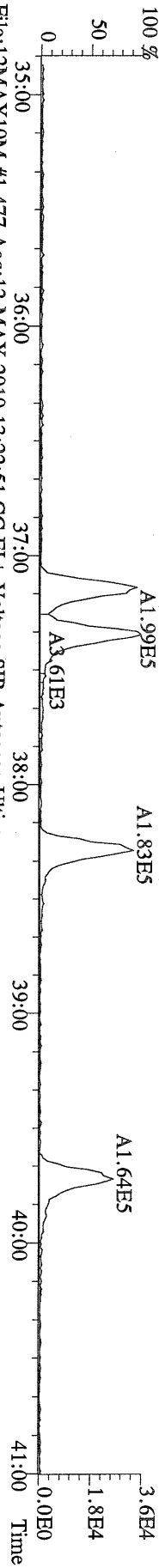
File:12MAY10M #1-412 Acq:12-MAY-2010 13:22:51 GC EI + Voltage SIR Autospec-Utima
 409.7974 F-2:BSUB(10000,15,-3.0) PKD(5,5,3,0.10%,100,0.0,0.00%,F,F) Exp:PCDD
 Sample Text:ST051210M0 File Text:Fronter Analytical Laboratory



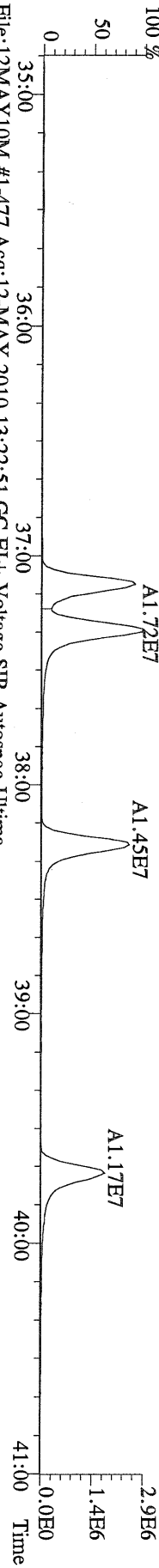
File:12MAY10M #1-477 Acq:12-MAY-2010 13:22:51 GC EI+ Voltage SIR Autospec-Utima
 373.8207 F:3 BSUB(10000,15,-3.0) PKD(5,5,3,0,10%,100,0,0.00%,F,F) Exp:PCDD
 Sample Text:ST051210M0 File Text:Frontier Analytical Laboratory



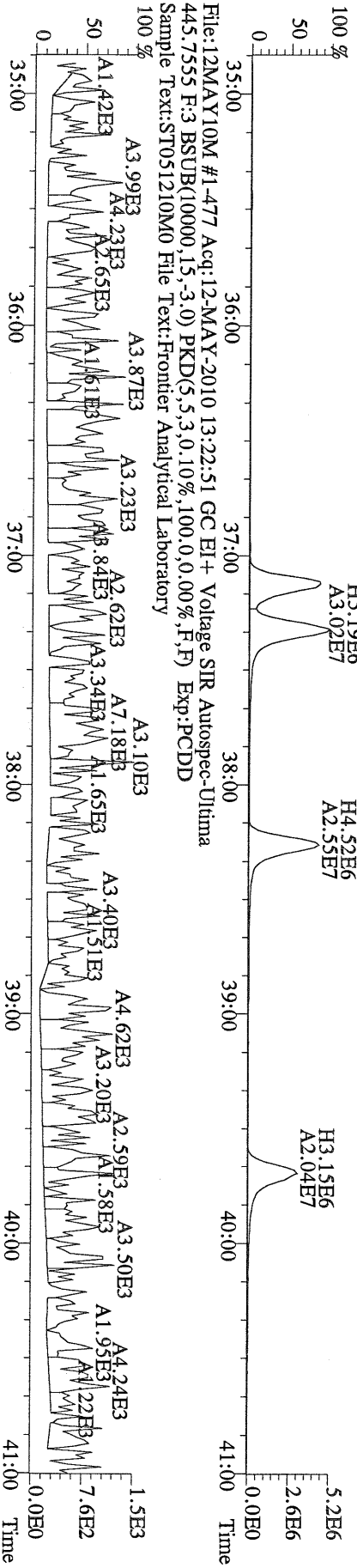
File:12MAY10M #1-477 Acq:12-MAY-2010 13:22:51 GC EI+ Voltage SIR Autospec-Utima
 375.8178 F:3 BSUB(10000,15,-3.0) PKD(5,5,3,0,10%,100,0,0.00%,F,F) Exp:PCDD
 Sample Text:ST051210M0 File Text:Frontier Analytical Laboratory



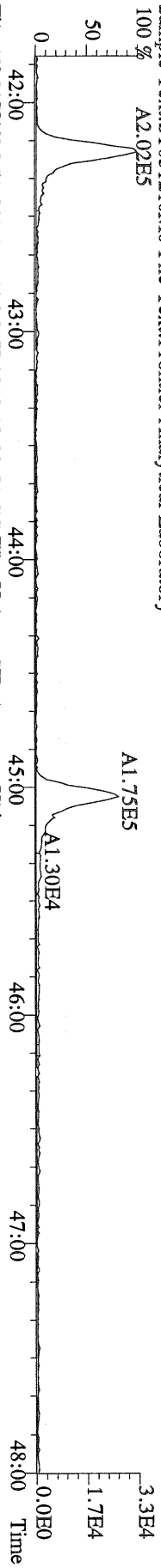
File:12MAY10M #1-477 Acq:12-MAY-2010 13:22:51 GC EI+ Voltage SIR Autospec-Utima
 383.8639 F:3 BSUB(10000,15,-3.0) PKD(5,5,3,0,10%,100,0,0.00%,F,F) Exp:PCDD
 Sample Text:ST051210M0 File Text:Frontier Analytical Laboratory



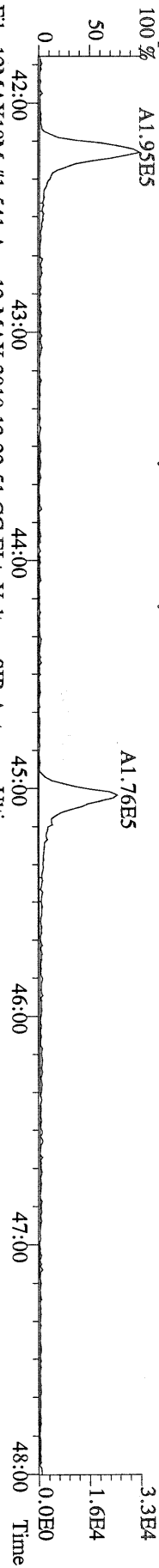
File:12MAY10M #1-477 Acq:12-MAY-2010 13:22:51 GC EI+ Voltage SIR Autospec-Utima
 445.7555 F:3 BSUB(10000,15,-3.0) PKD(5,5,3,0,10%,100,0,0.00%,F,F) Exp:PCDD
 Sample Text:ST051210M0 File Text:Frontier Analytical Laboratory



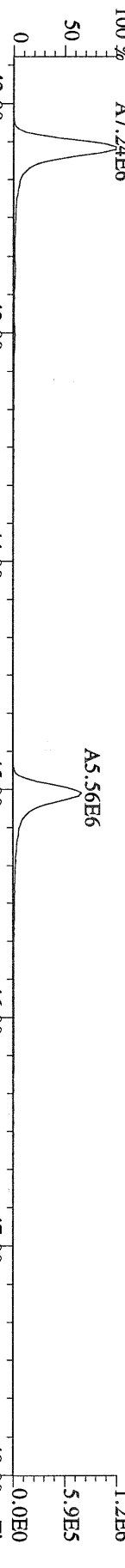
File:12MAY10M #1-541 Acq:12-MAY-2010 13:22:51 GC EI + Voltage SIR Autospec-Ultima
 407.7818 F:4 BSUB(10000,15,-3.0) PKD(5,5,3,0,10%,100,0,0,0%,F,F) Exp:PCDD
 Sample Text:ST051210M0 File Text:Frontier Analytical Laboratory



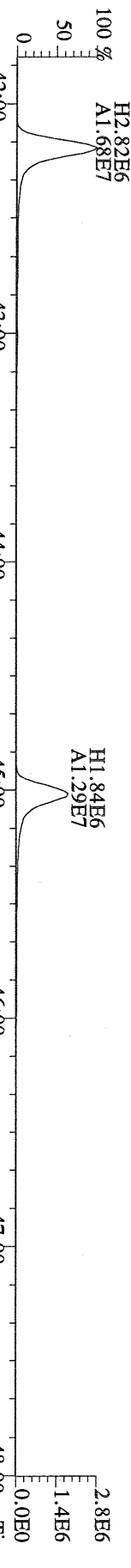
File:12MAY10M #1-541 Acq:12-MAY-2010 13:22:51 GC EI + Voltage SIR Autospec-Ultima
 409.7788 F:4 BSUB(10000,15,-3.0) PKD(5,5,3,0,10%,100,0,0,0%,F,F) Exp:PCDD
 Sample Text:ST051210M0 File Text:Frontier Analytical Laboratory



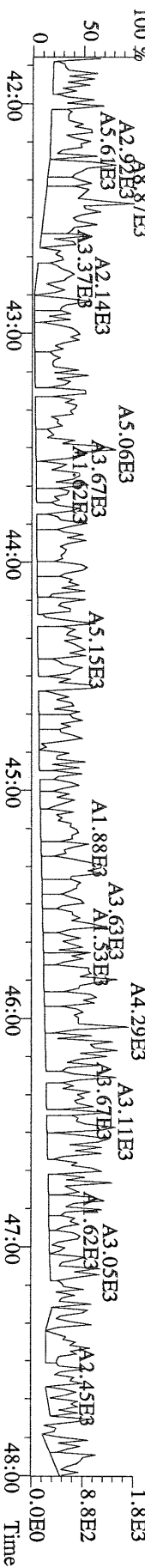
File:12MAY10M #1-541 Acq:12-MAY-2010 13:22:51 GC EI + Voltage SIR Autospec-Ultima
 417.8253 F:4 BSUB(10000,15,-3.0) PKD(5,5,3,0,10%,100,0,0,0%,F,F) Exp:PCDD
 Sample Text:ST051210M0 File Text:Frontier Analytical Laboratory



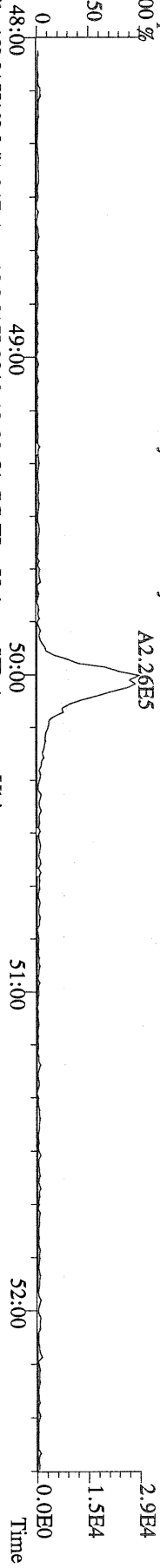
File:12MAY10M #1-541 Acq:12-MAY-2010 13:22:51 GC EI + Voltage SIR Autospec-Ultima
 419.8220 F:4 BSUB(10000,15,-3.0) PKD(5,5,3,0,10%,100,0,0,0%,F,F) Exp:PCDD
 Sample Text:ST051210M0 File Text:Frontier Analytical Laboratory



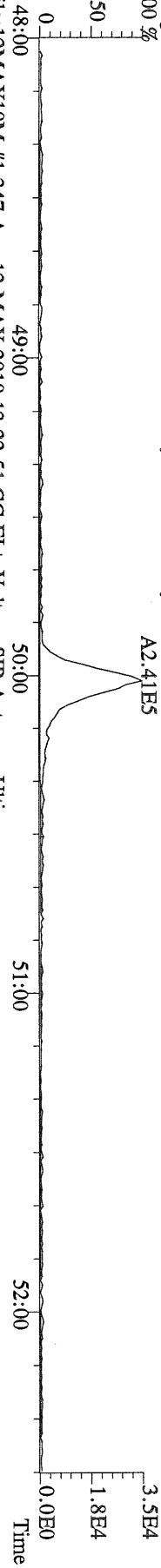
File:12MAY10M #1-541 Acq:12-MAY-2010 13:22:51 GC EI + Voltage SIR Autospec-Ultima
 479.7165 F:4 BSUB(10000,15,-3.0) PKD(5,5,3,0,10%,100,0,0,0%,F,F) Exp:PCDD
 Sample Text:ST051210M0 File Text:Frontier Analytical Laboratory



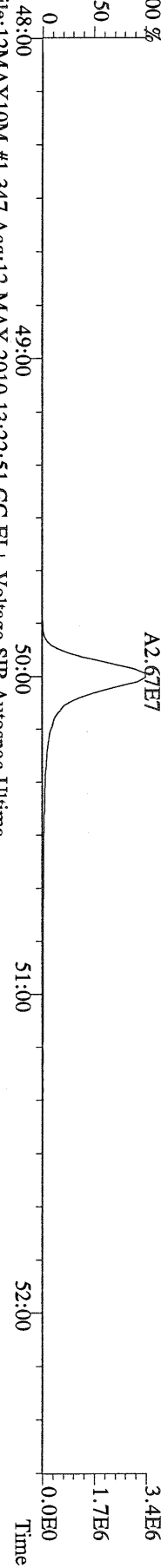
File:12MAY10M #1-347 Acq:12-MAY-2010 13:22:51 GC EI + Voltage SIR Autospec-Ultima
 441.7428 F:5 BSUB(10000,15,-3.0) PKD(5,5,3,0,10%,100,0,0,00%,F,F) Exp:PCDD
 Sample Text:ST051210M0 File Text:Frontier Analytical Laboratory
 100 %



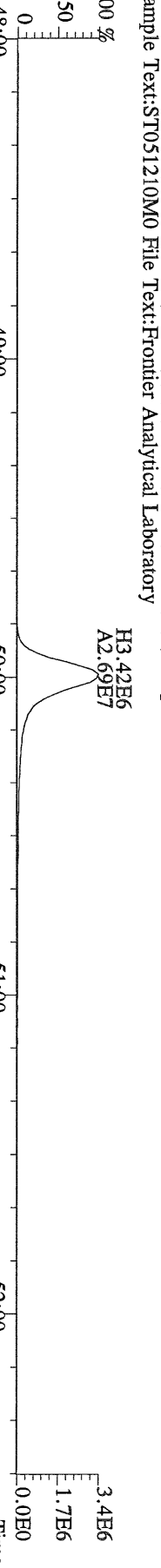
File:12MAY10M #1-347 Acq:12-MAY-2010 13:22:51 GC EI + Voltage SIR Autospec-Ultima
 443.7398 F:5 BSUB(10000,15,-3.0) PKD(5,5,3,0,10%,100,0,0,00%,F,F) Exp:PCDD
 Sample Text:ST051210M0 File Text:Frontier Analytical Laboratory
 100 %




File:12MAY10M #1-347 Acq:12-MAY-2010 13:22:51 GC EI + Voltage SIR Autospec-Ultima
 453.7831 F:5 BSUB(10000,15,-3.0) PKD(5,5,3,0,10%,100,0,0,00%,F,F) Exp:PCDD
 Sample Text:ST051210M0 File Text:Frontier Analytical Laboratory
 100 %




File:12MAY10M #1-347 Acq:12-MAY-2010 13:22:51 GC EI + Voltage SIR Autospec-Ultima
 455.7801 F:5 BSUB(10000,15,-3.0) PKD(5,5,3,0,10%,100,0,0,00%,F,F) Exp:PCDD
 Sample Text:ST051210M0 File Text:Frontier Analytical Laboratory



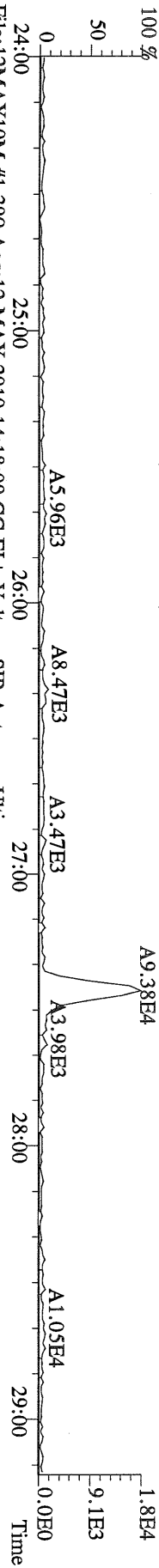
File:12MAY10M #1-347 Acq:12-MAY-2010 13:22:51 GC EI + Voltage SIR Autospec-Ultima
 513.6775 F:5 BSUB(10000,15,-3.0) PKD(5,5,3,0,10%,100,0,0,00%,F,F) Exp:PCDD
 Sample Text:ST051210M0 File Text:Frontier Analytical Laboratory
 100 %



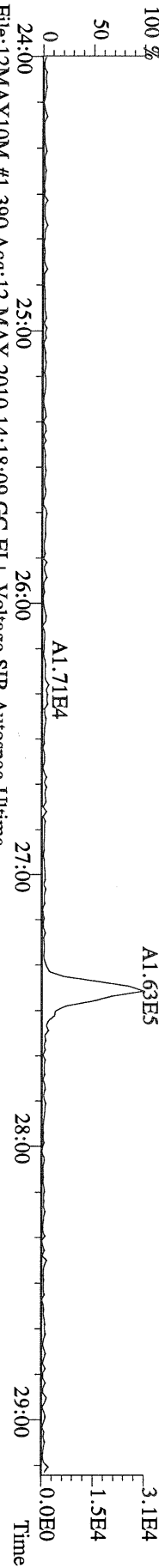
File:12MAY10M #1-390 Acq:12-MAY-2010 14:18:09 GC EI + Voltage SIR Autospec-Ultima
319.8965 S:2.BSUB(10000,15,-3.0) PKD(5,5,3,0,10%,100,0,0,00%,F,F) Exp:PCDD
Sample Text:ST051210M1 File Text:Frontier Analytical Laboratory



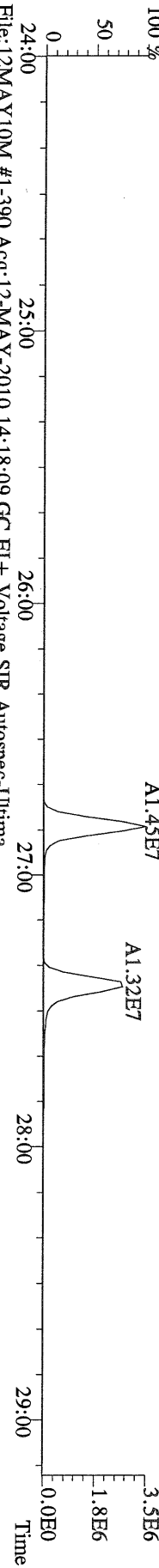
File:12MAY10M #1-390 Acq:12-MAY-2010 14:18:09 GC EI + Voltage SIR Autospec-Ultima
321.8936 S:2.BSUB(10000,15,-3.0) PKD(5,5,3,0,10%,100,0,0,00%,F,F) Exp:PCDD
Sample Text:ST051210M1 File Text:Frontier Analytical Laboratory



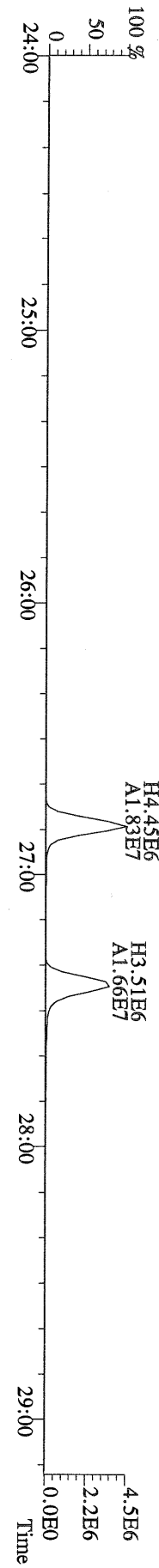
File:12MAY10M #1-390 Acq:12-MAY-2010 14:18:09 GC EI + Voltage SIR Autospec-Ultima
327.8847 S:2.BSUB(10000,15,-3.0) PKD(5,5,3,0,10%,100,0,0,00%,F,F) Exp:PCDD
Sample Text:ST051210M1 File Text:Frontier Analytical Laboratory



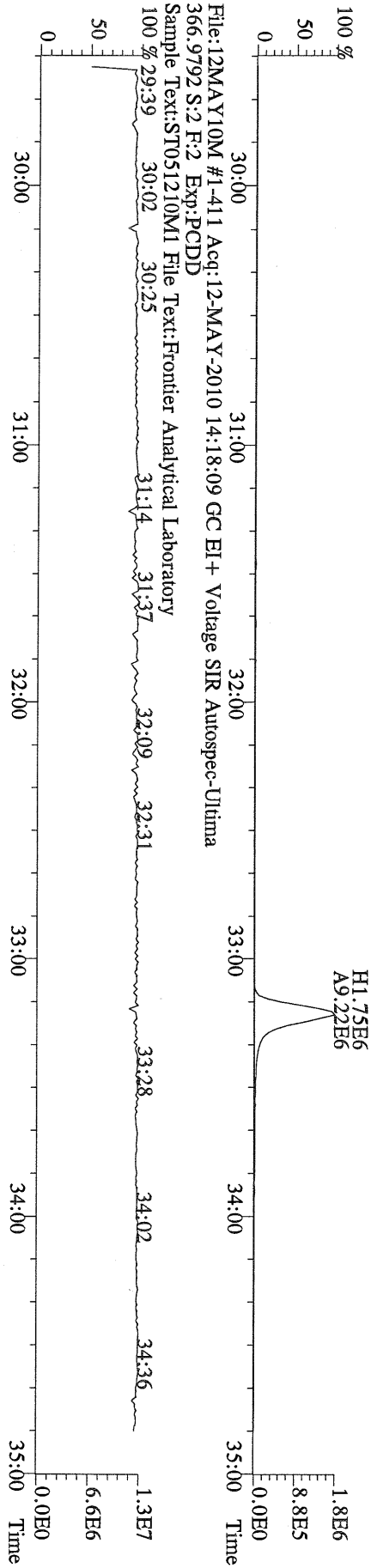
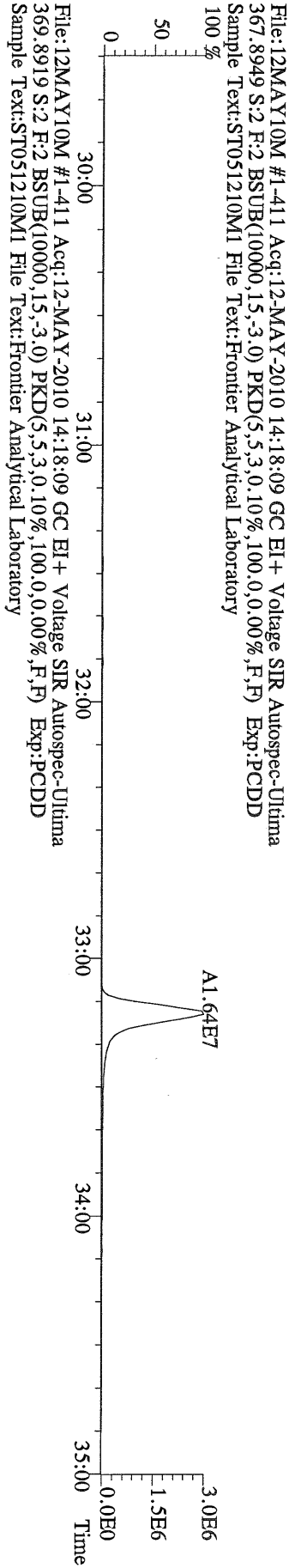

File:12MAY10M #1-390 Acq:12-MAY-2010 14:18:09 GC EI + Voltage SIR Autospec-Ultima
331.9368 S:2.BSUB(10000,15,-3.0) PKD(5,5,3,0,10%,100,0,0,00%,F,F) Exp:PCDD
Sample Text:ST051210M1 File Text:Frontier Analytical Laboratory



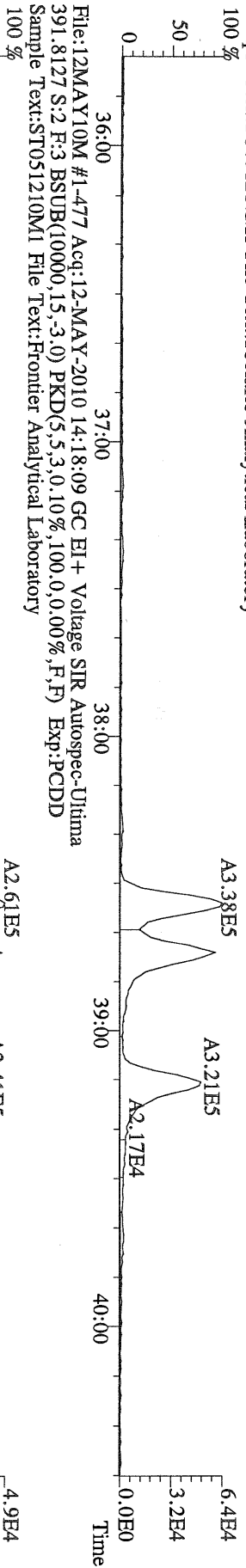
File:12MAY10M #1-390 Acq:12-MAY-2010 14:18:09 GC EI + Voltage SIR Autospec-Ultima
333.9339 S:2.BSUB(10000,15,-3.0) PKD(5,5,3,0,10%,100,0,0,00%,F,F) Exp:PCDD
Sample Text:ST051210M1 File Text:Frontier Analytical Laboratory



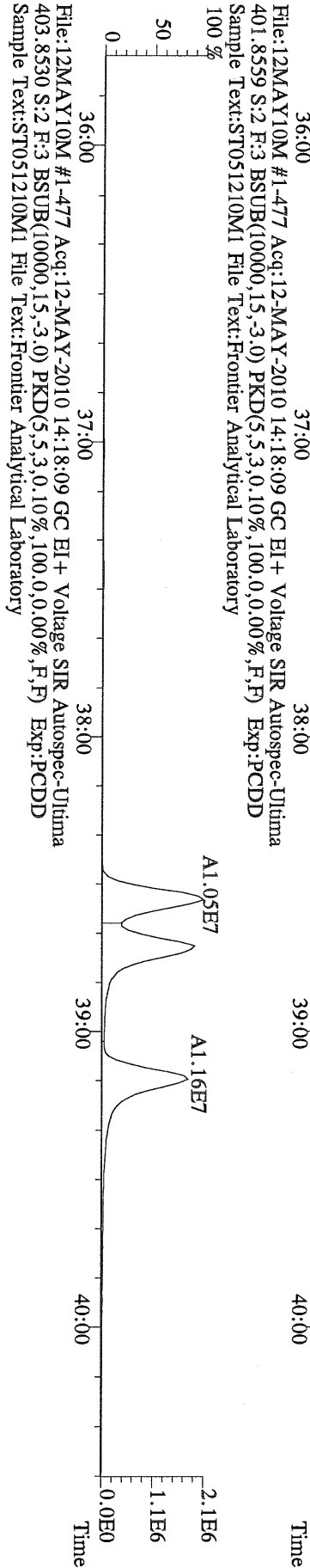
File:12MAY10M #1-411 Acq:12-MAY-2010 14:18:09 GC EI+ Voltage SIR Autospec-Ultima
355.8546 S:2 F:2 BSUB(10000,15,-3,0) PKD(5,5,3,0.10%,100,0,0.00%,F,F) Exp:PCDD
Sample Text:ST051210M1 File Text:Frontier Analytical Laboratory
100%



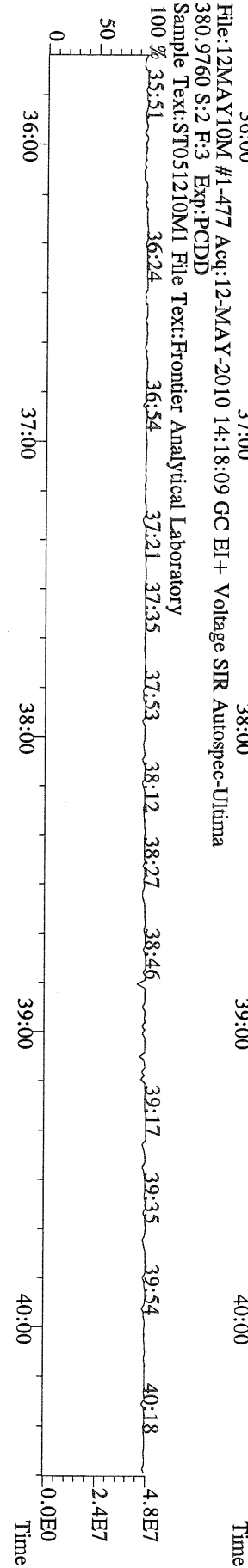
File:12MAY10M #1-477 Acq:12-MAY-2010 14:18:09 GC EI+ Voltage SIR Autospec-Utima
389.8156 S:2 F:3 BSUB(10000,15,-3.0) PKD(5,5,3,0.10%,100.0,0.00%,F,F) Exp:PCDD
Sample Text:ST051210M1 File Text:Frontier Analytical Laboratory



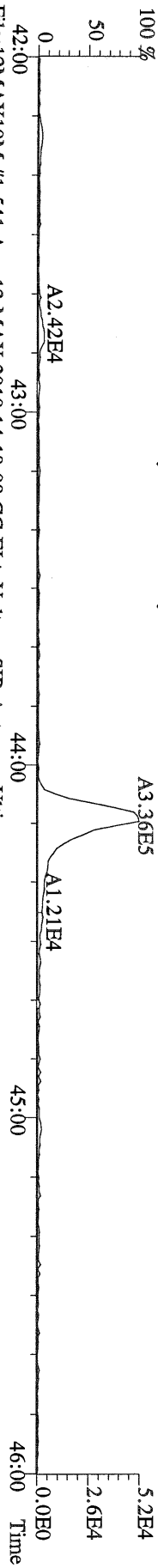
File:12MAY10M #1-477 Acq:12-MAY-2010 14:18:09 GC EI+ Voltage SIR Autospec-Utima
401.8559 S:2 F:3 BSUB(10000,15,-3.0) PKD(5,5,3,0.10%,100.0,0.00%,F,F) Exp:PCDD
Sample Text:ST051210M1 File Text:Frontier Analytical Laboratory



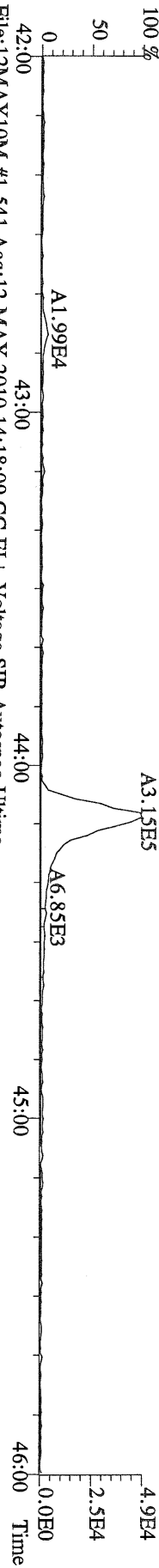
File:12MAY10M #1-477 Acq:12-MAY-2010 14:18:09 GC EI+ Voltage SIR Autospec-Utima
380.9760 S:2 F:3 Exp:PCDD
Sample Text:ST051210M1 File Text:Frontier Analytical Laboratory



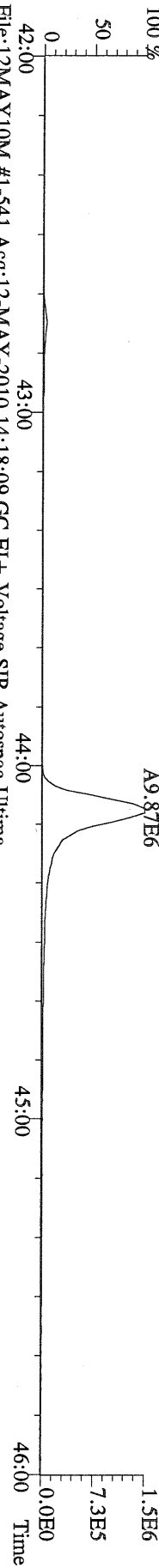
File:12MAY10M #1-541 Acq:12-MAY-2010 14:18:09 GC EI+ Voltage SIR Autospec-Utima
423.7767 S:2 F:4 BSUB(10000,15,-3.0) PKD(5,5,3,0.10%,100,0,0.00%,F,F) Exp:PCDD
Sample Text:ST051210M1 File Text:Frontier Analytical Laboratory



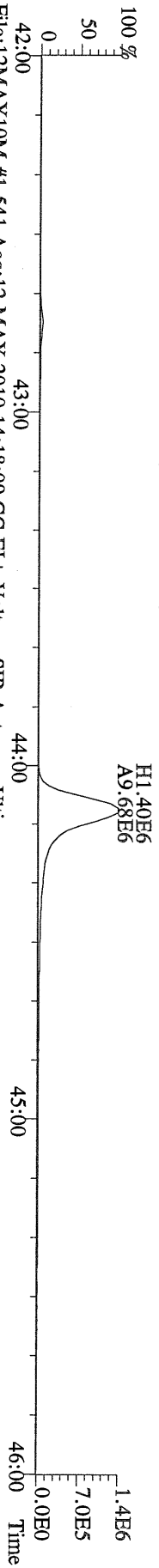
File:12MAY10M #1-541 Acq:12-MAY-2010 14:18:09 GC EI+ Voltage SIR Autospec-Utima
425.7737 S:2 F:4 BSUB(10000,15,-3.0) PKD(5,5,3,0.10%,100,0,0.00%,F,F) Exp:PCDD
Sample Text:ST051210M1 File Text:Frontier Analytical Laboratory



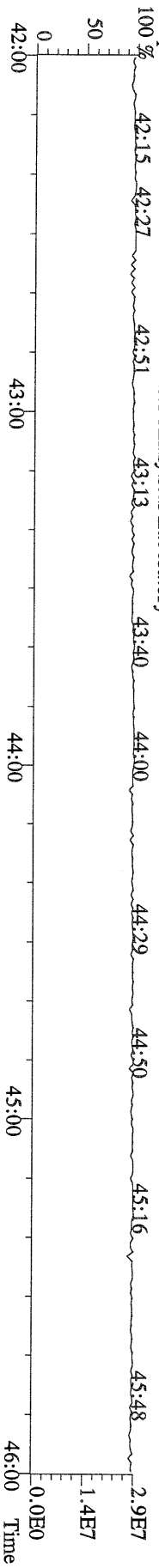
File:12MAY10M #1-541 Acq:12-MAY-2010 14:18:09 GC EI+ Voltage SIR Autospec-Utima
435.8169 S:2 F:4 BSUB(10000,15,-3.0) PKD(5,5,3,0.10%,100,0,0.00%,F,F) Exp:PCDD
Sample Text:ST051210M1 File Text:Frontier Analytical Laboratory



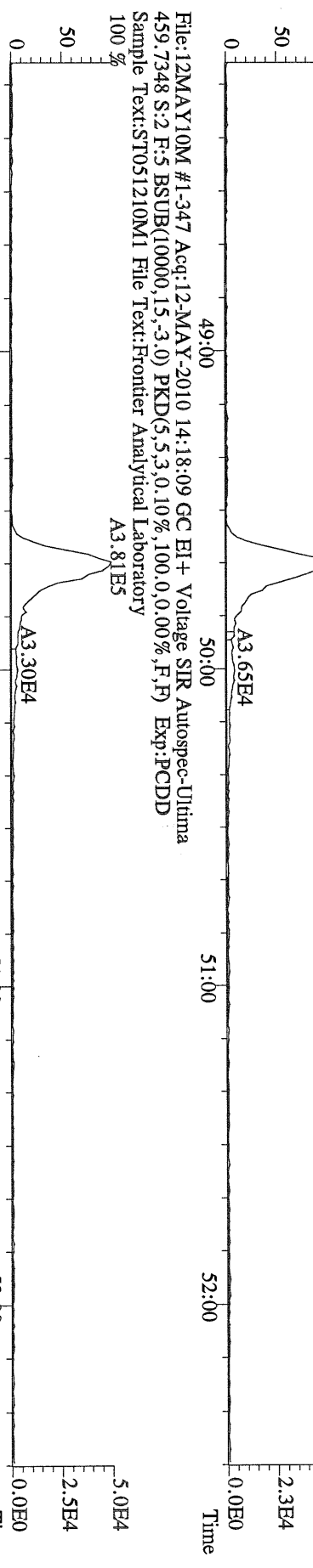
File:12MAY10M #1-541 Acq:12-MAY-2010 14:18:09 GC EI+ Voltage SIR Autospec-Utima
437.8140 S:2 F:4 BSUB(10000,15,-3.0) PKD(5,5,3,0.10%,100,0,0.00%,F,F) Exp:PCDD
Sample Text:ST051210M1 File Text:Frontier Analytical Laboratory



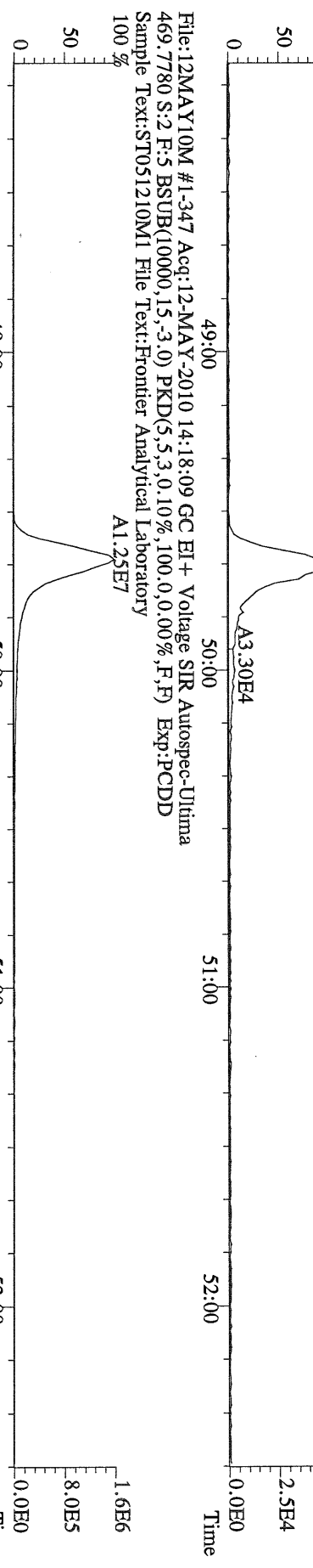
File:12MAY10M #1-541 Acq:12-MAY-2010 14:18:09 GC EI+ Voltage SIR Autospec-Utima
430.9728 S:2 F:4 Exp:PCDD
Sample Text:ST051210M1 File Text:Frontier Analytical Laboratory



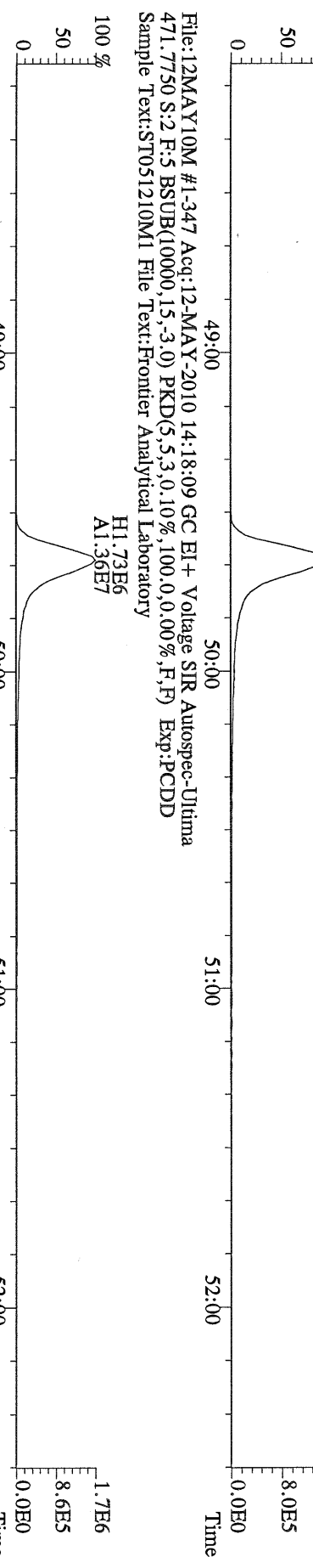
File:12MAY10M #1-347 Acq:12-MAY-2010 14:18:09 GC EI + Voltage SIR Autospec-Ultima
457.7377 S:2 F:5 BSUB(10000,15,-3.0) PKD(5,5,3,0.10%,100,0,0.00%,F,F) Exp:PCDD
Sample Text:ST051210M1 File Text:Frontier Analytical Laboratory
100 %



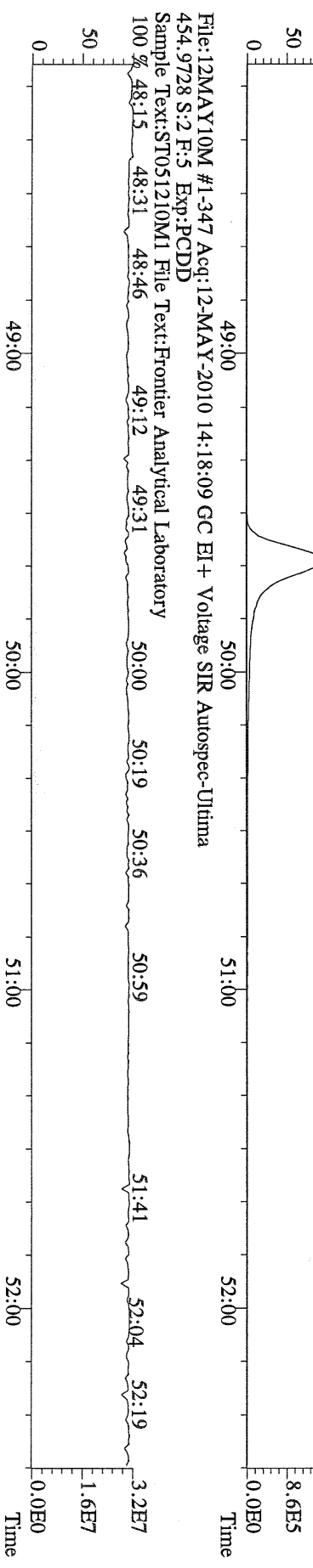
File:12MAY10M #1-347 Acq:12-MAY-2010 14:18:09 GC EI + Voltage SIR Autospec-Ultima
459.7348 S:2 F:5 BSUB(10000,15,-3.0) PKD(5,5,3,0.10%,100,0,0.00%,F,F) Exp:PCDD
Sample Text:ST051210M1 File Text:Frontier Analytical Laboratory
100 %




File:12MAY10M #1-347 Acq:12-MAY-2010 14:18:09 GC EI + Voltage SIR Autospec-Ultima
469.7780 S:2 F:5 BSUB(10000,15,-3.0) PKD(5,5,3,0.10%,100,0,0.00%,F,F) Exp:PCDD
Sample Text:ST051210M1 File Text:Frontier Analytical Laboratory
100 %



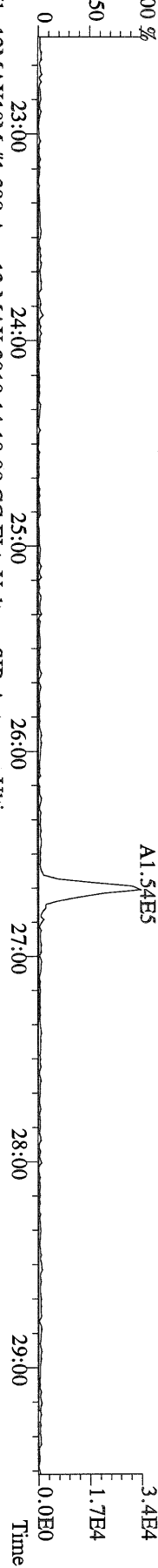
File:12MAY10M #1-347 Acq:12-MAY-2010 14:18:09 GC EI + Voltage SIR Autospec-Ultima
471.7750 S:2 F:5 BSUB(10000,15,-3.0) PKD(5,5,3,0.10%,100,0,0.00%,F,F) Exp:PCDD
Sample Text:ST051210M1 File Text:Frontier Analytical Laboratory
100 %



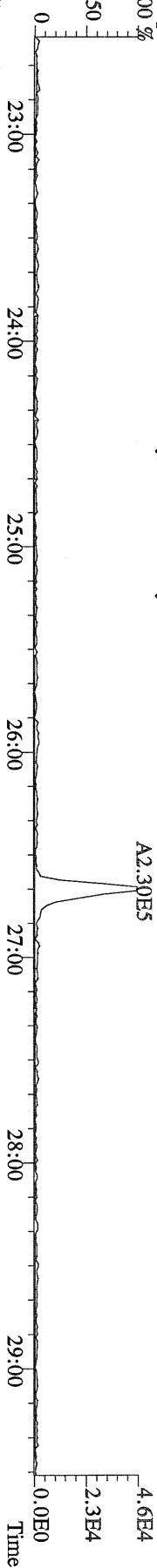
File:12MAY10M #1-347 Acq:12-MAY-2010 14:18:09 GC EI + Voltage SIR Autospec-Ultima
454.9728 S:2 F:5 Exp:PCDD
Sample Text:ST051210M1 File Text:Frontier Analytical Laboratory
100 %



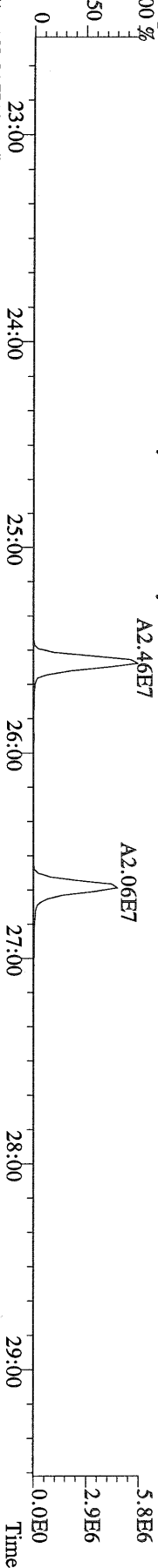
File:12MAY10M #1-390 Acq:12-MAY-2010 14:18:09 GC EI + Voltage SIR Autospec-Ultima
303.9016 S:2 BSUB(10000,15,-3.0) PKD(5,5,3,0,10%,100,0,0,00%,F,F) Exp:PCDD
Sample Text:ST051210M1 File Text:Frontier Analytical Laboratory



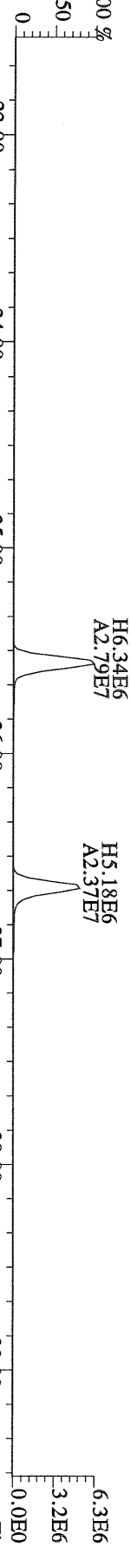
File:12MAY10M #1-390 Acq:12-MAY-2010 14:18:09 GC EI + Voltage SIR Autospec-Ultima
305.8987 S:2 BSUB(10000,15,-3.0) PKD(5,5,3,0,10%,100,0,0,00%,F,F) Exp:PCDD
Sample Text:ST051210M1 File Text:Frontier Analytical Laboratory



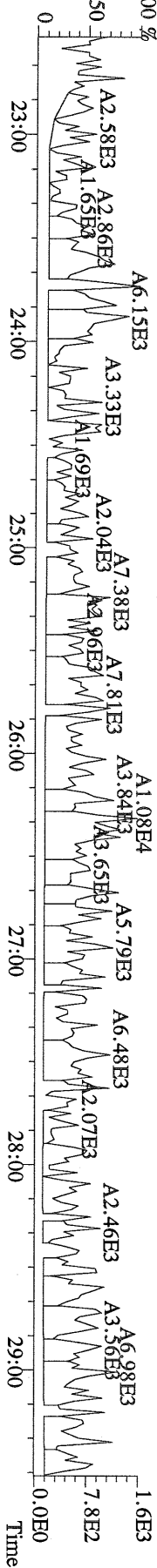
File:12MAY10M #1-390 Acq:12-MAY-2010 14:18:09 GC EI + Voltage SIR Autospec-Ultima
315.9419 S:2 BSUB(10000,15,-3.0) PKD(5,5,3,0,10%,100,0,0,00%,F,F) Exp:PCDD
Sample Text:ST051210M1 File Text:Frontier Analytical Laboratory



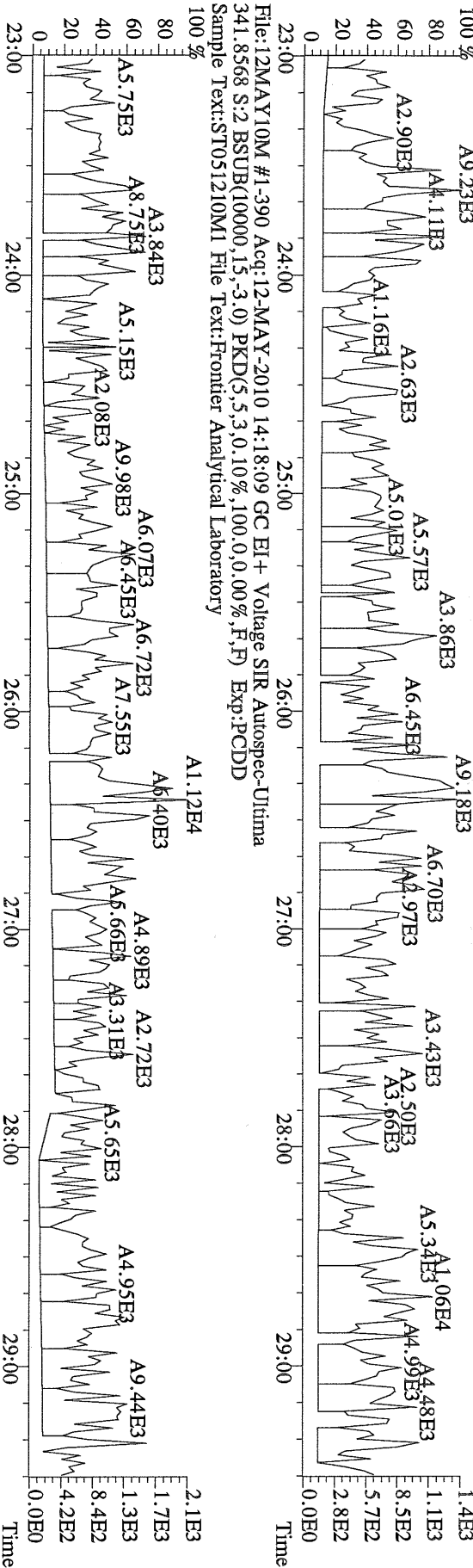
File:12MAY10M #1-390 Acq:12-MAY-2010 14:18:09 GC EI + Voltage SIR Autospec-Ultima
317.9389 S:2 BSUB(10000,15,-3.0) PKD(5,5,3,0,10%,100,0,0,00%,F,F) Exp:PCDD
Sample Text:ST051210M1 File Text:Frontier Analytical Laboratory



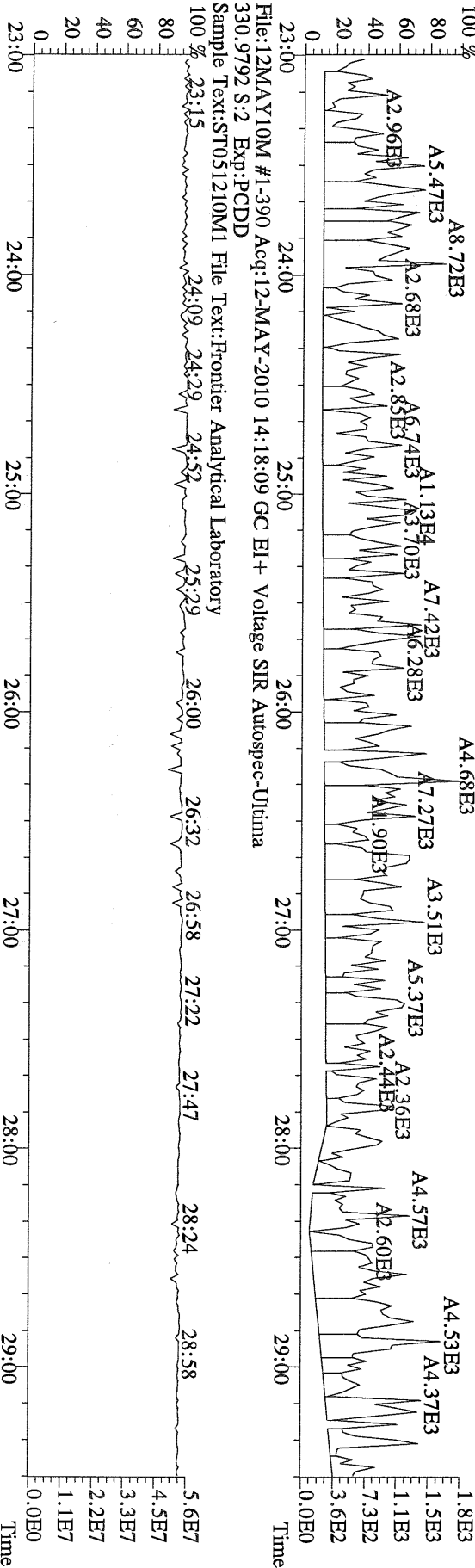
File:12MAY10M #1-390 Acq:12-MAY-2010 14:18:09 GC EI + Voltage SIR Autospec-Ultima
375.8364 S:2 BSUB(10000,15,-3.0) PKD(5,5,3,0,10%,100,0,0,00%,F,F) Exp:PCDD
Sample Text:ST051210M1 File Text:Frontier Analytical Laboratory



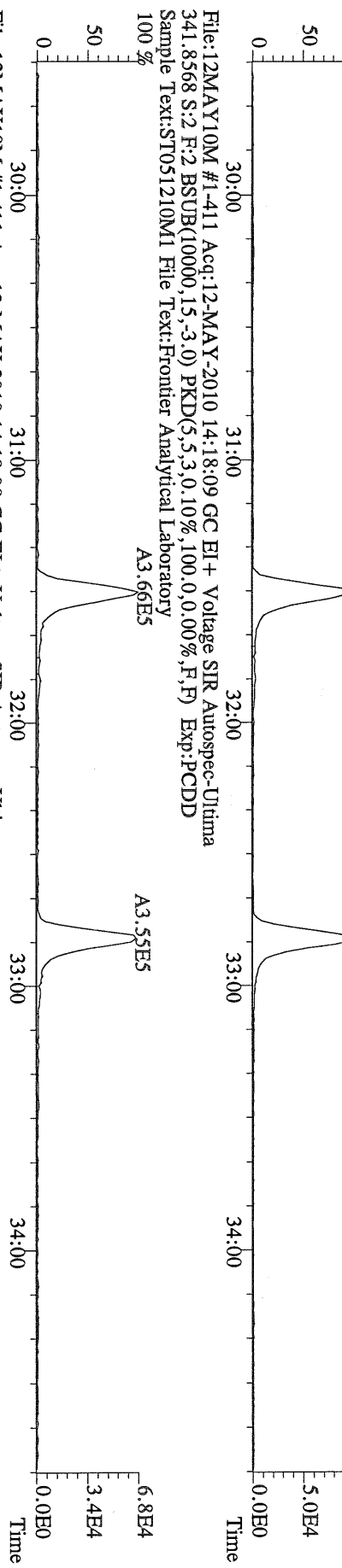
File: 12MAY10M #1-390 Acq: 12-MAY-2010 14:18:09 GC EI + Voltage SIR Autospec-Utima
 339.8597 S:2 BSUB(10000,15,-3.0) PKD(5.5,3.0,10%,100.0,0.00%,F,F) Exp:PCDD
 Sample Text:ST051210M1 File Text:Frontier Analytical Laboratory



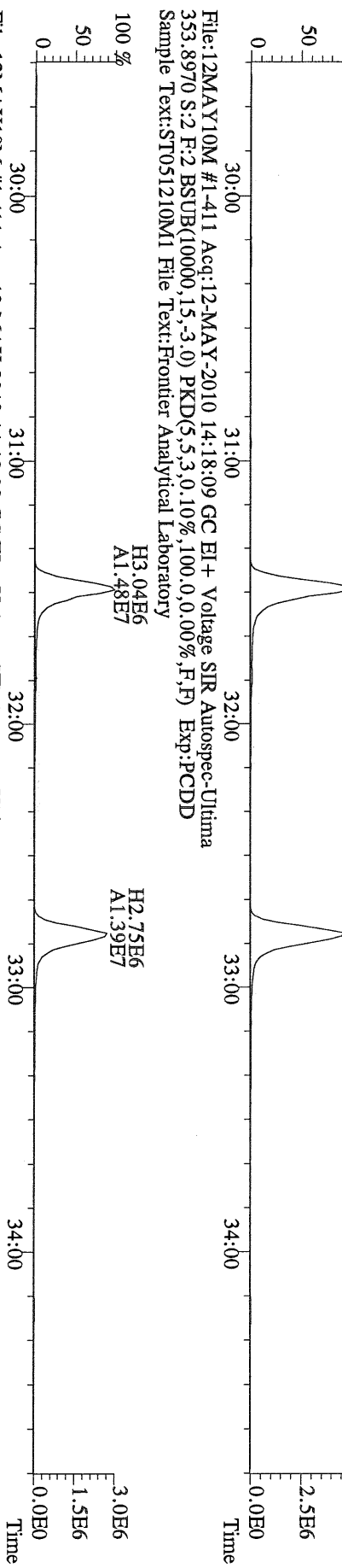
File: 12MAY10M #1-390 Acq: 12-MAY-2010 14:18:09 GC EI + Voltage SIR Autospec-Utima
 409.7974 S:2 BSUB(10000,15,-3.0) PKD(5.5,3.0,10%,100.0,0.00%,F,F) Exp:PCDD
 Sample Text:ST051210M1 File Text:Frontier Analytical Laboratory



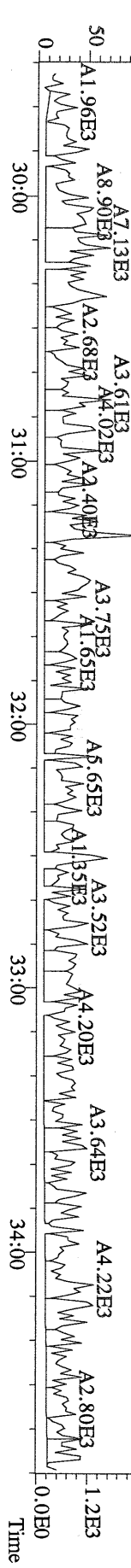
File:12MAY10M #1-411 Acq:12-MAY-2010 14:18:09 GC EI+ Voltage SIR Autospec-Ultima
339.8597 S:2 F:2 BSUB(10000,15,-3.0) PKD(5,5,3,0.10%,100,0,0.00%,F,F) Exp:PCDD
Sample Text:ST051210M1 File Text:Frontier Analytical Laboratory



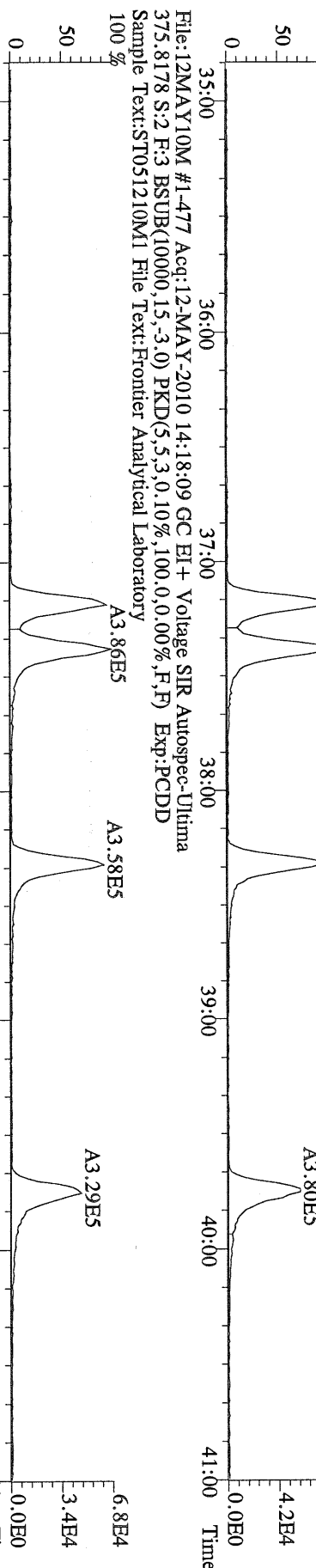
File:12MAY10M #1-411 Acq:12-MAY-2010 14:18:09 GC EI+ Voltage SIR Autospec-Ultima
351.9000 S:2 F:2 BSUB(10000,15,-3.0) PKD(5,5,3,0.10%,100,0,0.00%,F,F) Exp:PCDD
Sample Text:ST051210M1 File Text:Frontier Analytical Laboratory



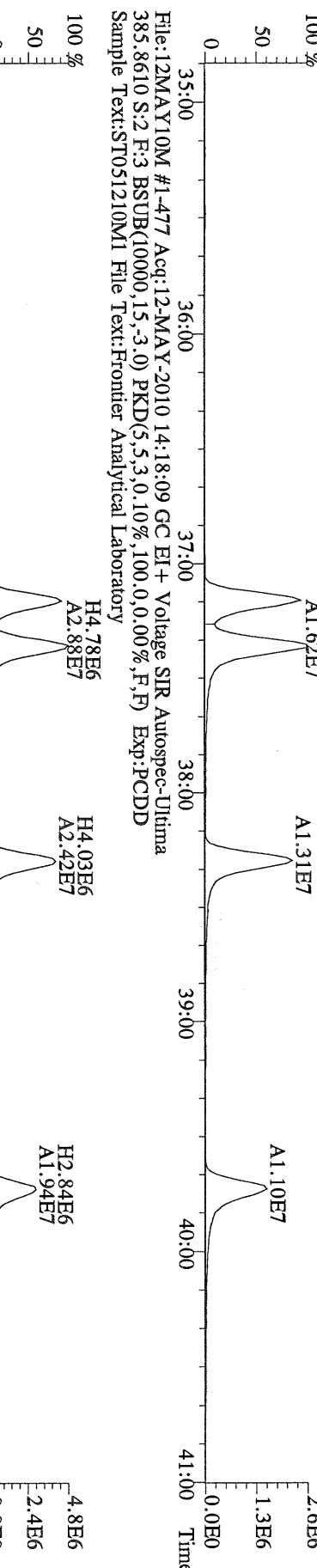
File:12MAY10M #1-411 Acq:12-MAY-2010 14:18:09 GC EI+ Voltage SIR Autospec-Ultima
409.7974 S:2 F:2 BSUB(10000,15,-3.0) PKD(5,5,3,0.10%,100,0,0.00%,F,F) Exp:PCDD
Sample Text:ST051210M1 File Text:Frontier Analytical Laboratory



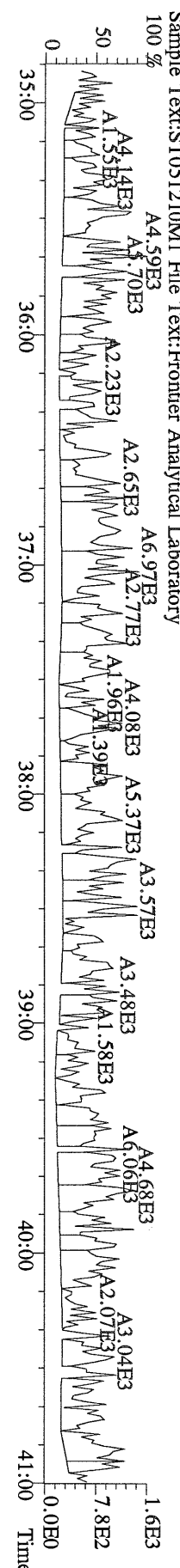
File:12MAY10M #1-477 Acq:12-MAY-2010 14:18:09 GC EI+ Voltage SIR Autospec-Ultima
373.8207 S:2 F:3 BSUB(10000,15,-3.0) PKD(5,5,3,0.10%,100,0.00%,F,F) Exp:PCDD
Sample Text:ST051210M1 File Text:Frontier Analytical Laboratory



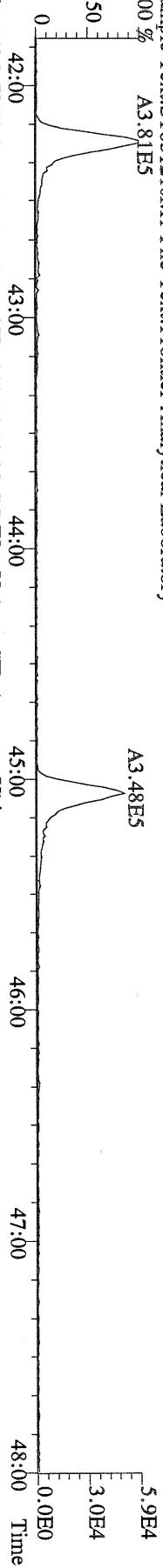
File:12MAY10M #1-477 Acq:12-MAY-2010 14:18:09 GC EI+ Voltage SIR Autospec-Ultima
383.8639 S:2 F:3 BSUB(10000,15,-3.0) PKD(5,5,3,0.10%,100,0.00%,F,F) Exp:PCDD
Sample Text:ST051210M1 File Text:Frontier Analytical Laboratory



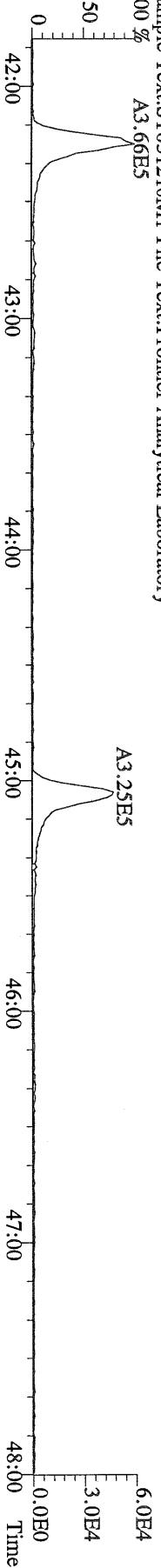
File:12MAY10M #1-477 Acq:12-MAY-2010 14:18:09 GC EI+ Voltage SIR Autospec-Ultima
445.7555 S:2 F:3 BSUB(10000,15,-3.0) PKD(5,5,3,0.10%,100,0.00%,F,F) Exp:PCDD
Sample Text:ST051210M1 File Text:Frontier Analytical Laboratory



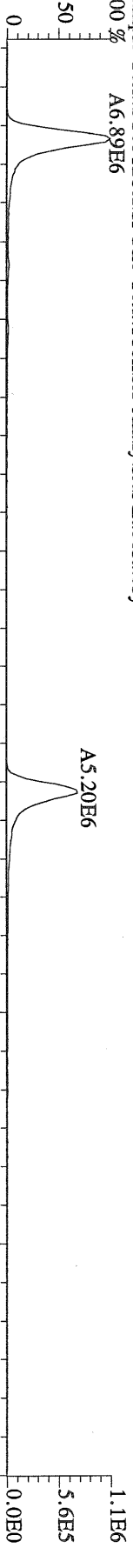
File:12MAY10M #1-541 Acq:12-MAY-2010 14:18:09 GC EI+ Voltage SIR Autospec-Ultima
407.7818 S:2 F:4 BSUB(10000,15,-3.0) PKD(5,5,3,0.10%,100,0,0.00%,F,F) Exp:PCDD
Sample Text:ST051210M1 File Text:Frontier Analytical Laboratory
100 % A3.81E5



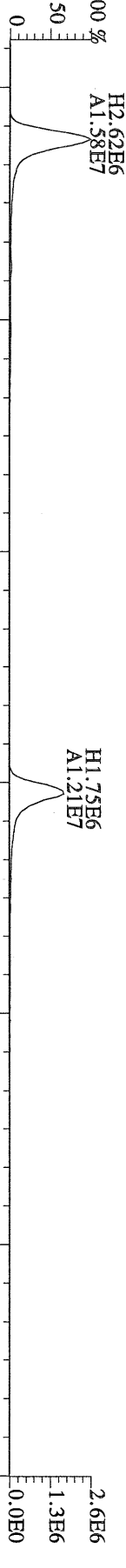
File:12MAY10M #1-541 Acq:12-MAY-2010 14:18:09 GC EI+ Voltage SIR Autospec-Ultima
409.7788 S:2 F:4 BSUB(10000,15,-3.0) PKD(5,5,3,0.10%,100,0,0.00%,F,F) Exp:PCDD
Sample Text:ST051210M1 File Text:Frontier Analytical Laboratory
100 % A3.66E5



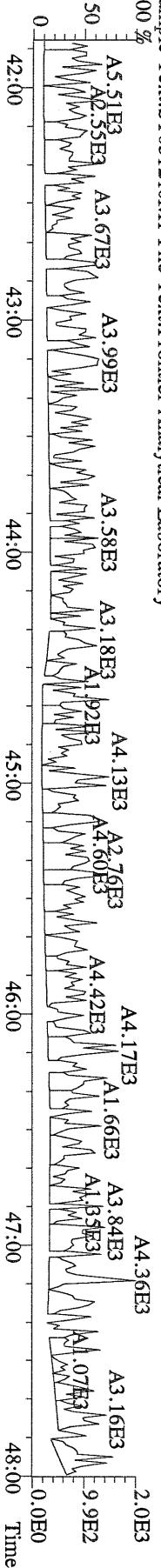
File:12MAY10M #1-541 Acq:12-MAY-2010 14:18:09 GC EI+ Voltage SIR Autospec-Ultima
417.8253 S:2 F:4 BSUB(10000,15,-3.0) PKD(5,5,3,0.10%,100,0,0.00%,F,F) Exp:PCDD
Sample Text:ST051210M1 File Text:Frontier Analytical Laboratory
100 % A6.89E6



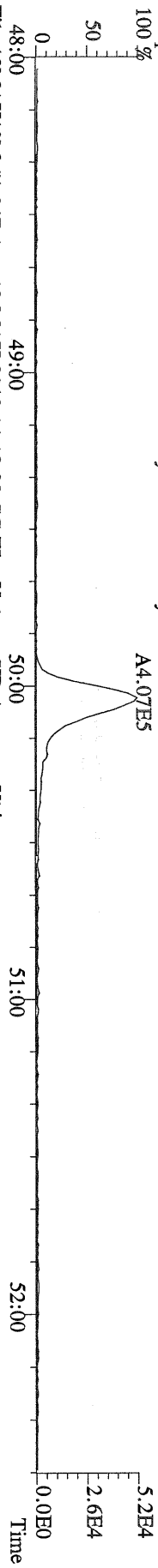
File:12MAY10M #1-541 Acq:12-MAY-2010 14:18:09 GC EI+ Voltage SIR Autospec-Ultima
419.8220 S:2 F:4 BSUB(10000,15,-3.0) PKD(5,5,3,0.10%,100,0,0.00%,F,F) Exp:PCDD
Sample Text:ST051210M1 File Text:Frontier Analytical Laboratory



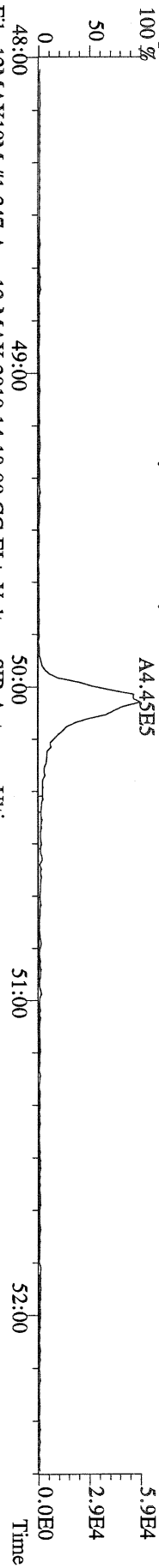
File:12MAY10M #1-541 Acq:12-MAY-2010 14:18:09 GC EI+ Voltage SIR Autospec-Ultima
479.7165 S:2 F:4 BSUB(10000,15,-3.0) PKD(5,5,3,0.10%,100,0,0.00%,F,F) Exp:PCDD
Sample Text:ST051210M1 File Text:Frontier Analytical Laboratory



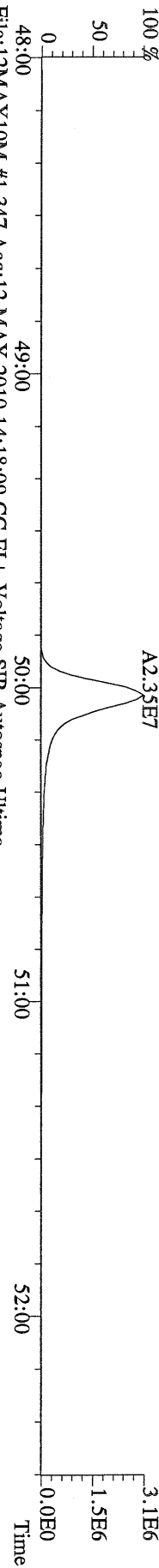
File:12MAY10M #1-347 Acq:12-MAY-2010 14:18:09 GC EI + Voltage SIR Autospec-Utima
 441.7428 S:2 F:5 BSUB(10000,15,-3.0) PKD(5,5,3,0.10%,100,0,0.00%,F,F) Exp:PCDD
 Sample Text:ST051210M1 File Text:Frontier Analytical Laboratory



File:12MAY10M #1-347 Acq:12-MAY-2010 14:18:09 GC EI + Voltage SIR Autospec-Utima
 443.7398 S:2 F:5 BSUB(10000,15,-3.0) PKD(5,5,3,0.10%,100,0,0.00%,F,F) Exp:PCDD
 Sample Text:ST051210M1 File Text:Frontier Analytical Laboratory



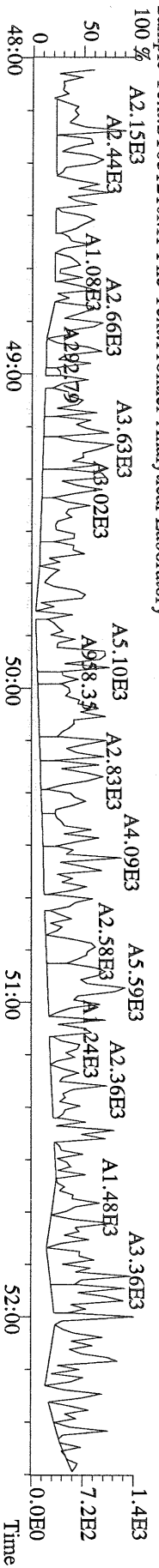
File:12MAY10M #1-347 Acq:12-MAY-2010 14:18:09 GC EI + Voltage SIR Autospec-Utima
 453.7831 S:2 F:5 BSUB(10000,15,-3.0) PKD(5,5,3,0.10%,100,0,0.00%,F,F) Exp:PCDD
 Sample Text:ST051210M1 File Text:Frontier Analytical Laboratory




File:12MAY10M #1-347 Acq:12-MAY-2010 14:18:09 GC EI + Voltage SIR Autospec-Utima
 455.7801 S:2 F:5 BSUB(10000,15,-3.0) PKD(5,5,3,0.10%,100,0,0.00%,F,F) Exp:PCDD
 Sample Text:ST051210M1 File Text:Frontier Analytical Laboratory




File:12MAY10M #1-347 Acq:12-MAY-2010 14:18:09 GC EI + Voltage SIR Autospec-Utima
 513.6775 S:2 F:5 BSUB(10000,15,-3.0) PKD(5,5,3,0.10%,100,0,0.00%,F,F) Exp:PCDD
 Sample Text:ST051210M1 File Text:Frontier Analytical Laboratory



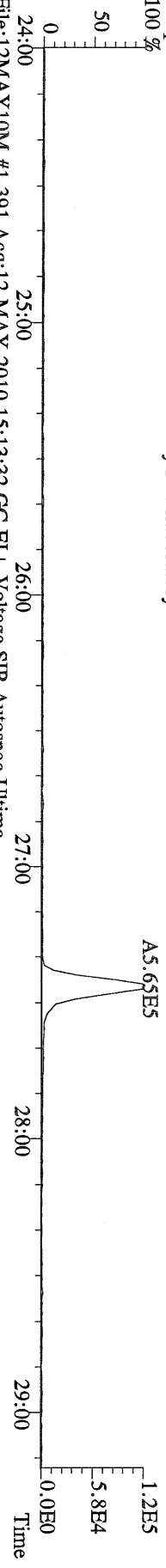
File:12MAY10M #1-391 Acq:12-MAY-2010 15:13:32 GC EI + Voltage SIR Autospec-Ultima
319.8965 S:3 BSUB(10000,15,-3.0) PKD(5,5,3,0.10%,100,0,0.00%,F,F) Exp:PCDD
Sample Text:ST051210M2 File Text:Frontier Analytical Laboratory
100 %



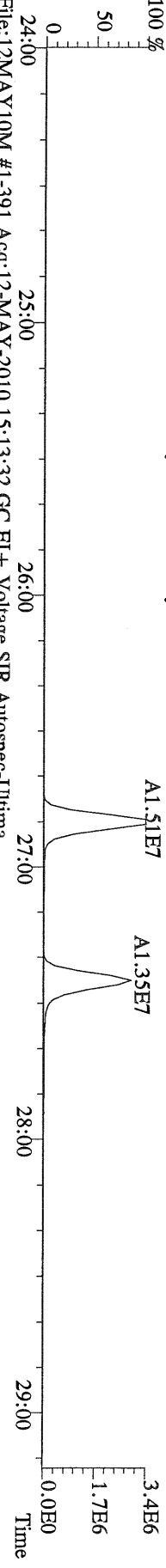
File:12MAY10M #1-391 Acq:12-MAY-2010 15:13:32 GC EI + Voltage SIR Autospec-Ultima
321.8936 S:3 BSUB(10000,15,-3.0) PKD(5,5,3,0.10%,100,0,0.00%,F,F) Exp:PCDD
Sample Text:ST051210M2 File Text:Frontier Analytical Laboratory
100 %



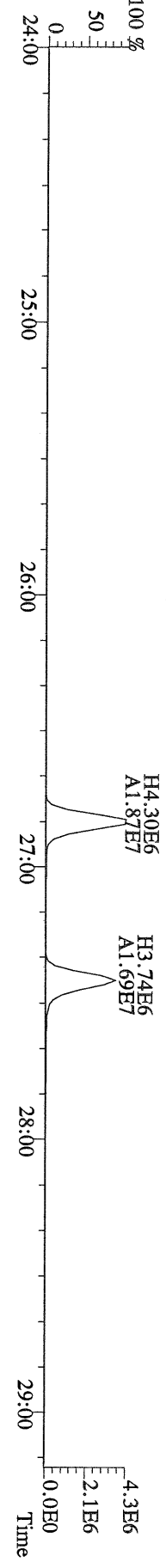
File:12MAY10M #1-391 Acq:12-MAY-2010 15:13:32 GC EI + Voltage SIR Autospec-Ultima
327.8847 S:3 BSUB(10000,15,-3.0) PKD(5,5,3,0.10%,100,0,0.00%,F,F) Exp:PCDD
Sample Text:ST051210M2 File Text:Frontier Analytical Laboratory
100 %




File:12MAY10M #1-391 Acq:12-MAY-2010 15:13:32 GC EI + Voltage SIR Autospec-Ultima
331.9368 S:3 BSUB(10000,15,-3.0) PKD(5,5,3,0.10%,100,0,0.00%,F,F) Exp:PCDD
Sample Text:ST051210M2 File Text:Frontier Analytical Laboratory
100 %




File:12MAY10M #1-391 Acq:12-MAY-2010 15:13:32 GC EI + Voltage SIR Autospec-Ultima
333.9339 S:3 BSUB(10000,15,-3.0) PKD(5,5,3,0.10%,100,0,0.00%,F,F) Exp:PCDD
Sample Text:ST051210M2 File Text:Frontier Analytical Laboratory




File:12MAY10M #1-411 Acq:12-MAY-2010 15:13:32 GC EI+ Voltage SIR Autospec-Ultima
355.8546 S:3 F:2 BSUB(10000,15,-3.0) PKD(5,5,3,0.10%,100,0,0.00%,F,F) Exp:PCDD
Sample Text:ST051210M2 File Text:Frontier Analytical Laboratory



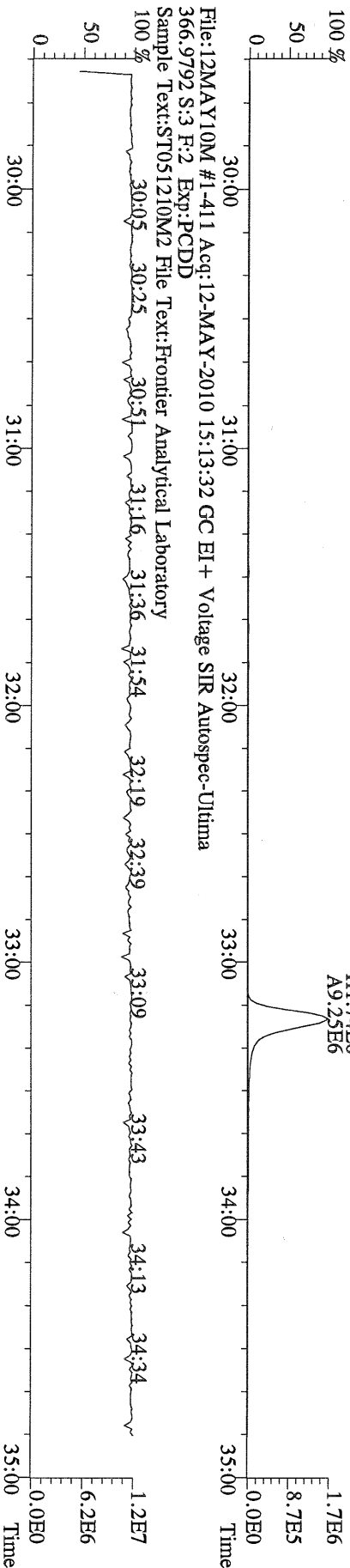
File:12MAY10M #1-411 Acq:12-MAY-2010 15:13:32 GC EI+ Voltage SIR Autospec-Ultima
357.8517 S:3 F:2 BSUB(10000,15,-3.0) PKD(5,5,3,0.10%,100,0,0.00%,F,F) Exp:PCDD
Sample Text:ST051210M2 File Text:Frontier Analytical Laboratory



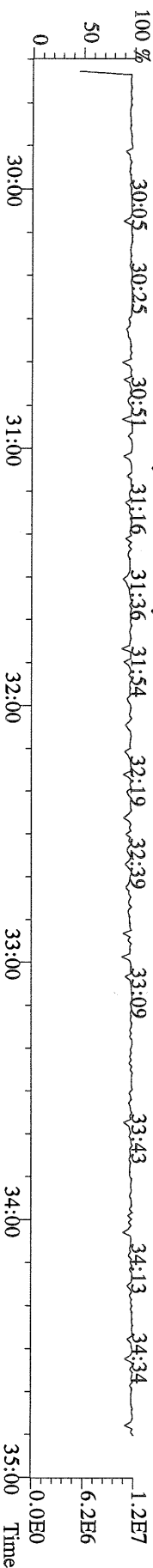
File:12MAY10M #1-411 Acq:12-MAY-2010 15:13:32 GC EI+ Voltage SIR Autospec-Ultima
367.8949 S:3 F:2 BSUB(10000,15,-3.0) PKD(5,5,3,0.10%,100,0,0.00%,F,F) Exp:PCDD
Sample Text:ST051210M2 File Text:Frontier Analytical Laboratory



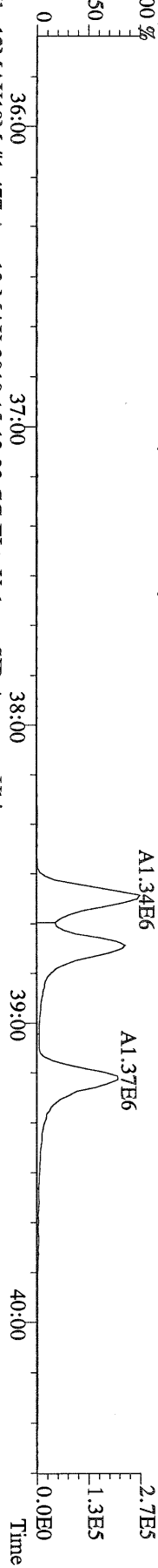
File:12MAY10M #1-411 Acq:12-MAY-2010 15:13:32 GC EI+ Voltage SIR Autospec-Ultima
369.8919 S:3 F:2 BSUB(10000,15,-3.0) PKD(5,5,3,0.10%,100,0,0.00%,F,F) Exp:PCDD
Sample Text:ST051210M2 File Text:Frontier Analytical Laboratory



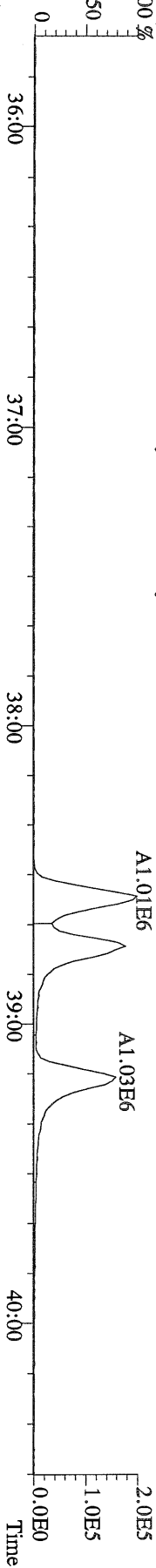
File:12MAY10M #1-411 Acq:12-MAY-2010 15:13:32 GC EI+ Voltage SIR Autospec-Ultima
366.9792 S:3 F:2 Exp:PCDD
Sample Text:ST051210M2 File Text:Frontier Analytical Laboratory



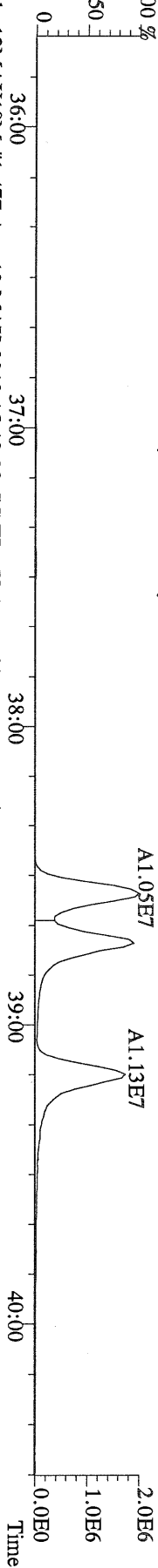
File:12MAY10M #1-477 Acq:12-MAY-2010 15:13:32 GC EI+ Voltage SIR Autospec-Ultima
389.8156 S:3 F:3 BSUB(10000,15,-3.0) PKD(5,5,3,0.10%,100,0,0.00%,F,F) Exp:PCDD
Sample Text:ST051210M2 File Text:Frontier Analytical Laboratory




File:12MAY10M #1-477 Acq:12-MAY-2010 15:13:32 GC EI+ Voltage SIR Autospec-Ultima
391.8127 S:3 F:3 BSUB(10000,15,-3.0) PKD(5,5,3,0.10%,100,0,0.00%,F,F) Exp:PCDD
Sample Text:ST051210M2 File Text:Frontier Analytical Laboratory




File:12MAY10M #1-477 Acq:12-MAY-2010 15:13:32 GC EI+ Voltage SIR Autospec-Ultima
401.8559 S:3 F:3 BSUB(10000,15,-3.0) PKD(5,5,3,0.10%,100,0,0.00%,F,F) Exp:PCDD
Sample Text:ST051210M2 File Text:Frontier Analytical Laboratory



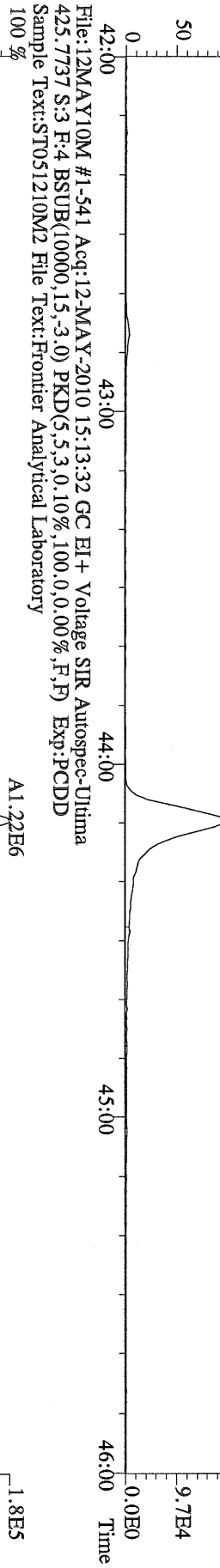
File:12MAY10M #1-477 Acq:12-MAY-2010 15:13:32 GC EI+ Voltage SIR Autospec-Ultima
403.8530 S:3 F:3 BSUB(10000,15,-3.0) PKD(5,5,3,0.10%,100,0,0.00%,F,F) Exp:PCDD
Sample Text:ST051210M2 File Text:Frontier Analytical Laboratory



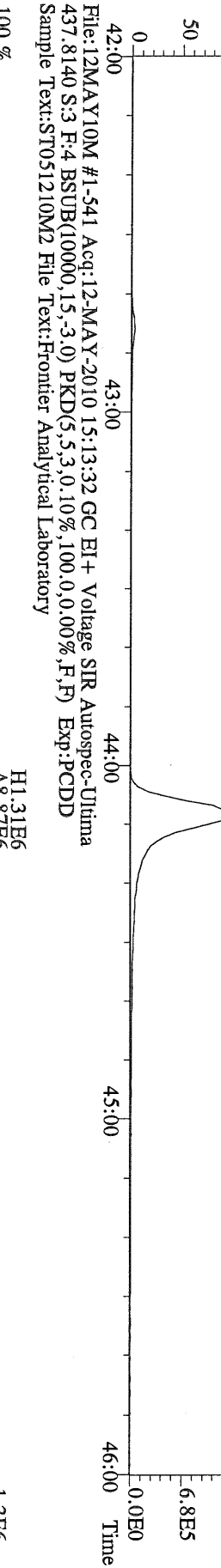
File:12MAY10M #1-477 Acq:12-MAY-2010 15:13:32 GC EI+ Voltage SIR Autospec-Ultima
380.9760 S:3 F:3 Exp:PCDD
Sample Text:ST051210M2 File Text:Frontier Analytical Laboratory



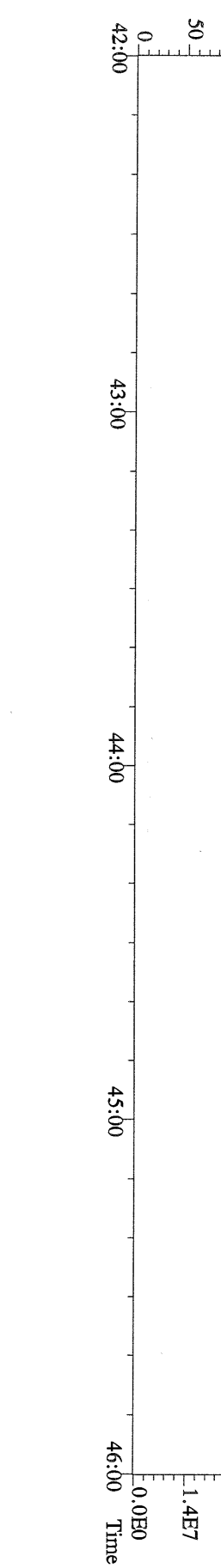
File:12MAY10M #1-541 Acq:12-MAY-2010 15:13:32 GC EI+ Voltage SIR Autospec-Utima
423.7767 S:3 F:4 BSUB(10000,15,-3.0) PKD(5,5,3,0.10%,100.0,0.00%,F,F) Exp:PCDD
Sample Text:ST051210M2 File Text:Frontier Analytical Laboratory
100 %




File:12MAY10M #1-541 Acq:12-MAY-2010 15:13:32 GC EI+ Voltage SIR Autospec-Utima
435.8169 S:3 F:4 BSUB(10000,15,-3.0) PKD(5,5,3,0.10%,100.0,0.00%,F,F) Exp:PCDD
Sample Text:ST051210M2 File Text:Frontier Analytical Laboratory
100 %



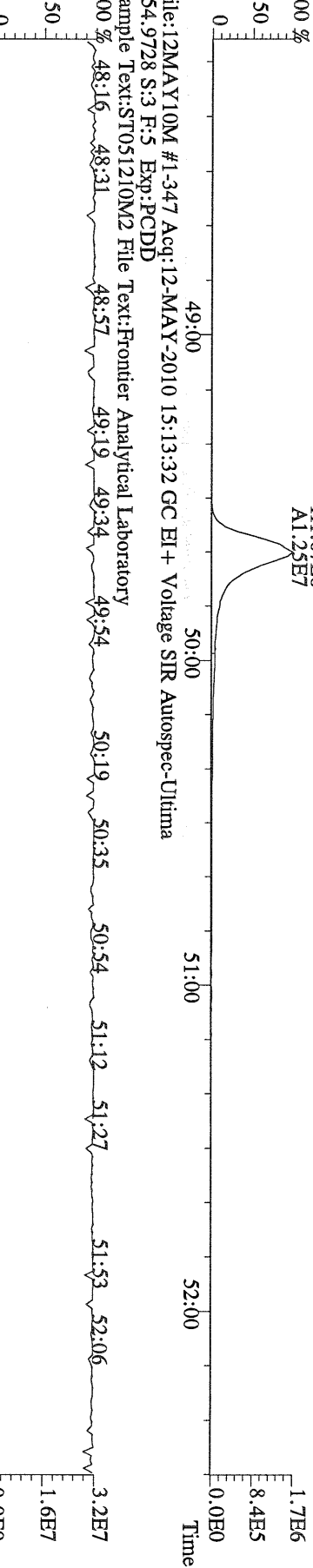
File:12MAY10M #1-541 Acq:12-MAY-2010 15:13:32 GC EI+ Voltage SIR Autospec-Utima
437.8140 S:3 F:4 BSUB(10000,15,-3.0) PKD(5,5,3,0.10%,100.0,0.00%,F,F) Exp:PCDD
Sample Text:ST051210M2 File Text:Frontier Analytical Laboratory
100 %




File:12MAY10M #1-347 Acq:12-MAY-2010 15:13:32 GC EI+ Voltage SIR Autospec-Ultima
457.7377 S:3 F:5 BSUB(10000,15,-3.0) PKD(5,5,3,0.10%,100.0,0.00%,F,F) Exp:PCDD
Sample Text:ST051210M2 File Text:Frontier Analytical Laboratory



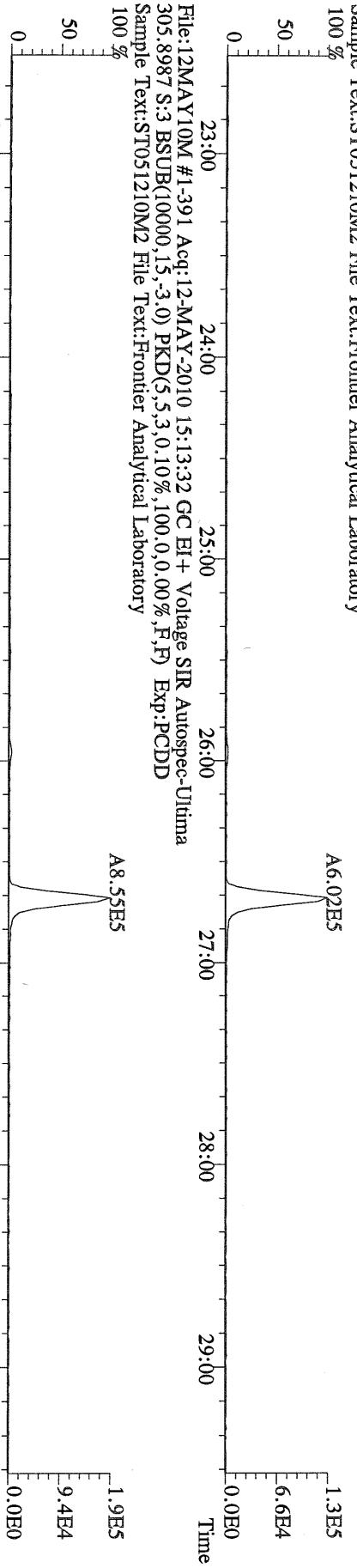
File:12MAY10M #1-347 Acq:12-MAY-2010 15:13:32 GC EI+ Voltage SIR Autospec-Ultima
469.7780 S:3 F:5 BSUB(10000,15,-3.0) PKD(5,5,3,0.10%,100.0,0.00%,F,F) Exp:PCDD
Sample Text:ST051210M2 File Text:Frontier Analytical Laboratory



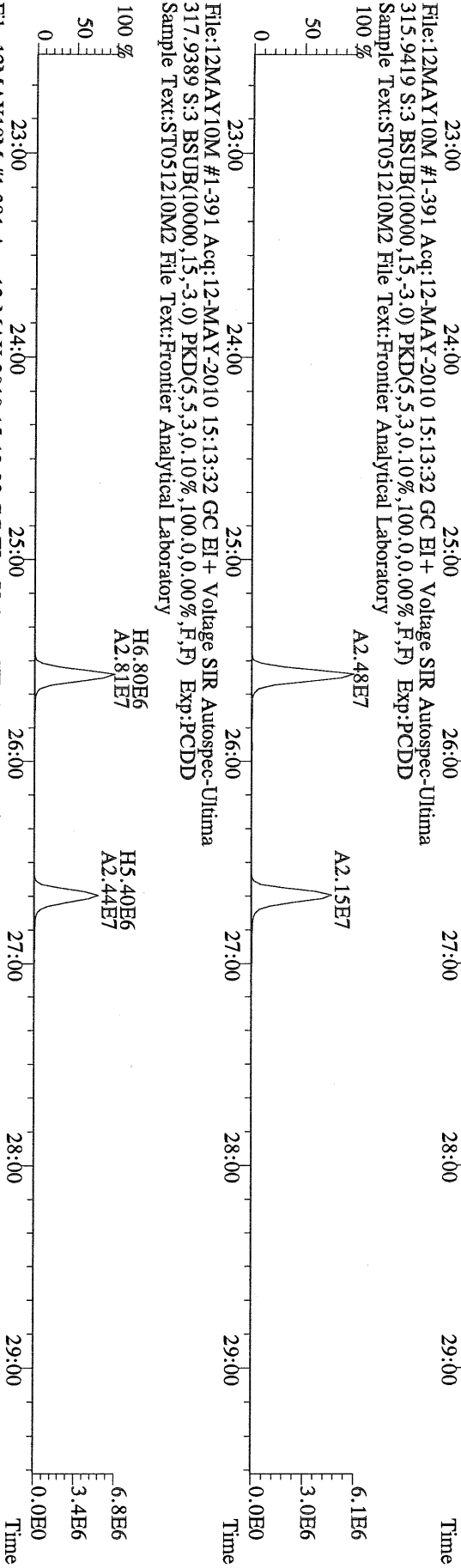
File:12MAY10M #1-347 Acq:12-MAY-2010 15:13:32 GC EI+ Voltage SIR Autospec-Ultima
454.9728 S:3 F:5 Exp:PCDD
Sample Text:ST051210M2 File Text:Frontier Analytical Laboratory



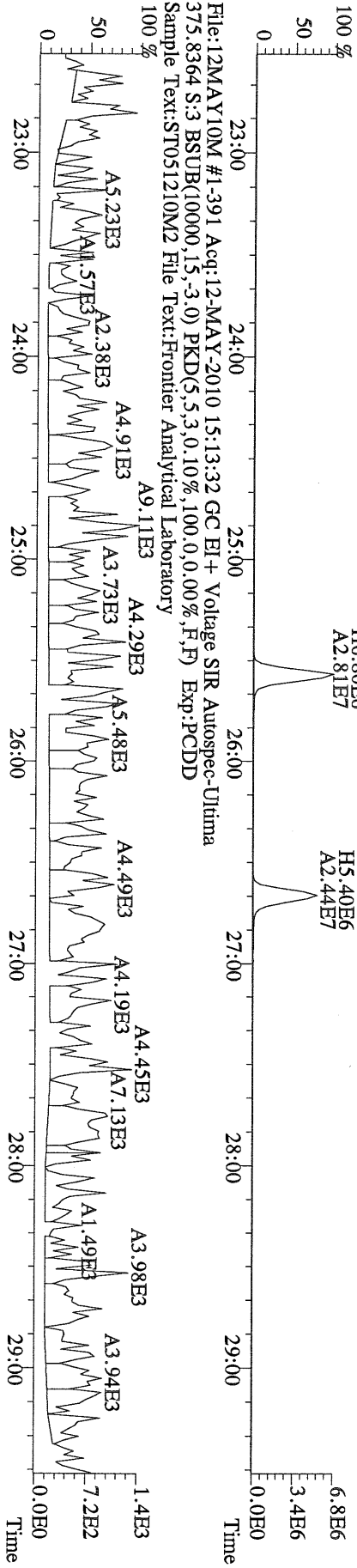
File:12MAY10M #1-391 Acq:12-MAY-2010 15:13:32 GC EI + Voltage SIR Autospec-Utima
303.9016 S:3 BSUB(10000,15,-3.0) PKD(5,5,3,0,10%,100,0,0,00%,F,F) Exp:PCDD
Sample Text:ST051210M2 File Text:Frontier Analytical Laboratory



File:12MAY10M #1-391 Acq:12-MAY-2010 15:13:32 GC EI + Voltage SIR Autospec-Utima
315.9419 S:3 BSUB(10000,15,-3.0) PKD(5,5,3,0,10%,100,0,0,00%,F,F) Exp:PCDD
Sample Text:ST051210M2 File Text:Frontier Analytical Laboratory

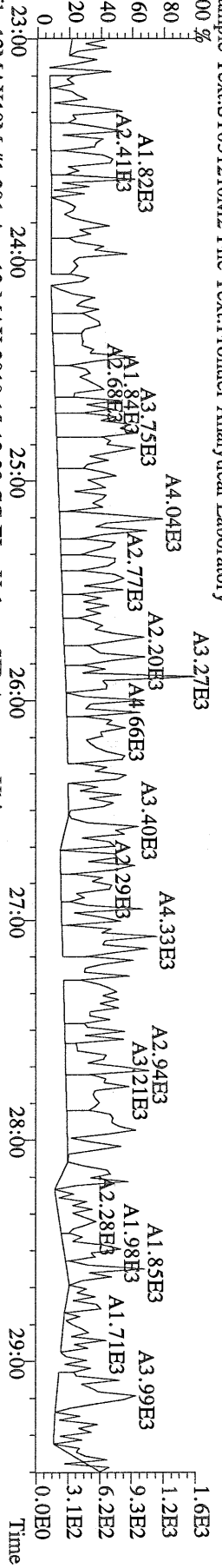


File:12MAY10M #1-391 Acq:12-MAY-2010 15:13:32 GC EI + Voltage SIR Autospec-Utima
317.9389 S:3 BSUB(10000,15,-3.0) PKD(5,5,3,0,10%,100,0,0,00%,F,F) Exp:PCDD
Sample Text:ST051210M2 File Text:Frontier Analytical Laboratory

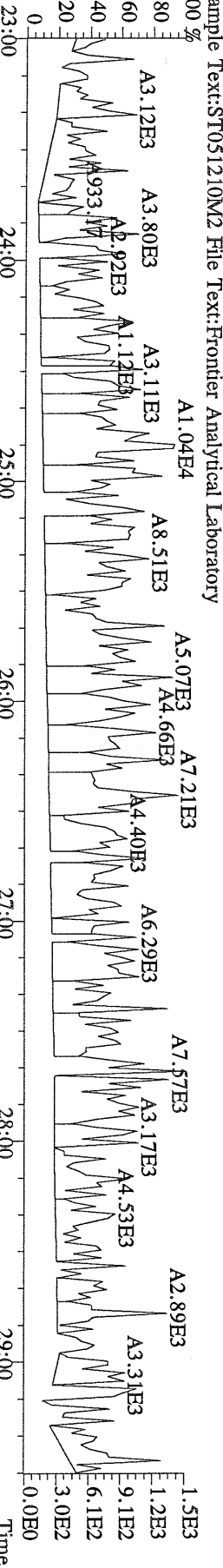


File:12MAY10M #1-391 Acq:12-MAY-2010 15:13:32 GC EI + Voltage SIR Autospec-Utima
375.8364 S:3 BSUB(10000,15,-3.0) PKD(5,5,3,0,10%,100,0,0,00%,F,F) Exp:PCDD
Sample Text:ST051210M2 File Text:Frontier Analytical Laboratory

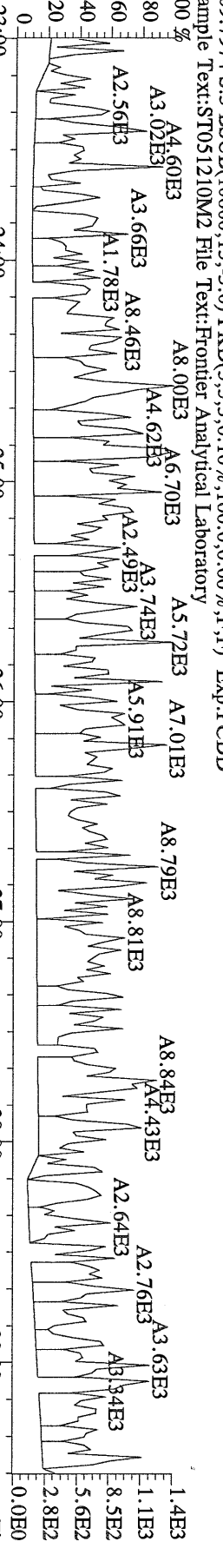
File:12MAY10M #1-391 Acq:12-MAY-2010 15:13:32 GC EI + Voltage SIR Autospec-Utima
339.8597 S:3 BSUB(10000,15,-3,0) PKD(5,5,3,0,10%,100,0,0,00%,F,F) Exp:PCDD
Sample Text:ST051210M2 File Text:Frontier Analytical Laboratory




File:12MAY10M #1-391 Acq:12-MAY-2010 15:13:32 GC EI + Voltage SIR Autospec-Utima
341.8568 S:3 BSUB(10000,15,-3,0) PKD(5,5,3,0,10%,100,0,0,00%,F,F) Exp:PCDD
Sample Text:ST051210M2 File Text:Frontier Analytical Laboratory



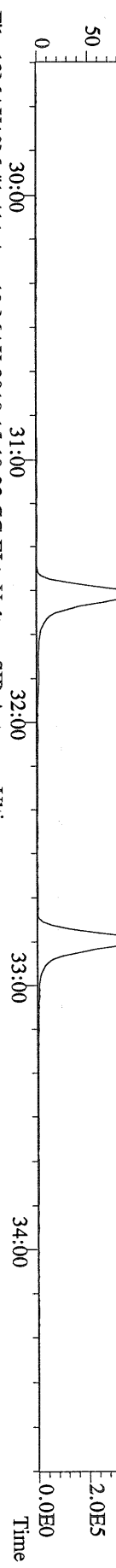
File:12MAY10M #1-391 Acq:12-MAY-2010 15:13:32 GC EI + Voltage SIR Autospec-Utima
409.7974 S:3 BSUB(10000,15,-3,0) PKD(5,5,3,0,10%,100,0,0,00%,F,F) Exp:PCDD
Sample Text:ST051210M2 File Text:Frontier Analytical Laboratory




File:12MAY10M #1-391 Acq:12-MAY-2010 15:13:32 GC EI + Voltage SIR Autospec-Utima
330.9792 S:3 Exp:PCDD
Sample Text:ST051210M2 File Text:Frontier Analytical Laboratory




File:12MAY10M #1-411 Acq:12-MAY-2010 15:13:32 GC EI+ Voltage SIR Autospec-Utima
 339.8597 S:3 F:2 BSUB(10000,15,-3.0) PKD(5,5,3,0.10%,100,0,0.00%,F,F) Exp:PCDD
 Sample Text:ST051210M2 File Text:Frontier Analytical Laboratory



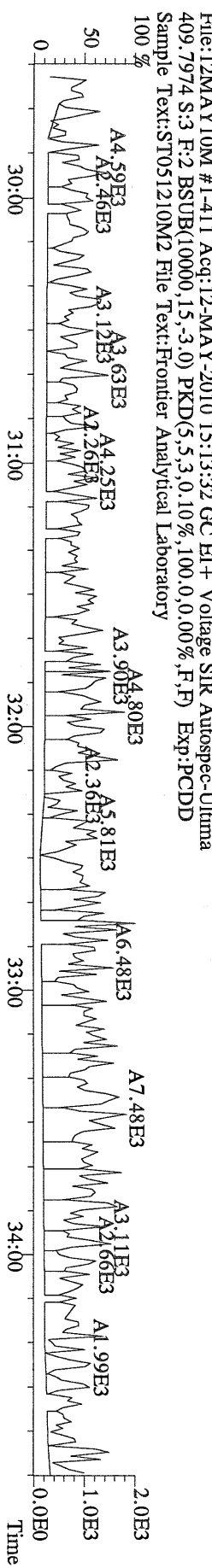
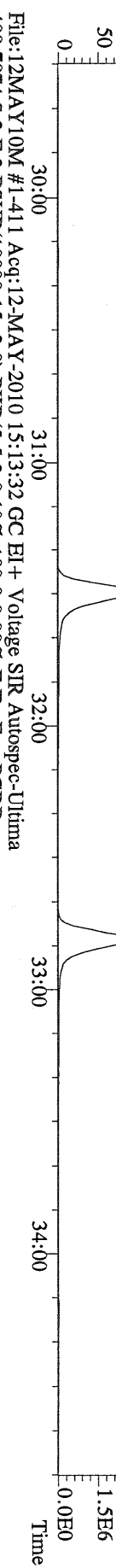
File:12MAY10M #1-411 Acq:12-MAY-2010 15:13:32 GC EI+ Voltage SIR Autospec-Utima
 341.8568 S:3 F:2 BSUB(10000,15,-3.0) PKD(5,5,3,0.10%,100,0,0.00%,F,F) Exp:PCDD
 Sample Text:ST051210M2 File Text:Frontier Analytical Laboratory



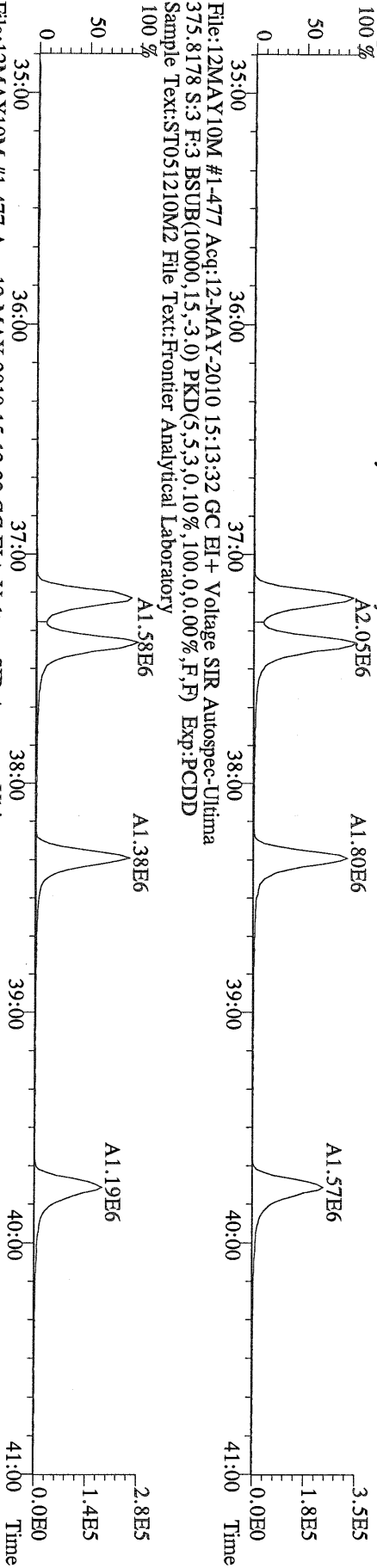
File:12MAY10M #1-411 Acq:12-MAY-2010 15:13:32 GC EI+ Voltage SIR Autospec-Utima
 351.9000 S:3 F:2 BSUB(10000,15,-3.0) PKD(5,5,3,0.10%,100,0,0.00%,F,F) Exp:PCDD
 Sample Text:ST051210M2 File Text:Frontier Analytical Laboratory



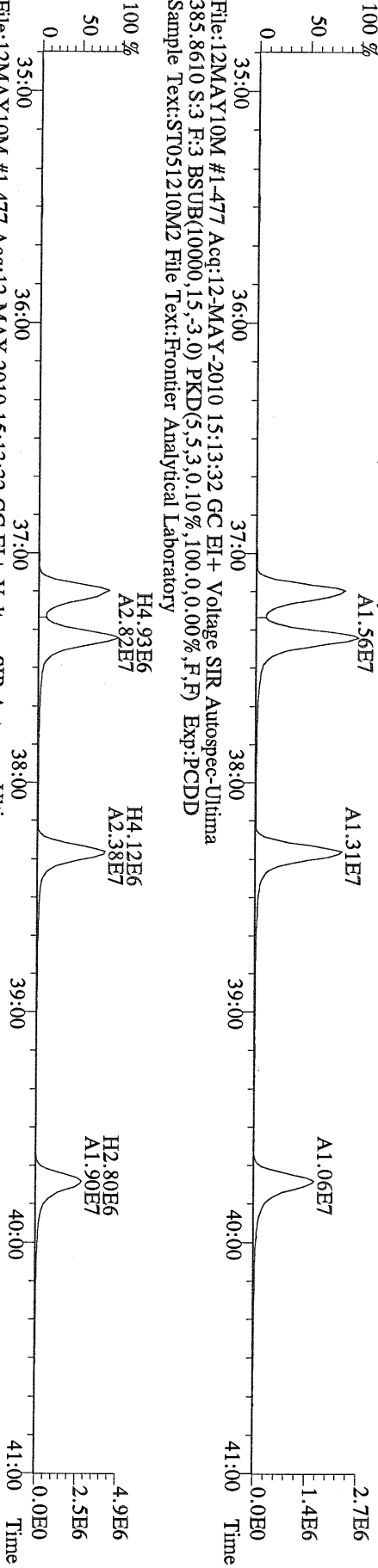
File:12MAY10M #1-411 Acq:12-MAY-2010 15:13:32 GC EI+ Voltage SIR Autospec-Utima
 353.8970 S:3 F:2 BSUB(10000,15,-3.0) PKD(5,5,3,0.10%,100,0,0.00%,F,F) Exp:PCDD
 Sample Text:ST051210M2 File Text:Frontier Analytical Laboratory



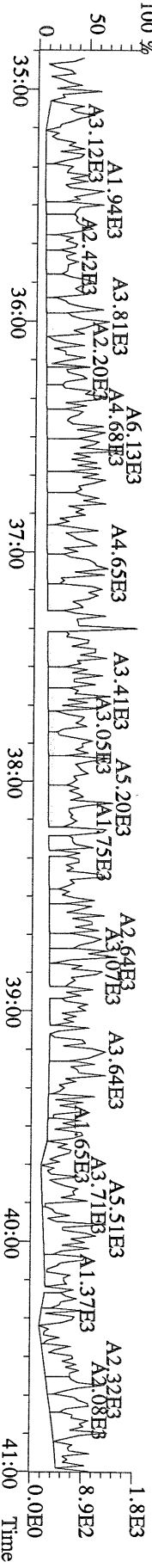
File:12MAY10M #1-477 Acq:12-MAY-2010 15:13:32 GC EI+ Voltage SIR Autospec-Utima
 373.8207 S:3 F:3 BSUB(10000,15,-3.0) PKD(5.5,3,0,10%,100.0,0.00%,F,F) Exp:PCDD
 Sample Text:ST051210M2 File Text:Frontier Analytical Laboratory



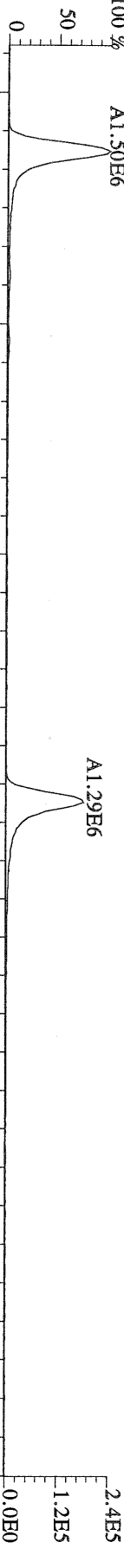
File:12MAY10M #1-477 Acq:12-MAY-2010 15:13:32 GC EI+ Voltage SIR Autospec-Utima
 383.8639 S:3 F:3 BSUB(10000,15,-3.0) PKD(5.5,3,0,10%,100.0,0.00%,F,F) Exp:PCDD
 Sample Text:ST051210M2 File Text:Frontier Analytical Laboratory



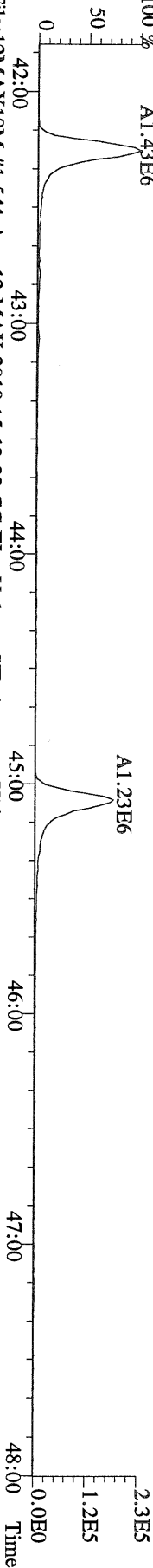
File:12MAY10M #1-477 Acq:12-MAY-2010 15:13:32 GC EI+ Voltage SIR Autospec-Utima
 445.7555 S:3 F:3 BSUB(10000,15,-3.0) PKD(5.5,3,0,10%,100.0,0.00%,F,F) Exp:PCDD
 Sample Text:ST051210M2 File Text:Frontier Analytical Laboratory



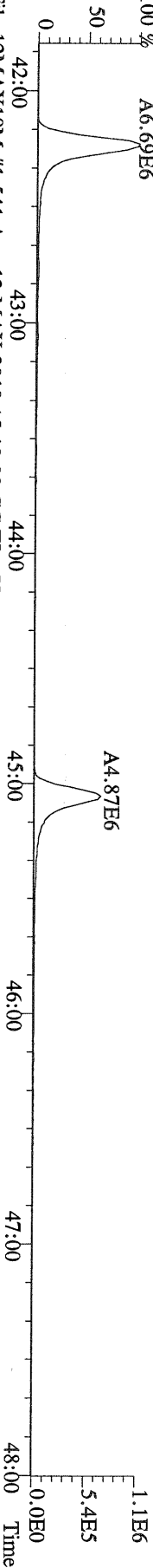
File:12MAY10M #1-541 Acq:12-MAY-2010 15:13:32 GC EI + Voltage SIR Autospec-Utima
407.7818 S:3 F:4 BSUB(10000,15,-3.0) PKD(5,5,3,0,10%,100.0,0.00%,F,F) Exp:PCDD
Sample Text:ST051210M2 File Text:Frontier Analytical Laboratory



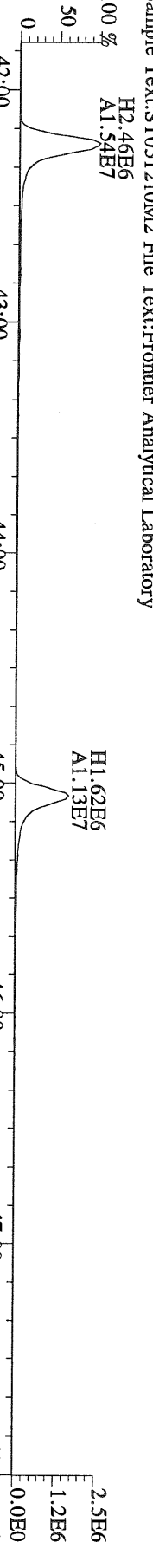
File:12MAY10M #1-541 Acq:12-MAY-2010 15:13:32 GC EI + Voltage SIR Autospec-Utima
409.7788 S:3 F:4 BSUB(10000,15,-3.0) PKD(5,5,3,0,10%,100.0,0.00%,F,F) Exp:PCDD
Sample Text:ST051210M2 File Text:Frontier Analytical Laboratory



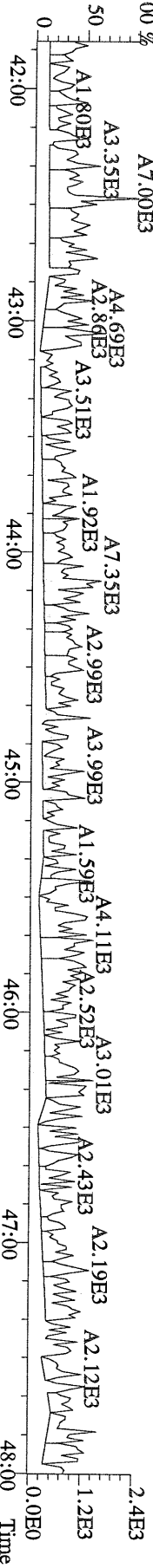
File:12MAY10M #1-541 Acq:12-MAY-2010 15:13:32 GC EI + Voltage SIR Autospec-Utima
417.8253 S:3 F:4 BSUB(10000,15,-3.0) PKD(5,5,3,0,10%,100.0,0.00%,F,F) Exp:PCDD
Sample Text:ST051210M2 File Text:Frontier Analytical Laboratory



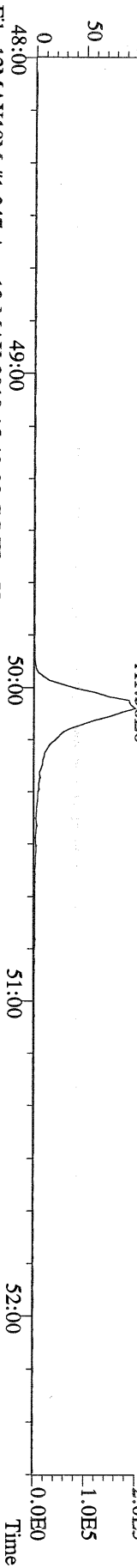
File:12MAY10M #1-541 Acq:12-MAY-2010 15:13:32 GC EI + Voltage SIR Autospec-Utima
419.8220 S:3 F:4 BSUB(10000,15,-3.0) PKD(5,5,3,0,10%,100.0,0.00%,F,F) Exp:PCDD
Sample Text:ST051210M2 File Text:Frontier Analytical Laboratory



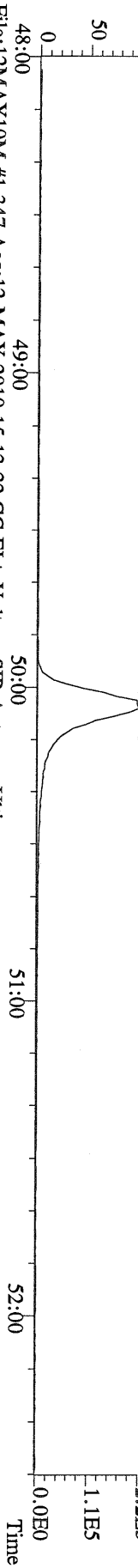
File:12MAY10M #1-541 Acq:12-MAY-2010 15:13:32 GC EI + Voltage SIR Autospec-Utima
479.7165 S:3 F:4 BSUB(10000,15,-3.0) PKD(5,5,3,0,10%,100.0,0.00%,F,F) Exp:PCDD
Sample Text:ST051210M2 File Text:Frontier Analytical Laboratory



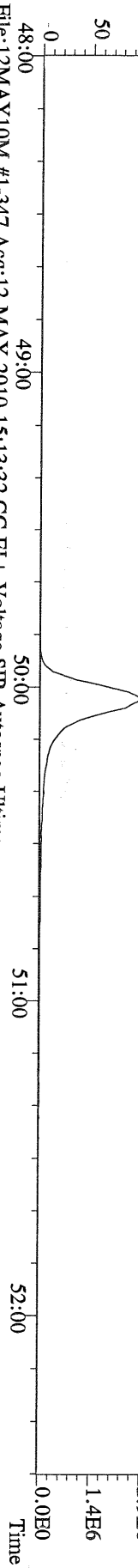
File:12MAY10M #1-347 Acq:12-MAY-2010 15:13:32 GC EI+ Voltage SIR Autospec-Utima
 441.7428 S.3 F:5 BSUB(10000,15,-3.0) PKD(5,5,3,0.10%,100,0,0.00%,F,F) Exp:PCDD
 Sample Text:ST051210M2 File Text:Frontier Analytical Laboratory
 100 %



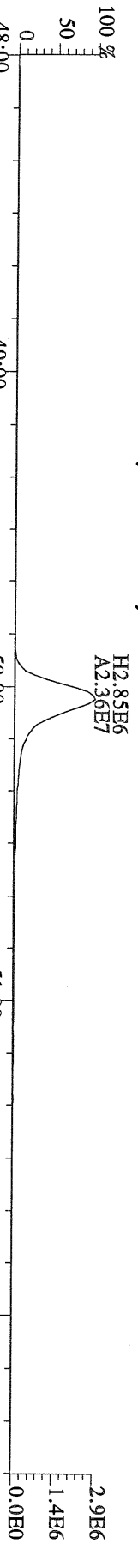
File:12MAY10M #1-347 Acq:12-MAY-2010 15:13:32 GC EI+ Voltage SIR Autospec-Utima
 443.7398 S.3 F:5 BSUB(10000,15,-3.0) PKD(5,5,3,0.10%,100,0,0.00%,F,F) Exp:PCDD
 Sample Text:ST051210M2 File Text:Frontier Analytical Laboratory
 100 %



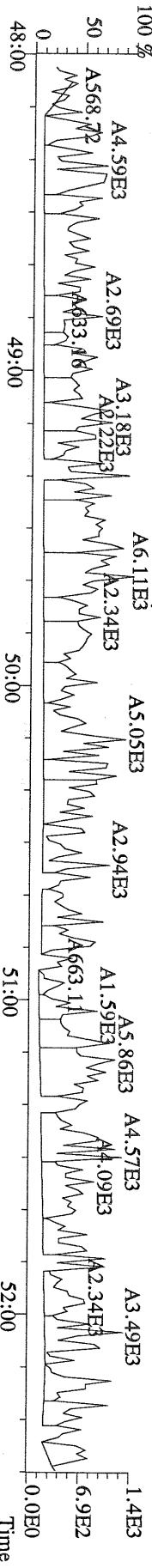
File:12MAY10M #1-347 Acq:12-MAY-2010 15:13:32 GC EI+ Voltage SIR Autospec-Utima
 453.7831 S.3 F:5 BSUB(10000,15,-3.0) PKD(5,5,3,0.10%,100,0,0.00%,F,F) Exp:PCDD
 Sample Text:ST051210M2 File Text:Frontier Analytical Laboratory
 100 %




File:12MAY10M #1-347 Acq:12-MAY-2010 15:13:32 GC EI+ Voltage SIR Autospec-Utima
 455.7801 S.3 F:5 BSUB(10000,15,-3.0) PKD(5,5,3,0.10%,100,0,0.00%,F,F) Exp:PCDD
 Sample Text:ST051210M2 File Text:Frontier Analytical Laboratory




File:12MAY10M #1-347 Acq:12-MAY-2010 15:13:32 GC EI+ Voltage SIR Autospec-Utima
 513.6775 S.3 F:5 BSUB(10000,15,-3.0) PKD(5,5,3,0.10%,100,0,0.00%,F,F) Exp:PCDD
 Sample Text:ST051210M2 File Text:Frontier Analytical Laboratory
 100 %



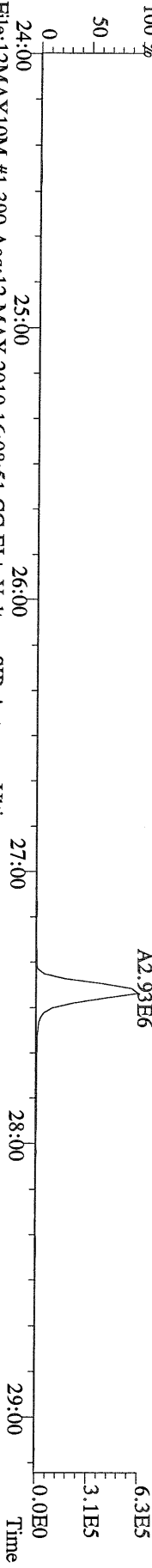
File:12MAY10M #1-390 Acq:12-MAY-2010 16:08:51 GC EI+ Voltage SIR Autospec-Ultima
319.8965 S:4 BSUB(10000,15,-3.0) PKD(5,5,3,0,10%,100,0,0,00%,F,F) Exp:PCDD
Sample Text:ST051210M3 File Text:Frontier Analytical Laboratory
100 % A1.51E6



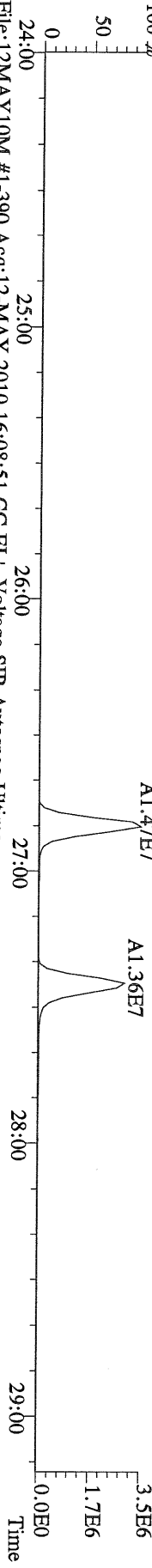
File:12MAY10M #1-390 Acq:12-MAY-2010 16:08:51 GC EI+ Voltage SIR Autospec-Ultima
321.8936 S:4 BSUB(10000,15,-3.0) PKD(5,5,3,0,10%,100,0,0,00%,F,F) Exp:PCDD
Sample Text:ST051210M3 File Text:Frontier Analytical Laboratory
100 % A1.93E6



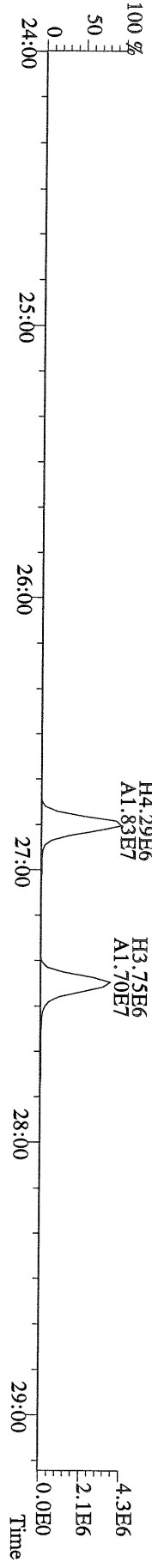
File:12MAY10M #1-390 Acq:12-MAY-2010 16:08:51 GC EI+ Voltage SIR Autospec-Ultima
327.8847 S:4 BSUB(10000,15,-3.0) PKD(5,5,3,0,10%,100,0,0,00%,F,F) Exp:PCDD
Sample Text:ST051210M3 File Text:Frontier Analytical Laboratory
100 % A2.93E6




File:12MAY10M #1-390 Acq:12-MAY-2010 16:08:51 GC EI+ Voltage SIR Autospec-Ultima
331.9368 S:4 BSUB(10000,15,-3.0) PKD(5,5,3,0,10%,100,0,0,00%,F,F) Exp:PCDD
Sample Text:ST051210M3 File Text:Frontier Analytical Laboratory
100 % A1.47E7




File:12MAY10M #1-390 Acq:12-MAY-2010 16:08:51 GC EI+ Voltage SIR Autospec-Ultima
333.9339 S:4 BSUB(10000,15,-3.0) PKD(5,5,3,0,10%,100,0,0,00%,F,F) Exp:PCDD
Sample Text:ST051210M3 File Text:Frontier Analytical Laboratory
100 % H4.29E6
A1.83E7




File:12MAY10M #1-411 Acq:12-MAY-2010 16:08:51 GC EI+ Voltage SIR Autospec-Utima
 355.8546 S:4 F:2 BSUB(10000,15,-3.0) PKD(5,5,3,0.10%,100.0,0.00%,F,F) Exp:PCDD
 Sample Text:ST051210M3 File Text:Frontier Analytical Laboratory




File:12MAY10M #1-411 Acq:12-MAY-2010 16:08:51 GC EI+ Voltage SIR Autospec-Utima
 357.8517 S:4 F:2 BSUB(10000,15,-3.0) PKD(5,5,3,0.10%,100.0,0.00%,F,F) Exp:PCDD
 Sample Text:ST051210M3 File Text:Frontier Analytical Laboratory




File:12MAY10M #1-411 Acq:12-MAY-2010 16:08:51 GC EI+ Voltage SIR Autospec-Utima
 367.8949 S:4 F:2 BSUB(10000,15,-3.0) PKD(5,5,3,0.10%,100.0,0.00%,F,F) Exp:PCDD
 Sample Text:ST051210M3 File Text:Frontier Analytical Laboratory



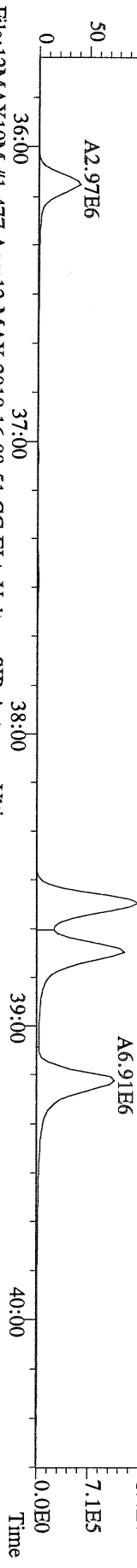
File:12MAY10M #1-411 Acq:12-MAY-2010 16:08:51 GC EI+ Voltage SIR Autospec-Utima
 369.8919 S:4 F:2 BSUB(10000,15,-3.0) PKD(5,5,3,0.10%,100.0,0.00%,F,F) Exp:PCDD
 Sample Text:ST051210M3 File Text:Frontier Analytical Laboratory




File:12MAY10M #1-411 Acq:12-MAY-2010 16:08:51 GC EI+ Voltage SIR Autospec-Utima
 366.9792 S:4 F:2 Exp:PCDD
 Sample Text:ST051210M3 File Text:Frontier Analytical Laboratory




File:12MAY10M #1-477 Acq:12-MAY-2010 16:08:51 GC EI+ Voltage SIR Autospec-Utima
389.8156 S:4 F:3 BSUB(10000,15,-3.0) PKD(5.5,3,0.10%,100.0,0.00%,F,F) Exp:PCDD
Sample Text:ST051210M3 File Text:Fronter Analytical Laboratory



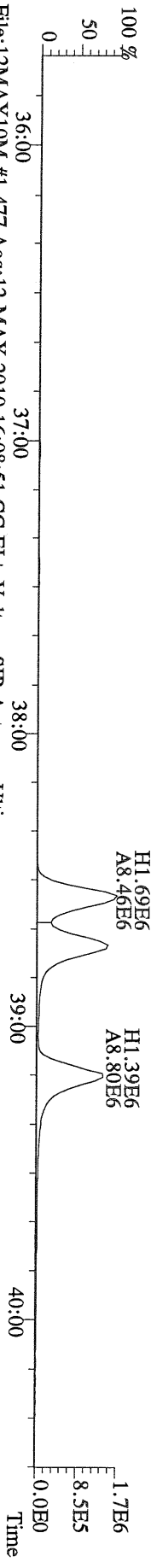
File:12MAY10M #1-477 Acq:12-MAY-2010 16:08:51 GC EI+ Voltage SIR Autospec-Utima
391.8127 S:4 F:3 BSUB(10000,15,-3.0) PKD(5.5,3,0.10%,100.0,0.00%,F,F) Exp:PCDD
Sample Text:ST051210M3 File Text:Fronter Analytical Laboratory




File:12MAY10M #1-477 Acq:12-MAY-2010 16:08:51 GC EI+ Voltage SIR Autospec-Utima
401.8559 S:4 F:3 BSUB(10000,15,-3.0) PKD(5.5,3,0.10%,100.0,0.00%,F,F) Exp:PCDD
Sample Text:ST051210M3 File Text:Fronter Analytical Laboratory



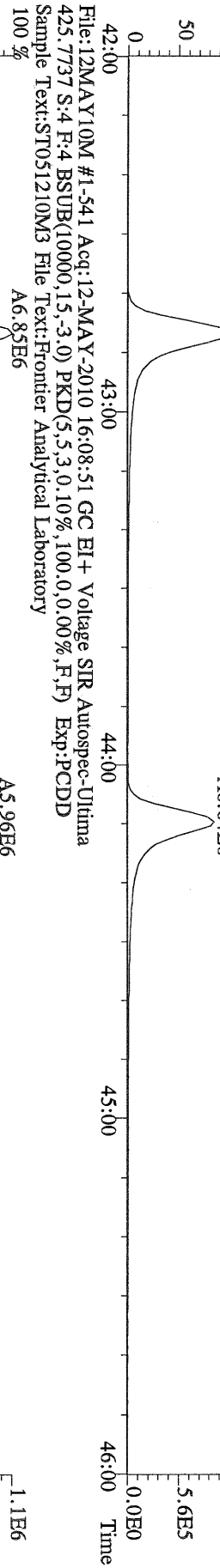
File:12MAY10M #1-477 Acq:12-MAY-2010 16:08:51 GC EI+ Voltage SIR Autospec-Utima
403.8530 S:4 F:3 BSUB(10000,15,-3.0) PKD(5.5,3,0.10%,100.0,0.00%,F,F) Exp:PCDD
Sample Text:ST051210M3 File Text:Fronter Analytical Laboratory



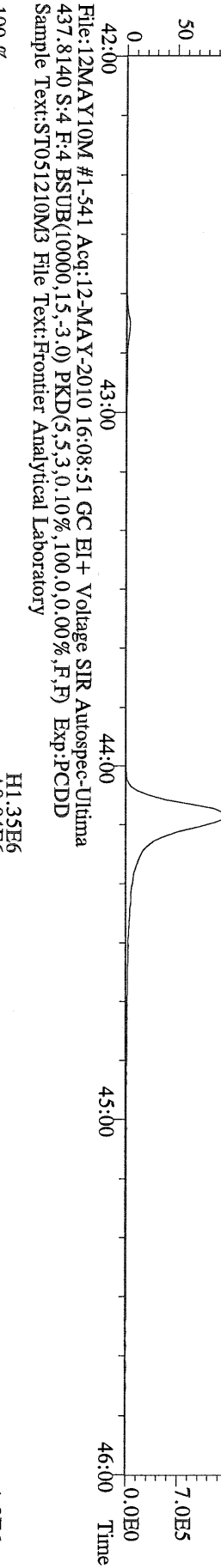
File:12MAY10M #1-477 Acq:12-MAY-2010 16:08:51 GC EI+ Voltage SIR Autospec-Utima
380.9760 S:4 F:3 Exp:PCDD
Sample Text:ST051210M3 File Text:Fronter Analytical Laboratory



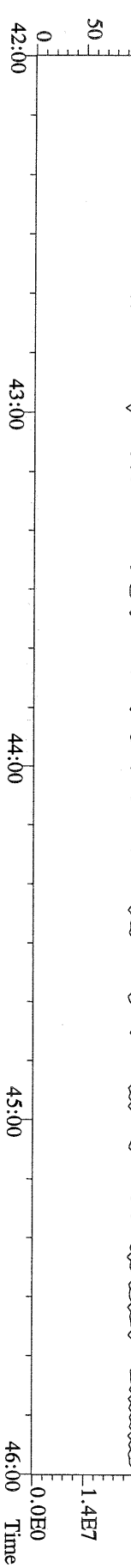
File:12MAY10M #1-541 Acq:12-MAY-2010 16:08:51 GC EI + Voltage SIR Autospec-Utima
423.7767 S:4 F:4 BSUB(10000,15,-3.0) PKD(5,5,3,0.10%,100,0,0.00%,F,F) Exp:PCDD
Sample Text:ST051210M3 File Text:Frontier Analytical Laboratory
100 %



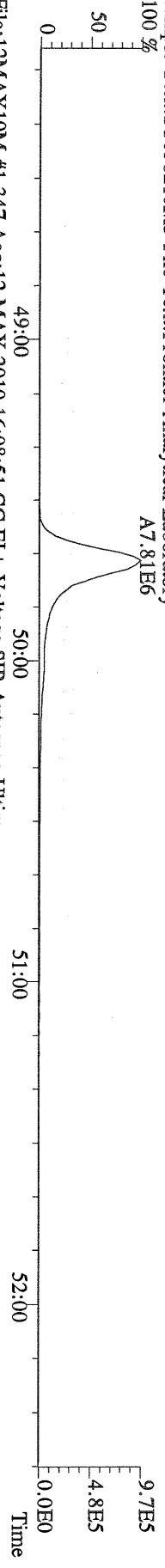
File:12MAY10M #1-541 Acq:12-MAY-2010 16:08:51 GC EI + Voltage SIR Autospec-Utima
435.8169 S:4 F:4 BSUB(10000,15,-3.0) PKD(5,5,3,0.10%,100,0,0.00%,F,F) Exp:PCDD
Sample Text:ST051210M3 File Text:Frontier Analytical Laboratory
100 %



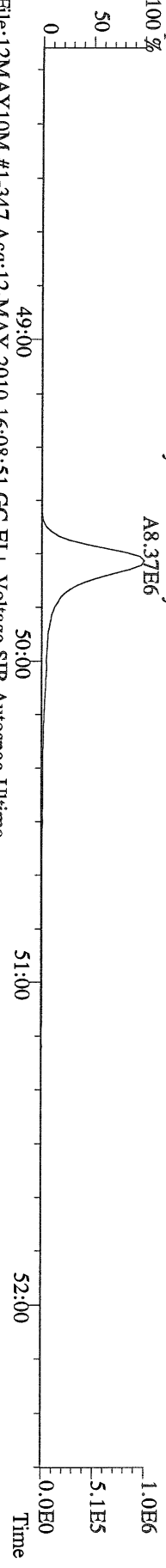
File:12MAY10M #1-541 Acq:12-MAY-2010 16:08:51 GC EI + Voltage SIR Autospec-Utima
430.9728 S:4 F:4 Exp:PCDD
Sample Text:ST051210M3 File Text:Frontier Analytical Laboratory
100 %



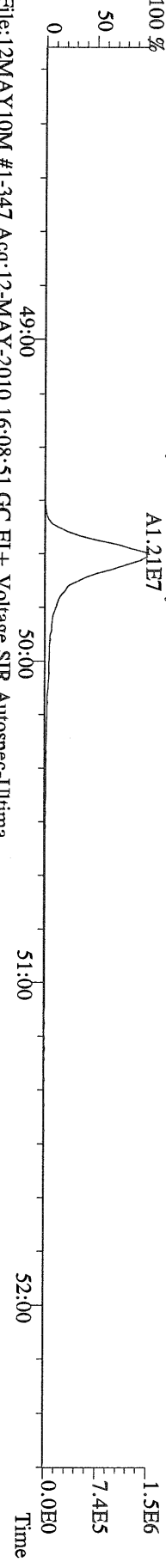
File:12MAY10M #1-347 Acq:12-MAY-2010 16:08:51 GC EI + Voltage SIR Autospec-Ultima
457.7377 S:4 F:5 BSUB(10000,15,-3.0) PKD(5,5,3,0,10%,100.0,0.00%,F,F) Exp:PCDD
Sample Text:ST051210M3 File Text:Frontier Analytical Laboratory




File:12MAY10M #1-347 Acq:12-MAY-2010 16:08:51 GC EI + Voltage SIR Autospec-Ultima
459.7348 S:4 F:5 BSUB(10000,15,-3.0) PKD(5,5,3,0,10%,100.0,0.00%,F,F) Exp:PCDD
Sample Text:ST051210M3 File Text:Frontier Analytical Laboratory



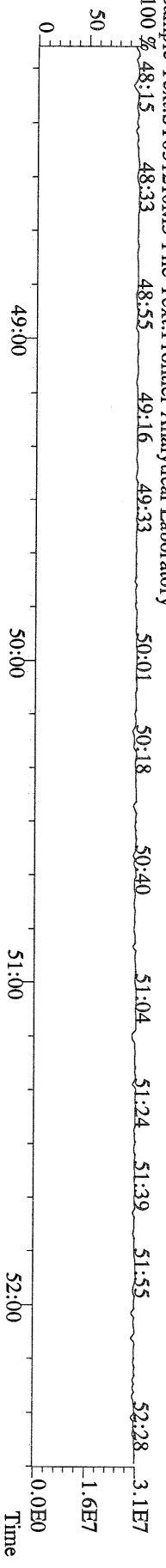
File:12MAY10M #1-347 Acq:12-MAY-2010 16:08:51 GC EI + Voltage SIR Autospec-Ultima
469.7780 S:4 F:5 BSUB(10000,15,-3.0) PKD(5,5,3,0,10%,100.0,0.00%,F,F) Exp:PCDD
Sample Text:ST051210M3 File Text:Frontier Analytical Laboratory



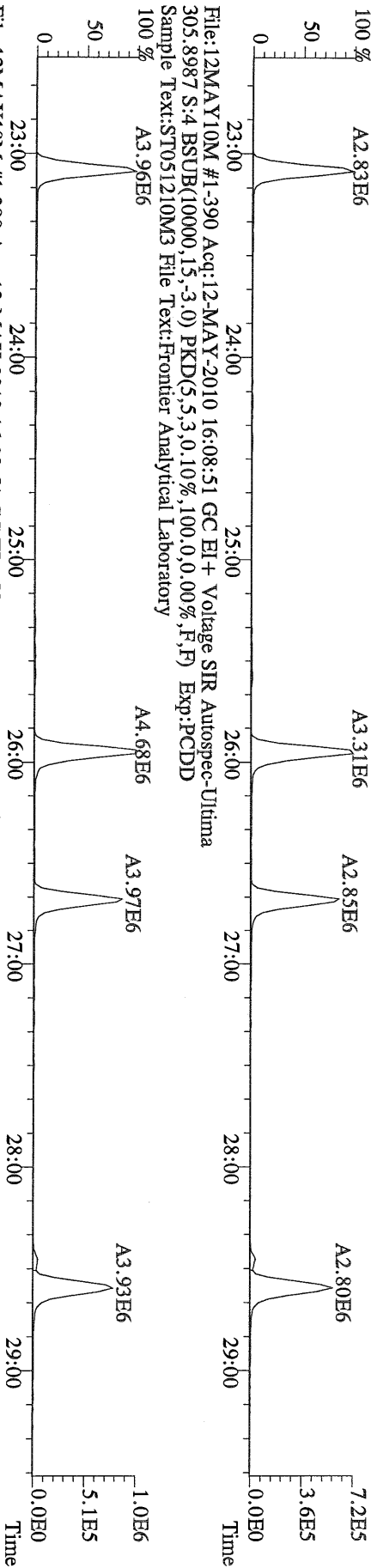
File:12MAY10M #1-347 Acq:12-MAY-2010 16:08:51 GC EI + Voltage SIR Autospec-Ultima
471.7750 S:4 F:5 BSUB(10000,15,-3.0) PKD(5,5,3,0,10%,100.0,0.00%,F,F) Exp:PCDD
Sample Text:ST051210M3 File Text:Frontier Analytical Laboratory



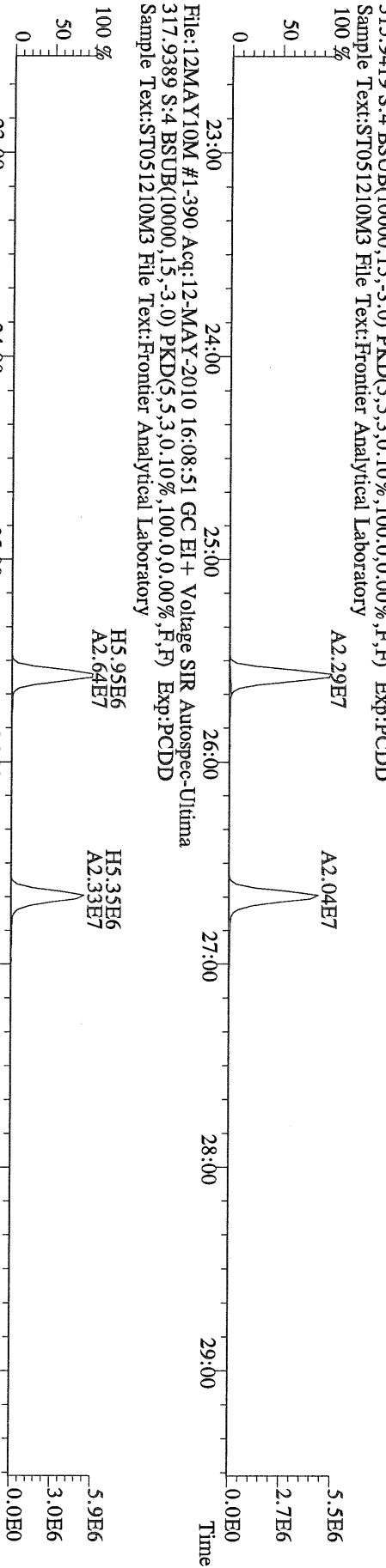
File:12MAY10M #1-347 Acq:12-MAY-2010 16:08:51 GC EI + Voltage SIR Autospec-Ultima
454.9728 S:4 F:5 Exp:PCDD
Sample Text:ST051210M3 File Text:Frontier Analytical Laboratory



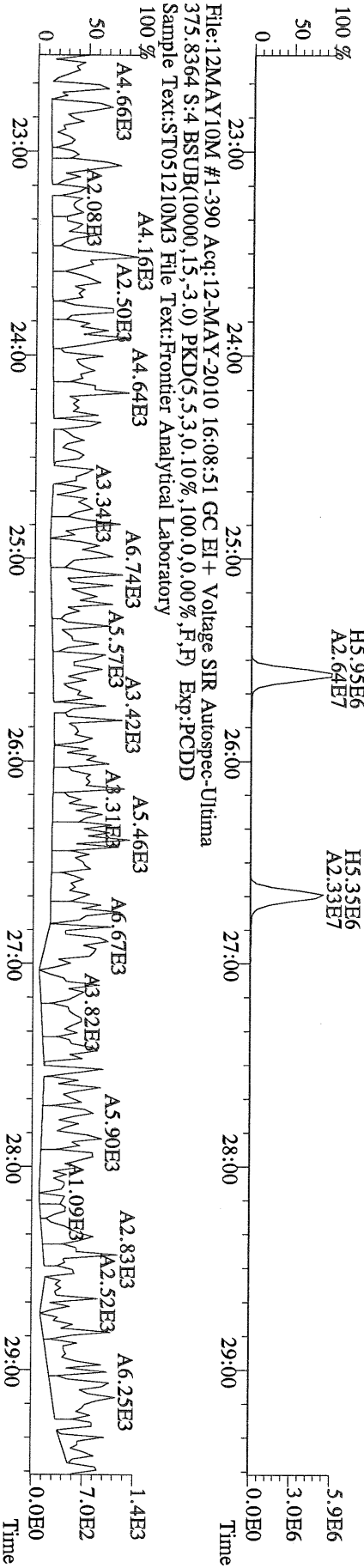
File:12MAY10M #1-390 Acq:12-MAY-2010 16:08:51 GC EI+ Voltage SIR Autospec-Utima
 303.9016 S:4 BSUB(10000,15,-3.0) PKD(5,5,3,0.10%,100,0.0,0.00%,F,F) Exp:PCDD
 Sample Text:ST051210M3 File Text:Frontier Analytical Laboratory



File:12MAY10M #1-390 Acq:12-MAY-2010 16:08:51 GC EI+ Voltage SIR Autospec-Utima
 315.9419 S:4 BSUB(10000,15,-3.0) PKD(5,5,3,0.10%,100,0.0,0.00%,F,F) Exp:PCDD
 Sample Text:ST051210M3 File Text:Frontier Analytical Laboratory




File:12MAY10M #1-390 Acq:12-MAY-2010 16:08:51 GC EI+ Voltage SIR Autospec-Utima
 317.9389 S:4 BSUB(10000,15,-3.0) PKD(5,5,3,0.10%,100,0.0,0.00%,F,F) Exp:PCDD
 Sample Text:ST051210M3 File Text:Frontier Analytical Laboratory

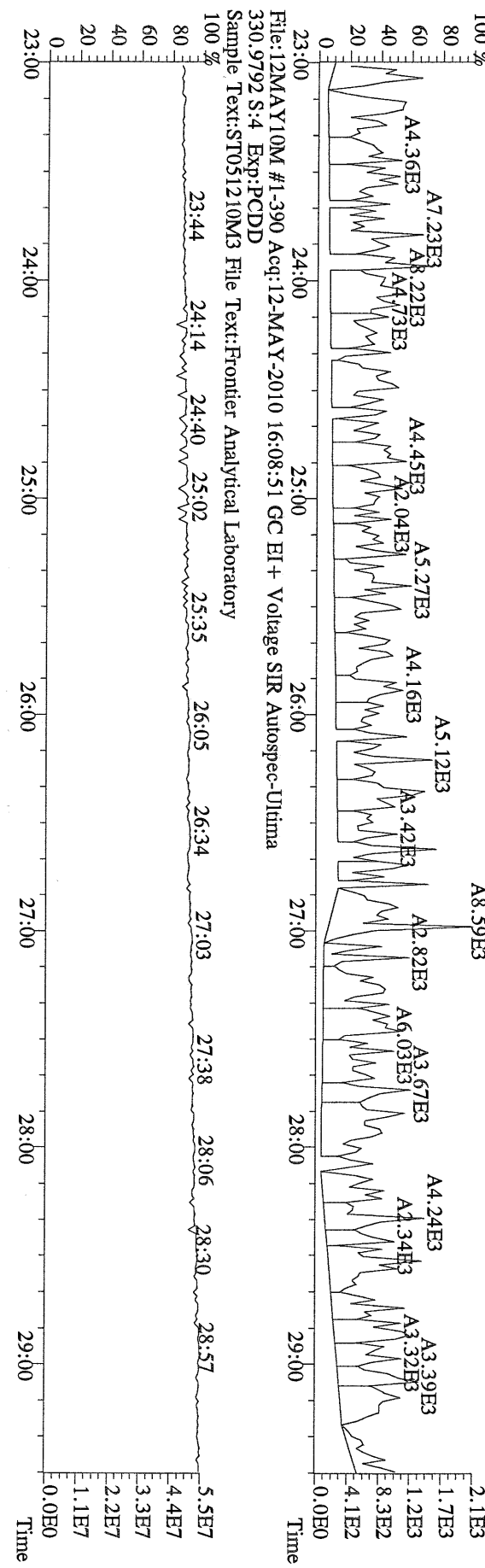


File:12MAY10M #1-390 Acq:12-MAY-2010 16:08:51 GC EI+ Voltage SIR Autospec-Utima
 375.8364 S:4 BSUB(10000,15,-3.0) PKD(5,5,3,0.10%,100,0.0,0.00%,F,F) Exp:PCDD
 Sample Text:ST051210M3 File Text:Frontier Analytical Laboratory

File:12MAY10M #1-390 Acq:12-MAY-2010 16:08:51 GC EI+ Voltage SIR Autospec-Ultima
 339.8597 S:4 BSUB(10000,15,-3.0) PKD(5,5,3,0,10%,100,0,0,00%,F,F) Exp:PCDD
 Sample Text:ST051210M3 File Text:Frontier Analytical Laboratory

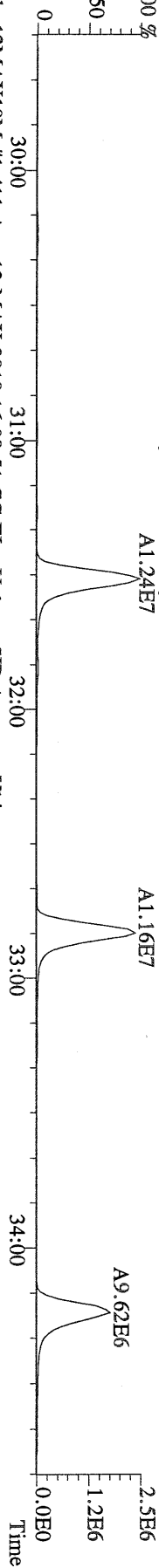


File:12MAY10M #1-390 Acq:12-MAY-2010 16:08:51 GC EI+ Voltage SIR Autospec-Ultima
 409.7974 S:4 BSUB(10000,15,-3.0) PKD(5,5,3,0,10%,100,0,0,00%,F,F) Exp:PCDD
 Sample Text:ST051210M3 File Text:Frontier Analytical Laboratory

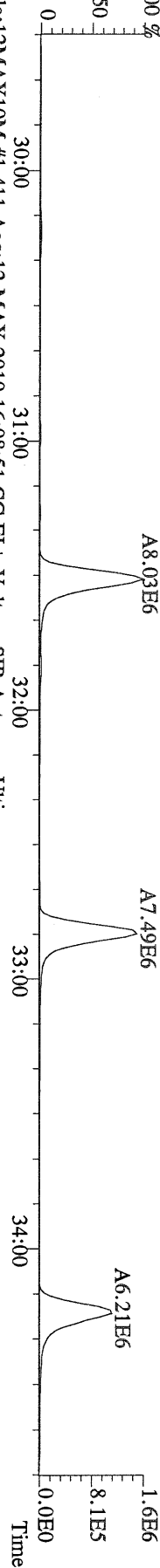


File:12MAY10M #1-390 Acq:12-MAY-2010 16:08:51 GC EI+ Voltage SIR Autospec-Ultima
 330.9792 S:4 Exp:PCDD
 Sample Text:ST051210M3 File Text:Frontier Analytical Laboratory


File:12MAY10M #1-411 Acq:12-MAY-2010 16:08:51 GC EI+ Voltage SIR Autospec-Ultima
 339.8597 S:4 F:2 BSUB(10000,15,-3.0) PKD(5,5,3,0.10%,100,0.0,0.00%,F,F) Exp:PCDD
 Sample Text:ST051210M3 File Text:Frontier Analytical Laboratory




File:12MAY10M #1-411 Acq:12-MAY-2010 16:08:51 GC EI+ Voltage SIR Autospec-Ultima
 341.8568 S:4 F:2 BSUB(10000,15,-3.0) PKD(5,5,3,0.10%,100,0.0,0.00%,F,F) Exp:PCDD
 Sample Text:ST051210M3 File Text:Frontier Analytical Laboratory



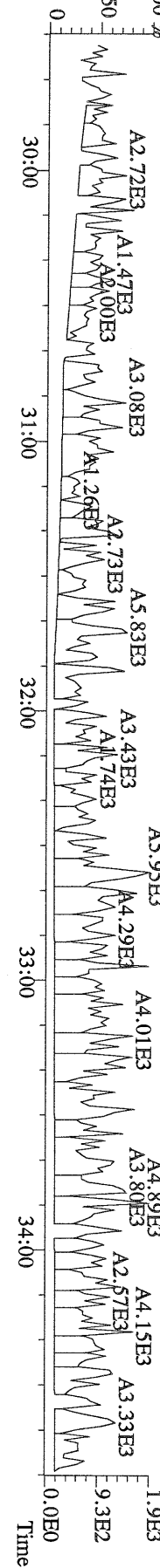
File:12MAY10M #1-411 Acq:12-MAY-2010 16:08:51 GC EI+ Voltage SIR Autospec-Ultima
 351.9000 S:4 F:2 BSUB(10000,15,-3.0) PKD(5,5,3,0.10%,100,0.0,0.00%,F,F) Exp:PCDD
 Sample Text:ST051210M3 File Text:Frontier Analytical Laboratory



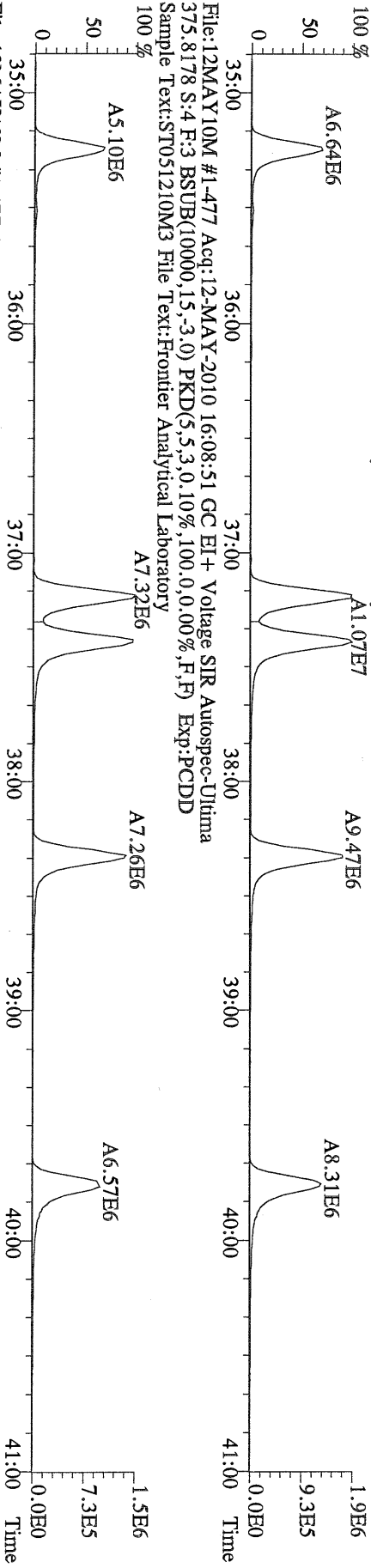
File:12MAY10M #1-411 Acq:12-MAY-2010 16:08:51 GC EI+ Voltage SIR Autospec-Ultima
 353.8970 S:4 F:2 BSUB(10000,15,-3.0) PKD(5,5,3,0.10%,100,0.0,0.00%,F,F) Exp:PCDD
 Sample Text:ST051210M3 File Text:Frontier Analytical Laboratory



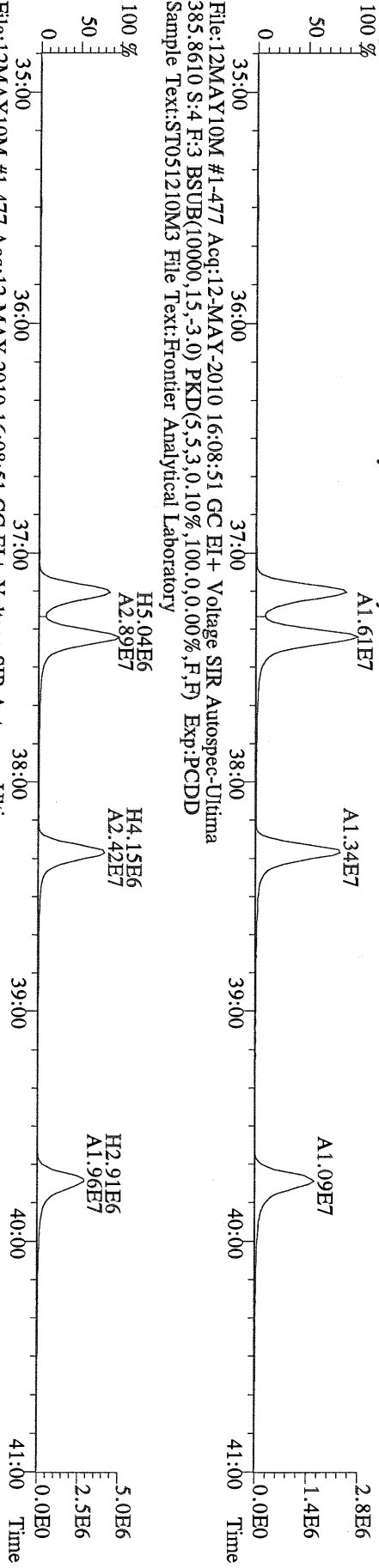
File:12MAY10M #1-411 Acq:12-MAY-2010 16:08:51 GC EI+ Voltage SIR Autospec-Ultima
 409.7974 S:4 F:2 BSUB(10000,15,-3.0) PKD(5,5,3,0.10%,100,0.0,0.00%,F,F) Exp:PCDD
 Sample Text:ST051210M3 File Text:Frontier Analytical Laboratory



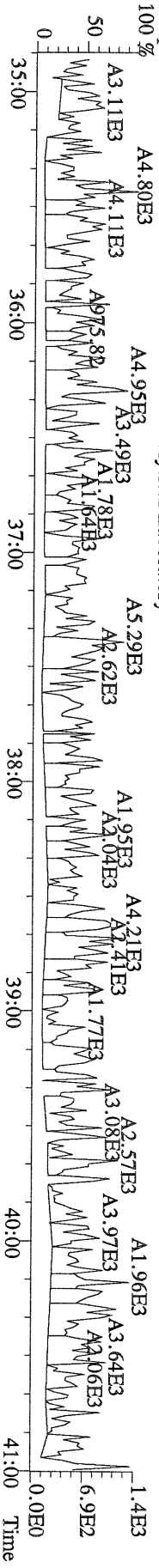
File:12MAY10M #1-477 Acq:12-MAY-2010 16:08:51 GC EI+ Voltage SIR Autospec-Utima
 373.8207 S:4 F:3 BSUB(10000,15,-3.0) PKD(5,5,3,0.10%,100,0.00%,F,F) Exp:PCDD
 Sample Text:ST051210M3 File Text:Frontier Analytical Laboratory



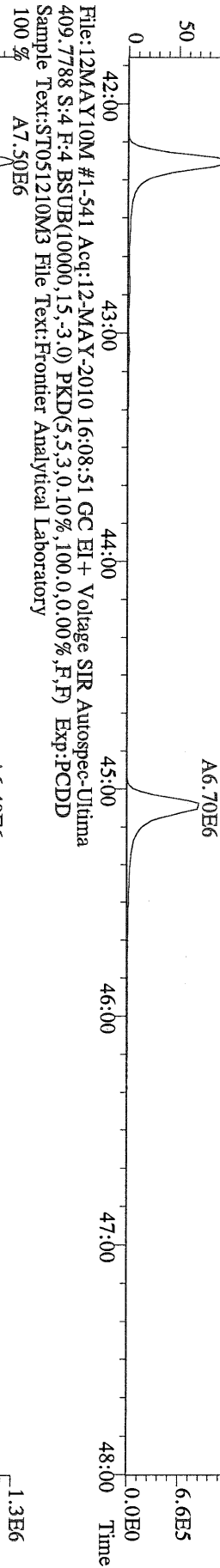
File:12MAY10M #1-477 Acq:12-MAY-2010 16:08:51 GC EI+ Voltage SIR Autospec-Utima
 383.8639 S:4 F:3 BSUB(10000,15,-3.0) PKD(5,5,3,0.10%,100,0.00%,F,F) Exp:PCDD
 Sample Text:ST051210M3 File Text:Frontier Analytical Laboratory



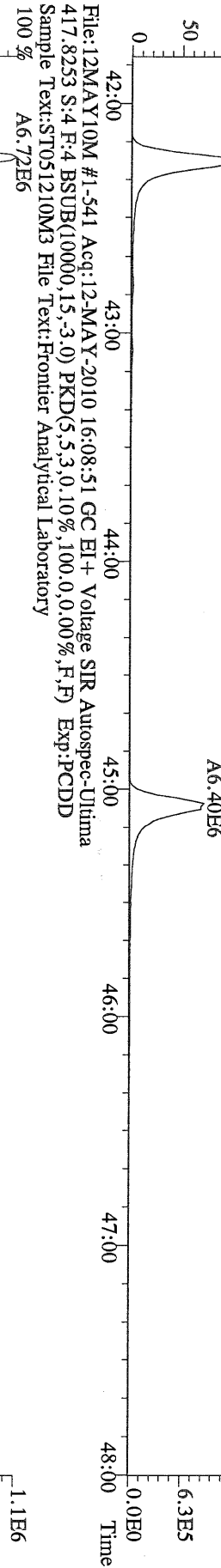
File:12MAY10M #1-477 Acq:12-MAY-2010 16:08:51 GC EI+ Voltage SIR Autospec-Utima
 445.7555 S:4 F:3 BSUB(10000,15,-3.0) PKD(5,5,3,0.10%,100,0.00%,F,F) Exp:PCDD
 Sample Text:ST051210M3 File Text:Frontier Analytical Laboratory



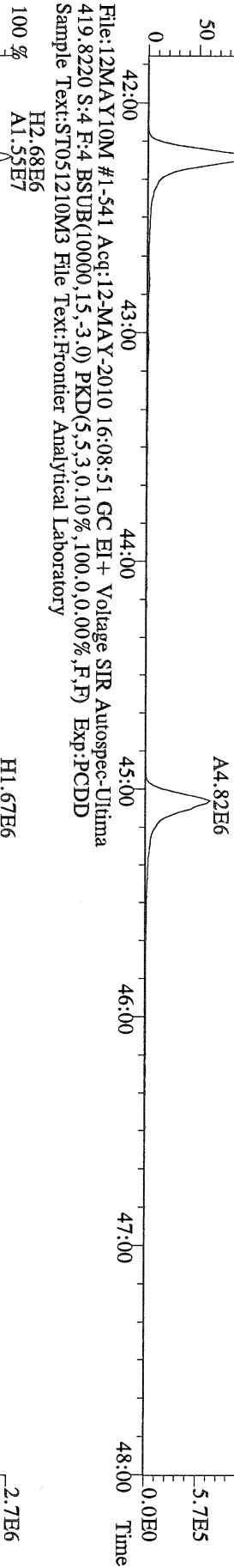
File:12MAY10M #1-541 Acq:12-MAY-2010 16:08:51 GC EI+ Voltage SIR Autospec-Utima
 407.7818 S:4 F:4 BSUB(10000,15,-3.0) PKD(5.5,3,0.10%,100.0,0.00%,F,F) Exp:PCDD
 Sample Text:ST051210M3 File Text:Frontier Analytical Laboratory



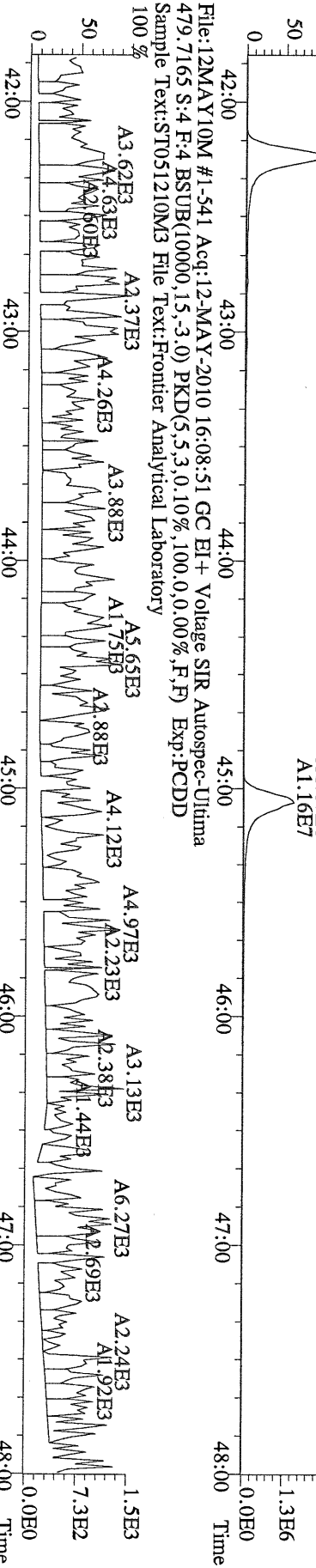
File:12MAY10M #1-541 Acq:12-MAY-2010 16:08:51 GC EI+ Voltage SIR Autospec-Utima
 409.7788 S:4 F:4 BSUB(10000,15,-3.0) PKD(5.5,3,0.10%,100.0,0.00%,F,F) Exp:PCDD
 Sample Text:ST051210M3 File Text:Frontier Analytical Laboratory



File:12MAY10M #1-541 Acq:12-MAY-2010 16:08:51 GC EI+ Voltage SIR Autospec-Utima
 417.8253 S:4 F:4 BSUB(10000,15,-3.0) PKD(5.5,3,0.10%,100.0,0.00%,F,F) Exp:PCDD
 Sample Text:ST051210M3 File Text:Frontier Analytical Laboratory



File:12MAY10M #1-541 Acq:12-MAY-2010 16:08:51 GC EI+ Voltage SIR Autospec-Utima
 419.8220 S:4 F:4 BSUB(10000,15,-3.0) PKD(5.5,3,0.10%,100.0,0.00%,F,F) Exp:PCDD
 Sample Text:ST051210M3 File Text:Frontier Analytical Laboratory

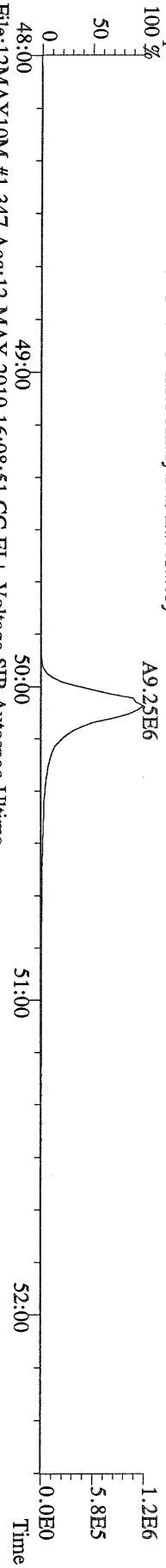


File:12MAY10M #1-541 Acq:12-MAY-2010 16:08:51 GC EI+ Voltage SIR Autospec-Utima
 479.7165 S:4 F:4 BSUB(10000,15,-3.0) PKD(5.5,3,0.10%,100.0,0.00%,F,F) Exp:PCDD
 Sample Text:ST051210M3 File Text:Frontier Analytical Laboratory

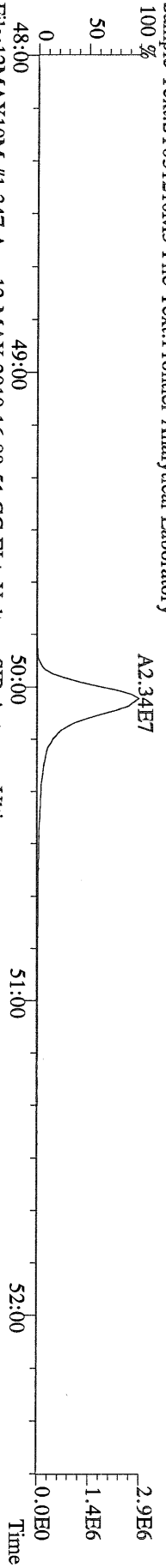
File:12MAY10M #1-347 Acq:12-MAY-2010 16:08:51 GC EI+ Voltage SIR Autospec-Utima
441.7428 S:4 F:5 BSUB(10000,15,-3.0) PKD(5,5,3,0.10%,100,0,0.00%,F,F) Exp:PCDD
Sample Text:ST051210M3 File Text:Frontier Analytical Laboratory



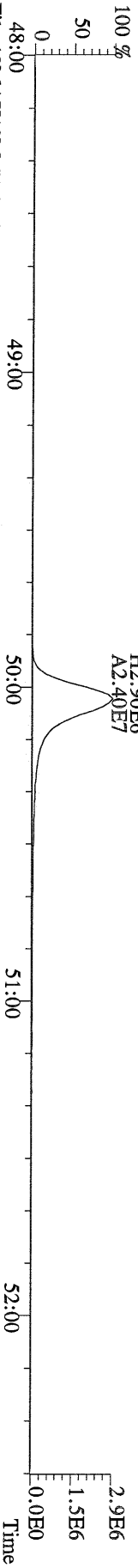
File:12MAY10M #1-347 Acq:12-MAY-2010 16:08:51 GC EI+ Voltage SIR Autospec-Utima
443.7398 S:4 F:5 BSUB(10000,15,-3.0) PKD(5,5,3,0.10%,100,0,0.00%,F,F) Exp:PCDD
Sample Text:ST051210M3 File Text:Frontier Analytical Laboratory



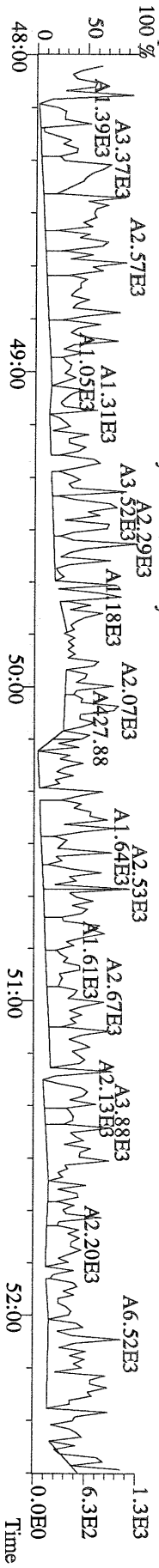
File:12MAY10M #1-347 Acq:12-MAY-2010 16:08:51 GC EI+ Voltage SIR Autospec-Utima
453.7831 S:4 F:5 BSUB(10000,15,-3.0) PKD(5,5,3,0.10%,100,0,0.00%,F,F) Exp:PCDD
Sample Text:ST051210M3 File Text:Frontier Analytical Laboratory




File:12MAY10M #1-347 Acq:12-MAY-2010 16:08:51 GC EI+ Voltage SIR Autospec-Utima
455.7801 S:4 F:5 BSUB(10000,15,-3.0) PKD(5,5,3,0.10%,100,0,0.00%,F,F) Exp:PCDD
Sample Text:ST051210M3 File Text:Frontier Analytical Laboratory




File:12MAY10M #1-347 Acq:12-MAY-2010 16:08:51 GC EI+ Voltage SIR Autospec-Utima
513.6775 S:4 F:5 BSUB(10000,15,-3.0) PKD(5,5,3,0.10%,100,0,0.00%,F,F) Exp:PCDD
Sample Text:ST051210M3 File Text:Frontier Analytical Laboratory




File:12MAY10M #1-390 Acq:12-MAY-2010 17:04:09 GC EI + Voltage SIR Autospec-Ultima
319.8965 S:5 BSUB(10000,15,-3.0) PKD(5,5,3,0,10%,100,0,0,00%,F,F) Exp:PCDD
Sample Text:ST051210M4 File Text:Frontier Analytical Laboratory



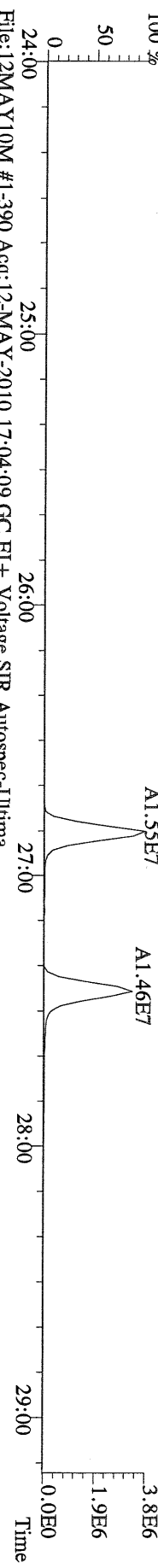
File:12MAY10M #1-390 Acq:12-MAY-2010 17:04:09 GC EI + Voltage SIR Autospec-Ultima
321.8936 S:5 BSUB(10000,15,-3.0) PKD(5,5,3,0,10%,100,0,0,00%,F,F) Exp:PCDD
Sample Text:ST051210M4 File Text:Frontier Analytical Laboratory




File:12MAY10M #1-390 Acq:12-MAY-2010 17:04:09 GC EI + Voltage SIR Autospec-Ultima
327.8847 S:5 BSUB(10000,15,-3.0) PKD(5,5,3,0,10%,100,0,0,00%,F,F) Exp:PCDD
Sample Text:ST051210M4 File Text:Frontier Analytical Laboratory




File:12MAY10M #1-390 Acq:12-MAY-2010 17:04:09 GC EI + Voltage SIR Autospec-Ultima
331.9368 S:5 BSUB(10000,15,-3.0) PKD(5,5,3,0,10%,100,0,0,00%,F,F) Exp:PCDD
Sample Text:ST051210M4 File Text:Frontier Analytical Laboratory



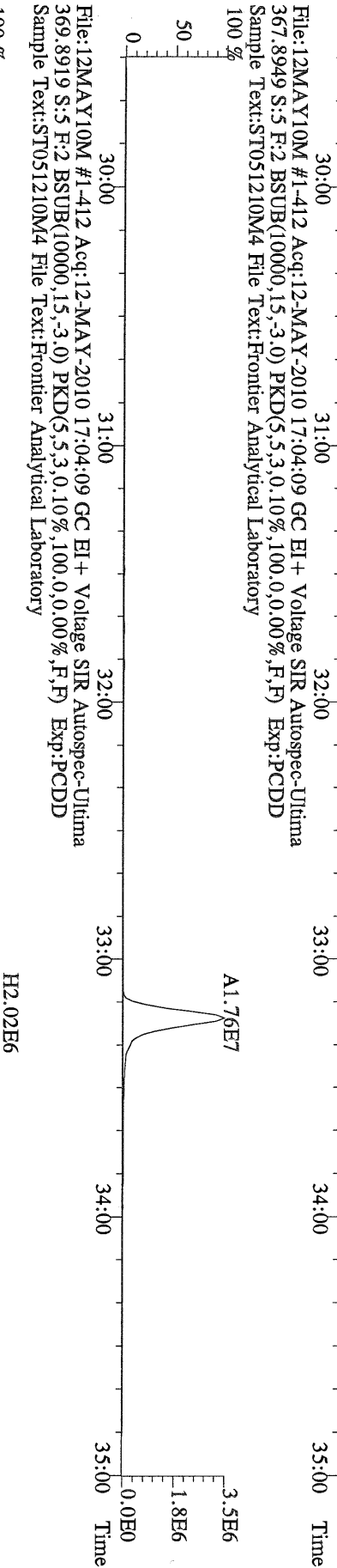
File:12MAY10M #1-390 Acq:12-MAY-2010 17:04:09 GC EI + Voltage SIR Autospec-Ultima
333.9339 S:5 BSUB(10000,15,-3.0) PKD(5,5,3,0,10%,100,0,0,00%,F,F) Exp:PCDD
Sample Text:ST051210M4 File Text:Frontier Analytical Laboratory



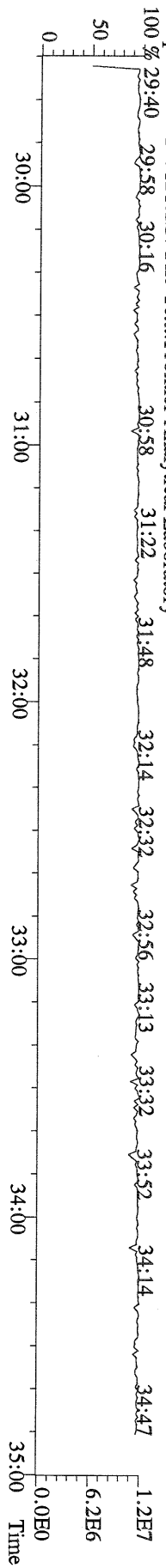
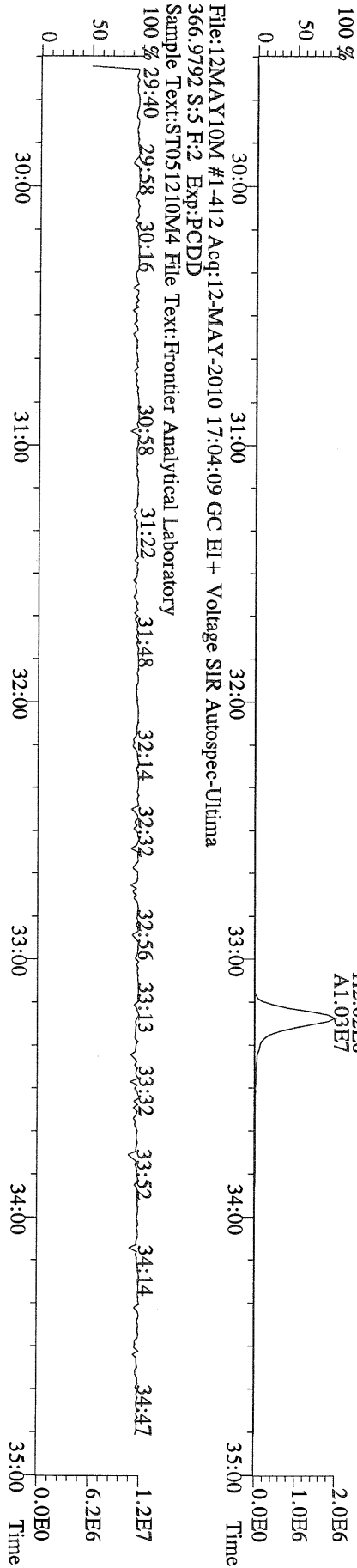
File:12MAY10M #1-412 Acq:12-MAY-2010 17:04:09 GC EI+ Voltage SIR Autospec-Ultima
355.8546 S.5 F:2 BSUB(10000,15,-3.0) PKD(5.5,3,0.10%,100.0,0.00%,F,F) Exp:PCDD
Sample Text:ST051210M4 File Text:Frontier Analytical Laboratory



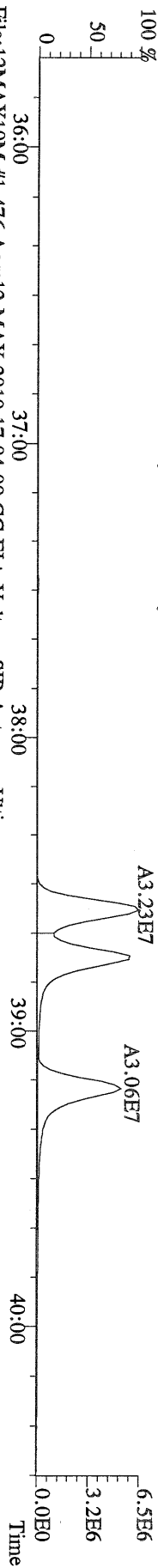
File:12MAY10M #1-412 Acq:12-MAY-2010 17:04:09 GC EI+ Voltage SIR Autospec-Ultima
367.8949 S.5 F:2 BSUB(10000,15,-3.0) PKD(5.5,3,0.10%,100.0,0.00%,F,F) Exp:PCDD
Sample Text:ST051210M4 File Text:Frontier Analytical Laboratory



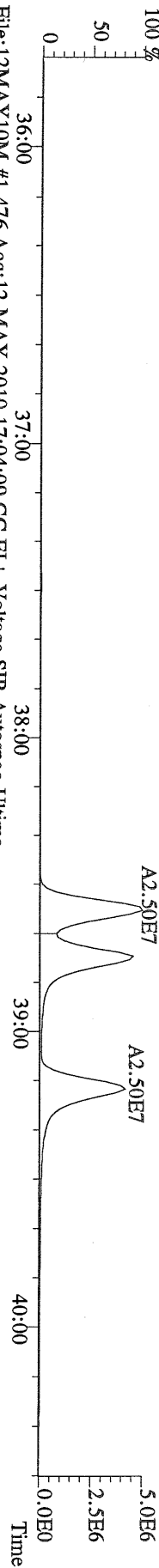
File:12MAY10M #1-412 Acq:12-MAY-2010 17:04:09 GC EI+ Voltage SIR Autospec-Ultima
366.9792 S.5 F:2 Exp:PCDD
Sample Text:ST051210M4 File Text:Frontier Analytical Laboratory




File:12MAY10M #1-476 Acq:12-MAY-2010 17:04:09 GC EI + Voltage SIR Autospec-Ultima
389.8156 S:5 F:3 BSUB(10000,15,-3.0) PKD(5.5,3.0,10%,100.0,0.00%,F,F) Exp:PCDD
Sample Text:ST051210M4 File Text:Frontier Analytical Laboratory



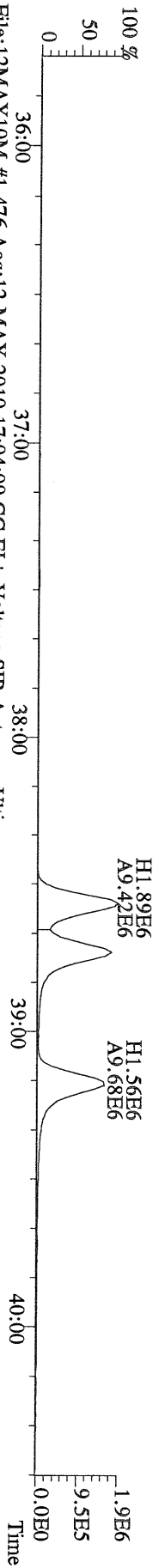
File:12MAY10M #1-476 Acq:12-MAY-2010 17:04:09 GC EI + Voltage SIR Autospec-Ultima
391.8127 S:5 F:3 BSUB(10000,15,-3.0) PKD(5.5,3.0,10%,100.0,0.00%,F,F) Exp:PCDD
Sample Text:ST051210M4 File Text:Frontier Analytical Laboratory



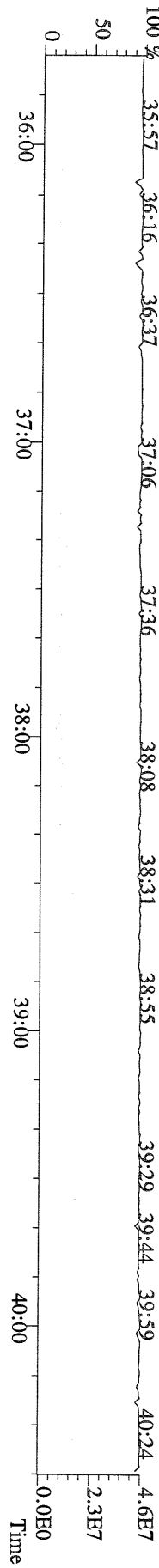
File:12MAY10M #1-476 Acq:12-MAY-2010 17:04:09 GC EI + Voltage SIR Autospec-Ultima
401.8559 S:5 F:3 BSUB(10000,15,-3.0) PKD(5.5,3.0,10%,100.0,0.00%,F,F) Exp:PCDD
Sample Text:ST051210M4 File Text:Frontier Analytical Laboratory



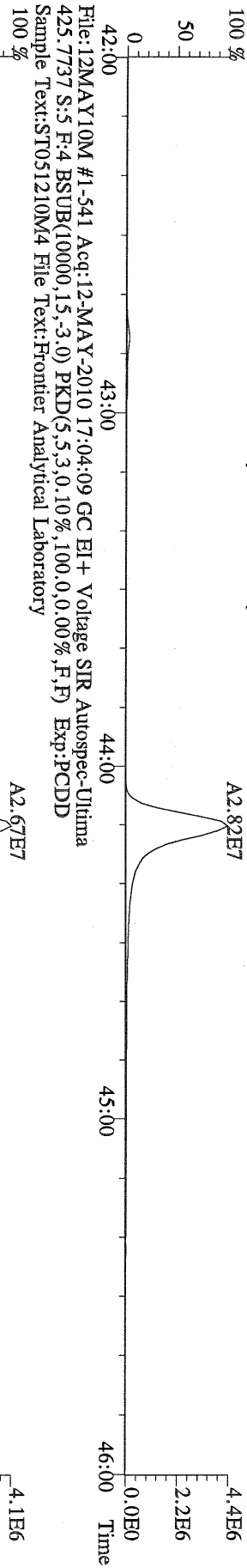
File:12MAY10M #1-476 Acq:12-MAY-2010 17:04:09 GC EI + Voltage SIR Autospec-Ultima
403.8530 S:5 F:3 BSUB(10000,15,-3.0) PKD(5.5,3.0,10%,100.0,0.00%,F,F) Exp:PCDD
Sample Text:ST051210M4 File Text:Frontier Analytical Laboratory



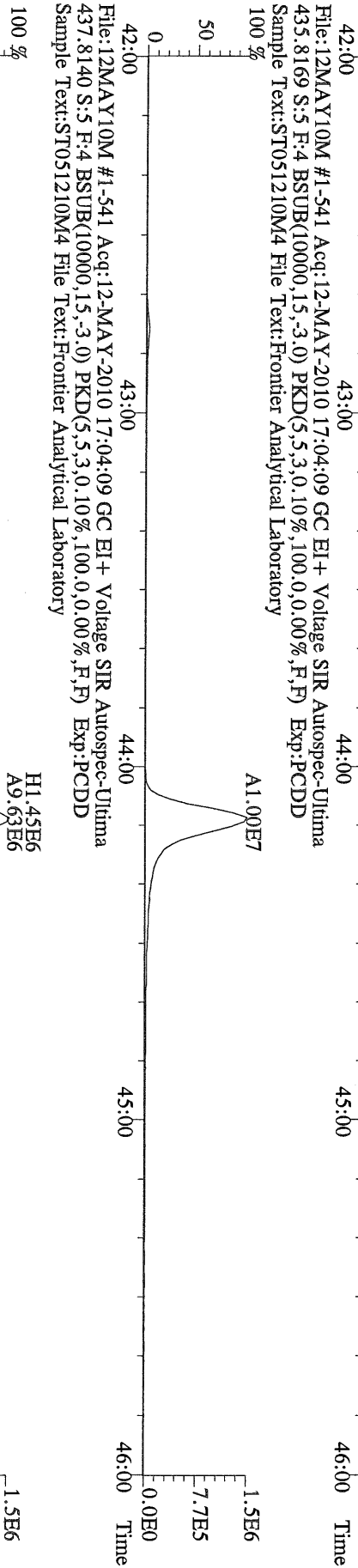
File:12MAY10M #1-476 Acq:12-MAY-2010 17:04:09 GC EI + Voltage SIR Autospec-Ultima
380.9760 S:5 F:3 Exp:PCDD
Sample Text:ST051210M4 File Text:Frontier Analytical Laboratory



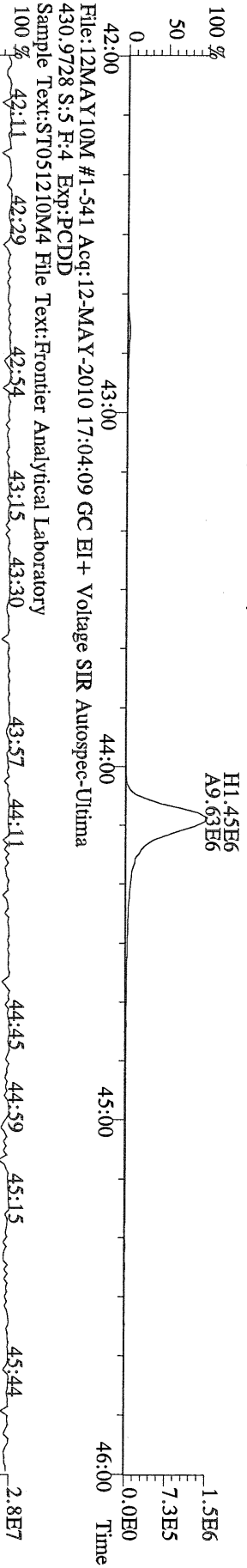
File:12MAY10M #1-541 Acq:12-MAY-2010 17:04:09 GC EI+ Voltage SIR Autospec-Ultima
423.7767 S:5 F:4 BSUB(10000,15,-3.0) PKD(5.5,3.0,10%,100.0,0.00%,F,F) Exp:PCDD
Sample Text:ST051210M4 File Text:Frontier Analytical Laboratory
100 %



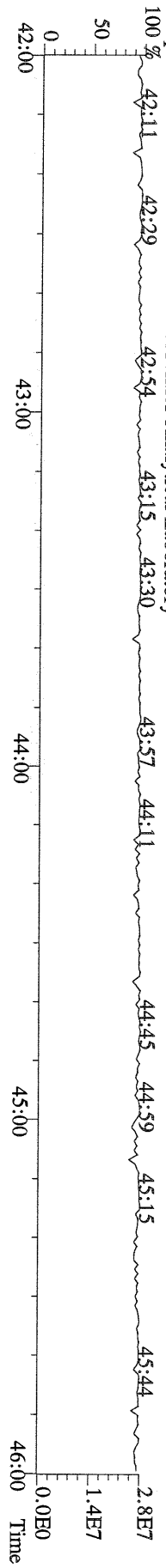
File:12MAY10M #1-541 Acq:12-MAY-2010 17:04:09 GC EI+ Voltage SIR Autospec-Ultima
435.8169 S:5 F:4 BSUB(10000,15,-3.0) PKD(5.5,3.0,10%,100.0,0.00%,F,F) Exp:PCDD
Sample Text:ST051210M4 File Text:Frontier Analytical Laboratory
100 %



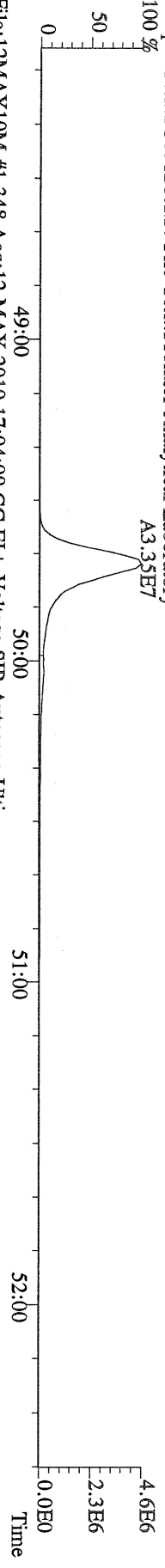
File:12MAY10M #1-541 Acq:12-MAY-2010 17:04:09 GC EI+ Voltage SIR Autospec-Ultima
437.8140 S:5 F:4 BSUB(10000,15,-3.0) PKD(5.5,3.0,10%,100.0,0.00%,F,F) Exp:PCDD
Sample Text:ST051210M4 File Text:Frontier Analytical Laboratory




File:12MAY10M #1-541 Acq:12-MAY-2010 17:04:09 GC EI+ Voltage SIR Autospec-Ultima
430.9728 S:5 F:4 Exp:PCDD
Sample Text:ST051210M4 File Text:Frontier Analytical Laboratory




File:12MAY10M #1-348 Acq:12-MAY-2010 17:04:09 GC EI + Voltage SIR Autospec-Utima
 457.7377 S:5 F:5 BSUB(10000,15,-3.0) PKD(5,5,3,0.10%,100.0,0.00%,F,F) Exp:PCDD
 Sample Text:ST051210M4 File Text:Frontier Analytical Laboratory



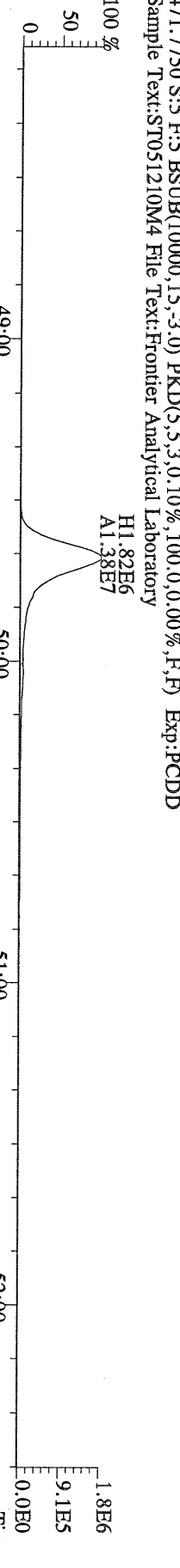
File:12MAY10M #1-348 Acq:12-MAY-2010 17:04:09 GC EI + Voltage SIR Autospec-Utima
 459.7348 S:5 F:5 BSUB(10000,15,-3.0) PKD(5,5,3,0.10%,100.0,0.00%,F,F) Exp:PCDD
 Sample Text:ST051210M4 File Text:Frontier Analytical Laboratory




File:12MAY10M #1-348 Acq:12-MAY-2010 17:04:09 GC EI + Voltage SIR Autospec-Utima
 469.7780 S:5 F:5 BSUB(10000,15,-3.0) PKD(5,5,3,0.10%,100.0,0.00%,F,F) Exp:PCDD
 Sample Text:ST051210M4 File Text:Frontier Analytical Laboratory




File:12MAY10M #1-348 Acq:12-MAY-2010 17:04:09 GC EI + Voltage SIR Autospec-Utima
 471.7750 S:5 F:5 BSUB(10000,15,-3.0) PKD(5,5,3,0.10%,100.0,0.00%,F,F) Exp:PCDD
 Sample Text:ST051210M4 File Text:Frontier Analytical Laboratory



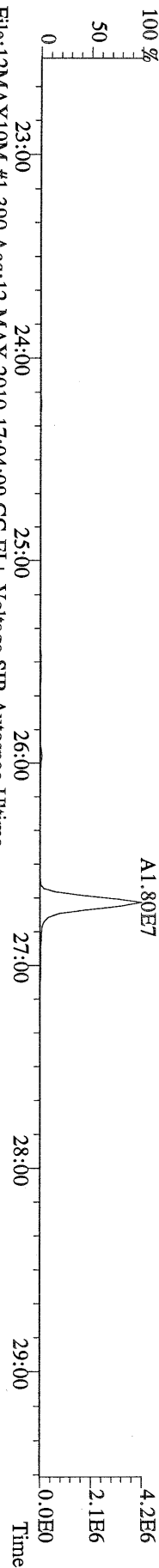
File:12MAY10M #1-348 Acq:12-MAY-2010 17:04:09 GC EI + Voltage SIR Autospec-Utima
 454.9728 S:5 F:5 Exp:PCDD
 Sample Text:ST051210M4 File Text:Frontier Analytical Laboratory



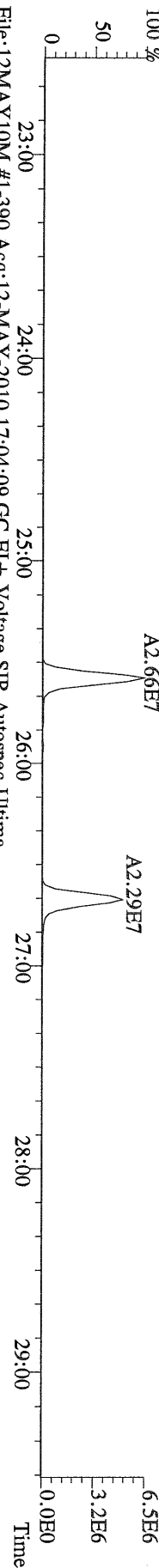
File:12MAY10M #1-390 Acq:12-MAY-2010 17:04:09 GC EI + Voltage SIR Autospec-Ultima
303.9016 S:5 BSUB(10000,15,-3.0) PKD(5,5,3,0.10%,100,0.0,0.00%,F,F) Exp:PCDD
Sample Text:ST051210M4 File Text:Frontier Analytical Laboratory



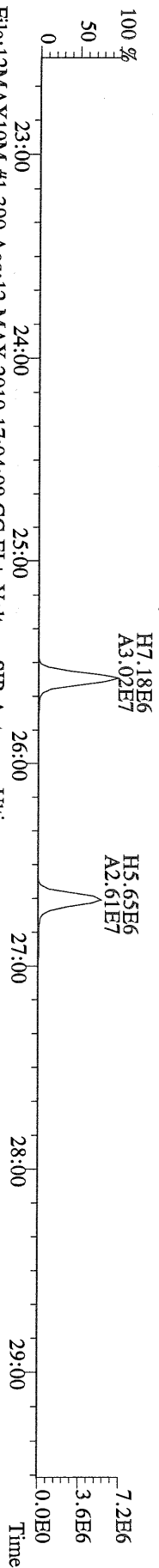
File:12MAY10M #1-390 Acq:12-MAY-2010 17:04:09 GC EI + Voltage SIR Autospec-Ultima
305.8987 S:5 BSUB(10000,15,-3.0) PKD(5,5,3,0.10%,100,0.0,0.00%,F,F) Exp:PCDD
Sample Text:ST051210M4 File Text:Frontier Analytical Laboratory



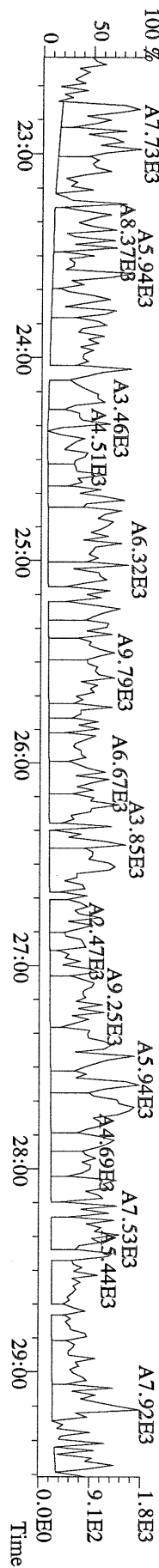
File:12MAY10M #1-390 Acq:12-MAY-2010 17:04:09 GC EI + Voltage SIR Autospec-Ultima
315.9419 S:5 BSUB(10000,15,-3.0) PKD(5,5,3,0.10%,100,0.0,0.00%,F,F) Exp:PCDD
Sample Text:ST051210M4 File Text:Frontier Analytical Laboratory



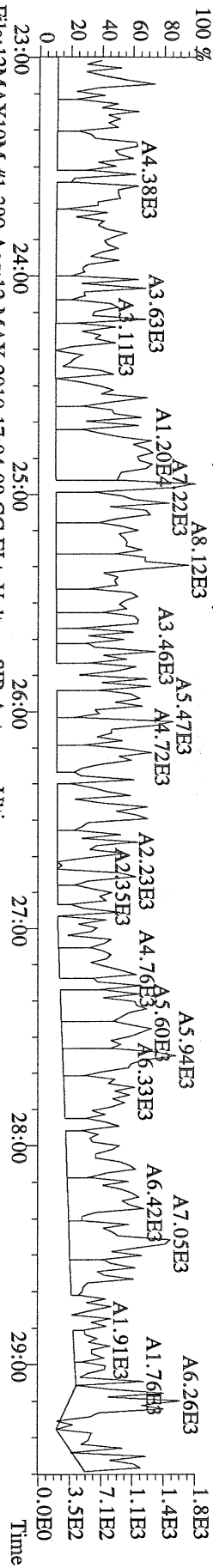
File:12MAY10M #1-390 Acq:12-MAY-2010 17:04:09 GC EI + Voltage SIR Autospec-Ultima
317.9389 S:5 BSUB(10000,15,-3.0) PKD(5,5,3,0.10%,100,0.0,0.00%,F,F) Exp:PCDD
Sample Text:ST051210M4 File Text:Frontier Analytical Laboratory



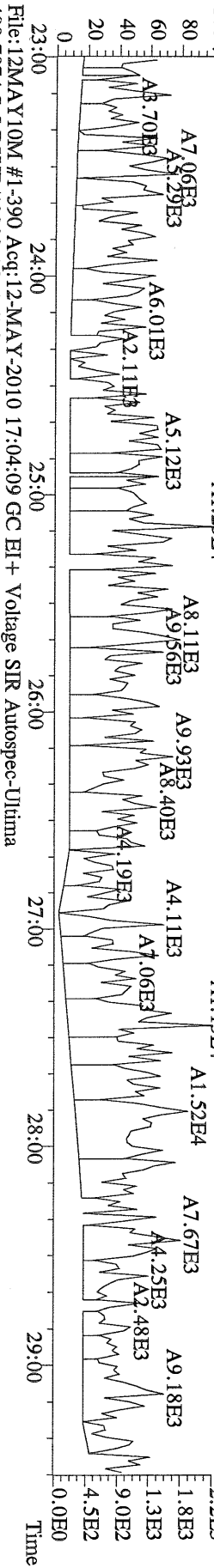
File:12MAY10M #1-390 Acq:12-MAY-2010 17:04:09 GC EI + Voltage SIR Autospec-Ultima
375.8364 S:5 BSUB(10000,15,-3.0) PKD(5,5,3,0.10%,100,0.0,0.00%,F,F) Exp:PCDD
Sample Text:ST051210M4 File Text:Frontier Analytical Laboratory



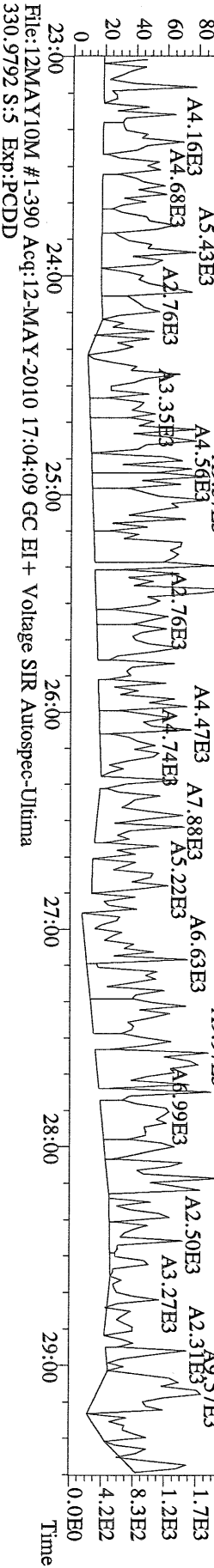
File:12MAY10M #1-390 Acq:12-MAY-2010 17:04:09 GC EI + Voltage SIR Autospec-Utima
 339.8597 S.5 BSUB(10000,15,-3.0) PKD(5,5,3,0.10%,100,0.0,0.00%,F,F) Exp:PCDD
 Sample Text:ST051210M4 File Text:Frontier Analytical Laboratory




File:12MAY10M #1-390 Acq:12-MAY-2010 17:04:09 GC EI + Voltage SIR Autospec-Utima
 341.8568 S.5 BSUB(10000,15,-3.0) PKD(5,5,3,0.10%,100,0.0,0.00%,F,F) Exp:PCDD
 Sample Text:ST051210M4 File Text:Frontier Analytical Laboratory



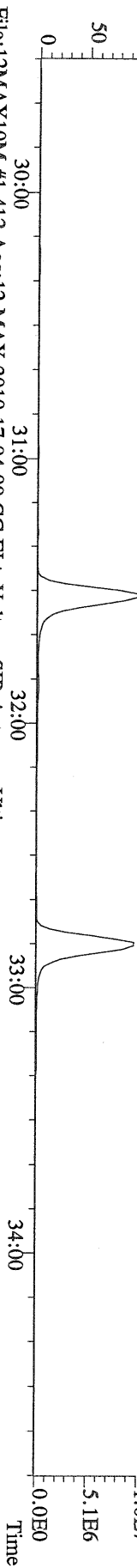
File:12MAY10M #1-390 Acq:12-MAY-2010 17:04:09 GC EI + Voltage SIR Autospec-Utima
 409.7974 S.5 BSUB(10000,15,-3.0) PKD(5,5,3,0.10%,100,0.0,0.00%,F,F) Exp:PCDD
 Sample Text:ST051210M4 File Text:Frontier Analytical Laboratory



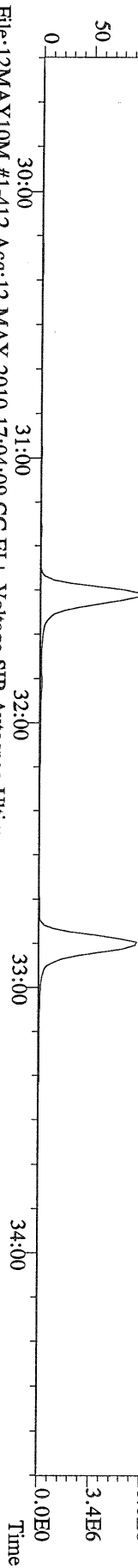
File:12MAY10M #1-390 Acq:12-MAY-2010 17:04:09 GC EI + Voltage SIR Autospec-Utima
 330.9792 S.5 Exp:PCDD
 Sample Text:ST051210M4 File Text:Frontier Analytical Laboratory




File:12MAY10M #1-412 Acq:12-MAY-2010 17:04:09 GC EI+ Voltage SIR Autospec-Utima
 339.8597 S:5 F:2 BSUB(10000,15,-3.0) PKD(5.5,3.0,10%,100.0,0.00%,F,F) Exp:PCDD
 Sample Text:ST051210M4 File Text:Frontier Analytical Laboratory



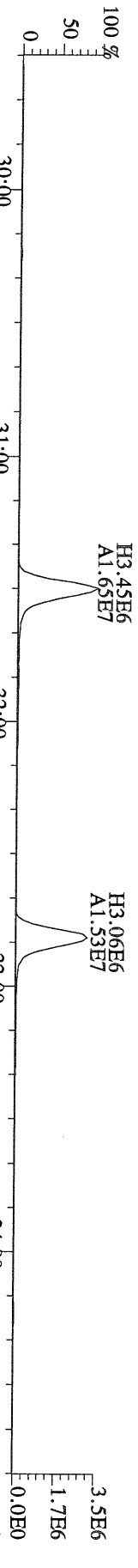
File:12MAY10M #1-412 Acq:12-MAY-2010 17:04:09 GC EI+ Voltage SIR Autospec-Utima
 341.8568 S:5 F:2 BSUB(10000,15,-3.0) PKD(5.5,3.0,10%,100.0,0.00%,F,F) Exp:PCDD
 Sample Text:ST051210M4 File Text:Frontier Analytical Laboratory



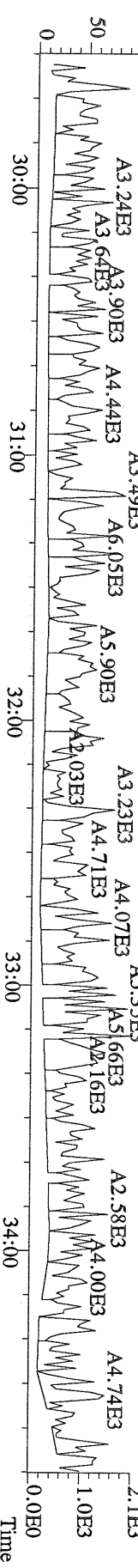
File:12MAY10M #1-412 Acq:12-MAY-2010 17:04:09 GC EI+ Voltage SIR Autospec-Utima
 351.9000 S:5 F:2 BSUB(10000,15,-3.0) PKD(5.5,3.0,10%,100.0,0.00%,F,F) Exp:PCDD
 Sample Text:ST051210M4 File Text:Frontier Analytical Laboratory



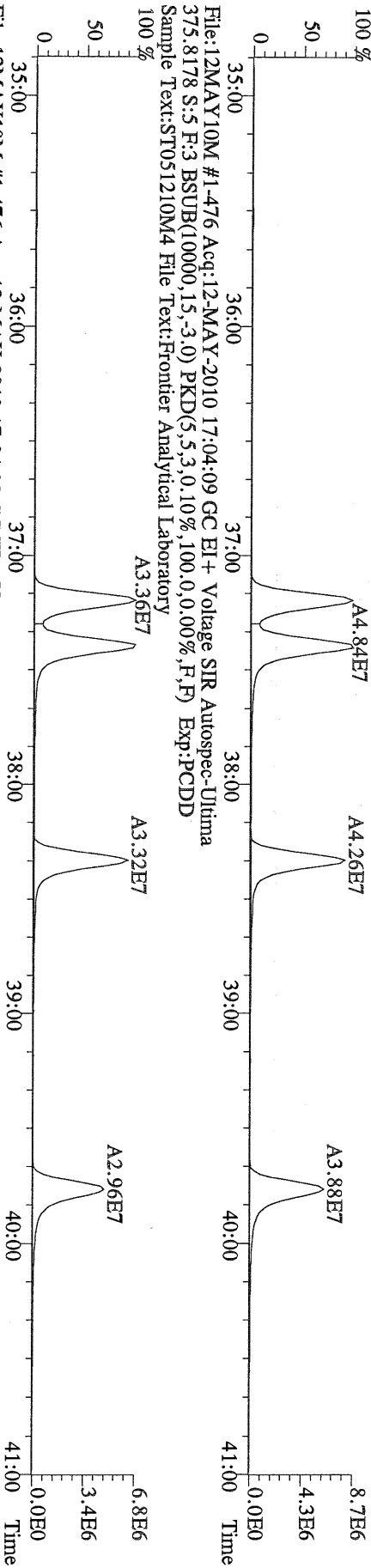
File:12MAY10M #1-412 Acq:12-MAY-2010 17:04:09 GC EI+ Voltage SIR Autospec-Utima
 353.8970 S:5 F:2 BSUB(10000,15,-3.0) PKD(5.5,3.0,10%,100.0,0.00%,F,F) Exp:PCDD
 Sample Text:ST051210M4 File Text:Frontier Analytical Laboratory



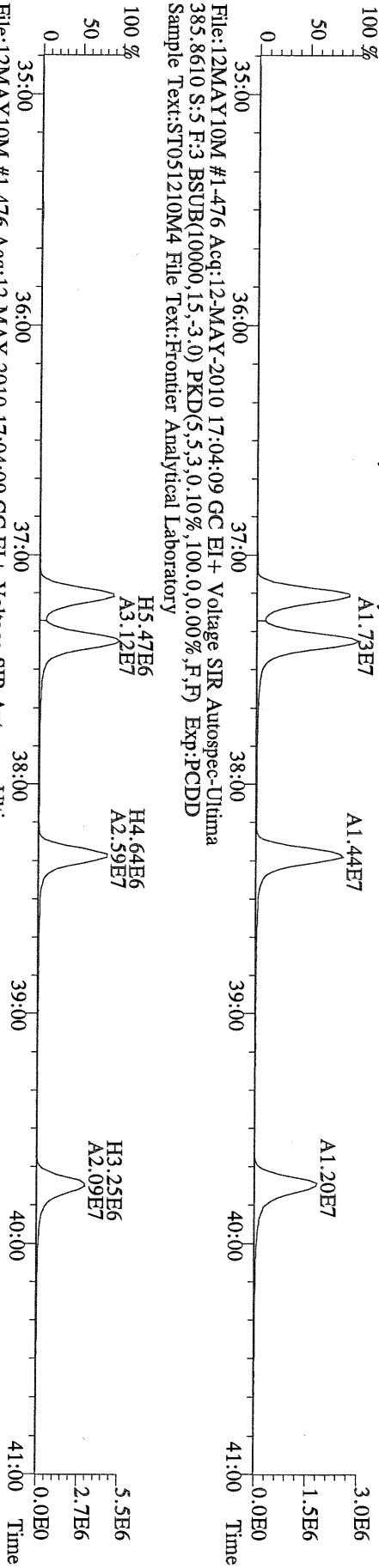
File:12MAY10M #1-412 Acq:12-MAY-2010 17:04:09 GC EI+ Voltage SIR Autospec-Utima
 409.7974 S:5 F:2 BSUB(10000,15,-3.0) PKD(5.5,3.0,10%,100.0,0.00%,F,F) Exp:PCDD
 Sample Text:ST051210M4 File Text:Frontier Analytical Laboratory



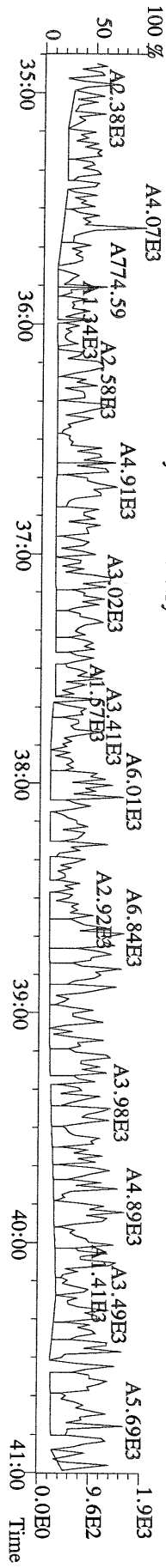
File:12MAY10M #1-476 Acq:12-MAY-2010 17:04:09 GC EI + Voltage SIR Autospec-Utima
 373.8207 S:5 F:3 BSUB(10000,15,-3.0) PKD(5,5,3,0,10%,100,0,0,00%,F,F) Exp:PCDD
 Sample Text:ST051210M4 File Text:Frontier Analytical Laboratory



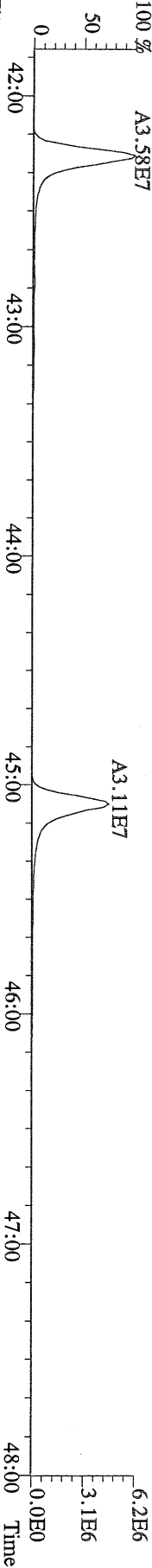
File:12MAY10M #1-476 Acq:12-MAY-2010 17:04:09 GC EI + Voltage SIR Autospec-Utima
 383.8639 S:5 F:3 BSUB(10000,15,-3.0) PKD(5,5,3,0,10%,100,0,0,00%,F,F) Exp:PCDD
 Sample Text:ST051210M4 File Text:Frontier Analytical Laboratory



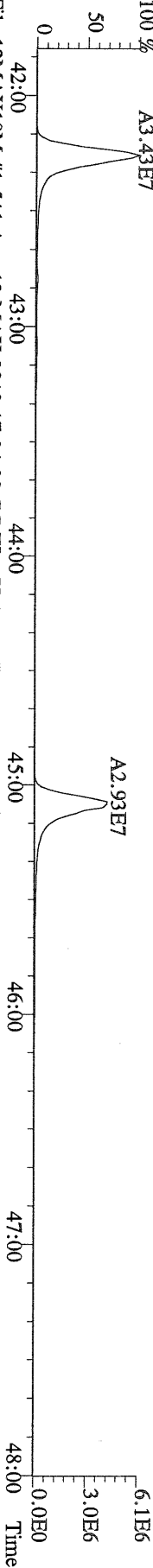
File:12MAY10M #1-476 Acq:12-MAY-2010 17:04:09 GC EI + Voltage SIR Autospec-Utima
 445.7555 S:5 F:3 BSUB(10000,15,-3.0) PKD(5,5,3,0,10%,100,0,0,00%,F,F) Exp:PCDD
 Sample Text:ST051210M4 File Text:Frontier Analytical Laboratory



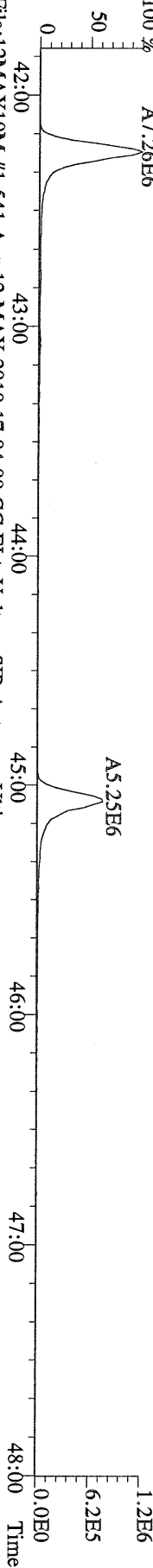
File:12MAY10M #1-541 Acq:12-MAY-2010 17:04:09 GC EI+ Voltage SIR Autospec-Utima
407.7818 S:5 F:4 BSUB(10000,15,-3.0) PKD(5,5,3,0,10%,100.0,0.00%,F,F) Exp:PCDD
Sample Text:ST051210M4 File Text:Frontier Analytical Laboratory



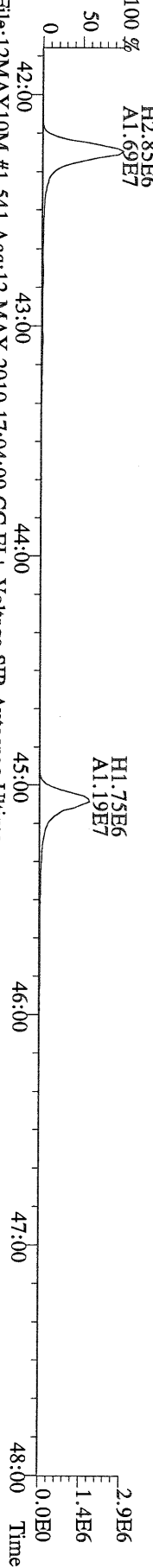
File:12MAY10M #1-541 Acq:12-MAY-2010 17:04:09 GC EI+ Voltage SIR Autospec-Utima
409.7788 S:5 F:4 BSUB(10000,15,-3.0) PKD(5,5,3,0,10%,100.0,0.00%,F,F) Exp:PCDD
Sample Text:ST051210M4 File Text:Frontier Analytical Laboratory



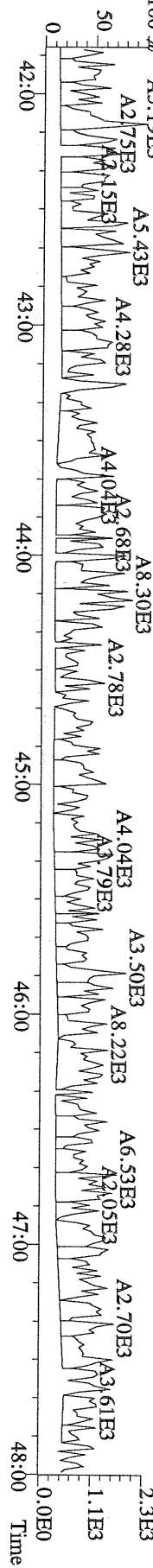
File:12MAY10M #1-541 Acq:12-MAY-2010 17:04:09 GC EI+ Voltage SIR Autospec-Utima
417.8253 S:5 F:4 BSUB(10000,15,-3.0) PKD(5,5,3,0,10%,100.0,0.00%,F,F) Exp:PCDD
Sample Text:ST051210M4 File Text:Frontier Analytical Laboratory



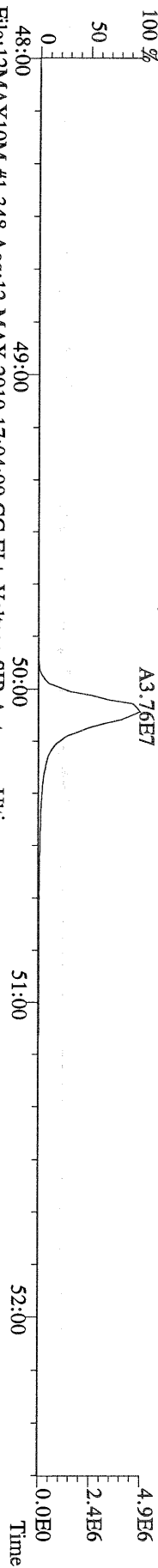
File:12MAY10M #1-541 Acq:12-MAY-2010 17:04:09 GC EI+ Voltage SIR Autospec-Utima
419.8220 S:5 F:4 BSUB(10000,15,-3.0) PKD(5,5,3,0,10%,100.0,0.00%,F,F) Exp:PCDD
Sample Text:ST051210M4 File Text:Frontier Analytical Laboratory



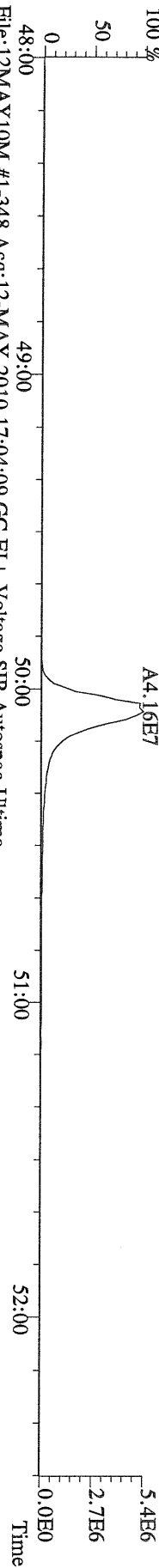
File:12MAY10M #1-541 Acq:12-MAY-2010 17:04:09 GC EI+ Voltage SIR Autospec-Utima
479.7165 S:5 F:4 BSUB(10000,15,-3.0) PKD(5,5,3,0,10%,100.0,0.00%,F,F) Exp:PCDD
Sample Text:ST051210M4 File Text:Frontier Analytical Laboratory



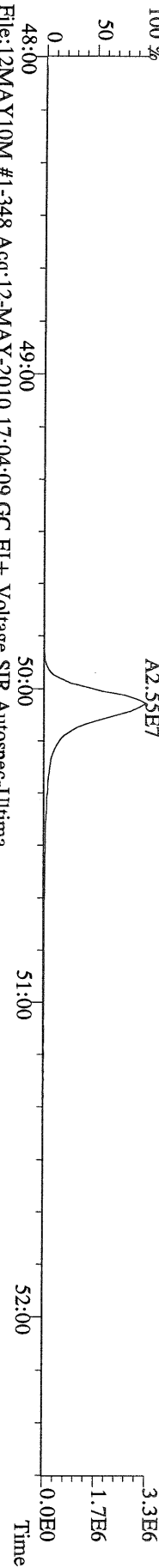
File:12MAY10M #1-348 Acq:12-MAY-2010 17:04:09 GC EI+ Voltage SIR Autospec-Utima
441.7428 S:5 F:5 BSUB(10000,15,-3.0) PKD(5.5,3.0,10%,100.0,0.00%,F,F) Exp:PCDD
Sample Text:ST051210M4 File Text:Frontier Analytical Laboratory



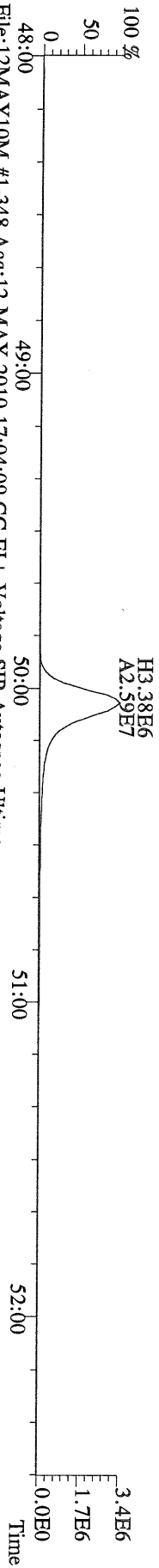
File:12MAY10M #1-348 Acq:12-MAY-2010 17:04:09 GC EI+ Voltage SIR Autospec-Utima
443.7398 S:5 F:5 BSUB(10000,15,-3.0) PKD(5.5,3.0,10%,100.0,0.00%,F,F) Exp:PCDD
Sample Text:ST051210M4 File Text:Frontier Analytical Laboratory




File:12MAY10M #1-348 Acq:12-MAY-2010 17:04:09 GC EI+ Voltage SIR Autospec-Utima
453.7831 S:5 F:5 BSUB(10000,15,-3.0) PKD(5.5,3.0,10%,100.0,0.00%,F,F) Exp:PCDD
Sample Text:ST051210M4 File Text:Frontier Analytical Laboratory



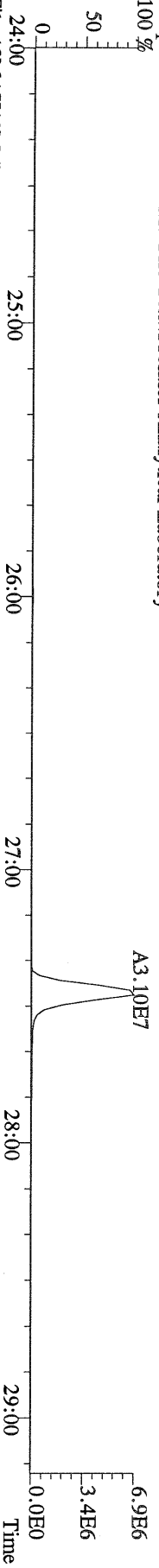
File:12MAY10M #1-348 Acq:12-MAY-2010 17:04:09 GC EI+ Voltage SIR Autospec-Utima
455.7801 S:5 F:5 BSUB(10000,15,-3.0) PKD(5.5,3.0,10%,100.0,0.00%,F,F) Exp:PCDD
Sample Text:ST051210M4 File Text:Frontier Analytical Laboratory




File:12MAY10M #1-348 Acq:12-MAY-2010 17:04:09 GC EI+ Voltage SIR Autospec-Utima
513.6775 S:5 F:5 BSUB(10000,15,-3.0) PKD(5.5,3.0,10%,100.0,0.00%,F,F) Exp:PCDD
Sample Text:ST051210M4 File Text:Frontier Analytical Laboratory




File:12MAY10M #1-390 Acq:12-MAY-2010 17:59:27 GC EI + Voltage SIR Autospec-Utima
319.8965 S:6 BSUB(10000,15,-3.0) PKD(5,5,3,0,10%,100,0,0,00%,F,F) Exp:PCDD
Sample Text:ST051210M5 File Text:Frontier Analytical Laboratory
100 %



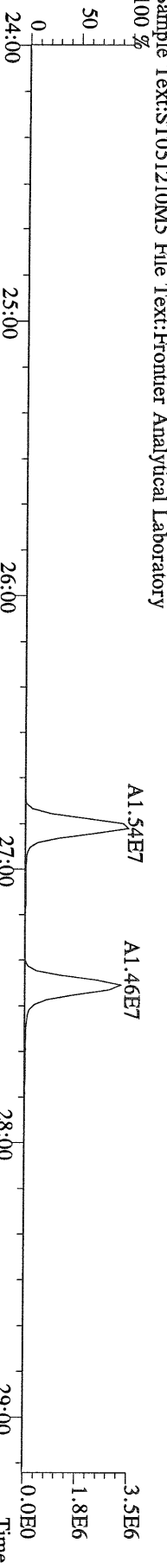
File:12MAY10M #1-390 Acq:12-MAY-2010 17:59:27 GC EI + Voltage SIR Autospec-Utima
321.8936 S:6 BSUB(10000,15,-3.0) PKD(5,5,3,0,10%,100,0,0,00%,F,F) Exp:PCDD
Sample Text:ST051210M5 File Text:Frontier Analytical Laboratory
100 %



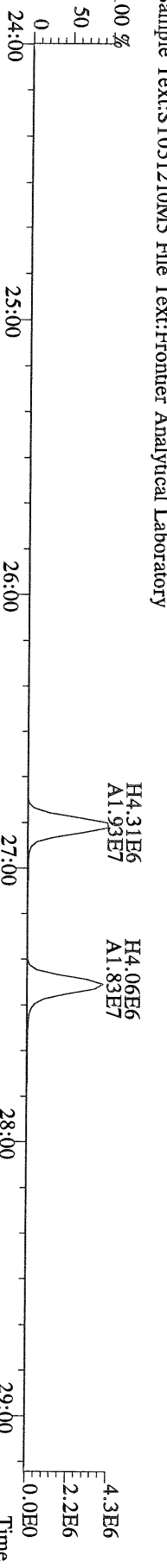
File:12MAY10M #1-390 Acq:12-MAY-2010 17:59:27 GC EI + Voltage SIR Autospec-Utima
327.8847 S:6 BSUB(10000,15,-3.0) PKD(5,5,3,0,10%,100,0,0,00%,F,F) Exp:PCDD
Sample Text:ST051210M5 File Text:Frontier Analytical Laboratory
100 %



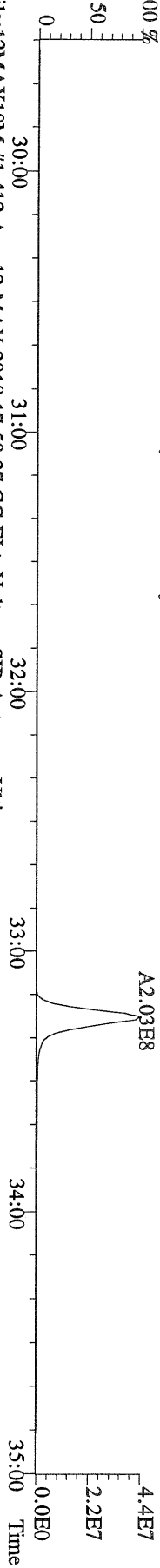
File:12MAY10M #1-390 Acq:12-MAY-2010 17:59:27 GC EI + Voltage SIR Autospec-Utima
331.9368 S:6 BSUB(10000,15,-3.0) PKD(5,5,3,0,10%,100,0,0,00%,F,F) Exp:PCDD
Sample Text:ST051210M5 File Text:Frontier Analytical Laboratory
100 %




File:12MAY10M #1-390 Acq:12-MAY-2010 17:59:27 GC EI + Voltage SIR Autospec-Utima
333.9339 S:6 BSUB(10000,15,-3.0) PKD(5,5,3,0,10%,100,0,0,00%,F,F) Exp:PCDD
Sample Text:ST051210M5 File Text:Frontier Analytical Laboratory




File:12MAY10M #1-412 Acq:12-MAY-2010 17:59:27 GC EI+ Voltage SIR Autospec-Utima
355.8546 S:6 F:2 BSub(10000,15,-3.0) PKD(5.5,3,0.10%,100.0,0.00%,F,F) Exp:PCDD
Sample Text:ST051210M5 File Text:Fronter Analytical Laboratory
100 %



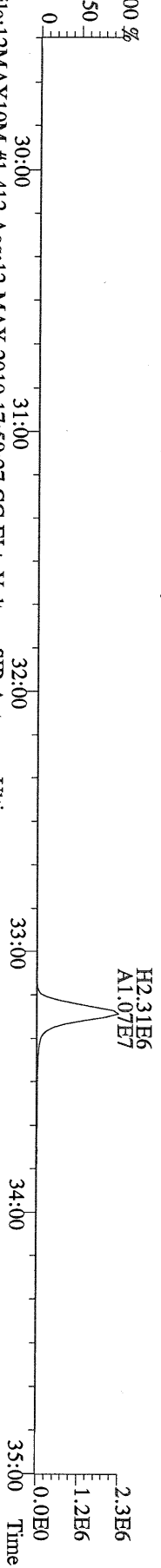
File:12MAY10M #1-412 Acq:12-MAY-2010 17:59:27 GC EI+ Voltage SIR Autospec-Utima
357.8517 S:6 F:2 BSub(10000,15,-3.0) PKD(5.5,3,0.10%,100.0,0.00%,F,F) Exp:PCDD
Sample Text:ST051210M5 File Text:Fronter Analytical Laboratory
100 %



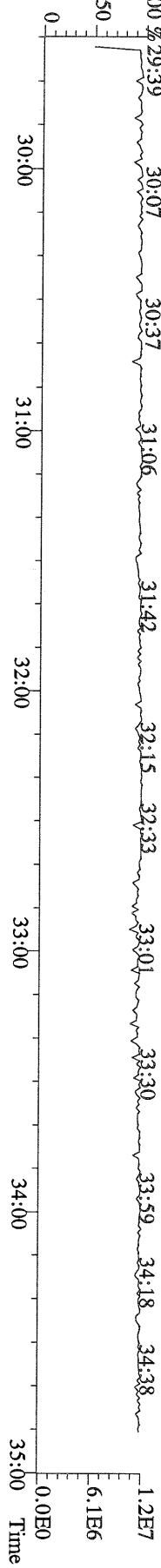
File:12MAY10M #1-412 Acq:12-MAY-2010 17:59:27 GC EI+ Voltage SIR Autospec-Utima
367.8949 S:6 F:2 BSub(10000,15,-3.0) PKD(5.5,3,0.10%,100.0,0.00%,F,F) Exp:PCDD
Sample Text:ST051210M5 File Text:Fronter Analytical Laboratory
100 %



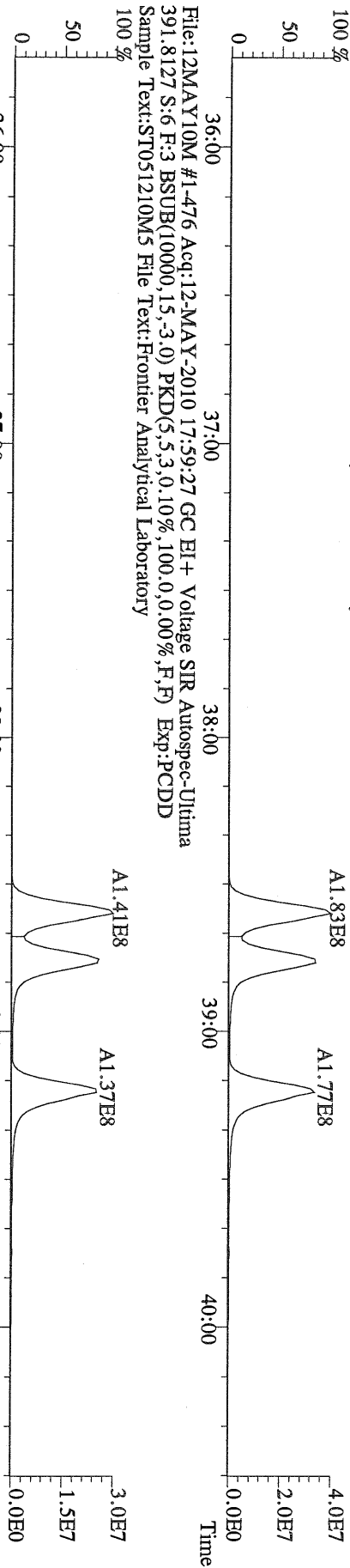
File:12MAY10M #1-412 Acq:12-MAY-2010 17:59:27 GC EI+ Voltage SIR Autospec-Utima
369.8919 S:6 F:2 BSub(10000,15,-3.0) PKD(5.5,3,0.10%,100.0,0.00%,F,F) Exp:PCDD
Sample Text:ST051210M5 File Text:Fronter Analytical Laboratory



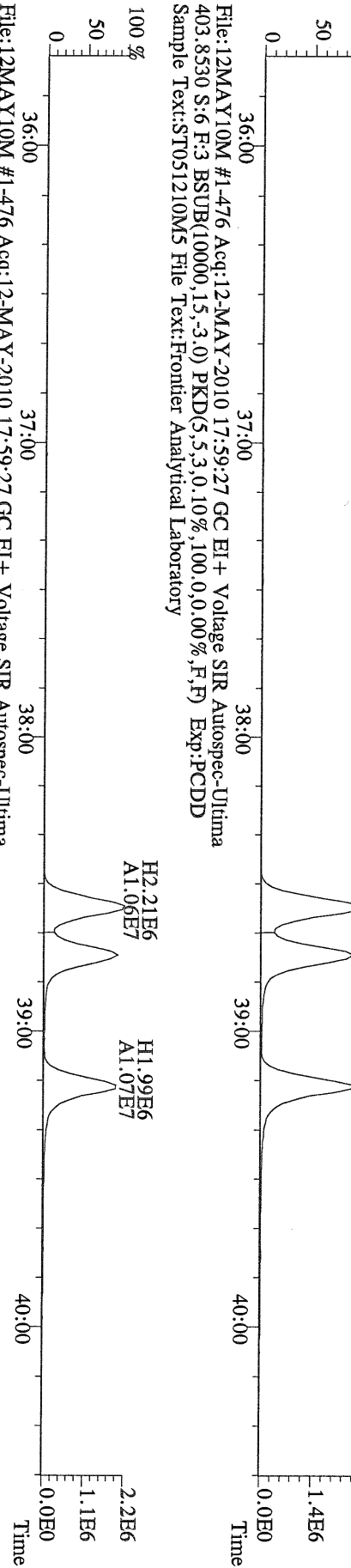
File:12MAY10M #1-412 Acq:12-MAY-2010 17:59:27 GC EI+ Voltage SIR Autospec-Utima
366.9792 S:6 F:2 Exp:PCDD
Sample Text:ST051210M5 File Text:Fronter Analytical Laboratory



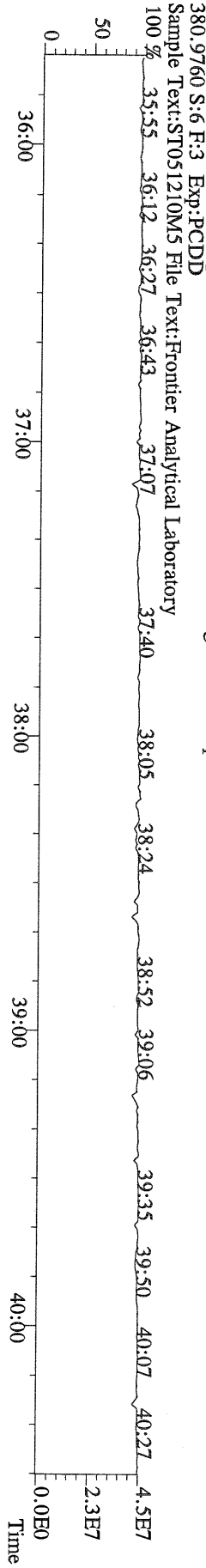
File:12MAY10M #1-476 Acq:12-MAY-2010 17:59:27 GC EI + Voltage SIR Autospec-Ultima
389.8156 S:6 F:3 BSUB(10000,15,-3.0) PKD(5.5,3,0.10%,100.0,0.00%,F,F) Exp:PCDD
Sample Text:ST051210M5 File Text:Frontier Analytical Laboratory



File:12MAY10M #1-476 Acq:12-MAY-2010 17:59:27 GC EI + Voltage SIR Autospec-Ultima
401.8559 S:6 F:3 BSUB(10000,15,-3.0) PKD(5.5,3,0.10%,100.0,0.00%,F,F) Exp:PCDD
Sample Text:ST051210M5 File Text:Frontier Analytical Laboratory

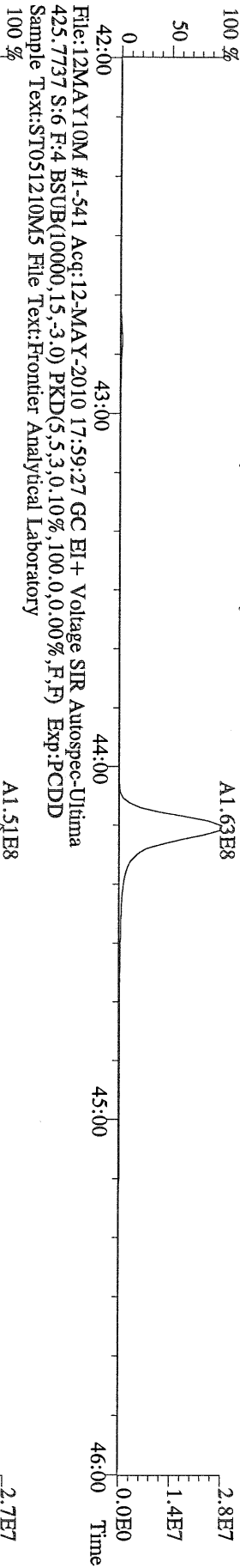


File:12MAY10M #1-476 Acq:12-MAY-2010 17:59:27 GC EI + Voltage SIR Autospec-Ultima
403.8530 S:6 F:3 BSUB(10000,15,-3.0) PKD(5.5,3,0.10%,100.0,0.00%,F,F) Exp:PCDD
Sample Text:ST051210M5 File Text:Frontier Analytical Laboratory

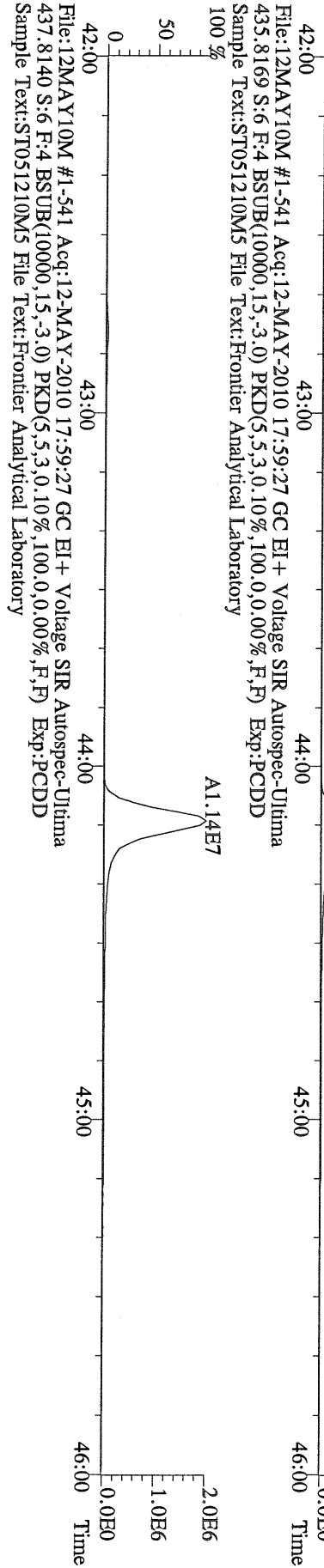


File:12MAY10M #1-476 Acq:12-MAY-2010 17:59:27 GC EI + Voltage SIR Autospec-Ultima
380.9760 S:6 F:3 Exp:PCDD
Sample Text:ST051210M5 File Text:Frontier Analytical Laboratory

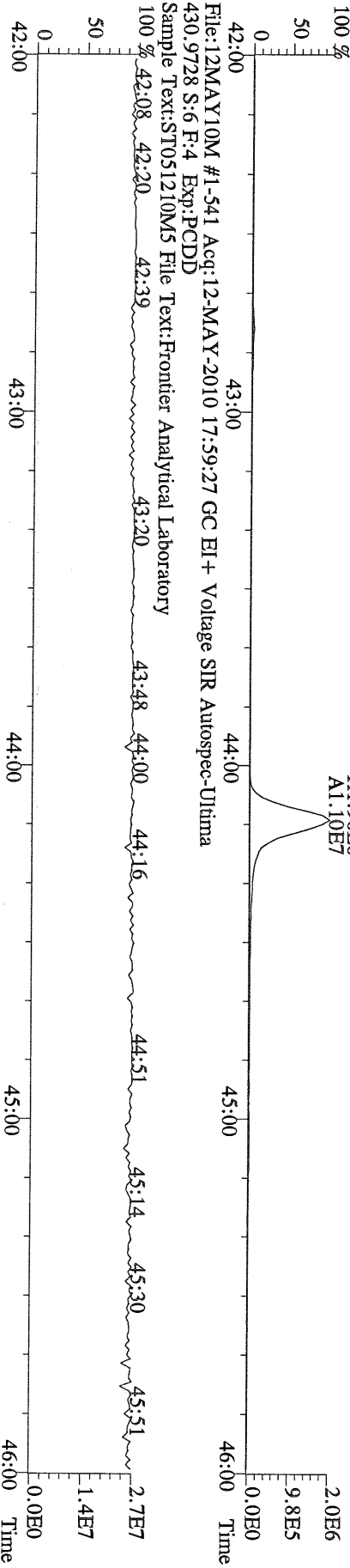
File:12MAY10M #1-541 Acq:12-MAY-2010 17:59:27 GC EI + Voltage SIR Autospec-Utima
423.7767 S:6 F:4 BSUB(10000,15,-3.0) PKD(5,5,3,0,10%,100.0,0.00%,F,F) Exp:PCDD
Sample Text:ST051210M5 File Text:Frontier Analytical Laboratory



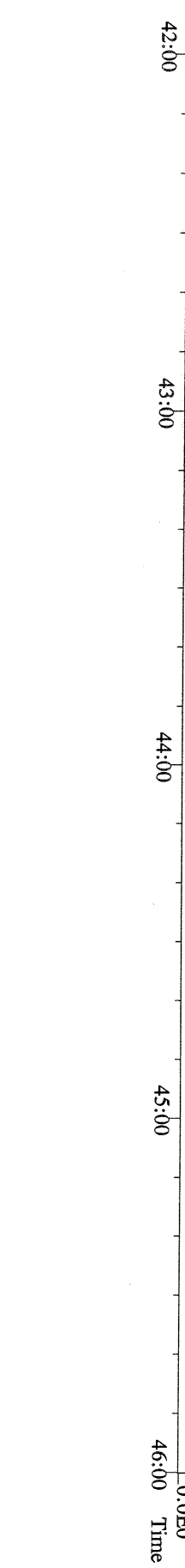
File:12MAY10M #1-541 Acq:12-MAY-2010 17:59:27 GC EI + Voltage SIR Autospec-Utima
425.7737 S:6 F:4 BSUB(10000,15,-3.0) PKD(5,5,3,0,10%,100.0,0.00%,F,F) Exp:PCDD
Sample Text:ST051210M5 File Text:Frontier Analytical Laboratory




File:12MAY10M #1-541 Acq:12-MAY-2010 17:59:27 GC EI + Voltage SIR Autospec-Utima
437.8140 S:6 F:4 BSUB(10000,15,-3.0) PKD(5,5,3,0,10%,100.0,0.00%,F,F) Exp:PCDD
Sample Text:ST051210M5 File Text:Frontier Analytical Laboratory



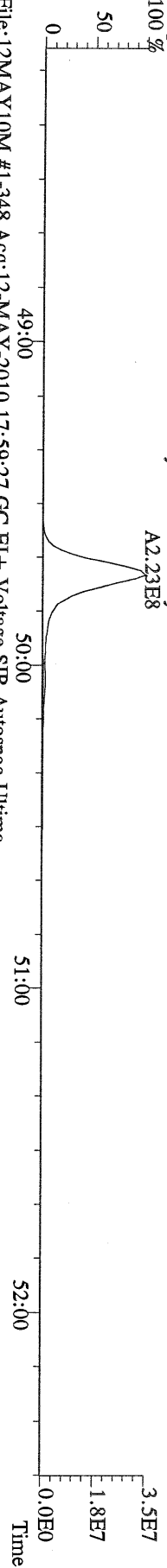
File:12MAY10M #1-541 Acq:12-MAY-2010 17:59:27 GC EI + Voltage SIR Autospec-Utima
430.9728 S:6 F:4 Exp:PCDD
Sample Text:ST051210M5 File Text:Frontier Analytical Laboratory




File:12MAY10M #1-348 Acq:12-MAY-2010 17:59:27 GC EI+ Voltage SIR Autospec-Utima
457.7377 S:6 F:5 BSUB(10000,15,-3.0) PKD(5.5,3,0.10%,100.0,0.00%,F,F) Exp:PCDD
Sample Text:ST051210M5 File Text:Frontier Analytical Laboratory
100 %




File:12MAY10M #1-348 Acq:12-MAY-2010 17:59:27 GC EI+ Voltage SIR Autospec-Utima
459.7348 S:6 F:5 BSUB(10000,15,-3.0) PKD(5.5,3,0.10%,100.0,0.00%,F,F) Exp:PCDD
Sample Text:ST051210M5 File Text:Frontier Analytical Laboratory
100 %




File:12MAY10M #1-348 Acq:12-MAY-2010 17:59:27 GC EI+ Voltage SIR Autospec-Utima
469.7780 S:6 F:5 BSUB(10000,15,-3.0) PKD(5.5,3,0.10%,100.0,0.00%,F,F) Exp:PCDD
Sample Text:ST051210M5 File Text:Frontier Analytical Laboratory
100 %



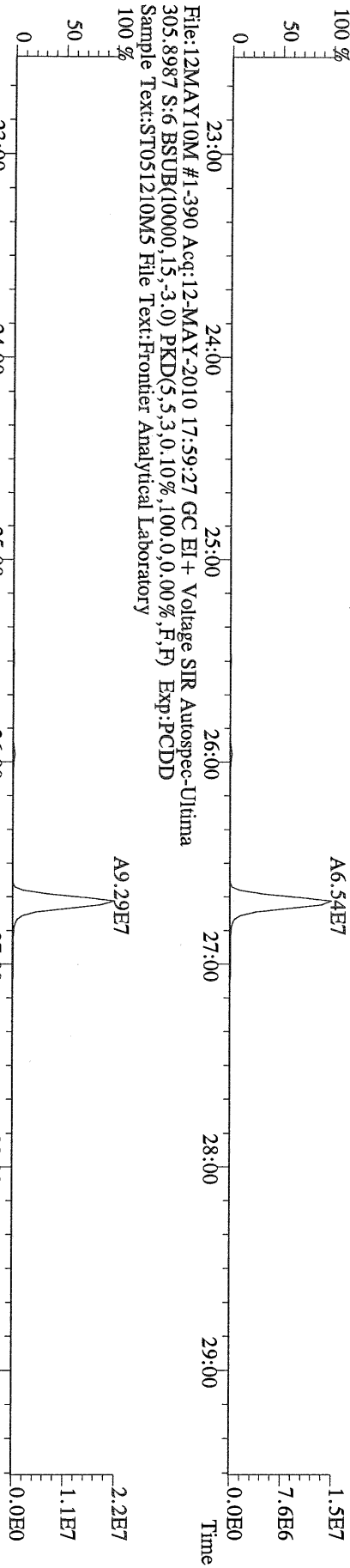
File:12MAY10M #1-348 Acq:12-MAY-2010 17:59:27 GC EI+ Voltage SIR Autospec-Utima
471.7750 S:6 F:5 BSUB(10000,15,-3.0) PKD(5.5,3,0.10%,100.0,0.00%,F,F) Exp:PCDD
Sample Text:ST051210M5 File Text:Frontier Analytical Laboratory
100 %



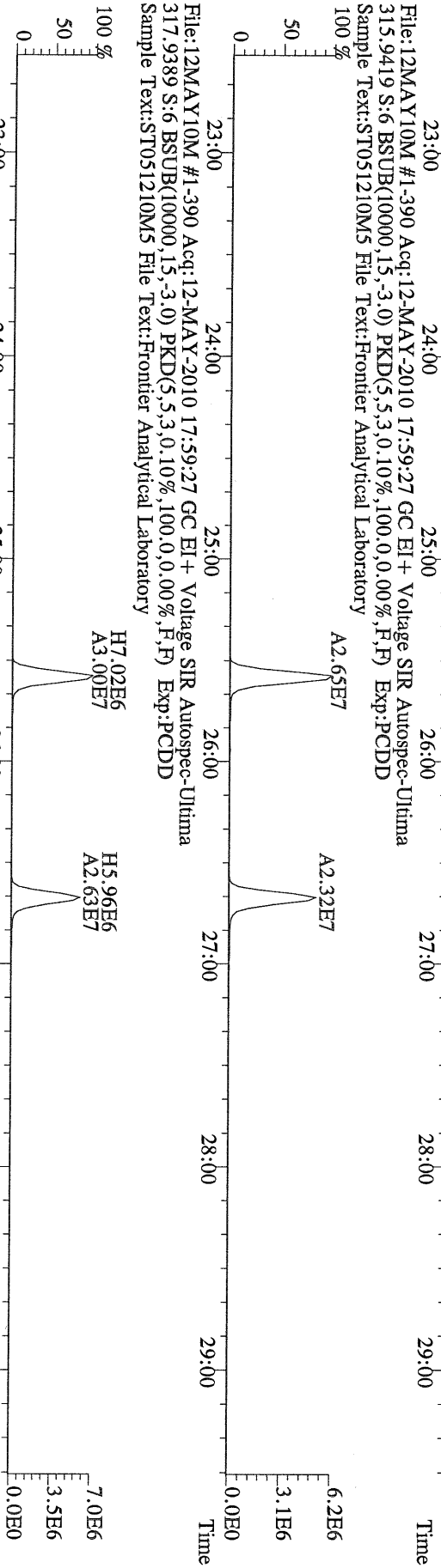
File:12MAY10M #1-348 Acq:12-MAY-2010 17:59:27 GC EI+ Voltage SIR Autospec-Utima
454.9728 S:6 F:5 Exp:PCDD
Sample Text:ST051210M5 File Text:Frontier Analytical Laboratory
100 %



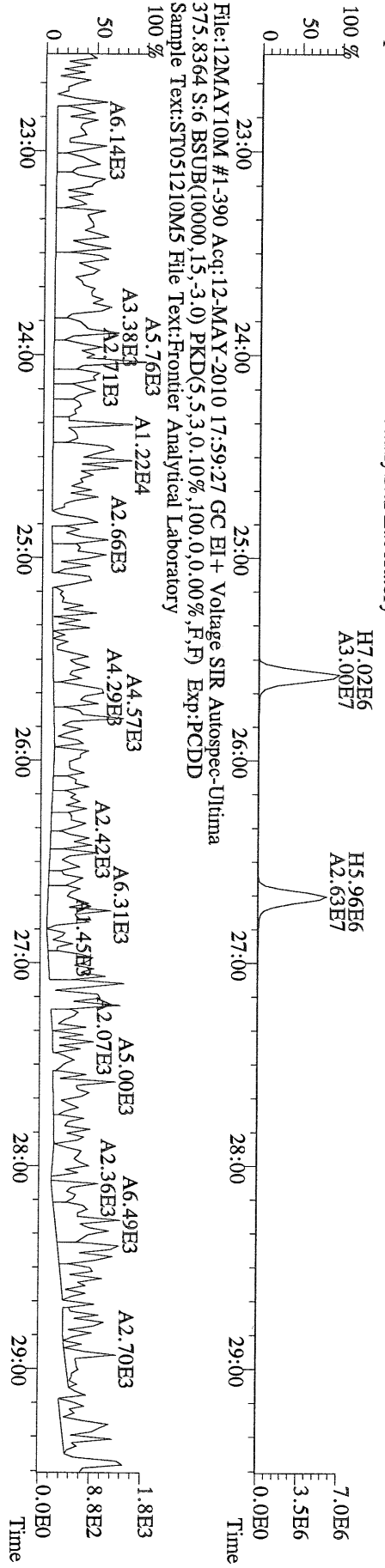
File:12MAY10M #1-390 Acq:12-MAY-2010 17:59:27 GC EI + Voltage SIR Autospec-Utima
303.9016 S:6 BSUB(10000,15,-3.0) PKD(5,5,3,0,10%,100,0,0,00%,F,F) Exp:PCDD
Sample Text:ST051210M5 File Text:Frontier Analytical Laboratory



File:12MAY10M #1-390 Acq:12-MAY-2010 17:59:27 GC EI + Voltage SIR Autospec-Utima
315.9419 S:6 BSUB(10000,15,-3.0) PKD(5,5,3,0,10%,100,0,0,00%,F,F) Exp:PCDD
Sample Text:ST051210M5 File Text:Frontier Analytical Laboratory

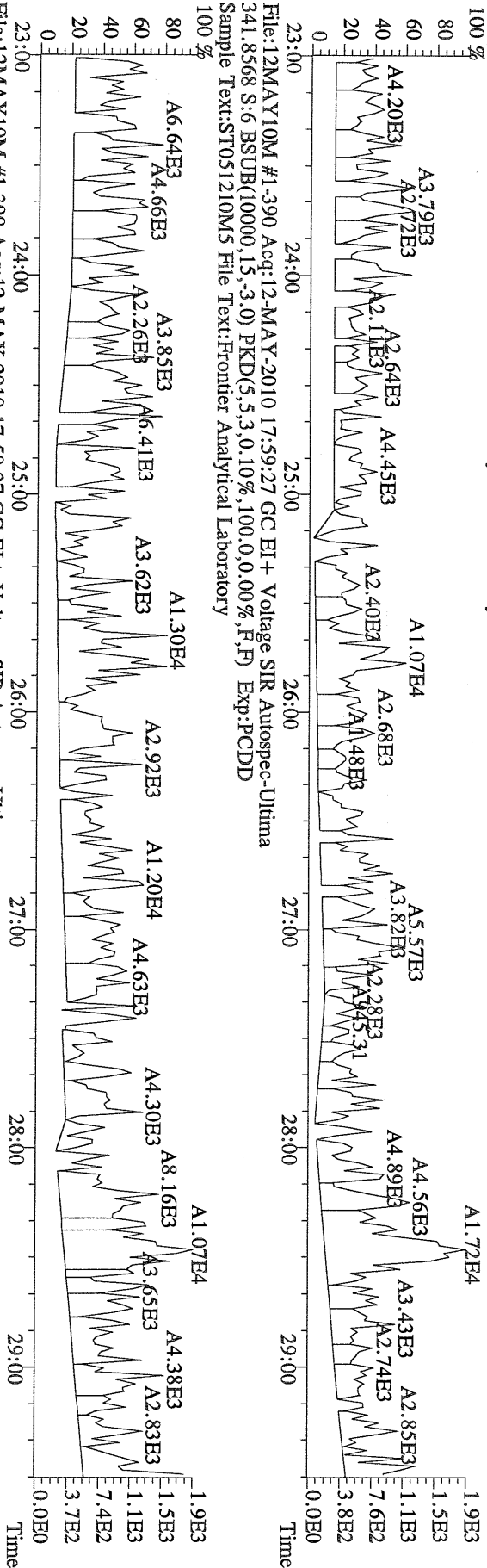


File:12MAY10M #1-390 Acq:12-MAY-2010 17:59:27 GC EI + Voltage SIR Autospec-Utima
317.9389 S:6 BSUB(10000,15,-3.0) PKD(5,5,3,0,10%,100,0,0,00%,F,F) Exp:PCDD
Sample Text:ST051210M5 File Text:Frontier Analytical Laboratory

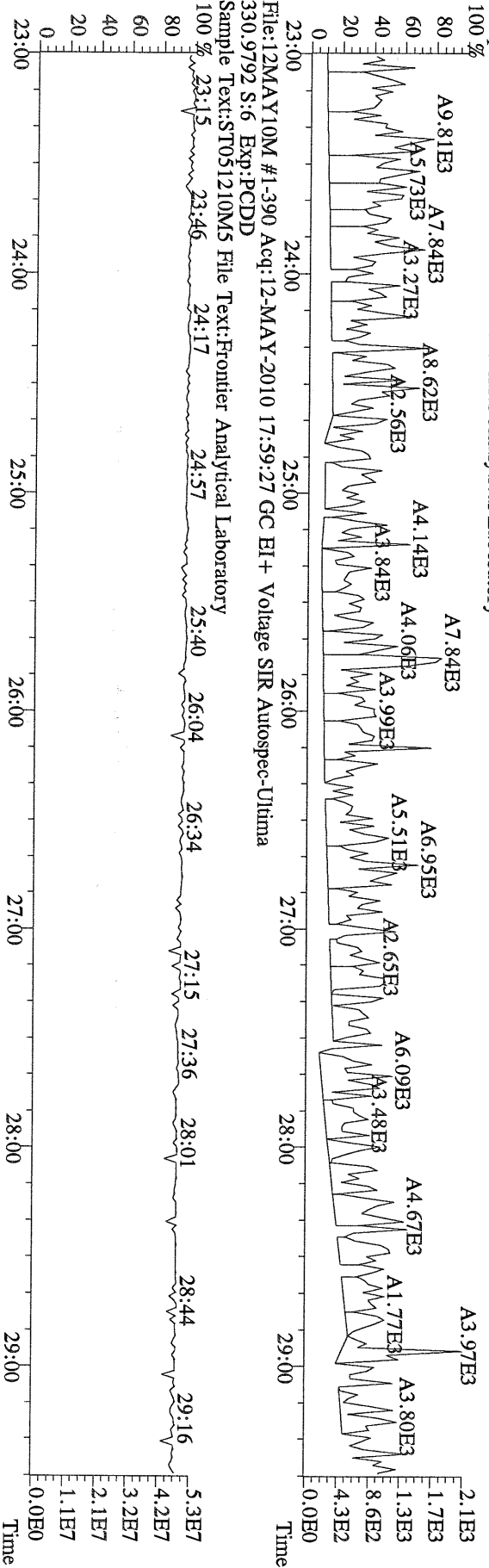


File:12MAY10M #1-390 Acq:12-MAY-2010 17:59:27 GC EI + Voltage SIR Autospec-Utima
375.8364 S:6 BSUB(10000,15,-3.0) PKD(5,5,3,0,10%,100,0,0,00%,F,F) Exp:PCDD
Sample Text:ST051210M5 File Text:Frontier Analytical Laboratory


File:12MAY10M #1-390 Acq:12-MAY-2010 17:59:27 GC EI+ Voltage SIR Autospec-Utima
 339.8597 S:6 BSUB(10000,15,-3.0) PKD(5,5,3,0.10%,100,0.0,0.00%,F,F) Exp:PCDD
 Sample Text:ST051210M5 File Text:Frontier Analytical Laboratory




File:12MAY10M #1-390 Acq:12-MAY-2010 17:59:27 GC EI+ Voltage SIR Autospec-Utima
 409.7974 S:6 BSUB(10000,15,-3.0) PKD(5,5,3,0.10%,100,0.0,0.00%,F,F) Exp:PCDD
 Sample Text:ST051210M5 File Text:Frontier Analytical Laboratory



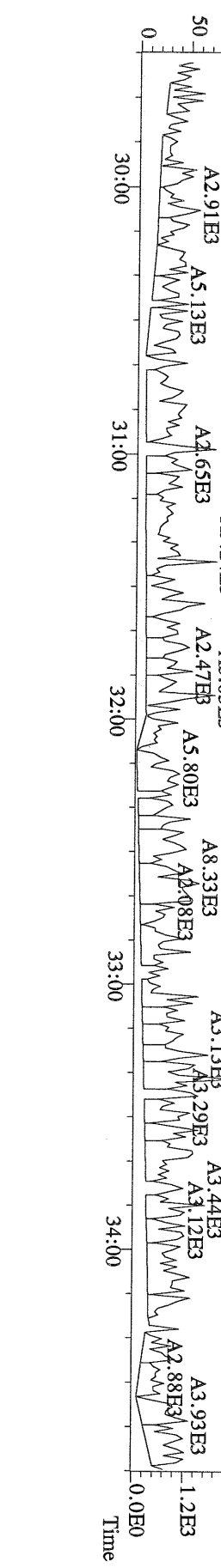
File:12MAY10M #1-412 Acq:12-MAY-2010 17:59:27 GC EI+ Voltage SIR Autospec-Utima
339.8597 S:6 F:2 BSUB(10000,15,-3.0) PKD(5,5,3,0,10%,100,0,0.00%,F,F) Exp:PCDD
Sample Text:ST051210M5 File Text:Frontier Analytical Laboratory



File:12MAY10M #1-412 Acq:12-MAY-2010 17:59:27 GC EI+ Voltage SIR Autospec-Utima
341.8568 S:6 F:2 BSUB(10000,15,-3.0) PKD(5,5,3,0,10%,100,0,0.00%,F,F) Exp:PCDD
Sample Text:ST051210M5 File Text:Frontier Analytical Laboratory



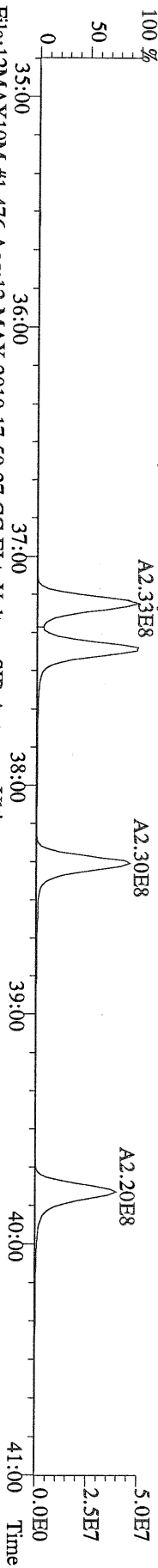
File:12MAY10M #1-412 Acq:12-MAY-2010 17:59:27 GC EI+ Voltage SIR Autospec-Utima
353.8970 S:6 F:2 BSUB(10000,15,-3.0) PKD(5,5,3,0,10%,100,0,0.00%,F,F) Exp:PCDD
Sample Text:ST051210M5 File Text:Frontier Analytical Laboratory



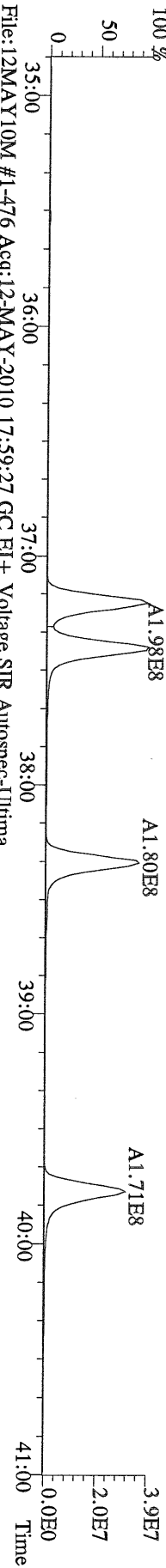
File:12MAY10M #1-412 Acq:12-MAY-2010 17:59:27 GC EI+ Voltage SIR Autospec-Utima
409.7974 S:6 F:2 BSUB(10000,15,-3.0) PKD(5,5,3,0,10%,100,0,0.00%,F,F) Exp:PCDD
Sample Text:ST051210M5 File Text:Frontier Analytical Laboratory



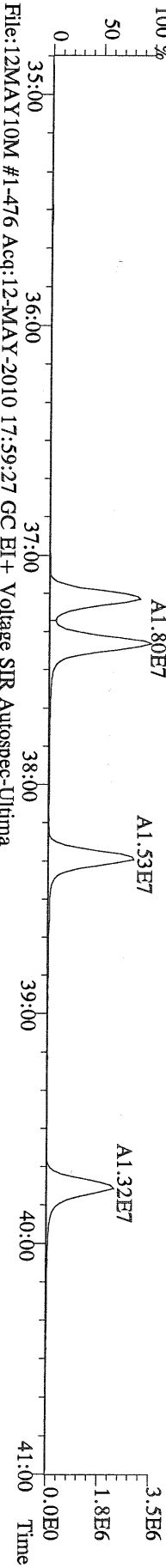
File:12MAY10M #1-476 Acq:12-MAY-2010 17:59:27 GC EI+ Voltage SIR Autospec-Utima
 373.8207 S:6 F:3 BSUB(10000,15,-3.0) PKD(5,5,3,0,10%,100,0,0,00%,F,F) Exp:PCDD
 Sample Text:ST051210M5 File Text:Frontier Analytical Laboratory



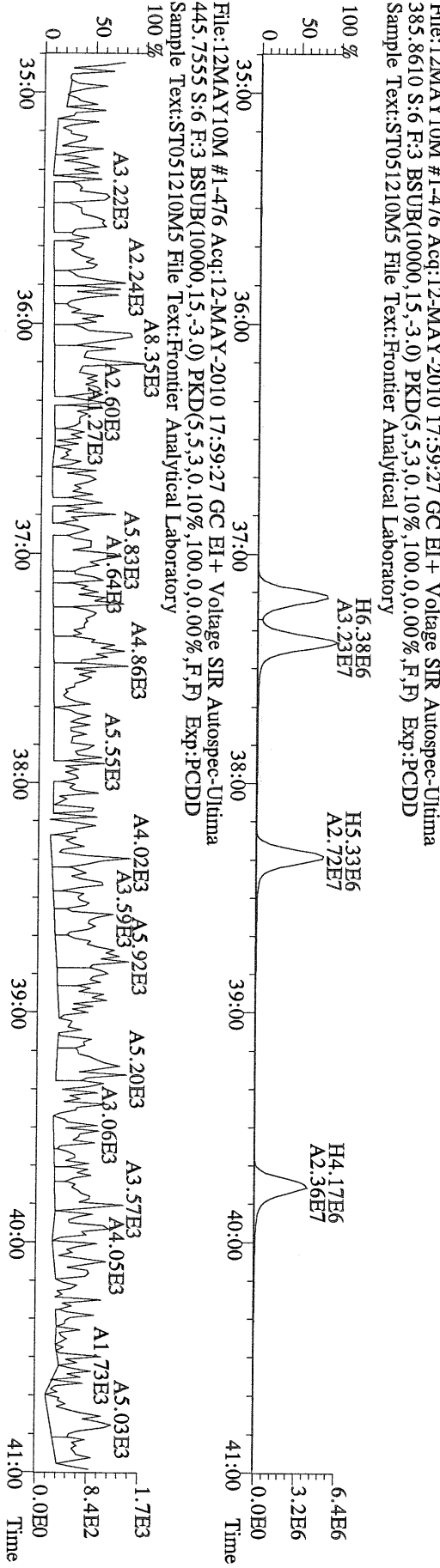
File:12MAY10M #1-476 Acq:12-MAY-2010 17:59:27 GC EI+ Voltage SIR Autospec-Utima
 375.8178 S:6 F:3 BSUB(10000,15,-3.0) PKD(5,5,3,0,10%,100,0,0,00%,F,F) Exp:PCDD
 Sample Text:ST051210M5 File Text:Frontier Analytical Laboratory



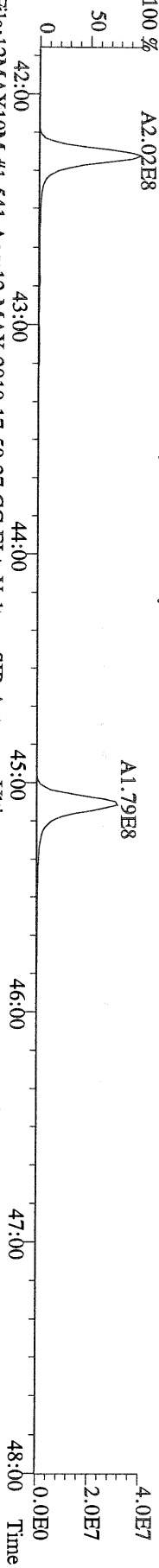
File:12MAY10M #1-476 Acq:12-MAY-2010 17:59:27 GC EI+ Voltage SIR Autospec-Utima
 385.8610 S:6 F:3 BSUB(10000,15,-3.0) PKD(5,5,3,0,10%,100,0,0,00%,F,F) Exp:PCDD
 Sample Text:ST051210M5 File Text:Frontier Analytical Laboratory



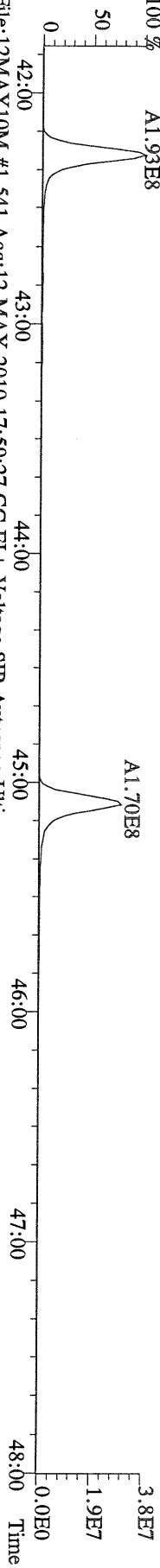
File:12MAY10M #1-476 Acq:12-MAY-2010 17:59:27 GC EI+ Voltage SIR Autospec-Utima
 445.7555 S:6 F:3 BSUB(10000,15,-3.0) PKD(5,5,3,0,10%,100,0,0,00%,F,F) Exp:PCDD
 Sample Text:ST051210M5 File Text:Frontier Analytical Laboratory



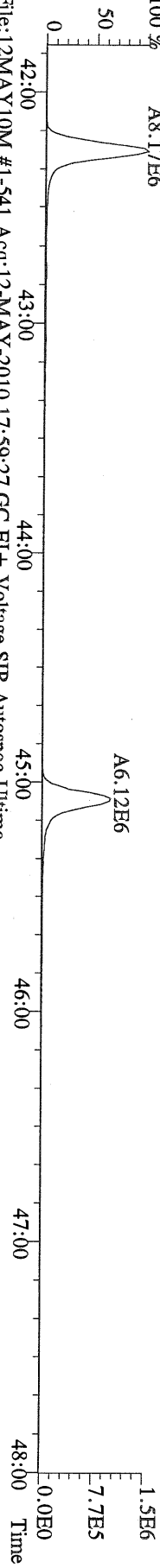
File:12MAY10M #1-541 Acq:12-MAY-2010 17:59:27 GC EI + Voltage SIR Autospec-Utima
407.7818 S:6 F:4 BSUB(10000,15,-3.0) PKD(5,5,3,0.10%,100,0,0.00%,F,F) Exp:PCDD
Sample Text:ST051210M5 File Text:Frontier Analytical Laboratory



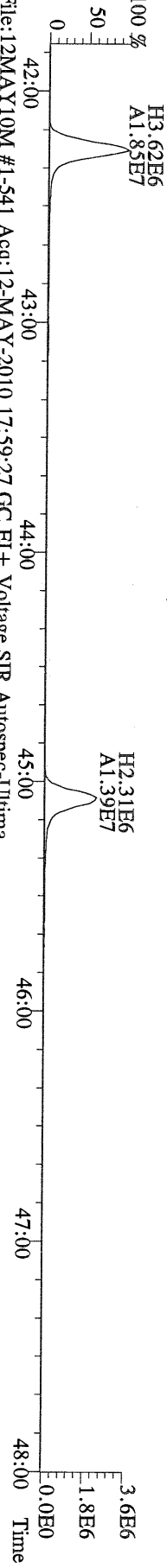
File:12MAY10M #1-541 Acq:12-MAY-2010 17:59:27 GC EI + Voltage SIR Autospec-Utima
409.7788 S:6 F:4 BSUB(10000,15,-3.0) PKD(5,5,3,0.10%,100,0,0.00%,F,F) Exp:PCDD
Sample Text:ST051210M5 File Text:Frontier Analytical Laboratory



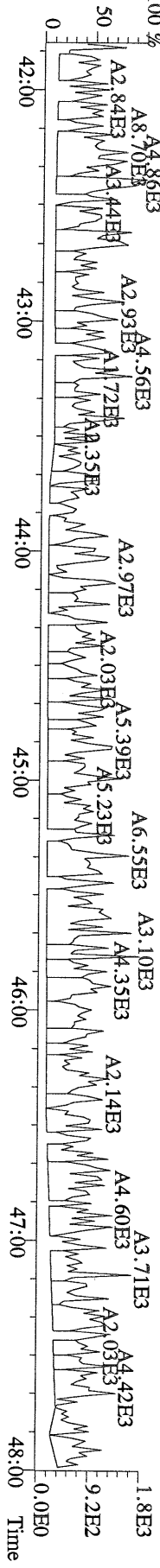
File:12MAY10M #1-541 Acq:12-MAY-2010 17:59:27 GC EI + Voltage SIR Autospec-Utima
417.8253 S:6 F:4 BSUB(10000,15,-3.0) PKD(5,5,3,0.10%,100,0,0.00%,F,F) Exp:PCDD
Sample Text:ST051210M5 File Text:Frontier Analytical Laboratory



File:12MAY10M #1-541 Acq:12-MAY-2010 17:59:27 GC EI + Voltage SIR Autospec-Utima
419.8220 S:6 F:4 BSUB(10000,15,-3.0) PKD(5,5,3,0.10%,100,0,0.00%,F,F) Exp:PCDD
Sample Text:ST051210M5 File Text:Frontier Analytical Laboratory



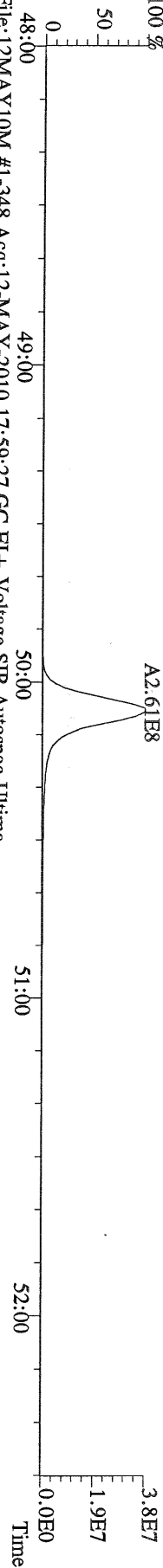
File:12MAY10M #1-541 Acq:12-MAY-2010 17:59:27 GC EI + Voltage SIR Autospec-Utima
479.7165 S:6 F:4 BSUB(10000,15,-3.0) PKD(5,5,3,0.10%,100,0,0.00%,F,F) Exp:PCDD
Sample Text:ST051210M5 File Text:Frontier Analytical Laboratory



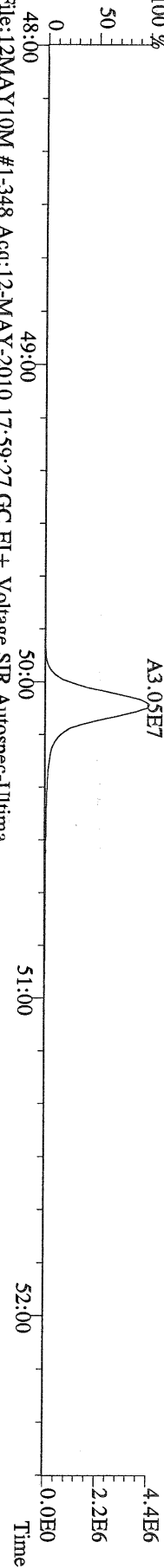
File:12MAY10M #1-348 Acq:12-MAY-2010 17:59:27 GC EI+ Voltage SIR Autospec-Utima
441.7428 S:6 F:5 BSUB(10000,15,-3.0) PKD(5.5,3,0.10%,100.0,0.00%,F,F) Exp:PCDD
Sample Text:ST051210M5 File Text:Frontier Analytical Laboratory



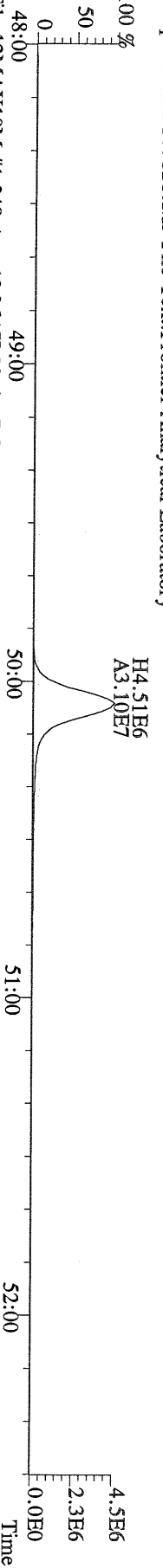
File:12MAY10M #1-348 Acq:12-MAY-2010 17:59:27 GC EI+ Voltage SIR Autospec-Utima
443.7398 S:6 F:5 BSUB(10000,15,-3.0) PKD(5.5,3,0.10%,100.0,0.00%,F,F) Exp:PCDD
Sample Text:ST051210M5 File Text:Frontier Analytical Laboratory



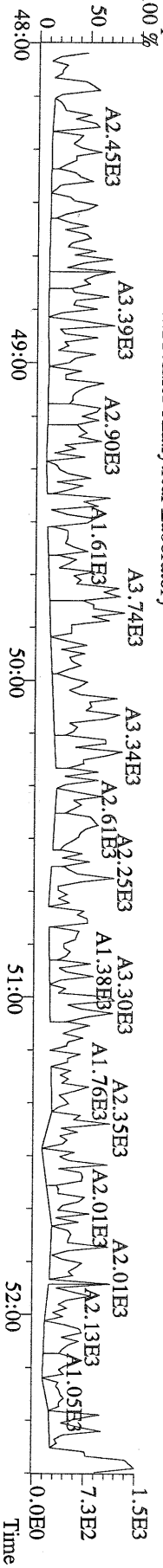
File:12MAY10M #1-348 Acq:12-MAY-2010 17:59:27 GC EI+ Voltage SIR Autospec-Utima
453.7831 S:6 F:5 BSUB(10000,15,-3.0) PKD(5.5,3,0.10%,100.0,0.00%,F,F) Exp:PCDD
Sample Text:ST051210M5 File Text:Frontier Analytical Laboratory

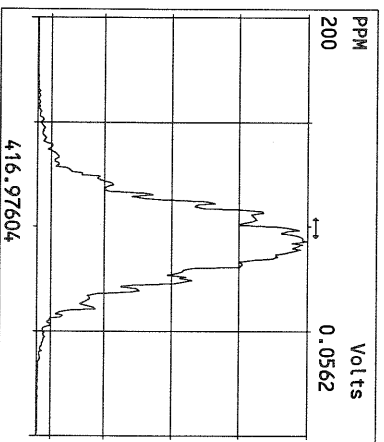
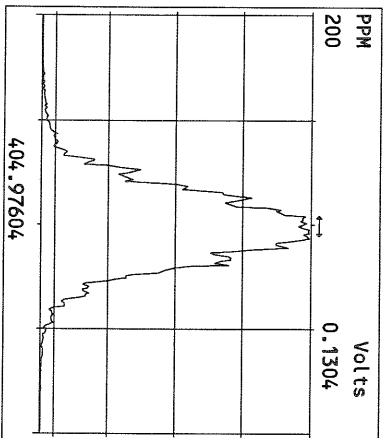
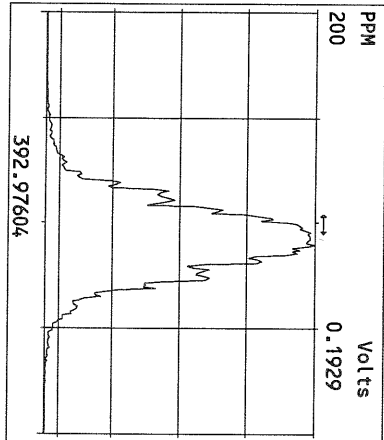
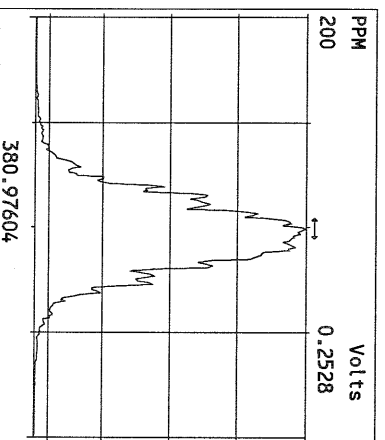
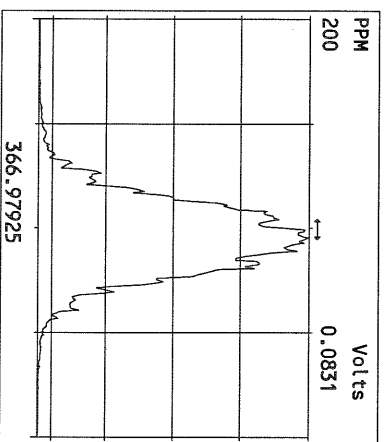
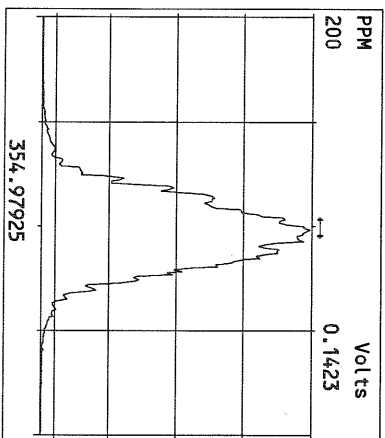
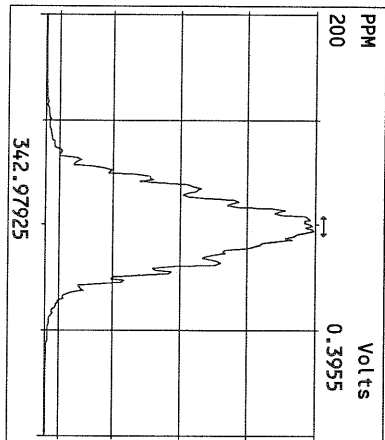
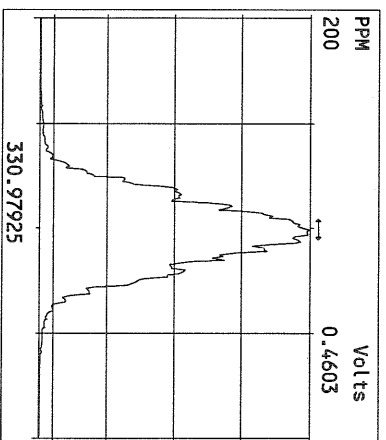
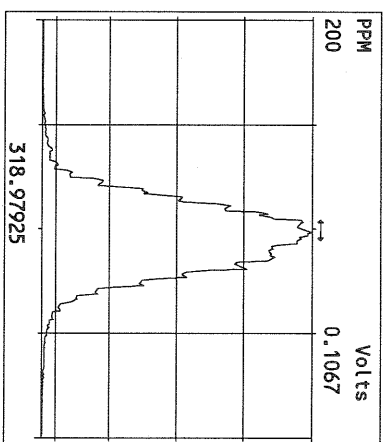
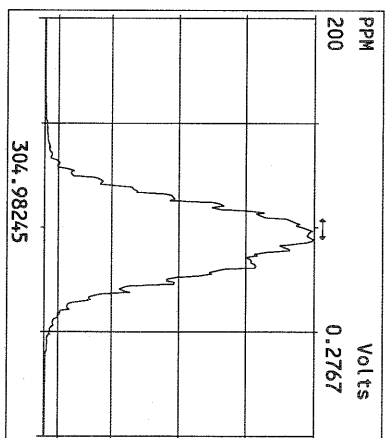
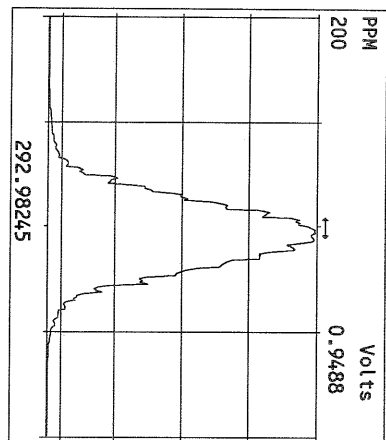


File:12MAY10M #1-348 Acq:12-MAY-2010 17:59:27 GC EI+ Voltage SIR Autospec-Utima
455.7801 S:6 F:5 BSUB(10000,15,-3.0) PKD(5.5,3,0.10%,100.0,0.00%,F,F) Exp:PCDD
Sample Text:ST051210M5 File Text:Frontier Analytical Laboratory

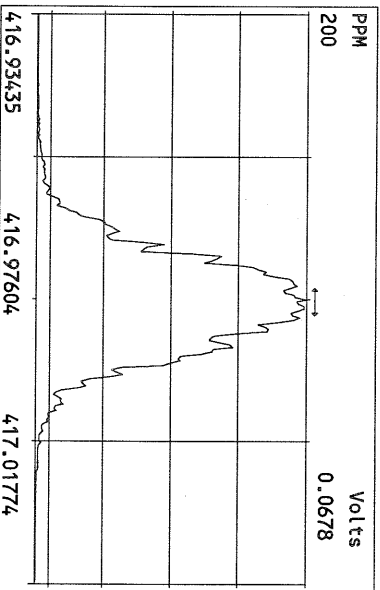
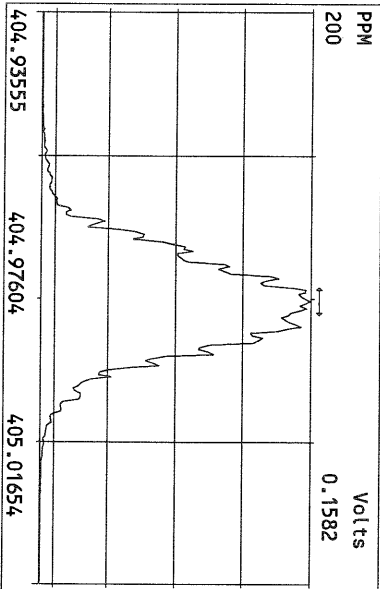
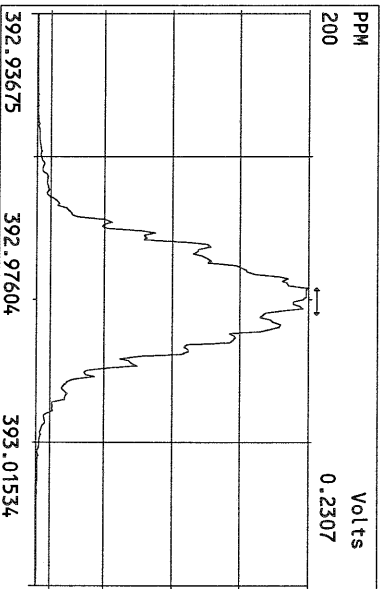
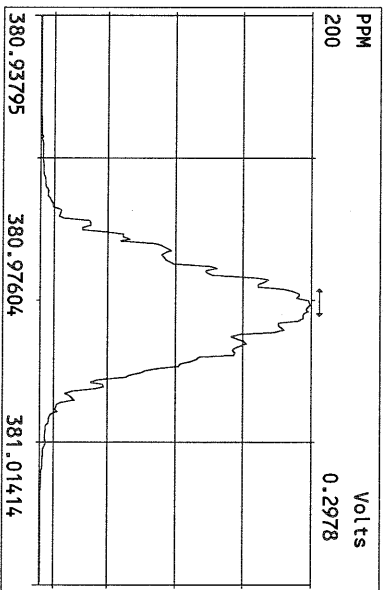
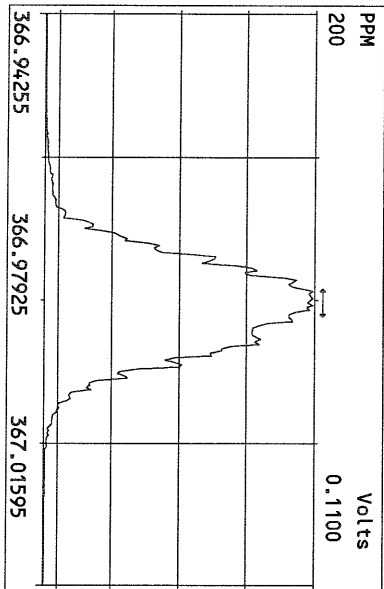
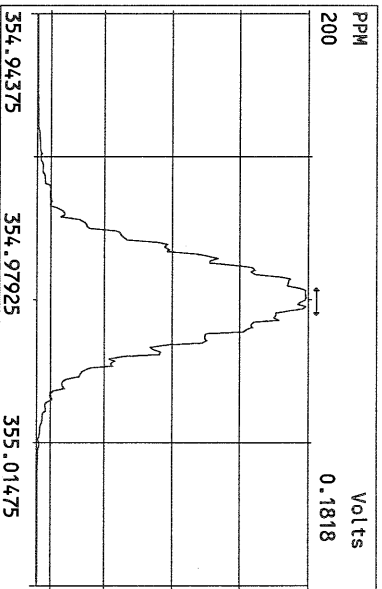
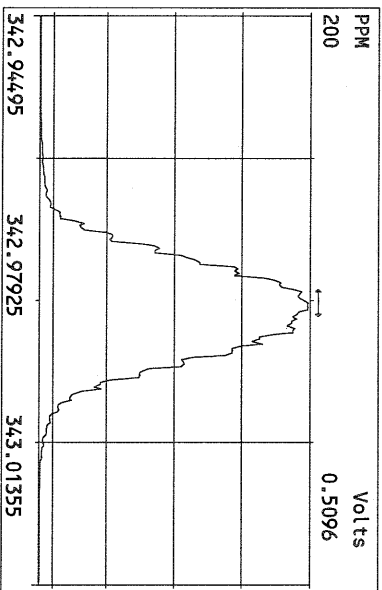
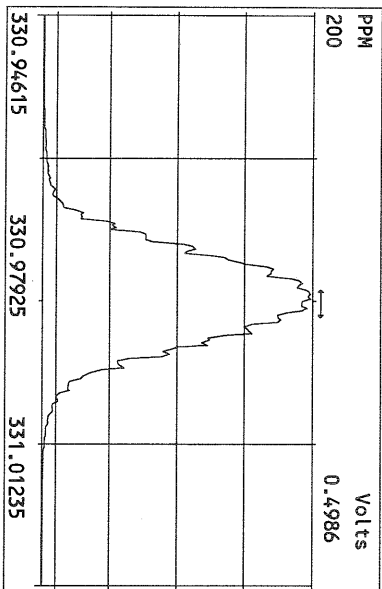


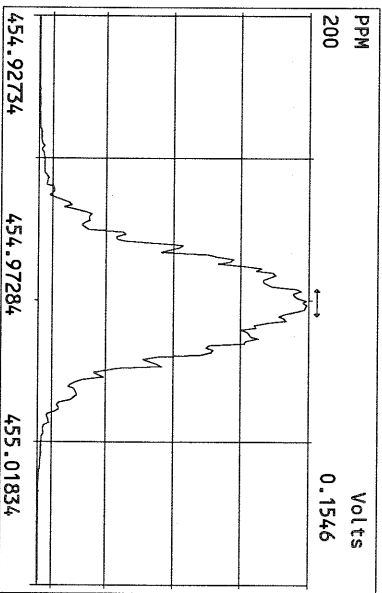
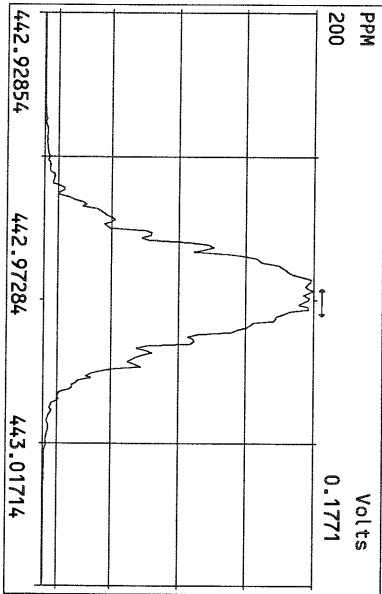
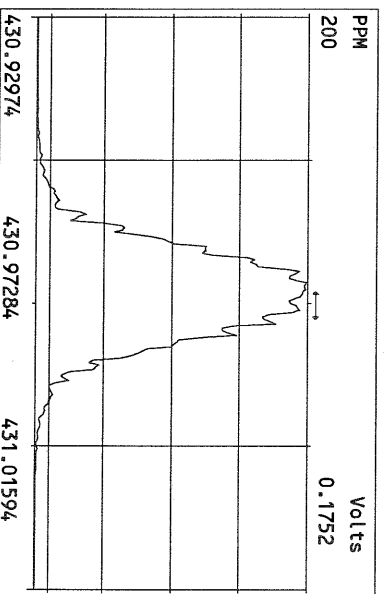
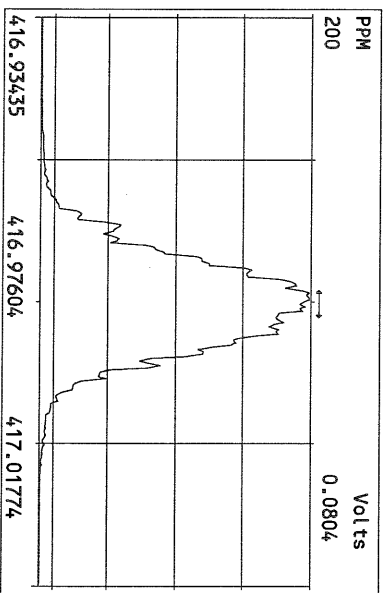
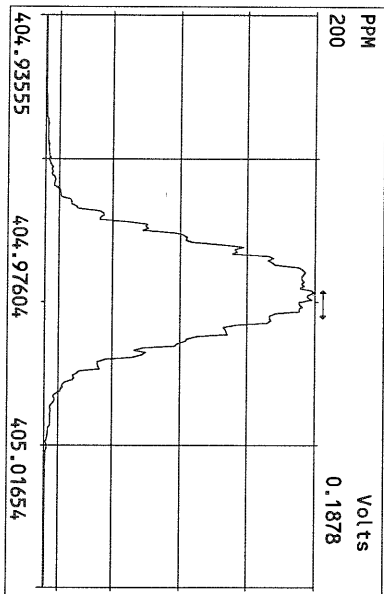
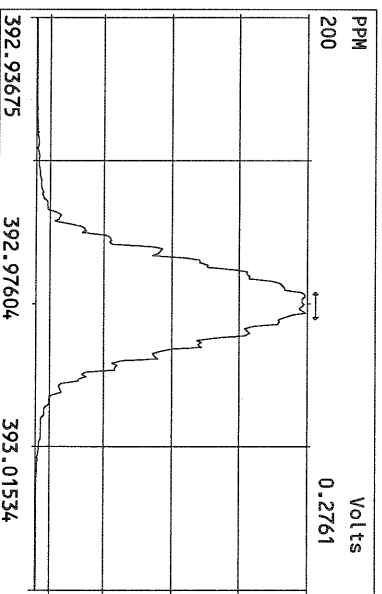
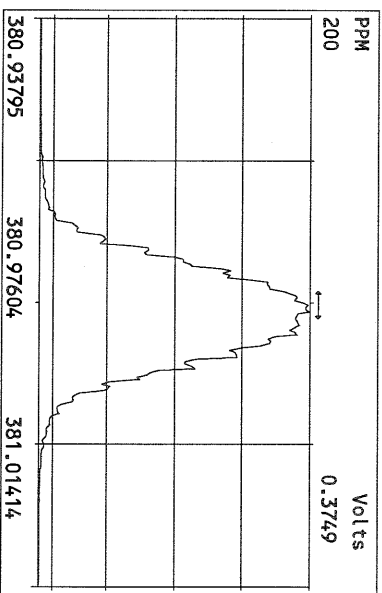
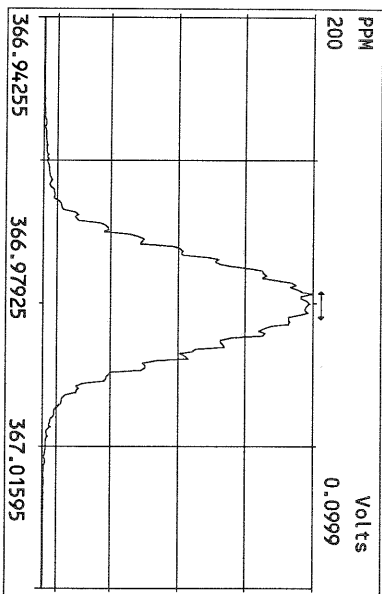
File:12MAY10M #1-348 Acq:12-MAY-2010 17:59:27 GC EI+ Voltage SIR Autospec-Utima
513.6775 S:6 F:5 BSUB(10000,15,-3.0) PKD(5.5,3,0.10%,100.0,0.00%,F,F) Exp:PCDD
Sample Text:ST051210M5 File Text:Frontier Analytical Laboratory



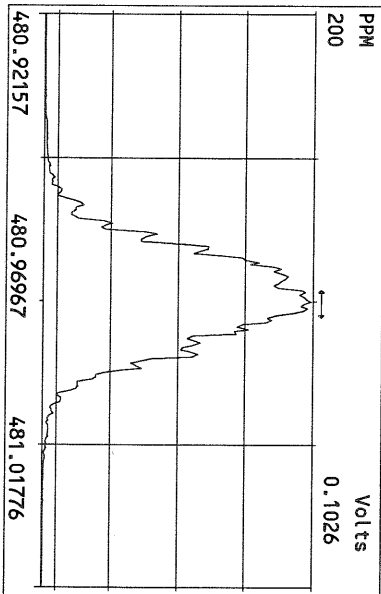
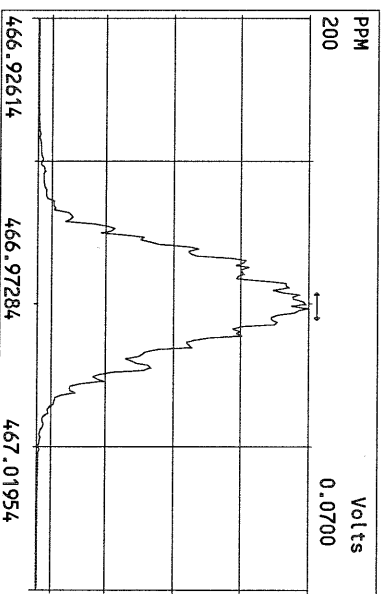
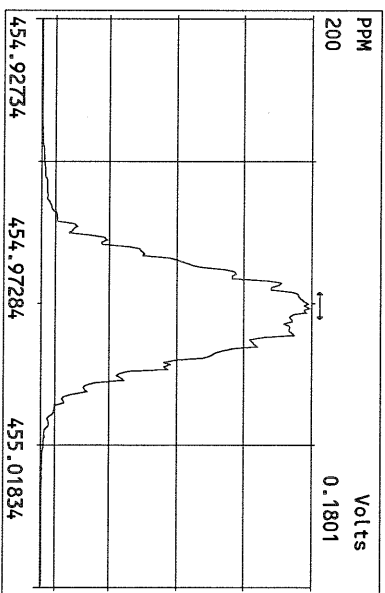
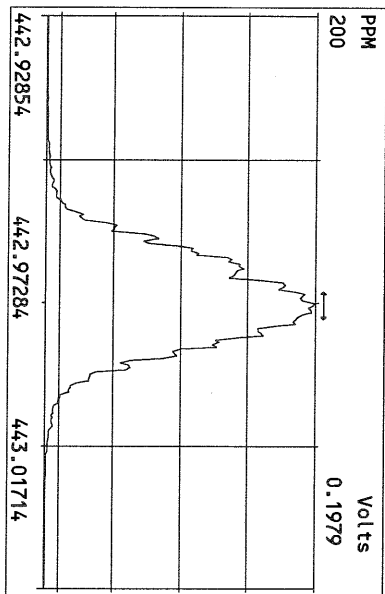
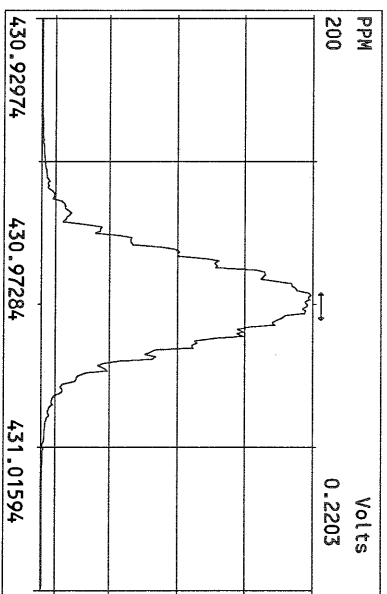
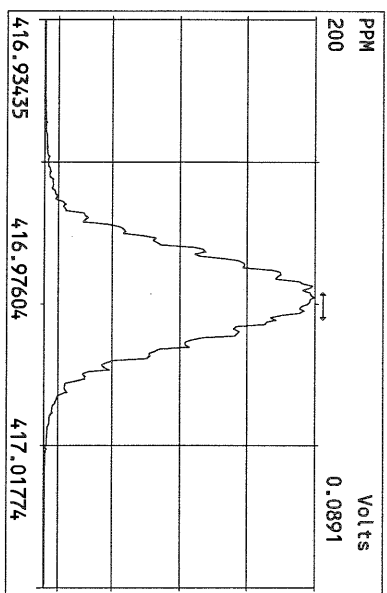
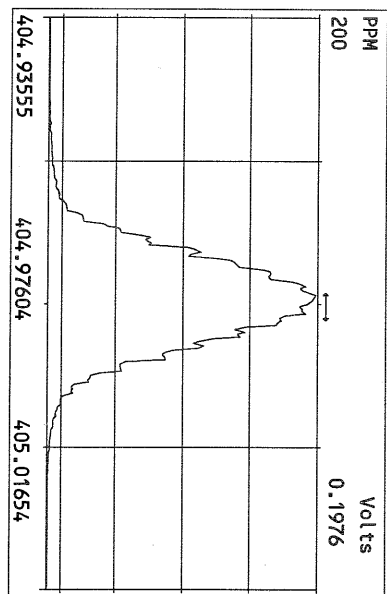


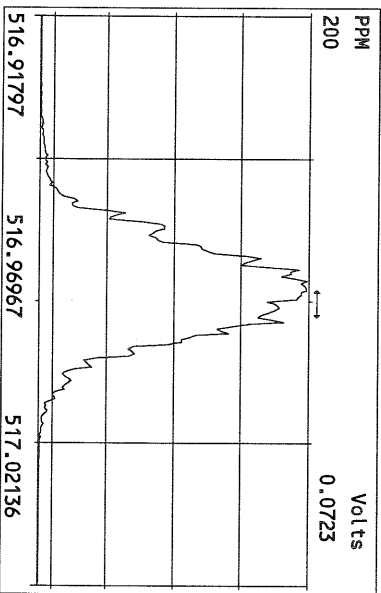
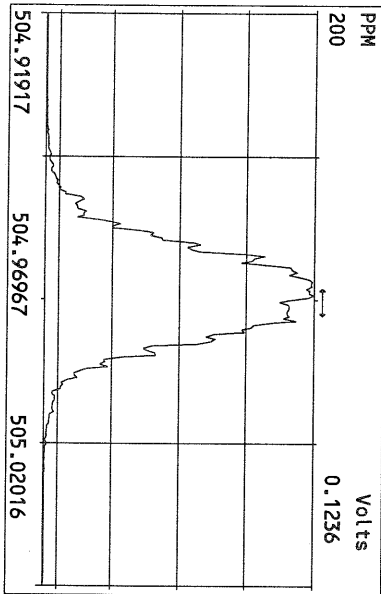
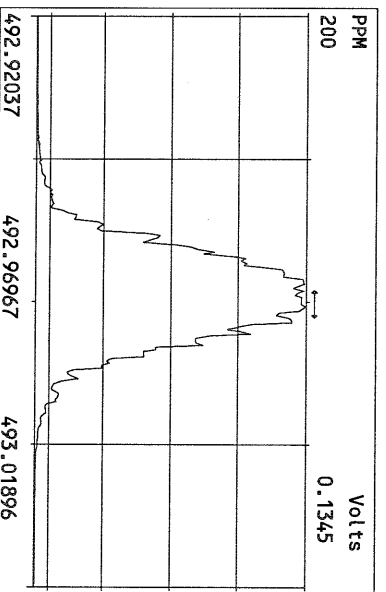
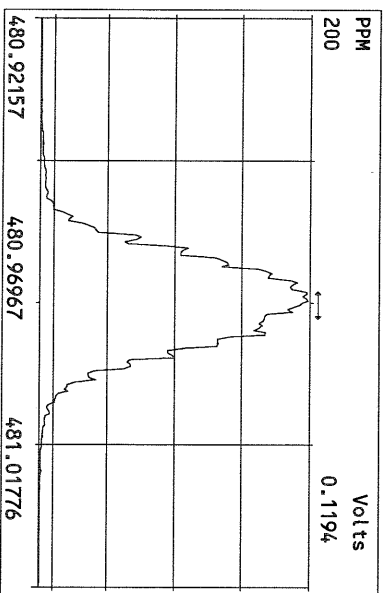
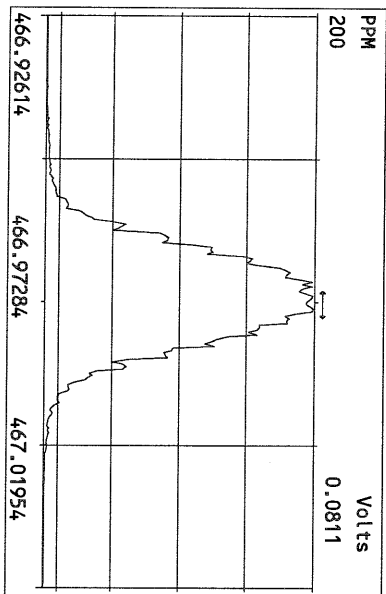
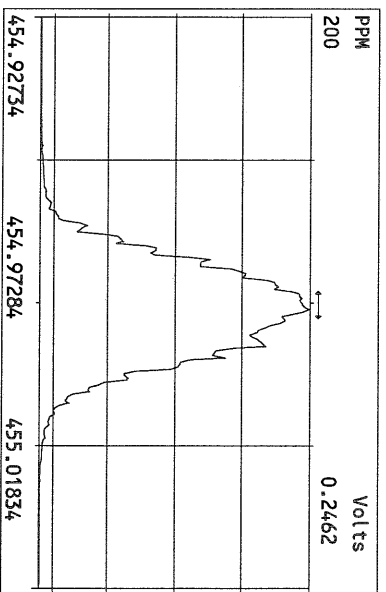
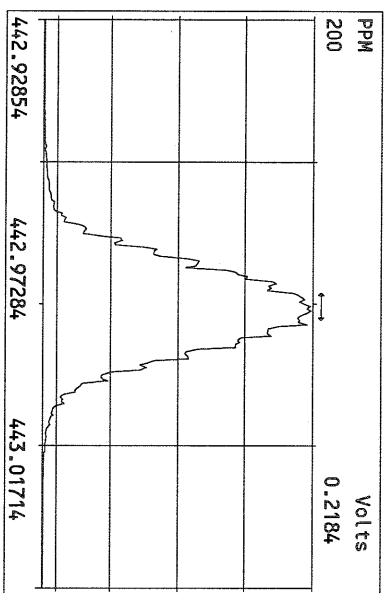
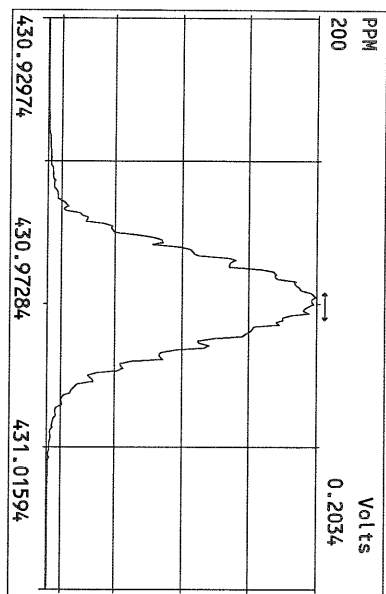
Peak Locate Examination: 12-MAY-2010:20:49 File: 12MAY10M_RES_CHECK
 Experiment: PCDD Function: 2 Reference: PFK





Peak Locate Examination: 12-MAY-2010:20:53 File:12MAY10M_RES_CHECK
Experiment:PCDD Function:4 Reference:PFK






Frontier Analytical Laboratory

Data Filename: 23APR10A

Analyte: TCDFFAL1-4-23-10

Cal: TCDFFAL1-4-23-10

Name	RRF	S. D.	%RSD	S1 RRF#1	S2 RRF#2	S3 RRF#3	S4 RRF#4	S5 RRF#5
2,3,7,8-TCDF	1.20	0.0471	3.91 %	1.28	1.20	1.20	1.16	1.17
13C-2,3,7,8-TCDF	0.94	0.0097	1.03 %	0.93	0.94	0.94	0.95	0.94
13C-1,2,3,4-TCDF	-	-	- %	-	-	-	-	-


Analyst: 

Date: 4/23/10

Run #1 Filename 23APR10A
Client ID: ST042310A1

S: 1 Acquired: 23-APR-10 13:11:58 Cal: TCDFFAL1-4-23-10
Analyte: FAL ID: 1613 CS1 090918H

	Typ	Name	Amount	Resp	RA	RT	RF	RRF
1	Unk	2,3,7,8-TCDF	0.50	9.37e+05	0.73 y	19:26	-	1.28 y
2	IS	13C-2,3,7,8-TCDF	100.00	1.46e+08	0.78 y	19:24	-	0.928 y
3	RS	13C-1,2,3,4-TCDF	100.00	1.58e+08	0.79 y	16:54	1.58e+06	- n

Analyst: 

Date: 4/23/10

Run #2 Filename 23APR10A
Client ID: ST042310A2

S: 2 Acquired: 23-APR-10 13:47:01 Cal: TCDFFAL1-4-23-10
Analyte: FAL ID: 1613 CS2 090918I

	Typ	Name	Amount	Resp	RA	RT	RF	RRF
1	Unk	2,3,7,8-TCDF	2.00	3.82e+06	0.79 y	19:22	-	1.20 y
2	IS	13C-2,3,7,8-TCDF	100.00	1.59e+08	0.79 y	19:21	-	0.938 y
3	RS	13C-1,2,3,4-TCDF	100.00	1.69e+08	0.80 y	16:50	1.69e+06	- n

Analyst: 

Date: 4/23/10

Run #3 Filename 23APR10A
Client ID: ST042310A3

S: 3 Acquired: 23-APR-10 14:22:05 Cal: TCDFFAL1-4-23-10
Analyte: FAL ID: 1613 CS3 090918J

	Typ	Name	Amount	Resp	RA	RT	RF	RRF
1	Unk	2,3,7,8-TCDF	10.00	1.78e+07	0.78 y	19:23	-	1.20 y
2	IS	13C-2,3,7,8-TCDF	100.00	1.48e+08	0.79 y	19:21	-	0.936 y
3	RS	13C-1,2,3,4-TCDF	100.00	1.58e+08	0.79 y	16:51	1.58e+06	- n

Analyst: 

Date: 4/23/10

Run #4 Filename 23APR10A
Client ID: ST042310A4

S: 4 Acquired: 23-APR-10 14:57:09 Cal: TCDFFAL1-4-23-10
Analyte: FAL ID: 1613 CS4 090918K

	Typ	Name	Amount	Resp	RA	RT	RF	RRF
1	Unk	2,3,7,8-TCDF	40.00	7.54e+07	0.79 y	19:23	-	1.16 y
2	IS	13C-2,3,7,8-TCDF	100.00	1.62e+08	0.79 y	19:21	-	0.954 y
3	RS	13C-1,2,3,4-TCDF	100.00	1.70e+08	0.79 y	16:50	1.70e+06	- n

Analyst: 

Date: 4/23/10

Run #5 Filename 23APR10A
Client ID: ST042310A5

S: 5 Acquired: 23-APR-10 15:32:14 Cal: TCDFFAL1-4-23-10
Analyte: TCDFFAL1-4-23-10 FAL ID: 1613 CS5 090918L

	Typ	Name	Amount	Resp	RA	RT	RF	RRF
1	Unk	2,3,7,8-TCDF	200.00	3.67e+08	0.78 y	19:23	-	1.17 y
2	IS	13C-2,3,7,8-TCDF	100.00	1.57e+08	0.78 y	19:21	-	0.939 y
3	RS	13C-1,2,3,4-TCDF	100.00	1.67e+08	0.80 y	16:51	1.67e+06	- n

Analyst: 

Date: 4/23/10

FORM 3A

TCDF INITIAL CALIBRATION RELATIVE RESPONSES

Lab Name: Frontier Analytical Laboratory

Episode No.:

Contract No.:

SAS No.:

Initial Calibration Date: 4/23/10

Instrument ID: FAL1


GC Column ID: DB225

CS1 Data Filename: 23APR10A S1 CS4 Data Filename: 23APR10A S4

CS2 Data Filename: 23APR10A S2 CS5 Data Filename: 23APR10A S5

CS3 Data Filename: 23APR10A S3

	RELATIVE RESPONSE (RR)					MEAN RR	CV (%RSD)
	CS1	CS2	CS3	CS4	CS5		
NATIVE ANALYTES							
2,3,7,8-TCDF	1.28	1.20	1.20	1.16	1.17	1.20	3.91
13C-2,3,7,8-TCDF	0.93	0.94	0.94	0.95	0.94	0.94	1.03

Analyst: Date: 4/23/10

FORM 4A
TCDF CALIBRATION VERIFICATION

Lab Name: Frontier Analytical Laboratory Episode No.:

Contract No.: SAS No.:

Initial Calibration Date: 4/23/10

Instrument ID: FAL1

GC Column ID: DB225

VER Data Filename: 23APR10A Sam:3

Analysis Date: 23-APR-10 Time: 14:22:05

	M/Z'S FORMING RATIO (1)	ION ABUND. RATIO	QC LIMITS (2)	ACCEPT	CONC. FOUND	CONC. RANGE (ng/mL) (3)
NATIVE ANALYTES						
2,3,7,8-TCDF	M/M+2	0.78	0.65-0.89	y	10.0	8.40 - 12.0
LABELED COMPOUNDS						
13C-2,3,7,8-TCDF	M/M+2	0.79	0.65-0.89	y	99.7	71.0 - 140

(1) See Table 8, Method 1613, for m/z specifications.

(2) Ion Abundance Ratio Control Limits as specified in Table 9, Method 1613.

(3) Contract-required concentration range as specified in Table 6A, Method 1613

Analyst: Date: 4/23/10

TCDF RT WINDOW AND ISOMER SPECIFICITY STANDARDS

Lab Name: Frontier Analytical Laboratory Episode No.:
Contract No.: SAS No.:
Instrument ID: FAL1 Initial Calibration Date: 4/23/10
RT Window Data Filename: 23APR10A Sam:3 Analysis Date: 23-APR-10 Time: 14:22:05
DB-5 IS Data Filename: Analysis Date: Time:
DB-225 IS Data Filename: 23APR10A Sam:3 Analysis Date: 23-APR-10 Time: 14:22:05

DB-225 RT WINDOW DEFINING STANDARDS RESULTS

ISOMERS	ABSOLUTE RT
1,3,6,8-TCDF (F)	13:23
1,2,8,9-TCDF (L)	22:02

(F) = First eluting iosmer (DB-5); (L) = Last eluting isomer (DB-5)

=====

ISOMER SPECIFICITY (IS) TEST STANDARD RESULTS

% VALLEY HEIGHT
BETWEEN
COMPARED PEAKS (1)

<25%


(1) To meet contract requirement, %Valley Height Between Compared Peaks shall not exceed 25%.

Analyst: 

Date: 4/23/10

FAL ID: ST042310A3 Filename: 23APR10A Sam:3 Acquired: 23-APR-10 14:22:05 ICal: TCDFFAL1-4-23-10
Client ID: 1613 CS3 090918J ConCal: NA EndCal: NA
Results: GC Column: DB225 Amount: 1.000

Name	Resp	RA	RT	RRF	Conc	Qual	Fac	Noise	DL	#Hom	Rec
2,3,7,8-TCDF	1.78e+07	0.78 y	19:23	1.20	10.0		2.50	-	-	1	
13C-2,3,7,8-TCDF	1.48e+08	0.79 y	19:21	0.94	99.7						99.7
13C-1,2,3,4-TCDF	1.58e+08	0.79 y	16:51	-	96.3						

Analyst: 

Date: 4/23/10

Frontier Analytical Laboratory - Acquisition Log

Run Name: 23APR10A

Instrument: FAL1

GC: DB225

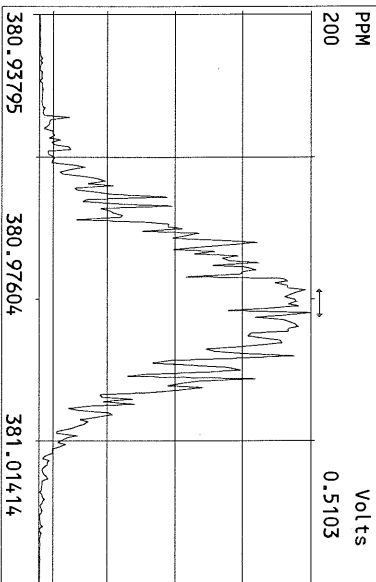
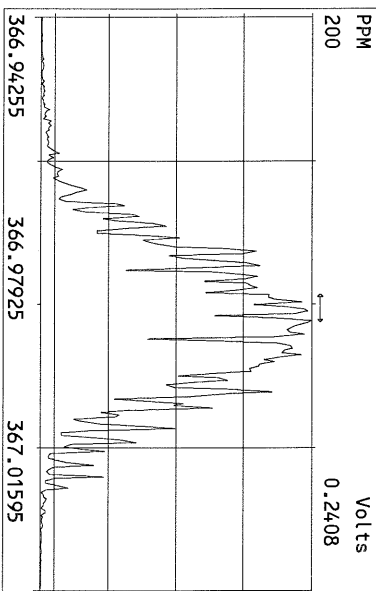
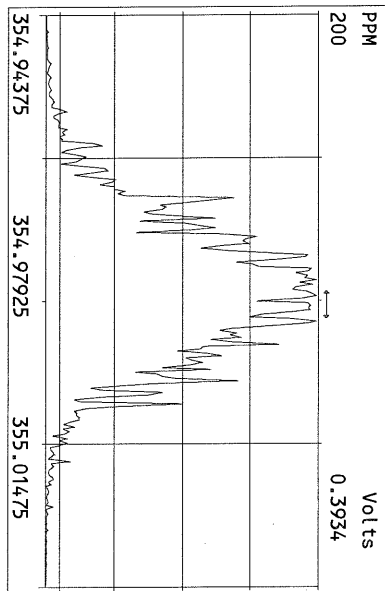
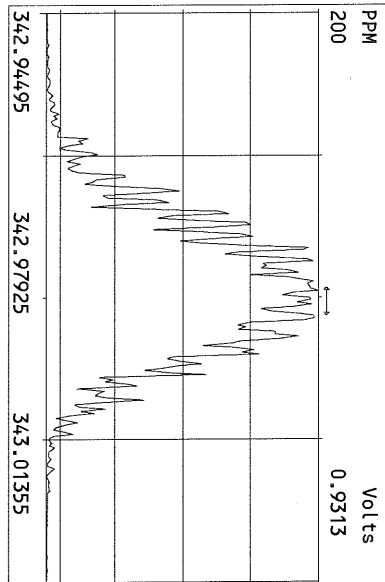
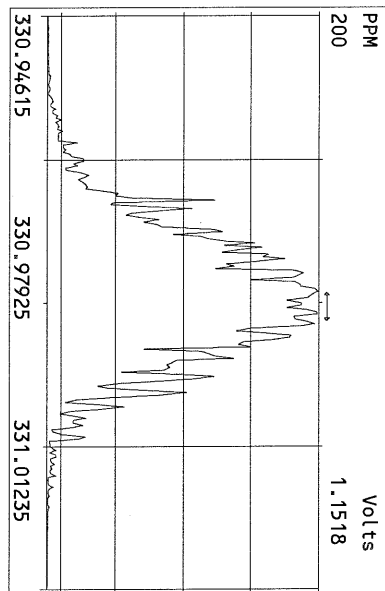
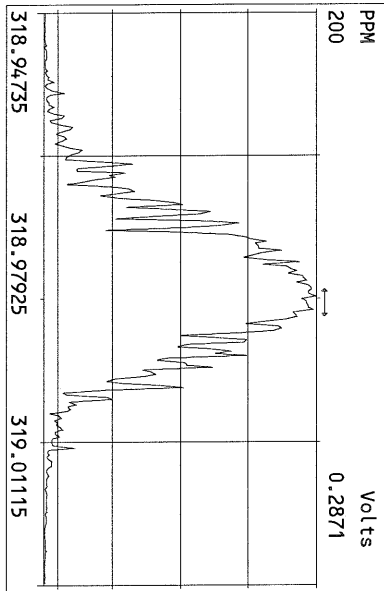
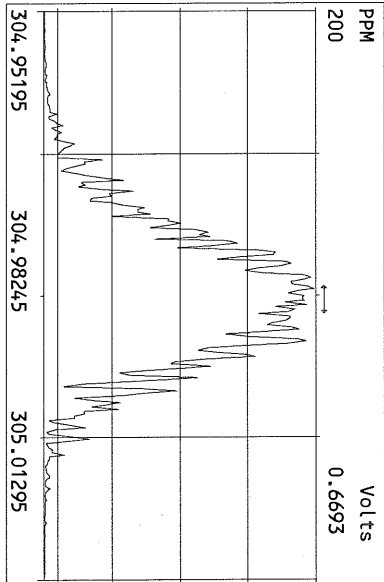
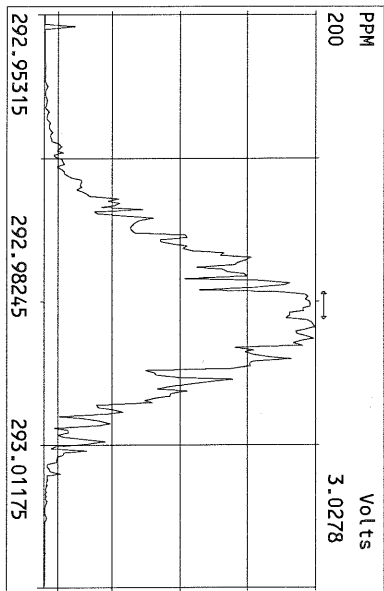
Experiment: TCDF

Data File S	FAL ID	Client ID	Acquired	ConCal	EndCal	Analyst
23APR10A 1	ST042310A1	1613 CS1 090918H	23-APR-10 13:11:58	NA	NA	TC
23APR10A 2	ST042310A2	1613 CS2 090918I	23-APR-10 13:47:01	NA	NA	TC
23APR10A 3	ST042310A3	1613 CS3 090918J	23-APR-10 14:22:05	NA	NA	TC
23APR10A 4	ST042310A4	1613 CS4 090918K	23-APR-10 14:57:09	NA	NA	TC
23APR10A 5	ST042310A5	1613 CS5 090918L	23-APR-10 15:32:14	NA	NA	TC

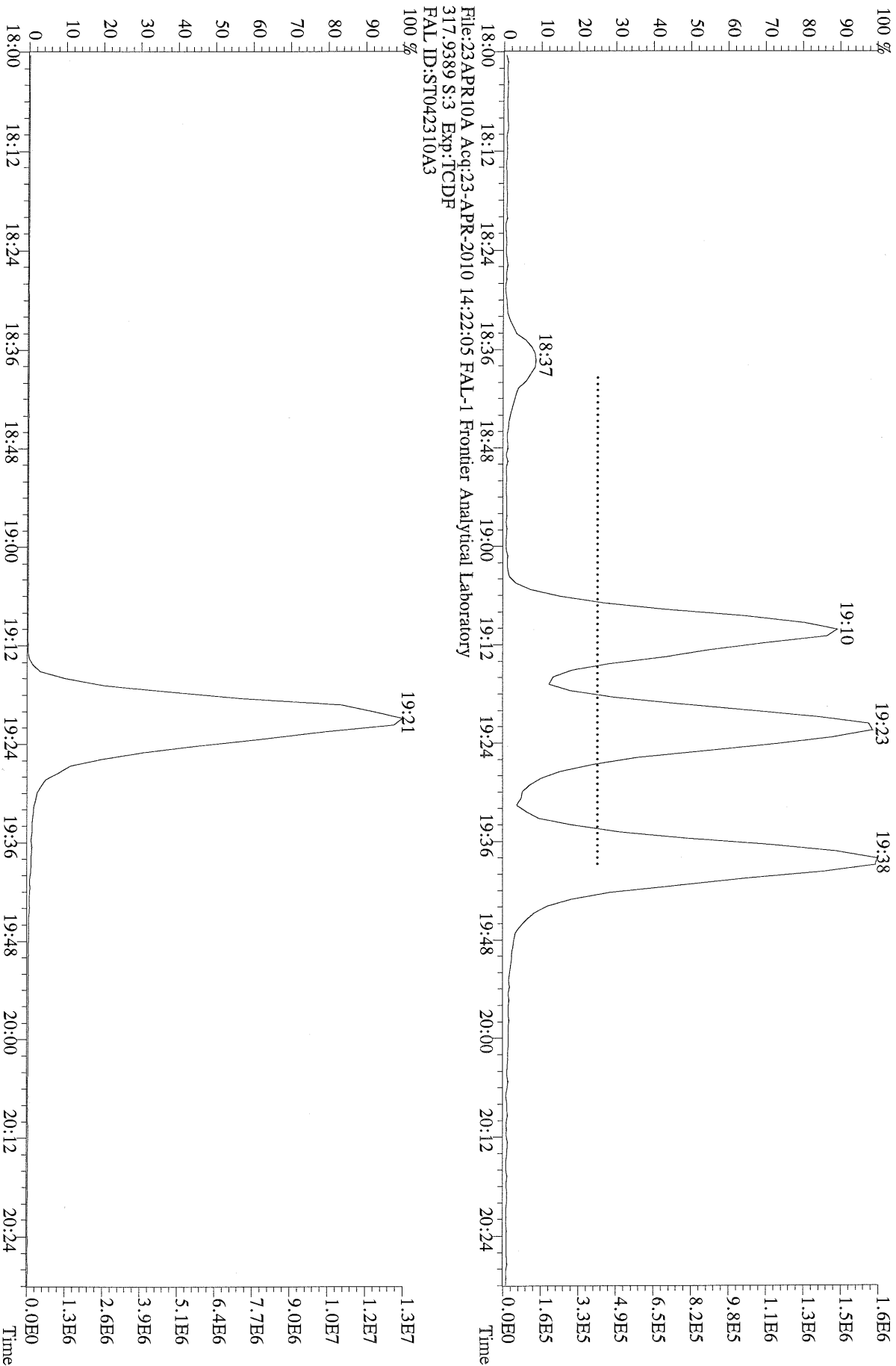
 4/23/10

Data Backed Up: _____

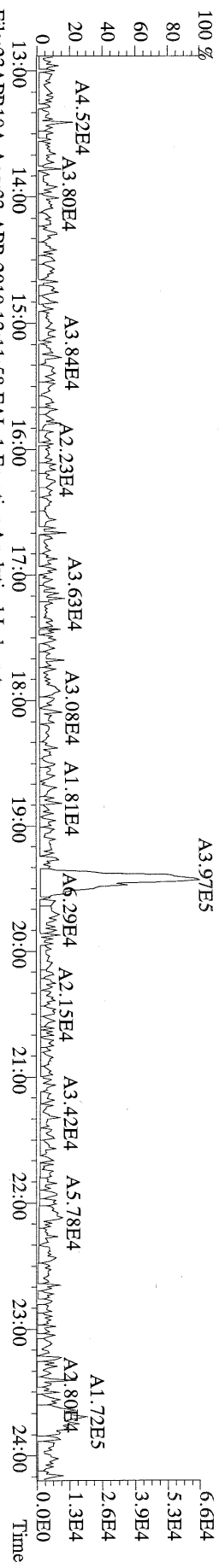
Date: _____



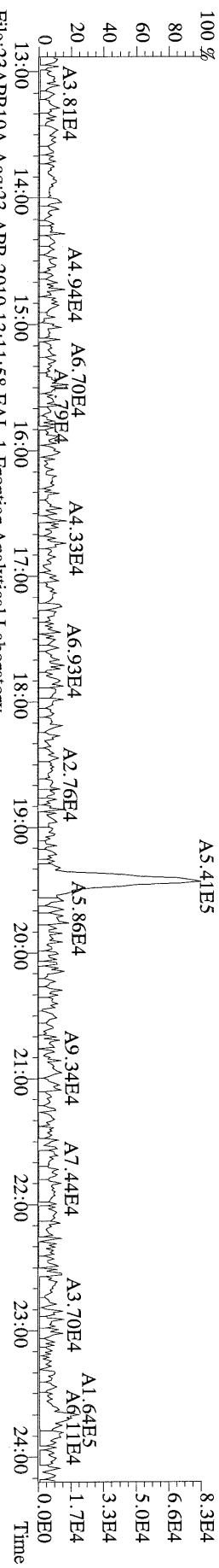
File:23APR10A Acq:23-APR-2010 14:22:05 FAL-1 Frontier Analytical Laboratory
305.8987 S:3 Exp:TCDF
FAL ID:ST042310A3
100 %



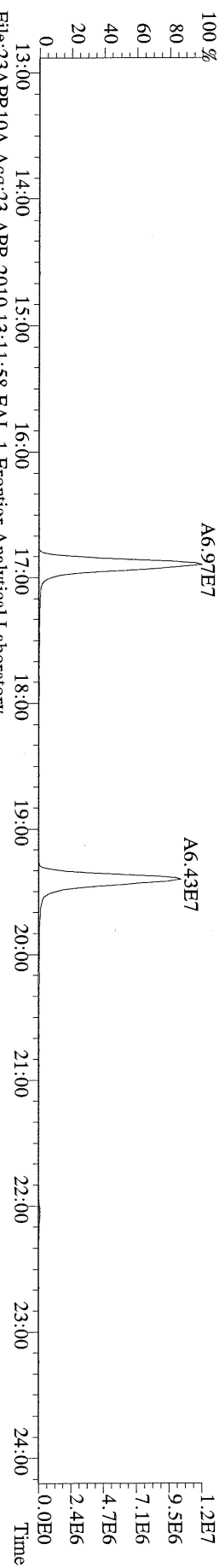
File:23APR10A Acq:23-APR-2010 13:11:58 FAL-1 Frontier Analytical Laboratory
 303.9016 BSUB(10000,15,-3.0) PKD(5,5,3,0.10%,100,0,0.00%,F,F) Exp:TCDF
 FAL ID:ST042310A1



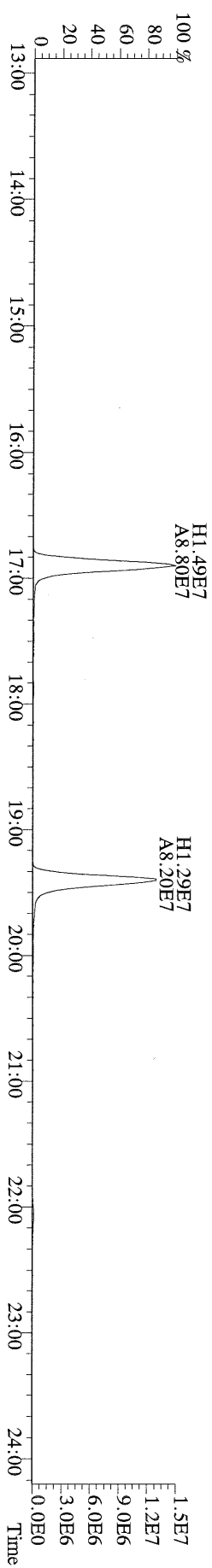
File:23APR10A Acq:23-APR-2010 13:11:58 FAL-1 Frontier Analytical Laboratory
 305.8987 BSUB(10000,15,-3.0) PKD(5,5,3,0.10%,100,0,0.00%,F,F) Exp:TCDF
 FAL ID:ST042310A1



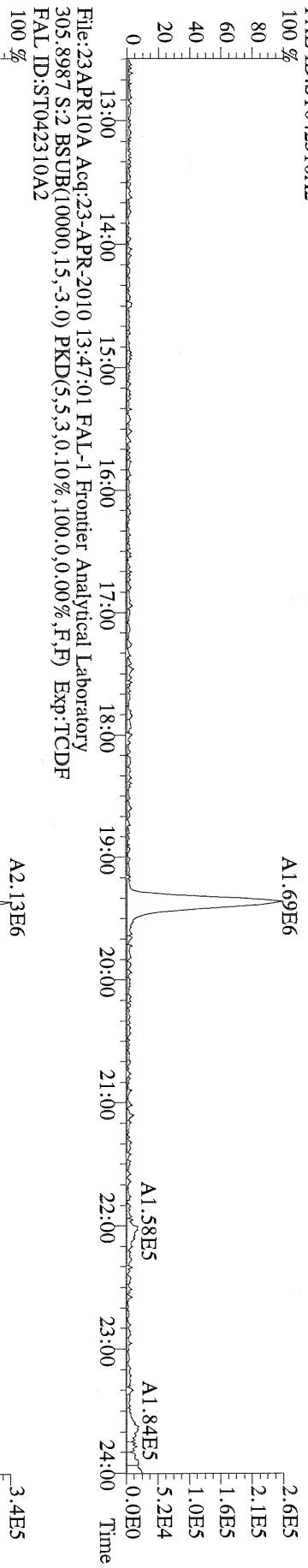
File:23APR10A Acq:23-APR-2010 13:11:58 FAL-1 Frontier Analytical Laboratory
 315.9419 BSUB(10000,15,-3.0) PKD(5,5,3,0.10%,100,0,0.00%,F,F) Exp:TCDF
 FAL ID:ST042310A1



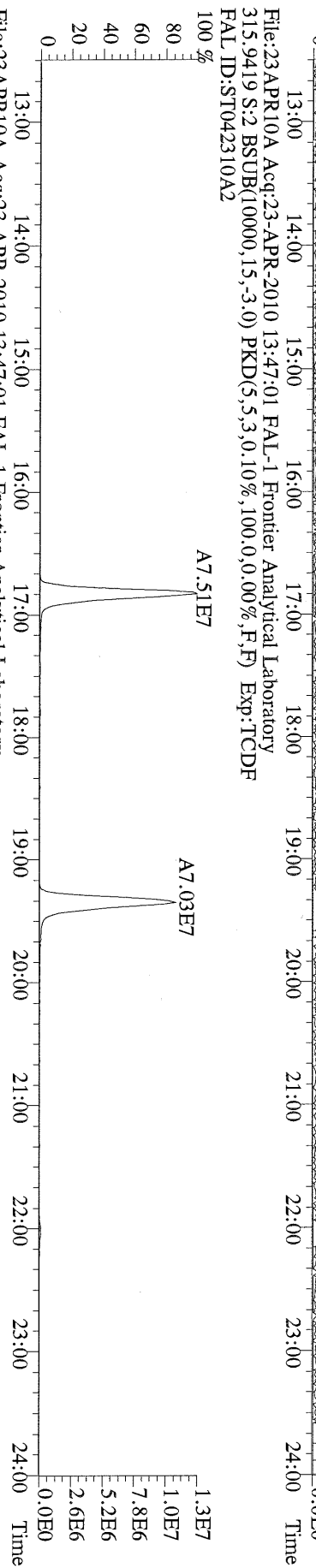
File:23APR10A Acq:23-APR-2010 13:11:58 FAL-1 Frontier Analytical Laboratory
 317.9389 BSUB(10000,15,-3.0) PKD(5,5,3,0.10%,100,0,0.00%,F,F) Exp:TCDF
 FAL ID:ST042310A1



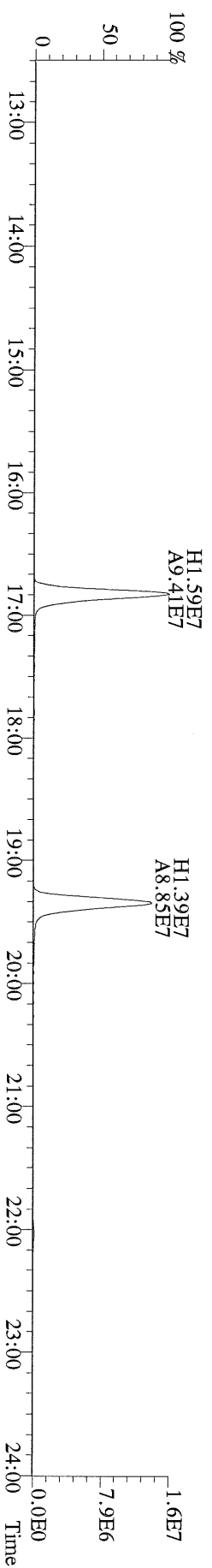
File:23APR10A Acq:23-APR-2010 13:47:01 FAL-1 Frontier Analytical Laboratory
303.9016 S:2 BSUB(10000,15,-3.0) PKD(5,5,3,0,10%,100,0,0,0,0%,F,F) Exp:TCDF
FAL ID:ST042310A2



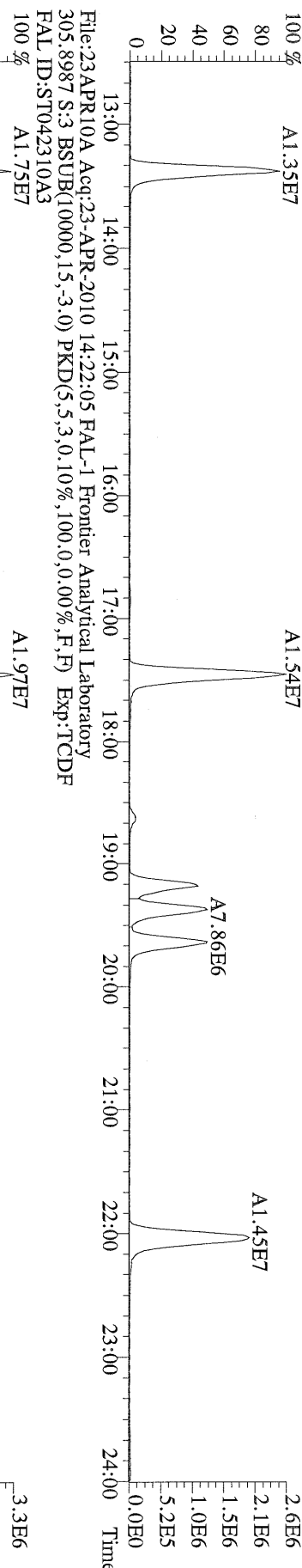
File:23APR10A Acq:23-APR-2010 13:47:01 FAL-1 Frontier Analytical Laboratory
315.9419 S:2 BSUB(10000,15,-3.0) PKD(5,5,3,0,10%,100,0,0,0,0%,F,F) Exp:TCDF
FAL ID:ST042310A2



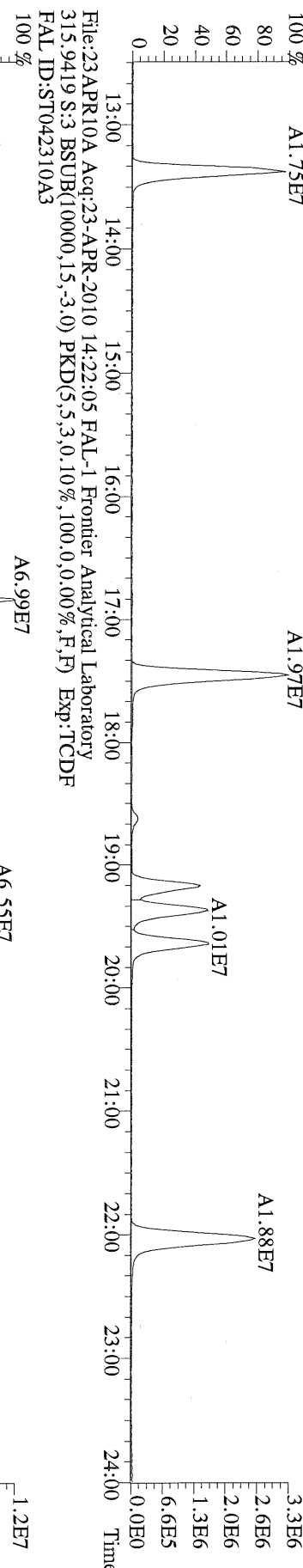
File:23APR10A Acq:23-APR-2010 13:47:01 FAL-1 Frontier Analytical Laboratory
317.9389 S:2 BSUB(10000,15,-3.0) PKD(5,5,3,0,10%,100,0,0,0,0%,F,F) Exp:TCDF
FAL ID:ST042310A2



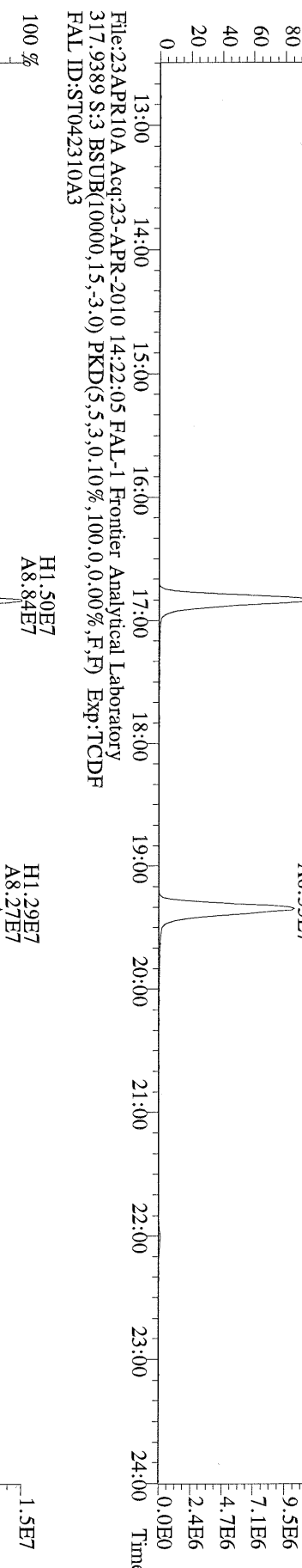
File:23APR10A Acq:23-APR-2010 14:22:05 FAL-1 Frontier Analytical Laboratory
 303.9016 S:3 BSUB(10000,15,-3.0) PKD(5,5,3,0,10%,100,0,0,0,0%,F,F) Exp:TCDF
 FAL ID:ST042310A3




File:23APR10A Acq:23-APR-2010 14:22:05 FAL-1 Frontier Analytical Laboratory
 305.8987 S:3 BSUB(10000,15,-3.0) PKD(5,5,3,0,10%,100,0,0,0,0%,F,F) Exp:TCDF
 FAL ID:ST042310A3



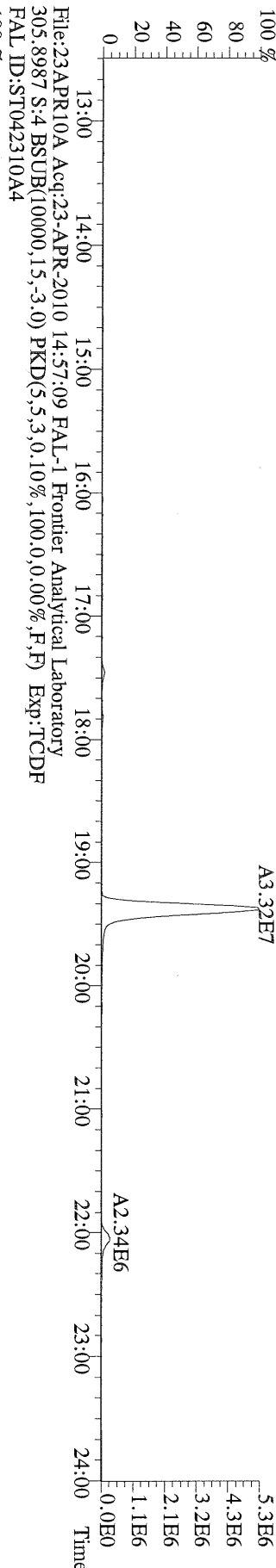
File:23APR10A Acq:23-APR-2010 14:22:05 FAL-1 Frontier Analytical Laboratory
 315.9419 S:3 BSUB(10000,15,-3.0) PKD(5,5,3,0,10%,100,0,0,0,0%,F,F) Exp:TCDF
 FAL ID:ST042310A3



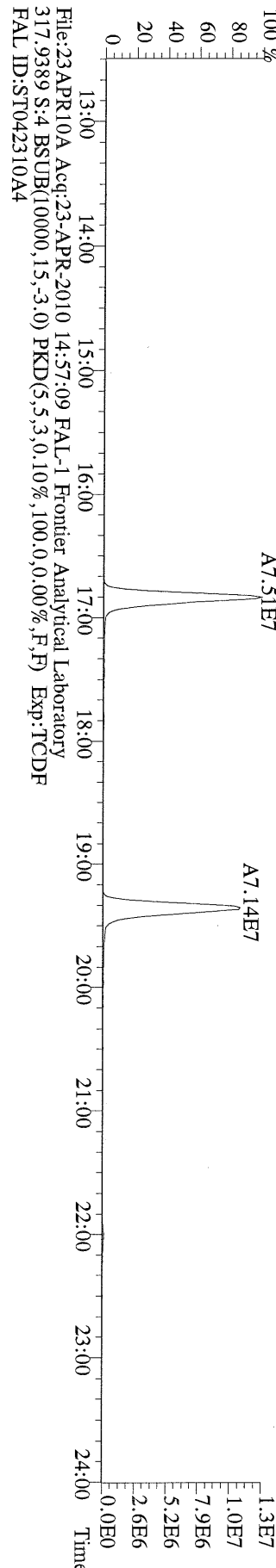
File:23APR10A Acq:23-APR-2010 14:22:05 FAL-1 Frontier Analytical Laboratory
 317.9389 S:3 BSUB(10000,15,-3.0) PKD(5,5,3,0,10%,100,0,0,0,0%,F,F) Exp:TCDF
 FAL ID:ST042310A3



File:23APR10A Acq:23-APR-2010 14:57:09 FAL-1 Frontier Analytical Laboratory
303.9016 S:4 BSUB(10000,15,-3.0) PKD(5,5,3,0,10%,100,0,0,0.00%,F,F) Exp:TCDF
FAL ID:ST042310A4



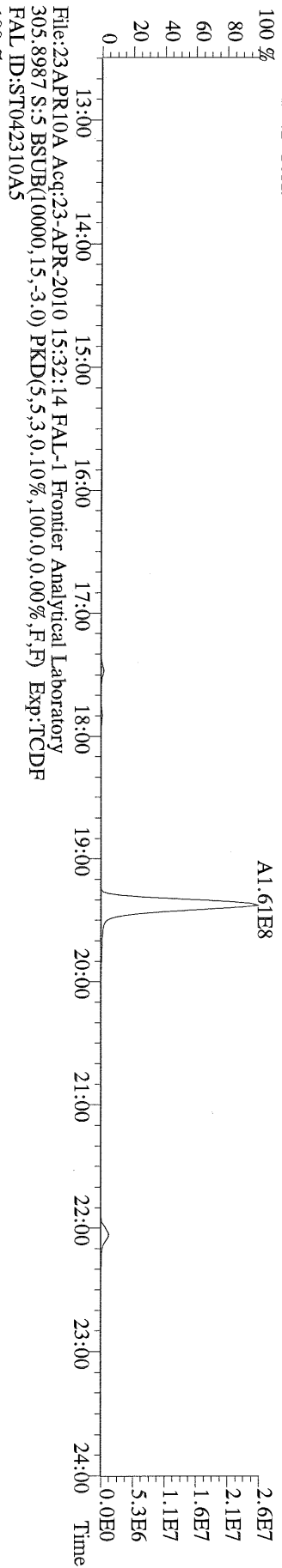
File:23APR10A Acq:23-APR-2010 14:57:09 FAL-1 Frontier Analytical Laboratory
315.9419 S:4 BSUB(10000,15,-3.0) PKD(5,5,3,0,10%,100,0,0,0.00%,F,F) Exp:TCDF
FAL ID:ST042310A4



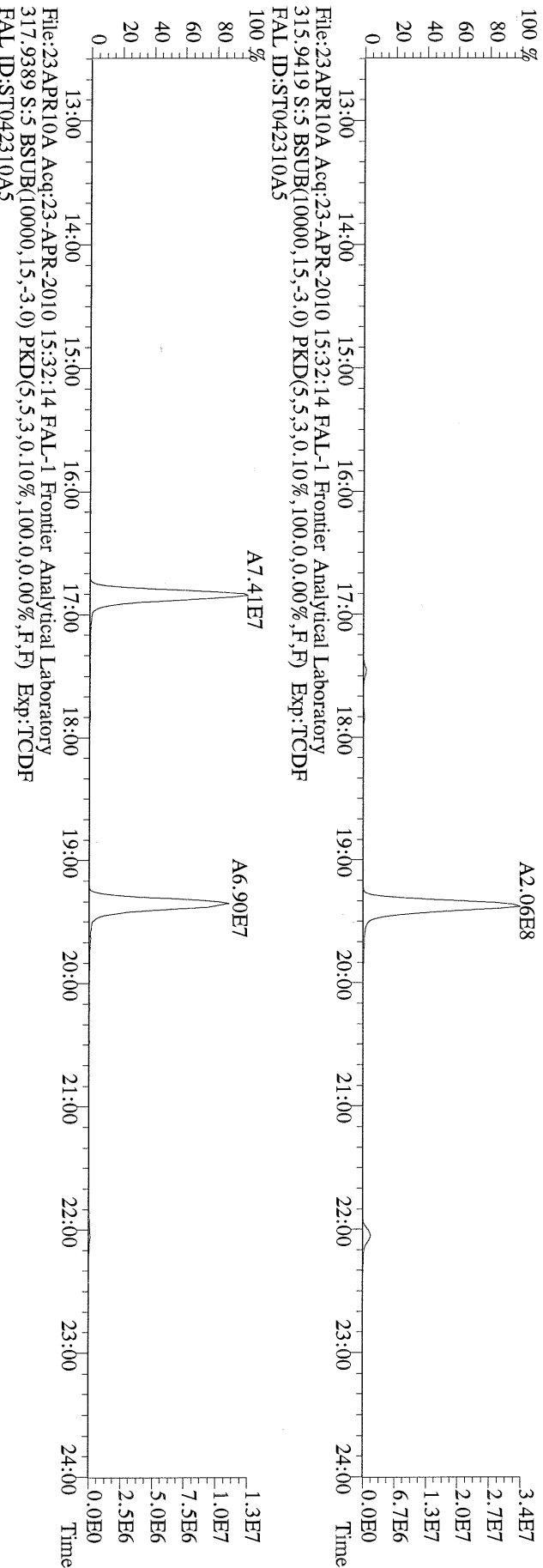
File:23APR10A Acq:23-APR-2010 14:57:09 FAL-1 Frontier Analytical Laboratory
317.9389 S:4 BSUB(10000,15,-3.0) PKD(5,5,3,0,10%,100,0,0,0.00%,F,F) Exp:TCDF
FAL ID:ST042310A4



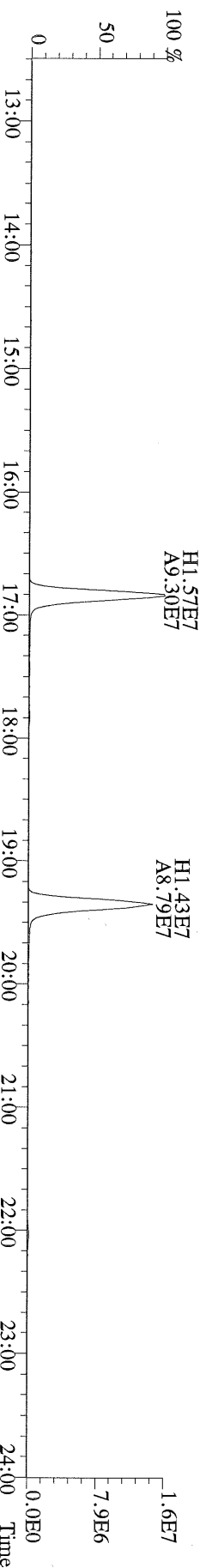
File:23APR10A Acq:23-APR-2010 15:32:14 FAL-1 Frontier Analytical Laboratory
303.9016 S:5 BSUB(10000,15,-3.0) PKD(5,5,3,0.10%,100.0,0.00%,F,F) Exp:TCDF
FAL ID:ST042310A5

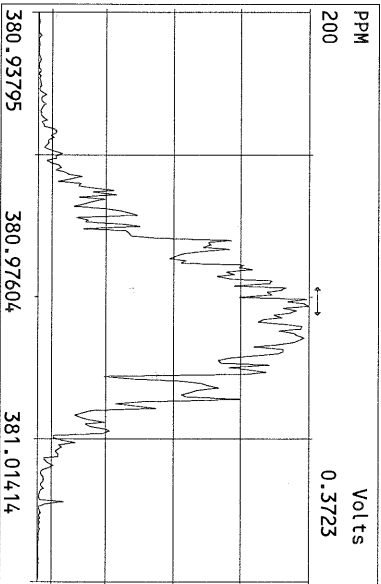
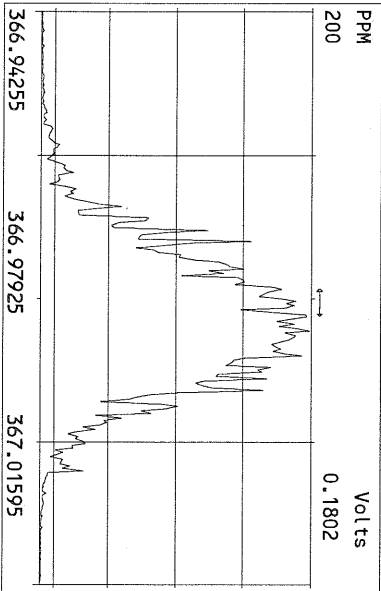
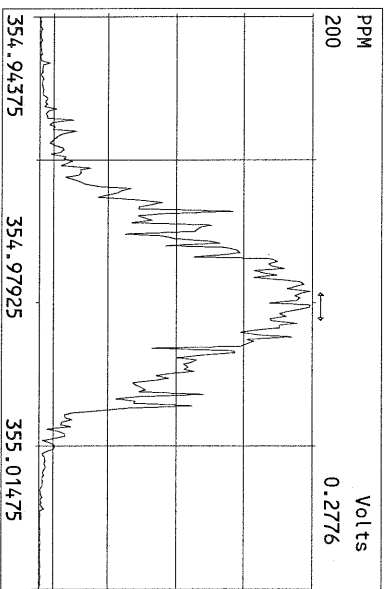
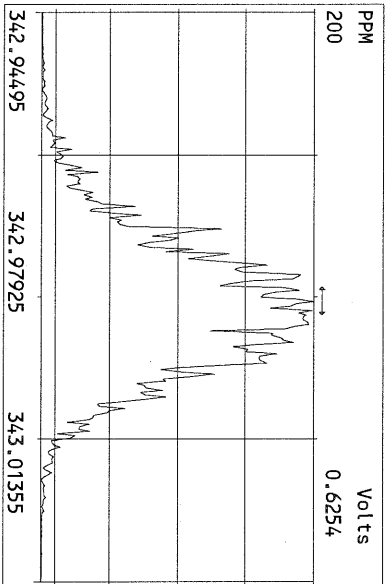
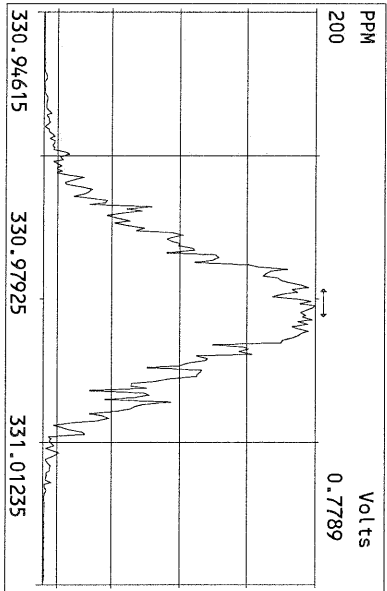
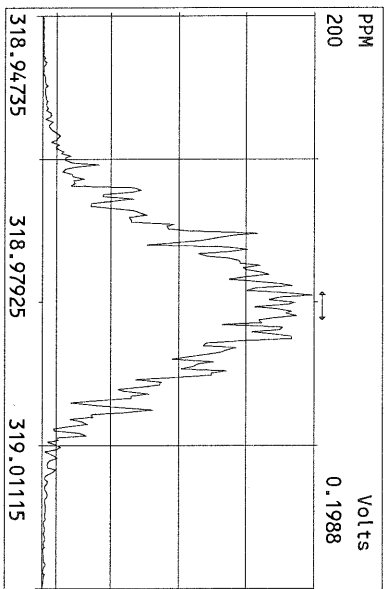
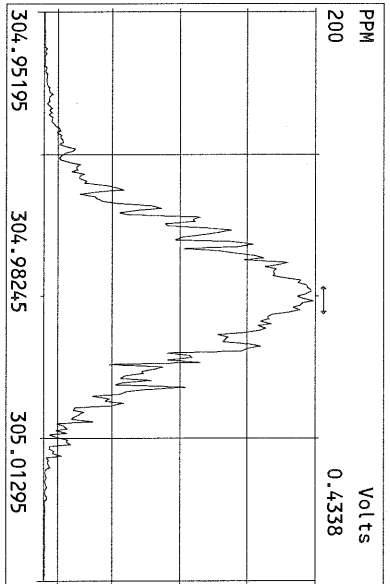
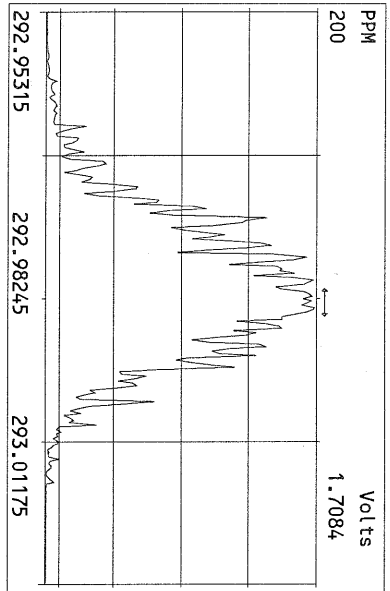


File:23APR10A Acq:23-APR-2010 15:32:14 FAL-1 Frontier Analytical Laboratory
305.8987 S:5 BSUB(10000,15,-3.0) PKD(5,5,3,0.10%,100.0,0.00%,F,F) Exp:TCDF
FAL ID:ST042310A5



File:23APR10A Acq:23-APR-2010 15:32:14 FAL-1 Frontier Analytical Laboratory
317.9389 S:5 BSUB(10000,15,-3.0) PKD(5,5,3,0.10%,100.0,0.00%,F,F) Exp:TCDF
FAL ID:ST042310A5





USEPA - ITD

FORM 4A
PCDD/PCDF CALIBRATION VERIFICATION

Lab Name: Frontier Analytical Laboratory Episode No.:

Contract No.: SAS No.:

Initial Calibration Date: 5/12/10

Instrument ID: FAL3

GC Column ID: DB5

VER Data Filename: 09AUG10M Sam:1

Analysis Date: 9-AUG-10 15:14:40

	M/Z'S	ION	QC	ACCEPT	CONC. FOUND	CONC. RANGE (ng/mL) (3)
	FORMING RATIO (1)	ABUND. RATIO	LIMITS (2)			
NATIVE ANALYTES						
2,3,7,8-TCDD	M/M+2	0.77	0.65-0.89	y	10.6	7.80 - 12.9
1,2,3,7,8-PeCDD	M+2/M+4	1.55	1.32-1.78	y	47.3	39.0 - 65.0
1,2,3,4,7,8-HxCDD	M+2/M+4	1.36	1.05-1.43	y	46.9	39.0 - 64.0
1,2,3,6,7,8-HxCDD	M+2/M+4	1.37	1.05-1.43	y	44.7	39.0 - 64.0
1,2,3,7,8,9-HxCDD	M+2/M+4	1.37	1.05-1.43	y	44.5	41.0 - 61.0
1,2,3,4,6,7,8-HpCDD	M+2/M+4	0.99	0.88-1.20	y	52.8	43.0 - 58.0
OCDD	M+2/M+4	0.99	0.76-1.02	y	110	79.0 - 126
2,3,7,8-TCDF	M/M+2	0.66	0.65-0.89	y	9.49	8.40 - 12.0
1,2,3,7,8-PeCDF	M+2/M+4	1.46	1.32-1.78	y	51.0	41.0 - 60.0
2,3,4,7,8-PeCDF	M+2/M+4	1.44	1.32-1.78	y	48.6	41.0 - 60.0
1,2,3,4,7,8-HxCDF	M+2/M+4	1.22	1.05-1.43	y	45.6	45.0 - 56.0
1,2,3,6,7,8-HxCDF	M+2/M+4	1.21	1.05-1.43	y	45.1	44.0 - 57.0
2,3,4,6,7,8-HxCDF	M+2/M+4	1.19	1.05-1.43	y	44.9	44.0 - 57.0
1,2,3,7,8,9-HxCDF	M+2/M+4	1.23	1.05-1.43	y	46.5	45.0 - 56.0
1,2,3,4,6,7,8-HpCDF	M+2/M+4	1.04	0.88-1.20	y	45.9	45.0 - 55.0
1,2,3,4,7,8,9-HpCDF	M+2/M+4	1.02	0.88-1.20	y	46.0	43.0 - 58.0
OCDF	M+2/M+4	0.88	0.76-1.02	y	92.1	63.0 - 159

(1) See Table 8, Method 1613, for m/z specifications.

(2) Ion Abundance Ratio Control Limits as specified in Table 9, Method 1613.

(3) Contract-required concentration range as specified in Table 6, Method 1613.

Analyst: Date: 8/10/10

USEPA - ITD

FORM 4B
PCDD/PCDF CALIBRATION VERIFICATION

Lab Name: Frontier Analytical Laboratory Episode No.:

Contract No.: SAS No.:

Initial Calibration Date: 5/12/10

Instrument ID: FAL3 GC Column ID: DB5

VER Data Filename: 09AUG10M Sam:1 Analysis Date: 9-AUG-10 15:14:40

LABELLED COMPOUNDS	M/Z'S FORMING RATIO (1)	ION ABUND. RATIO	QC LIMITS (2)	ACCEPT	CONC. FOUND	CONC. RANGE (ng/mL) (3)
13C-2,3,7,8-TCDD	M/M+2	0.84	0.65-0.89	y	95.4	82.0 - 121
13C-1,2,3,7,8-PeCDD	M+2/M+4	1.71	1.32-1.78	y	88.3	62.0 - 160
13C-1,2,3,4,7,8-HxCDD	M+2/M+4	1.21	1.05-1.43	y	104	85.0 - 117
13C-1,2,3,6,7,8-HxCDD	M+2/M+4	1.21	1.05-1.43	y	105	85.0 - 118
13C-1,2,3,4,6,7,8-HpCDD	M+2/M+4	1.00	0.88-1.20	y	87.4	72.0 - 138
13C-OCDD	M+2/M+4	0.99	0.76-1.02	y	165	96.0 - 415
13C-2,3,7,8-TCDF	M/M+2	0.87	0.65-0.89	y	95.6	71.0 - 140
13C-1,2,3,7,8-PeCDF	M+2/M+4	1.69	1.32-1.78	y	86.2	76.0 - 130
13C-2,3,4,7,8-PeCDF	M+2/M+4	1.68	1.32-1.78	y	89.3	77.0 - 130
13C-1,2,3,4,7,8-HxCDF	M/M+2	0.51	0.43-0.59	y	113	76.0 - 131
13C-1,2,3,6,7,8-HxCDF	M/M+2	0.52	0.43-0.59	y	119	70.0 - 143
13C-2,3,4,6,7,8-HxCDF	M/M+2	0.53	0.43-0.59	y	116	73.0 - 137
13C-1,2,3,7,8,9-HxCDF	M/M+2	0.53	0.43-0.59	y	108	74.0 - 135
13C-1,2,3,4,6,7,8-HpCDF	M/M+2	0.41	0.37-0.51	y	98.8	78.0 - 129
13C-1,2,3,4,7,8,9-HpCDF	M/M+2	0.41	0.37-0.51	y	92.0	77.0 - 129
13C-OCDF	M+2/M+4	0.97	0.76-1.02	y	177	96.0 - 415
CLEANUP STANDARD (4)						
37Cl-2,3,7,8-TCDD					9.07	7.80 - 12.8

(1) See Table 8, Method 1613, for m/z specifications.

(2) Ion Abundance Ratio Control Limits as specified in Table 9, Method 1613.

(3) Contract-required concentration range as specified in Table 6, Method 1613.

(4) No ion abundance ratio; report concentration found.

Analyst: 

Date: 8/10/10

FORM 5
PCDD/PCDF RT WINDOW AND ISOMER SPECIFICITY STANDARDS

Lab Name: Frontier Analytical Laboratory Episode No.:
Contract No.: SAS No.:
Instrument ID: FAL3 Initial Calibration Date: 5/12/10
RT Window Data Filename: 09AUG10M Sam:1 Analysis Date: 9-AUG-10 Time: 15:14:40
DB-5 IS Data Filename: 09AUG10M Sam:1 Analysis Date: 9-AUG-10 Time: 15:14:40
DB-225 IS Data Filename: Analysis Date: Time:

DB-5 RT WINDOW DEFINING STANDARDS RESULTS

ISOMERS	ABSOLUTE RT	ISOMERS	ABSOLUTE RT
1,3,6,8-TCDD (F)	24:24	1,3,6,8-TCDF (F)	23:03
1,2,8,9-TCDD (L)	28:21	1,2,8,9-TCDF (L)	28:33
1,2,4,7,9-PeCDD (F)	30:15	1,3,4,6,8-PeCDF (F)	28:25
1,2,3,8,9-PeCDD (L)	33:48	1,2,3,8,9-PeCDF (L)	34:13
1,2,4,6,7,9-HxCDD (F)	36:07	1,2,3,4,6,8-HxCDF (F)	35:15
1,2,3,7,8,9-HxCDD (L)	39:12	1,2,3,7,8,9-HxCDF (L)	39:46
1,2,3,4,6,7,9-HpCDD (F)	42:48	1,2,3,4,6,7,8-HpCDF (F)	42:17
1,2,3,4,6,7,8-HpCDD (L)	44:12	1,2,3,4,7,8,9-HpCDF (L)	45:06

(F) = First eluting isomer (DB-5); (L) = Last eluting isomer (DB-5)


=====

ISOMER SPECIFICITY (IS) TEST STANDARD RESULTS

% VALLEY HEIGHT
BETWEEN
COMPARED PEAKS (1)

<25%

(1) To meet contract requirement, %Valley Height Between Compared Peaks shall not exceed 25% (section 15.4.2.2, Method 1613).

Analyst: 

Date: 8/10/10

USEPA - ITD

FORM 6A
PCDD/PCDF RELATIVE RETENTION TIMES

Lab Name: Frontier Analytical Laboratory

Episode No.:

Contract No.:

SAS No.:

Init. Cal. Date: 5/12/10

Instrument ID: FAL3

GC Column ID: DB5

Analysis Date: 9-AUG-10 15:14:40

CS3 or VER Data Filename: 09AUG10M

Sam:1

NATIVE ANALYTES	RETENTION TIME	RRT	RRT
	REFERENCE		QC LIMITS (1)
2,3,7,8-TCDD	13C-2,3,7,8-TCDD	1.001	0.999-1.002
2,3,7,8-TCDF	13C-2,3,7,8-TCDF	1.001	0.999-1.003
1,2,3,7,8-PeCDD	13C-1,2,3,7,8-PeCDD	1.001	0.999-1.002
1,2,3,7,8-PeCDF	13C-1,2,3,7,8-PeCDF	1.001	0.999-1.002
2,3,4,7,8-PeCDF	13C-2,3,4,7,8-PeCDF	1.001	0.999-1.002
LABELED COMPOUNDS			
37Cl-2,3,7,8-TCDD	13C-1,2,3,4-TCDD	1.023	0.989-1.052
13C-2,3,7,8-TCDD		1.021	0.976-1.043
13C-2,3,7,8-TCDF		0.993	0.923-1.103
13C-1,2,3,7,8-PeCDD		1.238	1.000-1.567
13C-1,2,3,7,8-PeCDF		1.174	0.923-1.203
13C-2,3,4,7,8-PeCDF		1.223	0.923-1.303

(1) Contract-required limits for Relative Retention Times (RRT) as specified in Table 2, Method 1613.

Analyst: Date: 

FORM 6B
PCDD/PCDF RELATIVE RETENTION TIMES

Lab Name: Frontier Analytical Laboratory Episode No.:

Contract No.: SAS No.: Init. Cal. Date: 5/12/10

Instrument ID: FAL3 GC Column ID: DB5

Analysis Date: 9-AUG-10 15:14:40 CS3 or VER Data Filename: 09AUG10M Sam:1

NATIVE ANALYTES	RETENTION TIME REFERENCE	RRT	RRT QC LIMITS (1)
1,2,3,4,7,8-HxCDD	13C-1,2,3,4,7,8-HxCDD	1.001	0.999-1.001
1,2,3,6,7,8-HxCDD	13C-1,2,3,6,7,8-HxCDD	1.001	0.998-1.004
1,2,3,7,8,9-HxCDD	13C-1,2,3,6,7,8-HxCDD	1.012	1.000-1.019
1,2,3,4,7,8-HxCDF	13C-1,2,3,4,7,8-HxCDF	1.001	0.999-1.001
1,2,3,6,7,8-HxCDF	13C-1,2,3,6,7,8-HxCDF	1.001	0.997-1.005
2,3,4,6,7,8-HxCDF	13C-2,3,4,6,7,8-HxCDF	1.000	0.999-1.001
1,2,3,7,8,9-HxCDF	13C-1,2,3,7,8,9-HxCDF	1.000	0.999-1.001
1,2,3,4,6,7,8-HpCDD	13C-1,2,3,4,6,7,8-HpCDD	1.001	0.999-1.001
1,2,3,4,6,7,8-HpCDF	13C-1,2,3,4,6,7,8-HpCDF	1.001	0.999-1.001
1,2,3,4,7,8,9-HpCDF	13C-1,2,3,4,7,8,9-HpCDF	1.001	0.999-1.001
OCDD	13C-OCDD	1.001	0.999-1.001
OCDF	13C-OCDF	1.001	0.999-1.001
LABELED COMPOUNDS			
13C-1,2,3,4,7,8-HxCDD	13C-1,2,3,7,8,9-HxCDD	0.985	0.977-1.000
13C-1,2,3,6,7,8-HxCDD		0.988	0.981-1.003
13C-1,2,3,4,7,8-HxCDF		0.949	0.944-0.970
13C-1,2,3,6,7,8-HxCDF		0.954	0.949-0.975
13C-2,3,4,6,7,8-HxCDF		0.978	0.959-1.021
13C-1,2,3,7,8,9-HxCDF		1.015	0.977-1.047
13C-1,2,3,4,6,7,8-HpCDD		1.127	1.086-1.130
13C-1,2,3,4,6,7,8-HpCDF		1.078	1.043-1.085
13C-1,2,3,4,7,8,9-HpCDF		1.151	1.057-1.154
13C-OCDD		1.268	1.032-1.311
13C-OCDF		1.278	1.000-1.311

(1) Contract-required limits for Relative Retention Times (RRT) as specified
in Table 2, Method 1613.

Analyst: Date: 8/10/10

Name	Resp	RA	RT	RRF	WHO 1998 Tox:		WHO 2005 Tox:		DL	108
					Conc	Qual	Fac	Noise-1		
2,3,7,8-TCDD	2.16e+06	0.77 y	27:25	1.04	10.6	2.50	-	-	*	
1,2,3,7,8-PeCDD	7.87e+06	1.55 y	33:14	1.05	47.3	2.50	-	-	*	
1,2,3,4,7,8-HxCDD	6.17e+06	1.36 y	38:36	1.30	46.9	2.50	-	-	*	
1,2,3,6,7,8-HxCDD	6.12e+06	1.37 y	38:45	1.28	44.7	2.50	-	-	*	
1,2,3,7,8,9-HxCDD	5.79e+06	1.37 y	39:12	1.25	44.5	2.50	-	-	*	
1,2,3,4,6,7,8-HpCDD	5.91e+06	0.99 y	44:12	1.35	52.8	2.50	-	-	*	
OCDD	7.35e+06	0.99 y	49:44	1.25	110	2.50	-	-	*	
2,3,7,8-TCDF	4.53e+06	0.66 y	26:39	1.62	9.49	2.50	-	-	*	
1,2,3,7,8-PeCDF	1.15e+07	1.46 y	31:30	0.92	51.0	2.50	-	-	*	
2,3,4,7,8-PeCDF	1.09e+07	1.44 y	32:49	0.94	48.6	2.50	-	-	*	
1,2,3,4,7,8-HxCDF	8.57e+06	1.22 y	37:12	0.93	45.6	2.50	-	-	*	
1,2,3,6,7,8-HxCDF	1.00e+07	1.21 y	37:24	0.84	45.1	2.50	-	-	*	
2,3,4,6,7,8-HxCDF	8.72e+06	1.19 y	38:20	0.90	44.9	2.50	-	-	*	
1,2,3,7,8,9-HxCDF	7.54e+06	1.23 y	39:46	0.98	46.5	2.50	-	-	*	
1,2,3,4,6,7,8-HpCDF	7.05e+06	1.04 y	42:17	1.38	45.9	2.50	-	-	*	
1,2,3,4,7,8,9-HpCDF	5.76e+06	1.02 y	45:06	1.62	46.0	2.50	-	-	*	
OCDF	7.36e+06	0.88 y	50:06	0.74	92.1	2.50	-	-	*	
										Rec
13C-2,3,7,8-TCDD	1.97e+07	0.84 y	27:23	0.93	95.4					95.4
13C-1,2,3,7,8-PeCDD	1.59e+07	1.71 y	33:12	0.81	88.3					88.3
13C-1,2,3,4,7,8-HxCDD	1.01e+07	1.21 y	38:34	0.95	104					104
13C-1,2,3,6,7,8-HxCDD	1.07e+07	1.21 y	38:44	1.00	105					105
13C-1,2,3,4,6,7,8-HpCDD	8.26e+06	1.00 y	44:10	0.92	87.4					87.4
13C-OCDD	1.07e+07	0.99 y	49:42	0.63	165					82.5
13C-2,3,7,8-TCDF	2.95e+07	0.87 y	26:38	0.87	95.6					95.6
13C-1,2,3,7,8-PeCDF	2.47e+07	1.69 y	31:28	0.81	86.2					86.2
13C-2,3,4,7,8-PeCDF	2.38e+07	1.68 y	32:47	0.75	89.3					89.3
13C-1,2,3,4,7,8-HxCDF	2.02e+07	0.51 y	37:10	1.74	113					113
13C-1,2,3,6,7,8-HxCDF	2.65e+07	0.52 y	37:22	2.17	119					119
13C-2,3,4,6,7,8-HxCDF	2.17e+07	0.53 y	38:19	1.82	116					116
13C-1,2,3,7,8,9-HxCDF	1.65e+07	0.53 y	39:45	1.49	108					108
13C-1,2,3,4,6,7,8-HpCDF	1.11e+07	0.41 y	42:15	1.10	98.8					98.8
13C-1,2,3,4,7,8,9-HpCDF	7.70e+06	0.41 y	45:05	0.81	92.0					92.0
13C-OCDF	2.16e+07	0.97 y	50:05	1.19	177					88.7
37Cl-2,3,7,8-TCDD	1.88e+06		27:25	0.93	9.07					90.7
13C-1,2,3,4-TCDD	2.23e+07	0.85 y	26:49	-	65.8					
13C-1,2,3,4-TCDF	3.55e+07	0.87 y	25:33	-	66.6					
13C-1,2,3,7,8,9-HxCDD	1.03e+07	1.21 y	39:11	-	47.6					
						Fac	Noise-1	Noise-2	DL	#Hom
Total Tetra-Dioxins	1.10e+07		22:57	1.04	54.1	2.50	-	-	*	30
Total Penta-Dioxins	1.78e+07		30:15	1.05	107	2.50	-	-	*	20
Total Hexa-Dioxins	2.09e+07		35:14	1.27	158	2.50	-	-	*	28
Total Hepta-Dioxins	1.32e+07		42:48	1.35	118	2.50	-	-	*	27
Total Tetra-Furans	1.85e+07		23:03	1.62	38.8	2.50	-	-	*	21
1st Fn. Tot Penta-Furans	1.55e+07		28:25	0.93	68.6	2.50	-	-	*	PeCDF 3
Total Penta-Furans	3.19e+07		30:02	0.93	141	2.50	-	-	*	210 18
Total Hexa-Furans	4.10e+07		35:15	0.90	214	2.50	-	-	*	16
Total Hepta-Furans	1.31e+07		42:17	1.48	94.0	2.50	-	-	*	19

Analyst: 

Date: 8/10/10

Frontier Analytical Laboratory - Acquisition Log

Run Name:09AUG10M

Instrument: FAL3

GC: DB5

Experiment:PCDD

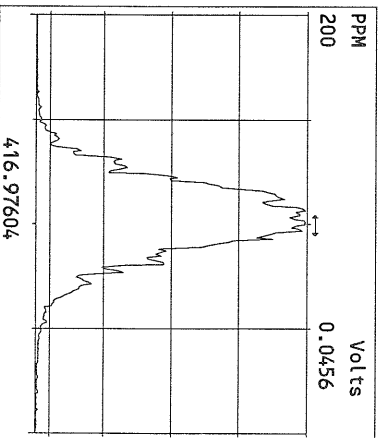
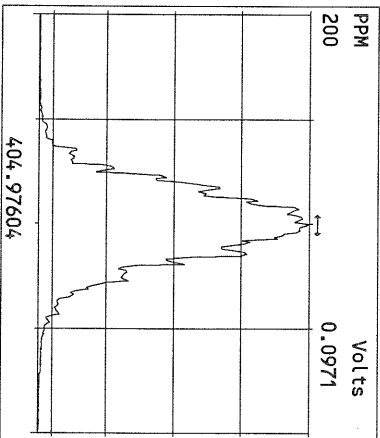
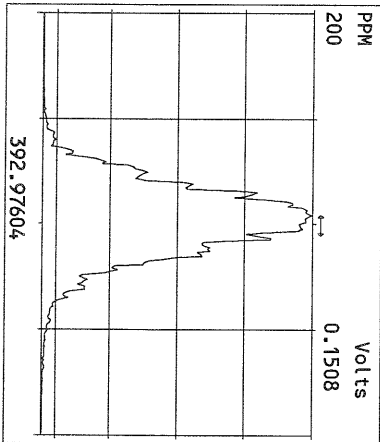
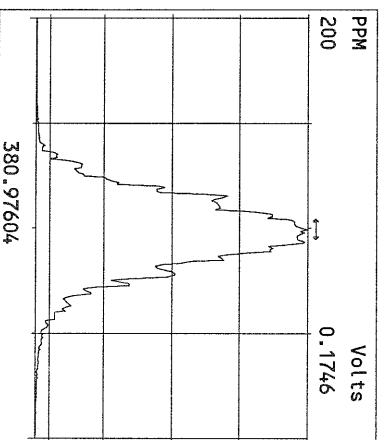
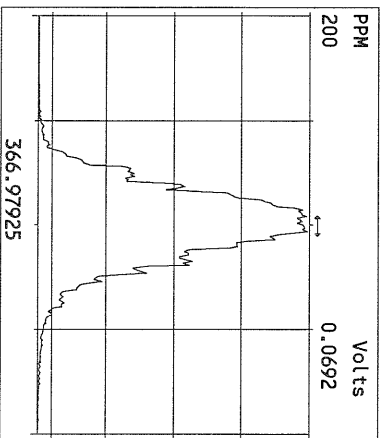
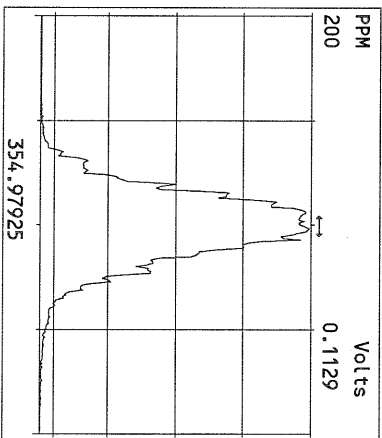
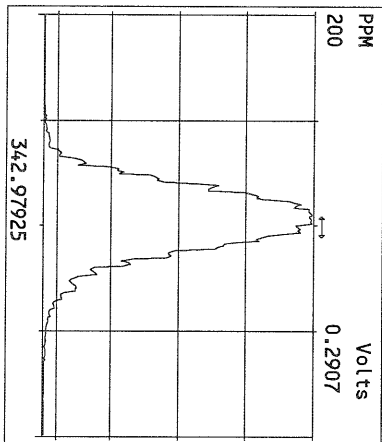
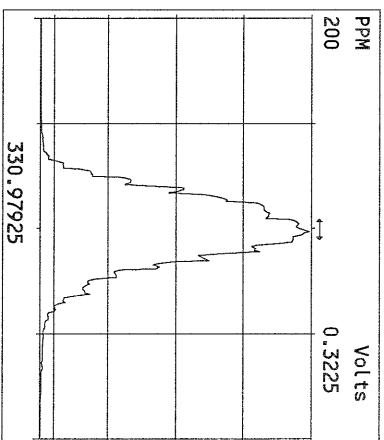
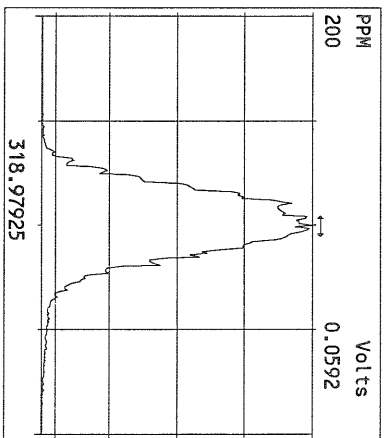
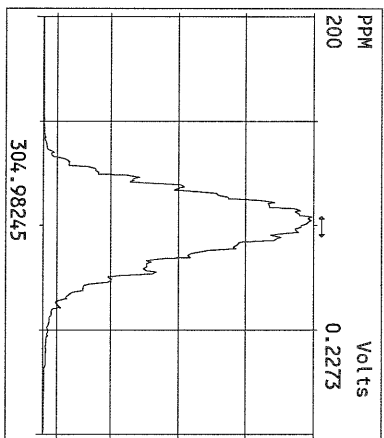
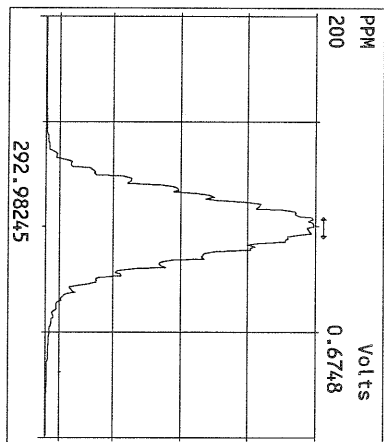
Data File	S	FAL ID	Client ID	Acquired	ConCal	EndCal	Analyst
09AUG10M	1	ST080910M1	1613 CS3 090918J	9-AUG-10 15:14:40	ST080910M1	ST080910M2	TC
09AUG10M	2	2075-001-0001-OPR	OPR	9-AUG-10 16:10:06	ST080910M1	ST080910M2	TC
09AUG10M	3	2075-001-0001-MB	Method Blank	9-AUG-10 17:05:34	ST080910M1	ST080910M2	TC
09AUG10M	4	6266-001-0001-SA	HA1,5	9-AUG-10 18:00:57	ST080910M1	ST080910M2	TC
09AUG10M	5	6276-001-0001-SA	PSB11-0-0.5-073010	9-AUG-10 18:56:15	ST080910M1	ST080910M2	TC
09AUG10M	6	6276-003-0001-SA	PSB11-2-4-073010	9-AUG-10 19:51:34	ST080910M1	ST080910M2	TC
09AUG10M	7	6276-004-0001-SA	PSB11-2-4-073010-D	9-AUG-10 20:46:57	ST080910M1	ST080910M2	TC
09AUG10M	8	6276-005-0001-SA	PSB15-0-0.5-073010	9-AUG-10 21:42:20	ST080910M2	ST080910M3	TC
09AUG10M	9	SB080910M1	Solvent Blank	9-AUG-10 22:37:40	ST080910M1	ST080910M2	TC
09AUG10M	10	ST080910M2	1613 CS3 090918J	9-AUG-10 23:33:03	ST080910M2	ST080910M3	TC

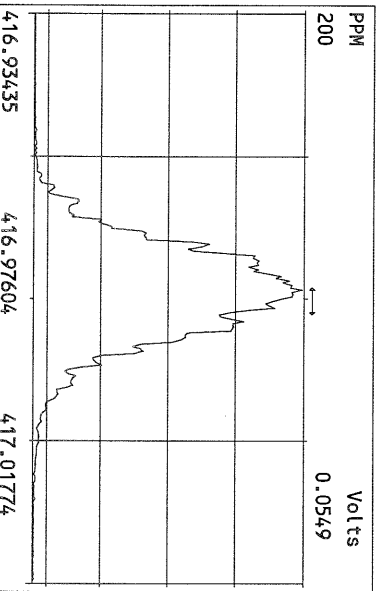
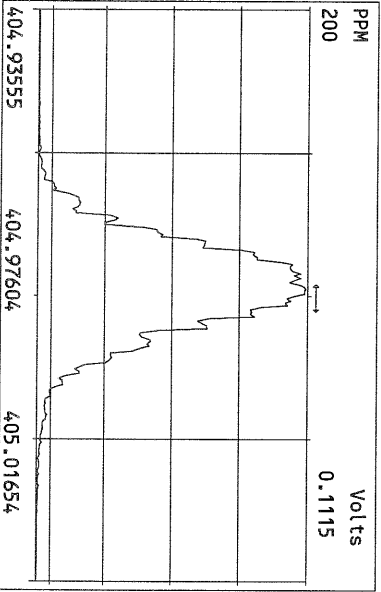
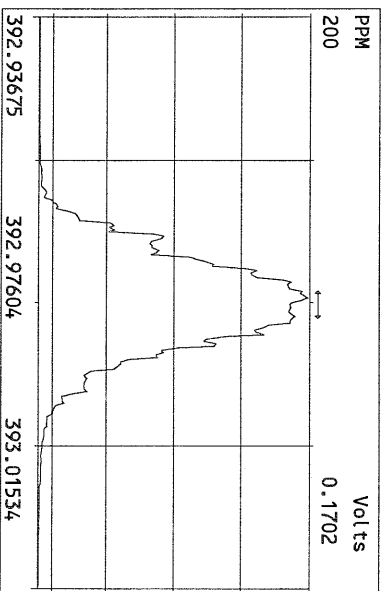
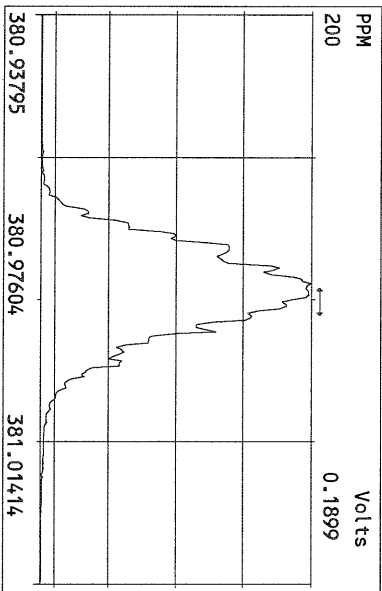
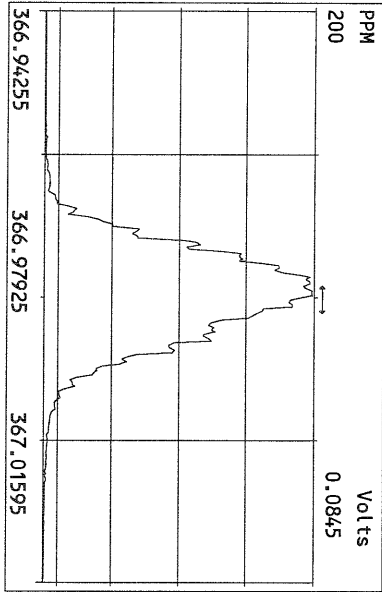
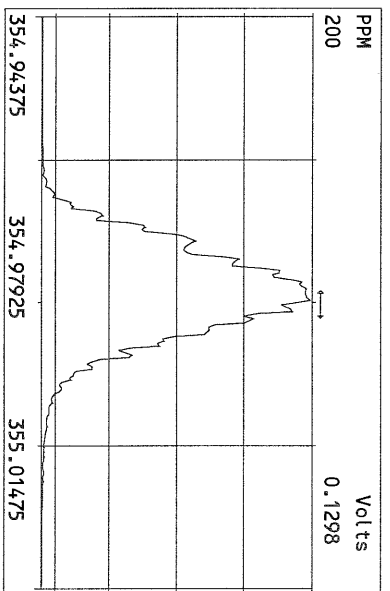
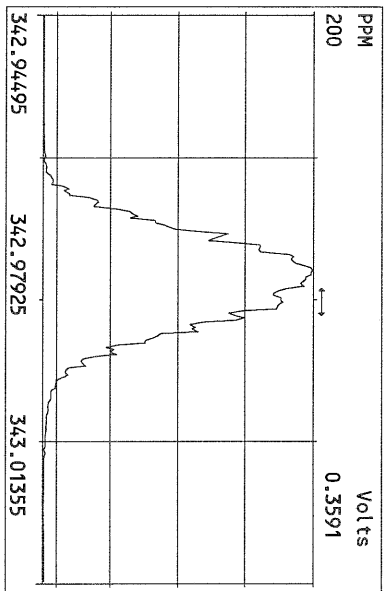
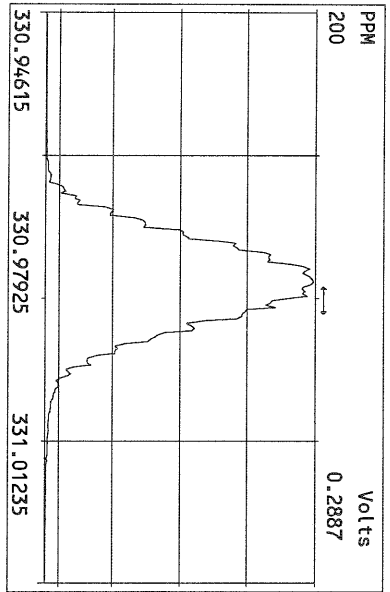
[Handwritten signature]

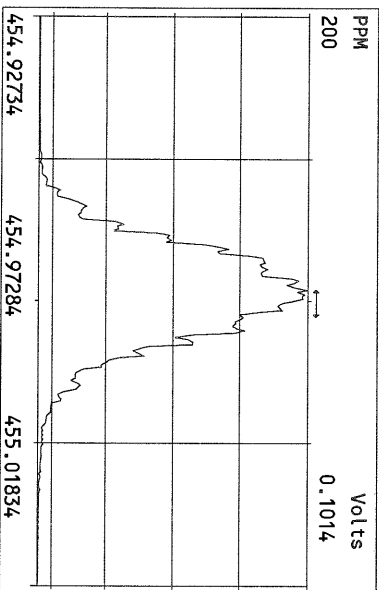
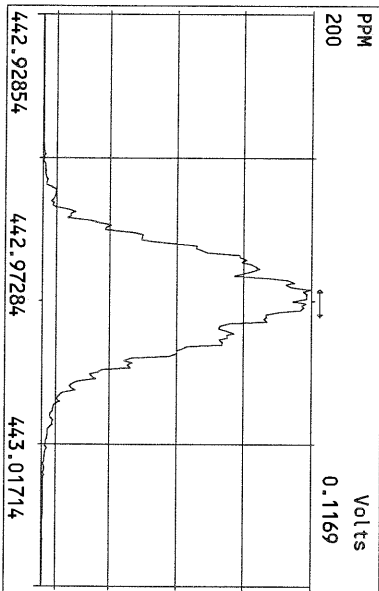
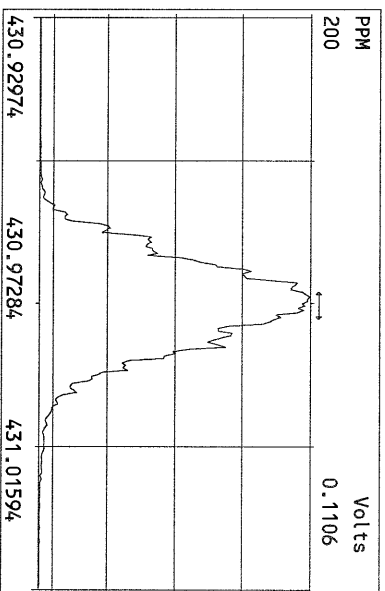
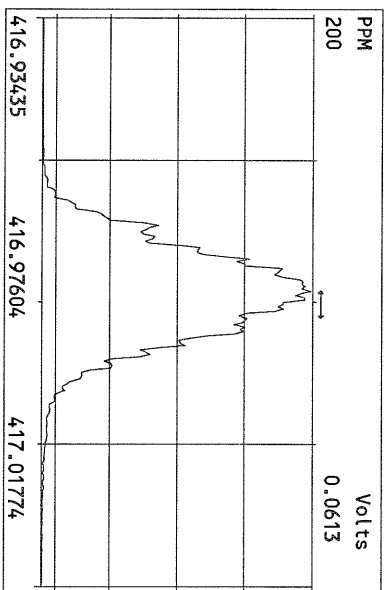
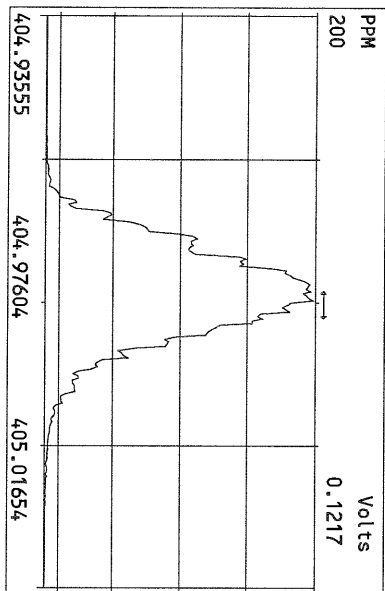
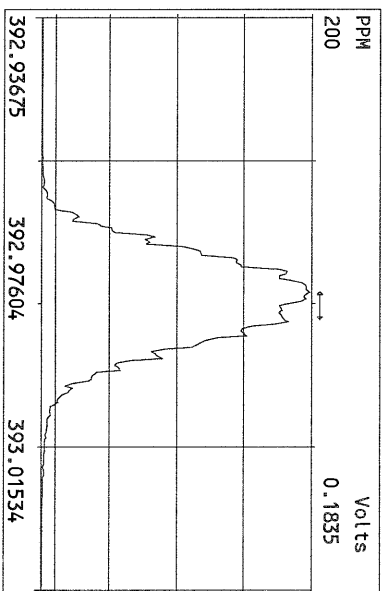
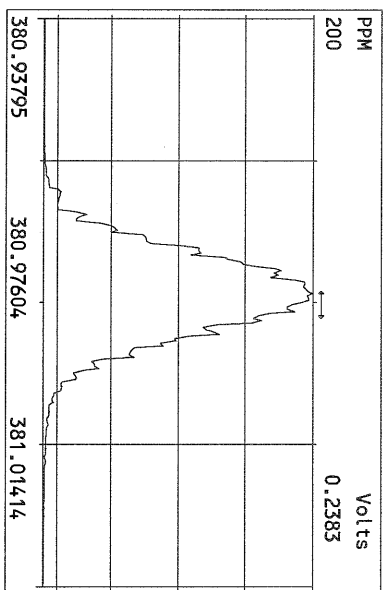
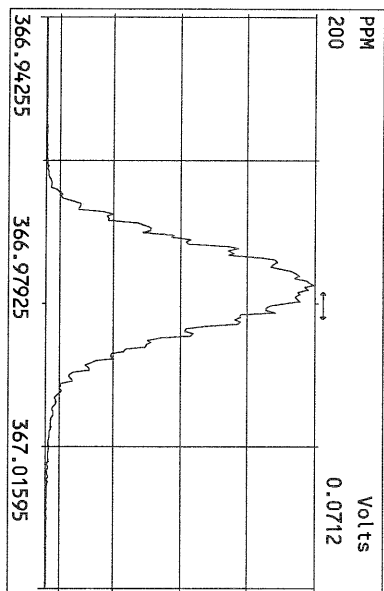
8/10/10

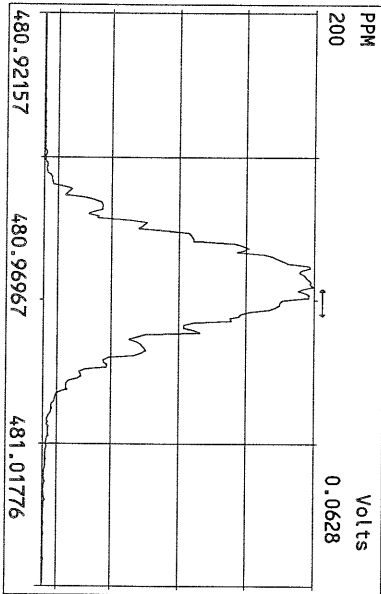
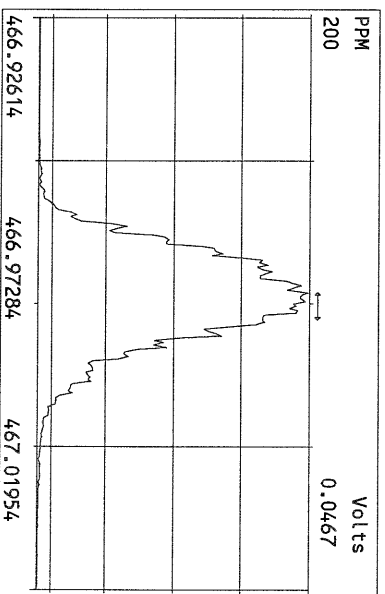
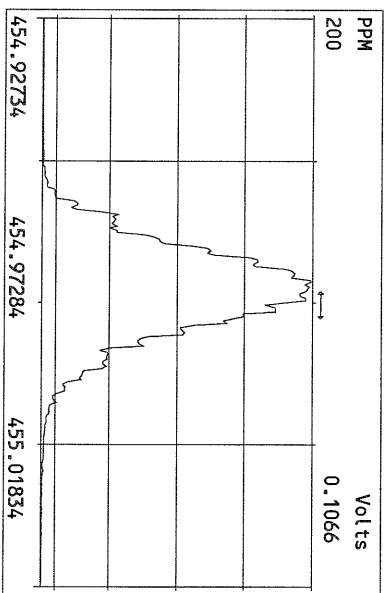
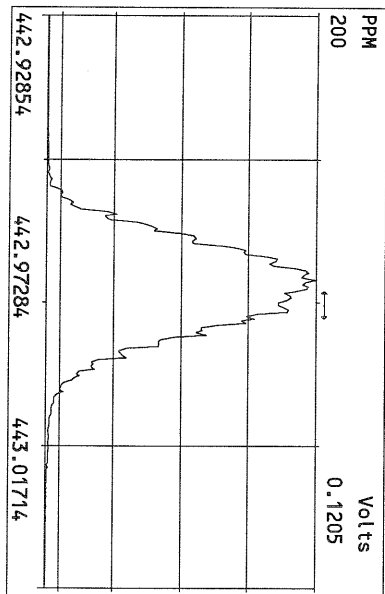
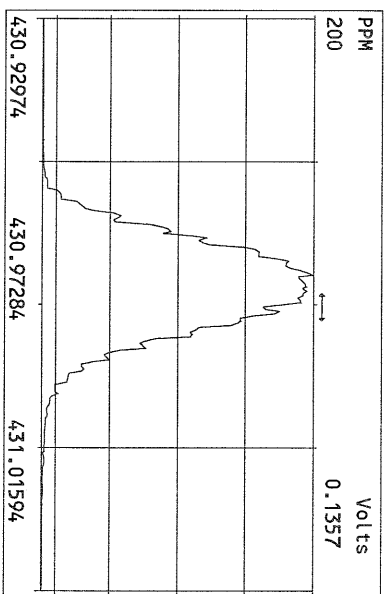
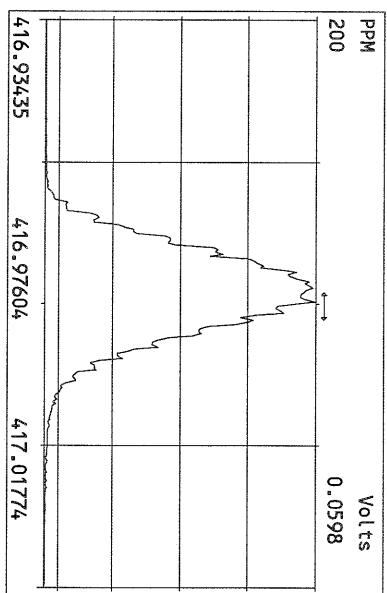
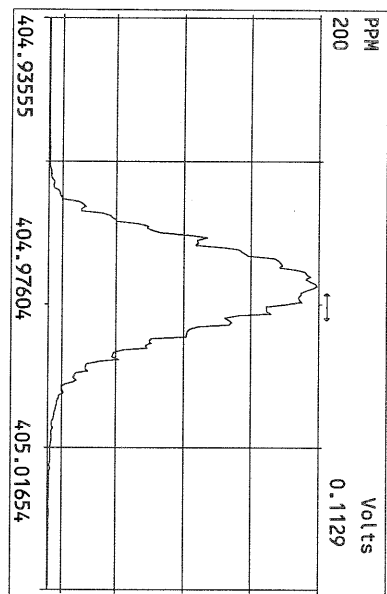
Data Backed Up: _____

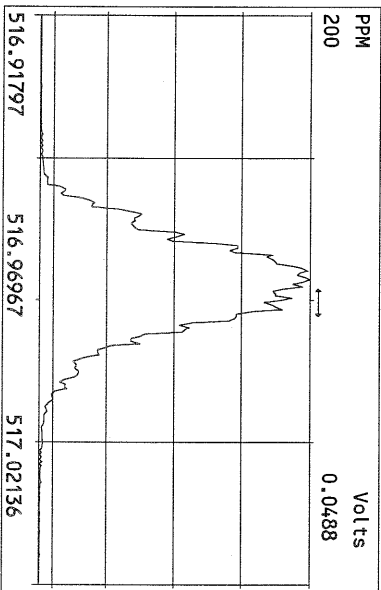
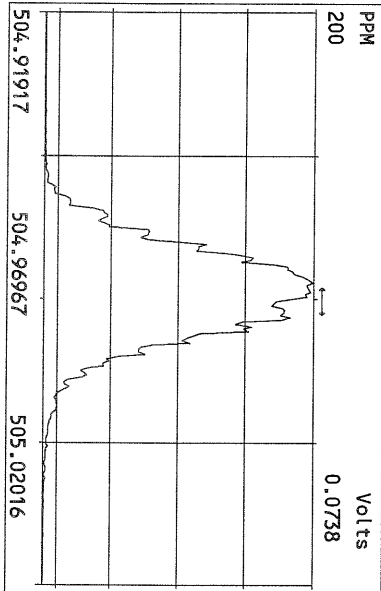
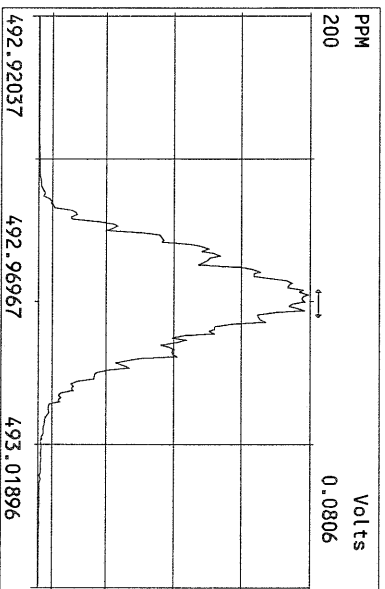
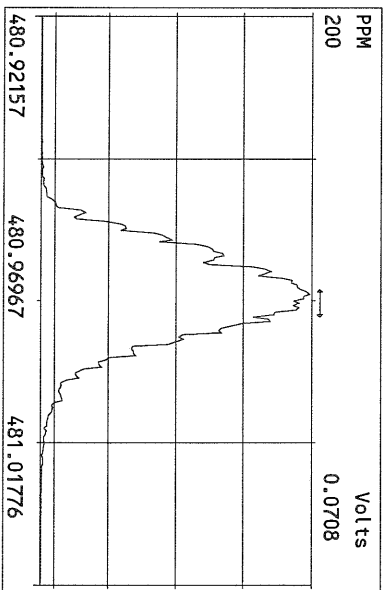
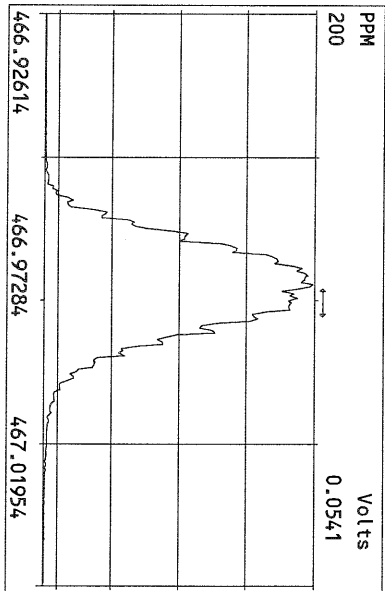
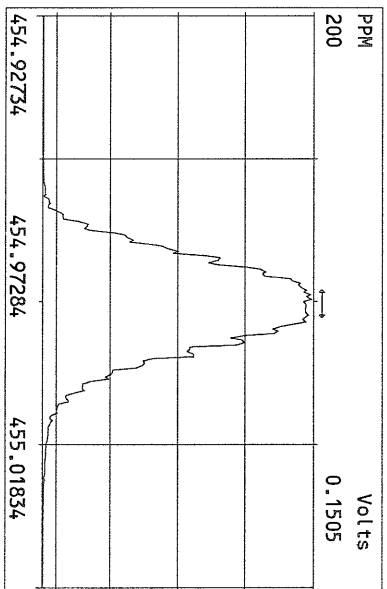
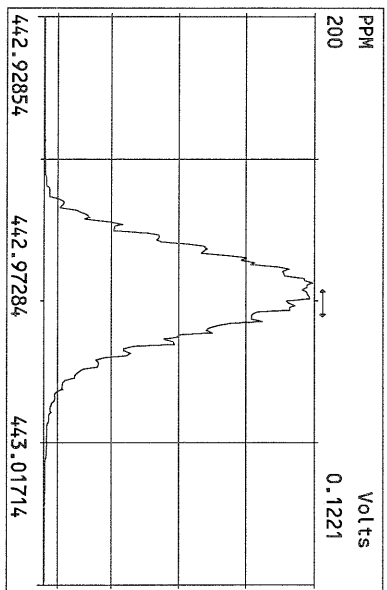
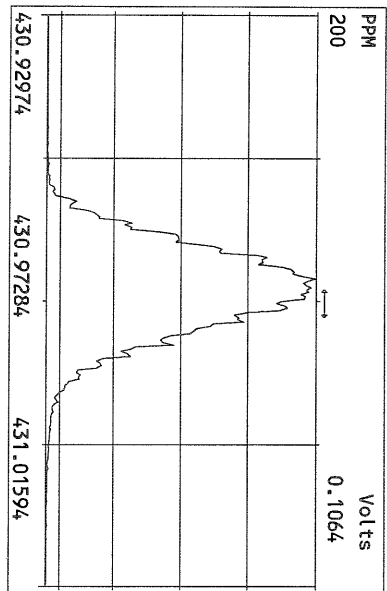
Date: _____



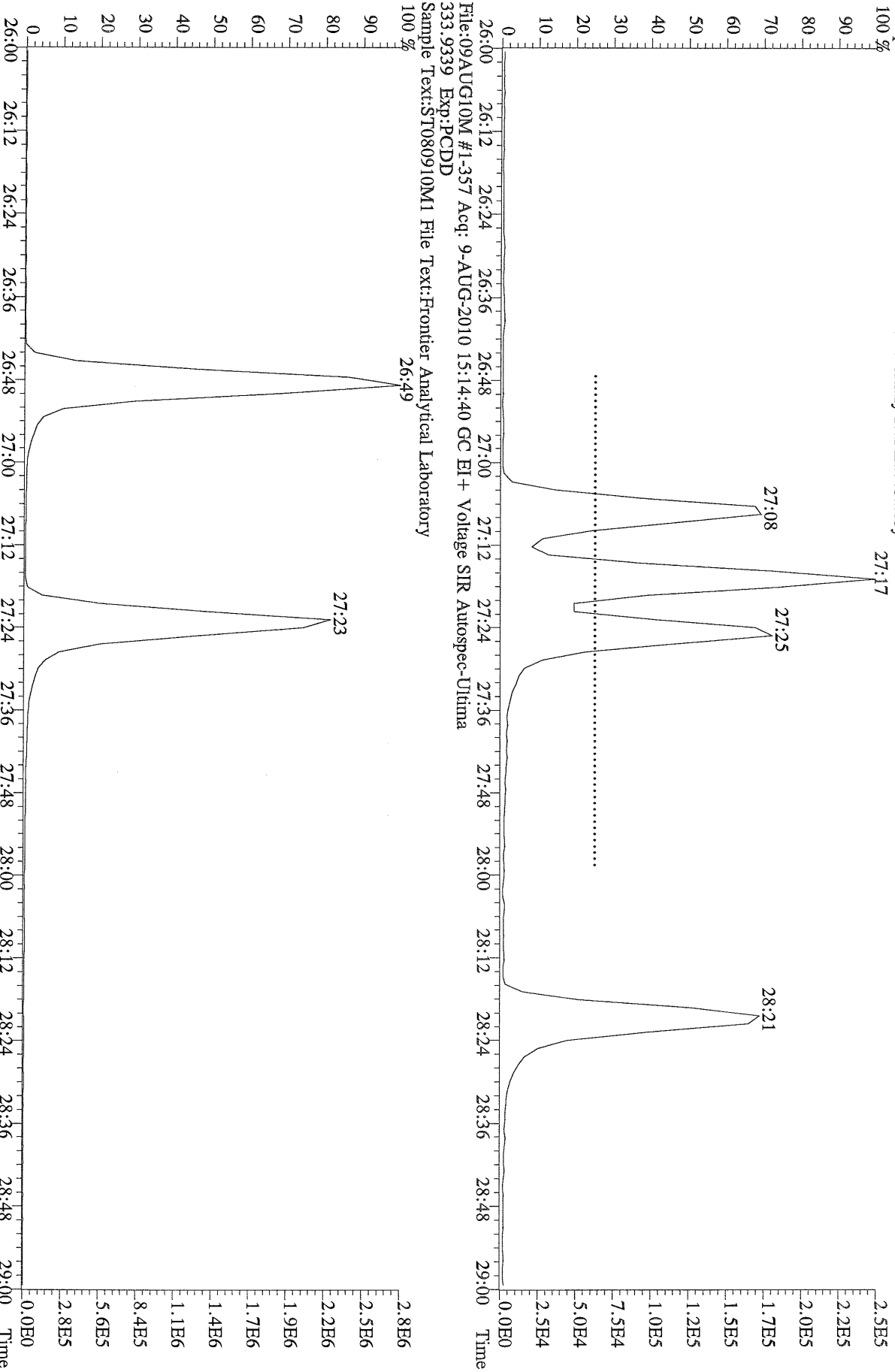









File:09AUG10M #1-357 Acq: 9-AUG-2010 15:14:40 GC EI+ Voltage SIR Autospec-Utima
319.8965 Exp:PCDD
Sample Text:ST080910M1 File Text:Frontier Analytical Laboratory
100 %




File:09AUG10M #1-357 Acq: 9-AUG-2010 15:14:40 GC EI+ Voltage SIR Autospec-Utima
333.9339 Exp:PCDD
Sample Text:ST080910M1 File Text:Frontier Analytical Laboratory

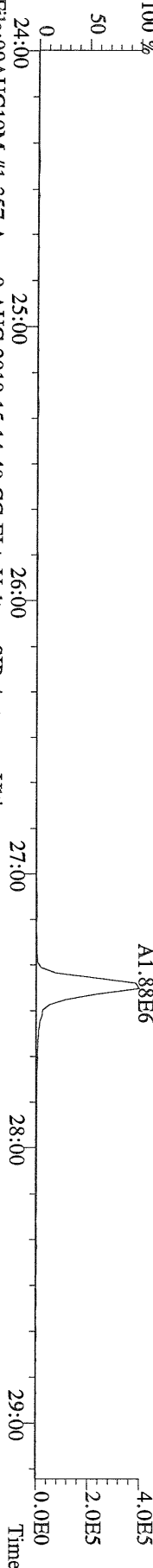
File:09AUG10M #1-357 Acq: 9-AUG-2010 15:14:40 GC EI+ Voltage SIR Autospec-Ultima
319.8965 BSUB(10000,15,-3,0) PKD(5,5,3,0,10%,100,0,0,00%,F,F) Exp.:PCDD
Sample Text:ST080910M1 File Text:Frontier Analytical Laboratory



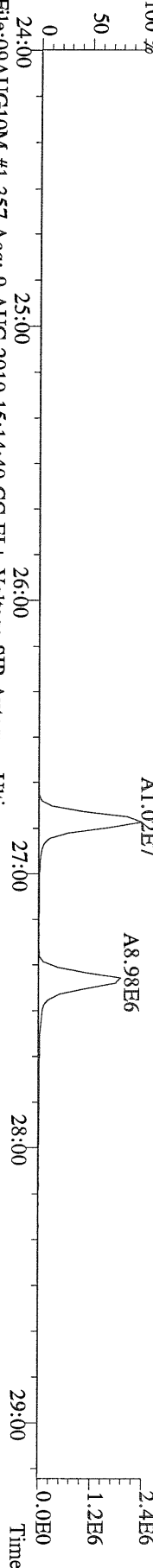
File:09AUG10M #1-357 Acq: 9-AUG-2010 15:14:40 GC EI+ Voltage SIR Autospec-Ultima
321.8936 BSUB(10000,15,-3,0) PKD(5,5,3,0,10%,100,0,0,00%,F,F) Exp.:PCDD
Sample Text:ST080910M1 File Text:Frontier Analytical Laboratory



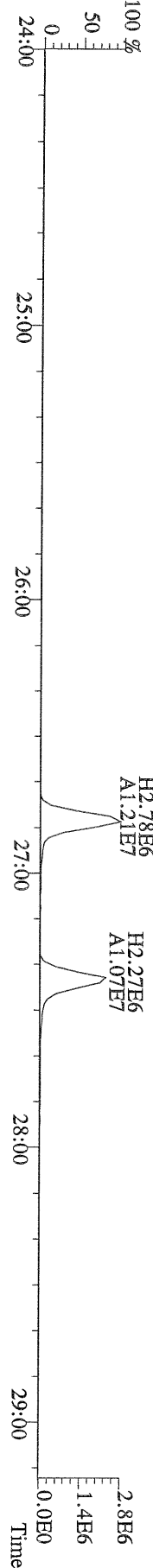
File:09AUG10M #1-357 Acq: 9-AUG-2010 15:14:40 GC EI+ Voltage SIR Autospec-Ultima
327.8847 BSUB(10000,15,-3,0) PKD(5,5,3,0,10%,100,0,0,00%,F,F) Exp.:PCDD
Sample Text:ST080910M1 File Text:Frontier Analytical Laboratory



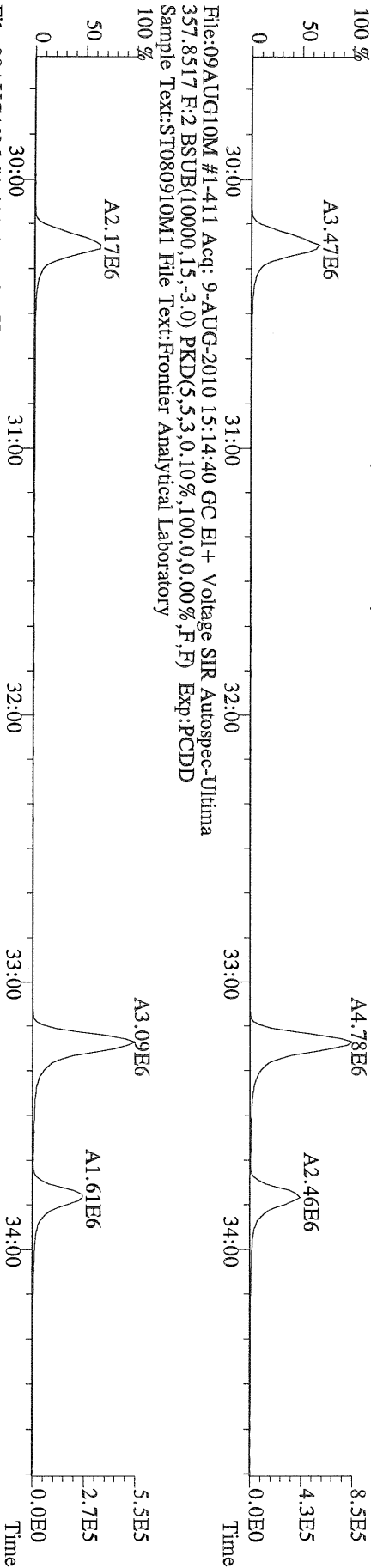
File:09AUG10M #1-357 Acq: 9-AUG-2010 15:14:40 GC EI+ Voltage SIR Autospec-Ultima
331.9368 BSUB(10000,15,-3,0) PKD(5,5,3,0,10%,100,0,0,00%,F,F) Exp.:PCDD
Sample Text:ST080910M1 File Text:Frontier Analytical Laboratory



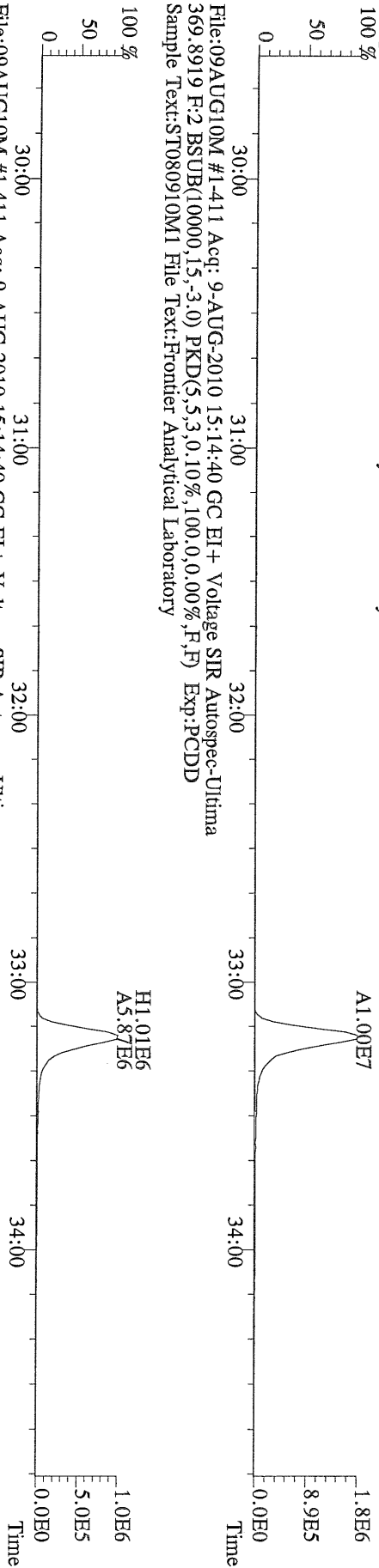
File:09AUG10M #1-357 Acq: 9-AUG-2010 15:14:40 GC EI+ Voltage SIR Autospec-Ultima
333.9339 BSUB(10000,15,-3,0) PKD(5,5,3,0,10%,100,0,0,00%,F,F) Exp.:PCDD
Sample Text:ST080910M1 File Text:Frontier Analytical Laboratory



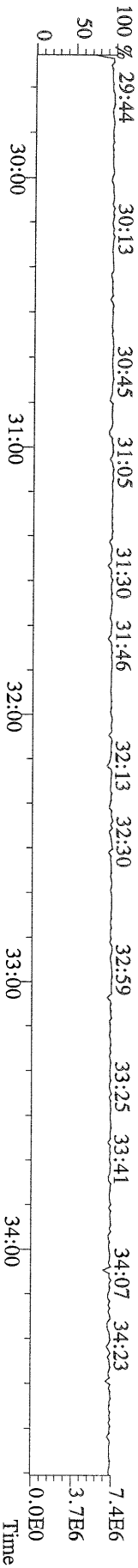
File:09AUG10M #1-411 Acq: 9-AUG-2010 15:14:40 GC EI+ Voltage SIR Autospec-Ultima
 355.8546 F:2 BSUB(10000,15,-3.0) PKD(5,5,3,0.10%,100.0,0.00%,F,F) Exp:PCDD
 Sample Text:ST080910M1 File Text:Fronter Analytical Laboratory



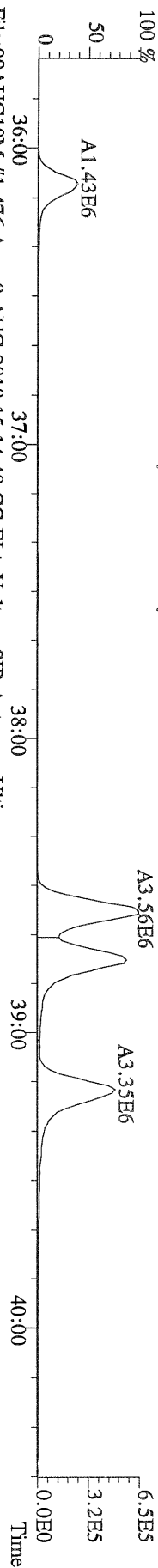
File:09AUG10M #1-411 Acq: 9-AUG-2010 15:14:40 GC EI+ Voltage SIR Autospec-Ultima
 367.8949 F:2 BSUB(10000,15,-3.0) PKD(5,5,3,0.10%,100.0,0.00%,F,F) Exp:PCDD
 Sample Text:ST080910M1 File Text:Fronter Analytical Laboratory



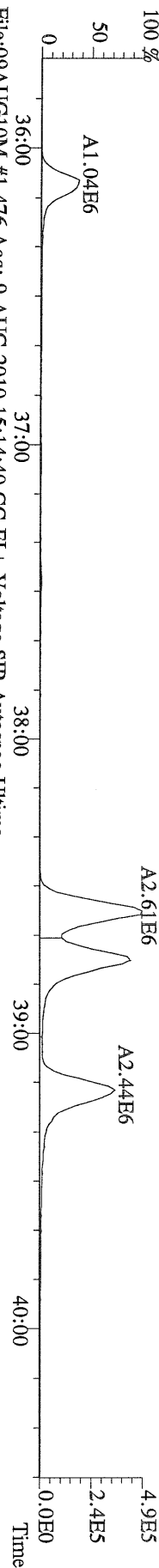
File:09AUG10M #1-411 Acq: 9-AUG-2010 15:14:40 GC EI+ Voltage SIR Autospec-Ultima
 366.9792 F:2 Exp:PCDD
 Sample Text:ST080910M1 File Text:Fronter Analytical Laboratory



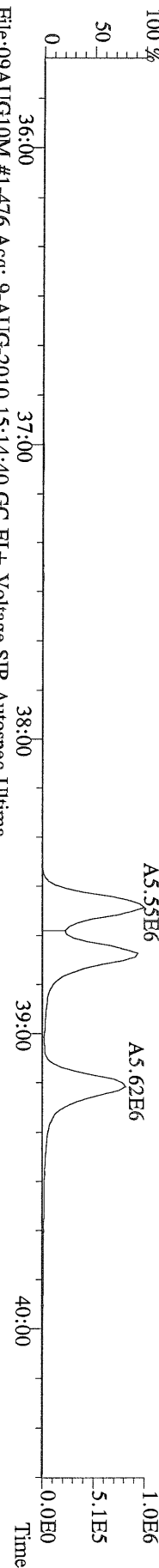
File:09AUG10M #1-476 Acq: 9-AUG-2010 15:14:40 GC EI+ Voltage SIR Autospec-Ultima
389.8156 F:3 BSUB(10000,15,-3.0) PKD(5,5,3.0,10%,100.0,0.00%,F,F) Exp:PCDD
Sample Text:ST080910M1 File Text:Frontier Analytical Laboratory



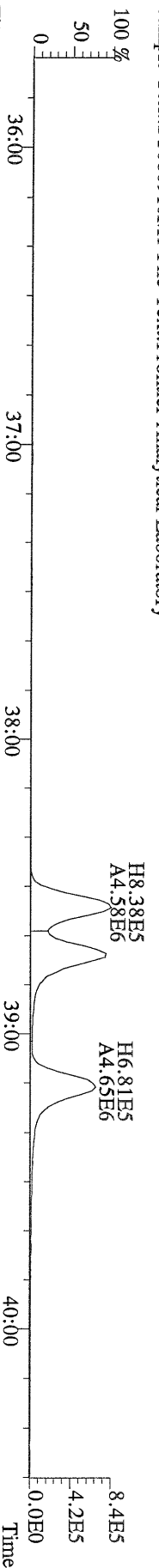
File:09AUG10M #1-476 Acq: 9-AUG-2010 15:14:40 GC EI+ Voltage SIR Autospec-Ultima
391.8127 F:3 BSUB(10000,15,-3.0) PKD(5,5,3.0,10%,100.0,0.00%,F,F) Exp:PCDD
Sample Text:ST080910M1 File Text:Frontier Analytical Laboratory



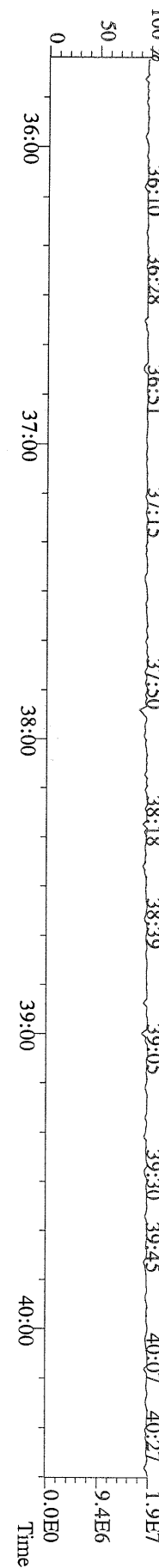
File:09AUG10M #1-476 Acq: 9-AUG-2010 15:14:40 GC EI+ Voltage SIR Autospec-Ultima
401.8559 F:3 BSUB(10000,15,-3.0) PKD(5,5,3.0,10%,100.0,0.00%,F,F) Exp:PCDD
Sample Text:ST080910M1 File Text:Frontier Analytical Laboratory



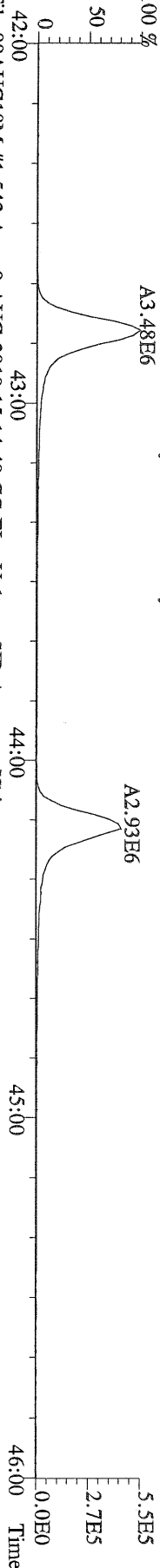
File:09AUG10M #1-476 Acq: 9-AUG-2010 15:14:40 GC EI+ Voltage SIR Autospec-Ultima
403.8530 F:3 BSUB(10000,15,-3.0) PKD(5,5,3.0,10%,100.0,0.00%,F,F) Exp:PCDD
Sample Text:ST080910M1 File Text:Frontier Analytical Laboratory



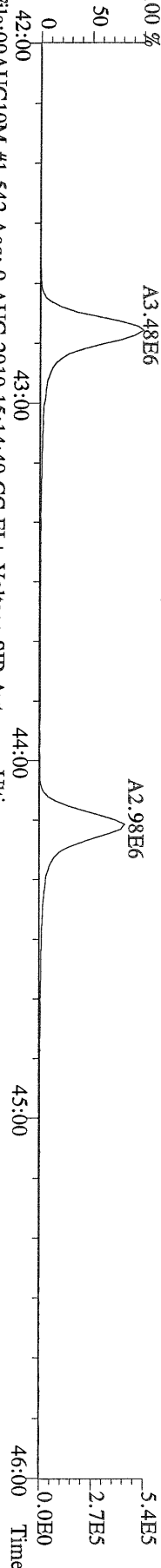
File:09AUG10M #1-476 Acq: 9-AUG-2010 15:14:40 GC EI+ Voltage SIR Autospec-Ultima
380.9760 F:3 Exp:PCDD
Sample Text:ST080910M1 File Text:Frontier Analytical Laboratory



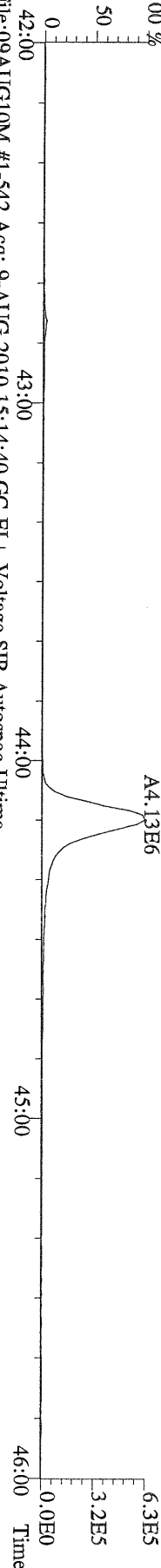
File:09AUG10M #1-542 Acq: 9-AUG-2010 15:14:40 GC EI+ Voltage SIR Autospec-Ultima
423.7767 F:4 BSUB(10000,15,-3.0) PKD(5,5,3,0.10%,100,0.0,0.00%,F,F) Exp:PCDD
Sample Text:ST080910M1 File Text:Frontier Analytical Laboratory



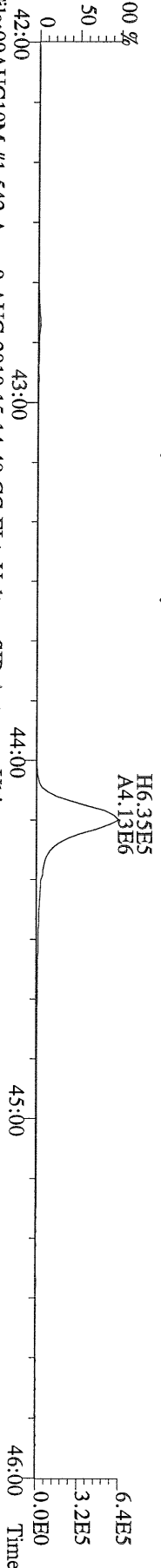
File:09AUG10M #1-542 Acq: 9-AUG-2010 15:14:40 GC EI+ Voltage SIR Autospec-Ultima
425.7737 F:4 BSUB(10000,15,-3.0) PKD(5,5,3,0.10%,100,0.0,0.00%,F,F) Exp:PCDD
Sample Text:ST080910M1 File Text:Frontier Analytical Laboratory



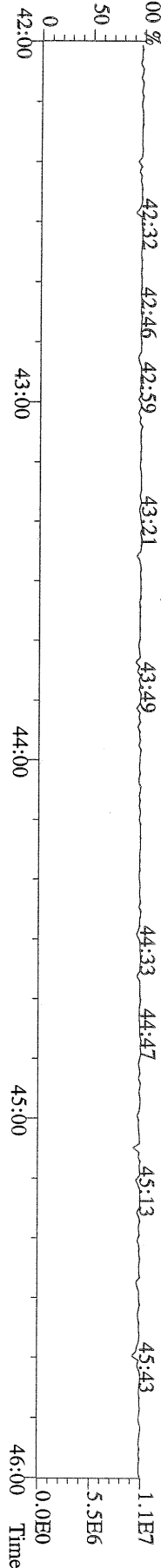
File:09AUG10M #1-542 Acq: 9-AUG-2010 15:14:40 GC EI+ Voltage SIR Autospec-Ultima
435.8169 F:4 BSUB(10000,15,-3.0) PKD(5,5,3,0.10%,100,0.0,0.00%,F,F) Exp:PCDD
Sample Text:ST080910M1 File Text:Frontier Analytical Laboratory



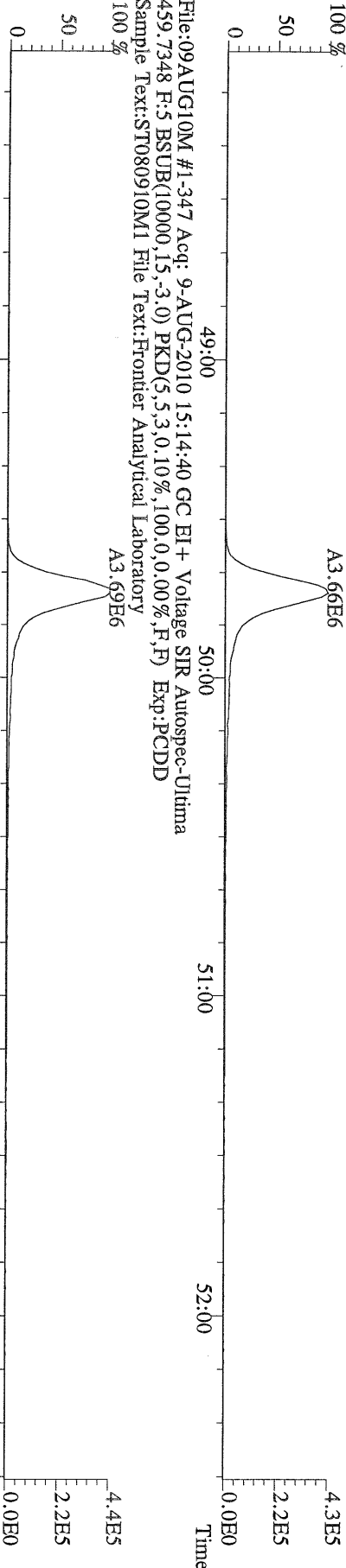
File:09AUG10M #1-542 Acq: 9-AUG-2010 15:14:40 GC EI+ Voltage SIR Autospec-Ultima
437.8140 F:4 BSUB(10000,15,-3.0) PKD(5,5,3,0.10%,100,0.0,0.00%,F,F) Exp:PCDD
Sample Text:ST080910M1 File Text:Frontier Analytical Laboratory



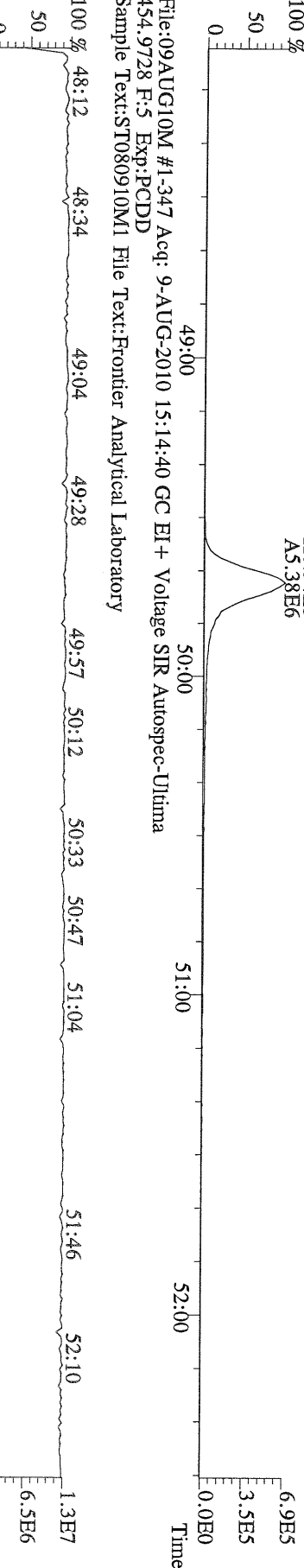
File:09AUG10M #1-542 Acq: 9-AUG-2010 15:14:40 GC EI+ Voltage SIR Autospec-Ultima
430.9728 F:4 Exp:PCDD
Sample Text:ST080910M1 File Text:Frontier Analytical Laboratory



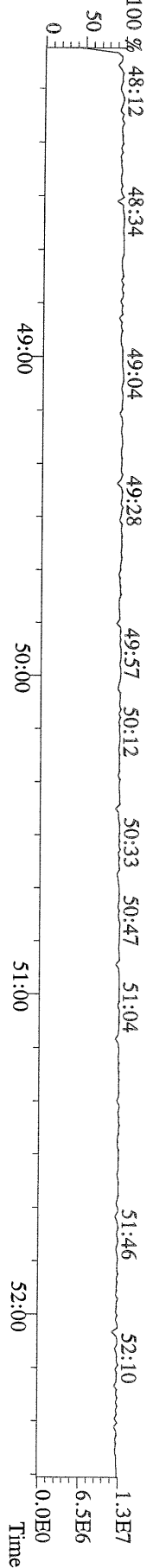
File:09AUG10M #1-347 Acq: 9-AUG-2010 15:14:40 GC EI+ Voltage SIR Autospec-Ultima
457.7377 F:5 BSUB(10000,15,-3,0) PKD(5,5,3,0,10%,100,0,0,00%,F,F) Exp:PCDD
Sample Text:ST080910M1 File Text:Frontier Analytical Laboratory



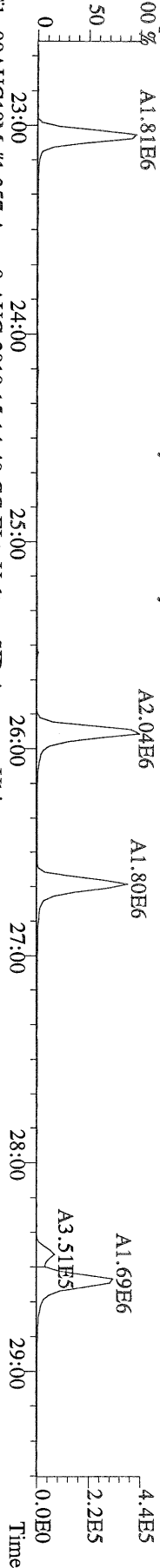
File:09AUG10M #1-347 Acq: 9-AUG-2010 15:14:40 GC EI+ Voltage SIR Autospec-Ultima
469.7780 F:5 BSUB(10000,15,-3,0) PKD(5,5,3,0,10%,100,0,0,00%,F,F) Exp:PCDD
Sample Text:ST080910M1 File Text:Frontier Analytical Laboratory



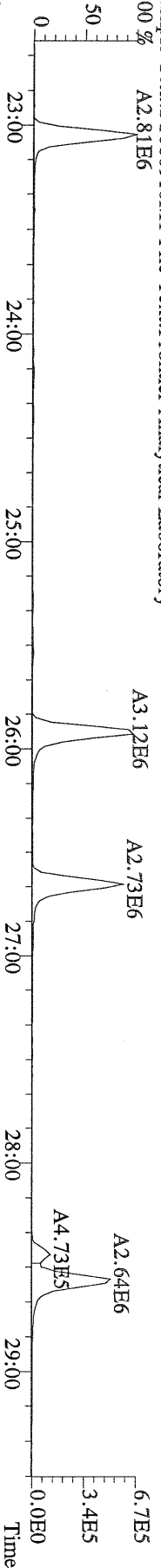
File:09AUG10M #1-347 Acq: 9-AUG-2010 15:14:40 GC EI+ Voltage SIR Autospec-Ultima
454.9728 F:5 Exp:PCDD
Sample Text:ST080910M1 File Text:Frontier Analytical Laboratory



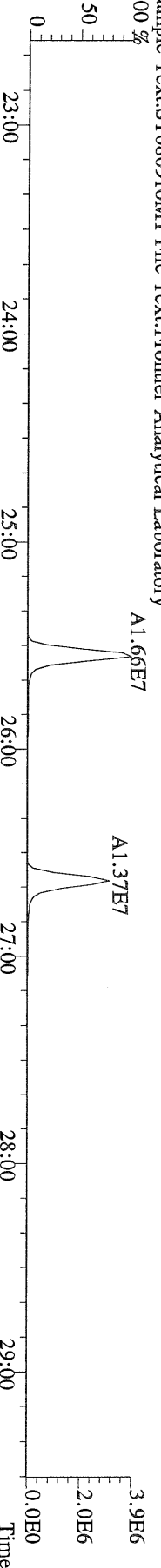
File:09AUG10M #1-357 Acq: 9-AUG-2010 15:14:40 GC EI+ Voltage SIR Autospec-Ultima
303.9016 BSUB(10000,15,-3,0) PKD(5,5,3,0,100,0,0,00%,F,F) Exp:PCDD
Sample Text:ST080910M1 File Text:Frontier Analytical Laboratory



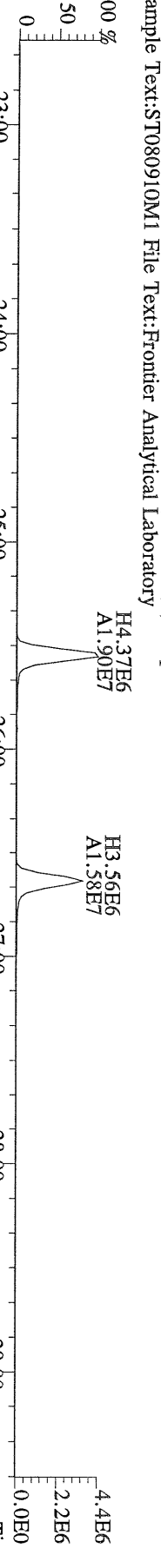
File:09AUG10M #1-357 Acq: 9-AUG-2010 15:14:40 GC EI+ Voltage SIR Autospec-Ultima
305.8987 BSUB(10000,15,-3,0) PKD(5,5,3,0,100,0,0,00%,F,F) Exp:PCDD
Sample Text:ST080910M1 File Text:Frontier Analytical Laboratory



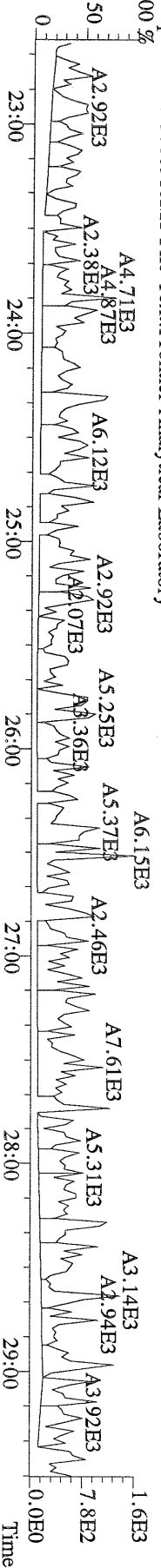
File:09AUG10M #1-357 Acq: 9-AUG-2010 15:14:40 GC EI+ Voltage SIR Autospec-Ultima
315.9419 BSUB(10000,15,-3,0) PKD(5,5,3,0,100,0,0,00%,F,F) Exp:PCDD
Sample Text:ST080910M1 File Text:Frontier Analytical Laboratory




File:09AUG10M #1-357 Acq: 9-AUG-2010 15:14:40 GC EI+ Voltage SIR Autospec-Ultima
317.9389 BSUB(10000,15,-3,0) PKD(5,5,3,0,100,0,0,00%,F,F) Exp:PCDD
Sample Text:ST080910M1 File Text:Frontier Analytical Laboratory




File:09AUG10M #1-357 Acq: 9-AUG-2010 15:14:40 GC EI+ Voltage SIR Autospec-Ultima
375.8364 BSUB(10000,15,-3,0) PKD(5,5,3,0,100,0,0,00%,F,F) Exp:PCDD
Sample Text:ST080910M1 File Text:Frontier Analytical Laboratory



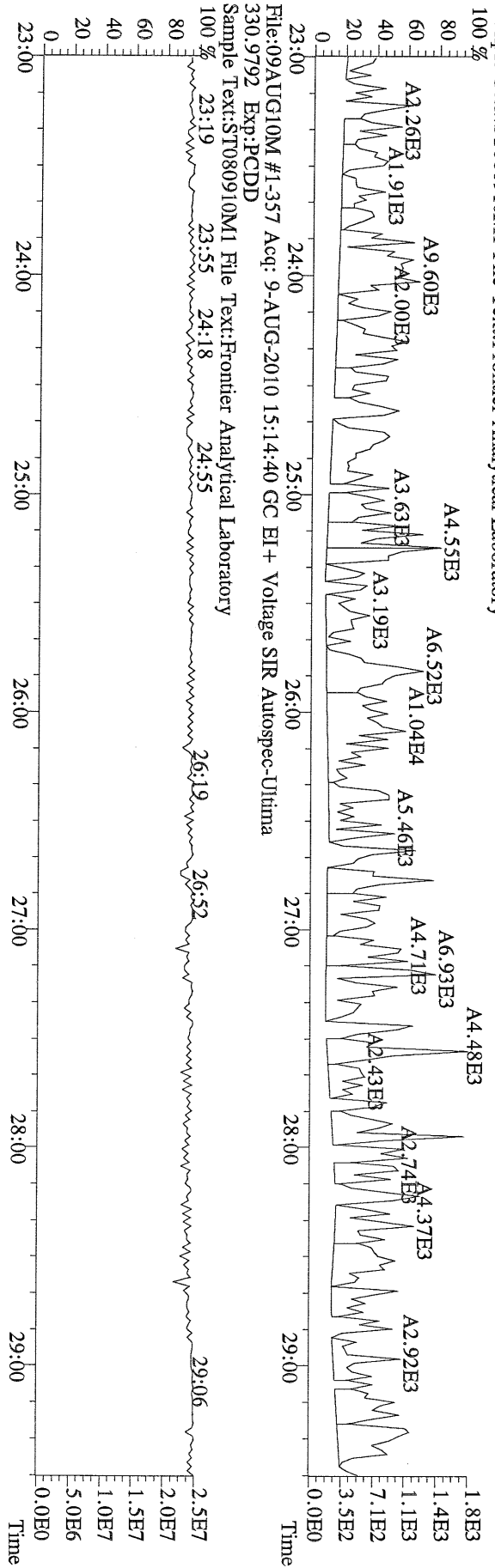
File:09AUG10M #1-357 Acq: 9-AUG-2010 15:14:40 GC EI+ Voltage SIR Autospec-Ultima
 339.8597 BSUB(10000,15,-3,0) PKD(5,5,3,0,100,0,0,00%,F,F) Exp:PCDD
 Sample Text:ST080910M1 File Text:Frontier Analytical Laboratory




File:09AUG10M #1-357 Acq: 9-AUG-2010 15:14:40 GC EI+ Voltage SIR Autospec-Ultima
 341.8568 BSUB(10000,15,-3,0) PKD(5,5,3,0,100,0,0,00%,F,F) Exp:PCDD
 Sample Text:ST080910M1 File Text:Frontier Analytical Laboratory



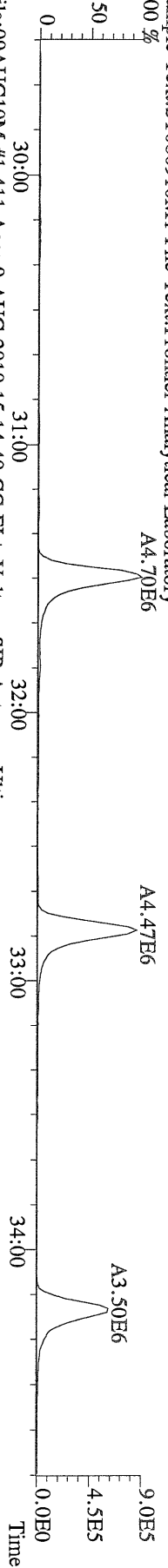
File:09AUG10M #1-357 Acq: 9-AUG-2010 15:14:40 GC EI+ Voltage SIR Autospec-Ultima
 409.7974 BSUB(10000,15,-3,0) PKD(5,5,3,0,100,0,0,00%,F,F) Exp:PCDD
 Sample Text:ST080910M1 File Text:Frontier Analytical Laboratory




File:09AUG10M #1-411 Acq: 9-AUG-2010 15:14:40 GC EI+ Voltage SIR Autospec-Ultima
339.8597 F:2 BSUB(10000,15,-3.0) PKD(5,5,3,0.10%,100,0,0.00%,F,F) Exp:PCDD
Sample Text:ST080910M1 File Text:Frontier Analytical Laboratory



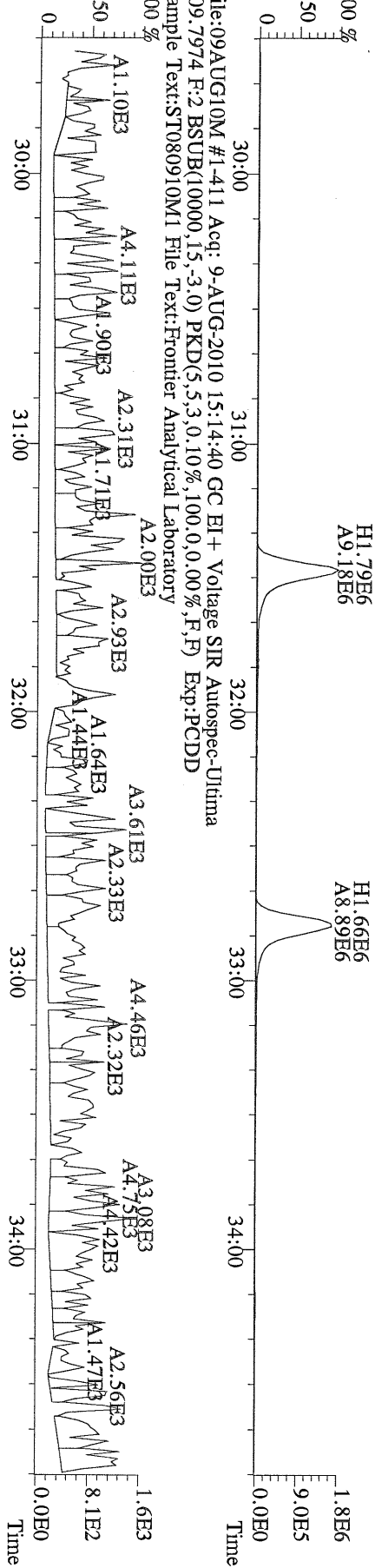
File:09AUG10M #1-411 Acq: 9-AUG-2010 15:14:40 GC EI+ Voltage SIR Autospec-Ultima
341.8568 F:2 BSUB(10000,15,-3.0) PKD(5,5,3,0.10%,100,0,0.00%,F,F) Exp:PCDD
Sample Text:ST080910M1 File Text:Frontier Analytical Laboratory



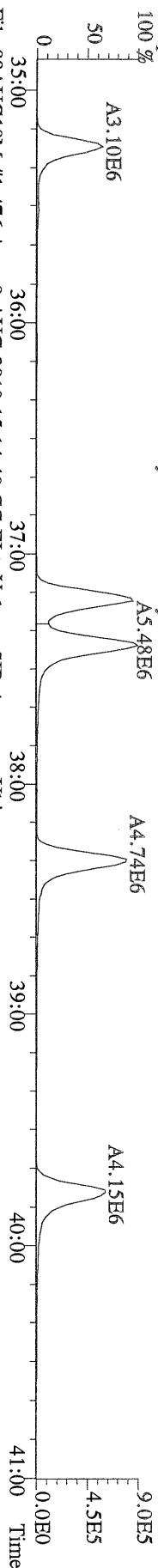
File:09AUG10M #1-411 Acq: 9-AUG-2010 15:14:40 GC EI+ Voltage SIR Autospec-Ultima
351.9000 F:2 BSUB(10000,15,-3.0) PKD(5,5,3,0.10%,100,0,0.00%,F,F) Exp:PCDD
Sample Text:ST080910M1 File Text:Frontier Analytical Laboratory



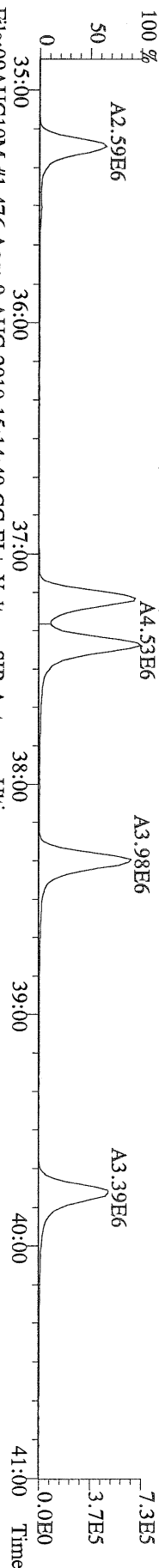
File:09AUG10M #1-411 Acq: 9-AUG-2010 15:14:40 GC EI+ Voltage SIR Autospec-Ultima
409.7974 F:2 BSUB(10000,15,-3.0) PKD(5,5,3,0.10%,100,0,0.00%,F,F) Exp:PCDD
Sample Text:ST080910M1 File Text:Frontier Analytical Laboratory



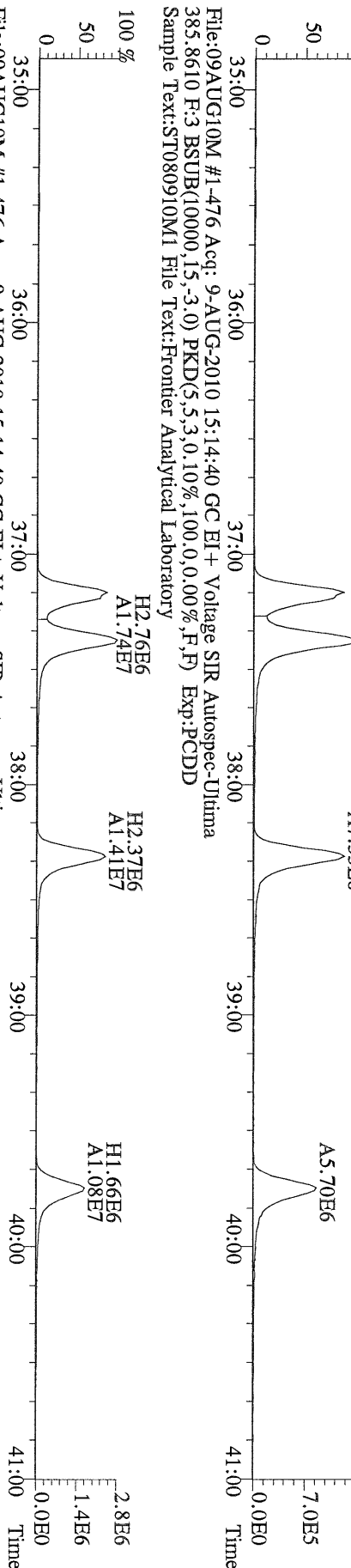
File:09AUG10M #1-476 Acq: 9-AUG-2010 15:14:40 GC EI+ Voltage SIR Autospec-Ultima
 373.8207 F:3 BSUB(10000,15,-3.0) PKD(5,5,3,0.10%,100,0.0,0.00%,F,F) Exp:PCDD
 Sample Text:ST080910M1 File Text:Frontier Analytical Laboratory



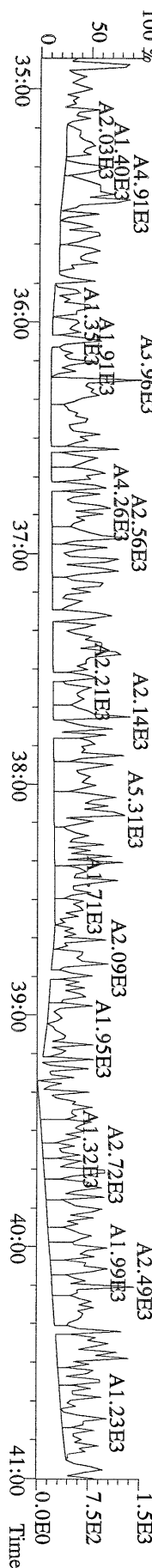
File:09AUG10M #1-476 Acq: 9-AUG-2010 15:14:40 GC EI+ Voltage SIR Autospec-Ultima
 383.8639 F:3 BSUB(10000,15,-3.0) PKD(5,5,3,0.10%,100,0.0,0.00%,F,F) Exp:PCDD
 Sample Text:ST080910M1 File Text:Frontier Analytical Laboratory



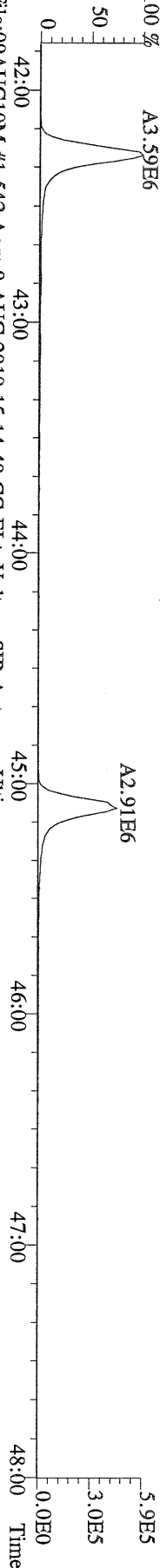
File:09AUG10M #1-476 Acq: 9-AUG-2010 15:14:40 GC EI+ Voltage SIR Autospec-Ultima
 385.8610 F:3 BSUB(10000,15,-3.0) PKD(5,5,3,0.10%,100,0.0,0.00%,F,F) Exp:PCDD
 Sample Text:ST080910M1 File Text:Frontier Analytical Laboratory



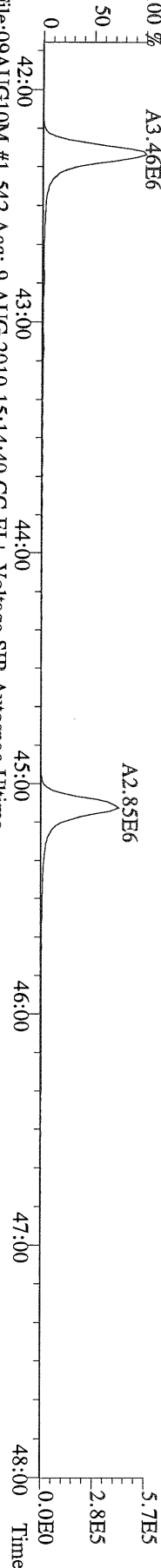
File:09AUG10M #1-476 Acq: 9-AUG-2010 15:14:40 GC EI+ Voltage SIR Autospec-Ultima
 445.7555 F:3 BSUB(10000,15,-3.0) PKD(5,5,3,0.10%,100,0.0,0.00%,F,F) Exp:PCDD
 Sample Text:ST080910M1 File Text:Frontier Analytical Laboratory



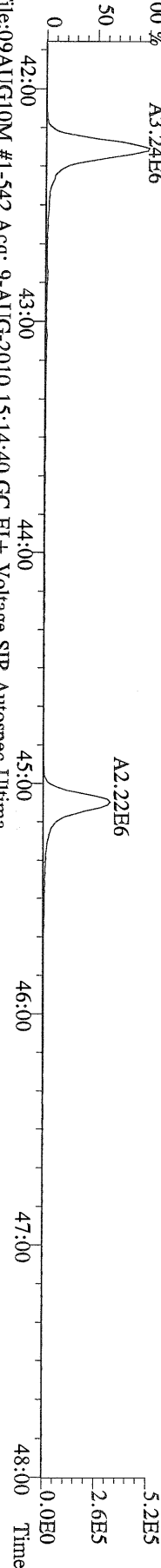
File:09AUG10M #1-542 Acq: 9-AUG-2010 15:14:40 GC EI+ Voltage SIR Autospec-Ultima
407.7818 F:4 BSUB(10000,15,-3.0) PKD(5,5,3,0.10%,100,0.0,0.00%,F,F) Exp:PCDD
Sample Text:ST080910M1 File Text:Frontier Analytical Laboratory
100 % A3.59E6



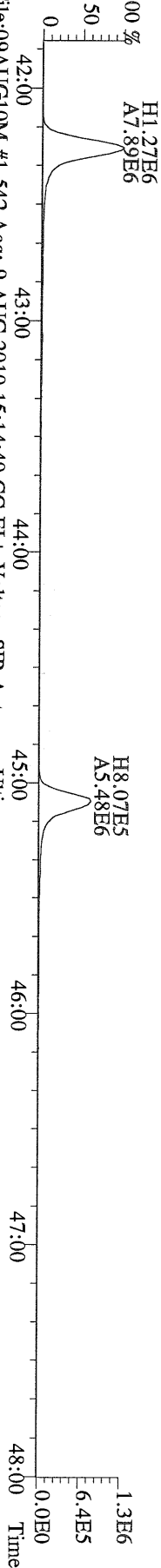
File:09AUG10M #1-542 Acq: 9-AUG-2010 15:14:40 GC EI+ Voltage SIR Autospec-Ultima
409.7788 F:4 BSUB(10000,15,-3.0) PKD(5,5,3,0.10%,100,0.0,0.00%,F,F) Exp:PCDD
Sample Text:ST080910M1 File Text:Frontier Analytical Laboratory
100 % A3.46E6



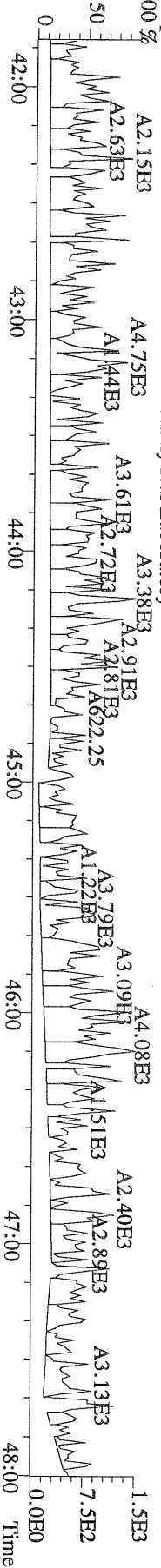
File:09AUG10M #1-542 Acq: 9-AUG-2010 15:14:40 GC EI+ Voltage SIR Autospec-Ultima
417.8253 F:4 BSUB(10000,15,-3.0) PKD(5,5,3,0.10%,100,0.0,0.00%,F,F) Exp:PCDD
Sample Text:ST080910M1 File Text:Frontier Analytical Laboratory
100 % A3.24E6



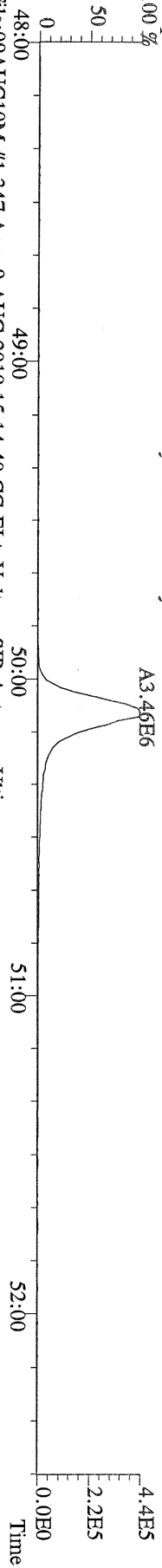
File:09AUG10M #1-542 Acq: 9-AUG-2010 15:14:40 GC EI+ Voltage SIR Autospec-Ultima
419.8220 F:4 BSUB(10000,15,-3.0) PKD(5,5,3,0.10%,100,0.0,0.00%,F,F) Exp:PCDD
Sample Text:ST080910M1 File Text:Frontier Analytical Laboratory



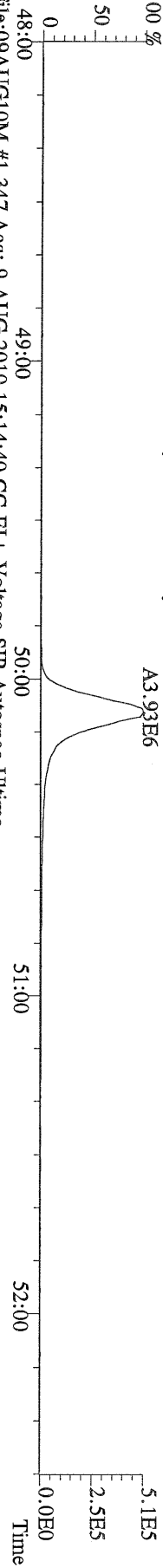
File:09AUG10M #1-542 Acq: 9-AUG-2010 15:14:40 GC EI+ Voltage SIR Autospec-Ultima
479.7165 F:4 BSUB(10000,15,-3.0) PKD(5,5,3,0.10%,100,0.0,0.00%,F,F) Exp:PCDD
Sample Text:ST080910M1 File Text:Frontier Analytical Laboratory



File:09AUG10M #1-347 Acq: 9-AUG-2010 15:14:40 GC EI+ Voltage SIR Autospec-Ultima
441.7428 F:5 BSUB(10000,15,-3.0) PKD(5,5,3,0.10%,100,0.0,0.00%,F,F) Exp:PCDD
Sample Text:ST080910M1 File Text:Frontier Analytical Laboratory



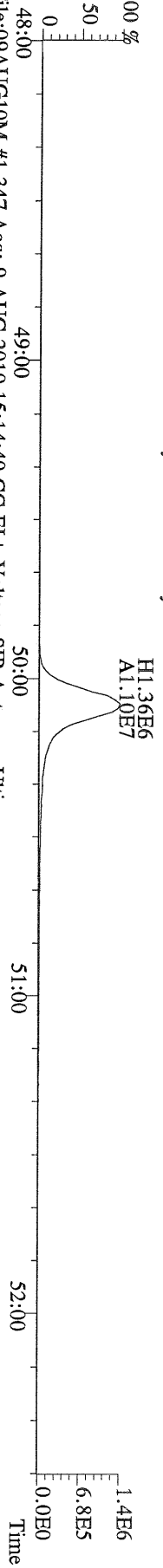
File:09AUG10M #1-347 Acq: 9-AUG-2010 15:14:40 GC EI+ Voltage SIR Autospec-Ultima
443.7398 F:5 BSUB(10000,15,-3.0) PKD(5,5,3,0.10%,100,0.0,0.00%,F,F) Exp:PCDD
Sample Text:ST080910M1 File Text:Frontier Analytical Laboratory



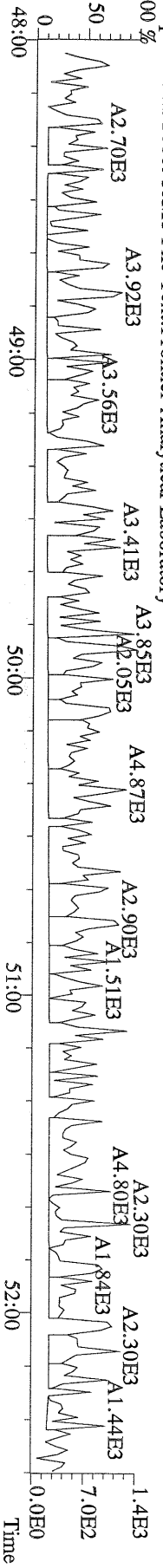
File:09AUG10M #1-347 Acq: 9-AUG-2010 15:14:40 GC EI+ Voltage SIR Autospec-Ultima
453.7831 F:5 BSUB(10000,15,-3.0) PKD(5,5,3,0.10%,100,0.0,0.00%,F,F) Exp:PCDD
Sample Text:ST080910M1 File Text:Frontier Analytical Laboratory

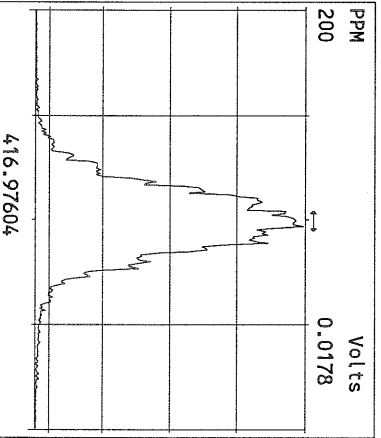
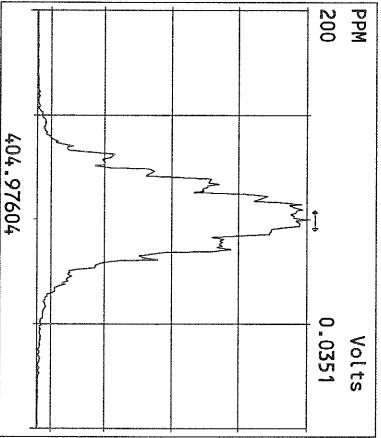
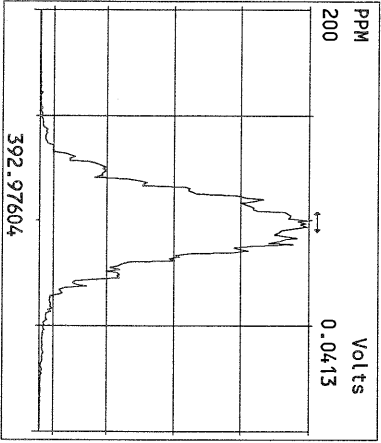
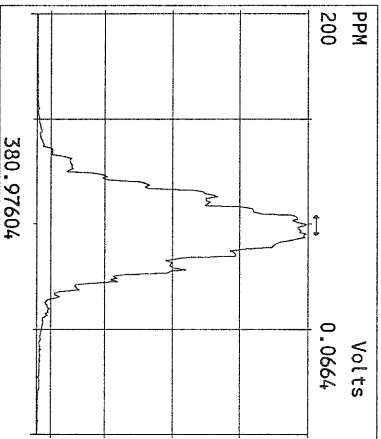
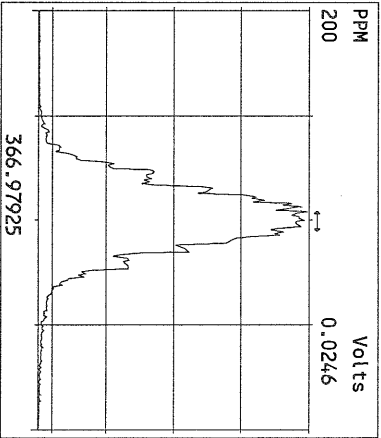
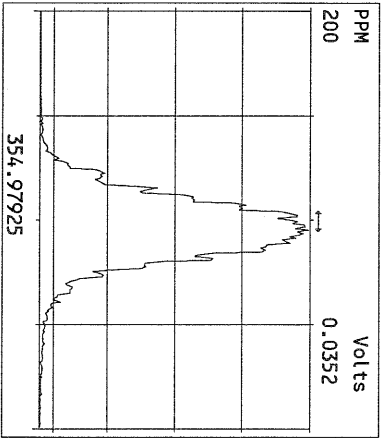
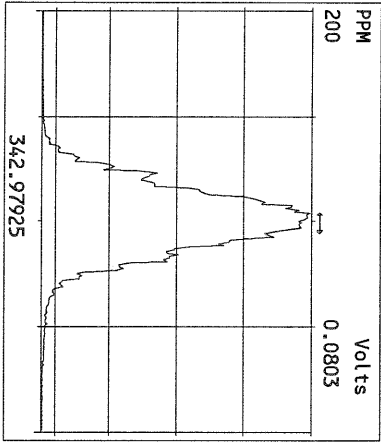
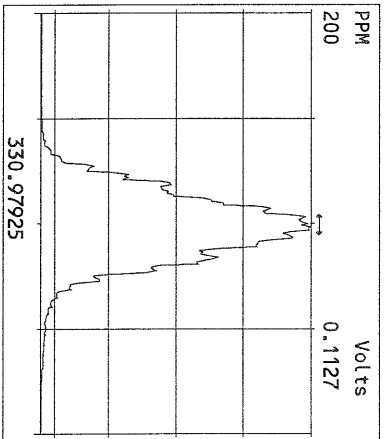
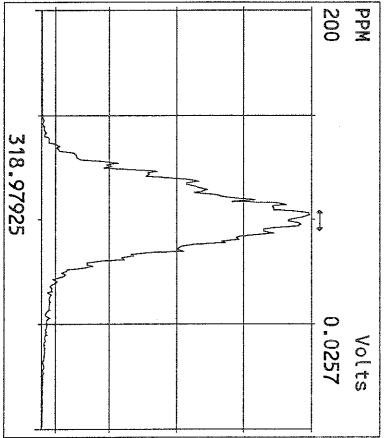
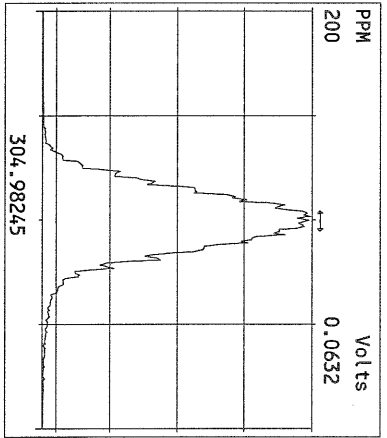
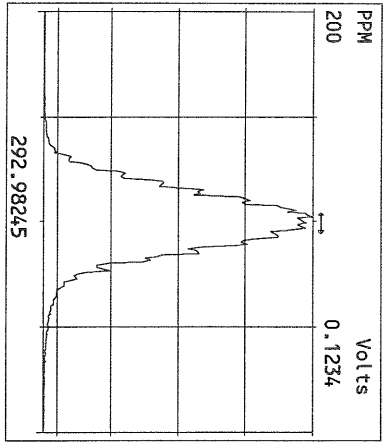


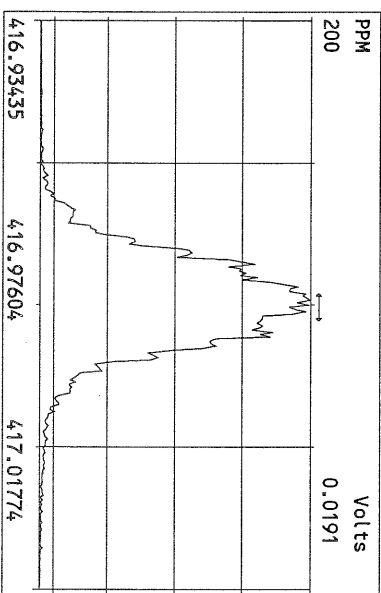
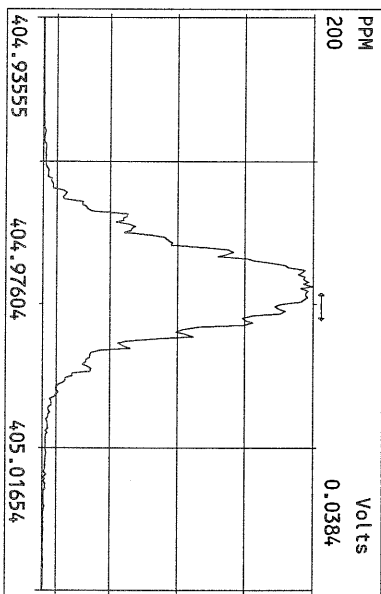
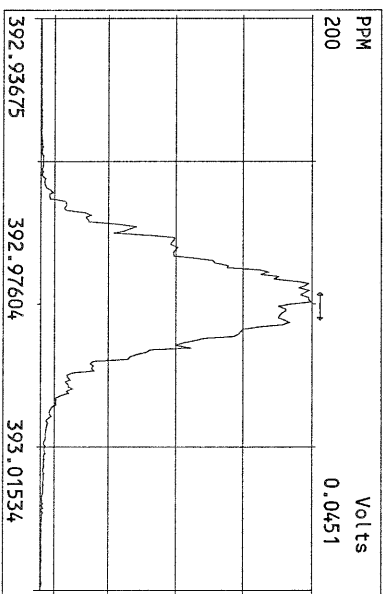
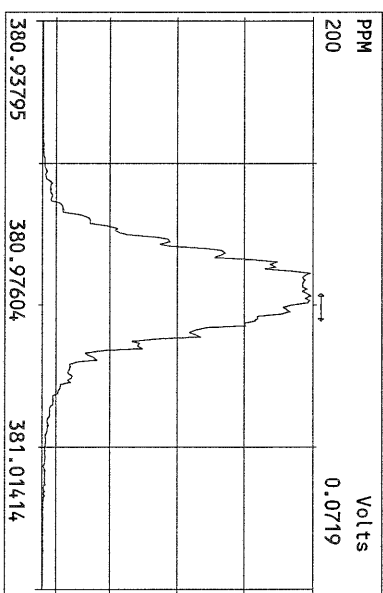
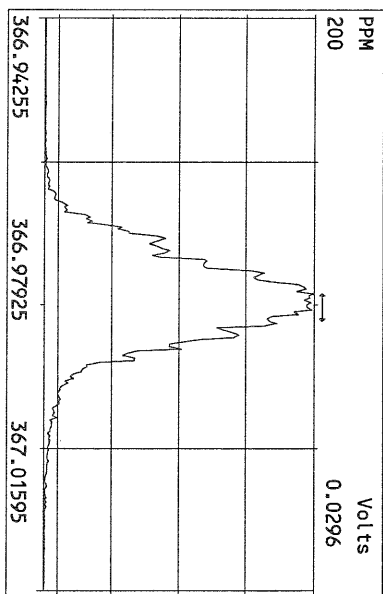
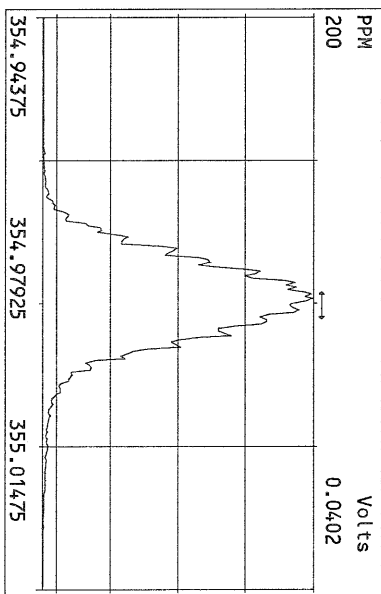
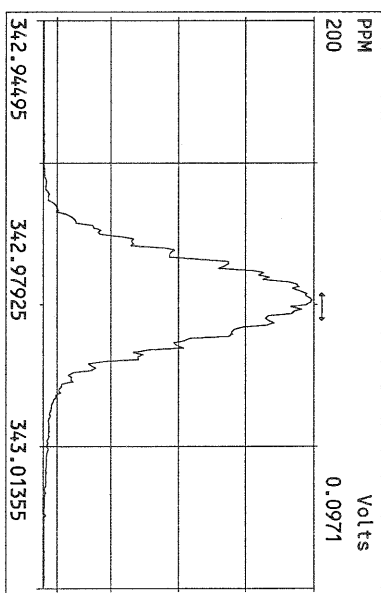
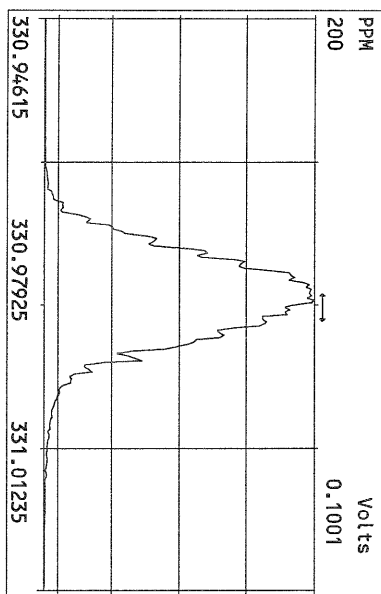
File:09AUG10M #1-347 Acq: 9-AUG-2010 15:14:40 GC EI+ Voltage SIR Autospec-Ultima
455.7801 F:5 BSUB(10000,15,-3.0) PKD(5,5,3,0.10%,100,0.0,0.00%,F,F) Exp:PCDD
Sample Text:ST080910M1 File Text:Frontier Analytical Laboratory

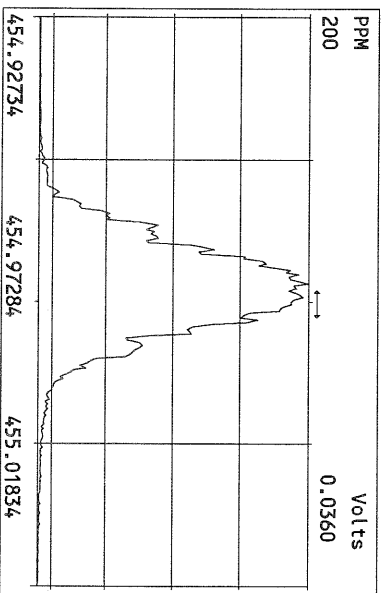
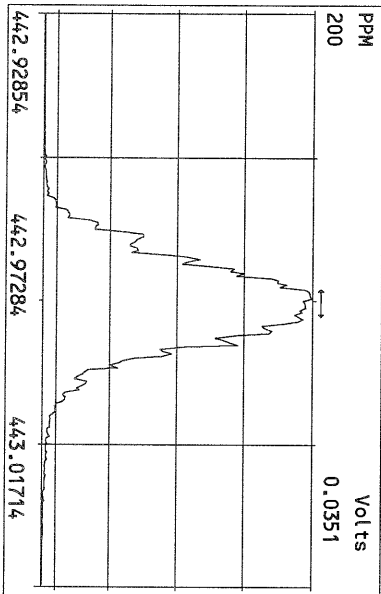
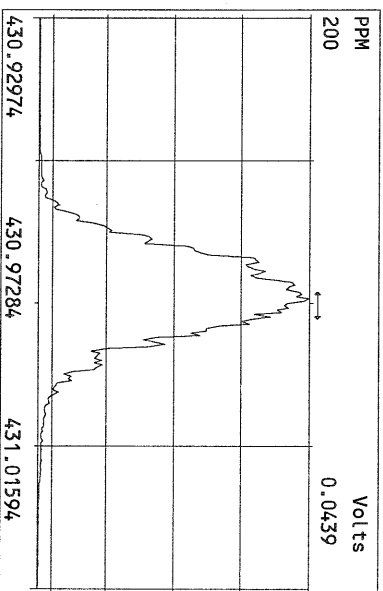
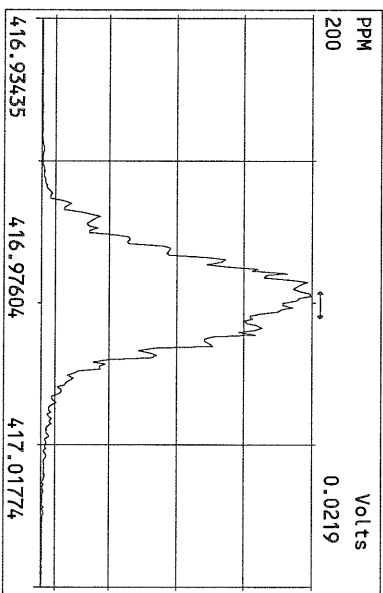
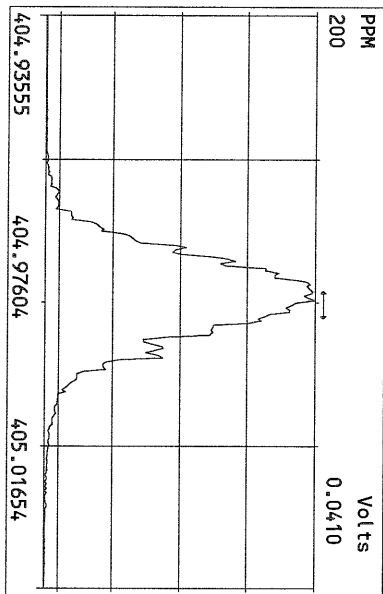
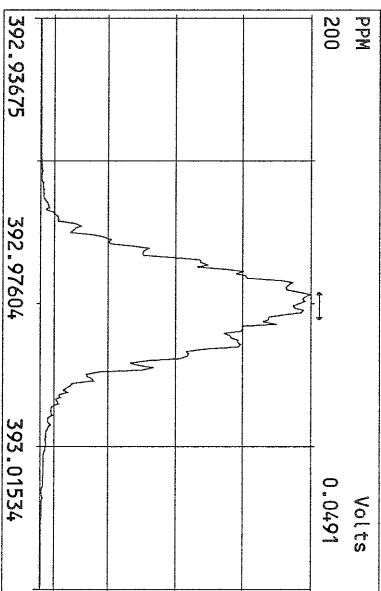
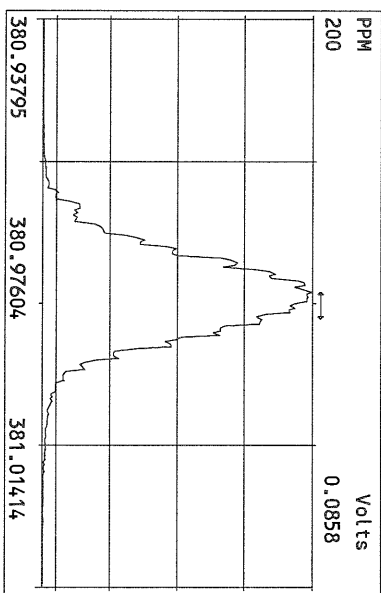
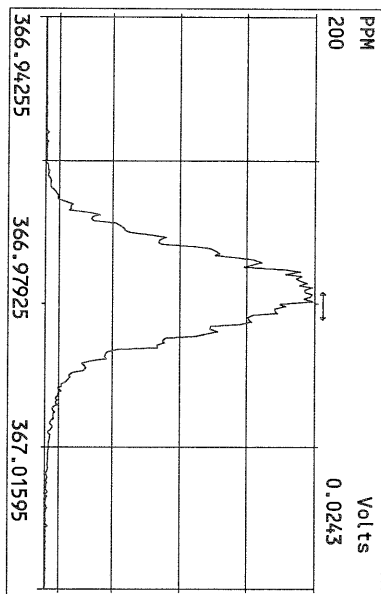


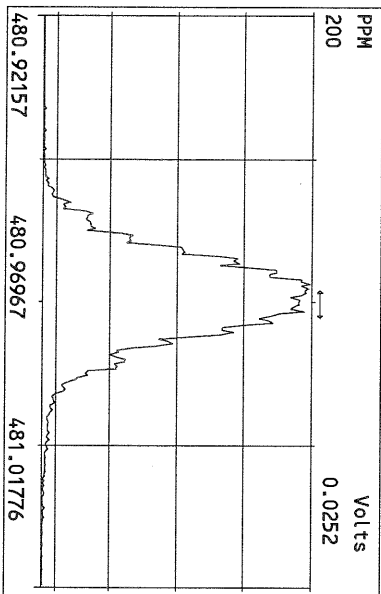
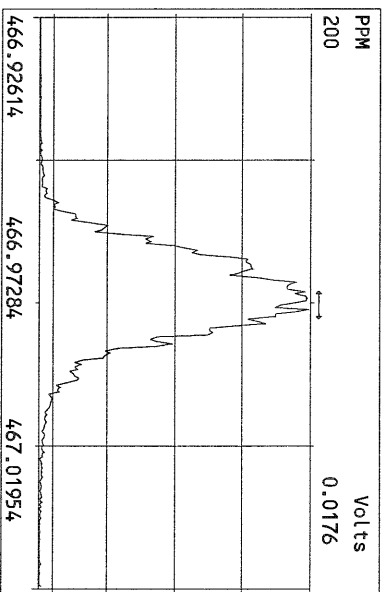
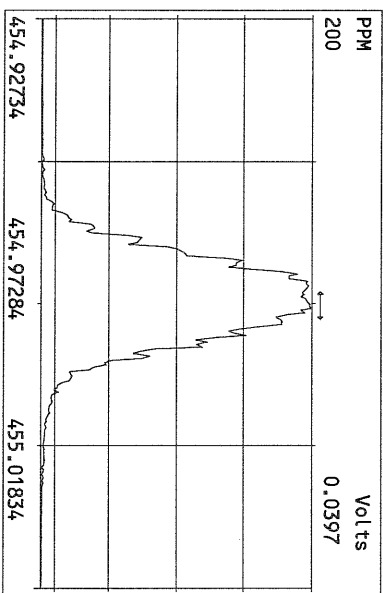
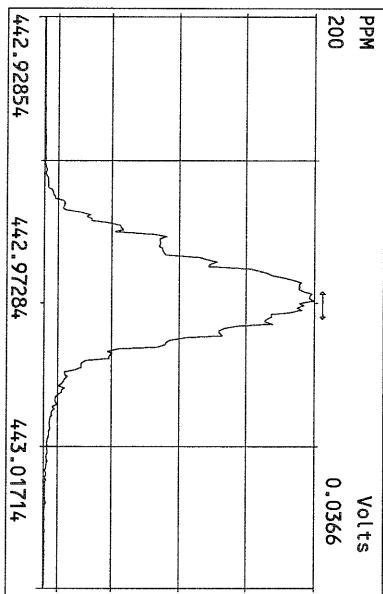
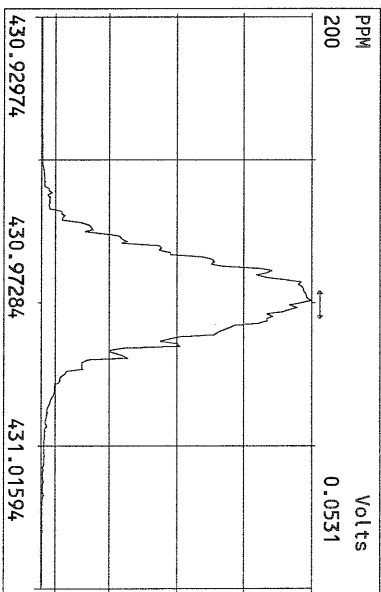
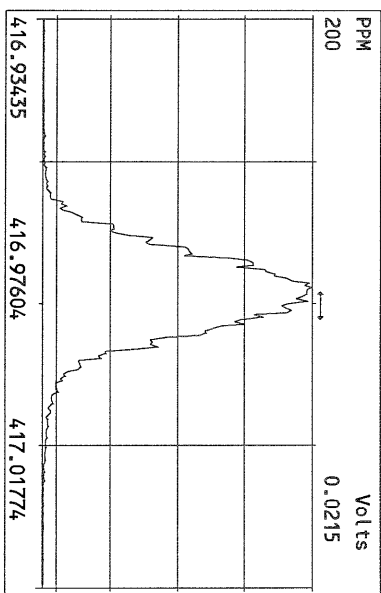
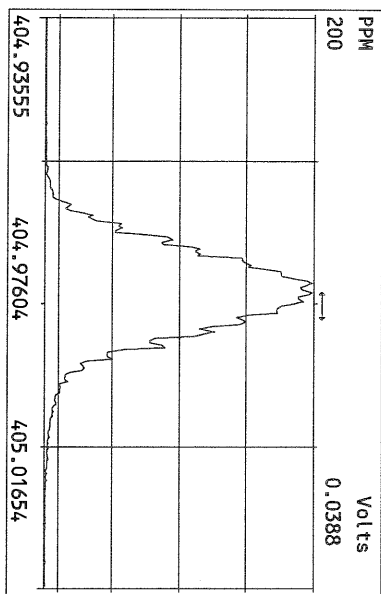
File:09AUG10M #1-347 Acq: 9-AUG-2010 15:14:40 GC EI+ Voltage SIR Autospec-Ultima
513.6775 F:5 BSUB(10000,15,-3.0) PKD(5,5,3,0.10%,100,0.0,0.00%,F,F) Exp:PCDD
Sample Text:ST080910M1 File Text:Frontier Analytical Laboratory

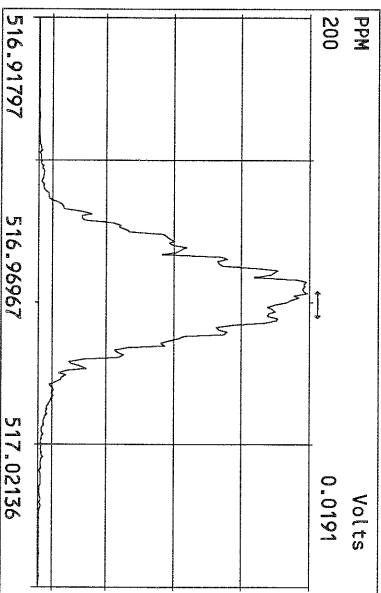
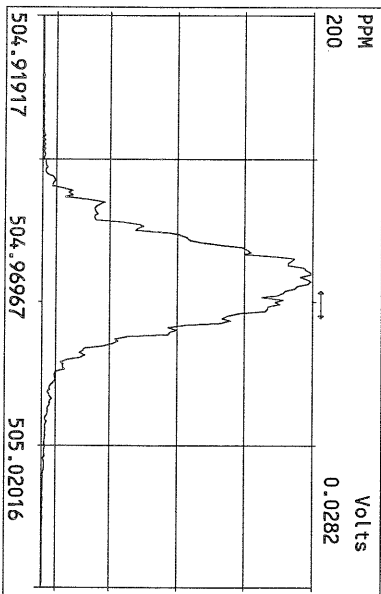
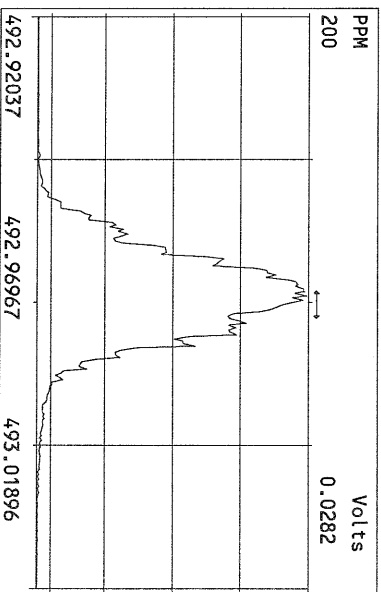
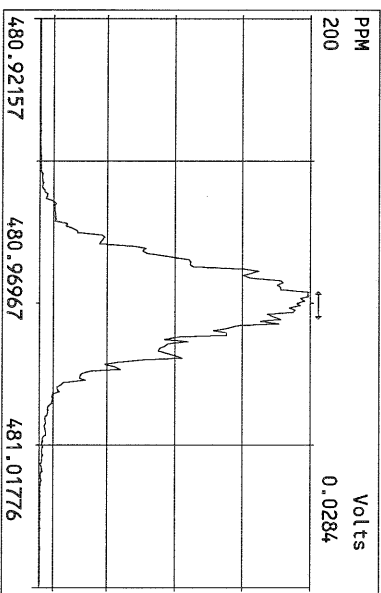
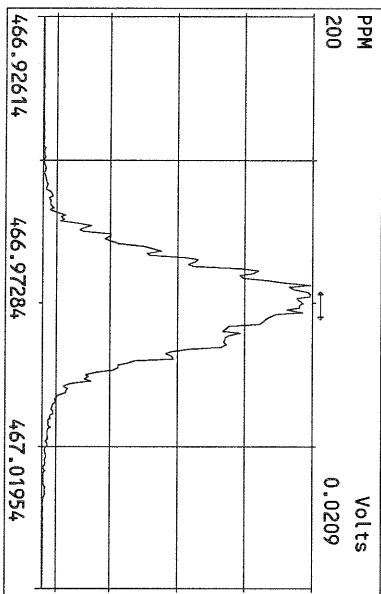
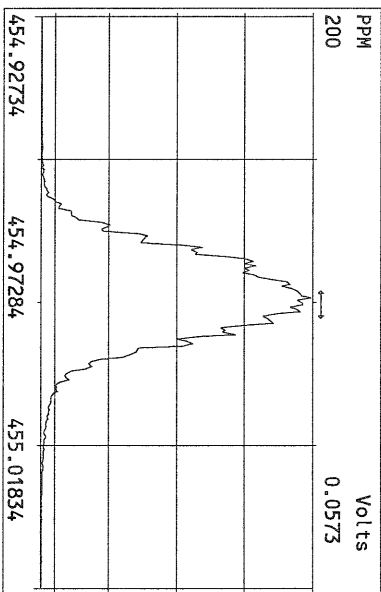
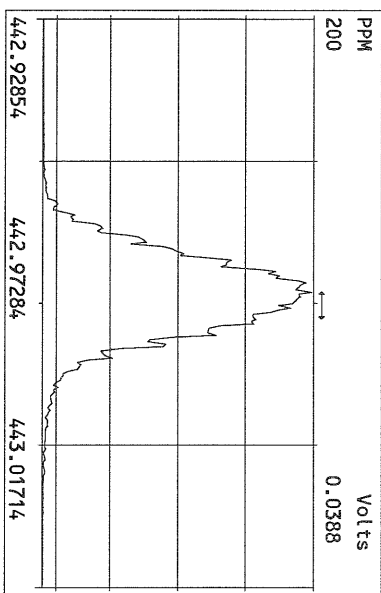
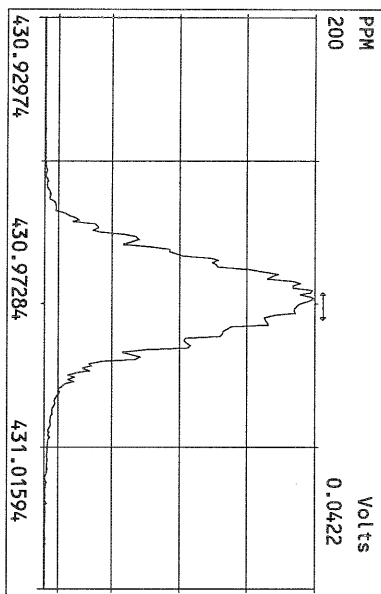












FORM 4A
PCDD/PCDF CALIBRATION VERIFICATION

Lab Name: Frontier Analytical Laboratory Episode No.:

Contract No.: SAS No.:

Initial Calibration Date: 5/12/10

Instrument ID: FAL3

GC Column ID: db5

VER Data Filename: 09AUG10M Sam:10


Analysis Date: 9-AUG-10 23:33:03

	M/Z'S	ION	QC	ACCEPT	CONC. FOUND	CONC. RANGE (ng/mL) (3)
	FORMING RATIO (1)	ABUND. RATIO	LIMITS (2)			
NATIVE ANALYTES						
2,3,7,8-TCDD	M/M+2	0.76	0.65-0.89	y	9.82	7.80 - 12.9
1,2,3,7,8-PeCDD	M+2/M+4	1.61	1.32-1.78	y	47.6	39.0 - 65.0
1,2,3,4,7,8-HxCDD	M+2/M+4	1.40	1.05-1.43	y	44.2	39.0 - 64.0
1,2,3,6,7,8-HxCDD	M+2/M+4	1.32	1.05-1.43	y	45.1	39.0 - 64.0
1,2,3,7,8,9-HxCDD	M+2/M+4	1.38	1.05-1.43	y	50.1	41.0 - 61.0
1,2,3,4,6,7,8-HpCDD	M+2/M+4	0.98	0.88-1.20	y	52.8	43.0 - 58.0
OCDD	M+2/M+4	0.98	0.76-1.02	y	122	79.0 - 126
2,3,7,8-TCDF	M/M+2	0.67	0.65-0.89	y	9.31	8.40 - 12.0
1,2,3,7,8-PeCDF	M+2/M+4	1.47	1.32-1.78	y	49.0	41.0 - 60.0
2,3,4,7,8-PeCDF	M+2/M+4	1.48	1.32-1.78	y	47.1	41.0 - 60.0
1,2,3,4,7,8-HxCDF	M+2/M+4	1.21	1.05-1.43	y	46.1	45.0 - 56.0
1,2,3,6,7,8-HxCDF	M+2/M+4	1.21	1.05-1.43	y	47.3	44.0 - 57.0
2,3,4,6,7,8-HxCDF	M+2/M+4	1.22	1.05-1.43	y	47.9	44.0 - 57.0
1,2,3,7,8,9-HxCDF	M+2/M+4	1.21	1.05-1.43	y	47.5	45.0 - 56.0
1,2,3,4,6,7,8-HpCDF	M+2/M+4	1.03	0.88-1.20	y	45.8	45.0 - 55.0
1,2,3,4,7,8,9-HpCDF	M+2/M+4	1.05	0.88-1.20	y	45.8	43.0 - 58.0
OCDF	M+2/M+4	0.86	0.76-1.02	y	91.9	63.0 - 159

(1) See Table 8, Method 1613, for m/z specifications.

(2) Ion Abundance Ratio Control Limits as specified in Table 9, Method 1613.

(3) Contract-required concentration range as specified in Table 6, Method 1613.

Analyst: Date: 8/10/10

USEPA - ITD

FORM 4B
PCDD/PCDF CALIBRATION VERIFICATION

Lab Name: Frontier Analytical Laboratory

Episode No.:

Contract No.:

SAS No.:

Initial Calibration Date: 5/12/10

Instrument ID: FAL3

GC Column ID: db5

VER Data Filename: 09AUG10M Sam:10

Analysis Date: 9-AUG-10 23:33:03

LABELED COMPOUNDS	M/Z'S FORMING RATIO (1)	ION ABUND. RATIO	QC LIMITS (2)	ACCEPT	CONC. FOUND	CONC. RANGE (ng/mL) (3)
13C-2,3,7,8-TCDD	M/M+2	0.82	0.65-0.89	y	99.0	82.0 - 121
13C-1,2,3,7,8-PeCDD	M+2/M+4	1.76	1.32-1.78	y	93.1	62.0 - 160
13C-1,2,3,4,7,8-HxCDD	M+2/M+4	1.22	1.05-1.43	y	102	85.0 - 117
13C-1,2,3,6,7,8-HxCDD	M+2/M+4	1.15	1.05-1.43	y	90.0	85.0 - 118
13C-1,2,3,4,6,7,8-HpCDD	M+2/M+4	0.99	0.88-1.20	y	94.5	72.0 - 138
13C-OCDD	M+2/M+4	0.89	0.76-1.02	y	173	96.0 - 415
13C-2,3,7,8-TCDF	M/M+2	0.88	0.65-0.89	y	103	71.0 - 140
13C-1,2,3,7,8-PeCDF	M+2/M+4	1.69	1.32-1.78	y	93.8	76.0 - 130
13C-2,3,4,7,8-PeCDF	M+2/M+4	1.68	1.32-1.78	y	96.0	77.0 - 130
13C-1,2,3,4,7,8-HxCDF	M/M+2	0.50	0.43-0.59	y	107	76.0 - 131
13C-1,2,3,6,7,8-HxCDF	M/M+2	0.52	0.43-0.59	y	100	70.0 - 143
13C-2,3,4,6,7,8-HxCDF	M/M+2	0.51	0.43-0.59	y	108	73.0 - 137
13C-1,2,3,7,8,9-HxCDF	M/M+2	0.51	0.43-0.59	y	109	74.0 - 135
13C-1,2,3,4,6,7,8-HpCDF	M/M+2	0.42	0.37-0.51	y	96.4	78.0 - 129
13C-1,2,3,4,7,8,9-HpCDF	M/M+2	0.42	0.37-0.51	y	98.2	77.0 - 129
13C-OCDF	M+2/M+4	0.97	0.76-1.02	y	181	96.0 - 415
CLEANUP STANDARD (4)						
37Cl-2,3,7,8-TCDD					9.17	7.80 - 12.8

(1) See Table 8, Method 1613, for m/z specifications.

(2) Ion Abundance Ratio Control Limits as specified in Table 9, Method 1613.

(3) Contract-required concentration range as specified in Table 6, Method 1613.

(4) No ion abundance ratio; report concentration found.

Analyst: 

Date: 8/10/10

FORM 5
PCDD/PCDF RT WINDOW AND ISOMER SPECIFICITY STANDARDS

Lab Name: Frontier Analytical Laboratory Episode No.:
Contract No.: SAS No.:
Instrument ID: FAL3 Initial Calibration Date: 5/12/10
RT Window Data Filename: 09AUG10M Sam:10 Analysis Date: 9-AUG-10 Time: 23:33:03
DB-5 IS Data Filename: 09AUG10M Sam:10 Analysis Date: 9-AUG-10 Time: 23:33:03
DB-225 IS Date Filename: Analysis Date: Time:

DB-5 RT WINDOW DEFINING STANDARDS RESULTS

ISOMERS	ABSOLUTE RT	ISOMERS	ABSOLUTE RT
1,3,6,8-TCDD (F)	24:26	1,3,6,8-TCDF (F)	23:05
1,2,8,9-TCDD (L)	28:22	1,2,8,9-TCDF (L)	28:34
1,2,4,7,9-PeCDD (F)	30:16	1,3,4,6,8-PeCDF (F)	28:26
1,2,3,8,9-PeCDD (L)	33:49	1,2,3,8,9-PeCDF (L)	34:14
1,2,4,6,7,9-HxCDD (F)	36:08	1,2,3,4,6,8-HxCDF (F)	35:15
1,2,3,7,8,9-HxCDD (L)	39:12	1,2,3,7,8,9-HxCDF (L)	39:47
1,2,3,4,6,7,9-HpCDD (F)	42:48	1,2,3,4,6,7,8-HpCDF (F)	42:17
1,2,3,4,6,7,8-HpCDD (L)	44:11	1,2,3,4,7,8,9-HpCDF (L)	45:07

(F) = First eluting isomer (DB-5); (L) = Last eluting isomer (DB-5)


=====

ISOMER SPECIFICITY (IS) TEST STANDARD RESULTS

% VALLEY HEIGHT
BETWEEN
COMPARED PEAKS (1)

<25%

(1) To meet contract requirement, %Valley Height Between Compared Peaks shall not exceed 25% (section 15.4.2.2, Method 1613).

Analyst: 

Date: 8/10/10

FORM 6A
PCDD/PCDF RELATIVE RETENTION TIMES

Lab Name: Frontier Analytical Laboratory

Episode No.:

Contract No.:

SAS No.:

Init. Cal. Date: 5/12/10

Instrument ID: FAL3

GC Column ID: db5

Analysis Date: 9-AUG-10 23:33:03 CS3 or VER Data Filename: 09AUG10M Sam:10

NATIVE ANALYTES	RETENTION TIME REFERENCE	RRT	RRT QC LIMITS (1)
2,3,7,8-TCDD	13C-2,3,7,8-TCDD	1.001	0.999-1.002
2,3,7,8-TCDF	13C-2,3,7,8-TCDF	1.001	0.999-1.003
1,2,3,7,8-PeCDD	13C-1,2,3,7,8-PeCDD	1.001	0.999-1.002
1,2,3,7,8-PeCDF	13C-1,2,3,7,8-PeCDF	1.001	0.999-1.002
2,3,4,7,8-PeCDF	13C-2,3,4,7,8-PeCDF	1.001	0.999-1.002

LABELED COMPOUNDS

37Cl-2,3,7,8-TCDD	13C-1,2,3,4-TCDD	1.022	0.989-1.052
13C-2,3,7,8-TCDD		1.021	0.976-1.043
13C-2,3,7,8-TCDF		0.993	0.923-1.103
13C-1,2,3,7,8-PeCDD		1.238	1.000-1.567
13C-1,2,3,7,8-PeCDF		1.173	0.923-1.203
13C-2,3,4,7,8-PeCDF		1.222	0.923-1.303

(1) Contract-required limits for Relative Retention Times (RRT) as specified in Table 2, Method 1613.

Analyst: *E*

Date: *8/10/10*

USEPA - ITD
FORM 6B
PCDD/PCDF RELATIVE RETENTION TIMES

Lab Name: Frontier Analytical Laboratory Episode No.:
Contract No.: SAS No.: Init. Cal. Date: 5/12/10
Instrument ID: FAL3 GC Column ID: db5
Analysis Date: 9-AUG-10 23:33:03 CS3 or VER Data Filename: 09AUG10M Sam:10

NATIVE ANALYTES	RETENTION TIME REFERENCE	RRT	RRT QC LIMITS (1)
1,2,3,4,7,8-HxCDD	13C-1,2,3,4,7,8-HxCDD	1.000	0.999-1.001
1,2,3,6,7,8-HxCDD	13C-1,2,3,6,7,8-HxCDD	1.001	0.998-1.004
1,2,3,7,8,9-HxCDD	13C-1,2,3,6,7,8-HxCDD	1.012	1.000-1.019
1,2,3,4,7,8-HxCDF	13C-1,2,3,4,7,8-HxCDF	1.001	0.999-1.001
1,2,3,6,7,8-HxCDF	13C-1,2,3,6,7,8-HxCDF	1.000	0.997-1.005
2,3,4,6,7,8-HxCDF	13C-2,3,4,6,7,8-HxCDF	1.001	0.999-1.001
1,2,3,7,8,9-HxCDF	13C-1,2,3,7,8,9-HxCDF	1.001	0.999-1.001
1,2,3,4,6,7,8-HpCDD	13C-1,2,3,4,6,7,8-HpCDD	1.000	0.999-1.001
1,2,3,4,6,7,8-HpCDF	13C-1,2,3,4,6,7,8-HpCDF	1.000	0.999-1.001
1,2,3,4,7,8,9-HpCDF	13C-1,2,3,4,7,8,9-HpCDF	1.001	0.999-1.001
OCDD	13C-OCDD	1.000	0.999-1.001
OCDF	13C-OCDF	1.001	0.999-1.001
LABELED COMPOUNDS			
13C-1,2,3,4,7,8-HxCDD	13C-1,2,3,7,8,9-HxCDD	0.985	0.977-1.000
13C-1,2,3,6,7,8-HxCDD		0.989	0.981-1.003
13C-1,2,3,4,7,8-HxCDF		0.949	0.944-0.970
13C-1,2,3,6,7,8-HxCDF		0.954	0.949-0.975
13C-2,3,4,6,7,8-HxCDF		0.978	0.959-1.021
13C-1,2,3,7,8,9-HxCDF		1.014	0.977-1.047
13C-1,2,3,4,6,7,8-HpCDD		1.127	1.086-1.130
13C-1,2,3,4,6,7,8-HpCDF		1.079	1.043-1.085
13C-1,2,3,4,7,8,9-HpCDF		1.151	1.057-1.154
13C-OCDD		1.269	1.032-1.311
13C-OCDF		1.279	1.000-1.311

(1) Contract-required limits for Relative Retention Times (RRT) as specified in Table 2, Method 1613.

Analyst: 

Date: 8/10/10

Name	Resp	RA	RT	RRF	WHO 1998 Tox:		WHO 2005 Tox:		108	
					Conc	Qual	Fac	Noise-1		Noise-2
2,3,7,8-TCDD	2.58e+06	0.76 y	27:25	1.04	9.82	2.50	-	-	*	
1,2,3,7,8-PeCDD	1.04e+07	1.61 y	33:14	1.05	47.6	2.50	-	-	*	
1,2,3,4,7,8-HxCDD	8.18e+06	1.40 y	38:36	1.30	44.2	2.50	-	-	*	
1,2,3,6,7,8-HxCDD	7.62e+06	1.32 y	38:46	1.28	45.1	2.50	-	-	*	
1,2,3,7,8,9-HxCDD	8.57e+06	1.38 y	39:12	1.25	50.1	2.50	-	-	*	
1,2,3,4,6,7,8-HpCDD	9.18e+06	0.98 y	44:11	1.35	52.8	2.50	-	-	*	
OCDD	1.23e+07	0.98 y	49:44	1.25	122	2.50	-	-	*	
2,3,7,8-TCDF	5.70e+06	0.67 y	26:40	1.62	9.31	2.50	-	-	*	
1,2,3,7,8-PeCDF	1.44e+07	1.47 y	31:30	0.92	49.0	2.50	-	-	*	
2,3,4,7,8-PeCDF	1.36e+07	1.48 y	32:49	0.94	47.1	2.50	-	-	*	
1,2,3,4,7,8-HxCDF	1.18e+07	1.21 y	37:13	0.93	46.1	2.50	-	-	*	
1,2,3,6,7,8-HxCDF	1.27e+07	1.21 y	37:25	0.84	47.3	2.50	-	-	*	
2,3,4,6,7,8-HxCDF	1.24e+07	1.22 y	38:21	0.90	47.9	2.50	-	-	*	
1,2,3,7,8,9-HxCDF	1.11e+07	1.21 y	39:47	0.98	47.5	2.50	-	-	*	
1,2,3,4,6,7,8-HpCDF	9.88e+06	1.03 y	42:17	1.38	45.8	2.50	-	-	*	
1,2,3,4,7,8,9-HpCDF	8.78e+06	1.05 y	45:07	1.62	45.8	2.50	-	-	*	
OCDF	1.08e+07	0.86 y	50:08	0.74	91.9	2.50	-	-	*	
									Rec	
13C-2,3,7,8-TCDD	2.54e+07	0.82 y	27:24	0.93	99.0				99.0	
13C-1,2,3,7,8-PeCDD	2.08e+07	1.76 y	33:13	0.81	93.1				93.1	
13C-1,2,3,4,7,8-HxCDD	1.42e+07	1.22 y	38:35	0.95	102				102	
13C-1,2,3,6,7,8-HxCDD	1.32e+07	1.15 y	38:44	1.00	90.0				90.0	
13C-1,2,3,4,6,7,8-HpCDD	1.28e+07	0.99 y	44:10	0.92	94.5				94.5	
13C-OCDD	1.62e+07	0.89 y	49:44	0.63	173				86.7	
13C-2,3,7,8-TCDF	3.78e+07	0.88 y	26:39	0.87	103				103	
13C-1,2,3,7,8-PeCDF	3.21e+07	1.69 y	31:29	0.81	93.8				93.8	
13C-2,3,4,7,8-PeCDF	3.06e+07	1.68 y	32:48	0.75	96.0				96.0	
13C-1,2,3,4,7,8-HxCDF	2.74e+07	0.50 y	37:11	1.74	107				107	
13C-1,2,3,6,7,8-HxCDF	3.21e+07	0.52 y	37:24	2.17	100				100	
13C-2,3,4,6,7,8-HxCDF	2.90e+07	0.51 y	38:19	1.82	108				108	
13C-1,2,3,7,8,9-HxCDF	2.38e+07	0.51 y	39:45	1.49	109				109	
13C-1,2,3,4,6,7,8-HpCDF	1.56e+07	0.42 y	42:17	1.10	96.4				96.4	
13C-1,2,3,4,7,8,9-HpCDF	1.18e+07	0.42 y	45:05	0.81	98.2				98.2	
13C-OCDF	3.17e+07	0.97 y	50:06	1.19	181				90.6	
37Cl-2,3,7,8-TCDD	2.36e+06		27:25	0.93	9.17				91.7	
13C-1,2,3,4-TCDD	2.77e+07	0.84 y	26:50	-	81.7					
13C-1,2,3,4-TCDF	4.24e+07	0.88 y	25:34	-	79.6					
13C-1,2,3,7,8,9-HxCDD	1.48e+07	1.20 y	39:11	-	68.4					
						Fac	Noise-1	Noise-2	DL	#Hom
Total Tetra-Dioxins	1.41e+07		23:28	1.04	53.4	2.50	-	-	*	23
Total Penta-Dioxins	2.27e+07		30:16	1.05	104	2.50	-	-	*	14
Total Hexa-Dioxins	2.83e+07		35:14	1.27	162	2.50	-	-	*	31
Total Hepta-Dioxins	2.08e+07		41:22	1.35	119	2.50	-	-	*	45
Total Tetra-Furans	2.38e+07		23:05	1.62	38.9	2.50	-	-	*	18
1st Fn. Tot Penta-Furans	1.86e+07		28:26	0.93	63.7	2.50	-	-	*	PeCDF 1
Total Penta-Furans	4.09e+07		30:11	0.93	140	2.50	-	-	*	204 17
Total Hexa-Furans	5.56e+07		35:15	0.90	219	2.50	-	-	*	6
Total Hepta-Furans	2.40e+07		41:30	1.48	118	2.50	-	-	*	29

Analyst: 

Date: 8/10/10

Frontier Analytical Laboratory - Acquisition Log

Run Name:09AUG10M

Instrument: FAL3

GC: DB5

Experiment:PCDD

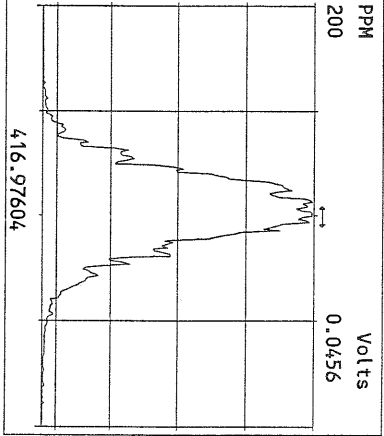
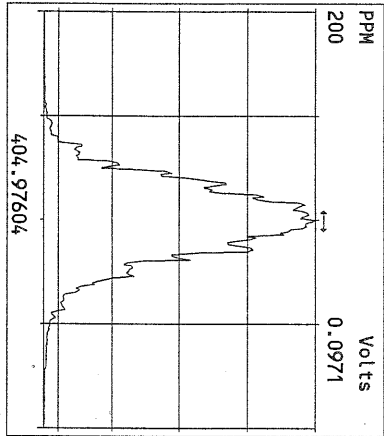
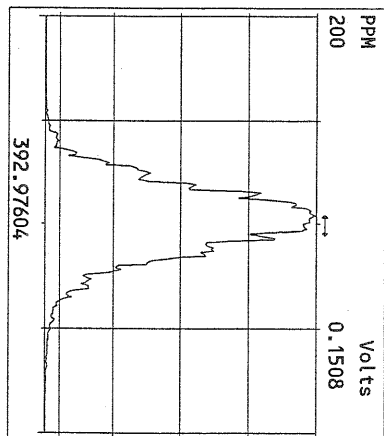
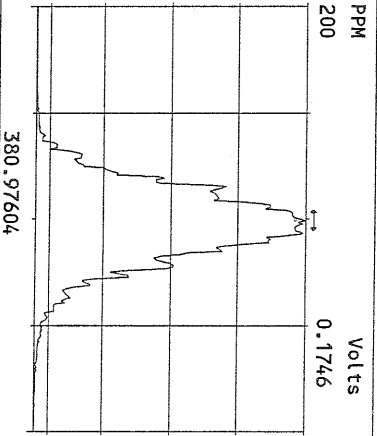
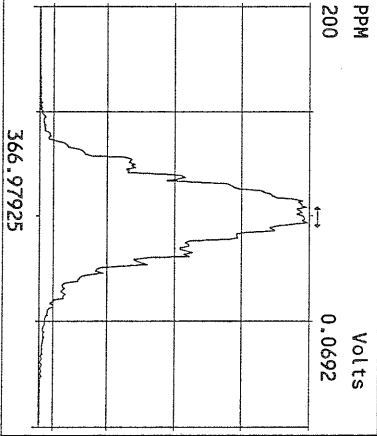
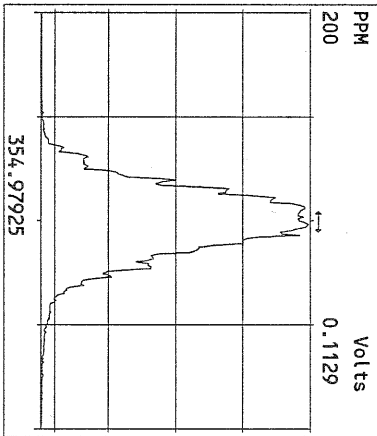
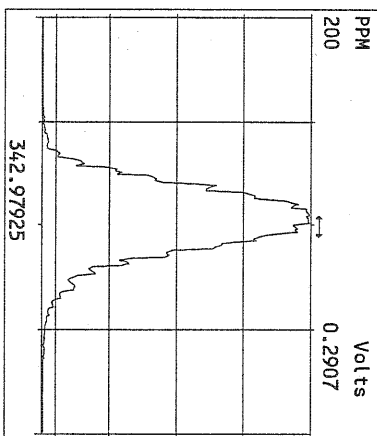
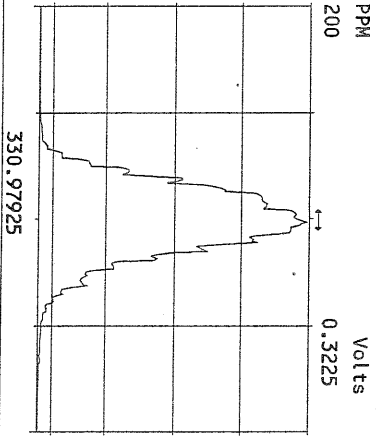
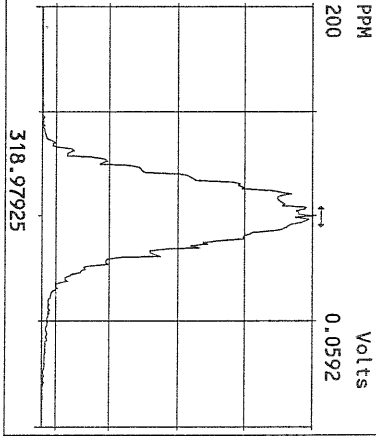
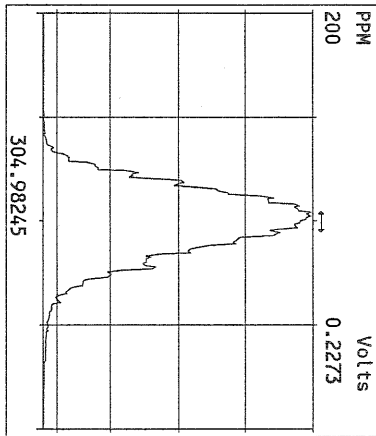
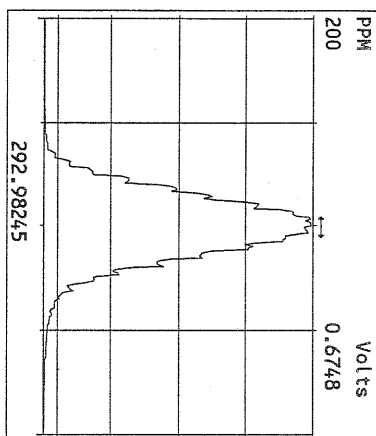
Data File S	FAL ID	Client ID	Acquired	ConCal	EndCal	Analyst
09AUG10M 1	ST080910M1	1613 CS3 090918J	9-AUG-10 15:14:40	ST080910M1	ST080910M2	TC
09AUG10M 2	2075-001-0001-OPR	OPR	9-AUG-10 16:10:06	ST080910M1	ST080910M2	TC
09AUG10M 3	2075-001-0001-MB	Method Blank	9-AUG-10 17:05:34	ST080910M1	ST080910M2	TC
09AUG10M 4	6266-001-0001-SA	HA1,5	9-AUG-10 18:00:57	ST080910M1	ST080910M2	TC
09AUG10M 5	6276-001-0001-SA	PSB11-0-0.5-073010	9-AUG-10 18:56:15	ST080910M1	ST080910M2	TC
09AUG10M 6	6276-003-0001-SA	PSB11-2-4-073010	9-AUG-10 19:51:34	ST080910M1	ST080910M2	TC
09AUG10M 7	6276-004-0001-SA	PSB11-2-4-073010-D	9-AUG-10 20:46:57	ST080910M1	ST080910M2	TC
09AUG10M 8	6276-005-0001-SA	PSB15-0-0.5-073010	9-AUG-10 21:42:20	ST080910M2	ST080910M3	TC
09AUG10M 9	SB080910M1	Solvent Blank	9-AUG-10 22:37:40	ST080910M1	ST080910M2	TC
09AUG10M 10	ST080910M2	1613 CS3 090918J	9-AUG-10 23:33:03	ST080910M2	ST080910M3	TC

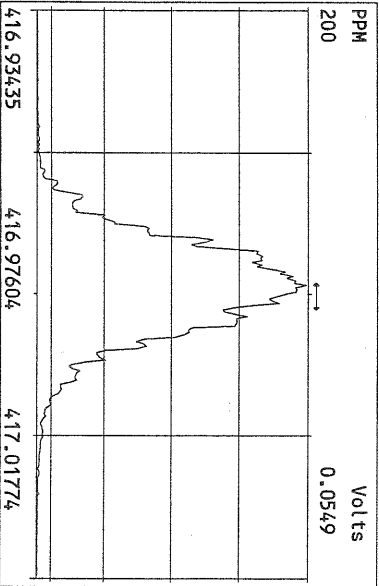
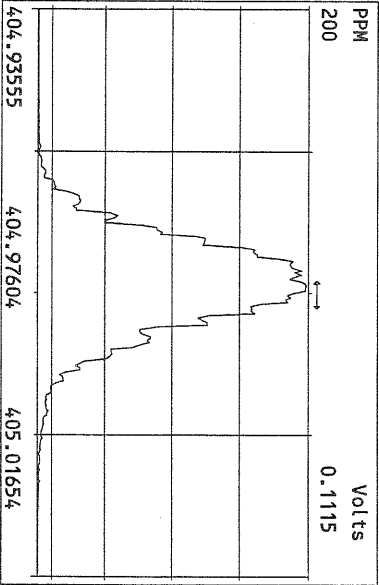
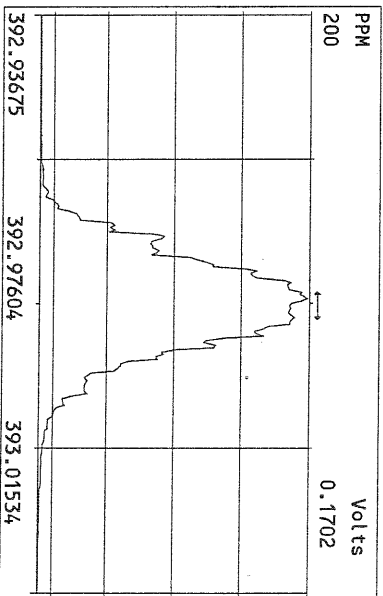
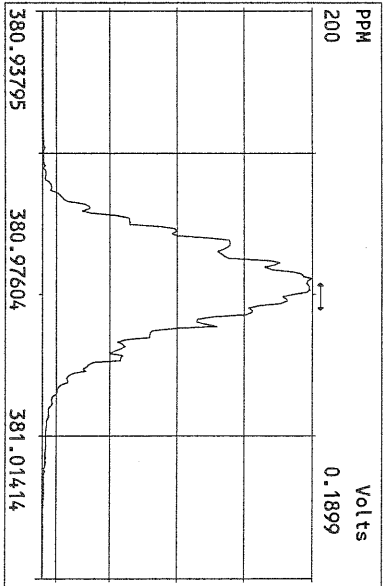
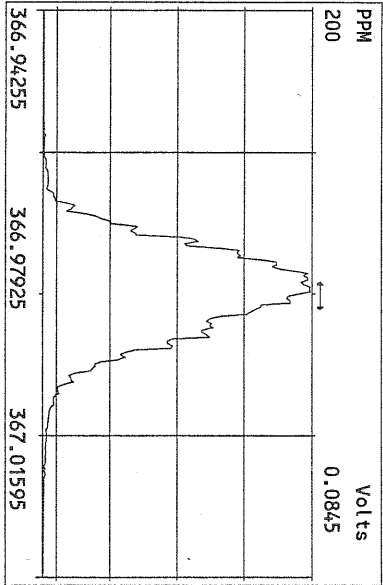
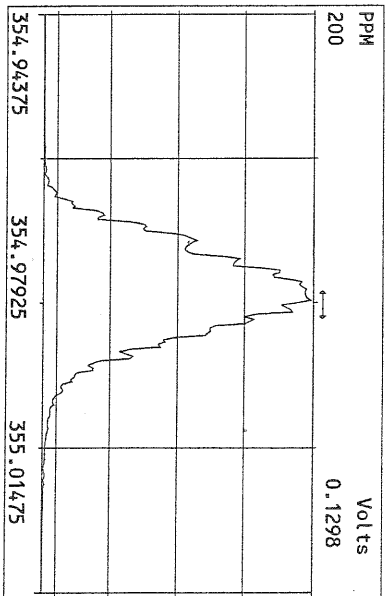
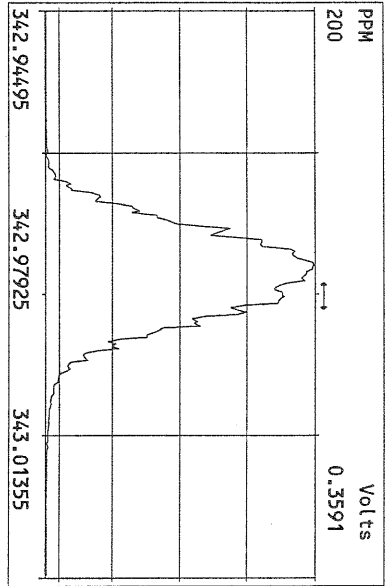
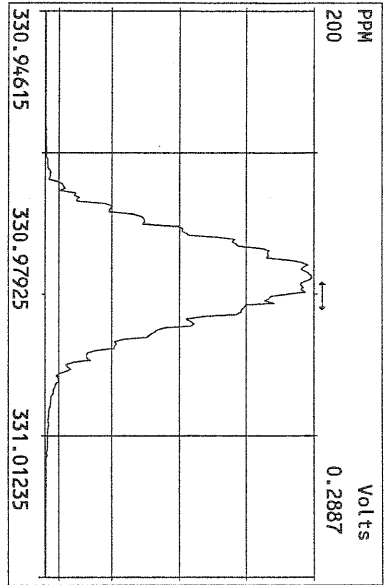


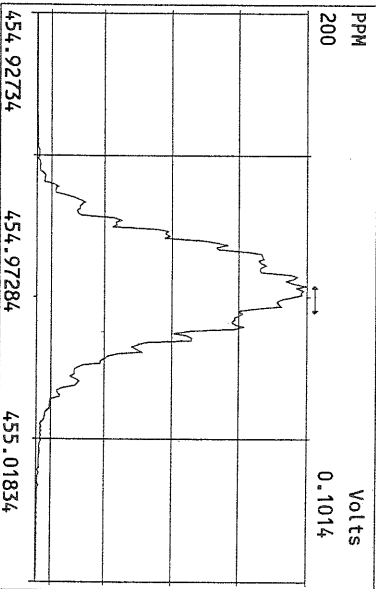
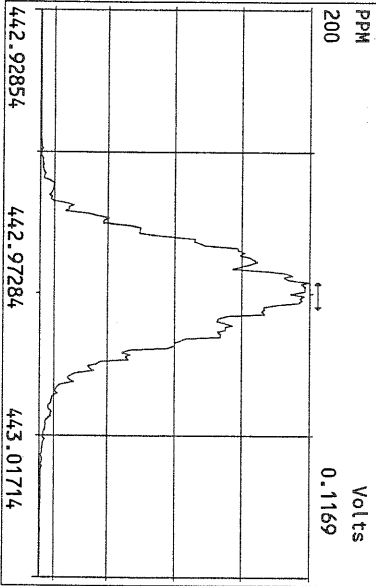
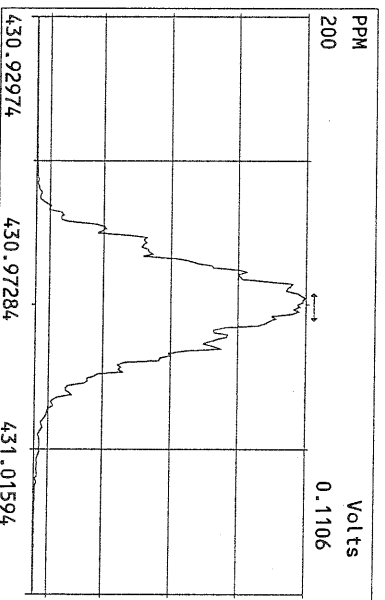
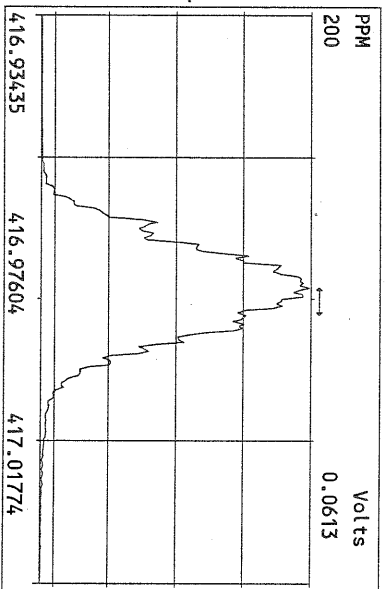
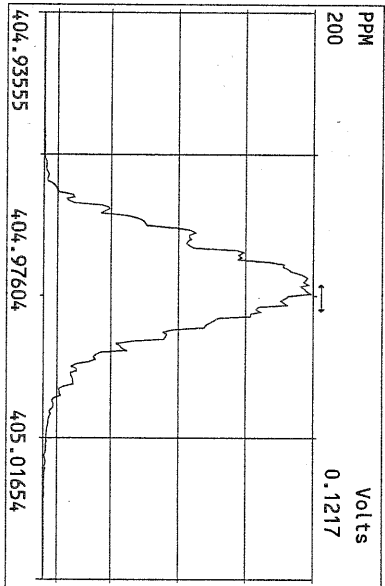
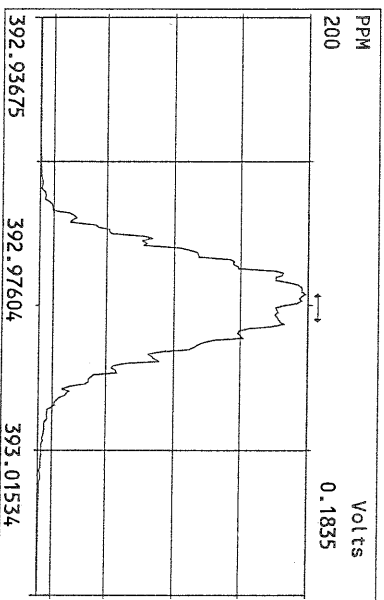
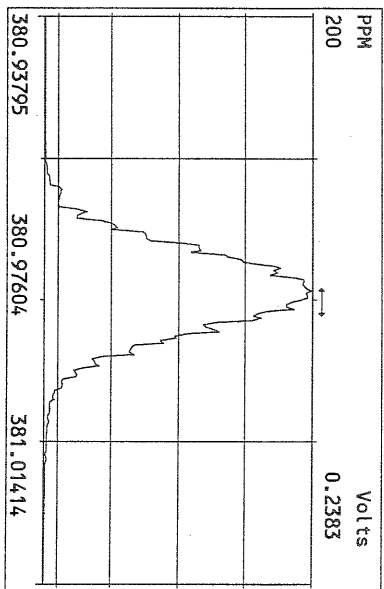
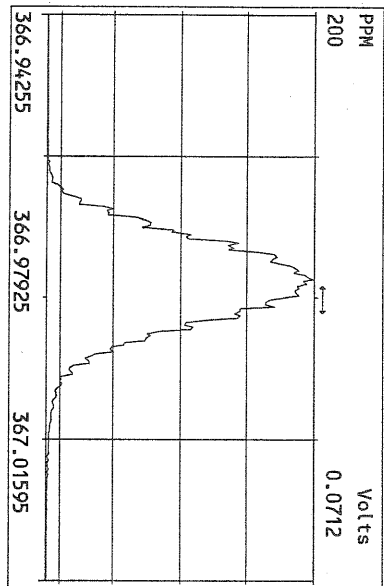
8/10/10

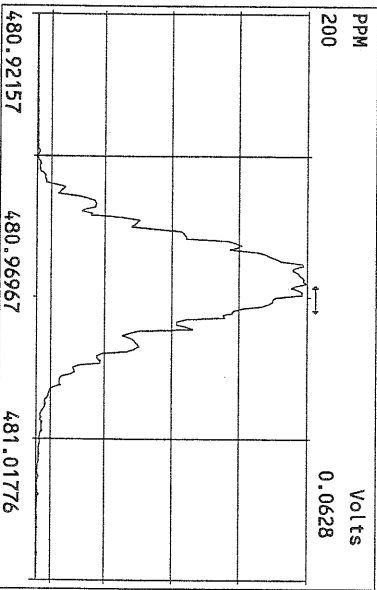
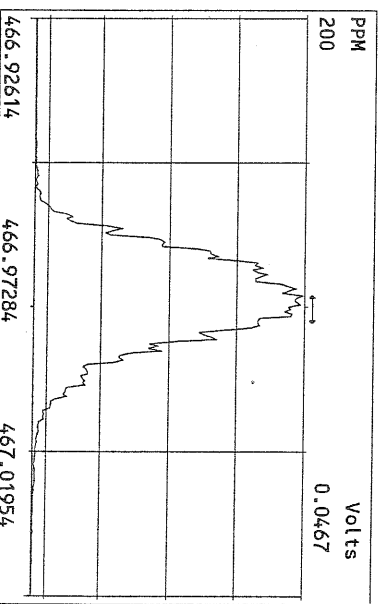
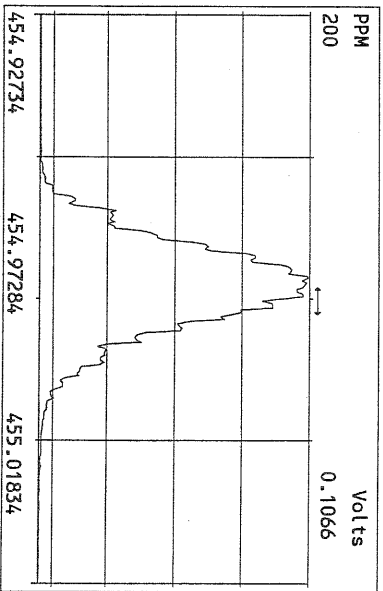
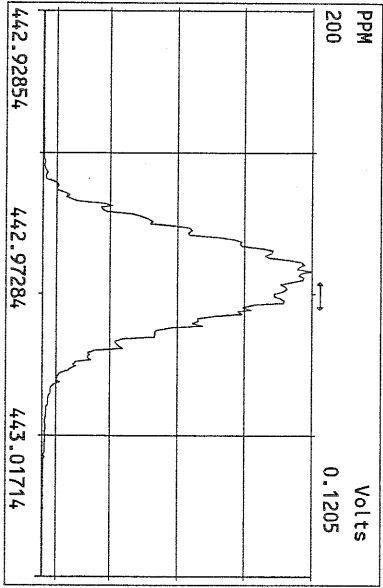
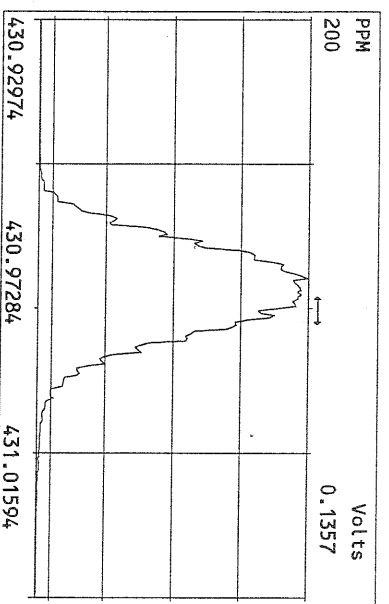
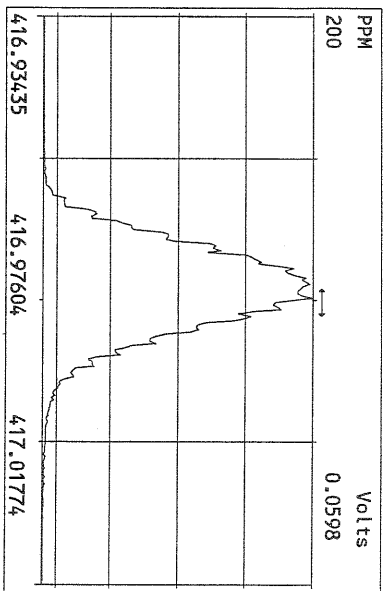
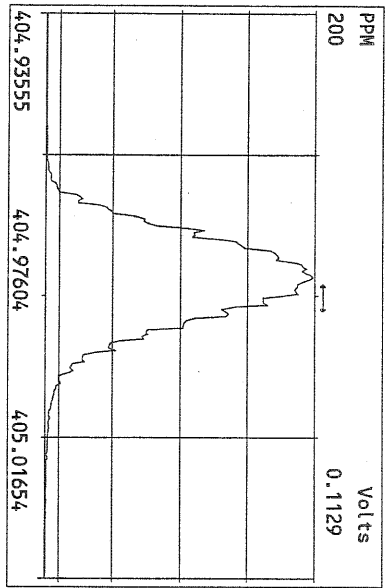
Data Backed Up: _____

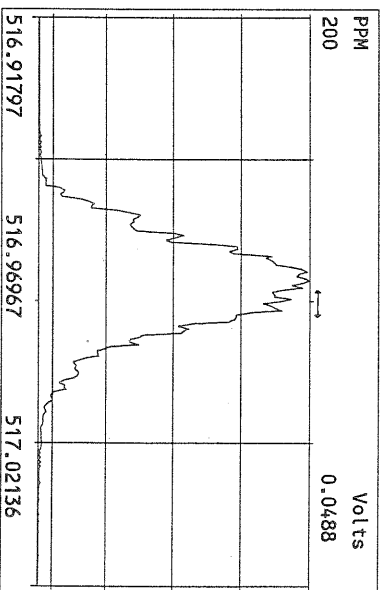
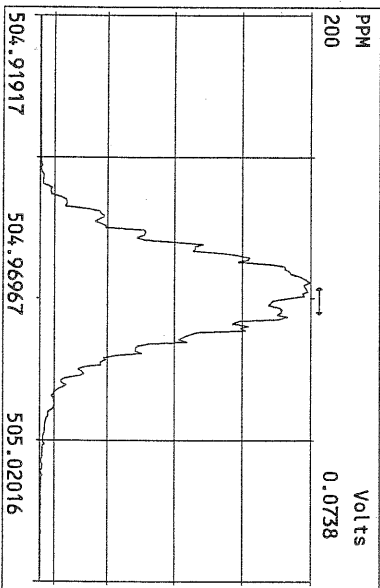
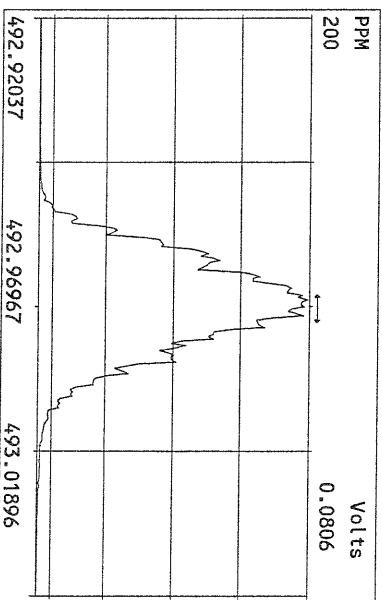
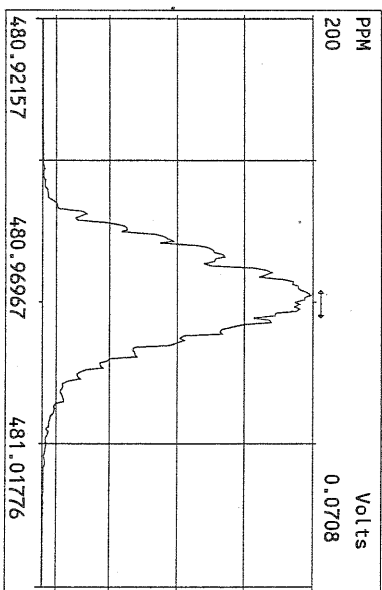
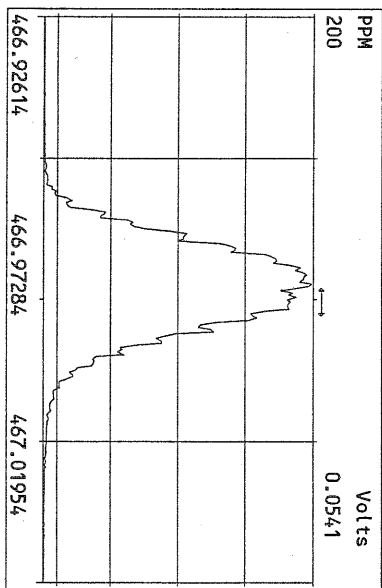
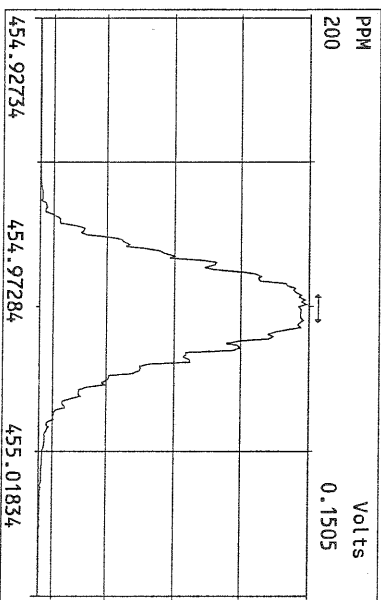
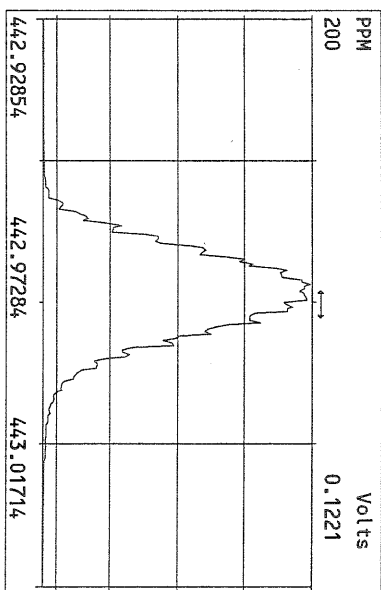
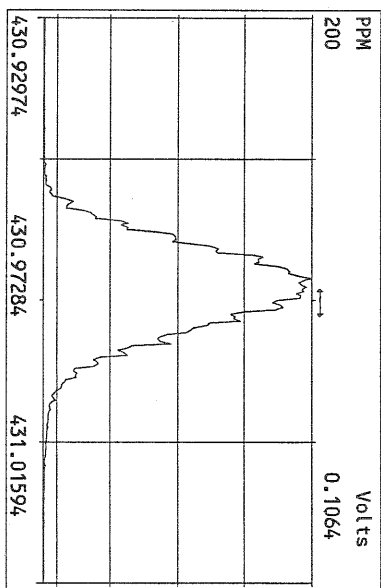
Date: _____



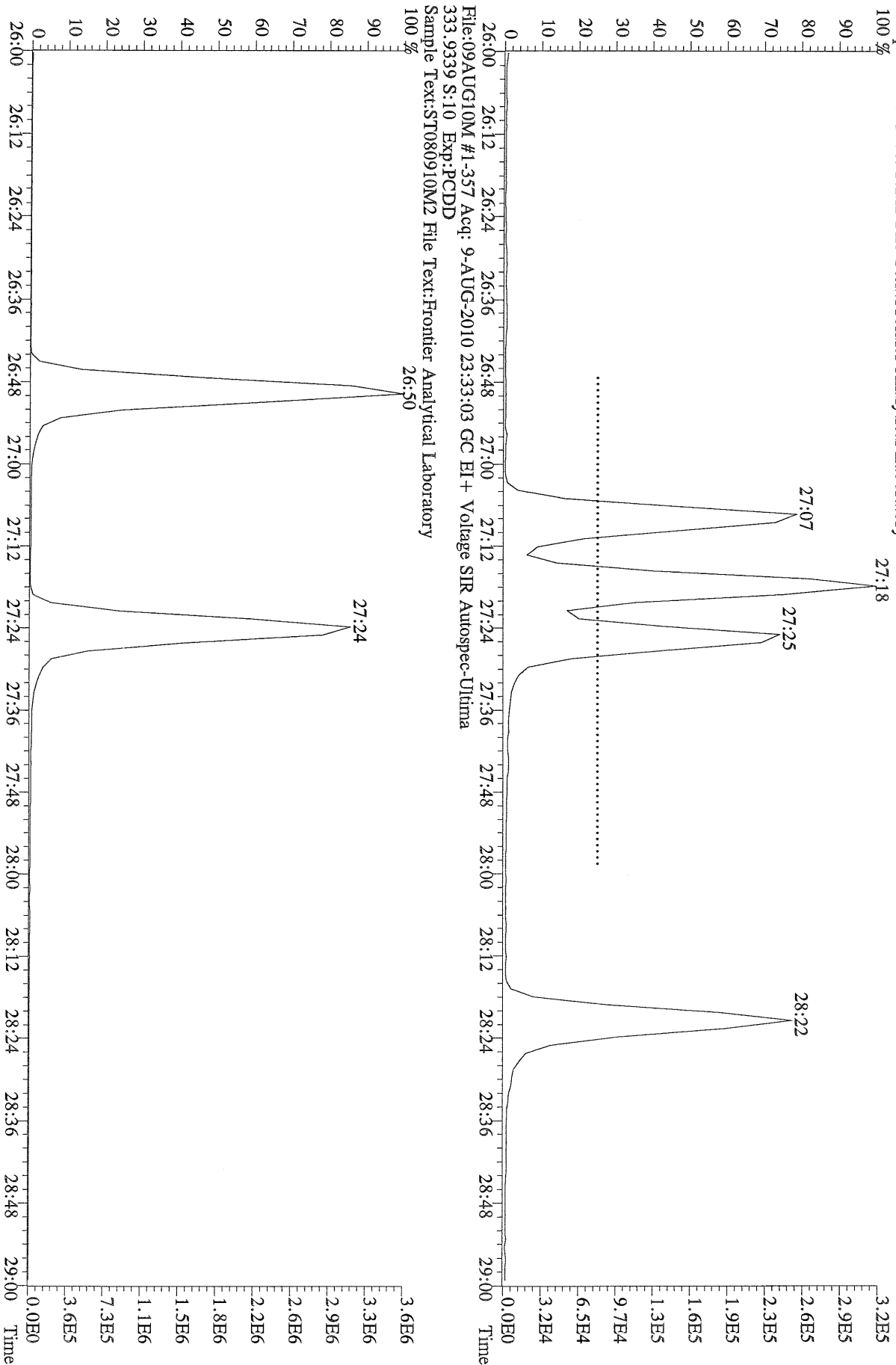




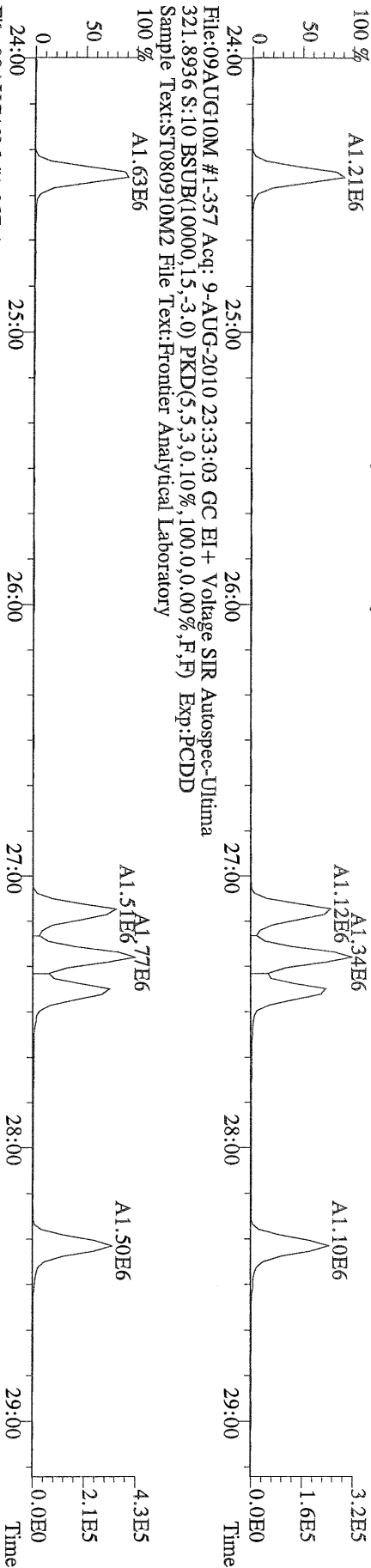




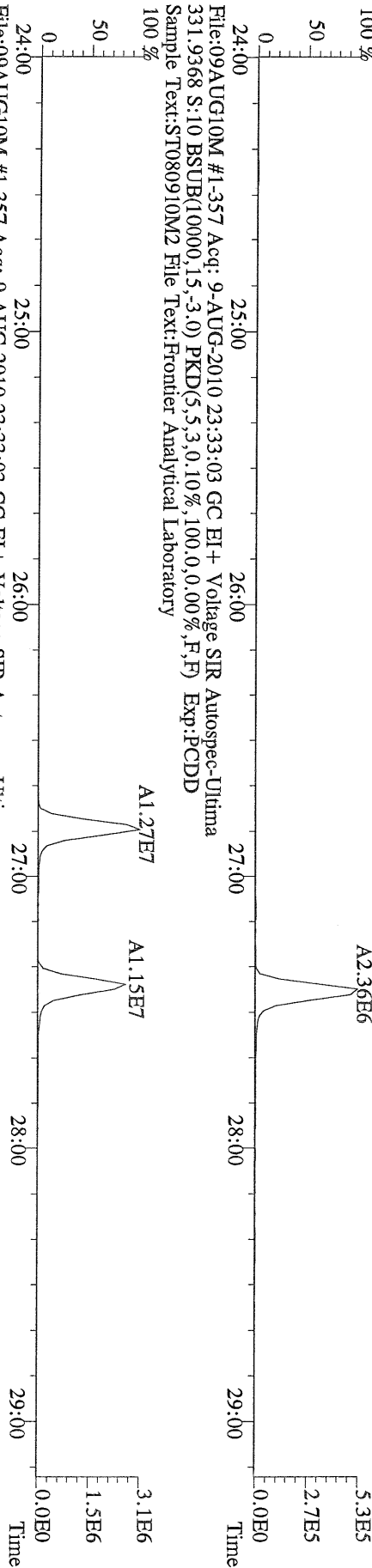
File:09AUG10M #1-357 Acq: 9-AUG-2010 23:33:03 GC EI+ Voltage SIR Autospec-Ultima
319.8965 S:10 Exp:PCDD
Sample Text:ST080910M2 File Text:Frontier Analytical Laboratory



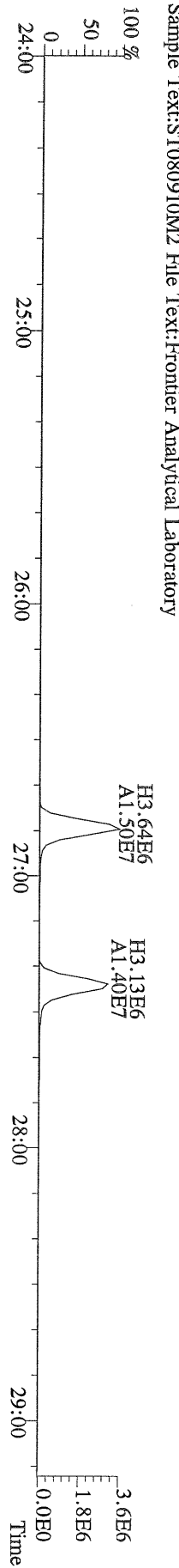
File:09AUG10M #1-357 Acq: 9-AUG-2010 23:33:03 GC EI+ Voltage SIR Autospec-Ultima
319.8965 S:10 BSUB(10000,15,-3.0) PKD(5,5,3,0,10%,100.0,0.00%,F,F) Exp:PCDD
Sample Text:ST080910M2 File Text:Frontier Analytical Laboratory



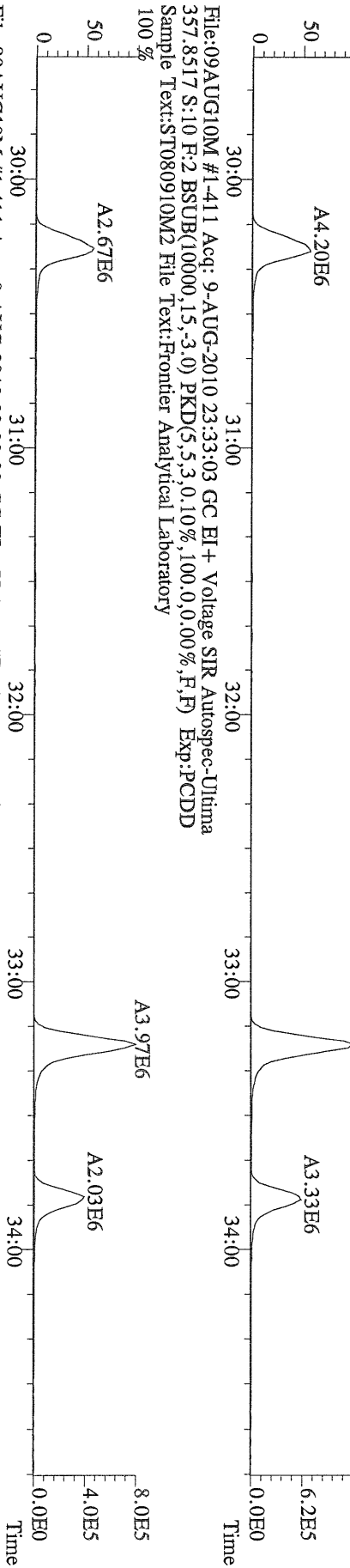
File:09AUG10M #1-357 Acq: 9-AUG-2010 23:33:03 GC EI+ Voltage SIR Autospec-Ultima
327.8847 S:10 BSUB(10000,15,-3.0) PKD(5,5,3,0,10%,100.0,0.00%,F,F) Exp:PCDD
Sample Text:ST080910M2 File Text:Frontier Analytical Laboratory



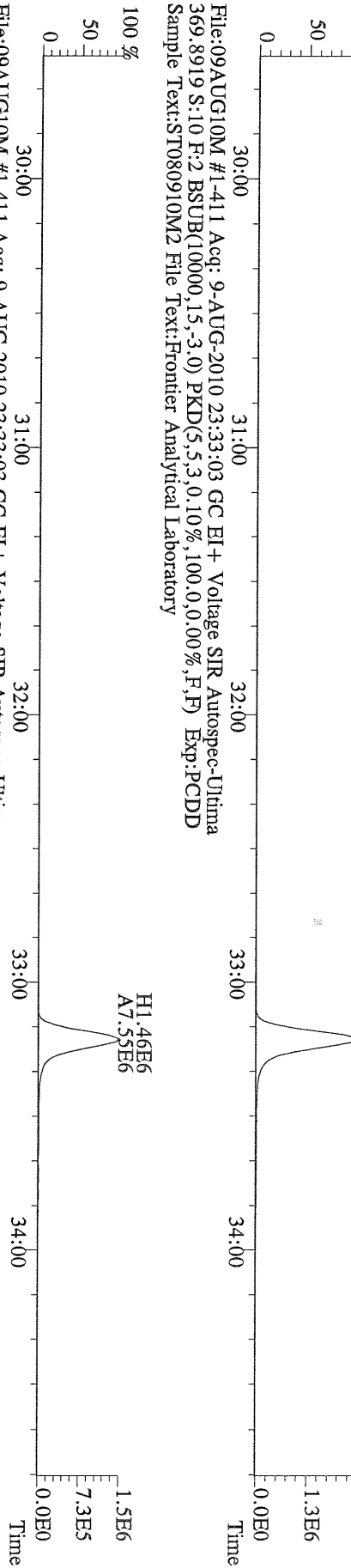
File:09AUG10M #1-357 Acq: 9-AUG-2010 23:33:03 GC EI+ Voltage SIR Autospec-Ultima
333.9339 S:10 BSUB(10000,15,-3.0) PKD(5,5,3,0,10%,100.0,0.00%,F,F) Exp:PCDD
Sample Text:ST080910M2 File Text:Frontier Analytical Laboratory



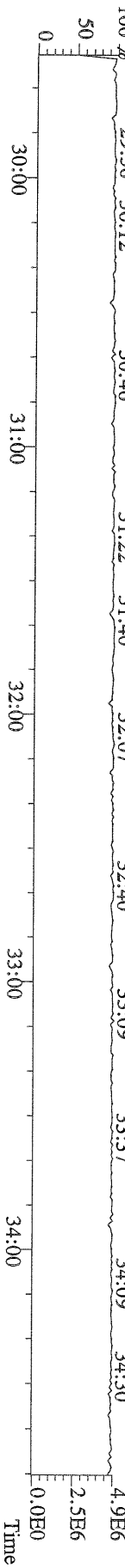
File:09AUG10M #1-411 Acq: 9-AUG-2010 23:33:03 GC EI+ Voltage SIR Autospec-Ultima
355.8546 S:10 F:2 BSUB(10000,15,-3,0) PKD(5,5,3,0.10%,100,0,0.00%,F,F) Exp:PCDD
Sample Text:ST080910M2 File Text:Frontier Analytical Laboratory




File:09AUG10M #1-411 Acq: 9-AUG-2010 23:33:03 GC EI+ Voltage SIR Autospec-Ultima
367.8949 S:10 F:2 BSUB(10000,15,-3,0) PKD(5,5,3,0.10%,100,0,0.00%,F,F) Exp:PCDD
Sample Text:ST080910M2 File Text:Frontier Analytical Laboratory



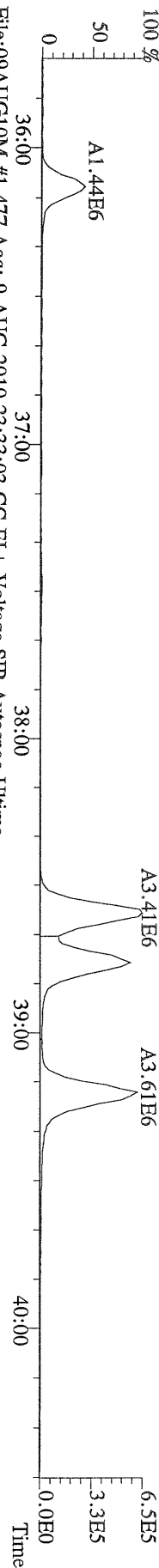
File:09AUG10M #1-411 Acq: 9-AUG-2010 23:33:03 GC EI+ Voltage SIR Autospec-Ultima
366.9792 S:10 F:2 Exp:PCDD
Sample Text:ST080910M2 File Text:Frontier Analytical Laboratory



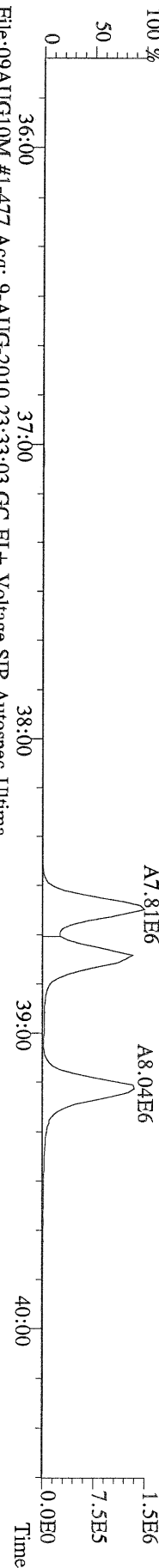
File:09AUG10M #1-477 Acq: 9-AUG-2010 23:33:03 GC EI+ Voltage SIR Autospec-Ultima
 389.8156 S:10 F:3 BSUB(10000,15,-3.0) PKD(5,5,3,0.10%,100.0,0.00%,F,F) Exp.:PCDD
 Sample Text:ST080910M2 File Text:Fronier Analytical Laboratory



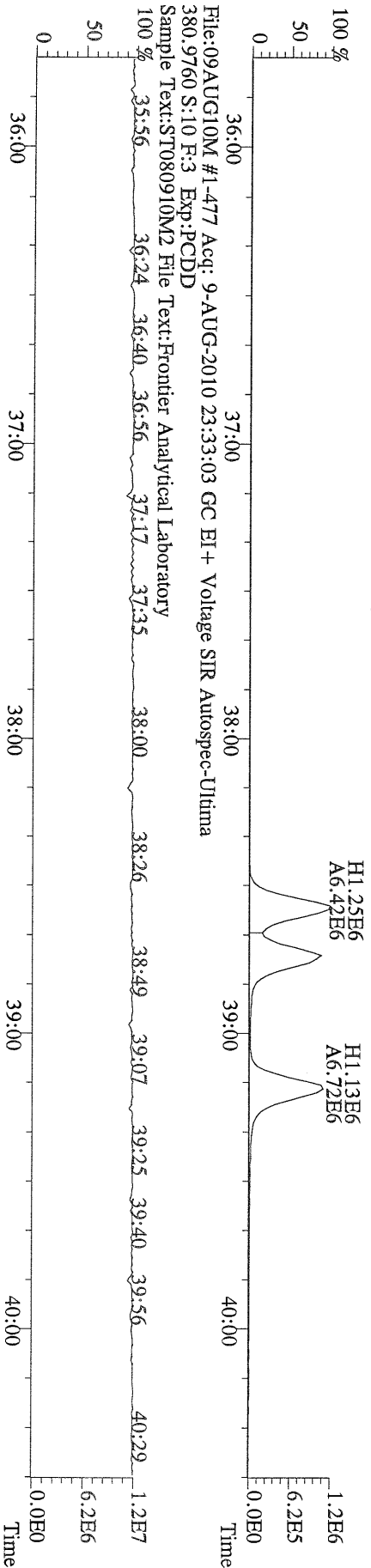
File:09AUG10M #1-477 Acq: 9-AUG-2010 23:33:03 GC EI+ Voltage SIR Autospec-Ultima
 391.8127 S:10 F:3 BSUB(10000,15,-3.0) PKD(5,5,3,0.10%,100.0,0.00%,F,F) Exp.:PCDD
 Sample Text:ST080910M2 File Text:Fronier Analytical Laboratory



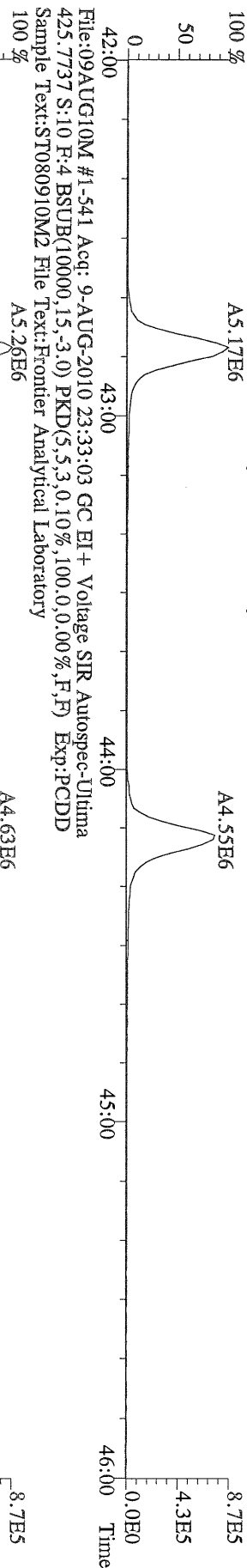
File:09AUG10M #1-477 Acq: 9-AUG-2010 23:33:03 GC EI+ Voltage SIR Autospec-Ultima
 401.8559 S:10 F:3 BSUB(10000,15,-3.0) PKD(5,5,3,0.10%,100.0,0.00%,F,F) Exp.:PCDD
 Sample Text:ST080910M2 File Text:Fronier Analytical Laboratory



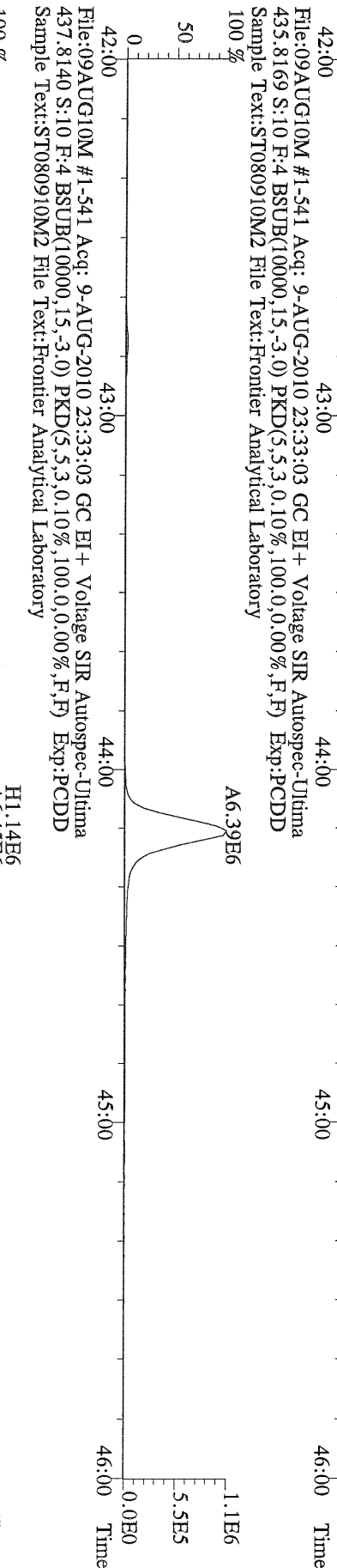
File:09AUG10M #1-477 Acq: 9-AUG-2010 23:33:03 GC EI+ Voltage SIR Autospec-Ultima
 403.8530 S:10 F:3 BSUB(10000,15,-3.0) PKD(5,5,3,0.10%,100.0,0.00%,F,F) Exp.:PCDD
 Sample Text:ST080910M2 File Text:Fronier Analytical Laboratory




File:09AUG10M #1-541 Acq: 9-AUG-2010 23:33:03 GC EI+ Voltage SIR Autospec-Ultima
423.7767 S:10 F:4 BSUB(10000,15,-3.0) PKD(5,5,3,0,10%,100,0,0,00%,F,F) Exp:PCDD
Sample Text:ST080910M2 File Text:Frontier Analytical Laboratory



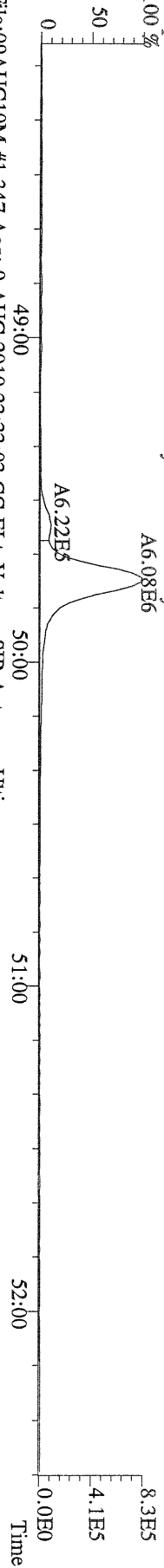
File:09AUG10M #1-541 Acq: 9-AUG-2010 23:33:03 GC EI+ Voltage SIR Autospec-Ultima
435.8169 S:10 F:4 BSUB(10000,15,-3.0) PKD(5,5,3,0,10%,100,0,0,00%,F,F) Exp:PCDD
Sample Text:ST080910M2 File Text:Frontier Analytical Laboratory



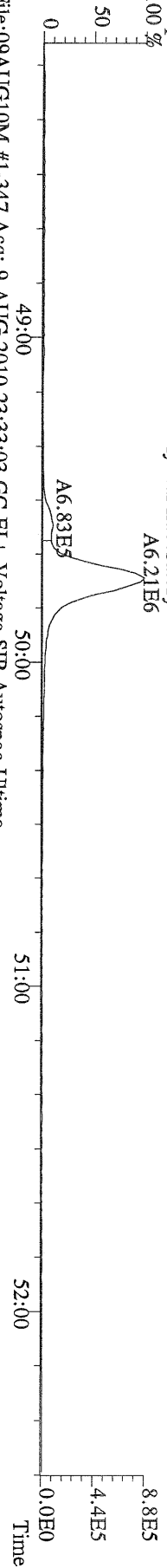
File:09AUG10M #1-541 Acq: 9-AUG-2010 23:33:03 GC EI+ Voltage SIR Autospec-Ultima
430.9728 S:10 F:4 Exp:PCDD
Sample Text:ST080910M2 File Text:Frontier Analytical Laboratory




File:09AUG10M #1-347 Acq: 9-AUG-2010 23:33:03 GC EI+ Voltage SIR Autospec-Ultima
457.7377 S:10 F:5 BSUB(10000,15,-3.0) PKD(5,5,3,0,10%,100,0,0,00%,F,F) Exp:PCDD
Sample Text:ST080910M2 File Text:Frontier Analytical Laboratory
100 %



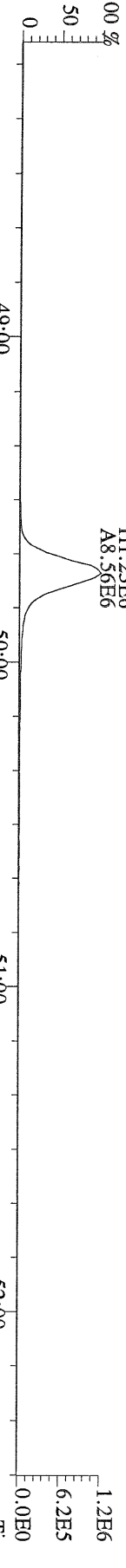
File:09AUG10M #1-347 Acq: 9-AUG-2010 23:33:03 GC EI+ Voltage SIR Autospec-Ultima
459.7348 S:10 F:5 BSUB(10000,15,-3.0) PKD(5,5,3,0,10%,100,0,0,00%,F,F) Exp:PCDD
Sample Text:ST080910M2 File Text:Frontier Analytical Laboratory
100 %




File:09AUG10M #1-347 Acq: 9-AUG-2010 23:33:03 GC EI+ Voltage SIR Autospec-Ultima
469.7780 S:10 F:5 BSUB(10000,15,-3.0) PKD(5,5,3,0,10%,100,0,0,00%,F,F) Exp:PCDD
Sample Text:ST080910M2 File Text:Frontier Analytical Laboratory
100 %



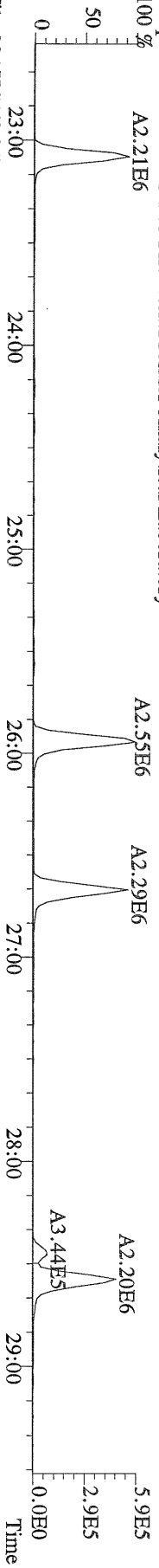
File:09AUG10M #1-347 Acq: 9-AUG-2010 23:33:03 GC EI+ Voltage SIR Autospec-Ultima
471.7750 S:10 F:5 BSUB(10000,15,-3.0) PKD(5,5,3,0,10%,100,0,0,00%,F,F) Exp:PCDD
Sample Text:ST080910M2 File Text:Frontier Analytical Laboratory



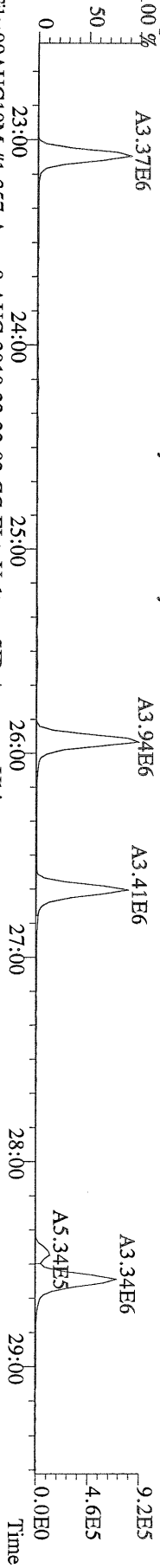
File:09AUG10M #1-347 Acq: 9-AUG-2010 23:33:03 GC EI+ Voltage SIR Autospec-Ultima
454.9728 S:10 F:5 Exp:PCDD
Sample Text:ST080910M2 File Text:Frontier Analytical Laboratory



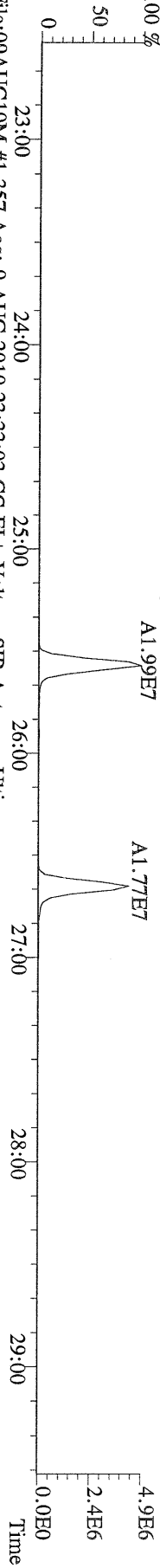
File:09AUG10M #1-357 Acq: 9-AUG-2010 23:33:03 GC EI+ Voltage SIR Autospec-Ultima
303.9016 S:10 BSUB(10000,15,-3.0) PKD(5,5,3,0,10%,100,0,0,00%,F,F) Exp:PCDD
Sample Text:ST080910M2 File Text:Frontier Analytical Laboratory




File:09AUG10M #1-357 Acq: 9-AUG-2010 23:33:03 GC EI+ Voltage SIR Autospec-Ultima
305.8987 S:10 BSUB(10000,15,-3.0) PKD(5,5,3,0,10%,100,0,0,00%,F,F) Exp:PCDD
Sample Text:ST080910M2 File Text:Frontier Analytical Laboratory




File:09AUG10M #1-357 Acq: 9-AUG-2010 23:33:03 GC EI+ Voltage SIR Autospec-Ultima
315.9419 S:10 BSUB(10000,15,-3.0) PKD(5,5,3,0,10%,100,0,0,00%,F,F) Exp:PCDD
Sample Text:ST080910M2 File Text:Frontier Analytical Laboratory



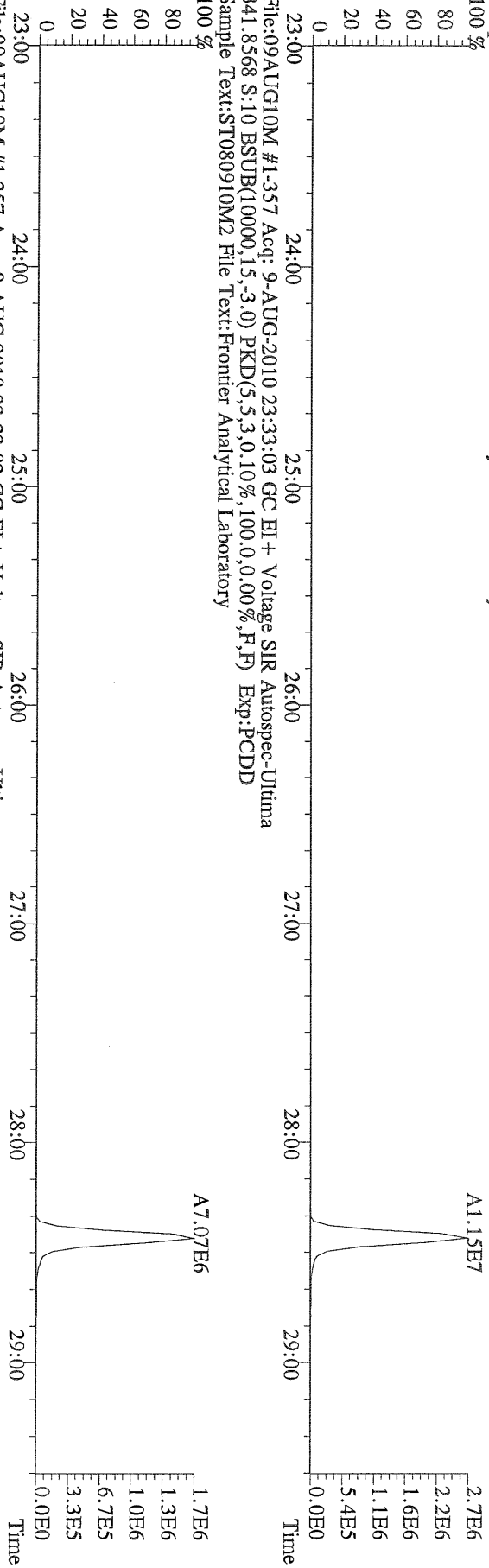
File:09AUG10M #1-357 Acq: 9-AUG-2010 23:33:03 GC EI+ Voltage SIR Autospec-Ultima
317.9389 S:10 BSUB(10000,15,-3.0) PKD(5,5,3,0,10%,100,0,0,00%,F,F) Exp:PCDD
Sample Text:ST080910M2 File Text:Frontier Analytical Laboratory



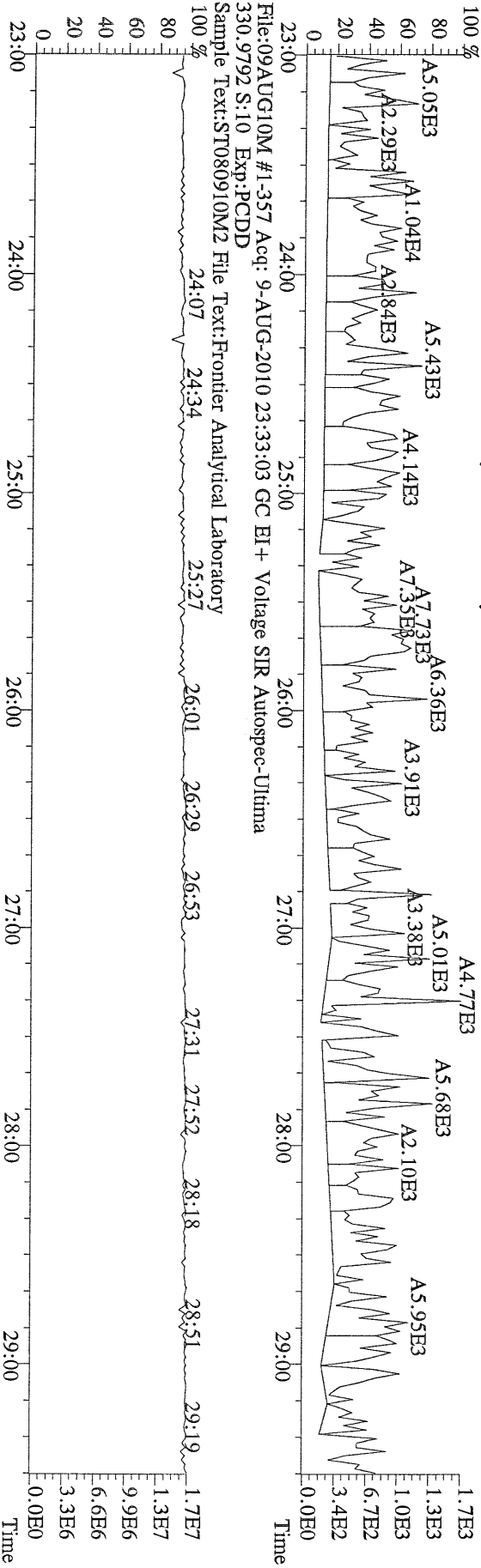
File:09AUG10M #1-357 Acq: 9-AUG-2010 23:33:03 GC EI+ Voltage SIR Autospec-Ultima
375.8364 S:10 BSUB(10000,15,-3.0) PKD(5,5,3,0,10%,100,0,0,00%,F,F) Exp:PCDD
Sample Text:ST080910M2 File Text:Frontier Analytical Laboratory




File:09AUG10M #1-357 Acq: 9-AUG-2010 23:33:03 GC EI+ Voltage SIR Autospec-Utima
 339.8597 S:10 BSUB(10000,15,-3.0) PKD(5,5,3,0,10%,100.0,0.00%,F,F) Exp:PCDD
 Sample Text:ST080910M2 File Text:Frontier Analytical Laboratory




File:09AUG10M #1-357 Acq: 9-AUG-2010 23:33:03 GC EI+ Voltage SIR Autospec-Utima
 409.7974 S:10 BSUB(10000,15,-3.0) PKD(5,5,3,0,10%,100.0,0.00%,F,F) Exp:PCDD
 Sample Text:ST080910M2 File Text:Frontier Analytical Laboratory




File:09AUG10M #1-411 Acq: 9-AUG-2010 23:33:03 GC EI+ Voltage SIR Autospec-Ultima
 339.8597 S:10 F:2 BSUB(10000,15,-3.0) PKD(5,5,3,0,10%,100,0,0,00%,F,F) Exp:PCDD
 Sample Text:ST080910M2 File Text:Frontier Analytical Laboratory




File:09AUG10M #1-411 Acq: 9-AUG-2010 23:33:03 GC EI+ Voltage SIR Autospec-Ultima
 341.8568 S:10 F:2 BSUB(10000,15,-3.0) PKD(5,5,3,0,10%,100,0,0,00%,F,F) Exp:PCDD
 Sample Text:ST080910M2 File Text:Frontier Analytical Laboratory



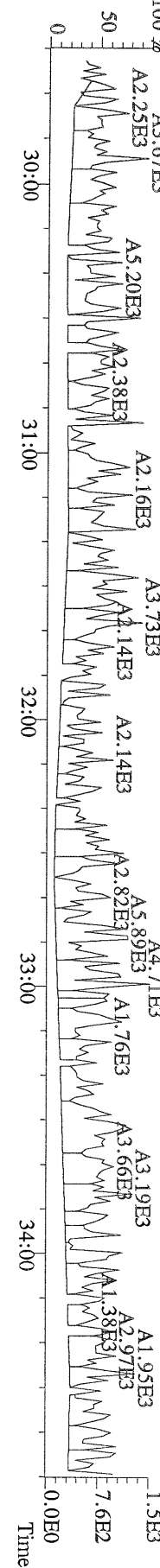
File:09AUG10M #1-411 Acq: 9-AUG-2010 23:33:03 GC EI+ Voltage SIR Autospec-Ultima
 351.9000 S:10 F:2 BSUB(10000,15,-3.0) PKD(5,5,3,0,10%,100,0,0,00%,F,F) Exp:PCDD
 Sample Text:ST080910M2 File Text:Frontier Analytical Laboratory



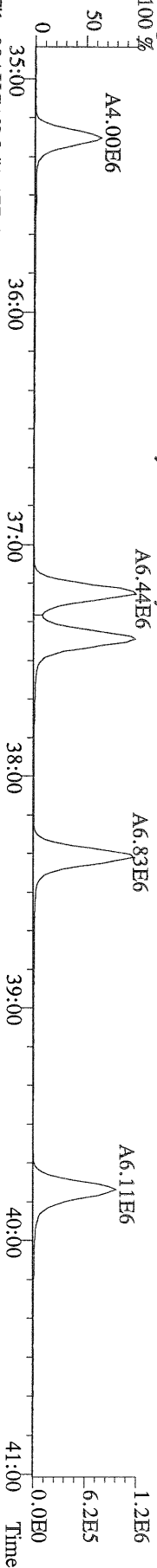
File:09AUG10M #1-411 Acq: 9-AUG-2010 23:33:03 GC EI+ Voltage SIR Autospec-Ultima
 353.8970 S:10 F:2 BSUB(10000,15,-3.0) PKD(5,5,3,0,10%,100,0,0,00%,F,F) Exp:PCDD
 Sample Text:ST080910M2 File Text:Frontier Analytical Laboratory



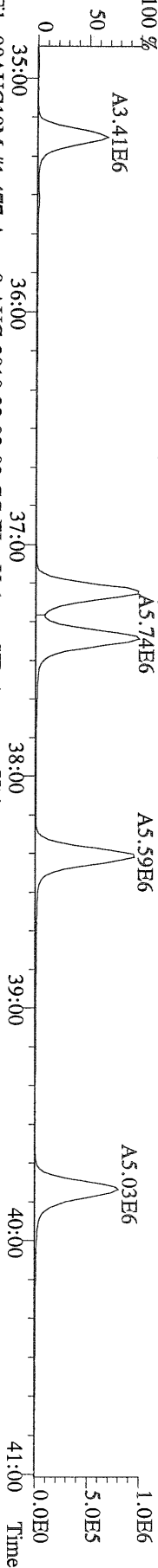
File:09AUG10M #1-411 Acq: 9-AUG-2010 23:33:03 GC EI+ Voltage SIR Autospec-Ultima
 409.7974 S:10 F:2 BSUB(10000,15,-3.0) PKD(5,5,3,0,10%,100,0,0,00%,F,F) Exp:PCDD
 Sample Text:ST080910M2 File Text:Frontier Analytical Laboratory



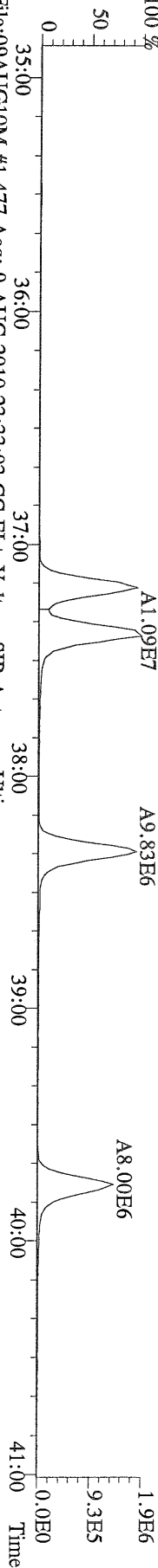
File:09AUG10M #1-477 Acq: 9-AUG-2010 23:33:03 GC EI+ Voltage SIR Autospec-Ultima
 373.8207 S:10 F:3 BSUB(10000,15,-3.0) PKD(5,5,3,0,10%,100,0,0,00%,F,F) Exp.:PCDD
 Sample Text:ST080910M2 File Text:Frontier Analytical Laboratory



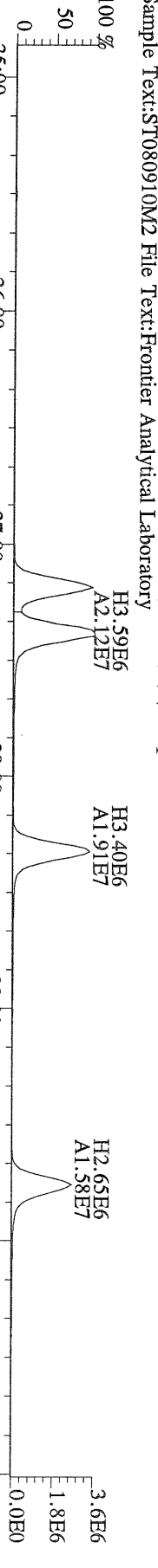
File:09AUG10M #1-477 Acq: 9-AUG-2010 23:33:03 GC EI+ Voltage SIR Autospec-Ultima
 375.8178 S:10 F:3 BSUB(10000,15,-3.0) PKD(5,5,3,0,10%,100,0,0,00%,F,F) Exp.:PCDD
 Sample Text:ST080910M2 File Text:Frontier Analytical Laboratory



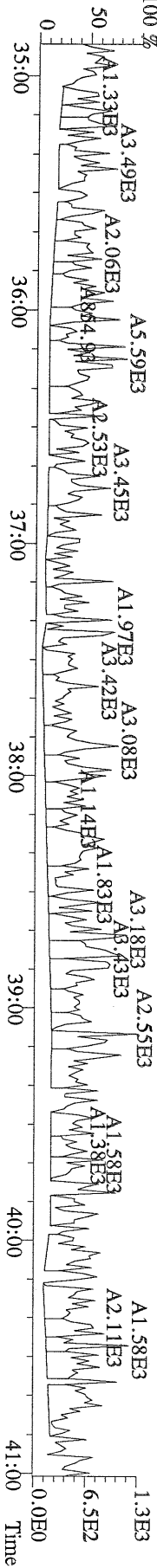
File:09AUG10M #1-477 Acq: 9-AUG-2010 23:33:03 GC EI+ Voltage SIR Autospec-Ultima
 383.8639 S:10 F:3 BSUB(10000,15,-3.0) PKD(5,5,3,0,10%,100,0,0,00%,F,F) Exp.:PCDD
 Sample Text:ST080910M2 File Text:Frontier Analytical Laboratory



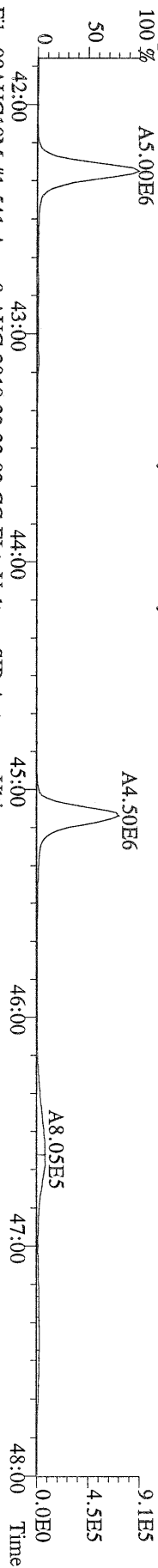
File:09AUG10M #1-477 Acq: 9-AUG-2010 23:33:03 GC EI+ Voltage SIR Autospec-Ultima
 385.8610 S:10 F:3 BSUB(10000,15,-3.0) PKD(5,5,3,0,10%,100,0,0,00%,F,F) Exp.:PCDD
 Sample Text:ST080910M2 File Text:Frontier Analytical Laboratory



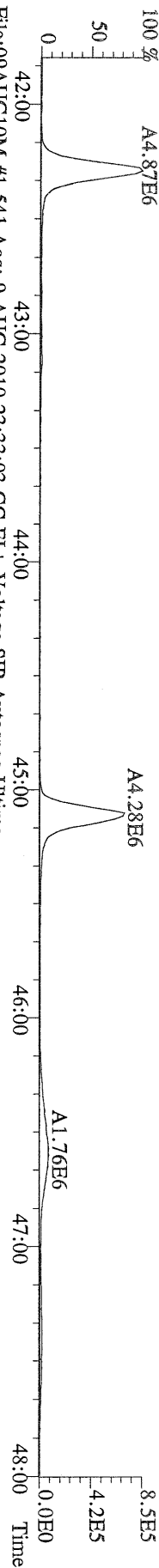
File:09AUG10M #1-477 Acq: 9-AUG-2010 23:33:03 GC EI+ Voltage SIR Autospec-Ultima
 445.7555 S:10 F:3 BSUB(10000,15,-3.0) PKD(5,5,3,0,10%,100,0,0,00%,F,F) Exp.:PCDD
 Sample Text:ST080910M2 File Text:Frontier Analytical Laboratory



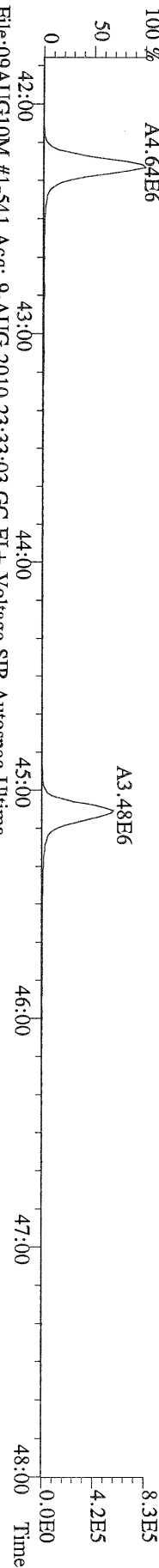
File:09AUG10M #1-541 Acq: 9-AUG-2010 23:33:03 GC EI+ Voltage SIR Autospec-Utima
407.7818 S:10 F:4 BSUB(10000,15,-3.0) PKD(5,5,3,0.10%,100,0,0.00%,F,F) Exp:PCDD
Sample Text:ST080910M2 File Text:Frontier Analytical Laboratory



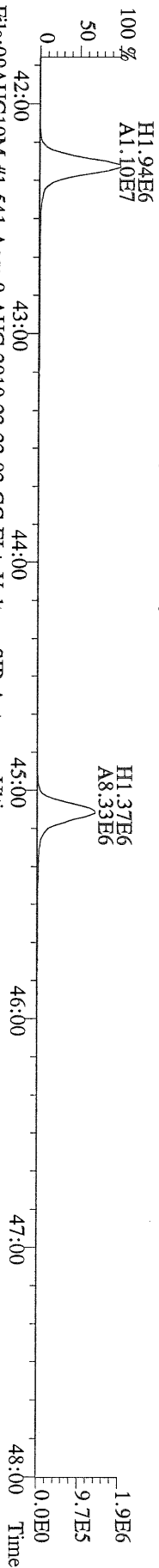
File:09AUG10M #1-541 Acq: 9-AUG-2010 23:33:03 GC EI+ Voltage SIR Autospec-Utima
409.7788 S:10 F:4 BSUB(10000,15,-3.0) PKD(5,5,3,0.10%,100,0,0.00%,F,F) Exp:PCDD
Sample Text:ST080910M2 File Text:Frontier Analytical Laboratory



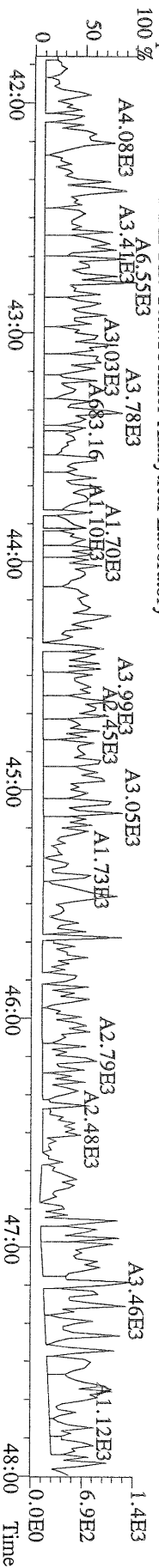
File:09AUG10M #1-541 Acq: 9-AUG-2010 23:33:03 GC EI+ Voltage SIR Autospec-Utima
417.8253 S:10 F:4 BSUB(10000,15,-3.0) PKD(5,5,3,0.10%,100,0,0.00%,F,F) Exp:PCDD
Sample Text:ST080910M2 File Text:Frontier Analytical Laboratory

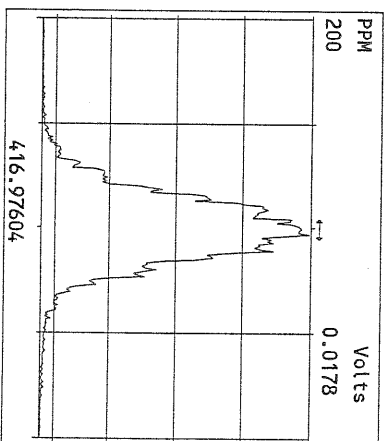
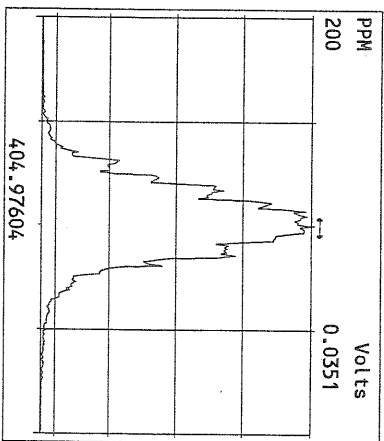
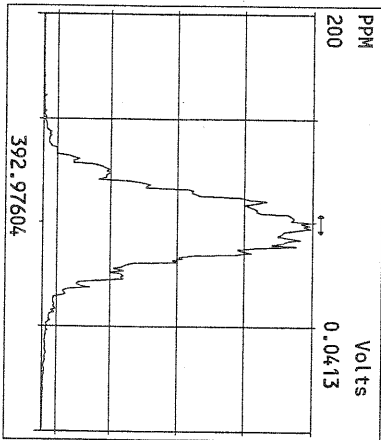
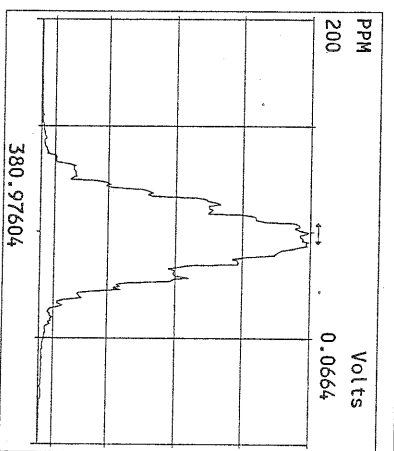
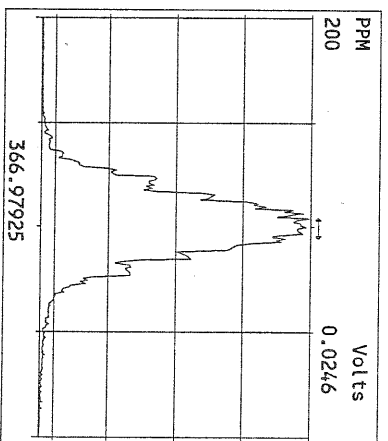
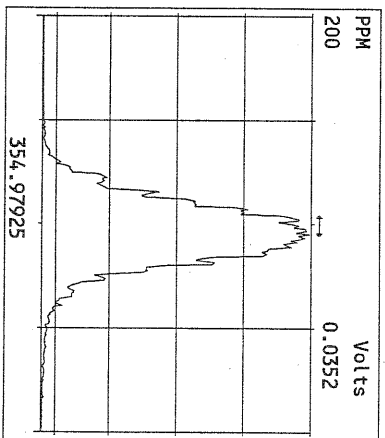
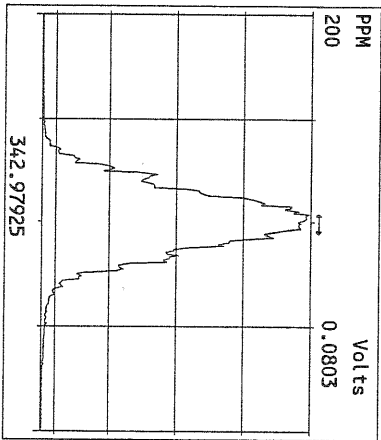
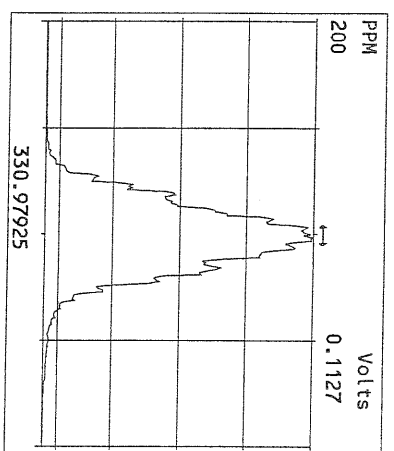
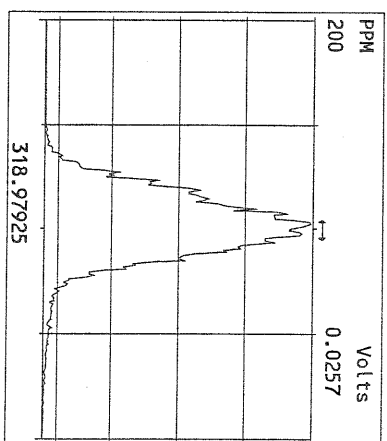
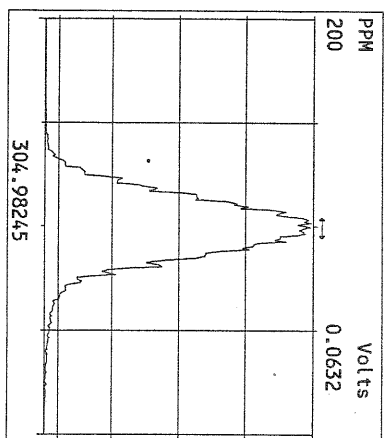
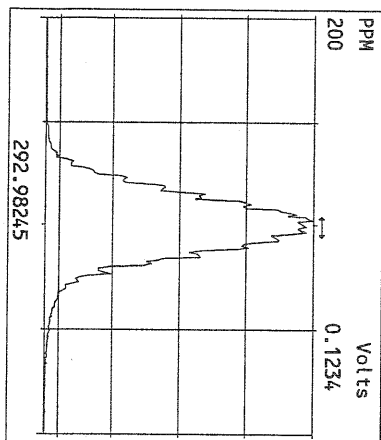


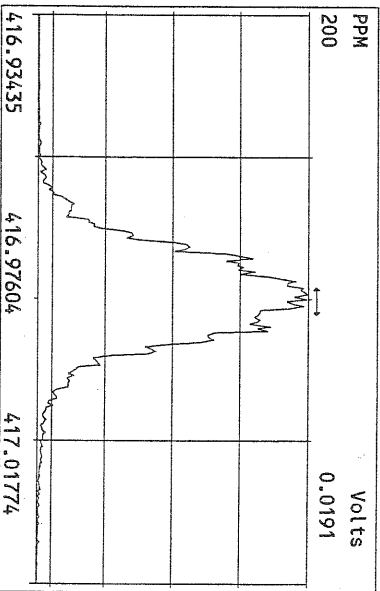
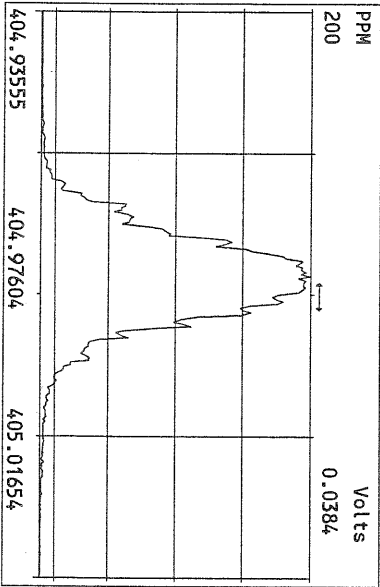
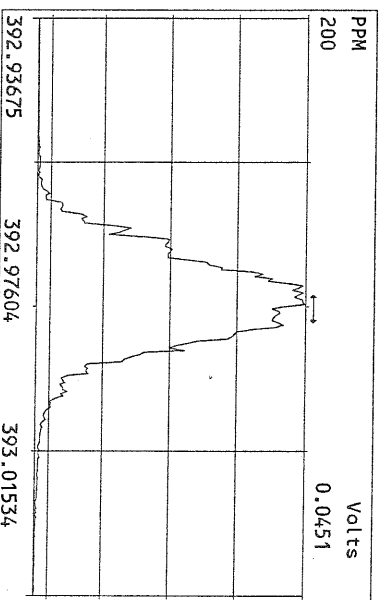
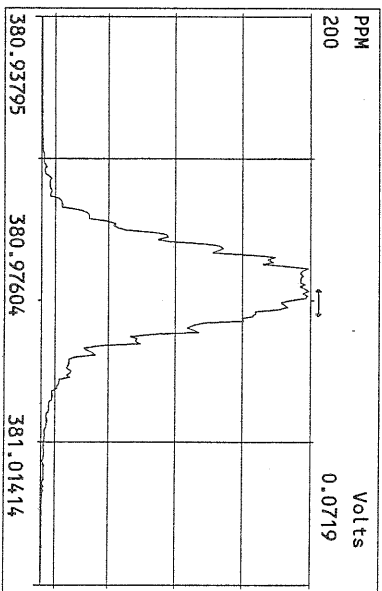
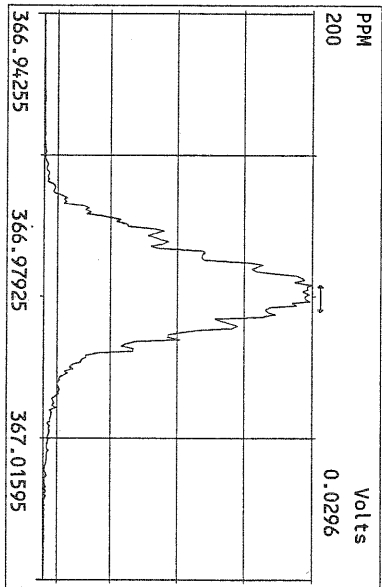
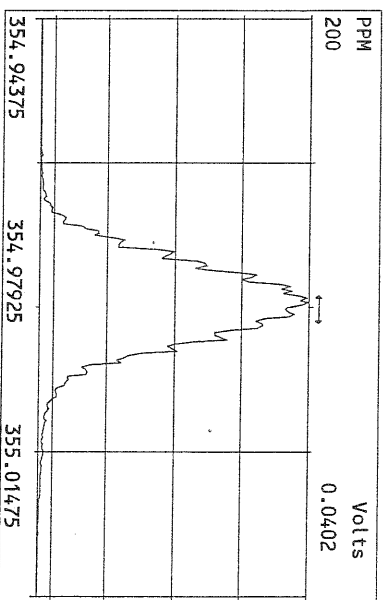
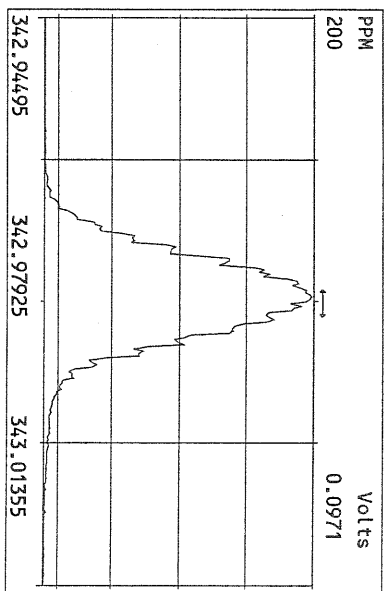
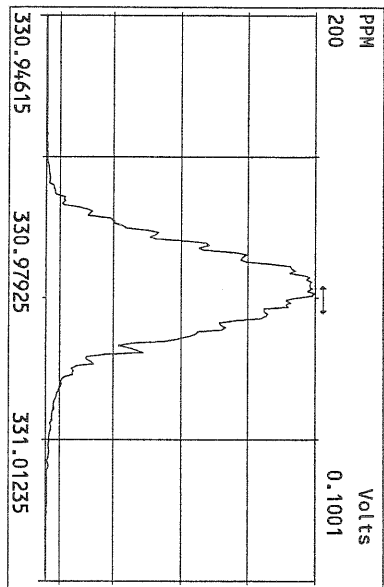
File:09AUG10M #1-541 Acq: 9-AUG-2010 23:33:03 GC EI+ Voltage SIR Autospec-Utima
419.8220 S:10 F:4 BSUB(10000,15,-3.0) PKD(5,5,3,0.10%,100,0,0.00%,F,F) Exp:PCDD
Sample Text:ST080910M2 File Text:Frontier Analytical Laboratory

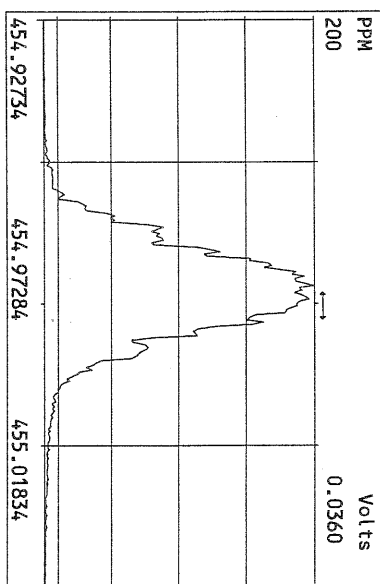
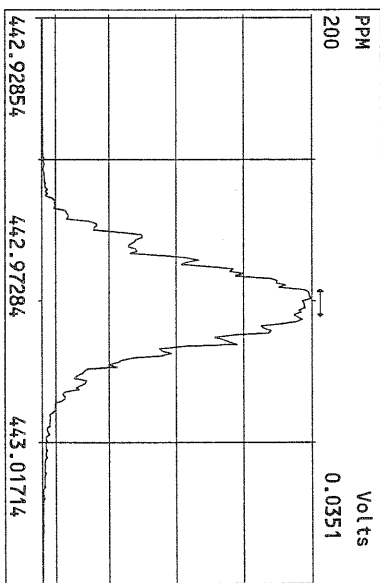
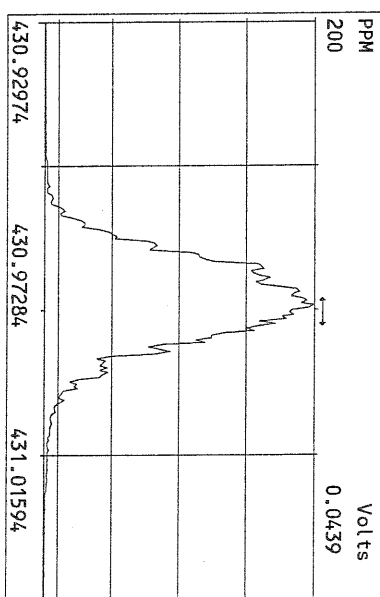
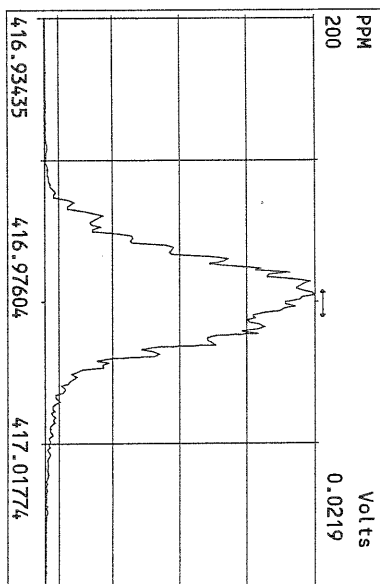
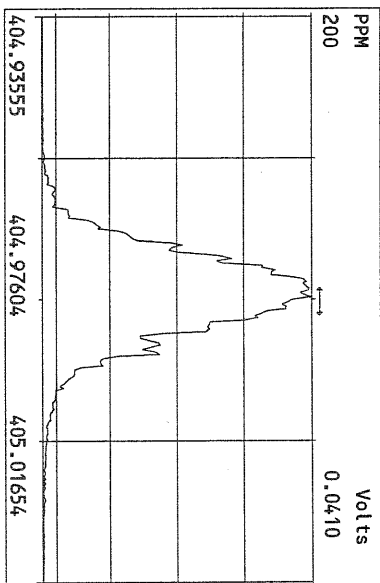
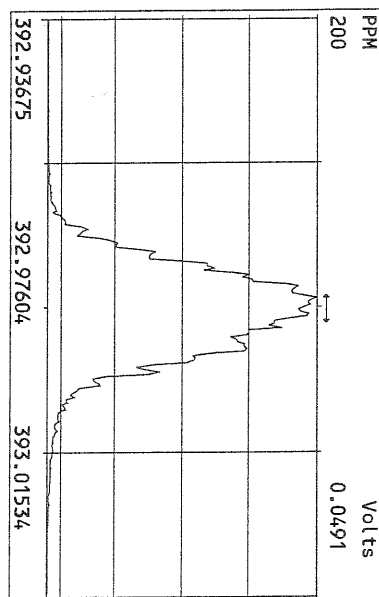
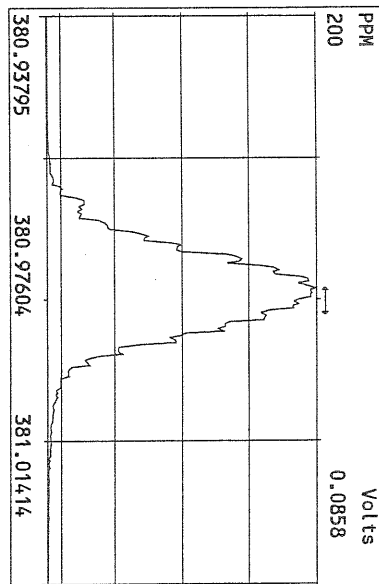
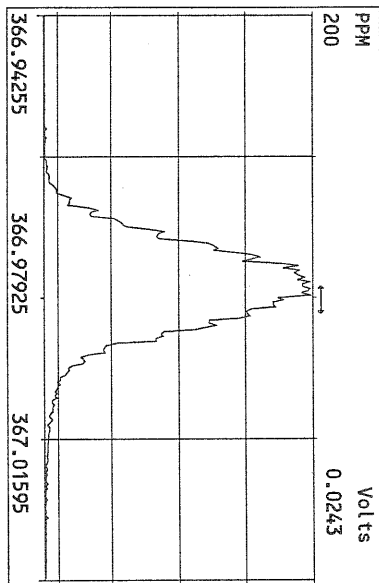


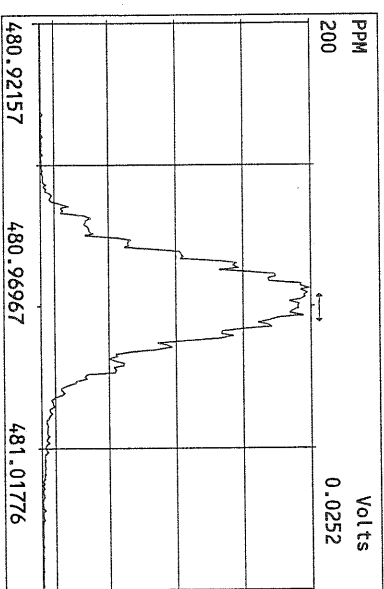
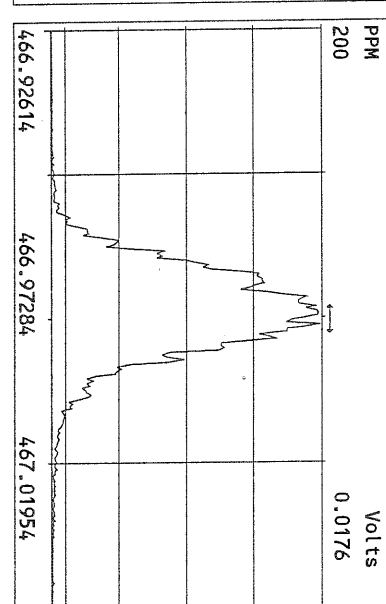
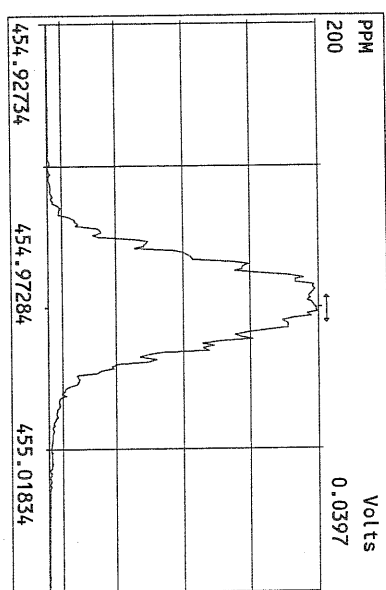
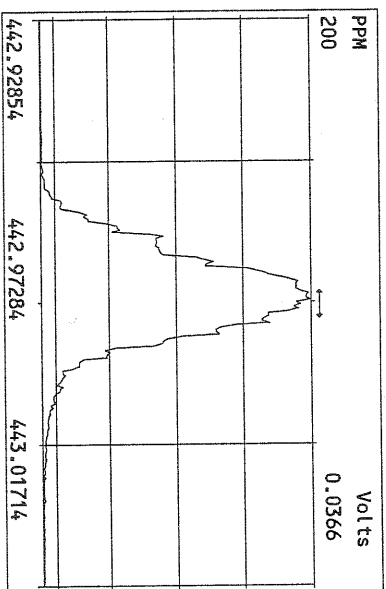
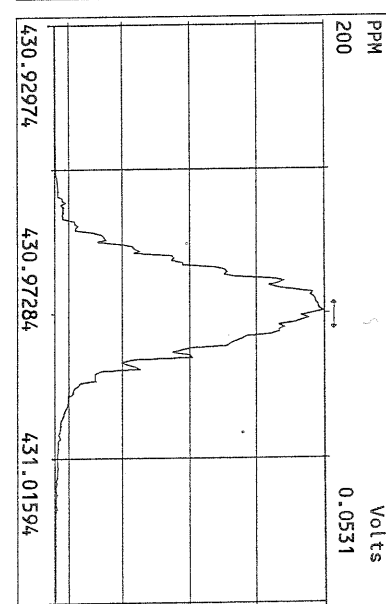
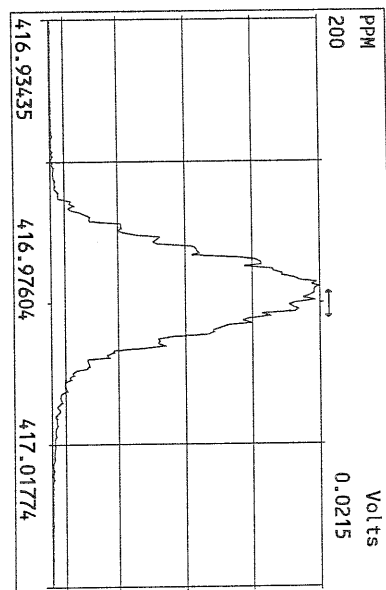
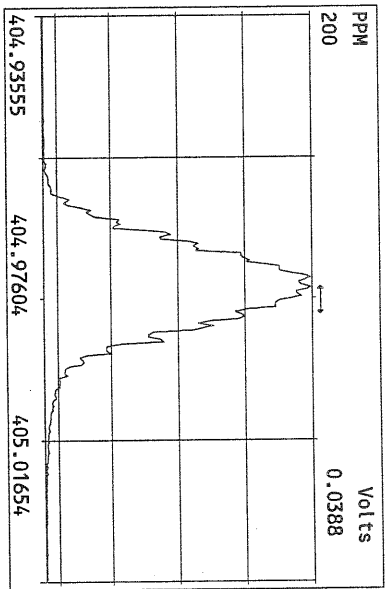
File:09AUG10M #1-541 Acq: 9-AUG-2010 23:33:03 GC EI+ Voltage SIR Autospec-Utima
479.7165 S:10 F:4 BSUB(10000,15,-3.0) PKD(5,5,3,0.10%,100,0,0.00%,F,F) Exp:PCDD
Sample Text:ST080910M2 File Text:Frontier Analytical Laboratory

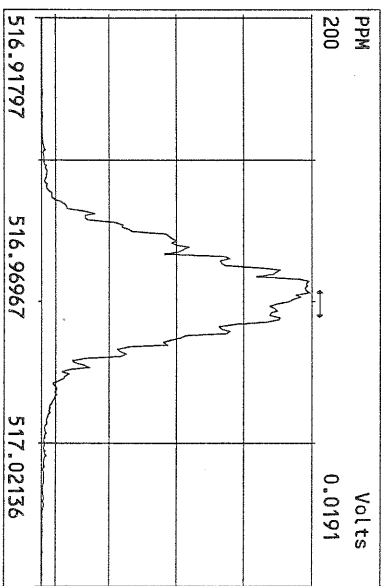
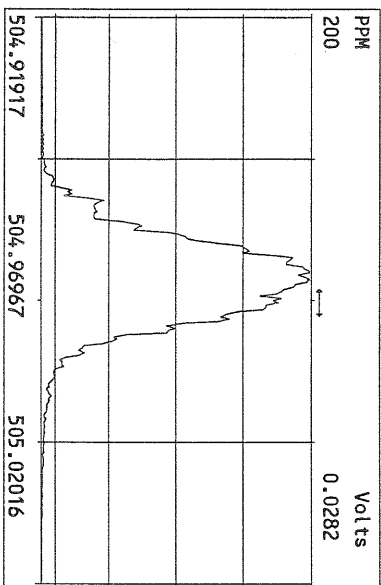
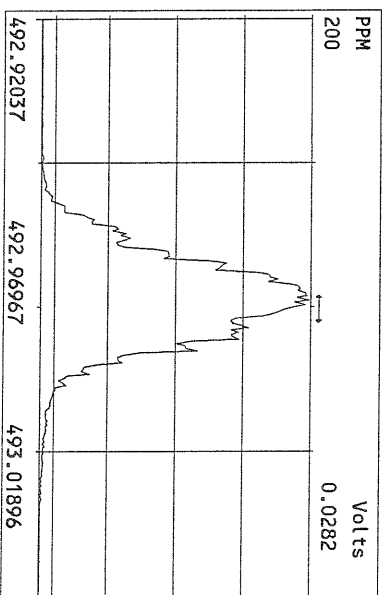
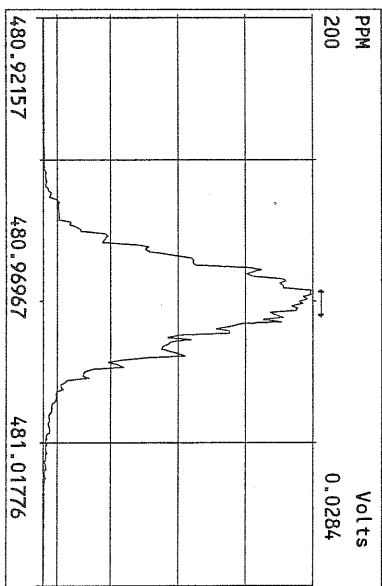
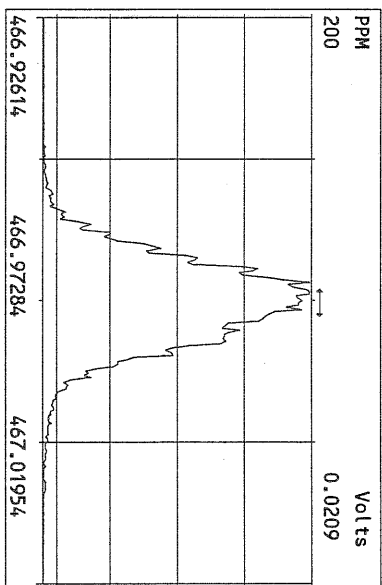
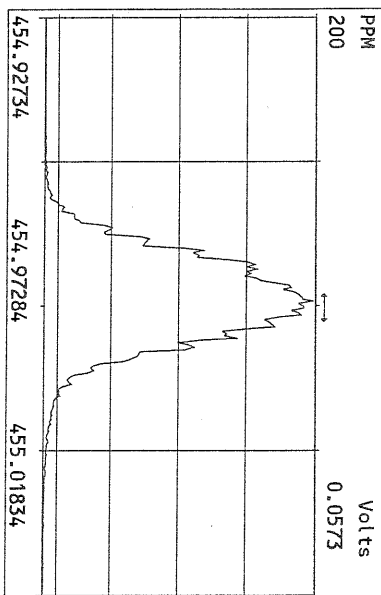
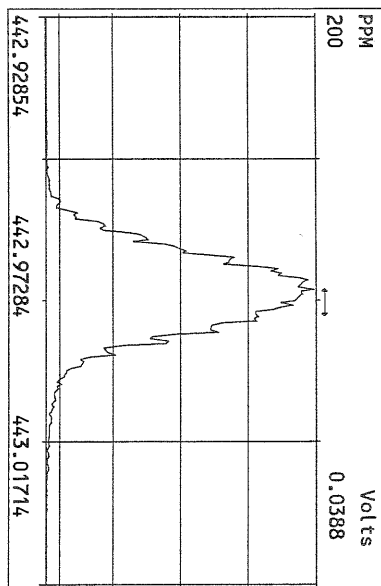
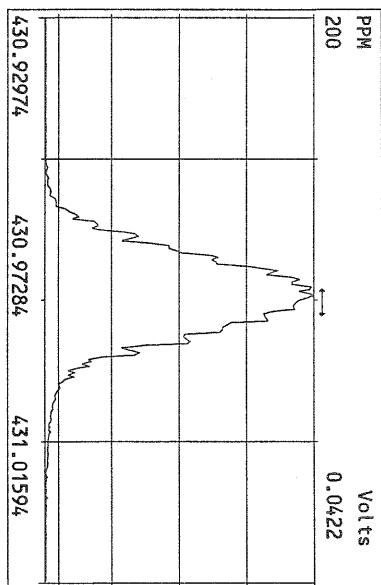












FORM 4A
PCDD/PCDF CALIBRATION VERIFICATION

Lab Name: Frontier Analytical Laboratory Episode No.:

Contract No.: SAS No.:

Initial Calibration Date: 5/12/10

Instrument ID: FAL3

GC Column ID: DB5

VER Data Filename: 10AUG10M Sam:1

Analysis Date: 10-AUG-10 09:47:19

	M/Z'S FORMING RATIO (1)	ION ABUND. RATIO	QC LIMITS (2)	ACCEPT	CONC. FOUND	CONC. RANGE (ng/mL) (3)
NATIVE ANALYTES						
2,3,7,8-TCDD	M/M+2	0.73	0.65-0.89	y	10.3	7.80 - 12.9
1,2,3,7,8-PeCDD	M+2/M+4	1.58	1.32-1.78	y	47.3	39.0 - 65.0
1,2,3,4,7,8-HxCDD	M+2/M+4	1.38	1.05-1.43	y	50.5	39.0 - 64.0
1,2,3,6,7,8-HxCDD	M+2/M+4	1.37	1.05-1.43	y	48.1	39.0 - 64.0
1,2,3,7,8,9-HxCDD	M+2/M+4	1.40	1.05-1.43	y	51.8	41.0 - 61.0
1,2,3,4,6,7,8-HpCDD	M+2/M+4	0.97	0.88-1.20	y	52.2	43.0 - 58.0
OCDD	M+2/M+4	1.00	0.76-1.02	y	121	79.0 - 126
2,3,7,8-TCDF	M/M+2	0.67	0.65-0.89	y	9.94	8.40 - 12.0
1,2,3,7,8-PeCDF	M+2/M+4	1.49	1.32-1.78	y	48.4	41.0 - 60.0
2,3,4,7,8-PeCDF	M+2/M+4	1.49	1.32-1.78	y	46.0	41.0 - 60.0
1,2,3,4,7,8-HxCDF	M+2/M+4	1.24	1.05-1.43	y	46.1	45.0 - 56.0
1,2,3,6,7,8-HxCDF	M+2/M+4	1.25	1.05-1.43	y	45.5	44.0 - 57.0
2,3,4,6,7,8-HxCDF	M+2/M+4	1.22	1.05-1.43	y	45.7	44.0 - 57.0
1,2,3,7,8,9-HxCDF	M+2/M+4	1.24	1.05-1.43	y	47.7	45.0 - 56.0
1,2,3,4,6,7,8-HpCDF	M+2/M+4	1.05	0.88-1.20	y	46.9	45.0 - 55.0
1,2,3,4,7,8,9-HpCDF	M+2/M+4	1.03	0.88-1.20	y	46.1	43.0 - 58.0
OCDF	M+2/M+4	0.91	0.76-1.02	y	91.1	63.0 - 159

(1) See Table 8, Method 1613, for m/z specifications.

(2) Ion Abundance Ratio Control Limits as specified in Table 9, Method 1613.

(3) Contract-required concentration range as specified in Table 6, Method 1613.

Analyst:

Date:

8/10/10

USEPA - ITD

FORM 4B
PCDD/PCDF CALIBRATION VERIFICATION

Lab Name: Frontier Analytical Laboratory

Episode No.:

Contract No.:

SAS No.:

Initial Calibration Date: 5/12/10

Instrument ID: FAL3

GC Column ID: DB5

VER Data Filename: 10AUG10M Sam:1

Analysis Date: 10-AUG-10 09:47:19


LABELLED COMPOUNDS	M/Z'S FORMING RATIO (1)	ION ABUND. RATIO	QC LIMITS (2)	ACCEPT	CONC. FOUND	CONC. RANGE (ng/mL) (3)
13C-2,3,7,8-TCDD	M/M+2	0.83	0.65-0.89	y	99.1	82.0 - 121
13C-1,2,3,7,8-PeCDD	M+2/M+4	1.77	1.32-1.78	y	100	62.0 - 160
13C-1,2,3,4,7,8-HxCDD	M+2/M+4	1.26	1.05-1.43	y	104	85.0 - 117
13C-1,2,3,6,7,8-HxCDD	M+2/M+4	1.26	1.05-1.43	y	97.7	85.0 - 118
13C-1,2,3,4,6,7,8-HpCDD	M+2/M+4	1.02	0.88-1.20	y	85.9	72.0 - 138
13C-OCDD	M+2/M+4	1.00	0.76-1.02	y	146	96.0 - 415
13C-2,3,7,8-TCDF	M/M+2	0.87	0.65-0.89	y	96.6	71.0 - 140
13C-1,2,3,7,8-PeCDF	M+2/M+4	1.67	1.32-1.78	y	98.0	76.0 - 130
13C-2,3,4,7,8-PeCDF	M+2/M+4	1.63	1.32-1.78	y	96.5	77.0 - 130
13C-1,2,3,4,7,8-HxCDF	M/M+2	0.52	0.43-0.59	y	110	76.0 - 131
13C-1,2,3,6,7,8-HxCDF	M/M+2	0.52	0.43-0.59	y	111	70.0 - 143
13C-2,3,4,6,7,8-HxCDF	M/M+2	0.52	0.43-0.59	y	111	73.0 - 137
13C-1,2,3,7,8,9-HxCDF	M/M+2	0.52	0.43-0.59	y	106	74.0 - 135
13C-1,2,3,4,6,7,8-HpCDF	M/M+2	0.43	0.37-0.51	y	89.5	78.0 - 129
13C-1,2,3,4,7,8,9-HpCDF	M/M+2	0.43	0.37-0.51	y	85.5	77.0 - 129
13C-OCDF	M+2/M+4	0.99	0.76-1.02	y	154	96.0 - 415
CLEANUP STANDARD (4)						
37Cl-2,3,7,8-TCDD					9.18	7.80 - 12.8

(1) See Table 8, Method 1613, for m/z specifications.

(2) Ion Abundance Ratio Control Limits as specified in Table 9, Method 1613.

(3) Contract-required concentration range as specified in Table 6, Method 1613.

(4) No ion abundance ratio; report concentration found.

Analyst:  Date: 8/10/10

FORM 5
PCDD/PCDF RT WINDOW AND ISOMER SPECIFICITY STANDARDS

Lab Name: Frontier Analytical Laboratory Episode No.:
Contract No.: SAS No.:
Instrument ID: FAL3 Initial Calibration Date: 5/12/10
RT Window Data Filename: 10AUG10M Sam:1 Analysis Date: 10-AUG-10 Time: 09:47:19
DB-5 IS Data Filename: 10AUG10M Sam:1 Analysis Date: 10-AUG-10 Time: 09:47:19
DB-225 IS Data Filename: Analysis Date: Time:

DB-5 RT WINDOW DEFINING STANDARDS RESULTS

ISOMERS	ABSOLUTE RT	ISOMERS	ABSOLUTE RT
1,3,6,8-TCDD (F)	24:24	1,3,6,8-TCDF (F)	23:03
1,2,8,9-TCDD (L)	28:21	1,2,8,9-TCDF (L)	28:34
1,2,4,7,9-PeCDD (F)	30:15	1,3,4,6,8-PeCDF (F)	28:26
1,2,3,8,9-PeCDD (L)	33:49	1,2,3,8,9-PeCDF (L)	34:14
1,2,4,6,7,9-HxCDD (F)	36:08	1,2,3,4,6,8-HxCDF (F)	35:15
1,2,3,7,8,9-HxCDD (L)	39:12	1,2,3,7,8,9-HxCDF (L)	39:47
1,2,3,4,6,7,9-HpCDD (F)	42:48	1,2,3,4,6,7,8-HpCDF (F)	42:17
1,2,3,4,6,7,8-HpCDD (L)	44:11	1,2,3,4,7,8,9-HpCDF (L)	45:07

(F) = First eluting isomer (DB-5); (L) = Last eluting isomer (DB-5)

=====

ISOMER SPECIFICITY (IS) TEST STANDARD RESULTS

% VALLEY HEIGHT
BETWEEN
COMPARED PEAKS (1)

<25%

(1) To meet contract requirement, %Valley Height Between Compared Peaks shall not exceed 25% (section 15.4.2.2, Method 1613).

Analyst:  Date: 8/10/10

USEPA - ITD

FORM 6A
PCDD/PCDF RELATIVE RETENTION TIMES

Lab Name: Frontier Analytical Laboratory

Episode No.:

Contract No.:

SAS No.:

Init. Cal. Date: 5/12/10

Instrument ID: FAL3

GC Column ID: DB5

Analysis Date: 10-AUG-10 09:47:19

CS3 or VER Data Filename: 10AUG10M

Sam:1

NATIVE ANALYTES	RETENTION TIME		RRT	RRT
	REFERENCE			QC LIMITS (1)
2,3,7,8-TCDD	13C-2,3,7,8-TCDD		1.001	0.999-1.002
2,3,7,8-TCDF	13C-2,3,7,8-TCDF		1.001	0.999-1.003
1,2,3,7,8-PeCDD	13C-1,2,3,7,8-PeCDD		1.001	0.999-1.002
1,2,3,7,8-PeCDF	13C-1,2,3,7,8-PeCDF		1.000	0.999-1.002
2,3,4,7,8-PeCDF	13C-2,3,4,7,8-PeCDF		1.000	0.999-1.002
LABELED COMPOUNDS				
37Cl-2,3,7,8-TCDD	13C-1,2,3,4-TCDD		1.023	0.989-1.052
13C-2,3,7,8-TCDD			1.021	0.976-1.043
13C-2,3,7,8-TCDF			0.993	0.923-1.103
13C-1,2,3,7,8-PeCDD			1.239	1.000-1.567
13C-1,2,3,7,8-PeCDF			1.174	0.923-1.203
13C-2,3,4,7,8-PeCDF			1.224	0.923-1.303

(1) Contract-required limits for Relative Retention Times (RRT) as specified in Table 2, Method 1613.

Analyst: Date: 8/10/10

USEPA - ITD

FORM 6B
PCDD/PCDF RELATIVE RETENTION TIMES

Lab Name: Frontier Analytical Laboratory Episode No.:

Contract No.: SAS No.: Init. Cal. Date: 5/12/10

Instrument ID: FAL3 GC Column ID: DB5

Analysis Date: 10-AUG-10 09:47:19 CS3 or VER Data Filename: 10AUG10M Sam:1

NATIVE ANALYTES	RETENTION TIME REFERENCE	RRT	RRT QC LIMITS (1)
1,2,3,4,7,8-HxCDD	13C-1,2,3,4,7,8-HxCDD	1.000	0.999-1.001
1,2,3,6,7,8-HxCDD	13C-1,2,3,6,7,8-HxCDD	1.001	0.998-1.004
1,2,3,7,8,9-HxCDD	13C-1,2,3,6,7,8-HxCDD	1.012	1.000-1.019
1,2,3,4,7,8-HxCDF	13C-1,2,3,4,7,8-HxCDF	1.000	0.999-1.001
1,2,3,6,7,8-HxCDF	13C-1,2,3,6,7,8-HxCDF	1.001	0.997-1.005
2,3,4,6,7,8-HxCDF	13C-2,3,4,6,7,8-HxCDF	1.000	0.999-1.001
1,2,3,7,8,9-HxCDF	13C-1,2,3,7,8,9-HxCDF	1.000	0.999-1.001
1,2,3,4,6,7,8-HpCDD	13C-1,2,3,4,6,7,8-HpCDD	1.001	0.999-1.001
1,2,3,4,6,7,8-HpCDF	13C-1,2,3,4,6,7,8-HpCDF	1.000	0.999-1.001
1,2,3,4,7,8,9-HpCDF	13C-1,2,3,4,7,8,9-HpCDF	1.001	0.999-1.001
OCDD	13C-OCDD	1.001	0.999-1.001
OCDF	13C-OCDF	1.001	0.999-1.001
LABELED COMPOUNDS			
13C-1,2,3,4,7,8-HxCDD	13C-1,2,3,7,8,9-HxCDD	0.985	0.977-1.000
13C-1,2,3,6,7,8-HxCDD		0.988	0.981-1.003
13C-1,2,3,4,7,8-HxCDF		0.949	0.944-0.970
13C-1,2,3,6,7,8-HxCDF		0.954	0.949-0.975
13C-2,3,4,6,7,8-HxCDF		0.978	0.959-1.021
13C-1,2,3,7,8,9-HxCDF		1.015	0.977-1.047
13C-1,2,3,4,6,7,8-HpCDD		1.127	1.086-1.130
13C-1,2,3,4,6,7,8-HpCDF		1.079	1.043-1.085
13C-1,2,3,4,7,8,9-HpCDF		1.151	1.057-1.154
13C-OCDD		1.268	1.032-1.311
13C-OCDF		1.278	1.000-1.311

(1) Contract-required limits for Relative Retention Times (RRT) as specified in Table 2, Method 1613.

Analyst: Date: 8/10/10

FAL ID: ST081010M1 Filename: 10AUG10M Sam:1 Acquired: 10-AUG-10 09:47:19 ICal: PCDDFAL3-5-12-10
 Client ID: 1613 CS3 090918J ConCal: ST081010M1 EndCal: ST081010M2
 Results: 6276-10 GC Column: DB5 Amount: 1.000 NATO 1989 Tox: 95.5

Name	Resp	RA	RT	RRF	WHO 1989 Tox: Conc	WHO 1998 Tox: Qual	WHO 2005 Tox: Fac Noise-1	Noise-2	109 DL
2,3,7,8-TCDD	1.69e+06	0.73 y	27:26	1.04	10.3		2.50	-	*
1,2,3,7,8-PeCDD	6.94e+06	1.58 y	33:14	1.05	47.3		2.50	-	*
1,2,3,4,7,8-HxCDD	6.29e+06	1.38 y	38:36	1.30	50.5		2.50	-	*
1,2,3,6,7,8-HxCDD	5.83e+06	1.37 y	38:46	1.28	48.1		2.50	-	*
1,2,3,7,8,9-HxCDD	6.17e+06	1.40 y	39:12	1.25	51.8		2.50	-	*
1,2,3,4,6,7,8-HpCDD	5.45e+06	0.97 y	44:11	1.35	52.2		2.50	-	*
OCDD	6.84e+06	1.00 y	49:44	1.25	121		2.50	-	*

2,3,7,8-TCDF	3.73e+06	0.67 y	26:40	1.62	9.94		2.50	-	*
1,2,3,7,8-PeCDF	9.70e+06	1.49 y	31:31	0.92	48.4		2.50	-	*
2,3,4,7,8-PeCDF	8.72e+06	1.49 y	32:50	0.94	46.0		2.50	-	*
1,2,3,4,7,8-HxCDF	8.02e+06	1.24 y	37:12	0.93	46.1		2.50	-	*
1,2,3,6,7,8-HxCDF	8.96e+06	1.25 y	37:25	0.84	45.5		2.50	-	*
2,3,4,6,7,8-HxCDF	8.03e+06	1.22 y	38:20	0.90	45.7		2.50	-	*
1,2,3,7,8,9-HxCDF	7.24e+06	1.24 y	39:47	0.98	47.7		2.50	-	*
1,2,3,4,6,7,8-HpCDF	6.20e+06	1.05 y	42:17	1.38	46.9		2.50	-	*
1,2,3,4,7,8,9-HpCDF	5.08e+06	1.03 y	45:07	1.62	46.1		2.50	-	*
OCDF	6.00e+06	0.91 y	50:06	0.74	91.1		2.50	-	*

									Rec
13C-2,3,7,8-TCDD	1.59e+07	0.83 y	27:23	0.93	99.1				99.1
13C-1,2,3,7,8-PeCDD	1.40e+07	1.77 y	33:13	0.81	100				100
13C-1,2,3,4,7,8-HxCDD	9.60e+06	1.26 y	38:35	0.95	104				104
13C-1,2,3,6,7,8-HxCDD	9.49e+06	1.26 y	38:44	1.00	97.7				97.7
13C-1,2,3,4,6,7,8-HpCDD	7.71e+06	1.02 y	44:10	0.92	85.9				85.9
13C-OCDD	9.01e+06	1.00 y	49:42	0.63	146				73.1

13C-2,3,7,8-TCDF	2.32e+07	0.87 y	26:38	0.87	96.6				96.6
13C-1,2,3,7,8-PeCDF	2.19e+07	1.67 y	31:30	0.81	98.0				98.0
13C-2,3,4,7,8-PeCDF	2.01e+07	1.63 y	32:49	0.75	96.5				96.5
13C-1,2,3,4,7,8-HxCDF	1.87e+07	0.52 y	37:11	1.74	110				110
13C-1,2,3,6,7,8-HxCDF	2.35e+07	0.52 y	37:23	2.17	111				111
13C-2,3,4,6,7,8-HxCDF	1.96e+07	0.52 y	38:20	1.82	111				111
13C-1,2,3,7,8,9-HxCDF	1.54e+07	0.52 y	39:46	1.49	106				106
13C-1,2,3,4,6,7,8-HpCDF	9.58e+06	0.43 y	42:17	1.10	89.5				89.5
13C-1,2,3,4,7,8,9-HpCDF	6.80e+06	0.43 y	45:06	0.81	85.5				85.5
13C-OCDF	1.78e+07	0.99 y	50:05	1.19	154				76.9

37Cl-2,3,7,8-TCDD	1.48e+06		27:26	0.93	9.18				91.8
-------------------	----------	--	-------	------	------	--	--	--	------

13C-1,2,3,4-TCDD	1.73e+07	0.82 y	26:49	-	51.1				
13C-1,2,3,4-TCDF	2.77e+07	0.87 y	25:33	-	51.9				
13C-1,2,3,7,8,9-HxCDD	9.76e+06	1.27 y	39:11	-	45.2				

						Fac Noise-1	Noise-2	DL	#Hom
Total Tetra-Dioxins	8.75e+06		23:14	1.04	53.1	2.50	-	*	23
Total Penta-Dioxins	1.53e+07		30:15	1.05	105	2.50	-	*	16
Total Hexa-Dioxins	2.13e+07		36:08	1.27	175	2.50	-	*	25
Total Hepta-Dioxins	1.21e+07		42:14	1.35	116	2.50	-	*	35

Total Tetra-Furans	1.62e+07		23:03	1.62	43.0	2.50	-	*	22
1st Fn. Tot Penta-Furans	1.17e+07		28:26	0.93	60.1	2.50	-	*	PeCDF 1
Total Penta-Furans	2.64e+07		30:12	0.93	135	2.50	-	*	195 19
Total Hexa-Furans	3.76e+07		35:15	0.90	216	2.50	-	*	6
Total Hepta-Furans	1.17e+07		42:17	1.48	96.6	2.50	-	*	25

Analyst: 

Date: 8/10/10

Frontier Analytical Laboratory - Acquisition Log


Run Name:10AUG10M

Instrument: FAL3

GC: DB5

Experiment:PCDD

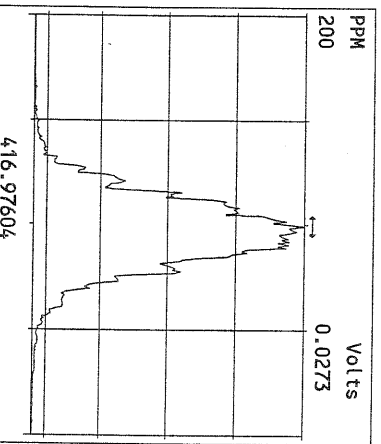
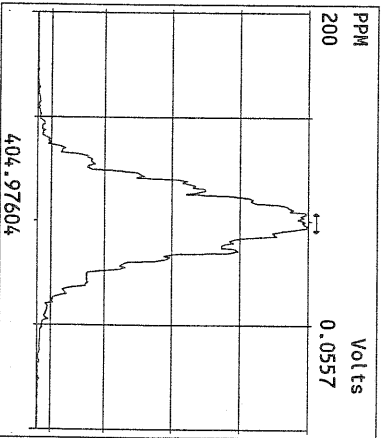
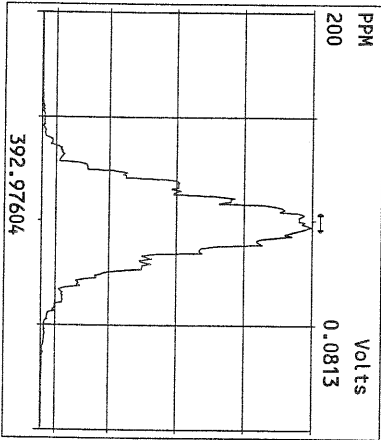
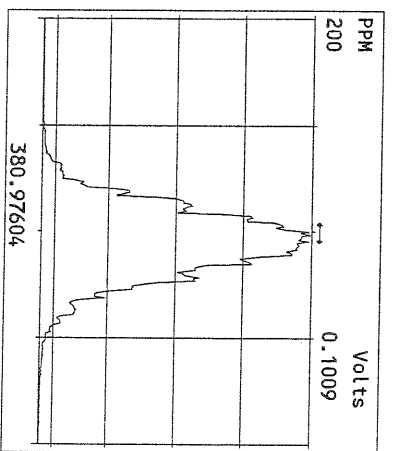
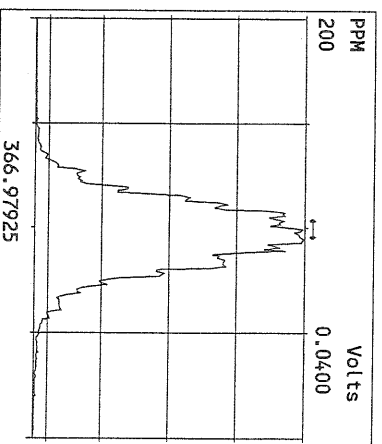
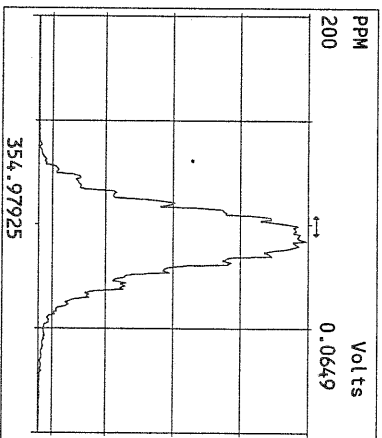
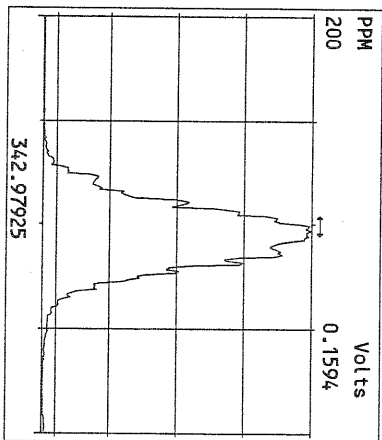
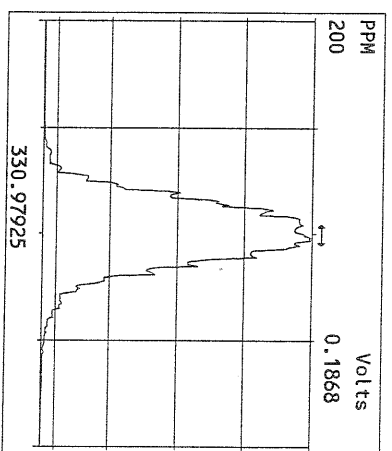
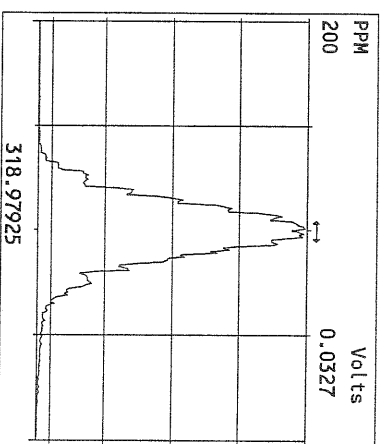
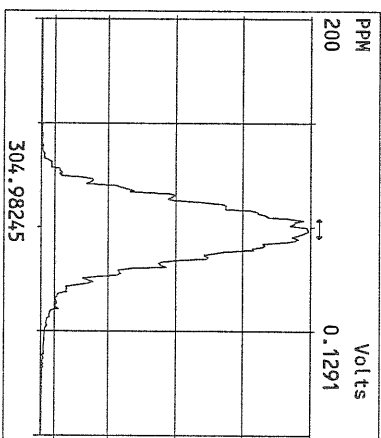
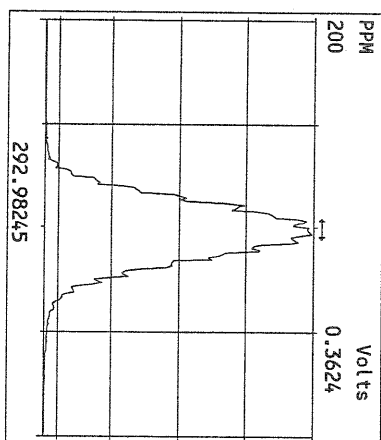
Data File S	FAL ID	Client ID	Acquired	ConCal	EndCal	Analyst
10AUG10M 1	ST081010M1	1613 CS3 090918J	10-AUG-10 09:47:19	ST081010M1	ST081010M2	TC
10AUG10M 2	6276-010-0001-SA	PSB15-17-19-073010	10-AUG-10 10:42:37	ST081010M1	ST081010M2	TC
10AUG10M 3	6276-011-0001-SA	PSB15-17-19-073010-D	10-AUG-10 11:37:59	ST081010M1	ST081010M2	TC
10AUG10M 4	6276-009-0001-SA	PSB15-13-15-073010	10-AUG-10 12:33:18	ST081010M1	ST081010M2	TC
10AUG10M 5	6276-007-0001-SA	PSB15-2-4-073010	10-AUG-10 13:28:37	ST081010M1	ST081010M2	TC
10AUG10M 6	6276-008-0001-SA	PSB15-4-6-073010	10-AUG-10 14:23:59	ST081010M1	ST081010M2	TC
10AUG10M 7	ST081010M2	1613 CS3 090918J	10-AUG-10 15:19:26	ST081010M1	ST081010M2	TC

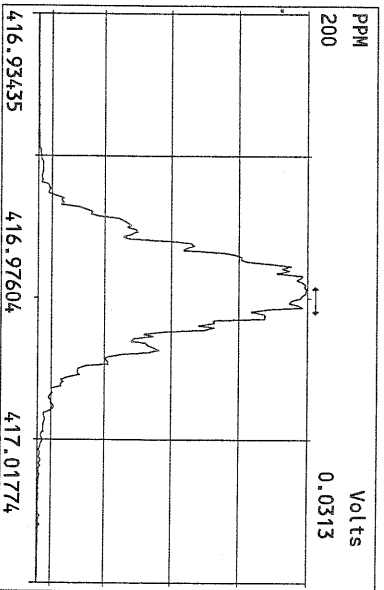
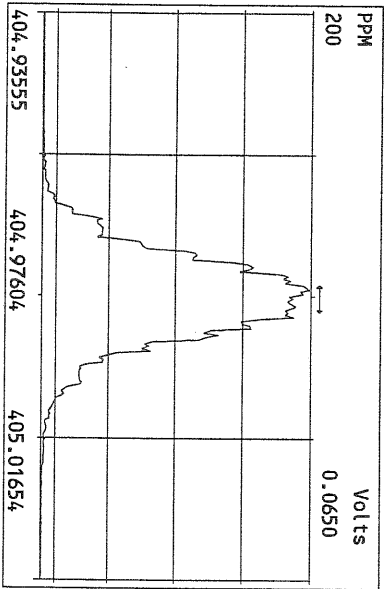
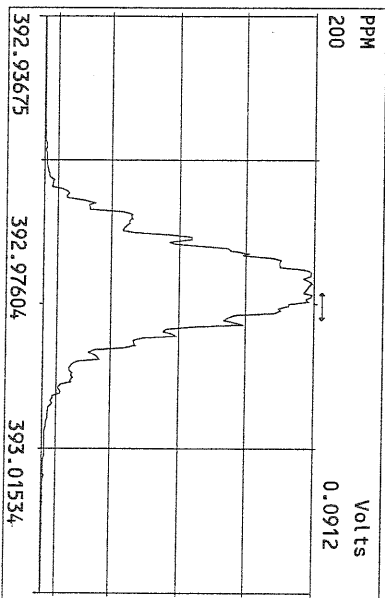
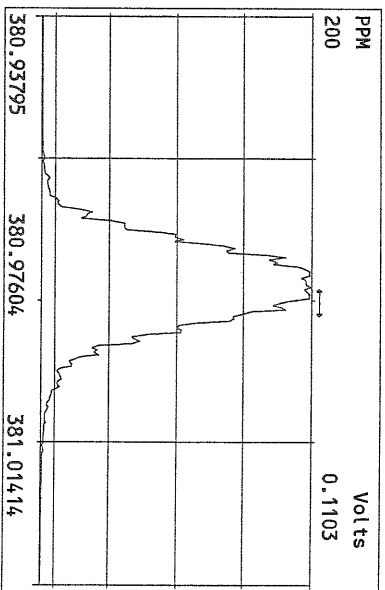
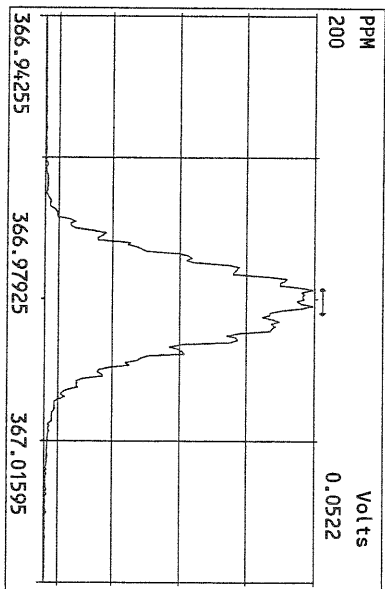
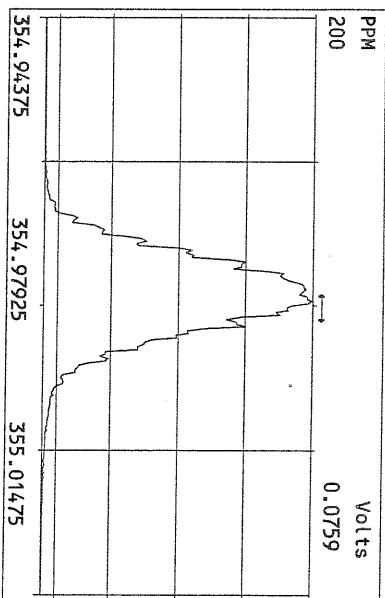
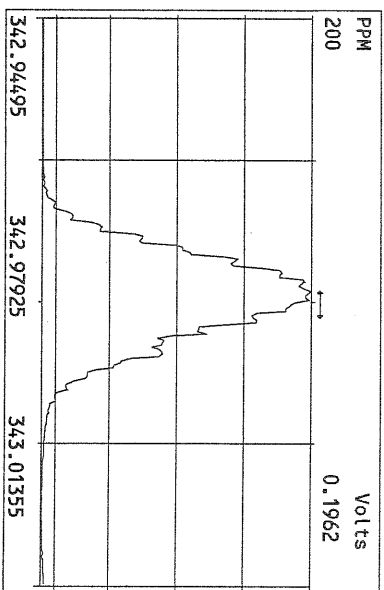
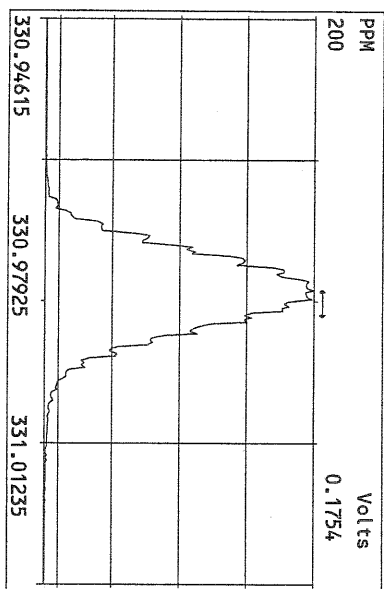


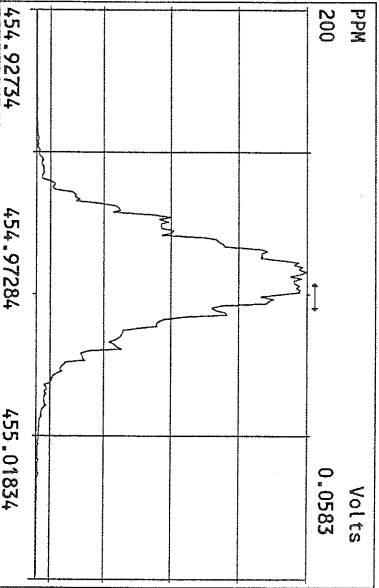
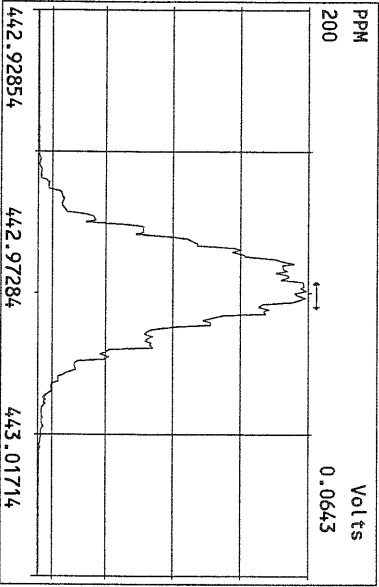
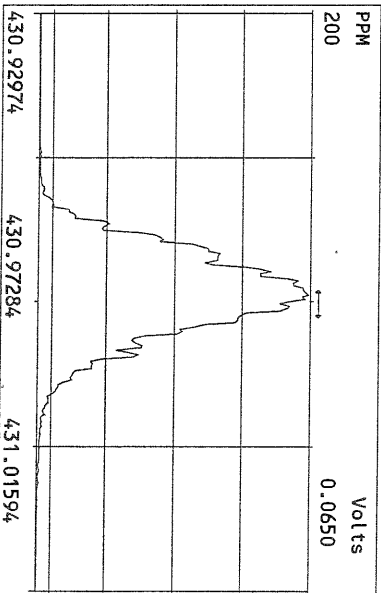
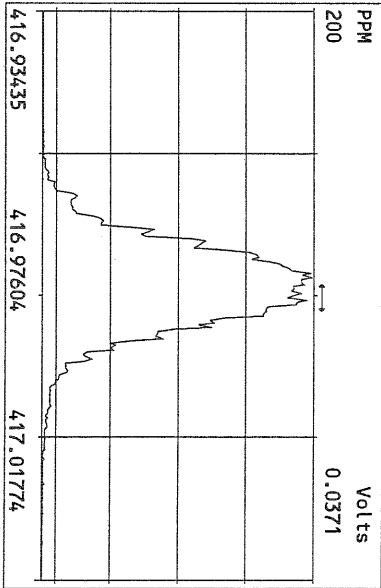
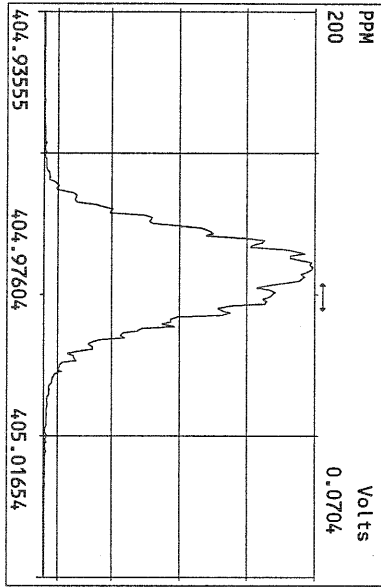
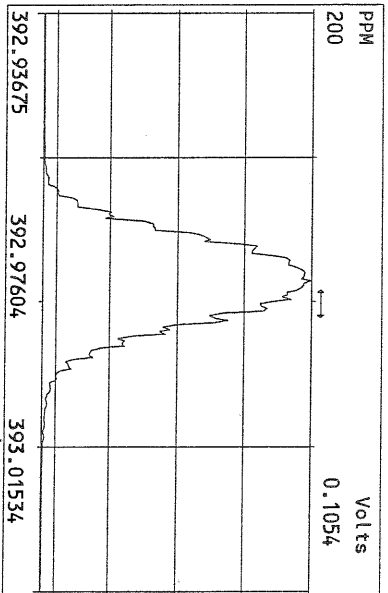
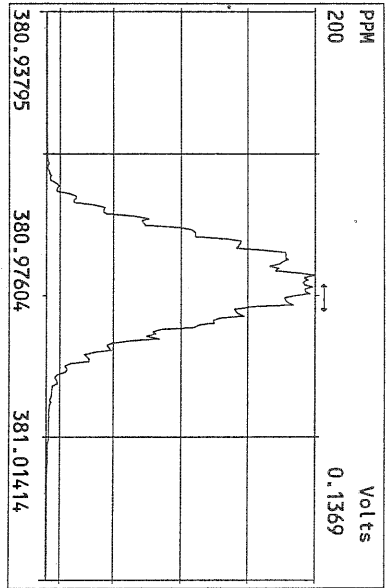
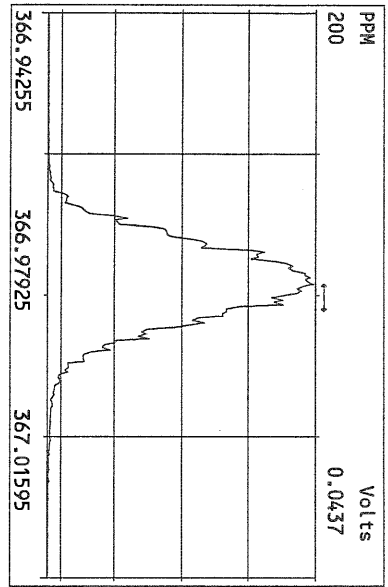
8/10/10

Data Backed Up: _____

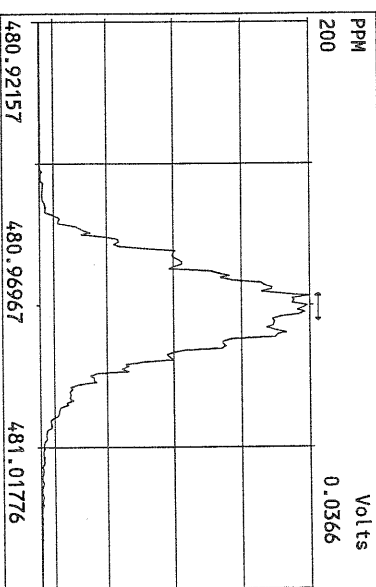
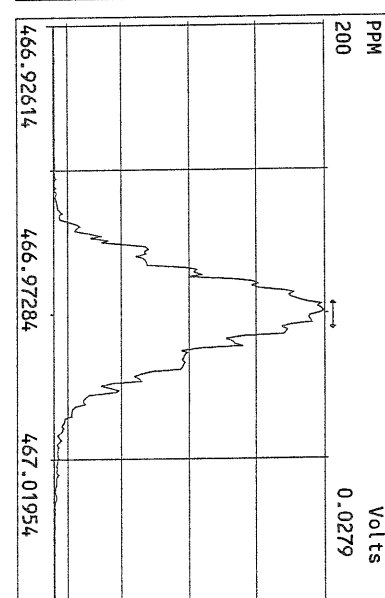
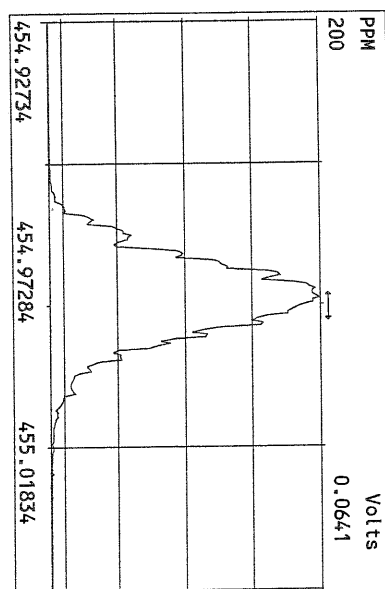
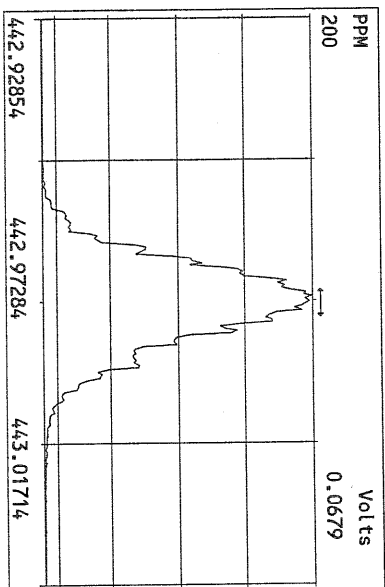
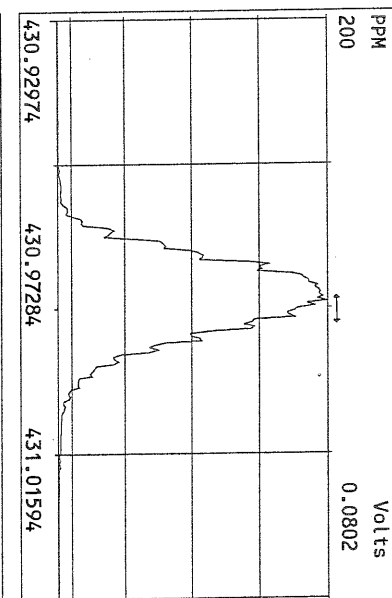
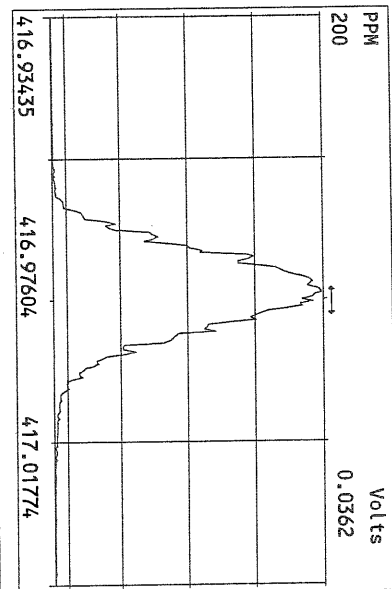
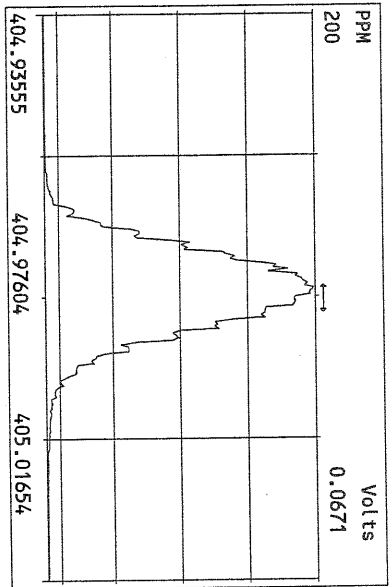
Date: _____

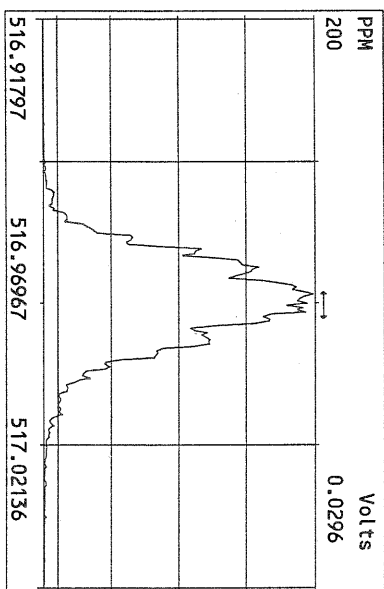
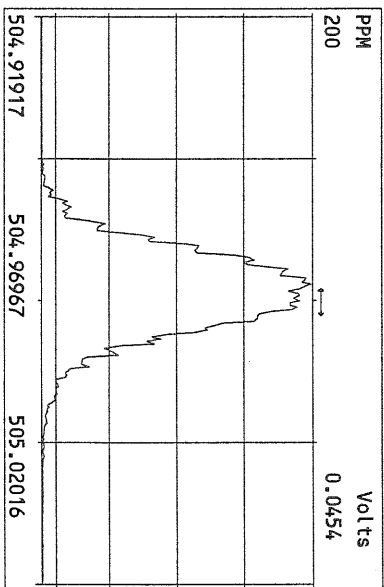
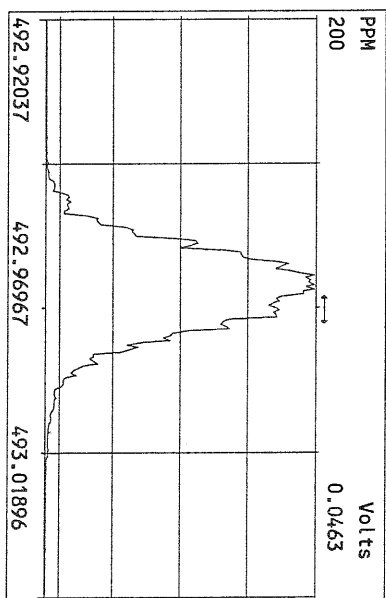
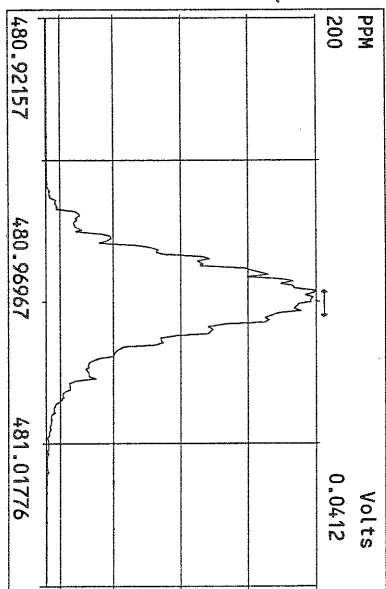
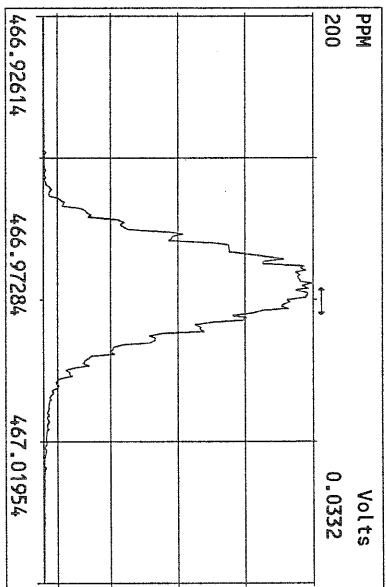
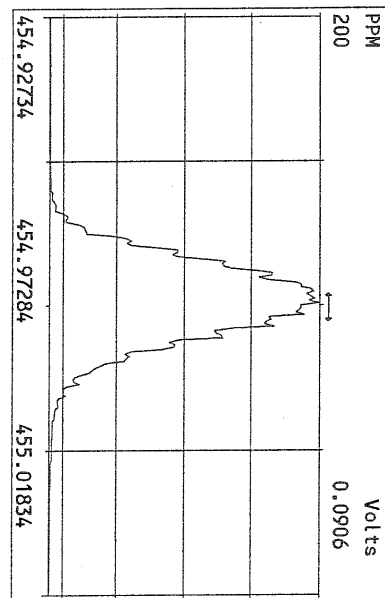
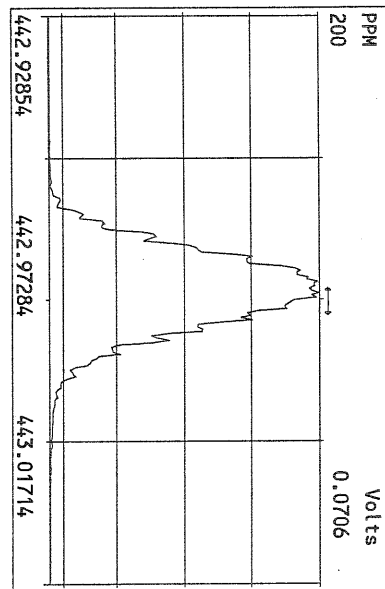
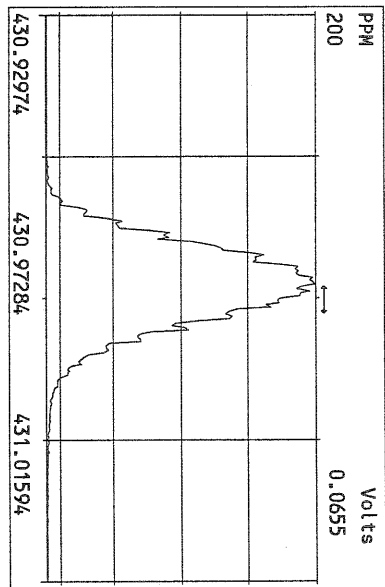




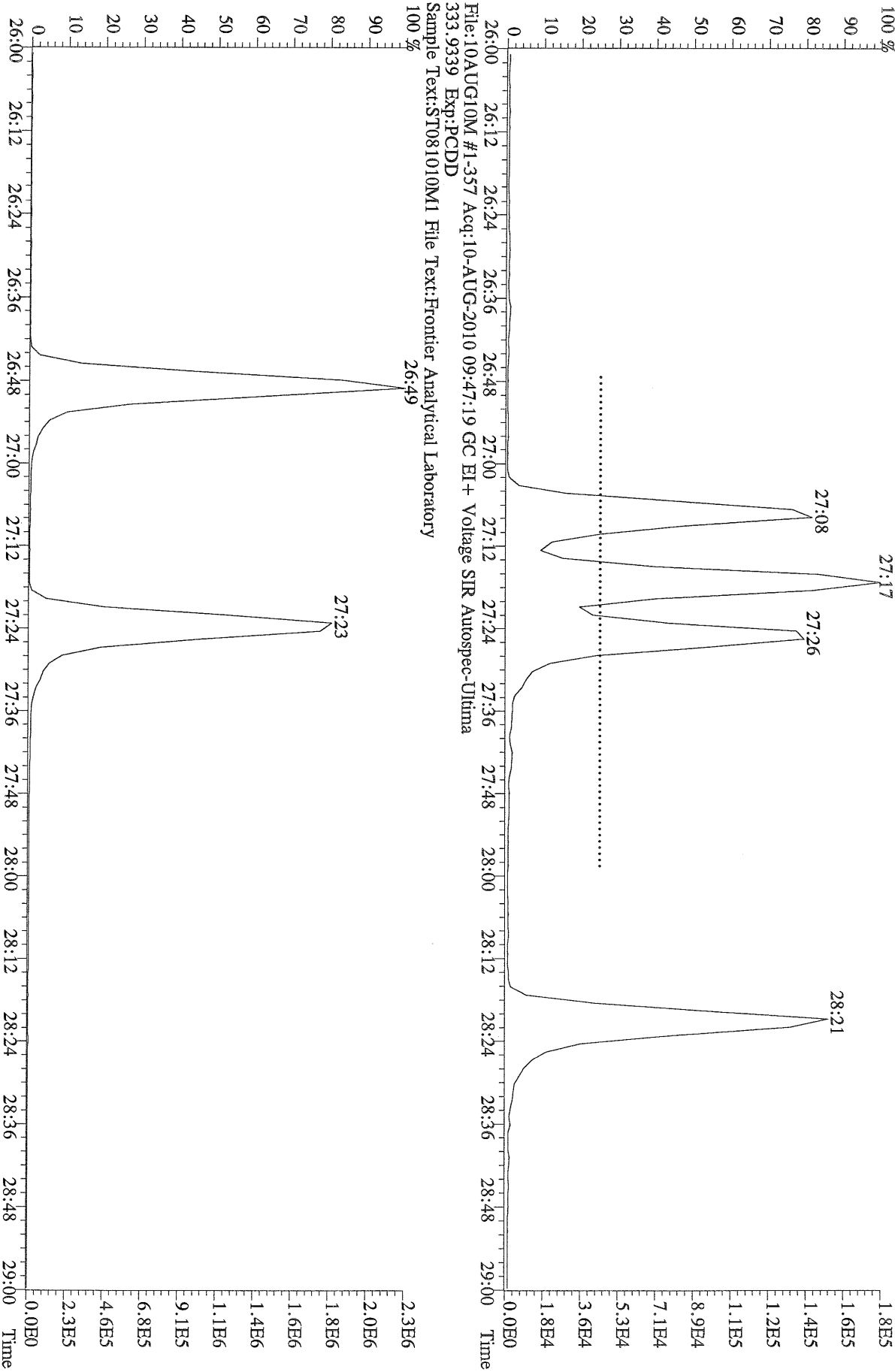


Peak Locate Examination:10-AUG-2010:09:46 File:10AUG10M
 Experiment:PCDD Function:4 Reference:PKF

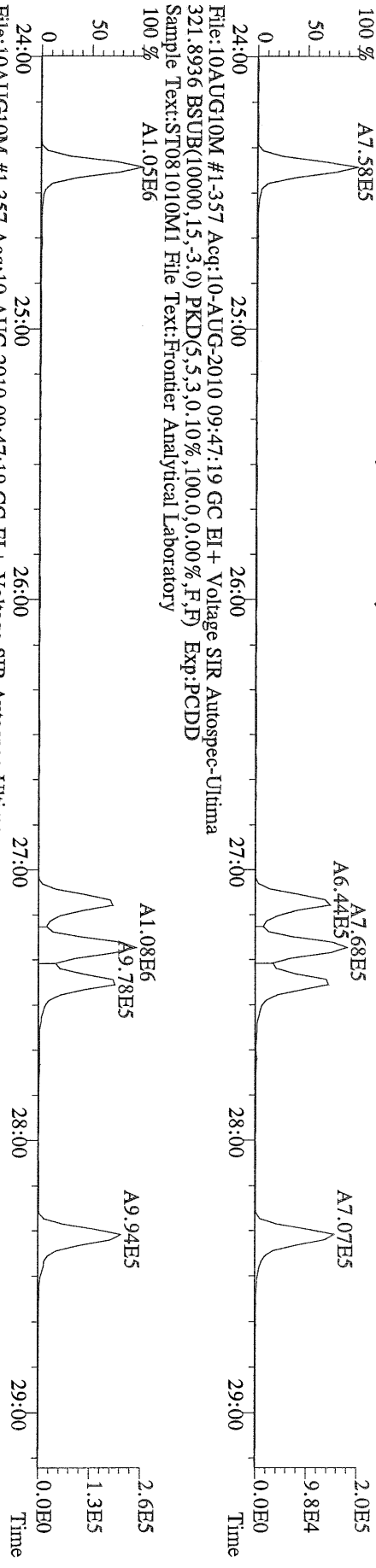




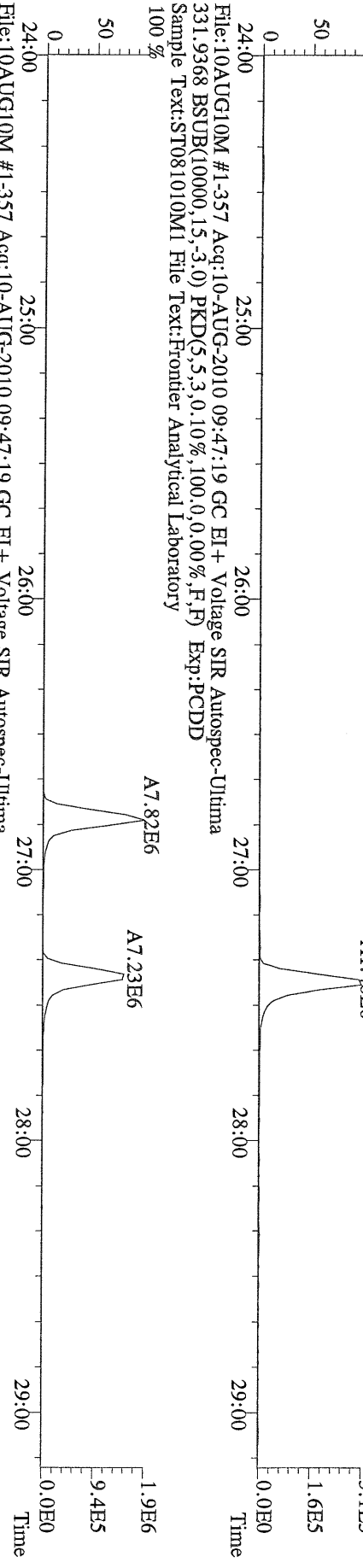
File:10AUG10M #1-357 Acq:10-AUG-2010 09:47:19 GC EI+ Voltage SIR Autospec-Ultima
319.8965 Exp:PCDD
Sample Text:ST081010M1 File Text:Frontier Analytical Laboratory



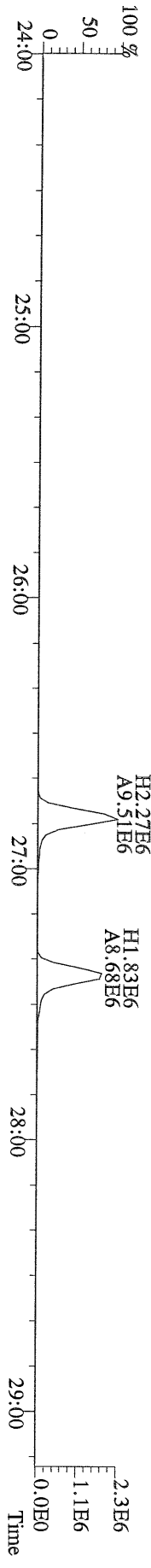
File:10AUG10M #1-357 Acq:10-AUG-2010 09:47:19 GC EI+ Voltage SIR Autospec-Ultima
319.8965 BSUB(10000,15,-3.0) PKD(5,5,3,0.10%,100,0,0.00%,F,F) Exp:PCDD
Sample Text:ST081010M1 File Text:Frontier Analytical Laboratory




File:10AUG10M #1-357 Acq:10-AUG-2010 09:47:19 GC EI+ Voltage SIR Autospec-Ultima
327.8847 BSUB(10000,15,-3.0) PKD(5,5,3,0.10%,100,0,0.00%,F,F) Exp:PCDD
Sample Text:ST081010M1 File Text:Frontier Analytical Laboratory




File:10AUG10M #1-357 Acq:10-AUG-2010 09:47:19 GC EI+ Voltage SIR Autospec-Ultima
333.9339 BSUB(10000,15,-3.0) PKD(5,5,3,0.10%,100,0,0.00%,F,F) Exp:PCDD
Sample Text:ST081010M1 File Text:Frontier Analytical Laboratory



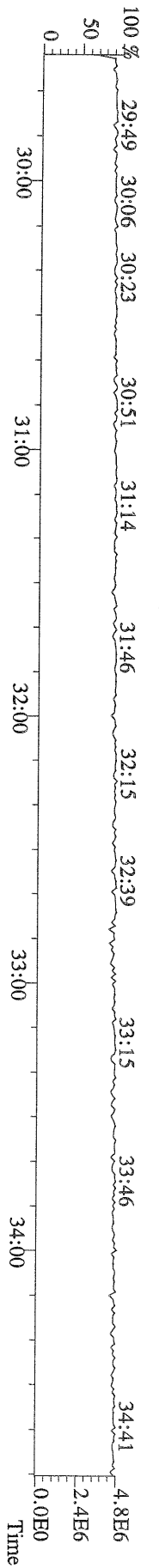
File:10AUG10M #1-412 Acq:10-AUG-2010 09:47:19 GC EI+ Voltage SIR Autospec-Ultima
 355.8546 F:2 BSUB(10000,15,-3.0) PKD(5,5,3,0.10%,100,0,0.00%,F,F) Exp:PCDD
 Sample Text:ST081010M1 File Text:Frontier Analytical Laboratory




File:10AUG10M #1-412 Acq:10-AUG-2010 09:47:19 GC EI+ Voltage SIR Autospec-Ultima
 367.8949 F:2 BSUB(10000,15,-3.0) PKD(5,5,3,0.10%,100,0,0.00%,F,F) Exp:PCDD
 Sample Text:ST081010M1 File Text:Frontier Analytical Laboratory



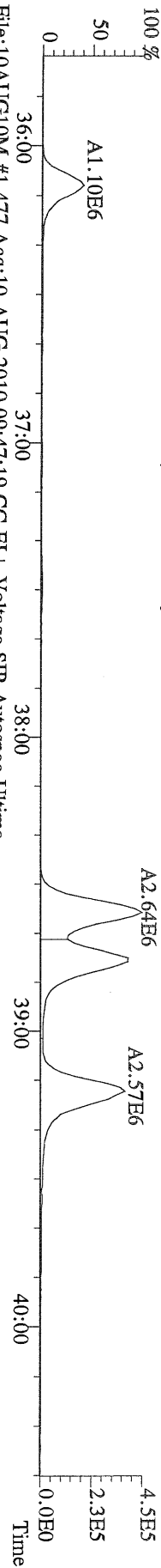
File:10AUG10M #1-412 Acq:10-AUG-2010 09:47:19 GC EI+ Voltage SIR Autospec-Ultima
 366.9792 F:2 Exp:PCDD
 Sample Text:ST081010M1 File Text:Frontier Analytical Laboratory




File:10AUG10M #1-477 Acq:10-AUG-2010 09:47:19 GC EI+ Voltage SIR Autospec-Ultima
389.8156 F:3 BSUB(10000,15,-3.0) PKD(5,5,3,0,10%,100,0,0,0.00%,F,F) Exp:PCDD
Sample Text:ST081010M1 File Text:Frontier Analytical Laboratory



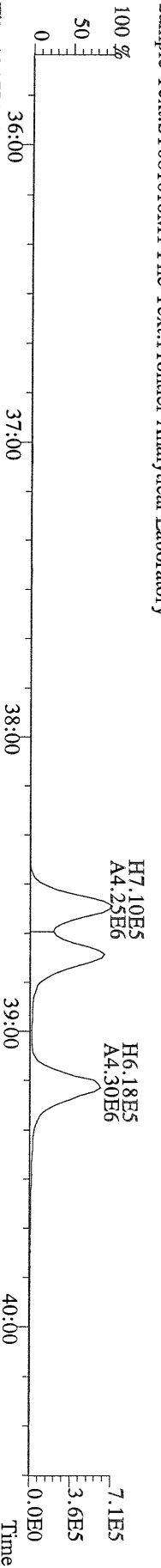
File:10AUG10M #1-477 Acq:10-AUG-2010 09:47:19 GC EI+ Voltage SIR Autospec-Ultima
391.8127 F:3 BSUB(10000,15,-3.0) PKD(5,5,3,0,10%,100,0,0,0.00%,F,F) Exp:PCDD
Sample Text:ST081010M1 File Text:Frontier Analytical Laboratory




File:10AUG10M #1-477 Acq:10-AUG-2010 09:47:19 GC EI+ Voltage SIR Autospec-Ultima
401.8559 F:3 BSUB(10000,15,-3.0) PKD(5,5,3,0,10%,100,0,0,0.00%,F,F) Exp:PCDD
Sample Text:ST081010M1 File Text:Frontier Analytical Laboratory



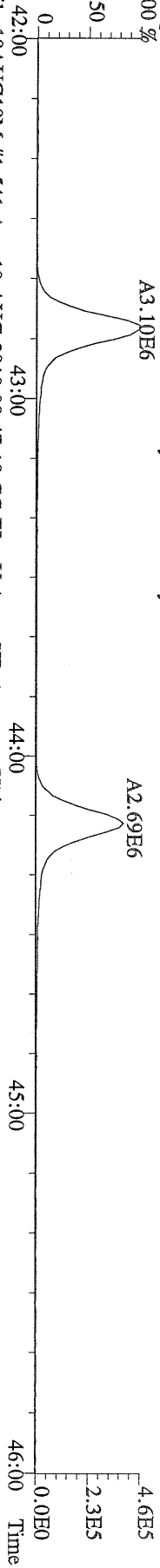
File:10AUG10M #1-477 Acq:10-AUG-2010 09:47:19 GC EI+ Voltage SIR Autospec-Ultima
403.8530 F:3 BSUB(10000,15,-3.0) PKD(5,5,3,0,10%,100,0,0,0.00%,F,F) Exp:PCDD
Sample Text:ST081010M1 File Text:Frontier Analytical Laboratory



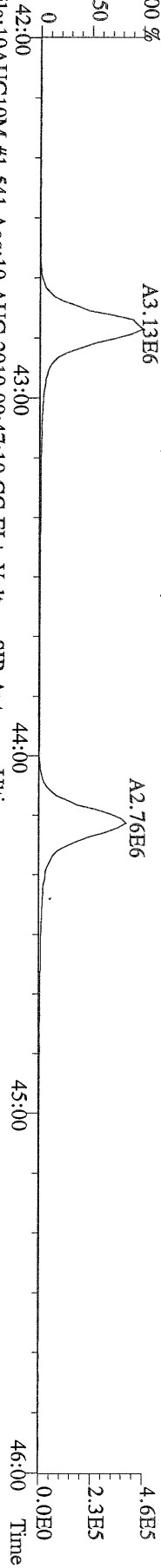
File:10AUG10M #1-477 Acq:10-AUG-2010 09:47:19 GC EI+ Voltage SIR Autospec-Ultima
380.9760 F:3 Exp:PCDD
Sample Text:ST081010M1 File Text:Frontier Analytical Laboratory



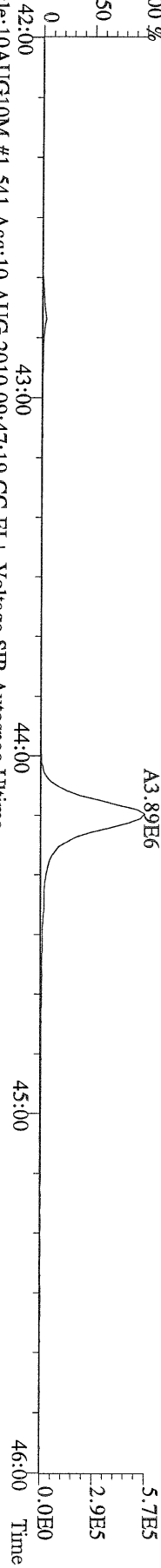
File:10AUG10M #1-541 Acq:10-AUG-2010 09:47:19 GC EI+ Voltage SIR Autospec-Ultima
423.7767 F:4 BSUB(10000,15,-3.0) PKD(5,5,3,0,10%,100,0,0,0.00%,F,F) Exp:PCDD
Sample Text:ST081010M1 File Text:Frontier Analytical Laboratory



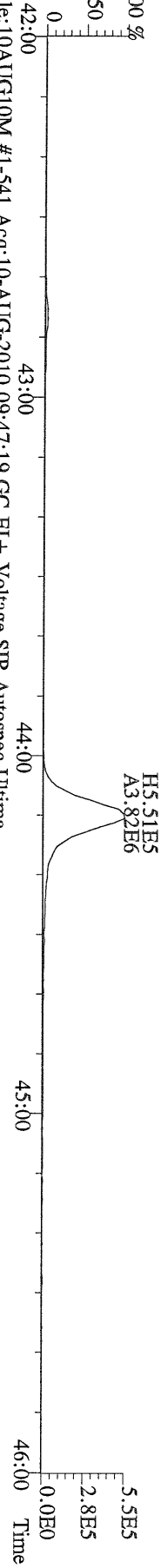
File:10AUG10M #1-541 Acq:10-AUG-2010 09:47:19 GC EI+ Voltage SIR Autospec-Ultima
425.7737 F:4 BSUB(10000,15,-3.0) PKD(5,5,3,0,10%,100,0,0,0.00%,F,F) Exp:PCDD
Sample Text:ST081010M1 File Text:Frontier Analytical Laboratory




File:10AUG10M #1-541 Acq:10-AUG-2010 09:47:19 GC EI+ Voltage SIR Autospec-Ultima
435.8169 F:4 BSUB(10000,15,-3.0) PKD(5,5,3,0,10%,100,0,0,0.00%,F,F) Exp:PCDD
Sample Text:ST081010M1 File Text:Frontier Analytical Laboratory



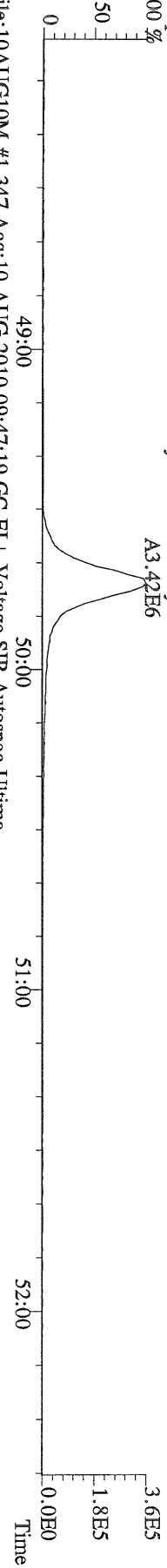
File:10AUG10M #1-541 Acq:10-AUG-2010 09:47:19 GC EI+ Voltage SIR Autospec-Ultima
437.8140 F:4 BSUB(10000,15,-3.0) PKD(5,5,3,0,10%,100,0,0,0.00%,F,F) Exp:PCDD
Sample Text:ST081010M1 File Text:Frontier Analytical Laboratory




File:10AUG10M #1-541 Acq:10-AUG-2010 09:47:19 GC EI+ Voltage SIR Autospec-Ultima
430.9728 F:4 Exp:PCDD
Sample Text:ST081010M1 File Text:Frontier Analytical Laboratory




File:10AUG10M #1-347 Acq:10-AUG-2010 09:47:19 GC EI+ Voltage SIR Autospec-Ultima
457.7377 F:5 BSUB(10000,15,-3.0) PKD(5,5,3,0.10%,100,0.0,0.00%,F,F) Exp:PCDD
Sample Text:ST081010M1 File Text:Frontier Analytical Laboratory




File:10AUG10M #1-347 Acq:10-AUG-2010 09:47:19 GC EI+ Voltage SIR Autospec-Ultima
459.7348 F:5 BSUB(10000,15,-3.0) PKD(5,5,3,0.10%,100,0.0,0.00%,F,F) Exp:PCDD
Sample Text:ST081010M1 File Text:Frontier Analytical Laboratory




File:10AUG10M #1-347 Acq:10-AUG-2010 09:47:19 GC EI+ Voltage SIR Autospec-Ultima
469.7780 F:5 BSUB(10000,15,-3.0) PKD(5,5,3,0.10%,100,0.0,0.00%,F,F) Exp:PCDD
Sample Text:ST081010M1 File Text:Frontier Analytical Laboratory



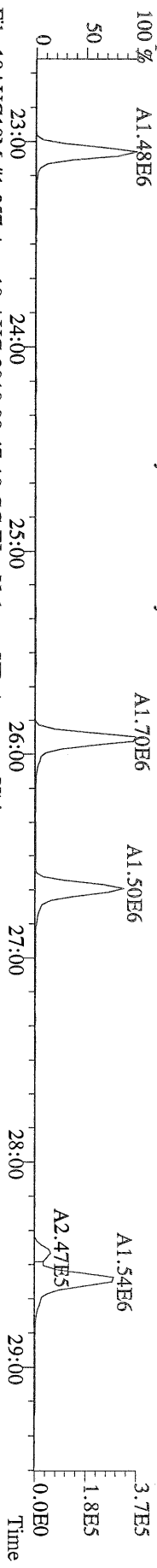
File:10AUG10M #1-347 Acq:10-AUG-2010 09:47:19 GC EI+ Voltage SIR Autospec-Ultima
471.7750 F:5 BSUB(10000,15,-3.0) PKD(5,5,3,0.10%,100,0.0,0.00%,F,F) Exp:PCDD
Sample Text:ST081010M1 File Text:Frontier Analytical Laboratory



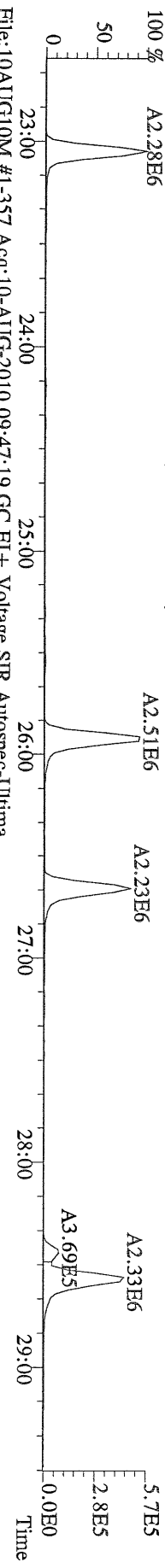
File:10AUG10M #1-347 Acq:10-AUG-2010 09:47:19 GC EI+ Voltage SIR Autospec-Ultima
454.9728 F:5 Exp:PCDD
Sample Text:ST081010M1 File Text:Frontier Analytical Laboratory




File:10AUG10M #1-357 Acq:10-AUG-2010 09:47:19 GC EI+ Voltage SIR Autospec-Ultima
303.9016 BSUB(10000,15,-3,0) PKD(5,5,3,0,10%,100,0,0,00%,F,F) Exp:PCDD
Sample Text:ST081010M1 File Text:Frontier Analytical Laboratory



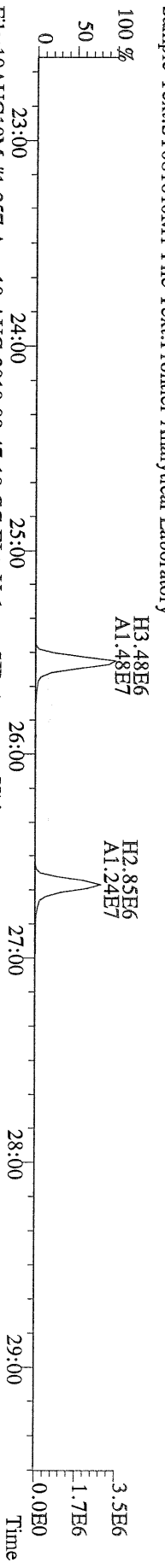
File:10AUG10M #1-357 Acq:10-AUG-2010 09:47:19 GC EI+ Voltage SIR Autospec-Ultima
305.8987 BSUB(10000,15,-3,0) PKD(5,5,3,0,10%,100,0,0,00%,F,F) Exp:PCDD
Sample Text:ST081010M1 File Text:Frontier Analytical Laboratory



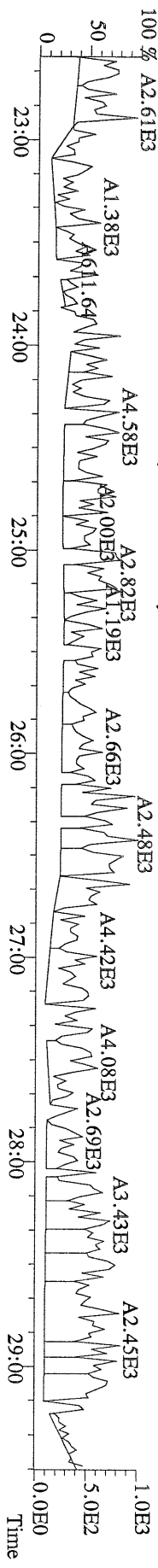
File:10AUG10M #1-357 Acq:10-AUG-2010 09:47:19 GC EI+ Voltage SIR Autospec-Ultima
315.9419 BSUB(10000,15,-3,0) PKD(5,5,3,0,10%,100,0,0,00%,F,F) Exp:PCDD
Sample Text:ST081010M1 File Text:Frontier Analytical Laboratory



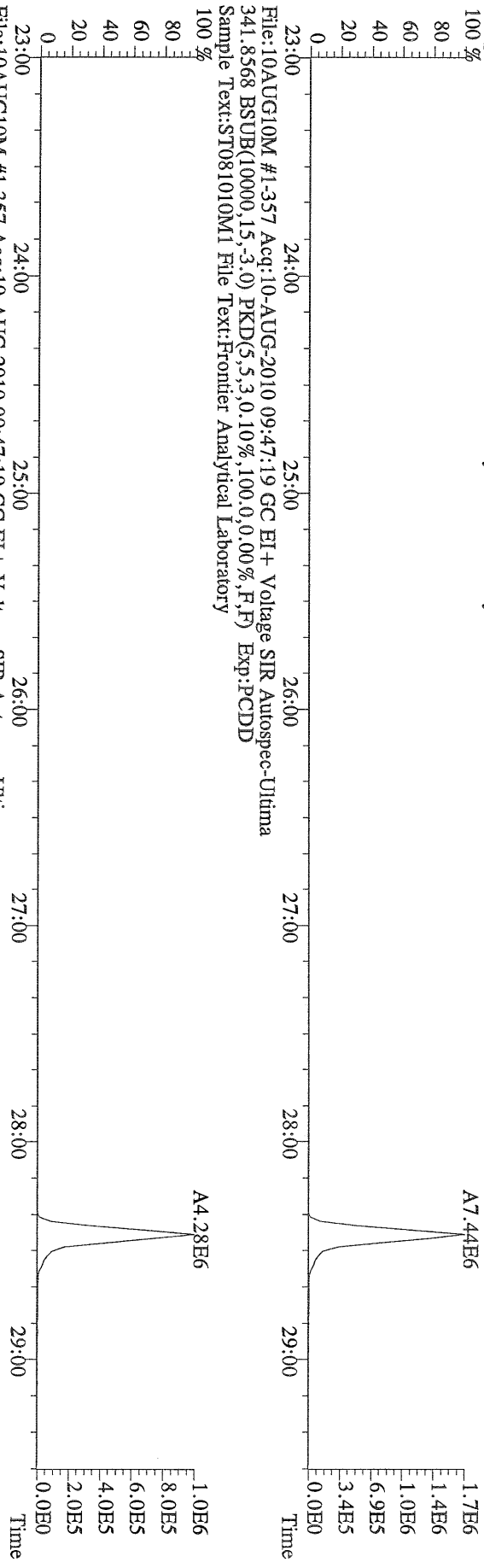
File:10AUG10M #1-357 Acq:10-AUG-2010 09:47:19 GC EI+ Voltage SIR Autospec-Ultima
317.9389 BSUB(10000,15,-3,0) PKD(5,5,3,0,10%,100,0,0,00%,F,F) Exp:PCDD
Sample Text:ST081010M1 File Text:Frontier Analytical Laboratory




File:10AUG10M #1-357 Acq:10-AUG-2010 09:47:19 GC EI+ Voltage SIR Autospec-Ultima
375.8364 BSUB(10000,15,-3,0) PKD(5,5,3,0,10%,100,0,0,00%,F,F) Exp:PCDD
Sample Text:ST081010M1 File Text:Frontier Analytical Laboratory




File:10AUG10M #1-357 Acq:10-AUG-2010 09:47:19 GC EI+ Voltage SIR Autospec-Ultima
 339.8597 BSUB(10000,15,-3,0) PKD(5,5,3,0.10%,100,0,0.00%,F,F) Exp:PCDD
 Sample Text:ST081010M1 File Text:Frontier Analytical Laboratory



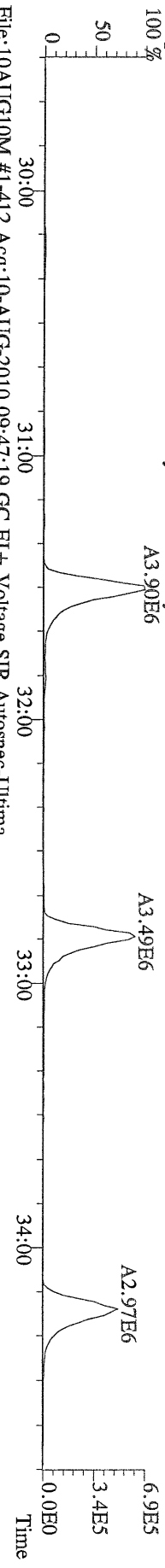
File:10AUG10M #1-357 Acq:10-AUG-2010 09:47:19 GC EI+ Voltage SIR Autospec-Ultima
 409.7974 BSUB(10000,15,-3,0) PKD(5,5,3,0.10%,100,0,0.00%,F,F) Exp:PCDD
 Sample Text:ST081010M1 File Text:Frontier Analytical Laboratory




File:10AUG10M #1-412 Acq:10-AUG-2010 09:47:19 GC EI+ Voltage SIR Autospec-Ultima
339.8597 F-2 BSUB(10000,15,-3.0) PKD(5,5,3,0.10%,100,0.0,0.00%,F,F) Exp:PCDD
Sample Text:ST081010M1 File Text:Frontier Analytical Laboratory



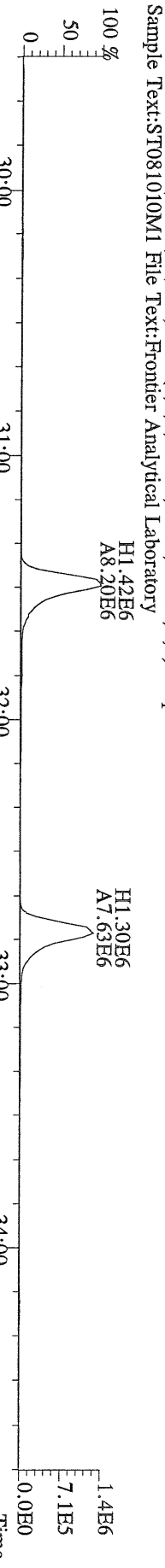
File:10AUG10M #1-412 Acq:10-AUG-2010 09:47:19 GC EI+ Voltage SIR Autospec-Ultima
341.8568 F-2 BSUB(10000,15,-3.0) PKD(5,5,3,0.10%,100,0.0,0.00%,F,F) Exp:PCDD
Sample Text:ST081010M1 File Text:Frontier Analytical Laboratory



File:10AUG10M #1-412 Acq:10-AUG-2010 09:47:19 GC EI+ Voltage SIR Autospec-Ultima
351.9000 F-2 BSUB(10000,15,-3.0) PKD(5,5,3,0.10%,100,0.0,0.00%,F,F) Exp:PCDD
Sample Text:ST081010M1 File Text:Frontier Analytical Laboratory



File:10AUG10M #1-412 Acq:10-AUG-2010 09:47:19 GC EI+ Voltage SIR Autospec-Ultima
353.8970 F-2 BSUB(10000,15,-3.0) PKD(5,5,3,0.10%,100,0.0,0.00%,F,F) Exp:PCDD
Sample Text:ST081010M1 File Text:Frontier Analytical Laboratory



File:10AUG10M #1-412 Acq:10-AUG-2010 09:47:19 GC EI+ Voltage SIR Autospec-Ultima
409.7974 F-2 BSUB(10000,15,-3.0) PKD(5,5,3,0.10%,100,0.0,0.00%,F,F) Exp:PCDD
Sample Text:ST081010M1 File Text:Frontier Analytical Laboratory

