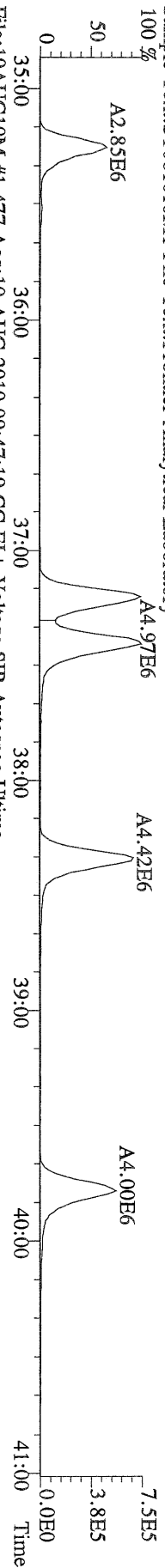
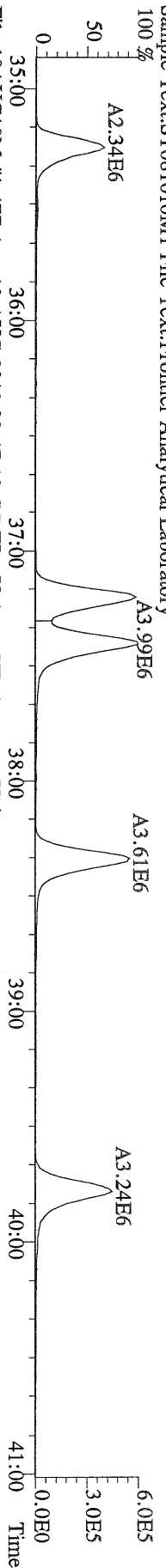


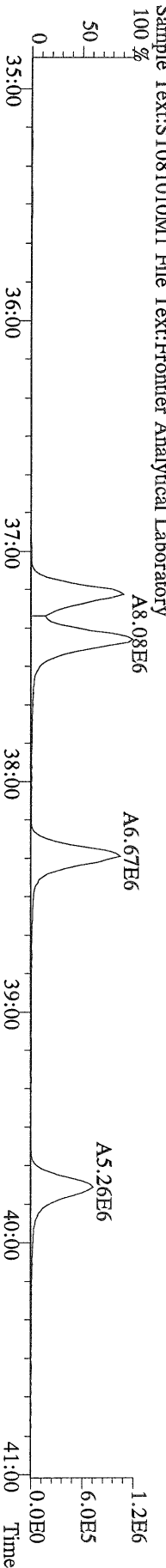
File:10AUG10M #1-477 Acq:10-AUG-2010 09:47:19 GC EI+ Voltage SIR Autospec-Ultima
373.8207 F:3 BSUB(10000,15,-3.0) PKD(5,5,3,0,100,0,0,00%,F,F) Exp:PCDD
Sample Text:ST081010M1 File Text:Frontier Analytical Laboratory



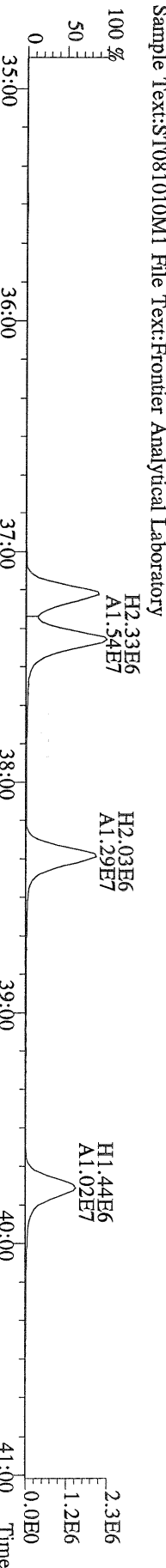
File:10AUG10M #1-477 Acq:10-AUG-2010 09:47:19 GC EI+ Voltage SIR Autospec-Ultima
375.8178 F:3 BSUB(10000,15,-3.0) PKD(5,5,3,0,100,0,0,00%,F,F) Exp:PCDD
Sample Text:ST081010M1 File Text:Frontier Analytical Laboratory



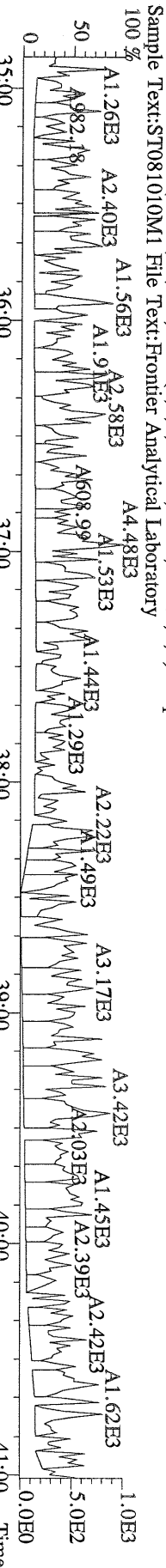
File:10AUG10M #1-477 Acq:10-AUG-2010 09:47:19 GC EI+ Voltage SIR Autospec-Ultima
383.8639 F:3 BSUB(10000,15,-3.0) PKD(5,5,3,0,100,0,0,00%,F,F) Exp:PCDD
Sample Text:ST081010M1 File Text:Frontier Analytical Laboratory



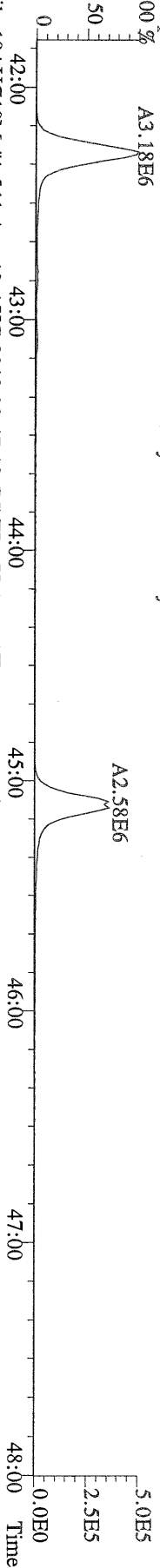
File:10AUG10M #1-477 Acq:10-AUG-2010 09:47:19 GC EI+ Voltage SIR Autospec-Ultima
385.8610 F:3 BSUB(10000,15,-3.0) PKD(5,5,3,0,100,0,0,00%,F,F) Exp:PCDD
Sample Text:ST081010M1 File Text:Frontier Analytical Laboratory



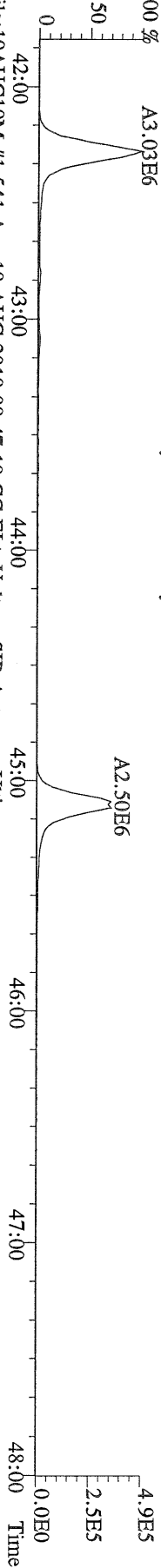
File:10AUG10M #1-477 Acq:10-AUG-2010 09:47:19 GC EI+ Voltage SIR Autospec-Ultima
445.7555 F:3 BSUB(10000,15,-3.0) PKD(5,5,3,0,100,0,0,00%,F,F) Exp:PCDD
Sample Text:ST081010M1 File Text:Frontier Analytical Laboratory



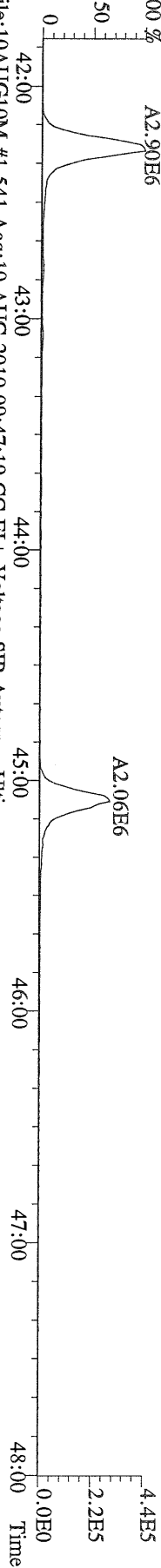
File:10AUG10M #1-541 Acq:10-AUG-2010 09:47:19 GC EI+ Voltage SIR Autospec-Ultima
407.7818 F:4 BSUB(10000,15,-3.0) PKD(5,5,3,0,10%,100,0,0,0,0%,F,F) Exp:PCDD
Sample Text:ST081010M1 File Text:Fronter Analytical Laboratory
100 % A3.18E6



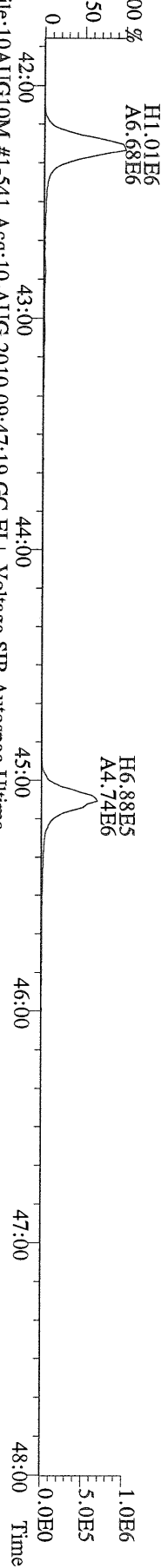
File:10AUG10M #1-541 Acq:10-AUG-2010 09:47:19 GC EI+ Voltage SIR Autospec-Ultima
409.7788 F:4 BSUB(10000,15,-3.0) PKD(5,5,3,0,10%,100,0,0,0,0%,F,F) Exp:PCDD
Sample Text:ST081010M1 File Text:Fronter Analytical Laboratory
100 % A3.03E6



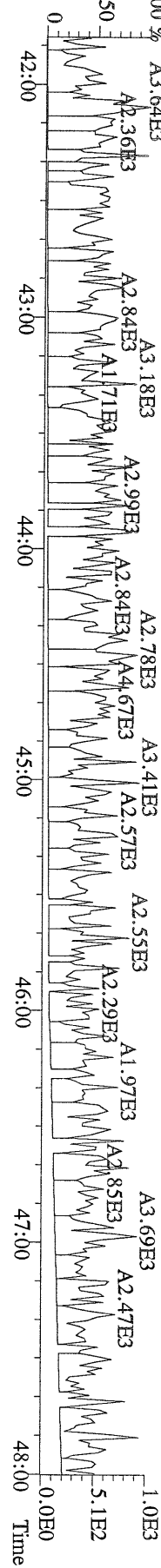
File:10AUG10M #1-541 Acq:10-AUG-2010 09:47:19 GC EI+ Voltage SIR Autospec-Ultima
417.8253 F:4 BSUB(10000,15,-3.0) PKD(5,5,3,0,10%,100,0,0,0,0%,F,F) Exp:PCDD
Sample Text:ST081010M1 File Text:Fronter Analytical Laboratory
100 % A2.90E6



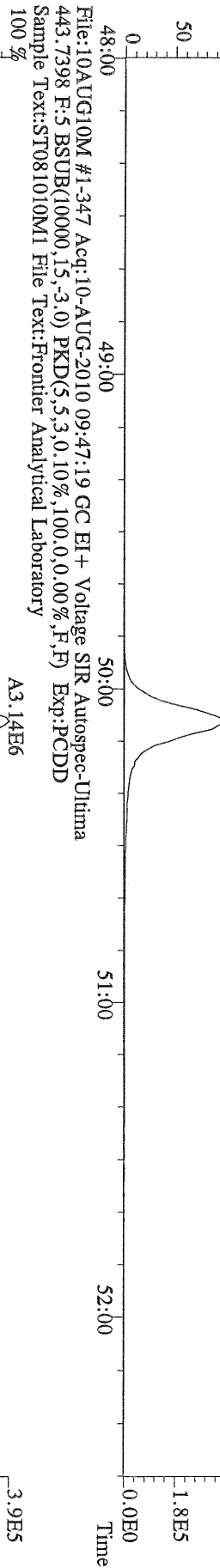
File:10AUG10M #1-541 Acq:10-AUG-2010 09:47:19 GC EI+ Voltage SIR Autospec-Ultima
419.8220 F:4 BSUB(10000,15,-3.0) PKD(5,5,3,0,10%,100,0,0,0,0%,F,F) Exp:PCDD
Sample Text:ST081010M1 File Text:Fronter Analytical Laboratory



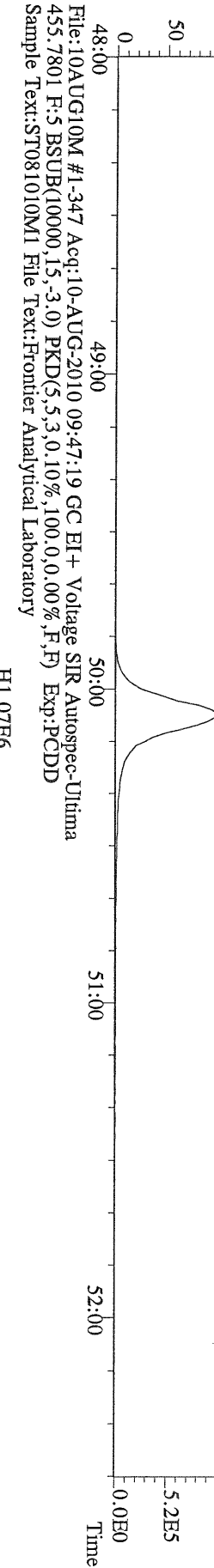
File:10AUG10M #1-541 Acq:10-AUG-2010 09:47:19 GC EI+ Voltage SIR Autospec-Ultima
479.7165 F:4 BSUB(10000,15,-3.0) PKD(5,5,3,0,10%,100,0,0,0,0%,F,F) Exp:PCDD
Sample Text:ST081010M1 File Text:Fronter Analytical Laboratory
100 % A3.64E3



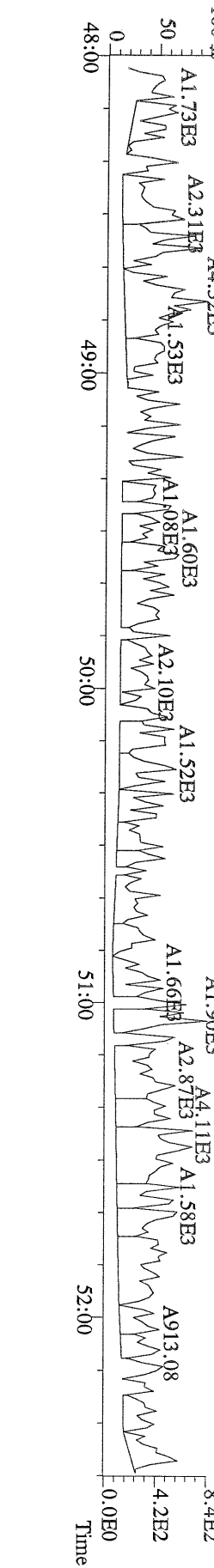
File:10AUG10M #1-347 Acq:10-AUG-2010 09:47:19 GC EI+ Voltage SIR Autospec-Ultima
 441.7428 F:5 BSUB(10000,15,-3.0) PKD(5,5,3,0.10%,100.0,0.00%,F,F) Exp:PCDD
 Sample Text:ST081010M1 File Text:Frontier Analytical Laboratory



File:10AUG10M #1-347 Acq:10-AUG-2010 09:47:19 GC EI+ Voltage SIR Autospec-Ultima
 443.7398 F:5 BSUB(10000,15,-3.0) PKD(5,5,3,0.10%,100.0,0.00%,F,F) Exp:PCDD
 Sample Text:ST081010M1 File Text:Frontier Analytical Laboratory

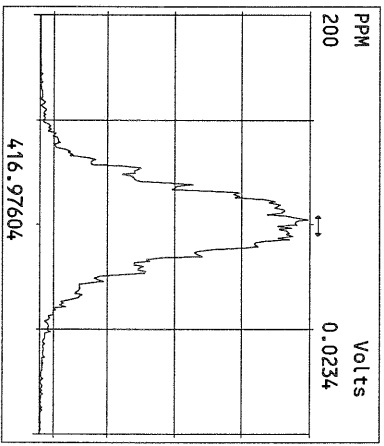
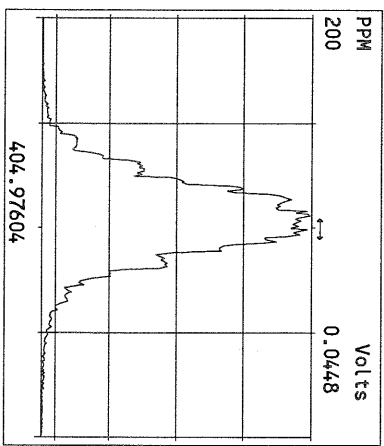
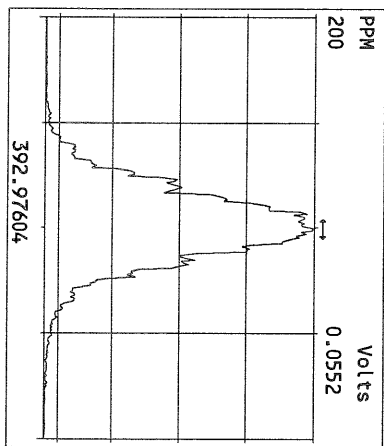
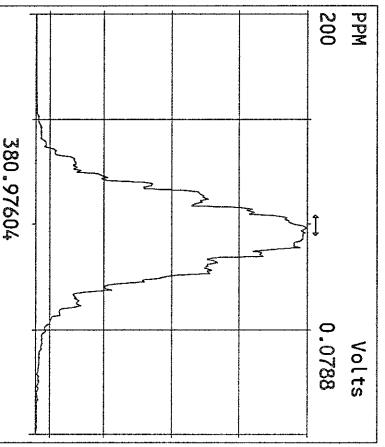
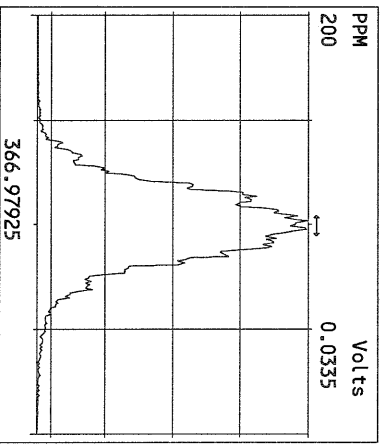
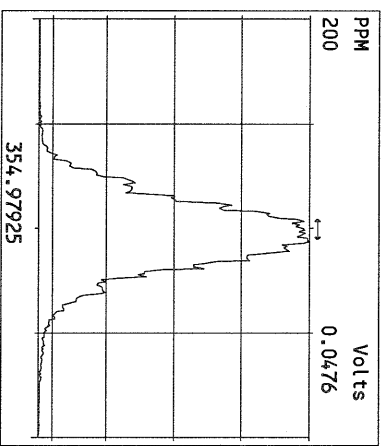
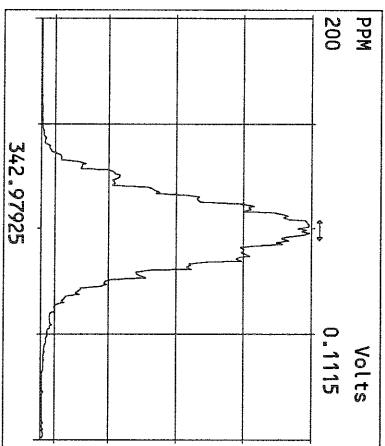
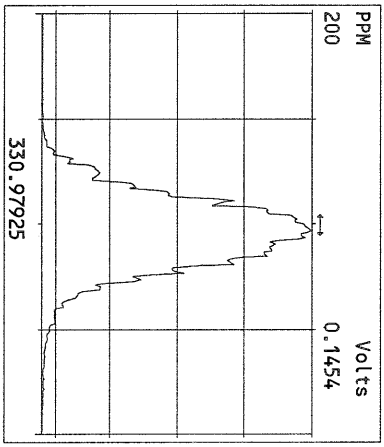
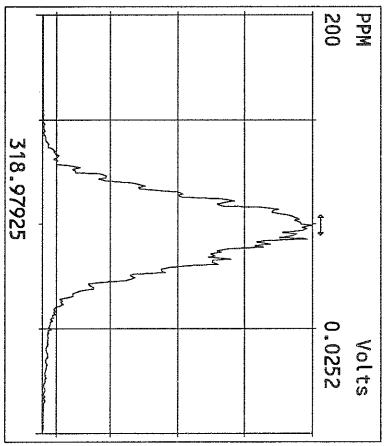
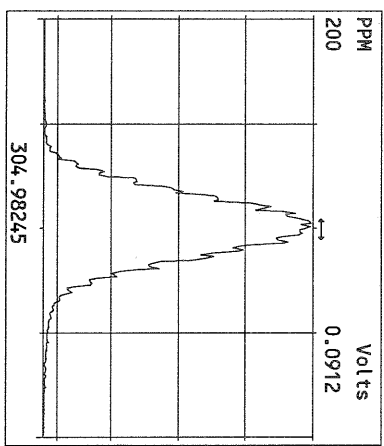
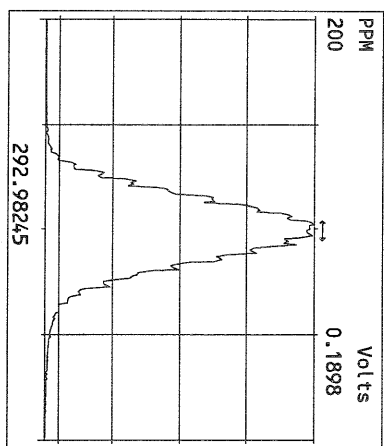


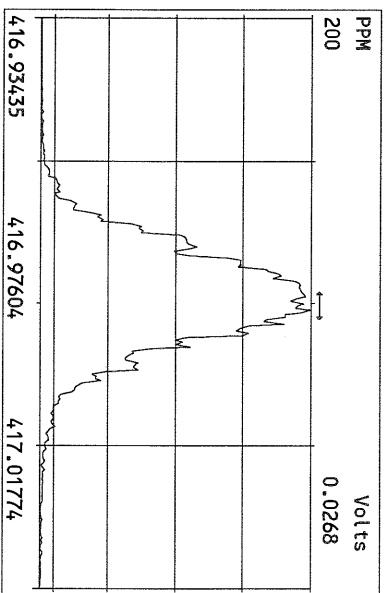
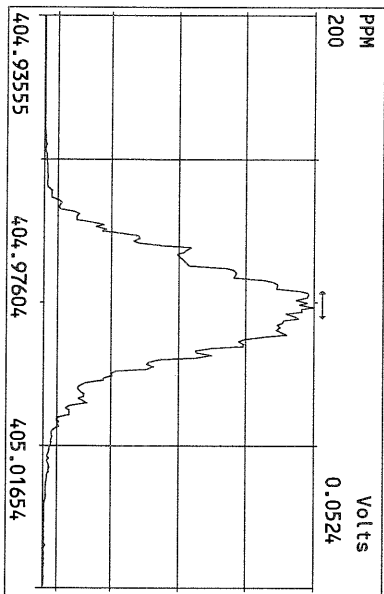
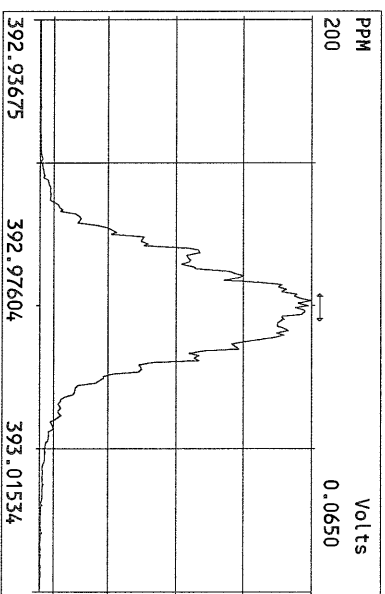
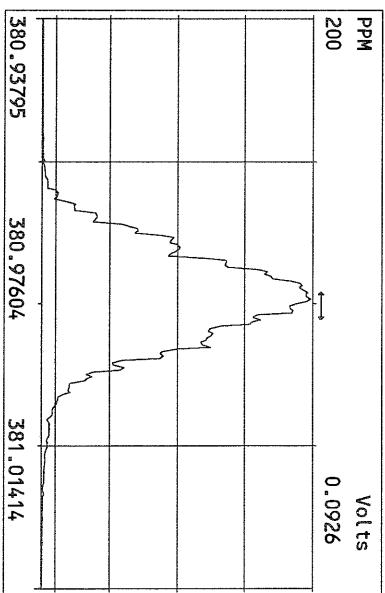
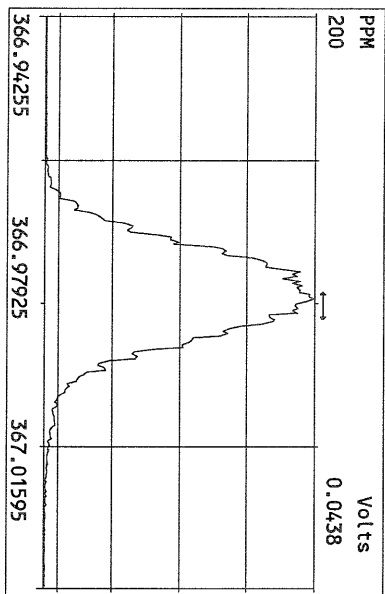
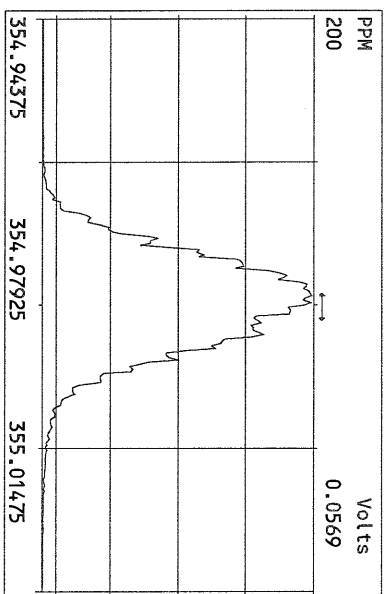
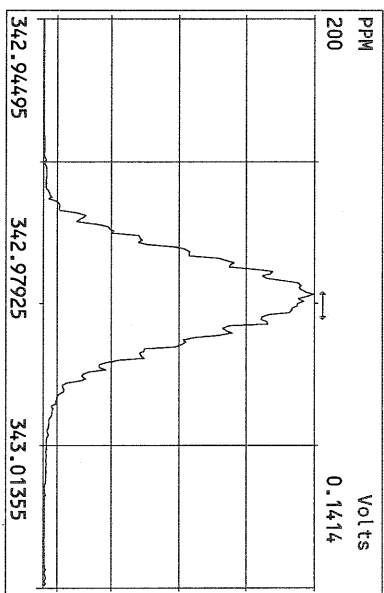
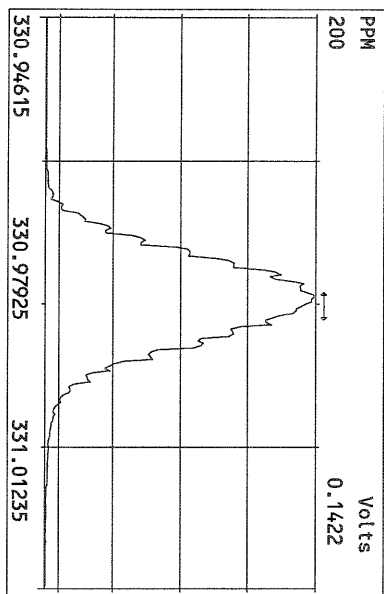
File:10AUG10M #1-347 Acq:10-AUG-2010 09:47:19 GC EI+ Voltage SIR Autospec-Ultima
 453.7831 F:5 BSUB(10000,15,-3.0) PKD(5,5,3,0.10%,100.0,0.00%,F,F) Exp:PCDD
 Sample Text:ST081010M1 File Text:Frontier Analytical Laboratory

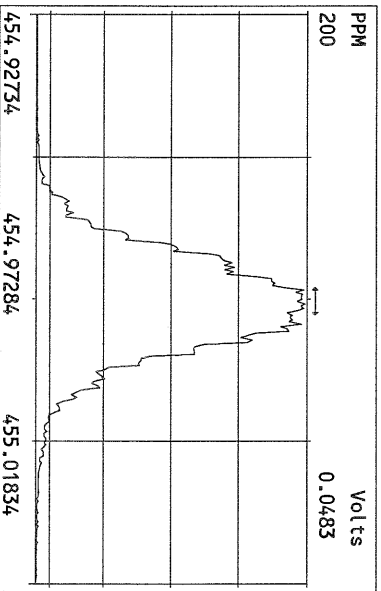
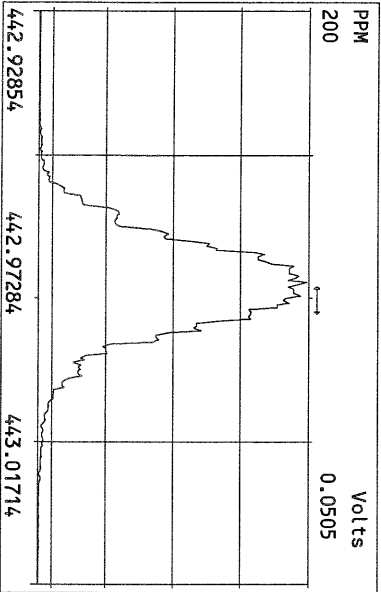
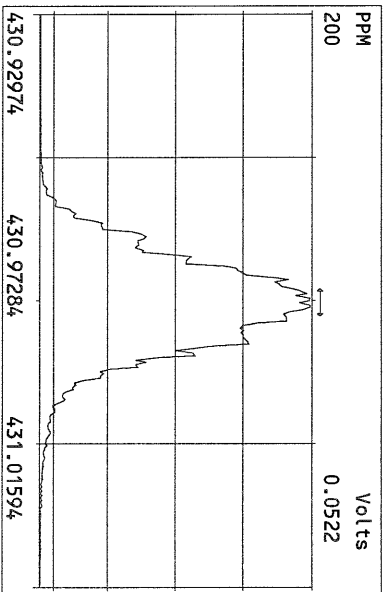
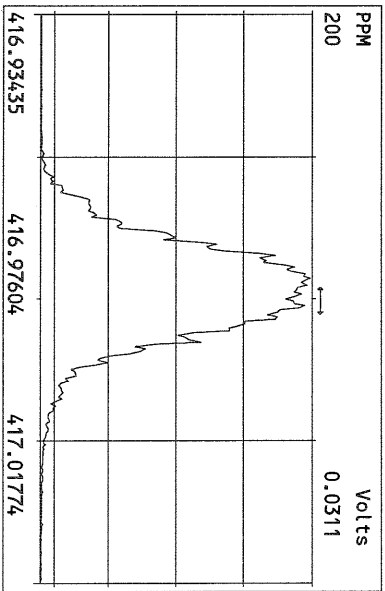
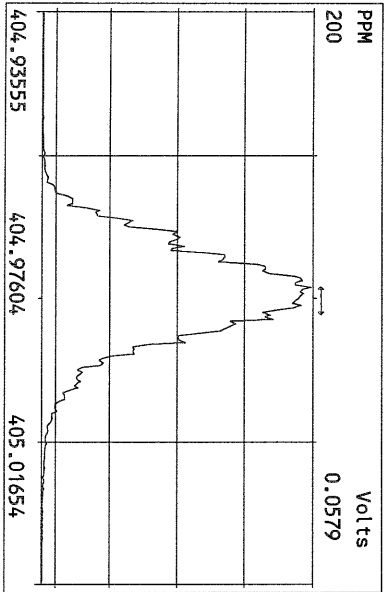
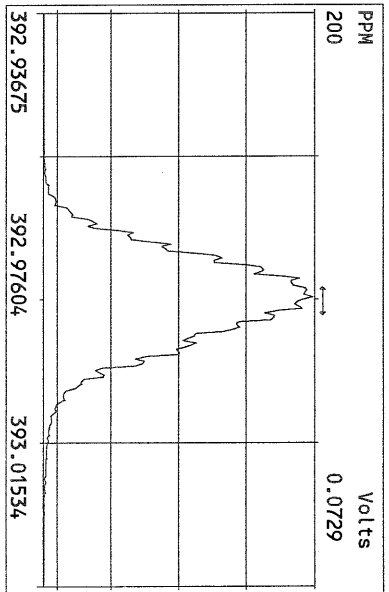
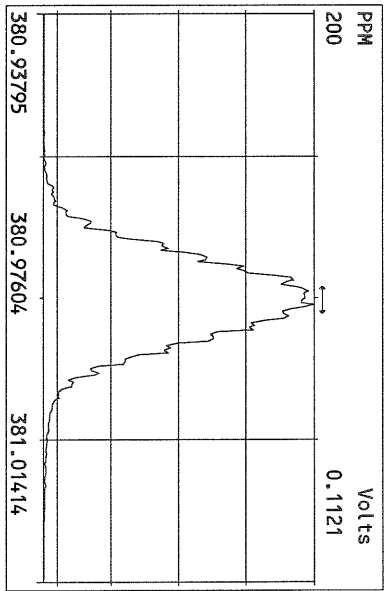
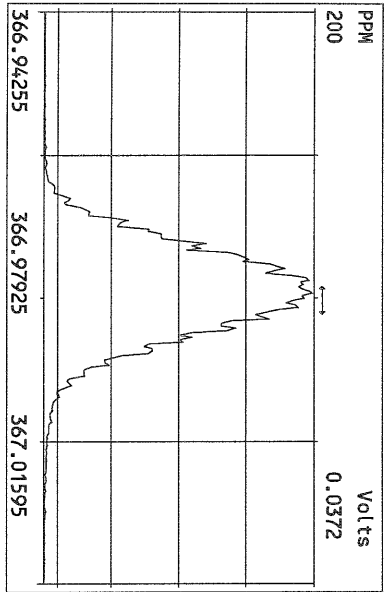


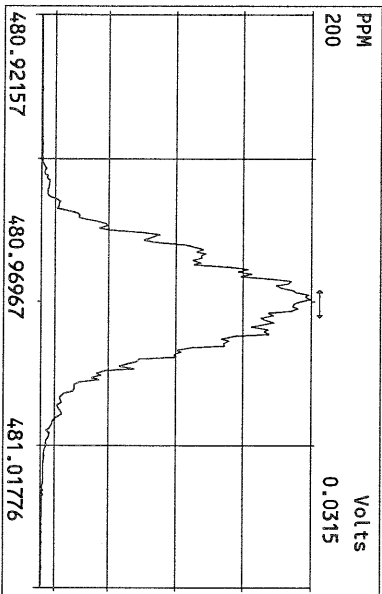
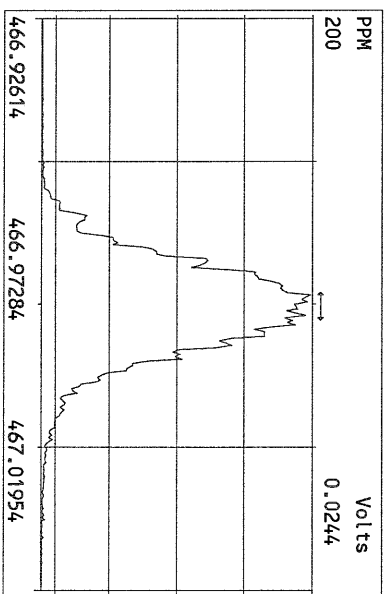
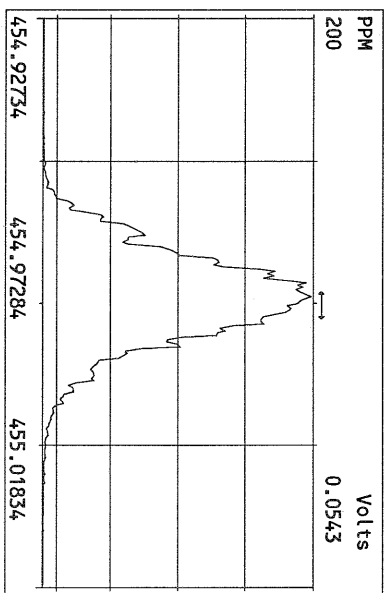
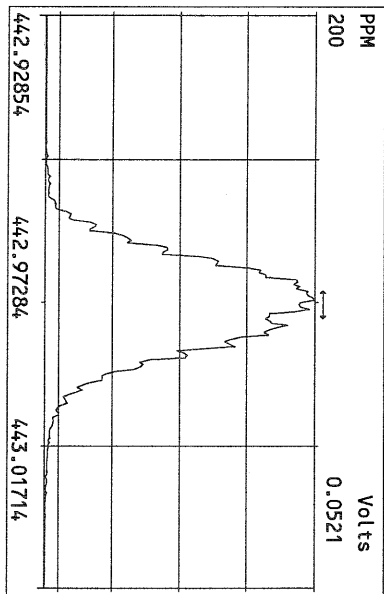
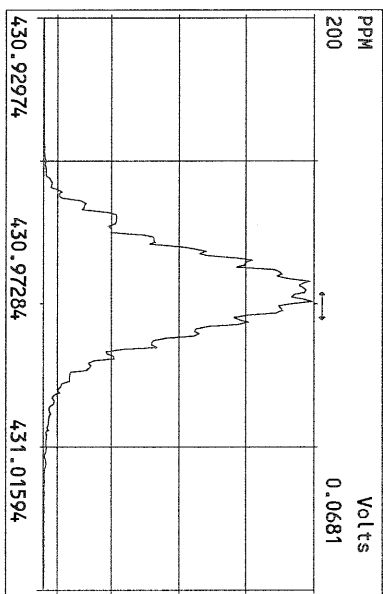
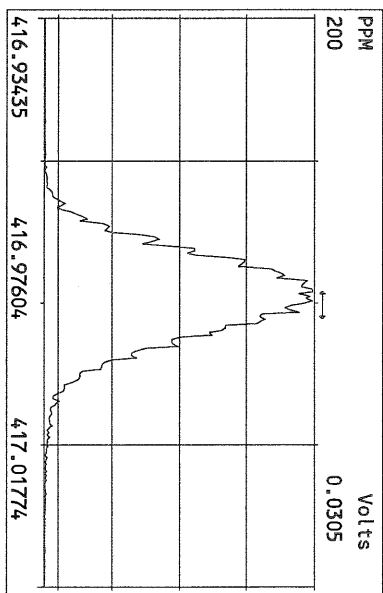
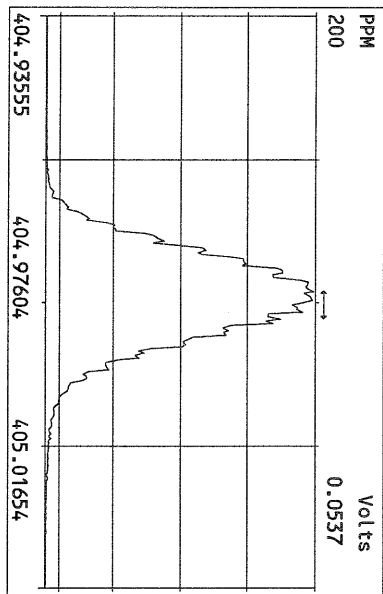
File:10AUG10M #1-347 Acq:10-AUG-2010 09:47:19 GC EI+ Voltage SIR Autospec-Ultima
 455.7801 F:5 BSUB(10000,15,-3.0) PKD(5,5,3,0.10%,100.0,0.00%,F,F) Exp:PCDD
 Sample Text:ST081010M1 File Text:Frontier Analytical Laboratory

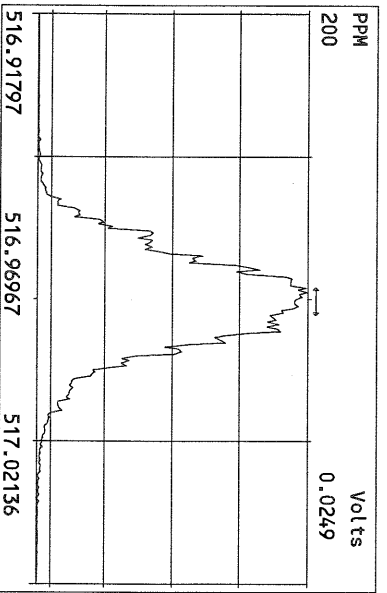
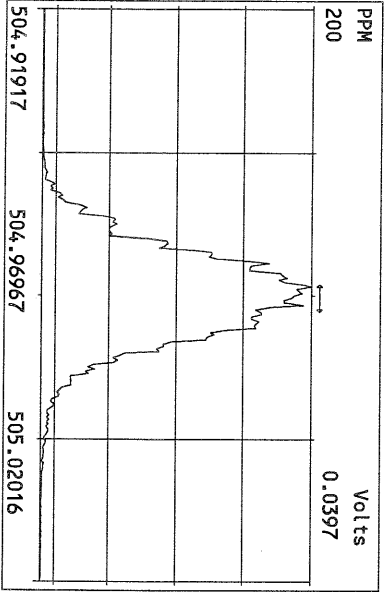
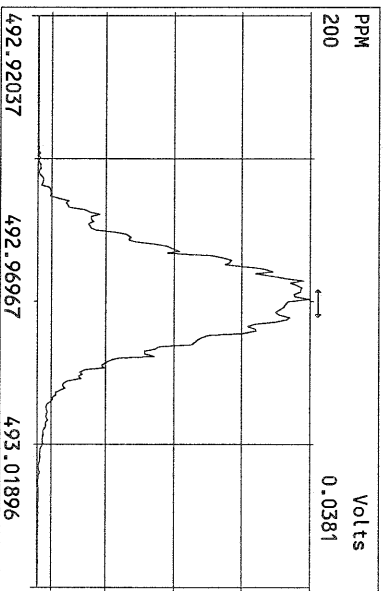
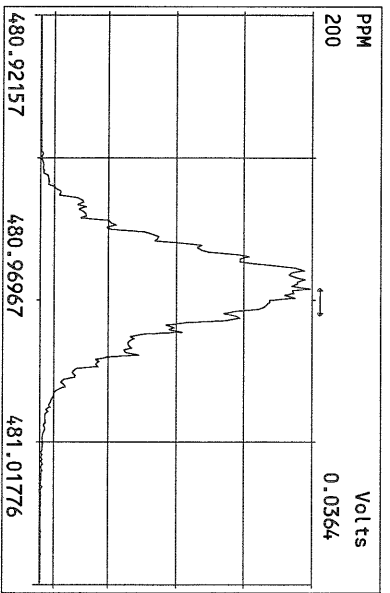
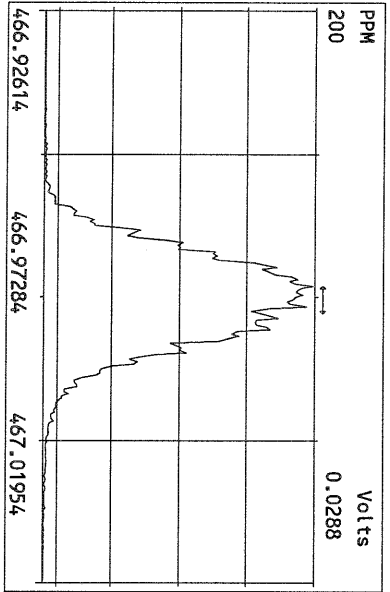
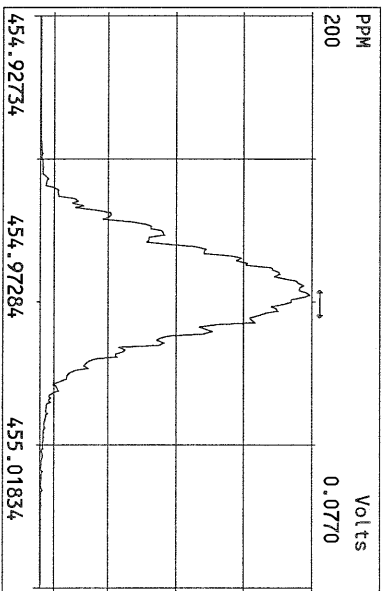
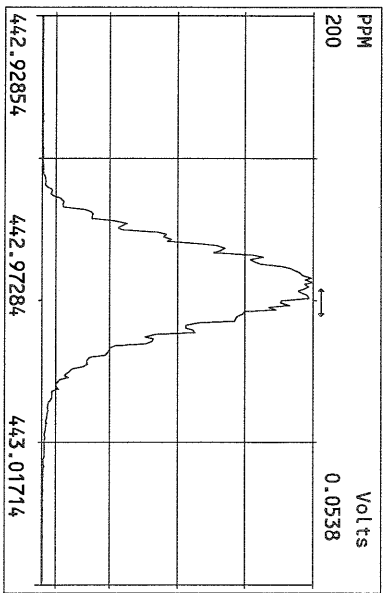
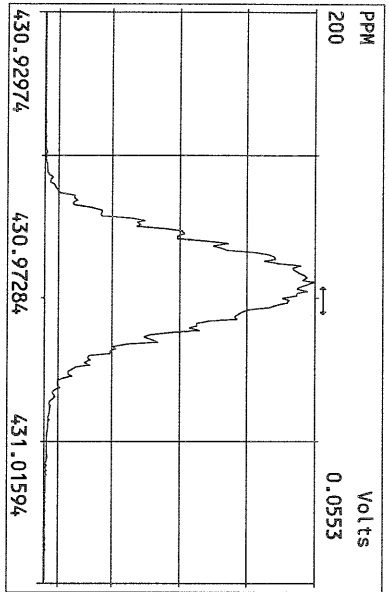












USEPA - ITD

FORM 4A
PCDD/PCDF CALIBRATION VERIFICATION

Lab Name: Frontier Analytical Laboratory Episode No.:

Contract No.: SAS No.:

Initial Calibration Date: 5/12/10

Instrument ID: FAL3

GC Column ID: DB5

VER Data Filename: 10AUG10M Sam:7

Analysis Date: 10-AUG-10 15:19:26

	M/Z'S FORMING RATIO (1)	ION ABUND. RATIO	QC LIMITS (2)	ACCEPT	CONC. FOUND	CONC. RANGE (ng/mL) (3)
NATIVE ANALYTES						
2,3,7,8-TCDD	M/M+2	0.74	0.65-0.89	y	9.97	7.80 - 12.9
1,2,3,7,8-PeCDD	M+2/M+4	1.56	1.32-1.78	y	47.4	39.0 - 65.0
1,2,3,4,7,8-HxCDD	M+2/M+4	1.39	1.05-1.43	y	50.6	39.0 - 64.0
1,2,3,6,7,8-HxCDD	M+2/M+4	1.38	1.05-1.43	y	48.0	39.0 - 64.0
1,2,3,7,8,9-HxCDD	M+2/M+4	1.35	1.05-1.43	y	50.9	41.0 - 61.0
1,2,3,4,6,7,8-HpCDD	M+2/M+4	1.00	0.88-1.20	y	51.0	43.0 - 58.0
OCDD	M+2/M+4	0.95	0.76-1.02	y	114	79.0 - 126
2,3,7,8-TCDF	M/M+2	0.67	0.65-0.89	y	9.46	8.40 - 12.0
1,2,3,7,8-PeCDF	M+2/M+4	1.50	1.32-1.78	y	48.9	41.0 - 60.0
2,3,4,7,8-PeCDF	M+2/M+4	1.49	1.32-1.78	y	47.3	41.0 - 60.0
1,2,3,4,7,8-HxCDF	M+2/M+4	1.26	1.05-1.43	y	45.6	45.0 - 56.0
1,2,3,6,7,8-HxCDF	M+2/M+4	1.22	1.05-1.43	y	46.0	44.0 - 57.0
2,3,4,6,7,8-HxCDF	M+2/M+4	1.24	1.05-1.43	y	45.7	44.0 - 57.0
1,2,3,7,8,9-HxCDF	M+2/M+4	1.22	1.05-1.43	y	45.8	45.0 - 56.0
1,2,3,4,6,7,8-HpCDF	M+2/M+4	1.04	0.88-1.20	y	47.4	45.0 - 55.0
1,2,3,4,7,8,9-HpCDF	M+2/M+4	1.05	0.88-1.20	y	46.6	43.0 - 58.0
OCDF	M+2/M+4	0.89	0.76-1.02	y	95.8	63.0 - 159

(1) See Table 8, Method 1613, for m/z specifications.

(2) Ion Abundance Ratio Control Limits as specified in Table 9, Method 1613.

(3) Contract-required concentration range as specified in Table 6, Method 1613.

Analyst: Date: 8/10/10

USEPA - ITD

FORM 4B
PCDD/PCDF CALIBRATION VERIFICATION

Lab Name: Frontier Analytical Laboratory

Episode No.:

Contract No.:

SAS No.:

Initial Calibration Date: 5/12/10

Instrument ID: FAL3

GC Column ID: DB5

VER Data Filename: 10AUG10M Sam:7

Analysis Date: 10-AUG-10 15:19:26

LABELLED COMPOUNDS	M/Z'S FORMING RATIO (1)	ION ABUND. RATIO	QC LIMITS (2)	ACCEPT	CONC. FOUND	CONC. RANGE (ng/mL) (3)
13C-2,3,7,8-TCDD	M/M+2	0.82	0.65-0.89	y	98.9	82.0 - 121
13C-1,2,3,7,8-PeCDD	M+2/M+4	1.76	1.32-1.78	y	94.2	62.0 - 160
13C-1,2,3,4,7,8-HxCDD	M+2/M+4	1.27	1.05-1.43	y	107	85.0 - 117
13C-1,2,3,6,7,8-HxCDD	M+2/M+4	1.26	1.05-1.43	y	95.9	85.0 - 118
13C-1,2,3,4,6,7,8-HpCDD	M+2/M+4	1.02	0.88-1.20	y	87.6	72.0 - 138
13C-OCDD	M+2/M+4	0.91	0.76-1.02	y	151	96.0 - 415
13C-2,3,7,8-TCDF	M/M+2	0.88	0.65-0.89	y	96.2	71.0 - 140
13C-1,2,3,7,8-PeCDF	M+2/M+4	1.70	1.32-1.78	y	92.3	76.0 - 130
13C-2,3,4,7,8-PeCDF	M+2/M+4	1.69	1.32-1.78	y	93.5	77.0 - 130
13C-1,2,3,4,7,8-HxCDF	M/M+2	0.51	0.43-0.59	y	113	76.0 - 131
13C-1,2,3,6,7,8-HxCDF	M/M+2	0.52	0.43-0.59	y	106	70.0 - 143
13C-2,3,4,6,7,8-HxCDF	M/M+2	0.51	0.43-0.59	y	107	73.0 - 137
13C-1,2,3,7,8,9-HxCDF	M/M+2	0.53	0.43-0.59	y	103	74.0 - 135
13C-1,2,3,4,6,7,8-HpCDF	M/M+2	0.43	0.37-0.51	y	90.5	78.0 - 129
13C-1,2,3,4,7,8,9-HpCDF	M/M+2	0.43	0.37-0.51	y	87.1	77.0 - 129
13C-OCDF	M+2/M+4	0.98	0.76-1.02	y	154	96.0 - 415
CLEANUP STANDARD (4)						
37Cl-2,3,7,8-TCDD					9.26	7.80 - 12.8

(1) See Table 8, Method 1613, for m/z specifications.

(2) Ion Abundance Ratio Control Limits as specified in Table 9, Method 1613.

(3) Contract-required concentration range as specified in Table 6, Method 1613.

(4) No ion abundance ratio; report concentration found.

Analyst: Date: 8/10/10

FORM 5
PCDD/PCDF RT WINDOW AND ISOMER SPECIFICITY STANDARDS

Lab Name: Frontier Analytical Laboratory Episode No.:
Contract No.: SAS No.:
Instrument ID: FAL3 Initial Calibration Date: 5/12/10
RT Window Data Filename: 10AUG10M Sam:7 Analysis Date: 10-AUG-10 Time: 15:19:26
DB-5 IS Data Filename: 10AUG10M Sam:7 Analysis Date: 10-AUG-10 Time: 15:19:26
DB-225 IS Data Filename: Analysis Date: Time:

DB-5 RT WINDOW DEFINING STANDARDS RESULTS

ISOMERS	ABSOLUTE RT	ISOMERS	ABSOLUTE RT
1,3,6,8-TCDD (F)	24:25	1,3,6,8-TCDF (F)	23:05
1,2,8,9-TCDD (L)	28:21	1,2,8,9-TCDF (L)	28:34
1,2,4,7,9-PeCDD (F)	30:15	1,3,4,6,8-PeCDF (F)	28:26
1,2,3,8,9-PeCDD (L)	33:49	1,2,3,8,9-PeCDF (L)	34:13
1,2,4,6,7,9-HxCDD (F)	36:07	1,2,3,4,6,8-HxCDF (F)	35:15
1,2,3,7,8,9-HxCDD (L)	39:12	1,2,3,7,8,9-HxCDF (L)	39:47
1,2,3,4,6,7,9-HpCDD (F)	42:48	1,2,3,4,6,7,8-HpCDF (F)	42:16
1,2,3,4,6,7,8-HpCDD (L)	44:11	1,2,3,4,7,8,9-HpCDF (L)	45:07

(F) = First eluting isomer (DB-5); (L) = Last eluting isomer (DB-5)

=====

ISOMER SPECIFICITY (IS) TEST STANDARD RESULTS

% VALLEY HEIGHT
BETWEEN
COMPARED PEAKS (1)

<25%

(1) To meet contract requirement, %Valley Height Between Compared Peaks shall not exceed 25% (section 15.4.2.2, Method 1613).

Analyst: 

Date: 8/10/10

USEPA - ITD

FORM 6A
PCDD/PCDF RELATIVE RETENTION TIMES

Lab Name: Frontier Analytical Laboratory

Episode No.:

Contract No.:

SAS No.:

Init. Cal. Date: 5/12/10

Instrument ID: FAL3

GC Column ID: DB5


Analysis Date: 10-AUG-10 15:19:26

CS3 or VER Data Filename: 10AUG10M

Sam:7

NATIVE ANALYTES	RETENTION TIME REFERENCE	RRT	RRT QC LIMITS (1)
2,3,7,8-TCDD	13C-2,3,7,8-TCDD	1.001	0.999-1.002
2,3,7,8-TCDF	13C-2,3,7,8-TCDF	1.001	0.999-1.003
1,2,3,7,8-PeCDD	13C-1,2,3,7,8-PeCDD	1.001	0.999-1.002
1,2,3,7,8-PeCDF	13C-1,2,3,7,8-PeCDF	1.001	0.999-1.002
2,3,4,7,8-PeCDF	13C-2,3,4,7,8-PeCDF	1.000	0.999-1.002
LABELED COMPOUNDS			
37Cl-2,3,7,8-TCDD	13C-1,2,3,4-TCDD	1.022	0.989-1.052
13C-2,3,7,8-TCDD		1.021	0.976-1.043
13C-2,3,7,8-TCDF		0.994	0.923-1.103
13C-1,2,3,7,8-PeCDD		1.238	1.000-1.567
13C-1,2,3,7,8-PeCDF		1.173	0.923-1.203
13C-2,3,4,7,8-PeCDF		1.223	0.923-1.303

(1) Contract-required limits for Relative Retention Times (RRT) as specified in Table 2, Method 1613.

Analyst: Date: 8/10/10

USEPA - ITD

FORM 6B

PCDD/PCDF RELATIVE RETENTION TIMES

Lab Name: Frontier Analytical Laboratory

Episode No.:

Contract No.:

SAS No.:

Init. Cal. Date: 5/12/10

Instrument ID: FAL3

GC Column ID: DB5

Analysis Date: 10-AUG-10 15:19:26

CS3 or VER Data Filename: 10AUG10M

Sam:7

NATIVE ANALYTES	RETENTION TIME REFERENCE	RRT	RRT QC LIMITS (1)
1,2,3,4,7,8-HxCDD	13C-1,2,3,4,7,8-HxCDD	1.001	0.999-1.001
1,2,3,6,7,8-HxCDD	13C-1,2,3,6,7,8-HxCDD	1.001	0.998-1.004
1,2,3,7,8,9-HxCDD	13C-1,2,3,6,7,8-HxCDD	1.012	1.000-1.019
1,2,3,4,7,8-HxCDF	13C-1,2,3,4,7,8-HxCDF	1.000	0.999-1.001
1,2,3,6,7,8-HxCDF	13C-1,2,3,6,7,8-HxCDF	1.001	0.997-1.005
2,3,4,6,7,8-HxCDF	13C-2,3,4,6,7,8-HxCDF	1.001	0.999-1.001
1,2,3,7,8,9-HxCDF	13C-1,2,3,7,8,9-HxCDF	1.000	0.999-1.001
1,2,3,4,6,7,8-HpCDD	13C-1,2,3,4,6,7,8-HpCDD	1.000	0.999-1.001
1,2,3,4,6,7,8-HpCDF	13C-1,2,3,4,6,7,8-HpCDF	1.000	0.999-1.001
1,2,3,4,7,8,9-HpCDF	13C-1,2,3,4,7,8,9-HpCDF	1.001	0.999-1.001
OCDD	13C-OCDD	1.001	0.999-1.001
OCDF	13C-OCDF	1.000	0.999-1.001
LABELED COMPOUNDS			
13C-1,2,3,4,7,8-HxCDD	13C-1,2,3,7,8,9-HxCDD	0.984	0.977-1.000
13C-1,2,3,6,7,8-HxCDD		0.988	0.981-1.003
13C-1,2,3,4,7,8-HxCDF		0.949	0.944-0.970
13C-1,2,3,6,7,8-HxCDF		0.954	0.949-0.975
13C-2,3,4,6,7,8-HxCDF		0.978	0.959-1.021
13C-1,2,3,7,8,9-HxCDF		1.015	0.977-1.047
13C-1,2,3,4,6,7,8-HpCDD		1.127	1.086-1.130
13C-1,2,3,4,6,7,8-HpCDF		1.078	1.043-1.085
13C-1,2,3,4,7,8,9-HpCDF		1.151	1.057-1.154
13C-OCDD		1.268	1.032-1.311
13C-OCDF		1.278	1.000-1.311

(1) Contract-required limits for Relative Retention Times (RRT) as specified in Table 2, Method 1613.

Analyst: Date: 8/10/10

Name	Resp	RA	RT	RRF	WHO 1998 Tox:		WHO 2005 Tox:		109
					Conc	Qual	Fac Noise-1	Noise-2	
2,3,7,8-TCDD	2.09e+06	0.74 y	27:25	1.04	9.97	2.50	-	-	*
1,2,3,7,8-PeCDD	8.36e+06	1.56 y	33:14	1.05	47.4	2.50	-	-	*
1,2,3,4,7,8-HxCDD	7.63e+06	1.39 y	38:35	1.30	50.6	2.50	-	-	*
1,2,3,6,7,8-HxCDD	6.73e+06	1.38 y	38:45	1.28	48.0	2.50	-	-	*
1,2,3,7,8,9-HxCDD	7.17e+06	1.35 y	39:12	1.25	50.9	2.50	-	-	*
1,2,3,4,6,7,8-HpCDD	6.41e+06	1.00 y	44:11	1.35	51.0	2.50	-	-	*
OCDD	7.87e+06	0.95 y	49:43	1.25	114	2.50	-	-	*

2,3,7,8-TCDF	4.49e+06	0.67 y	26:40	1.62	9.46	2.50	-	-	*
1,2,3,7,8-PeCDF	1.17e+07	1.50 y	31:30	0.92	48.9	2.50	-	-	*
2,3,4,7,8-PeCDF	1.10e+07	1.49 y	32:49	0.94	47.3	2.50	-	-	*
1,2,3,4,7,8-HxCDF	9.60e+06	1.26 y	37:12	0.93	45.6	2.50	-	-	*
1,2,3,6,7,8-HxCDF	1.01e+07	1.22 y	37:24	0.84	46.0	2.50	-	-	*
2,3,4,6,7,8-HxCDF	9.18e+06	1.24 y	38:20	0.90	45.7	2.50	-	-	*
1,2,3,7,8,9-HxCDF	7.95e+06	1.22 y	39:47	0.98	45.8	2.50	-	-	*
1,2,3,4,6,7,8-HpCDF	7.47e+06	1.04 y	42:16	1.38	47.4	2.50	-	-	*
1,2,3,4,7,8,9-HpCDF	6.18e+06	1.05 y	45:07	1.62	46.6	2.50	-	-	*
OCDF	7.47e+06	0.89 y	50:06	0.74	95.8	2.50	-	-	*

Rec										
13C-2,3,7,8-TCDD	2.03e+07	0.82 y	27:23	0.93	98.9					98.9
13C-1,2,3,7,8-PeCDD	1.68e+07	1.76 y	33:12	0.81	94.2					94.2
13C-1,2,3,4,7,8-HxCDD	1.16e+07	1.27 y	38:34	0.95	107					107
13C-1,2,3,6,7,8-HxCDD	1.10e+07	1.26 y	38:44	1.00	95.9					95.9
13C-1,2,3,4,6,7,8-HpCDD	9.27e+06	1.02 y	44:10	0.92	87.6					87.6
13C-OCDD	1.10e+07	0.91 y	49:42	0.63	151					75.7

13C-2,3,7,8-TCDF	2.94e+07	0.88 y	26:39	0.87	96.2					96.2
13C-1,2,3,7,8-PeCDF	2.61e+07	1.70 y	31:28	0.81	92.3					92.3
13C-2,3,4,7,8-PeCDF	2.47e+07	1.69 y	32:48	0.75	93.5					93.5
13C-1,2,3,4,7,8-HxCDF	2.26e+07	0.51 y	37:11	1.74	113					113
13C-1,2,3,6,7,8-HxCDF	2.63e+07	0.52 y	37:23	2.17	106					106
13C-2,3,4,6,7,8-HxCDF	2.24e+07	0.51 y	38:18	1.82	107					107
13C-1,2,3,7,8,9-HxCDF	1.77e+07	0.53 y	39:46	1.49	103					103
13C-1,2,3,4,6,7,8-HpCDF	1.14e+07	0.43 y	42:16	1.10	90.5					90.5
13C-1,2,3,4,7,8,9-HpCDF	8.16e+06	0.43 y	45:05	0.81	87.1					87.1
13C-OCDF	2.11e+07	0.98 y	50:05	1.19	154					77.2

37Cl-2,3,7,8-TCDD	1.91e+06		27:25	0.93	9.26					92.6
-------------------	----------	--	-------	------	------	--	--	--	--	------

13C-1,2,3,4-TCDD	2.21e+07	0.83 y	26:49	-	65.2					
13C-1,2,3,4-TCDF	3.51e+07	0.88 y	25:34	-	65.9					
13C-1,2,3,7,8,9-HxCDD	1.15e+07	1.27 y	39:11	-	53.3					

										Fac Noise-1	Noise-2	DL	#Hom
Total Tetra-Dioxins	1.09e+07		23:14	1.04	51.9	2.50	-	-	*				26
Total Penta-Dioxins	1.87e+07		30:15	1.05	106	2.50	-	-	*				17
Total Hexa-Dioxins	2.48e+07		35:29	1.27	172	2.50	-	-	*				15
Total Hepta-Dioxins	1.43e+07		41:19	1.35	114	2.50	-	-	*				43
Total Tetra-Furans	1.91e+07		23:05	1.62	40.2	2.50	-	-	*				18
1st Fn. Tot Penta-Furans	1.52e+07		28:26	0.93	64.4	2.50	-	-	*	PeCDF	1		
Total Penta-Furans	3.28e+07		30:13	0.93	139	2.50	-	-	*	203	17		
Total Hexa-Furans	4.32e+07		35:15	0.90	215	2.50	-	-	*		16		
Total Hepta-Furans	1.42e+07		41:55	1.48	97.7	2.50	-	-	*		22		


Analyst: 

Date: 8/10/10

Frontier Analytical Laboratory - Acquisition Log

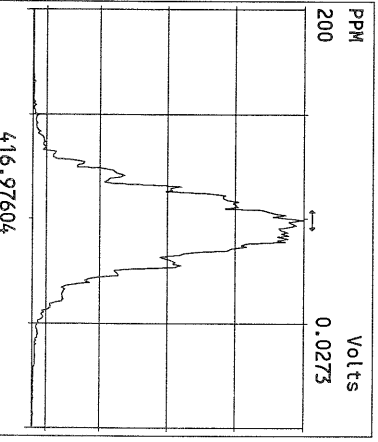
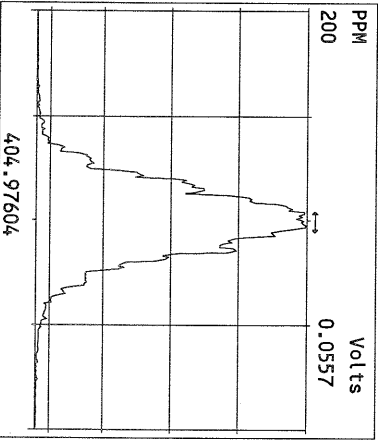
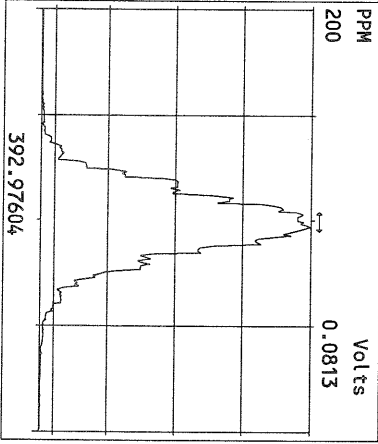
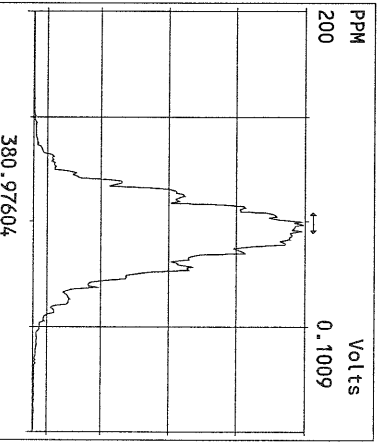
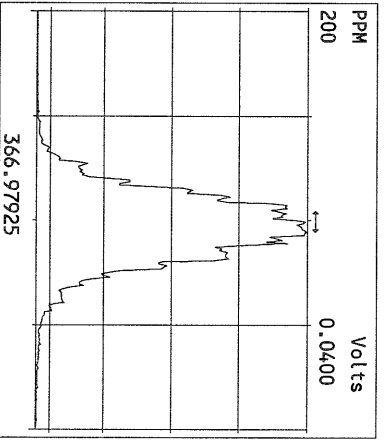
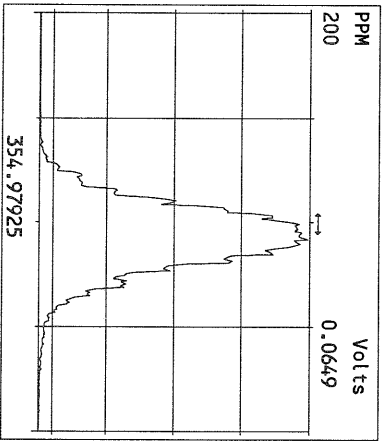
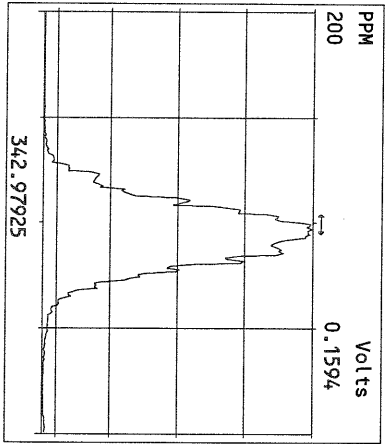
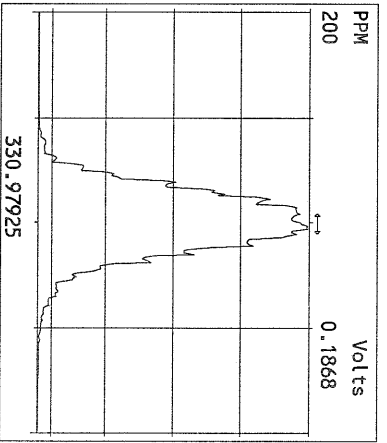
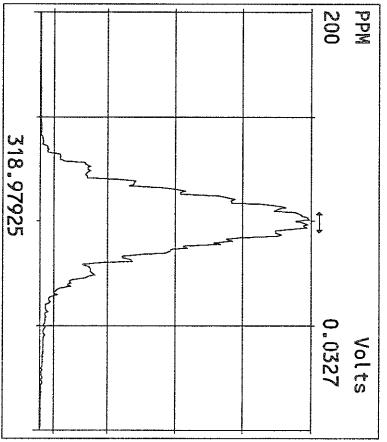
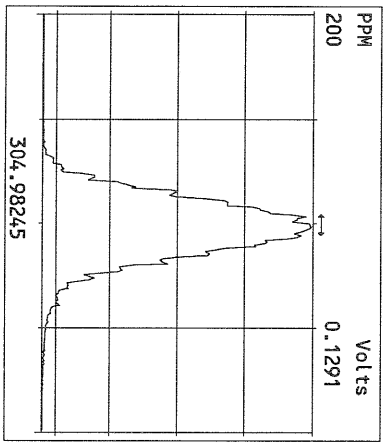
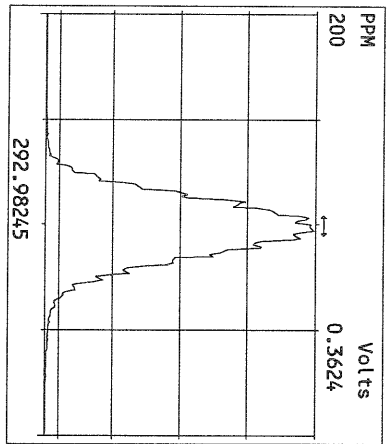
Run Name:10AUG10M Instrument: FAL3 GC: DB5 Experiment:PCDD

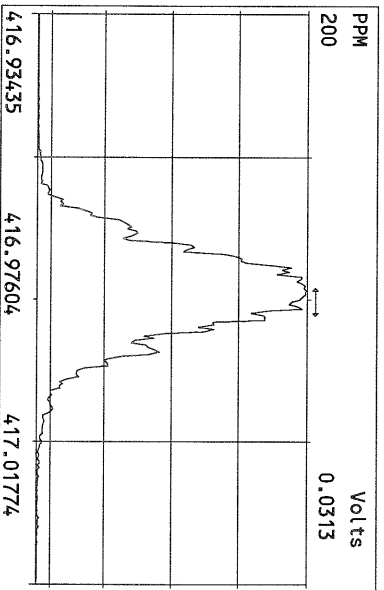
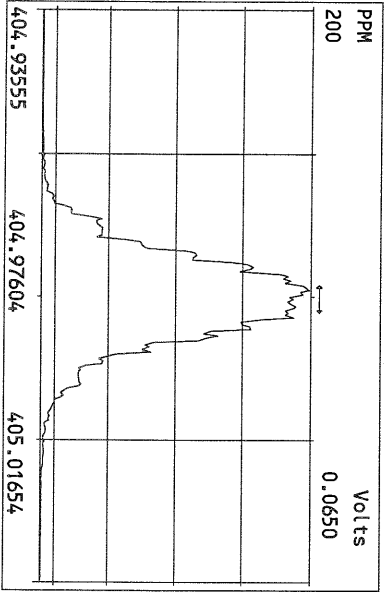
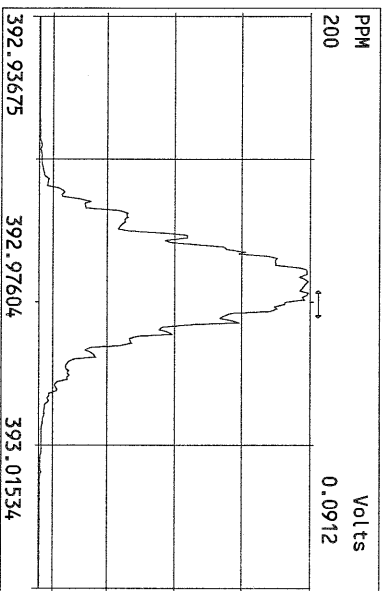
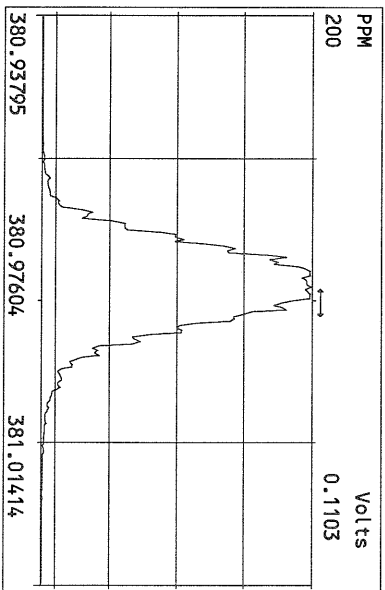
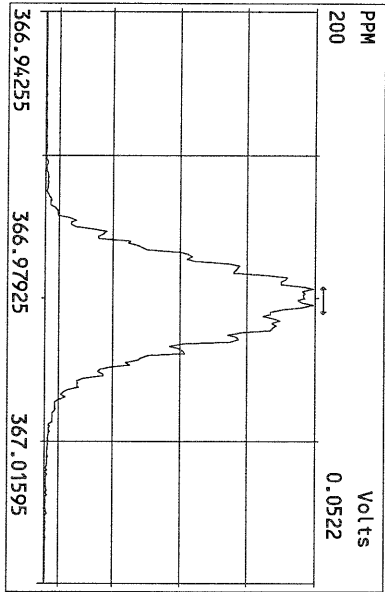
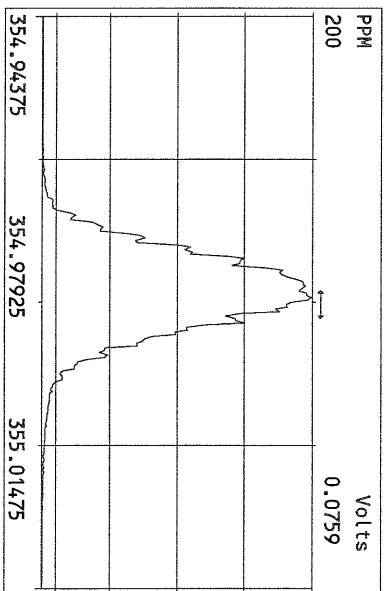
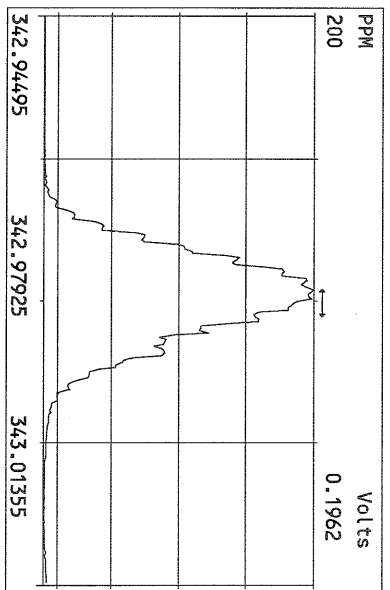
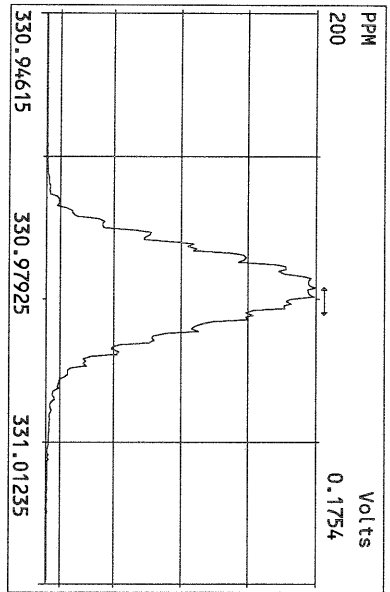
Data File S	FAL ID	Client ID	Acquired	ConCal	EndCal	Analyst
10AUG10M 1	ST081010M1	1613 CS3 090918J	10-AUG-10 09:47:19	ST081010M1	ST081010M2	TC
10AUG10M 2	6276-010-0001-SA	PSB15-17-19-073010	10-AUG-10 10:42:37	ST081010M1	ST081010M2	TC
10AUG10M 3	6276-011-0001-SA	PSB15-17-19-073010-D	10-AUG-10 11:37:59	ST081010M1	ST081010M2	TC
10AUG10M 4	6276-009-0001-SA	PSB15-13-15-073010	10-AUG-10 12:33:18	ST081010M1	ST081010M2	TC
10AUG10M 5	6276-007-0001-SA	PSB15-2-4-073010	10-AUG-10 13:28:37	ST081010M1	ST081010M2	TC
10AUG10M 6	6276-008-0001-SA	PSB15-4-6-073010	10-AUG-10 14:23:59	ST081010M1	ST081010M2	TC
10AUG10M 7	ST081010M2	1613 CS3 090918J	10-AUG-10 15:19:26	ST081010M1	ST081010M2	TC

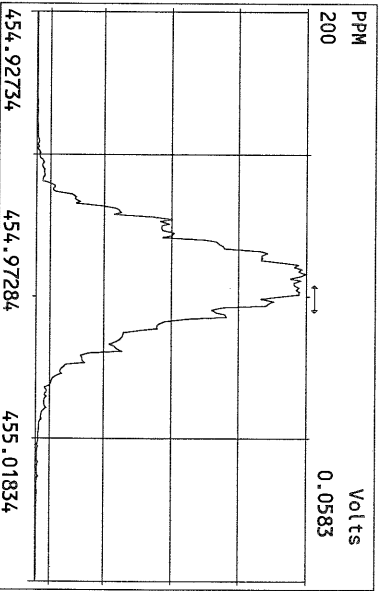
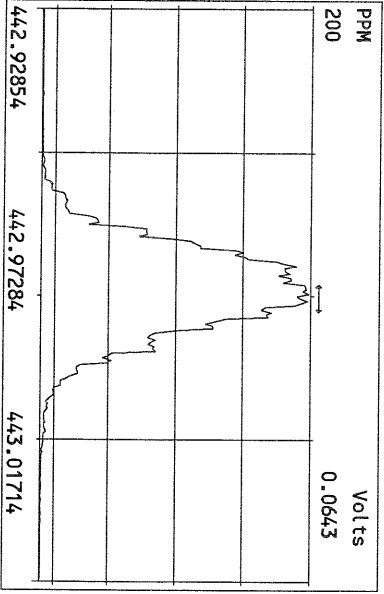
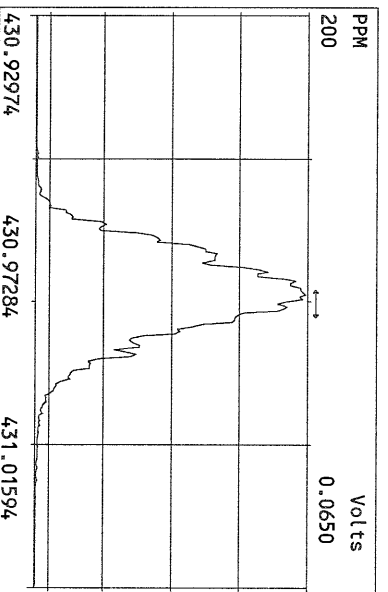
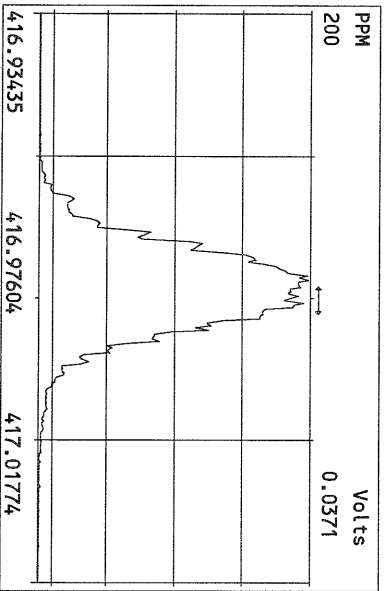
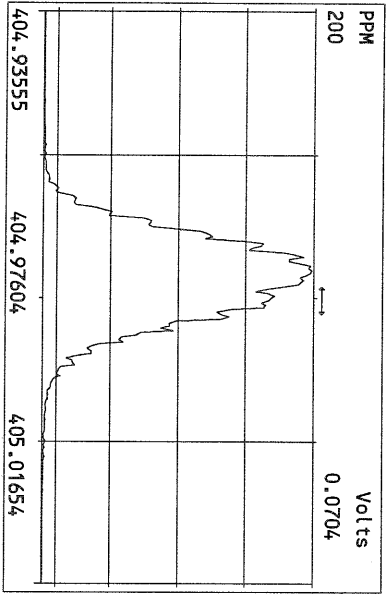
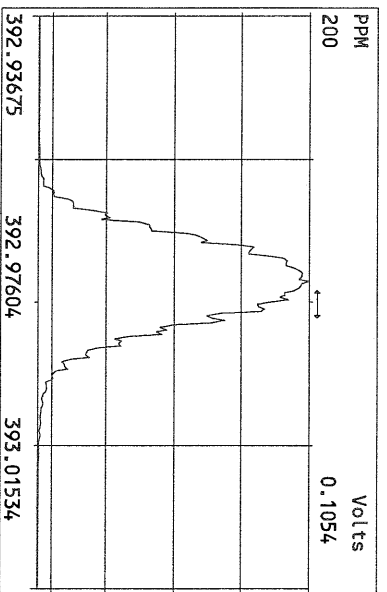
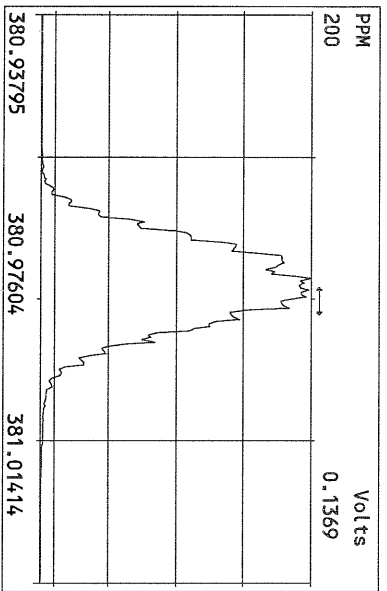
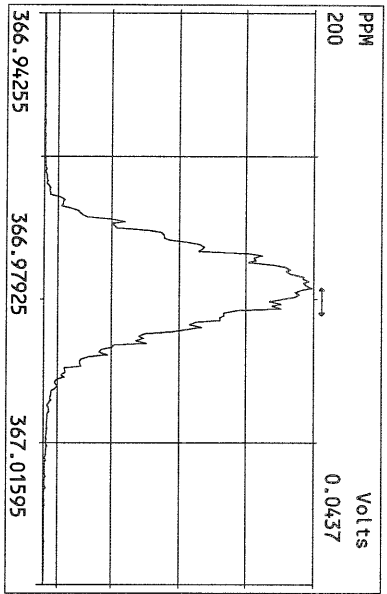
 8/10/10

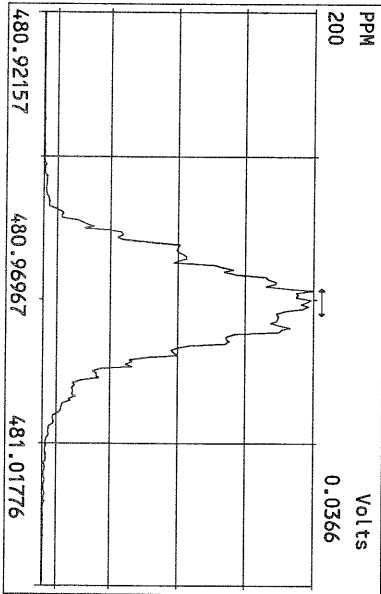
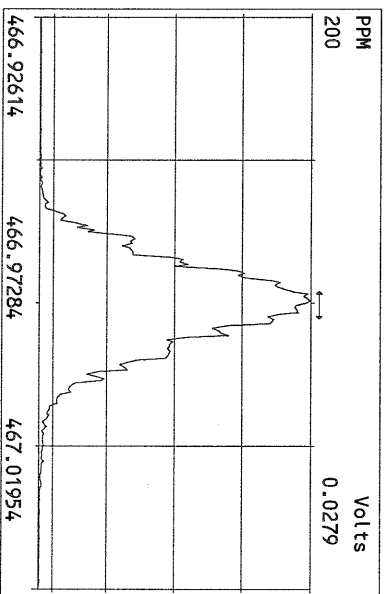
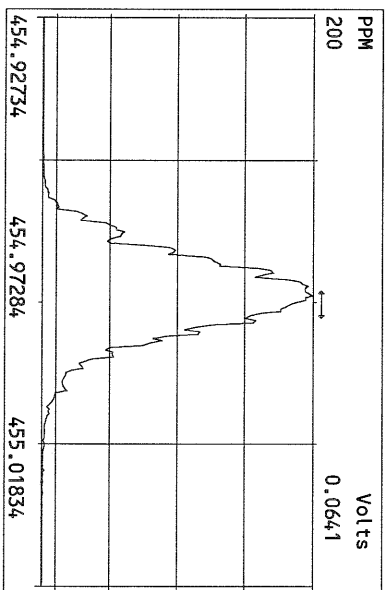
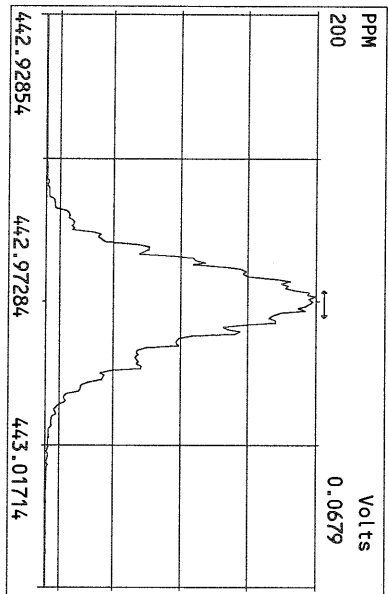
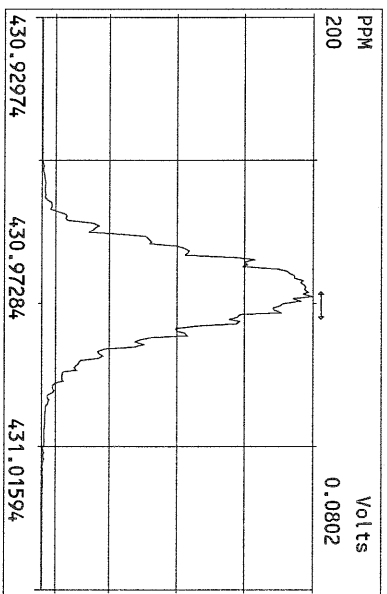
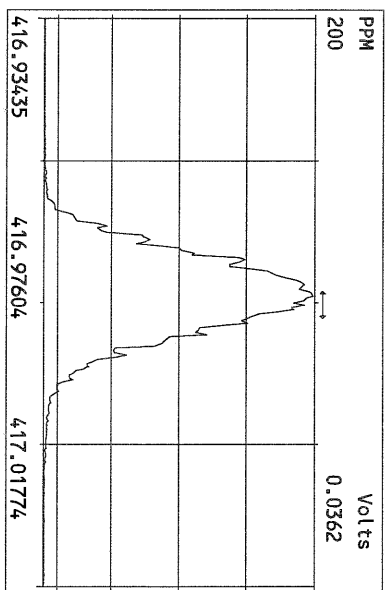
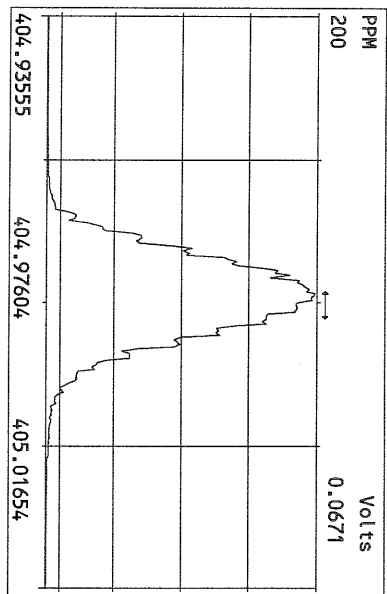
Data Backed Up: _____

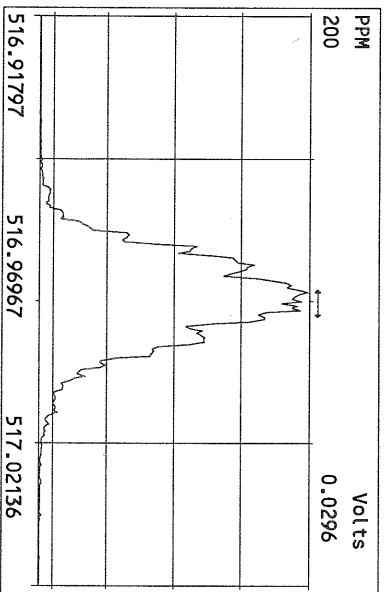
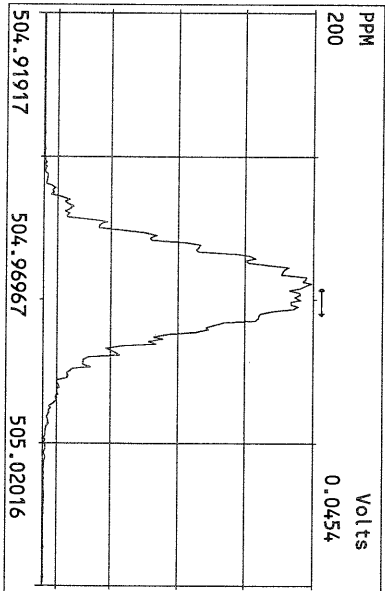
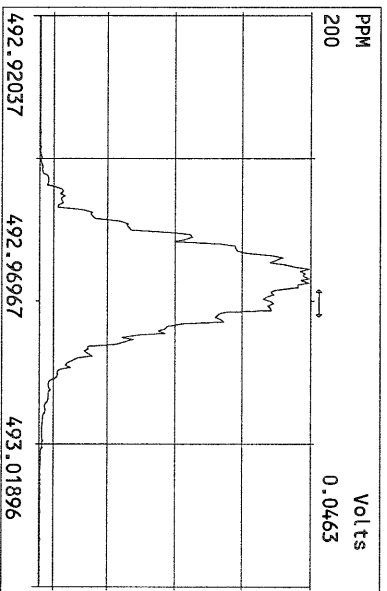
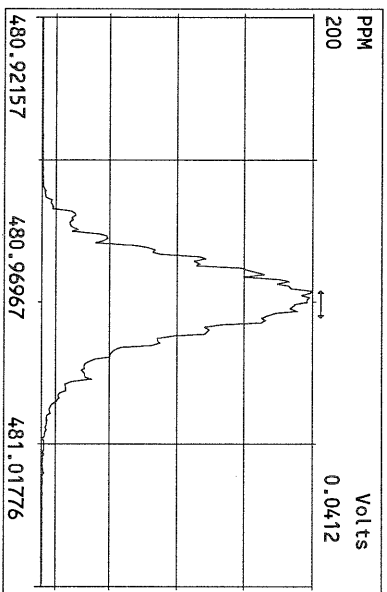
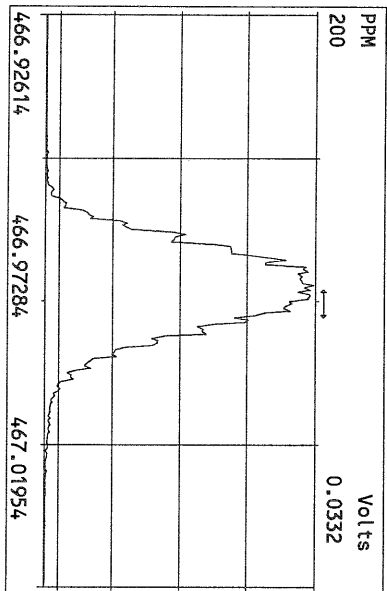
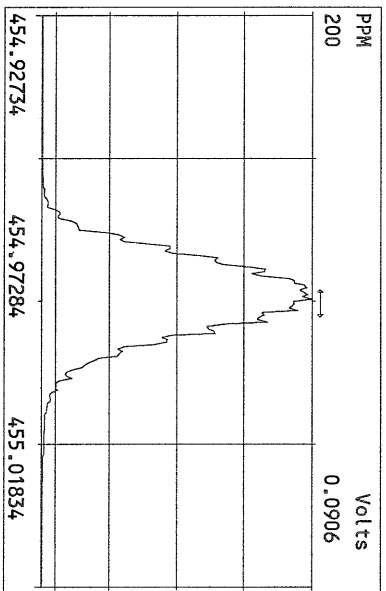
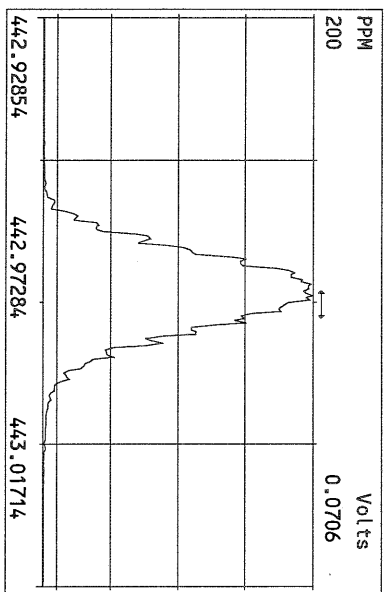
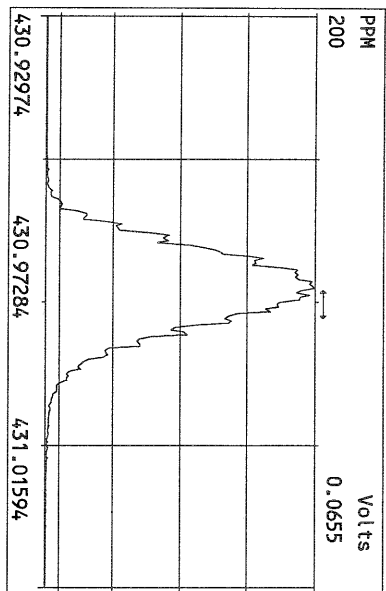
Date: _____



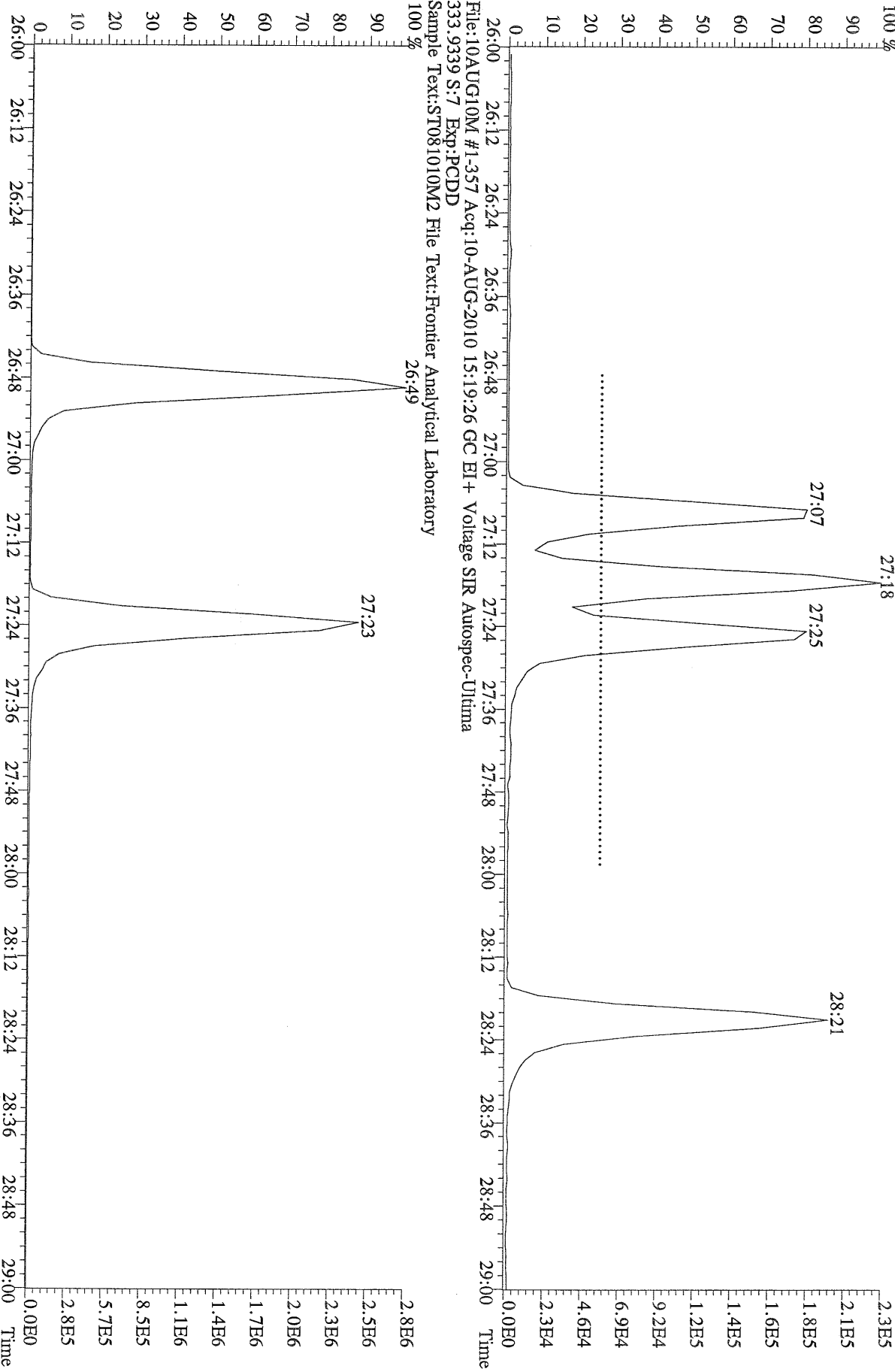




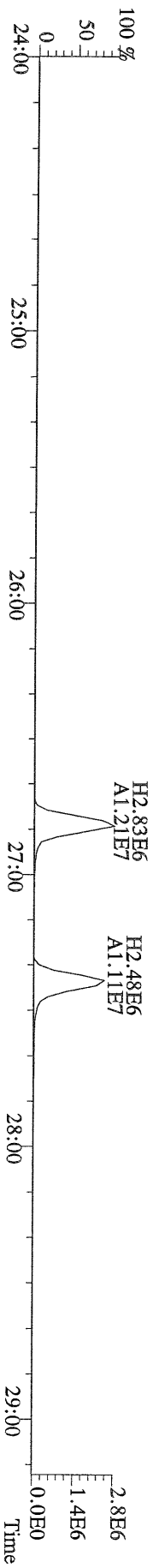
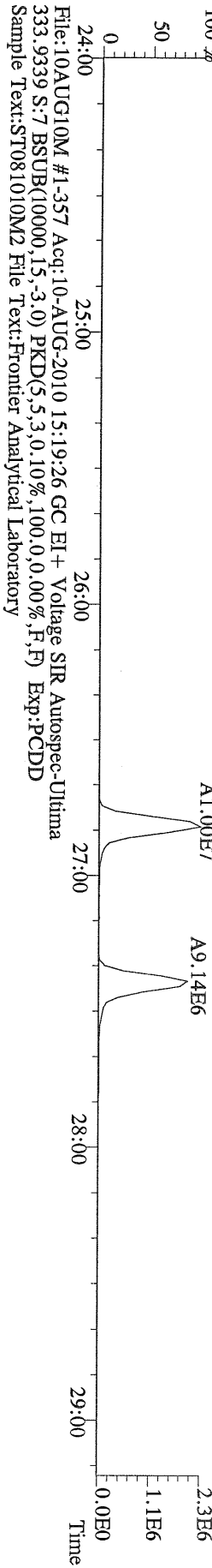

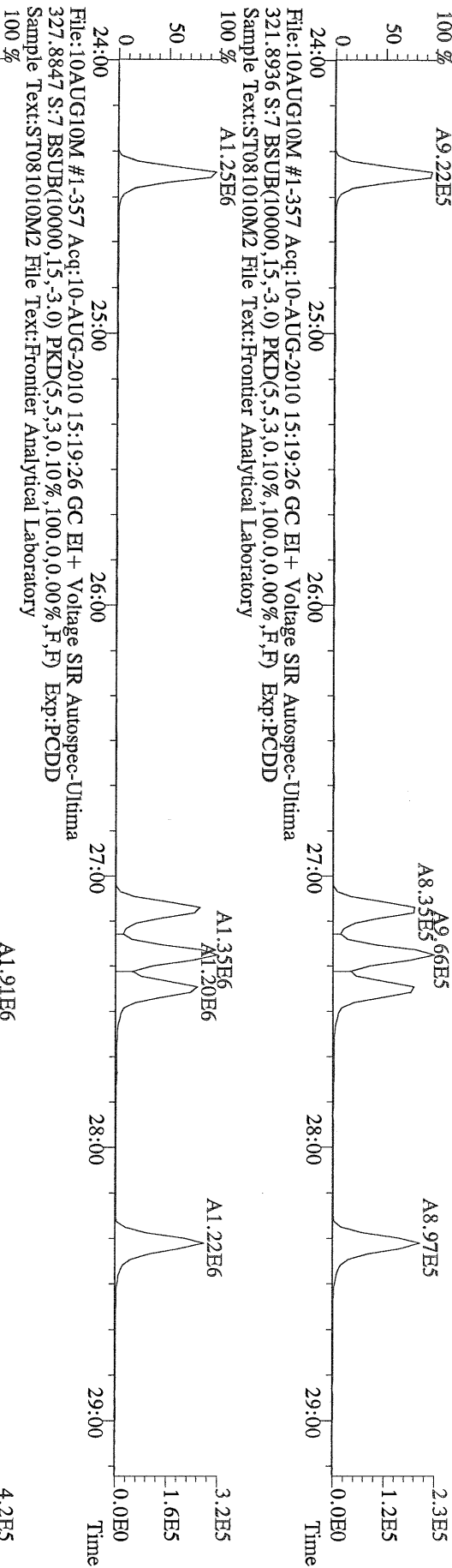





File:10AUG10M #1-357 Acq:10-AUG-2010 15:19:26 GC EI+ Voltage SIR Autospec-Utima
319.8965 S:7 Exp:PCDD
Sample Text:ST081010M2 File Text:Frontier Analytical Laboratory
100 %



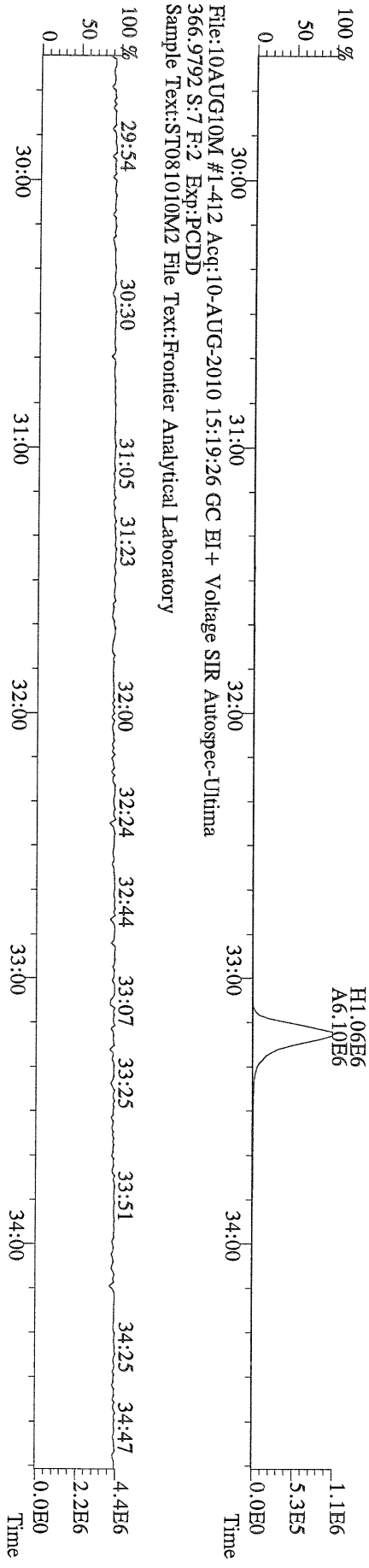
File:10AUG10M #1-357 Acq:10-AUG-2010 15:19:26 GC EI + Voltage SIR Autospec-Ultima
319.8965 S:7 BSUB(10000,15,-3.0) PKD(5,5,3,0.10%,100,0.0,0.00%,F,F) Exp:PCDD
Sample Text:ST081010M2 File Text:Frontier Analytical Laboratory



File:10AUG10M #1-412 Acq:10-AUG-2010 15:19:26 GC EI+ Voltage SIR Autospec-Ultima
355.8546 S:7 F:2 BSUB(10000,15,-3.0) PKD(5.5,3.0,100.0,0.00%,F,F) Exp:PCDD
Sample Text:ST081010M2 File Text:Frontier Analytical Laboratory

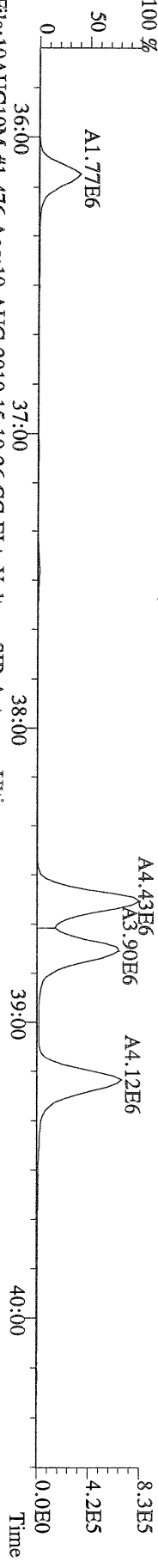


File:10AUG10M #1-412 Acq:10-AUG-2010 15:19:26 GC EI+ Voltage SIR Autospec-Ultima
367.8949 S:7 F:2 BSUB(10000,15,-3.0) PKD(5.5,3.0,100.0,0.00%,F,F) Exp:PCDD
Sample Text:ST081010M2 File Text:Frontier Analytical Laboratory

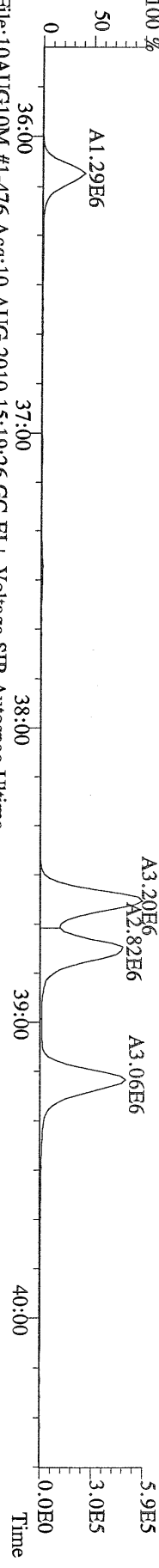


File:10AUG10M #1-412 Acq:10-AUG-2010 15:19:26 GC EI+ Voltage SIR Autospec-Ultima
366.9792 S:7 F:2 Exp:PCDD
Sample Text:ST081010M2 File Text:Frontier Analytical Laboratory

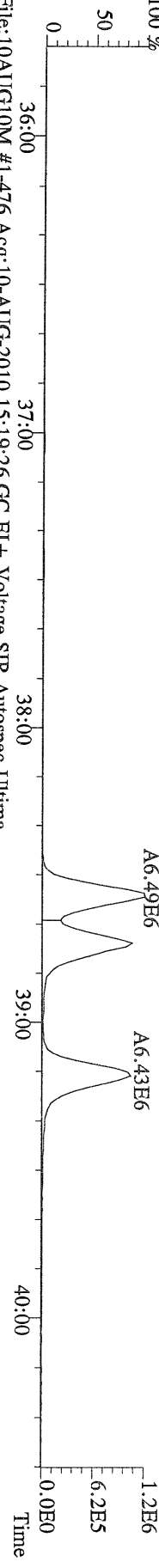
File:10AUG10M #1-476 Acq:10-AUG-2010 15:19:26 GC EI+ Voltage SIR Autospec-Ultima
389.8156 S:7 F:3 BSUB(10000,15,-3.0) PKD(5.5,3,0.10%,100.0,0.00%,F,F) Exp:PCDD
Sample Text:ST081010M2 File Text:Frontier Analytical Laboratory



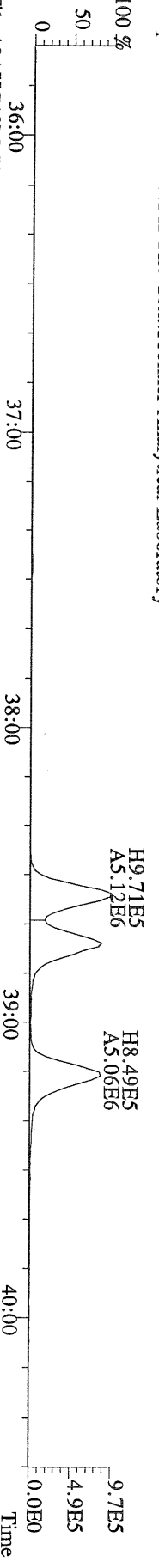
File:10AUG10M #1-476 Acq:10-AUG-2010 15:19:26 GC EI+ Voltage SIR Autospec-Ultima
391.8127 S:7 F:3 BSUB(10000,15,-3.0) PKD(5.5,3,0.10%,100.0,0.00%,F,F) Exp:PCDD
Sample Text:ST081010M2 File Text:Frontier Analytical Laboratory



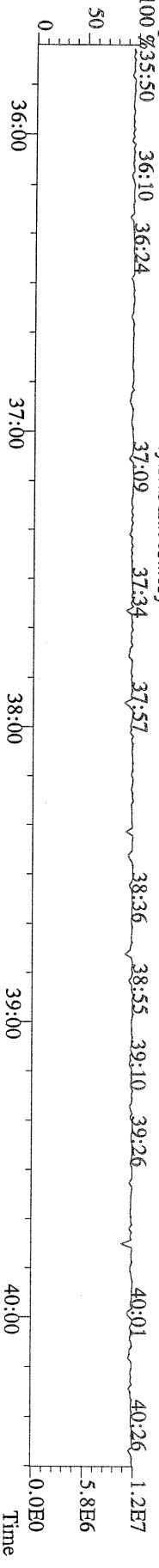
File:10AUG10M #1-476 Acq:10-AUG-2010 15:19:26 GC EI+ Voltage SIR Autospec-Ultima
401.8559 S:7 F:3 BSUB(10000,15,-3.0) PKD(5.5,3,0.10%,100.0,0.00%,F,F) Exp:PCDD
Sample Text:ST081010M2 File Text:Frontier Analytical Laboratory



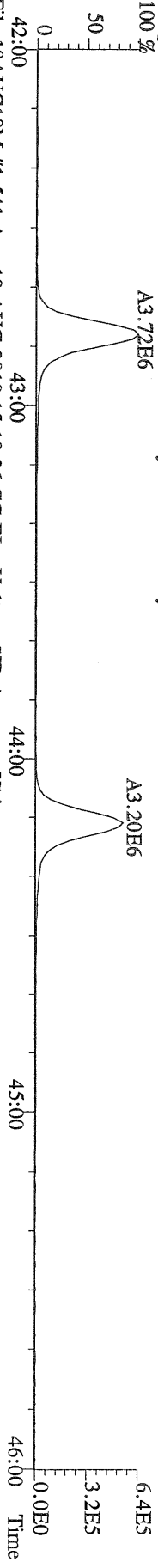
File:10AUG10M #1-476 Acq:10-AUG-2010 15:19:26 GC EI+ Voltage SIR Autospec-Ultima
403.8530 S:7 F:3 BSUB(10000,15,-3.0) PKD(5.5,3,0.10%,100.0,0.00%,F,F) Exp:PCDD
Sample Text:ST081010M2 File Text:Frontier Analytical Laboratory



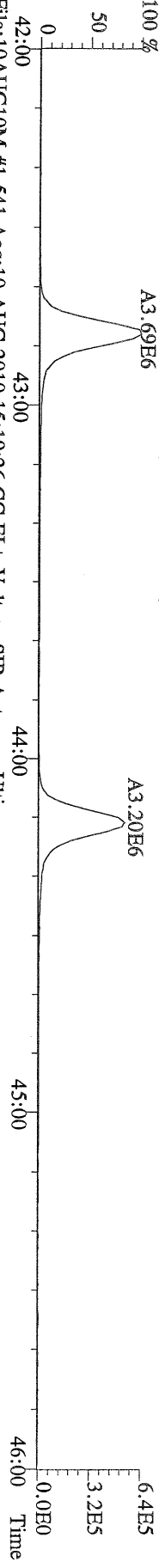
File:10AUG10M #1-476 Acq:10-AUG-2010 15:19:26 GC EI+ Voltage SIR Autospec-Ultima
380.9760 S:7 F:3 Exp:PCDD
Sample Text:ST081010M2 File Text:Frontier Analytical Laboratory



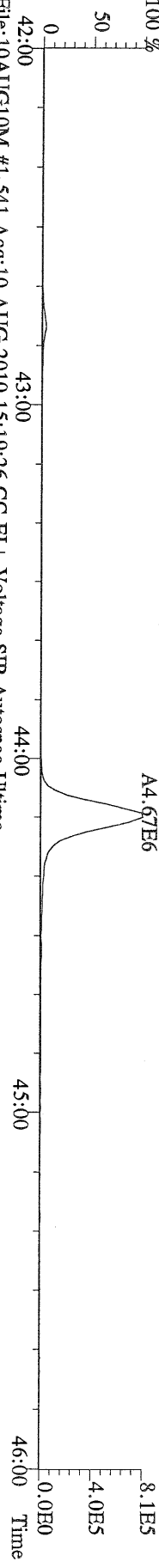
File:10AUG10M #1-541 Acq:10-AUG-2010 15:19:26 GC EI+ Voltage SIR Autospec-Ultima
423.7767 S:7 F:4 BSUB(10000,15,-3.0) PKD(5,5,3,0,10%,100,0,0,00%,F,F) Exp:PCDD
Sample Text:ST081010M2 File Text:Frontier Analytical Laboratory



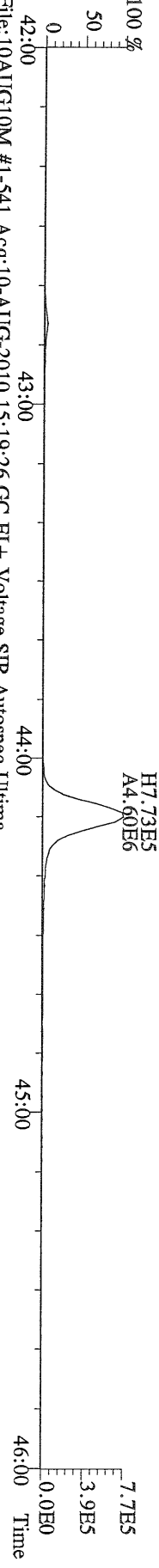
File:10AUG10M #1-541 Acq:10-AUG-2010 15:19:26 GC EI+ Voltage SIR Autospec-Ultima
425.7737 S:7 F:4 BSUB(10000,15,-3.0) PKD(5,5,3,0,10%,100,0,0,00%,F,F) Exp:PCDD
Sample Text:ST081010M2 File Text:Frontier Analytical Laboratory




File:10AUG10M #1-541 Acq:10-AUG-2010 15:19:26 GC EI+ Voltage SIR Autospec-Ultima
435.8169 S:7 F:4 BSUB(10000,15,-3.0) PKD(5,5,3,0,10%,100,0,0,00%,F,F) Exp:PCDD
Sample Text:ST081010M2 File Text:Frontier Analytical Laboratory



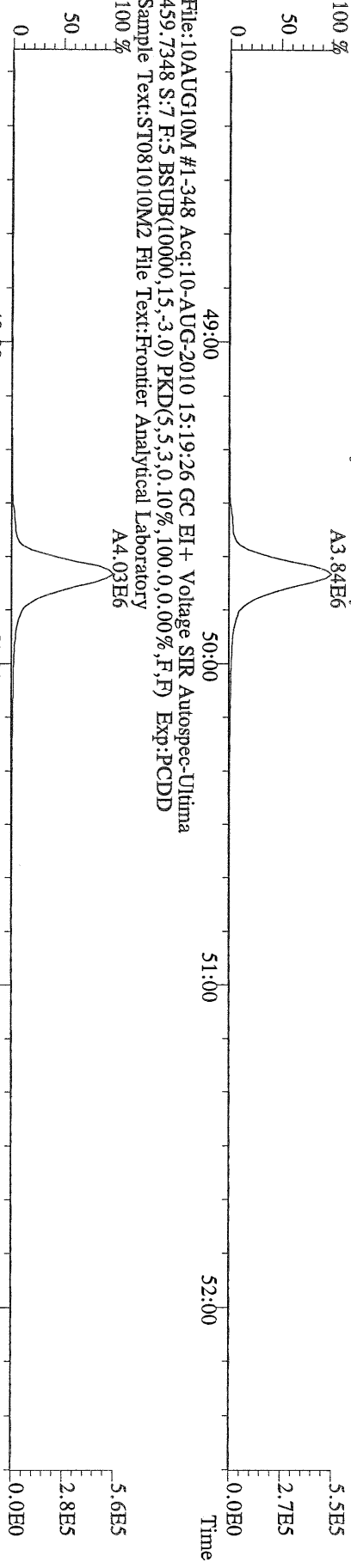
File:10AUG10M #1-541 Acq:10-AUG-2010 15:19:26 GC EI+ Voltage SIR Autospec-Ultima
437.8140 S:7 F:4 BSUB(10000,15,-3.0) PKD(5,5,3,0,10%,100,0,0,00%,F,F) Exp:PCDD
Sample Text:ST081010M2 File Text:Frontier Analytical Laboratory




File:10AUG10M #1-541 Acq:10-AUG-2010 15:19:26 GC EI+ Voltage SIR Autospec-Ultima
430.9728 S:7 F:4 Exp:PCDD
Sample Text:ST081010M2 File Text:Frontier Analytical Laboratory




File:10AUG10M #1-348 Acq:10-AUG-2010 15:19:26 GC EI + Voltage SIR Autospec-Ultima
457.7377 S:7 F:5 BSUB(10000,15,-3.0) PKD(5,5,3,0,10%,100,0,0,00%,F,F) Exp:PCDD
Sample Text:ST081010M2 File Text:Frontier Analytical Laboratory




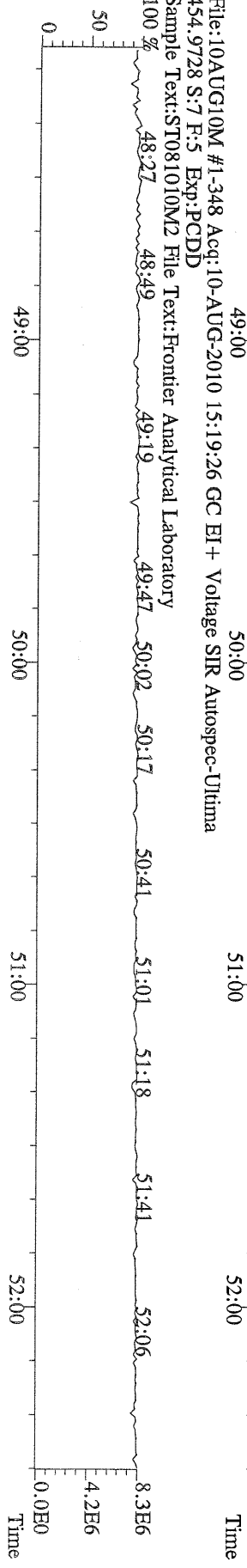
File:10AUG10M #1-348 Acq:10-AUG-2010 15:19:26 GC EI + Voltage SIR Autospec-Ultima
459.7348 S:7 F:5 BSUB(10000,15,-3.0) PKD(5,5,3,0,10%,100,0,0,00%,F,F) Exp:PCDD
Sample Text:ST081010M2 File Text:Frontier Analytical Laboratory



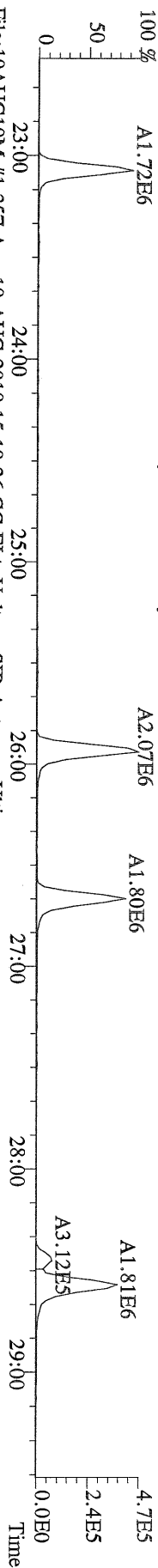
File:10AUG10M #1-348 Acq:10-AUG-2010 15:19:26 GC EI + Voltage SIR Autospec-Ultima
471.7750 S:7 F:5 BSUB(10000,15,-3.0) PKD(5,5,3,0,10%,100,0,0,00%,F,F) Exp:PCDD
Sample Text:ST081010M2 File Text:Frontier Analytical Laboratory



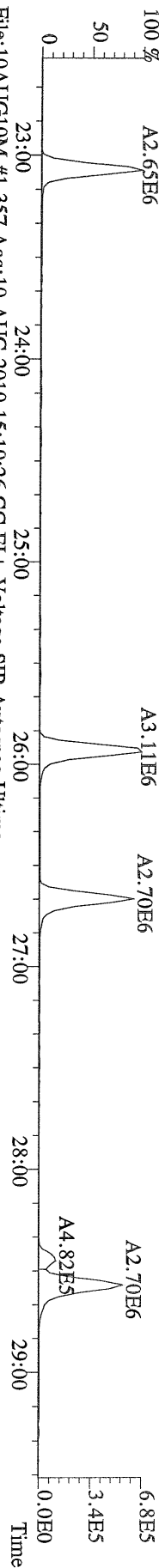
File:10AUG10M #1-348 Acq:10-AUG-2010 15:19:26 GC EI + Voltage SIR Autospec-Ultima
454.9728 S:7 F:5 Exp:PCDD
Sample Text:ST081010M2 File Text:Frontier Analytical Laboratory



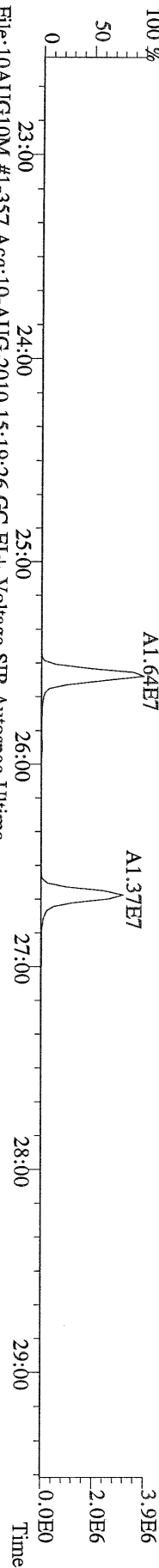
File:10AUG10M #1-357 Acq:10-AUG-2010 15:19:26 GC EI+ Voltage SIR Autospec-Ultima
303.9016 S:7 BSUB(10000,15,-3.0) PKD(5,5,3,0.10%,100,0.0,0.00%,F,F) Exp:PCDD
Sample Text:ST081010M2 File Text:Frontier Analytical Laboratory



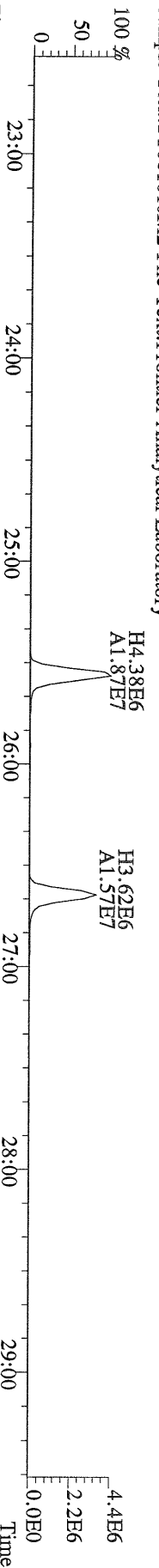
File:10AUG10M #1-357 Acq:10-AUG-2010 15:19:26 GC EI+ Voltage SIR Autospec-Ultima
305.8987 S:7 BSUB(10000,15,-3.0) PKD(5,5,3,0.10%,100,0.0,0.00%,F,F) Exp:PCDD
Sample Text:ST081010M2 File Text:Frontier Analytical Laboratory



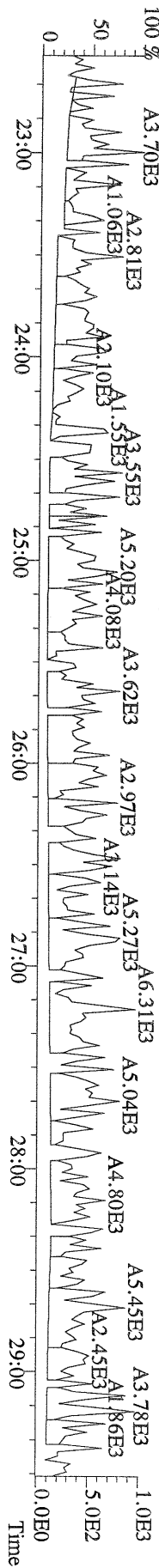
File:10AUG10M #1-357 Acq:10-AUG-2010 15:19:26 GC EI+ Voltage SIR Autospec-Ultima
315.9419 S:7 BSUB(10000,15,-3.0) PKD(5,5,3,0.10%,100,0.0,0.00%,F,F) Exp:PCDD
Sample Text:ST081010M2 File Text:Frontier Analytical Laboratory




File:10AUG10M #1-357 Acq:10-AUG-2010 15:19:26 GC EI+ Voltage SIR Autospec-Ultima
317.9389 S:7 BSUB(10000,15,-3.0) PKD(5,5,3,0.10%,100,0.0,0.00%,F,F) Exp:PCDD
Sample Text:ST081010M2 File Text:Frontier Analytical Laboratory



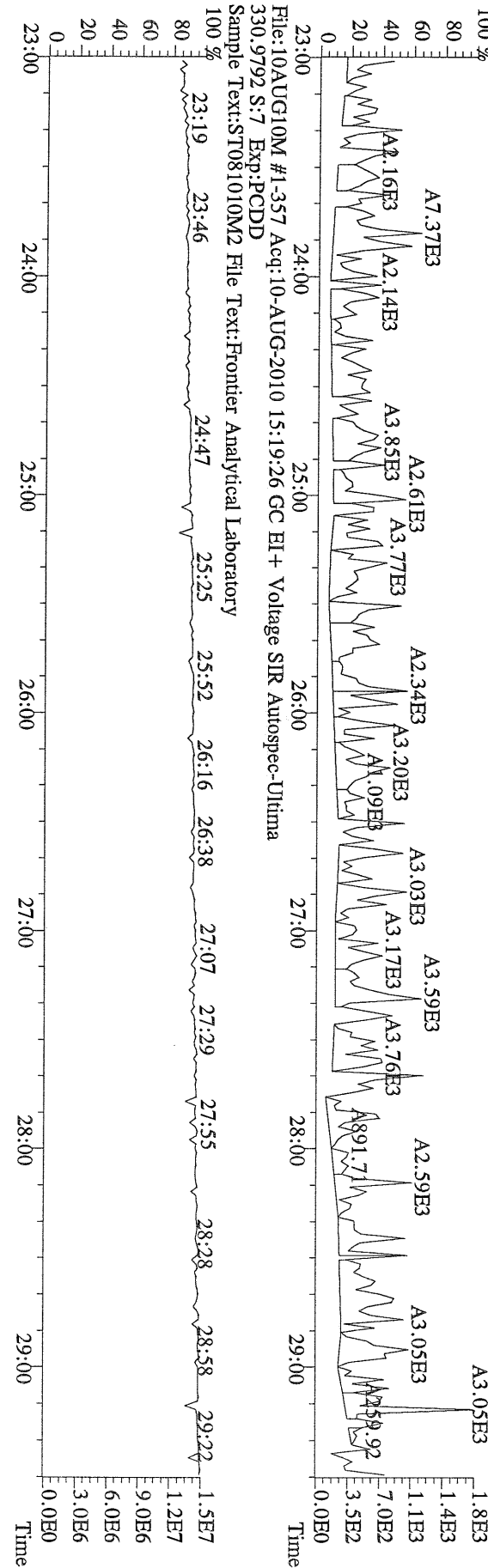
File:10AUG10M #1-357 Acq:10-AUG-2010 15:19:26 GC EI+ Voltage SIR Autospec-Ultima
375.8364 S:7 BSUB(10000,15,-3.0) PKD(5,5,3,0.10%,100,0.0,0.00%,F,F) Exp:PCDD
Sample Text:ST081010M2 File Text:Frontier Analytical Laboratory



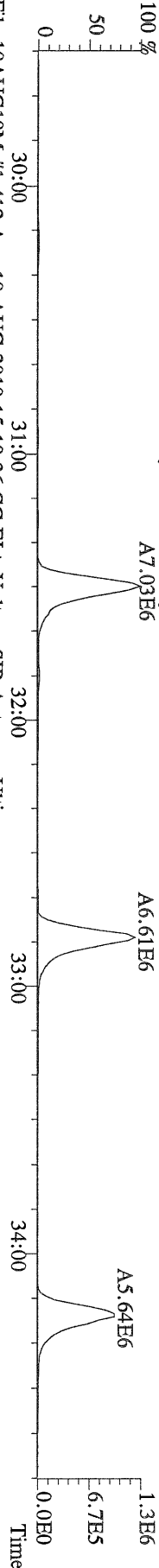
File:10AUG10M #1-357 Acq:10-AUG-2010 15:19:26 GC EI+ Voltage SIR Autospec-Ultima
 339.8597 S:7 BSUB(10000,15,-3.0) PKD(5,5,3,0.10%,100,0,0.00%,F,F) Exp:PCDD
 Sample Text:ST081010M2 File Text:Frontier Analytical Laboratory




File:10AUG10M #1-357 Acq:10-AUG-2010 15:19:26 GC EI+ Voltage SIR Autospec-Ultima
 409.7974 S:7 BSUB(10000,15,-3.0) PKD(5,5,3,0.10%,100,0,0.00%,F,F) Exp:PCDD
 Sample Text:ST081010M2 File Text:Frontier Analytical Laboratory




File:10AUG10M #1-412 Acq:10-AUG-2010 15:19:26 GC EI + Voltage SIR Autospec-Utima
 339.8597 S:7 F:2 BSUB(10000,15,-3.0) PKD(5,5,3,0,10%,100,0,0,00%,F,F) Exp:PCDD
 Sample Text:ST081010M2 File Text:Frontier Analytical Laboratory




File:10AUG10M #1-412 Acq:10-AUG-2010 15:19:26 GC EI + Voltage SIR Autospec-Utima
 341.8568 S:7 F:2 BSUB(10000,15,-3.0) PKD(5,5,3,0,10%,100,0,0,00%,F,F) Exp:PCDD
 Sample Text:ST081010M2 File Text:Frontier Analytical Laboratory



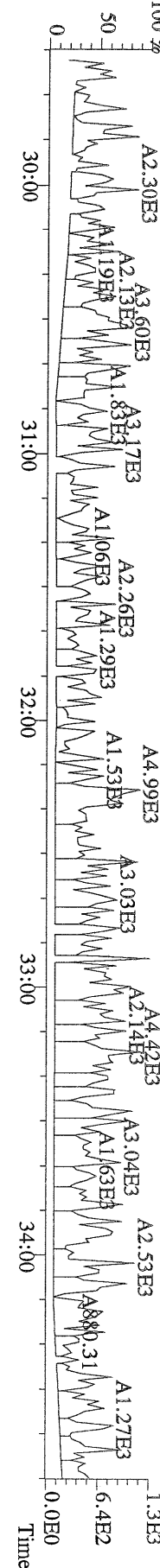
File:10AUG10M #1-412 Acq:10-AUG-2010 15:19:26 GC EI + Voltage SIR Autospec-Utima
 351.9000 S:7 F:2 BSUB(10000,15,-3.0) PKD(5,5,3,0,10%,100,0,0,00%,F,F) Exp:PCDD
 Sample Text:ST081010M2 File Text:Frontier Analytical Laboratory



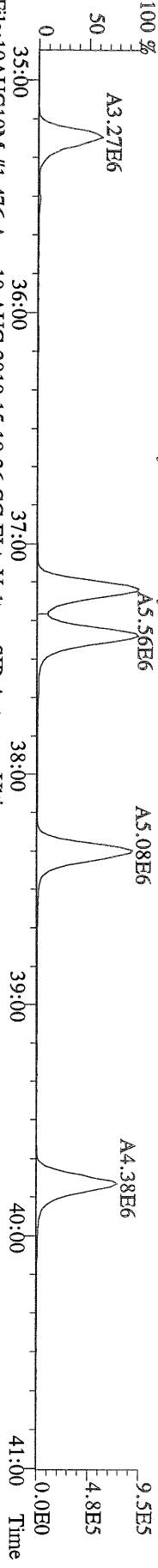
File:10AUG10M #1-412 Acq:10-AUG-2010 15:19:26 GC EI + Voltage SIR Autospec-Utima
 409.7974 S:7 F:2 BSUB(10000,15,-3.0) PKD(5,5,3,0,10%,100,0,0,00%,F,F) Exp:PCDD
 Sample Text:ST081010M2 File Text:Frontier Analytical Laboratory



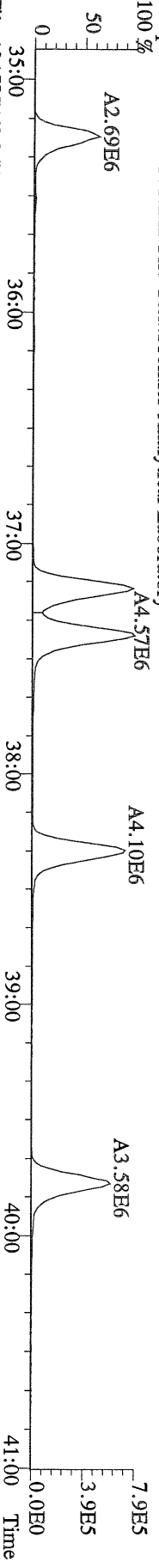
File:10AUG10M #1-412 Acq:10-AUG-2010 15:19:26 GC EI + Voltage SIR Autospec-Utima
 409.7974 S:7 F:2 BSUB(10000,15,-3.0) PKD(5,5,3,0,10%,100,0,0,00%,F,F) Exp:PCDD
 Sample Text:ST081010M2 File Text:Frontier Analytical Laboratory



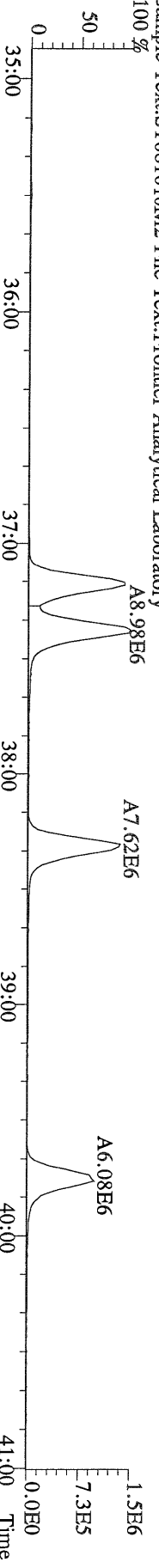
File:10AUG10M #1-476 Acq:10-AUG-2010 15:19:26 GC EI+ Voltage SIR Autospec-Ultima
373.8207 S:7 F:3 BSUB(10000,15,-3.0) PKD(5,5,3,0,10%,100,0,0,00%,F,F) Exp:PCDD
Sample Text:ST081010M2 File Text:Frontier Analytical Laboratory



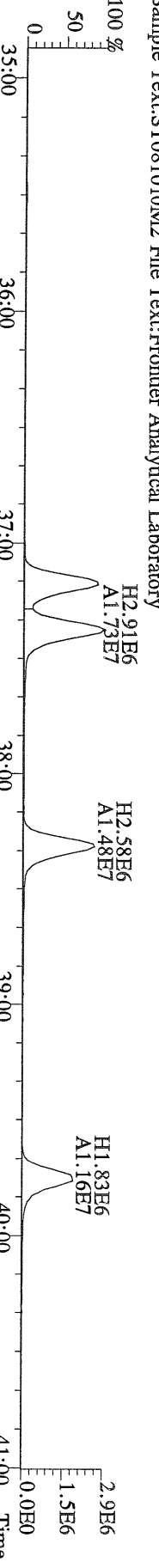
File:10AUG10M #1-476 Acq:10-AUG-2010 15:19:26 GC EI+ Voltage SIR Autospec-Ultima
375.8178 S:7 F:3 BSUB(10000,15,-3.0) PKD(5,5,3,0,10%,100,0,0,00%,F,F) Exp:PCDD
Sample Text:ST081010M2 File Text:Frontier Analytical Laboratory



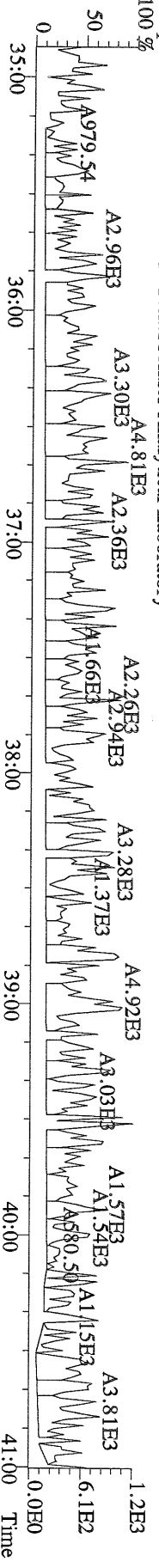
File:10AUG10M #1-476 Acq:10-AUG-2010 15:19:26 GC EI+ Voltage SIR Autospec-Ultima
383.8639 S:7 F:3 BSUB(10000,15,-3.0) PKD(5,5,3,0,10%,100,0,0,00%,F,F) Exp:PCDD
Sample Text:ST081010M2 File Text:Frontier Analytical Laboratory



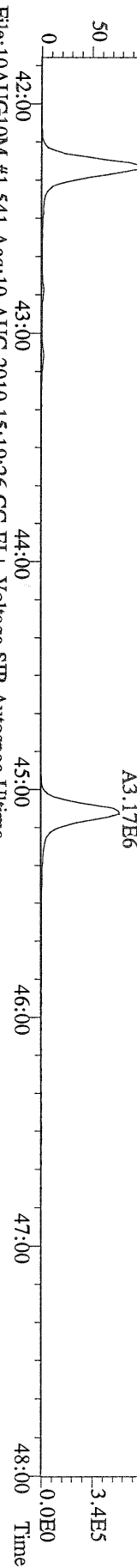
File:10AUG10M #1-476 Acq:10-AUG-2010 15:19:26 GC EI+ Voltage SIR Autospec-Ultima
385.8610 S:7 F:3 BSUB(10000,15,-3.0) PKD(5,5,3,0,10%,100,0,0,00%,F,F) Exp:PCDD
Sample Text:ST081010M2 File Text:Frontier Analytical Laboratory



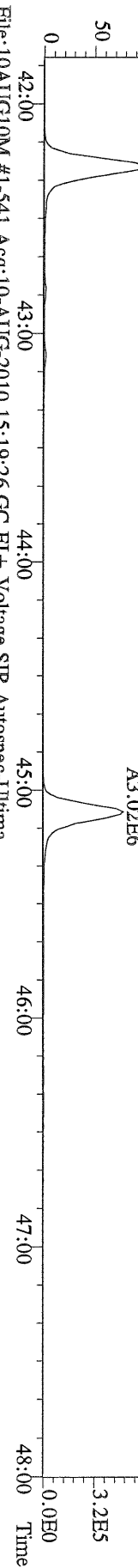
File:10AUG10M #1-476 Acq:10-AUG-2010 15:19:26 GC EI+ Voltage SIR Autospec-Ultima
445.7555 S:7 F:3 BSUB(10000,15,-3.0) PKD(5,5,3,0,10%,100,0,0,00%,F,F) Exp:PCDD
Sample Text:ST081010M2 File Text:Frontier Analytical Laboratory



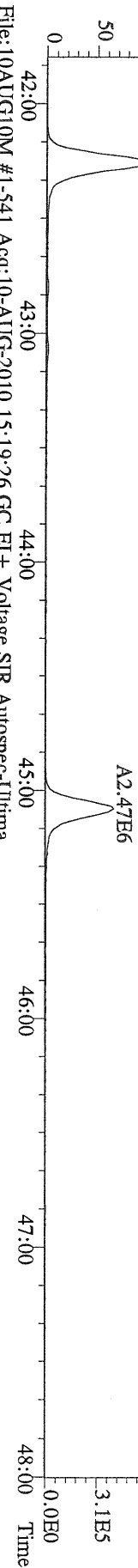
File:10AUG10M #1-541 Acq:10-AUG-2010 15:19:26 GC EI+ Voltage SIR Autospec-Utima
407.7818 S:7 F:4 BSUB(10000,15,-3.0) PKD(5,5,3,0,10%,100,0,0,00%,F,F) Exp:PCDD
Sample Text:ST081010M2 File Text:Frontier Analytical Laboratory



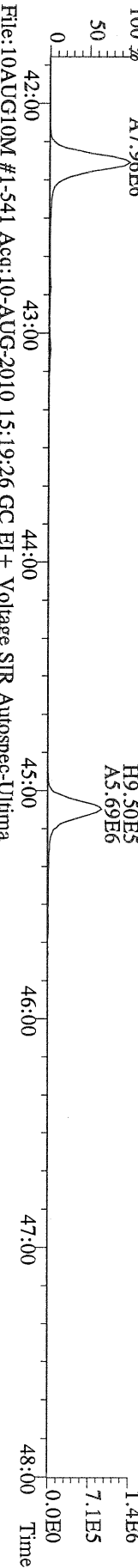
File:10AUG10M #1-541 Acq:10-AUG-2010 15:19:26 GC EI+ Voltage SIR Autospec-Utima
409.7788 S:7 F:4 BSUB(10000,15,-3.0) PKD(5,5,3,0,10%,100,0,0,00%,F,F) Exp:PCDD
Sample Text:ST081010M2 File Text:Frontier Analytical Laboratory



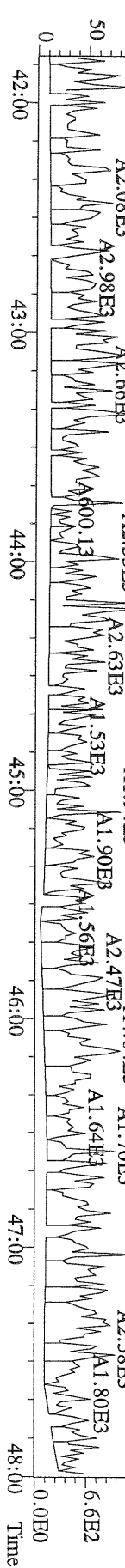
File:10AUG10M #1-541 Acq:10-AUG-2010 15:19:26 GC EI+ Voltage SIR Autospec-Utima
417.8253 S:7 F:4 BSUB(10000,15,-3.0) PKD(5,5,3,0,10%,100,0,0,00%,F,F) Exp:PCDD
Sample Text:ST081010M2 File Text:Frontier Analytical Laboratory



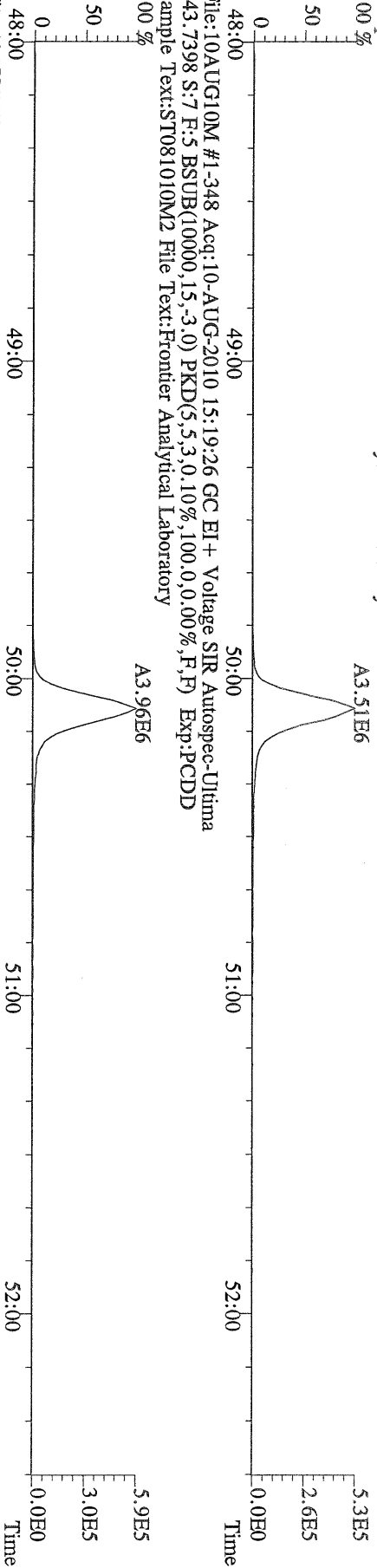
File:10AUG10M #1-541 Acq:10-AUG-2010 15:19:26 GC EI+ Voltage SIR Autospec-Utima
419.8220 S:7 F:4 BSUB(10000,15,-3.0) PKD(5,5,3,0,10%,100,0,0,00%,F,F) Exp:PCDD
Sample Text:ST081010M2 File Text:Frontier Analytical Laboratory



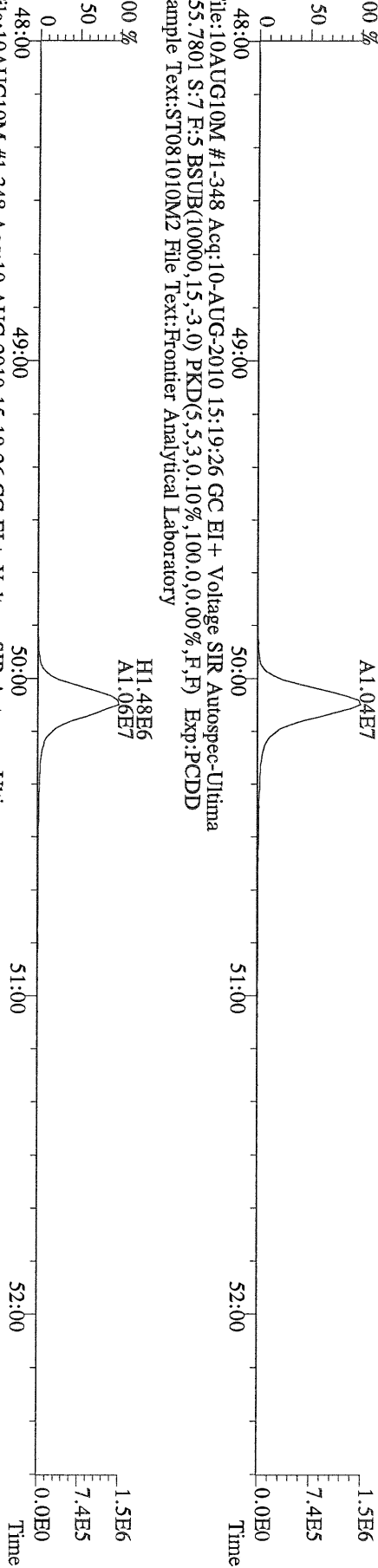
File:10AUG10M #1-541 Acq:10-AUG-2010 15:19:26 GC EI+ Voltage SIR Autospec-Utima
479.7165 S:7 F:4 BSUB(10000,15,-3.0) PKD(5,5,3,0,10%,100,0,0,00%,F,F) Exp:PCDD
Sample Text:ST081010M2 File Text:Frontier Analytical Laboratory



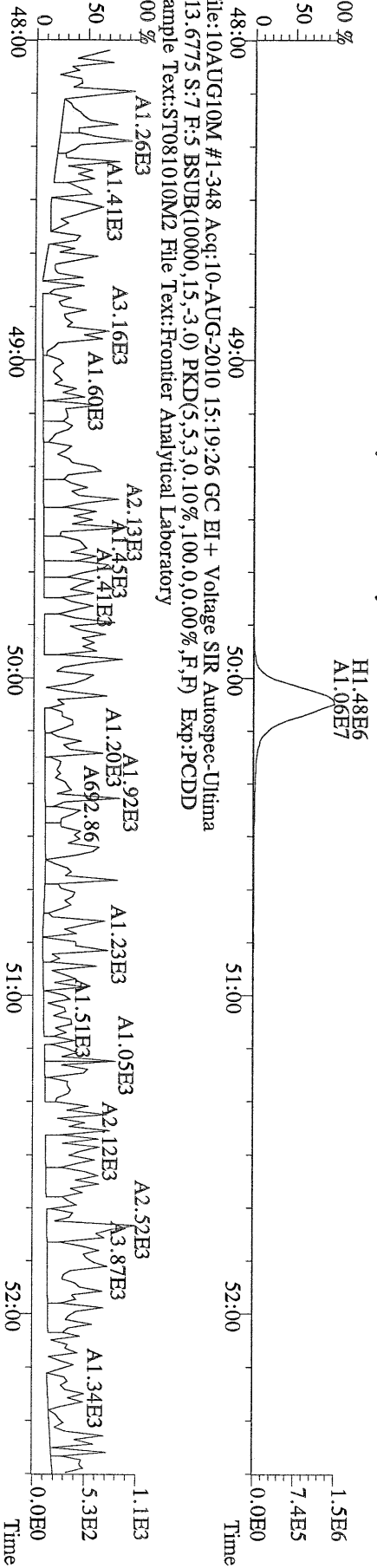
File:10AUG10M #1-348 Acq:10-AUG-2010 15:19:26 GC EI+ Voltage SIR Autospec-Ultima
441.7428 S:7 F:5 BSUB(10000,15,-3.0) PKD(5.5,3.0,10%,100.0,0.00%,F,F) Exp:PCDD
Sample Text:ST081010M2 File Text:Frontier Analytical Laboratory



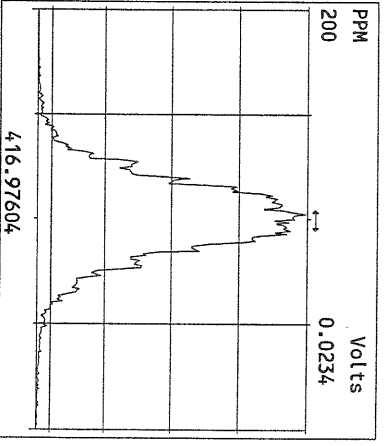
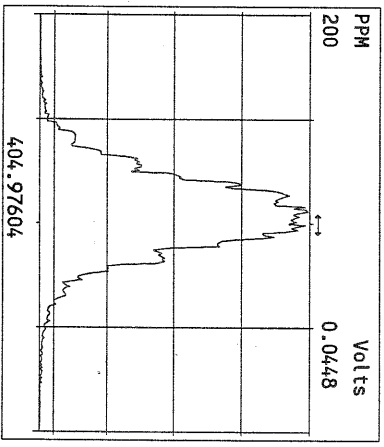
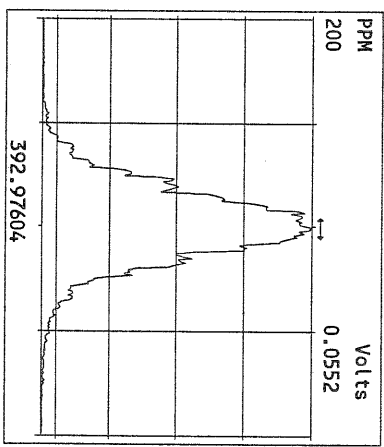
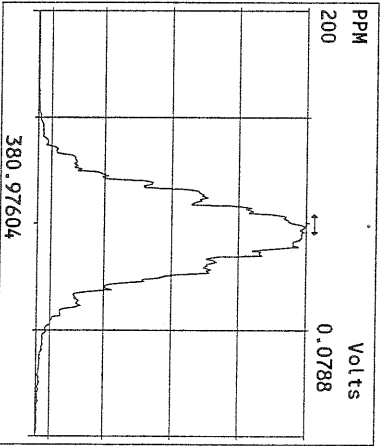
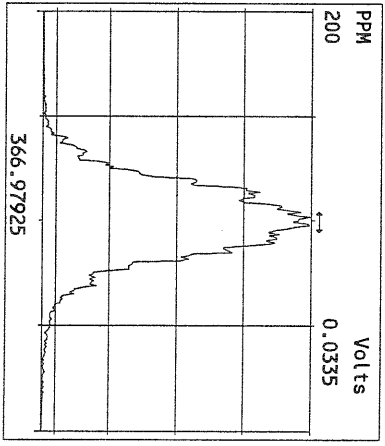
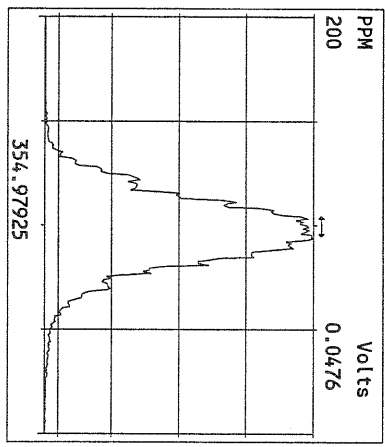
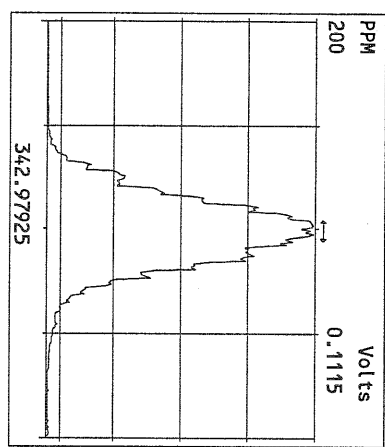
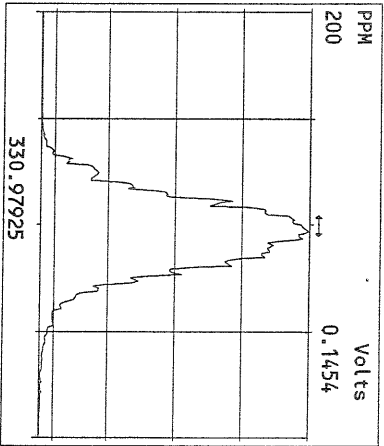
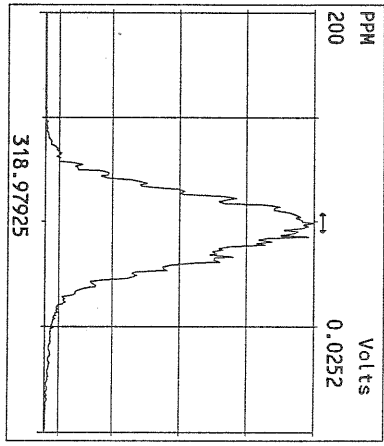
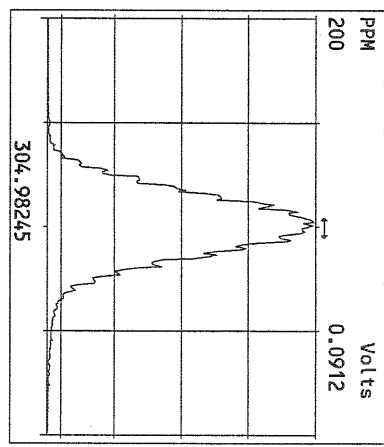
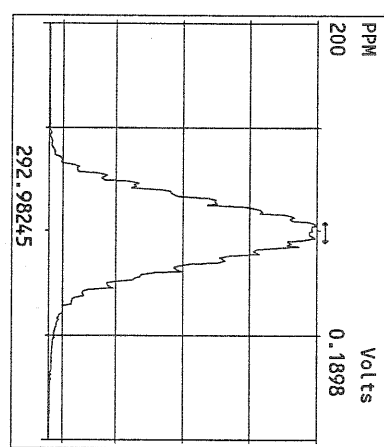
File:10AUG10M #1-348 Acq:10-AUG-2010 15:19:26 GC EI+ Voltage SIR Autospec-Ultima
453.7831 S:7 F:5 BSUB(10000,15,-3.0) PKD(5.5,3.0,10%,100.0,0.00%,F,F) Exp:PCDD
Sample Text:ST081010M2 File Text:Frontier Analytical Laboratory

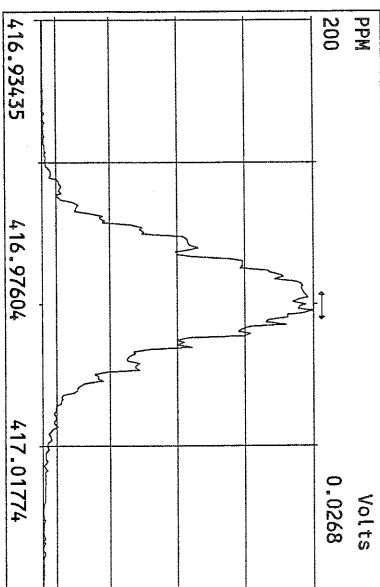
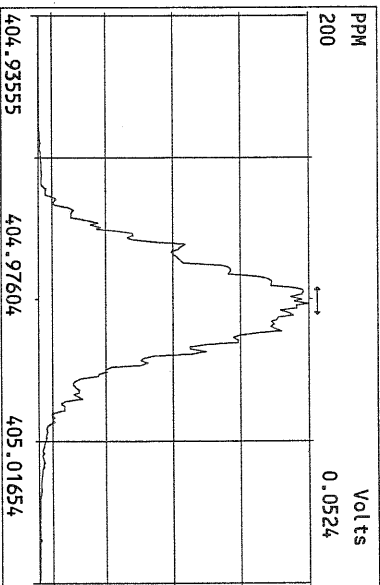
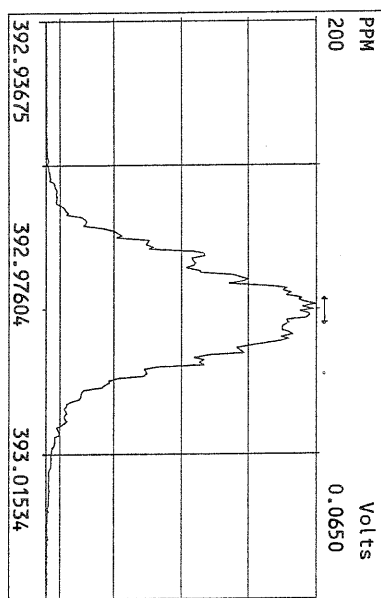
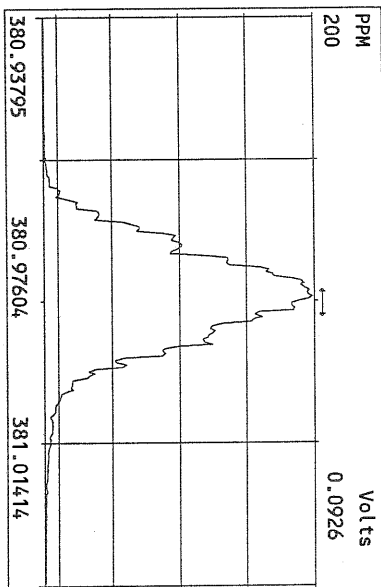
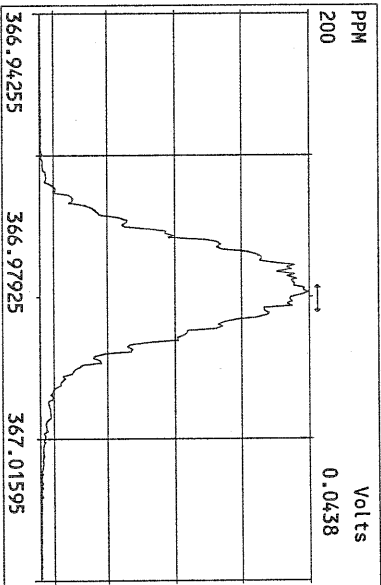
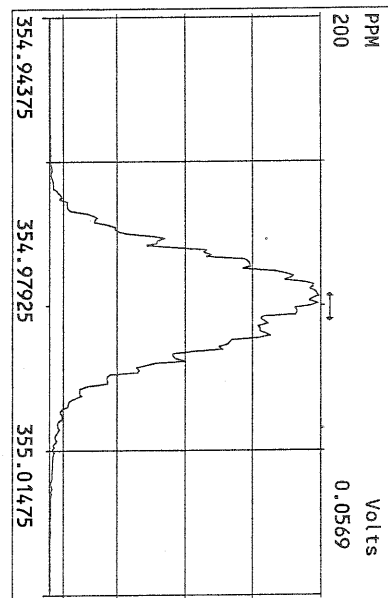
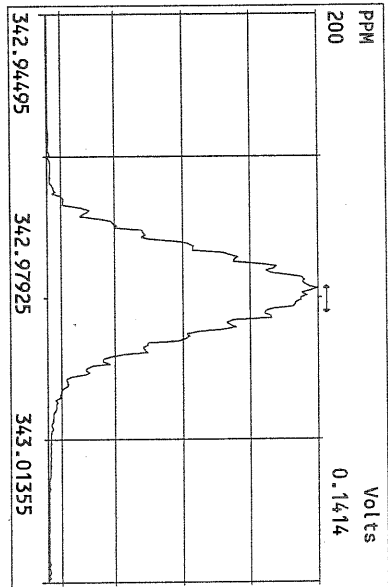
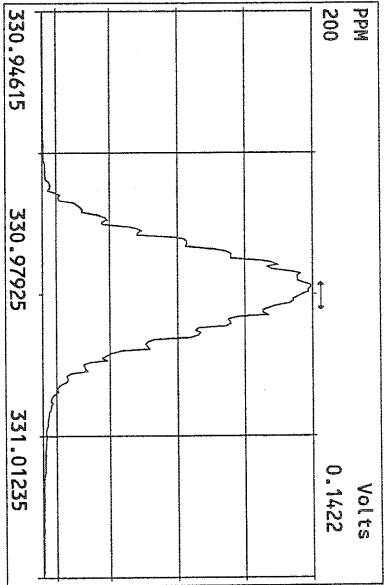


File:10AUG10M #1-348 Acq:10-AUG-2010 15:19:26 GC EI+ Voltage SIR Autospec-Ultima
455.7801 S:7 F:5 BSUB(10000,15,-3.0) PKD(5.5,3.0,10%,100.0,0.00%,F,F) Exp:PCDD
Sample Text:ST081010M2 File Text:Frontier Analytical Laboratory

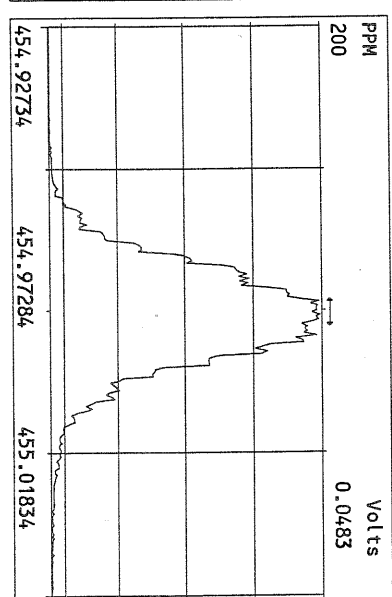
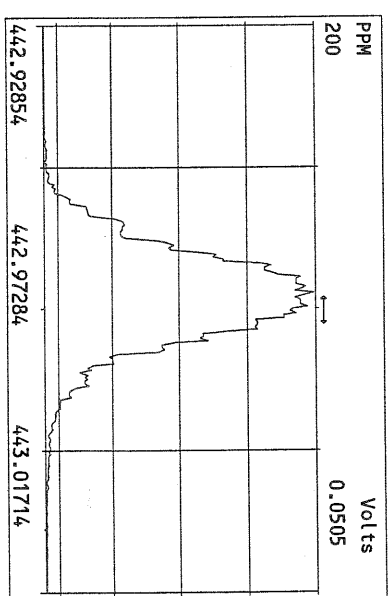
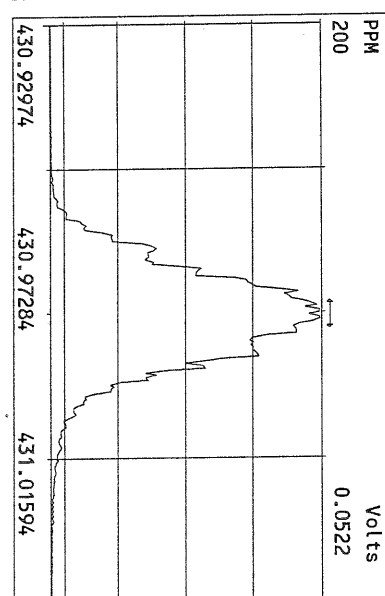
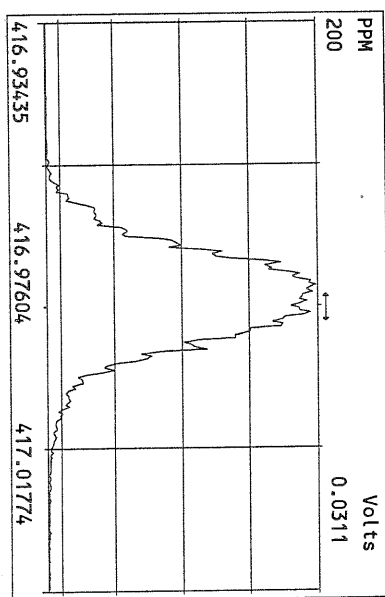
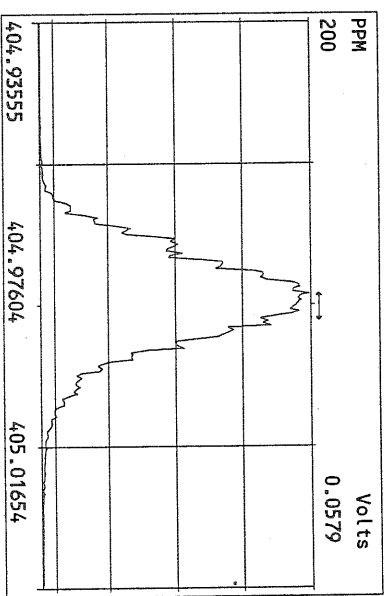
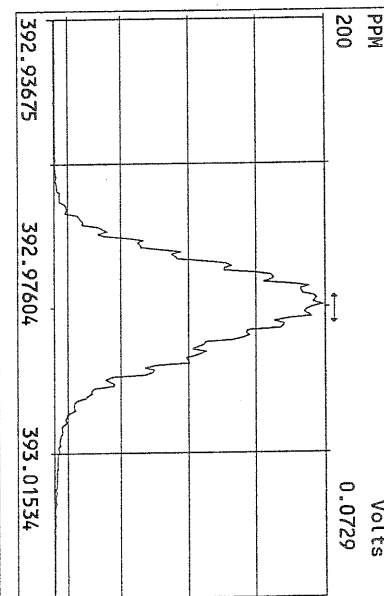
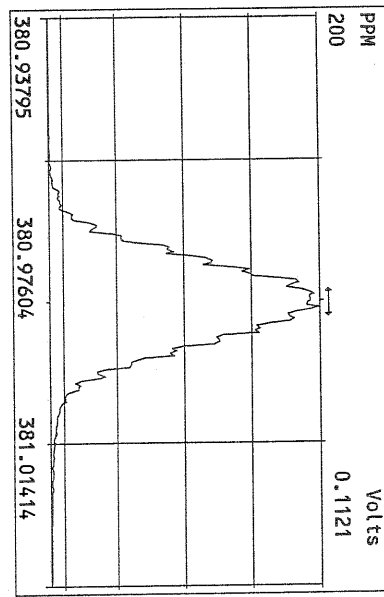
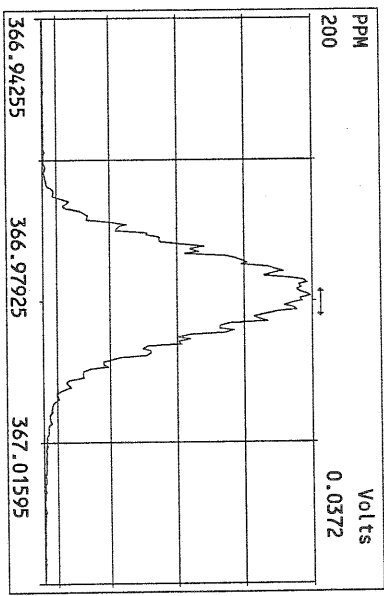


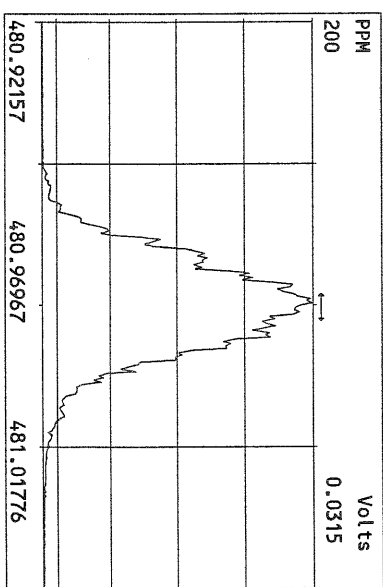
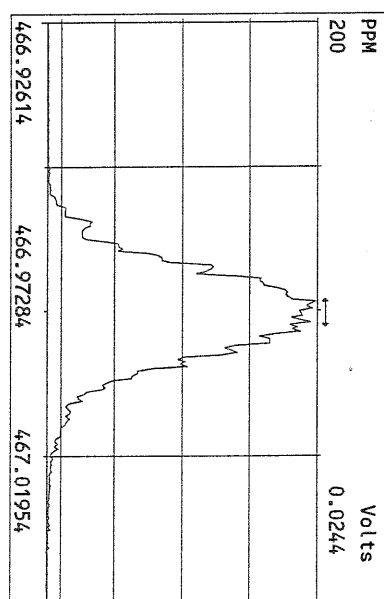
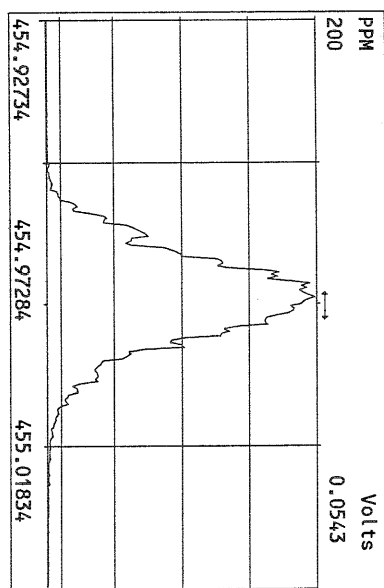
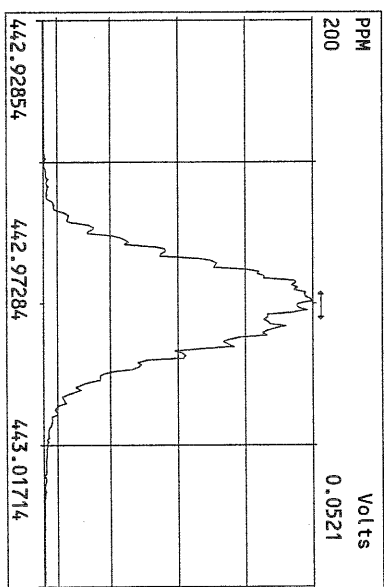
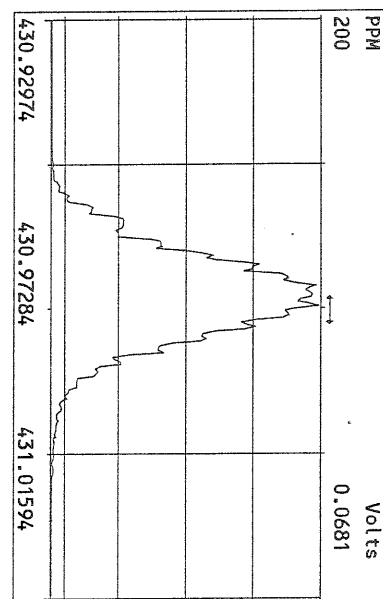
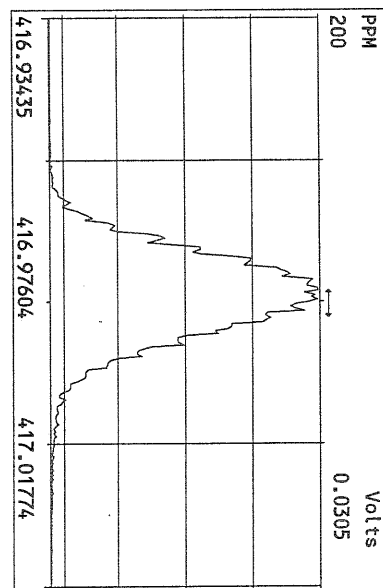
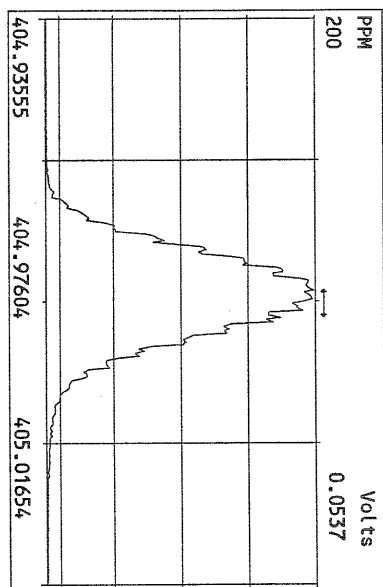
File:10AUG10M #1-348 Acq:10-AUG-2010 15:19:26 GC EI+ Voltage SIR Autospec-Ultima
513.6775 S:7 F:5 BSUB(10000,15,-3.0) PKD(5.5,3.0,10%,100.0,0.00%,F,F) Exp:PCDD
Sample Text:ST081010M2 File Text:Frontier Analytical Laboratory

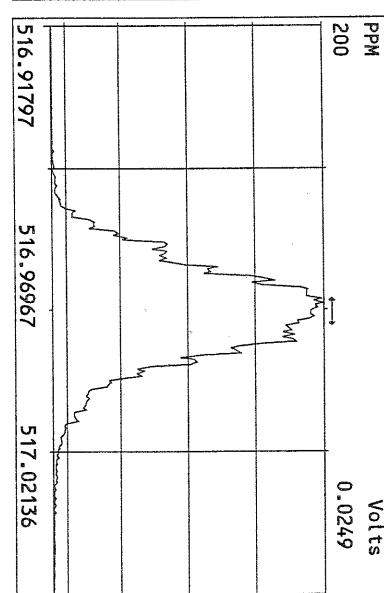
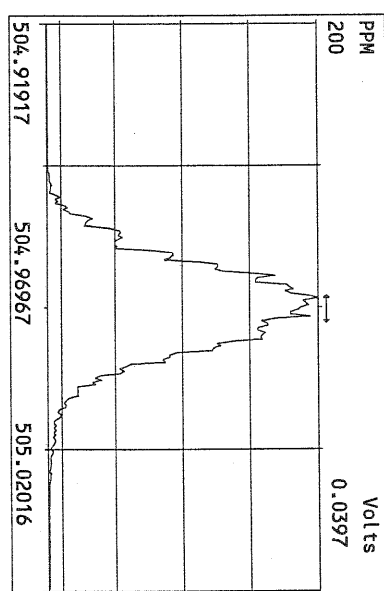
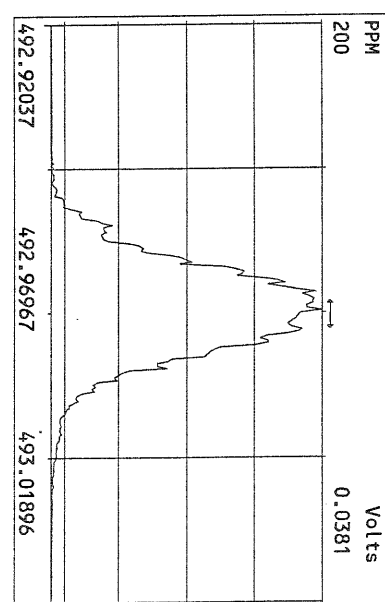
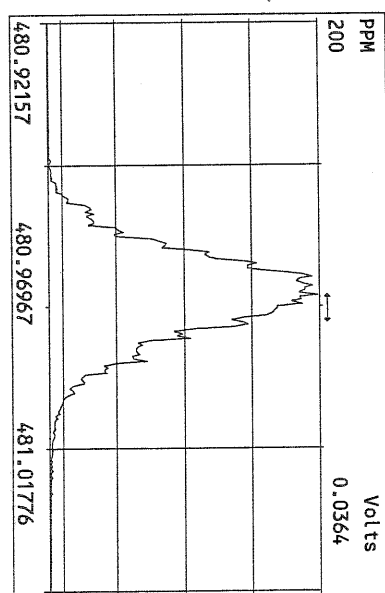
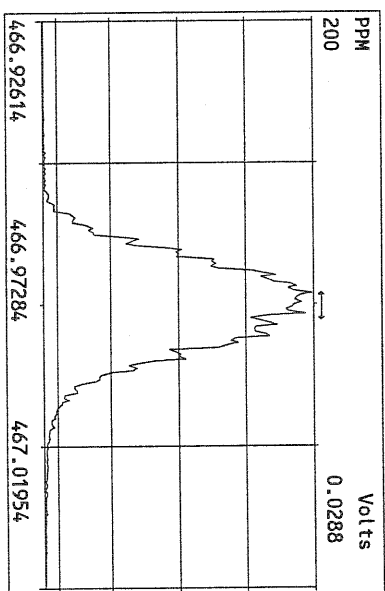
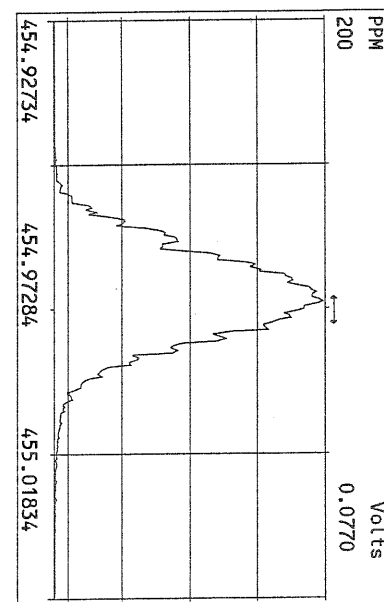
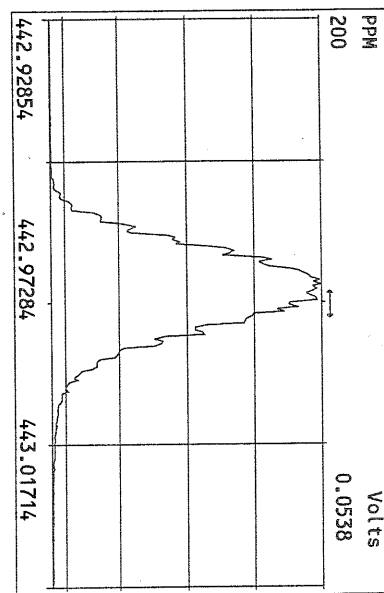
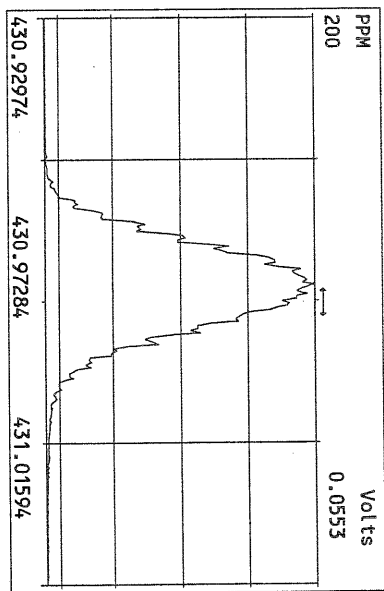




Peak Locate Examination:10-AUG-2010:16:22 File:10AUG10M_RES_CHECK
Experiment:PCDD Function:3 Reference:PFK







USEPA - ITD

FORM 4A
PCDD/PCDF CALIBRATION VERIFICATION

Lab Name: Frontier Analytical Laboratory Episode No.:

Contract No.: SAS No.:

Initial Calibration Date: 5/12/10

Instrument ID: FAL3

GC Column ID: DB5

VER Data Filename: 17AUG10M Sam:1

Analysis Date: 17-AUG-10 07:54:40

	M/Z'S	ION	QC	ACCEPT	CONC. FOUND	CONC. RANGE (ng/mL) (3)
	FORMING RATIO (1)	ABUND. RATIO	LIMITS (2)			
NATIVE ANALYTES						
2,3,7,8-TCDD	M/M+2	0.77	0.65-0.89	y	10.7	7.80 - 12.9
1,2,3,7,8-PeCDD	M+2/M+4	1.65	1.32-1.78	y	51.7	39.0 - 65.0
1,2,3,4,7,8-HxCDD	M+2/M+4	1.40	1.05-1.43	y	51.8	39.0 - 64.0
1,2,3,6,7,8-HxCDD	M+2/M+4	1.40	1.05-1.43	y	50.2	39.0 - 64.0
1,2,3,7,8,9-HxCDD	M+2/M+4	1.39	1.05-1.43	y	55.1	41.0 - 61.0
1,2,3,4,6,7,8-HpCDD	M+2/M+4	1.01	0.88-1.20	y	48.9	43.0 - 58.0
OCDD	M+2/M+4	0.94	0.76-1.02	y	106	79.0 - 126
2,3,7,8-TCDF	M/M+2	0.68	0.65-0.89	y	9.35	8.40 - 12.0
1,2,3,7,8-PeCDF	M+2/M+4	1.49	1.32-1.78	y	51.2	41.0 - 60.0
2,3,4,7,8-PeCDF	M+2/M+4	1.48	1.32-1.78	y	49.3	41.0 - 60.0
1,2,3,4,7,8-HxCDF	M+2/M+4	1.27	1.05-1.43	y	46.3	45.0 - 56.0
1,2,3,6,7,8-HxCDF	M+2/M+4	1.27	1.05-1.43	y	48.1	44.0 - 57.0
2,3,4,6,7,8-HxCDF	M+2/M+4	1.26	1.05-1.43	y	47.7	44.0 - 57.0
1,2,3,7,8,9-HxCDF	M+2/M+4	1.24	1.05-1.43	y	47.1	45.0 - 56.0
1,2,3,4,6,7,8-HpCDF	M+2/M+4	1.07	0.88-1.20	y	45.3	45.0 - 55.0
1,2,3,4,7,8,9-HpCDF	M+2/M+4	1.08	0.88-1.20	y	45.0	43.0 - 58.0
OCDF	M+2/M+4	0.88	0.76-1.02	y	96.8	63.0 - 159

(1) See Table 8, Method 1613, for m/z specifications.

(2) Ion Abundance Ratio Control Limits as specified in Table 9, Method 1613.

(3) Contract-required concentration range as specified in Table 6, Method 1613.

Analyst: 8Date: 8/17/10

FORM 4B
PCDD/PCDF CALIBRATION VERIFICATION

Lab Name: Frontier Analytical Laboratory

Episode No.:

Contract No.:

SAS No.:

Initial Calibration Date: 5/12/10

Instrument ID: FAL3

GC Column ID: DB5

VER Data Filename: 17AUG10M Sam:1

Analysis Date: 17-AUG-10 07:54:40

LABELLED COMPOUNDS	M/Z'S FORMING RATIO (1)	ION ABUND. RATIO	QC LIMITS (2)	ACCEPT	CONC. FOUND	CONC. RANGE (ng/mL) (3)
13C-2,3,7,8-TCDD	M/M+2	0.82	0.65-0.89	y	99.6	82.0 - 121
13C-1,2,3,7,8-PeCDD	M+2/M+4	1.75	1.32-1.78	y	97.9	62.0 - 160
13C-1,2,3,4,7,8-HxCDD	M+2/M+4	1.25	1.05-1.43	y	101	85.0 - 117
13C-1,2,3,6,7,8-HxCDD	M+2/M+4	1.24	1.05-1.43	y	93.2	85.0 - 118
13C-1,2,3,4,6,7,8-HpCDD	M+2/M+4	1.02	0.88-1.20	y	89.7	72.0 - 138
13C-OCDD	M+2/M+4	0.91	0.76-1.02	y	174	96.0 - 415
13C-2,3,7,8-TCDF	M/M+2	0.88	0.65-0.89	y	99.7	71.0 - 140
13C-1,2,3,7,8-PeCDF	M+2/M+4	1.70	1.32-1.78	y	99.9	76.0 - 130
13C-2,3,4,7,8-PeCDF	M+2/M+4	1.72	1.32-1.78	y	101	77.0 - 130
13C-1,2,3,4,7,8-HxCDF	M/M+2	0.54	0.43-0.59	y	102	76.0 - 131
13C-1,2,3,6,7,8-HxCDF	M/M+2	0.53	0.43-0.59	y	96.8	70.0 - 143
13C-2,3,4,6,7,8-HxCDF	M/M+2	0.54	0.43-0.59	y	98.7	73.0 - 137
13C-1,2,3,7,8,9-HxCDF	M/M+2	0.54	0.43-0.59	y	102	74.0 - 135
13C-1,2,3,4,6,7,8-HpCDF	M/M+2	0.42	0.37-0.51	y	90.0	78.0 - 129
13C-1,2,3,4,7,8,9-HpCDF	M/M+2	0.43	0.37-0.51	y	90.7	77.0 - 129
13C-OCDF	M+2/M+4	0.96	0.76-1.02	y	173	96.0 - 415
CLEANUP STANDARD (4)						
37Cl-2,3,7,8-TCDD					9.48	7.80 - 12.8

(1) See Table 8, Method 1613, for m/z specifications.

(2) Ion Abundance Ratio Control Limits as specified in Table 9, Method 1613.

(3) Contract-required concentration range as specified in Table 6, Method 1613.

(4) No ion abundance ratio; report concentration found.

Analyst: _____

Date: _____

FORM 5
PCDD/PCDF RT WINDOW AND ISOMER SPECIFICITY STANDARDS

Lab Name: Frontier Analytical Laboratory Episode No.:

Contract No.: SAS No.:

Instrument ID: FAL3 Initial Calibration Date: 5/12/10

RT Window Data Filename: 17AUG10M Sam:1 Analysis Date: 17-AUG-10 Time: 07:54:40

DB-5 IS Data Filename: 17AUG10M Sam:1 Analysis Date: 17-AUG-10 Time: 07:54:40

DB-225 IS Date Filename: Analysis Date: Time:

DB-5 RT WINDOW DEFINING STANDARDS RESULTS

ISOMERS	ABSOLUTE RT	ISOMERS	ABSOLUTE RT
1,3,6,8-TCDD (F)	24:22	1,3,6,8-TCDF (F)	23:01
1,2,8,9-TCDD (L)	28:19	1,2,8,9-TCDF (L)	28:33
1,2,4,7,9-PeCDD (F)	30:13	1,3,4,6,8-PeCDF (F)	28:24
1,2,3,8,9-PeCDD (L)	33:46	1,2,3,8,9-PeCDF (L)	34:12
1,2,4,6,7,9-HxCDD (F)	36:06	1,2,3,4,6,8-HxCDF (F)	35:13
1,2,3,7,8,9-HxCDD (L)	39:10	1,2,3,7,8,9-HxCDF (L)	39:45
1,2,3,4,6,7,9-HpCDD (F)	42:47	1,2,3,4,6,7,8-HpCDF (F)	42:16
1,2,3,4,6,7,8-HpCDD (L)	44:09	1,2,3,4,7,8,9-HpCDF (L)	45:05

(F) = First eluting isomer (DB-5); (L) = Last eluting isomer (DB-5)

=====

ISOMER SPECIFICITY (IS) TEST STANDARD RESULTS

% VALLEY HEIGHT
BETWEEN
COMPARED PEAKS (1)

<25%

(1) To meet contract requirement, %Valley Height Between Compared Peaks shall not exceed 25% (section 15.4.2.2, Method 1613).

Analyst: 8

Date: 8/17/10

USEPA - ITD

FORM 6A

PCDD/PCDF RELATIVE RETENTION TIMES

Lab Name: Frontier Analytical Laboratory Episode No.:

Contract No.: SAS No.: Init. Cal. Date: 5/12/10

Instrument ID: FAL3 GC Column ID: DB5

Analysis Date: 17-AUG-10 07:54:40 CS3 or VER Data Filename: 17AUG10M Sam:1

NATIVE ANALYTES	RETENTION TIME REFERENCE	RRT	RRT QC LIMITS (1)
2,3,7,8-TCDD	13C-2,3,7,8-TCDD	1.001	0.999-1.002
2,3,7,8-TCDF	13C-2,3,7,8-TCDF	1.001	0.999-1.003
1,2,3,7,8-PeCDD	13C-1,2,3,7,8-PeCDD	1.001	0.999-1.002
1,2,3,7,8-PeCDF	13C-1,2,3,7,8-PeCDF	1.000	0.999-1.002
2,3,4,7,8-PeCDF	13C-2,3,4,7,8-PeCDF	1.001	0.999-1.002
LABELED COMPOUNDS			
37Cl-2,3,7,8-TCDD	13C-1,2,3,4-TCDD	1.022	0.989-1.052
13C-2,3,7,8-TCDD		1.021	0.976-1.043
13C-2,3,7,8-TCDF		0.993	0.923-1.103
13C-1,2,3,7,8-PeCDD		1.239	1.000-1.567
13C-1,2,3,7,8-PeCDF		1.174	0.923-1.203
13C-2,3,4,7,8-PeCDF		1.223	0.923-1.303

(1) Contract-required limits for Relative Retention Times (RRT) as specified in Table 2, Method 1613.

Analyst: 6 Date: 8/17/10

USEPA - ITD

FORM 68

PCDD/PCDF RELATIVE RETENTION TIMES

Lab Name: Frontier Analytical Laboratory

Episode No.:

Contract No.:

SAS No.:

Init. Cal. Date: 5/12/10

Instrument ID: FAL3

GC Column ID: DB5

Analysis Date: 17-AUG-10 07:54:40

CS3 or VER Data Filename: 17AUG10M

Sam:1

NATIVE ANALYTES	RETENTION TIME REFERENCE	RRT	RRT QC LIMITS (1)
1,2,3,4,7,8-HxCDD	13C-1,2,3,4,7,8-HxCDD	1.001	0.999-1.001
1,2,3,6,7,8-HxCDD	13C-1,2,3,6,7,8-HxCDD	1.001	0.998-1.004
1,2,3,7,8,9-HxCDD	13C-1,2,3,6,7,8-HxCDD	1.012	1.000-1.019
1,2,3,4,7,8-HxCDF	13C-1,2,3,4,7,8-HxCDF	1.000	0.999-1.001
1,2,3,6,7,8-HxCDF	13C-1,2,3,6,7,8-HxCDF	1.001	0.997-1.005
2,3,4,6,7,8-HxCDF	13C-2,3,4,6,7,8-HxCDF	1.001	0.999-1.001
1,2,3,7,8,9-HxCDF	13C-1,2,3,7,8,9-HxCDF	1.001	0.999-1.001
1,2,3,4,6,7,8-HpCDD	13C-1,2,3,4,6,7,8-HpCDD	1.000	0.999-1.001
1,2,3,4,6,7,8-HpCDF	13C-1,2,3,4,6,7,8-HpCDF	1.001	0.999-1.001
1,2,3,4,7,8,9-HpCDF	13C-1,2,3,4,7,8,9-HpCDF	1.000	0.999-1.001
OCDD	13C-OCDD	1.000	0.999-1.001
OCDF	13C-OCDF	1.000	0.999-1.001
LABELED COMPOUNDS			
13C-1,2,3,4,7,8-HxCDD	13C-1,2,3,7,8,9-HxCDD	0.984	0.977-1.000
13C-1,2,3,6,7,8-HxCDD		0.988	0.981-1.003
13C-1,2,3,4,7,8-HxCDF		0.949	0.944-0.970
13C-1,2,3,6,7,8-HxCDF		0.954	0.949-0.975
13C-2,3,4,6,7,8-HxCDF		0.978	0.959-1.021
13C-1,2,3,7,8,9-HxCDF		1.015	0.977-1.047
13C-1,2,3,4,6,7,8-HpCDD		1.127	1.086-1.130
13C-1,2,3,4,6,7,8-HpCDF		1.079	1.043-1.085
13C-1,2,3,4,7,8,9-HpCDF		1.151	1.057-1.154
13C-OCDD		1.269	1.032-1.311
13C-OCDF		1.279	1.000-1.311

(1) Contract-required limits for Relative Retention Times (RRT) as specified in Table 2, Method 1613.

Analyst: _____

Date: _____

Frontier Analytical Laboratory - Acquisition Log

Run Name:17AUG10M

Instrument: FAL3

GC: DB5

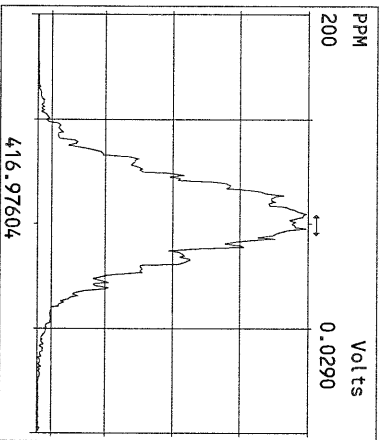
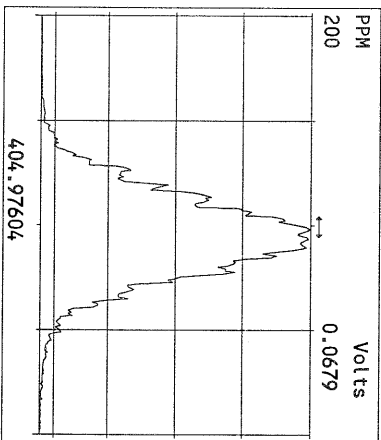
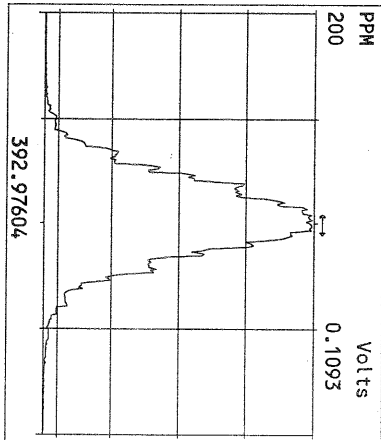
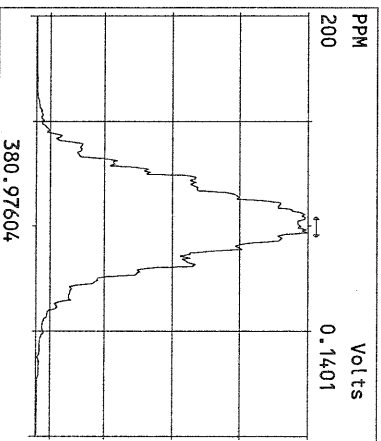
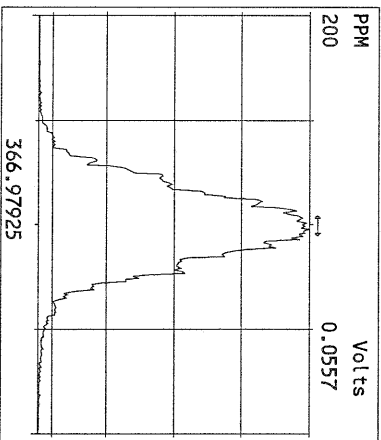
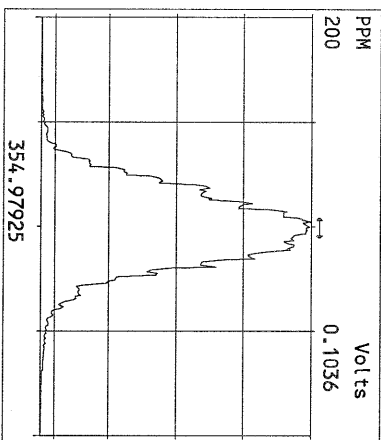
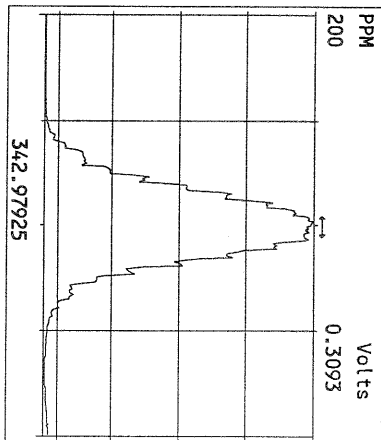
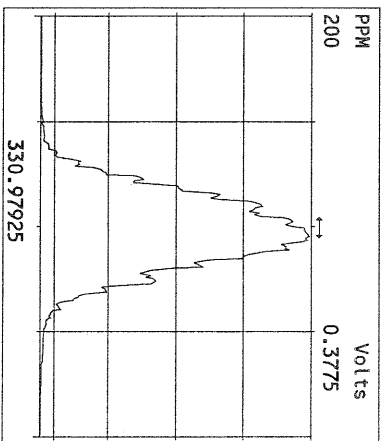
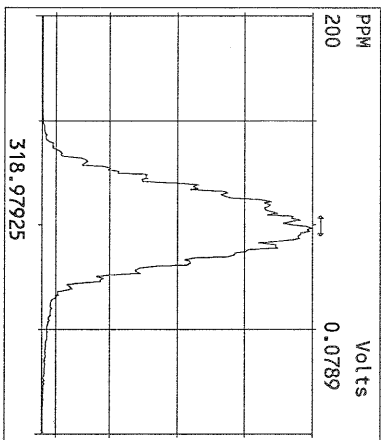
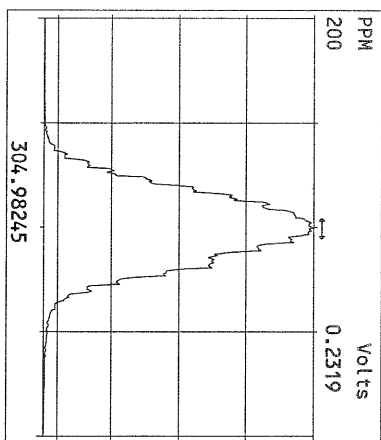
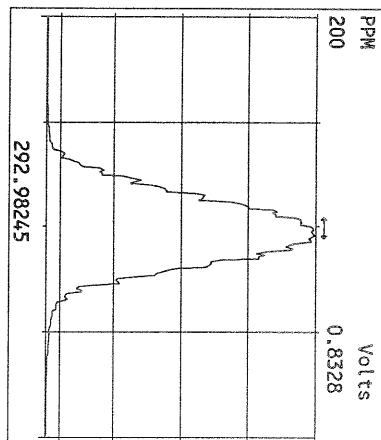
Experiment:PCDD

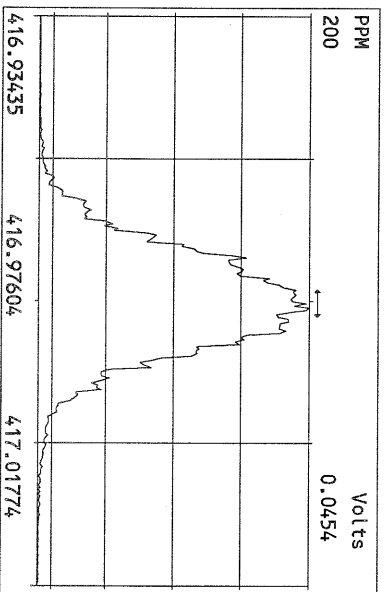
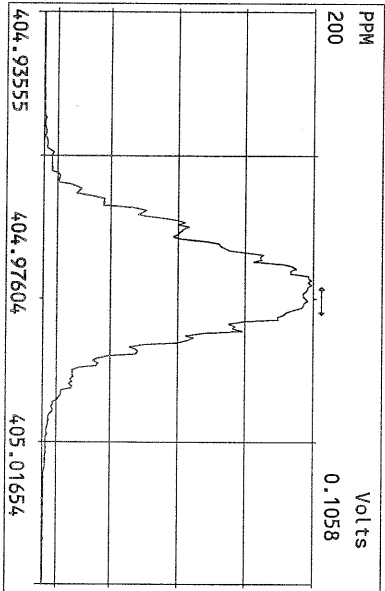
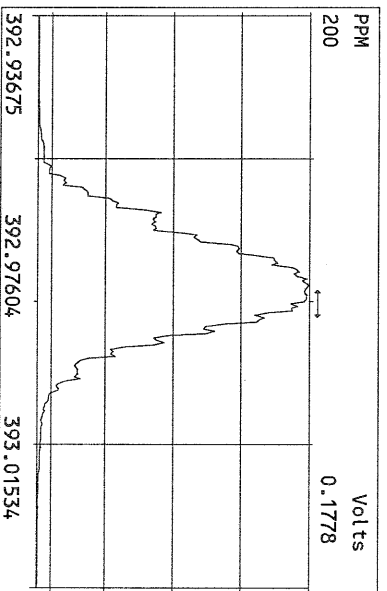
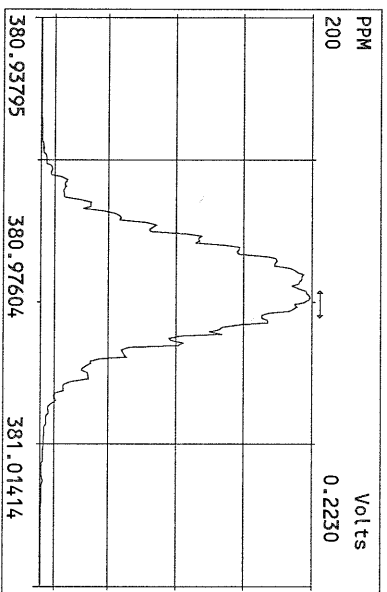
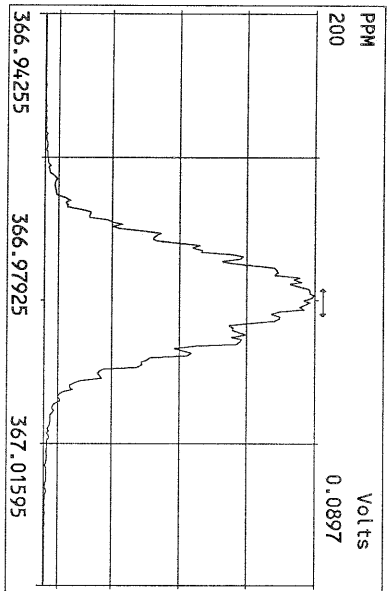
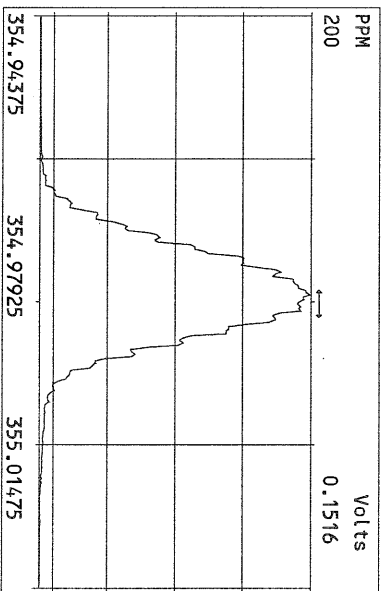
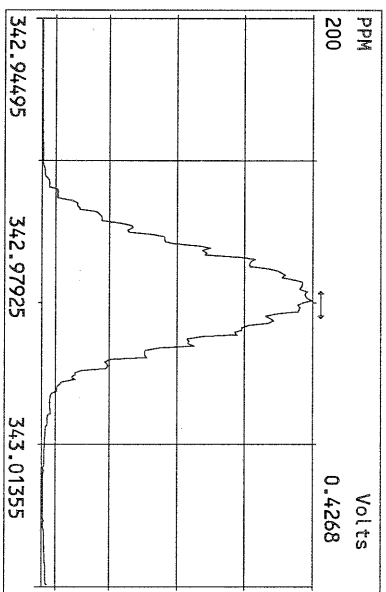
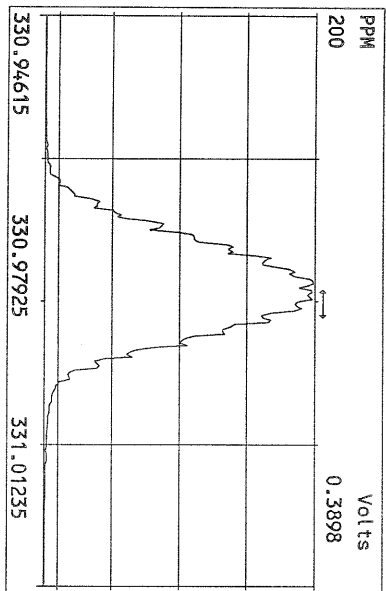
Data File S	FAL ID	Client ID	Acquired	ConCal	EndCal	Analyst
17AUG10M 1	ST081710M1	1613 CS3 191908J	17-AUG-10 07:54:40	ST081710M1	ST081710M2	BS
17AUG10M 2	6276-006-0001-SA	PSB15-1.5-2-073010	17-AUG-10 08:50:02	ST081710M1	ST081710M2	BS
17AUG10M 3	6276-001-0001-SA	PSB11-0-0.5-073010 1:10	17-AUG-10 09:45:25	ST081710M1	ST081710M2	BS
17AUG10M 4	6276-007-0001-SA	PSB15-2-4-073010 1:10	17-AUG-10 10:40:47	ST081710M1	ST081710M2	BS
17AUG10M 5	6276-009-0001-SA	PSB15-13-15-073010 1:10	17-AUG-10 11:36:06	ST081710M1	ST081710M2	BS
17AUG10M 6	6269-001-0001-SA	PSB14-0-.5-072810 1:10	17-AUG-10 12:31:24	ST081710M1	ST081710M2	BS
17AUG10M 7	6271-002-0001-SA	PSB13-1.5-2-072910 1:10	17-AUG-10 13:26:47	ST081710M1	ST081710M2	BS
17AUG10M 8	6271-003-0001-SA	PSB13-2-4-072910 1:10	17-AUG-10 14:22:06	ST081710M1	ST081710M2	BS
17AUG10M 9	QC081710M1	TEST QC	17-AUG-10 15:17:34	ST081710M1	ST081710M2	BS
17AUG10M 10	6276-008-0001-SA	PSB15-4-6-073010 1:20	17-AUG-10 16:13:01	ST081710M1	ST081710M2	BS
17AUG10M 11	6276-005-0001-SA	PSB15-0-0.5-073010 1:100	17-AUG-10 17:08:27	ST081710M1	ST081710M2	BS
17AUG10M 12	6276-002-0001-SA	PSB11-1.5-2-073010 1:200	17-AUG-10 18:03:50	ST081710M1	ST081710M2	BS
17AUG10M 13	6276-003-0001-SA	PSB11-2-4-073010 1:200	17-AUG-10 18:59:16	ST081710M1	ST081710M2	BS
17AUG10M 14	6276-004-0001-SA	PSB11-2-4-073010-D 1:200	17-AUG-10 19:54:40	ST081710M1	ST081710M2	BS
17AUG10M 15	SB081710M1	Solvent Blank	17-AUG-10 20:49:59	ST081710M1	ST081710M2	BS
17AUG10M 16	ST081710M2	1613 CS3 191908J	17-AUG-10 21:45:19	ST081710M1	ST081710M2	BS
17AUG10M 17	2083-001-0001-OPR	OPR	17-AUG-10 22:40:39	ST081710M2	ST081710M3	BS
17AUG10M 18	2083-001-0001-MB	Method Blank	17-AUG-10 23:35:58	ST081710M2	ST081710M3	BS
17AUG10M 19	6299-001-0001-SA	Barnhardt Sludge #3	18-AUG-10 00:31:17	ST081710M2	ST081710M3	BS
17AUG10M 20	6291-001-0001-SA	0080214-01	18-AUG-10 01:26:39	ST081710M2	ST081710M3	BS
17AUG10M 21	QC081710M2	TEST QC2	18-AUG-10 02:21:58	ST081710M2	ST081710M3	BS
17AUG10M 22	6274-001-0001-SA	PSB9A-1.5-2-073010	18-AUG-10 03:17:17	ST081710M2	ST081710M3	BS
17AUG10M 23	6274-002-0001-SA	PSB9A-2-4-073010	18-AUG-10 04:12:36	ST081710M2	ST081710M3	BS
17AUG10M 24	6274-003-0001-SA	PSB9A-0-0.5-073010	18-AUG-10 05:07:58	ST081710M2	ST081710M3	BS
17AUG10M 25	6274-004-0001-SA	PSB10-0-0.5-073010	18-AUG-10 06:03:21	ST081710M2	ST081710M3	BS
17AUG10M 26	6274-005-0001-SA	PSB10-1.5-2-073010	18-AUG-10 06:58:43	ST081710M2	ST081710M3	BS
17AUG10M 27	6274-006-0001-SA	PSB10-2-4-073010	18-AUG-10 07:54:06	ST081710M2	ST081710M3	BS
17AUG10M 28	6272-005-0001-SA	PSB3-0-0.5-072910 1:10	18-AUG-10 08:49:25	ST081710M1	ST081710M2	BS
17AUG10M 29	6291-002-0001-SA	0080214-02	18-AUG-10 09:44:44	ST081710M2	ST081710M3	BS
17AUG10M 30	ST081710M3	1613 CS3 191908J	18-AUG-10 10:40:03	ST081710M2	ST081710M3	BS
17AUG10M 31	QC081710M3	TEST QC3	18-AUG-10 11:35:24	ST081710M2	ST081710M3	BS

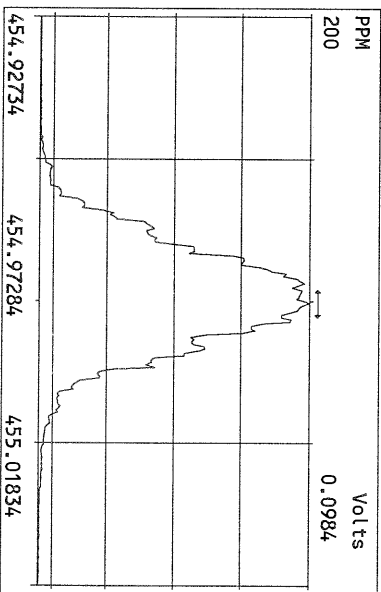
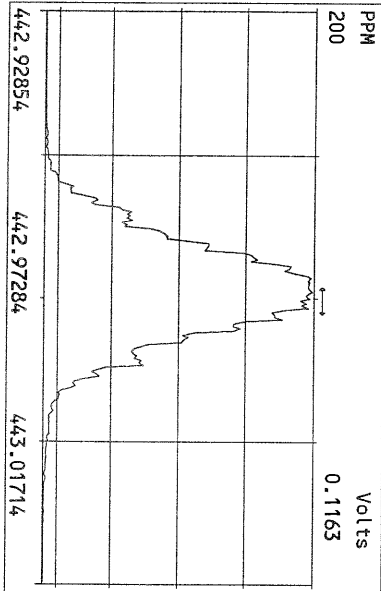
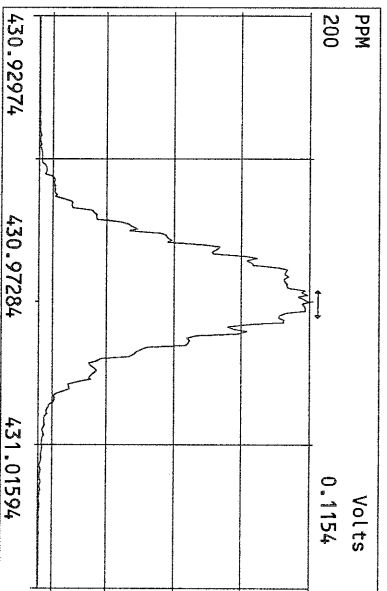
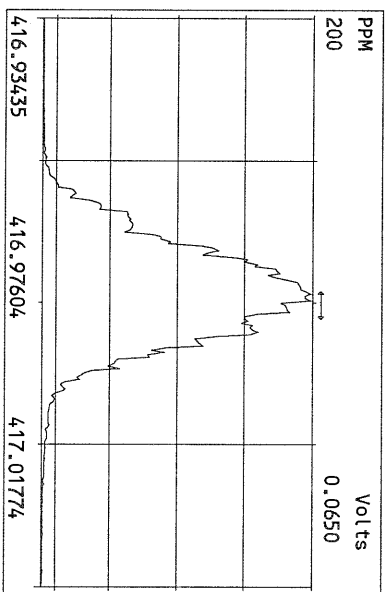
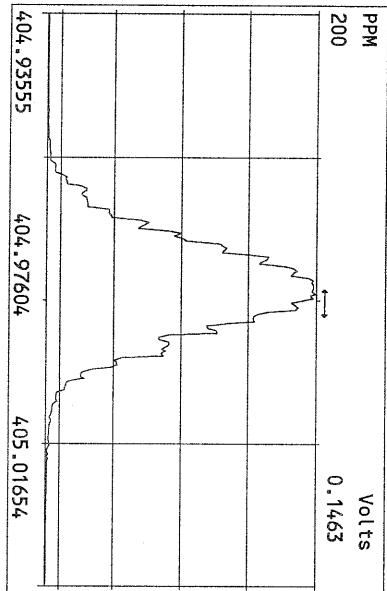
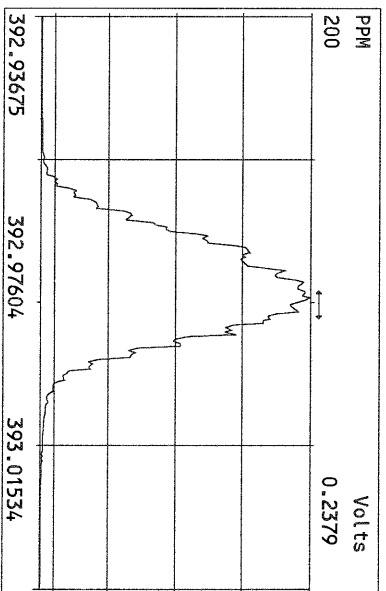
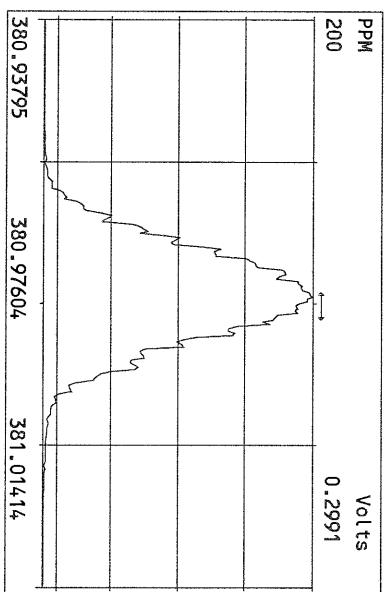
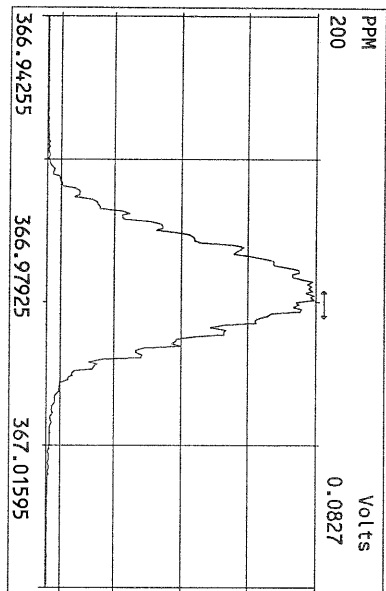
M/x/R

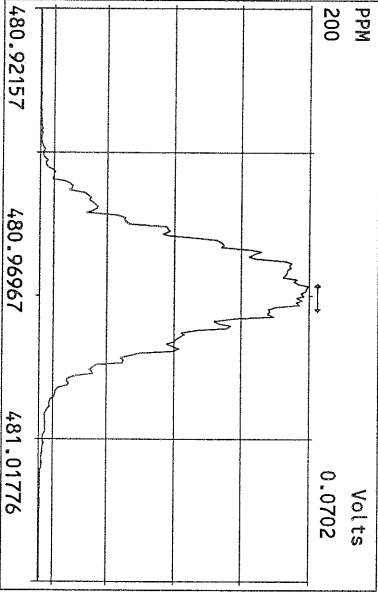
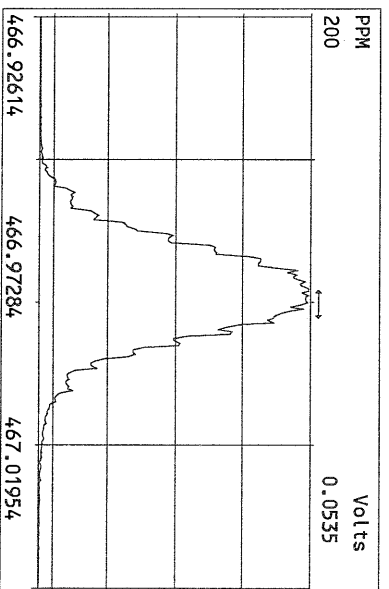
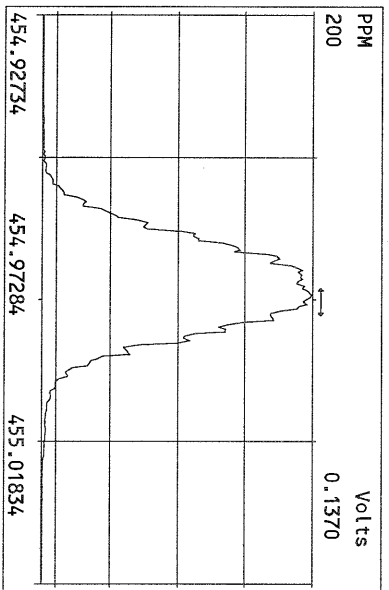
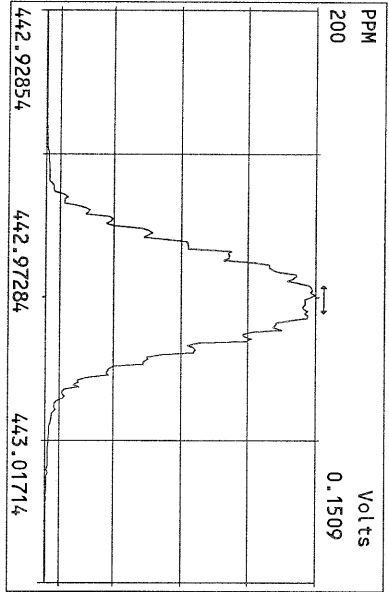
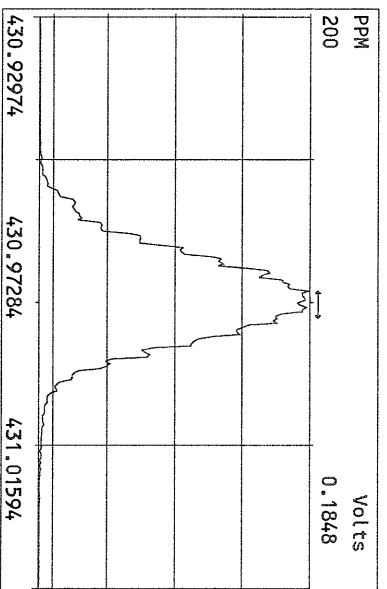
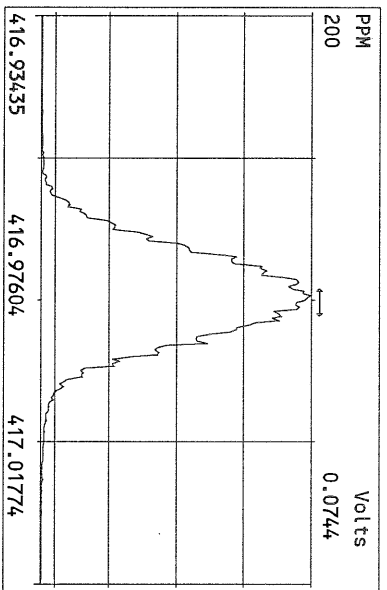
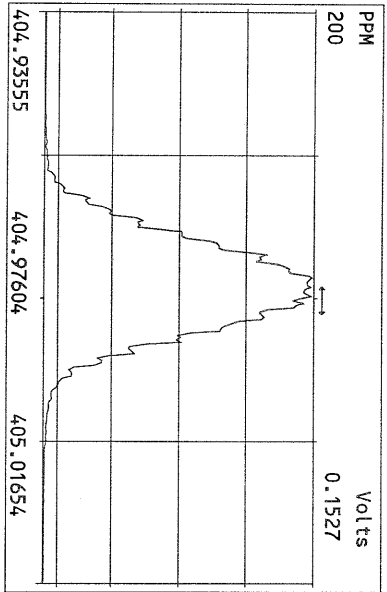
Data Backed Up: _____

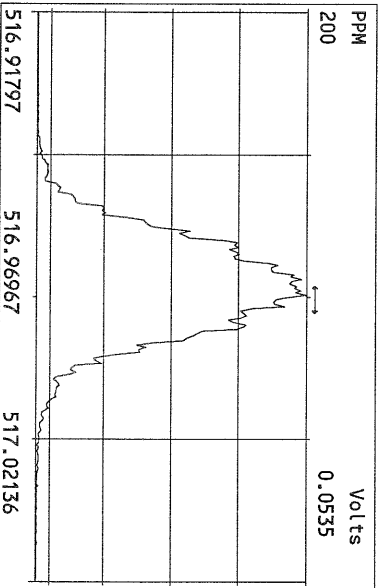
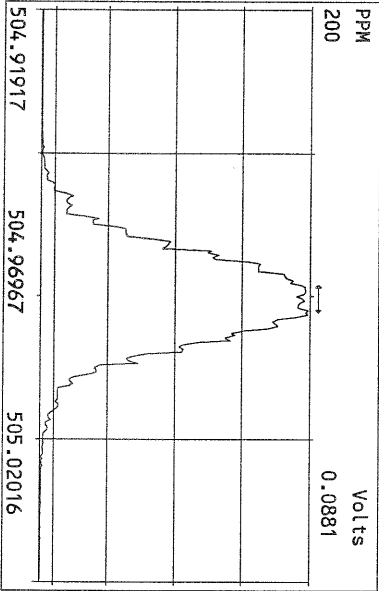
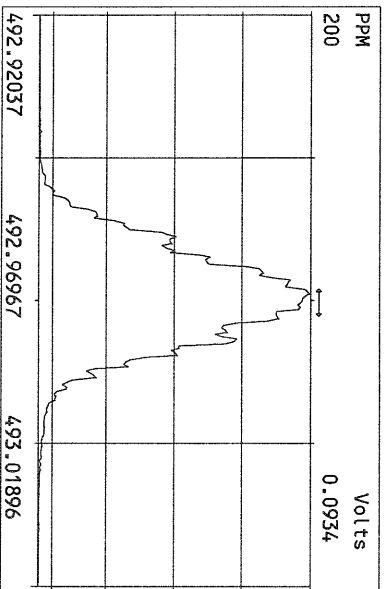
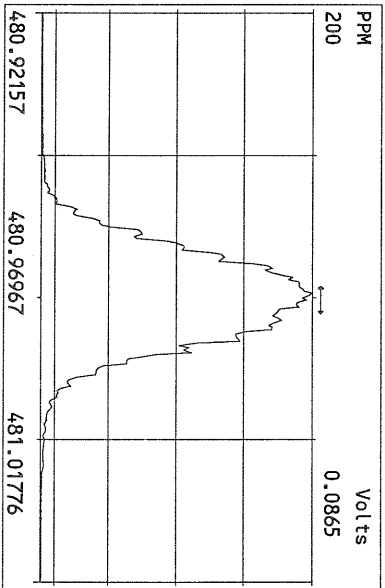
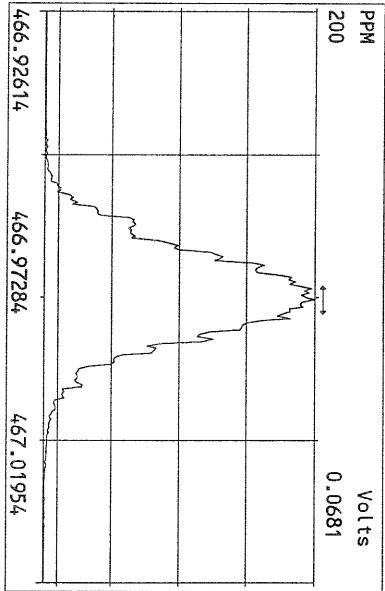
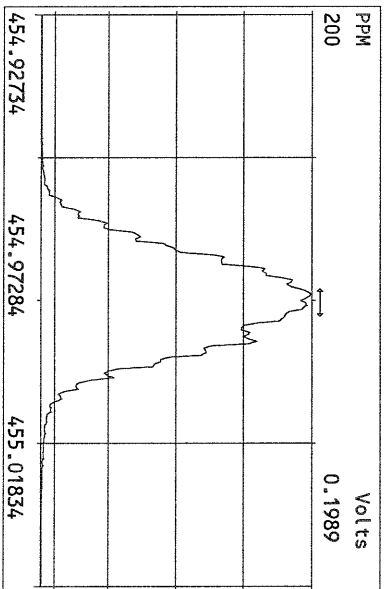
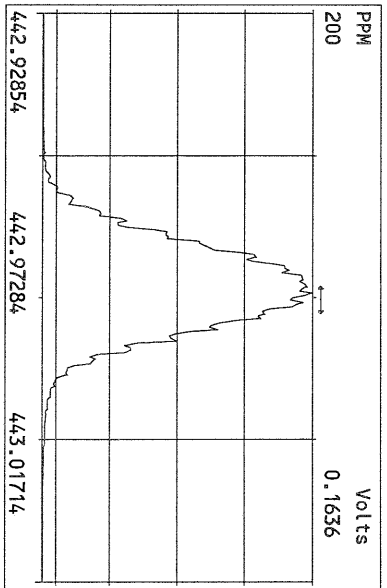
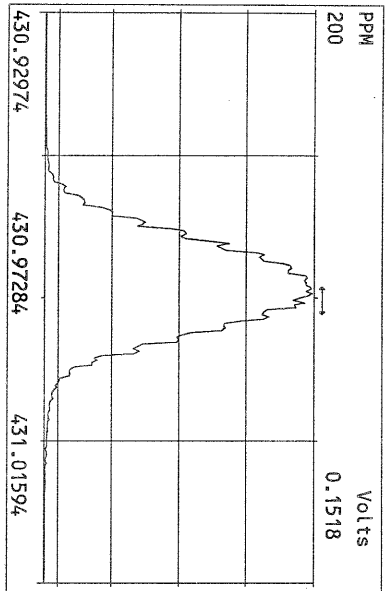
Date: _____



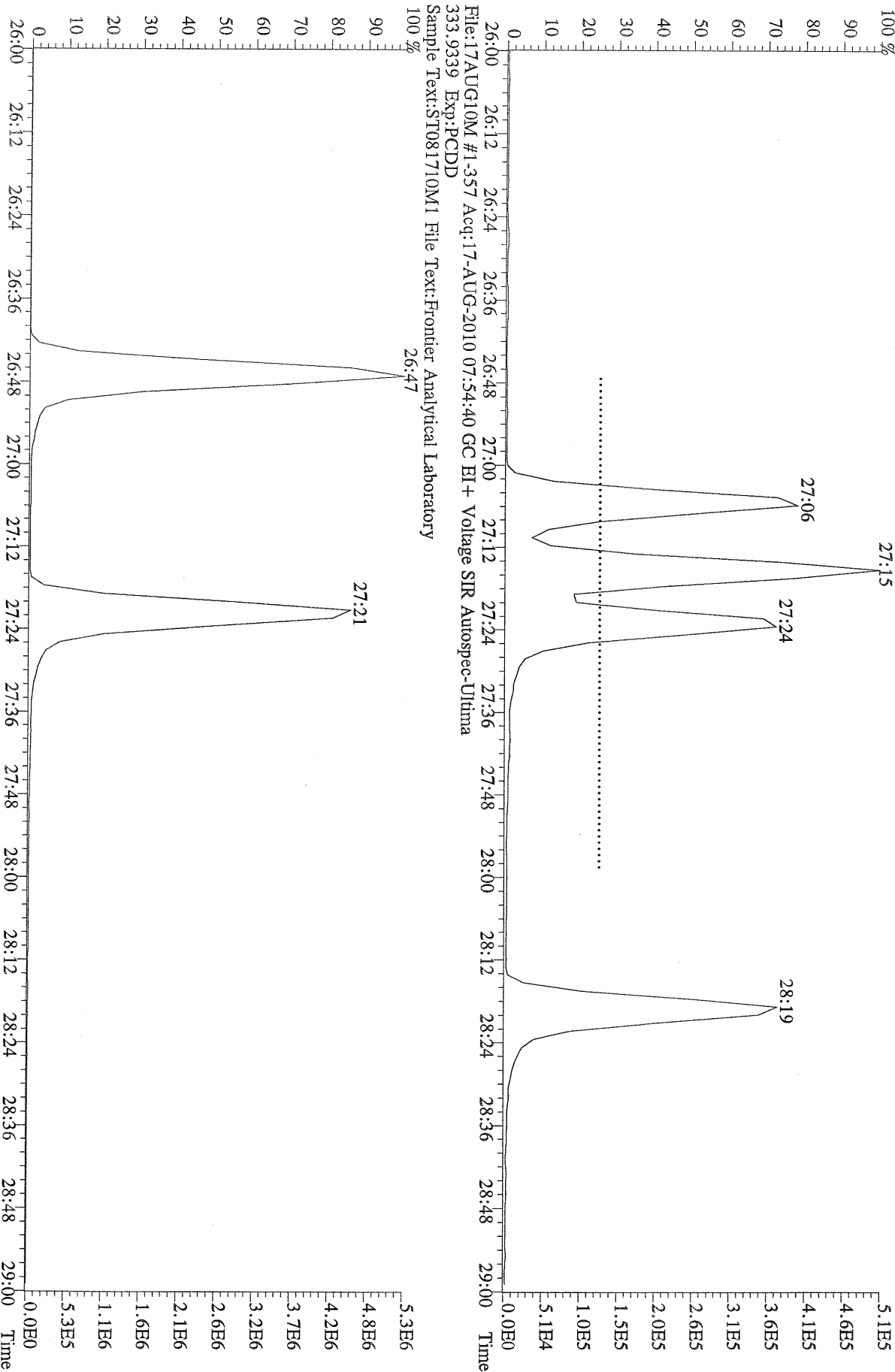




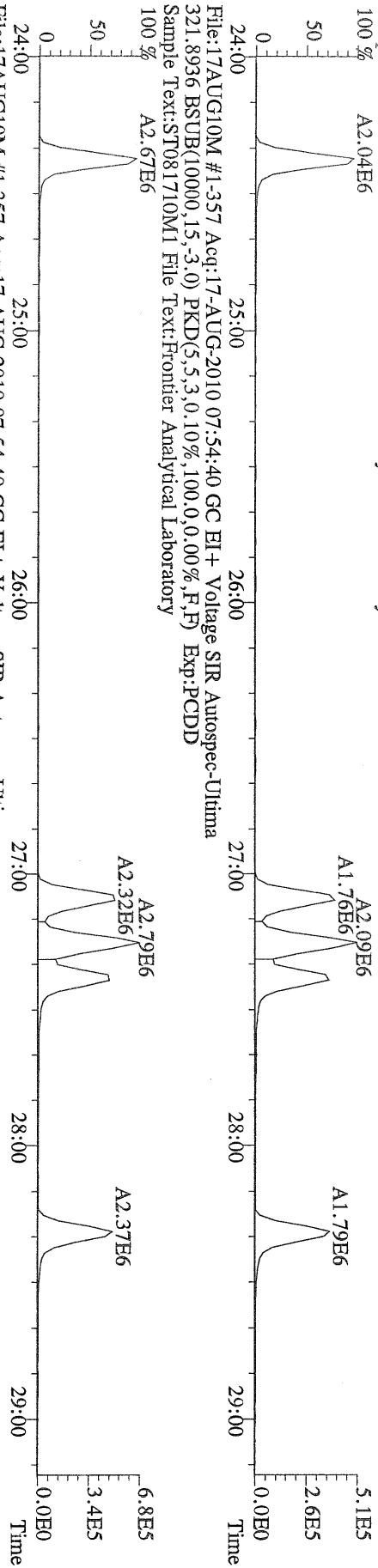




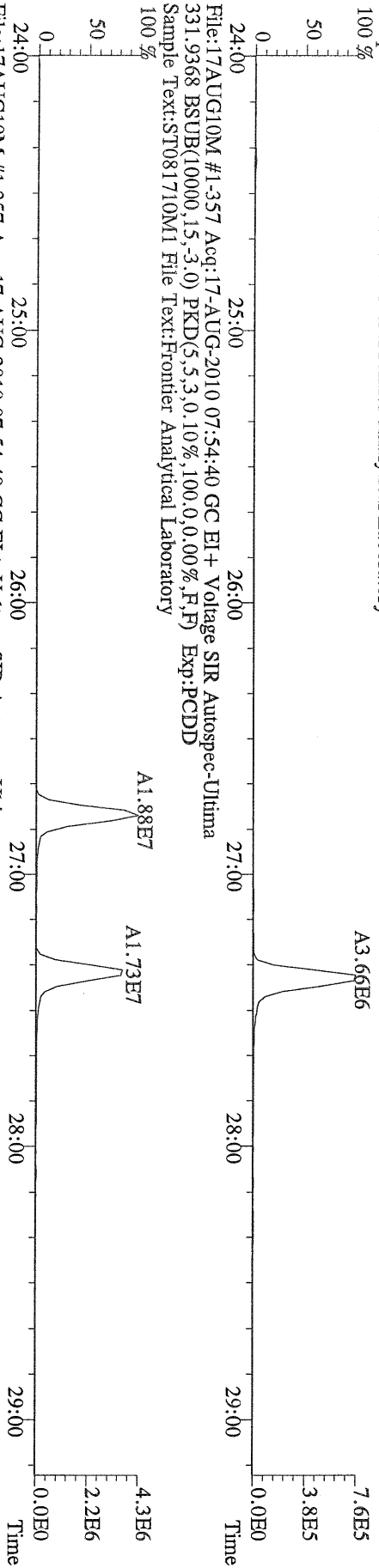
File:17AUG10M #1-357 Acq:17-AUG-2010 07:54:40 GC EI+ Volage SIR Autospec-Ultima
319.8965 Exp:PCDD
Sample Text:ST081710M1 File Text:Frontier Analytical Laboratory



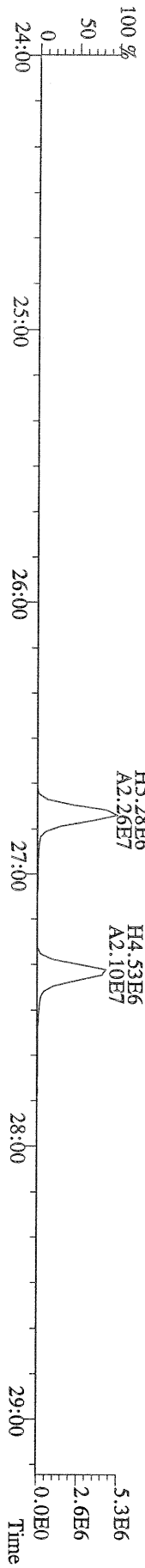
File:17AUG10M #1-357 Acq:17-AUG-2010 07:54:40 GC EI+ Voltage SIR Autospec-Ultima
319.8965 BSUB(10000,15,-3.0) PKD(5,5,3,0.10%,100,0,0.00%,F,F) Exp:PCDD
Sample Text:ST081710M1 File Text:Frontier Analytical Laboratory



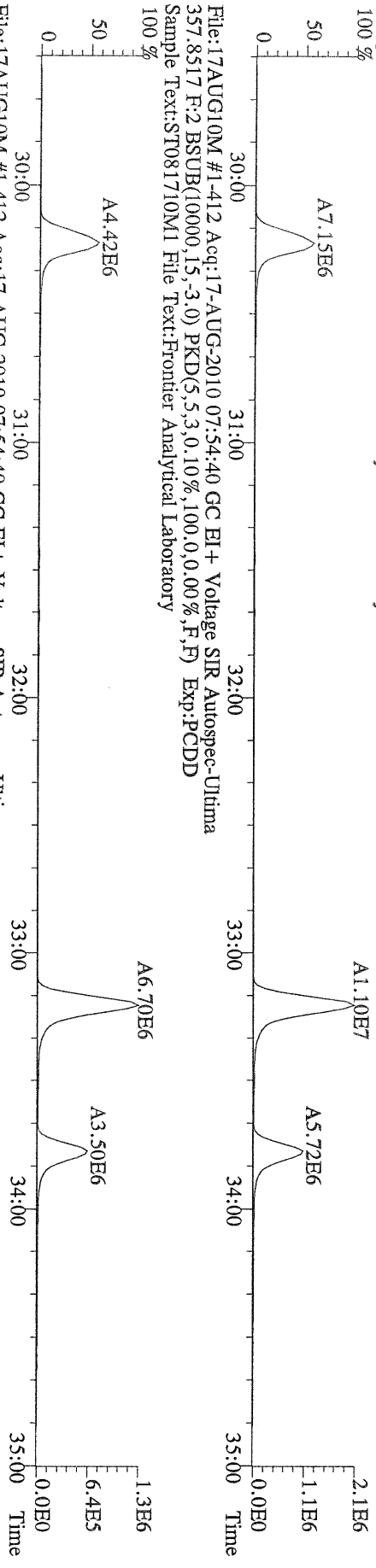
File:17AUG10M #1-357 Acq:17-AUG-2010 07:54:40 GC EI+ Voltage SIR Autospec-Ultima
327.8847 BSUB(10000,15,-3.0) PKD(5,5,3,0.10%,100,0,0.00%,F,F) Exp:PCDD
Sample Text:ST081710M1 File Text:Frontier Analytical Laboratory




File:17AUG10M #1-357 Acq:17-AUG-2010 07:54:40 GC EI+ Voltage SIR Autospec-Ultima
333.9339 BSUB(10000,15,-3.0) PKD(5,5,3,0.10%,100,0,0.00%,F,F) Exp:PCDD
Sample Text:ST081710M1 File Text:Frontier Analytical Laboratory



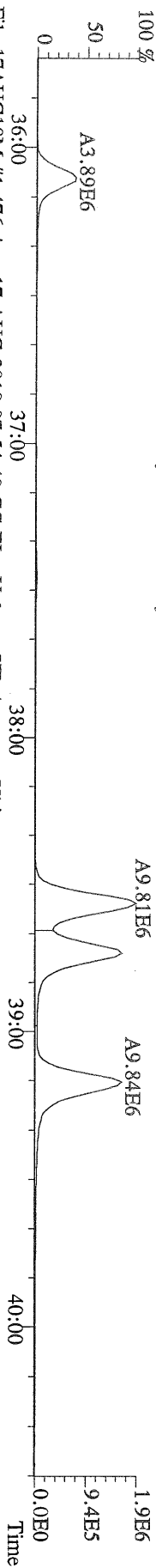
File:17AUG10M #1-412 Acq:17-AUG-2010 07:54:40 GC EI+ Voltage SIR Autospec-Ultima
355.8546 F:2 BSUB(10000,15,-3.0) PKD(5,5,3,0.10%,100,0,0.00%,F,F) Exp:PCDD
Sample Text:ST081710M1 File Text:Frontier Analytical Laboratory
100 %



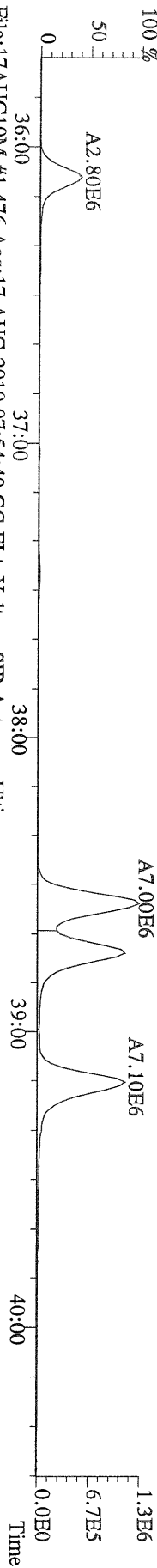
File:17AUG10M #1-412 Acq:17-AUG-2010 07:54:40 GC EI+ Voltage SIR Autospec-Ultima
367.8949 F:2 BSUB(10000,15,-3.0) PKD(5,5,3,0.10%,100,0,0.00%,F,F) Exp:PCDD
Sample Text:ST081710M1 File Text:Frontier Analytical Laboratory
100 %



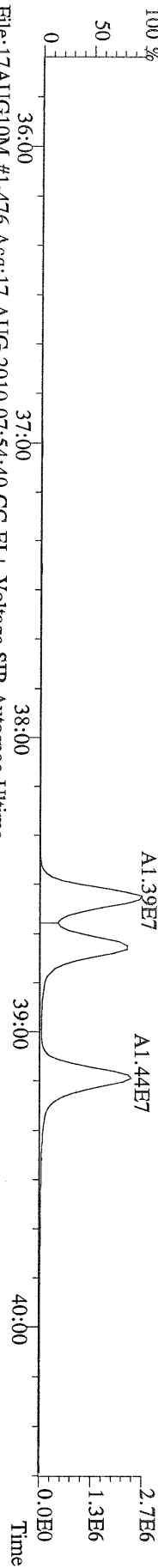
File:17AUG10M #1-476 Acq:17-AUG-2010 07:54:40 GC EI+ Voltage SIR Autospec-Utima
389.8156 F:3 BSUB(10000,15,-3.0) PKD(5,5,3,0,10%,100,0,0,0.00%,F,F) Exp:PCDD
Sample Text:ST081710M1 File Text:Frontier Analytical Laboratory




File:17AUG10M #1-476 Acq:17-AUG-2010 07:54:40 GC EI+ Voltage SIR Autospec-Utima
391.8127 F:3 BSUB(10000,15,-3.0) PKD(5,5,3,0,10%,100,0,0,0.00%,F,F) Exp:PCDD
Sample Text:ST081710M1 File Text:Frontier Analytical Laboratory



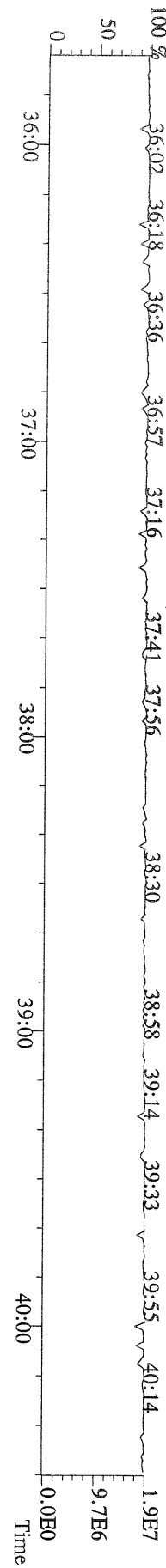
File:17AUG10M #1-476 Acq:17-AUG-2010 07:54:40 GC EI+ Voltage SIR Autospec-Utima
401.8559 F:3 BSUB(10000,15,-3.0) PKD(5,5,3,0,10%,100,0,0,0.00%,F,F) Exp:PCDD
Sample Text:ST081710M1 File Text:Frontier Analytical Laboratory



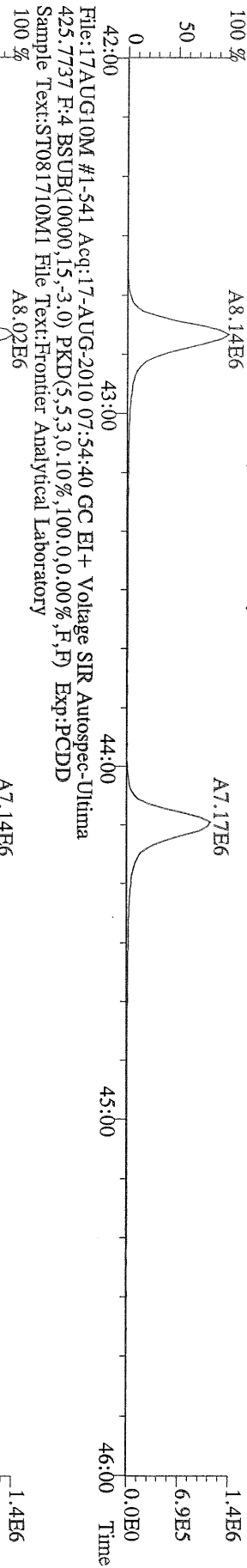
File:17AUG10M #1-476 Acq:17-AUG-2010 07:54:40 GC EI+ Voltage SIR Autospec-Utima
403.8530 F:3 BSUB(10000,15,-3.0) PKD(5,5,3,0,10%,100,0,0,0.00%,F,F) Exp:PCDD
Sample Text:ST081710M1 File Text:Frontier Analytical Laboratory



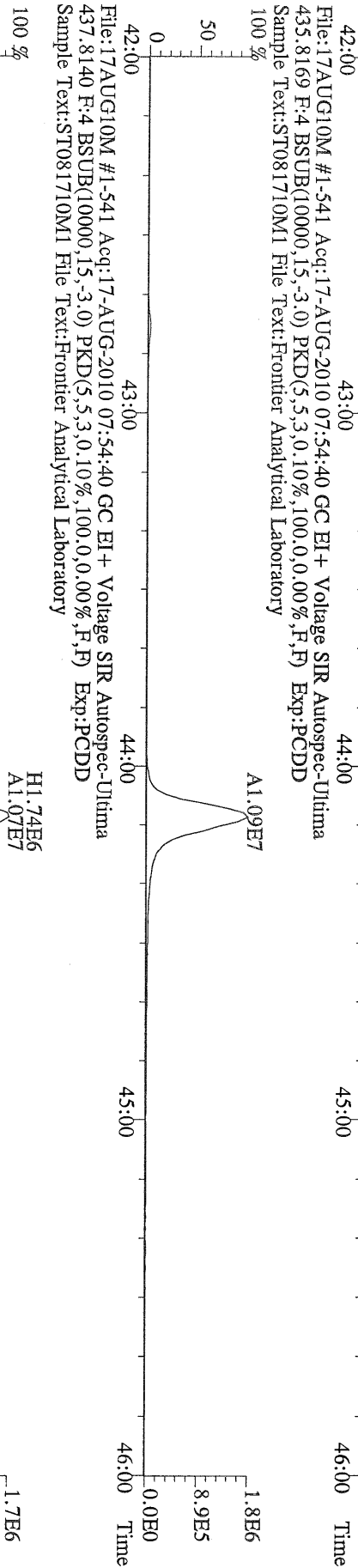
File:17AUG10M #1-476 Acq:17-AUG-2010 07:54:40 GC EI+ Voltage SIR Autospec-Utima
380.9760 F:3 Exp:PCDD
Sample Text:ST081710M1 File Text:Frontier Analytical Laboratory



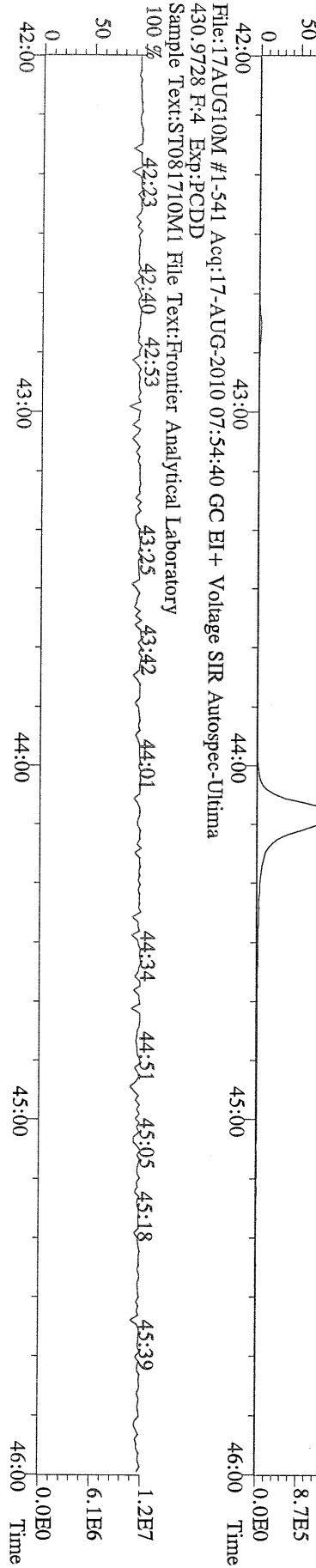
File:17AUG10M #1-541 Acq:17-AUG-2010 07:54:40 GC EI+ Voltage SIR Autospec-Ultima
423.7767 F:4 BSUB(10000,15,-3.0) PKD(5,5,3,0.10%,100.0,0.00%,F,F) Exp:PCDD
Sample Text:ST081710M1 File Text:Frontier Analytical Laboratory



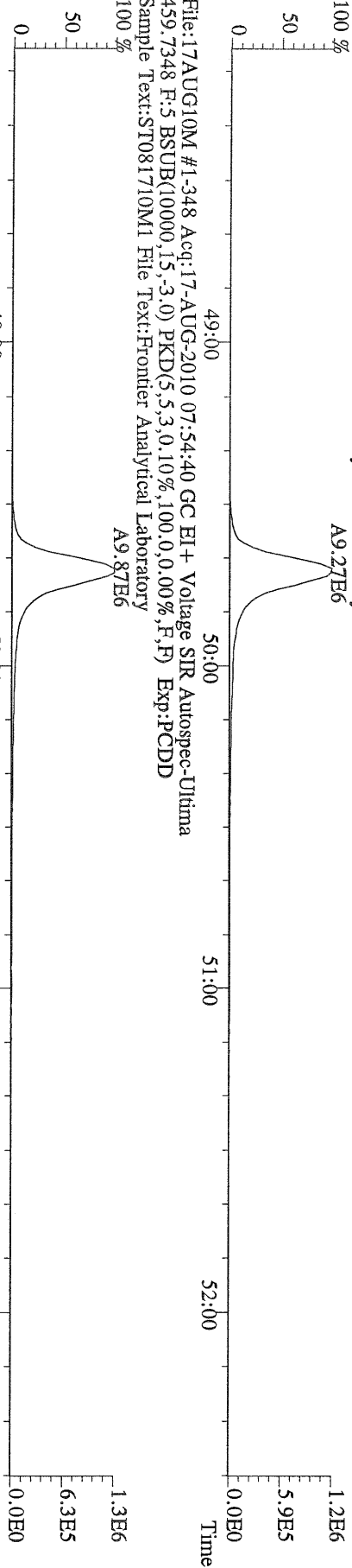
File:17AUG10M #1-541 Acq:17-AUG-2010 07:54:40 GC EI+ Voltage SIR Autospec-Ultima
435.8169 F:4 BSUB(10000,15,-3.0) PKD(5,5,3,0.10%,100.0,0.00%,F,F) Exp:PCDD
Sample Text:ST081710M1 File Text:Frontier Analytical Laboratory



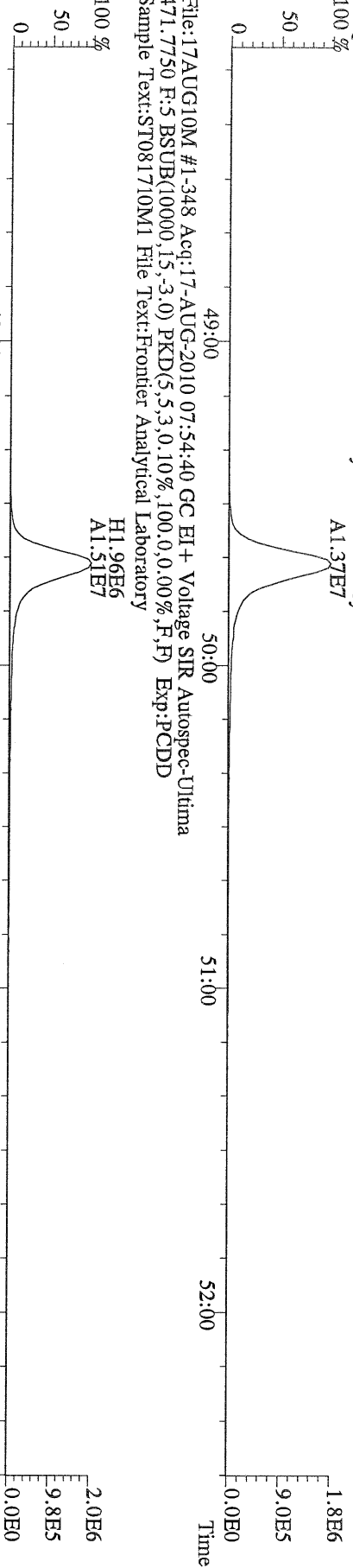
File:17AUG10M #1-541 Acq:17-AUG-2010 07:54:40 GC EI+ Voltage SIR Autospec-Ultima
430.9728 F:4 Exp:PCDD
Sample Text:ST081710M1 File Text:Frontier Analytical Laboratory




File:17AUG10M #1-348 Acq:17-AUG-2010 07:54:40 GC EI+ Voltage SIR Autospec-Ultima
457.7377 F:5 BSUB(10000,15,-3.0) PKD(5,5,3,0.10%,100,0,0.00%,F,F) Exp:PCDD
Sample Text:ST081710M1 File Text:Frontier Analytical Laboratory
100 %



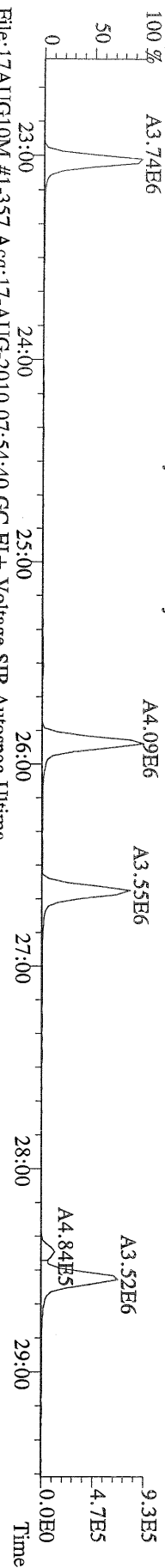
File:17AUG10M #1-348 Acq:17-AUG-2010 07:54:40 GC EI+ Voltage SIR Autospec-Ultima
469.7780 F:5 BSUB(10000,15,-3.0) PKD(5,5,3,0.10%,100,0,0.00%,F,F) Exp:PCDD
Sample Text:ST081710M1 File Text:Frontier Analytical Laboratory
100 %



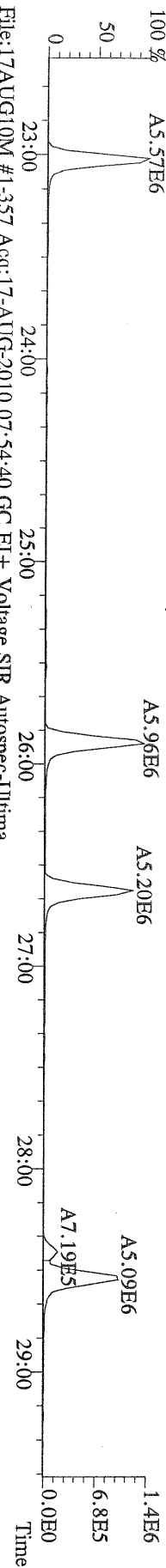
File:17AUG10M #1-348 Acq:17-AUG-2010 07:54:40 GC EI+ Voltage SIR Autospec-Ultima
454.9728 F:5 Exp:PCDD
Sample Text:ST081710M1 File Text:Frontier Analytical Laboratory
100 %




File:17AUG10M #1-357 Acq:17-AUG-2010 07:54:40 GC EI+ Voltage SIR Autospec-Ultima
 303.9016 BSUB(10000,15,-3,0) PKD(5,5,3,0,100,0,0.00%,F,F) Exp:PCDD
 Sample Text:ST081710M1 File Text:Frontier Analytical Laboratory



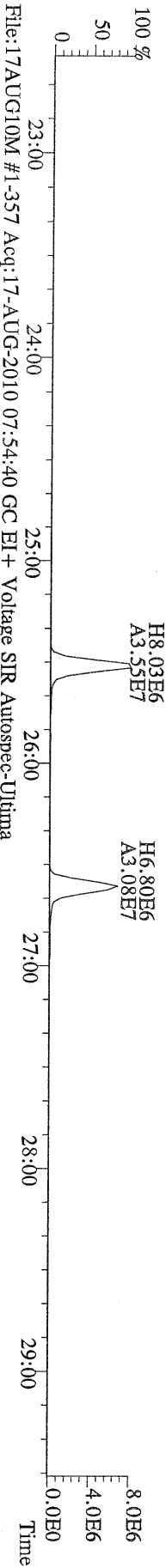
File:17AUG10M #1-357 Acq:17-AUG-2010 07:54:40 GC EI+ Voltage SIR Autospec-Ultima
 305.8987 BSUB(10000,15,-3,0) PKD(5,5,3,0,100,0,0.00%,F,F) Exp:PCDD
 Sample Text:ST081710M1 File Text:Frontier Analytical Laboratory



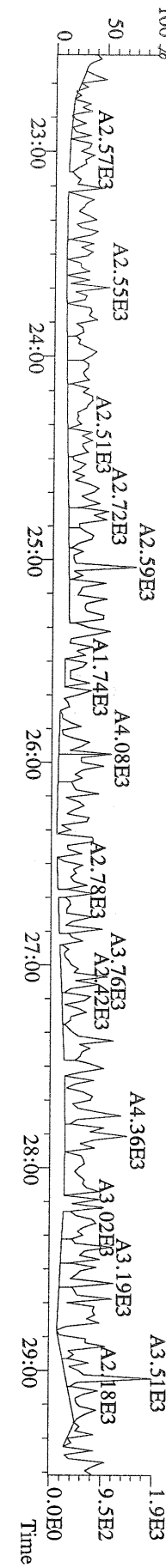
File:17AUG10M #1-357 Acq:17-AUG-2010 07:54:40 GC EI+ Voltage SIR Autospec-Ultima
 315.9419 BSUB(10000,15,-3,0) PKD(5,5,3,0,100,0,0.00%,F,F) Exp:PCDD
 Sample Text:ST081710M1 File Text:Frontier Analytical Laboratory



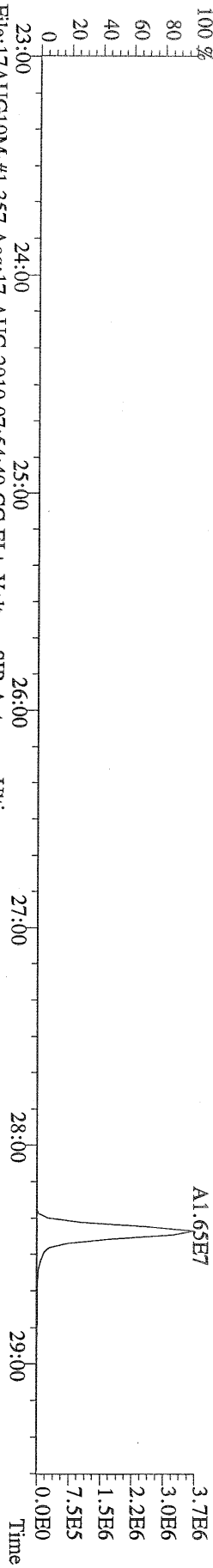
File:17AUG10M #1-357 Acq:17-AUG-2010 07:54:40 GC EI+ Voltage SIR Autospec-Ultima
 317.9389 BSUB(10000,15,-3,0) PKD(5,5,3,0,100,0,0.00%,F,F) Exp:PCDD
 Sample Text:ST081710M1 File Text:Frontier Analytical Laboratory




File:17AUG10M #1-357 Acq:17-AUG-2010 07:54:40 GC EI+ Voltage SIR Autospec-Ultima
 375.8364 BSUB(10000,15,-3,0) PKD(5,5,3,0,100,0,0.00%,F,F) Exp:PCDD
 Sample Text:ST081710M1 File Text:Frontier Analytical Laboratory




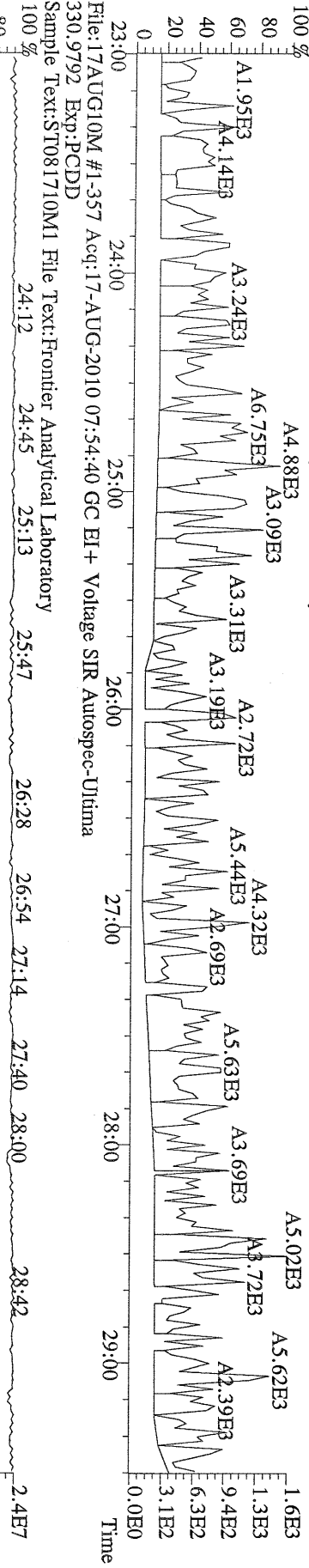
File:17AUG10M #1-357 Acq:17-AUG-2010 07:54:40 GC EI+ Voltage SIR Autospec-Ultima
 339.8597 BSUB(10000,15,-3.0) PKD(5,5,3,0.10%,100,0,0.00%,F,F) Exp:PCDD
 Sample Text:ST081710M1 File Text:Frontier Analytical Laboratory



File:17AUG10M #1-357 Acq:17-AUG-2010 07:54:40 GC EI+ Voltage SIR Autospec-Ultima
 341.8568 BSUB(10000,15,-3.0) PKD(5,5,3,0.10%,100,0,0.00%,F,F) Exp:PCDD
 Sample Text:ST081710M1 File Text:Frontier Analytical Laboratory

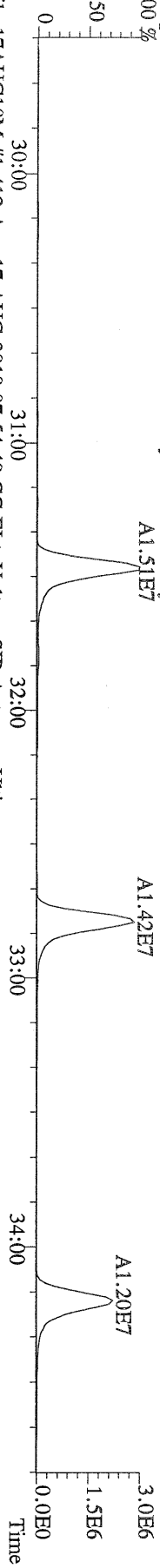


File:17AUG10M #1-357 Acq:17-AUG-2010 07:54:40 GC EI+ Voltage SIR Autospec-Ultima
 409.7974 BSUB(10000,15,-3.0) PKD(5,5,3,0.10%,100,0,0.00%,F,F) Exp:PCDD
 Sample Text:ST081710M1 File Text:Frontier Analytical Laboratory

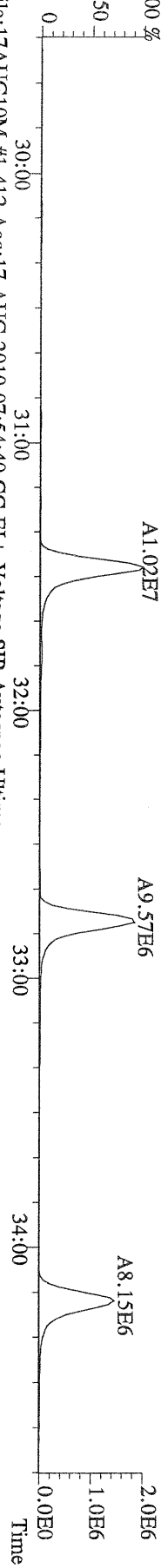


File:17AUG10M #1-357 Acq:17-AUG-2010 07:54:40 GC EI+ Voltage SIR Autospec-Ultima
 330.9792 Exp:PCDD
 Sample Text:ST081710M1 File Text:Frontier Analytical Laboratory


File:17AUG10M #1-412 Acq:17-AUG-2010 07:54:40 GC EI+ Voltage SIR Autospec-Ultima
 339.8597 F:2 BSUB(10000,15,-3.0) PKD(5,5,3,0,10%,100,0,0,00%,F,F) Exp:PCDD
 Sample Text:ST081710M1 File Text:Frontier Analytical Laboratory




File:17AUG10M #1-412 Acq:17-AUG-2010 07:54:40 GC EI+ Voltage SIR Autospec-Ultima
 341.8568 F:2 BSUB(10000,15,-3.0) PKD(5,5,3,0,10%,100,0,0,00%,F,F) Exp:PCDD
 Sample Text:ST081710M1 File Text:Frontier Analytical Laboratory



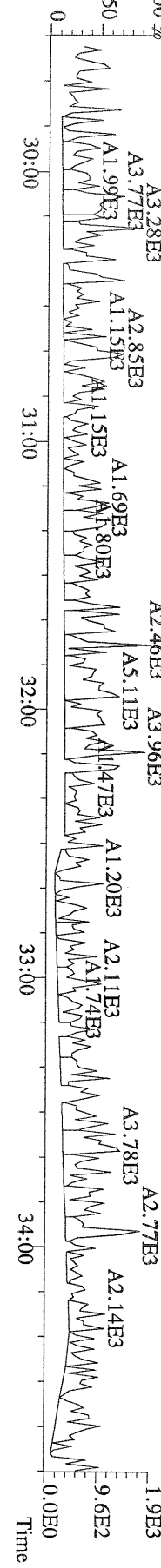
File:17AUG10M #1-412 Acq:17-AUG-2010 07:54:40 GC EI+ Voltage SIR Autospec-Ultima
 351.9000 F:2 BSUB(10000,15,-3.0) PKD(5,5,3,0,10%,100,0,0,00%,F,F) Exp:PCDD
 Sample Text:ST081710M1 File Text:Frontier Analytical Laboratory



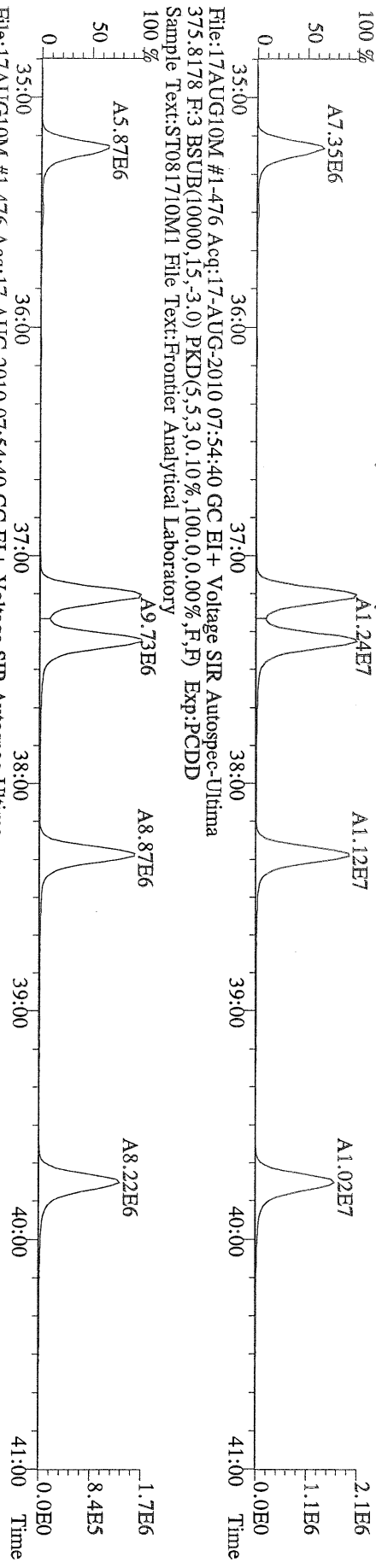
File:17AUG10M #1-412 Acq:17-AUG-2010 07:54:40 GC EI+ Voltage SIR Autospec-Ultima
 353.8970 F:2 BSUB(10000,15,-3.0) PKD(5,5,3,0,10%,100,0,0,00%,F,F) Exp:PCDD
 Sample Text:ST081710M1 File Text:Frontier Analytical Laboratory



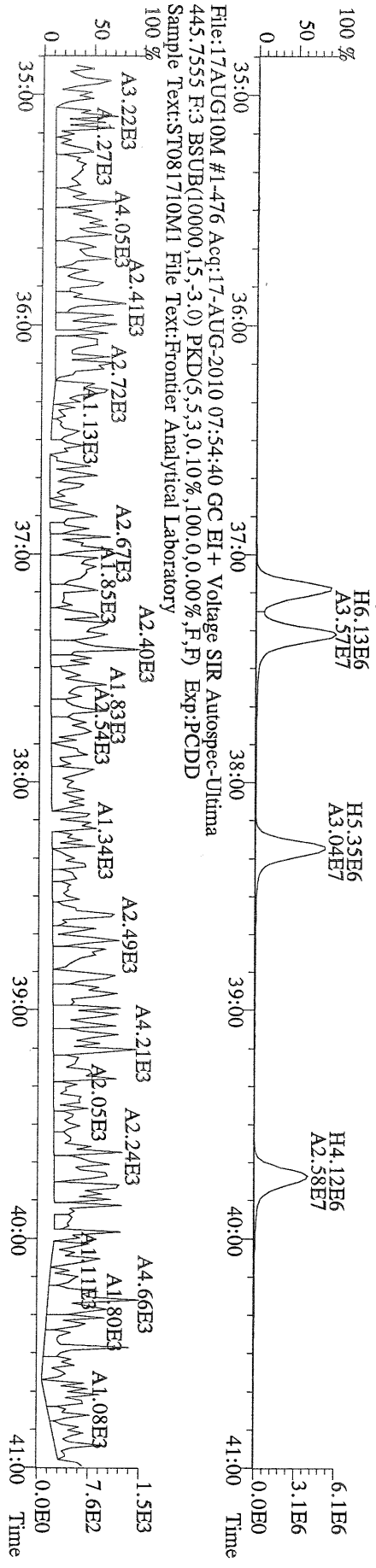
File:17AUG10M #1-412 Acq:17-AUG-2010 07:54:40 GC EI+ Voltage SIR Autospec-Ultima
 409.7974 F:2 BSUB(10000,15,-3.0) PKD(5,5,3,0,10%,100,0,0,00%,F,F) Exp:PCDD
 Sample Text:ST081710M1 File Text:Frontier Analytical Laboratory



File:17AUG10M #1-476 Acq:17-AUG-2010 07:54:40 GC EI+ Voltage SIR Autospec-Ultima
373.8207 F:3 BSUB(10000,15,-3.0) PKD(5,5,3,0.10%,100,0.0,0.00%,F,F) Exp:PCDD
Sample Text:ST081710M1 File Text:Fronter Analytical Laboratory



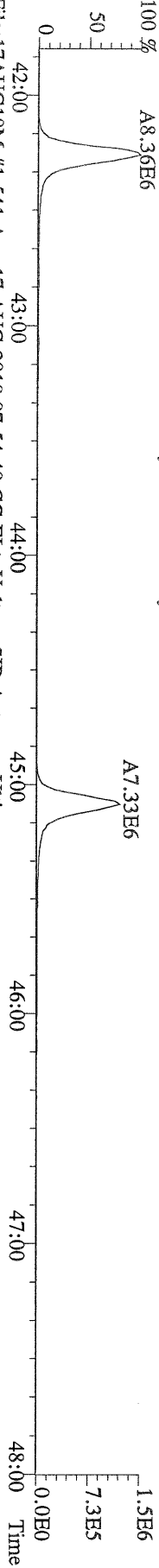
File:17AUG10M #1-476 Acq:17-AUG-2010 07:54:40 GC EI+ Voltage SIR Autospec-Ultima
383.8639 F:3 BSUB(10000,15,-3.0) PKD(5,5,3,0.10%,100,0.0,0.00%,F,F) Exp:PCDD
Sample Text:ST081710M1 File Text:Fronter Analytical Laboratory



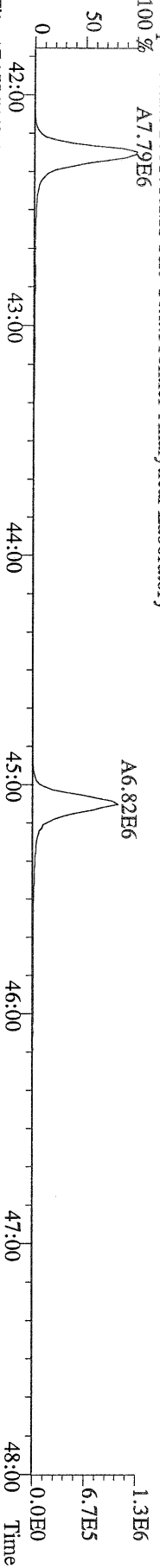
File:17AUG10M #1-476 Acq:17-AUG-2010 07:54:40 GC EI+ Voltage SIR Autospec-Ultima
445.7555 F:3 BSUB(10000,15,-3.0) PKD(5,5,3,0.10%,100,0.0,0.00%,F,F) Exp:PCDD
Sample Text:ST081710M1 File Text:Fronter Analytical Laboratory



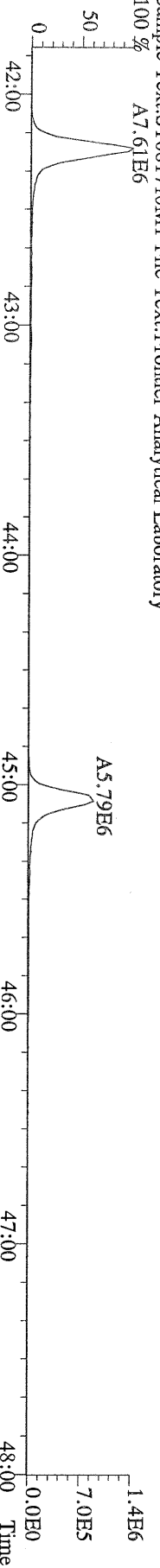
File:17AUG10M #1-541 Acq:17-AUG-2010 07:54:40 GC EI+ Voltage SIR Autospec-Ultima
407.7818 F:4 BSUB(10000,15,-3.0) PKD(5,5,3.0,10%,100.0,0.00%,F,F) Exp:PCDD
Sample Text:ST081710M1 File Text:Frontier Analytical Laboratory



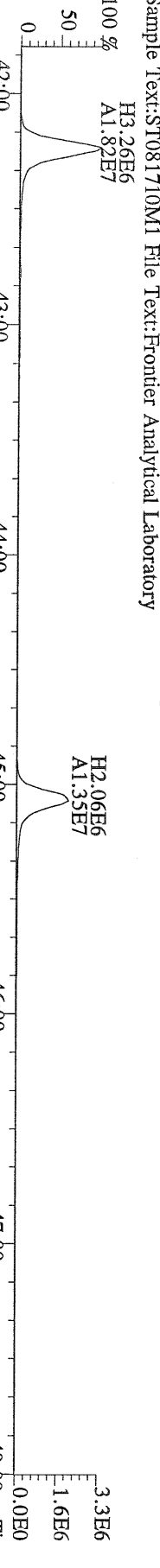
File:17AUG10M #1-541 Acq:17-AUG-2010 07:54:40 GC EI+ Voltage SIR Autospec-Ultima
409.7788 F:4 BSUB(10000,15,-3.0) PKD(5,5,3.0,10%,100.0,0.00%,F,F) Exp:PCDD
Sample Text:ST081710M1 File Text:Frontier Analytical Laboratory



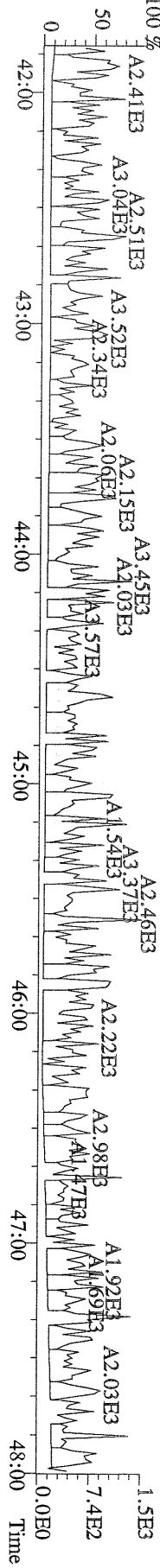
File:17AUG10M #1-541 Acq:17-AUG-2010 07:54:40 GC EI+ Voltage SIR Autospec-Ultima
417.8253 F:4 BSUB(10000,15,-3.0) PKD(5,5,3.0,10%,100.0,0.00%,F,F) Exp:PCDD
Sample Text:ST081710M1 File Text:Frontier Analytical Laboratory



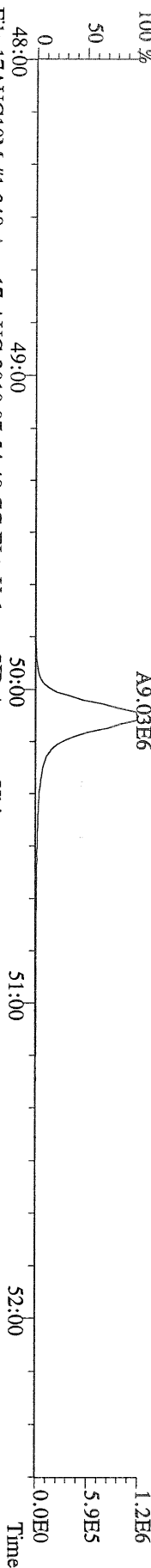
File:17AUG10M #1-541 Acq:17-AUG-2010 07:54:40 GC EI+ Voltage SIR Autospec-Ultima
419.8220 F:4 BSUB(10000,15,-3.0) PKD(5,5,3.0,10%,100.0,0.00%,F,F) Exp:PCDD
Sample Text:ST081710M1 File Text:Frontier Analytical Laboratory



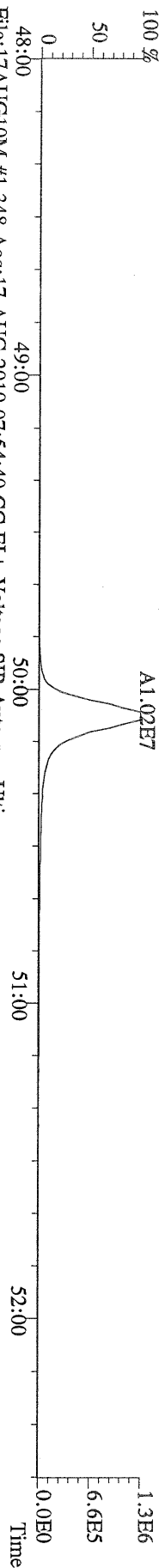
File:17AUG10M #1-541 Acq:17-AUG-2010 07:54:40 GC EI+ Voltage SIR Autospec-Ultima
479.7165 F:4 BSUB(10000,15,-3.0) PKD(5,5,3.0,10%,100.0,0.00%,F,F) Exp:PCDD
Sample Text:ST081710M1 File Text:Frontier Analytical Laboratory



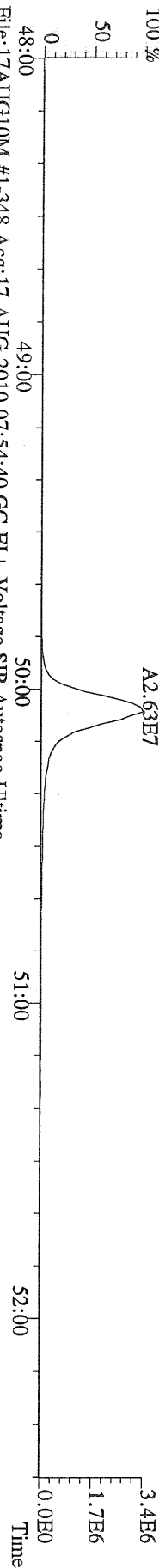
File:17AUG10M #1-348 Acq:17-AUG-2010 07:54:40 GC EI+ Voltage SIR Autospec-Ultima
441.7428 F:5 BSUB(10000,15,-3.0) PKD(5,5,3,0.10%,100,0,0.00%,F,F) Exp:PCDD
Sample Text:ST081710M1 File Text:Frontier Analytical Laboratory



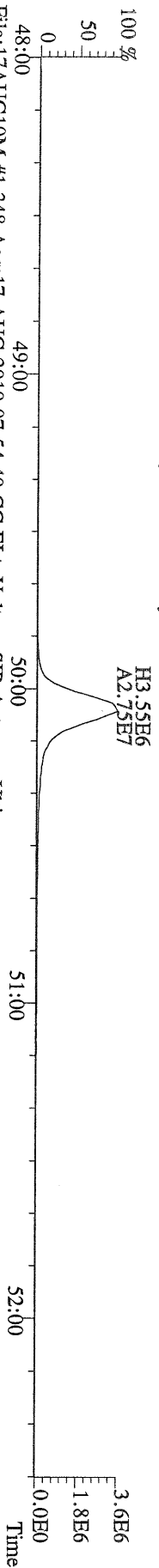
File:17AUG10M #1-348 Acq:17-AUG-2010 07:54:40 GC EI+ Voltage SIR Autospec-Ultima
443.7398 F:5 BSUB(10000,15,-3.0) PKD(5,5,3,0.10%,100,0,0.00%,F,F) Exp:PCDD
Sample Text:ST081710M1 File Text:Frontier Analytical Laboratory



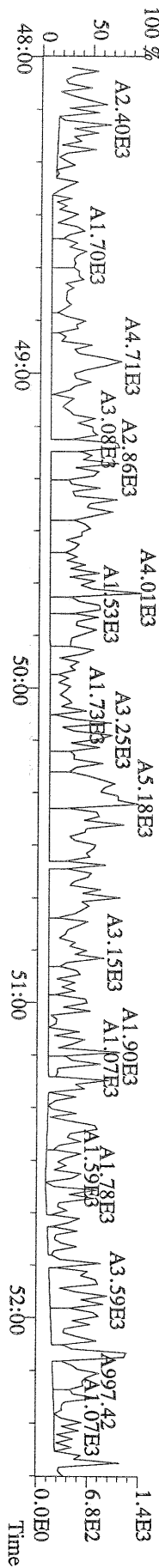
File:17AUG10M #1-348 Acq:17-AUG-2010 07:54:40 GC EI+ Voltage SIR Autospec-Ultima
453.7831 F:5 BSUB(10000,15,-3.0) PKD(5,5,3,0.10%,100,0,0.00%,F,F) Exp:PCDD
Sample Text:ST081710M1 File Text:Frontier Analytical Laboratory

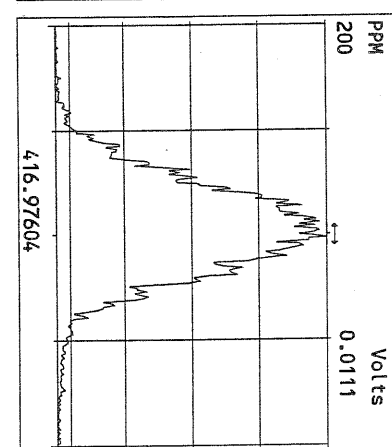
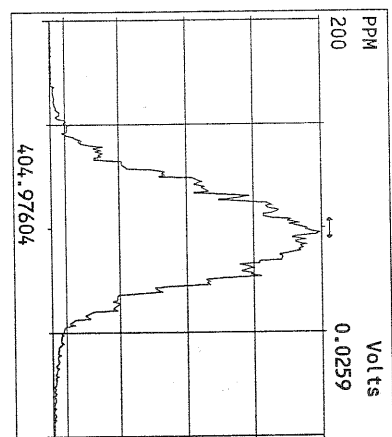
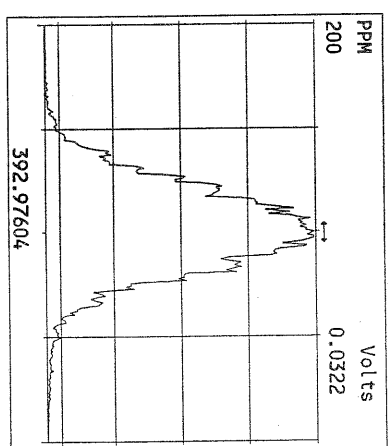
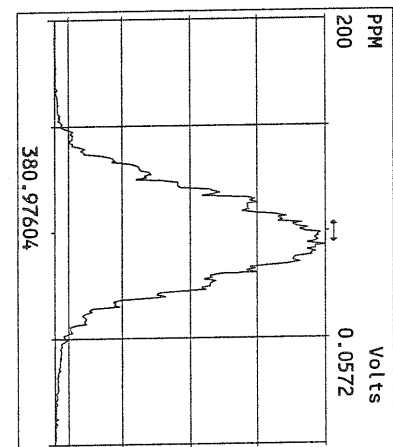
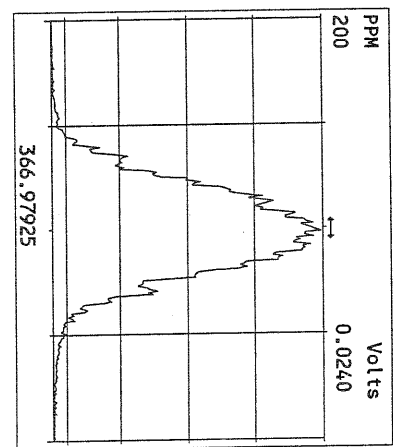
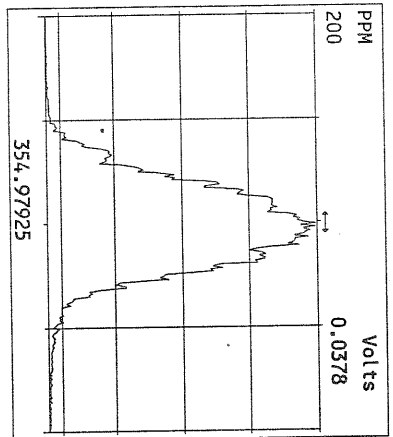
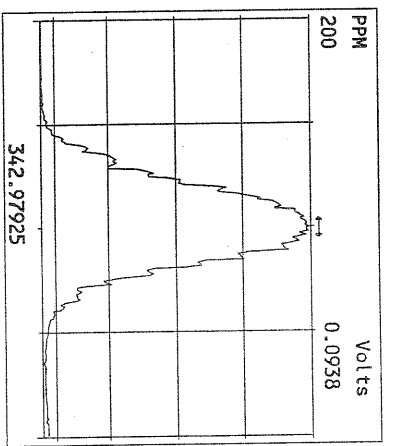
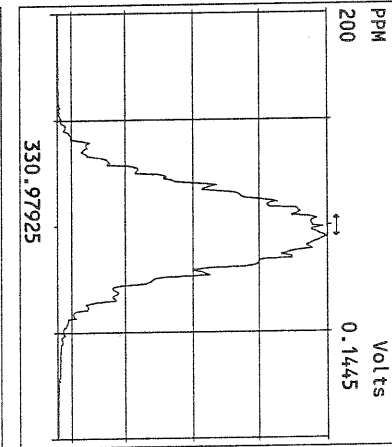
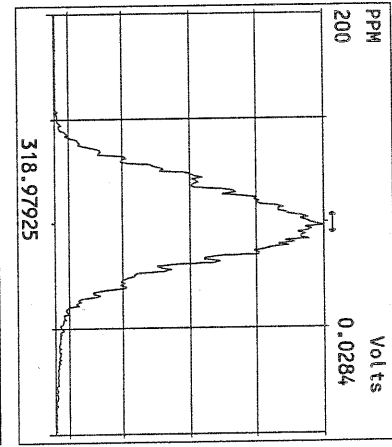
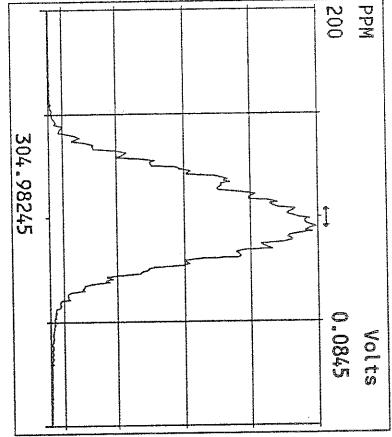
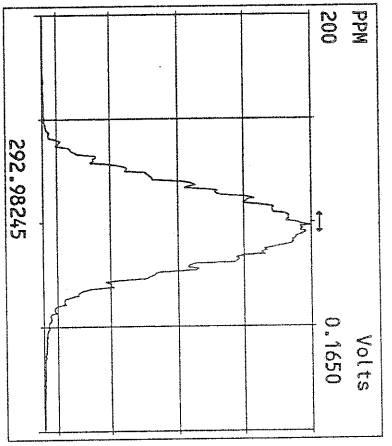


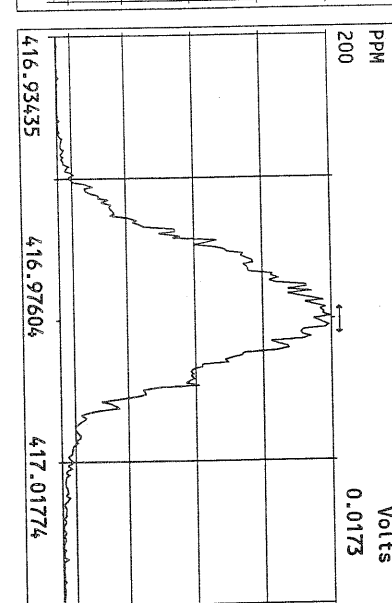
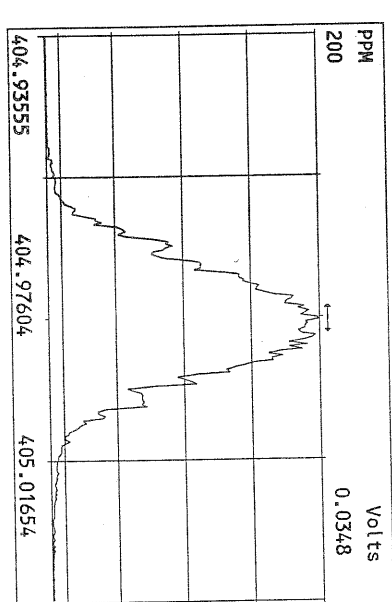
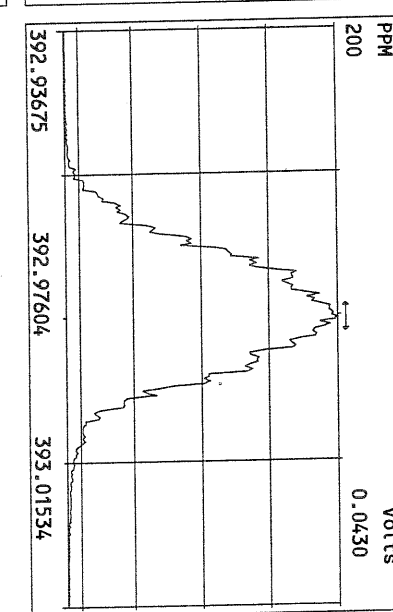
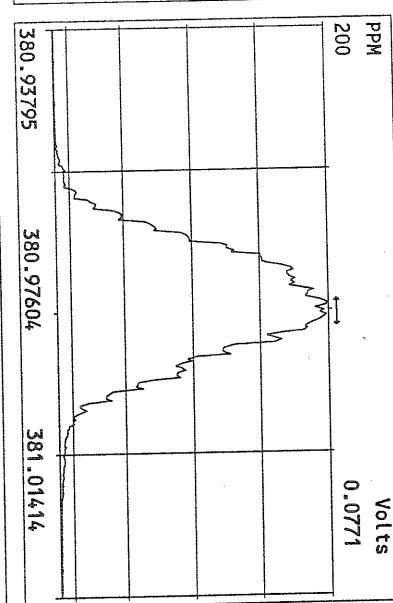
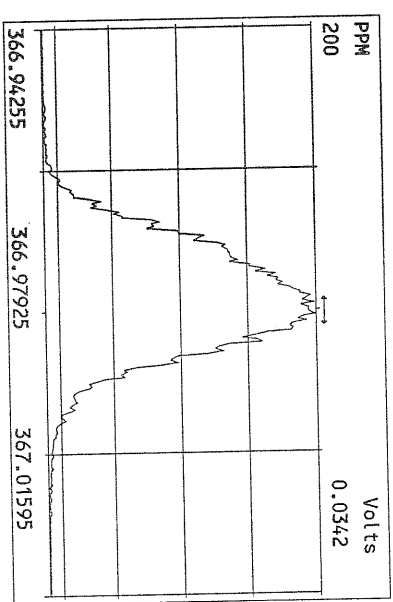
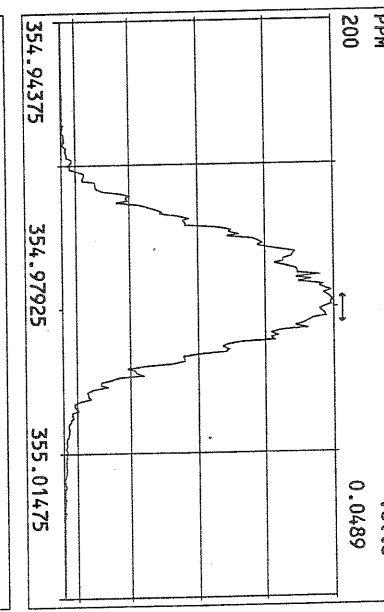
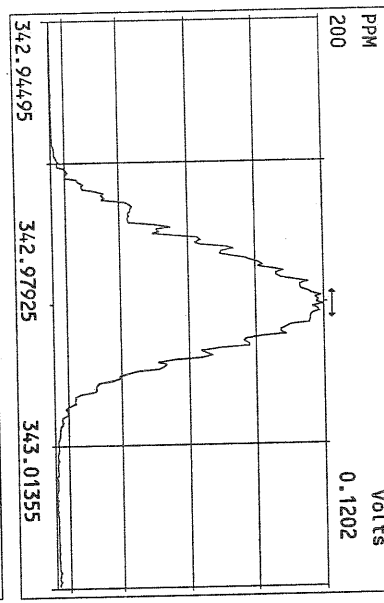
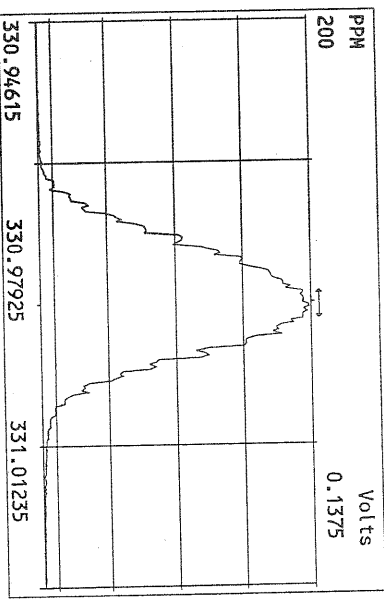
File:17AUG10M #1-348 Acq:17-AUG-2010 07:54:40 GC EI+ Voltage SIR Autospec-Ultima
455.7801 F:5 BSUB(10000,15,-3.0) PKD(5,5,3,0.10%,100,0,0.00%,F,F) Exp:PCDD
Sample Text:ST081710M1 File Text:Frontier Analytical Laboratory

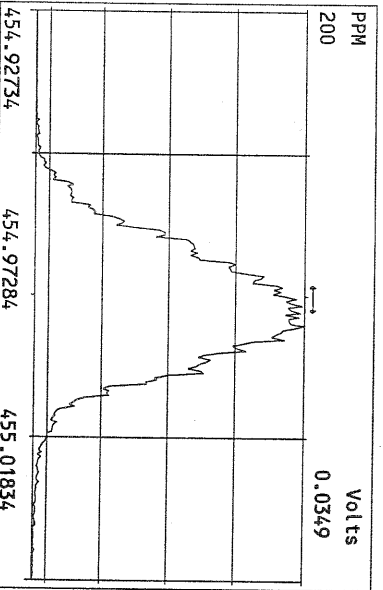
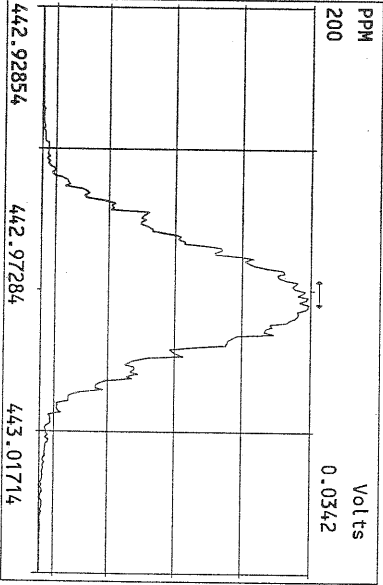
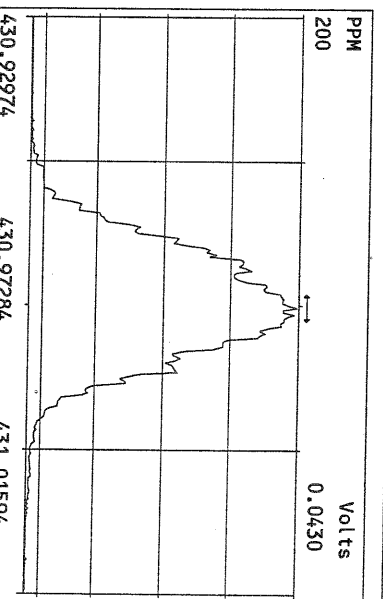
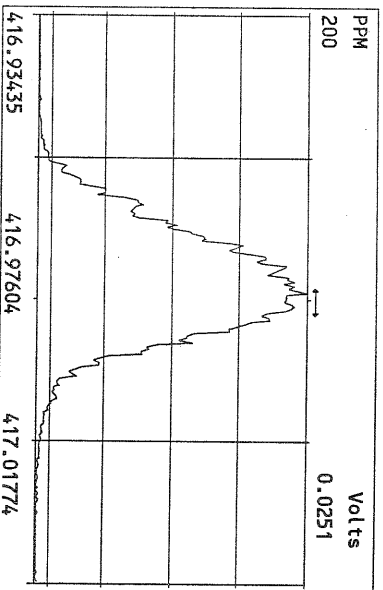
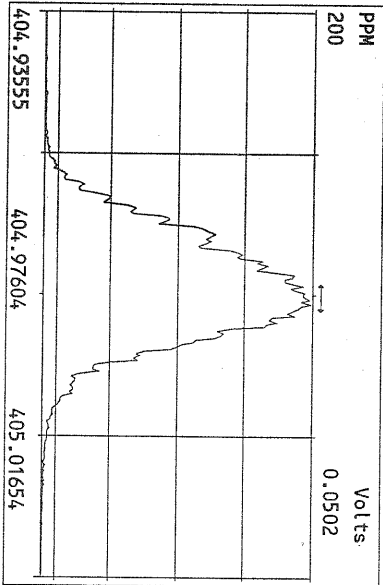
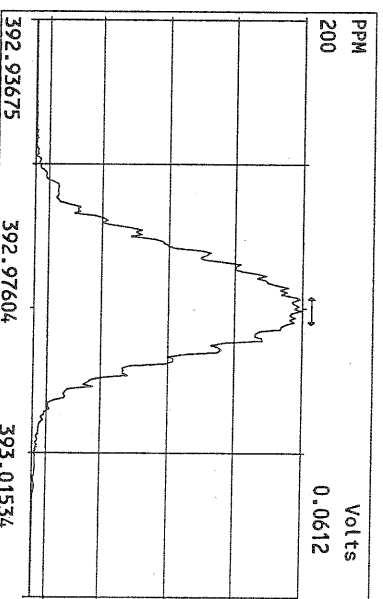
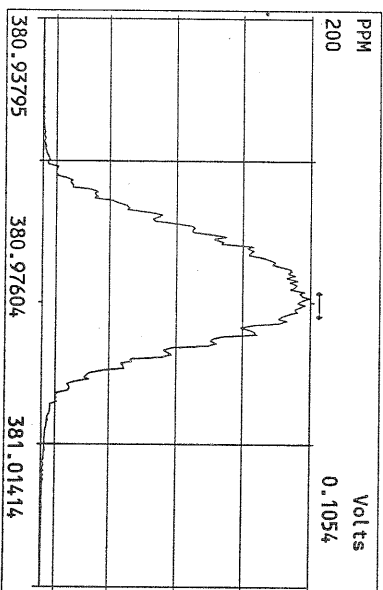
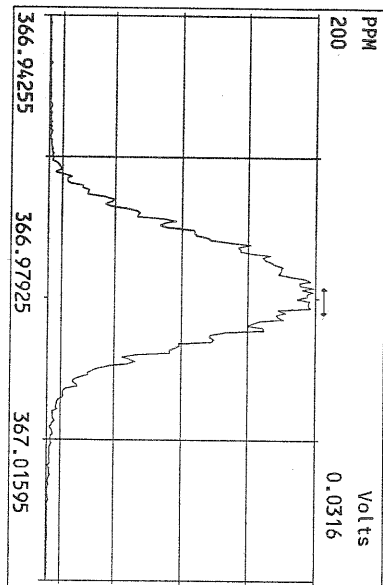


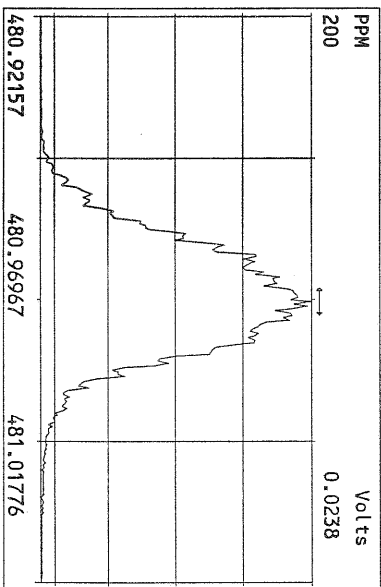
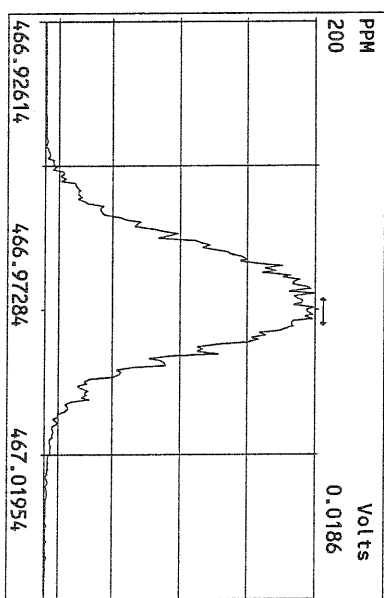
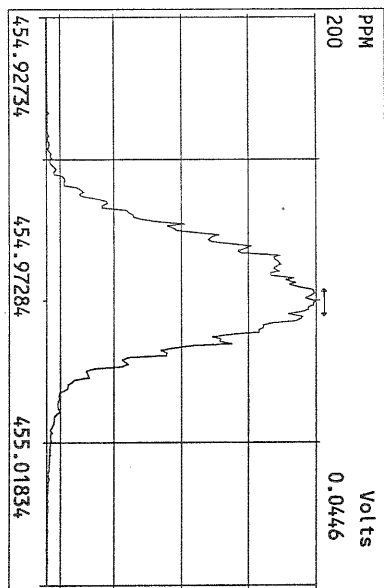
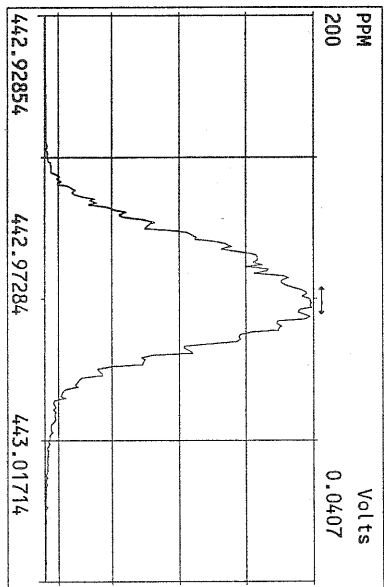
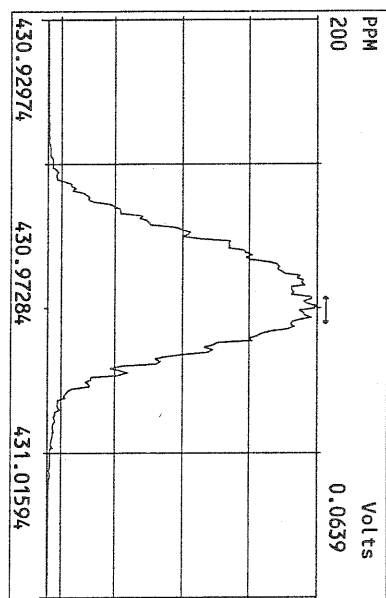
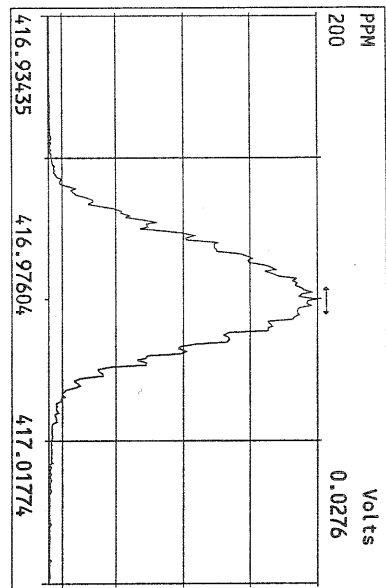
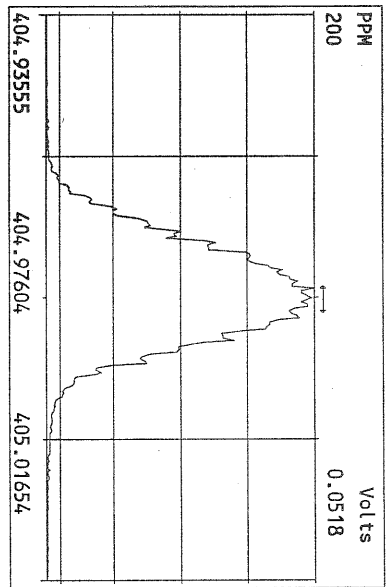
File:17AUG10M #1-348 Acq:17-AUG-2010 07:54:40 GC EI+ Voltage SIR Autospec-Ultima
513.6775 F:5 BSUB(10000,15,-3.0) PKD(5,5,3,0.10%,100,0,0.00%,F,F) Exp:PCDD
Sample Text:ST081710M1 File Text:Frontier Analytical Laboratory

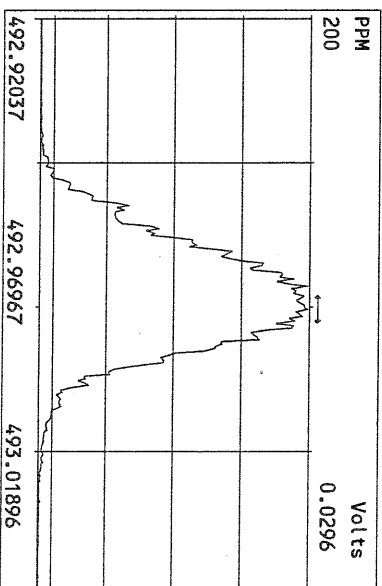
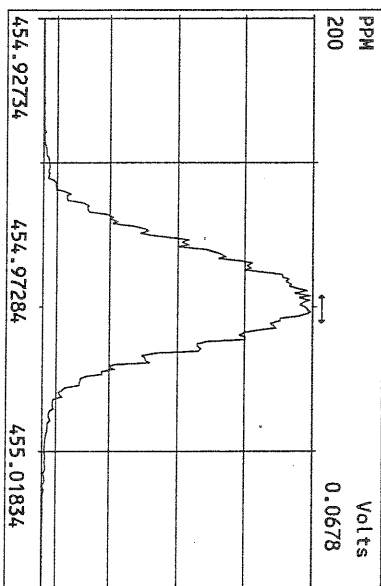
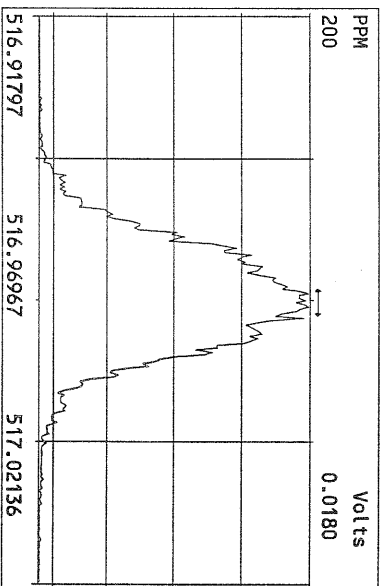
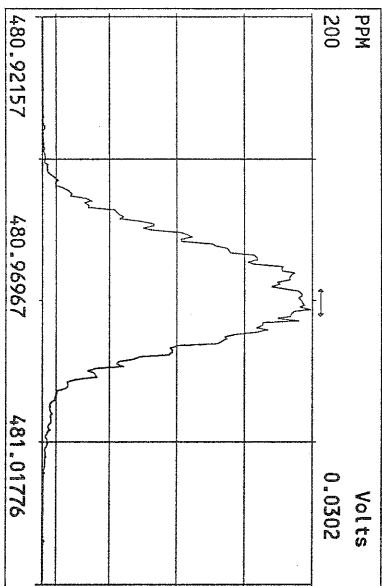
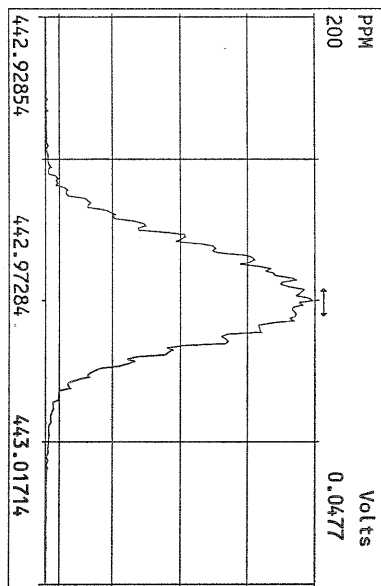
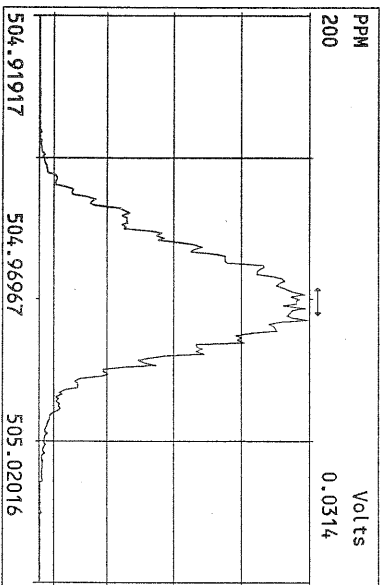
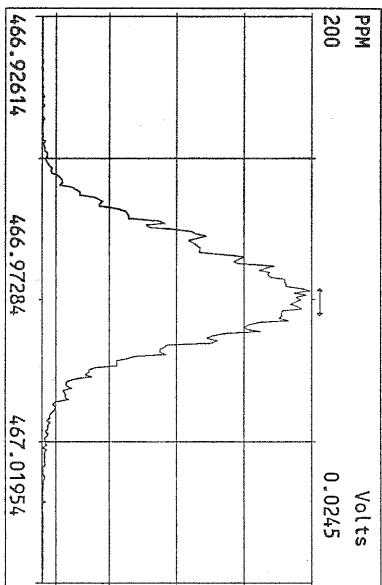
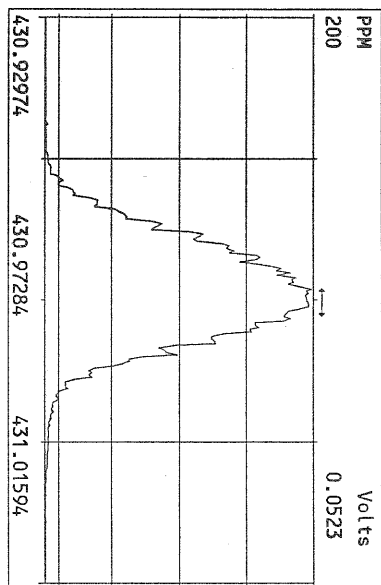












USEPA - ITD

FORM 4A
PCDD/PCDF CALIBRATION VERIFICATION

Lab Name: Frontier Analytical Laboratory Episode No.:

Contract No.: SAS No.:

Initial Calibration Date: 5/12/10

Instrument ID: FAL3

GC Column ID: DB5

VER Data Filename: 17AUG10M Sam:16

Analysis Date: 17-AUG-10 21:45:19

NATIVE ANALYTES	M/Z'S	ION	QC	ACCEPT	CONC.	CONC.
	FORMING	ABUND.	LIMITS		FOUND	RANGE
	RATIO (1)	RATIO	(2)		FOUND	(ng/mL) (3)
2,3,7,8-TCDD	M/M+2	0.74	0.65-0.89	y	10.8	7.80 - 12.9
1,2,3,7,8-PeCDD	M+2/M+4	1.63	1.32-1.78	y	51.1	39.0 - 65.0
1,2,3,4,7,8-HxCDD	M+2/M+4	1.41	1.05-1.43	y	50.8	39.0 - 64.0
1,2,3,6,7,8-HxCDD	M+2/M+4	1.41	1.05-1.43	y	49.3	39.0 - 64.0
1,2,3,7,8,9-HxCDD	M+2/M+4	1.42	1.05-1.43	y	51.3	41.0 - 61.0
1,2,3,4,6,7,8-HpCDD	M+2/M+4	1.03	0.88-1.20	y	47.2	43.0 - 58.0
OCDD	M+2/M+4	1.00	0.76-1.02	y	106	79.0 - 126
2,3,7,8-TCDF	M/M+2	0.68	0.65-0.89	y	9.49	8.40 - 12.0
1,2,3,7,8-PeCDF	M+2/M+4	1.49	1.32-1.78	y	50.8	41.0 - 60.0
2,3,4,7,8-PeCDF	M+2/M+4	1.48	1.32-1.78	y	47.8	41.0 - 60.0
1,2,3,4,7,8-HxCDF	M+2/M+4	1.27	1.05-1.43	y	45.9	45.0 - 56.0
1,2,3,6,7,8-HxCDF	M+2/M+4	1.29	1.05-1.43	y	47.7	44.0 - 57.0
2,3,4,6,7,8-HxCDF	M+2/M+4	1.30	1.05-1.43	y	47.0	44.0 - 57.0
1,2,3,7,8,9-HxCDF	M+2/M+4	1.27	1.05-1.43	y	47.4	45.0 - 56.0
1,2,3,4,6,7,8-HpCDF	M+2/M+4	1.09	0.88-1.20	y	46.3	45.0 - 55.0
1,2,3,4,7,8,9-HpCDF	M+2/M+4	1.07	0.88-1.20	y	45.1	43.0 - 58.0
OCDF	M+2/M+4	0.88	0.76-1.02	y	96.2	63.0 - 159

(1) See Table 8, Method 1613, for m/z specifications.

(2) Ion Abundance Ratio Control Limits as specified in Table 9, Method 1613.

(3) Contract-required concentration range as specified in Table 6, Method 1613.

Analyst: 8Date: 8/18/10

Frontier Analytical Laboratory - Acquisition Log

Run Name:17AUG10M

Instrument: FAL3

GC: DB5

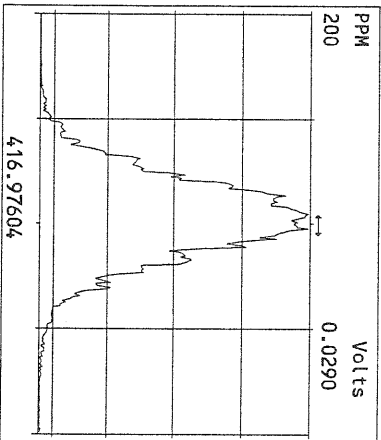
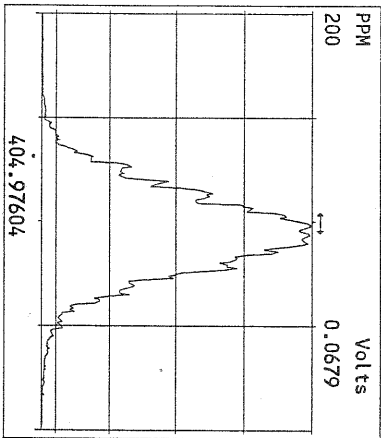
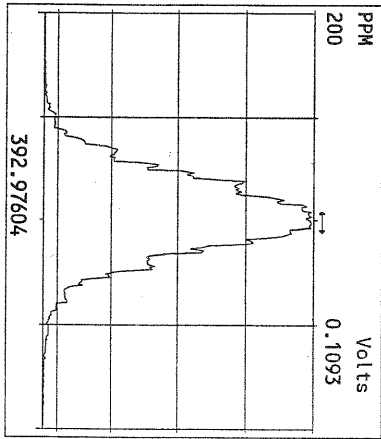
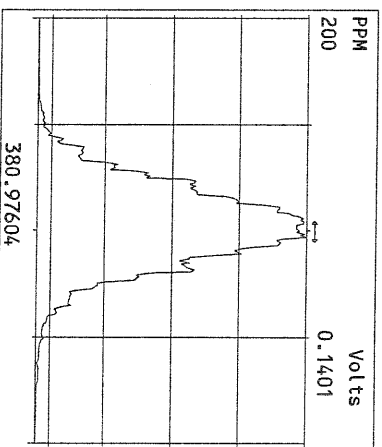
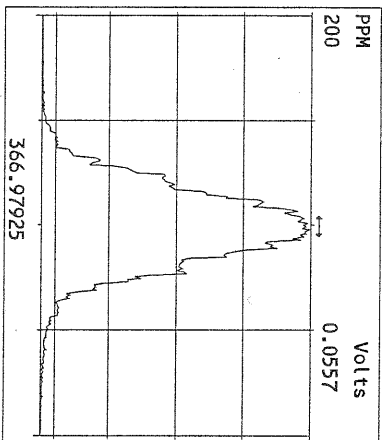
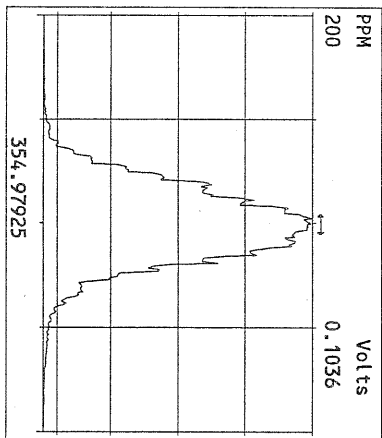
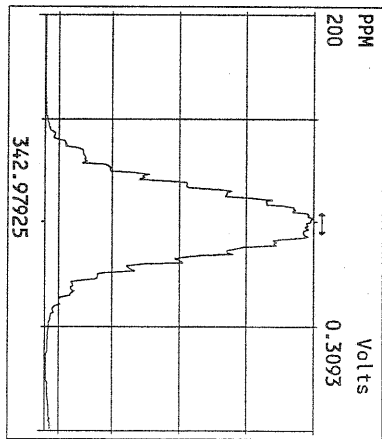
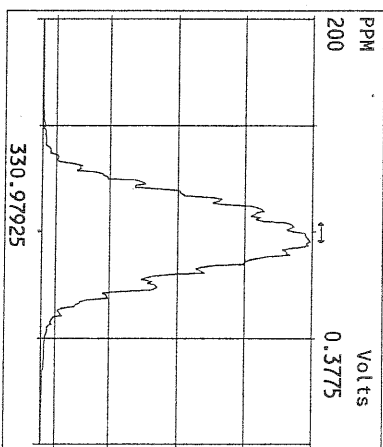
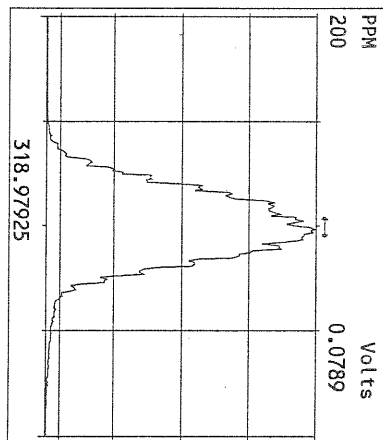
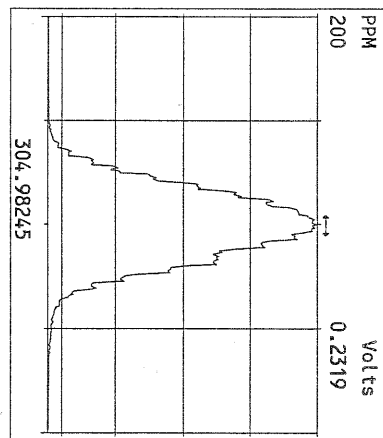
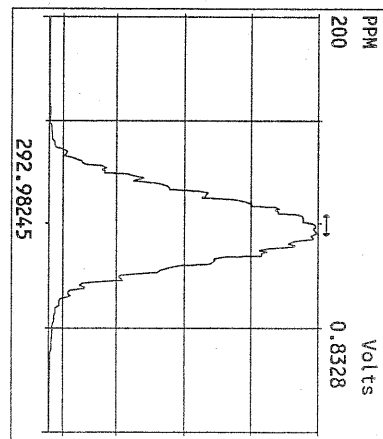
Experiment:PCDD

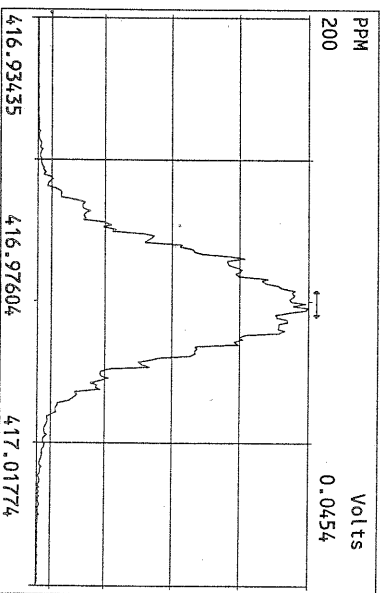
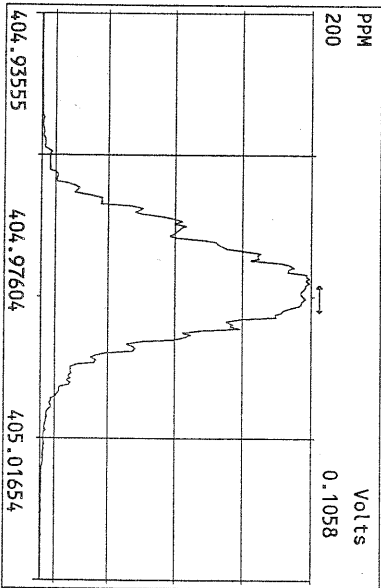
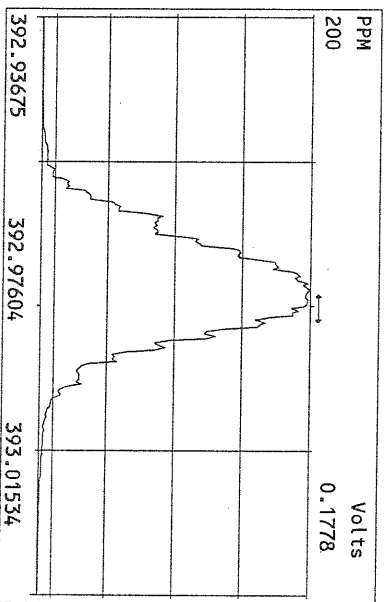
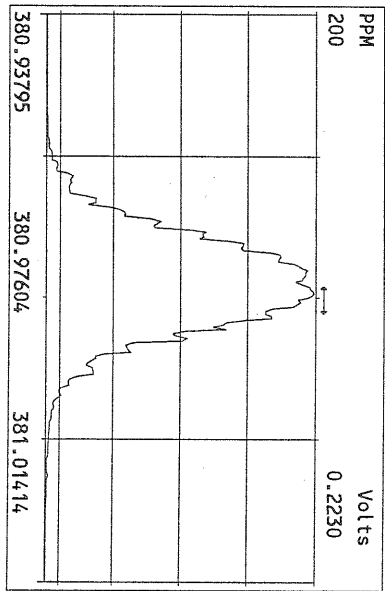
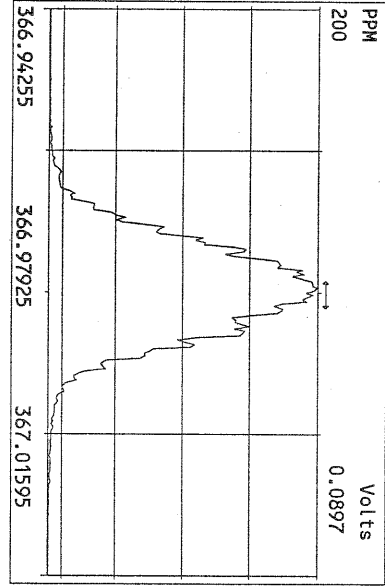
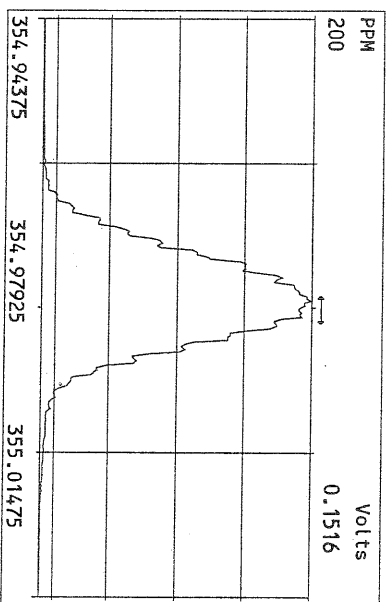
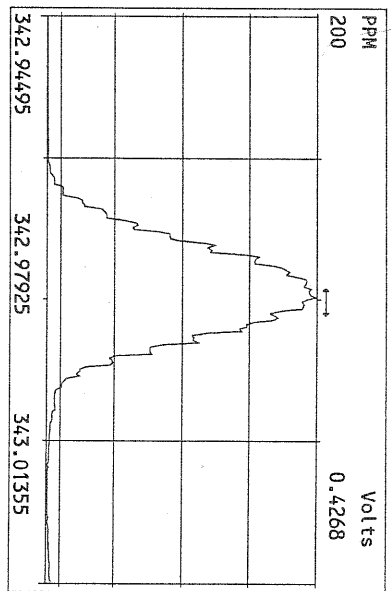
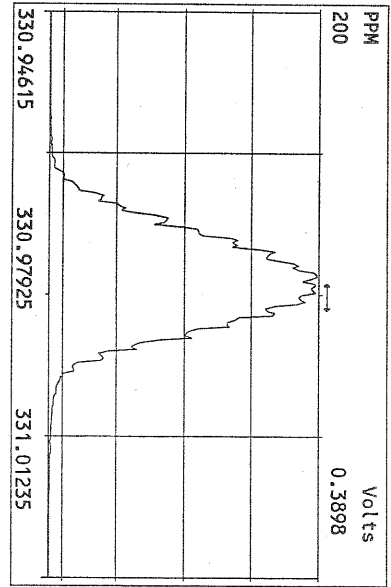
Data File S	FAL ID	Client ID	Acquired	ConCal	EndCal	Analyst	
17AUG10M	1	ST081710M1	1613 CS3 191908J	17-AUG-10 07:54:40	ST081710M1	ST081710M2	BS
17AUG10M	2	6276-006-0001-SA	PSB15-1.5-2-073010	17-AUG-10 08:50:02	ST081710M1	ST081710M2	BS
17AUG10M	3	6276-001-0001-SA	PSB11-0-0.5-073010 1:10	17-AUG-10 09:45:25	ST081710M1	ST081710M2	BS
17AUG10M	4	6276-007-0001-SA	PSB15-2-4-073010 1:10	17-AUG-10 10:40:47	ST081710M1	ST081710M2	BS
17AUG10M	5	6276-009-0001-SA	PSB15-13-15-073010 1:10	17-AUG-10 11:36:06	ST081710M1	ST081710M2	BS
17AUG10M	6	6269-001-0001-SA	PSB14-0-.5-072810 1:10	17-AUG-10 12:31:24	ST081710M1	ST081710M2	BS
17AUG10M	7	6271-002-0001-SA	PSB13-1.5-2-072910 1:10	17-AUG-10 13:26:47	ST081710M1	ST081710M2	BS
17AUG10M	8	6271-003-0001-SA	PSB13-2-4-072910 1:10	17-AUG-10 14:22:06	ST081710M1	ST081710M2	BS
17AUG10M	9	QC081710M1	TEST QC	17-AUG-10 15:17:34	ST081710M1	ST081710M2	BS
17AUG10M	10	6276-008-0001-SA	PSB15-4-6-073010 1:20	17-AUG-10 16:13:01	ST081710M1	ST081710M2	BS
17AUG10M	11	6276-005-0001-SA	PSB15-0-0.5-073010 1:100	17-AUG-10 17:08:27	ST081710M1	ST081710M2	BS
17AUG10M	12	6276-002-0001-SA	PSB11-1.5-2-073010 1:200	17-AUG-10 18:03:50	ST081710M1	ST081710M2	BS
17AUG10M	13	6276-003-0001-SA	PSB11-2-4-073010 1:200	17-AUG-10 18:59:16	ST081710M1	ST081710M2	BS
17AUG10M	14	6276-004-0001-SA	PSB11-2-4-073010-D 1:200	17-AUG-10 19:54:40	ST081710M1	ST081710M2	BS
17AUG10M	15	SB081710M1	Solvent Blank	17-AUG-10 20:49:59	ST081710M1	ST081710M2	BS
17AUG10M	16	ST081710M2	1613 CS3 191908J	17-AUG-10 21:45:19	ST081710M1	ST081710M2	BS
17AUG10M	17	2083-001-0001-OPR	OPR	17-AUG-10 22:40:39	ST081710M2	ST081710M3	BS
17AUG10M	18	2083-001-0001-MB	Method Blank	17-AUG-10 23:35:58	ST081710M2	ST081710M3	BS
17AUG10M	19	6299-001-0001-SA	Barnhardt Sludge #3	18-AUG-10 00:31:17	ST081710M2	ST081710M3	BS
17AUG10M	20	6291-001-0001-SA	0080214-01	18-AUG-10 01:26:39	ST081710M2	ST081710M3	BS
17AUG10M	21	QC081710M2	TEST QC2	18-AUG-10 02:21:58	ST081710M2	ST081710M3	BS
17AUG10M	22	6274-001-0001-SA	PSB9A-1.5-2-073010	18-AUG-10 03:17:17	ST081710M2	ST081710M3	BS
17AUG10M	23	6274-002-0001-SA	PSB9A-2-4-073010	18-AUG-10 04:12:36	ST081710M2	ST081710M3	BS
17AUG10M	24	6274-003-0001-SA	PSB9A-0-0.5-073010	18-AUG-10 05:07:58	ST081710M2	ST081710M3	BS
17AUG10M	25	6274-004-0001-SA	PSB10-0-0.5-073010	18-AUG-10 06:03:21	ST081710M2	ST081710M3	BS
17AUG10M	26	6274-005-0001-SA	PSB10-1.5-2-073010	18-AUG-10 06:58:43	ST081710M2	ST081710M3	BS
17AUG10M	27	6274-006-0001-SA	PSB10-2-4-073010	18-AUG-10 07:54:06	ST081710M2	ST081710M3	BS
17AUG10M	28	6272-005-0001-SA	PSB3-0-0.5-072910 1:10	18-AUG-10 08:49:25	ST081710M1	ST081710M2	BS
17AUG10M	29	6291-002-0001-SA	0080214-02	18-AUG-10 09:44:44	ST081710M2	ST081710M3	BS
17AUG10M	30	ST081710M3	1613 CS3 191908J	18-AUG-10 10:40:03	ST081710M2	ST081710M3	BS
17AUG10M	31	QC081710M3	TEST QC3	18-AUG-10 11:35:24	ST081710M2	ST081710M3	BS

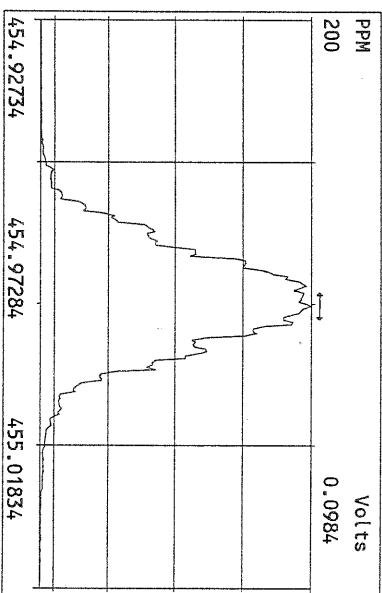
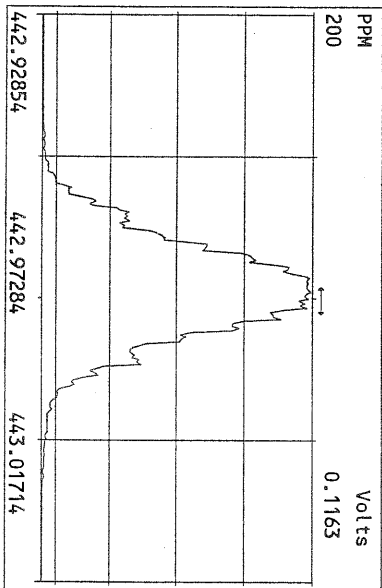
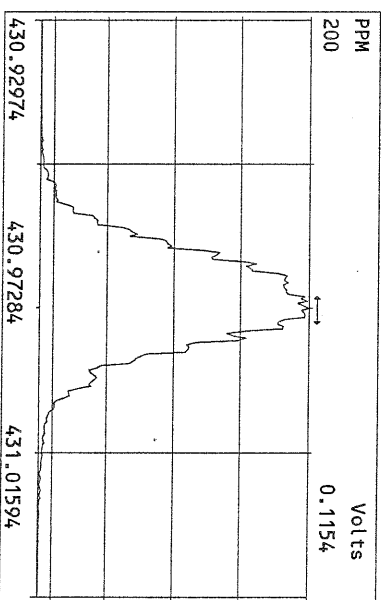
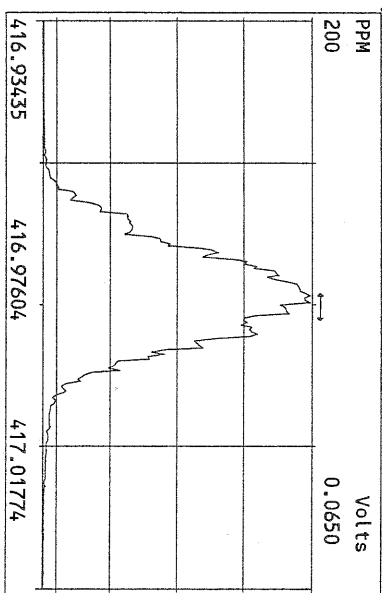
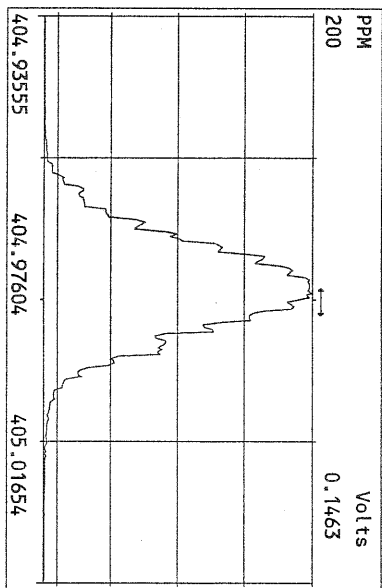
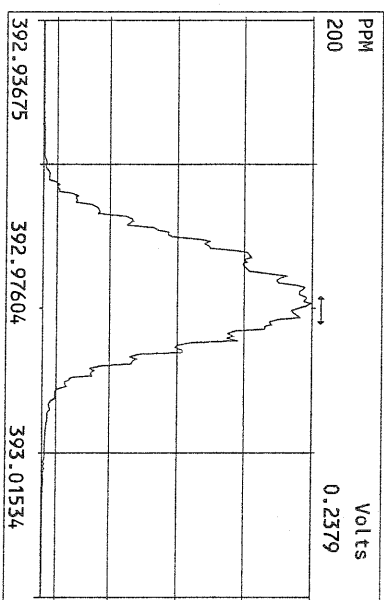
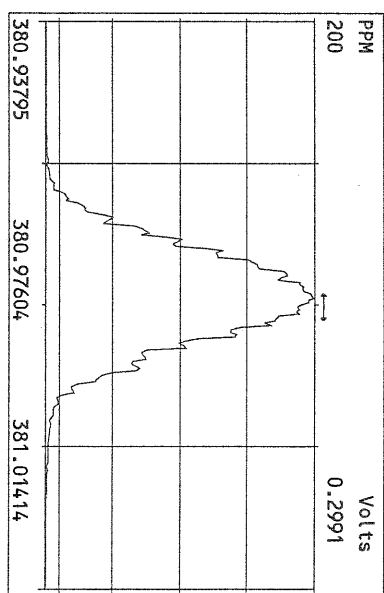
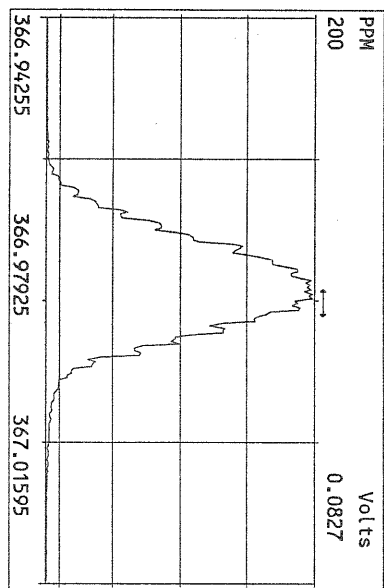
8/18/10

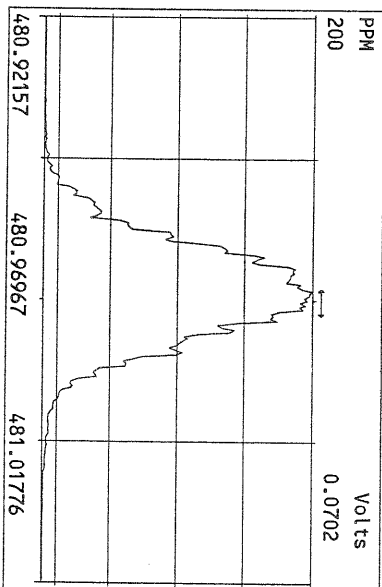
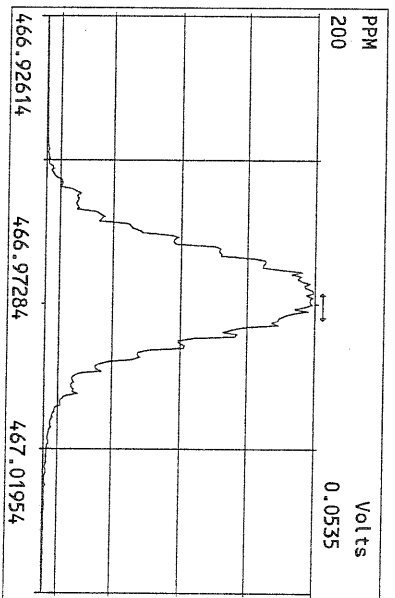
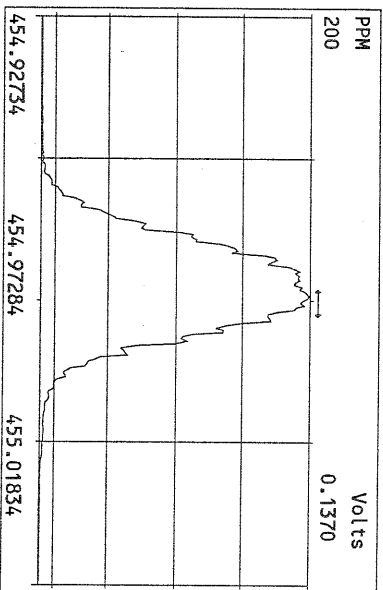
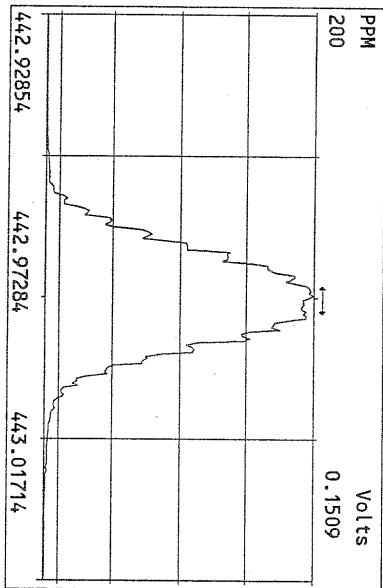
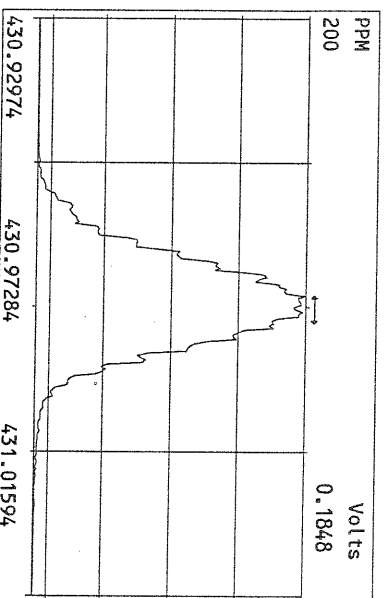
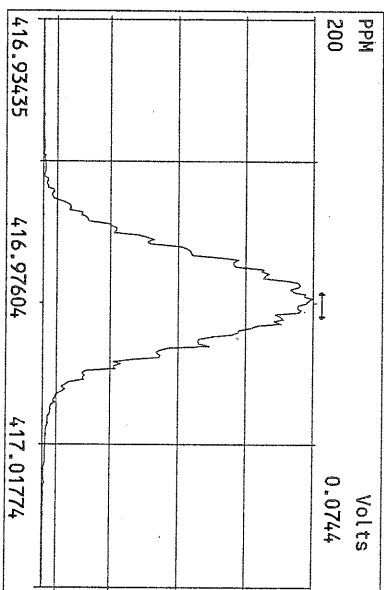
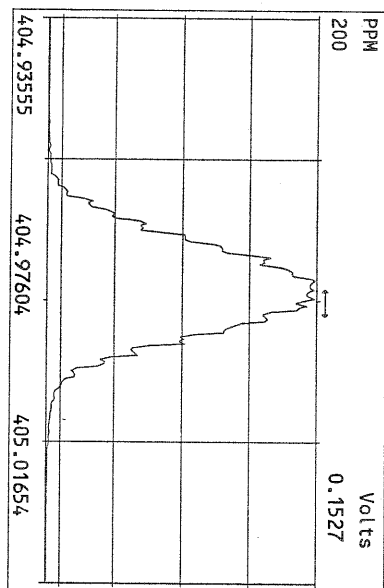
Data Backed Up: _____

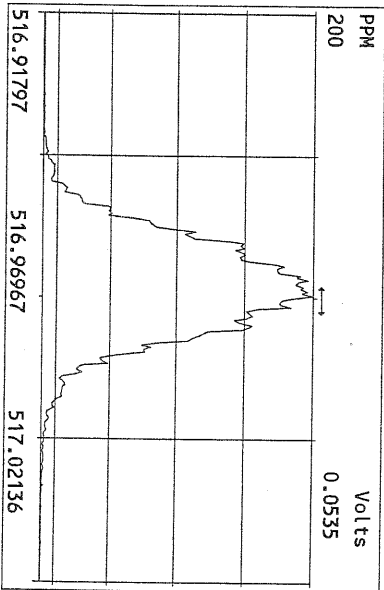
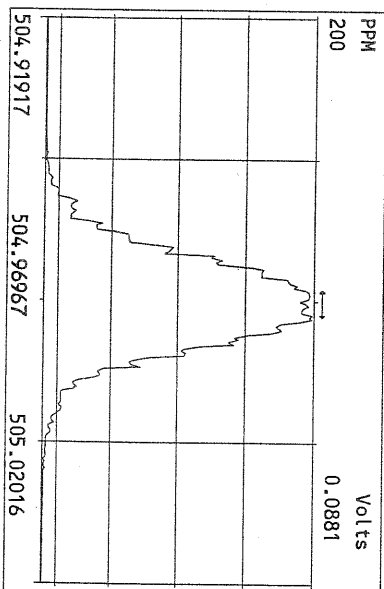
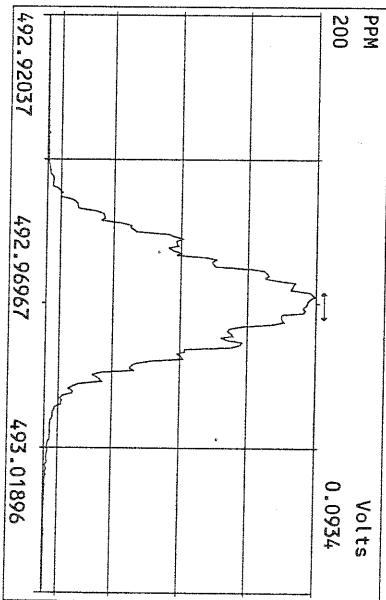
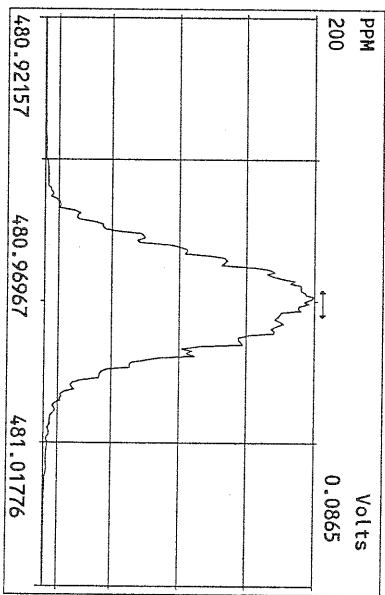
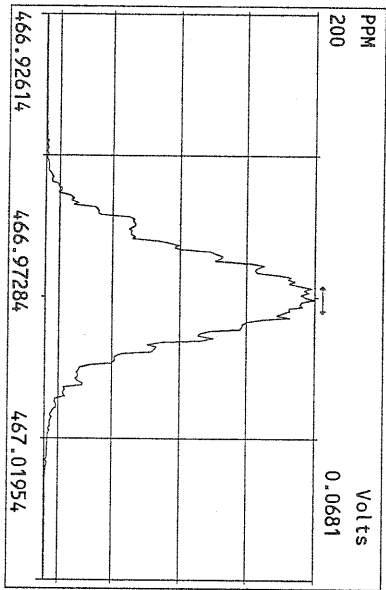
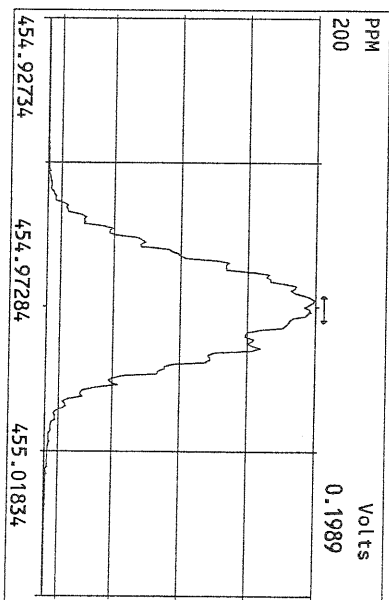
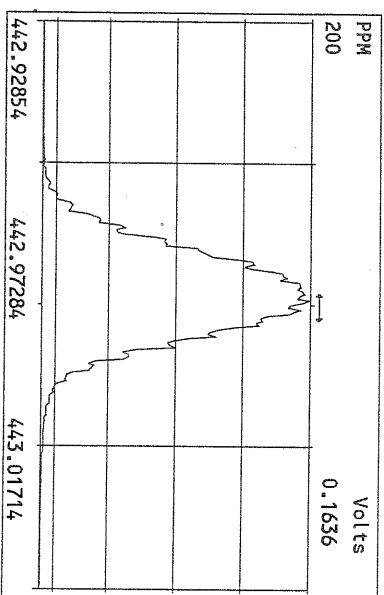
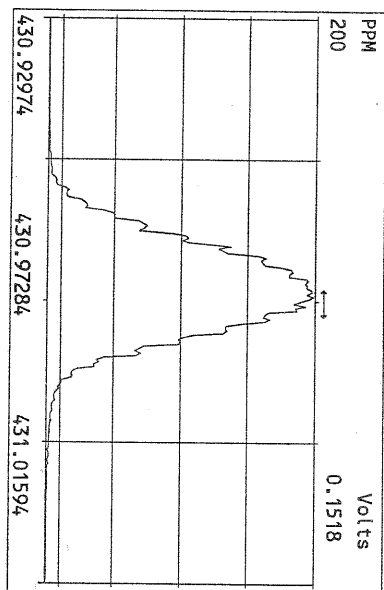
Date: _____








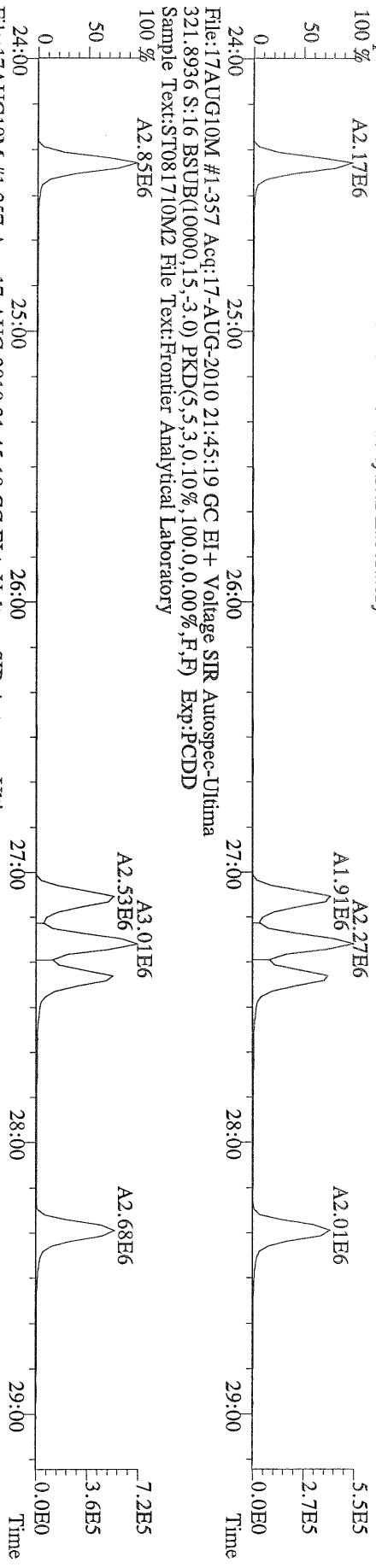




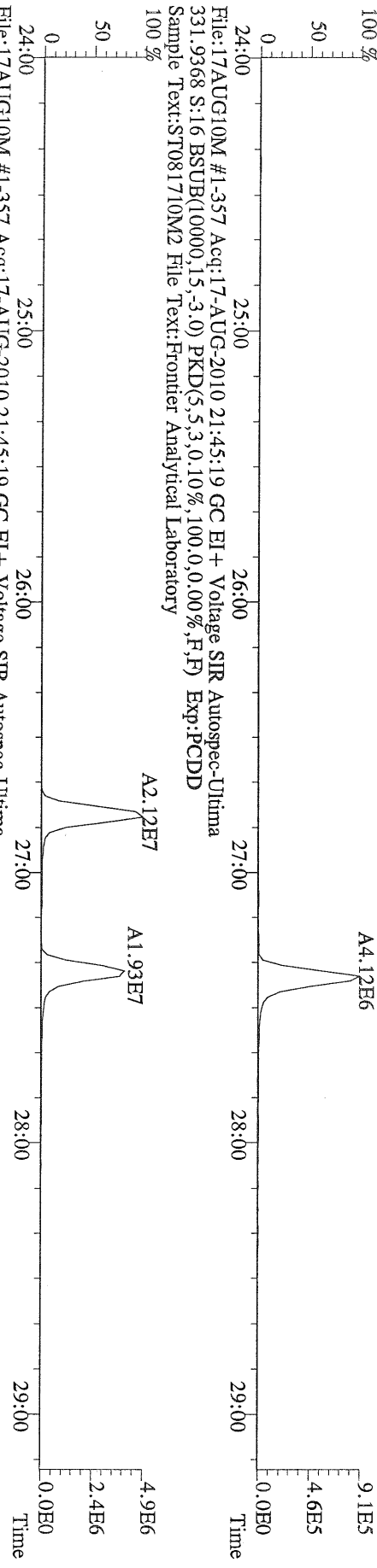
File:17AUG10M #1-357 Acq:17-AUG-2010 21:45:19 GC EI+ Voltage SIR Autospec-Ultra
319.8965 S:16 Exp:PCDD
Sample Text:ST081710M2 File Text:Frontier Analytical Laboratory



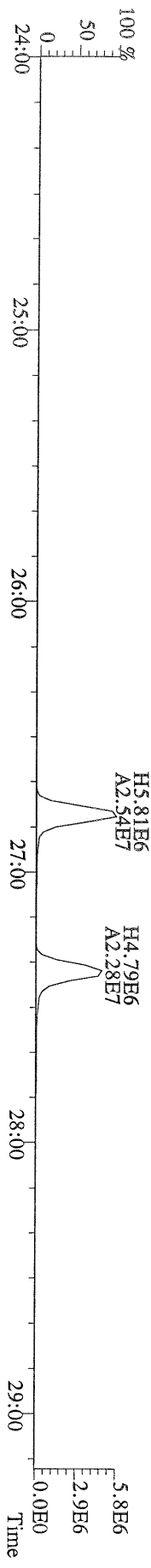
File:17AUG10M #1-357 Acq:17-AUG-2010 21:45:19 GC EI+ Voltage SIR Autospec-Ultime
319.8965 S:16 BSUB(10000,15,-3.0) PKD(5,5,3,0,10%,100.0,0.00%,F,F) Exp:PCDD
Sample Text:ST081710M2 File Text:Frontier Analytical Laboratory



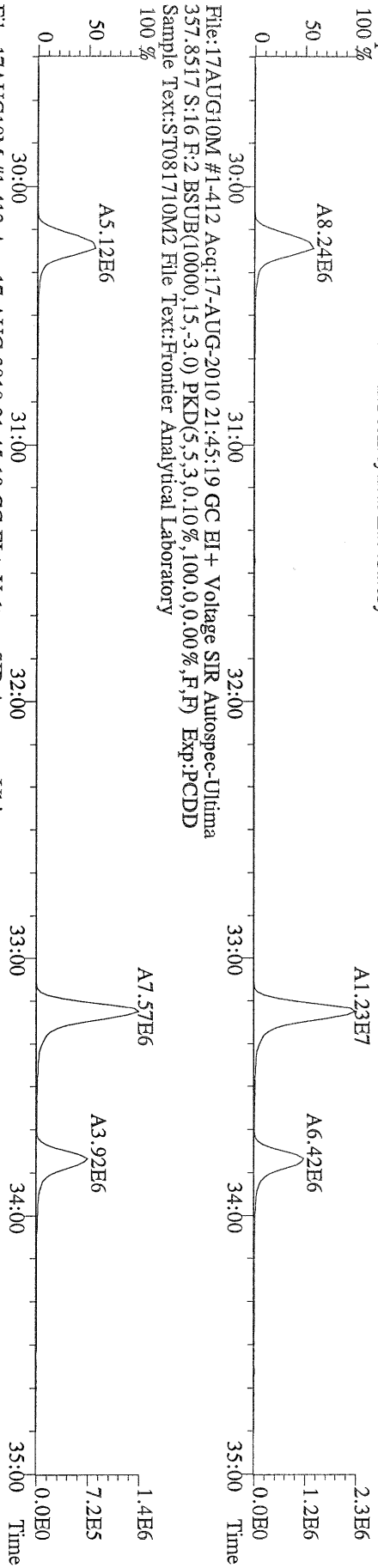
File:17AUG10M #1-357 Acq:17-AUG-2010 21:45:19 GC EI+ Voltage SIR Autospec-Ultime
327.8847 S:16 BSUB(10000,15,-3.0) PKD(5,5,3,0,10%,100.0,0.00%,F,F) Exp:PCDD
Sample Text:ST081710M2 File Text:Frontier Analytical Laboratory



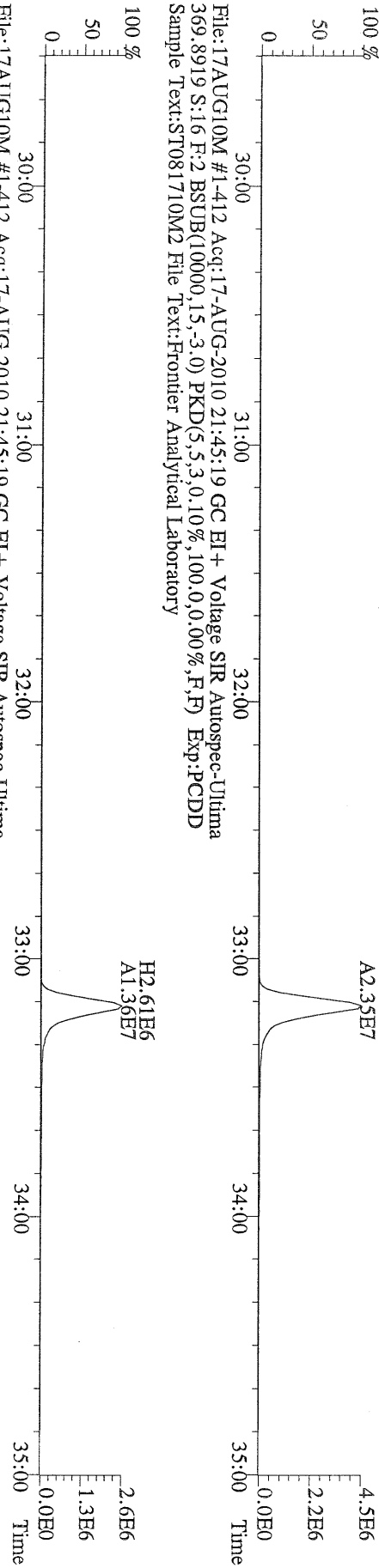
File:17AUG10M #1-357 Acq:17-AUG-2010 21:45:19 GC EI+ Voltage SIR Autospec-Ultime
331.9368 S:16 BSUB(10000,15,-3.0) PKD(5,5,3,0,10%,100.0,0.00%,F,F) Exp:PCDD
Sample Text:ST081710M2 File Text:Frontier Analytical Laboratory



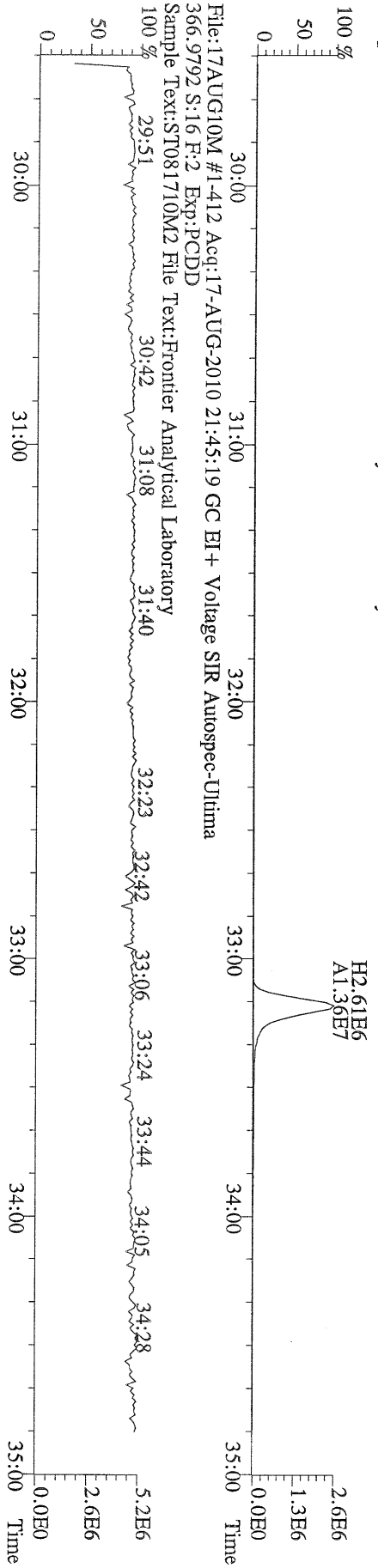
File:17AUG10M #1-412 Acq:17-AUG-2010 21:45:19 GC EI+ Voltage SIR Autospec-Ultima
355.8546 S:16 F:2 BSUB(10000,15,-3.0) PKD(5,5,3,0.10%,100.0,0.00%,F,F) Exp:PCDD
Sample Text:ST081710M2 File Text:Frontier Analytical Laboratory
100 %



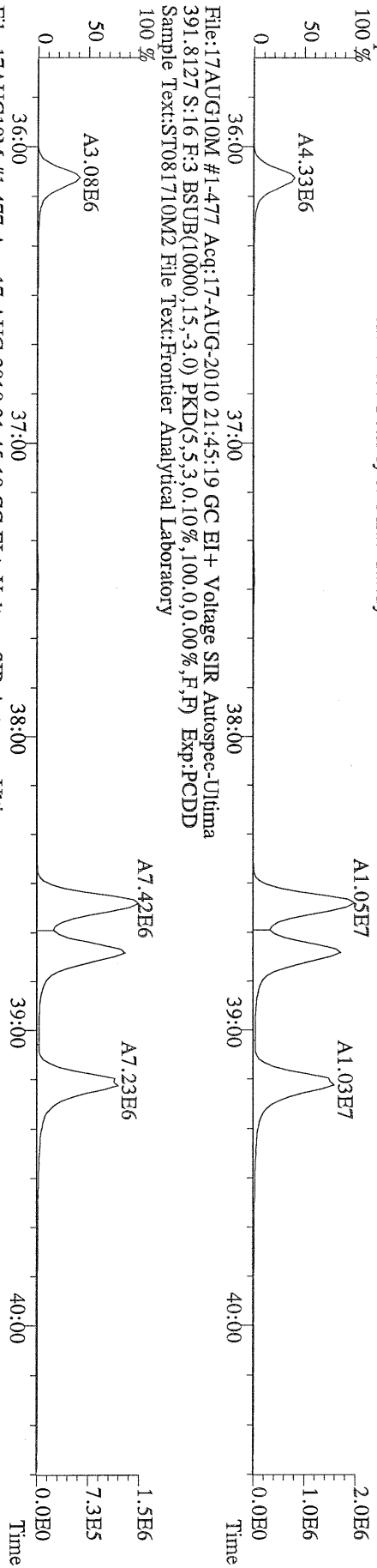
File:17AUG10M #1-412 Acq:17-AUG-2010 21:45:19 GC EI+ Voltage SIR Autospec-Ultima
367.8949 S:16 F:2 BSUB(10000,15,-3.0) PKD(5,5,3,0.10%,100.0,0.00%,F,F) Exp:PCDD
Sample Text:ST081710M2 File Text:Frontier Analytical Laboratory
100 %



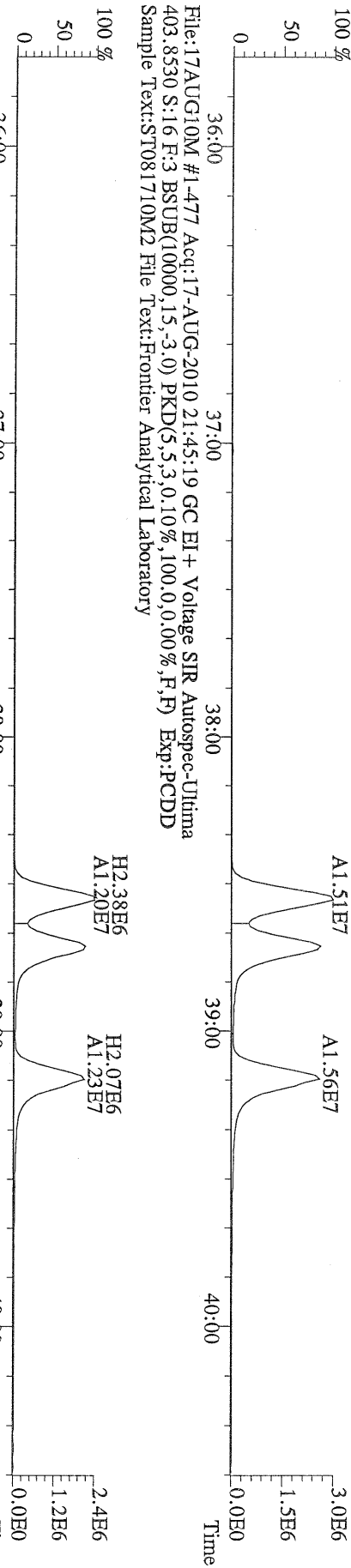
File:17AUG10M #1-412 Acq:17-AUG-2010 21:45:19 GC EI+ Voltage SIR Autospec-Ultima
369.8919 S:16 F:2 BSUB(10000,15,-3.0) PKD(5,5,3,0.10%,100.0,0.00%,F,F) Exp:PCDD
Sample Text:ST081710M2 File Text:Frontier Analytical Laboratory
100 %




File:17AUG10M #1-477 Acq:17-AUG-2010 21:45:19 GC EI+ Voltage SIR Autospec-Ultima
389.8156 S:16 F:3 BSUB(10000,15,-3.0) PKD(5,5,3,0.10%,100,0,0.00%,F,F) Exp:PCDD
Sample Text:ST081710M2 File Text:Frontier Analytical Laboratory



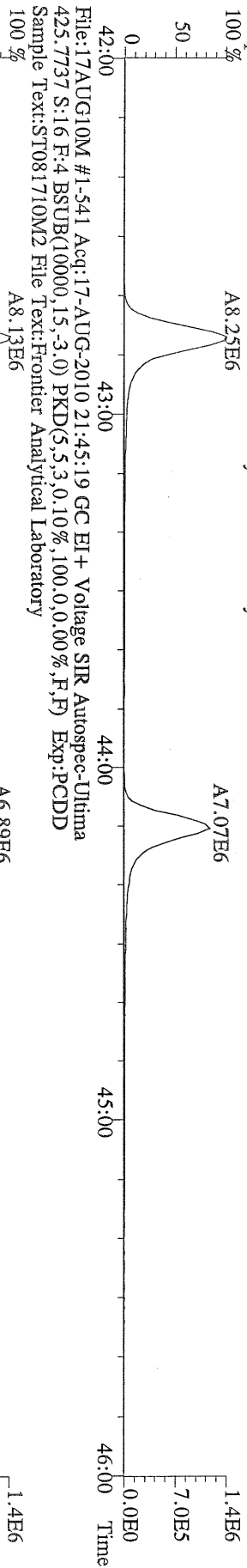
File:17AUG10M #1-477 Acq:17-AUG-2010 21:45:19 GC EI+ Voltage SIR Autospec-Ultima
401.8559 S:16 F:3 BSUB(10000,15,-3.0) PKD(5,5,3,0.10%,100,0,0.00%,F,F) Exp:PCDD
Sample Text:ST081710M2 File Text:Frontier Analytical Laboratory



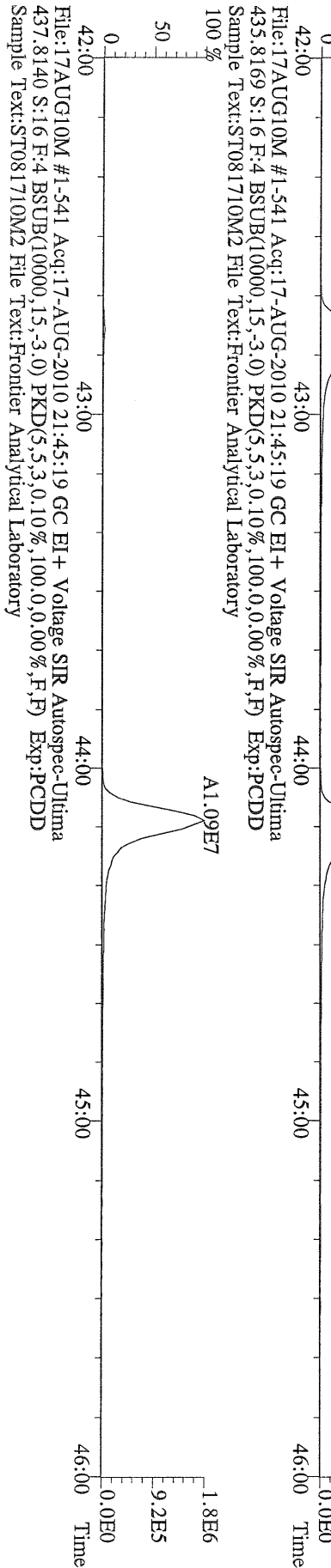
File:17AUG10M #1-477 Acq:17-AUG-2010 21:45:19 GC EI+ Voltage SIR Autospec-Ultima
380.9760 S:16 F:3 Exp:PCDD
Sample Text:ST081710M2 File Text:Frontier Analytical Laboratory



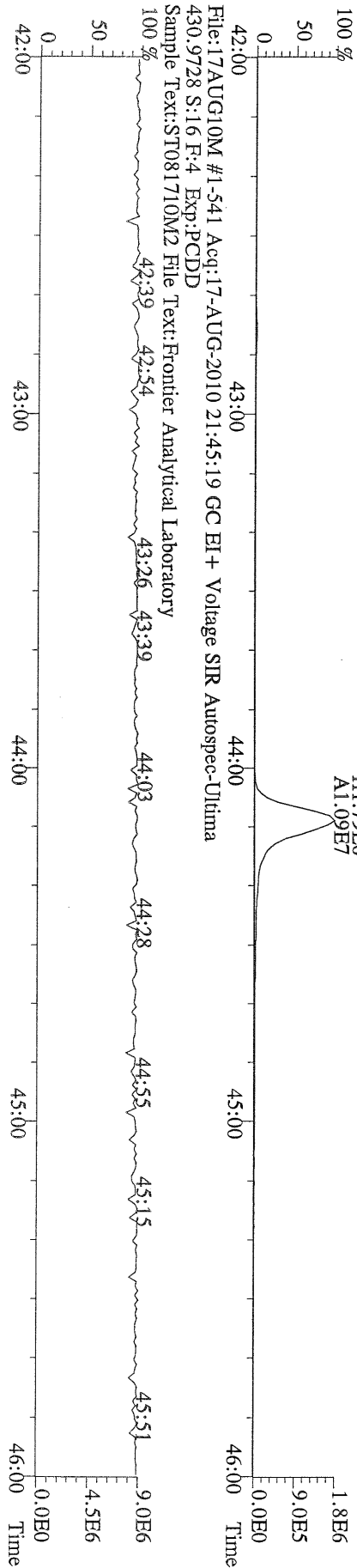
File:17AUG10M #1-541 Acq:17-AUG-2010 21:45:19 GC EI+ Voltage SIR Autospec-Ultima
423.7767 S:16 F:4 BSUB(10000,15,-3,0) PKD(5,5,3,0.10%,100,0,0.00%,F,F) Exp:PCDD
Sample Text:ST081710M2 File Text:Frontier Analytical Laboratory



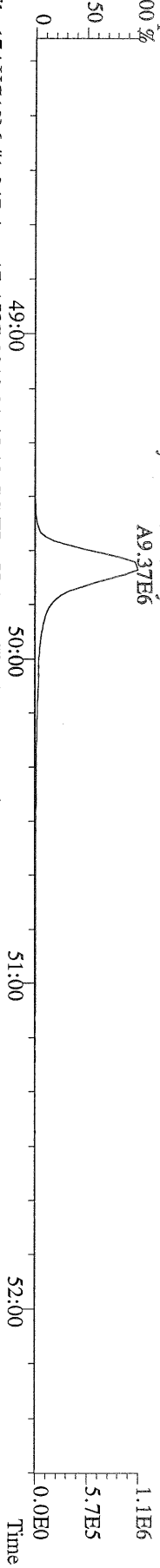
File:17AUG10M #1-541 Acq:17-AUG-2010 21:45:19 GC EI+ Voltage SIR Autospec-Ultima
435.8169 S:16 F:4 BSUB(10000,15,-3,0) PKD(5,5,3,0.10%,100,0,0.00%,F,F) Exp:PCDD
Sample Text:ST081710M2 File Text:Frontier Analytical Laboratory



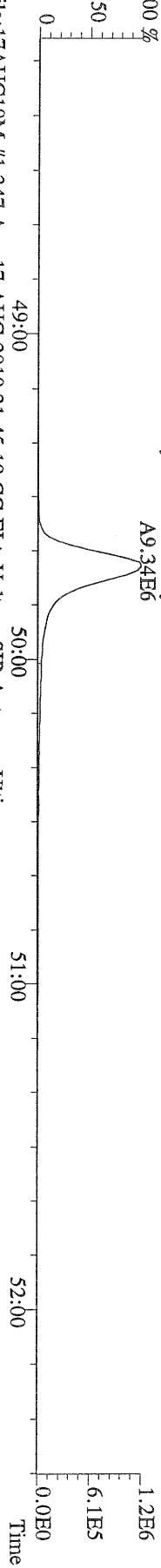
File:17AUG10M #1-541 Acq:17-AUG-2010 21:45:19 GC EI+ Voltage SIR Autospec-Ultima
430.9728 S:16 F:4 Exp:PCDD
Sample Text:ST081710M2 File Text:Frontier Analytical Laboratory




File:17AUG10M #1-347 Acq:17-AUG-2010 21:45:19 GC EI+ Voltage SIR Autospec-Ultima
 457.7377 S:1.6 F:5 BSUB(10000,15,-3.0) PKD(5,5,3,0.10%,100.0,0.00%,F,F) Exp:PCDD
 Sample Text:ST081710M2 File Text:Frontier Analytical Laboratory
 100 %




File:17AUG10M #1-347 Acq:17-AUG-2010 21:45:19 GC EI+ Voltage SIR Autospec-Ultima
 459.7348 S:1.6 F:5 BSUB(10000,15,-3.0) PKD(5,5,3,0.10%,100.0,0.00%,F,F) Exp:PCDD
 Sample Text:ST081710M2 File Text:Frontier Analytical Laboratory
 100 %




File:17AUG10M #1-347 Acq:17-AUG-2010 21:45:19 GC EI+ Voltage SIR Autospec-Ultima
 469.7780 S:1.6 F:5 BSUB(10000,15,-3.0) PKD(5,5,3,0.10%,100.0,0.00%,F,F) Exp:PCDD
 Sample Text:ST081710M2 File Text:Frontier Analytical Laboratory
 100 %



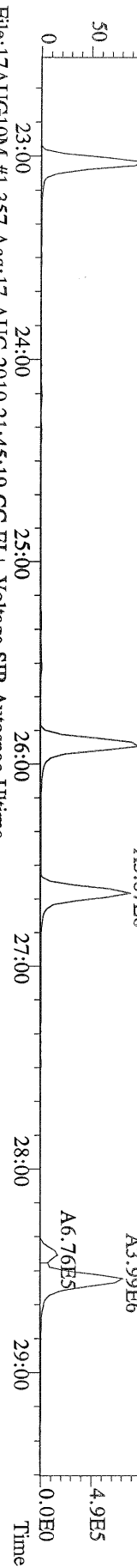
File:17AUG10M #1-347 Acq:17-AUG-2010 21:45:19 GC EI+ Voltage SIR Autospec-Ultima
 471.7750 S:1.6 F:5 BSUB(10000,15,-3.0) PKD(5,5,3,0.10%,100.0,0.00%,F,F) Exp:PCDD
 Sample Text:ST081710M2 File Text:Frontier Analytical Laboratory




File:17AUG10M #1-347 Acq:17-AUG-2010 21:45:19 GC EI+ Voltage SIR Autospec-Ultima
 454.9728 S:1.6 F:5 Exp:PCDD
 Sample Text:ST081710M2 File Text:Frontier Analytical Laboratory
 100 %




File:17AUG10M #1-357 Acq:17-AUG-2010 21:45:19 GC EI+ Voltage SIR Autospec-Ultima
 303.9016 S:1.6 BSUB(10000,15,-3.0) PKD(5,5,3,0,10%,100,0,0,00%,F,F) Exp:PCDD
 Sample Text:ST081710M2 File Text:Frontier Analytical Laboratory




File:17AUG10M #1-357 Acq:17-AUG-2010 21:45:19 GC EI+ Voltage SIR Autospec-Ultima
 305.8987 S:1.6 BSUB(10000,15,-3.0) PKD(5,5,3,0,10%,100,0,0,00%,F,F) Exp:PCDD
 Sample Text:ST081710M2 File Text:Frontier Analytical Laboratory




File:17AUG10M #1-357 Acq:17-AUG-2010 21:45:19 GC EI+ Voltage SIR Autospec-Ultima
 315.9419 S:1.6 BSUB(10000,15,-3.0) PKD(5,5,3,0,10%,100,0,0,00%,F,F) Exp:PCDD
 Sample Text:ST081710M2 File Text:Frontier Analytical Laboratory



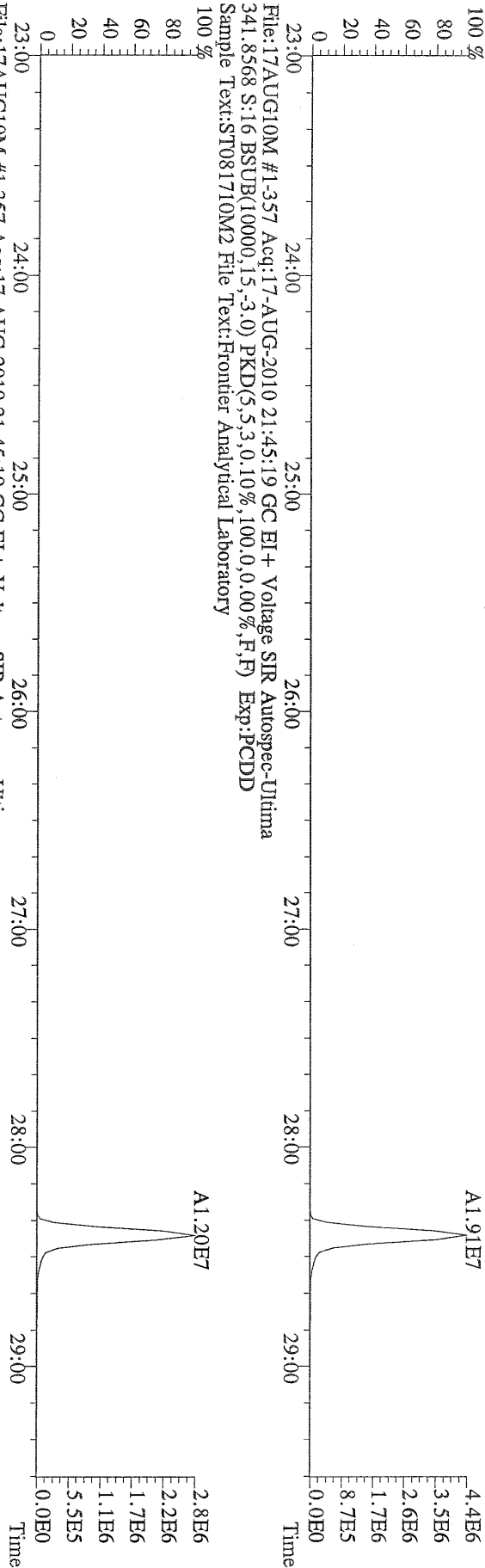
File:17AUG10M #1-357 Acq:17-AUG-2010 21:45:19 GC EI+ Voltage SIR Autospec-Ultima
 317.9389 S:1.6 BSUB(10000,15,-3.0) PKD(5,5,3,0,10%,100,0,0,00%,F,F) Exp:PCDD
 Sample Text:ST081710M2 File Text:Frontier Analytical Laboratory



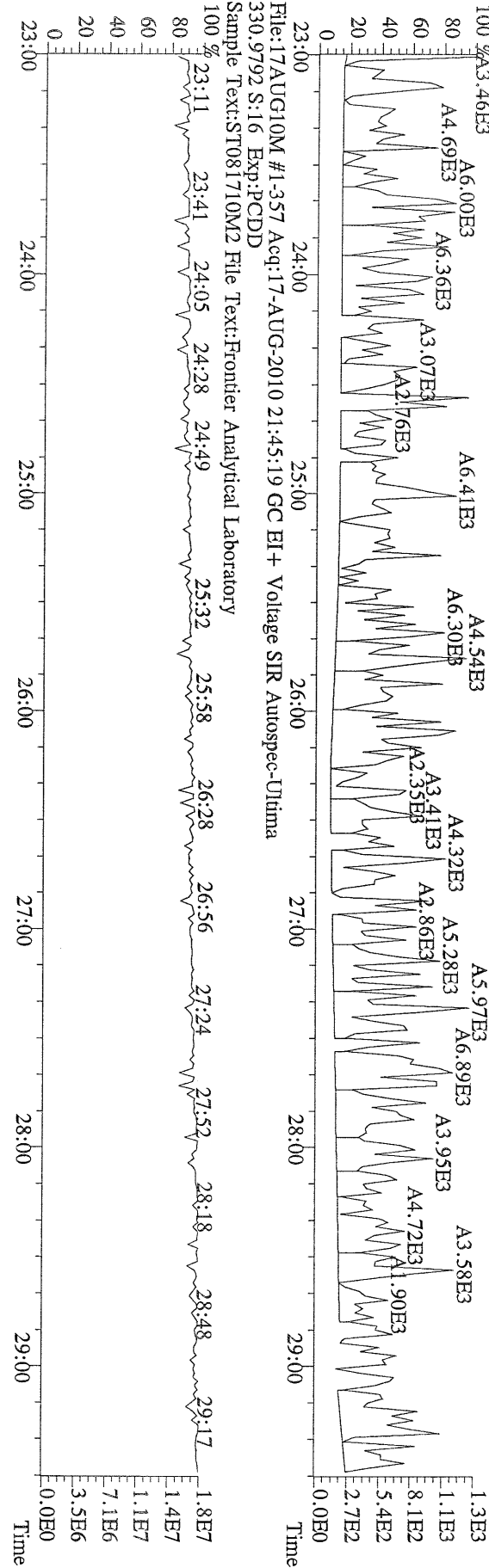
File:17AUG10M #1-357 Acq:17-AUG-2010 21:45:19 GC EI+ Voltage SIR Autospec-Ultima
 375.8364 S:1.6 BSUB(10000,15,-3.0) PKD(5,5,3,0,10%,100,0,0,00%,F,F) Exp:PCDD
 Sample Text:ST081710M2 File Text:Frontier Analytical Laboratory



File:17AUG10M #1-357 Acq:17-AUG-2010 21:45:19 GC EI+ Voltage SIR Autospec-Utima
 339.8597 S:16 BSUB(10000,15,-3.0) PKD(5.5,3,0.10%,100.0,0.00%,F,F) Exp:PCDD
 Sample Text:ST081710M2 File Text:Frontier Analytical Laboratory



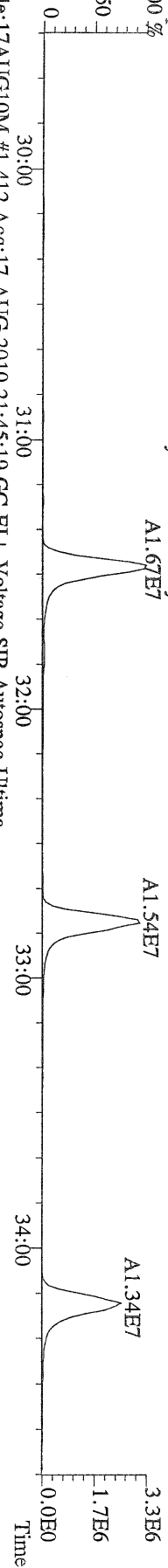
File:17AUG10M #1-357 Acq:17-AUG-2010 21:45:19 GC EI+ Voltage SIR Autospec-Utima
 409.7974 S:16 BSUB(10000,15,-3.0) PKD(5.5,3,0.10%,100.0,0.00%,F,F) Exp:PCDD
 Sample Text:ST081710M2 File Text:Frontier Analytical Laboratory




File:17AUG10M #1-357 Acq:17-AUG-2010 21:45:19 GC EI+ Voltage SIR Autospec-Utima
 330.9792 S:16 Exp:PCDD
 Sample Text:ST081710M2 File Text:Frontier Analytical Laboratory




File:17AUG10M #1-412 Acq:17-AUG-2010 21:45:19 GC EI+ Voltage SIR Autospec-Ultima
 339,8597 S:16 F:2 BSUB(10000,15,-3,0) PKD(5,5,3,0.10%,100,0,0.00%,F,F) Exp:PCDD
 Sample Text:ST081710M2 File Text:Frontier Analytical Laboratory




File:17AUG10M #1-412 Acq:17-AUG-2010 21:45:19 GC EI+ Voltage SIR Autospec-Ultima
 341,8568 S:16 F:2 BSUB(10000,15,-3,0) PKD(5,5,3,0.10%,100,0,0.00%,F,F) Exp:PCDD
 Sample Text:ST081710M2 File Text:Frontier Analytical Laboratory



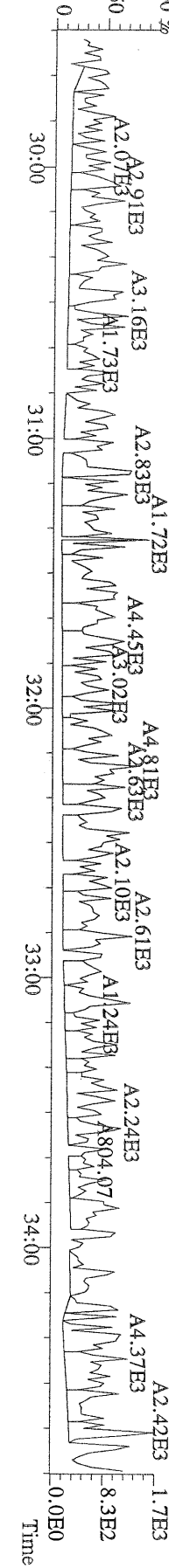
File:17AUG10M #1-412 Acq:17-AUG-2010 21:45:19 GC EI+ Voltage SIR Autospec-Ultima
 351,9000 S:16 F:2 BSUB(10000,15,-3,0) PKD(5,5,3,0.10%,100,0,0.00%,F,F) Exp:PCDD
 Sample Text:ST081710M2 File Text:Frontier Analytical Laboratory



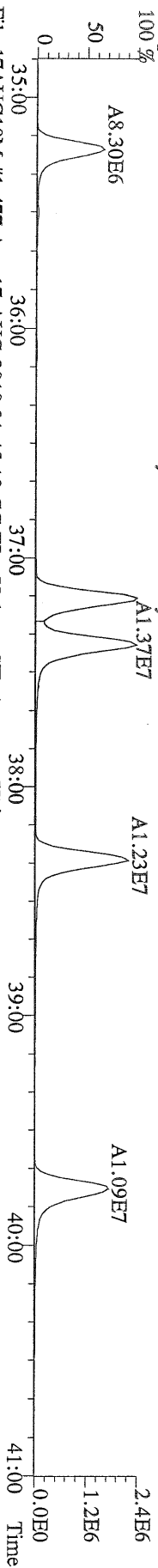
File:17AUG10M #1-412 Acq:17-AUG-2010 21:45:19 GC EI+ Voltage SIR Autospec-Ultima
 353,8970 S:16 F:2 BSUB(10000,15,-3,0) PKD(5,5,3,0.10%,100,0,0.00%,F,F) Exp:PCDD
 Sample Text:ST081710M2 File Text:Frontier Analytical Laboratory



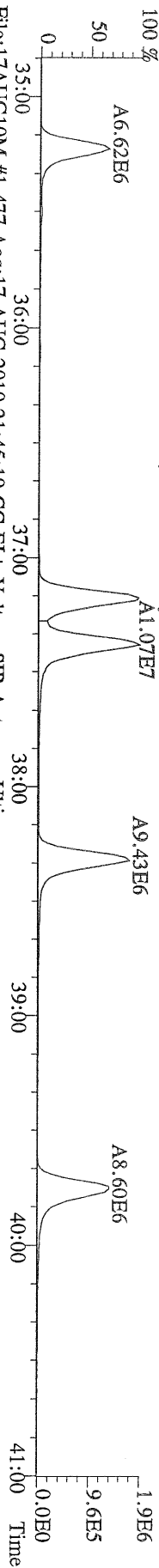
File:17AUG10M #1-412 Acq:17-AUG-2010 21:45:19 GC EI+ Voltage SIR Autospec-Ultima
 409,7974 S:16 F:2 BSUB(10000,15,-3,0) PKD(5,5,3,0.10%,100,0,0.00%,F,F) Exp:PCDD
 Sample Text:ST081710M2 File Text:Frontier Analytical Laboratory



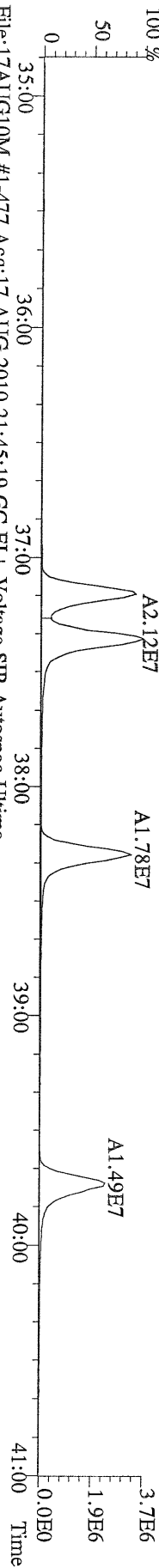
File:17AUG10M #1-477 Acq:17-AUG-2010 21:45:19 GC EI+ Voltage SIR Autospec-Utima
 373.8207 S:16 F:3 BSUB(10000,15,-3.0) PKD(5,5,3,0.10%,100.0,0.00%,F,F) Exp:PCDD
 Sample Text:ST081710M2 File Text:Frontier Analytical Laboratory



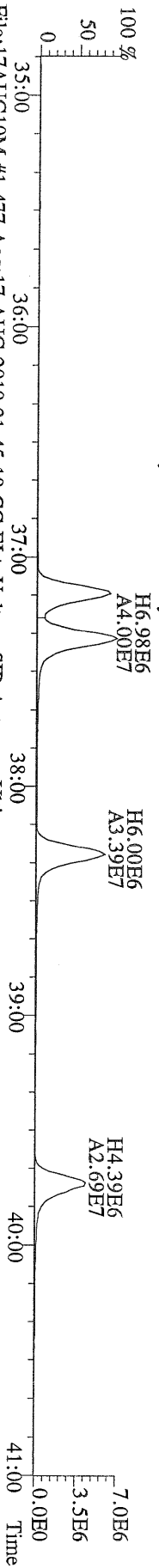
File:17AUG10M #1-477 Acq:17-AUG-2010 21:45:19 GC EI+ Voltage SIR Autospec-Utima
 375.8178 S:16 F:3 BSUB(10000,15,-3.0) PKD(5,5,3,0.10%,100.0,0.00%,F,F) Exp:PCDD
 Sample Text:ST081710M2 File Text:Frontier Analytical Laboratory



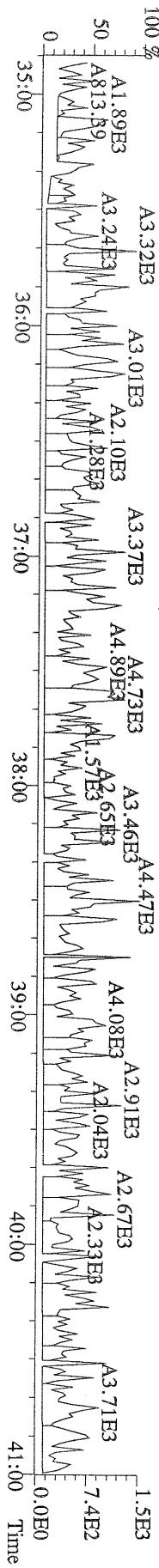
File:17AUG10M #1-477 Acq:17-AUG-2010 21:45:19 GC EI+ Voltage SIR Autospec-Utima
 383.8639 S:16 F:3 BSUB(10000,15,-3.0) PKD(5,5,3,0.10%,100.0,0.00%,F,F) Exp:PCDD
 Sample Text:ST081710M2 File Text:Frontier Analytical Laboratory



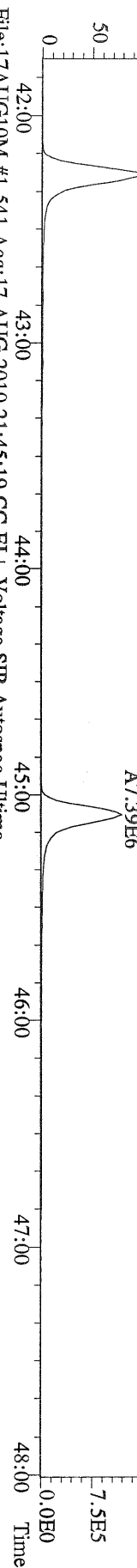
File:17AUG10M #1-477 Acq:17-AUG-2010 21:45:19 GC EI+ Voltage SIR Autospec-Utima
 385.8610 S:16 F:3 BSUB(10000,15,-3.0) PKD(5,5,3,0.10%,100.0,0.00%,F,F) Exp:PCDD
 Sample Text:ST081710M2 File Text:Frontier Analytical Laboratory



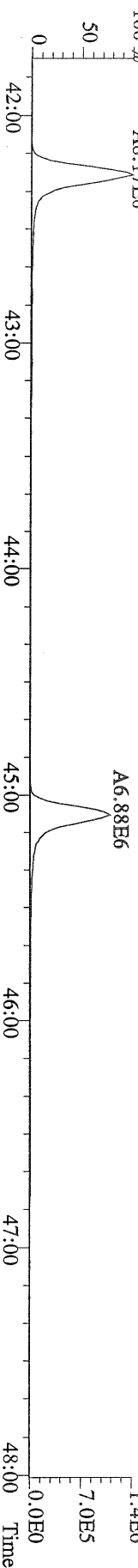
File:17AUG10M #1-477 Acq:17-AUG-2010 21:45:19 GC EI+ Voltage SIR Autospec-Utima
 445.7555 S:16 F:3 BSUB(10000,15,-3.0) PKD(5,5,3,0.10%,100.0,0.00%,F,F) Exp:PCDD
 Sample Text:ST081710M2 File Text:Frontier Analytical Laboratory



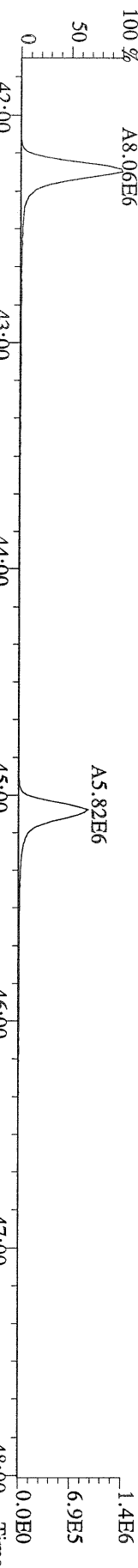
File:17AUG10M #1-541 Acq:17-AUG-2010 21:45:19 GC EI + Voltage SIR Autospec-Utima
 407.7818 S:16 F:4 BSUB(10000,15,-3.0) PKD(5,5,3,0.10%,100,0,0.00%,F,F) Exp:PCDD
 Sample Text:ST081710M2 File Text:Frontier Analytical Laboratory



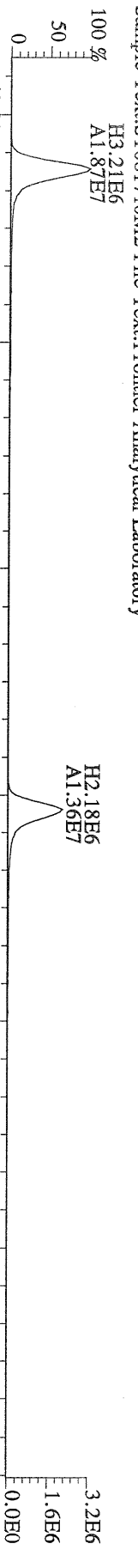
File:17AUG10M #1-541 Acq:17-AUG-2010 21:45:19 GC EI + Voltage SIR Autospec-Utima
 409.7788 S:16 F:4 BSUB(10000,15,-3.0) PKD(5,5,3,0.10%,100,0,0.00%,F,F) Exp:PCDD
 Sample Text:ST081710M2 File Text:Frontier Analytical Laboratory




File:17AUG10M #1-541 Acq:17-AUG-2010 21:45:19 GC EI + Voltage SIR Autospec-Utima
 417.8253 S:16 F:4 BSUB(10000,15,-3.0) PKD(5,5,3,0.10%,100,0,0.00%,F,F) Exp:PCDD
 Sample Text:ST081710M2 File Text:Frontier Analytical Laboratory



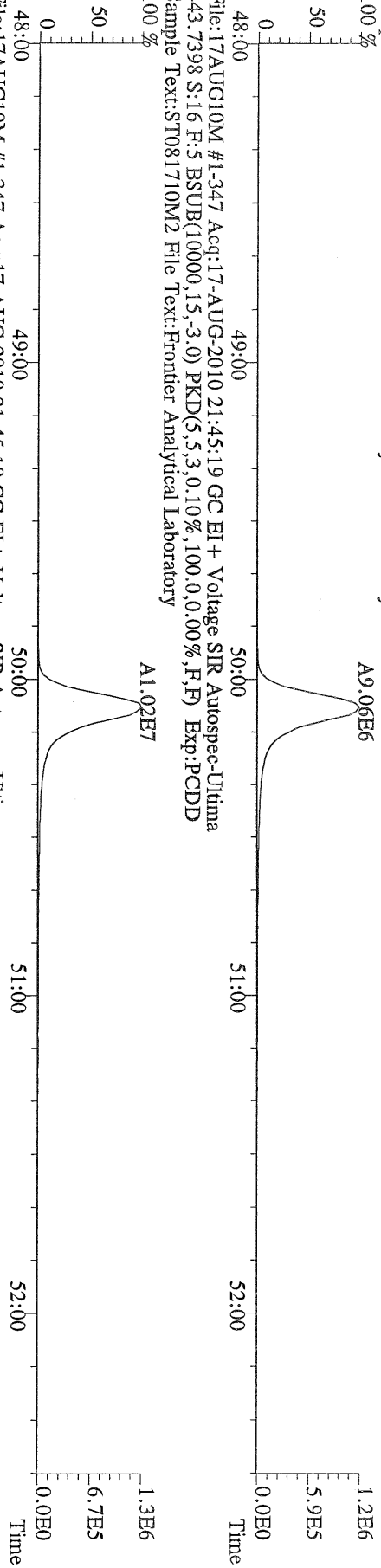
File:17AUG10M #1-541 Acq:17-AUG-2010 21:45:19 GC EI + Voltage SIR Autospec-Utima
 419.8220 S:16 F:4 BSUB(10000,15,-3.0) PKD(5,5,3,0.10%,100,0,0.00%,F,F) Exp:PCDD
 Sample Text:ST081710M2 File Text:Frontier Analytical Laboratory



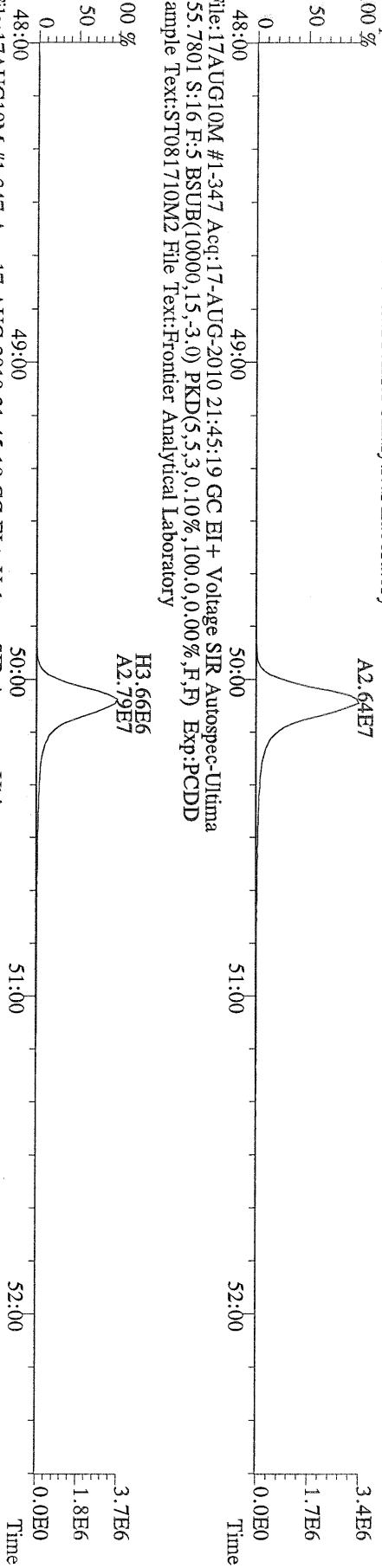
File:17AUG10M #1-541 Acq:17-AUG-2010 21:45:19 GC EI + Voltage SIR Autospec-Utima
 479.7165 S:16 F:4 BSUB(10000,15,-3.0) PKD(5,5,3,0.10%,100,0,0.00%,F,F) Exp:PCDD
 Sample Text:ST081710M2 File Text:Frontier Analytical Laboratory



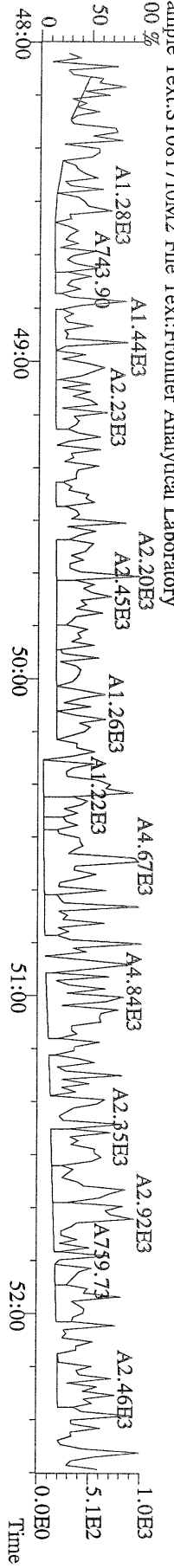
File:17AUG10M #1-347 Acq:17-AUG-2010 21:45:19 GC EI+ Voltage SIR Autospec-Ultima
441.7428 S:16 F:5 BSUB(10000,15,-3.0) PKD(5,5,3,0.10%,100,0,0.00%,F,F) Exp:PCDD
Sample Text:ST081710M2 File Text:Frontier Analytical Laboratory



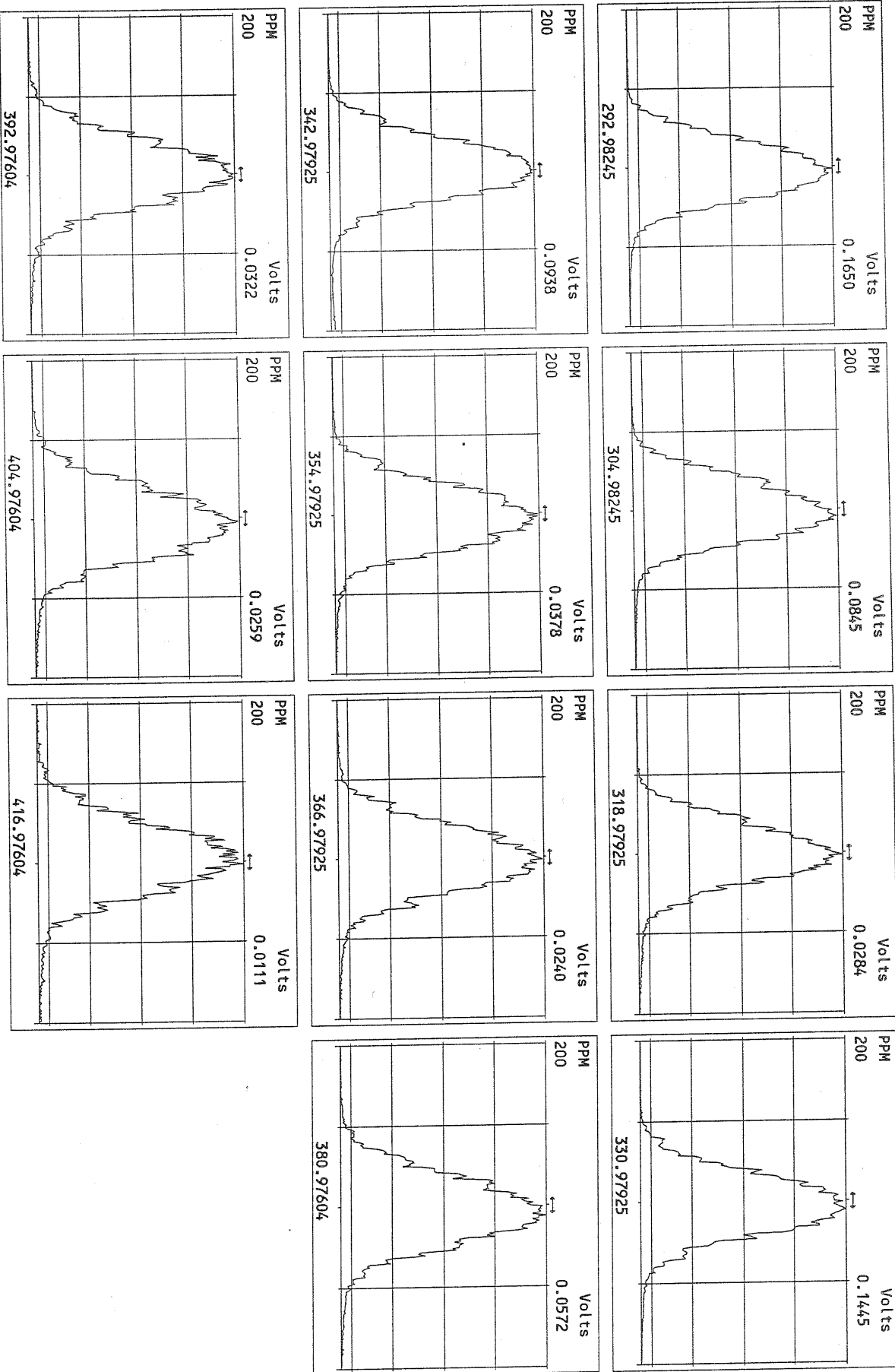
File:17AUG10M #1-347 Acq:17-AUG-2010 21:45:19 GC EI+ Voltage SIR Autospec-Ultima
453.7831 S:16 F:5 BSUB(10000,15,-3.0) PKD(5,5,3,0.10%,100,0,0.00%,F,F) Exp:PCDD
Sample Text:ST081710M2 File Text:Frontier Analytical Laboratory



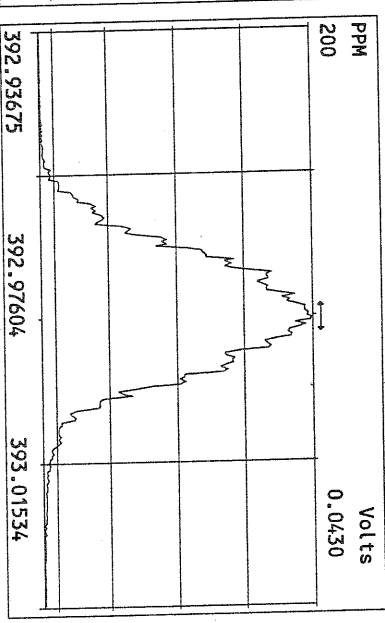
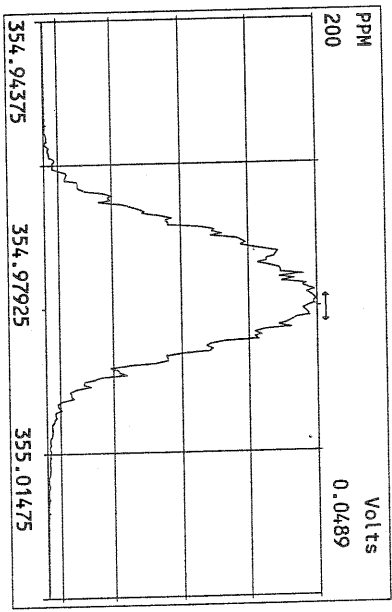
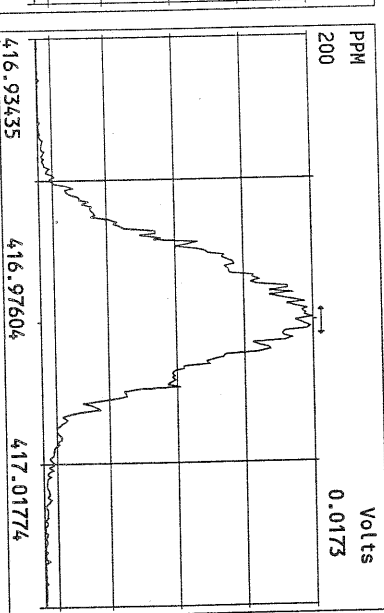
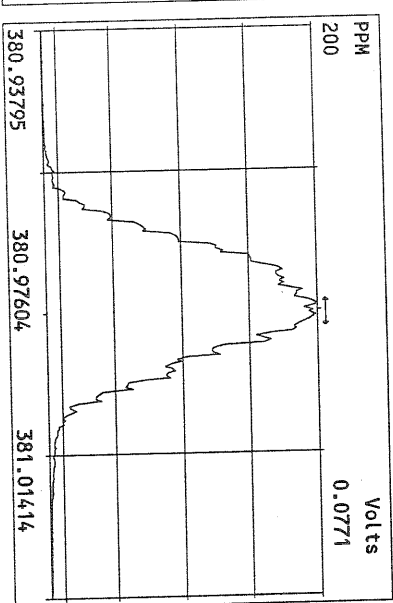
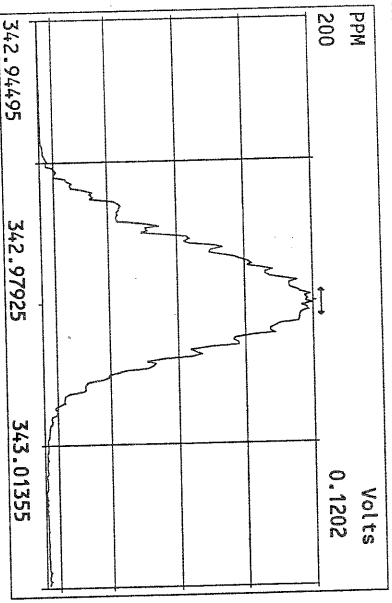
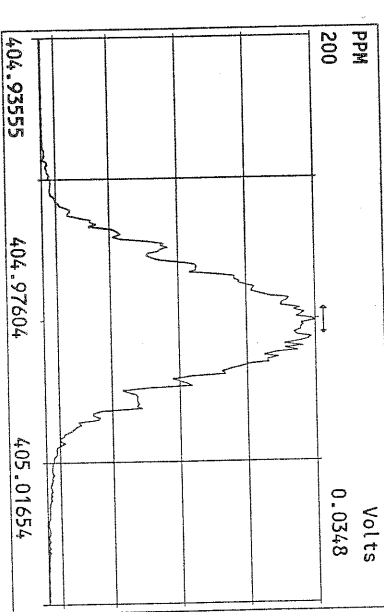
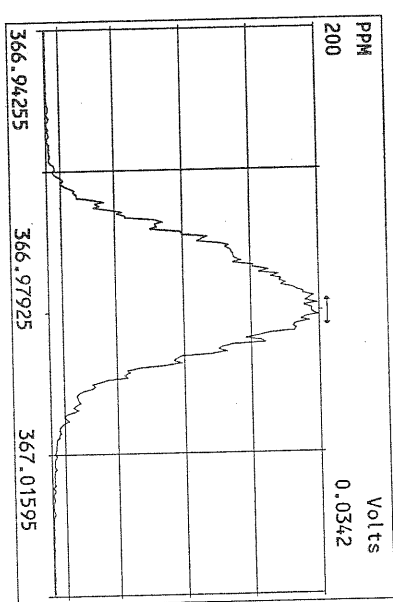
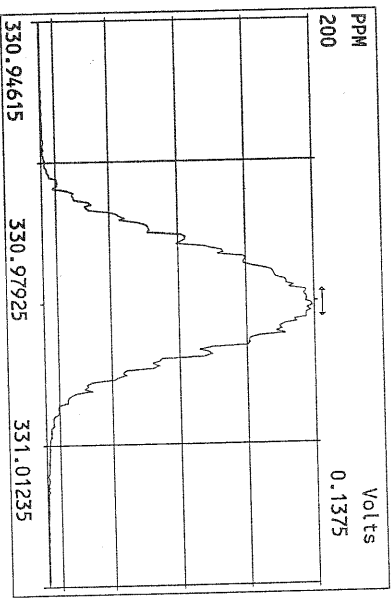
File:17AUG10M #1-347 Acq:17-AUG-2010 21:45:19 GC EI+ Voltage SIR Autospec-Ultima
513.6775 S:16 F:5 BSUB(10000,15,-3.0) PKD(5,5,3,0.10%,100,0,0.00%,F,F) Exp:PCDD
Sample Text:ST081710M2 File Text:Frontier Analytical Laboratory

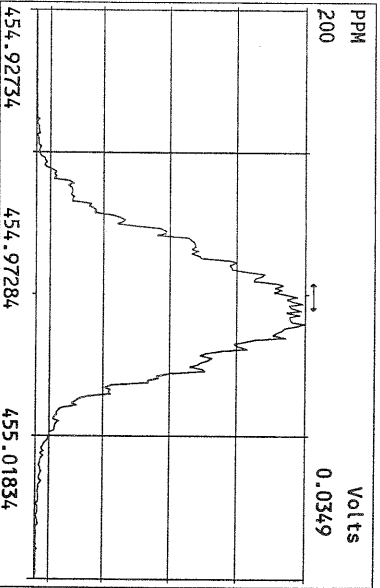
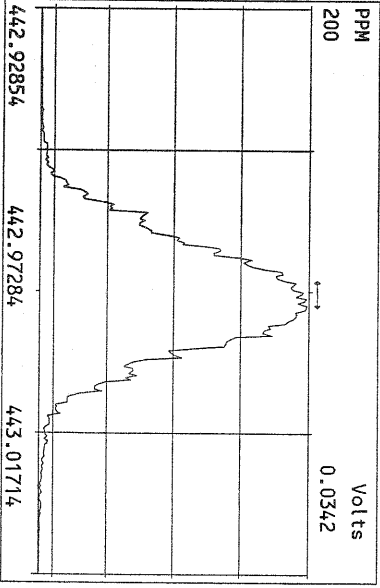
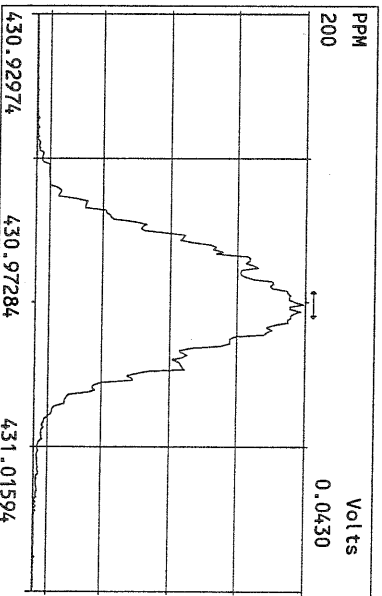
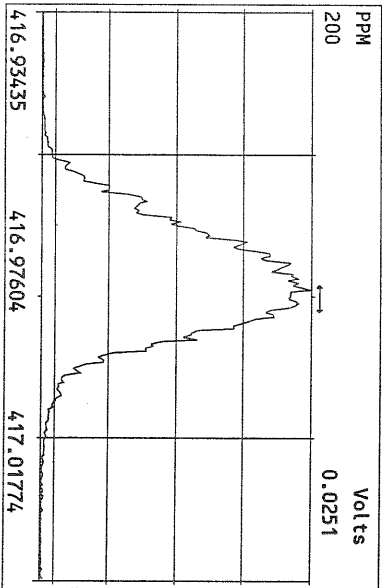
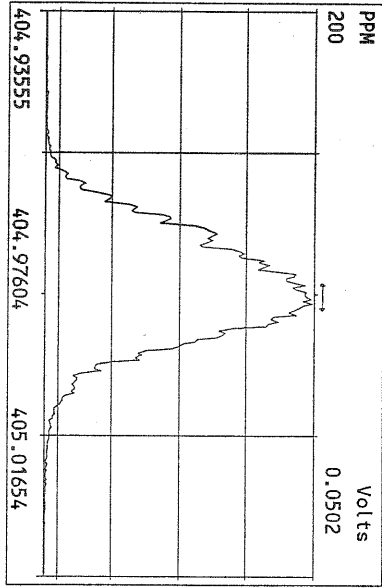
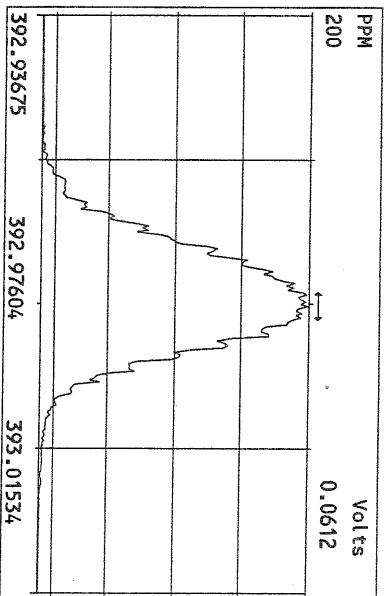
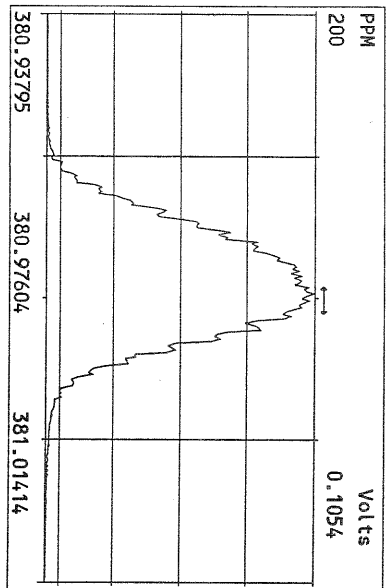
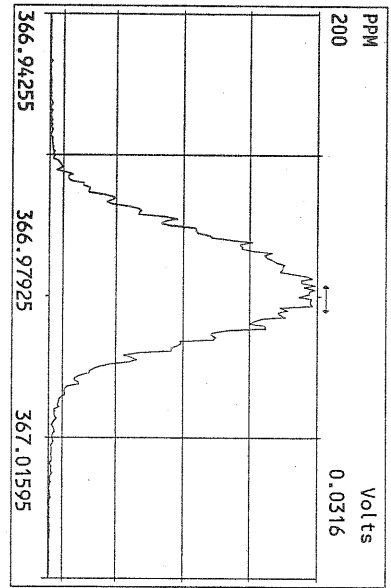


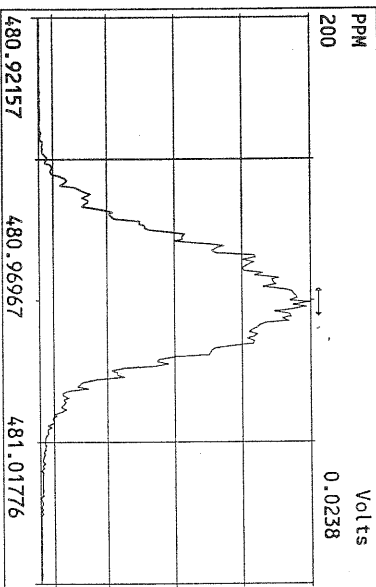
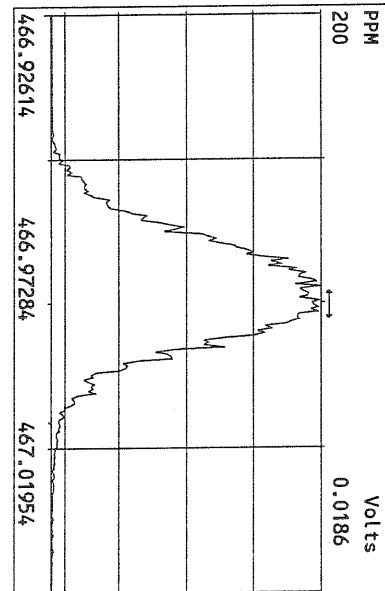
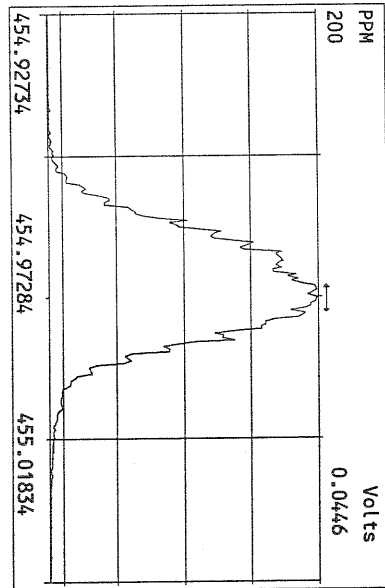
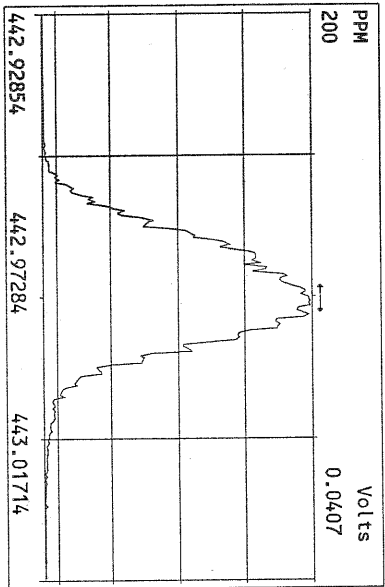
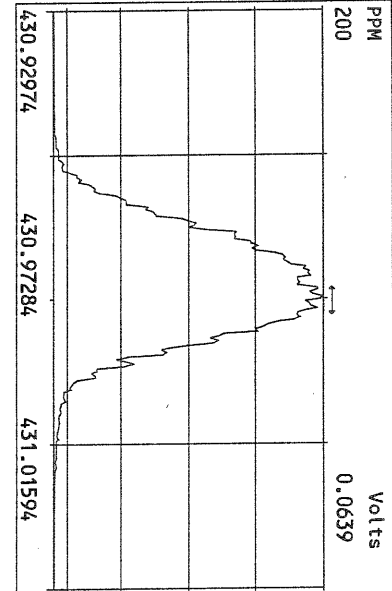
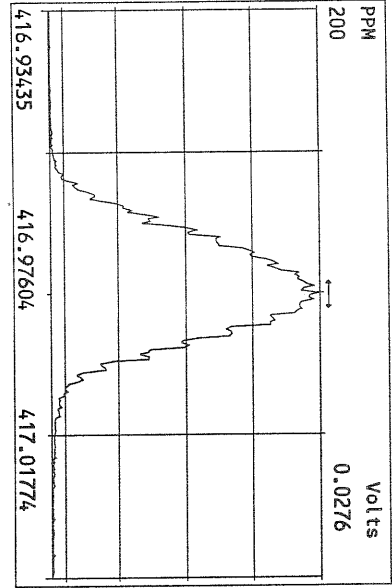
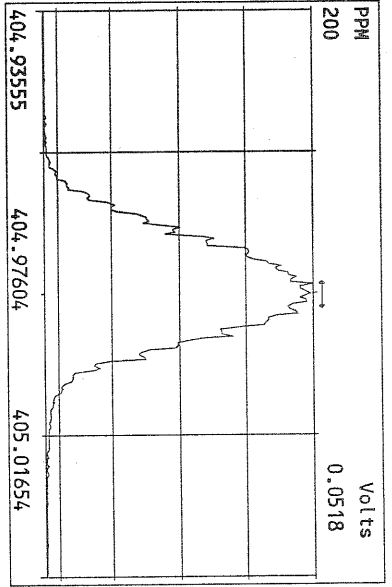
Peak Locate Examination: 18-AUG-2010:12:32 File: 17AUG10M_RES_CHECK
Experiment: PCCD Function: 1 Reference: PFK

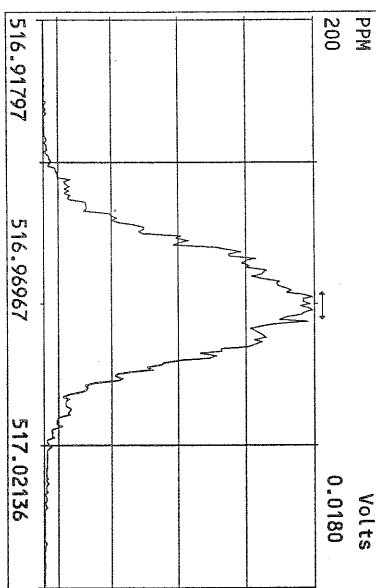
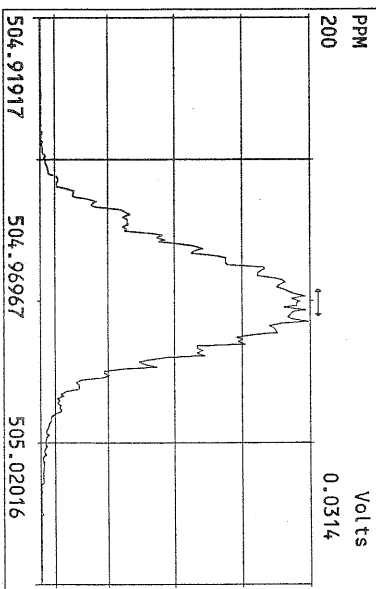
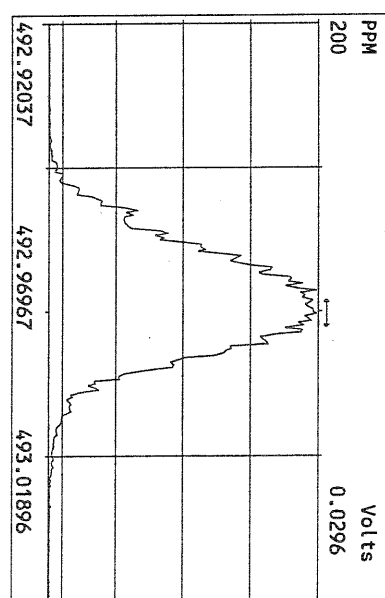
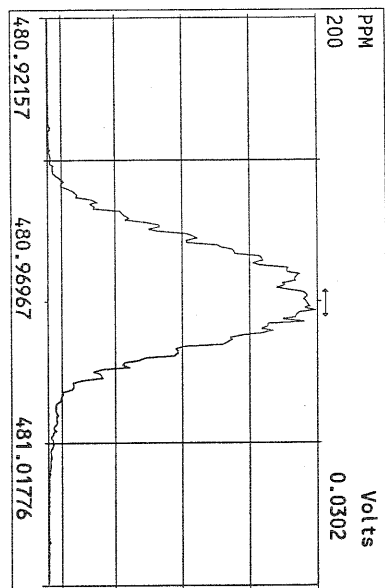
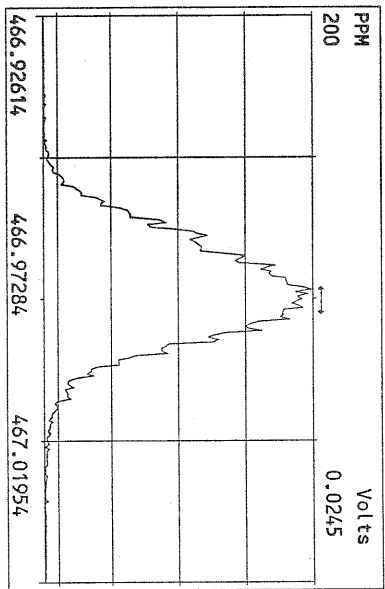
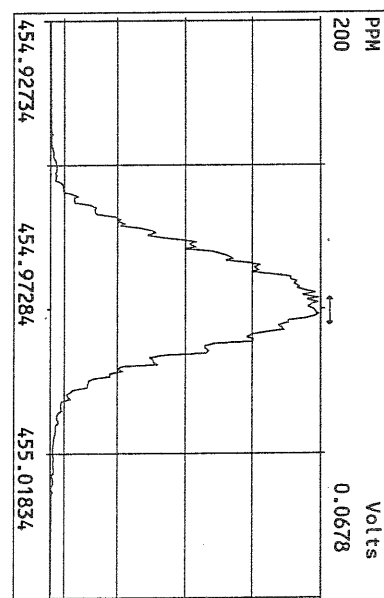
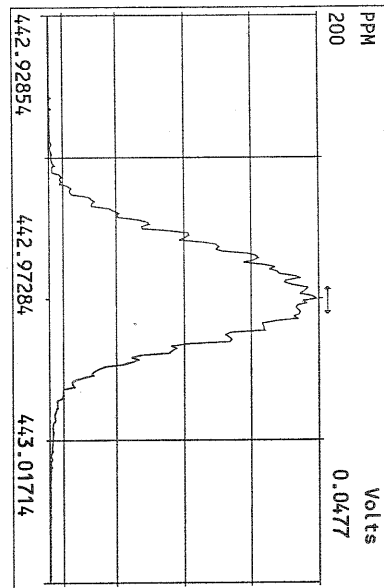
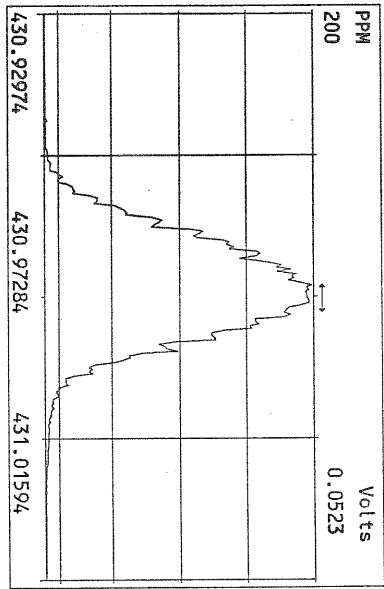


Peak Locate Examination: 18-AUG-2010:12:32 File: 17AUG10M_RES_CHECK
 Experiment: PCDD Function: 2 Reference: PFK









USEPA - ITD

FORM 4A
TCDF CALIBRATION VERIFICATION

Lab Name: Frontier Analytical Laboratory Episode No.:

Contract No.: SAS No.:

Initial Calibration Date: 4/23/10

Instrument ID: FAL1 GC Column ID: DB225

VER Data Filename: 12AUG10A Sam:1 Analysis Date: 12-AUG-10 Time: 14:10:59

	M/Z'S FORMING RATIO (1)	ION ABUND. RATIO	QC LIMITS (2)	ACCEPT	CONC. FOUND	CONC. RANGE (ng/mL) (3)
NATIVE ANALYTES						
2,3,7,8-TCDF	M/M+2	0.76	0.65-0.89	y	10.2	8.40 - 12.0
LABELED COMPOUNDS						
13C-2,3,7,8-TCDF	M/M+2	0.77	0.65-0.89	y	106	71.0 - 140

(1) See Table 8, Method 1613, for m/z specifications.

(2) Ion Abundance Ratio Control Limits as specified in Table 9, Method 1613.

(3) Contract-required concentration range as specified in Table 6A, Method 1613

Analyst: 6 Date: 8/2/10


FAL ID: ST081210A1 Filename: 12AUG10A Sam:1 Acquired: 12-AUG-10 14:10:59 ICal: TCDFFAL1-4-23-10

Client ID: 1613 CS3 090918J ConCal: ST081210A1 EndCal: ST081210A2

Results: GC Column: DB225 Amount: 1.000

Name	Resp	RA	RT	RRF	Conc	Qual	Fac	Noise	DL	#Hom
2,3,7,8-TCDF	9.71e+06	0.76 y	19:17	1.20	10.2		2.50	-	-	1
13C-2,3,7,8-TCDF	7.92e+07	0.77 y	19:17	0.94	106					
13C-1,2,3,4-TCDF	7.97e+07	0.78 y	16:47	-	48.5					

Rec
106

Analyst: 

Date: 8/12/10

Frontier Analytical Laboratory - Acquisition Log

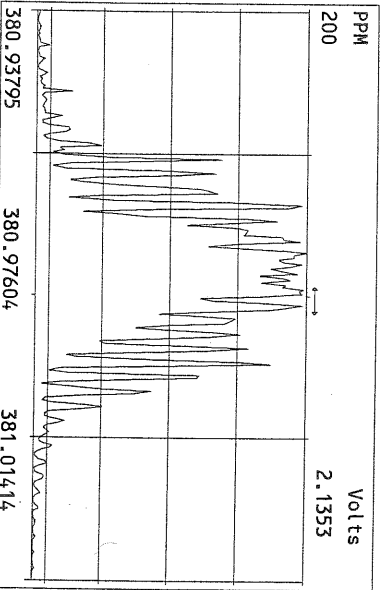
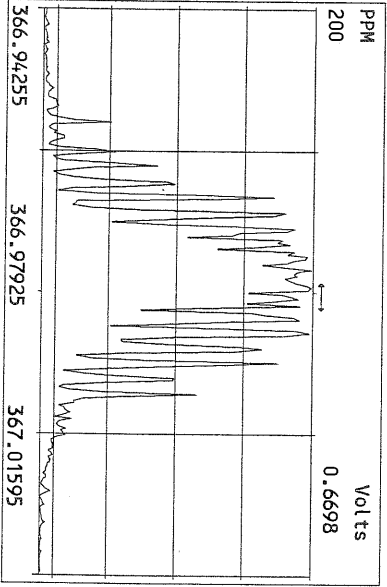
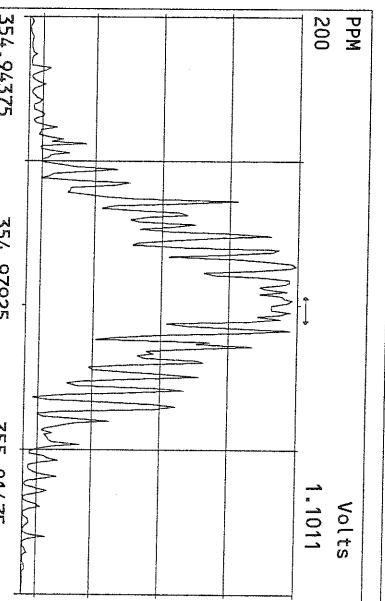
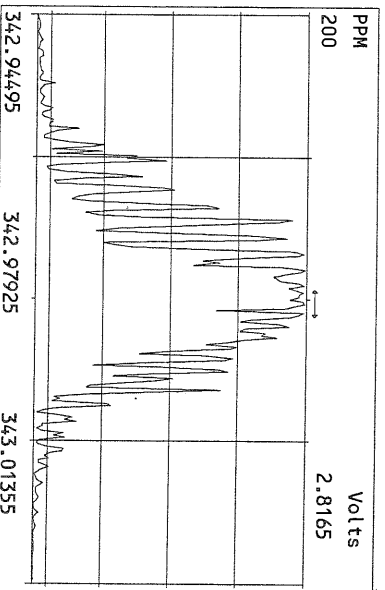
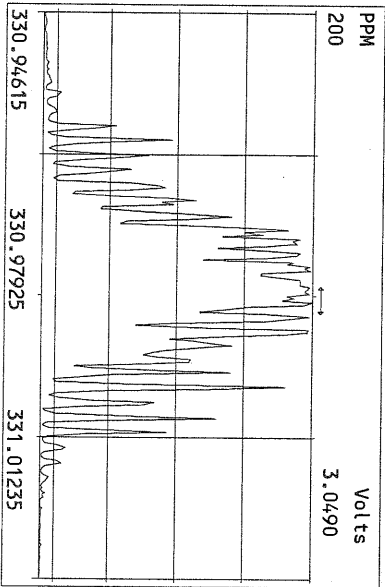
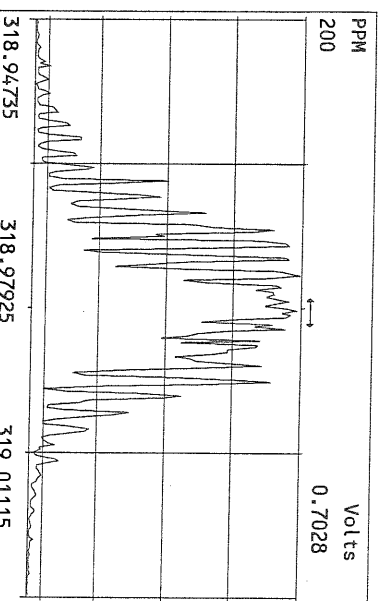
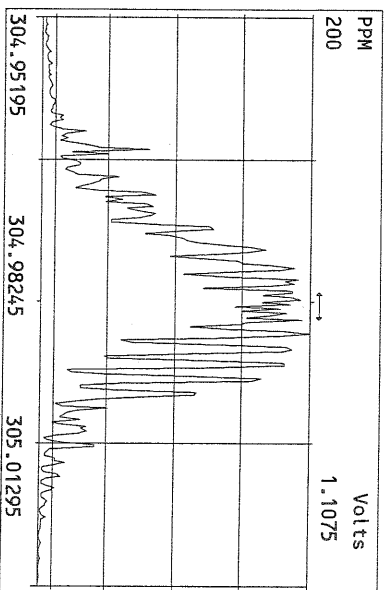
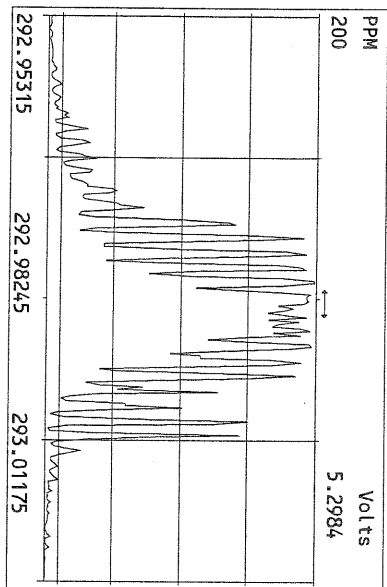
Run Name:12AUG10A Instrument: FAL1 GC: DB225 Experiment:TCDF

Data File	S	FAL ID	Client ID	Acquired	ConCal	EndCal	Analyst
12AUG10A	1	ST081210A1	1613 CS3 090918J	12-AUG-10 14:10:59	ST081210A1	ST081210A2	BS
12AUG10A	2	6276-003-0001-SA	PSB11-2-4-073010	12-AUG-10 14:46:02	ST081210A1	ST081210A2	BS
12AUG10A	3	6276-004-0001-SA	PSB11-2-4-073010-D	12-AUG-10 15:21:07	ST081210A1	ST081210A2	BS
12AUG10A	4	6276-005-0001-SA	PSB15-0-0.5-073010	12-AUG-10 15:56:10	ST081210A1	ST081210A2	BS
12AUG10A	5	6276-002-0001-SA	PSB11-1.5-2-073010	12-AUG-10 16:31:15	ST081210A1	ST081210A2	BS
12AUG10A	6	6276-006-0001-SA	PSB15-1.5-2-073010	12-AUG-10 17:06:18	ST081210A1	ST081210A2	BS
12AUG10A	7	SB081210A1	Solvent Blank	12-AUG-10 17:41:23	ST081210A1	ST081210A2	BS
12AUG10A	8	SB081210A2	Solvent Blank	12-AUG-10 18:16:26	ST081210A1	ST081210A2	BS
12AUG10A	9	SB081210A3	Solvent Blank	12-AUG-10 18:51:31	ST081210A1	ST081210A2	BS
12AUG10A	10	QC081210A1	QC1	12-AUG-10 19:26:35	ST081210A1	ST081210A2	BS
12AUG10A	11	QC081210A2	QC2	12-AUG-10 20:01:39	ST081210A1	ST081210A2	BS
12AUG10A	12	QC081210A3	QC3	12-AUG-10 20:36:43	ST081210A1	ST081210A2	BS
12AUG10A	13	ST081110A2	1613 CS3 090918J	12-AUG-10 21:11:47	ST081210A1	ST081210A2	BS

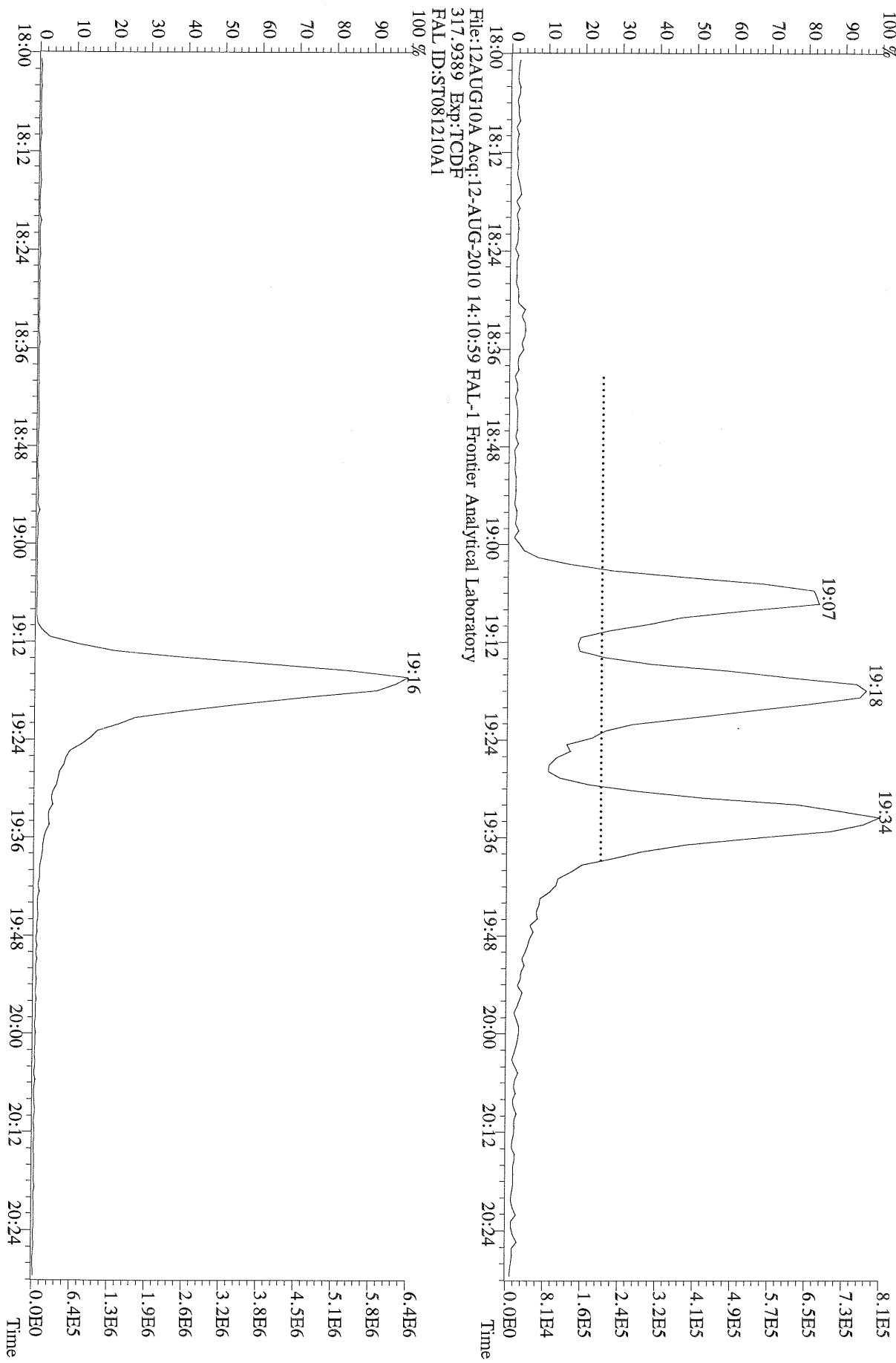
8/13/10

Data Backed Up: _____

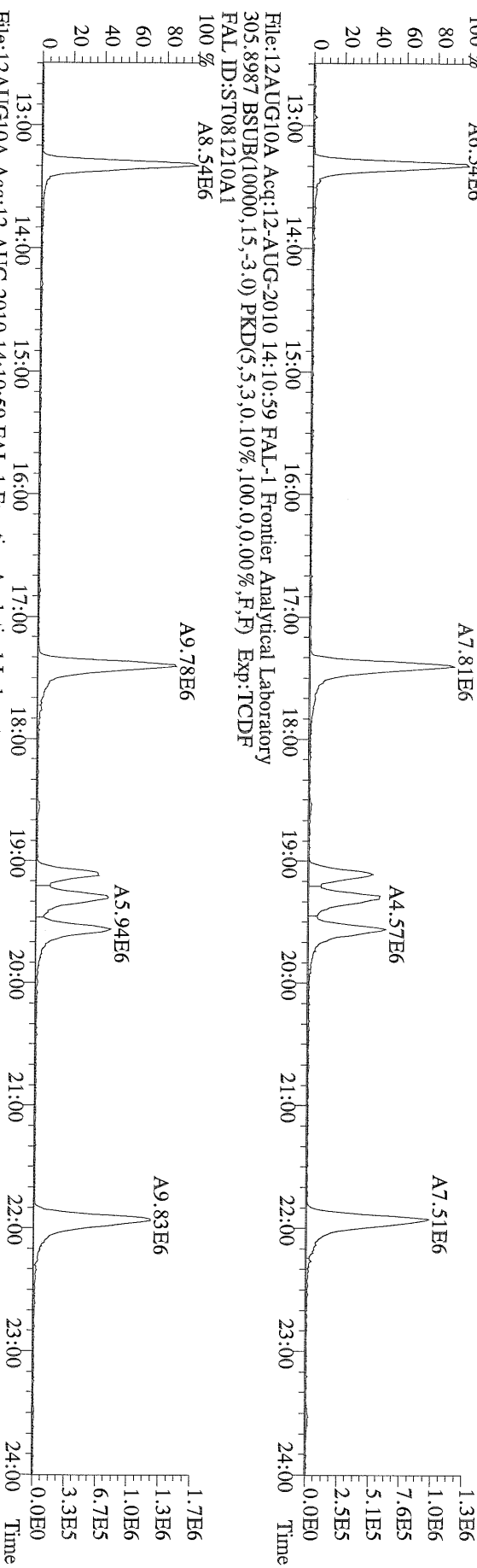
Date: _____



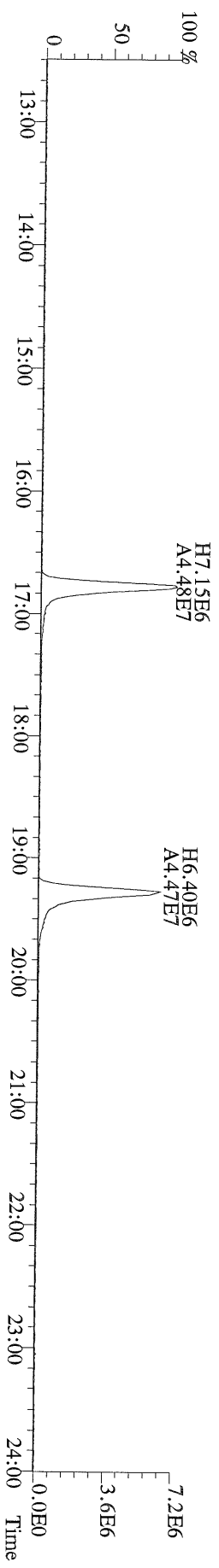
File:12AUG10A Acq:12-AUG-2010 14:10:59 FAL-1 Frontier Analytical Laboratory
305.8987 Exp:TCDF
FAL ID:ST081210A1
100 %

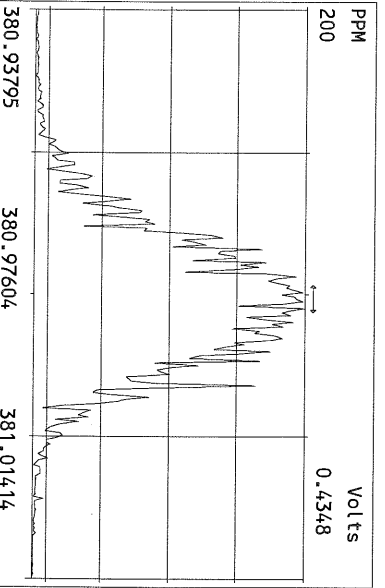
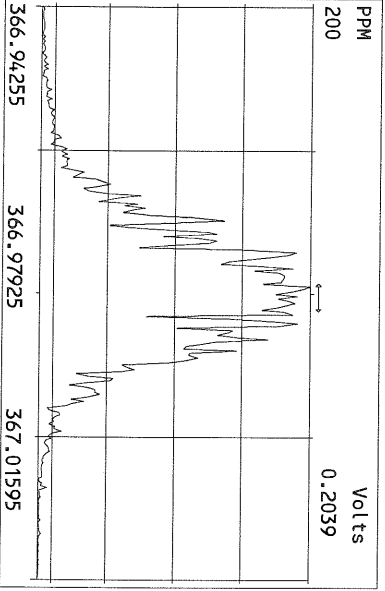
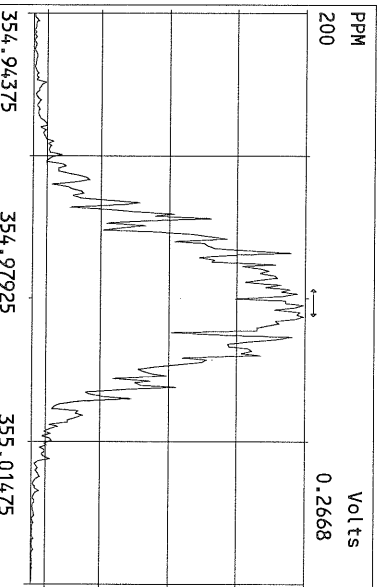
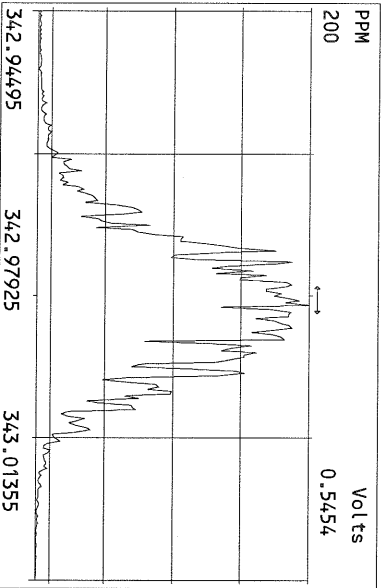
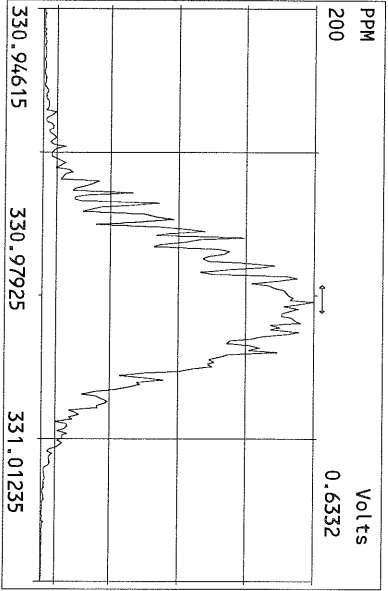
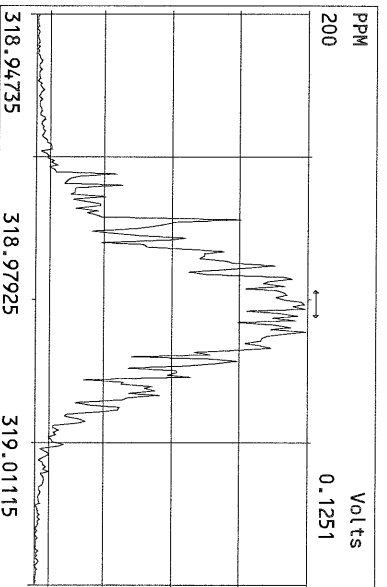
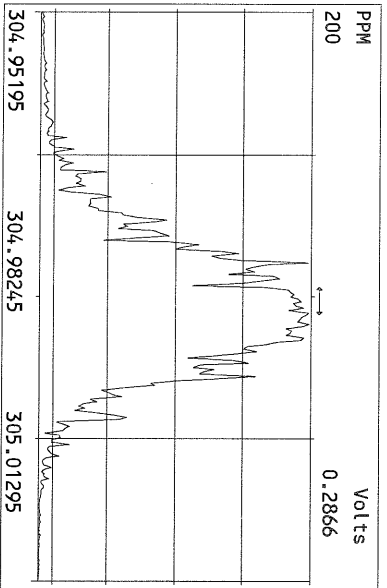
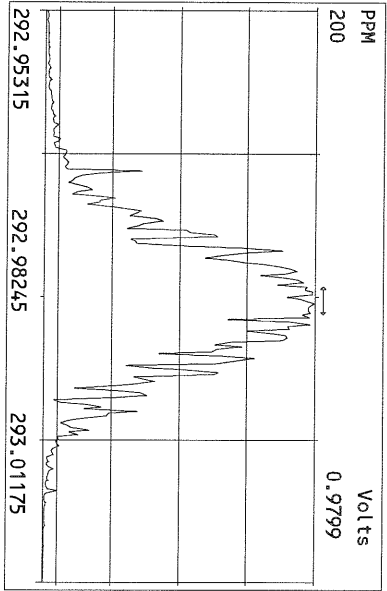


File:12AUG10A Acq:12-AUG-2010 14:10:59 FAL-1 Frontier Analytical Laboratory
303.9016 BSUB(10000,15,-3.0) PKD(5,5,3,0,10%,100.0,0.00%,F,F) Exp:TCDF
FAL ID:ST081210A1



File:12AUG10A Acq:12-AUG-2010 14:10:59 FAL-1 Frontier Analytical Laboratory
315.9419 BSUB(10000,15,-3.0) PKD(5,5,3,0,10%,100.0,0.00%,F,F) Exp:TCDF
FAL ID:ST081210A1





USEPA - ITD

FORM 4A
TCDF CALIBRATION VERIFICATION

Lab Name: Frontier Analytical Laboratory Episode No.:

Contract No.: SAS No.:

Initial Calibration Date: 4/23/10

Instrument ID: FAL1 GC Column ID: DB225

VER Data Filename: 12AUG10A Sam:13 Analysis Date: 12-AUG-10 Time: 21:11:47

	M/Z'S FORMING RATIO (1)	ION ABUND. RATIO	QC LIMITS (2)	ACCEPT	CONC. FOUND	CONC. RANGE (ng/mL) (3)
NATIVE ANALYTES						
2,3,7,8-TCDF	M/M+2	0.76	0.65-0.89	y	10.7	8.40 - 12.0
LABELED COMPOUNDS						
13C-2,3,7,8-TCDF	M/M+2	0.76	0.65-0.89	y	93.7	71.0 - 140

- (1) See Table 8, Method 1613, for m/z specifications.
- (2) Ion Abundance Ratio Control Limits as specified in Table 9, Method 1613.
- (3) Contract-required concentration range as specified in Table 6A, Method 1613

Analyst: b Date: 8/13/10

Frontier Analytical Laboratory - Acquisition Log

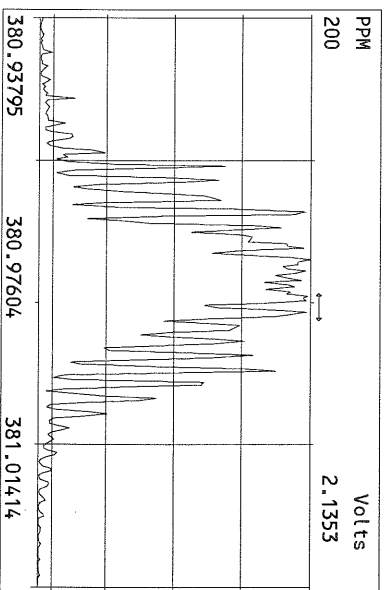
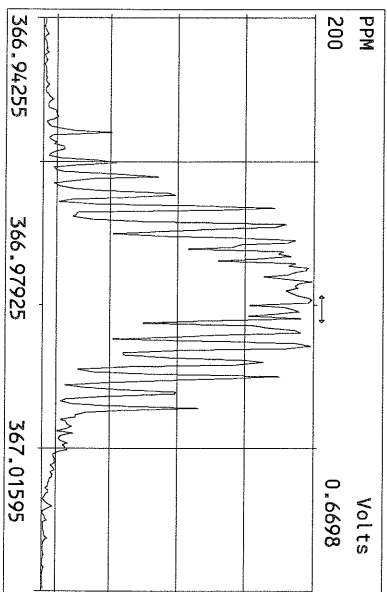
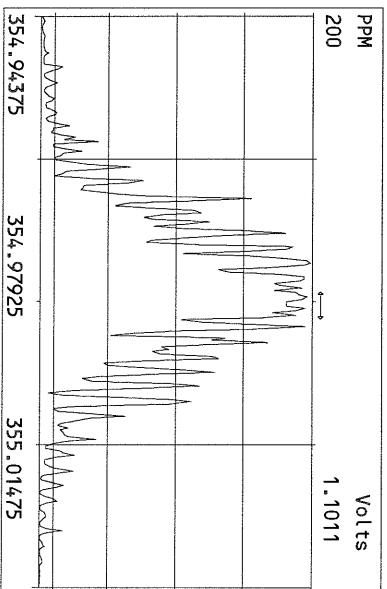
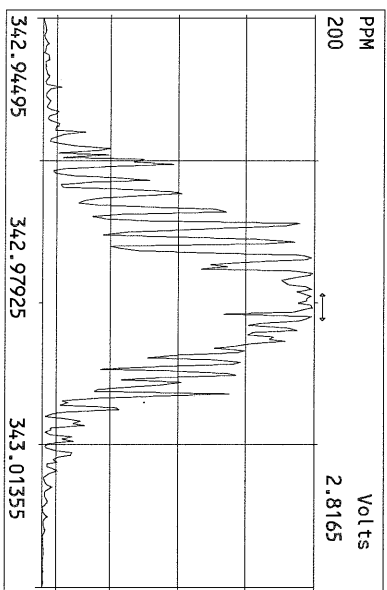
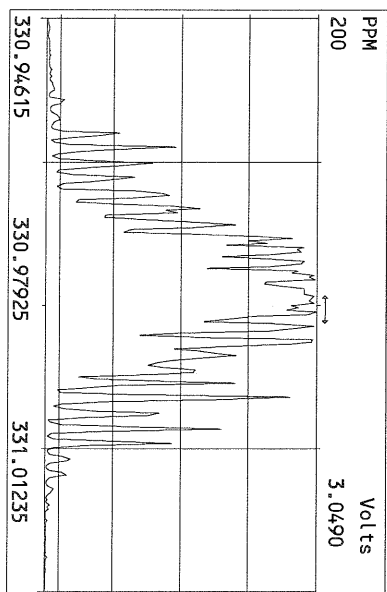
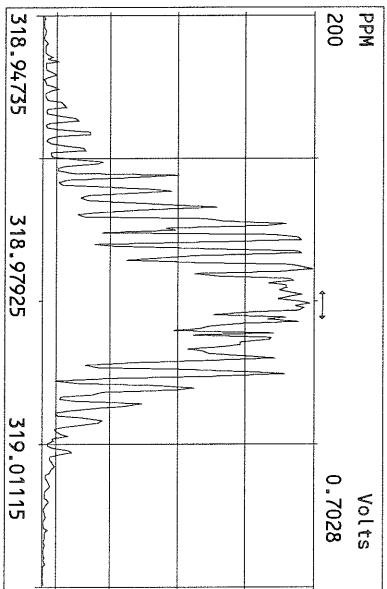
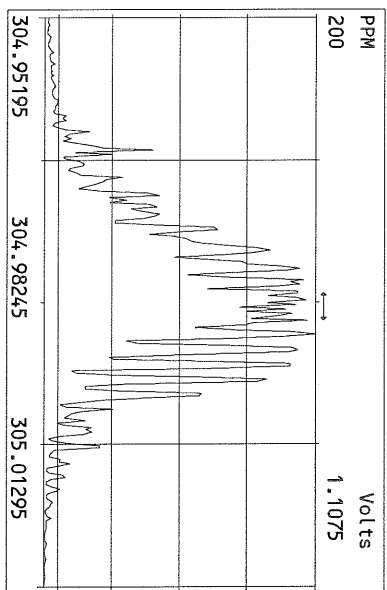
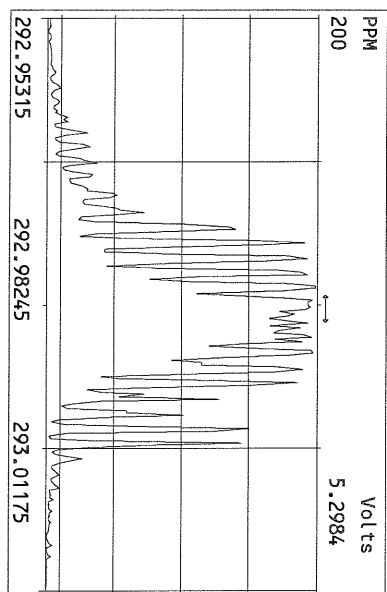
Run Name:12AUG10A Instrument: FAL1 GC: DB225 Experiment:TCDF

Data File	S	FAL ID	Client ID	Acquired	ConCal	EndCal	Analyst
12AUG10A	1	ST081210A1	1613 CS3 090918J	12-AUG-10 14:10:59	ST081210A1	ST081210A2	BS
12AUG10A	2	6276-003-0001-SA	PSB11-2-4-073010	12-AUG-10 14:46:02	ST081210A1	ST081210A2	BS
12AUG10A	3	6276-004-0001-SA	PSB11-2-4-073010-D	12-AUG-10 15:21:07	ST081210A1	ST081210A2	BS
12AUG10A	4	6276-005-0001-SA	PSB15-0-0.5-073010	12-AUG-10 15:56:10	ST081210A1	ST081210A2	BS
12AUG10A	5	6276-002-0001-SA	PSB11-1.5-2-073010	12-AUG-10 16:31:15	ST081210A1	ST081210A2	BS
12AUG10A	6	6276-006-0001-SA	PSB15-1.5-2-073010	12-AUG-10 17:06:18	ST081210A1	ST081210A2	BS
12AUG10A	7	SB081210A1	Solvent Blank	12-AUG-10 17:41:23	ST081210A1	ST081210A2	BS
12AUG10A	8	SB081210A2	Solvent Blank	12-AUG-10 18:16:26	ST081210A1	ST081210A2	BS
12AUG10A	9	SB081210A3	Solvent Blank	12-AUG-10 18:51:31	ST081210A1	ST081210A2	BS
12AUG10A	10	QC081210A1	QC1	12-AUG-10 19:26:35	ST081210A1	ST081210A2	BS
12AUG10A	11	QC081210A2	QC2	12-AUG-10 20:01:39	ST081210A1	ST081210A2	BS
12AUG10A	12	QC081210A3	QC3	12-AUG-10 20:36:43	ST081210A1	ST081210A2	BS
12AUG10A	13	ST081110A2	1613 CS3 090918J	12-AUG-10 21:11:47	ST081210A1	ST081210A2	BS

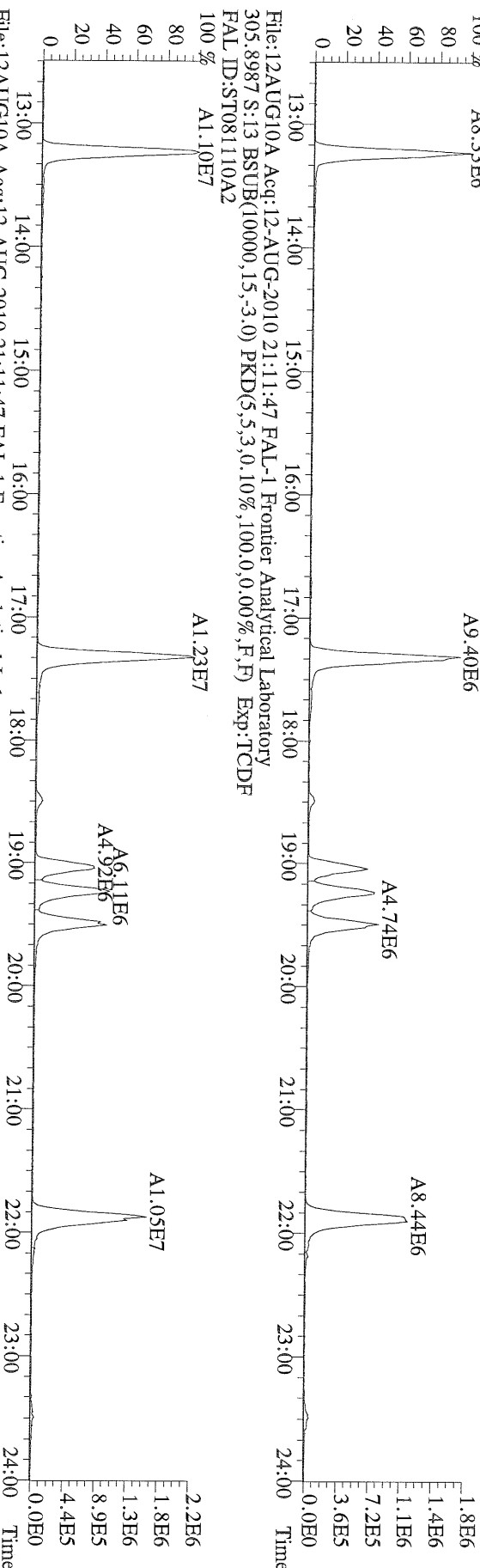
8/13/10

Data Backed Up: _____

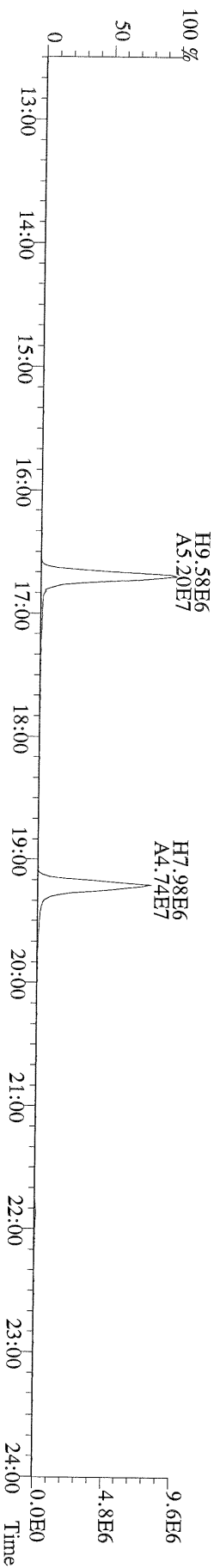
Date: _____

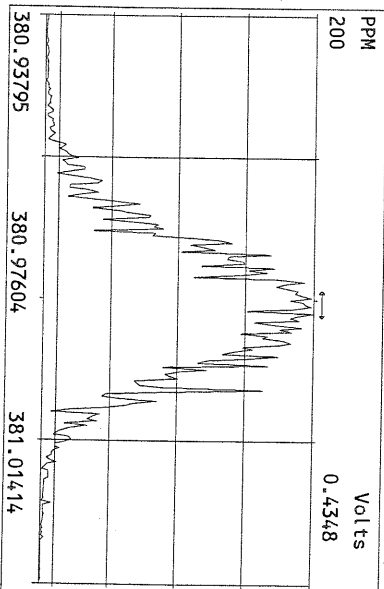
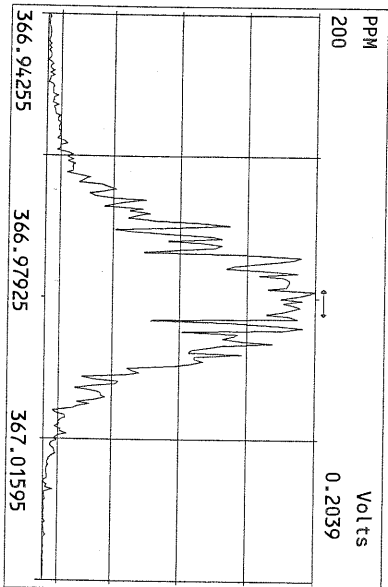
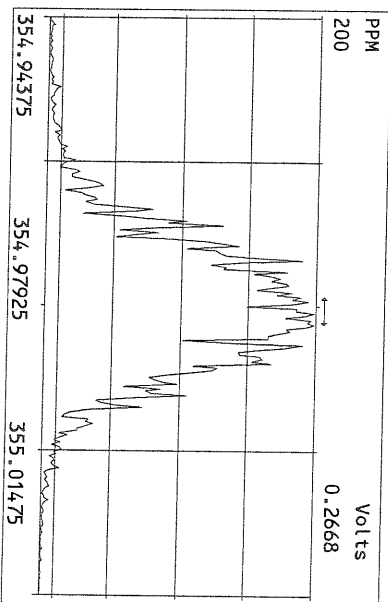
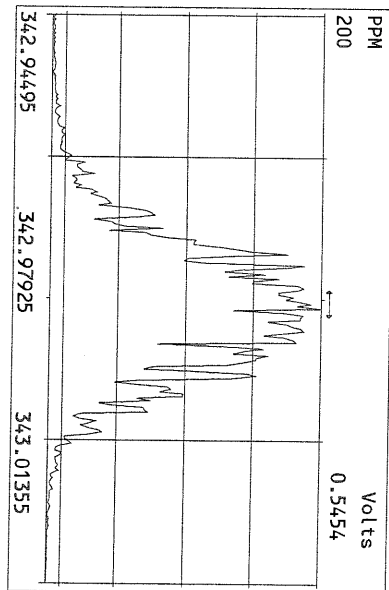
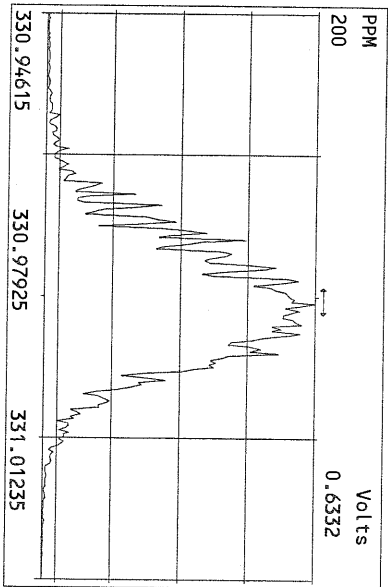
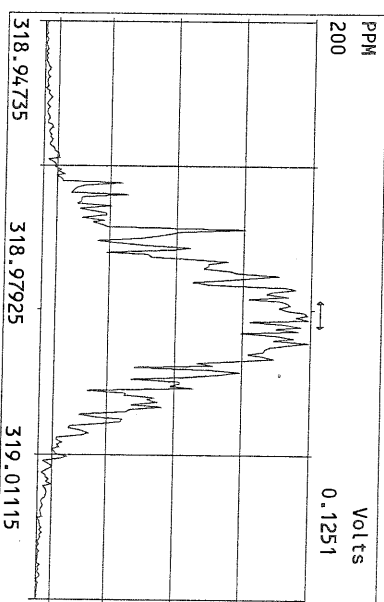
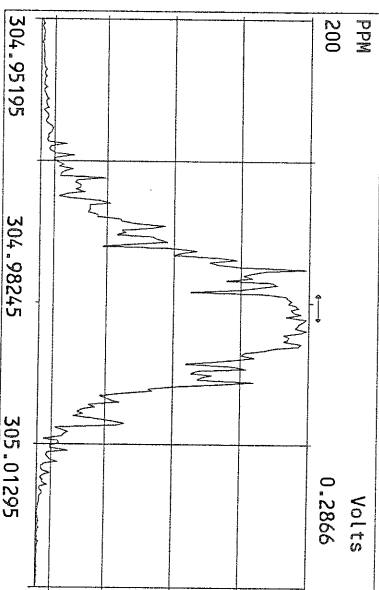
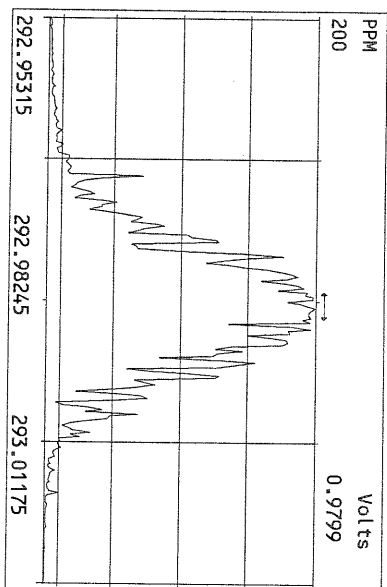


File:12AUG10A Acq:12-AUG-2010 21:11:47 FAL-1 Frontier Analytical Laboratory
303.9016 S:13 BSUB(10000,15,-3.0) PKD(5,5,3,0,10%,100,0,0,0.00%,F,F) Exp:TCDF
FAL ID:ST081110A2



File:12AUG10A Acq:12-AUG-2010 21:11:47 FAL-1 Frontier Analytical Laboratory
315.9419 S:13 BSUB(10000,15,-3.0) PKD(5,5,3,0,10%,100,0,0,0.00%,F,F) Exp:TCDF
FAL ID:ST081110A2





August 19, 2010

FAL Project: 6274

Ms. Sue Dunninghoo
Analytical Resources Incorporated
4611 South 134th Place
Tukwila, WA 98168-3240

Dear Ms. Dunninghoo,

Enclosed are the results for Frontier Analytical Laboratory project **6274**. This corresponds to your **Lora Lake RI** project under ARI project number **RG78**. Six soil samples were received on 8/4/2010 in good condition. All samples were extracted and analyzed by EPA Method 1613 for tetra through octa chlorinated dibenzo dioxins and furans. The 2005 World Health Organizations toxic equivalency factors (TEFs) were used to calculate the toxic equivalents (TEQ) on your report. Analytical Resources Incorporated requested a Level IV data package and a turnaround time of fifteen business days for project **6274**.

Please note that several analyte levels samples 6274-004-SA, 6274-005-SA, and 6274-006-SA (ARI IDs: PSB10-0-0.5-073010, PSB10-1.5-2-073010, and PSB10-2-4-073010 respectively) were outside the calibration range. This required a dilution and the results taken from the dilution are noted with the "*" qualifier.

The following Level IV report consists of an Analytical Data section, a Sample Receipt section, a Laboratory Raw Data section, and an Instrument Raw Data section. The Analytical Data section contains our project-sample tracking log and the analytical results. The Sample Receipt section contains your chain of custody, our sample login form and the sample photo. The Laboratory Raw Data section contains our project request sheet, a percent solids sheet, an extraction bench sheet and the cleanup bench sheet. The instrument raw data section contains three sub-sections; the sample results section, the initial calibration section and the continuing/ending calibration section. The sample results sub-section consists of the quantitation summary forms with chromatograms for all samples and QC. The initial calibration sub-section consists of the individual quantitation summary forms and chromatograms for each point of the initial calibration curve as well as an overall quantitation summary form of the initial calibration curve. The continuing/ending calibration sub-section consists of the quantitation summary forms and chromatograms for all beginning and ending calibration injections associated with the samples and QC. You also requested Electronic Data Deliverables (EDD) for this project. The EDD and Level I summary have been sent to you via email. The Level IV report has been sent to you on compact disk. A hardcopy of the data package will not be forwarded unless specifically requested. The attached results are specifically for the samples referenced in this report only. These results meet all NELAC requirements and shall not be reproduced except in full.

If you have any questions regarding project **6274**, please feel free to contact me at (916) 934-0900. Thank you for choosing Frontier Analytical Laboratory for your analytical testing needs.

Sincerely,



Bradley B. Silverbush
Director of Operations

Frontier Analytical Laboratory

Sample Tracking Log

FAL Project ID: 6274

Received on: 08/04/2010

Project Due: 08/26/2010

Storage: R1

FAL Sample ID	Dup	Client Project ID	Client Sample ID	Requested Method	Matrix	Sampling Date	Sampling Time	Hold Time Due Date
6274-001-SA	0	RG78	PSB9A-1.5-2-073010	EPA 1613 D/F	Soil	07/30/2010	12:30 pm	08/01/2011
6274-002-SA	0	RG78	PSB9A-2-4-073010	EPA 1613 D/F	Soil	07/30/2010	12:20 pm	08/01/2011
6274-003-SA	0	RG78	PSB9A-0-0.5-073010	EPA 1613 D/F	Soil	07/30/2010	12:23 pm	08/01/2011
6274-004-SA	0	RG78	PSB10-0-0.5-073010	EPA 1613 D/F	Soil	07/30/2010	02:05 pm	08/01/2011
6274-005-SA	0	RG78	PSB10-1.5-2-073010	EPA 1613 D/F	Soil	07/30/2010	02:17 pm	08/01/2011
6274-006-SA	0	RG78	PSB10-2-4-073010	EPA 1613 D/F	Soil	07/30/2010	02:15 pm	08/01/2011

EPA Method 1613
PCDD/F



FAL ID: 6274-001-MB
Client ID: Method Blank
Matrix: Soil
Batch No: X2083

Date Extracted: 08-16-2010
Date Received: NA
Amount: 5.00 g

ICal: PCDDFAL3-5-12-10
GC Column: DB5
Units: pg/g

Acquired: 08-17-2010
2005 WHO TEQ: 0.00

Compound	Conc	DL	Qual	2005 WHO Tox	MDL	Compound	Conc	DL	Qual
2,3,7,8-TCDD	ND	0.0894		-	0.0262				
1,2,3,7,8-PeCDD	ND	0.144		-	0.0442				
1,2,3,4,7,8-HxCDD	ND	0.156		-	0.0486				
1,2,3,6,7,8-HxCDD	ND	0.181		-	0.0586	Total TCDD	ND	0.0894	
1,2,3,7,8,9-HxCDD	ND	0.174		-	0.0529	Total PeCDD	ND	0.144	
1,2,3,4,6,7,8-HpCDD	ND	0.399		-	0.0954	Total HxCDD	ND	0.181	
OCDD	ND	1.20		-	0.154	Total HpCDD	ND	0.399	
2,3,7,8-TCDF	ND	0.0494		-	0.0205				
1,2,3,7,8-PeCDF	ND	0.102		-	0.0298				
2,3,4,7,8-PeCDF	ND	0.101		-	0.0313				
1,2,3,4,7,8-HxCDF	ND	0.100		-	0.0308				
1,2,3,6,7,8-HxCDF	ND	0.104		-	0.0317				
2,3,4,6,7,8-HxCDF	ND	0.110		-	0.0341				
1,2,3,7,8,9-HxCDF	ND	0.128		-	0.0387	Total TCDF	ND	0.0494	
1,2,3,4,6,7,8-HpCDF	ND	0.169		-	0.0418	Total PeCDF	ND	0.102	
1,2,3,4,7,8,9-HpCDF	ND	0.187		-	0.0429	Total HxCDF	ND	0.128	
OCDF	ND	0.421		-	0.105	Total HpCDF	ND	0.187	

Internal Standards	% Rec	QC Limits	Qual
13C-2,3,7,8-TCDD	103	25.0 - 164	
13C-1,2,3,7,8-PeCDD	106	25.0 - 181	
13C-1,2,3,4,7,8-HxCDD	100	32.0 - 141	
13C-1,2,3,6,7,8-HxCDD	92.2	28.0 - 130	
13C-1,2,3,4,6,7,8-HpCDD	82.3	23.0 - 140	
13C-OCDD	56.5	17.0 - 157	
13C-2,3,7,8-TCDF	104	24.0 - 169	
13C-1,2,3,7,8-PeCDF	110	24.0 - 185	
13C-2,3,4,7,8-PeCDF	114	21.0 - 178	
13C-1,2,3,4,7,8-HxCDF	101	26.0 - 152	
13C-1,2,3,6,7,8-HxCDF	96.4	26.0 - 123	
13C-2,3,4,6,7,8-HxCDF	95.5	28.0 - 136	
13C-1,2,3,7,8,9-HxCDF	102	29.0 - 147	
13C-1,2,3,4,6,7,8-HpCDF	81.2	28.0 - 143	
13C-1,2,3,4,7,8,9-HpCDF	92.3	26.0 - 138	
13C-OCDF	62.7	17.0 - 157	

Cleanup Surrogate

37Cl-2,3,7,8-TCDD 103 35.0 - 197

- A Isotopic Labeled Standard outside QC range but signal to noise ratio is >10:1
- B Analyte is present in Method Blank
- C Chemical Interference
- D Presence of Diphenyl Ethers
- E Analyte concentration is above calibration range
- F Analyte confirmation on secondary column
- J Analyte concentration is below calibration range
- M Maximum possible concentration
- ND Analyte Not Detected
- NP Not Provided
- P Pre-filtered through a Whatman 0.7um GF/F filter
- S Sample acceptance criteria not met
- X Matrix interferences
- * Result taken from dilution or reinjection

Analyst: J
Date: 8/18/10

Reviewed By: [Signature]
Date: 8/20/10

EPA Method 1613
PCDD/F



FAL ID: 6274-001-OPR
Client ID: OPR
Matrix: Soil
Batch No: X2083

Date Extracted: 08-16-2010
Date Received: NA
Amount: 5.00 g

ICal: PCDDFAL3-5-12-10
GC Column: DB5
Units: ng/ml

Acquired: 08-17-2010
2005 WHO TEQ: NA

Compound	Conc	QC Limits	Qual
2,3,7,8-TCDD	8.25	6.70 - 15.8	
1,2,3,7,8-PeCDD	45.8	35.0 - 71.0	
1,2,3,4,7,8-HxCDD	44.5	35.0 - 82.0	
1,2,3,6,7,8-HxCDD	45.2	38.0 - 67.0	
1,2,3,7,8,9-HxCDD	47.0	32.0 - 81.0	
1,2,3,4,6,7,8-HpCDD	42.9	35.0 - 70.0	
OCDD	95.3	78.0 - 144	
2,3,7,8-TCDF	8.29	7.50 - 15.8	
1,2,3,7,8-PeCDF	43.6	40.0 - 67.0	
2,3,4,7,8-PeCDF	43.3	34.0 - 80.0	
1,2,3,4,7,8-HxCDF	41.2	36.0 - 67.0	
1,2,3,6,7,8-HxCDF	43.7	42.0 - 65.0	
2,3,4,6,7,8-HxCDF	42.0	35.0 - 78.0	
1,2,3,7,8,9-HxCDF	42.3	39.0 - 65.0	
1,2,3,4,6,7,8-HpCDF	42.5	41.0 - 61.0	
1,2,3,4,7,8,9-HpCDF	40.1	39.0 - 69.0	
OCDF	85.6	63.0 - 170	

Internal Standards	% Rec	QC Limits	Qual
13C-2,3,7,8-TCDD	103	20.0 - 175	
13C-1,2,3,7,8-PeCDD	108	21.0 - 227	
13C-1,2,3,4,7,8-HxCDD	101	21.0 - 193	
13C-1,2,3,6,7,8-HxCDD	92.7	25.0 - 163	
13C-1,2,3,4,6,7,8-HpCDD	80.8	26.0 - 166	
13C-OCDD	52.9	13.0 - 198	
13C-2,3,7,8-TCDF	103	22.0 - 152	
13C-1,2,3,7,8-PeCDF	108	21.0 - 192	
13C-2,3,4,7,8-PeCDF	113	13.0 - 328	
13C-1,2,3,4,7,8-HxCDF	101	19.0 - 202	
13C-1,2,3,6,7,8-HxCDF	91.9	21.0 - 159	
13C-2,3,4,6,7,8-HxCDF	96.5	22.0 - 176	
13C-1,2,3,7,8,9-HxCDF	100	17.0 - 205	
13C-1,2,3,4,6,7,8-HpCDF	74.6	21.0 - 158	
13C-1,2,3,4,7,8,9-HpCDF	90.0	20.0 - 186	
13C-OCDF	59.6	13.0 - 198	

Cleanup Surrogate

37Cl-2,3,7,8-TCDD	102	31.0 - 191	
-------------------	-----	------------	--

- A Isotopic Labeled Standard outside QC range but signal to noise ratio is >10:1
- B Analyte is present in Method Blank
- C Chemical Interference
- D Presence of Diphenyl Ethers
- E Analyte concentration is above calibration range
- F Analyte confirmation on secondary column
- J Analyte concentration is below calibration range
- M Maximum possible concentration
- ND Analyte Not Detected
- NP Not Provided
- P Pre-filtered through a Whatman 0.7um GF/F filter
- S Sample acceptance criteria not met
- X Matrix interferences
- * Result taken from dilution or reinjection

Analyst: J
Date: 8/18/10

Reviewed By: E
Date: 8/20/10

EPA Method 1613
PCDD/F



FAL ID: 6274-001-SA
Client ID: PSB9A-1.5-2-073010
Matrix: Soil
Batch No: X2083

Date Extracted: 08-16-2010
Date Received: 08-04-2010
Amount: 2.02 g
% Solids: 96.74

ICal: PCDDFAL3-5-12-10
GC Column: DB5
Units: pg/g

Acquired: 08-18-2010
2005 WHO TEQ: 0.690

Compound	Conc	DL	Qual	2005		Compound	Conc	DL	Qual
				WHO Tox	MDL				
2,3,7,8-TCDD	ND	0.183		-	0.0262				
1,2,3,7,8-PeCDD	ND	0.338		-	0.0442				
1,2,3,4,7,8-HxCDD	ND	0.590		-	0.0486				
1,2,3,6,7,8-HxCDD	ND	0.705		-	0.0586	Total TCDD	1.41	-	J
1,2,3,7,8,9-HxCDD	ND	0.666		-	0.0529	Total PeCDD	ND	0.338	
1,2,3,4,6,7,8-HpCDD	35.0	-		0.350	0.0954	Total HxCDD	5.12	-	J
OCDD	379	-		0.114	0.154	Total HpCDD	72.0	-	
2,3,7,8-TCDF	ND	0.103		-	0.0205				
1,2,3,7,8-PeCDF	ND	0.290		-	0.0298				
2,3,4,7,8-PeCDF	ND	0.301		-	0.0313				
1,2,3,4,7,8-HxCDF	ND	0.503		-	0.0308				
1,2,3,6,7,8-HxCDF	ND	0.527		-	0.0317				
2,3,4,6,7,8-HxCDF	ND	0.568		-	0.0341				
1,2,3,7,8,9-HxCDF	ND	0.669		-	0.0387	Total TCDF	0.537	-	J
1,2,3,4,6,7,8-HpCDF	16.2	-		0.162	0.0418	Total PeCDF	ND	0.494	
1,2,3,4,7,8,9-HpCDF	1.77	-	J	0.0177	0.0429	Total HxCDF	23.7	-	
OCDF	156	-		0.0468	0.105	Total HpCDF	116	-	

Internal Standards	% Rec	QC Limits	Qual
13C-2,3,7,8-TCDD	90.2	25.0 - 164	
13C-1,2,3,7,8-PeCDD	76.7	25.0 - 181	
13C-1,2,3,4,7,8-HxCDD	95.2	32.0 - 141	
13C-1,2,3,6,7,8-HxCDD	86.0	28.0 - 130	
13C-1,2,3,4,6,7,8-HpCDD	71.2	23.0 - 140	
13C-OCDD	50.3	17.0 - 157	
13C-2,3,7,8-TCDF	90.8	24.0 - 169	
13C-1,2,3,7,8-PeCDF	76.1	24.0 - 185	
13C-2,3,4,7,8-PeCDF	76.7	21.0 - 178	
13C-1,2,3,4,7,8-HxCDF	86.8	26.0 - 152	
13C-1,2,3,6,7,8-HxCDF	82.5	26.0 - 123	
13C-2,3,4,6,7,8-HxCDF	81.3	28.0 - 136	
13C-1,2,3,7,8,9-HxCDF	84.7	29.0 - 147	
13C-1,2,3,4,6,7,8-HpCDF	67.3	28.0 - 143	
13C-1,2,3,4,7,8,9-HpCDF	75.1	26.0 - 138	
13C-OCDF	52.0	17.0 - 157	

Cleanup Surrogate

37Cl-2,3,7,8-TCDD 93.1 35.0 - 197

- A Isotopic Labeled Standard outside QC range but signal to noise ratio is >10:1
- B Analyte is present in Method Blank
- C Chemical Interference
- D Presence of Diphenyl Ethers
- E Analyte concentration is above calibration range
- F Analyte confirmation on secondary column
- J Analyte concentration is below calibration range
- M Maximum possible concentration
- ND Analyte Not Detected
- NP Not Provided
- P Pre-filtered through a Whatman 0.7um GF/F filter
- S Sample acceptance criteria not met
- X Matrix interferences
- * Result taken from dilution or reinjection

Analyst: [Signature]
Date: 8/19/10

Reviewed By: [Signature]
Date: 8/20

EPA Method 1613
PCDD/F



FAL ID: 6274-002-SA
Client ID: PSB9A-2-4-073010
Matrix: Soil
Batch No: X2083

Date Extracted: 08-16-2010
Date Received: 08-04-2010
Amount: 2.09 g
% Solids: 95.49

ICal: PCDDFAL3-5-12-10
GC Column: DB5
Units: pg/g

Acquired: 08-18-2010
2005 WHO TEQ: 0.179

Compound	Conc	DL	Qual	2005 WHO Tox	MDL	Compound	Conc	DL	Qual
2,3,7,8-TCDD	ND	0.284		-	0.0262				
1,2,3,7,8-PeCDD	ND	0.468		-	0.0442				
1,2,3,4,7,8-HxCDD	ND	0.444		-	0.0486				
1,2,3,6,7,8-HxCDD	ND	0.503		-	0.0586	Total TCDD	0.916	-	J
1,2,3,7,8,9-HxCDD	ND	0.488		-	0.0529	Total PeCDD	ND	0.468	
1,2,3,4,6,7,8-HpCDD	11.1	-	J	0.111	0.0954	Total HxCDD	1.33	-	J
OCDD	119	-		0.0357	0.154	Total HpCDD	21.3	-	
2,3,7,8-TCDF	ND	0.125		-	0.0205				
1,2,3,7,8-PeCDF	ND	0.364		-	0.0298				
2,3,4,7,8-PeCDF	ND	0.351		-	0.0313				
1,2,3,4,7,8-HxCDF	ND	0.273		-	0.0308				
1,2,3,6,7,8-HxCDF	ND	0.286		-	0.0317				
2,3,4,6,7,8-HxCDF	ND	0.295		-	0.0341				
1,2,3,7,8,9-HxCDF	ND	0.353		-	0.0387	Total TCDF	0.333	-	J
1,2,3,4,6,7,8-HpCDF	2.52	-	J	0.0252	0.0418	Total PeCDF	ND	0.364	
1,2,3,4,7,8,9-HpCDF	ND	0.606		-	0.0429	Total HxCDF	4.06	-	J
OCDF	23.6	-	J	0.00708	0.105	Total HpCDF	17.0	-	

Internal Standards	% Rec	QC Limits	Qual
13C-2,3,7,8-TCDD	101	25.0 - 164	
13C-1,2,3,7,8-PeCDD	102	25.0 - 181	
13C-1,2,3,4,7,8-HxCDD	101	32.0 - 141	
13C-1,2,3,6,7,8-HxCDD	92.2	28.0 - 130	
13C-1,2,3,4,6,7,8-HpCDD	77.2	23.0 - 140	
13C-OCDD	45.4	17.0 - 157	
13C-2,3,7,8-TCDF	110	24.0 - 169	
13C-1,2,3,7,8-PeCDF	112	24.0 - 185	
13C-2,3,4,7,8-PeCDF	117	21.0 - 178	
13C-1,2,3,4,7,8-HxCDF	98.7	26.0 - 152	
13C-1,2,3,6,7,8-HxCDF	94.6	26.0 - 123	
13C-2,3,4,6,7,8-HxCDF	94.8	28.0 - 136	
13C-1,2,3,7,8,9-HxCDF	99.1	29.0 - 147	
13C-1,2,3,4,6,7,8-HpCDF	79.4	28.0 - 143	
13C-1,2,3,4,7,8,9-HpCDF	84.3	26.0 - 138	
13C-OCDF	51.9	17.0 - 157	

Cleanup Surrogate

37CI-2,3,7,8-TCDD 101 35.0 - 197

- A Isotopic Labeled Standard outside QC range but signal to noise ratio is >10:1
- B Analyte is present in Method Blank
- C Chemical Interference
- D Presence of Diphenyl Ethers
- E Analyte concentration is above calibration range
- F Analyte confirmation on secondary column
- J Analyte concentration is below calibration range
- M Maximum possible concentration
- ND Analyte Not Detected
- NP Not Provided
- P Pre-filtered through a Whatman 0.7um GF/F filter
- S Sample acceptance criteria not met
- X Matrix interferences
- * Result taken from dilution or reinjection

Analyst: [Signature]
Date: 8/20/10

Reviewed By: [Signature]
Date: 8/20/10

EPA Method 1613
PCDD/F



FAL ID: 6274-003-SA
Client ID: PSB9A-0-0.5-073010
Matrix: Soil
Batch No: X2083

Date Extracted: 08-16-2010
Date Received: 08-04-2010
Amount: 2.08 g
% Solids: 96.45

ICal: PCDDFAL3-5-12-10
GC Column: DB5
Units: pg/g

Acquired: 08-18-2010
2005 WHO TEQ: 11.5

Compound	Conc	DL	Qual	2005 WHO Tox	MDL	Compound	Conc	DL	Qual
2,3,7,8-TCDD	0.994	-	J	0.994	0.0262				
1,2,3,7,8-PeCDD	1.14	-	J	1.14	0.0442				
1,2,3,4,7,8-HxCDD	1.70	-	J	0.170	0.0486				
1,2,3,6,7,8-HxCDD	14.7	-	-	1.47	0.0586	Total TCDD	13.9	-	-
1,2,3,7,8,9-HxCDD	4.32	-	J	0.432	0.0529	Total PeCDD	18.5	-	-
1,2,3,4,6,7,8-HpCDD	363	-	-	3.63	0.0954	Total HxCDD	76.6	-	-
OCDD	3030	-	-	0.909	0.154	Total HpCDD	642	-	-
2,3,7,8-TCDF	1.14	-	J	0.114	0.0205				
1,2,3,7,8-PeCDF	0.730	-	J	0.0219	0.0298				
2,3,4,7,8-PeCDF	1.50	-	J	0.450	0.0313				
1,2,3,4,7,8-HxCDF	2.60	-	J	0.260	0.0308				
1,2,3,6,7,8-HxCDF	2.04	-	J	0.204	0.0317				
2,3,4,6,7,8-HxCDF	2.87	-	J	0.287	0.0341				
1,2,3,7,8,9-HxCDF	ND	0.536	-	-	0.0387	Total TCDF	28.0	-	-
1,2,3,4,6,7,8-HpCDF	121	-	-	1.21	0.0418	Total PeCDF	37.2	-	-
1,2,3,4,7,8,9-HpCDF	3.97	-	J	0.0397	0.0429	Total HxCDF	109	-	-
OCDF	653	-	-	0.196	0.105	Total HpCDF	494	-	-

Internal Standards	% Rec	QC Limits	Qual
13C-2,3,7,8-TCDD	99.2	25.0 - 164	
13C-1,2,3,7,8-PeCDD	100	25.0 - 181	
13C-1,2,3,4,7,8-HxCDD	103	32.0 - 141	
13C-1,2,3,6,7,8-HxCDD	94.7	28.0 - 130	
13C-1,2,3,4,6,7,8-HpCDD	81.3	23.0 - 140	
13C-OCDD	55.5	17.0 - 157	
13C-2,3,7,8-TCDF	97.4	24.0 - 169	
13C-1,2,3,7,8-PeCDF	106	24.0 - 185	
13C-2,3,4,7,8-PeCDF	109	21.0 - 178	
13C-1,2,3,4,7,8-HxCDF	104	26.0 - 152	
13C-1,2,3,6,7,8-HxCDF	96.0	26.0 - 123	
13C-2,3,4,6,7,8-HxCDF	95.9	28.0 - 136	
13C-1,2,3,7,8,9-HxCDF	99.0	29.0 - 147	
13C-1,2,3,4,6,7,8-HpCDF	81.6	28.0 - 143	
13C-1,2,3,4,7,8,9-HpCDF	86.9	26.0 - 138	
13C-OCDF	59.3	17.0 - 157	

Cleanup Surrogate

37Cl-2,3,7,8-TCDD 96.9 35.0 - 197

- A Isotopic Labeled Standard outside QC range but signal to noise ratio is >10:1
- B Analyte is present in Method Blank
- C Chemical Interference
- D Presence of Diphenyl Ethers
- E Analyte concentration is above calibration range
- F Analyte confirmation on secondary column
- J Analyte concentration is below calibration range
- M Maximum possible concentration
- ND Analyte Not Detected
- NP Not Provided
- P Pre-filtered through a Whatman 0.7um GF/F filter
- S Sample acceptance criteria not met
- X Matrix interferences
- * Result taken from dilution or reinjection

Analyst: [Signature]
Date: 8/18/10

Reviewed By: [Signature]
Date: 8/20/10

EPA Method 1613
PCDD/F



FAL ID: 6274-004-SA
Client ID: PSB10-0-0.5-073010
Matrix: Soil
Batch No: X2083

Date Extracted: 08-16-2010
Date Received: 08-04-2010
Amount: 2.01 g
% Solids: 94.02

ICal: PCDDFAL3-5-12-10
GC Column: DB5
Units: pg/g

Acquired: 08-18-2010
2005 WHO TEQ: 473

Compound	Conc	DL	Qual	2005		Compound	Conc	DL	Qual
				WHO Tox	MDL				
2,3,7,8-TCDD	4.83	-		4.83	0.0262				
1,2,3,7,8-PeCDD	33.9	-		33.9	0.0442				
1,2,3,4,7,8-HxCDD	57.6	-		5.76	0.0486				
1,2,3,6,7,8-HxCDD	481	-		48.1	0.0586	Total TCDD	32.1	-	
1,2,3,7,8,9-HxCDD	196	-		19.6	0.0529	Total PeCDD	214	-	
1,2,3,4,6,7,8-HpCDD	19700	-	*	197	0.0954	Total HxCDD	3120	-	
OCDD	234000	-	*	70.2	0.154	Total HpCDD	41500	-	*
2,3,7,8-TCDF	1.77	-	J	0.177	0.0205				
1,2,3,7,8-PeCDF	3.96	-	J	0.119	0.0298				
2,3,4,7,8-PeCDF	20.0	-		6.00	0.0313				
1,2,3,4,7,8-HxCDF	124	-		12.4	0.0308				
1,2,3,6,7,8-HxCDF	48.3	-		4.83	0.0317				
2,3,4,6,7,8-HxCDF	67.5	-		6.75	0.0341				
1,2,3,7,8,9-HxCDF	9.99	-	J	0.999	0.0387	Total TCDF	68.9	-	D,M
1,2,3,4,6,7,8-HpCDF	5300	-		53.0	0.0418	Total PeCDF	369	-	D,M
1,2,3,4,7,8,9-HpCDF	140	-		1.40	0.0429	Total HxCDF	3720	-	D,M
OCDF	25000	-	*	7.50	0.105	Total HpCDF	5480	-	

Internal Standards	% Rec	QC Limits	Qual
13C-2,3,7,8-TCDD	105	25.0 - 164	
13C-1,2,3,7,8-PeCDD	103	25.0 - 181	
13C-1,2,3,4,7,8-HxCDD	101	32.0 - 141	
13C-1,2,3,6,7,8-HxCDD	96.8	28.0 - 130	
13C-1,2,3,4,6,7,8-HpCDD	89.7	23.0 - 140	*
13C-OCDD	92.9	17.0 - 157	*
13C-2,3,7,8-TCDF	108	24.0 - 169	
13C-1,2,3,7,8-PeCDF	113	24.0 - 185	
13C-2,3,4,7,8-PeCDF	115	21.0 - 178	
13C-1,2,3,4,7,8-HxCDF	105	26.0 - 152	
13C-1,2,3,6,7,8-HxCDF	98.9	26.0 - 123	
13C-2,3,4,6,7,8-HxCDF	98.5	28.0 - 136	
13C-1,2,3,7,8,9-HxCDF	98.5	29.0 - 147	
13C-1,2,3,4,6,7,8-HpCDF	88.8	28.0 - 143	
13C-1,2,3,4,7,8,9-HpCDF	89.0	26.0 - 138	
13C-OCDF	82.3	17.0 - 157	*

Cleanup Surrogate

37Cl-2,3,7,8-TCDD 105 35.0 - 197

- A Isotopic Labeled Standard outside QC range but signal to noise ratio is >10:1
- B Analyte is present in Method Blank
- C Chemical Interference
- D Presence of Diphenyl Ethers
- E Analyte concentration is above calibration range
- F Analyte confirmation on secondary column
- J Analyte concentration is below calibration range
- M Maximum possible concentration
- ND Analyte Not Detected
- NP Not Provided
- P Pre-filtered through a Whatman 0.7um GF/F filter
- S Sample acceptance criteria not met
- X Matrix interferences
- * Result taken from dilution or reinjection

Analyst: [Signature]
Date: 8/19/10

Reviewed By: [Signature]
Date: 8/20/10

EPA Method 1613
PCDD/F



FAL ID: 6274-005-SA
Client ID: PSB10-1.5-2-073010
Matrix: Soil
Batch No: X2083

Date Extracted: 08-16-2010
Date Received: 08-04-2010
Amount: 2.08 g
% Solids: 92.52

ICal: PCDDFAL3-5-12-10
GC Column: DB5
Units: pg/g

Acquired: 08-18-2010
2005 WHO TEQ: 402

Compound	Conc	DL	Qual	2005		Compound	Conc	DL	Qual
				WHO Tox	MDL				
2,3,7,8-TCDD	6.00	-		6.00	0.0262				
1,2,3,7,8-PeCDD	29.9	-		29.9	0.0442				
1,2,3,4,7,8-HxCDD	43.3	-		4.33	0.0486				
1,2,3,6,7,8-HxCDD	414	-		41.4	0.0586	Total TCDD	36.2	-	
1,2,3,7,8,9-HxCDD	155	-		15.5	0.0529	Total PeCDD	176	-	
1,2,3,4,6,7,8-HpCDD	16200	-	*	162	0.0954	Total HxCDD	2590	-	
OCDD	204000	-	*	61.2	0.154	Total HpCDD	34200	-	*
2,3,7,8-TCDF	1.06	-	J	0.106	0.0205				
1,2,3,7,8-PeCDF	3.10	-	J	0.0930	0.0298				
2,3,4,7,8-PeCDF	15.8	-		4.74	0.0313				
1,2,3,4,7,8-HxCDF	101	-		10.1	0.0308				
1,2,3,6,7,8-HxCDF	41.2	-		4.12	0.0317				
2,3,4,6,7,8-HxCDF	56.5	-		5.65	0.0341				
1,2,3,7,8,9-HxCDF	10.8	-	J	1.08	0.0387	Total TCDF	59.9	-	D,M
1,2,3,4,6,7,8-HpCDF	4780	-		47.8	0.0418	Total PeCDF	291	-	D,M
1,2,3,4,7,8,9-HpCDF	129	-		1.29	0.0429	Total HxCDF	3240	-	D,M
OCDF	22200	-	*	6.66	0.105	Total HpCDF	16900	-	*

Internal Standards	% Rec	QC Limits	Qual
13C-2,3,7,8-TCDD	105	25.0 - 164	
13C-1,2,3,7,8-PeCDD	111	25.0 - 181	
13C-1,2,3,4,7,8-HxCDD	104	32.0 - 141	
13C-1,2,3,6,7,8-HxCDD	97.4	28.0 - 130	
13C-1,2,3,4,6,7,8-HpCDD	93.2	23.0 - 140	*
13C-OCDD	89.3	17.0 - 157	*
13C-2,3,7,8-TCDF	107	24.0 - 169	
13C-1,2,3,7,8-PeCDF	115	24.0 - 185	
13C-2,3,4,7,8-PeCDF	120	21.0 - 178	
13C-1,2,3,4,7,8-HxCDF	106	26.0 - 152	
13C-1,2,3,6,7,8-HxCDF	101	26.0 - 123	
13C-2,3,4,6,7,8-HxCDF	101	28.0 - 136	
13C-1,2,3,7,8,9-HxCDF	104	29.0 - 147	
13C-1,2,3,4,6,7,8-HpCDF	89.2	28.0 - 143	
13C-1,2,3,4,7,8,9-HpCDF	91.8	26.0 - 138	
13C-OCDF	80.4	17.0 - 157	*

Cleanup Surrogate

37Cl-2,3,7,8-TCDD 99.6 35.0 - 197

- A Isotopic Labeled Standard outside QC range but signal to noise ratio is >10:1
- B Analyte is present in Method Blank
- C Chemical Interference
- D Presence of Diphenyl Ethers
- E Analyte concentration is above calibration range
- F Analyte confirmation on secondary column
- J Analyte concentration is below calibration range
- M Maximum possible concentration
- ND Analyte Not Detected
- NP Not Provided
- P Pre-filtered through a Whatman 0.7um GF/F filter
- S Sample acceptance criteria not met
- X Matrix interferences
- * Result taken from dilution or reinjection

Analyst: 8
Date: 8/19/10

Reviewed By: [Signature]
Date: 8/20/10

EPA Method 1613
PCDD/F



FAL ID: 6274-006-SA
Client ID: PSB10-2-4-073010
Matrix: Soil
Batch No: X2083

Date Extracted: 08-16-2010
Date Received: 08-04-2010
Amount: 2.09 g
% Solids: 92.24

ICal: PCDDFAL3-5-12-10
GC Column: DB5
Units: pg/g

Acquired: 08-18-2010
2005 WHO TEQ: 803

Compound	Conc	DL	Qual	2005 WHO Tox	MDL	Compound	Conc	DL	Qual
2,3,7,8-TCDD	12.8	-		12.8	0.0262				
1,2,3,7,8-PeCDD	56.6	-		56.6	0.0442				
1,2,3,4,7,8-HxCDD	83.8	-		8.38	0.0486				
1,2,3,6,7,8-HxCDD	847	-		84.7	0.0586	Total TCDD	71.2	-	
1,2,3,7,8,9-HxCDD	306	-		30.6	0.0529	Total PeCDD	340	-	
1,2,3,4,6,7,8-HpCDD	32500	-	*	325	0.0954	Total HxCDD	5240	-	
OCDD	411000	-	*	123	0.154	Total HpCDD	69400	-	*
2,3,7,8-TCDF	3.47	-		0.347	0.0205				
1,2,3,7,8-PeCDF	6.93	-	J	0.208	0.0298				
2,3,4,7,8-PeCDF	29.4	-		8.82	0.0313				
1,2,3,4,7,8-HxCDF	194	-		19.4	0.0308				
1,2,3,6,7,8-HxCDF	85.4	-		8.54	0.0317				
2,3,4,6,7,8-HxCDF	107	-		10.7	0.0341				
1,2,3,7,8,9-HxCDF	18.8	-		1.88	0.0387	Total TCDF	171	-	D,M
1,2,3,4,6,7,8-HpCDF	9580	-		95.8	0.0418	Total PeCDF	641	-	D,M
1,2,3,4,7,8,9-HpCDF	257	-		2.57	0.0429	Total HxCDF	6730	-	D,M
OCDF	44100	-	*	13.2	0.105	Total HpCDF	34400	-	*

Internal Standards	% Rec	QC Limits	Qual
13C-2,3,7,8-TCDD	109	25.0 - 164	
13C-1,2,3,7,8-PeCDD	108	25.0 - 181	
13C-1,2,3,4,7,8-HxCDD	107	32.0 - 141	
13C-1,2,3,6,7,8-HxCDD	103	28.0 - 130	
13C-1,2,3,4,6,7,8-HpCDD	92.8	23.0 - 140	*
13C-OCDD	83.6	17.0 - 157	*
13C-2,3,7,8-TCDF	113	24.0 - 169	
13C-1,2,3,7,8-PeCDF	117	24.0 - 185	
13C-2,3,4,7,8-PeCDF	121	21.0 - 178	
13C-1,2,3,4,7,8-HxCDF	109	26.0 - 152	
13C-1,2,3,6,7,8-HxCDF	103	26.0 - 123	
13C-2,3,4,6,7,8-HxCDF	102	28.0 - 136	
13C-1,2,3,7,8,9-HxCDF	108	29.0 - 147	
13C-1,2,3,4,6,7,8-HpCDF	96.6	28.0 - 143	
13C-1,2,3,4,7,8,9-HpCDF	99.2	26.0 - 138	
13C-OCDF	79.2	17.0 - 157	*

Cleanup Surrogate

37Cl-2,3,7,8-TCDD 106 35.0 - 197

- A Isotopic Labeled Standard outside QC range but signal to noise ratio is >10:1
- B Analyte is present in Method Blank
- C Chemical Interference
- D Presence of Diphenyl Ethers
- E Analyte concentration is above calibration range
- F Analyte confirmation on secondary column
- J Analyte concentration is below calibration range
- M Maximum possible concentration
- ND Analyte Not Detected
- NP Not Provided
- P Pre-filtered through a Whatman 0.7um GF/F filter
- S Sample acceptance criteria not met
- X Matrix interferences
- * Result taken from dilution or reinjection

Analyst: [Signature]

Date: 8/16/10

Reviewed By: [Signature]

Date: 8/20/10

SUBCONTRACTOR ANALYSIS REQUEST
CUSTODY TRANSFER 08/03/10



6274
00C

ARI Project: RG78

OC

Laboratory: Frontier Analytical Laboratory
Lab Contact: BRAD SILVERBUSH
Lab Address: 5172 Hillside Circle
El Dorado Hills, CA 95762
Phone: 916-934-0900
Fax: 916-934-0999

ARI Client: Floyd/Snider
Project ID: Lora Lake RI
ARI PM: Sue Dunnihoo
Phone: 206-695-6207
Fax: 206-695-6201

Analytical Protocol: In-house
Special Instructions:

Requested Turn Around:
Email Results (Y/N): **Yes**

Limits of Liability. Subcontractor is expected to perform all requested services in accordance with appropriate methodology following Standard Operating Procedures that meet standards for the industry. The total liability of ARI, its officers, agents, employees, or successors, arising out of or in connection with the requested services, shall not exceed the negotiated amount for said services. The agreement by the Subcontractor to perform services requested by ARI releases ARI from any liability in excess thereof, not withstanding any provision to the contrary in any contract, purchase order or co-signed agreement between ARI and the Subcontractor.

ARI ID	Client ID/ Add'l ID	Sampled	Matrix	Bottles	Analyses
10-18434-RG78B	PSB9A-1.5-2-073010	07/30/10 12:30	Soil	1	Dioxin/Furans 1613(Sub)
Special Instructions: None					
10-18435-RG78C	PSB9A-2-4-073010	07/30/10 12:20	Soil	1	Dioxin/Furans 1613(Sub)
Special Instructions: None					
10-18437-RG78E	PSB9A-0-0.5-073010	07/30/10 12:23	Soil	1	Dioxin/Furans 1613(Sub)
Special Instructions: None					
10-18438-RG78F	PSB10-0-0.5-073010	07/30/10 14:05	Soil	1	Dioxin/Furans 1613(Sub)
Special Instructions: None					
10-18439-RG78G	PSB10-1.5-2-073010	07/30/10 14:17	Soil	1	Dioxin/Furans 1613(Sub)
Special Instructions: None					
10-18440-RG78H	PSB10-2-4-073010	07/30/10 14:15	Soil	1	Dioxin/Furans 1613(Sub)
Special Instructions: None					

LY & EDD

17832 695 01 5120 3698

Carrier	UPS	Airbill	17832 695 01 5008 9501	Date	8/3/10
Relinquished by	Mike Mulvaney	Company	ARI	Date	8/3/10
Received by	Tom Crabtree	Company	Frontier Analytical	Date	8/4/10
				Time	10:40 AM

Frontier Analytical Laboratory

Sample Login Form

FAL Project ID: **6274**

Client:	Analytical Resources Inc. Sue Dunnihoo
Client Project ID:	RG78
Date Received:	08/04/2010
Time Received:	10:40 am
Received By:	TC
Logged In By:	KZ
# of Samples Received:	6
Duplicates:	0
Storage Location:	R1

Method of Delivery:	UPS
Tracking Number:	1Z8326950151203698
Shipping Container Received Intact	Yes
Custody seals(s) present?	Yes
Custody seals(s) intact?	Yes
Sample Arrival Temperature (C)	0
Cooling Method	Ice
Chain Of Custody Present?	Yes
Return Shipping Container To Client	Yes
Test for residual Chlorine	No
Thiosulfate Added	No
Earliest Sample Hold Time Expiration	08/01/2011
Adequate Sample Volume	Yes
Anomalies or additional comments:	
L4 DATA PACKAGE & EDD	



Frontier Analytical Laboratory
PROJECT REQUEST SHEET

Project #: 6274 Sample #: 1-6 Client Manager: BS
Client: Analytical Resources Inc. Sue Dunning Hold Time: 08/01/2011
Matrix: Soil Extraction Batch: 2083 Due Date: 08/26/2010
Method: EPA 1613 D/F Storage: RT R2
SOP: SOPs: EP2A Rev.7 IP2A Rev.8 MP 8-10-10

COMMENTS/INSTRUCTIONS:

Results: 6274
62745

Instrument: FAG-3
DB5 _____
DB225 _____
DB1 _____
Other _____

Extract/s located in box: "Yiao"

Standards: 6274

EXTRACTION SHEET

Project #: 6274 Extraction Date: 2010-08-16 Extraction Chemist: GN

Method/Analysis: EPA 1613 D/F

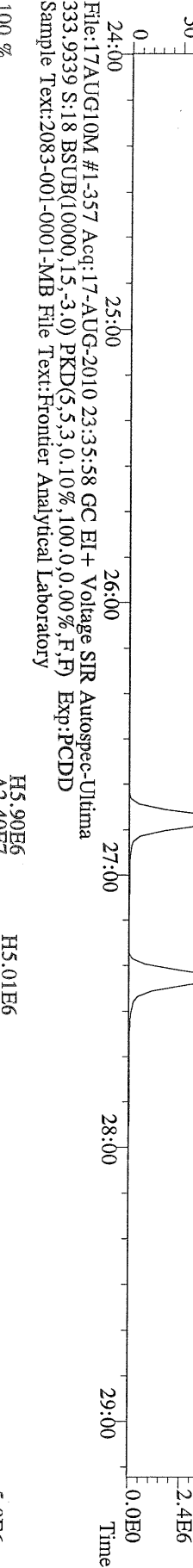


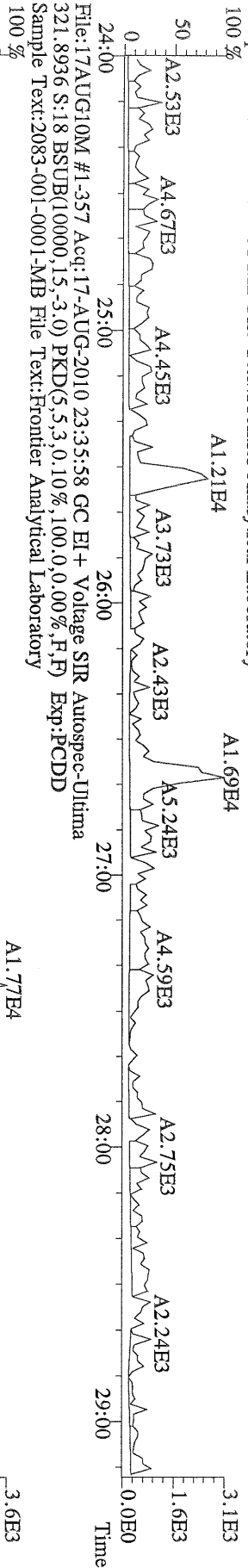
Procedure: SOX/SDS Solvent: Toluene

Sample ID	Wet wt. (g/L)	Dry wt. (g/L)	IS		NS		CSS	
			Amt: 10.0uL ID: 090918A Vial: 1 Chemist/Witness/Date		Amt: 10.0uL ID: 090918B Vial: 1 Chemist/Witness/Date		Amt: 10.0uL ID: 090918C Vial: 1 Chemist/Witness/Date	
2083-001-0001-MB	(5.00g)	(5.00g)	GN MP	8/16/10	NA		GN MP	8/17/10
2083-001-0001-OPR	(5.00g)	(5.00g)			GN MP	8/16/10		
6274-001-0001-SA	2.09	2.02			NA			
6274-002-0001-SA	2.19	2.09						
6274-003-0001-SA	2.16	2.08						
6274-004-0001-SA	2.14	2.01						
6274-005-0001-SA	2.25	2.08						
6274-006-0001-SA	2.27	2.09						

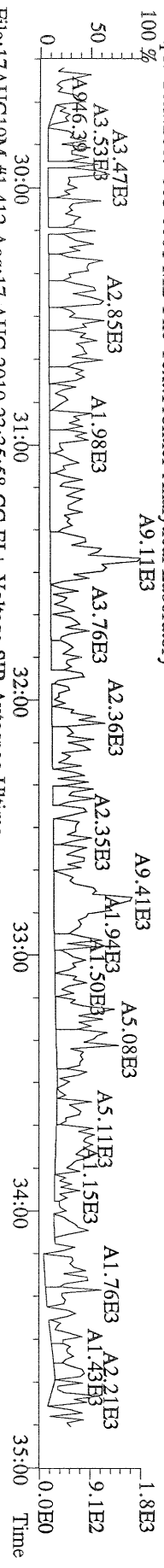
AX-21 Charcoal Cleaned	031210	Acetone	50180	Acid Alumina	08623DJ	Hexane	50125
Hydrochloric Acid	B08505	Methanol	102708	Methylene Chloride (DCM)	50133	Silica Gel	TA1593034
Sodium Hydroxide	9265	Sodium Sulfate	49009905	Sulfuric Acid	101570	Tetradecane	081394
Toluene	101346	Water	102740	C-18 Empore Discs	320505	Cyclohexane	48151

Comments:

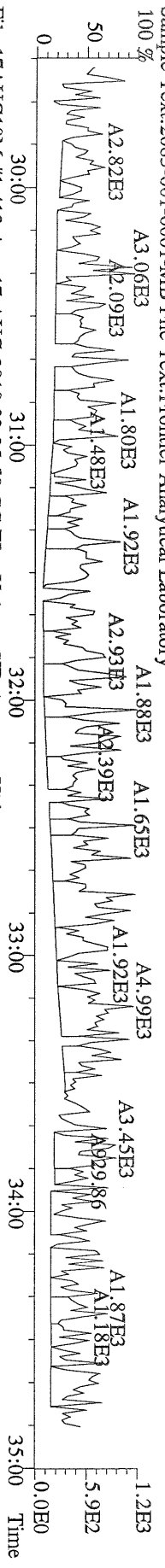
File:17AUG10M #1-357 Acq:17-AUG-2010 23:35:58 GC EI+ Voltage SIR Autospec-Ultima
319.8965 S:1.8 BSUB(10000,15,-3.0) PKD(5,5,3,0,10%,100,0,0,00%,F,F) Exp:PCDD
Sample Text:2083-001-0001-MB File Text:Frontier Analytical Laboratory




File:17AUG10M #1-412 Acq:17-AUG-2010 23:35:58 GC EI+ Voltage SIR Autospec-Ultima
 355.8546 S:1.8 F:2 BSUB(10000,15,-3.0) PKD(5,5,3,0.10%,100,0,0.00%,F,F) Exp:PCDD
 Sample Text:2083-001-0001-MB File Text:Frontier Analytical Laboratory




File:17AUG10M #1-412 Acq:17-AUG-2010 23:35:58 GC EI+ Voltage SIR Autospec-Ultima
 357.8517 S:1.8 F:2 BSUB(10000,15,-3.0) PKD(5,5,3,0.10%,100,0,0.00%,F,F) Exp:PCDD
 Sample Text:2083-001-0001-MB File Text:Frontier Analytical Laboratory




File:17AUG10M #1-412 Acq:17-AUG-2010 23:35:58 GC EI+ Voltage SIR Autospec-Ultima
 367.8949 S:1.8 F:2 BSUB(10000,15,-3.0) PKD(5,5,3,0.10%,100,0,0.00%,F,F) Exp:PCDD
 Sample Text:2083-001-0001-MB File Text:Frontier Analytical Laboratory



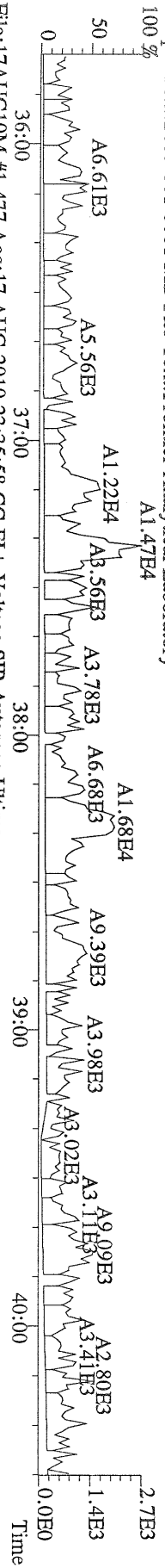
File:17AUG10M #1-412 Acq:17-AUG-2010 23:35:58 GC EI+ Voltage SIR Autospec-Ultima
 369.8919 S:1.8 F:2 BSUB(10000,15,-3.0) PKD(5,5,3,0.10%,100,0,0.00%,F,F) Exp:PCDD
 Sample Text:2083-001-0001-MB File Text:Frontier Analytical Laboratory



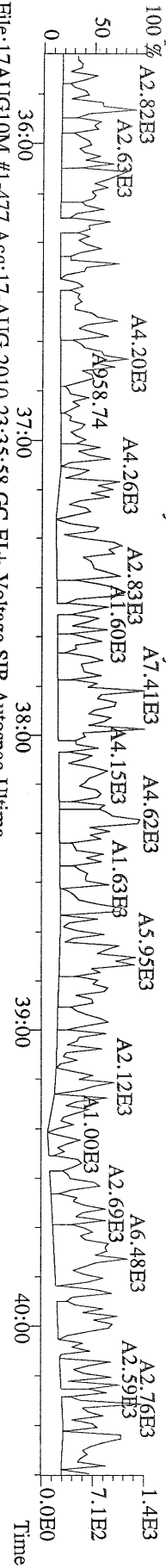
File:17AUG10M #1-412 Acq:17-AUG-2010 23:35:58 GC EI+ Voltage SIR Autospec-Ultima
 366.9792 S:1.8 F:2 Exp:PCDD
 Sample Text:2083-001-0001-MB File Text:Frontier Analytical Laboratory



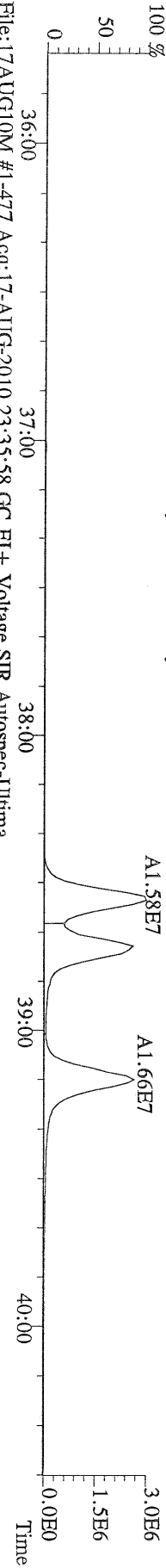
File:17AUG10M #1-477 Acq:17-AUG-2010 23:35:58 GC EI+ Voltage SIR Autospec-Ultima
 389.8156 S:18 F:3 BSUB(10000,15,-3.0) PKD(5,5,3,0.10%,100,0,0.00%,F,F) Exp:PCDD
 Sample Text:2083-001-0001-MB File Text:Frontier Analytical Laboratory



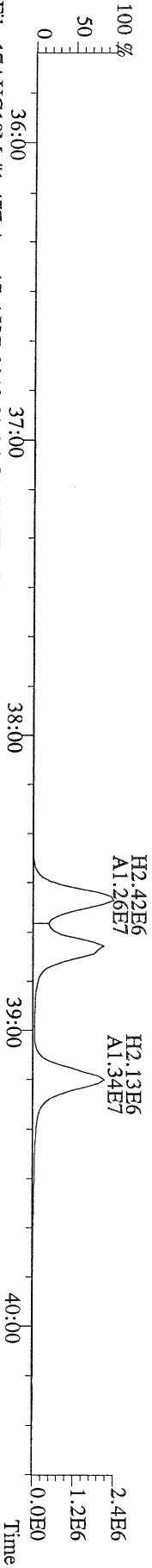
File:17AUG10M #1-477 Acq:17-AUG-2010 23:35:58 GC EI+ Voltage SIR Autospec-Ultima
 391.8127 S:18 F:3 BSUB(10000,15,-3.0) PKD(5,5,3,0.10%,100,0,0.00%,F,F) Exp:PCDD
 Sample Text:2083-001-0001-MB File Text:Frontier Analytical Laboratory




File:17AUG10M #1-477 Acq:17-AUG-2010 23:35:58 GC EI+ Voltage SIR Autospec-Ultima
 401.8559 S:18 F:3 BSUB(10000,15,-3.0) PKD(5,5,3,0.10%,100,0,0.00%,F,F) Exp:PCDD
 Sample Text:2083-001-0001-MB File Text:Frontier Analytical Laboratory



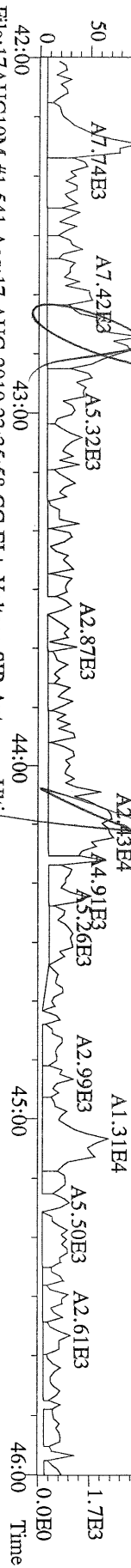
File:17AUG10M #1-477 Acq:17-AUG-2010 23:35:58 GC EI+ Voltage SIR Autospec-Ultima
 403.8530 S:18 F:3 BSUB(10000,15,-3.0) PKD(5,5,3,0.10%,100,0,0.00%,F,F) Exp:PCDD
 Sample Text:2083-001-0001-MB File Text:Frontier Analytical Laboratory




File:17AUG10M #1-477 Acq:17-AUG-2010 23:35:58 GC EI+ Voltage SIR Autospec-Ultima
 380.9760 S:18 F:3 Exp:PCDD
 Sample Text:2083-001-0001-MB File Text:Frontier Analytical Laboratory



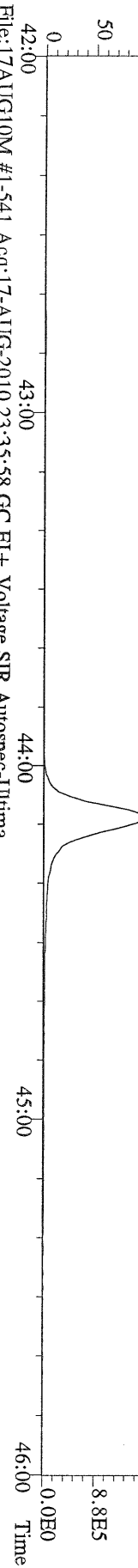
File:17AUG10M #1-541 Acq:17-AUG-2010 23:35:58 GC EI+ Voltage SIR Autospec-Ultima
 423.7767 S:18 F:4 BSUB(10000,15,-3.0) PKD(5,5,3,0.10%,100,0,0.00%,F,F) Exp:PCDD
 Sample Text:2083-001-0001-MB File Text:Frontier Analytical Laboratory
 100 % A1.27E4 A2.03E4



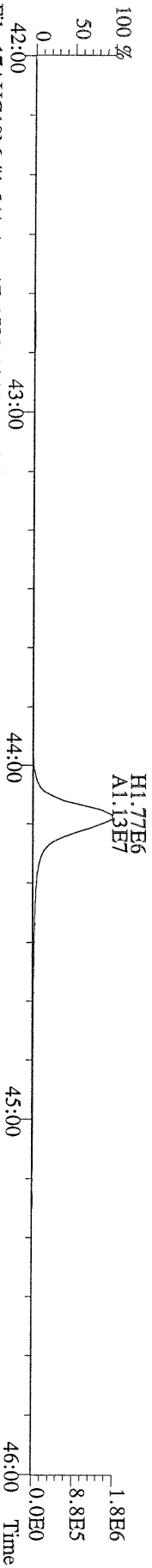
File:17AUG10M #1-541 Acq:17-AUG-2010 23:35:58 GC EI+ Voltage SIR Autospec-Ultima
 425.7737 S:18 F:4 BSUB(10000,15,-3.0) PKD(5,5,3,0.10%,100,0,0.00%,F,F) Exp:PCDD
 Sample Text:2083-001-0001-MB File Text:Frontier Analytical Laboratory
 100 % A1.85E4




File:17AUG10M #1-541 Acq:17-AUG-2010 23:35:58 GC EI+ Voltage SIR Autospec-Ultima
 435.8169 S:18 F:4 BSUB(10000,15,-3.0) PKD(5,5,3,0.10%,100,0,0.00%,F,F) Exp:PCDD
 Sample Text:2083-001-0001-MB File Text:Frontier Analytical Laboratory
 100 % A1.14E7



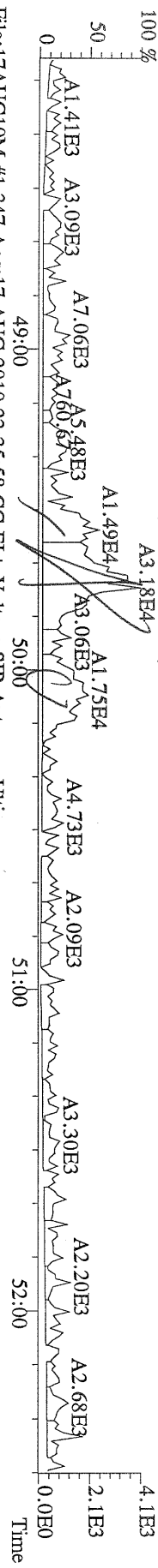
File:17AUG10M #1-541 Acq:17-AUG-2010 23:35:58 GC EI+ Voltage SIR Autospec-Ultima
 437.8140 S:18 F:4 BSUB(10000,15,-3.0) PKD(5,5,3,0.10%,100,0,0.00%,F,F) Exp:PCDD
 Sample Text:2083-001-0001-MB File Text:Frontier Analytical Laboratory



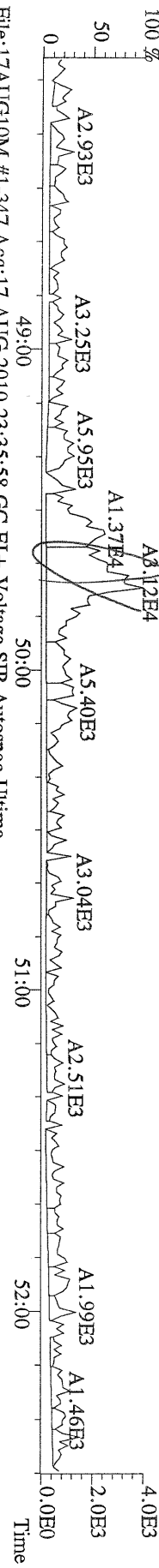
File:17AUG10M #1-541 Acq:17-AUG-2010 23:35:58 GC EI+ Voltage SIR Autospec-Ultima
 430.9728 S:18 F:4 Exp:PCDD




File:17AUG10M #1-347 Acq:17-AUG-2010 23:35:58 GC EI+ Voltage SIR Autospec-Ultima
457.7377 S:18 F:5 BSUB(10000,15,-3,0) PKD(5,5,3,0.10%,100,0,0.00%,F,F) Exp:PCDD
Sample Text:2083-001-0001-MB File Text:Frontier Analytical Laboratory
100 %




File:17AUG10M #1-347 Acq:17-AUG-2010 23:35:58 GC EI+ Voltage SIR Autospec-Ultima
459.7348 S:18 F:5 BSUB(10000,15,-3,0) PKD(5,5,3,0.10%,100,0,0.00%,F,F) Exp:PCDD
Sample Text:2083-001-0001-MB File Text:Frontier Analytical Laboratory
100 %




File:17AUG10M #1-347 Acq:17-AUG-2010 23:35:58 GC EI+ Voltage SIR Autospec-Ultima
469.7780 S:18 F:5 BSUB(10000,15,-3,0) PKD(5,5,3,0.10%,100,0,0.00%,F,F) Exp:PCDD
Sample Text:2083-001-0001-MB File Text:Frontier Analytical Laboratory
100 %




File:17AUG10M #1-347 Acq:17-AUG-2010 23:35:58 GC EI+ Voltage SIR Autospec-Ultima
471.7750 S:18 F:5 BSUB(10000,15,-3,0) PKD(5,5,3,0.10%,100,0,0.00%,F,F) Exp:PCDD
Sample Text:2083-001-0001-MB File Text:Frontier Analytical Laboratory
100 %



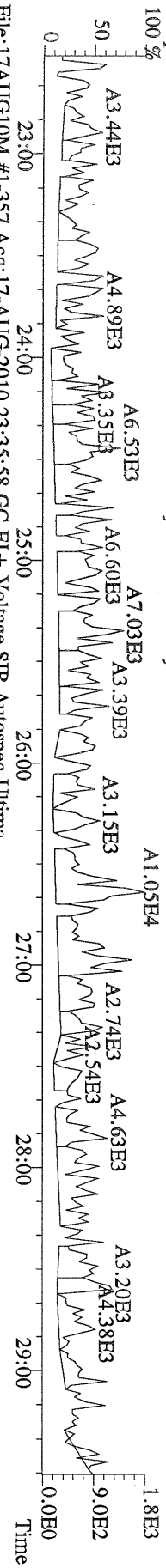
File:17AUG10M #1-347 Acq:17-AUG-2010 23:35:58 GC EI+ Voltage SIR Autospec-Ultima
454.9728 S:18 F:5 Exp:PCDD
Sample Text:2083-001-0001-MB File Text:Frontier Analytical Laboratory
100 %



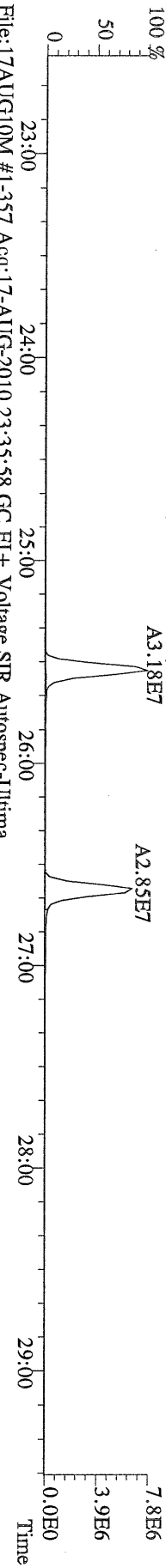
File:17AUG10M #1-357 Acq:17-AUG-2010 23:35:58 GC EI+ Voltage SIR Autospec-Ultima
303.9016 S:18 BSUB(10000,15,-3.0) PKD(5.5,3,0.10%,100.0,0.00%,F,F) Exp:PCDD
Sample Text:2083-001-0001-MB File Text:Frontier Analytical Laboratory




File:17AUG10M #1-357 Acq:17-AUG-2010 23:35:58 GC EI+ Voltage SIR Autospec-Ultima
305.8987 S:18 BSUB(10000,15,-3.0) PKD(5.5,3,0.10%,100.0,0.00%,F,F) Exp:PCDD
Sample Text:2083-001-0001-MB File Text:Frontier Analytical Laboratory



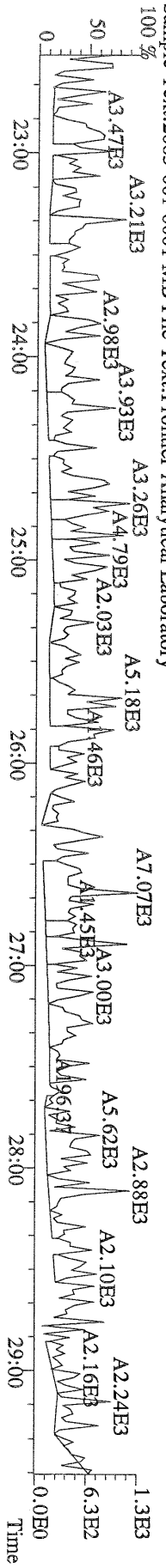
File:17AUG10M #1-357 Acq:17-AUG-2010 23:35:58 GC EI+ Voltage SIR Autospec-Ultima
315.9419 S:18 BSUB(10000,15,-3.0) PKD(5.5,3,0.10%,100.0,0.00%,F,F) Exp:PCDD
Sample Text:2083-001-0001-MB File Text:Frontier Analytical Laboratory



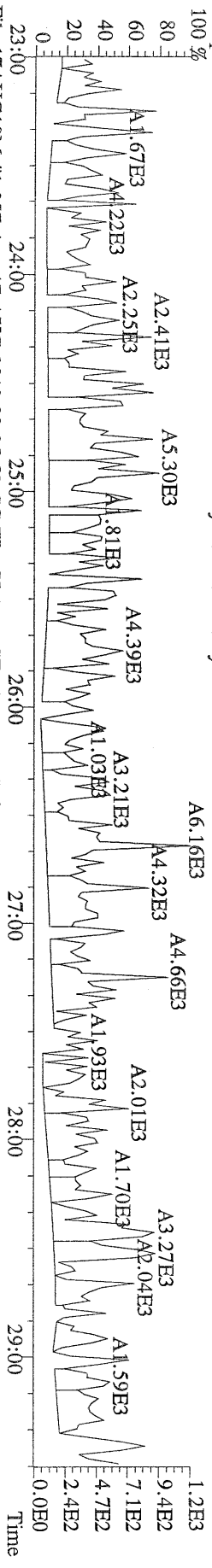
File:17AUG10M #1-357 Acq:17-AUG-2010 23:35:58 GC EI+ Voltage SIR Autospec-Ultima
317.9389 S:18 BSUB(10000,15,-3.0) PKD(5.5,3,0.10%,100.0,0.00%,F,F) Exp:PCDD
Sample Text:2083-001-0001-MB File Text:Frontier Analytical Laboratory



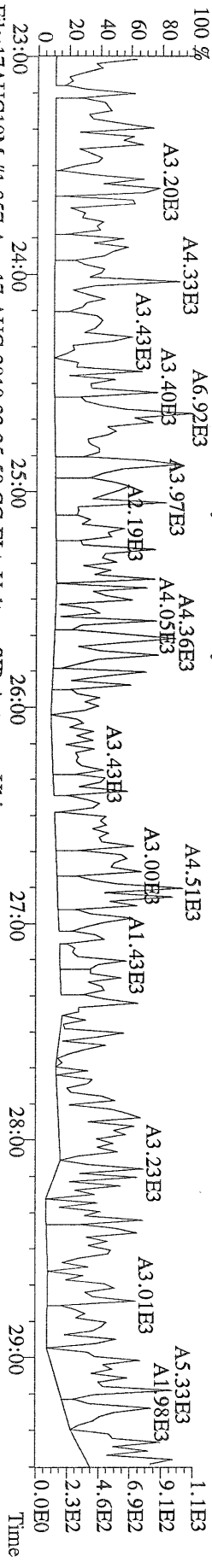
File:17AUG10M #1-357 Acq:17-AUG-2010 23:35:58 GC EI+ Voltage SIR Autospec-Ultima
375.8364 S:18 BSUB(10000,15,-3.0) PKD(5.5,3,0.10%,100.0,0.00%,F,F) Exp:PCDD
Sample Text:2083-001-0001-MB File Text:Frontier Analytical Laboratory



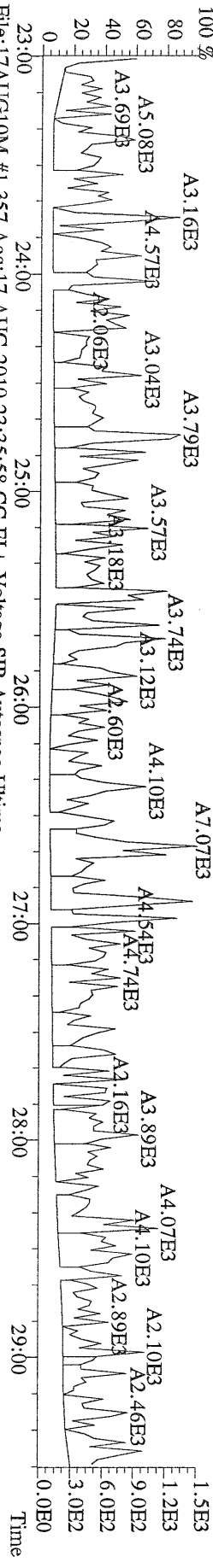
File:17AUG10M #1-357 Acq:17-AUG-2010 23:35:58 GC EI+ Voltage SIR Autospec-Ultima
339.8597 S:18 BSUB(10000,15,-3.0) PKD(5.3,0.10%,100.0,0.00%,F,F) Exp:PCDD
Sample Text:2083-001-0001-MB File Text:Frontier Analytical Laboratory



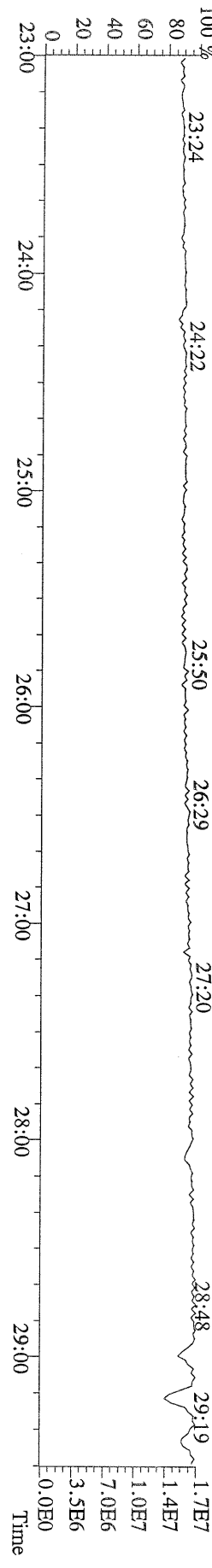
File:17AUG10M #1-357 Acq:17-AUG-2010 23:35:58 GC EI+ Voltage SIR Autospec-Ultima
341.8568 S:18 BSUB(10000,15,-3.0) PKD(5.3,0.10%,100.0,0.00%,F,F) Exp:PCDD
Sample Text:2083-001-0001-MB File Text:Frontier Analytical Laboratory



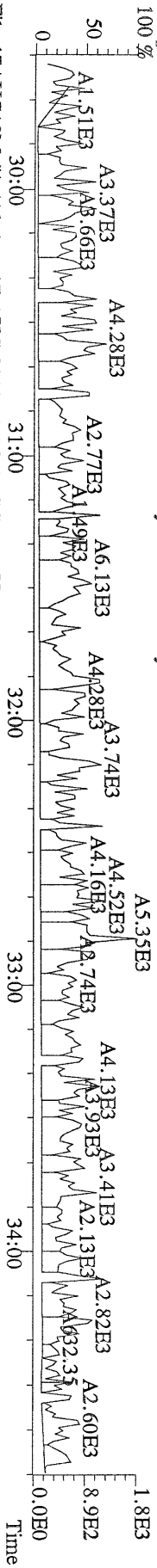
File:17AUG10M #1-357 Acq:17-AUG-2010 23:35:58 GC EI+ Voltage SIR Autospec-Ultima
409.7974 S:18 BSUB(10000,15,-3.0) PKD(5.3,0.10%,100.0,0.00%,F,F) Exp:PCDD
Sample Text:2083-001-0001-MB File Text:Frontier Analytical Laboratory



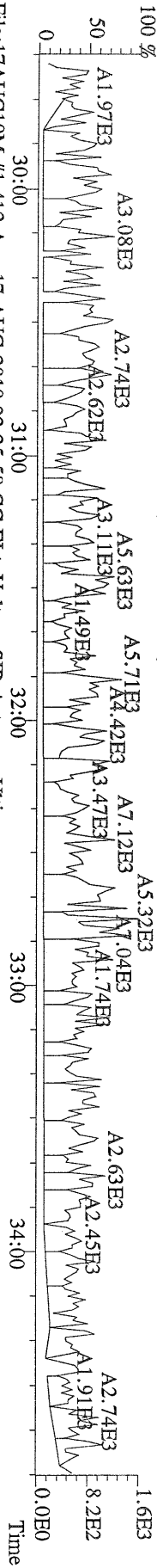
File:17AUG10M #1-357 Acq:17-AUG-2010 23:35:58 GC EI+ Voltage SIR Autospec-Ultima
330.9792 S:18 Exp:PCDD
Sample Text:2083-001-0001-MB File Text:Frontier Analytical Laboratory




File:17AUG10M #1-412 Acq:17-AUG-2010 23:35:58 GC EI+ Voltage SIR Autospec-Utima
339.8597 S:18 F:2 BSUB(10000,15,-3.0) PKD(5,5,3,0,10%,100,0,0,0,00%,F,F) Exp:PCDD
Sample Text:2083-001-0001-MB File Text:Frontier Analytical Laboratory



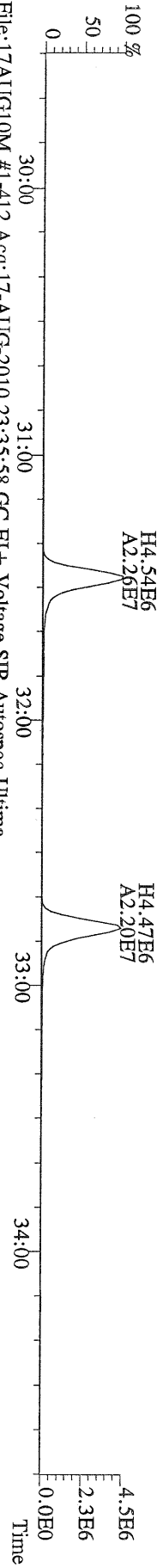
File:17AUG10M #1-412 Acq:17-AUG-2010 23:35:58 GC EI+ Voltage SIR Autospec-Utima
341.8568 S:18 F:2 BSUB(10000,15,-3.0) PKD(5,5,3,0,10%,100,0,0,0,00%,F,F) Exp:PCDD
Sample Text:2083-001-0001-MB File Text:Frontier Analytical Laboratory



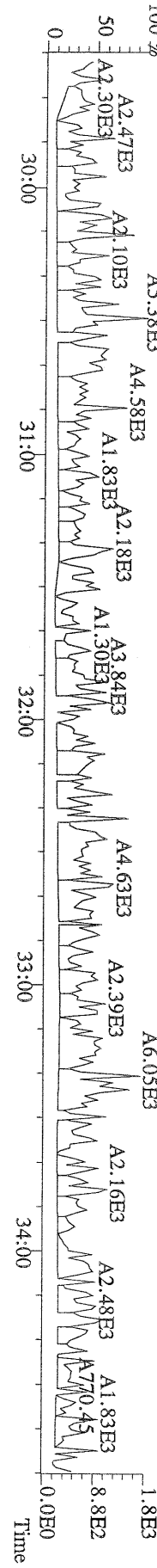
File:17AUG10M #1-412 Acq:17-AUG-2010 23:35:58 GC EI+ Voltage SIR Autospec-Utima
351.9000 S:18 F:2 BSUB(10000,15,-3.0) PKD(5,5,3,0,10%,100,0,0,0,00%,F,F) Exp:PCDD
Sample Text:2083-001-0001-MB File Text:Frontier Analytical Laboratory



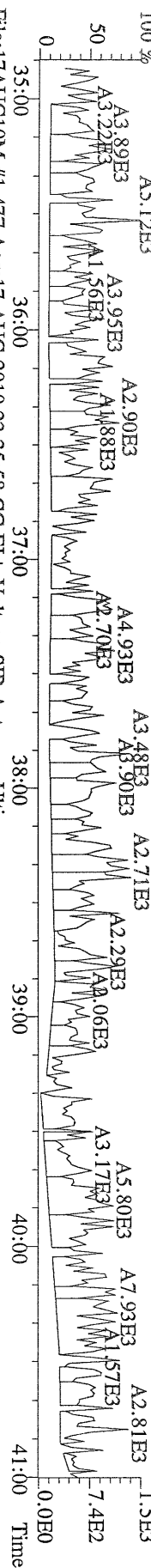
File:17AUG10M #1-412 Acq:17-AUG-2010 23:35:58 GC EI+ Voltage SIR Autospec-Utima
353.8970 S:18 F:2 BSUB(10000,15,-3.0) PKD(5,5,3,0,10%,100,0,0,0,00%,F,F) Exp:PCDD
Sample Text:2083-001-0001-MB File Text:Frontier Analytical Laboratory



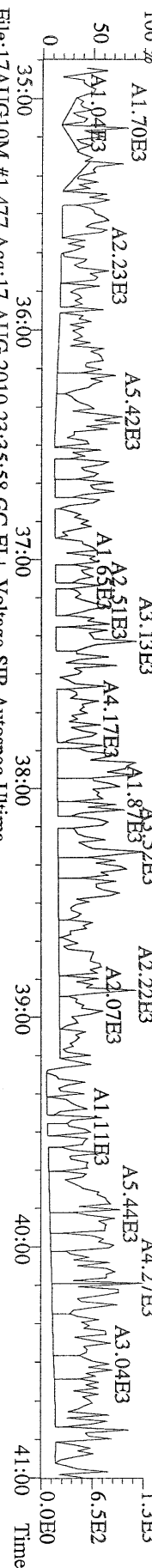
File:17AUG10M #1-412 Acq:17-AUG-2010 23:35:58 GC EI+ Voltage SIR Autospec-Utima
409.7974 S:18 F:2 BSUB(10000,15,-3.0) PKD(5,5,3,0,10%,100,0,0,0,00%,F,F) Exp:PCDD
Sample Text:2083-001-0001-MB File Text:Frontier Analytical Laboratory



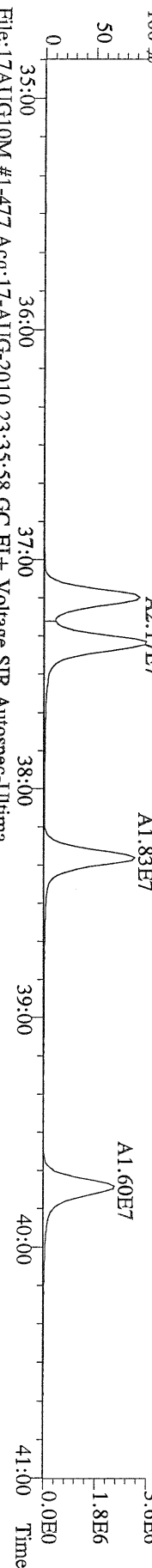
File:17AUG10M #1-477 Acq:17-AUG-2010 23:35:58 GC EI+ Voltage SIR Autospec-Utima
 373.8207 S:1.8 F:3 BSUB(10000,15,-3.0) PKD(5.5,3,0.10%,100.0,0.00%,F,F) Exp:PCDD
 Sample Text:2083-001-0001-MB File Text:Frontier Analytical Laboratory



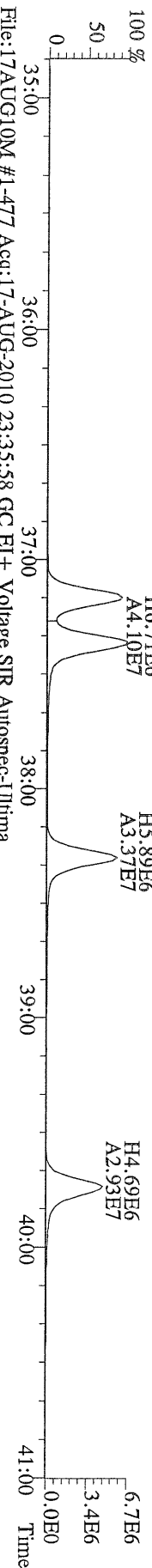
File:17AUG10M #1-477 Acq:17-AUG-2010 23:35:58 GC EI+ Voltage SIR Autospec-Utima
 375.8178 S:1.8 F:3 BSUB(10000,15,-3.0) PKD(5.5,3,0.10%,100.0,0.00%,F,F) Exp:PCDD
 Sample Text:2083-001-0001-MB File Text:Frontier Analytical Laboratory



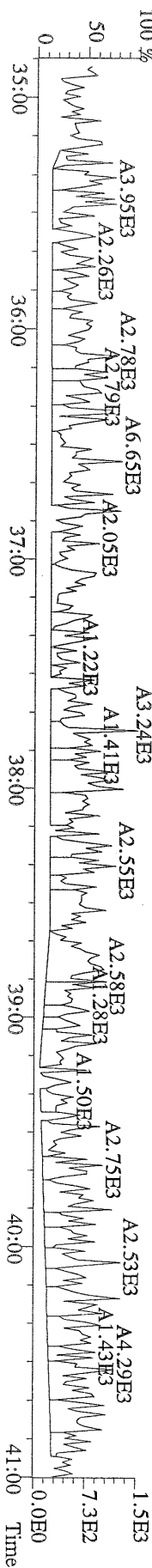
File:17AUG10M #1-477 Acq:17-AUG-2010 23:35:58 GC EI+ Voltage SIR Autospec-Utima
 383.8639 S:1.8 F:3 BSUB(10000,15,-3.0) PKD(5.5,3,0.10%,100.0,0.00%,F,F) Exp:PCDD
 Sample Text:2083-001-0001-MB File Text:Frontier Analytical Laboratory




File:17AUG10M #1-477 Acq:17-AUG-2010 23:35:58 GC EI+ Voltage SIR Autospec-Utima
 385.8610 S:1.8 F:3 BSUB(10000,15,-3.0) PKD(5.5,3,0.10%,100.0,0.00%,F,F) Exp:PCDD
 Sample Text:2083-001-0001-MB File Text:Frontier Analytical Laboratory



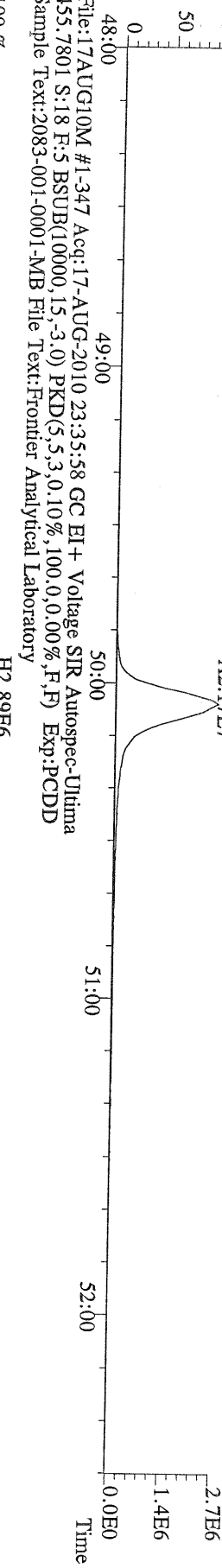
File:17AUG10M #1-477 Acq:17-AUG-2010 23:35:58 GC EI+ Voltage SIR Autospec-Utima
 445.7555 S:1.8 F:3 BSUB(10000,15,-3.0) PKD(5.5,3,0.10%,100.0,0.00%,F,F) Exp:PCDD
 Sample Text:2083-001-0001-MB File Text:Frontier Analytical Laboratory



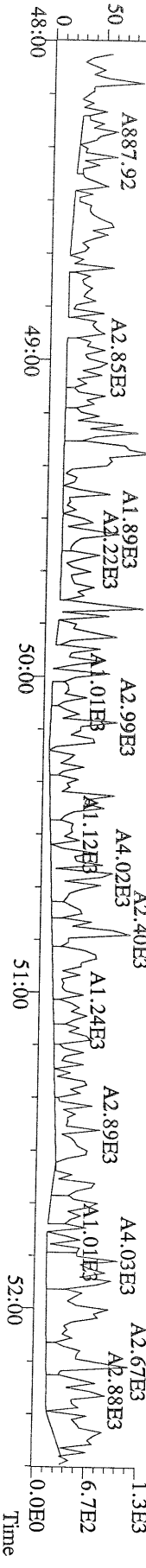
File:17AUG10M #1-347 Acq:17-AUG-2010 23:35:58 GC EI+ Voltage SIR Autospec-Utima
441.7428 S:18 F:5 BSUB(10000,15,-3.0) PKD(5,5,3,0,100,0,0,00%,F,F) Exp:PCDD
Sample Text:2083-001-0001-MB File Text:Frontier Analytical Laboratory
100 %



File:17AUG10M #1-347 Acq:17-AUG-2010 23:35:58 GC EI+ Voltage SIR Autospec-Utima
453.7831 S:18 F:5 BSUB(10000,15,-3.0) PKD(5,5,3,0,100,0,0,00%,F,F) Exp:PCDD
Sample Text:2083-001-0001-MB File Text:Frontier Analytical Laboratory
100 %



File:17AUG10M #1-347 Acq:17-AUG-2010 23:35:58 GC EI+ Voltage SIR Autospec-Utima
513.6775 S:18 F:5 BSUB(10000,15,-3.0) PKD(5,5,3,0,100,0,0,00%,F,F) Exp:PCDD
Sample Text:2083-001-0001-MB File Text:Frontier Analytical Laboratory
100 %



USEPA - ITD

FORM 8B
PCDD/PCDF ONGOING PRECISION AND RECOVERY (OPR)

Lab Name: Frontier Analytical Laboratory Episode No.:

Contract No.: SAS No.:

Matrix (aqueous/solid/leachate): Soil OPR Data Filename: 17AUG10M Sam:17

Ext. Date: 8/16/10 Shift: Day Analysis Date: 17-AUG-10 22:40:39

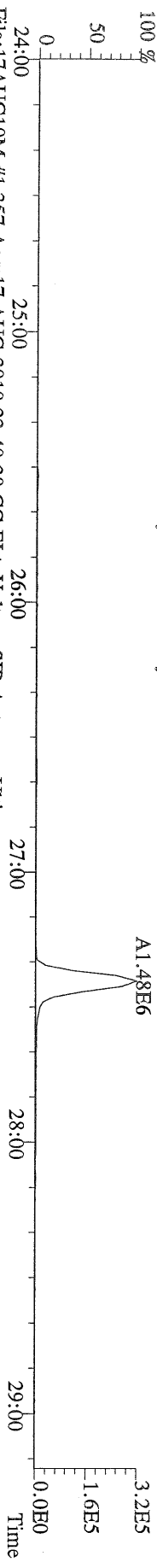
ALL CONCENTRATIONS REPORTED ON THIS FORM ARE CONCENTRATIONS IN EXTRACT.

	SPIKE CONC. (ng/mL)	CONC. FOUND (ng/mL)	OPR CONC. LIMITS (1) (ng/mL)
LABELED COMPOUNDS			
13C-2,3,7,8-TCDD	100	103	20.0 - 175
13C-1,2,3,7,8-PeCDD	100	108	21.0 - 227
13C-1,2,3,4,7,8-HxCDD	100	101	21.0 - 193
13C-1,2,3,6,7,8-HxCDD	100	92.7	25.0 - 163
13C-1,2,3,4,6,7,8-HpCDD	100	80.8	26.0 - 166
13C-OCDD	200	106	26.0 - 397
13C-2,3,7,8-TCDF	100	103	22.0 - 152
13C-1,2,3,7,8-PeCDF	100	108	21.0 - 192
13C-2,3,4,7,8-PeCDF	100	113	13.0 - 328
13C-1,2,3,4,7,8-HxCDF	100	101	19.0 - 202
13C-1,2,3,6,7,8-HxCDF	100	91.9	21.0 - 159
13C-2,3,4,6,7,8-HxCDF	100	96.5	22.0 - 176
13C-1,2,3,7,8,9-HxCDF	100	100	17.0 - 205
13C-1,2,3,4,6,7,8-HpCDF	100	74.6	21.0 - 158
13C-1,2,3,4,7,8,9-HpCDF	100	90.0	20.0 - 186
13C-OCDF	200	119	26.0 - 397
CLEANUP STANDARD			
37Cl-2,3,7,8-TCDD	40	40.6	12.4 - 76.4


(1) Contract-required concentration limits for OPR as specified in Table 6, Method 1613
Labeled compound concentration limits are based on required percent recovery of 25%-150%.

Analyst: JDate: 8/18/10


File:17AUG10M #1-357 Acq:17-AUG-2010 22:40:39 GC EI+ Voltage SIR Autospec-Ultima
319.8965 S:17 BSUB(10000,15,-3.0) PKD(5.5,3,0.10%,100.0,0.00%,F,F) Exp:PCDD
Sample Text:2083-001-0001-OPR File Text:Frontier Analytical Laboratory
100 %



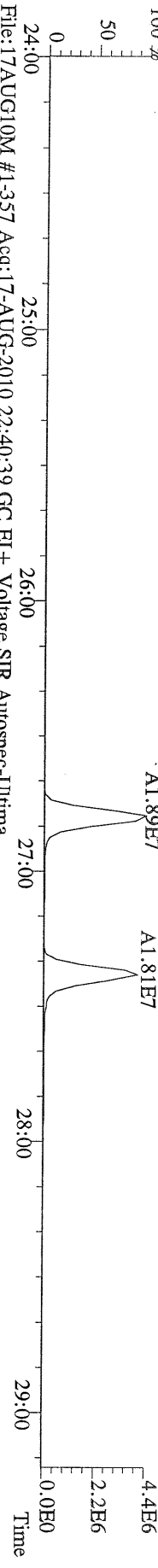
File:17AUG10M #1-357 Acq:17-AUG-2010 22:40:39 GC EI+ Voltage SIR Autospec-Ultima
321.8936 S:17 BSUB(10000,15,-3.0) PKD(5.5,3,0.10%,100.0,0.00%,F,F) Exp:PCDD
Sample Text:2083-001-0001-OPR File Text:Frontier Analytical Laboratory
100 %



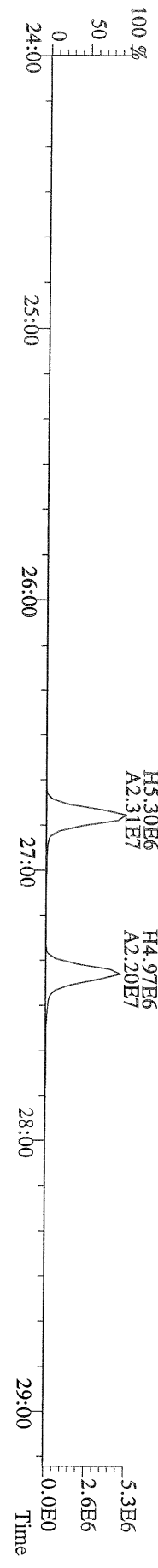
File:17AUG10M #1-357 Acq:17-AUG-2010 22:40:39 GC EI+ Voltage SIR Autospec-Ultima
327.8847 S:17 BSUB(10000,15,-3.0) PKD(5.5,3,0.10%,100.0,0.00%,F,F) Exp:PCDD
Sample Text:2083-001-0001-OPR File Text:Frontier Analytical Laboratory
100 %



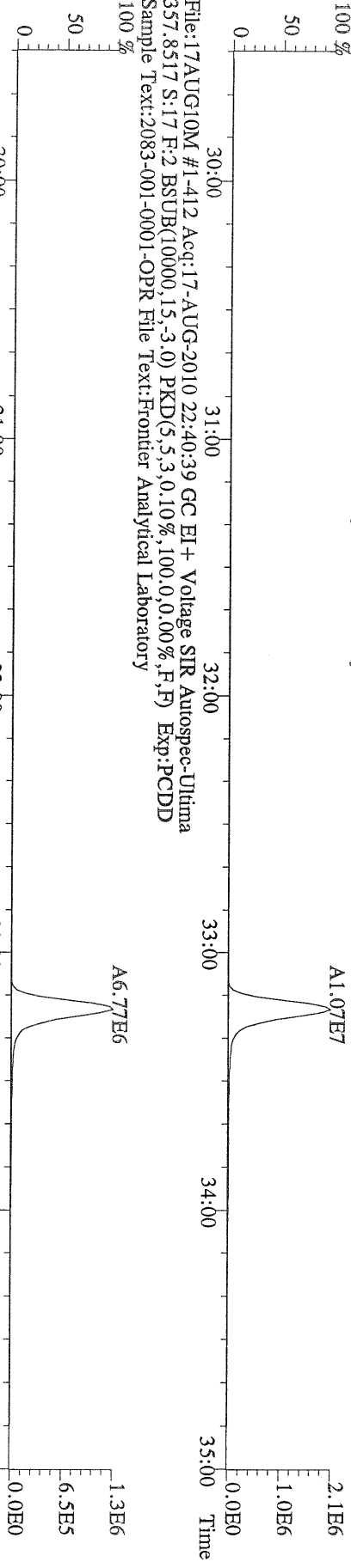
File:17AUG10M #1-357 Acq:17-AUG-2010 22:40:39 GC EI+ Voltage SIR Autospec-Ultima
331.9368 S:17 BSUB(10000,15,-3.0) PKD(5.5,3,0.10%,100.0,0.00%,F,F) Exp:PCDD
Sample Text:2083-001-0001-OPR File Text:Frontier Analytical Laboratory
100 %



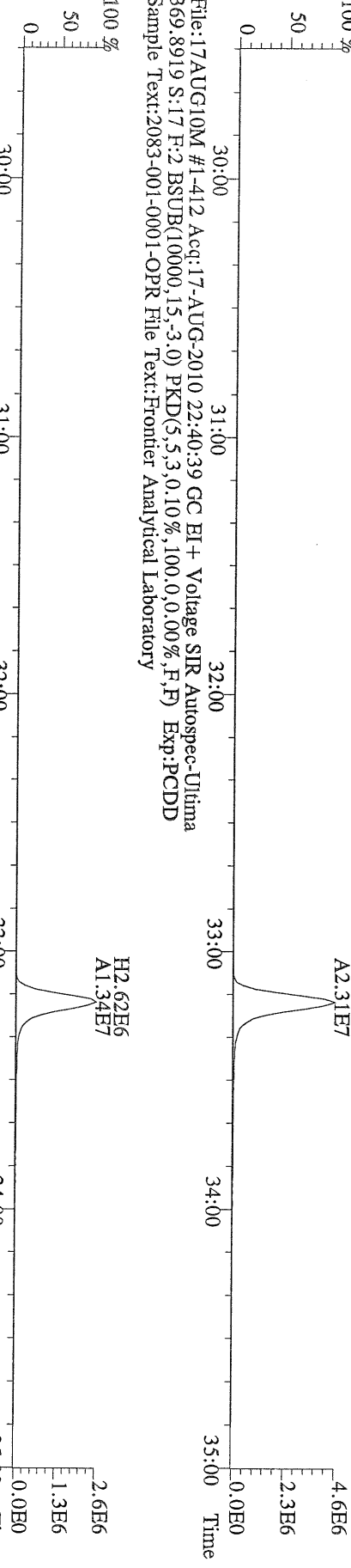
File:17AUG10M #1-357 Acq:17-AUG-2010 22:40:39 GC EI+ Voltage SIR Autospec-Ultima
333.9339 S:17 BSUB(10000,15,-3.0) PKD(5.5,3,0.10%,100.0,0.00%,F,F) Exp:PCDD
Sample Text:2083-001-0001-OPR File Text:Frontier Analytical Laboratory



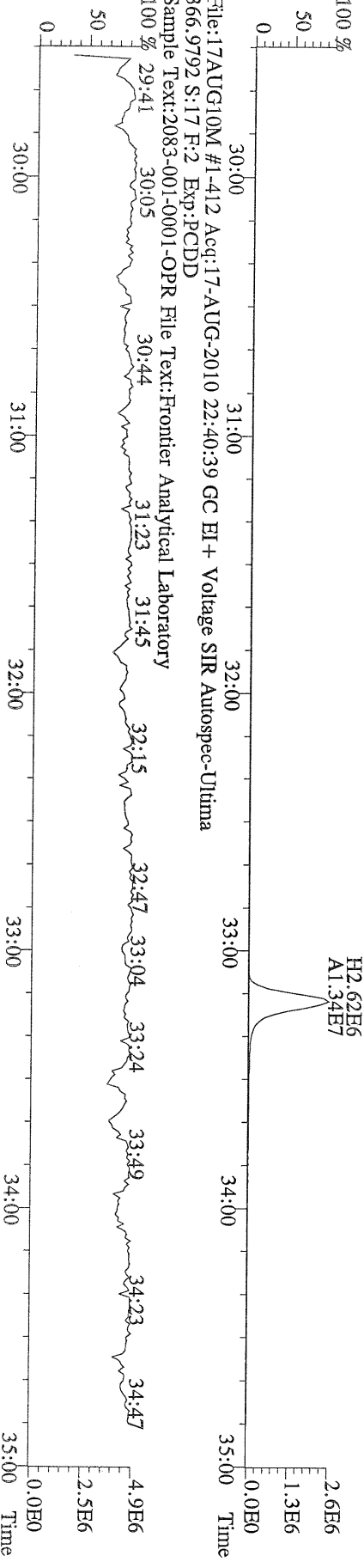
File:17AUG10M #1-412 Acq:17-AUG-2010 22:40:39 GC EI+ Voltage SIR Autospec-Ultima
355.8546 S:17 F:2 BSUB(10000,15,-3.0) PKD(5,5,3,0,10%,100,0,0,00%,F,F) Exp:PCDD
Sample Text:2083-001-0001-OPR File Text:Frontier Analytical Laboratory
100 %



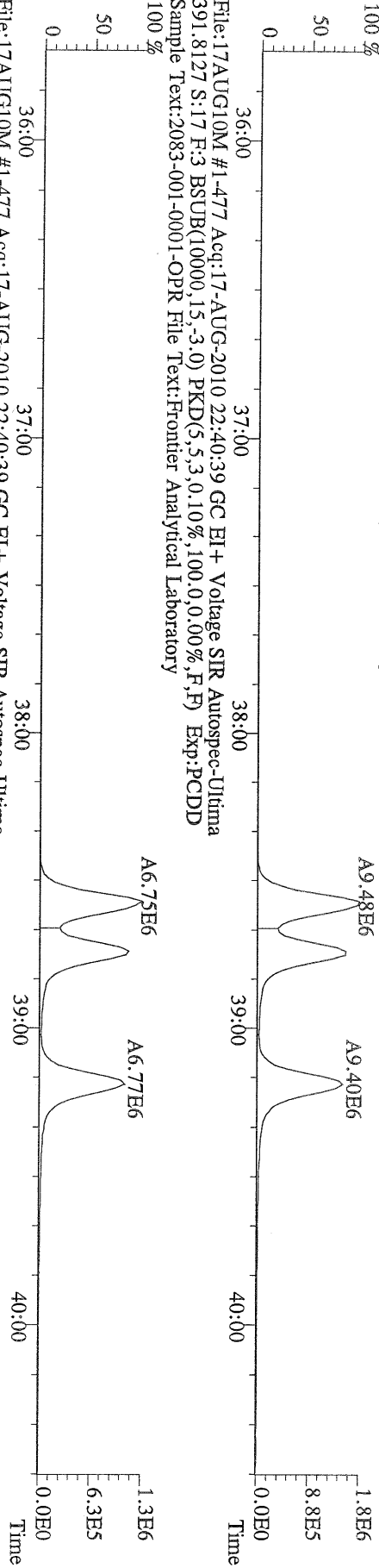
File:17AUG10M #1-412 Acq:17-AUG-2010 22:40:39 GC EI+ Voltage SIR Autospec-Ultima
367.8949 S:17 F:2 BSUB(10000,15,-3.0) PKD(5,5,3,0,10%,100,0,0,00%,F,F) Exp:PCDD
Sample Text:2083-001-0001-OPR File Text:Frontier Analytical Laboratory
100 %



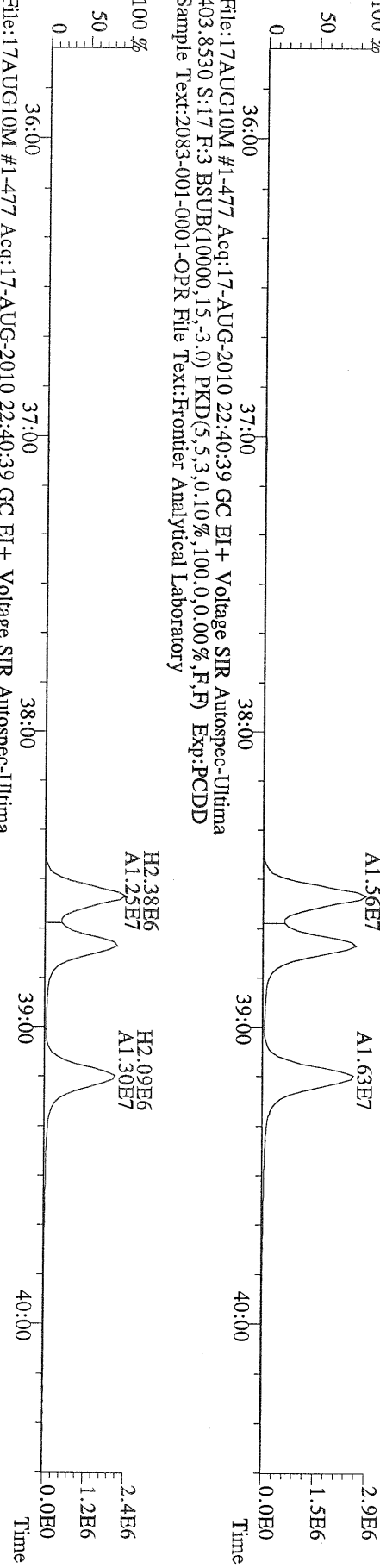
File:17AUG10M #1-412 Acq:17-AUG-2010 22:40:39 GC EI+ Voltage SIR Autospec-Ultima
369.8919 S:17 F:2 BSUB(10000,15,-3.0) PKD(5,5,3,0,10%,100,0,0,00%,F,F) Exp:PCDD
Sample Text:2083-001-0001-OPR File Text:Frontier Analytical Laboratory




File:17AUG10M #1-477 Acq:17-AUG-2010 22:40:39 GC EI+ Voltage SIR Autospec-Ultima
389.8156 S:17 F:3 BSUB(10000,15,-3.0) PKD(5.5,3,0.10%,100.0,0.00%,F,F) Exp:PCDD
Sample Text:2083-001-0001-OPR File Text:Frontier Analytical Laboratory
100 %



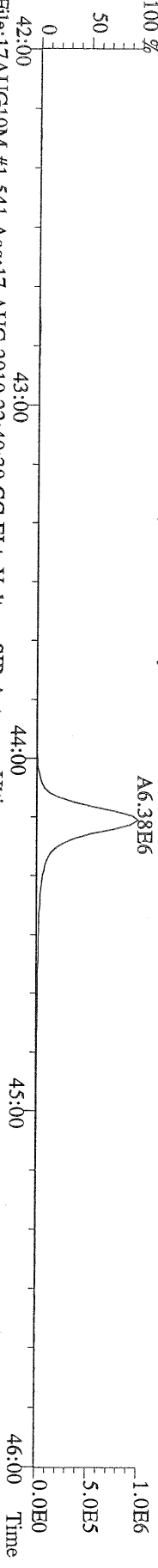
File:17AUG10M #1-477 Acq:17-AUG-2010 22:40:39 GC EI+ Voltage SIR Autospec-Ultima
401.8559 S:17 F:3 BSUB(10000,15,-3.0) PKD(5.5,3,0.10%,100.0,0.00%,F,F) Exp:PCDD
Sample Text:2083-001-0001-OPR File Text:Frontier Analytical Laboratory
100 %



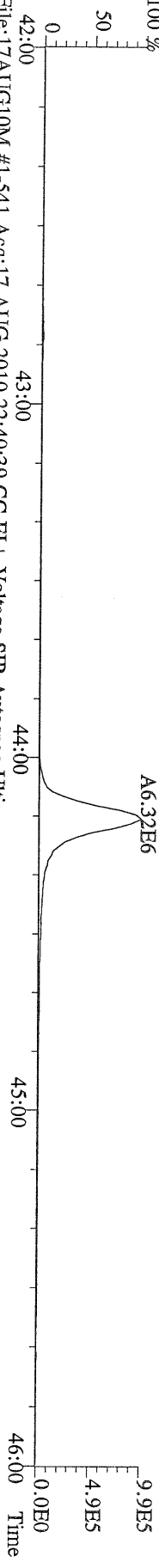
File:17AUG10M #1-477 Acq:17-AUG-2010 22:40:39 GC EI+ Voltage SIR Autospec-Ultima
380.9760 S:17 F:3 Exp:PCDD
Sample Text:2083-001-0001-OPR File Text:Frontier Analytical Laboratory
100 %



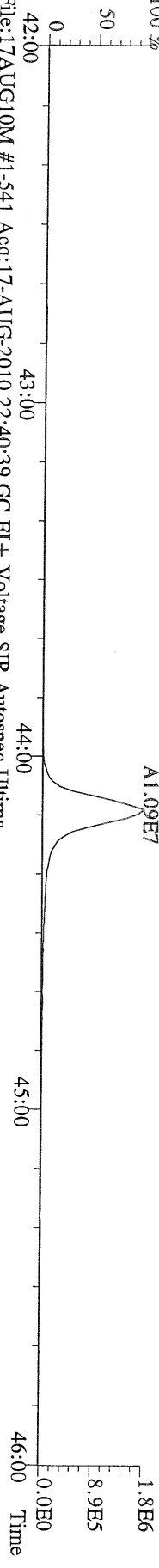
File:17AUG10M #1-541 Acq:17-AUG-2010 22:40:39 GC EI+ Voltage SIR Autospec-Ultima
423.7767 S:17 F:4 BSUB(10000,15,-3.0) PKD(5,5,3,0.10%,100.0,0.00%,F,F) Exp:PCDD
Sample Text:2083-001-0001-OPR File Text:Frontier Analytical Laboratory
100 %



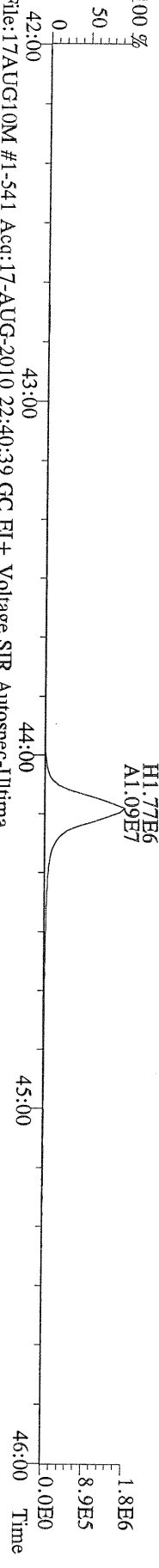
File:17AUG10M #1-541 Acq:17-AUG-2010 22:40:39 GC EI+ Voltage SIR Autospec-Ultima
425.7737 S:17 F:4 BSUB(10000,15,-3.0) PKD(5,5,3,0.10%,100.0,0.00%,F,F) Exp:PCDD
Sample Text:2083-001-0001-OPR File Text:Frontier Analytical Laboratory
100 %




File:17AUG10M #1-541 Acq:17-AUG-2010 22:40:39 GC EI+ Voltage SIR Autospec-Ultima
435.8169 S:17 F:4 BSUB(10000,15,-3.0) PKD(5,5,3,0.10%,100.0,0.00%,F,F) Exp:PCDD
Sample Text:2083-001-0001-OPR File Text:Frontier Analytical Laboratory
100 %



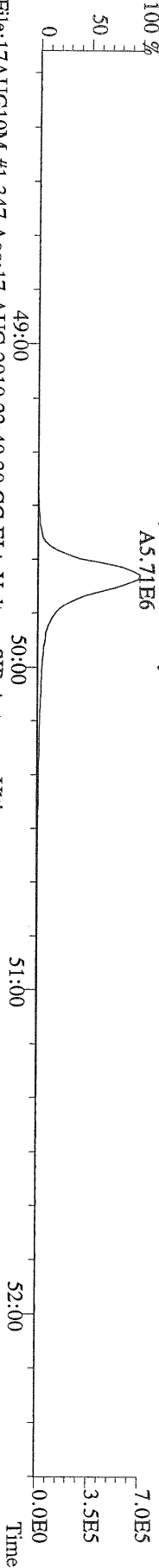
File:17AUG10M #1-541 Acq:17-AUG-2010 22:40:39 GC EI+ Voltage SIR Autospec-Ultima
437.8140 S:17 F:4 BSUB(10000,15,-3.0) PKD(5,5,3,0.10%,100.0,0.00%,F,F) Exp:PCDD
Sample Text:2083-001-0001-OPR File Text:Frontier Analytical Laboratory



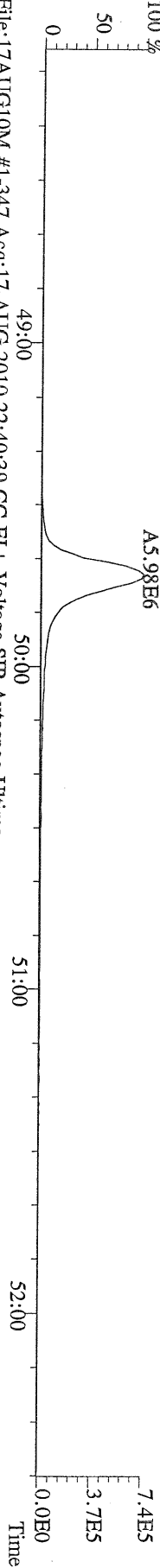
File:17AUG10M #1-541 Acq:17-AUG-2010 22:40:39 GC EI+ Voltage SIR Autospec-Ultima
430.9728 S:17 F:4 Exp:PCDD
Sample Text:2083-001-0001-OPR File Text:Frontier Analytical Laboratory
100 %




File:17AUG10M #1-347 Acq:17-AUG-2010 22:40:39 GC EI+ Voltage SIR Autospec-Ultima
457.7377 S:17 F:5 BSUB(10000,15,-3.0) PKD(5,5,3,0,10%,100,0,0,00%,F,F) Exp:PCDD
Sample Text:2083-001-0001-OPR File Text:Frontier Analytical Laboratory
100 %




File:17AUG10M #1-347 Acq:17-AUG-2010 22:40:39 GC EI+ Voltage SIR Autospec-Ultima
459.7348 S:17 F:5 BSUB(10000,15,-3.0) PKD(5,5,3,0,10%,100,0,0,00%,F,F) Exp:PCDD
Sample Text:2083-001-0001-OPR File Text:Frontier Analytical Laboratory
100 %



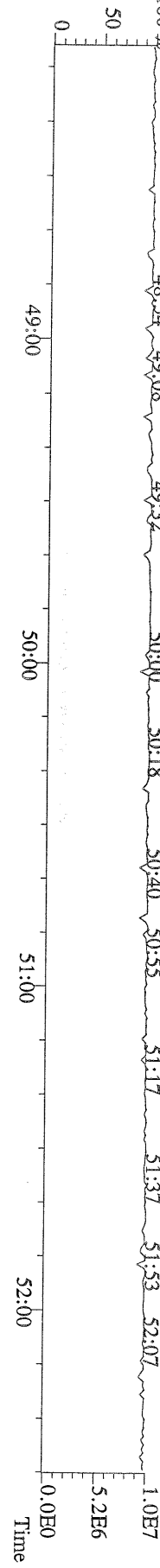
File:17AUG10M #1-347 Acq:17-AUG-2010 22:40:39 GC EI+ Voltage SIR Autospec-Ultima
469.7780 S:17 F:5 BSUB(10000,15,-3.0) PKD(5,5,3,0,10%,100,0,0,00%,F,F) Exp:PCDD
Sample Text:2083-001-0001-OPR File Text:Frontier Analytical Laboratory
100 %




File:17AUG10M #1-347 Acq:17-AUG-2010 22:40:39 GC EI+ Voltage SIR Autospec-Ultima
471.7750 S:17 F:5 BSUB(10000,15,-3.0) PKD(5,5,3,0,10%,100,0,0,00%,F,F) Exp:PCDD
Sample Text:2083-001-0001-OPR File Text:Frontier Analytical Laboratory



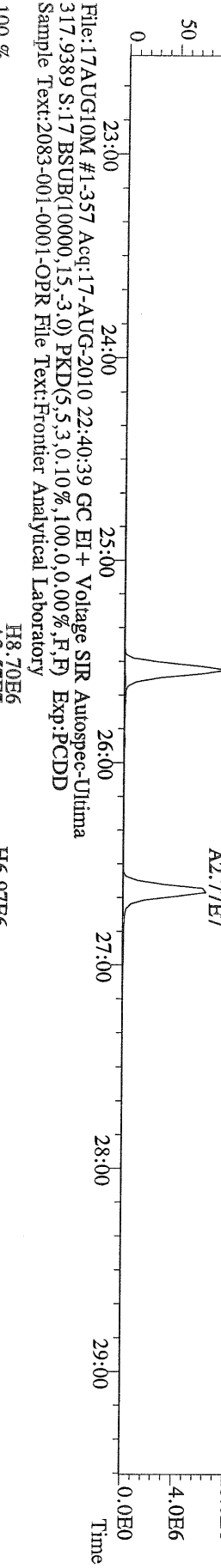
File:17AUG10M #1-347 Acq:17-AUG-2010 22:40:39 GC EI+ Voltage SIR Autospec-Ultima
454.9728 S:17 F:5 Exp:PCDD
Sample Text:2083-001-0001-OPR File Text:Frontier Analytical Laboratory



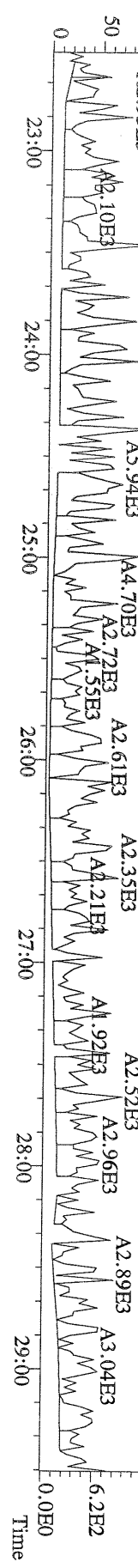
File:17AUG10M #1-357 Acq:17-AUG-2010 22:40:39 GC EI+ Voltage SIR Autospec-Ultima
303.9016 S:17 BSUB(10000,15,-3.0) PKD(5,5,3,0,100,0,0,00%,F,F) Exp:PCDD
Sample Text:2083-001-0001-OPR File Text:Frontier Analytical Laboratory



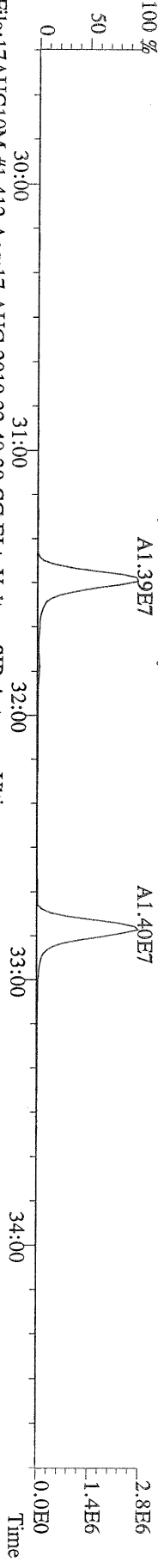
File:17AUG10M #1-357 Acq:17-AUG-2010 22:40:39 GC EI+ Voltage SIR Autospec-Ultima
315.9419 S:17 BSUB(10000,15,-3.0) PKD(5,5,3,0,100,0,0,00%,F,F) Exp:PCDD
Sample Text:2083-001-0001-OPR File Text:Frontier Analytical Laboratory




File:17AUG10M #1-357 Acq:17-AUG-2010 22:40:39 GC EI+ Voltage SIR Autospec-Ultima
375.8364 S:17 BSUB(10000,15,-3.0) PKD(5,5,3,0,100,0,0,00%,F,F) Exp:PCDD
Sample Text:2083-001-0001-OPR File Text:Frontier Analytical Laboratory




File:17AUG10M #1-412 Acq:17-AUG-2010 22:40:39 GC EI+ Voltage SIR Autospec-Ultima
 339.8597 S:17 F:2 BSUB(10000,15,-3.0) PKD(5,5,3,0,10%,100,0,0,00%,F,F) Exp:PCDD
 Sample Text:2083-001-0001-OPR File Text:Frontier Analytical Laboratory




File:17AUG10M #1-412 Acq:17-AUG-2010 22:40:39 GC EI+ Voltage SIR Autospec-Ultima
 341.8568 S:17 F:2 BSUB(10000,15,-3.0) PKD(5,5,3,0,10%,100,0,0,00%,F,F) Exp:PCDD
 Sample Text:2083-001-0001-OPR File Text:Frontier Analytical Laboratory



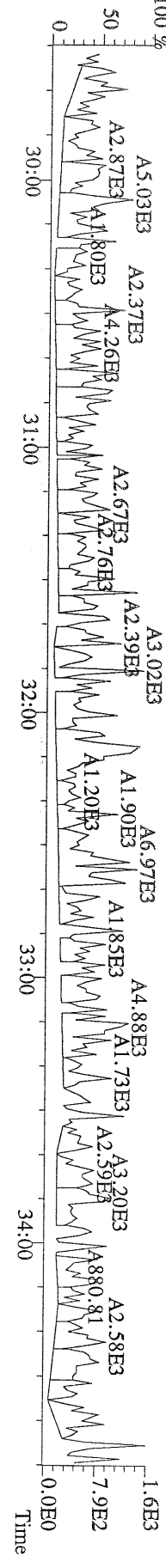
File:17AUG10M #1-412 Acq:17-AUG-2010 22:40:39 GC EI+ Voltage SIR Autospec-Ultima
 351.9000 S:17 F:2 BSUB(10000,15,-3.0) PKD(5,5,3,0,10%,100,0,0,00%,F,F) Exp:PCDD
 Sample Text:2083-001-0001-OPR File Text:Frontier Analytical Laboratory



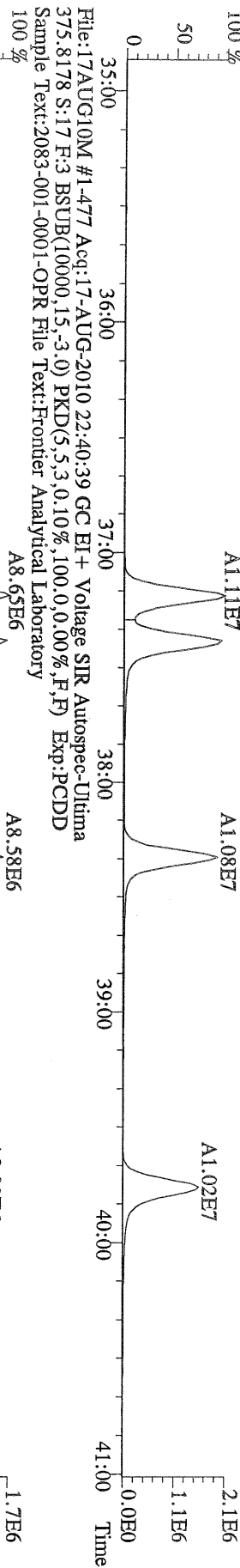
File:17AUG10M #1-412 Acq:17-AUG-2010 22:40:39 GC EI+ Voltage SIR Autospec-Ultima
 353.8970 S:17 F:2 BSUB(10000,15,-3.0) PKD(5,5,3,0,10%,100,0,0,00%,F,F) Exp:PCDD
 Sample Text:2083-001-0001-OPR File Text:Frontier Analytical Laboratory



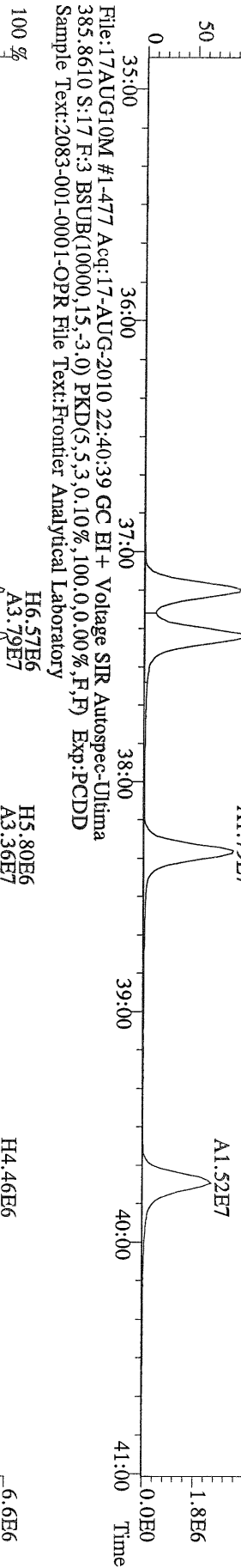
File:17AUG10M #1-412 Acq:17-AUG-2010 22:40:39 GC EI+ Voltage SIR Autospec-Ultima
 409.7974 S:17 F:2 BSUB(10000,15,-3.0) PKD(5,5,3,0,10%,100,0,0,00%,F,F) Exp:PCDD
 Sample Text:2083-001-0001-OPR File Text:Frontier Analytical Laboratory



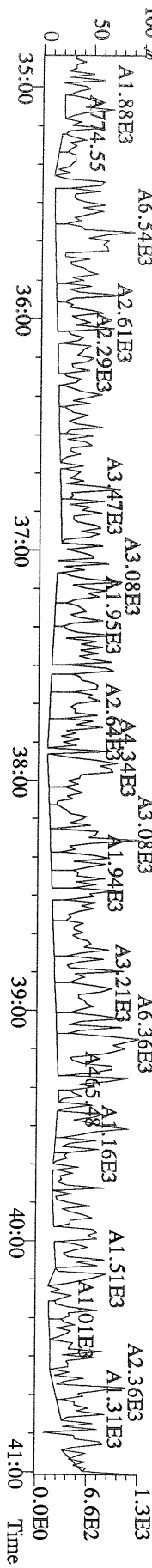
File:17AUG10M #1-477 Acq:17-AUG-2010 22:40:39 GC EI+ Voltage SIR Autospec-Ultima
 373.8207 S:17 F:3 BSUB(10000,15,-3.0) PKD(5,5,3,0,10%,100,0,0,00%,F,F) Exp:PCDD
 Sample Text:2083-001-0001-OPR File Text:Frontier Analytical Laboratory



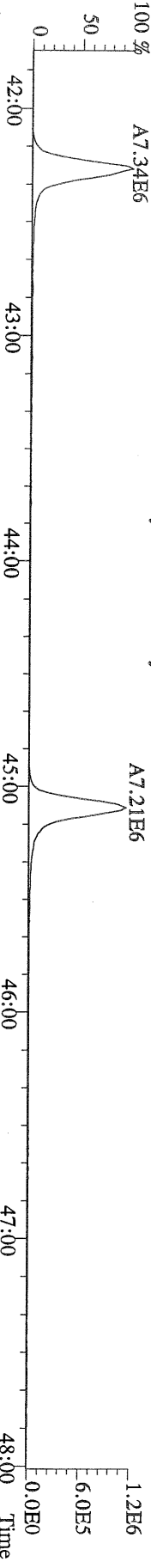
File:17AUG10M #1-477 Acq:17-AUG-2010 22:40:39 GC EI+ Voltage SIR Autospec-Ultima
 383.8639 S:17 F:3 BSUB(10000,15,-3.0) PKD(5,5,3,0,10%,100,0,0,00%,F,F) Exp:PCDD
 Sample Text:2083-001-0001-OPR File Text:Frontier Analytical Laboratory



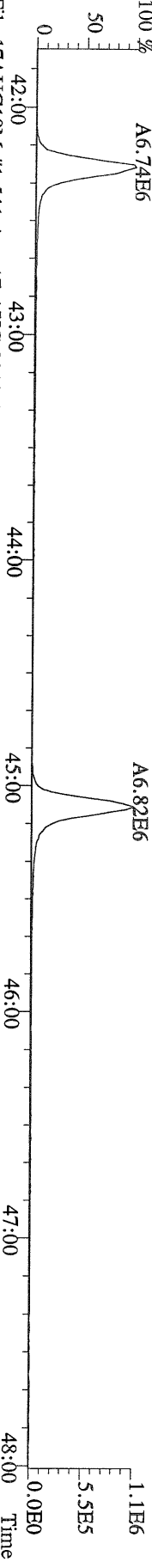
File:17AUG10M #1-477 Acq:17-AUG-2010 22:40:39 GC EI+ Voltage SIR Autospec-Ultima
 445.7555 S:17 F:3 BSUB(10000,15,-3.0) PKD(5,5,3,0,10%,100,0,0,00%,F,F) Exp:PCDD
 Sample Text:2083-001-0001-OPR File Text:Frontier Analytical Laboratory



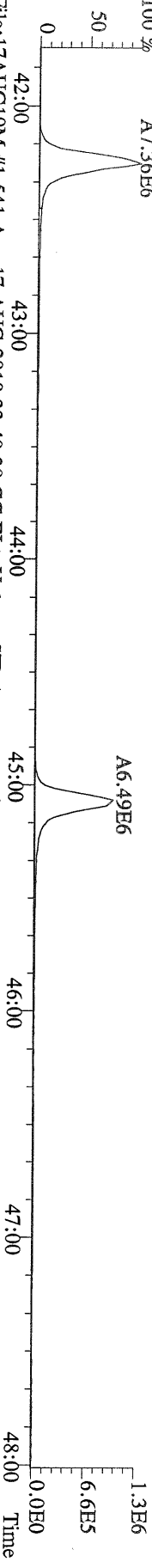
File:17AUG10M #1-541 Acq:17-AUG-2010 22:40:39 GC EI+ Voltage SIR Autospec-Ultima
407.7818 S:17 F:4 BSUB(10000,15,-3.0) PKD(5,5,3,0,10%,100,0,0,0%,F,F) Exp:PCDD
Sample Text:2083-001-0001-OPR File Text:Frontier Analytical Laboratory
100 %
A7.34E6
A7.21E6



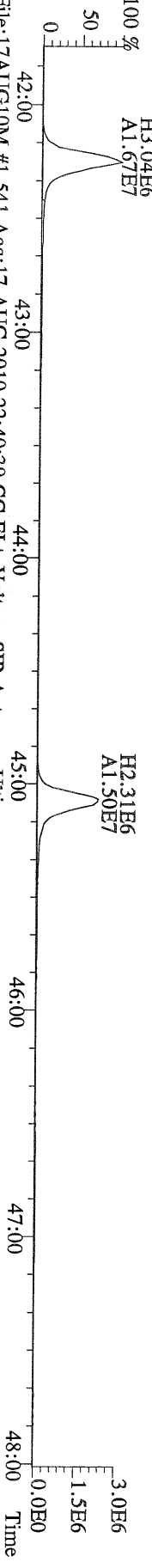
File:17AUG10M #1-541 Acq:17-AUG-2010 22:40:39 GC EI+ Voltage SIR Autospec-Ultima
409.7788 S:17 F:4 BSUB(10000,15,-3.0) PKD(5,5,3,0,10%,100,0,0,0%,F,F) Exp:PCDD
Sample Text:2083-001-0001-OPR File Text:Frontier Analytical Laboratory
100 %
A6.74E6
A6.82E6



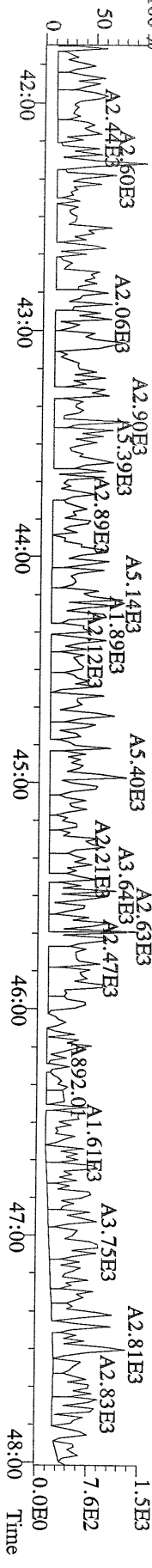
File:17AUG10M #1-541 Acq:17-AUG-2010 22:40:39 GC EI+ Voltage SIR Autospec-Ultima
417.8253 S:17 F:4 BSUB(10000,15,-3.0) PKD(5,5,3,0,10%,100,0,0,0%,F,F) Exp:PCDD
Sample Text:2083-001-0001-OPR File Text:Frontier Analytical Laboratory
100 %
A7.36E6
A6.49E6



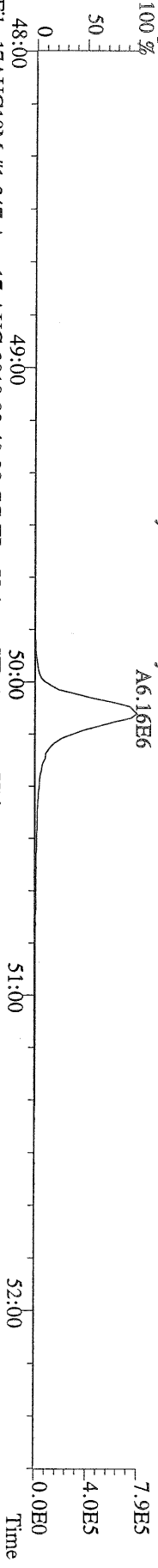
File:17AUG10M #1-541 Acq:17-AUG-2010 22:40:39 GC EI+ Voltage SIR Autospec-Ultima
419.8220 S:17 F:4 BSUB(10000,15,-3.0) PKD(5,5,3,0,10%,100,0,0,0%,F,F) Exp:PCDD
Sample Text:2083-001-0001-OPR File Text:Frontier Analytical Laboratory
100 %
H3.04E6
A1.67E7
H2.31E6
A1.50E7



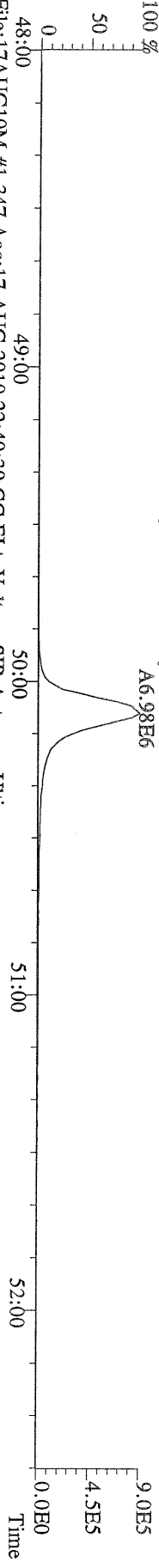
File:17AUG10M #1-541 Acq:17-AUG-2010 22:40:39 GC EI+ Voltage SIR Autospec-Ultima
479.7165 S:17 F:4 BSUB(10000,15,-3.0) PKD(5,5,3,0,10%,100,0,0,0%,F,F) Exp:PCDD
Sample Text:2083-001-0001-OPR File Text:Frontier Analytical Laboratory
100 %



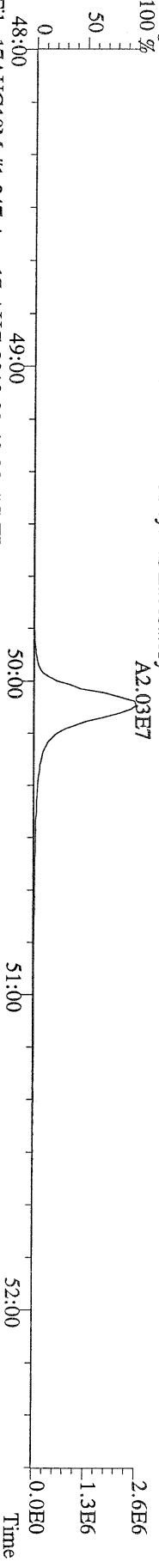
File:17AUG10M #1-347 Acq:17-AUG-2010 22:40:39 GC EI+ Voltage SIR Autospec-Ultima
441.7428 S:17 F:5 BSUB(10000,15,-3.0) PKD(5.5,3,0.10%,100.0,0.00%,F,F) Exp:PCDD
Sample Text:2083-001-0001-OPR File Text:Frontier Analytical Laboratory



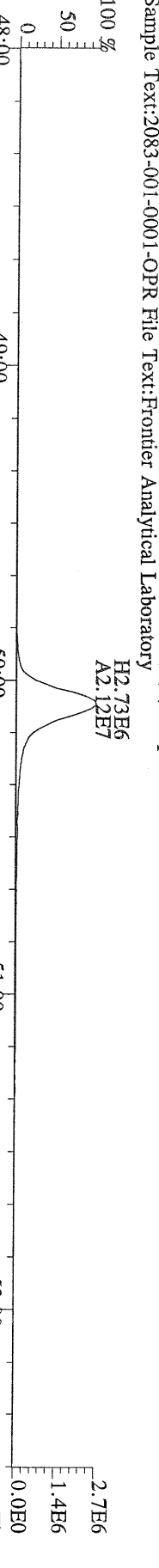
File:17AUG10M #1-347 Acq:17-AUG-2010 22:40:39 GC EI+ Voltage SIR Autospec-Ultima
443.7398 S:17 F:5 BSUB(10000,15,-3.0) PKD(5.5,3,0.10%,100.0,0.00%,F,F) Exp:PCDD
Sample Text:2083-001-0001-OPR File Text:Frontier Analytical Laboratory



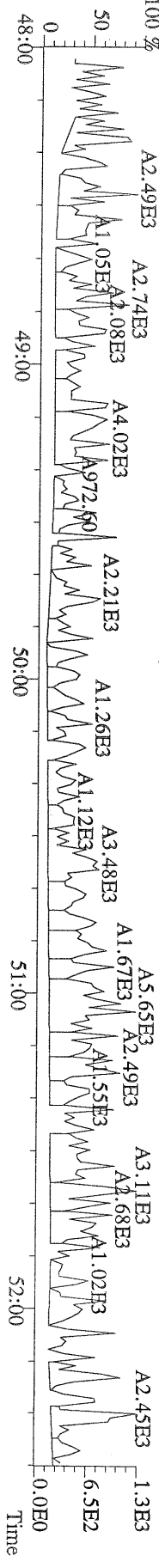
File:17AUG10M #1-347 Acq:17-AUG-2010 22:40:39 GC EI+ Voltage SIR Autospec-Ultima
453.7831 S:17 F:5 BSUB(10000,15,-3.0) PKD(5.5,3,0.10%,100.0,0.00%,F,F) Exp:PCDD
Sample Text:2083-001-0001-OPR File Text:Frontier Analytical Laboratory



File:17AUG10M #1-347 Acq:17-AUG-2010 22:40:39 GC EI+ Voltage SIR Autospec-Ultima
455.7801 S:17 F:5 BSUB(10000,15,-3.0) PKD(5.5,3,0.10%,100.0,0.00%,F,F) Exp:PCDD
Sample Text:2083-001-0001-OPR File Text:Frontier Analytical Laboratory



File:17AUG10M #1-347 Acq:17-AUG-2010 22:40:39 GC EI+ Voltage SIR Autospec-Ultima
513.6775 S:17 F:5 BSUB(10000,15,-3.0) PKD(5.5,3,0.10%,100.0,0.00%,F,F) Exp:PCDD
Sample Text:2083-001-0001-OPR File Text:Frontier Analytical Laboratory



0.690
2/2/10

Name	Resp	RA	RT	RRF	Conc	Qual	Fac Noise-1	Noise-2	DL	#Hom	
2,3,7,8-TCDD	*	* n	NotFnd	1.04	*		2.50	329	433	0.183	
1,2,3,7,8-PeCDD	*	* n	NotFnd	1.05	*		2.50	496	421	0.338	
1,2,3,4,7,8-HxCDD	*	* n	NotFnd	1.30	*		2.50	603	592	0.590	
1,2,3,6,7,8-HxCDD	*	* n	NotFnd	1.28	*		2.50	603	592	0.705	
1,2,3,7,8,9-HxCDD	*	* n	NotFnd	1.25	*		2.50	603	592	0.666	
1,2,3,4,6,7,8-HpCDD	7.15e+05	1.01 y	44:12	1.35	35.0		2.50	-	-	*	
OCDD	3.47e+06	0.95 y	49:45	1.25	379		2.50	-	-	*	
2,3,7,8-TCDF	*	* n	NotFnd	1.62	*		2.50	380	568	0.103	
1,2,3,7,8-PeCDF	*	* n	NotFnd	0.92	*		2.50	515	481	0.290	
2,3,4,7,8-PeCDF	*	* n	NotFnd	0.94	*		2.50	515	481	0.301	
1,2,3,4,7,8-HxCDF	*	* n	NotFnd	0.93	*		2.50	512	683	0.503	
1,2,3,6,7,8-HxCDF	*	* n	NotFnd	0.84	*		2.50	512	683	0.527	
2,3,4,6,7,8-HxCDF	*	* n	NotFnd	0.90	*		2.50	512	683	0.568	
1,2,3,7,8,9-HxCDF	*	* n	NotFnd	0.98	*		2.50	512	683	0.669	
1,2,3,4,6,7,8-HpCDF	3.80e+05	1.03 y	42:18	1.38	16.2		2.50	-	-	*	
1,2,3,4,7,8,9-HpCDF	4.04e+04	1.01 y	45:09	1.62	1.77	J	2.50	-	-	*	
OCDF	1.64e+06	0.85 y	50:08	0.74	156		2.50	-	-	*	
									Rec		
13C-2,3,7,8-TCDD	4.49e+07	0.82 y	27:24	0.93	893					90.2	
13C-1,2,3,7,8-PeCDD	3.33e+07	1.75 y	33:13	0.81	759					76.7	
13C-1,2,3,4,7,8-HxCDD	2.05e+07	1.23 y	38:35	0.95	942					95.2	
13C-1,2,3,6,7,8-HxCDD	1.95e+07	1.23 y	38:45	1.00	852					86.0	
13C-1,2,3,4,6,7,8-HpCDD	1.49e+07	1.05 y	44:11	0.92	705					71.2	
13C-OCDD	1.45e+07	0.94 y	49:45	0.63	996					50.3	
13C-2,3,7,8-TCDF	6.04e+07	0.86 y	26:40	0.87	899					90.8	
13C-1,2,3,7,8-PeCDF	4.70e+07	1.65 y	31:29	0.81	753					76.1	
13C-2,3,4,7,8-PeCDF	4.41e+07	1.65 y	32:49	0.75	759					76.7	
13C-1,2,3,4,7,8-HxCDF	3.43e+07	0.55 y	37:11	1.74	860					86.8	
13C-1,2,3,6,7,8-HxCDF	4.07e+07	0.54 y	37:24	2.17	817					82.5	
13C-2,3,4,6,7,8-HxCDF	3.36e+07	0.54 y	38:20	1.82	805					81.3	
13C-1,2,3,7,8,9-HxCDF	2.86e+07	0.54 y	39:46	1.49	838					84.7	
13C-1,2,3,4,6,7,8-HpCDF	1.68e+07	0.41 y	42:17	1.10	666					67.3	
13C-1,2,3,4,7,8,9-HpCDF	1.39e+07	0.41 y	45:06	0.81	743					75.1	
13C-OCDF	2.80e+07	0.96 y	50:07	1.19	1030					52.0	
37Cl-2,3,7,8-TCDD	1.86e+07		27:25	0.93	369					93.1	
13C-1,2,3,4-TCDD	5.38e+07	0.82 y	26:50	-	78.5						
13C-1,2,3,4-TCDF	7.66e+07	0.87 y	25:35	-	71.1						
13C-1,2,3,7,8,9-HxCDD	2.28e+07	1.24 y	39:11	-	52.3						
							Fac Noise-1	Noise-2	DL	#Hom	
Total Tetra-Dioxins	6.63e+04		25:37	1.04	1.41	J	2.50	-	-	*	1
Total Penta-Dioxins	*		NotFnd	1.05	*		2.50	496	421	0.338	0
Total Hexa-Dioxins	1.32e+05		36:09	1.27	5.12	J	2.50	-	-	*	2
Total Hepta-Dioxins	1.47e+06		42:49	1.35	72.0		2.50	-	-	*	2
Total Tetra-Furans	5.30e+04		25:35	1.62	0.537	J	2.50	-	-	*	1
1st Fn. Tot Penta-Furans	*		NotFnd	0.93	*		2.50	911	756	0.494	PeCDF 0
Total Penta-Furans	*		NotFnd	0.93	*		2.50	911	756	0.494	1.00 0
Total Hexa-Furans	7.42e+05		35:32	0.90	23.7		2.50	-	-	*	3
Total Hepta-Furans	2.69e+06		42:18	1.48	116		2.50	-	-	*	3

Analyst: *[Signature]*

Date: *8/19/10*

Totals class: Total Tetra-Dioxins

Entry #: 38

Run: 9 File: 18AUG10M S: 3 I: 1 F: 1
Acquired: 18-AUG-10 15:09:29

Total Concentration: 1.41

Unnamed Concentration: 1.410

RT	ml Resp	m2 Resp RA	Resp	Concentration	Name
25:37	2.99e+04	3.64e+04 0.82 y	6.63e+04	1.41	

Totals class: Total Hexa-Dioxins

Entry #: 40

Run: 9 File: 18AUG10M
Acquired: 18-AUG-10 15:09:29

S: 3 I: 1 F: 3

Total Concentration: 5.12

Unnamed Concentration: 5.119

RT	ml Resp	m2 Resp	RA	Resp	Concentration	Name
36:09	2.55e+04	1.93e+04	1.32 y	4.49e+04	1.74	
37:31	5.09e+04	3.59e+04	1.42 y	8.68e+04	3.37	

Totals class: Total Hepta-Dioxins

Entry #: 41

Run: 9 File: 18AUG10M S: 3 I: 1 F: 4
Acquired: 18-AUG-10 15:09:29

Total Concentration: 72.0

Unnamed Concentration: 36.996

RT	mL Resp	m2 Resp	RA	Resp	Concentration	Name
42:49	3.74e+05	3.81e+05	0.98 y	7.55e+05	37.0	
44:12	3.60e+05	3.55e+05	1.01 y	7.15e+05	35.0	1,2,3,4,6,7,8-HpCDD

Totals class: Total Tetra-Furans

Entry #: 42

Run: 9

File: 18AUG10M

S: 3 I: 1 F: 1

Acquired: 18-AUG-10 15:09:29

Total Concentration: 0.537

Unnamed Concentration: 0.537

RT	ml Resp	m2 Resp	RA	Resp	Concentration	Name
25:35	2.18e+04	3.12e+04	0.70 y	5.30e+04	0.537	

Totals class: Total Hexa-Furans

Entry #: 45

Run: 9 File: 18AUG10M
Acquired: 18-AUG-10 15:09:29

S: 3 I: 1 F: 3

Total Concentration: 23.7

Unnamed Concentration: 23.665

RT	ml Resp	m2 Resp	RA	Resp	Concentration	Name
35:32	4.25e+04	3.64e+04	1.17 y	7.89e+04	2.52	
36:27	3.36e+05	2.68e+05	1.25 y	6.04e+05	19.3	
38:06	3.42e+04	2.50e+04	1.37 y	5.92e+04	1.89	

Totals class: Total Hepta-Furans

Entry #: 46

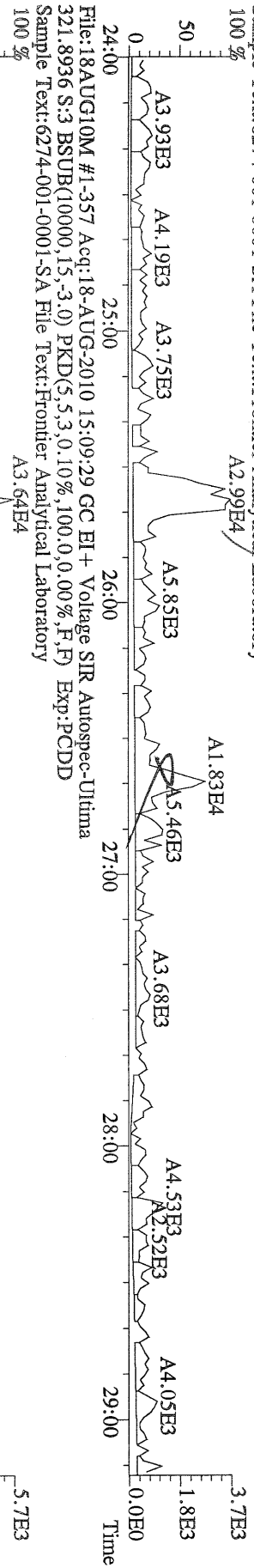
Run: 9 File: 18AUG10M S: 3 I: 1 F: 4
Acquired: 18-AUG-10 15:09:29

Total Concentration: 116


Unnamed Concentration: 98.318

RT	ml Resp	m2 Resp	RA	Resp	Concentration	Name
42:18	1.93e+05	1.88e+05	1.03 y	3.80e+05	16.2	1,2,3,4,6,7,8-HpCDF
43:07	1.15e+06	1.11e+06	1.03 y	2.27e+06	98.3	
45:09	2.03e+04	2.02e+04	1.01 y	4.04e+04	1.77	1,2,3,4,7,8,9-HpCDF

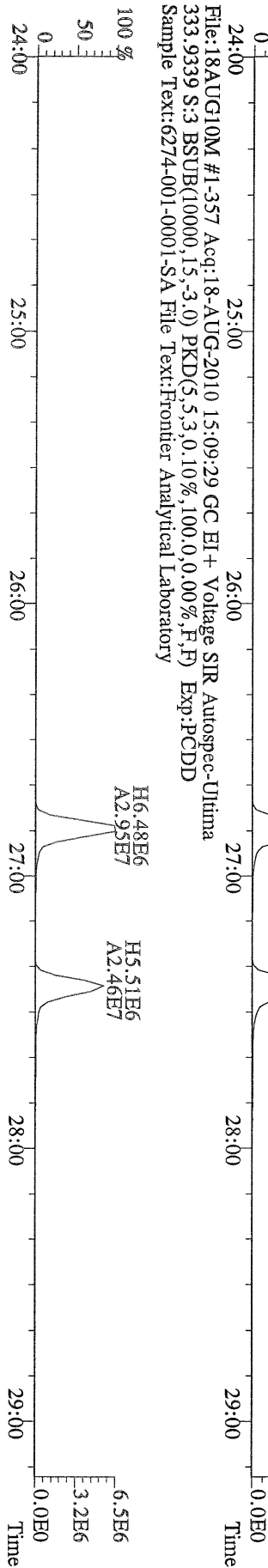
File:18AUG10M #1-357 Acq:18-AUG-2010 15:09:29 GC EI+ Voltage SIR Autospec-Ultima
319.8965 S:3 BSUB(10000,15,-3.0) PKD(5.5,3.0,100.0,0.00%,F,F) Exp:PCDD
Sample Text:6274-001-0001-SA File Text:Fronter Analytical Laboratory



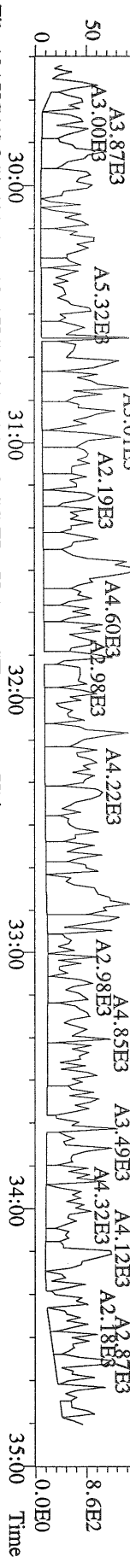
File:18AUG10M #1-357 Acq:18-AUG-2010 15:09:29 GC EI+ Voltage SIR Autospec-Ultima
327.8847 S:3 BSUB(10000,15,-3.0) PKD(5.5,3.0,100.0,0.00%,F,F) Exp:PCDD
Sample Text:6274-001-0001-SA File Text:Fronter Analytical Laboratory




File:18AUG10M #1-357 Acq:18-AUG-2010 15:09:29 GC EI+ Voltage SIR Autospec-Ultima
333.9339 S:3 BSUB(10000,15,-3.0) PKD(5.5,3.0,100.0,0.00%,F,F) Exp:PCDD
Sample Text:6274-001-0001-SA File Text:Fronter Analytical Laboratory




File:18AUG10M #1-412 Acq:18-AUG-2010 15:09:29 GC EI+ Voltage SIR Autospec-Ultima
355.8546 S:3 F:2 BSUB(10000,15,-3.0) PKD(5.5,3,0.10%,100.0,0.00%,F,F) Exp:PCDD
Sample Text:6274-001-0001-SA File Text:Frontier Analytical Laboratory



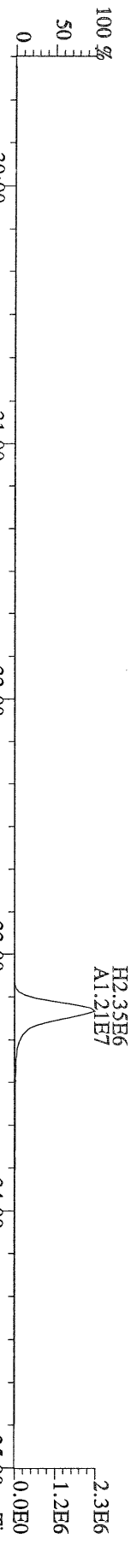
File:18AUG10M #1-412 Acq:18-AUG-2010 15:09:29 GC EI+ Voltage SIR Autospec-Ultima
357.8517 S:3 F:2 BSUB(10000,15,-3.0) PKD(5.5,3,0.10%,100.0,0.00%,F,F) Exp:PCDD
Sample Text:6274-001-0001-SA File Text:Frontier Analytical Laboratory




File:18AUG10M #1-412 Acq:18-AUG-2010 15:09:29 GC EI+ Voltage SIR Autospec-Ultima
367.8949 S:3 F:2 BSUB(10000,15,-3.0) PKD(5.5,3,0.10%,100.0,0.00%,F,F) Exp:PCDD
Sample Text:6274-001-0001-SA File Text:Frontier Analytical Laboratory



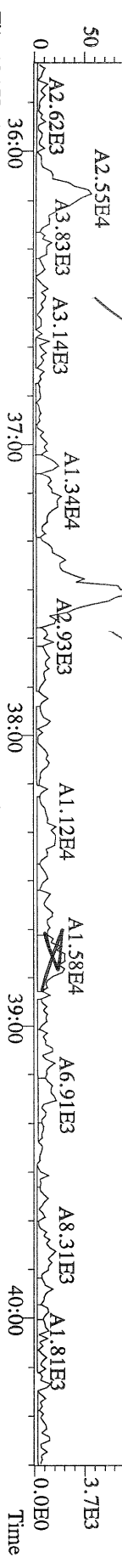
File:18AUG10M #1-412 Acq:18-AUG-2010 15:09:29 GC EI+ Voltage SIR Autospec-Ultima
369.8919 S:3 F:2 BSUB(10000,15,-3.0) PKD(5.5,3,0.10%,100.0,0.00%,F,F) Exp:PCDD
Sample Text:6274-001-0001-SA File Text:Frontier Analytical Laboratory



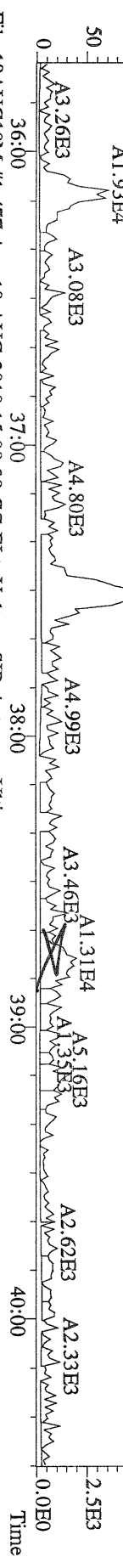
File:18AUG10M #1-412 Acq:18-AUG-2010 15:09:29 GC EI+ Voltage SIR Autospec-Ultima
366.9792 S:3 F:2 Exp:PCDD
Sample Text:6274-001-0001-SA File Text:Frontier Analytical Laboratory




File:18AUG10M #1-477 Acq:18-AUG-2010 15:09:29 GC EI+ Voltage SIR Autospec-Ultima
 389.8156 S:3 F:3 BSUB(10000,15,-3.0) PKD(5,5.3,0.10%,100.0,0.00%,F,F) Exp:PCDD
 Sample Text:6274-001-0001-SA File Text:Frontier Analytical Laboratory



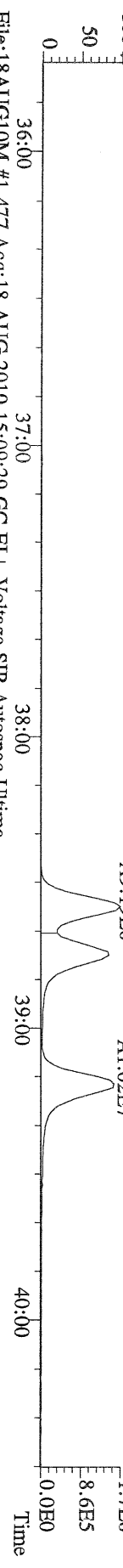
File:18AUG10M #1-477 Acq:18-AUG-2010 15:09:29 GC EI+ Voltage SIR Autospec-Ultima
 391.8127 S:3 F:3 BSUB(10000,15,-3.0) PKD(5,5.3,0.10%,100.0,0.00%,F,F) Exp:PCDD
 Sample Text:6274-001-0001-SA File Text:Frontier Analytical Laboratory




File:18AUG10M #1-477 Acq:18-AUG-2010 15:09:29 GC EI+ Voltage SIR Autospec-Ultima
 401.8559 S:3 F:3 BSUB(10000,15,-3.0) PKD(5,5.3,0.10%,100.0,0.00%,F,F) Exp:PCDD
 Sample Text:6274-001-0001-SA File Text:Frontier Analytical Laboratory




File:18AUG10M #1-477 Acq:18-AUG-2010 15:09:29 GC EI+ Voltage SIR Autospec-Ultima
 403.8530 S:3 F:3 BSUB(10000,15,-3.0) PKD(5,5.3,0.10%,100.0,0.00%,F,F) Exp:PCDD
 Sample Text:6274-001-0001-SA File Text:Frontier Analytical Laboratory



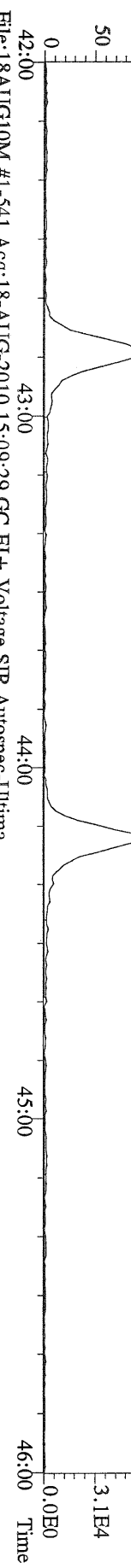
File:18AUG10M #1-477 Acq:18-AUG-2010 15:09:29 GC EI+ Voltage SIR Autospec-Ultima
 380.9760 S:3 F:3 Exp:PCDD
 Sample Text:6274-001-0001-SA File Text:Frontier Analytical Laboratory



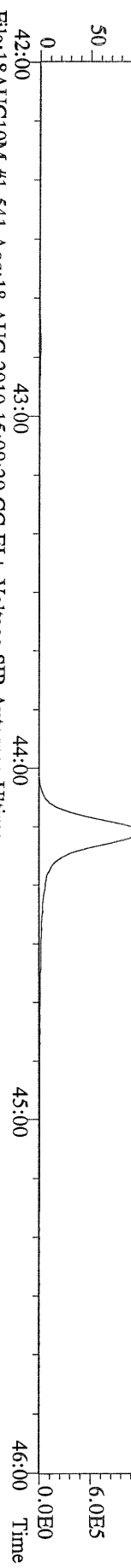
File:18AUG10M #1-541 Acq:18-AUG-2010 15:09:29 GC EI+ Voltage SIR Autospec-Ultima
423.7767 S:3 F:4 BSUB(10000,15,-3.0) PKD(5,5,3,0.10%,100,0,0.00%,F,F) Exp:PCDD
Sample Text:6274-001-0001-SA File Text:Fronter Analytical Laboratory



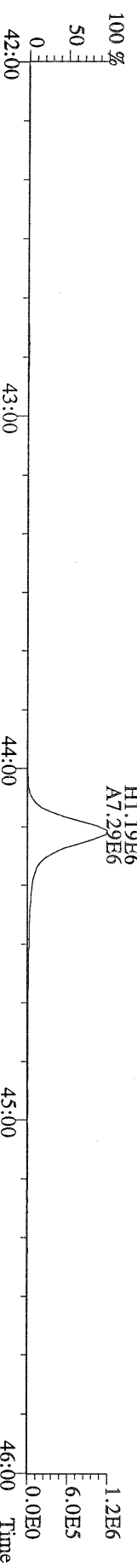
File:18AUG10M #1-541 Acq:18-AUG-2010 15:09:29 GC EI+ Voltage SIR Autospec-Ultima
425.7737 S:3 F:4 BSUB(10000,15,-3.0) PKD(5,5,3,0.10%,100,0,0.00%,F,F) Exp:PCDD
Sample Text:6274-001-0001-SA File Text:Fronter Analytical Laboratory



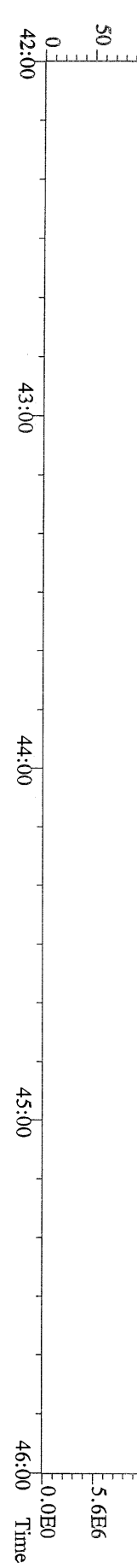
File:18AUG10M #1-541 Acq:18-AUG-2010 15:09:29 GC EI+ Voltage SIR Autospec-Ultima
435.8169 S:3 F:4 BSUB(10000,15,-3.0) PKD(5,5,3,0.10%,100,0,0.00%,F,F) Exp:PCDD
Sample Text:6274-001-0001-SA File Text:Fronter Analytical Laboratory



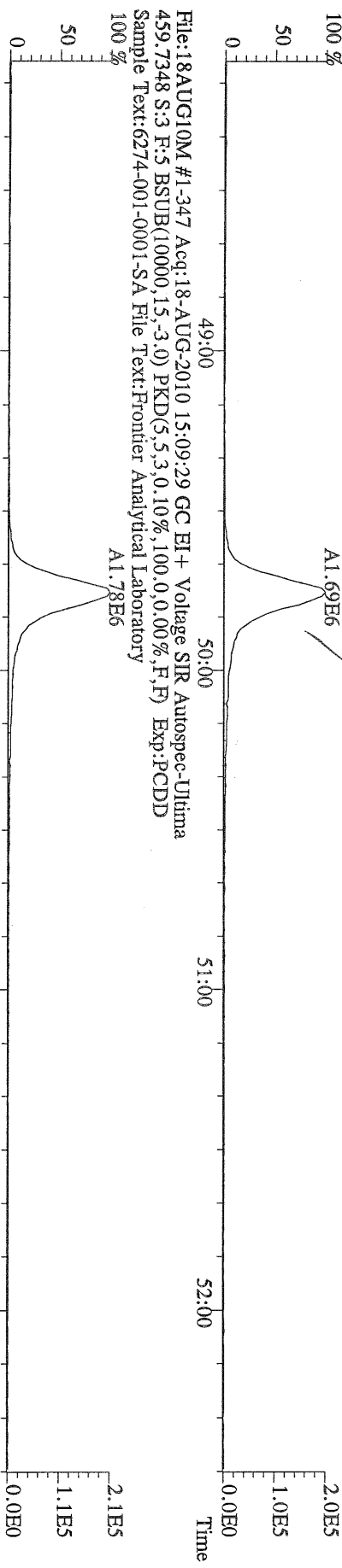
File:18AUG10M #1-541 Acq:18-AUG-2010 15:09:29 GC EI+ Voltage SIR Autospec-Ultima
437.8140 S:3 F:4 BSUB(10000,15,-3.0) PKD(5,5,3,0.10%,100,0,0.00%,F,F) Exp:PCDD
Sample Text:6274-001-0001-SA File Text:Fronter Analytical Laboratory




File:18AUG10M #1-541 Acq:18-AUG-2010 15:09:29 GC EI+ Voltage SIR Autospec-Ultima
430.9728 S:3 F:4 Exp:PCDD
Sample Text:6274-001-0001-SA File Text:Fronter Analytical Laboratory




File:18AUG10M #1-347 Acq:18-AUG-2010 15:09:29 GC EI+ Voltage SIR Autospec-Ultima
457.7377 S:3 F:5 BSUB(10000,15,-3.0) PKD(5,5,3,0.10%,100.0,0.00%,F,F) Exp:PCDD
Sample Text:6274-001-0001-SA File Text:Frontier Analytical Laboratory
100 %




File:18AUG10M #1-347 Acq:18-AUG-2010 15:09:29 GC EI+ Voltage SIR Autospec-Ultima
459.7348 S:3 F:5 BSUB(10000,15,-3.0) PKD(5,5,3,0.10%,100.0,0.00%,F,F) Exp:PCDD
Sample Text:6274-001-0001-SA File Text:Frontier Analytical Laboratory
100 %



File:18AUG10M #1-347 Acq:18-AUG-2010 15:09:29 GC EI+ Voltage SIR Autospec-Ultima
469.7780 S:3 F:5 BSUB(10000,15,-3.0) PKD(5,5,3,0.10%,100.0,0.00%,F,F) Exp:PCDD
Sample Text:6274-001-0001-SA File Text:Frontier Analytical Laboratory
100 %




File:18AUG10M #1-347 Acq:18-AUG-2010 15:09:29 GC EI+ Voltage SIR Autospec-Ultima
471.7750 S:3 F:5 BSUB(10000,15,-3.0) PKD(5,5,3,0.10%,100.0,0.00%,F,F) Exp:PCDD
Sample Text:6274-001-0001-SA File Text:Frontier Analytical Laboratory
100 %




File:18AUG10M #1-347 Acq:18-AUG-2010 15:09:29 GC EI+ Voltage SIR Autospec-Ultima
454.9728 S:3 F:5 Exp:PCDD
Sample Text:6274-001-0001-SA File Text:Frontier Analytical Laboratory
100 %




File:18AUG10M #1-357 Acq:18-AUG-2010 15:09:29 GC EI+ Voltage SIR Autospec-Utima
 303.9016 S:3 BSUB(10000,15,-3.0) PKD(5,5,3,0,10%,100,0,0,00%,F,F) Exp:PCDD
 Sample Text:6274-001-0001-SA File Text:Fronter Analytical Laboratory



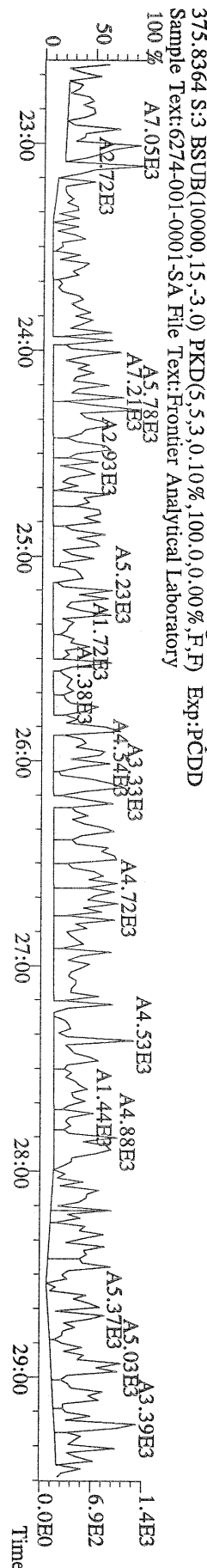

File:18AUG10M #1-357 Acq:18-AUG-2010 15:09:29 GC EI+ Voltage SIR Autospec-Utima
 305.8987 S:3 BSUB(10000,15,-3.0) PKD(5,5,3,0,10%,100,0,0,00%,F,F) Exp:PCDD
 Sample Text:6274-001-0001-SA File Text:Fronter Analytical Laboratory



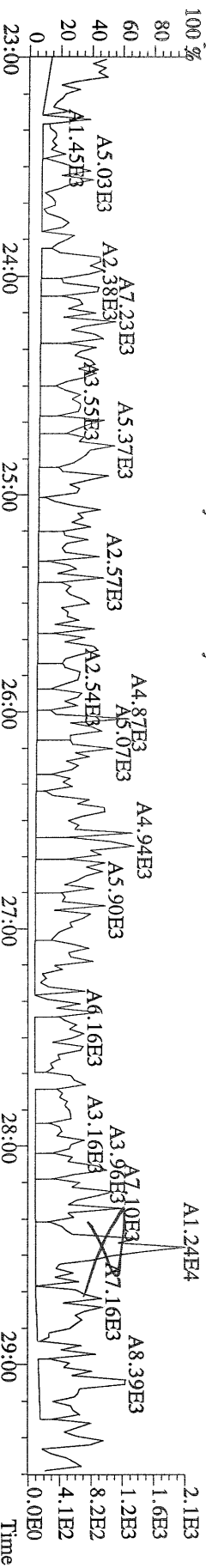
File:18AUG10M #1-357 Acq:18-AUG-2010 15:09:29 GC EI+ Voltage SIR Autospec-Utima
 317.9389 S:3 BSUB(10000,15,-3.0) PKD(5,5,3,0,10%,100,0,0,00%,F,F) Exp:PCDD
 Sample Text:6274-001-0001-SA File Text:Fronter Analytical Laboratory



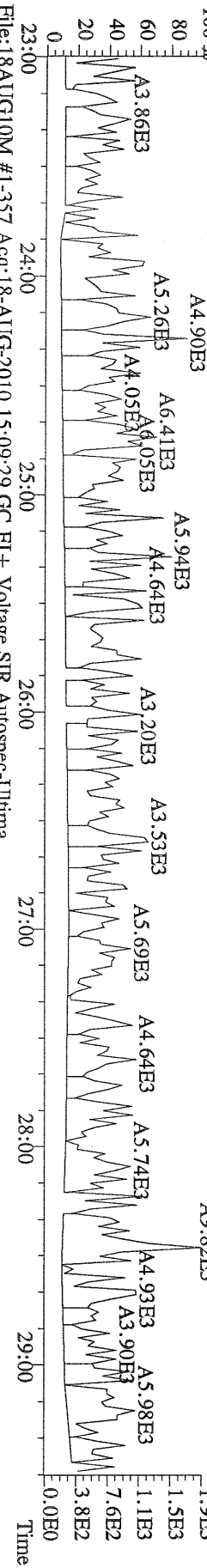
File:18AUG10M #1-357 Acq:18-AUG-2010 15:09:29 GC EI+ Voltage SIR Autospec-Utima
 375.8364 S:3 BSUB(10000,15,-3.0) PKD(5,5,3,0,10%,100,0,0,00%,F,F) Exp:PCDD
 Sample Text:6274-001-0001-SA File Text:Fronter Analytical Laboratory



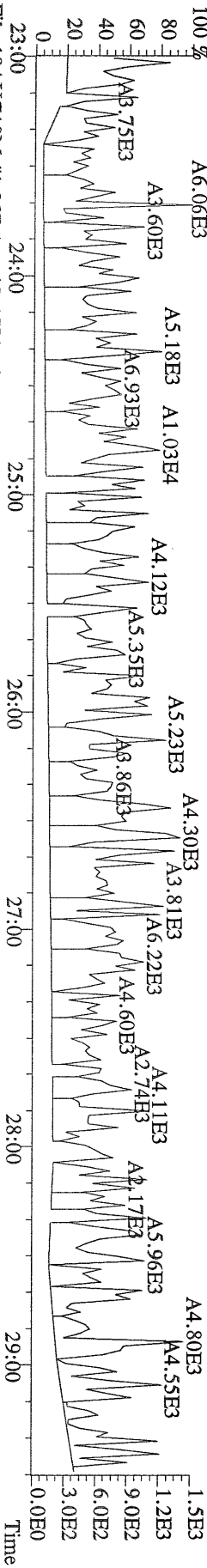
File:18AUG10M #1-357 Acq:18-AUG-2010 15:09:29 GC EI+ Voltage SIR Autospec-Utima
 339.8597 S:3 BSUB(10000,15,-3.0) PKD(5.5,3,0.10%,100.0,0.00%,F,F) Exp:PCDD
 Sample Text:6274-001-0001-SA File Text:Frontier Analytical Laboratory




File:18AUG10M #1-357 Acq:18-AUG-2010 15:09:29 GC EI+ Voltage SIR Autospec-Utima
 341.8568 S:3 BSUB(10000,15,-3.0) PKD(5.5,3,0.10%,100.0,0.00%,F,F) Exp:PCDD
 Sample Text:6274-001-0001-SA File Text:Frontier Analytical Laboratory




File:18AUG10M #1-357 Acq:18-AUG-2010 15:09:29 GC EI+ Voltage SIR Autospec-Utima
 409.7974 S:3 BSUB(10000,15,-3.0) PKD(5.5,3,0.10%,100.0,0.00%,F,F) Exp:PCDD
 Sample Text:6274-001-0001-SA File Text:Frontier Analytical Laboratory




File:18AUG10M #1-357 Acq:18-AUG-2010 15:09:29 GC EI+ Voltage SIR Autospec-Utima
 330.9792 S:3 Exp:PCDD
 Sample Text:6274-001-0001-SA File Text:Frontier Analytical Laboratory



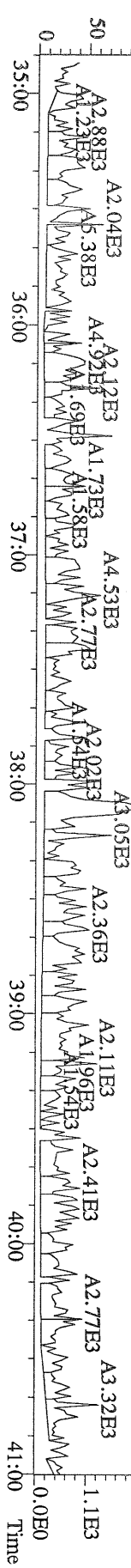
File:18AUG10M #1-477 Acq:18-AUG-2010 15:09:29 GC EI+ Voltage SIR Autospec-Ultima
 373.8207 S:3 F:3 BSUB(10000,15,-3.0) PKD(5,5,3,0,10%,100,0,0,00%,F,F) Exp:PCDD
 Sample Text:6274-001-0001-SA File Text:Frontier Analytical Laboratory




File:18AUG10M #1-477 Acq:18-AUG-2010 15:09:29 GC EI+ Voltage SIR Autospec-Ultima
 383.8639 S:3 F:3 BSUB(10000,15,-3.0) PKD(5,5,3,0,10%,100,0,0,00%,F,F) Exp:PCDD
 Sample Text:6274-001-0001-SA File Text:Frontier Analytical Laboratory



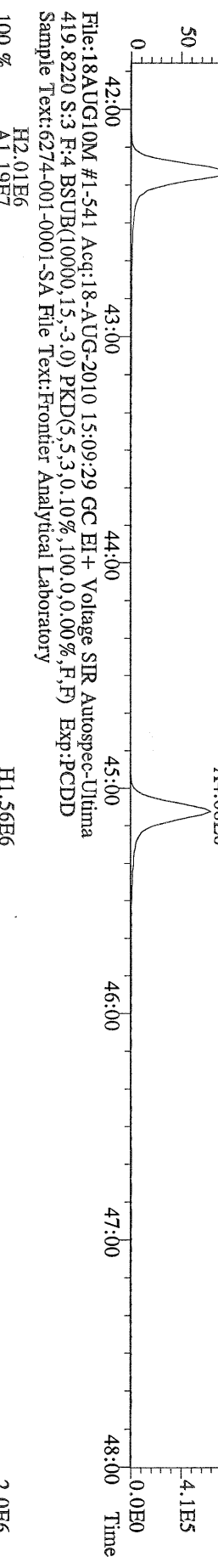
File:18AUG10M #1-477 Acq:18-AUG-2010 15:09:29 GC EI+ Voltage SIR Autospec-Ultima
 445.7555 S:3 F:3 BSUB(10000,15,-3.0) PKD(5,5,3,0,10%,100,0,0,00%,F,F) Exp:PCDD
 Sample Text:6274-001-0001-SA File Text:Frontier Analytical Laboratory



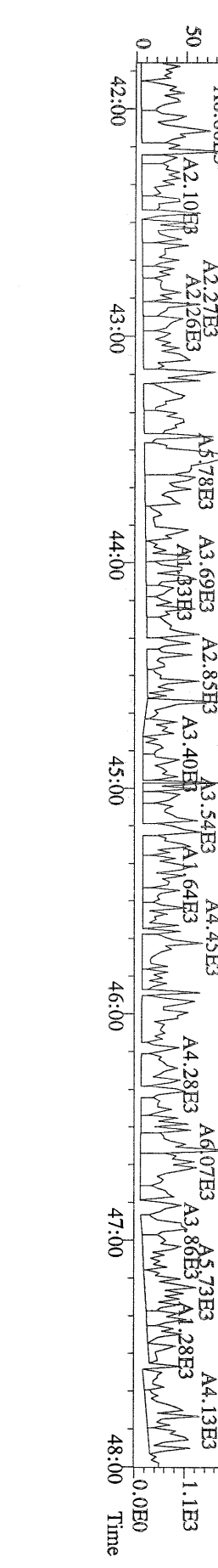
File:18AUG10M #1-541 Acq:18-AUG-2010 15:09:29 GC EI+ Voltage SIR Autospec-Ultima
 407.7818 S:3 F:4 BSUB(10000,15,-3.0) PKD(5,5,3,0,10%,100,0,0,00%,F,F) Exp:PCDD
 Sample Text:6274-001-0001-SA File Text:Frontier Analytical Laboratory



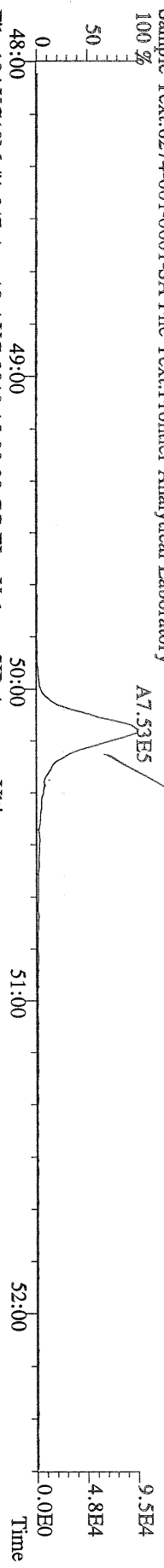
File:18AUG10M #1-541 Acq:18-AUG-2010 15:09:29 GC EI+ Voltage SIR Autospec-Ultima
 417.8253 S:3 F:4 BSUB(10000,15,-3.0) PKD(5,5,3,0,10%,100,0,0,00%,F,F) Exp:PCDD
 Sample Text:6274-001-0001-SA File Text:Frontier Analytical Laboratory



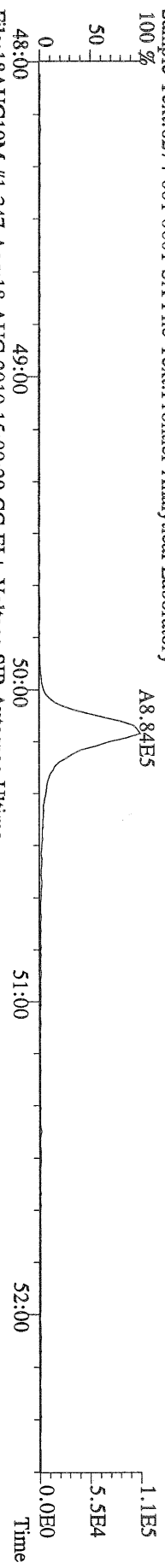
File:18AUG10M #1-541 Acq:18-AUG-2010 15:09:29 GC EI+ Voltage SIR Autospec-Ultima
 479.7165 S:3 F:4 BSUB(10000,15,-3.0) PKD(5,5,3,0,10%,100,0,0,00%,F,F) Exp:PCDD
 Sample Text:6274-001-0001-SA File Text:Frontier Analytical Laboratory



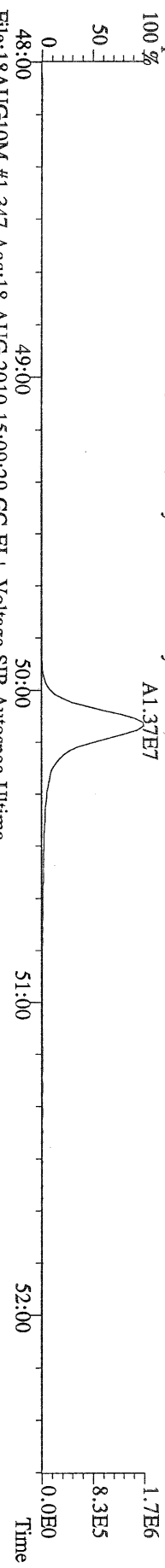
File:18AUG10M #1-347 Acq:18-AUG-2010 15:09:29 GC EI+ Voltage SIR Autospec-Ultima
 441.7428 S:3 F:5 BSUB(10000,15,-3.0) PKD(5,5,3,0.10%,100.0,0.00%,F,F) Exp:PCDD
 Sample Text:6274-001-0001-SA File Text:Frontier Analytical Laboratory



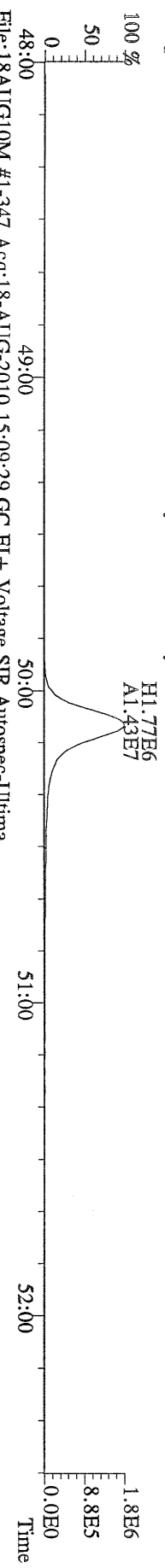
File:18AUG10M #1-347 Acq:18-AUG-2010 15:09:29 GC EI+ Voltage SIR Autospec-Ultima
 443.7398 S:3 F:5 BSUB(10000,15,-3.0) PKD(5,5,3,0.10%,100.0,0.00%,F,F) Exp:PCDD
 Sample Text:6274-001-0001-SA File Text:Frontier Analytical Laboratory



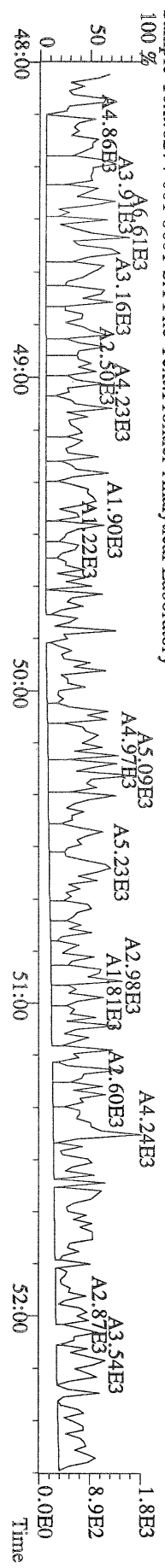
File:18AUG10M #1-347 Acq:18-AUG-2010 15:09:29 GC EI+ Voltage SIR Autospec-Ultima
 453.7831 S:3 F:5 BSUB(10000,15,-3.0) PKD(5,5,3,0.10%,100.0,0.00%,F,F) Exp:PCDD
 Sample Text:6274-001-0001-SA File Text:Frontier Analytical Laboratory



File:18AUG10M #1-347 Acq:18-AUG-2010 15:09:29 GC EI+ Voltage SIR Autospec-Ultima
 455.7801 S:3 F:5 BSUB(10000,15,-3.0) PKD(5,5,3,0.10%,100.0,0.00%,F,F) Exp:PCDD
 Sample Text:6274-001-0001-SA File Text:Frontier Analytical Laboratory



File:18AUG10M #1-347 Acq:18-AUG-2010 15:09:29 GC EI+ Voltage SIR Autospec-Ultima
 513.6775 S:3 F:5 BSUB(10000,15,-3.0) PKD(5,5,3,0.10%,100.0,0.00%,F,F) Exp:PCDD
 Sample Text:6274-001-0001-SA File Text:Frontier Analytical Laboratory



Totals class: Total Tetra-Dioxins

Entry #: 38

Run: 26

File: 17AUG10M

S: 23 I: 1 F: 1

Acquired: 18-AUG-10 04:12:36

Total Concentration: 0.916

Unnamed Concentration: 0.916

RT	ml Resp	m2 Resp	RA	Resp	Concentration	Name
25:36	1.74e+04	2.12e+04	0.82 y	3.86e+04	0.916	

Totals class: Total Hexa-Dioxins

Entry #: 40

Run: 26

File: 17AUG10M

S: 23 I: 1 F: 3

Acquired: 18-AUG-10 04:12:36

Total Concentration: 1.33

Unnamed Concentration: 1.331

RT	ml Resp	m2 Resp	RA	Resp	Concentration	Name
37:31	2.70e+04	2.02e+04	1.34 y	4.73e+04	1.33	

Totals class: Total Hepta-Dioxins

Entry #: 41

Run: 26

File: 17AUG10M

S: 23 I: 1 F: 4

Acquired: 18-AUG-10 04:12:36

Total Concentration: 21.3

Unnamed Concentration: 10.192

RT	ml Resp	m2 Resp	RA	Resp	Concentration	Name
42:48	1.45e+05	1.47e+05	0.99 y	2.92e+05	10.2	
44:11	1.58e+05	1.60e+05	0.99 y	3.19e+05	11.1	1,2,3,4,6,7,8-HpCDD

Totals class: Total Hexa-Furans

Entry #: 45

Run: 26

File: 17AUG10M

S: 23 I: 1 F: 3

Acquired: 18-AUG-10 04:12:36

Total Concentration: 4.06

Unnamed Concentration: 4.061

RT	ml Resp	m2 Resp	RA	Resp	Concentration	Name
36:26	7.48e+04	6.15e+04	1.22 y	1.36e+05	2.91	
38:06	3.14e+04	2.26e+04	1.39 y	5.40e+04	1.15	

Totals class: Total Hepta-Furans

Entry #: 46

Run: 26

File: 17AUG10M

S: 23 I: 1 F: 4

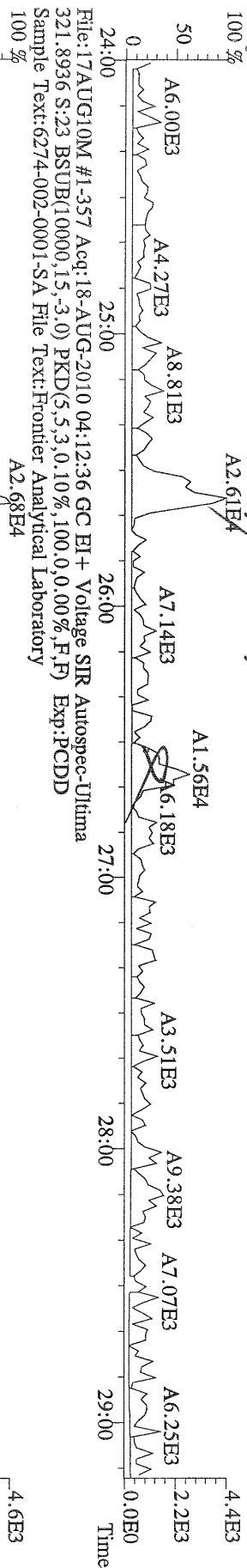
Acquired: 18-AUG-10 04:12:36

Total Concentration: 17.0

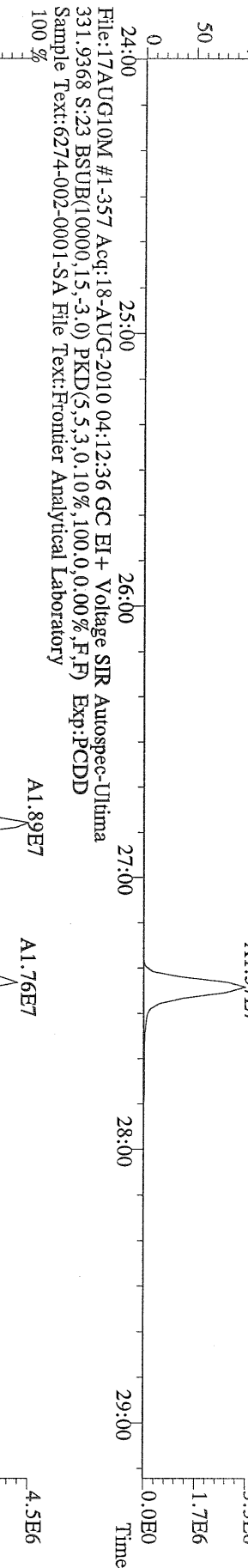
Unnamed Concentration: 14.463

RT	ml Resp	m2 Resp	RA	Resp	Concentration	Name
42:17	4.64e+04	4.40e+04	1.05 y	9.04e+04	2.52	1,2,3,4,6,7,8-HpCDF
43:06	2.58e+05	2.40e+05	1.07 y	4.98e+05	14.5	

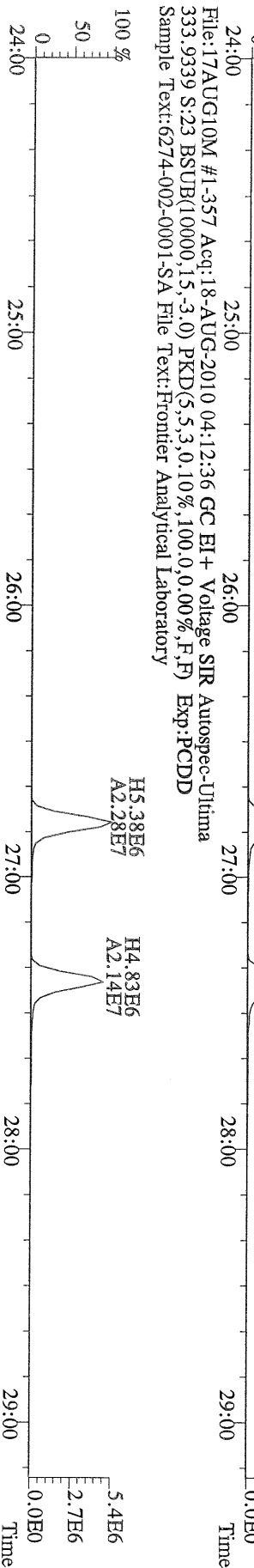
File:17AUG10M #1-357 Acq:18-AUG-2010 04:12:36 GC EI+ Voltage SIR Autospec-Ultima
319.8965 S:23 BSUB(10000,15,-3.0) PKD(5,5,3,0,10%,100,0,0.00%,F,F) Exp:PCDD
Sample Text:6274-002-0001-SA File Text:Frontier Analytical Laboratory



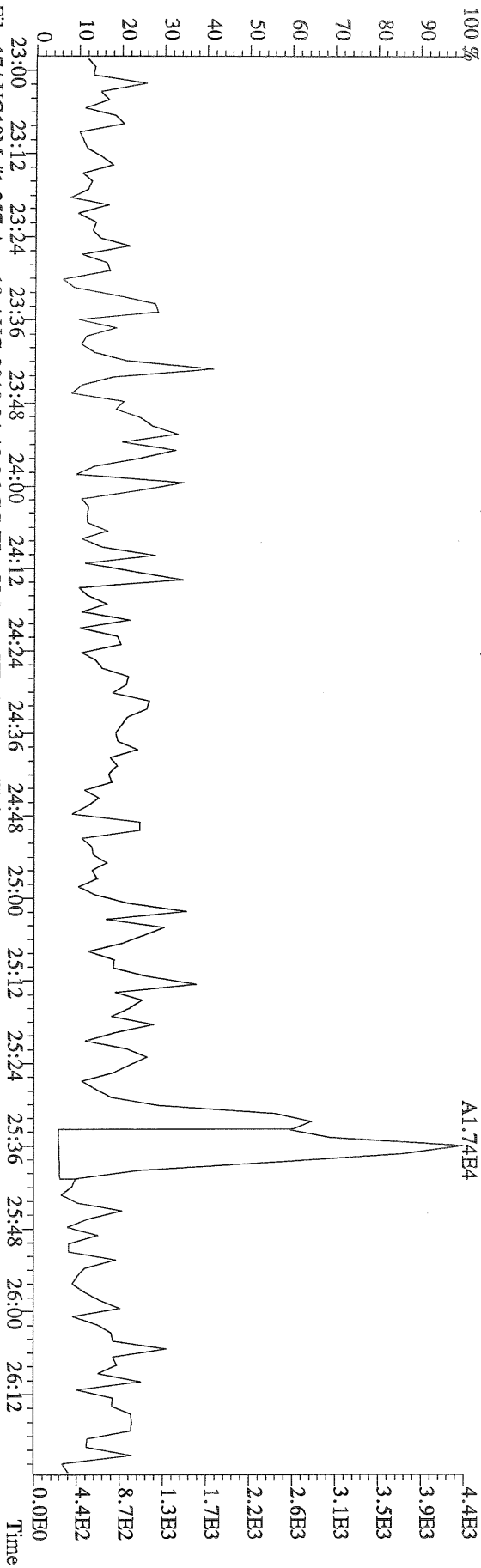
File:17AUG10M #1-357 Acq:18-AUG-2010 04:12:36 GC EI+ Voltage SIR Autospec-Ultima
327.8847 S:23 BSUB(10000,15,-3.0) PKD(5,5,3,0,10%,100,0,0.00%,F,F) Exp:PCDD
Sample Text:6274-002-0001-SA File Text:Frontier Analytical Laboratory



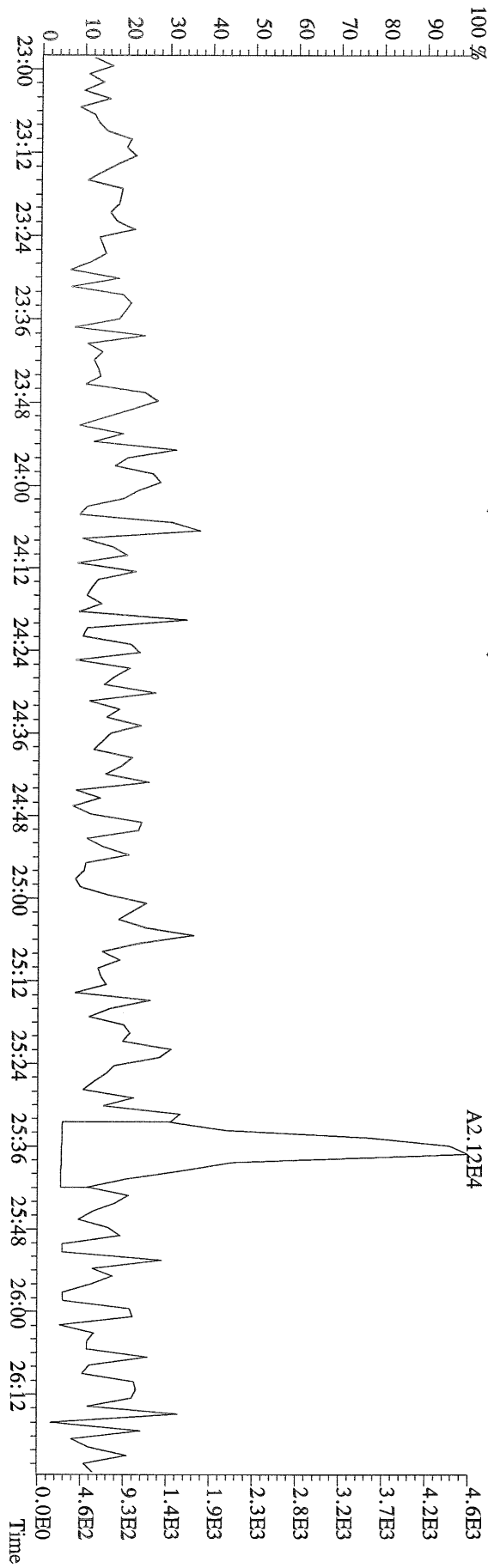
File:17AUG10M #1-357 Acq:18-AUG-2010 04:12:36 GC EI+ Voltage SIR Autospec-Ultima
333.9339 S:23 BSUB(10000,15,-3.0) PKD(5,5,3,0,10%,100,0,0.00%,F,F) Exp:PCDD
Sample Text:6274-002-0001-SA File Text:Frontier Analytical Laboratory



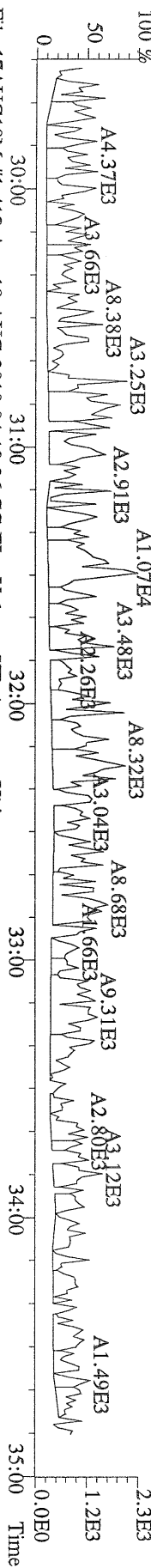
File:17AUG10M #1-357 Acq:18-AUG-2010 04:12:36 GC EI+ Voltage SIR Autospec-Ultima
319.8965 S:23 BSUB(10000,15,-3.0) PKD(5.5,3,0,10%,100.0,0.00%,F,F) Exp:PCDD
Sample Text:6274-002-0001-SA File Text:Frontier Analytical Laboratory



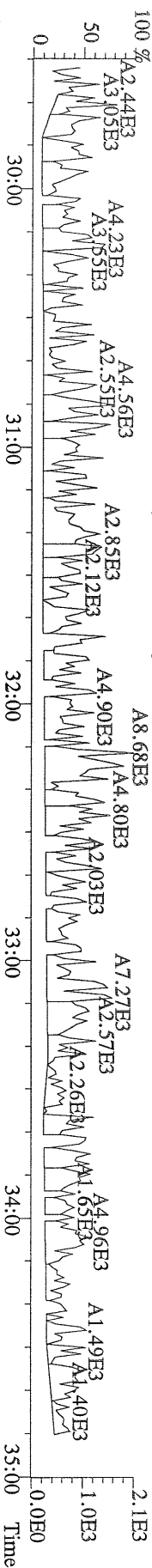
File:17AUG10M #1-357 Acq:18-AUG-2010 04:12:36 GC EI+ Voltage SIR Autospec-Ultima
321.8936 S:23 BSUB(10000,15,-3.0) PKD(5.5,3,0,10%,100.0,0.00%,F,F) Exp:PCDD
Sample Text:6274-002-0001-SA File Text:Frontier Analytical Laboratory




File:17AUG10M #1-412 Acq:18-AUG-2010 04:12:36 GC EI + Voltage SIR Autospec-Ultime
 355.8546 S:23 F:2 BSUB(10000,15,-3.0) PKD(5,5,3,0,10%,100,0,0,00%,F,F) Exp:PCDD
 Sample Text:6274-002-0001-SA File Text:Frontier Analytical Laboratory




File:17AUG10M #1-412 Acq:18-AUG-2010 04:12:36 GC EI + Voltage SIR Autospec-Ultime
 357.8517 S:23 F:2 BSUB(10000,15,-3.0) PKD(5,5,3,0,10%,100,0,0,00%,F,F) Exp:PCDD
 Sample Text:6274-002-0001-SA File Text:Frontier Analytical Laboratory



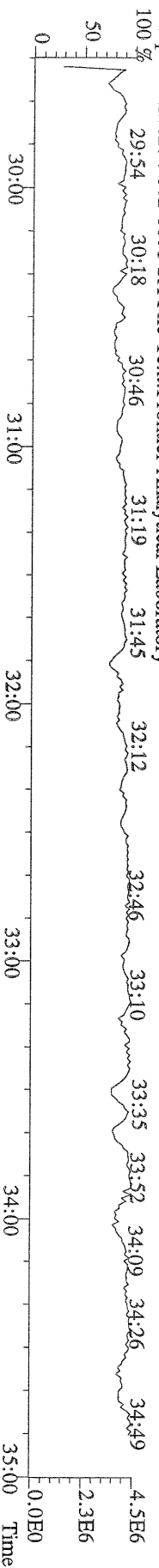
File:17AUG10M #1-412 Acq:18-AUG-2010 04:12:36 GC EI + Voltage SIR Autospec-Ultime
 367.8949 S:23 F:2 BSUB(10000,15,-3.0) PKD(5,5,3,0,10%,100,0,0,00%,F,F) Exp:PCDD
 Sample Text:6274-002-0001-SA File Text:Frontier Analytical Laboratory



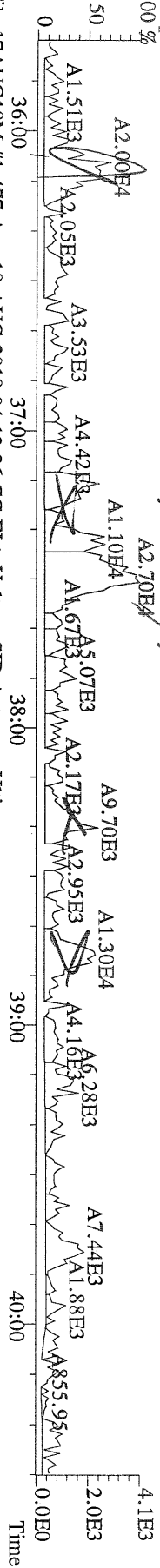
File:17AUG10M #1-412 Acq:18-AUG-2010 04:12:36 GC EI + Voltage SIR Autospec-Ultime
 369.8919 S:23 F:2 BSUB(10000,15,-3.0) PKD(5,5,3,0,10%,100,0,0,00%,F,F) Exp:PCDD
 Sample Text:6274-002-0001-SA File Text:Frontier Analytical Laboratory



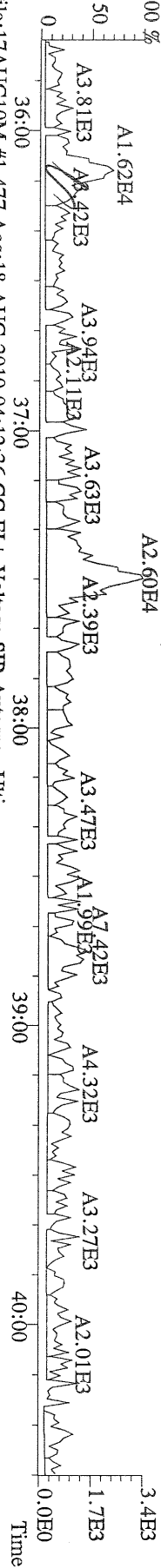
File:17AUG10M #1-412 Acq:18-AUG-2010 04:12:36 GC EI + Voltage SIR Autospec-Ultime
 366.9792 S:23 F:2 Exp:PCDD
 Sample Text:6274-002-0001-SA File Text:Frontier Analytical Laboratory



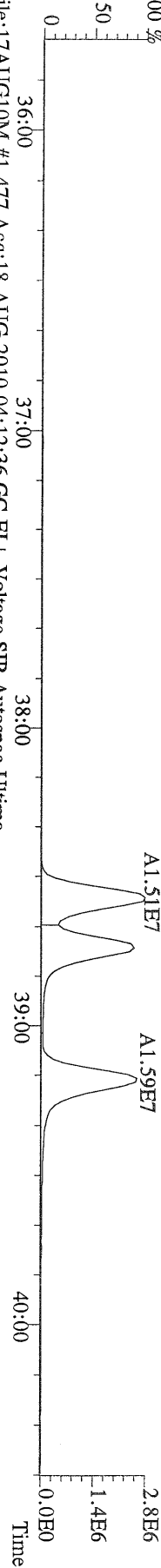
File:17AUG10M #1-477 Acq:18-AUG-2010 04:12:36 GC EI+ Voltage SIR Autospec-Ultima
 389.8156 S:23 F:3 BSUB(10000,15,-3.0) PKD(5,5,3,0.10%,100.0,0.00%,F,F) Exp:PCDD
 Sample Text:6274-002-0001-SA File Text:Frontier Analytical Laboratory



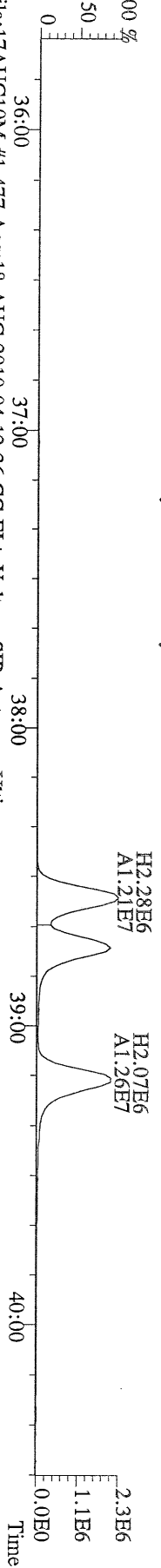
File:17AUG10M #1-477 Acq:18-AUG-2010 04:12:36 GC EI+ Voltage SIR Autospec-Ultima
 391.8127 S:23 F:3 BSUB(10000,15,-3.0) PKD(5,5,3,0.10%,100.0,0.00%,F,F) Exp:PCDD
 Sample Text:6274-002-0001-SA File Text:Frontier Analytical Laboratory



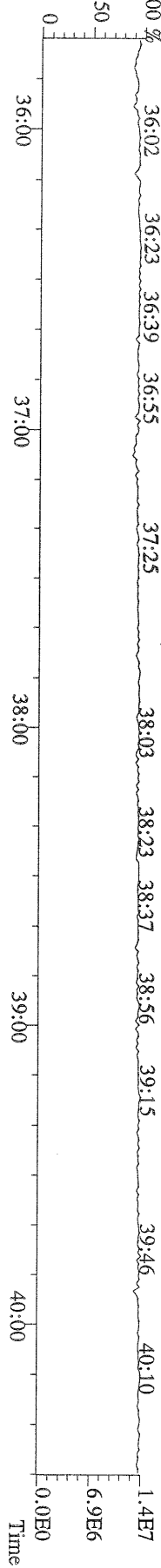
File:17AUG10M #1-477 Acq:18-AUG-2010 04:12:36 GC EI+ Voltage SIR Autospec-Ultima
 401.8559 S:23 F:3 BSUB(10000,15,-3.0) PKD(5,5,3,0.10%,100.0,0.00%,F,F) Exp:PCDD
 Sample Text:6274-002-0001-SA File Text:Frontier Analytical Laboratory



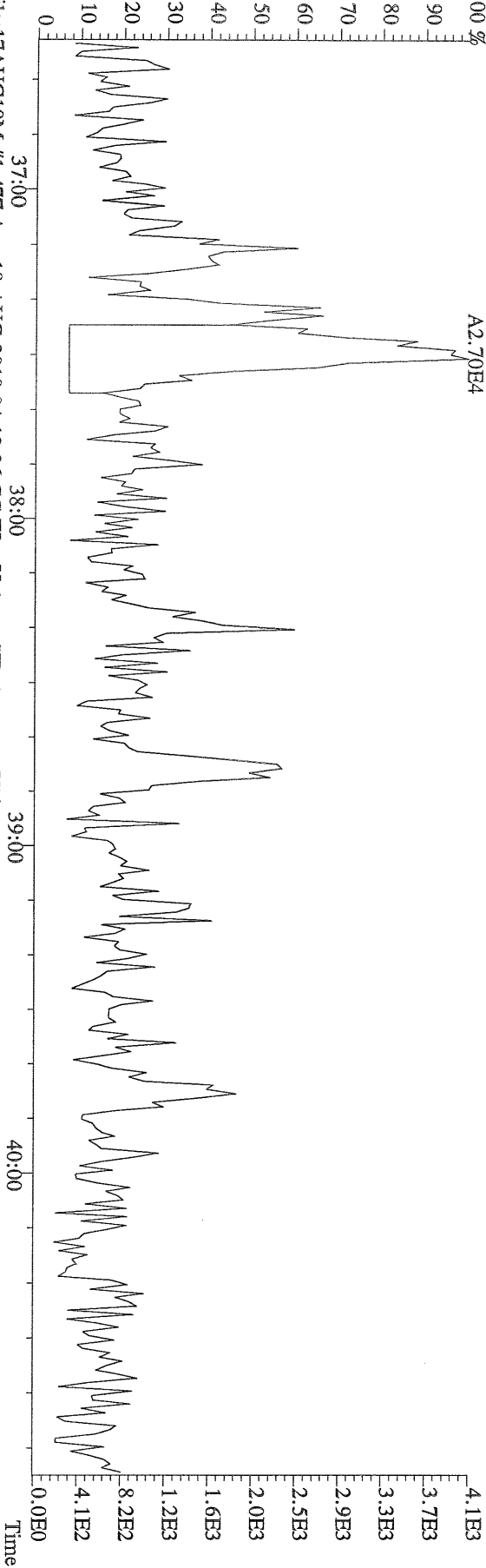
File:17AUG10M #1-477 Acq:18-AUG-2010 04:12:36 GC EI+ Voltage SIR Autospec-Ultima
 403.8530 S:23 F:3 BSUB(10000,15,-3.0) PKD(5,5,3,0.10%,100.0,0.00%,F,F) Exp:PCDD
 Sample Text:6274-002-0001-SA File Text:Frontier Analytical Laboratory



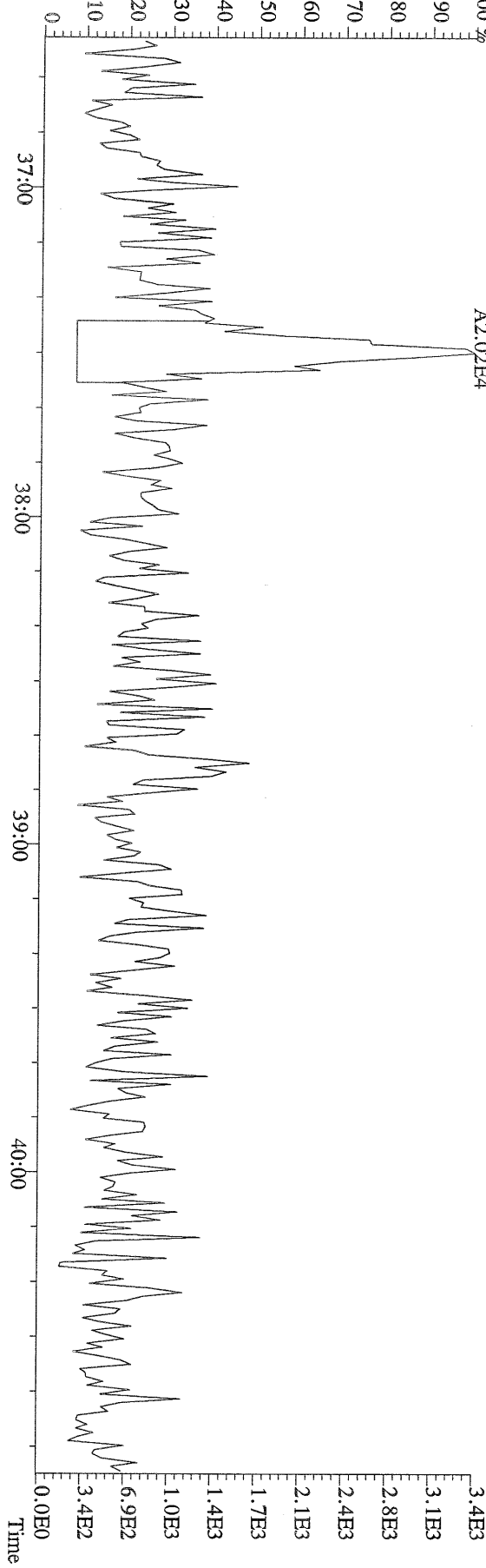
File:17AUG10M #1-477 Acq:18-AUG-2010 04:12:36 GC EI+ Voltage SIR Autospec-Ultima
 380.9760 S:23 F:3 Exp:PCDD
 Sample Text:6274-002-0001-SA File Text:Frontier Analytical Laboratory



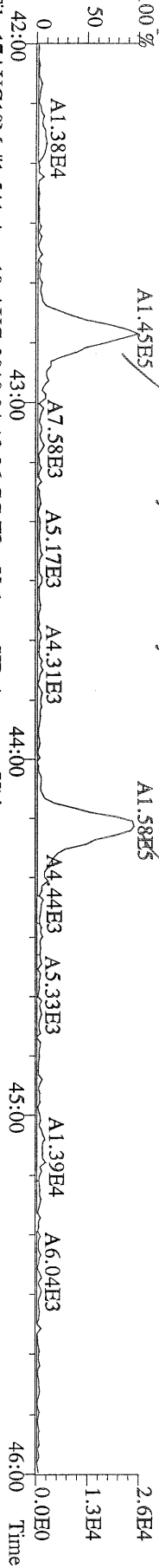
File:17AUG10M #1-477 Acq:18-AUG-2010 04:12:36 GC EI+ Voltage SIR Autospec-Ultima
389.8156 S:23 F:3 BSUB(10000,15,-3.0) PKD(5,5,3,0,10%,100,0,0,00%,F,F) Exp:PCDD
Sample Text:6274-002-0001-SA File Text:Frontier Analytical Laboratory
100 %
A2.70E4



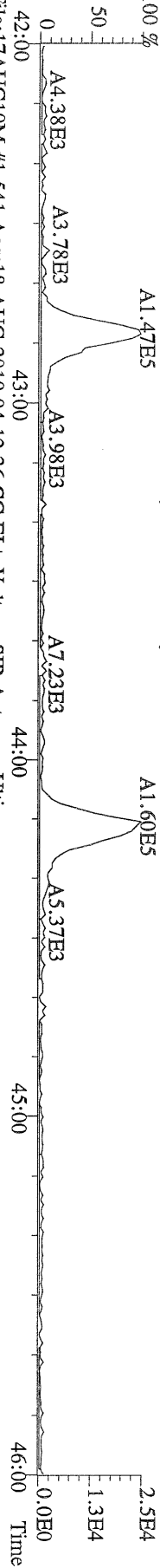
File:17AUG10M #1-477 Acq:18-AUG-2010 04:12:36 GC EI+ Voltage SIR Autospec-Ultima
391.8127 S:23 F:3 BSUB(10000,15,-3.0) PKD(5,5,3,0,10%,100,0,0,00%,F,F) Exp:PCDD
Sample Text:6274-002-0001-SA File Text:Frontier Analytical Laboratory
100 %
A2.02E4



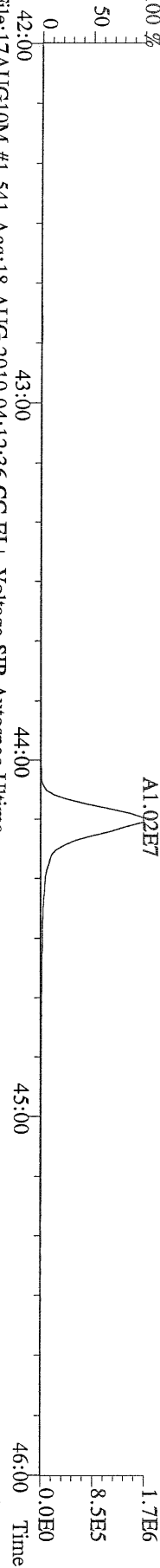
File:17AUG10M #1-541 Acq:18-AUG-2010 04:12:36 GC EI+ Voltage SIR Autospec-Ultima
423.7767 S:23 F:4 BSUB(10000,15,-3.0) PKD(5,5,3,0.10%,100,0,0.00%,F,F) Exp:PCDD
Sample Text:6274-002-0001-SA File Text:Frontier Analytical Laboratory



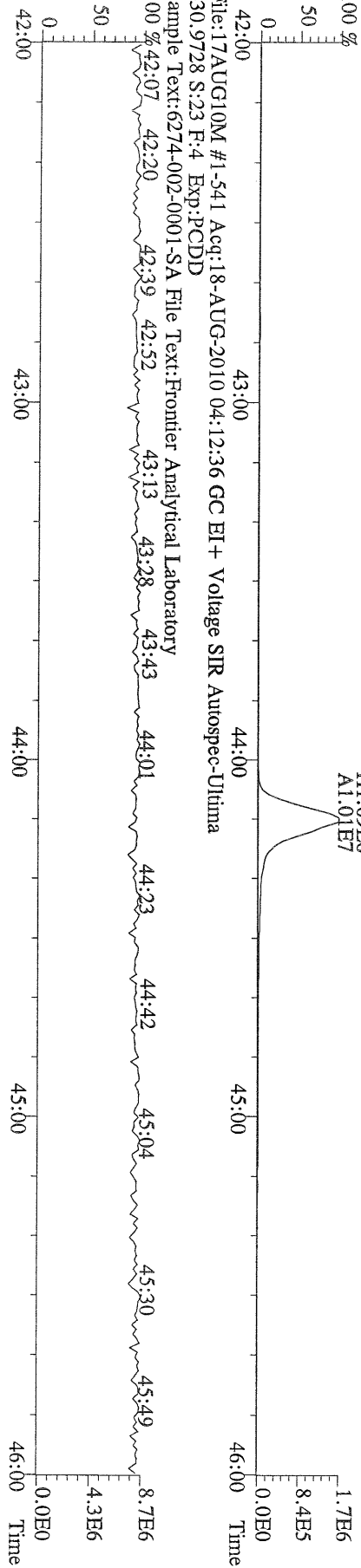
File:17AUG10M #1-541 Acq:18-AUG-2010 04:12:36 GC EI+ Voltage SIR Autospec-Ultima
435.8169 S:23 F:4 BSUB(10000,15,-3.0) PKD(5,5,3,0.10%,100,0,0.00%,F,F) Exp:PCDD
Sample Text:6274-002-0001-SA File Text:Frontier Analytical Laboratory



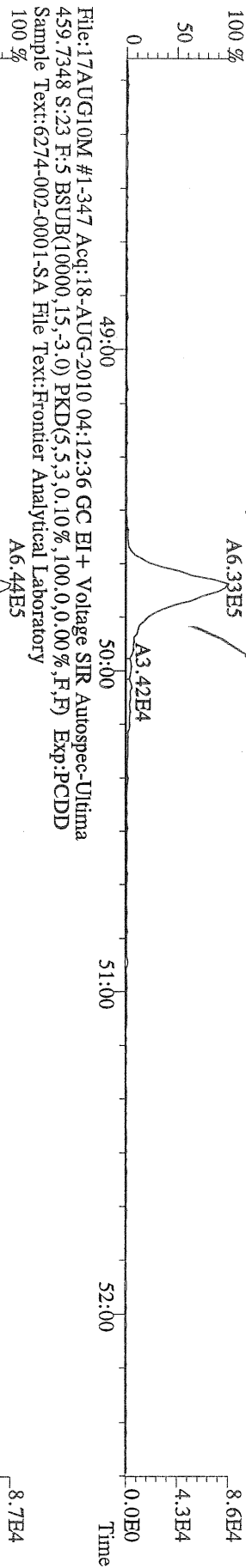
File:17AUG10M #1-541 Acq:18-AUG-2010 04:12:36 GC EI+ Voltage SIR Autospec-Ultima
437.8140 S:23 F:4 BSUB(10000,15,-3.0) PKD(5,5,3,0.10%,100,0,0.00%,F,F) Exp:PCDD
Sample Text:6274-002-0001-SA File Text:Frontier Analytical Laboratory



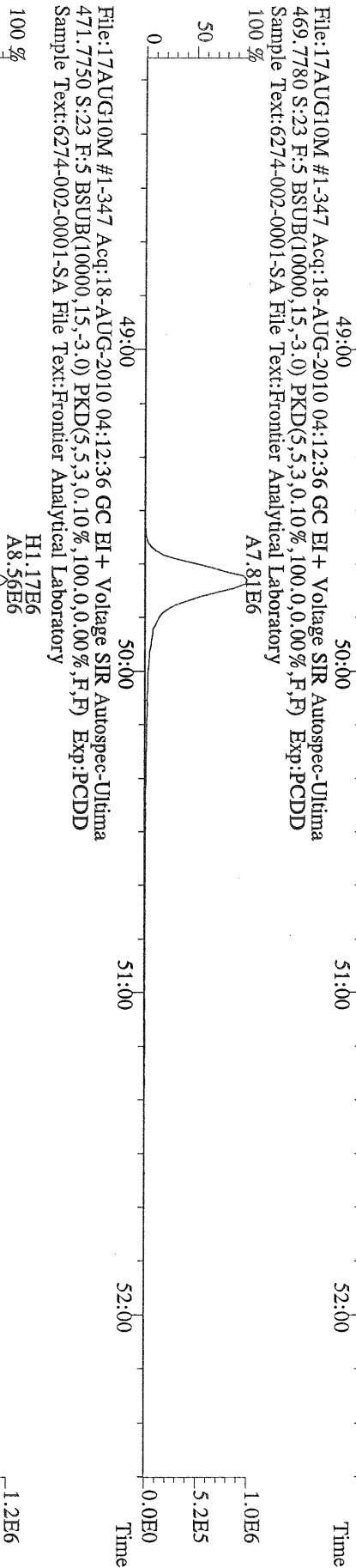
File:17AUG10M #1-541 Acq:18-AUG-2010 04:12:36 GC EI+ Voltage SIR Autospec-Ultima
430.9728 S:23 F:4 Exp:PCDD
Sample Text:6274-002-0001-SA File Text:Frontier Analytical Laboratory



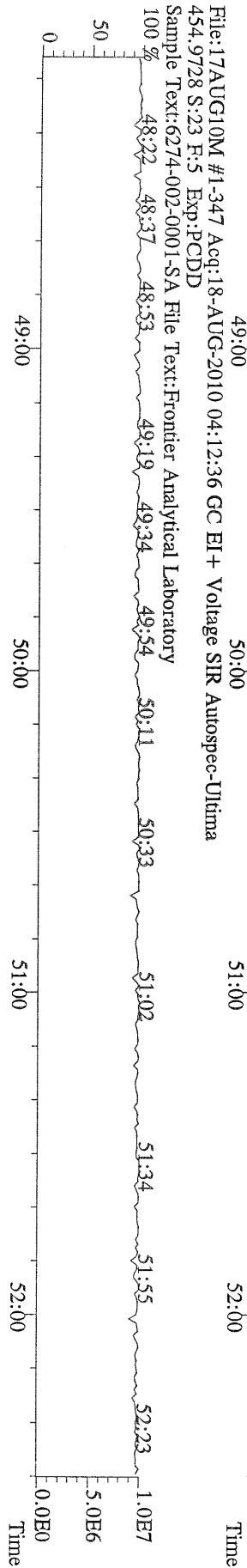
File:17AUG10M #1-347 Acq:18-AUG-2010 04:12:36 GC EI+ Voltage SIR Autospec-Ultima
457.7377 S:23 F:5 BSUB(10000,15,-3.0) PKD(5,5,3,0.10%,100,0.0,0.00%,F,F) Exp:PCDD
Sample Text:6274-002-0001-SA File Text:Frontier Analytical Laboratory




File:17AUG10M #1-347 Acq:18-AUG-2010 04:12:36 GC EI+ Voltage SIR Autospec-Ultima
469.7780 S:23 F:5 BSUB(10000,15,-3.0) PKD(5,5,3,0.10%,100,0.0,0.00%,F,F) Exp:PCDD
Sample Text:6274-002-0001-SA File Text:Frontier Analytical Laboratory



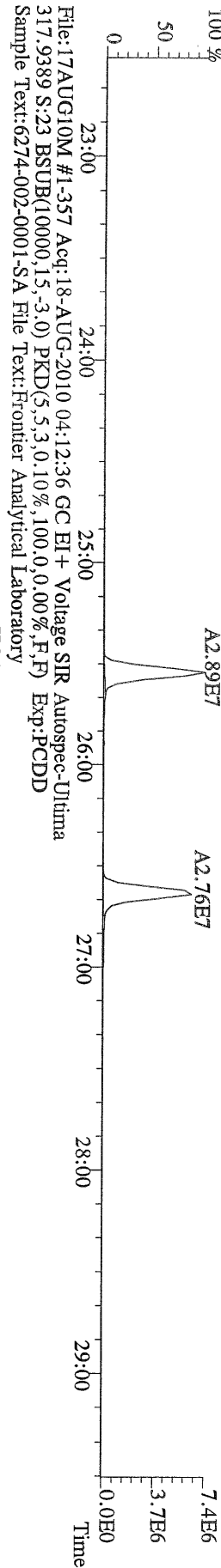
File:17AUG10M #1-347 Acq:18-AUG-2010 04:12:36 GC EI+ Voltage SIR Autospec-Ultima
454.9728 S:23 F:5 Exp:PCDD
Sample Text:6274-002-0001-SA File Text:Frontier Analytical Laboratory



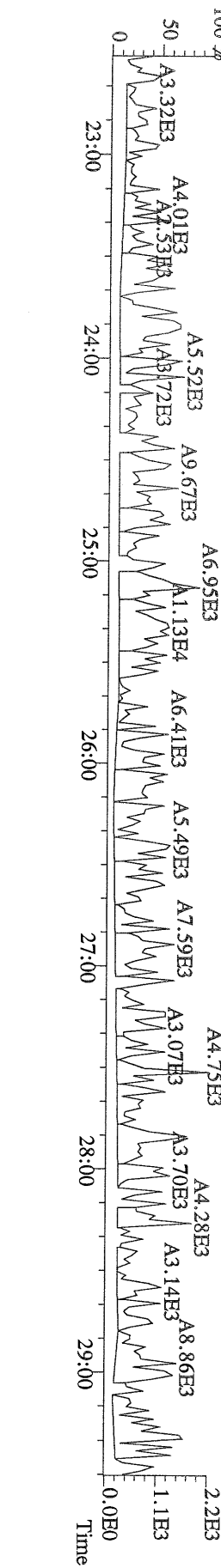
File:17AUG10M #1-357 Acq:18-AUG-2010 04:12:36 GC EI+ Voltage SIR Autospec-Ultima
 303.9016 S:23 BSUB(10000,15,-3.0) PKD(5.5,3.0,100.0,0.00%,F,F) Exp:PCDD
 Sample Text:6274-002-0001-SA File Text:Frontier Analytical Laboratory



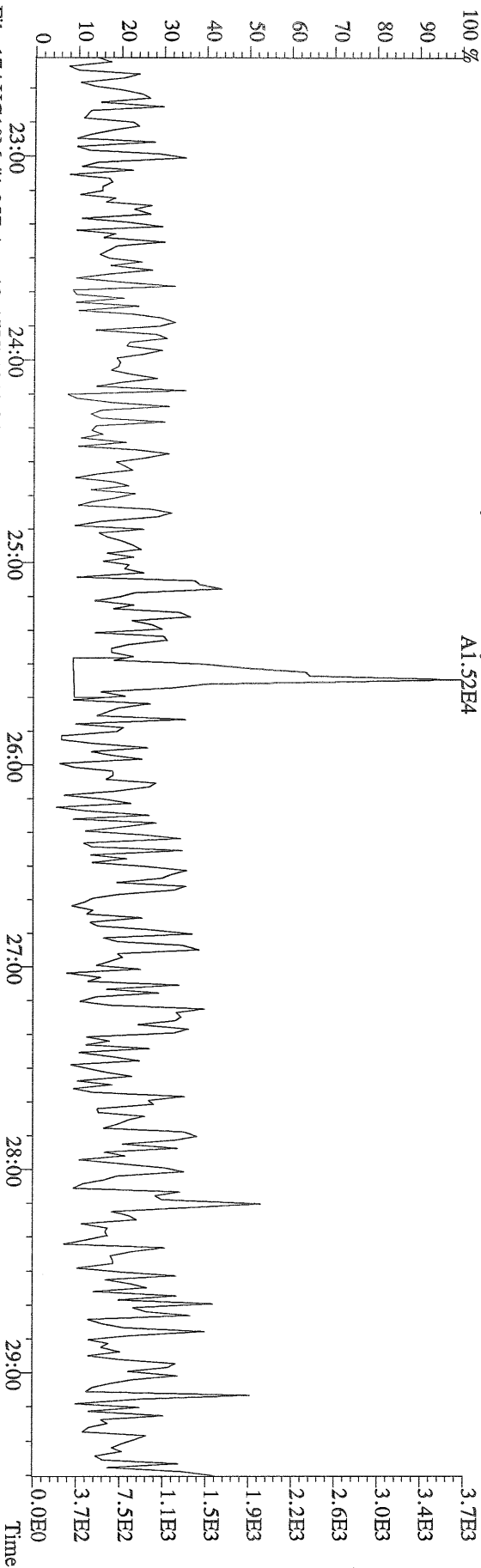
File:17AUG10M #1-357 Acq:18-AUG-2010 04:12:36 GC EI+ Voltage SIR Autospec-Ultima
 315.9419 S:23 BSUB(10000,15,-3.0) PKD(5.5,3.0,100.0,0.00%,F,F) Exp:PCDD
 Sample Text:6274-002-0001-SA File Text:Frontier Analytical Laboratory



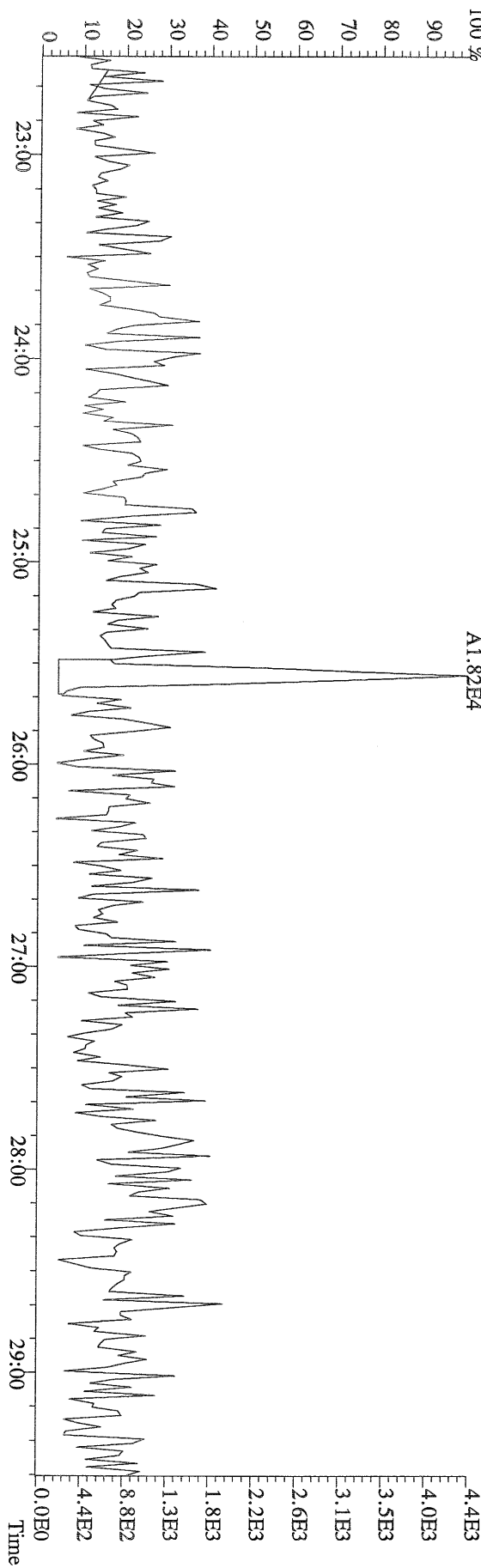
File:17AUG10M #1-357 Acq:18-AUG-2010 04:12:36 GC EI+ Voltage SIR Autospec-Ultima
 375.8364 S:23 BSUB(10000,15,-3.0) PKD(5.5,3.0,100.0,0.00%,F,F) Exp:PCDD
 Sample Text:6274-002-0001-SA File Text:Frontier Analytical Laboratory



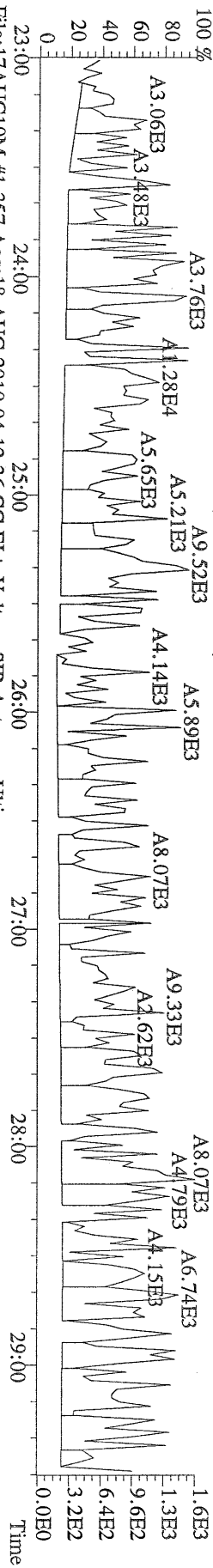
File:17AUG10M #1-357 Acq:18-AUG-2010 04:12:36 GC EI+ Voltage SIR Autospec-Ultime
305.9016 S:23 BSUB(10000,15,-3.0) PKD(5.5,3,0.10%,100.0,0.00%,F,F) Exp:PCDD
Sample Text:6274-002-0001-SA File Text:Frontier Analytical Laboratory
100 % A1.52E4



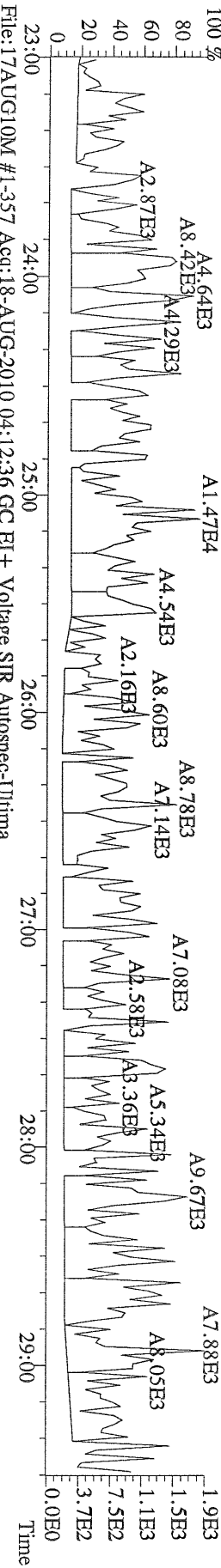
File:17AUG10M #1-357 Acq:18-AUG-2010 04:12:36 GC EI+ Voltage SIR Autospec-Ultime
305.8987 S:23 BSUB(10000,15,-3.0) PKD(5.5,3,0.10%,100.0,0.00%,F,F) Exp:PCDD
Sample Text:6274-002-0001-SA File Text:Frontier Analytical Laboratory
100 % A1.82E4



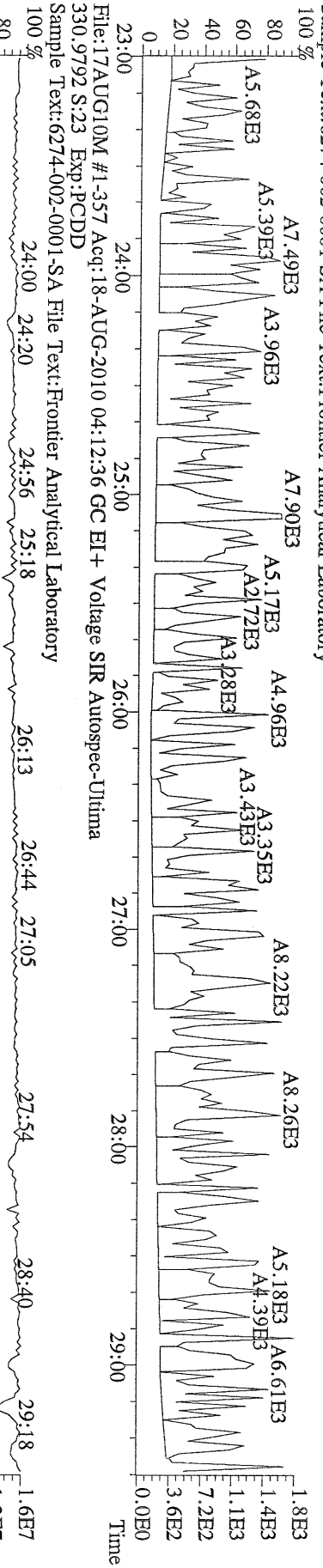
File:17AUG10M #1-357 Acq:18-AUG-2010 04:12:36 GC EI+ Voltage SIR Autospec-Ultime
339.8597 S:23 BSUB(10000,15,-3.0) PKD(5.5,3,0.10%,100.0,0.00%,F,F) Exp:PCDD
Sample Text:6274-002-0001-SA File Text:Frontier Analytical Laboratory



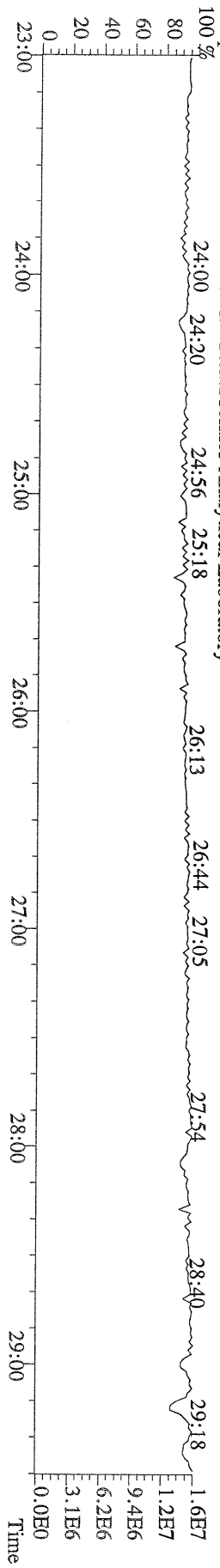
File:17AUG10M #1-357 Acq:18-AUG-2010 04:12:36 GC EI+ Voltage SIR Autospec-Ultime
341.8568 S:23 BSUB(10000,15,-3.0) PKD(5.5,3,0.10%,100.0,0.00%,F,F) Exp:PCDD
Sample Text:6274-002-0001-SA File Text:Frontier Analytical Laboratory



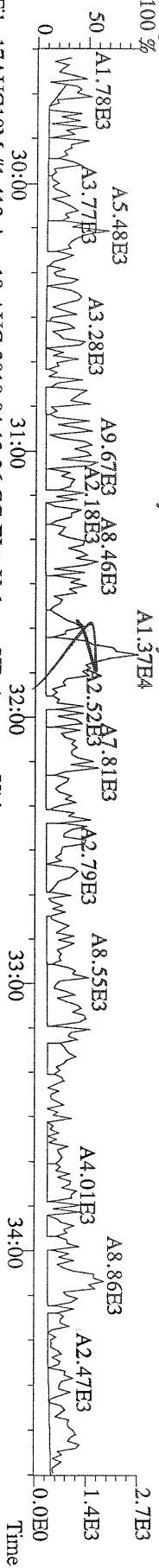
File:17AUG10M #1-357 Acq:18-AUG-2010 04:12:36 GC EI+ Voltage SIR Autospec-Ultime
409.7974 S:23 BSUB(10000,15,-3.0) PKD(5.5,3,0.10%,100.0,0.00%,F,F) Exp:PCDD
Sample Text:6274-002-0001-SA File Text:Frontier Analytical Laboratory



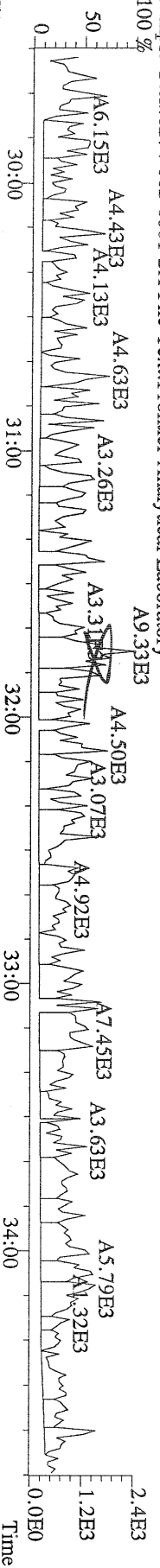
File:17AUG10M #1-357 Acq:18-AUG-2010 04:12:36 GC EI+ Voltage SIR Autospec-Ultime
330.9792 S:23 Exp:PCDD
Sample Text:6274-002-0001-SA File Text:Frontier Analytical Laboratory




File:17AUG10M #1-412 Acq:18-AUG-2010 04:12:36 GC EI+ Voltage SIR Autospec-Ultima
 339.8597 S:23 F:2 BSUB(10000,15,-3.0) PKD(5,5,3,0.10%,100.0,0.00%,F,F) Exp:PCDD
 Sample Text:6274-002-0001-SA File Text:Frontier Analytical Laboratory




File:17AUG10M #1-412 Acq:18-AUG-2010 04:12:36 GC EI+ Voltage SIR Autospec-Ultima
 341.8568 S:23 F:2 BSUB(10000,15,-3.0) PKD(5,5,3,0.10%,100.0,0.00%,F,F) Exp:PCDD
 Sample Text:6274-002-0001-SA File Text:Frontier Analytical Laboratory



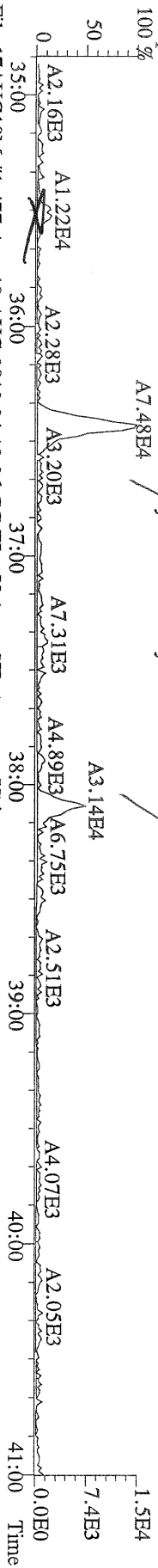
File:17AUG10M #1-412 Acq:18-AUG-2010 04:12:36 GC EI+ Voltage SIR Autospec-Ultima
 351.9000 S:23 F:2 BSUB(10000,15,-3.0) PKD(5,5,3,0.10%,100.0,0.00%,F,F) Exp:PCDD
 Sample Text:6274-002-0001-SA File Text:Frontier Analytical Laboratory



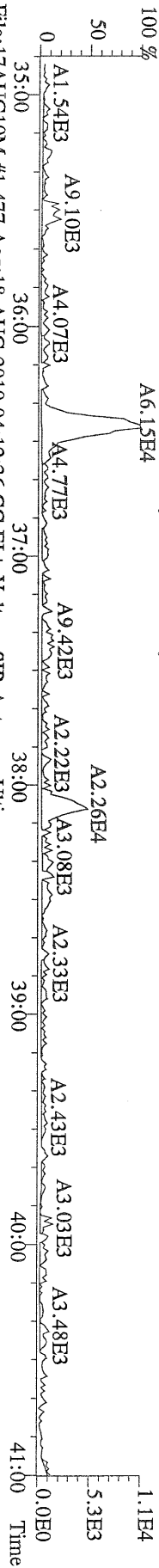
File:17AUG10M #1-412 Acq:18-AUG-2010 04:12:36 GC EI+ Voltage SIR Autospec-Ultima
 409.7974 S:23 F:2 BSUB(10000,15,-3.0) PKD(5,5,3,0.10%,100.0,0.00%,F,F) Exp:PCDD
 Sample Text:6274-002-0001-SA File Text:Frontier Analytical Laboratory



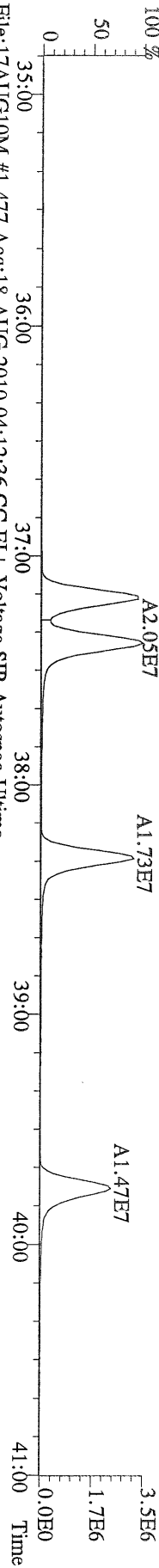
File:17AUG10M #1-477 Acq:18-AUG-2010 04:12:36 GC EI+ Voltage SIR Autospec-Ultima
 373.8207 S:23 F:3 BSUB(10000,15,-3.0) PKD(5,5,3,0.10%,100,0,0.00%,F,F) Exp:PCDD
 Sample Text:6274-002-0001-SA File Text:Frontier Analytical Laboratory



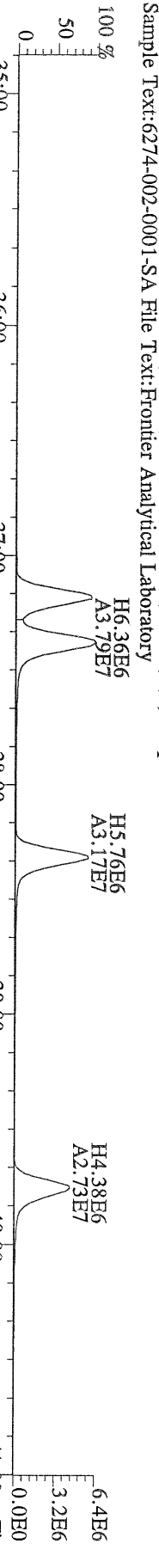
File:17AUG10M #1-477 Acq:18-AUG-2010 04:12:36 GC EI+ Voltage SIR Autospec-Ultima
 375.8178 S:23 F:3 BSUB(10000,15,-3.0) PKD(5,5,3,0.10%,100,0,0.00%,F,F) Exp:PCDD
 Sample Text:6274-002-0001-SA File Text:Frontier Analytical Laboratory



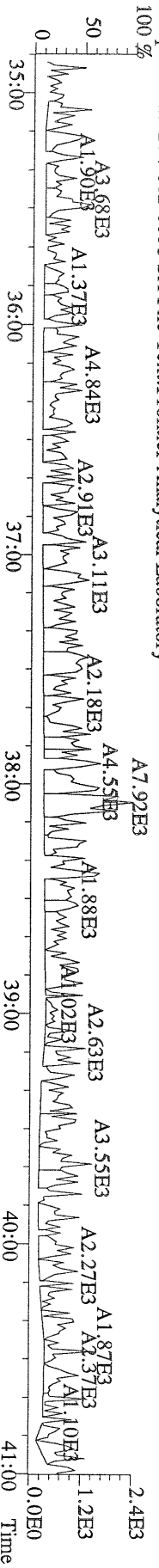
File:17AUG10M #1-477 Acq:18-AUG-2010 04:12:36 GC EI+ Voltage SIR Autospec-Ultima
 383.8639 S:23 F:3 BSUB(10000,15,-3.0) PKD(5,5,3,0.10%,100,0,0.00%,F,F) Exp:PCDD
 Sample Text:6274-002-0001-SA File Text:Frontier Analytical Laboratory




File:17AUG10M #1-477 Acq:18-AUG-2010 04:12:36 GC EI+ Voltage SIR Autospec-Ultima
 385.8610 S:23 F:3 BSUB(10000,15,-3.0) PKD(5,5,3,0.10%,100,0,0.00%,F,F) Exp:PCDD
 Sample Text:6274-002-0001-SA File Text:Frontier Analytical Laboratory



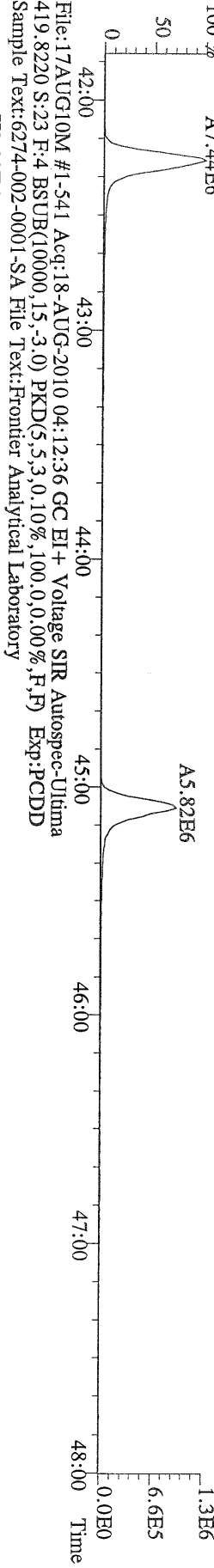
File:17AUG10M #1-477 Acq:18-AUG-2010 04:12:36 GC EI+ Voltage SIR Autospec-Ultima
 445.7555 S:23 F:3 BSUB(10000,15,-3.0) PKD(5,5,3,0.10%,100,0,0.00%,F,F) Exp:PCDD
 Sample Text:6274-002-0001-SA File Text:Frontier Analytical Laboratory



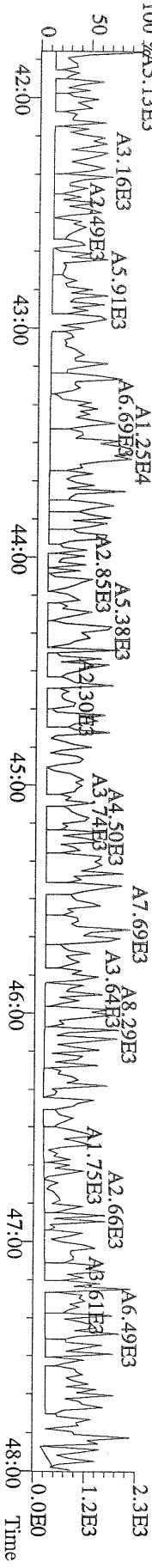
File:17AUG10M #1-541 Acq:18-AUG-2010 04:12:36 GC EI+ Voltage SIR Autospec-Ultima
407.7818 S:23 F:4 BSUB(10000,15,-3.0) PKD(5,5,3,0,10%,100,0,0,0.00%,F,F) Exp:PCDD
Sample Text:6274-002-0001-SA File Text:Frontier Analytical Laboratory



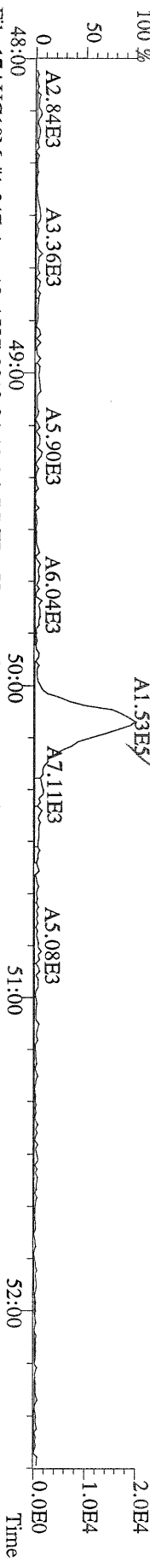
File:17AUG10M #1-541 Acq:18-AUG-2010 04:12:36 GC EI+ Voltage SIR Autospec-Ultima
417.8253 S:23 F:4 BSUB(10000,15,-3.0) PKD(5,5,3,0,10%,100,0,0,0.00%,F,F) Exp:PCDD
Sample Text:6274-002-0001-SA File Text:Frontier Analytical Laboratory



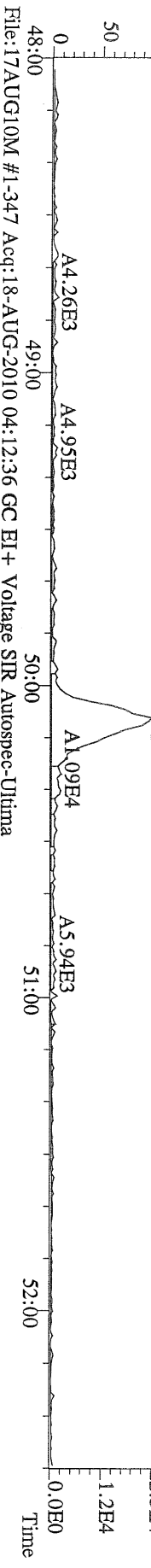
File:17AUG10M #1-541 Acq:18-AUG-2010 04:12:36 GC EI+ Voltage SIR Autospec-Ultima
419.8220 S:23 F:4 BSUB(10000,15,-3.0) PKD(5,5,3,0,10%,100,0,0,0.00%,F,F) Exp:PCDD
Sample Text:6274-002-0001-SA File Text:Frontier Analytical Laboratory




File:17AUG10M #1-347 Acq:18-AUG-2010 04:12:36 GC EI+ Voltage SIR Autospec-Ultima
441.7428 S:23 F:5 BSUB(10000,15,-3.0) PKD(5,5,3,0,10%,100,0,0,0,0%) F,F) Exp:PCDD
Sample Text:6274-002-0001-SA File Text:Frontier Analytical Laboratory



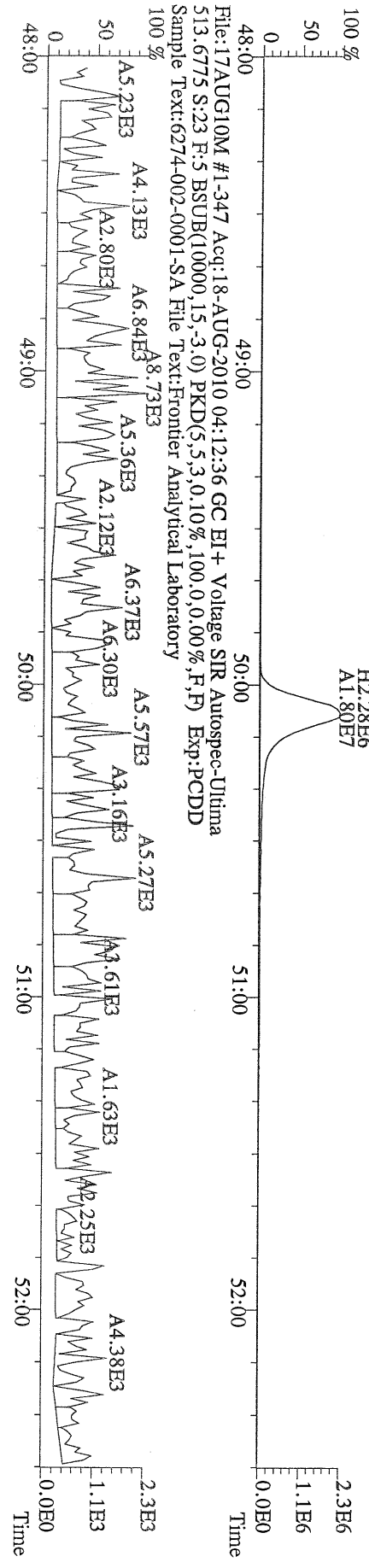
File:17AUG10M #1-347 Acq:18-AUG-2010 04:12:36 GC EI+ Voltage SIR Autospec-Ultima
443.7398 S:23 F:5 BSUB(10000,15,-3.0) PKD(5,5,3,0,10%,100,0,0,0,0%) F,F) Exp:PCDD
Sample Text:6274-002-0001-SA File Text:Frontier Analytical Laboratory



File:17AUG10M #1-347 Acq:18-AUG-2010 04:12:36 GC EI+ Voltage SIR Autospec-Ultima
453.7831 S:23 F:5 BSUB(10000,15,-3.0) PKD(5,5,3,0,10%,100,0,0,0,0%) F,F) Exp:PCDD
Sample Text:6274-002-0001-SA File Text:Frontier Analytical Laboratory



File:17AUG10M #1-347 Acq:18-AUG-2010 04:12:36 GC EI+ Voltage SIR Autospec-Ultima
455.7801 S:23 F:5 BSUB(10000,15,-3.0) PKD(5,5,3,0,10%,100,0,0,0,0%) F,F) Exp:PCDD
Sample Text:6274-002-0001-SA File Text:Frontier Analytical Laboratory



Totals class: Total Tetra-Dioxins

Entry #: 38

Run: 27

File: 17AUG10M

S: 24 I: 1 F: 1

Acquired: 18-AUG-10 05:07:58

Total Concentration: 13.9

Unnamed Concentration: 12.885

RT	ml Resp	m2 Resp	RA	Resp	Concentration	Name
24:25	9.94e+04	1.33e+05	0.75 y	2.32e+05	5.78	
24:42	5.13e+04	6.82e+04	0.75 y	1.20e+05	2.98	
24:58	1.03e+04	1.33e+04	0.78 y	2.36e+04	0.587	
25:47	1.27e+04	1.83e+04	0.69 y	3.10e+04	0.773	
25:57	2.16e+04	2.45e+04	0.88 y	4.60e+04	1.15	
26:50	1.47e+04	1.70e+04	0.86 y	3.17e+04	0.788	
27:09	1.57e+04	1.81e+04	0.86 y	3.38e+04	0.841	
27:25	1.60e+04	2.40e+04	0.67 y	3.99e+04	0.994	2,3,7,8-TCDD

Totals class: Total Penta-Dioxins

Entry #: 39

Run: 27

File: 17AUG10M

S: 24 I: 1 F: 2

Acquired: 18-AUG-10 05:07:58

Total Concentration: 18.5

Unnamed Concentration: 17.377

RT	ml Resp	m2 Resp	RA	Resp	Concentration	Name
30:15	1.26e+05	7.94e+04	1.59 y	2.06e+05	5.74	
31:29	8.94e+04	5.66e+04	1.58 y	1.46e+05	4.07	
31:42	2.93e+04	1.72e+04	1.71 y	4.65e+04	1.30	
31:51	7.73e+04	4.39e+04	1.76 y	1.21e+05	3.38	
32:09	3.48e+04	2.04e+04	1.71 y	5.52e+04	1.54	
32:36	3.03e+04	1.82e+04	1.67 y	4.84e+04	1.35	
33:15	2.46e+04	1.64e+04	1.50 y	4.10e+04	1.14	1,2,3,7,8-PeCDD

Totals class: Total Hexa-Dioxins

Entry #: 40

Run: 27

File: 17AUG10M

S: 24 I: 1 F: 3

Acquired: 18-AUG-10 05:07:58

Total Concentration: 76.6

Unnamed Concentration: 55.968

RT	ml Resp	m2 Resp	RA	Resp	Concentration	Name
36:08	2.82e+05	2.05e+05	1.37 y	4.87e+05	14.6	
37:04	2.26e+05	1.64e+05	1.38 y	3.90e+05	11.7	
37:29	5.44e+05	3.92e+05	1.39 y	9.36e+05	28.1	
38:35	3.40e+04	2.46e+04	1.38 y	5.87e+04	1.70	1,2,3,4,7,8-HxCDD
38:45	2.79e+05	2.01e+05	1.39 y	4.81e+05	14.7	1,2,3,6,7,8-HxCDD
39:02	2.87e+04	2.22e+04	1.30 y	5.09e+04	1.53	
39:13	7.86e+04	6.23e+04	1.26 y	1.41e+05	4.32	1,2,3,7,8,9-HxCDD

Totals class: Total Hepta-Dioxins

Entry #: 41

Run: 27

File: 17AUG10M

S: 24 I: 1 F: 4

Acquired: 18-AUG-10 05:07:58

Total Concentration: 642

Unnamed Concentration: 279.047

RT	ml Resp	m2 Resp	RA	Resp	Concentration	Name
42:48	3.87e+06	3.83e+06	1.01 y	7.70e+06	279	
44:11	5.08e+06	4.93e+06	1.03 y	1.00e+07	363	1,2,3,4,6,7,8-HpCDD

Totals class: Total Tetra-Furans

Entry #: 42

Run: 27 File: 17AUG10M S: 24 I: 1 F: 1
Acquired: 18-AUG-10 05:07:58

Total Concentration: 28.0

Unnamed Concentration: 26.869

RT	ml Resp	m2 Resp	RA	Resp	Concentration	Name
23:04	2.12e+04	2.98e+04	0.71 y	5.10e+04	0.562	
23:25	2.42e+04	3.22e+04	0.75 y	5.64e+04	0.622	
23:49	1.58e+05	2.28e+05	0.70 y	3.86e+05	4.26	
24:12	8.49e+04	1.27e+05	0.67 y	2.12e+05	2.34	
24:27	7.50e+04	1.09e+05	0.69 y	1.84e+05	2.03	
24:44	9.68e+04	1.42e+05	0.68 y	2.38e+05	2.63	
24:57	2.40e+04	3.15e+04	0.76 y	5.55e+04	0.612	
25:21	4.05e+04	5.94e+04	0.68 y	9.99e+04	1.10	
25:28	1.12e+05	1.56e+05	0.72 y	2.68e+05	2.95	
25:34	4.52e+04	6.58e+04	0.69 y	1.11e+05	1.22	
25:56	4.72e+04	6.78e+04	0.70 y	1.15e+05	1.27	
26:10	2.66e+04	3.47e+04	0.77 y	6.13e+04	0.676	
26:17	1.69e+04	2.25e+04	0.75 y	3.94e+04	0.434	
26:29	4.11e+04	6.06e+04	0.68 y	1.02e+05	1.12	
26:40	4.15e+04	6.17e+04	0.67 y	1.03e+05	1.14	2,3,7,8-TCDF
27:00	6.26e+04	9.15e+04	0.68 y	1.54e+05	1.70	
27:53	5.53e+04	8.05e+04	0.69 y	1.36e+05	1.50	
28:04	4.32e+04	6.13e+04	0.70 y	1.05e+05	1.15	
28:28	2.60e+04	3.68e+04	0.70 y	6.28e+04	0.692	

Totals class: 1st Fn. Tot Penta-Furans Entry #: 43

Run: 27 File: 17AUG10M S: 24 I: 1 F: 1
Acquired: 18-AUG-10 05:07:58

Total Concentration: 13.9 Unnamed Concentration: 13.919

RT	ml Resp	m2 Resp	RA	Resp	Concentration	Name
28:28	4.40e+05	2.79e+05	1.58 y	7.19e+05	13.9	

Totals class: Total Penta-Furans

Entry #: 44

Run: 27

File: 17AUG10M

S: 24 I: 1 F: 2

Acquired: 18-AUG-10 05:07:58

Total Concentration: 23.3

Unnamed Concentration: 21.087

RT	ml Resp	m2 Resp	RA	Resp	Concentration	Name
30:04	4.66e+04	3.45e+04	1.35 y	8.10e+04	1.57	
30:14	2.86e+05	1.99e+05	1.44 y	4.85e+05	9.40	
30:56	1.13e+05	8.30e+04	1.36 y	1.96e+05	3.79	
31:29	2.28e+04	1.52e+04	1.50 y	3.80e+04	0.730	1,2,3,7,8-PeCDF
31:50	8.03e+04	5.90e+04	1.36 y	1.39e+05	2.70	
32:40	2.74e+04	1.90e+04	1.44 y	4.64e+04	0.898	
32:50	4.62e+04	3.10e+04	1.49 y	7.72e+04	1.50	2,3,4,7,8-PeCDF
32:53	5.93e+04	4.36e+04	1.36 y	1.03e+05	1.99	
34:07	2.23e+04	1.64e+04	1.36 y	3.87e+04	0.750	

Totals class: Total Hexa-Furans

Entry #: 45

Run: 27

File: 17AUG10M

S: 24 I: 1 F: 3

Acquired: 18-AUG-10 05:07:58

Total Concentration: 109

Unnamed Concentration: 101.952

RT	ml Resp	m2 Resp	RA	Resp	Concentration	Name
35:15	1.54e+05	1.17e+05	1.32 y	2.71e+05	6.19	
35:31	6.25e+05	4.93e+05	1.27 y	1.12e+06	25.6	
36:26	1.67e+06	1.32e+06	1.27 y	2.99e+06	68.3	
37:12	6.69e+04	5.23e+04	1.28 y	1.19e+05	2.60	1,2,3,4,7,8-HxCDF
37:24	5.52e+04	4.17e+04	1.32 y	9.69e+04	2.04	1,2,3,6,7,8-HxCDF
38:06	4.84e+04	3.48e+04	1.39 y	8.32e+04	1.90	
38:20	6.90e+04	5.31e+04	1.30 y	1.22e+05	2.87	2,3,4,6,7,8-HxCDF

Totals class: Total Hepta-Furans

Entry #: 46

Run: 27

File: 17AUG10M

S: 24 I: 1 F: 4

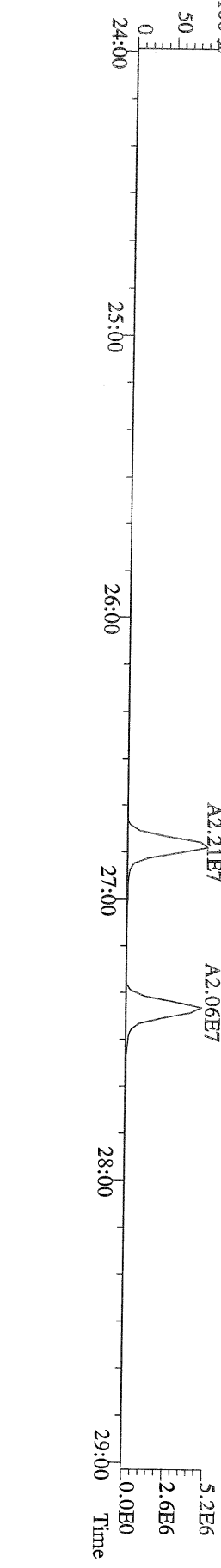
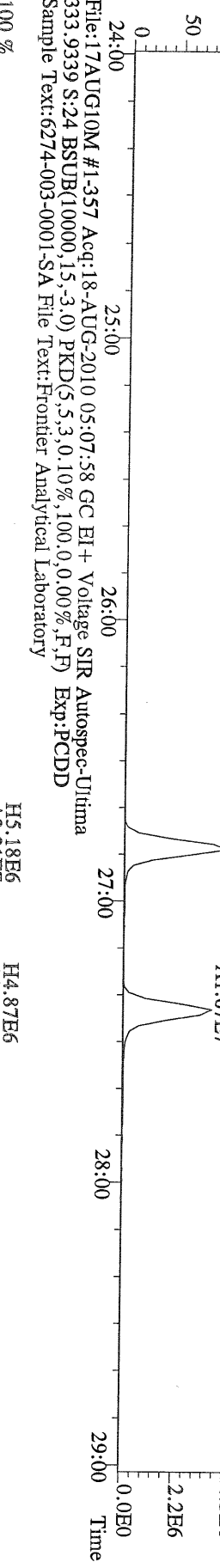
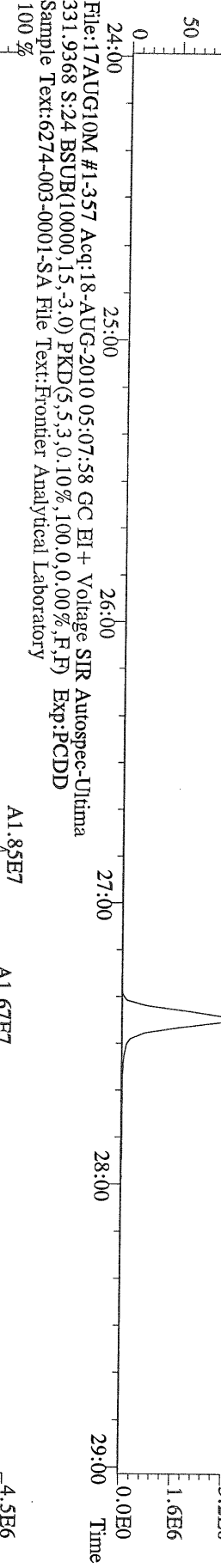
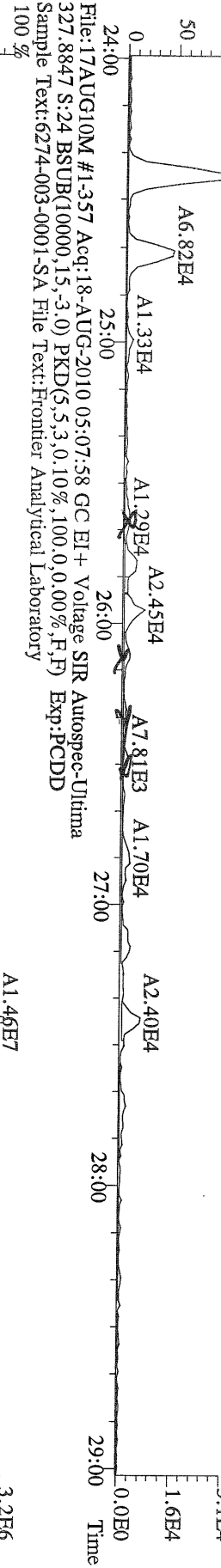

Acquired: 18-AUG-10 05:07:58

Total Concentration: 494

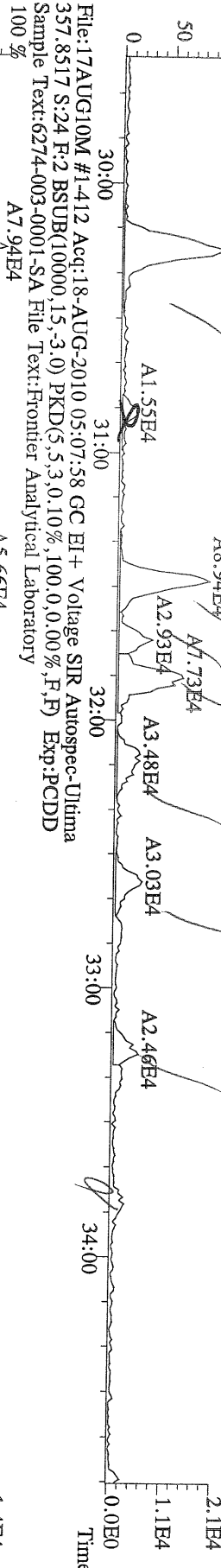
Unnamed Concentration: 368.139

RT	ml Resp	m2 Resp	RA	Resp	Concentration	Name
42:17	2.12e+06	1.97e+06	1.07 y	4.09e+06	121	1,2,3,4,6,7,8-HpCDF
43:06	6.17e+06	5.77e+06	1.07 y	1.19e+07	368	
45:06	6.24e+04	6.20e+04	1.01 y	1.24e+05	3.97	1,2,3,4,7,8,9-HpCDF


File:17AUG10M #1-357 Acq:18-AUG-2010 05:07:58 GC EI+ Voltage SIR Autospec-Ultima
319.8965 S:24 BSUB(10000,15,-3.0) Exp:PCDD
Sample Text:6274-003-0001-SA File Text:Frontier Analytical Laboratory



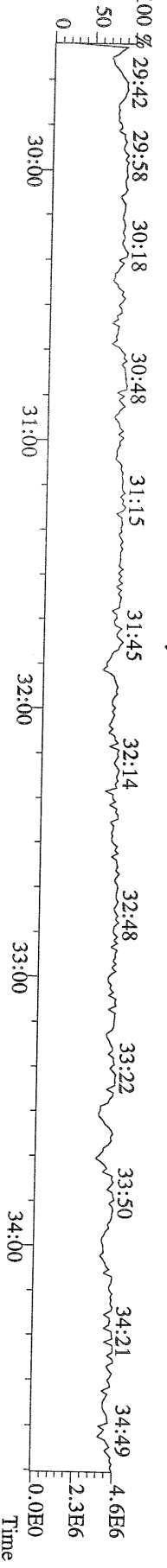
File:17AUG10M #1-412 Acq:18-AUG-2010 05:07:58 GC EI+ Voltage SIR Autospec-Ultima
 355.8546 S:24 F:2 BSUB(10000,15,-3.0) PKD(5,5,3,0,10%,100,0,0,00%,F,F) Exp:PCDD
 Sample Text:6274-003-0001-SA File Text:Frontier Analytical Laboratory




File:17AUG10M #1-412 Acq:18-AUG-2010 05:07:58 GC EI+ Voltage SIR Autospec-Ultima
 367.8949 S:24 F:2 BSUB(10000,15,-3.0) PKD(5,5,3,0,10%,100,0,0,00%,F,F) Exp:PCDD
 Sample Text:6274-003-0001-SA File Text:Frontier Analytical Laboratory



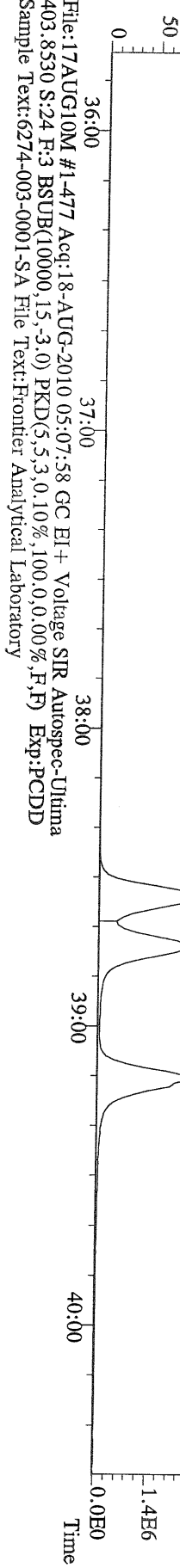
File:17AUG10M #1-412 Acq:18-AUG-2010 05:07:58 GC EI+ Voltage SIR Autospec-Ultima
 366.9792 S:24 F:2 Exp:PCDD
 Sample Text:6274-003-0001-SA File Text:Frontier Analytical Laboratory



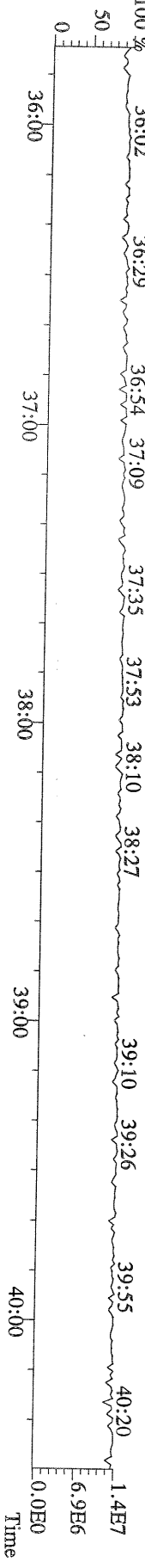
File:17AUG10M #1-477 Acq:18-AUG-2010 05:07:58 GC EI+ Voltage SIR Autospec-Ultima
389.8156 S:24 F:3 BSUB(10000,15,-3.0) PKD(5,5,3,0.10%,100.0,0.00%,F,F) Exp:PCDD
Sample Text:6274-003-0001-SA File Text:Frontier Analytical Laboratory



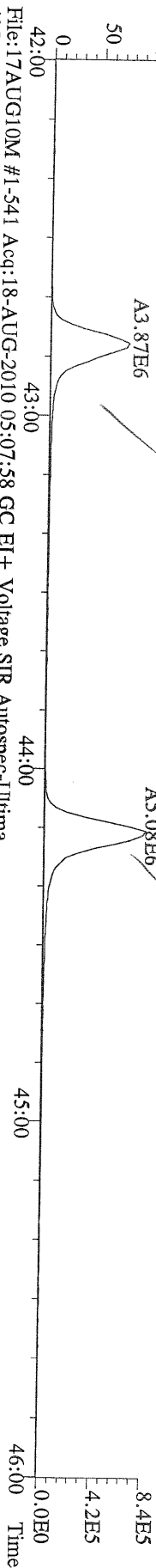
File:17AUG10M #1-477 Acq:18-AUG-2010 05:07:58 GC EI+ Voltage SIR Autospec-Ultima
401.8559 S:24 F:3 BSUB(10000,15,-3.0) PKD(5,5,3,0.10%,100.0,0.00%,F,F) Exp:PCDD
Sample Text:6274-003-0001-SA File Text:Frontier Analytical Laboratory



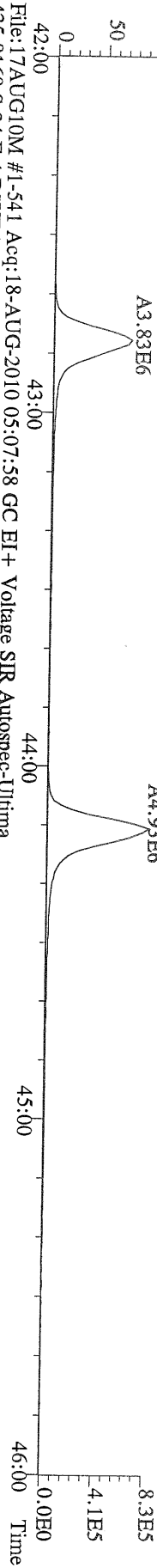
File:17AUG10M #1-477 Acq:18-AUG-2010 05:07:58 GC EI+ Voltage SIR Autospec-Ultima
380.9760 S:24 F:3 Exp:PCDD
Sample Text:6274-003-0001-SA File Text:Frontier Analytical Laboratory



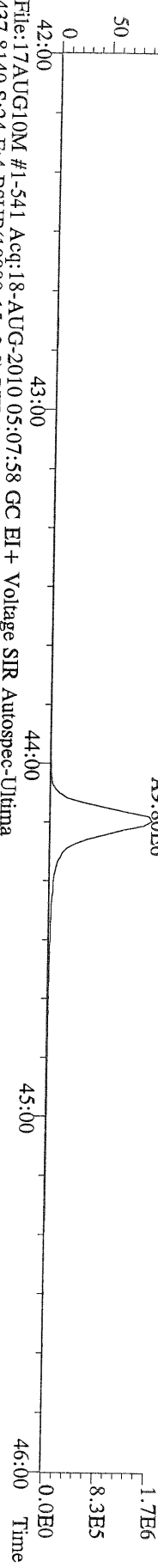
File:17AUG10M #1-541 Acq:18-AUG-2010 05:07:58 GC EI+ Voltage SIR Autospec-Ultima
423.7767 S:24 F:4 BSUB(10000,15,-3.0) PKD(5,5,3,0,10%,100,0,0,00%,F,F) Exp:PCDD
Sample Text:6274-003-0001-SA File Text:Frontier Analytical Laboratory



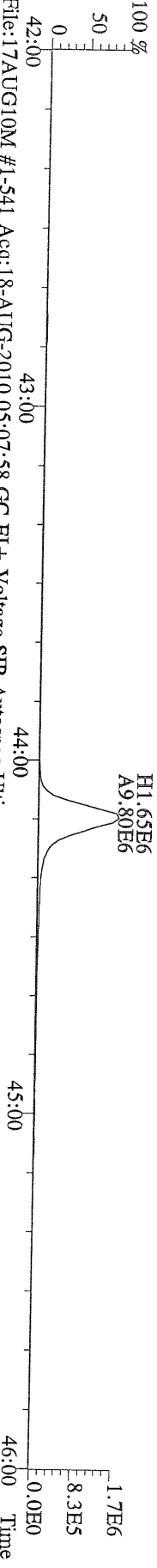
File:17AUG10M #1-541 Acq:18-AUG-2010 05:07:58 GC EI+ Voltage SIR Autospec-Ultima
425.7737 S:24 F:4 BSUB(10000,15,-3.0) PKD(5,5,3,0,10%,100,0,0,00%,F,F) Exp:PCDD
Sample Text:6274-003-0001-SA File Text:Frontier Analytical Laboratory



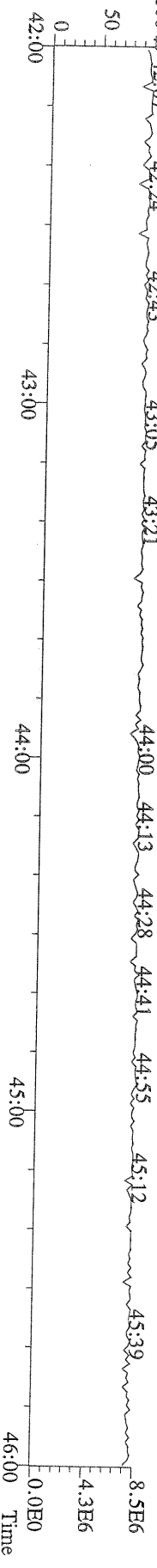
File:17AUG10M #1-541 Acq:18-AUG-2010 05:07:58 GC EI+ Voltage SIR Autospec-Ultima
435.8169 S:24 F:4 BSUB(10000,15,-3.0) PKD(5,5,3,0,10%,100,0,0,00%,F,F) Exp:PCDD
Sample Text:6274-003-0001-SA File Text:Frontier Analytical Laboratory




File:17AUG10M #1-541 Acq:18-AUG-2010 05:07:58 GC EI+ Voltage SIR Autospec-Ultima
437.8140 S:24 F:4 BSUB(10000,15,-3.0) PKD(5,5,3,0,10%,100,0,0,00%,F,F) Exp:PCDD
Sample Text:6274-003-0001-SA File Text:Frontier Analytical Laboratory



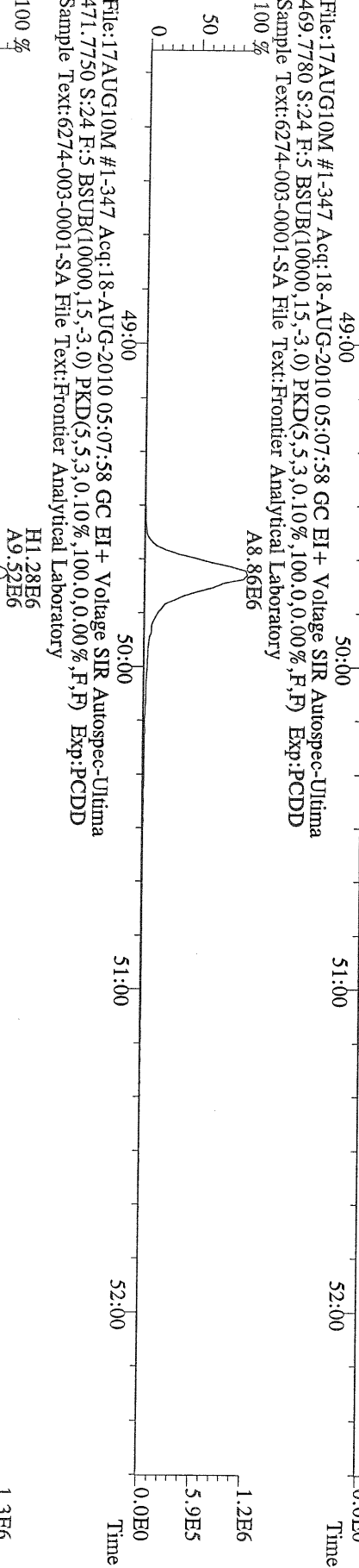
File:17AUG10M #1-541 Acq:18-AUG-2010 05:07:58 GC EI+ Voltage SIR Autospec-Ultima
430.9728 S:24 F:4 Exp:PCDD
Sample Text:6274-003-0001-SA File Text:Frontier Analytical Laboratory



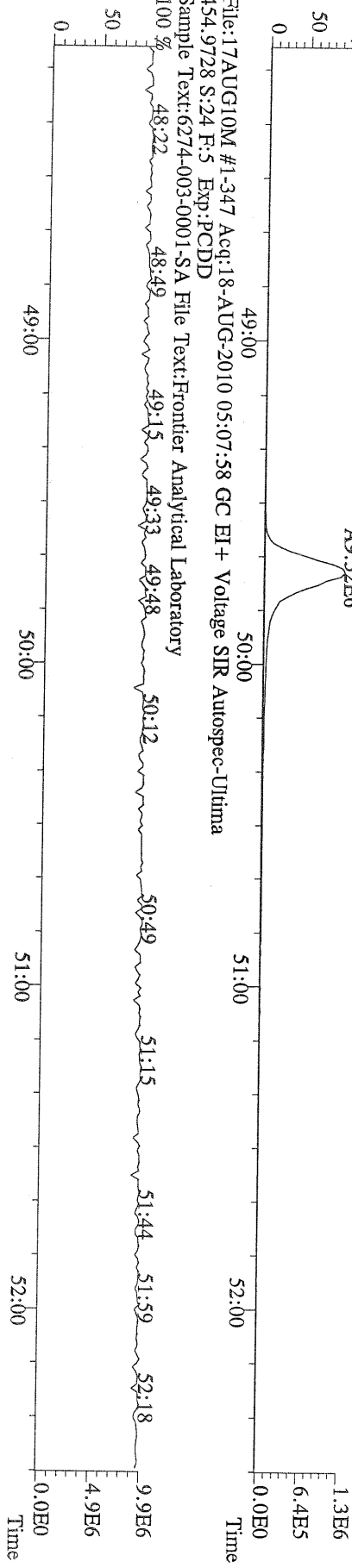
File:17AUG10M #1-347 Acq:18-AUG-2010 05:07:58 GC EI+ Voltage SIR Autospec-Ultima
457.7377 S:24 F:5 BSUB(10000,15,-3,0) PKD(5,5,3,0,10%,100,0,0,00%,F,F) Exp:PCDD
Sample Text:6274-003-0001-SA File Text:Frontier Analytical Laboratory
100 %



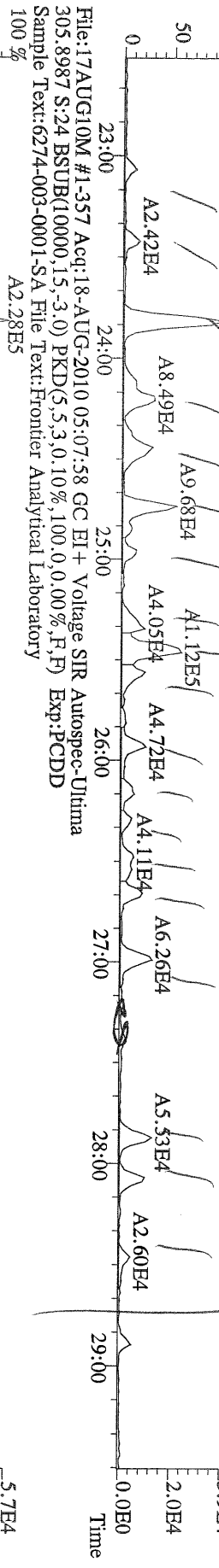
File:17AUG10M #1-347 Acq:18-AUG-2010 05:07:58 GC EI+ Voltage SIR Autospec-Ultima
469.7780 S:24 F:5 BSUB(10000,15,-3,0) PKD(5,5,3,0,10%,100,0,0,00%,F,F) Exp:PCDD
Sample Text:6274-003-0001-SA File Text:Frontier Analytical Laboratory
100 %



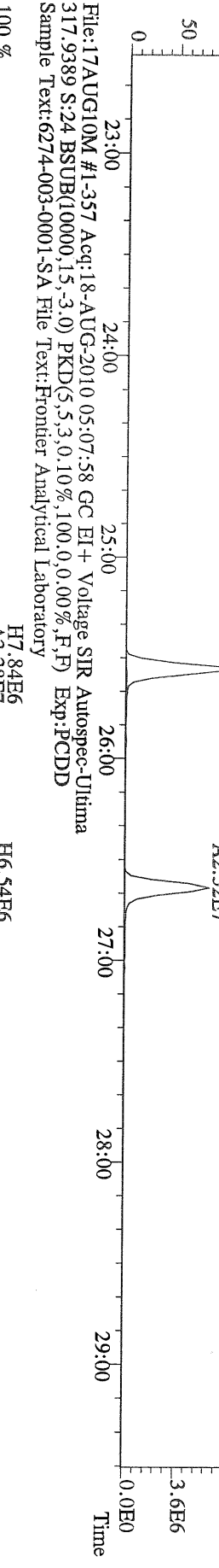
File:17AUG10M #1-347 Acq:18-AUG-2010 05:07:58 GC EI+ Voltage SIR Autospec-Ultima
471.7750 S:24 F:5 BSUB(10000,15,-3,0) PKD(5,5,3,0,10%,100,0,0,00%,F,F) Exp:PCDD
Sample Text:6274-003-0001-SA File Text:Frontier Analytical Laboratory
100 %



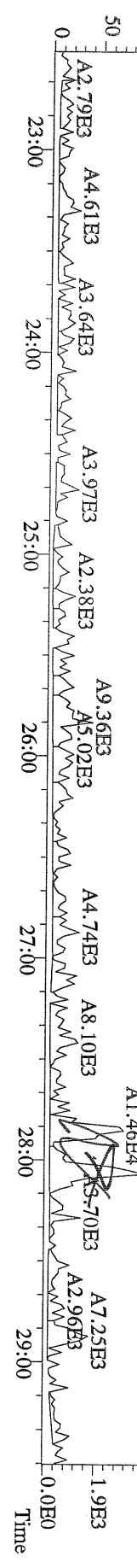
File:17AUG10M #1-357 Acq:18-AUG-2010 05:07:58 GC EI+ Voltage SIR Autospec-Ultima
303.9016 S:24 BSUB(10000,15,-3.0) PKD(5.5,3,0.10%,100.0,0.00%,F,F) Exp:PCDD
Sample Text:6274-003-0001-SA File Text:Frontier Analytical Laboratory




File:17AUG10M #1-357 Acq:18-AUG-2010 05:07:58 GC EI+ Voltage SIR Autospec-Ultima
315.9419 S:24 BSUB(10000,15,-3.0) PKD(5.5,3,0.10%,100.0,0.00%,F,F) Exp:PCDD
Sample Text:6274-003-0001-SA File Text:Frontier Analytical Laboratory



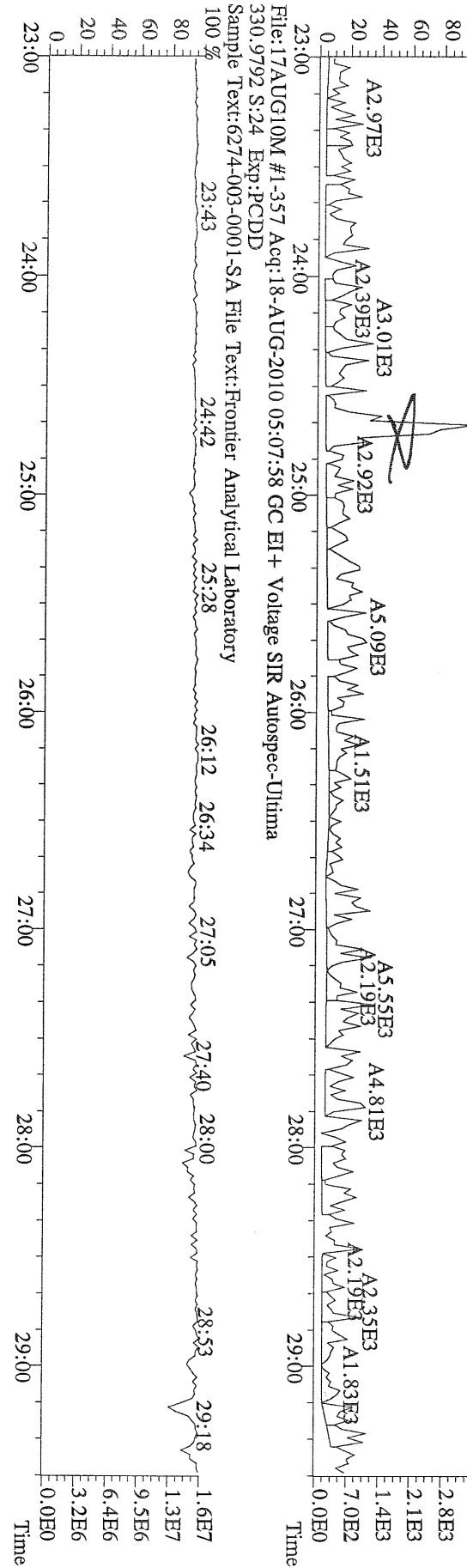
File:17AUG10M #1-357 Acq:18-AUG-2010 05:07:58 GC EI+ Voltage SIR Autospec-Ultima
375.8364 S:24 BSUB(10000,15,-3.0) PKD(5.5,3,0.10%,100.0,0.00%,F,F) Exp:PCDD
Sample Text:6274-003-0001-SA File Text:Frontier Analytical Laboratory



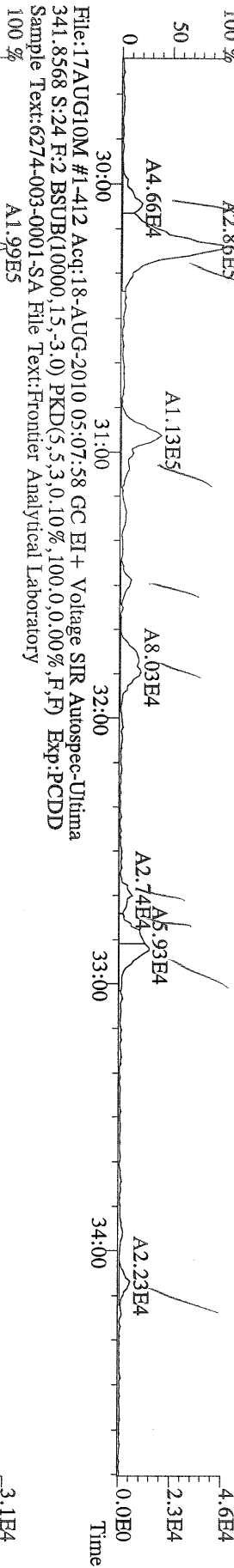
File:17AUG10M #1-357 Acq:18-AUG-2010 05:07:58 GC EI+ Voltage SIR Autospec-Ulthma
 339.8597 S:24 BSUB(10000,15,-3.0) PKD(5.5,3.0,10%,100.0,0.00%,F,F) Exp:PCDD
 Sample Text:6274-003-0001-SA File Text:Frontier Analytical Laboratory




File:17AUG10M #1-357 Acq:18-AUG-2010 05:07:58 GC EI+ Voltage SIR Autospec-Ulthma
 409.7974 S:24 BSUB(10000,15,-3.0) PKD(5.5,3.0,10%,100.0,0.00%,F,F) Exp:PCDD
 Sample Text:6274-003-0001-SA File Text:Frontier Analytical Laboratory



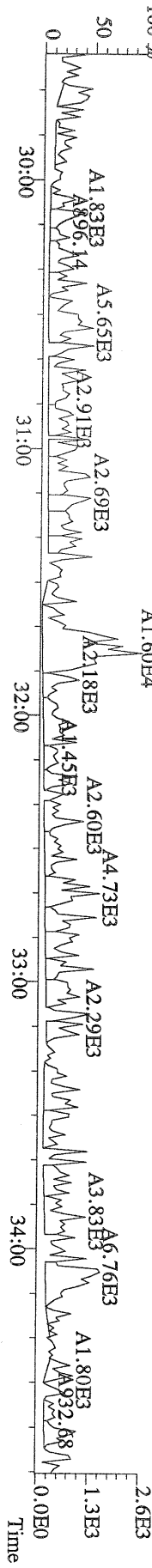
File:17AUG10M #1-412 Acq:18-AUG-2010 05:07:58 GC EI+ Voltage SIR Autospec-Ultima
339.8597 S:24 F:2 BSUB(10000,15,-3.0) PKD(5,5,3,0.10%,100,0,0.00%,F,F) Exp:PCDD
Sample Text:6274-003-0001-SA File Text:Frontier Analytical Laboratory




File:17AUG10M #1-412 Acq:18-AUG-2010 05:07:58 GC EI+ Voltage SIR Autospec-Ultima
351.9000 S:24 F:2 BSUB(10000,15,-3.0) PKD(5,5,3,0.10%,100,0,0.00%,F,F) Exp:PCDD
Sample Text:6274-003-0001-SA File Text:Frontier Analytical Laboratory



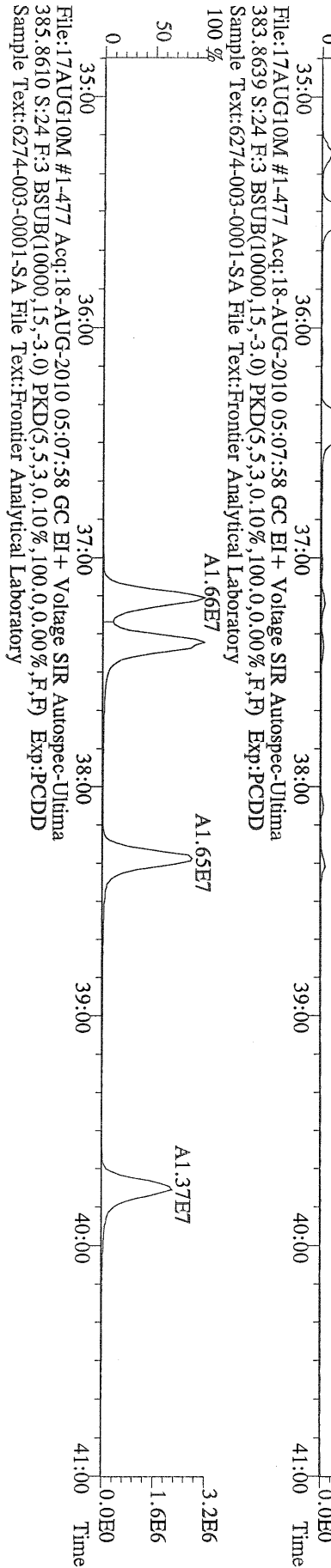
File:17AUG10M #1-412 Acq:18-AUG-2010 05:07:58 GC EI+ Voltage SIR Autospec-Ultima
409.7974 S:24 F:2 BSUB(10000,15,-3.0) PKD(5,5,3,0.10%,100,0,0.00%,F,F) Exp:PCDD
Sample Text:6274-003-0001-SA File Text:Frontier Analytical Laboratory



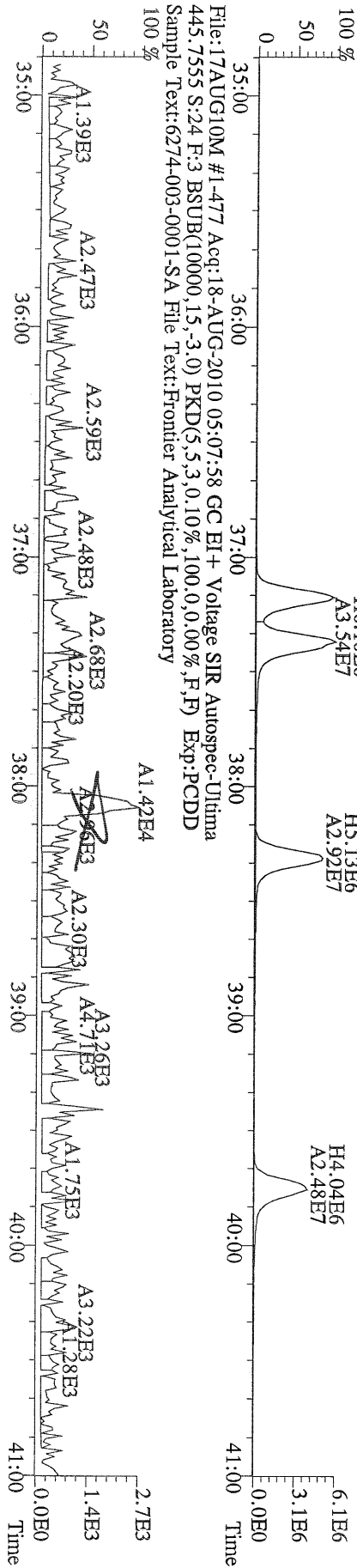
File:17AUG10M #1-477 Acq:18-AUG-2010 05:07:58 GC EI+ Voltage SIR Autospec-Ultima
 373.8207 S:24 F:3 BSUB(10000,15,-3.0) PKD(5,5,3,0,10%,100,0,0,00%,F,F) Exp:PCDD
 Sample Text:6274-003-0001-SA File Text:Frontier Analytical Laboratory



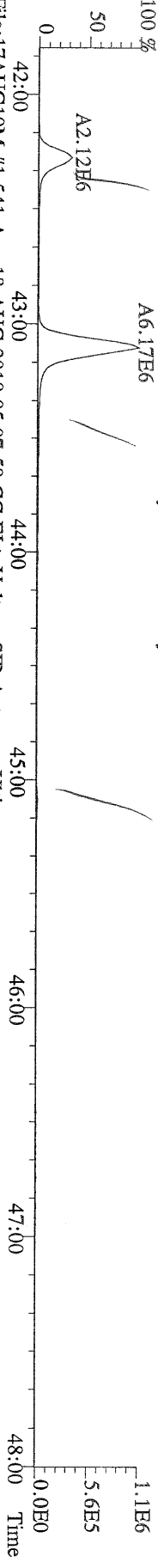
File:17AUG10M #1-477 Acq:18-AUG-2010 05:07:58 GC EI+ Voltage SIR Autospec-Ultima
 383.8639 S:24 F:3 BSUB(10000,15,-3.0) PKD(5,5,3,0,10%,100,0,0,00%,F,F) Exp:PCDD
 Sample Text:6274-003-0001-SA File Text:Frontier Analytical Laboratory



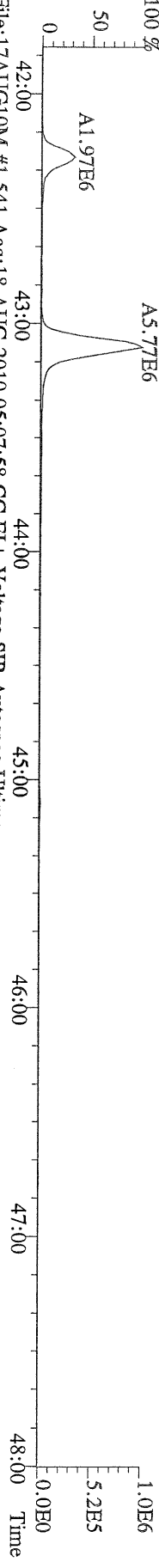
File:17AUG10M #1-477 Acq:18-AUG-2010 05:07:58 GC EI+ Voltage SIR Autospec-Ultima
 445.7555 S:24 F:3 BSUB(10000,15,-3.0) PKD(5,5,3,0,10%,100,0,0,00%,F,F) Exp:PCDD
 Sample Text:6274-003-0001-SA File Text:Frontier Analytical Laboratory



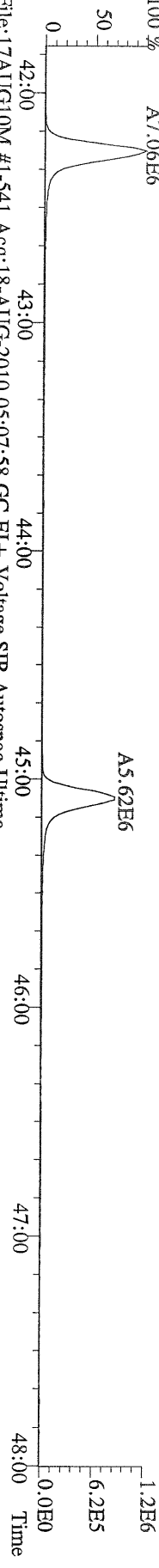
File:17AUG10M #1-541 Acq:18-AUG-2010 05:07:58 GC EI+ Voltage SIR Autospec-Ultima
 407.7818 S:24 F:4 BSUB(10000,15,-3,0) PKD(5,5,3,0.10%,100,0,0.00%,F,F) Exp:PCDD
 Sample Text:6274-003-0001-SA File Text:Frontier Analytical Laboratory



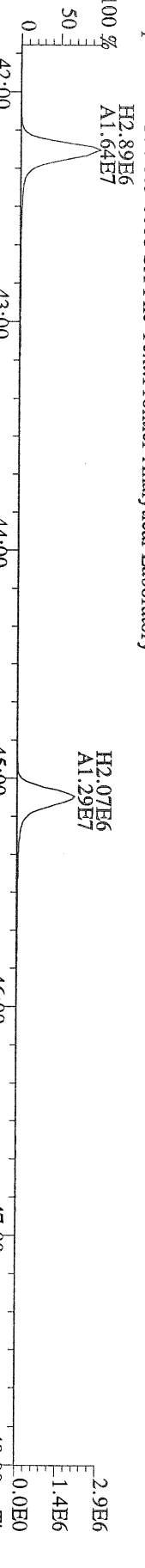
File:17AUG10M #1-541 Acq:18-AUG-2010 05:07:58 GC EI+ Voltage SIR Autospec-Ultima
 409.7788 S:24 F:4 BSUB(10000,15,-3,0) PKD(5,5,3,0.10%,100,0,0.00%,F,F) Exp:PCDD
 Sample Text:6274-003-0001-SA File Text:Frontier Analytical Laboratory



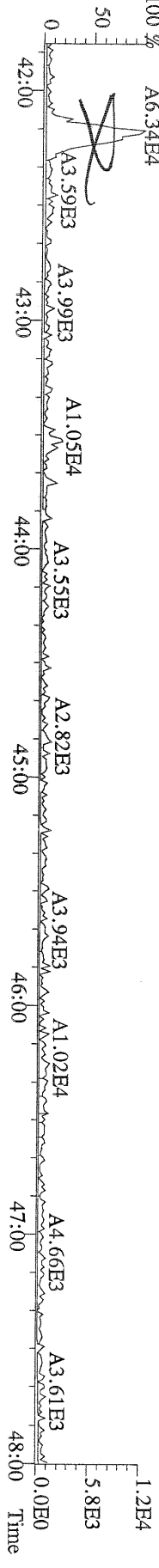
File:17AUG10M #1-541 Acq:18-AUG-2010 05:07:58 GC EI+ Voltage SIR Autospec-Ultima
 417.8253 S:24 F:4 BSUB(10000,15,-3,0) PKD(5,5,3,0.10%,100,0,0.00%,F,F) Exp:PCDD
 Sample Text:6274-003-0001-SA File Text:Frontier Analytical Laboratory




File:17AUG10M #1-541 Acq:18-AUG-2010 05:07:58 GC EI+ Voltage SIR Autospec-Ultima
 419.8220 S:24 F:4 BSUB(10000,15,-3,0) PKD(5,5,3,0.10%,100,0,0.00%,F,F) Exp:PCDD
 Sample Text:6274-003-0001-SA File Text:Frontier Analytical Laboratory




File:17AUG10M #1-541 Acq:18-AUG-2010 05:07:58 GC EI+ Voltage SIR Autospec-Ultima
 479.7165 S:24 F:4 BSUB(10000,15,-3,0) PKD(5,5,3,0.10%,100,0,0.00%,F,F) Exp:PCDD
 Sample Text:6274-003-0001-SA File Text:Frontier Analytical Laboratory




File:17AUG10M #1-347 Acq:18-AUG-2010 05:07:58 GC EI+ Voltage SIR Autospec-Ultima
 441.7428 S:24 F:5 BSUB(10000,15,-3.0) PKD(5,5,3,0.10%,100,0,0.00%,F,F) Exp:PCDD
 Sample Text:6274-003-0001-SA File Text:Frontier Analytical Laboratory



File:17AUG10M #1-347 Acq:18-AUG-2010 05:07:58 GC EI+ Voltage SIR Autospec-Ultima
 453.7831 S:24 F:5 BSUB(10000,15,-3.0) PKD(5,5,3,0.10%,100,0,0.00%,F,F) Exp:PCDD
 Sample Text:6274-003-0001-SA File Text:Frontier Analytical Laboratory



File:17AUG10M #1-347 Acq:18-AUG-2010 05:07:58 GC EI+ Voltage SIR Autospec-Ultima
 513.6775 S:24 F:5 BSUB(10000,15,-3.0) PKD(5,5,3,0.10%,100,0,0.00%,F,F) Exp:PCDD
 Sample Text:6274-003-0001-SA File Text:Frontier Analytical Laboratory



*198 ATB
 TC 8/18/10*

Name	Resp	RA	RT	RRF	Conc	Qual	Fac Noise-1	Noise-2	DL	Rec
2,3,7,8-TCDD	1.96e+05	0.67 y	27:23	1.04	4.83		2.50	-	*	
1,2,3,7,8-PeCDD	1.19e+06	1.62 y	33:13	1.05	33.9		2.50	-	*	
1,2,3,4,7,8-HxCDD	1.85e+06	1.41 y	38:35	1.30	57.6		2.50	-	*	
1,2,3,6,7,8-HxCDD	1.52e+07	1.39 y	38:45	1.28	481		2.50	-	*	
1,2,3,7,8,9-HxCDD	6.04e+06	1.34 y	39:11	1.25	196		2.50	-	*	
1,2,3,4,6,7,8-HpCDD	*	* n	NotFnd	1.35	* 19,700	*	2.50	-	*	
OCDD	*	* n	NotFnd	1.25	* 234,000	*	2.50	-	*	
2,3,7,8-TCDF	1.65e+05	0.69 y	26:38	1.62	1.77	J	2.50	-	*	
1,2,3,7,8-PeCDF	2.03e+05	1.35 y	31:29	0.92	3.96	J	2.50	-	*	
2,3,4,7,8-PeCDF	9.96e+05	1.45 y	32:49	0.94	20.0		2.50	-	*	
1,2,3,4,7,8-HxCDF	5.38e+06	1.27 y	37:12	0.93	124		2.50	-	*	
1,2,3,6,7,8-HxCDF	2.23e+06	1.29 y	37:24	0.84	48.3		2.50	-	*	
2,3,4,6,7,8-HxCDF	2.78e+06	1.30 y	38:20	0.90	67.5		2.50	-	*	
1,2,3,7,8,9-HxCDF	3.70e+05	1.27 y	39:49	0.98	9.99	J	2.50	-	*	
1,2,3,4,6,7,8-HpCDF	1.84e+08	1.07 y	42:17	1.38	5300		2.50	-	*	
1,2,3,4,7,8,9-HpCDF	4.26e+06	1.06 y	45:06	1.62	140		2.50	-	*	
OCDF	*	* n	NotFnd	0.74	* 25,000	*	2.50	-	*	
13C-2,3,7,8-TCDD	3.89e+07	0.83 y	27:22	0.93	1050					105
13C-1,2,3,7,8-PeCDD	3.33e+07	1.75 y	33:12	0.81	1030					103
13C-1,2,3,4,7,8-HxCDD	2.46e+07	1.25 y	38:33	0.95	1010					101
13C-1,2,3,6,7,8-HxCDD	2.47e+07	1.25 y	38:44	1.00	963					96.8
13C-1,2,3,4,6,7,8-HpCDD	*	* n	NotFnd	0.92	*	*				* 89.7!
13C-OCDD	*	* n	NotFnd	0.63	*	*				* 90.9!
13C-2,3,7,8-TCDF	5.72e+07	0.88 y	26:37	0.87	1080					108
13C-1,2,3,7,8-PeCDF	5.56e+07	1.71 y	31:27	0.81	1130					113
13C-2,3,4,7,8-PeCDF	5.24e+07	1.66 y	32:47	0.75	1140					115
13C-1,2,3,4,7,8-HxCDF	4.65e+07	0.54 y	37:11	1.74	1040					105
13C-1,2,3,6,7,8-HxCDF	5.49e+07	0.53 y	37:22	2.17	984					98.9
13C-2,3,4,6,7,8-HxCDF	4.58e+07	0.53 y	38:19	1.82	980					98.5
13C-1,2,3,7,8,9-HxCDF	3.75e+07	0.54 y	39:45	1.49	980					98.5
13C-1,2,3,4,6,7,8-HpCDF	2.50e+07	0.43 y	42:16	1.10	883					88.8
13C-1,2,3,4,7,8,9-HpCDF	1.86e+07	0.43 y	45:05	0.81	885					89.0
13C-OCDF	*	* n	NotFnd	1.19	*	*				* 80.3!
37Cl-2,3,7,8-TCDD	1.55e+07		27:23	0.93	417					105
13C-1,2,3,4-TCDD	3.99e+07	0.83 y	26:48	-	58.5					
13C-1,2,3,4-TCDF	6.09e+07	0.87 y	25:31	-	56.8					
13C-1,2,3,7,8,9-HxCDD	2.56e+07	1.23 y	39:11	-	59.1					
Total Tetra-Dioxins	1.30e+06		24:23	1.04	32.1		2.50	-	*	13
Total Penta-Dioxins	7.50e+06		30:15	1.05	214		2.50	-	*	10
Total Hexa-Dioxins	9.84e+07		36:07	1.27	3120		2.50	-	*	7
Total Hepta-Dioxins	*		NotFnd	1.35	* 41,500		2.50	-	*	0
Total Tetra-Furans	6.41e+06		23:02	1.62	68.9	D,M	2.50	-	*	17
1st Fn. Tot Penta-Furans	9.13e+06		28:27	0.93	181	D,M	2.50	-	*	PeCDF 1
Total Penta-Furans	9.48e+06		30:04	0.93	188	D,M	2.50	-	*	369 12
Total Hexa-Furans	1.57e+08		35:14	0.90	3720	D,M	2.50	-	*	11
Total Hepta-Furans	1.89e+08		42:17	1.48	5480		2.50	-	*	3

Analyst: J

Date: 8/18/10

Totals class: Total Tetra-Dioxins

Entry #: 38

Run: 28

File: 17AUG10M

S: 25 I: 1 F: 1

Acquired: 18-AUG-10 06:03:21

Total Concentration: 32.1

Unnamed Concentration: 27.291

RT	ml Resp	m2 Resp	RA	Resp	Concentration	Name
24:23	8.36e+04	1.12e+05	0.75 y	1.95e+05	4.82	
24:40	3.83e+04	4.49e+04	0.85 y	8.32e+04	2.06	
24:58	2.19e+04	3.26e+04	0.67 y	5.46e+04	1.35	
25:36	2.01e+04	2.53e+04	0.79 y	4.53e+04	1.12	
25:47	2.36e+04	3.54e+04	0.67 y	5.90e+04	1.46	
25:56	1.35e+05	1.77e+05	0.76 y	3.11e+05	7.68	
26:05	1.55e+04	1.79e+04	0.87 y	3.34e+04	0.824	
26:18	1.70e+04	2.44e+04	0.70 y	4.14e+04	1.02	
26:28	2.00e+04	2.68e+04	0.75 y	4.68e+04	1.16	
26:49	5.01e+04	6.88e+04	0.73 y	1.19e+05	2.94	
27:08	1.19e+04	1.63e+04	0.73 y	2.82e+04	0.697	
27:23	7.88e+04	1.17e+05	0.67 y	1.96e+05	4.83	2,3,7,8-TCDD
27:42	3.89e+04	4.91e+04	0.79 y	8.80e+04	2.17	

Totals class: Total Penta-Dioxins

Entry #: 39

Run: 28

File: 17AUG10M

S: 25 I: 1 F: 2

Acquired: 18-AUG-10 06:03:21

Total Concentration: 214

Unnamed Concentration: 180.136

RT	ml Resp	m2 Resp	RA	Resp	Concentration	Name
30:15	1.25e+06	7.70e+05	1.62 y	2.02e+06	57.6	
30:50	2.58e+05	1.62e+05	1.59 y	4.20e+05	12.0	
31:28	3.61e+05	2.15e+05	1.68 y	5.77e+05	16.5	
31:41	1.04e+06	6.37e+05	1.63 y	1.67e+06	47.7	
31:50	3.18e+05	1.96e+05	1.62 y	5.14e+05	14.7	
32:09	3.43e+05	2.08e+05	1.65 y	5.51e+05	15.7	
32:35	1.05e+05	6.67e+04	1.57 y	1.71e+05	4.88	
33:13	7.35e+05	4.54e+05	1.62 y	1.19e+06	33.9	1,2,3,7,8-PeCDD
33:19	1.27e+05	8.63e+04	1.48 y	2.14e+05	6.10	
33:48	1.05e+05	7.10e+04	1.48 y	1.76e+05	5.03	

Totals class: Total Hexa-Dioxins

Entry #: 40

Run: 28

File: 17AUG10M

S: 25 I: 1 F: 3

Acquired: 18-AUG-10 06:03:21

Total Concentration: 3120

Unnamed Concentration: 2385.002

RT	ml Resp	m2 Resp	RA	Resp	Concentration	Name
36:07	1.67e+07	1.20e+07	1.39 y	2.87e+07	908	
37:03	1.60e+06	1.17e+06	1.37 y	2.78e+06	88.0	
37:29	2.51e+07	1.80e+07	1.40 y	4.31e+07	1370	
38:35	1.08e+06	7.68e+05	1.41 y	1.85e+06	57.6	1,2,3,4,7,8-HxCDD
38:45	8.88e+06	6.37e+06	1.39 y	1.52e+07	481	1,2,3,6,7,8-HxCDD
39:02	4.24e+05	3.04e+05	1.39 y	7.28e+05	23.1	
39:11	3.46e+06	2.58e+06	1.34 y	6.04e+06	196	1,2,3,7,8,9-HxCDD

Totals class: Total Tetra-Furans

Entry #: 42

Run: 28

File: 17AUG10M

S: 25 I: 1 F: 1

Acquired: 18-AUG-10 06:03:21

Total Concentration: 68.9

Unnamed Concentration: 67.164

RT	ml Resp	m2 Resp	RA	Resp	Concentration	Name
23:02	3.08e+04	4.62e+04	0.67 y	7.70e+04	0.828	
23:23	8.96e+04	1.36e+05	0.66 y	2.26e+05	2.43	
23:48	5.42e+05	8.05e+05	0.67 y	1.35e+06	14.5	
24:11	1.38e+05	2.03e+05	0.68 y	3.42e+05	3.68	
24:25	1.33e+05	1.97e+05	0.68 y	3.31e+05	3.56	
24:43	2.16e+05	3.13e+05	0.69 y	5.28e+05	5.68	
24:57	3.13e+04	4.52e+04	0.69 y	7.64e+04	0.822	
25:25	3.51e+05	5.10e+05	0.69 y	8.61e+05	9.27	
25:47	6.21e+04	9.15e+04	0.68 y	1.54e+05	1.65	
25:54	3.61e+04	5.26e+04	0.69 y	8.87e+04	0.954	
26:32	6.58e+04	9.61e+04	0.68 y	1.62e+05	1.74	
26:38	6.72e+04	9.75e+04	0.69 y	1.65e+05	1.77	2,3,7,8-TCDF
26:58	5.26e+04	7.47e+04	0.71 y	1.27e+05	1.37	
27:22	6.06e+04	8.53e+04	0.71 y	1.46e+05	1.57	
27:51	2.89e+05	4.27e+05	0.68 y	7.16e+05	7.71	
28:04	1.84e+05	2.77e+05	0.67 y	4.61e+05	4.96	
28:27	2.37e+05	3.62e+05	0.66 y	5.99e+05	6.44	

Totals class: 1st Fn. Tot Penta-Furans Entry #: 43

Run: 28 File: 17AUG10M S: 25 I: 1 F: 1
Acquired: 18-AUG-10 06:03:21

Total Concentration: 181 Unnamed Concentration: 180.679

RT	ml Resp	m2 Resp	RA	Resp	Concentration	Name
28:27	5.59e+06	3.53e+06	1.58 y	9.13e+06	181	

Totals class: Total Penta-Furans

Entry #: 44

Run: 28

File: 17AUG10M

S: 25 I: 1 F: 2

Acquired: 18-AUG-10 06:03:21

Total Concentration: 188

Unnamed Concentration: 164.050

RT	ml Resp	m2 Resp	RA	Resp	Concentration	Name
30:04	2.61e+05	1.85e+05	1.41 y	4.46e+05	8.83	
30:14	2.40e+06	1.68e+06	1.43 y	4.09e+06	80.9	
30:42	5.53e+04	4.00e+04	1.38 y	9.53e+04	1.89	
30:56	8.53e+05	6.00e+05	1.42 y	1.45e+06	28.8	
31:14	7.57e+04	5.37e+04	1.41 y	1.29e+05	2.56	
31:29	1.17e+05	8.66e+04	1.35 y	2.03e+05	3.96	1,2,3,7,8-PeCDF
31:45	5.72e+05	4.07e+05	1.41 y	9.79e+05	19.4	
32:04	7.98e+04	5.61e+04	1.42 y	1.36e+05	2.69	
32:39	5.18e+04	3.44e+04	1.51 y	8.62e+04	1.71	
32:49	5.89e+05	4.07e+05	1.45 y	9.96e+05	20.0	2,3,4,7,8-PeCDF
32:51	3.09e+05	2.16e+05	1.43 y	5.25e+05	10.4	
34:07	2.02e+05	1.46e+05	1.38 y	3.48e+05	6.88	

Totals class: Total Hexa-Furans

Entry #: 45

Run: 28

File: 17AUG10M

S: 25 I: 1 F: 3

Acquired: 18-AUG-10 06:03:21

Total Concentration: 3720

Unnamed Concentration: 3469.333

RT	ml Resp	m2 Resp	RA	Resp	Concentration	Name
35:14	5.82e+06	4.63e+06	1.26 y	1.04e+07	249	
35:31	2.34e+07	1.83e+07	1.28 y	4.17e+07	992	
36:06	4.94e+05	4.05e+05	1.22 y	8.98e+05	21.4	
36:25	5.08e+07	3.99e+07	1.27 y	9.07e+07	2160	
37:02	2.59e+05	1.91e+05	1.36 y	4.50e+05	10.7	
37:12	3.00e+06	2.37e+06	1.27 y	5.38e+06	124	1,2,3,4,7,8-HxCDF
37:24	1.26e+06	9.75e+05	1.29 y	2.23e+06	48.3	1,2,3,6,7,8-HxCDF
37:52	5.88e+04	5.08e+04	1.16 y	1.10e+05	2.61	
38:06	8.39e+05	6.62e+05	1.27 y	1.50e+06	35.7	
38:20	1.57e+06	1.21e+06	1.30 y	2.78e+06	67.5	2,3,4,6,7,8-HxCDF
39:49	2.07e+05	1.63e+05	1.27 y	3.70e+05	9.99	1,2,3,7,8,9-HxCDF

Totals class: Total Hepta-Furans

Entry #: 46

Run: 28

File: 17AUG10M

S: 25 I: 1 F: 4


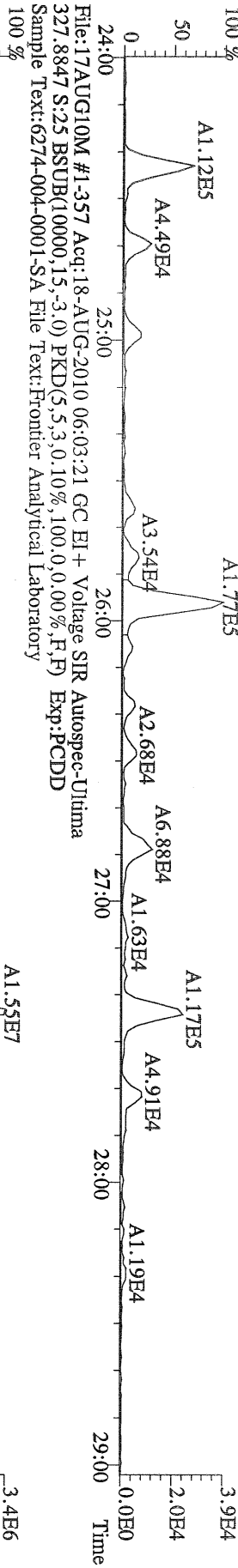

Acquired: 18-AUG-10 06:03:21

Total Concentration: 5480

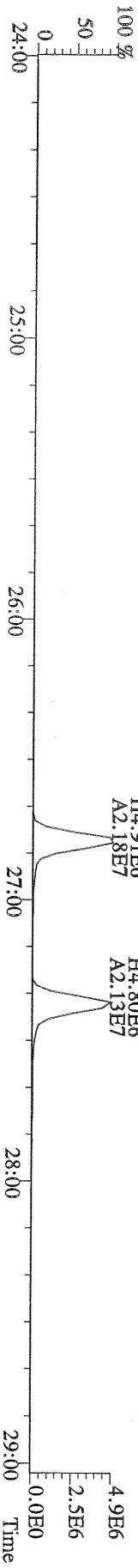
Unnamed Concentration: 39.950

RT	ml Resp	m2 Resp	RA	Resp	Concentration	Name
42:17	9.48e+07	8.89e+07	1.07 y	1.84e+08	5300	1,2,3,4,6,7,8-HpCDF
42:49	6.52e+05	6.46e+05	1.01 y	1.30e+06	39.9	
45:06	2.19e+06	2.07e+06	1.06 y	4.26e+06	140	1,2,3,4,7,8,9-HpCDF

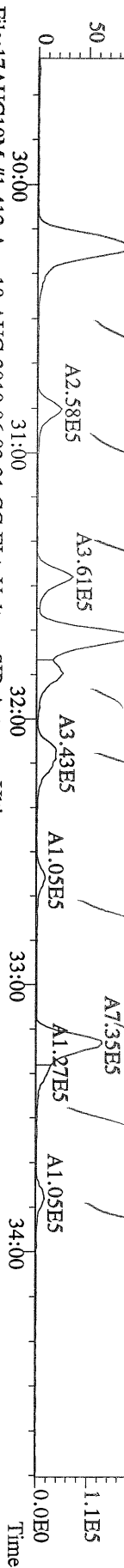
File:17AUG10M #1-357 Acq:18-AUG-2010 06:03:21 GC EI + Voltage SIR Autospec-Ultima
319.8965 S:2.5 BSUB(10000,15,-3.0) PKD(5,5,3,0,10%,100,0,0,00%,F,F) Exp:PCDD
Sample Text:6274-004-0001-SA File Text:Frontier Analytical Laboratory



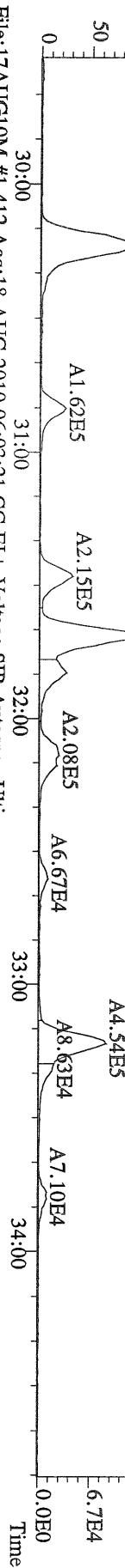
File:17AUG10M #1-357 Acq:18-AUG-2010 06:03:21 GC EI + Voltage SIR Autospec-Ultima
331.9368 S:2.5 BSUB(10000,15,-3.0) PKD(5,5,3,0,10%,100,0,0,00%,F,F) Exp:PCDD
Sample Text:6274-004-0001-SA File Text:Frontier Analytical Laboratory




File:17AUG10M #1-412 Acq:18-AUG-2010 06:03:21 GC EI+ Voltage SIR Autospec-Ultima
 355.8546 S:2.5 F:2 BSUB(10000,15,-3,0) PKD(5,5,3,0,10%,100,0,0,00%,F,F) Exp:PCDD
 Sample Text:6274-004-0001-SA File Text:Frontier Analytical Laboratory



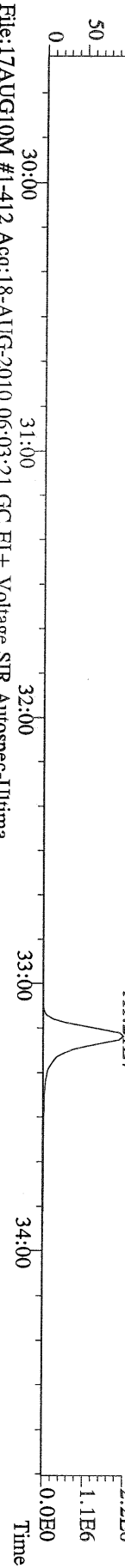
File:17AUG10M #1-412 Acq:18-AUG-2010 06:03:21 GC EI+ Voltage SIR Autospec-Ultima
 357.8517 S:2.5 F:2 BSUB(10000,15,-3,0) PKD(5,5,3,0,10%,100,0,0,00%,F,F) Exp:PCDD
 Sample Text:6274-004-0001-SA File Text:Frontier Analytical Laboratory



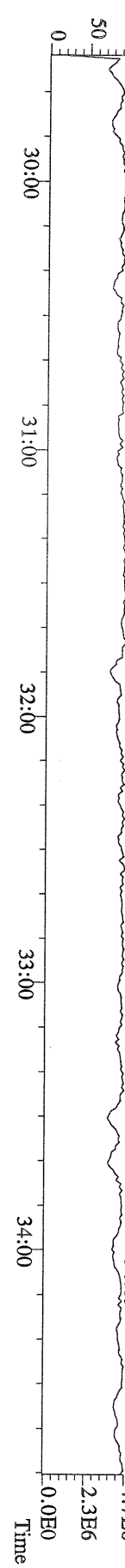
File:17AUG10M #1-412 Acq:18-AUG-2010 06:03:21 GC EI+ Voltage SIR Autospec-Ultima
 367.8949 S:2.5 F:2 BSUB(10000,15,-3,0) PKD(5,5,3,0,10%,100,0,0,00%,F,F) Exp:PCDD
 Sample Text:6274-004-0001-SA File Text:Frontier Analytical Laboratory



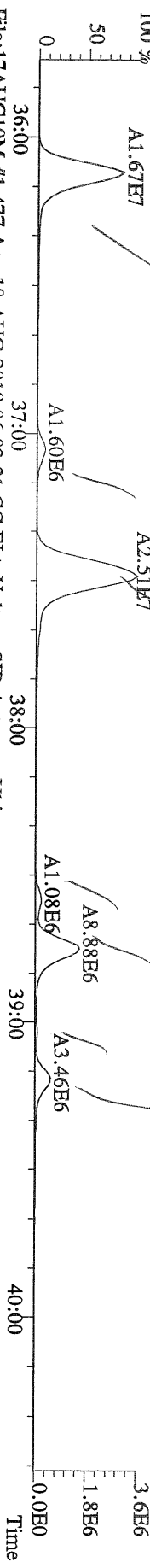
File:17AUG10M #1-412 Acq:18-AUG-2010 06:03:21 GC EI+ Voltage SIR Autospec-Ultima
 369.8919 S:2.5 F:2 BSUB(10000,15,-3,0) PKD(5,5,3,0,10%,100,0,0,00%,F,F) Exp:PCDD
 Sample Text:6274-004-0001-SA File Text:Frontier Analytical Laboratory



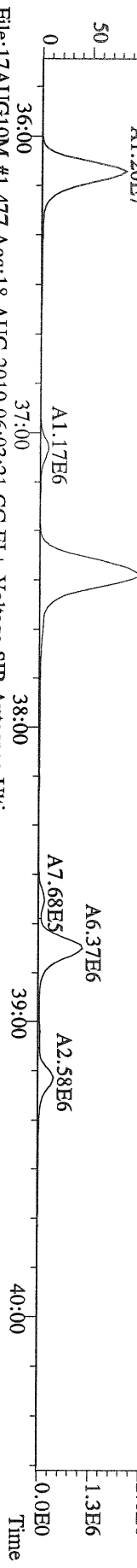
File:17AUG10M #1-412 Acq:18-AUG-2010 06:03:21 GC EI+ Voltage SIR Autospec-Ultima
 366.9792 S:2.5 F:2 Exp:PCDD
 Sample Text:6274-004-0001-SA File Text:Frontier Analytical Laboratory




File:17AUG10M #1-477 Acq:18-AUG-2010 06:03:21 GC EI + Voltage SIR Autospec-Ultima
 389.8156 S:25 F:3 BSUB(10000,15,-3.0) PKD(5,5,3,0,10%,100.0,0.00%,F,F) Exp:PCDD
 Sample Text:6274-004-0001-SA File Text:Frontier Analytical Laboratory



File:17AUG10M #1-477 Acq:18-AUG-2010 06:03:21 GC EI + Voltage SIR Autospec-Ultima
 391.8127 S:25 F:3 BSUB(10000,15,-3.0) PKD(5,5,3,0,10%,100.0,0.00%,F,F) Exp:PCDD
 Sample Text:6274-004-0001-SA File Text:Frontier Analytical Laboratory



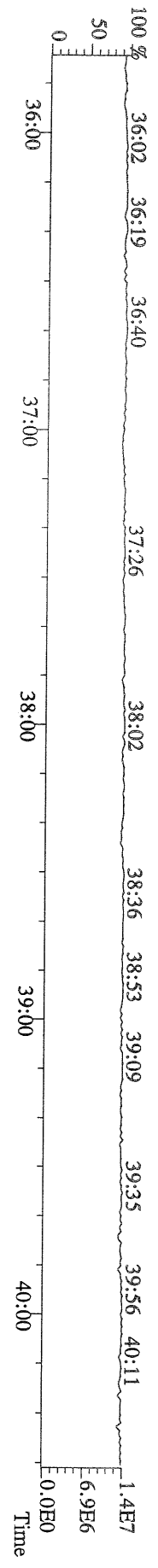
File:17AUG10M #1-477 Acq:18-AUG-2010 06:03:21 GC EI + Voltage SIR Autospec-Ultima
 401.8559 S:25 F:3 BSUB(10000,15,-3.0) PKD(5,5,3,0,10%,100.0,0.00%,F,F) Exp:PCDD
 Sample Text:6274-004-0001-SA File Text:Frontier Analytical Laboratory



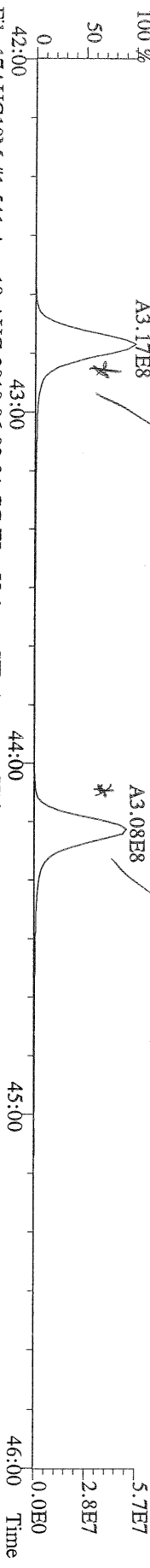
File:17AUG10M #1-477 Acq:18-AUG-2010 06:03:21 GC EI + Voltage SIR Autospec-Ultima
 403.8530 S:25 F:3 BSUB(10000,15,-3.0) PKD(5,5,3,0,10%,100.0,0.00%,F,F) Exp:PCDD
 Sample Text:6274-004-0001-SA File Text:Frontier Analytical Laboratory



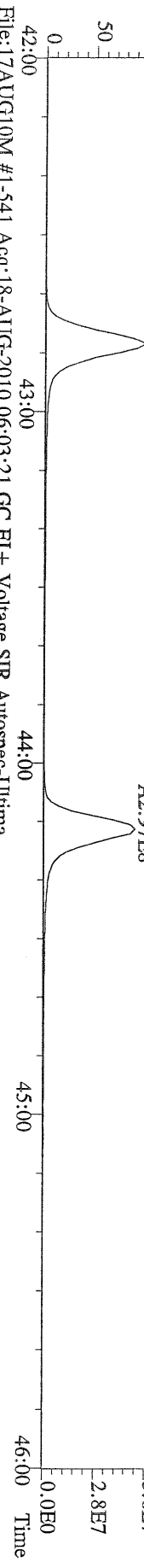
File:17AUG10M #1-477 Acq:18-AUG-2010 06:03:21 GC EI + Voltage SIR Autospec-Ultima
 380.9760 S:25 F:3 Exp:PCDD
 Sample Text:6274-004-0001-SA File Text:Frontier Analytical Laboratory



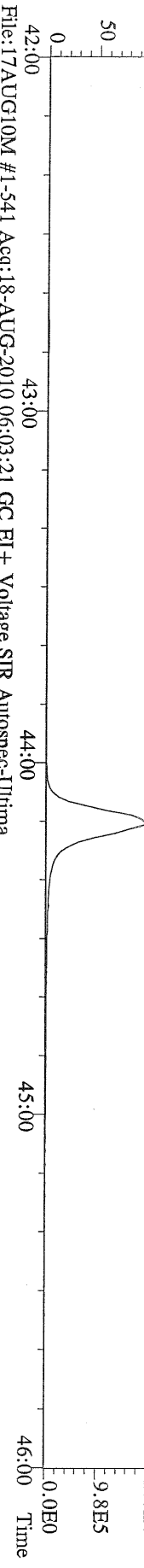
File:17AUG10M #1-541 Acq:18-AUG-2010 06:03:21 GC EI+ Voltage SIR Autospec-Ultima
423.7767 S:25 F:4 BSUB(10000,15,-3.0) PKD(5,5,3,0.10%,100,0,0.00%,F,F) Exp:PCDD
Sample Text:6274-004-0001-SA File Text:Frontier Analytical Laboratory



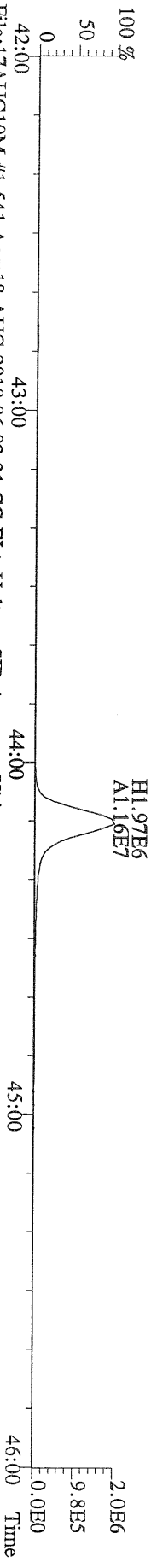
File:17AUG10M #1-541 Acq:18-AUG-2010 06:03:21 GC EI+ Voltage SIR Autospec-Ultima
425.7737 S:25 F:4 BSUB(10000,15,-3.0) PKD(5,5,3,0.10%,100,0,0.00%,F,F) Exp:PCDD
Sample Text:6274-004-0001-SA File Text:Frontier Analytical Laboratory



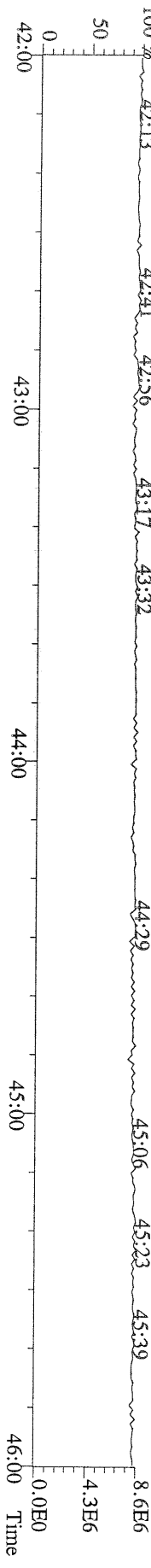
File:17AUG10M #1-541 Acq:18-AUG-2010 06:03:21 GC EI+ Voltage SIR Autospec-Ultima
435.8169 S:25 F:4 BSUB(10000,15,-3.0) PKD(5,5,3,0.10%,100,0,0.00%,F,F) Exp:PCDD
Sample Text:6274-004-0001-SA File Text:Frontier Analytical Laboratory



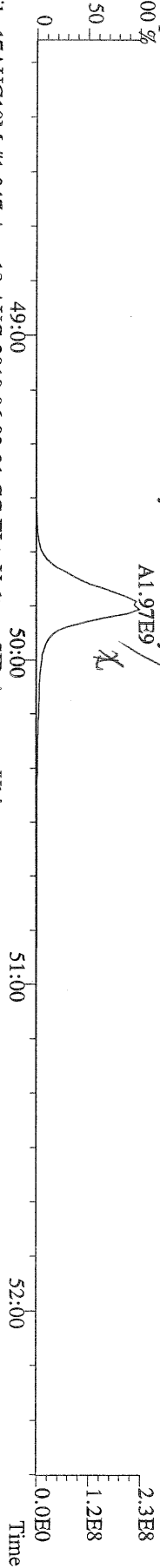
File:17AUG10M #1-541 Acq:18-AUG-2010 06:03:21 GC EI+ Voltage SIR Autospec-Ultima
437.8140 S:25 F:4 BSUB(10000,15,-3.0) PKD(5,5,3,0.10%,100,0,0.00%,F,F) Exp:PCDD
Sample Text:6274-004-0001-SA File Text:Frontier Analytical Laboratory



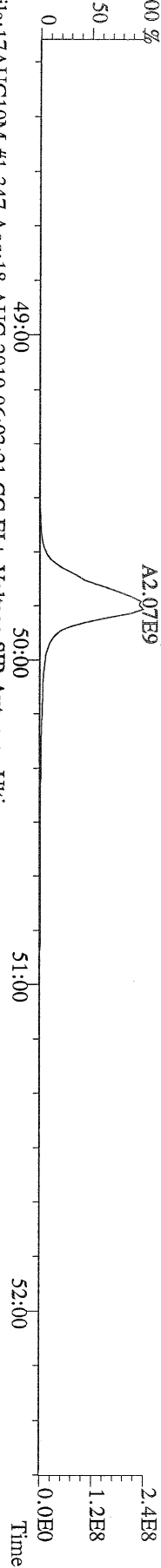
File:17AUG10M #1-541 Acq:18-AUG-2010 06:03:21 GC EI+ Voltage SIR Autospec-Ultima
430.9728 S:25 F:4 Exp:PCDD
Sample Text:6274-004-0001-SA File Text:Frontier Analytical Laboratory



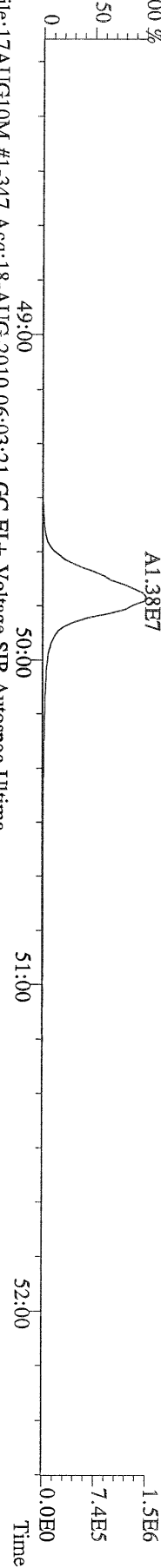
File:17AUG10M #1-347 Acq:18-AUG-2010 06:03:21 GC EI+ Voltage SIR Autospec-Ultima
457.7377 S:25 F:5 BSUB(10000,15,-3,0) PKD(5,5,3,0,10%,100,0,0,00%,F,F) Exp:PCDD
Sample Text:6274-004-0001-SA File Text:Frontier Analytical Laboratory




File:17AUG10M #1-347 Acq:18-AUG-2010 06:03:21 GC EI+ Voltage SIR Autospec-Ultima
459.7348 S:25 F:5 BSUB(10000,15,-3,0) PKD(5,5,3,0,10%,100,0,0,00%,F,F) Exp:PCDD
Sample Text:6274-004-0001-SA File Text:Frontier Analytical Laboratory



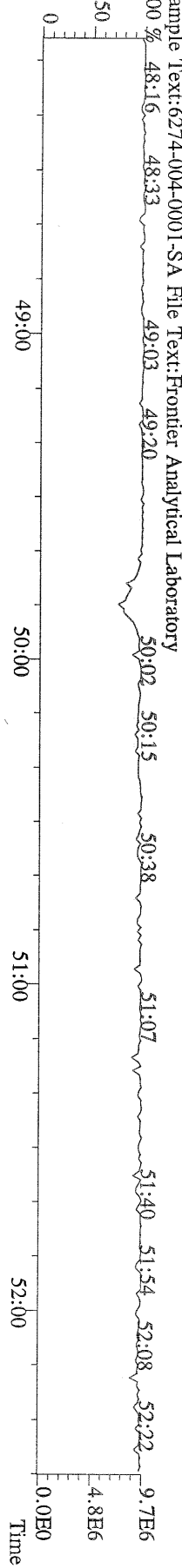
File:17AUG10M #1-347 Acq:18-AUG-2010 06:03:21 GC EI+ Voltage SIR Autospec-Ultima
469.7780 S:25 F:5 BSUB(10000,15,-3,0) PKD(5,5,3,0,10%,100,0,0,00%,F,F) Exp:PCDD
Sample Text:6274-004-0001-SA File Text:Frontier Analytical Laboratory



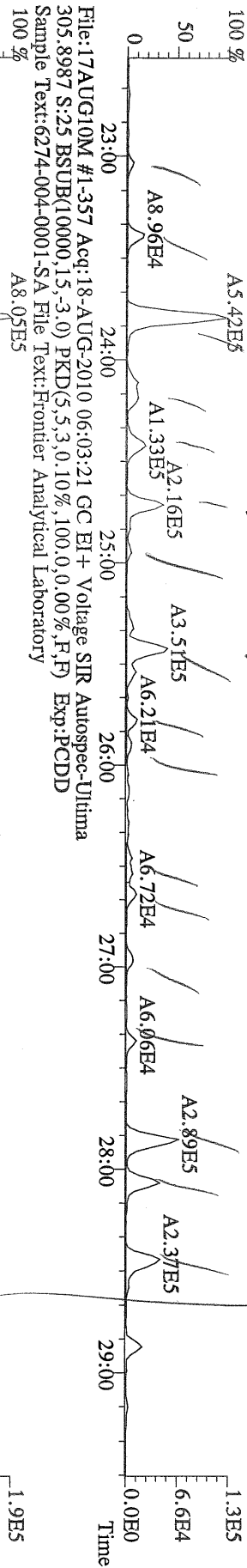
File:17AUG10M #1-347 Acq:18-AUG-2010 06:03:21 GC EI+ Voltage SIR Autospec-Ultima
471.7750 S:25 F:5 BSUB(10000,15,-3,0) PKD(5,5,3,0,10%,100,0,0,00%,F,F) Exp:PCDD
Sample Text:6274-004-0001-SA File Text:Frontier Analytical Laboratory



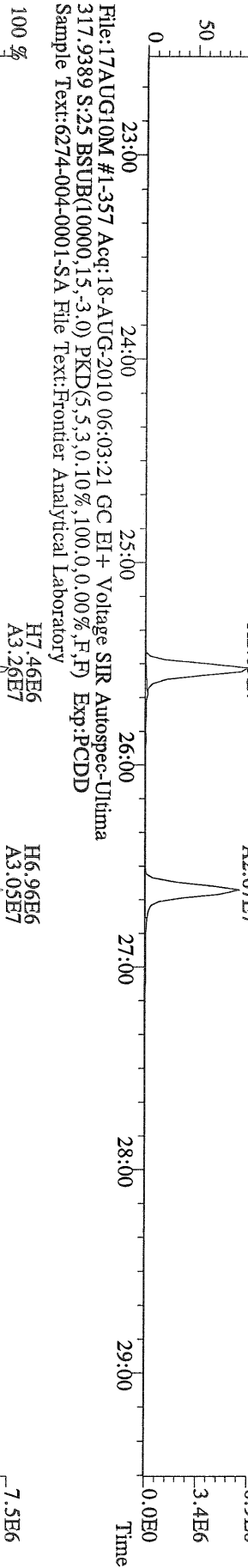
File:17AUG10M #1-347 Acq:18-AUG-2010 06:03:21 GC EI+ Voltage SIR Autospec-Ultima
454.9728 S:25 F:5 Exp:PCDD
Sample Text:6274-004-0001-SA File Text:Frontier Analytical Laboratory



File:17AUG10M #1-357 Acq:18-AUG-2010 06:03:21 GC EI+ Voltage SIR Autospec-Ultime
303.9016 S:25 BSUB(10000,15,-3.0) PKD(5,5,3,0,100,0,0,00%,F,F) Exp:PCDD
Sample Text:6274-004-0001-SA File Text:Frontier Analytical Laboratory



File:17AUG10M #1-357 Acq:18-AUG-2010 06:03:21 GC EI+ Voltage SIR Autospec-Ultime
315.9419 S:25 BSUB(10000,15,-3.0) PKD(5,5,3,0,100,0,0,00%,F,F) Exp:PCDD
Sample Text:6274-004-0001-SA File Text:Frontier Analytical Laboratory



File:17AUG10M #1-357 Acq:18-AUG-2010 06:03:21 GC EI+ Voltage SIR Autospec-Ultime
375.8364 S:25 BSUB(10000,15,-3.0) PKD(5,5,3,0,100,0,0,00%,F,F) Exp:PCDD
Sample Text:6274-004-0001-SA File Text:Frontier Analytical Laboratory

