
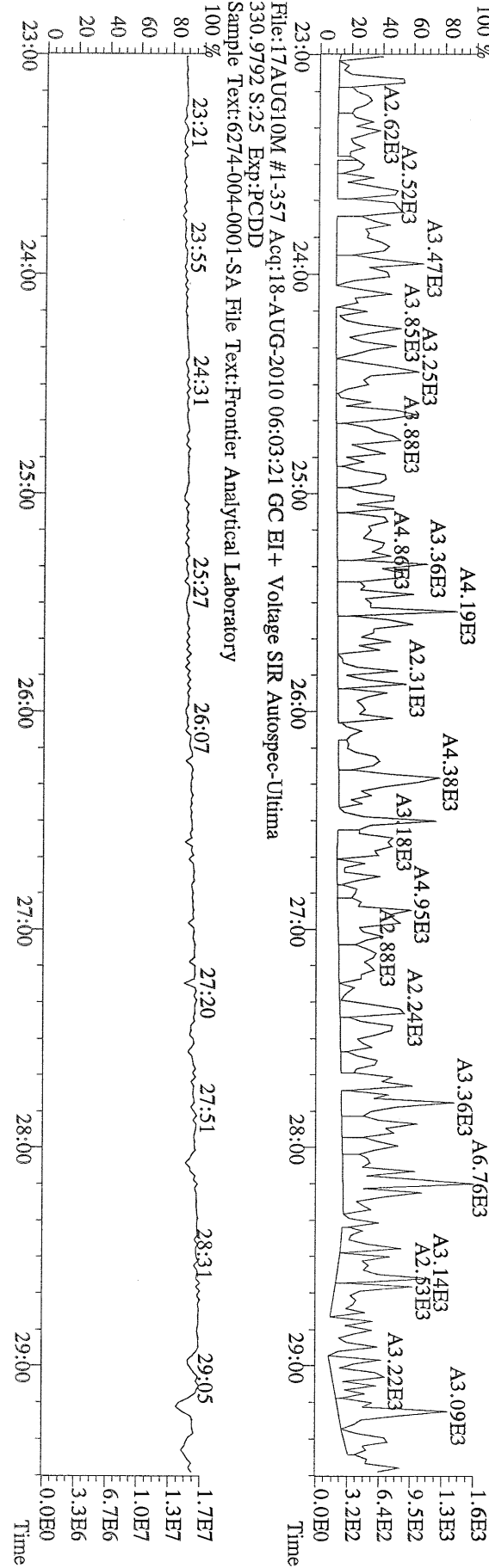


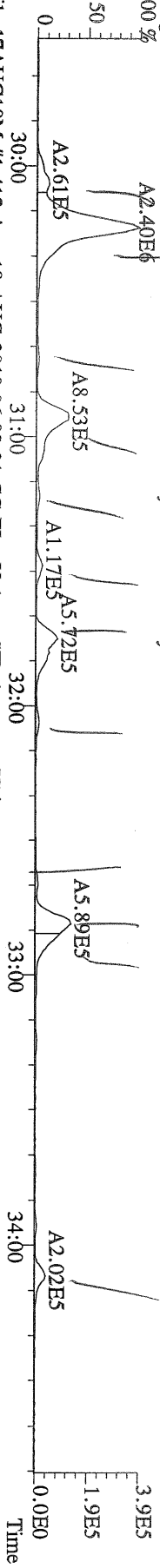
File:17AUG10M #1-357 Acq:18-AUG-2010 06:03:21 GC EI+ Voltage SIR Autospec-Ultima
 339.8568 S:25 BSUB(10000,15,-3.0) PKD(5,5,3,0,100,0,0.00%,F,F) Exp:PCDD
 Sample Text:6274-004-0001-SA File Text:Frontier Analytical Laboratory



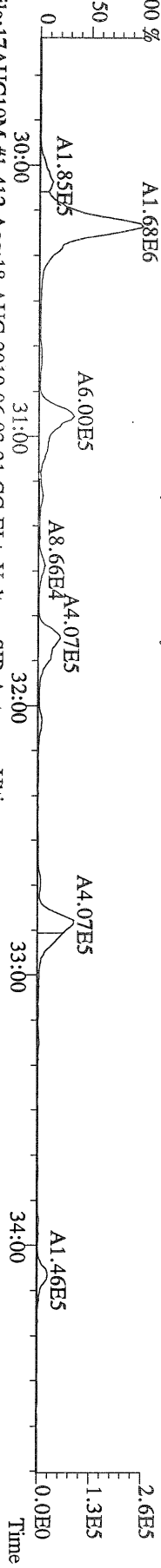
File:17AUG10M #1-357 Acq:18-AUG-2010 06:03:21 GC EI+ Voltage SIR Autospec-Ultima
 409.7974 S:25 BSUB(10000,15,-3.0) PKD(5,5,3,0,100,0,0.00%,F,F) Exp:PCDD
 Sample Text:6274-004-0001-SA File Text:Frontier Analytical Laboratory



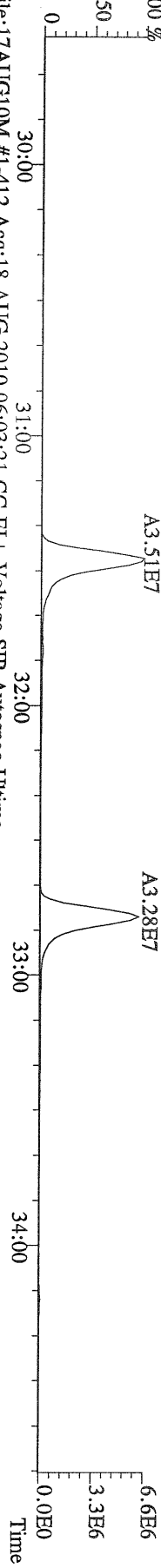
File:17AUG10M #1-412 Acq:18-AUG-2010 06:03:21 GC EI+ Voltage SIR Autospec-Ultima
 339.8597 S:25 F:2 BSUB(10000,15,-3.0) PKD(5,5,3.0,10%,100.0,0.00%,F,F) Exp:PCDD
 Sample Text:6274-004-0001-SA File Text:Frontier Analytical Laboratory




File:17AUG10M #1-412 Acq:18-AUG-2010 06:03:21 GC EI+ Voltage SIR Autospec-Ultima
 341.8568 S:25 F:2 BSUB(10000,15,-3.0) PKD(5,5,3.0,10%,100.0,0.00%,F,F) Exp:PCDD
 Sample Text:6274-004-0001-SA File Text:Frontier Analytical Laboratory




File:17AUG10M #1-412 Acq:18-AUG-2010 06:03:21 GC EI+ Voltage SIR Autospec-Ultima
 351.9000 S:25 F:2 BSUB(10000,15,-3.0) PKD(5,5,3.0,10%,100.0,0.00%,F,F) Exp:PCDD
 Sample Text:6274-004-0001-SA File Text:Frontier Analytical Laboratory



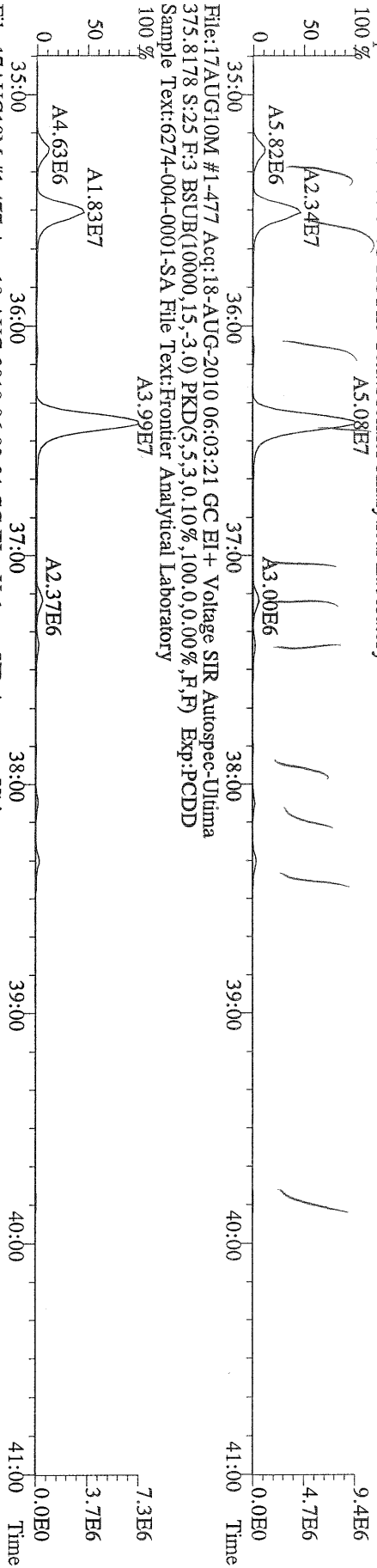
File:17AUG10M #1-412 Acq:18-AUG-2010 06:03:21 GC EI+ Voltage SIR Autospec-Ultima
 353.8970 S:25 F:2 BSUB(10000,15,-3.0) PKD(5,5,3.0,10%,100.0,0.00%,F,F) Exp:PCDD
 Sample Text:6274-004-0001-SA File Text:Frontier Analytical Laboratory



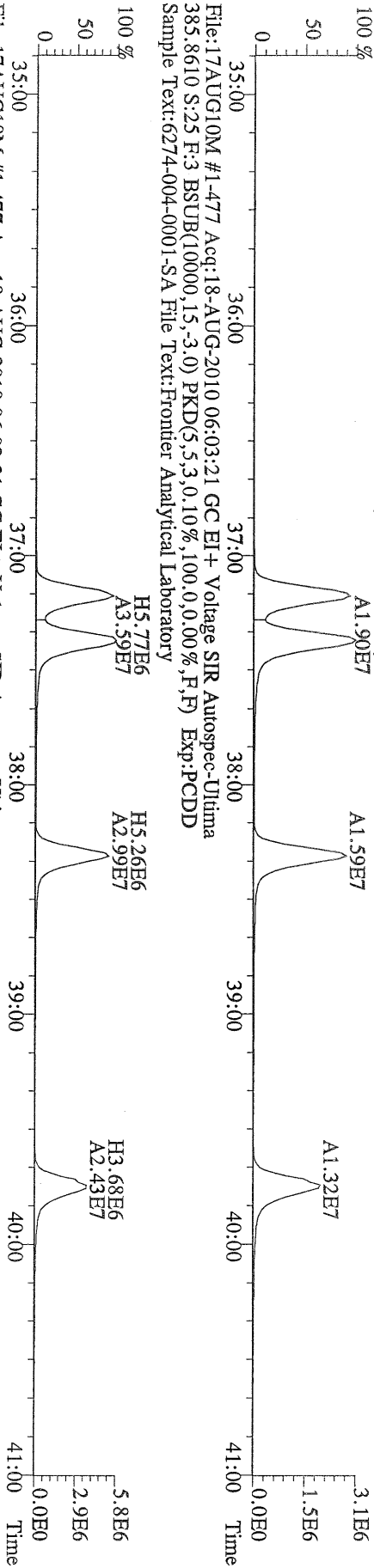
File:17AUG10M #1-412 Acq:18-AUG-2010 06:03:21 GC EI+ Voltage SIR Autospec-Ultima
 409.7974 S:25 F:2 BSUB(10000,15,-3.0) PKD(5,5,3.0,10%,100.0,0.00%,F,F) Exp:PCDD
 Sample Text:6274-004-0001-SA File Text:Frontier Analytical Laboratory



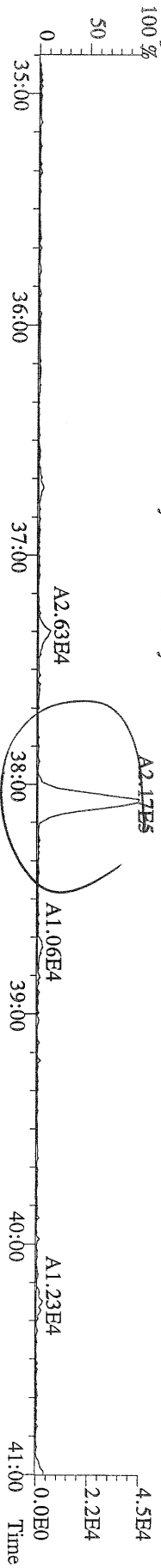
File:17AUG10M #1-477 Acq:18-AUG-2010 06:03:21 GC EI+ Voltage SIR Autospec-Utima
373.8207 S:25 F:3 BSUB(10000,15,-3.0) PKD(5,5,3,0,10%,100,0,0,0.00%,F,F) Exp:PCDD
Sample Text:6274-004-0001-SA File Text:Frontier Analytical Laboratory



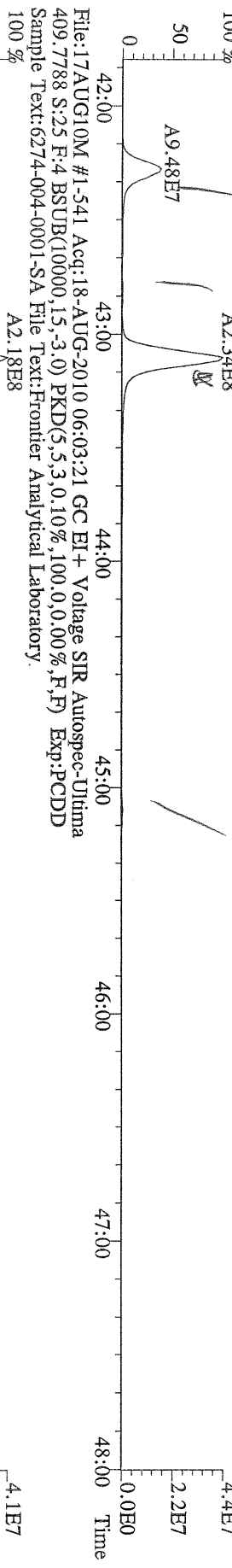
File:17AUG10M #1-477 Acq:18-AUG-2010 06:03:21 GC EI+ Voltage SIR Autospec-Utima
383.8639 S:25 F:3 BSUB(10000,15,-3.0) PKD(5,5,3,0,10%,100,0,0,0.00%,F,F) Exp:PCDD
Sample Text:6274-004-0001-SA File Text:Frontier Analytical Laboratory



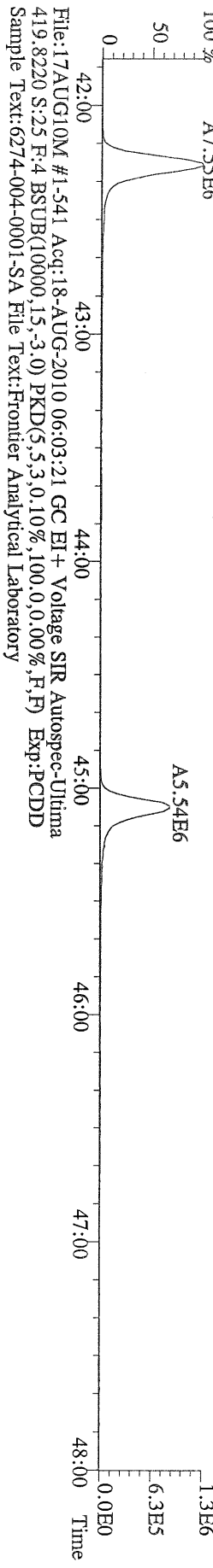
File:17AUG10M #1-477 Acq:18-AUG-2010 06:03:21 GC EI+ Voltage SIR Autospec-Utima
445.7555 S:25 F:3 BSUB(10000,15,-3.0) PKD(5,5,3,0,10%,100,0,0,0.00%,F,F) Exp:PCDD
Sample Text:6274-004-0001-SA File Text:Frontier Analytical Laboratory



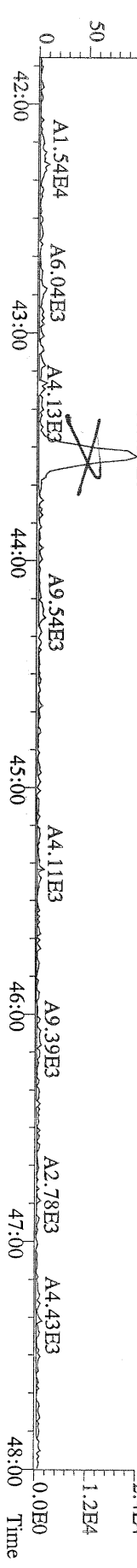
File:17AUG10M #1-541 Acq:18-AUG-2010 06:03:21 GC EI+ Voltage SIR Autospec-Utima
407.7818 S:25 F:4 BSUB(10000,15,-3.0) PKD(5,5,3,0,10%,100,0,0,00%,F,F) Exp:PCDD
Sample Text:6274-004-0001-SA File Text:Frontier Analytical Laboratory
100 %



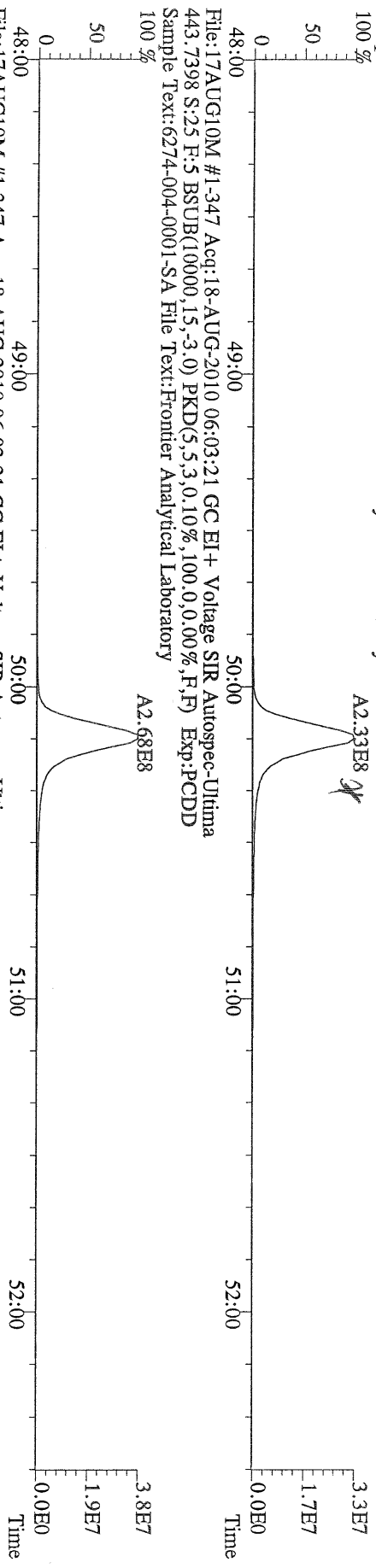
File:17AUG10M #1-541 Acq:18-AUG-2010 06:03:21 GC EI+ Voltage SIR Autospec-Utima
417.8253 S:25 F:4 BSUB(10000,15,-3.0) PKD(5,5,3,0,10%,100,0,0,00%,F,F) Exp:PCDD
Sample Text:6274-004-0001-SA File Text:Frontier Analytical Laboratory
100 %



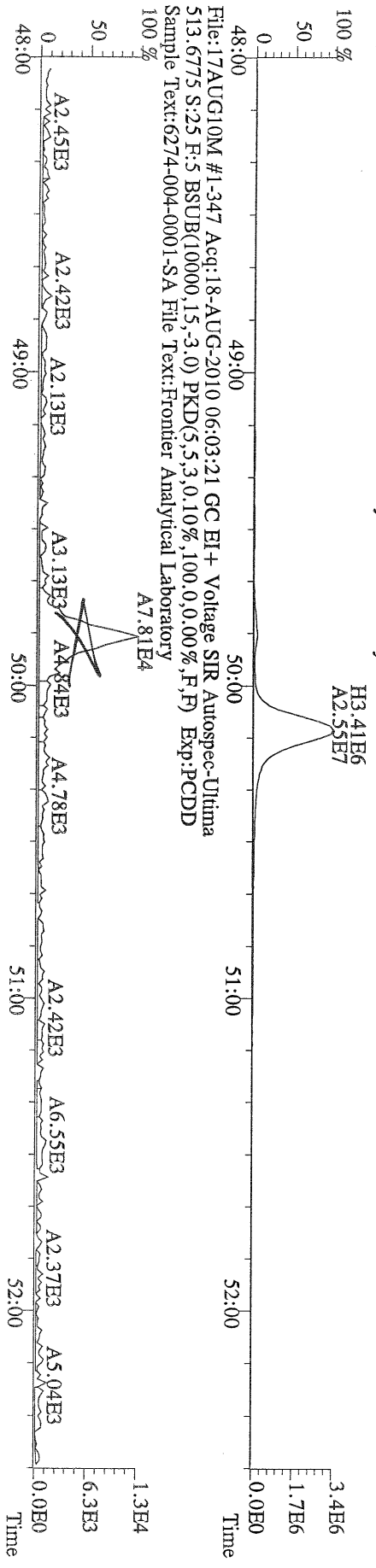
File:17AUG10M #1-541 Acq:18-AUG-2010 06:03:21 GC EI+ Voltage SIR Autospec-Utima
479.7165 S:25 F:4 BSUB(10000,15,-3.0) PKD(5,5,3,0,10%,100,0,0,00%,F,F) Exp:PCDD
Sample Text:6274-004-0001-SA File Text:Frontier Analytical Laboratory
100 %



File:17AUG10M #1-347 Acq:18-AUG-2010 06:03:21 GC EI+ Voltage SIR Autospec-Ultima
441.7428 S:25 F:5 BSUB(10000,15,-3.0) PKD(5,5,3,0,10%,100,0,0,00%,F,F) Exp.:PCDD
Sample Text:6274-004-0001-SA File Text:Frontier Analytical Laboratory



File:17AUG10M #1-347 Acq:18-AUG-2010 06:03:21 GC EI+ Voltage SIR Autospec-Ultima
453.7831 S:25 F:5 BSUB(10000,15,-3.0) PKD(5,5,3,0,10%,100,0,0,00%,F,F) Exp.:PCDD
Sample Text:6274-004-0001-SA File Text:Frontier Analytical Laboratory



FAL ID: 6274-004-0001-SA Filename: 18AUG10M Sam:6 Acquired: 18-AUG-10 17:55:37 ICal: PCDDFAL3-5-12-10
 Client ID: PSB10-0-0.5-073010 1:20 ConCal: ST081810M1 EndCal: ST081810M2
 Results: 6274D GC Column: DB5 Amount: 2.010 NATO 1989 Tox: 456 WHO 1998 Tox: 223 WHO 2005 Tox: 275

Name	Resp	RA	RT	RRF	Conc	Qual	Fac Noise-1	Noise-2	DL	Rec	#Hom
2,3,7,8-TCDD	*	* n	NotFnd	1.04	*		2.50	-	-	*	
1,2,3,7,8-PeCDD	*	* n	NotFnd	1.05	*		2.50	-	-	*	
1,2,3,4,7,8-HxCDD	*	* n	NotFnd	1.30	*		2.50	-	-	*	
1,2,3,6,7,8-HxCDD	*	* n	NotFnd	1.28	*		2.50	-	-	*	
1,2,3,7,8,9-HxCDD	*	* n	NotFnd	1.25	*		2.50	-	-	*	
1,2,3,4,6,7,8-HpCDD	4.59e+07	1.00 y	44:12	1.35	19700		2.50	-	-	*	
OCDD	3.58e+08	0.94 y	49:46	1.25	234000		2.50	-	-	*	
2,3,7,8-TCDF	*	* n	NotFnd	1.62	*		2.50	-	-	*	
1,2,3,7,8-PeCDF	*	* n	NotFnd	0.92	*		2.50	-	-	*	
2,3,4,7,8-PeCDF	*	* n	NotFnd	0.94	*		2.50	-	-	*	
1,2,3,4,7,8-HxCDF	*	* n	NotFnd	0.93	*		2.50	-	-	*	
1,2,3,6,7,8-HxCDF	*	* n	NotFnd	0.84	*		2.50	-	-	*	
2,3,4,6,7,8-HxCDF	*	* n	NotFnd	0.90	*		2.50	-	-	*	
1,2,3,7,8,9-HxCDF	*	* n	NotFnd	0.98	*		2.50	-	-	*	
1,2,3,4,6,7,8-HpCDF	*	* n	NotFnd	1.38	*		2.50	-	-	*	
1,2,3,4,7,8,9-HpCDF	*	* n	NotFnd	1.62	*		2.50	-	-	*	
OCDF	3.77e+07	0.86 y	50:08	0.74	25000		2.50	-	-	*	
13C-2,3,7,8-TCDD	*	* n	NotFnd	0.93	*					*	
13C-1,2,3,7,8-PeCDD	*	* n	NotFnd	0.81	*					*	
13C-1,2,3,4,7,8-HxCDD	*	* n	NotFnd	0.95	*					*	
13C-1,2,3,6,7,8-HxCDD	*	* n	NotFnd	1.00	*					*	
13C-1,2,3,4,6,7,8-HpCDD	1.71e+06	1.04 y	44:10	0.92	892					89.7	
13C-OCDD	2.44e+06	0.94 y	49:45	0.63	1850					92.9	
13C-2,3,7,8-TCDF	*	* n	NotFnd	0.87	*					*	
13C-1,2,3,7,8-PeCDF	*	* n	NotFnd	0.81	*					*	
13C-2,3,4,7,8-PeCDF	*	* n	NotFnd	0.75	*					*	
13C-1,2,3,4,7,8-HxCDF	*	* n	NotFnd	1.74	*					*	
13C-1,2,3,6,7,8-HxCDF	*	* n	NotFnd	2.17	*					*	
13C-2,3,4,6,7,8-HxCDF	*	* n	NotFnd	1.82	*					*	
13C-1,2,3,7,8,9-HxCDF	*	* n	NotFnd	1.49	*					*	
13C-1,2,3,4,6,7,8-HpCDF	*	* n	NotFnd	1.10	*					*	
13C-1,2,3,4,7,8,9-HpCDF	*	* n	NotFnd	0.81	*					*	
13C-OCDF	4.05e+06	0.94 y	50:06	1.19	1640					82.3	
37Cl-2,3,7,8-TCDD	*		NotFnd	0.93	*					*	
13C-1,2,3,4-TCDD	*	* n	NotFnd	-	*					*	
13C-1,2,3,4-TCDF	*	* n	NotFnd	-	*					*	
13C-1,2,3,7,8,9-HxCDD	2.08e+06	1.20 y	39:11	-	4.79					*	
Total Tetra-Dioxins	*		NotFnd	1.04	*		2.50	-	-	*	0
Total Penta-Dioxins	*		NotFnd	1.05	*		2.50	-	-	*	0
Total Hexa-Dioxins	*		NotFnd	1.27	*		2.50	-	-	*	0
Total Hepta-Dioxins	9.68e+07		42:49	1.35	41500		2.50	-	-	*	2
Total Tetra-Furans	*		NotFnd	1.62	*		2.50	-	-	*	0
1st Fn. Tot Penta-Furans	*		NotFnd	0.93	*		2.50	-	-	*	PeCDF 0
Total Penta-Furans	*		NotFnd	0.93	*		2.50	-	-	*	0.00 0
Total Hexa-Furans	*		NotFnd	0.90	*		2.50	-	-	*	0
Total Hepta-Furans	*		NotFnd	1.48	*		2.50	-	-	*	0

Analyst: J

Date: 8/19/10

Totals class: Total Hepta-Dioxins

Entry #: 41

Run: 12

File: 18AUG10M

S: 6 I: 1 F: 4


Acquired: 18-AUG-10 17:55:37

Total Concentration: 41500


Unnamed Concentration: 21801.272

RT	ml Resp	m2 Resp	RA	Resp	Concentration	Name
42:49	2.55e+07	2.53e+07	1.01 y	5.08e+07	21800	
44:12	2.30e+07	2.30e+07	1.00 y	4.59e+07	19700	1,2,3,4,6,7,8-HpCDD


File:18AUG10M #1-477 Acq:18-AUG-2010 17:55:37 GC EI+ Voltage SIR Autospec-Ultima
 389.8156 S:6 F:3 BSUB(10000,15,-3.0) PKD(5,5,3,0,10%,100,0,0,00%,F,F) Exp:PCDD
 Sample Text:6274-004-0001-SA File Text:Frontier Analytical Laboratory
 100 %



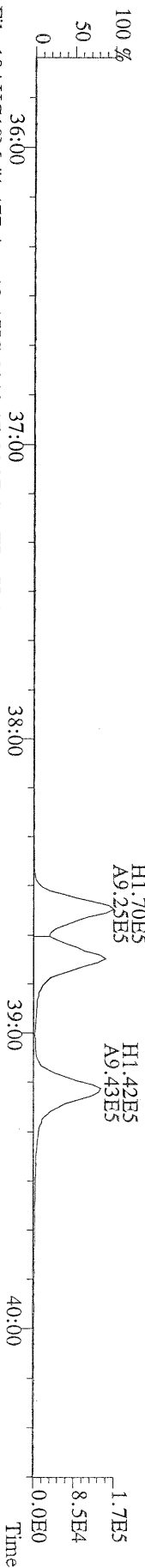
File:18AUG10M #1-477 Acq:18-AUG-2010 17:55:37 GC EI+ Voltage SIR Autospec-Ultima
 391.8127 S:6 F:3 BSUB(10000,15,-3.0) PKD(5,5,3,0,10%,100,0,0,00%,F,F) Exp:PCDD
 Sample Text:6274-004-0001-SA File Text:Frontier Analytical Laboratory
 100 %




File:18AUG10M #1-477 Acq:18-AUG-2010 17:55:37 GC EI+ Voltage SIR Autospec-Ultima
 401.8559 S:6 F:3 BSUB(10000,15,-3.0) PKD(5,5,3,0,10%,100,0,0,00%,F,F) Exp:PCDD
 Sample Text:6274-004-0001-SA File Text:Frontier Analytical Laboratory
 100 %



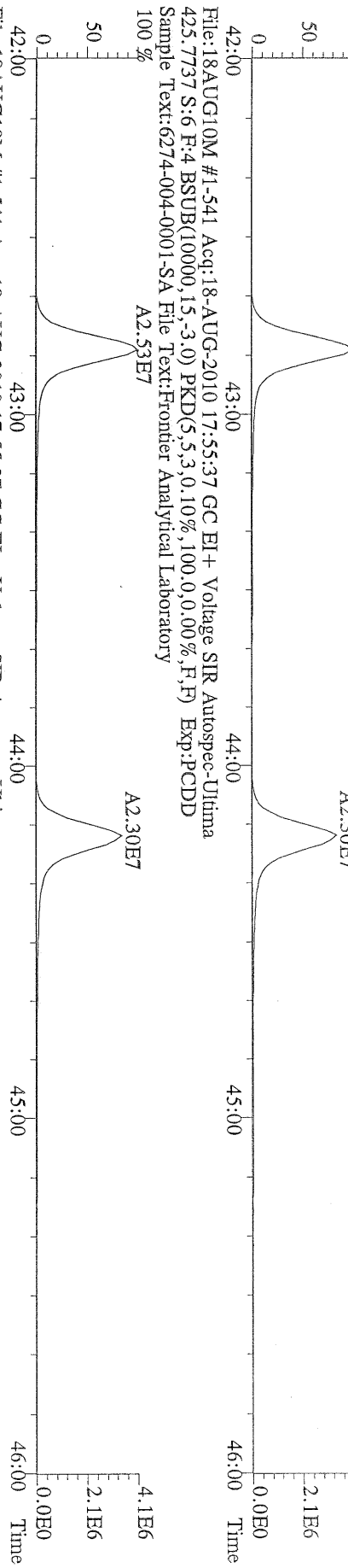
File:18AUG10M #1-477 Acq:18-AUG-2010 17:55:37 GC EI+ Voltage SIR Autospec-Ultima
 403.8530 S:6 F:3 BSUB(10000,15,-3.0) PKD(5,5,3,0,10%,100,0,0,00%,F,F) Exp:PCDD
 Sample Text:6274-004-0001-SA File Text:Frontier Analytical Laboratory
 100 %



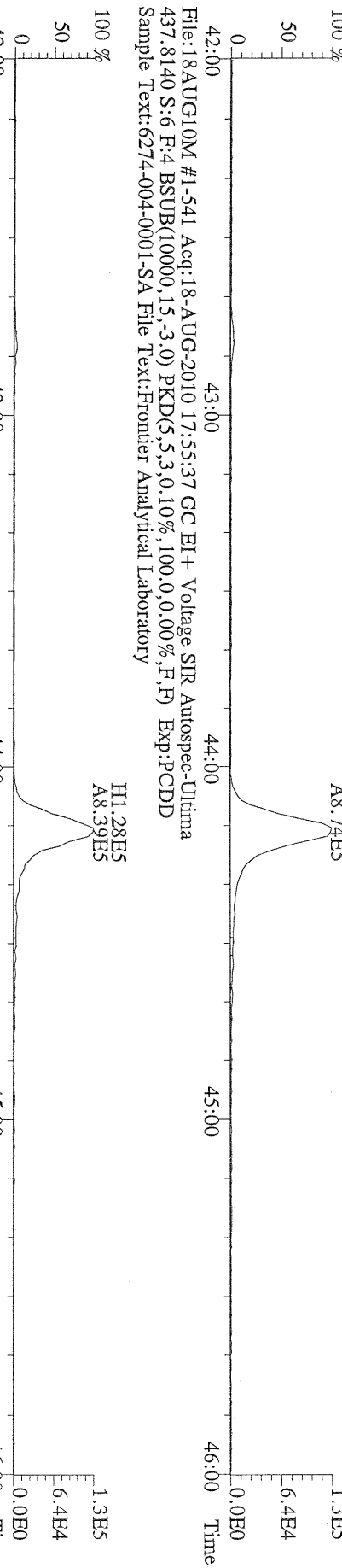
File:18AUG10M #1-477 Acq:18-AUG-2010 17:55:37 GC EI+ Voltage SIR Autospec-Ultima
 380.9760 S:6 F:3 Exp:PCDD
 Sample Text:6274-004-0001-SA File Text:Frontier Analytical Laboratory
 100 %




File:18AUG10M #1-541 Acq:18-AUG-2010 17:55:37 GC EI+ Voltage SIR Autospec-Ultima
423.7767 S:6 F:4 BSUB(10000,15,-3.0) PKD(5,5,3,0,10%,100,0,0,00%,F,F) Exp:PCDD
Sample Text:6274-004-0001-SA File Text:Frontier Analytical Laboratory



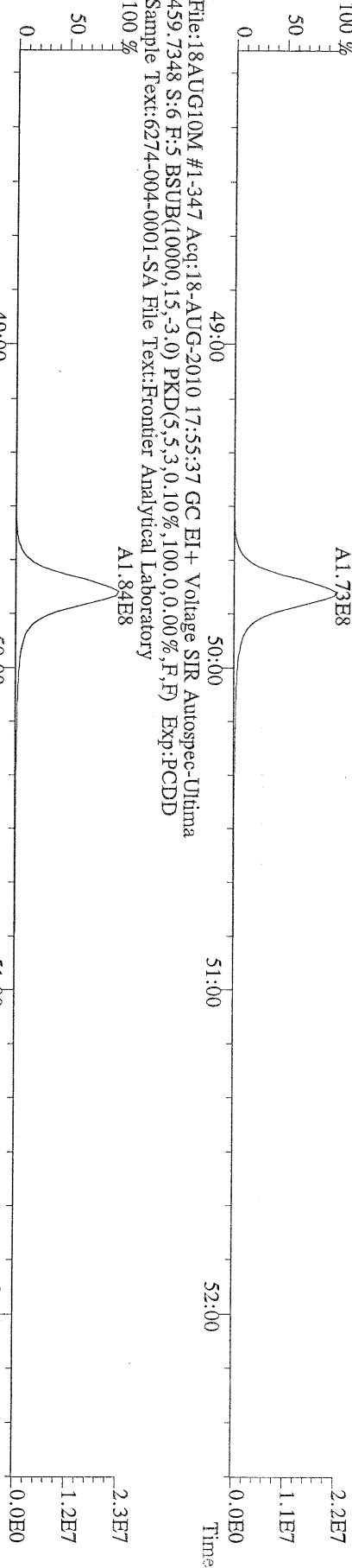
File:18AUG10M #1-541 Acq:18-AUG-2010 17:55:37 GC EI+ Voltage SIR Autospec-Ultima
435.8169 S:6 F:4 BSUB(10000,15,-3.0) PKD(5,5,3,0,10%,100,0,0,00%,F,F) Exp:PCDD
Sample Text:6274-004-0001-SA File Text:Frontier Analytical Laboratory




File:18AUG10M #1-541 Acq:18-AUG-2010 17:55:37 GC EI+ Voltage SIR Autospec-Ultima
437.8140 S:6 F:4 BSUB(10000,15,-3.0) PKD(5,5,3,0,10%,100,0,0,00%,F,F) Exp:PCDD
Sample Text:6274-004-0001-SA File Text:Frontier Analytical Laboratory




File:18AUG10M #1-347 Acq:18-AUG-2010 17:55:37 GC EI+ Voltage SIR Autospec-Utima
457.7377 S:6 F:5 BSUB(10000,15,-3.0) PKD(5,5,3,0,10%,100,0,0,00%,F,F) Exp:PCDD
Sample Text:6274-004-0001-SA File Text:Frontier Analytical Laboratory
100 %



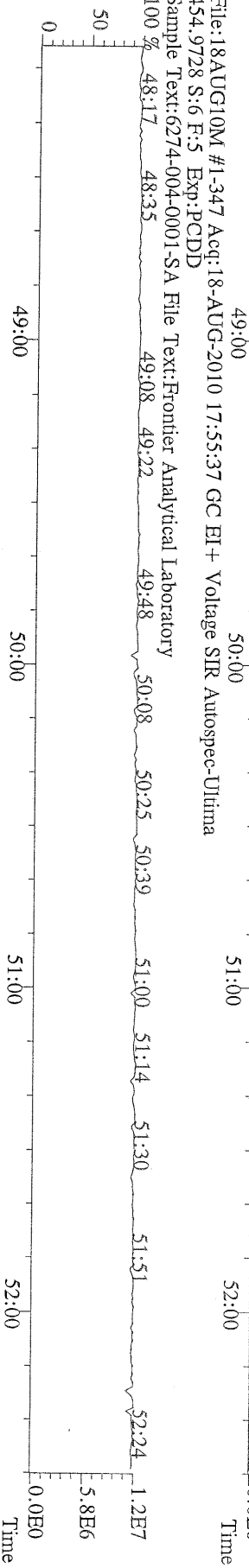
File:18AUG10M #1-347 Acq:18-AUG-2010 17:55:37 GC EI+ Voltage SIR Autospec-Utima
459.7348 S:6 F:5 BSUB(10000,15,-3.0) PKD(5,5,3,0,10%,100,0,0,00%,F,F) Exp:PCDD
Sample Text:6274-004-0001-SA File Text:Frontier Analytical Laboratory
100 %



File:18AUG10M #1-347 Acq:18-AUG-2010 17:55:37 GC EI+ Voltage SIR Autospec-Utima
469.7780 S:6 F:5 BSUB(10000,15,-3.0) PKD(5,5,3,0,10%,100,0,0,00%,F,F) Exp:PCDD
Sample Text:6274-004-0001-SA File Text:Frontier Analytical Laboratory
100 %



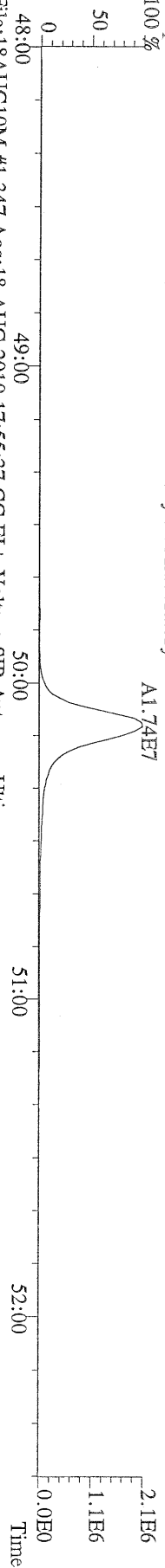
File:18AUG10M #1-347 Acq:18-AUG-2010 17:55:37 GC EI+ Voltage SIR Autospec-Utima
471.7750 S:6 F:5 BSUB(10000,15,-3.0) PKD(5,5,3,0,10%,100,0,0,00%,F,F) Exp:PCDD
Sample Text:6274-004-0001-SA File Text:Frontier Analytical Laboratory



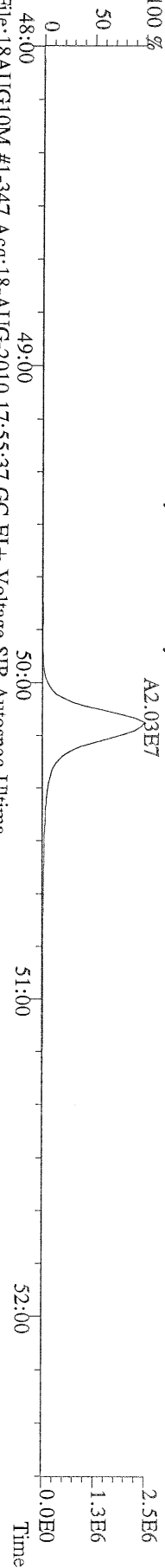
File:18AUG10M #1-347 Acq:18-AUG-2010 17:55:37 GC EI+ Voltage SIR Autospec-Utima
454.9728 S:6 F:5 Exp:PCDD
Sample Text:6274-004-0001-SA File Text:Frontier Analytical Laboratory
100 %



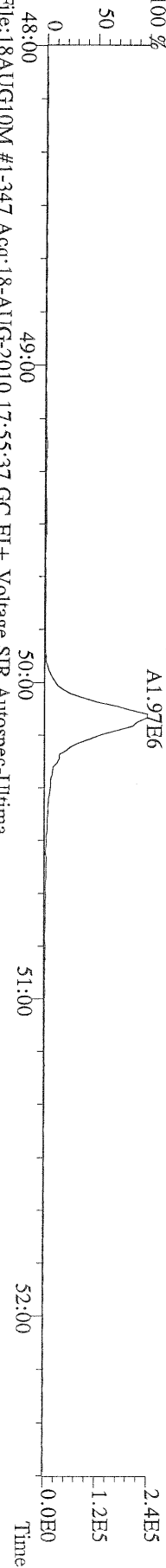
File:18AUG10M #1-347 Acq:18-AUG-2010 17:55:37 GC EI + Voltage SIR Autospec-Ultima
441.7428 S:6 F:5 BSUB(10000,15,-3.0) PKD(5,5,3,0,10%,100.0,0.00%,F,F) Exp:PCDD
Sample Text:6274-004-0001-SA File Text:Frontier Analytical Laboratory
100 %



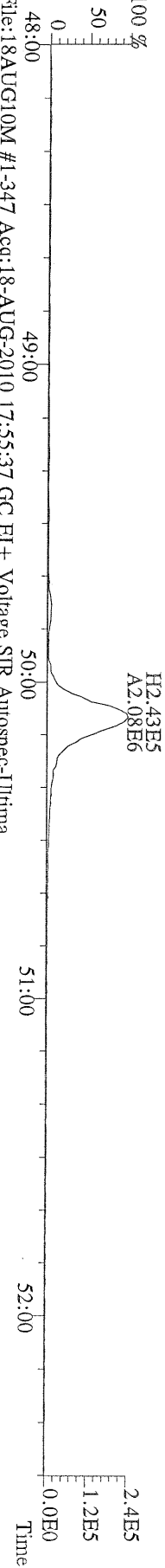
File:18AUG10M #1-347 Acq:18-AUG-2010 17:55:37 GC EI + Voltage SIR Autospec-Ultima
443.7398 S:6 F:5 BSUB(10000,15,-3.0) PKD(5,5,3,0,10%,100.0,0.00%,F,F) Exp:PCDD
Sample Text:6274-004-0001-SA File Text:Frontier Analytical Laboratory
100 %



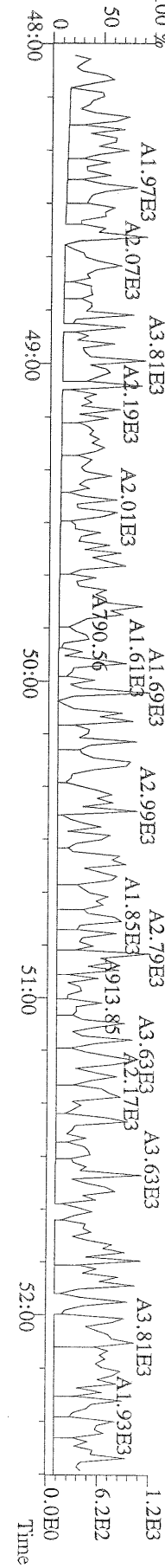
File:18AUG10M #1-347 Acq:18-AUG-2010 17:55:37 GC EI + Voltage SIR Autospec-Ultima
453.7831 S:6 F:5 BSUB(10000,15,-3.0) PKD(5,5,3,0,10%,100.0,0.00%,F,F) Exp:PCDD
Sample Text:6274-004-0001-SA File Text:Frontier Analytical Laboratory
100 %



File:18AUG10M #1-347 Acq:18-AUG-2010 17:55:37 GC EI + Voltage SIR Autospec-Ultima
455.7801 S:6 F:5 BSUB(10000,15,-3.0) PKD(5,5,3,0,10%,100.0,0.00%,F,F) Exp:PCDD
Sample Text:6274-004-0001-SA File Text:Frontier Analytical Laboratory



File:18AUG10M #1-347 Acq:18-AUG-2010 17:55:37 GC EI + Voltage SIR Autospec-Ultima
513.6775 S:6 F:5 BSUB(10000,15,-3.0) PKD(5,5,3,0,10%,100.0,0.00%,F,F) Exp:PCDD
Sample Text:6274-004-0001-SA File Text:Frontier Analytical Laboratory



172 402
[Handwritten signature]

Name	Resp	RA	RT	RRF	Conc	Qual	Fac Noise-1	Noise-2	DL
2,3,7,8-TCDD	2.68e+05	0.68 y	27:25	1.04	6.00		2.50	-	*
1,2,3,7,8-PeCDD	1.25e+06	1.63 y	33:14	1.05	29.9		2.50	-	*
1,2,3,4,7,8-HxCDD	1.72e+06	1.39 y	38:35	1.30	43.3		2.50	-	*
1,2,3,6,7,8-HxCDD	1.60e+07	1.39 y	38:45	1.28	414		2.50	-	*
1,2,3,7,8,9-HxCDD	5.86e+06	1.41 y	39:12	1.25	155		2.50	-	*
1,2,3,4,6,7,8-HpCDD	*	* n	NotFnd	1.35	* 16,000	*	2.50	-	*
OCDD	*	* n	NotFnd	1.25	* 204,000	*	2.50	-	*
2,3,7,8-TCDF	1.11e+05	0.69 y	26:40	1.62	1.06	J	2.50	-	*
1,2,3,7,8-PeCDF	1.84e+05	1.45 y	31:30	0.92	3.10	J	2.50	-	*
2,3,4,7,8-PeCDF	9.47e+05	1.40 y	32:49	0.94	15.8		2.50	-	*
1,2,3,4,7,8-HxCDF	5.42e+06	1.27 y	37:12	0.93	101		2.50	-	*
1,2,3,6,7,8-HxCDF	2.34e+06	1.28 y	37:23	0.84	41.2		2.50	-	*
2,3,4,6,7,8-HxCDF	2.87e+06	1.28 y	38:21	0.90	56.5		2.50	-	*
1,2,3,7,8,9-HxCDF	5.12e+05	1.17 y	39:50	0.98	10.8	J	2.50	-	*
1,2,3,4,6,7,8-HpCDF	2.01e+08	1.09 y	42:17	1.38	4780		2.50	-	*
1,2,3,4,7,8,9-HpCDF	4.87e+06	1.07 y	45:07	1.62	129		2.50	-	*
OCDF	*	* n	NotFnd	0.74	* 22200	*	2.50	-	*
13C-2,3,7,8-TCDD	4.15e+07	0.82 y	27:23	0.93	1010				Rec 105
13C-1,2,3,7,8-PeCDD	3.82e+07	1.75 y	33:12	0.81	1060				111
13C-1,2,3,4,7,8-HxCDD	2.93e+07	1.25 y	38:34	0.95	998				104
13C-1,2,3,6,7,8-HxCDD	2.90e+07	1.25 y	38:44	1.00	936				97.4
13C-1,2,3,4,6,7,8-HpCDD	*	* n	NotFnd	0.92	*	*			* 93.2%
13C-OCDD	*	* n	NotFnd	0.63	*	*			* 89.3%
13C-2,3,7,8-TCDF	6.23e+07	0.88 y	26:39	0.87	1020				107
13C-1,2,3,7,8-PeCDF	6.24e+07	1.70 y	31:28	0.81	1100				115
13C-2,3,4,7,8-PeCDF	6.09e+07	1.70 y	32:47	0.75	1160				120
13C-1,2,3,4,7,8-HxCDF	5.52e+07	0.53 y	37:11	1.74	1020				106
13C-1,2,3,6,7,8-HxCDF	6.52e+07	0.54 y	37:22	2.17	966				101
13C-2,3,4,6,7,8-HxCDF	5.46e+07	0.55 y	38:19	1.82	967				101
13C-1,2,3,7,8,9-HxCDF	4.62e+07	0.54 y	39:45	1.49	1000				104
13C-1,2,3,4,6,7,8-HpCDF	2.93e+07	0.44 y	42:15	1.10	858				89.2
13C-1,2,3,4,7,8,9-HpCDF	2.24e+07	0.44 y	45:05	0.81	882				91.8
13C-OCDF	*	* n	NotFnd	1.19	*	*			* 80.4%
37Cl-2,3,7,8-TCDD	1.59e+07		27:25	0.93	383				99.6
13C-1,2,3,4-TCDD	4.28e+07	0.82 y	26:48	-	60.7				
13C-1,2,3,4-TCDF	6.74e+07	0.88 y	25:33	-	60.8				
13C-1,2,3,7,8,9-HxCDD	2.99e+07	1.26 y	39:11	-	66.7				

					Fac Noise-1	Noise-2	DL	#Hom
Total Tetra-Dioxins	1.62e+06		24:24	1.04	36.2	2.50	-	14
Total Penta-Dioxins	7.34e+06		30:15	1.05	176	2.50	-	10
Total Hexa-Dioxins	1.00e+08		36:07	1.27	2590	2.50	-	7
Total Hepta-Dioxins	*		NotFnd	1.35	* 34,000	2.50	-	0
Total Tetra-Furans	6.29e+06		23:03	1.62	59.9	D,M	-	19
1st Fn. Tot Penta-Furans	8.22e+06		28:27	0.93	138	D,M	-	1
Total Penta-Furans	9.13e+06		30:05	0.93	153	D,M	-	13
Total Hexa-Furans	1.69e+08		35:15	0.90	3240	D,M	-	12
Total Hepta-Furans	2.08e+08		42:17	1.48	4950	D,M	-	3

Analyst: *[Signature]* Date: 8/18/10

Totals class: Total Tetra-Dioxins

Entry #: 38

Run: 29

File: 17AUG10M

S: 26 I: 1 F: 1

Acquired: 18-AUG-10 06:58:43

Total Concentration: 36.2

Unnamed Concentration: 30.193

RT	ml Resp	m2 Resp	RA	Resp	Concentration	Name
24:24	5.07e+04	6.31e+04	0.80 y	1.14e+05	2.54	
24:41	3.84e+04	4.89e+04	0.79 y	8.73e+04	1.95	
25:00	4.08e+04	5.11e+04	0.80 y	9.18e+04	2.05	
25:36	4.07e+04	4.63e+04	0.88 y	8.70e+04	1.95	
25:47	4.01e+04	5.27e+04	0.76 y	9.28e+04	2.08	
25:57	1.43e+05	1.89e+05	0.76 y	3.32e+05	7.42	
26:07	1.92e+04	2.43e+04	0.79 y	4.34e+04	0.972	
26:19	2.12e+04	2.53e+04	0.84 y	4.65e+04	1.04	
26:29	2.68e+04	3.63e+04	0.74 y	6.30e+04	1.41	
26:49	1.00e+05	1.40e+05	0.72 y	2.40e+05	5.36	
27:07	1.20e+04	1.67e+04	0.72 y	2.87e+04	0.643	
27:16	1.12e+04	1.36e+04	0.82 y	2.49e+04	0.556	
27:25	1.09e+05	1.60e+05	0.68 y	2.68e+05	6.00	2,3,7,8-TCDD
27:42	4.51e+04	5.42e+04	0.83 y	9.92e+04	2.22	

Totals class: Total Penta-Dioxins

Entry #: 39

Run: 29

File: 17AUG10M

S: 26 I: 1 F: 2

Acquired: 18-AUG-10 06:58:43

Total Concentration: 176

Unnamed Concentration: 146.539

RT	ml Resp	m2 Resp	RA	Resp	Concentration	Name
30:15	1.07e+06	6.43e+05	1.66 y	1.71e+06	41.1	
30:51	3.19e+05	2.03e+05	1.57 y	5.23e+05	12.6	
31:29	3.07e+05	1.87e+05	1.64 y	4.94e+05	11.9	
31:42	1.06e+06	6.41e+05	1.65 y	1.70e+06	40.8	
31:51	3.14e+05	2.13e+05	1.48 y	5.27e+05	12.7	
32:09	3.52e+05	2.27e+05	1.55 y	5.78e+05	13.9	
32:36	8.98e+04	6.30e+04	1.42 y	1.53e+05	3.67	
33:14	7.71e+05	4.74e+05	1.63 y	1.25e+06	29.9	1,2,3,7,8-PeCDD
33:19	1.06e+05	8.01e+04	1.32 y	1.86e+05	4.48	
33:48	1.42e+05	8.67e+04	1.63 y	2.28e+05	5.49	

Totals class: Total Hexa-Dioxins

Entry #: 40

Run: 29

File: 17AUG10M

S: 26 I: 1 F: 3

Acquired: 18-AUG-10 06:58:43

Total Concentration: 2590

Unnamed Concentration: 1979.876

RT	ml Resp	m2 Resp	RA	Resp	Concentration	Name
36:07	1.66e+07	1.19e+07	1.40 y	2.85e+07	737	
37:04	1.50e+06	1.05e+06	1.42 y	2.55e+06	66.0	
37:29	2.61e+07	1.87e+07	1.40 y	4.48e+07	1160	
38:35	9.99e+05	7.16e+05	1.39 y	1.72e+06	43.3	1,2,3,4,7,8-HxCDD
38:45	9.28e+06	6.68e+06	1.39 y	1.60e+07	414	1,2,3,6,7,8-HxCDD
39:02	3.71e+05	2.84e+05	1.31 y	6.55e+05	16.9	
39:12	3.42e+06	2.43e+06	1.41 y	5.86e+06	155	1,2,3,7,8,9-HxCDD

Totals class: Total Tetra-Furans

Entry #: 42

Run: 29

File: 17AUG10M

S: 26 I: 1 F: 1

Acquired: 18-AUG-10 06:58:43

Total Concentration: 59.9

Unnamed Concentration: 58.883

RT	ml Resp	m2 Resp	RA	Resp	Concentration	Name
23:03	2.90e+04	4.06e+04	0.71 y	6.95e+04	0.663	
23:24	9.83e+04	1.43e+05	0.69 y	2.42e+05	2.30	
23:48	4.77e+05	6.81e+05	0.70 y	1.16e+06	11.0	
24:08	1.46e+05	2.14e+05	0.68 y	3.59e+05	3.43	
24:26	1.21e+05	1.82e+05	0.66 y	3.03e+05	2.89	
24:43	1.92e+05	2.83e+05	0.68 y	4.75e+05	4.52	
24:57	1.98e+04	2.89e+04	0.69 y	4.88e+04	0.465	
25:27	2.42e+05	3.61e+05	0.67 y	6.03e+05	5.75	
25:34	1.14e+05	1.54e+05	0.74 y	2.69e+05	2.56	
25:48	6.00e+04	8.50e+04	0.71 y	1.45e+05	1.38	
25:55	2.81e+04	4.24e+04	0.66 y	7.05e+04	0.673	
26:21	4.21e+04	5.06e+04	0.83 y	9.28e+04	0.884	
26:33	6.69e+04	9.26e+04	0.72 y	1.60e+05	1.52	
26:40	4.54e+04	6.56e+04	0.69 y	1.11e+05	1.06	2,3,7,8-TCDF
26:59	3.77e+04	5.21e+04	0.72 y	8.98e+04	0.857	
27:22	6.05e+04	7.88e+04	0.77 y	1.39e+05	1.33	
27:52	2.76e+05	4.17e+05	0.66 y	6.94e+05	6.61	
28:05	2.73e+05	4.07e+05	0.67 y	6.80e+05	6.48	
28:28	2.32e+05	3.47e+05	0.67 y	5.79e+05	5.52	

Totals class: 1st Fn. Tot Penta-Furans Entry #: 43

Run: 29 File: 17AUG10M S: 26 I: 1 F: 1
Acquired: 18-AUG-10 06:58:43

Total Concentration: 138 Unnamed Concentration: 137.821

RT	ml Resp	m2 Resp	RA	Resp	Concentration	Name
28:27	5.01e+06	3.21e+06	1.56 y	8.22e+06	138	

Totals class: Total Penta-Furans

Entry #: 44

Run: 29

File: 17AUG10M

S: 26 I: 1 F: 2

Acquired: 18-AUG-10 06:58:43

Total Concentration: 153

Unnamed Concentration: 134.132

RT	ml Resp	m2 Resp	RA	Resp	Concentration	Name
30:05	2.14e+05	1.51e+05	1.41 y	3.65e+05	6.13	
30:14	2.30e+06	1.56e+06	1.48 y	3.86e+06	64.7	
30:56	8.04e+05	5.58e+05	1.44 y	1.36e+06	22.9	
31:14	7.68e+04	5.34e+04	1.44 y	1.30e+05	2.18	
31:30	1.09e+05	7.53e+04	1.45 y	1.84e+05	3.10	1,2,3,7,8-PeCDF
31:45	5.86e+05	4.07e+05	1.44 y	9.93e+05	16.7	
32:05	6.86e+04	4.73e+04	1.45 y	1.16e+05	1.94	
32:40	4.12e+04	3.02e+04	1.36 y	7.15e+04	1.20	
32:49	5.52e+05	3.95e+05	1.40 y	9.47e+05	15.8	2,3,4,7,8-PeCDF
32:52	3.22e+05	2.28e+05	1.42 y	5.50e+05	9.22	
33:16	7.24e+04	4.87e+04	1.49 y	1.21e+05	2.03	
33:56	4.12e+04	2.61e+04	1.58 y	6.73e+04	1.13	
34:06	2.14e+05	1.47e+05	1.46 y	3.61e+05	6.05	

Totals class: Total Hexa-Furans

Entry #: 45

Run: 29

File: 17AUG10M

S: 26 I: 1 F: 3

Acquired: 18-AUG-10 06:58:43

Total Concentration: 3240

Unnamed Concentration: 3026.536

RT	ml Resp	m2 Resp	RA	Resp	Concentration	Name
35:15	5.74e+06	4.62e+06	1.24 y	1.04e+07	199	
35:31	2.40e+07	1.92e+07	1.25 y	4.32e+07	829	
36:07	5.90e+05	4.52e+05	1.31 y	1.04e+06	20.0	
36:25	5.63e+07	4.42e+07	1.27 y	1.00e+08	1930	
37:02	2.63e+05	1.93e+05	1.36 y	4.56e+05	8.76	
37:12	3.03e+06	2.38e+06	1.27 y	5.42e+06	101	1,2,3,4,7,8-HxCDF
37:23	1.31e+06	1.03e+06	1.28 y	2.34e+06	41.2	1,2,3,6,7,8-HxCDF
37:51	1.40e+05	1.13e+05	1.23 y	2.53e+05	4.86	
38:05	8.95e+05	6.66e+05	1.34 y	1.56e+06	30.0	
38:21	1.61e+06	1.26e+06	1.28 y	2.87e+06	56.5	2,3,4,6,7,8-HxCDF
38:44	9.84e+04	7.97e+04	1.23 y	1.78e+05	3.42	
39:50	2.76e+05	2.37e+05	1.17 y	5.12e+05	10.8	1,2,3,7,8,9-HxCDF

Totals class: Total Hepta-Furans

Entry #: 46

Run: 29

File: 17AUG10M

S: 26 I: 1 F: 4


Acquired: 18-AUG-10 06:58:43

Total Concentration: 4950


Unnamed Concentration: 49.447

RT	ml Resp	m2 Resp	RA	Resp	Concentration	Name
42:17	1.05e+08	9.62e+07	1.09 y	2.01e+08	4780	1,2,3,4,6,7,8-HpCDF
42:49	9.80e+05	9.91e+05	0.99 y	1.97e+06	49.4	
45:07	2.52e+06	2.35e+06	1.07 y	4.87e+06	129	1,2,3,4,7,8,9-HpCDF

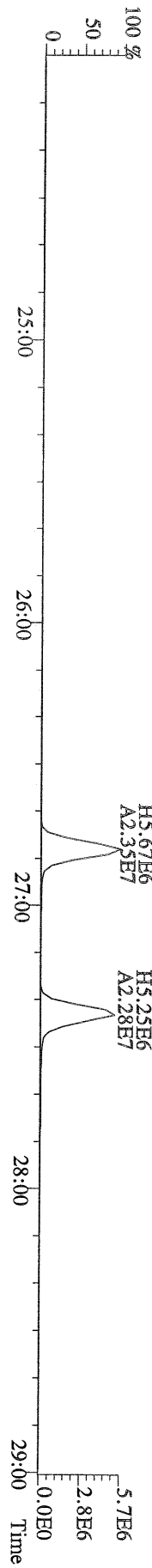
File:17AUG10M #1-357 Acq:18-AUG-2010 06:58:43 GC EI+ Voltage SIR Autospec-Ultima
 319.8965 S:26 BSUB(10000,15,-3.0) PKD(5,5,3,0,10%,100,0,0,00%,F,F) Exp:PCDD
 Sample Text:6274-005-0001-SA File Text:Frontier Analytical Laboratory



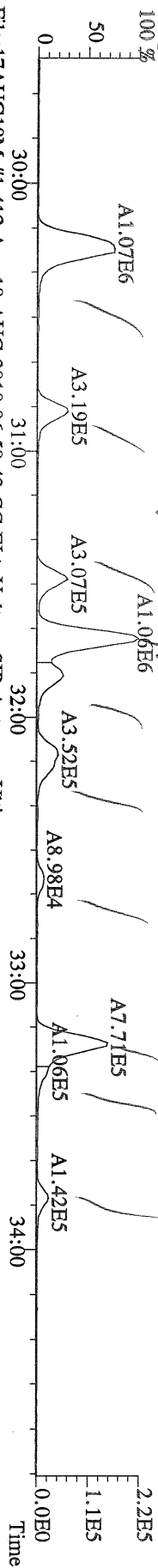
File:17AUG10M #1-357 Acq:18-AUG-2010 06:58:43 GC EI+ Voltage SIR Autospec-Ultima
 327.8847 S:26 BSUB(10000,15,-3.0) PKD(5,5,3,0,10%,100,0,0,00%,F,F) Exp:PCDD
 Sample Text:6274-005-0001-SA File Text:Frontier Analytical Laboratory



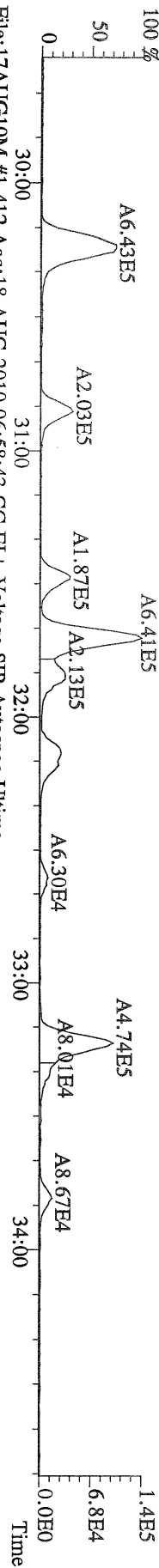
File:17AUG10M #1-357 Acq:18-AUG-2010 06:58:43 GC EI+ Voltage SIR Autospec-Ultima
 333.9339 S:26 BSUB(10000,15,-3.0) PKD(5,5,3,0,10%,100,0,0,00%,F,F) Exp:PCDD
 Sample Text:6274-005-0001-SA File Text:Frontier Analytical Laboratory



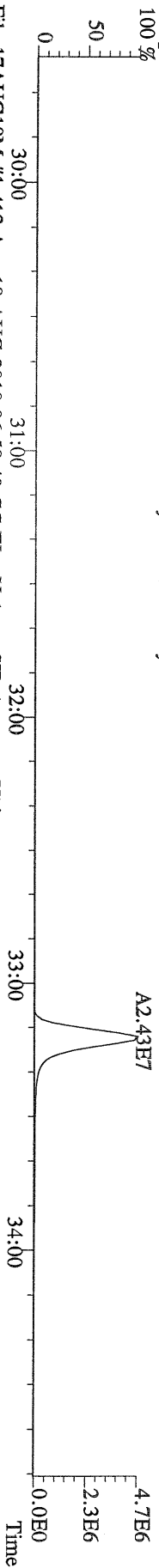
File:17AUG10M #1-412 Acq:18-AUG-2010 06:58:43 GC EI+ Voltage SIR Autospec-Ultima
 355.8546 S:26 F:2 BSUB(10000,15,-3.0) PKD(5,5,3,0,10%,100,0,0,00%,F,F) Exp:PCDD
 Sample Text:6274-005-0001-SA File Text:Frontier Analytical Laboratory




File:17AUG10M #1-412 Acq:18-AUG-2010 06:58:43 GC EI+ Voltage SIR Autospec-Ultima
 357.8517 S:26 F:2 BSUB(10000,15,-3.0) PKD(5,5,3,0,10%,100,0,0,00%,F,F) Exp:PCDD
 Sample Text:6274-005-0001-SA File Text:Frontier Analytical Laboratory



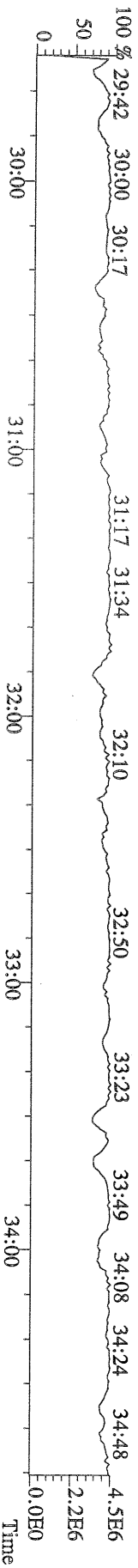
File:17AUG10M #1-412 Acq:18-AUG-2010 06:58:43 GC EI+ Voltage SIR Autospec-Ultima
 367.8949 S:26 F:2 BSUB(10000,15,-3.0) PKD(5,5,3,0,10%,100,0,0,00%,F,F) Exp:PCDD
 Sample Text:6274-005-0001-SA File Text:Frontier Analytical Laboratory




File:17AUG10M #1-412 Acq:18-AUG-2010 06:58:43 GC EI+ Voltage SIR Autospec-Ultima
 369.8919 S:26 F:2 BSUB(10000,15,-3.0) PKD(5,5,3,0,10%,100,0,0,00%,F,F) Exp:PCDD
 Sample Text:6274-005-0001-SA File Text:Frontier Analytical Laboratory



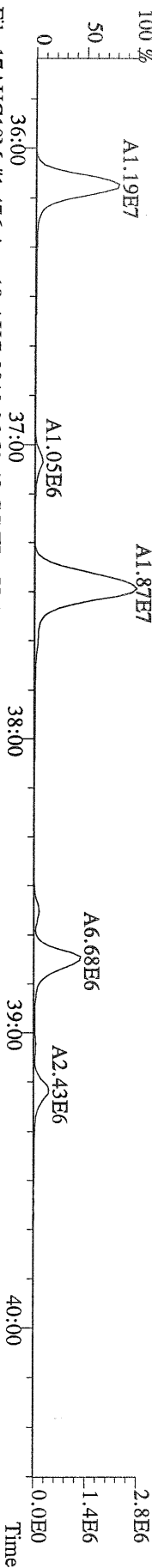
File:17AUG10M #1-412 Acq:18-AUG-2010 06:58:43 GC EI+ Voltage SIR Autospec-Ultima
 366.9792 S:26 F:2 Exp:PCDD
 Sample Text:6274-005-0001-SA File Text:Frontier Analytical Laboratory



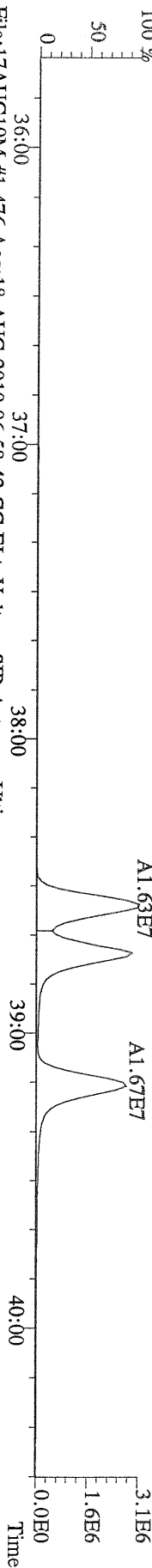
File:17AUG10M #1-476 Acq:18-AUG-2010 06:58:43 GC EI+ Voltage SIR Autospec-Ultima
389.8156 S:26 F:3 BSUB(10000,15,-3.0) PKD(5,5,3,0,10%,100.0,0.00%,F,F) Exp.:PCDD
Sample Text:6274-005-0001-SA File Text:Frontier Analytical Laboratory




File:17AUG10M #1-476 Acq:18-AUG-2010 06:58:43 GC EI+ Voltage SIR Autospec-Ultima
391.8127 S:26 F:3 BSUB(10000,15,-3.0) PKD(5,5,3,0,10%,100.0,0.00%,F,F) Exp.:PCDD
Sample Text:6274-005-0001-SA File Text:Frontier Analytical Laboratory



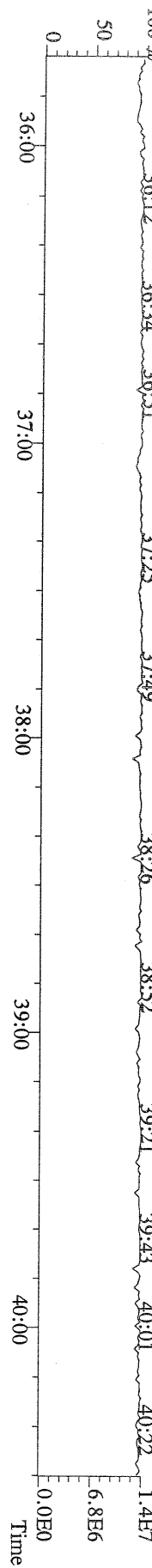
File:17AUG10M #1-476 Acq:18-AUG-2010 06:58:43 GC EI+ Voltage SIR Autospec-Ultima
401.8559 S:26 F:3 BSUB(10000,15,-3.0) PKD(5,5,3,0,10%,100.0,0.00%,F,F) Exp.:PCDD
Sample Text:6274-005-0001-SA File Text:Frontier Analytical Laboratory



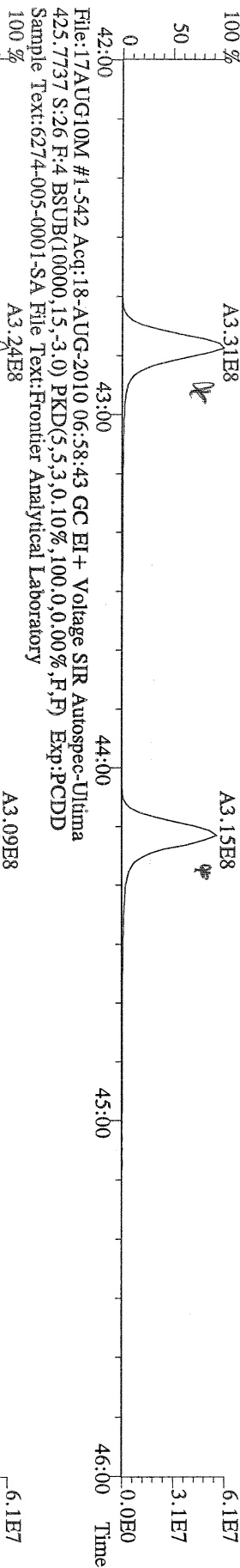
File:17AUG10M #1-476 Acq:18-AUG-2010 06:58:43 GC EI+ Voltage SIR Autospec-Ultima
403.8530 S:26 F:3 BSUB(10000,15,-3.0) PKD(5,5,3,0,10%,100.0,0.00%,F,F) Exp.:PCDD
Sample Text:6274-005-0001-SA File Text:Frontier Analytical Laboratory



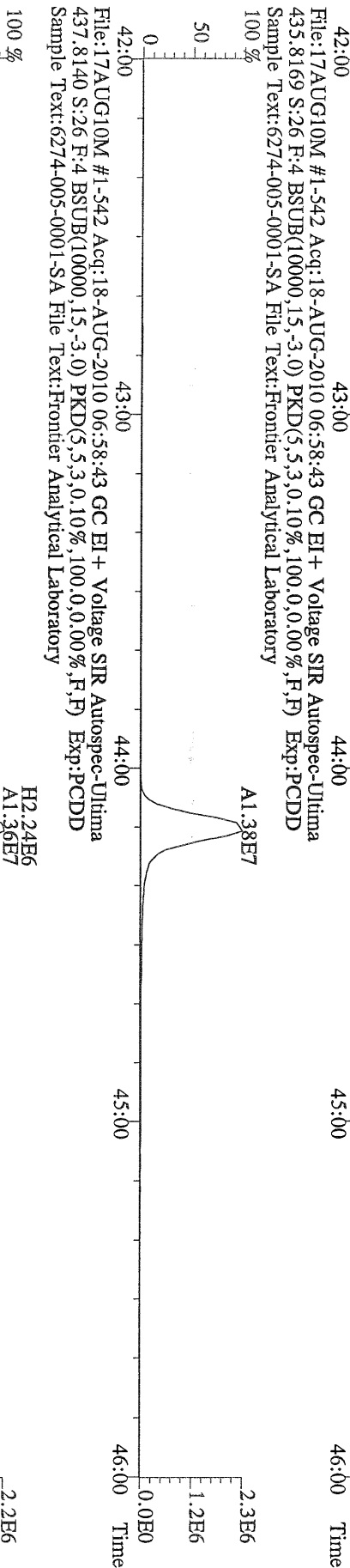
File:17AUG10M #1-476 Acq:18-AUG-2010 06:58:43 GC EI+ Voltage SIR Autospec-Ultima
380.9760 S:26 F:3 Exp.:PCDD
Sample Text:6274-005-0001-SA File Text:Frontier Analytical Laboratory



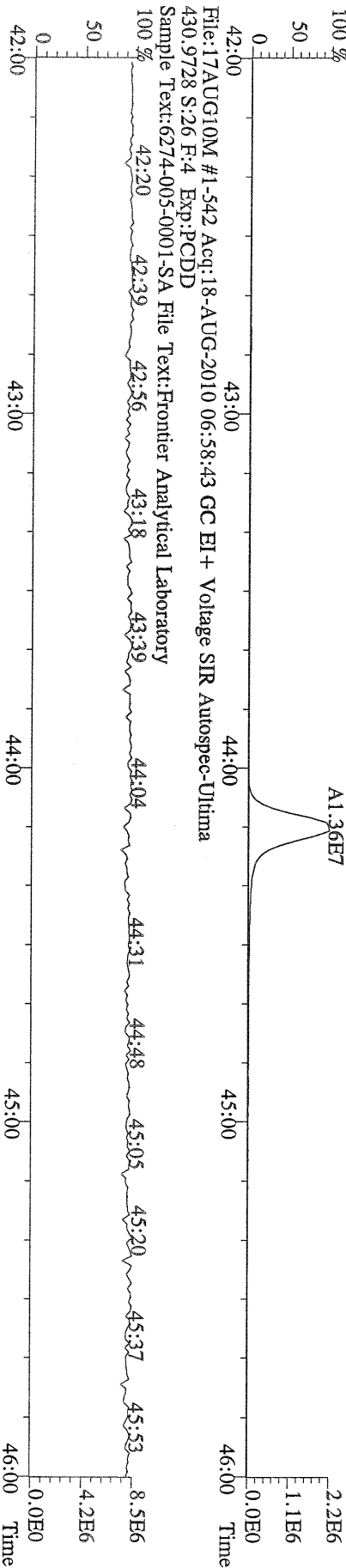
File:17AUG10M #1-542 Acq:18-AUG-2010 06:58:43 GC EI+ Voltage SIR Autospec-Ultima
423.7767 S:26 F:4 BSUB(10000,15,-3.0) PKD(5,5,3,0,10%,100,0,0,00%,F,F) Exp:PCDD
Sample Text:6274-005-0001-SA File Text:Frontier Analytical Laboratory



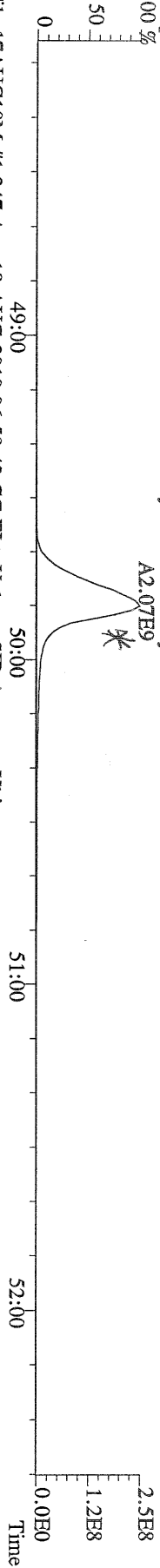
File:17AUG10M #1-542 Acq:18-AUG-2010 06:58:43 GC EI+ Voltage SIR Autospec-Ultima
435.8169 S:26 F:4 BSUB(10000,15,-3.0) PKD(5,5,3,0,10%,100,0,0,00%,F,F) Exp:PCDD
Sample Text:6274-005-0001-SA File Text:Frontier Analytical Laboratory




File:17AUG10M #1-542 Acq:18-AUG-2010 06:58:43 GC EI+ Voltage SIR Autospec-Ultima
430.9728 S:26 F:4 Exp:PCDD
Sample Text:6274-005-0001-SA File Text:Frontier Analytical Laboratory



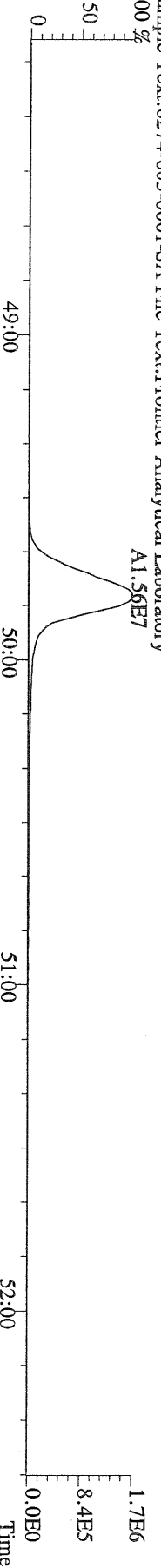
File:17AUG10M #1-347 Acq:18-AUG-2010 06:58:43 GC EI+ Voltage SIR Autospec-Ultima
457.7377 S:26 F:5 BSUB(10000,15,-3.0) PKD(5,5,3,0.10%,100.0,0.00%,F,F) Exp:PCDD
Sample Text:6274-005-0001-SA File Text:Frontier Analytical Laboratory




File:17AUG10M #1-347 Acq:18-AUG-2010 06:58:43 GC EI+ Voltage SIR Autospec-Ultima
459.7348 S:26 F:5 BSUB(10000,15,-3.0) PKD(5,5,3,0.10%,100.0,0.00%,F,F) Exp:PCDD
Sample Text:6274-005-0001-SA File Text:Frontier Analytical Laboratory




File:17AUG10M #1-347 Acq:18-AUG-2010 06:58:43 GC EI+ Voltage SIR Autospec-Ultima
469.7780 S:26 F:5 BSUB(10000,15,-3.0) PKD(5,5,3,0.10%,100.0,0.00%,F,F) Exp:PCDD
Sample Text:6274-005-0001-SA File Text:Frontier Analytical Laboratory



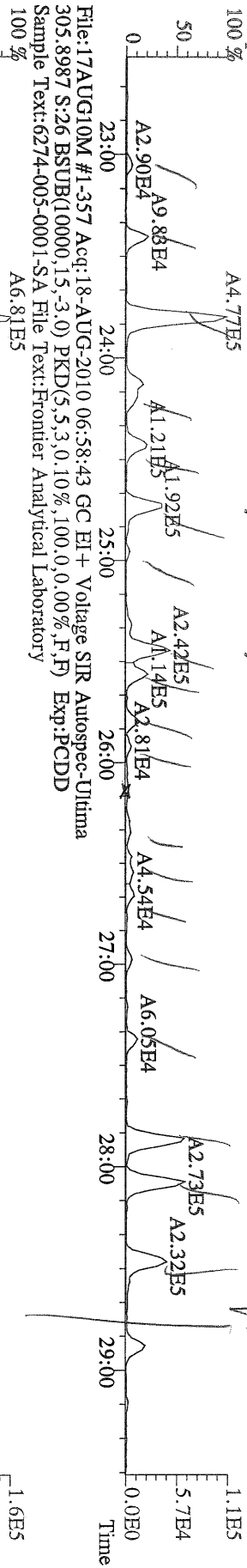
File:17AUG10M #1-347 Acq:18-AUG-2010 06:58:43 GC EI+ Voltage SIR Autospec-Ultima
471.7750 S:26 F:5 BSUB(10000,15,-3.0) PKD(5,5,3,0.10%,100.0,0.00%,F,F) Exp:PCDD
Sample Text:6274-005-0001-SA File Text:Frontier Analytical Laboratory



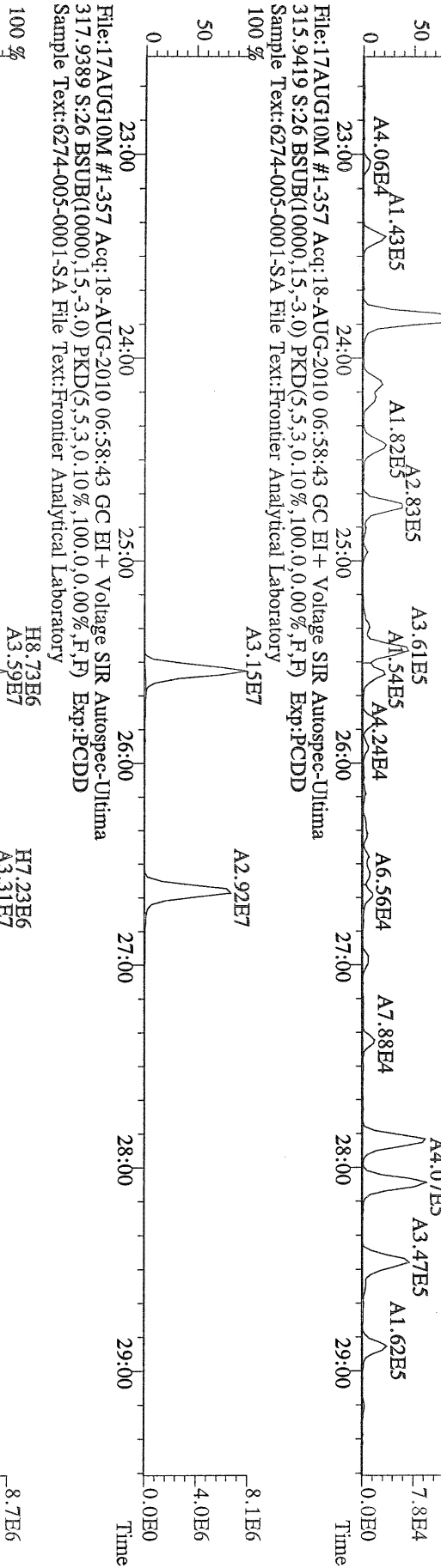
File:17AUG10M #1-347 Acq:18-AUG-2010 06:58:43 GC EI+ Voltage SIR Autospec-Ultima
454.9728 S:26 F:5 Exp:PCDD
Sample Text:6274-005-0001-SA File Text:Frontier Analytical Laboratory



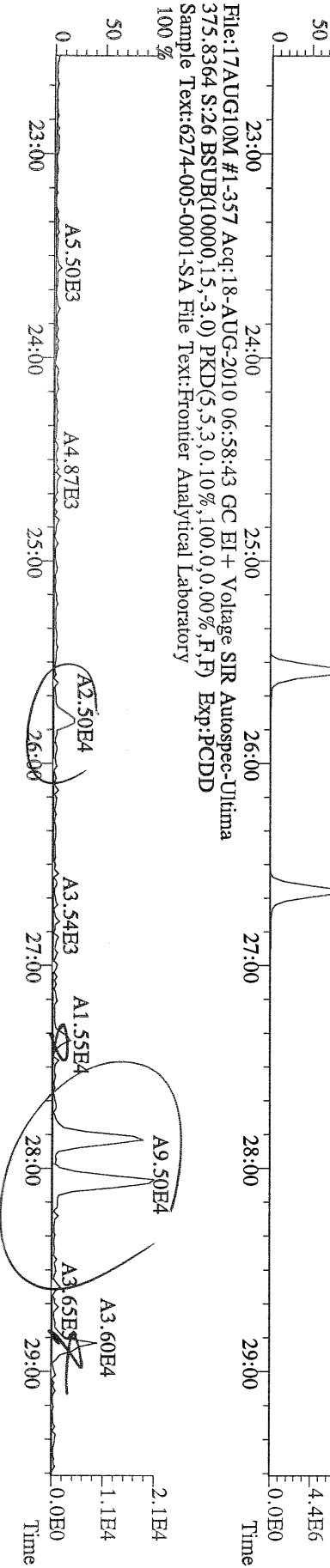
File:17AUG10M #1-357 Acq:18-AUG-2010 06:58:43 GC EI+ Voltage SIR Autospec-Ultima
 303.9016 S:26 BSUB(10000,15,-3.0) PKD(5,5,3,0,10%,100,0,0,00%,F,F) Exp:PCDD
 Sample Text:6274-005-0001-SA File Text:Frontier Analytical Laboratory




File:17AUG10M #1-357 Acq:18-AUG-2010 06:58:43 GC EI+ Voltage SIR Autospec-Ultima
 315.9419 S:26 BSUB(10000,15,-3.0) PKD(5,5,3,0,10%,100,0,0,00%,F,F) Exp:PCDD
 Sample Text:6274-005-0001-SA File Text:Frontier Analytical Laboratory



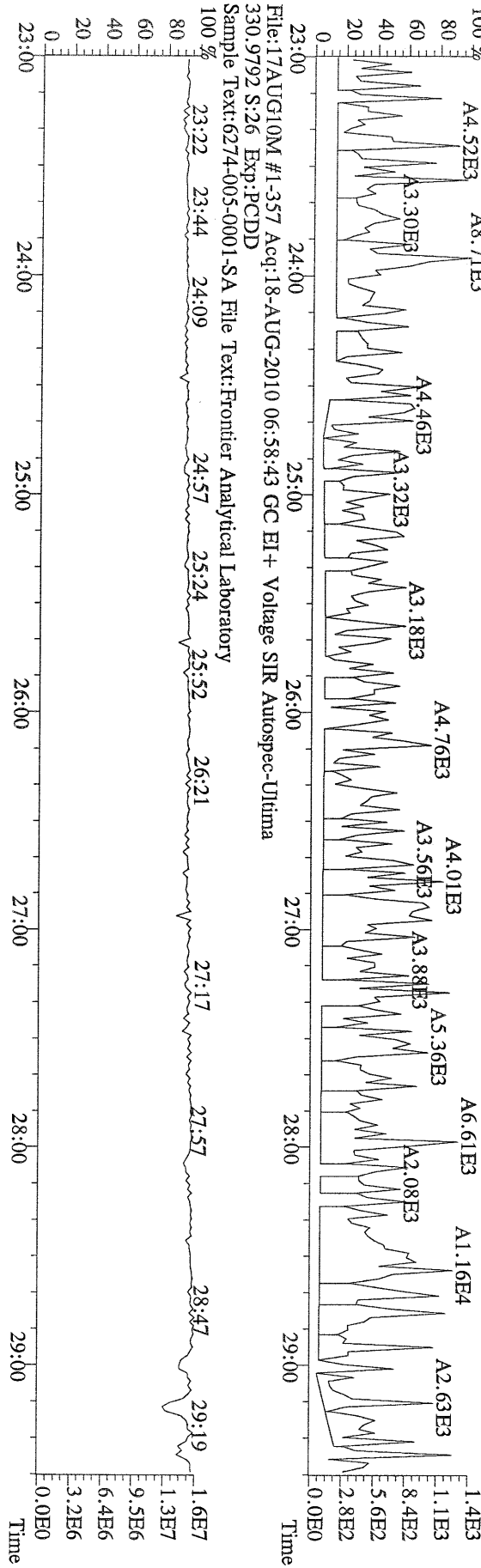
File:17AUG10M #1-357 Acq:18-AUG-2010 06:58:43 GC EI+ Voltage SIR Autospec-Ultima
 375.8364 S:26 BSUB(10000,15,-3.0) PKD(5,5,3,0,10%,100,0,0,00%,F,F) Exp:PCDD
 Sample Text:6274-005-0001-SA File Text:Frontier Analytical Laboratory



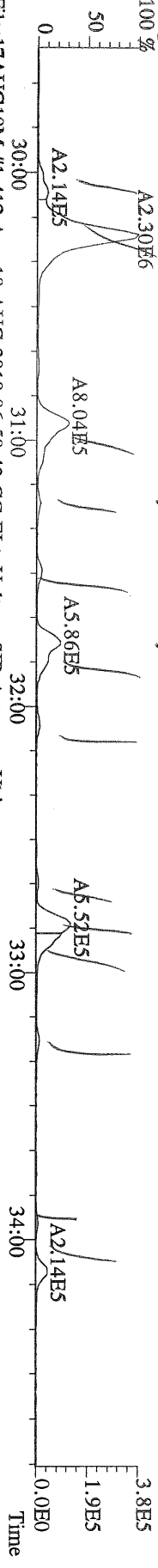
File:17AUG10M #1-357 Acq:18-AUG-2010 06:58:43 GC EI+ Voltage SIR Autospec-Ultima
 339.8597 S:26 BSUB(10000,15,-3.0) PKD(5,5,3,0,10%,100.0,0.00%,F,F) Exp:PCDD
 Sample Text:6274-005-0001-SA File Text:Frontier Analytical Laboratory



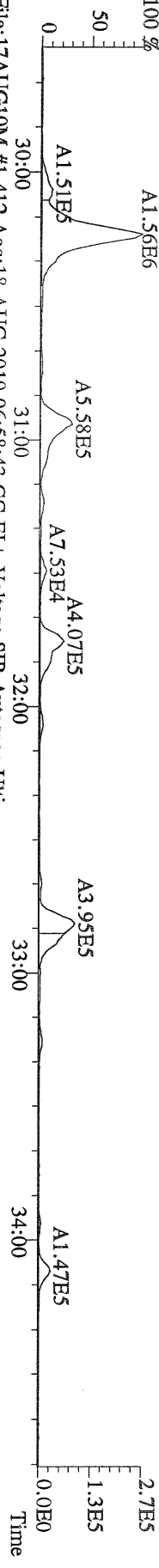
File:17AUG10M #1-357 Acq:18-AUG-2010 06:58:43 GC EI+ Voltage SIR Autospec-Ultima
 409.7974 S:26 BSUB(10000,15,-3.0) PKD(5,5,3,0,10%,100.0,0.00%,F,F) Exp:PCDD
 Sample Text:6274-005-0001-SA File Text:Frontier Analytical Laboratory




File:17AUG10M #1-412 Acq:18-AUG-2010 06:58:43 GC EI+ Voltage SIR Autospec-Ultima
 339.8597 S:26 F:2 BSUB(10000,15,-3,0) PKD(5,5,3,0,10%,100,0,0,00%,F,F) Exp:PCDD
 Sample Text:6274-005-0001-SA File Text:Frontier Analytical Laboratory




File:17AUG10M #1-412 Acq:18-AUG-2010 06:58:43 GC EI+ Voltage SIR Autospec-Ultima
 341.8568 S:26 F:2 BSUB(10000,15,-3,0) PKD(5,5,3,0,10%,100,0,0,00%,F,F) Exp:PCDD
 Sample Text:6274-005-0001-SA File Text:Frontier Analytical Laboratory



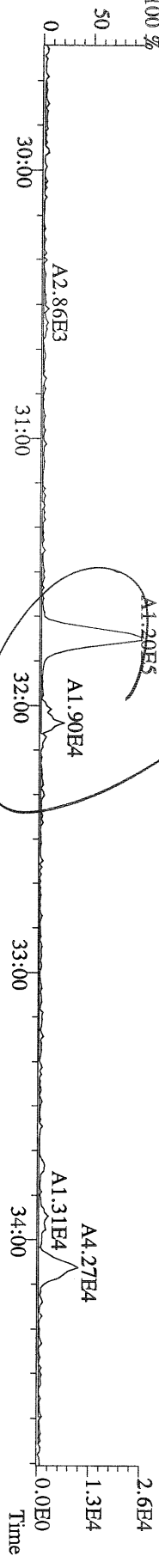
File:17AUG10M #1-412 Acq:18-AUG-2010 06:58:43 GC EI+ Voltage SIR Autospec-Ultima
 351.9000 S:26 F:2 BSUB(10000,15,-3,0) PKD(5,5,3,0,10%,100,0,0,00%,F,F) Exp:PCDD
 Sample Text:6274-005-0001-SA File Text:Frontier Analytical Laboratory



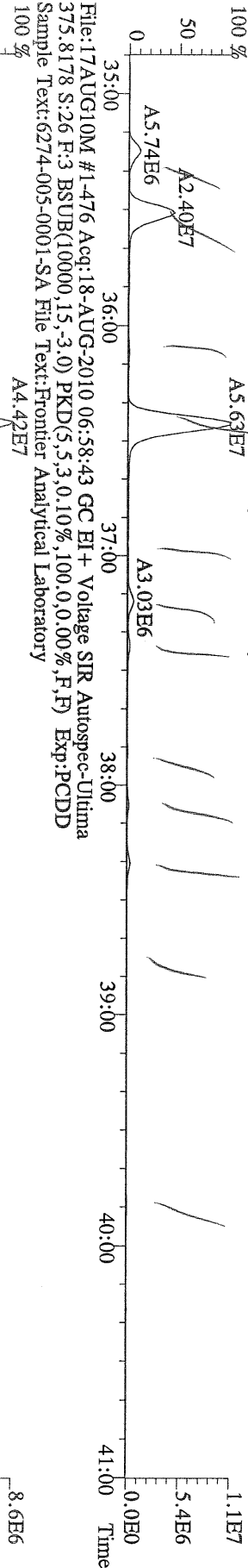
File:17AUG10M #1-412 Acq:18-AUG-2010 06:58:43 GC EI+ Voltage SIR Autospec-Ultima
 353.8970 S:26 F:2 BSUB(10000,15,-3,0) PKD(5,5,3,0,10%,100,0,0,00%,F,F) Exp:PCDD
 Sample Text:6274-005-0001-SA File Text:Frontier Analytical Laboratory



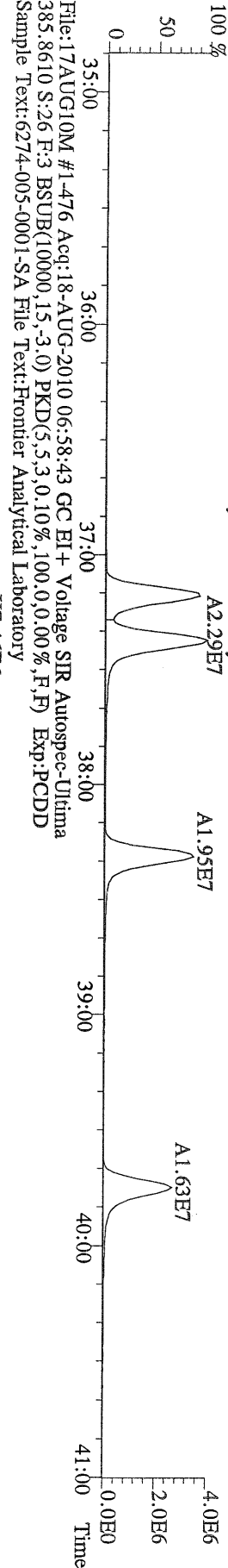
File:17AUG10M #1-412 Acq:18-AUG-2010 06:58:43 GC EI+ Voltage SIR Autospec-Ultima
 409.7974 S:26 F:2 BSUB(10000,15,-3,0) PKD(5,5,3,0,10%,100,0,0,00%,F,F) Exp:PCDD
 Sample Text:6274-005-0001-SA File Text:Frontier Analytical Laboratory



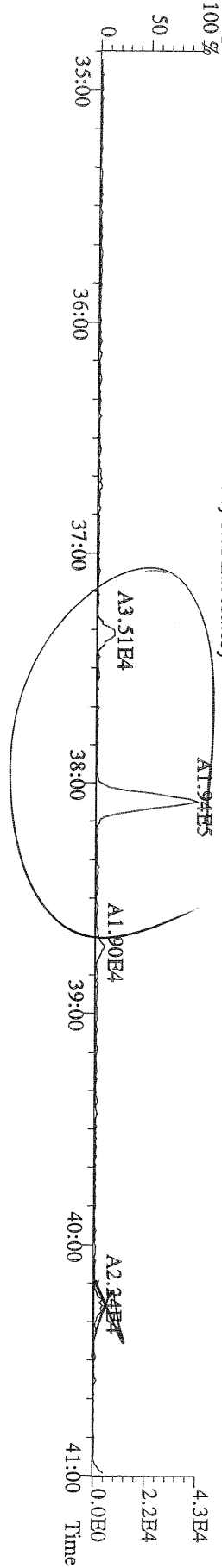
File:17AUG10M #1-476 Acq:18-AUG-2010 06:58:43 GC EI+ Voltage SIR Autospec-Utima
373.8207 S:2.6 F:3 BSUB(10000,15,-3.0) PKD(5,5,3,0,10%,100,0,0,00%,F,F) Exp:PCDD
Sample Text:6274-005-0001-SA File Text:Frontier Analytical Laboratory




File:17AUG10M #1-476 Acq:18-AUG-2010 06:58:43 GC EI+ Voltage SIR Autospec-Utima
383.8639 S:2.6 F:3 BSUB(10000,15,-3.0) PKD(5,5,3,0,10%,100,0,0,00%,F,F) Exp:PCDD
Sample Text:6274-005-0001-SA File Text:Frontier Analytical Laboratory



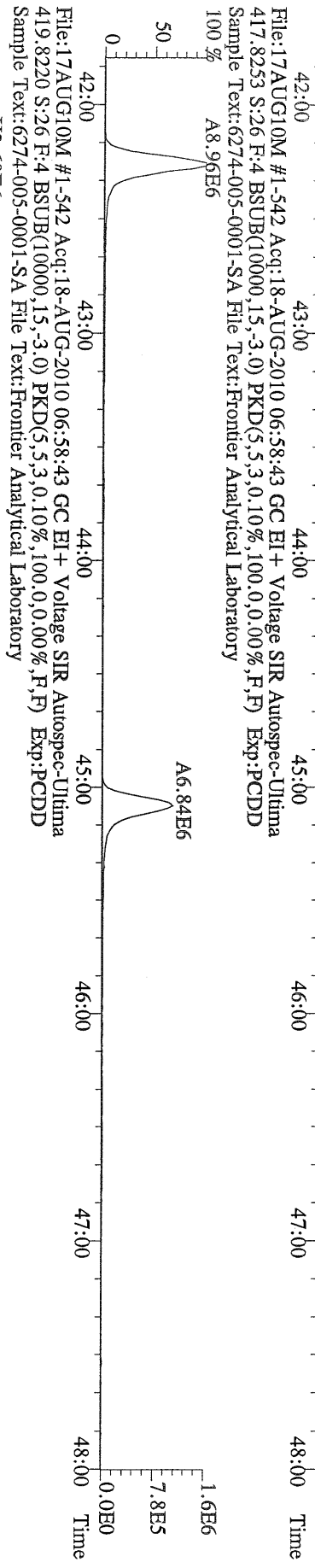
File:17AUG10M #1-476 Acq:18-AUG-2010 06:58:43 GC EI+ Voltage SIR Autospec-Utima
445.7555 S:2.6 F:3 BSUB(10000,15,-3.0) PKD(5,5,3,0,10%,100,0,0,00%,F,F) Exp:PCDD
Sample Text:6274-005-0001-SA File Text:Frontier Analytical Laboratory



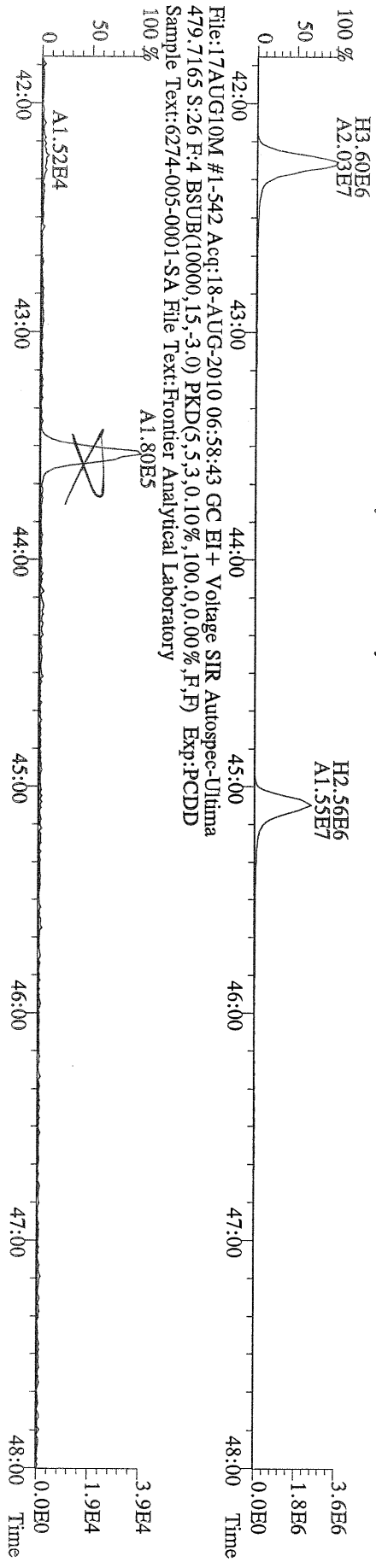
File:17AUG10M #1-542 Acq:18-AUG-2010 06:58:43 GC EI+ Voltage SIR Autospec-Utima
407.7818 S:26 F:4 BSUB(10000,15,-3.0) PKD(5,5,3,0,10%,100,0,0,00%,F,F) Exp:PCDD
Sample Text:6274-005-0001-SA File Text:Frontier Analytical Laboratory



File:17AUG10M #1-542 Acq:18-AUG-2010 06:58:43 GC EI+ Voltage SIR Autospec-Utima
417.8253 S:26 F:4 BSUB(10000,15,-3.0) PKD(5,5,3,0,10%,100,0,0,00%,F,F) Exp:PCDD
Sample Text:6274-005-0001-SA File Text:Frontier Analytical Laboratory



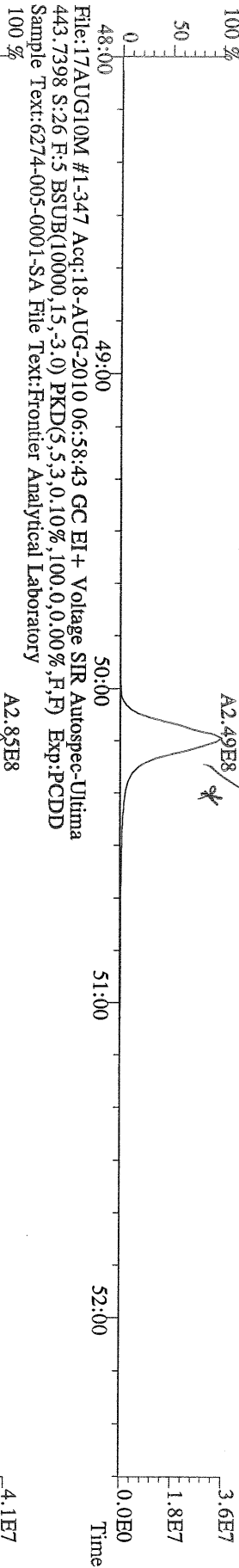
File:17AUG10M #1-542 Acq:18-AUG-2010 06:58:43 GC EI+ Voltage SIR Autospec-Utima
419.8220 S:26 F:4 BSUB(10000,15,-3.0) PKD(5,5,3,0,10%,100,0,0,00%,F,F) Exp:PCDD
Sample Text:6274-005-0001-SA File Text:Frontier Analytical Laboratory



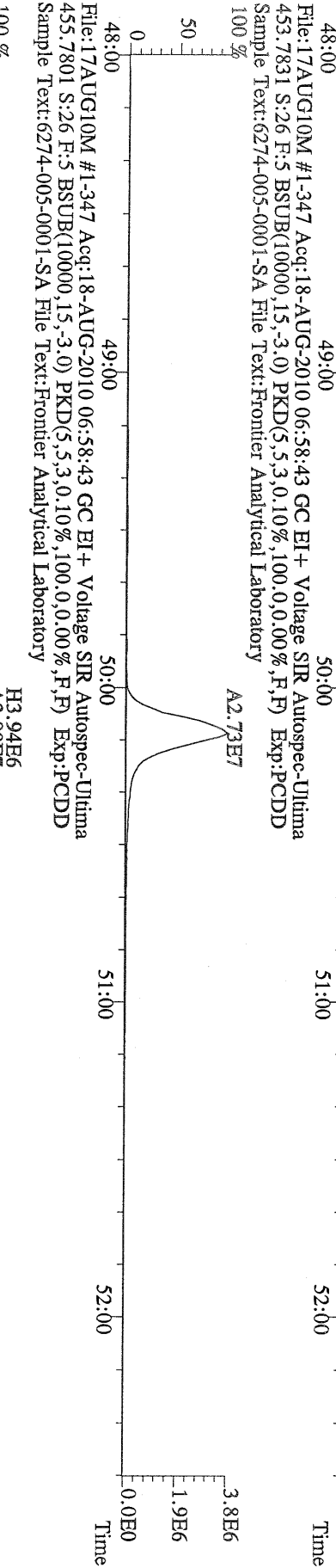
File:17AUG10M #1-542 Acq:18-AUG-2010 06:58:43 GC EI+ Voltage SIR Autospec-Utima
479.7165 S:26 F:4 BSUB(10000,15,-3.0) PKD(5,5,3,0,10%,100,0,0,00%,F,F) Exp:PCDD
Sample Text:6274-005-0001-SA File Text:Frontier Analytical Laboratory



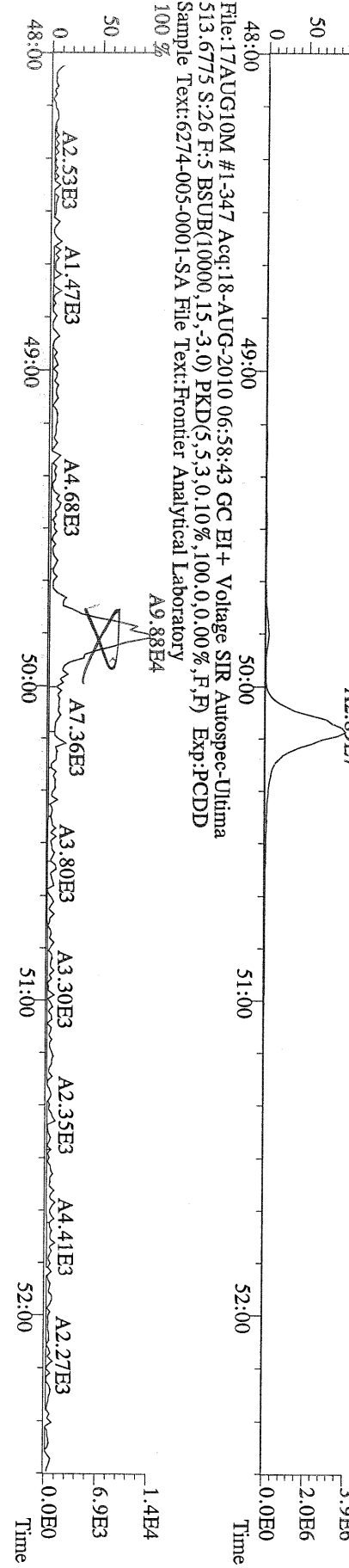
File:17AUG10M #1-347 Acq:18-AUG-2010 06:58:43 GC EI+ Voltage SIR Autospec-Ultima
 441.7428 S:2.6 F:5 BSUB(10000,15,-3.0) PKD(5,5,3,0,10%,100,0,0,00%,F,F) Exp:PCDD
 Sample Text:6274-005-0001-SA File Text:Frontier Analytical Laboratory



File:17AUG10M #1-347 Acq:18-AUG-2010 06:58:43 GC EI+ Voltage SIR Autospec-Ultima
 453.7831 S:2.6 F:5 BSUB(10000,15,-3.0) PKD(5,5,3,0,10%,100,0,0,00%,F,F) Exp:PCDD
 Sample Text:6274-005-0001-SA File Text:Frontier Analytical Laboratory



File:17AUG10M #1-347 Acq:18-AUG-2010 06:58:43 GC EI+ Voltage SIR Autospec-Ultima
 513.6775 S:2.6 F:5 BSUB(10000,15,-3.0) PKD(5,5,3,0,10%,100,0,0,00%,F,F) Exp:PCDD
 Sample Text:6274-005-0001-SA File Text:Frontier Analytical Laboratory



FAL ID: 6274-005-0001-SA Filename: 18AUG10M Sam:7 Acquired: 18-AUG-10 18:51:00 ICal: PCDDFAL3-5-12-10
 Client ID: PSB10-1.5-2-073010 1:20 ConCal: ST081810M1 EndCal: ST081810M2
 Results: 6274D GC Column: DB5 Amount: 2.080 NATO 1989 Tox: 389

WHO 1998 Tox: 185 WHO 2005 Tox: 230

Name	Resp	RA	RT	RRF	Conc	Qual	Fac	Noise-1	Noise-2	DL	Rec	#Hom
2,3,7,8-TCDD	*	* n	NotFnd	1.04	*		2.50	-	-	*		
1,2,3,7,8-PeCDD	*	* n	NotFnd	1.05	*		2.50	-	-	*		
1,2,3,4,7,8-HxCDD	*	* n	NotFnd	1.30	*		2.50	-	-	*		
1,2,3,6,7,8-HxCDD	*	* n	NotFnd	1.28	*		2.50	-	-	*		
1,2,3,7,8,9-HxCDD	*	* n	NotFnd	1.25	*		2.50	-	-	*		
1,2,3,4,6,7,8-HpCDD	3.87e+07	1.01 y	44:12	1.35	16200		2.50	-	-	*		
OCDD	2.95e+08	0.94 y	49:45	1.25	204000		2.50	-	-	*		
2,3,7,8-TCDF	*	* n	NotFnd	1.62	*		2.50	-	-	*		
1,2,3,7,8-PeCDF	*	* n	NotFnd	0.92	*		2.50	-	-	*		
2,3,4,7,8-PeCDF	*	* n	NotFnd	0.94	*		2.50	-	-	*		
1,2,3,4,7,8-HxCDF	*	* n	NotFnd	0.93	*		2.50	-	-	*		
1,2,3,6,7,8-HxCDF	*	* n	NotFnd	0.84	*		2.50	-	-	*		
2,3,4,6,7,8-HxCDF	*	* n	NotFnd	0.90	*		2.50	-	-	*		
1,2,3,7,8,9-HxCDF	*	* n	NotFnd	0.98	*		2.50	-	-	*		
1,2,3,4,6,7,8-HpCDF	*	* n	NotFnd	1.38	*		2.50	-	-	*		
1,2,3,4,7,8,9-HpCDF	*	* n	NotFnd	1.62	*		2.50	-	-	*		
OCDF	3.22e+07	0.86 y	50:08	0.74	22200		2.50	-	-	*		
13C-2,3,7,8-TCDD	*	* n	NotFnd	0.93	*					*		
13C-1,2,3,7,8-PeCDD	*	* n	NotFnd	0.81	*					*		
13C-1,2,3,4,7,8-HxCDD	*	* n	NotFnd	0.95	*					*		
13C-1,2,3,6,7,8-HxCDD	*	* n	NotFnd	1.00	*					*		
13C-1,2,3,4,6,7,8-HpCDD	1.69e+06	1.01 y	44:11	0.92	896					93.2		
13C-OCDD	2.23e+06	0.96 y	49:45	0.63	1720					89.3		
13C-2,3,7,8-TCDF	*	* n	NotFnd	0.87	*					*		
13C-1,2,3,7,8-PeCDF	*	* n	NotFnd	0.81	*					*		
13C-2,3,4,7,8-PeCDF	*	* n	NotFnd	0.75	*					*		
13C-1,2,3,4,7,8-HxCDF	*	* n	NotFnd	1.74	*					*		
13C-1,2,3,6,7,8-HxCDF	*	* n	NotFnd	2.17	*					*		
13C-2,3,4,6,7,8-HxCDF	*	* n	NotFnd	1.82	*					*		
13C-1,2,3,7,8,9-HxCDF	*	* n	NotFnd	1.49	*					*		
13C-1,2,3,4,6,7,8-HpCDF	1.87e+06	0.41 y	42:17	1.10	831					86.4		
13C-1,2,3,4,7,8,9-HpCDF	1.37e+06	0.43 y	45:07	0.81	821					85.4		
13C-OCDF	3.76e+06	0.94 y	50:06	1.19	1550					80.4		
37Cl-2,3,7,8-TCDD	*		NotFnd	0.93	*					*		
13C-1,2,3,4-TCDD	*	* n	NotFnd	-	*					*		
13C-1,2,3,4-TCDF	*	* n	NotFnd	-	*					*		
13C-1,2,3,7,8,9-HxCDD	1.97e+06	1.23 y	39:11	-	4.40					*		
Total Tetra-Dioxins	*		NotFnd	1.04	*		2.50	-	-	*		0
Total Penta-Dioxins	*		NotFnd	1.05	*		2.50	-	-	*		0
Total Hexa-Dioxins	*		NotFnd	1.27	*		2.50	-	-	*		0
Total Hepta-Dioxins	8.15e+07		42:48	1.35	34200		2.50	-	-	*		2
Total Tetra-Furans	*		NotFnd	1.62	*		2.50	-	-	*		0
1st Fn. Tot Penta-Furans	*		NotFnd	0.93	*		2.50	-	-	*	PeCDF	0
Total Penta-Furans	*		NotFnd	0.93	*		2.50	-	-	*	0.00	0
Total Hexa-Furans	*		NotFnd	0.90	*		2.50	-	-	*		0
Total Hepta-Furans	2.97e+07		43:07	1.48	11900		2.50	-	-	*		1

Analyst: k

Date: 8/19/10

Totals class: Total Hepta-Dioxins

Entry #: 41

Run: 13

File: 18AUG10M

S: 7 I: 1 F: 4

Acquired: 18-AUG-10 18:51:00

Total Concentration: 34200

Unnamed Concentration: 17964.261

RT	ml Resp	m2 Resp	RA	Resp	Concentration	Name
42:48	2.15e+07	2.13e+07	1.01 y	4.28e+07	18000	
44:12	1.94e+07	1.93e+07	1.01 y	3.87e+07	16200	1,2,3,4,6,7,8-HpCDD

Totals class: Total Hepta-Furans

Entry #: 46

Run: 13

File: 18AUG10M

S: 7 I: 1 F: 4


Acquired: 18-AUG-10 18:51:00

Total Concentration: 11900


Unnamed Concentration: *

RT	ml Resp	m2 Resp	RA	Resp	Concentration	Name
43:07	1.50e+07	1.47e+07	1.02 y	2.97e+07	11900	1,2,3,4,6,7,8-HeptF <i>8/19/10</i>

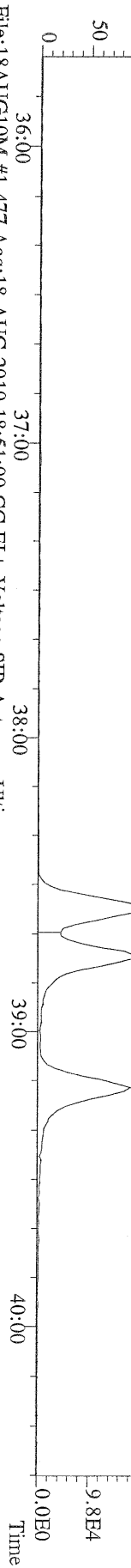
File:18AUG10M #1-477 Acq:18-AUG-2010 18:51:00 GC EI+ Voltage SIR Autospec-Ultima
 389.8156 S:7 F:3 BSUB(10000,15,-3.0) PKD(5,5,3,0,10%,100,0,0,00%,F,F) Exp:PCDD
 Sample Text:6274-005-0001-SA File Text:Frontier Analytical Laboratory
 100 %



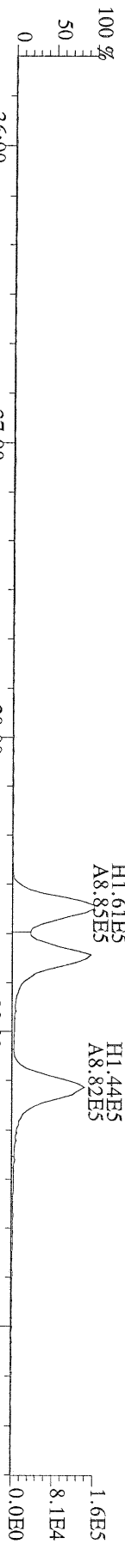
File:18AUG10M #1-477 Acq:18-AUG-2010 18:51:00 GC EI+ Voltage SIR Autospec-Ultima
 391.8127 S:7 F:3 BSUB(10000,15,-3.0) PKD(5,5,3,0,10%,100,0,0,00%,F,F) Exp:PCDD
 Sample Text:6274-005-0001-SA File Text:Frontier Analytical Laboratory
 100 %



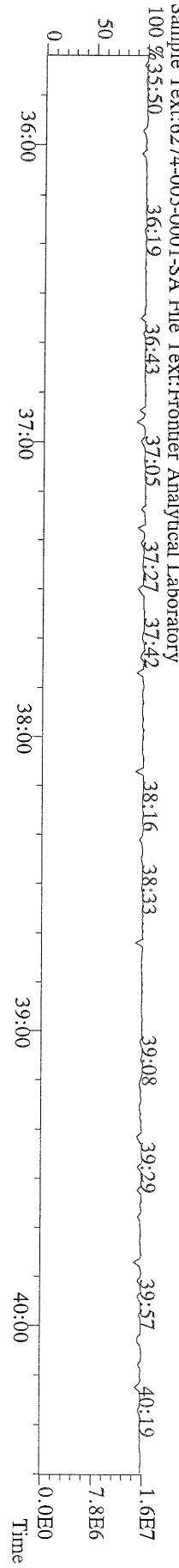
File:18AUG10M #1-477 Acq:18-AUG-2010 18:51:00 GC EI+ Voltage SIR Autospec-Ultima
 401.8559 S:7 F:3 BSUB(10000,15,-3.0) PKD(5,5,3,0,10%,100,0,0,00%,F,F) Exp:PCDD
 Sample Text:6274-005-0001-SA File Text:Frontier Analytical Laboratory
 100 %



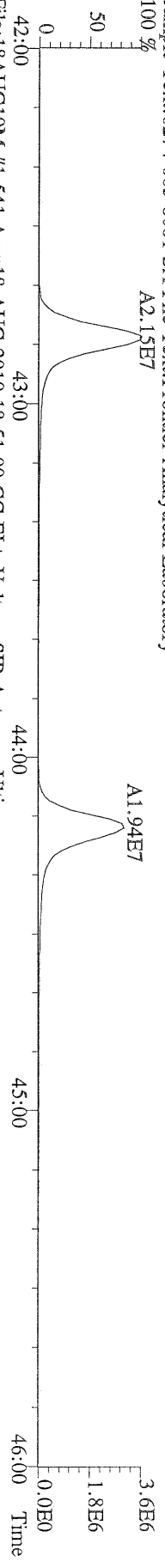
File:18AUG10M #1-477 Acq:18-AUG-2010 18:51:00 GC EI+ Voltage SIR Autospec-Ultima
 403.8530 S:7 F:3 BSUB(10000,15,-3.0) PKD(5,5,3,0,10%,100,0,0,00%,F,F) Exp:PCDD
 Sample Text:6274-005-0001-SA File Text:Frontier Analytical Laboratory



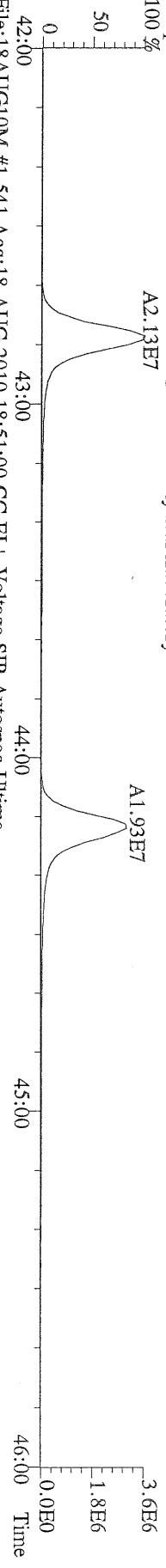
File:18AUG10M #1-477 Acq:18-AUG-2010 18:51:00 GC EI+ Voltage SIR Autospec-Ultima
 380.9760 S:7 F:3 Exp:PCDD
 Sample Text:6274-005-0001-SA File Text:Frontier Analytical Laboratory
 100 %



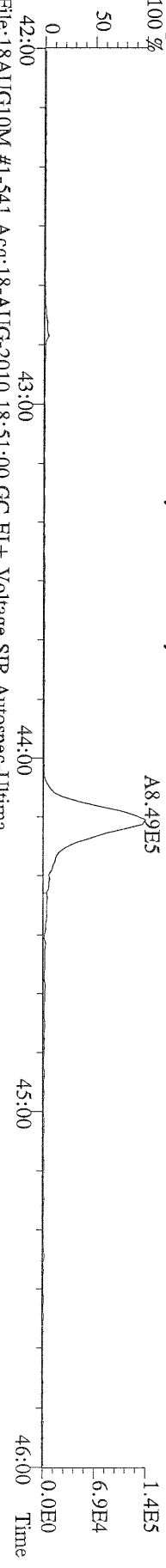
File:18AUG10M #1-541 Acq:18-AUG-2010 18:51:00 GC EI+ Voltage SIR Autospec-Ultime
 423.7767 S:7 F:4 BSUB(10000,15,-3.0) PKD(5,5,3,0,10%,100,0,0,00%,F,F) Exp:PCDD
 Sample Text:6274-005-0001-SA File Text:Frontier Analytical Laboratory
 100 %



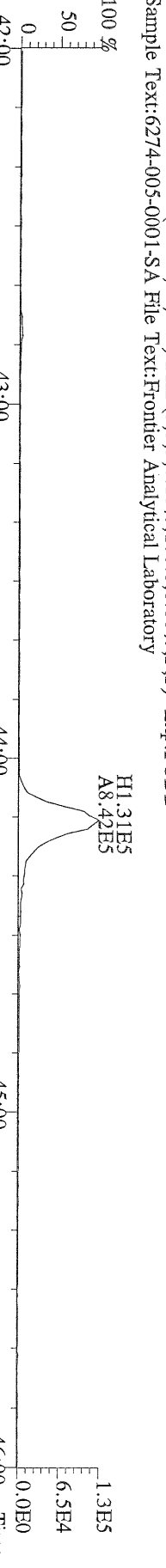
File:18AUG10M #1-541 Acq:18-AUG-2010 18:51:00 GC EI+ Voltage SIR Autospec-Ultime
 425.7737 S:7 F:4 BSUB(10000,15,-3.0) PKD(5,5,3,0,10%,100,0,0,00%,F,F) Exp:PCDD
 Sample Text:6274-005-0001-SA File Text:Frontier Analytical Laboratory
 100 %



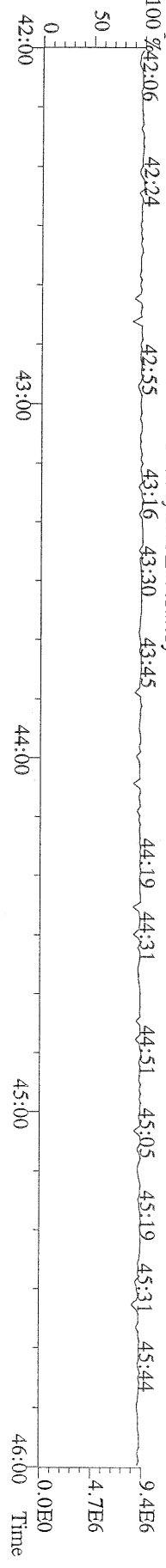
File:18AUG10M #1-541 Acq:18-AUG-2010 18:51:00 GC EI+ Voltage SIR Autospec-Ultime
 435.8169 S:7 F:4 BSUB(10000,15,-3.0) PKD(5,5,3,0,10%,100,0,0,00%,F,F) Exp:PCDD
 Sample Text:6274-005-0001-SA File Text:Frontier Analytical Laboratory
 100 %




File:18AUG10M #1-541 Acq:18-AUG-2010 18:51:00 GC EI+ Voltage SIR Autospec-Ultime
 437.8140 S:7 F:4 BSUB(10000,15,-3.0) PKD(5,5,3,0,10%,100,0,0,00%,F,F) Exp:PCDD
 Sample Text:6274-005-0001-SA File Text:Frontier Analytical Laboratory




File:18AUG10M #1-541 Acq:18-AUG-2010 18:51:00 GC EI+ Voltage SIR Autospec-Ultime
 430.9728 S:7 F:4 Exp:PCDD
 Sample Text:6274-005-0001-SA File Text:Frontier Analytical Laboratory
 100 %



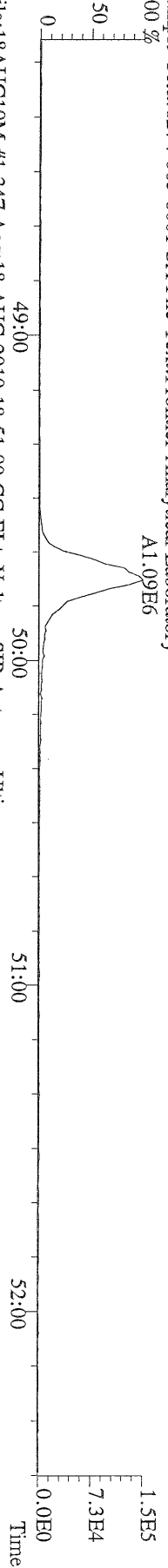
File:18AUG10M #1-347 Acq:18-AUG-2010 18:51:00 GC EI+ Voltage SIR Autospec-Ultima
 457.7377 S:7 F:5 BSUB(10000,15,-3.0) PKD(5,5,3,0,10%,100,0,0,00%,F,F) Exp:PCDD
 Sample Text:6274-005-0001-SA File Text:Frontier Analytical Laboratory
 100 %




File:18AUG10M #1-347 Acq:18-AUG-2010 18:51:00 GC EI+ Voltage SIR Autospec-Ultima
 459.7348 S:7 F:5 BSUB(10000,15,-3.0) PKD(5,5,3,0,10%,100,0,0,00%,F,F) Exp:PCDD
 Sample Text:6274-005-0001-SA File Text:Frontier Analytical Laboratory
 100 %




File:18AUG10M #1-347 Acq:18-AUG-2010 18:51:00 GC EI+ Voltage SIR Autospec-Ultima
 469.7780 S:7 F:5 BSUB(10000,15,-3.0) PKD(5,5,3,0,10%,100,0,0,00%,F,F) Exp:PCDD
 Sample Text:6274-005-0001-SA File Text:Frontier Analytical Laboratory
 100 %




File:18AUG10M #1-347 Acq:18-AUG-2010 18:51:00 GC EI+ Voltage SIR Autospec-Ultima
 471.7750 S:7 F:5 BSUB(10000,15,-3.0) PKD(5,5,3,0,10%,100,0,0,00%,F,F) Exp:PCDD
 Sample Text:6274-005-0001-SA File Text:Frontier Analytical Laboratory



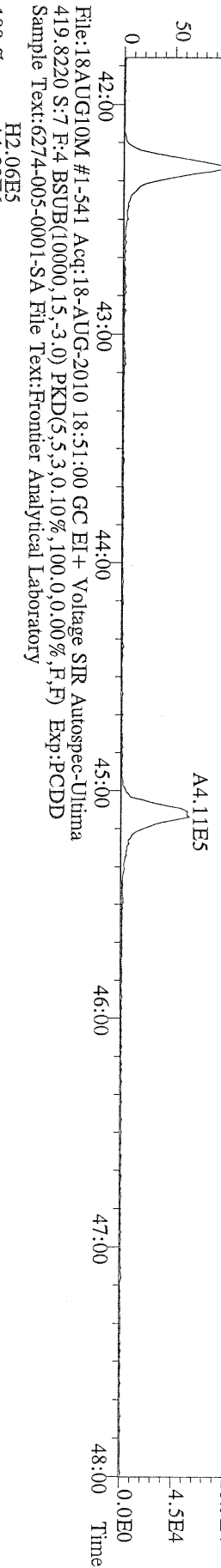
File:18AUG10M #1-347 Acq:18-AUG-2010 18:51:00 GC EI+ Voltage SIR Autospec-Ultima
 454.9728 S:7 F:5 Exp:PCDD
 Sample Text:6274-005-0001-SA File Text:Frontier Analytical Laboratory



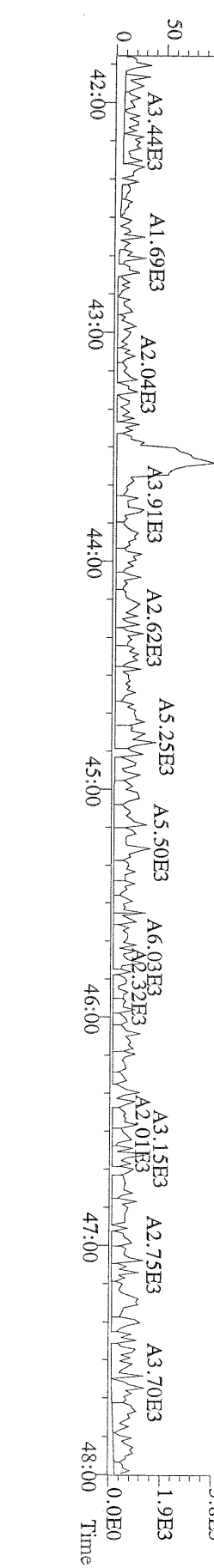
File:18AUG10M #1-541 Acq:18-AUG-2010 18:51:00 GC EI+ Voltage SIR Autospec-Utima
 407.7818 S:7 F:4 BSUB(10000,15,-3.0) PKD(5,5,3,0,10%,100,0,0,00%,F,F) Exp:PCDD
 Sample Text:6274-005-0001-SA File Text:Frontier Analytical Laboratory



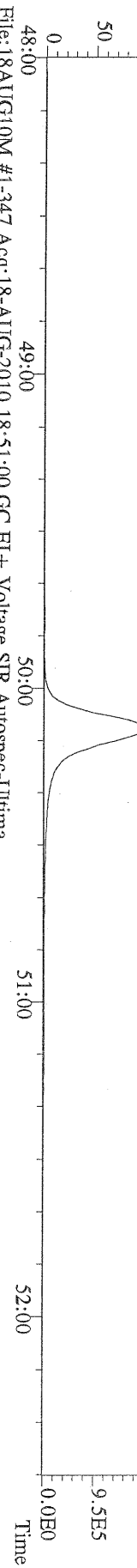
File:18AUG10M #1-541 Acq:18-AUG-2010 18:51:00 GC EI+ Voltage SIR Autospec-Utima
 417.8253 S:7 F:4 BSUB(10000,15,-3.0) PKD(5,5,3,0,10%,100,0,0,00%,F,F) Exp:PCDD
 Sample Text:6274-005-0001-SA File Text:Frontier Analytical Laboratory



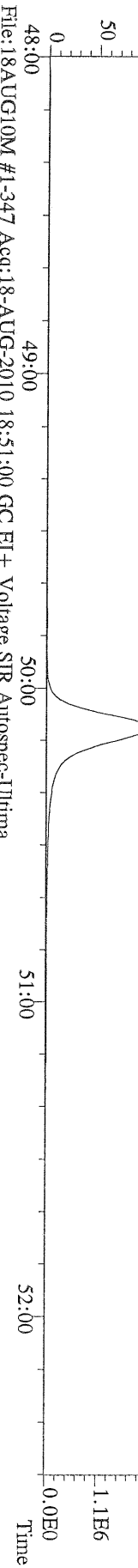
File:18AUG10M #1-541 Acq:18-AUG-2010 18:51:00 GC EI+ Voltage SIR Autospec-Utima
 419.8220 S:7 F:4 BSUB(10000,15,-3.0) PKD(5,5,3,0,10%,100,0,0,00%,F,F) Exp:PCDD
 Sample Text:6274-005-0001-SA File Text:Frontier Analytical Laboratory




File:18AUG10M #1-347 Acq:18-AUG-2010 18:51:00 GC EI+ Voltage SIR Autospec-Ultima
 441.7428 S:7 F:5 BSUB(10000,15,-3.0) PKD(5,5,3,0,10%,100,0,0,00%,F,F) Exp:PCDD
 Sample Text:6274-005-0001-SA File Text:Frontier Analytical Laboratory
 100 %



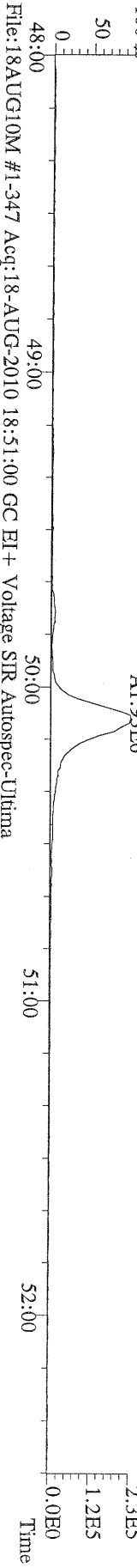
File:18AUG10M #1-347 Acq:18-AUG-2010 18:51:00 GC EI+ Voltage SIR Autospec-Ultima
 443.7398 S:7 F:5 BSUB(10000,15,-3.0) PKD(5,5,3,0,10%,100,0,0,00%,F,F) Exp:PCDD
 Sample Text:6274-005-0001-SA File Text:Frontier Analytical Laboratory
 100 %



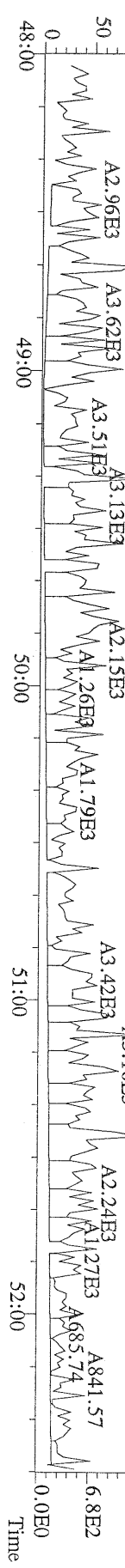
File:18AUG10M #1-347 Acq:18-AUG-2010 18:51:00 GC EI+ Voltage SIR Autospec-Ultima
 453.7831 S:7 F:5 BSUB(10000,15,-3.0) PKD(5,5,3,0,10%,100,0,0,00%,F,F) Exp:PCDD
 Sample Text:6274-005-0001-SA File Text:Frontier Analytical Laboratory
 100 %



File:18AUG10M #1-347 Acq:18-AUG-2010 18:51:00 GC EI+ Voltage SIR Autospec-Ultima
 455.7801 S:7 F:5 BSUB(10000,15,-3.0) PKD(5,5,3,0,10%,100,0,0,00%,F,F) Exp:PCDD
 Sample Text:6274-005-0001-SA File Text:Frontier Analytical Laboratory
 100 %



File:18AUG10M #1-347 Acq:18-AUG-2010 18:51:00 GC EI+ Voltage SIR Autospec-Ultima
 513.6775 S:7 F:5 BSUB(10000,15,-3.0) PKD(5,5,3,0,10%,100,0,0,00%,F,F) Exp:PCDD
 Sample Text:6274-005-0001-SA File Text:Frontier Analytical Laboratory
 100 %



Name	Resp	RA	RT	RRF	Conc	Qual	Fac Noise-1	Noise-2	DL	Rec	
2,3,7,8-TCDD	6.24e+05	0.74 y	27:24	1.04	12.8		2.50	-	-	*	
1,2,3,7,8-PeCDD	2.38e+06	1.61 y	33:13	1.05	56.6		2.50	-	-	*	
1,2,3,4,7,8-HxCDD	3.36e+06	1.42 y	38:35	1.30	83.8		2.50	-	-	*	
1,2,3,6,7,8-HxCDD	3.38e+07	1.39 y	38:45	1.28	847		2.50	-	-	*	
1,2,3,7,8,9-HxCDD	1.19e+07	1.40 y	39:11	1.25	306		2.50	-	-	*	
1,2,3,4,6,7,8-HpCDD	*	* n	NotFnd	1.35	* 32,500 *		2.50	-	-	*	
OCDD	*	* n	NotFnd	1.25	* 411,000 *		2.50	-	-	*	
2,3,7,8-TCDF	3.88e+05	0.67 y	26:40	1.62	3.47		2.50	-	-	*	
1,2,3,7,8-PeCDF	4.22e+05	1.36 y	31:30	0.92	6.93	J	2.50	-	-	*	
2,3,4,7,8-PeCDF	1.78e+06	1.49 y	32:49	0.94	29.4		2.50	-	-	*	
1,2,3,4,7,8-HxCDF	1.04e+07	1.28 y	37:12	0.93	194		2.50	-	-	*	
1,2,3,6,7,8-HxCDF	4.89e+06	1.28 y	37:24	0.84	85.4		2.50	-	-	*	
2,3,4,6,7,8-HxCDF	5.44e+06	1.29 y	38:20	0.90	107		2.50	-	-	*	
1,2,3,7,8,9-HxCDF	9.08e+05	1.27 y	39:49	0.98	18.8		2.50	-	-	*	
1,2,3,4,6,7,8-HpCDF	4.27e+08	1.07 y	42:17	1.38	9580		2.50	-	-	*	
1,2,3,4,7,8,9-HpCDF	1.03e+07	1.06 y	45:06	1.62	257		2.50	-	-	*	
OCDF	*	* n	NotFnd	0.74	* 44,000 *		2.50	-	-	*	
13C-2,3,7,8-TCDD	4.49e+07	0.83 y	27:23	0.93	1050					109	
13C-1,2,3,7,8-PeCDD	3.85e+07	1.73 y	33:12	0.81	1030					108	
13C-1,2,3,4,7,8-HxCDD	2.95e+07	1.25 y	38:34	0.95	1020					107	
13C-1,2,3,6,7,8-HxCDD	2.99e+07	1.27 y	38:43	1.00	985					103	
13C-1,2,3,4,6,7,8-HpCDD	*	* n	NotFnd	0.92	*	*				* 92.8'	
13C-OCDD	*	* n	NotFnd	0.63	*	*				* 80.6'	
13C-2,3,7,8-TCDF	6.62e+07	0.88 y	26:38	0.87	1080					113	
13C-1,2,3,7,8-PeCDF	6.36e+07	1.69 y	31:28	0.81	1120					117	
13C-2,3,4,7,8-PeCDF	6.14e+07	1.69 y	32:48	0.75	1160					121	
13C-1,2,3,4,7,8-HxCDF	5.51e+07	0.54 y	37:11	1.74	1040					109	
13C-1,2,3,6,7,8-HxCDF	6.54e+07	0.53 y	37:23	2.17	990					103	
13C-2,3,4,6,7,8-HxCDF	5.41e+07	0.53 y	38:19	1.82	978					102	
13C-1,2,3,7,8,9-HxCDF	4.70e+07	0.54 y	39:45	1.49	1040					108	
13C-1,2,3,4,6,7,8-HpCDF	3.09e+07	0.43 y	42:16	1.10	924					96.6	
13C-1,2,3,4,7,8,9-HpCDF	2.36e+07	0.43 y	45:05	0.81	949					99.2	
13C-OCDF	*	* n	NotFnd	1.19	*	*				* 79.3'	
37Cl-2,3,7,8-TCDD	1.74e+07		27:24	0.93	405					106	
13C-1,2,3,4-TCDD	4.43e+07	0.82 y	26:48	-	62.4						
13C-1,2,3,4-TCDF	6.73e+07	0.88 y	25:32	-	60.4						
13C-1,2,3,7,8,9-HxCDD	2.92e+07	1.27 y	39:11	-	64.7						
Total Tetra-Dioxins	3.46e+06		24:24	1.04	71.2		2.50	-	-	*	15
Total Penta-Dioxins	1.43e+07		30:15	1.05	340		2.50	-	-	*	10
Total Hexa-Dioxins	2.07e+08		36:08	1.27	5240		2.50	-	-	*	7
Total Hepta-Dioxins	*		NotFnd	1.35	* 6,940 *		2.50	-	-	*	0
Total Tetra-Furans	1.91e+07		23:03	1.62	171	D,M	2.50	-	-	*	21
1st Fn. Tot Penta-Furans	1.69e+07		28:27	0.93	278	D,M	2.50	-	-	*	PeCDF 1
Total Penta-Furans	2.21e+07		30:04	0.93	363	D,M	2.50	-	-	*	641 18
Total Hexa-Furans	3.53e+08		35:15	0.90	6730	D,M	2.50	-	-	*	12
Total Hepta-Furans	4.40e+08		42:17	1.48	9910	D,M	2.50	-	-	*	3

Analyst: 8 Date: 8/18/10

Totals class: Total Tetra-Dioxins

Entry #: 38

Run: 30

File: 17AUG10M

S: 27 I: 1 F: 1

Acquired: 18-AUG-10 07:54:06

Total Concentration: 71.2

Unnamed Concentration: 58.350

RT	ml Resp	m2 Resp	RA	Resp	Concentration	Name
24:24	9.29e+04	1.19e+05	0.78 y	2.12e+05	4.36	
24:41	7.91e+04	1.11e+05	0.71 y	1.91e+05	3.92	
24:59	7.17e+04	1.01e+05	0.71 y	1.72e+05	3.55	
25:37	3.76e+04	5.10e+04	0.74 y	8.86e+04	1.82	
25:47	7.98e+04	1.07e+05	0.74 y	1.87e+05	3.85	
25:57	2.86e+05	3.81e+05	0.75 y	6.67e+05	13.7	
26:07	3.44e+04	4.80e+04	0.72 y	8.25e+04	1.70	
26:20	4.12e+04	4.69e+04	0.88 y	8.81e+04	1.81	
26:29	5.59e+04	7.19e+04	0.78 y	1.28e+05	2.63	
26:50	2.65e+05	3.58e+05	0.74 y	6.23e+05	12.8	
27:08	3.11e+04	4.03e+04	0.77 y	7.14e+04	1.47	
27:17	1.92e+04	2.90e+04	0.66 y	4.82e+04	0.992	
27:24	2.65e+05	3.59e+05	0.74 y	6.24e+05	12.8	2,3,7,8-TCDD
27:43	9.19e+04	1.15e+05	0.80 y	2.07e+05	4.26	
28:20	3.00e+04	3.92e+04	0.76 y	6.92e+04	1.42	

Totals class: Total Penta-Dioxins

Entry #: 39

Run: 30

File: 17AUG10M

S: 27 I: 1 F: 2

Acquired: 18-AUG-10 07:54:06

Total Concentration: 340

Unnamed Concentration: 283.447

RT	ml Resp	m2 Resp	RA	Resp	Concentration	Name
30:15	2.06e+06	1.28e+06	1.61 y	3.34e+06	79.2	
30:51	5.56e+05	3.65e+05	1.52 y	9.21e+05	21.9	
31:29	5.99e+05	3.66e+05	1.64 y	9.65e+05	22.9	
31:42	2.07e+06	1.31e+06	1.59 y	3.38e+06	80.3	
31:51	6.64e+05	3.99e+05	1.66 y	1.06e+06	25.2	
32:08	6.99e+05	4.38e+05	1.59 y	1.14e+06	27.0	
32:37	2.15e+05	1.35e+05	1.59 y	3.50e+05	8.30	
33:13	1.47e+06	9.14e+05	1.61 y	2.38e+06	56.6	1,2,3,7,8-PeCDD
33:19	2.31e+05	1.49e+05	1.55 y	3.80e+05	9.02	
33:48	2.54e+05	1.54e+05	1.65 y	4.08e+05	9.68	

Totals class: Total Hexa-Dioxins

Entry #: 40

Run: 30

File: 17AUG10M

S: 27 I: 1 F: 3

Acquired: 18-AUG-10 07:54:06

Total Concentration: 5240

Unnamed Concentration: 3999.363

RT	ml Resp	m2 Resp	RA	Resp	Concentration	Name
36:08	3.32e+07	2.41e+07	1.38 y	5.74e+07	1450	
37:04	3.01e+06	2.14e+06	1.41 y	5.15e+06	130	
37:30	5.48e+07	3.94e+07	1.39 y	9.42e+07	2380	
38:35	1.97e+06	1.39e+06	1.42 y	3.36e+06	83.8	1,2,3,4,7,8-HxCDD
38:45	1.97e+07	1.41e+07	1.39 y	3.38e+07	847	1,2,3,6,7,8-HxCDD
39:03	8.16e+05	5.76e+05	1.42 y	1.39e+06	35.2	
39:11	6.92e+06	4.94e+06	1.40 y	1.19e+07	306	1,2,3,7,8,9-HxCDD

Totals class: Total Tetra-Furans

Entry #: 42

Run: 30

File: 17AUG10M

S: 27 I: 1 F: 1

Acquired: 18-AUG-10 07:54:06

Total Concentration: 171

Unnamed Concentration: 167.537

RT	ml Resp	m2 Resp RA	Resp	Concentration	Name
23:03	7.11e+04	1.00e+05 0.71 y	1.71e+05	1.53	
23:24	1.90e+05	2.86e+05 0.66 y	4.76e+05	4.26	
23:48	8.35e+05	1.25e+06 0.67 y	2.09e+06	18.6	
24:09	3.17e+05	4.82e+05 0.66 y	7.99e+05	7.14	
24:25	2.85e+05	4.09e+05 0.70 y	6.94e+05	6.20	
24:44	3.98e+05	5.90e+05 0.67 y	9.89e+05	8.84	
24:57	8.11e+04	1.13e+05 0.72 y	1.94e+05	1.73	
25:19	1.07e+05	1.54e+05 0.70 y	2.61e+05	2.34	
25:27	4.22e+05	6.07e+05 0.70 y	1.03e+06	9.21	
25:34	2.15e+05	3.10e+05 0.69 y	5.26e+05	4.70	
25:48	3.24e+05	4.85e+05 0.67 y	8.10e+05	7.24	
25:55	1.01e+05	1.53e+05 0.66 y	2.54e+05	2.27	
26:09	7.96e+04	1.16e+05 0.69 y	1.96e+05	1.75	
26:17	8.08e+04	1.11e+05 0.73 y	1.92e+05	1.71	
26:34	1.82e+05	2.56e+05 0.71 y	4.38e+05	3.92	
26:40	1.56e+05	2.32e+05 0.67 y	3.88e+05	3.47	2,3,7,8-TCDF
26:58	1.20e+05	1.69e+05 0.71 y	2.89e+05	2.58	
27:23	2.87e+05	4.31e+05 0.67 y	7.18e+05	6.42	
27:52	1.56e+06	2.25e+06 0.69 y	3.81e+06	34.1	
28:05	1.55e+06	2.24e+06 0.69 y	3.78e+06	33.8	
28:28	4.07e+05	6.12e+05 0.67 y	1.02e+06	9.12	

Totals class: 1st Fn. Tot Penta-Furans Entry #: 43

Run: 30 File: 17AUG10M S: 27 I: 1 F: 1
Acquired: 18-AUG-10 07:54:06

Total Concentration: 278 Unnamed Concentration: 277.988

RT	ml Resp	m2 Resp	RA	Resp	Concentration	Name
28:27	1.04e+07	6.51e+06	1.60 y	1.69e+07	278	

Totals class: Total Penta-Furans

Entry #: 44

Run: 30

File: 17AUG10M

S: 27 I: 1 F: 2

Acquired: 18-AUG-10 07:54:06

Total Concentration: 363

Unnamed Concentration: 326.771

RT	ml Resp	m2 Resp	RA	Resp	Concentration	Name
30:04	5.02e+05	3.61e+05	1.39 y	8.63e+05	14.2	
30:15	4.58e+06	3.14e+06	1.46 y	7.71e+06	127	
30:28	6.84e+04	5.04e+04	1.36 y	1.19e+05	1.96	
30:33	6.11e+04	4.11e+04	1.49 y	1.02e+05	1.68	
30:43	8.98e+04	6.06e+04	1.48 y	1.50e+05	2.48	
30:56	1.58e+06	1.10e+06	1.43 y	2.68e+06	44.1	
31:15	1.72e+05	1.13e+05	1.52 y	2.85e+05	4.70	
31:30	2.44e+05	1.79e+05	1.36 y	4.22e+05	6.93	1,2,3,7,8-PeCDF
31:45	2.37e+06	1.64e+06	1.45 y	4.01e+06	66.0	
32:04	3.13e+05	2.34e+05	1.34 y	5.47e+05	9.00	
32:40	1.13e+05	7.87e+04	1.44 y	1.92e+05	3.16	
32:49	1.07e+06	7.18e+05	1.49 y	1.78e+06	29.4	2,3,4,7,8-PeCDF
32:51	6.88e+05	4.94e+05	1.39 y	1.18e+06	19.5	
33:03	5.22e+04	3.80e+04	1.37 y	9.03e+04	1.49	
33:16	1.14e+05	7.67e+04	1.49 y	1.91e+05	3.14	
33:44	4.77e+04	3.34e+04	1.43 y	8.11e+04	1.33	
33:56	1.35e+05	9.88e+04	1.37 y	2.34e+05	3.85	
34:07	8.24e+05	5.93e+05	1.39 y	1.42e+06	23.3	

Totals class: Total Hexa-Furans

Entry #: 45

Run: 30

File: 17AUG10M

S: 27 I: 1 F: 3

Acquired: 18-AUG-10 07:54:06

Total Concentration: 6730

Unnamed Concentration: 6325.074

RT	ml Resp	m2 Resp	RA	Resp	Concentration	Name
35:15	1.12e+07	8.99e+06	1.25 y	2.02e+07	386	
35:31	4.69e+07	3.70e+07	1.27 y	8.39e+07	1600	
36:06	1.06e+06	8.70e+05	1.22 y	1.93e+06	36.8	
36:26	1.21e+08	9.52e+07	1.27 y	2.16e+08	4120	
37:02	4.05e+05	2.88e+05	1.41 y	6.93e+05	13.2	
37:12	5.82e+06	4.54e+06	1.28 y	1.04e+07	194	1,2,3,4,7,8-HxCDF
37:24	2.75e+06	2.14e+06	1.28 y	4.89e+06	85.4	1,2,3,6,7,8-HxCDF
37:50	2.15e+05	1.85e+05	1.16 y	4.00e+05	7.64	
38:06	4.36e+06	3.38e+06	1.29 y	7.74e+06	148	
38:20	3.06e+06	2.38e+06	1.29 y	5.44e+06	107	2,3,4,6,7,8-HxCDF
38:44	1.76e+05	1.48e+05	1.19 y	3.24e+05	6.19	
39:49	5.09e+05	3.99e+05	1.27 y	9.08e+05	18.8	1,2,3,7,8,9-HxCDF

Totals class: Total Hepta-Furans

Entry #: 46

Run: 30

File: 17AUG10M

S: 27 I: 1 F: 4

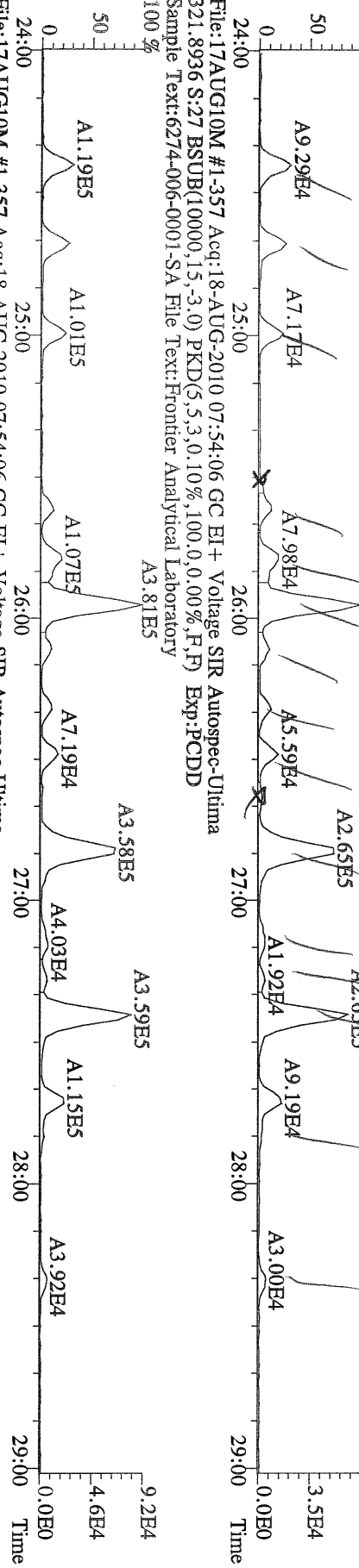
Acquired: 18-AUG-10 07:54:06

Total Concentration: 9910

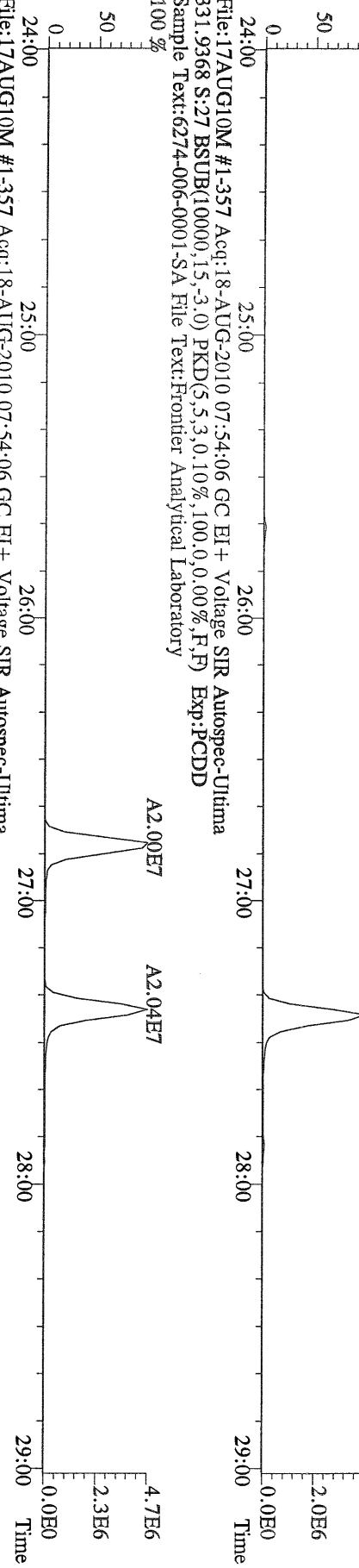
Unnamed Concentration: 79.843

RT	ml Resp	m2 Resp	RA	Resp	Concentration	Name
42:17	2.20e+08	2.07e+08	1.07 y	4.27e+08	9580	1,2,3,4,6,7,8-HpCDF
42:49	1.69e+06	1.68e+06	1.01 y	3.37e+06	79.8	
45:06	5.29e+06	5.00e+06	1.06 y	1.03e+07	257	1,2,3,4,7,8,9-HpCDF

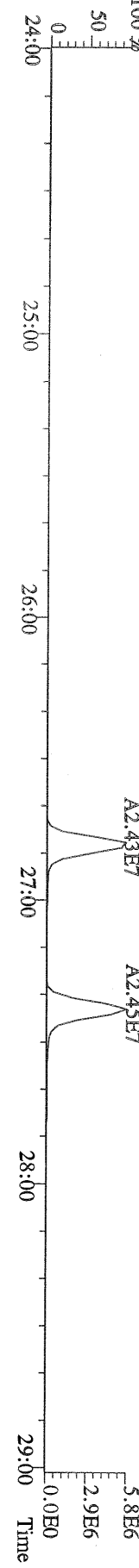
File:17AUG10M #1-357 Acq:18-AUG-2010 07:54:06 GC EI + Voltage SIR Autospec-Ultima
319.8965 S:27 BSUB(10000,15,-3.0) PKD(5,5,3,0,10%,100,0,0.00%,F,F) Exp:PCDD
Sample Text:6274-006-0001-SA File Text:Frontier Analytical Laboratory



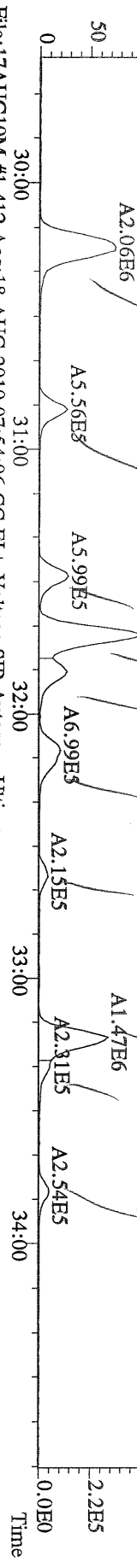
File:17AUG10M #1-357 Acq:18-AUG-2010 07:54:06 GC EI + Voltage SIR Autospec-Ultima
327.8847 S:27 BSUB(10000,15,-3.0) PKD(5,5,3,0,10%,100,0,0.00%,F,F) Exp:PCDD
Sample Text:6274-006-0001-SA File Text:Frontier Analytical Laboratory



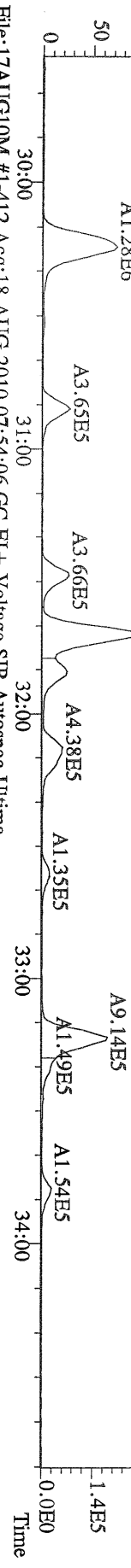
File:17AUG10M #1-357 Acq:18-AUG-2010 07:54:06 GC EI + Voltage SIR Autospec-Ultima
333.9339 S:27 BSUB(10000,15,-3.0) PKD(5,5,3,0,10%,100,0,0.00%,F,F) Exp:PCDD
Sample Text:6274-006-0001-SA File Text:Frontier Analytical Laboratory



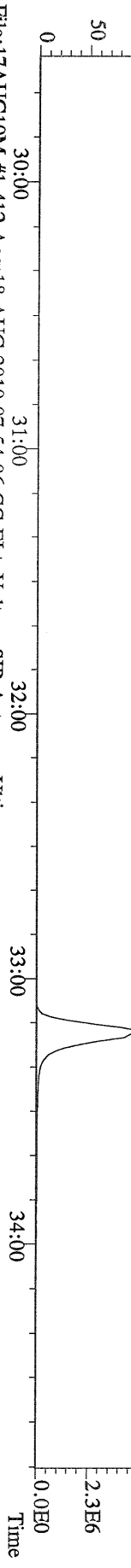
File:17AUG10M #1-412 Acq:18-AUG-2010 07:54:06 GC EI+ Voltage SIR Autospec-Ultima
 355.8546 S:27 F:2 BSUB(10000,15,-3.0) PKD(5,5,3,0,10%,100,0,0,00%,F,F) Exp:PCDD
 Sample Text:6274-006-0001-SA File Text:Frontier Analytical Laboratory



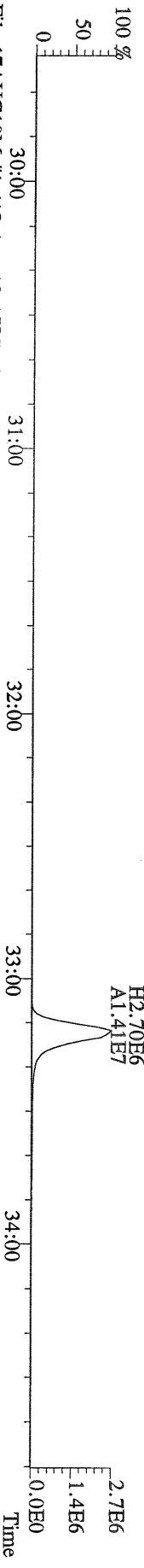
File:17AUG10M #1-412 Acq:18-AUG-2010 07:54:06 GC EI+ Voltage SIR Autospec-Ultima
 357.8517 S:27 F:2 BSUB(10000,15,-3.0) PKD(5,5,3,0,10%,100,0,0,00%,F,F) Exp:PCDD
 Sample Text:6274-006-0001-SA File Text:Frontier Analytical Laboratory



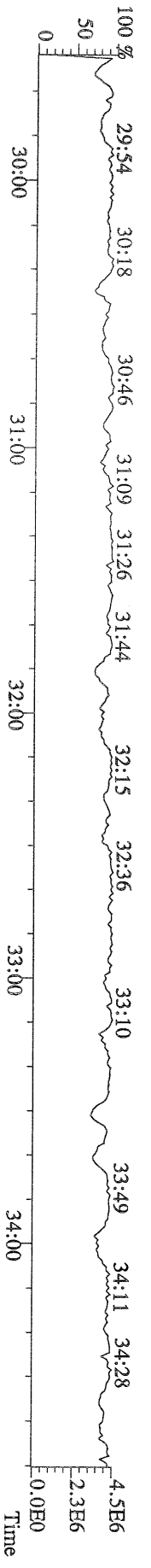
File:17AUG10M #1-412 Acq:18-AUG-2010 07:54:06 GC EI+ Voltage SIR Autospec-Ultima
 367.8949 S:27 F:2 BSUB(10000,15,-3.0) PKD(5,5,3,0,10%,100,0,0,00%,F,F) Exp:PCDD
 Sample Text:6274-006-0001-SA File Text:Frontier Analytical Laboratory




File:17AUG10M #1-412 Acq:18-AUG-2010 07:54:06 GC EI+ Voltage SIR Autospec-Ultima
 369.8919 S:27 F:2 BSUB(10000,15,-3.0) PKD(5,5,3,0,10%,100,0,0,00%,F,F) Exp:PCDD
 Sample Text:6274-006-0001-SA File Text:Frontier Analytical Laboratory



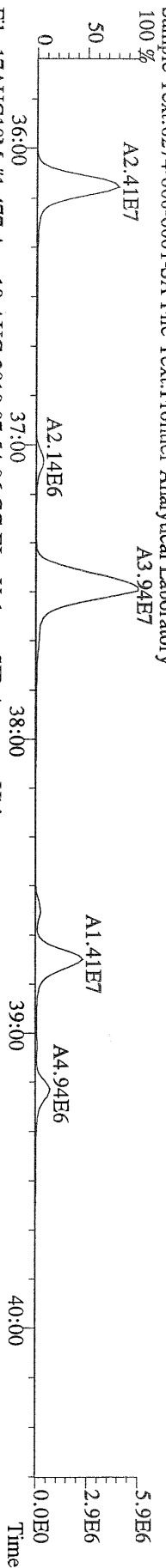
File:17AUG10M #1-412 Acq:18-AUG-2010 07:54:06 GC EI+ Voltage SIR Autospec-Ultima
 366.9792 S:27 F:2 Exp:PCDD
 Sample Text:6274-006-0001-SA File Text:Frontier Analytical Laboratory



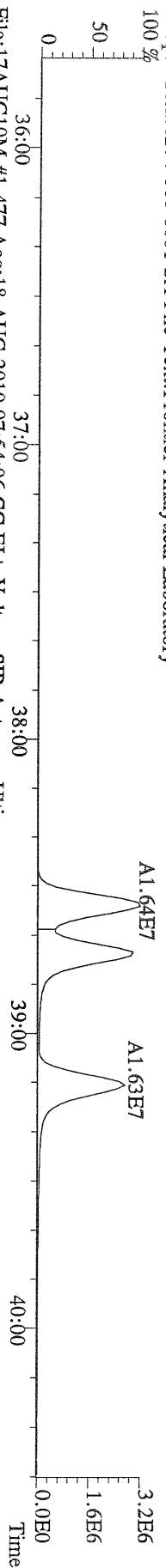
File:17AUG10M #1-477 Acq:18-AUG-2010 07:54:06 GC EI+ Voltage SIR Autospec-Ultima
 389.8156 S:27 F:3 BSUB(10000,15,-3.0) PKD(5,5,3,0,10%,100,0,0,00%,F,F) Exp:P:PCDD
 Sample Text:6274-006-0001-SA File Text:Frontier Analytical Laboratory



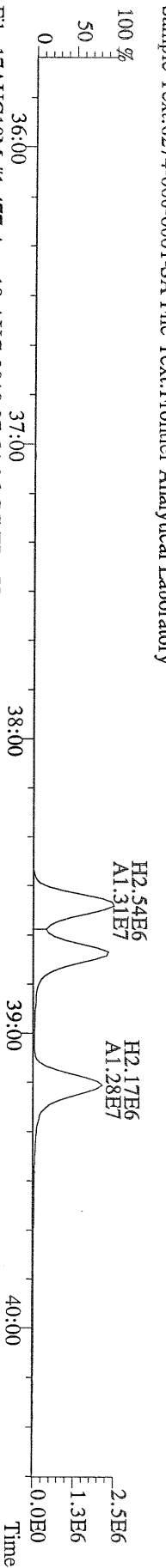
File:17AUG10M #1-477 Acq:18-AUG-2010 07:54:06 GC EI+ Voltage SIR Autospec-Ultima
 391.8127 S:27 F:3 BSUB(10000,15,-3.0) PKD(5,5,3,0,10%,100,0,0,00%,F,F) Exp:P:PCDD
 Sample Text:6274-006-0001-SA File Text:Frontier Analytical Laboratory




File:17AUG10M #1-477 Acq:18-AUG-2010 07:54:06 GC EI+ Voltage SIR Autospec-Ultima
 401.8559 S:27 F:3 BSUB(10000,15,-3.0) PKD(5,5,3,0,10%,100,0,0,00%,F,F) Exp:P:PCDD
 Sample Text:6274-006-0001-SA File Text:Frontier Analytical Laboratory



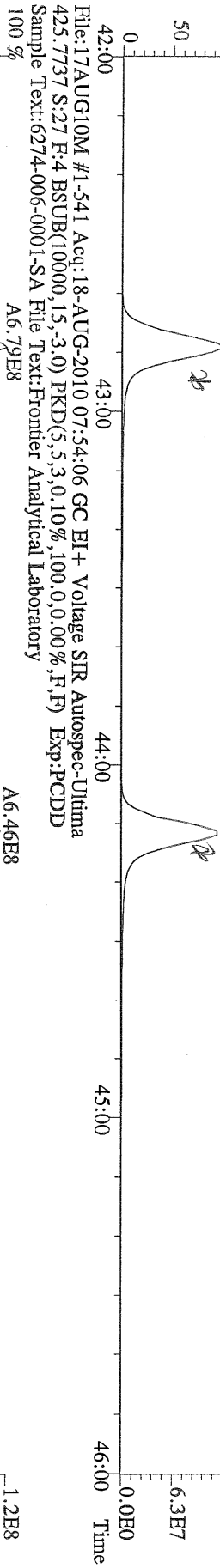
File:17AUG10M #1-477 Acq:18-AUG-2010 07:54:06 GC EI+ Voltage SIR Autospec-Ultima
 403.8530 S:27 F:3 BSUB(10000,15,-3.0) PKD(5,5,3,0,10%,100,0,0,00%,F,F) Exp:P:PCDD
 Sample Text:6274-006-0001-SA File Text:Frontier Analytical Laboratory



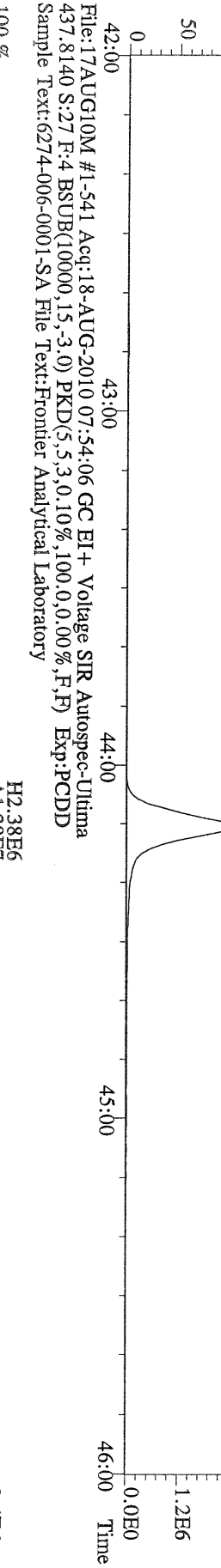
File:17AUG10M #1-477 Acq:18-AUG-2010 07:54:06 GC EI+ Voltage SIR Autospec-Ultima
 380.9760 S:27 F:3 Exp:P:PCDD
 Sample Text:6274-006-0001-SA File Text:Frontier Analytical Laboratory



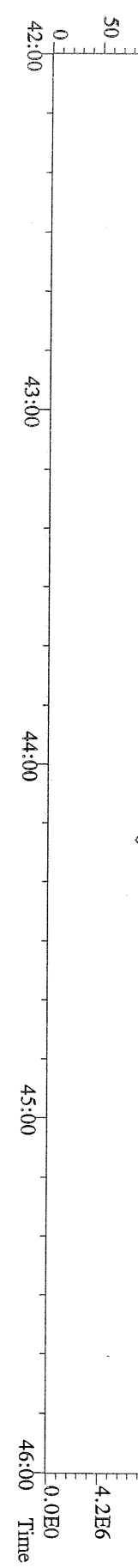
File:17AUG10M #1-541 Acq:18-AUG-2010 07:54:06 GC EI+ Voltage SIR Autospec-Ultima
423.7767 S:27 F:4 BSUB(10000,15,-3,0) PKD(5,5,3,0,10%,100,0,0,0,0%) Exp:PCDD
Sample Text:6274-006-0001-SA File Text:Frontier Analytical Laboratory



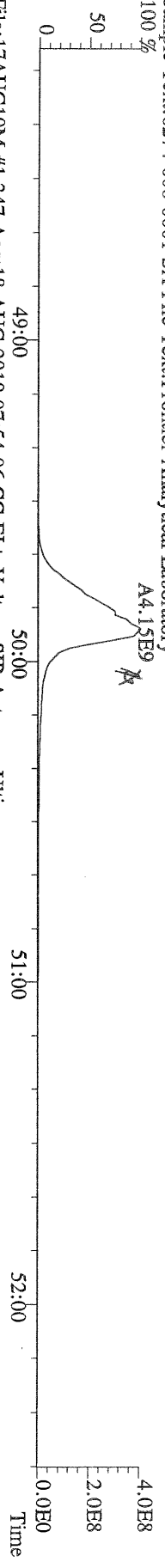
File:17AUG10M #1-541 Acq:18-AUG-2010 07:54:06 GC EI+ Voltage SIR Autospec-Ultima
435.8169 S:27 F:4 BSUB(10000,15,-3,0) PKD(5,5,3,0,10%,100,0,0,0,0%) Exp:PCDD
Sample Text:6274-006-0001-SA File Text:Frontier Analytical Laboratory



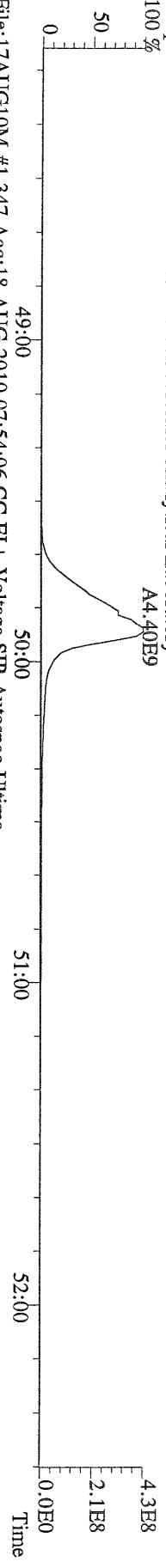
File:17AUG10M #1-541 Acq:18-AUG-2010 07:54:06 GC EI+ Voltage SIR Autospec-Ultima
430.9728 S:27 F:4 Exp:PCDD
Sample Text:6274-006-0001-SA File Text:Frontier Analytical Laboratory



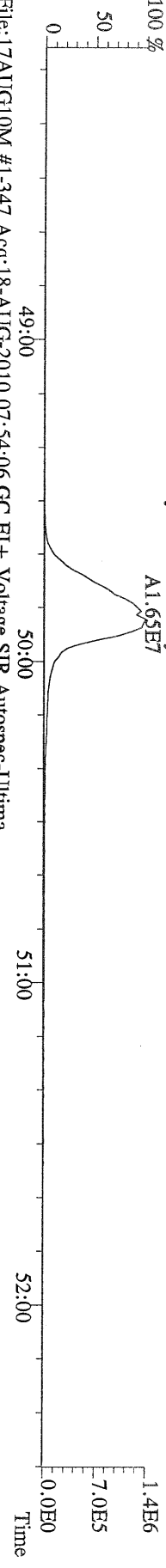
File:17AUG10M #1-347 Acq:18-AUG-2010 07:54:06 GC EI+ Voltage SIR Autospec-Ultima
457.7377 S:27 F:5 BSUB(10000,15,-3.0) PKD(5,5,3,0.10%,100.0,0.00%,F,F) Exp:PCDD
Sample Text:6274-006-0001-SA File Text:Frontier Analytical Laboratory




File:17AUG10M #1-347 Acq:18-AUG-2010 07:54:06 GC EI+ Voltage SIR Autospec-Ultima
459.7348 S:27 F:5 BSUB(10000,15,-3.0) PKD(5,5,3,0.10%,100.0,0.00%,F,F) Exp:PCDD
Sample Text:6274-006-0001-SA File Text:Frontier Analytical Laboratory




File:17AUG10M #1-347 Acq:18-AUG-2010 07:54:06 GC EI+ Voltage SIR Autospec-Ultima
469.7780 S:27 F:5 BSUB(10000,15,-3.0) PKD(5,5,3,0.10%,100.0,0.00%,F,F) Exp:PCDD
Sample Text:6274-006-0001-SA File Text:Frontier Analytical Laboratory



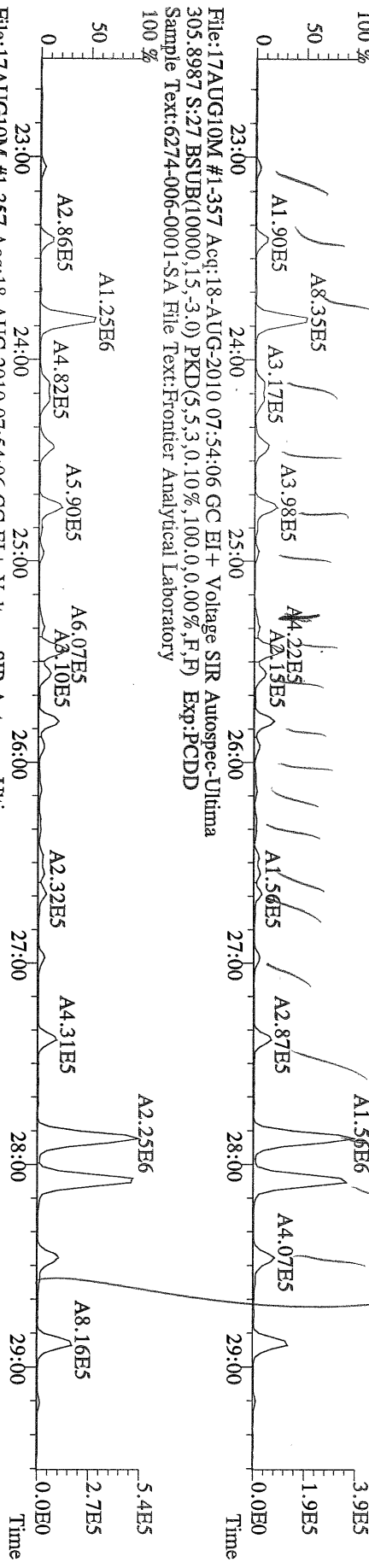
File:17AUG10M #1-347 Acq:18-AUG-2010 07:54:06 GC EI+ Voltage SIR Autospec-Ultima
471.7750 S:27 F:5 BSUB(10000,15,-3.0) PKD(5,5,3,0.10%,100.0,0.00%,F,F) Exp:PCDD
Sample Text:6274-006-0001-SA File Text:Frontier Analytical Laboratory



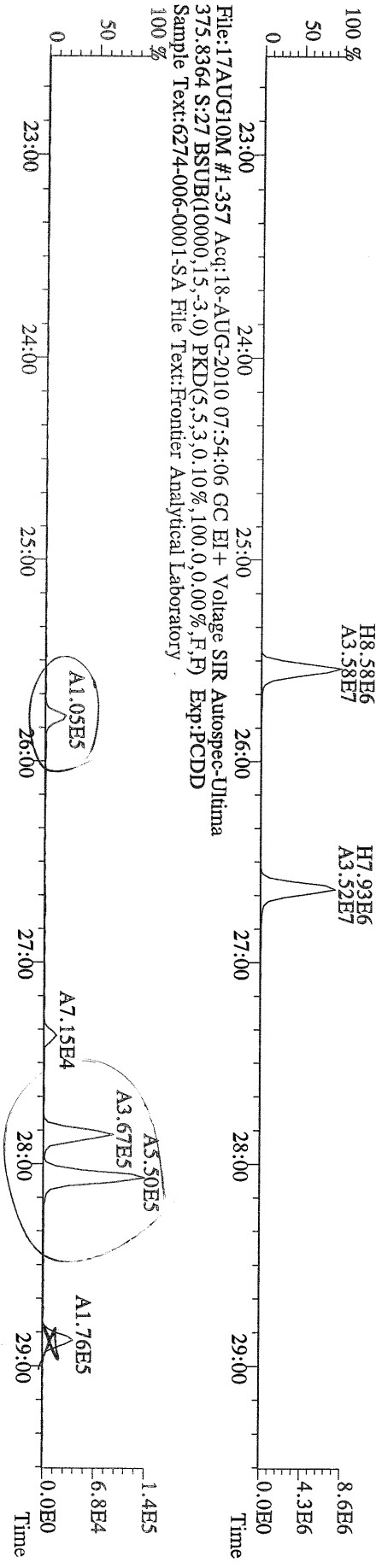
File:17AUG10M #1-347 Acq:18-AUG-2010 07:54:06 GC EI+ Voltage SIR Autospec-Ultima
454.9728 S:27 F:5 Exp:PCDD
Sample Text:6274-006-0001-SA File Text:Frontier Analytical Laboratory



File:17AUG10M #1-357 Acq:18-AUG-2010 07:54:06 GC EI+ Voltage SIR Autospec-Ultima
 303.9016 S:27 BSUB(10000,15,-3.0) PKD(5.5,3.0,100.0,0.00%,F,F) Exp:PCDD
 Sample Text:6274-006-0001-SA File Text:Frontier Analytical Laboratory




File:17AUG10M #1-357 Acq:18-AUG-2010 07:54:06 GC EI+ Voltage SIR Autospec-Ultima
 317.9389 S:27 BSUB(10000,15,-3.0) PKD(5.5,3.0,100.0,0.00%,F,F) Exp:PCDD
 Sample Text:6274-006-0001-SA File Text:Frontier Analytical Laboratory




File:17AUG10M #1-357 Acq:18-AUG-2010 07:54:06 GC EI+ Voltage SIR Autospec-Ultima
 375.8364 S:27 BSUB(10000,15,-3.0) PKD(5.5,3.0,100.0,0.00%,F,F) Exp:PCDD
 Sample Text:6274-006-0001-SA File Text:Frontier Analytical Laboratory


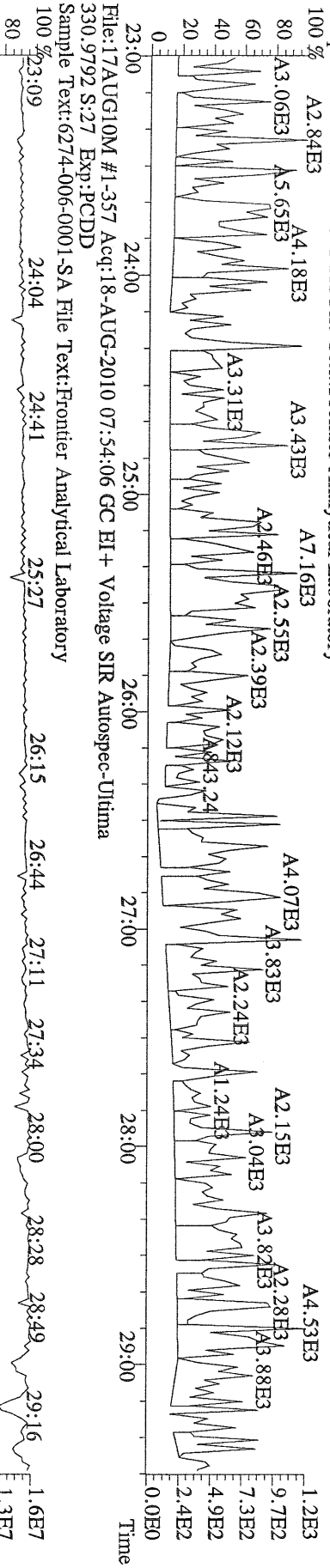
File:17AUG10M #1-357 Acq:18-AUG-2010 07:54:06 GC EI+ Voltage SIR Autospec-Ultima
 339.8597 S:27 BSUB(10000,15,-3.0) PKD(5,3,0,10%,100.0,0.00%,F,F) Exp:PCDD
 Sample Text:6274-006-0001-SA File Text:Frontier Analytical Laboratory



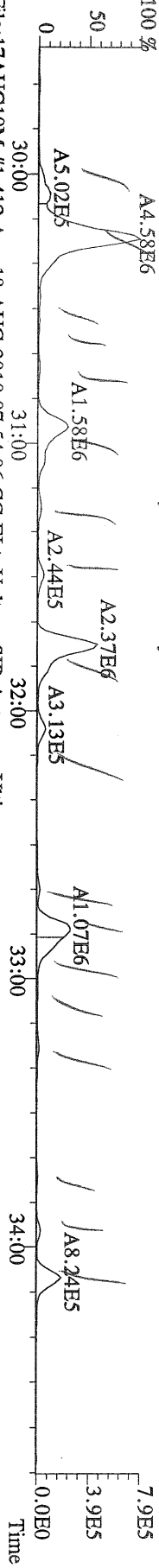
File:17AUG10M #1-357 Acq:18-AUG-2010 07:54:06 GC EI+ Voltage SIR Autospec-Ultima
 341.8568 S:27 BSUB(10000,15,-3.0) PKD(5,3,0,10%,100.0,0.00%,F,F) Exp:PCDD
 Sample Text:6274-006-0001-SA File Text:Frontier Analytical Laboratory



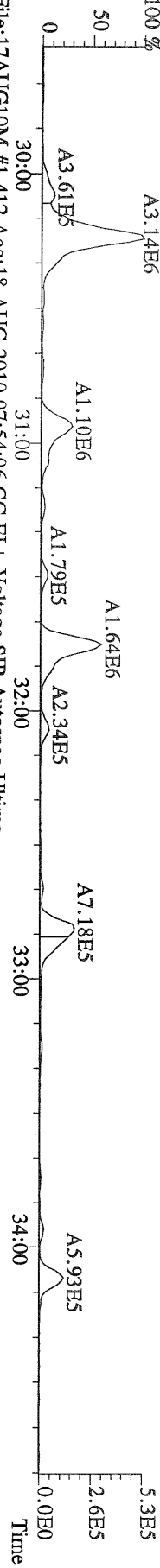
File:17AUG10M #1-357 Acq:18-AUG-2010 07:54:06 GC EI+ Voltage SIR Autospec-Ultima
 409.7974 S:27 BSUB(10000,15,-3.0) PKD(5,3,0,10%,100.0,0.00%,F,F) Exp:PCDD
 Sample Text:6274-006-0001-SA File Text:Frontier Analytical Laboratory



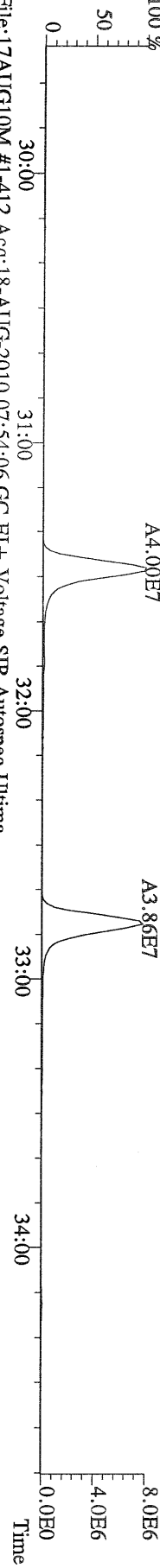
File:17AUG10M #1-412 Acq:18-AUG-2010 07:54:06 GC EI+ Voltage SIR Autospec-Ultima
 339.8597 S:27 F:2 BSUB(10000,15,-3.0) PKD(5,5.3,0.10%,100.0,0.00%,F,F) Exp:PCDD
 Sample Text:6274-006-0001-SA File Text:Frontier Analytical Laboratory



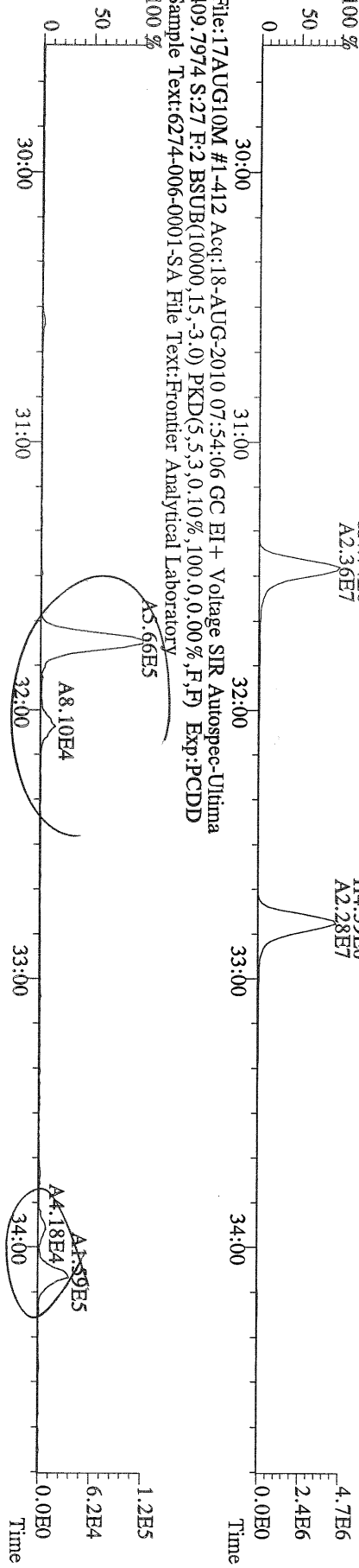
File:17AUG10M #1-412 Acq:18-AUG-2010 07:54:06 GC EI+ Voltage SIR Autospec-Ultima
 341.8568 S:27 F:2 BSUB(10000,15,-3.0) PKD(5,5.3,0.10%,100.0,0.00%,F,F) Exp:PCDD
 Sample Text:6274-006-0001-SA File Text:Frontier Analytical Laboratory



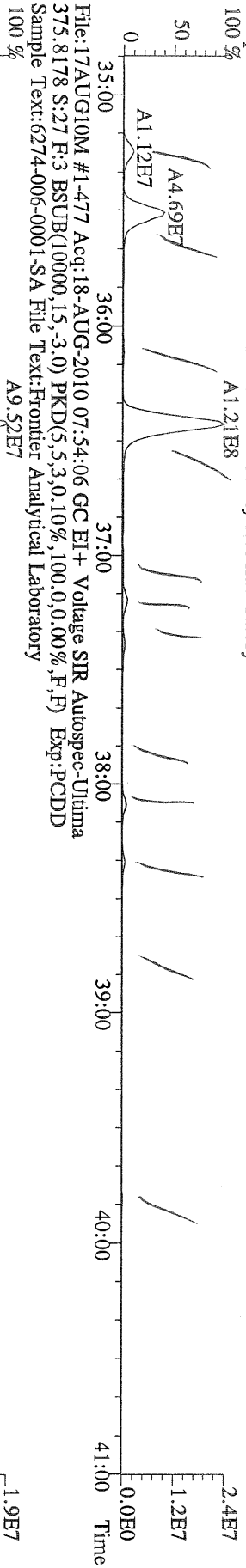
File:17AUG10M #1-412 Acq:18-AUG-2010 07:54:06 GC EI+ Voltage SIR Autospec-Ultima
 351.9000 S:27 F:2 BSUB(10000,15,-3.0) PKD(5,5.3,0.10%,100.0,0.00%,F,F) Exp:PCDD
 Sample Text:6274-006-0001-SA File Text:Frontier Analytical Laboratory



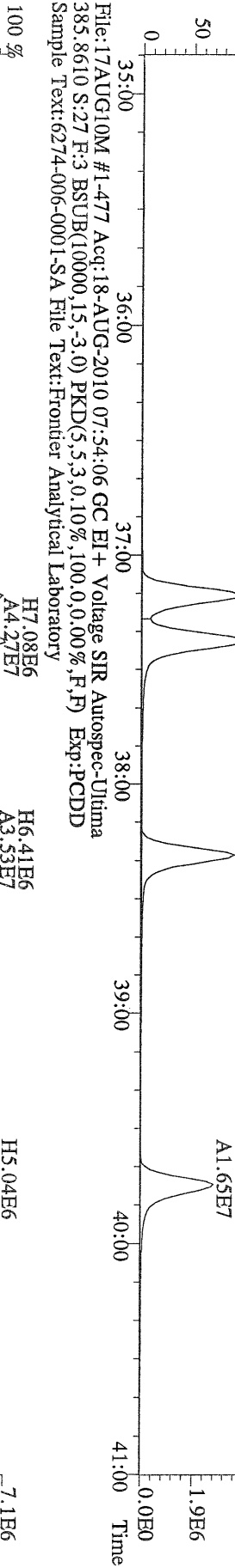
File:17AUG10M #1-412 Acq:18-AUG-2010 07:54:06 GC EI+ Voltage SIR Autospec-Ultima
 409.7974 S:27 F:2 BSUB(10000,15,-3.0) PKD(5,5.3,0.10%,100.0,0.00%,F,F) Exp:PCDD
 Sample Text:6274-006-0001-SA File Text:Frontier Analytical Laboratory



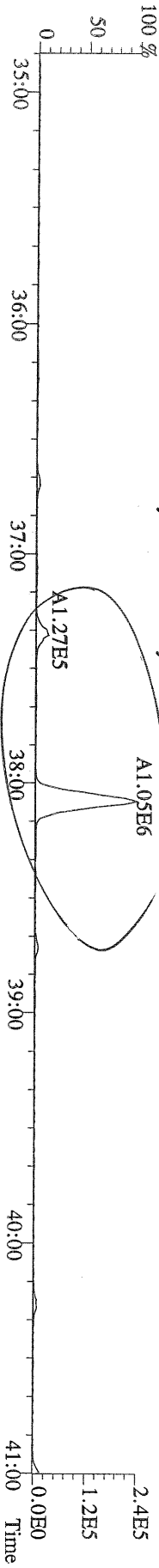
File:17AUG10M #1-477 Acq:18-AUG-2010 07:54:06 GC EI+ Voltage SIR Autospec-Utima
373.8207 S:27 F:3 BSUB(10000,15,-3.0) PKD(5,5,3,0,10%,100,0,0,00%,F,F) Exp:PCDD
Sample Text:6274-006-0001-SA File Text:Frontier Analytical Laboratory




File:17AUG10M #1-477 Acq:18-AUG-2010 07:54:06 GC EI+ Voltage SIR Autospec-Utima
383.8639 S:27 F:3 BSUB(10000,15,-3.0) PKD(5,5,3,0,10%,100,0,0,00%,F,F) Exp:PCDD
Sample Text:6274-006-0001-SA File Text:Frontier Analytical Laboratory



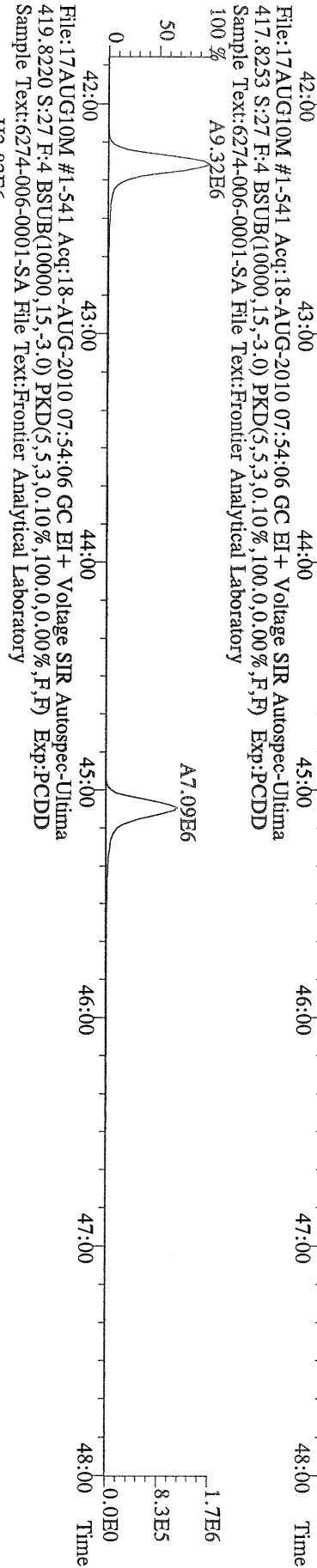
File:17AUG10M #1-477 Acq:18-AUG-2010 07:54:06 GC EI+ Voltage SIR Autospec-Utima
445.7555 S:27 F:3 BSUB(10000,15,-3.0) PKD(5,5,3,0,10%,100,0,0,00%,F,F) Exp:PCDD
Sample Text:6274-006-0001-SA File Text:Frontier Analytical Laboratory



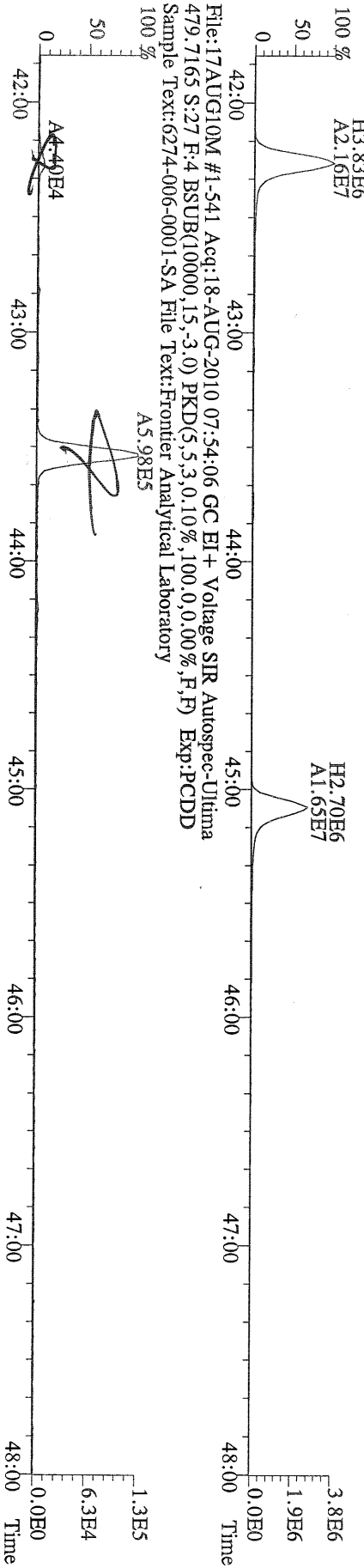
File:17AUG10M #1-541 Acq:18-AUG-2010 07:54:06 GC EI+ Voltage SIR Autospec-Ultima
407.7818 S:27 F:4 BSUB(10000,15,-3.0) PKD(5,5,3,0.10%,100,0,0.00%,F,F) Exp:PCDD
Sample Text:6274-006-0001-SA File Text:Frontier Analytical Laboratory



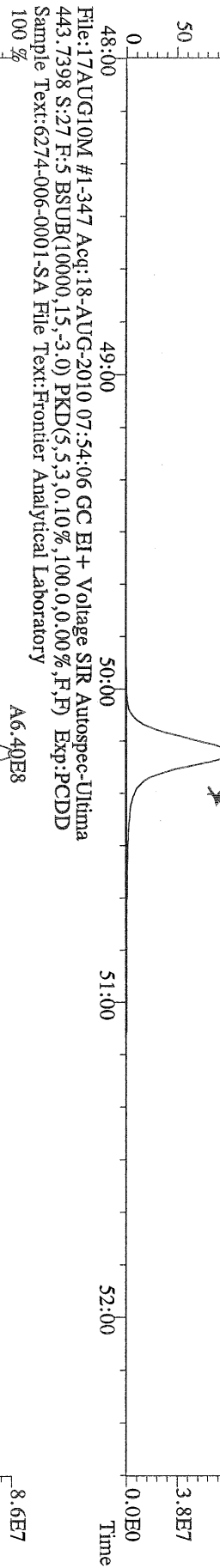
File:17AUG10M #1-541 Acq:18-AUG-2010 07:54:06 GC EI+ Voltage SIR Autospec-Ultima
417.8253 S:27 F:4 BSUB(10000,15,-3.0) PKD(5,5,3,0.10%,100,0,0.00%,F,F) Exp:PCDD
Sample Text:6274-006-0001-SA File Text:Frontier Analytical Laboratory



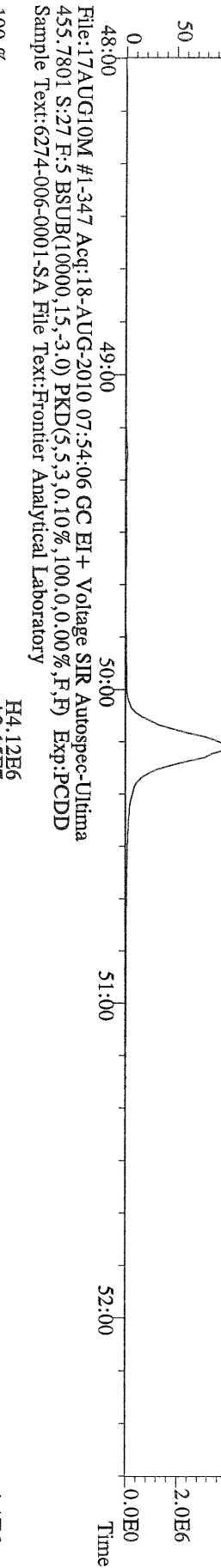
File:17AUG10M #1-541 Acq:18-AUG-2010 07:54:06 GC EI+ Voltage SIR Autospec-Ultima
479.7165 S:27 F:4 BSUB(10000,15,-3.0) PKD(5,5,3,0.10%,100,0,0.00%,F,F) Exp:PCDD
Sample Text:6274-006-0001-SA File Text:Frontier Analytical Laboratory



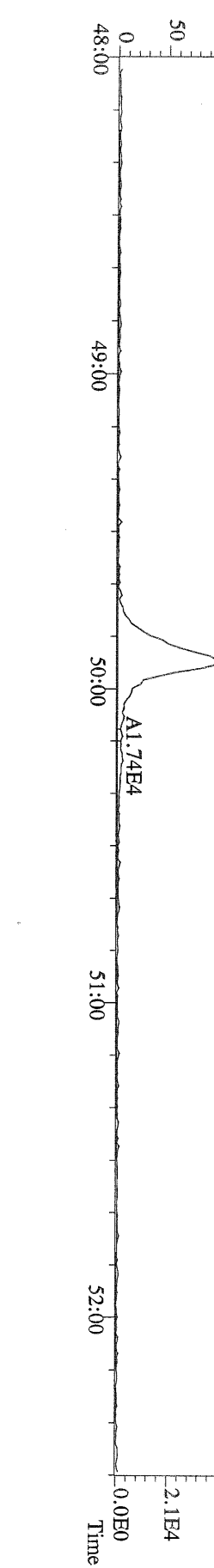
File:17AUG10M #1-347 Acq:18-AUG-2010 07:54:06 GC EI+ Voltage SIR Autospec-Ultima
441.7428 S:27 F:5 BSUB(10000,15,-3.0) PKD(5,5,3,0.10%,100,0,0.00%,F,F) Exp:PCDD
Sample Text:6274-006-0001-SA File Text:Frontier Analytical Laboratory
100 %



File:17AUG10M #1-347 Acq:18-AUG-2010 07:54:06 GC EI+ Voltage SIR Autospec-Ultima
453.7831 S:27 F:5 BSUB(10000,15,-3.0) PKD(5,5,3,0.10%,100,0,0.00%,F,F) Exp:PCDD
Sample Text:6274-006-0001-SA File Text:Frontier Analytical Laboratory
100 %



File:17AUG10M #1-347 Acq:18-AUG-2010 07:54:06 GC EI+ Voltage SIR Autospec-Ultima
513.6775 S:27 F:5 BSUB(10000,15,-3.0) PKD(5,5,3,0.10%,100,0,0.00%,F,F) Exp:PCDD
Sample Text:6274-006-0001-SA File Text:Frontier Analytical Laboratory
100 %



Totals class: Total Hepta-Dioxins

Entry #: 41

Run: 14

File: 18AUG10M

S: 8 I: 1 F: 4

Acquired: 18-AUG-10 19:46:19

Total Concentration: 69400

Unnamed Concentration: 36913.648

RT	ml Resp	m2 Resp	RA	Resp	Concentration	Name
42:49	1.69e+07	1.66e+07	1.02 y	3.35e+07	36900	
44:12	1.47e+07	1.47e+07	1.00 y	2.94e+07	32500	1,2,3,4,6,7,8-HpCDD

Totals class: Total Hepta-Furans

Entry #: 46

Run: 14

File: 18AUG10M

S: 8 I: 1 F: 4

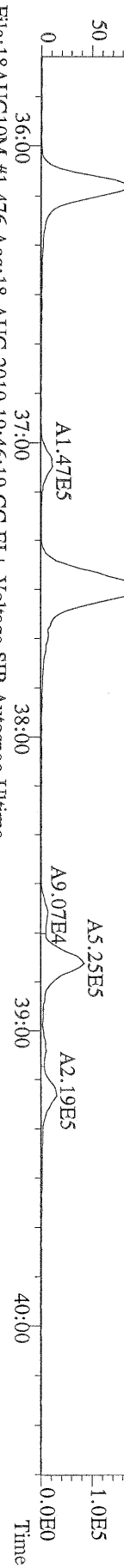
Acquired: 18-AUG-10 19:46:19

Total Concentration: 24500

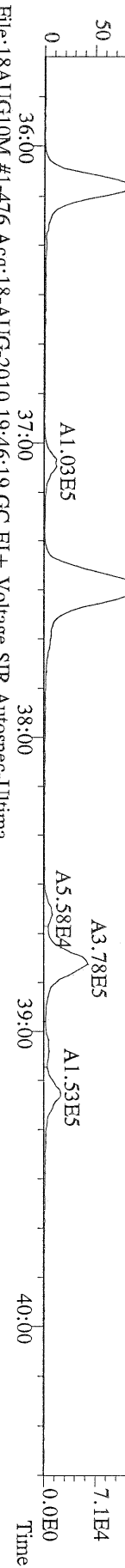
Unnamed Concentration: *

RT	ml Resp	m2 Resp	RA	Resp	Concentration	Name
43:07	1.15e+07	1.13e+07	1.02 y	2.29e+07	24500	1,2,3,4,6,7,8-HpCDF 8/19/10


File:18AUG10M #1-476 Acq:18-AUG-2010 19:46:19 GC EI+ Voltage SIR Autospec-Ultima
 389.8156 S:8 F:3 BSUB(10000,15,-3.0) PKD(5,5,3,0,10%,100,0,0,00%,F,F) Exp:PCDD
 Sample Text:6274-006-0001-SA File Text:Frontier Analytical Laboratory
 100%




File:18AUG10M #1-476 Acq:18-AUG-2010 19:46:19 GC EI+ Voltage SIR Autospec-Ultima
 391.8127 S:8 F:3 BSUB(10000,15,-3.0) PKD(5,5,3,0,10%,100,0,0,00%,F,F) Exp:PCDD
 Sample Text:6274-006-0001-SA File Text:Frontier Analytical Laboratory
 100%




File:18AUG10M #1-476 Acq:18-AUG-2010 19:46:19 GC EI+ Voltage SIR Autospec-Ultima
 401.8559 S:8 F:3 BSUB(10000,15,-3.0) PKD(5,5,3,0,10%,100,0,0,00%,F,F) Exp:PCDD
 Sample Text:6274-006-0001-SA File Text:Frontier Analytical Laboratory
 100%



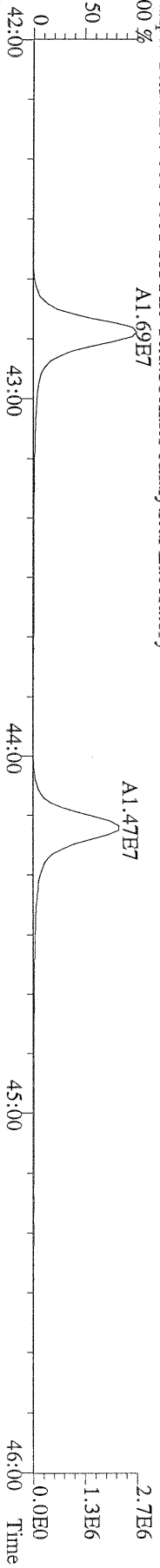
File:18AUG10M #1-476 Acq:18-AUG-2010 19:46:19 GC EI+ Voltage SIR Autospec-Ultima
 403.8530 S:8 F:3 BSUB(10000,15,-3.0) PKD(5,5,3,0,10%,100,0,0,00%,F,F) Exp:PCDD
 Sample Text:6274-006-0001-SA File Text:Frontier Analytical Laboratory
 100%



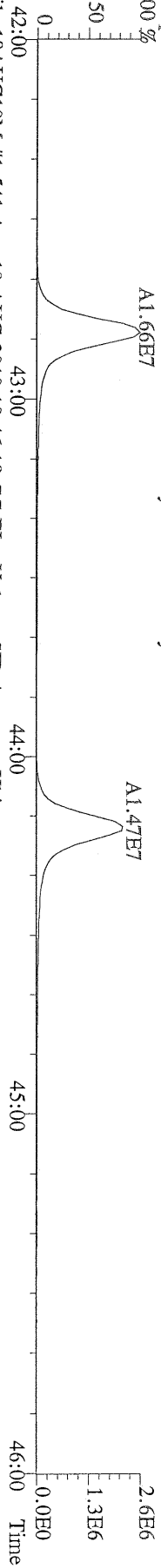
File:18AUG10M #1-476 Acq:18-AUG-2010 19:46:19 GC EI+ Voltage SIR Autospec-Ultima
 380.9760 S:8 F:3 Exp:PCDD
 Sample Text:6274-006-0001-SA File Text:Frontier Analytical Laboratory
 100%



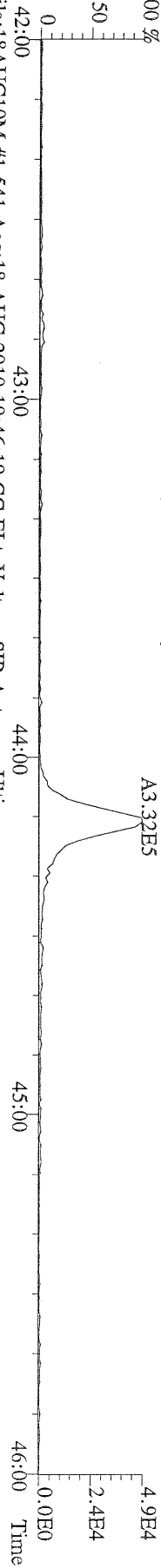
File:18AUG10M #1-541 Acq:18-AUG-2010 19:46:19 GC EI+ Voltage SIR Autospec-Ultima
 423.7767 S:8 F:4 BSUB(10000,15,-3.0) PKD(5,5,3,0,10%,100,0,0,00%,F,F) Exp:PCDD
 Sample Text:6274-006-0001-SA File Text:Frontier Analytical Laboratory
 100 %



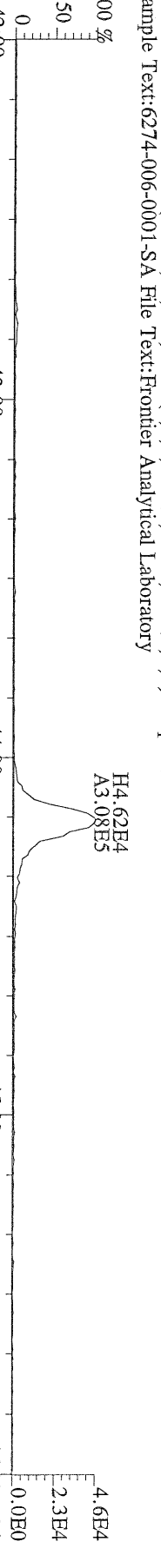
File:18AUG10M #1-541 Acq:18-AUG-2010 19:46:19 GC EI+ Voltage SIR Autospec-Ultima
 425.7737 S:8 F:4 BSUB(10000,15,-3.0) PKD(5,5,3,0,10%,100,0,0,00%,F,F) Exp:PCDD
 Sample Text:6274-006-0001-SA File Text:Frontier Analytical Laboratory
 100 %




File:18AUG10M #1-541 Acq:18-AUG-2010 19:46:19 GC EI+ Voltage SIR Autospec-Ultima
 435.8169 S:8 F:4 BSUB(10000,15,-3.0) PKD(5,5,3,0,10%,100,0,0,00%,F,F) Exp:PCDD
 Sample Text:6274-006-0001-SA File Text:Frontier Analytical Laboratory
 100 %



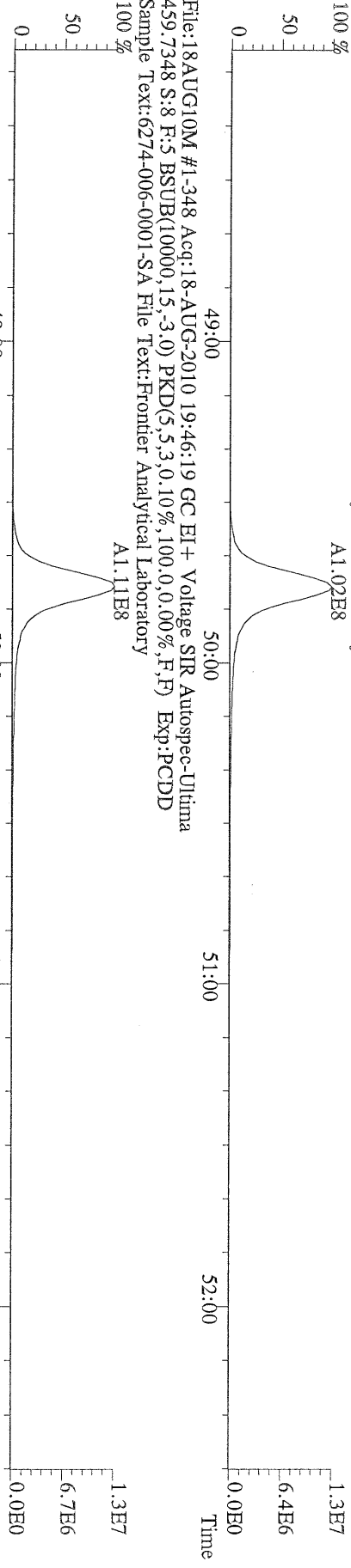
File:18AUG10M #1-541 Acq:18-AUG-2010 19:46:19 GC EI+ Voltage SIR Autospec-Ultima
 437.8140 S:8 F:4 BSUB(10000,15,-3.0) PKD(5,5,3,0,10%,100,0,0,00%,F,F) Exp:PCDD
 Sample Text:6274-006-0001-SA File Text:Frontier Analytical Laboratory



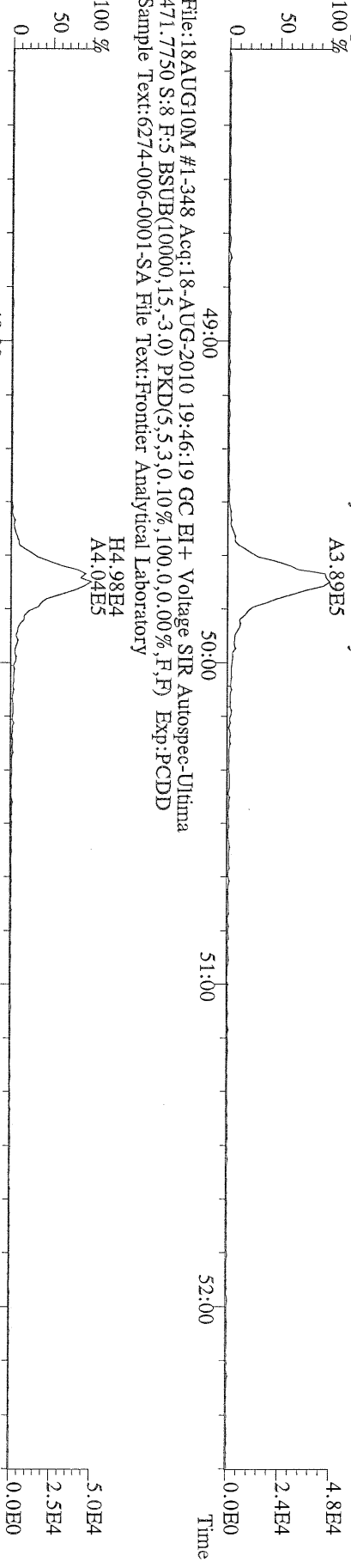
File:18AUG10M #1-541 Acq:18-AUG-2010 19:46:19 GC EI+ Voltage SIR Autospec-Ultima
 430.9728 S:8 F:4 Exp:PCDD
 Sample Text:6274-006-0001-SA File Text:Frontier Analytical Laboratory
 100 %




File:18AUG10M #1-348 Acq:18-AUG-2010 19:46:19 GC EI+ Voltage SIR Autospec-Ultima
457.7377 S:8 F:5 BSUB(10000,15,-3.0) PKD(5,5,3,0,100,0,0.00%,F,F) Exp:PCDD
Sample Text:6274-006-0001-SA File Text:Frontier Analytical Laboratory
100 %
A1.02E8



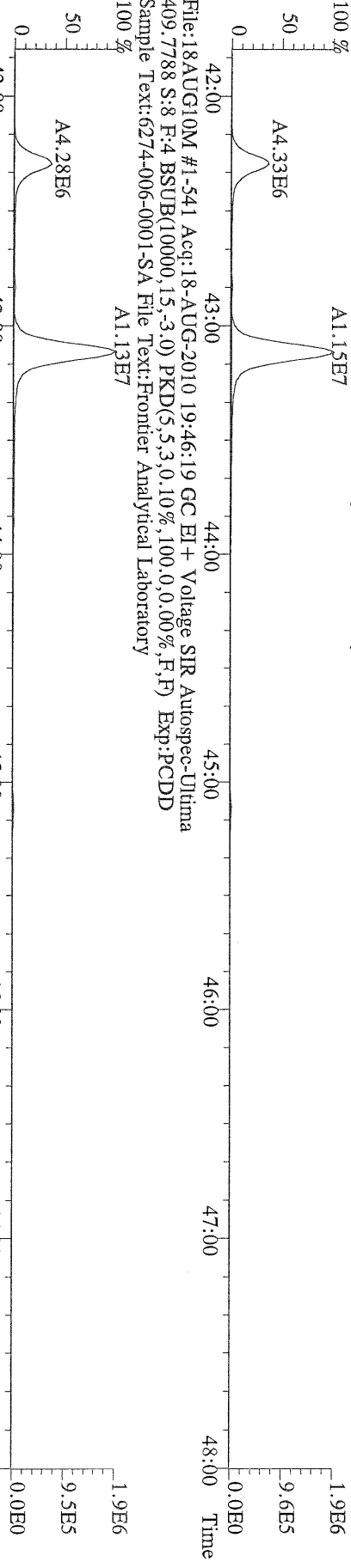
File:18AUG10M #1-348 Acq:18-AUG-2010 19:46:19 GC EI+ Voltage SIR Autospec-Ultima
469.7780 S:8 F:5 BSUB(10000,15,-3.0) PKD(5,5,3,0,100,0,0.00%,F,F) Exp:PCDD
Sample Text:6274-006-0001-SA File Text:Frontier Analytical Laboratory
100 %
A3.89E5



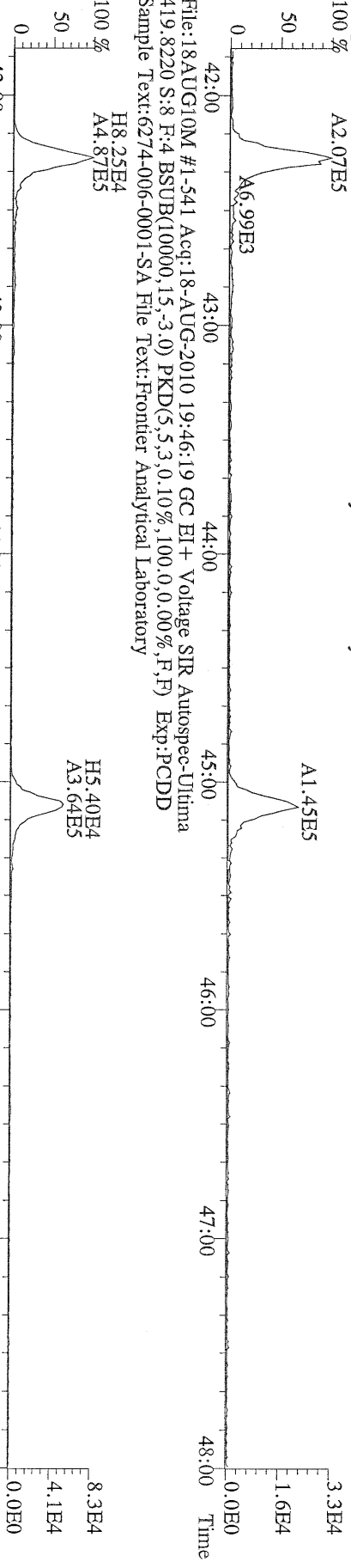
File:18AUG10M #1-348 Acq:18-AUG-2010 19:46:19 GC EI+ Voltage SIR Autospec-Ultima
454.9728 S:8 F:5 Exp:PCDD
Sample Text:6274-006-0001-SA File Text:Frontier Analytical Laboratory
100 %
48.12 48:26 48:45 49:12 49:36 50:06 50:24 50:43 51:11 51:30 51:52 52:07 52:25



File:18AUG10M #1-541 Acq:18-AUG-2010 19:46:19 GC EI + Voltage SIR Autospec-Utima
 407.7818 S:8 F:4 BSUB(10000,15,-3.0) PKD(5,5,3,0,10%,100,0,0,00%,F,F) Exp:PCDD
 Sample Text:6274-006-0001-SA File Text:Frontier Analytical Laboratory



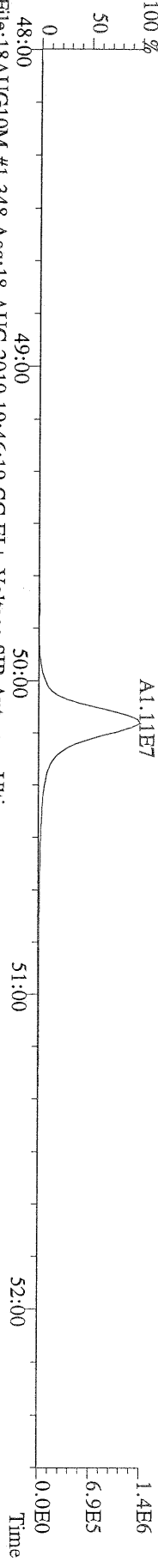
File:18AUG10M #1-541 Acq:18-AUG-2010 19:46:19 GC EI + Voltage SIR Autospec-Utima
 417.8253 S:8 F:4 BSUB(10000,15,-3.0) PKD(5,5,3,0,10%,100,0,0,00%,F,F) Exp:PCDD
 Sample Text:6274-006-0001-SA File Text:Frontier Analytical Laboratory



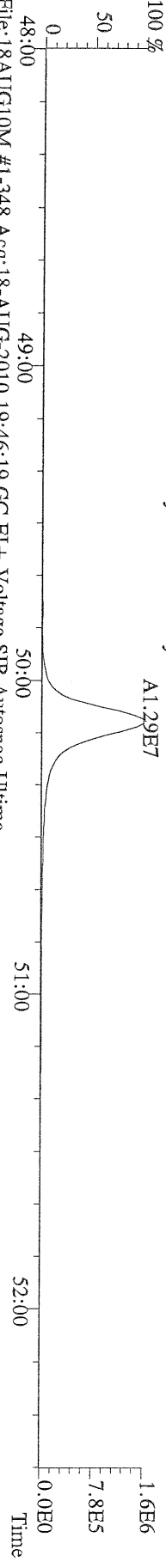
File:18AUG10M #1-541 Acq:18-AUG-2010 19:46:19 GC EI + Voltage SIR Autospec-Utima
 479.7165 S:8 F:4 BSUB(10000,15,-3.0) PKD(5,5,3,0,10%,100,0,0,00%,F,F) Exp:PCDD
 Sample Text:6274-006-0001-SA File Text:Frontier Analytical Laboratory



File:18AUG10M #1-348 Acq:18-AUG-2010 19:46:19 GC EI+ Voltage SIR Autospec-Ultima
441.7428 S:8 F:5 BSUB(10000,15,-3.0) PKD(5,5,3,0,10%,100,0,0,00%,F,F) Exp:PCDD
Sample Text:6274-006-0001-SA File Text:Frontier Analytical Laboratory
100 %



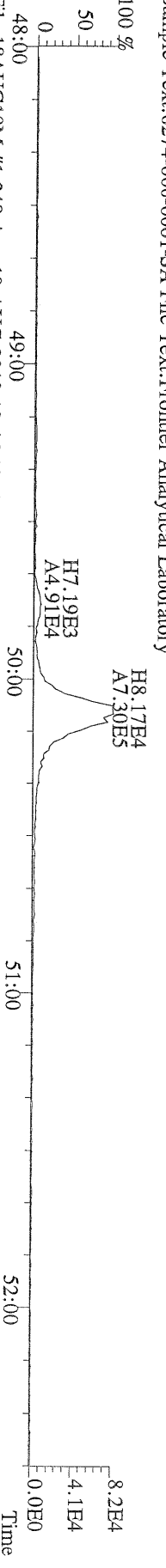
File:18AUG10M #1-348 Acq:18-AUG-2010 19:46:19 GC EI+ Voltage SIR Autospec-Ultima
443.7398 S:8 F:5 BSUB(10000,15,-3.0) PKD(5,5,3,0,10%,100,0,0,00%,F,F) Exp:PCDD
Sample Text:6274-006-0001-SA File Text:Frontier Analytical Laboratory
100 %



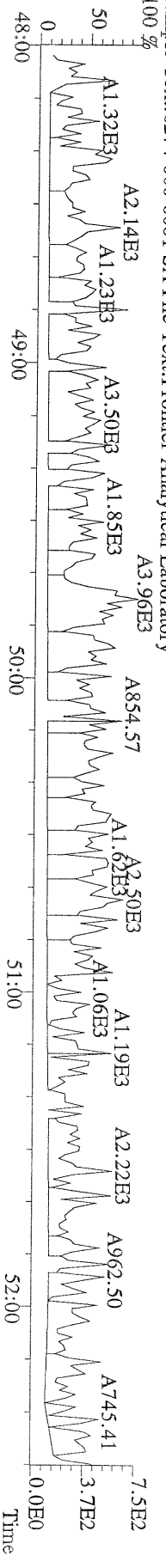
File:18AUG10M #1-348 Acq:18-AUG-2010 19:46:19 GC EI+ Voltage SIR Autospec-Ultima
453.7831 S:8 F:5 BSUB(10000,15,-3.0) PKD(5,5,3,0,10%,100,0,0,00%,F,F) Exp:PCDD
Sample Text:6274-006-0001-SA File Text:Frontier Analytical Laboratory
100 %



File:18AUG10M #1-348 Acq:18-AUG-2010 19:46:19 GC EI+ Voltage SIR Autospec-Ultima
455.7801 S:8 F:5 BSUB(10000,15,-3.0) PKD(5,5,3,0,10%,100,0,0,00%,F,F) Exp:PCDD
Sample Text:6274-006-0001-SA File Text:Frontier Analytical Laboratory



File:18AUG10M #1-348 Acq:18-AUG-2010 19:46:19 GC EI+ Voltage SIR Autospec-Ultima
513.6775 S:8 F:5 BSUB(10000,15,-3.0) PKD(5,5,3,0,10%,100,0,0,00%,F,F) Exp:PCDD
Sample Text:6274-006-0001-SA File Text:Frontier Analytical Laboratory



Frontier Analytical Laboratory

Data Filename: 12MAY10M

Analyte: PCDDFAL3-5-12-10

Cal: PCDDFAL3-5-12-10

Name	RRF	S. D.	%RSD	S1 RRF#1	S2 RRF#2	S3 RRF#3	S4 RRF#4	S5 RRF#5	S6 RRF#6
2,3,7,8-TCDD	1.04	0.0556	5.37 %	1.01	1.12	0.97	1.02	1.01	1.08
1,2,3,7,8-PeCDD	1.05	0.0453	4.33 %	1.02	1.04	1.00	1.01	1.11	1.10
1,2,3,4,7,8-HxCDD	1.30	0.0354	2.72 %	1.27	1.29	1.26	1.30	1.33	1.35
1,2,3,6,7,8-HxCDD	1.28	0.0488	3.82 %	1.25	1.23	1.27	1.24	1.33	1.34
1,2,3,7,8,9-HxCDD	1.25	0.0604	4.84 %	1.26	1.14	1.25	1.24	1.28	1.32
1,2,3,4,6,7,8-HpCDD	1.35	0.0509	3.76 %	1.26	1.33	1.36	1.37	1.40	1.40
OCDD	1.25	0.0756	6.05 %	1.22	1.13	1.24	1.27	1.32	1.33
2,3,7,8-TCDF	1.62	0.0670	4.14 %	1.65	1.74	1.59	1.56	1.57	1.60
1,2,3,7,8-PeCDF	0.92	0.0408	4.45 %	0.89	0.89	0.86	0.94	0.95	0.96
2,3,4,7,8-PeCDF	0.94	0.0433	4.58 %	0.88	0.94	0.92	0.96	1.00	0.97
1,2,3,4,7,8-HxCDF	0.93	0.0447	4.80 %	0.90	0.88	0.90	0.93	0.97	1.00
1,2,3,6,7,8-HxCDF	0.84	0.0498	5.95 %	0.78	0.79	0.83	0.84	0.89	0.90
2,3,4,6,7,8-HxCDF	0.90	0.0469	5.24 %	0.85	0.87	0.86	0.89	0.94	0.96
1,2,3,7,8,9-HxCDF	0.98	0.0559	5.68 %	0.96	0.93	0.93	0.98	1.04	1.06
1,2,3,4,6,7,8-HpCDF	1.38	0.0717	5.19 %	1.32	1.32	1.33	1.38	1.45	1.48
1,2,3,4,7,8,9-HpCDF	1.62	0.104	6.40 %	1.53	1.55	1.56	1.60	1.76	1.75
OCDF	0.74	0.0371	5.02 %	0.70	0.72	0.72	0.73	0.77	0.80
13C-2,3,7,8-TCDD	0.93	0.0199	2.15 %	0.93	0.91	0.90	0.93	0.95	0.95
13C-1,2,3,7,8-PeCDD	0.81	0.0364	4.50 %	0.83	0.78	0.75	0.83	0.80	0.85
13C-1,2,3,4,7,8-HxCDD	0.95	0.0375	3.96 %	0.90	0.90	0.94	0.97	0.97	0.99
13C-1,2,3,6,7,8-HxCDD	1.00	0.0182	1.83 %	0.99	1.02	1.00	1.02	0.99	0.97
13C-1,2,3,4,6,7,8-HpCDD	0.92	0.0204	2.22 %	0.92	0.95	0.93	0.92	0.89	0.92
13C-OCDD	0.63	0.0244	3.86 %	0.64	0.63	0.62	0.64	0.59	0.67
13C-2,3,7,8-TCDF	0.87	0.0146	1.68 %	0.87	0.84	0.87	0.89	0.86	0.88
13C-1,2,3,7,8-PeCDF	0.81	0.0502	6.23 %	0.84	0.76	0.75	0.88	0.78	0.83
13C-2,3,4,7,8-PeCDF	0.75	0.0503	6.69 %	0.81	0.71	0.69	0.81	0.72	0.77
13C-1,2,3,4,7,8-HxCDF	1.74	0.0487	2.80 %	1.67	1.70	1.76	1.80	1.78	1.71
13C-1,2,3,6,7,8-HxCDF	2.17	0.0633	2.92 %	2.11	2.18	2.21	2.25	2.18	2.07
13C-2,3,4,6,7,8-HxCDF	1.82	0.0466	2.57 %	1.78	1.81	1.86	1.87	1.81	1.75
13C-1,2,3,7,8,9-HxCDF	1.49	0.0322	2.17 %	1.43	1.47	1.49	1.52	1.48	1.51
13C-1,2,3,4,6,7,8-HpCDF	1.10	0.0149	1.36 %	1.07	1.10	1.11	1.11	1.09	1.10
13C-1,2,3,4,7,8,9-HpCDF	0.81	0.0231	2.83 %	0.82	0.84	0.81	0.82	0.77	0.82
13C-OCDF	1.19	0.0430	3.63 %	1.20	1.15	1.16	1.18	1.16	1.27
37Cl-2,3,7,8-TCDD	0.93	0.0664	7.14 %	0.89	1.00	0.84	0.89	0.97	1.00
13C-1,2,3,4-TCDD	-	-	- %	-	-	-	-	-	-
13C-1,2,3,4-TCDF	-	-	- %	-	-	-	-	-	-
13C-1,2,3,7,8,9-HxCDD	-	-	- %	-	-	-	-	-	-
Total Tetra-Dioxins	1.04	0.0556	5.37 %	1.01	1.12	0.97	1.02	1.01	1.08
Total Penta-Dioxins	1.05	0.0453	4.33 %	1.02	1.04	1.00	1.01	1.11	1.10
Total Hexa-Dioxins	1.27	0.0431	3.38 %	1.26	1.22	1.26	1.26	1.31	1.34
Total Hepta-Dioxins	1.35	0.0509	3.76 %	1.26	1.33	1.36	1.37	1.40	1.40
Total Tetra-Furans	1.62	0.0670	4.14 %	1.65	1.74	1.59	1.56	1.57	1.60
1st Fn. Tot Penta-Furans	0.93	0.0398	4.28 %	0.88	0.91	0.89	0.95	0.98	0.96
Total Penta-Furans	0.93	0.0398	4.28 %	0.88	0.91	0.89	0.95	0.98	0.96
Total Hexa-Furans	0.90	0.0483	5.34 %	0.86	0.86	0.87	0.90	0.95	0.97
Total Hepta-Furans	1.48	0.0839	5.65 %	1.41	1.42	1.43	1.47	1.58	1.60

Analyst: [Signature]

Date: 5/13/10

Run #1 Filename 12MAY10M
Client ID: ST051210M0

S: 1 Acquired: 12-MAY-10 13:22:51 Cal: PCDDFAL3-5-12-10
Analyte: FAL ID: 1613 CS0 090918G

Run #	Typ	Name	Amount	Resp	RA	RT	RF	RRF
1	Unk	2,3,7,8-TCDD	0.25	8.01e+04	0.81 y	27:24	-	1.01 y
2	Unk	1,2,3,7,8-PeCDD	1.25	3.65e+05	1.62 y	33:12	-	1.02 y
3	Unk	1,2,3,4,7,8-HxCDD	1.25	3.20e+05	1.34 y	38:32	-	1.27 y
4	Unk	1,2,3,6,7,8-HxCDD	1.25	3.47e+05	1.31 y	38:42	-	1.25 y
5	Unk	1,2,3,7,8,9-HxCDD	1.25	3.35e+05	1.31 y	39:09	-	1.26 y
6	Unk	1,2,3,4,6,7,8-HpCDD	1.25	3.27e+05	1.14 y	44:08	-	1.26 y
7	Unk	OCDD	2.50	4.38e+05	0.97 y	49:39	-	1.22 y
8	Unk	2,3,7,8-TCDF	0.25	1.87e+05	0.69 y	26:38	-	1.65 y
9	Unk	1,2,3,7,8-PeCDF	1.25	4.86e+05	1.45 y	31:28	-	0.888 y
10	Unk	2,3,4,7,8-PeCDF	1.25	4.61e+05	1.49 y	32:47	-	0.879 y
11	Unk	1,2,3,4,7,8-HxCDF	1.25	4.23e+05	1.28 y	37:08	-	0.903 y
12	Unk	1,2,3,6,7,8-HxCDF	1.25	4.62e+05	1.32 y	37:21	-	0.779 y
13	Unk	2,3,4,6,7,8-HxCDF	1.25	4.22e+05	1.31 y	38:17	-	0.845 y
14	Unk	1,2,3,7,8,9-HxCDF	1.25	3.86e+05	1.35 y	39:43	-	0.960 y
15	Unk	1,2,3,4,6,7,8-HpCDF	1.25	3.97e+05	1.04 y	42:13	-	1.32 y
16	Unk	1,2,3,4,7,8,9-HpCDF	1.25	3.52e+05	0.99 y	45:03	-	1.53 y
17	Unk	OCDF	2.50	4.67e+05	0.94 y	50:00	-	0.697 y
18	IS/RT	13C-2,3,7,8-TCDD	100.00	3.18e+07	0.79 y	27:22	-	0.926 y
19	IS	13C-1,2,3,7,8-PeCDD	100.00	2.85e+07	1.76 y	33:10	-	0.832 y
20	IS	13C-1,2,3,4,7,8-HxCDD	100.00	2.02e+07	1.30 y	38:31	-	0.903 y
21	IS	13C-1,2,3,6,7,8-HxCDD	100.00	2.21e+07	1.29 y	38:41	-	0.986 y
22	IS	13C-1,2,3,4,6,7,8-HpCDD	100.00	2.07e+07	1.03 y	44:06	-	0.922 y
23	IS	13C-OCDD	200.00	2.88e+07	0.87 y	49:38	-	0.642 y
24	IS	13C-2,3,7,8-TCDF	100.00	4.53e+07	0.88 y	26:37	-	0.873 y
25	IS	13C-1,2,3,7,8-PeCDF	100.00	4.37e+07	1.70 y	31:27	-	0.844 y
26	IS	13C-2,3,4,7,8-PeCDF	100.00	4.20e+07	1.67 y	32:46	-	0.811 y
27	IS	13C-1,2,3,4,7,8-HxCDF	100.00	3.75e+07	0.56 y	37:08	-	1.67 y
28	IS	13C-1,2,3,6,7,8-HxCDF	100.00	4.74e+07	0.57 y	37:19	-	2.11 y
29	IS	13C-2,3,4,6,7,8-HxCDF	100.00	4.00e+07	0.57 y	38:16	-	1.78 y
30	IS	13C-1,2,3,7,8,9-HxCDF	100.00	3.21e+07	0.57 y	39:42	-	1.43 y
31	IS	13C-1,2,3,4,6,7,8-HpCDF	100.00	2.41e+07	0.43 y	42:11	-	1.07 y
32	IS	13C-1,2,3,4,7,8,9-HpCDF	100.00	1.84e+07	0.43 y	45:01	-	0.823 y
33	IS	13C-OCDF	200.00	5.36e+07	0.99 y	50:00	-	1.20 y
34	C/Up	37Cl-2,3,7,8-TCDD	0.25	7.68e+04		27:23	-	0.895 y
35	RS	13C-1,2,3,4-TCDD	100.00	3.43e+07	0.80 y	26:47	3.43e+05	- n
36	RS	13C-1,2,3,4-TCDF	100.00	5.18e+07	0.88 y	25:31	5.18e+05	- n
37	RS/RT	13C-1,2,3,7,8,9-HxCDD	100.00	2.24e+07	1.29 y	39:08	2.24e+05	- n
38	Tot	Total Tetra-Dioxins	0.00	-	- n	-	-	1.01 y
39	Tot	Total Penta-Dioxins	0.00	-	- n	-	-	1.02 y
40	Tot	Total Hexa-Dioxins	0.00	-	- n	-	-	1.26 y
41	Tot	Total Hepta-Dioxins	0.00	-	- n	-	-	1.26 y
42	Tot	Total Tetra-Furans	0.00	-	- n	-	-	1.65 y
43	Tot	1st Fn. Tot Penta-Furans	0.00	-	- n	-	-	0.884 y
44	Tot	Total Penta-Furans	0.00	-	- n	-	-	0.884 y
45	Tot	Total Hexa-Furans	0.00	-	- n	-	-	0.863 y
46	Tot	Total Hepta-Furans	0.00	-	- n	-	-	1.41 y

Analyst: 

Date: 5/13/10

Run #2 Filename 12MAY10M
Client ID: ST051210M1

S: 2 Acquired: 12-MAY-10 14:18:09 Cal: PCDDFAL3-5-12-10
Analyte: FAL ID: 1613 CS1 090918H

Typ	Name	Amount	Resp	RA	RT	RF	RRF
1 Unk	2,3,7,8-TCDD	0.50	1.68e+05	0.79 y	27:26	-	1.12 y
2 Unk	1,2,3,7,8-PeCDD	2.50	6.69e+05	1.68 y	33:15	-	1.04 y
3 Unk	1,2,3,4,7,8-HxCDD	2.50	5.98e+05	1.29 y	38:34	-	1.29 y
4 Unk	1,2,3,6,7,8-HxCDD	2.50	6.42e+05	1.28 y	38:44	-	1.23 y
5 Unk	1,2,3,7,8,9-HxCDD	2.50	5.62e+05	1.33 y	39:10	-	1.14 y
6 Unk	1,2,3,4,6,7,8-HpCDD	2.50	6.52e+05	1.07 y	44:10	-	1.33 y
7 Unk	OCDD	5.00	7.33e+05	0.93 y	49:40	-	1.13 y
8 Unk	2,3,7,8-TCDF	0.50	3.85e+05	0.67 y	26:41	-	1.74 y
9 Unk	1,2,3,7,8-PeCDF	2.50	8.92e+05	1.44 y	31:30	-	0.894 y
10 Unk	2,3,4,7,8-PeCDF	2.50	8.75e+05	1.46 y	32:49	-	0.935 y
11 Unk	1,2,3,4,7,8-HxCDF	2.50	7.75e+05	1.30 y	37:11	-	0.884 y
12 Unk	1,2,3,6,7,8-HxCDF	2.50	8.85e+05	1.29 y	37:23	-	0.787 y
13 Unk	2,3,4,6,7,8-HxCDF	2.50	8.14e+05	1.28 y	38:19	-	0.873 y
14 Unk	1,2,3,7,8,9-HxCDF	2.50	7.09e+05	1.16 y	39:45	-	0.934 y
15 Unk	1,2,3,4,6,7,8-HpCDF	2.50	7.48e+05	1.04 y	42:14	-	1.32 y
16 Unk	1,2,3,4,7,8,9-HpCDF	2.50	6.73e+05	1.07 y	45:04	-	1.55 y
17 Unk	OCDF	5.00	8.52e+05	0.91 y	50:02	-	0.719 y
18 IS/RT	13C-2,3,7,8-TCDD	100.00	2.98e+07	0.79 y	27:25	-	0.909 y
19 IS	13C-1,2,3,7,8-PeCDD	100.00	2.56e+07	1.78 y	33:13	-	0.782 y
20 IS	13C-1,2,3,4,7,8-HxCDD	100.00	1.86e+07	1.29 y	38:33	-	0.901 y
21 IS	13C-1,2,3,6,7,8-HxCDD	100.00	2.09e+07	1.28 y	38:43	-	1.02 y
22 IS	13C-1,2,3,4,6,7,8-HpCDD	100.00	1.95e+07	1.02 y	44:08	-	0.948 y
23 IS	13C-OCDD	200.00	2.60e+07	0.92 y	49:39	-	0.632 y
24 IS	13C-2,3,7,8-TCDF	100.00	4.43e+07	0.87 y	26:40	-	0.843 y
25 IS	13C-1,2,3,7,8-PeCDF	100.00	3.99e+07	1.70 y	31:29	-	0.760 y
26 IS	13C-2,3,4,7,8-PeCDF	100.00	3.74e+07	1.70 y	32:48	-	0.712 y
27 IS	13C-1,2,3,4,7,8-HxCDF	100.00	3.51e+07	0.56 y	37:10	-	1.70 y
28 IS	13C-1,2,3,6,7,8-HxCDF	100.00	4.50e+07	0.56 y	37:21	-	2.18 y
29 IS	13C-2,3,4,6,7,8-HxCDF	100.00	3.73e+07	0.54 y	38:18	-	1.81 y
30 IS	13C-1,2,3,7,8,9-HxCDF	100.00	3.04e+07	0.57 y	39:44	-	1.47 y
31 IS	13C-1,2,3,4,6,7,8-HpCDF	100.00	2.27e+07	0.44 y	42:14	-	1.10 y
32 IS	13C-1,2,3,4,7,8,9-HpCDF	100.00	1.73e+07	0.43 y	45:03	-	0.840 y
33 IS	13C-OCDF	200.00	4.74e+07	0.98 y	50:02	-	1.15 y
34 C/Up	37Cl-2,3,7,8-TCDD	0.50	1.63e+05		27:26	-	0.995 y
35 RS	13C-1,2,3,4-TCDD	100.00	3.28e+07	0.80 y	26:49	3.28e+05	- n
36 RS	13C-1,2,3,4-TCDF	100.00	5.25e+07	0.88 y	25:34	5.25e+05	- n
37 RS/RT	13C-1,2,3,7,8,9-HxCDD	100.00	2.06e+07	1.30 y	39:10	2.06e+05	- n
38 Tot	Total Tetra-Dioxins	0.00	-	- n	-	-	1.12 y
39 Tot	Total Penta-Dioxins	0.00	-	- n	-	-	1.04 y
40 Tot	Total Hexa-Dioxins	0.00	-	- n	-	-	1.22 y
41 Tot	Total Hepta-Dioxins	0.00	-	- n	-	-	1.33 y
42 Tot	Total Tetra-Furans	0.00	-	- n	-	-	1.74 y
43 Tot	1st Fn. Tot Penta-Furans	0.00	-	- n	-	-	0.914 y
44 Tot	Total Penta-Furans	0.00	-	- n	-	-	0.914 y
45 Tot	Total Hexa-Furans	0.00	-	- n	-	-	0.862 y
46 Tot	Total Hepta-Furans	0.00	-	- n	-	-	1.42 y

Analyst: 

Date: 5/13/10

Run #3 Filename 12MAY10M
Client ID: ST051210M2

S: 3 Acquired: 12-MAY-10 15:13:32 Cal: PCDDFAL3-5-12-10
Analyte: FAL ID: 1613 CS2 0909181

Typ	Name	Amount	Resp	RA	RT	RF	RRF
1 Unk	2,3,7,8-TCDD	2.00	5.92e+05	0.78 y	27:26	-	0.972 y
2 Unk	1,2,3,7,8-PeCDD	10.00	2.54e+06	1.74 y	33:14	-	1.00 y
3 Unk	1,2,3,4,7,8-HxCDD	10.00	2.35e+06	1.32 y	38:34	-	1.26 y
4 Unk	1,2,3,6,7,8-HxCDD	10.00	2.50e+06	1.31 y	38:44	-	1.27 y
5 Unk	1,2,3,7,8,9-HxCDD	10.00	2.40e+06	1.33 y	39:11	-	1.25 y
6 Unk	1,2,3,4,6,7,8-HpCDD	10.00	2.50e+06	1.04 y	44:10	-	1.36 y
7 Unk	OCDD	20.00	3.06e+06	0.88 y	49:41	-	1.24 y
8 Unk	2,3,7,8-TCDF	2.00	1.46e+06	0.70 y	26:41	-	1.59 y
9 Unk	1,2,3,7,8-PeCDF	10.00	3.43e+06	1.51 y	31:30	-	0.862 y
10 Unk	2,3,4,7,8-PeCDF	10.00	3.37e+06	1.54 y	32:50	-	0.920 y
11 Unk	1,2,3,4,7,8-HxCDF	10.00	3.14e+06	1.28 y	37:11	-	0.897 y
12 Unk	1,2,3,6,7,8-HxCDF	10.00	3.63e+06	1.29 y	37:23	-	0.829 y
13 Unk	2,3,4,6,7,8-HxCDF	10.00	3.17e+06	1.30 y	38:20	-	0.861 y
14 Unk	1,2,3,7,8,9-HxCDF	10.00	2.76e+06	1.32 y	39:46	-	0.931 y
15 Unk	1,2,3,4,6,7,8-HpCDF	10.00	2.94e+06	1.05 y	42:15	-	1.33 y
16 Unk	1,2,3,4,7,8,9-HpCDF	10.00	2.51e+06	1.05 y	45:05	-	1.56 y
17 Unk	OCDF	20.00	3.34e+06	0.88 y	50:04	-	0.725 y
18 IS/RT	13C-2,3,7,8-TCDD	100.00	3.04e+07	0.80 y	27:25	-	0.901 y
19 IS	13C-1,2,3,7,8-PeCDD	100.00	2.54e+07	1.75 y	33:13	-	0.752 y
20 IS	13C-1,2,3,4,7,8-HxCDD	100.00	1.87e+07	1.30 y	38:34	-	0.942 y
21 IS	13C-1,2,3,6,7,8-HxCDD	100.00	1.97e+07	1.31 y	38:44	-	0.996 y
22 IS	13C-1,2,3,4,6,7,8-HpCDD	100.00	1.84e+07	1.07 y	44:08	-	0.927 y
23 IS	13C-OCDD	200.00	2.47e+07	0.98 y	49:40	-	0.623 y
24 IS	13C-2,3,7,8-TCDF	100.00	4.59e+07	0.88 y	26:40	-	0.867 y
25 IS	13C-1,2,3,7,8-PeCDF	100.00	3.98e+07	1.67 y	31:30	-	0.752 y
26 IS	13C-2,3,4,7,8-PeCDF	100.00	3.66e+07	1.69 y	32:49	-	0.692 y
27 IS	13C-1,2,3,4,7,8-HxCDF	100.00	3.49e+07	0.55 y	37:10	-	1.76 y
28 IS	13C-1,2,3,6,7,8-HxCDF	100.00	4.38e+07	0.55 y	37:22	-	2.21 y
29 IS	13C-2,3,4,6,7,8-HxCDF	100.00	3.69e+07	0.55 y	38:18	-	1.86 y
30 IS	13C-1,2,3,7,8,9-HxCDF	100.00	2.96e+07	0.56 y	39:44	-	1.49 y
31 IS	13C-1,2,3,4,6,7,8-HpCDF	100.00	2.21e+07	0.44 y	42:14	-	1.11 y
32 IS	13C-1,2,3,4,7,8,9-HpCDF	100.00	1.61e+07	0.43 y	45:03	-	0.814 y
33 IS	13C-OCDF	200.00	4.61e+07	0.96 y	50:03	-	1.16 y
34 C/Up	37Cl-2,3,7,8-TCDD	2.00	5.65e+05		27:26	-	0.836 y
35 RS	13C-1,2,3,4-TCDD	100.00	3.38e+07	0.81 y	26:51	3.38e+05	- n
36 RS	13C-1,2,3,4-TCDF	100.00	5.29e+07	0.88 y	25:34	5.29e+05	- n
37 RS/RT	13C-1,2,3,7,8,9-HxCDD	100.00	1.98e+07	1.34 y	39:10	1.98e+05	- n
38 Tot	Total Tetra-Dioxins	0.00	-	- n	-	-	0.972 y
39 Tot	Total Penta-Dioxins	0.00	-	- n	-	-	1.00 y
40 Tot	Total Hexa-Dioxins	0.00	-	- n	-	-	1.26 y
41 Tot	Total Hepta-Dioxins	0.00	-	- n	-	-	1.36 y
42 Tot	Total Tetra-Furans	0.00	-	- n	-	-	1.59 y
43 Tot	1st Fn. Tot Penta-Furans	0.00	-	- n	-	-	0.890 y
44 Tot	Total Penta-Furans	0.00	-	- n	-	-	0.890 y
45 Tot	Total Hexa-Furans	0.00	-	- n	-	-	0.874 y
46 Tot	Total Hepta-Furans	0.00	-	- n	-	-	1.43 y

Analyst: 

Date: 5/13/10

Run #4 Filename 12MAY10M
 Client ID: ST051210M3

S: 4 Acquired: 12-MAY-10 16:08:51 Cal: PCDDFAL3-5-12-10
 Analyte: FAL ID: 1613 CS3 090918J

Typ	Name	Amount	Resp	RA	RT	RF	RRF
1	Unk 2,3,7,8-TCDD	10.00	3.10e+06	0.78 y	27:27	-	1.02 y
2	Unk 1,2,3,7,8-PeCDD	50.00	1.38e+07	1.70 y	33:15	-	1.01 y
3	Unk 1,2,3,4,7,8-HxCDD	50.00	1.26e+07	1.30 y	38:35	-	1.30 y
4	Unk 1,2,3,6,7,8-HxCDD	50.00	1.26e+07	1.30 y	38:45	-	1.24 y
5	Unk 1,2,3,7,8,9-HxCDD	50.00	1.23e+07	1.28 y	39:11	-	1.24 y
6	Unk 1,2,3,4,6,7,8-HpCDD	50.00	1.26e+07	1.11 y	44:10	-	1.37 y
7	Unk OCDD	100.00	1.62e+07	0.93 y	49:41	-	1.27 y
8	Unk 2,3,7,8-TCDF	10.00	6.83e+06	0.72 y	26:41	-	1.56 y
9	Unk 1,2,3,7,8-PeCDF	50.00	2.04e+07	1.54 y	31:31	-	0.943 y
10	Unk 2,3,4,7,8-PeCDF	50.00	1.91e+07	1.55 y	32:50	-	0.962 y
11	Unk 1,2,3,4,7,8-HxCDF	50.00	1.67e+07	1.29 y	37:11	-	0.930 y
12	Unk 1,2,3,6,7,8-HxCDF	50.00	1.89e+07	1.30 y	37:24	-	0.842 y
13	Unk 2,3,4,6,7,8-HxCDF	50.00	1.67e+07	1.30 y	38:19	-	0.890 y
14	Unk 1,2,3,7,8,9-HxCDF	50.00	1.49e+07	1.27 y	39:45	-	0.976 y
15	Unk 1,2,3,4,6,7,8-HpCDF	50.00	1.54e+07	1.05 y	42:15	-	1.38 y
16	Unk 1,2,3,4,7,8,9-HpCDF	50.00	1.31e+07	1.05 y	45:04	-	1.60 y
17	Unk OCDF	100.00	1.73e+07	0.87 y	50:04	-	0.731 y
18	IS/RT 13C-2,3,7,8-TCDD	100.00	3.06e+07	0.80 y	27:25	-	0.927 y
19	IS 13C-1,2,3,7,8-PeCDD	100.00	2.73e+07	1.77 y	33:13	-	0.828 y
20	IS 13C-1,2,3,4,7,8-HxCDD	100.00	1.94e+07	1.29 y	38:33	-	0.966 y
21	IS 13C-1,2,3,6,7,8-HxCDD	100.00	2.04e+07	1.28 y	38:43	-	1.02 y
22	IS 13C-1,2,3,4,6,7,8-HpCDD	100.00	1.84e+07	1.06 y	44:09	-	0.917 y
23	IS 13C-OCDD	200.00	2.56e+07	0.91 y	49:41	-	0.638 y
24	IS 13C-2,3,7,8-TCDF	100.00	4.37e+07	0.88 y	26:40	-	0.885 y
25	IS 13C-1,2,3,7,8-PeCDF	100.00	4.32e+07	1.70 y	31:29	-	0.877 y
26	IS 13C-2,3,4,7,8-PeCDF	100.00	3.97e+07	1.71 y	32:49	-	0.805 y
27	IS 13C-1,2,3,4,7,8-HxCDF	100.00	3.60e+07	0.55 y	37:10	-	1.80 y
28	IS 13C-1,2,3,6,7,8-HxCDF	100.00	4.50e+07	0.56 y	37:22	-	2.25 y
29	IS 13C-2,3,4,6,7,8-HxCDF	100.00	3.76e+07	0.55 y	38:19	-	1.87 y
30	IS 13C-1,2,3,7,8,9-HxCDF	100.00	3.05e+07	0.56 y	39:45	-	1.52 y
31	IS 13C-1,2,3,4,6,7,8-HpCDF	100.00	2.22e+07	0.43 y	42:14	-	1.11 y
32	IS 13C-1,2,3,4,7,8,9-HpCDF	100.00	1.64e+07	0.42 y	45:03	-	0.817 y
33	IS 13C-OCDF	200.00	4.74e+07	0.98 y	50:02	-	1.18 y
34	C/Up 37Cl-2,3,7,8-TCDD	10.00	2.93e+06		27:27	-	0.889 y
35	RS 13C-1,2,3,4-TCDD	100.00	3.30e+07	0.81 y	26:50	3.30e+05	- n
36	RS 13C-1,2,3,4-TCDF	100.00	4.93e+07	0.87 y	25:34	4.93e+05	- n
37	RS/RT 13C-1,2,3,7,8,9-HxCDD	100.00	2.00e+07	1.28 y	39:10	2.00e+05	- n
38	Tot Total Tetra-Dioxins	0.00	-	- n	-	-	1.02 y
39	Tot Total Penta-Dioxins	0.00	-	- n	-	-	1.01 y
40	Tot Total Hexa-Dioxins	0.00	-	- n	-	-	1.26 y
41	Tot Total Hepta-Dioxins	0.00	-	- n	-	-	1.37 y
42	Tot Total Tetra-Furans	0.00	-	- n	-	-	1.56 y
43	Tot 1st Fn. Tot Penta-Furans	0.00	-	- n	-	-	0.952 y
44	Tot Total Penta-Furans	0.00	-	- n	-	-	0.952 y
45	Tot Total Hexa-Furans	0.00	-	- n	-	-	0.903 y
46	Tot Total Hepta-Furans	0.00	-	- n	-	-	1.47 y

Analyst: 

Date: 5/13/10

Run #5 Filename 12MAY10M
 Client ID: ST051210M4

S: 5

Acquired: 12-MAY-10 17:04:09

Cal: PCDDFAL3-5-12-10

Analyte:

FAL ID: 1613 CS4 090918K

Typ	Name	Amount	Resp	RA	RT	RF	RRF
1	Unk	2,3,7,8-TCDD	40.00	1.35e+07	0.77 y	27:27	- 1.01 y
2	Unk	1,2,3,7,8-PeCDD	200.00	6.18e+07	1.68 y	33:15	- 1.11 y
3	Unk	1,2,3,4,7,8-HxCDD	200.00	5.73e+07	1.29 y	38:35	- 1.33 y
4	Unk	1,2,3,6,7,8-HxCDD	200.00	5.85e+07	1.29 y	38:45	- 1.33 y
5	Unk	1,2,3,7,8,9-HxCDD	200.00	5.56e+07	1.22 y	39:12	- 1.28 y
6	Unk	1,2,3,4,6,7,8-HpCDD	200.00	5.49e+07	1.06 y	44:10	- 1.40 y
7	Unk	OCDD	400.00	6.95e+07	0.93 y	49:42	- 1.32 y
8	Unk	2,3,7,8-TCDF	40.00	3.08e+07	0.71 y	26:42	- 1.57 y
9	Unk	1,2,3,7,8-PeCDF	200.00	8.42e+07	1.54 y	31:31	- 0.952 y
10	Unk	2,3,4,7,8-PeCDF	200.00	8.22e+07	1.53 y	32:50	- 1.00 y
11	Unk	1,2,3,4,7,8-HxCDF	200.00	7.65e+07	1.28 y	37:12	- 0.968 y
12	Unk	1,2,3,6,7,8-HxCDF	200.00	8.60e+07	1.29 y	37:24	- 0.887 y
13	Unk	2,3,4,6,7,8-HxCDF	200.00	7.59e+07	1.28 y	38:20	- 0.941 y
14	Unk	1,2,3,7,8,9-HxCDF	200.00	6.84e+07	1.31 y	39:46	- 1.04 y
15	Unk	1,2,3,4,6,7,8-HpCDF	200.00	7.01e+07	1.04 y	42:16	- 1.45 y
16	Unk	1,2,3,4,7,8,9-HpCDF	200.00	6.04e+07	1.06 y	45:05	- 1.76 y
17	Unk	OCDF	400.00	7.92e+07	0.90 y	50:04	- 0.770 y
18	IS/RT	13C-2,3,7,8-TCDD	100.00	3.32e+07	0.79 y	27:26	- 0.950 y
19	IS	13C-1,2,3,7,8-PeCDD	100.00	2.79e+07	1.72 y	33:14	- 0.799 y
20	IS	13C-1,2,3,4,7,8-HxCDD	100.00	2.16e+07	1.29 y	38:34	- 0.970 y
21	IS	13C-1,2,3,6,7,8-HxCDD	100.00	2.20e+07	1.29 y	38:44	- 0.988 y
22	IS	13C-1,2,3,4,6,7,8-HpCDD	100.00	1.97e+07	1.04 y	44:09	- 0.885 y
23	IS	13C-OCDD	200.00	2.63e+07	0.90 y	49:41	- 0.592 y
24	IS	13C-2,3,7,8-TCDF	100.00	4.90e+07	0.88 y	26:40	- 0.863 y
25	IS	13C-1,2,3,7,8-PeCDF	100.00	4.43e+07	1.69 y	31:30	- 0.779 y
26	IS	13C-2,3,4,7,8-PeCDF	100.00	4.10e+07	1.68 y	32:49	- 0.721 y
27	IS	13C-1,2,3,4,7,8-HxCDF	100.00	3.95e+07	0.55 y	37:10	- 1.78 y
28	IS	13C-1,2,3,6,7,8-HxCDF	100.00	4.85e+07	0.55 y	37:23	- 2.18 y
29	IS	13C-2,3,4,6,7,8-HxCDF	100.00	4.03e+07	0.55 y	38:19	- 1.81 y
30	IS	13C-1,2,3,7,8,9-HxCDF	100.00	3.28e+07	0.57 y	39:44	- 1.48 y
31	IS	13C-1,2,3,4,6,7,8-HpCDF	100.00	2.42e+07	0.43 y	42:15	- 1.09 y
32	IS	13C-1,2,3,4,7,8,9-HpCDF	100.00	1.71e+07	0.44 y	45:04	- 0.772 y
33	IS	13C-OCDF	200.00	5.14e+07	0.98 y	50:03	- 1.16 y
34	C/Up	37Cl-2,3,7,8-TCDD	40.00	1.36e+07		27:27	- 0.970 y
35	RS	13C-1,2,3,4-TCDD	100.00	3.49e+07	0.80 y	26:50	3.49e+05 - n
36	RS	13C-1,2,3,4-TCDF	100.00	5.68e+07	0.88 y	25:35	5.68e+05 - n
37	RS/RT	13C-1,2,3,7,8,9-HxCDD	100.00	2.22e+07	1.30 y	39:10	2.22e+05 - n
38	Tot	Total Tetra-Dioxins	0.00	-	- n	-	- 1.01 y
39	Tot	Total Penta-Dioxins	0.00	-	- n	-	- 1.11 y
40	Tot	Total Hexa-Dioxins	0.00	-	- n	-	- 1.31 y
41	Tot	Total Hepta-Dioxins	0.00	-	- n	-	- 1.40 y
42	Tot	Total Tetra-Furans	0.00	-	- n	-	- 1.57 y
43	Tot	1st Fn. Tot Penta-Furans	0.00	-	- n	-	- 0.977 y
44	Tot	Total Penta-Furans	0.00	-	- n	-	- 0.977 y
45	Tot	Total Hexa-Furans	0.00	-	- n	-	- 0.952 y
46	Tot	Total Hepta-Furans	0.00	-	- n	-	- 1.58 y

Analyst: 

Date: 5/13/10

Run #6 Filename 12MAY10M
Client ID: ST051210M5

S: 6 Acquired: 12-MAY-10 17:59:27 Cal: PCDDFAL3-5-12-10
Analyte: PCDDFAL3-5-12-10 FAL ID: 1613 CS5 090918L

Typ	Name	Amount	Resp	RA	RT	RF	RRF
1 Unk	2,3,7,8-TCDD	200.00	7.10e+07	0.77 y	27:28	-	1.08 y
2 Unk	1,2,3,7,8-PeCDD	1000.00	3.24e+08	1.67 y	33:15	-	1.10 y
3 Unk	1,2,3,4,7,8-HxCDD	1000.00	3.25e+08	1.30 y	38:36	-	1.35 y
4 Unk	1,2,3,6,7,8-HxCDD	1000.00	3.16e+08	1.30 y	38:46	-	1.34 y
5 Unk	1,2,3,7,8,9-HxCDD	1000.00	3.14e+08	1.30 y	39:12	-	1.32 y
6 Unk	1,2,3,4,6,7,8-HpCDD	1000.00	3.14e+08	1.08 y	44:10	-	1.40 y
7 Unk	OCDD	2000.00	4.31e+08	0.93 y	49:43	-	1.33 y
8 Unk	2,3,7,8-TCDF	200.00	1.58e+08	0.70 y	26:41	-	1.60 y
9 Unk	1,2,3,7,8-PeCDF	1000.00	4.49e+08	1.53 y	31:31	-	0.962 y
10 Unk	2,3,4,7,8-PeCDF	1000.00	4.19e+08	1.53 y	32:50	-	0.967 y
11 Unk	1,2,3,4,7,8-HxCDF	1000.00	4.15e+08	1.28 y	37:12	-	0.997 y
12 Unk	1,2,3,6,7,8-HxCDF	1000.00	4.53e+08	1.28 y	37:24	-	0.900 y
13 Unk	2,3,4,6,7,8-HxCDF	1000.00	4.10e+08	1.28 y	38:21	-	0.964 y
14 Unk	1,2,3,7,8,9-HxCDF	1000.00	3.91e+08	1.29 y	39:47	-	1.06 y
15 Unk	1,2,3,4,6,7,8-HpCDF	1000.00	3.96e+08	1.05 y	42:16	-	1.48 y
16 Unk	1,2,3,4,7,8,9-HpCDF	1000.00	3.50e+08	1.05 y	45:06	-	1.75 y
17 Unk	OCDF	2000.00	4.91e+08	0.88 y	50:06	-	0.798 y
18 IS/RT	13C-2,3,7,8-TCDD	100.00	3.29e+07	0.80 y	27:26	-	0.947 y
19 IS	13C-1,2,3,7,8-PeCDD	100.00	2.95e+07	1.75 y	33:14	-	0.850 y
20 IS	13C-1,2,3,4,7,8-HxCDD	100.00	2.41e+07	1.28 y	38:35	-	0.993 y
21 IS	13C-1,2,3,6,7,8-HxCDD	100.00	2.35e+07	1.28 y	38:45	-	0.969 y
22 IS	13C-1,2,3,4,6,7,8-HpCDD	100.00	2.24e+07	1.04 y	44:09	-	0.922 y
23 IS	13C-OCDD	200.00	3.23e+07	0.92 y	49:43	-	0.666 y
24 IS	13C-2,3,7,8-TCDF	100.00	4.95e+07	0.88 y	26:40	-	0.877 y
25 IS	13C-1,2,3,7,8-PeCDF	100.00	4.67e+07	1.66 y	31:31	-	0.827 y
26 IS	13C-2,3,4,7,8-PeCDF	100.00	4.33e+07	1.65 y	32:50	-	0.768 y
27 IS	13C-1,2,3,4,7,8-HxCDF	100.00	4.16e+07	0.56 y	37:12	-	1.71 y
28 IS	13C-1,2,3,6,7,8-HxCDF	100.00	5.03e+07	0.56 y	37:23	-	2.07 y
29 IS	13C-2,3,4,6,7,8-HxCDF	100.00	4.25e+07	0.56 y	38:20	-	1.75 y
30 IS	13C-1,2,3,7,8,9-HxCDF	100.00	3.68e+07	0.56 y	39:46	-	1.51 y
31 IS	13C-1,2,3,4,6,7,8-HpCDF	100.00	2.67e+07	0.44 y	42:15	-	1.10 y
32 IS	13C-1,2,3,4,7,8,9-HpCDF	100.00	2.00e+07	0.44 y	45:04	-	0.823 y
33 IS	13C-OCDF	200.00	6.15e+07	0.99 y	50:04	-	1.27 y
34 C/Up	37Cl-2,3,7,8-TCDD	200.00	6.92e+07		27:27	-	0.996 y
35 RS	13C-1,2,3,4-TCDD	100.00	3.47e+07	0.80 y	26:51	3.47e+05	- n
36 RS	13C-1,2,3,4-TCDF	100.00	5.64e+07	0.88 y	25:35	5.64e+05	- n
37 RS/RT	13C-1,2,3,7,8,9-HxCDD	100.00	2.43e+07	1.27 y	39:11	2.43e+05	- n
38 Tot	Total Tetra-Dioxins	0.00	-	- n	-	-	1.08 y
39 Tot	Total Penta-Dioxins	0.00	-	- n	-	-	1.10 y
40 Tot	Total Hexa-Dioxins	0.00	-	- n	-	-	1.34 y
41 Tot	Total Hepta-Dioxins	0.00	-	- n	-	-	1.40 y
42 Tot	Total Tetra-Furans	0.00	-	- n	-	-	1.60 y
43 Tot	1st Fn. Tot Penta-Furans	0.00	-	- n	-	-	0.965 y
44 Tot	Total Penta-Furans	0.00	-	- n	-	-	0.965 y
45 Tot	Total Hexa-Furans	0.00	-	- n	-	-	0.975 y
46 Tot	Total Hepta-Furans	0.00	-	- n	-	-	1.60 y

Analyst: 

Date: 5/13/10

USEPA - ITD

FORM 3A

PCDD/PCDF INITIAL CALIBRATION RELATIVE RESPONSES

Lab Name: Frontier Analytical Laboratory Episode No.:

Contract No.: SAS No.:

Initial Calibration Date: 5/12/10

Instrument ID: FAL3

GC Column ID: DB5

CS0 Data Filename: 12MAY10M S1 CS3 Data Filename: 12MAY10M S4

CS1 Data Filename: 12MAY10M S2 CS4 Data Filename: 12MAY10M S5

CS2 Data Filename: 12MAY10M S3 CS5 Data Filename: 12MAY10M S6

	RELATIVE RESPONSE (RR)						MEAN RR	Cv (%RSD)
	CS1	CS2	CS3	CS4	CS5	CS6		
NATIVE ANALYTES								
2,3,7,8-TCDD	1.01	1.12	0.97	1.02	1.01	1.08	1.04	5.37
1,2,3,7,8-PeCDD	1.02	1.04	1.00	1.01	1.11	1.10	1.05	4.33
1,2,3,4,7,8-HxCDD	1.27	1.29	1.26	1.30	1.33	1.35	1.30	2.72
1,2,3,6,7,8-HxCDD	1.25	1.23	1.27	1.24	1.33	1.34	1.28	3.82
1,2,3,7,8,9-HxCDD	1.26	1.14	1.25	1.24	1.28	1.32	1.25	4.84
1,2,3,4,6,7,8-HpCDD	1.26	1.33	1.36	1.37	1.40	1.40	1.35	3.76
OCDD	1.22	1.13	1.24	1.27	1.32	1.33	1.25	6.05
2,3,7,8-TCDF	1.65	1.74	1.59	1.56	1.57	1.60	1.62	4.14
1,2,3,7,8-PeCDF	0.89	0.89	0.86	0.94	0.95	0.96	0.92	4.45
2,3,4,7,8-PeCDF	0.88	0.94	0.92	0.96	1.00	0.97	0.94	4.58
1,2,3,4,7,8-HxCDF	0.90	0.88	0.90	0.93	0.97	1.00	0.93	4.80
1,2,3,6,7,8-HxCDF	0.78	0.79	0.83	0.84	0.89	0.90	0.84	5.95
2,3,4,6,7,8-HxCDF	0.85	0.87	0.86	0.89	0.94	0.96	0.90	5.24
1,2,3,7,8,9-HxCDF	0.96	0.93	0.93	0.98	1.04	1.06	0.98	5.68
1,2,3,4,6,7,8-HpCDF	1.32	1.32	1.33	1.38	1.45	1.48	1.38	5.19
1,2,3,4,7,8,9-HpCDF	1.53	1.55	1.56	1.60	1.76	1.75	1.62	6.40
OCDF	0.70	0.72	0.72	0.73	0.77	0.80	0.74	5.02

Analyst: 

Date: 5/13/10

USEPA - ITD

FORM 3B

PCDD/PCDF INITIAL CALIBRATION RELATIVE RESPONSES

Lab Name: Frontier Analytical Laboratory

Episode No.:

Contract No.:

SAS No.:

Initial Calibration Date: 5/12/10

Instrument ID: FAL3

GC Column ID: DB5

CS0 Data Filename: 12MAY10M S1 CS4 Data Filename: 12MAY10M S4

CS1 Data Filename: 12MAY10M S2 CS4 Data Filename: 12MAY10M S5

CS2 Data Filename: 12MAY10M S3 CS5 Data Filename: 12MAY10M S6

Labeled Compounds	RELATIVE RESPONSE (RR)						MEAN RR	Cv (%RSD)
	CS1	CS2	CS3	CS4	CS5	CS6		
13C-2,3,7,8-TCDD	0.93	0.91	0.90	0.93	0.95	0.95	0.93	2.15
13C-1,2,3,7,8-PeCDD	0.83	0.78	0.75	0.83	0.80	0.85	0.81	4.50
13C-1,2,3,4,7,8-HxCDD	0.90	0.90	0.94	0.97	0.97	0.99	0.95	3.96
13C-1,2,3,6,7,8-HxCDD	0.99	1.02	1.00	1.02	0.99	0.97	1.00	1.83
13C-1,2,3,4,6,7,8-HpCDD	0.92	0.95	0.93	0.92	0.89	0.92	0.92	2.22
13C-OCDD	0.64	0.63	0.62	0.64	0.59	0.67	0.63	3.86
13C-2,3,7,8-TCDF	0.87	0.84	0.87	0.89	0.86	0.88	0.87	1.68
13C-1,2,3,7,8-PeCDF	0.84	0.76	0.75	0.88	0.78	0.83	0.81	6.23
13C-2,3,4,7,8-PeCDF	0.81	0.71	0.69	0.81	0.72	0.77	0.75	6.69
13C-1,2,3,4,7,8-HxCDF	1.67	1.70	1.76	1.80	1.78	1.71	1.74	2.80
13C-1,2,3,6,7,8-HxCDF	2.11	2.18	2.21	2.25	2.18	2.07	2.17	2.92
13C-2,3,4,6,7,8-HxCDF	1.78	1.81	1.86	1.87	1.81	1.75	1.82	2.57
13C-1,2,3,7,8,9-HxCDF	1.43	1.47	1.49	1.52	1.48	1.51	1.49	2.17
13C-1,2,3,4,6,7,8-HpCDF	1.07	1.10	1.11	1.11	1.09	1.10	1.10	1.36
13C-1,2,3,4,7,8,9-HpCDF	0.82	0.84	0.81	0.82	0.77	0.82	0.81	2.83
13C-OCDF	1.20	1.15	1.16	1.18	1.16	1.27	1.19	3.63
CLEANUP STANDARD								
37Cl-2,3,7,8-TCDD	0.89	1.00	0.84	0.89	0.97	1.00	0.93	7.14

Analyst: Date: 5/13/10

USEPA - ITD

FORM 3C

PCDD/PCDF INITIAL CALIBRATION ION ABUNDANCE RATIOS

Lab Name: Frontier Analytical Laboratory Episode No.:

Contract No.: SAS No.:

Initial Calibration Date: 5/12/10

Instrument ID: FAL3

GC Column ID: DB5

CS0 Data Filename: 12MAY10M S1 CS3 Data Filename: 12MAY10M S4

CS1 Data Filename: 12MAY10M S2 CS4 Data Filename: 12MAY10M S5

CS2 Data Filename: 12MAY10M S3 CS5 Data Filename: 12MAY10M S6

NATIVE ANALYTES	M/Z'S FORMING RATIO	ION ABUNDANCE RATIOS						QC LIMITS
		CS1	CS2	CS3	CS4	CS5	CS6	
2,3,7,8-TCDD	M/M+2	0.81	0.79	0.78	0.78	0.77	0.77	0.65-0.89
1,2,3,7,8-PeCDD	M+2/M+4	1.62	1.68	1.74	1.70	1.68	1.67	1.32-1.78
1,2,3,4,7,8-HxCDD	M+2/M+4	1.34	1.29	1.32	1.30	1.29	1.30	1.05-1.43
1,2,3,6,7,8-HxCDD	M+2/M+4	1.31	1.28	1.31	1.30	1.29	1.30	1.05-1.43
1,2,3,7,8,9-HxCDD	M+2/M+4	1.31	1.33	1.33	1.28	1.22	1.30	1.05-1.43
1,2,3,4,6,7,8-HpCDD	M+2/M+4	1.14	1.07	1.04	1.11	1.06	1.08	0.88-1.20
OCDD	M+2/M+4	0.97	0.93	0.88	0.93	0.93	0.93	0.76-1.02
2,3,7,8-TCDF	M/M+2	0.69	0.67	0.70	0.72	0.71	0.70	0.65-0.89
1,2,3,7,8-PeCDF	M+2/M+4	1.45	1.44	1.51	1.54	1.54	1.53	1.32-1.78
2,3,4,7,8-PeCDF	M+2/M+4	1.49	1.46	1.54	1.55	1.53	1.53	1.32-1.78
1,2,3,4,7,8-HxCDF	M+2/M+4	1.28	1.30	1.28	1.29	1.28	1.28	1.05-1.43
1,2,3,6,7,8-HxCDF	M+2/M+4	1.32	1.29	1.29	1.30	1.29	1.28	1.05-1.43
2,3,4,6,7,8-HxCDF	M+2/M+4	1.31	1.28	1.30	1.30	1.28	1.28	1.05-1.43
1,2,3,7,8,9-HxCDF	M+2/M+4	1.35	1.16	1.32	1.27	1.31	1.29	1.05-1.43
1,2,3,4,6,7,8-HpCDF	M+2/M+4	1.04	1.04	1.05	1.05	1.04	1.05	0.88-1.20
1,2,3,4,7,8,9-HpCDF	M+2/M+4	0.99	1.07	1.05	1.05	1.06	1.05	0.88-1.20
OCDF	M+2/M+4	0.94	0.91	0.88	0.87	0.90	0.88	0.76-1.02

Analyst: Date: 5/13/10

USEPA - ITD

FORM 3D

PCDD/PCDF INITIAL CALIBRATION ION ABUNDANCE RATIOS

Lab Name: Frontier Analytical Laboratory

Episode No.:

Contract No.:

SAS No.:

Initial Calibration Date: 5/12/10

Instrument ID: FAL3

GC Column ID: DB5

CS0 Data Filename: 12MAY10M S1

CS3 Data Filename: 12MAY10M S4

CS1 Data Filename: 12MAY10M S2

CS4 Data Filename: 12MAY10M S5

CS2 Data Filename: 12MAY10M S3

CS5 Data Filename: 12MAY10M S6

Labeled Compounds	M/Z'S FORMING RATIO	ION ABUNDANCE RATIOS						QC LIMITS
		CS1	CS2	CS3	CS4	CS5	CS6	
13C-2,3,7,8-TCDD	M/M+2	0.79	0.79	0.80	0.80	0.79	0.80	0.65-0.89
13C-1,2,3,7,8-PeCDD	M+2/M+4	1.76	1.78	1.75	1.77	1.72	1.75	1.32-1.78
13C-1,2,3,4,7,8-HxCDD	M+2/M+4	1.30	1.29	1.30	1.29	1.29	1.28	1.05-1.43
13C-1,2,3,6,7,8-HxCDD	M+2/M+4	1.29	1.28	1.31	1.28	1.29	1.28	1.05-1.43
13C-1,2,3,4,6,7,8-HpCDD	M+2/M+4	1.03	1.02	1.07	1.06	1.04	1.04	0.88-1.20
13C-OCDD	M+2/M+4	0.87	0.92	0.98	0.91	0.90	0.92	0.76-1.02
13C-2,3,7,8-TCDF	M/M+2	0.88	0.87	0.88	0.88	0.88	0.88	0.65-0.89
13C-1,2,3,7,8-PeCDF	M+2/M+4	1.70	1.70	1.67	1.70	1.69	1.66	1.32-1.78
13C-2,3,4,7,8-PeCDF	M+2/M+4	1.67	1.70	1.69	1.71	1.68	1.65	1.32-1.78
13C-1,2,3,4,7,8-HxCDF	M/M+2	0.56	0.56	0.55	0.55	0.55	0.56	0.43-0.59
13C-1,2,3,6,7,8-HxCDF	M/M+2	0.57	0.56	0.55	0.56	0.55	0.56	0.43-0.59
13C-2,3,4,6,7,8-HxCDF	M/M+2	0.57	0.54	0.55	0.55	0.55	0.56	0.43-0.59
13C-1,2,3,7,8,9-HxCDF	M/M+2	0.57	0.57	0.56	0.56	0.57	0.56	0.43-0.59
13C-1,2,3,4,6,7,8-HpCDF	M/M+2	0.43	0.44	0.44	0.43	0.43	0.44	0.37-0.51
13C-1,2,3,4,7,8,9-HpCDF	M/M+2	0.43	0.43	0.43	0.42	0.44	0.44	0.37-0.51
13C-OCDF	M+2/M+4	0.99	0.98	0.96	0.98	0.98	0.99	0.76-1.02

Analyst: Date: 5/13/10

USEPA - ITD

FORM 4A
PCDD/PCDF CALIBRATION VERIFICATION

Lab Name: Frontier Analytical Laboratory Episode No.:

Contract No.: SAS No.:

Initial Calibration Date: 5/12/10

Instrument ID: FAL3

GC Column ID: DB5

VER Data Filename: 12MAY10M Sam:4

Analysis Date: 12-MAY-10 16:08:51

NATIVE ANALYTES	M/Z'S FORMING RATIO (1)	ION ABUND. RATIO	QC LIMITS (2)	ACCEPT	CONC. FOUND	CONC. RANGE (ng/mL) (3)
2,3,7,8-TCDD	M/M+2	0.78	0.65-0.89	y	9.80	7.80 - 12.9
1,2,3,7,8-PeCDD	M+2/M+4	1.70	1.32-1.78	y	48.3	39.0 - 65.0
1,2,3,4,7,8-HxCDD	M+2/M+4	1.30	1.05-1.43	y	50.2	39.0 - 64.0
1,2,3,6,7,8-HxCDD	M+2/M+4	1.30	1.05-1.43	y	48.5	39.0 - 64.0
1,2,3,7,8,9-HxCDD	M+2/M+4	1.28	1.05-1.43	y	49.6	41.0 - 61.0
1,2,3,4,6,7,8-HpCDD	M+2/M+4	1.11	0.88-1.20	y	50.6	43.0 - 58.0
OCDD	M+2/M+4	0.93	0.76-1.02	y	101	79.0 - 126
2,3,7,8-TCDF	M/M+2	0.72	0.65-0.89	y	9.66	8.40 - 12.0
1,2,3,7,8-PeCDF	M+2/M+4	1.54	1.32-1.78	y	51.5	41.0 - 60.0
2,3,4,7,8-PeCDF	M+2/M+4	1.55	1.32-1.78	y	50.9	41.0 - 60.0
1,2,3,4,7,8-HxCDF	M+2/M+4	1.29	1.05-1.43	y	50.0	45.0 - 56.0
1,2,3,6,7,8-HxCDF	M+2/M+4	1.30	1.05-1.43	y	50.3	44.0 - 57.0
2,3,4,6,7,8-HxCDF	M+2/M+4	1.30	1.05-1.43	y	49.7	44.0 - 57.0
1,2,3,7,8,9-HxCDF	M+2/M+4	1.27	1.05-1.43	y	49.6	45.0 - 56.0
1,2,3,4,6,7,8-HpCDF	M+2/M+4	1.05	0.88-1.20	y	50.1	45.0 - 55.0
1,2,3,4,7,8,9-HpCDF	M+2/M+4	1.05	0.88-1.20	y	49.2	43.0 - 58.0
OCDF	M+2/M+4	0.87	0.76-1.02	y	98.8	63.0 - 159

(1) See Table 8, Method 1613, for m/z specifications.

(2) Ion Abundance Ratio Control Limits as specified in Table 9, Method 1613.

(3) Contract-required concentration range as specified in Table 6, Method 1613.

Analyst: 

Date: 5/13/10

USEPA - ITD

FORM 4B
PCDD/PCDF CALIBRATION VERIFICATION

Lab Name: Frontier Analytical Laboratory

Episode No.:

Contract No.:

SAS No.:

Initial Calibration Date: 5/12/10

Instrument ID: FAL3

GC Column ID: DB5

VER Data Filename: 12MAY10M Sam:4

Analysis Date: 12-MAY-10 16:08:51

LABELLED COMPOUNDS	M/Z'S FORMING RATIO (1)	ION ABUND. RATIO	QC LIMITS (2)	ACCEPT	CONC. FOUND	CONC. RANGE (ng/mL) (3)
13C-2,3,7,8-TCDD	M/M+2	0.80	0.65-0.89	y	100.0	82.0 - 121
13C-1,2,3,7,8-PeCDD	M+2/M+4	1.77	1.32-1.78	y	103	62.0 - 160
13C-1,2,3,4,7,8-HxCDD	M+2/M+4	1.29	1.05-1.43	y	102	85.0 - 117
13C-1,2,3,6,7,8-HxCDD	M+2/M+4	1.28	1.05-1.43	y	102	85.0 - 118
13C-1,2,3,4,6,7,8-HpCDD	M+2/M+4	1.06	0.88-1.20	y	99.6	72.0 - 138
13C-OCDD	M+2/M+4	0.91	0.76-1.02	y	202	96.0 - 415
13C-2,3,7,8-TCDF	M/M+2	0.88	0.65-0.89	y	102	71.0 - 140
13C-1,2,3,7,8-PeCDF	M+2/M+4	1.70	1.32-1.78	y	109	76.0 - 130
13C-2,3,4,7,8-PeCDF	M+2/M+4	1.71	1.32-1.78	y	107	77.0 - 130
13C-1,2,3,4,7,8-HxCDF	M/M+2	0.55	0.43-0.59	y	103	76.0 - 131
13C-1,2,3,6,7,8-HxCDF	M/M+2	0.56	0.43-0.59	y	104	70.0 - 143
13C-2,3,4,6,7,8-HxCDF	M/M+2	0.55	0.43-0.59	y	103	73.0 - 137
13C-1,2,3,7,8,9-HxCDF	M/M+2	0.56	0.43-0.59	y	102	74.0 - 135
13C-1,2,3,4,6,7,8-HpCDF	M/M+2	0.43	0.37-0.51	y	101	78.0 - 129
13C-1,2,3,4,7,8,9-HpCDF	M/M+2	0.42	0.37-0.51	y	100	77.0 - 129
13C-OCDF	M+2/M+4	0.98	0.76-1.02	y	199	96.0 - 415
CLEANUP STANDARD (4)						
37Cl-2,3,7,8-TCDD					9.55	7.80 - 12.8

(1) See Table 8, Method 1613, for m/z specifications.

(2) Ion Abundance Ratio Control Limits as specified in Table 9, Method 1613.

(3) Contract-required concentration range as specified in Table 6, Method 1613.

(4) No ion abundance ratio; report concentration found.

Analyst: Date: 5/13/10

FORM 5
PCDD/PCDF RT WINDOW AND ISOMER SPECIFICITY STANDARDS

Lab Name: Frontier Analytical Laboratory Episode No.:
Contract No.: SAS No.:
Instrument ID: FAL3 Initial Calibration Date: 5/12/10
RT Window Data Filename: 12MAY10M Sam:4 Analysis Date: 12-MAY-10 Time: 16:08:51
DB-5 IS Data Filename: 12MAY10M Sam:4 Analysis Date: 12-MAY-10 Time: 16:08:51
DB-225 IS Data Filename: Analysis Date: Time:

DB-5 RT WINDOW DEFINING STANDARDS RESULTS

ISOMERS	ABSOLUTE RT	ISOMERS	ABSOLUTE RT
1,3,6,8-TCDD (F)	24:26	1,3,6,8-TCDF (F)	23:05
1,2,8,9-TCDD (L)	28:23	1,2,8,9-TCDF (L)	28:36
1,2,4,7,9-PeCDD (F)	30:17	1,3,4,6,8-PeCDF (F)	28:27
1,2,3,8,9-PeCDD (L)	33:50	1,2,3,8,9-PeCDF (L)	34:14
1,2,4,6,7,9-HxCDD (F)	36:08	1,2,3,4,6,8-HxCDF (F)	35:15
1,2,3,7,8,9-HxCDD (L)	39:11	1,2,3,7,8,9-HxCDF (L)	39:45
1,2,3,4,6,7,9-HpCDD (F)	42:47	1,2,3,4,6,7,8-HpCDF (F)	42:15
1,2,3,4,6,7,8-HpCDD (L)	44:10	1,2,3,4,7,8,9-HpCDF (L)	45:04

(F) = First eluting isomer (DB-5); (L) = Last eluting isomer (DB-5)

ISOMER SPECIFICITY (IS) TEST STANDARD RESULTS

% VALLEY HEIGHT
BETWEEN
COMPARED PEAKS (1)

<25%

(1) To meet contract requirement, %Valley Height Between Compared Peaks shall not exceed 25% (section 15.4.2.2, Method 1613).

Analyst: 

Date: 5/13/10

USEPA - ITD
FORM 6A
PCDD/PCDF RELATIVE RETENTION TIMES

Lab Name: Frontier Analytical Laboratory Episode No.:
Contract No.: SAS No.: Init. Cal. Date: 5/12/10
Instrument ID: FAL3 GC Column ID: DB5
Analysis Date: 12-MAY-10 16:08:51 CS3 or VER Data Filename: 12MAY10M Sam:4

NATIVE ANALYTES	RETENTION TIME REFERENCE	RRT	RRT QC LIMITS (1)
2,3,7,8-TCDD	13C-2,3,7,8-TCDD	1.001	0.999-1.002
2,3,7,8-TCDF	13C-2,3,7,8-TCDF	1.000	0.999-1.003
1,2,3,7,8-PeCDD	13C-1,2,3,7,8-PeCDD	1.001	0.999-1.002
1,2,3,7,8-PeCDF	13C-1,2,3,7,8-PeCDF	1.001	0.999-1.002
2,3,4,7,8-PeCDF	13C-2,3,4,7,8-PeCDF	1.000	0.999-1.002
LABELED COMPOUNDS			
37Cl-2,3,7,8-TCDD	13C-1,2,3,4-TCDD	1.023	0.989-1.052
13C-2,3,7,8-TCDD		1.021	0.976-1.043
13C-2,3,7,8-TCDF		0.994	0.923-1.103
13C-1,2,3,7,8-PeCDD		1.238	1.000-1.567
13C-1,2,3,7,8-PeCDF		1.173	0.923-1.203
13C-2,3,4,7,8-PeCDF		1.223	0.923-1.303

(1) Contract-required limits for Relative Retention Times (RRT) as specified in Table 2, Method 1613.

Analyst:  Date: 5/13/10

USEPA - ITD
FORM 6B
PCDD/PCDF RELATIVE RETENTION TIMES

Lab Name: Frontier Analytical Laboratory Episode No.:
Contract No.: SAS No.: Init. Cal. Date: 5/12/10
Instrument ID: FAL3 GC Column ID: DB5
Analysis Date: 12-MAY-10 16:08:51 CS3 or VER Data Filename: 12MAY10M Sam:4

NATIVE ANALYTES	RETENTION TIME REFERENCE	RRT	RRT QC LIMITS (1)
1,2,3,4,7,8-HxCDD	13C-1,2,3,4,7,8-HxCDD	1.001	0.999-1.001
1,2,3,6,7,8-HxCDD	13C-1,2,3,6,7,8-HxCDD	1.001	0.998-1.004
1,2,3,7,8,9-HxCDD	13C-1,2,3,6,7,8-HxCDD	1.012	1.000-1.019
1,2,3,4,7,8-HxCDF	13C-1,2,3,4,7,8-HxCDF	1.000	0.999-1.001
1,2,3,6,7,8-HxCDF	13C-1,2,3,6,7,8-HxCDF	1.001	0.997-1.005
2,3,4,6,7,8-HxCDF	13C-2,3,4,6,7,8-HxCDF	1.000	0.999-1.001
1,2,3,7,8,9-HxCDF	13C-1,2,3,7,8,9-HxCDF	1.000	0.999-1.001
1,2,3,4,6,7,8-HpCDD	13C-1,2,3,4,6,7,8-HpCDD	1.000	0.999-1.001
1,2,3,4,6,7,8-HpCDF	13C-1,2,3,4,6,7,8-HpCDF	1.000	0.999-1.001
1,2,3,4,7,8,9-HpCDF	13C-1,2,3,4,7,8,9-HpCDF	1.000	0.999-1.001
OCDD	13C-OCDD	1.000	0.999-1.001
OCDF	13C-OCDF	1.001	0.999-1.001
LABELED COMPOUNDS			
13C-1,2,3,4,7,8-HxCDD	13C-1,2,3,7,8,9-HxCDD	0.984	0.977-1.000
13C-1,2,3,6,7,8-HxCDD		0.988	0.981-1.003
13C-1,2,3,4,7,8-HxCDF		0.949	0.944-0.970
13C-1,2,3,6,7,8-HxCDF		0.954	0.949-0.975
13C-2,3,4,6,7,8-HxCDF		0.978	0.959-1.021
13C-1,2,3,7,8,9-HxCDF		1.014	0.977-1.047
13C-1,2,3,4,6,7,8-HpCDD		1.127	1.086-1.130
13C-1,2,3,4,6,7,8-HpCDF		1.078	1.043-1.085
13C-1,2,3,4,7,8,9-HpCDF		1.150	1.057-1.154
13C-OCDD		1.268	1.032-1.311
13C-OCDF		1.277	1.000-1.311

(1) Contract-required limits for Relative Retention Times (RRT) as specified
in Table 2, Method 1613.

Analyst:  Date: 5/13/10

Results: GC Column: DB5 Amount: 1.000 NATO 1989 Tox: 99.5 WHO 1998 Tox: 123 WHO 2005 Tox: 112

Name	Resp	RA	RT	RRF	Conc	Qual	Fac Noise-1	Noise-2	DL	Rec	#Hom
2,3,7,8-TCDD	3.10e+06	0.78 y	27:27	1.04	9.80	2.50	-	-	*		
1,2,3,7,8-PeCDD	1.38e+07	1.70 y	33:15	1.05	48.3	2.50	-	-	*		
1,2,3,4,7,8-HxCDD	1.26e+07	1.30 y	38:35	1.30	50.2	2.50	-	-	*		
1,2,3,6,7,8-HxCDD	1.26e+07	1.30 y	38:45	1.28	48.5	2.50	-	-	*		
1,2,3,7,8,9-HxCDD	1.23e+07	1.28 y	39:11	1.25	49.6	2.50	-	-	*		
1,2,3,4,6,7,8-HpCDD	1.26e+07	1.11 y	44:10	1.35	50.6	2.50	-	-	*		
OCDD	1.62e+07	0.93 y	49:41	1.25	101	2.50	-	-	*		
2,3,7,8-TCDF	6.83e+06	0.72 y	26:41	1.62	9.66	2.50	-	-	*		
1,2,3,7,8-PeCDF	2.04e+07	1.54 y	31:31	0.92	51.5	2.50	-	-	*		
2,3,4,7,8-PeCDF	1.91e+07	1.55 y	32:50	0.94	50.9	2.50	-	-	*		
1,2,3,4,7,8-HxCDF	1.67e+07	1.29 y	37:11	0.93	50.0	2.50	-	-	*		
1,2,3,6,7,8-HxCDF	1.89e+07	1.30 y	37:24	0.84	50.3	2.50	-	-	*		
2,3,4,6,7,8-HxCDF	1.67e+07	1.30 y	38:19	0.90	49.7	2.50	-	-	*		
1,2,3,7,8,9-HxCDF	1.49e+07	1.27 y	39:45	0.98	49.6	2.50	-	-	*		
1,2,3,4,6,7,8-HpCDF	1.54e+07	1.05 y	42:15	1.38	50.1	2.50	-	-	*		
1,2,3,4,7,8,9-HpCDF	1.31e+07	1.05 y	45:04	1.62	49.2	2.50	-	-	*		
OCDF	1.73e+07	0.87 y	50:04	0.74	98.8	2.50	-	-	*		
13C-2,3,7,8-TCDD	3.06e+07	0.80 y	27:25	0.93	100.0					100.0	
13C-1,2,3,7,8-PeCDD	2.73e+07	1.77 y	33:13	0.81	103					103	
13C-1,2,3,4,7,8-HxCDD	1.94e+07	1.29 y	38:33	0.95	102					102	
13C-1,2,3,6,7,8-HxCDD	2.04e+07	1.28 y	38:43	1.00	102					102	
13C-1,2,3,4,6,7,8-HpCDD	1.84e+07	1.06 y	44:09	0.92	99.6					99.6	
13C-OCDD	2.56e+07	0.91 y	49:41	0.63	202					101	
13C-2,3,7,8-TCDF	4.37e+07	0.88 y	26:40	0.87	102					102	
13C-1,2,3,7,8-PeCDF	4.32e+07	1.70 y	31:29	0.81	109					109	
13C-2,3,4,7,8-PeCDF	3.97e+07	1.71 y	32:49	0.75	107					107	
13C-1,2,3,4,7,8-HxCDF	3.60e+07	0.55 y	37:10	1.74	103					103	
13C-1,2,3,6,7,8-HxCDF	4.50e+07	0.56 y	37:22	2.17	104					104	
13C-2,3,4,6,7,8-HxCDF	3.76e+07	0.55 y	38:19	1.82	103					103	
13C-1,2,3,7,8,9-HxCDF	3.05e+07	0.56 y	39:45	1.49	102					102	
13C-1,2,3,4,6,7,8-HpCDF	2.22e+07	0.43 y	42:14	1.10	101					101	
13C-1,2,3,4,7,8,9-HpCDF	1.64e+07	0.42 y	45:03	0.81	100					100	
13C-OCDF	4.74e+07	0.98 y	50:02	1.19	199					99.7	
37Cl-2,3,7,8-TCDD	2.93e+06		27:27	0.93	9.55					95.5	
13C-1,2,3,4-TCDD	3.30e+07	0.81 y	26:50	-	97.3						
13C-1,2,3,4-TCDF	4.93e+07	0.87 y	25:34	-	92.5						
13C-1,2,3,7,8,9-HxCDD	2.00e+07	1.28 y	39:10	-	92.9						
Total Tetra-Dioxins	1.68e+07		23:16	1.04	53.2	2.50	-	-	*		19
Total Penta-Dioxins	3.09e+07		30:17	1.05	108	2.50	-	-	*		9
Total Hexa-Dioxins	4.33e+07		36:08	1.27	171	2.50	-	-	*		13
Total Hepta-Dioxins	2.73e+07		42:47	1.35	110	2.50	-	-	*		10
Total Tetra-Furans	2.92e+07		23:05	1.62	41.3	2.50	-	-	*		21
1st Fn. Tot Penta-Furans	2.33e+07		28:27	0.93	60.5	2.50	-	-	*	PeCDF	1
Total Penta-Furans	5.64e+07		30:15	0.93	146	2.50	-	-	*	207	9
Total Hexa-Furans	7.98e+07		35:15	0.90	237	2.50	-	-	*		13
Total Hepta-Furans	2.91e+07		42:15	1.48	102	2.50	-	-	*		5

Analyst: 

Date: 5/13/10

Frontier Analytical Laboratory - Acquisition Log

Run Name:12MAY10M

Instrument: FAL3

GC: DB5

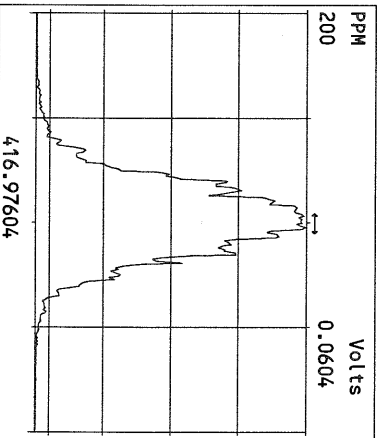
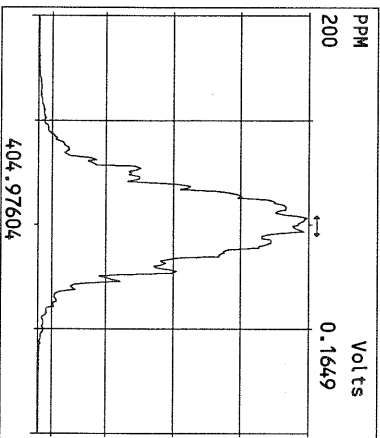
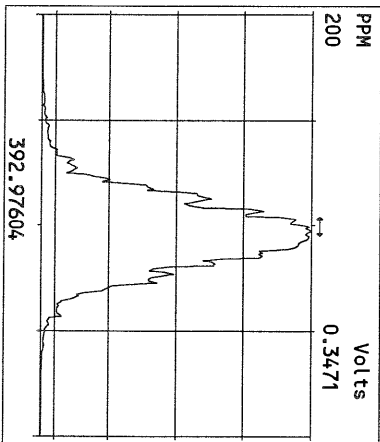
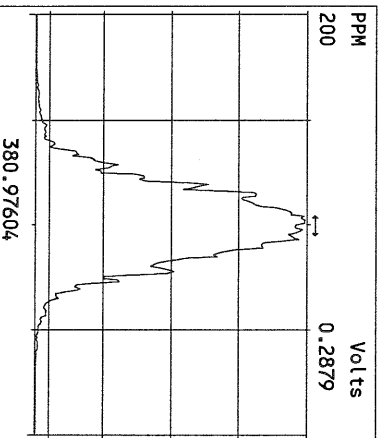
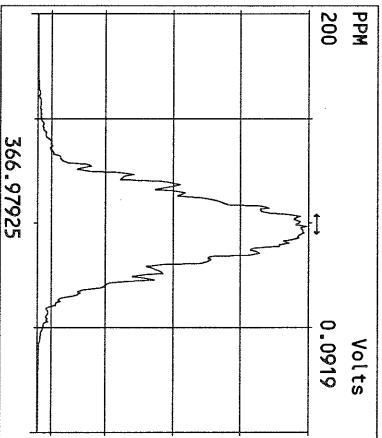
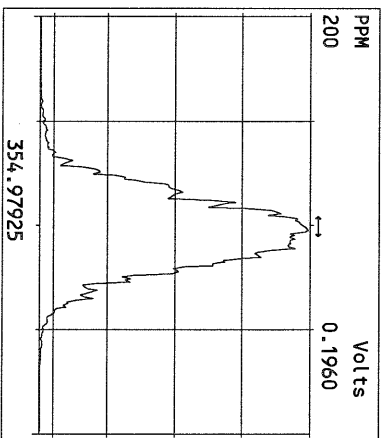
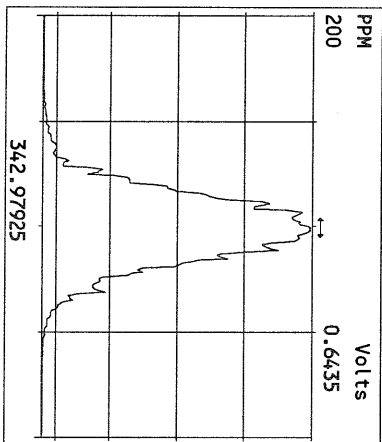
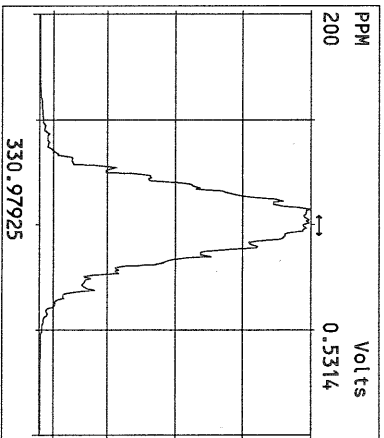
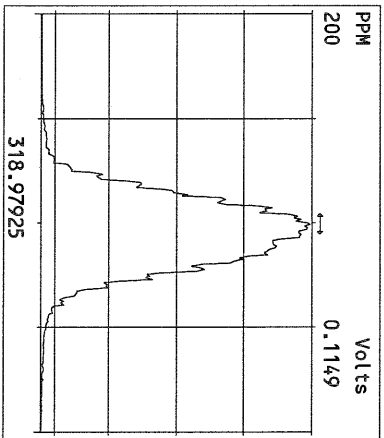
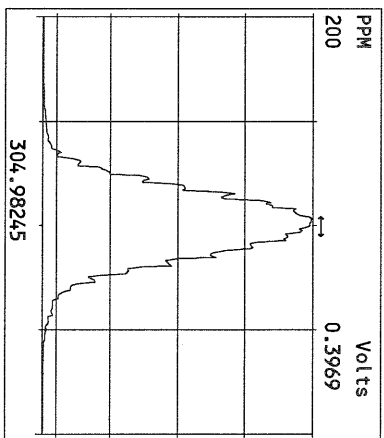
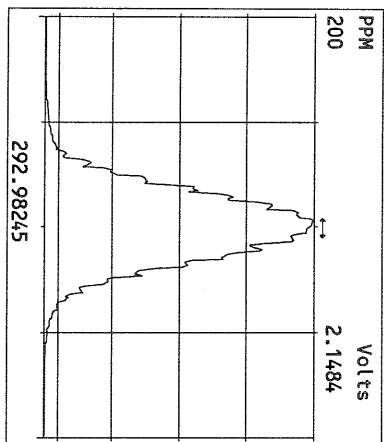
Experiment:PCDD

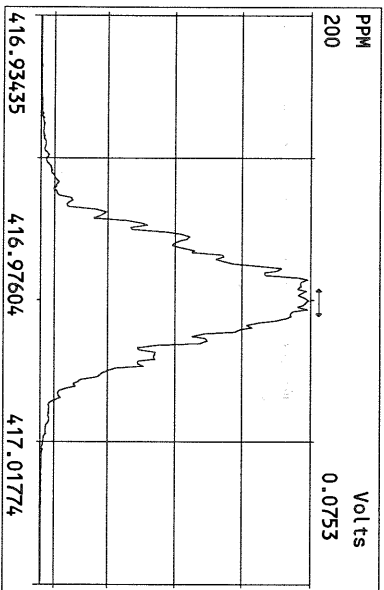
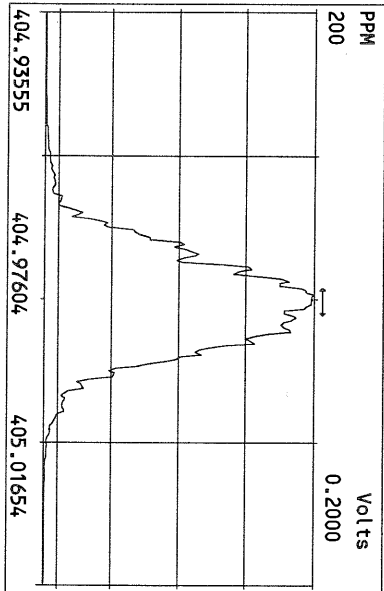
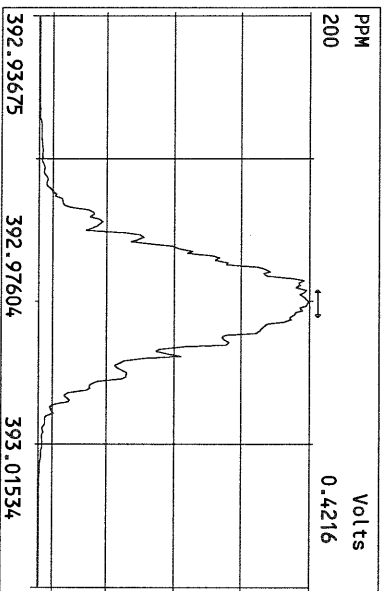
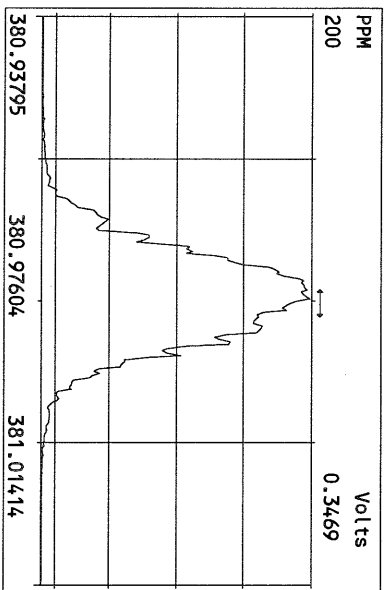
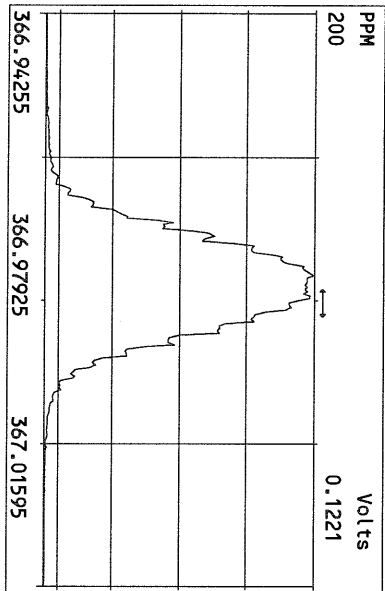
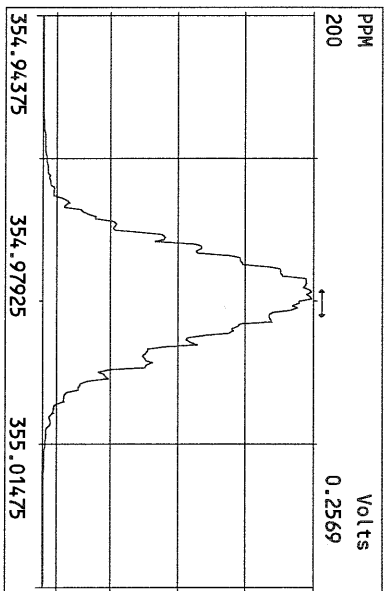
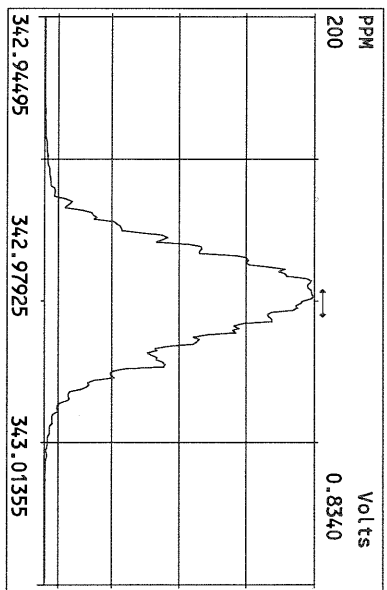
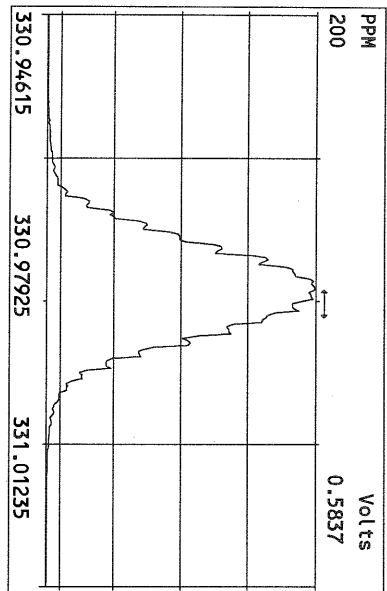
Data File S	FAL ID	Client ID	Acquired	ConCal	EndCal	Analyst
12MAY10M 1	ST051210M0	1613 CS0 090918G	12-MAY-10 13:22:51	NA	NA	TC
12MAY10M 2	ST051210M1	1613 CS1 090918H	12-MAY-10 14:18:09	NA	NA	TC
12MAY10M 3	ST051210M2	1613 CS2 090918I	12-MAY-10 15:13:32	NA	NA	TC
12MAY10M 4	ST051210M3	1613 CS3 090918J	12-MAY-10 16:08:51	NA	NA	TC
12MAY10M 5	ST051210M4	1613 CS4 090918K	12-MAY-10 17:04:09	NA	NA	TC
12MAY10M 6	ST051210M5	1613 CS5 090918L	12-MAY-10 17:59:27	NA	NA	TC
12MAY10M 7	SB051210M1	Solvent Blank	12-MAY-10 18:54:46	NA	NA	TC

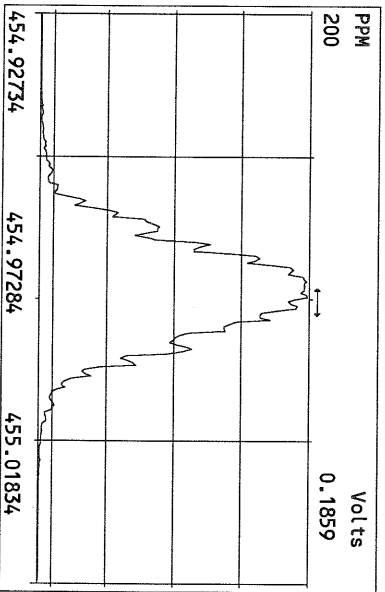
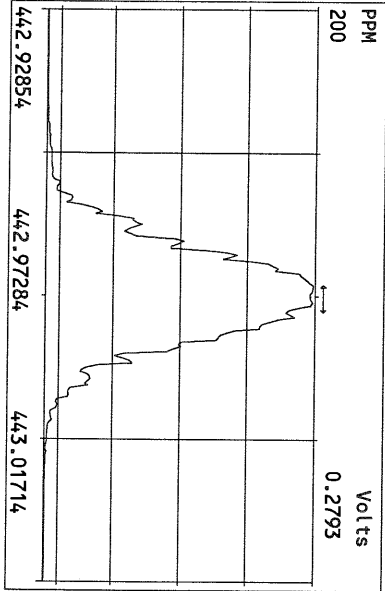
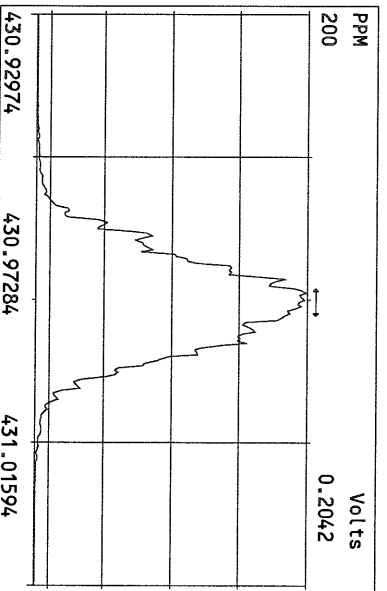
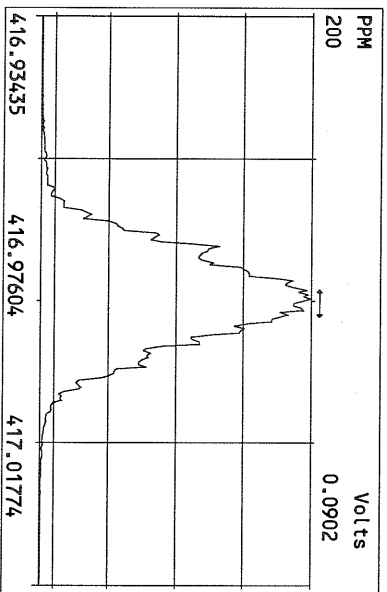
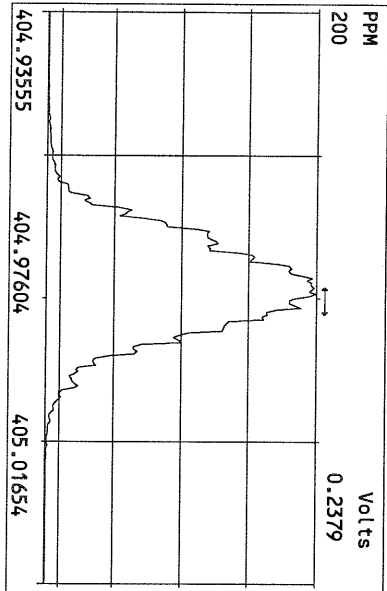
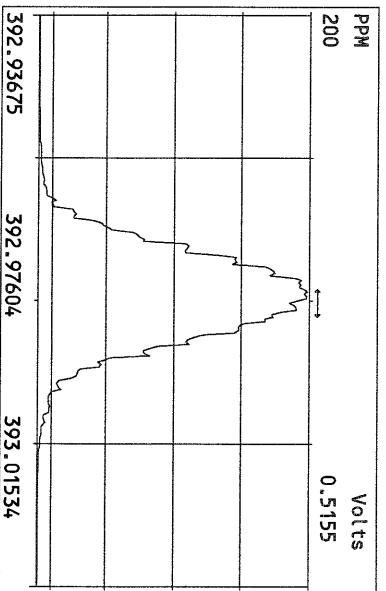
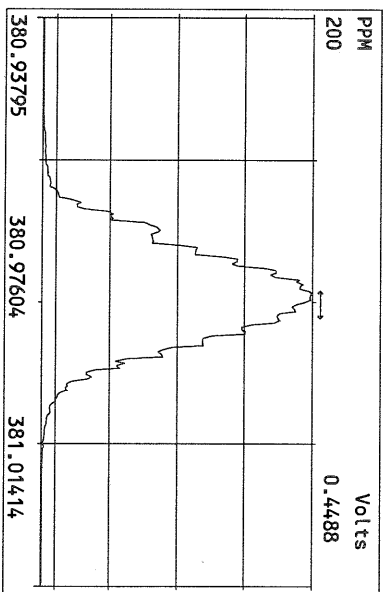
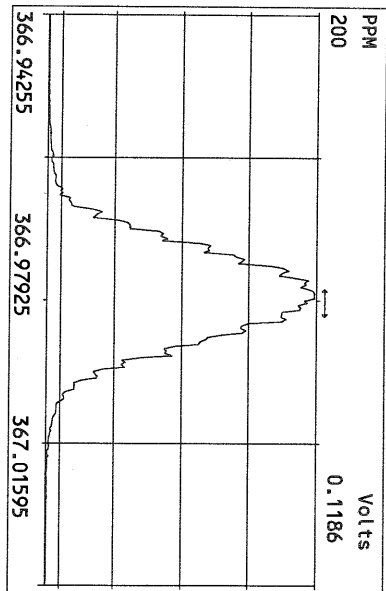
L *5/13/10*

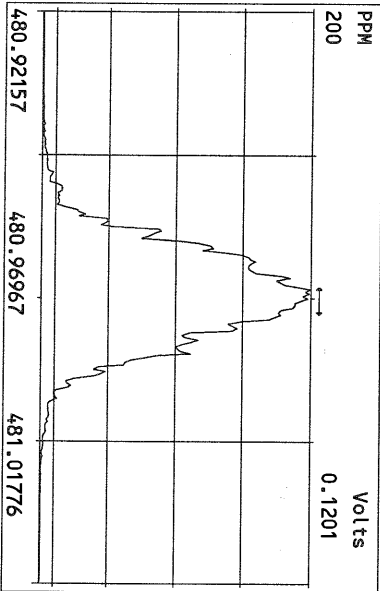
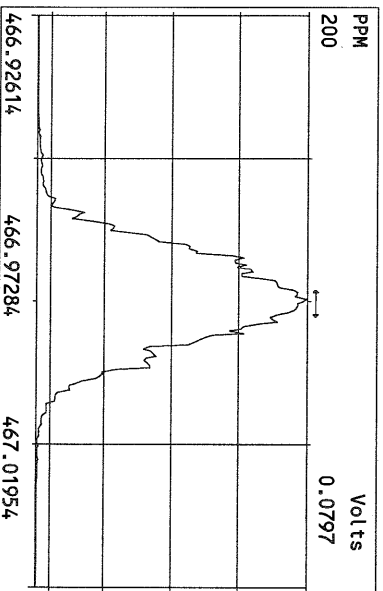
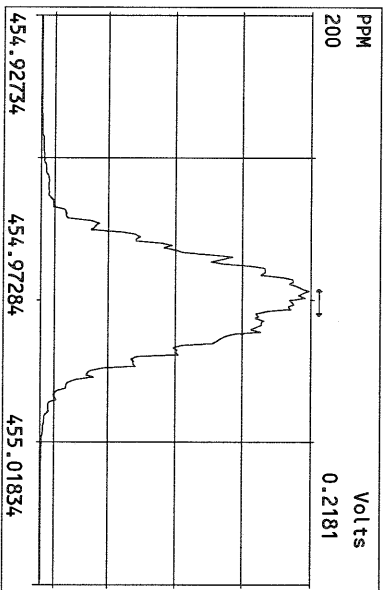
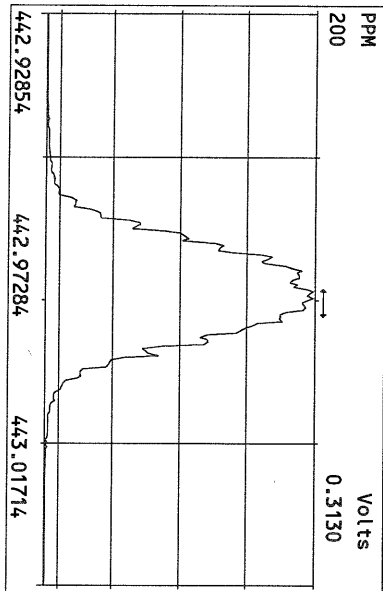
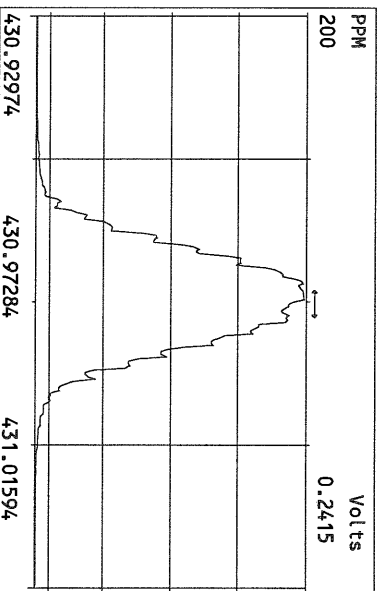
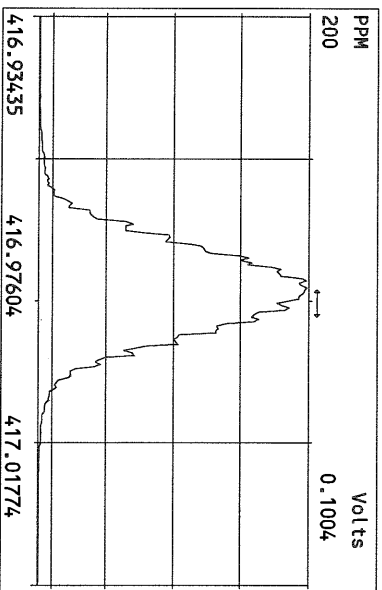
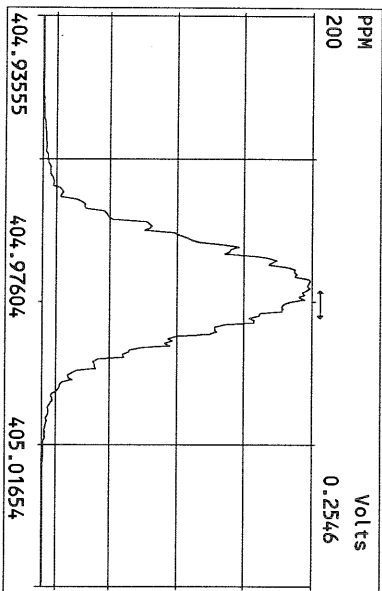
Data Backed Up: _____

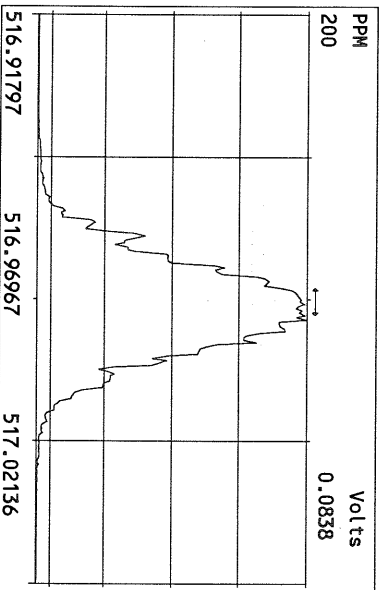
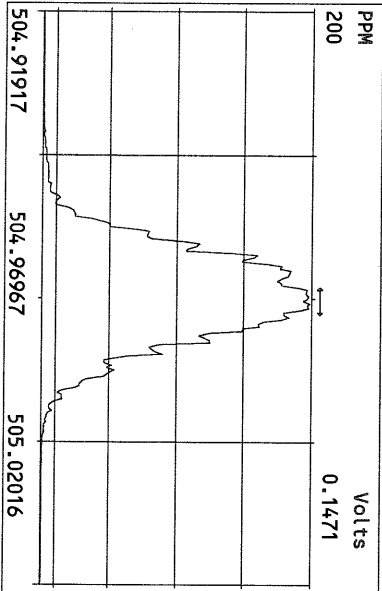
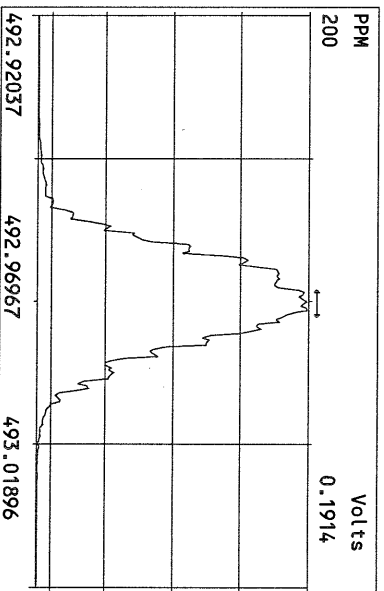
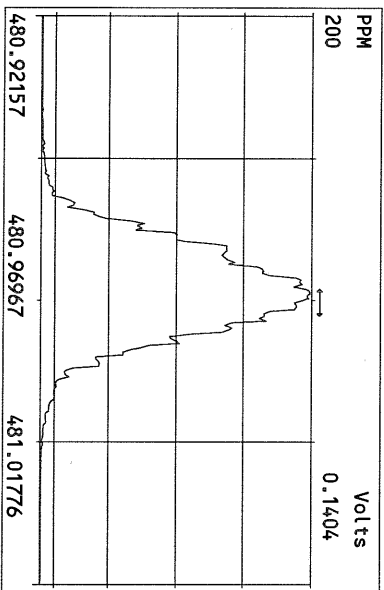
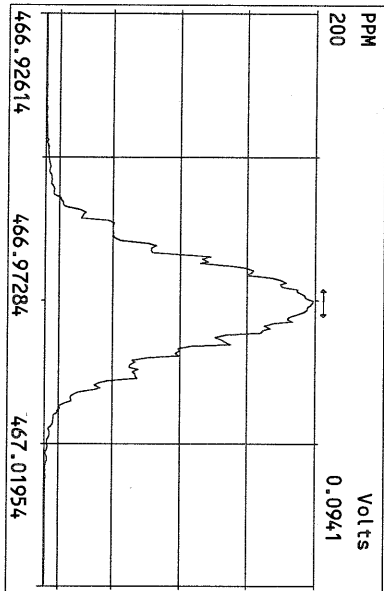
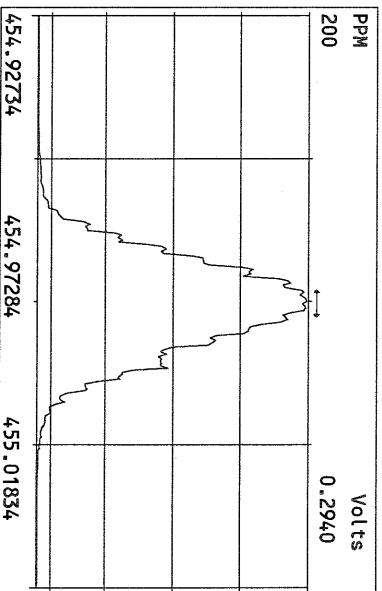
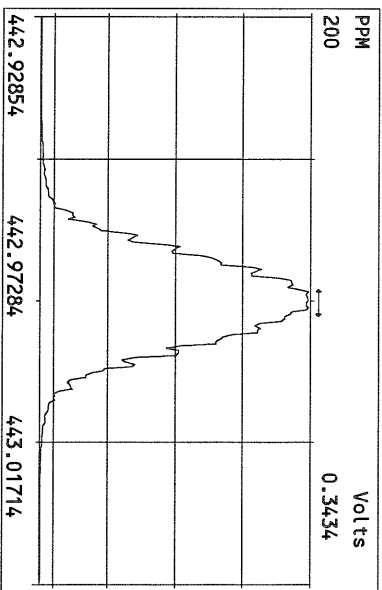
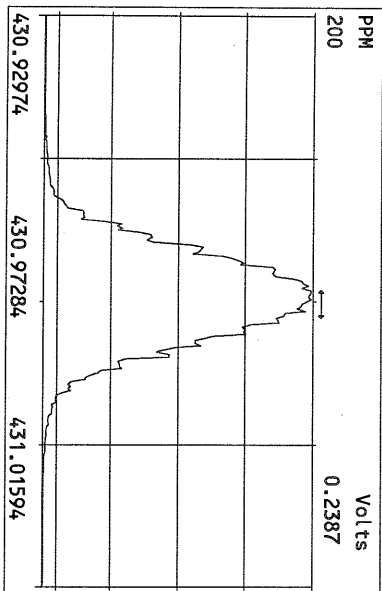
Date: _____



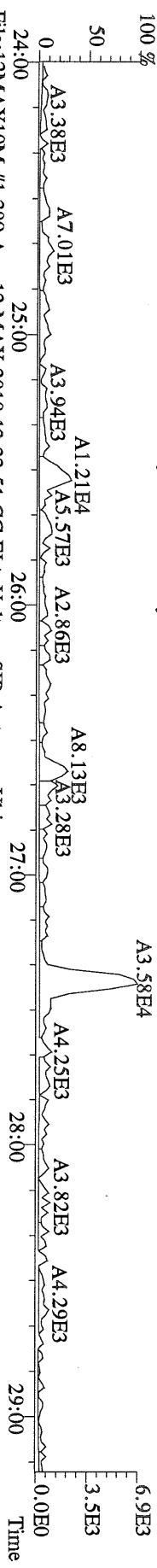









File:12MAY10M #1-390 Acq:12-MAY-2010 13:22:51 GC EI + Voltage SIR Autospec-Ultima
319.8965 BSUB(10000,15,-3.0) PKD(5,5,3,0,100,0,0,00%,F,F) Exp:PCDD
Sample Text:ST051210M0 File Text:Frontier Analytical Laboratory



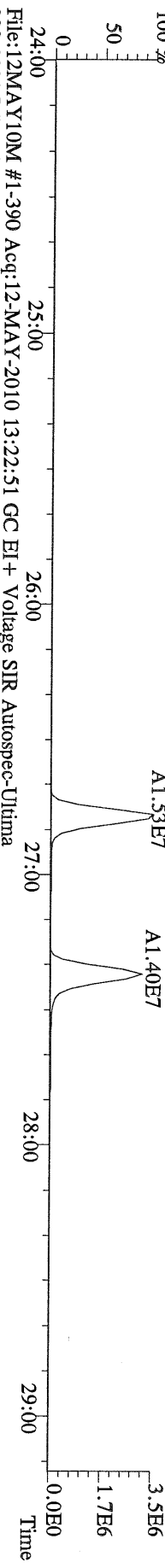
File:12MAY10M #1-390 Acq:12-MAY-2010 13:22:51 GC EI + Voltage SIR Autospec-Ultima
321.8936 BSUB(10000,15,-3.0) PKD(5,5,3,0,100,0,0,00%,F,F) Exp:PCDD
Sample Text:ST051210M0 File Text:Frontier Analytical Laboratory



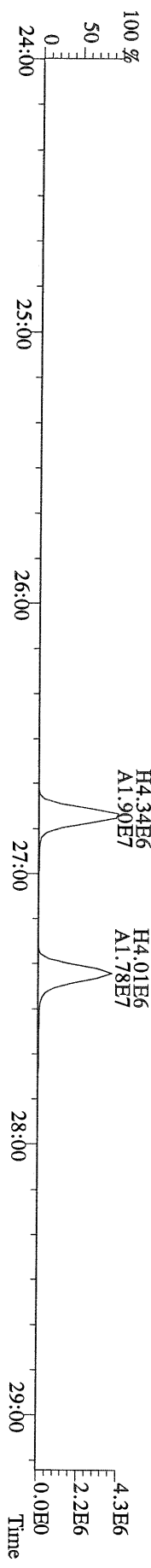
File:12MAY10M #1-390 Acq:12-MAY-2010 13:22:51 GC EI + Voltage SIR Autospec-Ultima
327.8847 BSUB(10000,15,-3.0) PKD(5,5,3,0,100,0,0,00%,F,F) Exp:PCDD
Sample Text:ST051210M0 File Text:Frontier Analytical Laboratory



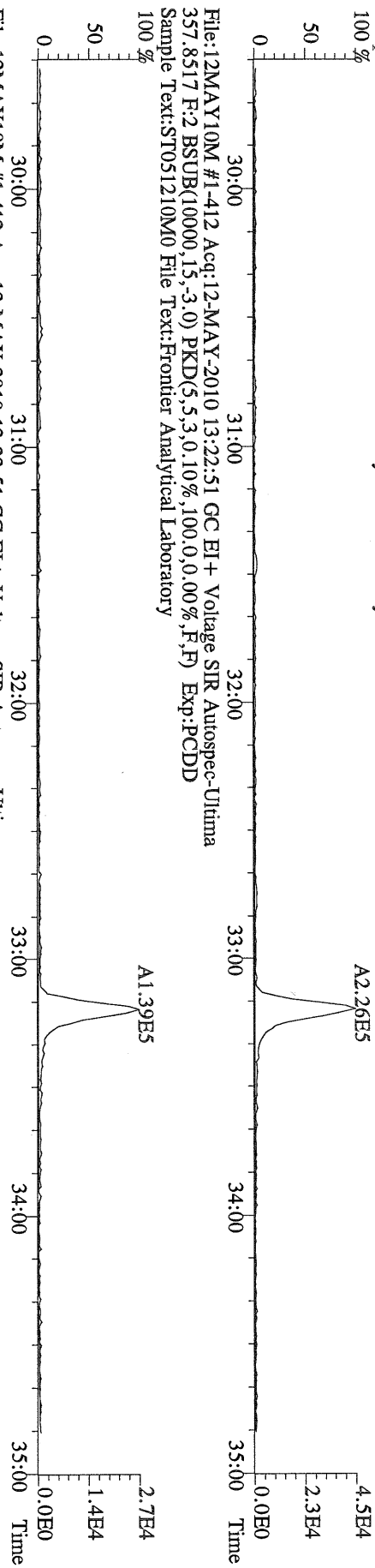
File:12MAY10M #1-390 Acq:12-MAY-2010 13:22:51 GC EI + Voltage SIR Autospec-Ultima
331.9368 BSUB(10000,15,-3.0) PKD(5,5,3,0,100,0,0,00%,F,F) Exp:PCDD
Sample Text:ST051210M0 File Text:Frontier Analytical Laboratory



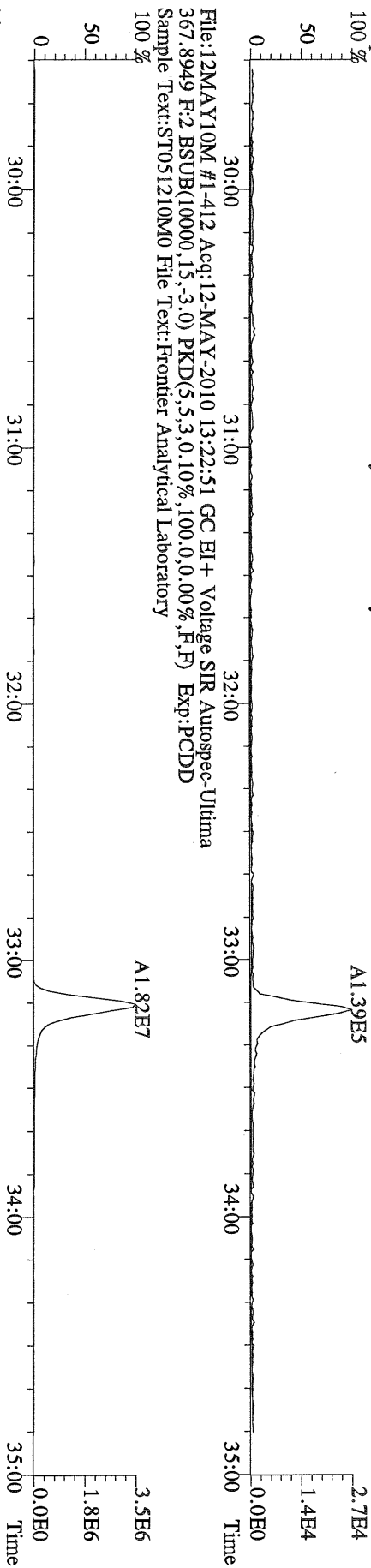
File:12MAY10M #1-390 Acq:12-MAY-2010 13:22:51 GC EI + Voltage SIR Autospec-Ultima
333.9339 BSUB(10000,15,-3.0) PKD(5,5,3,0,100,0,0,00%,F,F) Exp:PCDD
Sample Text:ST051210M0 File Text:Frontier Analytical Laboratory



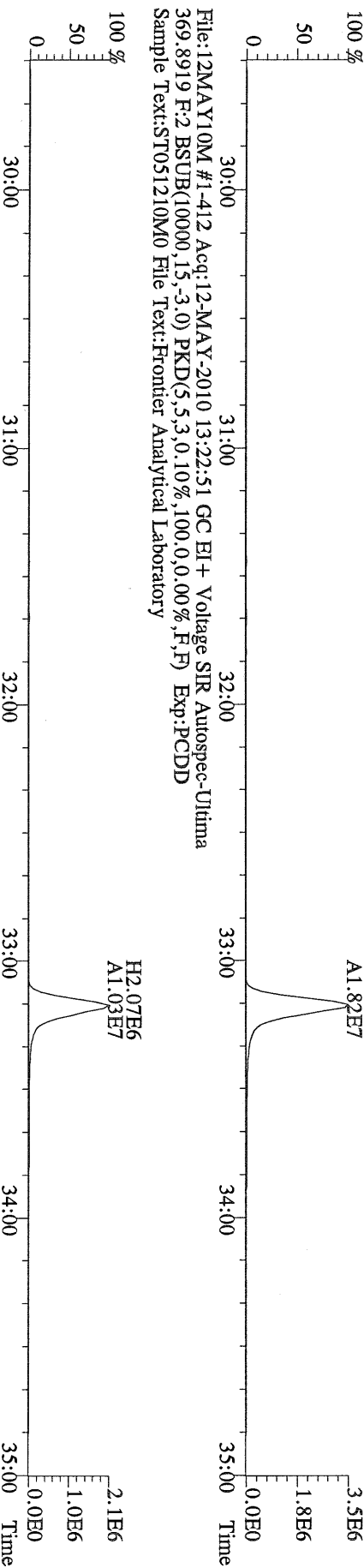
File:12MAY10M #1-412 Acq:12-MAY-2010 13:22:51 GC EI + Voltage SIR Autospec-Ultima
 355.8546 F:2 BSUB(10000,15,-3.0) PKD(5,5,3,0,10%,100,0,0,0.00%,F,F) Exp:PCDD
 Sample Text:ST051210M0 File Text:Frontier Analytical Laboratory
 100 %



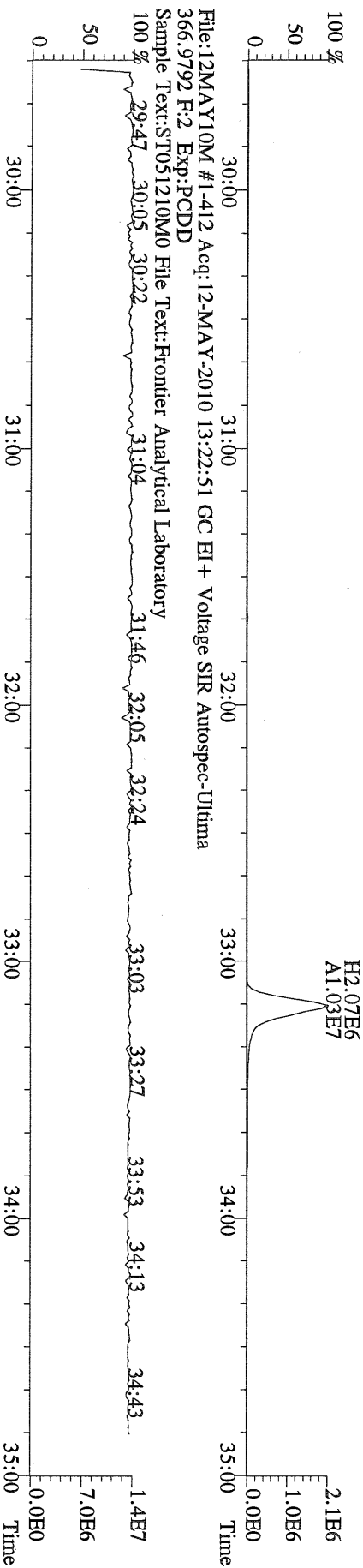
File:12MAY10M #1-412 Acq:12-MAY-2010 13:22:51 GC EI + Voltage SIR Autospec-Ultima
 357.8517 F:2 BSUB(10000,15,-3.0) PKD(5,5,3,0,10%,100,0,0,0.00%,F,F) Exp:PCDD
 Sample Text:ST051210M0 File Text:Frontier Analytical Laboratory
 100 %




File:12MAY10M #1-412 Acq:12-MAY-2010 13:22:51 GC EI + Voltage SIR Autospec-Ultima
 367.8949 F:2 BSUB(10000,15,-3.0) PKD(5,5,3,0,10%,100,0,0,0.00%,F,F) Exp:PCDD
 Sample Text:ST051210M0 File Text:Frontier Analytical Laboratory
 100 %



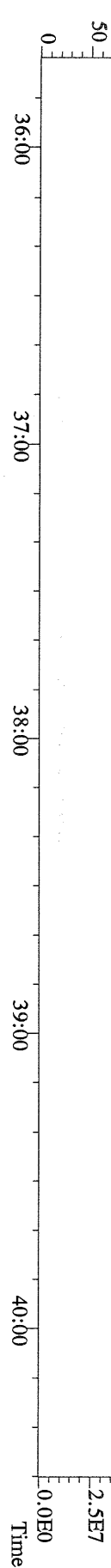
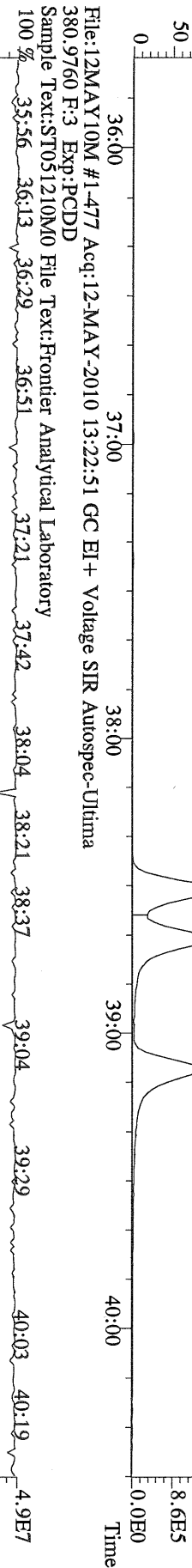
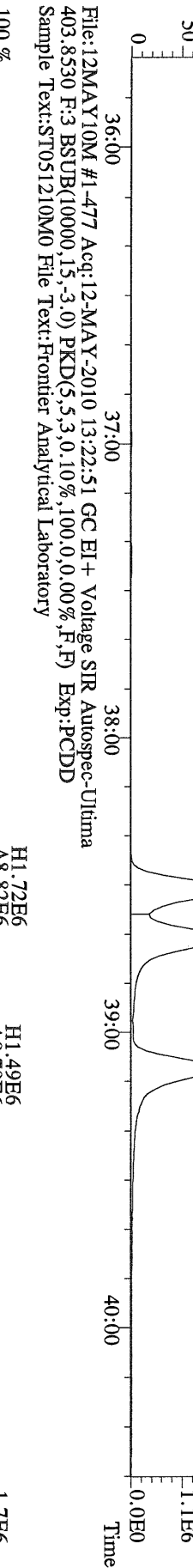
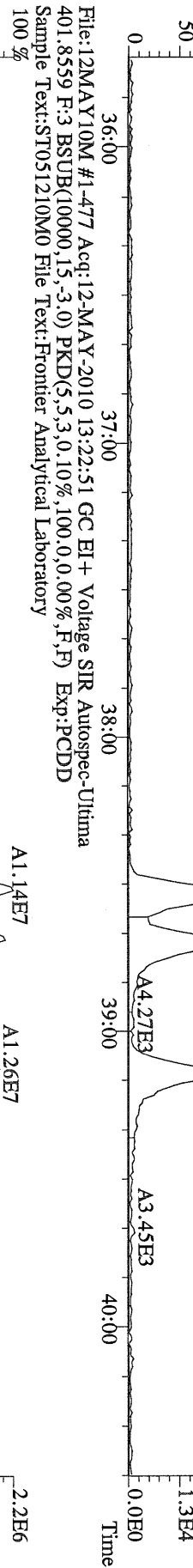
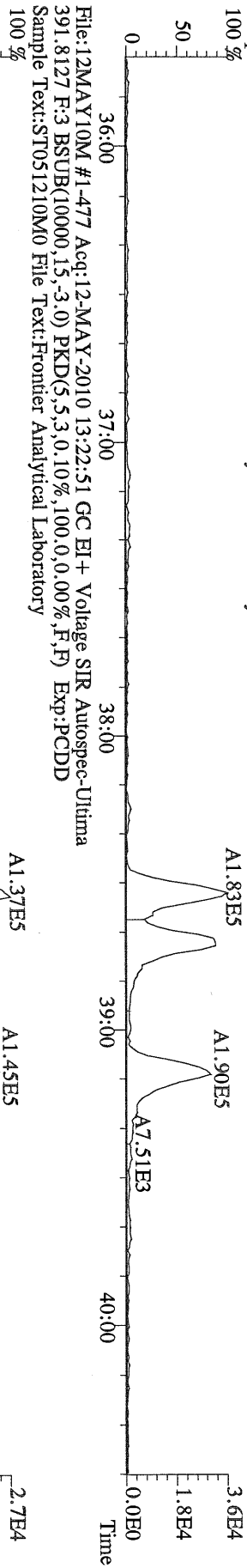
File:12MAY10M #1-412 Acq:12-MAY-2010 13:22:51 GC EI + Voltage SIR Autospec-Ultima
 369.8919 F:2 BSUB(10000,15,-3.0) PKD(5,5,3,0,10%,100,0,0,0.00%,F,F) Exp:PCDD
 Sample Text:ST051210M0 File Text:Frontier Analytical Laboratory
 100 %



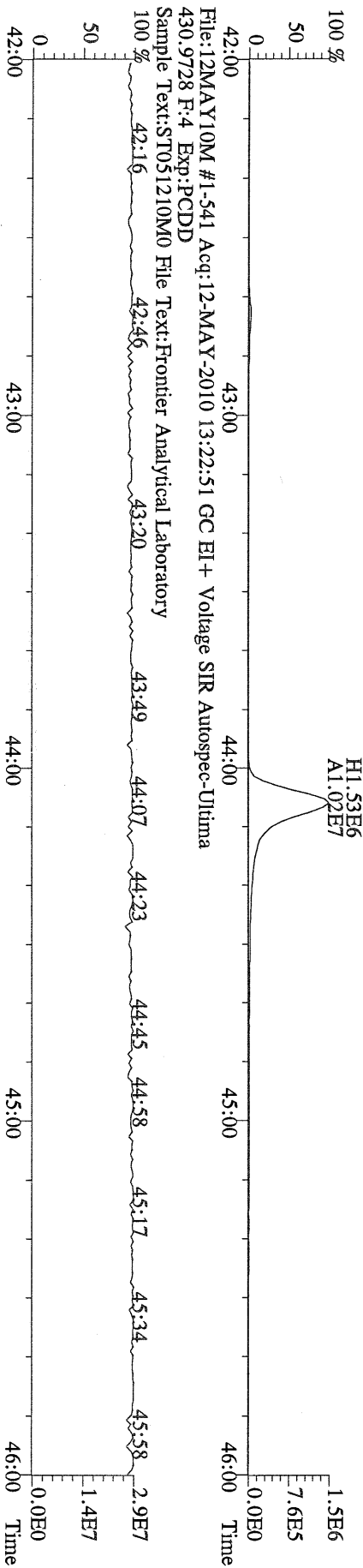
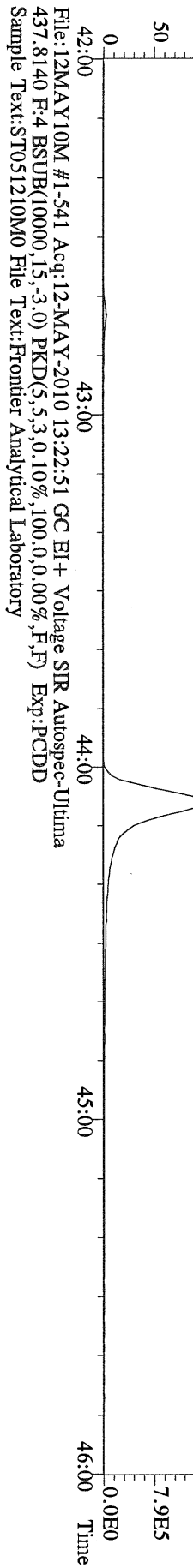

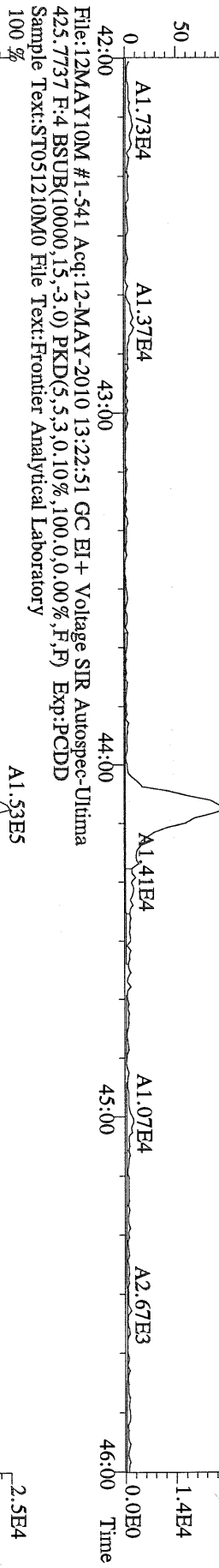
File:12MAY10M #1-412 Acq:12-MAY-2010 13:22:51 GC EI + Voltage SIR Autospec-Ultima
 366.9792 F:2 Exp:PCDD
 Sample Text:ST051210M0 File Text:Frontier Analytical Laboratory
 100 %



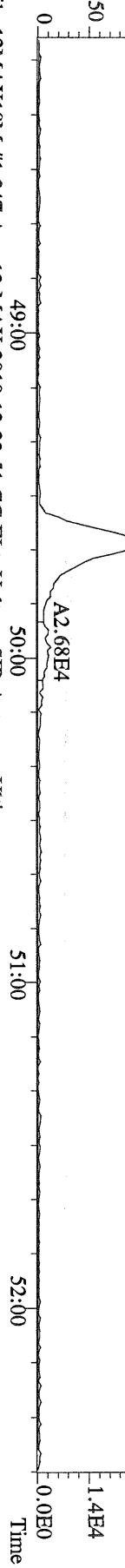
File:12MAY10M #1-477 Acq:12-MAY-2010 13:22:51 GC EI+ Voltage SIR Autospec-Ultima
 389.8156 F:3 BSUB(10000,15,-3.0) PKD(5,5,3,0,10%,100,0,0,00%,F,F) Exp:PCDD
 Sample Text:ST051210M0 File Text:Frontier Analytical Laboratory



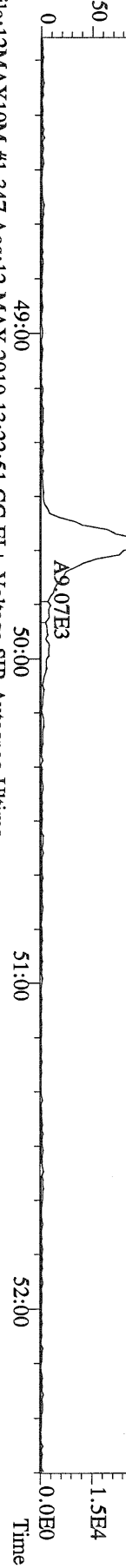
File:12MAY10M #1-541 Acq:12-MAY-2010 13:22:51 GC EI + Voltage SIR Autospec-Ultima
423.7767 F:4 BSUB(10000,15,-3.0) PKD(5,5,3,0.10%,100,0,0.00%,F,F) Exp:PCDD
Sample Text:ST051210M0 File Text:Frontier Analytical Laboratory



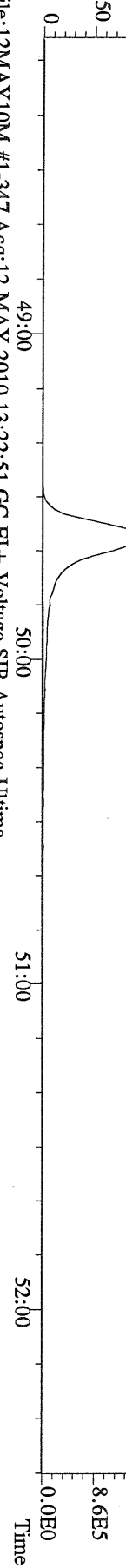
File: 12MAY10M #1-347 Acq: 12-MAY-2010 13:22:51 GC EI + Voltage SIR Autospec-Utima
457.7377 F:5 BSUB(10000,15,-3.0) PKD(5,5,3,0.10%,100,0.0,0.00%,F,F) Exp:PCDD
Sample Text:ST051210M0 File Text:Frontier Analytical Laboratory
100 % A2.15E5




File: 12MAY10M #1-347 Acq: 12-MAY-2010 13:22:51 GC EI + Voltage SIR Autospec-Utima
459.7348 F:5 BSUB(10000,15,-3.0) PKD(5,5,3,0.10%,100,0.0,0.00%,F,F) Exp:PCDD
Sample Text:ST051210M0 File Text:Frontier Analytical Laboratory
100 % A2.22E5




File: 12MAY10M #1-347 Acq: 12-MAY-2010 13:22:51 GC EI + Voltage SIR Autospec-Utima
469.7780 F:5 BSUB(10000,15,-3.0) PKD(5,5,3,0.10%,100,0.0,0.00%,F,F) Exp:PCDD
Sample Text:ST051210M0 File Text:Frontier Analytical Laboratory
100 % A1.34E7



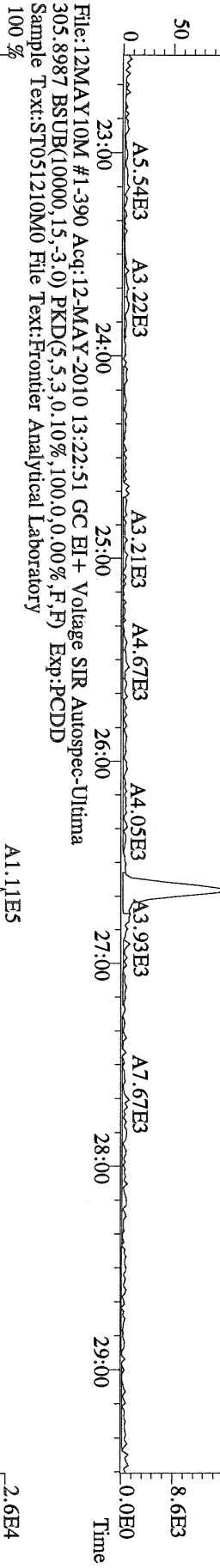
File: 12MAY10M #1-347 Acq: 12-MAY-2010 13:22:51 GC EI + Voltage SIR Autospec-Utima
471.7750 F:5 BSUB(10000,15,-3.0) PKD(5,5,3,0.10%,100,0.0,0.00%,F,F) Exp:PCDD
Sample Text:ST051210M0 File Text:Frontier Analytical Laboratory



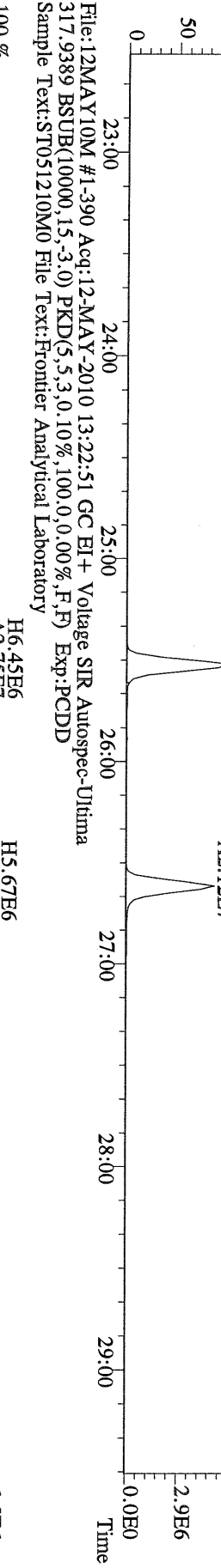
File: 12MAY10M #1-347 Acq: 12-MAY-2010 13:22:51 GC EI + Voltage SIR Autospec-Utima
454.9728 F:5 Exp:PCDD
Sample Text:ST051210M0 File Text:Frontier Analytical Laboratory



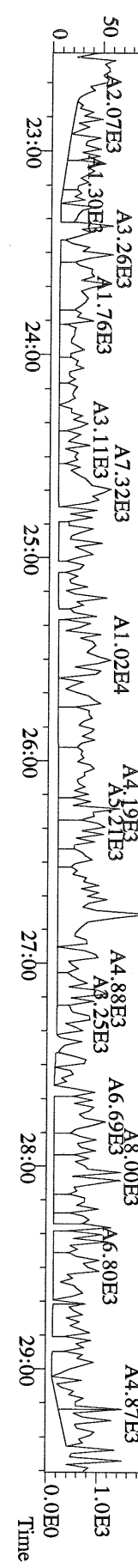
File:12MAY10M #1-390 Acq:12-MAY-2010 13:22:51 GC EI+ Voltage SIR Autospec-Utima
 303.9016 BSUB(10000,15,-3.0) PKD(5,5,3.0,100,0.0,0.00%,F,F) Exp:PCDD
 Sample Text:ST051210M0 File Text:Frontier Analytical Laboratory



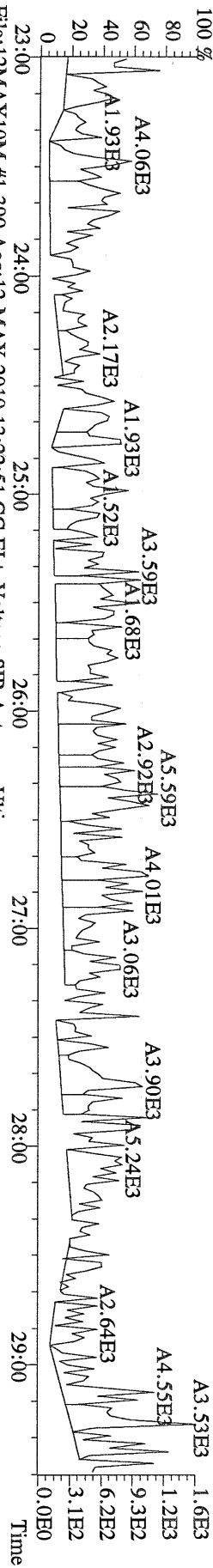
File:12MAY10M #1-390 Acq:12-MAY-2010 13:22:51 GC EI+ Voltage SIR Autospec-Utima
 315.9419 BSUB(10000,15,-3.0) PKD(5,5,3.0,100,0.0,0.00%,F,F) Exp:PCDD
 Sample Text:ST051210M0 File Text:Frontier Analytical Laboratory



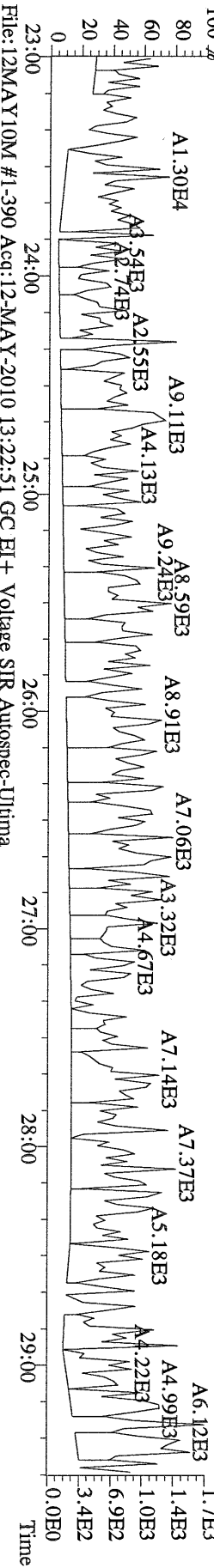
File:12MAY10M #1-390 Acq:12-MAY-2010 13:22:51 GC EI+ Voltage SIR Autospec-Utima
 375.8364 BSUB(10000,15,-3.0) PKD(5,5,3.0,100,0.0,0.00%,F,F) Exp:PCDD
 Sample Text:ST051210M0 File Text:Frontier Analytical Laboratory



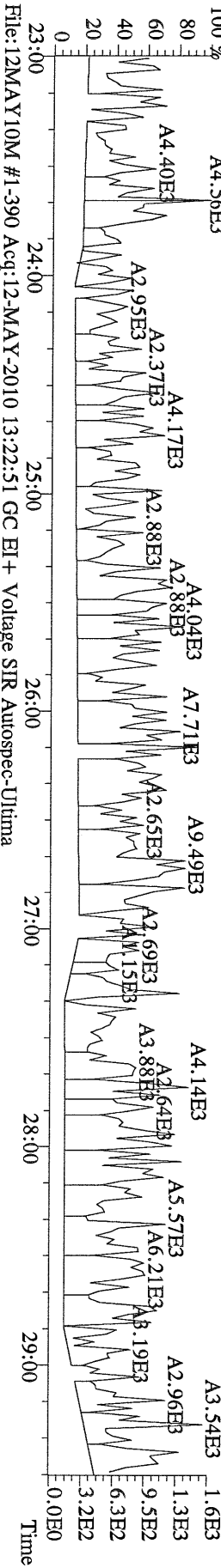
File:12MAY10M #1-390 Acq:12-MAY-2010 13:22:51 GC EI+ Voltage SIR Autospec-Utima
 339.8597 BSUB(10000,15,-3.0) PKD(5,5,3,0.10%,100,0,0.00%,F,F) Exp:PCDD
 Sample Text:ST051210M0 File Text:Frontier Analytical Laboratory



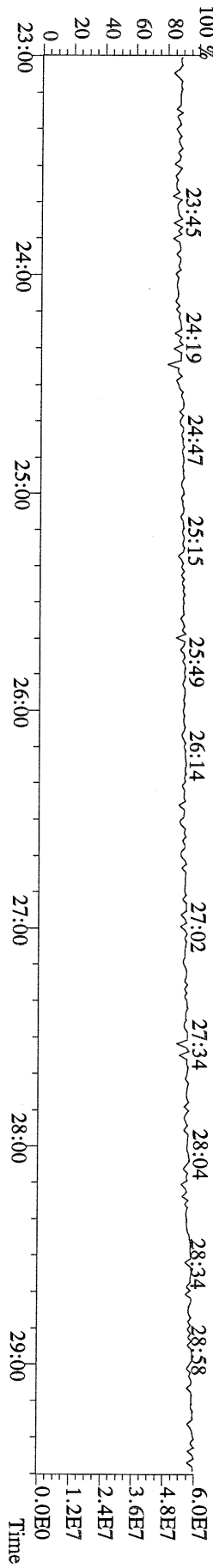
File:12MAY10M #1-390 Acq:12-MAY-2010 13:22:51 GC EI+ Voltage SIR Autospec-Utima
 341.8568 BSUB(10000,15,-3.0) PKD(5,5,3,0.10%,100,0,0.00%,F,F) Exp:PCDD
 Sample Text:ST051210M0 File Text:Frontier Analytical Laboratory



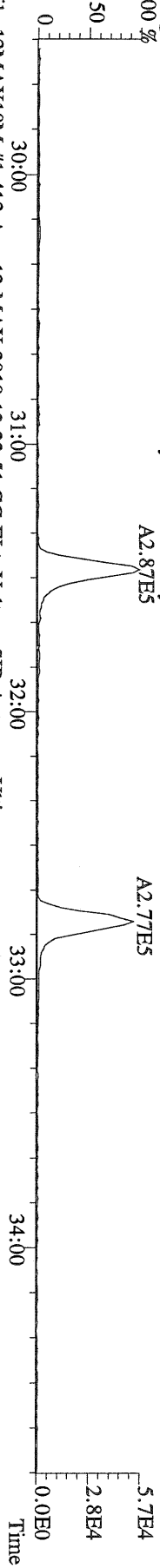
File:12MAY10M #1-390 Acq:12-MAY-2010 13:22:51 GC EI+ Voltage SIR Autospec-Utima
 409.7974 BSUB(10000,15,-3.0) PKD(5,5,3,0.10%,100,0,0.00%,F,F) Exp:PCDD
 Sample Text:ST051210M0 File Text:Frontier Analytical Laboratory




File:12MAY10M #1-390 Acq:12-MAY-2010 13:22:51 GC EI+ Voltage SIR Autospec-Utima
 330.9792 Exp:PCDD
 Sample Text:ST051210M0 File Text:Frontier Analytical Laboratory



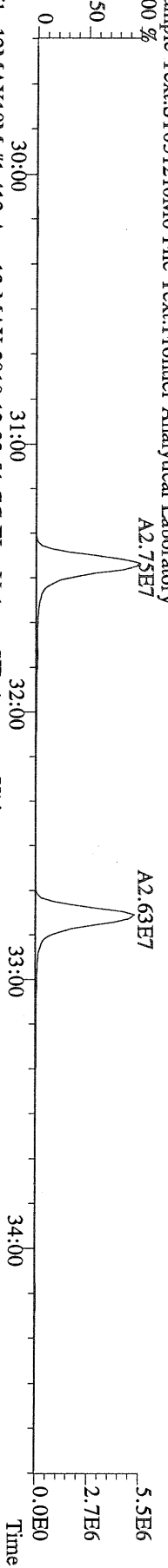
File:12MAY10M #1-412 Acq:12-MAY-2010 13:22:51 GC EI + Voltage SIR Autospec-Utima
 339.8597 F-2:BSUB(10000,15,-3.0) PKD(5,5,3,0.10%,100,0.0,0.00%,F,F) Exp:PCDD
 Sample Text:ST051210M0 File Text:Frontier Analytical Laboratory




File:12MAY10M #1-412 Acq:12-MAY-2010 13:22:51 GC EI + Voltage SIR Autospec-Utima
 341.8568 F-2:BSUB(10000,15,-3.0) PKD(5,5,3,0.10%,100,0.0,0.00%,F,F) Exp:PCDD
 Sample Text:ST051210M0 File Text:Frontier Analytical Laboratory



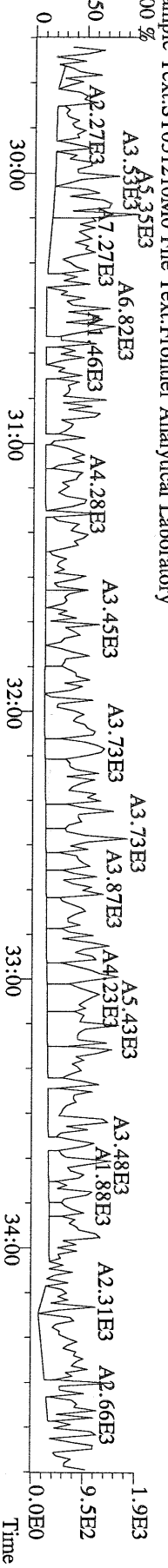
File:12MAY10M #1-412 Acq:12-MAY-2010 13:22:51 GC EI + Voltage SIR Autospec-Utima
 351.9000 F-2:BSUB(10000,15,-3.0) PKD(5,5,3,0.10%,100,0.0,0.00%,F,F) Exp:PCDD
 Sample Text:ST051210M0 File Text:Frontier Analytical Laboratory



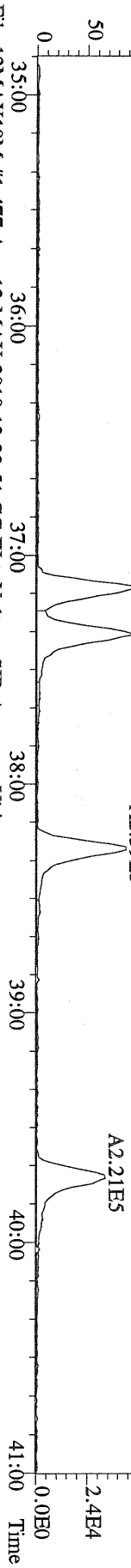
File:12MAY10M #1-412 Acq:12-MAY-2010 13:22:51 GC EI + Voltage SIR Autospec-Utima
 353.8970 F-2:BSUB(10000,15,-3.0) PKD(5,5,3,0.10%,100,0.0,0.00%,F,F) Exp:PCDD
 Sample Text:ST051210M0 File Text:Frontier Analytical Laboratory



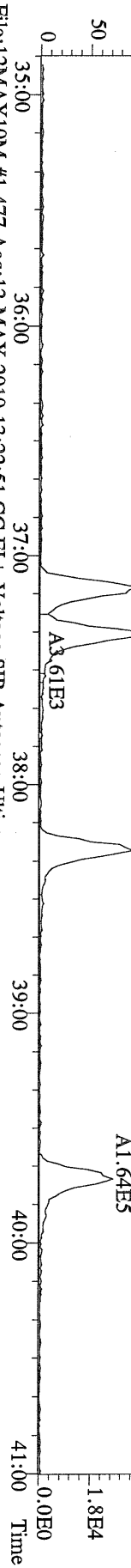
File:12MAY10M #1-412 Acq:12-MAY-2010 13:22:51 GC EI + Voltage SIR Autospec-Utima
 409.7974 F-2:BSUB(10000,15,-3.0) PKD(5,5,3,0.10%,100,0.0,0.00%,F,F) Exp:PCDD
 Sample Text:ST051210M0 File Text:Frontier Analytical Laboratory




File:12MAY10M #1-477 Acq:12-MAY-2010 13:22:51 GC EI+ Voltage SIR Autospec-Utima
 373.8207 F:3 BSUB(10000,15,-3.0) PKD(5,5,3,0,10%,100,0,0.00%,F,F) Exp:PCDD
 Sample Text:ST051210M0 File Text:Frontier Analytical Laboratory



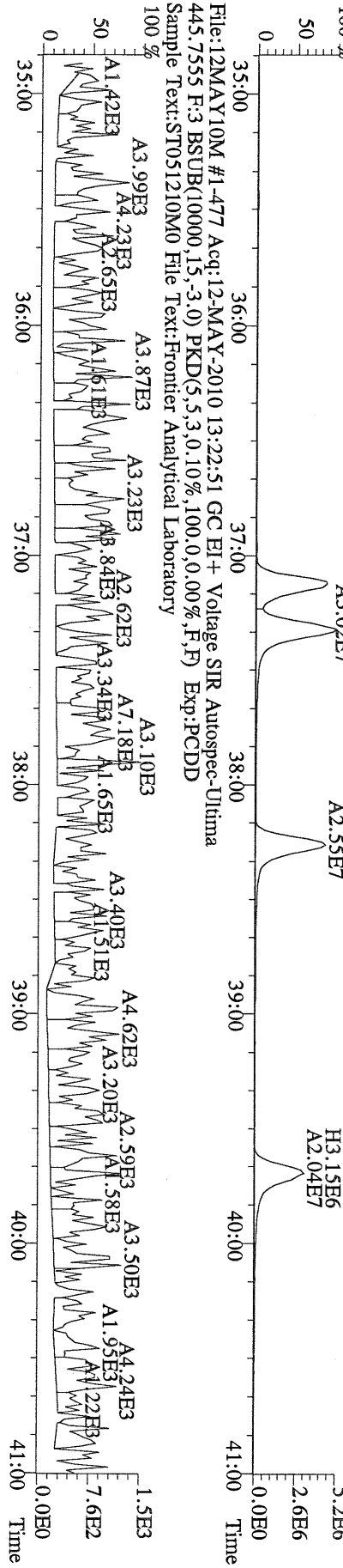
File:12MAY10M #1-477 Acq:12-MAY-2010 13:22:51 GC EI+ Voltage SIR Autospec-Utima
 375.8178 F:3 BSUB(10000,15,-3.0) PKD(5,5,3,0,10%,100,0,0.00%,F,F) Exp:PCDD
 Sample Text:ST051210M0 File Text:Frontier Analytical Laboratory



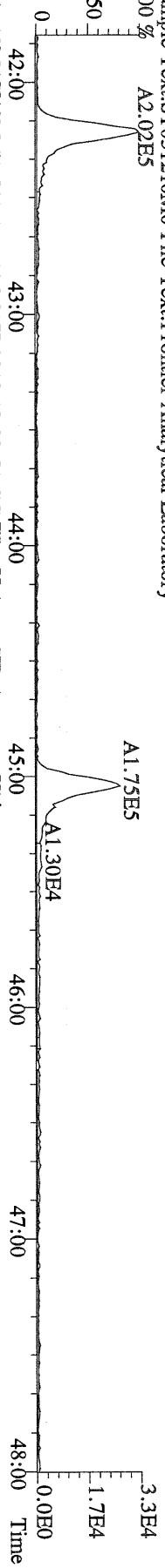
File:12MAY10M #1-477 Acq:12-MAY-2010 13:22:51 GC EI+ Voltage SIR Autospec-Utima
 383.8639 F:3 BSUB(10000,15,-3.0) PKD(5,5,3,0,10%,100,0,0.00%,F,F) Exp:PCDD
 Sample Text:ST051210M0 File Text:Frontier Analytical Laboratory



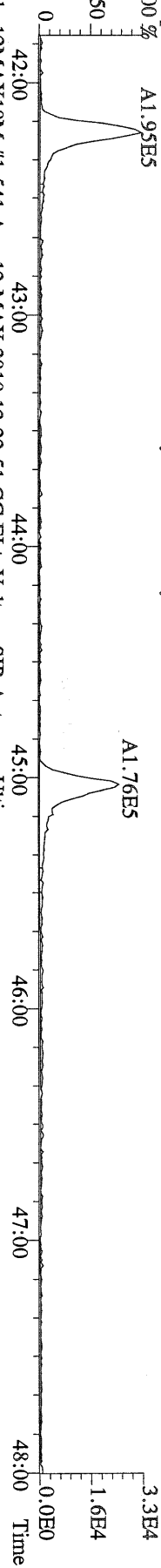
File:12MAY10M #1-477 Acq:12-MAY-2010 13:22:51 GC EI+ Voltage SIR Autospec-Utima
 445.7555 F:3 BSUB(10000,15,-3.0) PKD(5,5,3,0,10%,100,0,0.00%,F,F) Exp:PCDD
 Sample Text:ST051210M0 File Text:Frontier Analytical Laboratory



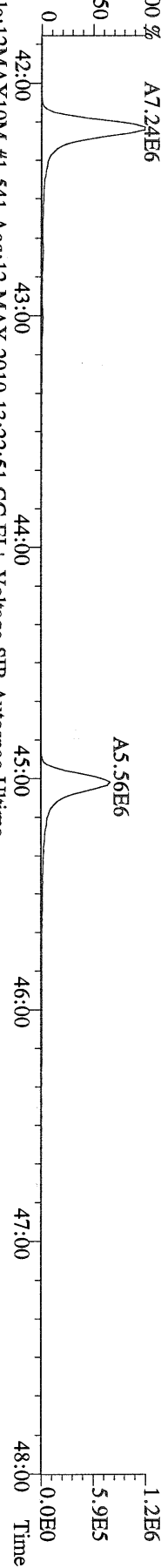
File:12MAY10M #1-541 Acq:12-MAY-2010 13:22:51 GC EI+ Voltage SIR Autospec-Ultima
 407.7818 F:4 BSUB(10000,15,-3.0) PKD(5,5,3,0,10%,100,0,0,0%,F,F) Exp:PCDD
 Sample Text:ST051210M0 File Text:Frontier Analytical Laboratory



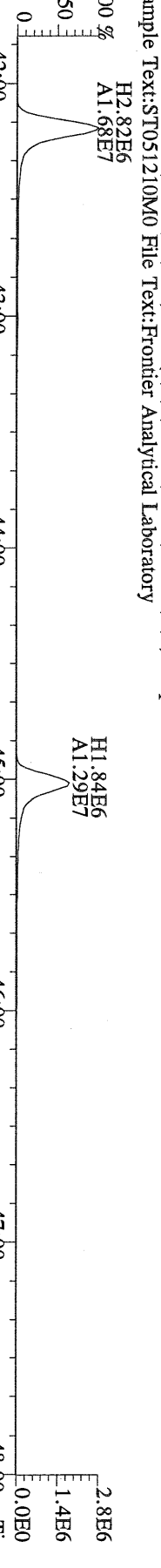
File:12MAY10M #1-541 Acq:12-MAY-2010 13:22:51 GC EI+ Voltage SIR Autospec-Ultima
 409.7788 F:4 BSUB(10000,15,-3.0) PKD(5,5,3,0,10%,100,0,0,0%,F,F) Exp:PCDD
 Sample Text:ST051210M0 File Text:Frontier Analytical Laboratory



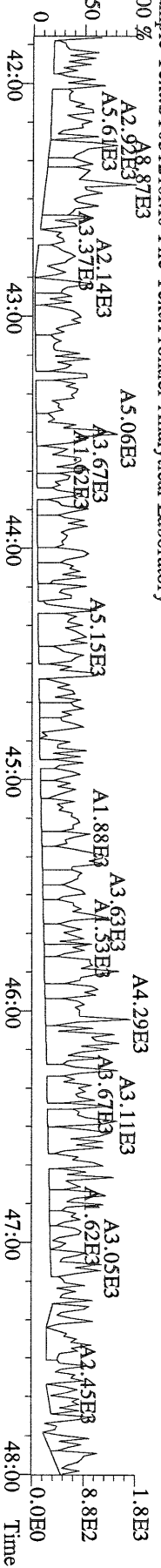
File:12MAY10M #1-541 Acq:12-MAY-2010 13:22:51 GC EI+ Voltage SIR Autospec-Ultima
 417.8253 F:4 BSUB(10000,15,-3.0) PKD(5,5,3,0,10%,100,0,0,0%,F,F) Exp:PCDD
 Sample Text:ST051210M0 File Text:Frontier Analytical Laboratory



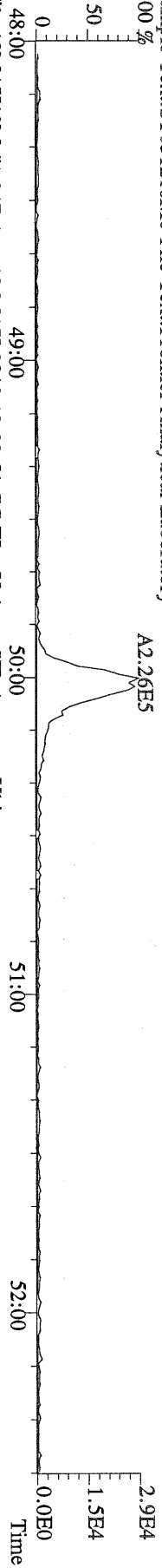
File:12MAY10M #1-541 Acq:12-MAY-2010 13:22:51 GC EI+ Voltage SIR Autospec-Ultima
 419.8220 F:4 BSUB(10000,15,-3.0) PKD(5,5,3,0,10%,100,0,0,0%,F,F) Exp:PCDD
 Sample Text:ST051210M0 File Text:Frontier Analytical Laboratory



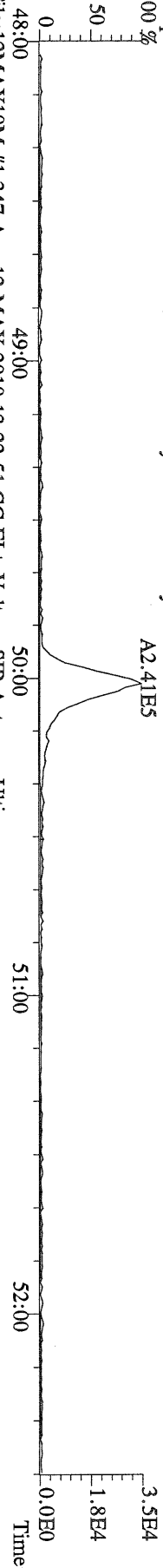
File:12MAY10M #1-541 Acq:12-MAY-2010 13:22:51 GC EI+ Voltage SIR Autospec-Ultima
 479.7165 F:4 BSUB(10000,15,-3.0) PKD(5,5,3,0,10%,100,0,0,0%,F,F) Exp:PCDD
 Sample Text:ST051210M0 File Text:Frontier Analytical Laboratory



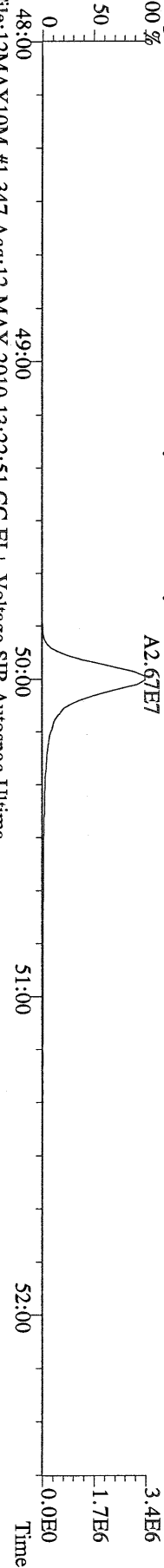
File:12MAY10M #1-347 Acq:12-MAY-2010 13:22:51 GC EI + Voltage SIR Autospec-Ultima
441.7428 F:5 BSUB(10000,15,-3.0) PKD(5,5,3,0,10%,100,0,0,00%,F,F) Exp:PCDD
Sample Text:ST051210M0 File Text:Frontier Analytical Laboratory
100 %



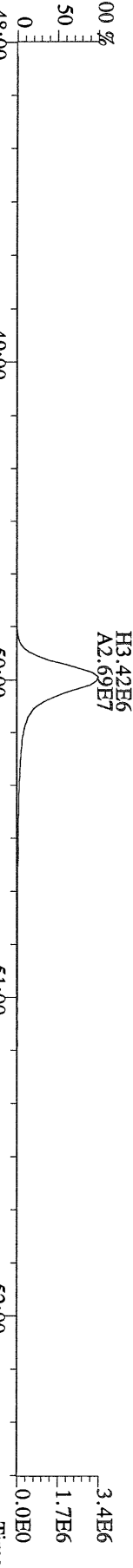
File:12MAY10M #1-347 Acq:12-MAY-2010 13:22:51 GC EI + Voltage SIR Autospec-Ultima
443.7398 F:5 BSUB(10000,15,-3.0) PKD(5,5,3,0,10%,100,0,0,00%,F,F) Exp:PCDD
Sample Text:ST051210M0 File Text:Frontier Analytical Laboratory
100 %




File:12MAY10M #1-347 Acq:12-MAY-2010 13:22:51 GC EI + Voltage SIR Autospec-Ultima
453.7831 F:5 BSUB(10000,15,-3.0) PKD(5,5,3,0,10%,100,0,0,00%,F,F) Exp:PCDD
Sample Text:ST051210M0 File Text:Frontier Analytical Laboratory
100 %



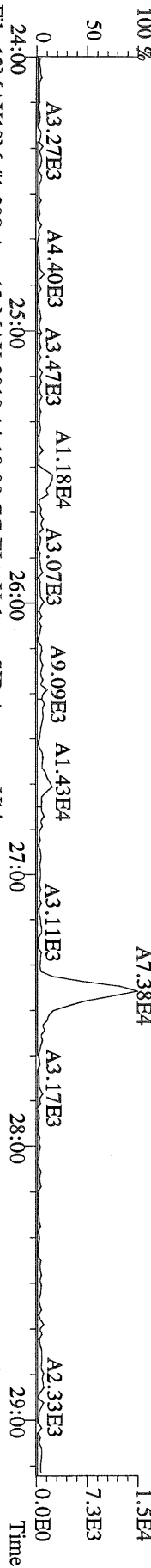
File:12MAY10M #1-347 Acq:12-MAY-2010 13:22:51 GC EI + Voltage SIR Autospec-Ultima
455.7801 F:5 BSUB(10000,15,-3.0) PKD(5,5,3,0,10%,100,0,0,00%,F,F) Exp:PCDD
Sample Text:ST051210M0 File Text:Frontier Analytical Laboratory



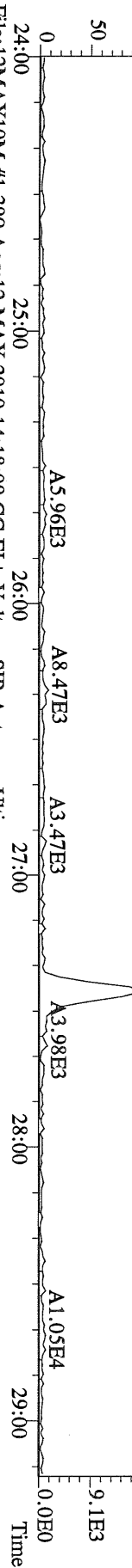
File:12MAY10M #1-347 Acq:12-MAY-2010 13:22:51 GC EI + Voltage SIR Autospec-Ultima
513.6775 F:5 BSUB(10000,15,-3.0) PKD(5,5,3,0,10%,100,0,0,00%,F,F) Exp:PCDD
Sample Text:ST051210M0 File Text:Frontier Analytical Laboratory
100 %




File:12MAY10M #1-390 Acq:12-MAY-2010 14:18:09 GC EI + Voltage SIR Autospec-Ultima
319.8965 S:2.BSUB(10000,15,-3.0) PKD(5,5,3,0,10%,100,0,0,00%,F,F) Exp:PCDD
Sample Text:ST051210M1 File Text:Frontier Analytical Laboratory



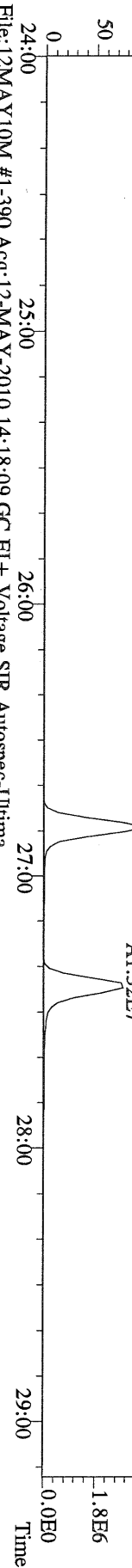
File:12MAY10M #1-390 Acq:12-MAY-2010 14:18:09 GC EI + Voltage SIR Autospec-Ultima
321.8936 S:2.BSUB(10000,15,-3.0) PKD(5,5,3,0,10%,100,0,0,00%,F,F) Exp:PCDD
Sample Text:ST051210M1 File Text:Frontier Analytical Laboratory



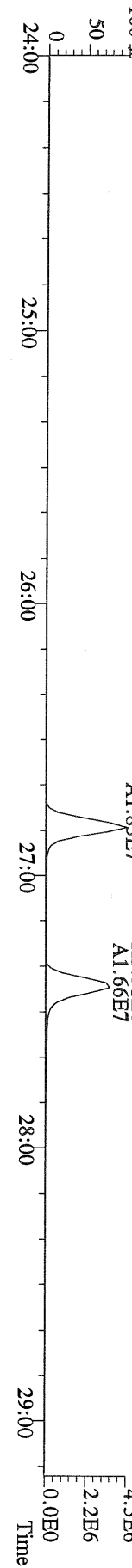
File:12MAY10M #1-390 Acq:12-MAY-2010 14:18:09 GC EI + Voltage SIR Autospec-Ultima
327.8847 S:2.BSUB(10000,15,-3.0) PKD(5,5,3,0,10%,100,0,0,00%,F,F) Exp:PCDD
Sample Text:ST051210M1 File Text:Frontier Analytical Laboratory




File:12MAY10M #1-390 Acq:12-MAY-2010 14:18:09 GC EI + Voltage SIR Autospec-Ultima
331.9368 S:2.BSUB(10000,15,-3.0) PKD(5,5,3,0,10%,100,0,0,00%,F,F) Exp:PCDD
Sample Text:ST051210M1 File Text:Frontier Analytical Laboratory



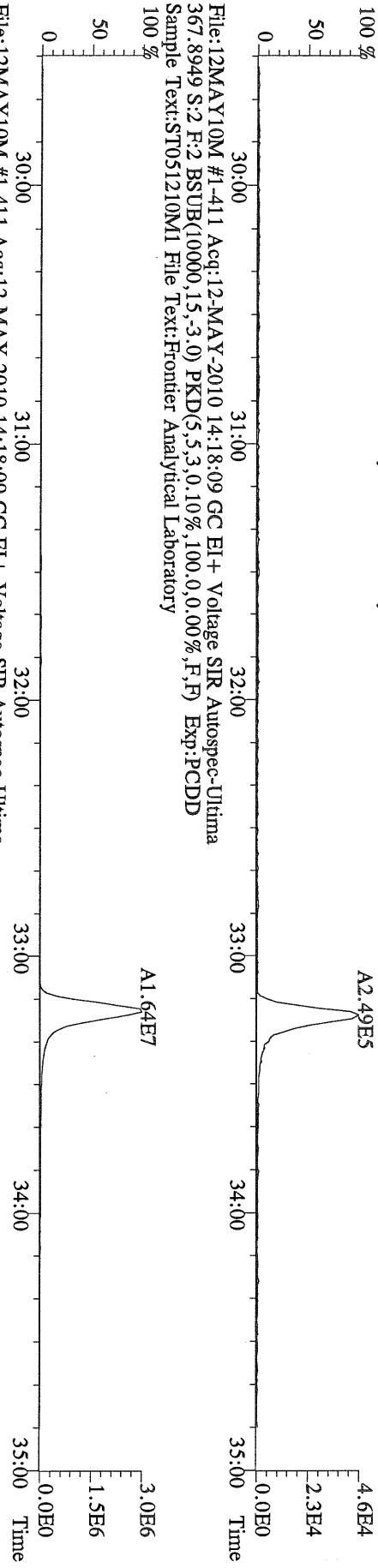
File:12MAY10M #1-390 Acq:12-MAY-2010 14:18:09 GC EI + Voltage SIR Autospec-Ultima
333.9339 S:2.BSUB(10000,15,-3.0) PKD(5,5,3,0,10%,100,0,0,00%,F,F) Exp:PCDD
Sample Text:ST051210M1 File Text:Frontier Analytical Laboratory



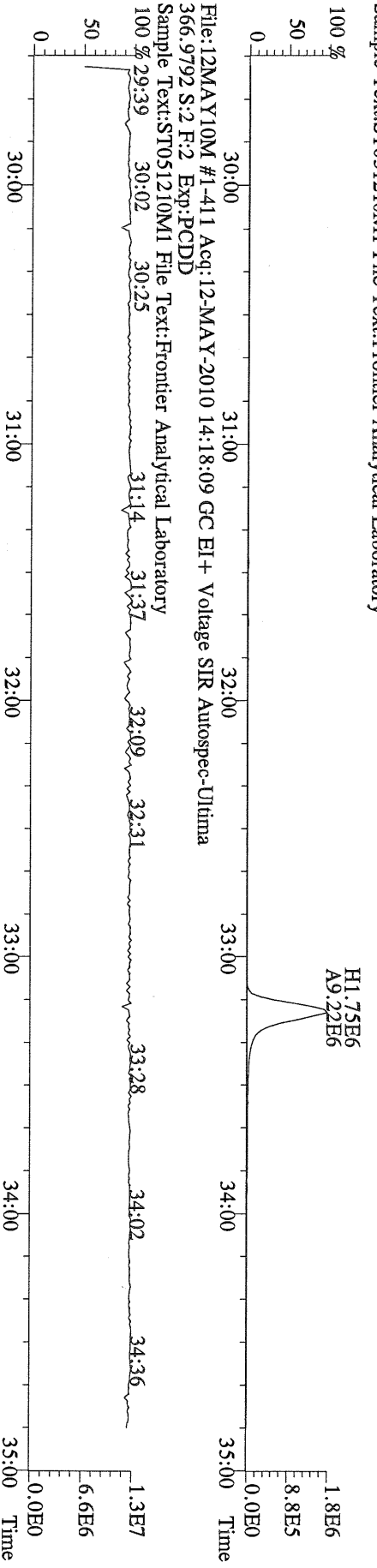
File:12MAY10M #1-411 Acq:12-MAY-2010 14:18:09 GC EI+ Voltage SIR Autospec-Ultima
355.8546 S:2 F:2 BSUB(10000,15,-3,0) PKD(5,5,3,0.10%,100,0,0.00%,F,F) Exp:PCDD
Sample Text:ST051210M1 File Text:Frontier Analytical Laboratory
100%



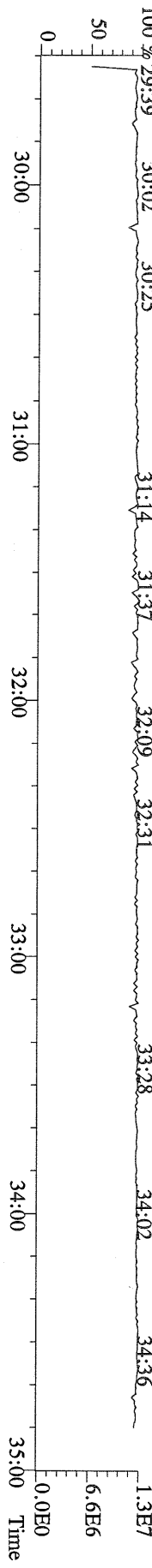
File:12MAY10M #1-411 Acq:12-MAY-2010 14:18:09 GC EI+ Voltage SIR Autospec-Ultima
357.8517 S:2 F:2 BSUB(10000,15,-3,0) PKD(5,5,3,0.10%,100,0,0.00%,F,F) Exp:PCDD
Sample Text:ST051210M1 File Text:Frontier Analytical Laboratory
100%



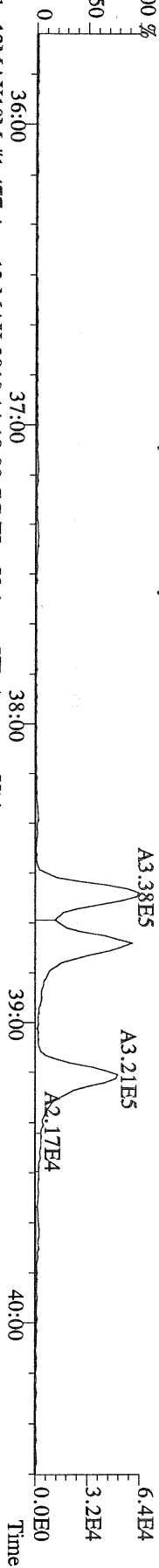
File:12MAY10M #1-411 Acq:12-MAY-2010 14:18:09 GC EI+ Voltage SIR Autospec-Ultima
367.8949 S:2 F:2 BSUB(10000,15,-3,0) PKD(5,5,3,0.10%,100,0,0.00%,F,F) Exp:PCDD
Sample Text:ST051210M1 File Text:Frontier Analytical Laboratory
100%



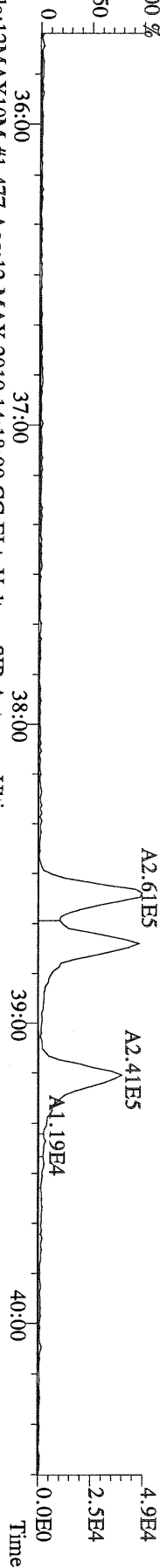
File:12MAY10M #1-411 Acq:12-MAY-2010 14:18:09 GC EI+ Voltage SIR Autospec-Ultima
366.9792 S:2 F:2 Exp:PCDD
Sample Text:ST051210M1 File Text:Frontier Analytical Laboratory
100%



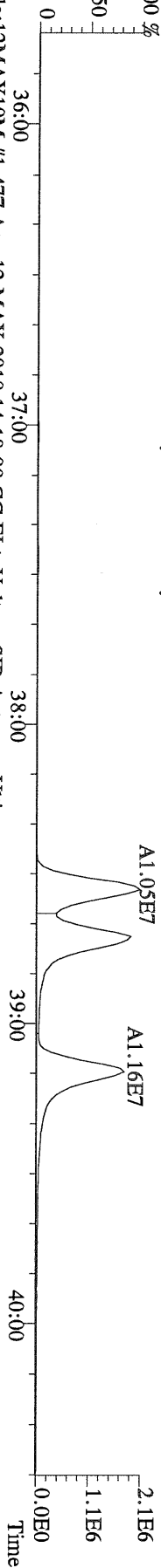
File:12MAY10M #1-477 Acq:12-MAY-2010 14:18:09 GC EI+ Voltage SIR Autospec-Utima
 389.8156 S:2 F:3 BSUB(10000,15,-3.0) PKD(5,5,3,0.10%,100.0,0.00%,F,F) Exp:PCDD
 Sample Text:ST051210M1 File Text:Frontier Analytical Laboratory




File:12MAY10M #1-477 Acq:12-MAY-2010 14:18:09 GC EI+ Voltage SIR Autospec-Utima
 391.8127 S:2 F:3 BSUB(10000,15,-3.0) PKD(5,5,3,0.10%,100.0,0.00%,F,F) Exp:PCDD
 Sample Text:ST051210M1 File Text:Frontier Analytical Laboratory



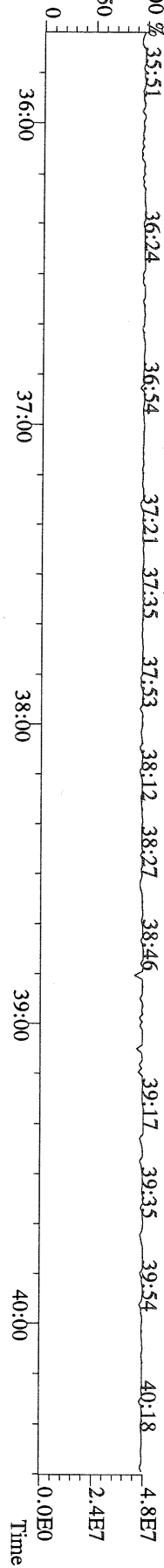
File:12MAY10M #1-477 Acq:12-MAY-2010 14:18:09 GC EI+ Voltage SIR Autospec-Utima
 401.8559 S:2 F:3 BSUB(10000,15,-3.0) PKD(5,5,3,0.10%,100.0,0.00%,F,F) Exp:PCDD
 Sample Text:ST051210M1 File Text:Frontier Analytical Laboratory



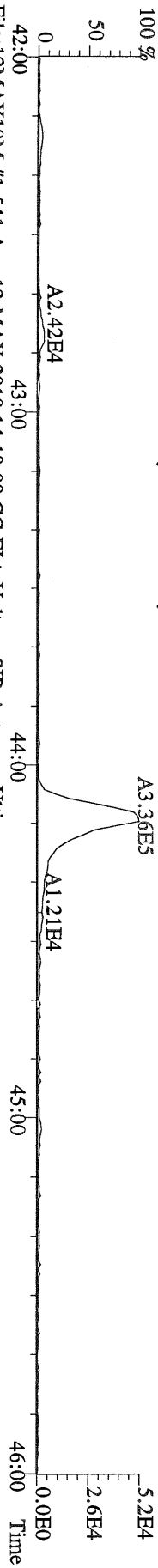
File:12MAY10M #1-477 Acq:12-MAY-2010 14:18:09 GC EI+ Voltage SIR Autospec-Utima
 403.8530 S:2 F:3 BSUB(10000,15,-3.0) PKD(5,5,3,0.10%,100.0,0.00%,F,F) Exp:PCDD
 Sample Text:ST051210M1 File Text:Frontier Analytical Laboratory



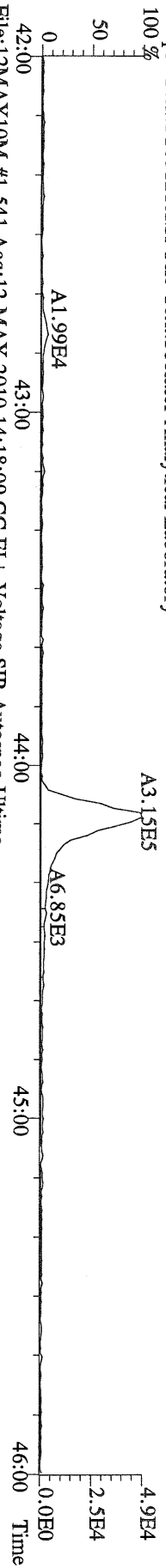
File:12MAY10M #1-477 Acq:12-MAY-2010 14:18:09 GC EI+ Voltage SIR Autospec-Utima
 380.9760 S:2 F:3 Exp:PCDD
 Sample Text:ST051210M1 File Text:Frontier Analytical Laboratory



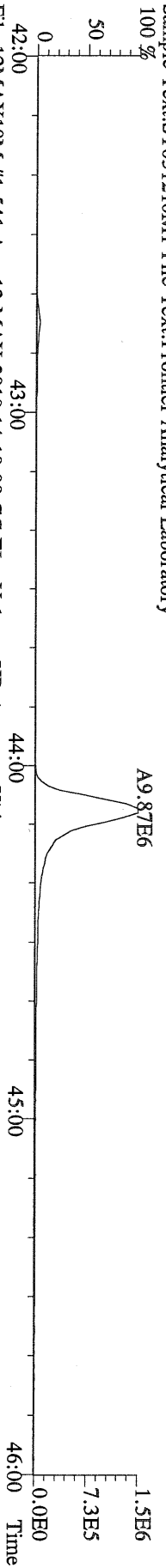
File:12MAY10M #1-541 Acq:12-MAY-2010 14:18:09 GC EI+ Voltage SIR Autospec-Utima
423.7767 S:2 F:4 BSUB(10000,15,-3.0) PKD(5,5,3,0.10%,100,0,0.00%,F,F) Exp:PCDD
Sample Text:ST051210M1 File Text:Frontier Analytical Laboratory



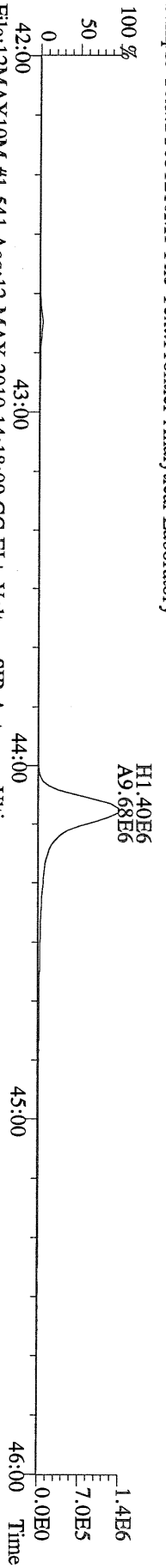
File:12MAY10M #1-541 Acq:12-MAY-2010 14:18:09 GC EI+ Voltage SIR Autospec-Utima
425.7737 S:2 F:4 BSUB(10000,15,-3.0) PKD(5,5,3,0.10%,100,0,0.00%,F,F) Exp:PCDD
Sample Text:ST051210M1 File Text:Frontier Analytical Laboratory



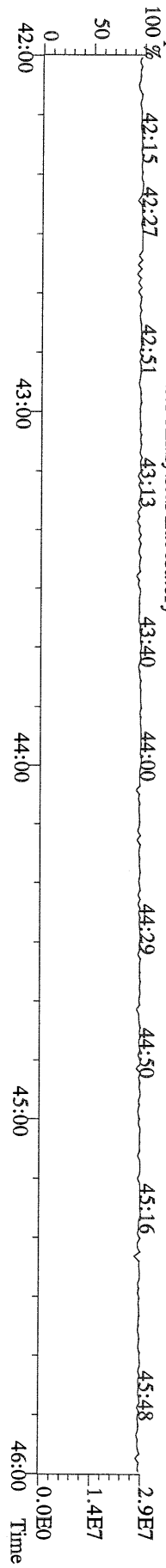
File:12MAY10M #1-541 Acq:12-MAY-2010 14:18:09 GC EI+ Voltage SIR Autospec-Utima
435.8169 S:2 F:4 BSUB(10000,15,-3.0) PKD(5,5,3,0.10%,100,0,0.00%,F,F) Exp:PCDD
Sample Text:ST051210M1 File Text:Frontier Analytical Laboratory



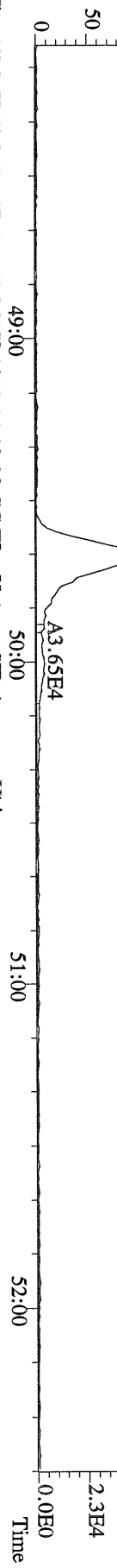
File:12MAY10M #1-541 Acq:12-MAY-2010 14:18:09 GC EI+ Voltage SIR Autospec-Utima
437.8140 S:2 F:4 BSUB(10000,15,-3.0) PKD(5,5,3,0.10%,100,0,0.00%,F,F) Exp:PCDD
Sample Text:ST051210M1 File Text:Frontier Analytical Laboratory



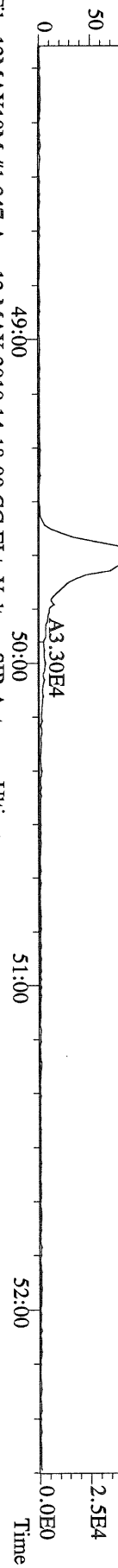
File:12MAY10M #1-541 Acq:12-MAY-2010 14:18:09 GC EI+ Voltage SIR Autospec-Utima
430.9728 S:2 F:4 Exp:PCDD
Sample Text:ST051210M1 File Text:Frontier Analytical Laboratory



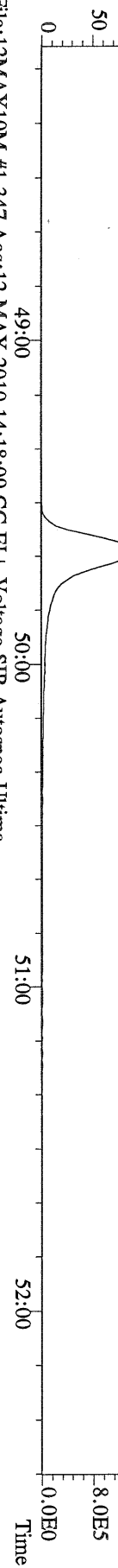
File:12MAY10M #1-347 Acq:12-MAY-2010 14:18:09 GC EI + Voltage SIR Autospec-Ultima
 457.7377 S:2 F:5 BSUB(10000,15,-3.0) PKD(5,5,3,0.10%,100,0,0.00%,F,F) Exp:PCDD
 Sample Text:ST051210M1 File Text:Frontier Analytical Laboratory
 100 %




File:12MAY10M #1-347 Acq:12-MAY-2010 14:18:09 GC EI + Voltage SIR Autospec-Ultima
 459.7348 S:2 F:5 BSUB(10000,15,-3.0) PKD(5,5,3,0.10%,100,0,0.00%,F,F) Exp:PCDD
 Sample Text:ST051210M1 File Text:Frontier Analytical Laboratory
 100 %




File:12MAY10M #1-347 Acq:12-MAY-2010 14:18:09 GC EI + Voltage SIR Autospec-Ultima
 469.7780 S:2 F:5 BSUB(10000,15,-3.0) PKD(5,5,3,0.10%,100,0,0.00%,F,F) Exp:PCDD
 Sample Text:ST051210M1 File Text:Frontier Analytical Laboratory
 100 %



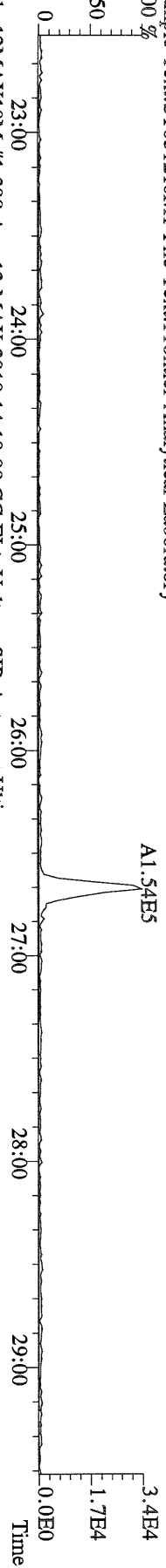
File:12MAY10M #1-347 Acq:12-MAY-2010 14:18:09 GC EI + Voltage SIR Autospec-Ultima
 471.7750 S:2 F:5 BSUB(10000,15,-3.0) PKD(5,5,3,0.10%,100,0,0.00%,F,F) Exp:PCDD
 Sample Text:ST051210M1 File Text:Frontier Analytical Laboratory
 100 %



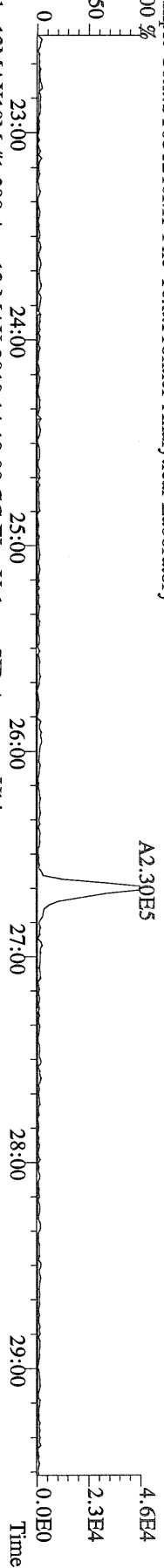
File:12MAY10M #1-347 Acq:12-MAY-2010 14:18:09 GC EI + Voltage SIR Autospec-Ultima
 454.9728 S:2 F:5 Exp:PCDD
 Sample Text:ST051210M1 File Text:Frontier Analytical Laboratory
 100 %



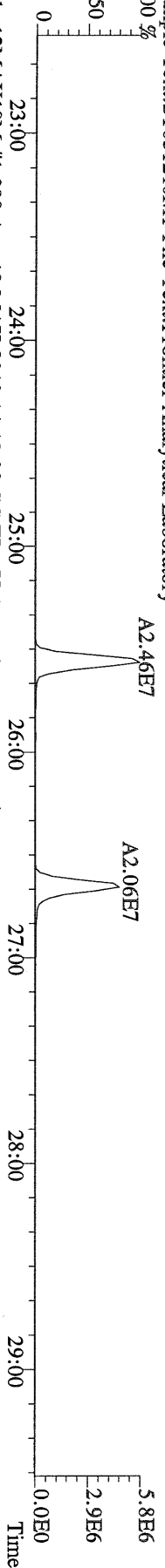
File:12MAY10M #1-390 Acq:12-MAY-2010 14:18:09 GC EI + Voltage SIR Autospec-Ultima
303.9016 S:2 BSUB(10000,15,-3.0) PKD(5,5,3,0,10%,100.0,0.00%,F,F) Exp:PCDD
Sample Text:ST051210M1 File Text:Frontier Analytical Laboratory



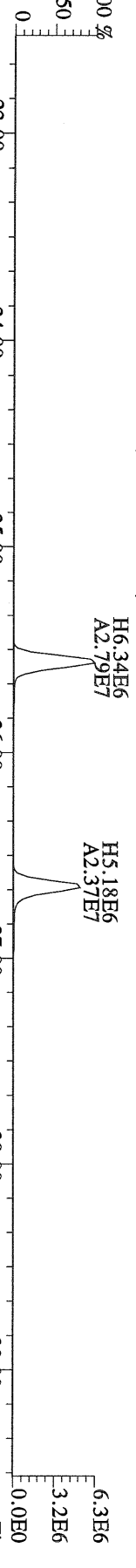
File:12MAY10M #1-390 Acq:12-MAY-2010 14:18:09 GC EI + Voltage SIR Autospec-Ultima
305.8987 S:2 BSUB(10000,15,-3.0) PKD(5,5,3,0,10%,100.0,0.00%,F,F) Exp:PCDD
Sample Text:ST051210M1 File Text:Frontier Analytical Laboratory



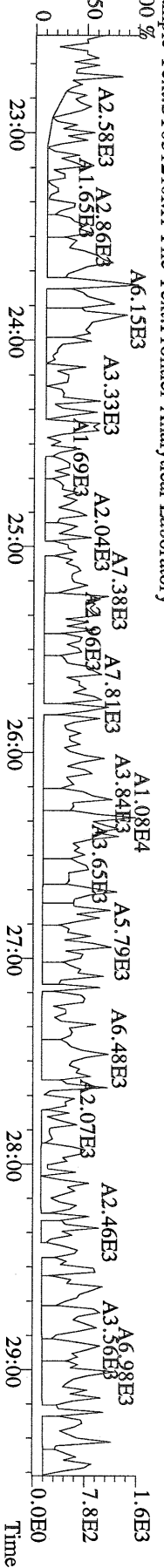
File:12MAY10M #1-390 Acq:12-MAY-2010 14:18:09 GC EI + Voltage SIR Autospec-Ultima
315.9419 S:2 BSUB(10000,15,-3.0) PKD(5,5,3,0,10%,100.0,0.00%,F,F) Exp:PCDD
Sample Text:ST051210M1 File Text:Frontier Analytical Laboratory



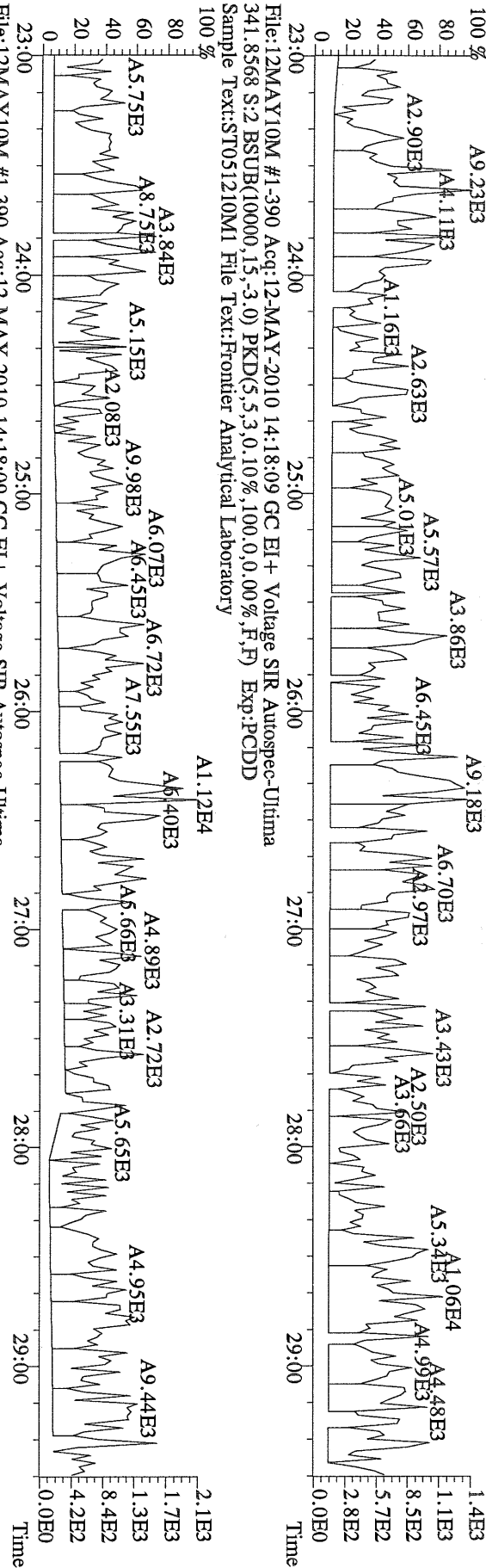
File:12MAY10M #1-390 Acq:12-MAY-2010 14:18:09 GC EI + Voltage SIR Autospec-Ultima
317.9389 S:2 BSUB(10000,15,-3.0) PKD(5,5,3,0,10%,100.0,0.00%,F,F) Exp:PCDD
Sample Text:ST051210M1 File Text:Frontier Analytical Laboratory



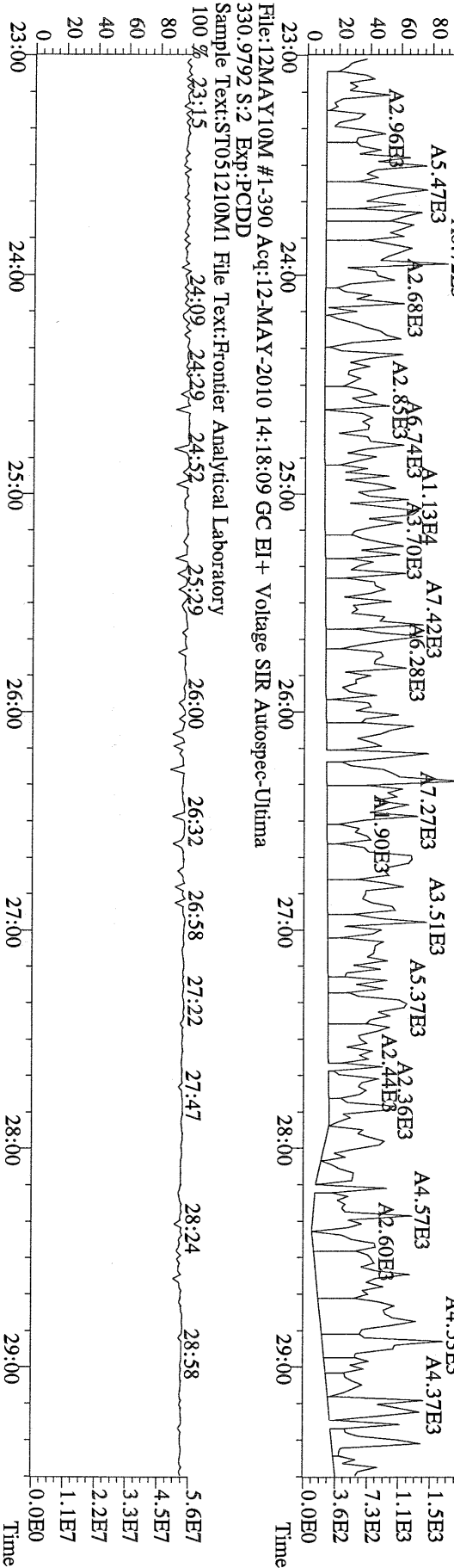
File:12MAY10M #1-390 Acq:12-MAY-2010 14:18:09 GC EI + Voltage SIR Autospec-Ultima
375.8364 S:2 BSUB(10000,15,-3.0) PKD(5,5,3,0,10%,100.0,0.00%,F,F) Exp:PCDD
Sample Text:ST051210M1 File Text:Frontier Analytical Laboratory



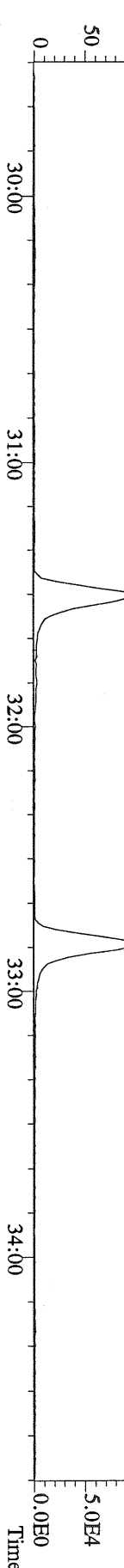
File: 12MAY10M #1-390 Acq: 12-MAY-2010 14:18:09 GC EI + Voltage SIR Autospec-Utima
339.8597 S:2 BSUB(10000,15,-3.0) PKD(5.5,3.0,10%,100.0,0.00%,F,F) Exp:PCDD
Sample Text:ST051210M1 File Text:Frontier Analytical Laboratory



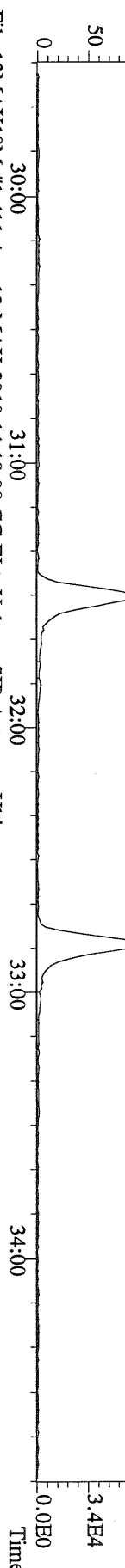
File: 12MAY10M #1-390 Acq: 12-MAY-2010 14:18:09 GC EI + Voltage SIR Autospec-Utima
409.7974 S:2 BSUB(10000,15,-3.0) PKD(5.5,3.0,10%,100.0,0.00%,F,F) Exp:PCDD
Sample Text:ST051210M1 File Text:Frontier Analytical Laboratory



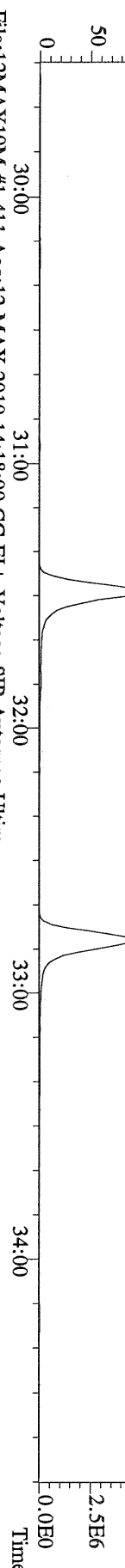
File:12MAY10M #1-411 Acq:12-MAY-2010 14:18:09 GC EI+ Voltage SIR Autospec-Ultima
 339.8597 S:2 F:2 BSUB(10000,15,-3.0) PKD(5,5,3,0.10%,100,0,0.00%,F,F) Exp:PCDD
 Sample Text:ST051210M1 File Text:Frontier Analytical Laboratory



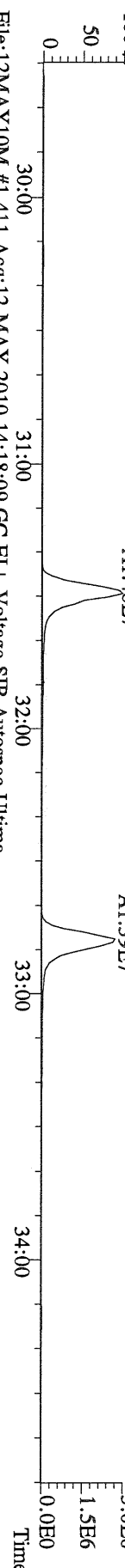
File:12MAY10M #1-411 Acq:12-MAY-2010 14:18:09 GC EI+ Voltage SIR Autospec-Ultima
 341.8568 S:2 F:2 BSUB(10000,15,-3.0) PKD(5,5,3,0.10%,100,0,0.00%,F,F) Exp:PCDD
 Sample Text:ST051210M1 File Text:Frontier Analytical Laboratory




File:12MAY10M #1-411 Acq:12-MAY-2010 14:18:09 GC EI+ Voltage SIR Autospec-Ultima
 351.9000 S:2 F:2 BSUB(10000,15,-3.0) PKD(5,5,3,0.10%,100,0,0.00%,F,F) Exp:PCDD
 Sample Text:ST051210M1 File Text:Frontier Analytical Laboratory



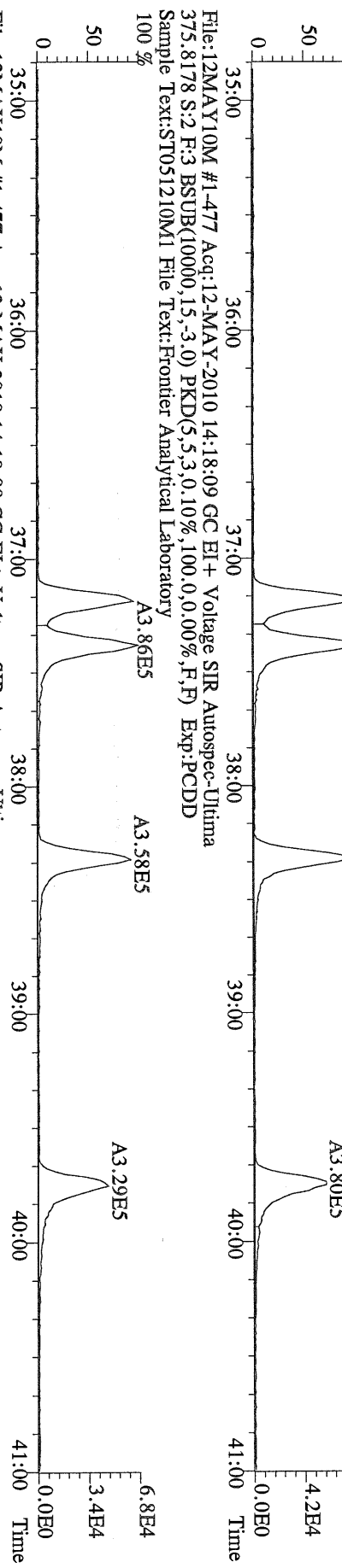
File:12MAY10M #1-411 Acq:12-MAY-2010 14:18:09 GC EI+ Voltage SIR Autospec-Ultima
 353.8970 S:2 F:2 BSUB(10000,15,-3.0) PKD(5,5,3,0.10%,100,0,0.00%,F,F) Exp:PCDD
 Sample Text:ST051210M1 File Text:Frontier Analytical Laboratory



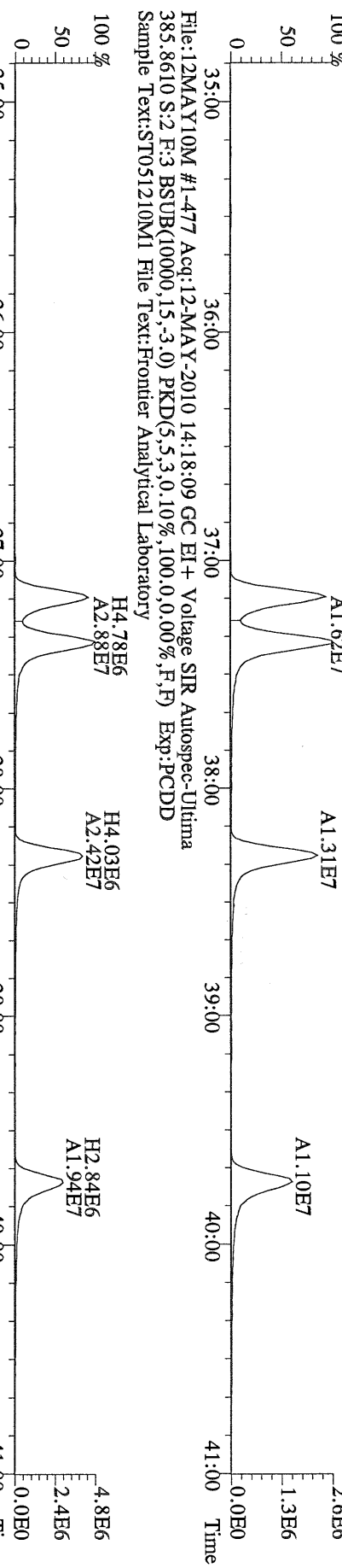
File:12MAY10M #1-411 Acq:12-MAY-2010 14:18:09 GC EI+ Voltage SIR Autospec-Ultima
 409.7974 S:2 F:2 BSUB(10000,15,-3.0) PKD(5,5,3,0.10%,100,0,0.00%,F,F) Exp:PCDD
 Sample Text:ST051210M1 File Text:Frontier Analytical Laboratory



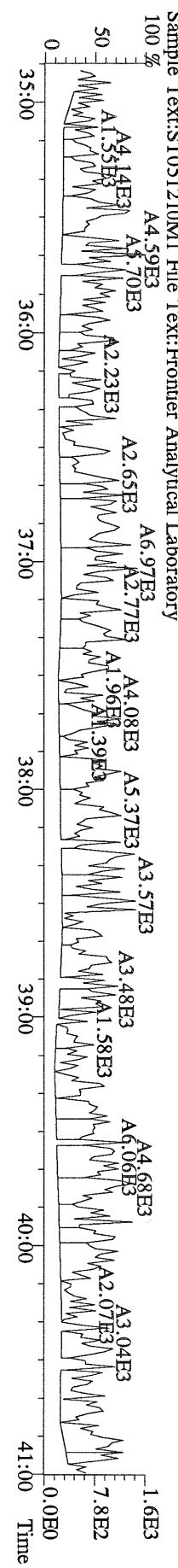
File:12MAY10M #1-477 Acq:12-MAY-2010 14:18:09 GC EI+ Voltage SIR Autospec-Ultima
 373.8207 S:2 F:3 BSUB(10000,15,-3.0) PKD(5,5,3,0.10%,100,0.00%,F,F) Exp:PCDD
 Sample Text:ST051210M1 File Text:Frontier Analytical Laboratory



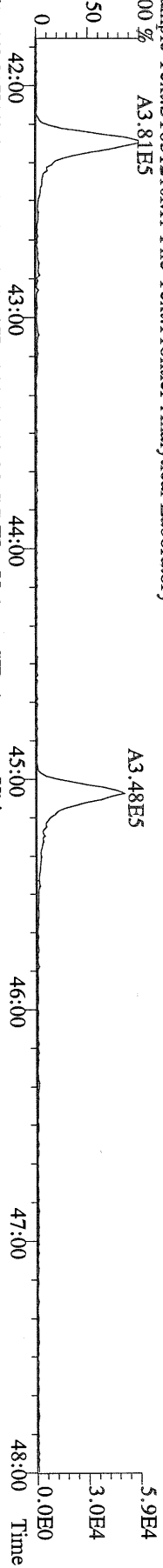
File:12MAY10M #1-477 Acq:12-MAY-2010 14:18:09 GC EI+ Voltage SIR Autospec-Ultima
 383.8639 S:2 F:3 BSUB(10000,15,-3.0) PKD(5,5,3,0.10%,100,0.00%,F,F) Exp:PCDD
 Sample Text:ST051210M1 File Text:Frontier Analytical Laboratory



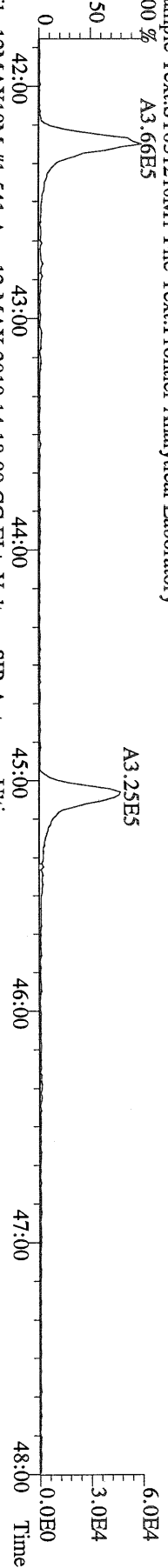
File:12MAY10M #1-477 Acq:12-MAY-2010 14:18:09 GC EI+ Voltage SIR Autospec-Ultima
 445.7555 S:2 F:3 BSUB(10000,15,-3.0) PKD(5,5,3,0.10%,100,0.00%,F,F) Exp:PCDD
 Sample Text:ST051210M1 File Text:Frontier Analytical Laboratory



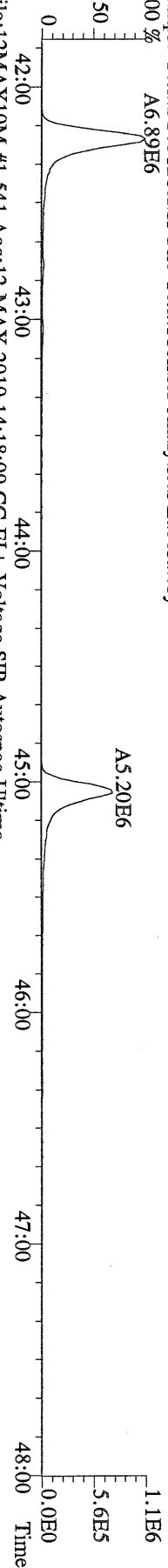
File:12MAY10M #1-541 Acq:12-MAY-2010 14:18:09 GC EI+ Voltage SIR Autospec-Ultima
407.7818 S:2 F:4 BSUB(10000,15,-3.0) PKD(5,5,3,0.10%,100,0,0.00%,F,F) Exp:PCDD
Sample Text:ST051210M1 File Text:Frontier Analytical Laboratory
100 % A3.81E5



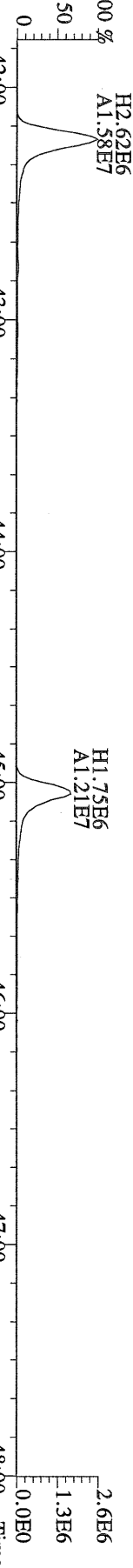
File:12MAY10M #1-541 Acq:12-MAY-2010 14:18:09 GC EI+ Voltage SIR Autospec-Ultima
409.7788 S:2 F:4 BSUB(10000,15,-3.0) PKD(5,5,3,0.10%,100,0,0.00%,F,F) Exp:PCDD
Sample Text:ST051210M1 File Text:Frontier Analytical Laboratory
100 % A3.66E5



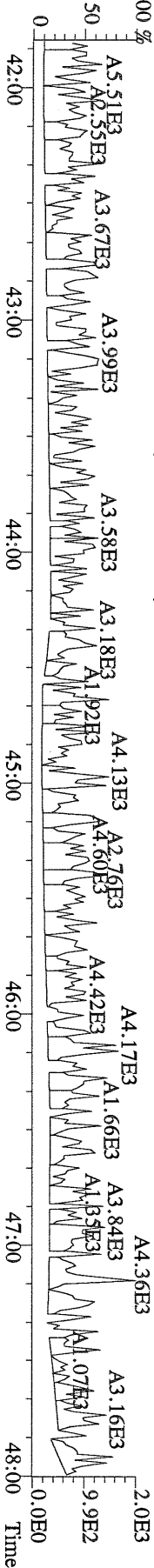
File:12MAY10M #1-541 Acq:12-MAY-2010 14:18:09 GC EI+ Voltage SIR Autospec-Ultima
417.8253 S:2 F:4 BSUB(10000,15,-3.0) PKD(5,5,3,0.10%,100,0,0.00%,F,F) Exp:PCDD
Sample Text:ST051210M1 File Text:Frontier Analytical Laboratory
100 % A6.89E6



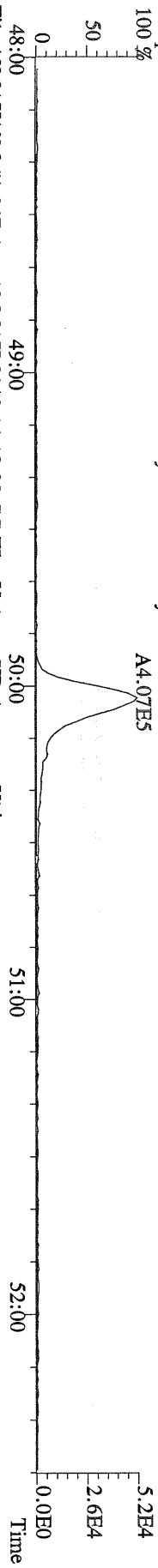
File:12MAY10M #1-541 Acq:12-MAY-2010 14:18:09 GC EI+ Voltage SIR Autospec-Ultima
419.8220 S:2 F:4 BSUB(10000,15,-3.0) PKD(5,5,3,0.10%,100,0,0.00%,F,F) Exp:PCDD
Sample Text:ST051210M1 File Text:Frontier Analytical Laboratory



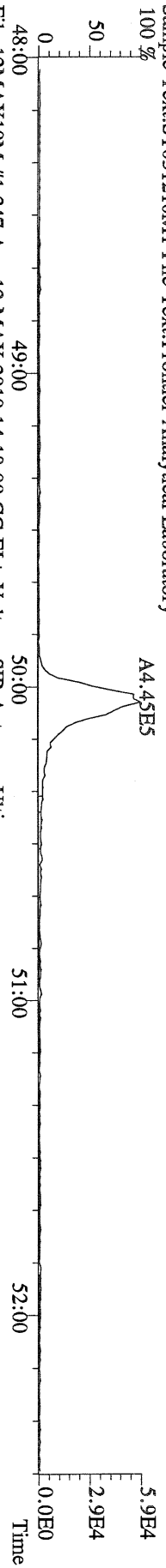
File:12MAY10M #1-541 Acq:12-MAY-2010 14:18:09 GC EI+ Voltage SIR Autospec-Ultima
479.7165 S:2 F:4 BSUB(10000,15,-3.0) PKD(5,5,3,0.10%,100,0,0.00%,F,F) Exp:PCDD
Sample Text:ST051210M1 File Text:Frontier Analytical Laboratory



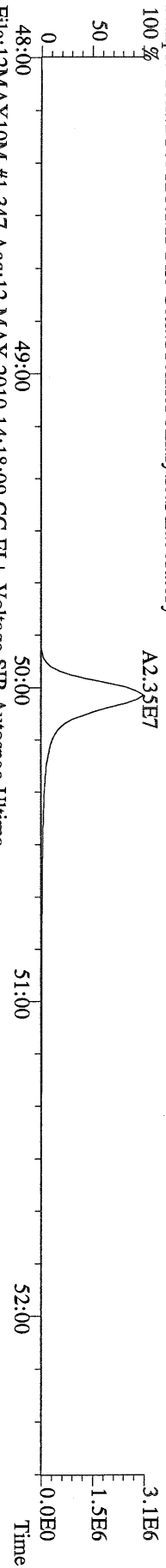
File:12MAY10M #1-347 Acq:12-MAY-2010 14:18:09 GC EI + Voltage SIR Autospec-Utima
 441.7428 S:2 F:5 BSUB(10000,15,-3.0) PKD(5,5,3,0.10%,100,0,0.00%,F,F) Exp:PCDD
 Sample Text:ST051210M1 File Text:Frontier Analytical Laboratory



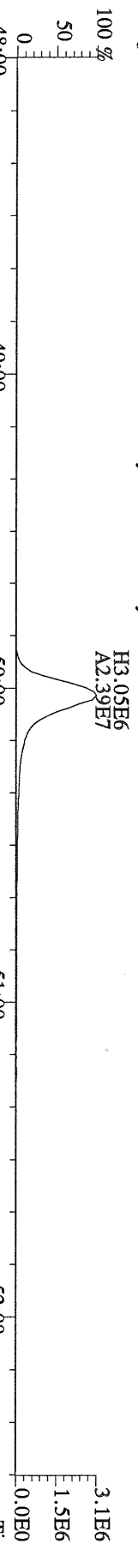
File:12MAY10M #1-347 Acq:12-MAY-2010 14:18:09 GC EI + Voltage SIR Autospec-Utima
 443.7398 S:2 F:5 BSUB(10000,15,-3.0) PKD(5,5,3,0.10%,100,0,0.00%,F,F) Exp:PCDD
 Sample Text:ST051210M1 File Text:Frontier Analytical Laboratory



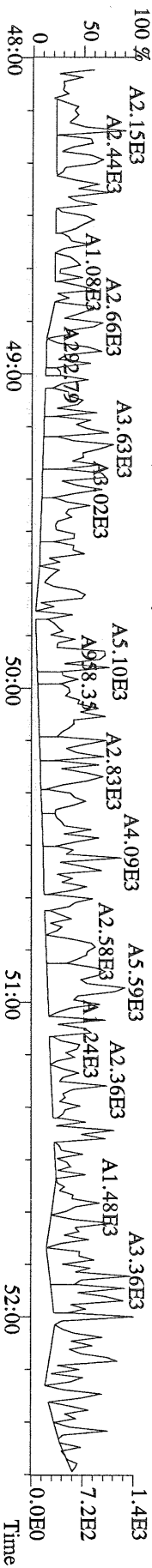
File:12MAY10M #1-347 Acq:12-MAY-2010 14:18:09 GC EI + Voltage SIR Autospec-Utima
 453.7831 S:2 F:5 BSUB(10000,15,-3.0) PKD(5,5,3,0.10%,100,0,0.00%,F,F) Exp:PCDD
 Sample Text:ST051210M1 File Text:Frontier Analytical Laboratory




File:12MAY10M #1-347 Acq:12-MAY-2010 14:18:09 GC EI + Voltage SIR Autospec-Utima
 455.7801 S:2 F:5 BSUB(10000,15,-3.0) PKD(5,5,3,0.10%,100,0,0.00%,F,F) Exp:PCDD
 Sample Text:ST051210M1 File Text:Frontier Analytical Laboratory




File:12MAY10M #1-347 Acq:12-MAY-2010 14:18:09 GC EI + Voltage SIR Autospec-Utima
 513.6775 S:2 F:5 BSUB(10000,15,-3.0) PKD(5,5,3,0.10%,100,0,0.00%,F,F) Exp:PCDD
 Sample Text:ST051210M1 File Text:Frontier Analytical Laboratory



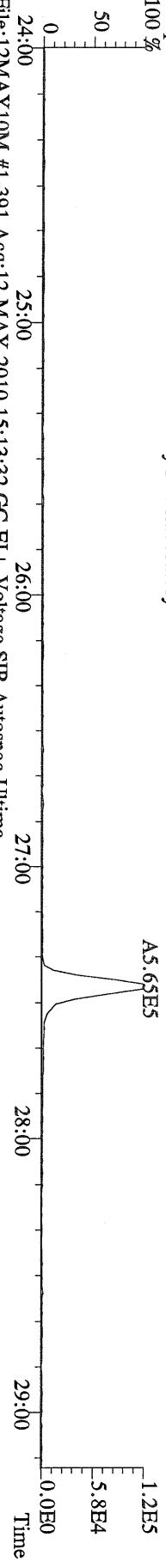
File:12MAY10M #1-391 Acq:12-MAY-2010 15:13:32 GC EI + Voltage SIR Autospec-Ultima
319.8965 S:3 BSUB(10000,15,-3.0) PKD(5,5,3,0.10%,100,0,0.00%,F,F) Exp:PCDD
Sample Text:ST051210M2 File Text:Frontier Analytical Laboratory
100 %



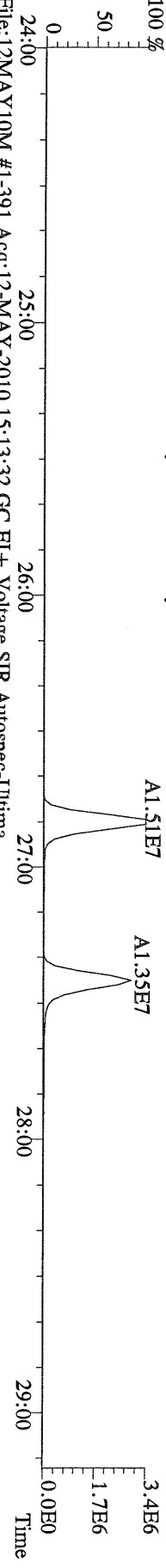
File:12MAY10M #1-391 Acq:12-MAY-2010 15:13:32 GC EI + Voltage SIR Autospec-Ultima
321.8936 S:3 BSUB(10000,15,-3.0) PKD(5,5,3,0.10%,100,0,0.00%,F,F) Exp:PCDD
Sample Text:ST051210M2 File Text:Frontier Analytical Laboratory
100 %



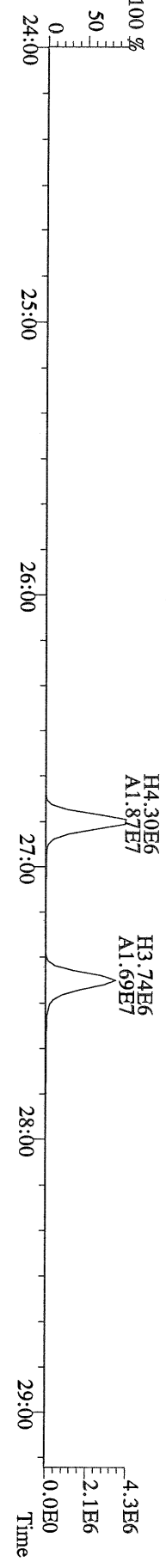
File:12MAY10M #1-391 Acq:12-MAY-2010 15:13:32 GC EI + Voltage SIR Autospec-Ultima
327.8847 S:3 BSUB(10000,15,-3.0) PKD(5,5,3,0.10%,100,0,0.00%,F,F) Exp:PCDD
Sample Text:ST051210M2 File Text:Frontier Analytical Laboratory
100 %




File:12MAY10M #1-391 Acq:12-MAY-2010 15:13:32 GC EI + Voltage SIR Autospec-Ultima
331.9368 S:3 BSUB(10000,15,-3.0) PKD(5,5,3,0.10%,100,0,0.00%,F,F) Exp:PCDD
Sample Text:ST051210M2 File Text:Frontier Analytical Laboratory
100 %




File:12MAY10M #1-391 Acq:12-MAY-2010 15:13:32 GC EI + Voltage SIR Autospec-Ultima
333.9339 S:3 BSUB(10000,15,-3.0) PKD(5,5,3,0.10%,100,0,0.00%,F,F) Exp:PCDD
Sample Text:ST051210M2 File Text:Frontier Analytical Laboratory




File:12MAY10M #1-411 Acq:12-MAY-2010 15:13:32 GC EI+ Voltage SIR Autospec-Utima
355.8546 S:3 F:2 BSUB(10000,15,-3.0) PKD(5,5,3,0.10%,100,0,0.00%,F,F) Exp:PCDD
Sample Text:ST051210M2 File Text:Frontier Analytical Laboratory




File:12MAY10M #1-411 Acq:12-MAY-2010 15:13:32 GC EI+ Voltage SIR Autospec-Utima
357.8517 S:3 F:2 BSUB(10000,15,-3.0) PKD(5,5,3,0.10%,100,0,0.00%,F,F) Exp:PCDD
Sample Text:ST051210M2 File Text:Frontier Analytical Laboratory



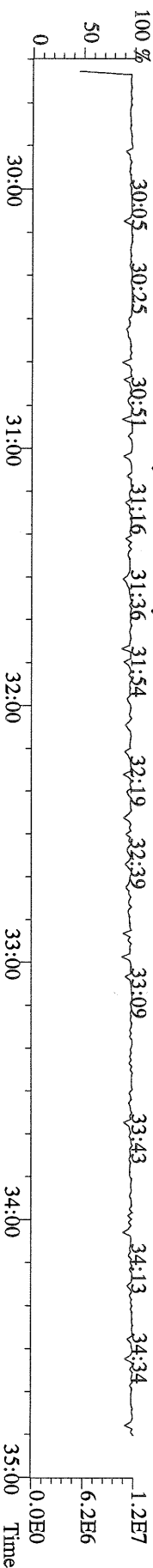
File:12MAY10M #1-411 Acq:12-MAY-2010 15:13:32 GC EI+ Voltage SIR Autospec-Utima
367.8949 S:3 F:2 BSUB(10000,15,-3.0) PKD(5,5,3,0.10%,100,0,0.00%,F,F) Exp:PCDD
Sample Text:ST051210M2 File Text:Frontier Analytical Laboratory



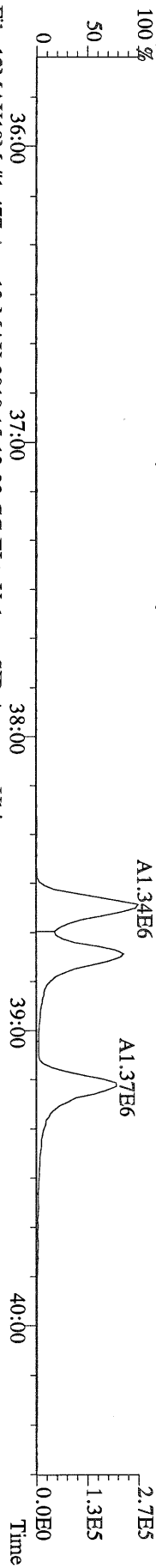
File:12MAY10M #1-411 Acq:12-MAY-2010 15:13:32 GC EI+ Voltage SIR Autospec-Utima
369.8919 S:3 F:2 BSUB(10000,15,-3.0) PKD(5,5,3,0.10%,100,0,0.00%,F,F) Exp:PCDD
Sample Text:ST051210M2 File Text:Frontier Analytical Laboratory



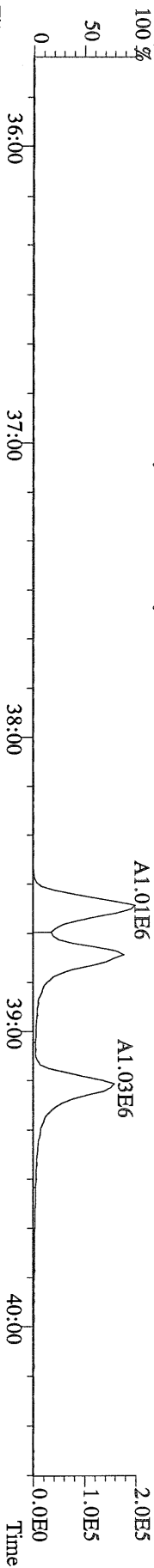
File:12MAY10M #1-411 Acq:12-MAY-2010 15:13:32 GC EI+ Voltage SIR Autospec-Utima
366.9792 S:3 F:2 Exp:PCDD
Sample Text:ST051210M2 File Text:Frontier Analytical Laboratory



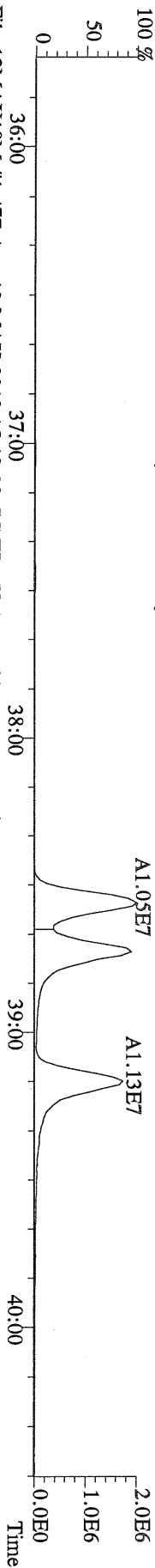
File:12MAY10M #1-477 Acq:12-MAY-2010 15:13:32 GC EI+ Voltage SIR Autospec-Ultima
389.8156 S:3 F:3 BSUB(10000,15,-3.0) PKD(5,5,3,0.10%,100,0,0.00%,F,F) Exp:PCDD
Sample Text:ST051210M2 File Text:Frontier Analytical Laboratory




File:12MAY10M #1-477 Acq:12-MAY-2010 15:13:32 GC EI+ Voltage SIR Autospec-Ultima
391.8127 S:3 F:3 BSUB(10000,15,-3.0) PKD(5,5,3,0.10%,100,0,0.00%,F,F) Exp:PCDD
Sample Text:ST051210M2 File Text:Frontier Analytical Laboratory




File:12MAY10M #1-477 Acq:12-MAY-2010 15:13:32 GC EI+ Voltage SIR Autospec-Ultima
401.8559 S:3 F:3 BSUB(10000,15,-3.0) PKD(5,5,3,0.10%,100,0,0.00%,F,F) Exp:PCDD
Sample Text:ST051210M2 File Text:Frontier Analytical Laboratory



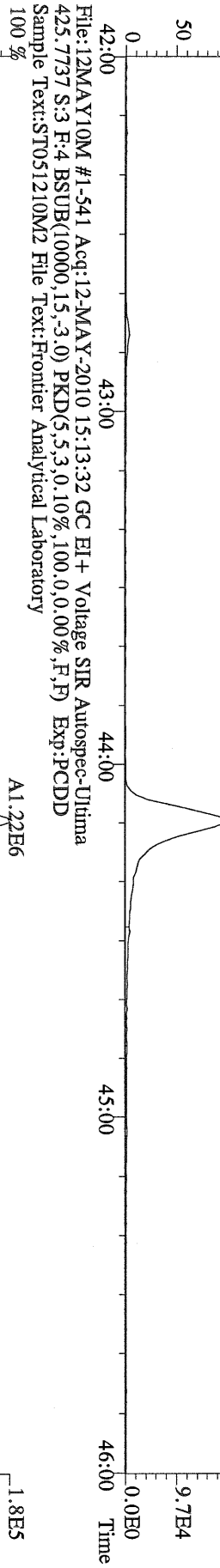
File:12MAY10M #1-477 Acq:12-MAY-2010 15:13:32 GC EI+ Voltage SIR Autospec-Ultima
403.8530 S:3 F:3 BSUB(10000,15,-3.0) PKD(5,5,3,0.10%,100,0,0.00%,F,F) Exp:PCDD
Sample Text:ST051210M2 File Text:Frontier Analytical Laboratory



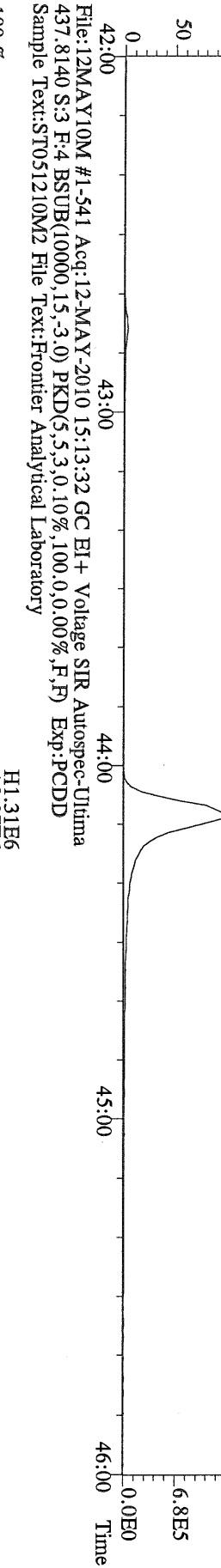
File:12MAY10M #1-477 Acq:12-MAY-2010 15:13:32 GC EI+ Voltage SIR Autospec-Ultima
380.9760 S:3 F:3 Exp:PCDD
Sample Text:ST051210M2 File Text:Frontier Analytical Laboratory



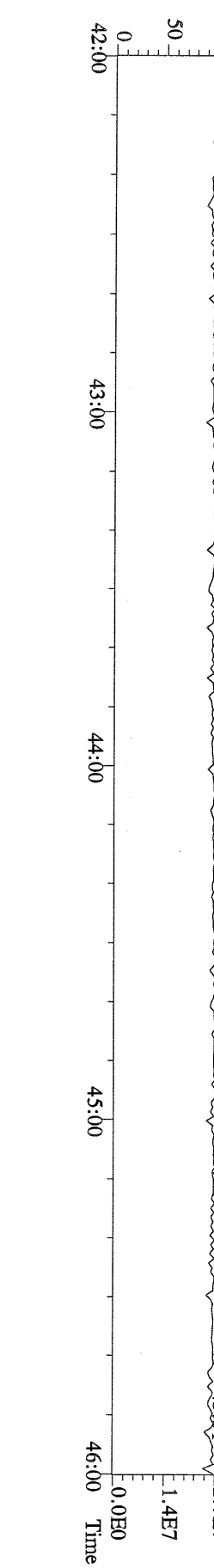
File:12MAY10M #1-541 Acq:12-MAY-2010 15:13:32 GC EI+ Voltage SIR Autospec-Utima
423.7767 S:3 F:4 BSUB(10000,15,-3.0) PKD(5,5,3,0.10%,100.0,0.00%,F,F) Exp:PCDD
Sample Text:ST051210M2 File Text:Frontier Analytical Laboratory



File:12MAY10M #1-541 Acq:12-MAY-2010 15:13:32 GC EI+ Voltage SIR Autospec-Utima
425.7737 S:3 F:4 BSUB(10000,15,-3.0) PKD(5,5,3,0.10%,100.0,0.00%,F,F) Exp:PCDD
Sample Text:ST051210M2 File Text:Frontier Analytical Laboratory




File:12MAY10M #1-541 Acq:12-MAY-2010 15:13:32 GC EI+ Voltage SIR Autospec-Utima
435.8169 S:3 F:4 BSUB(10000,15,-3.0) PKD(5,5,3,0.10%,100.0,0.00%,F,F) Exp:PCDD
Sample Text:ST051210M2 File Text:Frontier Analytical Laboratory



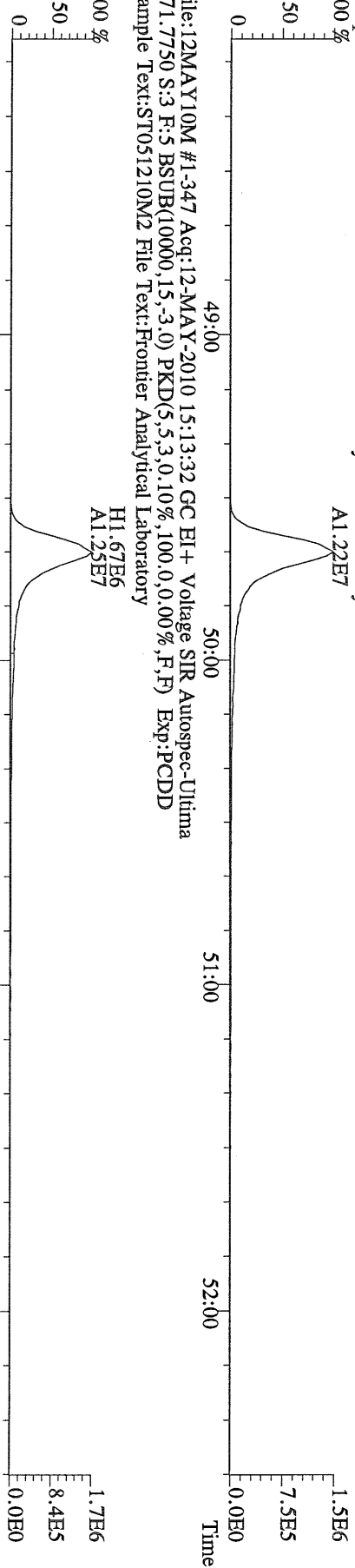
File:12MAY10M #1-541 Acq:12-MAY-2010 15:13:32 GC EI+ Voltage SIR Autospec-Utima
437.8140 S:3 F:4 BSUB(10000,15,-3.0) PKD(5,5,3,0.10%,100.0,0.00%,F,F) Exp:PCDD
Sample Text:ST051210M2 File Text:Frontier Analytical Laboratory



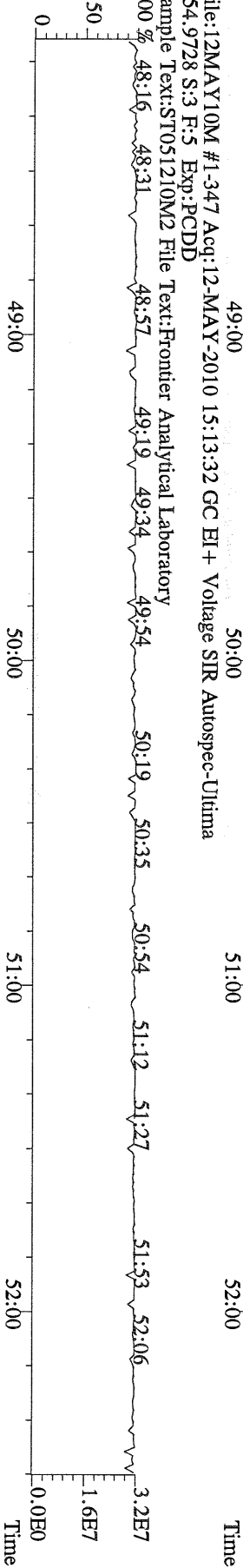
File:12MAY10M #1-347 Acq:12-MAY-2010 15:13:32 GC EI+ Voltage SIR Autospec-Ultima
457.7377 S:3 F:5 BSUB(10000,15,-3.0) PKD(5,5,3,0.10%,100.0,0.00%,F,F) Exp:PCDD
Sample Text:ST051210M2 File Text:Frontier Analytical Laboratory



File:12MAY10M #1-347 Acq:12-MAY-2010 15:13:32 GC EI+ Voltage SIR Autospec-Ultima
469.7780 S:3 F:5 BSUB(10000,15,-3.0) PKD(5,5,3,0.10%,100.0,0.00%,F,F) Exp:PCDD
Sample Text:ST051210M2 File Text:Frontier Analytical Laboratory

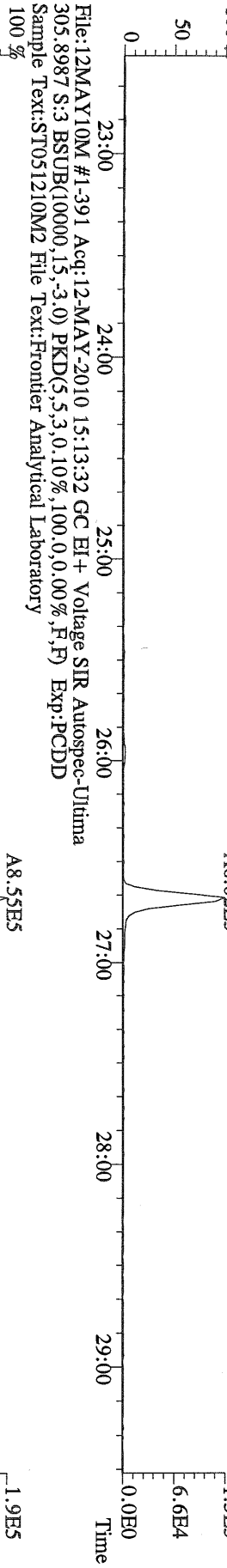


File:12MAY10M #1-347 Acq:12-MAY-2010 15:13:32 GC EI+ Voltage SIR Autospec-Ultima
471.7750 S:3 F:5 BSUB(10000,15,-3.0) PKD(5,5,3,0.10%,100.0,0.00%,F,F) Exp:PCDD
Sample Text:ST051210M2 File Text:Frontier Analytical Laboratory

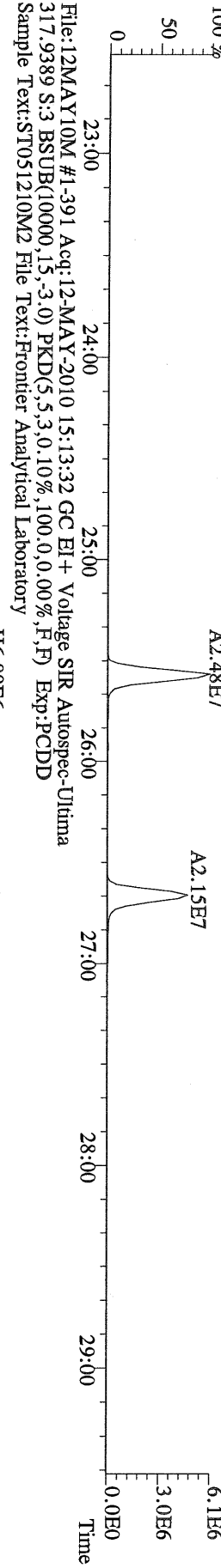


File:12MAY10M #1-347 Acq:12-MAY-2010 15:13:32 GC EI+ Voltage SIR Autospec-Ultima
454.9728 S:3 F:5 Exp:PCDD
Sample Text:ST051210M2 File Text:Frontier Analytical Laboratory

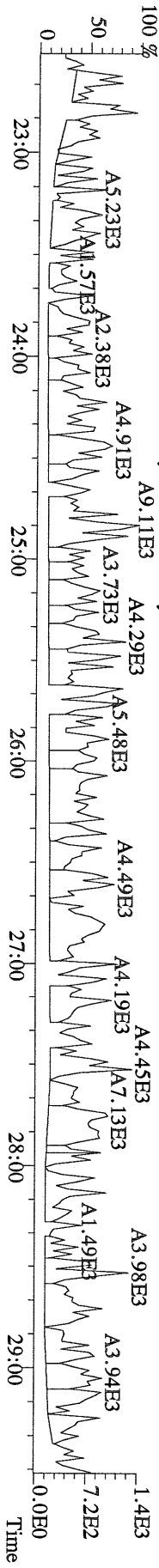
File:12MAY10M #1-391 Acq:12-MAY-2010 15:13:32 GC EI + Voltage SIR Autospec-Utima
303.9016 S:3 BSUB(10000,15,-3.0) PKD(5,5,3,0,10%,100,0,0,00%,F,F) Exp:PCDD
Sample Text:ST051210M2 File Text:Frontier Analytical Laboratory



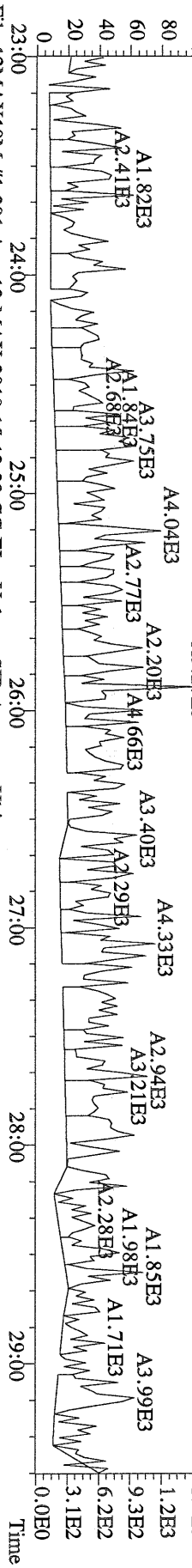
File:12MAY10M #1-391 Acq:12-MAY-2010 15:13:32 GC EI + Voltage SIR Autospec-Utima
315.9419 S:3 BSUB(10000,15,-3.0) PKD(5,5,3,0,10%,100,0,0,00%,F,F) Exp:PCDD
Sample Text:ST051210M2 File Text:Frontier Analytical Laboratory



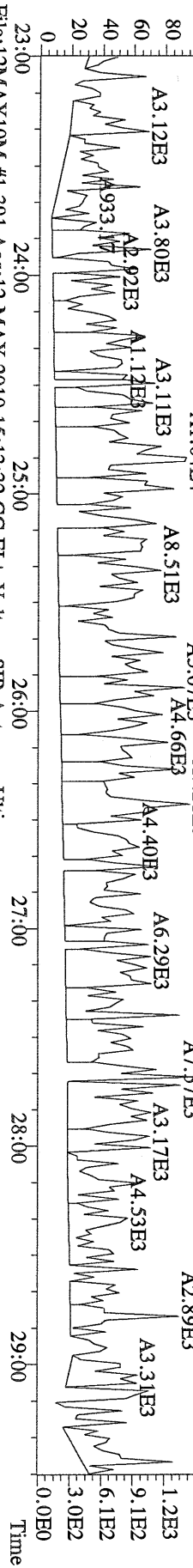
File:12MAY10M #1-391 Acq:12-MAY-2010 15:13:32 GC EI + Voltage SIR Autospec-Utima
317.9389 S:3 BSUB(10000,15,-3.0) PKD(5,5,3,0,10%,100,0,0,00%,F,F) Exp:PCDD
Sample Text:ST051210M2 File Text:Frontier Analytical Laboratory



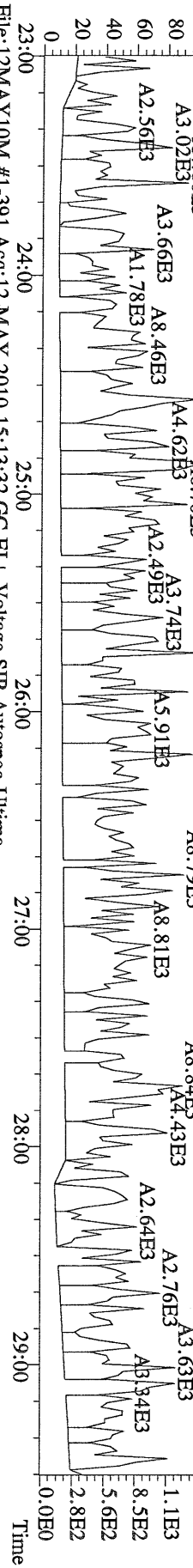
File:12MAY10M #1-391 Acq:12-MAY-2010 15:13:32 GC EI + Voltage SIR Autospec-Utima
 339.8597 S:3 BSUB(10000,15,-3.0) PKD(5,5,3,0,10%,100,0,0,00%,F,F) Exp:PCDD
 Sample Text:ST051210M2 File Text:Frontier Analytical Laboratory




File:12MAY10M #1-391 Acq:12-MAY-2010 15:13:32 GC EI + Voltage SIR Autospec-Utima
 341.8568 S:3 BSUB(10000,15,-3.0) PKD(5,5,3,0,10%,100,0,0,00%,F,F) Exp:PCDD
 Sample Text:ST051210M2 File Text:Frontier Analytical Laboratory



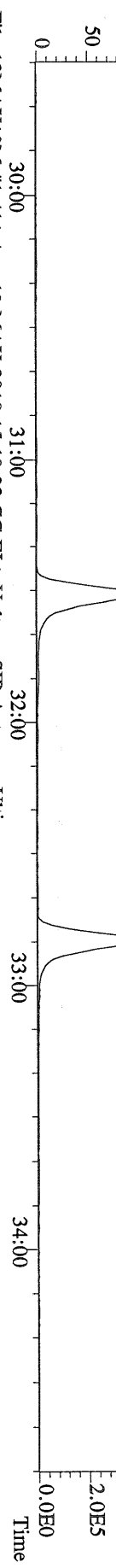
File:12MAY10M #1-391 Acq:12-MAY-2010 15:13:32 GC EI + Voltage SIR Autospec-Utima
 409.7974 S:3 BSUB(10000,15,-3.0) PKD(5,5,3,0,10%,100,0,0,00%,F,F) Exp:PCDD
 Sample Text:ST051210M2 File Text:Frontier Analytical Laboratory




File:12MAY10M #1-391 Acq:12-MAY-2010 15:13:32 GC EI + Voltage SIR Autospec-Utima
 330.9792 S:3 Exp:PCDD
 Sample Text:ST051210M2 File Text:Frontier Analytical Laboratory




File:12MAY10M #1-411 Acq:12-MAY-2010 15:13:32 GC EI+ Voltage SIR Autospec-Ultima
 339.8597 S:3 F:2 BSUB(10000,15,-3.0) PKD(5,5,3,0.10%,100,0,0.00%,F,F) Exp:PCDD
 Sample Text:ST051210M2 File Text:Frontier Analytical Laboratory



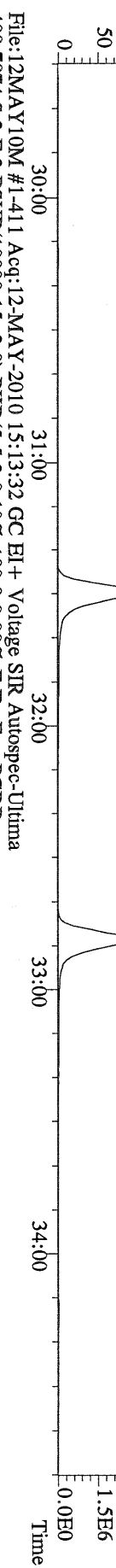
File:12MAY10M #1-411 Acq:12-MAY-2010 15:13:32 GC EI+ Voltage SIR Autospec-Ultima
 341.8568 S:3 F:2 BSUB(10000,15,-3.0) PKD(5,5,3,0.10%,100,0,0.00%,F,F) Exp:PCDD
 Sample Text:ST051210M2 File Text:Frontier Analytical Laboratory




File:12MAY10M #1-411 Acq:12-MAY-2010 15:13:32 GC EI+ Voltage SIR Autospec-Ultima
 351.9000 S:3 F:2 BSUB(10000,15,-3.0) PKD(5,5,3,0.10%,100,0,0.00%,F,F) Exp:PCDD
 Sample Text:ST051210M2 File Text:Frontier Analytical Laboratory



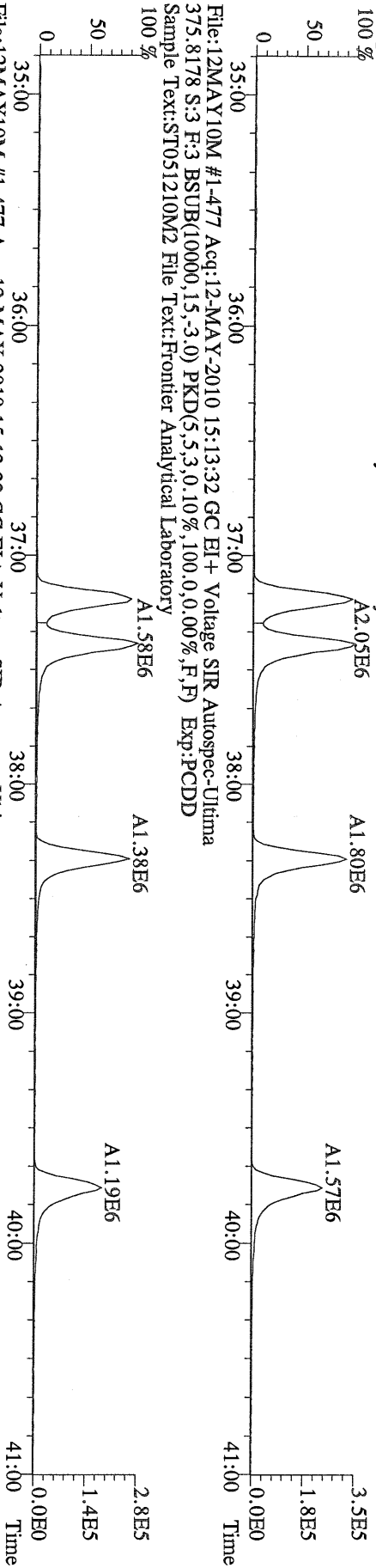
File:12MAY10M #1-411 Acq:12-MAY-2010 15:13:32 GC EI+ Voltage SIR Autospec-Ultima
 353.8970 S:3 F:2 BSUB(10000,15,-3.0) PKD(5,5,3,0.10%,100,0,0.00%,F,F) Exp:PCDD
 Sample Text:ST051210M2 File Text:Frontier Analytical Laboratory



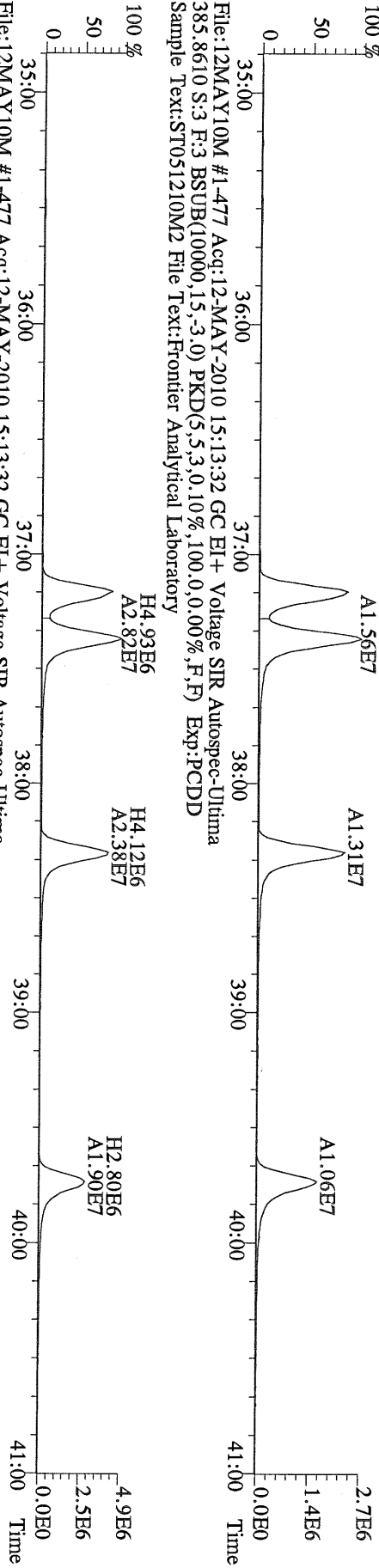
File:12MAY10M #1-411 Acq:12-MAY-2010 15:13:32 GC EI+ Voltage SIR Autospec-Ultima
 409.7974 S:3 F:2 BSUB(10000,15,-3.0) PKD(5,5,3,0.10%,100,0,0.00%,F,F) Exp:PCDD
 Sample Text:ST051210M2 File Text:Frontier Analytical Laboratory



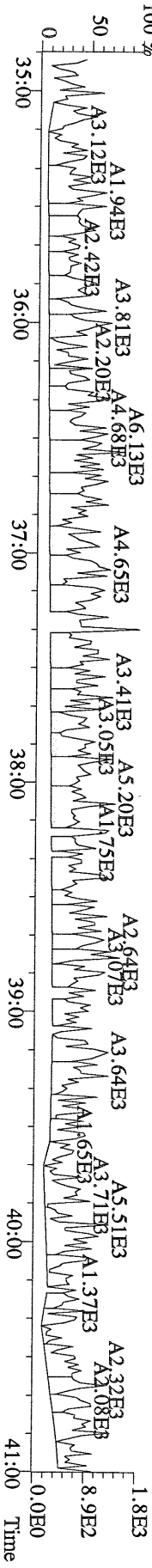
File:12MAY10M #1-477 Acq:12-MAY-2010 15:13:32 GC EI+ Voltage SIR Autospec-Utima
373.8207 S:3 F:3 BSUB(10000,15,-3.0) PKD(5.5,3,0,10%,100.0,0.00%,F,F) Exp:PCDD
Sample Text:ST051210M2 File Text:Frontier Analytical Laboratory



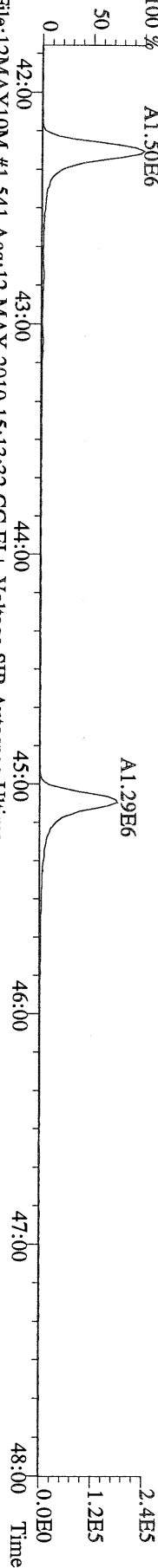
File:12MAY10M #1-477 Acq:12-MAY-2010 15:13:32 GC EI+ Voltage SIR Autospec-Utima
383.8639 S:3 F:3 BSUB(10000,15,-3.0) PKD(5.5,3,0,10%,100.0,0.00%,F,F) Exp:PCDD
Sample Text:ST051210M2 File Text:Frontier Analytical Laboratory



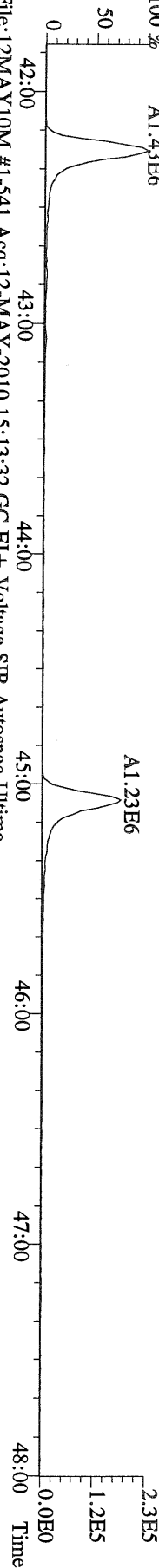
File:12MAY10M #1-477 Acq:12-MAY-2010 15:13:32 GC EI+ Voltage SIR Autospec-Utima
445.7555 S:3 F:3 BSUB(10000,15,-3.0) PKD(5.5,3,0,10%,100.0,0.00%,F,F) Exp:PCDD
Sample Text:ST051210M2 File Text:Frontier Analytical Laboratory



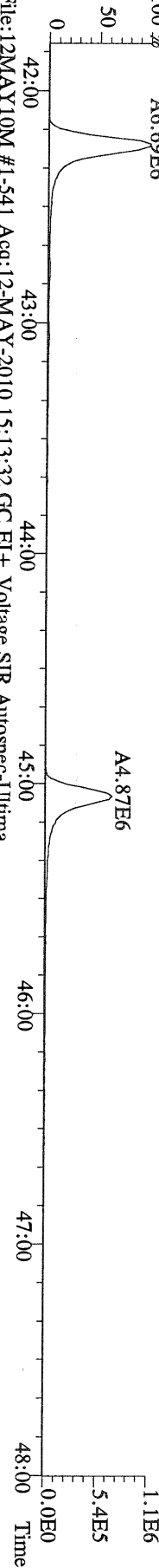
File:12MAY10M #1-541 Acq:12-MAY-2010 15:13:32 GC EI + Voltage SIR Autospec-Utima
407.7818 S:3 F:4 BSUB(10000,15,-3.0) PKD(5,5,3,0,10%,100.0,0.00%,F,F) Exp:PCDD
Sample Text:ST051210M2 File Text:Frontier Analytical Laboratory



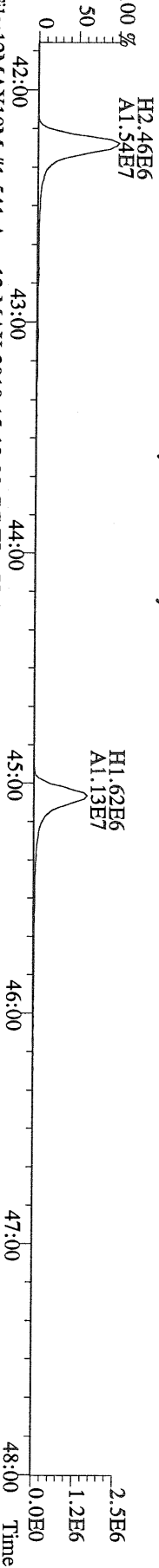
File:12MAY10M #1-541 Acq:12-MAY-2010 15:13:32 GC EI + Voltage SIR Autospec-Utima
409.7788 S:3 F:4 BSUB(10000,15,-3.0) PKD(5,5,3,0,10%,100.0,0.00%,F,F) Exp:PCDD
Sample Text:ST051210M2 File Text:Frontier Analytical Laboratory



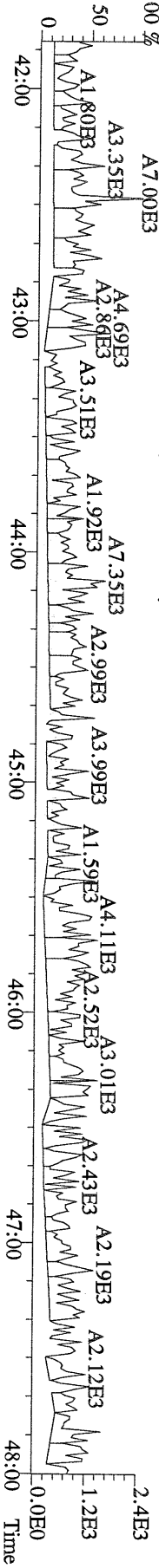
File:12MAY10M #1-541 Acq:12-MAY-2010 15:13:32 GC EI + Voltage SIR Autospec-Utima
417.8253 S:3 F:4 BSUB(10000,15,-3.0) PKD(5,5,3,0,10%,100.0,0.00%,F,F) Exp:PCDD
Sample Text:ST051210M2 File Text:Frontier Analytical Laboratory




File:12MAY10M #1-541 Acq:12-MAY-2010 15:13:32 GC EI + Voltage SIR Autospec-Utima
419.8220 S:3 F:4 BSUB(10000,15,-3.0) PKD(5,5,3,0,10%,100.0,0.00%,F,F) Exp:PCDD
Sample Text:ST051210M2 File Text:Frontier Analytical Laboratory



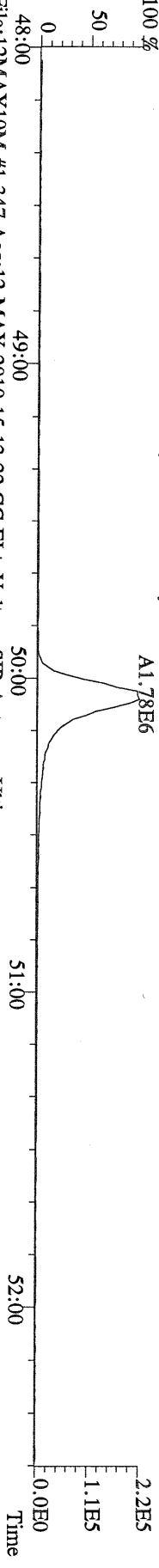
File:12MAY10M #1-541 Acq:12-MAY-2010 15:13:32 GC EI + Voltage SIR Autospec-Utima
479.7165 S:3 F:4 BSUB(10000,15,-3.0) PKD(5,5,3,0,10%,100.0,0.00%,F,F) Exp:PCDD
Sample Text:ST051210M2 File Text:Frontier Analytical Laboratory



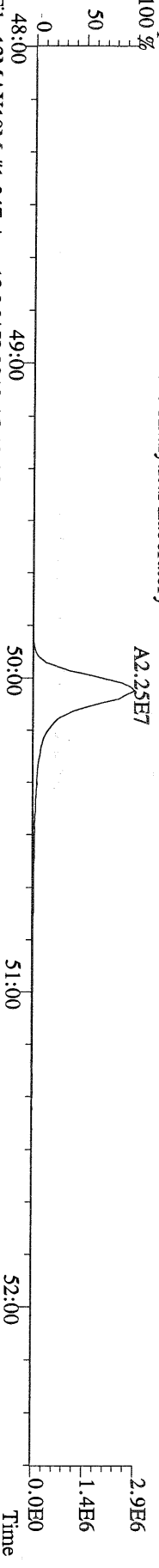
File:12MAY10M #1-347 Acq:12-MAY-2010 15:13:32 GC EI+ Voltage SIR Autospec-Utima
441.7428 S.3 F:5 BSUB(10000,15,-3.0) PKD(5,5,3,0.10%,100,0,0.00%,F,F) Exp:PCDD
Sample Text:ST051210M2 File Text:Frontier Analytical Laboratory
100 %



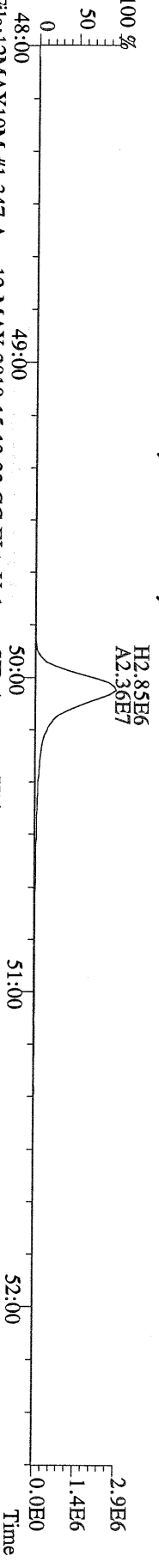
File:12MAY10M #1-347 Acq:12-MAY-2010 15:13:32 GC EI+ Voltage SIR Autospec-Utima
443.7398 S.3 F:5 BSUB(10000,15,-3.0) PKD(5,5,3,0.10%,100,0,0.00%,F,F) Exp:PCDD
Sample Text:ST051210M2 File Text:Frontier Analytical Laboratory
100 %



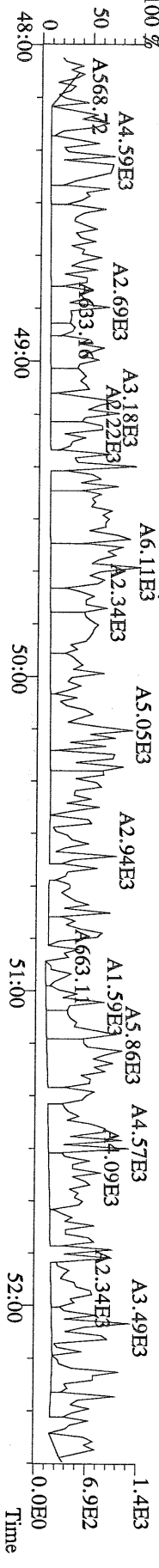
File:12MAY10M #1-347 Acq:12-MAY-2010 15:13:32 GC EI+ Voltage SIR Autospec-Utima
453.7831 S.3 F:5 BSUB(10000,15,-3.0) PKD(5,5,3,0.10%,100,0,0.00%,F,F) Exp:PCDD
Sample Text:ST051210M2 File Text:Frontier Analytical Laboratory
100 %



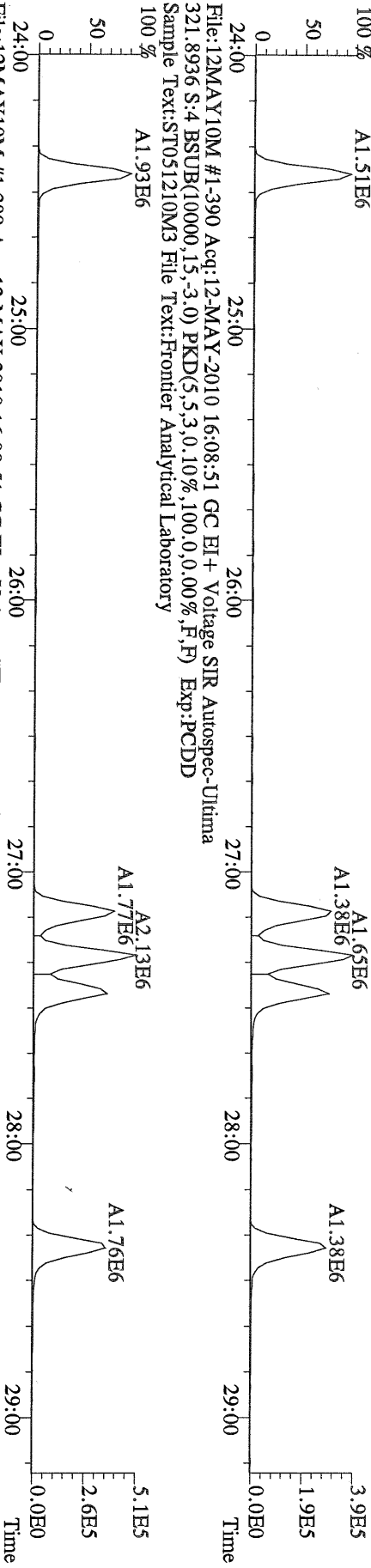
File:12MAY10M #1-347 Acq:12-MAY-2010 15:13:32 GC EI+ Voltage SIR Autospec-Utima
455.7801 S.3 F:5 BSUB(10000,15,-3.0) PKD(5,5,3,0.10%,100,0,0.00%,F,F) Exp:PCDD
Sample Text:ST051210M2 File Text:Frontier Analytical Laboratory



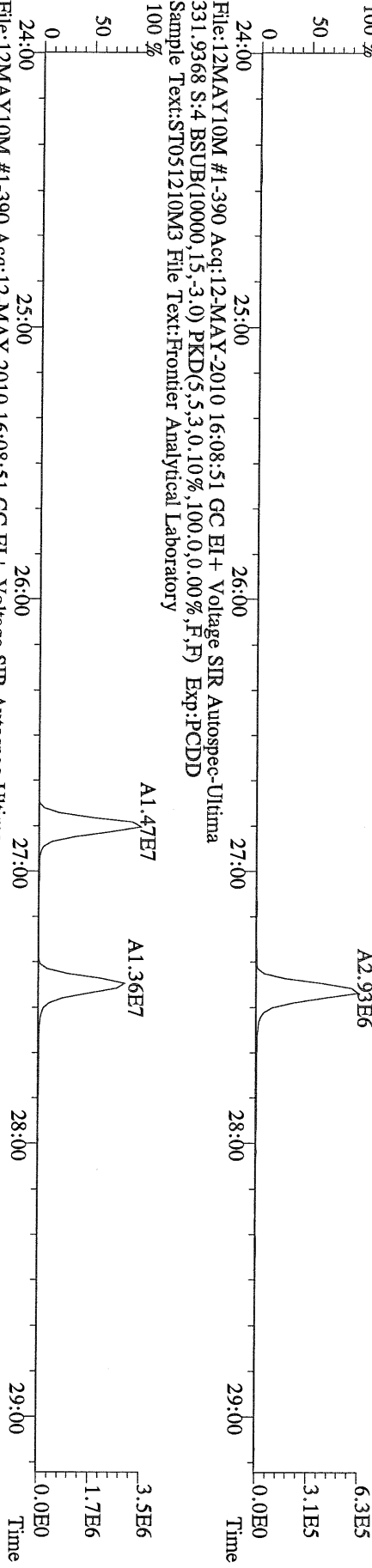
File:12MAY10M #1-347 Acq:12-MAY-2010 15:13:32 GC EI+ Voltage SIR Autospec-Utima
513.6775 S.3 F:5 BSUB(10000,15,-3.0) PKD(5,5,3,0.10%,100,0,0.00%,F,F) Exp:PCDD
Sample Text:ST051210M2 File Text:Frontier Analytical Laboratory



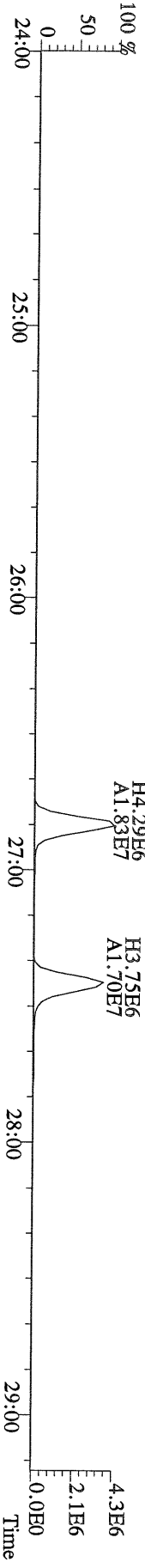
File:12MAY10M #1-390 Acq:12-MAY-2010 16:08:51 GC EI+ Voltage SIR Autospec-Ultima
319.8965 S:4 BSUB(10000,15,-3.0) PKD(5,5,3,0,10%,100,0,0,00%,F,F) Exp:PCDD
Sample Text:ST051210M3 File Text:Frontier Analytical Laboratory



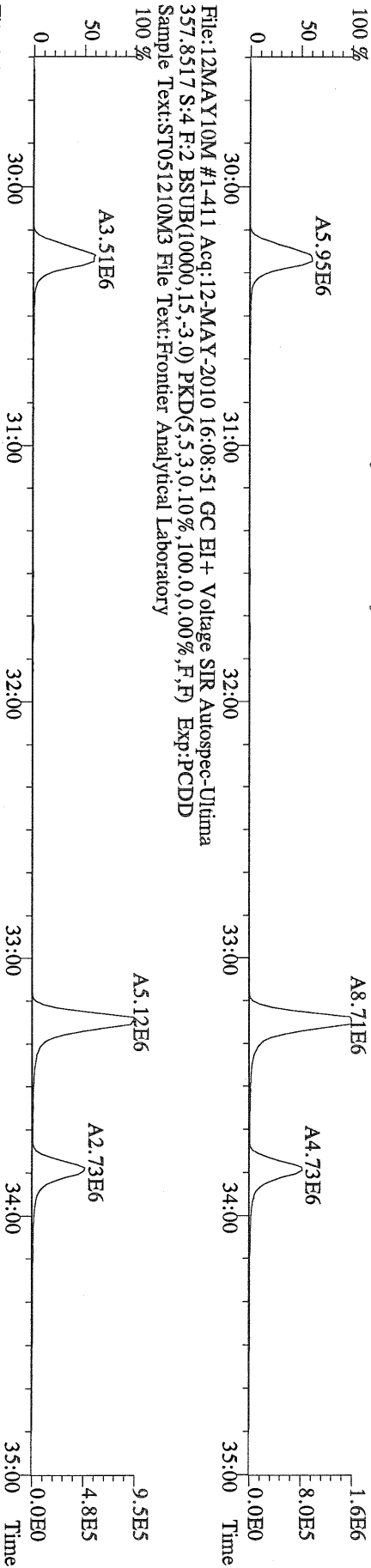
File:12MAY10M #1-390 Acq:12-MAY-2010 16:08:51 GC EI+ Voltage SIR Autospec-Ultima
327.8847 S:4 BSUB(10000,15,-3.0) PKD(5,5,3,0,10%,100,0,0,00%,F,F) Exp:PCDD
Sample Text:ST051210M3 File Text:Frontier Analytical Laboratory



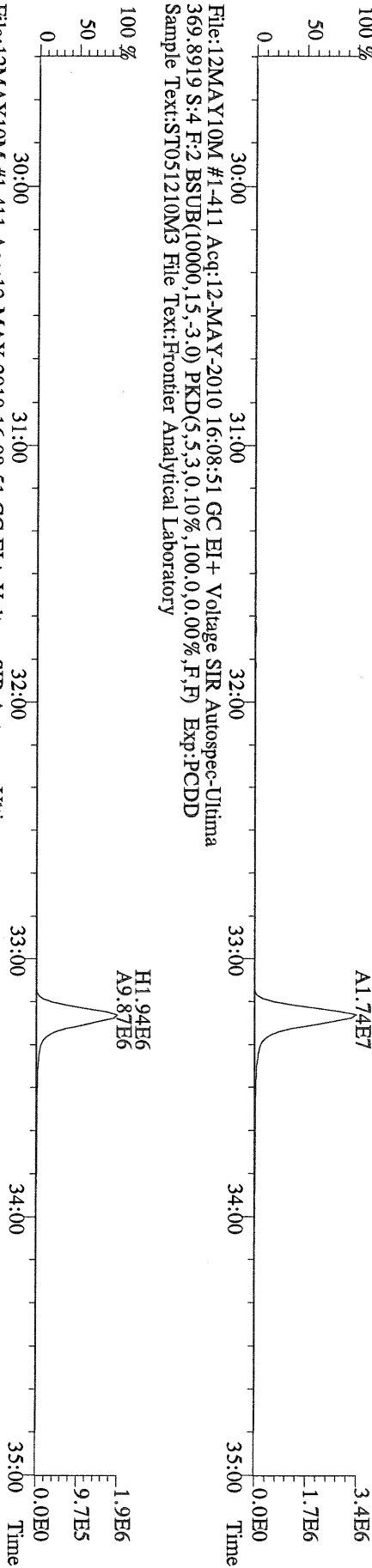
File:12MAY10M #1-390 Acq:12-MAY-2010 16:08:51 GC EI+ Voltage SIR Autospec-Ultima
333.9339 S:4 BSUB(10000,15,-3.0) PKD(5,5,3,0,10%,100,0,0,00%,F,F) Exp:PCDD
Sample Text:ST051210M3 File Text:Frontier Analytical Laboratory



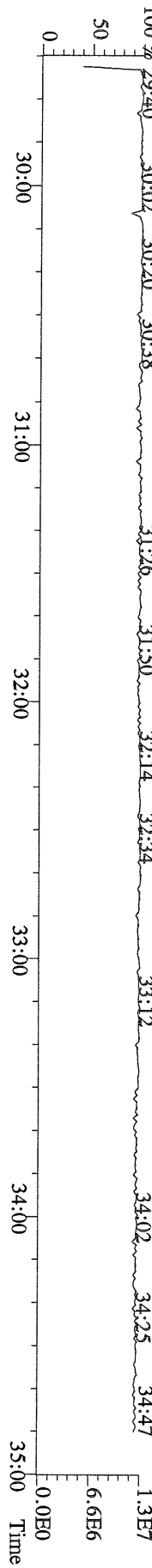
File:12MAY10M #1-411 Acq:12-MAY-2010 16:08:51 GC EI+ Voltage SIR Autospec-Utima
355.8546 S:4 F:2 BSUB(10000,15,-3.0) PKD(5.5,3.0,10%,100.0,0.00%,F,F) Exp:PCDD
Sample Text:ST051210M3 File Text:Frontier Analytical Laboratory



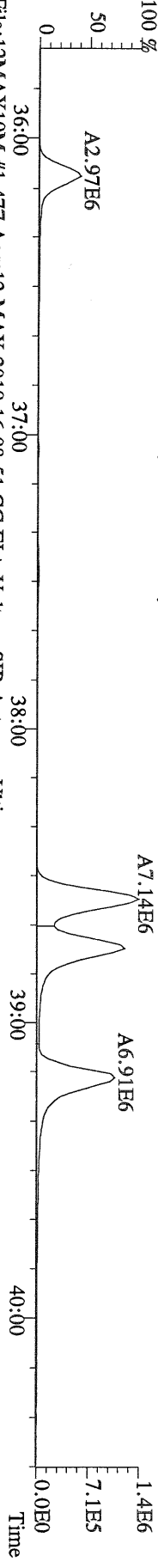
File:12MAY10M #1-411 Acq:12-MAY-2010 16:08:51 GC EI+ Voltage SIR Autospec-Utima
367.8949 S:4 F:2 BSUB(10000,15,-3.0) PKD(5.5,3.0,10%,100.0,0.00%,F,F) Exp:PCDD
Sample Text:ST051210M3 File Text:Frontier Analytical Laboratory



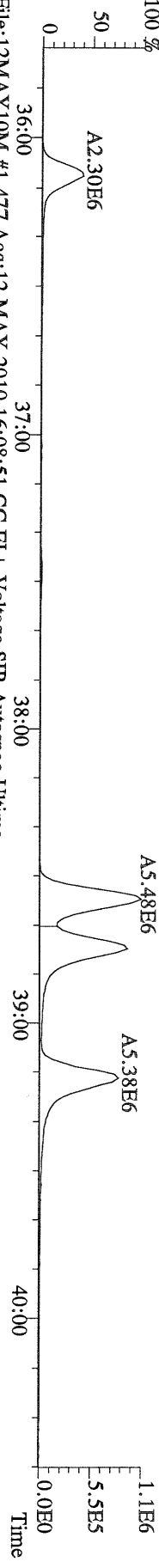
File:12MAY10M #1-411 Acq:12-MAY-2010 16:08:51 GC EI+ Voltage SIR Autospec-Utima
366.9792 S:4 F:2 Exp:PCDD
Sample Text:ST051210M3 File Text:Frontier Analytical Laboratory



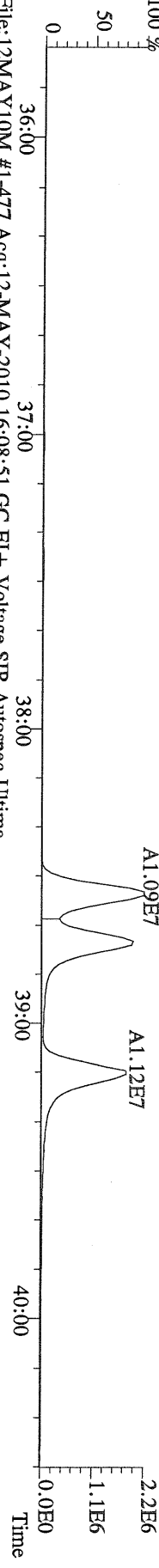
File:12MAY10M #1-477 Acq:12-MAY-2010 16:08:51 GC EI+ Voltage SIR Autospec-Utima
 389.8156 S:4 F:3 BSUB(10000,15,-3.0) PKD(5.5,3,0.10%,100.0,0.00%,F,F) Exp:PCDD
 Sample Text:ST051210M3 File Text:Frontier Analytical Laboratory



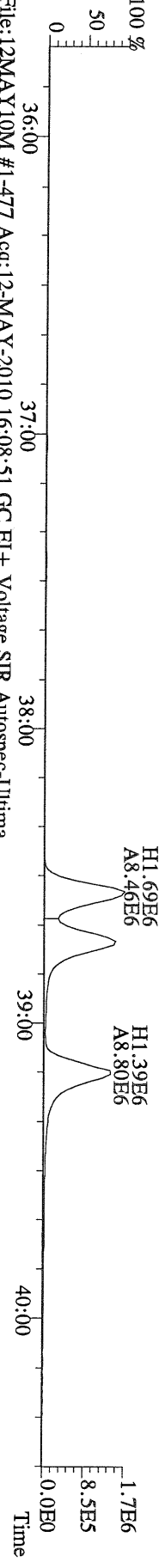
File:12MAY10M #1-477 Acq:12-MAY-2010 16:08:51 GC EI+ Voltage SIR Autospec-Utima
 391.8127 S:4 F:3 BSUB(10000,15,-3.0) PKD(5.5,3,0.10%,100.0,0.00%,F,F) Exp:PCDD
 Sample Text:ST051210M3 File Text:Frontier Analytical Laboratory



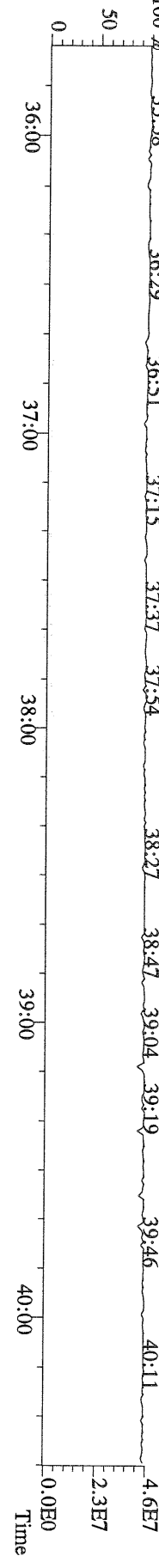
File:12MAY10M #1-477 Acq:12-MAY-2010 16:08:51 GC EI+ Voltage SIR Autospec-Utima
 401.8559 S:4 F:3 BSUB(10000,15,-3.0) PKD(5.5,3,0.10%,100.0,0.00%,F,F) Exp:PCDD
 Sample Text:ST051210M3 File Text:Frontier Analytical Laboratory



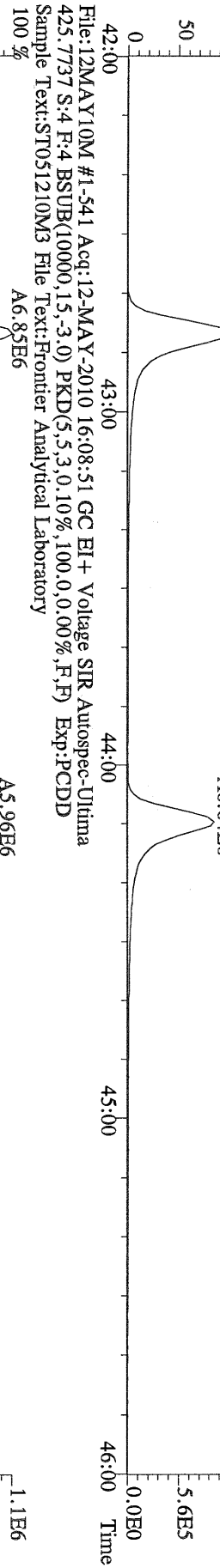
File:12MAY10M #1-477 Acq:12-MAY-2010 16:08:51 GC EI+ Voltage SIR Autospec-Utima
 403.8530 S:4 F:3 BSUB(10000,15,-3.0) PKD(5.5,3,0.10%,100.0,0.00%,F,F) Exp:PCDD
 Sample Text:ST051210M3 File Text:Frontier Analytical Laboratory



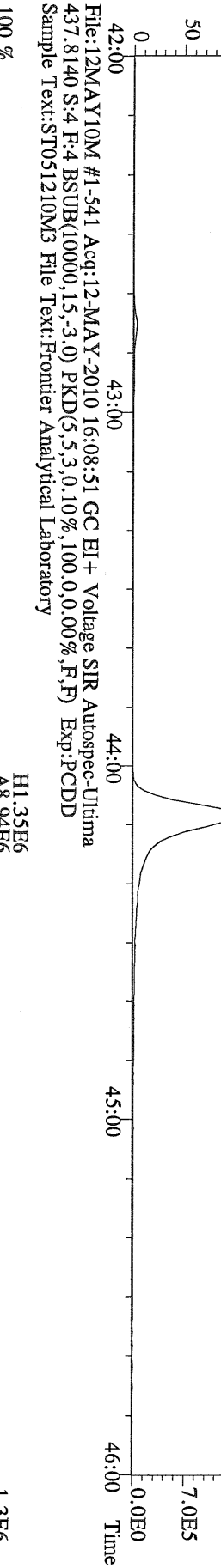
File:12MAY10M #1-477 Acq:12-MAY-2010 16:08:51 GC EI+ Voltage SIR Autospec-Utima
 380.9760 S:4 F:3 Exp:PCDD
 Sample Text:ST051210M3 File Text:Frontier Analytical Laboratory



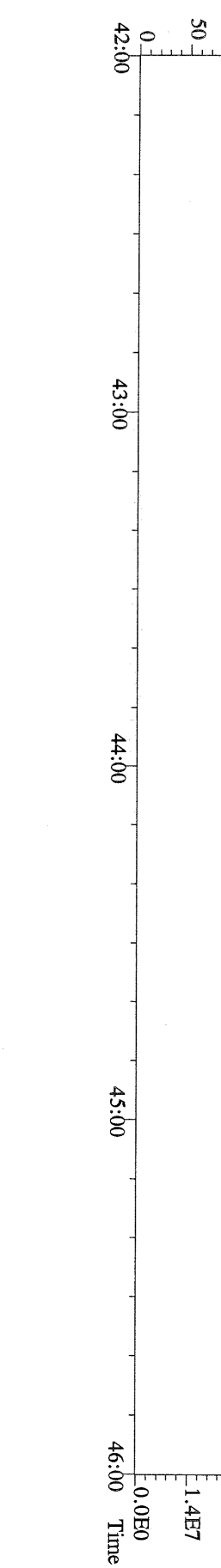
File:12MAY10M #1-541 Acq:12-MAY-2010 16:08:51 GC EI + Voltage SIR Autospec-Utima
423.7767 S:4 F:4 BSUB(10000,15,-3.0) PKD(5,5,3,0.10%,100,0,0.00%,F,F) Exp:PCDD
Sample Text:ST051210M3 File Text:Frontier Analytical Laboratory
100 %



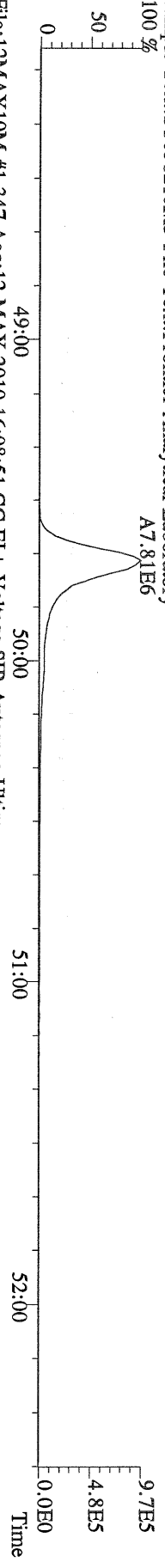
File:12MAY10M #1-541 Acq:12-MAY-2010 16:08:51 GC EI + Voltage SIR Autospec-Utima
435.8169 S:4 F:4 BSUB(10000,15,-3.0) PKD(5,5,3,0.10%,100,0,0.00%,F,F) Exp:PCDD
Sample Text:ST051210M3 File Text:Frontier Analytical Laboratory
100 %



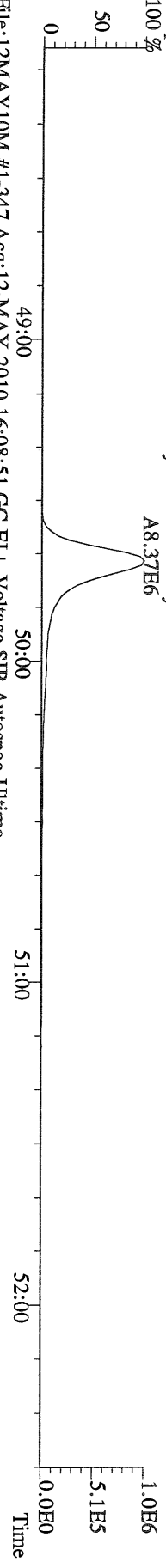
File:12MAY10M #1-541 Acq:12-MAY-2010 16:08:51 GC EI + Voltage SIR Autospec-Utima
437.8140 S:4 F:4 BSUB(10000,15,-3.0) PKD(5,5,3,0.10%,100,0,0.00%,F,F) Exp:PCDD
Sample Text:ST051210M3 File Text:Frontier Analytical Laboratory
100 %



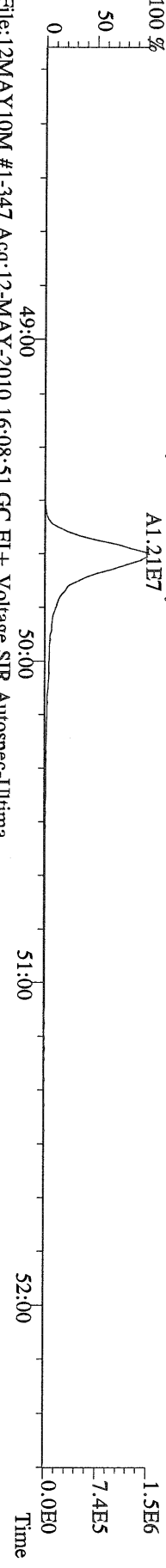
File:12MAY10M #1-347 Acq:12-MAY-2010 16:08:51 GC EI + Voltage SIR Autospec-Ultima
457.7377 S:4 F:5 BSUB(10000,15,-3.0) PKD(5,5,3,0.10%,100.0,0.00%,F,F) Exp:PCDD
Sample Text:ST051210M3 File Text:Frontier Analytical Laboratory




File:12MAY10M #1-347 Acq:12-MAY-2010 16:08:51 GC EI + Voltage SIR Autospec-Ultima
459.7348 S:4 F:5 BSUB(10000,15,-3.0) PKD(5,5,3,0.10%,100.0,0.00%,F,F) Exp:PCDD
Sample Text:ST051210M3 File Text:Frontier Analytical Laboratory



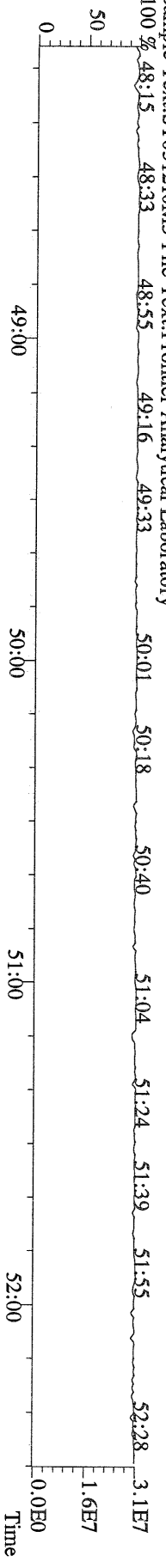
File:12MAY10M #1-347 Acq:12-MAY-2010 16:08:51 GC EI + Voltage SIR Autospec-Ultima
469.7780 S:4 F:5 BSUB(10000,15,-3.0) PKD(5,5,3,0.10%,100.0,0.00%,F,F) Exp:PCDD
Sample Text:ST051210M3 File Text:Frontier Analytical Laboratory



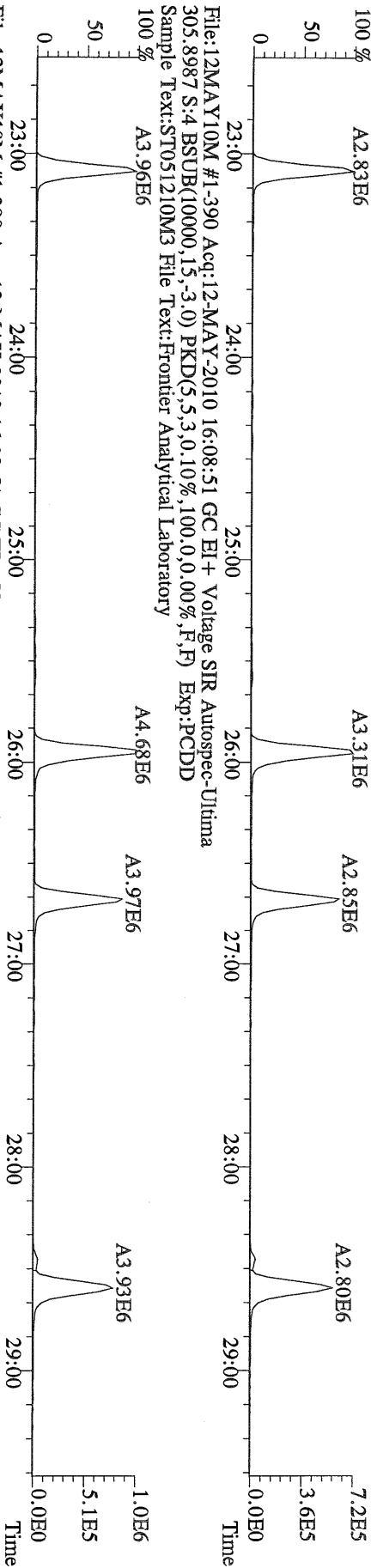
File:12MAY10M #1-347 Acq:12-MAY-2010 16:08:51 GC EI + Voltage SIR Autospec-Ultima
471.7750 S:4 F:5 BSUB(10000,15,-3.0) PKD(5,5,3,0.10%,100.0,0.00%,F,F) Exp:PCDD
Sample Text:ST051210M3 File Text:Frontier Analytical Laboratory



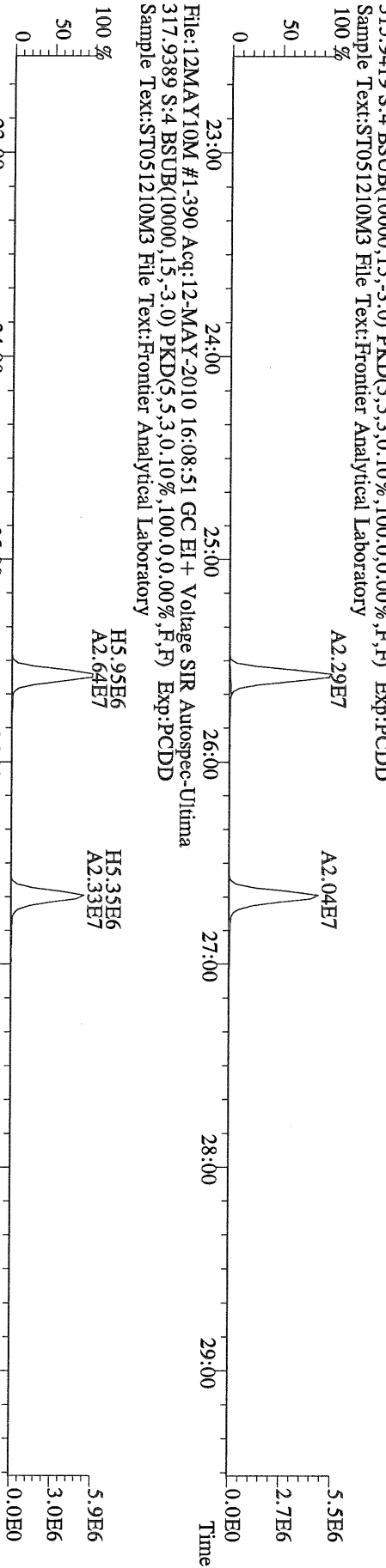
File:12MAY10M #1-347 Acq:12-MAY-2010 16:08:51 GC EI + Voltage SIR Autospec-Ultima
454.9728 S:4 F:5 Exp:PCDD
Sample Text:ST051210M3 File Text:Frontier Analytical Laboratory



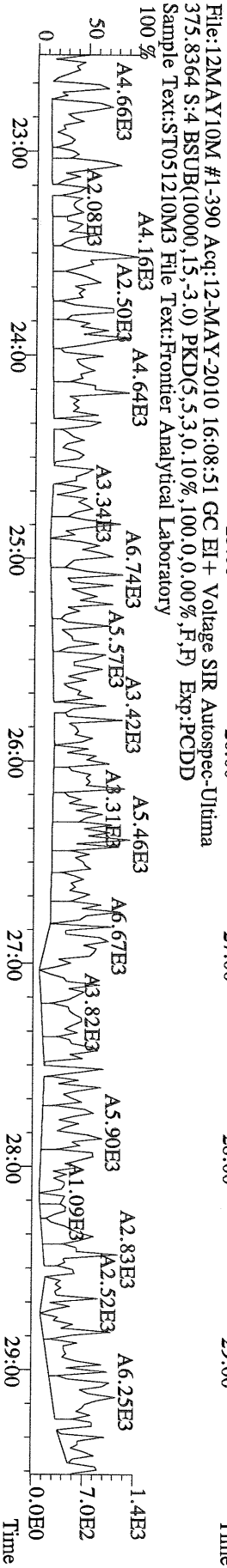
File:12MAY10M #1-390 Acq:12-MAY-2010 16:08:51 GC EI + Voltage SIR Autospec-Utima
 303.9016 S:4 BSUB(10000,15,-3.0) PKD(5,5,3,0.10%,100,0,0.00%,F,F) Exp:PCDD
 Sample Text:ST051210M3 File Text:Frontier Analytical Laboratory




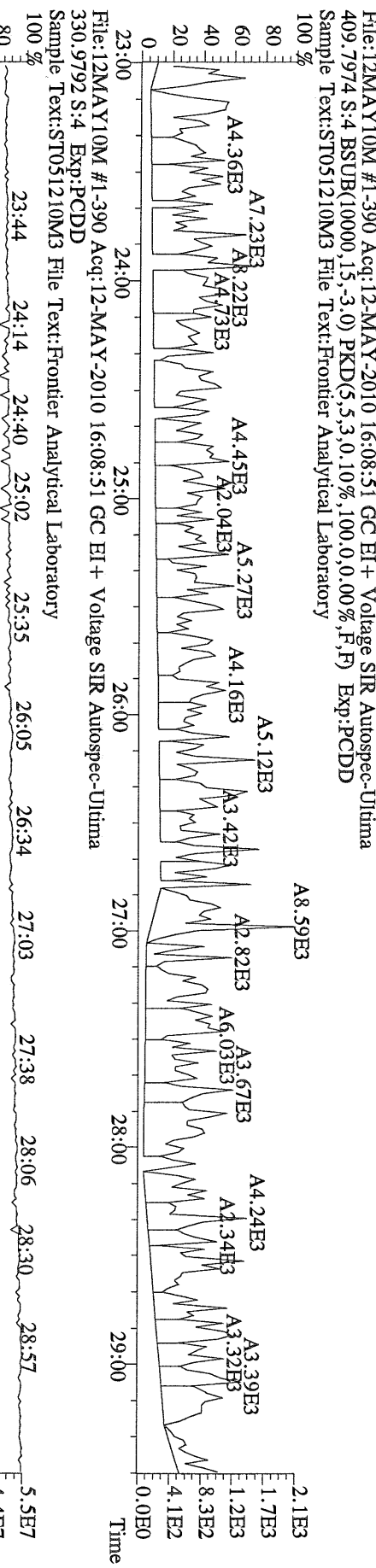

File:12MAY10M #1-390 Acq:12-MAY-2010 16:08:51 GC EI + Voltage SIR Autospec-Utima
 315.9419 S:4 BSUB(10000,15,-3.0) PKD(5,5,3,0.10%,100,0,0.00%,F,F) Exp:PCDD
 Sample Text:ST051210M3 File Text:Frontier Analytical Laboratory



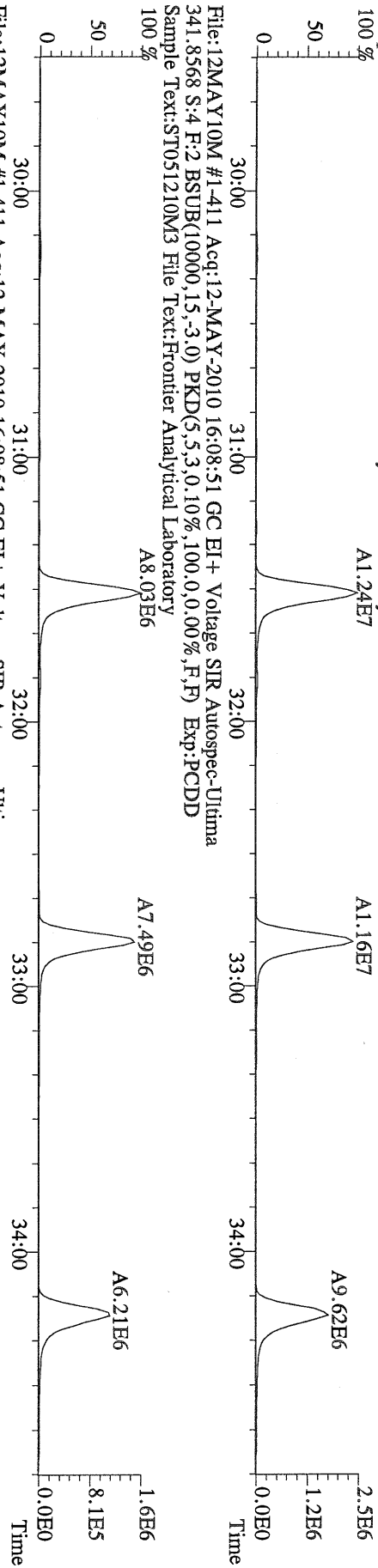
File:12MAY10M #1-390 Acq:12-MAY-2010 16:08:51 GC EI + Voltage SIR Autospec-Utima
 317.9389 S:4 BSUB(10000,15,-3.0) PKD(5,5,3,0.10%,100,0,0.00%,F,F) Exp:PCDD
 Sample Text:ST051210M3 File Text:Frontier Analytical Laboratory



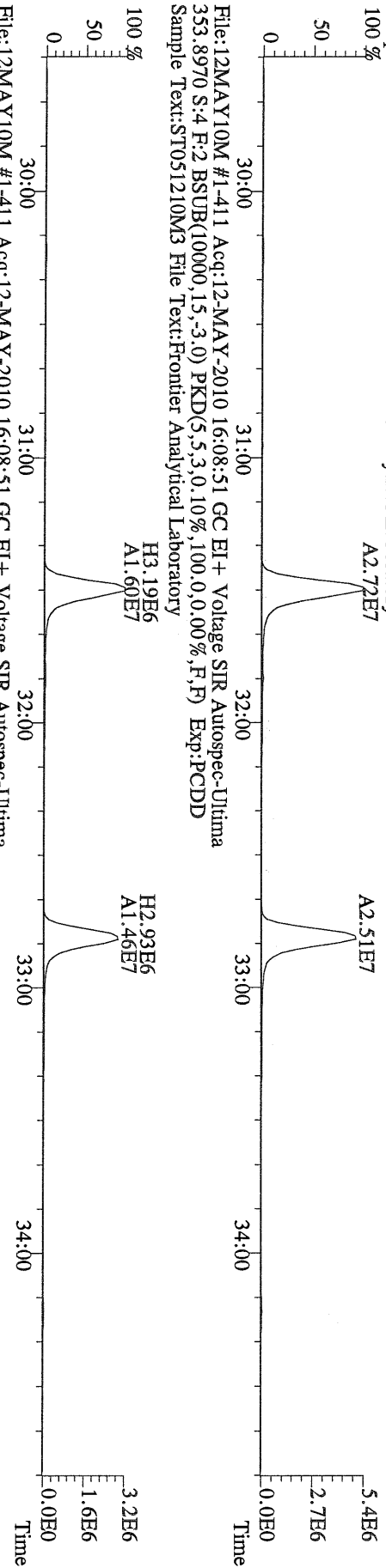
File:12MAY10M #1-390 Acq:12-MAY-2010 16:08:51 GC EI+ Voltage SIR Autospec-Ultima
 339.8597 S:4 BSUB(10000,15,-3.0) PKD(5,5,3,0,10%,100,0,0,00%,F,F) Exp:PCDD
 Sample Text:ST051210M3 File Text:Frontier Analytical Laboratory



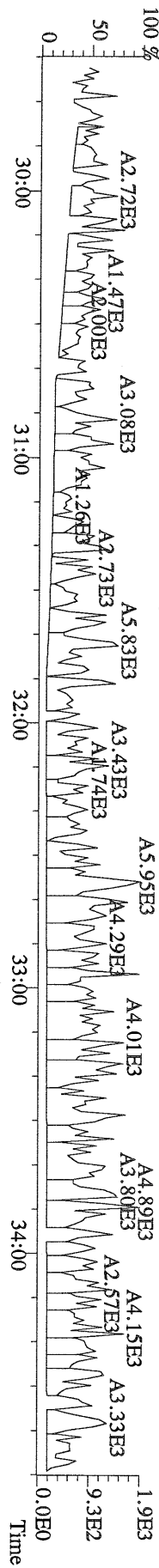
File:12MAY10M #1-411 Acq:12-MAY-2010 16:08:51 GC EI+ Voltage SIR Autospec-Ultima
339.8597 S:4 F:2 BSUB(10000,15,-3.0) PKD(5,5,3,0.10%,100,0.0,0.00%,F,F) Exp:PCDD
Sample Text:ST051210M3 File Text:Frontier Analytical Laboratory



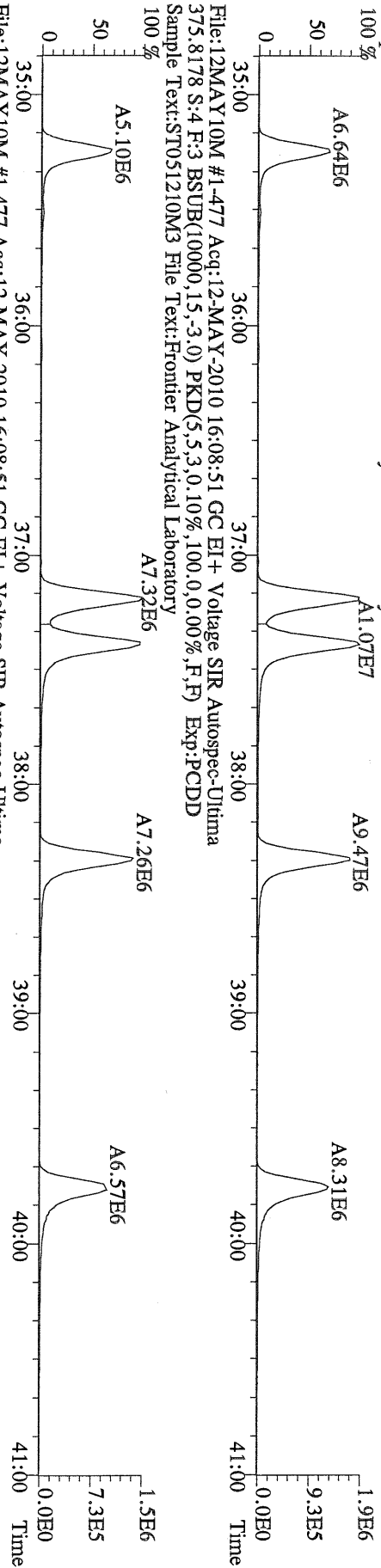
File:12MAY10M #1-411 Acq:12-MAY-2010 16:08:51 GC EI+ Voltage SIR Autospec-Ultima
351.9000 S:4 F:2 BSUB(10000,15,-3.0) PKD(5,5,3,0.10%,100,0.0,0.00%,F,F) Exp:PCDD
Sample Text:ST051210M3 File Text:Frontier Analytical Laboratory



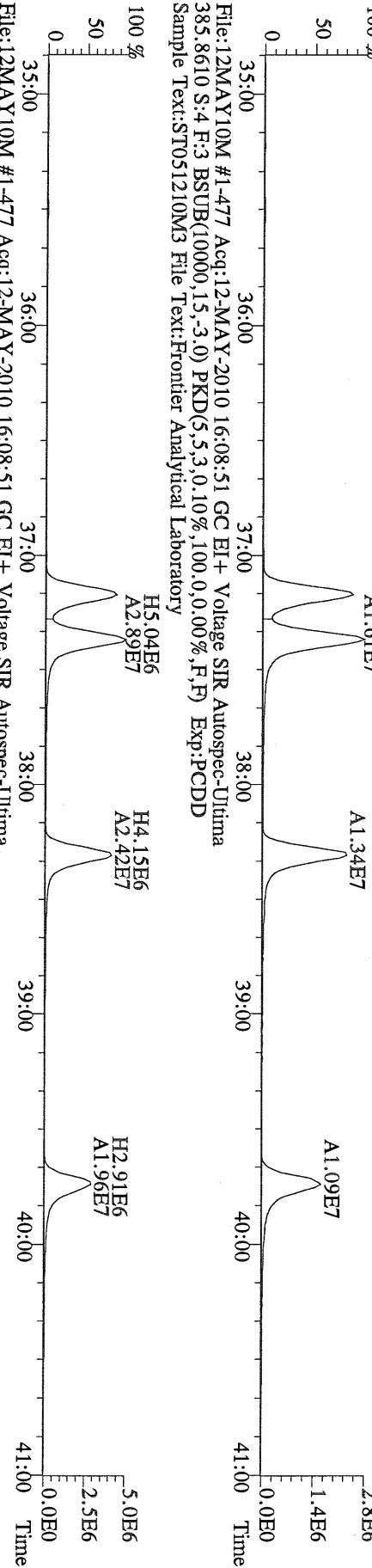
File:12MAY10M #1-411 Acq:12-MAY-2010 16:08:51 GC EI+ Voltage SIR Autospec-Ultima
409.7974 S:4 F:2 BSUB(10000,15,-3.0) PKD(5,5,3,0.10%,100,0.0,0.00%,F,F) Exp:PCDD
Sample Text:ST051210M3 File Text:Frontier Analytical Laboratory



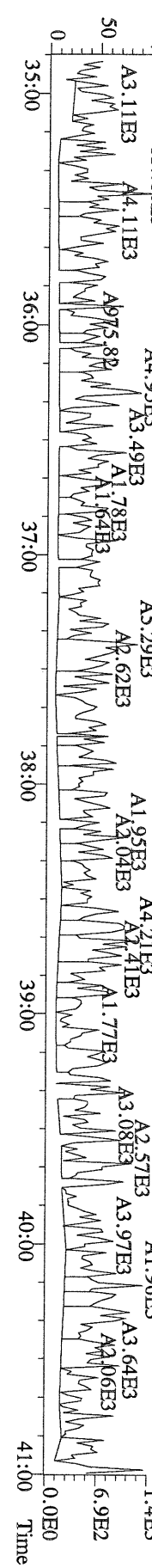
File:12MAY10M #1-477 Acq:12-MAY-2010 16:08:51 GC EI+ Voltage SIR Autospec-Utima
 373.8207 S:4 F:3 BSUB(10000,15,-3.0) PKD(5,5,3,0.10%,100,0.00%,F,F) Exp:PCDD
 Sample Text:ST051210M3 File Text:Frontier Analytical Laboratory



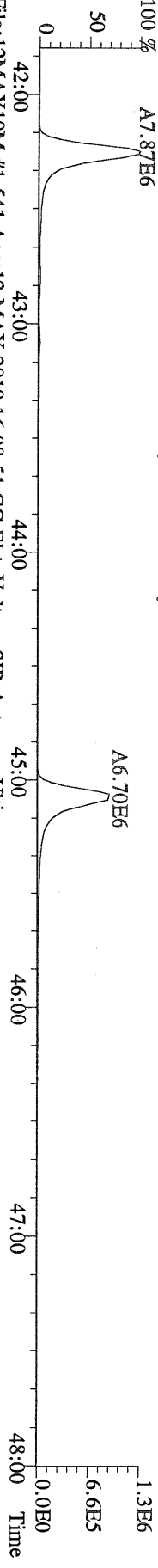
File:12MAY10M #1-477 Acq:12-MAY-2010 16:08:51 GC EI+ Voltage SIR Autospec-Utima
 383.8639 S:4 F:3 BSUB(10000,15,-3.0) PKD(5,5,3,0.10%,100,0.00%,F,F) Exp:PCDD
 Sample Text:ST051210M3 File Text:Frontier Analytical Laboratory



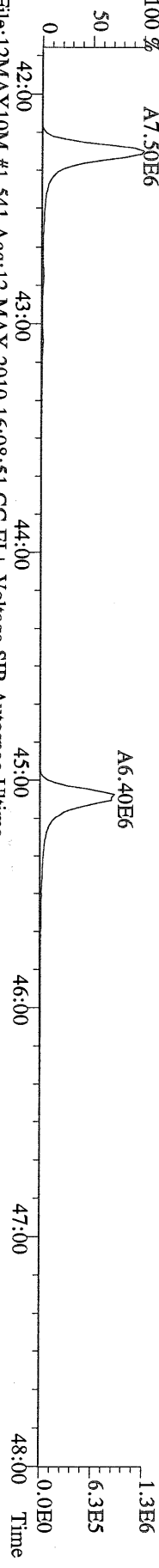
File:12MAY10M #1-477 Acq:12-MAY-2010 16:08:51 GC EI+ Voltage SIR Autospec-Utima
 445.7555 S:4 F:3 BSUB(10000,15,-3.0) PKD(5,5,3,0.10%,100,0.00%,F,F) Exp:PCDD
 Sample Text:ST051210M3 File Text:Frontier Analytical Laboratory



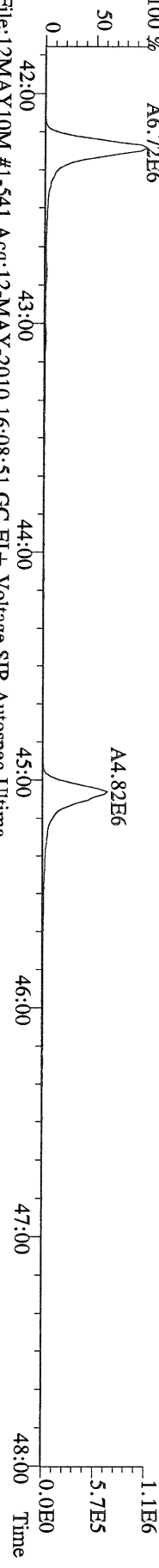
File:12MAY10M #1-541 Acq:12-MAY-2010 16:08:51 GC EI+ Voltage SIR Autospec-Utima
 407.7818 S:4 F:4 BSUB(10000,15,-3.0) PKD(5.5,3,0.10%,100.0,0.00%,F,F) Exp:PCDD
 Sample Text:ST051210M3 File Text:Frontier Analytical Laboratory



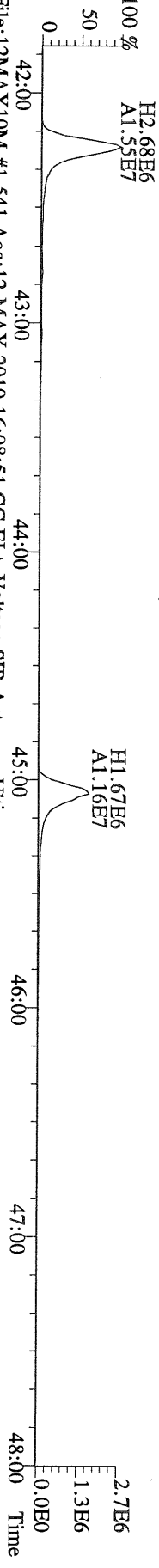
File:12MAY10M #1-541 Acq:12-MAY-2010 16:08:51 GC EI+ Voltage SIR Autospec-Utima
 409.7788 S:4 F:4 BSUB(10000,15,-3.0) PKD(5.5,3,0.10%,100.0,0.00%,F,F) Exp:PCDD
 Sample Text:ST051210M3 File Text:Frontier Analytical Laboratory



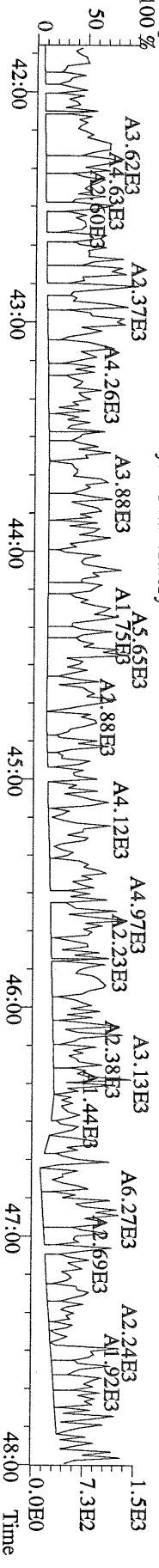
File:12MAY10M #1-541 Acq:12-MAY-2010 16:08:51 GC EI+ Voltage SIR Autospec-Utima
 417.8253 S:4 F:4 BSUB(10000,15,-3.0) PKD(5.5,3,0.10%,100.0,0.00%,F,F) Exp:PCDD
 Sample Text:ST051210M3 File Text:Frontier Analytical Laboratory



File:12MAY10M #1-541 Acq:12-MAY-2010 16:08:51 GC EI+ Voltage SIR Autospec-Utima
 419.8220 S:4 F:4 BSUB(10000,15,-3.0) PKD(5.5,3,0.10%,100.0,0.00%,F,F) Exp:PCDD
 Sample Text:ST051210M3 File Text:Frontier Analytical Laboratory



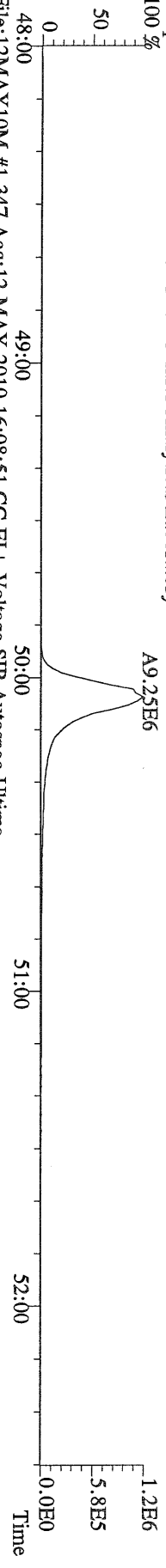
File:12MAY10M #1-541 Acq:12-MAY-2010 16:08:51 GC EI+ Voltage SIR Autospec-Utima
 479.7165 S:4 F:4 BSUB(10000,15,-3.0) PKD(5.5,3,0.10%,100.0,0.00%,F,F) Exp:PCDD
 Sample Text:ST051210M3 File Text:Frontier Analytical Laboratory



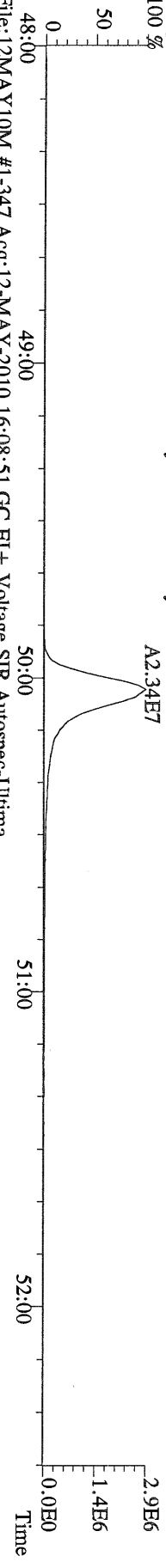
File:12MAY10M #1-347 Acq:12-MAY-2010 16:08:51 GC EI+ Voltage SIR Autospec-Utima
 441.7428 S:4 F:5 BSUB(10000,15,-3.0) PKD(5,5,3,0.10%,100,0,0.00%,F,F) Exp:PCDD
 Sample Text:ST051210M3 File Text:Frontier Analytical Laboratory



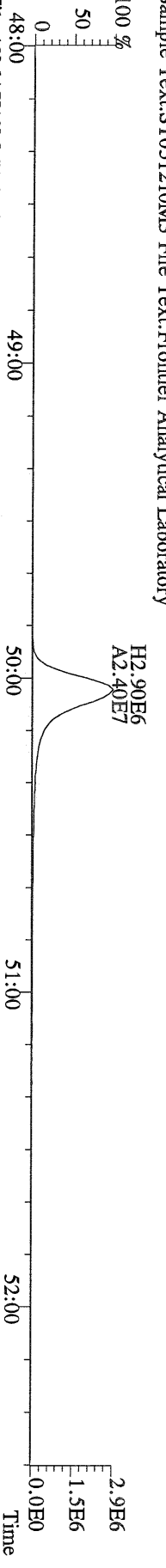
File:12MAY10M #1-347 Acq:12-MAY-2010 16:08:51 GC EI+ Voltage SIR Autospec-Utima
 443.7398 S:4 F:5 BSUB(10000,15,-3.0) PKD(5,5,3,0.10%,100,0,0.00%,F,F) Exp:PCDD
 Sample Text:ST051210M3 File Text:Frontier Analytical Laboratory



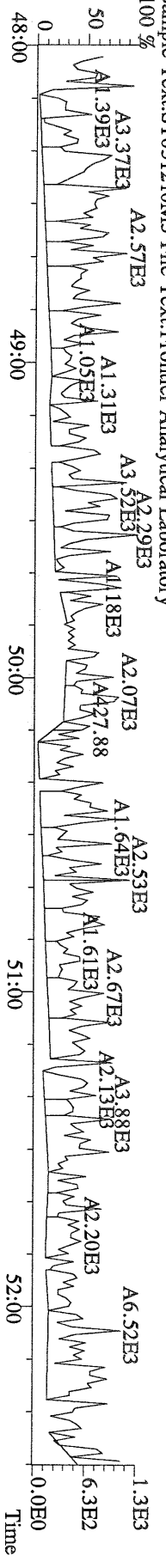
File:12MAY10M #1-347 Acq:12-MAY-2010 16:08:51 GC EI+ Voltage SIR Autospec-Utima
 453.7831 S:4 F:5 BSUB(10000,15,-3.0) PKD(5,5,3,0.10%,100,0,0.00%,F,F) Exp:PCDD
 Sample Text:ST051210M3 File Text:Frontier Analytical Laboratory




File:12MAY10M #1-347 Acq:12-MAY-2010 16:08:51 GC EI+ Voltage SIR Autospec-Utima
 455.7801 S:4 F:5 BSUB(10000,15,-3.0) PKD(5,5,3,0.10%,100,0,0.00%,F,F) Exp:PCDD
 Sample Text:ST051210M3 File Text:Frontier Analytical Laboratory




File:12MAY10M #1-347 Acq:12-MAY-2010 16:08:51 GC EI+ Voltage SIR Autospec-Utima
 513.6775 S:4 F:5 BSUB(10000,15,-3.0) PKD(5,5,3,0.10%,100,0,0.00%,F,F) Exp:PCDD
 Sample Text:ST051210M3 File Text:Frontier Analytical Laboratory




File:12MAY10M #1-390 Acq:12-MAY-2010 17:04:09 GC EI + Voltage SIR Autospec-Ultima
319.8965 S:5 BSUB(10000,15,-3.0) PKD(5,5,3,0,10%,100,0,0,00%,F,F) Exp:PCDD
Sample Text:ST051210M4 File Text:Frontier Analytical Laboratory



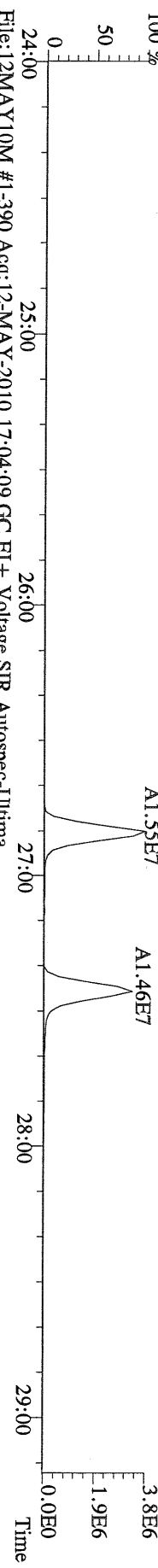
File:12MAY10M #1-390 Acq:12-MAY-2010 17:04:09 GC EI + Voltage SIR Autospec-Ultima
321.8936 S:5 BSUB(10000,15,-3.0) PKD(5,5,3,0,10%,100,0,0,00%,F,F) Exp:PCDD
Sample Text:ST051210M4 File Text:Frontier Analytical Laboratory




File:12MAY10M #1-390 Acq:12-MAY-2010 17:04:09 GC EI + Voltage SIR Autospec-Ultima
327.8847 S:5 BSUB(10000,15,-3.0) PKD(5,5,3,0,10%,100,0,0,00%,F,F) Exp:PCDD
Sample Text:ST051210M4 File Text:Frontier Analytical Laboratory




File:12MAY10M #1-390 Acq:12-MAY-2010 17:04:09 GC EI + Voltage SIR Autospec-Ultima
331.9368 S:5 BSUB(10000,15,-3.0) PKD(5,5,3,0,10%,100,0,0,00%,F,F) Exp:PCDD
Sample Text:ST051210M4 File Text:Frontier Analytical Laboratory



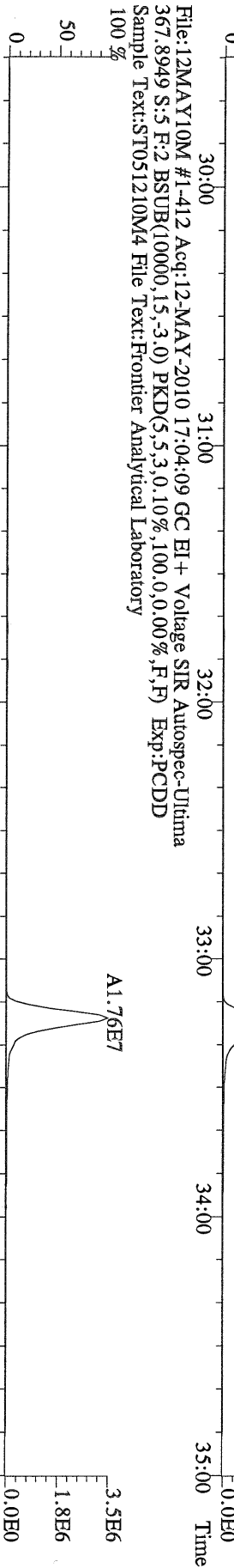
File:12MAY10M #1-390 Acq:12-MAY-2010 17:04:09 GC EI + Voltage SIR Autospec-Ultima
333.9339 S:5 BSUB(10000,15,-3.0) PKD(5,5,3,0,10%,100,0,0,00%,F,F) Exp:PCDD
Sample Text:ST051210M4 File Text:Frontier Analytical Laboratory



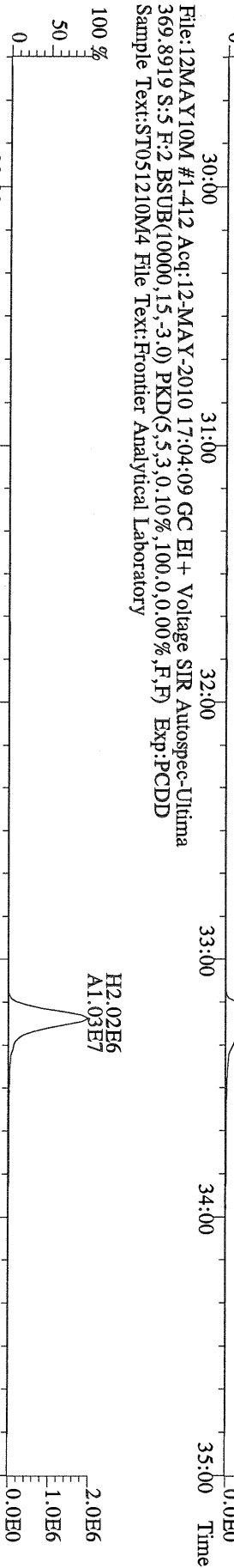
File:12MAY10M #1-412 Acq:12-MAY-2010 17:04:09 GC EI+ Voltage SIR Autospec-Ultima
355.8546 S:5 F:2 BSUB(10000,15,-3.0) PKD(5.5,3,0.10%,100.0,0.00%,F,F) Exp:PCDD
Sample Text:ST051210M4 File Text:Frontier Analytical Laboratory



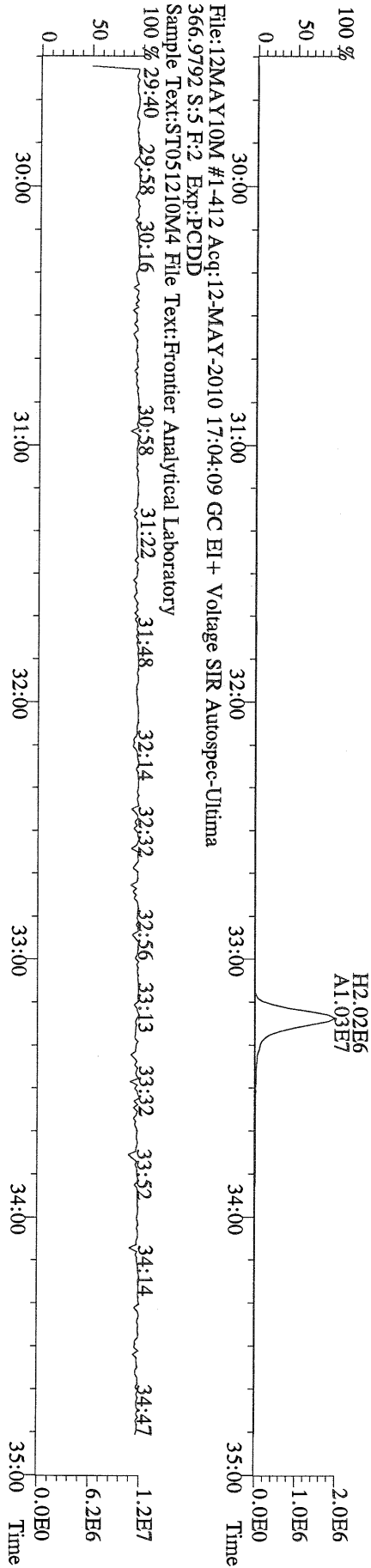
File:12MAY10M #1-412 Acq:12-MAY-2010 17:04:09 GC EI+ Voltage SIR Autospec-Ultima
357.8517 S:5 F:2 BSUB(10000,15,-3.0) PKD(5.5,3,0.10%,100.0,0.00%,F,F) Exp:PCDD
Sample Text:ST051210M4 File Text:Frontier Analytical Laboratory



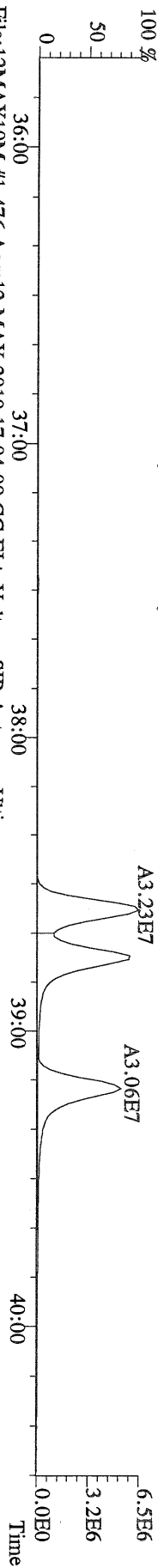
File:12MAY10M #1-412 Acq:12-MAY-2010 17:04:09 GC EI+ Voltage SIR Autospec-Ultima
367.8949 S:5 F:2 BSUB(10000,15,-3.0) PKD(5.5,3,0.10%,100.0,0.00%,F,F) Exp:PCDD
Sample Text:ST051210M4 File Text:Frontier Analytical Laboratory



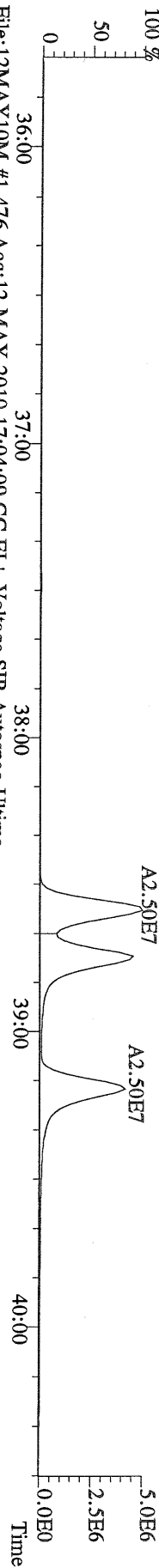
File:12MAY10M #1-412 Acq:12-MAY-2010 17:04:09 GC EI+ Voltage SIR Autospec-Ultima
369.8919 S:5 F:2 BSUB(10000,15,-3.0) PKD(5.5,3,0.10%,100.0,0.00%,F,F) Exp:PCDD
Sample Text:ST051210M4 File Text:Frontier Analytical Laboratory




File:12MAY10M #1-476 Acq:12-MAY-2010 17:04:09 GC EI + Voltage SIR Autospec-Ultima
389.8156 S:5 F:3 BSUB(10000,15,-3.0) PKD(5.5,3,0.10%,100.0,0.00%,F,F) Exp:PCDD
Sample Text:ST051210M4 File Text:Frontier Analytical Laboratory



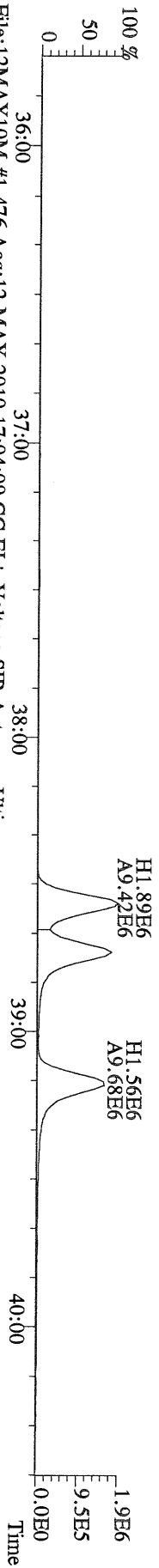
File:12MAY10M #1-476 Acq:12-MAY-2010 17:04:09 GC EI + Voltage SIR Autospec-Ultima
391.8127 S:5 F:3 BSUB(10000,15,-3.0) PKD(5.5,3,0.10%,100.0,0.00%,F,F) Exp:PCDD
Sample Text:ST051210M4 File Text:Frontier Analytical Laboratory



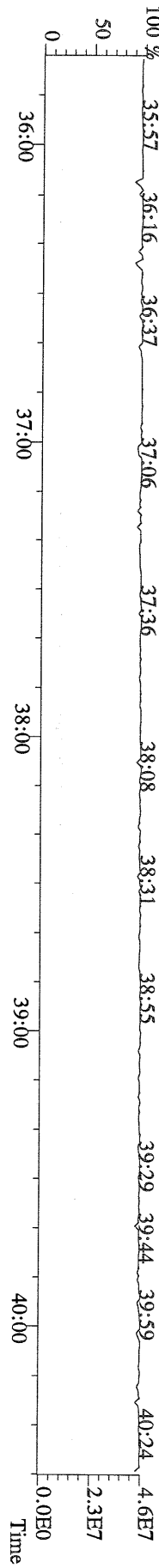
File:12MAY10M #1-476 Acq:12-MAY-2010 17:04:09 GC EI + Voltage SIR Autospec-Ultima
401.8559 S:5 F:3 BSUB(10000,15,-3.0) PKD(5.5,3,0.10%,100.0,0.00%,F,F) Exp:PCDD
Sample Text:ST051210M4 File Text:Frontier Analytical Laboratory



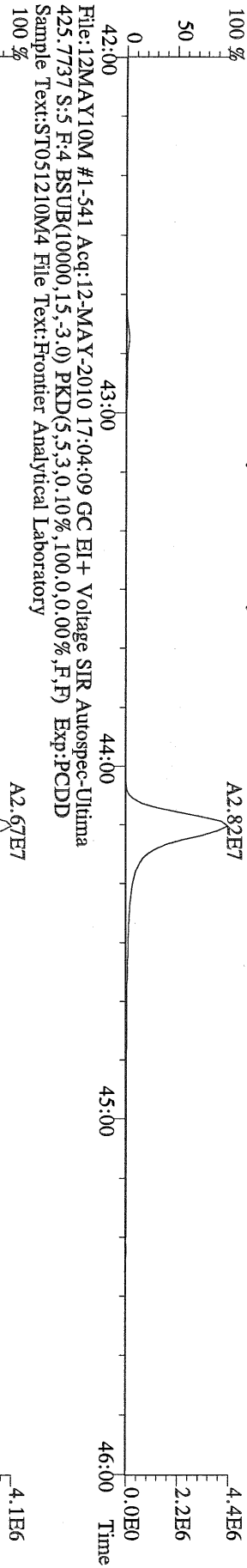
File:12MAY10M #1-476 Acq:12-MAY-2010 17:04:09 GC EI + Voltage SIR Autospec-Ultima
403.8530 S:5 F:3 BSUB(10000,15,-3.0) PKD(5.5,3,0.10%,100.0,0.00%,F,F) Exp:PCDD
Sample Text:ST051210M4 File Text:Frontier Analytical Laboratory



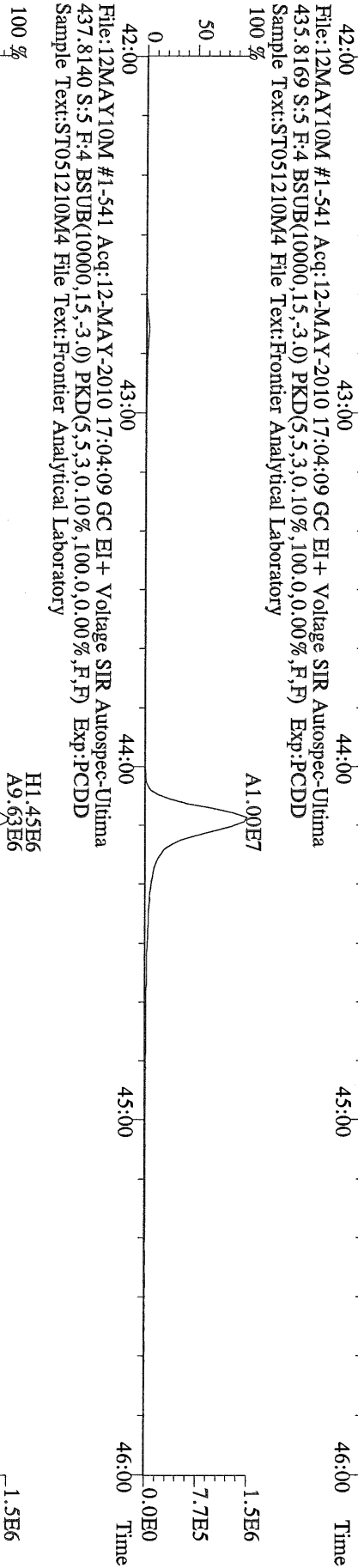
File:12MAY10M #1-476 Acq:12-MAY-2010 17:04:09 GC EI + Voltage SIR Autospec-Ultima
380.9760 S:5 F:3 Exp:PCDD
Sample Text:ST051210M4 File Text:Frontier Analytical Laboratory



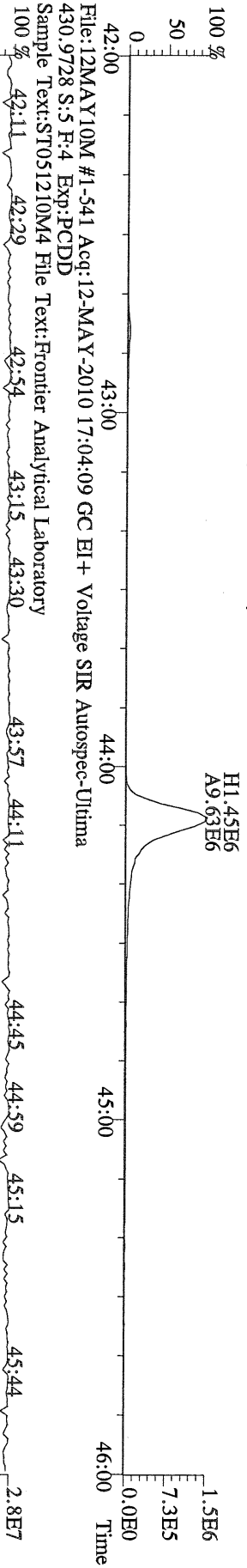
File:12MAY10M #1-541 Acq:12-MAY-2010 17:04:09 GC EI+ Voltage SIR Autospec-Ultima
423.7767 S:5 F:4 BSUB(10000,15,-3.0) PKD(5.5,3.0,10%,100.0,0.00%,F,F) Exp:PCDD
Sample Text:ST051210M4 File Text:Frontier Analytical Laboratory
100 %



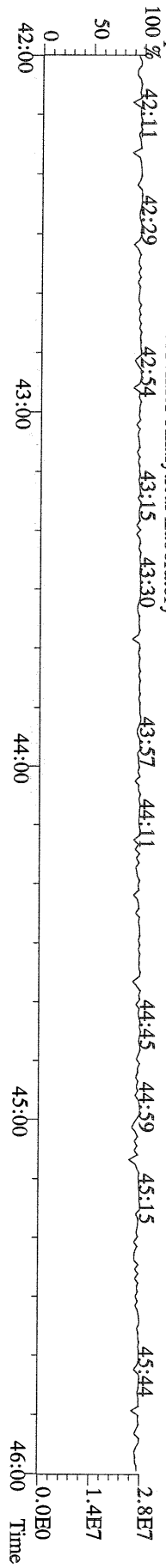
File:12MAY10M #1-541 Acq:12-MAY-2010 17:04:09 GC EI+ Voltage SIR Autospec-Ultima
435.8169 S:5 F:4 BSUB(10000,15,-3.0) PKD(5.5,3.0,10%,100.0,0.00%,F,F) Exp:PCDD
Sample Text:ST051210M4 File Text:Frontier Analytical Laboratory
100 %



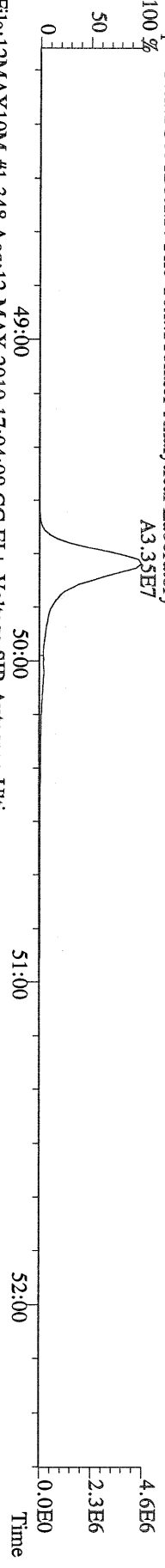
File:12MAY10M #1-541 Acq:12-MAY-2010 17:04:09 GC EI+ Voltage SIR Autospec-Ultima
437.8140 S:5 F:4 BSUB(10000,15,-3.0) PKD(5.5,3.0,10%,100.0,0.00%,F,F) Exp:PCDD
Sample Text:ST051210M4 File Text:Frontier Analytical Laboratory



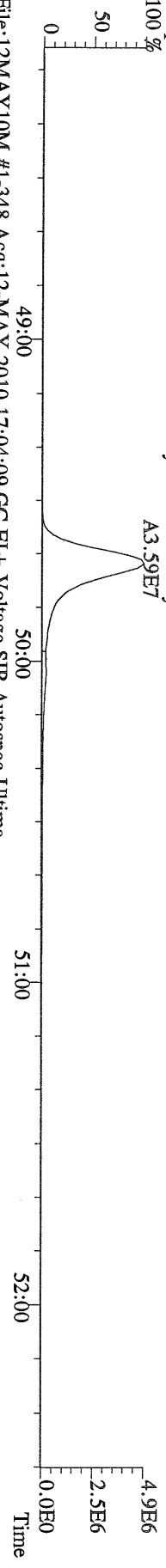
File:12MAY10M #1-541 Acq:12-MAY-2010 17:04:09 GC EI+ Voltage SIR Autospec-Ultima
430.9728 S:5 F:4 Exp:PCDD
Sample Text:ST051210M4 File Text:Frontier Analytical Laboratory



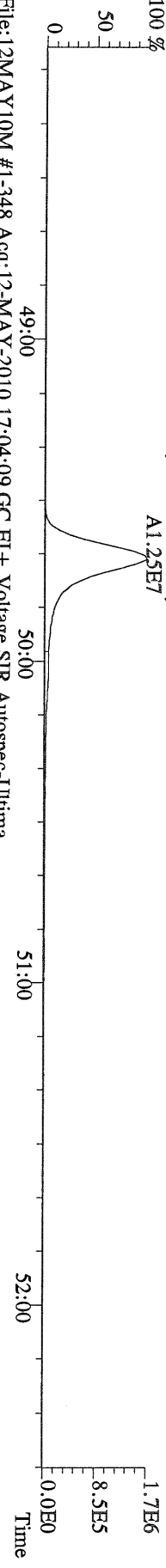
File:12MAY10M #1-348 Acq:12-MAY-2010 17:04:09 GC EI + Voltage SIR Autospec-Utima
 457.7377 S:5 F:5 BSUB(10000,15,-3.0) PKD(5,5,3,0.10%,100.0,0.00%,F,F) Exp:PCDD
 Sample Text:ST051210M4 File Text:Frontier Analytical Laboratory




File:12MAY10M #1-348 Acq:12-MAY-2010 17:04:09 GC EI + Voltage SIR Autospec-Utima
 459.7348 S:5 F:5 BSUB(10000,15,-3.0) PKD(5,5,3,0.10%,100.0,0.00%,F,F) Exp:PCDD
 Sample Text:ST051210M4 File Text:Frontier Analytical Laboratory




File:12MAY10M #1-348 Acq:12-MAY-2010 17:04:09 GC EI + Voltage SIR Autospec-Utima
 469.7780 S:5 F:5 BSUB(10000,15,-3.0) PKD(5,5,3,0.10%,100.0,0.00%,F,F) Exp:PCDD
 Sample Text:ST051210M4 File Text:Frontier Analytical Laboratory



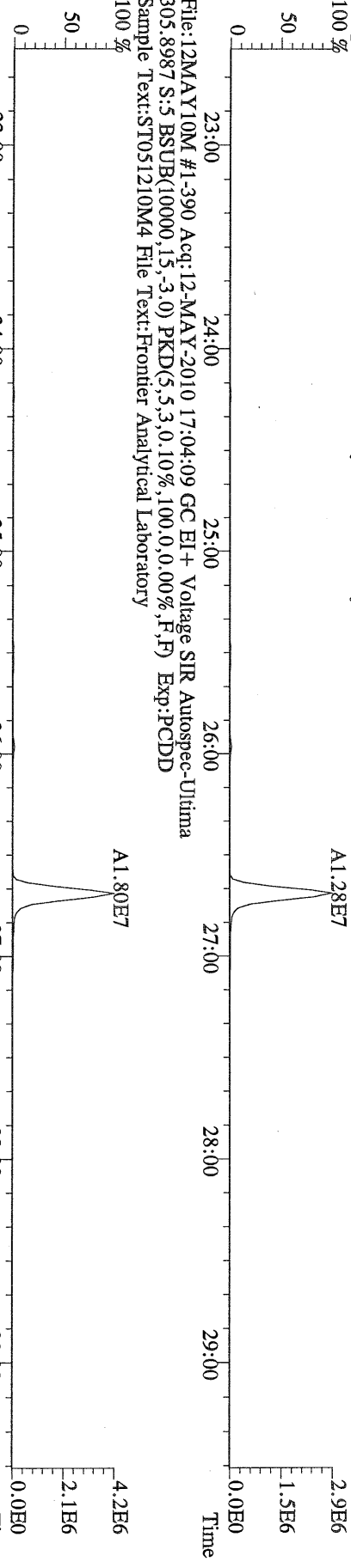
File:12MAY10M #1-348 Acq:12-MAY-2010 17:04:09 GC EI + Voltage SIR Autospec-Utima
 471.7750 S:5 F:5 BSUB(10000,15,-3.0) PKD(5,5,3,0.10%,100.0,0.00%,F,F) Exp:PCDD
 Sample Text:ST051210M4 File Text:Frontier Analytical Laboratory



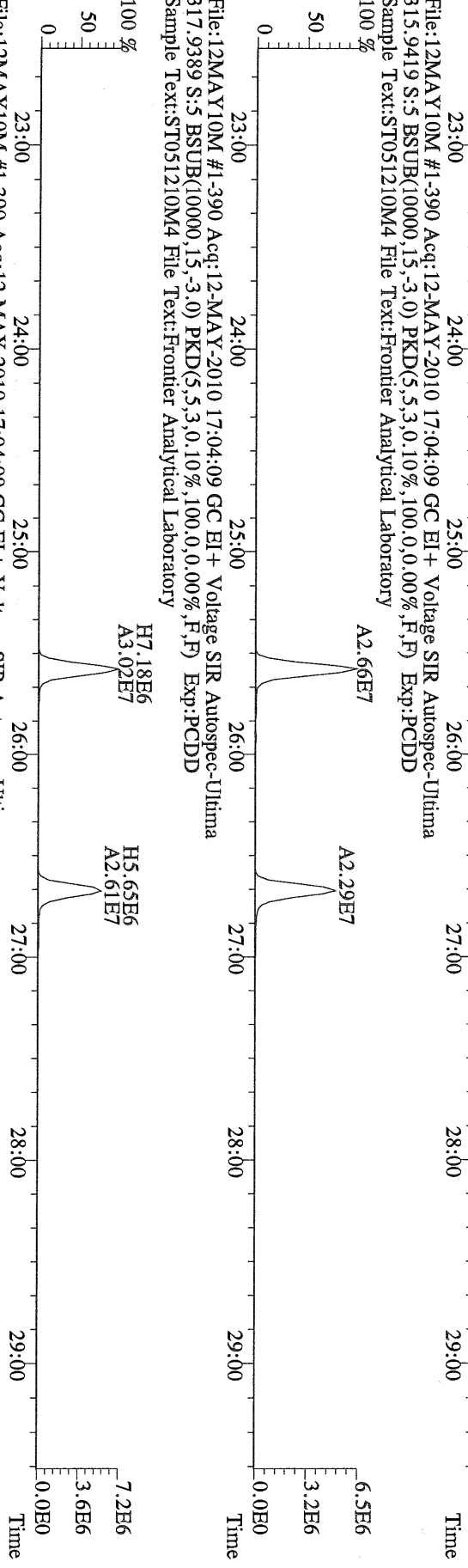
File:12MAY10M #1-348 Acq:12-MAY-2010 17:04:09 GC EI + Voltage SIR Autospec-Utima
 454.9728 S:5 F:5 Exp:PCDD
 Sample Text:ST051210M4 File Text:Frontier Analytical Laboratory



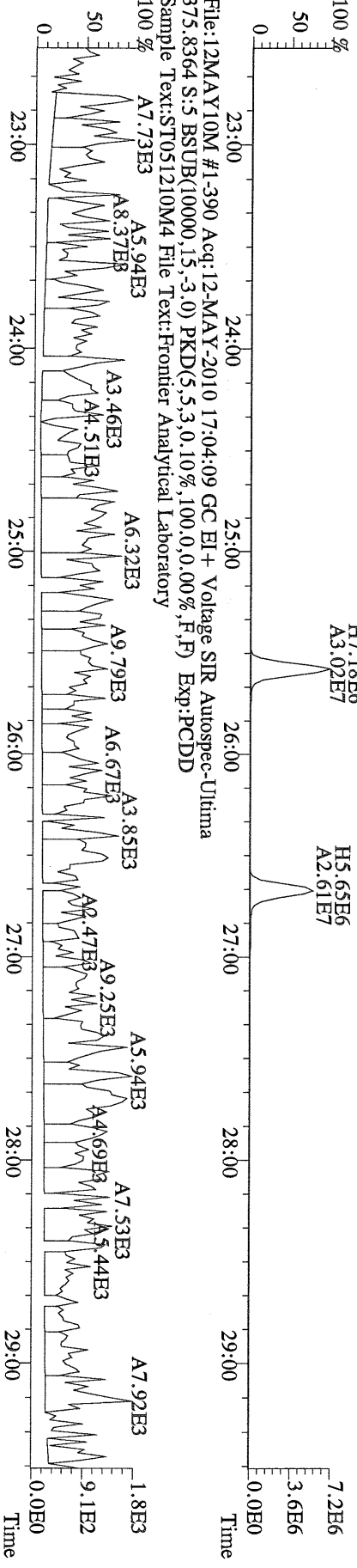
File:12MAY10M #1-390 Acq:12-MAY-2010 17:04:09 GC EI + Voltage SIR Autospec-Ultima
303.9016 S:5 BSUB(10000,15,-3.0) PKD(5,5,3,0.10%,100,0.0,0.00%,F,F) Exp:PCDD
Sample Text:ST051210M4 File Text:Frontier Analytical Laboratory



File:12MAY10M #1-390 Acq:12-MAY-2010 17:04:09 GC EI + Voltage SIR Autospec-Ultima
315.9419 S:5 BSUB(10000,15,-3.0) PKD(5,5,3,0.10%,100,0.0,0.00%,F,F) Exp:PCDD
Sample Text:ST051210M4 File Text:Frontier Analytical Laboratory

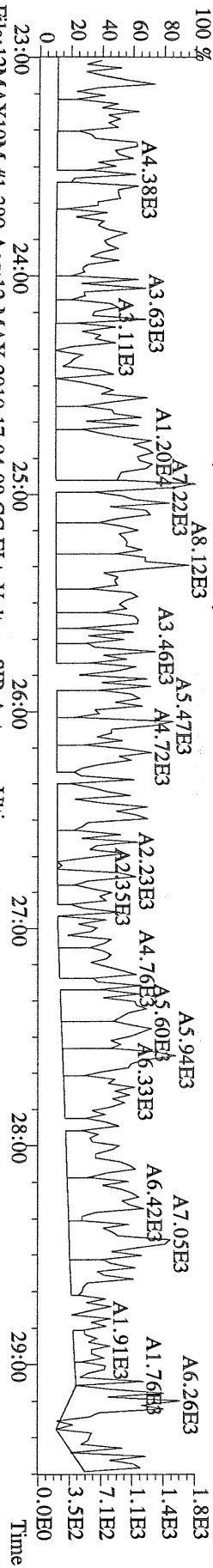


File:12MAY10M #1-390 Acq:12-MAY-2010 17:04:09 GC EI + Voltage SIR Autospec-Ultima
317.9389 S:5 BSUB(10000,15,-3.0) PKD(5,5,3,0.10%,100,0.0,0.00%,F,F) Exp:PCDD
Sample Text:ST051210M4 File Text:Frontier Analytical Laboratory

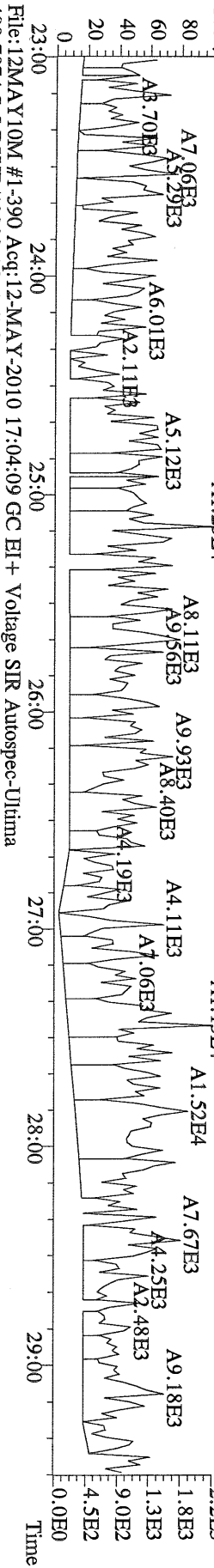


File:12MAY10M #1-390 Acq:12-MAY-2010 17:04:09 GC EI + Voltage SIR Autospec-Ultima
375.8364 S:5 BSUB(10000,15,-3.0) PKD(5,5,3,0.10%,100,0.0,0.00%,F,F) Exp:PCDD
Sample Text:ST051210M4 File Text:Frontier Analytical Laboratory

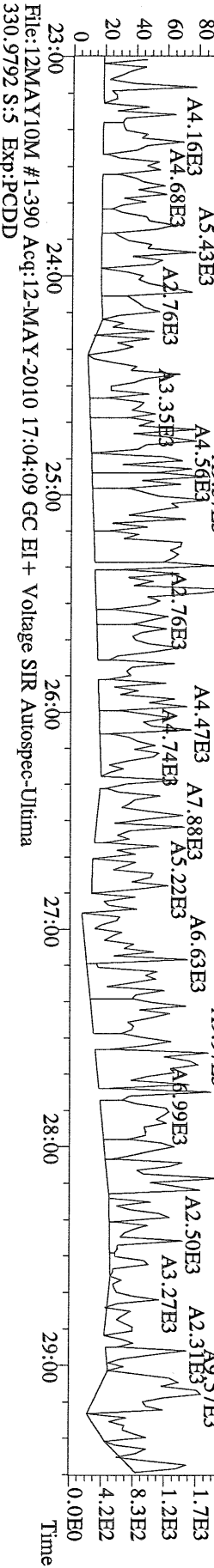
File:12MAY10M #1-390 Acq:12-MAY-2010 17:04:09 GC EI + Voltage SIR Autospec-Utima
 339.8597 S.5 BSUB(10000,15,-3.0) PKD(5,5,3,0.10%,100,0.0,0.00%,F,F) Exp:PCDD
 Sample Text:ST051210M4 File Text:Frontier Analytical Laboratory




File:12MAY10M #1-390 Acq:12-MAY-2010 17:04:09 GC EI + Voltage SIR Autospec-Utima
 341.8568 S.5 BSUB(10000,15,-3.0) PKD(5,5,3,0.10%,100,0.0,0.00%,F,F) Exp:PCDD
 Sample Text:ST051210M4 File Text:Frontier Analytical Laboratory




File:12MAY10M #1-390 Acq:12-MAY-2010 17:04:09 GC EI + Voltage SIR Autospec-Utima
 409.7974 S.5 BSUB(10000,15,-3.0) PKD(5,5,3,0.10%,100,0.0,0.00%,F,F) Exp:PCDD
 Sample Text:ST051210M4 File Text:Frontier Analytical Laboratory




File:12MAY10M #1-390 Acq:12-MAY-2010 17:04:09 GC EI + Voltage SIR Autospec-Utima
 330.9792 S.5 Exp:PCDD
 Sample Text:ST051210M4 File Text:Frontier Analytical Laboratory




File:12MAY10M #1-412 Acq:12-MAY-2010 17:04:09 GC EI+ Voltage SIR Autospec-Ultima
 339.8597 S:5 F:2 BSUB(10000,15,-3.0) PKD(5.5,3.0,10%,100.0,0.00%,F,F) Exp:PCDD
 Sample Text:ST051210M4 File Text:Frontier Analytical Laboratory



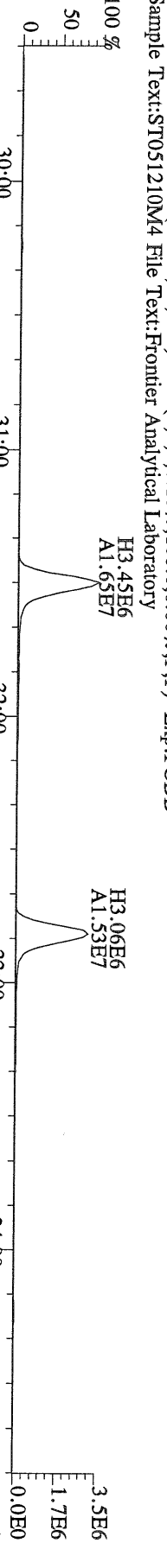
File:12MAY10M #1-412 Acq:12-MAY-2010 17:04:09 GC EI+ Voltage SIR Autospec-Ultima
 341.8568 S:5 F:2 BSUB(10000,15,-3.0) PKD(5.5,3.0,10%,100.0,0.00%,F,F) Exp:PCDD
 Sample Text:ST051210M4 File Text:Frontier Analytical Laboratory



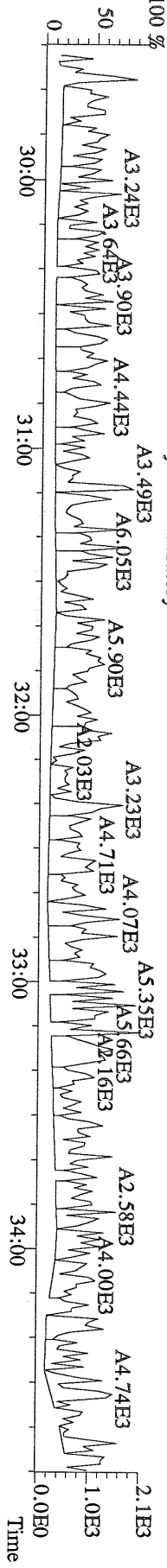
File:12MAY10M #1-412 Acq:12-MAY-2010 17:04:09 GC EI+ Voltage SIR Autospec-Ultima
 351.9000 S:5 F:2 BSUB(10000,15,-3.0) PKD(5.5,3.0,10%,100.0,0.00%,F,F) Exp:PCDD
 Sample Text:ST051210M4 File Text:Frontier Analytical Laboratory



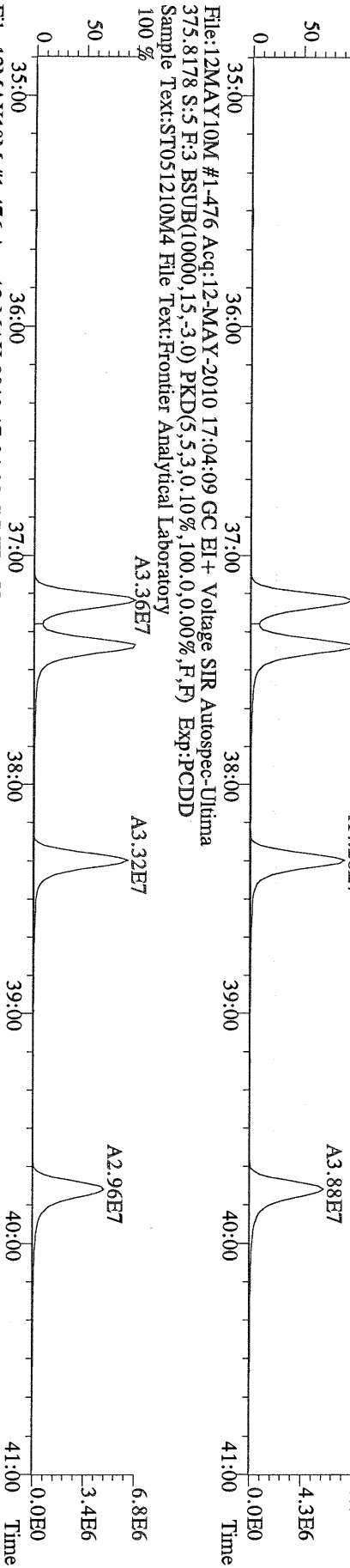
File:12MAY10M #1-412 Acq:12-MAY-2010 17:04:09 GC EI+ Voltage SIR Autospec-Ultima
 353.8970 S:5 F:2 BSUB(10000,15,-3.0) PKD(5.5,3.0,10%,100.0,0.00%,F,F) Exp:PCDD
 Sample Text:ST051210M4 File Text:Frontier Analytical Laboratory



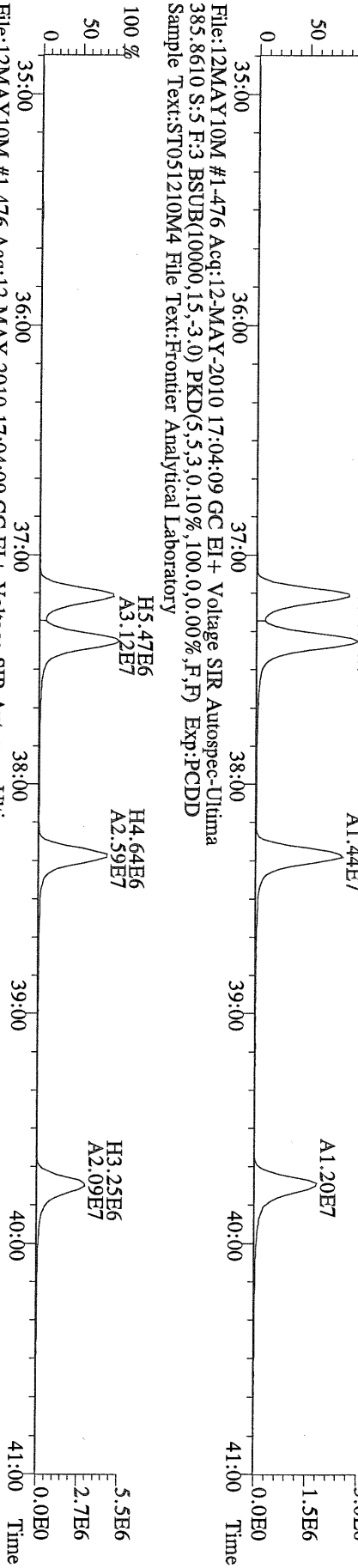
File:12MAY10M #1-412 Acq:12-MAY-2010 17:04:09 GC EI+ Voltage SIR Autospec-Ultima
 409.7974 S:5 F:2 BSUB(10000,15,-3.0) PKD(5.5,3.0,10%,100.0,0.00%,F,F) Exp:PCDD
 Sample Text:ST051210M4 File Text:Frontier Analytical Laboratory



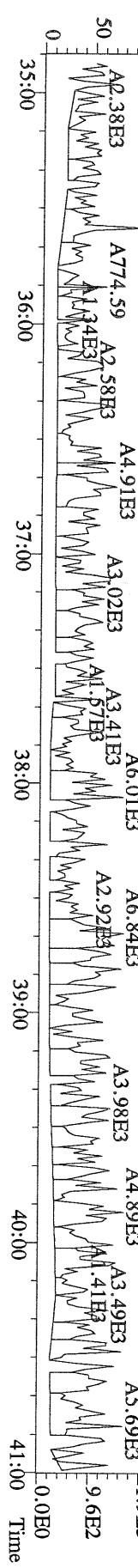
File:12MAY10M #1-476 Acq:12-MAY-2010 17:04:09 GC EI + Voltage SIR Autospec-Utima
 373.8207 S:5 F:3 BSUB(10000,15,-3.0) PKD(5,5,3,0,10%,100,0,0,00%,F,F) Exp:PCDD
 Sample Text:ST051210M4 File Text:Frontier Analytical Laboratory



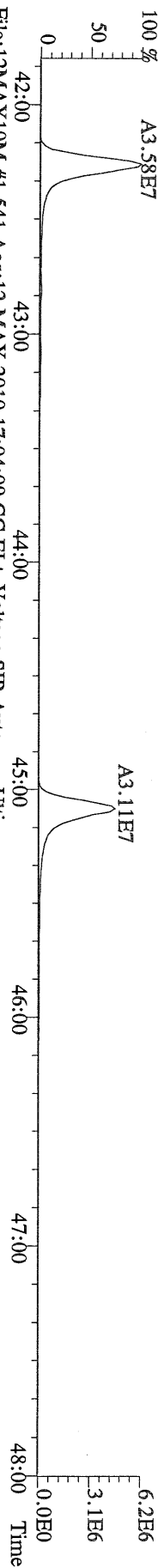
File:12MAY10M #1-476 Acq:12-MAY-2010 17:04:09 GC EI + Voltage SIR Autospec-Utima
 383.8639 S:5 F:3 BSUB(10000,15,-3.0) PKD(5,5,3,0,10%,100,0,0,00%,F,F) Exp:PCDD
 Sample Text:ST051210M4 File Text:Frontier Analytical Laboratory



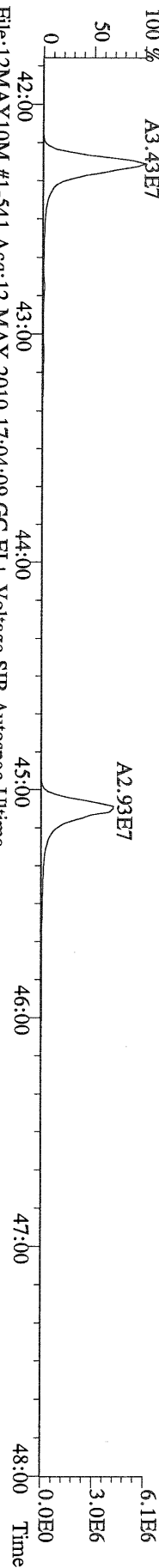
File:12MAY10M #1-476 Acq:12-MAY-2010 17:04:09 GC EI + Voltage SIR Autospec-Utima
 445.7555 S:5 F:3 BSUB(10000,15,-3.0) PKD(5,5,3,0,10%,100,0,0,00%,F,F) Exp:PCDD
 Sample Text:ST051210M4 File Text:Frontier Analytical Laboratory



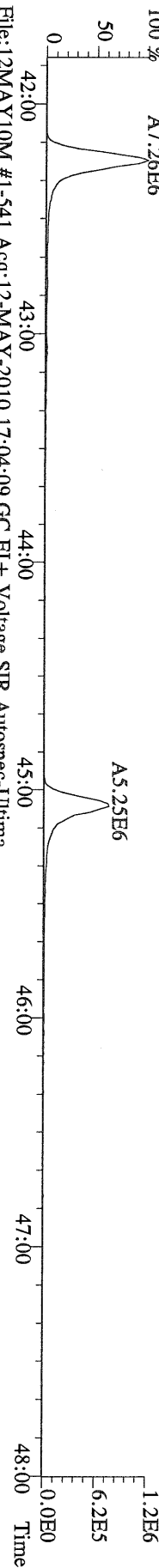
File:12MAY10M #1-541 Acq:12-MAY-2010 17:04:09 GC EI+ Voltage SIR Autospec-Utima
407.7818 S:5 F:4 BSUB(10000,15,-3.0) PKD(5,5,3,0,10%,100.0,0.00%,F,F) Exp:PCDD
Sample Text:ST051210M4 File Text:Frontier Analytical Laboratory



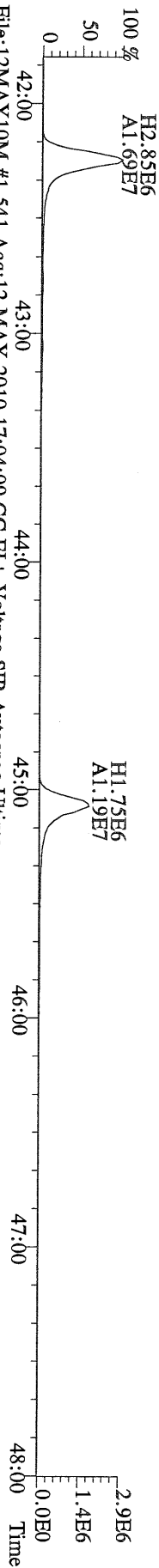
File:12MAY10M #1-541 Acq:12-MAY-2010 17:04:09 GC EI+ Voltage SIR Autospec-Utima
409.7788 S:5 F:4 BSUB(10000,15,-3.0) PKD(5,5,3,0,10%,100.0,0.00%,F,F) Exp:PCDD
Sample Text:ST051210M4 File Text:Frontier Analytical Laboratory



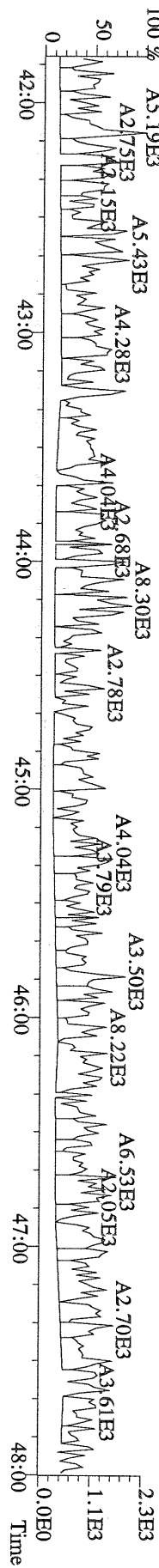
File:12MAY10M #1-541 Acq:12-MAY-2010 17:04:09 GC EI+ Voltage SIR Autospec-Utima
417.8253 S:5 F:4 BSUB(10000,15,-3.0) PKD(5,5,3,0,10%,100.0,0.00%,F,F) Exp:PCDD
Sample Text:ST051210M4 File Text:Frontier Analytical Laboratory



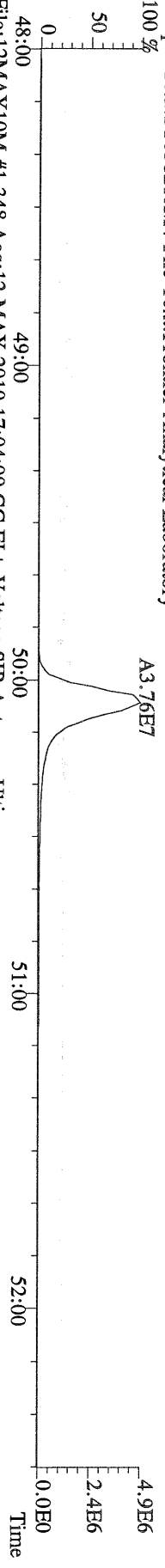
File:12MAY10M #1-541 Acq:12-MAY-2010 17:04:09 GC EI+ Voltage SIR Autospec-Utima
419.8220 S:5 F:4 BSUB(10000,15,-3.0) PKD(5,5,3,0,10%,100.0,0.00%,F,F) Exp:PCDD
Sample Text:ST051210M4 File Text:Frontier Analytical Laboratory



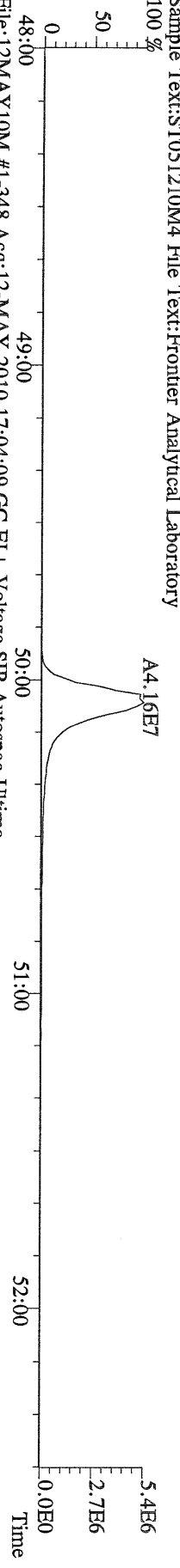
File:12MAY10M #1-541 Acq:12-MAY-2010 17:04:09 GC EI+ Voltage SIR Autospec-Utima
479.7165 S:5 F:4 BSUB(10000,15,-3.0) PKD(5,5,3,0,10%,100.0,0.00%,F,F) Exp:PCDD
Sample Text:ST051210M4 File Text:Frontier Analytical Laboratory



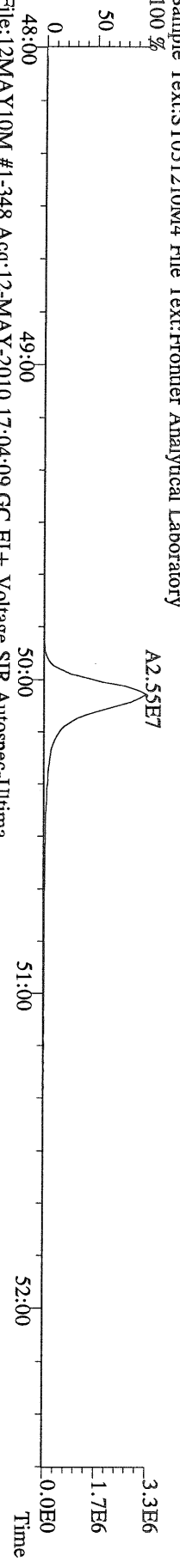
File:12MAY10M #1-348 Acq:12-MAY-2010 17:04:09 GC EI+ Voltage SIR Autospec-Utima
441.7428 S:5 F:5 BSUB(10000,15,-3.0) PKD(5.5,3.0,10%,100.0,0.00%,F,F) Exp:PCDD
Sample Text:ST051210M4 File Text:Frontier Analytical Laboratory



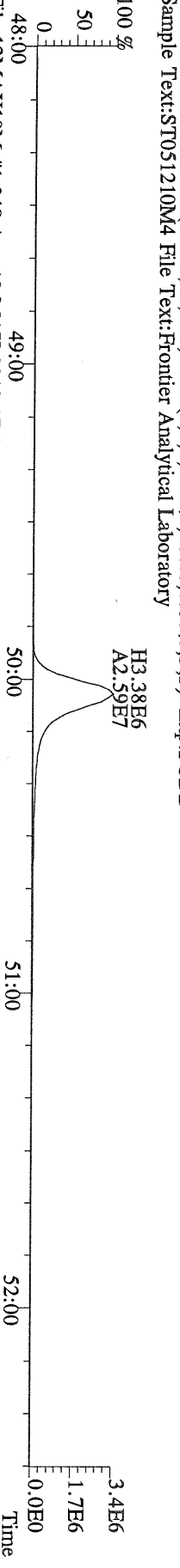
File:12MAY10M #1-348 Acq:12-MAY-2010 17:04:09 GC EI+ Voltage SIR Autospec-Utima
443.7398 S:5 F:5 BSUB(10000,15,-3.0) PKD(5.5,3.0,10%,100.0,0.00%,F,F) Exp:PCDD
Sample Text:ST051210M4 File Text:Frontier Analytical Laboratory



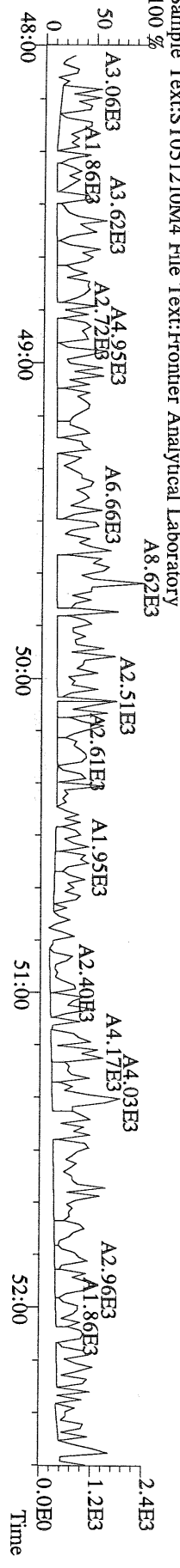
File:12MAY10M #1-348 Acq:12-MAY-2010 17:04:09 GC EI+ Voltage SIR Autospec-Utima
453.7831 S:5 F:5 BSUB(10000,15,-3.0) PKD(5.5,3.0,10%,100.0,0.00%,F,F) Exp:PCDD
Sample Text:ST051210M4 File Text:Frontier Analytical Laboratory



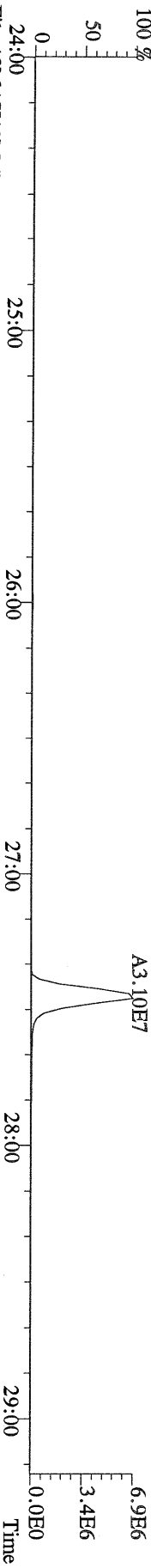
File:12MAY10M #1-348 Acq:12-MAY-2010 17:04:09 GC EI+ Voltage SIR Autospec-Utima
455.7801 S:5 F:5 BSUB(10000,15,-3.0) PKD(5.5,3.0,10%,100.0,0.00%,F,F) Exp:PCDD
Sample Text:ST051210M4 File Text:Frontier Analytical Laboratory




File:12MAY10M #1-348 Acq:12-MAY-2010 17:04:09 GC EI+ Voltage SIR Autospec-Utima
513.6775 S:5 F:5 BSUB(10000,15,-3.0) PKD(5.5,3.0,10%,100.0,0.00%,F,F) Exp:PCDD
Sample Text:ST051210M4 File Text:Frontier Analytical Laboratory




File:12MAY10M #1-390 Acq:12-MAY-2010 17:59:27 GC EI + Voltage SIR Autospec-Utima
319.8965 S:6 BSUB(10000,15,-3.0) PKD(5,5,3,0,10%,100,0,0,00%,F,F) Exp:PCDD
Sample Text:ST051210M5 File Text:Frontier Analytical Laboratory
100 %



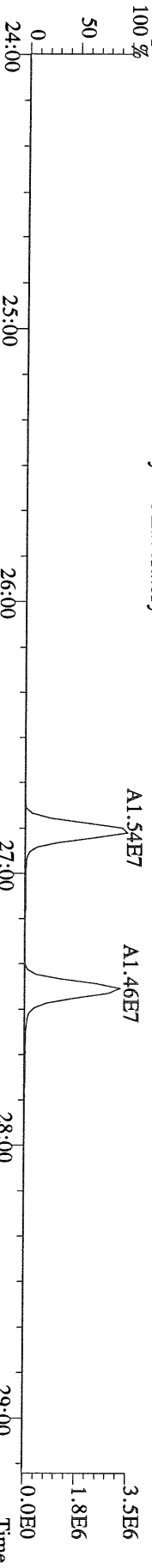
File:12MAY10M #1-390 Acq:12-MAY-2010 17:59:27 GC EI + Voltage SIR Autospec-Utima
321.8936 S:6 BSUB(10000,15,-3.0) PKD(5,5,3,0,10%,100,0,0,00%,F,F) Exp:PCDD
Sample Text:ST051210M5 File Text:Frontier Analytical Laboratory
100 %



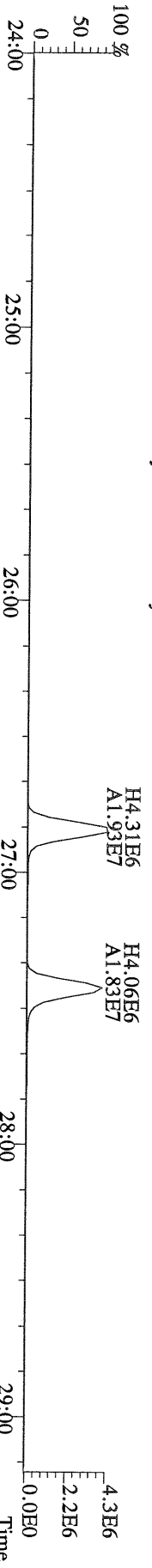
File:12MAY10M #1-390 Acq:12-MAY-2010 17:59:27 GC EI + Voltage SIR Autospec-Utima
327.8847 S:6 BSUB(10000,15,-3.0) PKD(5,5,3,0,10%,100,0,0,00%,F,F) Exp:PCDD
Sample Text:ST051210M5 File Text:Frontier Analytical Laboratory
100 %



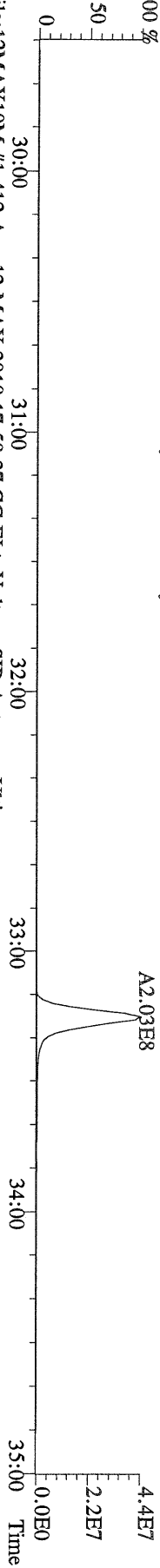
File:12MAY10M #1-390 Acq:12-MAY-2010 17:59:27 GC EI + Voltage SIR Autospec-Utima
331.9368 S:6 BSUB(10000,15,-3.0) PKD(5,5,3,0,10%,100,0,0,00%,F,F) Exp:PCDD
Sample Text:ST051210M5 File Text:Frontier Analytical Laboratory
100 %




File:12MAY10M #1-390 Acq:12-MAY-2010 17:59:27 GC EI + Voltage SIR Autospec-Utima
333.9339 S:6 BSUB(10000,15,-3.0) PKD(5,5,3,0,10%,100,0,0,00%,F,F) Exp:PCDD
Sample Text:ST051210M5 File Text:Frontier Analytical Laboratory




File:12MAY10M #1-412 Acq:12-MAY-2010 17:59:27 GC EI + Voltage SIR Autospec-Utima
355.8546 S:6 F:2 BSub(10000,15,-3.0) PKD(5.5,3.0,10%,100.0,0.00%,F,F) Exp:PCDD
Sample Text:ST051210M5 File Text:Fronter Analytical Laboratory



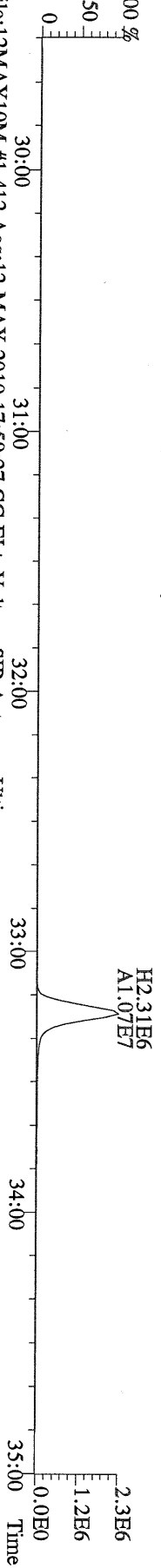
File:12MAY10M #1-412 Acq:12-MAY-2010 17:59:27 GC EI + Voltage SIR Autospec-Utima
357.8517 S:6 F:2 BSub(10000,15,-3.0) PKD(5.5,3.0,10%,100.0,0.00%,F,F) Exp:PCDD
Sample Text:ST051210M5 File Text:Fronter Analytical Laboratory



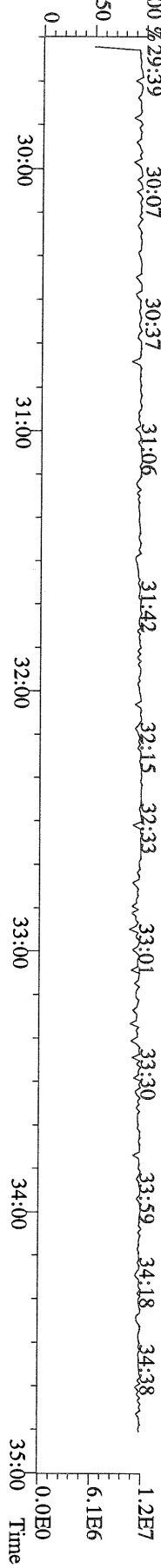
File:12MAY10M #1-412 Acq:12-MAY-2010 17:59:27 GC EI + Voltage SIR Autospec-Utima
367.8949 S:6 F:2 BSub(10000,15,-3.0) PKD(5.5,3.0,10%,100.0,0.00%,F,F) Exp:PCDD
Sample Text:ST051210M5 File Text:Fronter Analytical Laboratory



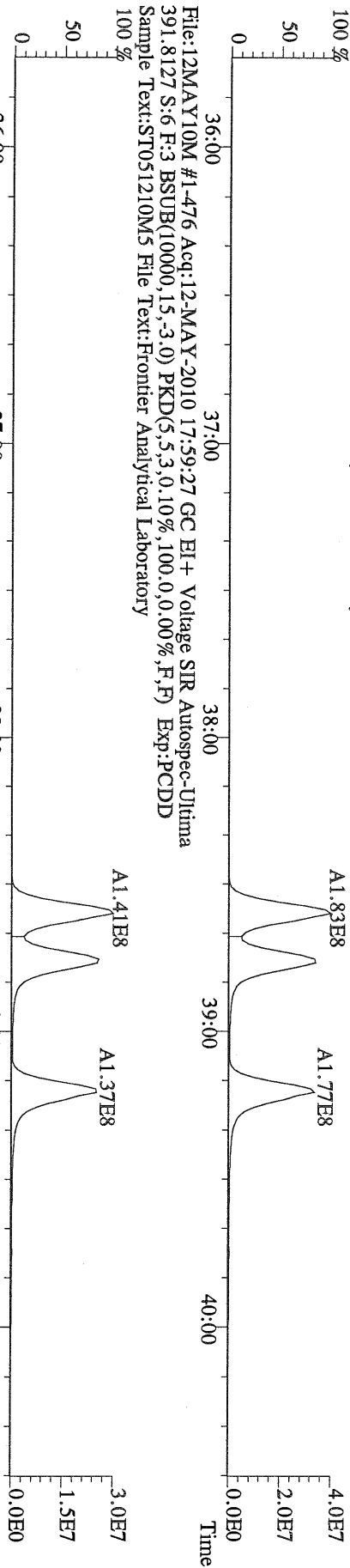
File:12MAY10M #1-412 Acq:12-MAY-2010 17:59:27 GC EI + Voltage SIR Autospec-Utima
369.8919 S:6 F:2 BSub(10000,15,-3.0) PKD(5.5,3.0,10%,100.0,0.00%,F,F) Exp:PCDD
Sample Text:ST051210M5 File Text:Fronter Analytical Laboratory



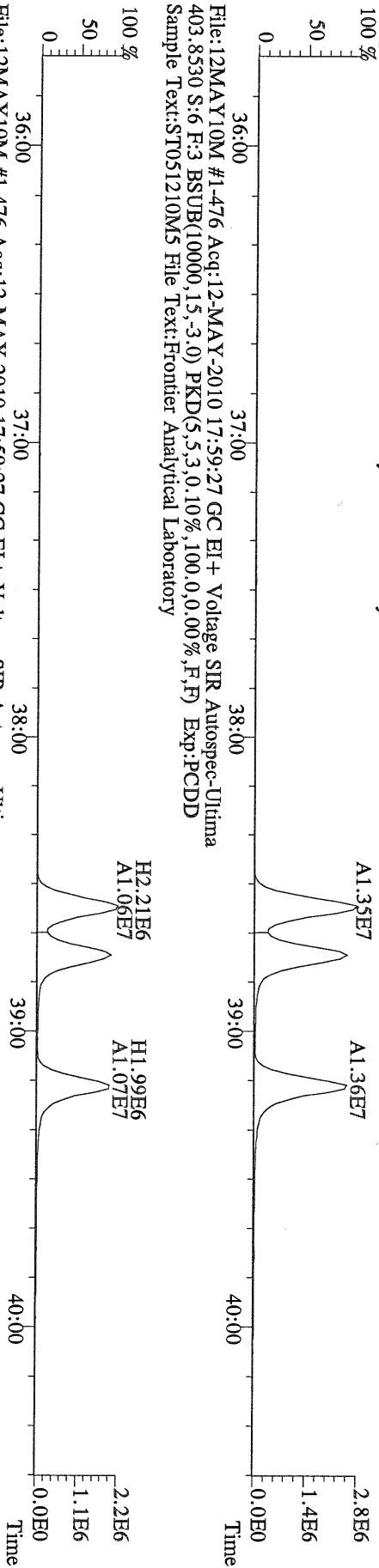
File:12MAY10M #1-412 Acq:12-MAY-2010 17:59:27 GC EI + Voltage SIR Autospec-Utima
366.9792 S:6 F:2 Exp:PCDD
Sample Text:ST051210M5 File Text:Fronter Analytical Laboratory




File:12MAY10M #1-476 Acq:12-MAY-2010 17:59:27 GC EI + Voltage SIR Autospec-Ultima
389.8156 S:6 F:3 BSUB(10000,15,-3.0) PKD(5.5,3,0.10%,100.0,0.00%,F,F) Exp:PCDD
Sample Text:ST051210M5 File Text:Frontier Analytical Laboratory



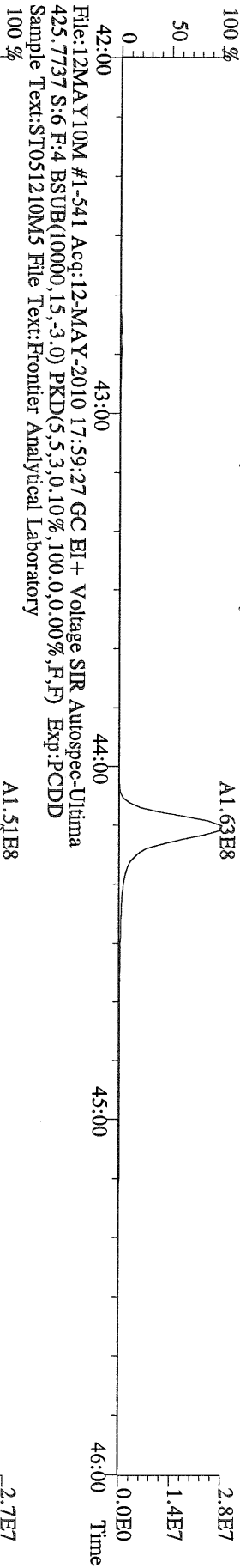
File:12MAY10M #1-476 Acq:12-MAY-2010 17:59:27 GC EI + Voltage SIR Autospec-Ultima
401.8559 S:6 F:3 BSUB(10000,15,-3.0) PKD(5.5,3,0.10%,100.0,0.00%,F,F) Exp:PCDD
Sample Text:ST051210M5 File Text:Frontier Analytical Laboratory



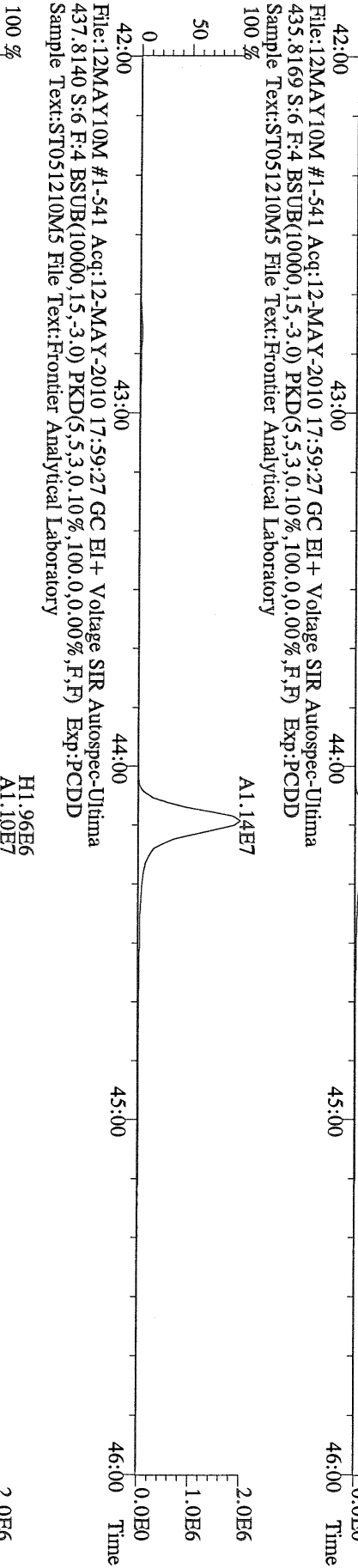
File:12MAY10M #1-476 Acq:12-MAY-2010 17:59:27 GC EI + Voltage SIR Autospec-Ultima
403.8530 S:6 F:3 BSUB(10000,15,-3.0) PKD(5.5,3,0.10%,100.0,0.00%,F,F) Exp:PCDD
Sample Text:ST051210M5 File Text:Frontier Analytical Laboratory



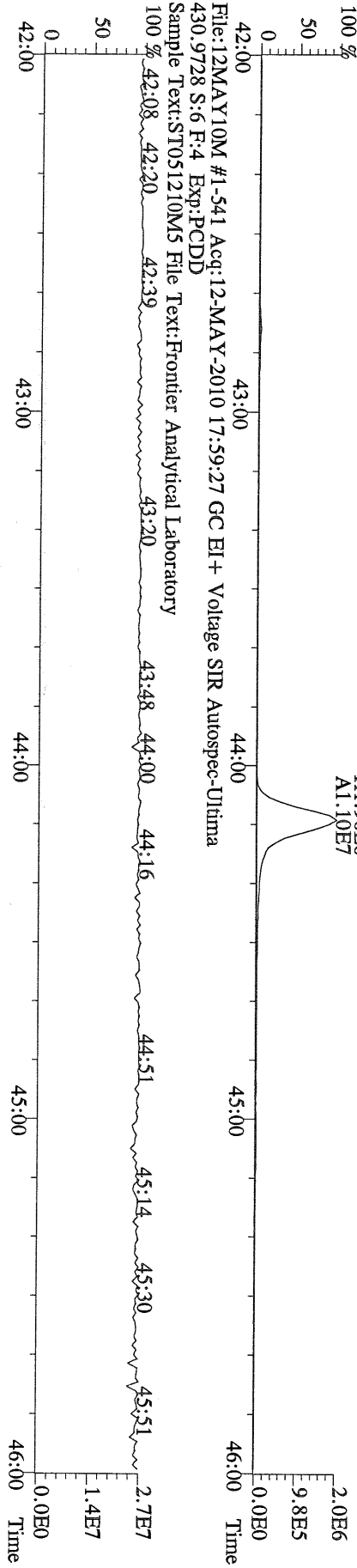
File:12MAY10M #1-541 Acq:12-MAY-2010 17:59:27 GC EI + Voltage SIR Autospec-Ultima
423.7767 S:6 F:4 BSUB(10000,15,-3.0) PKD(5.5,3,0.10%,100.0,0.00%,F,F) Exp:PCDD
Sample Text:ST051210M5 File Text:Frontier Analytical Laboratory




File:12MAY10M #1-541 Acq:12-MAY-2010 17:59:27 GC EI + Voltage SIR Autospec-Ultima
435.8169 S:6 F:4 BSUB(10000,15,-3.0) PKD(5.5,3,0.10%,100.0,0.00%,F,F) Exp:PCDD
Sample Text:ST051210M5 File Text:Frontier Analytical Laboratory



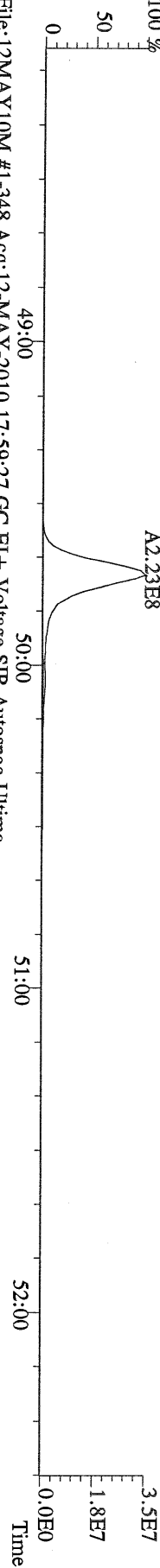
File:12MAY10M #1-541 Acq:12-MAY-2010 17:59:27 GC EI + Voltage SIR Autospec-Ultima
430.9728 S:6 F:4 Exp:PCDD
Sample Text:ST051210M5 File Text:Frontier Analytical Laboratory




File:12MAY10M #1-348 Acq:12-MAY-2010 17:59:27 GC EI+ Voltage SIR Autospec-Utima
457.7377 S:6 F:5 BSUB(10000,15,-3.0) PKD(5.5,3,0.10%,100.0,0.00%,F,F) Exp:PCDD
Sample Text:ST051210M5 File Text:Frontier Analytical Laboratory
100 %




File:12MAY10M #1-348 Acq:12-MAY-2010 17:59:27 GC EI+ Voltage SIR Autospec-Utima
459.7348 S:6 F:5 BSUB(10000,15,-3.0) PKD(5.5,3,0.10%,100.0,0.00%,F,F) Exp:PCDD
Sample Text:ST051210M5 File Text:Frontier Analytical Laboratory
100 %




File:12MAY10M #1-348 Acq:12-MAY-2010 17:59:27 GC EI+ Voltage SIR Autospec-Utima
469.7780 S:6 F:5 BSUB(10000,15,-3.0) PKD(5.5,3,0.10%,100.0,0.00%,F,F) Exp:PCDD
Sample Text:ST051210M5 File Text:Frontier Analytical Laboratory
100 %



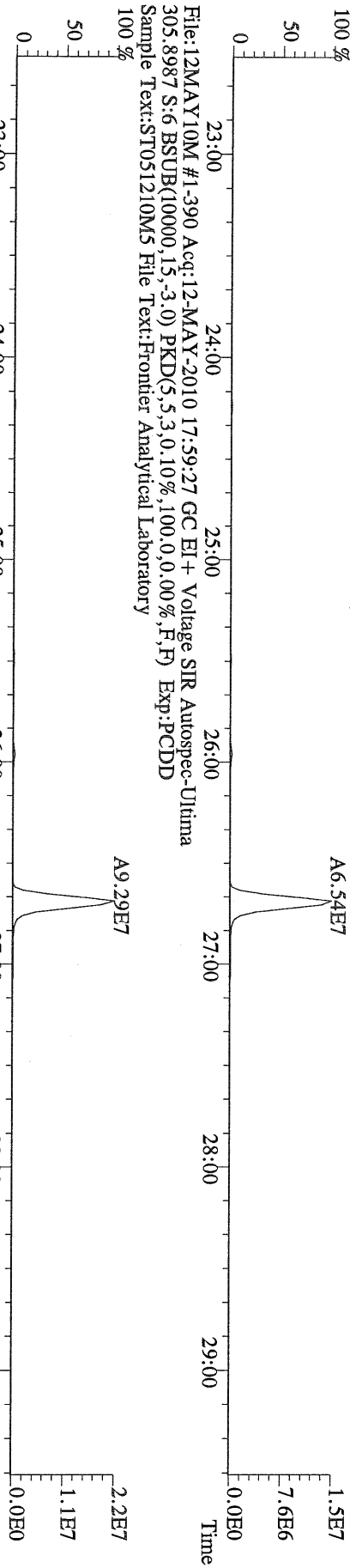
File:12MAY10M #1-348 Acq:12-MAY-2010 17:59:27 GC EI+ Voltage SIR Autospec-Utima
471.7750 S:6 F:5 BSUB(10000,15,-3.0) PKD(5.5,3,0.10%,100.0,0.00%,F,F) Exp:PCDD
Sample Text:ST051210M5 File Text:Frontier Analytical Laboratory
100 %



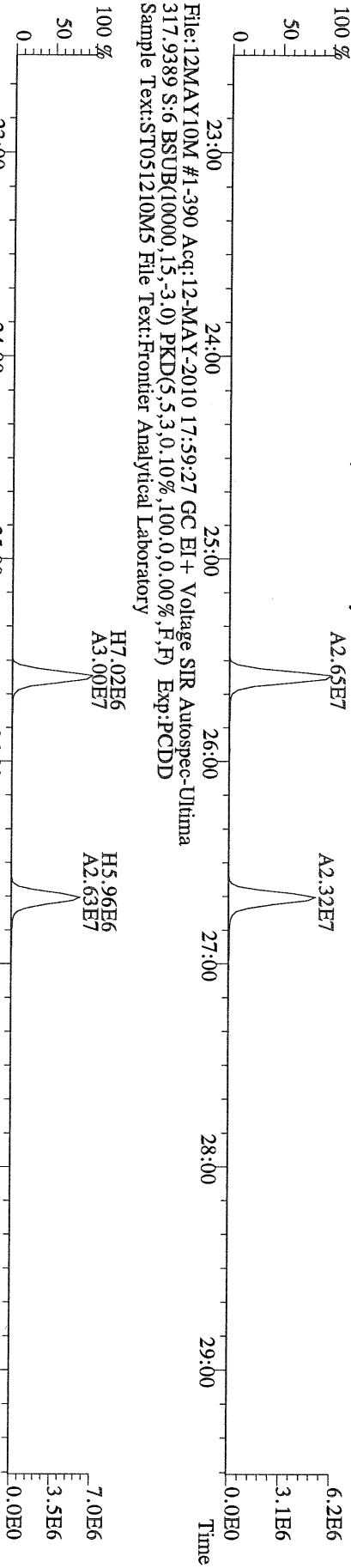
File:12MAY10M #1-348 Acq:12-MAY-2010 17:59:27 GC EI+ Voltage SIR Autospec-Utima
454.9728 S:6 F:5 Exp:PCDD
Sample Text:ST051210M5 File Text:Frontier Analytical Laboratory
100 %



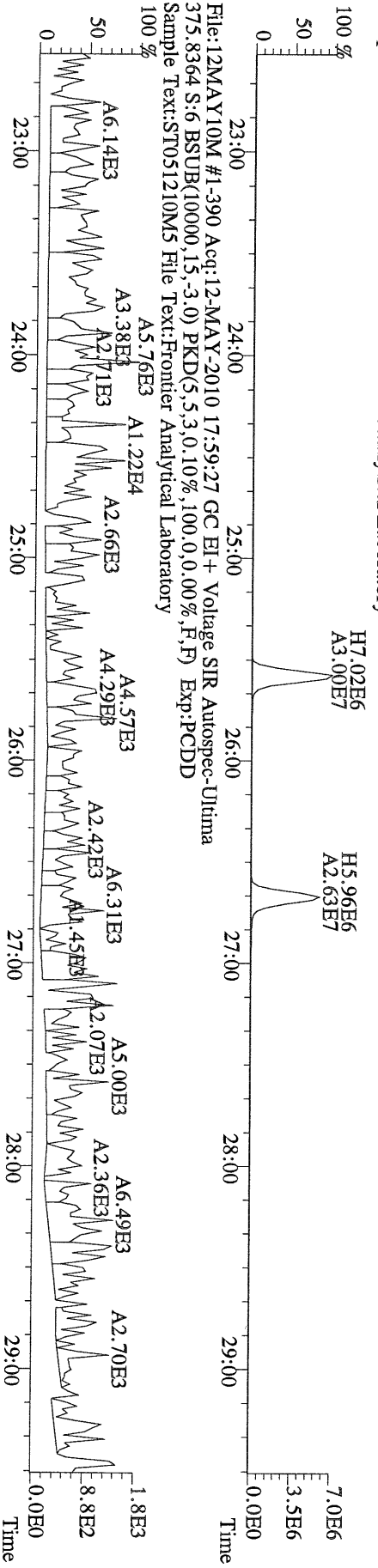
File:12MAY10M #1-390 Acq:12-MAY-2010 17:59:27 GC EI + Voltage SIR Autospec-Utima
 303.9016 S:6 BSUB(10000,15,-3.0) PKD(5,5,3,0,10%,100,0,0,00%,F,F) Exp:PCDD
 Sample Text:ST051210M5 File Text:Frontier Analytical Laboratory



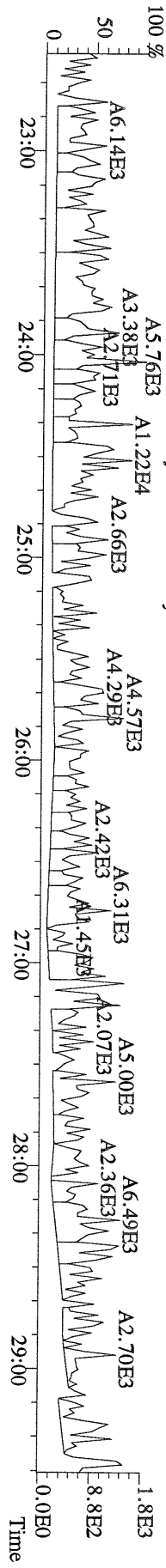
File:12MAY10M #1-390 Acq:12-MAY-2010 17:59:27 GC EI + Voltage SIR Autospec-Utima
 315.9419 S:6 BSUB(10000,15,-3.0) PKD(5,5,3,0,10%,100,0,0,00%,F,F) Exp:PCDD
 Sample Text:ST051210M5 File Text:Frontier Analytical Laboratory



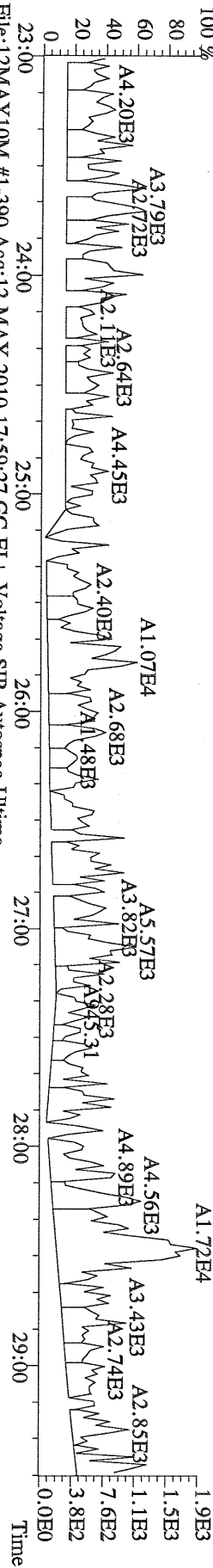
File:12MAY10M #1-390 Acq:12-MAY-2010 17:59:27 GC EI + Voltage SIR Autospec-Utima
 317.9389 S:6 BSUB(10000,15,-3.0) PKD(5,5,3,0,10%,100,0,0,00%,F,F) Exp:PCDD
 Sample Text:ST051210M5 File Text:Frontier Analytical Laboratory



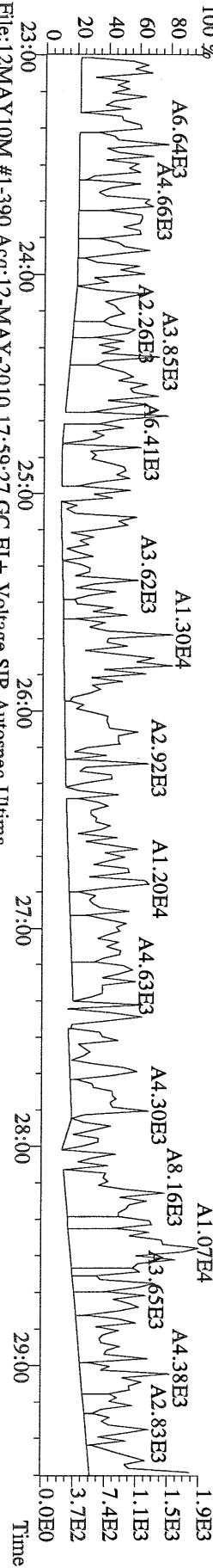
File:12MAY10M #1-390 Acq:12-MAY-2010 17:59:27 GC EI + Voltage SIR Autospec-Utima
 375.8364 S:6 BSUB(10000,15,-3.0) PKD(5,5,3,0,10%,100,0,0,00%,F,F) Exp:PCDD
 Sample Text:ST051210M5 File Text:Frontier Analytical Laboratory



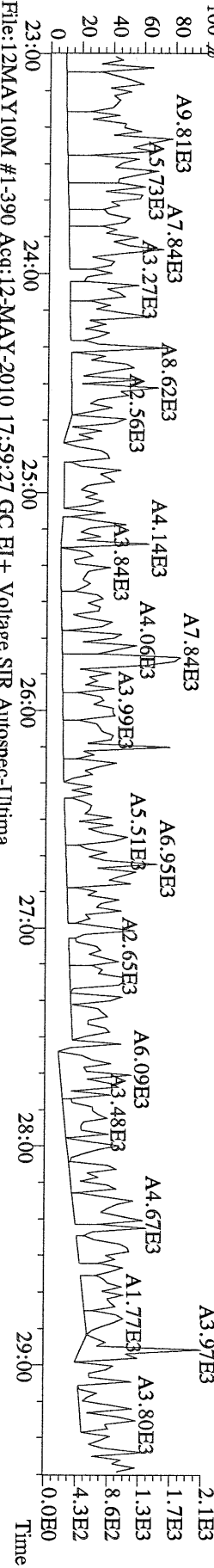
File:12MAY10M #1-390 Acq:12-MAY-2010 17:59:27 GC EI+ Voltage SIR Autospec-Utima
 339.8597 S:6 BSUB(10000,15,-3.0) PKD(5,5,3,0.10%,100,0.0,0.00%,F,F) Exp:PCDD
 Sample Text:ST051210M5 File Text:Frontier Analytical Laboratory



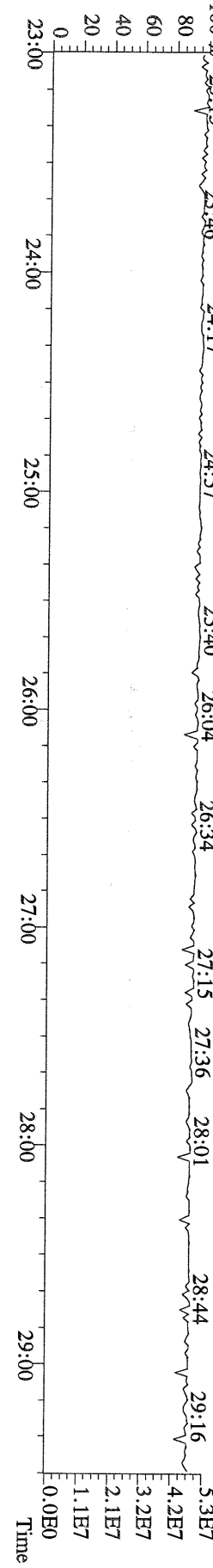
File:12MAY10M #1-390 Acq:12-MAY-2010 17:59:27 GC EI+ Voltage SIR Autospec-Utima
 341.8568 S:6 BSUB(10000,15,-3.0) PKD(5,5,3,0.10%,100,0.0,0.00%,F,F) Exp:PCDD
 Sample Text:ST051210M5 File Text:Frontier Analytical Laboratory



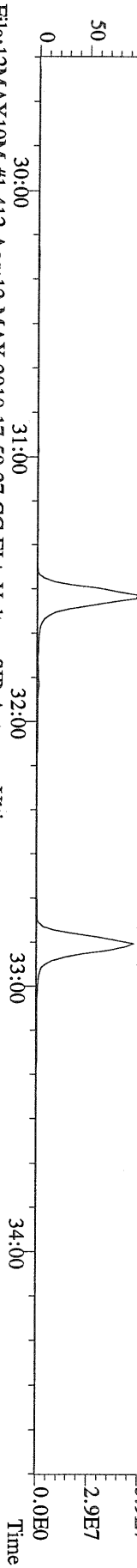
File:12MAY10M #1-390 Acq:12-MAY-2010 17:59:27 GC EI+ Voltage SIR Autospec-Utima
 409.7974 S:6 BSUB(10000,15,-3.0) PKD(5,5,3,0.10%,100,0.0,0.00%,F,F) Exp:PCDD
 Sample Text:ST051210M5 File Text:Frontier Analytical Laboratory



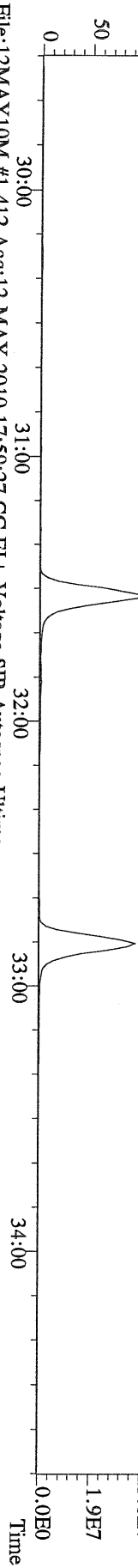
File:12MAY10M #1-390 Acq:12-MAY-2010 17:59:27 GC EI+ Voltage SIR Autospec-Utima
 330.9792 S:6 Exp:PCDD
 Sample Text:ST051210M5 File Text:Frontier Analytical Laboratory



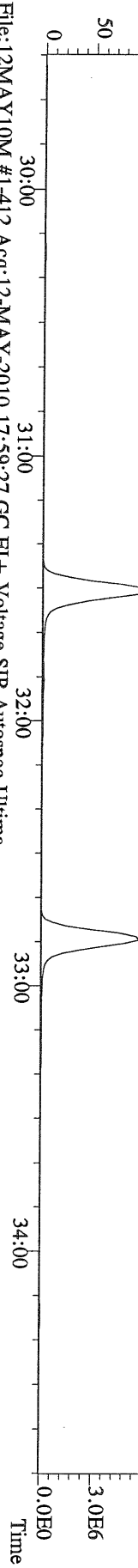
File:12MAY10M #1-412 Acq:12-MAY-2010 17:59:27 GC EI+ Voltage SIR Autospec-Utima
 339.8597 S:6 F:2 BSUB(10000,15,-3.0) PKD(5,5,3,0.10%,100.0,0.00%,F,F) Exp:PCDD
 Sample Text:ST051210M5 File Text:Frontier Analytical Laboratory



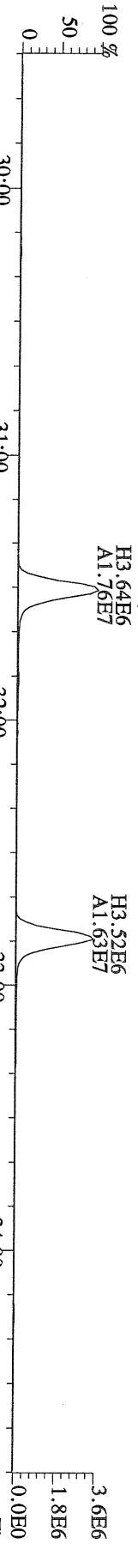
File:12MAY10M #1-412 Acq:12-MAY-2010 17:59:27 GC EI+ Voltage SIR Autospec-Utima
 341.8568 S:6 F:2 BSUB(10000,15,-3.0) PKD(5,5,3,0.10%,100.0,0.00%,F,F) Exp:PCDD
 Sample Text:ST051210M5 File Text:Frontier Analytical Laboratory



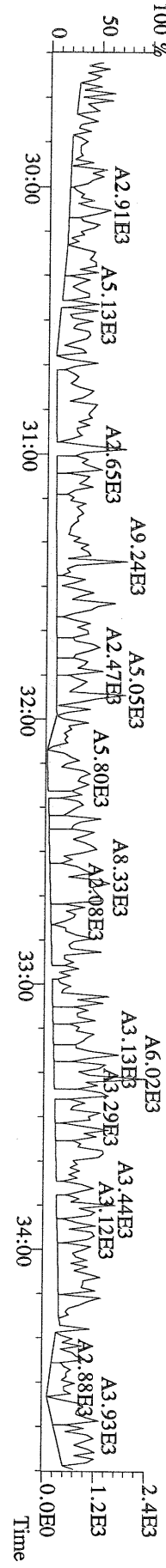
File:12MAY10M #1-412 Acq:12-MAY-2010 17:59:27 GC EI+ Voltage SIR Autospec-Utima
 351.9000 S:6 F:2 BSUB(10000,15,-3.0) PKD(5,5,3,0.10%,100.0,0.00%,F,F) Exp:PCDD
 Sample Text:ST051210M5 File Text:Frontier Analytical Laboratory



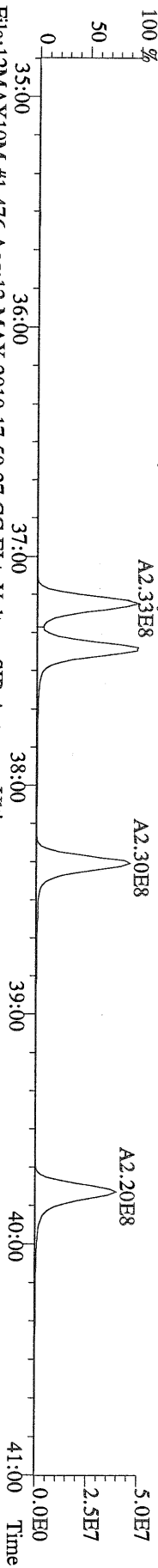
File:12MAY10M #1-412 Acq:12-MAY-2010 17:59:27 GC EI+ Voltage SIR Autospec-Utima
 353.8970 S:6 F:2 BSUB(10000,15,-3.0) PKD(5,5,3,0.10%,100.0,0.00%,F,F) Exp:PCDD
 Sample Text:ST051210M5 File Text:Frontier Analytical Laboratory



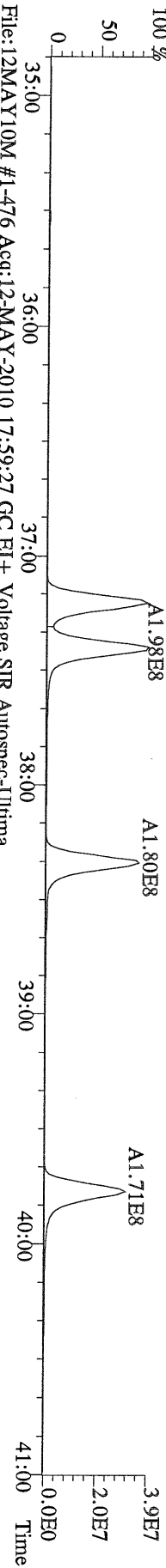
File:12MAY10M #1-412 Acq:12-MAY-2010 17:59:27 GC EI+ Voltage SIR Autospec-Utima
 409.7974 S:6 F:2 BSUB(10000,15,-3.0) PKD(5,5,3,0.10%,100.0,0.00%,F,F) Exp:PCDD
 Sample Text:ST051210M5 File Text:Frontier Analytical Laboratory



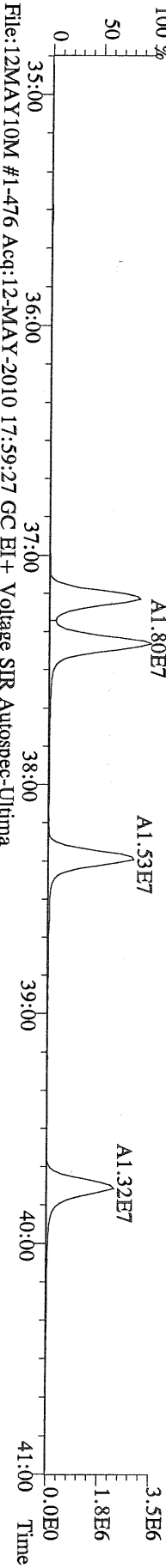
File:12MAY10M #1-476 Acq:12-MAY-2010 17:59:27 GC EI+ Voltage SIR Autospec-Utima
 373.8207 S:6 F:3 BSUB(10000,15,-3.0) PKD(5,5,3,0,10%,100,0,0.00%,F,F) Exp:PCDD
 Sample Text:ST051210M5 File Text:Frontier Analytical Laboratory



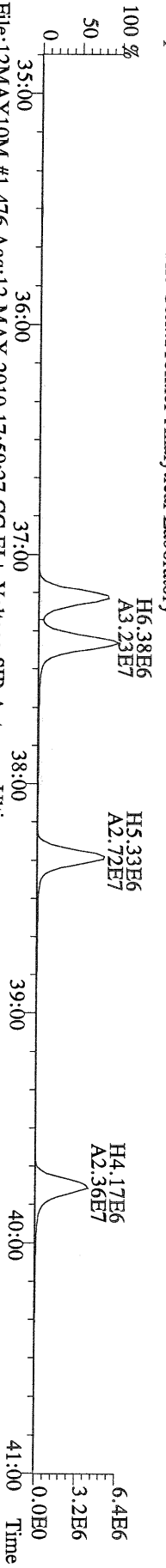
File:12MAY10M #1-476 Acq:12-MAY-2010 17:59:27 GC EI+ Voltage SIR Autospec-Utima
 375.8178 S:6 F:3 BSUB(10000,15,-3.0) PKD(5,5,3,0,10%,100,0,0.00%,F,F) Exp:PCDD
 Sample Text:ST051210M5 File Text:Frontier Analytical Laboratory



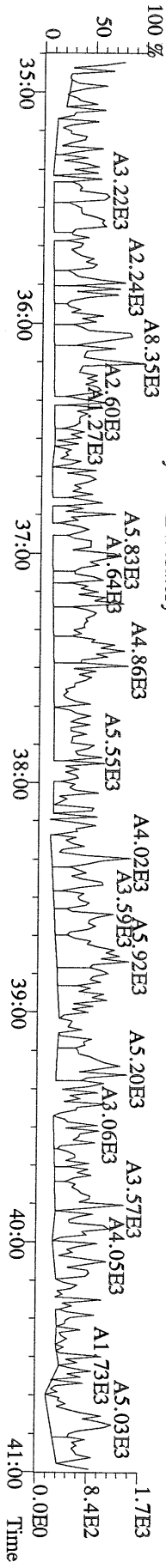
File:12MAY10M #1-476 Acq:12-MAY-2010 17:59:27 GC EI+ Voltage SIR Autospec-Utima
 383.8639 S:6 F:3 BSUB(10000,15,-3.0) PKD(5,5,3,0,10%,100,0,0.00%,F,F) Exp:PCDD
 Sample Text:ST051210M5 File Text:Frontier Analytical Laboratory



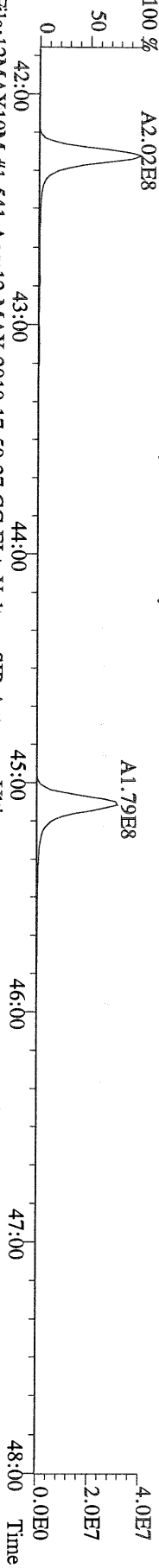
File:12MAY10M #1-476 Acq:12-MAY-2010 17:59:27 GC EI+ Voltage SIR Autospec-Utima
 385.8610 S:6 F:3 BSUB(10000,15,-3.0) PKD(5,5,3,0,10%,100,0,0.00%,F,F) Exp:PCDD
 Sample Text:ST051210M5 File Text:Frontier Analytical Laboratory



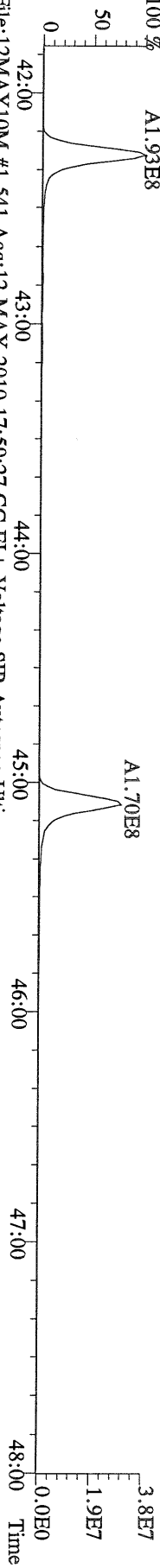
File:12MAY10M #1-476 Acq:12-MAY-2010 17:59:27 GC EI+ Voltage SIR Autospec-Utima
 445.7555 S:6 F:3 BSUB(10000,15,-3.0) PKD(5,5,3,0,10%,100,0,0.00%,F,F) Exp:PCDD
 Sample Text:ST051210M5 File Text:Frontier Analytical Laboratory



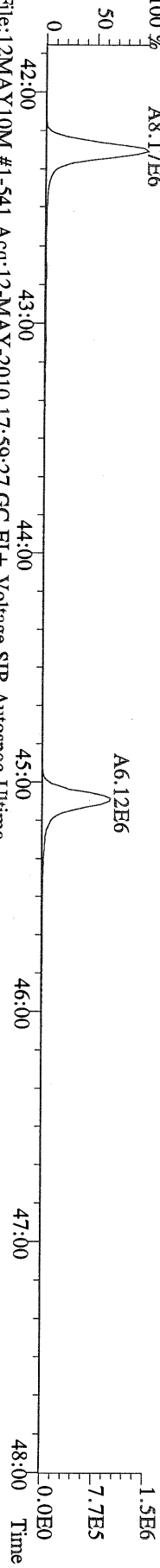
File:12MAY10M #1-541 Acq:12-MAY-2010 17:59:27 GC EI + Voltage SIR Autospec-Utima
407.7818 S:6 F:4 BSUB(10000,15,-3.0) PKD(5,5,3,0.10%,100,0,0.00%,F,F) Exp:PCDD
Sample Text:ST051210M5 File Text:Frontier Analytical Laboratory



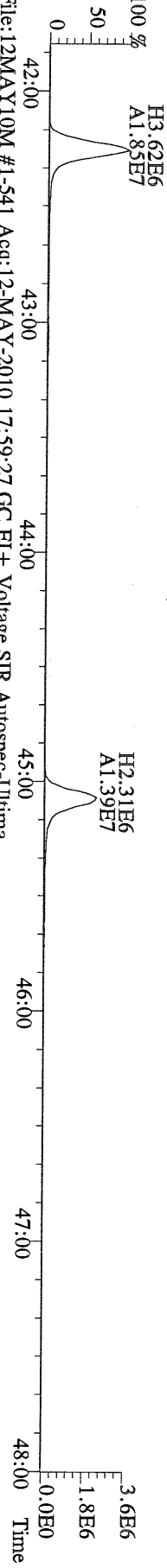
File:12MAY10M #1-541 Acq:12-MAY-2010 17:59:27 GC EI + Voltage SIR Autospec-Utima
409.7788 S:6 F:4 BSUB(10000,15,-3.0) PKD(5,5,3,0.10%,100,0,0.00%,F,F) Exp:PCDD
Sample Text:ST051210M5 File Text:Frontier Analytical Laboratory



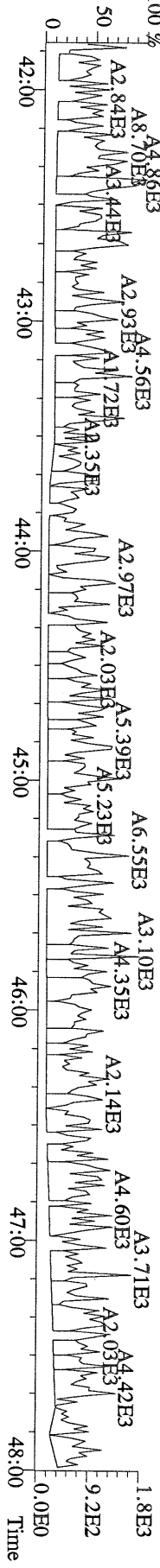
File:12MAY10M #1-541 Acq:12-MAY-2010 17:59:27 GC EI + Voltage SIR Autospec-Utima
417.8253 S:6 F:4 BSUB(10000,15,-3.0) PKD(5,5,3,0.10%,100,0,0.00%,F,F) Exp:PCDD
Sample Text:ST051210M5 File Text:Frontier Analytical Laboratory



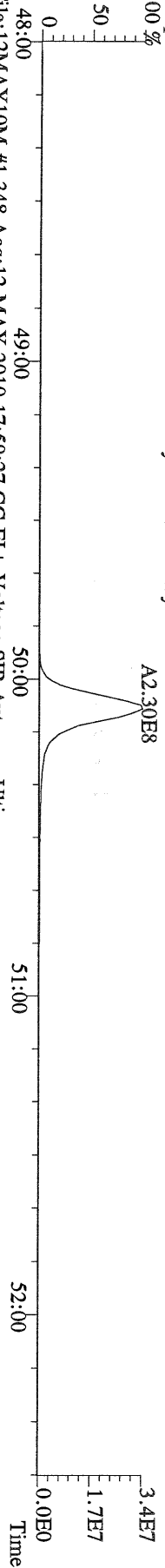
File:12MAY10M #1-541 Acq:12-MAY-2010 17:59:27 GC EI + Voltage SIR Autospec-Utima
419.8220 S:6 F:4 BSUB(10000,15,-3.0) PKD(5,5,3,0.10%,100,0,0.00%,F,F) Exp:PCDD
Sample Text:ST051210M5 File Text:Frontier Analytical Laboratory



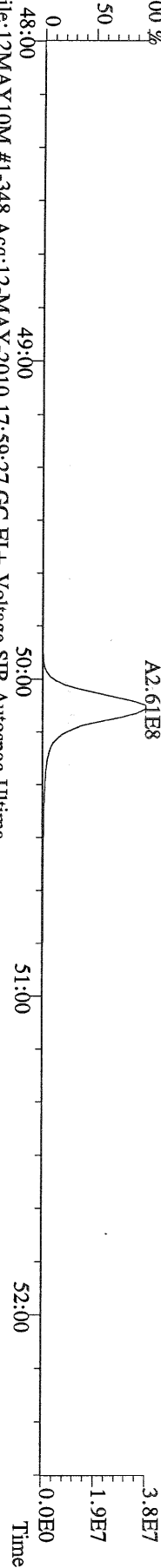
File:12MAY10M #1-541 Acq:12-MAY-2010 17:59:27 GC EI + Voltage SIR Autospec-Utima
479.7165 S:6 F:4 BSUB(10000,15,-3.0) PKD(5,5,3,0.10%,100,0,0.00%,F,F) Exp:PCDD
Sample Text:ST051210M5 File Text:Frontier Analytical Laboratory



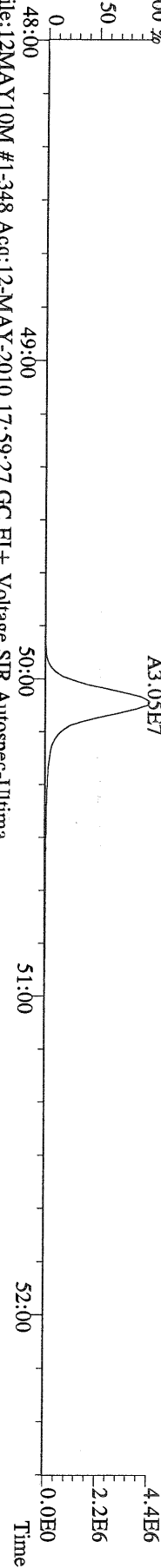
File:12MAY10M #1-348 Acq:12-MAY-2010 17:59:27 GC EI+ Voltage SIR Autospec-Utima
441.7428 S:6 F:5 BSUB(10000,15,-3.0) PKD(5.5,3,0.10%,100.0,0.00%,F,F) Exp:PCDD
Sample Text:ST051210M5 File Text:Frontier Analytical Laboratory



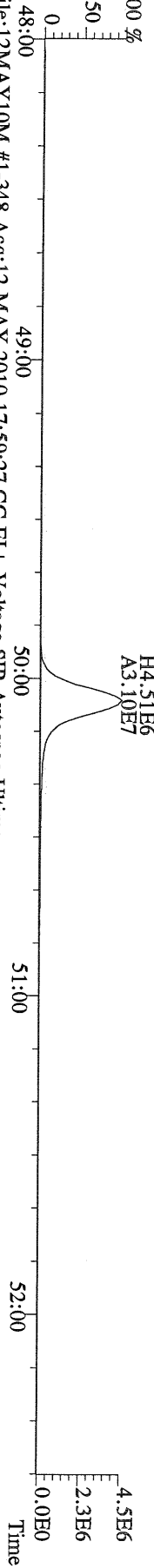
File:12MAY10M #1-348 Acq:12-MAY-2010 17:59:27 GC EI+ Voltage SIR Autospec-Utima
443.7398 S:6 F:5 BSUB(10000,15,-3.0) PKD(5.5,3,0.10%,100.0,0.00%,F,F) Exp:PCDD
Sample Text:ST051210M5 File Text:Frontier Analytical Laboratory



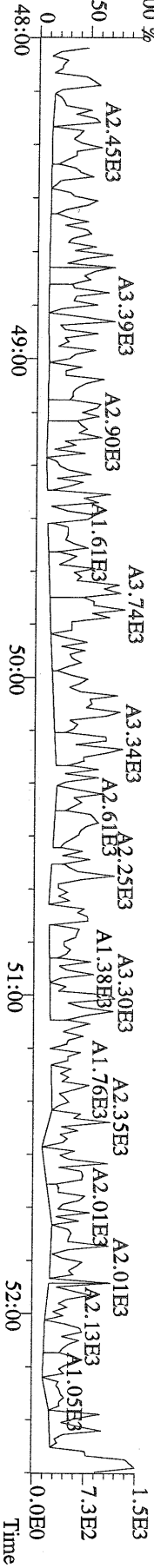
File:12MAY10M #1-348 Acq:12-MAY-2010 17:59:27 GC EI+ Voltage SIR Autospec-Utima
453.7831 S:6 F:5 BSUB(10000,15,-3.0) PKD(5.5,3,0.10%,100.0,0.00%,F,F) Exp:PCDD
Sample Text:ST051210M5 File Text:Frontier Analytical Laboratory

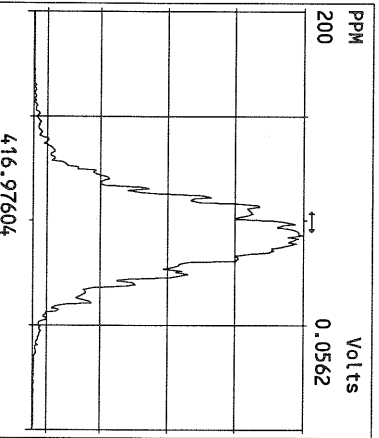
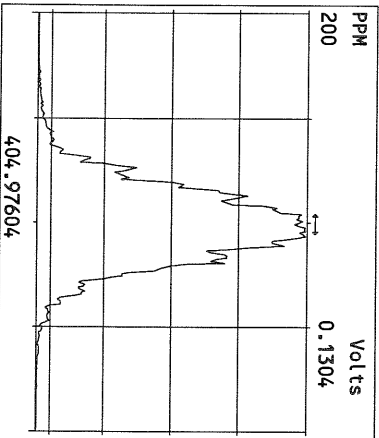
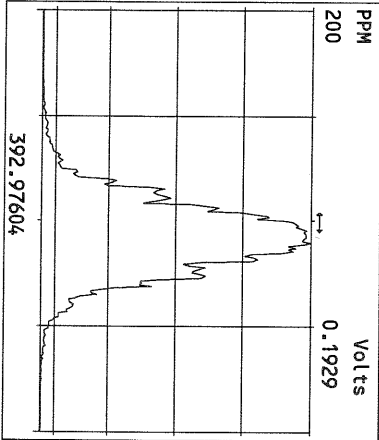
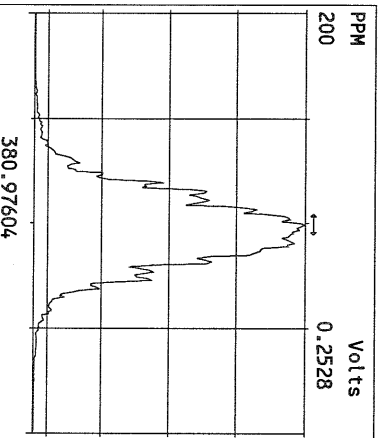
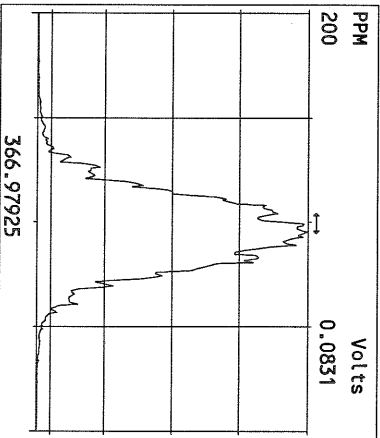
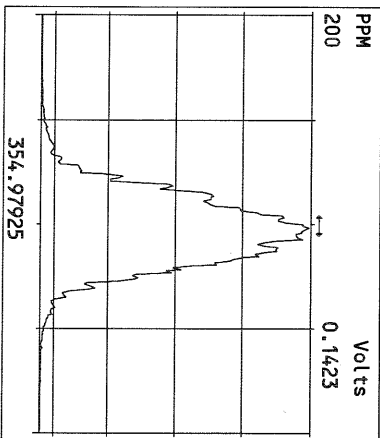
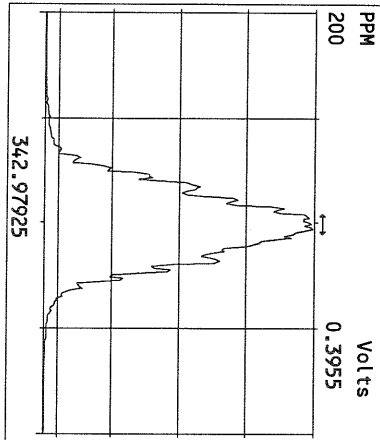
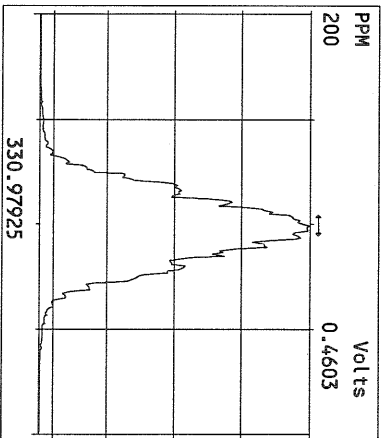
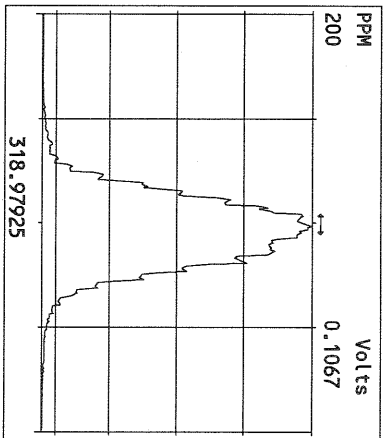
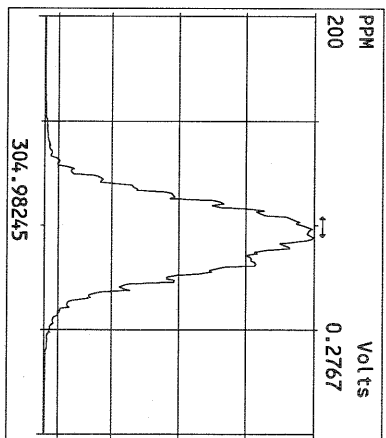
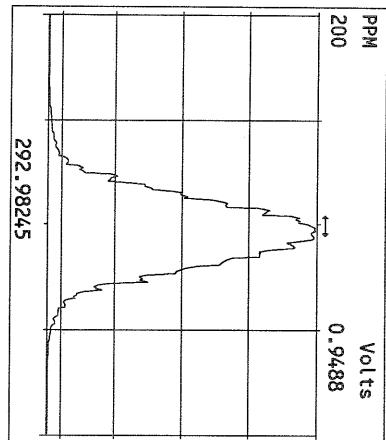


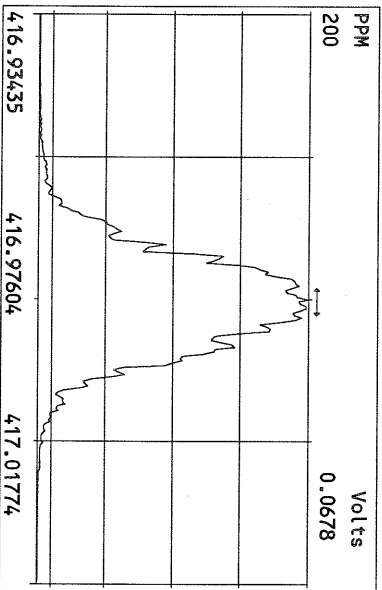
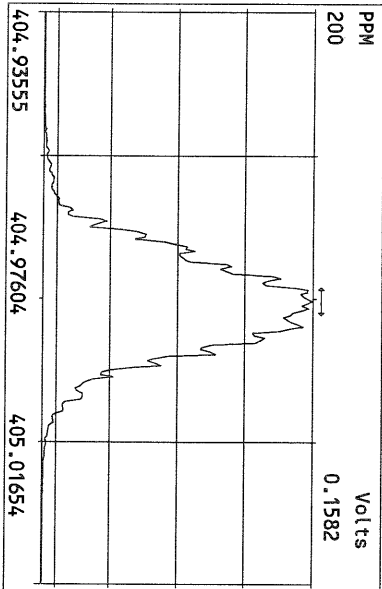
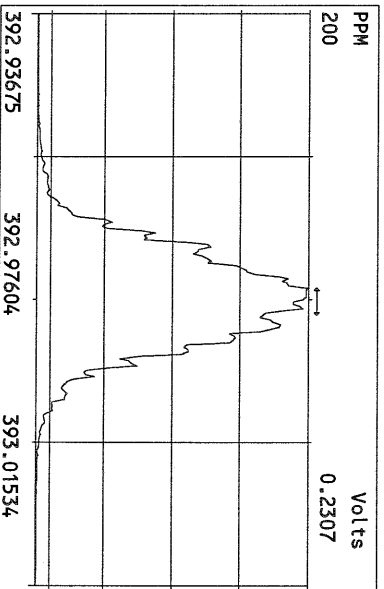
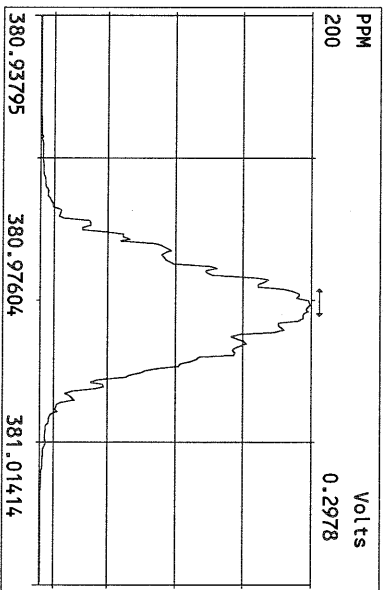
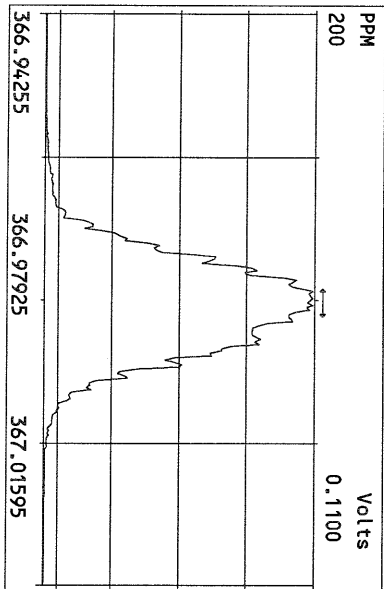
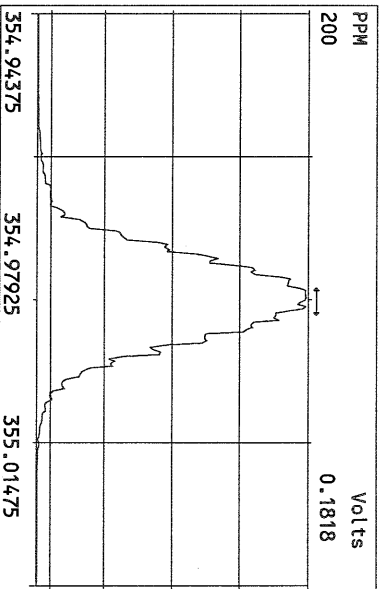
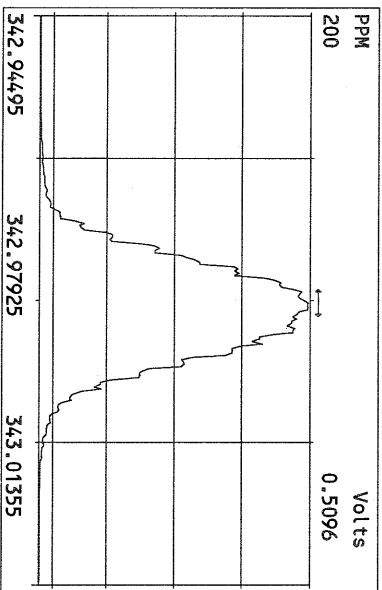
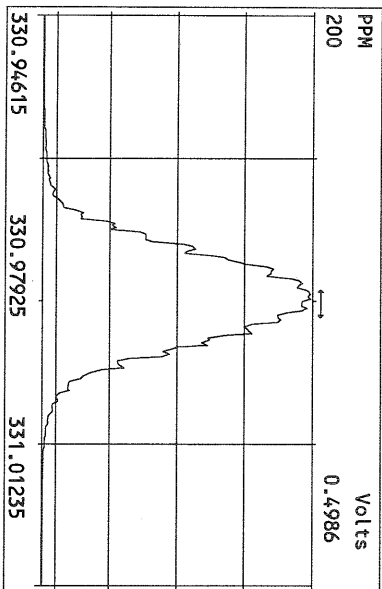
File:12MAY10M #1-348 Acq:12-MAY-2010 17:59:27 GC EI+ Voltage SIR Autospec-Utima
455.7801 S:6 F:5 BSUB(10000,15,-3.0) PKD(5.5,3,0.10%,100.0,0.00%,F,F) Exp:PCDD
Sample Text:ST051210M5 File Text:Frontier Analytical Laboratory

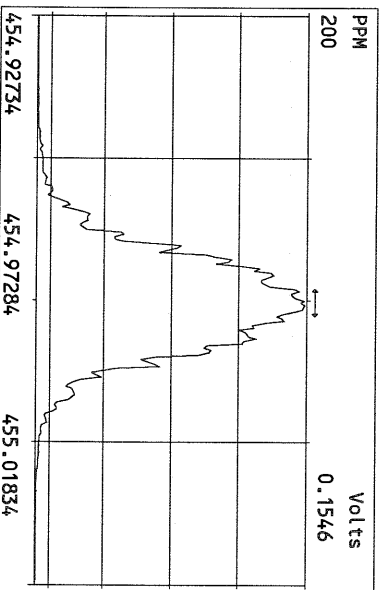
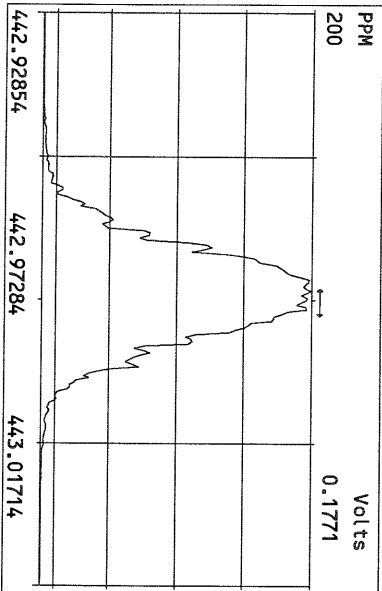
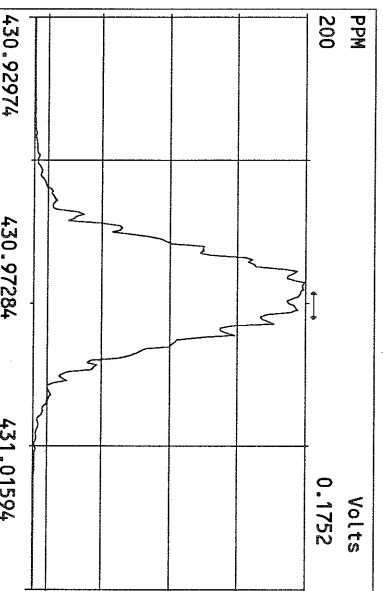
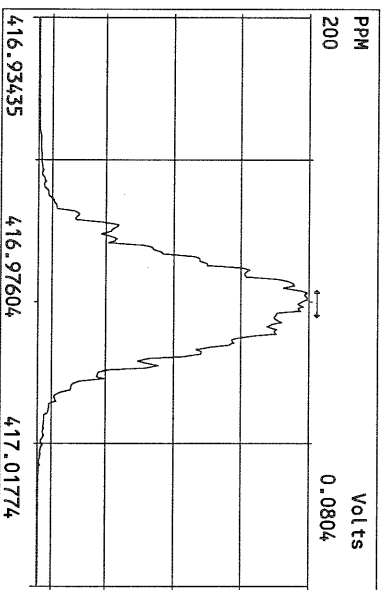
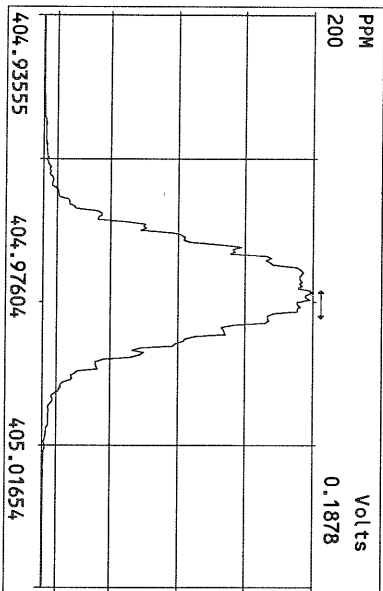
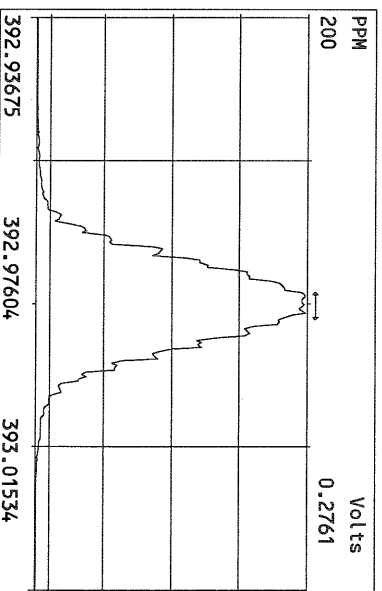
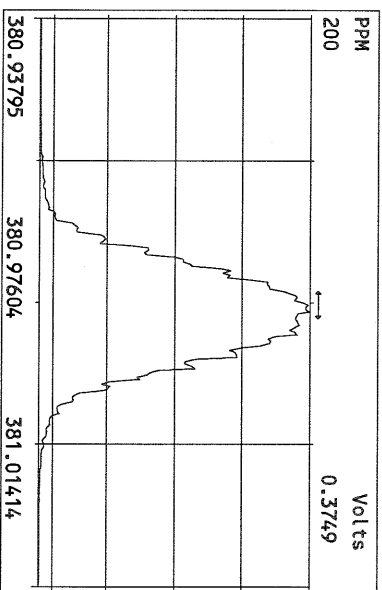
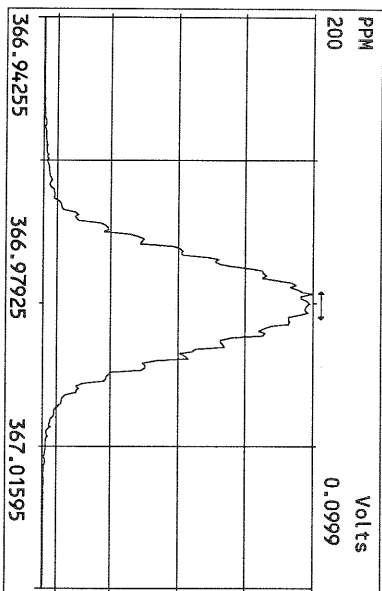


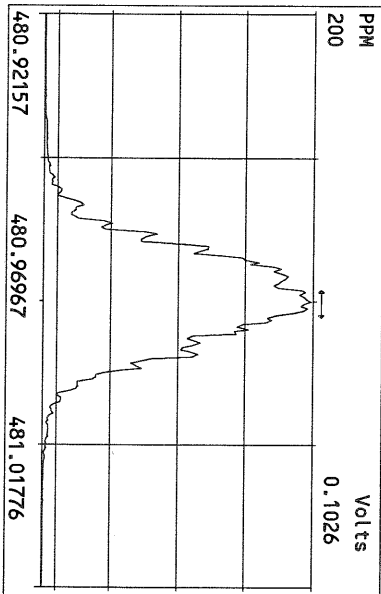
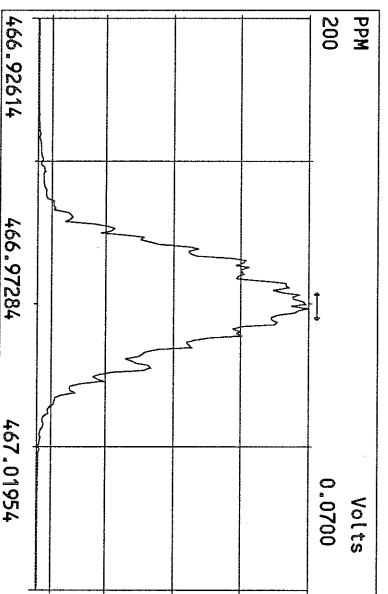
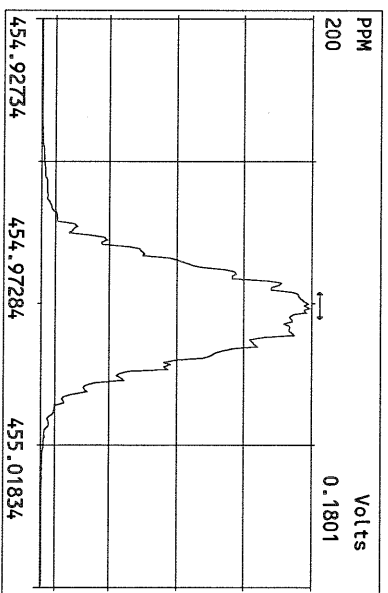
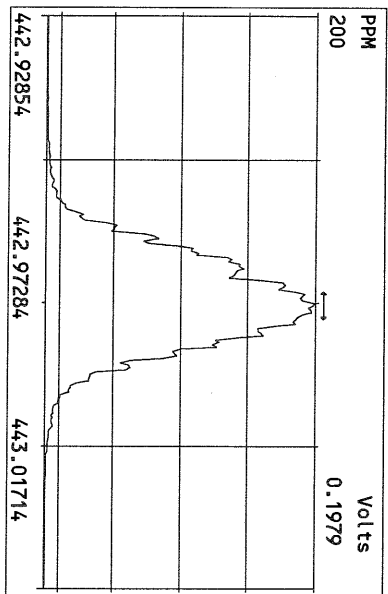
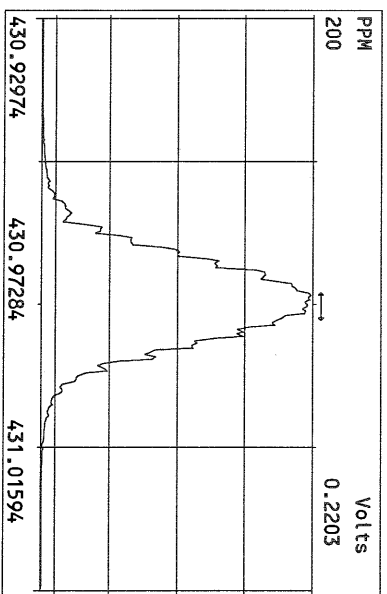
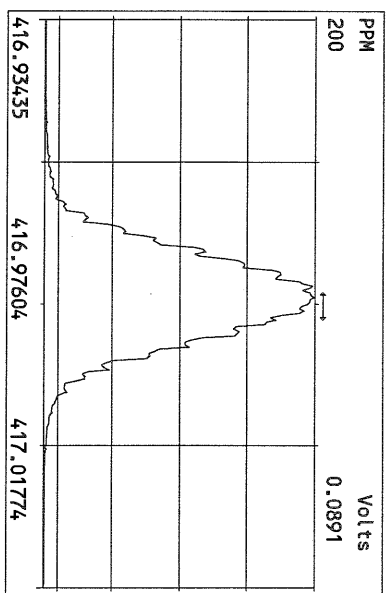
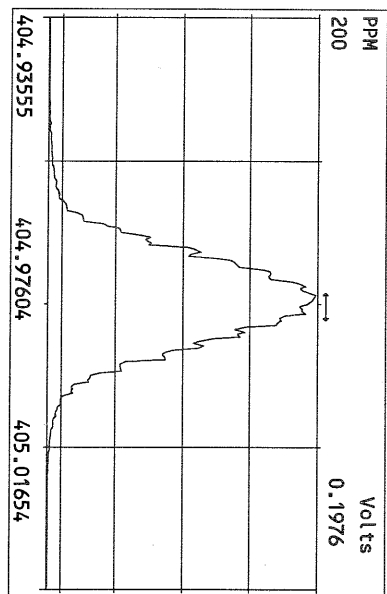
File:12MAY10M #1-348 Acq:12-MAY-2010 17:59:27 GC EI+ Voltage SIR Autospec-Utima
513.6775 S:6 F:5 BSUB(10000,15,-3.0) PKD(5.5,3,0.10%,100.0,0.00%,F,F) Exp:PCDD
Sample Text:ST051210M5 File Text:Frontier Analytical Laboratory

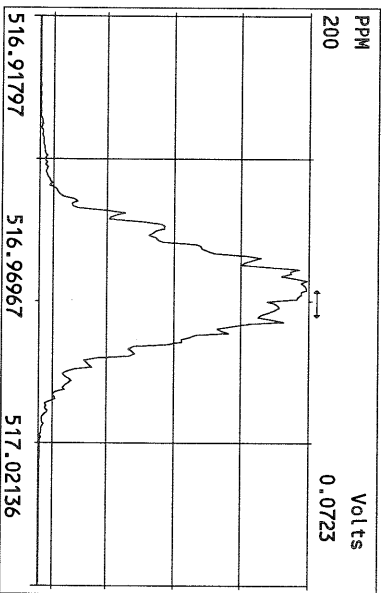
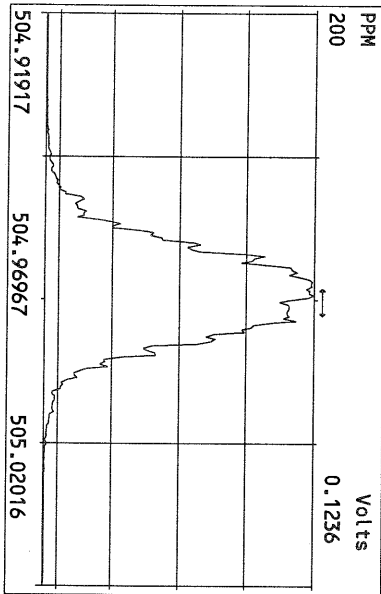
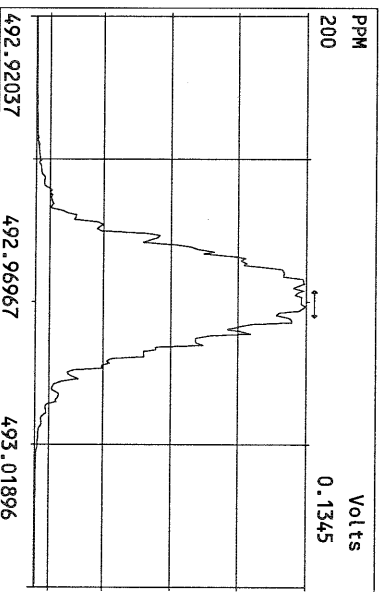
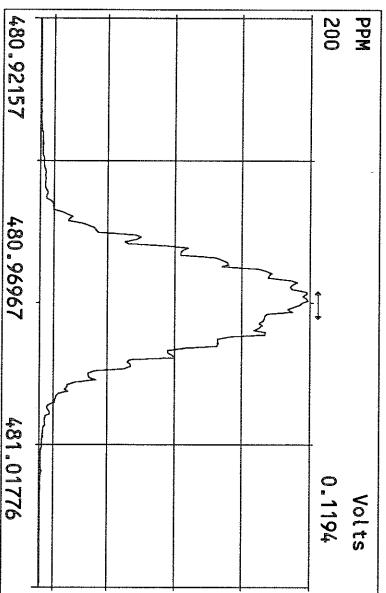
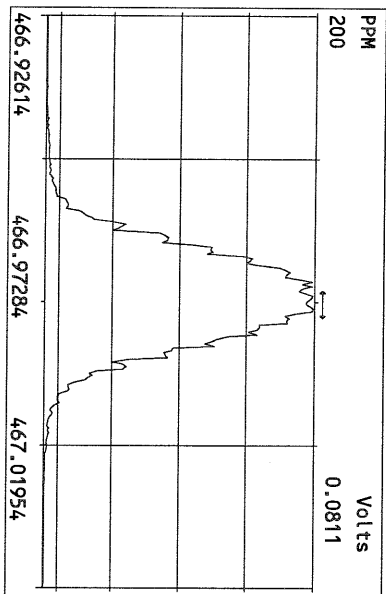
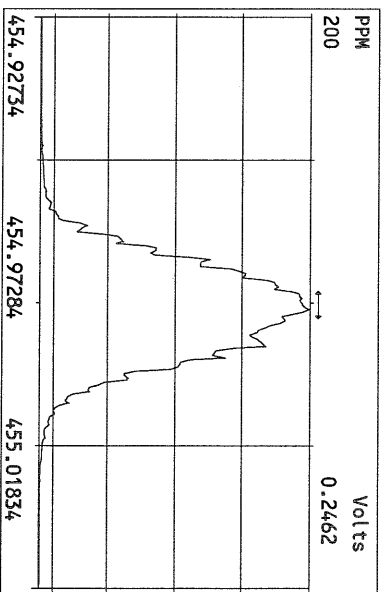
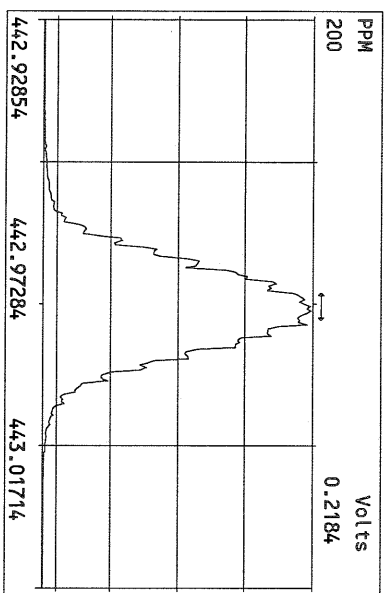
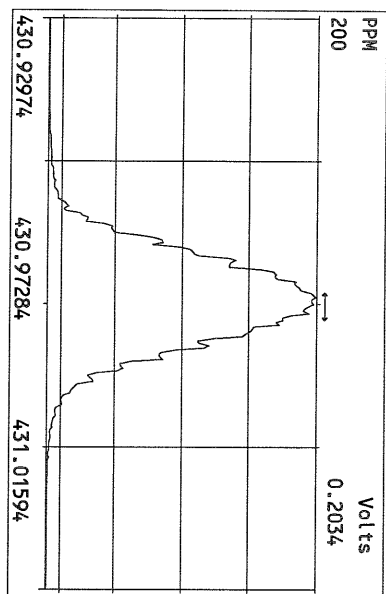












USEPA - ITD

FORM 4A
PCDD/PCDF CALIBRATION VERIFICATION

Lab Name: Frontier Analytical Laboratory Episode No.:

Contract No.: SAS No.:

Initial Calibration Date: 5/12/10

Instrument ID: FAL3

GC Column ID: DB5

VER Data Filename: 17AUG10M Sam:1

Analysis Date: 17-AUG-10 07:54:40

	M/Z'S	ION	QC	ACCEPT	CONC. FOUND	CONC. RANGE (ng/mL) (3)
	FORMING RATIO (1)	ABUND. RATIO	LIMITS (2)			
NATIVE ANALYTES						
2,3,7,8-TCDD	M/M+2	0.77	0.65-0.89	y	10.7	7.80 - 12.9
1,2,3,7,8-PeCDD	M+2/M+4	1.65	1.32-1.78	y	51.7	39.0 - 65.0
1,2,3,4,7,8-HxCDD	M+2/M+4	1.40	1.05-1.43	y	51.8	39.0 - 64.0
1,2,3,6,7,8-HxCDD	M+2/M+4	1.40	1.05-1.43	y	50.2	39.0 - 64.0
1,2,3,7,8,9-HxCDD	M+2/M+4	1.39	1.05-1.43	y	55.1	41.0 - 61.0
1,2,3,4,6,7,8-HpCDD	M+2/M+4	1.01	0.88-1.20	y	48.9	43.0 - 58.0
OCDD	M+2/M+4	0.94	0.76-1.02	y	106	79.0 - 126
2,3,7,8-TCDF	M/M+2	0.68	0.65-0.89	y	9.35	8.40 - 12.0
1,2,3,7,8-PeCDF	M+2/M+4	1.49	1.32-1.78	y	51.2	41.0 - 60.0
2,3,4,7,8-PeCDF	M+2/M+4	1.48	1.32-1.78	y	49.3	41.0 - 60.0
1,2,3,4,7,8-HxCDF	M+2/M+4	1.27	1.05-1.43	y	46.3	45.0 - 56.0
1,2,3,6,7,8-HxCDF	M+2/M+4	1.27	1.05-1.43	y	48.1	44.0 - 57.0
2,3,4,6,7,8-HxCDF	M+2/M+4	1.26	1.05-1.43	y	47.7	44.0 - 57.0
1,2,3,7,8,9-HxCDF	M+2/M+4	1.24	1.05-1.43	y	47.1	45.0 - 56.0
1,2,3,4,6,7,8-HpCDF	M+2/M+4	1.07	0.88-1.20	y	45.3	45.0 - 55.0
1,2,3,4,7,8,9-HpCDF	M+2/M+4	1.08	0.88-1.20	y	45.0	43.0 - 58.0
OCDF	M+2/M+4	0.88	0.76-1.02	y	96.8	63.0 - 159

(1) See Table 8, Method 1613, for m/z specifications.

(2) Ion Abundance Ratio Control Limits as specified in Table 9, Method 1613.

(3) Contract-required concentration range as specified in Table 6, Method 1613.

Analyst: 8Date: 8/17/10

USEPA - ITD

FORM 4B
PCDD/PCDF CALIBRATION VERIFICATION

Lab Name: Frontier Analytical Laboratory Episode No.:

Contract No.: SAS No.:

Initial Calibration Date: 5/12/10

Instrument ID: FAL3 GC Column ID: DB5

VER Data Filename: 17AUG10M Sam:1 Analysis Date: 17-AUG-10 07:54:40

	M/Z'S FORMING RATIO (1)	ION ABUND. RATIO	QC LIMITS (2)	ACCEPT	CONC. FOUND	CONC. RANGE (ng/mL) (3)
LABELED COMPOUNDS						
13C-2,3,7,8-TCDD	M/M+2	0.82	0.65-0.89	y	99.6	82.0 - 121
13C-1,2,3,7,8-PeCDD	M+2/M+4	1.75	1.32-1.78	y	97.9	62.0 - 160
13C-1,2,3,4,7,8-HxCDD	M+2/M+4	1.25	1.05-1.43	y	101	85.0 - 117
13C-1,2,3,6,7,8-HxCDD	M+2/M+4	1.24	1.05-1.43	y	93.2	85.0 - 118
13C-1,2,3,4,6,7,8-HpCDD	M+2/M+4	1.02	0.88-1.20	y	89.7	72.0 - 138
13C-OCDD	M+2/M+4	0.91	0.76-1.02	y	174	96.0 - 415
13C-2,3,7,8-TCDF	M/M+2	0.88	0.65-0.89	y	99.7	71.0 - 140
13C-1,2,3,7,8-PeCDF	M+2/M+4	1.70	1.32-1.78	y	99.9	76.0 - 130
13C-2,3,4,7,8-PeCDF	M+2/M+4	1.72	1.32-1.78	y	101	77.0 - 130
13C-1,2,3,4,7,8-HxCDF	M/M+2	0.54	0.43-0.59	y	102	76.0 - 131
13C-1,2,3,6,7,8-HxCDF	M/M+2	0.53	0.43-0.59	y	96.8	70.0 - 143
13C-2,3,4,6,7,8-HxCDF	M/M+2	0.54	0.43-0.59	y	98.7	73.0 - 137
13C-1,2,3,7,8,9-HxCDF	M/M+2	0.54	0.43-0.59	y	102	74.0 - 135
13C-1,2,3,4,6,7,8-HpCDF	M/M+2	0.42	0.37-0.51	y	90.0	78.0 - 129
13C-1,2,3,4,7,8,9-HpCDF	M/M+2	0.43	0.37-0.51	y	90.7	77.0 - 129
13C-OCDF	M+2/M+4	0.96	0.76-1.02	y	173	96.0 - 415
CLEANUP STANDARD (4)						
37Cl-2,3,7,8-TCDD					9.48	7.80 - 12.8

(1) See Table 8, Method 1613, for m/z specifications.

(2) Ion Abundance Ratio Control Limits as specified in Table 9, Method 1613.

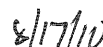
(3) Contract-required concentration range as specified in Table 6, Method 1613.

(4) No ion abundance ratio; report concentration found.

Analyst: _____



Date: _____



FORM 5
PCDD/PCDF RT WINDOW AND ISOMER SPECIFICITY STANDARDS

Lab Name: Frontier Analytical Laboratory Episode No.:
 Contract No.: SAS No.:
 Instrument ID: FAL3 Initial Calibration Date: 5/12/10
 RT Window Data Filename: 17AUG10M Sam:1 Analysis Date: 17-AUG-10 Time: 07:54:40
 DB-5 IS Data Filename: 17AUG10M Sam:1 Analysis Date: 17-AUG-10 Time: 07:54:40
 DB-225 IS Data Filename: Analysis Date: Time:

DB-5 RT WINDOW DEFINING STANDARDS RESULTS

ISOMERS	ABSOLUTE RT	ISOMERS	ABSOLUTE RT
1,3,6,8-TCDD (F)	24:22	1,3,6,8-TCDF (F)	23:01
1,2,8,9-TCDD (L)	28:19	1,2,8,9-TCDF (L)	28:33
1,2,4,7,9-PeCDD (F)	30:13	1,3,4,6,8-PeCDF (F)	28:24
1,2,3,8,9-PeCDD (L)	33:46	1,2,3,8,9-PeCDF (L)	34:12
1,2,4,6,7,9-HxCDD (F)	36:06	1,2,3,4,6,8-HxCDF (F)	35:13
1,2,3,7,8,9-HxCDD (L)	39:10	1,2,3,7,8,9-HxCDF (L)	39:45
1,2,3,4,6,7,9-HpCDD (F)	42:47	1,2,3,4,6,7,8-HpCDF (F)	42:16
1,2,3,4,6,7,8-HpCDD (L)	44:09	1,2,3,4,7,8,9-HpCDF (L)	45:05

(F) = First eluting isomer (DB-5); (L) = Last eluting isomer (DB-5)

ISOMER SPECIFICITY (IS) TEST STANDARD RESULTS

% VALLEY HEIGHT
BETWEEN
COMPARED PEAKS (1)

<25%

(1) To meet contract requirement, %Valley Height Between Compared Peaks shall not exceed 25% (section 15.4.2.2, Method 1613).

Analyst: *S* Date: 8/17/10

USEPA - ITD

FORM 6A

PCDD/PCDF RELATIVE RETENTION TIMES

Lab Name: Frontier Analytical Laboratory

Episode No.:

Contract No.:

SAS No.:

Init. Cal. Date: 5/12/10

Instrument ID: FAL3

GC Column ID: DB5

Analysis Date: 17-AUG-10 07:54:40

CS3 or VER Data Filename: 17AUG10M

Sam:1

NATIVE ANALYTES	RETENTION TIME REFERENCE	RRT	RRT QC LIMITS (1)
2,3,7,8-TCDD	13C-2,3,7,8-TCDD	1.001	0.999-1.002
2,3,7,8-TCDF	13C-2,3,7,8-TCDF	1.001	0.999-1.003
1,2,3,7,8-PeCDD	13C-1,2,3,7,8-PeCDD	1.001	0.999-1.002
1,2,3,7,8-PeCDF	13C-1,2,3,7,8-PeCDF	1.000	0.999-1.002
2,3,4,7,8-PeCDF	13C-2,3,4,7,8-PeCDF	1.001	0.999-1.002
LABELED COMPOUNDS			
37Cl-2,3,7,8-TCDD	13C-1,2,3,4-TCDD	1.022	0.989-1.052
13C-2,3,7,8-TCDD		1.021	0.976-1.043
13C-2,3,7,8-TCDF		0.993	0.923-1.103
13C-1,2,3,7,8-PeCDD		1.239	1.000-1.567
13C-1,2,3,7,8-PeCDF		1.174	0.923-1.203
13C-2,3,4,7,8-PeCDF		1.223	0.923-1.303

(1) Contract-required limits for Relative Retention Times (RRT) as specified in Table 2, Method 1613.

Analyst: 6Date: 8/17/10

USEPA - ITD

FORM 68
PCDD/PCDF RELATIVE RETENTION TIMES

Lab Name: Frontier Analytical Laboratory

Episode No.:

Contract No.:

SAS No.:

Init. Cal. Date: 5/12/10

Instrument ID: FAL3

GC Column ID: DB5

Analysis Date: 17-AUG-10 07:54:40 CS3 or VER Data Filename: 17AUG10M Sam:1

NATIVE ANALYTES	RETENTION TIME		RRT	QC LIMITS (1)
	REFERENCE	RRT		
1,2,3,4,7,8-HxCDD	13C-1,2,3,4,7,8-HxCDD	1.001	0.999-1.001	
1,2,3,6,7,8-HxCDD	13C-1,2,3,6,7,8-HxCDD	1.001	0.998-1.004	
1,2,3,7,8,9-HxCDD	13C-1,2,3,6,7,8-HxCDD	1.012	1.000-1.019	
1,2,3,4,7,8-HxCDF	13C-1,2,3,4,7,8-HxCDF	1.000	0.999-1.001	
1,2,3,6,7,8-HxCDF	13C-1,2,3,6,7,8-HxCDF	1.001	0.997-1.005	
2,3,4,6,7,8-HxCDF	13C-2,3,4,6,7,8-HxCDF	1.001	0.999-1.001	
1,2,3,7,8,9-HxCDF	13C-1,2,3,7,8,9-HxCDF	1.001	0.999-1.001	
1,2,3,4,6,7,8-HpCDD	13C-1,2,3,4,6,7,8-HpCDD	1.000	0.999-1.001	
1,2,3,4,6,7,8-HpCDF	13C-1,2,3,4,6,7,8-HpCDF	1.001	0.999-1.001	
1,2,3,4,7,8,9-HpCDF	13C-1,2,3,4,7,8,9-HpCDF	1.000	0.999-1.001	
OCDD	13C-OCDD	1.000	0.999-1.001	
OCDF	13C-OCDF	1.000	0.999-1.001	
LABELED COMPOUNDS				
13C-1,2,3,4,7,8-HxCDD	13C-1,2,3,7,8,9-HxCDD	0.984	0.977-1.000	
13C-1,2,3,6,7,8-HxCDD		0.988	0.981-1.003	
13C-1,2,3,4,7,8-HxCDF		0.949	0.944-0.970	
13C-1,2,3,6,7,8-HxCDF		0.954	0.949-0.975	
13C-2,3,4,6,7,8-HxCDF		0.978	0.959-1.021	
13C-1,2,3,7,8,9-HxCDF		1.015	0.977-1.047	
13C-1,2,3,4,6,7,8-HpCDD		1.127	1.086-1.130	
13C-1,2,3,4,6,7,8-HpCDF		1.079	1.043-1.085	
13C-1,2,3,4,7,8,9-HpCDF		1.151	1.057-1.154	
13C-OCDD		1.269	1.032-1.311	
13C-OCDF		1.279	1.000-1.311	

(1) Contract-required limits for Relative Retention Times (RRT) as specified in Table 2, Method 1613.

Analyst: Date: 8/17/10

Frontier Analytical Laboratory - Acquisition Log

Run Name:17AUG10M

Instrument: FAL3

GC: DB5

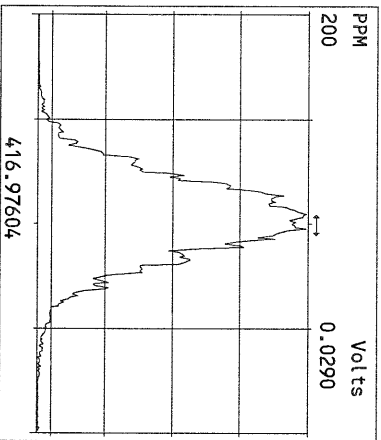
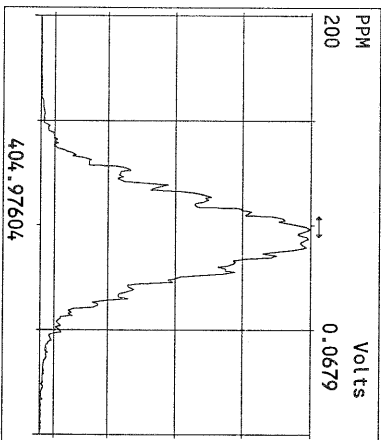
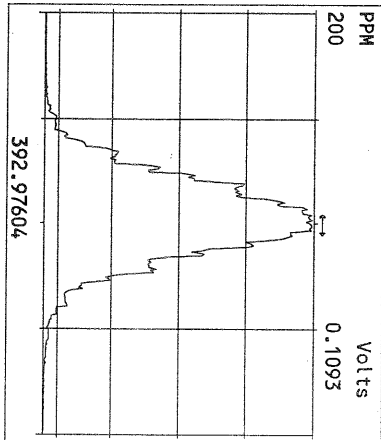
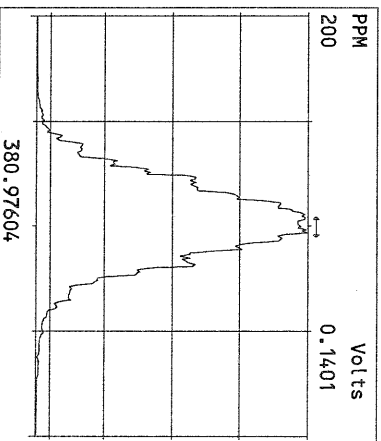
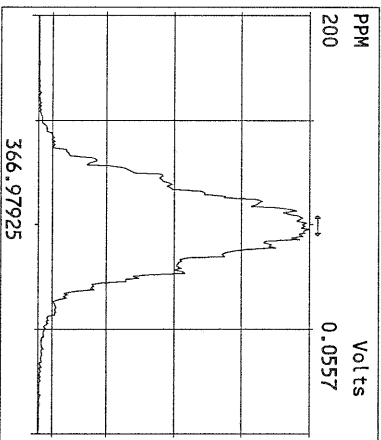
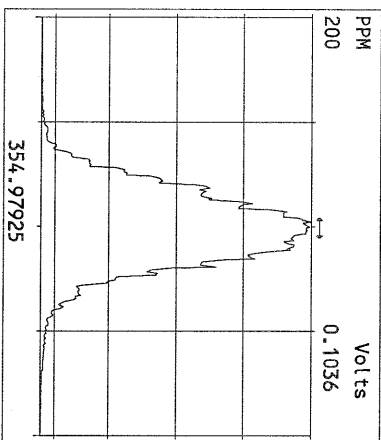
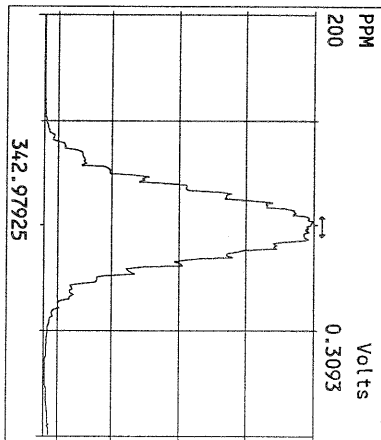
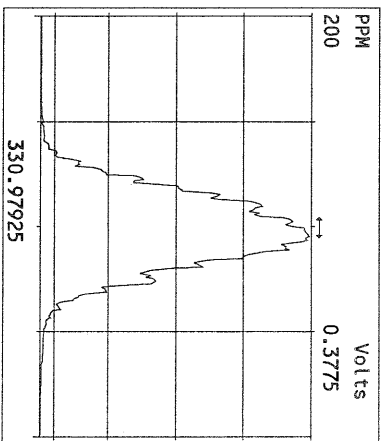
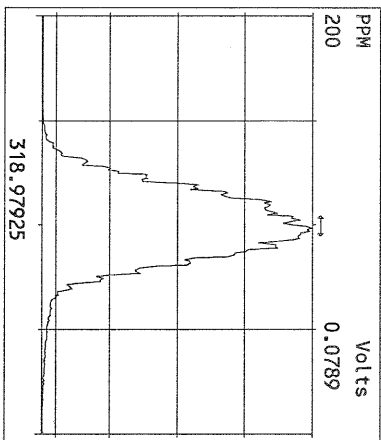
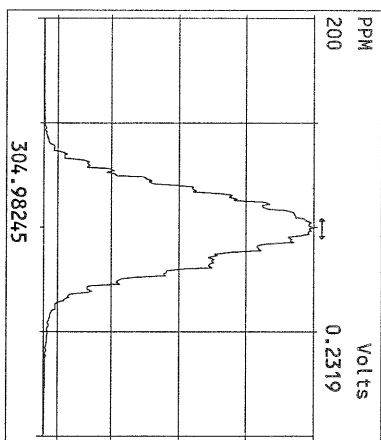
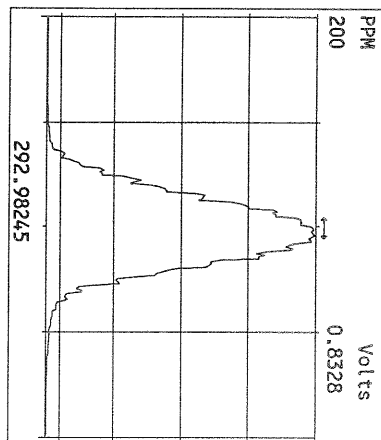
Experiment:PCDD

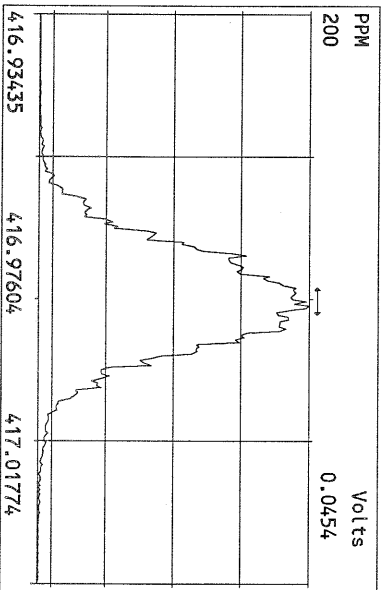
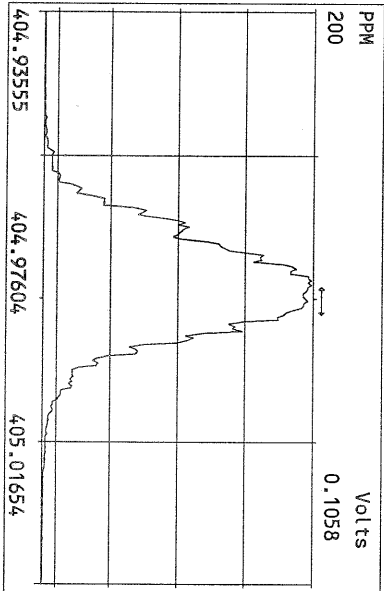
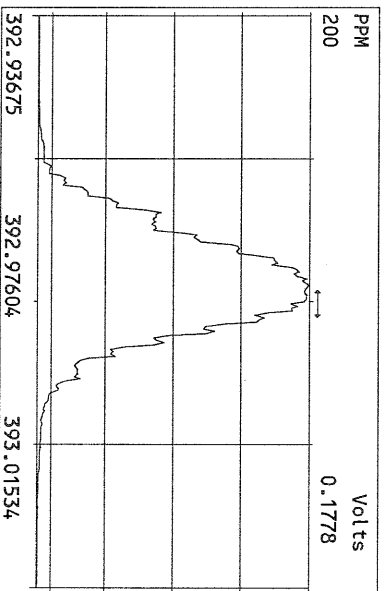
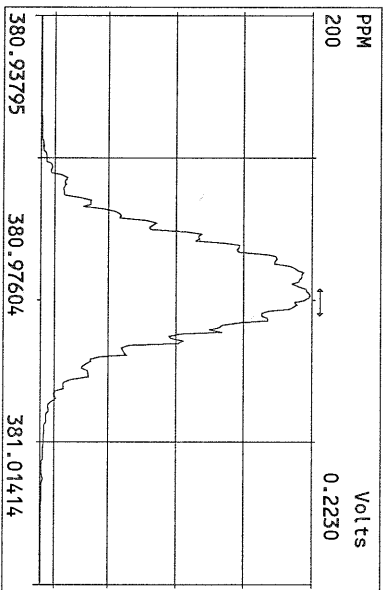
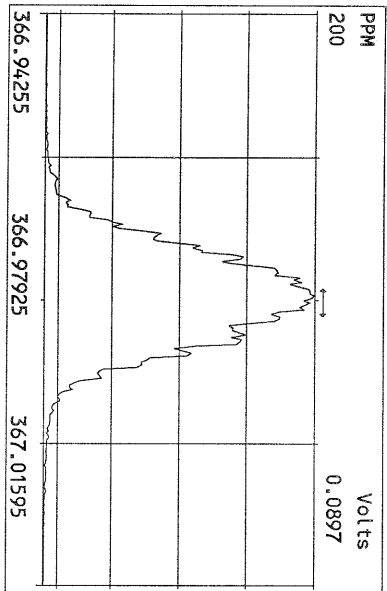
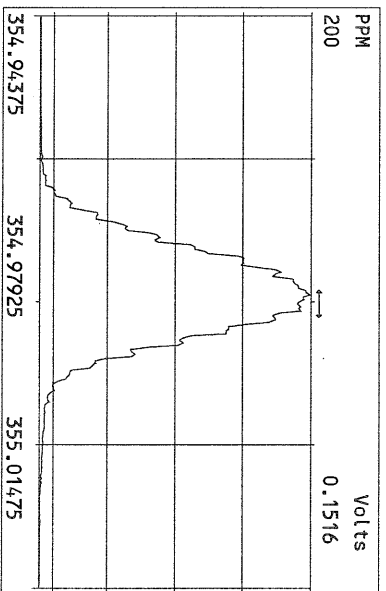
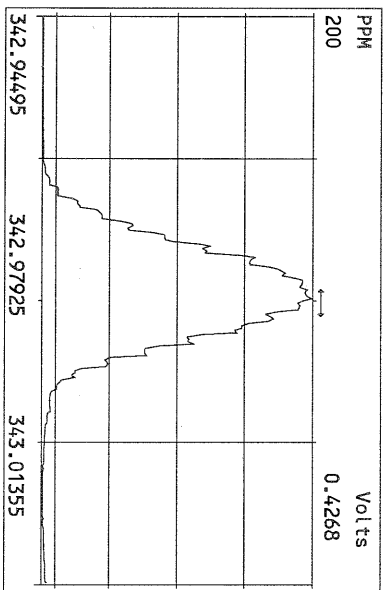
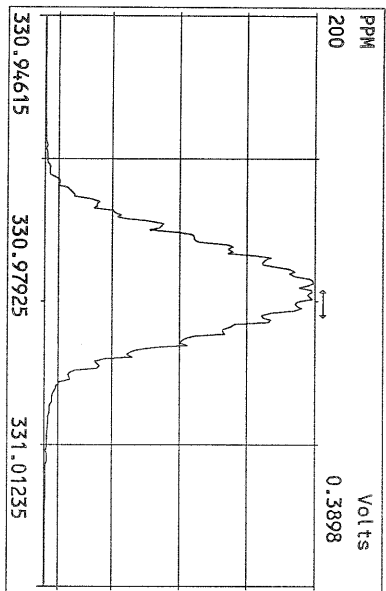
Data File S	FAL ID	Client ID	Acquired	ConCal	EndCal	Analyst
17AUG10M 1	ST081710M1	1613 CS3 191908J	17-AUG-10 07:54:40	ST081710M1	ST081710M2	BS
17AUG10M 2	6276-006-0001-SA	PSB15-1.5-2-073010	17-AUG-10 08:50:02	ST081710M1	ST081710M2	BS
17AUG10M 3	6276-001-0001-SA	PSB11-0-0.5-073010 1:10	17-AUG-10 09:45:25	ST081710M1	ST081710M2	BS
17AUG10M 4	6276-007-0001-SA	PSB15-2-4-073010 1:10	17-AUG-10 10:40:47	ST081710M1	ST081710M2	BS
17AUG10M 5	6276-009-0001-SA	PSB15-13-15-073010 1:10	17-AUG-10 11:36:06	ST081710M1	ST081710M2	BS
17AUG10M 6	6269-001-0001-SA	PSB14-0-.5-072810 1:10	17-AUG-10 12:31:24	ST081710M1	ST081710M2	BS
17AUG10M 7	6271-002-0001-SA	PSB13-1.5-2-072910 1:10	17-AUG-10 13:26:47	ST081710M1	ST081710M2	BS
17AUG10M 8	6271-003-0001-SA	PSB13-2-4-072910 1:10	17-AUG-10 14:22:06	ST081710M1	ST081710M2	BS
17AUG10M 9	QC081710M1	TEST QC	17-AUG-10 15:17:34	ST081710M1	ST081710M2	BS
17AUG10M 10	6276-008-0001-SA	PSB15-4-6-073010 1:20	17-AUG-10 16:13:01	ST081710M1	ST081710M2	BS
17AUG10M 11	6276-005-0001-SA	PSB15-0-0.5-073010 1:100	17-AUG-10 17:08:27	ST081710M1	ST081710M2	BS
17AUG10M 12	6276-002-0001-SA	PSB11-1.5-2-073010 1:200	17-AUG-10 18:03:50	ST081710M1	ST081710M2	BS
17AUG10M 13	6276-003-0001-SA	PSB11-2-4-073010 1:200	17-AUG-10 18:59:16	ST081710M1	ST081710M2	BS
17AUG10M 14	6276-004-0001-SA	PSB11-2-4-073010-D 1:200	17-AUG-10 19:54:40	ST081710M1	ST081710M2	BS
17AUG10M 15	SB081710M1	Solvent Blank	17-AUG-10 20:49:59	ST081710M1	ST081710M2	BS
17AUG10M 16	ST081710M2	1613 CS3 191908J	17-AUG-10 21:45:19	ST081710M1	ST081710M2	BS
17AUG10M 17	2083-001-0001-OPR	OPR	17-AUG-10 22:40:39	ST081710M2	ST081710M3	BS
17AUG10M 18	2083-001-0001-MB	Method Blank	17-AUG-10 23:35:58	ST081710M2	ST081710M3	BS
17AUG10M 19	6299-001-0001-SA	Barnhardt Sludge #3	18-AUG-10 00:31:17	ST081710M2	ST081710M3	BS
17AUG10M 20	6291-001-0001-SA	0080214-01	18-AUG-10 01:26:39	ST081710M2	ST081710M3	BS
17AUG10M 21	QC081710M2	TEST QC2	18-AUG-10 02:21:58	ST081710M2	ST081710M3	BS
17AUG10M 22	6274-001-0001-SA	PSB9A-1.5-2-073010	18-AUG-10 03:17:17	ST081710M2	ST081710M3	BS
17AUG10M 23	6274-002-0001-SA	PSB9A-2-4-073010	18-AUG-10 04:12:36	ST081710M2	ST081710M3	BS
17AUG10M 24	6274-003-0001-SA	PSB9A-0-0.5-073010	18-AUG-10 05:07:58	ST081710M2	ST081710M3	BS
17AUG10M 25	6274-004-0001-SA	PSB10-0-0.5-073010	18-AUG-10 06:03:21	ST081710M2	ST081710M3	BS
17AUG10M 26	6274-005-0001-SA	PSB10-1.5-2-073010	18-AUG-10 06:58:43	ST081710M2	ST081710M3	BS
17AUG10M 27	6274-006-0001-SA	PSB10-2-4-073010	18-AUG-10 07:54:06	ST081710M2	ST081710M3	BS
17AUG10M 28	6272-005-0001-SA	PSB3-0-0.5-072910 1:10	18-AUG-10 08:49:25	ST081710M1	ST081710M2	BS
17AUG10M 29	6291-002-0001-SA	0080214-02	18-AUG-10 09:44:44	ST081710M2	ST081710M3	BS
17AUG10M 30	ST081710M3	1613 CS3 191908J	18-AUG-10 10:40:03	ST081710M2	ST081710M3	BS
17AUG10M 31	QC081710M3	TEST QC3	18-AUG-10 11:35:24	ST081710M2	ST081710M3	BS

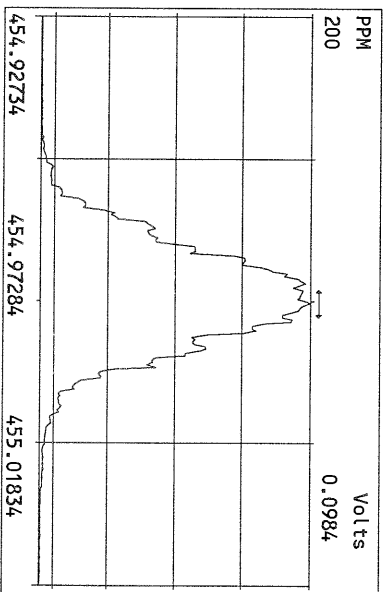
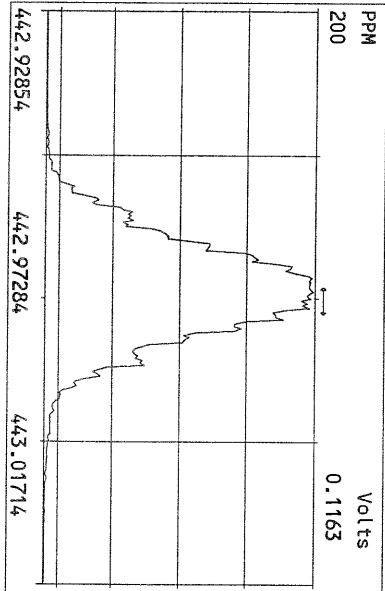
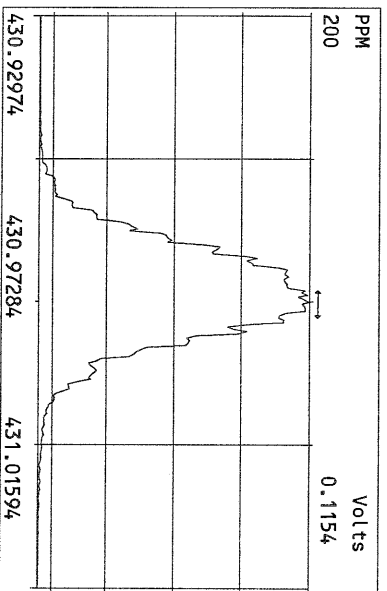
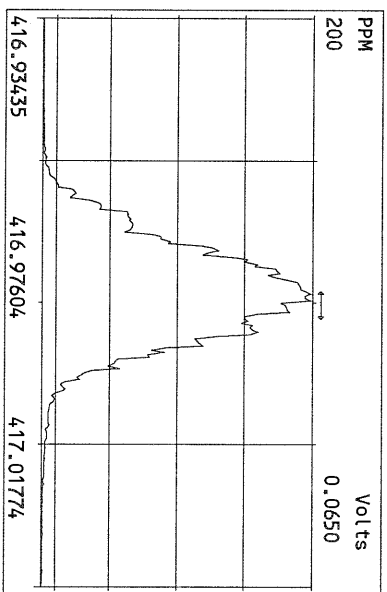
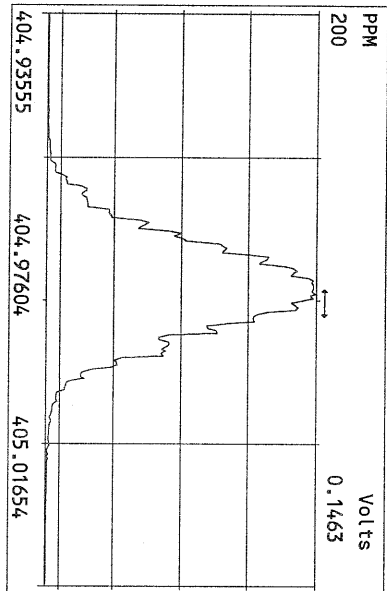
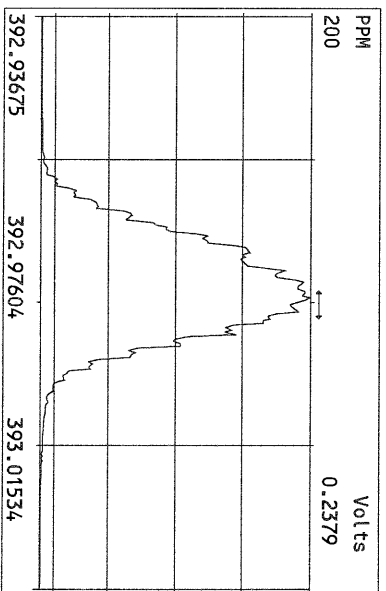
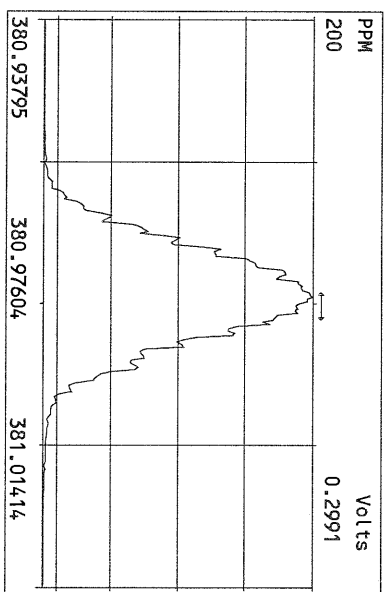
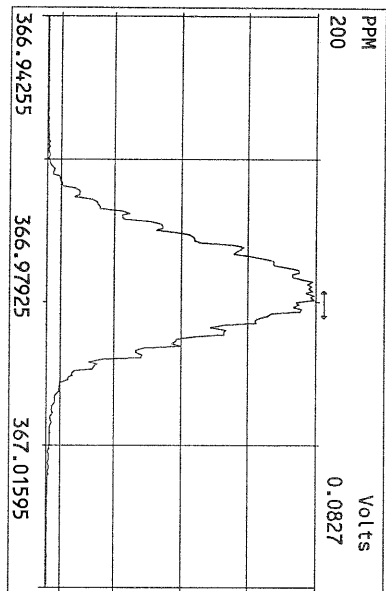
M/R

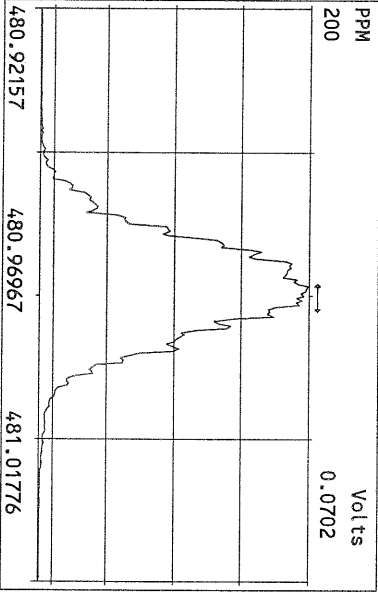
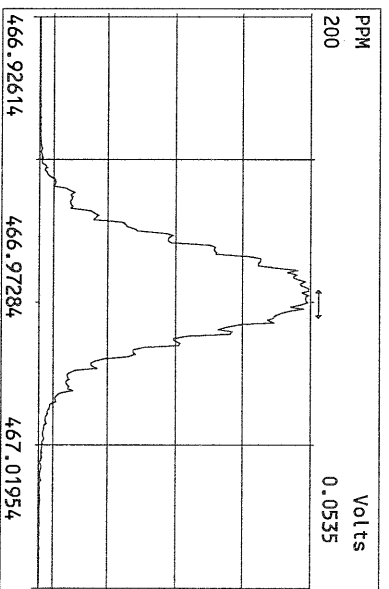
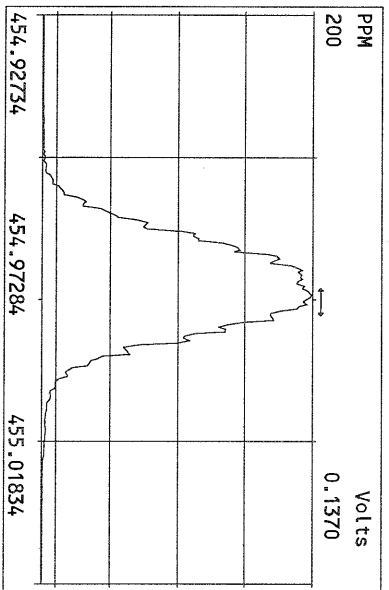
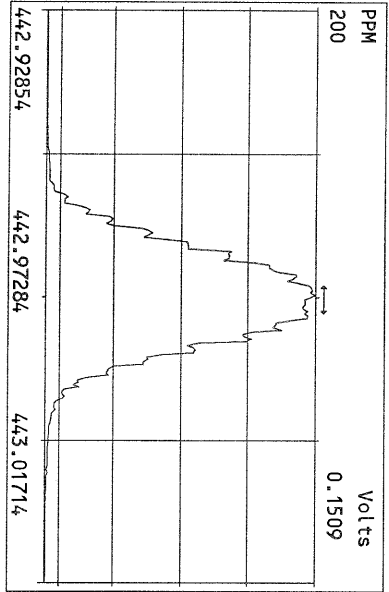
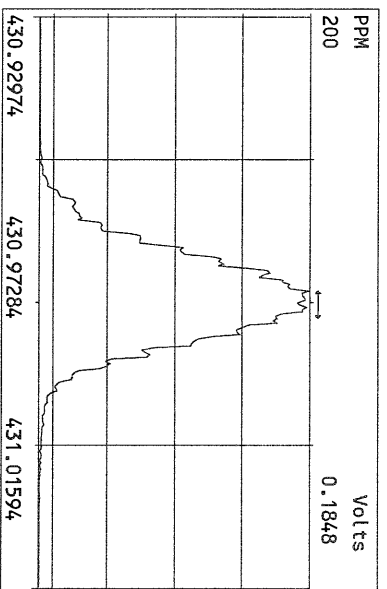
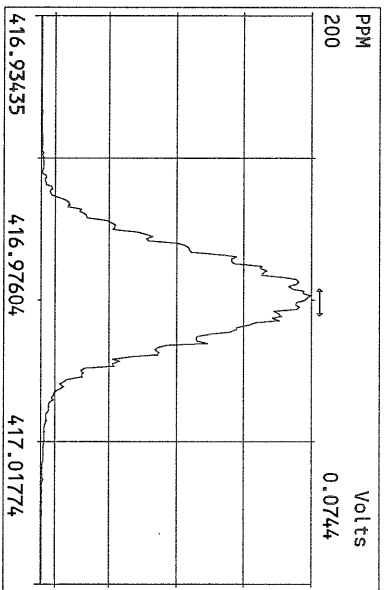
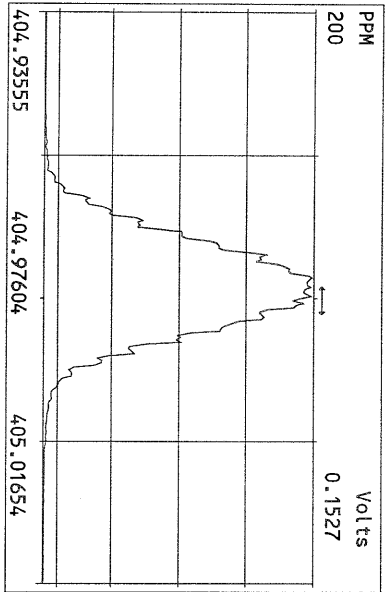
Data Backed Up: _____

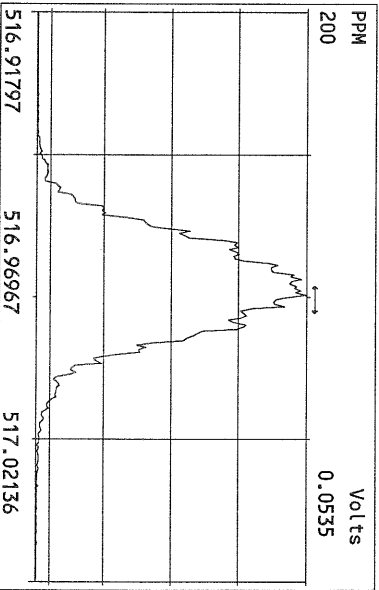
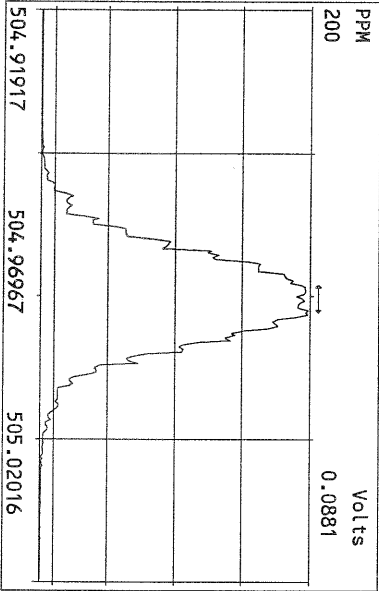
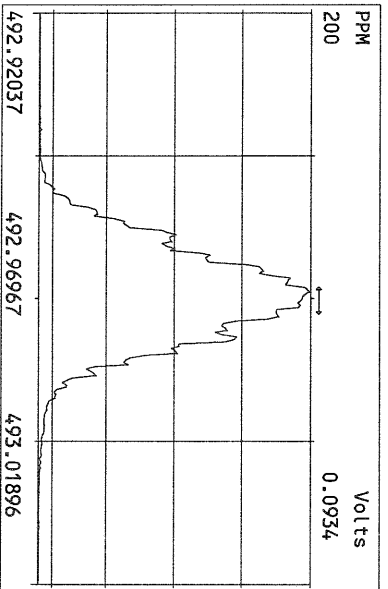
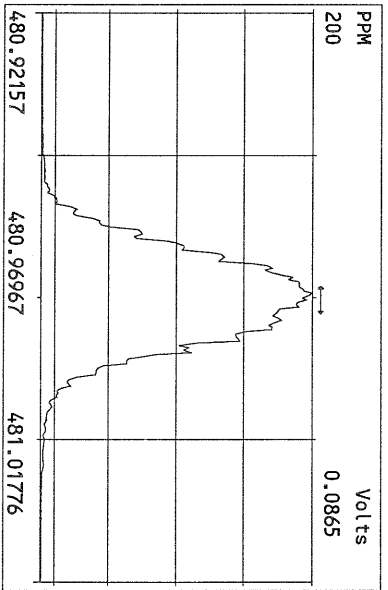
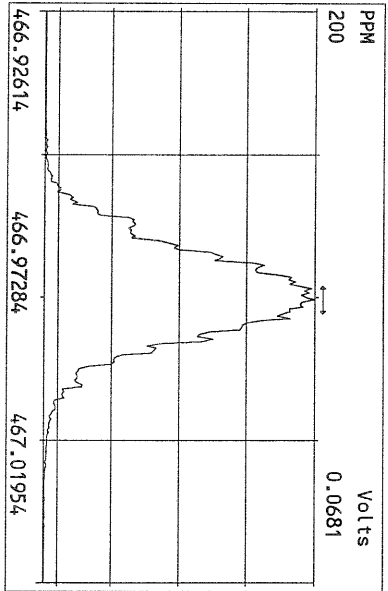
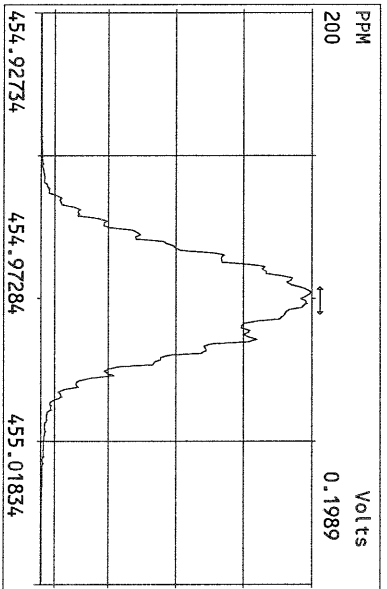
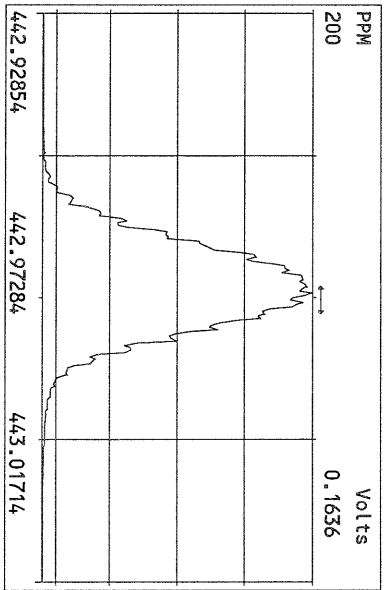
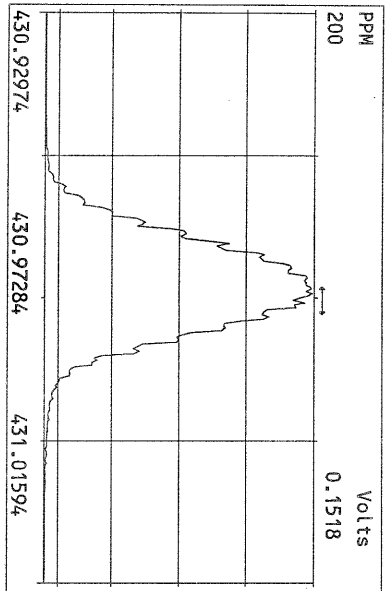
Date: _____








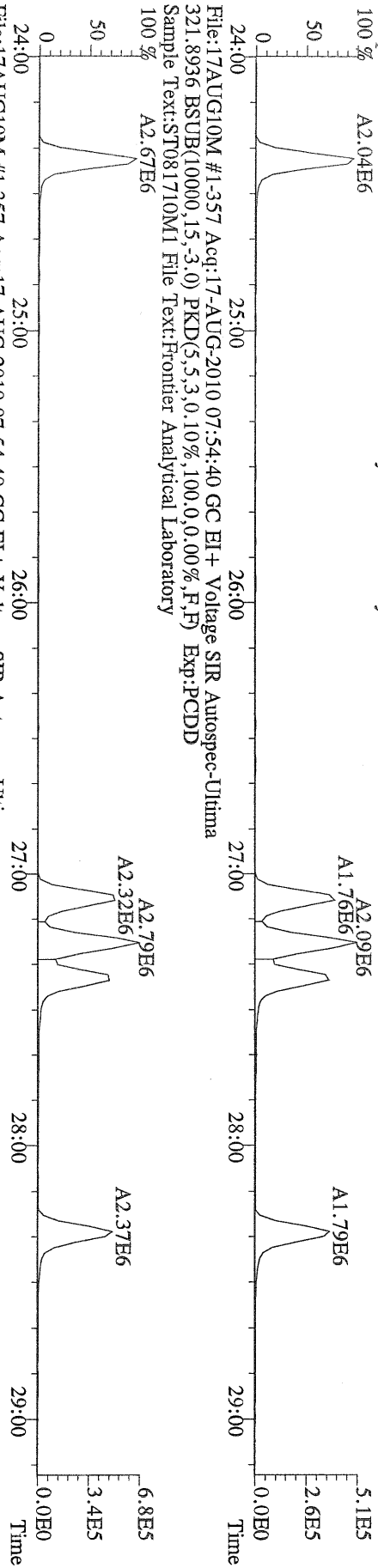




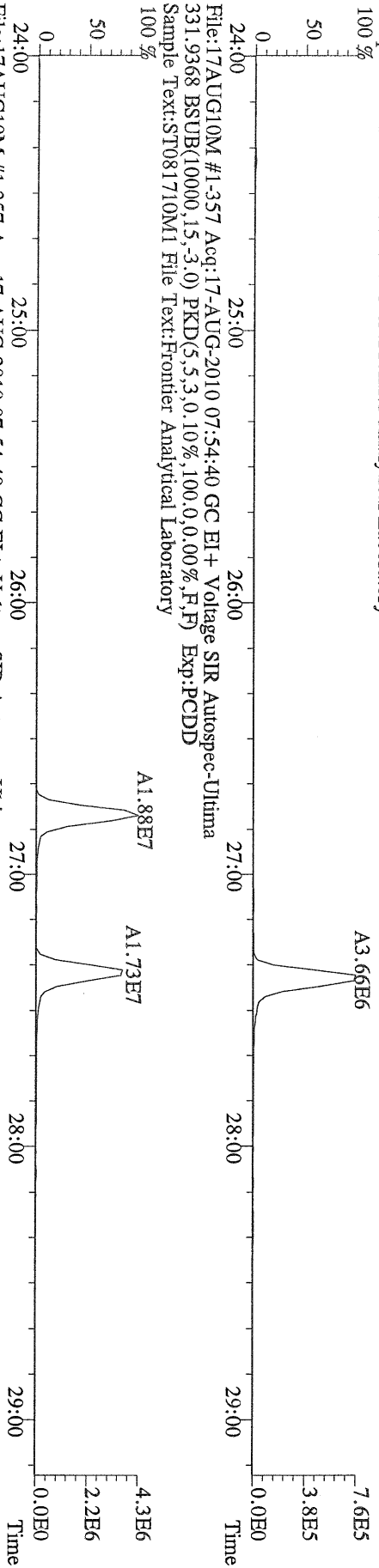
File:17AUG10M #1-357 Acq:17-AUG-2010 07:54:40 GC EI + Volage SIR Autospec-Ultima
319.8965 Exp:PCDD
Sample Text:ST081710M1 File Text:Frontier Analytical Laboratory



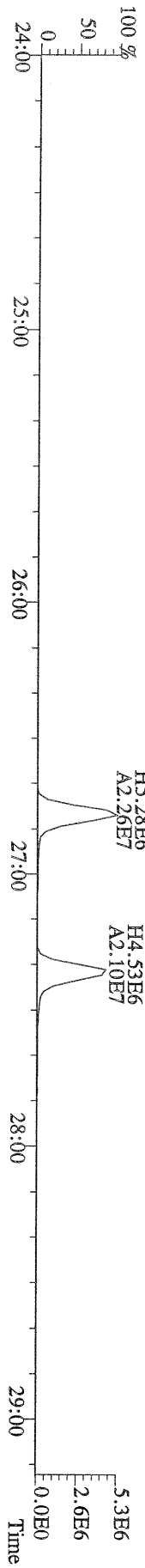
File:17AUG10M #1-357 Acq:17-AUG-2010 07:54:40 GC EI+ Voltage SIR Autospec-Ultima
319.8965 BSUB(10000,15,-3.0) PKD(5,5,3,0.10%,100,0,0.00%,F,F) Exp:PCDD
Sample Text:ST081710M1 File Text:Frontier Analytical Laboratory



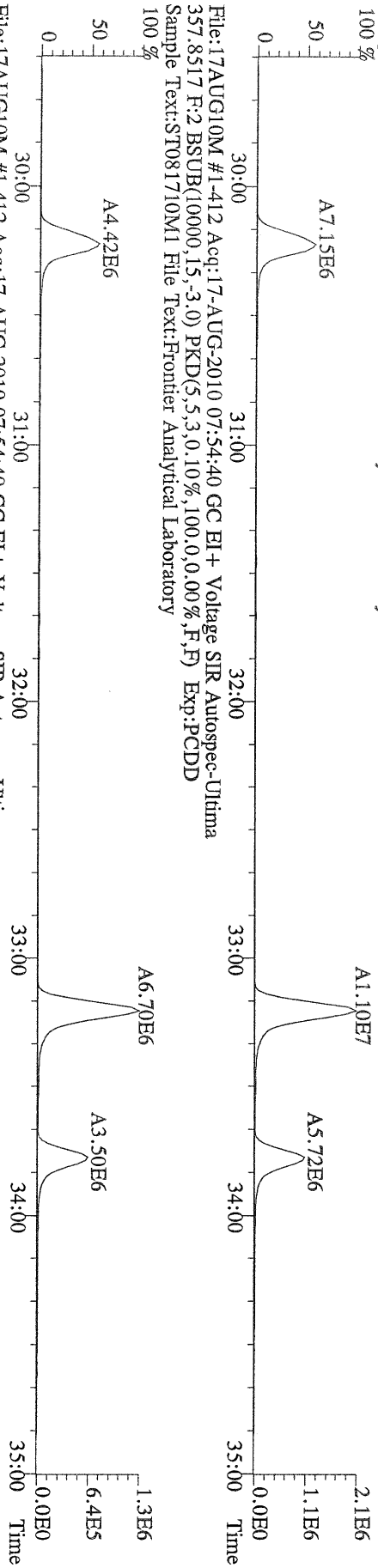
File:17AUG10M #1-357 Acq:17-AUG-2010 07:54:40 GC EI+ Voltage SIR Autospec-Ultima
327.8847 BSUB(10000,15,-3.0) PKD(5,5,3,0.10%,100,0,0.00%,F,F) Exp:PCDD
Sample Text:ST081710M1 File Text:Frontier Analytical Laboratory



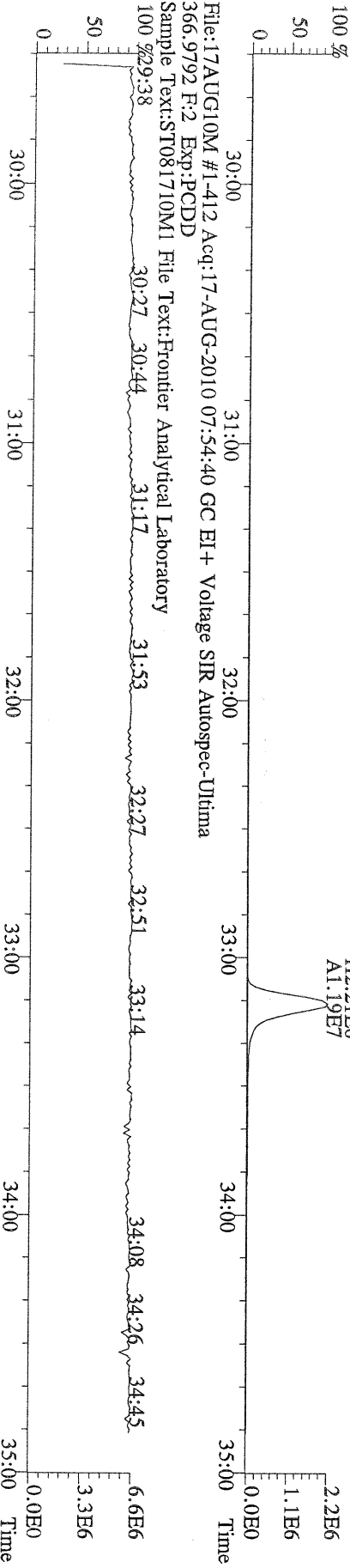
File:17AUG10M #1-357 Acq:17-AUG-2010 07:54:40 GC EI+ Voltage SIR Autospec-Ultima
333.9339 BSUB(10000,15,-3.0) PKD(5,5,3,0.10%,100,0,0.00%,F,F) Exp:PCDD
Sample Text:ST081710M1 File Text:Frontier Analytical Laboratory



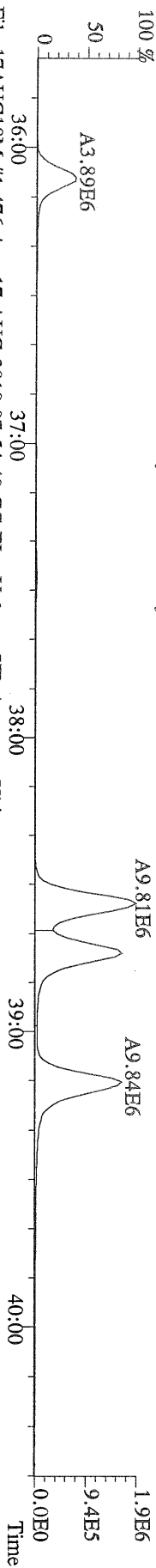
File:17AUG10M #1-412 Acq:17-AUG-2010 07:54:40 GC EI+ Voltage SIR Autospec-Ultima
355.8546 F:2 BSUB(10000,15,-3.0) PKD(5,5,3,0.10%,100,0,0.00%,F,F) Exp:PCDD
Sample Text:ST081710M1 File Text:Frontier Analytical Laboratory
100 %



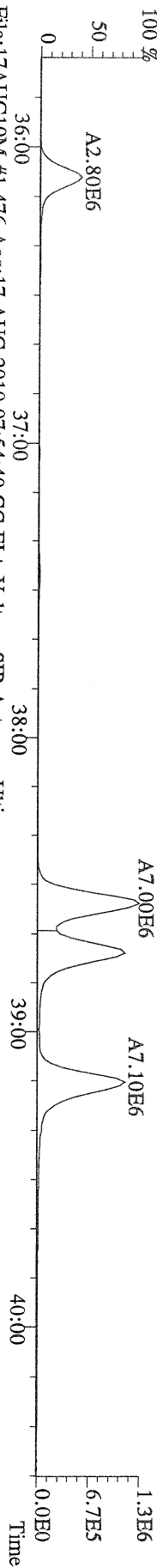
File:17AUG10M #1-412 Acq:17-AUG-2010 07:54:40 GC EI+ Voltage SIR Autospec-Ultima
367.8949 F:2 BSUB(10000,15,-3.0) PKD(5,5,3,0.10%,100,0,0.00%,F,F) Exp:PCDD
Sample Text:ST081710M1 File Text:Frontier Analytical Laboratory
100 %



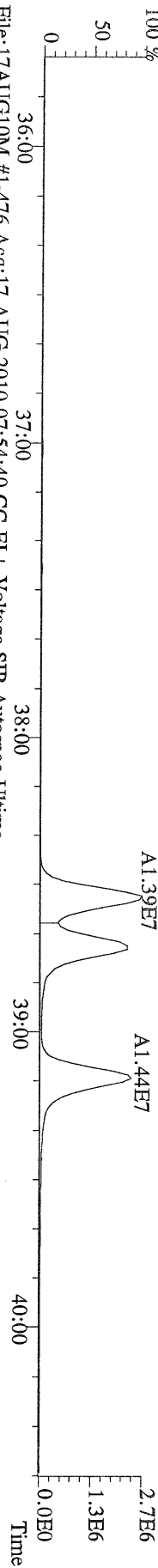
File:17AUG10M #1-476 Acq:17-AUG-2010 07:54:40 GC EI+ Voltage SIR Autospec-Utima
389.8156 F:3 BSUB(10000,15,-3.0) PKD(5,5,3,0,10%,100,0,0,0.00%,F,F) Exp:PCDD
Sample Text:ST081710M1 File Text:Frontier Analytical Laboratory



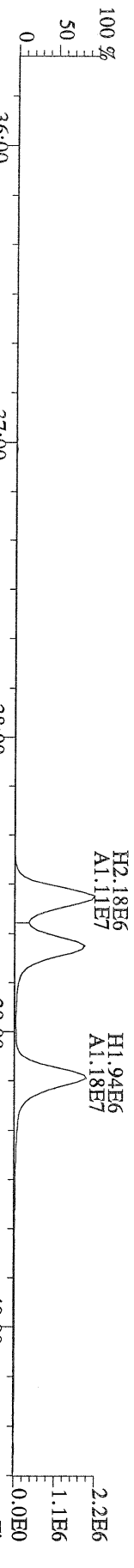
File:17AUG10M #1-476 Acq:17-AUG-2010 07:54:40 GC EI+ Voltage SIR Autospec-Utima
391.8127 F:3 BSUB(10000,15,-3.0) PKD(5,5,3,0,10%,100,0,0,0.00%,F,F) Exp:PCDD
Sample Text:ST081710M1 File Text:Frontier Analytical Laboratory



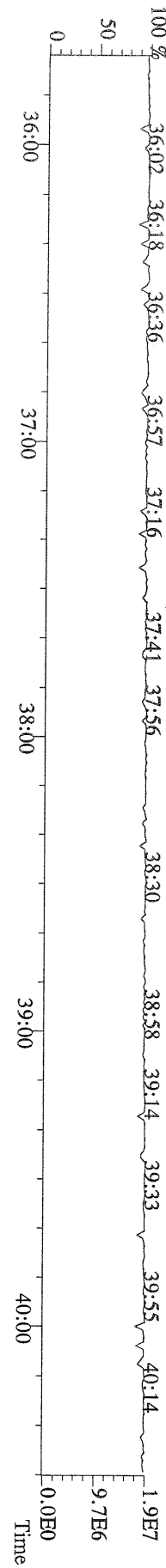
File:17AUG10M #1-476 Acq:17-AUG-2010 07:54:40 GC EI+ Voltage SIR Autospec-Utima
401.8559 F:3 BSUB(10000,15,-3.0) PKD(5,5,3,0,10%,100,0,0,0.00%,F,F) Exp:PCDD
Sample Text:ST081710M1 File Text:Frontier Analytical Laboratory



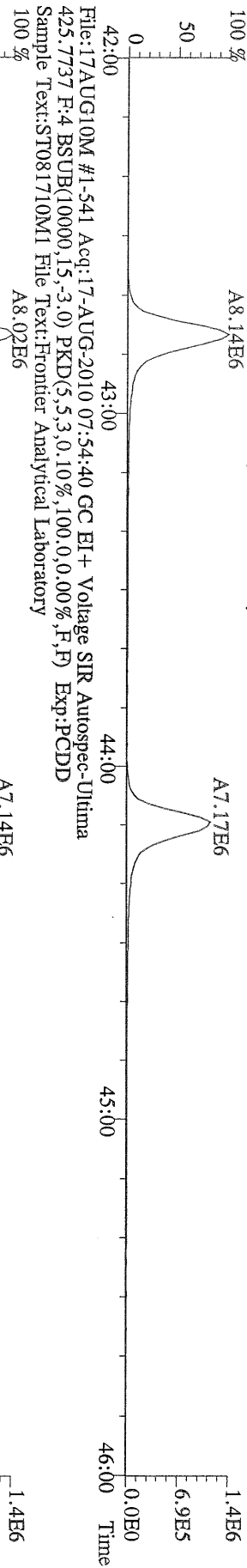
File:17AUG10M #1-476 Acq:17-AUG-2010 07:54:40 GC EI+ Voltage SIR Autospec-Utima
403.8530 F:3 BSUB(10000,15,-3.0) PKD(5,5,3,0,10%,100,0,0,0.00%,F,F) Exp:PCDD
Sample Text:ST081710M1 File Text:Frontier Analytical Laboratory



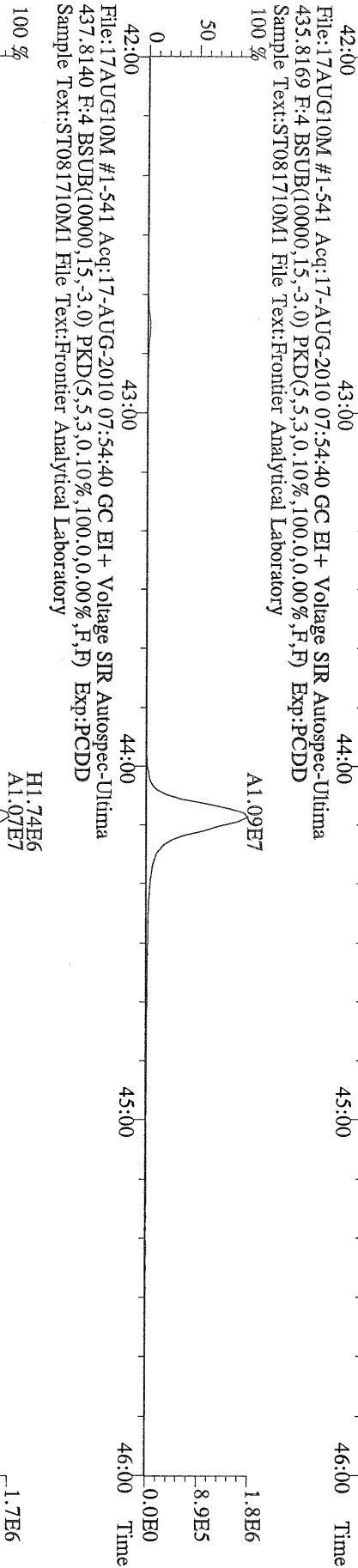
File:17AUG10M #1-476 Acq:17-AUG-2010 07:54:40 GC EI+ Voltage SIR Autospec-Utima
380.9760 F:3 Exp:PCDD
Sample Text:ST081710M1 File Text:Frontier Analytical Laboratory



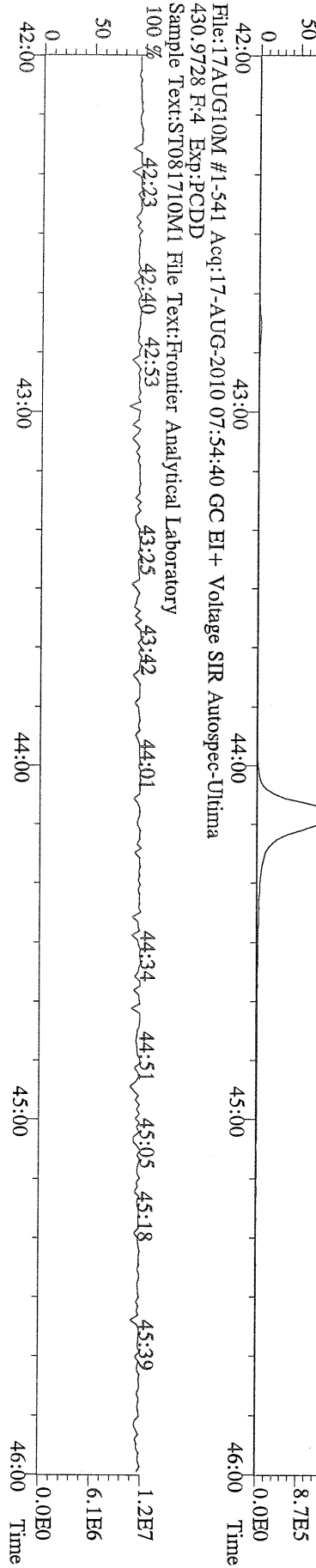
File:17AUG10M #1-541 Acq:17-AUG-2010 07:54:40 GC EI+ Voltage SIR Autospec-Ultima
423.7767 F:4 BSUB(10000,15,-3.0) PKD(5,5,3,0.10%,100.0,0.00%,F,F) Exp:PCDD
Sample Text:ST081710M1 File Text:Frontier Analytical Laboratory



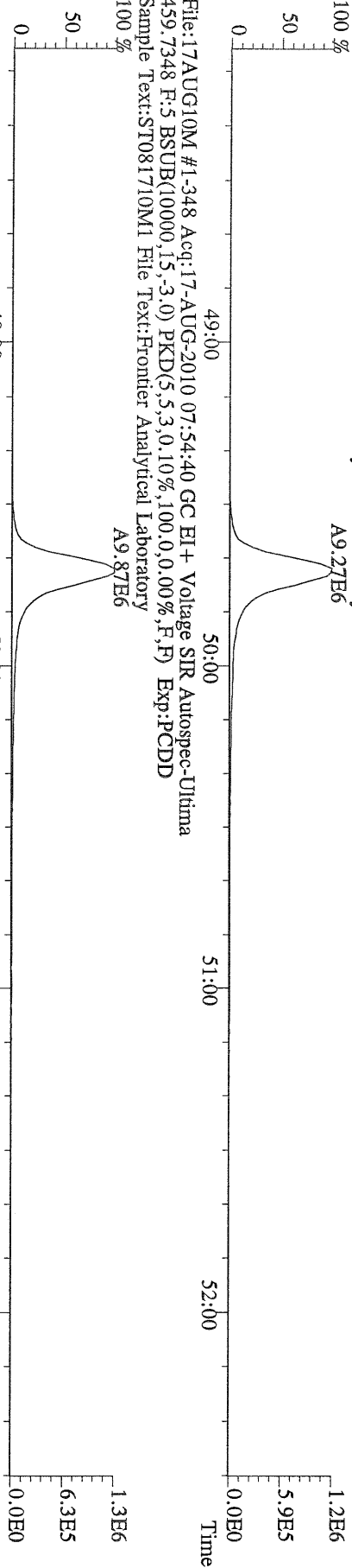
File:17AUG10M #1-541 Acq:17-AUG-2010 07:54:40 GC EI+ Voltage SIR Autospec-Ultima
435.8169 F:4 BSUB(10000,15,-3.0) PKD(5,5,3,0.10%,100.0,0.00%,F,F) Exp:PCDD
Sample Text:ST081710M1 File Text:Frontier Analytical Laboratory



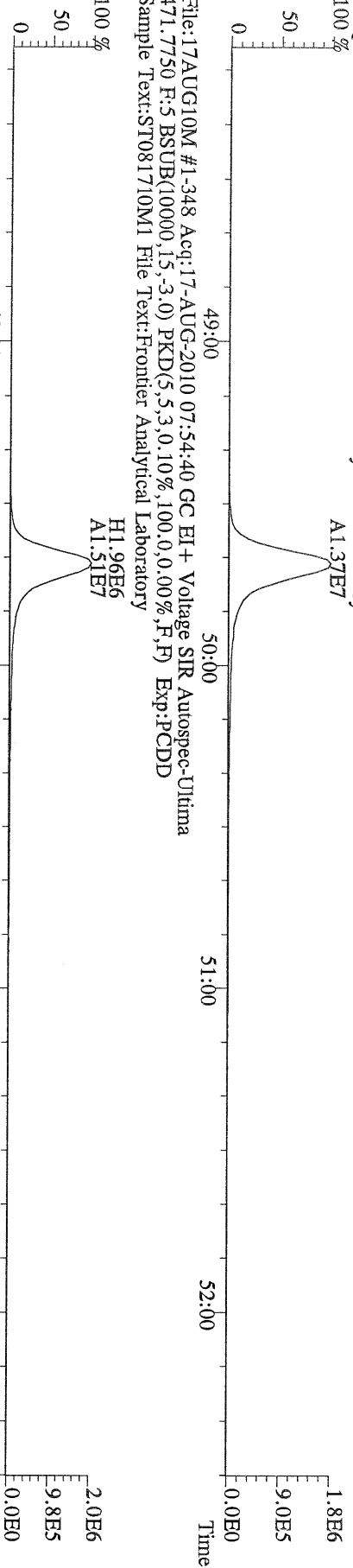
File:17AUG10M #1-541 Acq:17-AUG-2010 07:54:40 GC EI+ Voltage SIR Autospec-Ultima
430.9728 F:4 Exp:PCDD
Sample Text:ST081710M1 File Text:Frontier Analytical Laboratory




File:17AUG10M #1-348 Acq:17-AUG-2010 07:54:40 GC EI+ Voltage SIR Autospec-Ultima
457.7377 F:5 BSUB(10000,15,-3.0) PKD(5,5,3,0.10%,100,0,0.00%,F,F) Exp:PCDD
Sample Text:ST081710M1 File Text:Frontier Analytical Laboratory
100 %



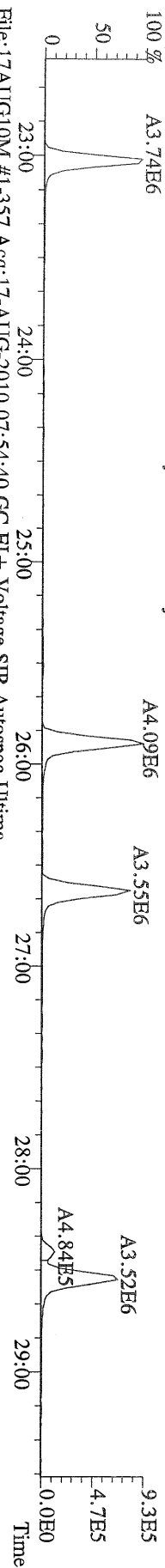
File:17AUG10M #1-348 Acq:17-AUG-2010 07:54:40 GC EI+ Voltage SIR Autospec-Ultima
469.7780 F:5 BSUB(10000,15,-3.0) PKD(5,5,3,0.10%,100,0,0.00%,F,F) Exp:PCDD
Sample Text:ST081710M1 File Text:Frontier Analytical Laboratory
100 %



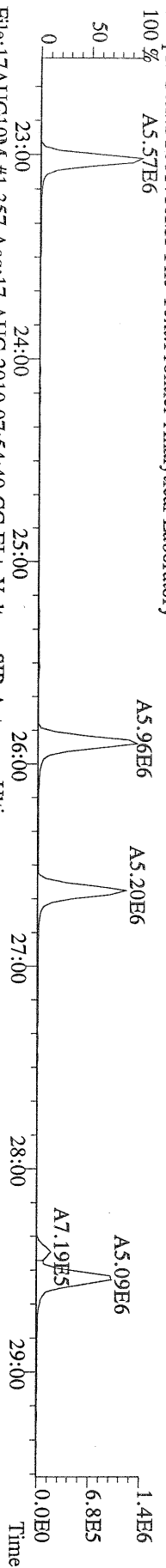
File:17AUG10M #1-348 Acq:17-AUG-2010 07:54:40 GC EI+ Voltage SIR Autospec-Ultima
454.9728 F:5 Exp:PCDD
Sample Text:ST081710M1 File Text:Frontier Analytical Laboratory
100 %



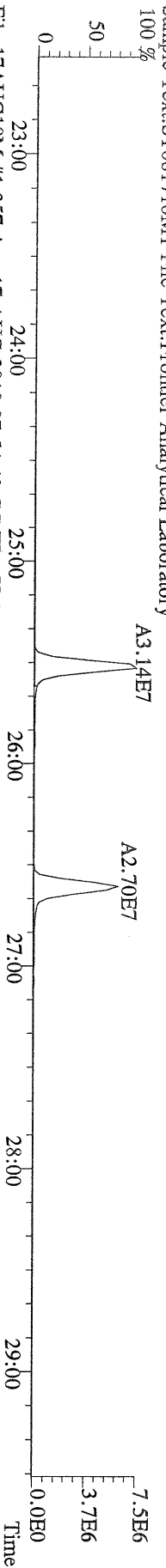
File:17AUG10M #1-357 Acq:17-AUG-2010 07:54:40 GC EI+ Voltage SIR Autospec-Ultima
303.9016 BSUB(10000,15,-3,0) PKD(5,5,3,0,100,0,0.00%,F,F) Exp:PCDD
Sample Text:ST081710M1 File Text:Frontier Analytical Laboratory



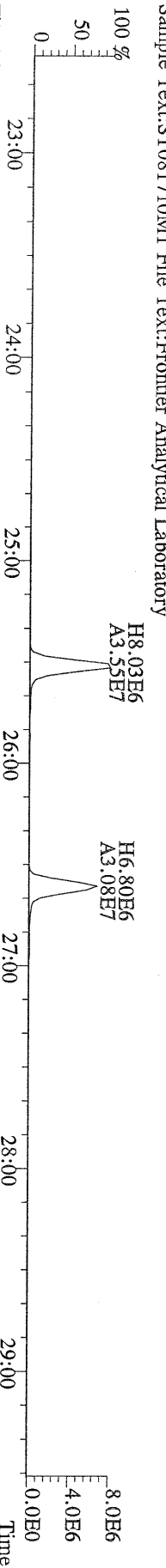
File:17AUG10M #1-357 Acq:17-AUG-2010 07:54:40 GC EI+ Voltage SIR Autospec-Ultima
305.8987 BSUB(10000,15,-3,0) PKD(5,5,3,0,100,0,0.00%,F,F) Exp:PCDD
Sample Text:ST081710M1 File Text:Frontier Analytical Laboratory



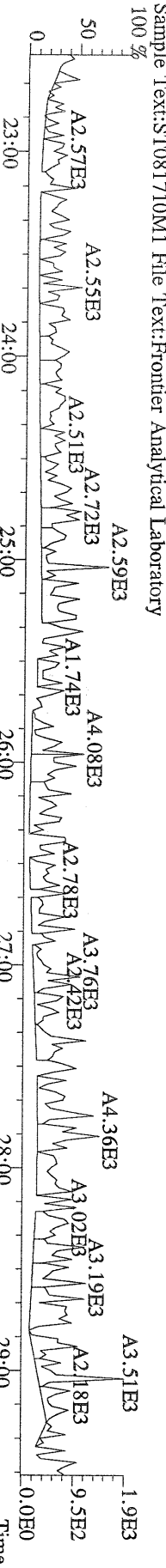
File:17AUG10M #1-357 Acq:17-AUG-2010 07:54:40 GC EI+ Voltage SIR Autospec-Ultima
315.9419 BSUB(10000,15,-3,0) PKD(5,5,3,0,100,0,0.00%,F,F) Exp:PCDD
Sample Text:ST081710M1 File Text:Frontier Analytical Laboratory



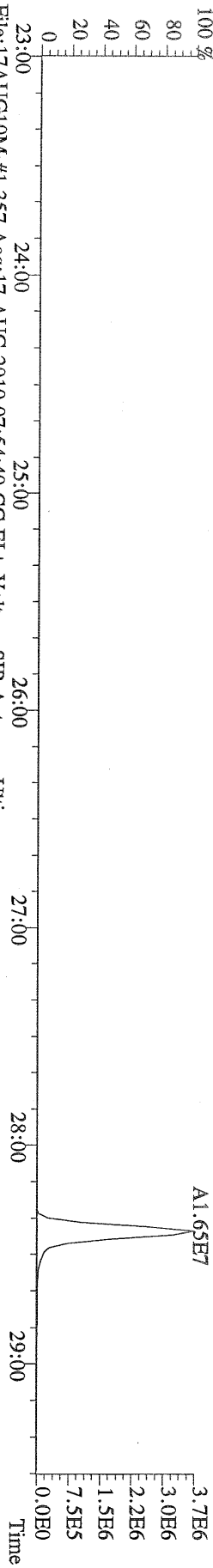
File:17AUG10M #1-357 Acq:17-AUG-2010 07:54:40 GC EI+ Voltage SIR Autospec-Ultima
317.9389 BSUB(10000,15,-3,0) PKD(5,5,3,0,100,0,0.00%,F,F) Exp:PCDD
Sample Text:ST081710M1 File Text:Frontier Analytical Laboratory




File:17AUG10M #1-357 Acq:17-AUG-2010 07:54:40 GC EI+ Voltage SIR Autospec-Ultima
375.8364 BSUB(10000,15,-3,0) PKD(5,5,3,0,100,0,0.00%,F,F) Exp:PCDD
Sample Text:ST081710M1 File Text:Frontier Analytical Laboratory



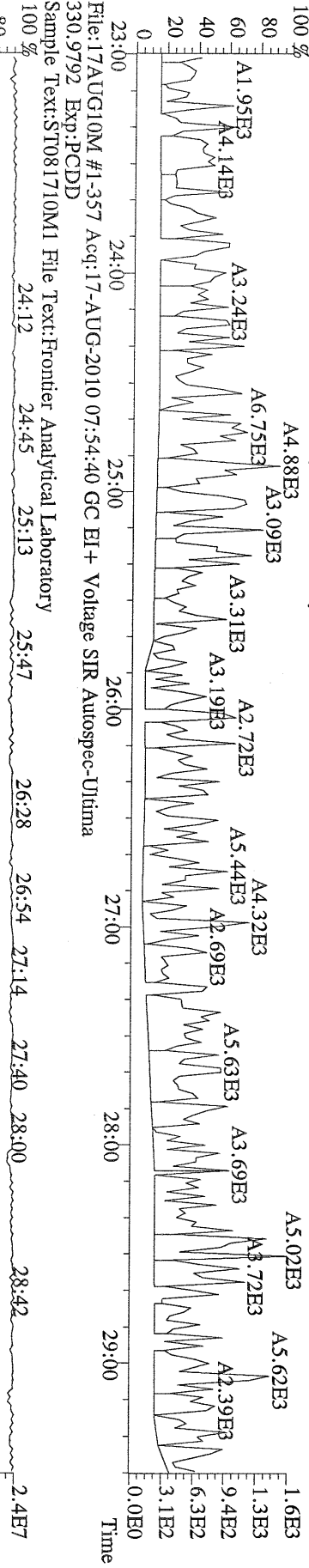
File:17AUG10M #1-357 Acq:17-AUG-2010 07:54:40 GC EI+ Voltage SIR Autospec-Ultima
 339.8597 BSUB(10000,15,-3.0) PKD(5,5,3,0.10%,100.0,0.00%,F,F) Exp:PCDD
 Sample Text:ST081710M1 File Text:Frontier Analytical Laboratory




File:17AUG10M #1-357 Acq:17-AUG-2010 07:54:40 GC EI+ Voltage SIR Autospec-Ultima
 341.8568 BSUB(10000,15,-3.0) PKD(5,5,3,0.10%,100.0,0.00%,F,F) Exp:PCDD
 Sample Text:ST081710M1 File Text:Frontier Analytical Laboratory



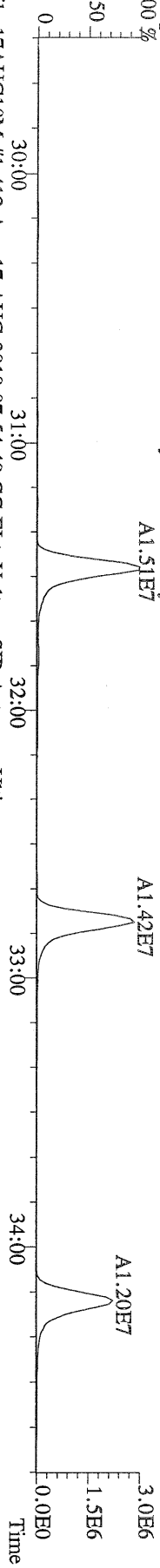
File:17AUG10M #1-357 Acq:17-AUG-2010 07:54:40 GC EI+ Voltage SIR Autospec-Ultima
 409.7974 BSUB(10000,15,-3.0) PKD(5,5,3,0.10%,100.0,0.00%,F,F) Exp:PCDD
 Sample Text:ST081710M1 File Text:Frontier Analytical Laboratory



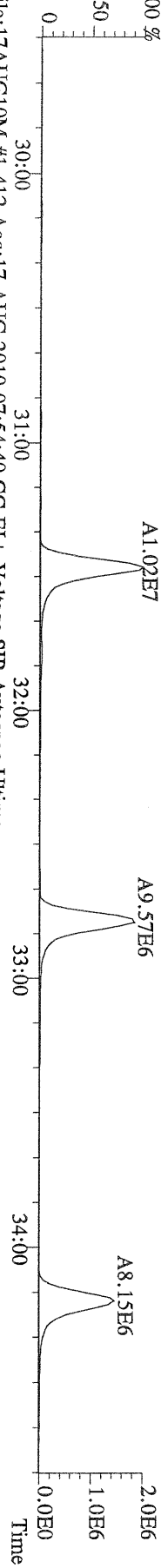
File:17AUG10M #1-357 Acq:17-AUG-2010 07:54:40 GC EI+ Voltage SIR Autospec-Ultima
 330.9792 Exp:PCDD
 Sample Text:ST081710M1 File Text:Frontier Analytical Laboratory




File:17AUG10M #1-412 Acq:17-AUG-2010 07:54:40 GC EI+ Voltage SIR Autospec-Ultima
 339.8597 F:2 BSUB(10000,15,-3.0) PKD(5,5,3,0,10%,100,0,0,00%,F,F) Exp:PCDD
 Sample Text:ST081710M1 File Text:Frontier Analytical Laboratory




File:17AUG10M #1-412 Acq:17-AUG-2010 07:54:40 GC EI+ Voltage SIR Autospec-Ultima
 341.8568 F:2 BSUB(10000,15,-3.0) PKD(5,5,3,0,10%,100,0,0,00%,F,F) Exp:PCDD
 Sample Text:ST081710M1 File Text:Frontier Analytical Laboratory



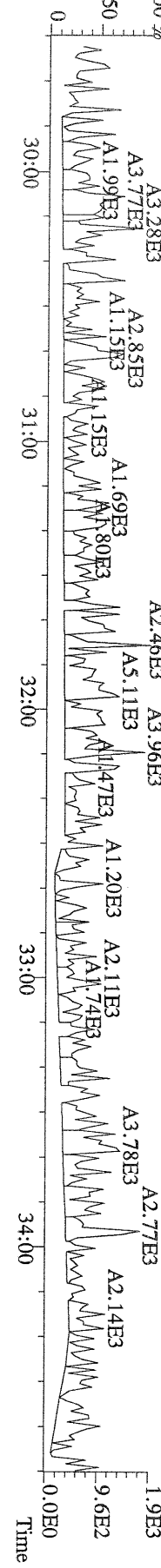
File:17AUG10M #1-412 Acq:17-AUG-2010 07:54:40 GC EI+ Voltage SIR Autospec-Ultima
 351.9000 F:2 BSUB(10000,15,-3.0) PKD(5,5,3,0,10%,100,0,0,00%,F,F) Exp:PCDD
 Sample Text:ST081710M1 File Text:Frontier Analytical Laboratory



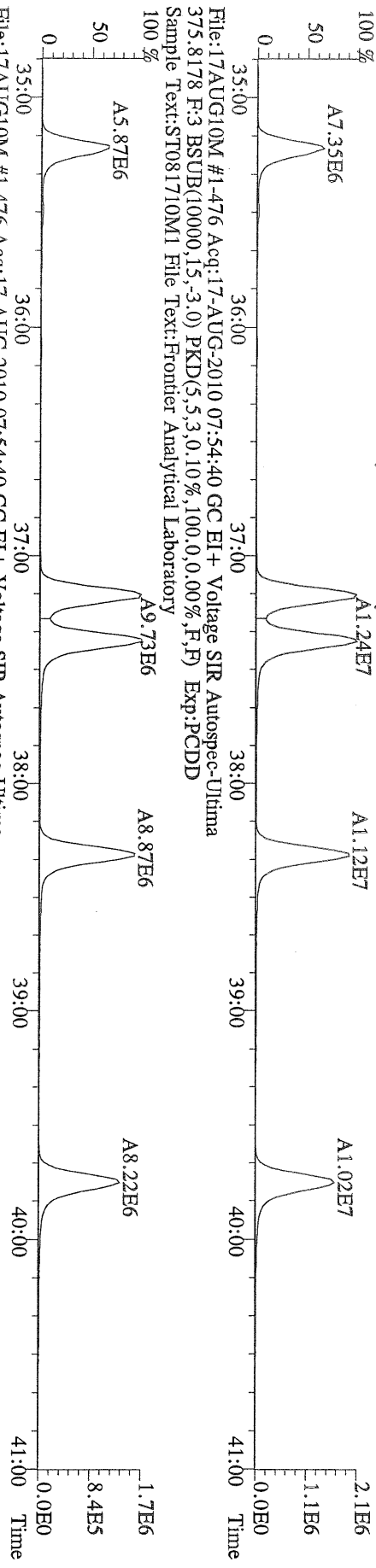
File:17AUG10M #1-412 Acq:17-AUG-2010 07:54:40 GC EI+ Voltage SIR Autospec-Ultima
 353.8970 F:2 BSUB(10000,15,-3.0) PKD(5,5,3,0,10%,100,0,0,00%,F,F) Exp:PCDD
 Sample Text:ST081710M1 File Text:Frontier Analytical Laboratory



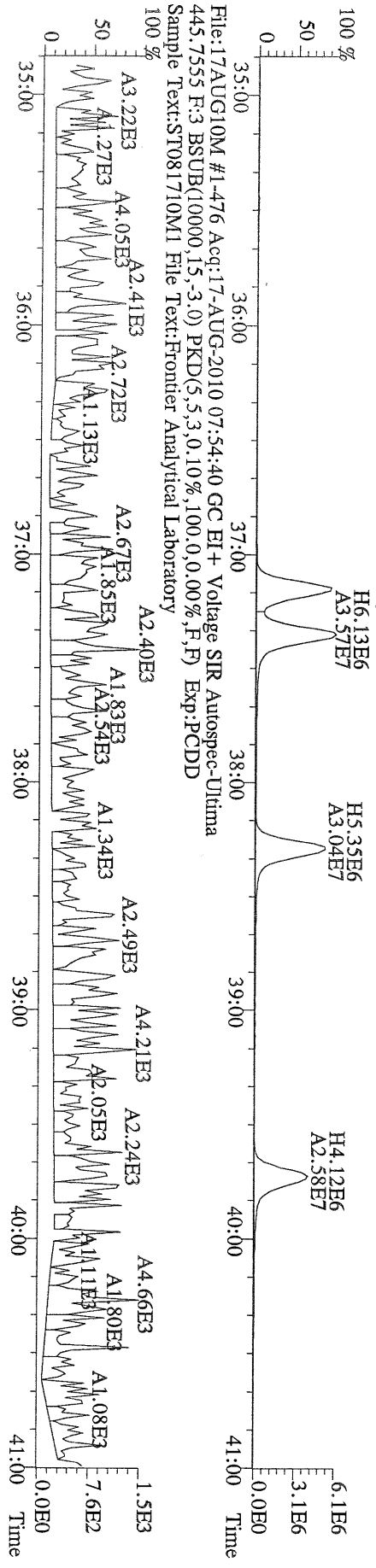
File:17AUG10M #1-412 Acq:17-AUG-2010 07:54:40 GC EI+ Voltage SIR Autospec-Ultima
 409.7974 F:2 BSUB(10000,15,-3.0) PKD(5,5,3,0,10%,100,0,0,00%,F,F) Exp:PCDD
 Sample Text:ST081710M1 File Text:Frontier Analytical Laboratory



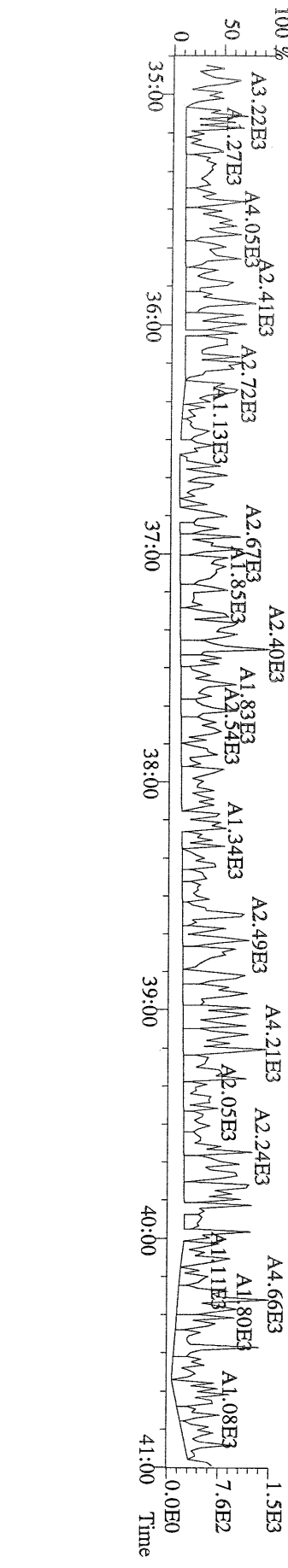
File:17AUG10M #1-476 Acq:17-AUG-2010 07:54:40 GC EI+ Voltage SIR Autospec-Ultima
 373.8207 F:3 BSUB(10000,15,-3.0) PKD(5,5,3,0.10%,100,0.0,0.00%,F,F) Exp:PCDD
 Sample Text:ST081710M1 File Text:Fronter Analytical Laboratory



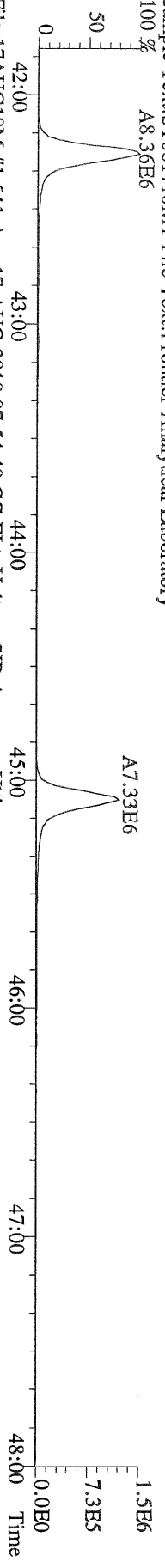
File:17AUG10M #1-476 Acq:17-AUG-2010 07:54:40 GC EI+ Voltage SIR Autospec-Ultima
 383.8639 F:3 BSUB(10000,15,-3.0) PKD(5,5,3,0.10%,100,0.0,0.00%,F,F) Exp:PCDD
 Sample Text:ST081710M1 File Text:Fronter Analytical Laboratory



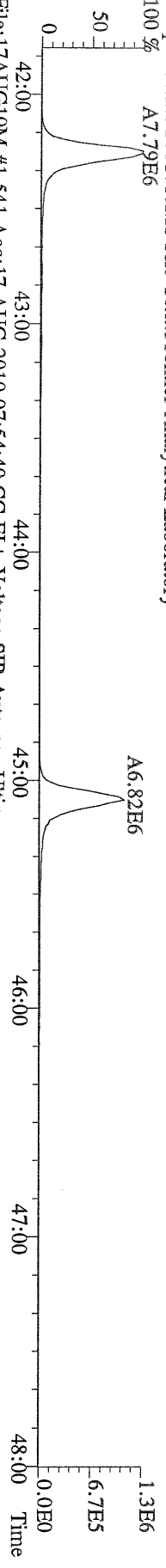
File:17AUG10M #1-476 Acq:17-AUG-2010 07:54:40 GC EI+ Voltage SIR Autospec-Ultima
 445.7555 F:3 BSUB(10000,15,-3.0) PKD(5,5,3,0.10%,100,0.0,0.00%,F,F) Exp:PCDD
 Sample Text:ST081710M1 File Text:Fronter Analytical Laboratory



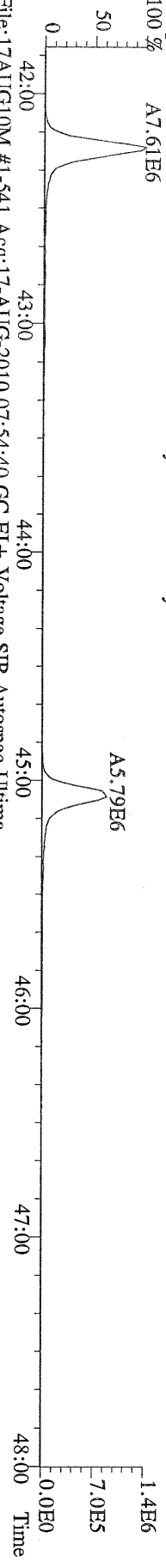
File:17AUG10M #1-541 Acq:17-AUG-2010 07:54:40 GC EI+ Voltage SIR Autospec-Ultima
 407.7818 F:4 BSUB(10000,15,-3.0) PKD(5,5,3,0.10%,100,0.0,0.00%,F,F) Exp:PCDD
 Sample Text:ST081710M1 File Text:Frontier Analytical Laboratory



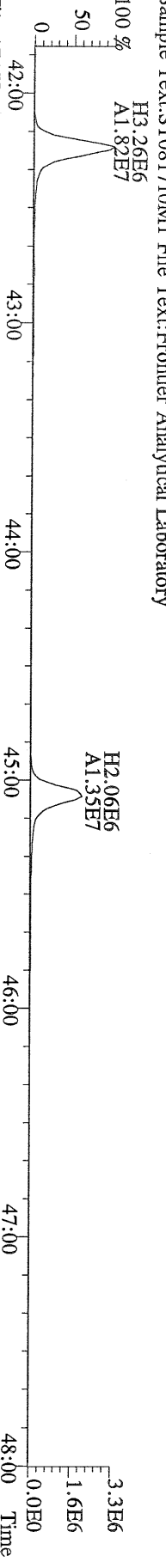
File:17AUG10M #1-541 Acq:17-AUG-2010 07:54:40 GC EI+ Voltage SIR Autospec-Ultima
 409.7788 F:4 BSUB(10000,15,-3.0) PKD(5,5,3,0.10%,100,0.0,0.00%,F,F) Exp:PCDD
 Sample Text:ST081710M1 File Text:Frontier Analytical Laboratory



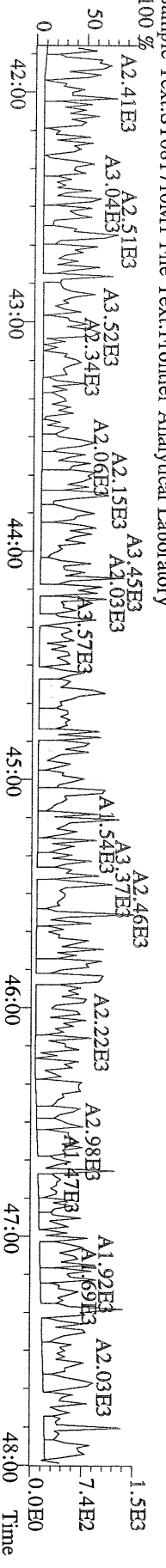
File:17AUG10M #1-541 Acq:17-AUG-2010 07:54:40 GC EI+ Voltage SIR Autospec-Ultima
 417.8253 F:4 BSUB(10000,15,-3.0) PKD(5,5,3,0.10%,100,0.0,0.00%,F,F) Exp:PCDD
 Sample Text:ST081710M1 File Text:Frontier Analytical Laboratory



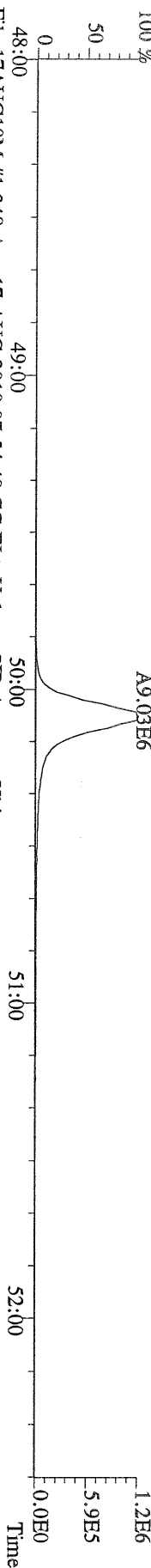
File:17AUG10M #1-541 Acq:17-AUG-2010 07:54:40 GC EI+ Voltage SIR Autospec-Ultima
 419.8220 F:4 BSUB(10000,15,-3.0) PKD(5,5,3,0.10%,100,0.0,0.00%,F,F) Exp:PCDD
 Sample Text:ST081710M1 File Text:Frontier Analytical Laboratory



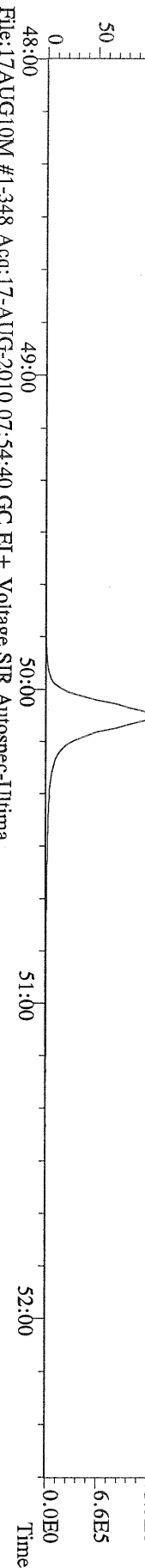
File:17AUG10M #1-541 Acq:17-AUG-2010 07:54:40 GC EI+ Voltage SIR Autospec-Ultima
 479.7165 F:4 BSUB(10000,15,-3.0) PKD(5,5,3,0.10%,100,0.0,0.00%,F,F) Exp:PCDD
 Sample Text:ST081710M1 File Text:Frontier Analytical Laboratory



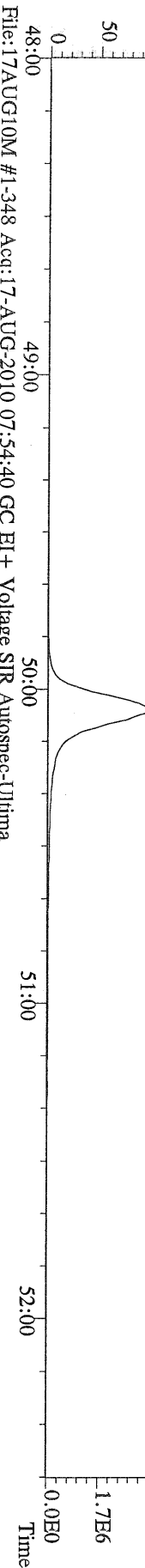
File:17AUG10M #1-348 Acq:17-AUG-2010 07:54:40 GC EI+ Voltage SIR Autospec-Ultime
441.7428 F:5 BSUB(10000,15,-3.0) PKD(5,5,3,0.10%,100,0,0.00%,F,F) Exp:PCDD
Sample Text:ST081710M1 File Text:Frontier Analytical Laboratory



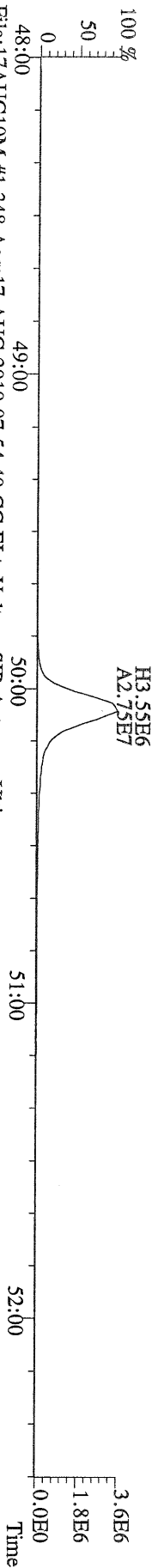
File:17AUG10M #1-348 Acq:17-AUG-2010 07:54:40 GC EI+ Voltage SIR Autospec-Ultime
443.7398 F:5 BSUB(10000,15,-3.0) PKD(5,5,3,0.10%,100,0,0.00%,F,F) Exp:PCDD
Sample Text:ST081710M1 File Text:Frontier Analytical Laboratory



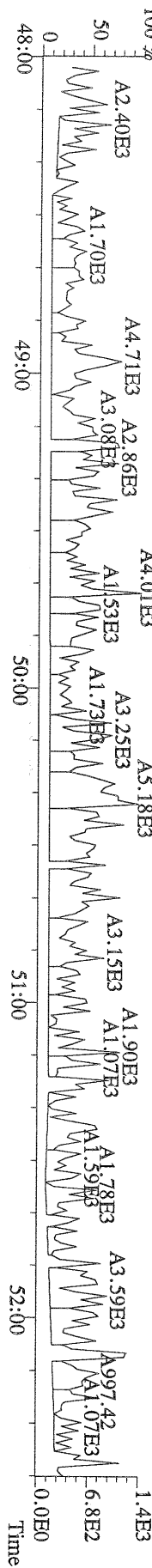
File:17AUG10M #1-348 Acq:17-AUG-2010 07:54:40 GC EI+ Voltage SIR Autospec-Ultime
453.7831 F:5 BSUB(10000,15,-3.0) PKD(5,5,3,0.10%,100,0,0.00%,F,F) Exp:PCDD
Sample Text:ST081710M1 File Text:Frontier Analytical Laboratory

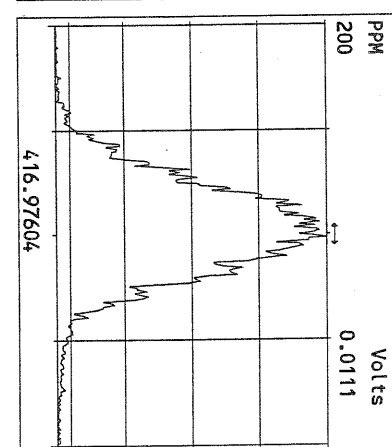
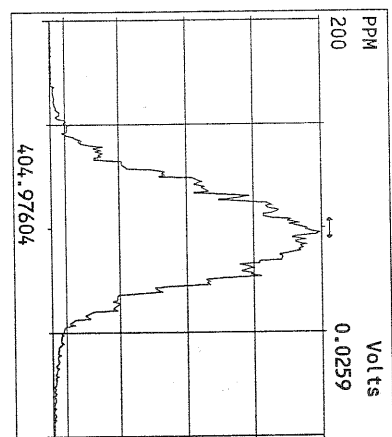
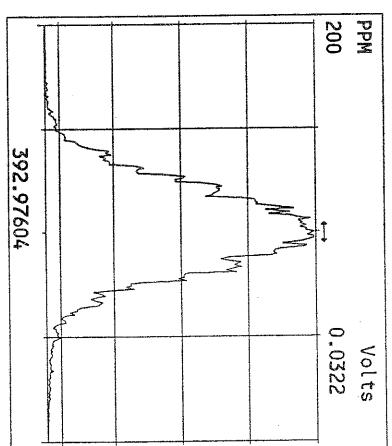
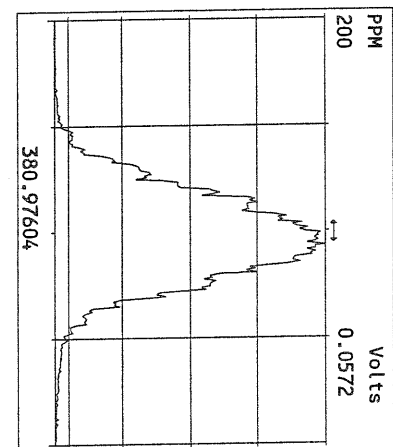
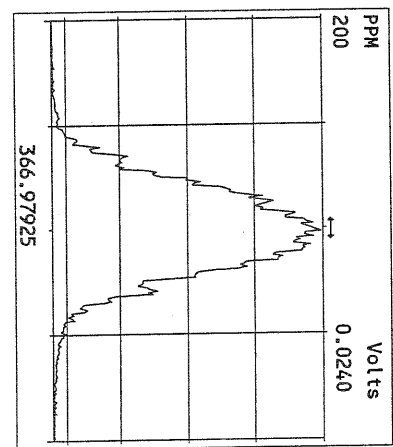
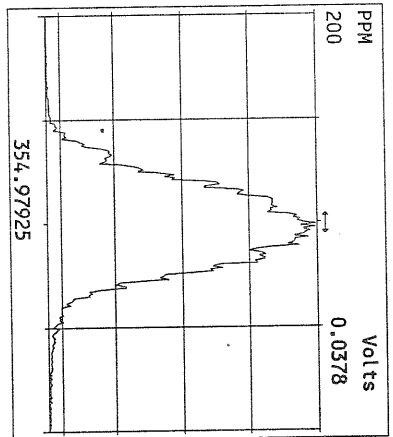
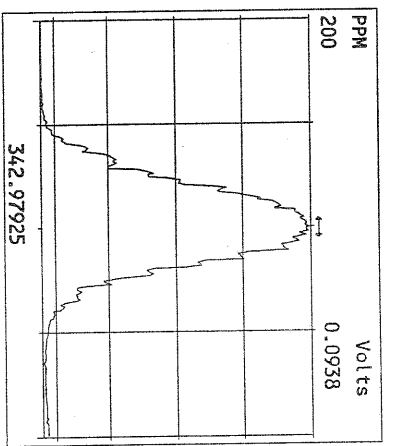
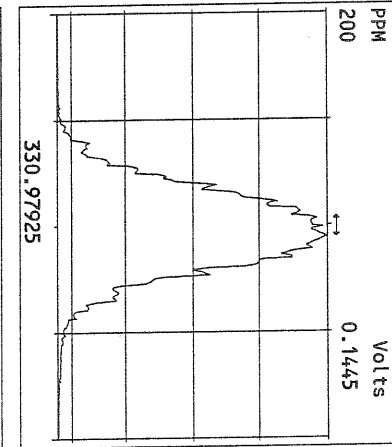
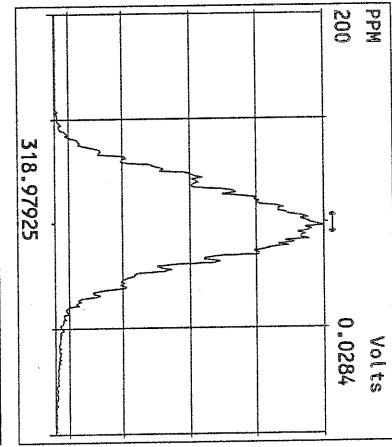
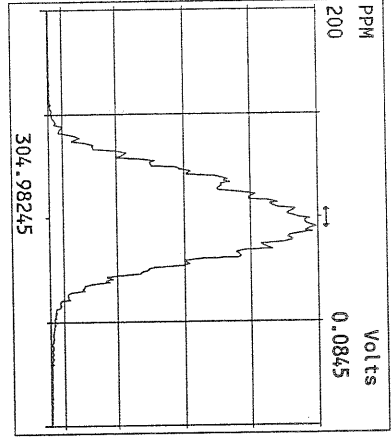
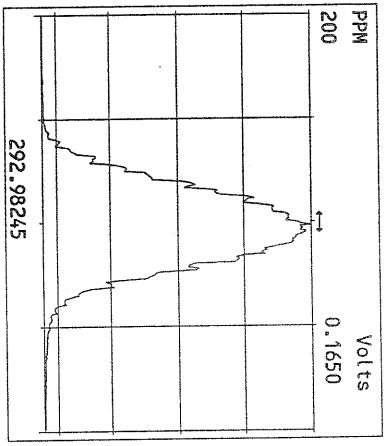


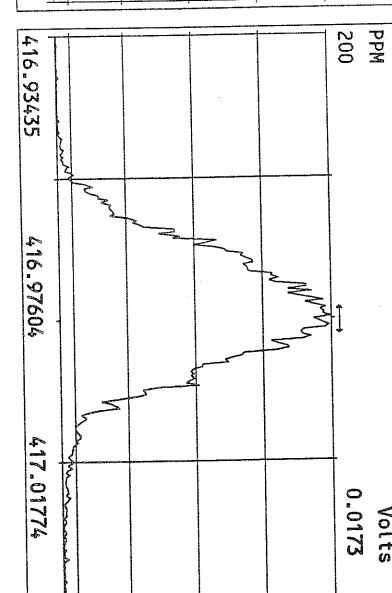
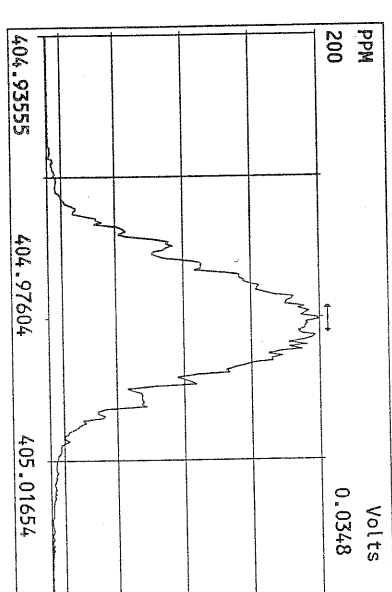
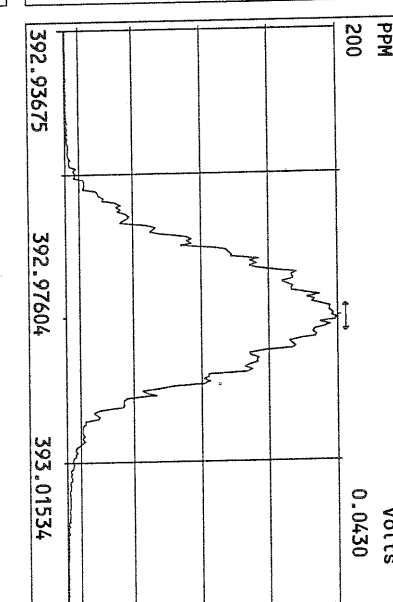
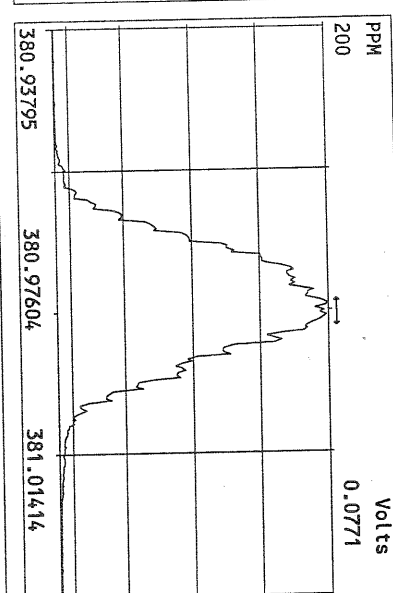
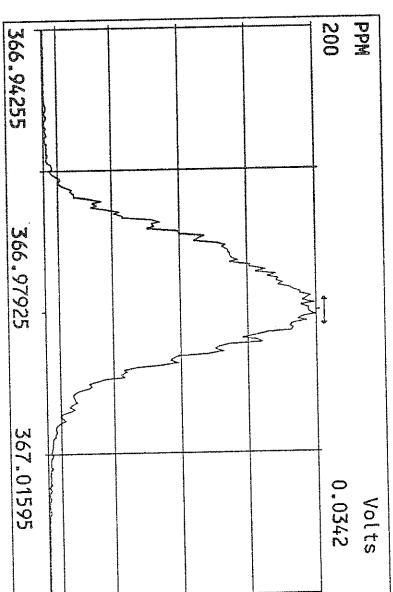
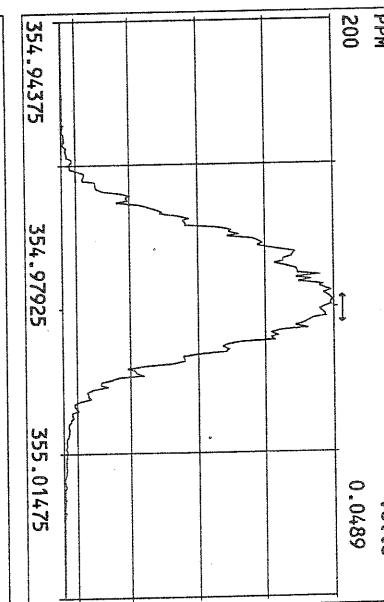
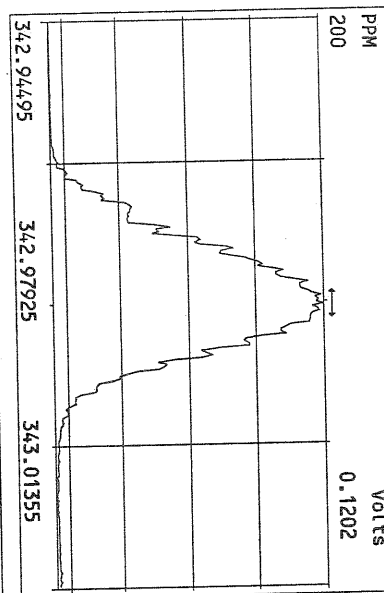
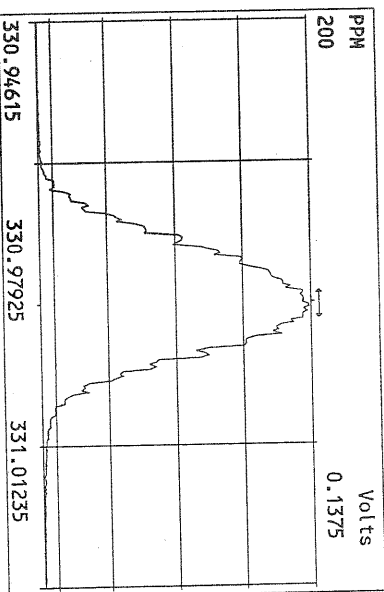
File:17AUG10M #1-348 Acq:17-AUG-2010 07:54:40 GC EI+ Voltage SIR Autospec-Ultime
455.7801 F:5 BSUB(10000,15,-3.0) PKD(5,5,3,0.10%,100,0,0.00%,F,F) Exp:PCDD
Sample Text:ST081710M1 File Text:Frontier Analytical Laboratory

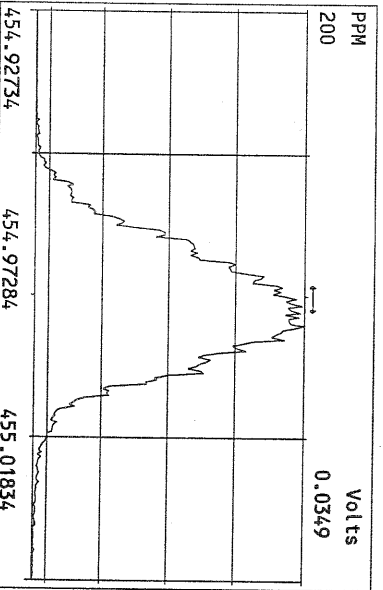
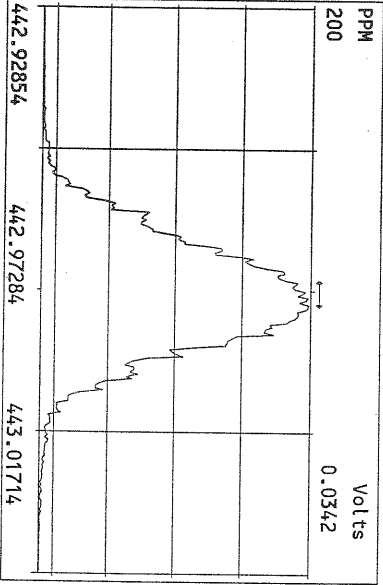
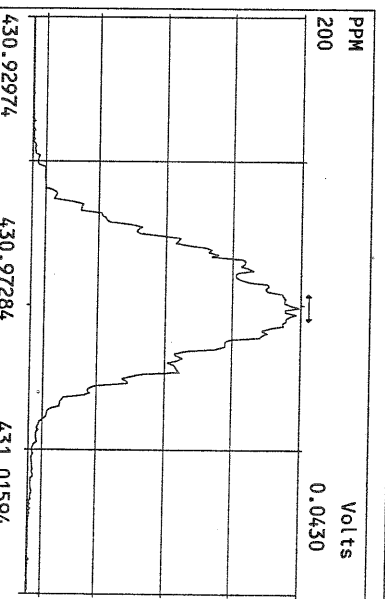
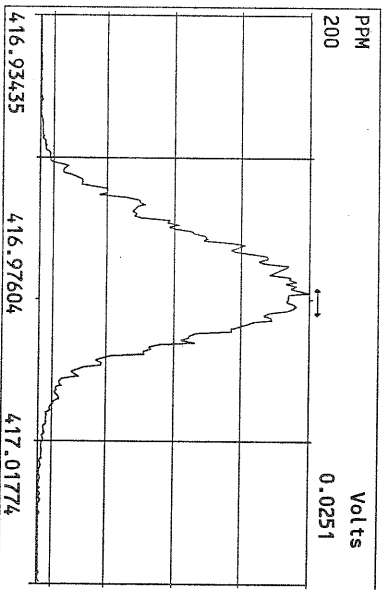
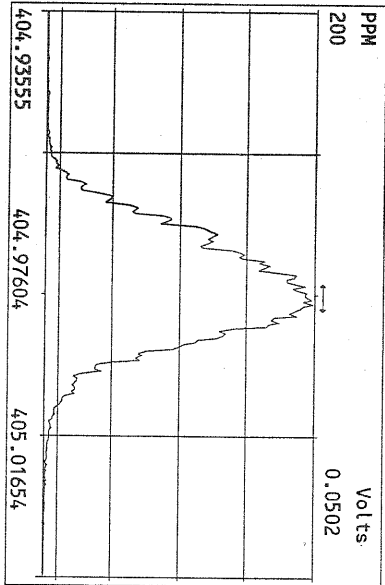
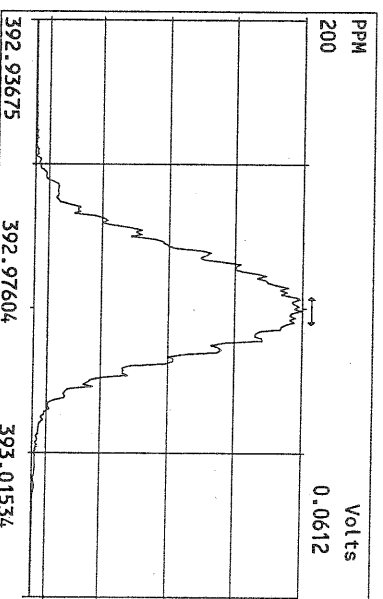
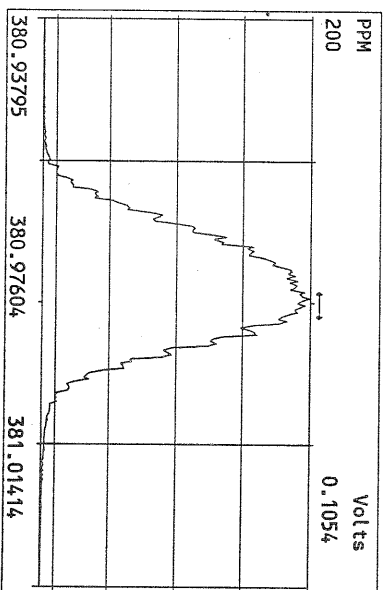
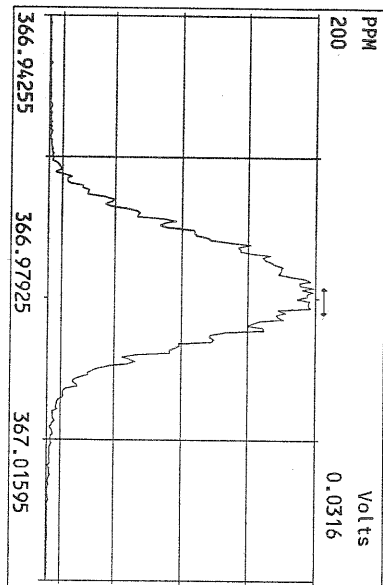


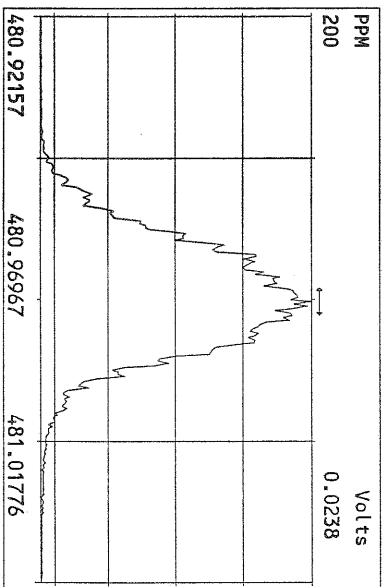
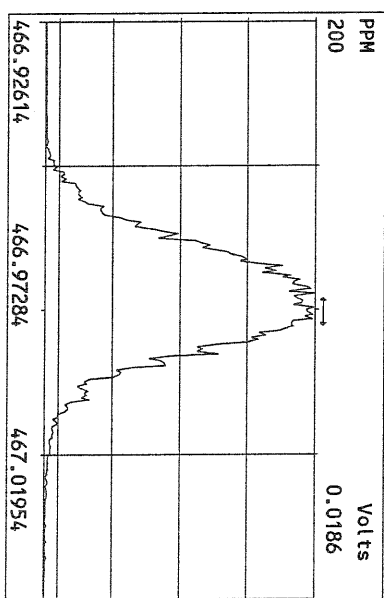
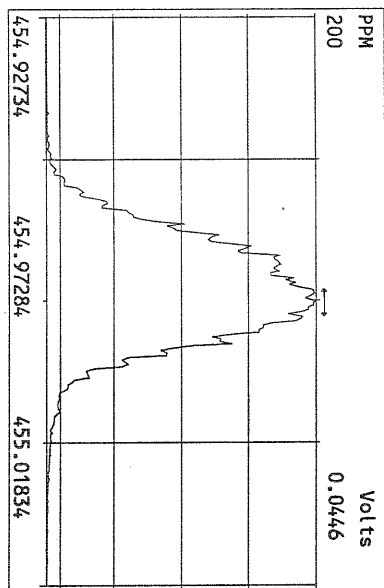
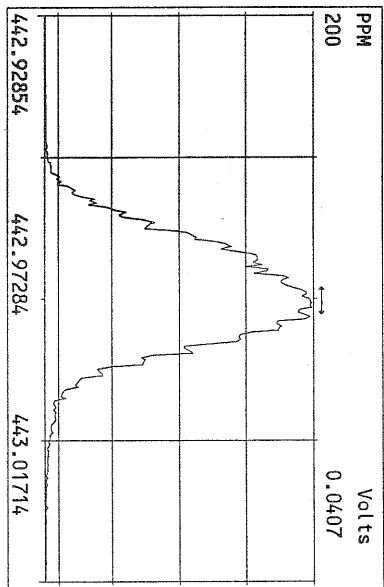
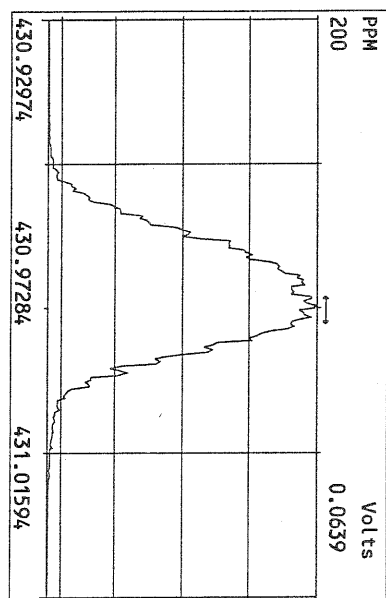
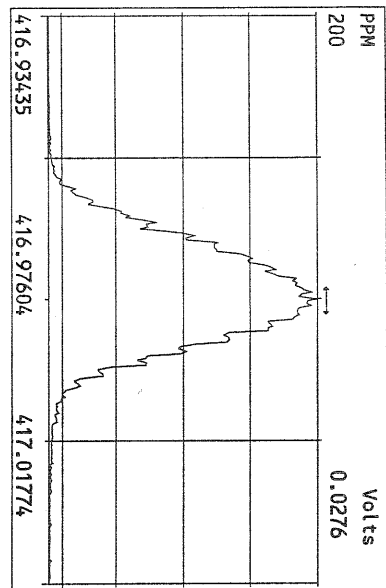
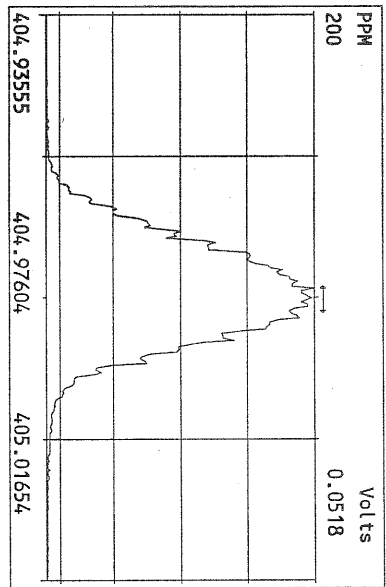
File:17AUG10M #1-348 Acq:17-AUG-2010 07:54:40 GC EI+ Voltage SIR Autospec-Ultime
513.6775 F:5 BSUB(10000,15,-3.0) PKD(5,5,3,0.10%,100,0,0.00%,F,F) Exp:PCDD
Sample Text:ST081710M1 File Text:Frontier Analytical Laboratory

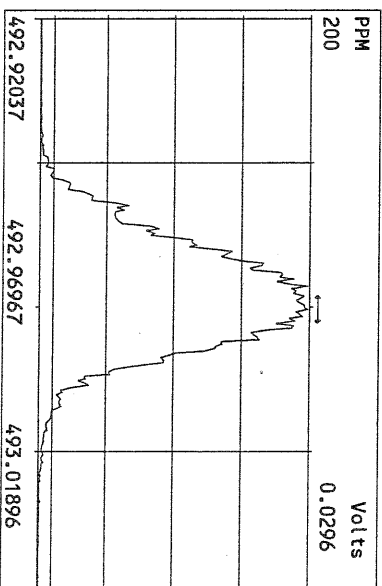
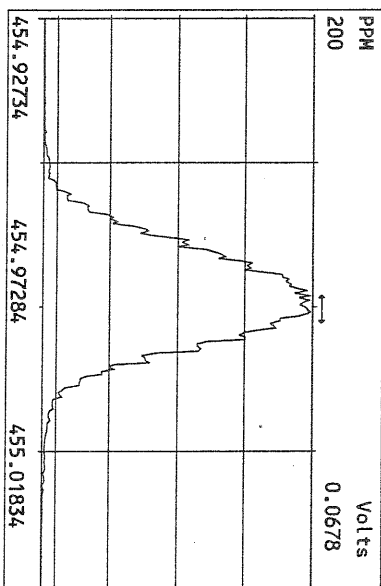
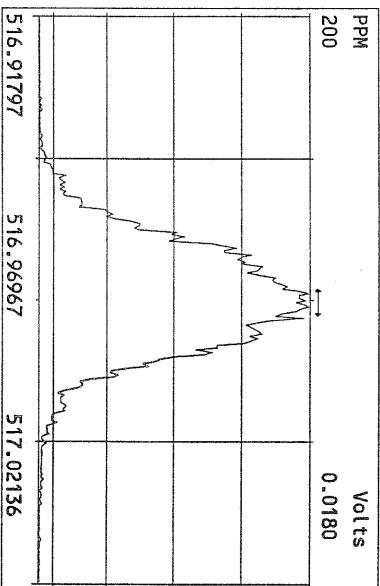
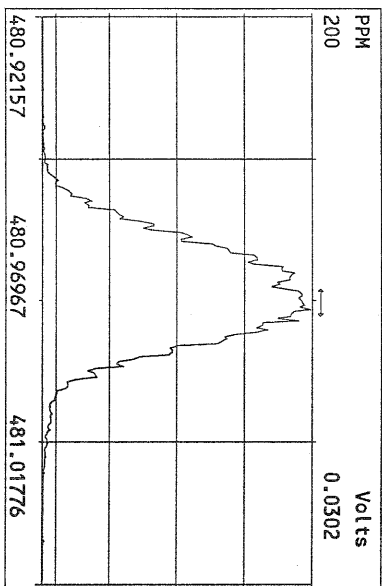
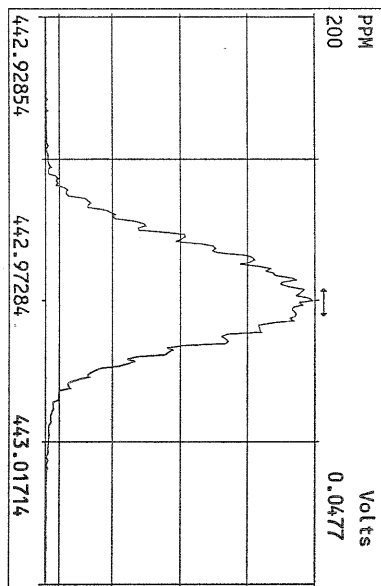
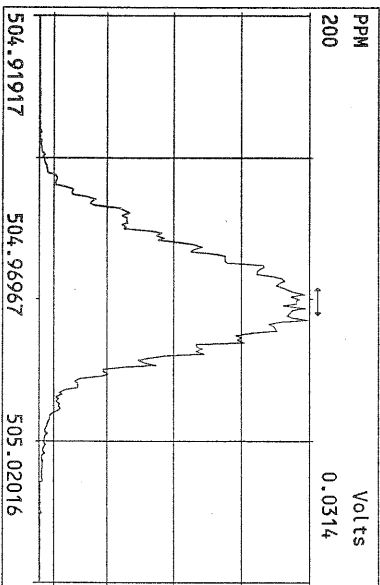
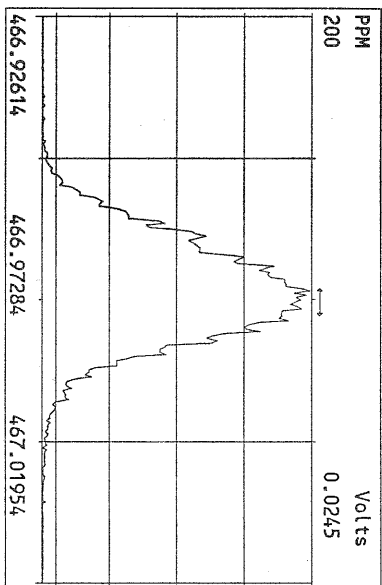
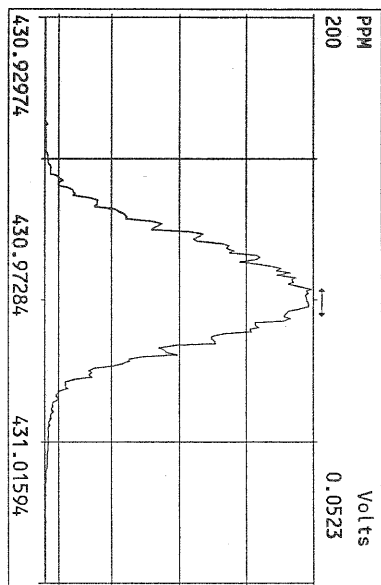












USEPA - ITD

FORM 4A
PCDD/PCDF CALIBRATION VERIFICATION

Lab Name: Frontier Analytical Laboratory Episode No.:

Contract No.: SAS No.:

Initial Calibration Date: 5/12/10

Instrument ID: FAL3

GC Column ID: DB5

VER Data Filename: 17AUG10M Sam:16

Analysis Date: 17-AUG-10 21:45:19

NATIVE ANALYTES	M/Z'S	ION	QC	ACCEPT	CONC. FOUND	CONC. RANGE (ng/mL) (3)
	FORMING RATIO (1)	ABUND. RATIO	LIMITS (2)			
2,3,7,8-TCDD	M/M+2	0.74	0.65-0.89	y	10.8	7.80 - 12.9
1,2,3,7,8-PeCDD	M+2/M+4	1.63	1.32-1.78	y	51.1	39.0 - 65.0
1,2,3,4,7,8-HxCDD	M+2/M+4	1.41	1.05-1.43	y	50.8	39.0 - 64.0
1,2,3,6,7,8-HxCDD	M+2/M+4	1.41	1.05-1.43	y	49.3	39.0 - 64.0
1,2,3,7,8,9-HxCDD	M+2/M+4	1.42	1.05-1.43	y	51.3	41.0 - 61.0
1,2,3,4,6,7,8-HpCDD	M+2/M+4	1.03	0.88-1.20	y	47.2	43.0 - 58.0
OCDD	M+2/M+4	1.00	0.76-1.02	y	106	79.0 - 126
2,3,7,8-TCDF	M/M+2	0.68	0.65-0.89	y	9.49	8.40 - 12.0
1,2,3,7,8-PeCDF	M+2/M+4	1.49	1.32-1.78	y	50.8	41.0 - 60.0
2,3,4,7,8-PeCDF	M+2/M+4	1.48	1.32-1.78	y	47.8	41.0 - 60.0
1,2,3,4,7,8-HxCDF	M+2/M+4	1.27	1.05-1.43	y	45.9	45.0 - 56.0
1,2,3,6,7,8-HxCDF	M+2/M+4	1.29	1.05-1.43	y	47.7	44.0 - 57.0
2,3,4,6,7,8-HxCDF	M+2/M+4	1.30	1.05-1.43	y	47.0	44.0 - 57.0
1,2,3,7,8,9-HxCDF	M+2/M+4	1.27	1.05-1.43	y	47.4	45.0 - 56.0
1,2,3,4,6,7,8-HpCDF	M+2/M+4	1.09	0.88-1.20	y	46.3	45.0 - 55.0
1,2,3,4,7,8,9-HpCDF	M+2/M+4	1.07	0.88-1.20	y	45.1	43.0 - 58.0
OCDF	M+2/M+4	0.88	0.76-1.02	y	96.2	63.0 - 159

(1) See Table 8, Method 1613, for m/z specifications.

(2) Ion Abundance Ratio Control Limits as specified in Table 9, Method 1613.

(3) Contract-required concentration range as specified in Table 6, Method 1613.

Analyst: 8Date: 8/18/10

FORM 4B
 PCDD/PCDF CALIBRATION VERIFICATION

Lab Name: Frontier Analytical Laboratory Episode No.:

Contract No.: SAS No.:

Initial Calibration Date: 5/12/10

Instrument ID: FAL3 GC Column ID: DB5

VER Data Filename: 17AUG10M Sam:16 Analysis Date: 17-AUG-10 21:45:19

Labeled Compounds	M/Z'S	ION	QC	ACCEPT	CONC. FOUND	CONC. RANGE (ng/mL) (3)
	FORMING RATIO (1)	ABUND. RATIO	LIMITS (2)			
13C-2,3,7,8-TCDD	M/M+2	0.85	0.65-0.89	y	97.5	82.0 - 121
13C-1,2,3,7,8-PeCDD	M+2/M+4	1.73	1.32-1.78	y	98.5	62.0 - 160
13C-1,2,3,4,7,8-HxCDD	M+2/M+4	1.25	1.05-1.43	y	103	85.0 - 117
13C-1,2,3,6,7,8-HxCDD	M+2/M+4	1.24	1.05-1.43	y	99.0	85.0 - 118
13C-1,2,3,4,6,7,8-HpCDD	M+2/M+4	1.00	0.88-1.20	y	84.9	72.0 - 138
13C-OCDD	M+2/M+4	0.89	0.76-1.02	y	159	96.0 - 415
13C-2,3,7,8-TCDF	M/M+2	0.86	0.65-0.89	y	96.2	71.0 - 140
13C-1,2,3,7,8-PeCDF	M+2/M+4	1.71	1.32-1.78	y	99.8	76.0 - 130
13C-2,3,4,7,8-PeCDF	M+2/M+4	1.68	1.32-1.78	y	102	77.0 - 130
13C-1,2,3,4,7,8-HxCDF	M/M+2	0.53	0.43-0.59	y	104	76.0 - 131
13C-1,2,3,6,7,8-HxCDF	M/M+2	0.53	0.43-0.59	y	101	70.0 - 143
13C-2,3,4,6,7,8-HxCDF	M/M+2	0.52	0.43-0.59	y	102	73.0 - 137
13C-1,2,3,7,8,9-HxCDF	M/M+2	0.55	0.43-0.59	y	101	74.0 - 135
13C-1,2,3,4,6,7,8-HpCDF	M/M+2	0.43	0.37-0.51	y	87.1	78.0 - 129
13C-1,2,3,4,7,8,9-HpCDF	M/M+2	0.43	0.37-0.51	y	85.4	77.0 - 129
13C-OCDF	M+2/M+4	0.95	0.76-1.02	y	164	96.0 - 415
CLEANUP STANDARD (4)						
37Cl-2,3,7,8-TCDD					9.50	7.80 - 12.8

(1) See Table 8, Method 1613, for m/z specifications.

(2) Ion Abundance Ratio Control Limits as specified in Table 9, Method 1613.

(3) Contract-required concentration range as specified in Table 6, Method 1613.

(4) No ion abundance ratio; report concentration found.

Analyst: JDate: 8/18/10

FORM 5
PCDD/PCDF RT WINDOW AND ISOMER SPECIFICITY STANDARDS

Lab Name: Frontier Analytical Laboratory Episode No.:
Contract No.: SAS No.:
Instrument ID: FAL3 Initial Calibration Date: 5/12/10
RT Window Data Filename: 17AUG10M Sam:16 Analysis Date: 17-AUG-10 Time: 21:45:19
DB-5 IS Data Filename: 17AUG10M Sam:16 Analysis Date: 17-AUG-10 Time: 21:45:19
DB-225 IS Data Filename: Analysis Date: Time:

DB-5 RT WINDOW DEFINING STANDARDS RESULTS

ISOMERS	ABSOLUTE RT	ISOMERS	ABSOLUTE RT
1,3,6,8-TCDD (F)	24:23	1,3,6,8-TCDF (F)	23:02
1,2,8,9-TCDD (L)	28:20	1,2,8,9-TCDF (L)	28:32
1,2,4,7,9-PeCDD (F)	30:15	1,3,4,6,8-PeCDF (F)	28:24
1,2,3,8,9-PeCDD (L)	33:47	1,2,3,8,9-PeCDF (L)	34:12
1,2,4,6,7,9-HxCDD (F)	36:06	1,2,3,4,6,8-HxCDF (F)	35:14
1,2,3,7,8,9-HxCDD (L)	39:11	1,2,3,7,8,9-HxCDF (L)	39:45
1,2,3,4,6,7,9-HpCDD (F)	42:47	1,2,3,4,6,7,8-HpCDF (F)	42:16
1,2,3,4,6,7,8-HpCDD (L)	44:10	1,2,3,4,7,8,9-HpCDF (L)	45:05

(F) = First eluting isomer (DB-5); (L) = Last eluting isomer (DB-5)

ISOMER SPECIFICITY (IS) TEST STANDARD RESULTS

% VALLEY HEIGHT
BETWEEN
COMPARED PEAKS (1)

<25%

(1) To meet contract requirement, %Valley Height Between Compared Peaks shall not exceed 25% (section 15.4.2.2, Method 1613).

Analyst: j Date: 8/18/10

USEPA - ITD

FORM 6A
PCDD/PCDF RELATIVE RETENTION TIMES

Lab Name: Frontier Analytical Laboratory Episode No.:
 Contract No.: SAS No.: Init. Cal. Date: 5/12/10
 Instrument ID: FAL3 GC Column ID: DB5
 Analysis Date: 17-AUG-10 21:45:19 CS3 or VER Data Filename: 17AUG10M Sam:16

NATIVE ANALYTES	RETENTION TIME REFERENCE	RRT	RRT QC LIMITS (1)
2,3,7,8-TCDD	13C-2,3,7,8-TCDD	1.001	0.999-1.002
2,3,7,8-TCDF	13C-2,3,7,8-TCDF	1.001	0.999-1.003
1,2,3,7,8-PeCDD	13C-1,2,3,7,8-PeCDD	1.001	0.999-1.002
1,2,3,7,8-PeCDF	13C-1,2,3,7,8-PeCDF	1.000	0.999-1.002
2,3,4,7,8-PeCDF	13C-2,3,4,7,8-PeCDF	1.001	0.999-1.002
LABELED COMPOUNDS			
37Cl-2,3,7,8-TCDD	13C-1,2,3,4-TCDD	1.022	0.989-1.052
13C-2,3,7,8-TCDD		1.021	0.976-1.043
13C-2,3,7,8-TCDF		0.993	0.923-1.103
13C-1,2,3,7,8-PeCDD		1.238	1.000-1.567
13C-1,2,3,7,8-PeCDF		1.174	0.923-1.203
13C-2,3,4,7,8-PeCDF		1.223	0.923-1.303

(1) Contract-required limits for Relative Retention Times (RRT) as specified in Table 2, Method 1613.

Analyst: b

Date: 8/18/10

PCDD/PCDF RELATIVE RETENTION TIMES

Lab Name: Frontier Analytical Laboratory

Episode No.:

Contract No.:

SAS No.:

Init. Cal. Date: 5/12/10

Instrument ID: FAL3

GC Column ID: DB5

Analysis Date: 17-AUG-10 21:45:19 CS3 or VER Data Filename: 17AUG10M Sam:16

NATIVE ANALYTES	RETENTION TIME	RRT	RRT QC LIMITS (1)
	REFERENCE		
1,2,3,4,7,8-HxCDD	13C-1,2,3,4,7,8-HxCDD	1.000	0.999-1.001
1,2,3,6,7,8-HxCDD	13C-1,2,3,6,7,8-HxCDD	1.001	0.998-1.004
1,2,3,7,8,9-HxCDD	13C-1,2,3,6,7,8-HxCDD	1.012	1.000-1.019
1,2,3,4,7,8-HxCDF	13C-1,2,3,4,7,8-HxCDF	1.000	0.999-1.001
1,2,3,6,7,8-HxCDF	13C-1,2,3,6,7,8-HxCDF	1.001	0.997-1.005
2,3,4,6,7,8-HxCDF	13C-2,3,4,6,7,8-HxCDF	1.001	0.999-1.001
1,2,3,7,8,9-HxCDF	13C-1,2,3,7,8,9-HxCDF	1.001	0.999-1.001
1,2,3,4,6,7,8-HpCDD	13C-1,2,3,4,6,7,8-HpCDD	1.001	0.999-1.001
1,2,3,4,6,7,8-HpCDF	13C-1,2,3,4,6,7,8-HpCDF	1.000	0.999-1.001
1,2,3,4,7,8,9-HpCDF	13C-1,2,3,4,7,8,9-HpCDF	1.000	0.999-1.001
OCDD	13C-OCDD	1.001	0.999-1.001
OCDF	13C-OCDF	1.000	0.999-1.001
LABELED COMPOUNDS			
13C-1,2,3,4,7,8-HxCDD	13C-1,2,3,7,8,9-HxCDD	0.985	0.977-1.000
13C-1,2,3,6,7,8-HxCDD		0.988	0.981-1.003
13C-1,2,3,4,7,8-HxCDF		0.949	0.944-0.970
13C-1,2,3,6,7,8-HxCDF		0.954	0.949-0.975
13C-2,3,4,6,7,8-HxCDF		0.978	0.959-1.021
13C-1,2,3,7,8,9-HxCDF		1.015	0.977-1.047
13C-1,2,3,4,6,7,8-HpCDD		1.127	1.086-1.130
13C-1,2,3,4,6,7,8-HpCDF		1.079	1.043-1.085
13C-1,2,3,4,7,8,9-HpCDF		1.151	1.057-1.154
13C-OCDD		1.269	1.032-1.311
13C-OCDF		1.279	1.000-1.311

(1) Contract-required limits for Relative Retention Times (RRT) as specified in Table 2, Method 1613.

Analyst: Date: 8/12/10

Name	Resp	RA	RT	RRF	Conc	Qual	Fac Noise-1	Noise-2	DL	DL
2,3,7,8-TCDD	4.70e+06	0.74 y	27:23	1.04	10.8	2.50	-	-	*	
1,2,3,7,8-PeCDD	1.99e+07	1.63 y	33:13	1.05	51.1	2.50	-	-	*	
1,2,3,4,7,8-HxCDD	1.79e+07	1.41 y	38:34	1.30	50.8	2.50	-	-	*	
1,2,3,6,7,8-HxCDD	1.74e+07	1.41 y	38:44	1.28	49.3	2.50	-	-	*	
1,2,3,7,8,9-HxCDD	1.75e+07	1.42 y	39:11	1.25	51.3	2.50	-	-	*	
1,2,3,4,6,7,8-HpCDD	1.40e+07	1.03 y	44:10	1.35	47.2	2.50	-	-	*	
OCDD	1.87e+07	1.00 y	49:44	1.25	106	2.50	-	-	*	
2,3,7,8-TCDF	9.56e+06	0.68 y	26:38	1.62	9.49	2.50	-	-	*	
1,2,3,7,8-PeCDF	2.79e+07	1.49 y	31:28	0.92	50.8	2.50	-	-	*	
2,3,4,7,8-PeCDF	2.59e+07	1.48 y	32:48	0.94	47.8	2.50	-	-	*	
1,2,3,4,7,8-HxCDF	2.16e+07	1.27 y	37:11	0.93	45.9	2.50	-	-	*	
1,2,3,6,7,8-HxCDF	2.44e+07	1.29 y	37:23	0.84	47.7	2.50	-	-	*	
2,3,4,6,7,8-HxCDF	2.17e+07	1.30 y	38:19	0.90	47.0	2.50	-	-	*	
1,2,3,7,8,9-HxCDF	1.95e+07	1.27 y	39:45	0.98	47.4	2.50	-	-	*	
1,2,3,4,6,7,8-HpCDF	1.71e+07	1.09 y	42:16	1.38	46.3	2.50	-	-	*	
1,2,3,4,7,8,9-HpCDF	1.43e+07	1.07 y	45:05	1.62	45.1	2.50	-	-	*	
OCDF	1.93e+07	0.88 y	50:05	0.74	96.2	2.50	-	-	*	
13C-2,3,7,8-TCDD	4.21e+07	0.85 y	27:22	0.93	97.5					Rec 97.5
13C-1,2,3,7,8-PeCDD	3.71e+07	1.73 y	33:11	0.81	98.5					98.5
13C-1,2,3,4,7,8-HxCDD	2.71e+07	1.25 y	38:33	0.95	103					103
13C-1,2,3,6,7,8-HxCDD	2.75e+07	1.24 y	38:43	1.00	99.0					99.0
13C-1,2,3,4,6,7,8-HpCDD	2.18e+07	1.00 y	44:09	0.92	84.9					84.9
13C-OCDD	2.82e+07	0.89 y	49:42	0.63	159					79.7
13C-2,3,7,8-TCDF	6.23e+07	0.86 y	26:37	0.87	96.2					96.2
13C-1,2,3,7,8-PeCDF	6.00e+07	1.71 y	31:27	0.81	99.8					99.8
13C-2,3,4,7,8-PeCDF	5.72e+07	1.68 y	32:46	0.75	102					102
13C-1,2,3,4,7,8-HxCDF	5.07e+07	0.53 y	37:10	1.74	104					104
13C-1,2,3,6,7,8-HxCDF	6.12e+07	0.53 y	37:21	2.17	101					101
13C-2,3,4,6,7,8-HxCDF	5.17e+07	0.52 y	38:18	1.82	102					102
13C-1,2,3,7,8,9-HxCDF	4.18e+07	0.55 y	39:44	1.49	101					101
13C-1,2,3,4,6,7,8-HpCDF	2.67e+07	0.43 y	42:15	1.10	87.1					87.1
13C-1,2,3,4,7,8,9-HpCDF	1.95e+07	0.43 y	45:04	0.81	85.4					85.4
13C-OCDF	5.43e+07	0.95 y	50:05	1.19	164					81.8
37Cl-2,3,7,8-TCDD	4.12e+06		27:23	0.93	9.50					95.0
13C-1,2,3,4-TCDD	4.67e+07	0.84 y	26:48	-	138					
13C-1,2,3,4-TCDF	7.45e+07	0.88 y	25:31	-	140					
13C-1,2,3,7,8,9-HxCDD	2.80e+07	1.26 y	39:10	-	130					
Total Tetra-Dioxins	2.43e+07		24:23	1.04	55.7	2.50	-	-	*	15
Total Penta-Dioxins	4.36e+07		30:15	1.05	112	2.50	-	-	*	5
Total Hexa-Dioxins	6.07e+07		36:06	1.27	174	2.50	-	-	*	12
Total Hepta-Dioxins	3.05e+07		42:47	1.35	103	2.50	-	-	*	10
Total Tetra-Furans	4.24e+07		23:02	1.62	42.1	2.50	-	-	*	13
1st Fn. Tot Penta-Furans	3.11e+07		28:24	0.93	57.0	2.50	-	-	*	PeCDF 1
Total Penta-Furans	7.78e+07		30:11	0.93	143	2.50	-	-	*	200 14
Total Hexa-Furans	1.03e+08		35:14	0.90	222	2.50	-	-	*	19
Total Hepta-Furans	3.15e+07		42:16	1.48	91.8	2.50	-	-	*	12

Analyst:

Date: 8/18/10

Frontier Analytical Laboratory - Acquisition Log

Run Name:17AUG10M

Instrument: FAL3

GC: DB5

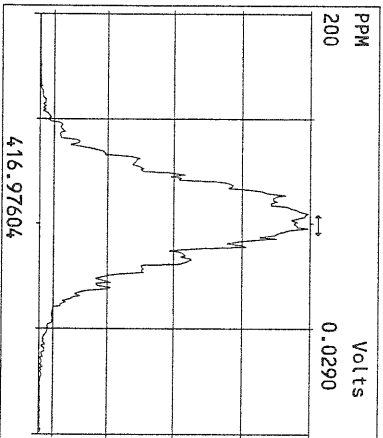
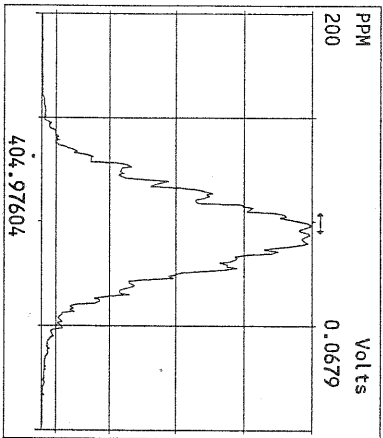
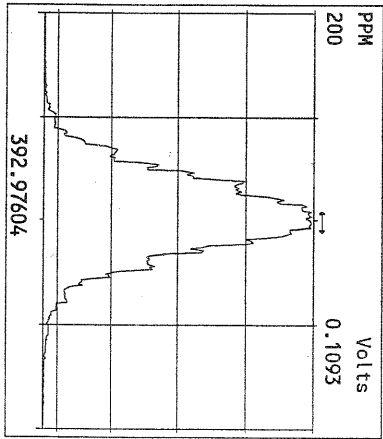
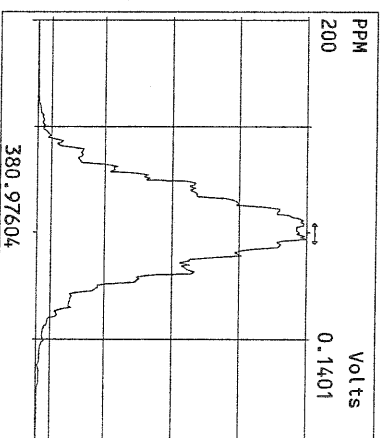
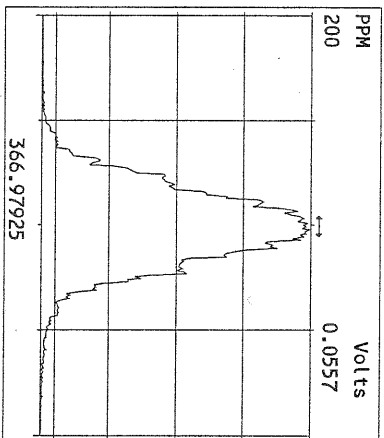
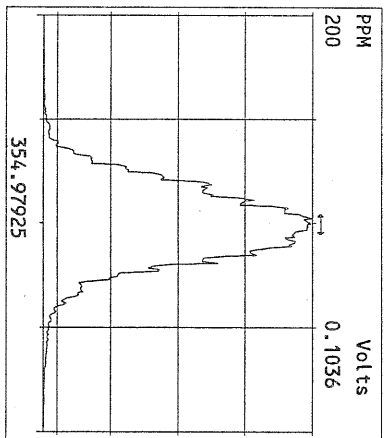
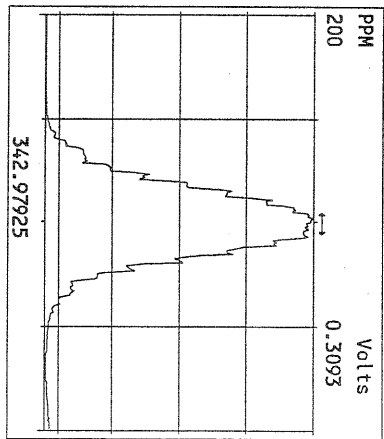
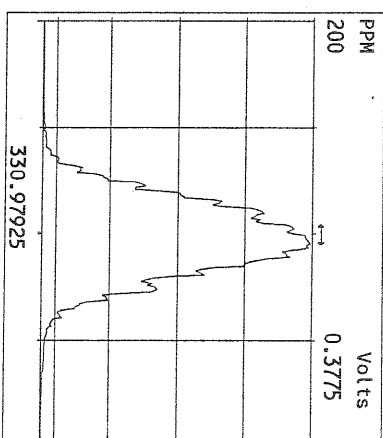
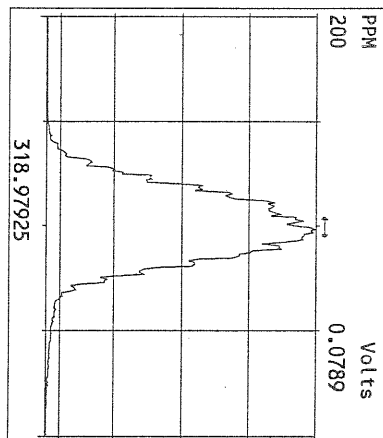
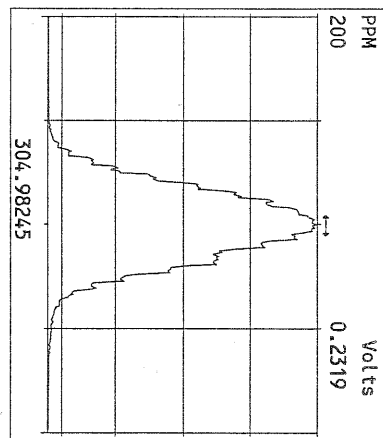
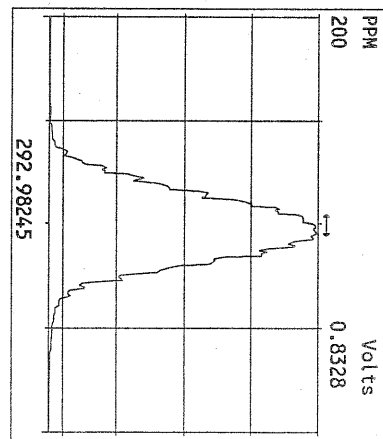
Experiment:PCDD

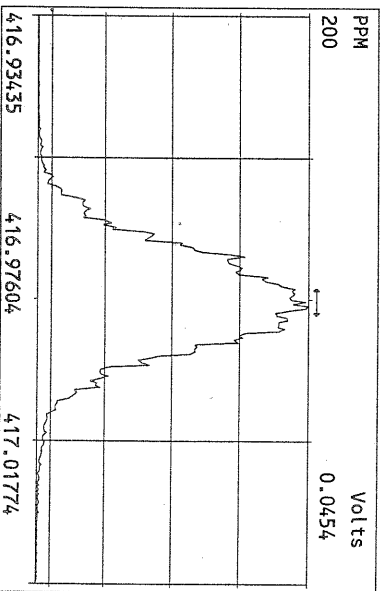
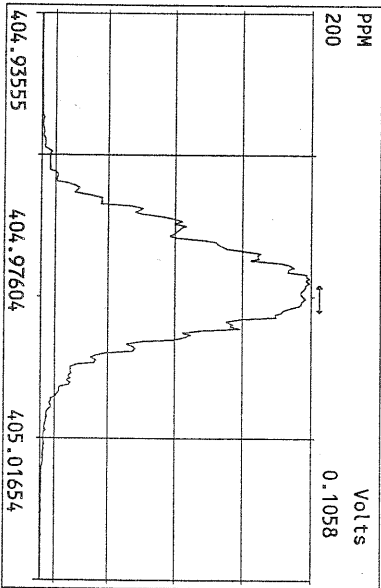
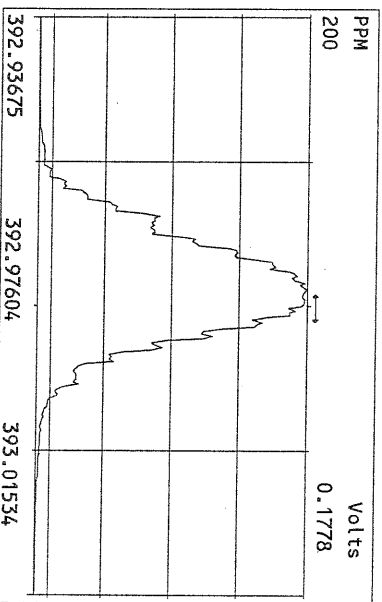
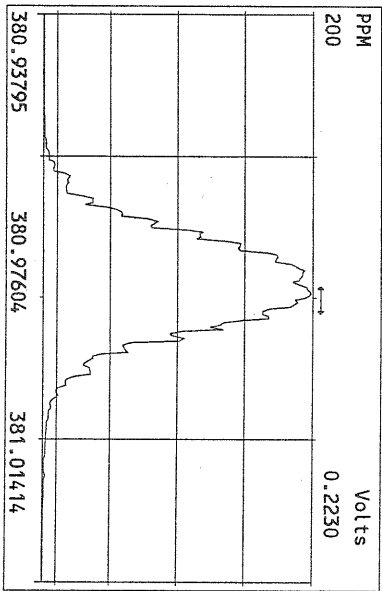
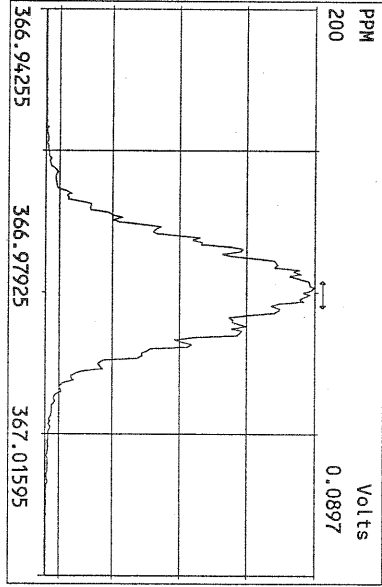
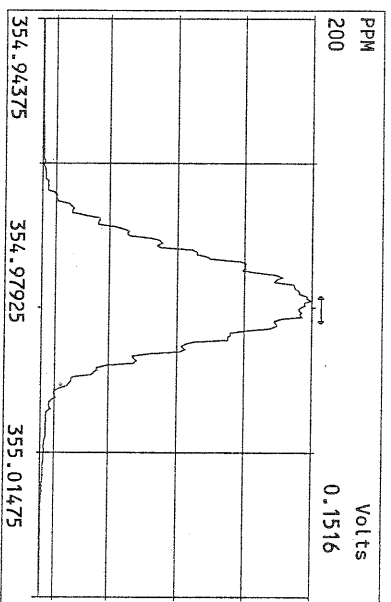
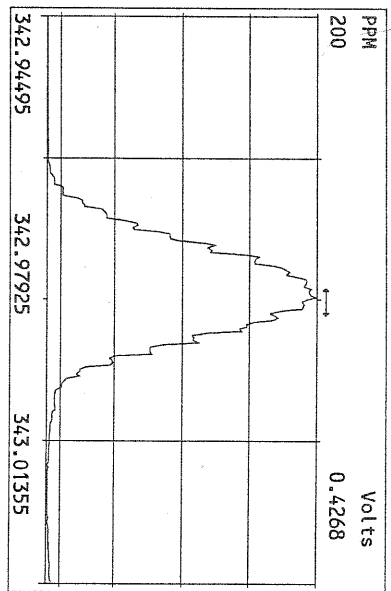
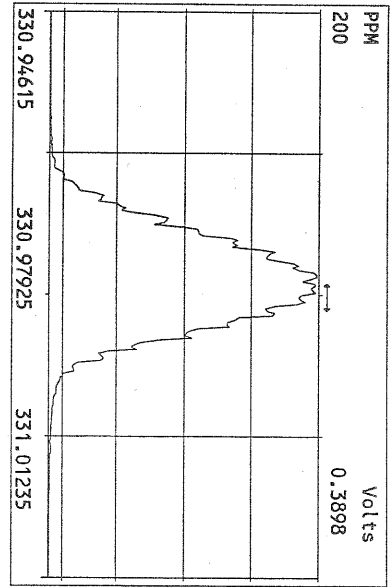
Data File S	FAL ID	Client ID	Acquired	ConCal	EndCal	Analyst	
17AUG10M	1	ST081710M1	1613 CS3 191908J	17-AUG-10 07:54:40	ST081710M1	ST081710M2	BS
17AUG10M	2	6276-006-0001-SA	PSB15-1.5-2-073010	17-AUG-10 08:50:02	ST081710M1	ST081710M2	BS
17AUG10M	3	6276-001-0001-SA	PSB11-0-0.5-073010 1:10	17-AUG-10 09:45:25	ST081710M1	ST081710M2	BS
17AUG10M	4	6276-007-0001-SA	PSB15-2-4-073010 1:10	17-AUG-10 10:40:47	ST081710M1	ST081710M2	BS
17AUG10M	5	6276-009-0001-SA	PSB15-13-15-073010 1:10	17-AUG-10 11:36:06	ST081710M1	ST081710M2	BS
17AUG10M	6	6269-001-0001-SA	PSB14-0-.5-072810 1:10	17-AUG-10 12:31:24	ST081710M1	ST081710M2	BS
17AUG10M	7	6271-002-0001-SA	PSB13-1.5-2-072910 1:10	17-AUG-10 13:26:47	ST081710M1	ST081710M2	BS
17AUG10M	8	6271-003-0001-SA	PSB13-2-4-072910 1:10	17-AUG-10 14:22:06	ST081710M1	ST081710M2	BS
17AUG10M	9	QC081710M1	TEST QC	17-AUG-10 15:17:34	ST081710M1	ST081710M2	BS
17AUG10M	10	6276-008-0001-SA	PSB15-4-6-073010 1:20	17-AUG-10 16:13:01	ST081710M1	ST081710M2	BS
17AUG10M	11	6276-005-0001-SA	PSB15-0-0.5-073010 1:100	17-AUG-10 17:08:27	ST081710M1	ST081710M2	BS
17AUG10M	12	6276-002-0001-SA	PSB11-1.5-2-073010 1:200	17-AUG-10 18:03:50	ST081710M1	ST081710M2	BS
17AUG10M	13	6276-003-0001-SA	PSB11-2-4-073010 1:200	17-AUG-10 18:59:16	ST081710M1	ST081710M2	BS
17AUG10M	14	6276-004-0001-SA	PSB11-2-4-073010-D 1:200	17-AUG-10 19:54:40	ST081710M1	ST081710M2	BS
17AUG10M	15	SB081710M1	Solvent Blank	17-AUG-10 20:49:59	ST081710M1	ST081710M2	BS
17AUG10M	16	ST081710M2	1613 CS3 191908J	17-AUG-10 21:45:19	ST081710M1	ST081710M2	BS
17AUG10M	17	2083-001-0001-OPR	OPR	17-AUG-10 22:40:39	ST081710M2	ST081710M3	BS
17AUG10M	18	2083-001-0001-MB	Method Blank	17-AUG-10 23:35:58	ST081710M2	ST081710M3	BS
17AUG10M	19	6299-001-0001-SA	Barnhardt Sludge #3	18-AUG-10 00:31:17	ST081710M2	ST081710M3	BS
17AUG10M	20	6291-001-0001-SA	0080214-01	18-AUG-10 01:26:39	ST081710M2	ST081710M3	BS
17AUG10M	21	QC081710M2	TEST QC2	18-AUG-10 02:21:58	ST081710M2	ST081710M3	BS
17AUG10M	22	6274-001-0001-SA	PSB9A-1.5-2-073010	18-AUG-10 03:17:17	ST081710M2	ST081710M3	BS
17AUG10M	23	6274-002-0001-SA	PSB9A-2-4-073010	18-AUG-10 04:12:36	ST081710M2	ST081710M3	BS
17AUG10M	24	6274-003-0001-SA	PSB9A-0-0.5-073010	18-AUG-10 05:07:58	ST081710M2	ST081710M3	BS
17AUG10M	25	6274-004-0001-SA	PSB10-0-0.5-073010	18-AUG-10 06:03:21	ST081710M2	ST081710M3	BS
17AUG10M	26	6274-005-0001-SA	PSB10-1.5-2-073010	18-AUG-10 06:58:43	ST081710M2	ST081710M3	BS
17AUG10M	27	6274-006-0001-SA	PSB10-2-4-073010	18-AUG-10 07:54:06	ST081710M2	ST081710M3	BS
17AUG10M	28	6272-005-0001-SA	PSB3-0-0.5-072910 1:10	18-AUG-10 08:49:25	ST081710M1	ST081710M2	BS
17AUG10M	29	6291-002-0001-SA	0080214-02	18-AUG-10 09:44:44	ST081710M2	ST081710M3	BS
17AUG10M	30	ST081710M3	1613 CS3 191908J	18-AUG-10 10:40:03	ST081710M2	ST081710M3	BS
17AUG10M	31	QC081710M3	TEST QC3	18-AUG-10 11:35:24	ST081710M2	ST081710M3	BS

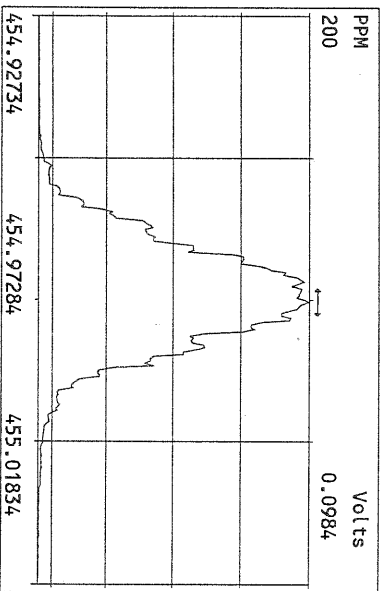
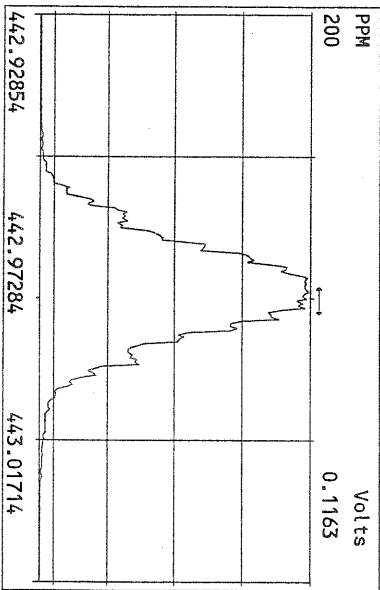
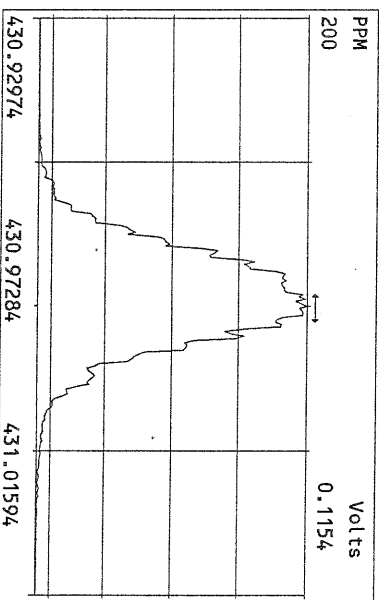
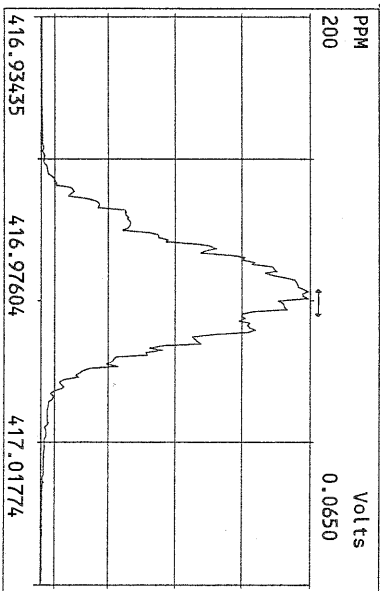
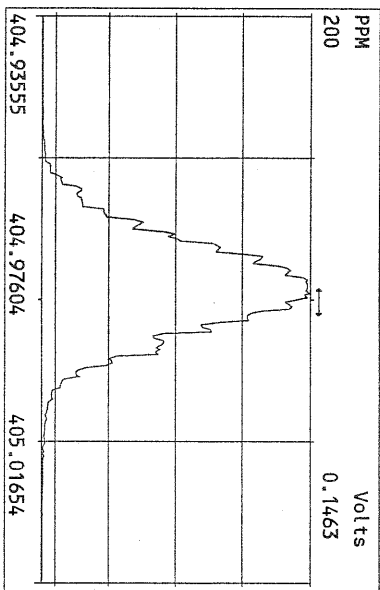
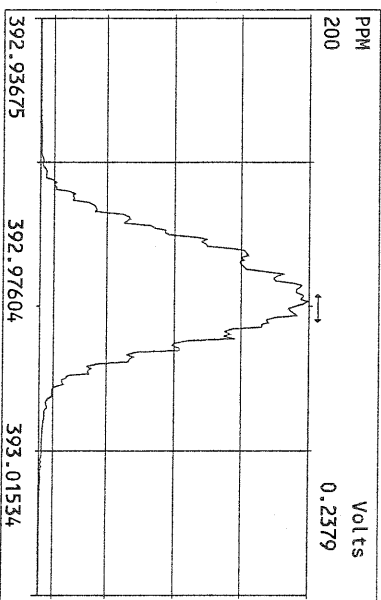
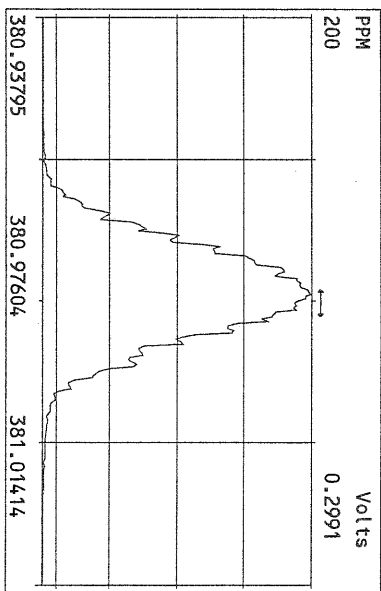
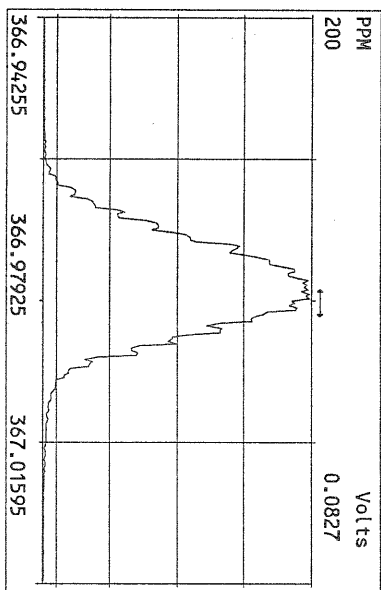
8/18/10

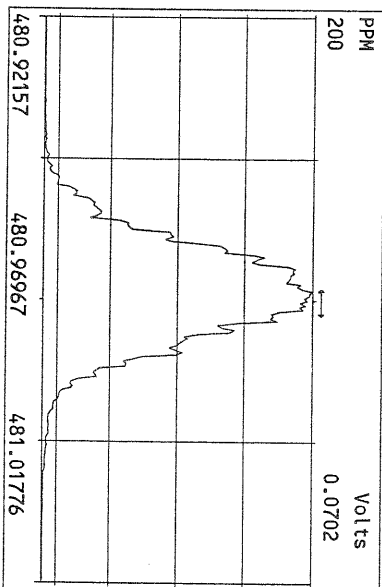
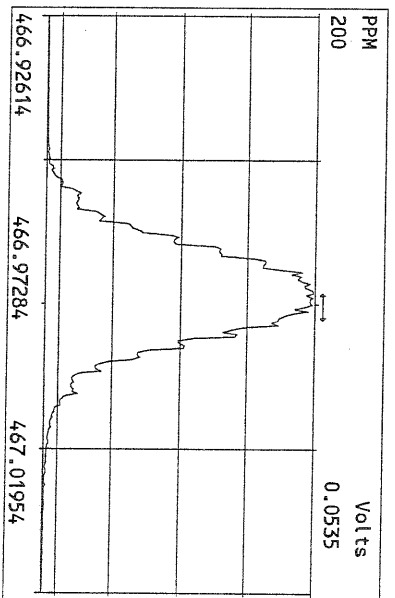
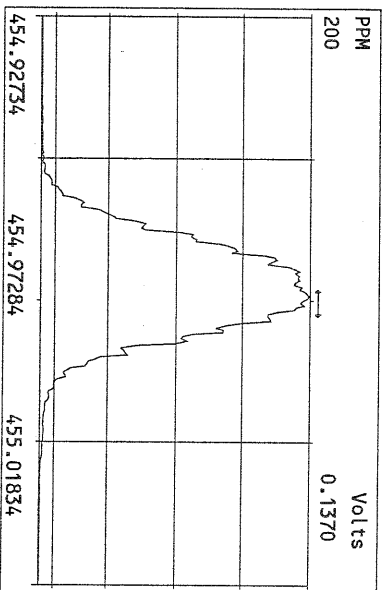
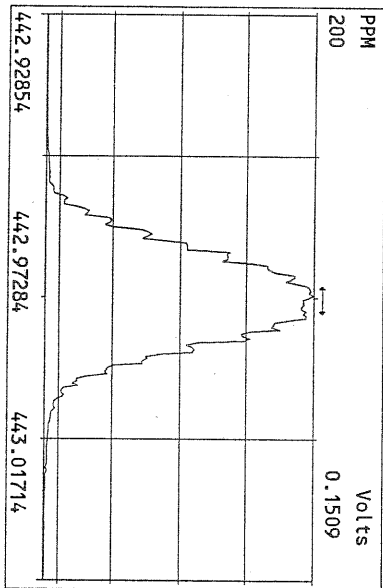
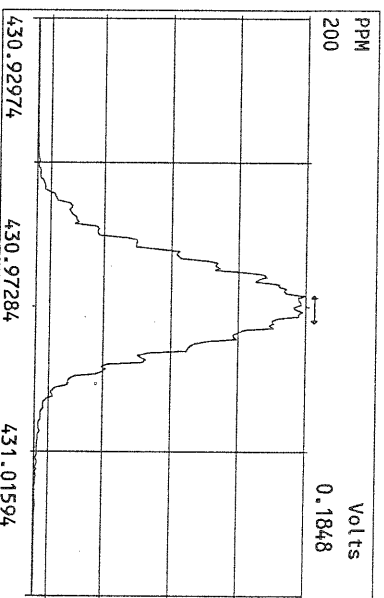
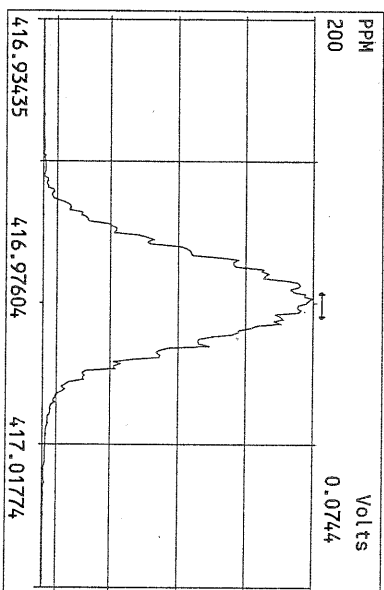
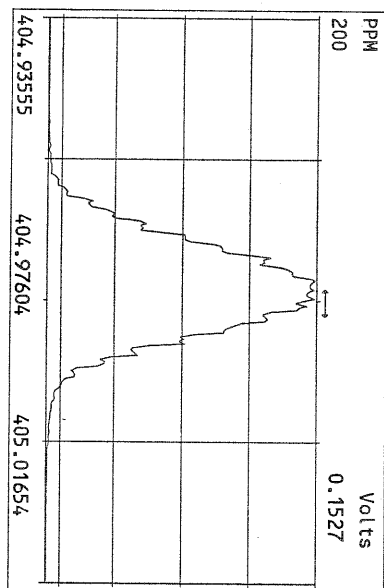
Data Backed Up: _____

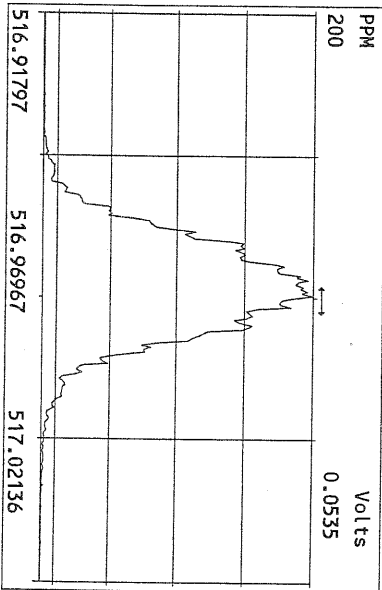
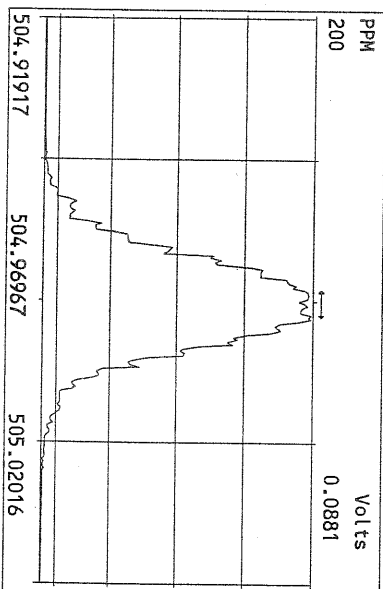
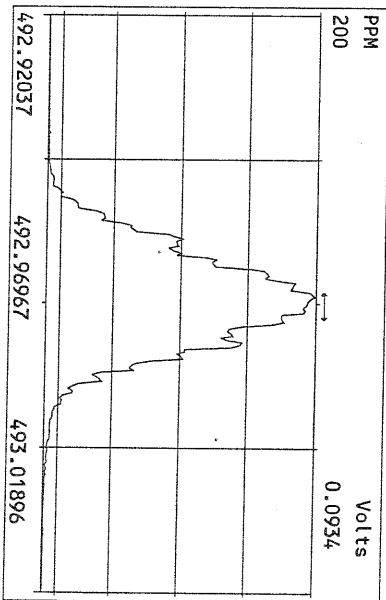
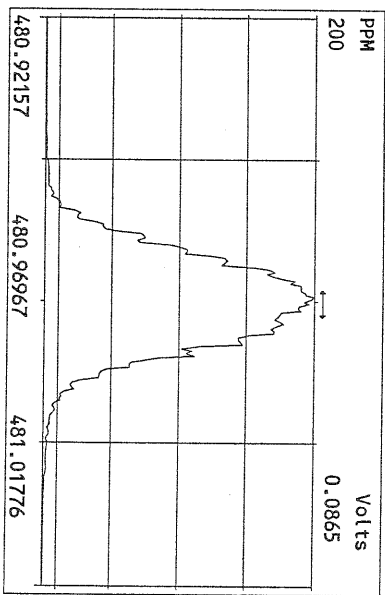
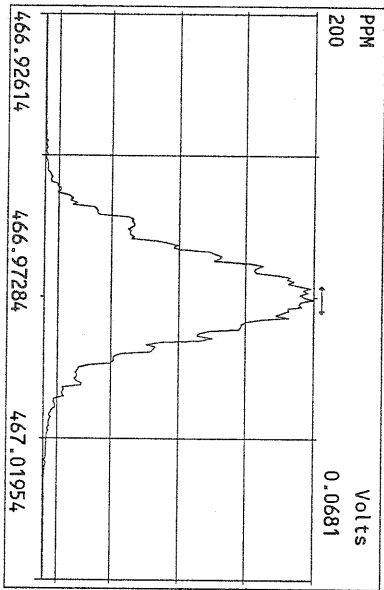
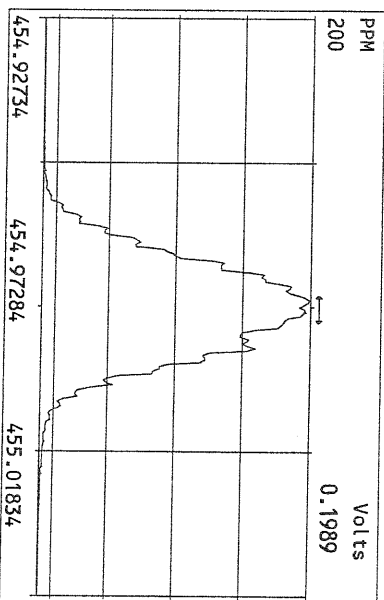
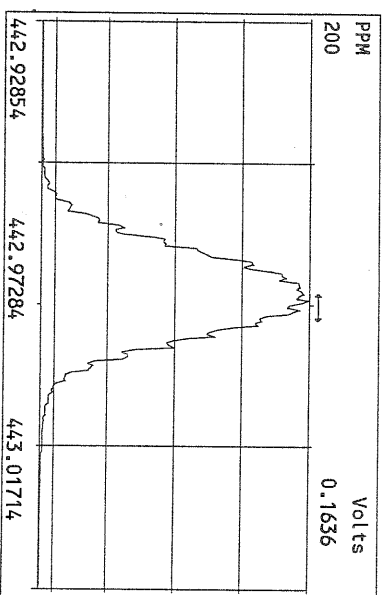
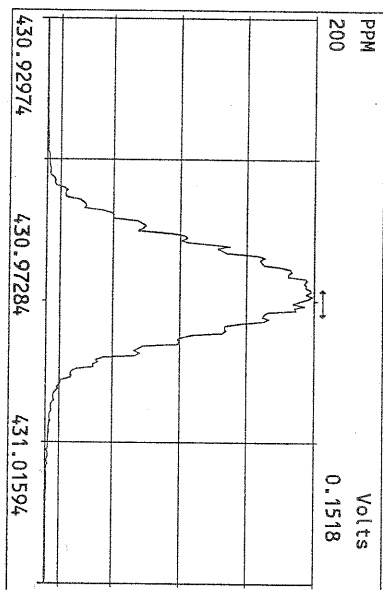
Date: _____








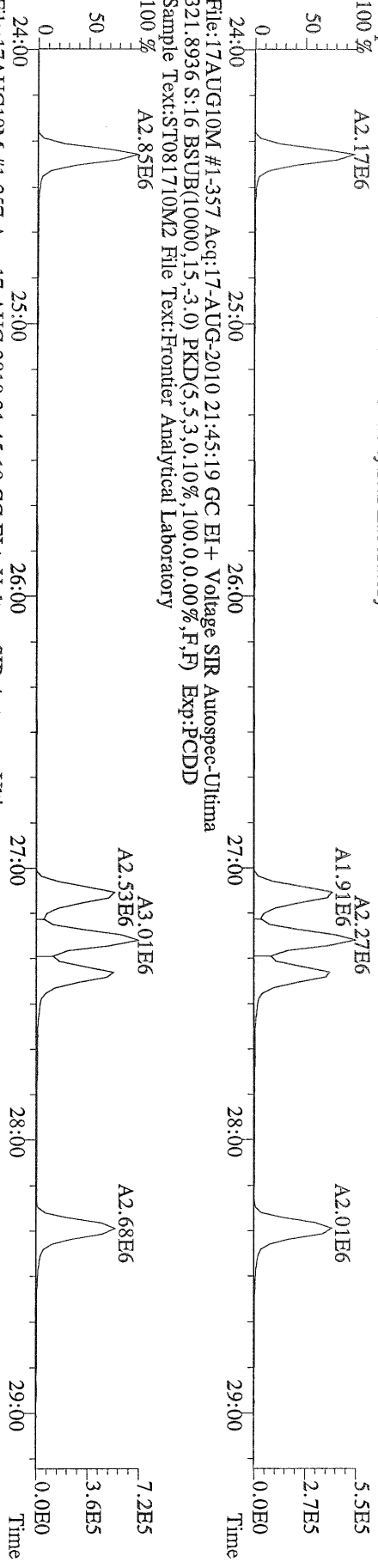




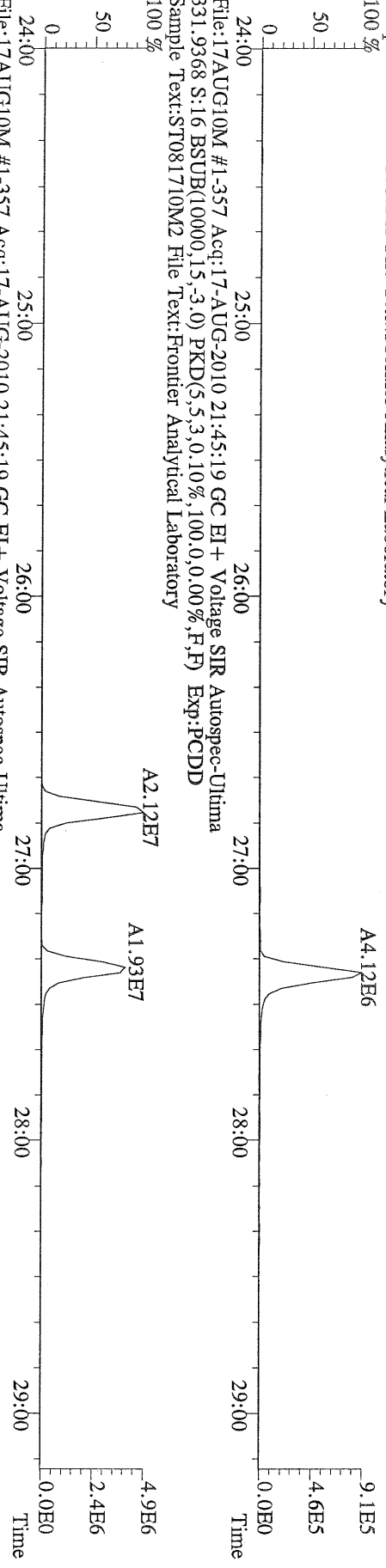
File:17AUG10M #1-357 Acq:17-AUG-2010 21:45:19 GC EI+ Voltage SIR Autospec-Ultima
319.8965 S:16 Exp:PCDD
Sample Text:ST081710M2 File Text:Frontier Analytical Laboratory



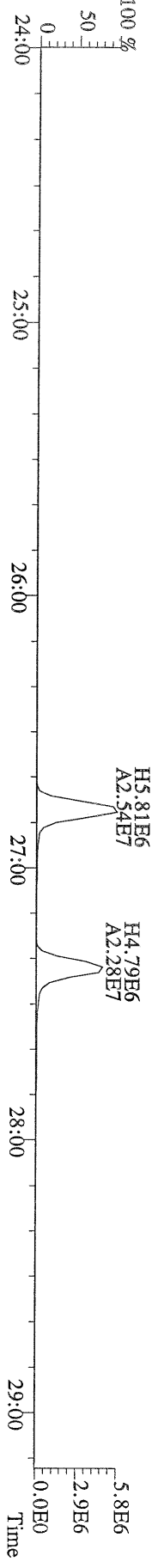
File:17AUG10M #1-357 Acq:17-AUG-2010 21:45:19 GC EI+ Voltage SIR Autospec-Ultima
319.8965 S:16 BSUB(10000,15,-3.0) PKD(5,5,3,0,10%,100.0,0.00%,F,F) Exp:PCDD
Sample Text:ST081710M2 File Text:Frontier Analytical Laboratory



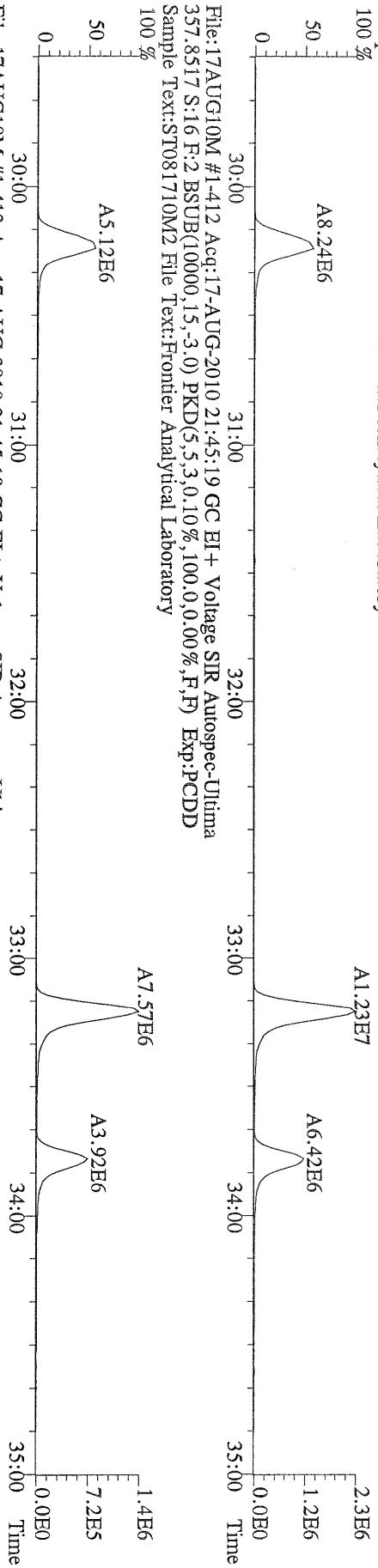
File:17AUG10M #1-357 Acq:17-AUG-2010 21:45:19 GC EI+ Voltage SIR Autospec-Ultima
327.8847 S:16 BSUB(10000,15,-3.0) PKD(5,5,3,0,10%,100.0,0.00%,F,F) Exp:PCDD
Sample Text:ST081710M2 File Text:Frontier Analytical Laboratory



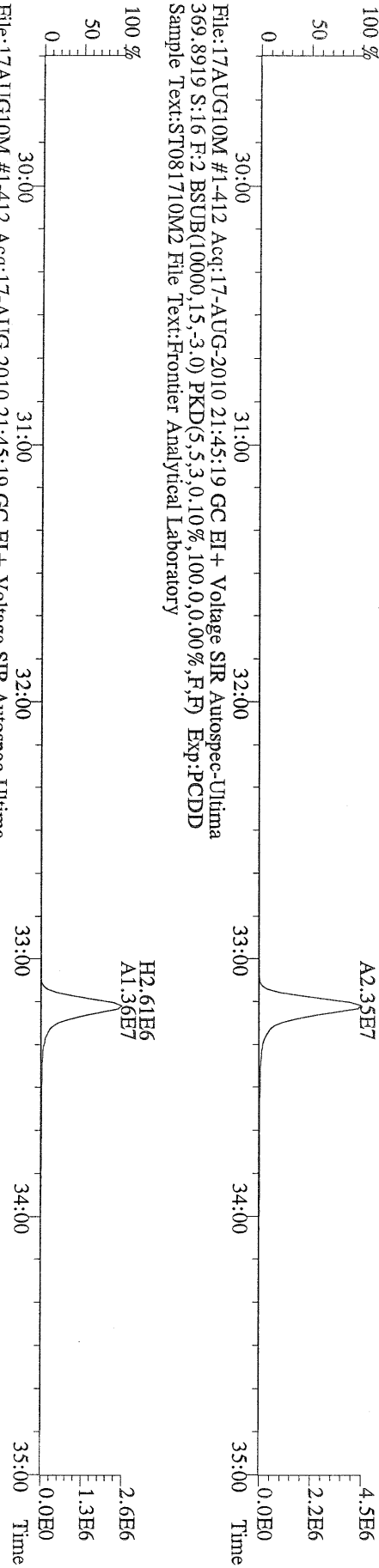
File:17AUG10M #1-357 Acq:17-AUG-2010 21:45:19 GC EI+ Voltage SIR Autospec-Ultima
333.9339 S:16 BSUB(10000,15,-3.0) PKD(5,5,3,0,10%,100.0,0.00%,F,F) Exp:PCDD
Sample Text:ST081710M2 File Text:Frontier Analytical Laboratory



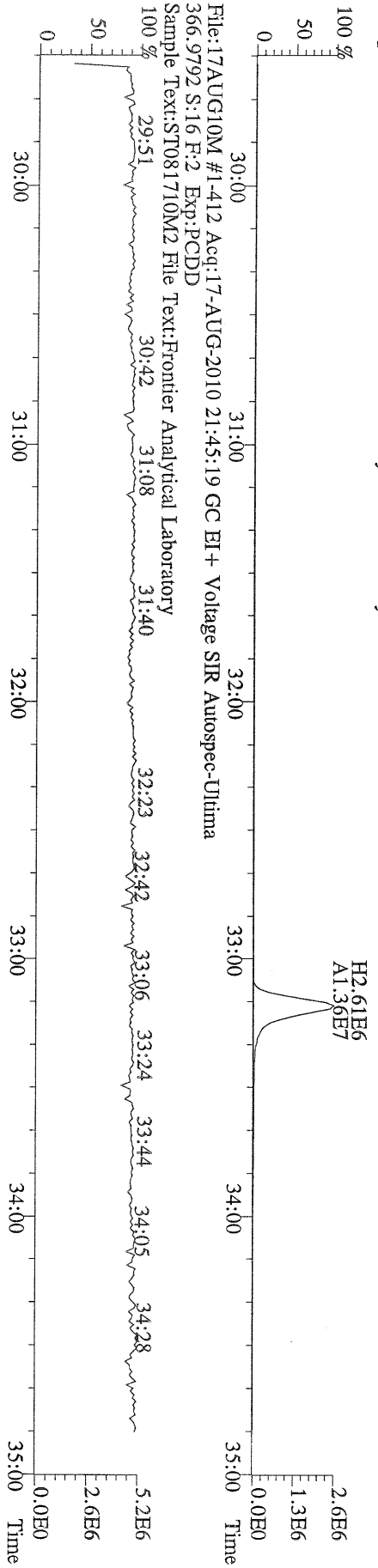
File:17AUG10M #1-412 Acq:17-AUG-2010 21:45:19 GC EI+ Voltage SIR Autospec-Ultima
355.8546 S:16 F:2 BSUB(10000,15,-3.0) PKD(5,5,3,0.10%,100,0,0.00%,F,F) Exp:PCDD
Sample Text:ST081710M2 File Text:Frontier Analytical Laboratory
100 %



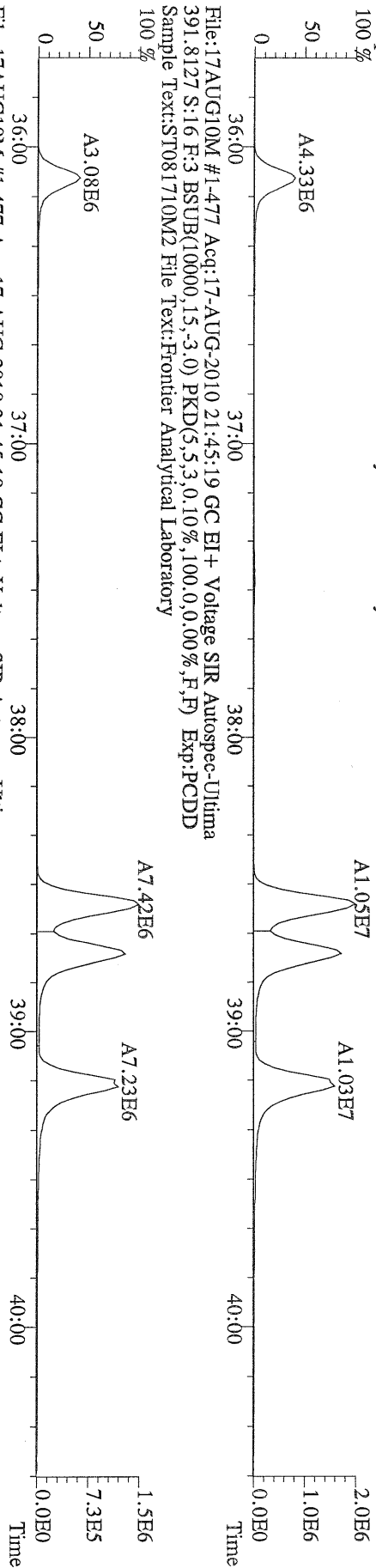
File:17AUG10M #1-412 Acq:17-AUG-2010 21:45:19 GC EI+ Voltage SIR Autospec-Ultima
367.8949 S:16 F:2 BSUB(10000,15,-3.0) PKD(5,5,3,0.10%,100,0,0.00%,F,F) Exp:PCDD
Sample Text:ST081710M2 File Text:Frontier Analytical Laboratory
100 %



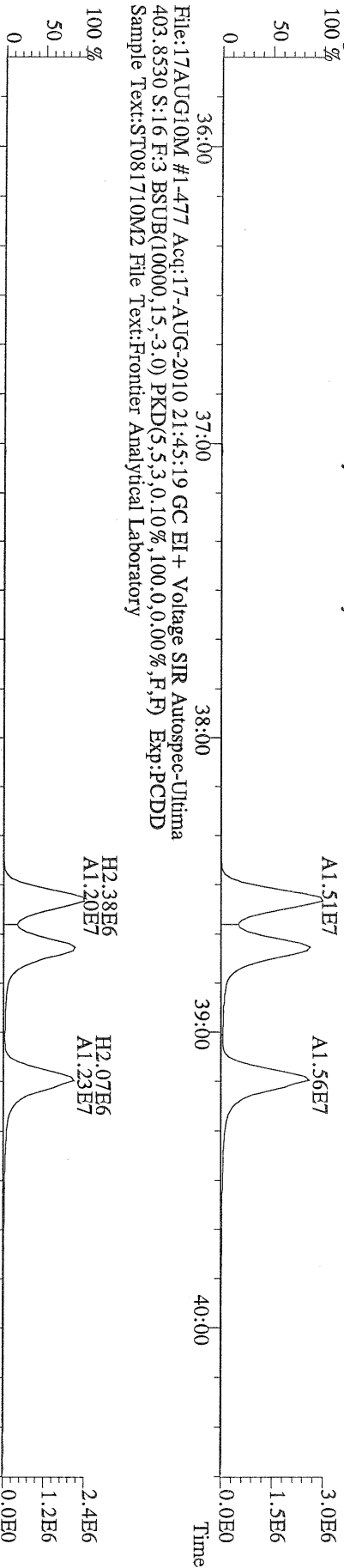
File:17AUG10M #1-412 Acq:17-AUG-2010 21:45:19 GC EI+ Voltage SIR Autospec-Ultima
369.8919 S:16 F:2 BSUB(10000,15,-3.0) PKD(5,5,3,0.10%,100,0,0.00%,F,F) Exp:PCDD
Sample Text:ST081710M2 File Text:Frontier Analytical Laboratory
100 %




File:17AUG10M #1-477 Acq:17-AUG-2010 21:45:19 GC EI+ Voltage SIR Autospec-Ultima
389.8156 S:16 F:3 BSUB(10000,15,-3.0) PKD(5,5,3,0.10%,100,0,0.00%,F,F) Exp:PCDD
Sample Text:ST081710M2 File Text:Frontier Analytical Laboratory



File:17AUG10M #1-477 Acq:17-AUG-2010 21:45:19 GC EI+ Voltage SIR Autospec-Ultima
401.8559 S:16 F:3 BSUB(10000,15,-3.0) PKD(5,5,3,0.10%,100,0,0.00%,F,F) Exp:PCDD
Sample Text:ST081710M2 File Text:Frontier Analytical Laboratory

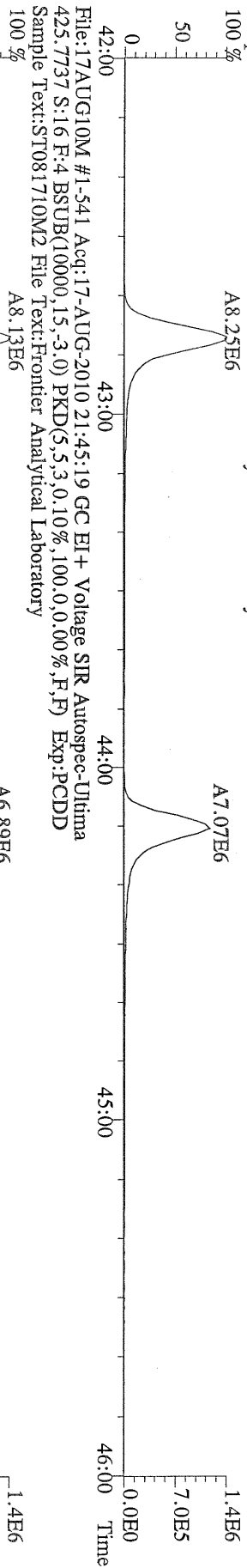


File:17AUG10M #1-477 Acq:17-AUG-2010 21:45:19 GC EI+ Voltage SIR Autospec-Ultima
403.8530 S:16 F:3 BSUB(10000,15,-3.0) PKD(5,5,3,0.10%,100,0,0.00%,F,F) Exp:PCDD
Sample Text:ST081710M2 File Text:Frontier Analytical Laboratory

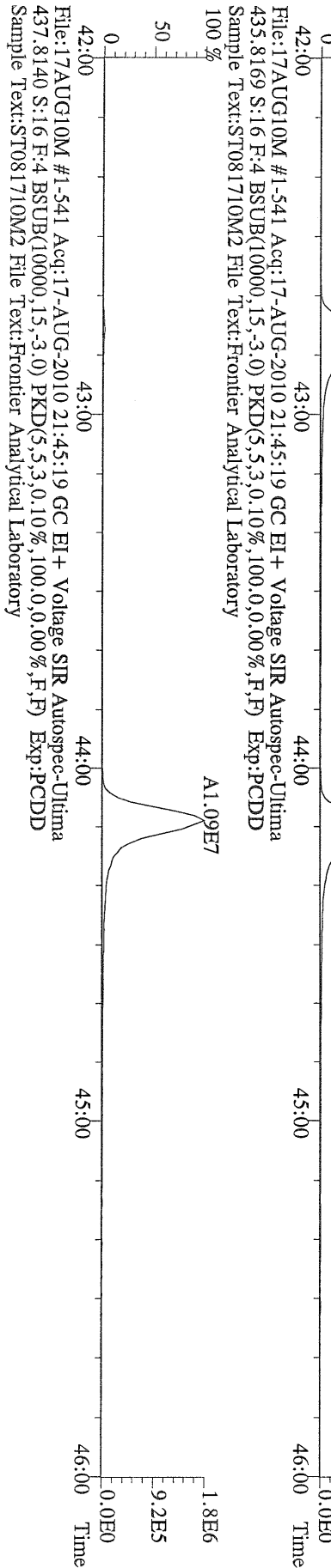


File:17AUG10M #1-477 Acq:17-AUG-2010 21:45:19 GC EI+ Voltage SIR Autospec-Ultima
380.9760 S:16 F:3 Exp:PCDD
Sample Text:ST081710M2 File Text:Frontier Analytical Laboratory

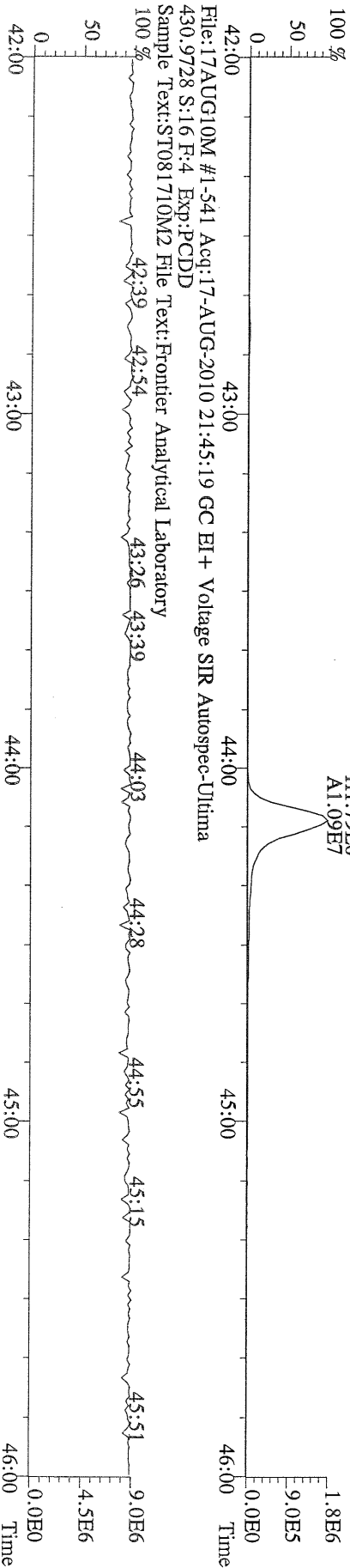
File:17AUG10M #1-541 Acq:17-AUG-2010 21:45:19 GC EI+ Voltage SIR Autospec-Ultima
423.7767 S:16 F:4 BSUB(10000,15,-3,0) PKD(5,5,3,0,10%,100,0,0,0,00%,F,F) Exp:PCDD
Sample Text:ST081710M2 File Text:Frontier Analytical Laboratory




File:17AUG10M #1-541 Acq:17-AUG-2010 21:45:19 GC EI+ Voltage SIR Autospec-Ultima
435.8169 S:16 F:4 BSUB(10000,15,-3,0) PKD(5,5,3,0,10%,100,0,0,0,00%,F,F) Exp:PCDD
Sample Text:ST081710M2 File Text:Frontier Analytical Laboratory



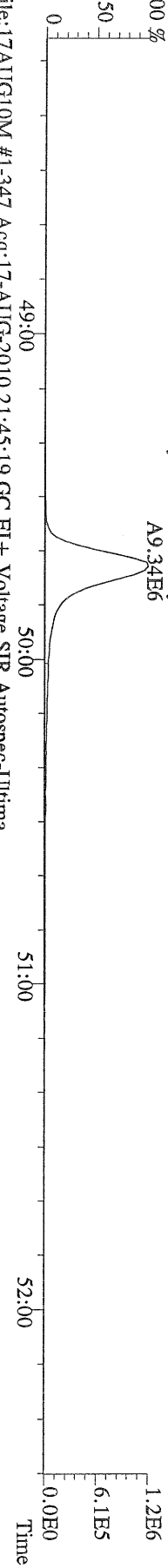
File:17AUG10M #1-541 Acq:17-AUG-2010 21:45:19 GC EI+ Voltage SIR Autospec-Ultima
430.9728 S:16 F:4 Exp:PCDD
Sample Text:ST081710M2 File Text:Frontier Analytical Laboratory




File:17AUG10M #1-347 Acq:17-AUG-2010 21:45:19 GC EI+ Voltage SIR Autospec-Ultima
 457.7377 S:1.6 F:5 BSUB(10000,15,-3.0) PKD(5,5,3,0.10%,100.0,0.00%,F,F) Exp:PCDD
 Sample Text:ST081710M2 File Text:Frontier Analytical Laboratory
 100 %




File:17AUG10M #1-347 Acq:17-AUG-2010 21:45:19 GC EI+ Voltage SIR Autospec-Ultima
 459.7348 S:1.6 F:5 BSUB(10000,15,-3.0) PKD(5,5,3,0.10%,100.0,0.00%,F,F) Exp:PCDD
 Sample Text:ST081710M2 File Text:Frontier Analytical Laboratory
 100 %




File:17AUG10M #1-347 Acq:17-AUG-2010 21:45:19 GC EI+ Voltage SIR Autospec-Ultima
 469.7780 S:1.6 F:5 BSUB(10000,15,-3.0) PKD(5,5,3,0.10%,100.0,0.00%,F,F) Exp:PCDD
 Sample Text:ST081710M2 File Text:Frontier Analytical Laboratory
 100 %



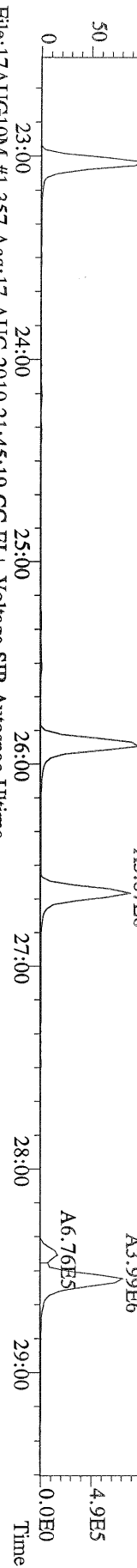
File:17AUG10M #1-347 Acq:17-AUG-2010 21:45:19 GC EI+ Voltage SIR Autospec-Ultima
 471.7750 S:1.6 F:5 BSUB(10000,15,-3.0) PKD(5,5,3,0.10%,100.0,0.00%,F,F) Exp:PCDD
 Sample Text:ST081710M2 File Text:Frontier Analytical Laboratory




File:17AUG10M #1-347 Acq:17-AUG-2010 21:45:19 GC EI+ Voltage SIR Autospec-Ultima
 454.9728 S:1.6 F:5 Exp:PCDD
 Sample Text:ST081710M2 File Text:Frontier Analytical Laboratory
 100 %




File:17AUG10M #1-357 Acq:17-AUG-2010 21:45:19 GC EI+ Voltage SIR Autospec-Ultima
 303.9016 S:1.6 BSUB(10000,15,-3.0) PKD(5,5,3,0,10%,100,0,0,00%,F,F) Exp:PCDD
 Sample Text:ST081710M2 File Text:Frontier Analytical Laboratory




File:17AUG10M #1-357 Acq:17-AUG-2010 21:45:19 GC EI+ Voltage SIR Autospec-Ultima
 305.8987 S:1.6 BSUB(10000,15,-3.0) PKD(5,5,3,0,10%,100,0,0,00%,F,F) Exp:PCDD
 Sample Text:ST081710M2 File Text:Frontier Analytical Laboratory




File:17AUG10M #1-357 Acq:17-AUG-2010 21:45:19 GC EI+ Voltage SIR Autospec-Ultima
 315.9419 S:1.6 BSUB(10000,15,-3.0) PKD(5,5,3,0,10%,100,0,0,00%,F,F) Exp:PCDD
 Sample Text:ST081710M2 File Text:Frontier Analytical Laboratory



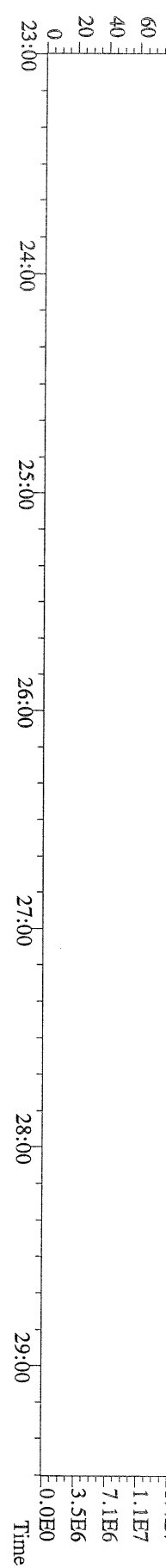
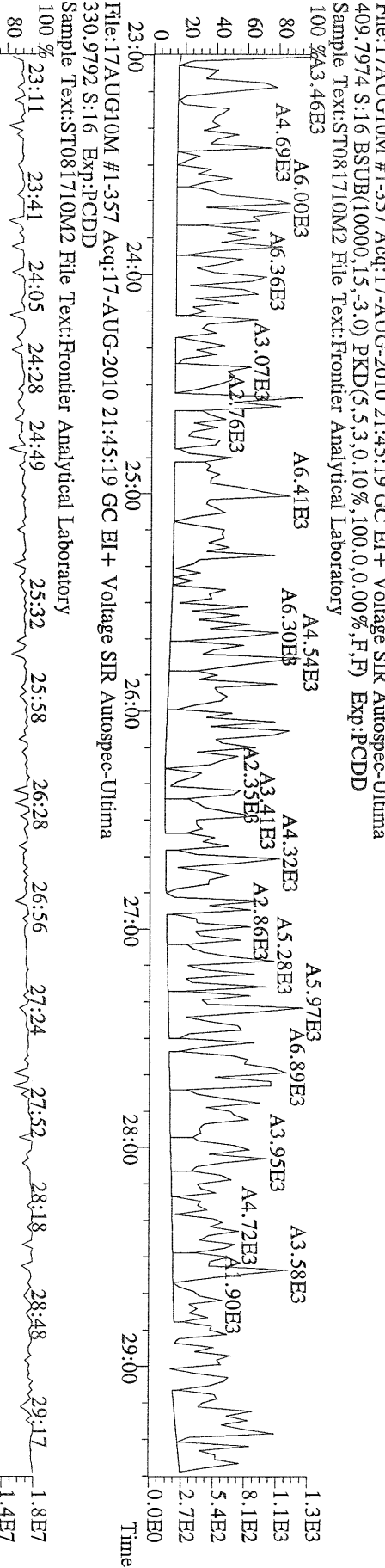
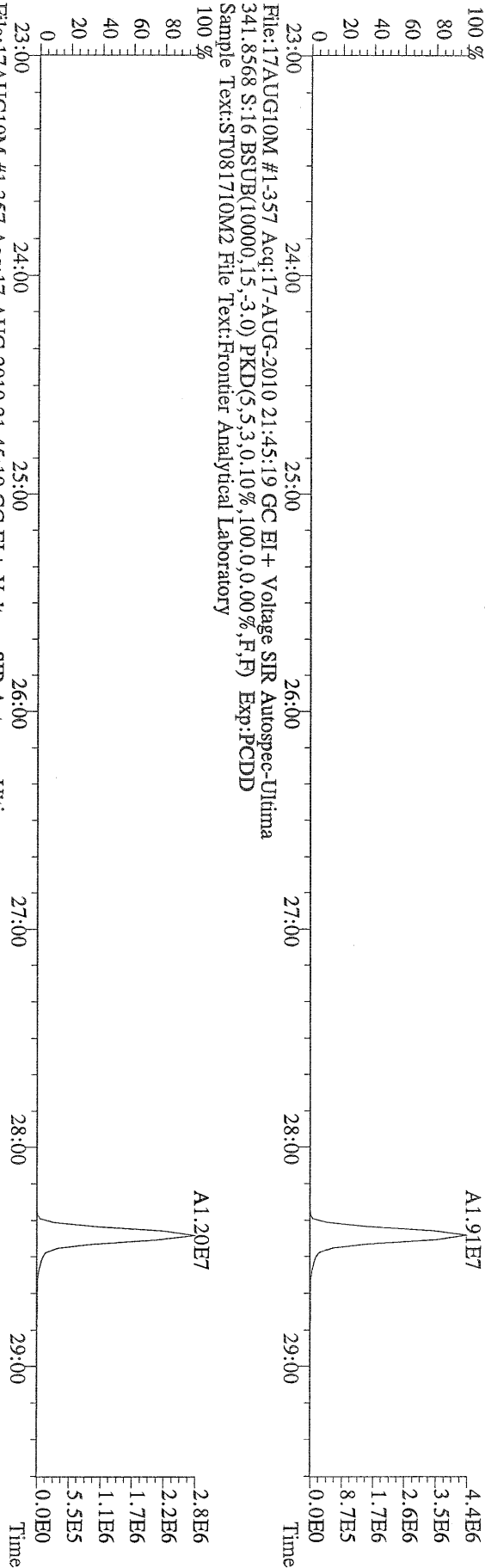
File:17AUG10M #1-357 Acq:17-AUG-2010 21:45:19 GC EI+ Voltage SIR Autospec-Ultima
 317.9389 S:1.6 BSUB(10000,15,-3.0) PKD(5,5,3,0,10%,100,0,0,00%,F,F) Exp:PCDD
 Sample Text:ST081710M2 File Text:Frontier Analytical Laboratory




File:17AUG10M #1-357 Acq:17-AUG-2010 21:45:19 GC EI+ Voltage SIR Autospec-Ultima
 375.8364 S:1.6 BSUB(10000,15,-3.0) PKD(5,5,3,0,10%,100,0,0,00%,F,F) Exp:PCDD
 Sample Text:ST081710M2 File Text:Frontier Analytical Laboratory



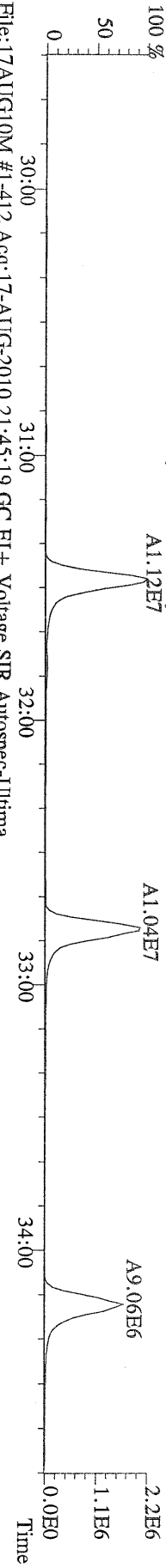
File:17AUG10M #1-357 Acq:17-AUG-2010 21:45:19 GC EI+ Voltage SIR Autospec-Utima
 339.8597 S:16 BSUB(10000,15,-3.0) PKD(5.5,3,0.10%,100.0,0.00%,F,F) Exp:PCDD
 Sample Text:ST081710M2 File Text:Frontier Analytical Laboratory




File:17AUG10M #1-412 Acq:17-AUG-2010 21:45:19 GC EI+ Voltage SIR Autospec-Ultima
 339,8597 S:16 F:2 BSUB(10000,15,-3,0) PKD(5,5,3,0.10%,100,0,0.00%,F,F) Exp:PCDD
 Sample Text:ST081710M2 File Text:Frontier Analytical Laboratory




File:17AUG10M #1-412 Acq:17-AUG-2010 21:45:19 GC EI+ Voltage SIR Autospec-Ultima
 341,8568 S:16 F:2 BSUB(10000,15,-3,0) PKD(5,5,3,0.10%,100,0,0.00%,F,F) Exp:PCDD
 Sample Text:ST081710M2 File Text:Frontier Analytical Laboratory



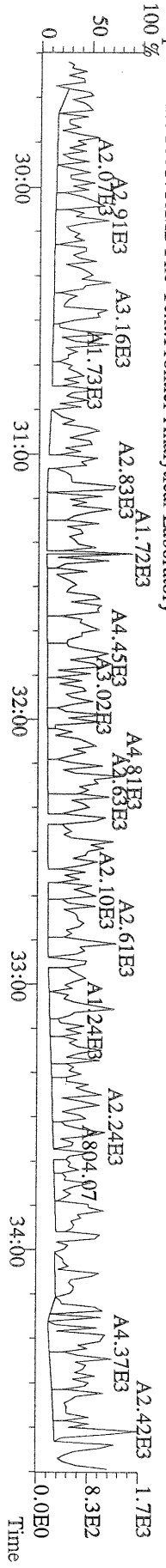
File:17AUG10M #1-412 Acq:17-AUG-2010 21:45:19 GC EI+ Voltage SIR Autospec-Ultima
 351,9000 S:16 F:2 BSUB(10000,15,-3,0) PKD(5,5,3,0.10%,100,0,0.00%,F,F) Exp:PCDD
 Sample Text:ST081710M2 File Text:Frontier Analytical Laboratory



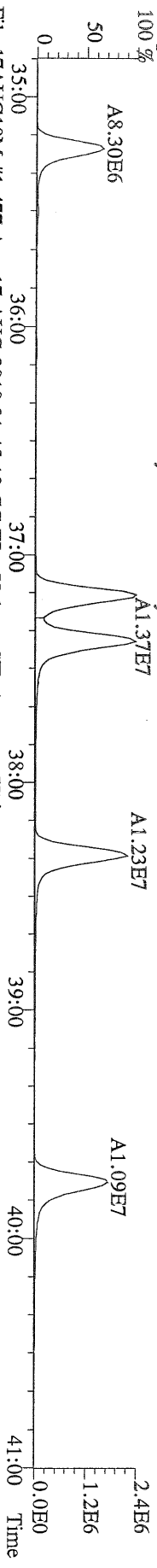
File:17AUG10M #1-412 Acq:17-AUG-2010 21:45:19 GC EI+ Voltage SIR Autospec-Ultima
 353,8970 S:16 F:2 BSUB(10000,15,-3,0) PKD(5,5,3,0.10%,100,0,0.00%,F,F) Exp:PCDD
 Sample Text:ST081710M2 File Text:Frontier Analytical Laboratory



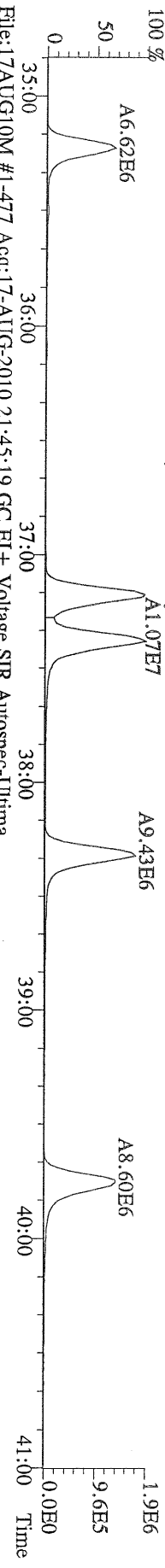
File:17AUG10M #1-412 Acq:17-AUG-2010 21:45:19 GC EI+ Voltage SIR Autospec-Ultima
 409,7974 S:16 F:2 BSUB(10000,15,-3,0) PKD(5,5,3,0.10%,100,0,0.00%,F,F) Exp:PCDD
 Sample Text:ST081710M2 File Text:Frontier Analytical Laboratory



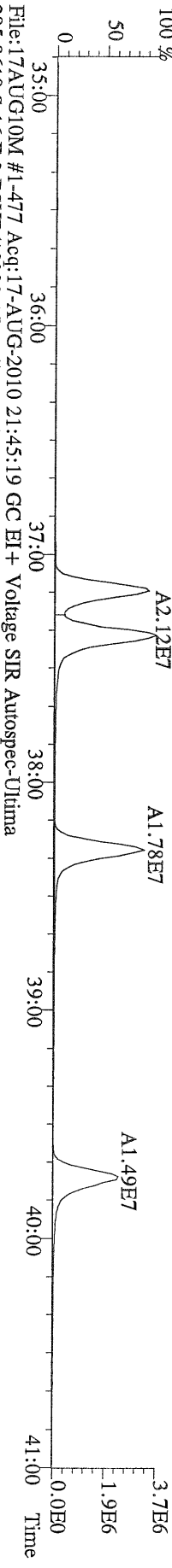
File:17AUG10M #1-477 Acq:17-AUG-2010 21:45:19 GC EI+ Voltage SIR Autospec-Utima
373.8207 S:16 F:3 BSUB(10000,15,-3.0) PKD(5,5,3,0.10%,100.0,0.00%,F,F) Exp:PCDD
Sample Text:ST081710M2 File Text:Frontier Analytical Laboratory



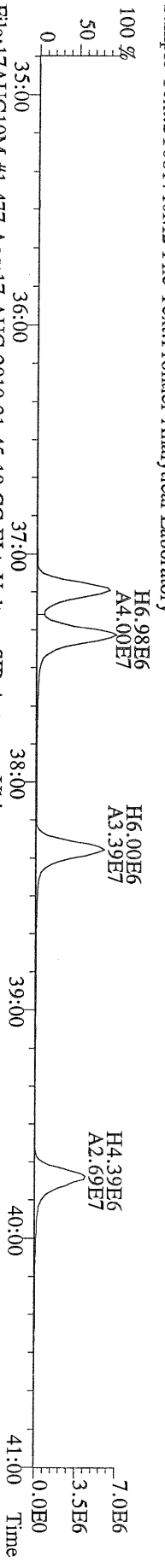
File:17AUG10M #1-477 Acq:17-AUG-2010 21:45:19 GC EI+ Voltage SIR Autospec-Utima
375.8178 S:16 F:3 BSUB(10000,15,-3.0) PKD(5,5,3,0.10%,100.0,0.00%,F,F) Exp:PCDD
Sample Text:ST081710M2 File Text:Frontier Analytical Laboratory



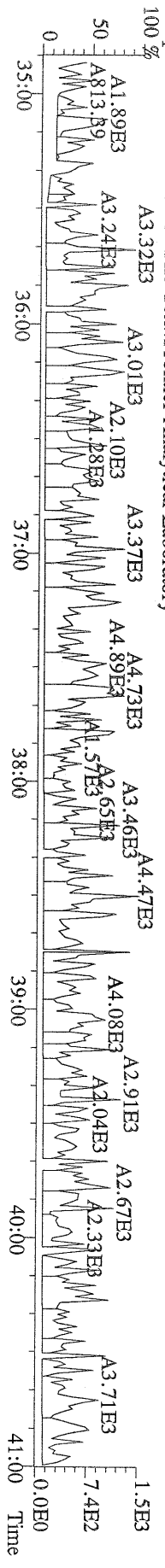
File:17AUG10M #1-477 Acq:17-AUG-2010 21:45:19 GC EI+ Voltage SIR Autospec-Utima
383.8639 S:16 F:3 BSUB(10000,15,-3.0) PKD(5,5,3,0.10%,100.0,0.00%,F,F) Exp:PCDD
Sample Text:ST081710M2 File Text:Frontier Analytical Laboratory



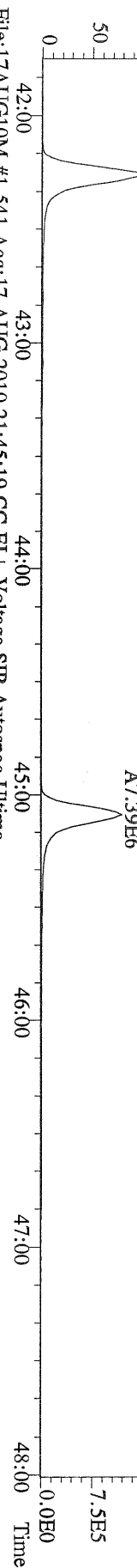
File:17AUG10M #1-477 Acq:17-AUG-2010 21:45:19 GC EI+ Voltage SIR Autospec-Utima
385.8610 S:16 F:3 BSUB(10000,15,-3.0) PKD(5,5,3,0.10%,100.0,0.00%,F,F) Exp:PCDD
Sample Text:ST081710M2 File Text:Frontier Analytical Laboratory



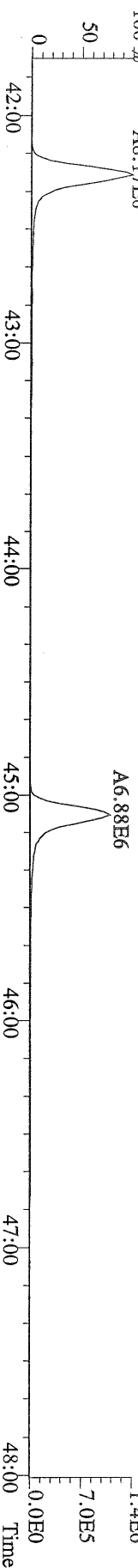
File:17AUG10M #1-477 Acq:17-AUG-2010 21:45:19 GC EI+ Voltage SIR Autospec-Utima
445.7555 S:16 F:3 BSUB(10000,15,-3.0) PKD(5,5,3,0.10%,100.0,0.00%,F,F) Exp:PCDD
Sample Text:ST081710M2 File Text:Frontier Analytical Laboratory



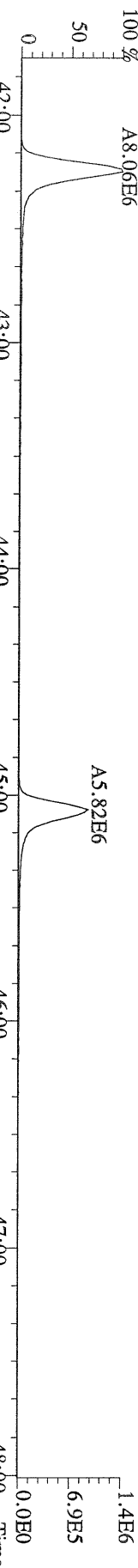
File:17AUG10M #1-541 Acq:17-AUG-2010 21:45:19 GC EI + Voltage SIR Autospec-Utima
 407.7818 S:16 F:4 BSUB(10000,15,-3.0) PKD(5,5,3,0.10%,100,0,0.00%,F,F) Exp:PCDD
 Sample Text:ST081710M2 File Text:Frontier Analytical Laboratory



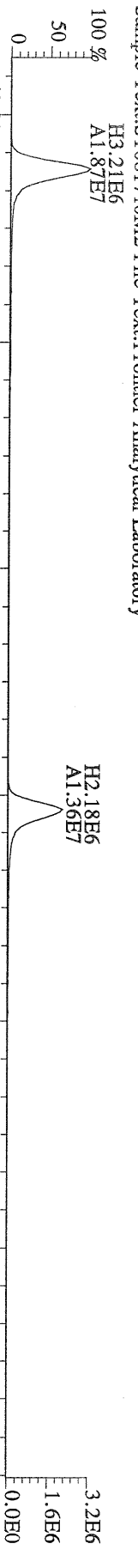
File:17AUG10M #1-541 Acq:17-AUG-2010 21:45:19 GC EI + Voltage SIR Autospec-Utima
 409.7788 S:16 F:4 BSUB(10000,15,-3.0) PKD(5,5,3,0.10%,100,0,0.00%,F,F) Exp:PCDD
 Sample Text:ST081710M2 File Text:Frontier Analytical Laboratory




File:17AUG10M #1-541 Acq:17-AUG-2010 21:45:19 GC EI + Voltage SIR Autospec-Utima
 417.8253 S:16 F:4 BSUB(10000,15,-3.0) PKD(5,5,3,0.10%,100,0,0.00%,F,F) Exp:PCDD
 Sample Text:ST081710M2 File Text:Frontier Analytical Laboratory



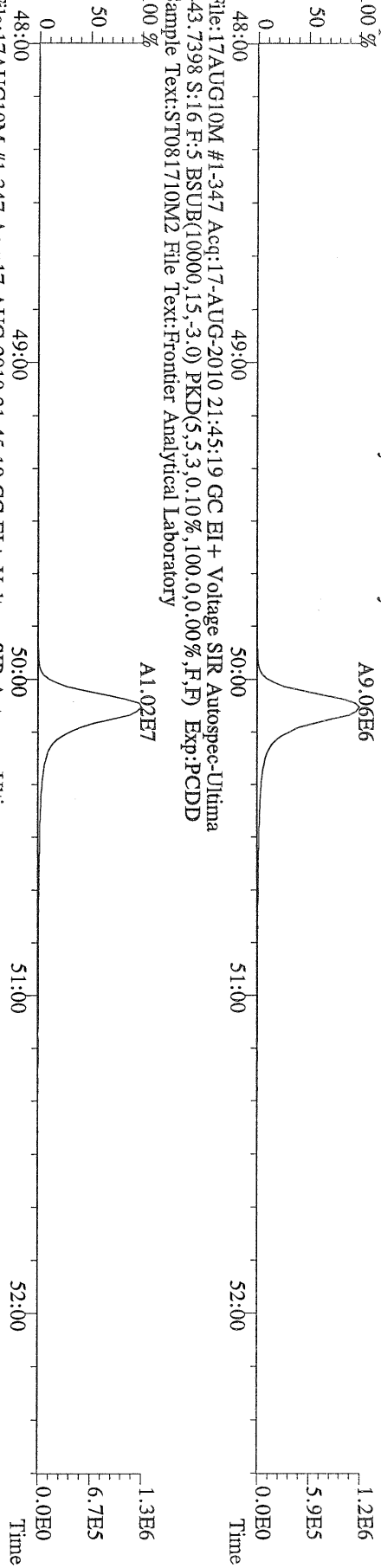
File:17AUG10M #1-541 Acq:17-AUG-2010 21:45:19 GC EI + Voltage SIR Autospec-Utima
 419.8220 S:16 F:4 BSUB(10000,15,-3.0) PKD(5,5,3,0.10%,100,0,0.00%,F,F) Exp:PCDD
 Sample Text:ST081710M2 File Text:Frontier Analytical Laboratory



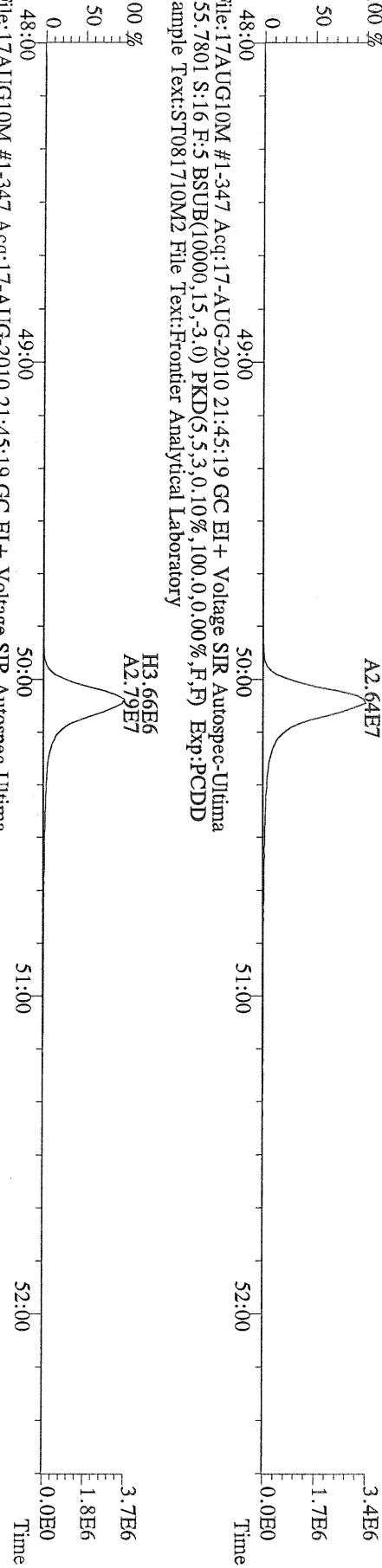
File:17AUG10M #1-541 Acq:17-AUG-2010 21:45:19 GC EI + Voltage SIR Autospec-Utima
 479.7165 S:16 F:4 BSUB(10000,15,-3.0) PKD(5,5,3,0.10%,100,0,0.00%,F,F) Exp:PCDD
 Sample Text:ST081710M2 File Text:Frontier Analytical Laboratory




File:17AUG10M #1-347 Acq:17-AUG-2010 21:45:19 GC EI+ Voltage SIR Autospec-Ultima
441.7428 S:16 F:5 BSUB(10000,15,-3.0) PKD(5,5,3,0.10%,100,0,0.00%,F,F) Exp:PCDD
Sample Text:ST081710M2 File Text:Frontier Analytical Laboratory



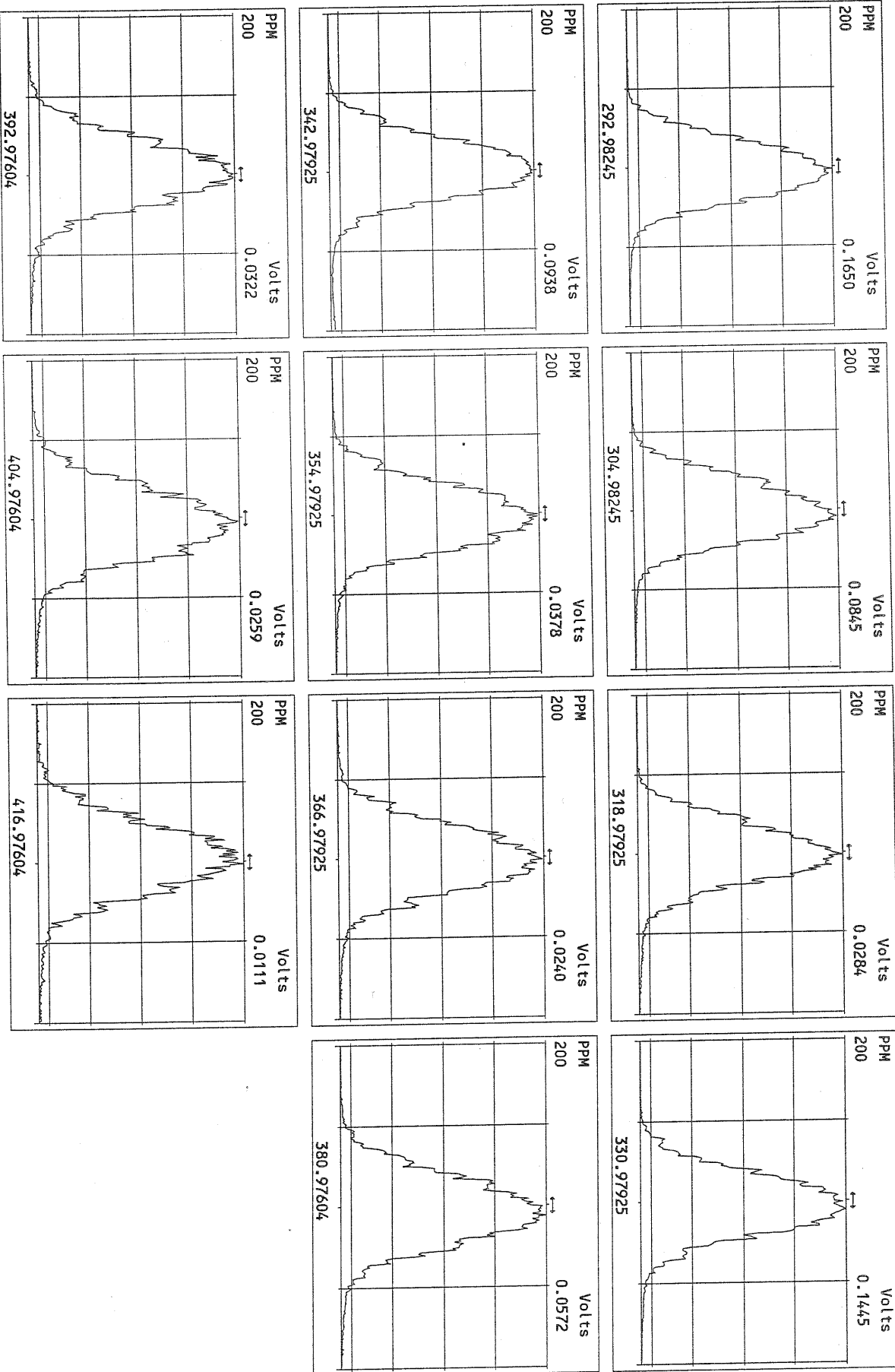
File:17AUG10M #1-347 Acq:17-AUG-2010 21:45:19 GC EI+ Voltage SIR Autospec-Ultima
453.7831 S:16 F:5 BSUB(10000,15,-3.0) PKD(5,5,3,0.10%,100,0,0.00%,F,F) Exp:PCDD
Sample Text:ST081710M2 File Text:Frontier Analytical Laboratory



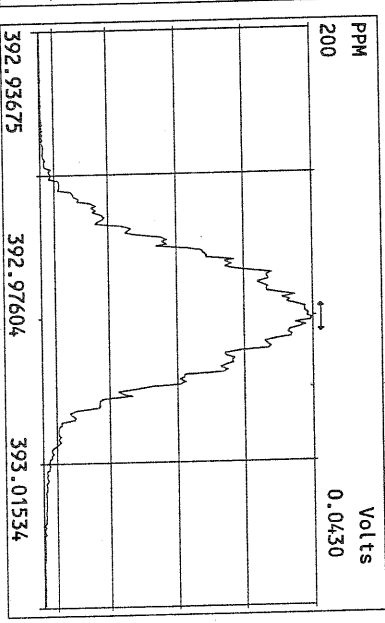
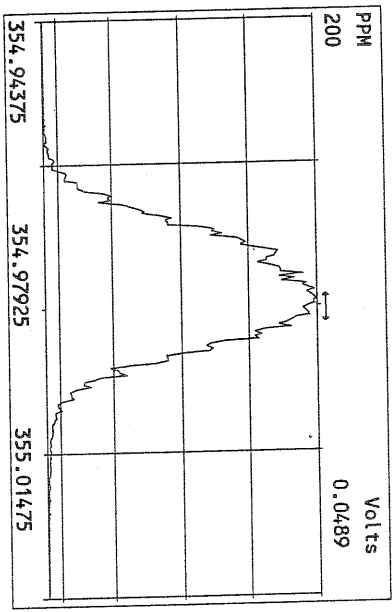
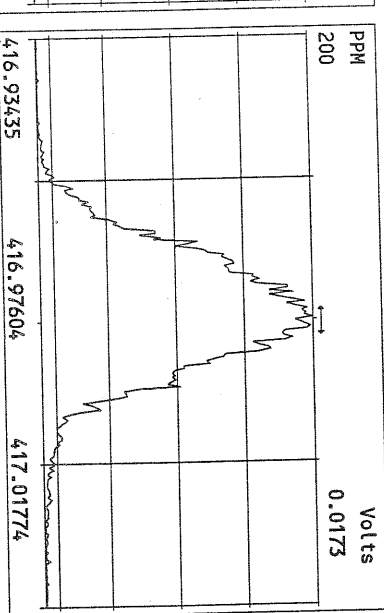
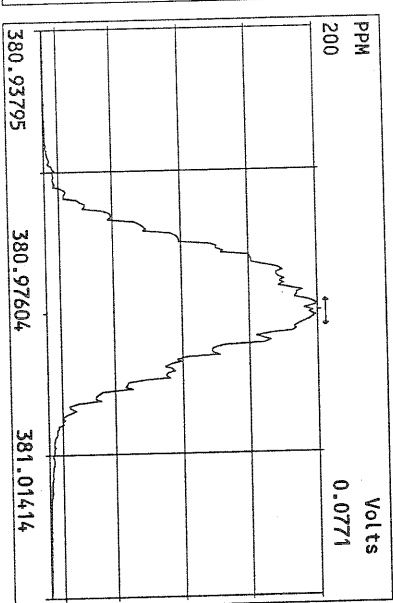
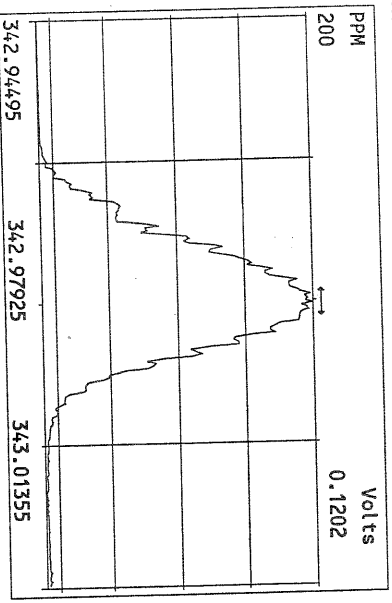
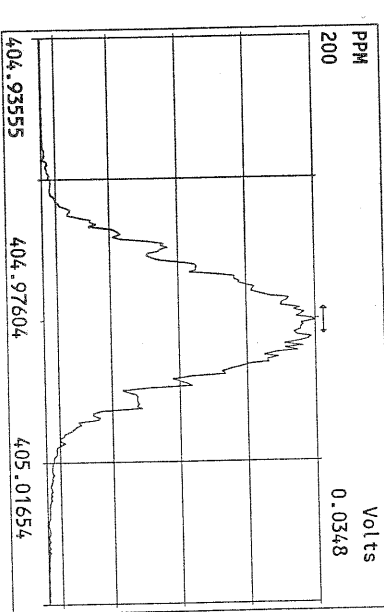
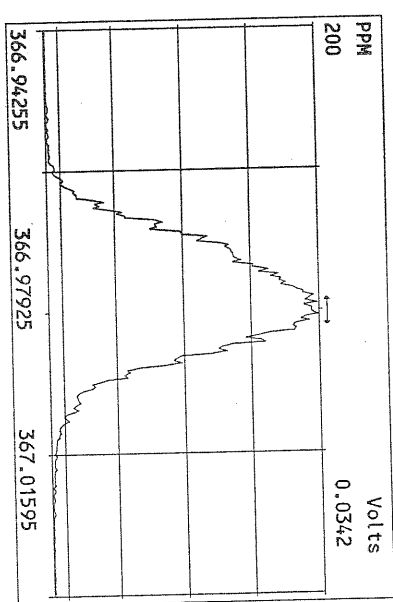
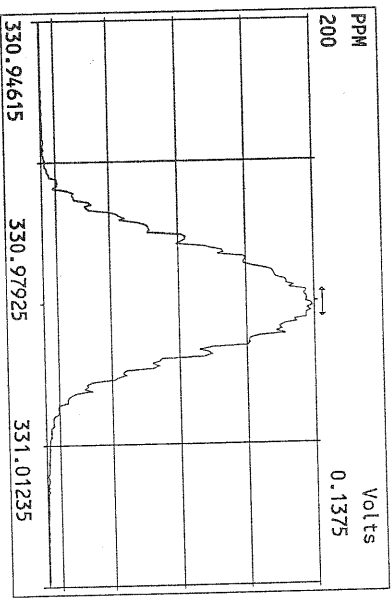
File:17AUG10M #1-347 Acq:17-AUG-2010 21:45:19 GC EI+ Voltage SIR Autospec-Ultima
513.6775 S:16 F:5 BSUB(10000,15,-3.0) PKD(5,5,3,0.10%,100,0,0.00%,F,F) Exp:PCDD
Sample Text:ST081710M2 File Text:Frontier Analytical Laboratory

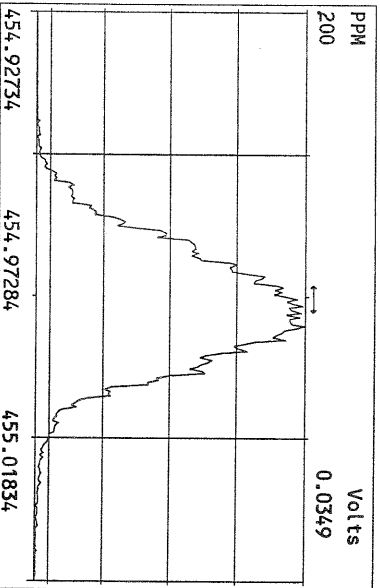
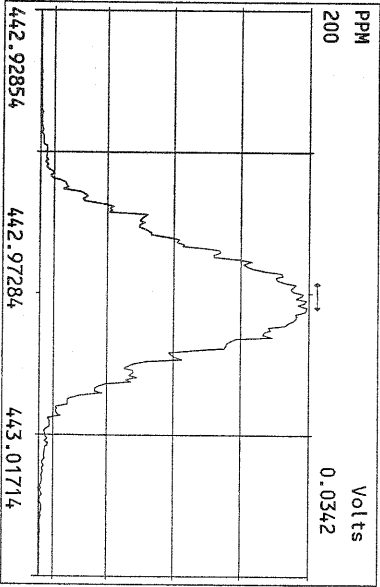
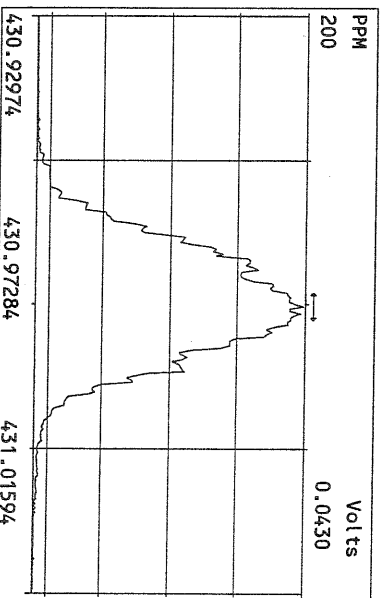
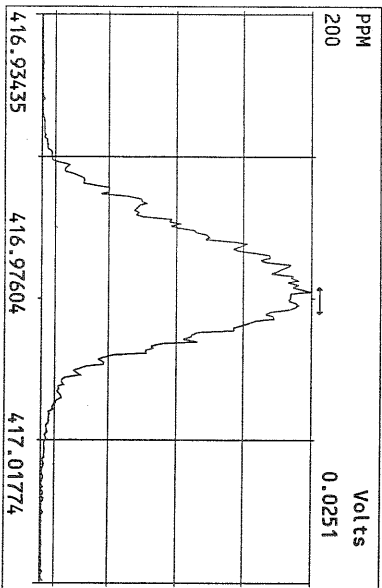
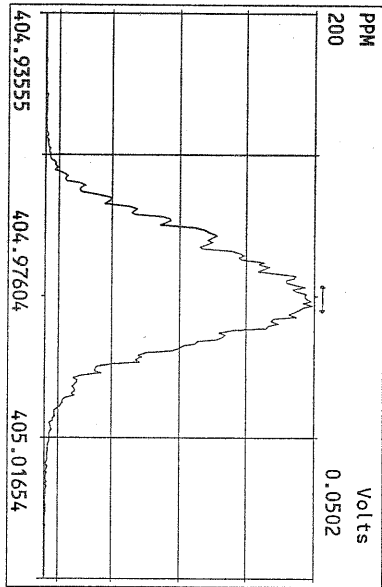
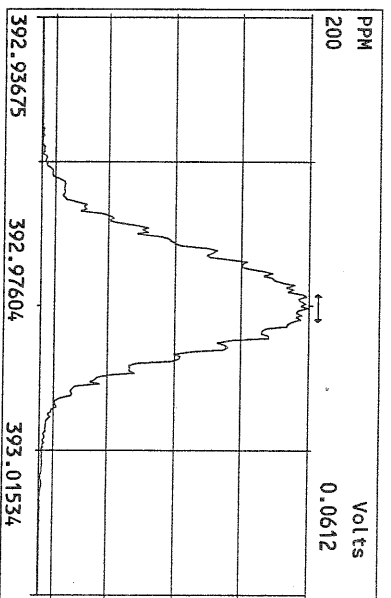
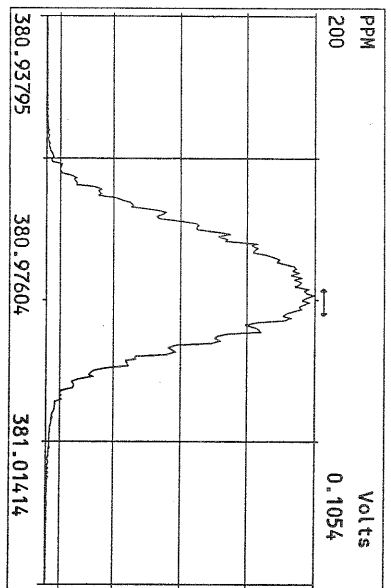
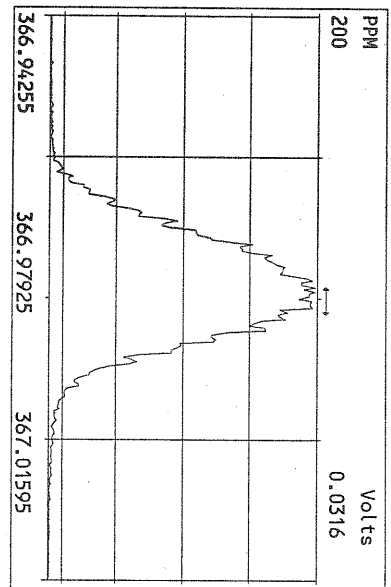


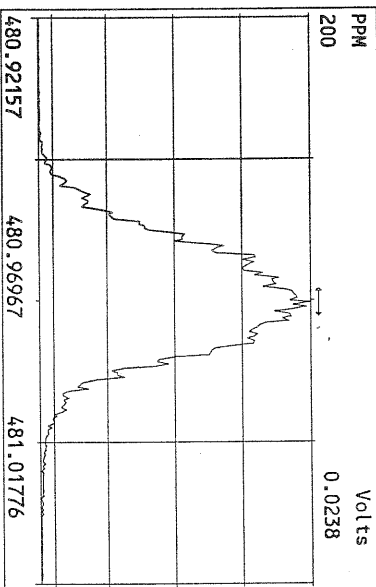
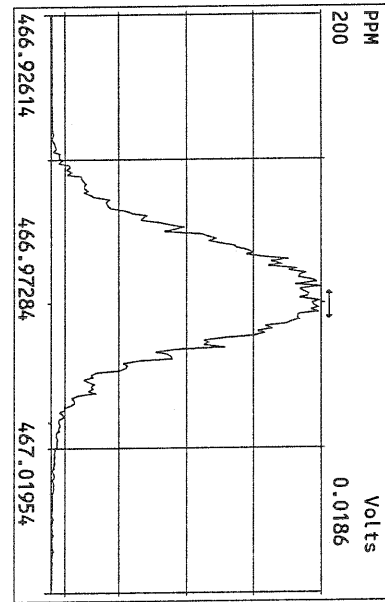
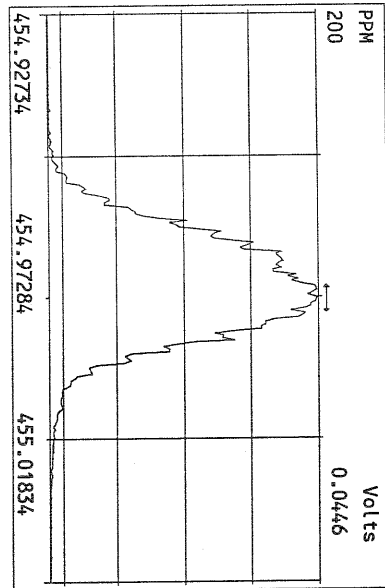
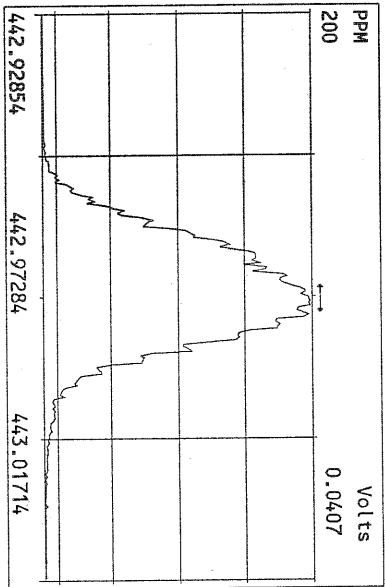
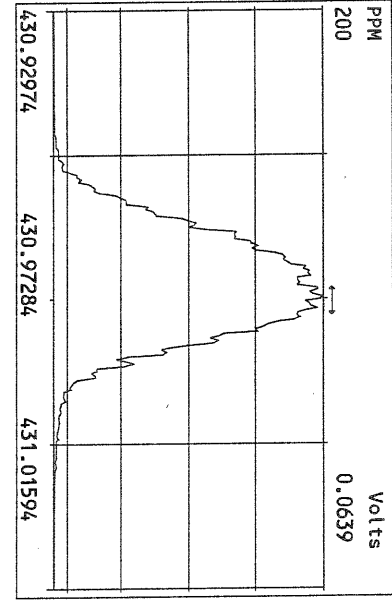
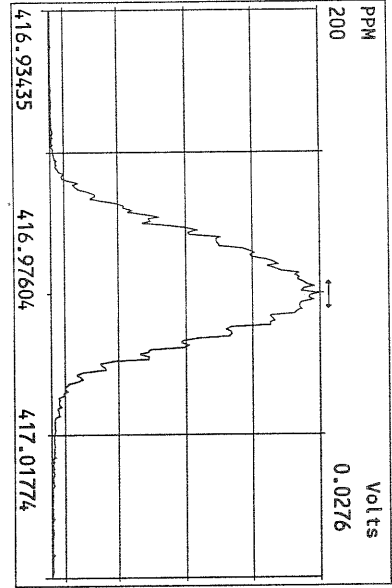
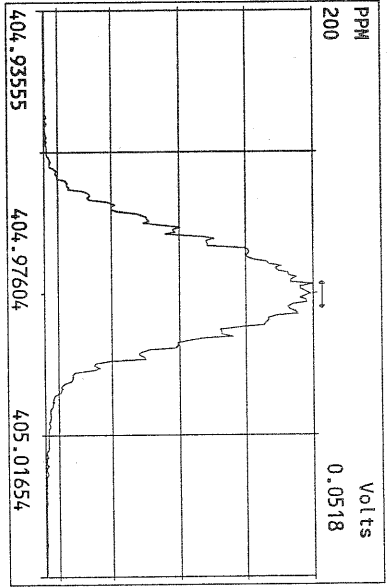
Peak Locate Examination:18-AUG-2010:12:32 File:17AUG10M_RES_CHECK
Experiment::PCDD Function:1 Reference:PFK

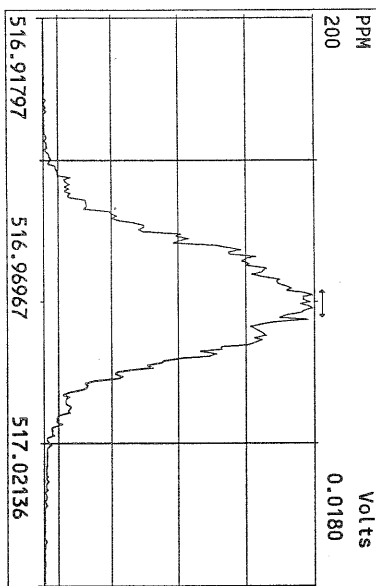
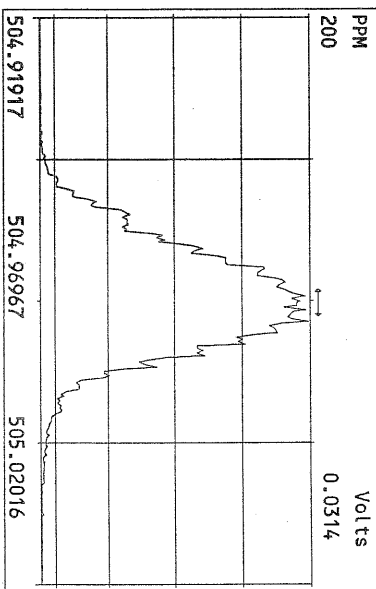
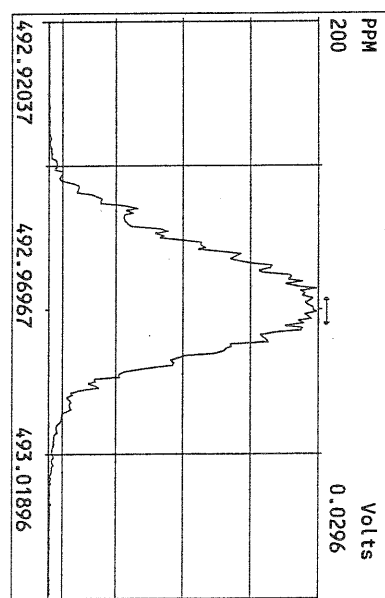
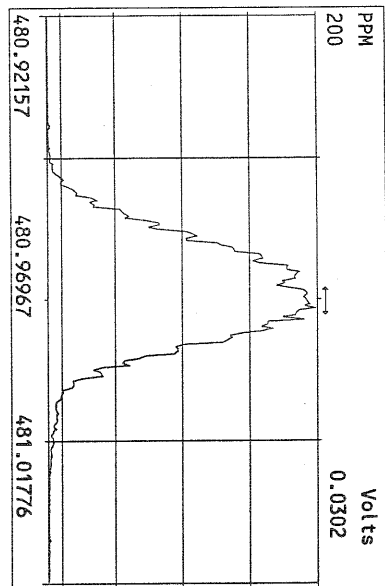
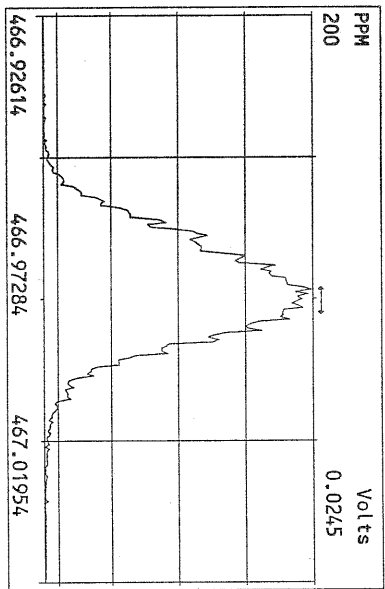
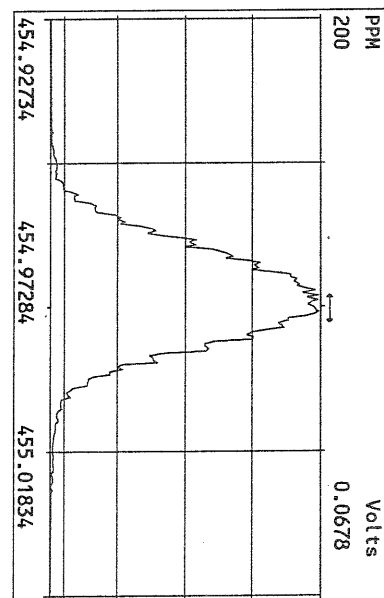
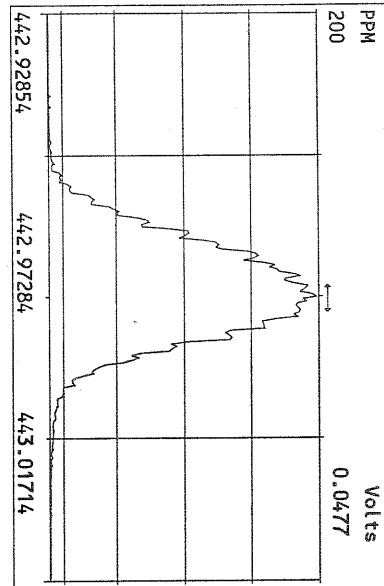
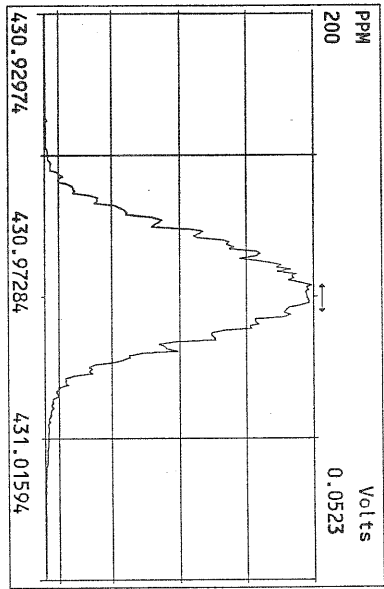


Peak Locate Examination: 18-AUG-2010:12:32 File: 17AUG10M_RES_CHECK
Experiment: PCDD Function: 2 Reference: PFK









USEPA - ITD

FORM 4B
PCDD/PCDF CALIBRATION VERIFICATION

Lab Name: Frontier Analytical Laboratory

Episode No.:

Contract No.:

SAS No.:

Initial Calibration Date: 5/12/10

Instrument ID: FAL3

GC Column ID: DB5

VER Data Filename: 17AUG10M Sam:30

Analysis Date: 18-AUG-10 10:40:03

LABELED COMPOUNDS	M/Z'S	ION	QC	ACCEPT	CONC. FOUND	CONC. RANGE (ng/mL) (3)
	FORMING RATIO (1)	ABUND. RATIO	LIMITS (2)			
13C-2,3,7,8-TCDD	M/M+2	0.78	0.65-0.89	y	100	82.0 - 121
13C-1,2,3,7,8-PeCDD	M+2/M+4	1.75	1.32-1.78	y	101	62.0 - 160
13C-1,2,3,4,7,8-HxCDD	M+2/M+4	1.25	1.05-1.43	y	111	85.0 - 117
13C-1,2,3,6,7,8-HxCDD	M+2/M+4	1.27	1.05-1.43	y	103	85.0 - 118
13C-1,2,3,4,6,7,8-HpCDD	M+2/M+4	1.01	0.88-1.20	y	96.1	72.0 - 138
13C-OCDD	M+2/M+4	0.93	0.76-1.02	y	146	96.0 - 415
13C-2,3,7,8-TCDF	M/M+2	0.86	0.65-0.89	y	102	71.0 - 140
13C-1,2,3,7,8-PeCDF	M+2/M+4	1.69	1.32-1.78	y	110	76.0 - 130
13C-2,3,4,7,8-PeCDF	M+2/M+4	1.67	1.32-1.78	y	114	77.0 - 130
13C-1,2,3,4,7,8-HxCDF	M/M+2	0.53	0.43-0.59	y	115	76.0 - 131
13C-1,2,3,6,7,8-HxCDF	M/M+2	0.54	0.43-0.59	y	109	70.0 - 143
13C-2,3,4,6,7,8-HxCDF	M/M+2	0.56	0.43-0.59	y	113	73.0 - 137
13C-1,2,3,7,8,9-HxCDF	M/M+2	0.55	0.43-0.59	y	112	74.0 - 135
13C-1,2,3,4,6,7,8-HpCDF	M/M+2	0.43	0.37-0.51	y	97.6	78.0 - 129
13C-1,2,3,4,7,8,9-HpCDF	M/M+2	0.44	0.37-0.51	y	92.8	77.0 - 129
13C-OCDF	M+2/M+4	0.94	0.76-1.02	y	141	96.0 - 415
CLEANUP STANDARD (4)						
37Cl-2,3,7,8-TCDD					9.59	7.80 - 12.8

(1) See Table 8, Method 1613, for m/z specifications.

(2) Ion Abundance Ratio Control Limits as specified in Table 9, Method 1613.

(3) Contract-required concentration range as specified in Table 6, Method 1613.

(4) No ion abundance ratio; report concentration found.

Analyst: Date: 8/18/10

FORM 5
PCDD/PCDF RT WINDOW AND ISOMER SPECIFICITY STANDARDS

Lab Name: Frontier Analytical Laboratory Episode No.:
 Contract No.: SAS No.:
 Instrument ID: FAL3 Initial Calibration Date: 5/12/10
 RT Window Data Filename: 17AUG10M Sam:30 Analysis Date: 18-AUG-10 Time: 10:40:03
 DB-5 IS Data Filename: 17AUG10M Sam:30 Analysis Date: 18-AUG-10 Time: 10:40:03
 DB-225 IS Data Filename: Analysis Date: Time:

DB-5 RT WINDOW DEFINING STANDARDS RESULTS

ISOMERS	ABSOLUTE RT	ISOMERS	ABSOLUTE RT
1,3,6,8-TCDD (F)	24:25	1,3,6,8-TCDF (F)	23:04
1,2,8,9-TCDD (L)	28:20	1,2,8,9-TCDF (L)	28:34
1,2,4,7,9-PeCDD (F)	30:15	1,3,4,6,8-PeCDF (F)	28:25
1,2,3,8,9-PeCDD (L)	33:48	1,2,3,8,9-PeCDF (L)	34:14
1,2,4,6,7,9-HxCDD (F)	36:08	1,2,3,4,6,8-HxCDF (F)	35:15
1,2,3,7,8,9-HxCDD (L)	39:12	1,2,3,7,8,9-HxCDF (L)	39:47
1,2,3,4,6,7,9-HpCDD (F)	42:48	1,2,3,4,6,7,8-HpCDF (F)	42:16
1,2,3,4,6,7,8-HpCDD (L)	44:11	1,2,3,4,7,8,9-HpCDF (L)	45:07

(F) = First eluting isomer (DB-5); (L) = Last eluting isomer (DB-5)

ISOMER SPECIFICITY (IS) TEST STANDARD RESULTS

% VALLEY HEIGHT
BETWEEN
COMPARED PEAKS (1)

<25%

(1) To meet contract requirement, %Valley Height Between Compared Peaks shall not exceed 25% (section 15.4.2.2, Method 1613).

Analyst: *J* Date: 2/18/10

USEPA - ITD

FORM 6A
PCDD/PCDF RELATIVE RETENTION TIMES

Lab Name: Frontier Analytical Laboratory Episode No.:
 Contract No.: SAS No.: Init. Cal. Date: 5/12/10
 Instrument ID: FAL3 GC Column ID: DB5
 Analysis Date: 18-AUG-10 10:40:03 CS3 or VER Data Filename: 17AUG10M Sam:30

NATIVE ANALYTES	RETENTION TIME		RRT	QC LIMITS (1)
	REFERENCE			
2,3,7,8-TCDD	13C-2,3,7,8-TCDD		1.001	0.999-1.002
2,3,7,8-TCDF	13C-2,3,7,8-TCDF		1.000	0.999-1.003
1,2,3,7,8-PeCDD	13C-1,2,3,7,8-PeCDD		1.001	0.999-1.002
1,2,3,7,8-PeCDF	13C-1,2,3,7,8-PeCDF		1.001	0.999-1.002
2,3,4,7,8-PeCDF	13C-2,3,4,7,8-PeCDF		1.001	0.999-1.002
LABELED COMPOUNDS				
37Cl-2,3,7,8-TCDD	13C-1,2,3,4-TCDD		1.023	0.989-1.052
13C-2,3,7,8-TCDD			1.022	0.976-1.043
13C-2,3,7,8-TCDF			0.994	0.923-1.103
13C-1,2,3,7,8-PeCDD			1.239	1.000-1.567
13C-1,2,3,7,8-PeCDF			1.174	0.923-1.203
13C-2,3,4,7,8-PeCDF			1.223	0.923-1.303

(1) Contract-required limits for Relative Retention Times (RRT) as specified in Table 2, Method 1613.

Analyst: *[Signature]*Date: 8/18/10

USEPA - ITD

FORM 6B
PCDD/PCDF RELATIVE RETENTION TIMES

Lab Name: Frontier Analytical Laboratory Episode No.:

Contract No.: SAS No.: Init. Cal. Date: 5/12/10

Instrument ID: FAL3 GC Column ID: DB5

Analysis Date: 18-AUG-10 10:40:03 CS3 or VER Data Filename: 17AUG10M Sam:30

NATIVE ANALYTES	RETENTION TIME REFERENCE	RRT	RRT QC LIMITS (1)
1,2,3,4,7,8-HxCDD	13C-1,2,3,4,7,8-HxCDD	1.000	0.999-1.001
1,2,3,6,7,8-HxCDD	13C-1,2,3,6,7,8-HxCDD	1.001	0.998-1.004
1,2,3,7,8,9-HxCDD	13C-1,2,3,6,7,8-HxCDD	1.012	1.000-1.019
1,2,3,4,7,8-HxCDF	13C-1,2,3,4,7,8-HxCDF	1.001	0.999-1.001
1,2,3,6,7,8-HxCDF	13C-1,2,3,6,7,8-HxCDF	1.001	0.997-1.005
2,3,4,6,7,8-HxCDF	13C-2,3,4,6,7,8-HxCDF	1.001	0.999-1.001
1,2,3,7,8,9-HxCDF	13C-1,2,3,7,8,9-HxCDF	1.001	0.999-1.001
1,2,3,4,6,7,8-HpCDD	13C-1,2,3,4,6,7,8-HpCDD	1.001	0.999-1.001
1,2,3,4,6,7,8-HpCDF	13C-1,2,3,4,6,7,8-HpCDF	1.000	0.999-1.001
1,2,3,4,7,8,9-HpCDF	13C-1,2,3,4,7,8,9-HpCDF	1.001	0.999-1.001
OCDD	13C-OCDD	1.000	0.999-1.001
OCDF	13C-OCDF	1.001	0.999-1.001
 LABELED COMPOUNDS			
13C-1,2,3,4,7,8-HxCDD	13C-1,2,3,7,8,9-HxCDD	0.985	0.977-1.000
13C-1,2,3,6,7,8-HxCDD		0.989	0.981-1.003
13C-1,2,3,4,7,8-HxCDF		0.949	0.944-0.970
13C-1,2,3,6,7,8-HxCDF		0.954	0.949-0.975
13C-2,3,4,6,7,8-HxCDF		0.978	0.959-1.021
13C-1,2,3,7,8,9-HxCDF		1.015	0.977-1.047
13C-1,2,3,4,6,7,8-HpCDD		1.127	1.086-1.130
13C-1,2,3,4,6,7,8-HpCDF		1.079	1.043-1.085
13C-1,2,3,4,7,8,9-HpCDF		1.151	1.057-1.154
13C-OCDD		1.269	1.032-1.311
13C-OCDF		1.279	1.000-1.311

(1) Contract-required limits for Relative Retention Times (RRT) as specified in Table 2, Method 1613.

Analyst: Date: 8/12/10

NATO 1989 Tox: 100
 WHO 1998 Tox: 126 WHO 2005 Tox: 115

Name	Resp	RA	RT	RRF	Conc	Qual	Fac Noise-1	Noise-2	DL	DL
2,3,7,8-TCDD	4.78e+06	0.77 y	27:25	1.04	9.85	2.50	-	-	*	
1,2,3,7,8-PeCDD	2.22e+07	1.60 y	33:14	1.05	51.3	2.50	-	-	*	
1,2,3,4,7,8-HxCDD	2.19e+07	1.40 y	38:35	1.30	54.1	2.50	-	-	*	
1,2,3,6,7,8-HxCDD	2.03e+07	1.40 y	38:46	1.28	52.5	2.50	-	-	*	
1,2,3,7,8,9-HxCDD	2.19e+07	1.41 y	39:12	1.25	57.2	2.50	-	-	*	
1,2,3,4,6,7,8-HpCDD	1.67e+07	0.99 y	44:11	1.35	47.1	2.50	-	-	*	
OCDD	1.77e+07	0.96 y	49:44	1.25	104	2.50	-	-	*	
2,3,7,8-TCDF	1.03e+07	0.71 y	26:39	1.62	9.31	2.50	-	-	*	
1,2,3,7,8-PeCDF	3.21e+07	1.48 y	31:30	0.92	51.1	2.50	-	-	*	
2,3,4,7,8-PeCDF	3.02e+07	1.46 y	32:49	0.94	48.6	2.50	-	-	*	
1,2,3,4,7,8-HxCDF	2.54e+07	1.27 y	37:12	0.93	46.2	2.50	-	-	*	
1,2,3,6,7,8-HxCDF	2.86e+07	1.25 y	37:24	0.84	48.7	2.50	-	-	*	
2,3,4,6,7,8-HxCDF	2.64e+07	1.24 y	38:21	0.90	48.3	2.50	-	-	*	
1,2,3,7,8,9-HxCDF	2.32e+07	1.29 y	39:47	0.98	47.7	2.50	-	-	*	
1,2,3,4,6,7,8-HpCDF	2.02e+07	1.07 y	42:16	1.38	46.3	2.50	-	-	*	
1,2,3,4,7,8,9-HpCDF	1.68e+07	1.07 y	45:07	1.62	46.1	2.50	-	-	*	
OCDF	1.73e+07	0.88 y	50:07	0.74	94.8	2.50	-	-	*	
13C-2,3,7,8-TCDD	4.68e+07	0.78 y	27:24	0.93	100					Rec 100
13C-1,2,3,7,8-PeCDD	4.13e+07	1.75 y	33:12	0.81	101					101
13C-1,2,3,4,7,8-HxCDD	3.11e+07	1.25 y	38:34	0.95	111					111
13C-1,2,3,6,7,8-HxCDD	3.03e+07	1.27 y	38:44	1.00	103					103
13C-1,2,3,4,6,7,8-HpCDD	2.62e+07	1.01 y	44:09	0.92	96.1					96.1
13C-OCDD	2.73e+07	0.93 y	49:43	0.63	146					73.0
13C-2,3,7,8-TCDF	6.85e+07	0.86 y	26:39	0.87	102					102
13C-1,2,3,7,8-PeCDF	6.84e+07	1.69 y	31:29	0.81	110					110
13C-2,3,4,7,8-PeCDF	6.59e+07	1.67 y	32:48	0.75	114					114
13C-1,2,3,4,7,8-HxCDF	5.90e+07	0.53 y	37:10	1.74	115					115
13C-1,2,3,6,7,8-HxCDF	7.01e+07	0.54 y	37:23	2.17	109					109
13C-2,3,4,6,7,8-HxCDF	6.09e+07	0.56 y	38:19	1.82	113					113
13C-1,2,3,7,8,9-HxCDF	4.93e+07	0.55 y	39:45	1.49	112					112
13C-1,2,3,4,6,7,8-HpCDF	3.17e+07	0.43 y	42:16	1.10	97.6					97.6
13C-1,2,3,4,7,8,9-HpCDF	2.24e+07	0.44 y	45:05	0.81	92.8					92.8
13C-OCDF	4.93e+07	0.94 y	50:05	1.19	141					70.3
37Cl-2,3,7,8-TCDD	4.51e+06		27:25	0.93	9.59					95.9
13C-1,2,3,4-TCDD	5.05e+07	0.82 y	26:48	-	149					
13C-1,2,3,4-TCDF	7.70e+07	0.88 y	25:33	-	144					
13C-1,2,3,7,8,9-HxCDD	2.96e+07	1.24 y	39:10	-	137					
Total Tetra-Dioxins	2.66e+07		24:25	1.04	54.8	2.50	-	-	*	18
Total Penta-Dioxins	4.84e+07		30:15	1.05	112	2.50	-	-	*	8
Total Hexa-Dioxins	7.32e+07		36:08	1.27	187	2.50	-	-	*	9
Total Hepta-Dioxins	3.69e+07		42:48	1.35	104	2.50	-	-	*	18
Total Tetra-Furans	4.53e+07		23:04	1.62	40.8	2.50	-	-	*	19
1st Fn. Tot Penta-Furans	3.28e+07		28:25	0.93	52.6	2.50	-	-	*	PeCDF 1
Total Penta-Furans	9.01e+07		30:10	0.93	144	2.50	-	-	*	197 11
Total Hexa-Furans	1.22e+08		35:15	0.90	224	2.50	-	-	*	11
Total Hepta-Furans	3.72e+07		42:16	1.48	92.8	2.50	-	-	*	6

Analyst: J

Date: 8/18/10

Frontier Analytical Laboratory - Acquisition Log

Run Name:17AUG10M

Instrument: FAL3

GC: DB5

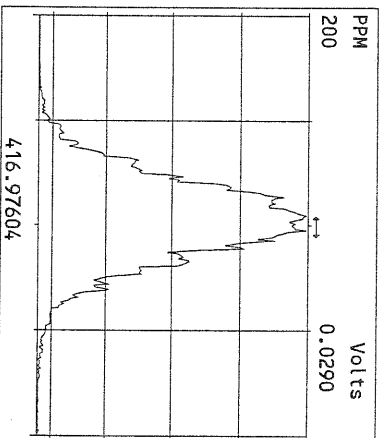
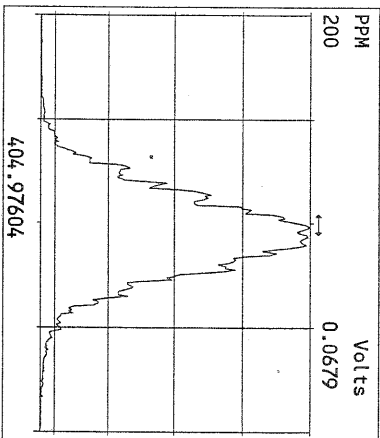
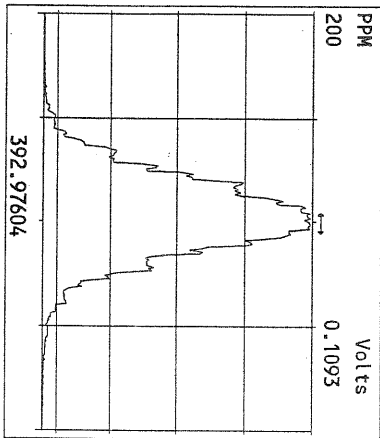
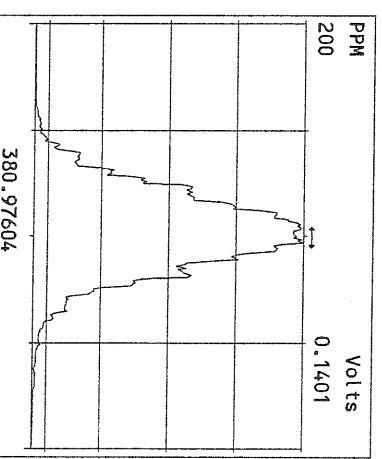
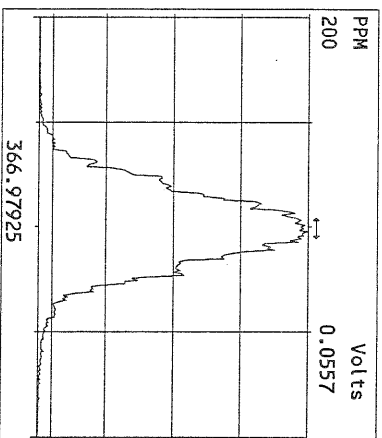
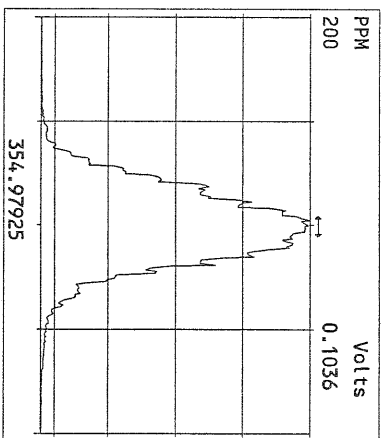
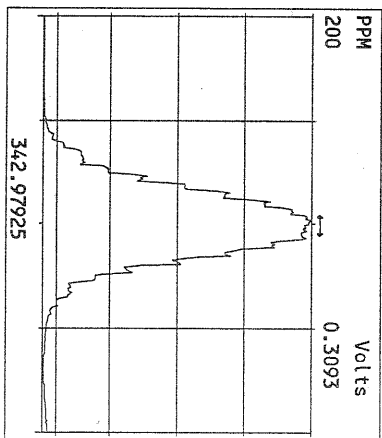
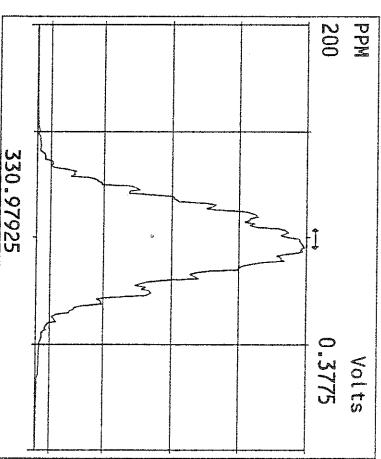
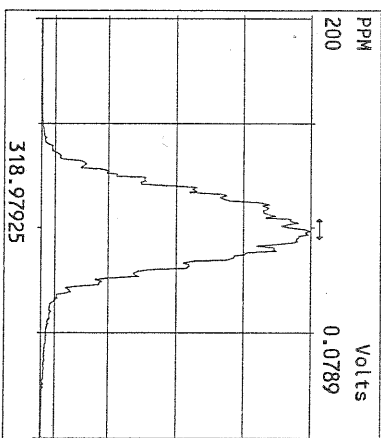
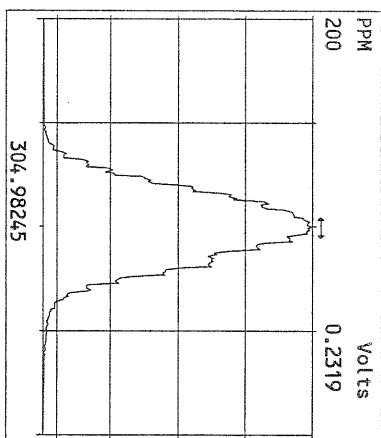
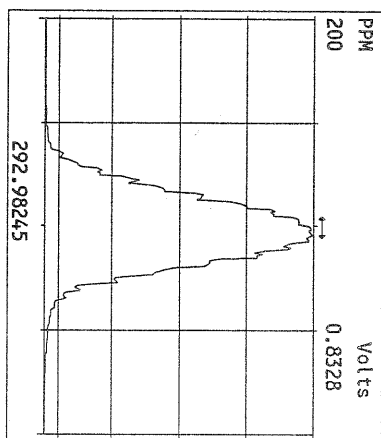
Experiment:PCDD

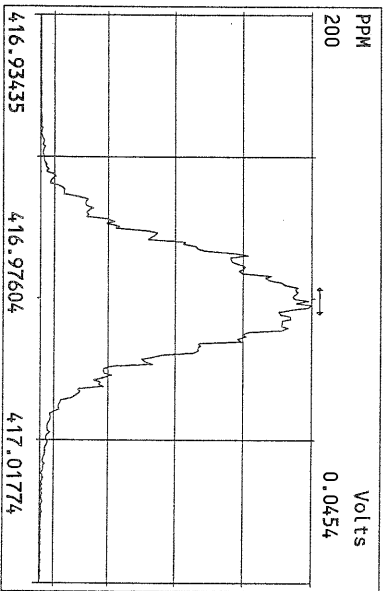
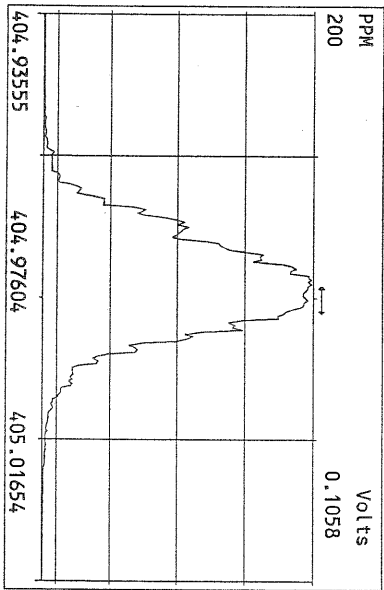
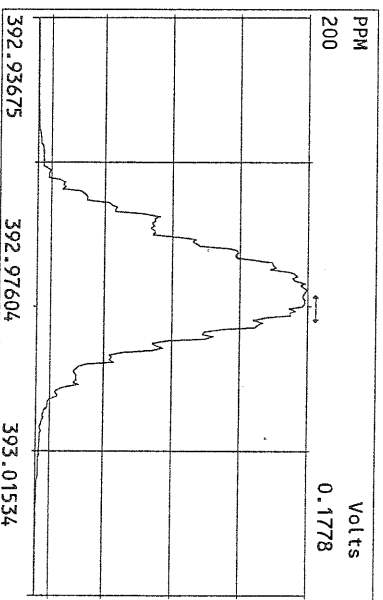
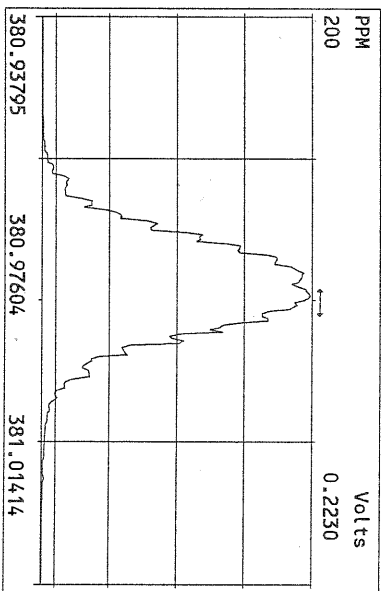
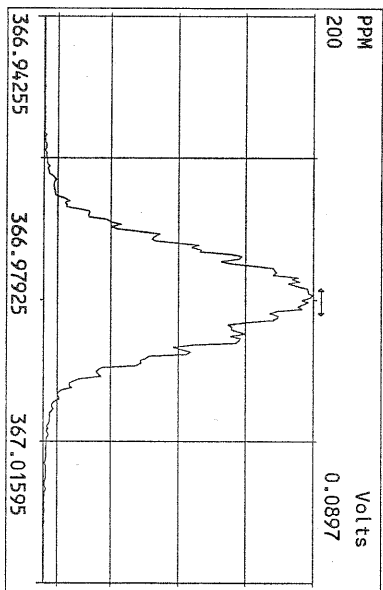
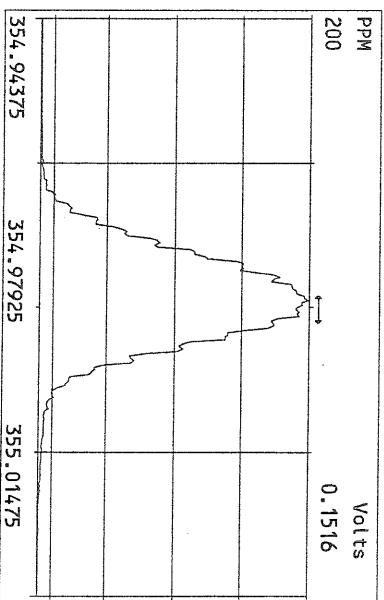
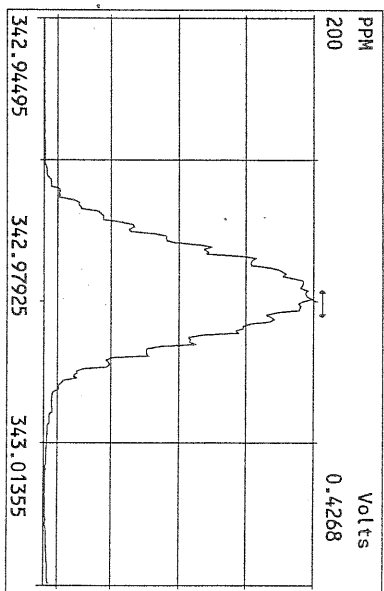
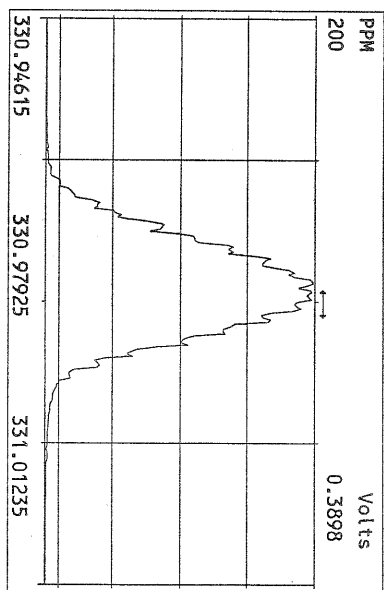
Data File S	FAL ID	Client ID	Acquired	ConCal	EndCal	Analyst
17AUG10M 1	ST081710M1	1613 CS3 191908J	17-AUG-10 07:54:40	ST081710M1	ST081710M2	BS
17AUG10M 2	6276-006-0001-SA	PSB15-1.5-2-073010	17-AUG-10 08:50:02	ST081710M1	ST081710M2	BS
17AUG10M 3	6276-001-0001-SA	PSB11-0-0.5-073010 1:10	17-AUG-10 09:45:25	ST081710M1	ST081710M2	BS
17AUG10M 4	6276-007-0001-SA	PSB15-2-4-073010 1:10	17-AUG-10 10:40:47	ST081710M1	ST081710M2	BS
17AUG10M 5	6276-009-0001-SA	PSB15-13-15-073010 1:10	17-AUG-10 11:36:06	ST081710M1	ST081710M2	BS
17AUG10M 6	6269-001-0001-SA	PSB14-0-.5-072810 1:10	17-AUG-10 12:31:24	ST081710M1	ST081710M2	BS
17AUG10M 7	6271-002-0001-SA	PSB13-1.5-2-072910 1:10	17-AUG-10 13:26:47	ST081710M1	ST081710M2	BS
17AUG10M 8	6271-003-0001-SA	PSB13-2-4-072910 1:10	17-AUG-10 14:22:06	ST081710M1	ST081710M2	BS
17AUG10M 9	QC081710M1	TEST QC	17-AUG-10 15:17:34	ST081710M1	ST081710M2	BS
17AUG10M 10	6276-008-0001-SA	PSB15-4-6-073010 1:20	17-AUG-10 16:13:01	ST081710M1	ST081710M2	BS
17AUG10M 11	6276-005-0001-SA	PSB15-0-0.5-073010 1:100	17-AUG-10 17:08:27	ST081710M1	ST081710M2	BS
17AUG10M 12	6276-002-0001-SA	PSB11-1.5-2-073010 1:200	17-AUG-10 18:03:50	ST081710M1	ST081710M2	BS
17AUG10M 13	6276-003-0001-SA	PSB11-2-4-073010 1:200	17-AUG-10 18:59:16	ST081710M1	ST081710M2	BS
17AUG10M 14	6276-004-0001-SA	PSB11-2-4-073010-D 1:200	17-AUG-10 19:54:40	ST081710M1	ST081710M2	BS
17AUG10M 15	SB081710M1	Solvent Blank	17-AUG-10 20:49:59	ST081710M1	ST081710M2	BS
17AUG10M 16	ST081710M2	1613 CS3 191908J	17-AUG-10 21:45:19	ST081710M1	ST081710M2	BS
17AUG10M 17	2083-001-0001-OPR	OPR	17-AUG-10 22:40:39	ST081710M2	ST081710M3	BS
17AUG10M 18	2083-001-0001-MB	Method Blank	17-AUG-10 23:35:58	ST081710M2	ST081710M3	BS
17AUG10M 19	6299-001-0001-SA	Barnhardt Sludge #3	18-AUG-10 00:31:17	ST081710M2	ST081710M3	BS
17AUG10M 20	6291-001-0001-SA	0080214-01	18-AUG-10 01:26:39	ST081710M2	ST081710M3	BS
17AUG10M 21	QC081710M2	TEST QC2	18-AUG-10 02:21:58	ST081710M2	ST081710M3	BS
17AUG10M 22	6274-001-0001-SA	PSB9A-1.5-2-073010	18-AUG-10 03:17:17	ST081710M2	ST081710M3	BS
17AUG10M 23	6274-002-0001-SA	PSB9A-2-4-073010	18-AUG-10 04:12:36	ST081710M2	ST081710M3	BS
17AUG10M 24	6274-003-0001-SA	PSB9A-0-0.5-073010	18-AUG-10 05:07:58	ST081710M2	ST081710M3	BS
17AUG10M 25	6274-004-0001-SA	PSB10-0-0.5-073010	18-AUG-10 06:03:21	ST081710M2	ST081710M3	BS
17AUG10M 26	6274-005-0001-SA	PSB10-1.5-2-073010	18-AUG-10 06:58:43	ST081710M2	ST081710M3	BS
17AUG10M 27	6274-006-0001-SA	PSB10-2-4-073010	18-AUG-10 07:54:06	ST081710M2	ST081710M3	BS
17AUG10M 28	6272-005-0001-SA	PSB3-0-0.5-072910 1:10	18-AUG-10 08:49:25	ST081710M1	ST081710M2	BS
17AUG10M 29	6291-002-0001-SA	0080214-02	18-AUG-10 09:44:44	ST081710M2	ST081710M3	BS
17AUG10M 30	ST081710M3	1613 CS3 191908J	18-AUG-10 10:40:03	ST081710M2	ST081710M3	BS
17AUG10M 31	QC081710M3	TEST QC3	18-AUG-10 11:35:24	ST081710M2	ST081710M3	BS

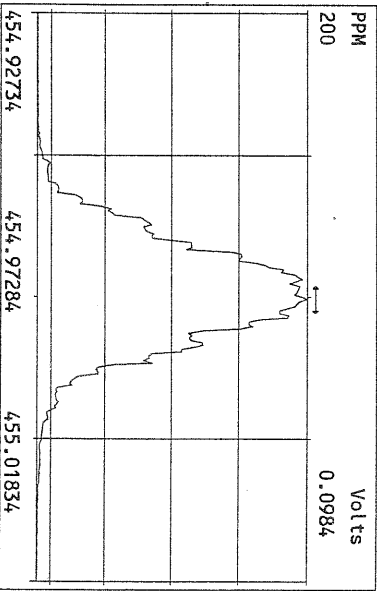
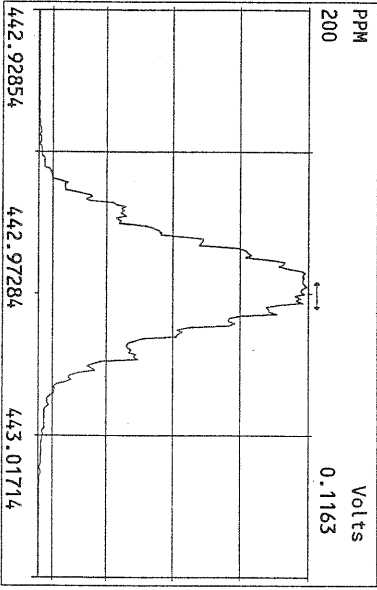
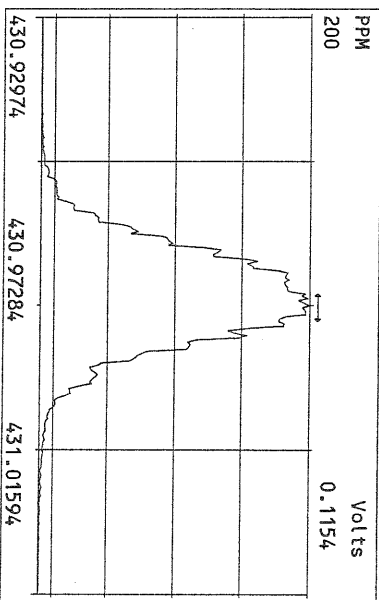
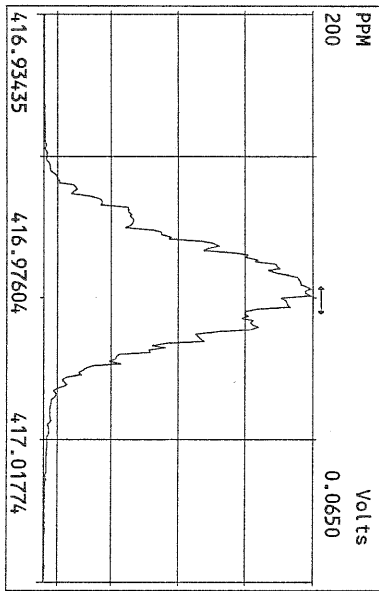
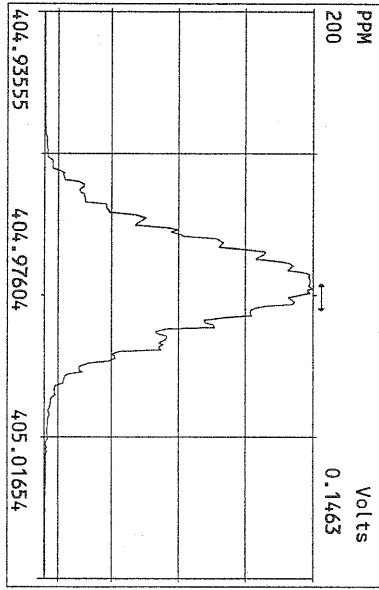
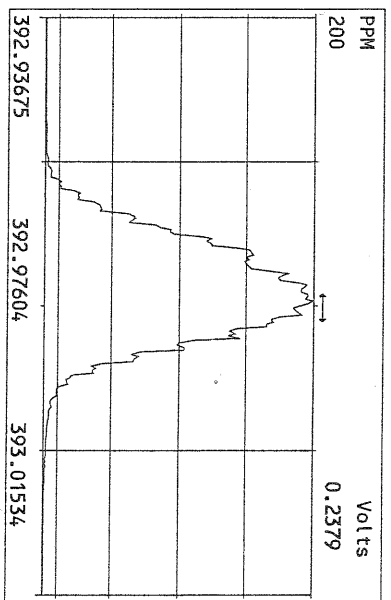
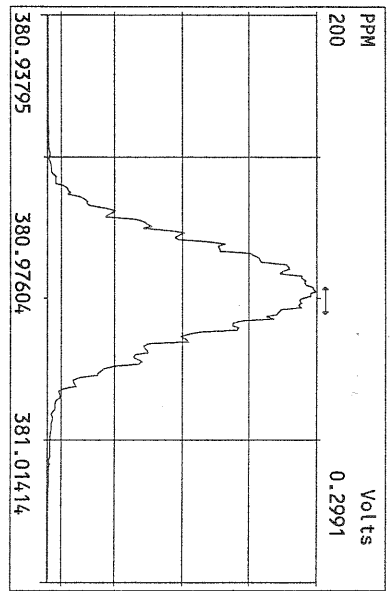
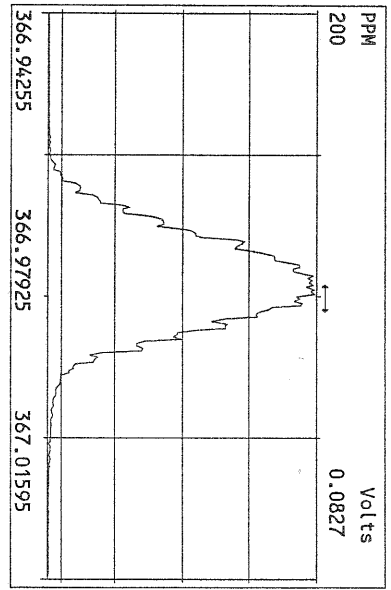
b 8/18/10

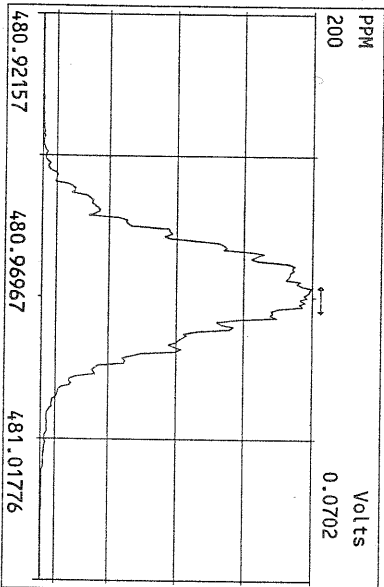
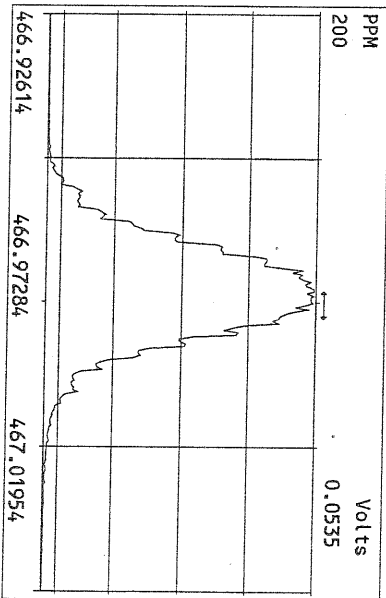
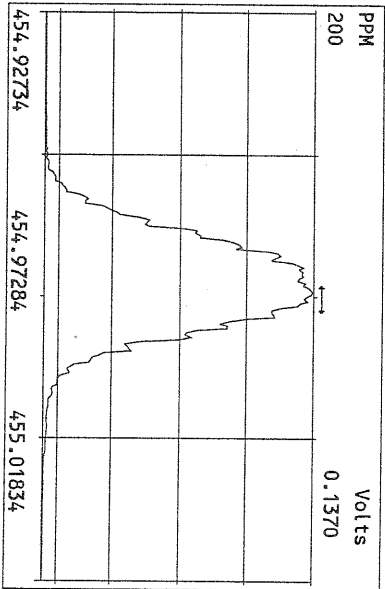
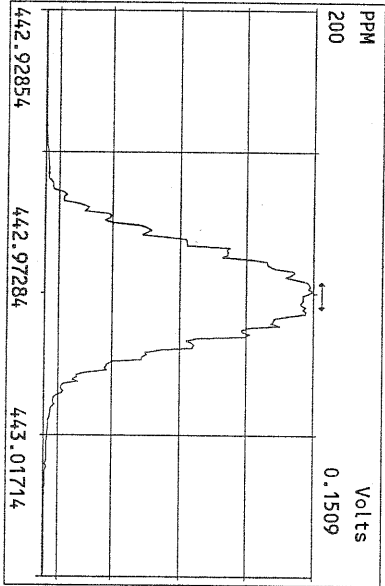
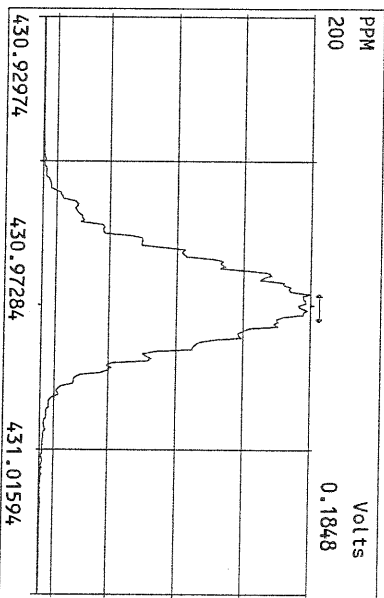
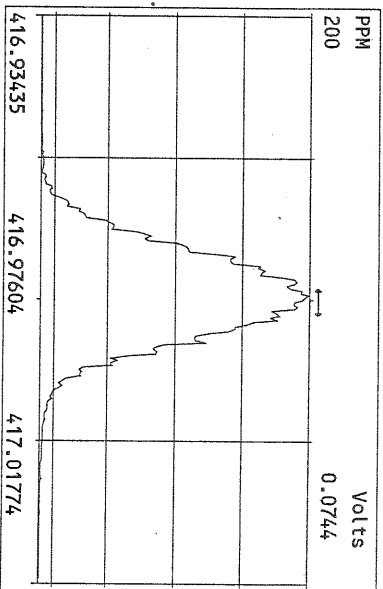
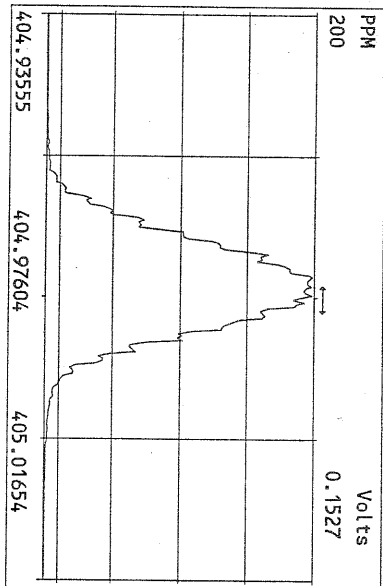
Data Backed Up: _____

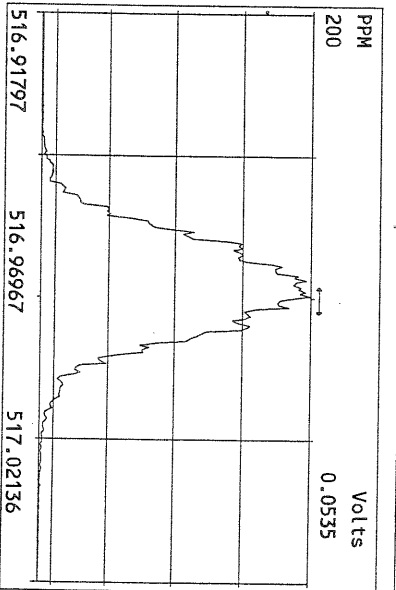
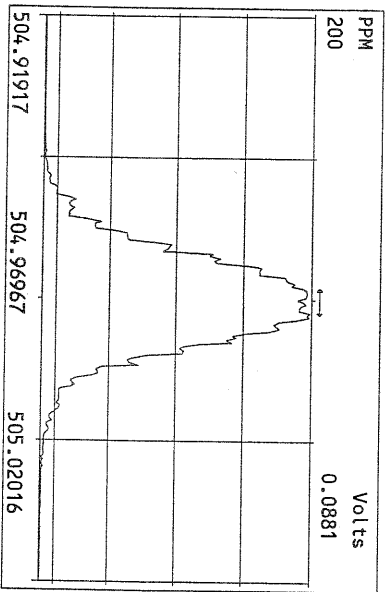
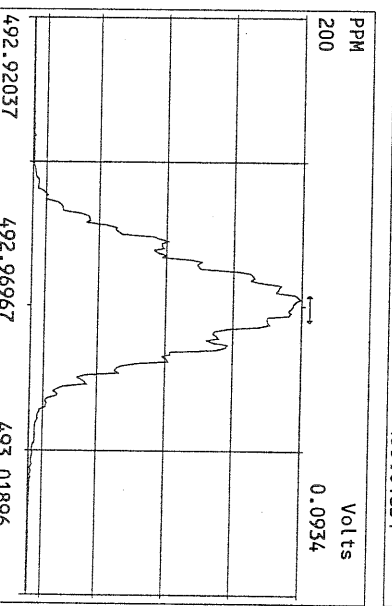
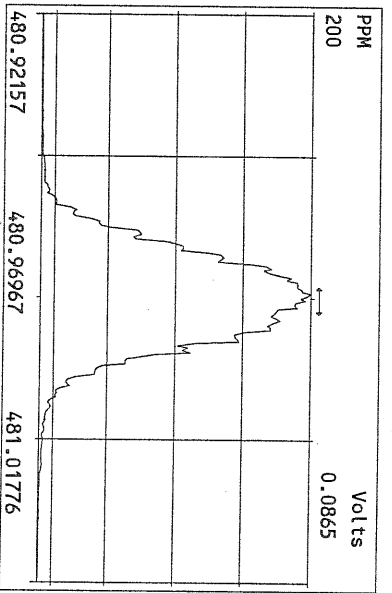
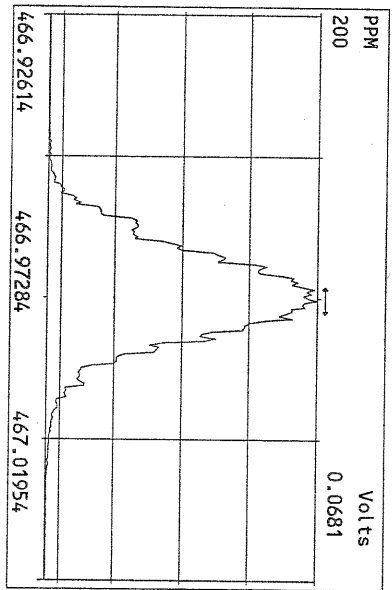
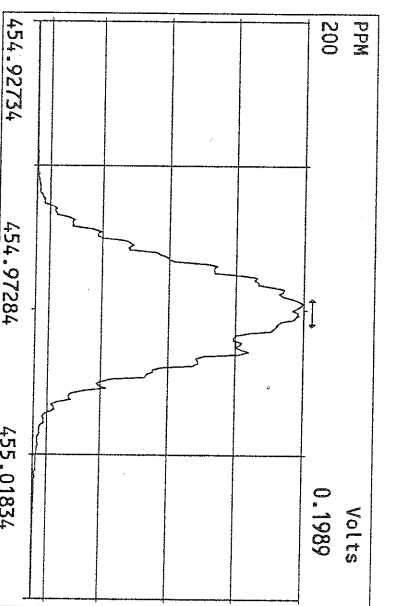
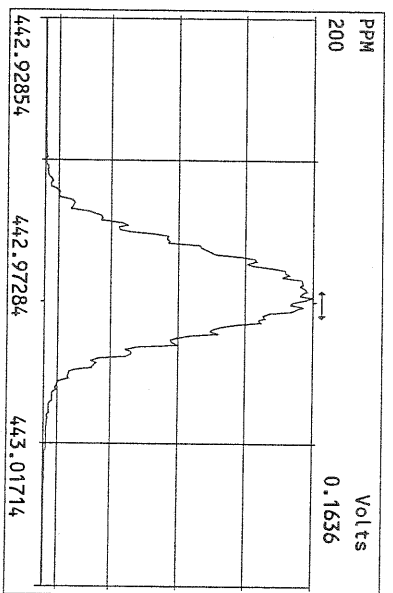
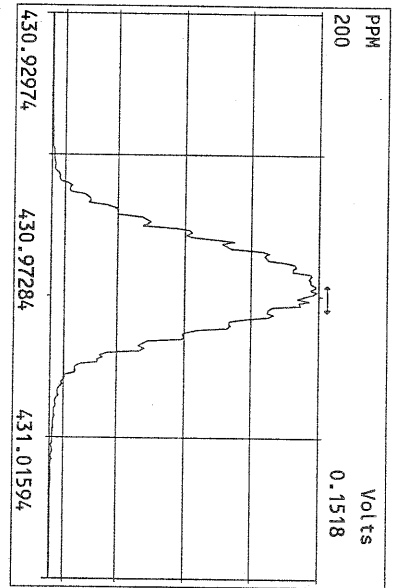
Date: _____



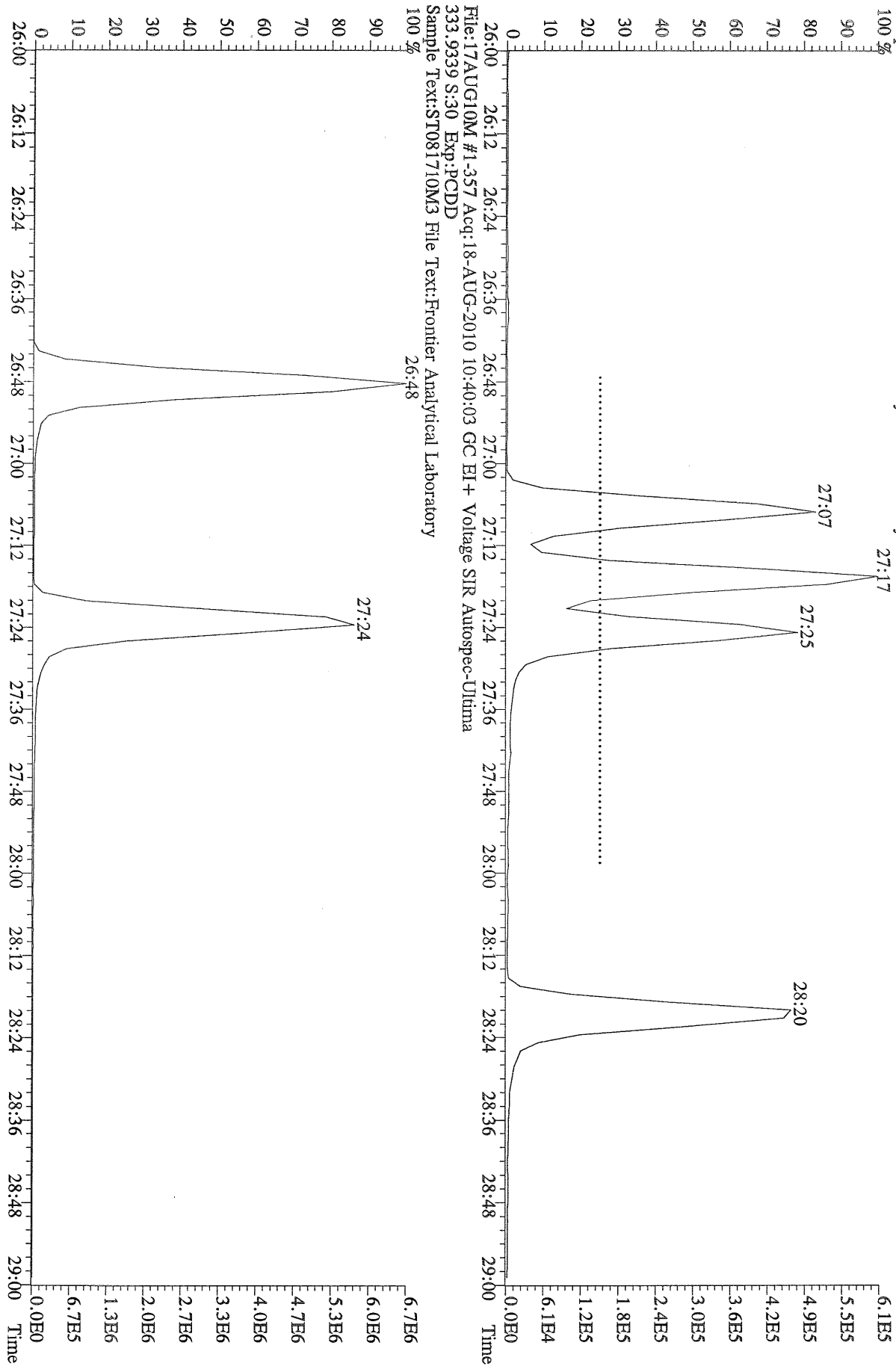




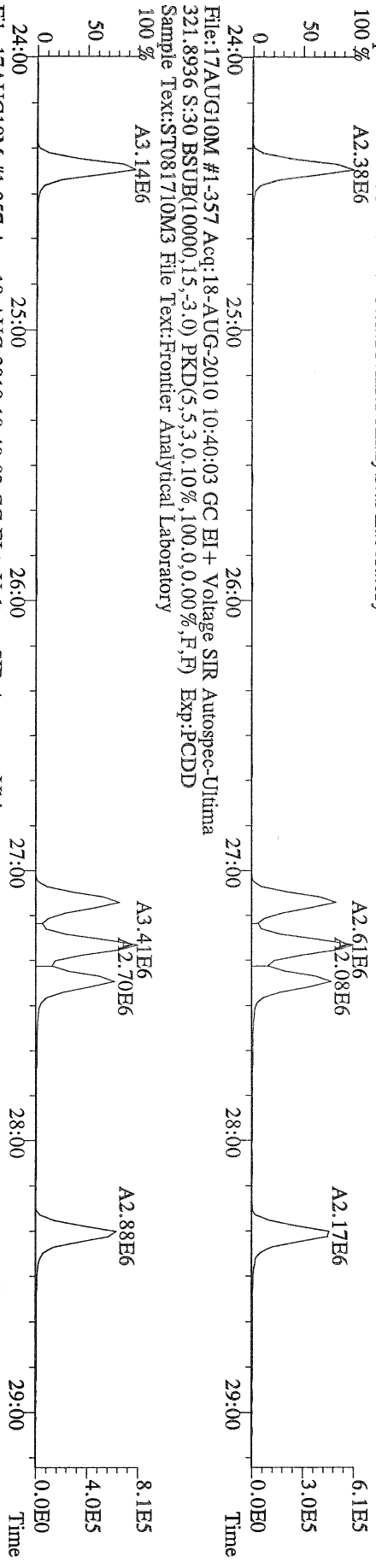




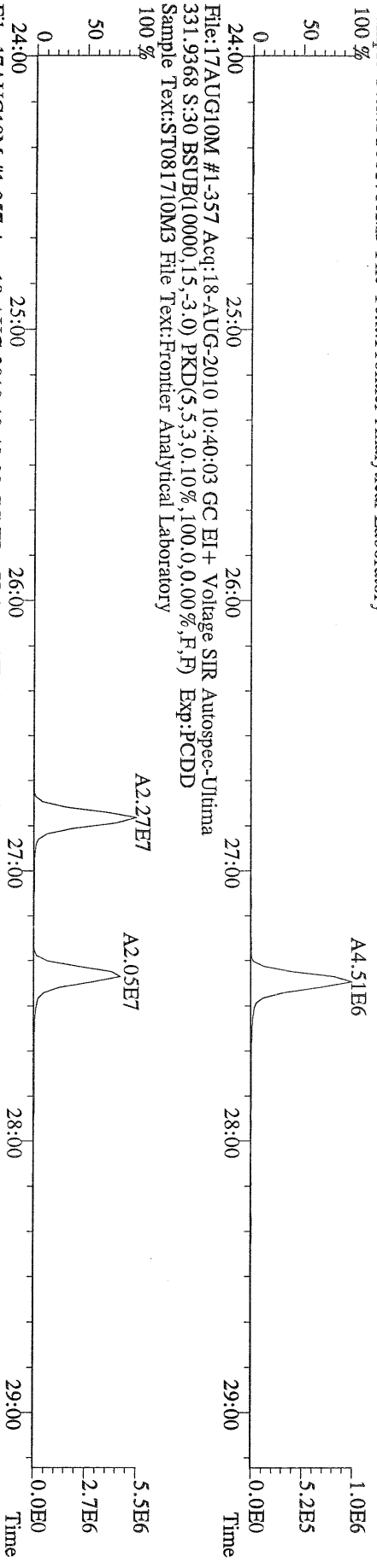
File:17AUG10M #1-357 Acq:18-AUG-2010 10:40:03 GC EI+ Voltage SIR Autospec-Ultima
319.8965 S:30 Exp:PCDD
Sample Text:ST081710M3 File Text:Frontier Analytical Laboratory



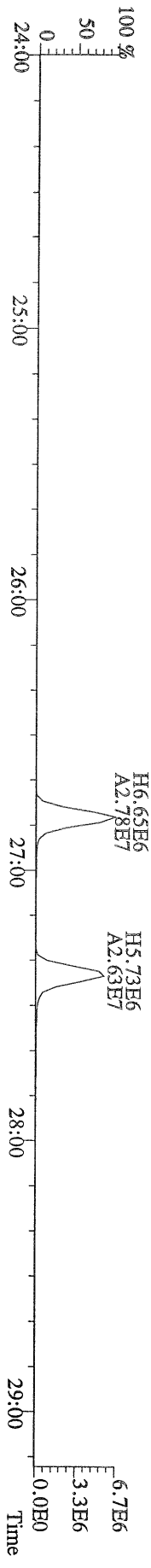
File:17AUG10M #1-357 Acq:18-AUG-2010 10:40:03 GC EI+ Voltage SIR Autospec-Ultima
319.8965 S:30 BSUB(10000,15,-3.0) PKD(5,5,3,0,10%,100,0,0,00%,F,F) Exp:PCDD
Sample Text:ST081710M3 File Text:Frontier Analytical Laboratory
100 % A2.38E6




File:17AUG10M #1-357 Acq:18-AUG-2010 10:40:03 GC EI+ Voltage SIR Autospec-Ultima
327.8847 S:30 BSUB(10000,15,-3.0) PKD(5,5,3,0,10%,100,0,0,00%,F,F) Exp:PCDD
Sample Text:ST081710M3 File Text:Frontier Analytical Laboratory
100 % A3.14E6



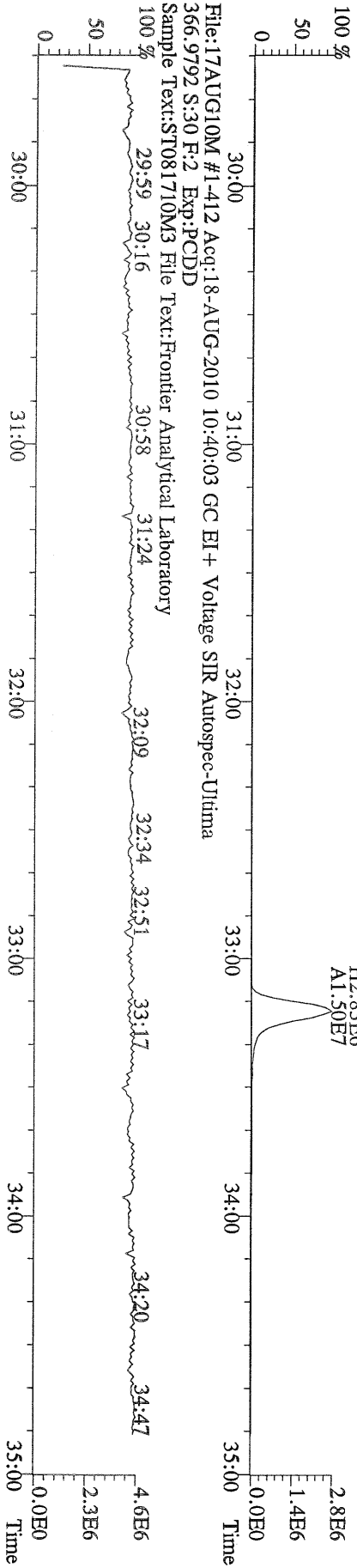
File:17AUG10M #1-357 Acq:18-AUG-2010 10:40:03 GC EI+ Voltage SIR Autospec-Ultima
333.9339 S:30 BSUB(10000,15,-3.0) PKD(5,5,3,0,10%,100,0,0,00%,F,F) Exp:PCDD
Sample Text:ST081710M3 File Text:Frontier Analytical Laboratory




File:17AUG10M #1-412 Acq:18-AUG-2010 10:40:03 GC EI+ Voltage SIR Autospec-Ultima
355.8546 S:30 F:2 BSUB(10000,15,-3,0) PKD(5,5,3,0.10%,100,0,0.00%,F,F) Exp:PCDD
Sample Text:ST081710M3 File Text:Frontier Analytical Laboratory
100 %



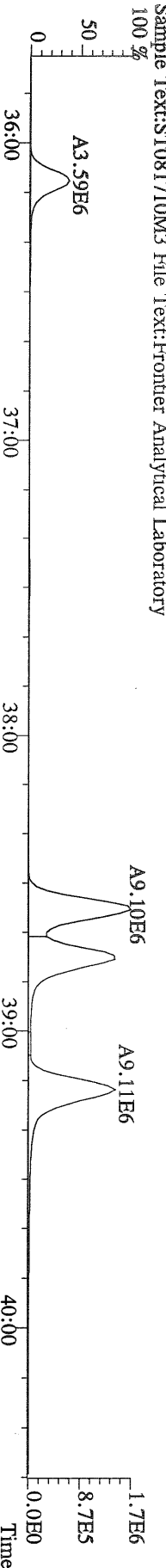
File:17AUG10M #1-412 Acq:18-AUG-2010 10:40:03 GC EI+ Voltage SIR Autospec-Ultima
367.8949 S:30 F:2 BSUB(10000,15,-3,0) PKD(5,5,3,0.10%,100,0,0.00%,F,F) Exp:PCDD
Sample Text:ST081710M3 File Text:Frontier Analytical Laboratory
100 %




File:17AUG10M #1-476 Acq:18-AUG-2010 10:40:03 GC EI+ Voltage SIR Autospec-Utima
389.8156 S:30 F:3 BSUB(10000,15,-3.0) PKD(5,5,3,0,10%,100,0,0,00%,F,F) Exp:PCDD
Sample Text:ST081710M3 File Text:Frontier Analytical Laboratory




File:17AUG10M #1-476 Acq:18-AUG-2010 10:40:03 GC EI+ Voltage SIR Autospec-Utima
391.8127 S:30 F:3 BSUB(10000,15,-3.0) PKD(5,5,3,0,10%,100,0,0,00%,F,F) Exp:PCDD
Sample Text:ST081710M3 File Text:Frontier Analytical Laboratory




File:17AUG10M #1-476 Acq:18-AUG-2010 10:40:03 GC EI+ Voltage SIR Autospec-Utima
401.8559 S:30 F:3 BSUB(10000,15,-3.0) PKD(5,5,3,0,10%,100,0,0,00%,F,F) Exp:PCDD
Sample Text:ST081710M3 File Text:Frontier Analytical Laboratory



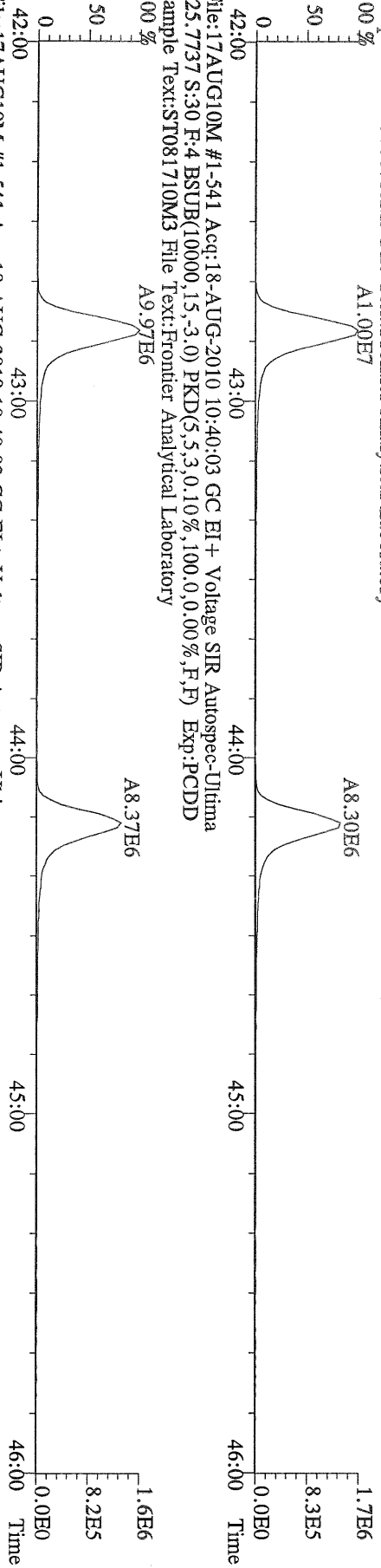
File:17AUG10M #1-476 Acq:18-AUG-2010 10:40:03 GC EI+ Voltage SIR Autospec-Utima
403.8530 S:30 F:3 BSUB(10000,15,-3.0) PKD(5,5,3,0,10%,100,0,0,00%,F,F) Exp:PCDD
Sample Text:ST081710M3 File Text:Frontier Analytical Laboratory



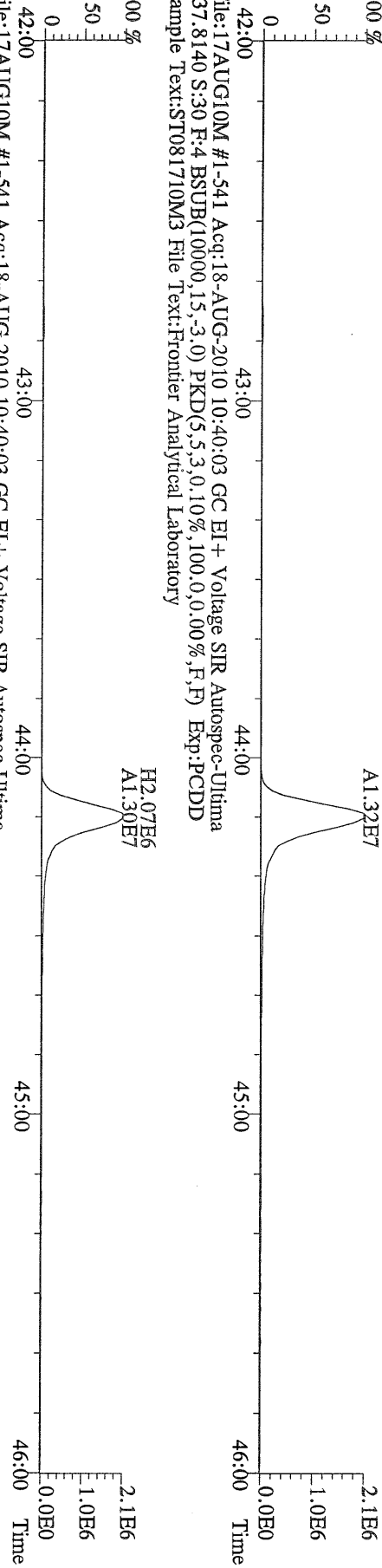
File:17AUG10M #1-476 Acq:18-AUG-2010 10:40:03 GC EI+ Voltage SIR Autospec-Utima
380.9760 S:30 F:3 Exp:PCDD
Sample Text:ST081710M3 File Text:Frontier Analytical Laboratory



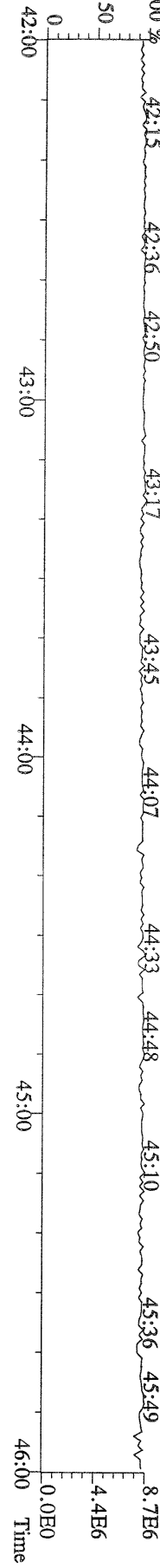
File:17AUG10M #1-541 Acq:18-AUG-2010 10:40:03 GC EI+ Voltage SIR Autospec-Ultima
423.7767 S:30 F:4 BSUB(10000,15,-3.0) PKD(5.5,3,0.10%,100.0,0.00%,F,F) Exp.:PCDD
Sample Text:ST081710M3 File Text:Frontier Analytical Laboratory



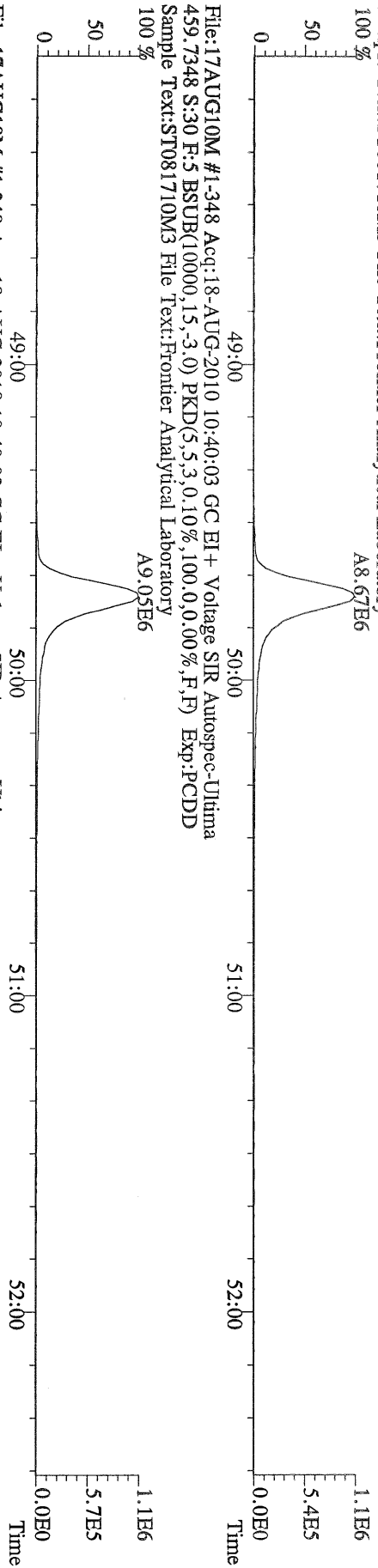
File:17AUG10M #1-541 Acq:18-AUG-2010 10:40:03 GC EI+ Voltage SIR Autospec-Ultima
435.8169 S:30 F:4 BSUB(10000,15,-3.0) PKD(5.5,3,0.10%,100.0,0.00%,F,F) Exp.:PCDD
Sample Text:ST081710M3 File Text:Frontier Analytical Laboratory



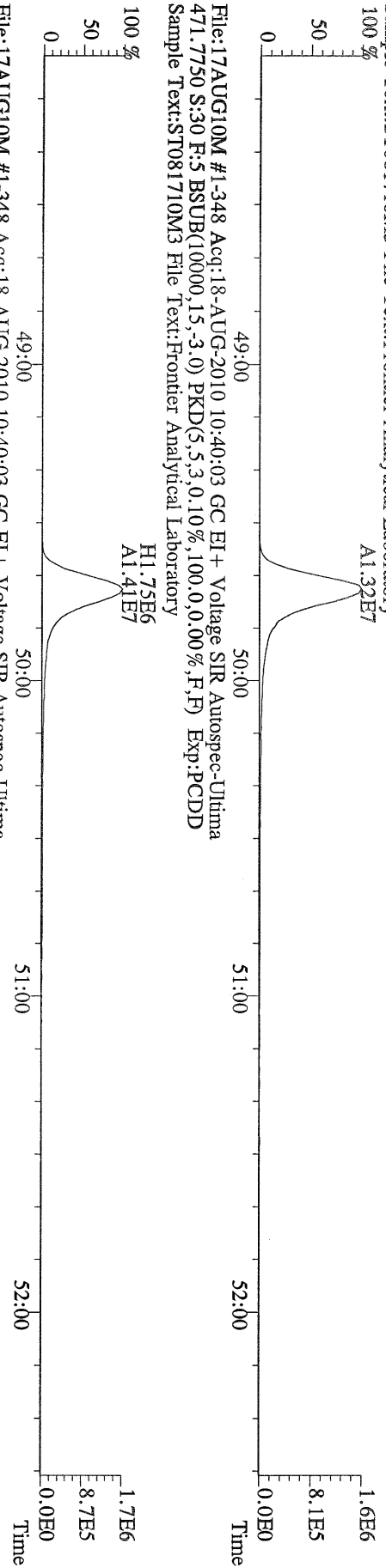
File:17AUG10M #1-541 Acq:18-AUG-2010 10:40:03 GC EI+ Voltage SIR Autospec-Ultima
430.9728 S:30 F:4 Exp.:PCDD
Sample Text:ST081710M3 File Text:Frontier Analytical Laboratory



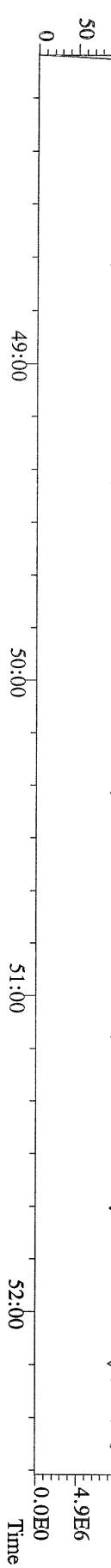
File:17AUG10M #1-348 Acq:18-AUG-2010 10:40:03 GC EI+ Voltage SIR Autospec-Ultima
457.7377 S:30 F:5 BSUB(10000,15,-3.0) PKD(5,5,3,0.10%,100,0.0,0.00%,F,F) Exp:PCDD
Sample Text:ST081710M3 File Text:Frontier Analytical Laboratory



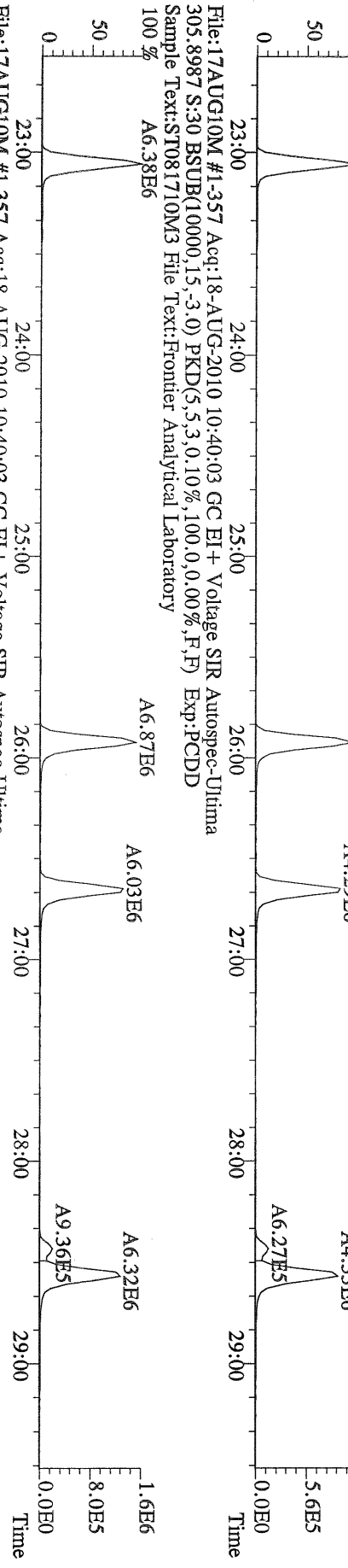
File:17AUG10M #1-348 Acq:18-AUG-2010 10:40:03 GC EI+ Voltage SIR Autospec-Ultima
469.7780 S:30 F:5 BSUB(10000,15,-3.0) PKD(5,5,3,0.10%,100,0.0,0.00%,F,F) Exp:PCDD
Sample Text:ST081710M3 File Text:Frontier Analytical Laboratory



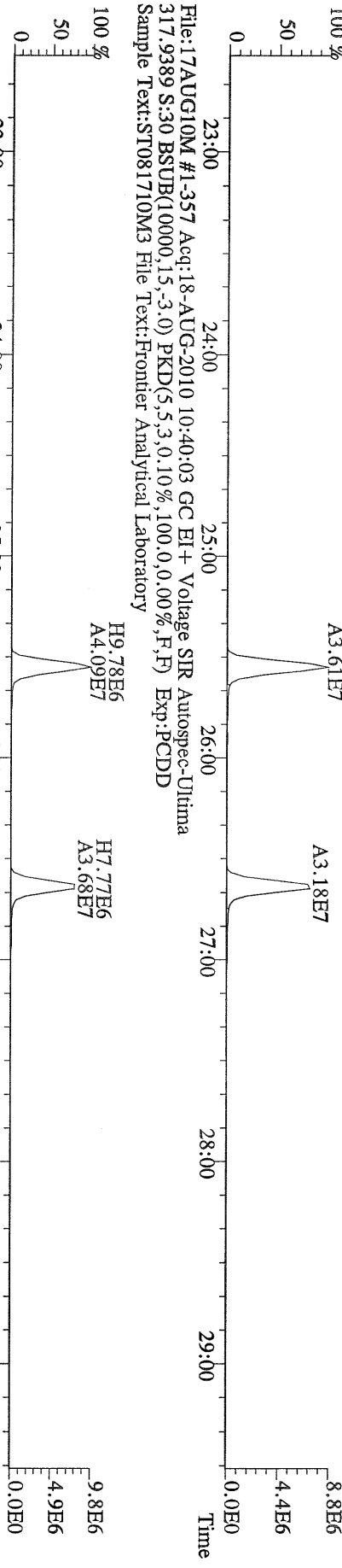
File:17AUG10M #1-348 Acq:18-AUG-2010 10:40:03 GC EI+ Voltage SIR Autospec-Ultima
471.7750 S:30 F:5 BSUB(10000,15,-3.0) PKD(5,5,3,0.10%,100,0.0,0.00%,F,F) Exp:PCDD
Sample Text:ST081710M3 File Text:Frontier Analytical Laboratory



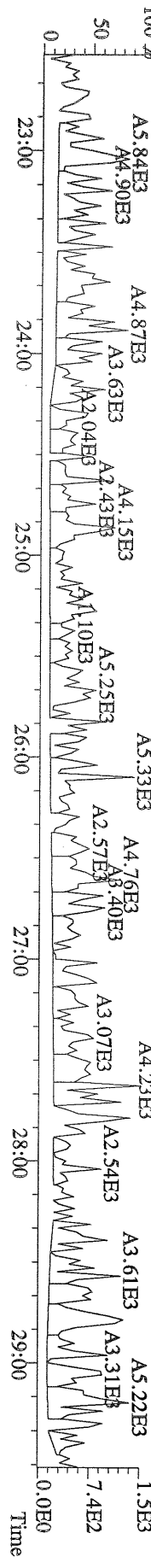
File:17AUG10M #1-357 Acq:18-AUG-2010 10:40:03 GC EI+ Voltage SIR Autospec-Ultima
303.9016 S:30 BSUB(10000,15,-3.0) PKD(5,5,3,0,10%,100,0,0,00%,F,F) Exp:PCDD
Sample Text:ST081710M3 File Text:Frontier Analytical Laboratory




File:17AUG10M #1-357 Acq:18-AUG-2010 10:40:03 GC EI+ Voltage SIR Autospec-Ultima
315.9419 S:30 BSUB(10000,15,-3.0) PKD(5,5,3,0,10%,100,0,0,00%,F,F) Exp:PCDD
Sample Text:ST081710M3 File Text:Frontier Analytical Laboratory




File:17AUG10M #1-357 Acq:18-AUG-2010 10:40:03 GC EI+ Voltage SIR Autospec-Ultima
375.8364 S:30 BSUB(10000,15,-3.0) PKD(5,5,3,0,10%,100,0,0,00%,F,F) Exp:PCDD
Sample Text:ST081710M3 File Text:Frontier Analytical Laboratory



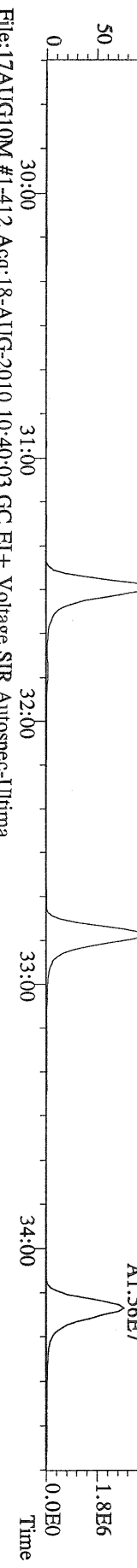
File:17AUG10M #1-357 Acq:18-AUG-2010 10:40:03 GC EI+ Voltage SIR Autospec-Ultima
 339.8597 S:30 BSUB(10000,15,-3.0) PKD(5,5,3,0,10%,100.0,0.00%,F,F) Exp:PCDD
 Sample Text:ST081710M3 File Text:Frontier Analytical Laboratory



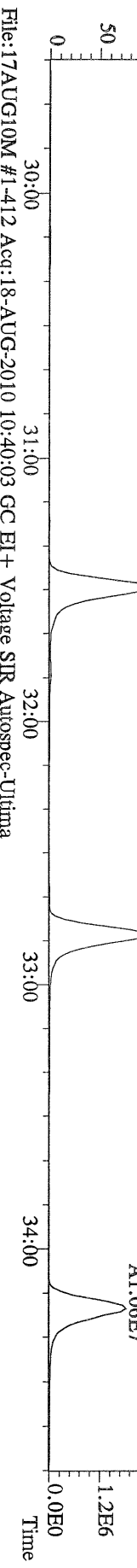
File:17AUG10M #1-357 Acq:18-AUG-2010 10:40:03 GC EI+ Voltage SIR Autospec-Ultima
 409.7974 S:30 BSUB(10000,15,-3.0) PKD(5,5,3,0,10%,100.0,0.00%,F,F) Exp:PCDD
 Sample Text:ST081710M3 File Text:Frontier Analytical Laboratory




File:17AUG10M #1-412 Acq:18-AUG-2010 10:40:03 GC EI+ Voltage SIR Autospec-Utima
 339.8597 S:30 F:2 BSUB(10000,15,-3.0) PKD(5.5,3.0,10%,100.0,0.00%,F,F) Exp:PCDD
 Sample Text:ST081710M3 File Text:Frontier Analytical Laboratory



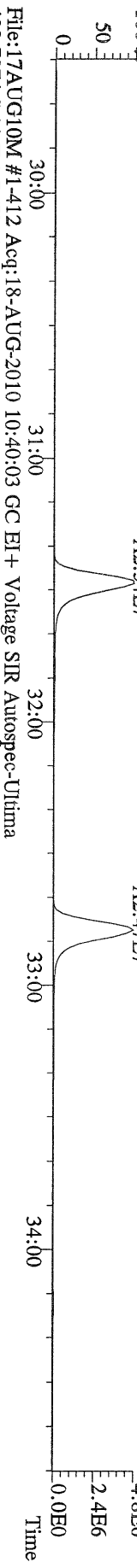
File:17AUG10M #1-412 Acq:18-AUG-2010 10:40:03 GC EI+ Voltage SIR Autospec-Utima
 341.8568 S:30 F:2 BSUB(10000,15,-3.0) PKD(5.5,3.0,10%,100.0,0.00%,F,F) Exp:PCDD
 Sample Text:ST081710M3 File Text:Frontier Analytical Laboratory



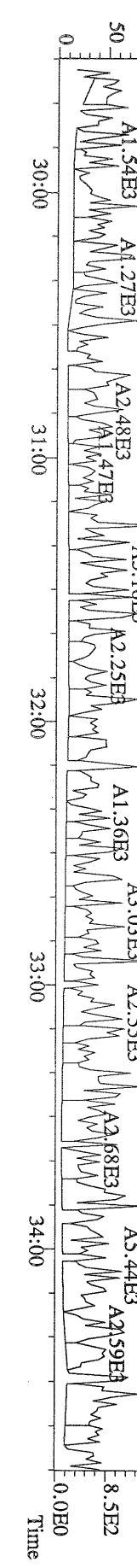
File:17AUG10M #1-412 Acq:18-AUG-2010 10:40:03 GC EI+ Voltage SIR Autospec-Utima
 351.9000 S:30 F:2 BSUB(10000,15,-3.0) PKD(5.5,3.0,10%,100.0,0.00%,F,F) Exp:PCDD
 Sample Text:ST081710M3 File Text:Frontier Analytical Laboratory



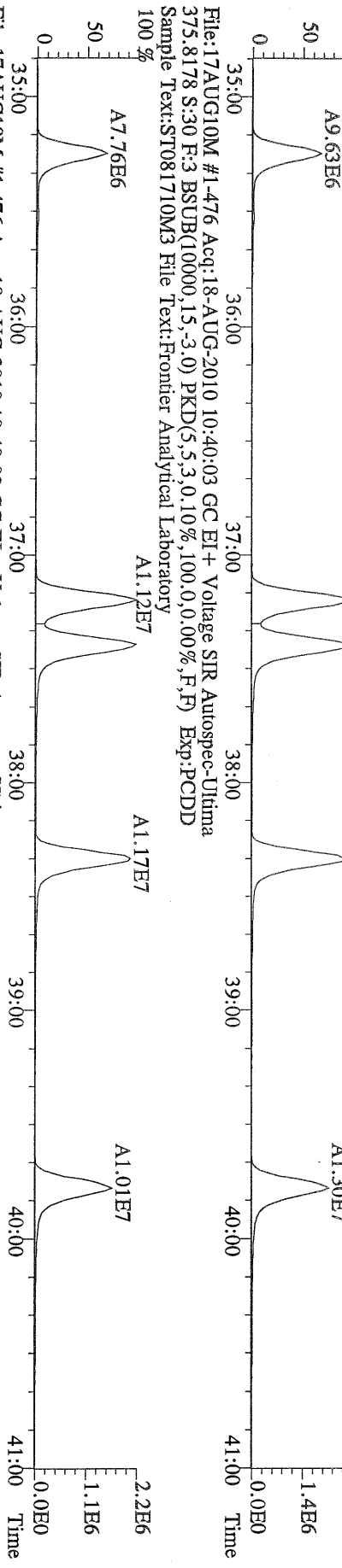
File:17AUG10M #1-412 Acq:18-AUG-2010 10:40:03 GC EI+ Voltage SIR Autospec-Utima
 353.8970 S:30 F:2 BSUB(10000,15,-3.0) PKD(5.5,3.0,10%,100.0,0.00%,F,F) Exp:PCDD
 Sample Text:ST081710M3 File Text:Frontier Analytical Laboratory



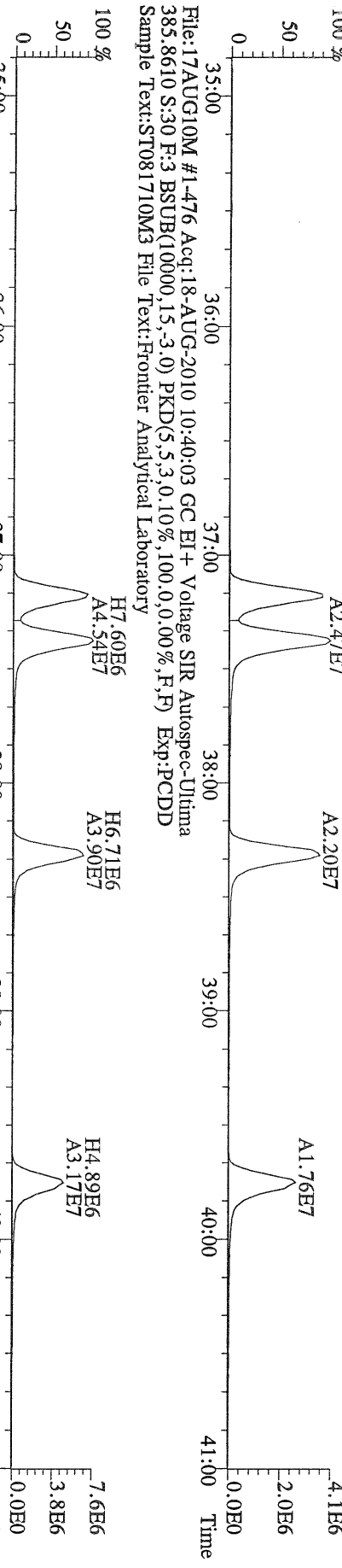
File:17AUG10M #1-412 Acq:18-AUG-2010 10:40:03 GC EI+ Voltage SIR Autospec-Utima
 409.7974 S:30 F:2 BSUB(10000,15,-3.0) PKD(5.5,3.0,10%,100.0,0.00%,F,F) Exp:PCDD
 Sample Text:ST081710M3 File Text:Frontier Analytical Laboratory



File:17AUG10M #1-476 Acq:18-AUG-2010 10:40:03 GC EI+ Voltage SIR Autospec-Ultima
373.8207 S:30 F:3 BSUB(10000,15,-3.0) PKD(5,5,3,0.10%,100,0,0.00%,F,F) Exp:PCDD
Sample Text:ST081710M3 File Text:Frontier Analytical Laboratory



File:17AUG10M #1-476 Acq:18-AUG-2010 10:40:03 GC EI+ Voltage SIR Autospec-Ultima
383.8639 S:30 F:3 BSUB(10000,15,-3.0) PKD(5,5,3,0.10%,100,0,0.00%,F,F) Exp:PCDD
Sample Text:ST081710M3 File Text:Frontier Analytical Laboratory



File:17AUG10M #1-476 Acq:18-AUG-2010 10:40:03 GC EI+ Voltage SIR Autospec-Ultima
445.7555 S:30 F:3 BSUB(10000,15,-3.0) PKD(5,5,3,0.10%,100,0,0.00%,F,F) Exp:PCDD
Sample Text:ST081710M3 File Text:Frontier Analytical Laboratory

