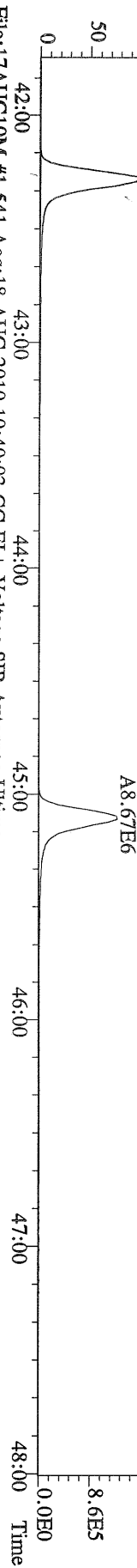
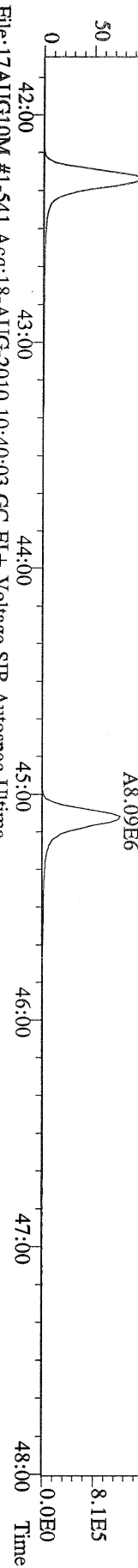


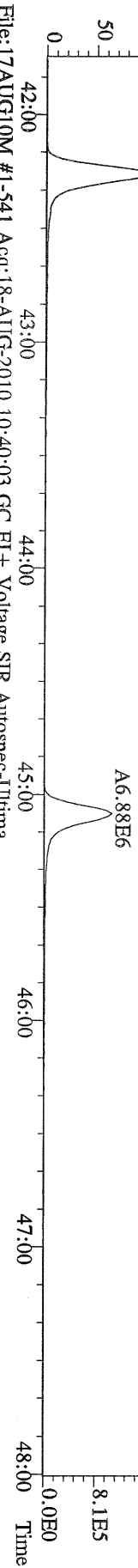
File:17AUG10M #1-541 Acq:18-AUG-2010 10:40:03 GC EI+ Voltage SIR Autospec-Ultime  
407.7818 S:30 F:4 BSUB(10000,15,-3,0) PKD(5,5,3,0,10%,100,0,0,00%,F,F) Exp:PCDD  
Sample Text:ST081710M3 File Text:Frontier Analytical Laboratory



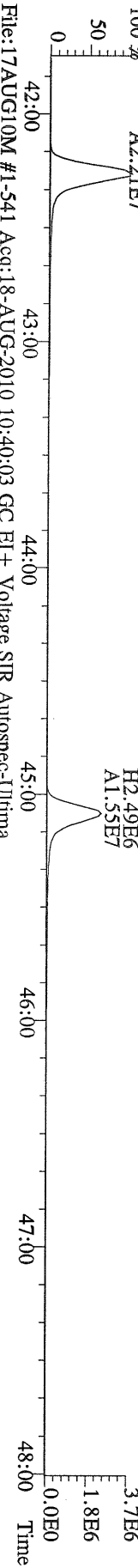
File:17AUG10M #1-541 Acq:18-AUG-2010 10:40:03 GC EI+ Voltage SIR Autospec-Ultime  
409.7788 S:30 F:4 BSUB(10000,15,-3,0) PKD(5,5,3,0,10%,100,0,0,00%,F,F) Exp:PCDD  
Sample Text:ST081710M3 File Text:Frontier Analytical Laboratory



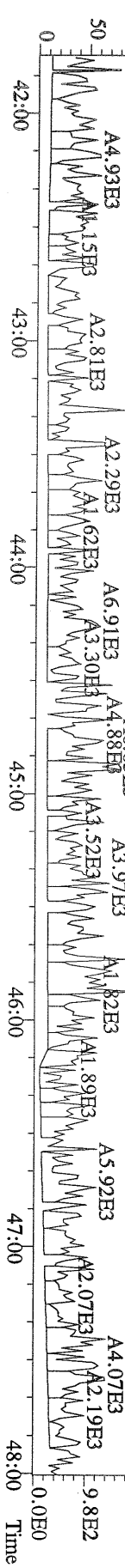
File:17AUG10M #1-541 Acq:18-AUG-2010 10:40:03 GC EI+ Voltage SIR Autospec-Ultime  
417.8253 S:30 F:4 BSUB(10000,15,-3,0) PKD(5,5,3,0,10%,100,0,0,00%,F,F) Exp:PCDD  
Sample Text:ST081710M3 File Text:Frontier Analytical Laboratory



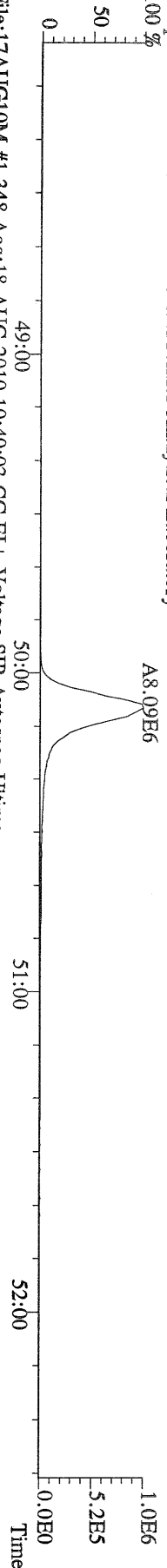
File:17AUG10M #1-541 Acq:18-AUG-2010 10:40:03 GC EI+ Voltage SIR Autospec-Ultime  
419.8220 S:30 F:4 BSUB(10000,15,-3,0) PKD(5,5,3,0,10%,100,0,0,00%,F,F) Exp:PCDD  
Sample Text:ST081710M3 File Text:Frontier Analytical Laboratory



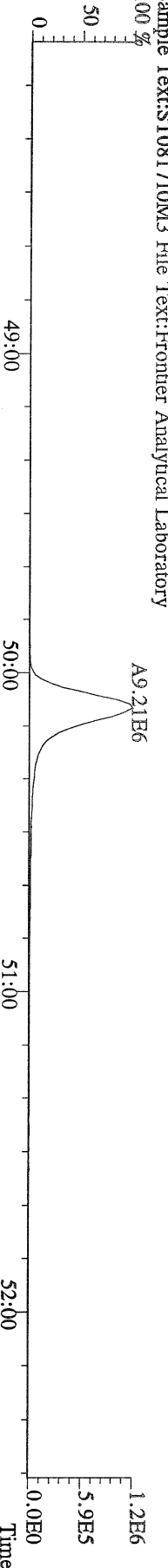
File:17AUG10M #1-541 Acq:18-AUG-2010 10:40:03 GC EI+ Voltage SIR Autospec-Ultime  
479.7165 S:30 F:4 BSUB(10000,15,-3,0) PKD(5,5,3,0,10%,100,0,0,00%,F,F) Exp:PCDD  
Sample Text:ST081710M3 File Text:Frontier Analytical Laboratory



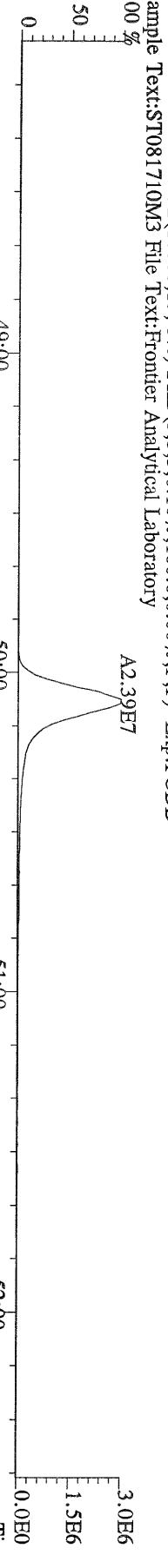
File:17AUG10M #1-348 Acq:18-AUG-2010 10:40:03 GC EI+ Voltage SIR Autospec-Ultima  
 441.7428 S:30 F:5 BSUB(10000,15,-3,0) PKD(5,5,3,0,10%,100,0,0,00%,F,F) Exp:PCDD  
 Sample Text:ST081710M3 File Text:Frontier Analytical Laboratory



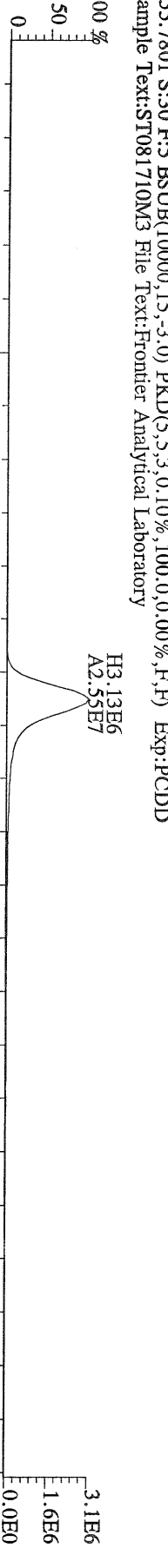
File:17AUG10M #1-348 Acq:18-AUG-2010 10:40:03 GC EI+ Voltage SIR Autospec-Ultima  
 443.7398 S:30 F:5 BSUB(10000,15,-3,0) PKD(5,5,3,0,10%,100,0,0,00%,F,F) Exp:PCDD  
 Sample Text:ST081710M3 File Text:Frontier Analytical Laboratory



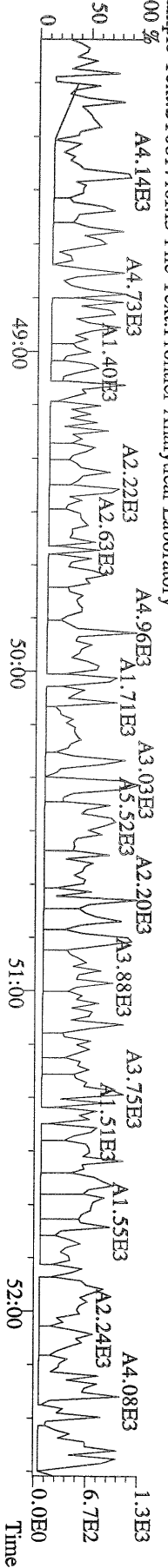
File:17AUG10M #1-348 Acq:18-AUG-2010 10:40:03 GC EI+ Voltage SIR Autospec-Ultima  
 453.7831 S:30 F:5 BSUB(10000,15,-3,0) PKD(5,5,3,0,10%,100,0,0,00%,F,F) Exp:PCDD  
 Sample Text:ST081710M3 File Text:Frontier Analytical Laboratory

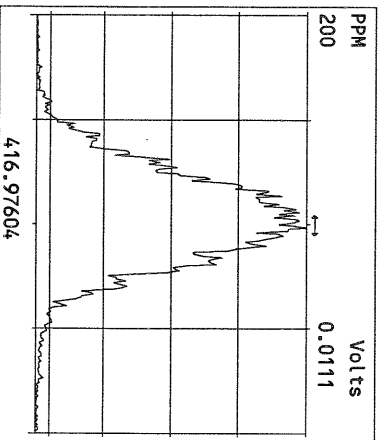
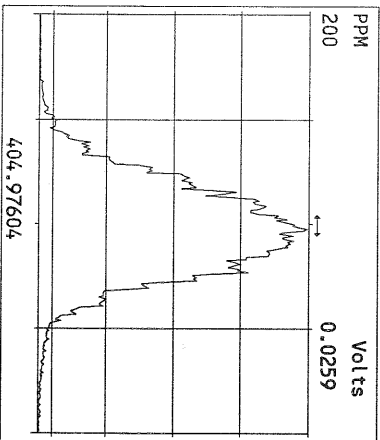
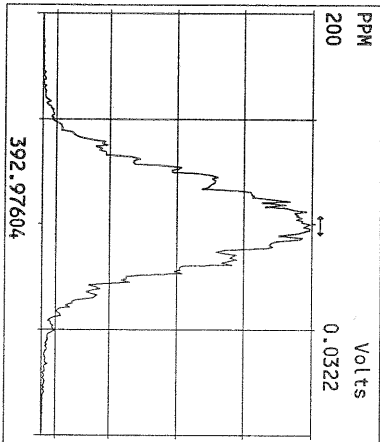
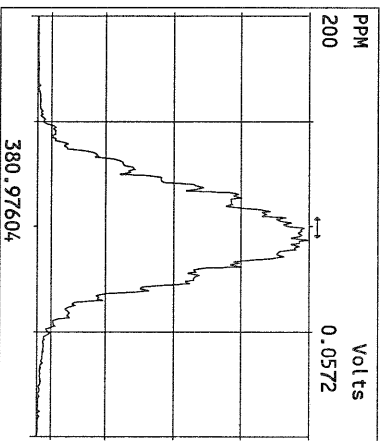
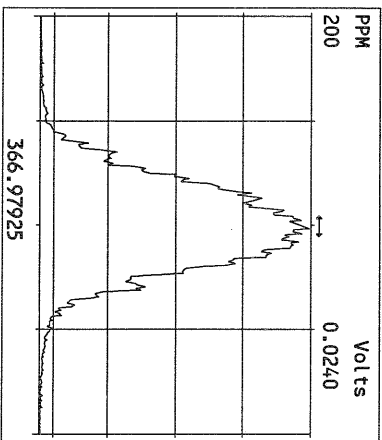
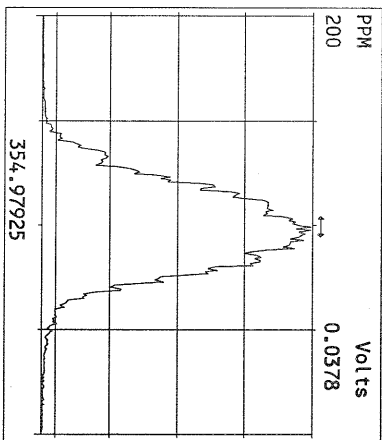
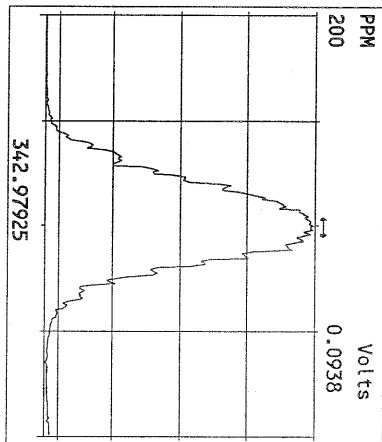
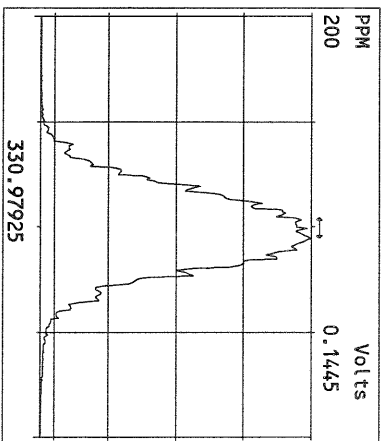
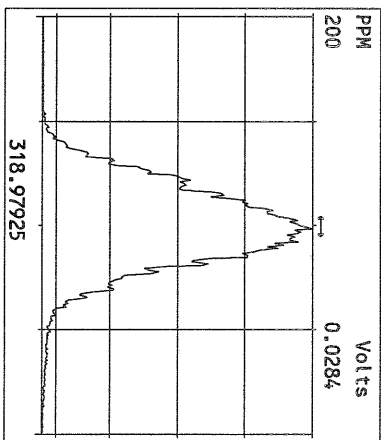
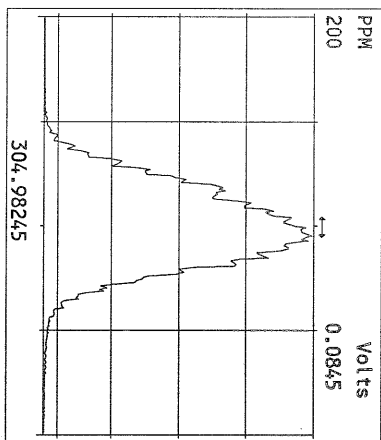
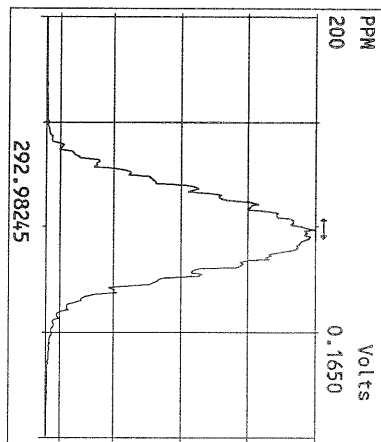


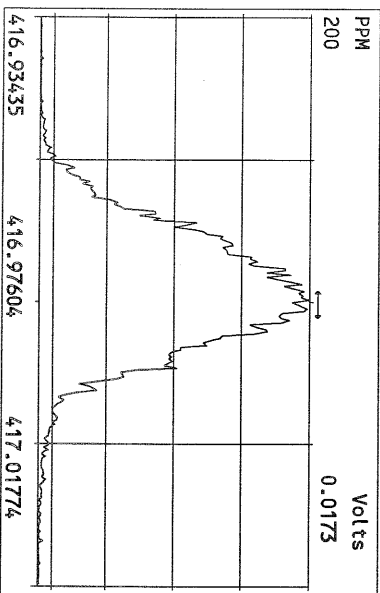
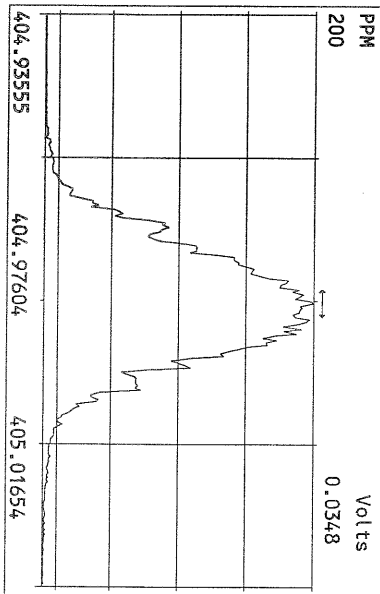
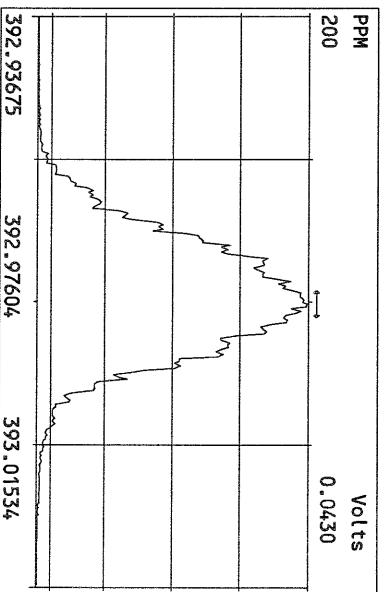
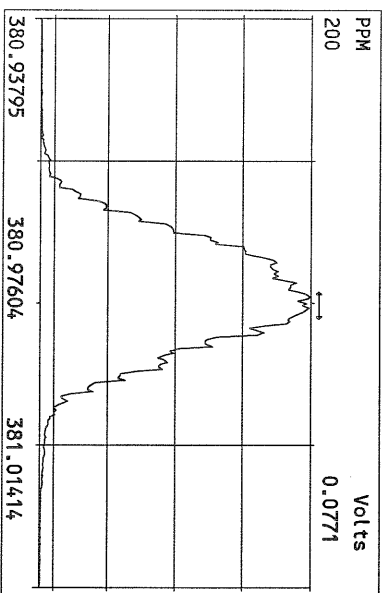
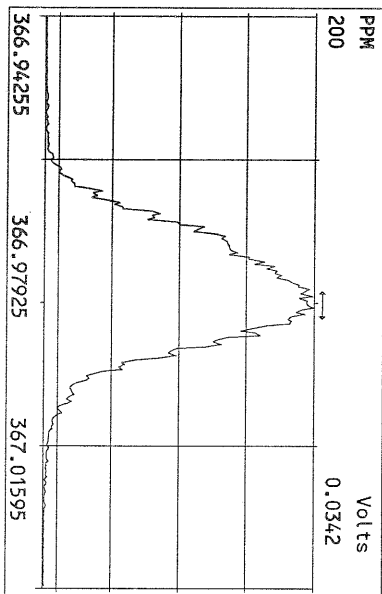
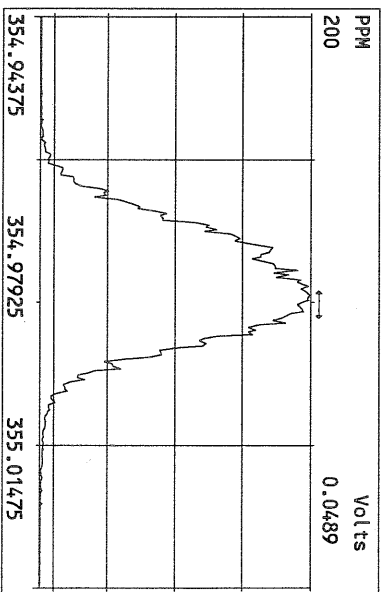
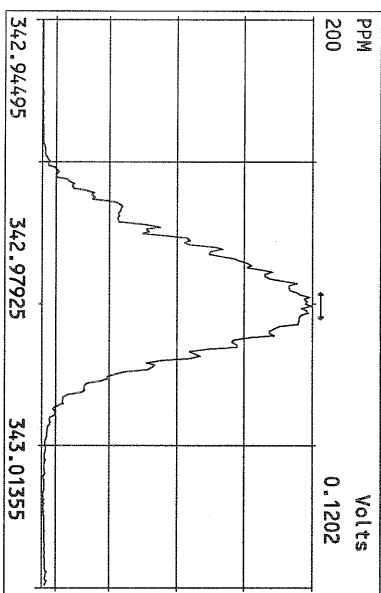
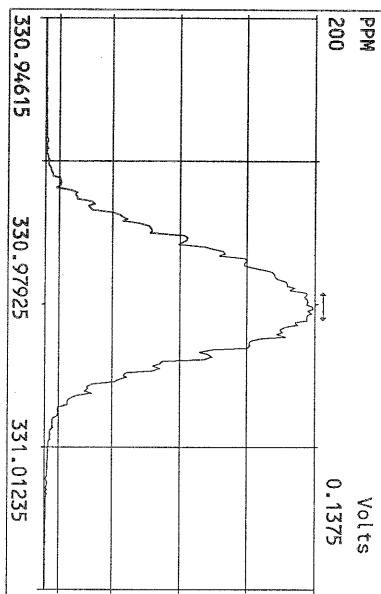
File:17AUG10M #1-348 Acq:18-AUG-2010 10:40:03 GC EI+ Voltage SIR Autospec-Ultima  
 455.7801 S:30 F:5 BSUB(10000,15,-3,0) PKD(5,5,3,0,10%,100,0,0,00%,F,F) Exp:PCDD  
 Sample Text:ST081710M3 File Text:Frontier Analytical Laboratory

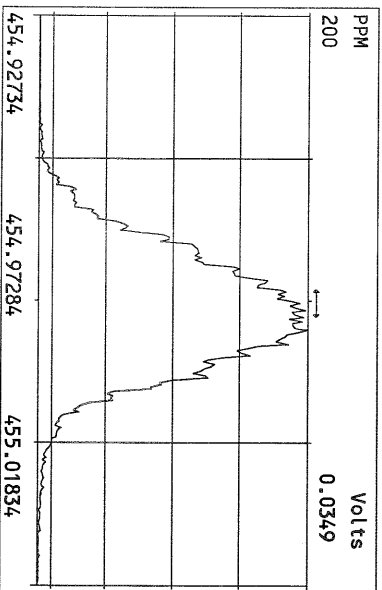
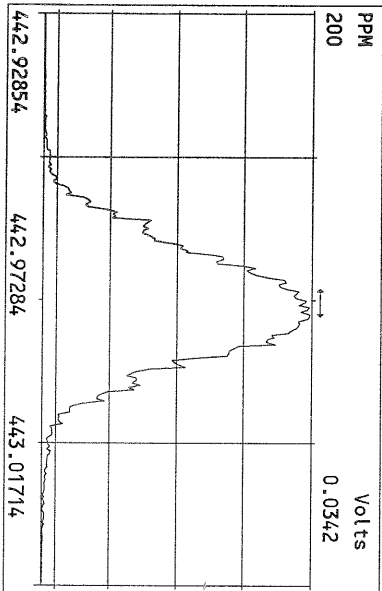
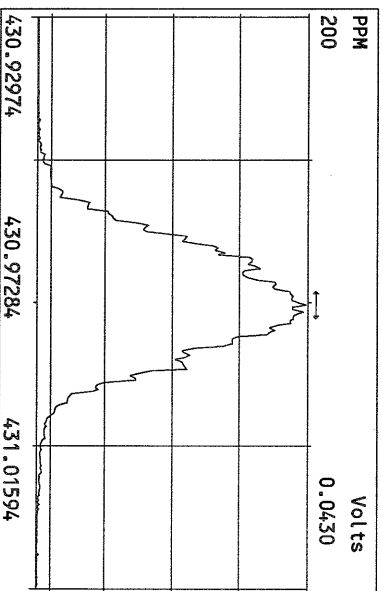
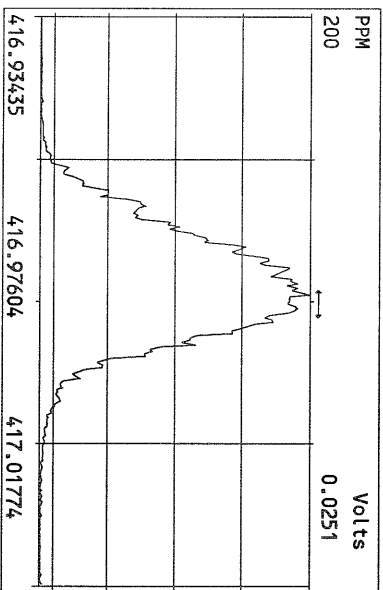
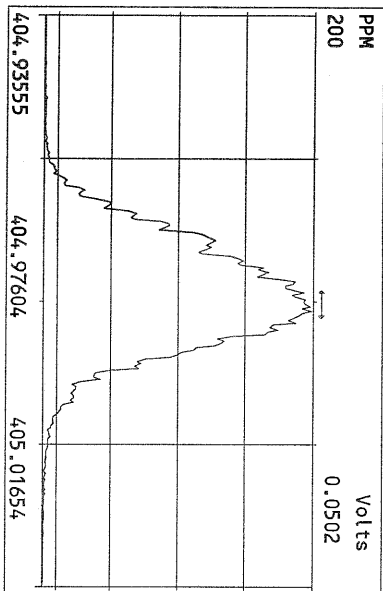
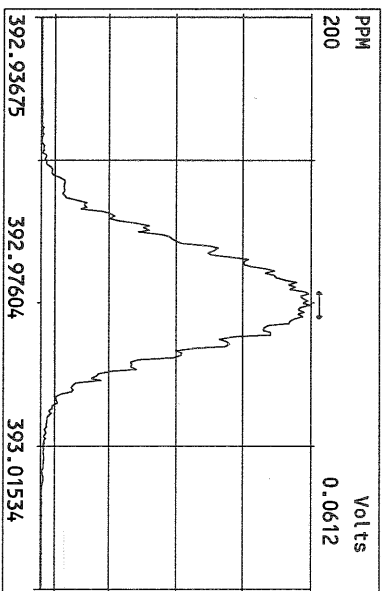
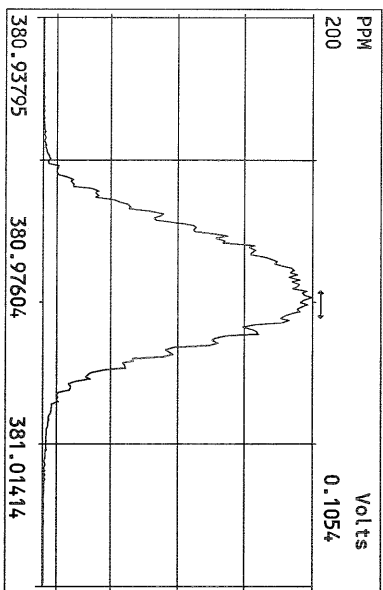
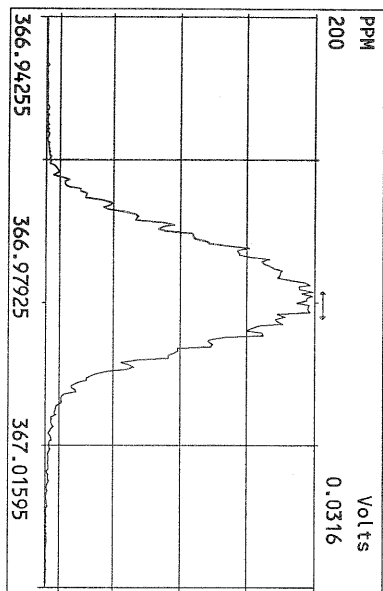


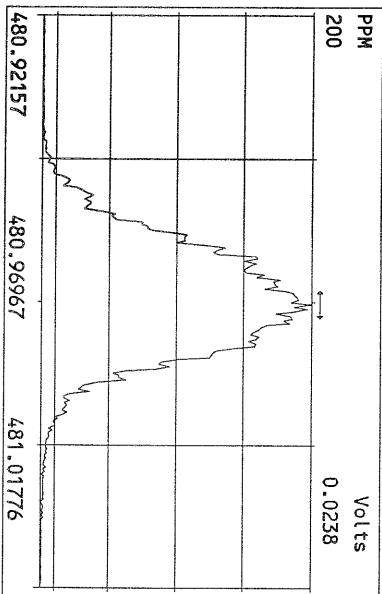
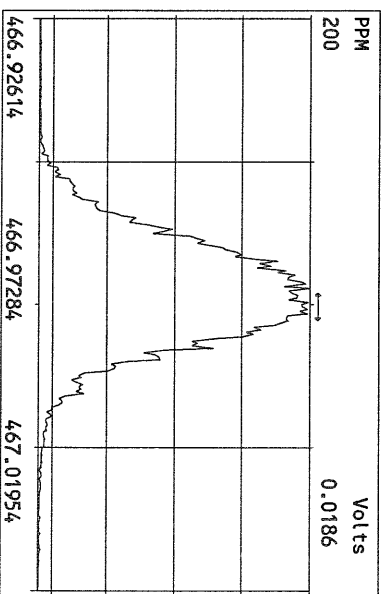
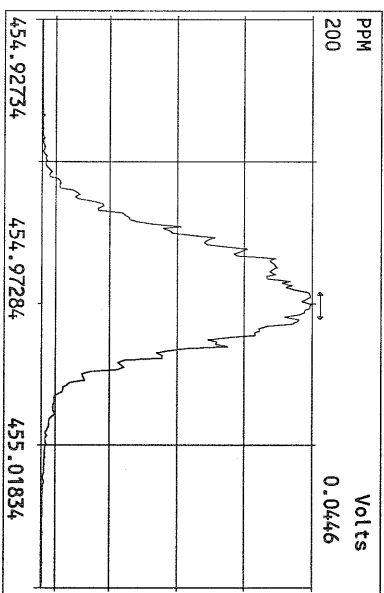
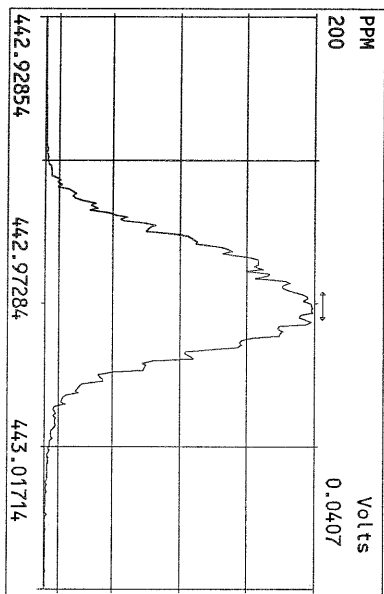
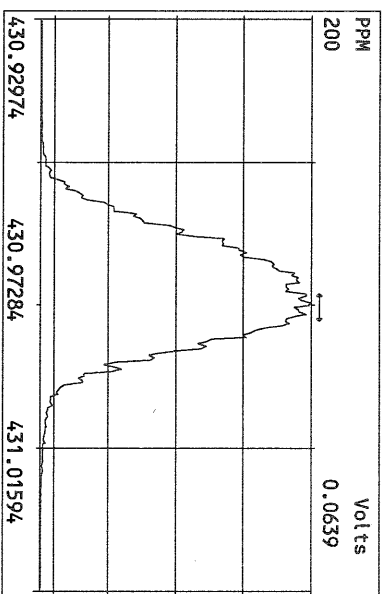
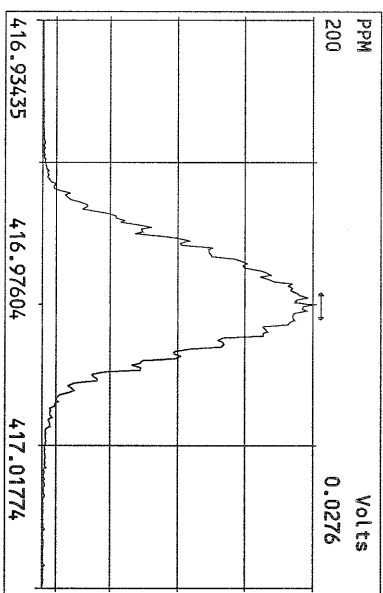
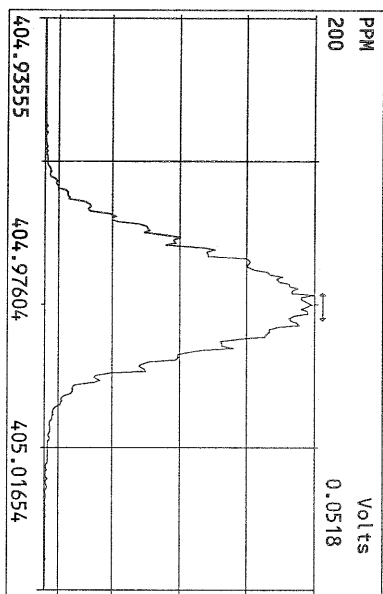
File:17AUG10M #1-348 Acq:18-AUG-2010 10:40:03 GC EI+ Voltage SIR Autospec-Ultima  
 513.6775 S:30 F:5 BSUB(10000,15,-3,0) PKD(5,5,3,0,10%,100,0,0,00%,F,F) Exp:PCDD  
 Sample Text:ST081710M3 File Text:Frontier Analytical Laboratory

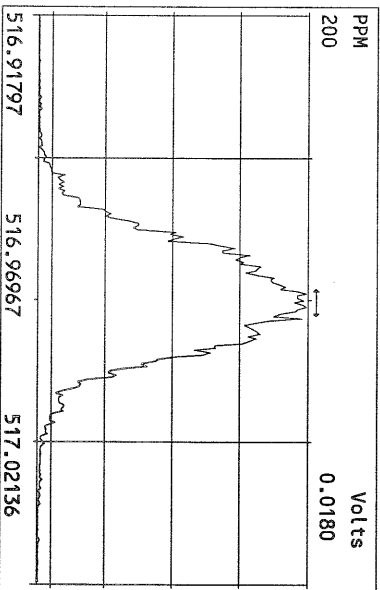
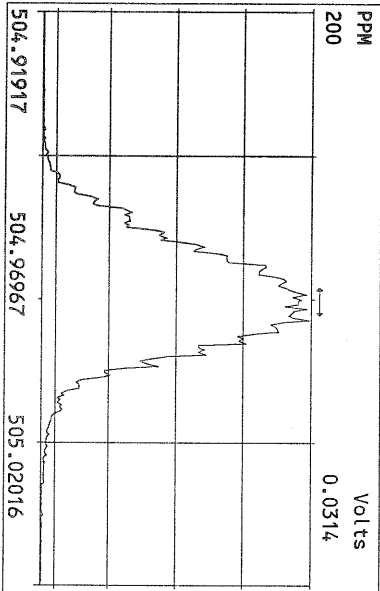
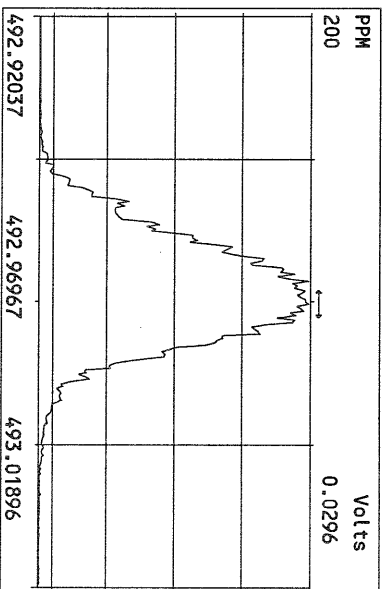
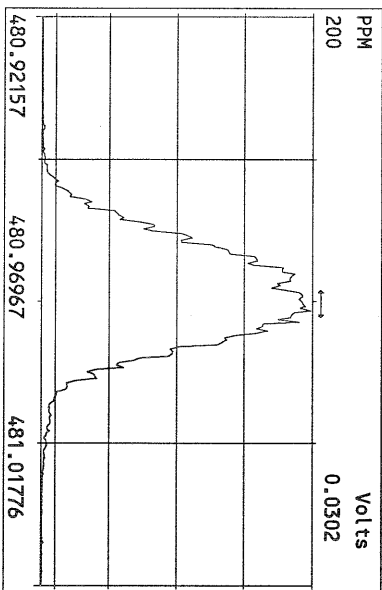
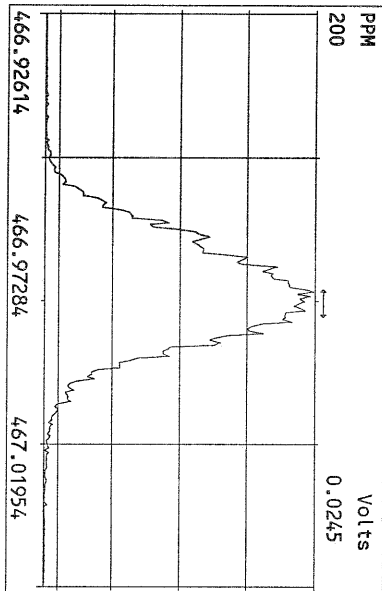
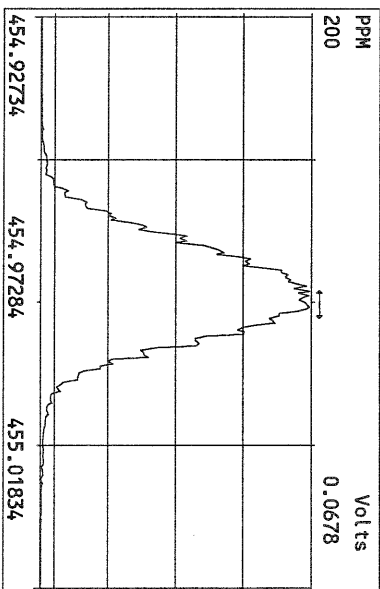
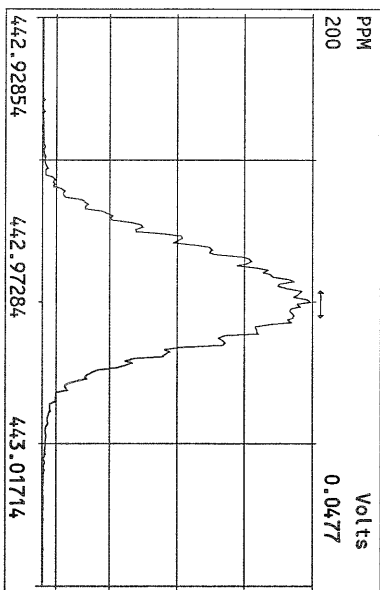
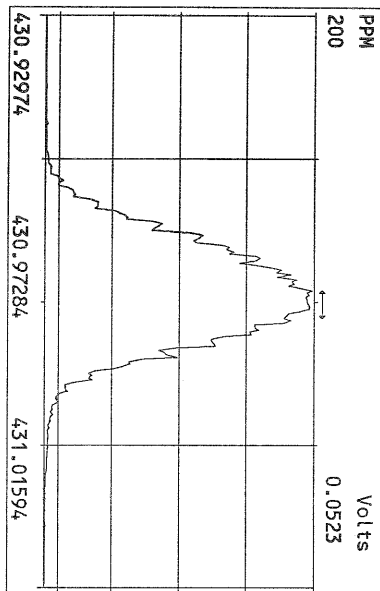












## USEPA - ITD

FORM 4A  
PCDD/PCDF CALIBRATION VERIFICATION

Lab Name: Frontier Analytical Laboratory Episode No.:

Contract No.: SAS No.:

Initial Calibration Date: 5/12/10

Instrument ID: FAL3

GC Column ID: DB5

VER Data Filename: 18AUG10M Sam:1

Analysis Date: 18-AUG-10 13:18:40

	M/Z'S FORMING RATIO (1)	ION ABUND. RATIO	QC LIMITS (2)	ACCEPT	CONC. FOUND	CONC. RANGE (ng/mL) (3)
NATIVE ANALYTES						
2,3,7,8-TCDD	M/M+2	0.73	0.65-0.89	y	9.15	7.80 - 12.9 ✓
1,2,3,7,8-PeCDD	M+2/M+4	1.59	1.32-1.78	y	45.4	39.0 - 65.0 ✓
1,2,3,4,7,8-HxCDD	M+2/M+4	1.41	1.05-1.43	y	44.2	39.0 - 64.0 ✓
1,2,3,6,7,8-HxCDD	M+2/M+4	1.42	1.05-1.43	y	45.0	39.0 - 64.0 ✓
1,2,3,7,8,9-HxCDD	M+2/M+4	1.42	1.05-1.43	y	47.7	41.0 - 61.0 ✓
1,2,3,4,6,7,8-HpCDD	M+2/M+4	1.06	0.88-1.20	y	45.0	43.0 - 58.0 ✓
OCDD	M+2/M+4	0.94	0.76-1.02	y	99.5	79.0 - 126 ✓
2,3,7,8-TCDF	M/M+2	0.70	0.65-0.89	y	8.72	8.40 - 12.0 ✓
1,2,3,7,8-PeCDF	M+2/M+4	1.44	1.32-1.78	y	46.5	41.0 - 60.0 ✓
2,3,4,7,8-PeCDF	M+2/M+4	1.45	1.32-1.78	y	44.5	41.0 - 60.0 ✓
1,2,3,4,7,8-HxCDF	M+2/M+4	1.24	1.05-1.43	y	45.3	45.0 - 56.0 ✓
1,2,3,6,7,8-HxCDF	M+2/M+4	1.24	1.05-1.43	y	45.0	44.0 - 57.0 ✓
2,3,4,6,7,8-HxCDF	M+2/M+4	1.24	1.05-1.43	y	45.8	44.0 - 57.0 ✓
1,2,3,7,8,9-HxCDF	M+2/M+4	1.23	1.05-1.43	y	45.9	45.0 - 56.0 ✓
1,2,3,4,6,7,8-HpCDF	M+2/M+4	1.02	0.88-1.20	y	45.3	45.0 - 55.0 ✓
1,2,3,4,7,8,9-HpCDF	M+2/M+4	1.02	0.88-1.20	y	43.1	43.0 - 58.0 ✓
OCDF	M+2/M+4	0.89	0.76-1.02	y	91.8	63.0 - 159 ✓

(1) See Table 8, Method 1613, for m/z specifications.

(2) Ion Abundance Ratio Control Limits as specified in Table 9, Method 1613.

(3) Contract-required concentration range as specified in Table 6, Method 1613.

Analyst: DN Date: 8/18/10



## USEPA - ITD

FORM 4B  
PCDD/PCDF CALIBRATION VERIFICATION

Lab Name: Frontier Analytical Laboratory

Episode No.:

Contract No.:

SAS No.:

Initial Calibration Date: 5/12/10

Instrument ID: FAL3

GC Column ID: DB5

VER Data Filename: 18AUG10M Sam:1

Analysis Date: 18-AUG-10 13:18:40

LABELLED COMPOUNDS	M/Z'S FORMING RATIO (1)	ION ABUND. RATIO	QC LIMITS (2)	ACCEPT	CONC. FOUND	CONC. RANGE (ng/mL) (3)
13C-2,3,7,8-TCDD	M/M+2	0.82	0.65-0.89	y	96.3	82.0 - 121 ✓
13C-1,2,3,7,8-PeCDD	M+2/M+4	1.75	1.32-1.78	y	77.3	62.0 - 160 ✓
13C-1,2,3,4,7,8-HxCDD	M+2/M+4	1.24	1.05-1.43	y	103	85.0 - 117 ✓
13C-1,2,3,6,7,8-HxCDD	M+2/M+4	1.25	1.05-1.43	y	95.4	85.0 - 118 ✓
13C-1,2,3,4,6,7,8-HpCDD	M+2/M+4	0.98	0.88-1.20	y	83.0	72.0 - 138 ✓
13C-OCDD	M+2/M+4	0.92	0.76-1.02	y	156	96.0 - 415 ✓
13C-2,3,7,8-TCDF	M/M+2	0.87	0.65-0.89	y	95.3	71.0 - 140 ✓
13C-1,2,3,7,8-PeCDF	M+2/M+4	1.65	1.32-1.78	y	78.9	76.0 - 130 ✓
13C-2,3,4,7,8-PeCDF	M+2/M+4	1.66	1.32-1.78	y	79.2	77.0 - 130 ✓
13C-1,2,3,4,7,8-HxCDF	M/M+2	0.54	0.43-0.59	y	93.0	76.0 - 131 ✓
13C-1,2,3,6,7,8-HxCDF	M/M+2	0.54	0.43-0.59	y	89.7	70.0 - 143 ✓
13C-2,3,4,6,7,8-HxCDF	M/M+2	0.56	0.43-0.59	y	91.3	73.0 - 137 ✓
13C-1,2,3,7,8,9-HxCDF	M/M+2	0.54	0.43-0.59	y	93.7	74.0 - 135 ✓
13C-1,2,3,4,6,7,8-HpCDF	M/M+2	0.41	0.37-0.51	y	79.1	78.0 - 129 ✓
13C-1,2,3,4,7,8,9-HpCDF	M/M+2	0.41	0.37-0.51	y	81.1	77.0 - 129 ✓
13C-OCDF	M+2/M+4	0.97	0.76-1.02	y	144	96.0 - 415 ✓
CLEANUP STANDARD (4)						
37Cl-2,3,7,8-TCDD					8.88	7.80 - 12.8 ✓

(1) See Table 8, Method 1613, for m/z specifications.

(2) Ion Abundance Ratio Control Limits as specified in Table 9, Method 1613.

(3) Contract-required concentration range as specified in Table 6, Method 1613.

(4) No ion abundance ratio; report concentration found.

Analyst: DNDate: 8/18/10



## USEPA - ITD

## FORM 6A

## PCDD/PCDF RELATIVE RETENTION TIMES

Lab Name: Frontier Analytical Laboratory

Episode No.:

Contract No.:

SAS No.:

Init. Cal. Date: 5/12/10

Instrument ID: FAL3

GC Column ID: DB5

Analysis Date: 18-AUG-10 13:18:40

CS3 or VER Data Filename: 18AUG10M

Sam:1

NATIVE ANALYTES	RETENTION TIME REFERENCE	RRT	RRT QC LIMITS (1)
2,3,7,8-TCDD	13C-2,3,7,8-TCDD	1.001	0.999-1.002 ✓
2,3,7,8-TCDF	13C-2,3,7,8-TCDF	1.001	0.999-1.003 ✓
1,2,3,7,8-PeCDD	13C-1,2,3,7,8-PeCDD	1.001	0.999-1.002 ✓
1,2,3,7,8-PeCDF	13C-1,2,3,7,8-PeCDF	1.001	0.999-1.002 ✓
2,3,4,7,8-PeCDF	13C-2,3,4,7,8-PeCDF	1.001	0.999-1.002 ✓
LABELED COMPOUNDS			
37Cl-2,3,7,8-TCDD	13C-1,2,3,4-TCDD	1.023	0.989-1.052 ✓
13C-2,3,7,8-TCDD		1.022	0.976-1.043 ✓
13C-2,3,7,8-TCDF		0.993	0.923-1.103 ✓
13C-1,2,3,7,8-PeCDD		1.238	1.000-1.567 ✓
13C-1,2,3,7,8-PeCDF		1.174	0.923-1.203 ✓
13C-2,3,4,7,8-PeCDF		1.223	0.923-1.303 ✓

(1) Contract-required limits for Relative Retention Times (RRT) as specified in Table 2, Method 1613.

Analyst: DNDate: 8/18/10

## USEPA - ITD

FORM 6B  
PCDD/PCDF RELATIVE RETENTION TIMES

Lab Name: Frontier Analytical Laboratory

Episode No.:

Contract No.:

SAS No.:

Init. Cal. Date: 5/12/10

Instrument ID: FAL3

GC Column ID: DB5

Analysis Date: 18-AUG-10 13:18:40

CS3 or VER Data Filename: 18AUG10M

Sam:1

NATIVE ANALYTES	RETENTION TIME	RRT	RRT
	REFERENCE		QC LIMITS (1)
1,2,3,4,7,8-HxCDD	13C-1,2,3,4,7,8-HxCDD	1.001	0.999-1.001 ✓
1,2,3,6,7,8-HxCDD	13C-1,2,3,6,7,8-HxCDD	1.001	0.998-1.004 ✓
1,2,3,7,8,9-HxCDD	13C-1,2,3,6,7,8-HxCDD	1.012	1.000-1.019 ✓
1,2,3,4,7,8-HxCDF	13C-1,2,3,4,7,8-HxCDF	1.001	0.999-1.001 ✓
1,2,3,6,7,8-HxCDF	13C-1,2,3,6,7,8-HxCDF	1.001	0.997-1.005 ✓
2,3,4,6,7,8-HxCDF	13C-2,3,4,6,7,8-HxCDF	1.001	0.999-1.001 ✓
1,2,3,7,8,9-HxCDF	13C-1,2,3,7,8,9-HxCDF	1.000	0.999-1.001 ✓
1,2,3,4,6,7,8-HpCDD	13C-1,2,3,4,6,7,8-HpCDD	1.001	0.999-1.001 ✓
1,2,3,4,6,7,8-HpCDF	13C-1,2,3,4,6,7,8-HpCDF	1.001	0.999-1.001 ✓
1,2,3,4,7,8,9-HpCDF	13C-1,2,3,4,7,8,9-HpCDF	1.000	0.999-1.001 ✓
OCDD	13C-OCDD	1.001	0.999-1.001 ✓
OCDF	13C-OCDF	1.001	0.999-1.001 ✓
LABELED COMPOUNDS			
13C-1,2,3,4,7,8-HxCDD	13C-1,2,3,7,8,9-HxCDD	0.985	0.977-1.000 ✓
13C-1,2,3,6,7,8-HxCDD		0.989	0.981-1.003 ✓
13C-1,2,3,4,7,8-HxCDF		0.949	0.944-0.970 ✓
13C-1,2,3,6,7,8-HxCDF		0.954	0.949-0.975 ✓
13C-2,3,4,6,7,8-HxCDF		0.978	0.959-1.021 ✓
13C-1,2,3,7,8,9-HxCDF		1.015	0.977-1.047 ✓
13C-1,2,3,4,6,7,8-HpCDD		1.127	1.086-1.130 ✓
13C-1,2,3,4,6,7,8-HpCDF		1.079	1.043-1.085 ✓
13C-1,2,3,4,7,8,9-HpCDF		1.151	1.057-1.154 ✓
13C-OCDD		1.269	1.032-1.311 ✓
13C-OCDF		1.278	1.000-1.311 ✓

(1) Contract-required limits for Relative Retention Times (RRT) as specified in Table 2, Method 1613.

Analyst: 2NDate: 8/8/10

FAL ID: ST081710M1      Filename: 18AUG10M    Sam:1    Acquired: 18-AUG-10 13:18:40    ICal: PCDDFAL3-5-12-10  
 Client ID: 1613 CS3 191908J      ConCal: ST081810M1    EndCal: ST081810M2

Results:      GC Column: DB5      Amount: 1.000      NATO 1989 Tox: 90.7      WHO 1998 Tox: 113      WHO 2005 Tox: 103

Name	Resp	RA	RT	RRF	Conc	Qual	Fac Noise-1	Noise-2	DL	Rec	#Hom
2,3,7,8-TCDD	4.80e+06	0.73 y	27:26	1.04	9.15	2.50	-	-	*		
1,2,3,7,8-PeCDD	1.68e+07	1.59 y	33:15	1.05	45.4	2.50	-	-	*		
1,2,3,4,7,8-HxCDD	1.32e+07	1.41 y	38:36	1.30	44.2	2.50	-	-	*		
1,2,3,6,7,8-HxCDD	1.30e+07	1.42 y	38:46	1.28	45.0	2.50	-	-	*		
1,2,3,7,8,9-HxCDD	1.36e+07	1.42 y	39:13	1.25	47.7	2.50	-	-	*		
1,2,3,4,6,7,8-HpCDD	1.11e+07	1.06 y	44:12	1.35	45.0	2.50	-	-	*		
OCDD	1.46e+07	0.94 y	49:45	1.25	99.5	2.50	-	-	*		
2,3,7,8-TCDF	9.70e+06	0.70 y	26:41	1.62	8.72	2.50	-	-	*		
1,2,3,7,8-PeCDF	2.25e+07	1.44 y	31:31	0.92	46.5	2.50	-	-	*		
2,3,4,7,8-PeCDF	2.08e+07	1.45 y	32:50	0.94	44.5	2.50	-	-	*		
1,2,3,4,7,8-HxCDF	1.62e+07	1.24 y	37:13	0.93	45.3	2.50	-	-	*		
1,2,3,6,7,8-HxCDF	1.74e+07	1.24 y	37:25	0.84	45.0	2.50	-	-	*		
2,3,4,6,7,8-HxCDF	1.62e+07	1.24 y	38:21	0.90	45.8	2.50	-	-	*		
1,2,3,7,8,9-HxCDF	1.50e+07	1.23 y	39:47	0.98	45.9	2.50	-	-	*		
1,2,3,4,6,7,8-HpCDF	1.29e+07	1.02 y	42:18	1.38	45.3	2.50	-	-	*		
1,2,3,4,7,8,9-HpCDF	1.10e+07	1.02 y	45:07	1.62	43.1	2.50	-	-	*		
OCDF	1.38e+07	0.89 y	50:08	0.74	91.8	2.50	-	-	*		
13C-2,3,7,8-TCDD	5.07e+07	0.82 y	27:25	0.93	96.3					96.3	
13C-1,2,3,7,8-PeCDD	3.54e+07	1.75 y	33:13	0.81	77.3					77.3	
13C-1,2,3,4,7,8-HxCDD	2.31e+07	1.24 y	38:35	0.95	103					103	
13C-1,2,3,6,7,8-HxCDD	2.26e+07	1.25 y	38:45	1.00	95.4					95.4	
13C-1,2,3,4,6,7,8-HpCDD	1.82e+07	0.98 y	44:10	0.92	83.0					83.0	
13C-OCDD	2.35e+07	0.92 y	49:44	0.63	156					78.2	
13C-2,3,7,8-TCDF	6.88e+07	0.87 y	26:39	0.87	95.3					95.3	
13C-1,2,3,7,8-PeCDF	5.28e+07	1.65 y	31:29	0.81	78.9					78.9	
13C-2,3,4,7,8-PeCDF	4.95e+07	1.66 y	32:48	0.75	79.2					79.2	
13C-1,2,3,4,7,8-HxCDF	3.85e+07	0.54 y	37:11	1.74	93.0					93.0	
13C-1,2,3,6,7,8-HxCDF	4.63e+07	0.54 y	37:23	2.17	89.7					89.7	
13C-2,3,4,6,7,8-HxCDF	3.94e+07	0.56 y	38:19	1.82	91.3					91.3	
13C-1,2,3,7,8,9-HxCDF	3.31e+07	0.54 y	39:46	1.49	93.7					93.7	
13C-1,2,3,4,6,7,8-HpCDF	2.06e+07	0.41 y	42:17	1.10	79.1					79.1	
13C-1,2,3,4,7,8,9-HpCDF	1.57e+07	0.41 y	45:06	0.81	81.1					81.1	
13C-OCDF	4.07e+07	0.97 y	50:06	1.19	144					72.1	
37Cl-2,3,7,8-TCDD	4.70e+06		27:26	0.93	8.88					88.8	
13C-1,2,3,4-TCDD	5.68e+07	0.82 y	26:50	-	168						
13C-1,2,3,4-TCDF	8.31e+07	0.87 y	25:35	-	156						
13C-1,2,3,7,8,9-HxCDD	2.38e+07	1.21 y	39:11	-	110						
Total Tetra-Dioxins	2.70e+07		24:26	1.04	51.4	2.50	-	-	*		16
Total Penta-Dioxins	3.76e+07		30:17	1.05	101	2.50	-	-	*		9
Total Hexa-Dioxins	4.60e+07		36:08	1.27	158	2.50	-	-	*		16
Total Hepta-Dioxins	2.45e+07		42:49	1.35	99.4	2.50	-	-	*		26
Total Tetra-Furans	4.28e+07		23:05	1.62	38.4	2.50	-	-	*		17
1st Fn. Tot Penta-Furans	3.83e+07		28:26	0.93	80.6	2.50	-	-	*	PeCDF	1
Total Penta-Furans	6.23e+07		30:12	0.93	131	2.50	-	-	*	212	11
Total Hexa-Furans	7.58e+07		35:16	0.90	213	2.50	-	-	*		7
Total Hepta-Furans	2.39e+07		42:18	1.48	88.4	2.50	-	-	*		4

Analyst: DNJ

Date: 8/18/10

Frontier Analytical Laboratory - Acquisition Log

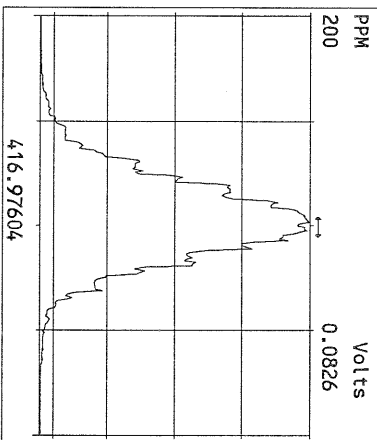
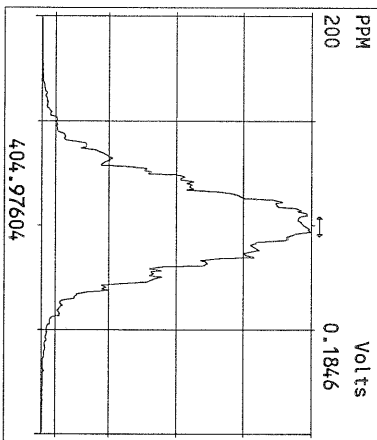
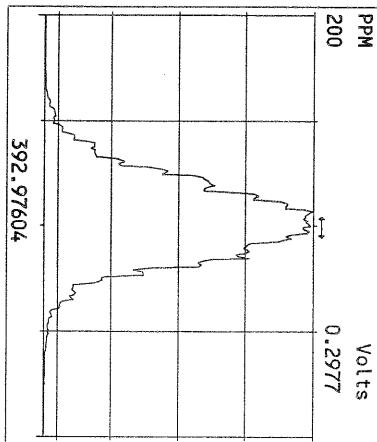
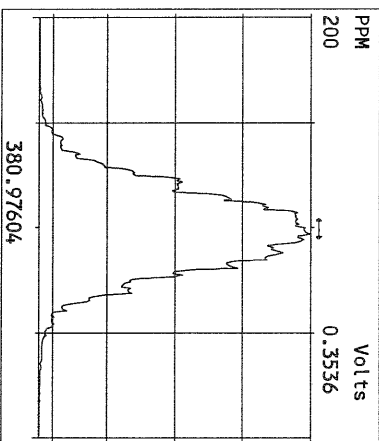
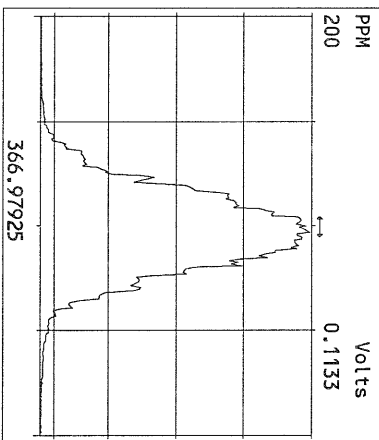
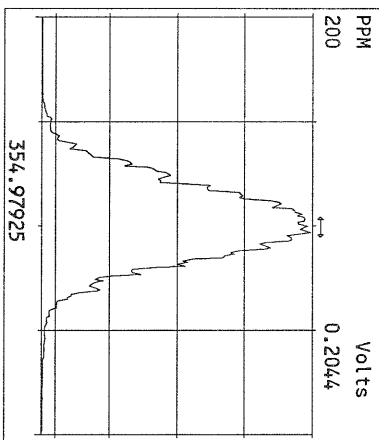
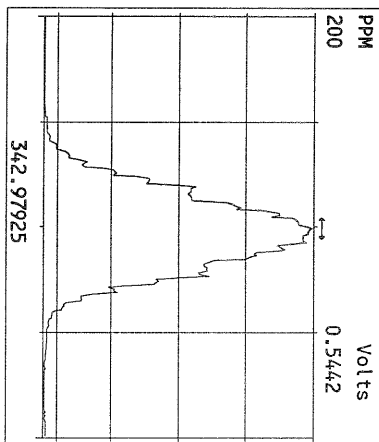
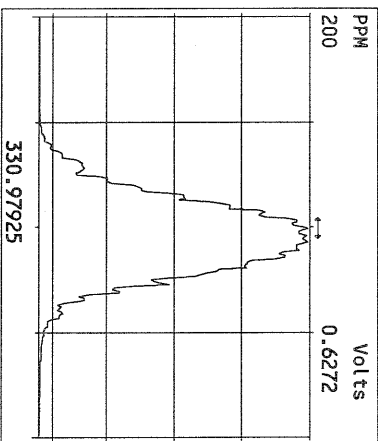
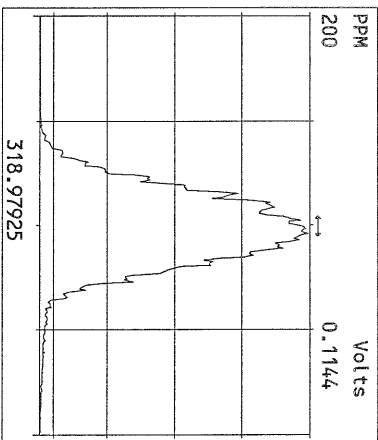
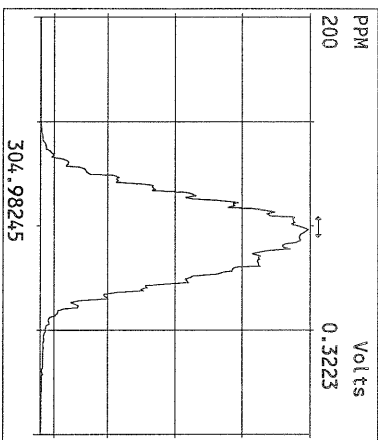
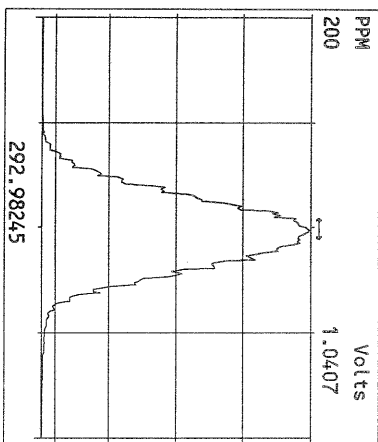
Run Name: 18AUG10M Instrument: FAL3 GC: DB5 Experiment: PCDD

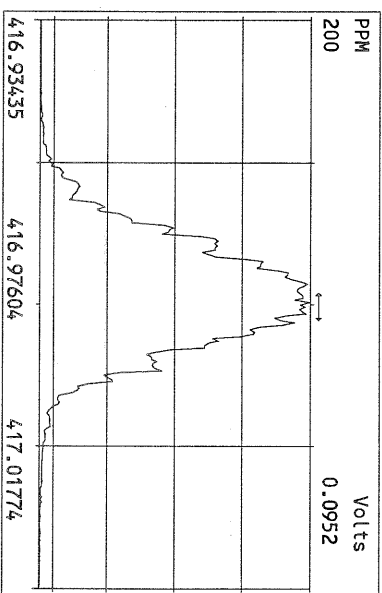
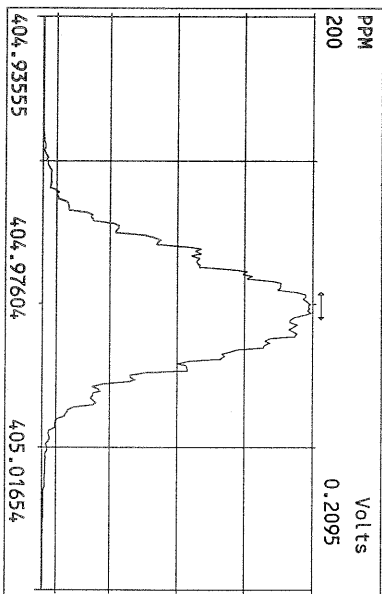
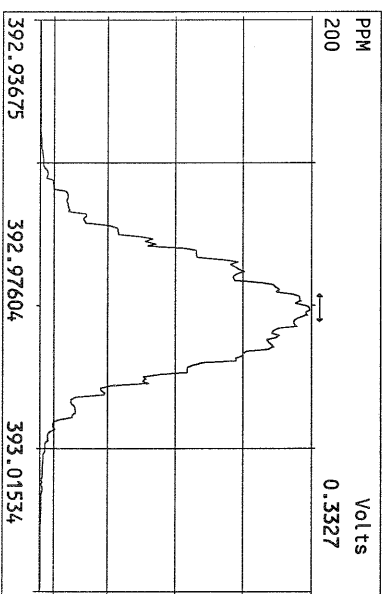
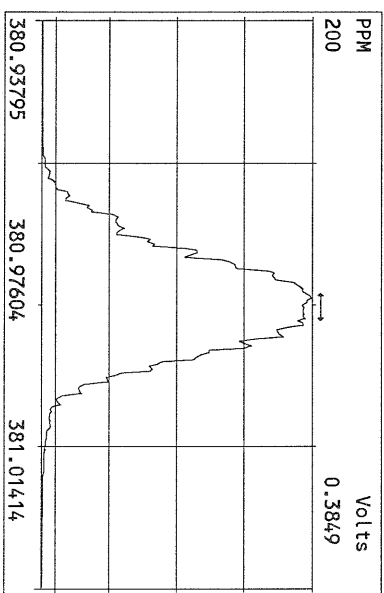
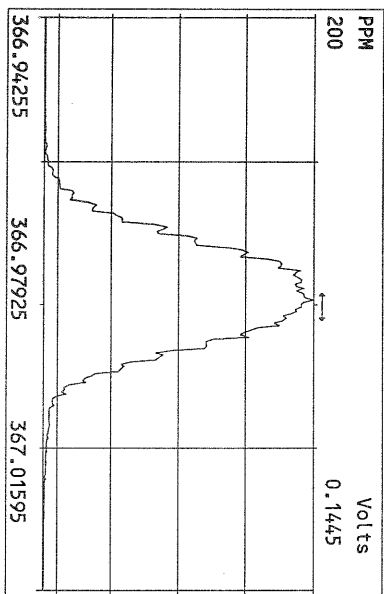
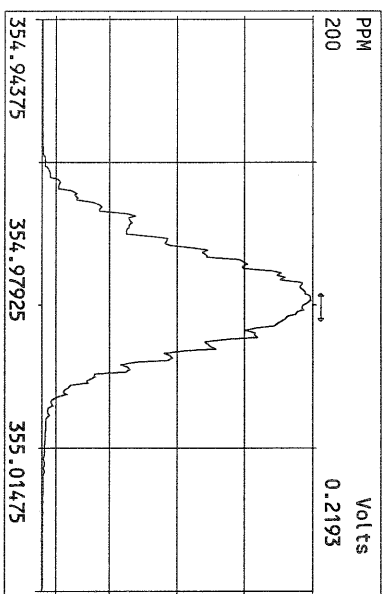
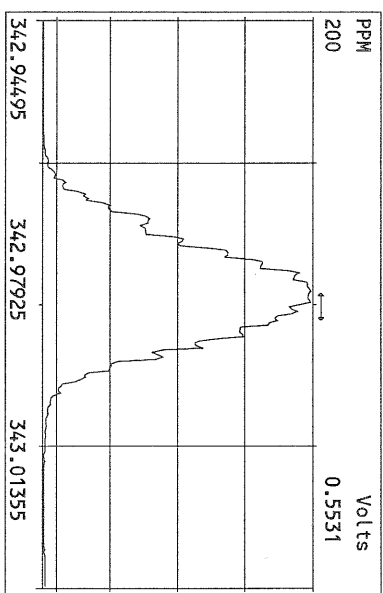
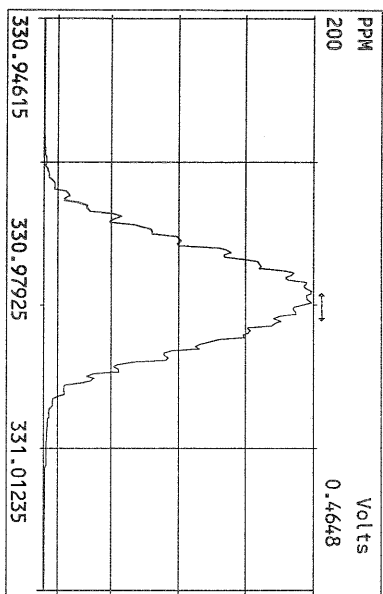
Data File S	FAL ID	Client ID	Acquired	ConCal	EndCal	Analyst
18AUG10M 1	ST081710M1	1613 CS3 191908J	18-AUG-10 13:18:40	ST081810M1	ST081810M2	BS
18AUG10M 2	SB081810M1	Solvent Blank	18-AUG-10 14:14:06	ST081810M1	ST081810M2	BS
18AUG10M 3	6274-001-0001-SA	PSB9A-1.5-2-073010	18-AUG-10 15:09:29	ST081810M1	ST081810M2	BS
18AUG10M 4	6265-003-0002-MS	MW-101A	18-AUG-10 16:04:52	ST081810M1	ST081810M2	BS
18AUG10M 5	6265-003-0002-MSD	MW-101A	18-AUG-10 17:00:14	ST081810M1	ST081810M2	BS
18AUG10M 6	6274-004-0001-SA	PSB10-0-0.5-073010 1:20	18-AUG-10 17:55:37	ST081810M1	ST081810M2	BS
18AUG10M 7	6274-005-0001-SA	PSB10-1.5-2-073010 1:20	18-AUG-10 18:51:00	ST081810M1	ST081810M2	BS
18AUG10M 8	6274-006-0001-SA	PSB10-2-4-073010 1:50	18-AUG-10 19:46:19	ST081810M1	ST081810M2	BS
18AUG10M 9	SB081810M2	Solvent Blank	18-AUG-10 20:41:38	ST081810M1	ST081810M2	BS
18AUG10M 10	ST081710M2	1613 CS3 191908J	18-AUG-10 21:36:57	ST081810M1	ST081810M2	BS
18AUG10M 11	ST081810M3	8280 CS3 071227J	18-AUG-10 22:32:20	ST081810M3	ST081810M4	BS
18AUG10M 12	2085-001-0001-OPR	# Syringe OPR	18-AUG-10 23:27:39	ST081810M3	ST081810M4	BS
18AUG10M 13	2085-001-0001-MB	Zd Method Blank	19-AUG-10 00:22:57	ST081810M3	ST081810M4	BS
18AUG10M 14	6286-001-0001-SA	Aerojet Rd Soil Piles -7	19-AUG-10 01:18:16	ST081810M3	ST081810M4	BS
18AUG10M 15	6281-006-0001-SA	Aerojet Rd Soil Piles	19-AUG-10 02:13:39	ST081810M3	ST081810M4	BS
18AUG10M 16	6280-001-0001-SA	16000 Area Burn Box	19-AUG-10 03:09:04	ST081810M3	ST081810M4	BS
18AUG10M 17	SB081810M3	Solvent Blank	19-AUG-10 04:04:28	ST081810M3	ST081810M4	BS
18AUG10M 18	ST081810M4	8280 CS1 071227H	19-AUG-10 04:59:47	ST081810M3	ST081810M4	BS

*Syringe Zd as injection A.D. Put samples ca 19AUG10M  
 @ 8/19/10*

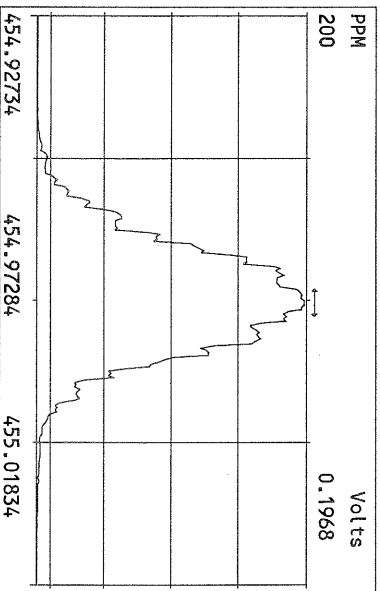
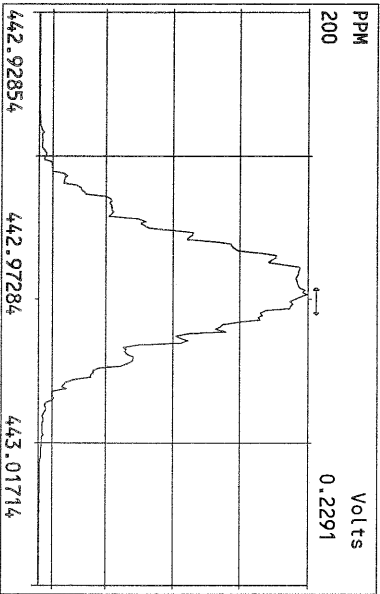
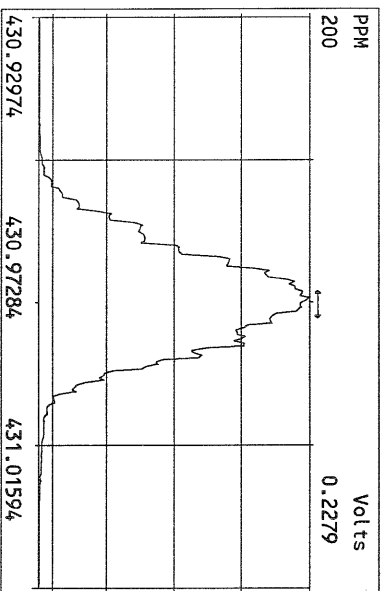
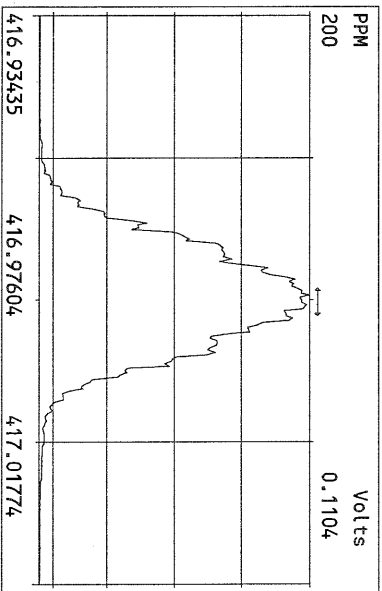
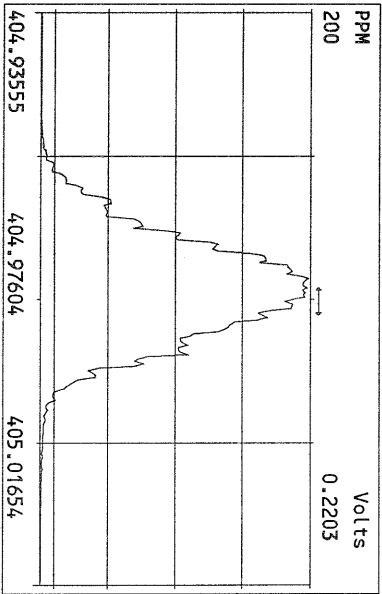
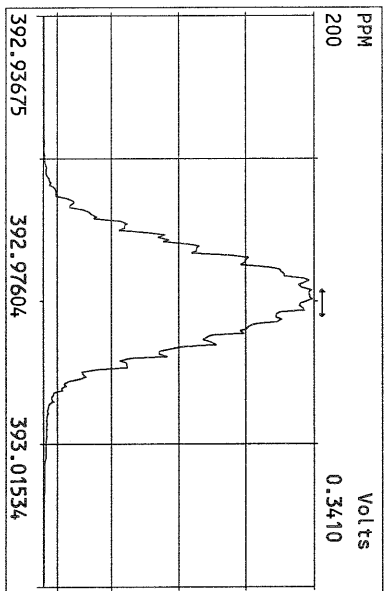
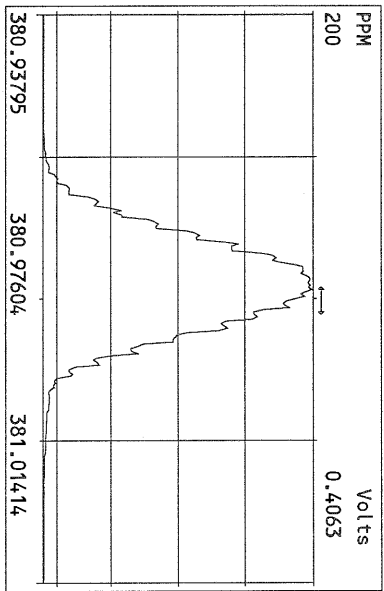
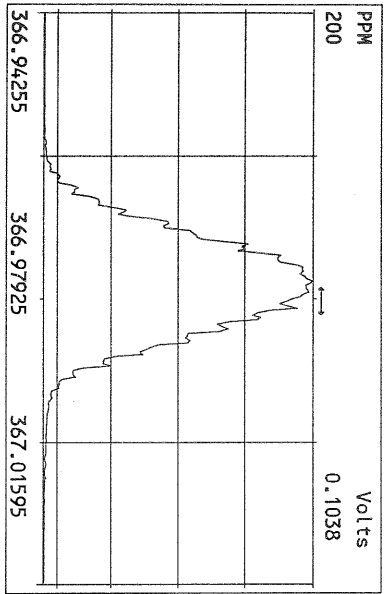
Data Backed Up: \_\_\_\_\_

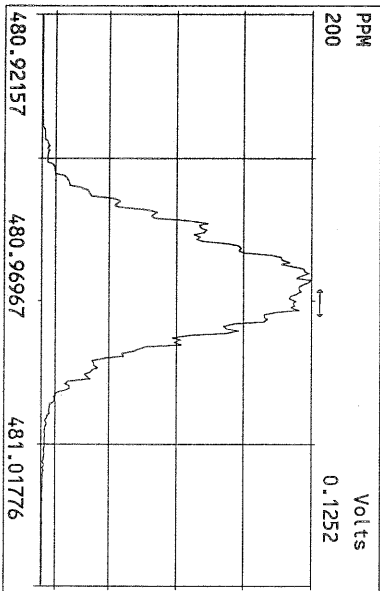
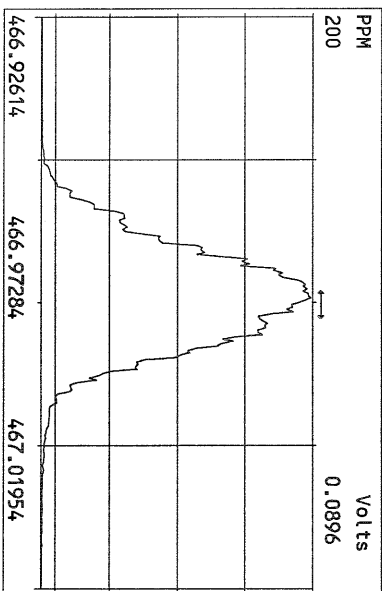
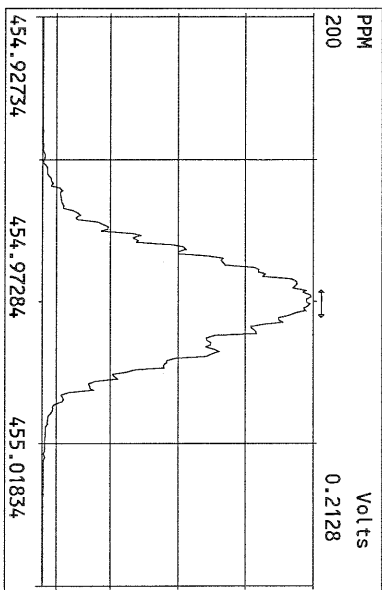
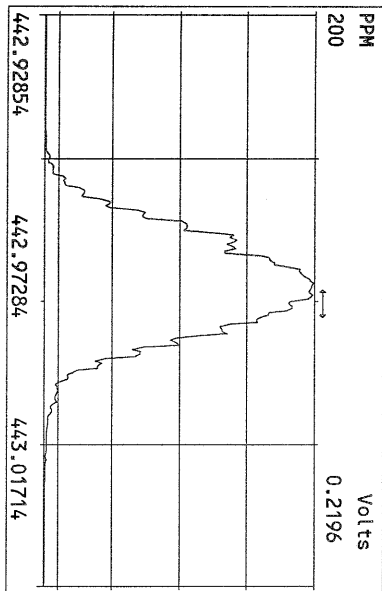
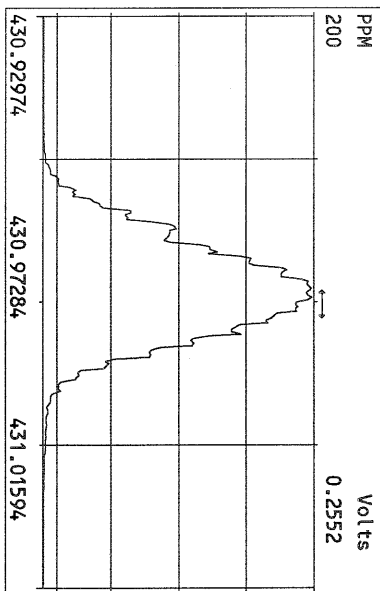
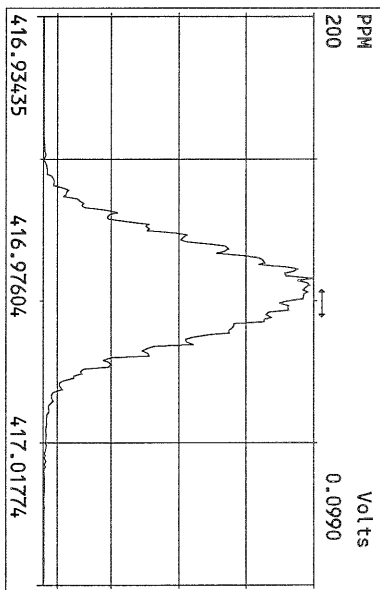
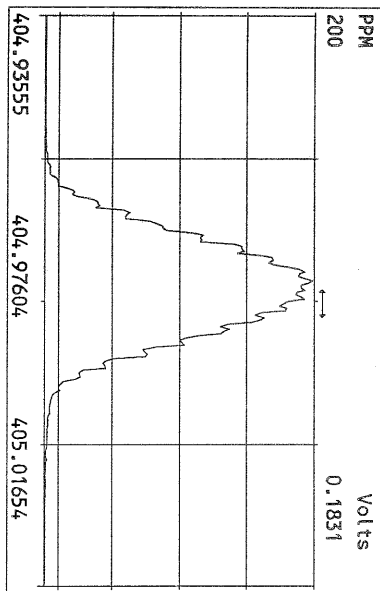
Date: \_\_\_\_\_

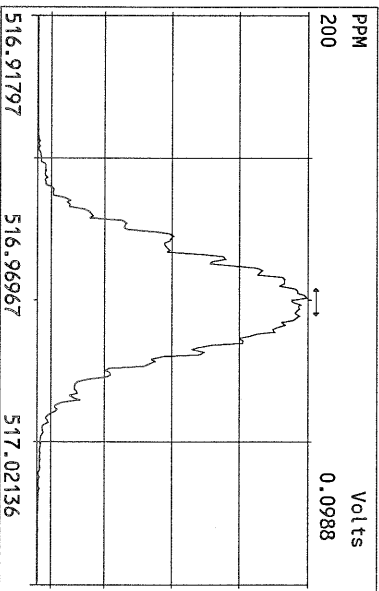
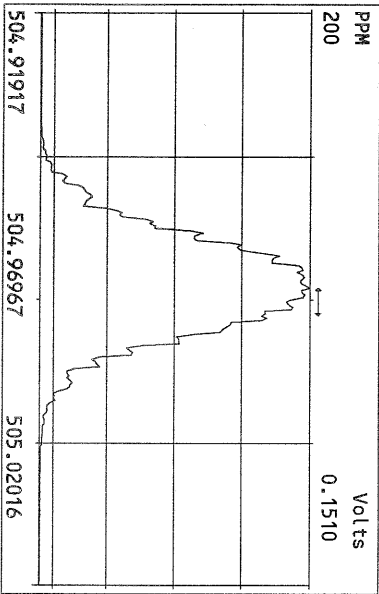
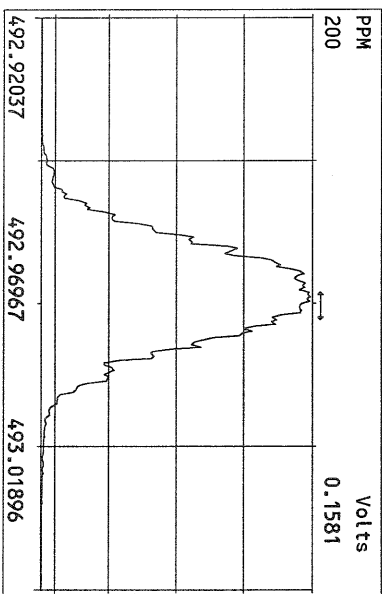
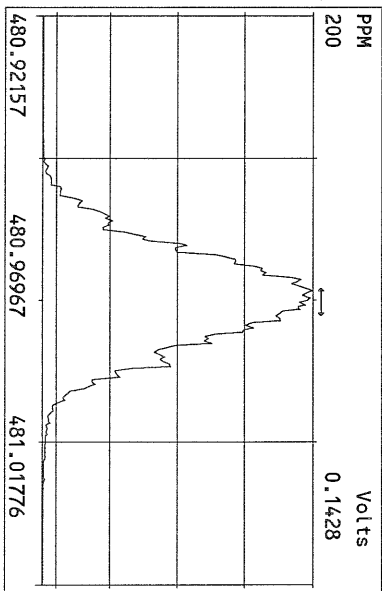
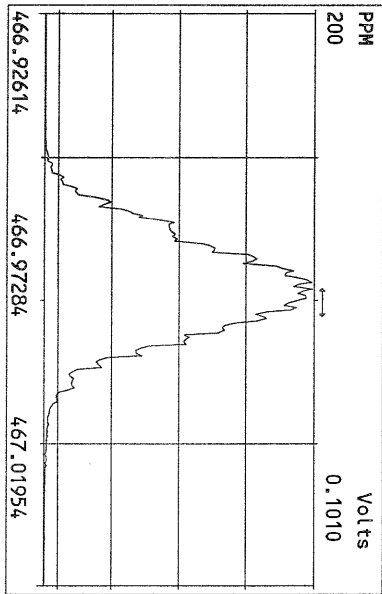
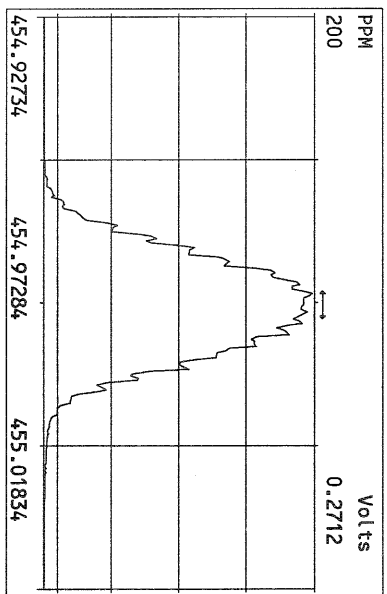
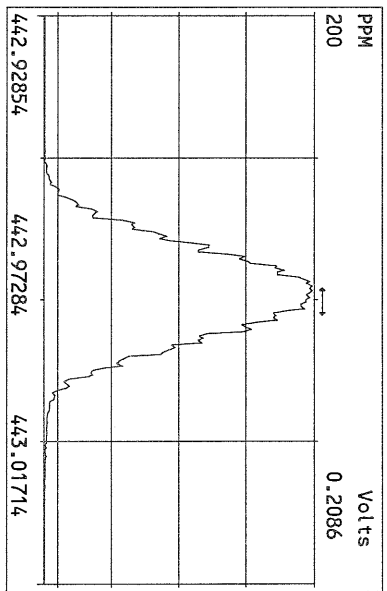
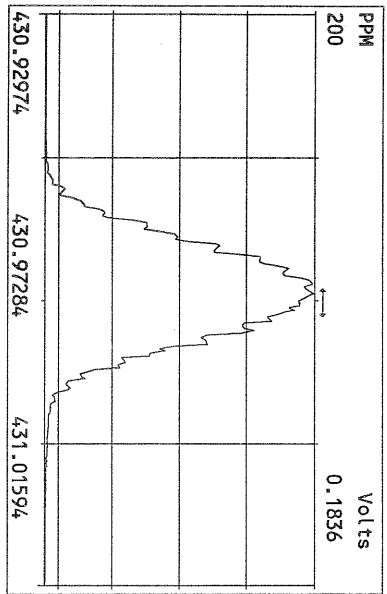




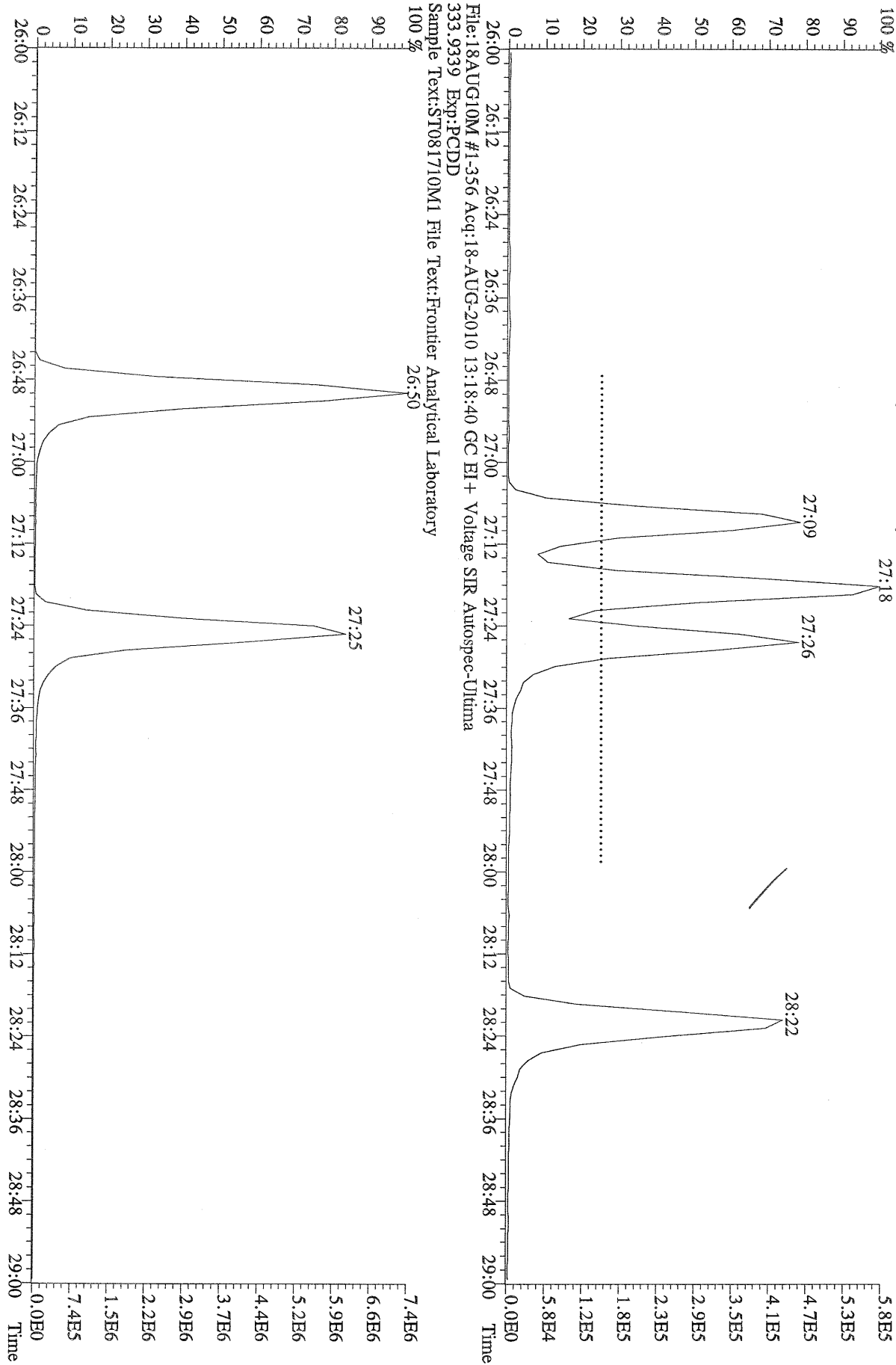




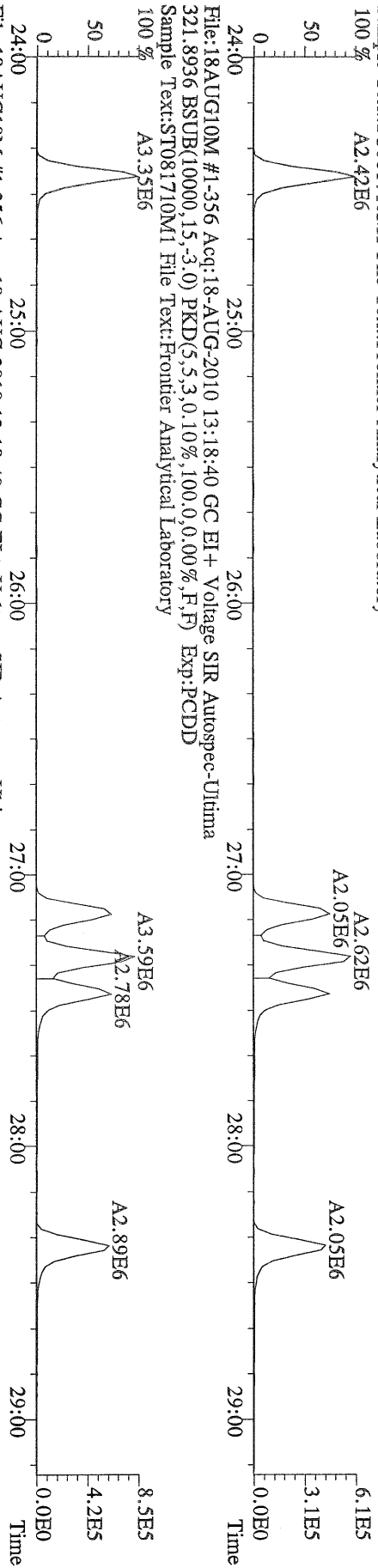




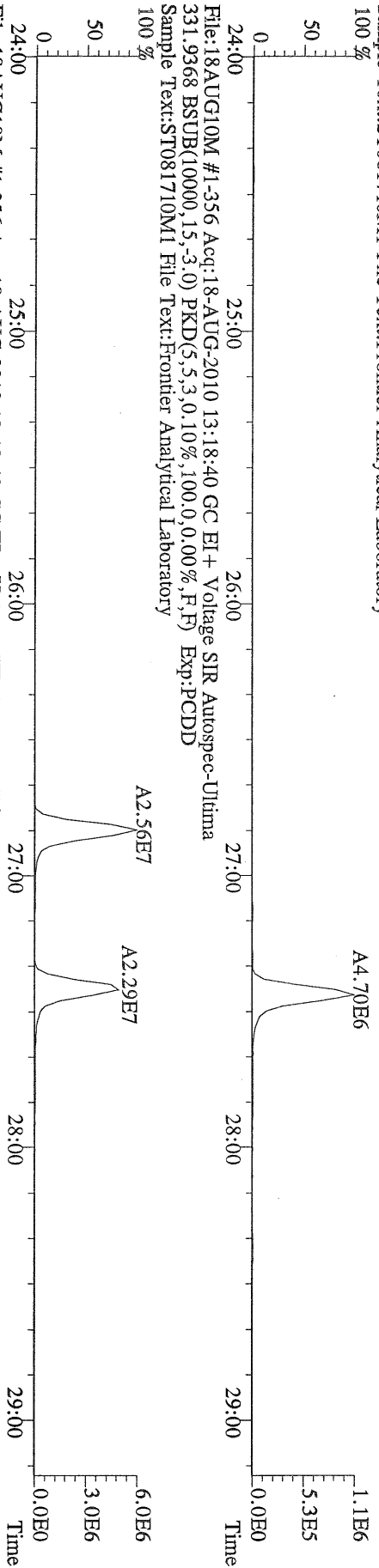
File:18AUG10M #1-356 Acq:18-AUG-2010 13:18:40 GC EI+ Voltage SIR Autospec-Ultima  
319.8965 Exp:PCDD  
Sample Text:ST081710M1 File Text:Frontier Analytical Laboratory



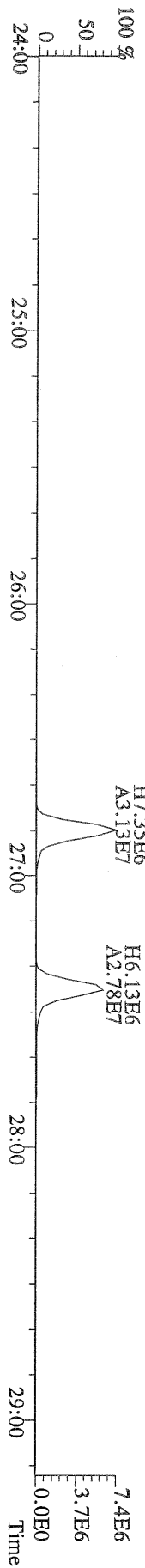
File:18AUG10M #1-356 Acq:18-AUG-2010 13:18:40 GC EI+ Voltage SIR Autospec-Ultima  
319.8965 BSUB(10000,15,-3.0) PKD(5,5,3,0.10%,100.0,0.00%,F,F) Exp:PCDD  
Sample Text:ST081710M1 File Text:Fronter Analytical Laboratory  
100% A2.42E6



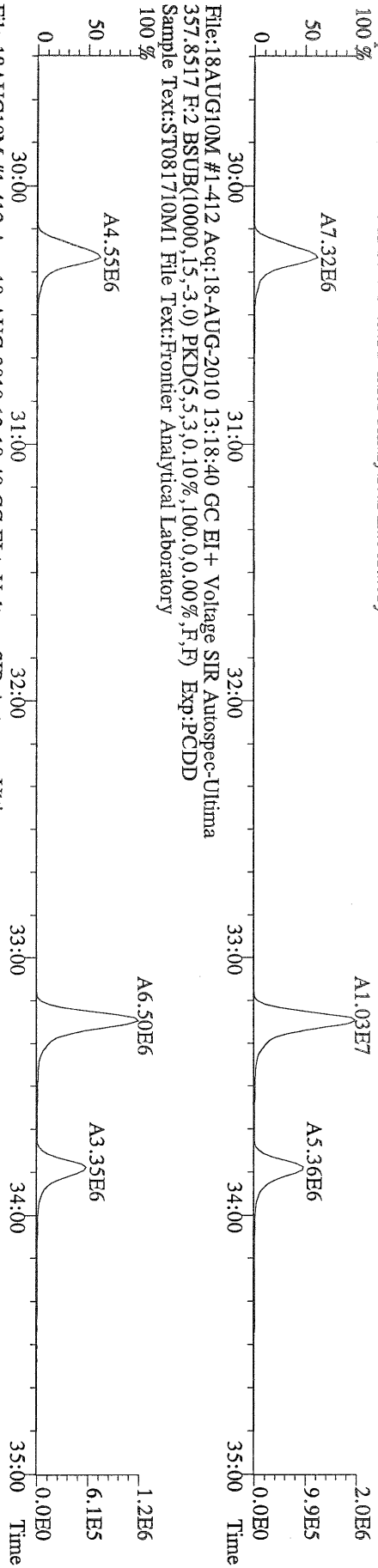
File:18AUG10M #1-356 Acq:18-AUG-2010 13:18:40 GC EI+ Voltage SIR Autospec-Ultima  
327.8847 BSUB(10000,15,-3.0) PKD(5,5,3,0.10%,100.0,0.00%,F,F) Exp:PCDD  
Sample Text:ST081710M1 File Text:Fronter Analytical Laboratory  
100% A4.70E6



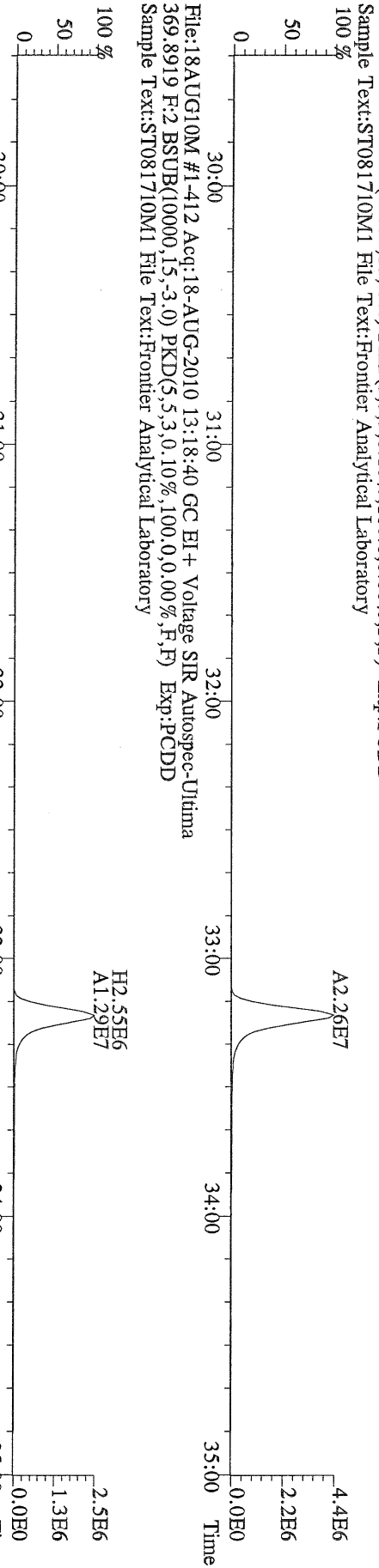
File:18AUG10M #1-356 Acq:18-AUG-2010 13:18:40 GC EI+ Voltage SIR Autospec-Ultima  
333.9339 BSUB(10000,15,-3.0) PKD(5,5,3,0.10%,100.0,0.00%,F,F) Exp:PCDD  
Sample Text:ST081710M1 File Text:Fronter Analytical Laboratory




File:18AUG10M #1-412 Acq:18-AUG-2010 13:18:40 GC EI+ Voltage SIR Autospec-Ultima  
355.8546 F:2 BSUB(10000,15,-3.0) PKD(5,5,3,0,100,0,0,00%,F,F) Exp:PCDD  
Sample Text:ST081710M1 File Text:Frontier Analytical Laboratory  
100 %



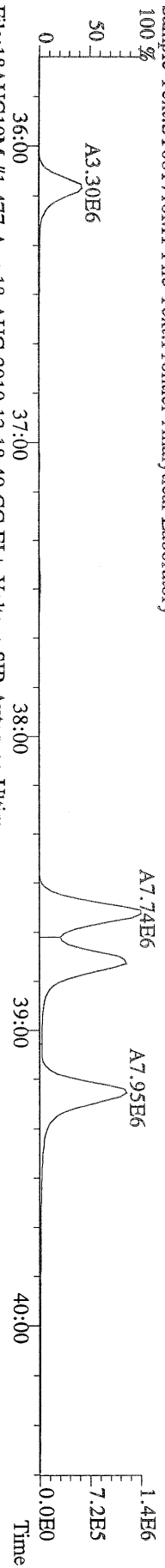
File:18AUG10M #1-412 Acq:18-AUG-2010 13:18:40 GC EI+ Voltage SIR Autospec-Ultima  
367.8949 F:2 BSUB(10000,15,-3.0) PKD(5,5,3,0,100,0,0,00%,F,F) Exp:PCDD  
Sample Text:ST081710M1 File Text:Frontier Analytical Laboratory  
100 %



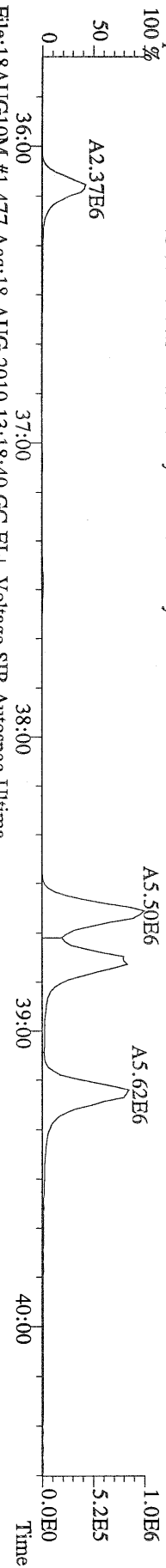
File:18AUG10M #1-412 Acq:18-AUG-2010 13:18:40 GC EI+ Voltage SIR Autospec-Ultima  
366.9792 F:2 Exp:PCDD  
Sample Text:ST081710M1 File Text:Frontier Analytical Laboratory  
100 %



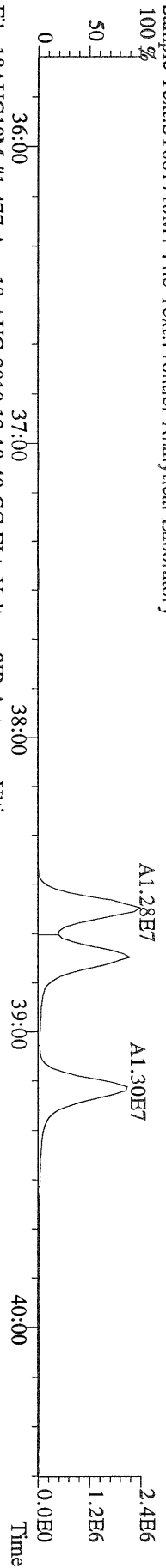
File:18AUG10M #1-477 Acq:18-AUG-2010 13:18:40 GC EI+ Voltage SIR Autospec-Ultima  
 389.8156 F:3 BSUB(10000,15,-3.0) PKD(5,5,3,0.10%,100,0,0.00%,F,F) Exp:PCDD  
 Sample Text:ST081710M1 File Text:Frontier Analytical Laboratory  
 100 %



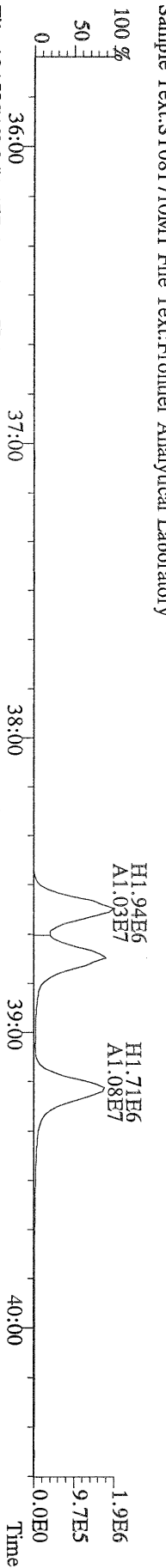
File:18AUG10M #1-477 Acq:18-AUG-2010 13:18:40 GC EI+ Voltage SIR Autospec-Ultima  
 391.8127 F:3 BSUB(10000,15,-3.0) PKD(5,5,3,0.10%,100,0,0.00%,F,F) Exp:PCDD  
 Sample Text:ST081710M1 File Text:Frontier Analytical Laboratory  
 100 %




File:18AUG10M #1-477 Acq:18-AUG-2010 13:18:40 GC EI+ Voltage SIR Autospec-Ultima  
 401.8559 F:3 BSUB(10000,15,-3.0) PKD(5,5,3,0.10%,100,0,0.00%,F,F) Exp:PCDD  
 Sample Text:ST081710M1 File Text:Frontier Analytical Laboratory  
 100 %



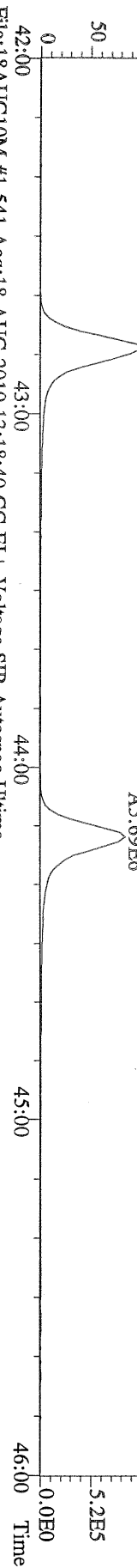
File:18AUG10M #1-477 Acq:18-AUG-2010 13:18:40 GC EI+ Voltage SIR Autospec-Ultima  
 403.8530 F:3 BSUB(10000,15,-3.0) PKD(5,5,3,0.10%,100,0,0.00%,F,F) Exp:PCDD  
 Sample Text:ST081710M1 File Text:Frontier Analytical Laboratory



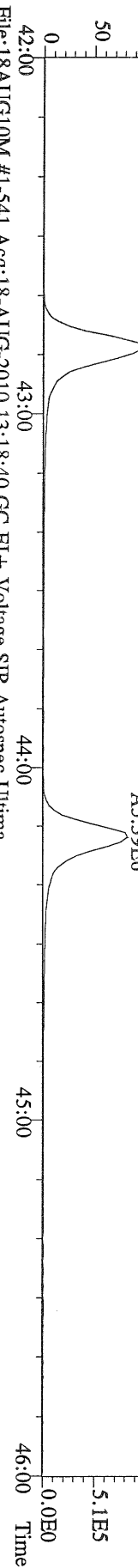
File:18AUG10M #1-477 Acq:18-AUG-2010 13:18:40 GC EI+ Voltage SIR Autospec-Ultima  
 380.9760 F:3 Exp:PCDD  
 Sample Text:ST081710M1 File Text:Frontier Analytical Laboratory  
 100 %



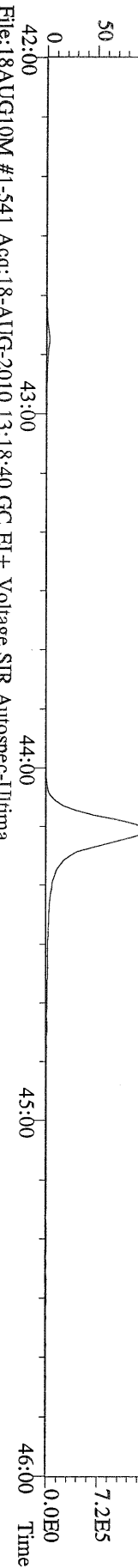
File:18AUG10M #1-541 Acq:18-AUG-2010 13:18:40 GC EI+ Voltage SIR Autospec-Utima  
423.7767 F:4 BSUB(10000,15,-3.0) PKD(5,5,3,0.10%,100.0,0.00%,F,F) Exp:PCDD  
Sample Text:ST081710M1 File Text:Frontier Analytical Laboratory



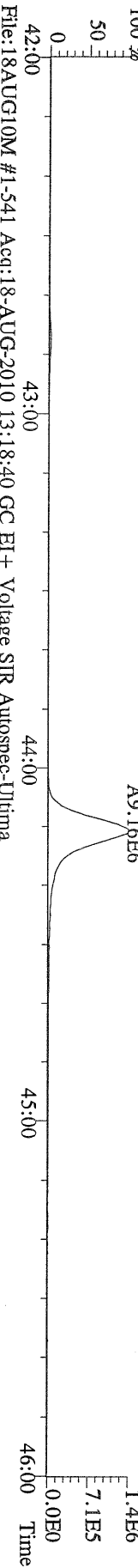
File:18AUG10M #1-541 Acq:18-AUG-2010 13:18:40 GC EI+ Voltage SIR Autospec-Utima  
425.7737 F:4 BSUB(10000,15,-3.0) PKD(5,5,3,0.10%,100.0,0.00%,F,F) Exp:PCDD  
Sample Text:ST081710M1 File Text:Frontier Analytical Laboratory



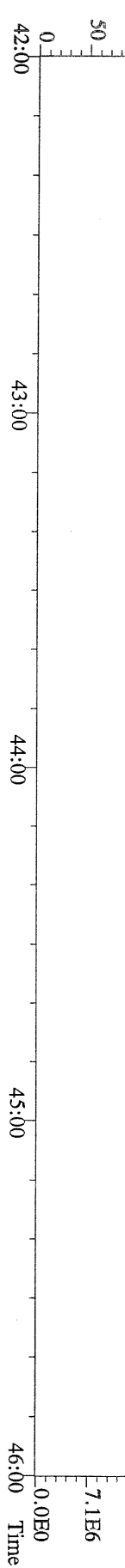
File:18AUG10M #1-541 Acq:18-AUG-2010 13:18:40 GC EI+ Voltage SIR Autospec-Utima  
435.8169 F:4 BSUB(10000,15,-3.0) PKD(5,5,3,0.10%,100.0,0.00%,F,F) Exp:PCDD  
Sample Text:ST081710M1 File Text:Frontier Analytical Laboratory



File:18AUG10M #1-541 Acq:18-AUG-2010 13:18:40 GC EI+ Voltage SIR Autospec-Utima  
437.8140 F:4 BSUB(10000,15,-3.0) PKD(5,5,3,0.10%,100.0,0.00%,F,F) Exp:PCDD  
Sample Text:ST081710M1 File Text:Frontier Analytical Laboratory

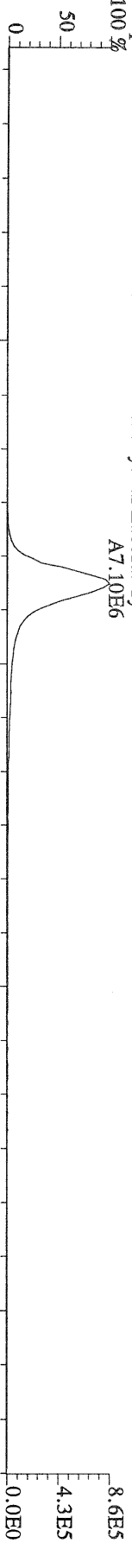


File:18AUG10M #1-541 Acq:18-AUG-2010 13:18:40 GC EI+ Voltage SIR Autospec-Utima  
430.9728 F:4 Exp:PCDD  
Sample Text:ST081710M1 File Text:Frontier Analytical Laboratory

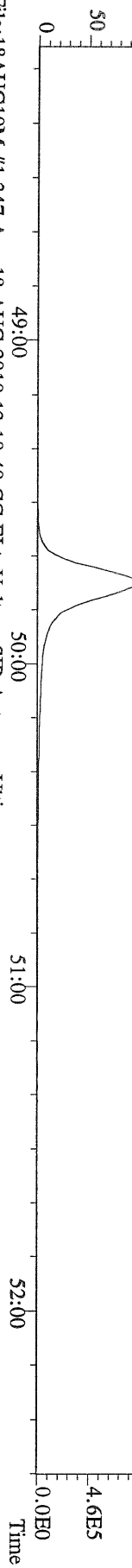




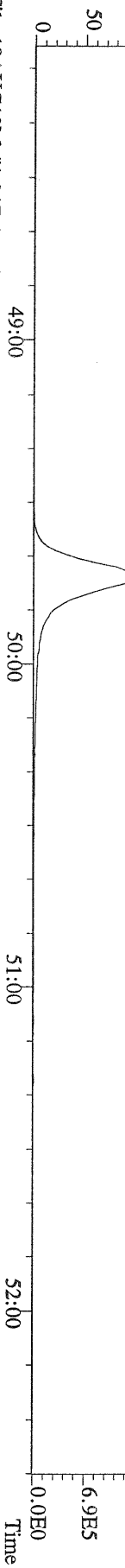
File:18AUG10M #1-347 Acq:18-AUG-2010 13:18:40 GC EI+ Voltage SIR Autospec-Ultima  
457.7377 F:5 BSUB(10000,15,-3.0) PKD(5,5,3,0.10%,100.0,0.00%,F,F) Exp:PCDD  
Sample Text:ST081710M1 File Text:Frontier Analytical Laboratory




File:18AUG10M #1-347 Acq:18-AUG-2010 13:18:40 GC EI+ Voltage SIR Autospec-Ultima  
459.7348 F:5 BSUB(10000,15,-3.0) PKD(5,5,3,0.10%,100.0,0.00%,F,F) Exp:PCDD  
Sample Text:ST081710M1 File Text:Frontier Analytical Laboratory



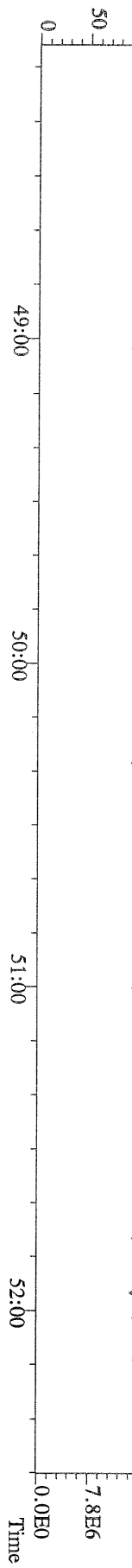
File:18AUG10M #1-347 Acq:18-AUG-2010 13:18:40 GC EI+ Voltage SIR Autospec-Ultima  
469.7780 F:5 BSUB(10000,15,-3.0) PKD(5,5,3,0.10%,100.0,0.00%,F,F) Exp:PCDD  
Sample Text:ST081710M1 File Text:Frontier Analytical Laboratory



File:18AUG10M #1-347 Acq:18-AUG-2010 13:18:40 GC EI+ Voltage SIR Autospec-Ultima  
471.7750 F:5 BSUB(10000,15,-3.0) PKD(5,5,3,0.10%,100.0,0.00%,F,F) Exp:PCDD  
Sample Text:ST081710M1 File Text:Frontier Analytical Laboratory



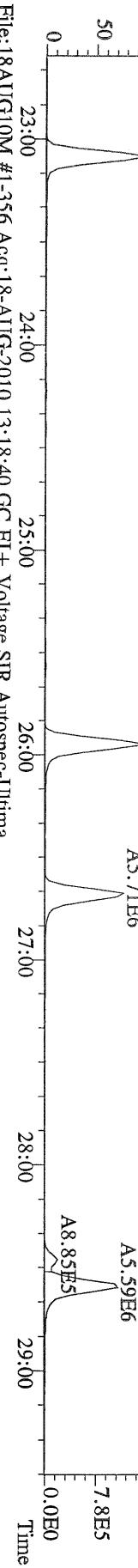
File:18AUG10M #1-347 Acq:18-AUG-2010 13:18:40 GC EI+ Voltage SIR Autospec-Ultima  
454.9728 F:5 Exp:PCDD  
Sample Text:ST081710M1 File Text:Frontier Analytical Laboratory




File:18AUG10M #1-356 Acq:18-AUG-2010 13:18:40 GC EI+ Voltage SIR Autospec-Ultima  
 303.9016 BSUB(10000,15,-3.0) PKD(5,5,3,0.10%,100,0,0.00%,F,F) Exp:PCDD  
 Sample Text:ST081710M1 File Text:Frontier Analytical Laboratory




File:18AUG10M #1-356 Acq:18-AUG-2010 13:18:40 GC EI+ Voltage SIR Autospec-Ultima  
 305.8987 BSUB(10000,15,-3.0) PKD(5,5,3,0.10%,100,0,0.00%,F,F) Exp:PCDD  
 Sample Text:ST081710M1 File Text:Frontier Analytical Laboratory



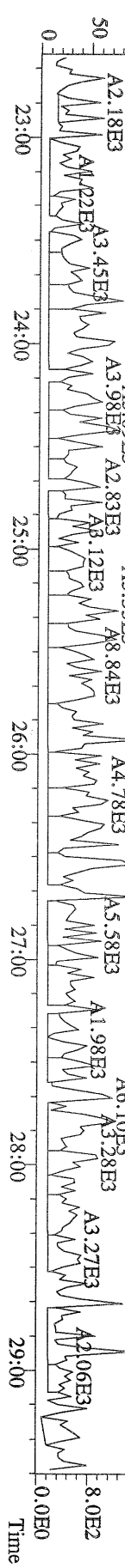
File:18AUG10M #1-356 Acq:18-AUG-2010 13:18:40 GC EI+ Voltage SIR Autospec-Ultima  
 315.9419 BSUB(10000,15,-3.0) PKD(5,5,3,0.10%,100,0,0.00%,F,F) Exp:PCDD  
 Sample Text:ST081710M1 File Text:Frontier Analytical Laboratory




File:18AUG10M #1-356 Acq:18-AUG-2010 13:18:40 GC EI+ Voltage SIR Autospec-Ultima  
 317.9389 BSUB(10000,15,-3.0) PKD(5,5,3,0.10%,100,0,0.00%,F,F) Exp:PCDD  
 Sample Text:ST081710M1 File Text:Frontier Analytical Laboratory



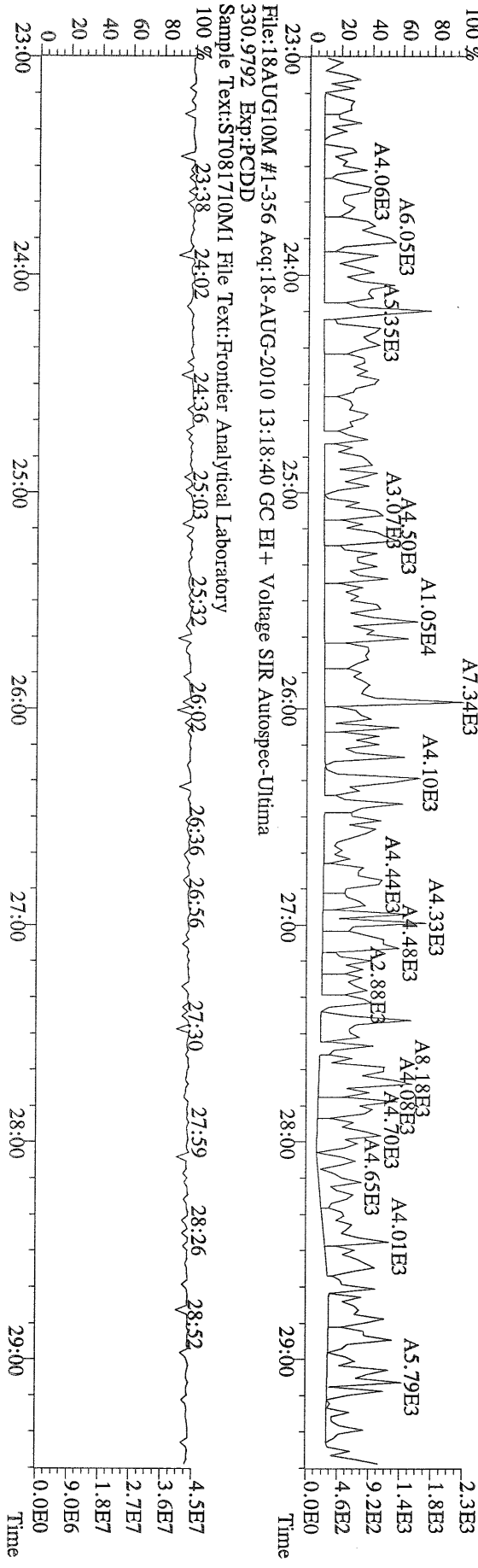
File:18AUG10M #1-356 Acq:18-AUG-2010 13:18:40 GC EI+ Voltage SIR Autospec-Ultima  
 375.8364 BSUB(10000,15,-3.0) PKD(5,5,3,0.10%,100,0,0.00%,F,F) Exp:PCDD  
 Sample Text:ST081710M1 File Text:Frontier Analytical Laboratory




File:18AUG10M #1-356 Acq:18-AUG-2010 13:18:40 GC EI+ Voltage SIR Autospec-Ultima  
 339.8597 BSUB(10000,15,-3,0) PKD(5,5,3,0,10%,100,0,0,00%,F,F) Exp:PCDD  
 Sample Text:ST081710M1 File Text:Frontier Analytical Laboratory




File:18AUG10M #1-356 Acq:18-AUG-2010 13:18:40 GC EI+ Voltage SIR Autospec-Ultima  
 409.7974 BSUB(10000,15,-3,0) PKD(5,5,3,0,10%,100,0,0,00%,F,F) Exp:PCDD  
 Sample Text:ST081710M1 File Text:Frontier Analytical Laboratory




File:18AUG10M #1-356 Acq:18-AUG-2010 13:18:40 GC EI+ Voltage SIR Autospec-Ultima  
 330.9792 Exp:PCDD  
 Sample Text:ST081710M1 File Text:Frontier Analytical Laboratory




File:18AUG10M #1-412 Acq:18-AUG-2010 13:18:40 GC EI+ Voltage SIR Autospec-Ultima  
339.8597 F:2 BSUB(10000,15,-3.0) PKD(5,5,3,0.10%,100,0.0,0.00%,F,F) Exp:PCDD  
Sample Text:ST081710M1 File Text:Frontier Analytical Laboratory




File:18AUG10M #1-412 Acq:18-AUG-2010 13:18:40 GC EI+ Voltage SIR Autospec-Ultima  
341.8568 F:2 BSUB(10000,15,-3.0) PKD(5,5,3,0.10%,100,0.0,0.00%,F,F) Exp:PCDD  
Sample Text:ST081710M1 File Text:Frontier Analytical Laboratory



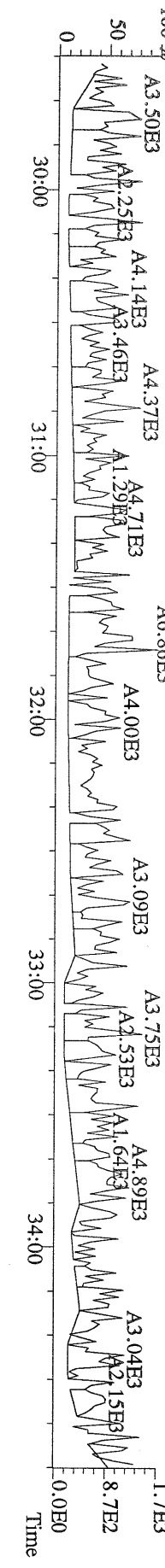
File:18AUG10M #1-412 Acq:18-AUG-2010 13:18:40 GC EI+ Voltage SIR Autospec-Ultima  
351.9000 F:2 BSUB(10000,15,-3.0) PKD(5,5,3,0.10%,100,0.0,0.00%,F,F) Exp:PCDD  
Sample Text:ST081710M1 File Text:Frontier Analytical Laboratory



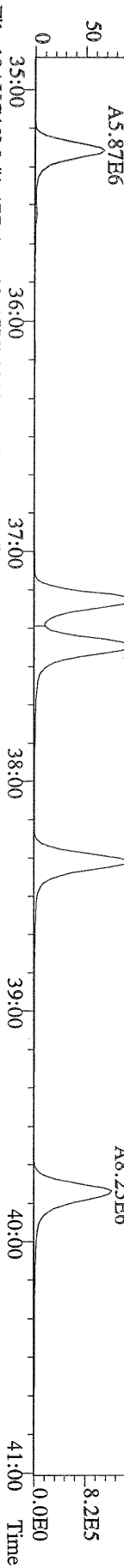
File:18AUG10M #1-412 Acq:18-AUG-2010 13:18:40 GC EI+ Voltage SIR Autospec-Ultima  
353.8970 F:2 BSUB(10000,15,-3.0) PKD(5,5,3,0.10%,100,0.0,0.00%,F,F) Exp:PCDD  
Sample Text:ST081710M1 File Text:Frontier Analytical Laboratory



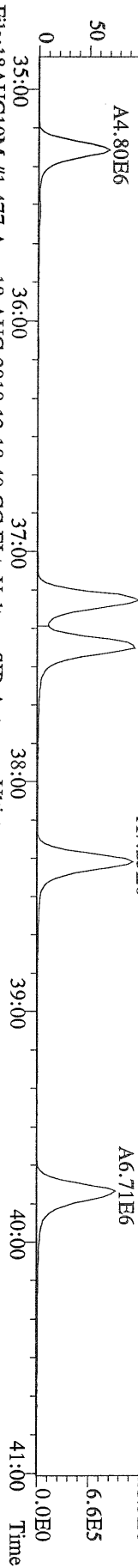
File:18AUG10M #1-412 Acq:18-AUG-2010 13:18:40 GC EI+ Voltage SIR Autospec-Ultima  
409.7974 F:2 BSUB(10000,15,-3.0) PKD(5,5,3,0.10%,100,0.0,0.00%,F,F) Exp:PCDD  
Sample Text:ST081710M1 File Text:Frontier Analytical Laboratory



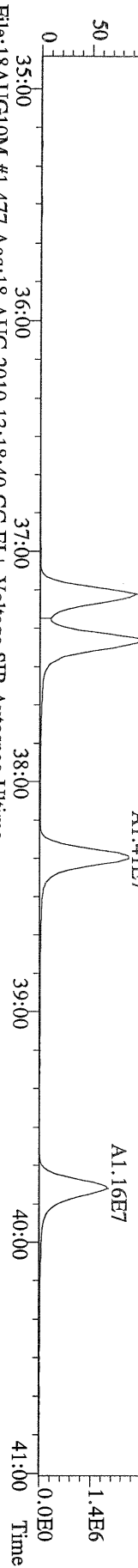
File:18AUG10M #1-477 Acq:18-AUG-2010 13:18:40 GC EI+ Voltage SIR Autospec-Ultima  
 373.8207 F:3 BSUB(10000,15,-3.0) PKD(5,5,3,0.10%,100,0.0,0.00%,F,F) Exp:PCDD  
 Sample Text:ST081710M1 File Text:Frontier Analytical Laboratory



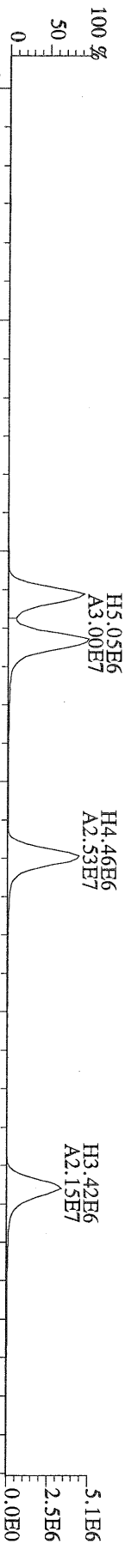
File:18AUG10M #1-477 Acq:18-AUG-2010 13:18:40 GC EI+ Voltage SIR Autospec-Ultima  
 375.8178 F:3 BSUB(10000,15,-3.0) PKD(5,5,3,0.10%,100,0.0,0.00%,F,F) Exp:PCDD  
 Sample Text:ST081710M1 File Text:Frontier Analytical Laboratory



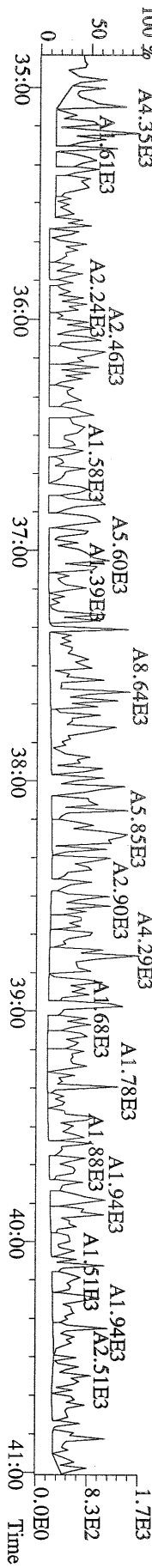
File:18AUG10M #1-477 Acq:18-AUG-2010 13:18:40 GC EI+ Voltage SIR Autospec-Ultima  
 383.8639 F:3 BSUB(10000,15,-3.0) PKD(5,5,3,0.10%,100,0.0,0.00%,F,F) Exp:PCDD  
 Sample Text:ST081710M1 File Text:Frontier Analytical Laboratory



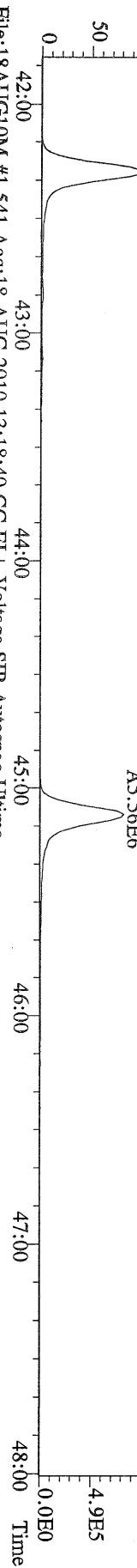
File:18AUG10M #1-477 Acq:18-AUG-2010 13:18:40 GC EI+ Voltage SIR Autospec-Ultima  
 385.8610 F:3 BSUB(10000,15,-3.0) PKD(5,5,3,0.10%,100,0.0,0.00%,F,F) Exp:PCDD  
 Sample Text:ST081710M1 File Text:Frontier Analytical Laboratory



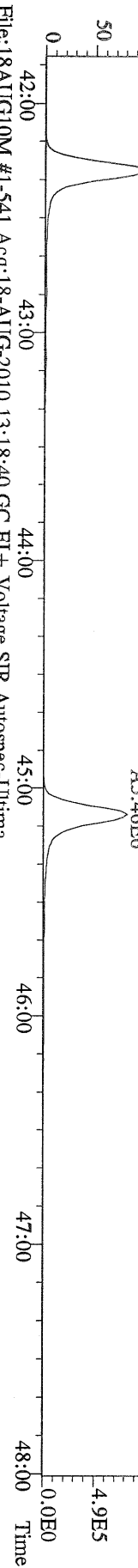
File:18AUG10M #1-477 Acq:18-AUG-2010 13:18:40 GC EI+ Voltage SIR Autospec-Ultima  
 445.7555 F:3 BSUB(10000,15,-3.0) PKD(5,5,3,0.10%,100,0.0,0.00%,F,F) Exp:PCDD  
 Sample Text:ST081710M1 File Text:Frontier Analytical Laboratory



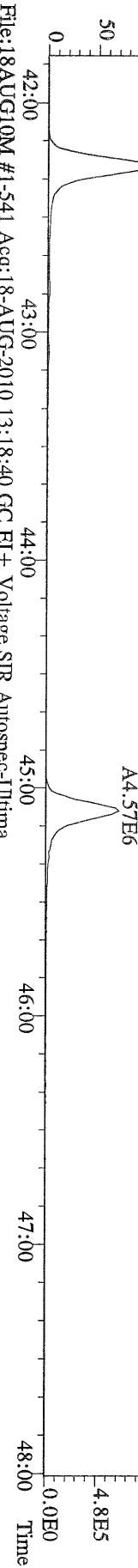
File:18AUG10M #1-541 Acq:18-AUG-2010 13:18:40 GC EI+ Voltage SIR Autospec-Ultima  
407.7818 F:4 BSUB(10000,15,-3.0) PKD(5,5,3,0,10%,100,0,0,00%,F,F) Exp:PCDD  
Sample Text:ST081710M1 File Text:Frontier Analytical Laboratory



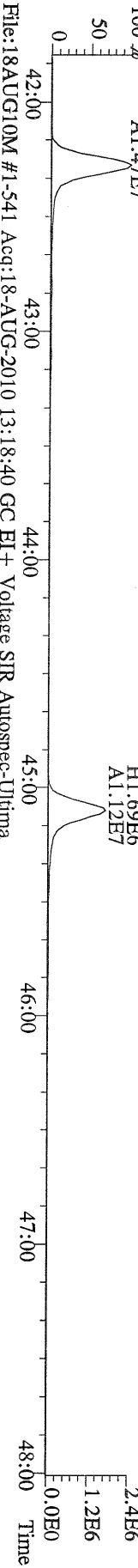
File:18AUG10M #1-541 Acq:18-AUG-2010 13:18:40 GC EI+ Voltage SIR Autospec-Ultima  
409.7788 F:4 BSUB(10000,15,-3.0) PKD(5,5,3,0,10%,100,0,0,00%,F,F) Exp:PCDD  
Sample Text:ST081710M1 File Text:Frontier Analytical Laboratory



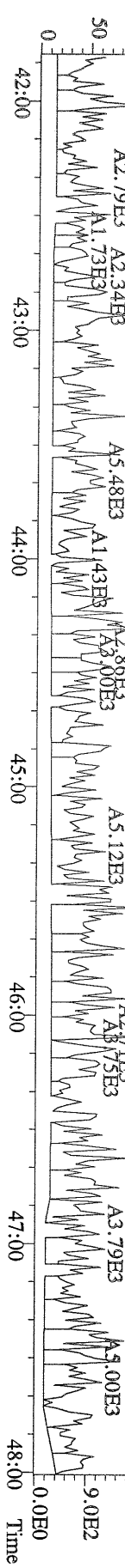
File:18AUG10M #1-541 Acq:18-AUG-2010 13:18:40 GC EI+ Voltage SIR Autospec-Ultima  
417.8253 F:4 BSUB(10000,15,-3.0) PKD(5,5,3,0,10%,100,0,0,00%,F,F) Exp:PCDD  
Sample Text:ST081710M1 File Text:Frontier Analytical Laboratory



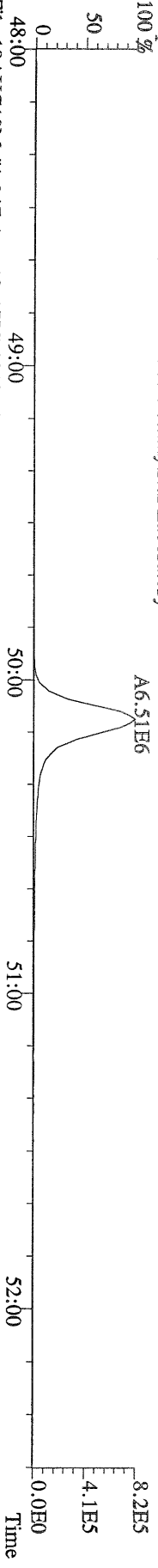
File:18AUG10M #1-541 Acq:18-AUG-2010 13:18:40 GC EI+ Voltage SIR Autospec-Ultima  
419.8220 F:4 BSUB(10000,15,-3.0) PKD(5,5,3,0,10%,100,0,0,00%,F,F) Exp:PCDD  
Sample Text:ST081710M1 File Text:Frontier Analytical Laboratory



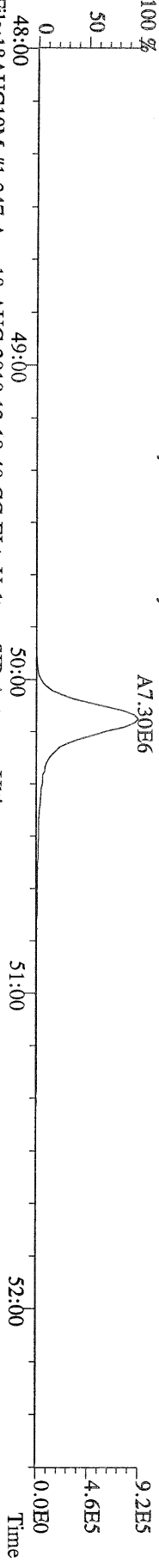
File:18AUG10M #1-541 Acq:18-AUG-2010 13:18:40 GC EI+ Voltage SIR Autospec-Ultima  
479.7165 F:4 BSUB(10000,15,-3.0) PKD(5,5,3,0,10%,100,0,0,00%,F,F) Exp:PCDD  
Sample Text:ST081710M1 File Text:Frontier Analytical Laboratory



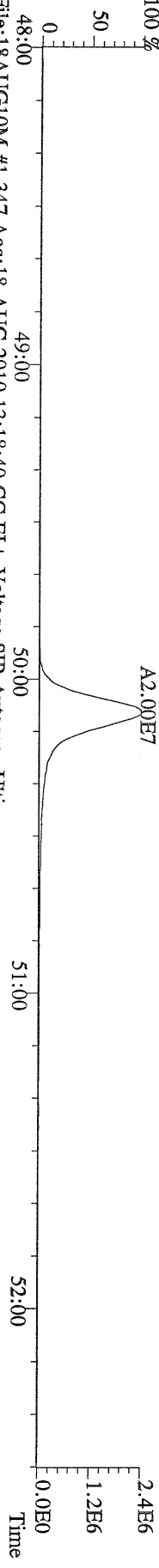
File:18AUG10M #1-347 Acq:18-AUG-2010 13:18:40 GC EI+ Voltage SIR Autospec-Ultima  
441.7428 F:5 BSUB(10000,15,-3.0) PKD(5,5,3,0,10%,100,0,0,00%,F,F) Exp:PCDD  
Sample Text:ST081710M1 File Text:Frontier Analytical Laboratory



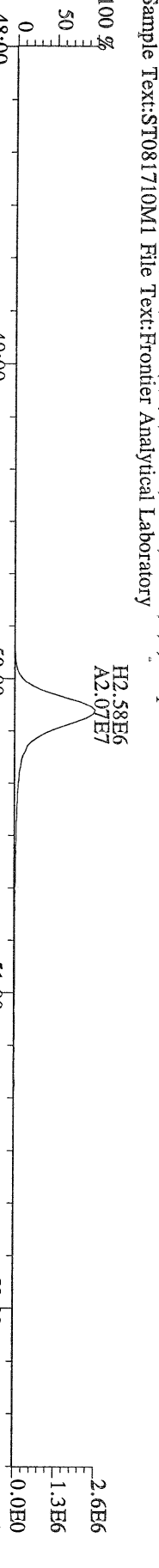
File:18AUG10M #1-347 Acq:18-AUG-2010 13:18:40 GC EI+ Voltage SIR Autospec-Ultima  
443.7398 F:5 BSUB(10000,15,-3.0) PKD(5,5,3,0,10%,100,0,0,00%,F,F) Exp:PCDD  
Sample Text:ST081710M1 File Text:Frontier Analytical Laboratory



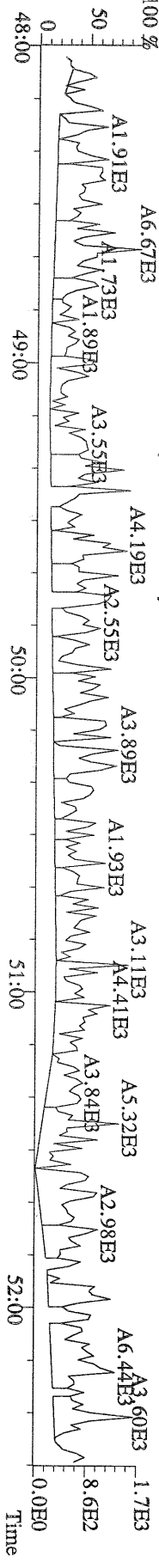
File:18AUG10M #1-347 Acq:18-AUG-2010 13:18:40 GC EI+ Voltage SIR Autospec-Ultima  
453.7831 F:5 BSUB(10000,15,-3.0) PKD(5,5,3,0,10%,100,0,0,00%,F,F) Exp:PCDD  
Sample Text:ST081710M1 File Text:Frontier Analytical Laboratory

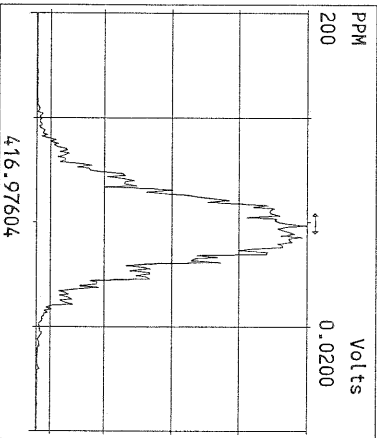
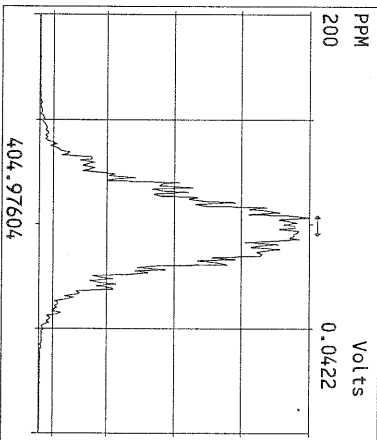
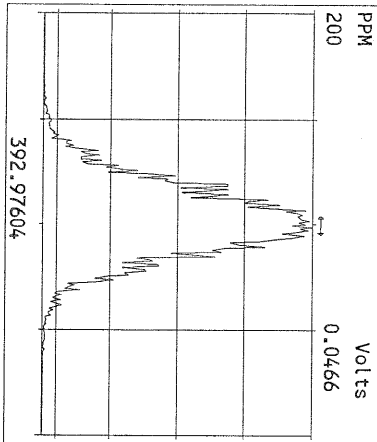
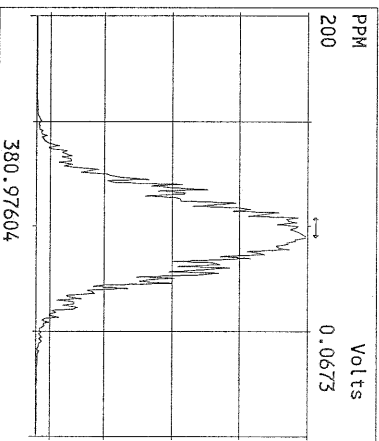
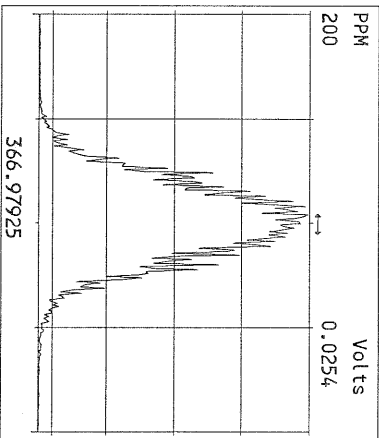
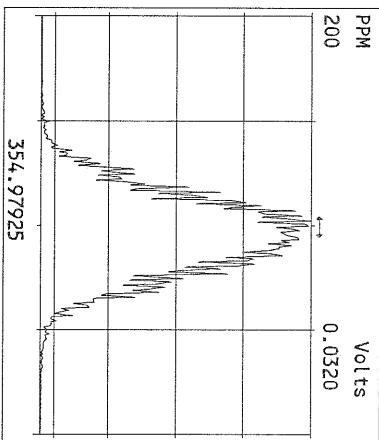
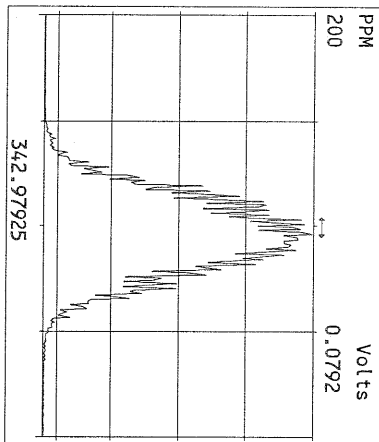
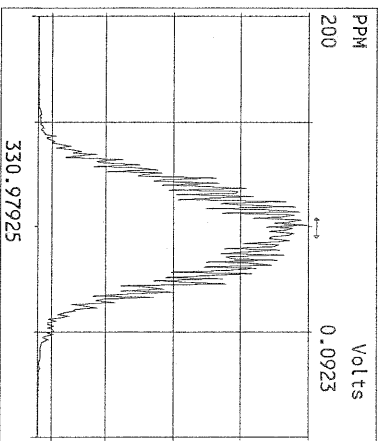
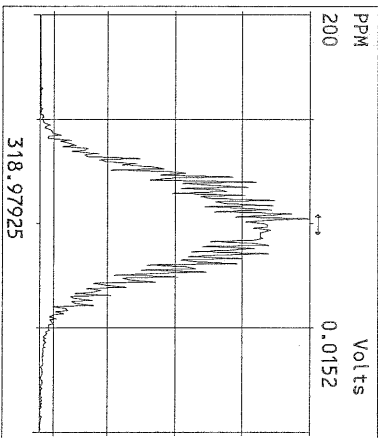
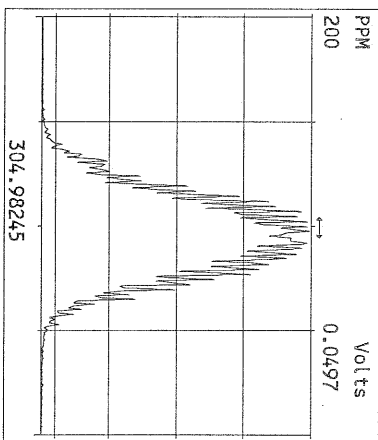
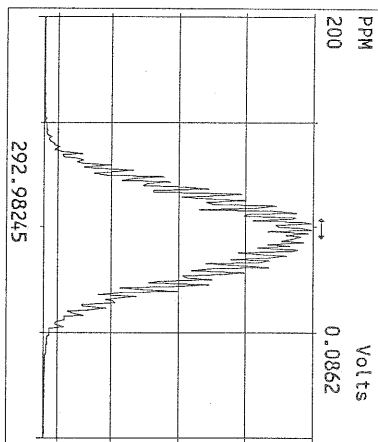


File:18AUG10M #1-347 Acq:18-AUG-2010 13:18:40 GC EI+ Voltage SIR Autospec-Ultima  
455.7801 F:5 BSUB(10000,15,-3.0) PKD(5,5,3,0,10%,100,0,0,00%,F,F) Exp:PCDD  
Sample Text:ST081710M1 File Text:Frontier Analytical Laboratory

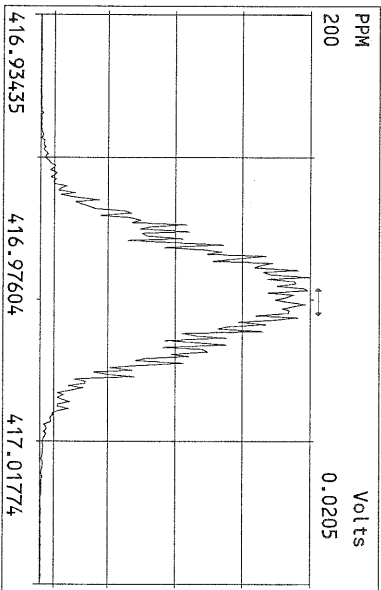
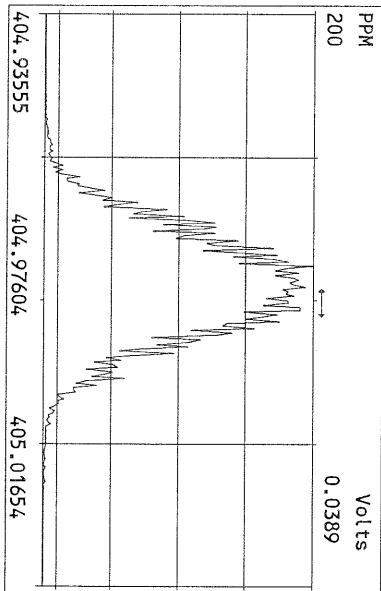
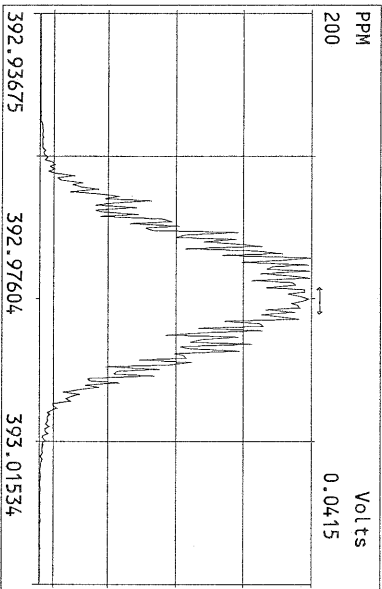
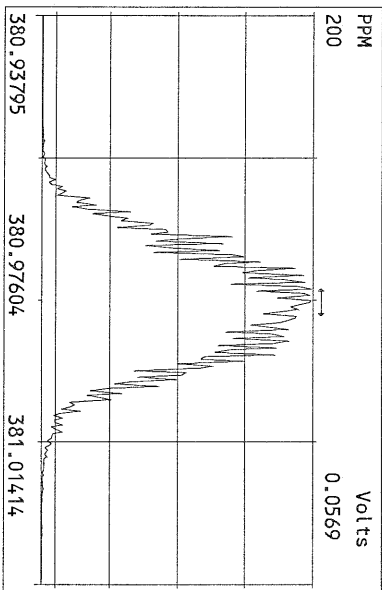
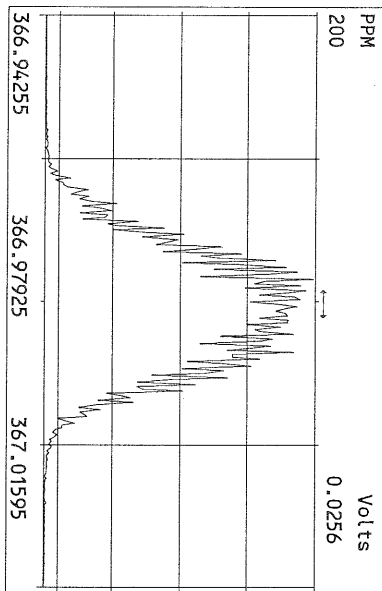
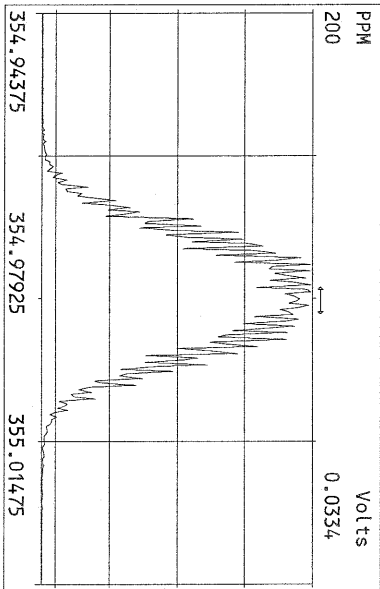
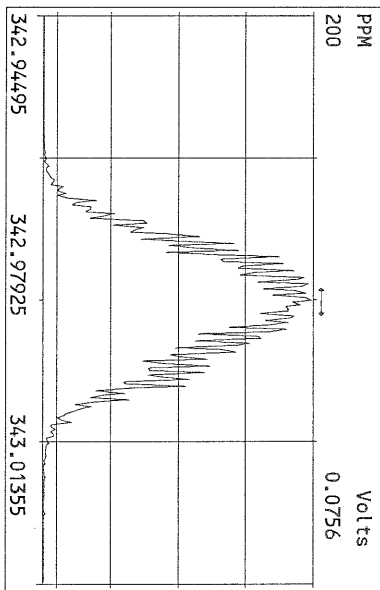
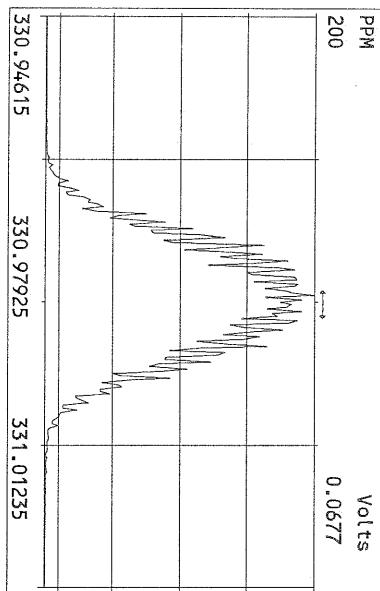


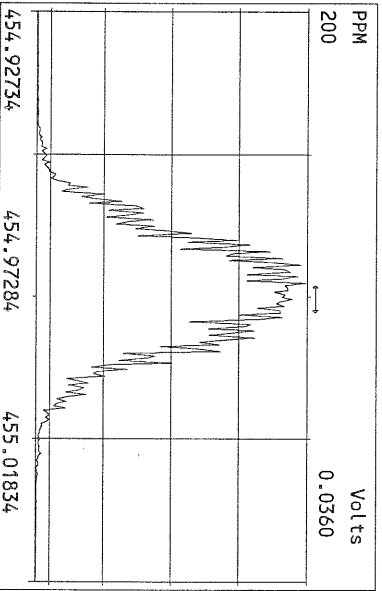
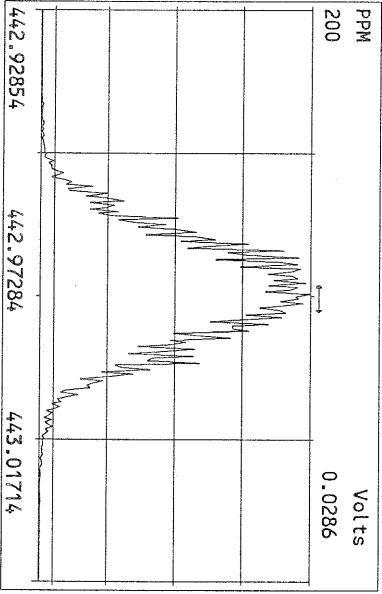
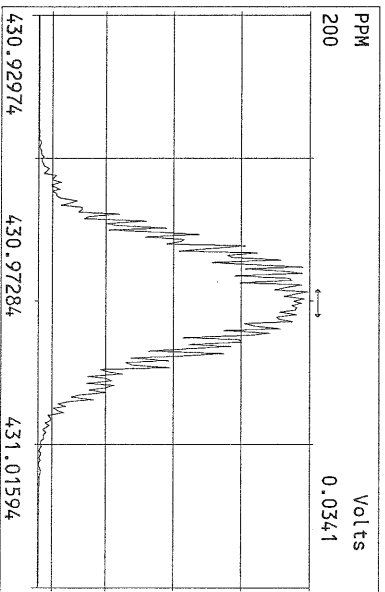
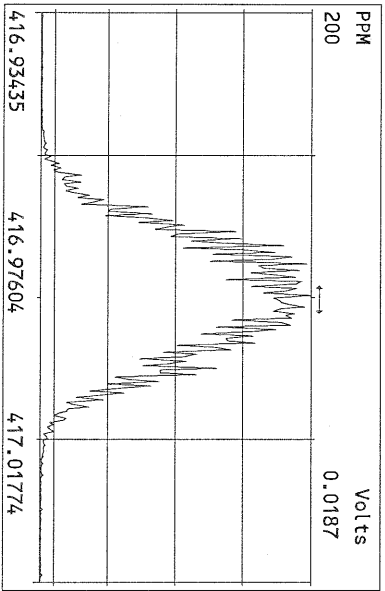
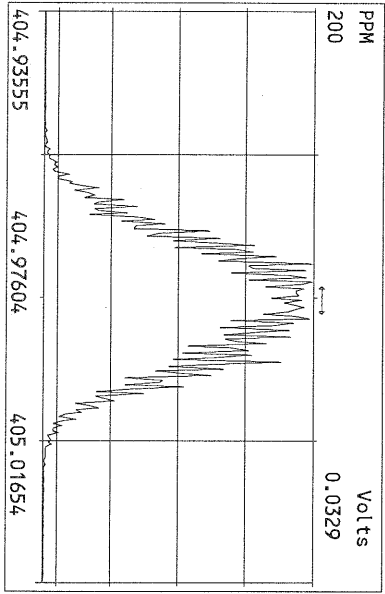
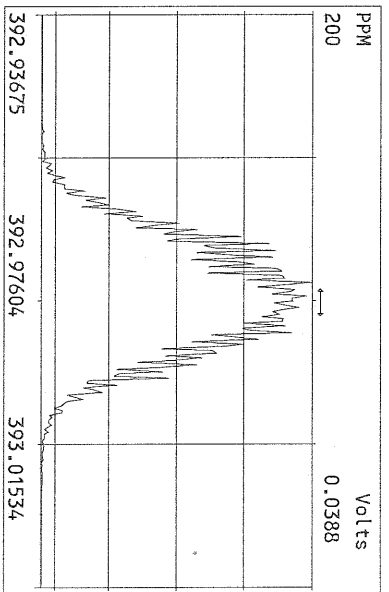
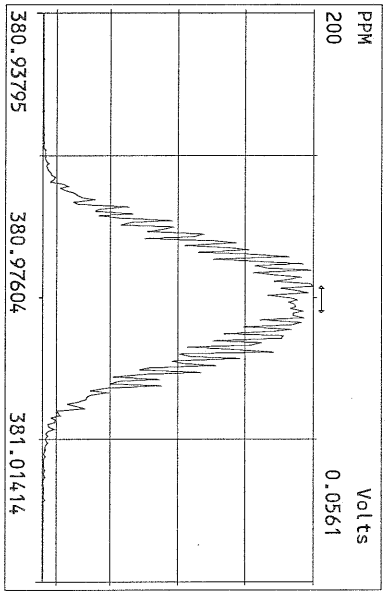
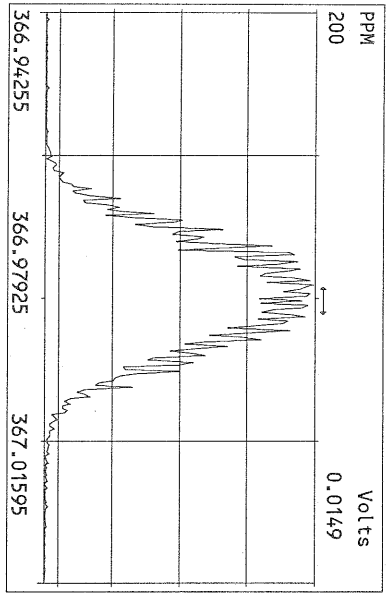
File:18AUG10M #1-347 Acq:18-AUG-2010 13:18:40 GC EI+ Voltage SIR Autospec-Ultima  
513.6775 F:5 BSUB(10000,15,-3.0) PKD(5,5,3,0,10%,100,0,0,00%,F,F) Exp:PCDD  
Sample Text:ST081710M1 File Text:Frontier Analytical Laboratory

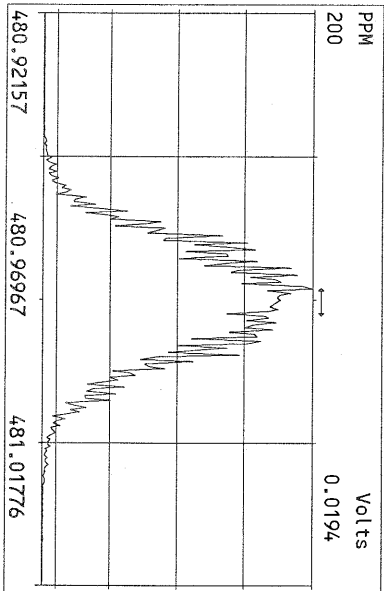
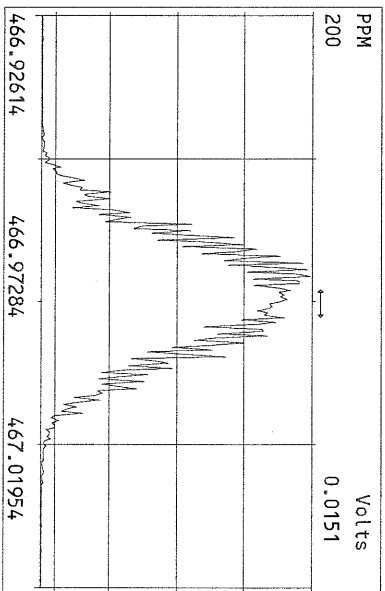
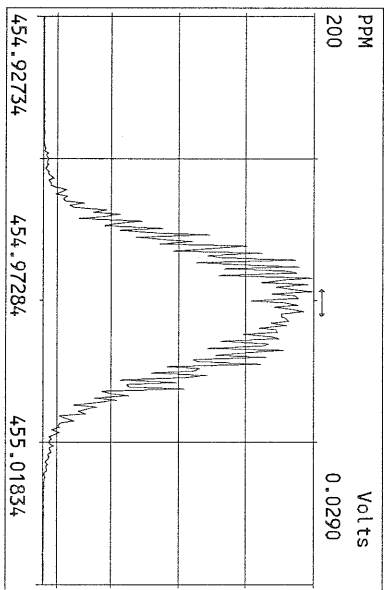
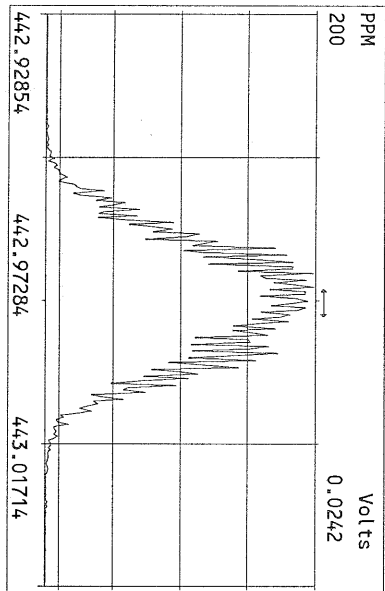
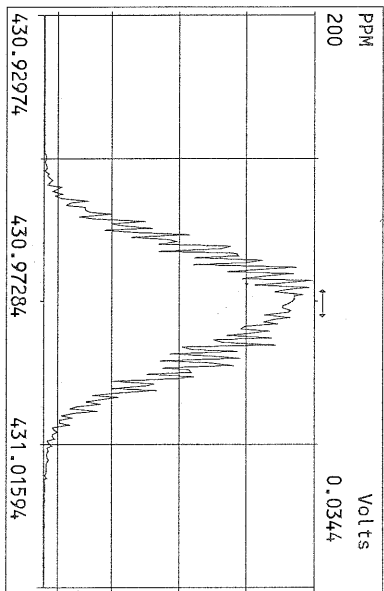
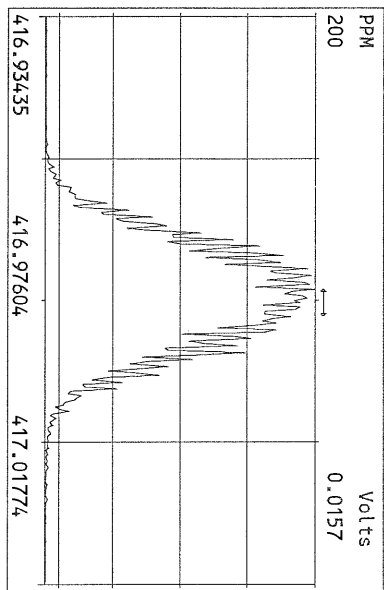
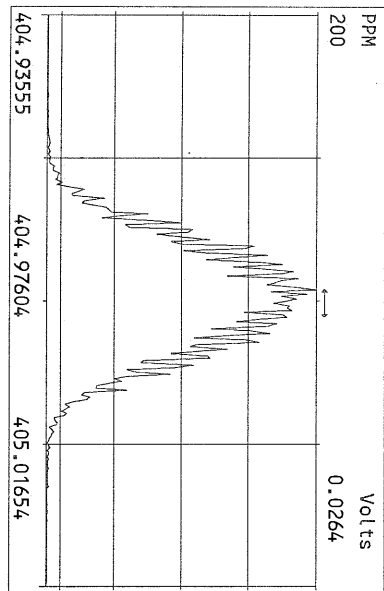


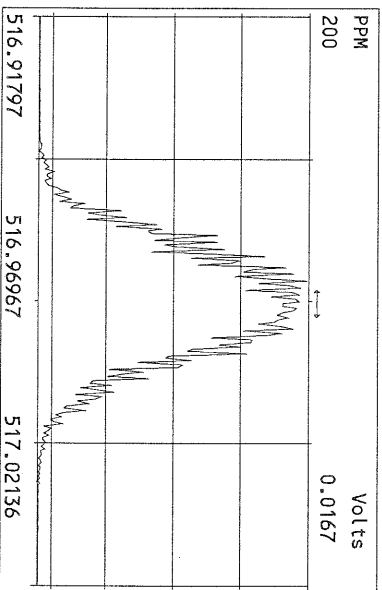
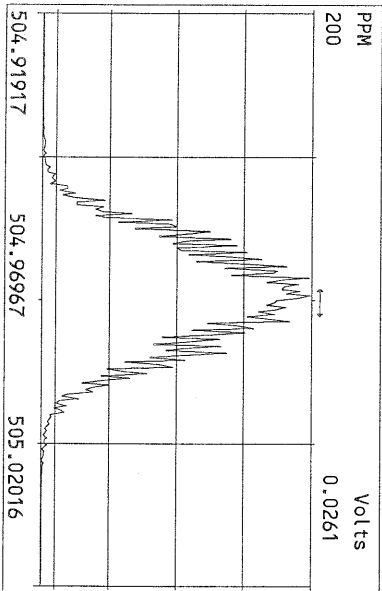
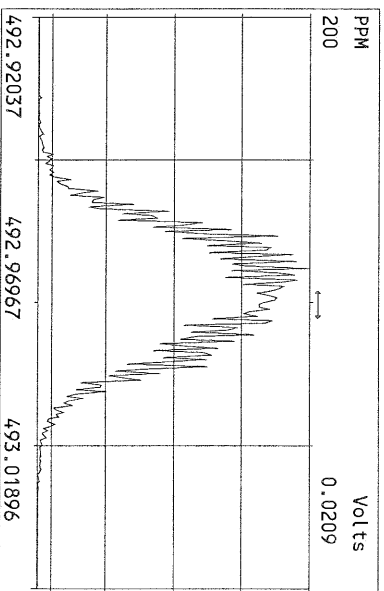
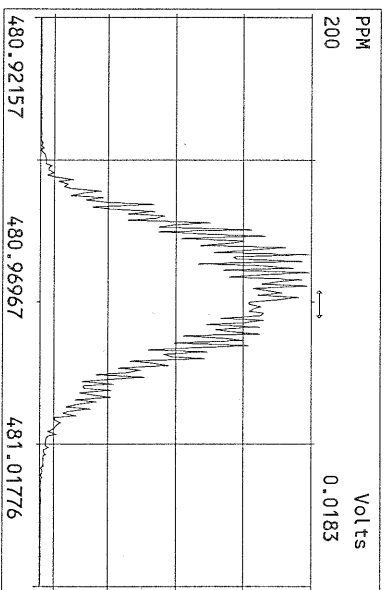
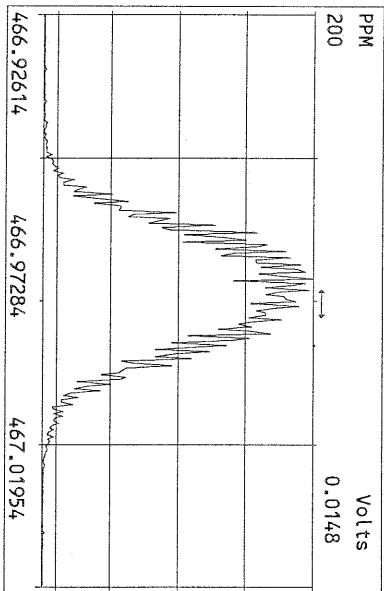
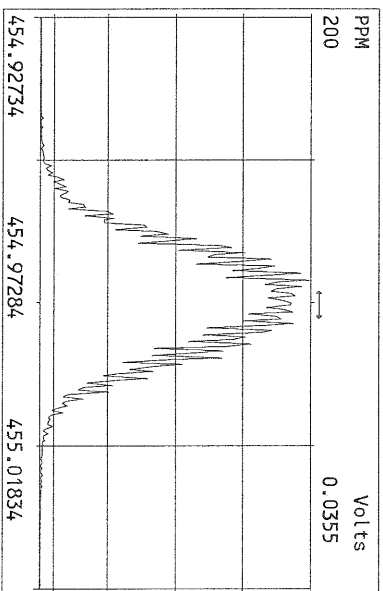
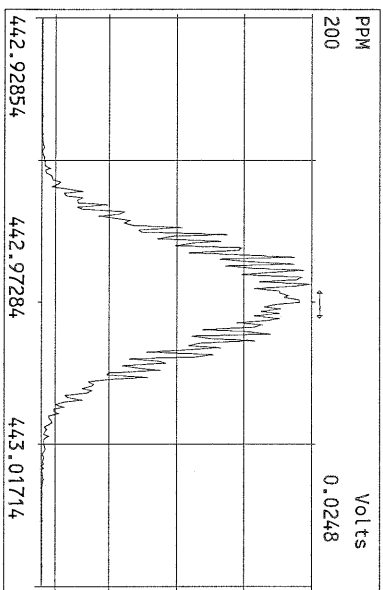
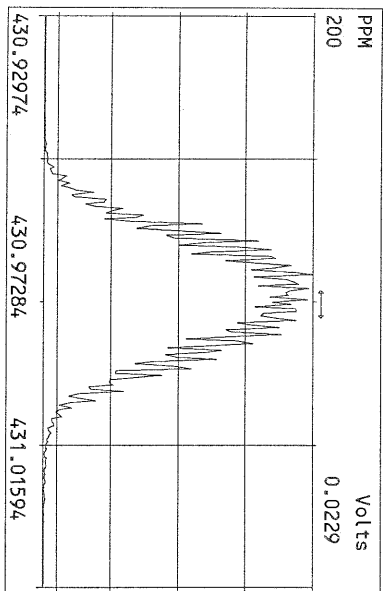


















## USEPA - ITD

FORM 6A  
PCDD/PCDF RELATIVE RETENTION TIMES

Lab Name: Frontier Analytical Laboratory

Episode No.:

Contract No.:

SAS No.:

Init. Cal. Date: 5/12/10

Instrument ID: FAL3

GC Column ID: DB5

Analysis Date: 18-AUG-10 21:36:57

CS3 or VER Data Filename: 18AUG10M

Sam:10

NATIVE ANALYTES	RETENTION TIME REFERENCE	RRT	RRT QC LIMITS (1)
2,3,7,8-TCDD	13C-2,3,7,8-TCDD	1.001	0.999-1.002
2,3,7,8-TCDF	13C-2,3,7,8-TCDF	1.001	0.999-1.003
1,2,3,7,8-PeCDD	13C-1,2,3,7,8-PeCDD	1.001	0.999-1.002
1,2,3,7,8-PeCDF	13C-1,2,3,7,8-PeCDF	1.001	0.999-1.002
2,3,4,7,8-PeCDF	13C-2,3,4,7,8-PeCDF	1.001	0.999-1.002
LABELED COMPOUNDS			
37Cl-2,3,7,8-TCDD	13C-1,2,3,4-TCDD	1.023	0.989-1.052
13C-2,3,7,8-TCDD		1.021	0.976-1.043
13C-2,3,7,8-TCDF		0.993	0.923-1.103
13C-1,2,3,7,8-PeCDD		1.238	1.000-1.567
13C-1,2,3,7,8-PeCDF		1.173	0.923-1.203
13C-2,3,4,7,8-PeCDF		1.222	0.923-1.303

(1) Contract-required limits for Relative Retention Times (RRT) as specified in Table 2, Method 1613.

Analyst: JDate: 8/19/10





Results:      GC Column: DB5      Amount: 1.000      NATO 1989 Tox: 90.2      WHO 1998 Tox: 112      WHO 2005 Tox: 102

Name	Resp	RA	RT	RRF	Conc	Qual	Fac Noise-1	Noise-2	DL	102
2,3,7,8-TCDD	5.03e+06	0.71 y	27:26	1.04	9.24	2.50	-	-	*	*
1,2,3,7,8-PeCDD	1.62e+07	1.61 y	33:14	1.05	43.9	2.50	-	-	*	*
1,2,3,4,7,8-HxCDD	1.21e+07	1.41 y	38:36	1.30	45.4	2.50	-	-	*	*
1,2,3,6,7,8-HxCDD	1.16e+07	1.41 y	38:46	1.28	43.6	2.50	-	-	*	*
1,2,3,7,8,9-HxCDD	1.24e+07	1.41 y	39:13	1.25	47.9	2.50	-	-	*	*
1,2,3,4,6,7,8-HpCDD	9.49e+06	1.04 y	44:12	1.35	44.7	2.50	-	-	*	*
OCDD	1.17e+07	0.94 y	49:45	1.25	98.5	2.50	-	-	*	*
2,3,7,8-TCDF	9.48e+06	0.68 y	26:40	1.62	8.81	2.50	-	-	*	*
1,2,3,7,8-PeCDF	2.08e+07	1.44 y	31:30	0.92	45.9	2.50	-	-	*	*
2,3,4,7,8-PeCDF	1.93e+07	1.42 y	32:49	0.94	43.9	2.50	-	-	*	*
1,2,3,4,7,8-HxCDF	1.48e+07	1.23 y	37:12	0.93	45.5	2.50	-	-	*	*
1,2,3,6,7,8-HxCDF	1.62e+07	1.23 y	37:25	0.84	46.8	2.50	-	-	*	*
2,3,4,6,7,8-HxCDF	1.45e+07	1.20 y	38:20	0.90	46.0	2.50	-	-	*	*
1,2,3,7,8,9-HxCDF	1.28e+07	1.25 y	39:47	0.98	47.7	2.50	-	-	*	*
1,2,3,4,6,7,8-HpCDF	1.13e+07	1.01 y	42:17	1.38	45.2	2.50	-	-	*	*
1,2,3,4,7,8,9-HpCDF	9.38e+06	1.06 y	45:07	1.62	45.5	2.50	-	-	*	*
OCDF	1.15e+07	0.89 y	50:08	0.74	91.4	2.50	-	-	*	*
										Rec
13C-2,3,7,8-TCDD	5.26e+07	0.81 y	27:24	0.93	97.5					97.5
13C-1,2,3,7,8-PeCDD	3.52e+07	1.72 y	33:13	0.81	74.9					74.9
13C-1,2,3,4,7,8-HxCDD	2.06e+07	1.23 y	38:35	0.95	108					108
13C-1,2,3,6,7,8-HxCDD	2.08e+07	1.23 y	38:44	1.00	103					103
13C-1,2,3,4,6,7,8-HpCDD	1.57e+07	1.01 y	44:11	0.92	84.2					84.2
13C-OCDD	1.91e+07	0.91 y	49:44	0.63	149					74.6
13C-2,3,7,8-TCDF	6.66e+07	0.85 y	26:39	0.87	94.8					94.8
13C-1,2,3,7,8-PeCDF	4.94e+07	1.63 y	31:29	0.81	75.7					75.7
13C-2,3,4,7,8-PeCDF	4.65e+07	1.63 y	32:48	0.75	76.5					76.5
13C-1,2,3,4,7,8-HxCDF	3.49e+07	0.54 y	37:11	1.74	99.4					99.4
13C-1,2,3,6,7,8-HxCDF	4.12e+07	0.54 y	37:23	2.17	94.0					94.0
13C-2,3,4,6,7,8-HxCDF	3.52e+07	0.54 y	38:20	1.82	95.9					95.9
13C-1,2,3,7,8,9-HxCDF	2.72e+07	0.55 y	39:46	1.49	90.6					90.6
13C-1,2,3,4,6,7,8-HpCDF	1.81e+07	0.41 y	42:17	1.10	81.5					81.5
13C-1,2,3,4,7,8,9-HpCDF	1.27e+07	0.43 y	45:06	0.81	77.1					77.1
13C-OCDF	3.40e+07	0.93 y	50:06	1.19	142					70.8
37Cl-2,3,7,8-TCDD	4.90e+06		27:26	0.93	9.05					90.5
13C-1,2,3,4-TCDD	5.82e+07	0.82 y	26:50	-	172					
13C-1,2,3,4-TCDF	8.09e+07	0.86 y	25:34	-	152					
13C-1,2,3,7,8,9-HxCDD	2.02e+07	1.26 y	39:11	-	93.8					
							Fac Noise-1	Noise-2	DL	#Hom
Total Tetra-Dioxins	2.66e+07		24:26	1.04	49.0	2.50	-	-	*	16
Total Penta-Dioxins	3.66e+07		30:16	1.05	99.3	2.50	-	-	*	7
Total Hexa-Dioxins	4.17e+07		36:09	1.27	158	2.50	-	-	*	20
Total Hepta-Dioxins	2.11e+07		42:48	1.35	99.5	2.50	-	-	*	32
Total Tetra-Furans	4.22e+07		23:05	1.62	39.2	2.50	-	-	*	12
1st Fn. Tot Penta-Furans	3.99e+07		28:26	0.93	89.4	2.50	-	-	*	PeCDF 1
Total Penta-Furans	5.74e+07		30:14	0.93	129	2.50	-	-	*	218 14
Total Hexa-Furans	6.81e+07		35:15	0.90	218	2.50	-	-	*	5
Total Hepta-Furans	2.07e+07		42:17	1.48	90.7	2.50	-	-	*	2

Analyst: J      Date: 8/19/10

Frontier Analytical Laboratory - Acquisition Log

Run Name:18AUG10M

Instrument: FAL3

GC: DB5

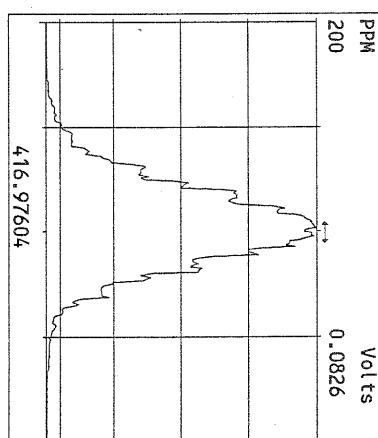
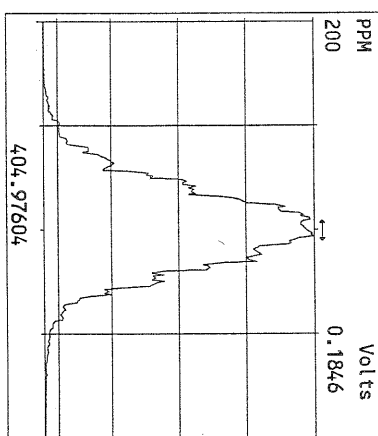
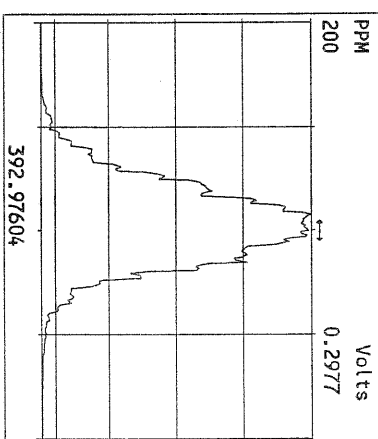
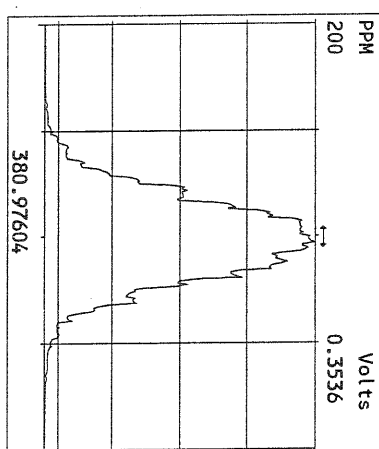
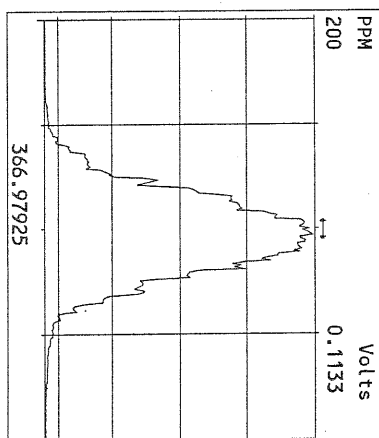
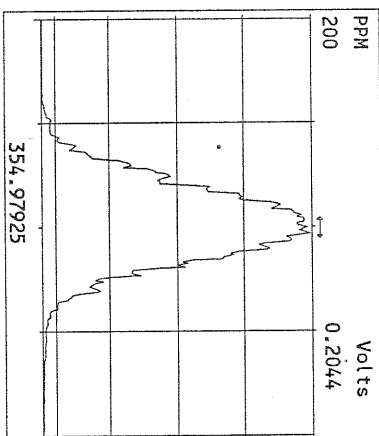
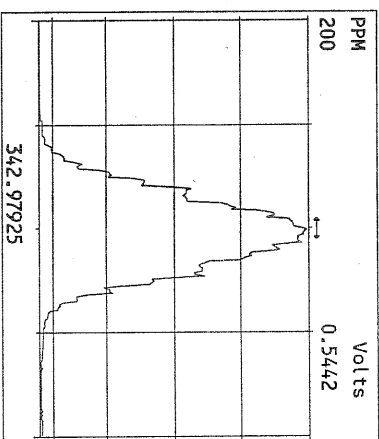
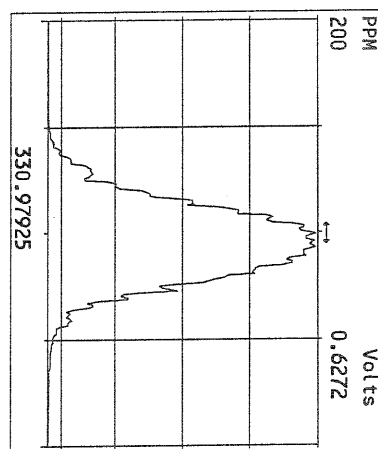
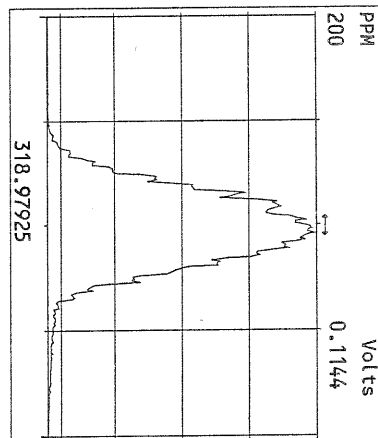
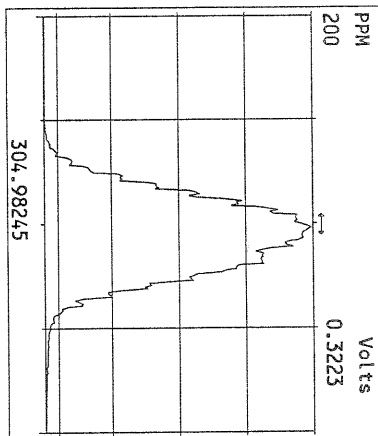
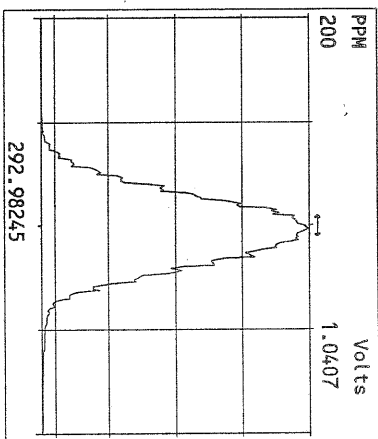
Experiment:PCDD

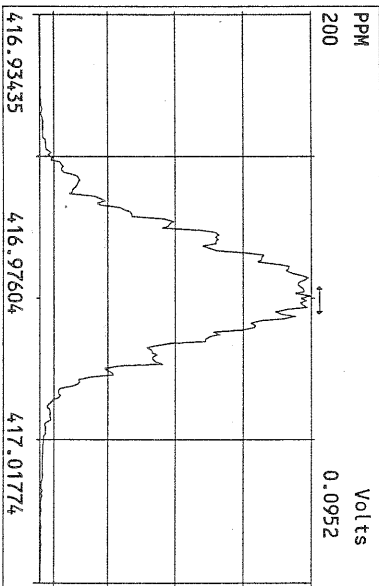
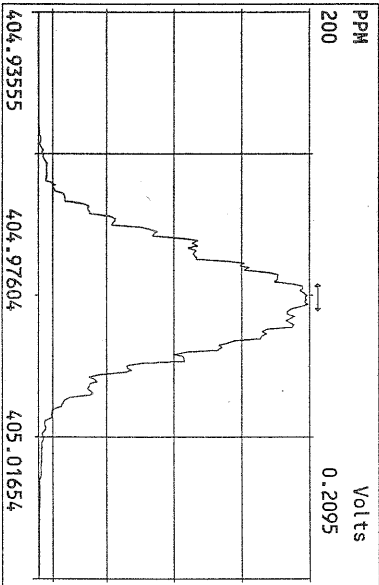
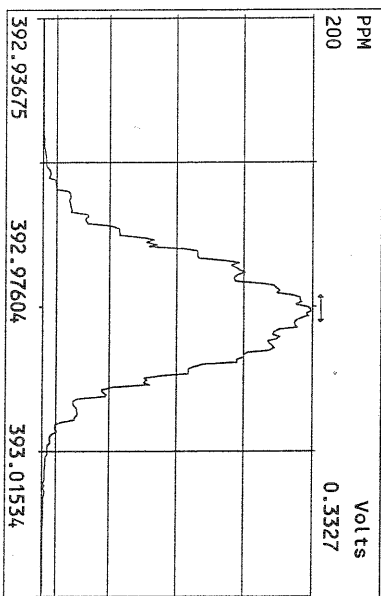
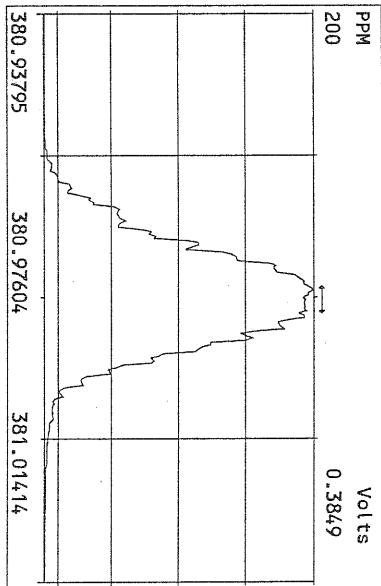
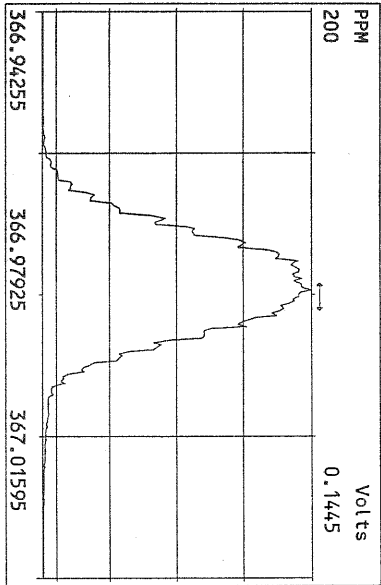
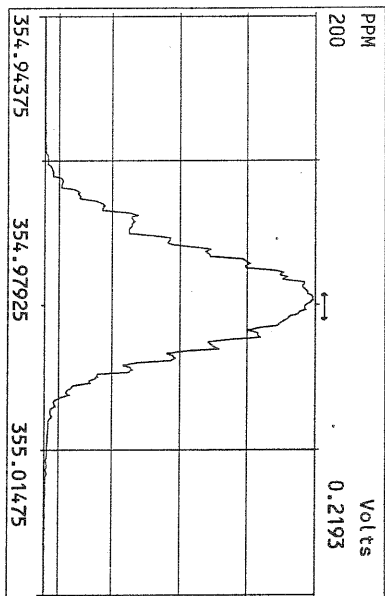
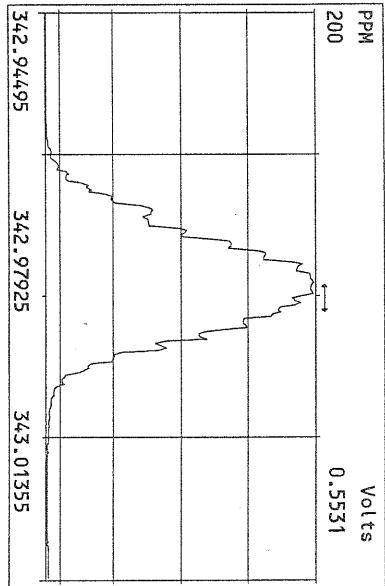
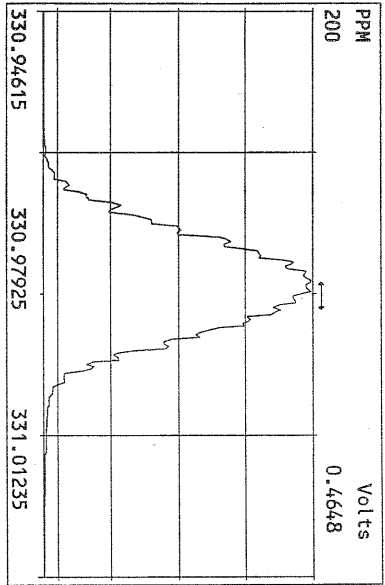
Data File	S	FAL ID	Client ID	Acquired	ConCal	EndCal	Analyst
18AUG10M	1	ST081710M1	1613 CS3 191908J	18-AUG-10 13:18:40	ST081810M1	ST081810M2	BS
18AUG10M	2	SB081810M1	Solvent Blank	18-AUG-10 14:14:06	ST081810M1	ST081810M2	BS
18AUG10M	3	6274-001-0001-SA	PSB9A-1.5-2-073010	18-AUG-10 15:09:29	ST081810M1	ST081810M2	BS
18AUG10M	4	6265-003-0002-MS	MW-101A	18-AUG-10 16:04:52	ST081810M1	ST081810M2	BS
18AUG10M	5	6265-003-0002-MSD	MW-101A	18-AUG-10 17:00:14	ST081810M1	ST081810M2	BS
18AUG10M	6	6274-004-0001-SA	PSB10-0-0.5-073010 1:20	18-AUG-10 17:55:37	ST081810M1	ST081810M2	BS
18AUG10M	7	6274-005-0001-SA	PSB10-1.5-2-073010 1:20	18-AUG-10 18:51:00	ST081810M1	ST081810M2	BS
18AUG10M	8	6274-006-0001-SA	PSB10-2-4-073010 1:50	18-AUG-10 19:46:19	ST081810M1	ST081810M2	BS
18AUG10M	9	SB081810M2	Solvent Blank	18-AUG-10 20:41:38	ST081810M1	ST081810M2	BS
18AUG10M	10	ST081710M2	1613 CS3 191908J	18-AUG-10 21:36:57	ST081810M1	ST081810M2	BS
18AUG10M	11	ST081810M3	8280 CS3 071227J	18-AUG-10 22:32:20	ST081810M3	ST081810M4	BS
18AUG10M	12	2085-001-0001-OPR	# Spring Zed OPR	18-AUG-10 23:27:39	ST081810M3	ST081810M4	BS
18AUG10M	13	2085-001-0001-MB	Zed Method Blank	19-AUG-10 00:22:57	ST081810M3	ST081810M4	BS
18AUG10M	14	6286-001-0001-SA	Aerojet Rd Soil Piles -7	19-AUG-10 01:18:16	ST081810M3	ST081810M4	BS
18AUG10M	15	6281-006-0001-SA	Aerojet Rd Soil Piles	19-AUG-10 02:13:39	ST081810M3	ST081810M4	BS
18AUG10M	16	6280-001-0001-SA	16000 Area Burn Box	19-AUG-10 03:09:04	ST081810M3	ST081810M4	BS
18AUG10M	17	SB081810M3	Solvent Blank	19-AUG-10 04:04:28	ST081810M3	ST081810M4	BS
18AUG10M	18	ST081810M4	8280 CS1 071227H	19-AUG-10 04:59:47	ST081810M3	ST081810M4	BS

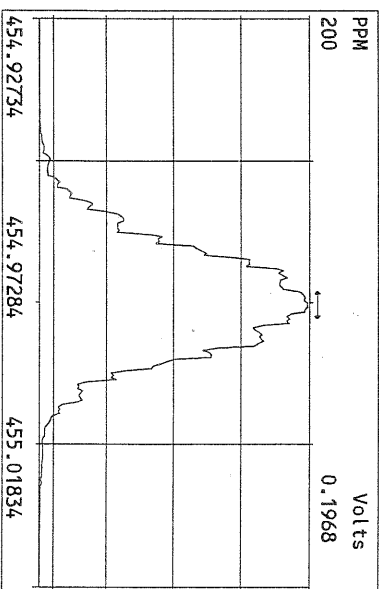
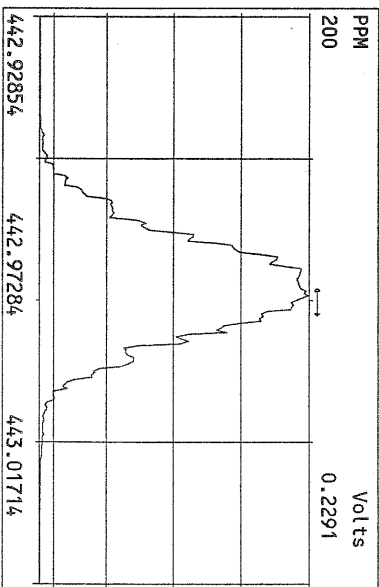
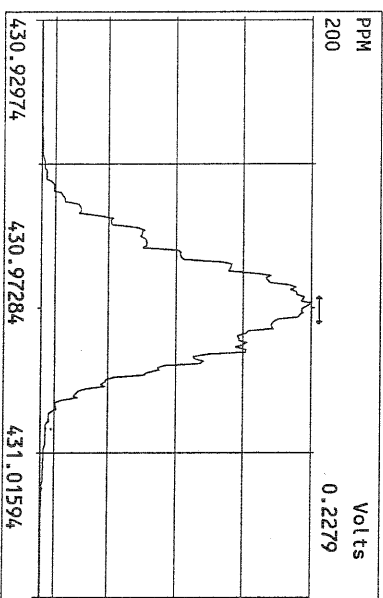
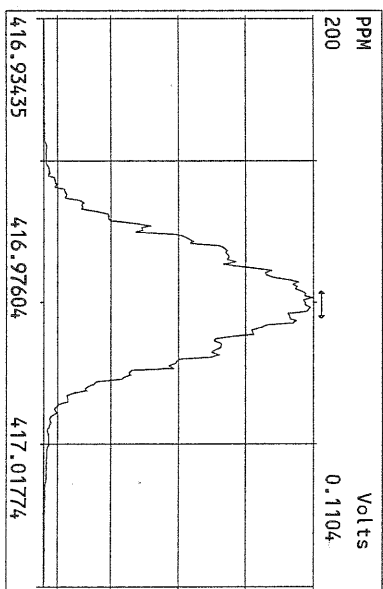
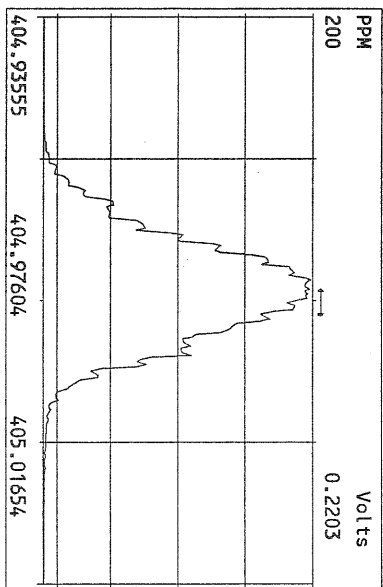
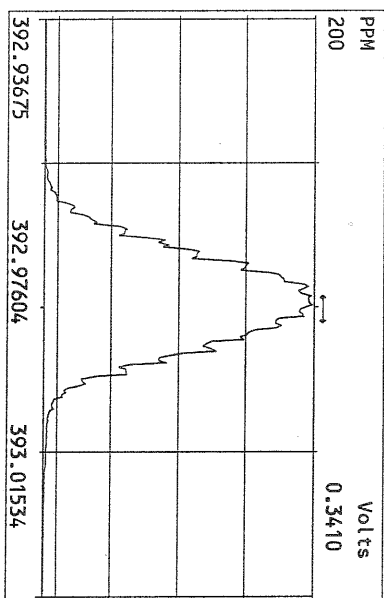
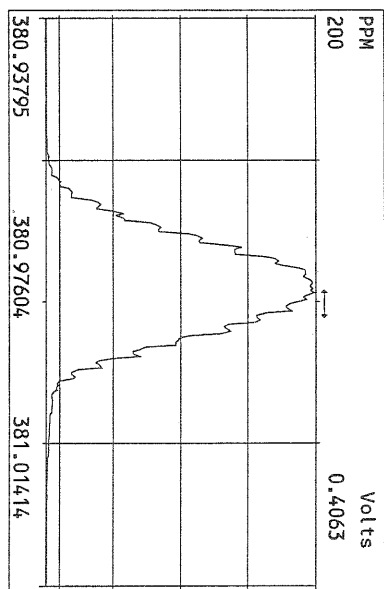
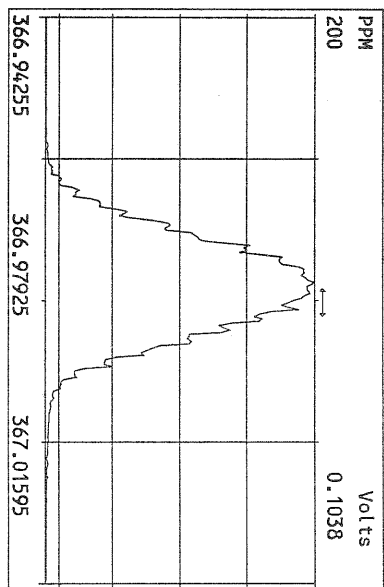
Spring Zed on injection # 12. Put samples on 19AUG10M  
 @ 8/19/10

Data Backed Up: \_\_\_\_\_

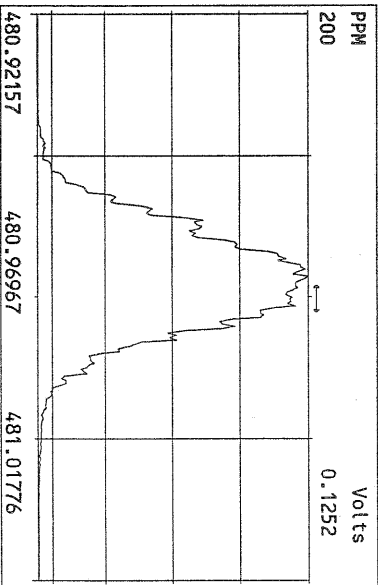
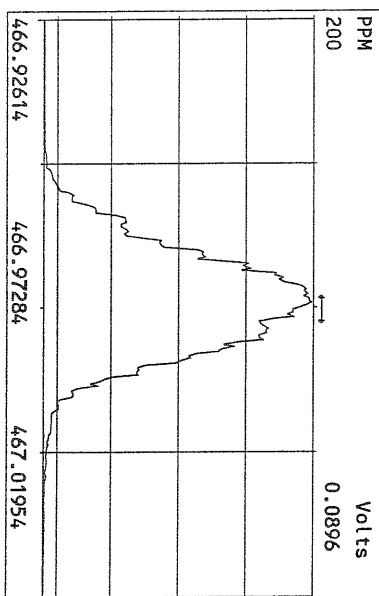
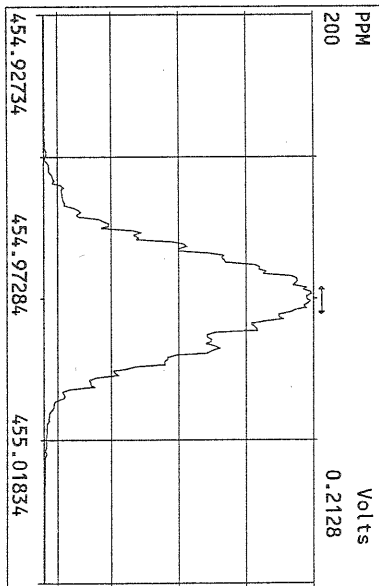
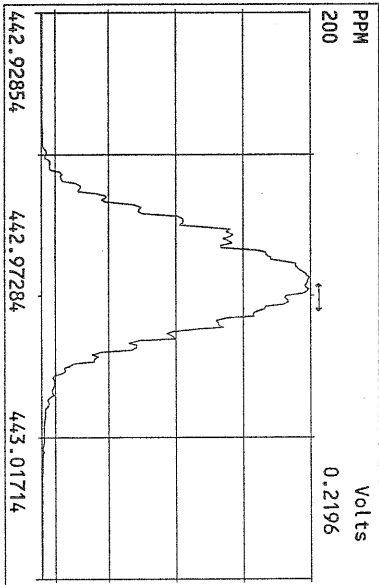
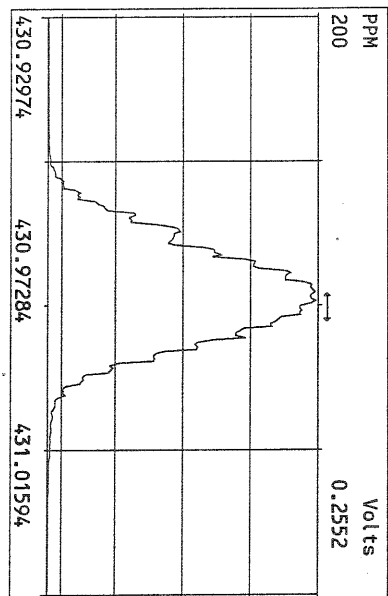
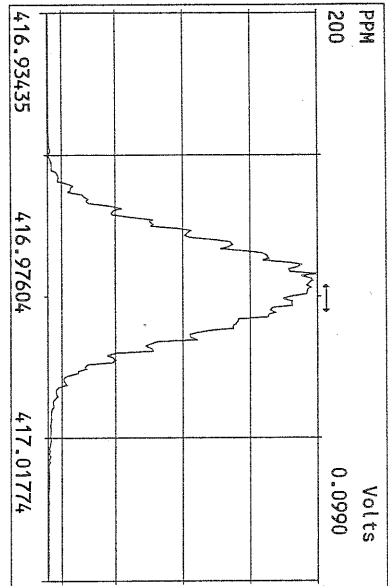
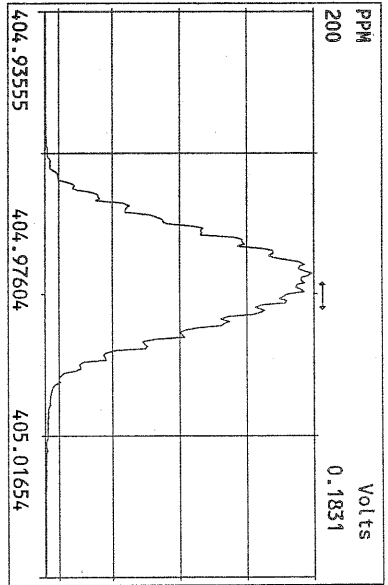
Date: \_\_\_\_\_

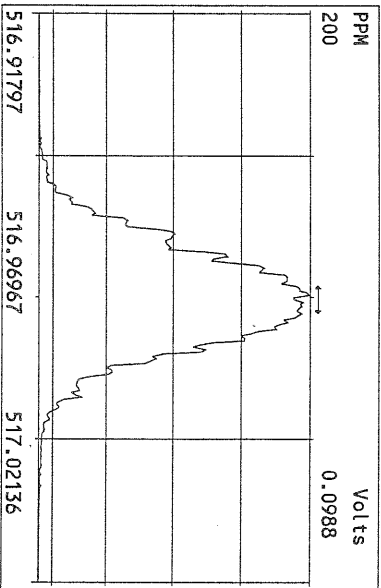
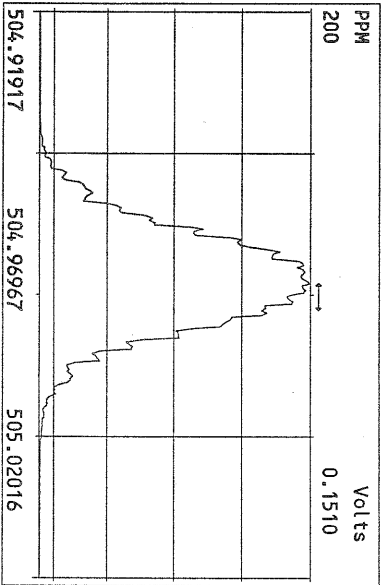
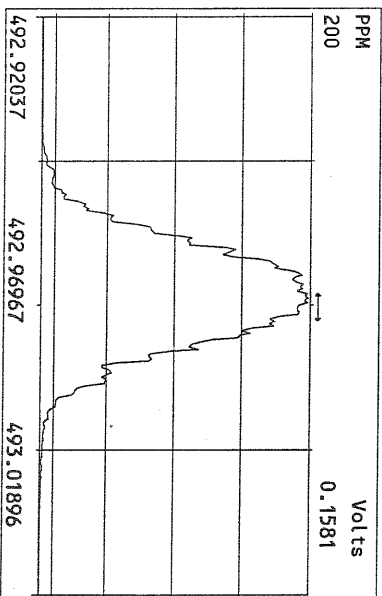
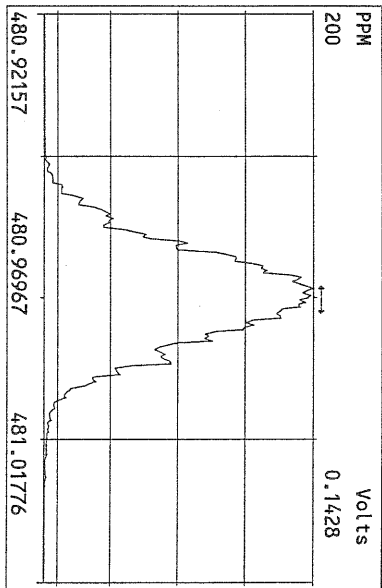
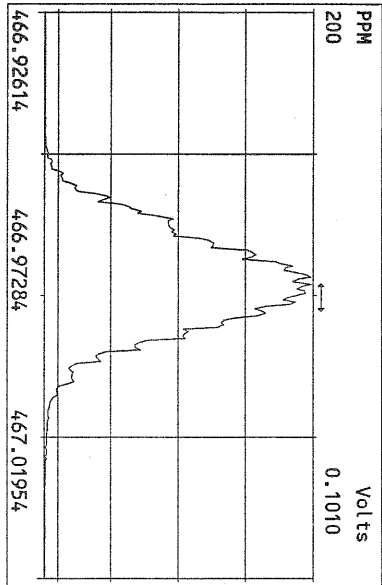
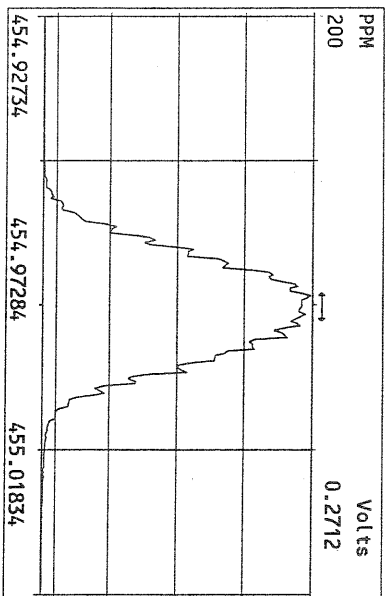
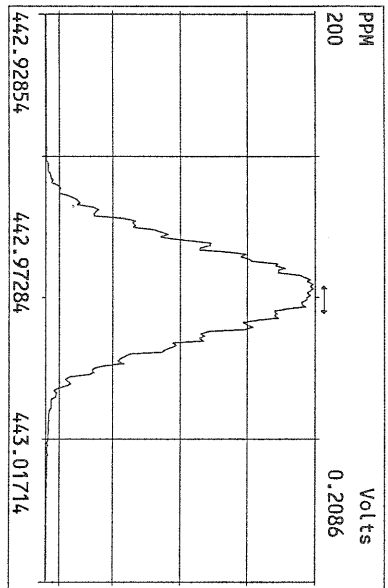
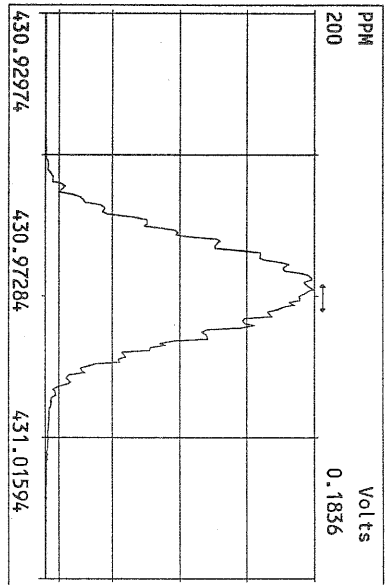






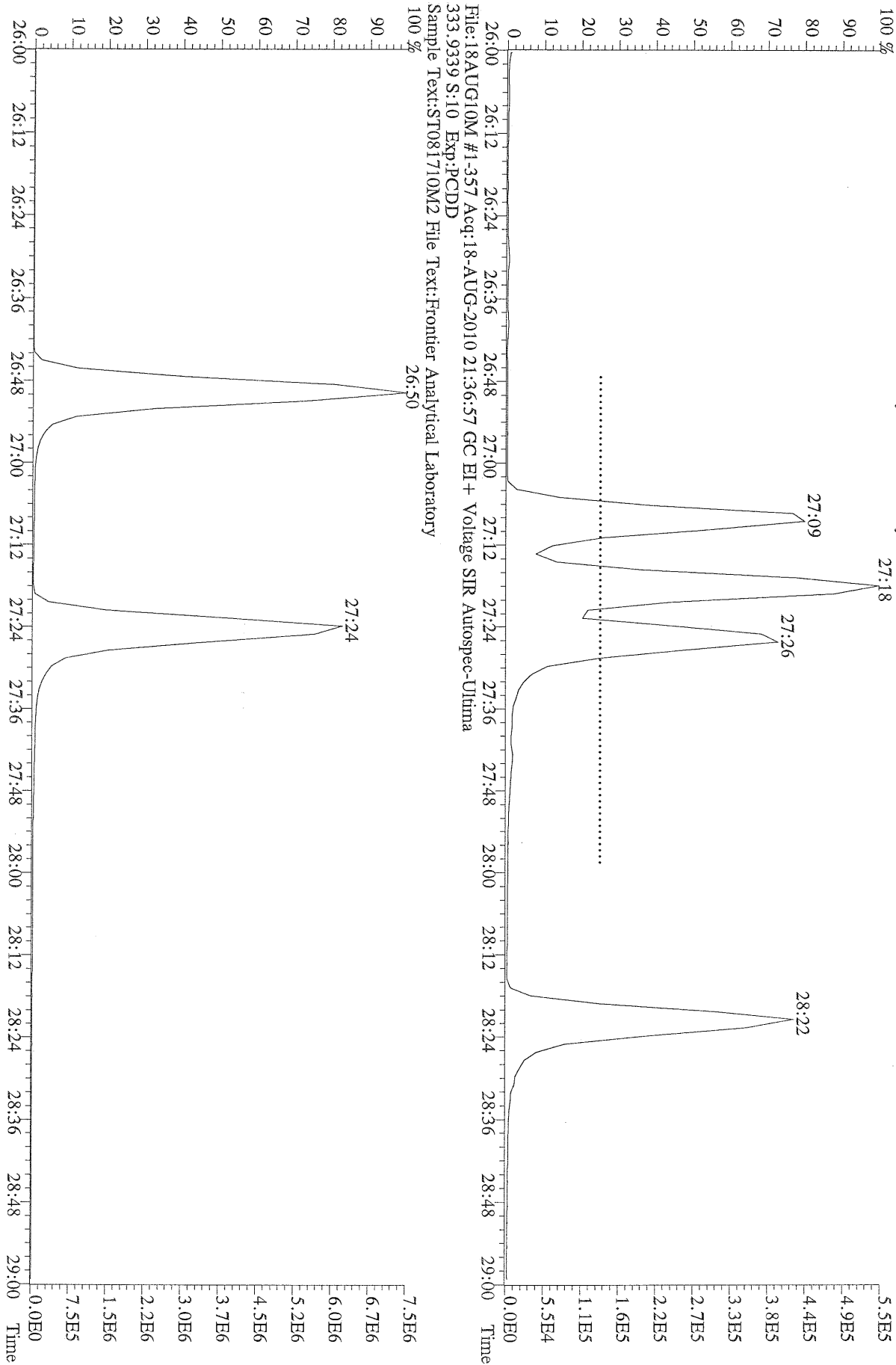
Peak Locate Examination:18-AUG-2010:13:17 File:18AUG10M  
Experiment:PCDD Function:4 Reference:PFK



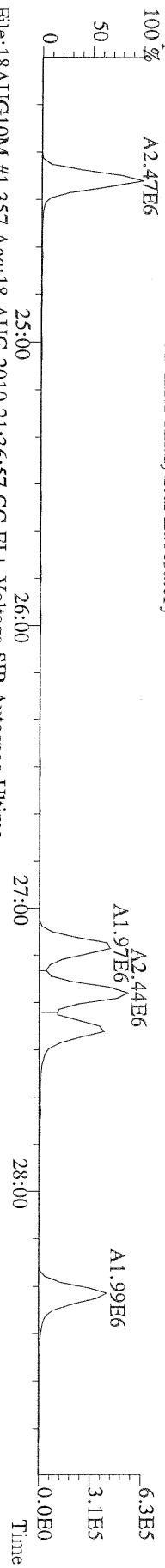




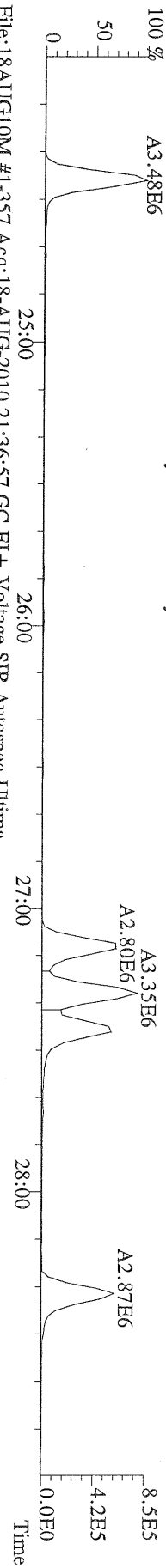
File:18AUG10M #1-357 Acq:18-AUG-2010 21:36:57 GC EI+ Voltage SIR Autospec-Ulhma  
319.8965 S:10 Exp:PCDD  
Sample Text:ST081710M2 File Text:Frontier Analytical Laboratory




File:18AUG10M #1-357 Acq:18-AUG-2010 21:36:57 GC EI+ Voltage SIR Autospec-Ultima  
319.8965 S:10 BSUB(10000,15,-3.0) PKD(5,5,3,0,10%,100.0,0.00%,F,F) Exp:PCDD  
Sample Text:ST081710M2 File Text:Frontier Analytical Laboratory



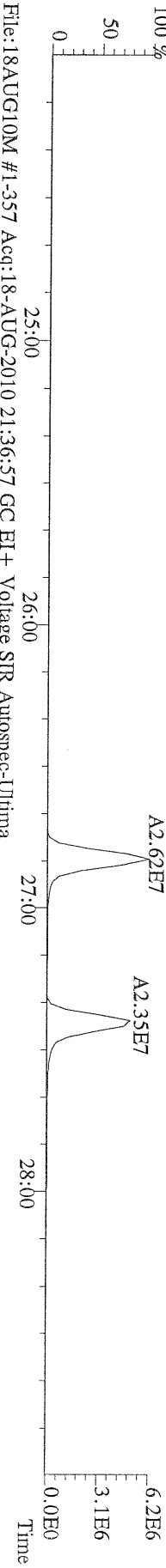
File:18AUG10M #1-357 Acq:18-AUG-2010 21:36:57 GC EI+ Voltage SIR Autospec-Ultima  
321.8936 S:10 BSUB(10000,15,-3.0) PKD(5,5,3,0,10%,100.0,0.00%,F,F) Exp:PCDD  
Sample Text:ST081710M2 File Text:Frontier Analytical Laboratory



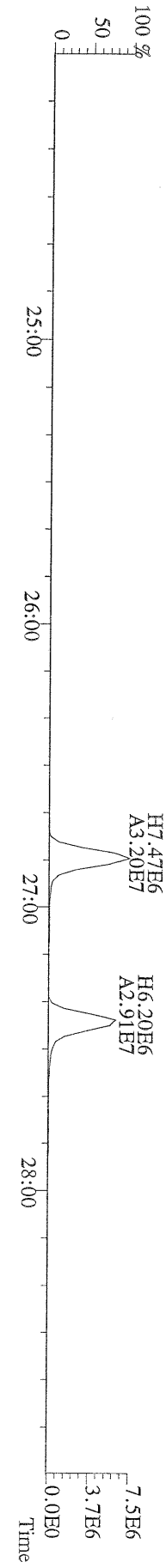
File:18AUG10M #1-357 Acq:18-AUG-2010 21:36:57 GC EI+ Voltage SIR Autospec-Ultima  
327.8847 S:10 BSUB(10000,15,-3.0) PKD(5,5,3,0,10%,100.0,0.00%,F,F) Exp:PCDD  
Sample Text:ST081710M2 File Text:Frontier Analytical Laboratory



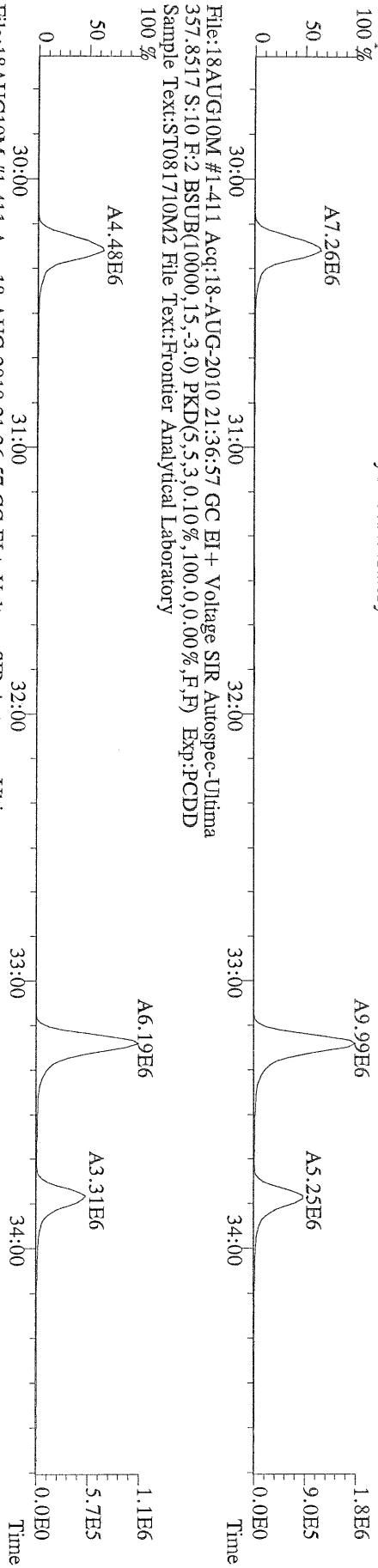
File:18AUG10M #1-357 Acq:18-AUG-2010 21:36:57 GC EI+ Voltage SIR Autospec-Ultima  
331.9368 S:10 BSUB(10000,15,-3.0) PKD(5,5,3,0,10%,100.0,0.00%,F,F) Exp:PCDD  
Sample Text:ST081710M2 File Text:Frontier Analytical Laboratory




File:18AUG10M #1-357 Acq:18-AUG-2010 21:36:57 GC EI+ Voltage SIR Autospec-Ultima  
333.9339 S:10 BSUB(10000,15,-3.0) PKD(5,5,3,0,10%,100.0,0.00%,F,F) Exp:PCDD  
Sample Text:ST081710M2 File Text:Frontier Analytical Laboratory



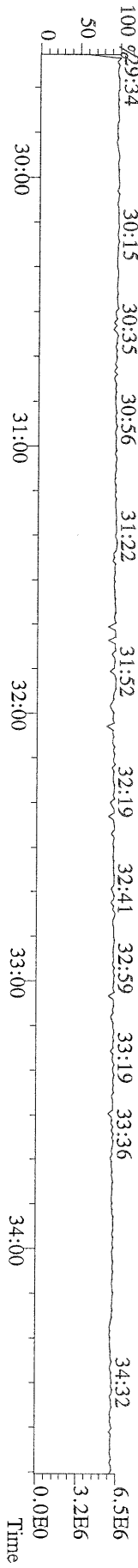
File:18AUG10M #1-411 Acq:18-AUG-2010 21:36:57 GC EI+ Voltage SIR Autospec-Ultima  
355.8546 S:10 F:2 BSUB(10000,15,-3.0) PKD(5,5,3,0.10%,100.0,0.00%,F,F) Exp:PCDD  
Sample Text:ST081710M2 File Text:Frontier Analytical Laboratory




File:18AUG10M #1-411 Acq:18-AUG-2010 21:36:57 GC EI+ Voltage SIR Autospec-Ultima  
367.8949 S:10 F:2 BSUB(10000,15,-3.0) PKD(5,5,3,0.10%,100.0,0.00%,F,F) Exp:PCDD  
Sample Text:ST081710M2 File Text:Frontier Analytical Laboratory



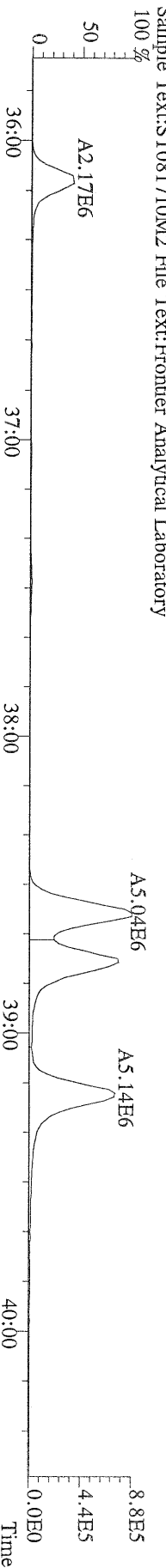
File:18AUG10M #1-411 Acq:18-AUG-2010 21:36:57 GC EI+ Voltage SIR Autospec-Ultima  
366.9792 S:10 F:2 Exp:PCDD  
Sample Text:ST081710M2 File Text:Frontier Analytical Laboratory




File:18AUG10M #1-477 Acq:18-AUG-2010 21:36:57 GC EI+ Voltage SIR Autospec-Utima  
389.8156 S:10 F:3 BSUB(10000,15,-3.0) PKD(5.5,3,0.10%,100.0,0.00%,F,F) Exp:PCDD  
Sample Text:ST081710M2 File Text:Frontier Analytical Laboratory




File:18AUG10M #1-477 Acq:18-AUG-2010 21:36:57 GC EI+ Voltage SIR Autospec-Utima  
391.8127 S:10 F:3 BSUB(10000,15,-3.0) PKD(5.5,3,0.10%,100.0,0.00%,F,F) Exp:PCDD  
Sample Text:ST081710M2 File Text:Frontier Analytical Laboratory



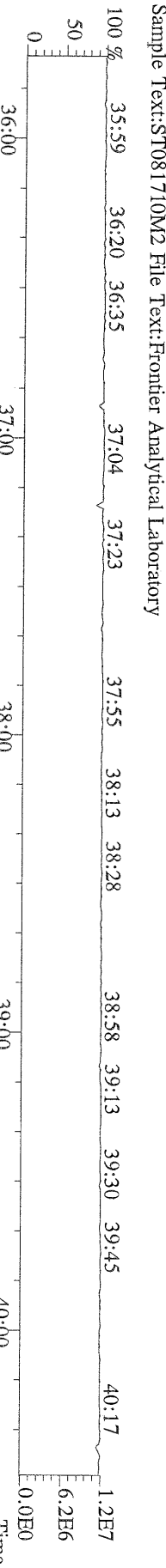
File:18AUG10M #1-477 Acq:18-AUG-2010 21:36:57 GC EI+ Voltage SIR Autospec-Utima  
401.8559 S:10 F:3 BSUB(10000,15,-3.0) PKD(5.5,3,0.10%,100.0,0.00%,F,F) Exp:PCDD  
Sample Text:ST081710M2 File Text:Frontier Analytical Laboratory



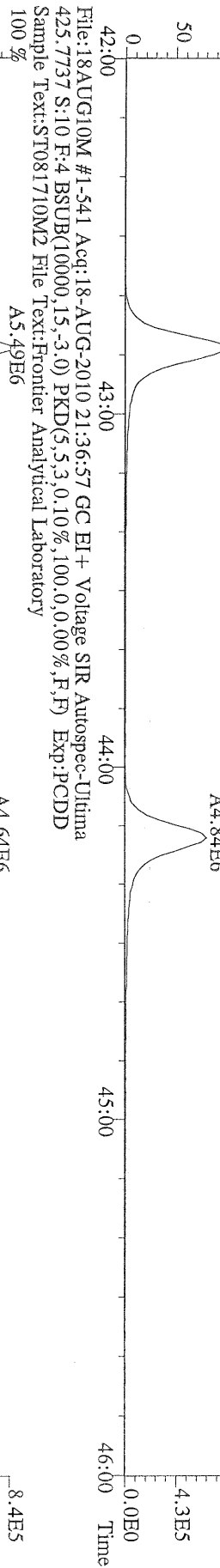
File:18AUG10M #1-477 Acq:18-AUG-2010 21:36:57 GC EI+ Voltage SIR Autospec-Utima  
403.8530 S:10 F:3 BSUB(10000,15,-3.0) PKD(5.5,3,0.10%,100.0,0.00%,F,F) Exp:PCDD  
Sample Text:ST081710M2 File Text:Frontier Analytical Laboratory



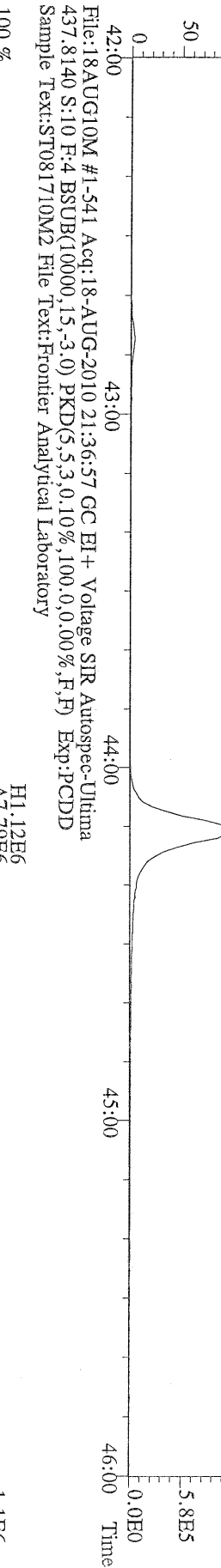
File:18AUG10M #1-477 Acq:18-AUG-2010 21:36:57 GC EI+ Voltage SIR Autospec-Utima  
380.9760 S:10 F:3 Exp:PCDD  
Sample Text:ST081710M2 File Text:Frontier Analytical Laboratory



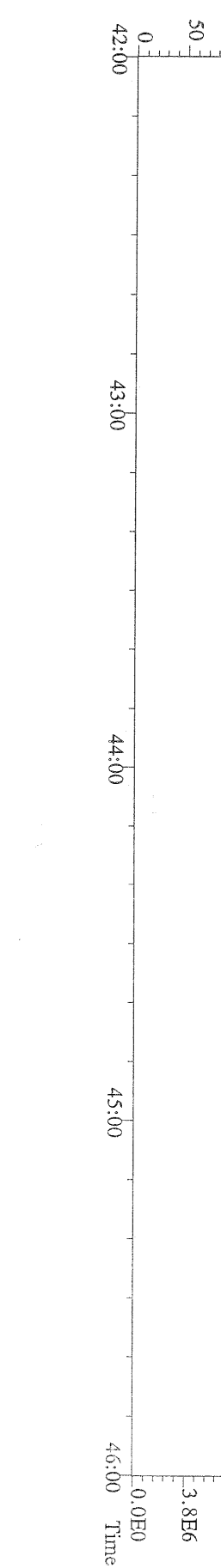
File:18AUG10M #1-541 Acq:18-AUG-2010 21:36:57 GC EI+ Voltage SIR Autospec-Ultima  
423.7767 S:10 F:4 BSUB(10000,15,-3.0) PKD(5,5,3,0.10%,100,0,0.00%,F,F) Exp:PCDD  
Sample Text:ST081710M2 File Text:Frontier Analytical Laboratory



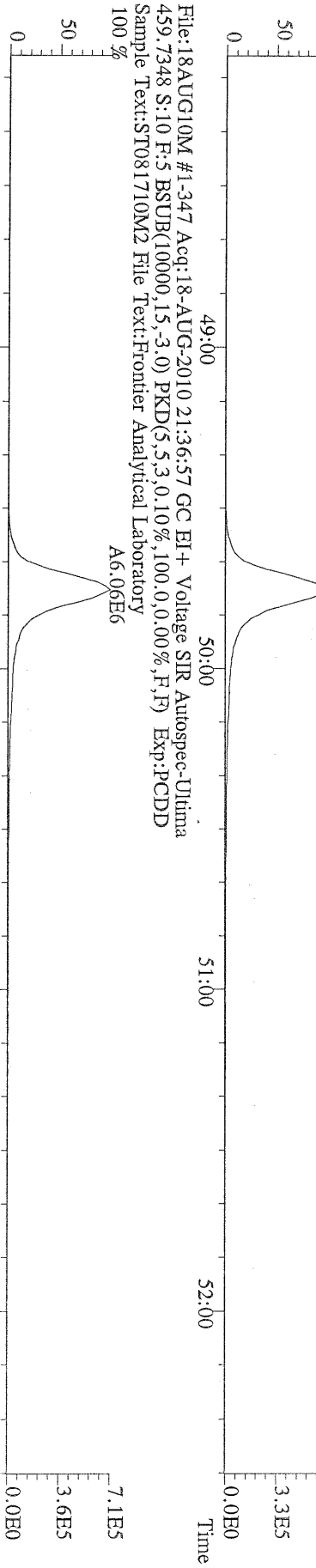
File:18AUG10M #1-541 Acq:18-AUG-2010 21:36:57 GC EI+ Voltage SIR Autospec-Ultima  
435.8169 S:10 F:4 BSUB(10000,15,-3.0) PKD(5,5,3,0.10%,100,0,0.00%,F,F) Exp:PCDD  
Sample Text:ST081710M2 File Text:Frontier Analytical Laboratory



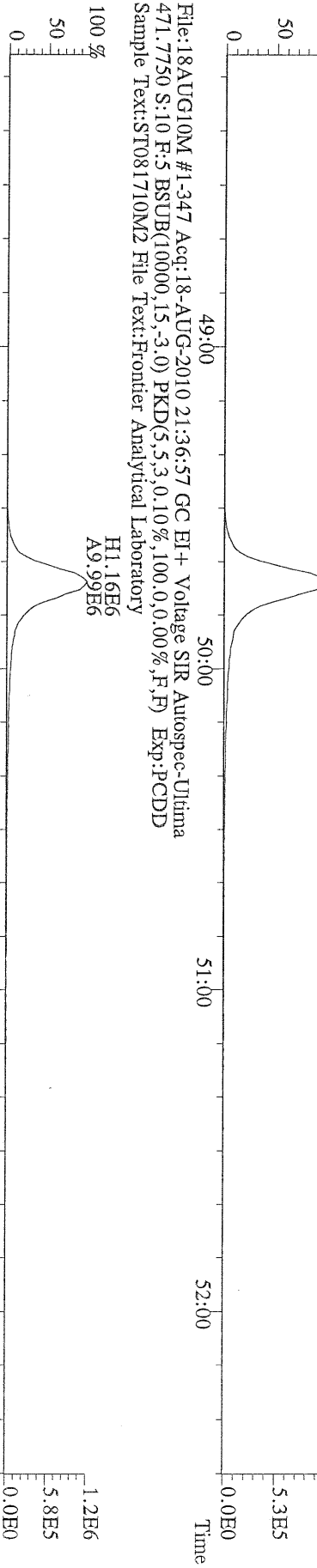
File:18AUG10M #1-541 Acq:18-AUG-2010 21:36:57 GC EI+ Voltage SIR Autospec-Ultima  
430.9728 S:10 F:4 Exp:PCDD  
Sample Text:ST081710M2 File Text:Frontier Analytical Laboratory




File:18AUG10M #1-347 Acq:18-AUG-2010 21:36:57 GC EI+ Voltage SIR Autospec-Ultima  
457.7377 S:10 F:5 BSUB(10000,15,-3.0) PKD(5,5,3,0.10%,100.0,0.00%,F,F) Exp:PCDD  
Sample Text:ST081710M2 File Text:Frontier Analytical Laboratory



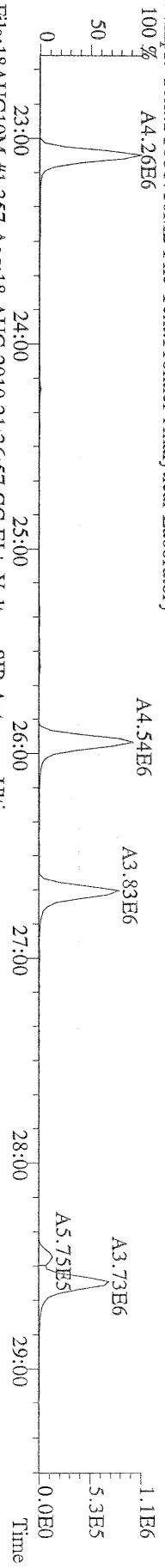
File:18AUG10M #1-347 Acq:18-AUG-2010 21:36:57 GC EI+ Voltage SIR Autospec-Ultima  
469.7780 S:10 F:5 BSUB(10000,15,-3.0) PKD(5,5,3,0.10%,100.0,0.00%,F,F) Exp:PCDD  
Sample Text:ST081710M2 File Text:Frontier Analytical Laboratory



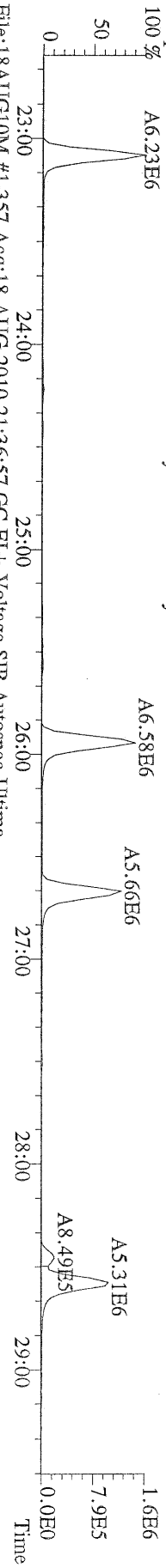
File:18AUG10M #1-347 Acq:18-AUG-2010 21:36:57 GC EI+ Voltage SIR Autospec-Ultima  
471.7750 S:10 F:5 BSUB(10000,15,-3.0) PKD(5,5,3,0.10%,100.0,0.00%,F,F) Exp:PCDD  
Sample Text:ST081710M2 File Text:Frontier Analytical Laboratory



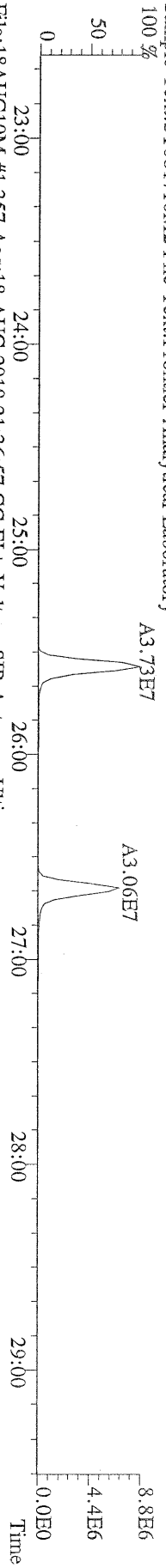
File:18AUG10M #1-357 Acq:18-AUG-2010 21:36:57 GC EI+ Voltage SIR Autospec-Ultima  
 303.9016 S:10 BSUB(10000,15,-3.0) PKD(5,5,3,0,10%,100,0,0,00%,F,F) Exp.:PCDD  
 Sample Text:ST081710M2 File Text:Frontier Analytical Laboratory




File:18AUG10M #1-357 Acq:18-AUG-2010 21:36:57 GC EI+ Voltage SIR Autospec-Ultima  
 305.8987 S:10 BSUB(10000,15,-3.0) PKD(5,5,3,0,10%,100,0,0,00%,F,F) Exp.:PCDD  
 Sample Text:ST081710M2 File Text:Frontier Analytical Laboratory



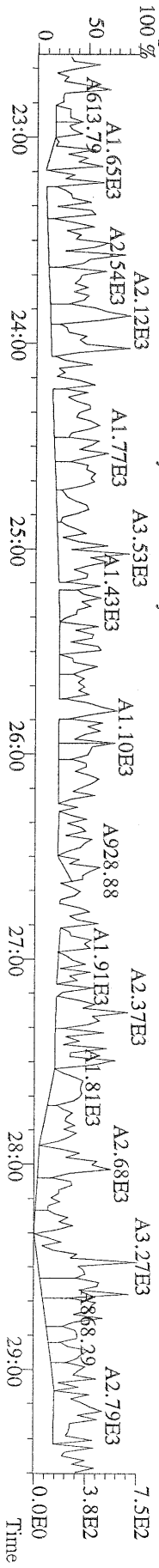
File:18AUG10M #1-357 Acq:18-AUG-2010 21:36:57 GC EI+ Voltage SIR Autospec-Ultima  
 315.9419 S:10 BSUB(10000,15,-3.0) PKD(5,5,3,0,10%,100,0,0,00%,F,F) Exp.:PCDD  
 Sample Text:ST081710M2 File Text:Frontier Analytical Laboratory



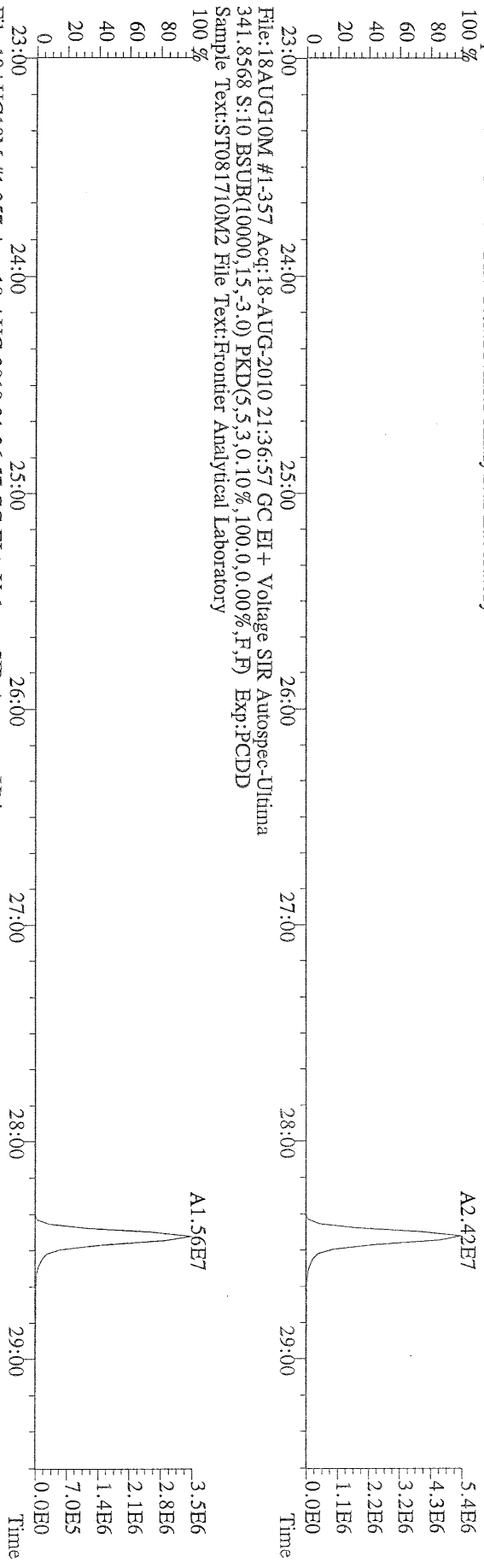
File:18AUG10M #1-357 Acq:18-AUG-2010 21:36:57 GC EI+ Voltage SIR Autospec-Ultima  
 317.9389 S:10 BSUB(10000,15,-3.0) PKD(5,5,3,0,10%,100,0,0,00%,F,F) Exp.:PCDD  
 Sample Text:ST081710M2 File Text:Frontier Analytical Laboratory



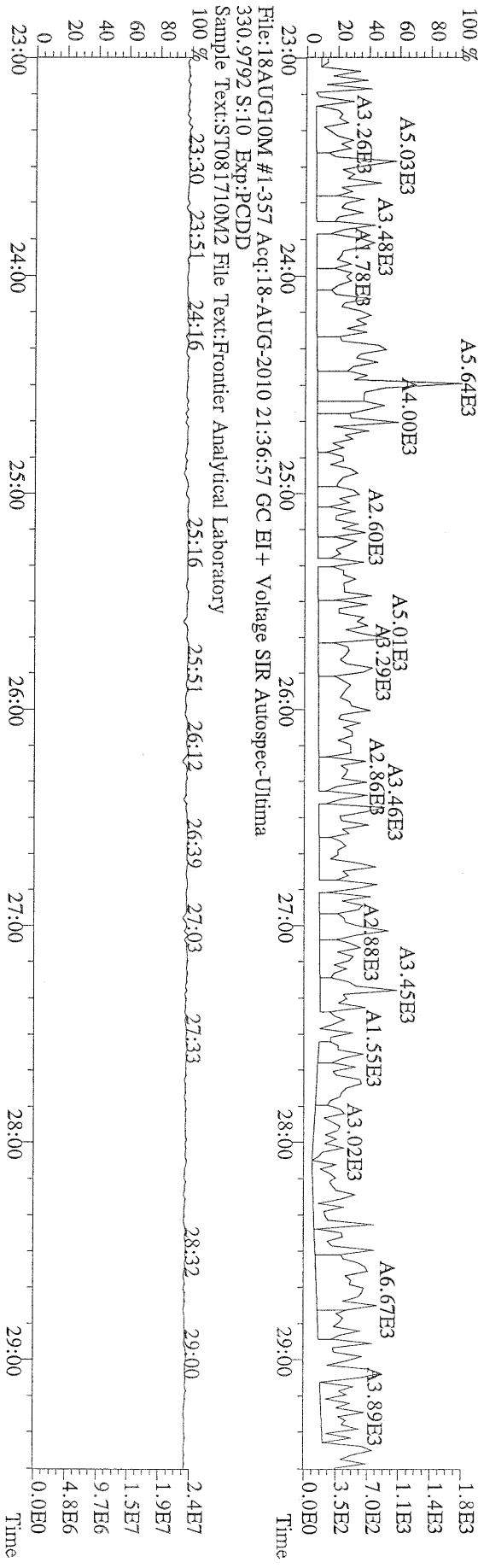
File:18AUG10M #1-357 Acq:18-AUG-2010 21:36:57 GC EI+ Voltage SIR Autospec-Ultima  
 375.8364 S:10 BSUB(10000,15,-3.0) PKD(5,5,3,0,10%,100,0,0,00%,F,F) Exp.:PCDD  
 Sample Text:ST081710M2 File Text:Frontier Analytical Laboratory



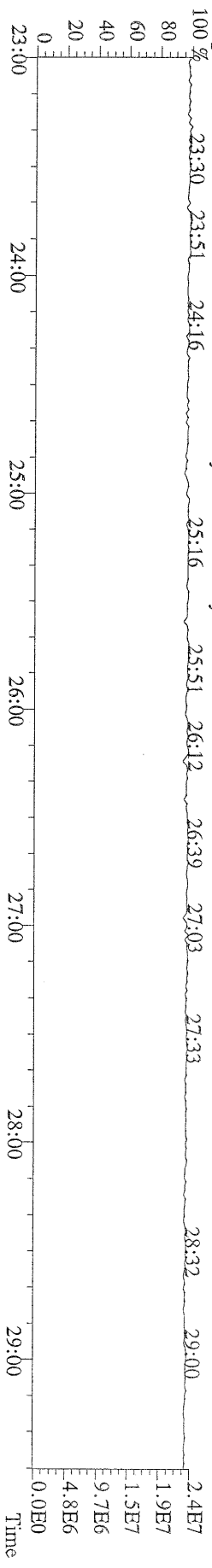
File:18AUG10M #1-357 Acq:18-AUG-2010 21:36:57 GC EI + Voltage SIR Autospec-Ultima  
 339.8597 S:10 BSUB(10000,15,-3.0) PKD(5,5,3,0.10%,100.0,0.00%,F,F) Exp:PCDD  
 Sample Text:ST081710M2 File Text:Frontier Analytical Laboratory



File:18AUG10M #1-357 Acq:18-AUG-2010 21:36:57 GC EI + Voltage SIR Autospec-Ultima  
 409.7974 S:10 BSUB(10000,15,-3.0) PKD(5,5,3,0.10%,100.0,0.00%,F,F) Exp:PCDD  
 Sample Text:ST081710M2 File Text:Frontier Analytical Laboratory

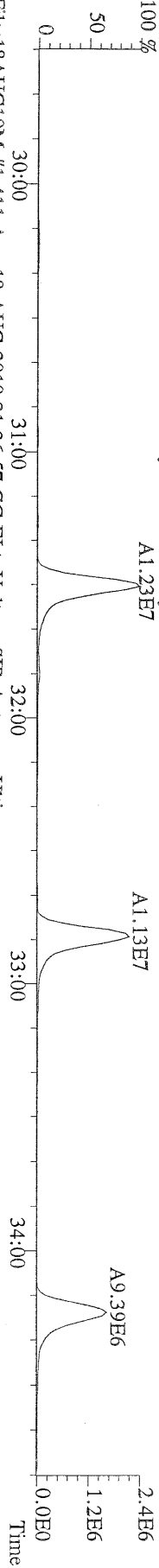


File:18AUG10M #1-357 Acq:18-AUG-2010 21:36:57 GC EI + Voltage SIR Autospec-Ultima  
 330.9792 S:10 Exp:PCDD  
 Sample Text:ST081710M2 File Text:Frontier Analytical Laboratory







File:18AUG10M #1-411 Acq:18-AUG-2010 21:36:57 GC EI+ Voltage SIR Autospec-Ultima  
 339.8597 S:10 F:2 BSUB(10000,15,-3.0) PKD(5,5,3,0.10%,100,0,0.00%,F,F) Exp:P.CDD  
 Sample Text:ST081710M2 File Text:Frontier Analytical Laboratory  
 100 %




File:18AUG10M #1-411 Acq:18-AUG-2010 21:36:57 GC EI+ Voltage SIR Autospec-Ultima  
 341.8568 S:10 F:2 BSUB(10000,15,-3.0) PKD(5,5,3,0.10%,100,0,0.00%,F,F) Exp:P.CDD  
 Sample Text:ST081710M2 File Text:Frontier Analytical Laboratory  
 100 %



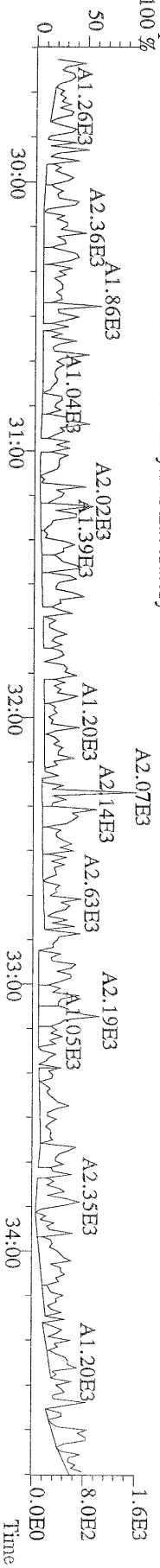
File:18AUG10M #1-411 Acq:18-AUG-2010 21:36:57 GC EI+ Voltage SIR Autospec-Ultima  
 351.9000 S:10 F:2 BSUB(10000,15,-3.0) PKD(5,5,3,0.10%,100,0,0.00%,F,F) Exp:P.CDD  
 Sample Text:ST081710M2 File Text:Frontier Analytical Laboratory  
 100 %



File:18AUG10M #1-411 Acq:18-AUG-2010 21:36:57 GC EI+ Voltage SIR Autospec-Ultima  
 353.8970 S:10 F:2 BSUB(10000,15,-3.0) PKD(5,5,3,0.10%,100,0,0.00%,F,F) Exp:P.CDD  
 Sample Text:ST081710M2 File Text:Frontier Analytical Laboratory  
 100 %



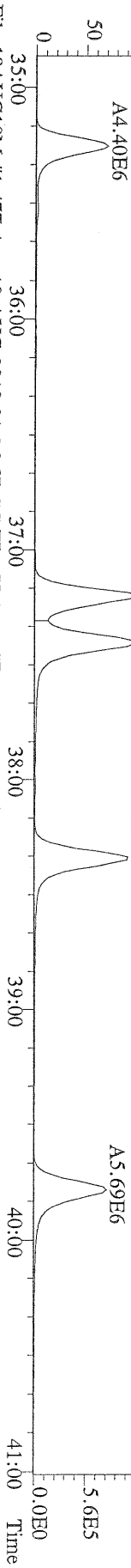
File:18AUG10M #1-411 Acq:18-AUG-2010 21:36:57 GC EI+ Voltage SIR Autospec-Ultima  
 409.7974 S:10 F:2 BSUB(10000,15,-3.0) PKD(5,5,3,0.10%,100,0,0.00%,F,F) Exp:P.CDD  
 Sample Text:ST081710M2 File Text:Frontier Analytical Laboratory  
 100 %



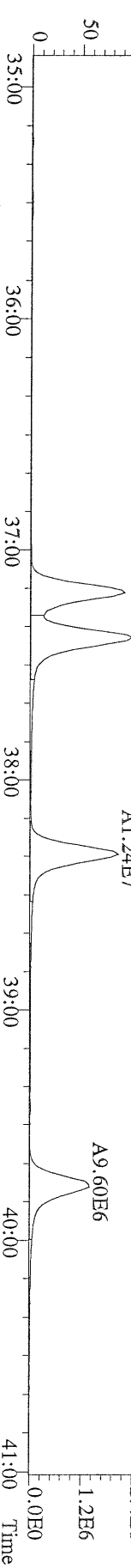
File:18AUG10M #1-477 Acq:18-AUG-2010 21:36:57 GC EI+ Voltage SIR Autospec-Ultima  
 373.8207 S:10 F:3 BSUB(10000,15,-3.0) PKD(5,5,3,0.10%,100.0,0.00%,F,F) Exp:PCDD  
 Sample Text:ST081710M2 File Text:Frontier Analytical Laboratory



File:18AUG10M #1-477 Acq:18-AUG-2010 21:36:57 GC EI+ Voltage SIR Autospec-Ultima  
 375.8178 S:10 F:3 BSUB(10000,15,-3.0) PKD(5,5,3,0.10%,100.0,0.00%,F,F) Exp:PCDD  
 Sample Text:ST081710M2 File Text:Frontier Analytical Laboratory



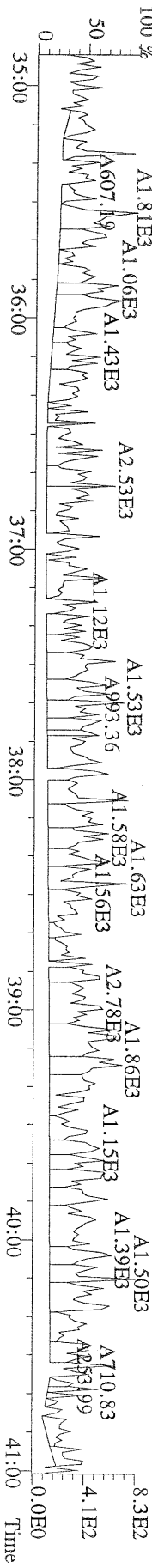
File:18AUG10M #1-477 Acq:18-AUG-2010 21:36:57 GC EI+ Voltage SIR Autospec-Ultima  
 383.8639 S:10 F:3 BSUB(10000,15,-3.0) PKD(5,5,3,0.10%,100.0,0.00%,F,F) Exp:PCDD  
 Sample Text:ST081710M2 File Text:Frontier Analytical Laboratory



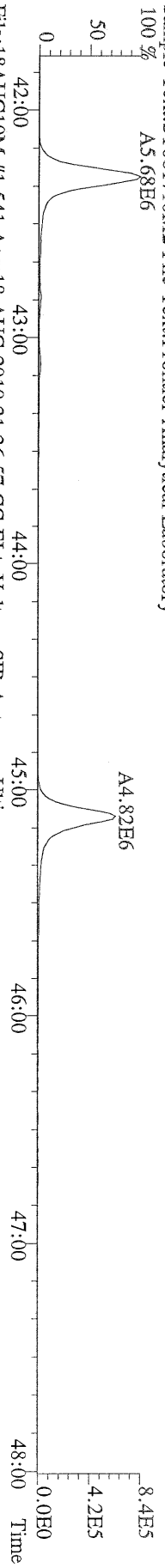
File:18AUG10M #1-477 Acq:18-AUG-2010 21:36:57 GC EI+ Voltage SIR Autospec-Ultima  
 385.8610 S:10 F:3 BSUB(10000,15,-3.0) PKD(5,5,3,0.10%,100.0,0.00%,F,F) Exp:PCDD  
 Sample Text:ST081710M2 File Text:Frontier Analytical Laboratory



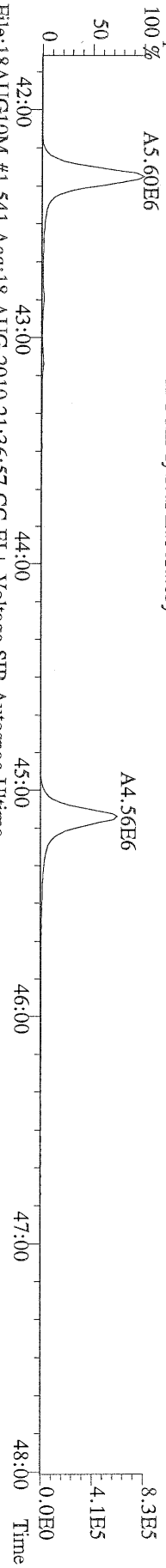
File:18AUG10M #1-477 Acq:18-AUG-2010 21:36:57 GC EI+ Voltage SIR Autospec-Ultima  
 445.7555 S:10 F:3 BSUB(10000,15,-3.0) PKD(5,5,3,0.10%,100.0,0.00%,F,F) Exp:PCDD  
 Sample Text:ST081710M2 File Text:Frontier Analytical Laboratory



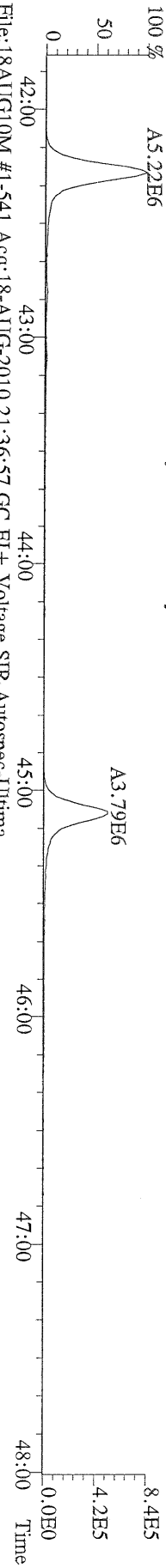
File:18AUG10M #1-541 Acq:18-AUG-2010 21:36:57 GC EI+ Voltage SIR Autospec-Ultima  
407.7818 S:10 F:4 BSUB(10000,15,-3.0) PKD(5,5,3,0.10%,100,0,0.00%,F,F) Exp:PCDD  
Sample Text:ST081710M2 File Text:Frontier Analytical Laboratory



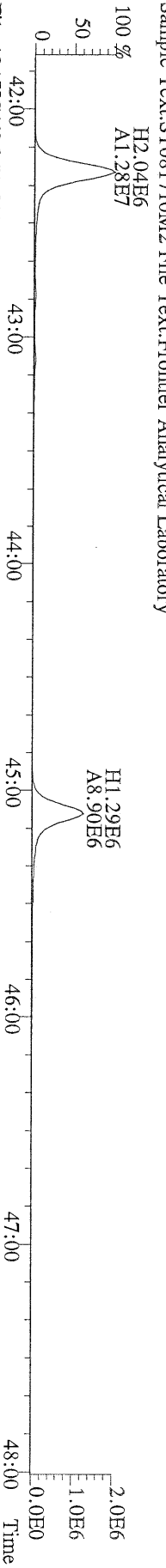
File:18AUG10M #1-541 Acq:18-AUG-2010 21:36:57 GC EI+ Voltage SIR Autospec-Ultima  
409.7788 S:10 F:4 BSUB(10000,15,-3.0) PKD(5,5,3,0.10%,100,0,0.00%,F,F) Exp:PCDD  
Sample Text:ST081710M2 File Text:Frontier Analytical Laboratory



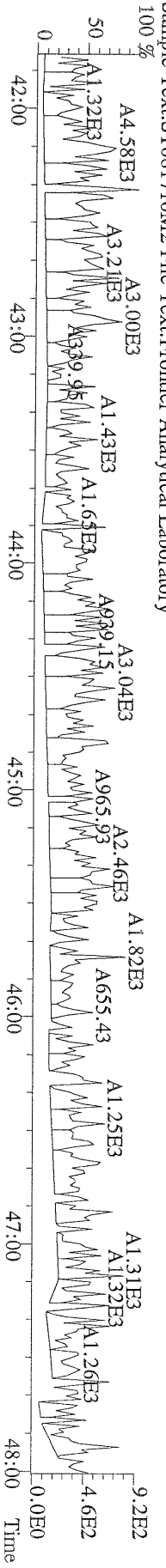
File:18AUG10M #1-541 Acq:18-AUG-2010 21:36:57 GC EI+ Voltage SIR Autospec-Ultima  
417.8253 S:10 F:4 BSUB(10000,15,-3.0) PKD(5,5,3,0.10%,100,0,0.00%,F,F) Exp:PCDD  
Sample Text:ST081710M2 File Text:Frontier Analytical Laboratory



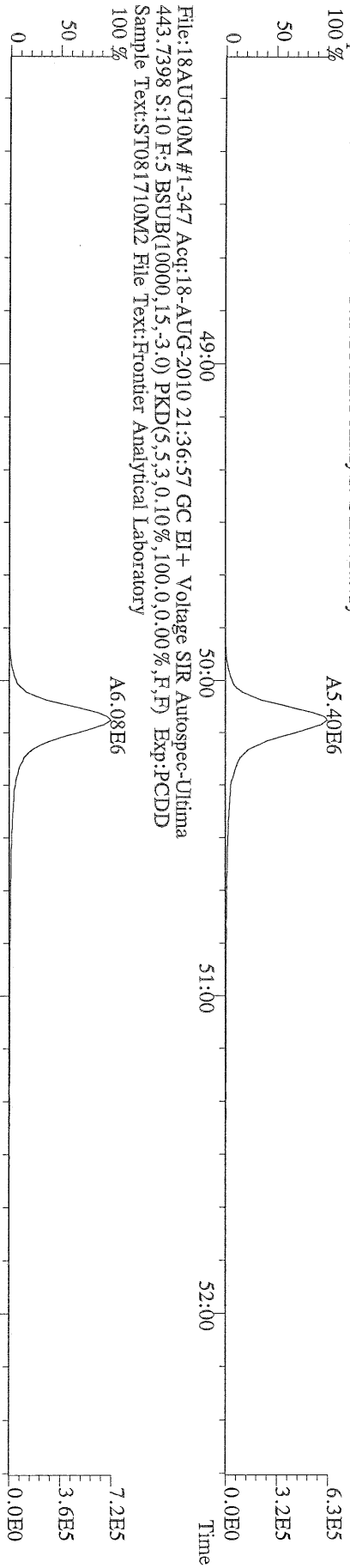
File:18AUG10M #1-541 Acq:18-AUG-2010 21:36:57 GC EI+ Voltage SIR Autospec-Ultima  
419.8220 S:10 F:4 BSUB(10000,15,-3.0) PKD(5,5,3,0.10%,100,0,0.00%,F,F) Exp:PCDD  
Sample Text:ST081710M2 File Text:Frontier Analytical Laboratory



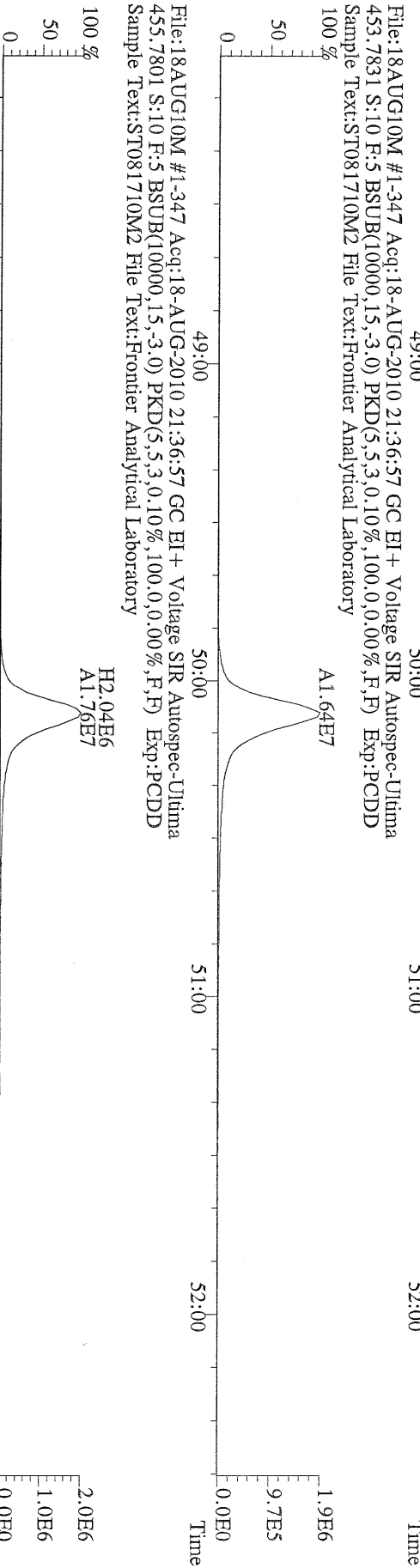
File:18AUG10M #1-541 Acq:18-AUG-2010 21:36:57 GC EI+ Voltage SIR Autospec-Ultima  
479.7165 S:10 F:4 BSUB(10000,15,-3.0) PKD(5,5,3,0.10%,100,0,0.00%,F,F) Exp:PCDD  
Sample Text:ST081710M2 File Text:Frontier Analytical Laboratory



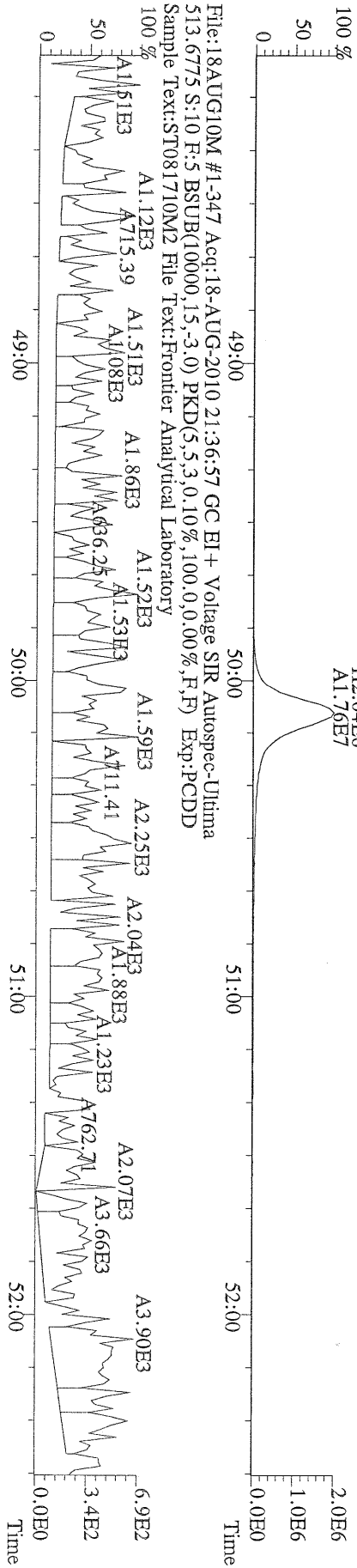
File:18AUG10M #1-347 Acq:18-AUG-2010 21:36:57 GC EI+ Voltage SIR Autospec-Ultima  
441.7428 S:10 F:5 BSUB(10000,15,-3.0) PKD(5,5,3,0.10%,100,0,0.00%,F,F) Exp:PCDD  
Sample Text:ST081710M2 File Text:Frontier Analytical Laboratory



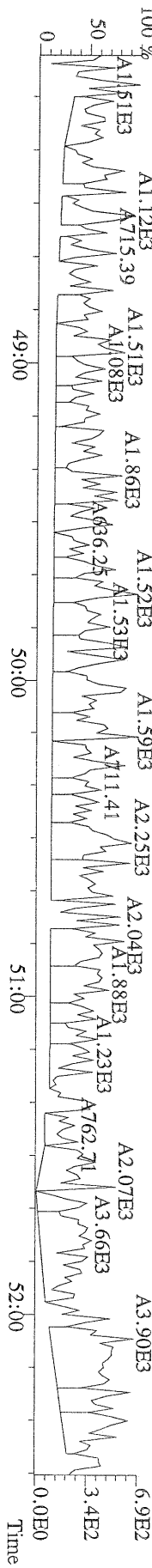
File:18AUG10M #1-347 Acq:18-AUG-2010 21:36:57 GC EI+ Voltage SIR Autospec-Ultima  
453.7831 S:10 F:5 BSUB(10000,15,-3.0) PKD(5,5,3,0.10%,100,0,0.00%,F,F) Exp:PCDD  
Sample Text:ST081710M2 File Text:Frontier Analytical Laboratory



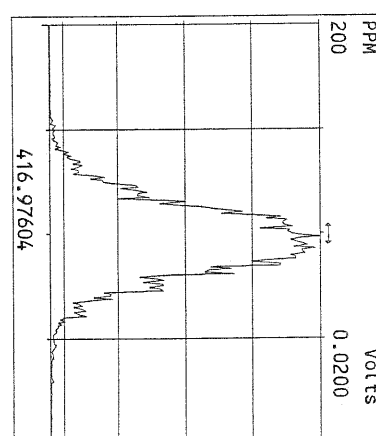
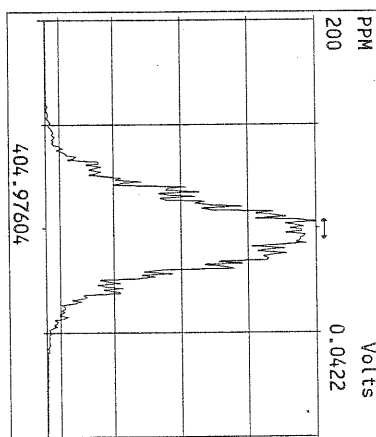
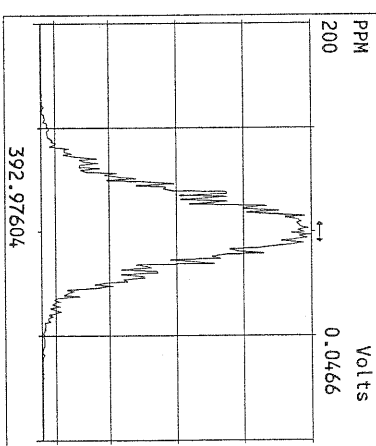
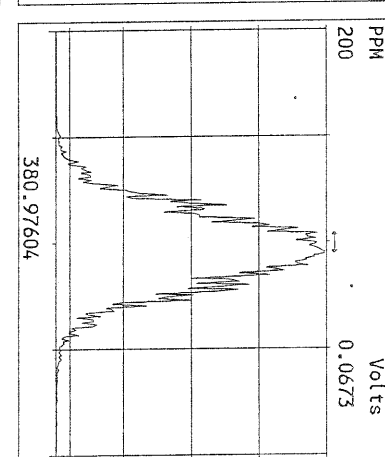
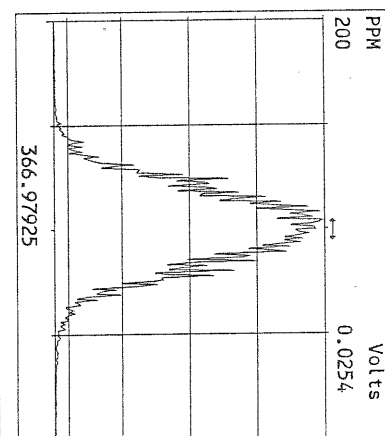
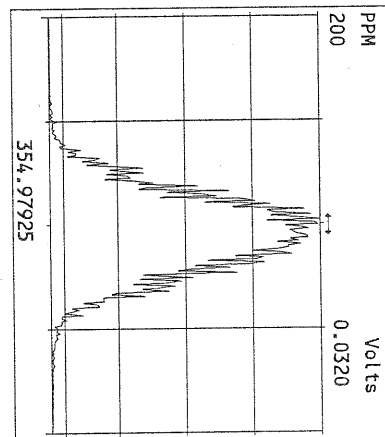
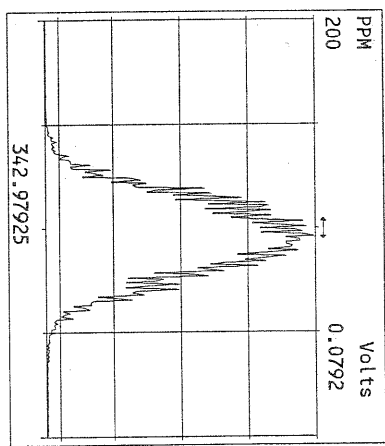
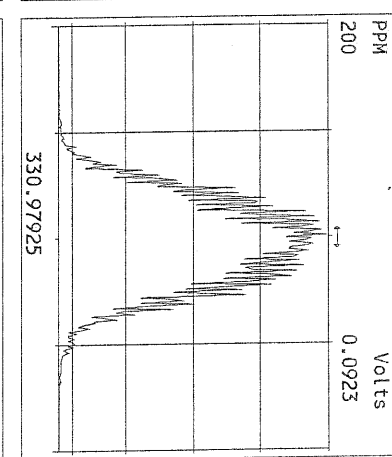
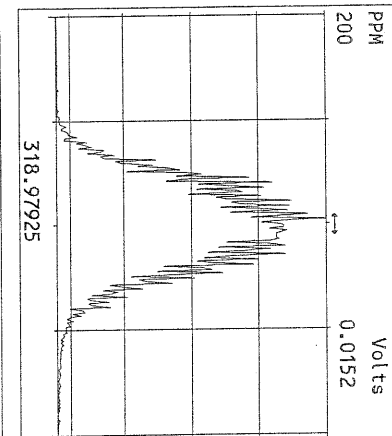
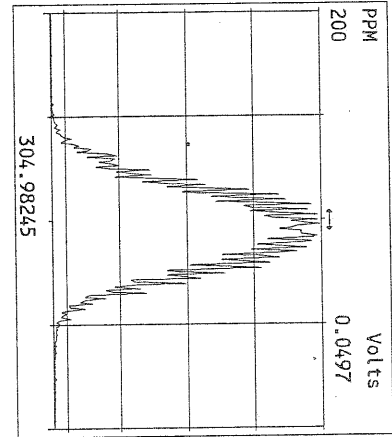
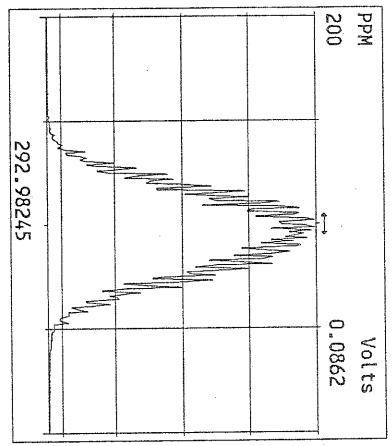
File:18AUG10M #1-347 Acq:18-AUG-2010 21:36:57 GC EI+ Voltage SIR Autospec-Ultima  
455.7801 S:10 F:5 BSUB(10000,15,-3.0) PKD(5,5,3,0.10%,100,0,0.00%,F,F) Exp:PCDD  
Sample Text:ST081710M2 File Text:Frontier Analytical Laboratory

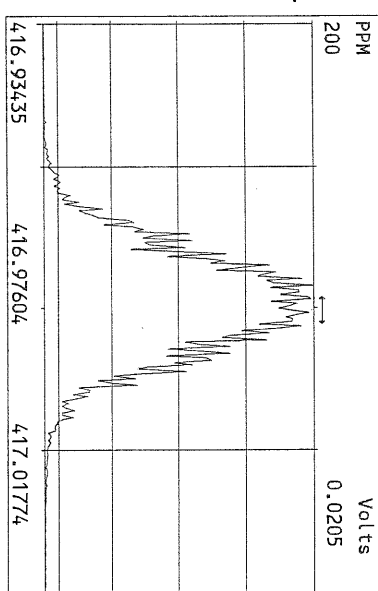
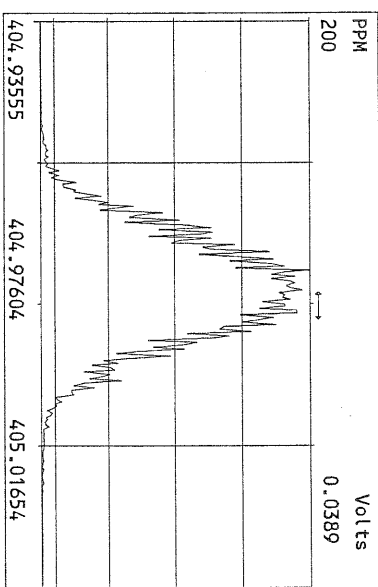
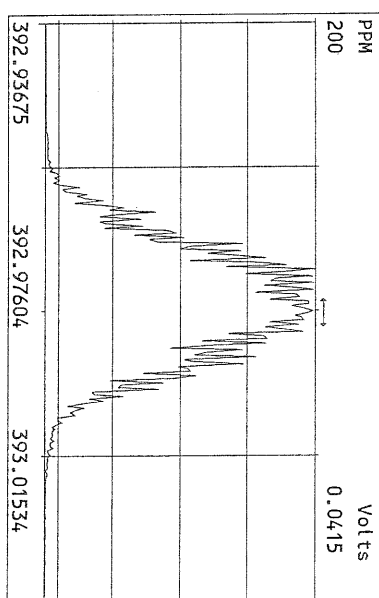
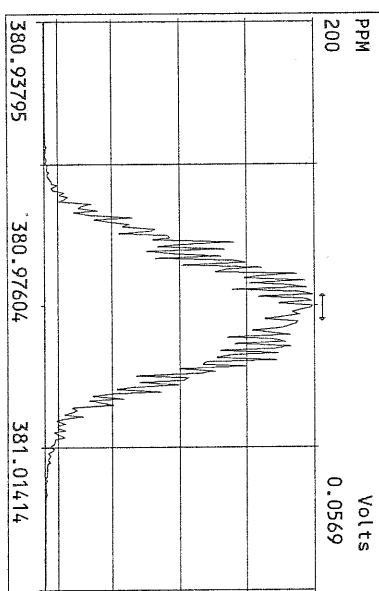
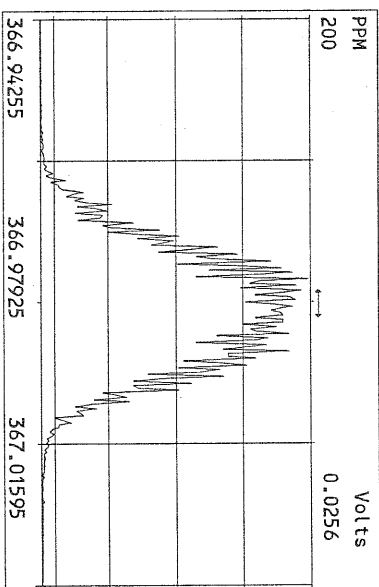
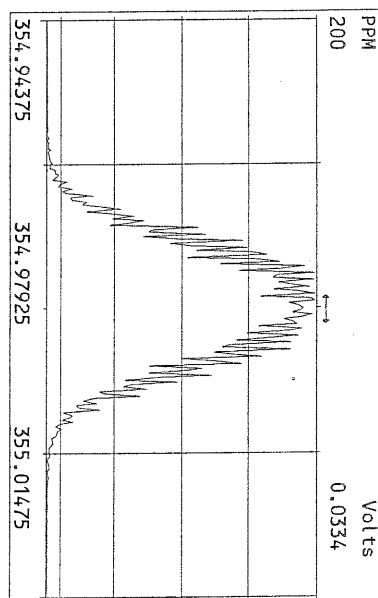
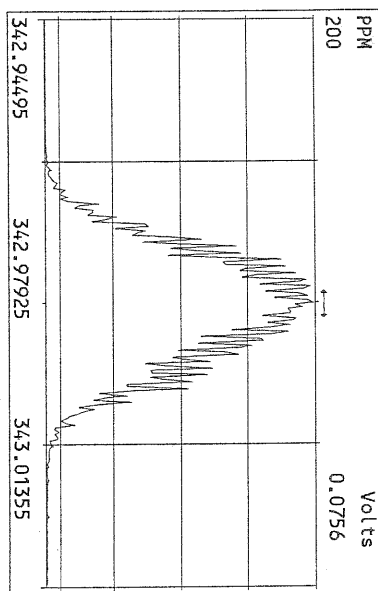
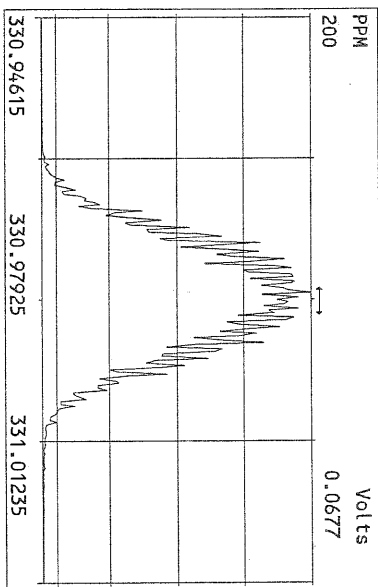


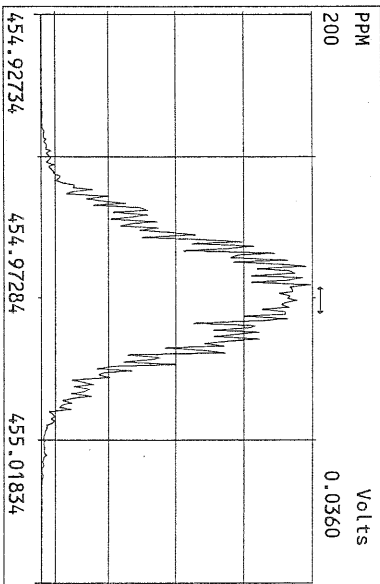
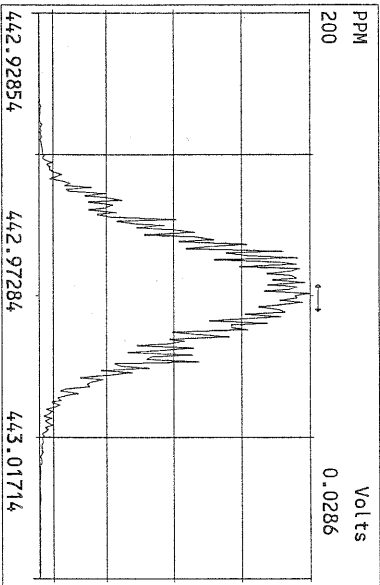
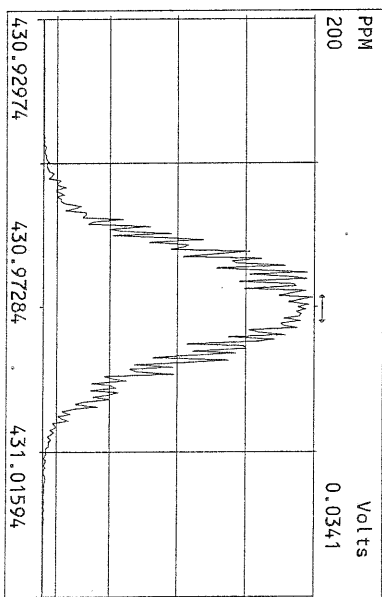
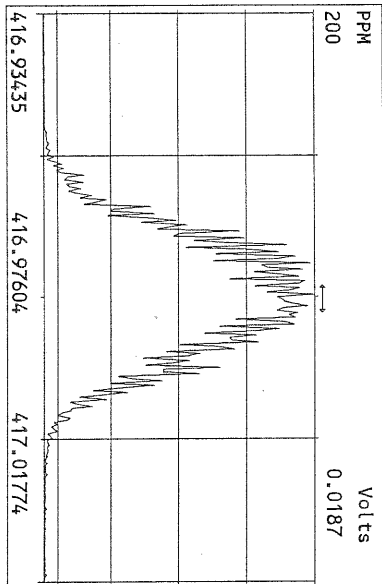
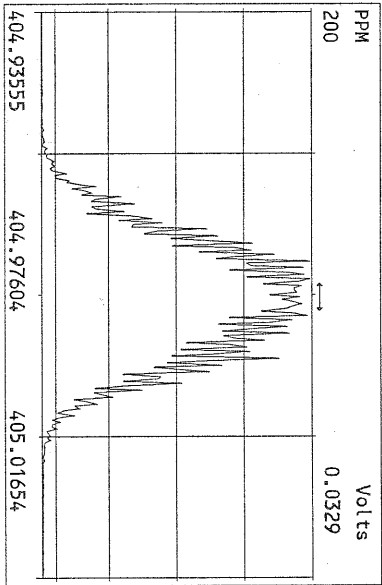
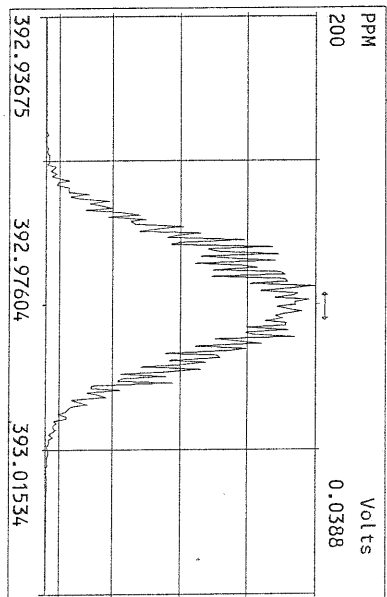
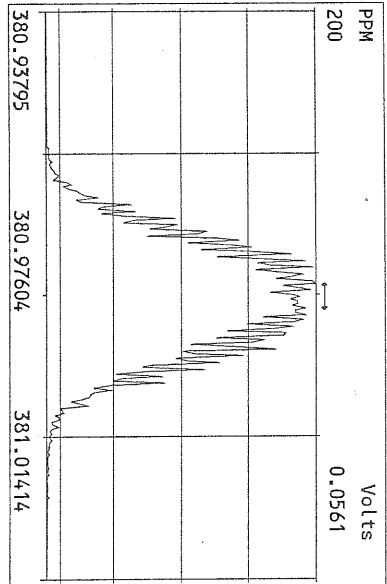
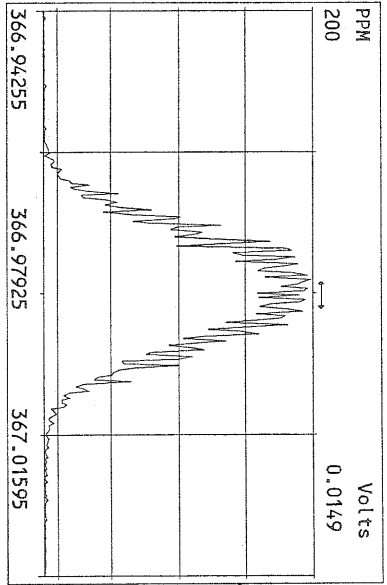
File:18AUG10M #1-347 Acq:18-AUG-2010 21:36:57 GC EI+ Voltage SIR Autospec-Ultima  
513.6775 S:10 F:5 BSUB(10000,15,-3.0) PKD(5,5,3,0.10%,100,0,0.00%,F,F) Exp:PCDD  
Sample Text:ST081710M2 File Text:Frontier Analytical Laboratory

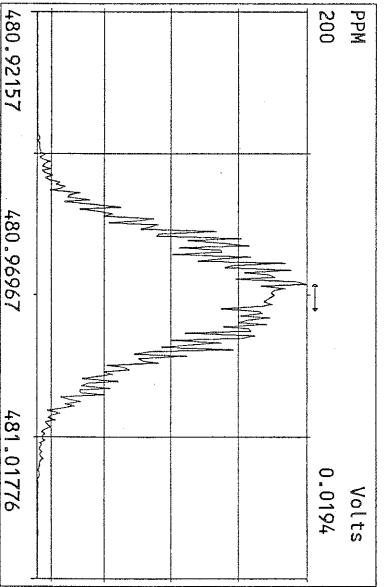
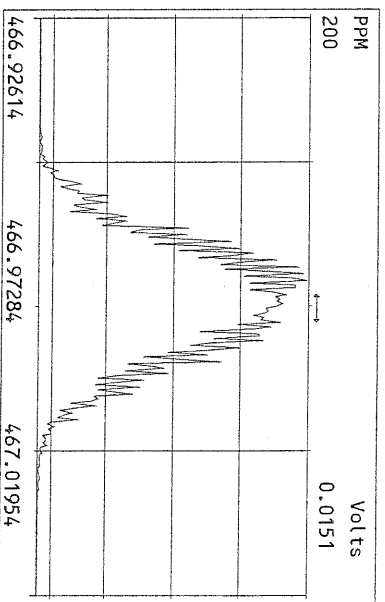
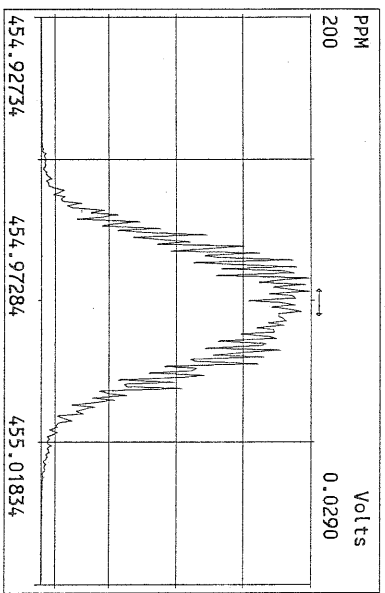
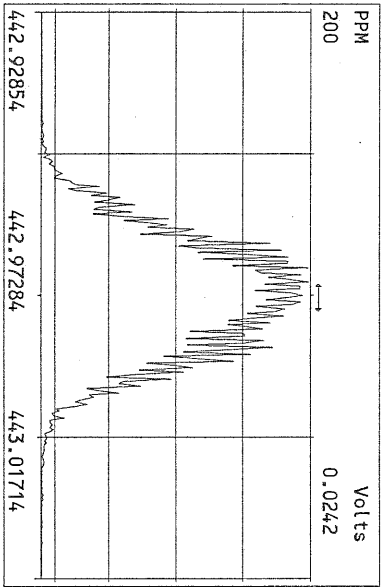
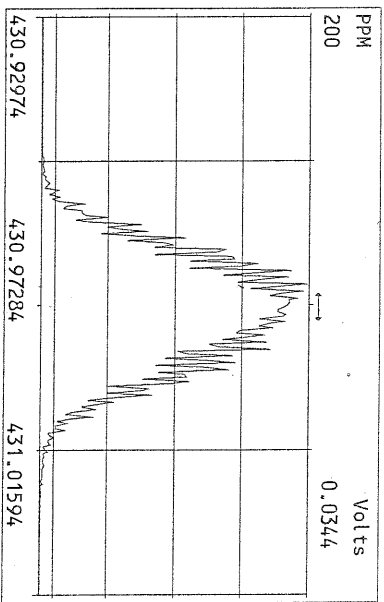
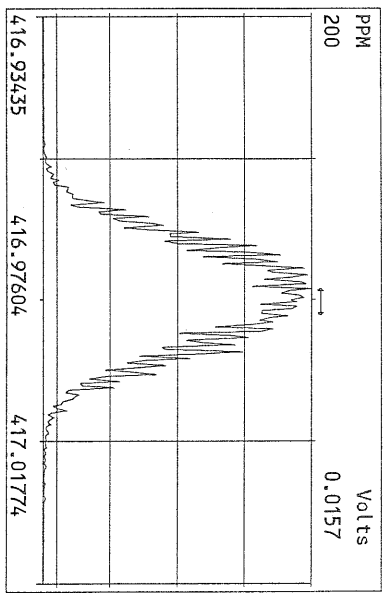
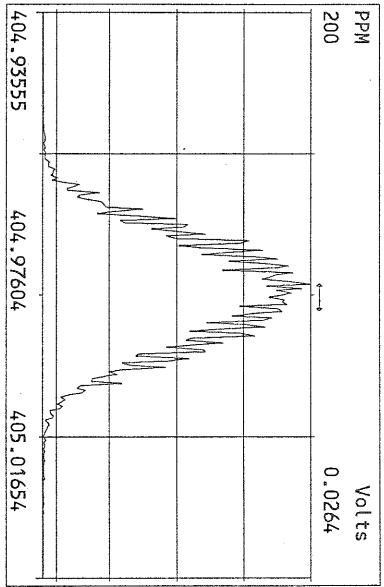


Peak Locate Examination:19-AUG-2010:07:02 File:18AUG10M\_RES\_CHECK  
Experiment:PCDD Function:1 Reference:PK

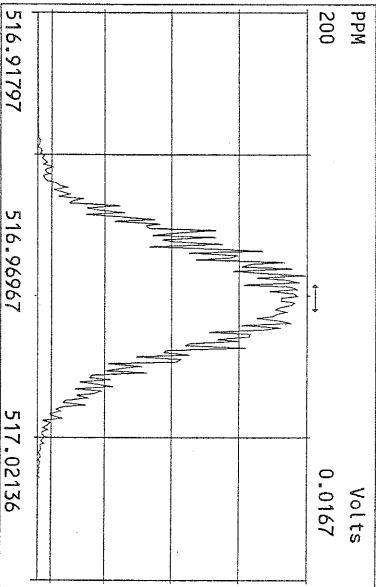
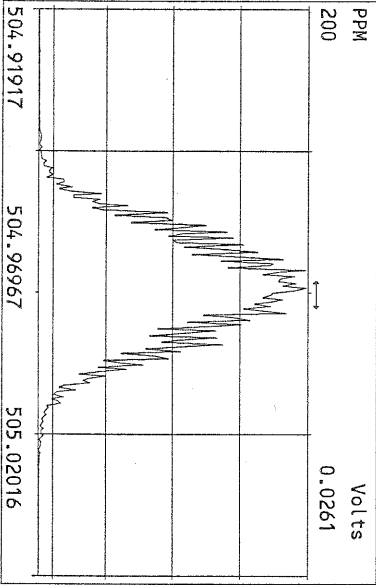
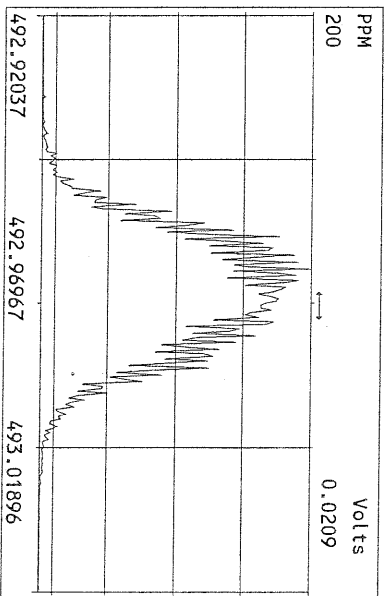
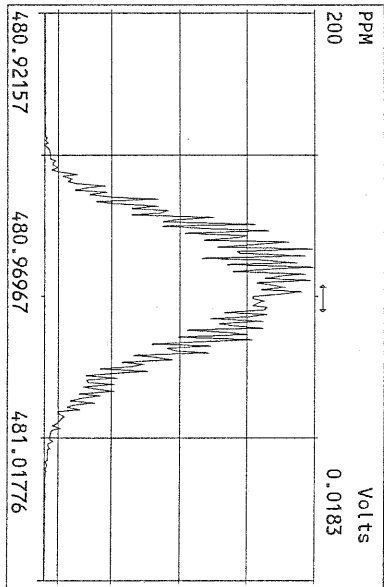
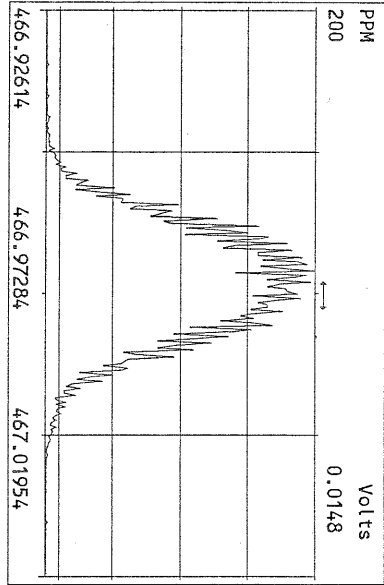
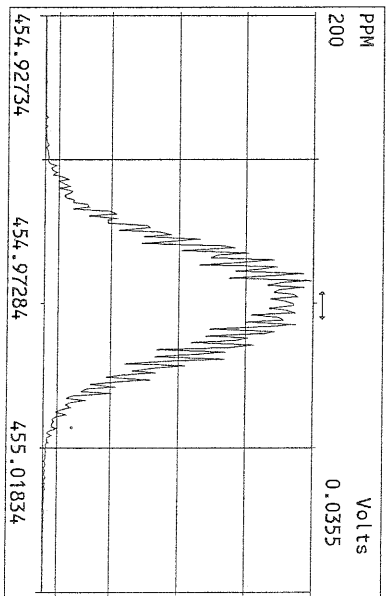
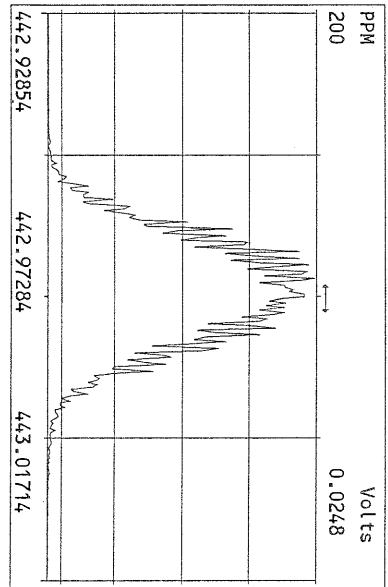
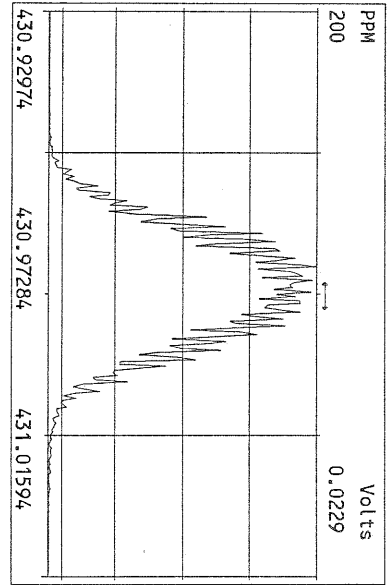














August 20, 2010

Ms. Sue Dunnihoo  
Analytical Resources Incorporated  
4611 South 134<sup>th</sup> Place  
Tukwila, WA 98168-3240

Dear Ms. Dunnihoo,


Enclosed are the results for Frontier Analytical Laboratory project **6269**. This corresponds to your **Lora Lake RI** project under ARI project number **RG54**. Eight soil samples were received on 8/3/2010 in good condition. All samples were extracted and analyzed by EPA Method 1613 for tetra through octa chlorinated dibenzo dioxins and furans. The 2005 World Health Organizations toxic equivalency factors (TEFs) were used to calculate the toxic equivalents (TEQ) on your report. Analytical Resources Incorporated requested a Level IV data package and a turnaround time of fifteen business days for project **6269**.

Please note the analyte level of OCDD in sample 6269-001-SA (ARI IDs: PSB14-0-.5-072810) was outside the calibration range. This required a dilution and the results taken from the dilution are noted with the "\*" qualifier.

The following Level IV report consists of an Analytical Data section, a Sample Receipt section, a Laboratory Raw Data section, and an Instrument Raw Data section. The Analytical Data section contains our project-sample tracking log and the analytical results. The Sample Receipt section contains your chain of custody, our sample login form and the sample photo. The Laboratory Raw Data section contains our project request sheet, a percent solids sheet, an extraction bench sheet and the cleanup bench sheet. The instrument raw data section contains three sub-sections; the sample results section, the initial calibration section and the continuing/ending calibration section. The sample results sub-section consists of the quantitation summary forms with chromatograms for all samples and QC. The initial calibration sub-section consists of the individual quantitation summary forms and chromatograms for each point of the initial calibration curve as well as an overall quantitation summary form of the initial calibration curve. The continuing/ending calibration sub-section consists of the quantitation summary forms and chromatograms for all beginning and ending calibration injections associated with the samples and QC. You also requested Electronic Data Deliverables (EDD) for this project. The EDD and Level I summary have been sent to you via email. The Level IV report has been sent to you on compact disk. A hardcopy of the data package will not be forwarded unless specifically requested. The attached results are specifically for the samples referenced in this report only. These results meet all NELAC requirements and shall not be reproduced except in full.

If you have any questions regarding project **6269**, please feel free to contact me at (916) 934-0900. Thank you for choosing Frontier Analytical Laboratory for your analytical testing needs.

Sincerely,

  
Bradley B. Silverbush  
Director of Operations

**FRONTIER ANALYTICAL LABORATORY**  
5172 Hillside Circle • El Dorado Hills, CA 95762  
Tel (916) 934-0900 • Fax (916) 934-0999  
www.frontieranalytical.com

000001 of 000501

## Frontier Analytical Laboratory

### Sample Tracking Log

FAL Project ID: 6269

Received on: 08/03/2010

Project Due: 08/25/2010

Storage: R1

FAL Sample ID	Dup	Client Project ID	Client Sample ID	Requested Method	Matrix	Sampling Date	Sampling Time	Hold Time Due Date
6269-001-SA	0	RG54	PSB14-0-5-072810	EPA 1613 D/F	Soil	07/28/2010	01:35 pm	07/28/2011
6269-002-SA	0	RG54	PSB14-1.5-2.0-072810	EPA 1613 D/F	Soil	07/28/2010	01:50 pm	07/28/2011
6269-003-SA	0	RG54	PSB14-2-4-072810	EPA 1613 D/F	Soil	07/28/2010	01:37 pm	07/28/2011
6269-004-SA	0	RG54	PSB17-0-0.5-072810	EPA 1613 D/F	Soil	07/28/2010	11:55 am	07/28/2011
6269-005-SA	0	RG54	PSB17-1.5-2-072810	EPA 1613 D/F	Soil	07/28/2010	12:25 pm	07/28/2011
6269-006-SA	0	RG54	PSB17-2-4-072810	EPA 1613 D/F	Soil	07/28/2010	12:33 pm	07/28/2011
6269-007-SA	0	RG54	PSB17-4-6-072810	EPA 1613 D/F	Soil	07/28/2010	12:15 pm	07/28/2011
6269-008-SA	0	RG54	PSB17-10-13-072810	EPA 1613 D/F	Soil	07/28/2010	12:05 pm	07/28/2011

FAL  
Sample ID

Notes

6269-001-SA 'Sue to Kathy: Use sample ID from COC.'  
 6269-002-SA 'Sue to Kathy: Use sample ID from COC.'  
 6269-003-SA 'Sue to Kathy: Use sample ID from COC.'  
 6269-004-SA 'Sue to Kathy: Use sample ID from COC.'  
 6269-005-SA 'Sue to Kathy: Use sample ID from COC.'  
 6269-006-SA 'Sue to Kathy: Use sample ID from COC.'  
 6269-007-SA 'Sue to Kathy: Use sample ID from COC.'

EPA Method 1613  
PCDD/F



FAL ID: 6269-001-MB  
Client ID: Method Blank  
Matrix: Soil  
Batch No: X2078

Date Extracted: 08-11-2010  
Date Received: NA  
Amount: 2.00 g

ICal: PCDDFAL3-5-12-10  
GC Column: DB5  
Units: pg/g

Acquired: 08-12-2010  
2005 WHO TEQ: 0.00

Compound	Conc	DL	Qual	2005 WHO Tox	MDL	Compound	Conc	DL	Qual
2,3,7,8-TCDD	ND	0.374		-	0.0262				
1,2,3,7,8-PeCDD	ND	0.527		-	0.0442				
1,2,3,4,7,8-HxCDD	ND	0.506		-	0.0486				
1,2,3,6,7,8-HxCDD	ND	0.588		-	0.0586	Total TCDD	ND	0.374	
1,2,3,7,8,9-HxCDD	ND	0.563		-	0.0529	Total PeCDD	ND	0.527	
1,2,3,4,6,7,8-HpCDD	ND	0.708		-	0.0954	Total HxCDD	ND	0.588	
OCDD	ND	1.68		-	0.154	Total HpCDD	ND	0.708	
2,3,7,8-TCDF	ND	0.147		-	0.0205				
1,2,3,7,8-PeCDF	ND	0.338		-	0.0298				
2,3,4,7,8-PeCDF	ND	0.312		-	0.0313				
1,2,3,4,7,8-HxCDF	ND	0.264		-	0.0308				
1,2,3,6,7,8-HxCDF	ND	0.271		-	0.0317				
2,3,4,6,7,8-HxCDF	ND	0.299		-	0.0341				
1,2,3,7,8,9-HxCDF	ND	0.339		-	0.0387	Total TCDF	ND	0.147	
1,2,3,4,6,7,8-HpCDF	ND	0.362		-	0.0418	Total PeCDF	ND	0.338	
1,2,3,4,7,8,9-HpCDF	ND	0.379		-	0.0429	Total HxCDF	ND	0.339	
OCDF	ND	0.994		-	0.105	Total HpCDF	ND	0.379	

Internal Standards	% Rec	QC Limits	Qual
13C-2,3,7,8-TCDD	105	25.0 - 164	
13C-1,2,3,7,8-PeCDD	125	25.0 - 181	
13C-1,2,3,4,7,8-HxCDD	99.2	32.0 - 141	
13C-1,2,3,6,7,8-HxCDD	89.1	28.0 - 130	
13C-1,2,3,4,6,7,8-HpCDD	97.9	23.0 - 140	
13C-OCDD	76.2	17.0 - 157	
13C-2,3,7,8-TCDF	105	24.0 - 169	
13C-1,2,3,7,8-PeCDF	108	24.0 - 185	
13C-2,3,4,7,8-PeCDF	116	21.0 - 178	
13C-1,2,3,4,7,8-HxCDF	125	26.0 - 152	
13C-1,2,3,6,7,8-HxCDF	115	26.0 - 123	
13C-2,3,4,6,7,8-HxCDF	116	28.0 - 136	
13C-1,2,3,7,8,9-HxCDF	124	29.0 - 147	
13C-1,2,3,4,6,7,8-HpCDF	105	28.0 - 143	
13C-1,2,3,4,7,8,9-HpCDF	123	26.0 - 138	
13C-OCDF	87.7	17.0 - 157	

Cleanup Surrogate

37Cl-2,3,7,8-TCDD 115 35.0 - 197

- A Isotopic Labeled Standard outside QC range but signal to noise ratio is >10:1
- B Analyte is present in Method Blank
- C Chemical Interference
- D Presence of Diphenyl Ethers
- E Analyte concentration is above calibration range
- F Analyte confirmation on secondary column
- J Analyte concentration is below calibration range
- M Maximum possible concentration
- ND Analyte Not Detected
- NP Not Provided
- P Pre-filtered through a Whatman 0.7um GF/F filter
- S Sample acceptance criteria not met
- X Matrix interferences
- \* Result taken from dilution or reinjection

Analyst: [Signature]  
Date: 8/13/10

Reviewed By: [Signature]  
Date: 8/13/10

EPA Method 1613  
PCDD/F



FAL ID: 6269-001-OPR  
Client ID: OPR  
Matrix: Soil  
Batch No: X2078

Date Extracted: 08-11-2010  
Date Received: NA  
Amount: 2.00 g

ICal: PCDDFAL3-5-12-10  
GC Column: DB5  
Units: ng/ml

Acquired: 08-12-2010  
2005 WHO TEQ: NA

Compound	Conc	QC Limits	Qual
2,3,7,8-TCDD	10.6	6.70 - 15.8	
1,2,3,7,8-PeCDD	51.2	35.0 - 71.0	
1,2,3,4,7,8-HxCDD	59.7	35.0 - 82.0	
1,2,3,6,7,8-HxCDD	55.5	38.0 - 67.0	
1,2,3,7,8,9-HxCDD	60.4	32.0 - 81.0	
1,2,3,4,6,7,8-HpCDD	52.5	35.0 - 70.0	
OCDD	112	78.0 - 144	
2,3,7,8-TCDF	10.3	7.50 - 15.8	
1,2,3,7,8-PeCDF	53.0	40.0 - 67.0	
2,3,4,7,8-PeCDF	52.5	34.0 - 80.0	
1,2,3,4,7,8-HxCDF	48.8	36.0 - 67.0	
1,2,3,6,7,8-HxCDF	50.1	42.0 - 65.0	
2,3,4,6,7,8-HxCDF	49.3	35.0 - 78.0	
1,2,3,7,8,9-HxCDF	50.1	39.0 - 65.0	
1,2,3,4,6,7,8-HpCDF	47.9	41.0 - 61.0	
1,2,3,4,7,8,9-HpCDF	48.9	39.0 - 69.0	
OCDF	102	63.0 - 170	

Internal Standards	% Rec	QC Limits	Qual
13C-2,3,7,8-TCDD	99.8	20.0 - 175	
13C-1,2,3,7,8-PeCDD	115	21.0 - 227	
13C-1,2,3,4,7,8-HxCDD	101	21.0 - 193	
13C-1,2,3,6,7,8-HxCDD	90.3	25.0 - 163	
13C-1,2,3,4,6,7,8-HpCDD	100	26.0 - 166	
13C-OCDD	81.2	13.0 - 198	
13C-2,3,7,8-TCDF	104	22.0 - 152	
13C-1,2,3,7,8-PeCDF	105	21.0 - 192	
13C-2,3,4,7,8-PeCDF	112	13.0 - 328	
13C-1,2,3,4,7,8-HxCDF	123	19.0 - 202	
13C-1,2,3,6,7,8-HxCDF	114	21.0 - 159	
13C-2,3,4,6,7,8-HxCDF	114	22.0 - 176	
13C-1,2,3,7,8,9-HxCDF	126	17.0 - 205	
13C-1,2,3,4,6,7,8-HpCDF	109	21.0 - 158	
13C-1,2,3,4,7,8,9-HpCDF	130	20.0 - 186	
13C-OCDF	93.7	13.0 - 198	

Cleanup Surrogate

37Cl-2,3,7,8-TCDD	112	31.0 - 191	
-------------------	-----	------------	--

- A Isotopic Labeled Standard outside QC range but signal to noise ratio is >10:1
- B Analyte is present in Method Blank
- C Chemical Interference
- D Presence of Diphenyl Ethers
- E Analyte concentration is above calibration range
- F Analyte confirmation on secondary column
- J Analyte concentration is below calibration range
- M Maximum possible concentration
- ND Analyte Not Detected
- NP Not Provided
- P Pre-filtered through a Whatman 0.7um GF/F filter
- S Sample acceptance criteria not met
- X Matrix interferences
- \* Result taken from dilution or reinjection

Analyst: [Signature]  
Date: 8/13/10

Reviewed By: [Signature]  
Date: 8/13/10

EPA Method 1613  
PCDD/F



FAL ID: 6269-001-SA  
Client ID: PSB14-0-5-072810  
Matrix: Soil  
Batch No: X2078

Date Extracted: 08-11-2010  
Date Received: 08-03-2010  
Amount: 2.04 g  
% Solids: 91.26

ICal: PCDDFAL3-5-12-10  
GC Column: DB5  
Units: pg/g

Acquired: 08-12-2010  
2005 WHO TEQ: 132

Compound	Conc	DL	Qual	2005		Compound	Conc	DL	Qual
				WHO Tox	MDL				
2,3,7,8-TCDD	2.01	-	J	2.01	0.0262				
1,2,3,7,8-PeCDD	10.9	-	J	10.9	0.0442				
1,2,3,4,7,8-HxCDD	22.1	-	-	2.21	0.0486				
1,2,3,6,7,8-HxCDD	139	-	-	13.9	0.0586	Total TCDD	19.9	-	-
1,2,3,7,8,9-HxCDD	66.8	-	-	6.68	0.0529	Total PeCDD	80.5	-	-
1,2,3,4,6,7,8-HpCDD	5490	-	-	54.9	0.0954	Total HxCDD	922	-	-
OCDD	64900	-	*	19.5	0.154	Total HpCDD	10900	-	-
2,3,7,8-TCDF	0.639	-	J	0.0639	0.0205				
1,2,3,7,8-PeCDF	1.07	-	J	0.0321	0.0298				
2,3,4,7,8-PeCDF	4.75	-	J	1.42	0.0313				
1,2,3,4,7,8-HxCDF	24.3	-	-	2.43	0.0308				
1,2,3,6,7,8-HxCDF	13.3	-	-	1.33	0.0317				
2,3,4,6,7,8-HxCDF	19.4	-	-	1.94	0.0341				
1,2,3,7,8,9-HxCDF	3.14	-	J	0.314	0.0387	Total TCDF	21.8	-	-
1,2,3,4,6,7,8-HpCDF	1230	-	-	12.3	0.0418	Total PeCDF	99.8	-	-
1,2,3,4,7,8,9-HpCDF	27.3	-	-	0.273	0.0429	Total HxCDF	823	-	-
OCDF	6040	-	-	1.81	0.105	Total HpCDF	4220	-	-

Internal Standards	% Rec	QC Limits	Qual
13C-2,3,7,8-TCDD	101	25.0 - 164	
13C-1,2,3,7,8-PeCDD	116	25.0 - 181	
13C-1,2,3,4,7,8-HxCDD	94.8	32.0 - 141	
13C-1,2,3,6,7,8-HxCDD	84.5	28.0 - 130	
13C-1,2,3,4,6,7,8-HpCDD	98.2	23.0 - 140	
13C-OCDD	87.7	17.0 - 157	*
13C-2,3,7,8-TCDF	103	24.0 - 169	
13C-1,2,3,7,8-PeCDF	107	24.0 - 185	
13C-2,3,4,7,8-PeCDF	112	21.0 - 178	
13C-1,2,3,4,7,8-HxCDF	108	26.0 - 152	
13C-1,2,3,6,7,8-HxCDF	102	26.0 - 123	
13C-2,3,4,6,7,8-HxCDF	103	28.0 - 136	
13C-1,2,3,7,8,9-HxCDF	114	29.0 - 147	
13C-1,2,3,4,6,7,8-HpCDF	101	28.0 - 143	
13C-1,2,3,4,7,8,9-HpCDF	120	26.0 - 138	
13C-OCDF	97.7	17.0 - 157	

Cleanup Surrogate

37Cl-2,3,7,8-TCDD 116 35.0 - 197

- A Isotopic Labeled Standard outside QC range but signal to noise ratio is >10:1
- B Analyte is present in Method Blank
- C Chemical Interference
- D Presence of Diphenyl Ethers
- E Analyte concentration is above calibration range
- F Analyte confirmation on secondary column
- J Analyte concentration is below calibration range
- M Maximum possible concentration
- ND Analyte Not Detected
- NP Not Provided
- P Pre-filtered through a Whatman 0.7um GF/F filter
- S Sample acceptance criteria not met
- X Matrix interferences
- \* Result taken from dilution or reinjection

Analyst: 8  
Date: 8/17/10

Reviewed By: GN  
Date: 8/18/10

EPA Method 1613  
PCDD/F



FAL ID: 6269-002-SA  
Client ID: PSB14-1.5-2.0-072810  
Matrix: Soil  
Batch No: X2078

Date Extracted: 08-11-2010  
Date Received: 08-03-2010  
Amount: 2.07 g  
% Solids: 92.72

ICal: PCDDFAL3-5-12-10  
GC Column: DB5  
Units: pg/g

Acquired: 08-12-2010  
2005 WHO TEQ: 38.4

Compound	Conc	DL	Qual	2005 WHO Tox	MDL	Compound	Conc	DL	Qual
2,3,7,8-TCDD	1.15	-	J	1.15	0.0262				
1,2,3,7,8-PeCDD	3.43	-	J	3.43	0.0442				
1,2,3,4,7,8-HxCDD	6.72	-	J	0.672	0.0486				
1,2,3,6,7,8-HxCDD	40.9	-	-	4.09	0.0586	Total TCDD	5.23	-	-
1,2,3,7,8,9-HxCDD	18.6	-	-	1.86	0.0529	Total PeCDD	25.1	-	-
1,2,3,4,6,7,8-HpCDD	1530	-	-	15.3	0.0954	Total HxCDD	275	-	-
OCDD	18700	-	-	5.61	0.154	Total HpCDD	3140	-	-
2,3,7,8-TCDF	ND	0.238	-	-	0.0205				
1,2,3,7,8-PeCDF	ND	0.483	-	-	0.0298				
2,3,4,7,8-PeCDF	1.76	-	J	0.528	0.0313				
1,2,3,4,7,8-HxCDF	6.96	-	J	0.696	0.0308				
1,2,3,6,7,8-HxCDF	3.88	-	J	0.388	0.0317				
2,3,4,6,7,8-HxCDF	5.63	-	J	0.563	0.0341				
1,2,3,7,8,9-HxCDF	1.17	-	J	0.117	0.0387	Total TCDF	8.49	-	-
1,2,3,4,6,7,8-HpCDF	340	-	-	3.40	0.0418	Total PeCDF	32.7	-	-
1,2,3,4,7,8,9-HpCDF	7.54	-	J	0.0754	0.0429	Total HxCDF	254	-	-
OCDF	1670	-	-	0.501	0.105	Total HpCDF	1210	-	-

Internal Standards	% Rec	QC Limits	Qual
13C-2,3,7,8-TCDD	102	25.0 - 164	
13C-1,2,3,7,8-PeCDD	113	25.0 - 181	
13C-1,2,3,4,7,8-HxCDD	101	32.0 - 141	
13C-1,2,3,6,7,8-HxCDD	91.4	28.0 - 130	
13C-1,2,3,4,6,7,8-HpCDD	95.7	23.0 - 140	
13C-OCDD	81.3	17.0 - 157	
13C-2,3,7,8-TCDF	104	24.0 - 169	
13C-1,2,3,7,8-PeCDF	103	24.0 - 185	
13C-2,3,4,7,8-PeCDF	111	21.0 - 178	
13C-1,2,3,4,7,8-HxCDF	119	26.0 - 152	
13C-1,2,3,6,7,8-HxCDF	110	26.0 - 123	
13C-2,3,4,6,7,8-HxCDF	106	28.0 - 136	
13C-1,2,3,7,8,9-HxCDF	119	29.0 - 147	
13C-1,2,3,4,6,7,8-HpCDF	102	28.0 - 143	
13C-1,2,3,4,7,8,9-HpCDF	120	26.0 - 138	
13C-OCDF	86.1	17.0 - 157	

Cleanup Surrogate

37Cl-2,3,7,8-TCDD 111 35.0 - 197

- A Isotopic Labeled Standard outside QC range but signal to noise ratio is >10:1
- B Analyte is present in Method Blank
- C Chemical Interference
- D Presence of Diphenyl Ethers
- E Analyte concentration is above calibration range
- F Analyte confirmation on secondary column
- J Analyte concentration is below calibration range
- M Maximum possible concentration
- ND Analyte Not Detected
- NP Not Provided
- P Pre-filtered through a Whatman 0.7um GF/F filter
- S Sample acceptance criteria not met
- X Matrix interferences
- \* Result taken from dilution or reinjection

Analyst: [Signature]  
Date: 8/13/10

Reviewed By: [Signature]  
Date: 8/13/10

EPA Method 1613  
PCDD/F



FAL ID: 6269-003-SA  
Client ID: PSB14-2-4-072810  
Matrix: Soil  
Batch No: X2078

Date Extracted: 08-11-2010  
Date Received: 08-03-2010  
Amount: 2.04 g  
% Solids: 90.31

ICal: PCDDFAL3-5-12-10  
GC Column: DB5  
Units: pg/g

Acquired: 08-12-2010  
2005 WHO TEQ: 41.7

Compound	Conc	DL	Qual	2005 WHO Tox	MDL	Compound	Conc	DL	Qual
2,3,7,8-TCDD	1.11	-	J	1.11	0.0262				
1,2,3,7,8-PeCDD	4.42	-	J	4.42	0.0442				
1,2,3,4,7,8-HxCDD	7.31	-	J	0.731	0.0486				
1,2,3,6,7,8-HxCDD	40.7	-		4.07	0.0586	Total TCDD	5.98		-
1,2,3,7,8,9-HxCDD	21.9	-		2.19	0.0529	Total PeCDD	28.5		-
1,2,3,4,6,7,8-HpCDD	1560	-		15.6	0.0954	Total HxCDD	292		-
OCDD	17900	-		5.37	0.154	Total HpCDD	3150		-
2,3,7,8-TCDF	0.443	-	J	0.0443	0.0205				
1,2,3,7,8-PeCDF	ND	0.495		-	0.0298				
2,3,4,7,8-PeCDF	2.64	-	J	0.792	0.0313				
1,2,3,4,7,8-HxCDF	12.5	-		1.25	0.0308				
1,2,3,6,7,8-HxCDF	5.93	-	J	0.593	0.0317				
2,3,4,6,7,8-HxCDF	8.18	-	J	0.818	0.0341				
1,2,3,7,8,9-HxCDF	1.27	-	J	0.127	0.0387	Total TCDF	10.5		-
1,2,3,4,6,7,8-HpCDF	401	-		4.01	0.0418	Total PeCDF	44.0		-
1,2,3,4,7,8,9-HpCDF	8.96	-	J	0.0896	0.0429	Total HxCDF	271		-
OCDF	1740	-		0.522	0.105	Total HpCDF	1220		-

Internal Standards	% Rec	QC Limits	Qual
13C-2,3,7,8-TCDD	97.7	25.0 - 164	
13C-1,2,3,7,8-PeCDD	117	25.0 - 181	
13C-1,2,3,4,7,8-HxCDD	95.7	32.0 - 141	
13C-1,2,3,6,7,8-HxCDD	84.1	28.0 - 130	
13C-1,2,3,4,6,7,8-HpCDD	95.1	23.0 - 140	
13C-OCDD	91.3	17.0 - 157	
13C-2,3,7,8-TCDF	102	24.0 - 169	
13C-1,2,3,7,8-PeCDF	102	24.0 - 185	
13C-2,3,4,7,8-PeCDF	104	21.0 - 178	
13C-1,2,3,4,7,8-HxCDF	114	26.0 - 152	
13C-1,2,3,6,7,8-HxCDF	105	26.0 - 123	
13C-2,3,4,6,7,8-HxCDF	105	28.0 - 136	
13C-1,2,3,7,8,9-HxCDF	117	29.0 - 147	
13C-1,2,3,4,6,7,8-HpCDF	104	28.0 - 143	
13C-1,2,3,4,7,8,9-HpCDF	119	26.0 - 138	
13C-OCDF	94.6	17.0 - 157	

Cleanup Surrogate

37Cl-2,3,7,8-TCDD 104 35.0 - 197

- A Isotopic Labeled Standard outside QC range but signal to noise ratio is >10:1
- B Analyte is present in Method Blank
- C Chemical Interference
- D Presence of Diphenyl Ethers
- E Analyte concentration is above calibration range
- F Analyte confirmation on secondary column
- J Analyte concentration is below calibration range
- M Maximum possible concentration
- ND Analyte Not Detected
- NP Not Provided
- P Pre-filtered through a Whatman 0.7um GF/F filter
- S Sample acceptance criteria not met
- X Matrix interferences
- \* Result taken from dilution or reinjection

Analyst: [Signature]  
Date: 8/13/10

Reviewed By: [Signature]  
Date: 8/13/10



EPA Method 1613  
PCDD/F



FAL ID: 6269-004-SA  
Client ID: PSB17-0-0.5-072810  
Matrix: Soil  
Batch No: X2078

Date Extracted: 08-11-2010  
Date Received: 08-03-2010  
Amount: 2.01 g  
% Solids: 92.86

ICal: PCDDFAL3-5-12-10  
GC Column: DB5  
Units: pg/g

Acquired: 08-12-2010  
2005 WHO TEQ: 7.65

Compound	Conc	DL	Qual	2005 WHO Tox	MDL	Compound	Conc	DL	Qual
2,3,7,8-TCDD	ND	0.493		-	0.0262				
1,2,3,7,8-PeCDD	1.09	-	J	1.09	0.0442				
1,2,3,4,7,8-HxCDD	1.81	-	J	0.181	0.0486				
1,2,3,6,7,8-HxCDD	8.32	-	J	0.832	0.0586	Total TCDD	3.20	-	
1,2,3,7,8,9-HxCDD	4.01	-	J	0.401	0.0529	Total PeCDD	11.7	-	J
1,2,3,4,6,7,8-HpCDD	272	-		2.72	0.0954	Total HxCDD	58.5	-	
OCDD	3010	-		0.903	0.154	Total HpCDD	543	-	
2,3,7,8-TCDF	ND	0.266		-	0.0205				
1,2,3,7,8-PeCDF	ND	0.365		-	0.0298				
2,3,4,7,8-PeCDF	0.871	-	J	0.261	0.0313				
1,2,3,4,7,8-HxCDF	1.86	-	J	0.186	0.0308				
1,2,3,6,7,8-HxCDF	1.26	-	J	0.126	0.0317				
2,3,4,6,7,8-HxCDF	1.63	-	J	0.163	0.0341				
1,2,3,7,8,9-HxCDF	ND	0.371		-	0.0387	Total TCDF	3.24	-	
1,2,3,4,6,7,8-HpCDF	66.9	-		0.669	0.0418	Total PeCDF	9.57	-	J
1,2,3,4,7,8,9-HpCDF	2.03	-	J	0.0203	0.0429	Total HxCDF	46.8	-	
OCDF	309	-		0.0927	0.105	Total HpCDF	216	-	

Internal Standards	% Rec	QC Limits	Qual
13C-2,3,7,8-TCDD	103	25.0 - 164	
13C-1,2,3,7,8-PeCDD	119	25.0 - 181	
13C-1,2,3,4,7,8-HxCDD	97.2	32.0 - 141	
13C-1,2,3,6,7,8-HxCDD	90.4	28.0 - 130	
13C-1,2,3,4,6,7,8-HpCDD	95.8	23.0 - 140	
13C-OCDD	85.1	17.0 - 157	
13C-2,3,7,8-TCDF	105	24.0 - 169	
13C-1,2,3,7,8-PeCDF	108	24.0 - 185	
13C-2,3,4,7,8-PeCDF	113	21.0 - 178	
13C-1,2,3,4,7,8-HxCDF	114	26.0 - 152	
13C-1,2,3,6,7,8-HxCDF	108	26.0 - 123	
13C-2,3,4,6,7,8-HxCDF	108	28.0 - 136	
13C-1,2,3,7,8,9-HxCDF	116	29.0 - 147	
13C-1,2,3,4,6,7,8-HpCDF	103	28.0 - 143	
13C-1,2,3,4,7,8,9-HpCDF	122	26.0 - 138	
13C-OCDF	91.3	17.0 - 157	

Cleanup Surrogate

37Cl-2,3,7,8-TCDD 110 35.0 - 197

- A Isotopic Labeled Standard outside QC range but signal to noise ratio is >10:1
- B Analyte is present in Method Blank
- C Chemical Interference
- D Presence of Diphenyl Ethers
- E Analyte concentration is above calibration range
- F Analyte confirmation on secondary column
- J Analyte concentration is below calibration range
- M Maximum possible concentration
- ND Analyte Not Detected
- NP Not Provided
- P Pre-filtered through a Whatman 0.7um GF/F filter
- S Sample acceptance criteria not met
- X Matrix interferences
- \* Result taken from dilution or reinjection

Analyst: [Signature]  
Date: 8/13/10

Reviewed By: [Signature]  
Date: 8/13/10

EPA Method 1613  
PCDD/F



FAL ID: 6269-005-SA  
Client ID: PSB17-1.5-2-072810  
Matrix: Soil  
Batch No: X2078

Date Extracted: 08-11-2010  
Date Received: 08-03-2010  
Amount: 2.00 g  
% Solids: 93.94

ICal: PCDDFAL3-5-12-10  
GC Column: DB5  
Units: pg/g

Acquired: 08-12-2010  
2005 WHO TEQ: 0.621

Compound	Conc	DL	Qual	2005		Compound	Conc	DL	Qual
				WHO Tox	MDL				
2,3,7,8-TCDD	ND	0.280		-	0.0262				
1,2,3,7,8-PeCDD	ND	0.501		-	0.0442				
1,2,3,4,7,8-HxCDD	ND	0.744		-	0.0486				
1,2,3,6,7,8-HxCDD	1.79	-	J	0.179	0.0586	Total TCDD	ND	0.280	
1,2,3,7,8,9-HxCDD	ND	0.805		-	0.0529	Total PeCDD	ND	0.501	
1,2,3,4,6,7,8-HpCDD	34.2	-		0.342	0.0954	Total HxCDD	10.1	-	J
OCDD	161	-		0.0483	0.154	Total HpCDD	59.1	-	
2,3,7,8-TCDF	ND	0.277		-	0.0205				
1,2,3,7,8-PeCDF	ND	0.380		-	0.0298				
2,3,4,7,8-PeCDF	ND	0.388		-	0.0313				
1,2,3,4,7,8-HxCDF	ND	0.292		-	0.0308				
1,2,3,6,7,8-HxCDF	ND	0.304		-	0.0317				
2,3,4,6,7,8-HxCDF	ND	0.333		-	0.0341				
1,2,3,7,8,9-HxCDF	ND	0.384		-	0.0387	Total TCDF	ND	0.277	
1,2,3,4,6,7,8-HpCDF	4.74	-	J	0.0474	0.0418	Total PeCDF	1.95	-	J
1,2,3,4,7,8,9-HpCDF	ND	0.418		-	0.0429	Total HxCDF	5.14	-	J
OCDF	14.9	-	J	0.00447	0.105	Total HpCDF	13.7	-	

Internal Standards	% Rec	QC Limits	Qual
13C-2,3,7,8-TCDD	103	25.0 - 164	
13C-1,2,3,7,8-PeCDD	123	25.0 - 181	
13C-1,2,3,4,7,8-HxCDD	103	32.0 - 141	
13C-1,2,3,6,7,8-HxCDD	93.0	28.0 - 130	
13C-1,2,3,4,6,7,8-HpCDD	97.3	23.0 - 140	
13C-OCDD	78.9	17.0 - 157	
13C-2,3,7,8-TCDF	102	24.0 - 169	
13C-1,2,3,7,8-PeCDF	108	24.0 - 185	
13C-2,3,4,7,8-PeCDF	112	21.0 - 178	
13C-1,2,3,4,7,8-HxCDF	122	26.0 - 152	
13C-1,2,3,6,7,8-HxCDF	115	26.0 - 123	
13C-2,3,4,6,7,8-HxCDF	112	28.0 - 136	
13C-1,2,3,7,8,9-HxCDF	123	29.0 - 147	
13C-1,2,3,4,6,7,8-HpCDF	109	28.0 - 143	
13C-1,2,3,4,7,8,9-HpCDF	126	26.0 - 138	
13C-OCDF	89.8	17.0 - 157	

Cleanup Surrogate

37Cl-2,3,7,8-TCDD	114	35.0 - 197
-------------------	-----	------------

- A Isotopic Labeled Standard outside QC range but signal to noise ratio is >10:1
- B Analyte is present in Method Blank
- C Chemical Interference
- D Presence of Diphenyl Ethers
- E Analyte concentration is above calibration range
- F Analyte confirmation on secondary column
- J Analyte concentration is below calibration range
- M Maximum possible concentration
- ND Analyte Not Detected
- NP Not Provided
- P Pre-filtered through a Whatman 0.7um GF/F filter
- S Sample acceptance criteria not met
- X Matrix interferences
- \* Result taken from dilution or reinjection

Analyst: [Signature]  
Date: 8/13/10

Reviewed By: [Signature]  
Date: 8/13/10

EPA Method 1613  
PCDD/F



FAL ID: 6269-006-SA  
Client ID: PSB17-2-4-072810  
Matrix: Soil  
Batch No: X2078

Date Extracted: 08-11-2010  
Date Received: 08-03-2010  
Amount: 2.03 g  
% Solids: 93.14

ICal: PCDDFAL3-5-12-10  
GC Column: DB5  
Units: pg/g

Acquired: 08-12-2010  
2005 WHO TEQ: 0.207

Compound	Conc	DL	Qual	2005 WHO Tox	MDL	Compound	Conc	DL	Qual
2,3,7,8-TCDD	ND	0.374		-	0.0262				
1,2,3,7,8-PeCDD	ND	0.551		-	0.0442				
1,2,3,4,7,8-HxCDD	ND	0.689		-	0.0486				
1,2,3,6,7,8-HxCDD	ND	0.784		-	0.0586	Total TCDD	ND	0.374	
1,2,3,7,8,9-HxCDD	ND	0.759		-	0.0529	Total PeCDD	ND	0.551	
1,2,3,4,6,7,8-HpCDD	13.2	-		0.132	0.0954	Total HxCDD	ND	0.784	
OCDD	180	-		0.0540	0.154	Total HpCDD	25.9	-	
2,3,7,8-TCDF	ND	0.212		-	0.0205				
1,2,3,7,8-PeCDF	ND	0.278		-	0.0298				
2,3,4,7,8-PeCDF	ND	0.282		-	0.0313				
1,2,3,4,7,8-HxCDF	ND	0.373		-	0.0308				
1,2,3,6,7,8-HxCDF	ND	0.390		-	0.0317				
2,3,4,6,7,8-HxCDF	ND	0.418		-	0.0341				
1,2,3,7,8,9-HxCDF	ND	0.476		-	0.0387	Total TCDF	ND	0.212	
1,2,3,4,6,7,8-HpCDF	1.93	-	J	0.0193	0.0418	Total PeCDF	ND	0.282	
1,2,3,4,7,8,9-HpCDF	ND	0.659		-	0.0429	Total HxCDF	3.17	-	J
OCDF	5.14	-	J	0.00154	0.105	Total HpCDF	6.91	-	J

Internal Standards	% Rec	QC Limits	Qual
13C-2,3,7,8-TCDD	94.8	25.0 - 164	
13C-1,2,3,7,8-PeCDD	114	25.0 - 181	
13C-1,2,3,4,7,8-HxCDD	94.7	32.0 - 141	
13C-1,2,3,6,7,8-HxCDD	87.7	28.0 - 130	
13C-1,2,3,4,6,7,8-HpCDD	92.7	23.0 - 140	
13C-OCDD	72.9	17.0 - 157	
13C-2,3,7,8-TCDF	97.9	24.0 - 169	
13C-1,2,3,7,8-PeCDF	101	24.0 - 185	
13C-2,3,4,7,8-PeCDF	107	21.0 - 178	
13C-1,2,3,4,7,8-HxCDF	113	26.0 - 152	
13C-1,2,3,6,7,8-HxCDF	104	26.0 - 123	
13C-2,3,4,6,7,8-HxCDF	103	28.0 - 136	
13C-1,2,3,7,8,9-HxCDF	113	29.0 - 147	
13C-1,2,3,4,6,7,8-HpCDF	101	28.0 - 143	
13C-1,2,3,4,7,8,9-HpCDF	119	26.0 - 138	
13C-OCDF	82.8	17.0 - 157	

Cleanup Surrogate

37Cl-2,3,7,8-TCDD	99.4	35.0 - 197	
-------------------	------	------------	--

- A Isotopic Labeled Standard outside QC range but signal to noise ratio is >10:1
- B Analyte is present in Method Blank
- C Chemical Interference
- D Presence of Diphenyl Ethers
- E Analyte concentration is above calibration range
- F Analyte confirmation on secondary column
- J Analyte concentration is below calibration range
- M Maximum possible concentration
- ND Analyte Not Detected
- NP Not Provided
- P Pre-filtered through a Whatman 0.7um GF/F filter
- S Sample acceptance criteria not met
- X Matrix interferences
- \* Result taken from dilution or reinjection

Analyst: [Signature]  
Date: 8/13/10

Reviewed By: [Signature]  
Date: 8/13/10

EPA Method 1613  
PCDD/F



FAL ID: 6269-007-SA  
Client ID: PSB17-4-6-072810  
Matrix: Soil  
Batch No: X2078

Date Extracted: 08-11-2010  
Date Received: 08-03-2010  
Amount: 2.05 g  
% Solids: 91.40

ICal: PCDDFAL3-5-12-10  
GC Column: DB5  
Units: pg/g

Acquired: 08-12-2010  
2005 WHO TEQ: 0.0536

Compound	Conc	DL	Qual	2005 WHO Tox	MDL	Compound	Conc	DL	Qual
2,3,7,8-TCDD	ND	0.389		-	0.0262				
1,2,3,7,8-PeCDD	ND	0.474		-	0.0442				
1,2,3,4,7,8-HxCDD	ND	0.636		-	0.0486				
1,2,3,6,7,8-HxCDD	ND	0.724		-	0.0586	Total TCDD	ND	0.389	
1,2,3,7,8,9-HxCDD	ND	0.701		-	0.0529	Total PeCDD	ND	0.474	
1,2,3,4,6,7,8-HpCDD	3.62	-	J	0.0362	0.0954	Total HxCDD	ND	0.724	
OCDD	27.2	-		0.00816	0.154	Total HpCDD	7.85	-	J
2,3,7,8-TCDF	ND	0.202		-	0.0205				
1,2,3,7,8-PeCDF	ND	0.273		-	0.0298				
2,3,4,7,8-PeCDF	ND	0.271		-	0.0313				
1,2,3,4,7,8-HxCDF	ND	0.315		-	0.0308				
1,2,3,6,7,8-HxCDF	ND	0.332		-	0.0317				
2,3,4,6,7,8-HxCDF	ND	0.354		-	0.0341				
1,2,3,7,8,9-HxCDF	ND	0.413		-	0.0387	Total TCDF	ND	0.202	
1,2,3,4,6,7,8-HpCDF	0.856	-	J	0.00856	0.0418	Total PeCDF	ND	0.273	
1,2,3,4,7,8,9-HpCDF	ND	0.473		-	0.0429	Total HxCDF	ND	0.413	
OCDF	2.41	-	J	0.000723	0.105	Total HpCDF	2.28	-	J

Internal Standards	% Rec	QC Limits	Qual
13C-2,3,7,8-TCDD	98.3	25.0 - 164	
13C-1,2,3,7,8-PeCDD	115	25.0 - 181	
13C-1,2,3,4,7,8-HxCDD	101	32.0 - 141	
13C-1,2,3,6,7,8-HxCDD	92.2	28.0 - 130	
13C-1,2,3,4,6,7,8-HpCDD	97.6	23.0 - 140	
13C-OCDD	84.7	17.0 - 157	
13C-2,3,7,8-TCDF	101	24.0 - 169	
13C-1,2,3,7,8-PeCDF	104	24.0 - 185	
13C-2,3,4,7,8-PeCDF	110	21.0 - 178	
13C-1,2,3,4,7,8-HxCDF	121	26.0 - 152	
13C-1,2,3,6,7,8-HxCDF	113	26.0 - 123	
13C-2,3,4,6,7,8-HxCDF	114	28.0 - 136	
13C-1,2,3,7,8,9-HxCDF	122	29.0 - 147	
13C-1,2,3,4,6,7,8-HpCDF	108	28.0 - 143	
13C-1,2,3,4,7,8,9-HpCDF	124	26.0 - 138	
13C-OCDF	93.9	17.0 - 157	

Cleanup Surrogate

37Cl-2,3,7,8-TCDD 112 35.0 - 197

- A Isotopic Labeled Standard outside QC range but signal to noise ratio is >10:1
- B Analyte is present in Method Blank
- C Chemical Interference
- D Presence of Diphenyl Ethers
- E Analyte concentration is above calibration range
- F Analyte confirmation on secondary column
- J Analyte concentration is below calibration range
- M Maximum possible concentration
- ND Analyte Not Detected
- NP Not Provided
- P Pre-filtered through a Whatman 0.7um GF/F filter
- S Sample acceptance criteria not met
- X Matrix interferences
- \* Result taken from dilution or reinjection

Analyst: [Signature]  
Date: 8/13/10

Reviewed By: [Signature]  
Date: 8/13/10



**SUBCONTRACTOR ANALYSIS REQUEST**  
 CUSTODY TRANSFER 08/02/10



ARI Project: RG54

*6269*  
*T °C*  
*0 °C*  
*9/18/10*

Laboratory: Frontier Analytical Laboratory  
 Lab Contact: BRAD SILVERBUSH  
 Lab Address: 5172 Hillside Circle  
 El Dorado Hills, CA 95762  
 Phone: 916-934-0900  
 Fax: 916-934-0999

ARI Client: Floyd/Snider  
 Project ID: Lora Lake RI  
 ARI PM: Sue Dunnihoo  
 Phone: 206-695-6207  
 Fax: 206-695-6201

*LYE EDD*

Analytical Protocol: In-house  
 Special Instructions:

Requested Turn Around:  
 Email Results (Y/N): **Yes**

**Limits of Liability.** Subcontractor is expected to perform all requested services in accordance with appropriate methodology following Standard Operating Procedures that meet standards for the industry. The total liability of ARI, its officers, agents, employees, or successors, arising out of or in connection with the requested services, shall not exceed the negotiated amount for said services. The agreement by the Subcontractor to perform services requested by ARI releases ARI from any liability in excess thereof, not withstanding any provision to the contrary in any contract, purchase order or co-signed agreement between ARI and the Subcontractor.

*PSB14-0.6-0.5-072810*

ARI ID	Client ID/ Add'l ID	Sampled	Matrix	Bottles	Analyses
10-18202-RG54A	PSB14-0-.5-072810	07/28/10 13:35 -	Soil	1	Dioxin/Furans 1613(Sub)
Special Instructions: None					
10-18203-RG54B	PSB14-1.5-2.0-072810	07/28/10 13:50 -	Soil		Dioxin/Furans 1613(Sub)
Special Instructions: None					
10-18204-RG54C	PSB14-2-4-072810	07/28/10 13:37 -	Soil		Dioxin/Furans 1613(Sub)
Special Instructions: None					
10-18209-RG54H	PSB17-0-0.5-072810	07/28/10 11:55 -	Soil		Dioxin/Furans 1613(Sub)
Special Instructions: None					
10-18210-RG54I	PSB17-1.5-2-072810	07/28/10 12:25 ✓	Soil		Dioxin/Furans 1613(Sub)
Special Instructions: None					
10-18211-RG54J	PSB17-2-4-072810	07/28/10 12:33 -	Soil		Dioxin/Furans 1613(Sub)
Special Instructions: None					
10-18212-RG54K	PSB17-4-6-072810	07/28/10 12:15 -	Soil		Dioxin/Furans 1613(Sub)
Special Instructions: None					
10-18213-RG54L	PSB17-10-13-072810	07/28/10 12:05 ✓	Soil		Dioxin/Furans 1613(Sub)
Special Instructions: None					

*PSB17-0.0-0.5-072810*

*PSB17-1.5-2.0-072810*

*PSB17-2.0-4.0-072810*

*PSB17-4.0-6.0-072810*

Carrier <i>UPS</i>	Airbill		Date	
Relinquished by <i>[Signature]</i>	Company <i>ARI</i>	Date <i>8/2/10</i>	Time <i>1545</i>	
Received by <i>[Signature]</i>	Company <i>Frontier</i>	Date <i>8-3-10</i>	Time <i>1057</i>	

## Frontier Analytical Laboratory

### Sample Login Form

FAL Project ID: 6269

Client:	Analytical Resources Inc. Sue Dunninghoo
Client Project ID:	RG54
Date Received:	08/03/2010
Time Received:	10:57 am
Received By:	KZ
Logged In By:	KZ
# of Samples Received:	8
Duplicates:	0
Storage Location:	R1

Method of Delivery:	UPS
Tracking Number:	1z8326950151985406
Shipping Container Received Intact	Yes
Custody seals(s) present?	No
Custody seals(s) intact?	No
Sample Arrival Temperature (C)	0
Cooling Method	Ice
Chain Of Custody Present?	Yes
Return Shipping Container To Client	Yes
Test for residual Chlorine	No
Thiosulfate Added	No
Earliest Sample Hold Time Expiration	07/28/2011
Adequate Sample Volume	Yes
Anomalies or additional comments:	





**Frontier Analytical Laboratory**  
**PROJECT REQUEST SHEET**

Project #: 6269                      Sample #: 1 - 8                      Client Manager: BS  
Client: Analytical Resources Inc. Sue Dunning                      Hold Time: 07/28/2011  
Matrix: Soil                      Extraction Batch: 2078                      Due Date: 08/25/2010  
Method: EPA 1613 D/F                      Storage: RT  
SOP: SOPs: EP2A Rev.7 IP2A Rev.8                      MP 8.9.10

**COMMENTS/INSTRUCTIONS:**

Results: 6269  
6269D

Instrument: FAC-3  
DB5 \_\_\_\_\_  
DB225 \_\_\_\_\_  
DB1 \_\_\_\_\_  
Other \_\_\_\_\_

Extract/s located in box: "Yield"

Standards: 6273 6274



# EXTRACTION SHEET

Project #: 6269      Extraction Date: 2010-08-11      Extraction Chemist: DV

Method/Analysis: EPA 1613 D/F

Procedure: SOX/SDS

Solvent: Toluene

Sample ID	Wet wt. (g/L)	Dry wt. (g/L)	IS	NS	CSS
			Amt: 10.0uL ID: 090918A Vial: 1 Chemist/Witness/Date	Amt: 10.0uL ID: 090918B Vial: 1 Chemist/Witness/Date	Amt: 10.0uL ID: 090918C Vial: 1 Chemist/Witness/Date
2078-001-0001-MB	(2.00g)	(2.00g)	DIN GN 8.11.10	N/A	DN GN 8.12.10
2078-001-0001-OPR	(2.00g)	(2.00g)	↓	DN GN 8.11.10	↓
6269-001-0001-SA	2.24g	2.04g	↓	N/A	↓
6269-002-0001-SA	2.23g	2.07g	↓	↓	↓
6269-003-0001-SA	2.26g	2.04g	↓	↓	↓
6269-004-0001-SA	2.16g	2.01g	↓	↓	↓
6269-005-0001-SA	2.13g	2.00g	↓	↓	↓
6269-006-0001-SA	2.18g	2.03g	↓	↓	↓
6269-007-0001-SA	2.24g	2.05g	↓	↓	↓
6269-008-0001-SA	2.19g	2.03g	↓	↓	↓

AX-21 Charcoal Cleaned	031210	Acetone	101196	Acid Alumina	08623DJ	Hexane	50055
Hydrochloric Acid	B08505	Methanol	096965	Methylene Chloride (DCM)	50057	Silica Gel	TA1593034
Sodium Hydroxide	9265	Sodium Sulfate	49009905	Sulfuric Acid	096894	Tetradecane	081394
Toluene	101346	Water	49350	C-18 Empore Discs	320505	Cyclohexane	48151

Comments:



FAL ID: 2078-001-0001-MB  
 Client ID: Method Blank  
 Results: 6269

Filename: 12AUG10M Sam:6  
 GC Column: DB5 Amount: 2.000

Acquired: 12-AUG-10 15:47:38 ICal: PCDDFAL3-5-12-10  
 ConCal: ST081210M1 EndCal: ST081210M2

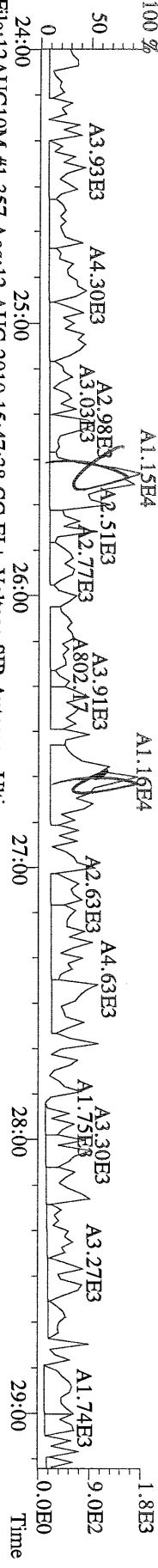
NATO 1989 Tox: 0.00  
 WHO 1998 Tox: 0.00 WHO 2005 Tox: 0.00  
 Conc Qual Fac Noise-1 Noise-2 DL

Name	Resp	RA	RT	RRF	Conc	Qual	Fac	Noise-1	Noise-2	DL	Rec
2,3,7,8-TCDD	*	* n	NotFnd	1.04	*		2.50	350	356	0.374	
1,2,3,7,8-PeCDD	*	* n	NotFnd	1.05	*		2.50	501	368	0.527	
1,2,3,4,7,8-HxCDD	*	* n	NotFnd	1.30	*		2.50	466	316	0.506	
1,2,3,6,7,8-HxCDD	*	* n	NotFnd	1.28	*		2.50	466	316	0.588	
1,2,3,7,8,9-HxCDD	*	* n	NotFnd	1.25	*		2.50	466	316	0.563	
1,2,3,4,6,7,8-HpCDD	*	* n	NotFnd	1.35	*		2.50	450	473	0.708	
OCDD	*	* n	NotFnd	1.25	*		2.50	429	405	1.68	
2,3,7,8-TCDF	*	* n	NotFnd	1.62	*		2.50	375	401	0.147	
1,2,3,7,8-PeCDF	*	* n	NotFnd	0.92	*		2.50	376	407	0.338	
2,3,4,7,8-PeCDF	*	* n	NotFnd	0.94	*		2.50	376	407	0.312	
1,2,3,4,7,8-HxCDF	*	* n	NotFnd	0.93	*		2.50	330	303	0.264	
1,2,3,6,7,8-HxCDF	*	* n	NotFnd	0.84	*		2.50	330	303	0.271	
2,3,4,6,7,8-HxCDF	*	* n	NotFnd	0.90	*		2.50	330	303	0.299	
1,2,3,7,8,9-HxCDF	*	* n	NotFnd	0.98	*		2.50	330	303	0.339	
1,2,3,4,6,7,8-HpCDF	*	* n	NotFnd	1.38	*		2.50	328	306	0.362	
1,2,3,4,7,8,9-HpCDF	*	* n	NotFnd	1.62	*		2.50	328	306	0.379	
OCDF	*	* n	NotFnd	0.74	*		2.50	317	305	0.994	
13C-2,3,7,8-TCDD	2.05e+07	0.87 y	27:25	0.93	1050						105
13C-1,2,3,7,8-PeCDD	2.13e+07	1.77 y	33:15	0.81	1250						125
13C-1,2,3,4,7,8-HxCDD	1.48e+07	1.34 y	38:36	0.95	992						99.2
13C-1,2,3,6,7,8-HxCDD	1.40e+07	1.33 y	38:46	1.00	891						89.1
13C-1,2,3,4,6,7,8-HpCDD	1.42e+07	1.03 y	44:12	0.92	979						97.9
13C-OCDD	1.52e+07	0.94 y	49:45	0.63	1520						76.2
13C-2,3,7,8-TCDF	3.48e+07	0.87 y	26:40	0.87	1050						105
13C-1,2,3,7,8-PeCDF	3.34e+07	1.75 y	31:30	0.81	1080						108
13C-2,3,4,7,8-PeCDF	3.34e+07	1.75 y	32:50	0.75	1160						116
13C-1,2,3,4,7,8-HxCDF	3.43e+07	0.54 y	37:13	1.74	1250						125
13C-1,2,3,6,7,8-HxCDF	3.91e+07	0.54 y	37:25	2.17	1150						115
13C-2,3,4,6,7,8-HxCDF	3.31e+07	0.54 y	38:22	1.82	1160						116
13C-1,2,3,7,8,9-HxCDF	2.90e+07	0.54 y	39:48	1.49	1240						124
13C-1,2,3,4,6,7,8-HpCDF	1.82e+07	0.43 y	42:18	1.10	1050						105
13C-1,2,3,4,7,8,9-HpCDF	1.58e+07	0.43 y	45:07	0.81	1230						123
13C-OCDF	3.28e+07	0.97 y	50:08	1.19	1750						87.7
37Cl-2,3,7,8-TCDD	8.97e+06		27:26	0.93	459						115
13C-1,2,3,4-TCDD	2.10e+07	0.86 y	26:51	-	31.0						
13C-1,2,3,4-TCDF	3.83e+07	0.88 y	25:35	-	35.9						
13C-1,2,3,7,8,9-HxCDD	1.57e+07	1.31 y	39:13	-	36.5						
Total Tetra-Dioxins	*		NotFnd	1.04	*		2.50	350	356	0.374	0
Total Penta-Dioxins	*		NotFnd	1.05	*		2.50	501	368	0.527	0
Total Hexa-Dioxins	*		NotFnd	1.27	*		2.50	466	316	0.588	0
Total Hepta-Dioxins	*		NotFnd	1.35	*		2.50	450	473	0.708	0
Total Tetra-Furans	*		NotFnd	1.62	*		2.50	375	401	0.147	0
1st Fn. Tot Penta-Furans	*		NotFnd	0.93	*		2.50	376	407	0.338	PeCDF 0
Total Penta-Furans	*		NotFnd	0.93	*		2.50	376	407	0.338	0.00 0
Total Hexa-Furans	*		NotFnd	0.90	*		2.50	330	303	0.339	0
Total Hepta-Furans	*		NotFnd	1.48	*		2.50	328	306	0.379	0


Analyst: 

Date: 8/13/10


File:12AUG10M #1-357 Acq:12-AUG-2010 15:47:38 GC EI+ Voltage SIR Autospec-Ultime  
319.8965 S:6 BSUB(10000,15,-3.0) PKD(5,5,3,0.10%,100.0,0.00%,F,F) Exp:PCDD  
Sample Text:2078-001-0001-MB File Text:Frontier Analytical Laboratory



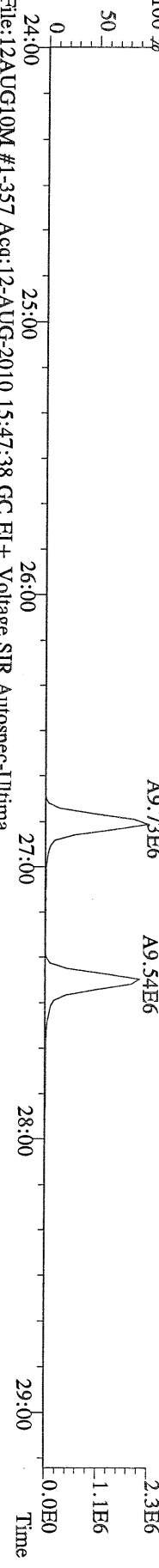
File:12AUG10M #1-357 Acq:12-AUG-2010 15:47:38 GC EI+ Voltage SIR Autospec-Ultime  
321.8936 S:6 BSUB(10000,15,-3.0) PKD(5,5,3,0.10%,100.0,0.00%,F,F) Exp:PCDD  
Sample Text:2078-001-0001-MB File Text:Frontier Analytical Laboratory



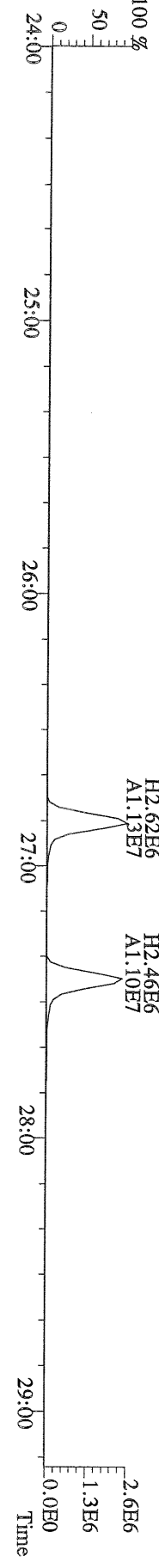
File:12AUG10M #1-357 Acq:12-AUG-2010 15:47:38 GC EI+ Voltage SIR Autospec-Ultime  
327.8847 S:6 BSUB(10000,15,-3.0) PKD(5,5,3,0.10%,100.0,0.00%,F,F) Exp:PCDD  
Sample Text:2078-001-0001-MB File Text:Frontier Analytical Laboratory



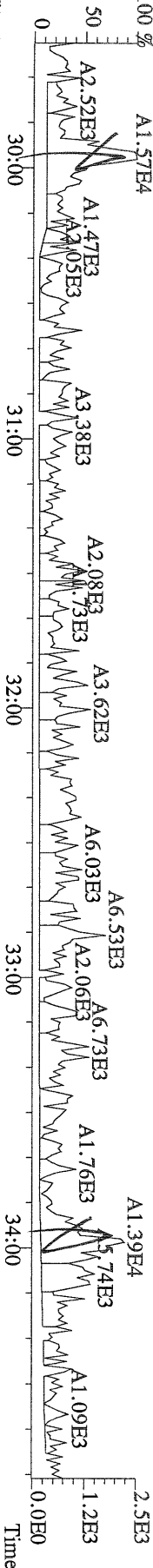
File:12AUG10M #1-357 Acq:12-AUG-2010 15:47:38 GC EI+ Voltage SIR Autospec-Ultime  
331.9368 S:6 BSUB(10000,15,-3.0) PKD(5,5,3,0.10%,100.0,0.00%,F,F) Exp:PCDD  
Sample Text:2078-001-0001-MB File Text:Frontier Analytical Laboratory



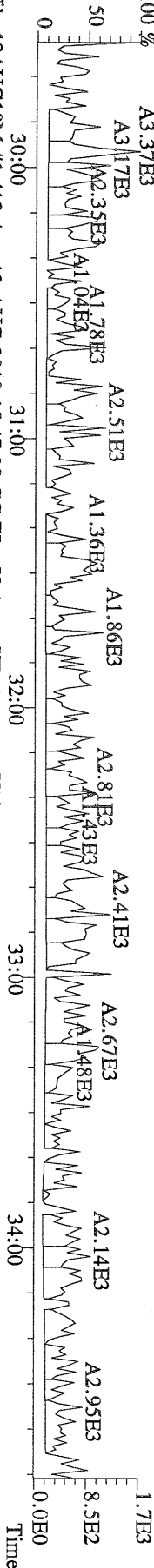
File:12AUG10M #1-357 Acq:12-AUG-2010 15:47:38 GC EI+ Voltage SIR Autospec-Ultime  
333.9339 S:6 BSUB(10000,15,-3.0) PKD(5,5,3,0.10%,100.0,0.00%,F,F) Exp:PCDD  
Sample Text:2078-001-0001-MB File Text:Frontier Analytical Laboratory



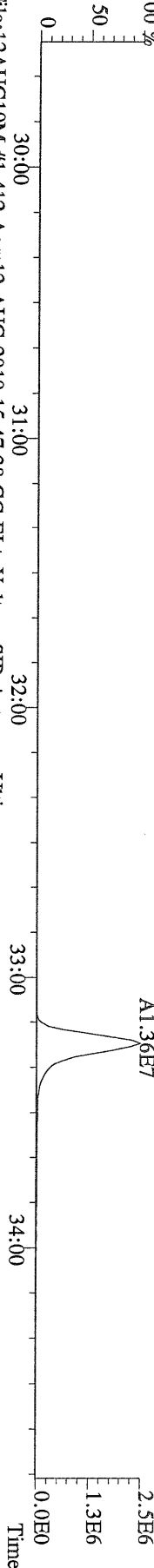
File:12AUG10M #1-412 Acq:12-AUG-2010 15:47:38 GC EI+ Voltage SIR Autospec-Utima  
355.8546 S:6 F:2 BSUB(10000,15,-3.0) PKD(5,5,3,0,10%,100,0,0,00%,F,F) Exp:PCDD  
Sample Text:2078-001-0001-MB File Text:Frontier Analytical Laboratory




File:12AUG10M #1-412 Acq:12-AUG-2010 15:47:38 GC EI+ Voltage SIR Autospec-Utima  
357.8517 S:6 F:2 BSUB(10000,15,-3.0) PKD(5,5,3,0,10%,100,0,0,00%,F,F) Exp:PCDD  
Sample Text:2078-001-0001-MB File Text:Frontier Analytical Laboratory



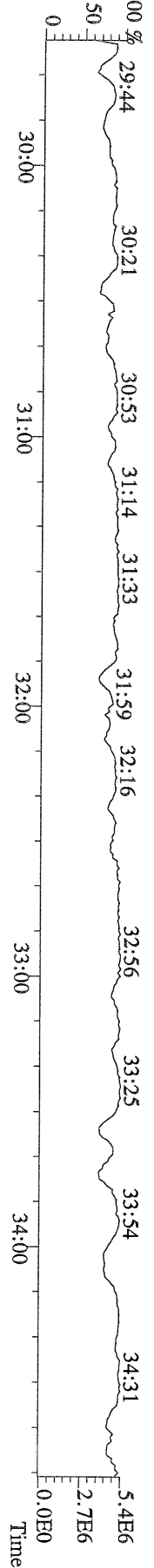
File:12AUG10M #1-412 Acq:12-AUG-2010 15:47:38 GC EI+ Voltage SIR Autospec-Utima  
367.8949 S:6 F:2 BSUB(10000,15,-3.0) PKD(5,5,3,0,10%,100,0,0,00%,F,F) Exp:PCDD  
Sample Text:2078-001-0001-MB File Text:Frontier Analytical Laboratory



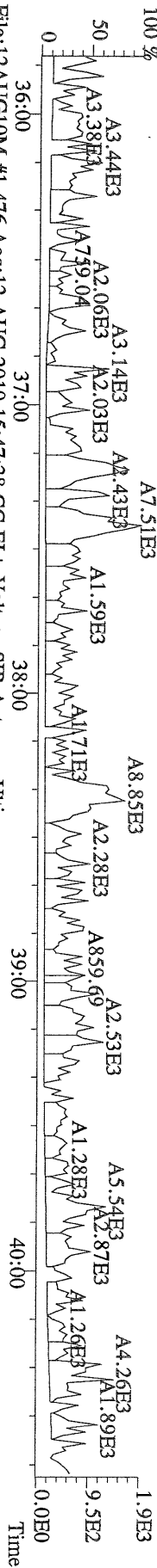
File:12AUG10M #1-412 Acq:12-AUG-2010 15:47:38 GC EI+ Voltage SIR Autospec-Utima  
369.8919 S:6 F:2 BSUB(10000,15,-3.0) PKD(5,5,3,0,10%,100,0,0,00%,F,F) Exp:PCDD  
Sample Text:2078-001-0001-MB File Text:Frontier Analytical Laboratory




File:12AUG10M #1-412 Acq:12-AUG-2010 15:47:38 GC EI+ Voltage SIR Autospec-Utima  
366.9792 S:6 F:2 Exp:PCDD  
Sample Text:2078-001-0001-MB File Text:Frontier Analytical Laboratory



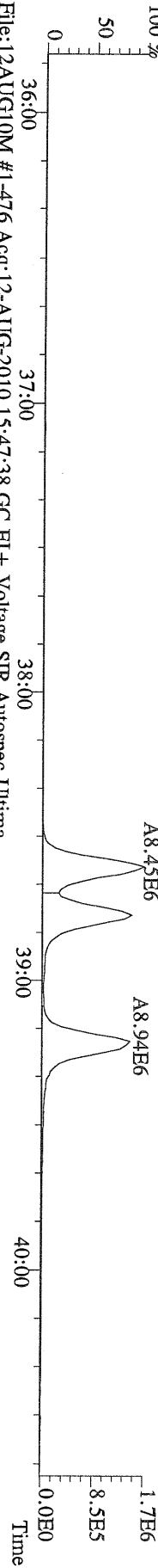
File:12AUG10M #1-476 Acq:12-AUG-2010 15:47:38 GC EI+ Voltage SIR Autospec-Ultima  
 389.8156 S:6 F:3 BSUB(10000,15,-3.0) PKD(5,5,3,0,10%,100,0,0.00%,F,F) Exp:PCDD  
 Sample Text:2078-001-0001-MB File Text:Frontier Analytical Laboratory



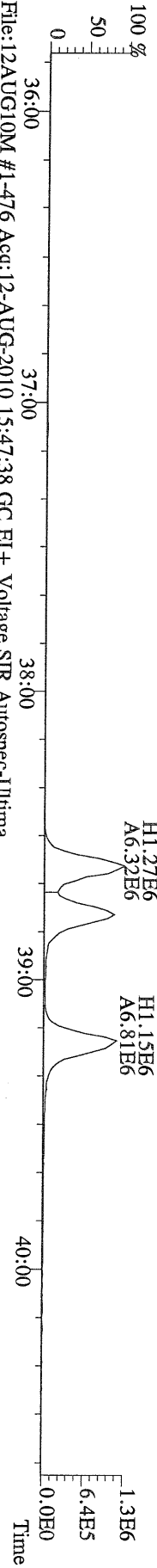
File:12AUG10M #1-476 Acq:12-AUG-2010 15:47:38 GC EI+ Voltage SIR Autospec-Ultima  
 391.8127 S:6 F:3 BSUB(10000,15,-3.0) PKD(5,5,3,0,10%,100,0,0.00%,F,F) Exp:PCDD  
 Sample Text:2078-001-0001-MB File Text:Frontier Analytical Laboratory



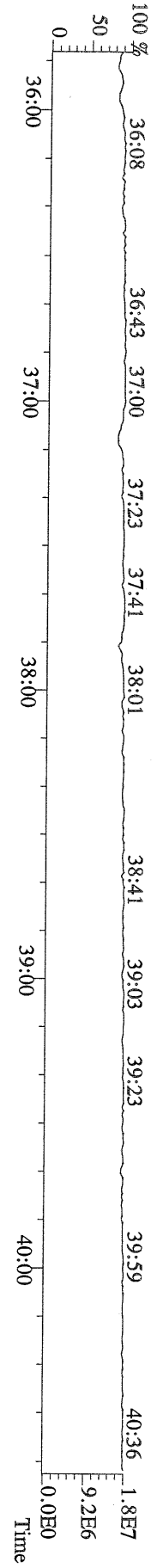
File:12AUG10M #1-476 Acq:12-AUG-2010 15:47:38 GC EI+ Voltage SIR Autospec-Ultima  
 401.8559 S:6 F:3 BSUB(10000,15,-3.0) PKD(5,5,3,0,10%,100,0,0.00%,F,F) Exp:PCDD  
 Sample Text:2078-001-0001-MB File Text:Frontier Analytical Laboratory



File:12AUG10M #1-476 Acq:12-AUG-2010 15:47:38 GC EI+ Voltage SIR Autospec-Ultima  
 403.8530 S:6 F:3 BSUB(10000,15,-3.0) PKD(5,5,3,0,10%,100,0,0.00%,F,F) Exp:PCDD  
 Sample Text:2078-001-0001-MB File Text:Frontier Analytical Laboratory




File:12AUG10M #1-476 Acq:12-AUG-2010 15:47:38 GC EI+ Voltage SIR Autospec-Ultima  
 380.9760 S:6 F:3 Exp:PCDD  
 Sample Text:2078-001-0001-MB File Text:Frontier Analytical Laboratory









File:12AUG10M #1-347 Acq:12-AUG-2010 15:47:38 GC EI+ Voltage SIR Autospec-Ultime  
457.7377 S:6 F:5 BSUB(10000,15,-3.0) PKD(5,5,3,0,10%,100,0,0,00%,F,F) Exp:PCDD  
Sample Text:2078-001-0001-MB File Text:Frontier Analytical Laboratory



File:12AUG10M #1-347 Acq:12-AUG-2010 15:47:38 GC EI+ Voltage SIR Autospec-Ultime  
469.7780 S:6 F:5 BSUB(10000,15,-3.0) PKD(5,5,3,0,10%,100,0,0,00%,F,F) Exp:PCDD  
Sample Text:2078-001-0001-MB File Text:Frontier Analytical Laboratory



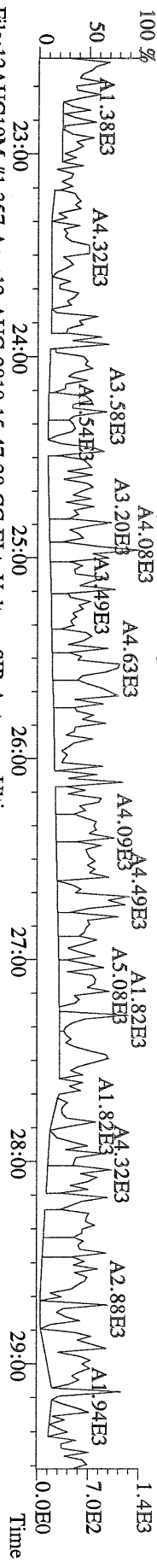
File:12AUG10M #1-347 Acq:12-AUG-2010 15:47:38 GC EI+ Voltage SIR Autospec-Ultime  
471.7750 S:6 F:5 BSUB(10000,15,-3.0) PKD(5,5,3,0,10%,100,0,0,00%,F,F) Exp:PCDD  
Sample Text:2078-001-0001-MB File Text:Frontier Analytical Laboratory



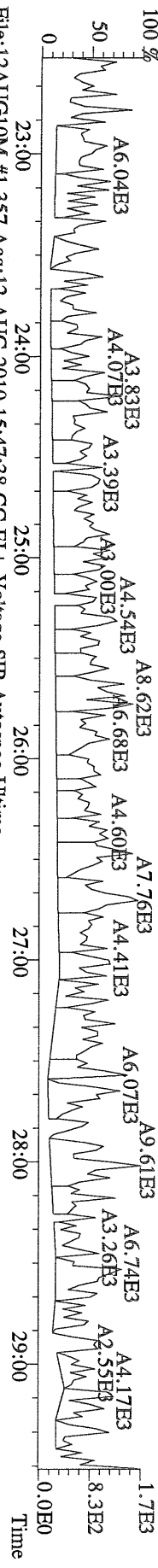
File:12AUG10M #1-347 Acq:12-AUG-2010 15:47:38 GC EI+ Voltage SIR Autospec-Ultime  
454.9728 S:6 F:5 Exp:PCDD  
Sample Text:2078-001-0001-MB File Text:Frontier Analytical Laboratory




File:12AUG10M #1-357 Acq:12-AUG-2010 15:47:38 GC EI+ Voltage SIR Autospec-Ultima  
 303.9016 S:6 BSUB(10000,15,-3.0) PKD(5,5,3,0.10%,100.0,0.00%,F,F) Exp:PCDD  
 Sample Text:2078-001-0001-MB File Text:Frontier Analytical Laboratory



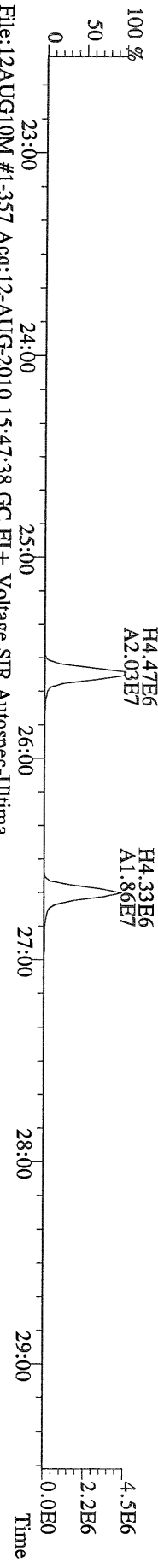
File:12AUG10M #1-357 Acq:12-AUG-2010 15:47:38 GC EI+ Voltage SIR Autospec-Ultima  
 305.8987 S:6 BSUB(10000,15,-3.0) PKD(5,5,3,0.10%,100.0,0.00%,F,F) Exp:PCDD  
 Sample Text:2078-001-0001-MB File Text:Frontier Analytical Laboratory



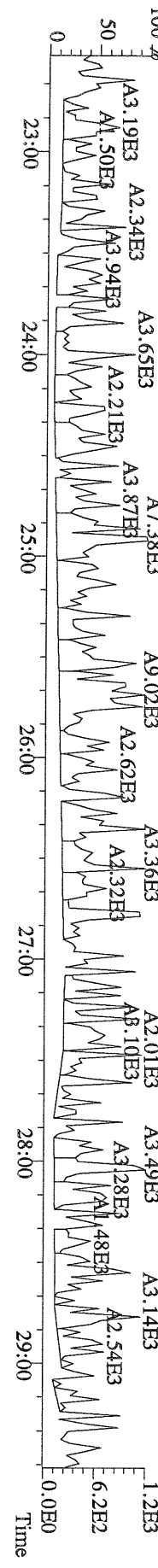
File:12AUG10M #1-357 Acq:12-AUG-2010 15:47:38 GC EI+ Voltage SIR Autospec-Ultima  
 315.9419 S:6 BSUB(10000,15,-3.0) PKD(5,5,3,0.10%,100.0,0.00%,F,F) Exp:PCDD  
 Sample Text:2078-001-0001-MB File Text:Frontier Analytical Laboratory



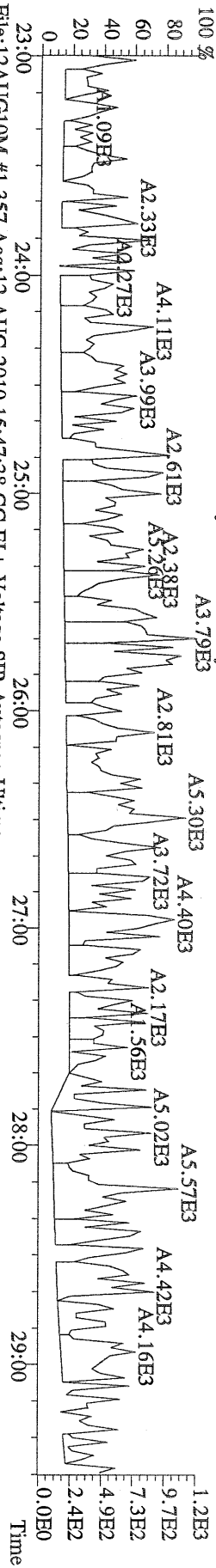
File:12AUG10M #1-357 Acq:12-AUG-2010 15:47:38 GC EI+ Voltage SIR Autospec-Ultima  
 317.9389 S:6 BSUB(10000,15,-3.0) PKD(5,5,3,0.10%,100.0,0.00%,F,F) Exp:PCDD  
 Sample Text:2078-001-0001-MB File Text:Frontier Analytical Laboratory



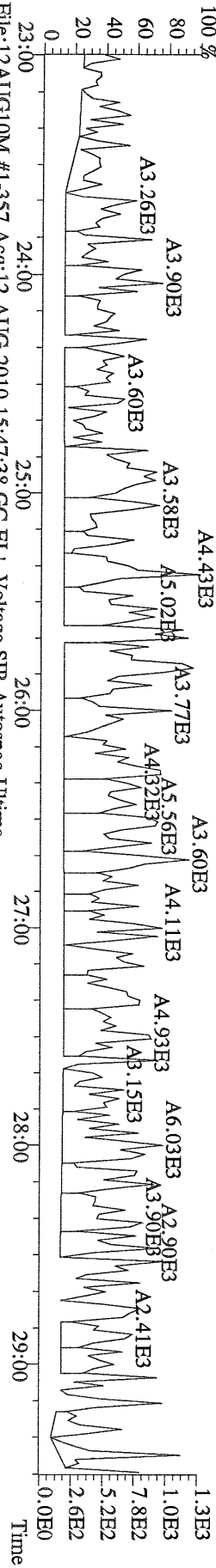
File:12AUG10M #1-357 Acq:12-AUG-2010 15:47:38 GC EI+ Voltage SIR Autospec-Ultima  
 375.8364 S:6 BSUB(10000,15,-3.0) PKD(5,5,3,0.10%,100.0,0.00%,F,F) Exp:PCDD  
 Sample Text:2078-001-0001-MB File Text:Frontier Analytical Laboratory



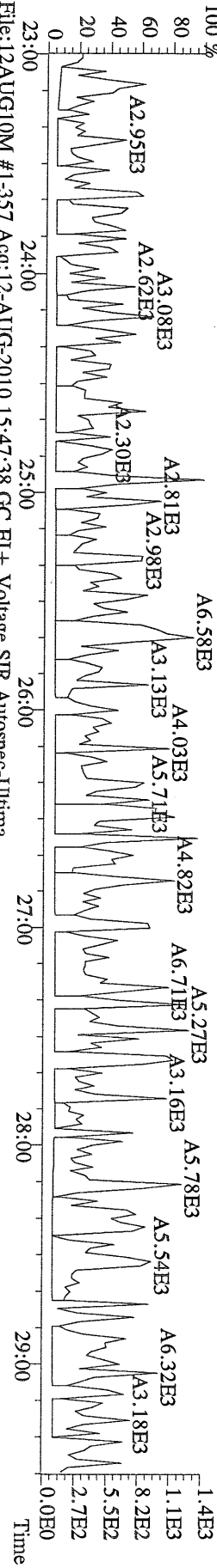
File:12AUG10M #1-357 Acq:12-AUG-2010 15:47:38 GC EI+ Voltage SIR Autospec-Ultima  
 339.8597 S:6 BSUB(10000,15,-3.0) PKD(5,3,0.10%,100.0,0.00%,F,F) Exp:PCDD  
 Sample Text:2078-001-0001-MB File Text:Frontier Analytical Laboratory



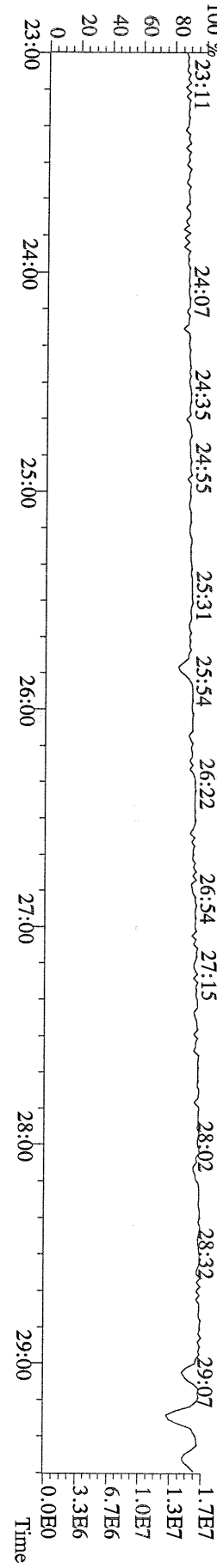
File:12AUG10M #1-357 Acq:12-AUG-2010 15:47:38 GC EI+ Voltage SIR Autospec-Ultima  
 341.8568 S:6 BSUB(10000,15,-3.0) PKD(5,3,0.10%,100.0,0.00%,F,F) Exp:PCDD  
 Sample Text:2078-001-0001-MB File Text:Frontier Analytical Laboratory



File:12AUG10M #1-357 Acq:12-AUG-2010 15:47:38 GC EI+ Voltage SIR Autospec-Ultima  
 409.7974 S:6 BSUB(10000,15,-3.0) PKD(5,3,0.10%,100.0,0.00%,F,F) Exp:PCDD  
 Sample Text:2078-001-0001-MB File Text:Frontier Analytical Laboratory



File:12AUG10M #1-357 Acq:12-AUG-2010 15:47:38 GC EI+ Voltage SIR Autospec-Ultima  
 330.9792 S:6 Exp:PCDD  
 Sample Text:2078-001-0001-MB File Text:Frontier Analytical Laboratory

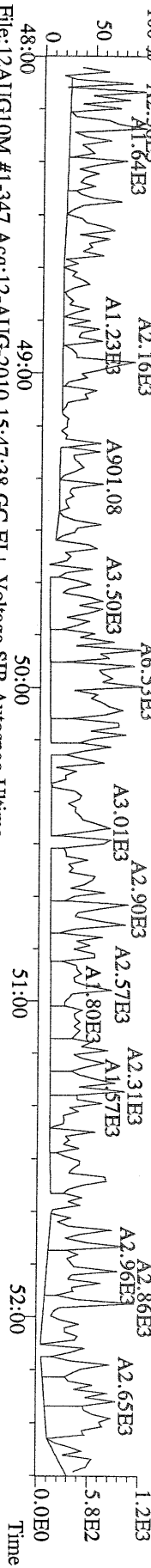









File:12AUG10M #1-347 Acq:12-AUG-2010 15:47:38 GC EI+ Voltage SIR Autospec-Utima  
441.7428 S:6 F:5 BSUB(10000,15,-3.0) PKD(5,5,3,0,10%,100,0,0,00%,F,F) Exp:PCDD  
Sample Text:2078-001-0001-MB File Text:Frontier Analytical Laboratory



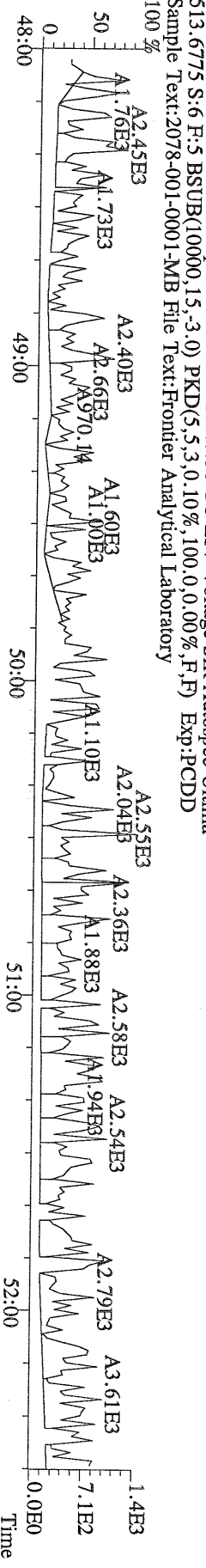
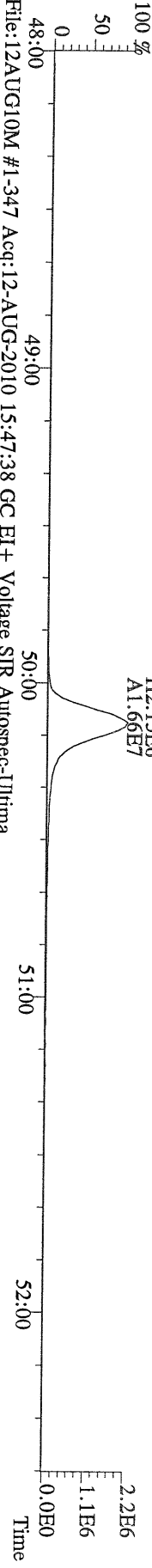
File:12AUG10M #1-347 Acq:12-AUG-2010 15:47:38 GC EI+ Voltage SIR Autospec-Utima  
443.7398 S:6 F:5 BSUB(10000,15,-3.0) PKD(5,5,3,0,10%,100,0,0,00%,F,F) Exp:PCDD  
Sample Text:2078-001-0001-MB File Text:Frontier Analytical Laboratory



File:12AUG10M #1-347 Acq:12-AUG-2010 15:47:38 GC EI+ Voltage SIR Autospec-Utima  
453.7831 S:6 F:5 BSUB(10000,15,-3.0) PKD(5,5,3,0,10%,100,0,0,00%,F,F) Exp:PCDD  
Sample Text:2078-001-0001-MB File Text:Frontier Analytical Laboratory



File:12AUG10M #1-347 Acq:12-AUG-2010 15:47:38 GC EI+ Voltage SIR Autospec-Utima  
513.6775 S:6 F:5 BSUB(10000,15,-3.0) PKD(5,5,3,0,10%,100,0,0,00%,F,F) Exp:PCDD  
Sample Text:2078-001-0001-MB File Text:Frontier Analytical Laboratory





2078-001-0001-OPR

USEPA - ITD

FORM 8A  
PCDD/PCDF ONGOING PRECISION AND RECOVERY (OPR)

Lab Name: Frontier Analytical Laboratory      Episode No.:  
Contract No.:      SAS No.:  
Matrix (aqueous/solid/leachate): Soil      OPR Data Filename: 12AUG10M      Sam:5  
Ext. Date: 8/11/10      Shift: Day      Analysis Date: 12-AUG-10      14:52:16

ALL CONCENTRATIONS REPORTED ON THIS FORM ARE CONCENTRATIONS IN EXTRACT.

	SPIKE CONC. (ng/mL)	CONC. FOUND (ng/mL)	OPR CONC. LIMITS (1) (ng/mL)
NATIVE ANALYTES			
2,3,7,8-TCDD	10	10.6	6.70 - 15.8
1,2,3,7,8-PeCDD	50	51.2	35.0 - 71.0
1,2,3,4,7,8-HxCDD	50	59.7	35.0 - 82.0
1,2,3,6,7,8-HxCDD	50	55.5	38.0 - 67.0
1,2,3,7,8,9-HxCDD	50	60.4	32.0 - 81.0
1,2,3,4,6,7,8-HpCDD	50	52.5	35.0 - 70.0
OCDD	100	112	78.0 - 144
2,3,7,8-TCDF	10	10.3	7.50 - 15.8
1,2,3,7,8-PeCDF	50	53.0	40.0 - 67.0
2,3,4,7,8-PeCDF	50	52.5	34.0 - 80.0
1,2,3,4,7,8-HxCDF	50	48.8	36.0 - 67.0
1,2,3,6,7,8-HxCDF	50	50.1	42.0 - 65.0
2,3,4,6,7,8-HxCDF	50	49.3	35.0 - 78.0
1,2,3,7,8,9-HxCDF	50	50.1	39.0 - 65.0
1,2,3,4,6,7,8-HpCDF	50	47.9	41.0 - 61.0
1,2,3,4,7,8,9-HpCDF	50	48.9	39.0 - 69.0
OCDF	100	102	63.0 - 170

(1) Contract-required concentration limits for OPR as specified in Table 6, Method 1613

Analyst: 

Date: 8/13/10

## USEPA - ITD

FORM 8B  
PCDD/PCDF ONGOING PRECISION AND RECOVERY (OPR)

Lab Name: Frontier Analytical Laboratory      Episode No.:

Contract No.:      SAS No.:

Matrix (aqueous/solid/leachate): Soil      OPR Data Filename: 12AUG10M    Sam:5

Ext. Date: 8/11/10    Shift: Day      Analysis Date: 12-AUG-10    14:52:16

ALL CONCENTRATIONS REPORTED ON THIS FORM ARE CONCENTRATIONS IN EXTRACT.

	SPIKE CONC. (ng/mL)	CONC. FOUND (ng/mL)	OPR CONC. LIMITS (1) (ng/mL)
LABELED COMPOUNDS			
13C-2,3,7,8-TCDD	100	99.8	20.0 - 175
13C-1,2,3,7,8-PeCDD	100	115	21.0 - 227
13C-1,2,3,4,7,8-HxCDD	100	101	21.0 - 193
13C-1,2,3,6,7,8-HxCDD	100	90.3	25.0 - 163
13C-1,2,3,4,6,7,8-HpCDD	100	100	26.0 - 166
13C-OCDD	200	162	26.0 - 397
13C-2,3,7,8-TCDF	100	104	22.0 - 152
13C-1,2,3,7,8-PeCDF	100	105	21.0 - 192
13C-2,3,4,7,8-PeCDF	100	112	13.0 - 328
13C-1,2,3,4,7,8-HxCDF	100	123	19.0 - 202
13C-1,2,3,6,7,8-HxCDF	100	114	21.0 - 159
13C-2,3,4,6,7,8-HxCDF	100	114	22.0 - 176
13C-1,2,3,7,8,9-HxCDF	100	126	17.0 - 205
13C-1,2,3,4,6,7,8-HpCDF	100	109	21.0 - 158
13C-1,2,3,4,7,8,9-HpCDF	100	130	20.0 - 186
13C-OCDF	200	187	26.0 - 397
CLEANUP STANDARD			
37Cl-2,3,7,8-TCDD	40	45.0	12.4 - 76.4

(1) Contract-required concentration limits for OPR as specified in Table 6, Method 1613  
Labeled compound concentration limits are based on required percent recovery of 25%-150%.

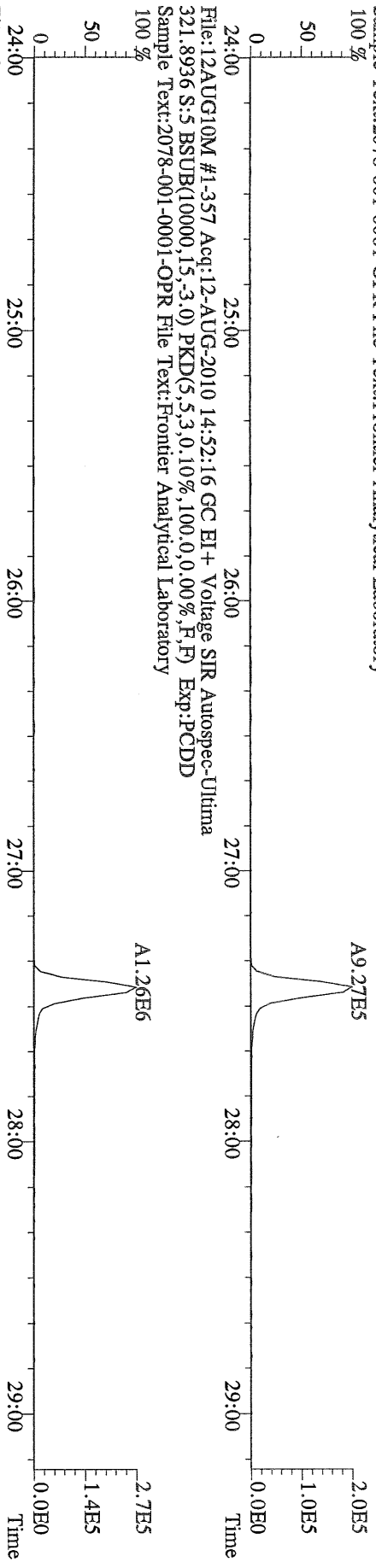
Analyst: Date: 8/13/10

Name	Resp	RA	RT	RRF	Conc	Qual	Fac Noise-1	Noise-2	DL	119
2,3,7,8-TCDD	2.19e+06	0.73 y	27:26	1.04	10.6	2.50	-	-	*	*
1,2,3,7,8-PeCDD	1.07e+07	1.69 y	33:16	1.05	51.2	2.50	-	-	*	*
1,2,3,4,7,8-HxCDD	1.14e+07	1.43 y	38:38	1.30	59.7	2.50	-	-	*	*
1,2,3,6,7,8-HxCDD	9.77e+06	1.41 y	38:48	1.28	55.5	2.50	-	-	*	*
1,2,3,7,8,9-HxCDD	1.07e+07	1.38 y	39:14	1.25	60.4	2.50	-	-	*	*
1,2,3,4,6,7,8-HpCDD	1.00e+07	1.03 y	44:13	1.35	52.5	2.50	-	-	*	*
OCDD	1.10e+07	0.97 y	49:46	1.25	112	2.50	-	-	*	*
2,3,7,8-TCDF	5.73e+06	0.67 y	26:41	1.62	10.3	2.50	-	-	*	*
1,2,3,7,8-PeCDF	1.56e+07	1.51 y	31:32	0.92	53.0	2.50	-	-	*	*
2,3,4,7,8-PeCDF	1.57e+07	1.51 y	32:51	0.94	52.5	2.50	-	-	*	*
1,2,3,4,7,8-HxCDF	1.49e+07	1.27 y	37:15	0.93	48.8	2.50	-	-	*	*
1,2,3,6,7,8-HxCDF	1.58e+07	1.28 y	37:26	0.84	50.1	2.50	-	-	*	*
2,3,4,6,7,8-HxCDF	1.41e+07	1.26 y	38:23	0.90	49.3	2.50	-	-	*	*
1,2,3,7,8,9-HxCDF	1.41e+07	1.28 y	39:49	0.98	50.1	2.50	-	-	*	*
1,2,3,4,6,7,8-HpCDF	1.21e+07	1.05 y	42:19	1.38	47.9	2.50	-	-	*	*
1,2,3,4,7,8,9-HpCDF	1.28e+07	1.05 y	45:08	1.62	48.9	2.50	-	-	*	*
OCDF	1.29e+07	0.92 y	50:09	0.74	102	2.50	-	-	*	*
										Rec
13C-2,3,7,8-TCDD	2.00e+07	0.85 y	27:25	0.93	99.8					99.8
13C-1,2,3,7,8-PeCDD	2.00e+07	1.74 y	33:15	0.81	115					115
13C-1,2,3,4,7,8-HxCDD	1.47e+07	1.34 y	38:36	0.95	101					101
13C-1,2,3,6,7,8-HxCDD	1.38e+07	1.32 y	38:46	1.00	90.3					90.3
13C-1,2,3,4,6,7,8-HpCDD	1.41e+07	1.02 y	44:12	0.92	100					100
13C-OCDD	1.57e+07	0.93 y	49:46	0.63	162					81.2
13C-2,3,7,8-TCDF	3.42e+07	0.88 y	26:40	0.87	104					104
13C-1,2,3,7,8-PeCDF	3.21e+07	1.76 y	31:30	0.81	105					105
13C-2,3,4,7,8-PeCDF	3.17e+07	1.77 y	32:50	0.75	112					112
13C-1,2,3,4,7,8-HxCDF	3.28e+07	0.54 y	37:13	1.74	123					123
13C-1,2,3,6,7,8-HxCDF	3.77e+07	0.55 y	37:25	2.17	114					114
13C-2,3,4,6,7,8-HxCDF	3.18e+07	0.54 y	38:21	1.82	114					114
13C-1,2,3,7,8,9-HxCDF	2.86e+07	0.55 y	39:47	1.49	126					126
13C-1,2,3,4,6,7,8-HpCDF	1.82e+07	0.42 y	42:18	1.10	109					109
13C-1,2,3,4,7,8,9-HpCDF	1.62e+07	0.42 y	45:07	0.81	130					130
13C-OCDF	3.40e+07	0.99 y	50:08	1.19	187					93.7
37Cl-2,3,7,8-TCDD	9.04e+06		27:26	0.93	45.0					112
13C-1,2,3,4-TCDD	2.16e+07	0.85 y	26:49	-	63.7					
13C-1,2,3,4-TCDF	3.78e+07	0.88 y	25:34	-	71.0					
13C-1,2,3,7,8,9-HxCDD	1.53e+07	1.36 y	39:13	-	71.0					
						Fac Noise-1	Noise-2	DL	#Hom	
Total Tetra-Dioxins	2.31e+06		22:59	1.04	11.1	2.50	-	-	*	21
Total Penta-Dioxins	1.08e+07		33:16	1.05	51.5	2.50	-	-	*	4
Total Hexa-Dioxins	3.18e+07		38:38	1.27	176	2.50	-	-	*	3
Total Hepta-Dioxins	1.04e+07		42:50	1.35	54.5	2.50	-	-	*	27
Total Tetra-Furans	5.86e+06		25:27	1.62	10.6	2.50	-	-	*	9
1st Fn. Tot Penta-Furans	1.03e+05		22:42	0.93	0.346	2.50	-	-	*	PeCDF 22
Total Penta-Furans	3.17e+07		30:16	0.93	107	2.50	-	-	*	107 7
Total Hexa-Furans	5.90e+07		35:34	0.90	199	2.50	-	-	*	11
Total Hepta-Furans	2.51e+07		42:19	1.48	97.7	2.50	-	-	*	24

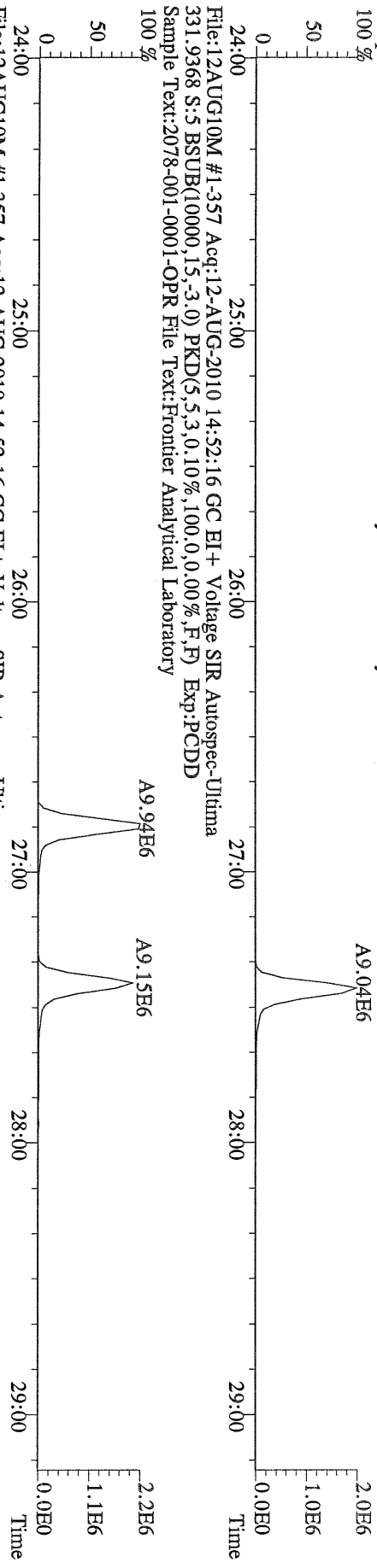
Analyst: 

Date: 8/13/10

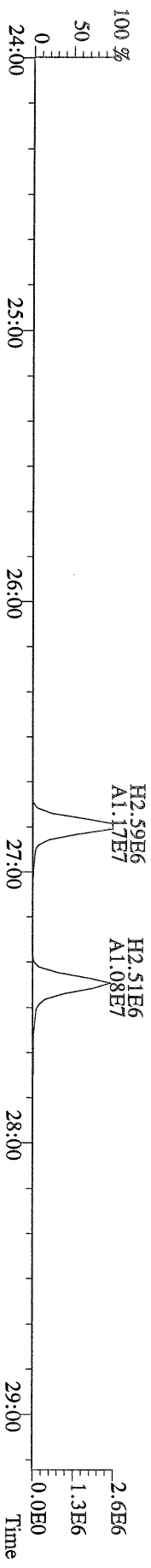
File:12AUG10M #1-357 Acq:12-AUG-2010 14:52:16 GC EI+ Voltage SIR Autospec-Ultima  
319.8965 S:5 BSUB(10000,15,-3.0) PKD(5,5,3,0.10%,100,0,0.00%,F,F) Exp:PCDD  
Sample Text:2078-001-0001-OPR File Text:Frontier Analytical Laboratory  
100 %




File:12AUG10M #1-357 Acq:12-AUG-2010 14:52:16 GC EI+ Voltage SIR Autospec-Ultima  
327.8847 S:5 BSUB(10000,15,-3.0) PKD(5,5,3,0.10%,100,0,0.00%,F,F) Exp:PCDD  
Sample Text:2078-001-0001-OPR File Text:Frontier Analytical Laboratory  
100 %



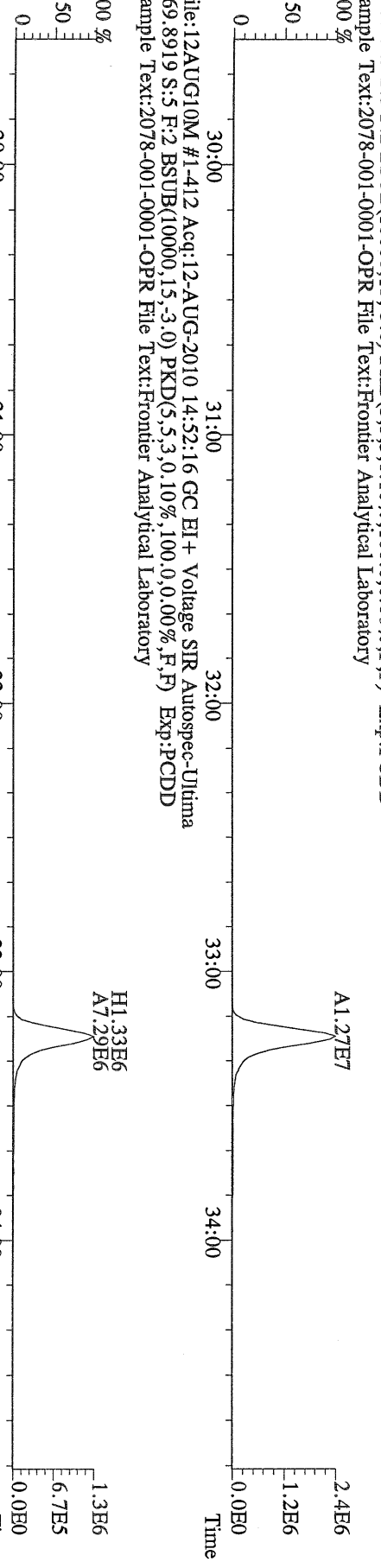
File:12AUG10M #1-357 Acq:12-AUG-2010 14:52:16 GC EI+ Voltage SIR Autospec-Ultima  
333.9339 S:5 BSUB(10000,15,-3.0) PKD(5,5,3,0.10%,100,0,0.00%,F,F) Exp:PCDD  
Sample Text:2078-001-0001-OPR File Text:Frontier Analytical Laboratory



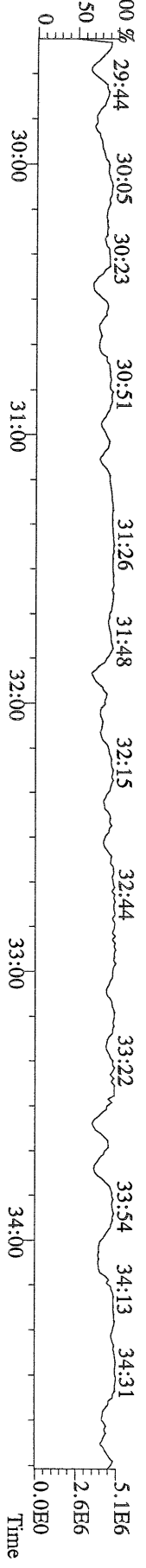
File:12AUG10M #1-412 Acq:12-AUG-2010 14:52:16 GC EI+ Voltage SIR Autospec-Ultima  
355.8546 S:5 F:2 BSUB(10000,15,-3.0) PKD(5,5,3,0,10%,100,0,0,00%,F,F) Exp:PCDD  
Sample Text:2078-001-0001-OPR File Text:Frontier Analytical Laboratory  
100 %



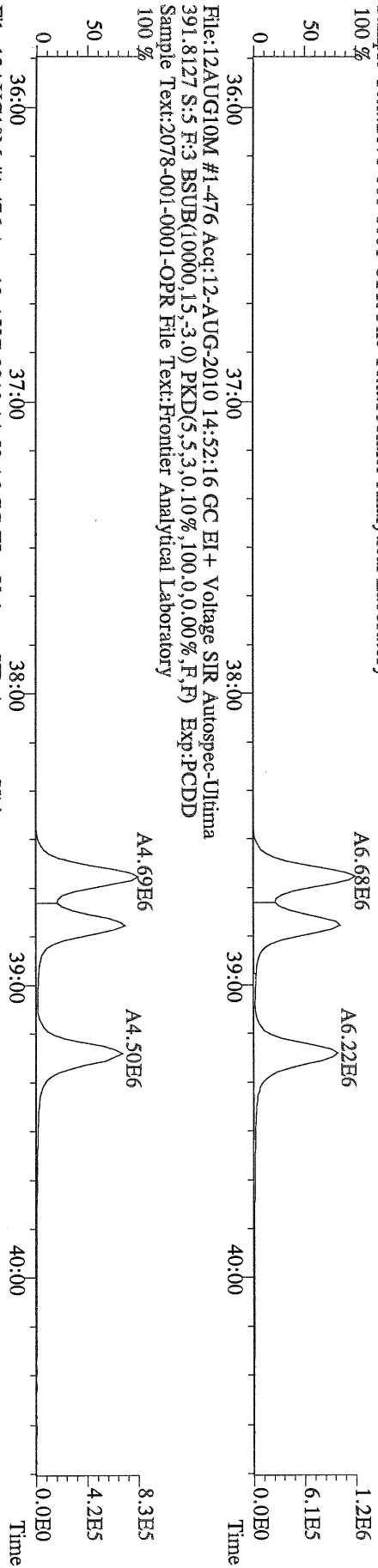
File:12AUG10M #1-412 Acq:12-AUG-2010 14:52:16 GC EI+ Voltage SIR Autospec-Ultima  
367.8949 S:5 F:2 BSUB(10000,15,-3.0) PKD(5,5,3,0,10%,100,0,0,00%,F,F) Exp:PCDD  
Sample Text:2078-001-0001-OPR File Text:Frontier Analytical Laboratory  
100 %



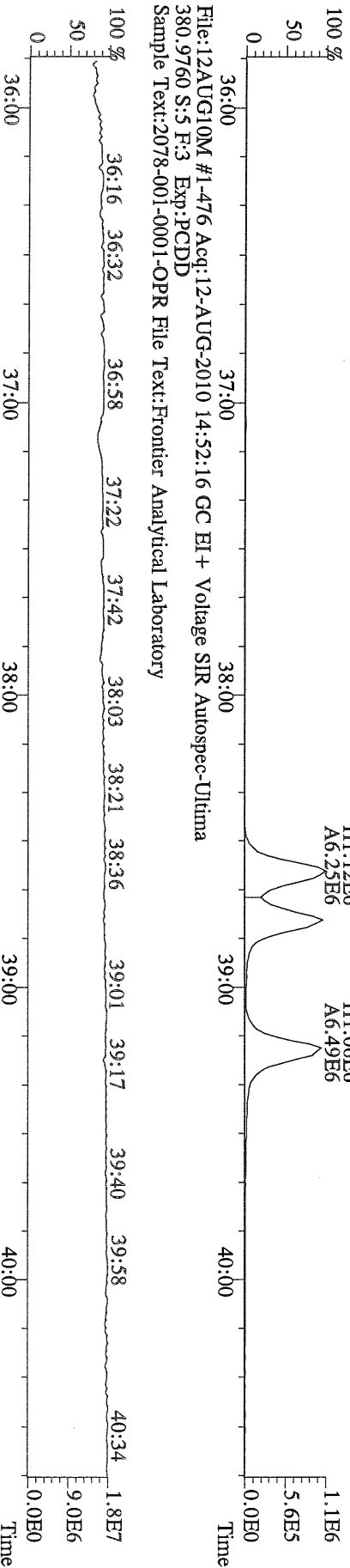
File:12AUG10M #1-412 Acq:12-AUG-2010 14:52:16 GC EI+ Voltage SIR Autospec-Ultima  
366.9792 S:5 F:2 Exp:PCDD  
Sample Text:2078-001-0001-OPR File Text:Frontier Analytical Laboratory



File:12AUG10M #1-476 Acq:12-AUG-2010 14:52:16 GC EI+ Voltage SIR Autospec-Ultima  
 389.8156 S:5 F:3 BSUB(10000,15,-3.0) PKD(5,5,3,0,10%,100,0,0,00%,F,F) Exp:PCDD  
 Sample Text:2078-001-0001-OPR File Text:Frontier Analytical Laboratory  
 100 %

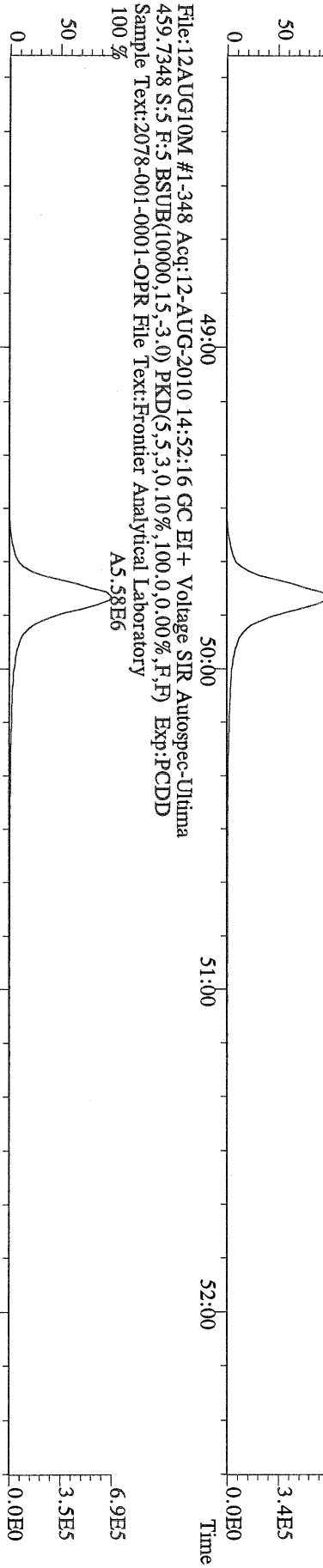


File:12AUG10M #1-476 Acq:12-AUG-2010 14:52:16 GC EI+ Voltage SIR Autospec-Ultima  
 401.8559 S:5 F:3 BSUB(10000,15,-3.0) PKD(5,5,3,0,10%,100,0,0,00%,F,F) Exp:PCDD  
 Sample Text:2078-001-0001-OPR File Text:Frontier Analytical Laboratory  
 100 %

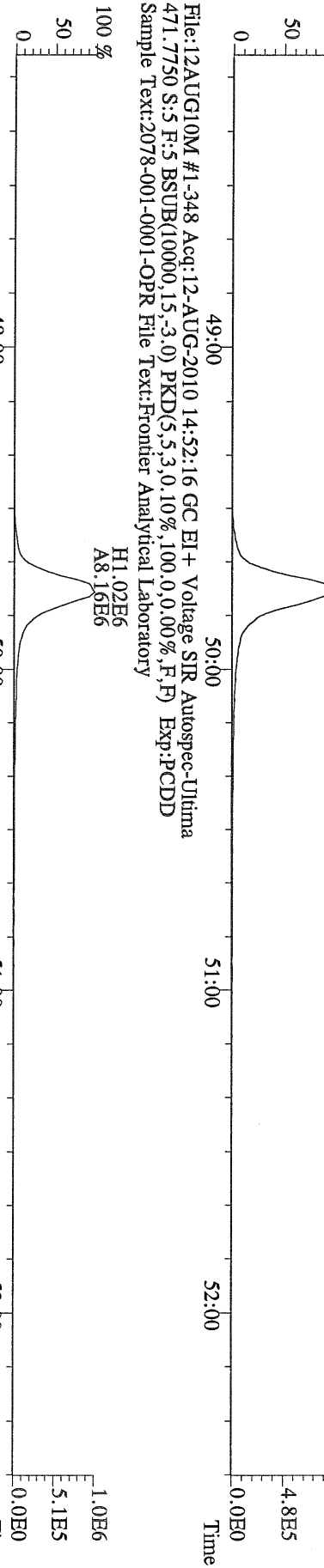




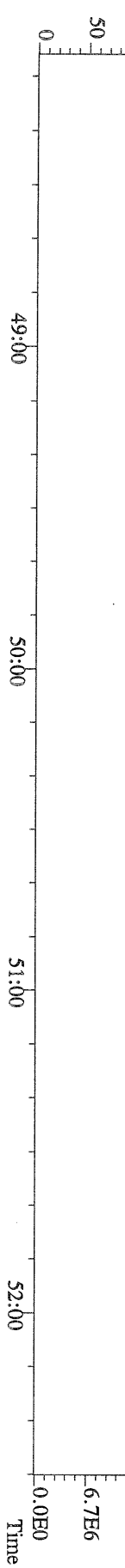
File:12AUG10M #1-348 Acq:12-AUG-2010 14:52:16 GC EI+ Voltage SIR Autospec-Ultima  
 457.7377 S:5 F:5 BSUB(10000,15,-3.0) PKD(5,5,3,0,10%,100,0,0,00%,F,F) Exp:PCDD  
 Sample Text:2078-001-0001-OPR File Text:Frontier Analytical Laboratory



File:12AUG10M #1-348 Acq:12-AUG-2010 14:52:16 GC EI+ Voltage SIR Autospec-Ultima  
 469.7780 S:5 F:5 BSUB(10000,15,-3.0) PKD(5,5,3,0,10%,100,0,0,00%,F,F) Exp:PCDD  
 Sample Text:2078-001-0001-OPR File Text:Frontier Analytical Laboratory



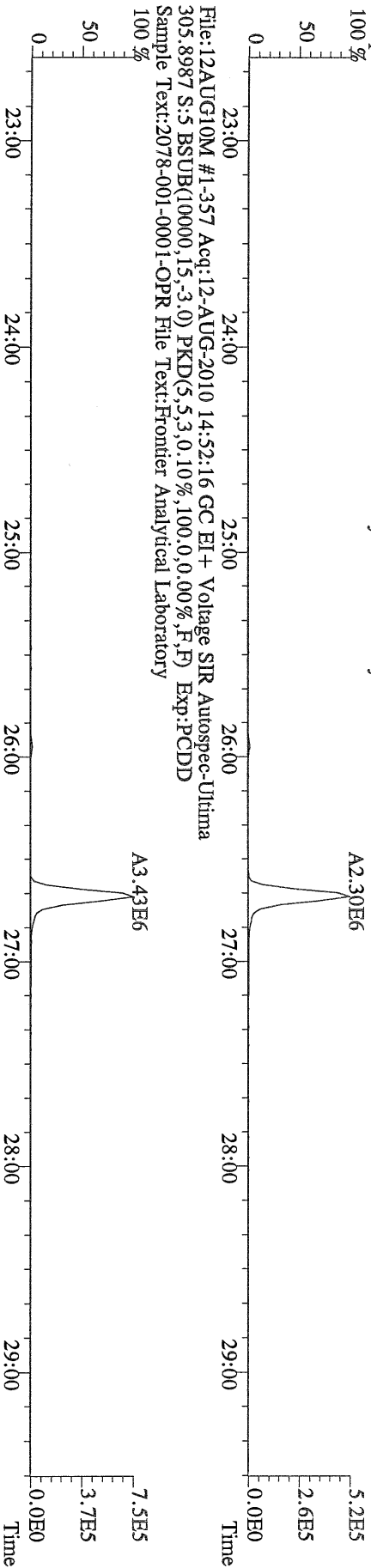
File:12AUG10M #1-348 Acq:12-AUG-2010 14:52:16 GC EI+ Voltage SIR Autospec-Ultima  
 471.7750 S:5 F:5 BSUB(10000,15,-3.0) PKD(5,5,3,0,10%,100,0,0,00%,F,F) Exp:PCDD  
 Sample Text:2078-001-0001-OPR File Text:Frontier Analytical Laboratory



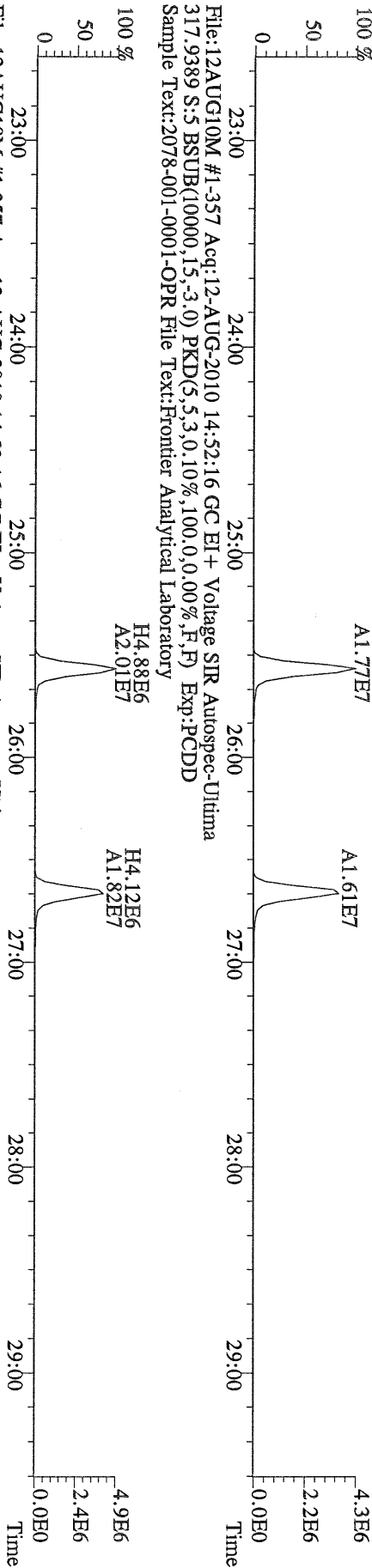
File:12AUG10M #1-348 Acq:12-AUG-2010 14:52:16 GC EI+ Voltage SIR Autospec-Ultima  
 454.9728 S:5 F:5 Exp:PCDD  
 Sample Text:2078-001-0001-OPR File Text:Frontier Analytical Laboratory



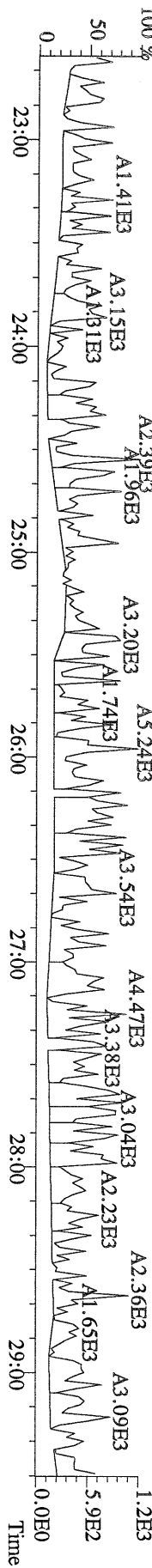
File:12AUG10M #1-357 Acq:12-AUG-2010 14:52:16 GC EI+ Voltage SIR Autospec-Ultima  
303.9016 S.5 BSUB(10000,15,-3.0) PKD(5,5,3,0,10%,100,0,0,00%,F,F) Exp:PCDD  
Sample Text:2078-001-0001-OPR File Text:Frontier Analytical Laboratory



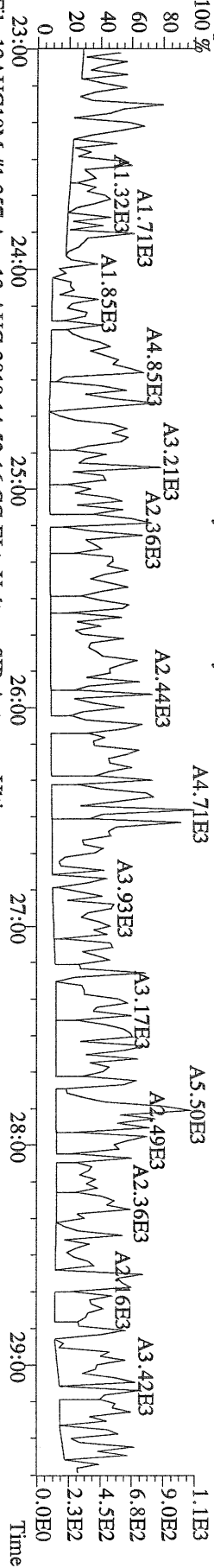
File:12AUG10M #1-357 Acq:12-AUG-2010 14:52:16 GC EI+ Voltage SIR Autospec-Ultima  
315.9419 S.5 BSUB(10000,15,-3.0) PKD(5,5,3,0,10%,100,0,0,00%,F,F) Exp:PCDD  
Sample Text:2078-001-0001-OPR File Text:Frontier Analytical Laboratory



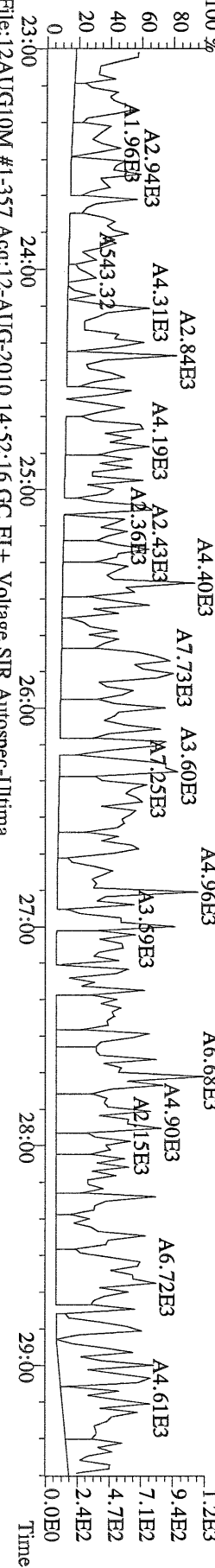
File:12AUG10M #1-357 Acq:12-AUG-2010 14:52:16 GC EI+ Voltage SIR Autospec-Ultima  
375.8364 S.5 BSUB(10000,15,-3.0) PKD(5,5,3,0,10%,100,0,0,00%,F,F) Exp:PCDD  
Sample Text:2078-001-0001-OPR File Text:Frontier Analytical Laboratory



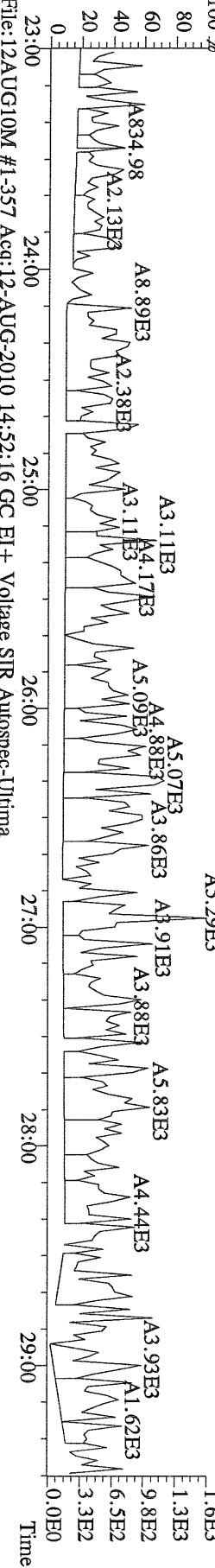
File:12AUG10M #1-357 Acq:12-AUG-2010 14:52:16 GC EI+ Voltage SIR Autospec-Uhima  
 339.8597 S.5 BSUB(10000,15,-3.0) PKD(5,5,3,0.10%,100,0.0,0.00%,F,F) Exp:PCDD  
 Sample Text:2078-001-0001-OPR File Text:Frontier Analytical Laboratory



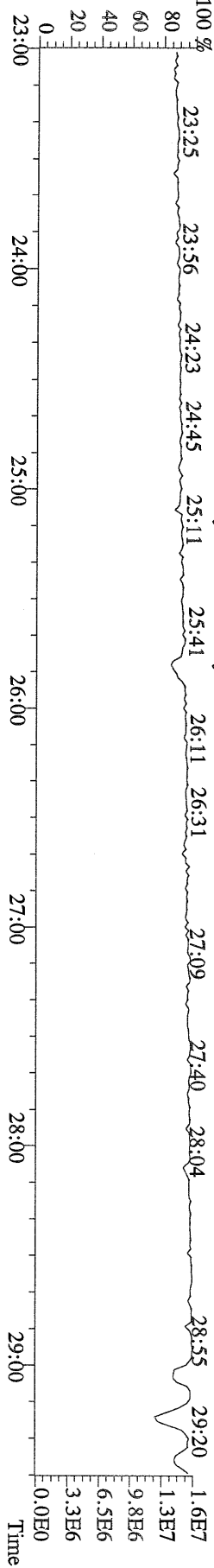
File:12AUG10M #1-357 Acq:12-AUG-2010 14:52:16 GC EI+ Voltage SIR Autospec-Uhima  
 341.8568 S.5 BSUB(10000,15,-3.0) PKD(5,5,3,0.10%,100,0.0,0.00%,F,F) Exp:PCDD  
 Sample Text:2078-001-0001-OPR File Text:Frontier Analytical Laboratory




File:12AUG10M #1-357 Acq:12-AUG-2010 14:52:16 GC EI+ Voltage SIR Autospec-Uhima  
 409.7974 S.5 BSUB(10000,15,-3.0) PKD(5,5,3,0.10%,100,0.0,0.00%,F,F) Exp:PCDD  
 Sample Text:2078-001-0001-OPR File Text:Frontier Analytical Laboratory



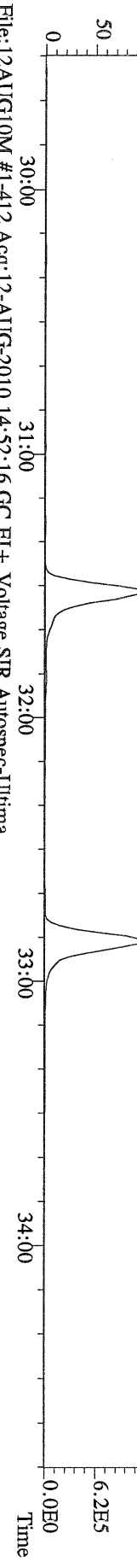
File:12AUG10M #1-357 Acq:12-AUG-2010 14:52:16 GC EI+ Voltage SIR Autospec-Uhima  
 330.9792 S.5 Exp:PCDD  
 Sample Text:2078-001-0001-OPR File Text:Frontier Analytical Laboratory




File:12AUG10M #1-412 Acq:12-AUG-2010 14:52:16 GC EI+ Voltage SIR Autospec-Ultima  
 339.8597 S:5 F:2 BSUB(10000,15,-3.0) PKD(5,5,3,0,10%,100,0,0,00%,F,F) Exp:PCDD  
 Sample Text:2078-001-0001-OPR File Text:Frontier Analytical Laboratory



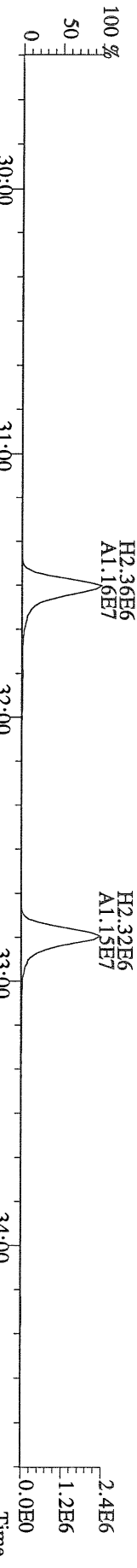
File:12AUG10M #1-412 Acq:12-AUG-2010 14:52:16 GC EI+ Voltage SIR Autospec-Ultima  
 341.8568 S:5 F:2 BSUB(10000,15,-3.0) PKD(5,5,3,0,10%,100,0,0,00%,F,F) Exp:PCDD  
 Sample Text:2078-001-0001-OPR File Text:Frontier Analytical Laboratory



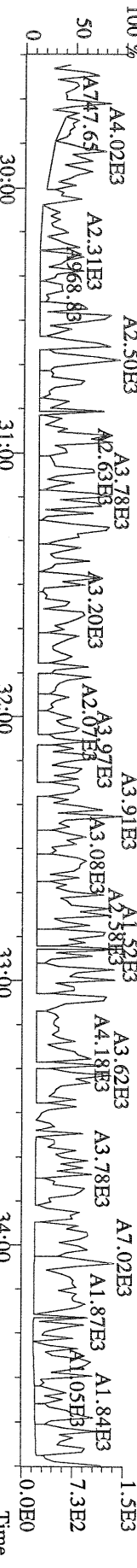
File:12AUG10M #1-412 Acq:12-AUG-2010 14:52:16 GC EI+ Voltage SIR Autospec-Ultima  
 351.9000 S:5 F:2 BSUB(10000,15,-3.0) PKD(5,5,3,0,10%,100,0,0,00%,F,F) Exp:PCDD  
 Sample Text:2078-001-0001-OPR File Text:Frontier Analytical Laboratory



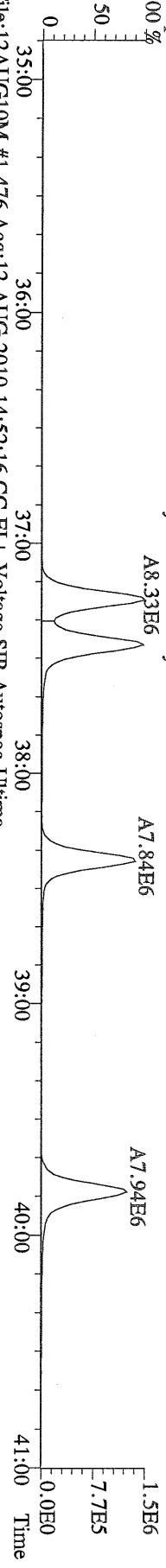
File:12AUG10M #1-412 Acq:12-AUG-2010 14:52:16 GC EI+ Voltage SIR Autospec-Ultima  
 353.8970 S:5 F:2 BSUB(10000,15,-3.0) PKD(5,5,3,0,10%,100,0,0,00%,F,F) Exp:PCDD  
 Sample Text:2078-001-0001-OPR File Text:Frontier Analytical Laboratory



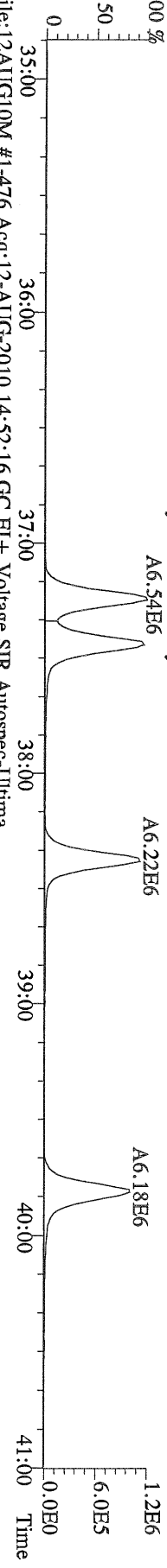
File:12AUG10M #1-412 Acq:12-AUG-2010 14:52:16 GC EI+ Voltage SIR Autospec-Ultima  
 409.7974 S:5 F:2 BSUB(10000,15,-3.0) PKD(5,5,3,0,10%,100,0,0,00%,F,F) Exp:PCDD  
 Sample Text:2078-001-0001-OPR File Text:Frontier Analytical Laboratory



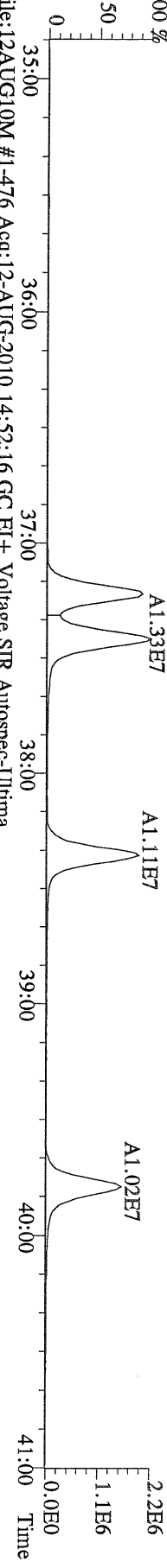
File:12AUG10M #1-476 Acq:12-AUG-2010 14:52:16 GC EI+ Voltage SIR Autospec-Ultima  
373.8207 S:5 F:3 BSUB(10000,15,-3.0) PKD(5,5,3,0,10%,100,0,0,00%,F,F) Exp:PCDD  
Sample Text:2078-001-0001-OPR File Text:Frontier Analytical Laboratory



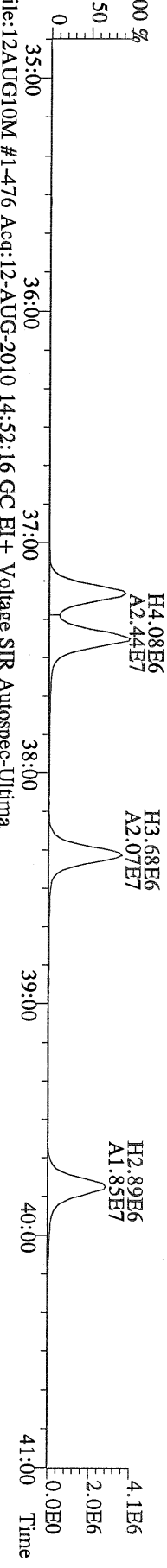
File:12AUG10M #1-476 Acq:12-AUG-2010 14:52:16 GC EI+ Voltage SIR Autospec-Ultima  
375.8178 S:5 F:3 BSUB(10000,15,-3.0) PKD(5,5,3,0,10%,100,0,0,00%,F,F) Exp:PCDD  
Sample Text:2078-001-0001-OPR File Text:Frontier Analytical Laboratory



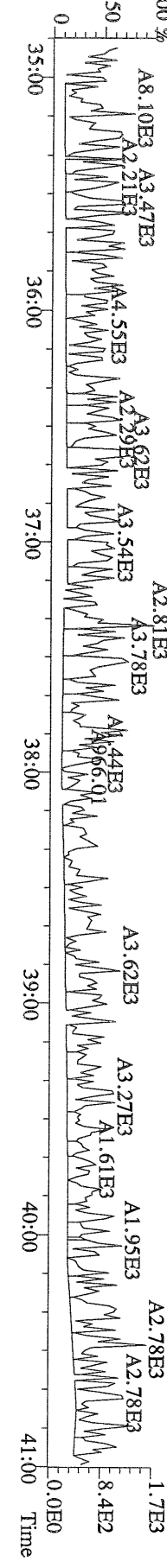
File:12AUG10M #1-476 Acq:12-AUG-2010 14:52:16 GC EI+ Voltage SIR Autospec-Ultima  
383.8639 S:5 F:3 BSUB(10000,15,-3.0) PKD(5,5,3,0,10%,100,0,0,00%,F,F) Exp:PCDD  
Sample Text:2078-001-0001-OPR File Text:Frontier Analytical Laboratory



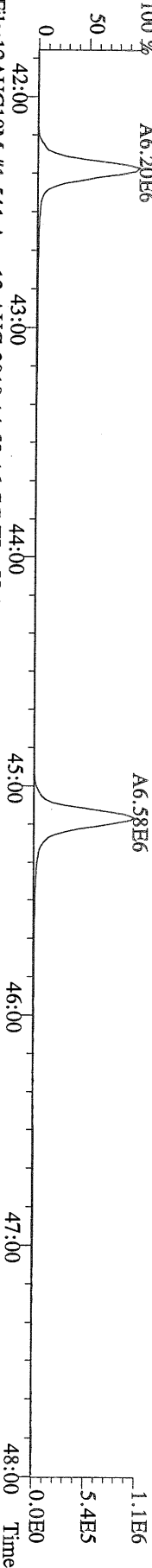
File:12AUG10M #1-476 Acq:12-AUG-2010 14:52:16 GC EI+ Voltage SIR Autospec-Ultima  
385.8610 S:5 F:3 BSUB(10000,15,-3.0) PKD(5,5,3,0,10%,100,0,0,00%,F,F) Exp:PCDD  
Sample Text:2078-001-0001-OPR File Text:Frontier Analytical Laboratory



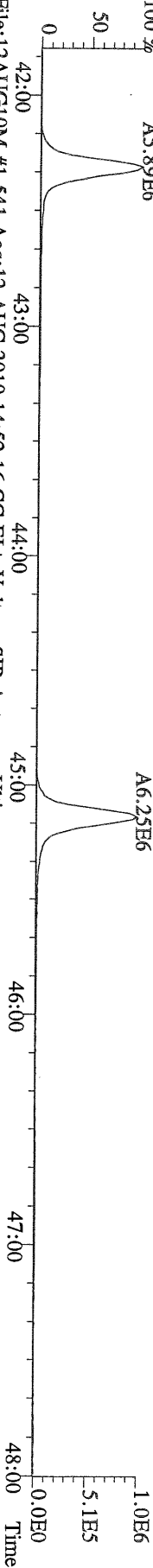
File:12AUG10M #1-476 Acq:12-AUG-2010 14:52:16 GC EI+ Voltage SIR Autospec-Ultima  
445.7555 S:5 F:3 BSUB(10000,15,-3.0) PKD(5,5,3,0,10%,100,0,0,00%,F,F) Exp:PCDD  
Sample Text:2078-001-0001-OPR File Text:Frontier Analytical Laboratory




File:12AUG10M #1-541 Acq:12-AUG-2010 14:52:16 GC EI+ Voltage SIR Autospec-Ultima  
407.7818 S:5 F:4 BSUB(10000,15,-3.0) PKD(5,5,3,0,10%,100,0,0,00%,F,F) Exp:PCDD  
Sample Text:2078-001-0001-OPR File Text:Frontier Analytical Laboratory  
100 % A6.20E6



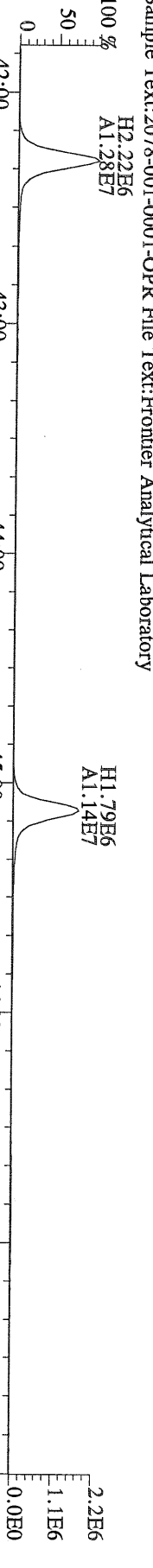
File:12AUG10M #1-541 Acq:12-AUG-2010 14:52:16 GC EI+ Voltage SIR Autospec-Ultima  
409.7788 S:5 F:4 BSUB(10000,15,-3.0) PKD(5,5,3,0,10%,100,0,0,00%,F,F) Exp:PCDD  
Sample Text:2078-001-0001-OPR File Text:Frontier Analytical Laboratory  
100 % A5.89E6



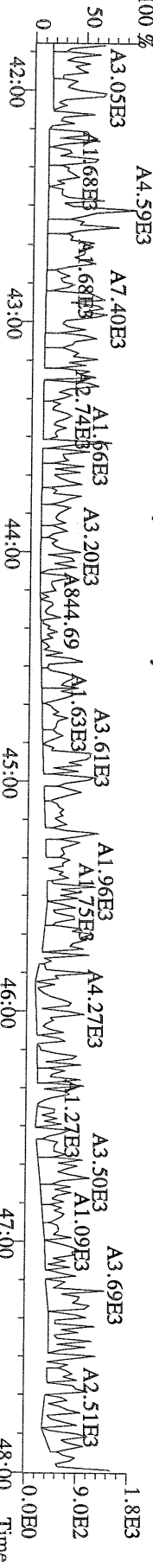
File:12AUG10M #1-541 Acq:12-AUG-2010 14:52:16 GC EI+ Voltage SIR Autospec-Ultima  
417.8253 S:5 F:4 BSUB(10000,15,-3.0) PKD(5,5,3,0,10%,100,0,0,00%,F,F) Exp:PCDD  
Sample Text:2078-001-0001-OPR File Text:Frontier Analytical Laboratory  
100 % A5.43E6



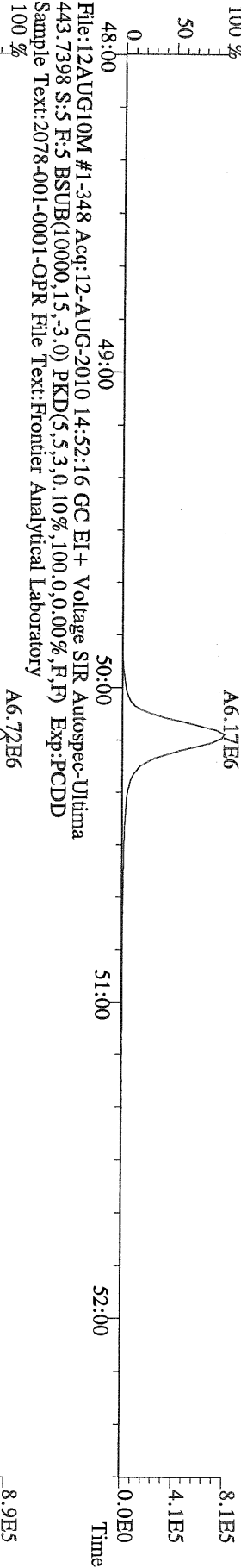
File:12AUG10M #1-541 Acq:12-AUG-2010 14:52:16 GC EI+ Voltage SIR Autospec-Ultima  
419.8220 S:5 F:4 BSUB(10000,15,-3.0) PKD(5,5,3,0,10%,100,0,0,00%,F,F) Exp:PCDD  
Sample Text:2078-001-0001-OPR File Text:Frontier Analytical Laboratory



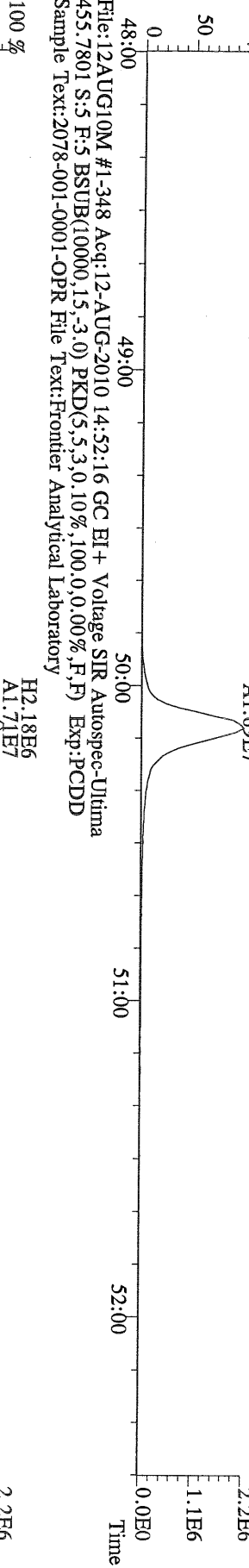
File:12AUG10M #1-541 Acq:12-AUG-2010 14:52:16 GC EI+ Voltage SIR Autospec-Ultima  
479.7165 S:5 F:4 BSUB(10000,15,-3.0) PKD(5,5,3,0,10%,100,0,0,00%,F,F) Exp:PCDD  
Sample Text:2078-001-0001-OPR File Text:Frontier Analytical Laboratory



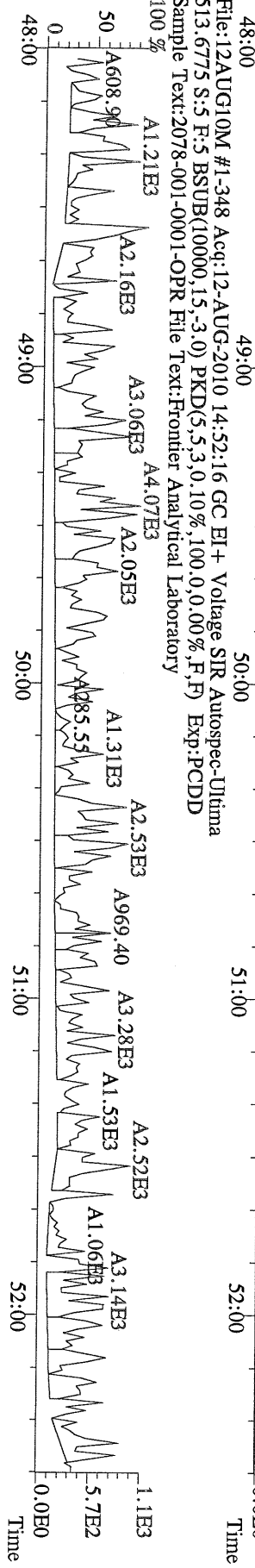
File:12AUG10M #1-348 Acq:12-AUG-2010 14:52:16 GC EI+ Voltage SIR Autospec-Ultima  
441.7428 S:5 F:5 BSUB(10000,15,-3.0) PKD(5,5,3,0,10%,100,0,0.00%,F,F) Exp:PCDD  
Sample Text:2078-001-0001-OPR File Text:Frontier Analytical Laboratory  
100 %



File:12AUG10M #1-348 Acq:12-AUG-2010 14:52:16 GC EI+ Voltage SIR Autospec-Ultima  
453.7831 S:5 F:5 BSUB(10000,15,-3.0) PKD(5,5,3,0,10%,100,0,0.00%,F,F) Exp:PCDD  
Sample Text:2078-001-0001-OPR File Text:Frontier Analytical Laboratory  
100 %



File:12AUG10M #1-348 Acq:12-AUG-2010 14:52:16 GC EI+ Voltage SIR Autospec-Ultima  
513.6775 S:5 F:5 BSUB(10000,15,-3.0) PKD(5,5,3,0,10%,100,0,0.00%,F,F) Exp:PCDD  
Sample Text:2078-001-0001-OPR File Text:Frontier Analytical Laboratory  
100 %



NATO 1989 Tox: 112  
 WHO 1998 Tox: 112      WHO 2005 Tox: 112  
 DL

*TCO=132*

Name	Resp	RA	RT	RRF	Conc	Qual	Fac Noise-1	Noise-2	DL	Rec	#Hom
2,3,7,8-TCDD	4.78e+04	0.68 y	27:26	1.04	2.01	J	2.50	-	-	*	
1,2,3,7,8-PeCDD	2.61e+05	1.73 y	33:17	1.05	10.9	J	2.50	-	-	*	
1,2,3,4,7,8-HxCDD	5.17e+05	1.37 y	38:38	1.30	22.1		2.50	-	-	*	
1,2,3,6,7,8-HxCDD	3.00e+06	1.42 y	38:48	1.28	139		2.50	-	-	*	
1,2,3,7,8,9-HxCDD	1.45e+06	1.37 y	39:15	1.25	66.8		2.50	-	-	*	
1,2,3,4,6,7,8-HpCDD	1.35e+08	1.05 y	44:14	1.35	5490		2.50	-	-	*	
OCDD	*	* n	NotFnd	1.25	*	*	2.50	-	-	*	
2,3,7,8-TCDF	4.01e+04	0.80 y	26:42	1.62	0.639	J	2.50	-	-	*	
1,2,3,7,8-PeCDF	3.69e+04	1.47 y	31:32	0.92	1.07	J	2.50	-	-	*	
2,3,4,7,8-PeCDF	1.64e+05	1.35 y	32:52	0.94	4.75	J	2.50	-	-	*	
1,2,3,4,7,8-HxCDF	8.50e+05	1.25 y	37:15	0.93	24.3		2.50	-	-	*	
1,2,3,6,7,8-HxCDF	4.95e+05	1.26 y	37:27	0.84	13.3		2.50	-	-	*	
2,3,4,6,7,8-HxCDF	6.50e+05	1.30 y	38:23	0.90	19.4		2.50	-	-	*	
1,2,3,7,8,9-HxCDF	1.05e+05	1.14 y	39:52	0.98	3.14	J	2.50	-	-	*	
1,2,3,4,6,7,8-HpCDF	3.80e+07	1.04 y	42:20	1.38	1230		2.50	-	-	*	
1,2,3,4,7,8,9-HpCDF	8.71e+05	1.13 y	45:09	1.62	27.3		2.50	-	-	*	
OCDF	1.04e+08	0.91 y	50:12	0.74	6040		2.50	-	-	*	
13C-2,3,7,8-TCDD	2.25e+07	0.85 y	27:25	0.93	987					101	
13C-1,2,3,7,8-PeCDD	2.25e+07	1.76 y	33:15	0.81	1140					116	
13C-1,2,3,4,7,8-HxCDD	1.77e+07	1.32 y	38:37	0.95	930					94.8	
13C-1,2,3,6,7,8-HxCDD	1.65e+07	1.33 y	38:47	1.00	828					84.5	
13C-1,2,3,4,6,7,8-HpCDD	1.78e+07	1.03 y	44:13	0.92	963					98.2	
13C-OCDD	*	* n	NotFnd	0.63	*	*				* 87.7%	
13C-2,3,7,8-TCDF	3.80e+07	0.86 y	26:40	0.87	1010					103	
13C-1,2,3,7,8-PeCDF	3.68e+07	1.74 y	31:31	0.81	1050					107	
13C-2,3,4,7,8-PeCDF	3.58e+07	1.73 y	32:50	0.75	1100					112	
13C-1,2,3,4,7,8-HxCDF	3.69e+07	0.53 y	37:14	1.74	1060					108	
13C-1,2,3,6,7,8-HxCDF	4.36e+07	0.54 y	37:25	2.17	1000					102	
13C-2,3,4,6,7,8-HxCDF	3.67e+07	0.55 y	38:22	1.82	1010					103	
13C-1,2,3,7,8,9-HxCDF	3.33e+07	0.54 y	39:48	1.49	1120					114	
13C-1,2,3,4,6,7,8-HpCDF	2.19e+07	0.41 y	42:18	1.10	992					101	
13C-1,2,3,4,7,8,9-HpCDF	1.93e+07	0.41 y	45:08	0.81	1180					120	
13C-OCDF	4.56e+07	0.98 y	50:11	1.19	1910					97.7	
37Cl-2,3,7,8-TCDD	1.04e+07		27:26	0.93	453					116	
13C-1,2,3,4-TCDD	2.41e+07	0.85 y	26:51	-	34.8						
13C-1,2,3,4-TCDF	4.25e+07	0.86 y	25:36	-	39.1						
13C-1,2,3,7,8,9-HxCDD	1.97e+07	1.30 y	39:14	-	44.7						
Total Tetra-Dioxins	4.71e+05		24:26	1.04	19.9		2.50	-	-	*	12
Total Penta-Dioxins	1.94e+06		30:17	1.05	80.5		2.50	-	-	*	10
Total Hexa-Dioxins	2.04e+07		36:10	1.27	922		2.50	-	-	*	7
Total Hepta-Dioxins	2.67e+08		42:52	1.35	10900		2.50	-	-	*	2
Total Tetra-Furans	1.37e+06		23:26	1.62	21.8		2.50	-	-	*	11
1st Fn. Tot Penta-Furans	1.71e+06		28:29	0.93	49.7		2.50	-	-	*	PeCDF 18/20/110
Total Penta-Furans	1.73e+06		30:08	0.93	50.1		2.50	-	-	*	99.5/11
Total Hexa-Furans	2.86e+07		35:17	0.90	823		2.50	-	-	*	99.8/9
Total Hepta-Furans	1.31e+08		42:20	1.48	4220		2.50	-	-	*	4

Analyst: *[Signature]*

Date: 8/13/10

Totals class: Total Tetra-Dioxins

Entry #: 38

Run: 21

File: 12AUG10M

S: 14 I: 1 F: 1

Acquired: 12-AUG-10 23:10:40

Total Concentration: 19.9

Unnamed Concentration: 17.843

RT	ml Resp	m2 Resp	RA	Resp	Concentration	Name
24:26	2.51e+04	3.18e+04	0.79 y	5.70e+04	2.40	
24:43	2.12e+04	2.94e+04	0.72 y	5.07e+04	2.14	
25:02	1.46e+04	2.13e+04	0.68 y	3.59e+04	1.51	
25:39	1.11e+04	1.56e+04	0.71 y	2.66e+04	1.12	
25:50	1.25e+04	1.80e+04	0.69 y	3.05e+04	1.28	
25:59	3.57e+04	4.36e+04	0.82 y	7.92e+04	3.34	
26:09	6.84e+03	9.37e+03	0.73 y	1.62e+04	0.683	
26:23	6.92e+03	9.07e+03	0.76 y	1.60e+04	0.674	
26:31	1.14e+04	1.35e+04	0.85 y	2.49e+04	1.05	
26:50	1.95e+04	2.87e+04	0.68 y	4.82e+04	2.03	
27:26	1.93e+04	2.85e+04	0.68 y	4.78e+04	2.01	2,3,7,8-TCDD
27:44	1.53e+04	2.30e+04	0.67 y	3.83e+04	1.61	



Totals class: Total Penta-Dioxins

Entry #: 39

Run: 21

File: 12AUG10M

S: 14 I: 1 F: 2

Acquired: 12-AUG-10 23:10:40

Total Concentration: 80.5

Unnamed Concentration: 69.617

RT	ml Resp	m2 Resp	RA	Resp	Concentration	Name
30:17	3.60e+05	2.05e+05	1.75 y	5.65e+05	23.5	
30:53	7.57e+04	4.81e+04	1.58 y	1.24e+05	5.15	
31:31	9.59e+04	5.39e+04	1.78 y	1.50e+05	6.23	
31:44	2.31e+05	1.34e+05	1.72 y	3.65e+05	15.2	
31:53	9.31e+04	5.35e+04	1.74 y	1.47e+05	6.09	
32:11	1.04e+05	6.30e+04	1.66 y	1.67e+05	6.96	
32:39	2.17e+04	1.52e+04	1.42 y	3.69e+04	1.53	
33:17	1.66e+05	9.59e+04	1.73 y	2.61e+05	10.9	1,2,3,7,8-PeCDD
33:21	3.33e+04	2.33e+04	1.43 y	5.66e+04	2.35	
33:51	3.70e+04	2.57e+04	1.44 y	6.27e+04	2.61	

Totals class: Total Hexa-Dioxins

Entry #: 40

Run: 21

File: 12AUG10M

S: 14 I: 1 F: 3

Acquired: 12-AUG-10 23:10:40

Total Concentration: 922

Unnamed Concentration: 693.688

RT	ml Resp	m2 Resp	RA	Resp	Concentration	Name
36:10	3.29e+06	2.35e+06	1.40 y	5.64e+06	254	
37:06	3.99e+05	2.83e+05	1.41 y	6.81e+05	30.7	
37:32	5.21e+06	3.69e+06	1.41 y	8.90e+06	400	
38:38	2.99e+05	2.18e+05	1.37 y	5.17e+05	22.1	1,2,3,4,7,8-HxCDD
38:48	1.76e+06	1.24e+06	1.42 y	3.00e+06	139	1,2,3,6,7,8-HxCDD
39:06	1.04e+05	9.20e+04	1.13 y	1.96e+05	8.80	
39:15	8.39e+05	6.15e+05	1.37 y	1.45e+06	66.8	1,2,3,7,8,9-HxCDD

Totals class: Total Hepta-Dioxins

Entry #: 41

Run: 21

File: 12AUG10M

S: 14 I: 1 F: 4

Acquired: 12-AUG-10 23:10:40

Total Concentration: 10900

Unnamed Concentration: 5372.574

RT	ml Resp	m2 Resp	RA	Resp	Concentration	Name
42:52	6.77e+07	6.43e+07	1.05 y	1.32e+08	5370	
44:14	6.90e+07	6.58e+07	1.05 y	1.35e+08	5490	1,2,3,4,6,7,8-HpCDD

Totals class: Total Tetra-Furans

Entry #: 42

Run: 21 File: 12AUG10M S: 14 I: 1 F: 1  
Acquired: 12-AUG-10 23:10:40

Total Concentration: 21.8

Unnamed Concentration: 21.195

RT	ml Resp	m2 Resp	RA	Resp	Concentration	Name
23:26	2.86e+04	4.19e+04	0.68 y	7.05e+04	1.12	
23:51	1.77e+05	2.55e+05	0.69 y	4.32e+05	6.89	
24:10	3.67e+04	5.49e+04	0.67 y	9.17e+04	1.46	
24:27	4.94e+04	7.13e+04	0.69 y	1.21e+05	1.92	
24:46	6.81e+04	9.73e+04	0.70 y	1.65e+05	2.63	
25:29	8.19e+04	1.17e+05	0.70 y	1.99e+05	3.16	
25:37	2.45e+04	3.65e+04	0.67 y	6.11e+04	0.973	
25:58	1.27e+04	1.65e+04	0.77 y	2.92e+04	0.464	
26:42	1.78e+04	2.23e+04	0.80 y	4.01e+04	0.639	2,3,7,8-TCDF
27:02	1.32e+04	1.95e+04	0.68 y	3.27e+04	0.521	
28:30	5.40e+04	7.43e+04	0.73 y	1.28e+05	2.04	

Totals class: 1st Fn. Tot Penta-Furans      Entry #: 43

Run: 21      File: 12AUG10M      S: 14 I: 1 F: 1  
Acquired: 12-AUG-10 23:10:40

Total Concentration: 49.7      Unnamed Concentration: 49.724

RT	ml Resp	m2 Resp	RA	Resp	Concentration	Name
28:29	1.07e+06	6.47e+05	1.65 y	1.71e+06	49.7	

Totals class: Total Penta-Furans

Entry #: 44

Run: 21 File: 12AUG10M S: 14 I: 1 F: 2  
Acquired: 12-AUG-10 23:10:40

Total Concentration: 50.1

Unnamed Concentration: 44.314

RT	ml Resp	m2 Resp	RA	Resp	Concentration	Name
30:08	4.15e+04	2.83e+04	1.47 y	6.97e+04	2.02	
30:16	4.74e+05	3.29e+05	1.44 y	8.03e+05	23.3	
30:46	1.48e+04	1.03e+04	1.44 y	2.51e+04	0.730	
30:58	1.91e+05	1.41e+05	1.36 y	3.32e+05	9.62	
31:17	1.90e+04	1.41e+04	1.35 y	3.31e+04	0.960	
31:32	2.20e+04	1.49e+04	1.47 y	3.69e+04	1.07	1,2,3,7,8-PeCDF
31:52	5.80e+04	4.07e+04	1.43 y	9.87e+04	2.86	
32:43	1.51e+04	1.09e+04	1.38 y	2.60e+04	0.755	
32:52	9.41e+04	6.99e+04	1.35 y	1.64e+05	4.75	2,3,4,7,8-PeCDF
32:55	6.28e+04	4.56e+04	1.38 y	1.08e+05	3.15	
34:10	1.88e+04	1.20e+04	1.57 y	3.08e+04	0.895	

Totals class: Total Hexa-Furans

Entry #: 45

Run: 21

File: 12AUG10M

S: 14 I: 1 F: 3

Acquired: 12-AUG-10 23:10:40

Total Concentration: 823

Unnamed Concentration: 762.539

RT	ml Resp	m2 Resp	RA	Resp	Concentration	Name
35:17	1.22e+06	9.78e+05	1.25 y	2.20e+06	63.3	
35:33	4.88e+06	3.92e+06	1.25 y	8.80e+06	253	
36:09	8.32e+04	7.16e+04	1.16 y	1.55e+05	4.45	
36:28	8.49e+06	6.74e+06	1.26 y	1.52e+07	438	
37:05	6.38e+04	4.91e+04	1.30 y	1.13e+05	3.25	
37:15	4.72e+05	3.78e+05	1.25 y	8.50e+05	24.3	1,2,3,4,7,8-HxCDF
37:27	2.76e+05	2.19e+05	1.26 y	4.95e+05	13.3	1,2,3,6,7,8-HxCDF
38:23	3.68e+05	2.82e+05	1.30 y	6.50e+05	19.4	2,3,4,6,7,8-HxCDF
39:52	5.59e+04	4.92e+04	1.14 y	1.05e+05	3.14	1,2,3,7,8,9-HxCDF

Totals class: Total Hepta-Furans

Entry #: 46

Run: 21

File: 12AUG10M

S: 14 I: 1 F: 4

Acquired: 12-AUG-10 23:10:40


Total Concentration: 4220

Unnamed Concentration: 2956.608


RT	ml Resp	m2 Resp	RA	Resp	Concentration	Name
42:20	1.94e+07	1.86e+07	1.04 y	3.80e+07	1230	1,2,3,4,6,7,8-HpCDF
42:52	1.11e+05	1.04e+05	1.06 y	2.15e+05	6.91	
43:09	4.71e+07	4.47e+07	1.05 y	9.18e+07	2950	
45:09	4.62e+05	4.09e+05	1.13 y	8.71e+05	27.3	1,2,3,4,7,8,9-HpCDF




File:12AUG10M #1-357 Acq:12-AUG-2010 23:10:40 GC EI + Voltage SIR Autospec-Ultima  
319.8965 S:14 BSUB(10000,15,-3.0) PKD(5,5,3,0,10%,100,0,0,00%,F,F) Exp:PCDD  
Sample Text:6269-001-0001-SA File Text:Frontier Analytical Laboratory



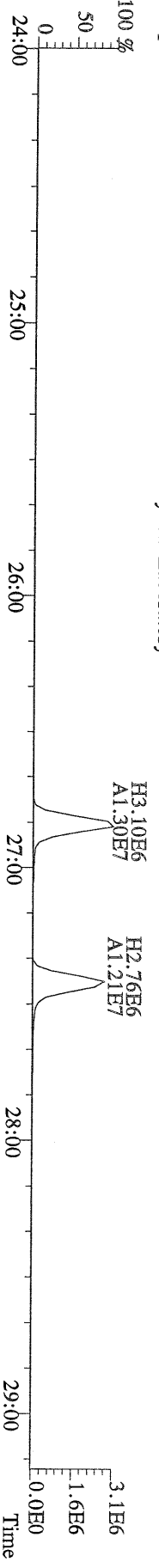
File:12AUG10M #1-357 Acq:12-AUG-2010 23:10:40 GC EI + Voltage SIR Autospec-Ultima  
321.8936 S:14 BSUB(10000,15,-3.0) PKD(5,5,3,0,10%,100,0,0,00%,F,F) Exp:PCDD  
Sample Text:6269-001-0001-SA File Text:Frontier Analytical Laboratory



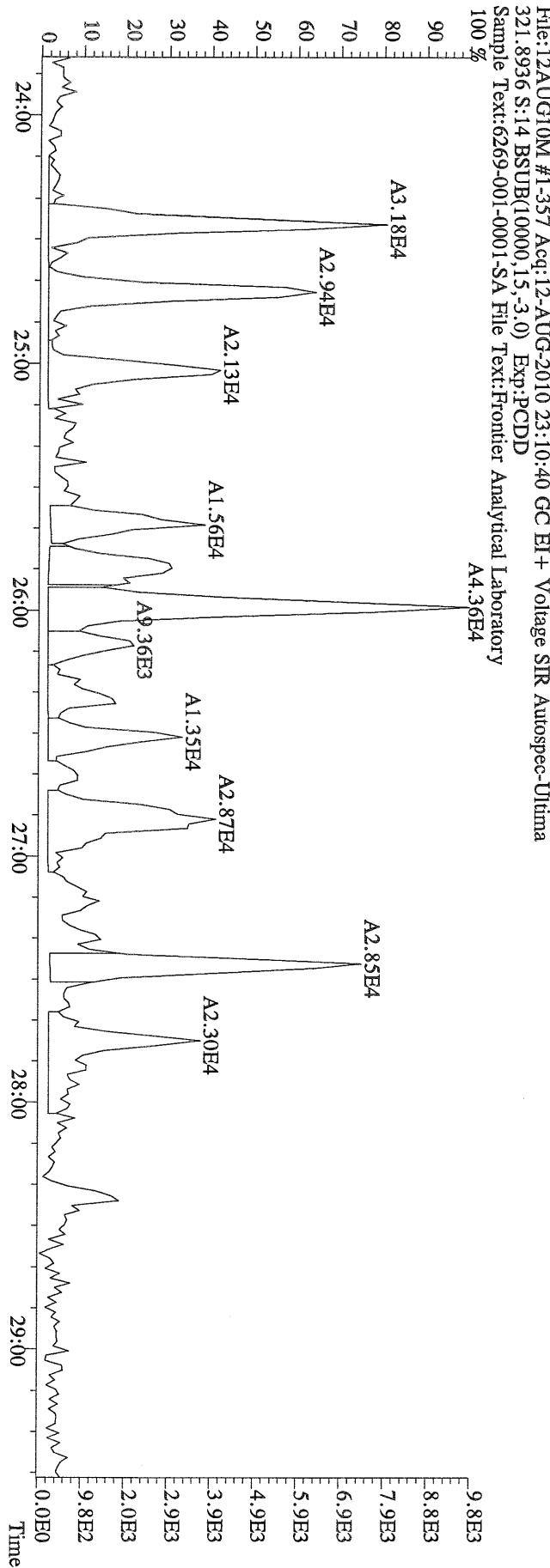
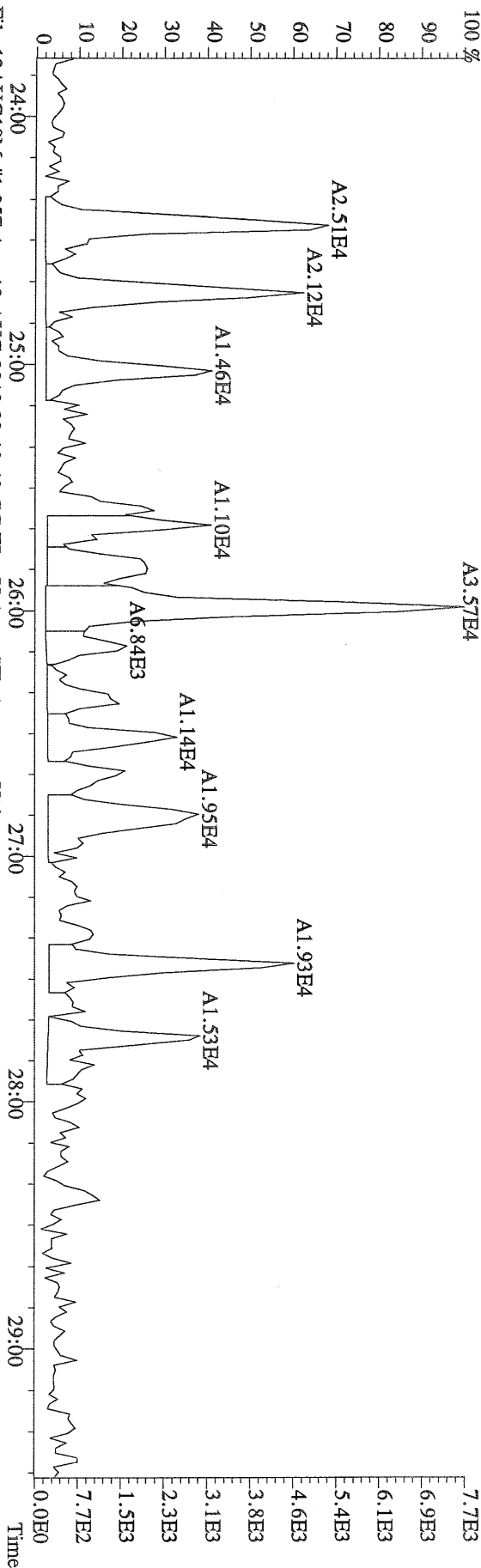
File:12AUG10M #1-357 Acq:12-AUG-2010 23:10:40 GC EI + Voltage SIR Autospec-Ultima  
331.9368 S:14 BSUB(10000,15,-3.0) PKD(5,5,3,0,10%,100,0,0,00%,F,F) Exp:PCDD  
Sample Text:6269-001-0001-SA File Text:Frontier Analytical Laboratory



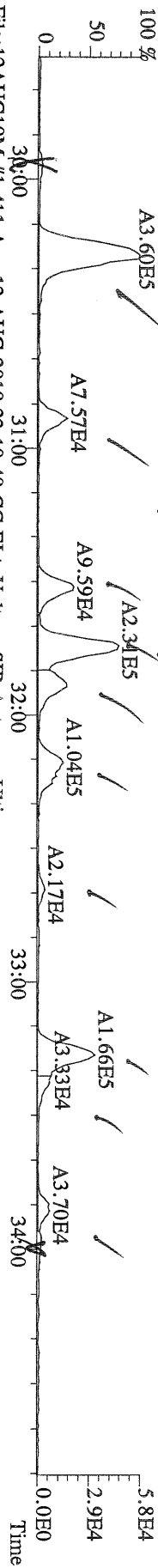
File:12AUG10M #1-357 Acq:12-AUG-2010 23:10:40 GC EI + Voltage SIR Autospec-Ultima  
333.9339 S:14 BSUB(10000,15,-3.0) PKD(5,5,3,0,10%,100,0,0,00%,F,F) Exp:PCDD  
Sample Text:6269-001-0001-SA File Text:Frontier Analytical Laboratory



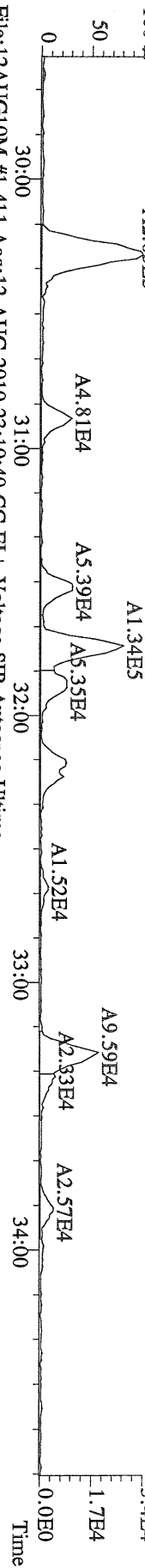
File:12AUG10M #1-357 Acq:12-AUG-2010 23:10:40 GC EI + Voltage SIR Autospec-Ultima  
 319.8965 S:14 BSTUB(10000,15,-3.0) Exp:PCDD  
 Sample Text:6269-001-0001-SA File Text:Frontier Analytical Laboratory  
 100 %



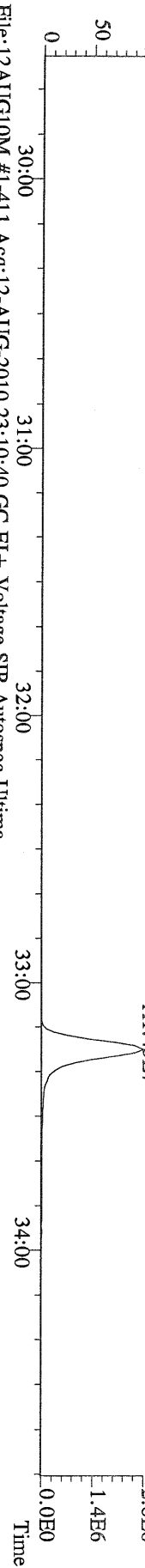
File:12AUG10M #1-411 Acq:12-AUG-2010 23:10:40 GC EI+ Voltage SIR Autospec-Ultima  
 355.8546 S:14 F:2 BSUB(10000,15,-3.0) PKD(5,5,3,0.10%,100,0,0.00%,F,F) Exp:PCDD  
 Sample Text:6269-001-0001-SA File Text:Frontier Analytical Laboratory




File:12AUG10M #1-411 Acq:12-AUG-2010 23:10:40 GC EI+ Voltage SIR Autospec-Ultima  
 357.8517 S:14 F:2 BSUB(10000,15,-3.0) PKD(5,5,3,0.10%,100,0,0.00%,F,F) Exp:PCDD  
 Sample Text:6269-001-0001-SA File Text:Frontier Analytical Laboratory



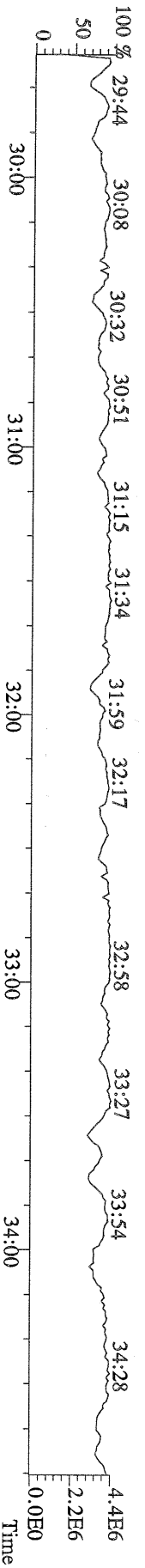
File:12AUG10M #1-411 Acq:12-AUG-2010 23:10:40 GC EI+ Voltage SIR Autospec-Ultima  
 367.8949 S:14 F:2 BSUB(10000,15,-3.0) PKD(5,5,3,0.10%,100,0,0.00%,F,F) Exp:PCDD  
 Sample Text:6269-001-0001-SA File Text:Frontier Analytical Laboratory



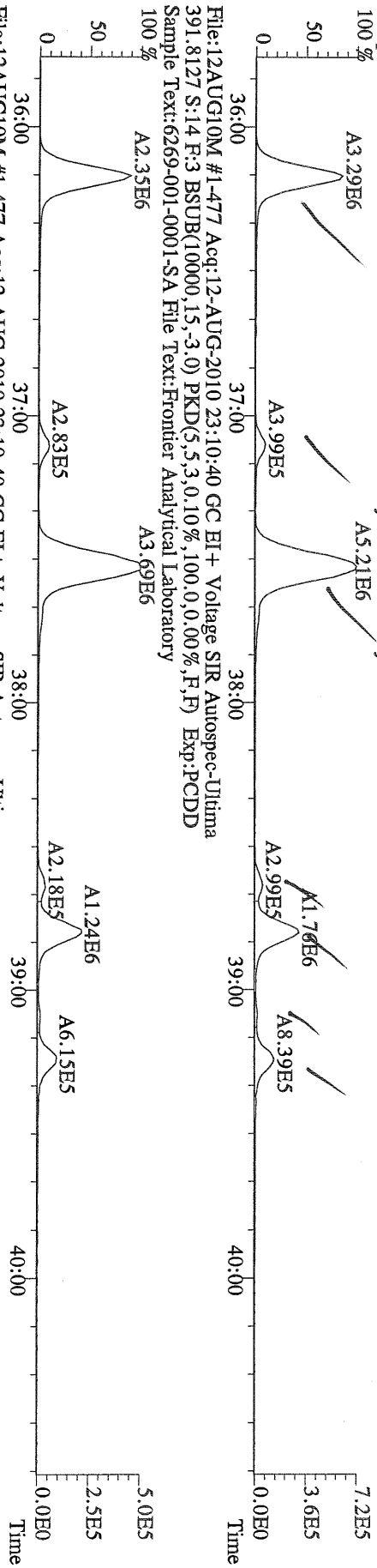
File:12AUG10M #1-411 Acq:12-AUG-2010 23:10:40 GC EI+ Voltage SIR Autospec-Ultima  
 369.8919 S:14 F:2 BSUB(10000,15,-3.0) PKD(5,5,3,0.10%,100,0,0.00%,F,F) Exp:PCDD  
 Sample Text:6269-001-0001-SA File Text:Frontier Analytical Laboratory



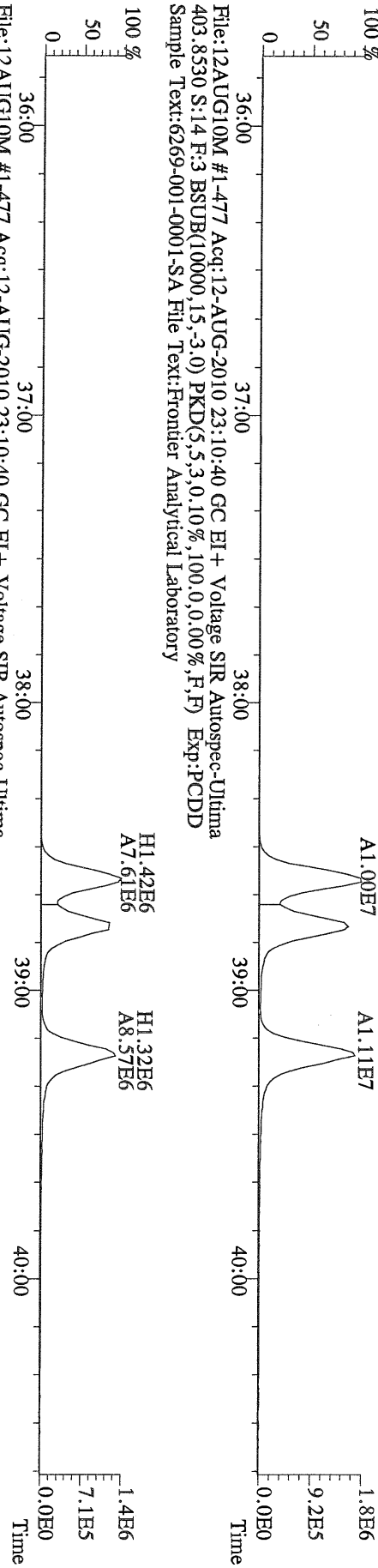
File:12AUG10M #1-411 Acq:12-AUG-2010 23:10:40 GC EI+ Voltage SIR Autospec-Ultima  
 366.9792 S:14 F:2 Exp:PCDD  
 Sample Text:6269-001-0001-SA File Text:Frontier Analytical Laboratory



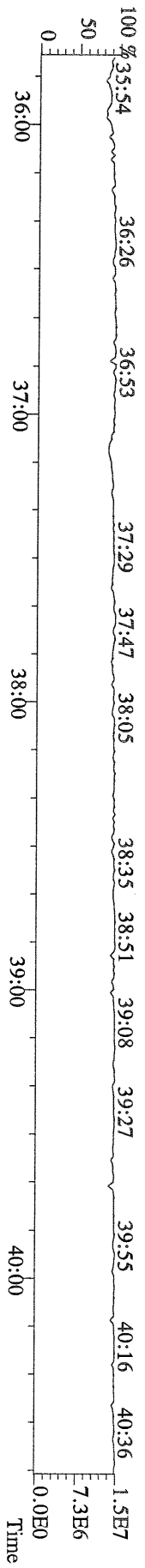
File:12AUG10M #1-477 Acq:12-AUG-2010 23:10:40 GC EI + Voltage SIR Autospec-Ultima  
 389.8156 S:14 F:3 BSUB(10000,15,-3.0) PKD(5,5,3,0.10%,100.0,0.00%,F,F) Exp:PCDD  
 Sample Text:6269-001-0001-SA File Text:Frontier Analytical Laboratory



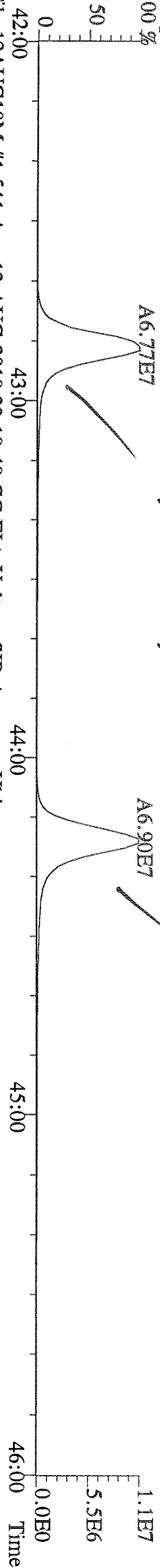
File:12AUG10M #1-477 Acq:12-AUG-2010 23:10:40 GC EI + Voltage SIR Autospec-Ultima  
 401.8559 S:14 F:3 BSUB(10000,15,-3.0) PKD(5,5,3,0.10%,100.0,0.00%,F,F) Exp:PCDD  
 Sample Text:6269-001-0001-SA File Text:Frontier Analytical Laboratory



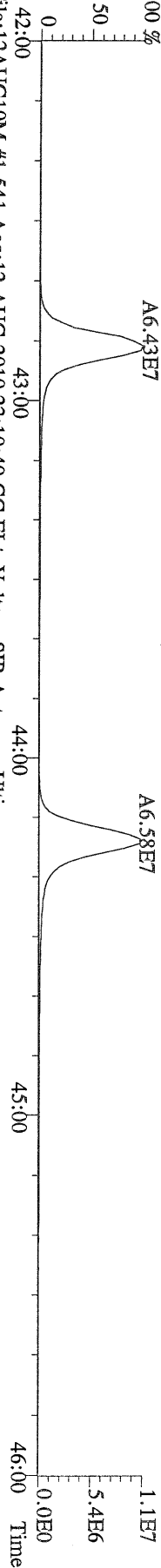
File:12AUG10M #1-477 Acq:12-AUG-2010 23:10:40 GC EI + Voltage SIR Autospec-Ultima  
 380.9760 S:14 F:3 Exp:PCDD  
 Sample Text:6269-001-0001-SA File Text:Frontier Analytical Laboratory



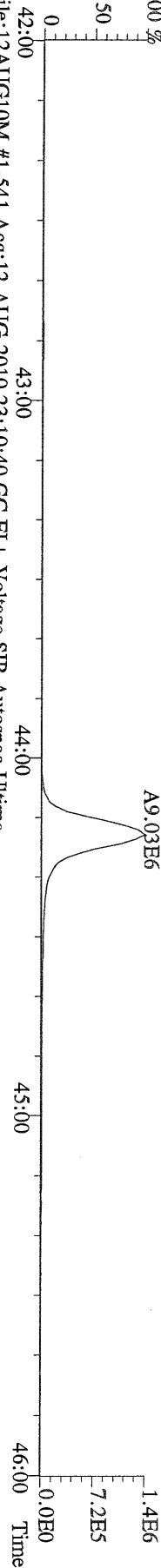
File:12AUG10M #1-541 Acq:12-AUG-2010 23:10:40 GC EI+ Voltage SIR Autospec-Ultima  
423.7767 S:14 F:4 BSUB(10000,15,-3,0) PKD(5,5,3,0,10%,100,0,0,00%,F,F) Exp:PCDD  
Sample Text:6269-001-0001-SA File Text:Frontier Analytical Laboratory



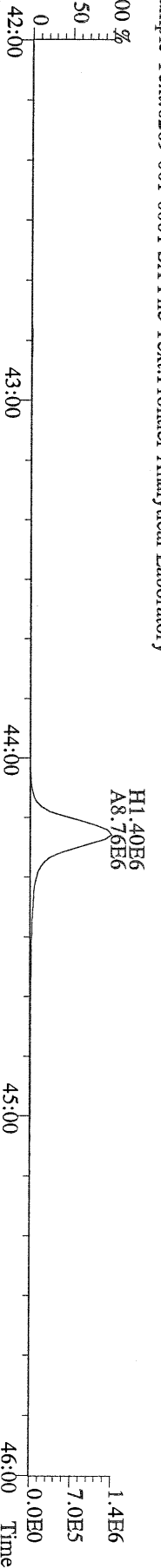
File:12AUG10M #1-541 Acq:12-AUG-2010 23:10:40 GC EI+ Voltage SIR Autospec-Ultima  
425.7737 S:14 F:4 BSUB(10000,15,-3,0) PKD(5,5,3,0,10%,100,0,0,00%,F,F) Exp:PCDD  
Sample Text:6269-001-0001-SA File Text:Frontier Analytical Laboratory




File:12AUG10M #1-541 Acq:12-AUG-2010 23:10:40 GC EI+ Voltage SIR Autospec-Ultima  
435.8169 S:14 F:4 BSUB(10000,15,-3,0) PKD(5,5,3,0,10%,100,0,0,00%,F,F) Exp:PCDD  
Sample Text:6269-001-0001-SA File Text:Frontier Analytical Laboratory



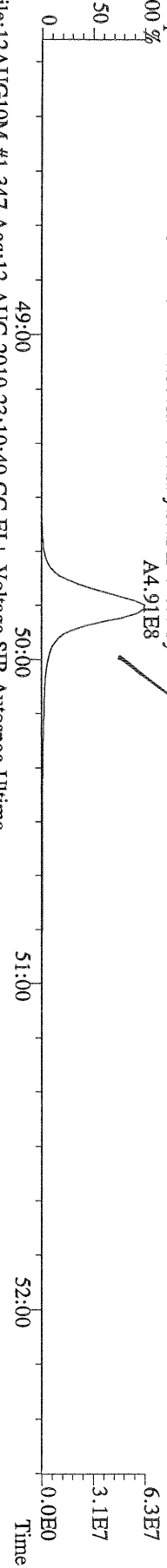
File:12AUG10M #1-541 Acq:12-AUG-2010 23:10:40 GC EI+ Voltage SIR Autospec-Ultima  
437.8140 S:14 F:4 BSUB(10000,15,-3,0) PKD(5,5,3,0,10%,100,0,0,00%,F,F) Exp:PCDD  
Sample Text:6269-001-0001-SA File Text:Frontier Analytical Laboratory



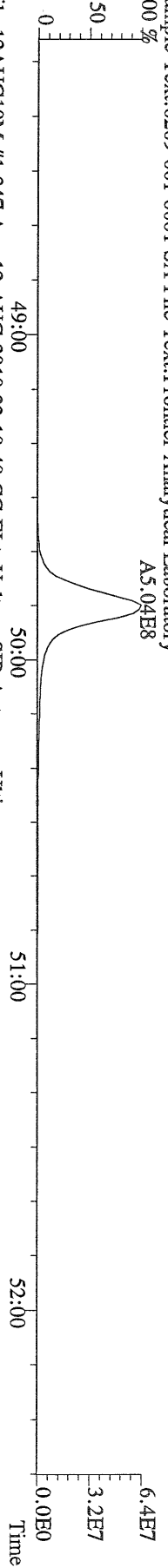
File:12AUG10M #1-541 Acq:12-AUG-2010 23:10:40 GC EI+ Voltage SIR Autospec-Ultima  
430.9728 S:14 F:4 Exp:PCDD  
Sample Text:6269-001-0001-SA File Text:Frontier Analytical Laboratory




File:12AUG10M #1-347 Acq:12-AUG-2010 23:10:40 GC EI+ Voltage SIR Autospec-Ultima  
 457.7377 S:14 F:5 BSUB(10000,15,-3.0) PKD(5,5,3,0.10%,100.0,0.00%,F,F) Exp:PCDD  
 Sample Text:6269-001-0001-SA File Text:Frontier Analytical Laboratory  
 100 %




File:12AUG10M #1-347 Acq:12-AUG-2010 23:10:40 GC EI+ Voltage SIR Autospec-Ultima  
 459.7348 S:14 F:5 BSUB(10000,15,-3.0) PKD(5,5,3,0.10%,100.0,0.00%,F,F) Exp:PCDD  
 Sample Text:6269-001-0001-SA File Text:Frontier Analytical Laboratory  
 100 %




File:12AUG10M #1-347 Acq:12-AUG-2010 23:10:40 GC EI+ Voltage SIR Autospec-Ultima  
 469.7780 S:14 F:5 BSUB(10000,15,-3.0) PKD(5,5,3,0.10%,100.0,0.00%,F,F) Exp:PCDD  
 Sample Text:6269-001-0001-SA File Text:Frontier Analytical Laboratory  
 100 %



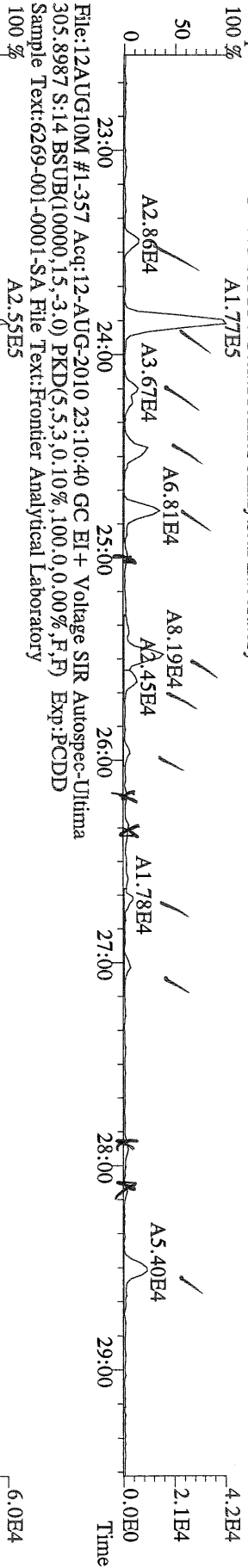
File:12AUG10M #1-347 Acq:12-AUG-2010 23:10:40 GC EI+ Voltage SIR Autospec-Ultima  
 471.7750 S:14 F:5 BSUB(10000,15,-3.0) PKD(5,5,3,0.10%,100.0,0.00%,F,F) Exp:PCDD  
 Sample Text:6269-001-0001-SA File Text:Frontier Analytical Laboratory  
 100 %



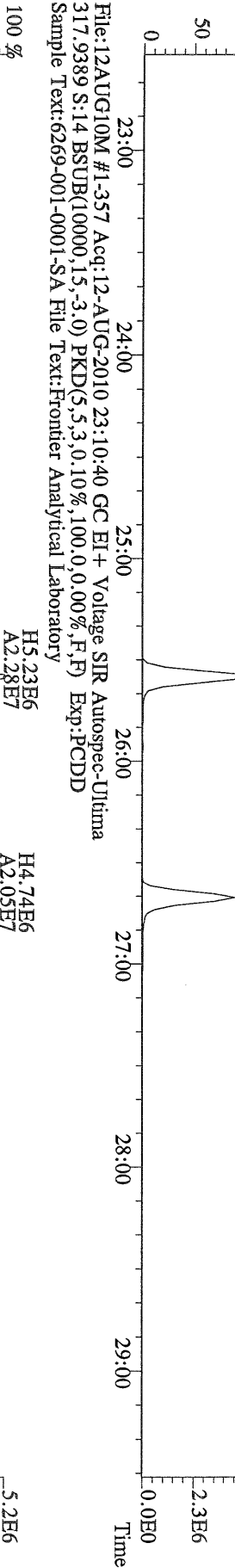
File:12AUG10M #1-347 Acq:12-AUG-2010 23:10:40 GC EI+ Voltage SIR Autospec-Ultima  
 454.9728 S:14 F:5 Exp:PCDD  
 Sample Text:6269-001-0001-SA File Text:Frontier Analytical Laboratory  
 100 %



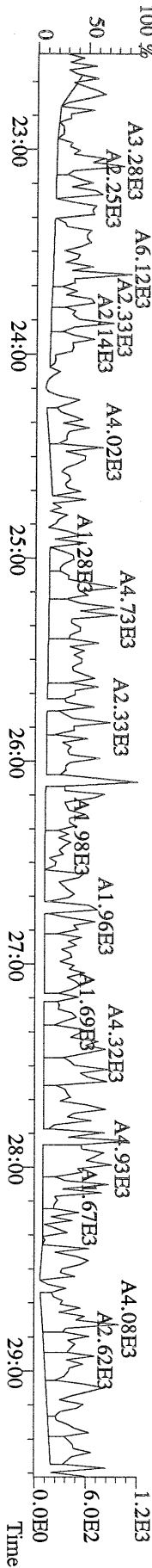
File:12AUG10M #1-357 Acq:12-AUG-2010 23:10:40 GC EI+ Voltage SIR Autospec-Ultima  
 303.9016 S:14 BSUB(10000,15,-3.0) PKD(5.5,3.0,10%,100.0,0.00%,F,F) Exp:PCDD  
 Sample Text:6269-001-0001-SA File Text:Frontier Analytical Laboratory




File:12AUG10M #1-357 Acq:12-AUG-2010 23:10:40 GC EI+ Voltage SIR Autospec-Ultima  
 315.9419 S:14 BSUB(10000,15,-3.0) PKD(5.5,3.0,10%,100.0,0.00%,F,F) Exp:PCDD  
 Sample Text:6269-001-0001-SA File Text:Frontier Analytical Laboratory



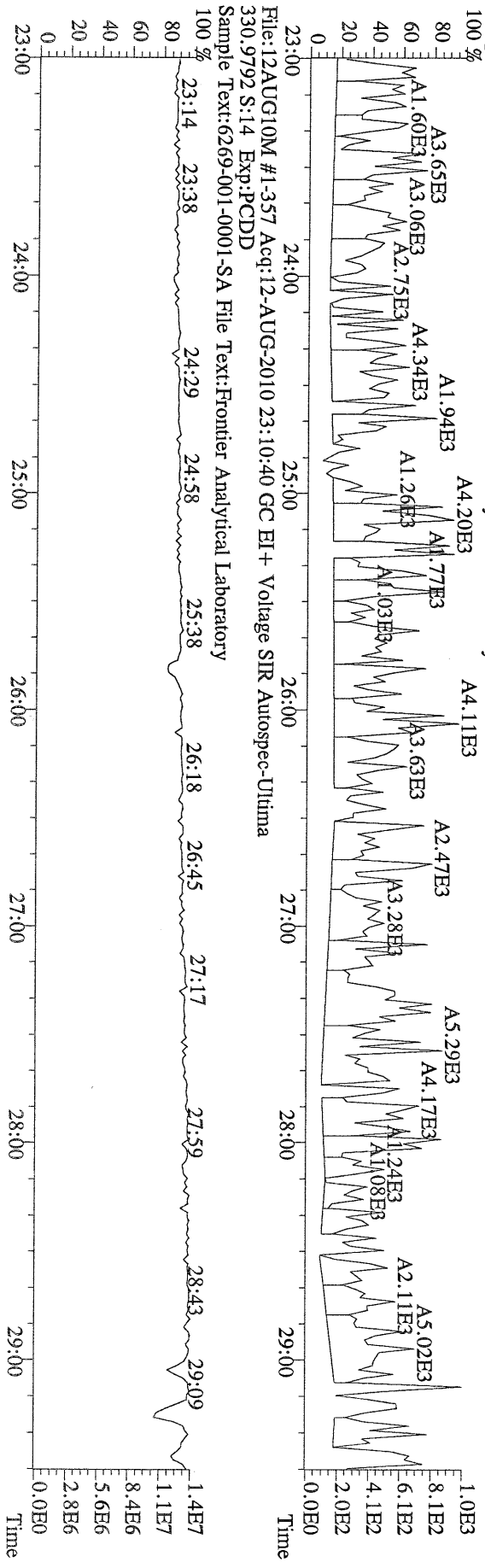
File:12AUG10M #1-357 Acq:12-AUG-2010 23:10:40 GC EI+ Voltage SIR Autospec-Ultima  
 375.8364 S:14 BSUB(10000,15,-3.0) PKD(5.5,3.0,10%,100.0,0.00%,F,F) Exp:PCDD  
 Sample Text:6269-001-0001-SA File Text:Frontier Analytical Laboratory



File:12AUG10M #1-357 Acq:12-AUG-2010 23:10:40 GC EI+ Voltage SIR Autospec-Ultima  
 339.8597 S:14 BSUB(10000,15,-3.0) PKD(5,5,3,0,10%,100,0,0,00%,F,F) Exp:PCDD  
 Sample Text:6269-001-0001-SA File Text:Frontier Analytical Laboratory

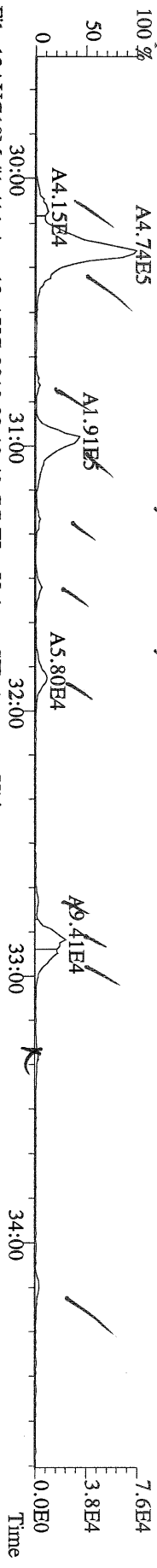


File:12AUG10M #1-357 Acq:12-AUG-2010 23:10:40 GC EI+ Voltage SIR Autospec-Ultima  
 409.7974 S:14 BSUB(10000,15,-3.0) PKD(5,5,3,0,10%,100,0,0,00%,F,F) Exp:PCDD  
 Sample Text:6269-001-0001-SA File Text:Frontier Analytical Laboratory

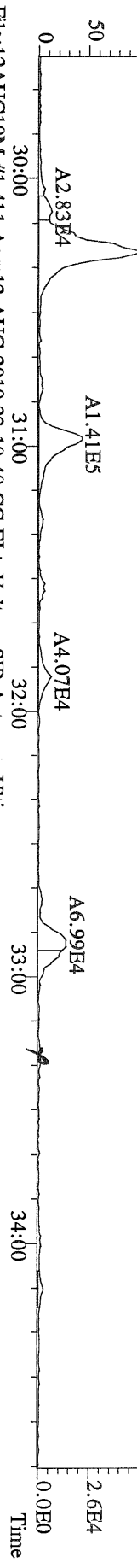





File:12AUG10M #1-411 Acq:12-AUG-2010 23:10:40 GC EI+ Voltage SIR Autospec-Ultima  
339.8597 S:14 F:2 BSUB(10000,15,-3.0) PKD(5,5,3,0.10%,100,0.0,0.00%,F,F) Exp:PCDD  
Sample Text:6269-001-0001-SA File Text:Frontier Analytical Laboratory



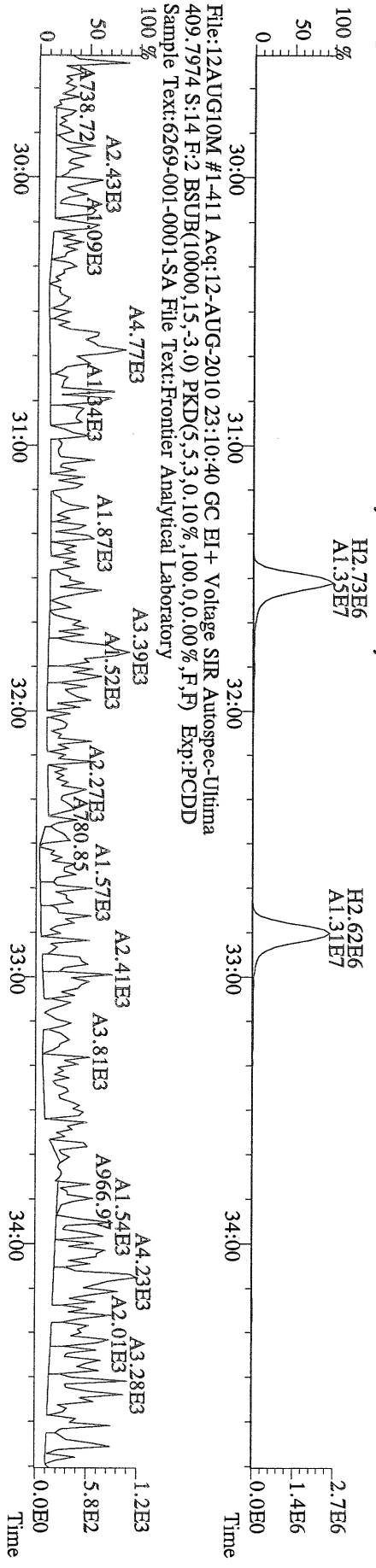
File:12AUG10M #1-411 Acq:12-AUG-2010 23:10:40 GC EI+ Voltage SIR Autospec-Ultima  
341.8568 S:14 F:2 BSUB(10000,15,-3.0) PKD(5,5,3,0.10%,100,0.0,0.00%,F,F) Exp:PCDD  
Sample Text:6269-001-0001-SA File Text:Frontier Analytical Laboratory



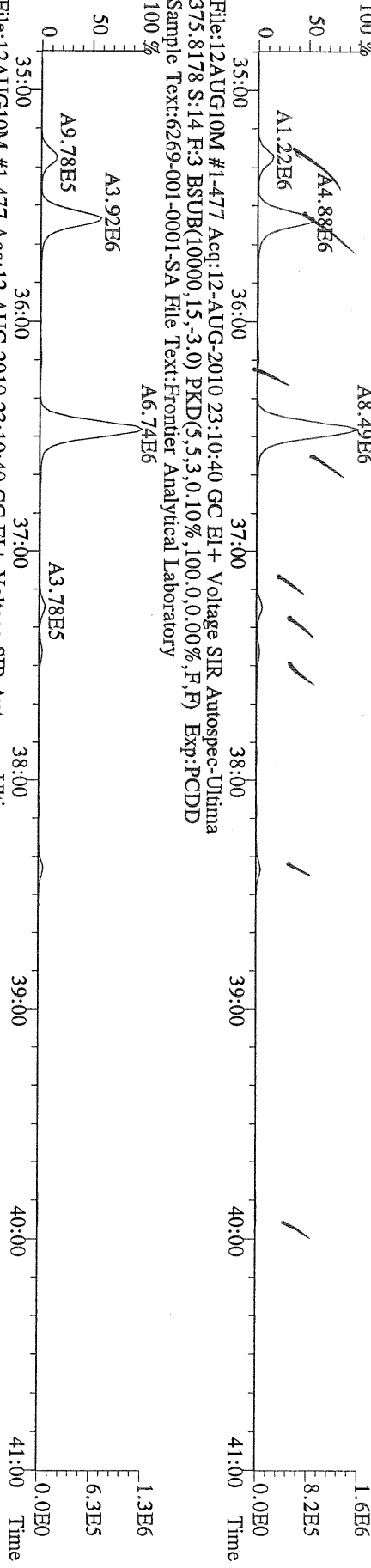
File:12AUG10M #1-411 Acq:12-AUG-2010 23:10:40 GC EI+ Voltage SIR Autospec-Ultima  
351.9000 S:14 F:2 BSUB(10000,15,-3.0) PKD(5,5,3,0.10%,100,0.0,0.00%,F,F) Exp:PCDD  
Sample Text:6269-001-0001-SA File Text:Frontier Analytical Laboratory



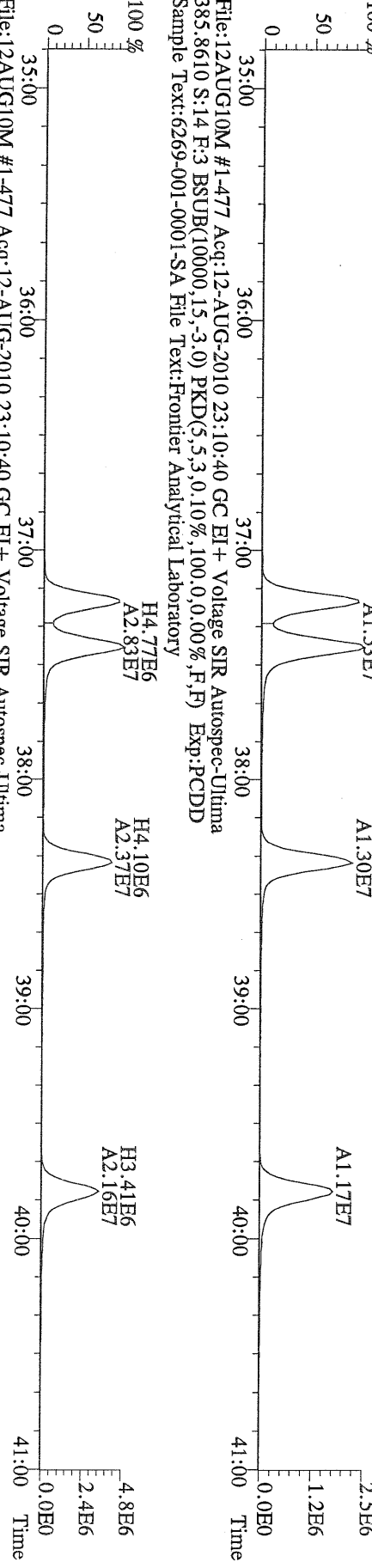
File:12AUG10M #1-411 Acq:12-AUG-2010 23:10:40 GC EI+ Voltage SIR Autospec-Ultima  
353.8970 S:14 F:2 BSUB(10000,15,-3.0) PKD(5,5,3,0.10%,100,0.0,0.00%,F,F) Exp:PCDD  
Sample Text:6269-001-0001-SA File Text:Frontier Analytical Laboratory




File:12AUG10M #1-477 Acq:12-AUG-2010 23:10:40 GC EI+ Voltage SIR Autospec-Utima  
373.8207 S:14 F:3 BSUB(10000,15,-3.0) PKD(5,5,3,0,10%,100,0,0,00%,F,F) Exp:PCDD  
Sample Text:6269-001-0001-SA File Text:Frontier Analytical Laboratory



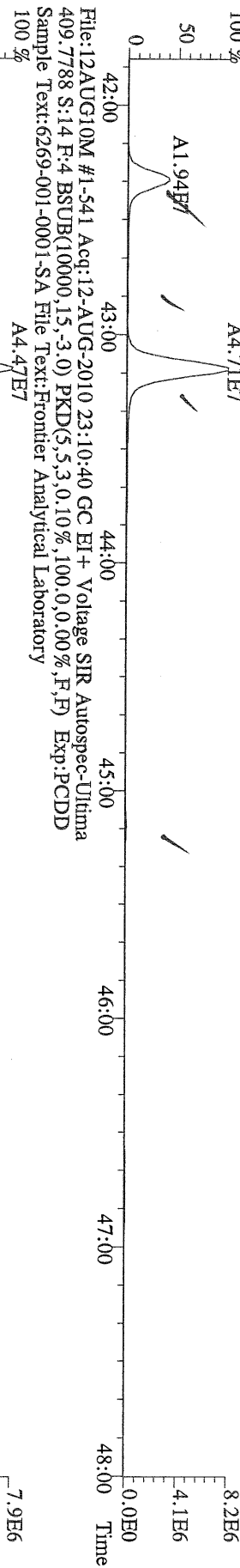
File:12AUG10M #1-477 Acq:12-AUG-2010 23:10:40 GC EI+ Voltage SIR Autospec-Utima  
383.8639 S:14 F:3 BSUB(10000,15,-3.0) PKD(5,5,3,0,10%,100,0,0,00%,F,F) Exp:PCDD  
Sample Text:6269-001-0001-SA File Text:Frontier Analytical Laboratory



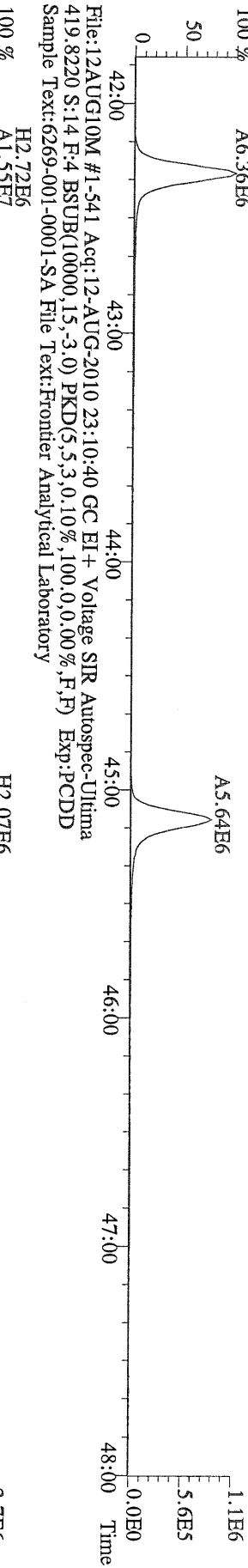
File:12AUG10M #1-477 Acq:12-AUG-2010 23:10:40 GC EI+ Voltage SIR Autospec-Utima  
445.7555 S:14 F:3 BSUB(10000,15,-3.0) PKD(5,5,3,0,10%,100,0,0,00%,F,F) Exp:PCDD  
Sample Text:6269-001-0001-SA File Text:Frontier Analytical Laboratory



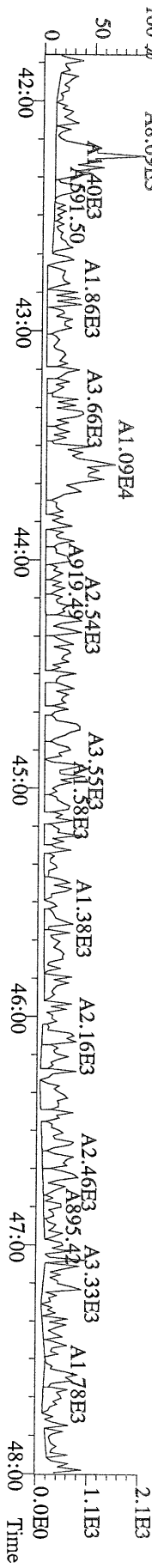
File:12AUG10M #1-541 Acq:12-AUG-2010 23:10:40 GC EI+ Voltage SIR Autospec-Ultima  
 407.7818 S:14 F:4 BSUB(10000,15,-3.0) PKD(5,5,3,0,10%,100,0,0,00%,F,F) Exp:P:PCDD  
 Sample Text:6269-001-0001-SA File Text:Frontier Analytical Laboratory



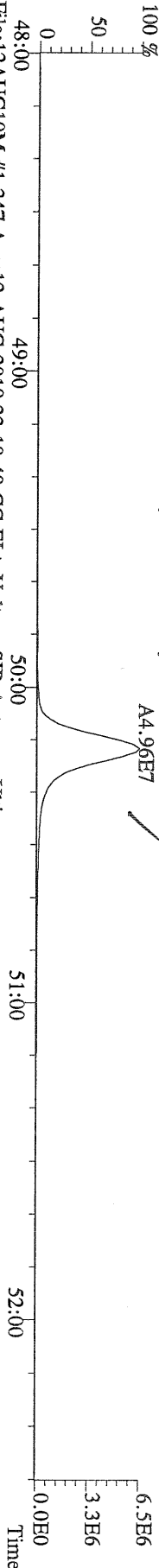
File:12AUG10M #1-541 Acq:12-AUG-2010 23:10:40 GC EI+ Voltage SIR Autospec-Ultima  
 417.8253 S:14 F:4 BSUB(10000,15,-3.0) PKD(5,5,3,0,10%,100,0,0,00%,F,F) Exp:P:PCDD  
 Sample Text:6269-001-0001-SA File Text:Frontier Analytical Laboratory



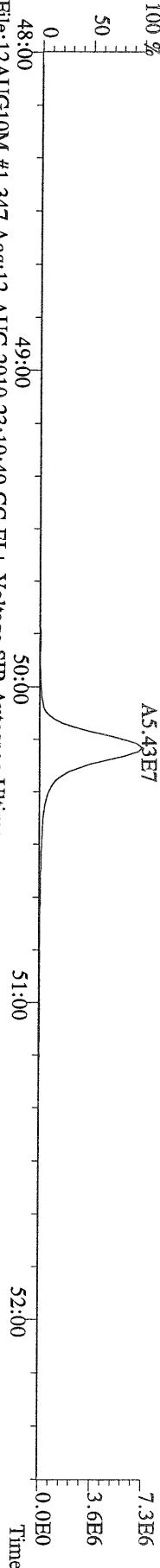
File:12AUG10M #1-541 Acq:12-AUG-2010 23:10:40 GC EI+ Voltage SIR Autospec-Ultima  
 479.7165 S:14 F:4 BSUB(10000,15,-3.0) PKD(5,5,3,0,10%,100,0,0,00%,F,F) Exp:P:PCDD  
 Sample Text:6269-001-0001-SA File Text:Frontier Analytical Laboratory



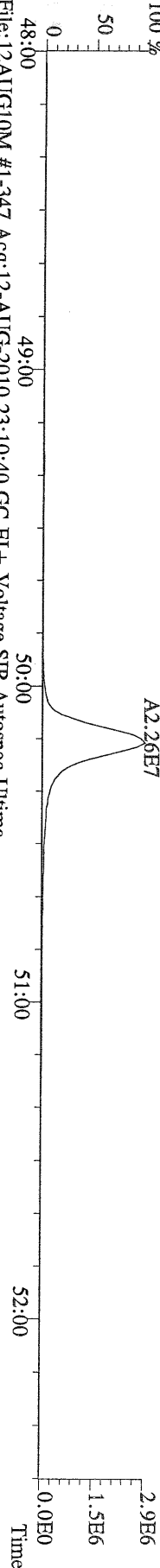
File:12AUG10M #1-347 Acq:12-AUG-2010 23:10:40 GC EI+ Voltage SIR Autospec-Ultima  
441.7428 S:14 F:5 BSUB(10000,15,-3.0) PKD(5,5,3,0,10%,100,0,0,00%,F,F) Exp:PCDD  
Sample Text:6269-001-0001-SA File Text:Frontier Analytical Laboratory



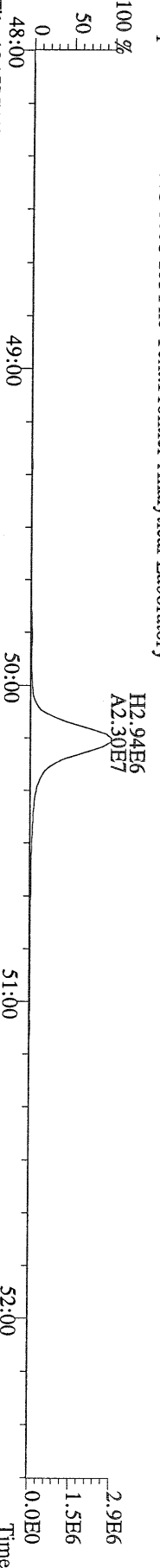
File:12AUG10M #1-347 Acq:12-AUG-2010 23:10:40 GC EI+ Voltage SIR Autospec-Ultima  
443.7398 S:14 F:5 BSUB(10000,15,-3.0) PKD(5,5,3,0,10%,100,0,0,00%,F,F) Exp:PCDD  
Sample Text:6269-001-0001-SA File Text:Frontier Analytical Laboratory



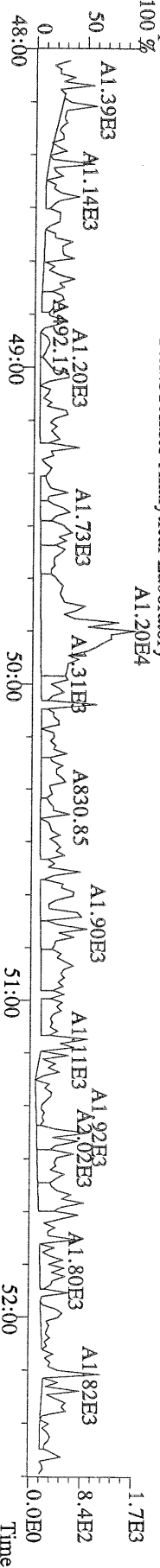
File:12AUG10M #1-347 Acq:12-AUG-2010 23:10:40 GC EI+ Voltage SIR Autospec-Ultima  
453.7831 S:14 F:5 BSUB(10000,15,-3.0) PKD(5,5,3,0,10%,100,0,0,00%,F,F) Exp:PCDD  
Sample Text:6269-001-0001-SA File Text:Frontier Analytical Laboratory



File:12AUG10M #1-347 Acq:12-AUG-2010 23:10:40 GC EI+ Voltage SIR Autospec-Ultima  
455.7801 S:14 F:5 BSUB(10000,15,-3.0) PKD(5,5,3,0,10%,100,0,0,00%,F,F) Exp:PCDD  
Sample Text:6269-001-0001-SA File Text:Frontier Analytical Laboratory



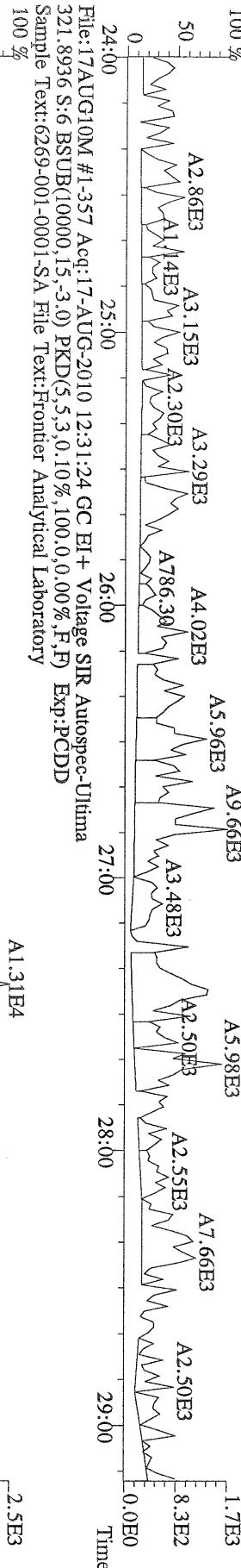
File:12AUG10M #1-347 Acq:12-AUG-2010 23:10:40 GC EI+ Voltage SIR Autospec-Ultima  
513.6775 S:14 F:5 BSUB(10000,15,-3.0) PKD(5,5,3,0,10%,100,0,0,00%,F,F) Exp:PCDD  
Sample Text:6269-001-0001-SA File Text:Frontier Analytical Laboratory



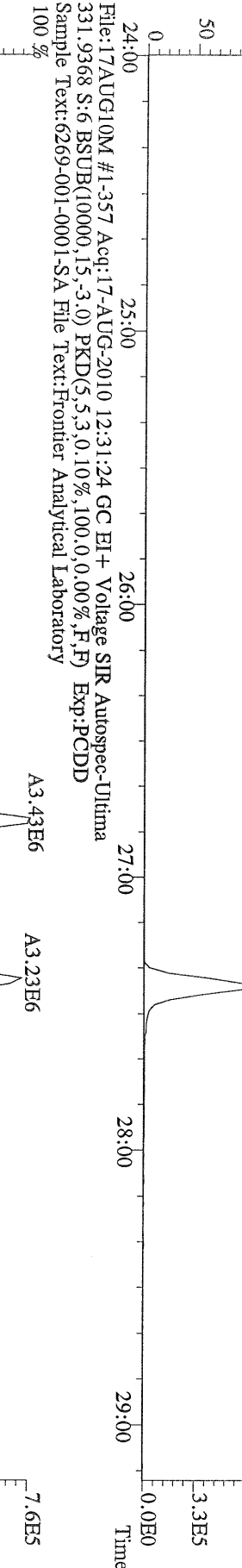
Name	Resp	RA	RT	RRF	Conc	Qual	Fac Noise-1	Noise-2	DL	Rec	#Hom
2,3,7,8-TCDD	*	* n	NotFnd	1.04	*	2.50	-	-	*		
1,2,3,7,8-PeCDD	*	* n	NotFnd	1.05	*	2.50	-	-	*		
1,2,3,4,7,8-HxCDD	*	* n	NotFnd	1.30	*	2.50	-	-	*		
1,2,3,6,7,8-HxCDD	*	* n	NotFnd	1.28	*	2.50	-	-	*		
1,2,3,7,8,9-HxCDD	*	* n	NotFnd	1.25	*	2.50	-	-	*		
1,2,3,4,6,7,8-HpCDD	*	* n	NotFnd	1.35	*	2.50	-	-	*		
OCDD	2.30e+08	0.95 y	49:44	1.25	64900	2.50	-	-	*		
2,3,7,8-TCDF	*	* n	NotFnd	1.62	*	2.50	-	-	*		
1,2,3,7,8-PeCDF	*	* n	NotFnd	0.92	*	2.50	-	-	*		
2,3,4,7,8-PeCDF	*	* n	NotFnd	0.94	*	2.50	-	-	*		
1,2,3,4,7,8-HxCDF	*	* n	NotFnd	0.93	*	2.50	-	-	*		
1,2,3,6,7,8-HxCDF	*	* n	NotFnd	0.84	*	2.50	-	-	*		
2,3,4,6,7,8-HxCDF	*	* n	NotFnd	0.90	*	2.50	-	-	*		
1,2,3,7,8,9-HxCDF	*	* n	NotFnd	0.98	*	2.50	-	-	*		
1,2,3,4,6,7,8-HpCDF	*	* n	NotFnd	1.38	*	2.50	-	-	*		
1,2,3,4,7,8,9-HpCDF	*	* n	NotFnd	1.62	*	2.50	-	-	*		
OCDF	*	* n	NotFnd	0.74	*	2.50	-	-	*		
13C-2,3,7,8-TCDD	*	* n	NotFnd	0.93	*				*		
13C-1,2,3,7,8-PeCDD	*	* n	NotFnd	0.81	*				*		
13C-1,2,3,4,7,8-HxCDD	*	* n	NotFnd	0.95	*				*		
13C-1,2,3,6,7,8-HxCDD	*	* n	NotFnd	1.00	*				*		
13C-1,2,3,4,6,7,8-HpCDD	*	* n	NotFnd	0.92	*				*		
13C-OCDD	5.56e+06	0.96 y	49:42	0.63	1720				*	87.7	
13C-2,3,7,8-TCDF	*	* n	NotFnd	0.87	*				*		
13C-1,2,3,7,8-PeCDF	*	* n	NotFnd	0.81	*				*		
13C-2,3,4,7,8-PeCDF	*	* n	NotFnd	0.75	*				*		
13C-1,2,3,4,7,8-HxCDF	*	* n	NotFnd	1.74	*				*		
13C-1,2,3,6,7,8-HxCDF	*	* n	NotFnd	2.17	*				*		
13C-2,3,4,6,7,8-HxCDF	*	* n	NotFnd	1.82	*				*		
13C-1,2,3,7,8,9-HxCDF	*	* n	NotFnd	1.49	*				*		
13C-1,2,3,4,6,7,8-HpCDF	*	* n	NotFnd	1.10	*				*		
13C-1,2,3,4,7,8,9-HpCDF	*	* n	NotFnd	0.81	*				*		
13C-OCDF	*	* n	NotFnd	1.19	*				*		
37Cl-2,3,7,8-TCDD	*		NotFnd	0.93	*				*		
13C-1,2,3,4-TCDD	*	* n	NotFnd	-	*				*		
13C-1,2,3,4-TCDF	*	* n	NotFnd	-	*				*		
13C-1,2,3,7,8,9-HxCDD	5.01e+06	1.30 y	39:10	-	11.4				*		
Total Tetra-Dioxins	*		NotFnd	1.04	*	2.50	-	-	*		0
Total Penta-Dioxins	*		NotFnd	1.05	*	2.50	-	-	*		0
Total Hexa-Dioxins	*		NotFnd	1.27	*	2.50	-	-	*		0
Total Hepta-Dioxins	*		NotFnd	1.35	*	2.50	-	-	*		0
Total Tetra-Furans	*		NotFnd	1.62	*	2.50	-	-	*		0
1st Fn. Tot Penta-Furans	*		NotFnd	0.93	*	2.50	-	-	*	PeCDF	0
Total Penta-Furans	*		NotFnd	0.93	*	2.50	-	-	*	0.00	0
Total Hexa-Furans	*		NotFnd	0.90	*	2.50	-	-	*		0
Total Hepta-Furans	*		NotFnd	1.48	*	2.50	-	-	*		0

Analyst: 6      Date: 8/17/10

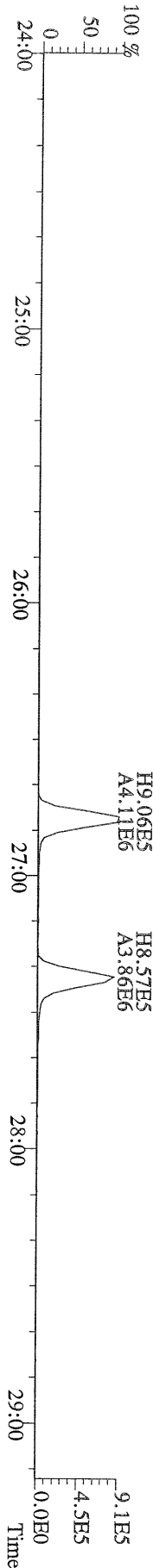
File:17AUG10M #1-357 Acq:17-AUG-2010 12:31:24 GC EI+ Voltage SIR Autospec-Ultima  
319.8965 S:6 BSUB(10000,15,-3.0) PKD(5,5,3,0.10%,100,0,0.00%,F,F) Exp:PCDD  
Sample Text:6269-001-0001-SA File Text:Frontier Analytical Laboratory



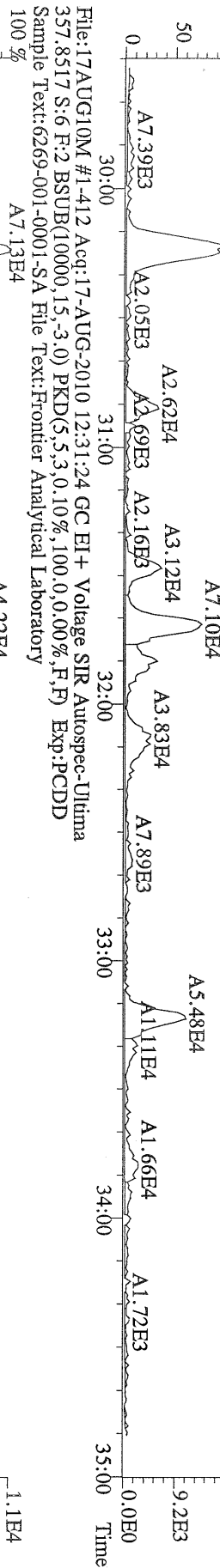
File:17AUG10M #1-357 Acq:17-AUG-2010 12:31:24 GC EI+ Voltage SIR Autospec-Ultima  
327.8847 S:6 BSUB(10000,15,-3.0) PKD(5,5,3,0.10%,100,0,0.00%,F,F) Exp:PCDD  
Sample Text:6269-001-0001-SA File Text:Frontier Analytical Laboratory



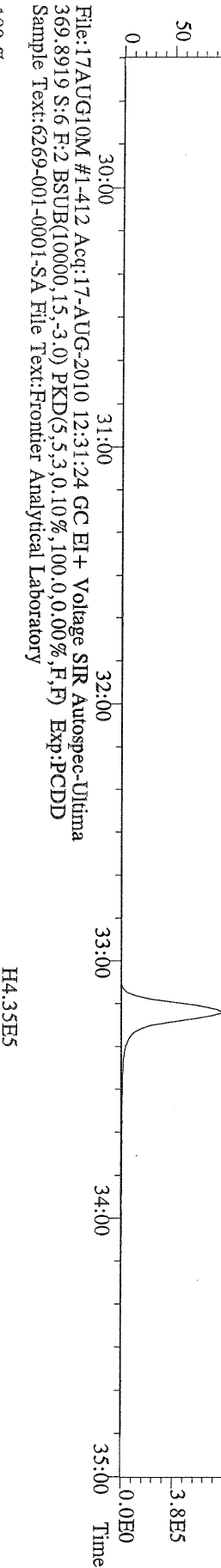
File:17AUG10M #1-357 Acq:17-AUG-2010 12:31:24 GC EI+ Voltage SIR Autospec-Ultima  
333.9339 S:6 BSUB(10000,15,-3.0) PKD(5,5,3,0.10%,100,0,0.00%,F,F) Exp:PCDD  
Sample Text:6269-001-0001-SA File Text:Frontier Analytical Laboratory



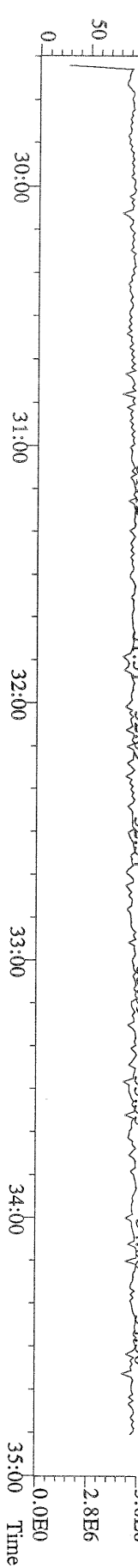
File:17AUG10M #1-412 Acq:17-AUG-2010 12:31:24 GC EI+ Voltage SIR Autospec-Ultima  
 355.8546 S:6 F:2 BSUB(10000,15,-3.0) PKD(5,5,3,0,10%,100,0,0,00%,F,F) Exp:PCDD  
 Sample Text:6269-001-0001-SA File Text:Frontier Analytical Laboratory



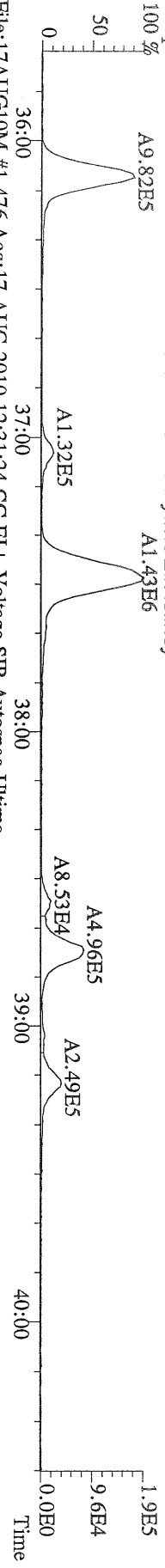
File:17AUG10M #1-412 Acq:17-AUG-2010 12:31:24 GC EI+ Voltage SIR Autospec-Ultima  
 367.8949 S:6 F:2 BSUB(10000,15,-3.0) PKD(5,5,3,0,10%,100,0,0,00%,F,F) Exp:PCDD  
 Sample Text:6269-001-0001-SA File Text:Frontier Analytical Laboratory



File:17AUG10M #1-412 Acq:17-AUG-2010 12:31:24 GC EI+ Voltage SIR Autospec-Ultima  
 366.9792 S:6 F:2 Exp:PCDD  
 Sample Text:6269-001-0001-SA File Text:Frontier Analytical Laboratory



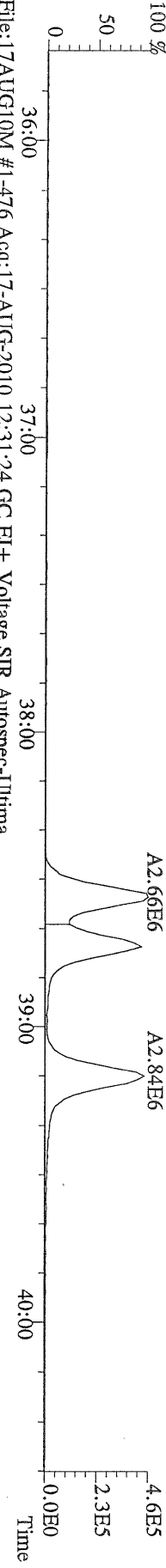
File:17AUG10M #1-476 Acq:17-AUG-2010 12:31:24 GC EI+ Voltage SIR Autospec-Ultima  
 380.9760 S:6 F:3 BSUB(10000,15,-3.0) PKD(5,5,3,0,10%,100,0,0,00%,F,F) Exp:PCDD  
 Sample Text:6269-001-0001-SA File Text:Frontier Analytical Laboratory



File:17AUG10M #1-476 Acq:17-AUG-2010 12:31:24 GC EI+ Voltage SIR Autospec-Ultima  
 391.8127 S:6 F:3 BSUB(10000,15,-3.0) PKD(5,5,3,0,10%,100,0,0,00%,F,F) Exp:PCDD  
 Sample Text:6269-001-0001-SA File Text:Frontier Analytical Laboratory




File:17AUG10M #1-476 Acq:17-AUG-2010 12:31:24 GC EI+ Voltage SIR Autospec-Ultima  
 401.8559 S:6 F:3 BSUB(10000,15,-3.0) PKD(5,5,3,0,10%,100,0,0,00%,F,F) Exp:PCDD  
 Sample Text:6269-001-0001-SA File Text:Frontier Analytical Laboratory



File:17AUG10M #1-476 Acq:17-AUG-2010 12:31:24 GC EI+ Voltage SIR Autospec-Ultima  
 403.8530 S:6 F:3 BSUB(10000,15,-3.0) PKD(5,5,3,0,10%,100,0,0,00%,F,F) Exp:PCDD  
 Sample Text:6269-001-0001-SA File Text:Frontier Analytical Laboratory

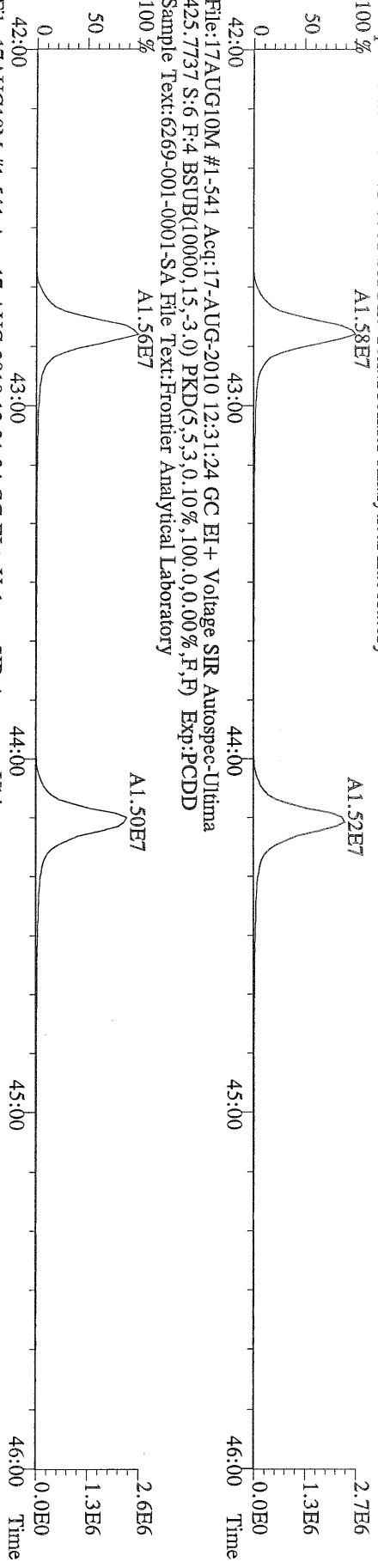


File:17AUG10M #1-476 Acq:17-AUG-2010 12:31:24 GC EI+ Voltage SIR Autospec-Ultima  
 380.9760 S:6 F:3 Exp:PCDD  
 Sample Text:6269-001-0001-SA File Text:Frontier Analytical Laboratory

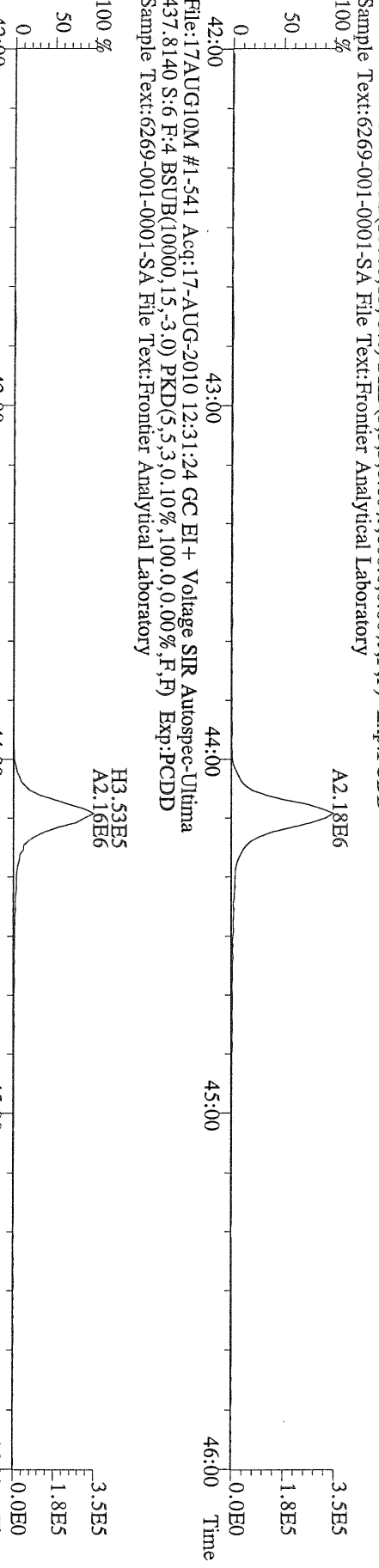





File:17AUG10M #1-541 Acq:17-AUG-2010 12:31:24 GC EI+ Voltage SIR Autospec-Ultima  
423.7767 S:6 F:4 BSUB(10000,15,-3.0) PKD(5,5,3,0,10%,100,0,0,00%,F,F) Exp:PCDD  
Sample Text:6269-001-0001-SA File Text:Frontier Analytical Laboratory  
100 %




File:17AUG10M #1-541 Acq:17-AUG-2010 12:31:24 GC EI+ Voltage SIR Autospec-Ultima  
435.8169 S:6 F:4 BSUB(10000,15,-3.0) PKD(5,5,3,0,10%,100,0,0,00%,F,F) Exp:PCDD  
Sample Text:6269-001-0001-SA File Text:Frontier Analytical Laboratory  
100 %




File:17AUG10M #1-541 Acq:17-AUG-2010 12:31:24 GC EI+ Voltage SIR Autospec-Ultima  
430.9728 S:6 F:4 Exp:PCDD  
Sample Text:6269-001-0001-SA File Text:Frontier Analytical Laboratory  
100 %




File:17AUG10M #1-348 Acq:17-AUG-2010 12:31:24 GC EI+ Voltage SIR Autospec-Ultima  
457.7377 S:6 F:5 BSUB(10000,15,-3.0) PKD(5,5,3,0.10%,100.0,0.00%,F,F) Exp:PCDD  
Sample Text:6269-001-0001-SA File Text:Frontier Analytical Laboratory  
100 %




File:17AUG10M #1-348 Acq:17-AUG-2010 12:31:24 GC EI+ Voltage SIR Autospec-Ultima  
459.7348 S:6 F:5 BSUB(10000,15,-3.0) PKD(5,5,3,0.10%,100.0,0.00%,F,F) Exp:PCDD  
Sample Text:6269-001-0001-SA File Text:Frontier Analytical Laboratory  
100 %



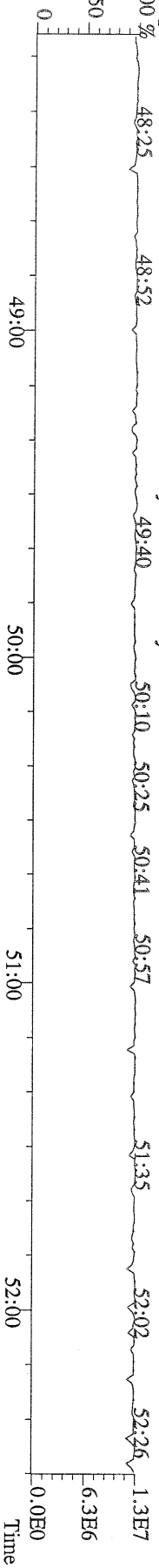
File:17AUG10M #1-348 Acq:17-AUG-2010 12:31:24 GC EI+ Voltage SIR Autospec-Ultima  
469.7780 S:6 F:5 BSUB(10000,15,-3.0) PKD(5,5,3,0.10%,100.0,0.00%,F,F) Exp:PCDD  
Sample Text:6269-001-0001-SA File Text:Frontier Analytical Laboratory  
100 %



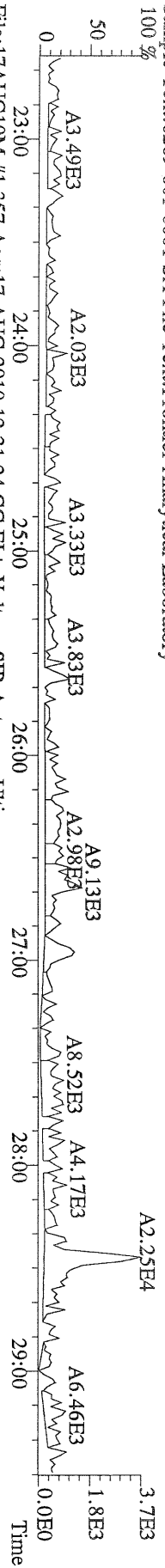
File:17AUG10M #1-348 Acq:17-AUG-2010 12:31:24 GC EI+ Voltage SIR Autospec-Ultima  
471.7750 S:6 F:5 BSUB(10000,15,-3.0) PKD(5,5,3,0.10%,100.0,0.00%,F,F) Exp:PCDD  
Sample Text:6269-001-0001-SA File Text:Frontier Analytical Laboratory



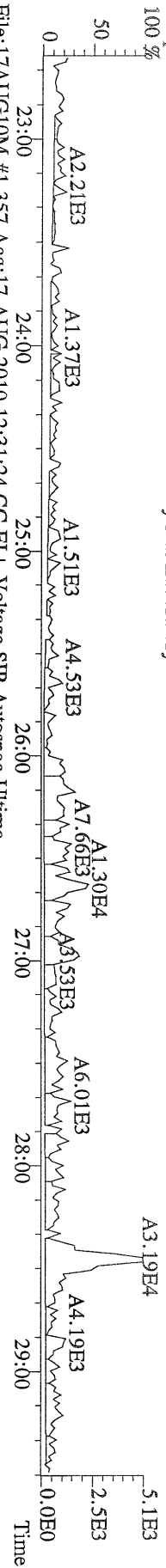
File:17AUG10M #1-348 Acq:17-AUG-2010 12:31:24 GC EI+ Voltage SIR Autospec-Ultima  
454.9728 S:6 F:5 Exp:PCDD  
Sample Text:6269-001-0001-SA File Text:Frontier Analytical Laboratory



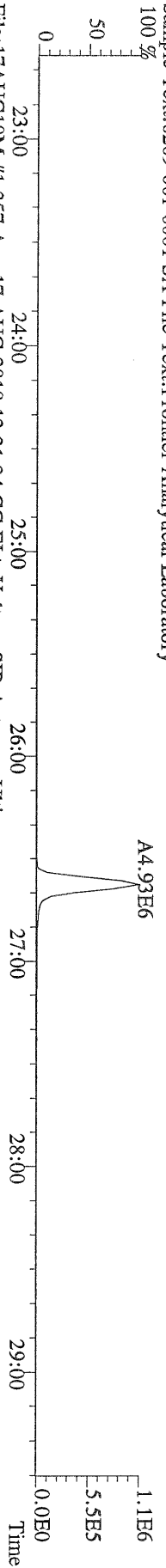
File:17AUG10M #1-357 Acq:17-AUG-2010 12:31:24 GC EI+ Voltage SIR Autospec-Ultima  
303.9016 S:6 BSUB(10000,15,-3.0) PKD(5,5,3,0.10%,100,0,0.00%,F,F) Exp:PCDD  
Sample Text:6269-001-0001-SA File Text:Frontier Analytical Laboratory



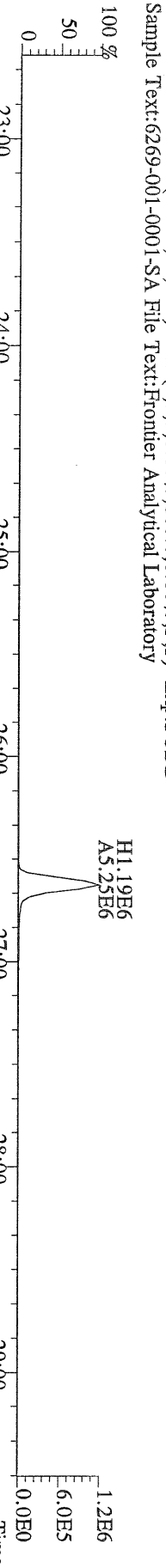
File:17AUG10M #1-357 Acq:17-AUG-2010 12:31:24 GC EI+ Voltage SIR Autospec-Ultima  
305.8987 S:6 BSUB(10000,15,-3.0) PKD(5,5,3,0.10%,100,0,0.00%,F,F) Exp:PCDD  
Sample Text:6269-001-0001-SA File Text:Frontier Analytical Laboratory



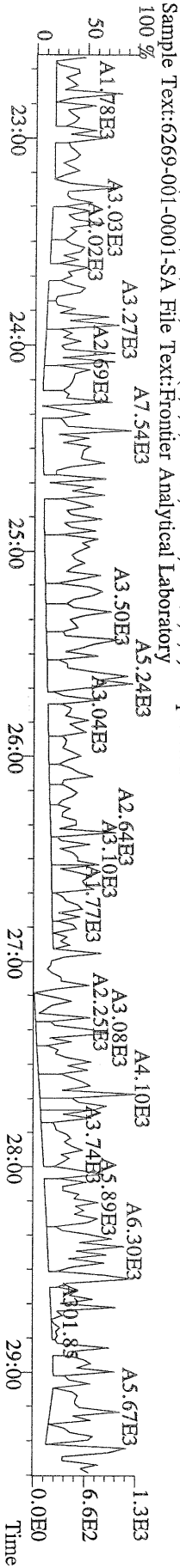
File:17AUG10M #1-357 Acq:17-AUG-2010 12:31:24 GC EI+ Voltage SIR Autospec-Ultima  
315.9419 S:6 BSUB(10000,15,-3.0) PKD(5,5,3,0.10%,100,0,0.00%,F,F) Exp:PCDD  
Sample Text:6269-001-0001-SA File Text:Frontier Analytical Laboratory



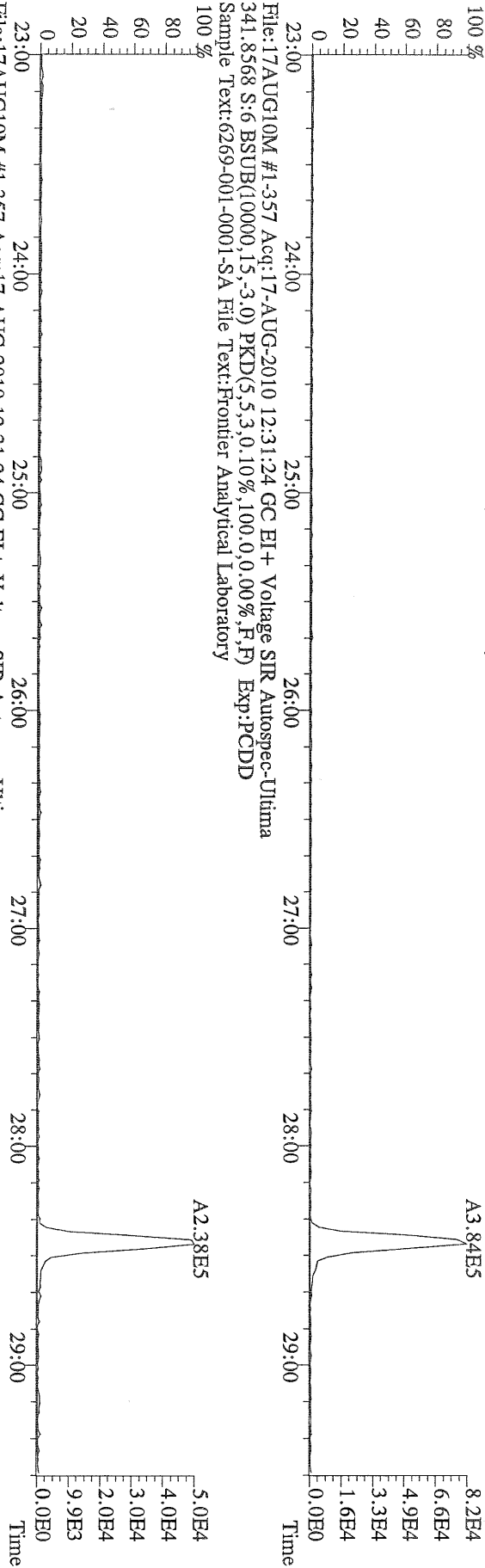
File:17AUG10M #1-357 Acq:17-AUG-2010 12:31:24 GC EI+ Voltage SIR Autospec-Ultima  
317.9389 S:6 BSUB(10000,15,-3.0) PKD(5,5,3,0.10%,100,0,0.00%,F,F) Exp:PCDD  
Sample Text:6269-001-0001-SA File Text:Frontier Analytical Laboratory



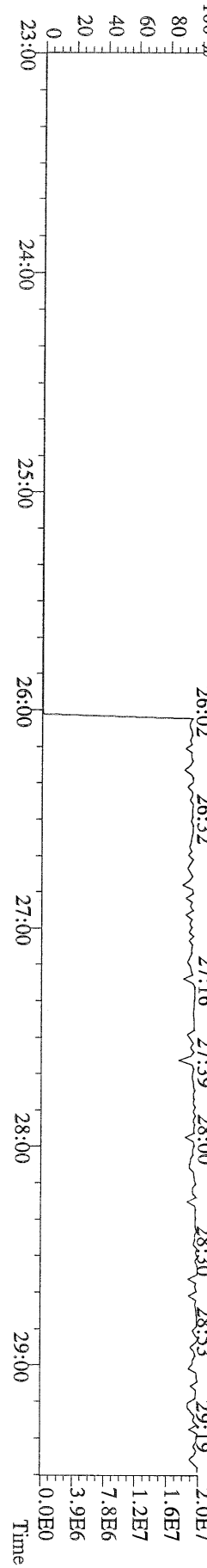
File:17AUG10M #1-357 Acq:17-AUG-2010 12:31:24 GC EI+ Voltage SIR Autospec-Ultima  
375.8364 S:6 BSUB(10000,15,-3.0) PKD(5,5,3,0.10%,100,0,0.00%,F,F) Exp:PCDD  
Sample Text:6269-001-0001-SA File Text:Frontier Analytical Laboratory




File:17AUG10M #1-357 Acq:17-AUG-2010 12:31:24 GC EI+ Voltage SIR Autospec-Ultima  
 339.8597 S:6 BSUB(10000,15,-3.0) PKD(5,3,0.10%,100.0,0.00%,F,F) Exp:PCDD  
 Sample Text:6269-001-0001-SA File Text:Frontier Analytical Laboratory




File:17AUG10M #1-357 Acq:17-AUG-2010 12:31:24 GC EI+ Voltage SIR Autospec-Ultima  
 409.7974 S:6 BSUB(10000,15,-3.0) PKD(5,3,0.10%,100.0,0.00%,F,F) Exp:PCDD  
 Sample Text:6269-001-0001-SA File Text:Frontier Analytical Laboratory




File:17AUG10M #1-412 Acq:17-AUG-2010 12:31:24 GC EI+ Voltage SIR Autospec-Ultima  
339.8597 S:6 F:2 BSUB(10000,15,-3.0) PKD(5,5,3,0,10%,100,0,0,00%,F,F) Exp:PCDD  
Sample Text:6269-001-0001-SA File Text:Frontier Analytical Laboratory



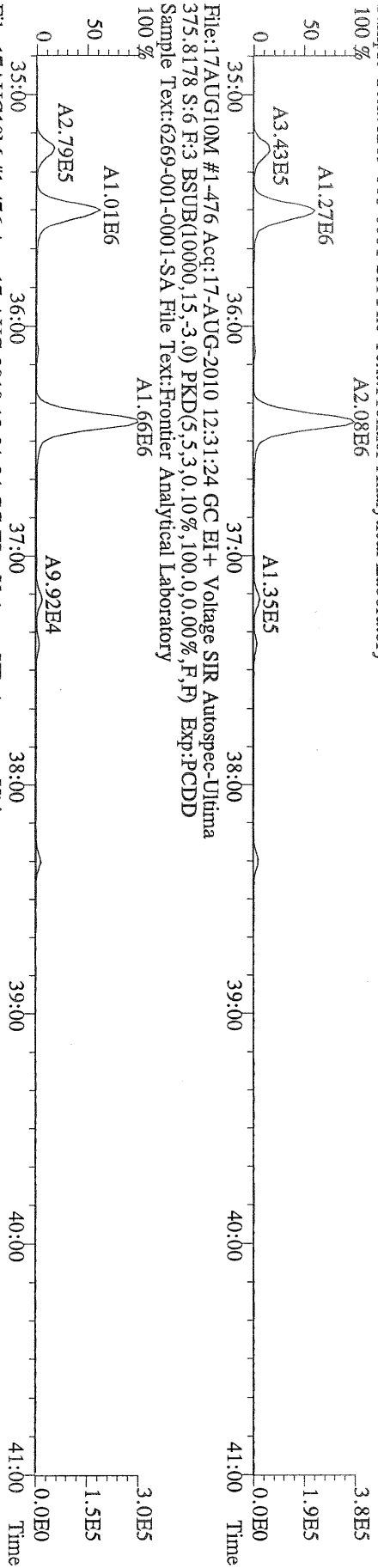
File:17AUG10M #1-412 Acq:17-AUG-2010 12:31:24 GC EI+ Voltage SIR Autospec-Ultima  
341.9000 S:6 F:2 BSUB(10000,15,-3.0) PKD(5,5,3,0,10%,100,0,0,00%,F,F) Exp:PCDD  
Sample Text:6269-001-0001-SA File Text:Frontier Analytical Laboratory



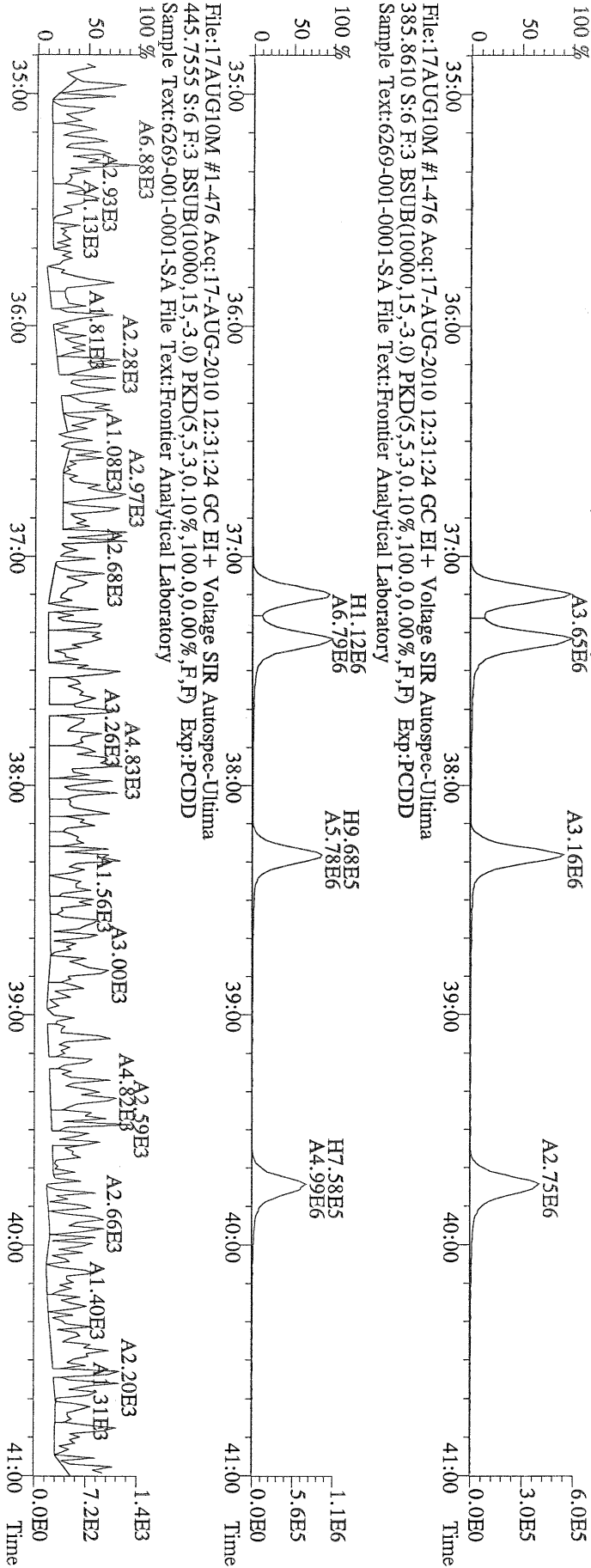
File:17AUG10M #1-412 Acq:17-AUG-2010 12:31:24 GC EI+ Voltage SIR Autospec-Ultima  
409.7974 S:6 F:2 BSUB(10000,15,-3.0) PKD(5,5,3,0,10%,100,0,0,00%,F,F) Exp:PCDD  
Sample Text:6269-001-0001-SA File Text:Frontier Analytical Laboratory



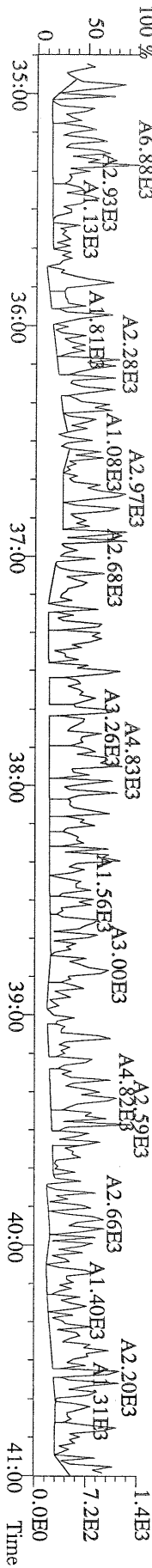
File:17AUG10M #1-476 Acq:17-AUG-2010 12:31:24 GC EI+ Voltage SIR Autospec-Utima  
373.8207 S:6 F:3 BSUB(10000,15,-3.0) PKD(5,5,3,0,10%,100,0,0,00%,F,F) Exp:PCDD  
Sample Text:6269-001-0001-SA File Text:Frontier Analytical Laboratory  
100 %



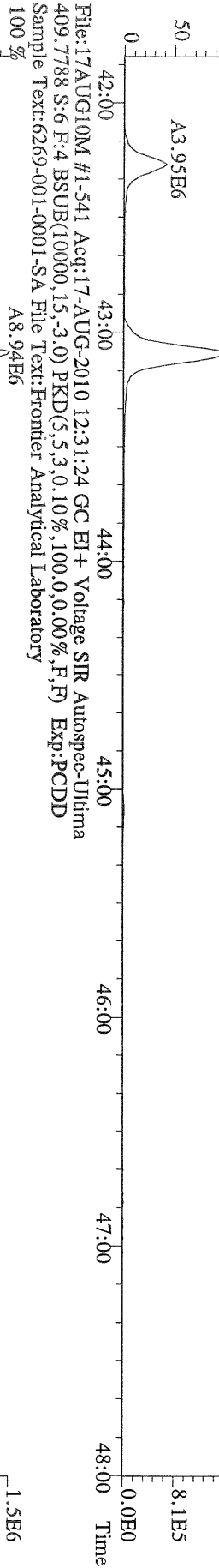
File:17AUG10M #1-476 Acq:17-AUG-2010 12:31:24 GC EI+ Voltage SIR Autospec-Utima  
383.8639 S:6 F:3 BSUB(10000,15,-3.0) PKD(5,5,3,0,10%,100,0,0,00%,F,F) Exp:PCDD  
Sample Text:6269-001-0001-SA File Text:Frontier Analytical Laboratory  
100 %



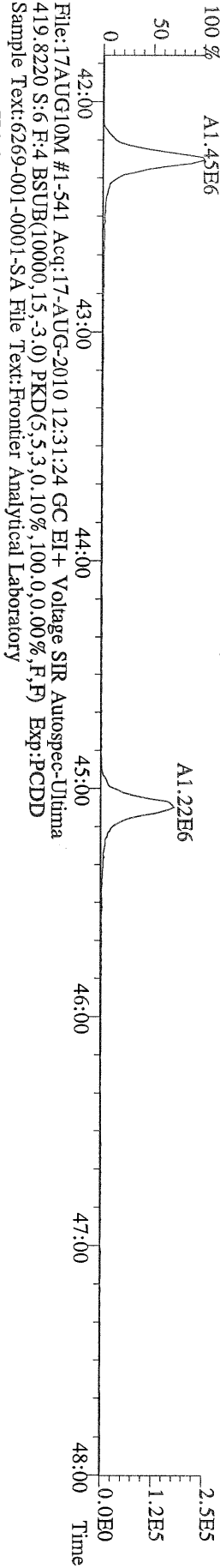
File:17AUG10M #1-476 Acq:17-AUG-2010 12:31:24 GC EI+ Voltage SIR Autospec-Utima  
445.7555 S:6 F:3 BSUB(10000,15,-3.0) PKD(5,5,3,0,10%,100,0,0,00%,F,F) Exp:PCDD  
Sample Text:6269-001-0001-SA File Text:Frontier Analytical Laboratory  
100 %



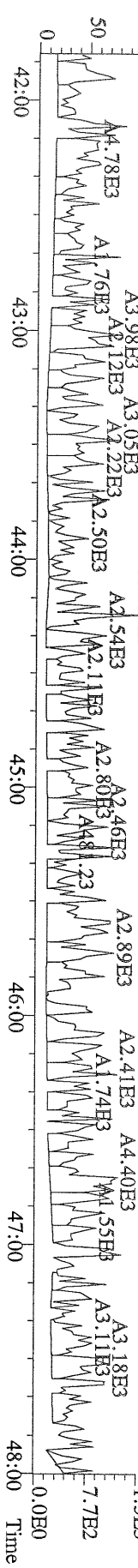
File:17AUG10M #1-541 Acq:17-AUG-2010 12:31:24 GC EI+ Voltage SIR Autospec-Utima  
 407.7818 S:6 F:4 BSUB(10000,15,-3.0) PKD(5,5,3,0,10%,100,0,0,00%,F,F) Exp:PCDD  
 Sample Text:6269-001-0001-SA File Text:Frontier Analytical Laboratory  
 100 %



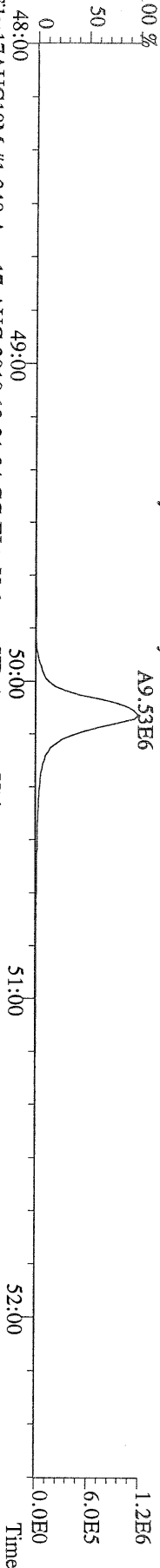
File:17AUG10M #1-541 Acq:17-AUG-2010 12:31:24 GC EI+ Voltage SIR Autospec-Utima  
 417.8253 S:6 F:4 BSUB(10000,15,-3.0) PKD(5,5,3,0,10%,100,0,0,00%,F,F) Exp:PCDD  
 Sample Text:6269-001-0001-SA File Text:Frontier Analytical Laboratory  
 100 %



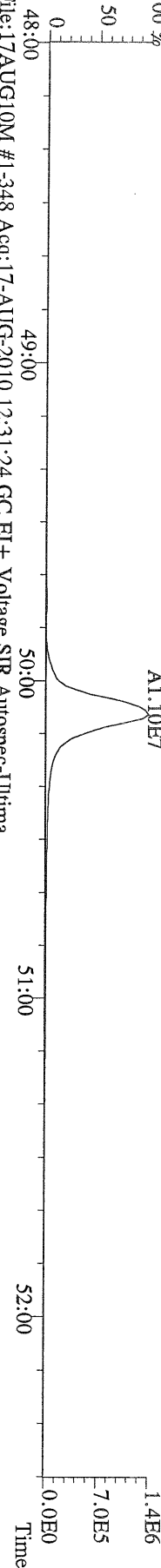
File:17AUG10M #1-541 Acq:17-AUG-2010 12:31:24 GC EI+ Voltage SIR Autospec-Utima  
 479.7165 S:6 F:4 BSUB(10000,15,-3.0) PKD(5,5,3,0,10%,100,0,0,00%,F,F) Exp:PCDD  
 Sample Text:6269-001-0001-SA File Text:Frontier Analytical Laboratory  
 100 %



File:17AUG10M #1-348 Acq:17-AUG-2010 12:31:24 GC EI+ Voltage SIR Autospec-Utima  
441.7428 S:6 F:5 BSUB(10000,15,-3.0) PKD(5,5,3,0,10%,100,0,0,00%,F,F) Exp:PCDD  
Sample Text:6269-001-0001-SA File Text:Frontier Analytical Laboratory



File:17AUG10M #1-348 Acq:17-AUG-2010 12:31:24 GC EI+ Voltage SIR Autospec-Utima  
443.7398 S:6 F:5 BSUB(10000,15,-3.0) PKD(5,5,3,0,10%,100,0,0,00%,F,F) Exp:PCDD  
Sample Text:6269-001-0001-SA File Text:Frontier Analytical Laboratory



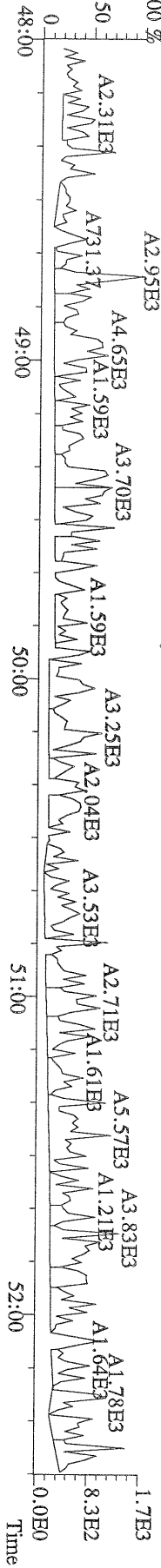
File:17AUG10M #1-348 Acq:17-AUG-2010 12:31:24 GC EI+ Voltage SIR Autospec-Utima  
453.7831 S:6 F:5 BSUB(10000,15,-3.0) PKD(5,5,3,0,10%,100,0,0,00%,F,F) Exp:PCDD  
Sample Text:6269-001-0001-SA File Text:Frontier Analytical Laboratory



File:17AUG10M #1-348 Acq:17-AUG-2010 12:31:24 GC EI+ Voltage SIR Autospec-Utima  
455.7801 S:6 F:5 BSUB(10000,15,-3.0) PKD(5,5,3,0,10%,100,0,0,00%,F,F) Exp:PCDD  
Sample Text:6269-001-0001-SA File Text:Frontier Analytical Laboratory



File:17AUG10M #1-348 Acq:17-AUG-2010 12:31:24 GC EI+ Voltage SIR Autospec-Utima  
513.6775 S:6 F:5 BSUB(10000,15,-3.0) PKD(5,5,3,0,10%,100,0,0,00%,F,F) Exp:PCDD  
Sample Text:6269-001-0001-SA File Text:Frontier Analytical Laboratory





Results: 6269      GC Column: DB5      Amount: 2.070      NATO 1989 Tox: 51.3      WHO 1998 Tox: 34.6      WHO 2005 Tox: 38.4

Name	Resp	RA	RT	RRF	Conc	Qual	Fac Noise-1	Noise-2	DL	Rec	#Hom
2,3,7,8-TCDD	2.99e+04	0.75 y	27:28	1.04	1.15	J	2.50	-	-	*	
1,2,3,7,8-PeCDD	8.67e+04	1.49 y	33:17	1.05	3.43	J	2.50	-	-	*	
1,2,3,4,7,8-HxCDD	1.59e+05	1.34 y	38:38	1.30	6.72	J	2.50	-	-	*	
1,2,3,6,7,8-HxCDD	9.04e+05	1.42 y	38:48	1.28	40.9		2.50	-	-	*	
1,2,3,7,8,9-HxCDD	4.11e+05	1.32 y	39:15	1.25	18.6		2.50	-	-	*	
1,2,3,4,6,7,8-HpCDD	3.47e+07	1.04 y	44:14	1.35	1530		2.50	-	-	*	
OCDD	2.29e+08	0.97 y	49:48	1.25	18700		2.50	-	-	*	
2,3,7,8-TCDF	*	* n	NotFnd	1.62	*		2.50	628	800	0.238	
1,2,3,7,8-PeCDF	*	* n	NotFnd	0.92	*		2.50	592	736	0.483	
2,3,4,7,8-PeCDF	6.38e+04	1.35 y	32:52	0.94	1.76	J	2.50	-	-	*	
1,2,3,4,7,8-HxCDF	2.55e+05	1.18 y	37:15	0.93	6.96	J	2.50	-	-	*	
1,2,3,6,7,8-HxCDF	1.47e+05	1.17 y	37:25	0.84	3.88	J	2.50	-	-	*	
2,3,4,6,7,8-HxCDF	1.85e+05	1.26 y	38:23	0.90	5.63	J	2.50	-	-	*	
1,2,3,7,8,9-HxCDF	3.90e+04	1.37 y	39:52	0.98	1.17	J	2.50	-	-	*	
1,2,3,4,6,7,8-HpCDF	9.98e+06	1.05 y	42:19	1.38	340		2.50	-	-	*	
1,2,3,4,7,8,9-HpCDF	2.29e+05	1.09 y	45:09	1.62	7.54	J	2.50	-	-	*	
OCDF	2.40e+07	0.89 y	50:10	0.74	1670		2.50	-	-	*	
13C-2,3,7,8-TCDD	2.42e+07	0.85 y	27:26	0.93	988					102	
13C-1,2,3,7,8-PeCDD	2.33e+07	1.74 y	33:15	0.81	1090					113	
13C-1,2,3,4,7,8-HxCDD	1.76e+07	1.30 y	38:37	0.95	978					101	
13C-1,2,3,6,7,8-HxCDD	1.67e+07	1.34 y	38:46	1.00	883					91.4	
13C-1,2,3,4,6,7,8-HpCDD	1.62e+07	1.04 y	44:12	0.92	925					95.7	
13C-OCDD	1.89e+07	0.93 y	49:47	0.63	1570					81.3	
13C-2,3,7,8-TCDF	4.02e+07	0.88 y	26:41	0.87	1000					104	
13C-1,2,3,7,8-PeCDF	3.70e+07	1.75 y	31:31	0.81	994					103	
13C-2,3,4,7,8-PeCDF	3.71e+07	1.72 y	32:50	0.75	1070					111	
13C-1,2,3,4,7,8-HxCDF	3.81e+07	0.54 y	37:13	1.74	1150					119	
13C-1,2,3,6,7,8-HxCDF	4.38e+07	0.54 y	37:25	2.17	1060					110	
13C-2,3,4,6,7,8-HxCDF	3.54e+07	0.54 y	38:22	1.82	1020					106	
13C-1,2,3,7,8,9-HxCDF	3.26e+07	0.54 y	39:47	1.49	1150					119	
13C-1,2,3,4,6,7,8-HpCDF	2.06e+07	0.42 y	42:18	1.10	985					102	
13C-1,2,3,4,7,8,9-HpCDF	1.81e+07	0.42 y	45:07	0.81	1160					120	
13C-OCDF	3.76e+07	1.00 y	50:09	1.19	1660					86.1	
37Cl-2,3,7,8-TCDD	1.05e+07		27:27	0.93	427					111	
13C-1,2,3,4-TCDD	2.55e+07	0.86 y	26:50	-	36.4						
13C-1,2,3,4-TCDF	4.45e+07	0.87 y	25:35	-	40.4						
13C-1,2,3,7,8,9-HxCDD	1.84e+07	1.30 y	39:13	-	41.2						
Total Tetra-Dioxins	1.36e+05		24:27	1.04	5.23		2.50	-	-	*	5
Total Penta-Dioxins	6.34e+05		30:17	1.05	25.1		2.50	-	-	*	8
Total Hexa-Dioxins	6.21e+06		36:10	1.27	275		2.50	-	-	*	7
Total Hepta-Dioxins	7.13e+07		42:50	1.35	3140		2.50	-	-	*	2
Total Tetra-Furans	5.72e+05		23:27	1.62	8.49		2.50	-	-	*	8
1st Fn. Tot Penta-Furans	6.00e+05		28:29	0.93	16.8		2.50	-	-	*	PeCDF 1
Total Penta-Furans	5.67e+05		30:17	0.93	15.9		2.50	-	-	*	32.7 5
Total Hexa-Furans	8.91e+06		35:17	0.90	254		2.50	-	-	*	9
Total Hepta-Furans	3.57e+07		42:19	1.48	1210		2.50	-	-	*	4

Analyst: 

Date: 8/13/10

Totals class: Total Tetra-Dioxins

Entry #: 38

Run: 18

File: 12AUG10M

S: 12 I: 1 F: 1

Acquired: 12-AUG-10 21:20:00

Total Concentration: 5.23

Unnamed Concentration: 4.075

RT	ml Resp	m2 Resp	RA	Resp	Concentration	Name
24:27	1.05e+04	1.27e+04	0.83 y	2.32e+04	0.894	
24:43	8.20e+03	1.20e+04	0.68 y	2.02e+04	0.779	
25:39	1.30e+04	1.51e+04	0.86 y	2.81e+04	1.08	
25:59	1.43e+04	1.99e+04	0.72 y	3.42e+04	1.32	
27:28	1.28e+04	1.71e+04	0.75 y	2.99e+04	1.15	2,3,7,8-TCDD

Totals class: Total Penta-Dioxins

Entry #: 39

Run: 18

File: 12AUG10M

S: 12 I: 1 F: 2

Acquired: 12-AUG-10 21:20:00

Total Concentration: 25.1

Unnamed Concentration: 21.652

RT	ml Resp	m2 Resp	RA	Resp	Concentration	Name
30:17	1.18e+05	7.35e+04	1.60 y	1.91e+05	7.57	
30:53	2.81e+04	1.65e+04	1.71 y	4.46e+04	1.77	
31:30	3.84e+04	2.19e+04	1.75 y	6.02e+04	2.38	
31:45	7.11e+04	4.56e+04	1.56 y	1.17e+05	4.62	
31:54	3.03e+04	1.93e+04	1.57 y	4.97e+04	1.97	
32:12	3.76e+04	2.21e+04	1.70 y	5.96e+04	2.36	
33:17	5.20e+04	3.48e+04	1.49 y	8.67e+04	3.43	1,2,3,7,8-PeCDD
33:21	1.52e+04	9.95e+03	1.53 y	2.51e+04	0.994	

Totals class: Total Hexa-Dioxins

Entry #: 40

Run: 18

File: 12AUG10M

S: 12 I: 1 F: 3

Acquired: 12-AUG-10 21:20:00

Total Concentration: 275

Unnamed Concentration: 209.078

RT	ml Resp	m2 Resp	RA	Resp	Concentration	Name
36:10	1.02e+06	7.30e+05	1.40 y	1.76e+06	77.5	
37:06	1.28e+05	8.95e+04	1.43 y	2.17e+05	9.59	
37:32	1.59e+06	1.13e+06	1.41 y	2.72e+06	120	
38:38	9.11e+04	6.79e+04	1.34 y	1.59e+05	6.72	1,2,3,4,7,8-HxCDD
38:48	5.31e+05	3.73e+05	1.42 y	9.04e+05	40.9	1,2,3,6,7,8-HxCDD
39:05	2.42e+04	1.76e+04	1.37 y	4.19e+04	1.85	
39:15	2.34e+05	1.78e+05	1.32 y	4.11e+05	18.6	1,2,3,7,8,9-HxCDD

Totals class: Total Hepta-Dioxins

Entry #: 41

Run: 18

File: 12AUG10M

S: 12 I: 1 F: 4

Acquired: 12-AUG-10 21:20:00

Total Concentration: 3140

Unnamed Concentration: 1612.010

RT	ml Resp	m2 Resp	RA	Resp	Concentration	Name
42:50	1.85e+07	1.81e+07	1.02 y	3.66e+07	1610	
44:14	1.77e+07	1.70e+07	1.04 y	3.47e+07	1530	1,2,3,4,6,7,8-HpCDD

Totals class: Total Tetra-Furans

Entry #: 42

Run: 18 File: 12AUG10M S: 12 I: 1 F: 1  
Acquired: 12-AUG-10 21:20:00

Total Concentration: 8.49

Unnamed Concentration: 8.494

RT	ml Resp	m2 Resp	RA	Resp	Concentration	Name
23:27	1.46e+04	2.01e+04	0.73 y	3.47e+04	0.516	
23:50	8.11e+04	1.20e+05	0.68 y	2.01e+05	2.99	
24:10	1.94e+04	2.57e+04	0.75 y	4.51e+04	0.671	
24:28	1.89e+04	2.76e+04	0.69 y	4.65e+04	0.690	
24:46	3.44e+04	5.16e+04	0.67 y	8.61e+04	1.28	
25:29	3.02e+04	4.00e+04	0.75 y	7.02e+04	1.04	
25:37	1.47e+04	1.83e+04	0.80 y	3.31e+04	0.491	
28:30	2.29e+04	3.22e+04	0.71 y	5.51e+04	0.819	

Totals class: 1st Fn. Tot Penta-Furans      Entry #: 43

Run: 18      File: 12AUG10M      S: 12 I: 1 F: 1  
Acquired: 12-AUG-10 21:20:00

Total Concentration: 16.8      Unnamed Concentration: 16.816

RT	ml Resp	m2 Resp	RA	Resp	Concentration	Name
28:29	3.63e+05	2.37e+05	1.53 y	6.00e+05	16.8	

Totals class: Total Penta-Furans

Entry #: 44

Run: 18

File: 12AUG10M

S: 12 I: 1 F: 2

Acquired: 12-AUG-10 21:20:00

Total Concentration: 15.9

Unnamed Concentration: 14.122

RT	ml Resp	m2 Resp	RA	Resp	Concentration	Name
30:17	1.80e+05	1.36e+05	1.32 y	3.16e+05	8.85	
30:59	6.74e+04	5.10e+04	1.32 y	1.18e+05	3.32	
31:53	1.77e+04	1.29e+04	1.37 y	3.06e+04	0.858	
32:52	3.66e+04	2.72e+04	1.35 y	6.38e+04	1.76	2,3,4,7,8-PeCDF
32:56	2.28e+04	1.61e+04	1.42 y	3.88e+04	1.09	



Totals class: Total Hexa-Furans

Entry #: 45

Run: 18

File: 12AUG10M

S: 12 I: 1 F: 3

Acquired: 12-AUG-10 21:20:00

Total Concentration: 254

Unnamed Concentration: 236.125

RT	ml Resp	m2 Resp	RA	Resp	Concentration	Name
35:17	3.79e+05	3.06e+05	1.24 y	6.85e+05	19.5	
35:33	1.51e+06	1.22e+06	1.24 y	2.73e+06	77.9	
36:09	3.60e+04	2.88e+04	1.25 y	6.48e+04	1.85	
36:28	2.65e+06	2.11e+06	1.25 y	4.76e+06	136	
37:04	2.14e+04	1.76e+04	1.21 y	3.91e+04	1.11	
37:15	1.38e+05	1.17e+05	1.18 y	2.55e+05	6.96	1,2,3,4,7,8-HxCDF
37:25	7.92e+04	6.79e+04	1.17 y	1.47e+05	3.88	1,2,3,6,7,8-HxCDF
38:23	1.03e+05	8.16e+04	1.26 y	1.85e+05	5.63	2,3,4,6,7,8-HxCDF
39:52	2.25e+04	1.64e+04	1.37 y	3.90e+04	1.17	1,2,3,7,8,9-HxCDF

Totals class: Total Hepta-Furans

Entry #: 46

Run: 18

File: 12AUG10M

S: 12 I: 1 F: 4


Acquired: 12-AUG-10 21:20:00

Total Concentration: 1210

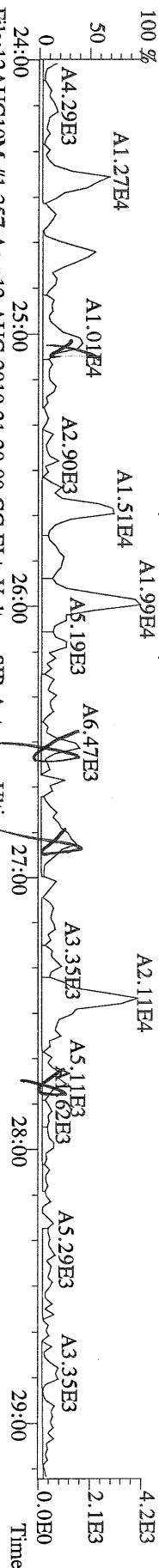
Unnamed Concentration: 860.395

RT	ml Resp	m2 Resp	RA	Resp	Concentration	Name
42:19	5.12e+06	4.86e+06	1.05 y	9.98e+06	340	1,2,3,4,6,7,8-HpCDF
42:51	7.60e+04	7.92e+04	0.96 y	1.55e+05	5.23	
43:08	1.29e+07	1.25e+07	1.03 y	2.54e+07	855	
45:09	1.19e+05	1.10e+05	1.09 y	2.29e+05	7.54	1,2,3,4,7,8,9-HpCDF


File:12AUG10M #1-357 Acq:12-AUG-2010 21:20:00 GC EI + Voltage SIR Autospec-Ultima  
319.8965 S:12 BSUB(10000,15,-3.0) PKD(5,5,3,0,10%,100,0,0,00%,F,F) Exp:PCDD  
Sample Text:6269-002-0001-SA File Text:Frontier Analytical Laboratory



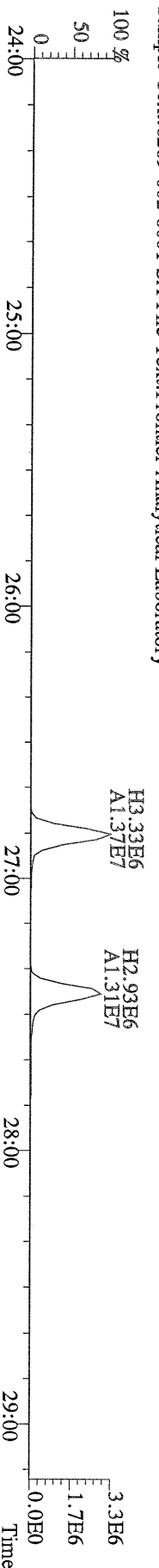
File:12AUG10M #1-357 Acq:12-AUG-2010 21:20:00 GC EI + Voltage SIR Autospec-Ultima  
327.8847 S:12 BSUB(10000,15,-3.0) PKD(5,5,3,0,10%,100,0,0,00%,F,F) Exp:PCDD  
Sample Text:6269-002-0001-SA File Text:Frontier Analytical Laboratory



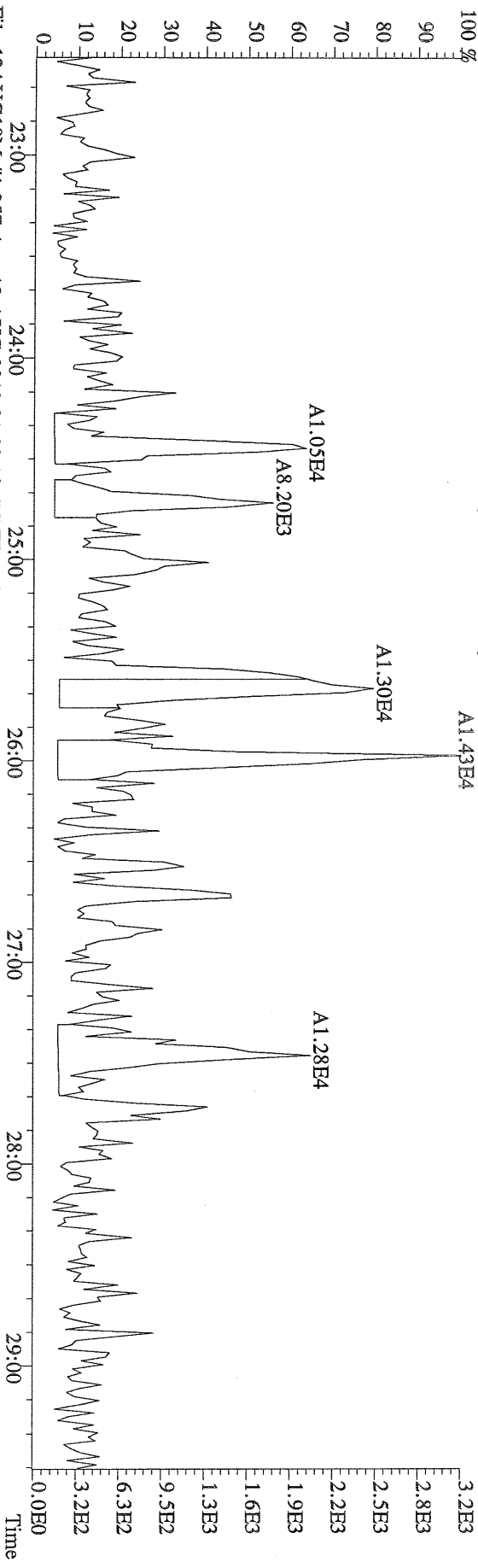
File:12AUG10M #1-357 Acq:12-AUG-2010 21:20:00 GC EI + Voltage SIR Autospec-Ultima  
331.9368 S:12 BSUB(10000,15,-3.0) PKD(5,5,3,0,10%,100,0,0,00%,F,F) Exp:PCDD  
Sample Text:6269-002-0001-SA File Text:Frontier Analytical Laboratory



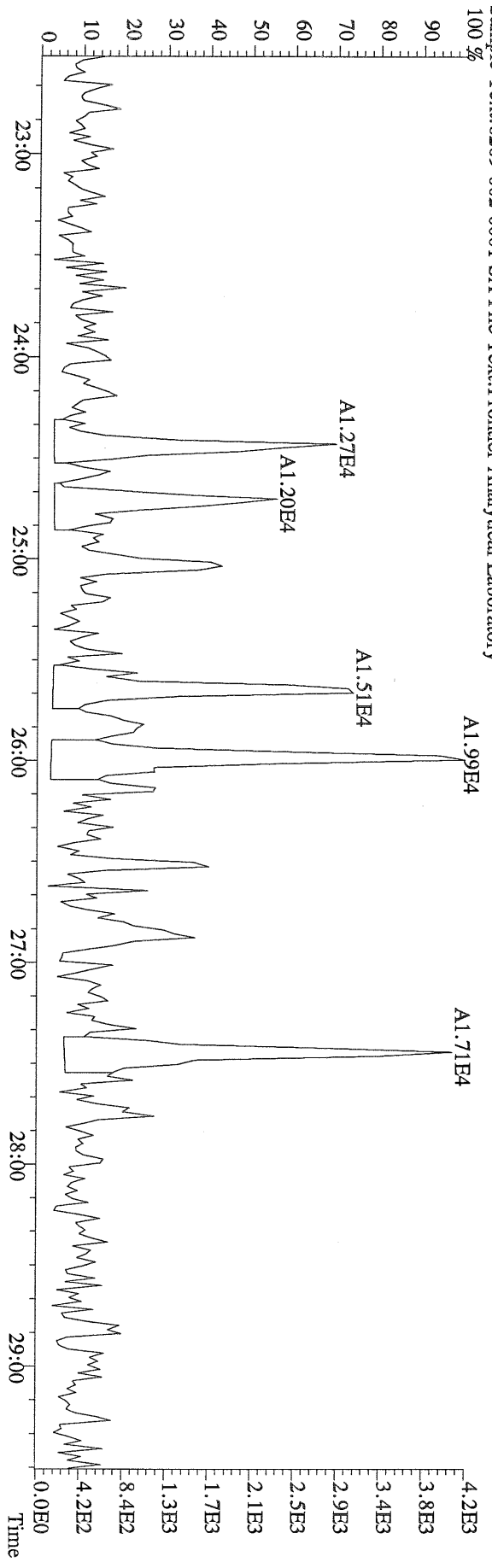
File:12AUG10M #1-357 Acq:12-AUG-2010 21:20:00 GC EI + Voltage SIR Autospec-Ultima  
333.9339 S:12 BSUB(10000,15,-3.0) PKD(5,5,3,0,10%,100,0,0,00%,F,F) Exp:PCDD  
Sample Text:6269-002-0001-SA File Text:Frontier Analytical Laboratory



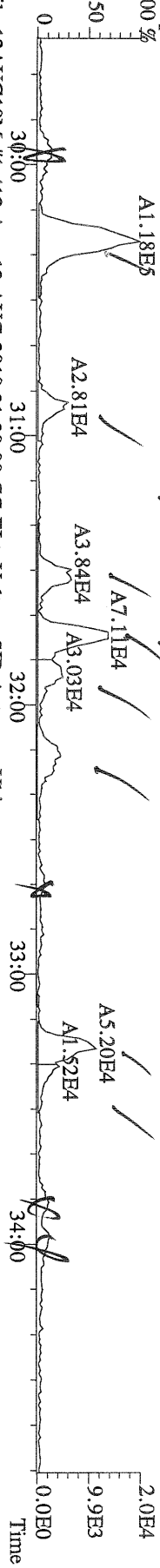
File:12AUG10M #1-357 Acq:12-AUG-2010 21:20:00 GC EI+ Voltage SIR Autospec-Ultima  
 319.8965 S:12 BSUB(10000,15,-3.0) PKD(5,5,3,0,10%,100.0,0.00%,F,F) Exp:PCDD  
 Sample Text:6269-002-0001-SA File Text:Frontier Analytical Laboratory  
 100 %



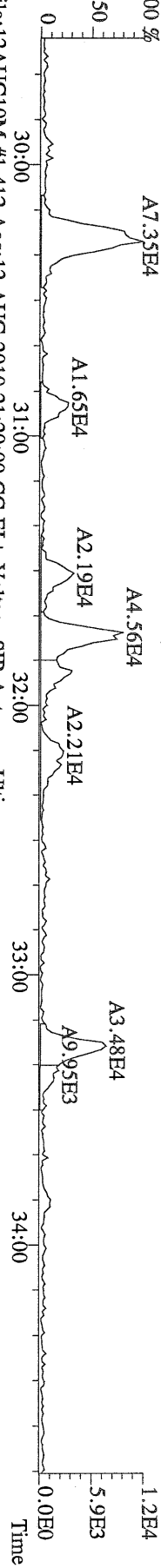
File:12AUG10M #1-357 Acq:12-AUG-2010 21:20:00 GC EI+ Voltage SIR Autospec-Ultima  
 321.8936 S:12 BSUB(10000,15,-3.0) PKD(5,5,3,0,10%,100.0,0.00%,F,F) Exp:PCDD  
 Sample Text:6269-002-0001-SA File Text:Frontier Analytical Laboratory  
 100 %




File:12AUG10M #1-412 Acq:12-AUG-2010 21:20:00 GC EI+ Voltage SIR Autospec-Ultima  
 355.8546 S:12 F:2 BSUB(10000,15,-3.0) PKD(5,5,3,0.10%,100,0.0,0.00%,F,F) Exp:PCDD  
 Sample Text:6269-002-0001-SA File Text:Frontier Analytical Laboratory



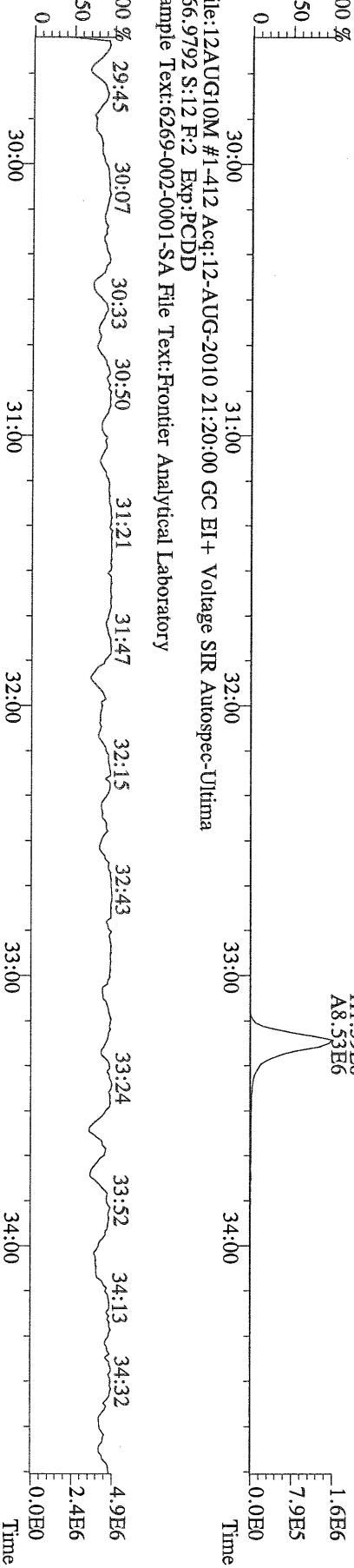
File:12AUG10M #1-412 Acq:12-AUG-2010 21:20:00 GC EI+ Voltage SIR Autospec-Ultima  
 357.8517 S:12 F:2 BSUB(10000,15,-3.0) PKD(5,5,3,0.10%,100,0.0,0.00%,F,F) Exp:PCDD  
 Sample Text:6269-002-0001-SA File Text:Frontier Analytical Laboratory



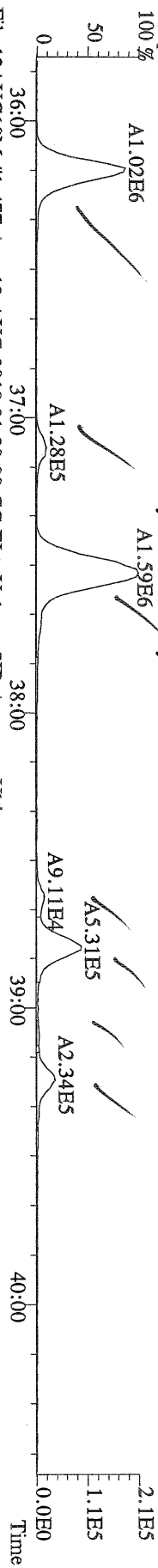
File:12AUG10M #1-412 Acq:12-AUG-2010 21:20:00 GC EI+ Voltage SIR Autospec-Ultima  
 367.8949 S:12 F:2 BSUB(10000,15,-3.0) PKD(5,5,3,0.10%,100,0.0,0.00%,F,F) Exp:PCDD  
 Sample Text:6269-002-0001-SA File Text:Frontier Analytical Laboratory




File:12AUG10M #1-412 Acq:12-AUG-2010 21:20:00 GC EI+ Voltage SIR Autospec-Ultima  
 369.8919 S:12 F:2 BSUB(10000,15,-3.0) PKD(5,5,3,0.10%,100,0.0,0.00%,F,F) Exp:PCDD  
 Sample Text:6269-002-0001-SA File Text:Frontier Analytical Laboratory



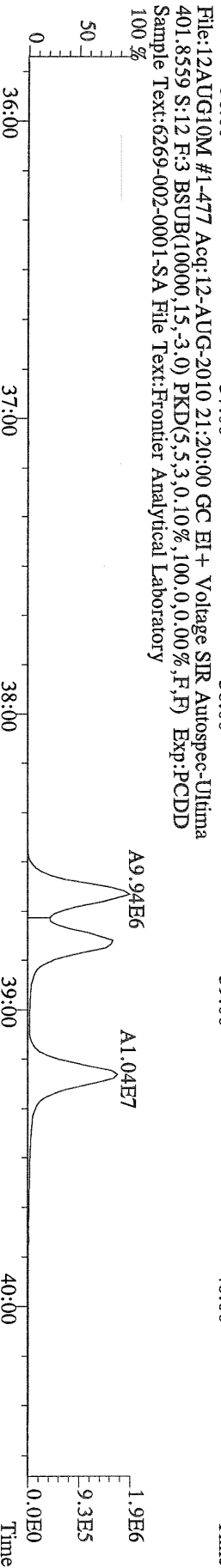
File:12AUG10M #1-477 Acq:12-AUG-2010 21:20:00 GC EI+ Voltage SIR Autospec-Ultima  
 389.8156 S:12 F:3 BSUB(10000,15,-3.0) PKD(5,5,3,0.10%,100,0.0,0.00%,F,F) Exp:PCDD  
 Sample Text:6269-002-0001-SA File Text:Frontier Analytical Laboratory



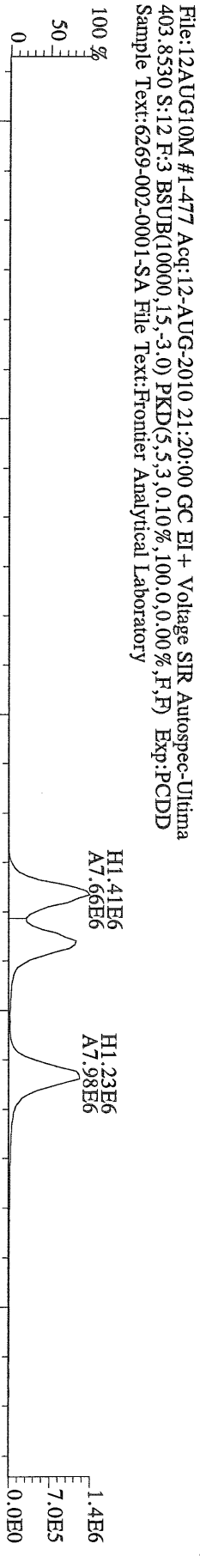
File:12AUG10M #1-477 Acq:12-AUG-2010 21:20:00 GC EI+ Voltage SIR Autospec-Ultima  
 391.8127 S:12 F:3 BSUB(10000,15,-3.0) PKD(5,5,3,0.10%,100,0.0,0.00%,F,F) Exp:PCDD  
 Sample Text:6269-002-0001-SA File Text:Frontier Analytical Laboratory



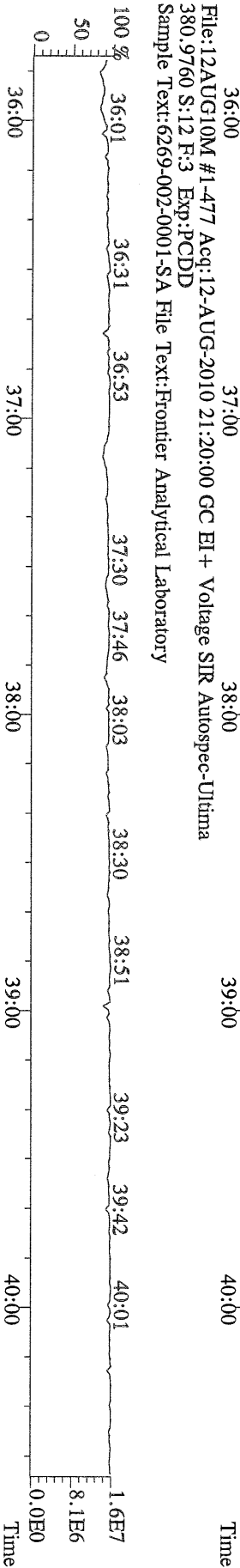
File:12AUG10M #1-477 Acq:12-AUG-2010 21:20:00 GC EI+ Voltage SIR Autospec-Ultima  
 401.8559 S:12 F:3 BSUB(10000,15,-3.0) PKD(5,5,3,0.10%,100,0.0,0.00%,F,F) Exp:PCDD  
 Sample Text:6269-002-0001-SA File Text:Frontier Analytical Laboratory



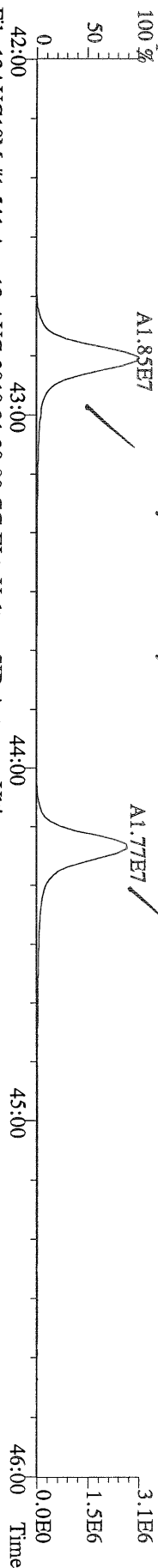
File:12AUG10M #1-477 Acq:12-AUG-2010 21:20:00 GC EI+ Voltage SIR Autospec-Ultima  
 403.8530 S:12 F:3 BSUB(10000,15,-3.0) PKD(5,5,3,0.10%,100,0.0,0.00%,F,F) Exp:PCDD  
 Sample Text:6269-002-0001-SA File Text:Frontier Analytical Laboratory



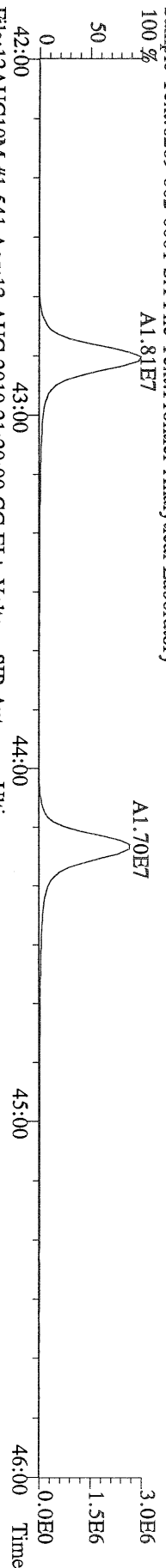
File:12AUG10M #1-477 Acq:12-AUG-2010 21:20:00 GC EI+ Voltage SIR Autospec-Ultima  
 380.9760 S:12 F:3 Exp:PCDD  
 Sample Text:6269-002-0001-SA File Text:Frontier Analytical Laboratory



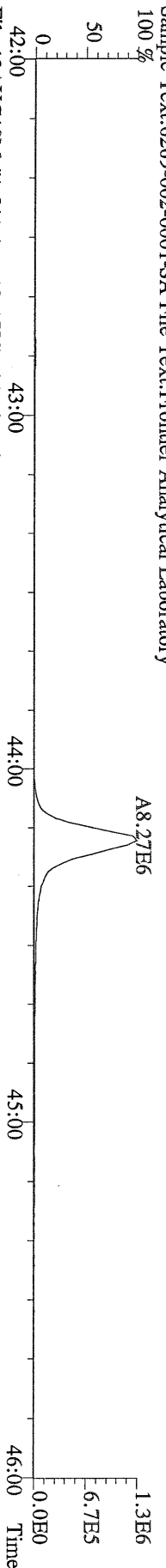
File:12AUG10M #1-541 Acq:12-AUG-2010 21:20:00 GC EI+ Voltage SIR Autospec-Ultima  
423.7767 S:12 F:4 BSUB(10000,15,-3,0) PKD(5,5,3,0,10%,100,0,0,00%,F,F) Exp:PCDD  
Sample Text:6269-002-0001-SA File Text:Frontier Analytical Laboratory



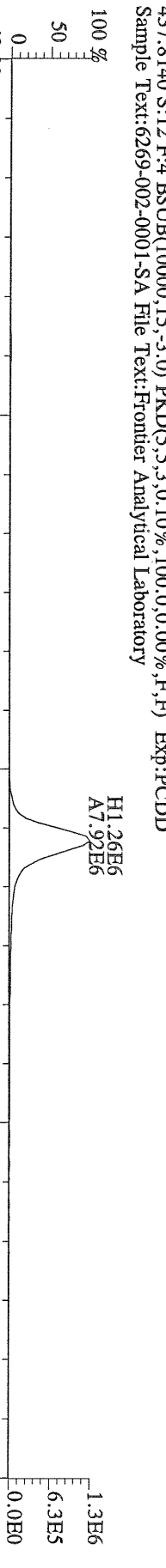
File:12AUG10M #1-541 Acq:12-AUG-2010 21:20:00 GC EI+ Voltage SIR Autospec-Ultima  
425.7737 S:12 F:4 BSUB(10000,15,-3,0) PKD(5,5,3,0,10%,100,0,0,00%,F,F) Exp:PCDD  
Sample Text:6269-002-0001-SA File Text:Frontier Analytical Laboratory



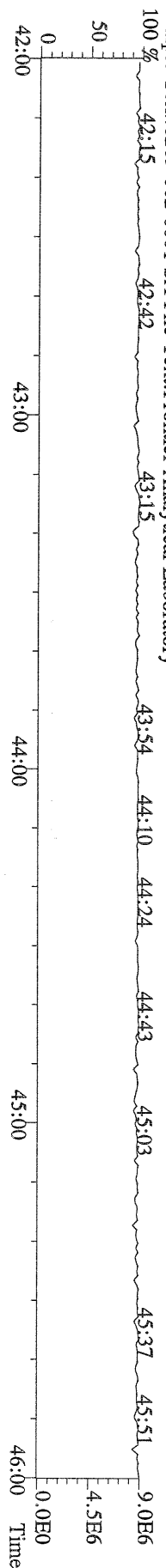
File:12AUG10M #1-541 Acq:12-AUG-2010 21:20:00 GC EI+ Voltage SIR Autospec-Ultima  
435.8169 S:12 F:4 BSUB(10000,15,-3,0) PKD(5,5,3,0,10%,100,0,0,00%,F,F) Exp:PCDD  
Sample Text:6269-002-0001-SA File Text:Frontier Analytical Laboratory




File:12AUG10M #1-541 Acq:12-AUG-2010 21:20:00 GC EI+ Voltage SIR Autospec-Ultima  
437.8140 S:12 F:4 BSUB(10000,15,-3,0) PKD(5,5,3,0,10%,100,0,0,00%,F,F) Exp:PCDD  
Sample Text:6269-002-0001-SA File Text:Frontier Analytical Laboratory



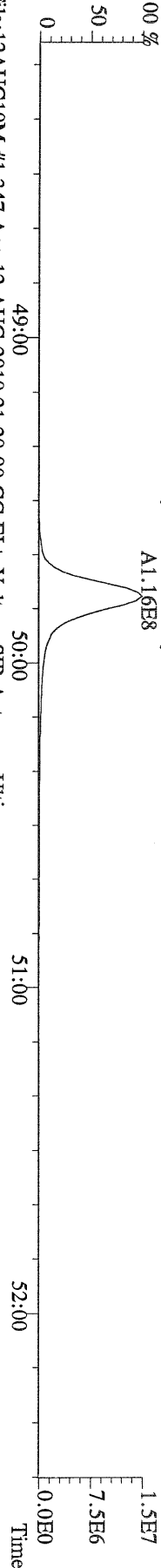
File:12AUG10M #1-541 Acq:12-AUG-2010 21:20:00 GC EI+ Voltage SIR Autospec-Ultima  
430.9728 S:12 F:4 Exp:PCDD  
Sample Text:6269-002-0001-SA File Text:Frontier Analytical Laboratory



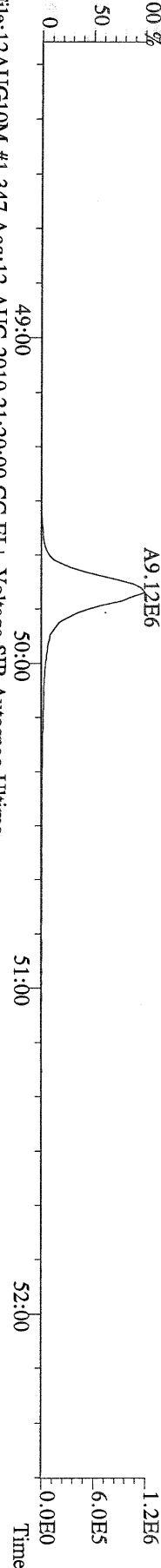
File:12AUG10M #1-347 Acq:12-AUG-2010 21:20:00 GC EI + Voltage SIR Autospec-Ultima  
457.7377 S:12 F:5 BSUB(10000,15,-3.0) PKD(5,5,3,0,10%,100,0,0,00%,F,F) Exp:PCDD  
Sample Text:6269-002-0001-SA File Text:Frontier Analytical Laboratory




File:12AUG10M #1-347 Acq:12-AUG-2010 21:20:00 GC EI + Voltage SIR Autospec-Ultima  
459.7348 S:12 F:5 BSUB(10000,15,-3.0) PKD(5,5,3,0,10%,100,0,0,00%,F,F) Exp:PCDD  
Sample Text:6269-002-0001-SA File Text:Frontier Analytical Laboratory



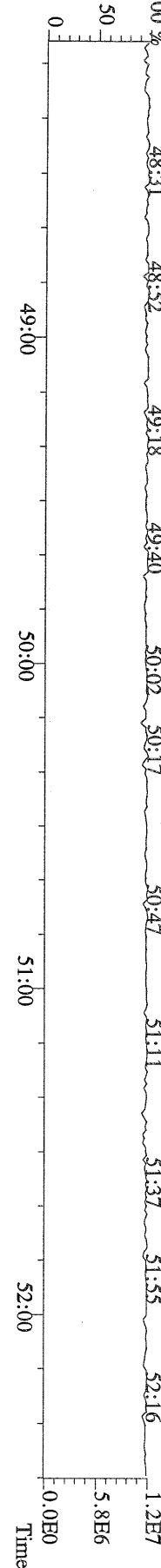
File:12AUG10M #1-347 Acq:12-AUG-2010 21:20:00 GC EI + Voltage SIR Autospec-Ultima  
469.7780 S:12 F:5 BSUB(10000,15,-3.0) PKD(5,5,3,0,10%,100,0,0,00%,F,F) Exp:PCDD  
Sample Text:6269-002-0001-SA File Text:Frontier Analytical Laboratory



File:12AUG10M #1-347 Acq:12-AUG-2010 21:20:00 GC EI + Voltage SIR Autospec-Ultima  
471.7750 S:12 F:5 BSUB(10000,15,-3.0) PKD(5,5,3,0,10%,100,0,0,00%,F,F) Exp:PCDD  
Sample Text:6269-002-0001-SA File Text:Frontier Analytical Laboratory




File:12AUG10M #1-347 Acq:12-AUG-2010 21:20:00 GC EI + Voltage SIR Autospec-Ultima  
454.9728 S:12 F:5 Exp:PCDD  
Sample Text:6269-002-0001-SA File Text:Frontier Analytical Laboratory







File:12AUG10M #1-357 Acq:12-AUG-2010 21:20:00 GC EI+ Voltage SIR Autospec-Ultima  
 303.9016 S:12 BSUB(10000,15,-3.0) Exp:PCDD  
 Sample Text:6269-002-0001-SA File Text:Frontier Analytical Laboratory




File:12AUG10M #1-357 Acq:12-AUG-2010 21:20:00 GC EI+ Voltage SIR Autospec-Ultima  
 315.9419 S:12 BSUB(10000,15,-3.0) Exp:PCDD  
 Sample Text:6269-002-0001-SA File Text:Frontier Analytical Laboratory



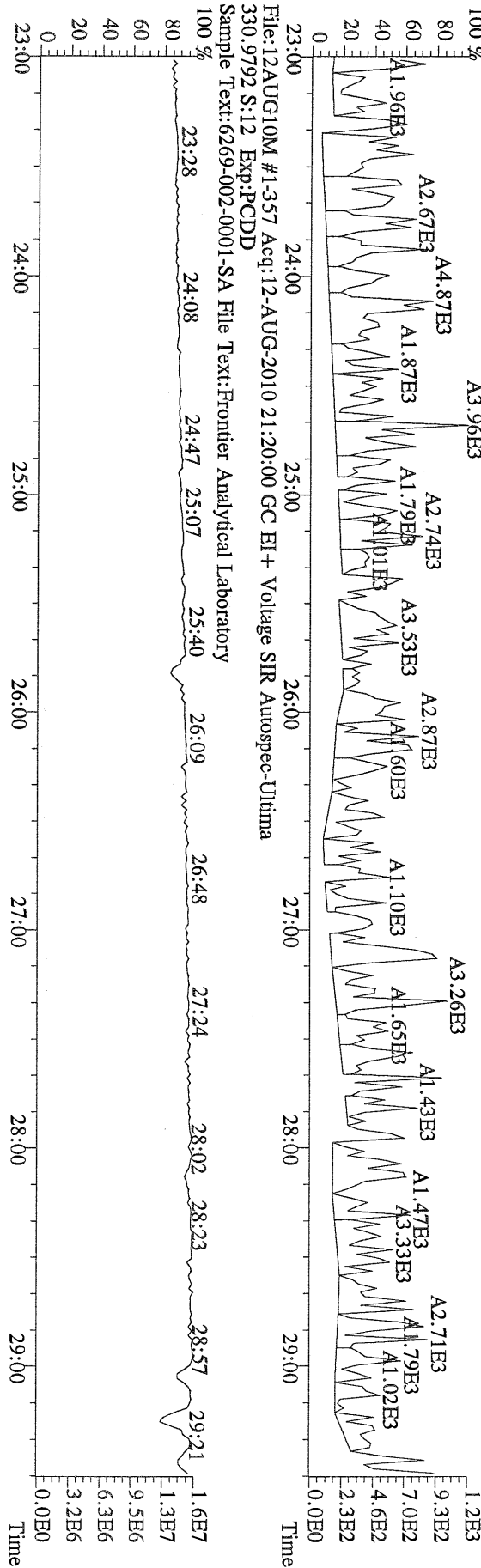
File:12AUG10M #1-357 Acq:12-AUG-2010 21:20:00 GC EI+ Voltage SIR Autospec-Ultima  
 375.8364 S:12 BSUB(10000,15,-3.0) Exp:PCDD  
 Sample Text:6269-002-0001-SA File Text:Frontier Analytical Laboratory



File:12AUG10M #1-357 Acq:12-AUG-2010 21:20:00 GC EI+ Voltage SIR Autospec-Ultima  
 339.8597 S:12 BSUB(10000,15,-3.0) PKD(5.5,3,0.10%,100.0,0.00%,F,F) Exp:PCDD  
 Sample Text:6269-002-0001-SA File Text:Frontier Analytical Laboratory

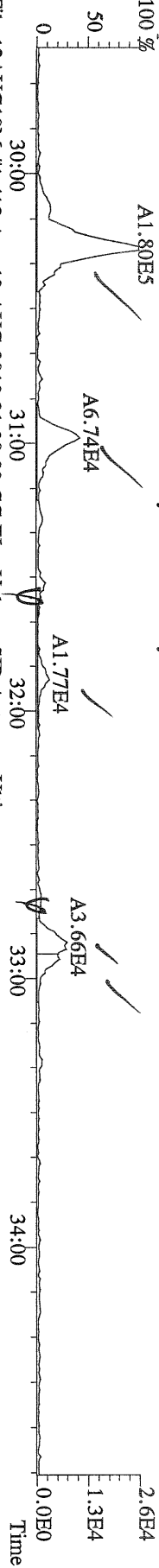


File:12AUG10M #1-357 Acq:12-AUG-2010 21:20:00 GC EI+ Voltage SIR Autospec-Ultima  
 409.7974 S:12 BSUB(10000,15,-3.0) PKD(5.5,3,0.10%,100.0,0.00%,F,F) Exp:PCDD  
 Sample Text:6269-002-0001-SA File Text:Frontier Analytical Laboratory

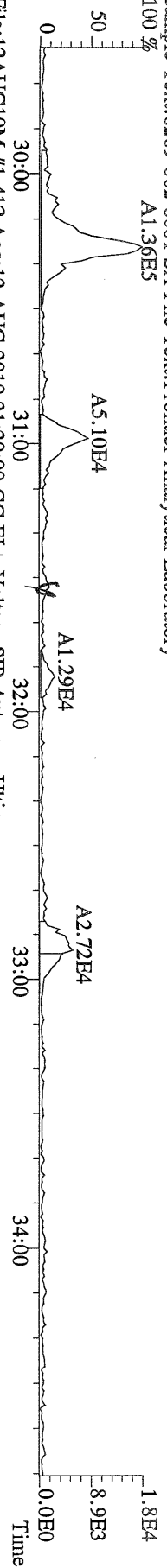


File:12AUG10M #1-357 Acq:12-AUG-2010 21:20:00 GC EI+ Voltage SIR Autospec-Ultima  
 330.9792 S:12 Exp:PCDD  
 Sample Text:6269-002-0001-SA File Text:Frontier Analytical Laboratory

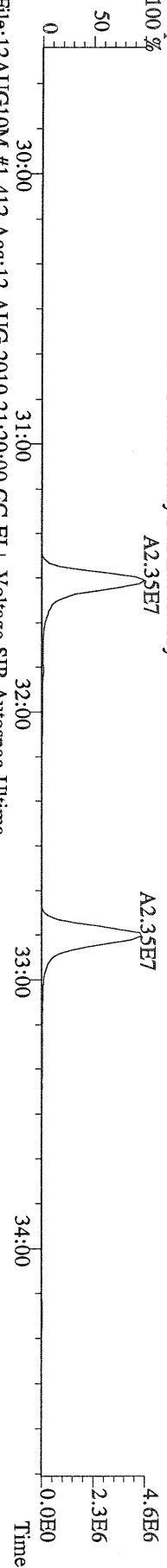
File:12AUG10M #1-412 Acq:12-AUG-2010 21:20:00 GC EI+ Voltage SIR Autospec-Ultima  
 339.8597 S:12 F:2 BSUB(10000,15,-3.0) PKD(5,5,3,0,10%,100,0,0,00%,F,F) Exp:PCDD  
 Sample Text:6269-002-0001-SA File Text:Frontier Analytical Laboratory




File:12AUG10M #1-412 Acq:12-AUG-2010 21:20:00 GC EI+ Voltage SIR Autospec-Ultima  
 341.8568 S:12 F:2 BSUB(10000,15,-3.0) PKD(5,5,3,0,10%,100,0,0,00%,F,F) Exp:PCDD  
 Sample Text:6269-002-0001-SA File Text:Frontier Analytical Laboratory



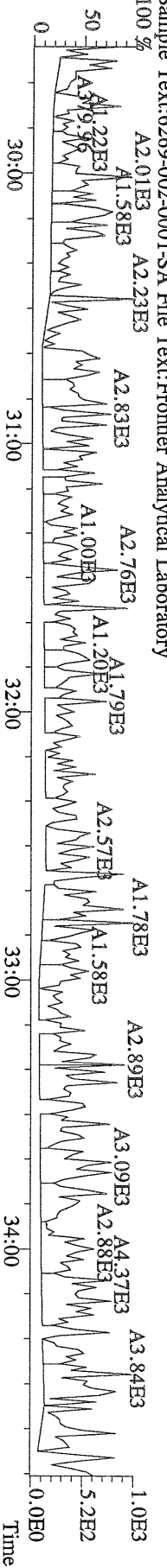
File:12AUG10M #1-412 Acq:12-AUG-2010 21:20:00 GC EI+ Voltage SIR Autospec-Ultima  
 351.9000 S:12 F:2 BSUB(10000,15,-3.0) PKD(5,5,3,0,10%,100,0,0,00%,F,F) Exp:PCDD  
 Sample Text:6269-002-0001-SA File Text:Frontier Analytical Laboratory




File:12AUG10M #1-412 Acq:12-AUG-2010 21:20:00 GC EI+ Voltage SIR Autospec-Ultima  
 353.8970 S:12 F:2 BSUB(10000,15,-3.0) PKD(5,5,3,0,10%,100,0,0,00%,F,F) Exp:PCDD  
 Sample Text:6269-002-0001-SA File Text:Frontier Analytical Laboratory




File:12AUG10M #1-412 Acq:12-AUG-2010 21:20:00 GC EI+ Voltage SIR Autospec-Ultima  
 409.7974 S:12 F:2 BSUB(10000,15,-3.0) PKD(5,5,3,0,10%,100,0,0,00%,F,F) Exp:PCDD  
 Sample Text:6269-002-0001-SA File Text:Frontier Analytical Laboratory




File:12AUG10M #1-477 Acq:12-AUG-2010 21:20:00 GC EI + Voltage SIR Autospec-Utima  
373.8207 S:12 F:3 BSUB(10000,15,-3,0) PKD(5,5,3,0,10%,100,0,0,00%,F,F) Exp:PCDD  
Sample Text:6269-002-0001-SA File Text:Frontier Analytical Laboratory




File:12AUG10M #1-477 Acq:12-AUG-2010 21:20:00 GC EI + Voltage SIR Autospec-Utima  
383.8639 S:12 F:3 BSUB(10000,15,-3,0) PKD(5,5,3,0,10%,100,0,0,00%,F,F) Exp:PCDD  
Sample Text:6269-002-0001-SA File Text:Frontier Analytical Laboratory



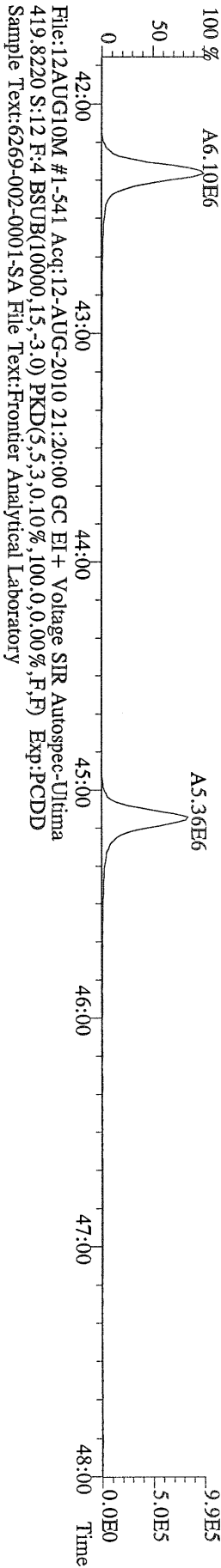
File:12AUG10M #1-477 Acq:12-AUG-2010 21:20:00 GC EI + Voltage SIR Autospec-Utima  
445.7555 S:12 F:3 BSUB(10000,15,-3,0) PKD(5,5,3,0,10%,100,0,0,00%,F,F) Exp:PCDD  
Sample Text:6269-002-0001-SA File Text:Frontier Analytical Laboratory



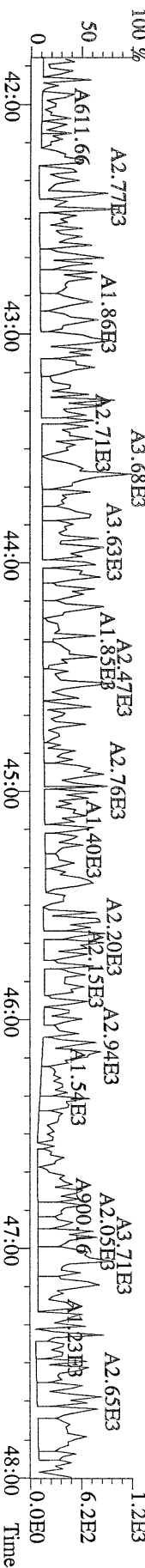
File:12AUG10M #1-541 Acq:12-AUG-2010 21:20:00 GC EI+ Voltage SIR Autospec-Ultima  
 407.7818 S:12 F:4 BSUB(10000,15,-3.0) PKD(5,5,3,0.10%,100,0,0.00%,F,F) Exp:PCDD  
 Sample Text:6269-002-0001-SA File Text:Frontier Analytical Laboratory  
 100 %



File:12AUG10M #1-541 Acq:12-AUG-2010 21:20:00 GC EI+ Voltage SIR Autospec-Ultima  
 417.8253 S:12 F:4 BSUB(10000,15,-3.0) PKD(5,5,3,0.10%,100,0,0.00%,F,F) Exp:PCDD  
 Sample Text:6269-002-0001-SA File Text:Frontier Analytical Laboratory  
 100 %




File:12AUG10M #1-541 Acq:12-AUG-2010 21:20:00 GC EI+ Voltage SIR Autospec-Ultima  
 419.8220 S:12 F:4 BSUB(10000,15,-3.0) PKD(5,5,3,0.10%,100,0,0.00%,F,F) Exp:PCDD  
 Sample Text:6269-002-0001-SA File Text:Frontier Analytical Laboratory  
 100 %





Results: 6269      GC Column: DB5      Amount: 2.040      NATO 1989 Tox: 53.8      WHO 1998 Tox: 38.3      WHO 2005 Tox: 41.7

Name	Resp	RA	RT	RRF	Conc	Qual	Fac	Noise-1	Noise-2	DL	Rec	#Hom
2,3,7,8-TCDD	2.50e+04	0.66 y	27:27	1.04	1.11	J	2.50	-	-	*		
1,2,3,7,8-PeCDD	1.05e+05	1.61 y	33:17	1.05	4.42	J	2.50	-	-	*		
1,2,3,4,7,8-HxCDD	1.68e+05	1.06 y	38:37	1.30	7.31	J	2.50	-	-	*		
1,2,3,6,7,8-HxCDD	8.48e+05	1.37 y	38:48	1.28	40.7		2.50	-	-	*		
1,2,3,7,8,9-HxCDD	4.64e+05	1.22 y	39:15	1.25	21.9		2.50	-	-	*		
1,2,3,4,6,7,8-HpCDD	3.60e+07	1.04 y	44:13	1.35	1560		2.50	-	-	*		
OCDD	2.53e+08	1.00 y	49:48	1.25	17900		2.50	-	-	*		
2,3,7,8-TCDF	2.79e+04	0.65 y	26:41	1.62	0.443	J	2.50	-	-	*		
1,2,3,7,8-PeCDF	*	* n	NotFnd	0.92	*		2.50	544	748	0.495		
2,3,4,7,8-PeCDF	8.57e+04	1.35 y	32:51	0.94	2.64	J	2.50	-	-	*		
1,2,3,4,7,8-HxCDF	4.47e+05	1.23 y	37:14	0.93	12.5		2.50	-	-	*		
1,2,3,6,7,8-HxCDF	2.20e+05	1.40 y	37:26	0.84	5.93	J	2.50	-	-	*		
2,3,4,6,7,8-HxCDF	2.73e+05	1.37 y	38:23	0.90	8.18	J	2.50	-	-	*		
1,2,3,7,8,9-HxCDF	4.24e+04	1.14 y	39:52	0.98	1.27	J	2.50	-	-	*		
1,2,3,4,6,7,8-HpCDF	1.23e+07	1.06 y	42:19	1.38	401		2.50	-	-	*		
1,2,3,4,7,8,9-HpCDF	2.75e+05	1.04 y	45:09	1.62	8.96	J	2.50	-	-	*		
OCDF	2.82e+07	0.91 y	50:09	0.74	1740		2.50	-	-	*		
13C-2,3,7,8-TCDD	2.13e+07	0.84 y	27:26	0.93	958						97.7	
13C-1,2,3,7,8-PeCDD	2.22e+07	1.74 y	33:15	0.81	1150						117	
13C-1,2,3,4,7,8-HxCDD	1.73e+07	1.29 y	38:37	0.95	938						95.7	
13C-1,2,3,6,7,8-HxCDD	1.60e+07	1.35 y	38:46	1.00	824						84.1	
13C-1,2,3,4,6,7,8-HpCDD	1.68e+07	1.03 y	44:12	0.92	933						95.1	
13C-OCDD	2.21e+07	0.93 y	49:46	0.63	1790						91.3	
13C-2,3,7,8-TCDF	3.81e+07	0.86 y	26:41	0.87	1000						102	
13C-1,2,3,7,8-PeCDF	3.51e+07	1.75 y	31:31	0.81	995						102	
13C-2,3,4,7,8-PeCDF	3.36e+07	1.77 y	32:50	0.75	1020						104	
13C-1,2,3,4,7,8-HxCDF	3.78e+07	0.54 y	37:13	1.74	1110						114	
13C-1,2,3,6,7,8-HxCDF	4.34e+07	0.53 y	37:25	2.17	1030						105	
13C-2,3,4,6,7,8-HxCDF	3.66e+07	0.52 y	38:21	1.82	1030						105	
13C-1,2,3,7,8,9-HxCDF	3.32e+07	0.53 y	39:47	1.49	1150						117	
13C-1,2,3,4,6,7,8-HpCDF	2.18e+07	0.42 y	42:18	1.10	1020						104	
13C-1,2,3,4,7,8,9-HpCDF	1.86e+07	0.42 y	45:07	0.81	1170						119	
13C-OCDF	4.30e+07	0.98 y	50:09	1.19	1860						94.6	
37Cl-2,3,7,8-TCDD	9.09e+06		27:27	0.93	407						104	
13C-1,2,3,4-TCDD	2.35e+07	0.86 y	26:50	-	34.0							
13C-1,2,3,4-TCDF	4.29e+07	0.87 y	25:35	-	39.5							
13C-1,2,3,7,8,9-HxCDD	1.91e+07	1.30 y	39:12	-	43.5							
Total Tetra-Dioxins	1.35e+05		24:26	1.04	5.98		2.50	-	-	*		5
Total Penta-Dioxins	6.76e+05		30:17	1.05	28.5		2.50	-	-	*		8
Total Hexa-Dioxins	6.30e+06		36:10	1.27	292		2.50	-	-	*		8
Total Hepta-Dioxins	7.29e+07		42:50	1.35	3150		2.50	-	-	*		2
Total Tetra-Furans	6.58e+05		23:27	1.62	10.5		2.50	-	-	*		9
1st Fn. Tot Penta-Furans	6.53e+05		28:29	0.93	20.0		2.50	-	-	*	PeCDF	1
Total Penta-Furans	7.81e+05		30:06	0.93	24.0		2.50	-	-	*	44.0	6
Total Hexa-Furans	9.44e+06		35:18	0.90	271		2.50	-	-	*		9
Total Hepta-Furans	3.73e+07		42:19	1.48	1220		2.50	-	-	*		4

Analyst: 

Date: 8/13/10

Totals class: Total Tetra-Dioxins

Entry #: 38

Run: 16

File: 12AUG10M

S: 10 I: 1 F: 1

Acquired: 12-AUG-10 19:29:18

Total Concentration: 5.98

Unnamed Concentration: 4.865

RT	ml Resp	m2 Resp	RA	Resp	Concentration	Name
24:26	8.24e+03	1.03e+04	0.80 y	1.85e+04	0.823	
24:43	6.83e+03	8.95e+03	0.76 y	1.58e+04	0.701	
25:39	1.85e+04	2.09e+04	0.88 y	3.94e+04	1.75	
26:00	1.44e+04	2.14e+04	0.67 y	3.58e+04	1.59	
27:27	9.97e+03	1.51e+04	0.66 y	2.50e+04	1.11	2,3,7,8-TCDD



Totals class: Total Penta-Dioxins

Entry #: 39

Run: 16

File: 12AUG10M

S: 10 I: 1 F: 2

Acquired: 12-AUG-10 19:29:18

Total Concentration: 28.5

Unnamed Concentration: 24.095

RT	ml Resp	m2 Resp	RA	Resp	Concentration	Name
30:17	1.04e+05	6.34e+04	1.65 y	1.68e+05	7.07	
30:53	3.79e+04	2.32e+04	1.63 y	6.11e+04	2.58	
31:31	3.41e+04	2.19e+04	1.56 y	5.60e+04	2.36	
31:45	7.89e+04	4.84e+04	1.63 y	1.27e+05	5.37	
31:53	3.09e+04	2.15e+04	1.44 y	5.23e+04	2.21	
32:11	4.43e+04	2.98e+04	1.48 y	7.41e+04	3.12	
33:17	6.47e+04	4.02e+04	1.61 y	1.05e+05	4.42	1,2,3,7,8-PeCDD
33:21	1.94e+04	1.33e+04	1.45 y	3.27e+04	1.38	

Totals class: Total Hexa-Dioxins

Entry #: 40

Run: 16

File: 12AUG10M

S: 10 I: 1 F: 3

Acquired: 12-AUG-10 19:29:18

Total Concentration: 292

Unnamed Concentration: 222.586

RT	ml Resp	m2 Resp	RA	Resp	Concentration	Name
36:10	1.06e+06	7.47e+05	1.42 y	1.81e+06	83.4	
37:05	1.23e+05	9.25e+04	1.33 y	2.16e+05	9.97	
37:32	1.56e+06	1.10e+06	1.42 y	2.66e+06	123	
37:42	4.06e+04	3.85e+04	1.05 y	7.91e+04	3.65	
38:37	8.63e+04	8.16e+04	1.06 y	1.68e+05	7.31	1,2,3,4,7,8-HxCDD
38:48	4.91e+05	3.58e+05	1.37 y	8.48e+05	40.7	1,2,3,6,7,8-HxCDD
39:06	3.34e+04	2.79e+04	1.20 y	6.13e+04	2.83	
39:15	2.55e+05	2.09e+05	1.22 y	4.64e+05	21.9	1,2,3,7,8,9-HxCDD

Totals class: Total Hepta-Dioxins

Entry #: 41

Run: 16

File: 12AUG10M

S: 10 I: 1 F: 4

Acquired: 12-AUG-10 19:29:18

Total Concentration: 3150

Unnamed Concentration: 1594.489

RT	ml Resp	m2 Resp	RA	Resp	Concentration	Name
42:50	1.88e+07	1.81e+07	1.04 y	3.69e+07	1590	
44:13	1.84e+07	1.76e+07	1.04 y	3.60e+07	1560	1,2,3,4,6,7,8-HpCDD

Totals class: Total Tetra-Furans

Entry #: 42

Run: 16 File: 12AUG10M S: 10 I: 1 F: 1  
Acquired: 12-AUG-10 19:29:18

Total Concentration: 10.5

Unnamed Concentration: 10.016

RT	ml Resp	m2 Resp	RA	Resp	Concentration	Name
23:27	1.27e+04	1.74e+04	0.73 y	3.00e+04	0.477	
23:50	7.91e+04	1.17e+05	0.67 y	1.97e+05	3.12	
24:10	2.42e+04	3.70e+04	0.65 y	6.12e+04	0.973	
24:28	2.62e+04	3.91e+04	0.67 y	6.52e+04	1.04	
24:46	3.99e+04	5.80e+04	0.69 y	9.78e+04	1.55	
25:29	3.35e+04	5.05e+04	0.66 y	8.40e+04	1.33	
25:36	1.36e+04	1.84e+04	0.74 y	3.20e+04	0.509	
26:41	1.10e+04	1.69e+04	0.65 y	2.79e+04	0.443	2,3,7,8-TCDF
28:30	2.72e+04	3.63e+04	0.75 y	6.34e+04	1.01	

Totals class: 1st Fn. Tot Penta-Furans Entry #: 43

Run: 16 File: 12AUG10M S: 10 I: 1 F: 1  
Acquired: 12-AUG-10 19:29:18

Total Concentration: 20.0 Unnamed Concentration: 20.027

RT	ml Resp	m2 Resp	RA	Resp	Concentration	Name
28:29	4.05e+05	2.48e+05	1.63 y	6.53e+05	20.0	

Totals class: Total Penta-Furans

Entry #: 44

Run: 16

File: 12AUG10M

S: 10 I: 1 F: 2

Acquired: 12-AUG-10 19:29:18

Total Concentration: 24.0

Unnamed Concentration: 21.314

RT	ml Resp	m2 Resp	RA	Resp	Concentration	Name
30:06	2.51e+04	1.87e+04	1.34 y	4.38e+04	1.34	
30:17	2.28e+05	1.64e+05	1.40 y	3.92e+05	12.0	
30:58	9.28e+04	6.79e+04	1.37 y	1.61e+05	4.93	
31:52	2.77e+04	2.08e+04	1.33 y	4.85e+04	1.49	
32:51	4.93e+04	3.64e+04	1.35 y	8.57e+04	2.64	2,3,4,7,8-PeCDF
32:54	2.95e+04	2.09e+04	1.41 y	5.04e+04	1.54	

Totals class: Total Hexa-Furans

Entry #: 45

Run: 16

File: 12AUG10M

S: 10 I: 1 F: 3

Acquired: 12-AUG-10 19:29:18

Total Concentration: 271

Unnamed Concentration: 242.727

RT	ml Resp	m2 Resp	RA	Resp	Concentration	Name
35:18	5.03e+05	4.10e+05	1.23 y	9.13e+05	26.2	
35:33	1.87e+06	1.51e+06	1.24 y	3.37e+06	96.8	
36:10	4.39e+04	3.39e+04	1.30 y	7.78e+04	2.23	
36:28	2.26e+06	1.77e+06	1.27 y	4.04e+06	116	
37:05	3.15e+04	2.37e+04	1.33 y	5.52e+04	1.58	
37:14	2.47e+05	2.00e+05	1.23 y	4.47e+05	12.5	1,2,3,4,7,8-HxCDF
37:26	1.28e+05	9.16e+04	1.40 y	2.20e+05	5.93	1,2,3,6,7,8-HxCDF
38:23	1.58e+05	1.15e+05	1.37 y	2.73e+05	8.18	2,3,4,6,7,8-HxCDF
39:52	2.26e+04	1.98e+04	1.14 y	4.24e+04	1.27	1,2,3,7,8,9-HxCDF

Totals class: Total Hepta-Furans

Entry #: 46

Run: 16

File: 12AUG10M

S: 10 I: 1 F: 4

Acquired: 12-AUG-10 19:29:18

Total Concentration: 1220

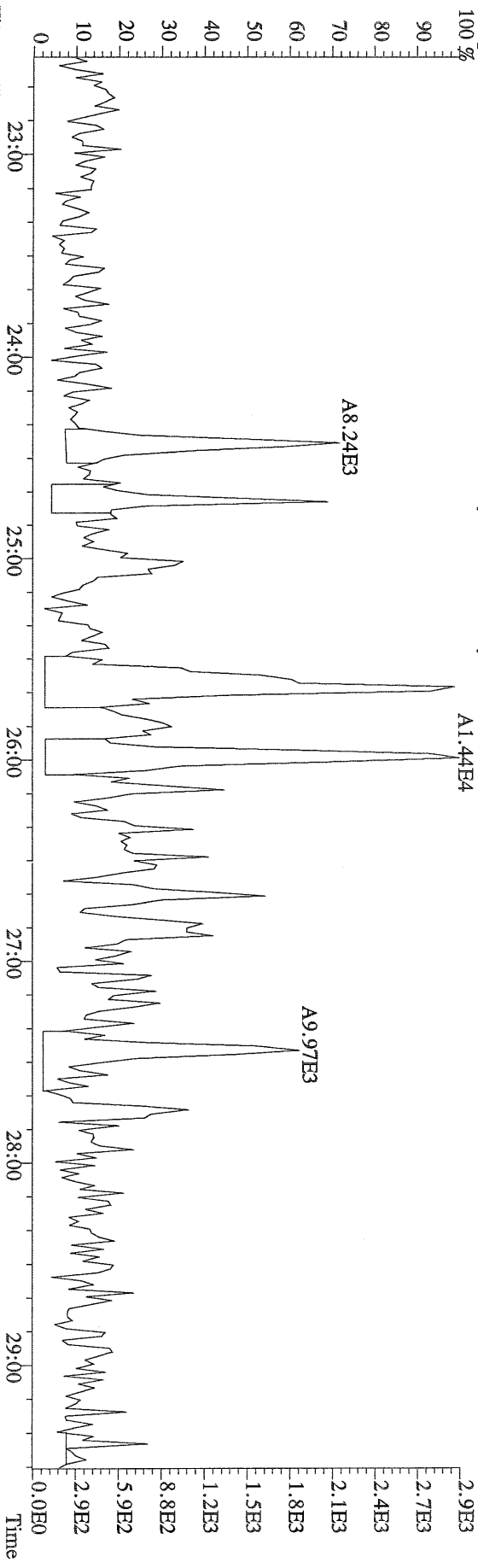
Unnamed Concentration: 808.765

RT	ml Resp	m2 Resp	RA	Resp	Concentration	Name
42:19	6.33e+06	5.98e+06	1.06 y	1.23e+07	401	1,2,3,4,6,7,8-HpCDF
42:52	6.45e+04	6.47e+04	1.00 y	1.29e+05	4.23	
43:09	1.26e+07	1.20e+07	1.04 y	2.46e+07	805	
45:09	1.40e+05	1.35e+05	1.04 y	2.75e+05	8.96	1,2,3,4,7,8,9-HpCDF

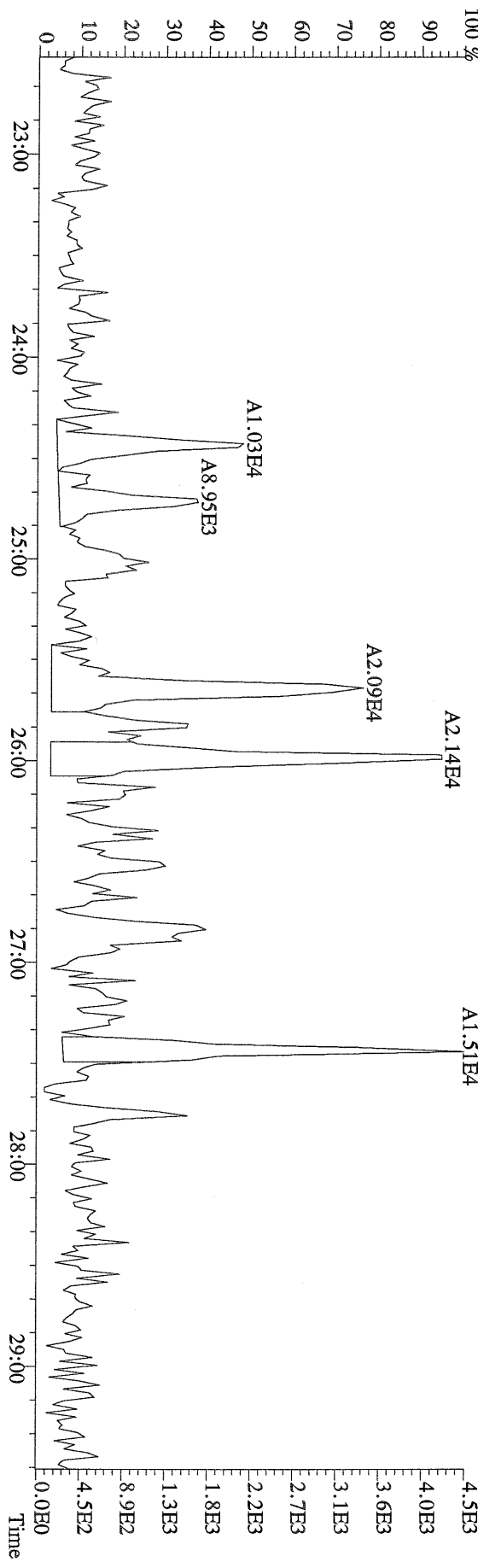





File:12AUG10M #1-357 Acq:12-AUG-2010 19:29:18 GC HI+ Voltage SIR Autospec-Ulhma  
319.8965 S:10 BSUB(10000,15,-3.0) PKD(5,5,3,0,10%,100.0,0.00%,F,F) Exp:PCDD  
Sample Text:6269-003-0001-SA File Text:Frontier Analytical Laboratory




File:12AUG10M #1-357 Acq:12-AUG-2010 19:29:18 GC HI+ Voltage SIR Autospec-Ulhma  
321.8936 S:10 BSUB(10000,15,-3.0) PKD(5,5,3,0,10%,100.0,0.00%,F,F) Exp:PCDD  
Sample Text:6269-003-0001-SA File Text:Frontier Analytical Laboratory



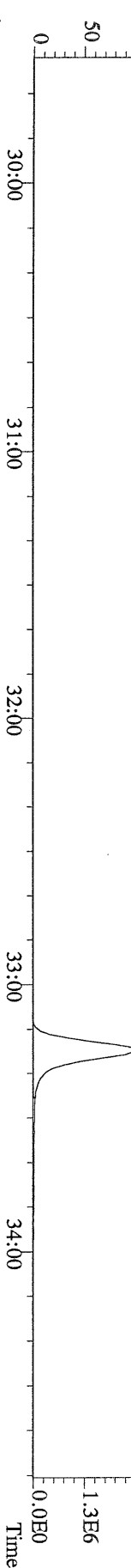
File:12AUG10M #1-412 Acq:12-AUG-2010 19:29:18 GC EI+ Voltage SIR Autospec-Ultima  
 355.8546 S:10 F:2 BSUB(10000,15,-3.0) PKD(5,5,3,0.10%,100,0,0.00%,F,F) Exp:PCDD  
 Sample Text:6269-003-0001-SA File Text:Frontier Analytical Laboratory



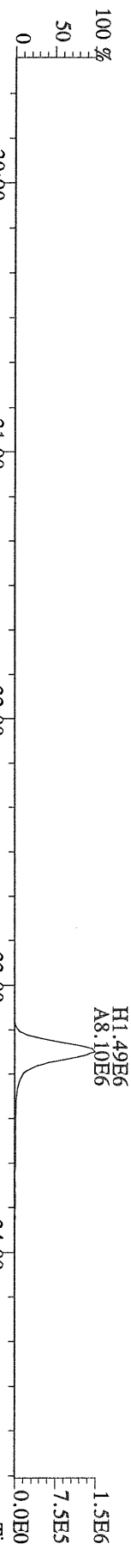
File:12AUG10M #1-412 Acq:12-AUG-2010 19:29:18 GC EI+ Voltage SIR Autospec-Ultima  
 357.8517 S:10 F:2 BSUB(10000,15,-3.0) PKD(5,5,3,0.10%,100,0,0.00%,F,F) Exp:PCDD  
 Sample Text:6269-003-0001-SA File Text:Frontier Analytical Laboratory



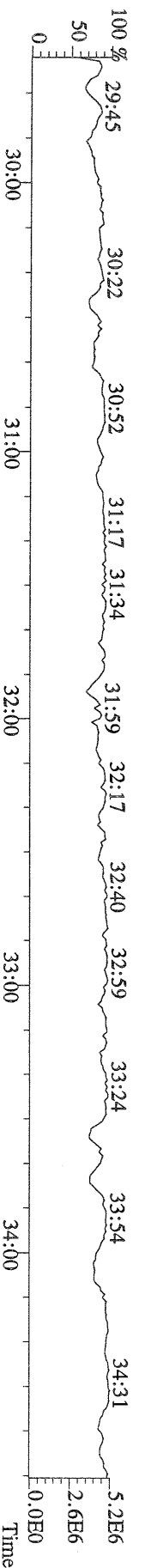
File:12AUG10M #1-412 Acq:12-AUG-2010 19:29:18 GC EI+ Voltage SIR Autospec-Ultima  
 367.8949 S:10 F:2 BSUB(10000,15,-3.0) PKD(5,5,3,0.10%,100,0,0.00%,F,F) Exp:PCDD  
 Sample Text:6269-003-0001-SA File Text:Frontier Analytical Laboratory



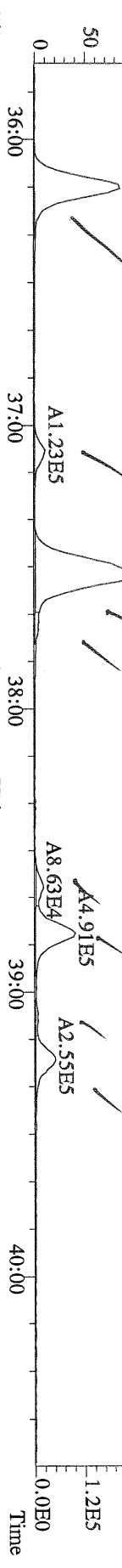
File:12AUG10M #1-412 Acq:12-AUG-2010 19:29:18 GC EI+ Voltage SIR Autospec-Ultima  
 369.8919 S:10 F:2 BSUB(10000,15,-3.0) PKD(5,5,3,0.10%,100,0,0.00%,F,F) Exp:PCDD  
 Sample Text:6269-003-0001-SA File Text:Frontier Analytical Laboratory



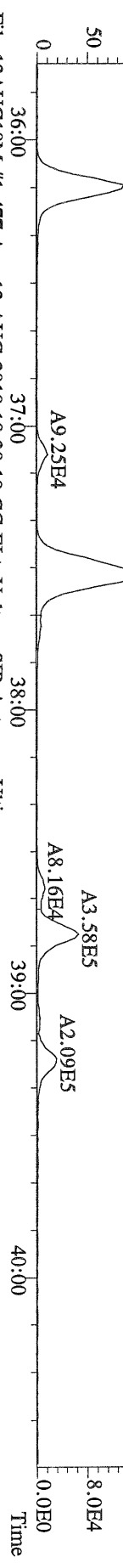
File:12AUG10M #1-412 Acq:12-AUG-2010 19:29:18 GC EI+ Voltage SIR Autospec-Ultima  
 366.9792 S:10 F:2 Exp:PCDD  
 Sample Text:6269-003-0001-SA File Text:Frontier Analytical Laboratory



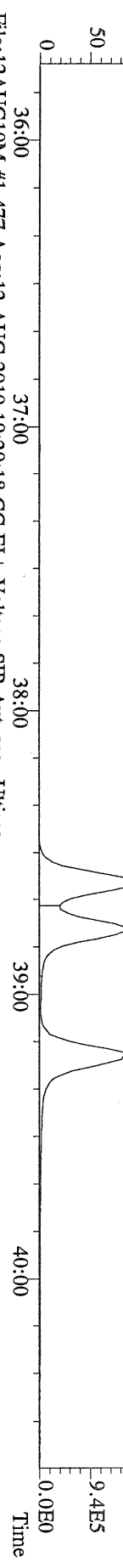
File:12AUG10M #1-477 Acq:12-AUG-2010 19:29:18 GC EI+ Voltage SIR Autospec-Ultima  
389.8156 S:10 F:3 BSUB(10000,15,-3.0) PKD(5,5,3,0.10%,100.0,0.00%,F,F) Exp:PCDD  
Sample Text:6269-003-0001-SA File Text:Frontier Analytical Laboratory




File:12AUG10M #1-477 Acq:12-AUG-2010 19:29:18 GC EI+ Voltage SIR Autospec-Ultima  
391.8127 S:10 F:3 BSUB(10000,15,-3.0) PKD(5,5,3,0.10%,100.0,0.00%,F,F) Exp:PCDD  
Sample Text:6269-003-0001-SA File Text:Frontier Analytical Laboratory



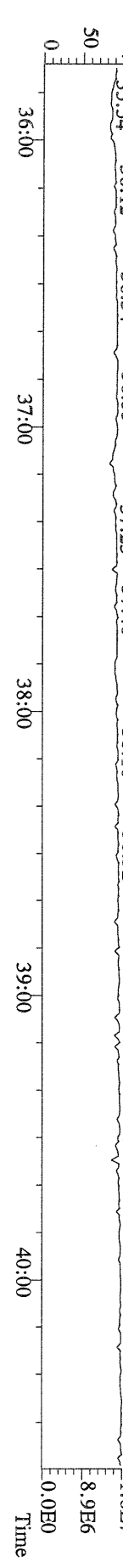
File:12AUG10M #1-477 Acq:12-AUG-2010 19:29:18 GC EI+ Voltage SIR Autospec-Ultima  
401.8559 S:10 F:3 BSUB(10000,15,-3.0) PKD(5,5,3,0.10%,100.0,0.00%,F,F) Exp:PCDD  
Sample Text:6269-003-0001-SA File Text:Frontier Analytical Laboratory



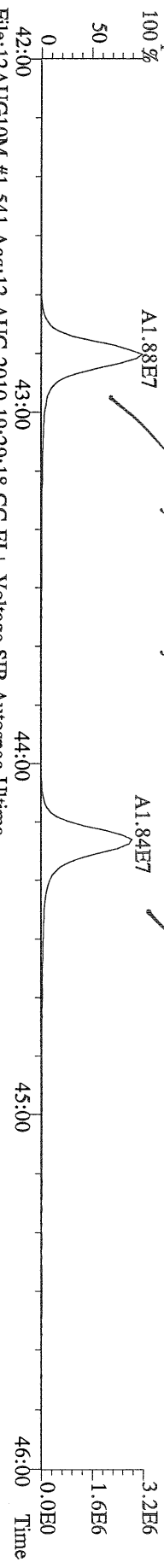
File:12AUG10M #1-477 Acq:12-AUG-2010 19:29:18 GC EI+ Voltage SIR Autospec-Ultima  
403.8530 S:10 F:3 BSUB(10000,15,-3.0) PKD(5,5,3,0.10%,100.0,0.00%,F,F) Exp:PCDD  
Sample Text:6269-003-0001-SA File Text:Frontier Analytical Laboratory



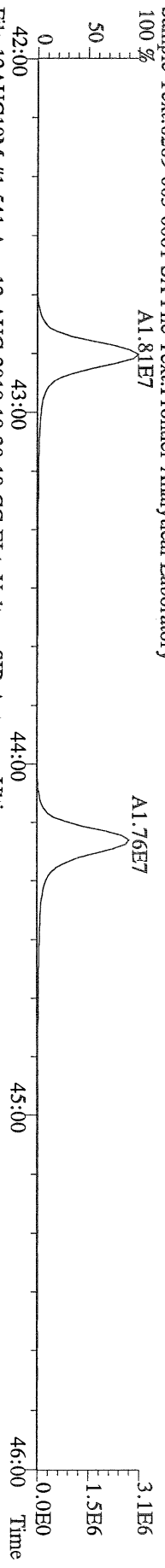
File:12AUG10M #1-477 Acq:12-AUG-2010 19:29:18 GC EI+ Voltage SIR Autospec-Ultima  
380.9760 S:10 F:3 Exp:PCDD  
Sample Text:6269-003-0001-SA File Text:Frontier Analytical Laboratory



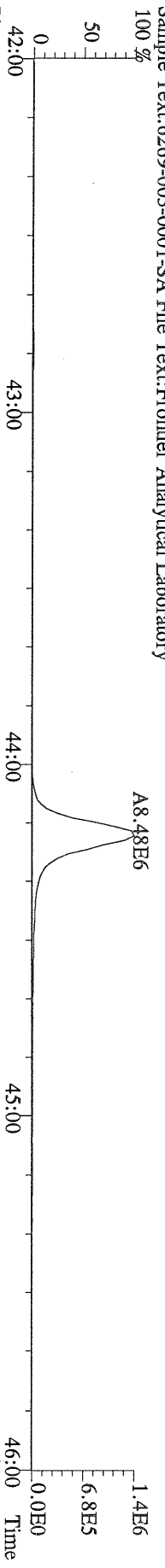
File:12AUG10M #1-541 Acq:12-AUG-2010 19:29:18 GC EI + Voltage SIR Autospec-Ultima  
423.7767 S:10 F:4 BSUB(10000,15,-3.0) PKD(5,5,3,0,10%,100,0,0,0,0%) Exp:PCDD  
Sample Text:6269-003-0001-SA File Text:Frontier Analytical Laboratory



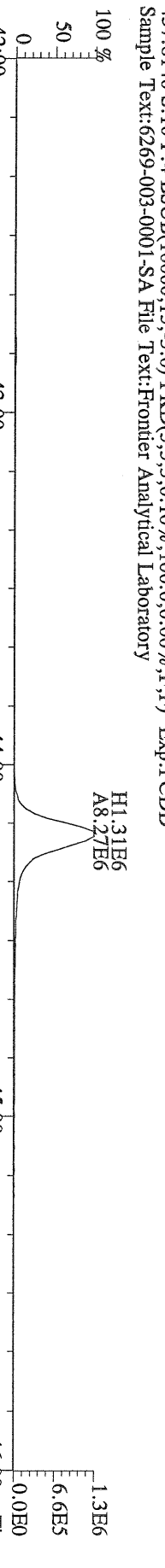
File:12AUG10M #1-541 Acq:12-AUG-2010 19:29:18 GC EI + Voltage SIR Autospec-Ultima  
425.7737 S:10 F:4 BSUB(10000,15,-3.0) PKD(5,5,3,0,10%,100,0,0,0,0%) Exp:PCDD  
Sample Text:6269-003-0001-SA File Text:Frontier Analytical Laboratory



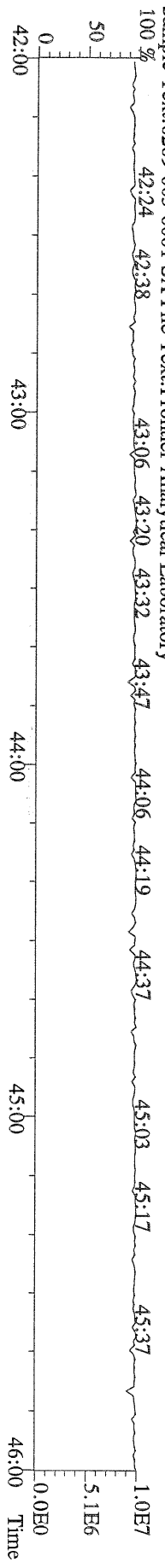
File:12AUG10M #1-541 Acq:12-AUG-2010 19:29:18 GC EI + Voltage SIR Autospec-Ultima  
435.8169 S:10 F:4 BSUB(10000,15,-3.0) PKD(5,5,3,0,10%,100,0,0,0,0%) Exp:PCDD  
Sample Text:6269-003-0001-SA File Text:Frontier Analytical Laboratory



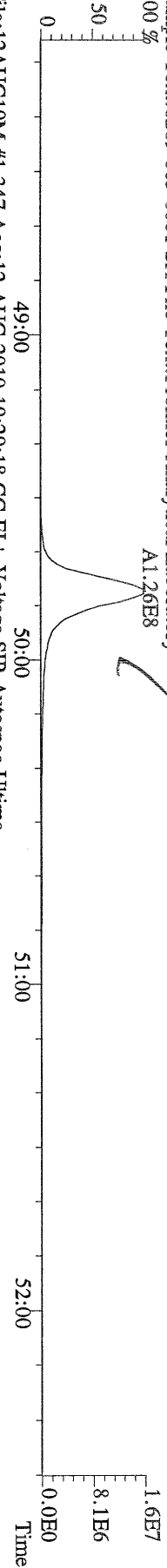
File:12AUG10M #1-541 Acq:12-AUG-2010 19:29:18 GC EI + Voltage SIR Autospec-Ultima  
437.8140 S:10 F:4 BSUB(10000,15,-3.0) PKD(5,5,3,0,10%,100,0,0,0,0%) Exp:PCDD  
Sample Text:6269-003-0001-SA File Text:Frontier Analytical Laboratory



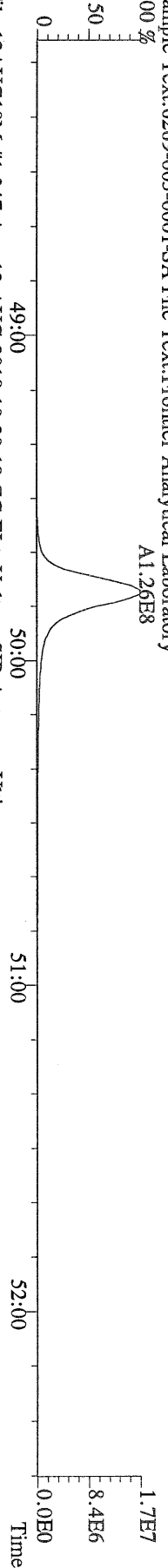
File:12AUG10M #1-541 Acq:12-AUG-2010 19:29:18 GC EI + Voltage SIR Autospec-Ultima  
430.9728 S:10 F:4 Exp:PCDD  
Sample Text:6269-003-0001-SA File Text:Frontier Analytical Laboratory



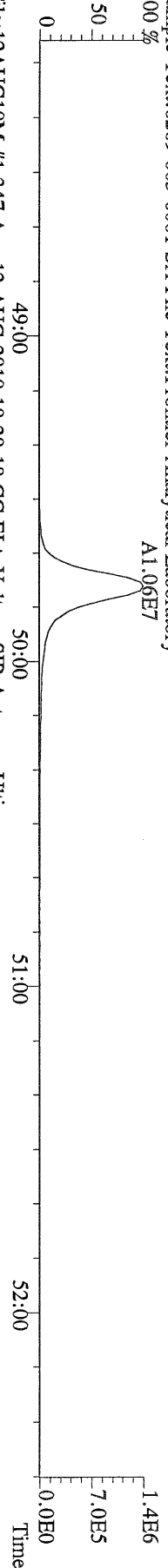
File:12AUG10M #1-347 Acq:12-AUG-2010 19:29:18 GC EI+ Voltage SIR Autospec-Ultima  
 457.7377 S:10 F:5 BSUB(10000,15,-3.0) PKD(5,5,3,0,10%,100,0,0,00%,F,F) Exp:PCDD  
 Sample Text:6269-003-0001-SA File Text:Frontier Analytical Laboratory  
 100 %




File:12AUG10M #1-347 Acq:12-AUG-2010 19:29:18 GC EI+ Voltage SIR Autospec-Ultima  
 459.7348 S:10 F:5 BSUB(10000,15,-3.0) PKD(5,5,3,0,10%,100,0,0,00%,F,F) Exp:PCDD  
 Sample Text:6269-003-0001-SA File Text:Frontier Analytical Laboratory  
 100 %




File:12AUG10M #1-347 Acq:12-AUG-2010 19:29:18 GC EI+ Voltage SIR Autospec-Ultima  
 469.7780 S:10 F:5 BSUB(10000,15,-3.0) PKD(5,5,3,0,10%,100,0,0,00%,F,F) Exp:PCDD  
 Sample Text:6269-003-0001-SA File Text:Frontier Analytical Laboratory  
 100 %



File:12AUG10M #1-347 Acq:12-AUG-2010 19:29:18 GC EI+ Voltage SIR Autospec-Ultima  
 471.7750 S:10 F:5 BSUB(10000,15,-3.0) PKD(5,5,3,0,10%,100,0,0,00%,F,F) Exp:PCDD  
 Sample Text:6269-003-0001-SA File Text:Frontier Analytical Laboratory



File:12AUG10M #1-347 Acq:12-AUG-2010 19:29:18 GC EI+ Voltage SIR Autospec-Ultima  
 454.9728 S:10 F:5 Exp:PCDD  
 Sample Text:6269-003-0001-SA File Text:Frontier Analytical Laboratory  
 100 %



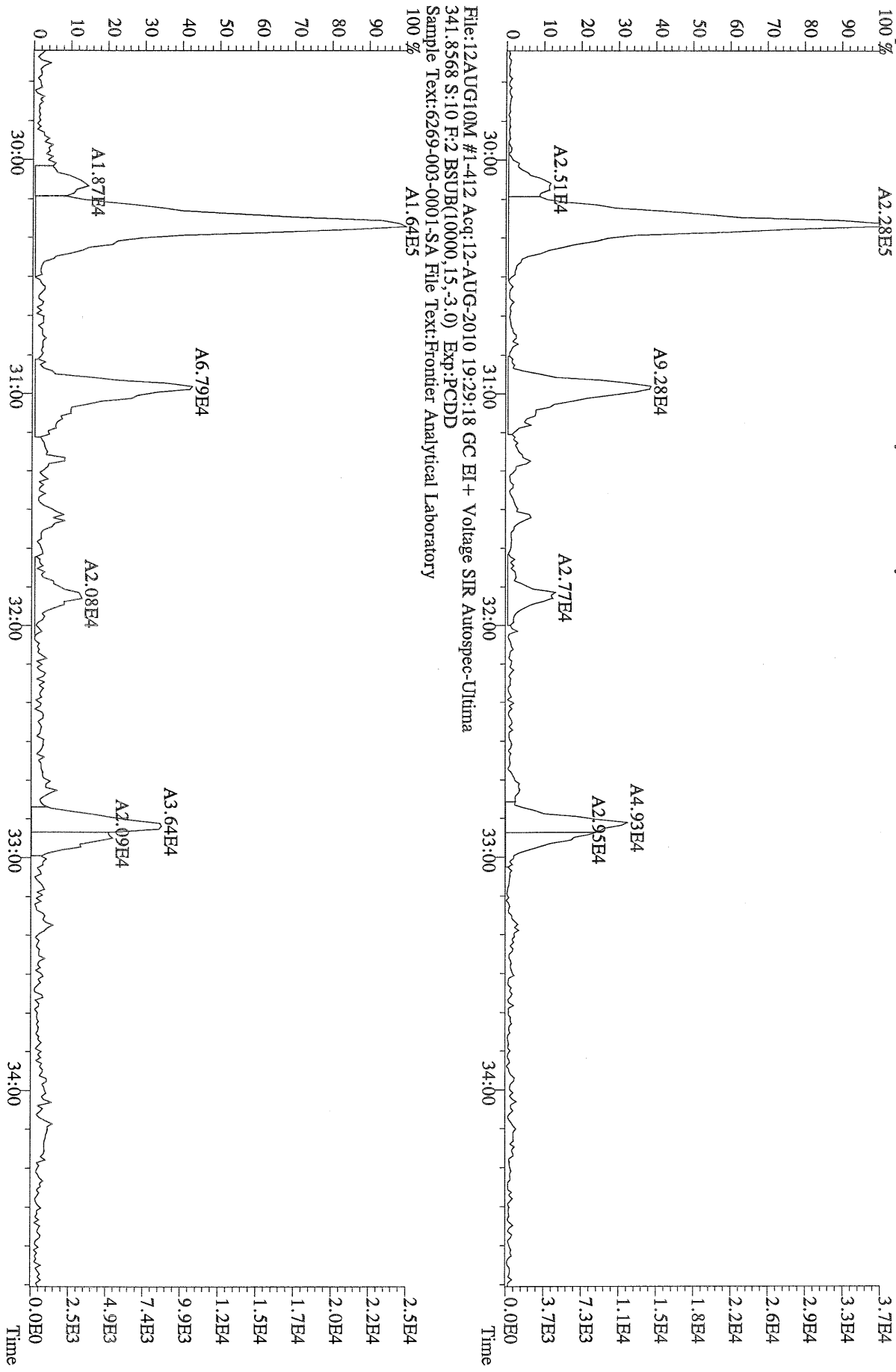




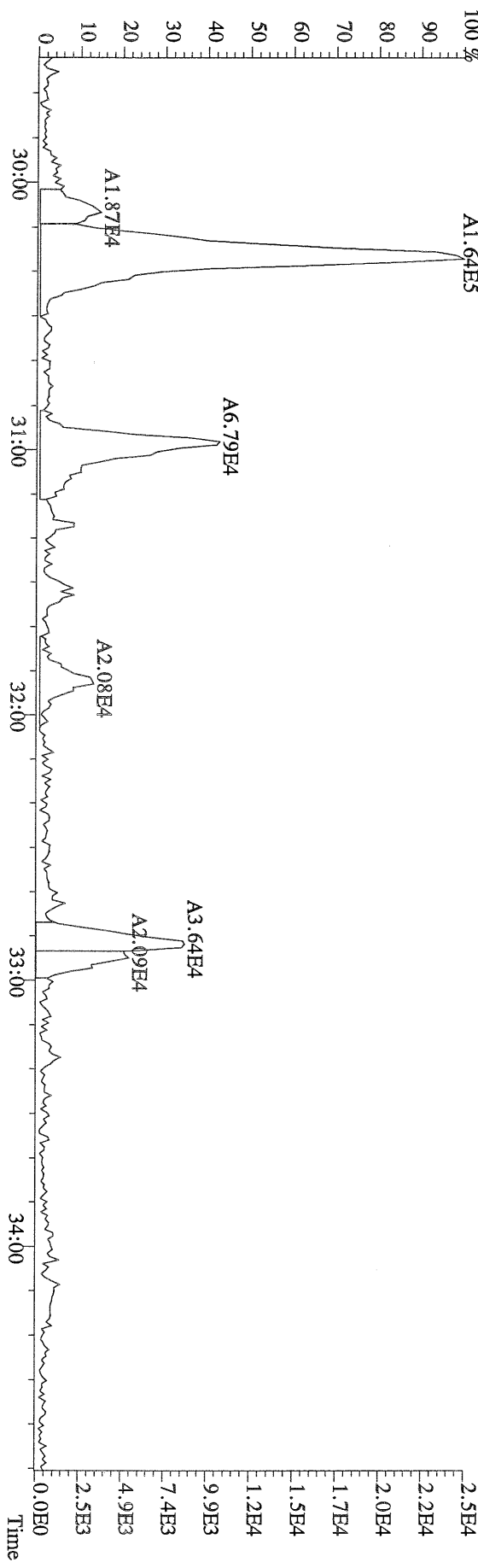




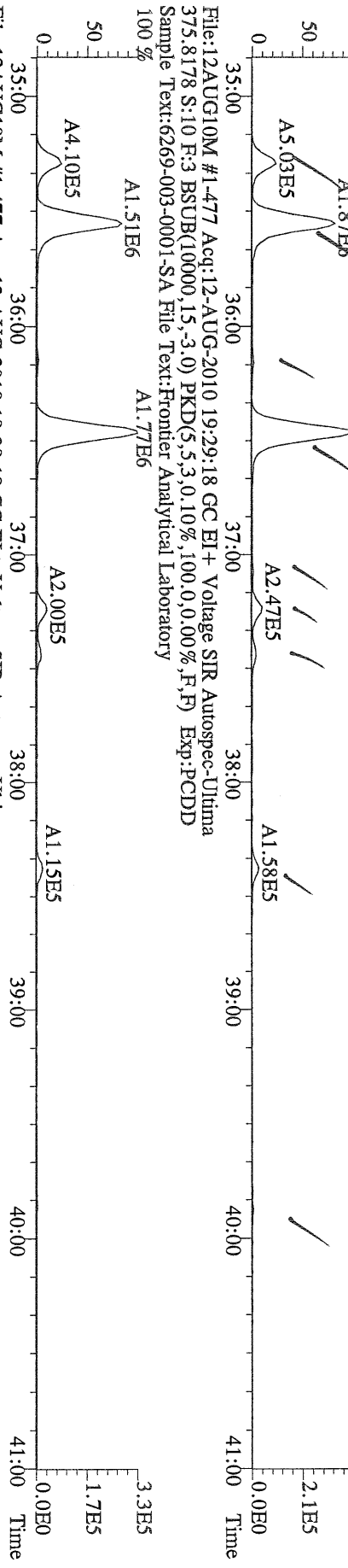
File:12AUG10M #1-412 Acq:12-AUG-2010 19:29:18 GC EI+ Voltage SIR Autospec-Ultra  
 339.8597 S:10 F:2 BSUB(10000,15,-3.0) Exp:PCDD  
 Sample Text:6269-003-0001-SA File Text:Frontier Analytical Laboratory



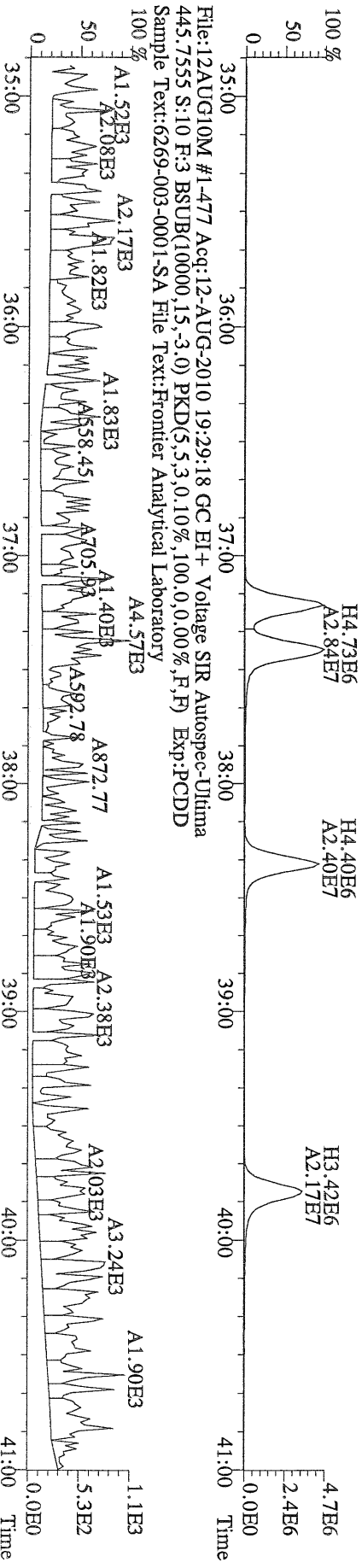
File:12AUG10M #1-412 Acq:12-AUG-2010 19:29:18 GC EI+ Voltage SIR Autospec-Ultra  
 341.8568 S:10 F:2 BSUB(10000,15,-3.0) Exp:PCDD  
 Sample Text:6269-003-0001-SA File Text:Frontier Analytical Laboratory



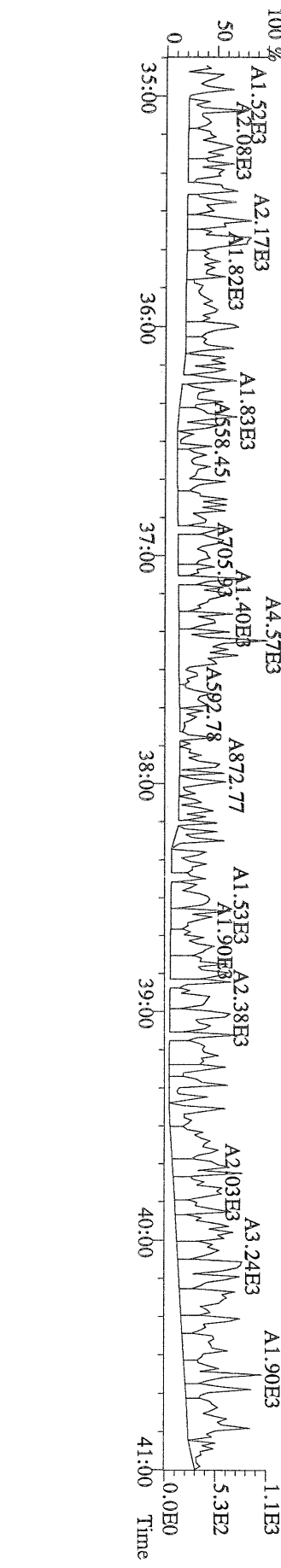
File:12AUG10M #1-477 Acq:12-AUG-2010 19:29:18 GC EI+ Voltage SIR Autospec-Ultime  
373.8207 S:10 F:3 BSUB(10000,15,-3.0) PKD(5,5,3,0,10%,100,0,0,00%,F,F) Exp:PCDD  
Sample Text:6269-003-0001-SA File Text:Frontier Analytical Laboratory




File:12AUG10M #1-477 Acq:12-AUG-2010 19:29:18 GC EI+ Voltage SIR Autospec-Ultime  
383.8639 S:10 F:3 BSUB(10000,15,-3.0) PKD(5,5,3,0,10%,100,0,0,00%,F,F) Exp:PCDD  
Sample Text:6269-003-0001-SA File Text:Frontier Analytical Laboratory



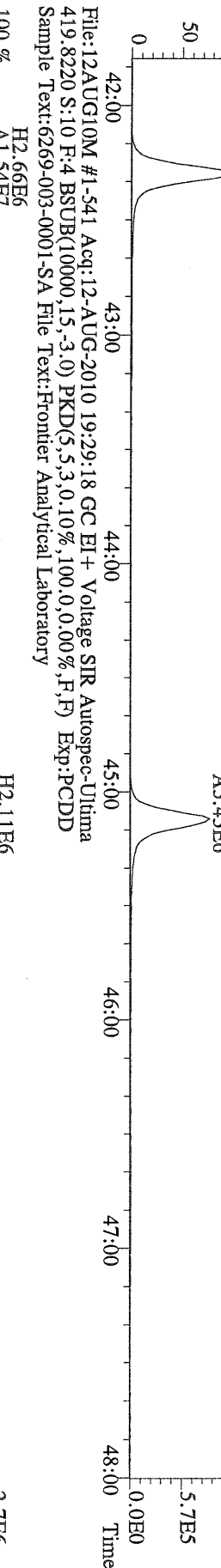
File:12AUG10M #1-477 Acq:12-AUG-2010 19:29:18 GC EI+ Voltage SIR Autospec-Ultime  
445.7555 S:10 F:3 BSUB(10000,15,-3.0) PKD(5,5,3,0,10%,100,0,0,00%,F,F) Exp:PCDD  
Sample Text:6269-003-0001-SA File Text:Frontier Analytical Laboratory



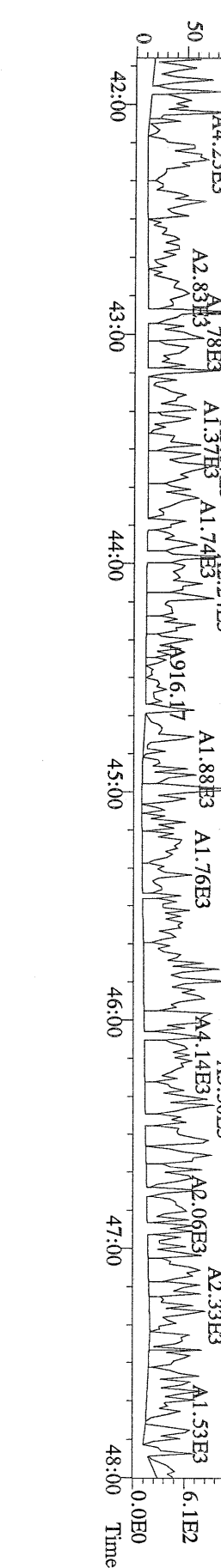
File:12AUG10M #1-541 Acq:12-AUG-2010 19:29:18 GC EI+ Voltage SIR Autospec-Ultima  
 407.7818 S:10 F:4 BSUB(10000,15,-3.0) PKD(5,5,3,0,10%,100,0,0,00%,F,F) Exp:PCDD  
 Sample Text:6269-003-0001-SA File Text:Frontier Analytical Laboratory  
 100 %



File:12AUG10M #1-541 Acq:12-AUG-2010 19:29:18 GC EI+ Voltage SIR Autospec-Ultima  
 409.7788 S:10 F:4 BSUB(10000,15,-3.0) PKD(5,5,3,0,10%,100,0,0,00%,F,F) Exp:PCDD  
 Sample Text:6269-003-0001-SA File Text:Frontier Analytical Laboratory  
 100 %



File:12AUG10M #1-541 Acq:12-AUG-2010 19:29:18 GC EI+ Voltage SIR Autospec-Ultima  
 419.8220 S:10 F:4 BSUB(10000,15,-3.0) PKD(5,5,3,0,10%,100,0,0,00%,F,F) Exp:PCDD  
 Sample Text:6269-003-0001-SA File Text:Frontier Analytical Laboratory  
 100 %





Name	Resp	RA	RT	RRF	Conc	Qual	Fac Noise-1	Noise-2	DL	Rec	#Hom
2,3,7,8-TCDD	*	* n	NotFnd	1.04	*		2.50	438	535	0.493	
1,2,3,7,8-PeCDD	2.53e+04	1.62 y	33:15	1.05	1.09	J	2.50	-	-	*	
1,2,3,4,7,8-HxCDD	3.92e+04	1.11 y	38:38	1.30	1.81	J	2.50	-	-	*	
1,2,3,6,7,8-HxCDD	1.73e+05	1.34 y	38:48	1.28	8.32	J	2.50	-	-	*	
1,2,3,7,8,9-HxCDD	8.25e+04	1.34 y	39:15	1.25	4.01	J	2.50	-	-	*	
1,2,3,4,6,7,8-HpCDD	5.89e+06	1.06 y	44:14	1.35	272		2.50	-	-	*	
OCDD	3.66e+07	0.98 y	49:48	1.25	3010		2.50	-	-	*	
2,3,7,8-TCDF	*	* n	NotFnd	1.62	*		2.50	627	792	0.266	
1,2,3,7,8-PeCDF	*	* n	NotFnd	0.92	*		2.50	400	512	0.365	
2,3,4,7,8-PeCDF	2.79e+04	1.40 y	32:54	0.94	0.871	J	2.50	-	-	*	
1,2,3,4,7,8-HxCDF	6.24e+04	1.16 y	37:15	0.93	1.86	J	2.50	-	-	*	
1,2,3,6,7,8-HxCDF	4.45e+04	1.31 y	37:26	0.84	1.26	J	2.50	-	-	*	
2,3,4,6,7,8-HxCDF	5.18e+04	1.35 y	38:23	0.90	1.63	J	2.50	-	-	*	
1,2,3,7,8,9-HxCDF	*	* n	NotFnd	0.98	*		2.50	338	364	0.371	
1,2,3,4,6,7,8-HpCDF	1.89e+06	1.07 y	42:19	1.38	66.9		2.50	-	-	*	
1,2,3,4,7,8,9-HpCDF	5.95e+04	0.89 y	45:09	1.62	2.03	J	2.50	-	-	*	
OCDF	4.47e+06	0.89 y	50:10	0.74	309		2.50	-	-	*	
13C-2,3,7,8-TCDD	2.19e+07	0.85 y	27:25	0.93	1020					103	
13C-1,2,3,7,8-PeCDD	2.20e+07	1.77 y	33:15	0.81	1180					119	
13C-1,2,3,4,7,8-HxCDD	1.66e+07	1.30 y	38:37	0.95	967					97.2	
13C-1,2,3,6,7,8-HxCDD	1.62e+07	1.34 y	38:46	1.00	899					90.4	
13C-1,2,3,4,6,7,8-HpCDD	1.59e+07	1.04 y	44:12	0.92	953					95.8	
13C-OCDD	1.94e+07	0.92 y	49:46	0.63	1690					85.1	
13C-2,3,7,8-TCDF	3.62e+07	0.85 y	26:40	0.87	1040					105	
13C-1,2,3,7,8-PeCDF	3.48e+07	1.74 y	31:31	0.81	1080					108	
13C-2,3,4,7,8-PeCDF	3.38e+07	1.75 y	32:50	0.75	1120					113	
13C-1,2,3,4,7,8-HxCDF	3.58e+07	0.54 y	37:13	1.74	1140					114	
13C-1,2,3,6,7,8-HxCDF	4.21e+07	0.54 y	37:25	2.17	1070					108	
13C-2,3,4,6,7,8-HxCDF	3.54e+07	0.54 y	38:21	1.82	1080					108	
13C-1,2,3,7,8,9-HxCDF	3.09e+07	0.54 y	39:47	1.49	1150					116	
13C-1,2,3,4,6,7,8-HpCDF	2.04e+07	0.42 y	42:18	1.10	1030					103	
13C-1,2,3,4,7,8,9-HpCDF	1.79e+07	0.41 y	45:07	0.81	1210					122	
13C-OCDF	3.90e+07	0.97 y	50:09	1.19	1820					91.3	
37Cl-2,3,7,8-TCDD	9.37e+06		27:27	0.93	437					110	
13C-1,2,3,4-TCDD	2.29e+07	0.84 y	26:50	-	33.6						
13C-1,2,3,4-TCDF	3.99e+07	0.86 y	25:34	-	37.2						
13C-1,2,3,7,8,9-HxCDD	1.80e+07	1.28 y	39:13	-	41.5						
Total Tetra-Dioxins	7.29e+04		24:25	1.04	3.20		2.50	-	-	*	2
Total Penta-Dioxins	2.71e+05		30:18	1.05	11.7	J	2.50	-	-	*	8
Total Hexa-Dioxins	1.22e+06		36:10	1.27	58.5		2.50	-	-	*	8
Total Hepta-Dioxins	1.17e+07		42:50	1.35	543		2.50	-	-	*	2
Total Tetra-Furans	1.91e+05		23:49	1.62	3.24		2.50	-	-	*	5
1st Fn. Tot Penta-Furans	1.28e+05		28:29	0.93	4.00	J	2.50	-	-	*	PeCDF 1
Total Penta-Furans	1.79e+05		30:16	0.93	5.57	J	2.50	-	-	*	9.57 8/20/10
Total Hexa-Furans	1.54e+06		35:18	0.90	46.8		2.50	-	-	*	6
Total Hepta-Furans	6.14e+06		42:19	1.48	216		2.50	-	-	*	3

Analyst: 

Date: 8/13/10

Totals class: Total Tetra-Dioxins

Entry #: 38

Run: 20

File: 12AUG10M

S: 13 I: 1 F: 1

Acquired: 12-AUG-10 22:15:22

Total Concentration: 3.20

Unnamed Concentration: 3.204

RT	ml Resp	m2 Resp	RA	Resp	Concentration	Name
24:25	1.62e+04	2.28e+04	0.71 y	3.90e+04	1.71	
24:42	1.43e+04	1.97e+04	0.73 y	3.40e+04	1.49	

Totals class: Total Penta-Dioxins

Entry #: 39

Run: 20

File: 12AUG10M

S: 13 I: 1 F: 2

Acquired: 12-AUG-10 22:15:22

Total Concentration: 11.7

Unnamed Concentration: 10.645

RT	ml Resp	m2 Resp	RA	Resp	Concentration	Name
30:18	3.82e+04	2.20e+04	1.74 y	6.02e+04	2.60	
30:54	1.23e+04	7.16e+03	1.72 y	1.95e+04	0.841	
31:31	2.53e+04	1.44e+04	1.76 y	3.97e+04	1.71	
31:45	1.75e+04	1.16e+04	1.51 y	2.92e+04	1.26	
31:52	2.56e+04	1.48e+04	1.73 y	4.05e+04	1.75	
32:12	2.13e+04	1.22e+04	1.74 y	3.35e+04	1.45	
32:40	1.47e+04	8.88e+03	1.66 y	2.36e+04	1.02	
33:15	1.56e+04	9.65e+03	1.62 y	2.53e+04	1.09	1,2,3,7,8-PeCDD



Totals class: Total Hexa-Dioxins

Entry #: 40

Run: 20

File: 12AUG10M

S: 13 I: 1 F: 3

Acquired: 12-AUG-10 22:15:22

Total Concentration: 58.5

Unnamed Concentration: 44.326

RT	ml Resp	m2 Resp	RA	Resp	Concentration	Name
36:10	1.85e+05	1.31e+05	1.41 y	3.15e+05	15.0	
37:06	5.31e+04	3.93e+04	1.35 y	9.24e+04	4.41	
37:32	2.74e+05	2.00e+05	1.37 y	4.74e+05	22.6	
37:43	1.31e+04	1.21e+04	1.09 y	2.52e+04	1.20	
38:38	2.06e+04	1.85e+04	1.11 y	3.92e+04	1.81	1,2,3,4,7,8-HxCDD
38:48	9.91e+04	7.38e+04	1.34 y	1.73e+05	8.32	1,2,3,6,7,8-HxCDD
39:05	1.26e+04	9.60e+03	1.32 y	2.22e+04	1.06	
39:15	4.73e+04	3.52e+04	1.34 y	8.25e+04	4.01	1,2,3,7,8,9-HxCDD

Totals class: Total Hepta-Dioxins

Entry #: 41

Run: 20

File: 12AUG10M

S: 13 I: 1 F: 4

Acquired: 12-AUG-10 22:15:22

Total Concentration: 543

Unnamed Concentration: 270.668

RT	ml Resp	m2 Resp	RA	Resp	Concentration	Name
42:50	2.95e+06	2.90e+06	1.02 y	5.85e+06	271	
44:14	3.03e+06	2.86e+06	1.06 y	5.89e+06	272	1,2,3,4,6,7,8-HpCDD

Totals class: Total Tetra-Furans

Entry #: 42

Run: 20

File: 12AUG10M

S: 13 I: 1 F: 1

Acquired: 12-AUG-10 22:15:22

Total Concentration: 3.24

Unnamed Concentration: 3.245

RT	ml Resp	m2 Resp	RA	Resp	Concentration	Name
23:49	2.35e+04	3.56e+04	0.66 y	5.90e+04	1.00	
24:14	1.33e+04	1.61e+04	0.83 y	2.94e+04	0.500	
24:27	1.25e+04	1.69e+04	0.74 y	2.94e+04	0.499	
24:46	1.60e+04	2.41e+04	0.66 y	4.01e+04	0.681	
25:28	1.49e+04	1.81e+04	0.82 y	3.30e+04	0.561	

Totals class: 1st Fn. Tot Penta-Furans      Entry #: 43

Run: 20      File: 12AUG10M      S: 13 I: 1 F: 1  
Acquired: 12-AUG-10 22:15:22

Total Concentration: 4.00      Unnamed Concentration: 4.002

RT	ml Resp	m2 Resp	RA	Resp	Concentration	Name
28:29	8.09e+04	4.74e+04	1.71 y	1.28e+05	4.00	

Totals class: Total Penta-Furans

Entry #: 44

Run: 20

File: 12AUG10M

S: 13 I: 1 F: 2

Acquired: 12-AUG-10 22:15:22

Total Concentration: 5.57

Unnamed Concentration: 4.703

RT	ml Resp	m2 Resp	RA	Resp	Concentration	Name
30:16	5.26e+04	3.87e+04	1.36 y	9.13e+04	2.85	
30:58	2.57e+04	1.79e+04	1.43 y	4.36e+04	1.36	
32:54	1.63e+04	1.17e+04	1.40 y	2.79e+04	0.871	2,3,4,7,8-PeCDF
32:57	9.52e+03	6.20e+03	1.54 y	1.57e+04	0.491	

Totals class: Total Hexa-Furans

Entry #: 45

Run: 20

File: 12AUG10M

S: 13 I: 1 F: 3

Acquired: 12-AUG-10 22:15:22

Total Concentration: 46.8

Unnamed Concentration: 42.022

RT	ml Resp	m2 Resp	RA	Resp	Concentration	Name
35:18	7.16e+04	5.88e+04	1.22 y	1.30e+05	3.98	
35:33	2.80e+05	2.21e+05	1.27 y	5.02e+05	15.3	
36:28	4.14e+05	3.31e+05	1.25 y	7.45e+05	22.7	
37:15	3.36e+04	2.88e+04	1.16 y	6.24e+04	1.86	1,2,3,4,7,8-HxCDF
37:26	2.52e+04	1.93e+04	1.31 y	4.45e+04	1.26	1,2,3,6,7,8-HxCDF
38:23	2.97e+04	2.21e+04	1.35 y	5.18e+04	1.63	2,3,4,6,7,8-HxCDF

Totals class: Total Hepta-Furans

Entry #: 46

Run: 20

File: 12AUG10M

S: 13 I: 1 F: 4

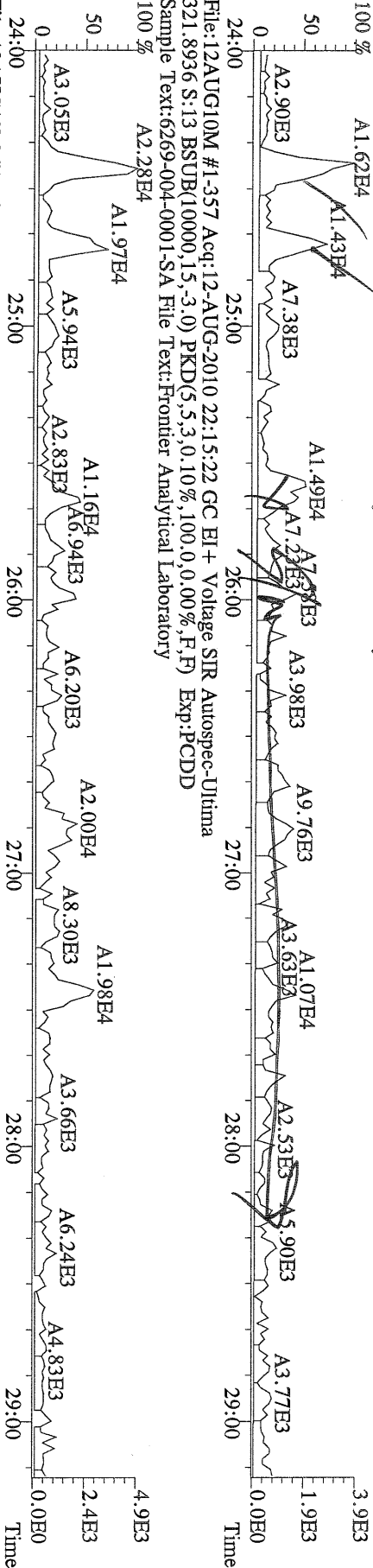
Acquired: 12-AUG-10 22:15:22

Total Concentration: 216

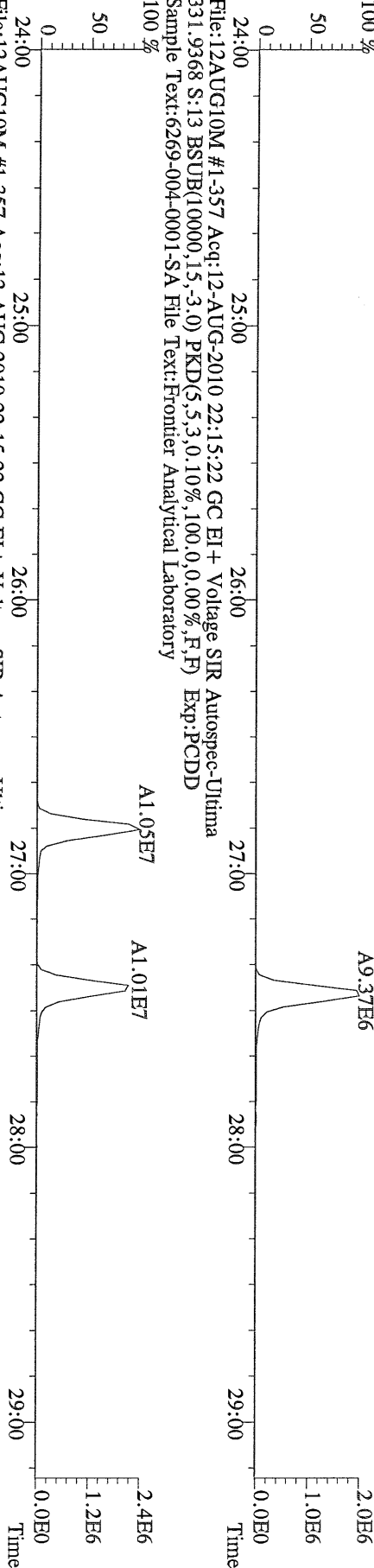
Unnamed Concentration: 146.676

RT	ml Resp	m2 Resp	RA	Resp	Concentration	Name
42:19	9.76e+05	9.15e+05	1.07 y	1.89e+06	66.9	1,2,3,4,6,7,8-HpCDF
43:09	2.16e+06	2.03e+06	1.07 y	4.19e+06	147	
45:09	2.80e+04	3.15e+04	0.89 y	5.95e+04	2.03	1,2,3,4,7,8,9-HpCDF

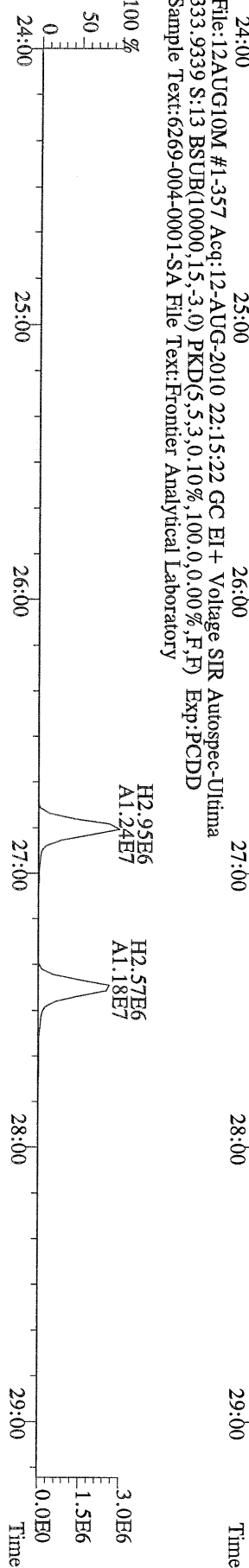
File:12AUG10M #1-357 Acq:12-AUG-2010 22:15:22 GC EI + Voltage SIR Autospec-Ultima  
319.8965 S:13 BSUB(10000,15,-3.0) PKD(5,5,3,0,10%,100,0,0,00%,F,F) Exp:PCDD  
Sample Text:6269-004-0001-SA File Text:Frontier Analytical Laboratory



File:12AUG10M #1-357 Acq:12-AUG-2010 22:15:22 GC EI + Voltage SIR Autospec-Ultima  
327.8847 S:13 BSUB(10000,15,-3.0) PKD(5,5,3,0,10%,100,0,0,00%,F,F) Exp:PCDD  
Sample Text:6269-004-0001-SA File Text:Frontier Analytical Laboratory

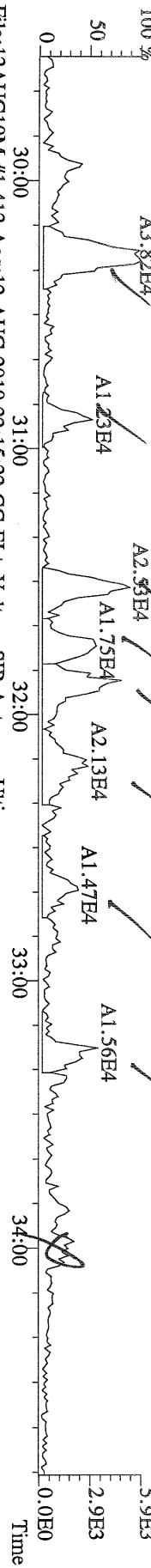


File:12AUG10M #1-357 Acq:12-AUG-2010 22:15:22 GC EI + Voltage SIR Autospec-Ultima  
333.9339 S:13 BSUB(10000,15,-3.0) PKD(5,5,3,0,10%,100,0,0,00%,F,F) Exp:PCDD  
Sample Text:6269-004-0001-SA File Text:Frontier Analytical Laboratory

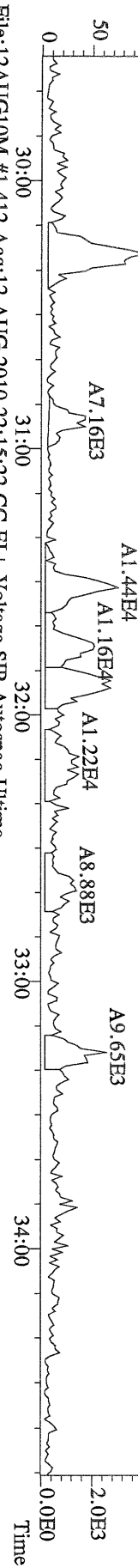





File:12AUG10M #1-412 Acq:12-AUG-2010 22:15:22 GC EI+ Voltage SIR Autospec-Ultima  
 355.8546 S:13 F:2 BSUB(10000,15,-3,0) PKD(5,5,3,0,10%,100,0,0,00%,F,F) Exp:PCDD  
 Sample Text:6269-004-0001-SA File Text:Frontier Analytical Laboratory



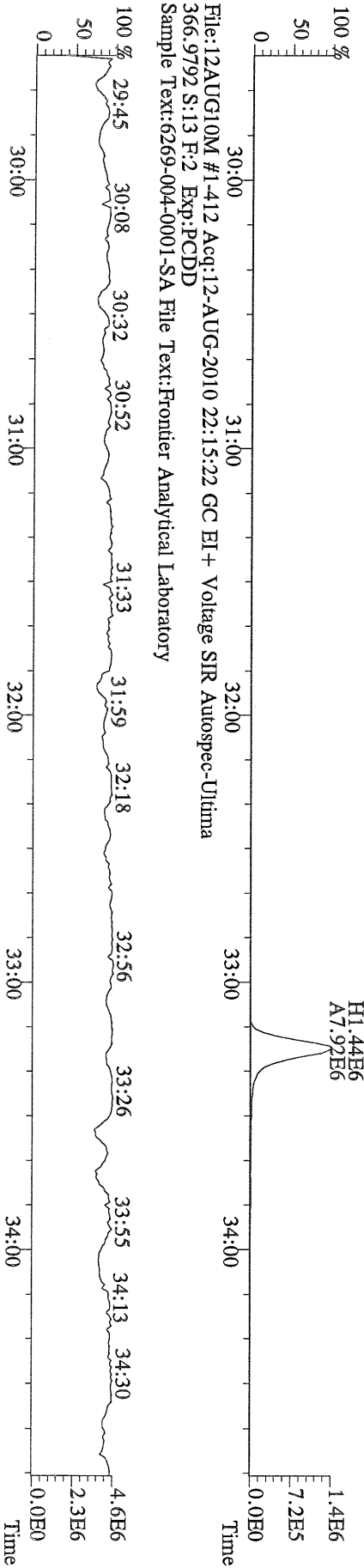
File:12AUG10M #1-412 Acq:12-AUG-2010 22:15:22 GC EI+ Voltage SIR Autospec-Ultima  
 357.8517 S:13 F:2 BSUB(10000,15,-3,0) PKD(5,5,3,0,10%,100,0,0,00%,F,F) Exp:PCDD  
 Sample Text:6269-004-0001-SA File Text:Frontier Analytical Laboratory



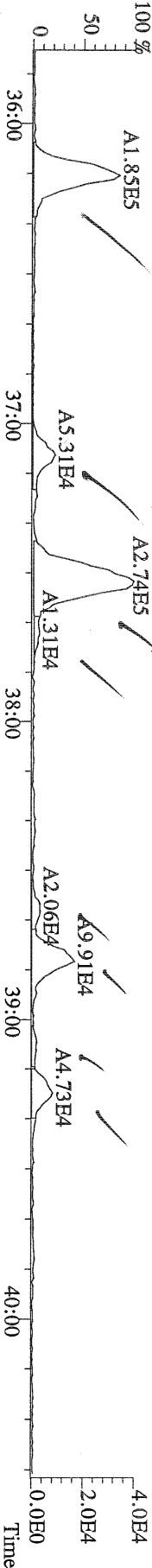
File:12AUG10M #1-412 Acq:12-AUG-2010 22:15:22 GC EI+ Voltage SIR Autospec-Ultima  
 367.8949 S:13 F:2 BSUB(10000,15,-3,0) PKD(5,5,3,0,10%,100,0,0,00%,F,F) Exp:PCDD  
 Sample Text:6269-004-0001-SA File Text:Frontier Analytical Laboratory



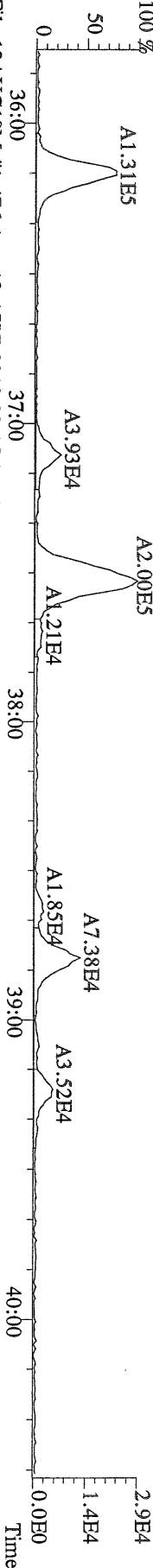
File:12AUG10M #1-412 Acq:12-AUG-2010 22:15:22 GC EI+ Voltage SIR Autospec-Ultima  
 366.9792 S:13 F:2 Exp:PCDD  
 Sample Text:6269-004-0001-SA File Text:Frontier Analytical Laboratory



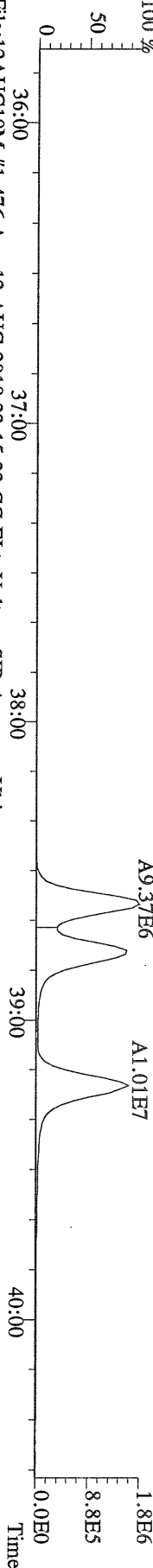
File:12AUG10M #1-476 Acq:12-AUG-2010 22:15:22 GC EI + Voltage SIR Autospec-Ultima  
 389.8156 S:13 F:3 BSUB(10000,15,-3.0) PKD(5,5,3,0,10%,100.0,0.00%,F,F) Exp.:PCDD  
 Sample Text:6269-004-0001-SA File Text:Frontier Analytical Laboratory



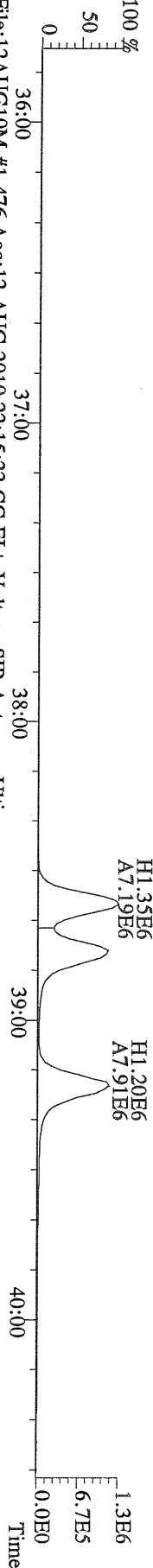
File:12AUG10M #1-476 Acq:12-AUG-2010 22:15:22 GC EI + Voltage SIR Autospec-Ultima  
 391.8127 S:13 F:3 BSUB(10000,15,-3.0) PKD(5,5,3,0,10%,100.0,0.00%,F,F) Exp.:PCDD  
 Sample Text:6269-004-0001-SA File Text:Frontier Analytical Laboratory



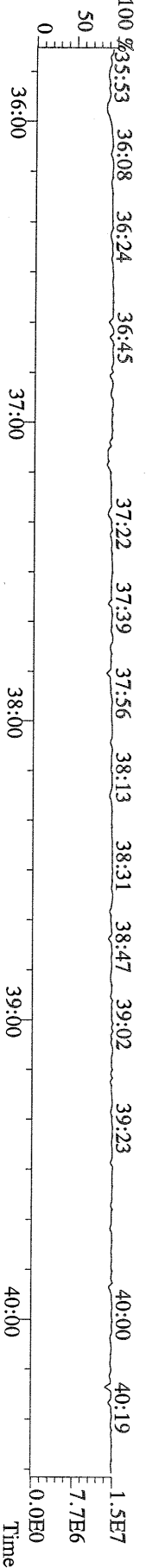
File:12AUG10M #1-476 Acq:12-AUG-2010 22:15:22 GC EI + Voltage SIR Autospec-Ultima  
 401.8559 S:13 F:3 BSUB(10000,15,-3.0) PKD(5,5,3,0,10%,100.0,0.00%,F,F) Exp.:PCDD  
 Sample Text:6269-004-0001-SA File Text:Frontier Analytical Laboratory



File:12AUG10M #1-476 Acq:12-AUG-2010 22:15:22 GC EI + Voltage SIR Autospec-Ultima  
 403.8530 S:13 F:3 BSUB(10000,15,-3.0) PKD(5,5,3,0,10%,100.0,0.00%,F,F) Exp.:PCDD  
 Sample Text:6269-004-0001-SA File Text:Frontier Analytical Laboratory

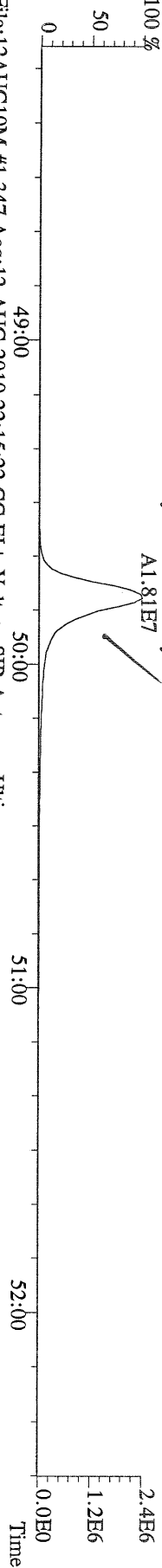


File:12AUG10M #1-476 Acq:12-AUG-2010 22:15:22 GC EI + Voltage SIR Autospec-Ultima  
 380.9760 S:13 F:3 Exp.:PCDD  
 Sample Text:6269-004-0001-SA File Text:Frontier Analytical Laboratory

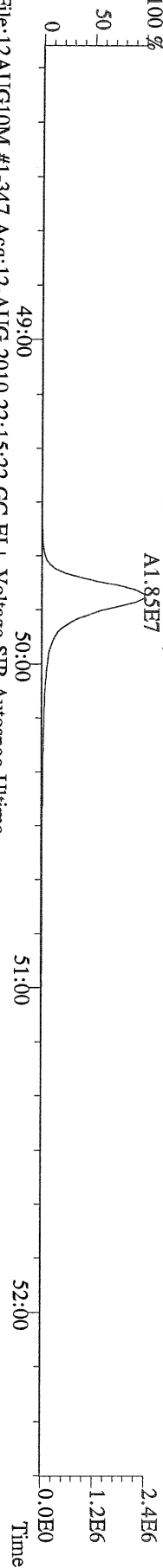




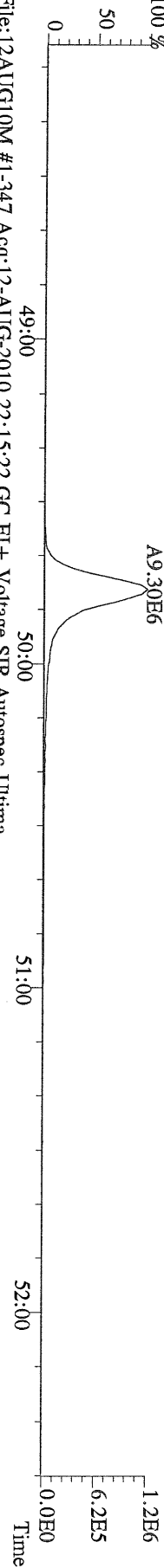
File:12AUG10M #1-347 Acq:12-AUG-2010 22:15:22 GC EI+ Voltage SIR Autospec-Ultima  
457.7377 S:13 F:5 BSUB(10000,15,-3.0) PKD(5,5,3,0,10%,100,0,0,00%,F,F) Exp:PCDD  
Sample Text:6269-004-0001-SA File Text:Frontier Analytical Laboratory




File:12AUG10M #1-347 Acq:12-AUG-2010 22:15:22 GC EI+ Voltage SIR Autospec-Ultima  
459.7348 S:13 F:5 BSUB(10000,15,-3.0) PKD(5,5,3,0,10%,100,0,0,00%,F,F) Exp:PCDD  
Sample Text:6269-004-0001-SA File Text:Frontier Analytical Laboratory




File:12AUG10M #1-347 Acq:12-AUG-2010 22:15:22 GC EI+ Voltage SIR Autospec-Ultima  
469.7780 S:13 F:5 BSUB(10000,15,-3.0) PKD(5,5,3,0,10%,100,0,0,00%,F,F) Exp:PCDD  
Sample Text:6269-004-0001-SA File Text:Frontier Analytical Laboratory



File:12AUG10M #1-347 Acq:12-AUG-2010 22:15:22 GC EI+ Voltage SIR Autospec-Ultima  
471.7750 S:13 F:5 BSUB(10000,15,-3.0) PKD(5,5,3,0,10%,100,0,0,00%,F,F) Exp:PCDD  
Sample Text:6269-004-0001-SA File Text:Frontier Analytical Laboratory

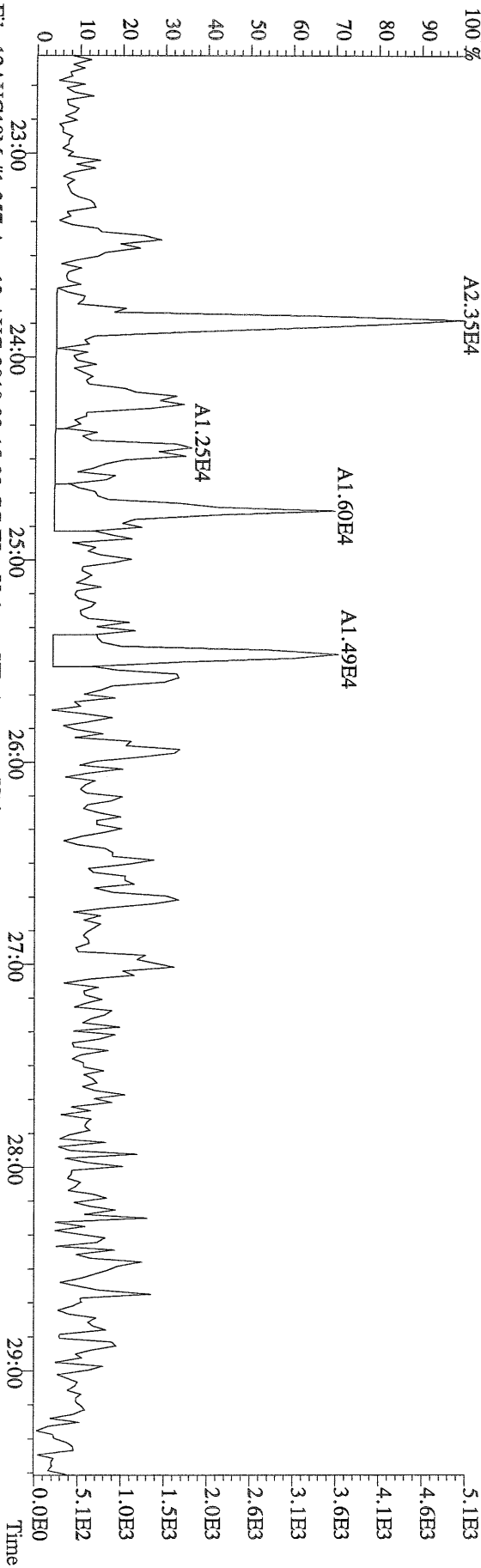


File:12AUG10M #1-347 Acq:12-AUG-2010 22:15:22 GC EI+ Voltage SIR Autospec-Ultima  
454.9728 S:13 F:5 Exp:PCDD  
Sample Text:6269-004-0001-SA File Text:Frontier Analytical Laboratory

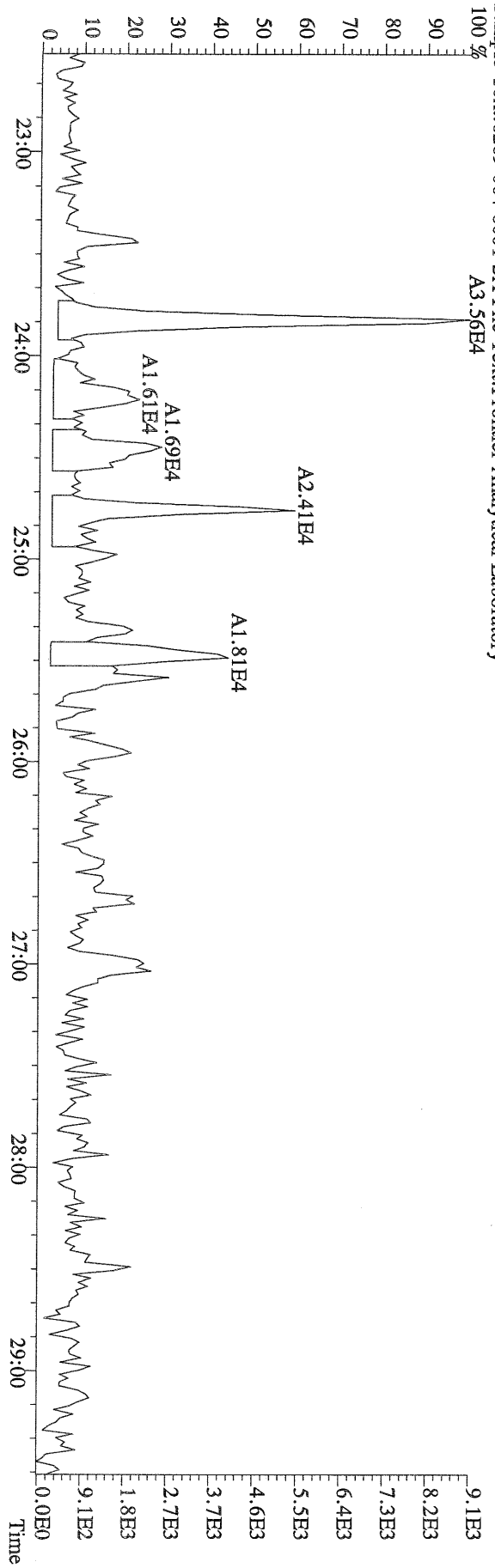




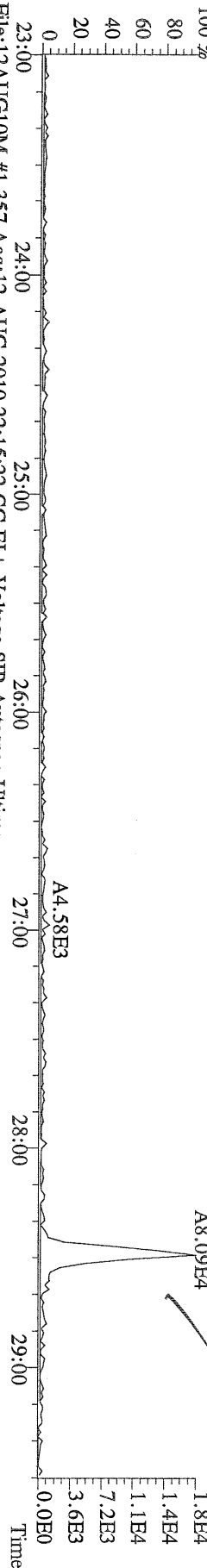
File:12AUG10M #1-357 Acq:12-AUG-2010 22:15:22 GC EI+ Voltage SIR Autospec-Ultima  
 303.9016 S:13 BSUB(10000,15,-3.0) PKD(5.5,3,0.10%,100.0,0.00%,F,F) Exp:PCDD  
 Sample Text:6269-004-0001-SA File Text:Frontier Analytical Laboratory  
 100 %



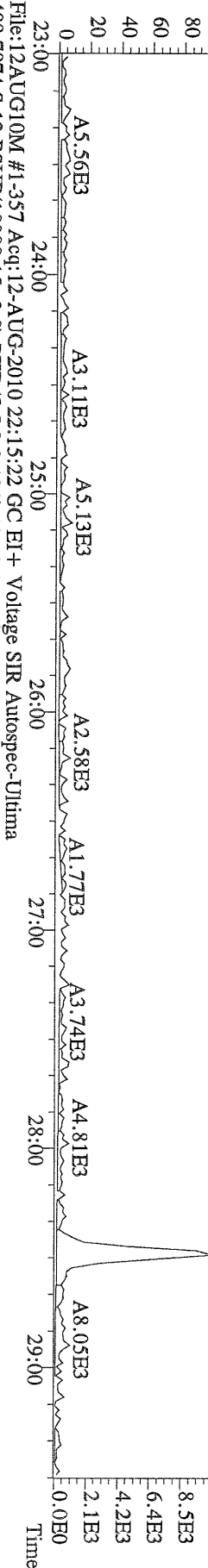
File:12AUG10M #1-357 Acq:12-AUG-2010 22:15:22 GC EI+ Voltage SIR Autospec-Ultima  
 305.8987 S:13 BSUB(10000,15,-3.0) PKD(5.5,3,0.10%,100.0,0.00%,F,F) Exp:PCDD  
 Sample Text:6269-004-0001-SA File Text:Frontier Analytical Laboratory  
 100 %



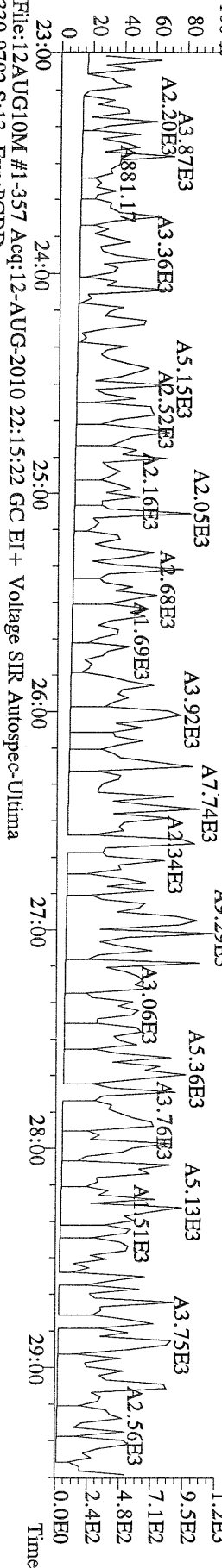
File:12AUG10M #1-357 Acq:12-AUG-2010 22:15:22 GC EI+ Voltage SIR Autospec-Utima  
 339.8597 S:13 BSUB(10000,15,-3.0) PKD(5,5,3,0.10%,100.0,0.00%,F,F) Exp:PCDD  
 Sample Text:6269-004-0001-SA File Text:Frontier Analytical Laboratory



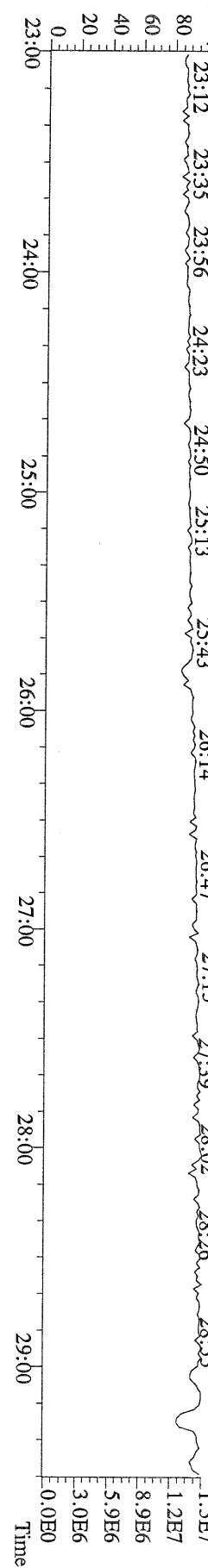
File:12AUG10M #1-357 Acq:12-AUG-2010 22:15:22 GC EI+ Voltage SIR Autospec-Utima  
 341.8568 S:13 BSUB(10000,15,-3.0) PKD(5,5,3,0.10%,100.0,0.00%,F,F) Exp:PCDD  
 Sample Text:6269-004-0001-SA File Text:Frontier Analytical Laboratory



File:12AUG10M #1-357 Acq:12-AUG-2010 22:15:22 GC EI+ Voltage SIR Autospec-Utima  
 409.7974 S:13 BSUB(10000,15,-3.0) PKD(5,5,3,0.10%,100.0,0.00%,F,F) Exp:PCDD  
 Sample Text:6269-004-0001-SA File Text:Frontier Analytical Laboratory



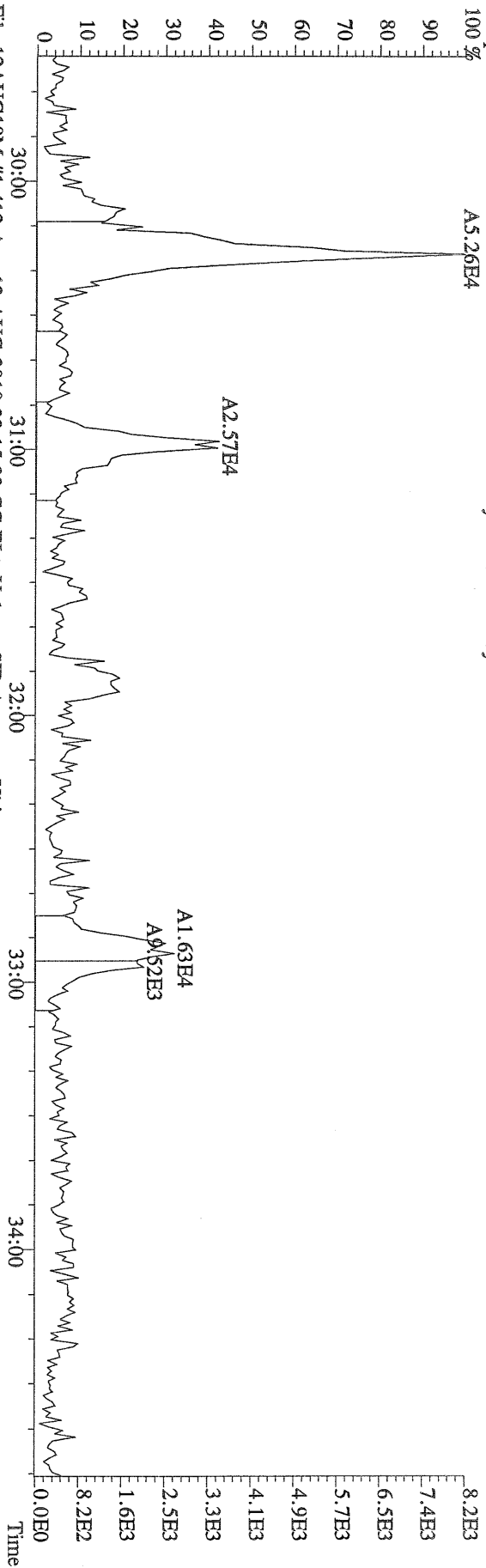
File:12AUG10M #1-357 Acq:12-AUG-2010 22:15:22 GC EI+ Voltage SIR Autospec-Utima  
 330.9792 S:13 Exp:PCDD  
 Sample Text:6269-004-0001-SA File Text:Frontier Analytical Laboratory



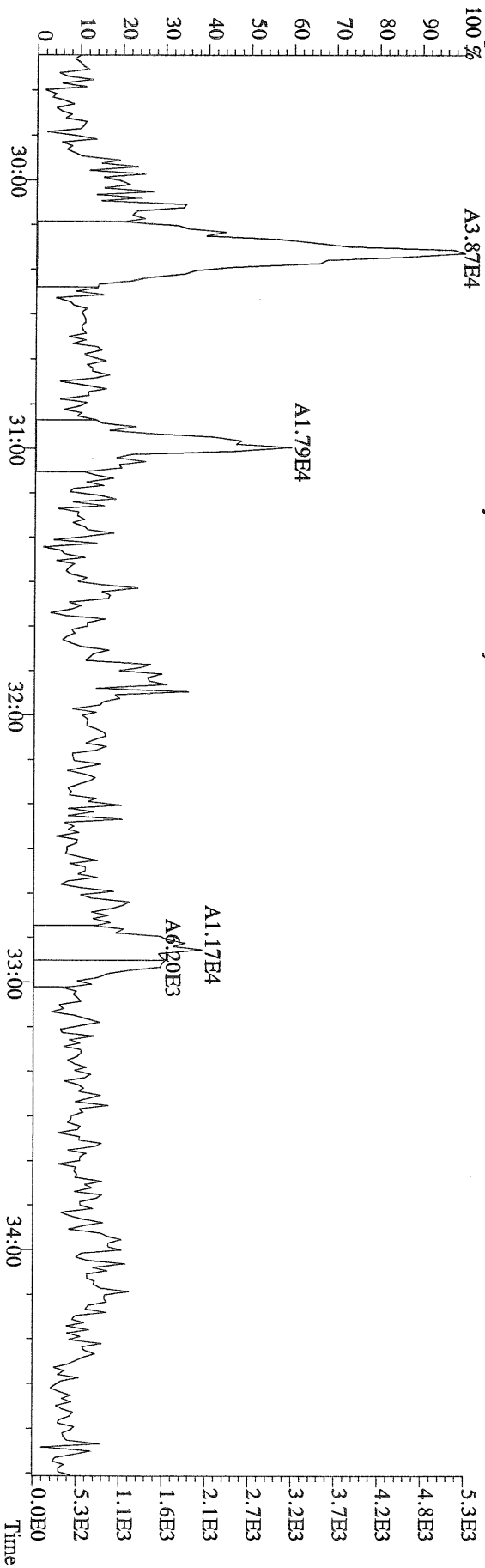




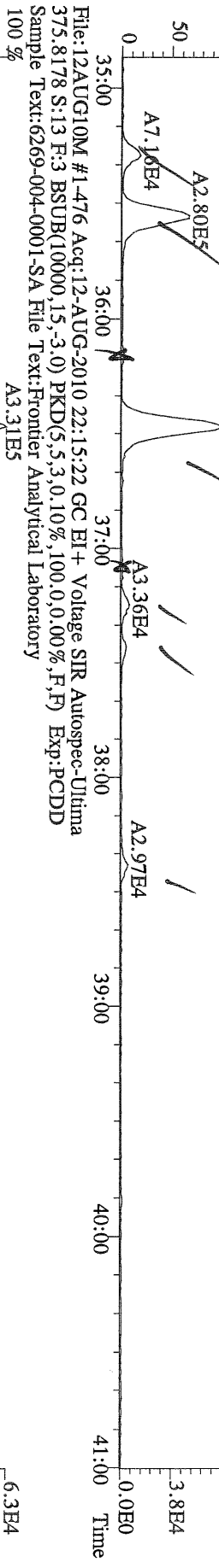
File:12AUG10M #1-412 Acq:12-AUG-2010 22:15:22 GC EI+ Voltage SIR Autospec-Utima  
339.8597 S:13 F:2 BSUB(10000,15,-3.0) Exp:PCDD  
Sample Text:6269-004-0001-SA File Text:Frontier Analytical Laboratory  
100%



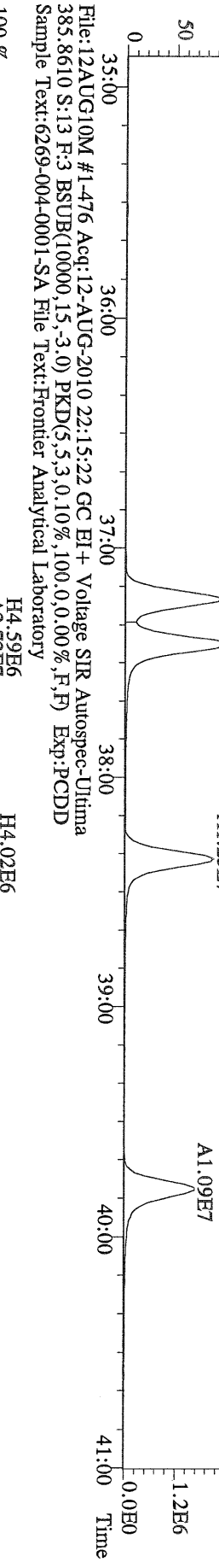
File:12AUG10M #1-412 Acq:12-AUG-2010 22:15:22 GC EI+ Voltage SIR Autospec-Utima  
341.8568 S:13 F:2 BSUB(10000,15,-3.0) Exp:PCDD  
Sample Text:6269-004-0001-SA File Text:Frontier Analytical Laboratory  
100%




File:12AUG10M #1-476 Acq:12-AUG-2010 22:15:22 GC EI+ Voltage SIR Autospec-Ultima  
 373.8207 S:13 F:3 BSUB(10000,15,-3.0) PKD(5,5,3,0,10%,100,0,0,00%,F,F) Exp:PCDD  
 Sample Text:6269-004-0001-SA File Text:Frontier Analytical Laboratory




File:12AUG10M #1-476 Acq:12-AUG-2010 22:15:22 GC EI+ Voltage SIR Autospec-Ultima  
 383.8639 S:13 F:3 BSUB(10000,15,-3.0) PKD(5,5,3,0,10%,100,0,0,00%,F,F) Exp:PCDD  
 Sample Text:6269-004-0001-SA File Text:Frontier Analytical Laboratory



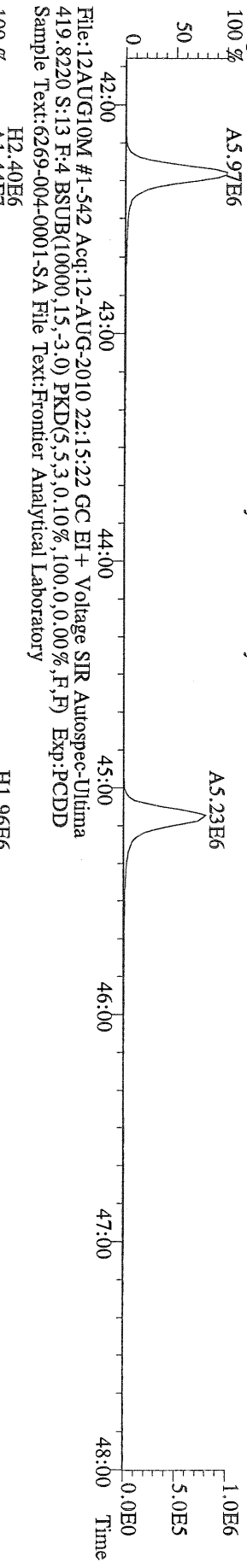
File:12AUG10M #1-476 Acq:12-AUG-2010 22:15:22 GC EI+ Voltage SIR Autospec-Ultima  
 445.7555 S:13 F:3 BSUB(10000,15,-3.0) PKD(5,5,3,0,10%,100,0,0,00%,F,F) Exp:PCDD  
 Sample Text:6269-004-0001-SA File Text:Frontier Analytical Laboratory



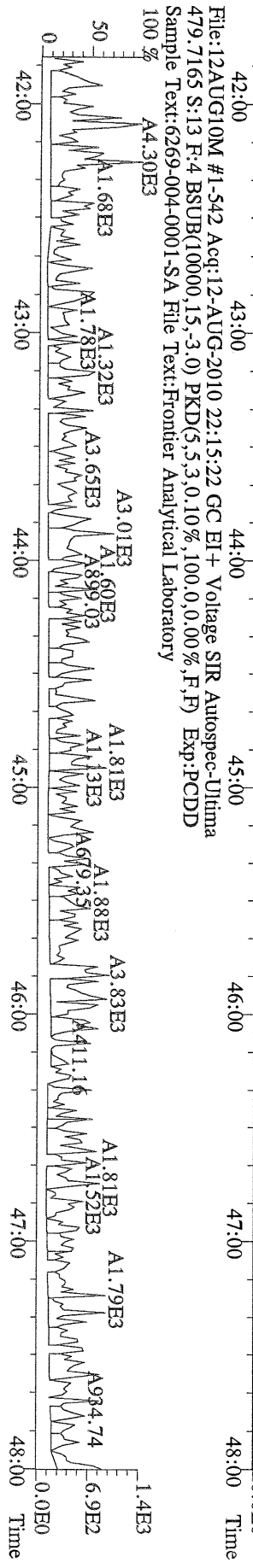
File:12AUG10M #1-542 Acq:12-AUG-2010 22:15:22 GC EI+ Voltage SIR Autospec-Utima  
 407.7818 S:13 F:4 BSUB(10000,15,-3.0) PKD(5,5,3,0,10%,100.0,0.00%,F,F) Exp:PCDD  
 Sample Text:6269-004-0001-SA File Text:Frontier Analytical Laboratory



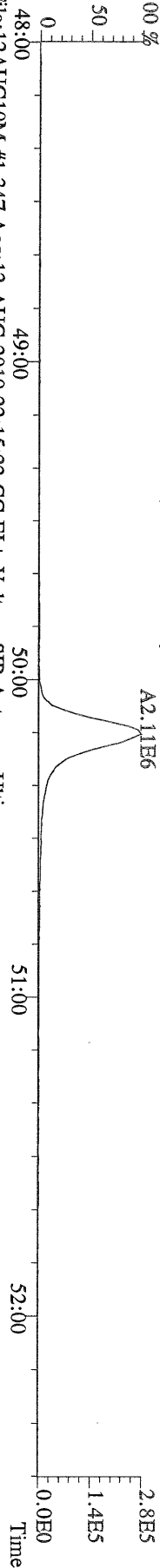
File:12AUG10M #1-542 Acq:12-AUG-2010 22:15:22 GC EI+ Voltage SIR Autospec-Utima  
 417.8253 S:13 F:4 BSUB(10000,15,-3.0) PKD(5,5,3,0,10%,100.0,0.00%,F,F) Exp:PCDD  
 Sample Text:6269-004-0001-SA File Text:Frontier Analytical Laboratory



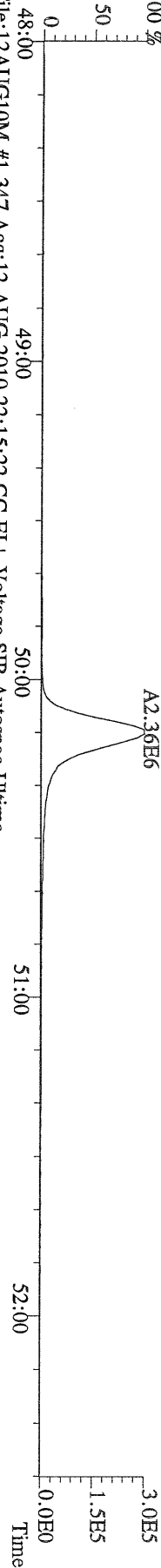
File:12AUG10M #1-542 Acq:12-AUG-2010 22:15:22 GC EI+ Voltage SIR Autospec-Utima  
 479.7165 S:13 F:4 BSUB(10000,15,-3.0) PKD(5,5,3,0,10%,100.0,0.00%,F,F) Exp:PCDD  
 Sample Text:6269-004-0001-SA File Text:Frontier Analytical Laboratory



File:12AUG10M #1-347 Acq:12-AUG-2010 22:15:22 GC EI+ Voltage SIR Autospec-Ultima  
441.7428 S:13 F:5 BSUB(10000,15,-3.0) PKD(5,5,3,0,10%,100,0,0,00%,F,F) Exp:PCDD  
Sample Text:6269-004-0001-SA File Text:Frontier Analytical Laboratory



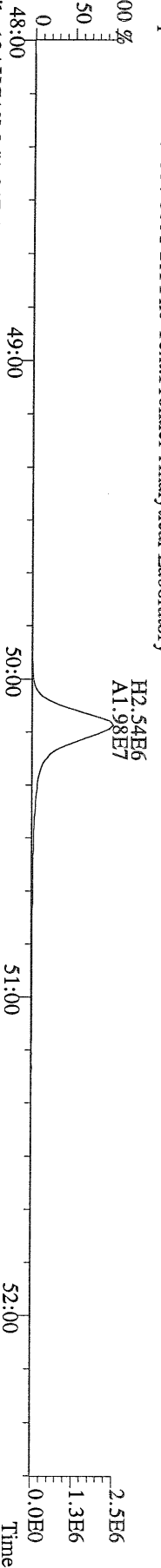
File:12AUG10M #1-347 Acq:12-AUG-2010 22:15:22 GC EI+ Voltage SIR Autospec-Ultima  
443.7398 S:13 F:5 BSUB(10000,15,-3.0) PKD(5,5,3,0,10%,100,0,0,00%,F,F) Exp:PCDD  
Sample Text:6269-004-0001-SA File Text:Frontier Analytical Laboratory




File:12AUG10M #1-347 Acq:12-AUG-2010 22:15:22 GC EI+ Voltage SIR Autospec-Ultima  
453.7831 S:13 F:5 BSUB(10000,15,-3.0) PKD(5,5,3,0,10%,100,0,0,00%,F,F) Exp:PCDD  
Sample Text:6269-004-0001-SA File Text:Frontier Analytical Laboratory



File:12AUG10M #1-347 Acq:12-AUG-2010 22:15:22 GC EI+ Voltage SIR Autospec-Ultima  
455.7801 S:13 F:5 BSUB(10000,15,-3.0) PKD(5,5,3,0,10%,100,0,0,00%,F,F) Exp:PCDD  
Sample Text:6269-004-0001-SA File Text:Frontier Analytical Laboratory



File:12AUG10M #1-347 Acq:12-AUG-2010 22:15:22 GC EI+ Voltage SIR Autospec-Ultima  
513.6775 S:13 F:5 BSUB(10000,15,-3.0) PKD(5,5,3,0,10%,100,0,0,00%,F,F) Exp:PCDD  
Sample Text:6269-004-0001-SA File Text:Frontier Analytical Laboratory



Name	Resp	RA	RT	RRF	Conc	Qual	Fac Noise-1	Noise-2	DL	Rec	#Hom
2,3,7,8-TCDD	*	* n	NotFnd	1.04	*		2.50	233	316	0.280	
1,2,3,7,8-PeCDD	*	* n	NotFnd	1.05	*		2.50	487	379	0.501	
1,2,3,4,7,8-HxCDD	*	* n	NotFnd	1.30	*		2.50	673	463	0.744	
1,2,3,6,7,8-HxCDD	3.63e+04	1.31 y	38:47	1.28	1.79	J	2.50	-	-	*	
1,2,3,7,8,9-HxCDD	*	* n	NotFnd	1.25	*		2.50	673	463	0.805	
1,2,3,4,6,7,8-HpCDD	7.11e+05	1.03 y	44:13	1.35	34.2		2.50	-	-	*	
OCDD	1.72e+06	1.05 n	49:47	1.25	161		2.50	-	-	*	
2,3,7,8-TCDF	*	* n	NotFnd	1.62	*		2.50	609	921	0.277	
1,2,3,7,8-PeCDF	*	* n	NotFnd	0.92	*		2.50	577	429	0.380	
2,3,4,7,8-PeCDF	*	* n	NotFnd	0.94	*		2.50	577	429	0.388	
1,2,3,4,7,8-HxCDF	*	* n	NotFnd	0.93	*		2.50	363	349	0.292	
1,2,3,6,7,8-HxCDF	*	* n	NotFnd	0.84	*		2.50	363	349	0.304	
2,3,4,6,7,8-HxCDF	*	* n	NotFnd	0.90	*		2.50	363	349	0.333	
1,2,3,7,8,9-HxCDF	*	* n	NotFnd	0.98	*		2.50	363	349	0.384	
1,2,3,4,6,7,8-HpCDF	1.34e+05	1.02 y	42:19	1.38	4.74	J	2.50	-	-	*	
1,2,3,4,7,8,9-HpCDF	*	* n	NotFnd	1.62	*		2.50	374	344	0.418	
OCDF	2.01e+05	0.93 y	50:09	0.74	14.9	J	2.50	-	-	*	
13C-2,3,7,8-TCDD	2.17e+07	0.83 y	27:26	0.93	1030						103
13C-1,2,3,7,8-PeCDD	2.26e+07	1.76 y	33:14	0.81	1230						123
13C-1,2,3,4,7,8-HxCDD	1.67e+07	1.32 y	38:37	0.95	1030						103
13C-1,2,3,6,7,8-HxCDD	1.59e+07	1.32 y	38:47	1.00	930						93.0
13C-1,2,3,4,6,7,8-HpCDD	1.54e+07	1.06 y	44:12	0.92	973						97.3
13C-OCDD	1.71e+07	0.92 y	49:46	0.63	1580						78.9
13C-2,3,7,8-TCDF	3.73e+07	0.88 y	26:40	0.87	1020						102
13C-1,2,3,7,8-PeCDF	3.65e+07	1.74 y	31:31	0.81	1080						108
13C-2,3,4,7,8-PeCDF	3.53e+07	1.74 y	32:49	0.75	1120						112
13C-1,2,3,4,7,8-HxCDF	3.65e+07	0.55 y	37:13	1.74	1220						122
13C-1,2,3,6,7,8-HxCDF	4.27e+07	0.54 y	37:25	2.17	1150						115
13C-2,3,4,6,7,8-HxCDF	3.49e+07	0.56 y	38:21	1.82	1120						112
13C-1,2,3,7,8,9-HxCDF	3.15e+07	0.54 y	39:47	1.49	1230						123
13C-1,2,3,4,6,7,8-HpCDF	2.05e+07	0.42 y	42:18	1.10	1090						109
13C-1,2,3,4,7,8,9-HpCDF	1.76e+07	0.43 y	45:07	0.81	1260						126
13C-OCDF	3.65e+07	0.97 y	50:09	1.19	1800						89.8
37Cl-2,3,7,8-TCDD	9.63e+06		27:27	0.93	454						114
13C-1,2,3,4-TCDD	2.28e+07	0.86 y	26:50	-	33.6						
13C-1,2,3,4-TCDF	4.20e+07	0.87 y	25:35	-	39.4						
13C-1,2,3,7,8,9-HxCDD	1.72e+07	1.33 y	39:13	-	39.8						
Total Tetra-Dioxins	*		NotFnd	1.04	*		2.50	233	316	0.280	0
Total Penta-Dioxins	*		NotFnd	1.05	*		2.50	487	379	0.501	0
Total Hexa-Dioxins	2.09e+05		36:09	1.27	10.1	J	2.50	-	-	*	3
Total Hepta-Dioxins	1.23e+06		42:50	1.35	59.1		2.50	-	-	*	2
Total Tetra-Furans	*		NotFnd	1.62	*		2.50	609	921	0.277	0
1st Fn. Tot Penta-Furans	3.82e+04		28:29	0.93	1.14	J	2.50	-	-	*	PeCDF 1
Total Penta-Furans	2.70e+04		30:15	0.93	0.808	J	2.50	-	-	*	1.95 1
Total Hexa-Furans	1.69e+05		35:17	0.90	5.14	J	2.50	-	-	*	3
Total Hepta-Furans	3.87e+05		42:19	1.48	13.7		2.50	-	-	*	2

Analyst: DNI

Date: 8/13/10

Totals class: Total Hexa-Dioxins

Entry #: 40

Run: 17

File: 12AUG10M

S: 11 I: 1 F: 3

Acquired: 12-AUG-10 20:24:37

Total Concentration: 10.1

Unnamed Concentration: 8.338

RT	ml Resp	m2 Resp	RA	Resp	Concentration	Name
36:09	3.19e+04	2.68e+04	1.19 y	5.87e+04	2.83	
37:32	6.65e+04	4.78e+04	1.39 y	1.14e+05	5.51	
38:47	2.06e+04	1.57e+04	1.31 y	3.63e+04	1.79	1,2,3,6,7,8-HxCDD

Totals class: Total Hepta-Dioxins

Entry #: 41

Run: 17

File: 12AUG10M

S: 11 I: 1 F: 4

Acquired: 12-AUG-10 20:24:37

Total Concentration: 59.1

Unnamed Concentration: 24.938

RT	ml Resp	m2 Resp	RA	Resp	Concentration	Name
42:50	2.60e+05	2.59e+05	1.00 y	5.19e+05	24.9	
44:13	3.61e+05	3.50e+05	1.03 y	7.11e+05	34.2	1,2,3,4,6,7,8-HpCDD

Totals class: 1st Fn. Tot Penta-Furans      Entry #: 43

Run: 17      File: 12AUG10M      S: 11 I: 1 F: 1  
Acquired: 12-AUG-10 20:24:37

Total Concentration: 1.14      Unnamed Concentration: 1.145

RT	ml Resp	m2 Resp	RA	Resp	Concentration	Name
28:29	2.20e+04	1.62e+04	1.35 y	3.82e+04	1.14	



Totals class: Total Penta-Furans

Entry #: 44

Run: 17

File: 12AUG10M

S: 11 I: 1 F: 2

Acquired: 12-AUG-10 20:24:37

Total Concentration: 0.808

Unnamed Concentration: 0.808

RT	ml Resp	m2 Resp	RA	Resp	Concentration	Name
30:15	1.57e+04	1.13e+04	1.40 y	2.70e+04	0.808	

Totals class: Total Hexa-Furans

Entry #: 45

Run: 17

File: 12AUG10M

S: 11 I: 1 F: 3

Acquired: 12-AUG-10 20:24:37

Total Concentration: 5.14

Unnamed Concentration: 5.144

RT	ml Resp	m2 Resp	RA	Resp	Concentration	Name
35:17	1.21e+04	9.48e+03	1.28 y	2.16e+04	0.657	
35:32	4.09e+04	3.34e+04	1.22 y	7.43e+04	2.26	
36:27	3.92e+04	3.42e+04	1.15 y	7.34e+04	2.23	

Totals class: Total Hepta-Furans

Entry #: 46

Run: 17

File: 12AUG10M

S: 11 I: 1 F: 4


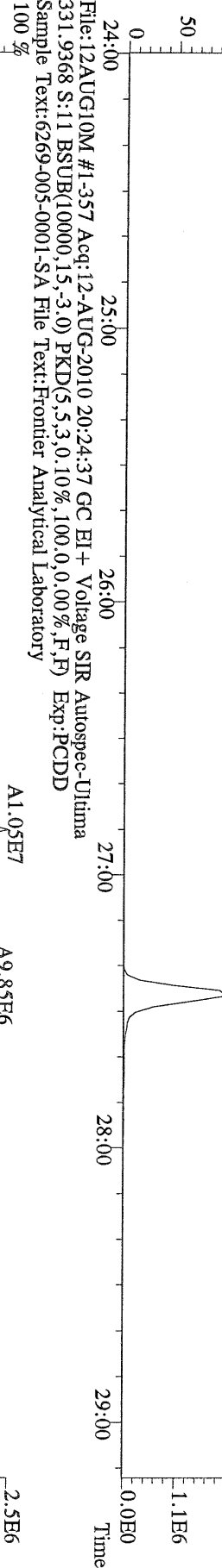

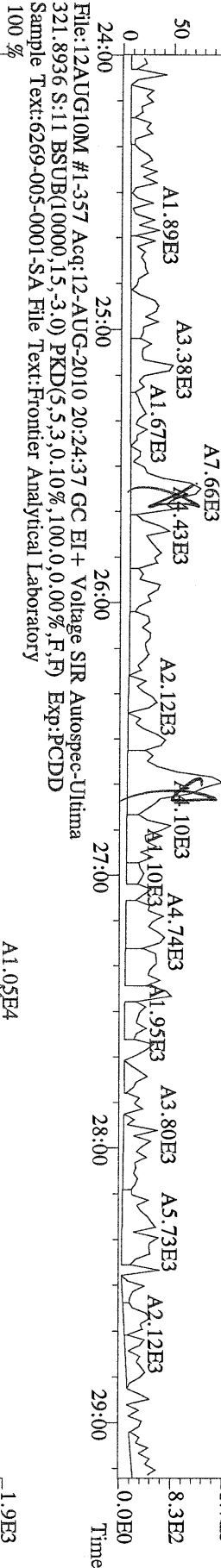
Acquired: 12-AUG-10 20:24:37

Total Concentration: 13.7

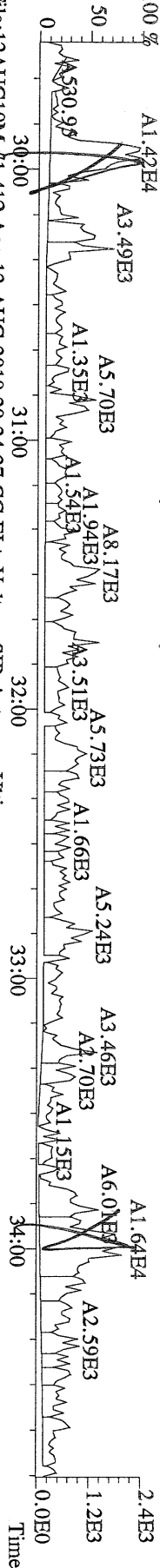
Unnamed Concentration: 8.942

RT	ml Resp	m2 Resp	RA	Resp	Concentration	Name
42:19	6.78e+04	6.63e+04	1.02 y	1.34e+05	4.74	1,2,3,4,6,7,8-HpCDF
43:09	1.21e+05	1.32e+05	0.92 y	2.53e+05	8.94	

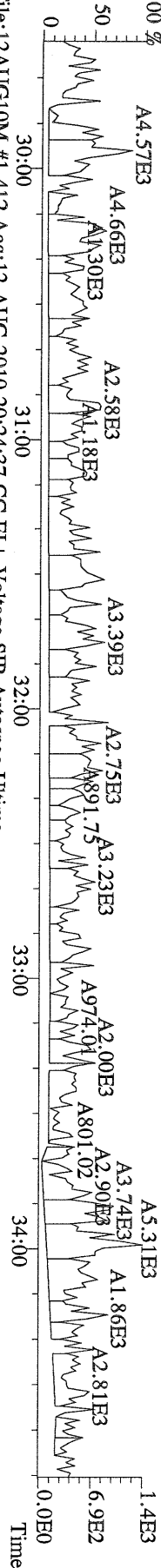
File:12AUG10M #1-357 Acq:12-AUG-2010 20:24:37 GC EI+ Voltage SIR Autospec-Ultima  
319.8965 S:11 BSUB(10000,15,-3.0) PKD(5,5,3,0,10%,100,0,0,00%,F,F) Exp:PCDD  
Sample Text:6269-005-0001-SA File Text:Frontier Analytical Laboratory



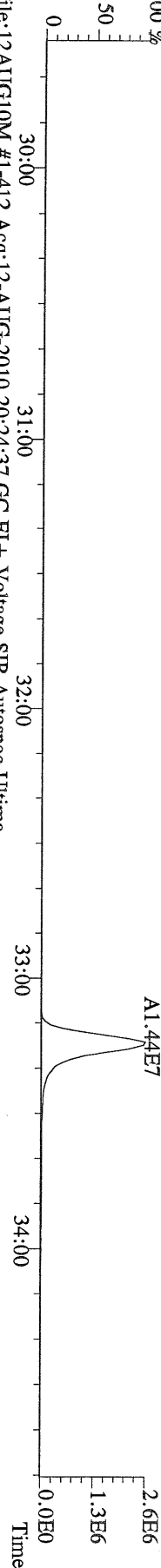
File:12AUG10M #1-412 Acq:12-AUG-2010 20:24:37 GC EI + Voltage SIR Autospec-Utima  
355.8546 S:11 F:2 BSUB(10000,15,-3.0) PKD(5,5,3,0,10%,100,0,0,0,0%,F,F) Exp:PCDD  
Sample Text:6269-005-0001-SA File Text:Frontier Analytical Laboratory




File:12AUG10M #1-412 Acq:12-AUG-2010 20:24:37 GC EI + Voltage SIR Autospec-Utima  
357.8517 S:11 F:2 BSUB(10000,15,-3.0) PKD(5,5,3,0,10%,100,0,0,0,0%,F,F) Exp:PCDD  
Sample Text:6269-005-0001-SA File Text:Frontier Analytical Laboratory



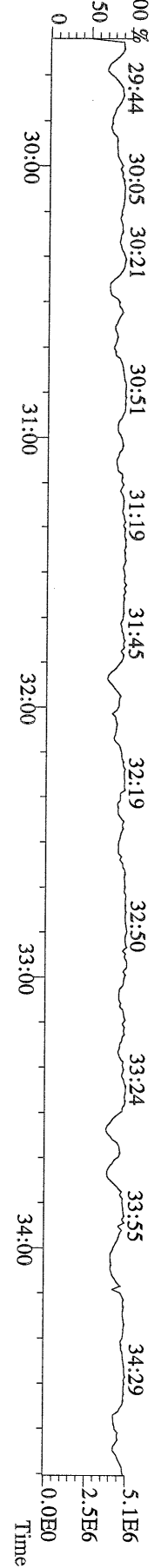
File:12AUG10M #1-412 Acq:12-AUG-2010 20:24:37 GC EI + Voltage SIR Autospec-Utima  
367.8949 S:11 F:2 BSUB(10000,15,-3.0) PKD(5,5,3,0,10%,100,0,0,0,0%,F,F) Exp:PCDD  
Sample Text:6269-005-0001-SA File Text:Frontier Analytical Laboratory




File:12AUG10M #1-412 Acq:12-AUG-2010 20:24:37 GC EI + Voltage SIR Autospec-Utima  
369.8919 S:11 F:2 BSUB(10000,15,-3.0) PKD(5,5,3,0,10%,100,0,0,0,0%,F,F) Exp:PCDD  
Sample Text:6269-005-0001-SA File Text:Frontier Analytical Laboratory




File:12AUG10M #1-412 Acq:12-AUG-2010 20:24:37 GC EI + Voltage SIR Autospec-Utima  
366.9792 S:11 F:2 Exp:PCDD  
Sample Text:6269-005-0001-SA File Text:Frontier Analytical Laboratory



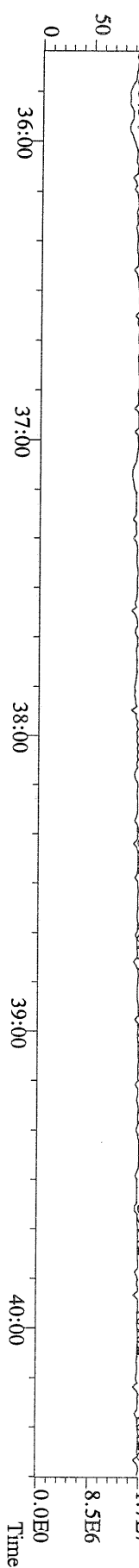
File:12AUG10M #1-477 Acq:12-AUG-2010 20:24:37 GC EI + Voltage SIR Autospec-Ultima  
389.8156 S:11 F:3 BSUB(10000,15,-3.0) PKD(5,5,3,0,10%,100,0,0,00%,F,F) Exp:PCDD  
Sample Text:6269-005-0001-SA File Text:Frontier Analytical Laboratory



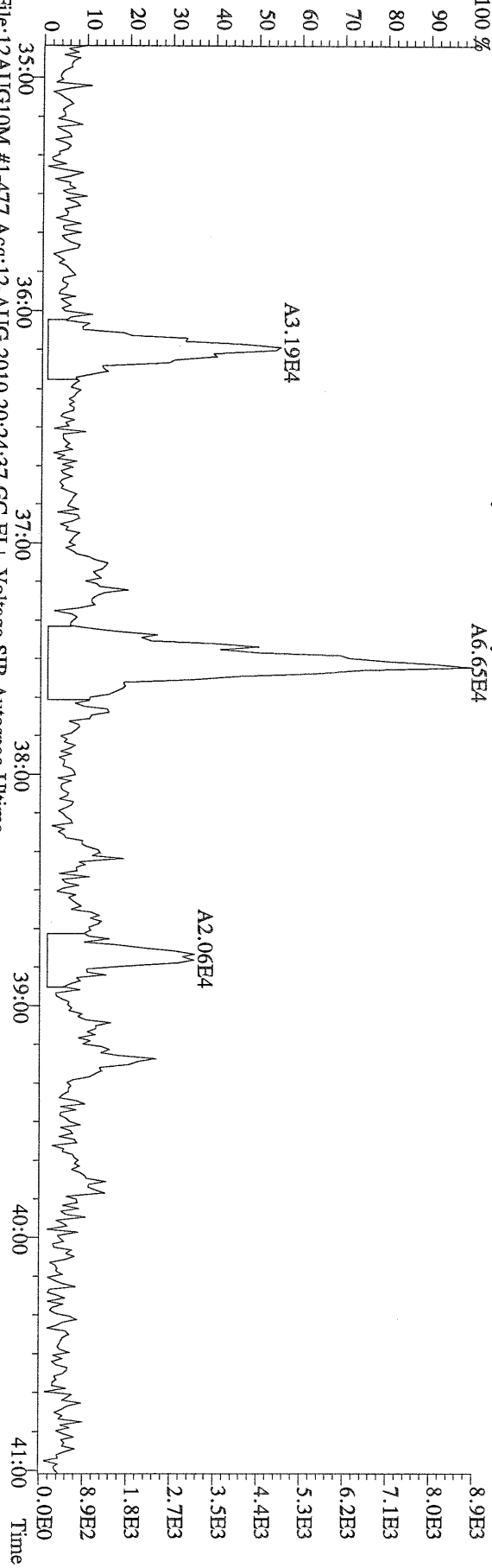
File:12AUG10M #1-477 Acq:12-AUG-2010 20:24:37 GC EI + Voltage SIR Autospec-Ultima  
401.8559 S:11 F:3 BSUB(10000,15,-3.0) PKD(5,5,3,0,10%,100,0,0,00%,F,F) Exp:PCDD  
Sample Text:6269-005-0001-SA File Text:Frontier Analytical Laboratory



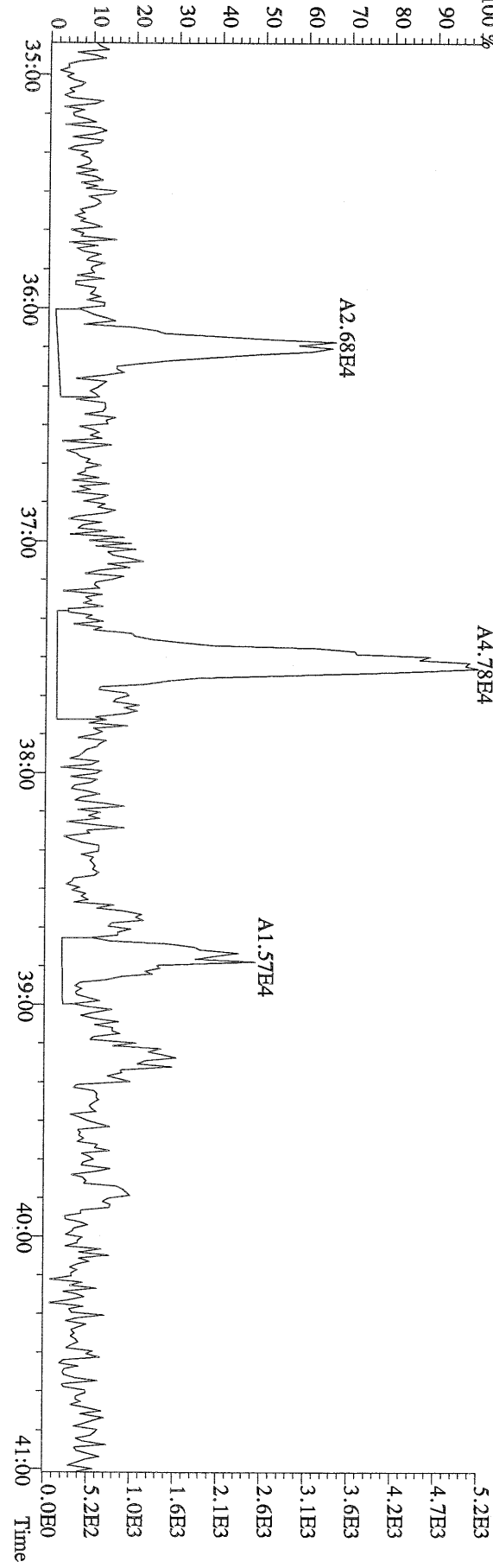
File:12AUG10M #1-477 Acq:12-AUG-2010 20:24:37 GC EI + Voltage SIR Autospec-Ultima  
380.9760 S:11 F:3 Exp:PCDD  
Sample Text:6269-005-0001-SA File Text:Frontier Analytical Laboratory



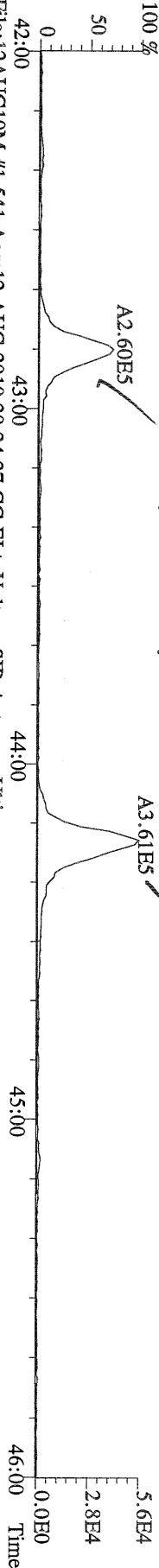
File:12AUG10M #1-477 Acq:12-AUG-2010 20:24:37 GC EI+ Voltage SIR Autospec-Ultima  
389.8156 S:11 F:3 BSUB(10000,15,-3.0) PKD(5,5,3,0,10%,100,0,0,00%,F,F) Exp:P:PCDD  
Sample Text:6269-005-0001-SA File Text:Frontier Analytical Laboratory  
100 %



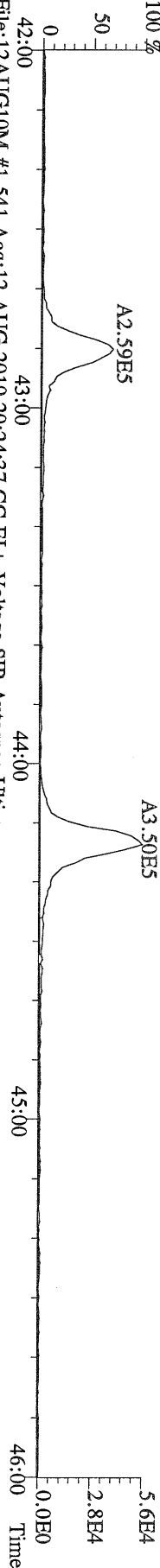
File:12AUG10M #1-477 Acq:12-AUG-2010 20:24:37 GC EI+ Voltage SIR Autospec-Ultima  
391.8127 S:11 F:3 BSUB(10000,15,-3.0) PKD(5,5,3,0,10%,100,0,0,00%,F,F) Exp:P:PCDD  
Sample Text:6269-005-0001-SA File Text:Frontier Analytical Laboratory  
100 %



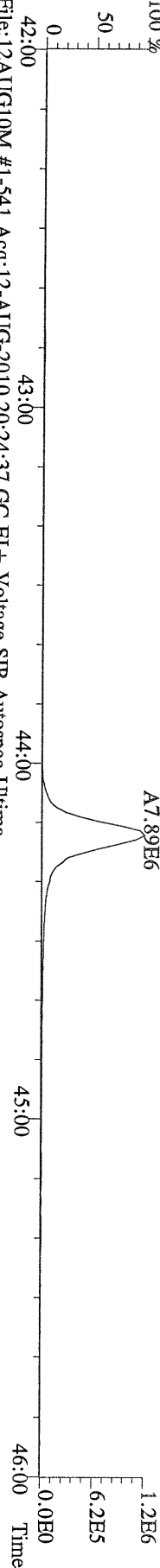
File:12AUG10M #1-541 Acq:12-AUG-2010 20:24:37 GC EI+ Voltage SIR Autospec-Ultima  
423.7767 S:11 F:4 BSUB(10000,15,-3.0) PKD(5,5,3,0,10%,100,0,0,0%,F,F) Exp:PCDD  
Sample Text:6269-005-0001-SA File Text:Frontier Analytical Laboratory



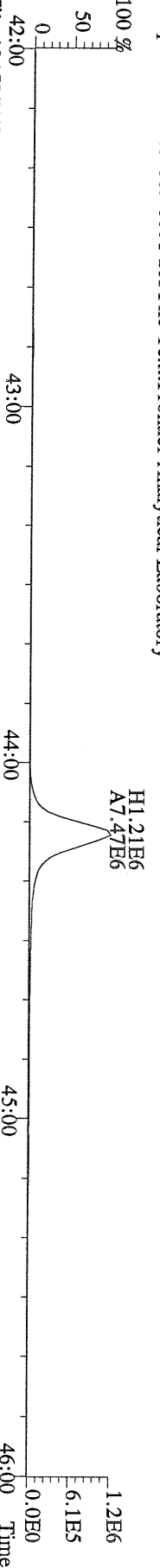
File:12AUG10M #1-541 Acq:12-AUG-2010 20:24:37 GC EI+ Voltage SIR Autospec-Ultima  
425.7737 S:11 F:4 BSUB(10000,15,-3.0) PKD(5,5,3,0,10%,100,0,0,0%,F,F) Exp:PCDD  
Sample Text:6269-005-0001-SA File Text:Frontier Analytical Laboratory




File:12AUG10M #1-541 Acq:12-AUG-2010 20:24:37 GC EI+ Voltage SIR Autospec-Ultima  
435.8169 S:11 F:4 BSUB(10000,15,-3.0) PKD(5,5,3,0,10%,100,0,0,0%,F,F) Exp:PCDD  
Sample Text:6269-005-0001-SA File Text:Frontier Analytical Laboratory



File:12AUG10M #1-541 Acq:12-AUG-2010 20:24:37 GC EI+ Voltage SIR Autospec-Ultima  
437.8140 S:11 F:4 BSUB(10000,15,-3.0) PKD(5,5,3,0,10%,100,0,0,0%,F,F) Exp:PCDD  
Sample Text:6269-005-0001-SA File Text:Frontier Analytical Laboratory

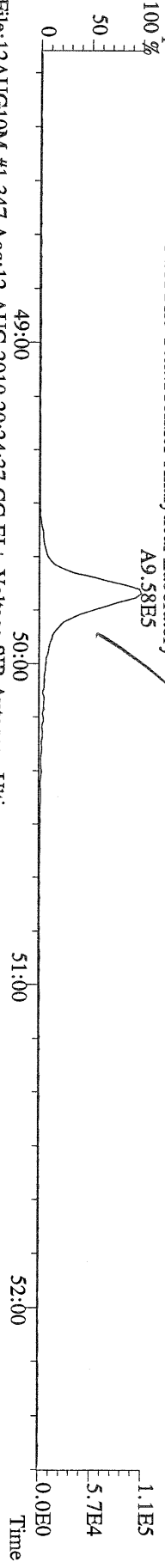


File:12AUG10M #1-541 Acq:12-AUG-2010 20:24:37 GC EI+ Voltage SIR Autospec-Ultima  
430.9728 S:11 F:4 Exp:PCDD  
Sample Text:6269-005-0001-SA File Text:Frontier Analytical Laboratory

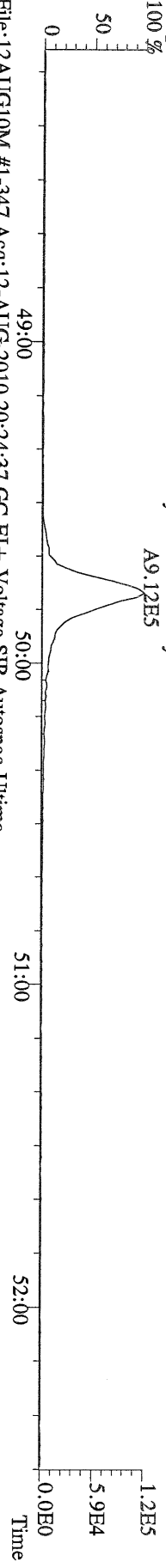





File:12AUG10M #1-347 Acq:12-AUG-2010 20:24:37 GC EI+ Voltage SIR Autospec-Ultima  
457.7377 S:11 F:5 BSUB(10000,15,-3.0) PKD(5,5,3,0,10%,100,0,0,00%,F,F) Exp.:PCDD  
Sample Text:6269-005-0001-SA File Text:Frontier Analytical Laboratory




File:12AUG10M #1-347 Acq:12-AUG-2010 20:24:37 GC EI+ Voltage SIR Autospec-Ultima  
459.7348 S:11 F:5 BSUB(10000,15,-3.0) PKD(5,5,3,0,10%,100,0,0,00%,F,F) Exp.:PCDD  
Sample Text:6269-005-0001-SA File Text:Frontier Analytical Laboratory




File:12AUG10M #1-347 Acq:12-AUG-2010 20:24:37 GC EI+ Voltage SIR Autospec-Ultima  
469.7780 S:11 F:5 BSUB(10000,15,-3.0) PKD(5,5,3,0,10%,100,0,0,00%,F,F) Exp.:PCDD  
Sample Text:6269-005-0001-SA File Text:Frontier Analytical Laboratory



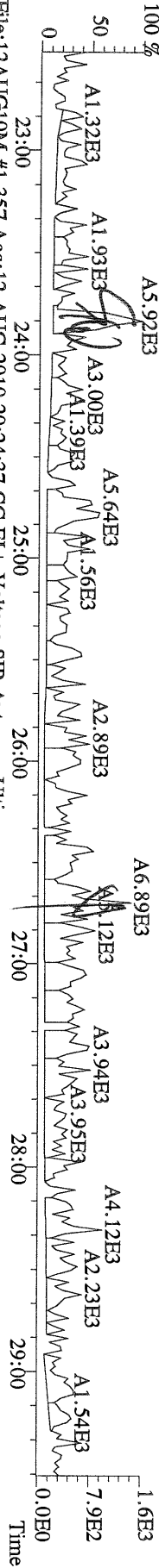
File:12AUG10M #1-347 Acq:12-AUG-2010 20:24:37 GC EI+ Voltage SIR Autospec-Ultima  
471.7750 S:11 F:5 BSUB(10000,15,-3.0) PKD(5,5,3,0,10%,100,0,0,00%,F,F) Exp.:PCDD  
Sample Text:6269-005-0001-SA File Text:Frontier Analytical Laboratory



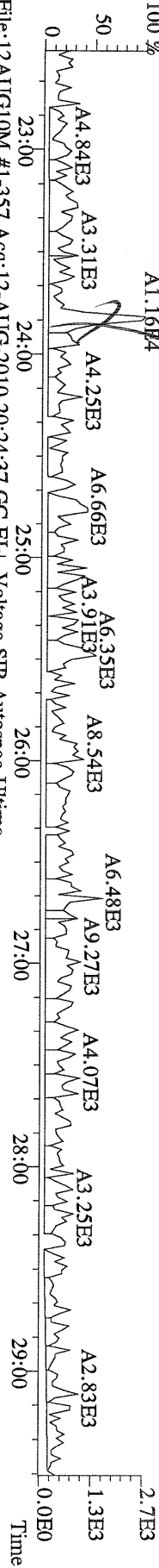
File:12AUG10M #1-347 Acq:12-AUG-2010 20:24:37 GC EI+ Voltage SIR Autospec-Ultima  
454.9728 S:11 F:5 Exp.:PCDD  
Sample Text:6269-005-0001-SA File Text:Frontier Analytical Laboratory



File:12AUG10M #1-357 Acq:12-AUG-2010 20:24:37 GC EI+ Voltage SIR Autospec-Ultima  
 303.9016 S:11 BSUB(10000,15,-3.0) PKD(5,5,3,0,10%,100,0,0,0.00%,F,F) Exp:PCDD  
 Sample Text:6269-005-0001-SA File Text:Frontier Analytical Laboratory



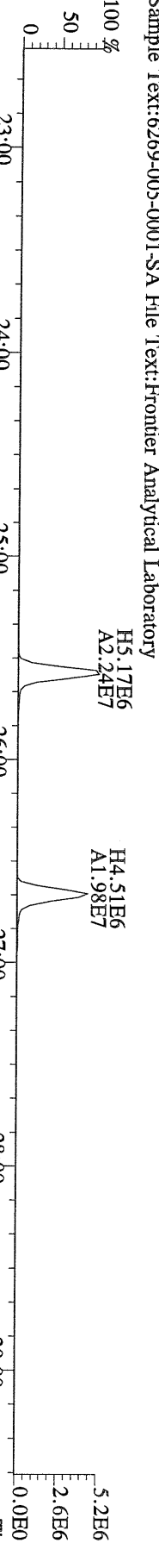
File:12AUG10M #1-357 Acq:12-AUG-2010 20:24:37 GC EI+ Voltage SIR Autospec-Ultima  
 305.8987 S:11 BSUB(10000,15,-3.0) PKD(5,5,3,0,10%,100,0,0,0.00%,F,F) Exp:PCDD  
 Sample Text:6269-005-0001-SA File Text:Frontier Analytical Laboratory



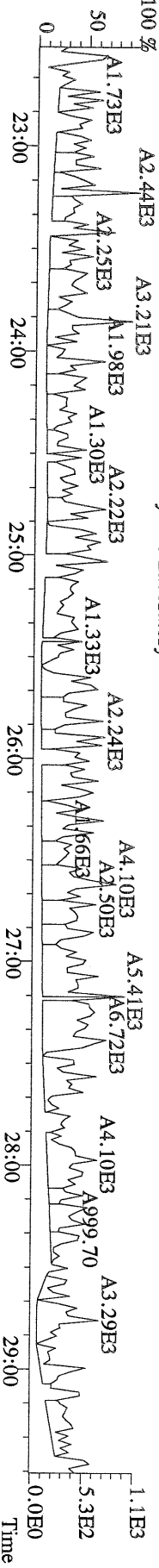
File:12AUG10M #1-357 Acq:12-AUG-2010 20:24:37 GC EI+ Voltage SIR Autospec-Ultima  
 315.9419 S:11 BSUB(10000,15,-3.0) PKD(5,5,3,0,10%,100,0,0,0.00%,F,F) Exp:PCDD  
 Sample Text:6269-005-0001-SA File Text:Frontier Analytical Laboratory




File:12AUG10M #1-357 Acq:12-AUG-2010 20:24:37 GC EI+ Voltage SIR Autospec-Ultima  
 317.9389 S:11 BSUB(10000,15,-3.0) PKD(5,5,3,0,10%,100,0,0,0.00%,F,F) Exp:PCDD  
 Sample Text:6269-005-0001-SA File Text:Frontier Analytical Laboratory



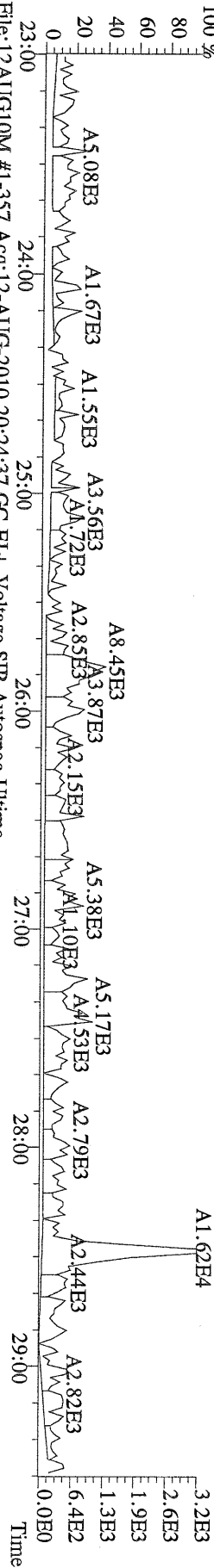
File:12AUG10M #1-357 Acq:12-AUG-2010 20:24:37 GC EI+ Voltage SIR Autospec-Ultima  
 375.8364 S:11 BSUB(10000,15,-3.0) PKD(5,5,3,0,10%,100,0,0,0.00%,F,F) Exp:PCDD  
 Sample Text:6269-005-0001-SA File Text:Frontier Analytical Laboratory



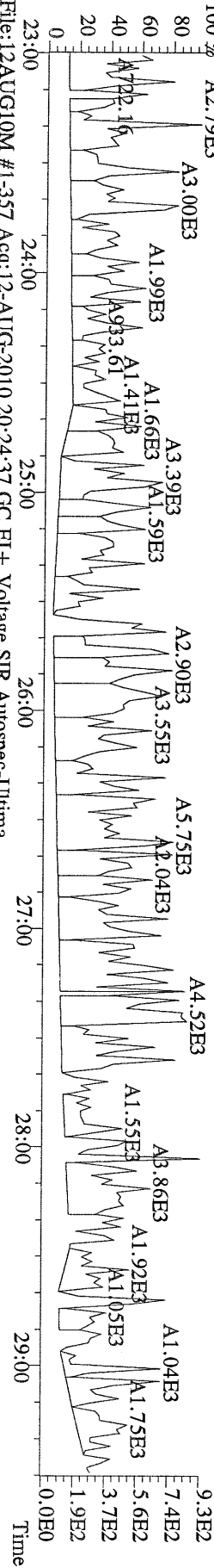
File:12AUG10M #1-357 Acq:12-AUG-2010 20:24:37 GC EI+ Voltage SIR Autospec-Ultima  
 339.8597 S:11 BSUB(10000,15,-3.0) PKD(5.3,0.10%,100.0,0.00%,F,F) Exp:PCDD  
 Sample Text:6269-005-0001-SA File Text:Frontier Analytical Laboratory



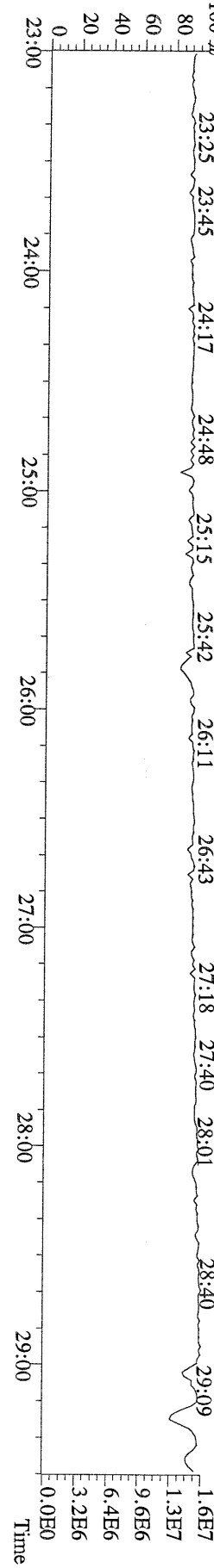
File:12AUG10M #1-357 Acq:12-AUG-2010 20:24:37 GC EI+ Voltage SIR Autospec-Ultima  
 341.8568 S:11 BSUB(10000,15,-3.0) PKD(5.3,0.10%,100.0,0.00%,F,F) Exp:PCDD  
 Sample Text:6269-005-0001-SA File Text:Frontier Analytical Laboratory



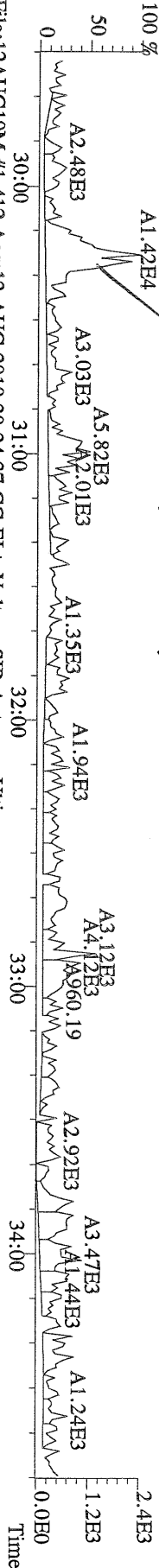
File:12AUG10M #1-357 Acq:12-AUG-2010 20:24:37 GC EI+ Voltage SIR Autospec-Ultima  
 409.7974 S:11 BSUB(10000,15,-3.0) PKD(5.3,0.10%,100.0,0.00%,F,F) Exp:PCDD  
 Sample Text:6269-005-0001-SA File Text:Frontier Analytical Laboratory



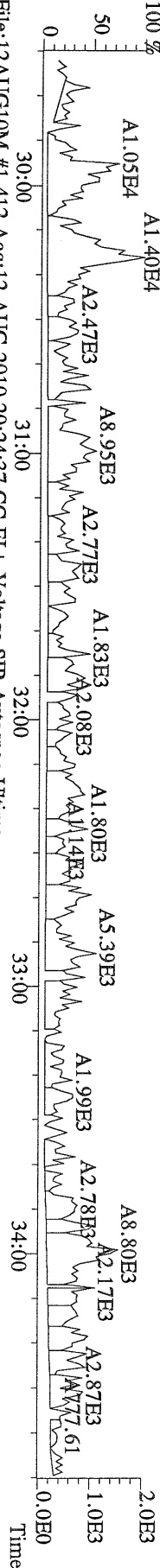
File:12AUG10M #1-357 Acq:12-AUG-2010 20:24:37 GC EI+ Voltage SIR Autospec-Ultima  
 330.9792 S:11 Exp:PCDD  
 Sample Text:6269-005-0001-SA File Text:Frontier Analytical Laboratory




File:12AUG10M #1-412 Acq:12-AUG-2010 20:24:37 GC EI+ Voltage SIR Autospec-Ultima  
339.8597 S:11 F:2 BSUB(10000,15,-3.0) PKD(5.5,3,0.10%,100.0,0.00%,F,F) Exp:PCDD  
Sample Text:6269-005-0001-SA File Text:Frontier Analytical Laboratory




File:12AUG10M #1-412 Acq:12-AUG-2010 20:24:37 GC EI+ Voltage SIR Autospec-Ultima  
341.8568 S:11 F:2 BSUB(10000,15,-3.0) PKD(5.5,3,0.10%,100.0,0.00%,F,F) Exp:PCDD  
Sample Text:6269-005-0001-SA File Text:Frontier Analytical Laboratory



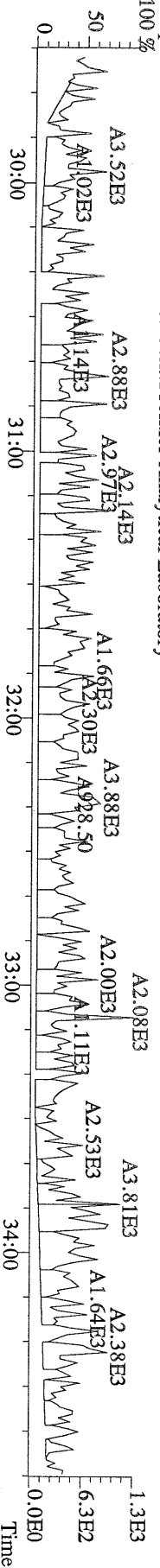
File:12AUG10M #1-412 Acq:12-AUG-2010 20:24:37 GC EI+ Voltage SIR Autospec-Ultima  
351.9000 S:11 F:2 BSUB(10000,15,-3.0) PKD(5.5,3,0.10%,100.0,0.00%,F,F) Exp:PCDD  
Sample Text:6269-005-0001-SA File Text:Frontier Analytical Laboratory



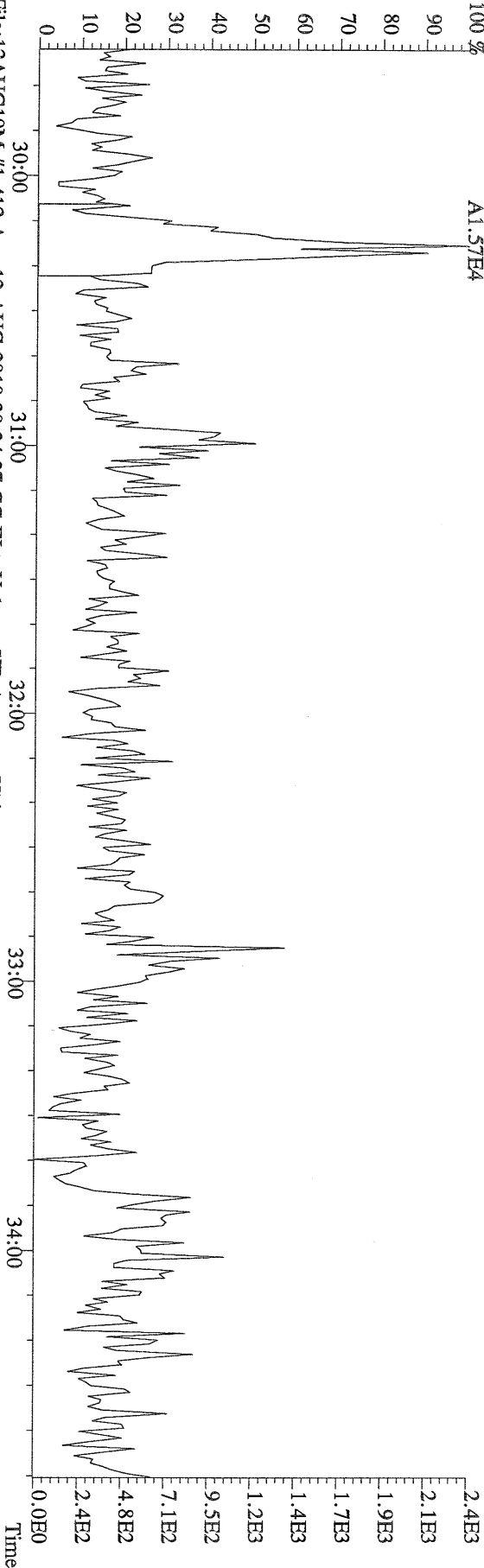
File:12AUG10M #1-412 Acq:12-AUG-2010 20:24:37 GC EI+ Voltage SIR Autospec-Ultima  
353.8970 S:11 F:2 BSUB(10000,15,-3.0) PKD(5.5,3,0.10%,100.0,0.00%,F,F) Exp:PCDD  
Sample Text:6269-005-0001-SA File Text:Frontier Analytical Laboratory



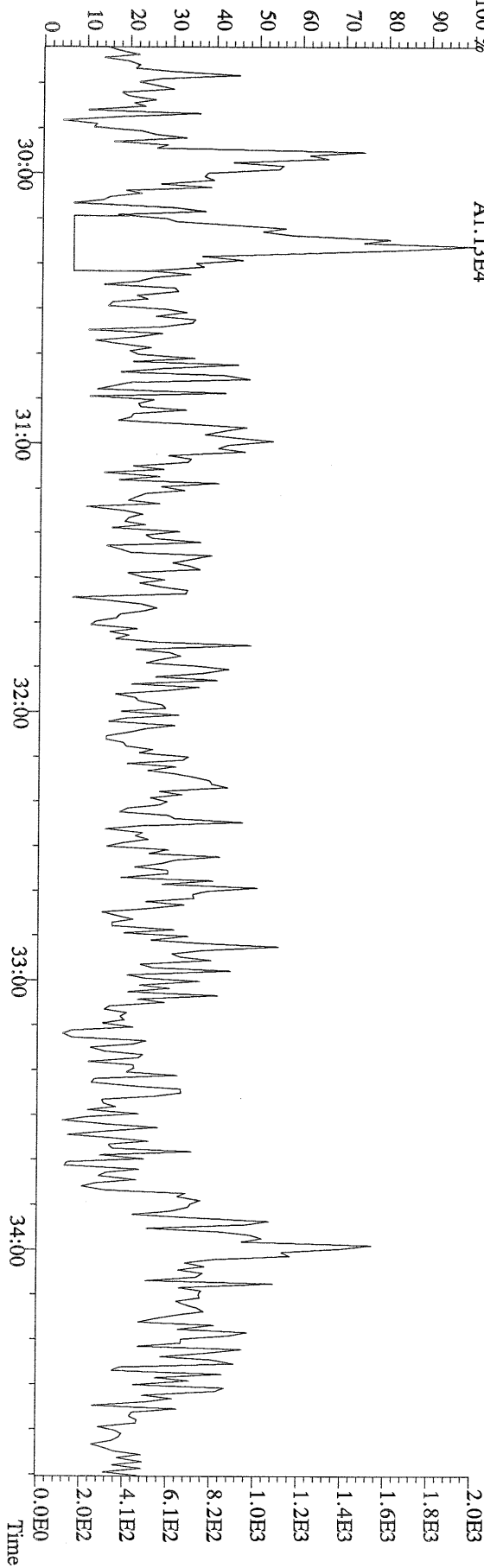
File:12AUG10M #1-412 Acq:12-AUG-2010 20:24:37 GC EI+ Voltage SIR Autospec-Ultima  
409.7974 S:11 F:2 BSUB(10000,15,-3.0) PKD(5.5,3,0.10%,100.0,0.00%,F,F) Exp:PCDD  
Sample Text:6269-005-0001-SA File Text:Frontier Analytical Laboratory



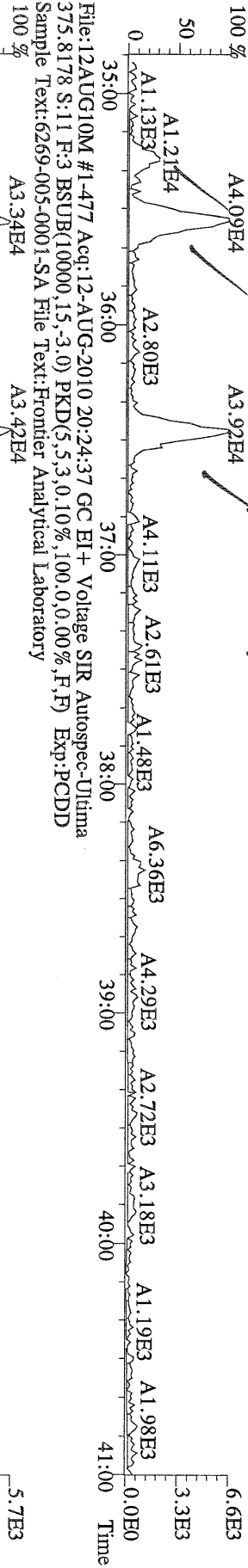
File:12AUG10M #1-412 Acq:12-AUG-2010 20:24:37 GC EI+ Voltage SIR Autospec-Ultima  
339.8597 S:11 F:2 BSUB(10000,15,-3.0) PKD(5,5,3,0,10%,100.0,0,0.00%,F,F) Exp:PCDD  
Sample Text:6269-005-0001-SA File Text:Frontier Analytical Laboratory  
100 % A1.57E4



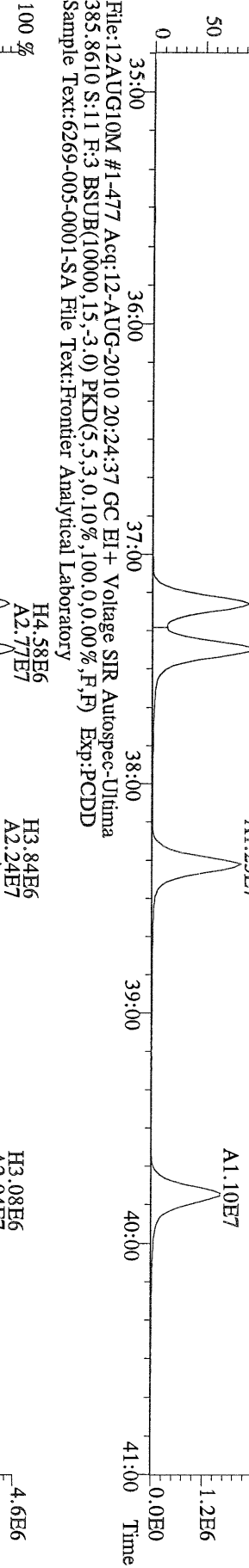
File:12AUG10M #1-412 Acq:12-AUG-2010 20:24:37 GC EI+ Voltage SIR Autospec-Ultima  
341.8568 S:11 F:2 BSUB(10000,15,-3.0) PKD(5,5,3,0,10%,100.0,0,0.00%,F,F) Exp:PCDD  
Sample Text:6269-005-0001-SA File Text:Frontier Analytical Laboratory  
100 % A1.13E4




File:12AUG10M #1-477 Acq:12-AUG-2010 20:24:37 GC EI+ Voltage SIR Autospec-Utima  
373.8207 S:11 F:3 BSUB(10000,15,-3.0) PKD(5,5,3,0,10%,100.0,0.00%,F,F) Exp:PCDD  
Sample Text:6269-005-0001-SA File Text:Frontier Analytical Laboratory



File:12AUG10M #1-477 Acq:12-AUG-2010 20:24:37 GC EI+ Voltage SIR Autospec-Utima  
383.8639 S:11 F:3 BSUB(10000,15,-3.0) PKD(5,5,3,0,10%,100.0,0.00%,F,F) Exp:PCDD  
Sample Text:6269-005-0001-SA File Text:Frontier Analytical Laboratory



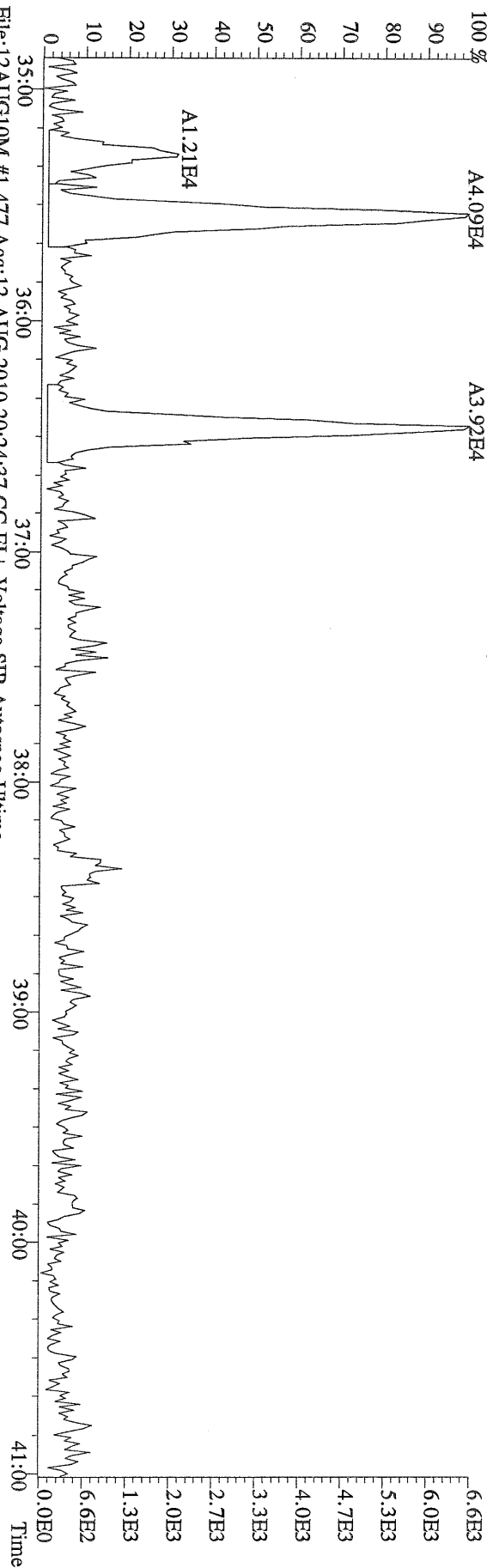
File:12AUG10M #1-477 Acq:12-AUG-2010 20:24:37 GC EI+ Voltage SIR Autospec-Utima  
385.8610 S:11 F:3 BSUB(10000,15,-3.0) PKD(5,5,3,0,10%,100.0,0.00%,F,F) Exp:PCDD  
Sample Text:6269-005-0001-SA File Text:Frontier Analytical Laboratory



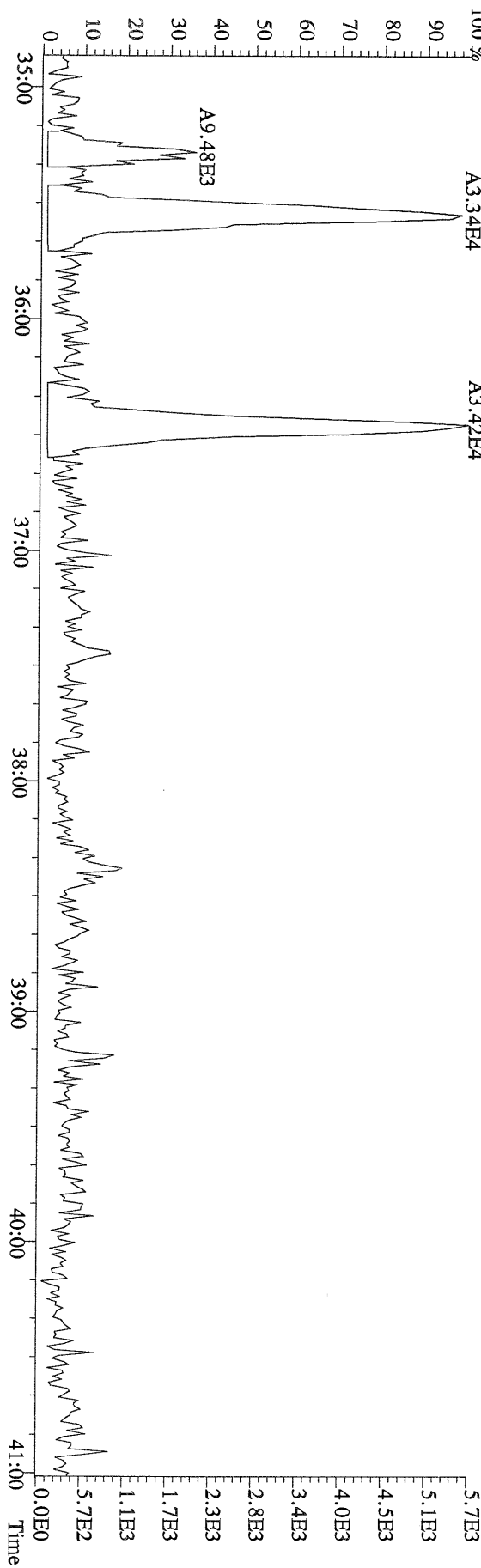
File:12AUG10M #1-477 Acq:12-AUG-2010 20:24:37 GC EI+ Voltage SIR Autospec-Utima  
445.7555 S:11 F:3 BSUB(10000,15,-3.0) PKD(5,5,3,0,10%,100.0,0.00%,F,F) Exp:PCDD  
Sample Text:6269-005-0001-SA File Text:Frontier Analytical Laboratory



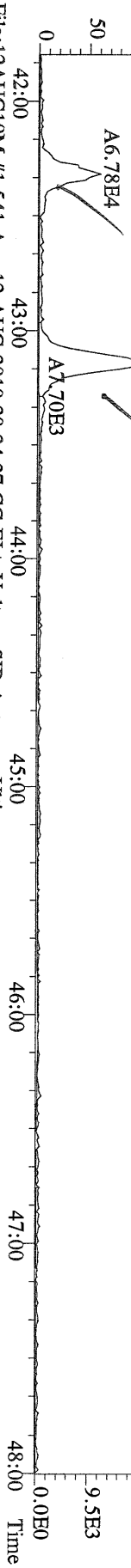
File:12AUG10M #1-477 Acq:12-AUG-2010 20:24:37 GC EI+ Voltage SIR Autospec-Ultima  
373.8207 S:11 F:3 BSUB(10000,15,-3.0) PKD(5,5,3,0,10%,100,0,0,00%,F,F) Exp:PCDD  
Sample Text:6269-005-0001-SA File Text:Frontier Analytical Laboratory



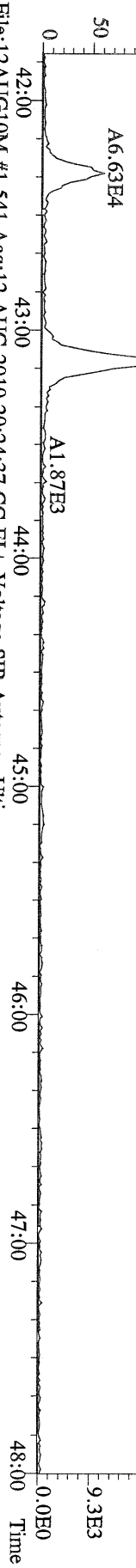
File:12AUG10M #1-477 Acq:12-AUG-2010 20:24:37 GC EI+ Voltage SIR Autospec-Ultima  
375.8178 S:11 F:3 BSUB(10000,15,-3.0) PKD(5,5,3,0,10%,100,0,0,00%,F,F) Exp:PCDD  
Sample Text:6269-005-0001-SA File Text:Frontier Analytical Laboratory



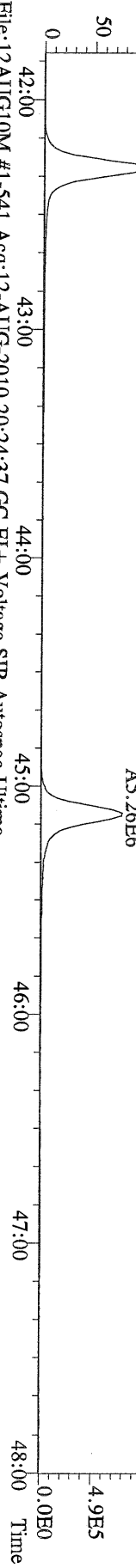
File:12AUG10M #1-541 Acq:12-AUG-2010 20:24:37 GC EI+ Voltage SIR Autospec-Ultima  
407.7818 S:11 F:4 BSUB(10000,15,-3.0) PKD(5,5,3,0,10%,100,0,0,0,0,0,0) Exp:PCDD  
Sample Text:6269-005-0001-SA File Text:Frontier Analytical Laboratory  
100 %



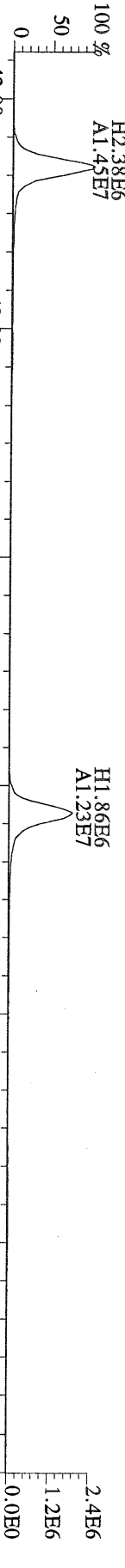
File:12AUG10M #1-541 Acq:12-AUG-2010 20:24:37 GC EI+ Voltage SIR Autospec-Ultima  
409.7788 S:11 F:4 BSUB(10000,15,-3.0) PKD(5,5,3,0,10%,100,0,0,0,0,0,0) Exp:PCDD  
Sample Text:6269-005-0001-SA File Text:Frontier Analytical Laboratory  
100 %



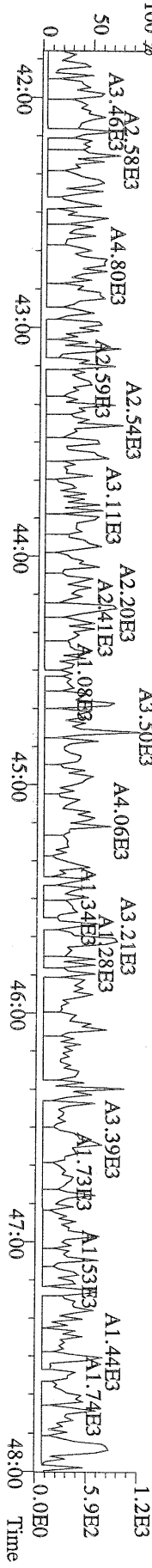
File:12AUG10M #1-541 Acq:12-AUG-2010 20:24:37 GC EI+ Voltage SIR Autospec-Ultima  
417.8253 S:11 F:4 BSUB(10000,15,-3.0) PKD(5,5,3,0,10%,100,0,0,0,0,0,0) Exp:PCDD  
Sample Text:6269-005-0001-SA File Text:Frontier Analytical Laboratory  
100 %



File:12AUG10M #1-541 Acq:12-AUG-2010 20:24:37 GC EI+ Voltage SIR Autospec-Ultima  
419.8220 S:11 F:4 BSUB(10000,15,-3.0) PKD(5,5,3,0,10%,100,0,0,0,0,0,0) Exp:PCDD  
Sample Text:6269-005-0001-SA File Text:Frontier Analytical Laboratory

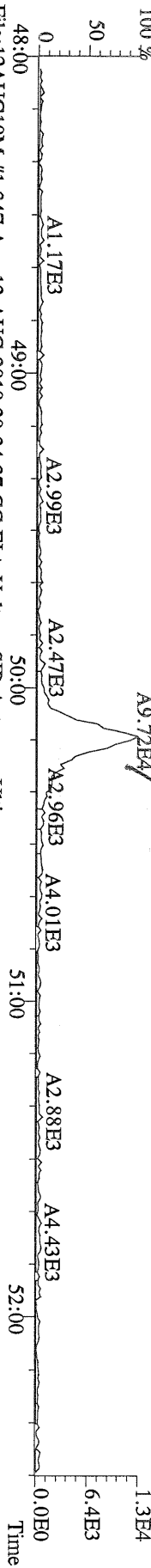


File:12AUG10M #1-541 Acq:12-AUG-2010 20:24:37 GC EI+ Voltage SIR Autospec-Ultima  
479.7165 S:11 F:4 BSUB(10000,15,-3.0) PKD(5,5,3,0,10%,100,0,0,0,0,0,0) Exp:PCDD  
Sample Text:6269-005-0001-SA File Text:Frontier Analytical Laboratory

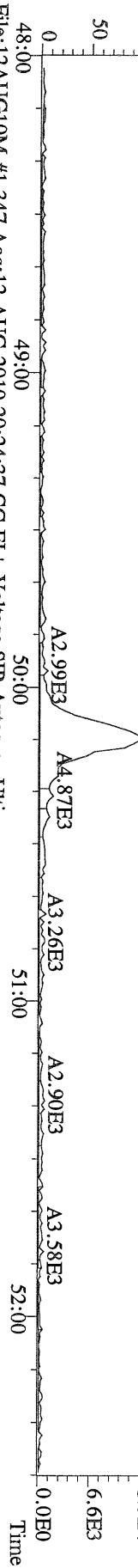




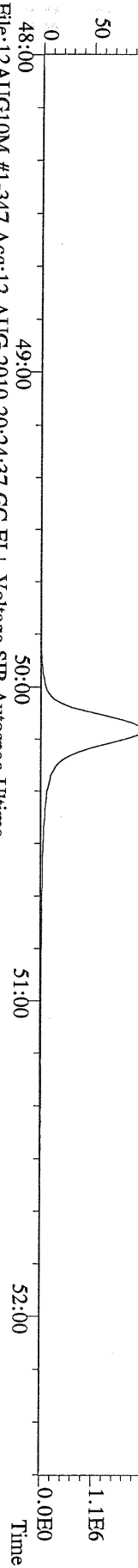
File:12AUG10M #1-347 Acq:12-AUG-2010 20:24:37 GC EI+ Voltage SIR Autospec-Ultima  
 441.7428 S:11 F:5 BSUB(10000,15,-3.0) PKD(5,5,3,0,10%,100,0,0,00%,F,F) Exp:PCDD  
 Sample Text:6269-005-0001-SA File Text:Frontier Analytical Laboratory



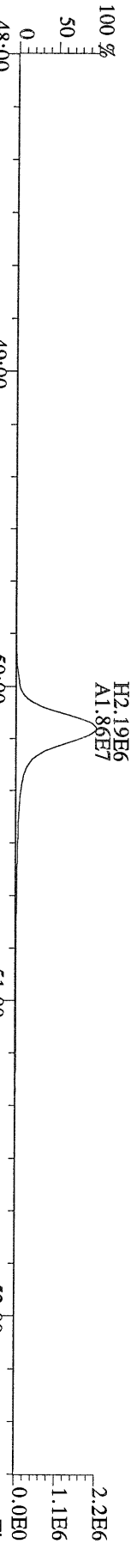
File:12AUG10M #1-347 Acq:12-AUG-2010 20:24:37 GC EI+ Voltage SIR Autospec-Ultima  
 443.7398 S:11 F:5 BSUB(10000,15,-3.0) PKD(5,5,3,0,10%,100,0,0,00%,F,F) Exp:PCDD  
 Sample Text:6269-005-0001-SA File Text:Frontier Analytical Laboratory



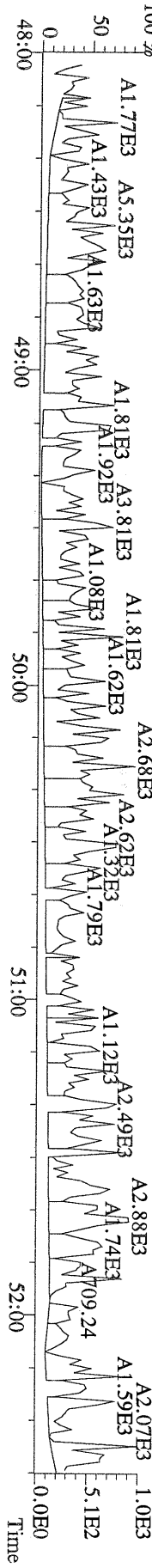
File:12AUG10M #1-347 Acq:12-AUG-2010 20:24:37 GC EI+ Voltage SIR Autospec-Ultima  
 453.7831 S:11 F:5 BSUB(10000,15,-3.0) PKD(5,5,3,0,10%,100,0,0,00%,F,F) Exp:PCDD  
 Sample Text:6269-005-0001-SA File Text:Frontier Analytical Laboratory



File:12AUG10M #1-347 Acq:12-AUG-2010 20:24:37 GC EI+ Voltage SIR Autospec-Ultima  
 455.7801 S:11 F:5 BSUB(10000,15,-3.0) PKD(5,5,3,0,10%,100,0,0,00%,F,F) Exp:PCDD  
 Sample Text:6269-005-0001-SA File Text:Frontier Analytical Laboratory



File:12AUG10M #1-347 Acq:12-AUG-2010 20:24:37 GC EI+ Voltage SIR Autospec-Ultima  
 513.6775 S:11 F:5 BSUB(10000,15,-3.0) PKD(5,5,3,0,10%,100,0,0,00%,F,F) Exp:PCDD  
 Sample Text:6269-005-0001-SA File Text:Frontier Analytical Laboratory



Name	Resp	RA	RT	RRF	Conc	Qual	Fac	Noise-1	Noise-2	DL	Rec	#Hom
2,3,7,8-TCDD	*	* n	NotFnd	1.04	*		2.50	233	316	0.280		0
1,2,3,7,8-PeCDD	*	* n	NotFnd	1.05	*		2.50	487	379	0.501		0
1,2,3,4,7,8-HxCDD	*	* n	NotFnd	1.30	*		2.50	673	463	0.744		0
1,2,3,6,7,8-HxCDD	3.63e+04	1.31	y 38:47	1.28	1.79	J	2.50	-	-	*		3
1,2,3,7,8,9-HxCDD	*	* n	NotFnd	1.25	*		2.50	673	463	0.805		2
1,2,3,4,6,7,8-HpCDD	7.11e+05	1.03	y 44:13	1.35	34.2		2.50	-	-	*		2
OCDD	1.72e+06	1.05	n 49:47	1.25	161		2.50	-	-	*		2
2,3,7,8-TCDF	*	* n	NotFnd	1.62	*		2.50	609	921	0.277		0
1,2,3,7,8-PeCDF	*	* n	NotFnd	0.92	*		2.50	577	429	0.380		0
2,3,4,7,8-PeCDF	*	* n	NotFnd	0.94	*		2.50	577	429	0.388		0
1,2,3,4,7,8-HxCDF	*	* n	NotFnd	0.93	*		2.50	363	349	0.292		0
1,2,3,6,7,8-HxCDF	*	* n	NotFnd	0.84	*		2.50	363	349	0.304		0
2,3,4,6,7,8-HxCDF	*	* n	NotFnd	0.90	*		2.50	363	349	0.333		0
1,2,3,7,8,9-HxCDF	*	* n	NotFnd	0.98	*		2.50	363	349	0.384		0
1,2,3,4,6,7,8-HpCDF	1.34e+05	1.02	y 42:19	1.38	4.74	J	2.50	-	-	*		0
1,2,3,4,7,8,9-HpCDF	*	* n	NotFnd	1.62	*		2.50	374	344	0.418		0
OCDF	2.01e+05	0.93	y 50:09	0.74	14.9	J	2.50	-	-	*		0
13C-2,3,7,8-TCDD	2.17e+07	0.83	y 27:26	0.93	1030						103	
13C-1,2,3,7,8-PeCDD	2.26e+07	1.76	y 33:14	0.81	1230						123	
13C-1,2,3,4,7,8-HxCDD	1.67e+07	1.32	y 38:37	0.95	1030						103	
13C-1,2,3,6,7,8-HxCDD	1.59e+07	1.32	y 38:47	1.00	930						93.0	
13C-1,2,3,4,6,7,8-HpCDD	1.54e+07	1.06	y 44:12	0.92	973						97.3	
13C-OCDD	1.71e+07	0.92	y 49:46	0.63	1580						78.9	
13C-2,3,7,8-TCDF	3.73e+07	0.88	y 26:40	0.87	1020						102	
13C-1,2,3,7,8-PeCDF	3.65e+07	1.74	y 31:31	0.81	1080						108	
13C-2,3,4,7,8-PeCDF	3.53e+07	1.74	y 32:49	0.75	1120						112	
13C-1,2,3,4,7,8-HxCDF	3.65e+07	0.55	y 37:13	1.74	1220						122	
13C-1,2,3,6,7,8-HxCDF	4.27e+07	0.54	y 37:25	2.17	1150						115	
13C-2,3,4,6,7,8-HxCDF	3.49e+07	0.56	y 38:21	1.82	1120						112	
13C-1,2,3,7,8,9-HxCDF	3.15e+07	0.54	y 39:47	1.49	1230						123	
13C-1,2,3,4,6,7,8-HpCDF	2.05e+07	0.42	y 42:18	1.10	1090						109	
13C-1,2,3,4,7,8,9-HpCDF	1.76e+07	0.43	y 45:07	0.81	1260						126	
13C-OCDF	3.65e+07	0.97	y 50:09	1.19	1800						89.8	
37Cl-2,3,7,8-TCDD	9.63e+06		27:27	0.93	454						114	
13C-1,2,3,4-TCDD	2.28e+07	0.86	y 26:50	-	33.6							
13C-1,2,3,4-TCDF	4.20e+07	0.87	y 25:35	-	39.4							
13C-1,2,3,7,8,9-HxCDD	1.72e+07	1.33	y 39:13	-	39.8							
Total Tetra-Dioxins	*		NotFnd	1.04	*		2.50	233	316	0.280		0
Total Penta-Dioxins	*		NotFnd	1.05	*		2.50	487	379	0.501		0
Total Hexa-Dioxins	2.09e+05		36:09	1.27	10.1	J	2.50	-	-	*		3
Total Hepta-Dioxins	1.23e+06		42:50	1.35	59.1		2.50	-	-	*		2
Total Tetra-Furans	*		NotFnd	1.62	*		2.50	609	921	0.277		0
1st Fn. Tot Penta-Furans	3.82e+04		28:29	0.93	1.14	J	2.50	-	-	*	PeCDF	1
Total Penta-Furans	2.70e+04		30:15	0.93	0.808	J	2.50	-	-	*	1.95	1
Total Hexa-Furans	1.69e+05		35:17	0.90	5.14	J	2.50	-	-	*		3
Total Hepta-Furans	3.87e+05		42:19	1.48	13.7		2.50	-	-	*		2

Analyst: DNI      Date: 8/13/10

Totals class: Total Hexa-Dioxins

Entry #: 40

Run: 17

File: 12AUG10M

S: 11 I: 1 F: 3

Acquired: 12-AUG-10 20:24:37

Total Concentration: 10.1

Unnamed Concentration: 8.338

RT	ml Resp	m2 Resp	RA	Resp	Concentration	Name
36:09	3.19e+04	2.68e+04	1.19 y	5.87e+04	2.83	
37:32	6.65e+04	4.78e+04	1.39 y	1.14e+05	5.51	
38:47	2.06e+04	1.57e+04	1.31 y	3.63e+04	1.79	1,2,3,6,7,8-HxCDD

Totals class: Total Hepta-Dioxins

Entry #: 41

Run: 17

File: 12AUG10M

S: 11 I: 1 F: 4

Acquired: 12-AUG-10 20:24:37

Total Concentration: 59.1

Unnamed Concentration: 24.938

RT	ml Resp	m2 Resp	RA	Resp	Concentration	Name
42:50	2.60e+05	2.59e+05	1.00 y	5.19e+05	24.9	
44:13	3.61e+05	3.50e+05	1.03 y	7.11e+05	34.2	1,2,3,4,6,7,8-HpCDD

Totals class: 1st Fn. Tot Penta-Furans Entry #: 43

Run: 17 File: 12AUG10M S: 11 I: 1 F: 1  
Acquired: 12-AUG-10 20:24:37

Total Concentration: 1.14 Unnamed Concentration: 1.145

RT	ml Resp	m2 Resp	RA	Resp	Concentration	Name
28:29	2.20e+04	1.62e+04	1.35 y	3.82e+04	1.14	

Totals class: Total Penta-Furans

Entry #: 44

Run: 17

File: 12AUG10M

S: 11 I: 1 F: 2

Acquired: 12-AUG-10 20:24:37

Total Concentration: 0.808

Unnamed Concentration: 0.808

RT	ml Resp	m2 Resp	RA	Resp	Concentration	Name
30:15	1.57e+04	1.13e+04	1.40 y	2.70e+04	0.808	

Totals class: Total Hexa-Furans

Entry #: 45

Run: 17

File: 12AUG10M

S: 11 I: 1 F: 3

Acquired: 12-AUG-10 20:24:37

Total Concentration: 5.14

Unnamed Concentration: 5.144

RT	ml Resp	m2 Resp	RA	Resp	Concentration	Name
35:17	1.21e+04	9.48e+03	1.28 y	2.16e+04	0.657	
35:32	4.09e+04	3.34e+04	1.22 y	7.43e+04	2.26	
36:27	3.92e+04	3.42e+04	1.15 y	7.34e+04	2.23	