

Totals class: Total Hepta-Furans

Entry #: 46

Run: 17

File: 12AUG10M

S: 11 I: 1 F: 4

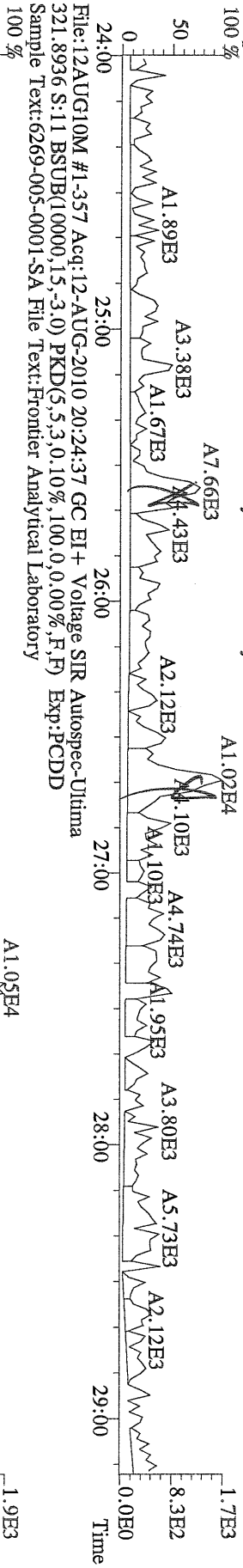
Acquired: 12-AUG-10 20:24:37

Total Concentration: 13.7


Unnamed Concentration: 8.942

RT	ml Resp	m2 Resp	RA	Resp	Concentration	Name
42:19	6.78e+04	6.63e+04	1.02 y	1.34e+05	4.74	1,2,3,4,6,7,8-HpCDF
43:09	1.21e+05	1.32e+05	0.92 y	2.53e+05	8.94	

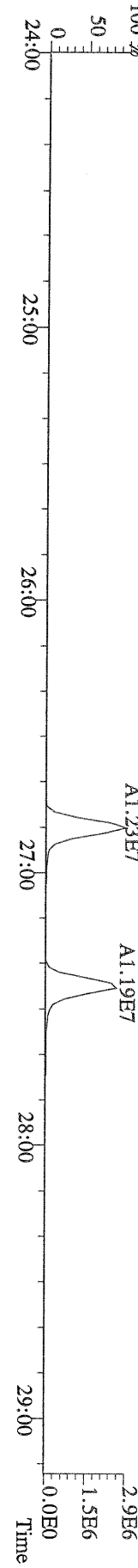
File:12AUG10M #1-357 Acq:12-AUG-2010 20:24:37 GC EI + Voltage SIR Autospec-Ultima
 319.8965 S:11 BSUB(10000,15,-3.0) PKD(5,5,3,0,10%,100,0,0.00%,F,F) Exp:PCDD
 Sample Text:6269-005-0001-SA File Text:Frontier Analytical Laboratory



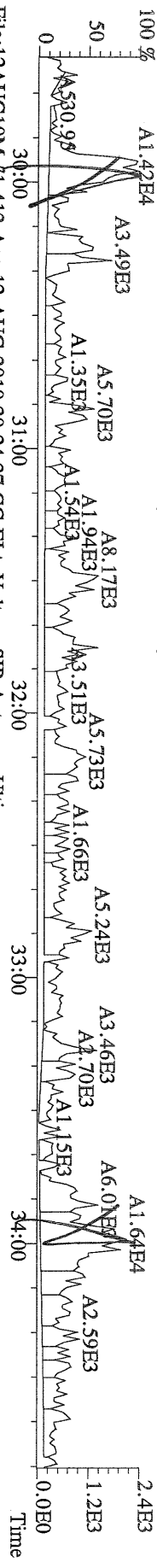
File:12AUG10M #1-357 Acq:12-AUG-2010 20:24:37 GC EI + Voltage SIR Autospec-Ultima
 327.8847 S:11 BSUB(10000,15,-3.0) PKD(5,5,3,0,10%,100,0,0.00%,F,F) Exp:PCDD
 Sample Text:6269-005-0001-SA File Text:Frontier Analytical Laboratory



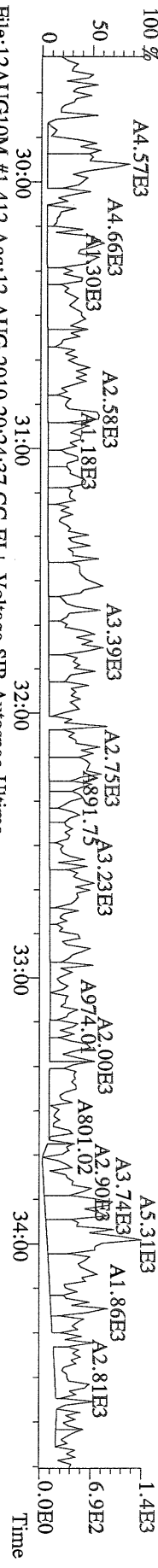
File:12AUG10M #1-357 Acq:12-AUG-2010 20:24:37 GC EI + Voltage SIR Autospec-Ultima
 333.9339 S:11 BSUB(10000,15,-3.0) PKD(5,5,3,0,10%,100,0,0.00%,F,F) Exp:PCDD
 Sample Text:6269-005-0001-SA File Text:Frontier Analytical Laboratory




File:12AUG10M #1-412 Acq:12-AUG-2010 20:24:37 GC EI+ Voltage SIR Autospec-Ultima
 355.8546 S:11 F:2 BSUB(10000,15,-3.0) PKD(5,5,3,0.10%,100,0,0.00%,F,F) Exp:PCDD
 Sample Text:6269-005-0001-SA File Text:Frontier Analytical Laboratory



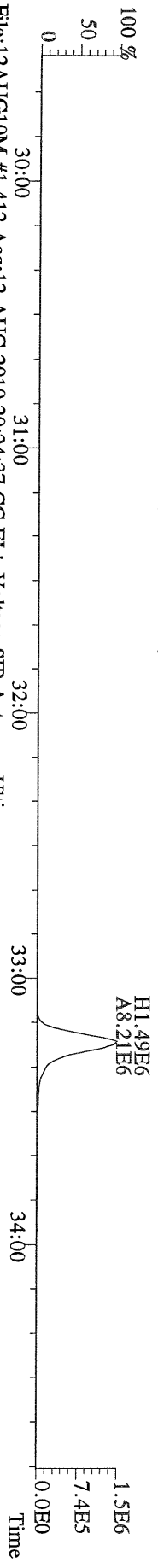
File:12AUG10M #1-412 Acq:12-AUG-2010 20:24:37 GC EI+ Voltage SIR Autospec-Ultima
 357.8517 S:11 F:2 BSUB(10000,15,-3.0) PKD(5,5,3,0.10%,100,0,0.00%,F,F) Exp:PCDD
 Sample Text:6269-005-0001-SA File Text:Frontier Analytical Laboratory



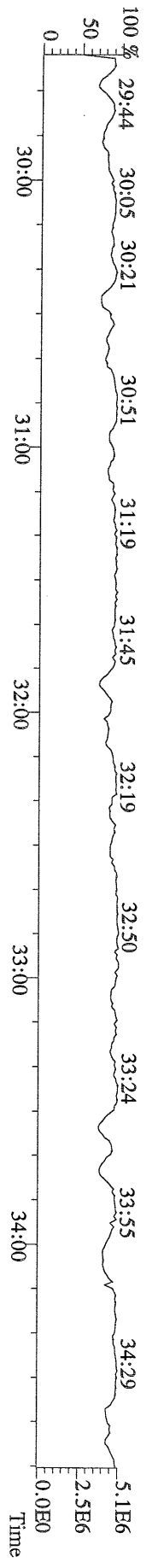
File:12AUG10M #1-412 Acq:12-AUG-2010 20:24:37 GC EI+ Voltage SIR Autospec-Ultima
 367.8949 S:11 F:2 BSUB(10000,15,-3.0) PKD(5,5,3,0.10%,100,0,0.00%,F,F) Exp:PCDD
 Sample Text:6269-005-0001-SA File Text:Frontier Analytical Laboratory



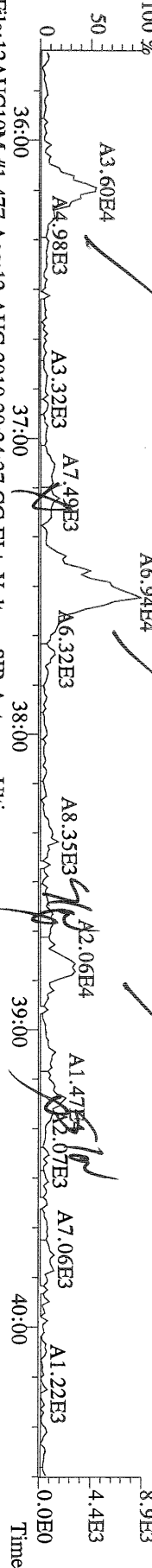
File:12AUG10M #1-412 Acq:12-AUG-2010 20:24:37 GC EI+ Voltage SIR Autospec-Ultima
 369.8919 S:11 F:2 BSUB(10000,15,-3.0) PKD(5,5,3,0.10%,100,0,0.00%,F,F) Exp:PCDD
 Sample Text:6269-005-0001-SA File Text:Frontier Analytical Laboratory



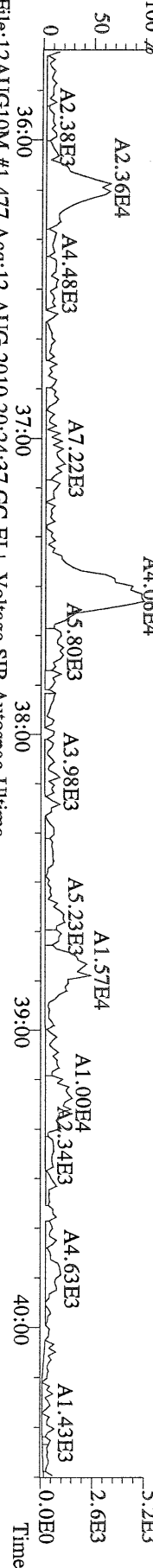
File:12AUG10M #1-412 Acq:12-AUG-2010 20:24:37 GC EI+ Voltage SIR Autospec-Ultima
 366.9792 S:11 F:2 Exp:PCDD
 Sample Text:6269-005-0001-SA File Text:Frontier Analytical Laboratory




File:12AUG10M #1-477 Acq:12-AUG-2010 20:24:37 GC EI + Voltage SIR Autospec-Ultima
 389.8156 S:11 F:3 BSUB(10000,15,-3.0) PKD(5,5,3,0,10%,100,0,0,00%,F,F) Exp.:PCDD
 Sample Text:6269-005-0001-SA File Text:Frontier Analytical Laboratory




File:12AUG10M #1-477 Acq:12-AUG-2010 20:24:37 GC EI + Voltage SIR Autospec-Ultima
 391.8127 S:11 F:3 BSUB(10000,15,-3.0) PKD(5,5,3,0,10%,100,0,0,00%,F,F) Exp.:PCDD
 Sample Text:6269-005-0001-SA File Text:Frontier Analytical Laboratory



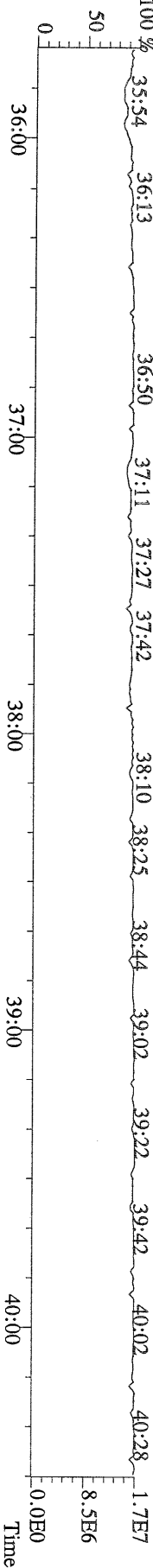
File:12AUG10M #1-477 Acq:12-AUG-2010 20:24:37 GC EI + Voltage SIR Autospec-Ultima
 401.8559 S:11 F:3 BSUB(10000,15,-3.0) PKD(5,5,3,0,10%,100,0,0,00%,F,F) Exp.:PCDD
 Sample Text:6269-005-0001-SA File Text:Frontier Analytical Laboratory



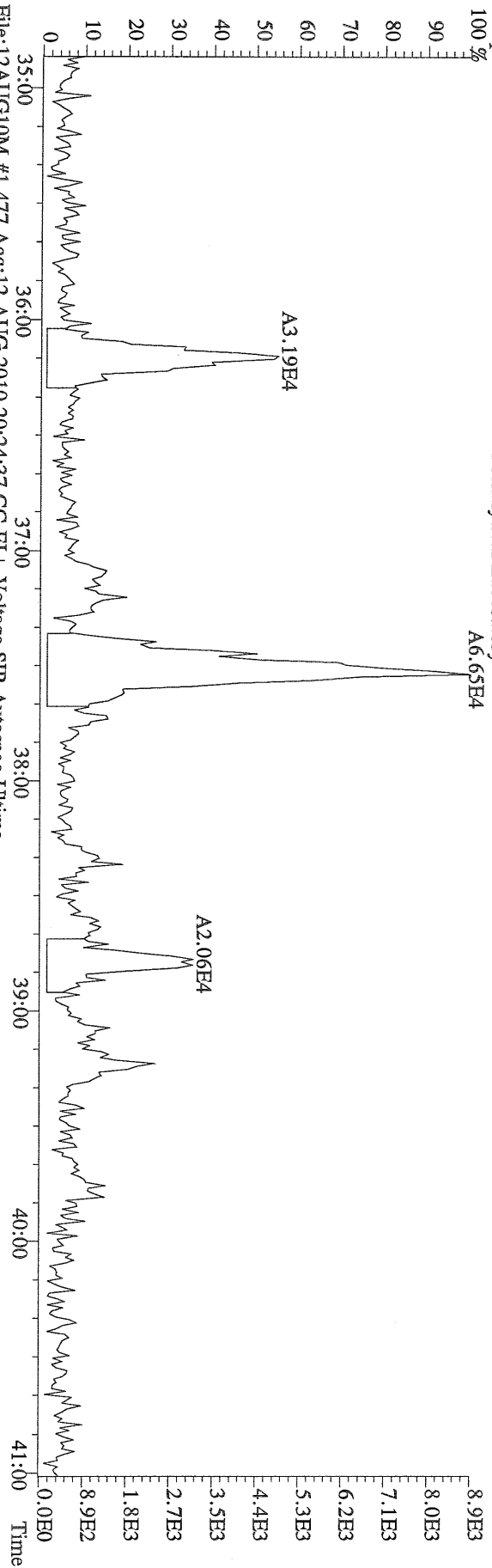
File:12AUG10M #1-477 Acq:12-AUG-2010 20:24:37 GC EI + Voltage SIR Autospec-Ultima
 403.8530 S:11 F:3 BSUB(10000,15,-3.0) PKD(5,5,3,0,10%,100,0,0,00%,F,F) Exp.:PCDD
 Sample Text:6269-005-0001-SA File Text:Frontier Analytical Laboratory



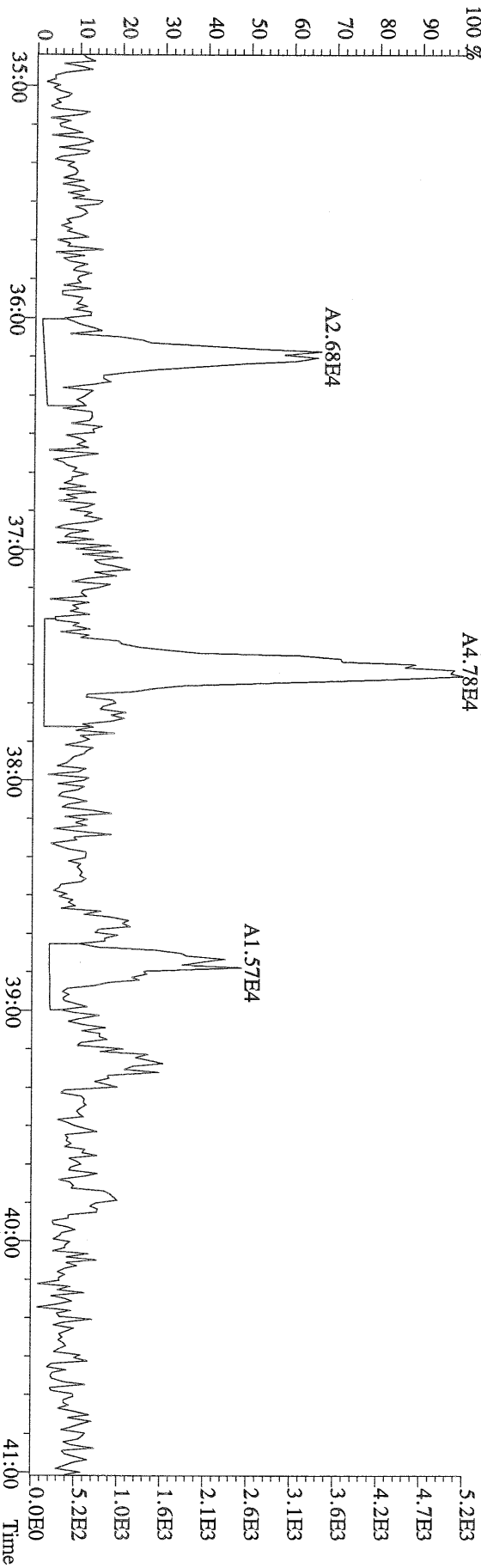
File:12AUG10M #1-477 Acq:12-AUG-2010 20:24:37 GC EI + Voltage SIR Autospec-Ultima
 380.9760 S:11 F:3 Exp.:PCDD
 Sample Text:6269-005-0001-SA File Text:Frontier Analytical Laboratory



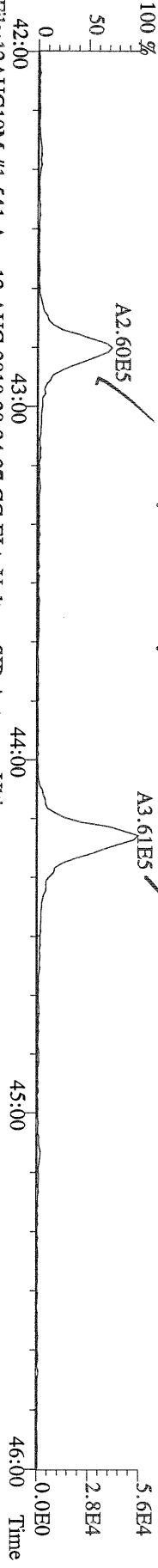
File:12AUG10M #1-477 Acq:12-AUG-2010 20:24:37 GC EI+ Voltage SIR Autospec-Ultima
389.8156 S:11 F:3 BSUB(10000,15,-3.0) PKD(5,5,3,0,10%,100,0,0,00%,F,F) Exp.:PCDD
Sample Text:6269-005-0001-SA File Text:Frontier Analytical Laboratory



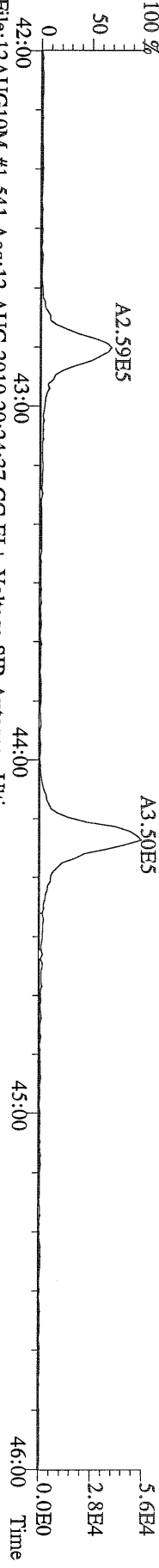
File:12AUG10M #1-477 Acq:12-AUG-2010 20:24:37 GC EI+ Voltage SIR Autospec-Ultima
391.8127 S:11 F:3 BSUB(10000,15,-3.0) PKD(5,5,3,0,10%,100,0,0,00%,F,F) Exp.:PCDD
Sample Text:6269-005-0001-SA File Text:Frontier Analytical Laboratory



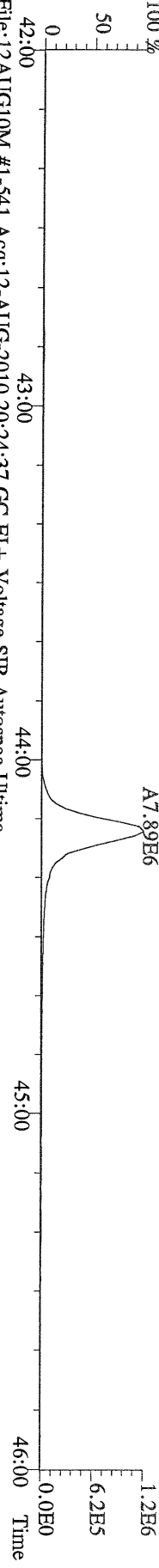
File:12AUG10M #1-541 Acq:12-AUG-2010 20:24:37 GC EI+ Voltage SIR Autospec-Ultima
423.7767 S:11 F:4 BSUB(10000,15,-3.0) PKD(5,5,3,0,10%,100,0,0,00%,F,F) Exp:PCDD
Sample Text:6269-005-0001-SA File Text:Frontier Analytical Laboratory



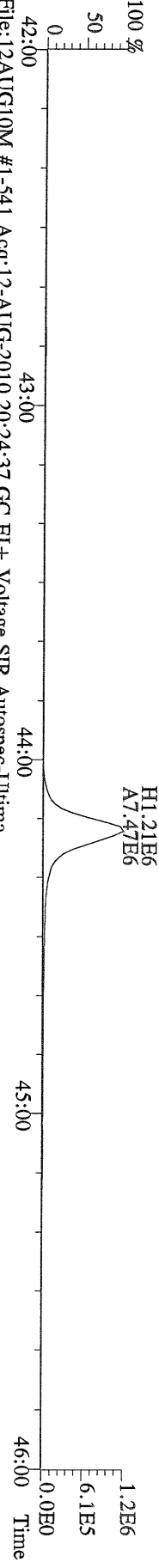
File:12AUG10M #1-541 Acq:12-AUG-2010 20:24:37 GC EI+ Voltage SIR Autospec-Ultima
425.7737 S:11 F:4 BSUB(10000,15,-3.0) PKD(5,5,3,0,10%,100,0,0,00%,F,F) Exp:PCDD
Sample Text:6269-005-0001-SA File Text:Frontier Analytical Laboratory



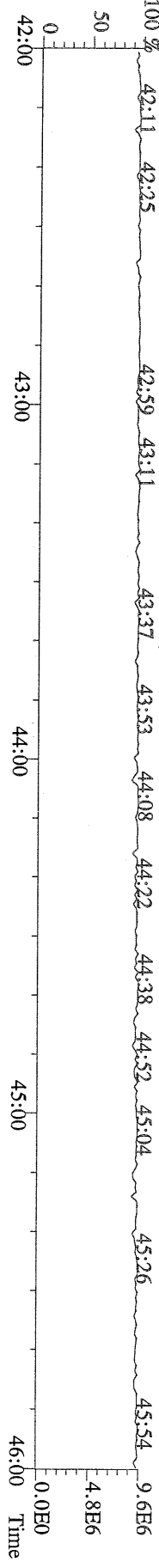
File:12AUG10M #1-541 Acq:12-AUG-2010 20:24:37 GC EI+ Voltage SIR Autospec-Ultima
435.8169 S:11 F:4 BSUB(10000,15,-3.0) PKD(5,5,3,0,10%,100,0,0,00%,F,F) Exp:PCDD
Sample Text:6269-005-0001-SA File Text:Frontier Analytical Laboratory



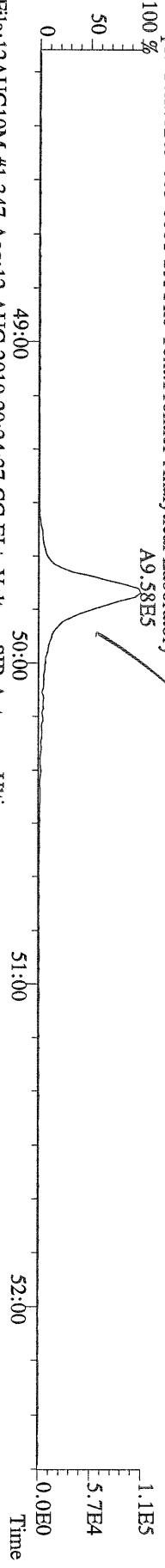
File:12AUG10M #1-541 Acq:12-AUG-2010 20:24:37 GC EI+ Voltage SIR Autospec-Ultima
437.8140 S:11 F:4 BSUB(10000,15,-3.0) PKD(5,5,3,0,10%,100,0,0,00%,F,F) Exp:PCDD
Sample Text:6269-005-0001-SA File Text:Frontier Analytical Laboratory



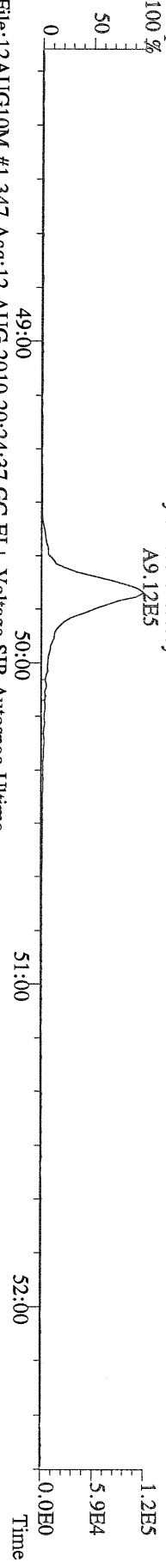
File:12AUG10M #1-541 Acq:12-AUG-2010 20:24:37 GC EI+ Voltage SIR Autospec-Ultima
430.9728 S:11 F:4 Exp:PCDD
Sample Text:6269-005-0001-SA File Text:Frontier Analytical Laboratory




File:12AUG10M #1-347 Acq:12-AUG-2010 20:24:37 GC EI+ Voltage SIR Autospec-Ultima
 457.7377 S:11 F:5 BSUB(10000,15,-3.0) PKD(5,5,3,0,10%,100.0,0.00%,F,F) Exp.:PCDD
 Sample Text:6269-005-0001-SA File Text:Frontier Analytical Laboratory




File:12AUG10M #1-347 Acq:12-AUG-2010 20:24:37 GC EI+ Voltage SIR Autospec-Ultima
 459.7348 S:11 F:5 BSUB(10000,15,-3.0) PKD(5,5,3,0,10%,100.0,0.00%,F,F) Exp.:PCDD
 Sample Text:6269-005-0001-SA File Text:Frontier Analytical Laboratory




File:12AUG10M #1-347 Acq:12-AUG-2010 20:24:37 GC EI+ Voltage SIR Autospec-Ultima
 469.7780 S:11 F:5 BSUB(10000,15,-3.0) PKD(5,5,3,0,10%,100.0,0.00%,F,F) Exp.:PCDD
 Sample Text:6269-005-0001-SA File Text:Frontier Analytical Laboratory



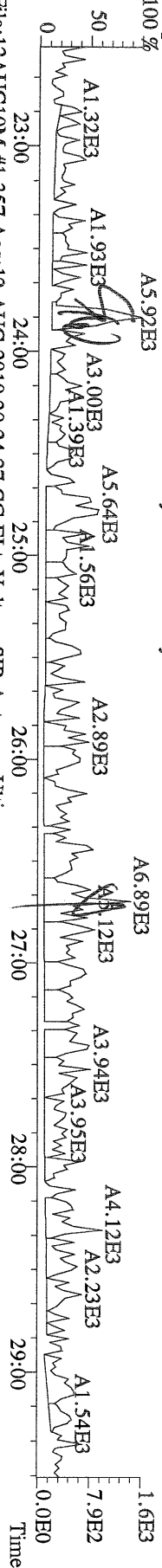
File:12AUG10M #1-347 Acq:12-AUG-2010 20:24:37 GC EI+ Voltage SIR Autospec-Ultima
 471.7750 S:11 F:5 BSUB(10000,15,-3.0) PKD(5,5,3,0,10%,100.0,0.00%,F,F) Exp.:PCDD
 Sample Text:6269-005-0001-SA File Text:Frontier Analytical Laboratory



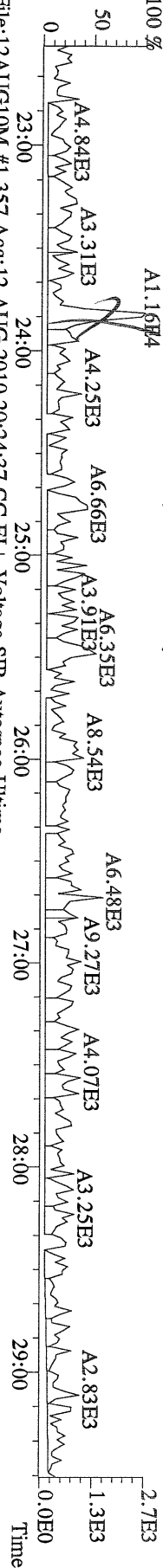
File:12AUG10M #1-347 Acq:12-AUG-2010 20:24:37 GC EI+ Voltage SIR Autospec-Ultima
 454.9728 S:11 F:5 Exp.:PCDD
 Sample Text:6269-005-0001-SA File Text:Frontier Analytical Laboratory




File:12AUG10M #1-357 Acq:12-AUG-2010 20:24:37 GC EI + Voltage SIR Autospec-Ultima
 303.9016 S:11 BSUB(10000,15,-3.0) PKD(5,5,3,0,10%,100,0,0.00%,F,F) Exp:PCDD
 Sample Text:6269-005-0001-SA File Text:Frontier Analytical Laboratory



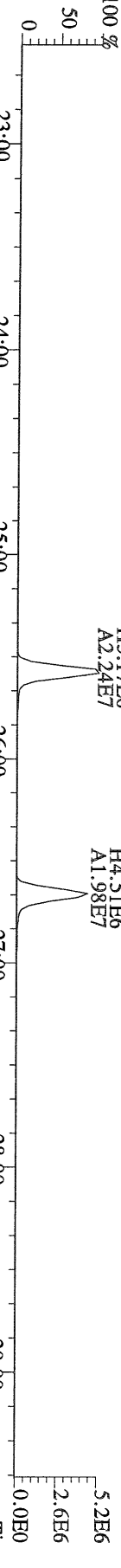
File:12AUG10M #1-357 Acq:12-AUG-2010 20:24:37 GC EI + Voltage SIR Autospec-Ultima
 305.8987 S:11 BSUB(10000,15,-3.0) PKD(5,5,3,0,10%,100,0,0.00%,F,F) Exp:PCDD
 Sample Text:6269-005-0001-SA File Text:Frontier Analytical Laboratory



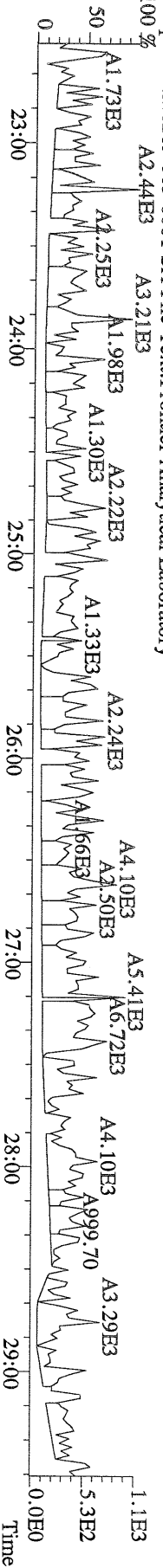
File:12AUG10M #1-357 Acq:12-AUG-2010 20:24:37 GC EI + Voltage SIR Autospec-Ultima
 315.9419 S:11 BSUB(10000,15,-3.0) PKD(5,5,3,0,10%,100,0,0.00%,F,F) Exp:PCDD
 Sample Text:6269-005-0001-SA File Text:Frontier Analytical Laboratory




File:12AUG10M #1-357 Acq:12-AUG-2010 20:24:37 GC EI + Voltage SIR Autospec-Ultima
 317.9389 S:11 BSUB(10000,15,-3.0) PKD(5,5,3,0,10%,100,0,0.00%,F,F) Exp:PCDD
 Sample Text:6269-005-0001-SA File Text:Frontier Analytical Laboratory



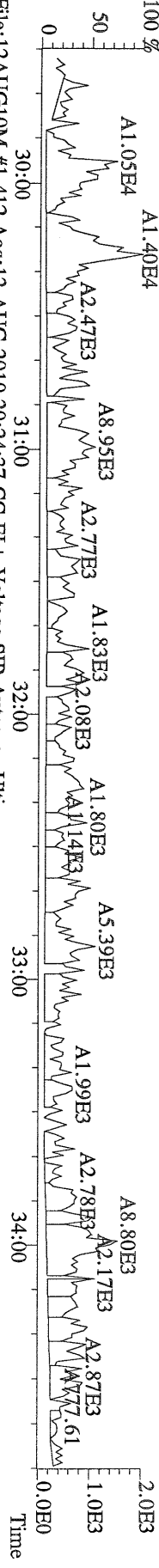
File:12AUG10M #1-357 Acq:12-AUG-2010 20:24:37 GC EI + Voltage SIR Autospec-Ultima
 375.8364 S:11 BSUB(10000,15,-3.0) PKD(5,5,3,0,10%,100,0,0.00%,F,F) Exp:PCDD
 Sample Text:6269-005-0001-SA File Text:Frontier Analytical Laboratory




File:12AUG10M #1-412 Acq:12-AUG-2010 20:24:37 GC EI+ Voltage SIR Autospec-Utima
339.8597 S:11 F:2 BSUB(10000,15,-3.0) PKD(5,5,3,0,10%,100,0,0,0,0%,F,F) Exp:PCDD
Sample Text:6269-005-0001-SA File Text:Frontier Analytical Laboratory




File:12AUG10M #1-412 Acq:12-AUG-2010 20:24:37 GC EI+ Voltage SIR Autospec-Utima
341.8568 S:11 F:2 BSUB(10000,15,-3.0) PKD(5,5,3,0,10%,100,0,0,0,0%,F,F) Exp:PCDD
Sample Text:6269-005-0001-SA File Text:Frontier Analytical Laboratory



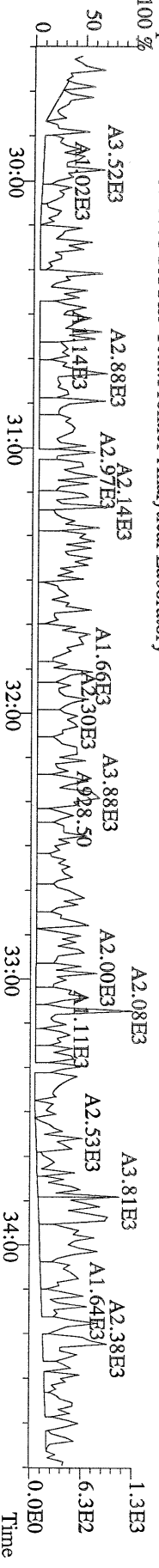
File:12AUG10M #1-412 Acq:12-AUG-2010 20:24:37 GC EI+ Voltage SIR Autospec-Utima
351.9000 S:11 F:2 BSUB(10000,15,-3.0) PKD(5,5,3,0,10%,100,0,0,0,0%,F,F) Exp:PCDD
Sample Text:6269-005-0001-SA File Text:Frontier Analytical Laboratory



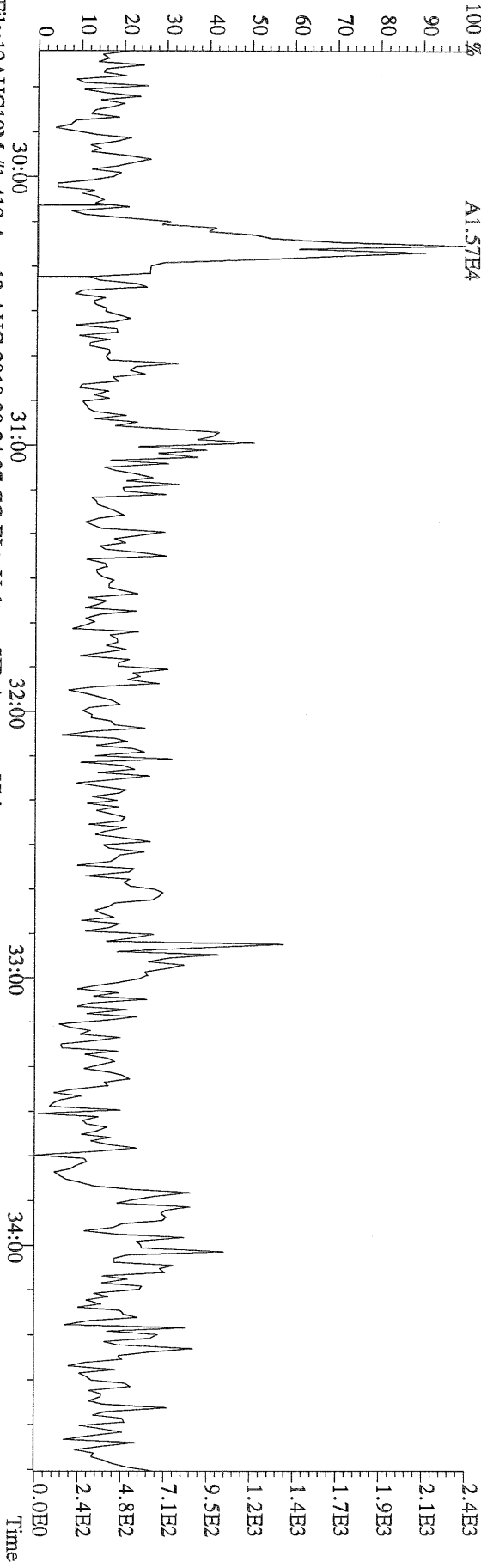
File:12AUG10M #1-412 Acq:12-AUG-2010 20:24:37 GC EI+ Voltage SIR Autospec-Utima
353.8970 S:11 F:2 BSUB(10000,15,-3.0) PKD(5,5,3,0,10%,100,0,0,0,0%,F,F) Exp:PCDD
Sample Text:6269-005-0001-SA File Text:Frontier Analytical Laboratory



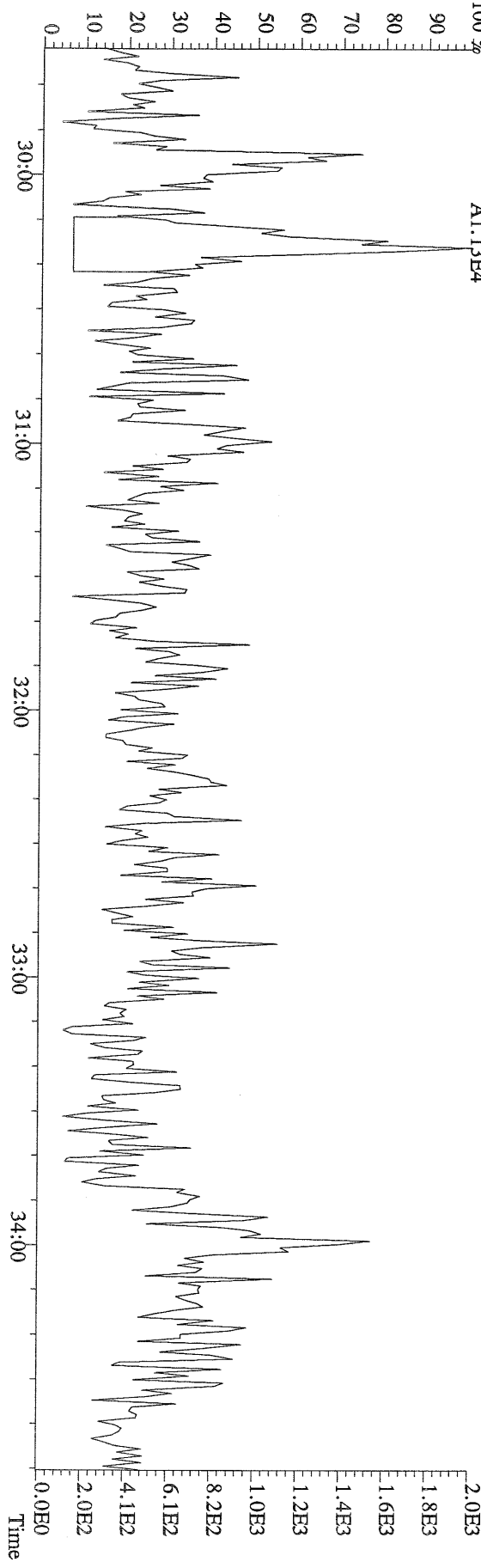
File:12AUG10M #1-412 Acq:12-AUG-2010 20:24:37 GC EI+ Voltage SIR Autospec-Utima
409.7974 S:11 F:2 BSUB(10000,15,-3.0) PKD(5,5,3,0,10%,100,0,0,0,0%,F,F) Exp:PCDD
Sample Text:6269-005-0001-SA File Text:Frontier Analytical Laboratory



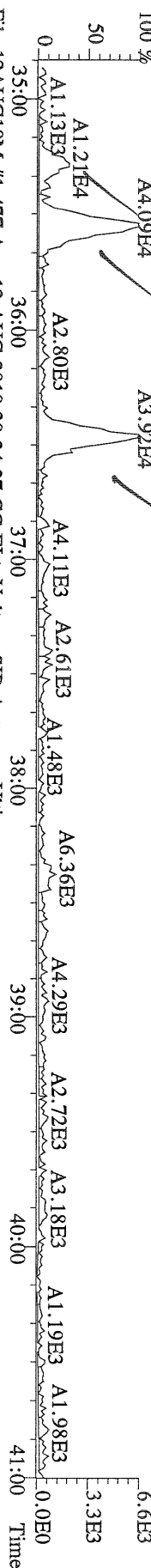
File:12AUG10M #1-412 Acq:12-AUG-2010 20:24:37 GC EI+ Voltage SIR Autospec-Utima
339.8597 S:11 F:2 BSUB(10000,15,-3.0) PKD(5,5,3,0,10%,100.0,0.00%,F,F) Exp:PCDD
Sample Text:6269-005-0001-SA File Text:Frontier Analytical Laboratory
100 % A1.57E4



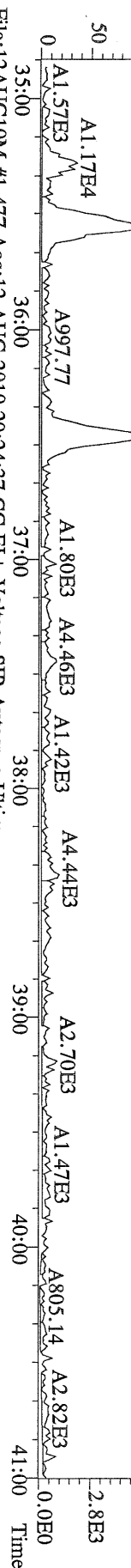
File:12AUG10M #1-412 Acq:12-AUG-2010 20:24:37 GC EI+ Voltage SIR Autospec-Utima
341.8568 S:11 F:2 BSUB(10000,15,-3.0) PKD(5,5,3,0,10%,100.0,0.00%,F,F) Exp:PCDD
Sample Text:6269-005-0001-SA File Text:Frontier Analytical Laboratory
100 % A1.13E4



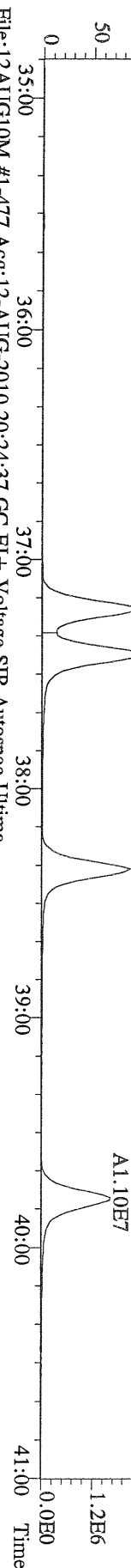
File:12AUG10M #1-477 Acq:12-AUG-2010 20:24:37 GC EI+ Voltage SIR Autospec-Utima
 373.8207 S:11 F:3 BSUB(10000,15,-3.0) PKD(5,5,3,0,10%,100,0,0,00%,F,F) Exp:PCDD
 Sample Text:6269-005-0001-SA File Text:Frontier Analytical Laboratory



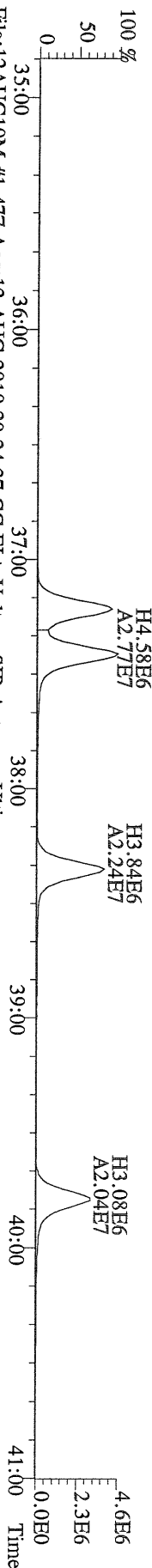
File:12AUG10M #1-477 Acq:12-AUG-2010 20:24:37 GC EI+ Voltage SIR Autospec-Utima
 375.8178 S:11 F:3 BSUB(10000,15,-3.0) PKD(5,5,3,0,10%,100,0,0,00%,F,F) Exp:PCDD
 Sample Text:6269-005-0001-SA File Text:Frontier Analytical Laboratory



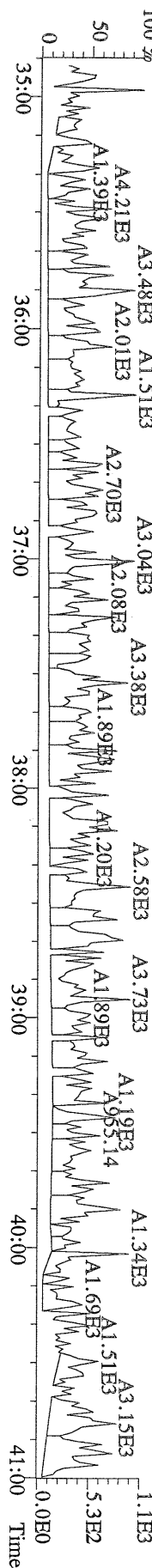
File:12AUG10M #1-477 Acq:12-AUG-2010 20:24:37 GC EI+ Voltage SIR Autospec-Utima
 383.8639 S:11 F:3 BSUB(10000,15,-3.0) PKD(5,5,3,0,10%,100,0,0,00%,F,F) Exp:PCDD
 Sample Text:6269-005-0001-SA File Text:Frontier Analytical Laboratory



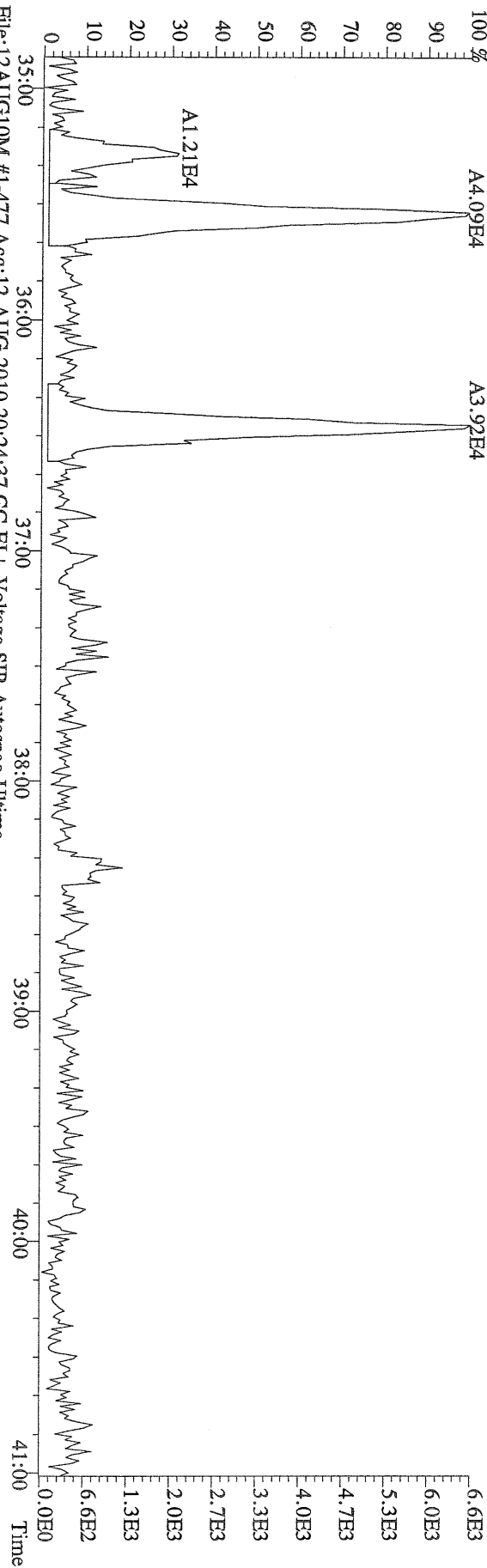
File:12AUG10M #1-477 Acq:12-AUG-2010 20:24:37 GC EI+ Voltage SIR Autospec-Utima
 385.8610 S:11 F:3 BSUB(10000,15,-3.0) PKD(5,5,3,0,10%,100,0,0,00%,F,F) Exp:PCDD
 Sample Text:6269-005-0001-SA File Text:Frontier Analytical Laboratory



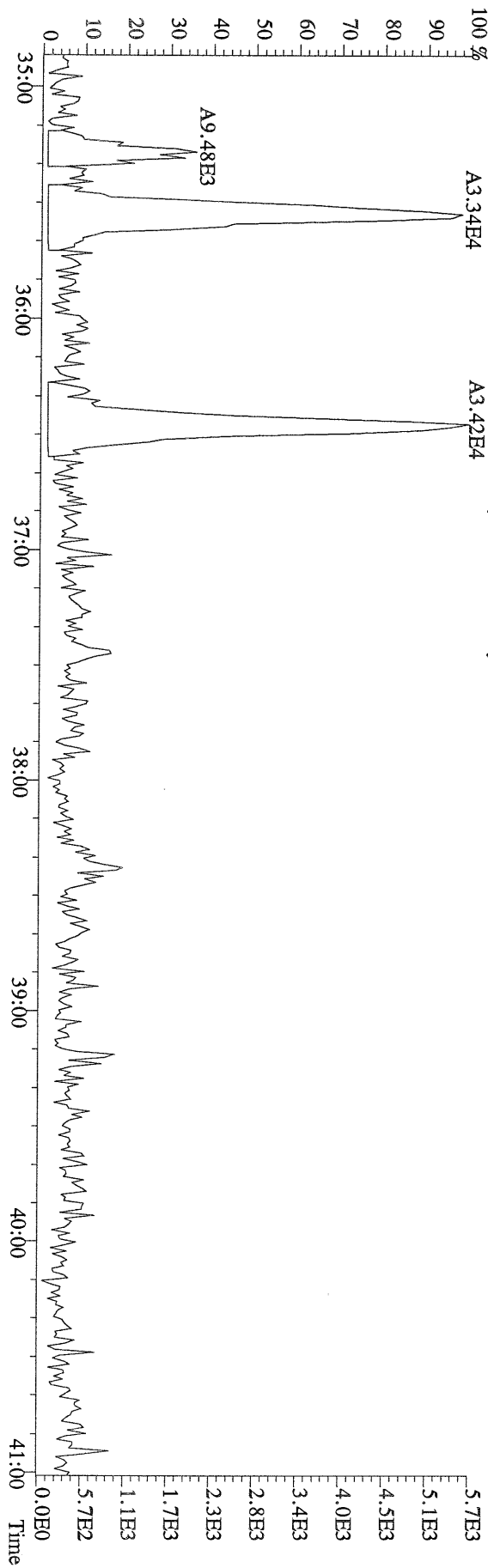
File:12AUG10M #1-477 Acq:12-AUG-2010 20:24:37 GC EI+ Voltage SIR Autospec-Utima
 445.7555 S:11 F:3 BSUB(10000,15,-3.0) PKD(5,5,3,0,10%,100,0,0,00%,F,F) Exp:PCDD
 Sample Text:6269-005-0001-SA File Text:Frontier Analytical Laboratory



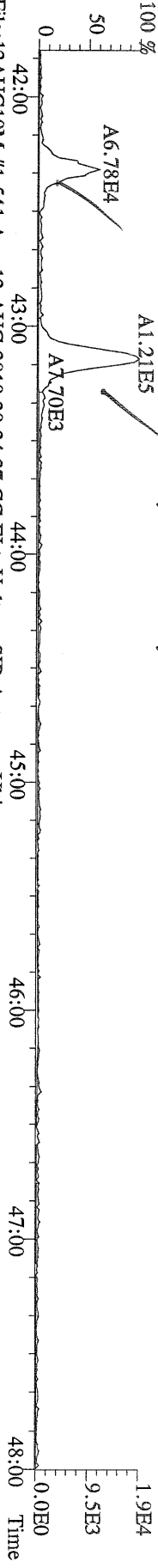
File:12AUG10M #1-477 Acq:12-AUG-2010 20:24:37 GC EI+ Voltage SIR Autospec-Ultima
373.8207 S:11 F:3 BSUB(10000,15,-3.0) PKD(5,5,3,0,10%,100,0,0,0.00%,F,F) Exp:PCDD
Sample Text:6269-005-0001-SA File Text:Frontier Analytical Laboratory




File:12AUG10M #1-477 Acq:12-AUG-2010 20:24:37 GC EI+ Voltage SIR Autospec-Ultima
375.8178 S:11 F:3 BSUB(10000,15,-3.0) PKD(5,5,3,0,10%,100,0,0,0.00%,F,F) Exp:PCDD
Sample Text:6269-005-0001-SA File Text:Frontier Analytical Laboratory



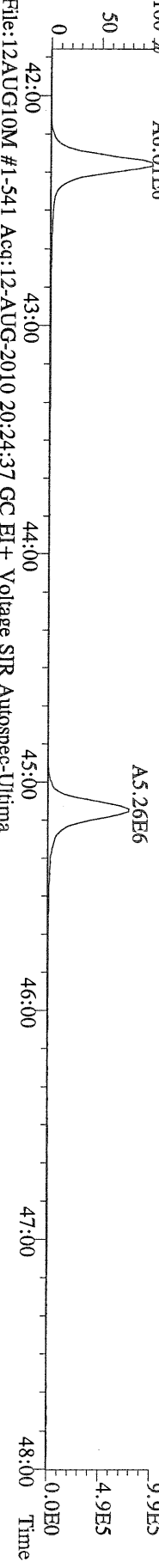
File:12AUG10M #1-541 Acq:12-AUG-2010 20:24:37 GC EI+ Voltage SIR Autospec-Ultima
 407.7818 S:11 F:4 BSUB(10000,15,-3.0) PKD(5,5,3,0,10%,100,0,0,0,0%,F,F) Exp:PCDD
 Sample Text:6269-005-0001-SA File Text:Frontier Analytical Laboratory



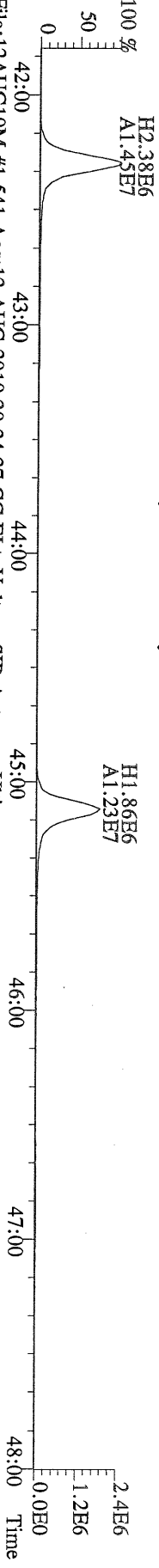
File:12AUG10M #1-541 Acq:12-AUG-2010 20:24:37 GC EI+ Voltage SIR Autospec-Ultima
 409.7788 S:11 F:4 BSUB(10000,15,-3.0) PKD(5,5,3,0,10%,100,0,0,0,0%,F,F) Exp:PCDD
 Sample Text:6269-005-0001-SA File Text:Frontier Analytical Laboratory



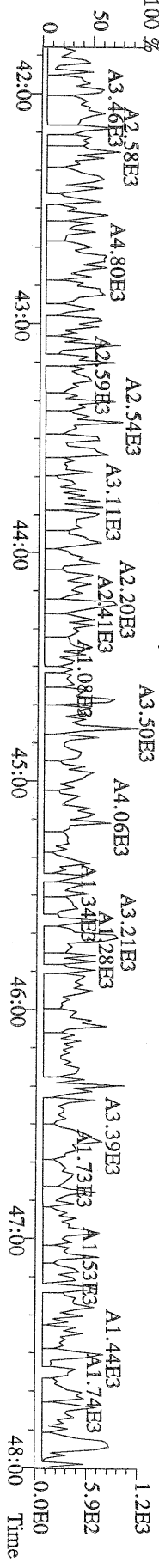
File:12AUG10M #1-541 Acq:12-AUG-2010 20:24:37 GC EI+ Voltage SIR Autospec-Ultima
 417.8253 S:11 F:4 BSUB(10000,15,-3.0) PKD(5,5,3,0,10%,100,0,0,0,0%,F,F) Exp:PCDD
 Sample Text:6269-005-0001-SA File Text:Frontier Analytical Laboratory



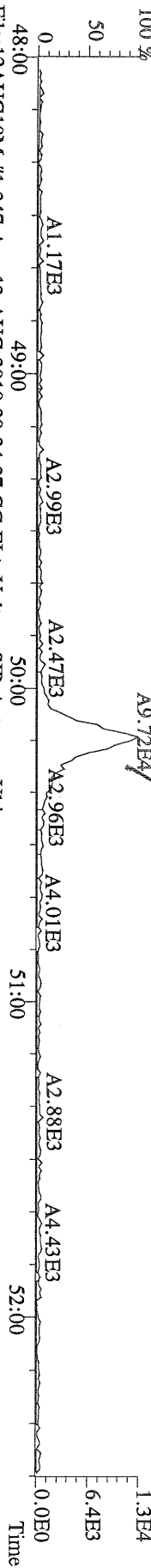
File:12AUG10M #1-541 Acq:12-AUG-2010 20:24:37 GC EI+ Voltage SIR Autospec-Ultima
 419.8220 S:11 F:4 BSUB(10000,15,-3.0) PKD(5,5,3,0,10%,100,0,0,0,0%,F,F) Exp:PCDD
 Sample Text:6269-005-0001-SA File Text:Frontier Analytical Laboratory




File:12AUG10M #1-541 Acq:12-AUG-2010 20:24:37 GC EI+ Voltage SIR Autospec-Ultima
 479.7165 S:11 F:4 BSUB(10000,15,-3.0) PKD(5,5,3,0,10%,100,0,0,0,0%,F,F) Exp:PCDD
 Sample Text:6269-005-0001-SA File Text:Frontier Analytical Laboratory



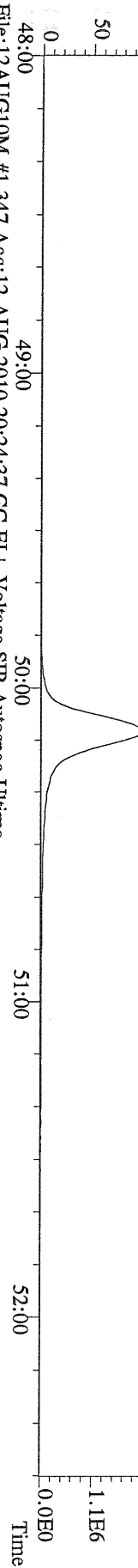
File:12AUG10M #1-347 Acq:12-AUG-2010 20:24:37 GC EI+ Voltage SIR Autospec-Utima
 441.7428 S:11 F:5 BSUB(10000,15,-3.0) PKD(5,5,3,0,10%,100,0,0,00%,F,F) Exp:PCDD
 Sample Text:6269-005-0001-SA File Text:Frontier Analytical Laboratory



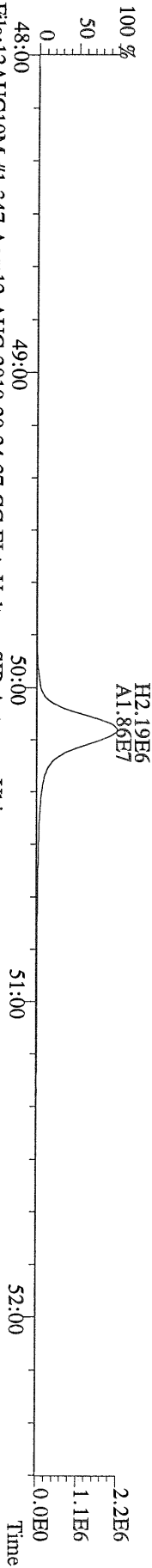
File:12AUG10M #1-347 Acq:12-AUG-2010 20:24:37 GC EI+ Voltage SIR Autospec-Utima
 443.7398 S:11 F:5 BSUB(10000,15,-3.0) PKD(5,5,3,0,10%,100,0,0,00%,F,F) Exp:PCDD
 Sample Text:6269-005-0001-SA File Text:Frontier Analytical Laboratory



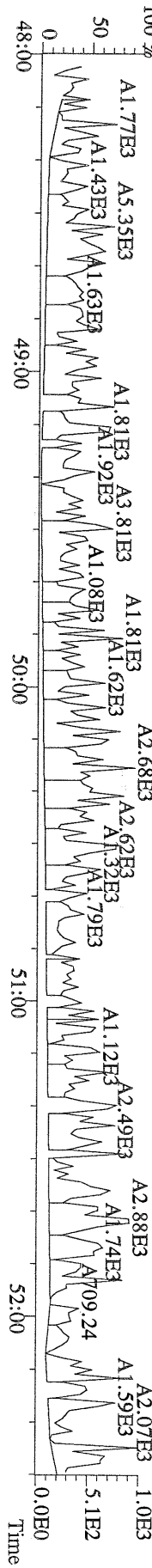
File:12AUG10M #1-347 Acq:12-AUG-2010 20:24:37 GC EI+ Voltage SIR Autospec-Utima
 453.7831 S:11 F:5 BSUB(10000,15,-3.0) PKD(5,5,3,0,10%,100,0,0,00%,F,F) Exp:PCDD
 Sample Text:6269-005-0001-SA File Text:Frontier Analytical Laboratory



File:12AUG10M #1-347 Acq:12-AUG-2010 20:24:37 GC EI+ Voltage SIR Autospec-Utima
 455.7801 S:11 F:5 BSUB(10000,15,-3.0) PKD(5,5,3,0,10%,100,0,0,00%,F,F) Exp:PCDD
 Sample Text:6269-005-0001-SA File Text:Frontier Analytical Laboratory



File:12AUG10M #1-347 Acq:12-AUG-2010 20:24:37 GC EI+ Voltage SIR Autospec-Utima
 513.6775 S:11 F:5 BSUB(10000,15,-3.0) PKD(5,5,3,0,10%,100,0,0,00%,F,F) Exp:PCDD
 Sample Text:6269-005-0001-SA File Text:Frontier Analytical Laboratory



Totals class: Total Hepta-Dioxins

Entry #: 41

Run: 15

File: 12AUG10M

S: 9 I: 1 F: 4

Acquired: 12-AUG-10 18:33:55

Total Concentration: 25.9

Unnamed Concentration: 12.765

RT	ml Resp	m2 Resp	RA	Resp	Concentration	Name
42:51	1.48e+05	1.40e+05	1.06 y	2.88e+05	12.8	
44:13	1.43e+05	1.53e+05	0.93 y	2.97e+05	13.2	1,2,3,4,6,7,8-HpCDD

Totals class: Total Hexa-Furans

Entry #: 45

Run: 15

File: 12AUG10M

S: 9 I: 1 F: 3

Acquired: 12-AUG-10 18:33:55

Total Concentration: 3.17

Unnamed Concentration: 3.174

RT	ml Resp	m2 Resp	RA	Resp	Concentration	Name
35:35	2.39e+04	1.88e+04	1.27 y	4.27e+04	1.25	
36:27	3.59e+04	3.00e+04	1.20 y	6.59e+04	1.93	

Totals class: Total Hepta-Furans

Entry #: 46

Run: 15

File: 12AUG10M

S: 9 I: 1 F: 4

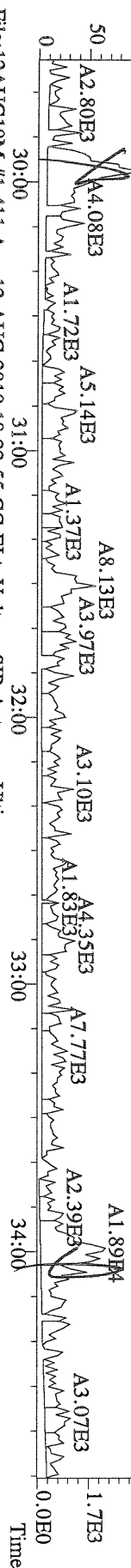
Acquired: 12-AUG-10 18:33:55

Total Concentration: 6.91

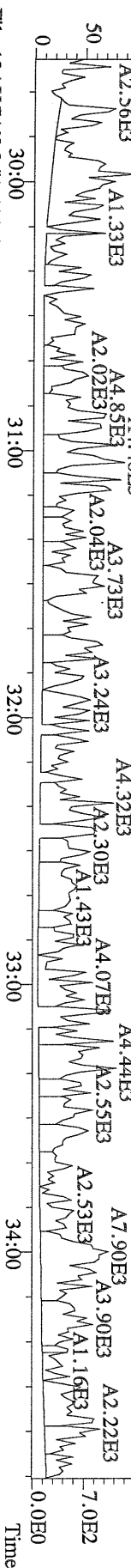
Unnamed Concentration: 4.982

RT	ml Resp	m2 Resp	RA	Resp	Concentration	Name
42:19	3.05e+04	2.70e+04	1.13 y	5.76e+04	1.93	1,2,3,4,6,7,8-HpCDF
43:09	7.43e+04	7.56e+04	0.98 y	1.50e+05	4.98	


File:12AUG10M #1-411 Acq:12-AUG-2010 18:33:55 GC EI+ Voltage SIR Autospec-Ultima
 355.8546 S:9 F:2 BSUB(10000,15,-3.0) PKD(5,5,3,0,100,0,0.00%,F,F) Exp:PCDD
 Sample Text:6269-006-0001-SA File Text:Frontier Analytical Laboratory



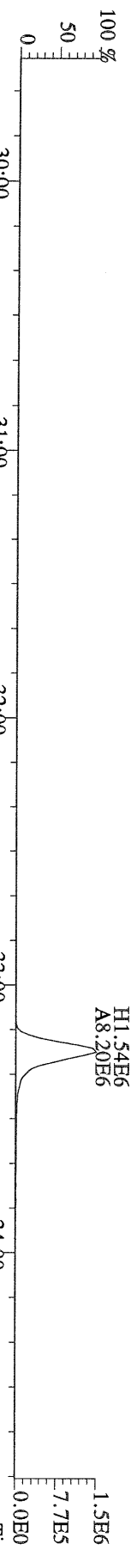
File:12AUG10M #1-411 Acq:12-AUG-2010 18:33:55 GC EI+ Voltage SIR Autospec-Ultima
 357.8517 S:9 F:2 BSUB(10000,15,-3.0) PKD(5,5,3,0,100,0,0.00%,F,F) Exp:PCDD
 Sample Text:6269-006-0001-SA File Text:Frontier Analytical Laboratory



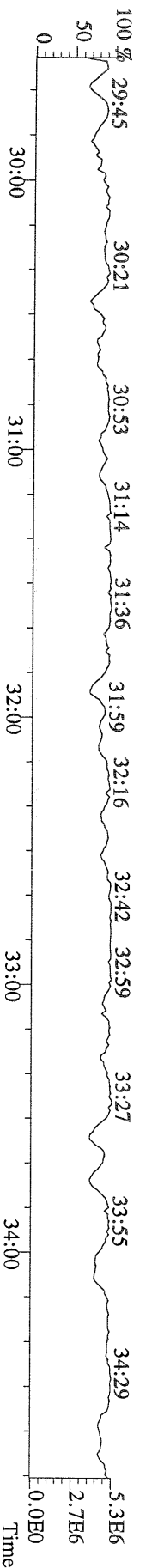
File:12AUG10M #1-411 Acq:12-AUG-2010 18:33:55 GC EI+ Voltage SIR Autospec-Ultima
 367.8949 S:9 F:2 BSUB(10000,15,-3.0) PKD(5,5,3,0,100,0,0.00%,F,F) Exp:PCDD
 Sample Text:6269-006-0001-SA File Text:Frontier Analytical Laboratory



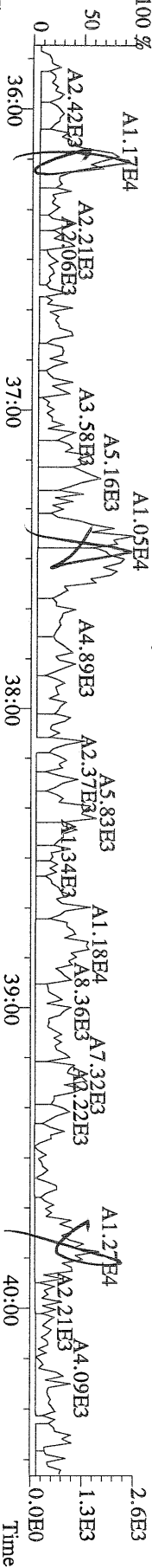
File:12AUG10M #1-411 Acq:12-AUG-2010 18:33:55 GC EI+ Voltage SIR Autospec-Ultima
 369.8919 S:9 F:2 BSUB(10000,15,-3.0) PKD(5,5,3,0,100,0,0.00%,F,F) Exp:PCDD
 Sample Text:6269-006-0001-SA File Text:Frontier Analytical Laboratory



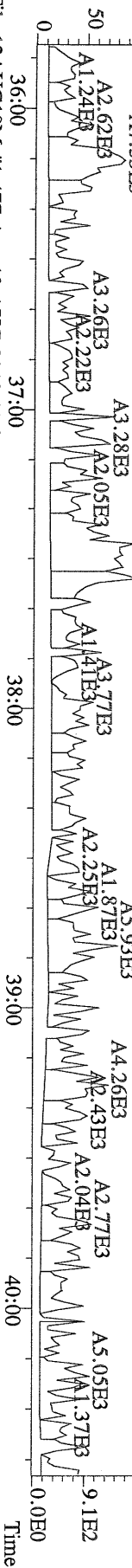
File:12AUG10M #1-411 Acq:12-AUG-2010 18:33:55 GC EI+ Voltage SIR Autospec-Ultima
 366.9792 S:9 F:2 Exp:PCDD
 Sample Text:6269-006-0001-SA File Text:Frontier Analytical Laboratory



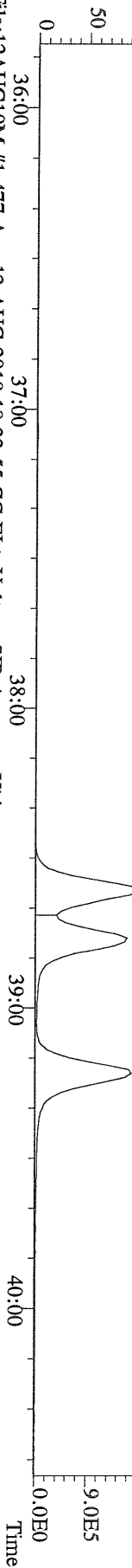
File:12AUG10M #1-477 Acq:12-AUG-2010 18:33:55 GC EI+ Voltage SIR Autospec-Ultime
 389.8156 S:9 F:3 BSUB(10000,15,-3.0) PKD(5.5,3.0,10%,100.0,0.00%,F,F) Exp:PCDD
 Sample Text:6269-006-0001-SA File Text:Frontier Analytical Laboratory



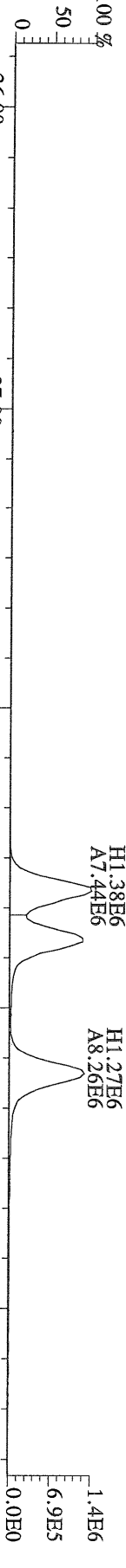
File:12AUG10M #1-477 Acq:12-AUG-2010 18:33:55 GC EI+ Voltage SIR Autospec-Ultime
 391.8127 S:9 F:3 BSUB(10000,15,-3.0) PKD(5.5,3.0,10%,100.0,0.00%,F,F) Exp:PCDD
 Sample Text:6269-006-0001-SA File Text:Frontier Analytical Laboratory



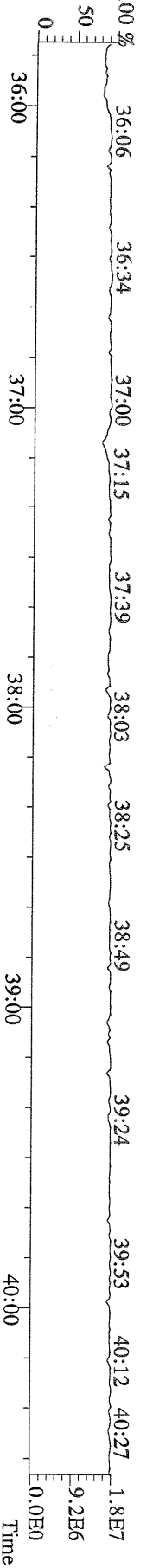
File:12AUG10M #1-477 Acq:12-AUG-2010 18:33:55 GC EI+ Voltage SIR Autospec-Ultime
 401.8559 S:9 F:3 BSUB(10000,15,-3.0) PKD(5.5,3.0,10%,100.0,0.00%,F,F) Exp:PCDD
 Sample Text:6269-006-0001-SA File Text:Frontier Analytical Laboratory



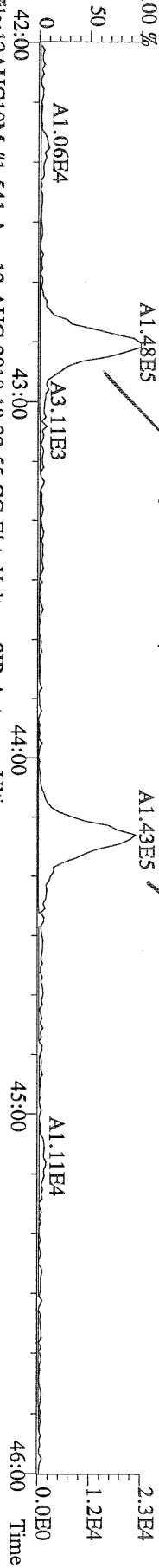
File:12AUG10M #1-477 Acq:12-AUG-2010 18:33:55 GC EI+ Voltage SIR Autospec-Ultime
 403.8530 S:9 F:3 BSUB(10000,15,-3.0) PKD(5.5,3.0,10%,100.0,0.00%,F,F) Exp:PCDD
 Sample Text:6269-006-0001-SA File Text:Frontier Analytical Laboratory




File:12AUG10M #1-477 Acq:12-AUG-2010 18:33:55 GC EI+ Voltage SIR Autospec-Ultime
 380.9760 S:9 F:3 Exp:PCDD
 Sample Text:6269-006-0001-SA File Text:Frontier Analytical Laboratory



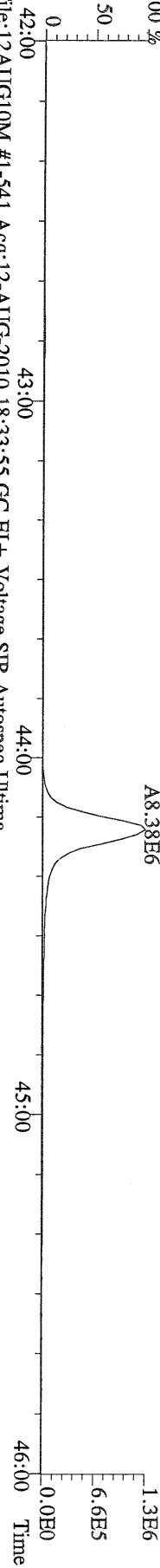
File:12AUG10M #1-541 Acq:12-AUG-2010 18:33:55 GC EI + Voltage SIR Autospec-Ultima
423.7767 S:9 F:4 BSUB(10000,15,-3.0) PKD(5,5,3,0,10%,100.0,0.00%,F,F) Exp:PCDD
Sample Text:6269-006-0001-SA File Text:Frontier Analytical Laboratory



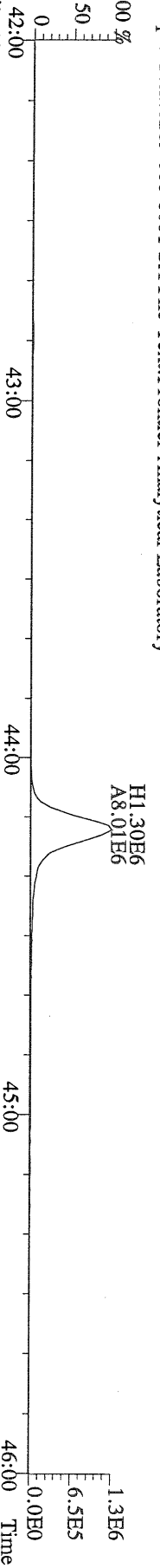
File:12AUG10M #1-541 Acq:12-AUG-2010 18:33:55 GC EI + Voltage SIR Autospec-Ultima
425.7737 S:9 F:4 BSUB(10000,15,-3.0) PKD(5,5,3,0,10%,100.0,0.00%,F,F) Exp:PCDD
Sample Text:6269-006-0001-SA File Text:Frontier Analytical Laboratory




File:12AUG10M #1-541 Acq:12-AUG-2010 18:33:55 GC EI + Voltage SIR Autospec-Ultima
435.8169 S:9 F:4 BSUB(10000,15,-3.0) PKD(5,5,3,0,10%,100.0,0.00%,F,F) Exp:PCDD
Sample Text:6269-006-0001-SA File Text:Frontier Analytical Laboratory



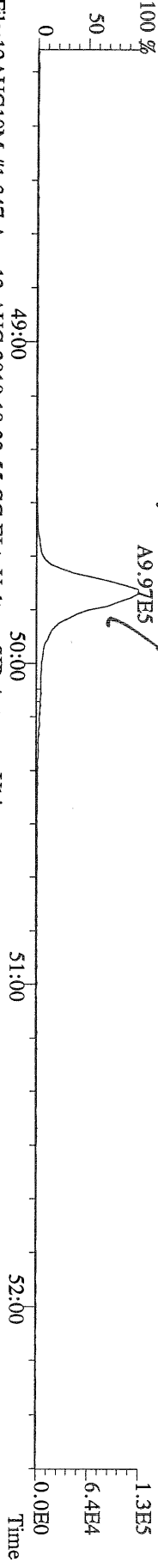
File:12AUG10M #1-541 Acq:12-AUG-2010 18:33:55 GC EI + Voltage SIR Autospec-Ultima
437.8140 S:9 F:4 BSUB(10000,15,-3.0) PKD(5,5,3,0,10%,100.0,0.00%,F,F) Exp:PCDD
Sample Text:6269-006-0001-SA File Text:Frontier Analytical Laboratory



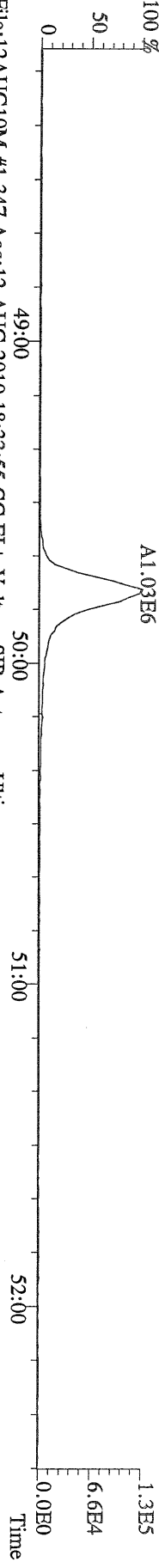
File:12AUG10M #1-541 Acq:12-AUG-2010 18:33:55 GC EI + Voltage SIR Autospec-Ultima
430.9728 S:9 F:4 Exp:PCDD
Sample Text:6269-006-0001-SA File Text:Frontier Analytical Laboratory




File:12AUG10M #1-347 Acq:12-AUG-2010 18:33:55 GC EI+ Voltage SIR Autospec-Ultima
457.7377 S:9 F:5 BSUB(10000,15,-3.0) PKD(5,5,3,0,10%,100,0,0,00%,F,F) Exp:PCDD
Sample Text:6269-006-0001-SA File Text:Frontier Analytical Laboratory




File:12AUG10M #1-347 Acq:12-AUG-2010 18:33:55 GC EI+ Voltage SIR Autospec-Ultima
459.7348 S:9 F:5 BSUB(10000,15,-3.0) PKD(5,5,3,0,10%,100,0,0,00%,F,F) Exp:PCDD
Sample Text:6269-006-0001-SA File Text:Frontier Analytical Laboratory




File:12AUG10M #1-347 Acq:12-AUG-2010 18:33:55 GC EI+ Voltage SIR Autospec-Ultima
469.7780 S:9 F:5 BSUB(10000,15,-3.0) PKD(5,5,3,0,10%,100,0,0,00%,F,F) Exp:PCDD
Sample Text:6269-006-0001-SA File Text:Frontier Analytical Laboratory



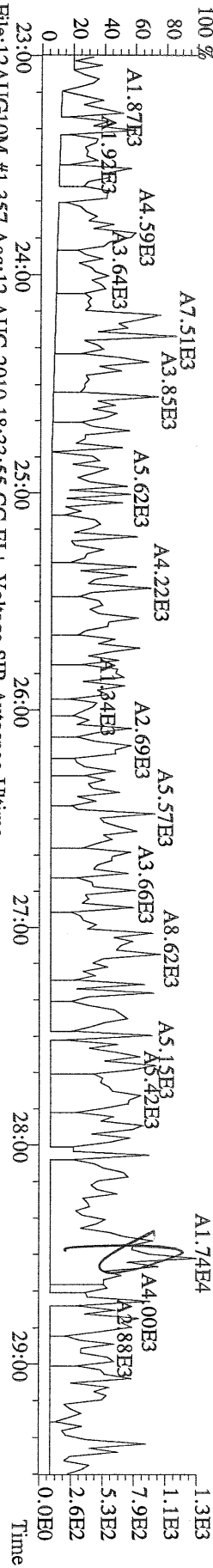
File:12AUG10M #1-347 Acq:12-AUG-2010 18:33:55 GC EI+ Voltage SIR Autospec-Ultima
471.7750 S:9 F:5 BSUB(10000,15,-3.0) PKD(5,5,3,0,10%,100,0,0,00%,F,F) Exp:PCDD
Sample Text:6269-006-0001-SA File Text:Frontier Analytical Laboratory



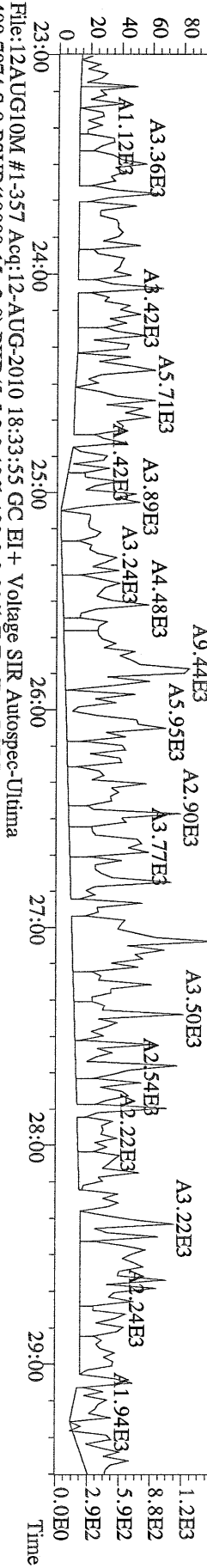
File:12AUG10M #1-347 Acq:12-AUG-2010 18:33:55 GC EI+ Voltage SIR Autospec-Ultima
454.9728 S:9 F:5 Exp:PCDD
Sample Text:6269-006-0001-SA File Text:Frontier Analytical Laboratory



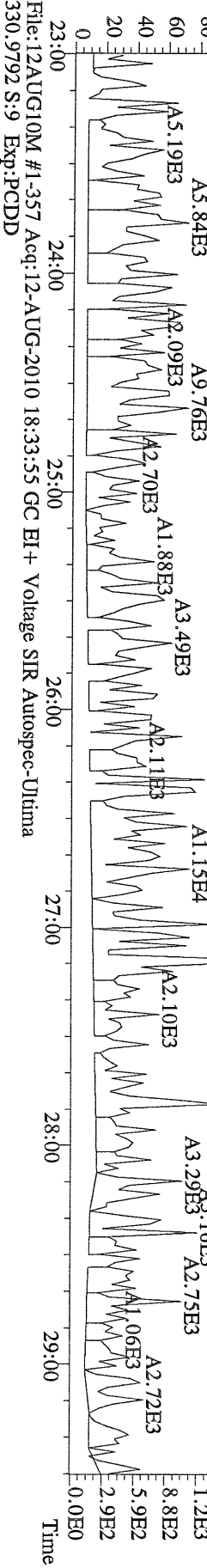
File:12AUG10M #1-357 Acq:12-AUG-2010 18:33:55 GC EI+ Voltage SIR Autospec-Ultima
 339.8597 S:9 BSUB(10000,15,-3.0) PKD(5,5,3,0.10%,100,0,0.00%,F,F) Exp:PCDD
 Sample Text:6269-006-0001-SA File Text:Frontier Analytical Laboratory




File:12AUG10M #1-357 Acq:12-AUG-2010 18:33:55 GC EI+ Voltage SIR Autospec-Ultima
 341.8568 S:9 BSUB(10000,15,-3.0) PKD(5,5,3,0.10%,100,0,0.00%,F,F) Exp:PCDD
 Sample Text:6269-006-0001-SA File Text:Frontier Analytical Laboratory



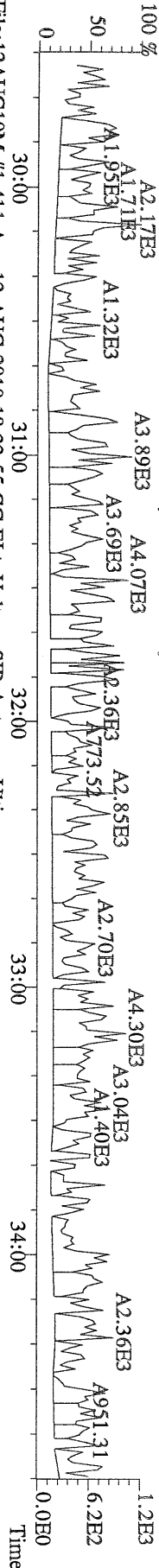
File:12AUG10M #1-357 Acq:12-AUG-2010 18:33:55 GC EI+ Voltage SIR Autospec-Ultima
 409.7974 S:9 BSUB(10000,15,-3.0) PKD(5,5,3,0.10%,100,0,0.00%,F,F) Exp:PCDD
 Sample Text:6269-006-0001-SA File Text:Frontier Analytical Laboratory




File:12AUG10M #1-357 Acq:12-AUG-2010 18:33:55 GC EI+ Voltage SIR Autospec-Ultima
 330.9792 S:9 Exp:PCDD
 Sample Text:6269-006-0001-SA File Text:Frontier Analytical Laboratory



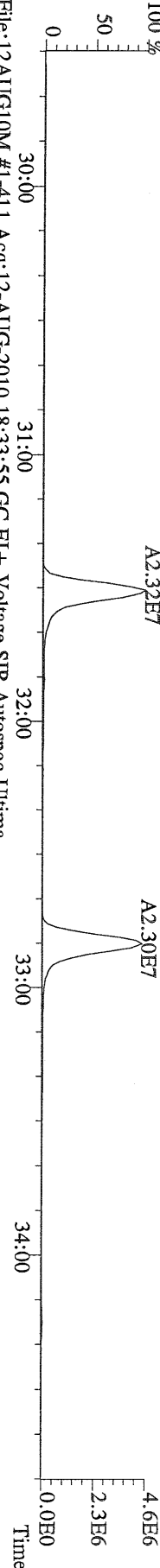
File:12AUG10M #1-411 Acq:12-AUG-2010 18:33:55 GC EI+ Voltage SIR Autospec-Utima
339.8597 S:9 F:2 BSUB(10000,15,-3.0) PKD(5,5,3,0,100,0,0.00%,F,F) Exp:PCDD
Sample Text:6269-006-0001-SA File Text:Frontier Analytical Laboratory




File:12AUG10M #1-411 Acq:12-AUG-2010 18:33:55 GC EI+ Voltage SIR Autospec-Utima
341.8568 S:9 F:2 BSUB(10000,15,-3.0) PKD(5,5,3,0,100,0,0.00%,F,F) Exp:PCDD
Sample Text:6269-006-0001-SA File Text:Frontier Analytical Laboratory



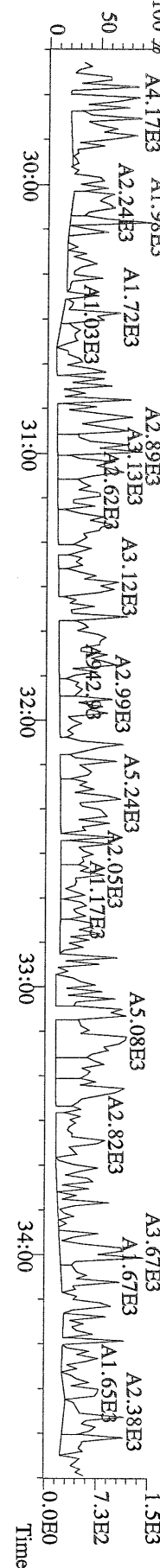
File:12AUG10M #1-411 Acq:12-AUG-2010 18:33:55 GC EI+ Voltage SIR Autospec-Utima
351.9000 S:9 F:2 BSUB(10000,15,-3.0) PKD(5,5,3,0,100,0,0.00%,F,F) Exp:PCDD
Sample Text:6269-006-0001-SA File Text:Frontier Analytical Laboratory



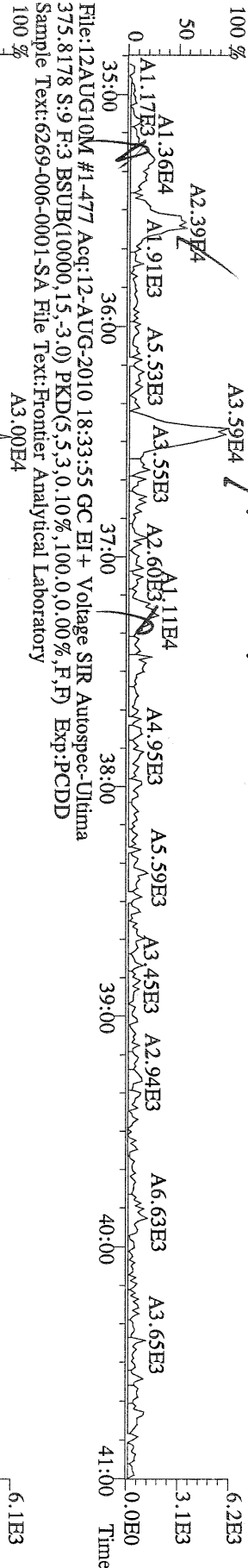
File:12AUG10M #1-411 Acq:12-AUG-2010 18:33:55 GC EI+ Voltage SIR Autospec-Utima
353.8970 S:9 F:2 BSUB(10000,15,-3.0) PKD(5,5,3,0,100,0,0.00%,F,F) Exp:PCDD
Sample Text:6269-006-0001-SA File Text:Frontier Analytical Laboratory



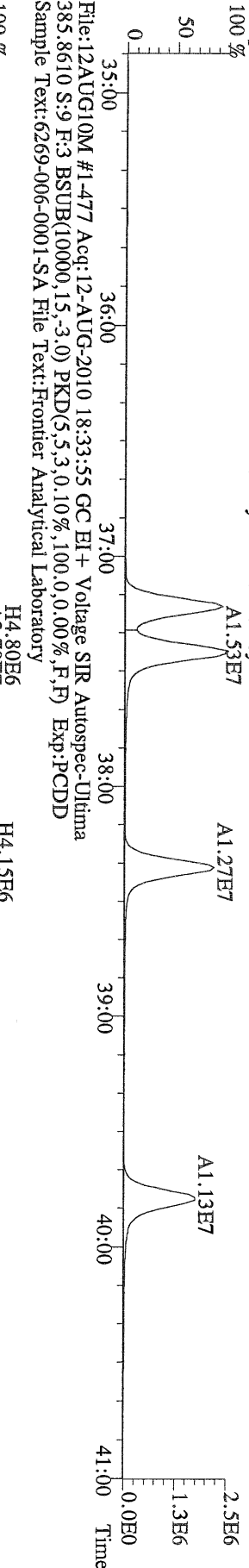
File:12AUG10M #1-411 Acq:12-AUG-2010 18:33:55 GC EI+ Voltage SIR Autospec-Utima
409.7974 S:9 F:2 BSUB(10000,15,-3.0) PKD(5,5,3,0,100,0,0.00%,F,F) Exp:PCDD
Sample Text:6269-006-0001-SA File Text:Frontier Analytical Laboratory



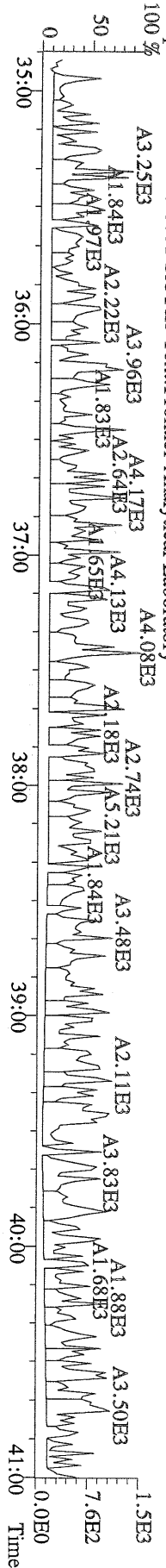
File:12AUG10M #1-477 Acq:12-AUG-2010 18:33:55 GC EI+ Voltage SIR Autospec-Ultima
373.8207 S:9 F:3 BSUB(10000,15,-3.0) PKD(5,5,3,0,10%,100,0,0,00%,F,F) Exp:PCDD
Sample Text:6269-006-0001-SA File Text:Frontier Analytical Laboratory



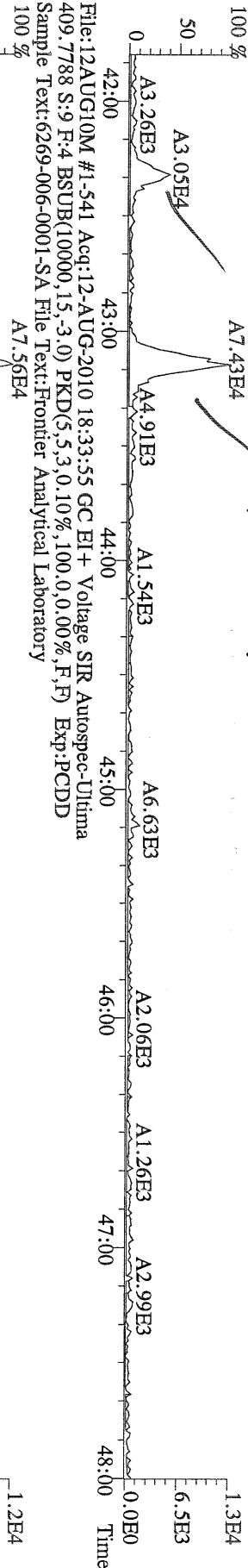
File:12AUG10M #1-477 Acq:12-AUG-2010 18:33:55 GC EI+ Voltage SIR Autospec-Ultima
383.8639 S:9 F:3 BSUB(10000,15,-3.0) PKD(5,5,3,0,10%,100,0,0,00%,F,F) Exp:PCDD
Sample Text:6269-006-0001-SA File Text:Frontier Analytical Laboratory



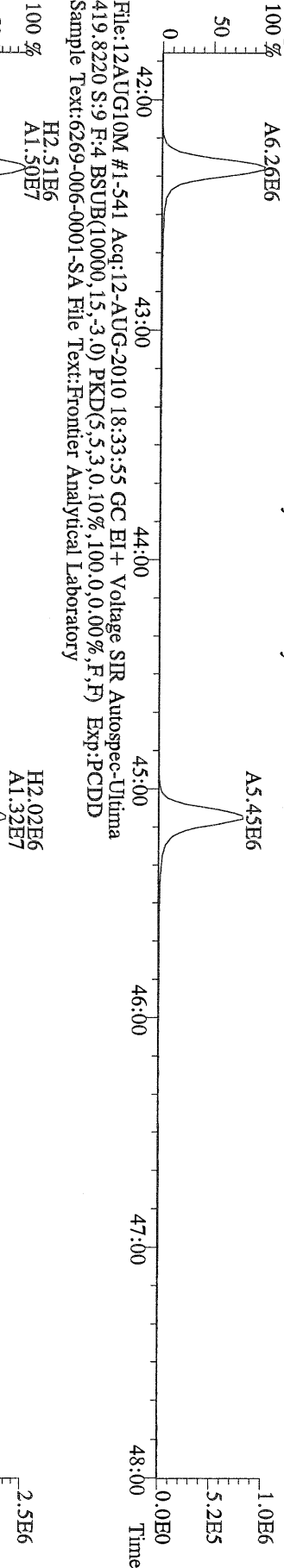
File:12AUG10M #1-477 Acq:12-AUG-2010 18:33:55 GC EI+ Voltage SIR Autospec-Ultima
445.7555 S:9 F:3 BSUB(10000,15,-3.0) PKD(5,5,3,0,10%,100,0,0,00%,F,F) Exp:PCDD
Sample Text:6269-006-0001-SA File Text:Frontier Analytical Laboratory



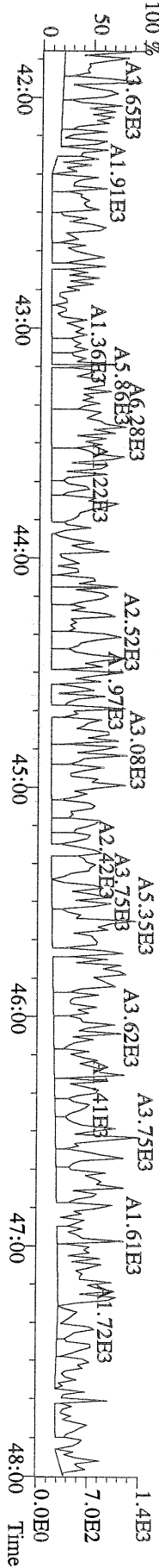
File:12AUG10M #1-541 Acq:12-AUG-2010 18:33:55 GC EI + Voltage SIR Autospec-Utima
407.7818 S:9 F:4 BSUB(10000,15,-3.0) PKD(5,5,3,0,10%,100,0,0,00%,F,F) Exp:PCDD
Sample Text:6269-006-0001-SA File Text:Frontier Analytical Laboratory



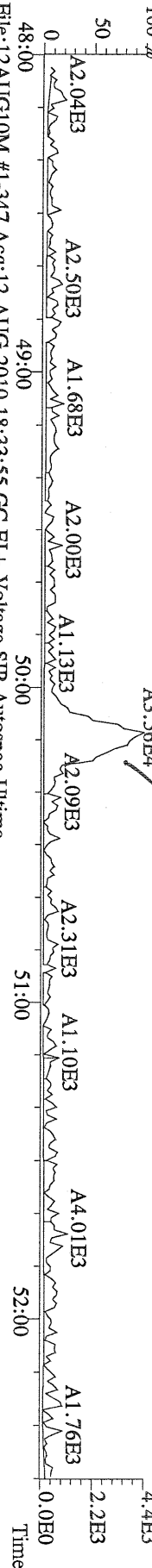
File:12AUG10M #1-541 Acq:12-AUG-2010 18:33:55 GC EI + Voltage SIR Autospec-Utima
417.8253 S:9 F:4 BSUB(10000,15,-3.0) PKD(5,5,3,0,10%,100,0,0,00%,F,F) Exp:PCDD
Sample Text:6269-006-0001-SA File Text:Frontier Analytical Laboratory



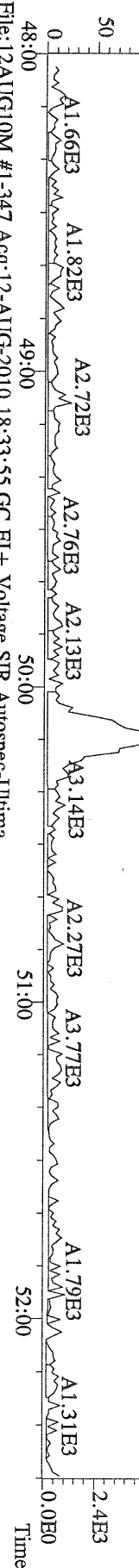
File:12AUG10M #1-541 Acq:12-AUG-2010 18:33:55 GC EI + Voltage SIR Autospec-Utima
479.7165 S:9 F:4 BSUB(10000,15,-3.0) PKD(5,5,3,0,10%,100,0,0,00%,F,F) Exp:PCDD
Sample Text:6269-006-0001-SA File Text:Frontier Analytical Laboratory



File:12AUG10M #1-347 Acq:12-AUG-2010 18:33:55 GC EI+ Voltage SIR Autospec-Ultima
441.7428 S:9 F:5 BSUB(10000,15,-3.0) PKD(5,5,3,0,10%,100,0,0,00%,F,F) Exp:PCDD
Sample Text:6269-006-0001-SA File Text:Frontier Analytical Laboratory



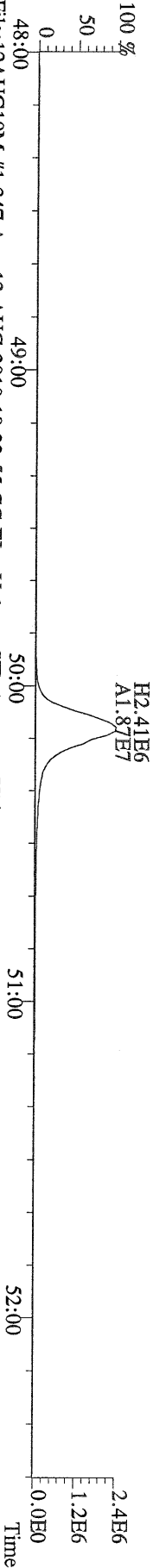
File:12AUG10M #1-347 Acq:12-AUG-2010 18:33:55 GC EI+ Voltage SIR Autospec-Ultima
443.7398 S:9 F:5 BSUB(10000,15,-3.0) PKD(5,5,3,0,10%,100,0,0,00%,F,F) Exp:PCDD
Sample Text:6269-006-0001-SA File Text:Frontier Analytical Laboratory



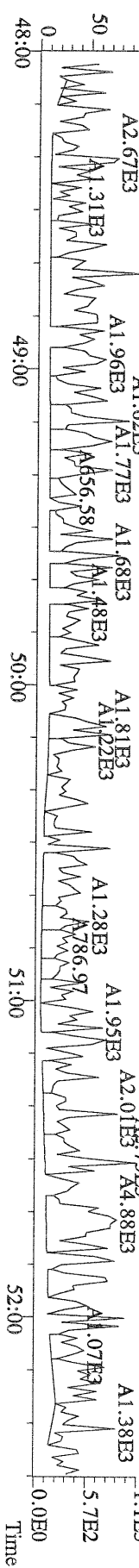
File:12AUG10M #1-347 Acq:12-AUG-2010 18:33:55 GC EI+ Voltage SIR Autospec-Ultima
453.7831 S:9 F:5 BSUB(10000,15,-3.0) PKD(5,5,3,0,10%,100,0,0,00%,F,F) Exp:PCDD
Sample Text:6269-006-0001-SA File Text:Frontier Analytical Laboratory



File:12AUG10M #1-347 Acq:12-AUG-2010 18:33:55 GC EI+ Voltage SIR Autospec-Ultima
455.7801 S:9 F:5 BSUB(10000,15,-3.0) PKD(5,5,3,0,10%,100,0,0,00%,F,F) Exp:PCDD
Sample Text:6269-006-0001-SA File Text:Frontier Analytical Laboratory



File:12AUG10M #1-347 Acq:12-AUG-2010 18:33:55 GC EI+ Voltage SIR Autospec-Ultima
513.6775 S:9 F:5 BSUB(10000,15,-3.0) PKD(5,5,3,0,10%,100,0,0,00%,F,F) Exp:PCDD
Sample Text:6269-006-0001-SA File Text:Frontier Analytical Laboratory



Name	Resp	RA	RT	RRF	Conc	Qual	Fac Noise-1	Noise-2	DL	Rec	#Hom
2,3,7,8-TCDD	*	* n	NotFnd	1.04	*		2.50	363	418	0.389	
1,2,3,7,8-PeCDD	*	* n	NotFnd	1.05	*		2.50	449	312	0.474	
1,2,3,4,7,8-HxCDD	*	* n	NotFnd	1.30	*		2.50	552	373	0.636	
1,2,3,6,7,8-HxCDD	*	* n	NotFnd	1.28	*		2.50	552	373	0.724	
1,2,3,7,8,9-HxCDD	*	* n	NotFnd	1.25	*		2.50	552	373	0.701	
1,2,3,4,6,7,8-HpCDD	7.28e+04	1.11 y	44:13	1.35	3.62	J	2.50	-	-	*	
OCDD	3.02e+05	1.00 y	49:47	1.25	27.2		2.50	-	-	*	
2,3,7,8-TCDF	*	* n	NotFnd	1.62	*		2.50	448	583	0.202	
1,2,3,7,8-PeCDF	*	* n	NotFnd	0.92	*		2.50	313	352	0.273	
2,3,4,7,8-PeCDF	*	* n	NotFnd	0.94	*		2.50	313	352	0.271	
1,2,3,4,7,8-HxCDF	*	* n	NotFnd	0.93	*		2.50	359	380	0.315	
1,2,3,6,7,8-HxCDF	*	* n	NotFnd	0.84	*		2.50	359	380	0.332	
2,3,4,6,7,8-HxCDF	*	* n	NotFnd	0.90	*		2.50	359	380	0.354	
1,2,3,7,8,9-HxCDF	*	* n	NotFnd	0.98	*		2.50	359	380	0.413	
1,2,3,4,6,7,8-HpCDF	2.32e+04	1.05 y	42:20	1.38	0.856	J	2.50	-	-	*	
1,2,3,4,7,8,9-HpCDF	*	* n	NotFnd	1.62	*		2.50	391	408	0.473	
OCDF	3.29e+04	0.90 y	50:09	0.74	2.41	J	2.50	-	-	*	
13C-2,3,7,8-TCDD	2.06e+07	0.85 y	27:25	0.93	959					98.3	
13C-1,2,3,7,8-PeCDD	2.10e+07	1.74 y	33:14	0.81	1120					115	
13C-1,2,3,4,7,8-HxCDD	1.54e+07	1.32 y	38:37	0.95	983					101	
13C-1,2,3,6,7,8-HxCDD	1.48e+07	1.31 y	38:47	1.00	900					92.2	
13C-1,2,3,4,6,7,8-HpCDD	1.45e+07	1.03 y	44:12	0.92	952					97.6	
13C-OCDD	1.73e+07	0.95 y	49:45	0.63	1650					84.7	
13C-2,3,7,8-TCDF	3.51e+07	0.85 y	26:40	0.87	984					101	
13C-1,2,3,7,8-PeCDF	3.36e+07	1.74 y	31:30	0.81	1010					104	
13C-2,3,4,7,8-PeCDF	3.33e+07	1.76 y	32:49	0.75	1080					110	
13C-1,2,3,4,7,8-HxCDF	3.39e+07	0.55 y	37:13	1.74	1180					121	
13C-1,2,3,6,7,8-HxCDF	3.94e+07	0.53 y	37:25	2.17	1100					113	
13C-2,3,4,6,7,8-HxCDF	3.34e+07	0.53 y	38:21	1.82	1110					114	
13C-1,2,3,7,8,9-HxCDF	2.91e+07	0.54 y	39:47	1.49	1190					122	
13C-1,2,3,4,6,7,8-HpCDF	1.91e+07	0.41 y	42:18	1.10	1050					108	
13C-1,2,3,4,7,8,9-HpCDF	1.64e+07	0.42 y	45:08	0.81	1210					124	
13C-OCDF	3.59e+07	0.99 y	50:09	1.19	1830					93.9	
37Cl-2,3,7,8-TCDD	9.41e+06		27:26	0.93	436					112	
13C-1,2,3,4-TCDD	2.27e+07	0.85 y	26:50	-	32.6						
13C-1,2,3,4-TCDF	4.01e+07	0.87 y	25:34	-	36.7						
13C-1,2,3,7,8,9-HxCDD	1.61e+07	1.34 y	39:13	-	36.5						
Total Tetra-Dioxins	*		NotFnd	1.04	*		2.50	363	418	0.389	0
Total Penta-Dioxins	*		NotFnd	1.05	*		2.50	449	312	0.474	0
Total Hexa-Dioxins	*		NotFnd	1.27	*		2.50	552	373	0.724	0
Total Hepta-Dioxins	1.58e+05		42:50	1.35	7.85	J	2.50	-	-	*	2
Total Tetra-Furans	*		NotFnd	1.62	*		2.50	448	583	0.202	0
1st Fn. Tot Penta-Furans	*		NotFnd	0.93	*		2.50	313	352	0.273	PeCDF 0
Total Penta-Furans	*		NotFnd	0.93	*		2.50	313	352	0.273	0.00 0
Total Hexa-Furans	*		NotFnd	0.90	*		2.50	359	380	0.413	0
Total Hepta-Furans	6.15e+04		42:20	1.48	2.28	J	2.50	-	-	*	2

Analyst:  Date: 8/13/10

Totals class: Total Hepta-Dioxins

Entry #: 41

Run: 14

File: 12AUG10M

S: 8 I: 1 F: 4

Acquired: 12-AUG-10 17:38:28

Total Concentration: 7.85

Unnamed Concentration: 4.235

RT	ml Resp	m2 Resp	RA	Resp	Concentration	Name
42:50	4.59e+04	3.93e+04	1.17 y	8.52e+04	4.23	
44:13	3.83e+04	3.45e+04	1.11 y	7.28e+04	3.62	1,2,3,4,6,7,8-HpCDD

Totals class: Total Hepta-Furans

Entry #: 46

Run: 14

File: 12AUG10M

S: 8 I: 1 F: 4


Acquired: 12-AUG-10 17:38:28

Total Concentration: 2.28

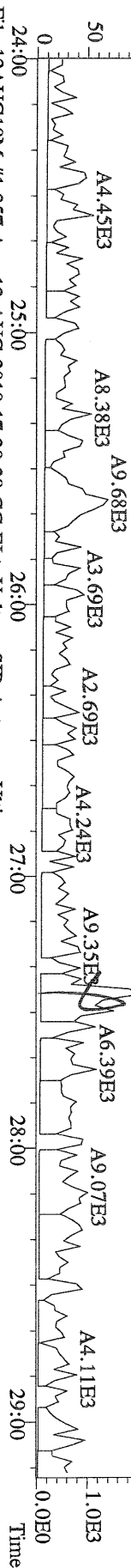
Unnamed Concentration: 1.419

RT	ml Resp	m2 Resp	RA	Resp	Concentration	Name
42:20	1.19e+04	1.13e+04	1.05 y	2.32e+04	0.856	1,2,3,4,6,7,8-HpCDF
43:09	1.87e+04	1.96e+04	0.96 y	3.83e+04	1.42	

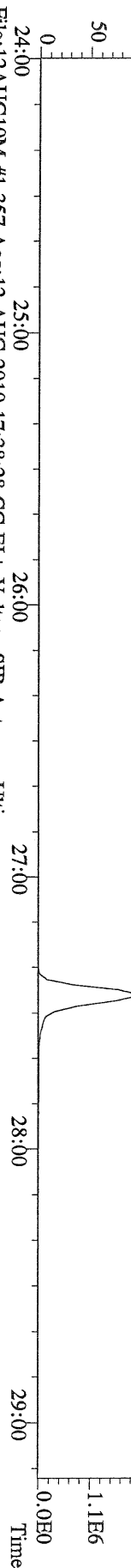
File:12AUG10M #1-357 Acq:12-AUG-2010 17:38:28 GC EI+ Voltage SIR Autospec-Ultima
 319.8965 S:8 BSUB(10000,15,-3.0) PKD(5,5,3,0.10%,100.0,0.00%,F,F) Exp:PCDD
 Sample Text:6269-007-0001-SA File Text:Frontier Analytical Laboratory



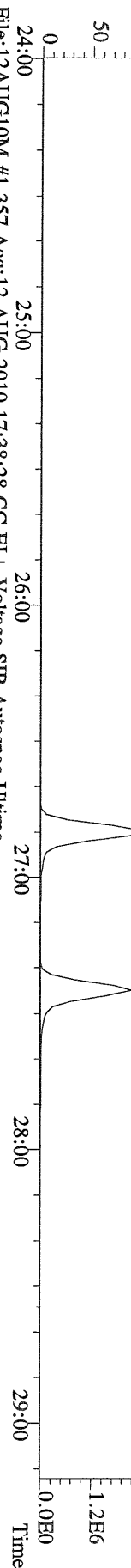
File:12AUG10M #1-357 Acq:12-AUG-2010 17:38:28 GC EI+ Voltage SIR Autospec-Ultima
 321.8936 S:8 BSUB(10000,15,-3.0) PKD(5,5,3,0.10%,100.0,0.00%,F,F) Exp:PCDD
 Sample Text:6269-007-0001-SA File Text:Frontier Analytical Laboratory



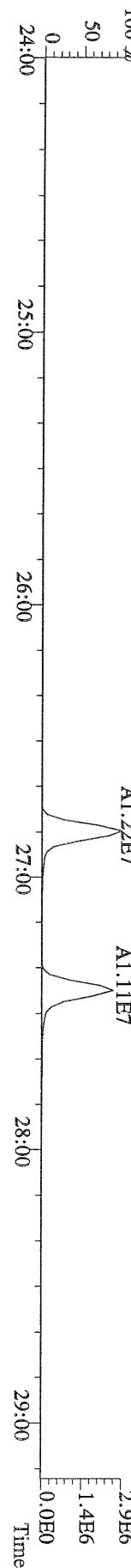
File:12AUG10M #1-357 Acq:12-AUG-2010 17:38:28 GC EI+ Voltage SIR Autospec-Ultima
 327.8847 S:8 BSUB(10000,15,-3.0) PKD(5,5,3,0.10%,100.0,0.00%,F,F) Exp:PCDD
 Sample Text:6269-007-0001-SA File Text:Frontier Analytical Laboratory



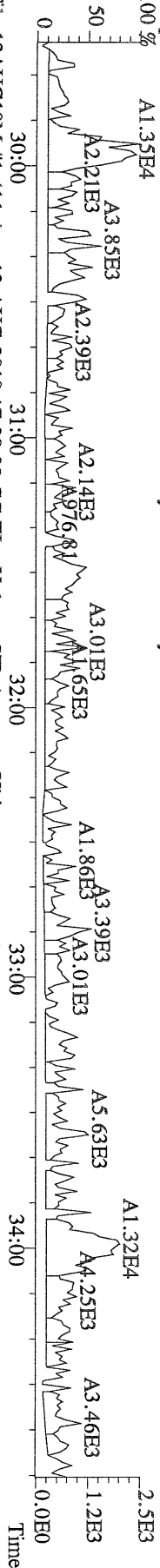
File:12AUG10M #1-357 Acq:12-AUG-2010 17:38:28 GC EI+ Voltage SIR Autospec-Ultima
 331.9368 S:8 BSUB(10000,15,-3.0) PKD(5,5,3,0.10%,100.0,0.00%,F,F) Exp:PCDD
 Sample Text:6269-007-0001-SA File Text:Frontier Analytical Laboratory



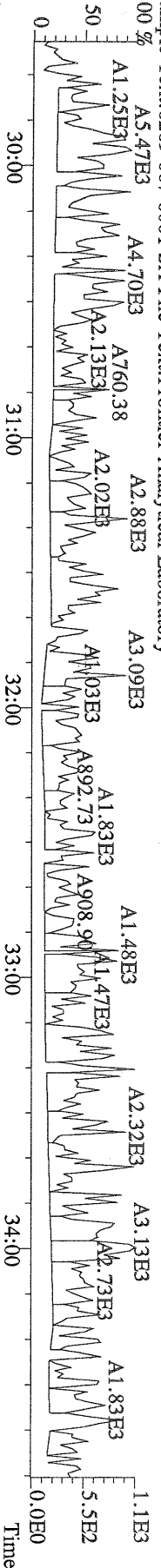
File:12AUG10M #1-357 Acq:12-AUG-2010 17:38:28 GC EI+ Voltage SIR Autospec-Ultima
 333.9339 S:8 BSUB(10000,15,-3.0) PKD(5,5,3,0.10%,100.0,0.00%,F,F) Exp:PCDD
 Sample Text:6269-007-0001-SA File Text:Frontier Analytical Laboratory




File:12AUG10M #1-411 Acq:12-AUG-2010 17:38:28 GC EI+ Voltage SIR Autospec-Ultima
 355.8546 S:8 F:2 BSUB(10000,15,-3.0) PKD(5,5,3,0,10%,100,0,0,00%,F,F) Exp:PCDD
 Sample Text:6269-007-0001-SA File Text:Frontier Analytical Laboratory



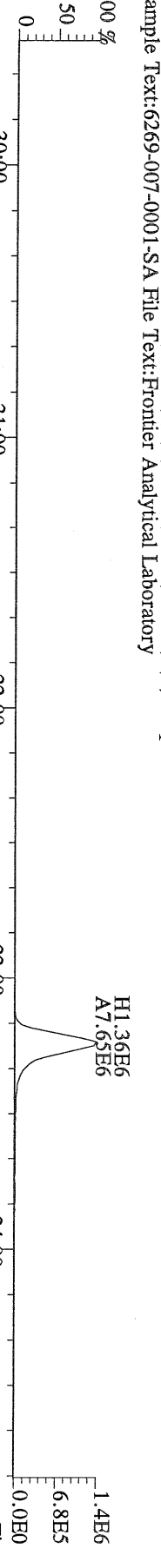
File:12AUG10M #1-411 Acq:12-AUG-2010 17:38:28 GC EI+ Voltage SIR Autospec-Ultima
 357.8517 S:8 F:2 BSUB(10000,15,-3.0) PKD(5,5,3,0,10%,100,0,0,00%,F,F) Exp:PCDD
 Sample Text:6269-007-0001-SA File Text:Frontier Analytical Laboratory



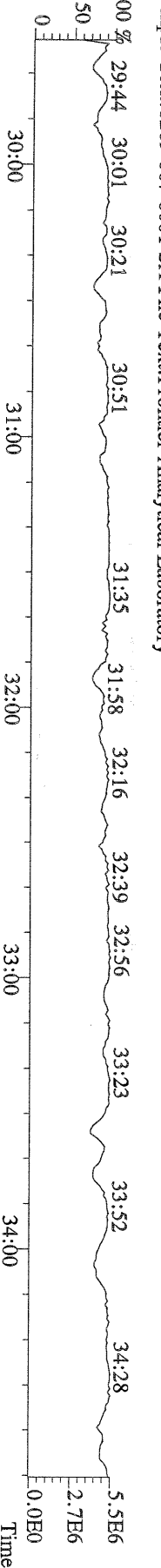
File:12AUG10M #1-411 Acq:12-AUG-2010 17:38:28 GC EI+ Voltage SIR Autospec-Ultima
 367.8949 S:8 F:2 BSUB(10000,15,-3.0) PKD(5,5,3,0,10%,100,0,0,00%,F,F) Exp:PCDD
 Sample Text:6269-007-0001-SA File Text:Frontier Analytical Laboratory



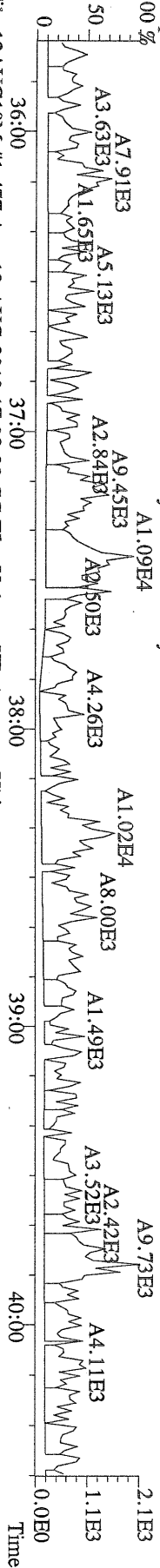
File:12AUG10M #1-411 Acq:12-AUG-2010 17:38:28 GC EI+ Voltage SIR Autospec-Ultima
 369.8919 S:8 F:2 BSUB(10000,15,-3.0) PKD(5,5,3,0,10%,100,0,0,00%,F,F) Exp:PCDD
 Sample Text:6269-007-0001-SA File Text:Frontier Analytical Laboratory



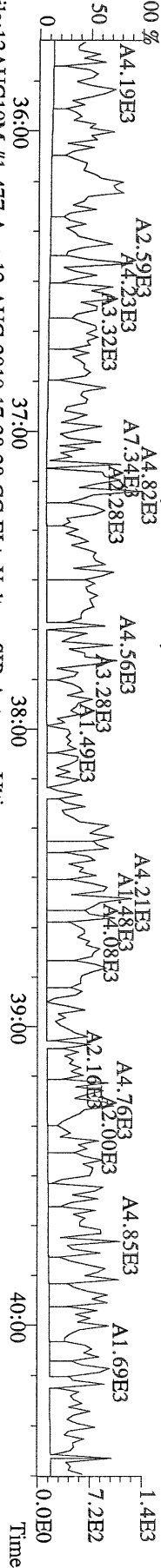
File:12AUG10M #1-411 Acq:12-AUG-2010 17:38:28 GC EI+ Voltage SIR Autospec-Ultima
 366.9792 S:8 F:2 Exp:PCDD
 Sample Text:6269-007-0001-SA File Text:Frontier Analytical Laboratory



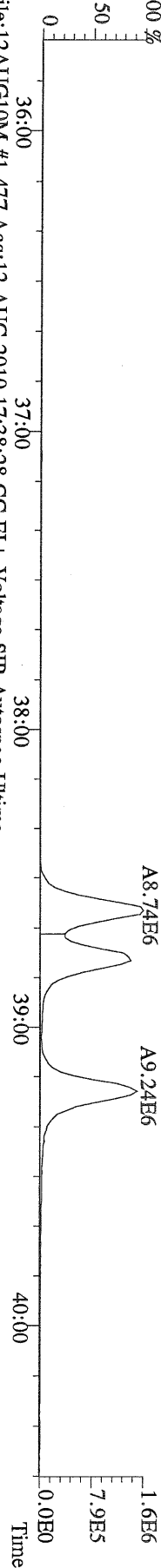
File:12AUG10M #1-477 Acq:12-AUG-2010 17:38:28 GC EI+ Voltage SIR Autospec-Ultima
 389.8156 S:8 F:3 BSUB(10000,15,-3.0) PKD(5,5,3,0,10%,100,0,0,00%,F,F) Exp:PCDD
 Sample Text:6269-007-0001-SA File Text:Frontier Analytical Laboratory




File:12AUG10M #1-477 Acq:12-AUG-2010 17:38:28 GC EI+ Voltage SIR Autospec-Ultima
 391.8127 S:8 F:3 BSUB(10000,15,-3.0) PKD(5,5,3,0,10%,100,0,0,00%,F,F) Exp:PCDD
 Sample Text:6269-007-0001-SA File Text:Frontier Analytical Laboratory



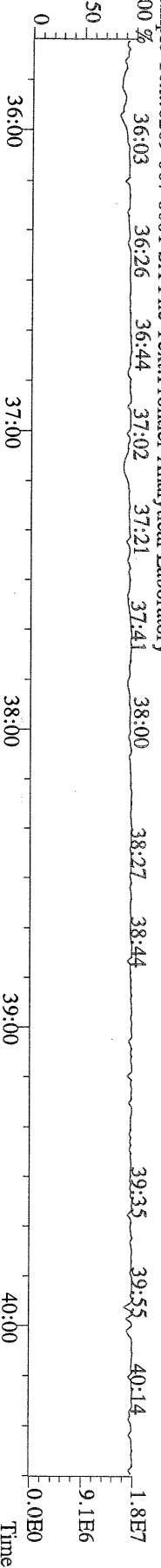
File:12AUG10M #1-477 Acq:12-AUG-2010 17:38:28 GC EI+ Voltage SIR Autospec-Ultima
 401.8559 S:8 F:3 BSUB(10000,15,-3.0) PKD(5,5,3,0,10%,100,0,0,00%,F,F) Exp:PCDD
 Sample Text:6269-007-0001-SA File Text:Frontier Analytical Laboratory



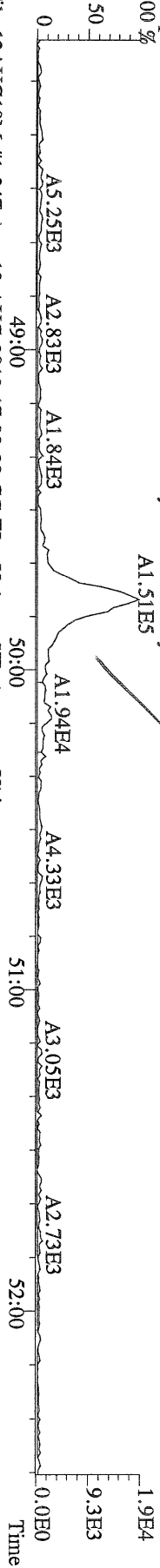
File:12AUG10M #1-477 Acq:12-AUG-2010 17:38:28 GC EI+ Voltage SIR Autospec-Ultima
 403.8530 S:8 F:3 BSUB(10000,15,-3.0) PKD(5,5,3,0,10%,100,0,0,00%,F,F) Exp:PCDD
 Sample Text:6269-007-0001-SA File Text:Frontier Analytical Laboratory



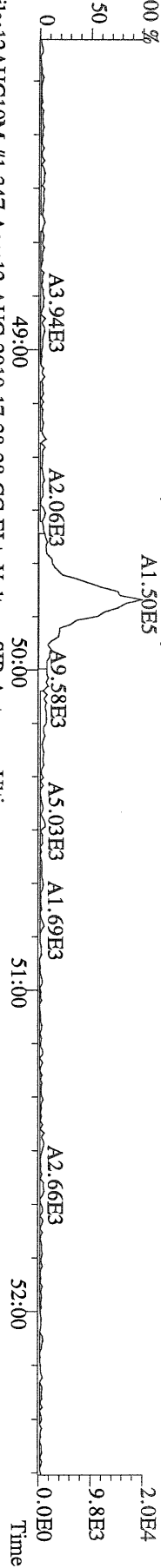
File:12AUG10M #1-477 Acq:12-AUG-2010 17:38:28 GC EI+ Voltage SIR Autospec-Ultima
 380.9760 S:8 F:3 Exp:PCDD
 Sample Text:6269-007-0001-SA File Text:Frontier Analytical Laboratory



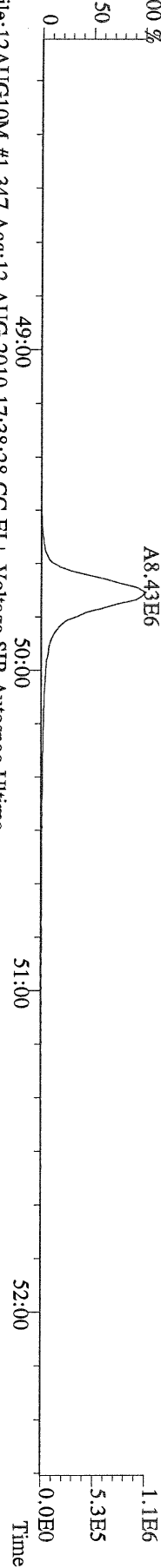
File:12AUG10M #1-347 Acq:12-AUG-2010 17:38:28 GC EI+ Voltage SIR Autospec-Ultima
 457.7377 S:8 F:5 BSUB(10000,15,-3.0) PKD(5,5,3,0,10%,100,0,0,00%,F,F) Exp:PCDD
 Sample Text:6269-007-0001-SA File Text:Frontier Analytical Laboratory



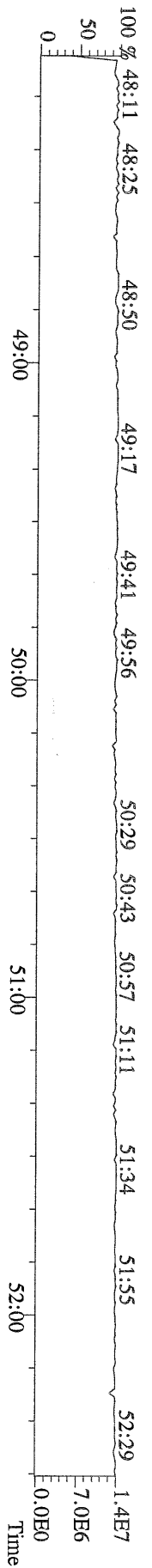

File:12AUG10M #1-347 Acq:12-AUG-2010 17:38:28 GC EI+ Voltage SIR Autospec-Ultima
 459.7348 S:8 F:5 BSUB(10000,15,-3.0) PKD(5,5,3,0,10%,100,0,0,00%,F,F) Exp:PCDD
 Sample Text:6269-007-0001-SA File Text:Frontier Analytical Laboratory



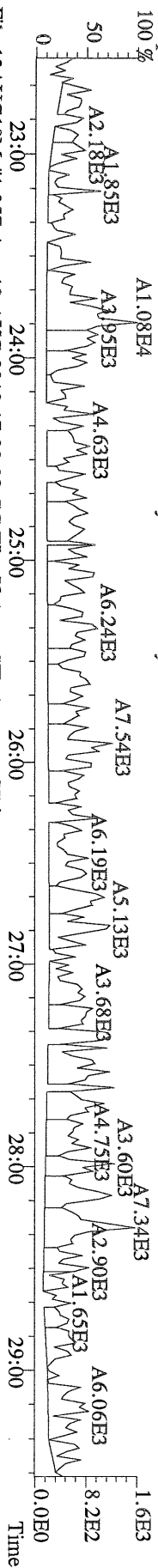
File:12AUG10M #1-347 Acq:12-AUG-2010 17:38:28 GC EI+ Voltage SIR Autospec-Ultima
 471.7750 S:8 F:5 BSUB(10000,15,-3.0) PKD(5,5,3,0,10%,100,0,0,00%,F,F) Exp:PCDD
 Sample Text:6269-007-0001-SA File Text:Frontier Analytical Laboratory



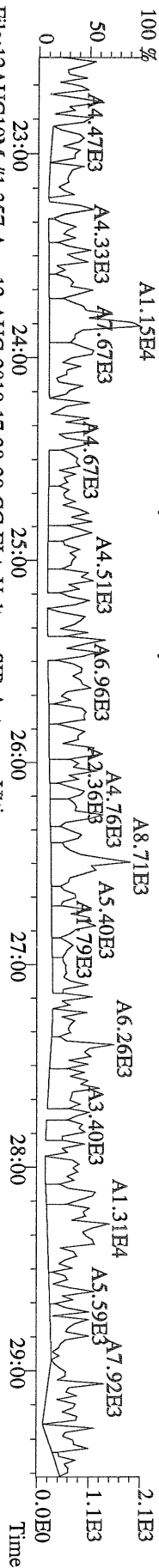
File:12AUG10M #1-347 Acq:12-AUG-2010 17:38:28 GC EI+ Voltage SIR Autospec-Ultima
 484.9728 S:8 F:5 Exp:PCDD
 Sample Text:6269-007-0001-SA File Text:Frontier Analytical Laboratory



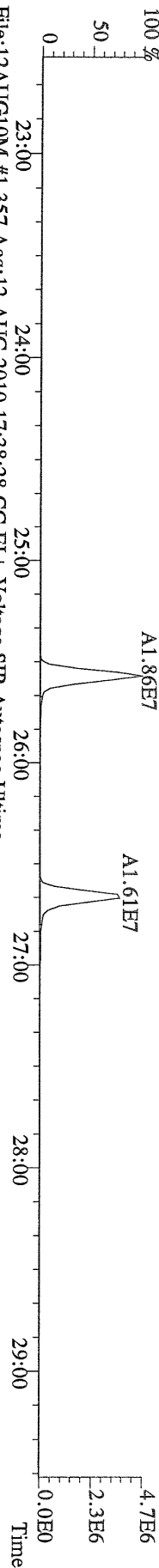
File:12AUG10M #1-357 Acq:12-AUG-2010 17:38:28 GC EI+ Voltage SIR Autospec-Ultima
 303.9016 S:8 BSUB(10000,15,-3.0) PKD(5,5,3,0.10%,100.0,0.00%,F,F) Exp:PCDD
 Sample Text:6269-007-0001-SA File Text:Frontier Analytical Laboratory



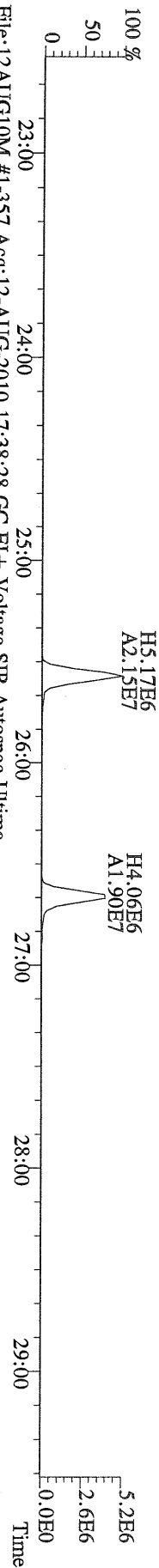
File:12AUG10M #1-357 Acq:12-AUG-2010 17:38:28 GC EI+ Voltage SIR Autospec-Ultima
 305.8987 S:8 BSUB(10000,15,-3.0) PKD(5,5,3,0.10%,100.0,0.00%,F,F) Exp:PCDD
 Sample Text:6269-007-0001-SA File Text:Frontier Analytical Laboratory



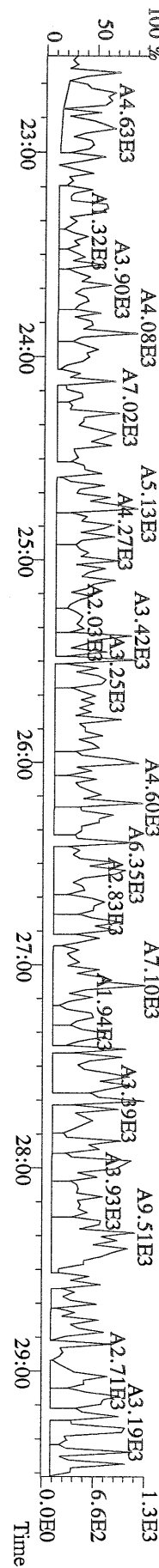
File:12AUG10M #1-357 Acq:12-AUG-2010 17:38:28 GC EI+ Voltage SIR Autospec-Ultima
 315.9419 S:8 BSUB(10000,15,-3.0) PKD(5,5,3,0.10%,100.0,0.00%,F,F) Exp:PCDD
 Sample Text:6269-007-0001-SA File Text:Frontier Analytical Laboratory



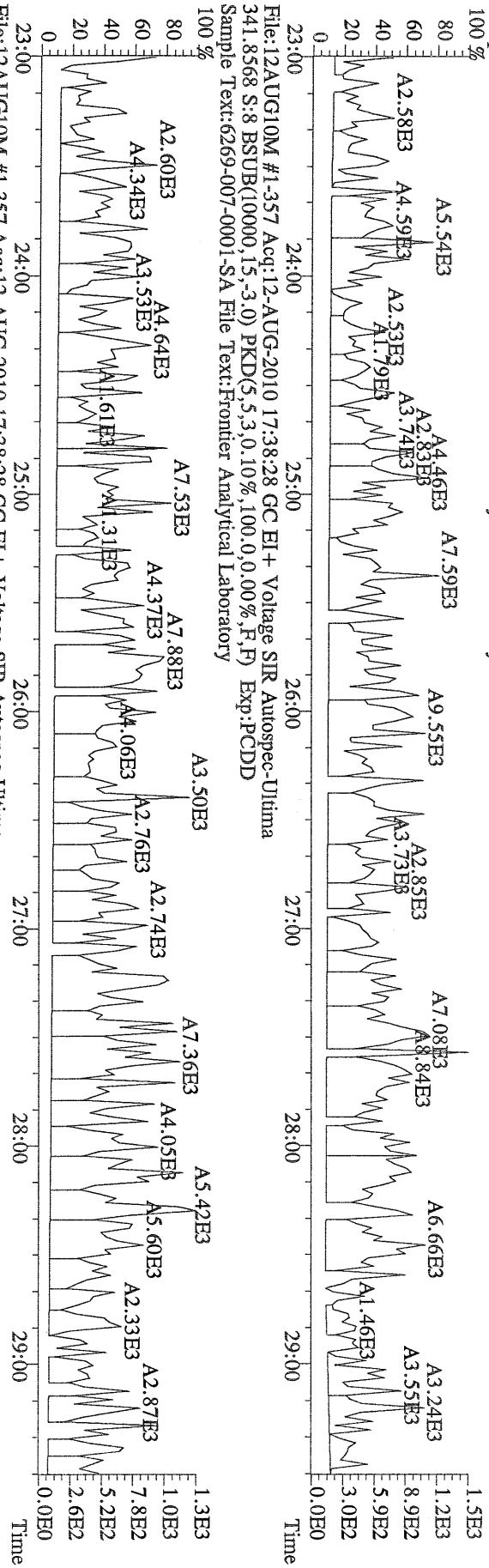
File:12AUG10M #1-357 Acq:12-AUG-2010 17:38:28 GC EI+ Voltage SIR Autospec-Ultima
 317.9389 S:8 BSUB(10000,15,-3.0) PKD(5,5,3,0.10%,100.0,0.00%,F,F) Exp:PCDD
 Sample Text:6269-007-0001-SA File Text:Frontier Analytical Laboratory



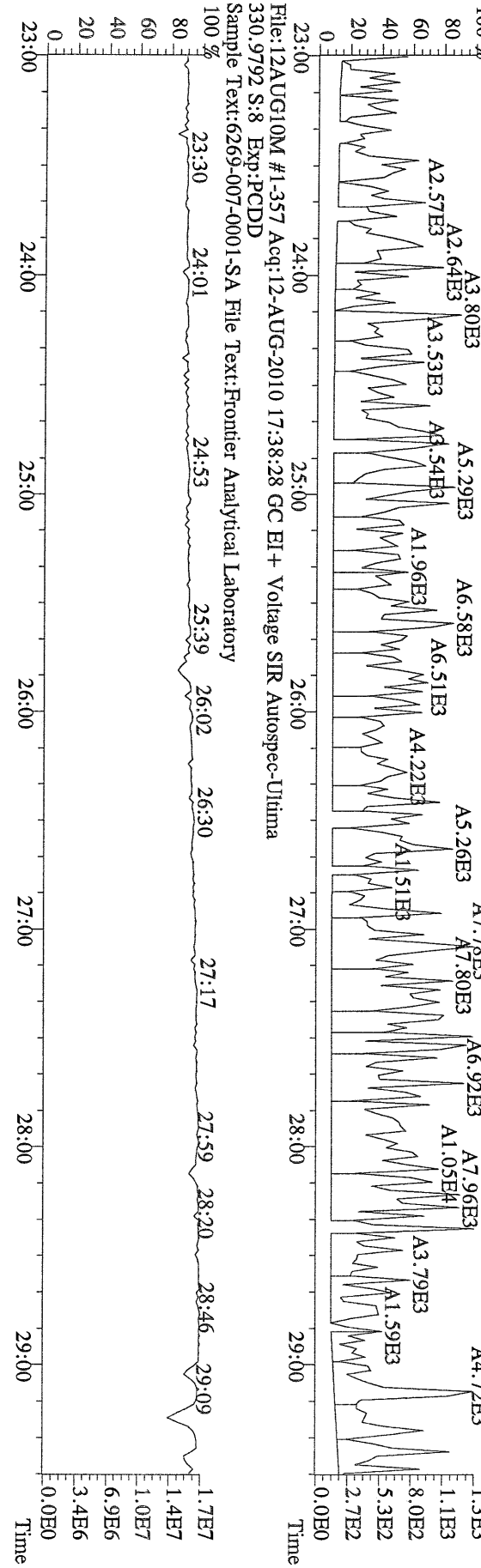
File:12AUG10M #1-357 Acq:12-AUG-2010 17:38:28 GC EI+ Voltage SIR Autospec-Ultima
 375.8364 S:8 BSUB(10000,15,-3.0) PKD(5,5,3,0.10%,100.0,0.00%,F,F) Exp:PCDD
 Sample Text:6269-007-0001-SA File Text:Frontier Analytical Laboratory



File:12AUG10M #1-357 Acq:12-AUG-2010 17:38:28 GC EI+ Voltage SIR Autospec-Utima
 339.8597 S:8 BSUB(10000,15,-3.0) PKD(5,5,3,0.10%,100.0,0.00%,F,F) Exp:PCDD
 Sample Text:6269-007-0001-SA File Text:Frontier Analytical Laboratory



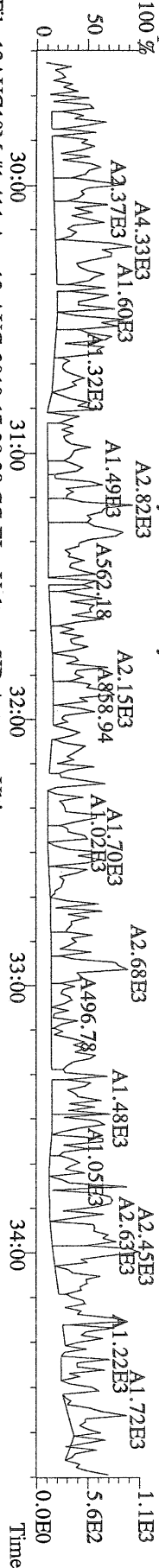
File:12AUG10M #1-357 Acq:12-AUG-2010 17:38:28 GC EI+ Voltage SIR Autospec-Utima
 409.7974 S:8 BSUB(10000,15,-3.0) PKD(5,5,3,0.10%,100.0,0.00%,F,F) Exp:PCDD
 Sample Text:6269-007-0001-SA File Text:Frontier Analytical Laboratory



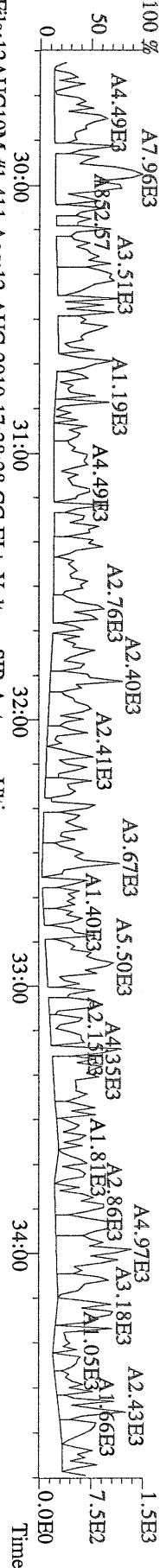
File:12AUG10M #1-357 Acq:12-AUG-2010 17:38:28 GC EI+ Voltage SIR Autospec-Utima
 330.9792 S:8 Exp:PCDD
 Sample Text:6269-007-0001-SA File Text:Frontier Analytical Laboratory




File:12AUG10M #1-411 Acq:12-AUG-2010 17:38:28 GC EI+ Voltage SIR Autospec-Utima
 339.8597 S:8 F:2 BSUB(10000,15,-3.0) PKD(5,5,3,0,100,0,0,00%,F,F) Exp:PCDD
 Sample Text:6269-007-0001-SA File Text:Frontier Analytical Laboratory




File:12AUG10M #1-411 Acq:12-AUG-2010 17:38:28 GC EI+ Voltage SIR Autospec-Utima
 341.8568 S:8 F:2 BSUB(10000,15,-3.0) PKD(5,5,3,0,100,0,0,00%,F,F) Exp:PCDD
 Sample Text:6269-007-0001-SA File Text:Frontier Analytical Laboratory



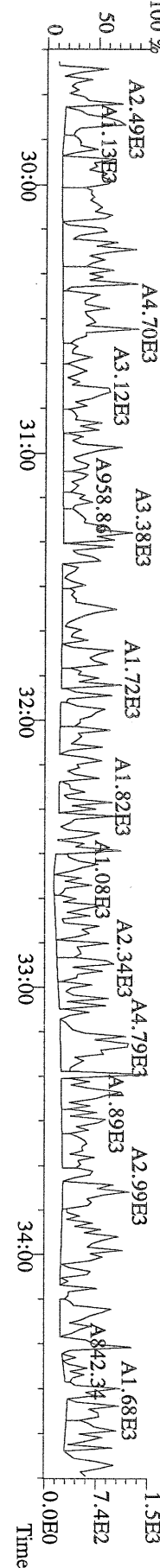
File:12AUG10M #1-411 Acq:12-AUG-2010 17:38:28 GC EI+ Voltage SIR Autospec-Utima
 351.9000 S:8 F:2 BSUB(10000,15,-3.0) PKD(5,5,3,0,100,0,0,00%,F,F) Exp:PCDD
 Sample Text:6269-007-0001-SA File Text:Frontier Analytical Laboratory



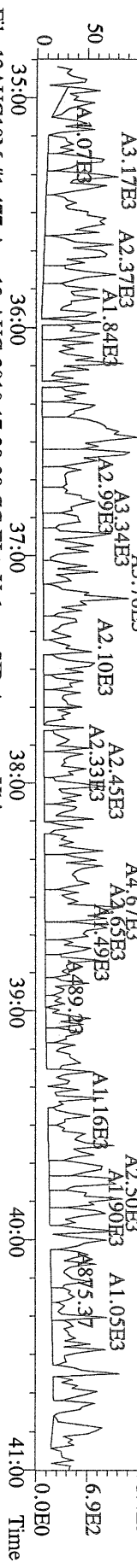
File:12AUG10M #1-411 Acq:12-AUG-2010 17:38:28 GC EI+ Voltage SIR Autospec-Utima
 353.8970 S:8 F:2 BSUB(10000,15,-3.0) PKD(5,5,3,0,100,0,0,00%,F,F) Exp:PCDD
 Sample Text:6269-007-0001-SA File Text:Frontier Analytical Laboratory



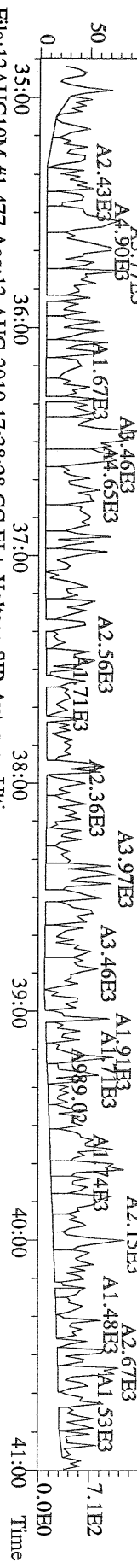
File:12AUG10M #1-411 Acq:12-AUG-2010 17:38:28 GC EI+ Voltage SIR Autospec-Utima
 409.7974 S:8 F:2 BSUB(10000,15,-3.0) PKD(5,5,3,0,100,0,0,00%,F,F) Exp:PCDD
 Sample Text:6269-007-0001-SA File Text:Frontier Analytical Laboratory



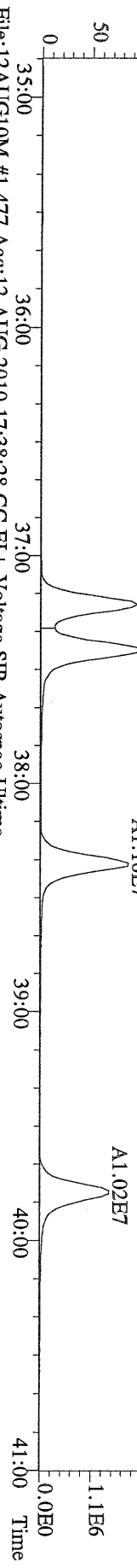
File:12AUG10M #1-477 Acq:12-AUG-2010 17:38:28 GC EI+ Voltage SIR Autospec-Ultima
373.8207 S:8 F:3 BSUB(10000,15,-3.0) PKD(5,5,3,0,100,0,0,00%,F,F) Exp:PCDD
Sample Text:6269-007-0001-SA File Text:Frontier Analytical Laboratory



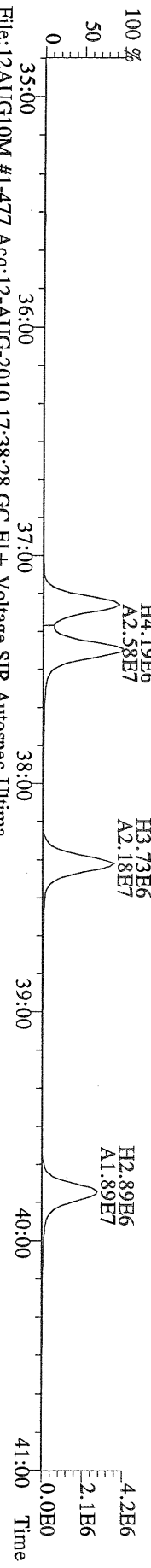
File:12AUG10M #1-477 Acq:12-AUG-2010 17:38:28 GC EI+ Voltage SIR Autospec-Ultima
375.8178 S:8 F:3 BSUB(10000,15,-3.0) PKD(5,5,3,0,100,0,0,00%,F,F) Exp:PCDD
Sample Text:6269-007-0001-SA File Text:Frontier Analytical Laboratory



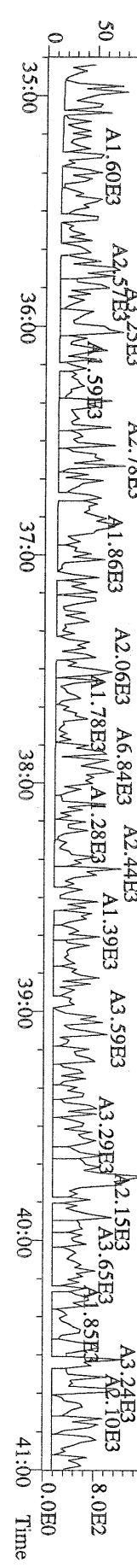
File:12AUG10M #1-477 Acq:12-AUG-2010 17:38:28 GC EI+ Voltage SIR Autospec-Ultima
383.8639 S:8 F:3 BSUB(10000,15,-3.0) PKD(5,5,3,0,100,0,0,00%,F,F) Exp:PCDD
Sample Text:6269-007-0001-SA File Text:Frontier Analytical Laboratory



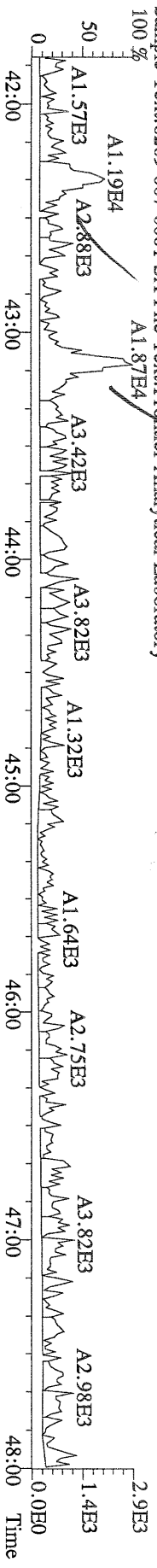
File:12AUG10M #1-477 Acq:12-AUG-2010 17:38:28 GC EI+ Voltage SIR Autospec-Ultima
385.8610 S:8 F:3 BSUB(10000,15,-3.0) PKD(5,5,3,0,100,0,0,00%,F,F) Exp:PCDD
Sample Text:6269-007-0001-SA File Text:Frontier Analytical Laboratory



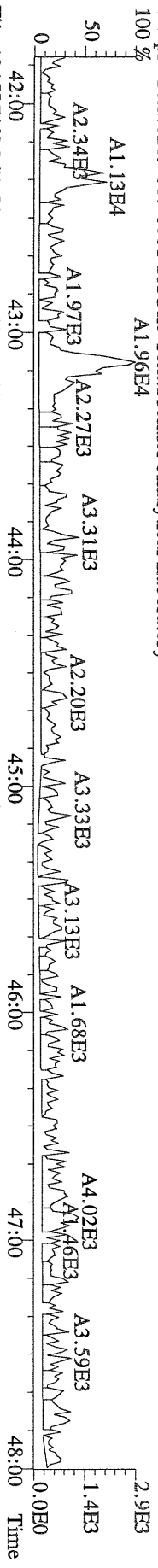
File:12AUG10M #1-477 Acq:12-AUG-2010 17:38:28 GC EI+ Voltage SIR Autospec-Ultima
445.7555 S:8 F:3 BSUB(10000,15,-3.0) PKD(5,5,3,0,100,0,0,00%,F,F) Exp:PCDD
Sample Text:6269-007-0001-SA File Text:Frontier Analytical Laboratory



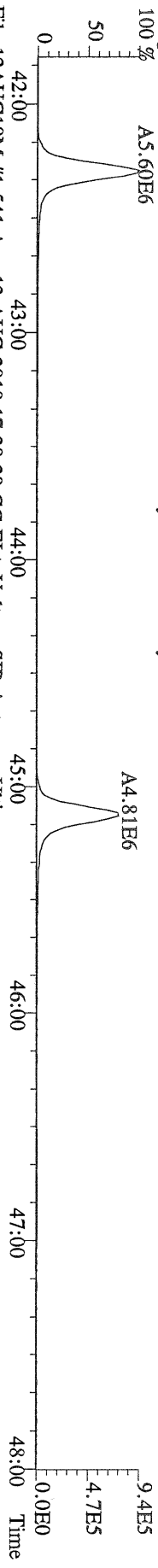
File:12AUG10M #1-541 Acq:12-AUG-2010 17:38:28 GC EI + Voltage SIR Autospec-Ultima
 407.7818 S:8 F:4 BSUB(10000,15,-3.0) PKD(5,5,3,0,10%,100,0,0,00%,F,F) Exp:PCDD
 Sample Text:6269-007-0001-SA File Text:Frontier Analytical Laboratory



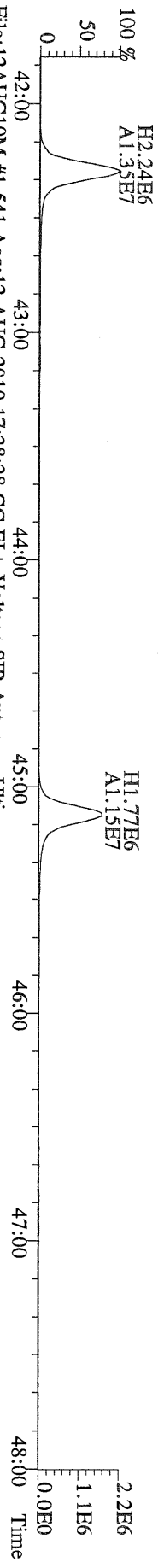
File:12AUG10M #1-541 Acq:12-AUG-2010 17:38:28 GC EI + Voltage SIR Autospec-Ultima
 409.7788 S:8 F:4 BSUB(10000,15,-3.0) PKD(5,5,3,0,10%,100,0,0,00%,F,F) Exp:PCDD
 Sample Text:6269-007-0001-SA File Text:Frontier Analytical Laboratory



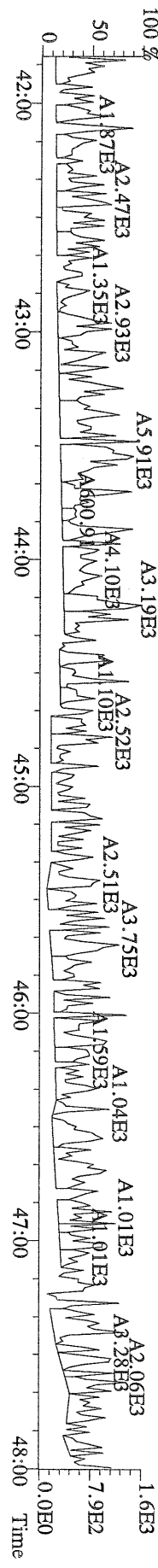
File:12AUG10M #1-541 Acq:12-AUG-2010 17:38:28 GC EI + Voltage SIR Autospec-Ultima
 417.8253 S:8 F:4 BSUB(10000,15,-3.0) PKD(5,5,3,0,10%,100,0,0,00%,F,F) Exp:PCDD
 Sample Text:6269-007-0001-SA File Text:Frontier Analytical Laboratory



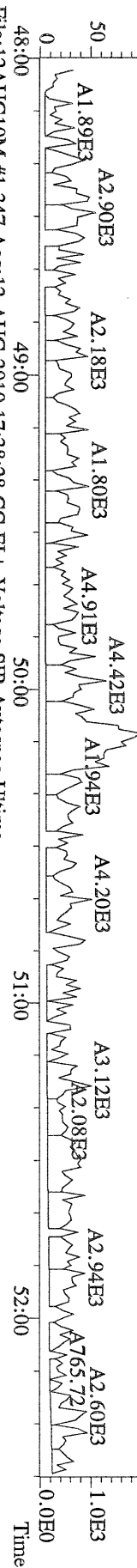
File:12AUG10M #1-541 Acq:12-AUG-2010 17:38:28 GC EI + Voltage SIR Autospec-Ultima
 419.8220 S:8 F:4 BSUB(10000,15,-3.0) PKD(5,5,3,0,10%,100,0,0,00%,F,F) Exp:PCDD
 Sample Text:6269-007-0001-SA File Text:Frontier Analytical Laboratory



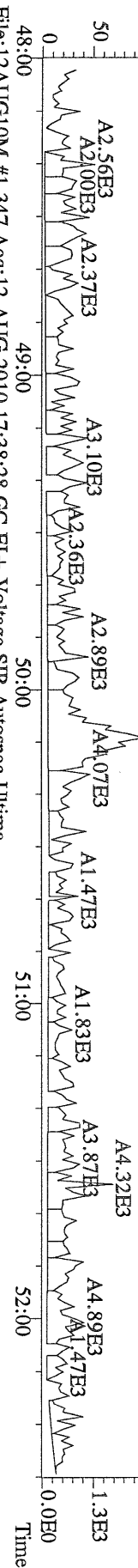
File:12AUG10M #1-541 Acq:12-AUG-2010 17:38:28 GC EI + Voltage SIR Autospec-Ultima
 479.7165 S:8 F:4 BSUB(10000,15,-3.0) PKD(5,5,3,0,10%,100,0,0,00%,F,F) Exp:PCDD
 Sample Text:6269-007-0001-SA File Text:Frontier Analytical Laboratory



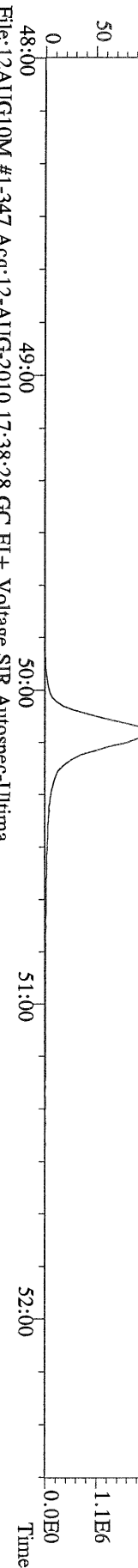
File:12AUG10M #1-347 Acq:12-AUG-2010 17:38:28 GC EI+ Voltage SIR Autospec-Ultima
 441.7428 S:8 F:5 BSUB(10000,15,-3.0) PKD(5,5,3,0,10%,100,0,0,00%,F,F) Exp:PCDD
 Sample Text:6269-007-0001-SA File Text:Frontier Analytical Laboratory



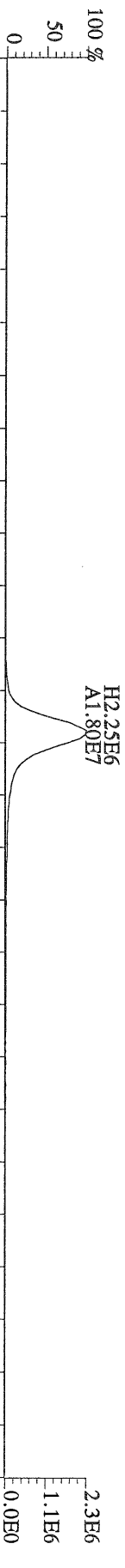
File:12AUG10M #1-347 Acq:12-AUG-2010 17:38:28 GC EI+ Voltage SIR Autospec-Ultima
 443.7398 S:8 F:5 BSUB(10000,15,-3.0) PKD(5,5,3,0,10%,100,0,0,00%,F,F) Exp:PCDD
 Sample Text:6269-007-0001-SA File Text:Frontier Analytical Laboratory



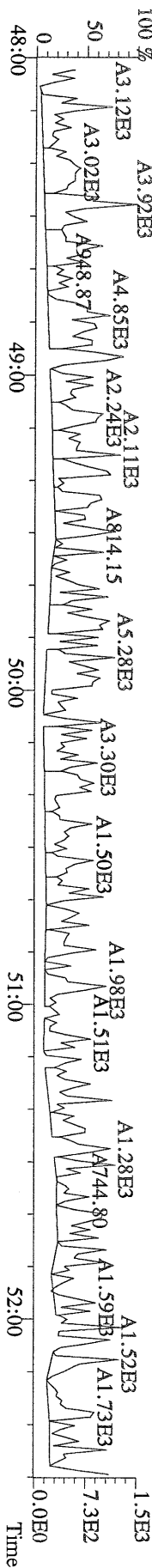
File:12AUG10M #1-347 Acq:12-AUG-2010 17:38:28 GC EI+ Voltage SIR Autospec-Ultima
 453.7831 S:8 F:5 BSUB(10000,15,-3.0) PKD(5,5,3,0,10%,100,0,0,00%,F,F) Exp:PCDD
 Sample Text:6269-007-0001-SA File Text:Frontier Analytical Laboratory



File:12AUG10M #1-347 Acq:12-AUG-2010 17:38:28 GC EI+ Voltage SIR Autospec-Ultima
 455.7801 S:8 F:5 BSUB(10000,15,-3.0) PKD(5,5,3,0,10%,100,0,0,00%,F,F) Exp:PCDD
 Sample Text:6269-007-0001-SA File Text:Frontier Analytical Laboratory



File:12AUG10M #1-347 Acq:12-AUG-2010 17:38:28 GC EI+ Voltage SIR Autospec-Ultima
 513.6775 S:8 F:5 BSUB(10000,15,-3.0) PKD(5,5,3,0,10%,100,0,0,00%,F,F) Exp:PCDD
 Sample Text:6269-007-0001-SA File Text:Frontier Analytical Laboratory



Name	Resp	RA	RT	RRF	WHO 1998 Tox:		WHO 2005 Tox:		DL	
					Conc	Qual	Fac	Noise-1		Noise-2
2,3,7,8-TCDD	*	* n	NotFnd	1.04	*		2.50	327	368	0.339
1,2,3,7,8-PeCDD	*	* n	NotFnd	1.05	*		2.50	529	351	0.529
1,2,3,4,7,8-HxCDD	*	* n	NotFnd	1.30	*		2.50	545	493	0.683
1,2,3,6,7,8-HxCDD	*	* n	NotFnd	1.28	*		2.50	545	493	0.798
1,2,3,7,8,9-HxCDD	*	* n	NotFnd	1.25	*		2.50	545	493	0.763
1,2,3,4,6,7,8-HpCDD	4.77e+04	0.91 y	44:13	1.35	2.42	J	2.50	-	-	*
OCDD	2.34e+05	0.99 y	49:47	1.25	25.5		2.50	-	-	*

2,3,7,8-TCDF	*	* n	NotFnd	1.62	*		2.50	500	566	0.197
1,2,3,7,8-PeCDF	*	* n	NotFnd	0.92	*		2.50	519	603	0.457
2,3,4,7,8-PeCDF	*	* n	NotFnd	0.94	*		2.50	519	603	0.453
1,2,3,4,7,8-HxCDF	*	* n	NotFnd	0.93	*		2.50	430	384	0.343
1,2,3,6,7,8-HxCDF	*	* n	NotFnd	0.84	*		2.50	430	384	0.359
2,3,4,6,7,8-HxCDF	*	* n	NotFnd	0.90	*		2.50	430	384	0.381
1,2,3,7,8,9-HxCDF	*	* n	NotFnd	0.98	*		2.50	430	384	0.444
1,2,3,4,6,7,8-HpCDF	*	* n	NotFnd	1.38	*		2.50	364	399	0.421
1,2,3,4,7,8,9-HpCDF	*	* n	NotFnd	1.62	*		2.50	364	399	0.481
OCDF	*	* n	NotFnd	0.74	*		2.50	358	357	1.17

										Rec
13C-2,3,7,8-TCDD	2.19e+07	0.83 y	27:25	0.93	936					95.0
13C-1,2,3,7,8-PeCDD	2.17e+07	1.77 y	33:14	0.81	1070					108
13C-1,2,3,4,7,8-HxCDD	1.54e+07	1.31 y	38:37	0.95	954					96.9
13C-1,2,3,6,7,8-HxCDD	1.50e+07	1.32 y	38:46	1.00	881					89.4
13C-1,2,3,4,6,7,8-HpCDD	1.43e+07	1.03 y	44:11	0.92	910					92.3
13C-OCDD	1.45e+07	0.93 y	49:45	0.63	1340					68.0

13C-2,3,7,8-TCDF	3.68e+07	0.88 y	26:41	0.87	934					94.8
13C-1,2,3,7,8-PeCDF	3.41e+07	1.74 y	31:30	0.81	930					94.4
13C-2,3,4,7,8-PeCDF	3.30e+07	1.78 y	32:49	0.75	966					98.1
13C-1,2,3,4,7,8-HxCDF	3.43e+07	0.53 y	37:13	1.74	1160					117
13C-1,2,3,6,7,8-HxCDF	3.98e+07	0.55 y	37:25	2.17	1070					109
13C-2,3,4,6,7,8-HxCDF	3.32e+07	0.54 y	38:21	1.82	1070					109
13C-1,2,3,7,8,9-HxCDF	2.86e+07	0.55 y	39:47	1.49	1130					115
13C-1,2,3,4,6,7,8-HpCDF	1.87e+07	0.42 y	42:18	1.10	997					101
13C-1,2,3,4,7,8,9-HpCDF	1.54e+07	0.42 y	45:07	0.81	1100					112
13C-OCDF	3.19e+07	0.96 y	50:07	1.19	1570					79.8

37Cl-2,3,7,8-TCDD	9.66e+06		27:27	0.93	412					105
-------------------	----------	--	-------	------	-----	--	--	--	--	-----

13C-1,2,3,4-TCDD	2.48e+07	0.85 y	26:50	-	36.1					
13C-1,2,3,4-TCDF	4.47e+07	0.87 y	25:35	-	41.3					
13C-1,2,3,7,8,9-HxCDD	1.68e+07	1.36 y	39:13	-	38.5					

	Fac	Noise-1	Noise-2	DL	#Hom					
Total Tetra-Dioxins	3.02e+04	25:40	1.04	1.32	J	2.50	-	-	*	1
Total Penta-Dioxins	*	NotFnd	1.05	*		2.50	529	351	0.529	0
Total Hexa-Dioxins	*	NotFnd	1.27	*		2.50	545	493	0.798	0
Total Hepta-Dioxins	1.19e+05	42:50	1.35	6.04	J	2.50	-	-	*	2

Total Tetra-Furans	*	NotFnd	1.62	*		2.50	500	566	0.197	0
1st Fn. Tot Penta-Furans	*	NotFnd	0.93	*		2.50	519	603	0.457	PeCDF 0
Total Penta-Furans	*	NotFnd	0.93	*		2.50	519	603	0.457	0.00 0
Total Hexa-Furans	*	NotFnd	0.90	*		2.50	430	384	0.444	0
Total Hepta-Furans	*	NotFnd	1.48	*		2.50	364	399	0.481	0

Analyst: 

Date: 8/13/10

Totals class: Total Tetra-Dioxins Entry #: 38

Run: 13 File: 12AUG10M S: 7 I: 1 F: 1
Acquired: 12-AUG-10 16:43:05

Total Concentration: 1.32 Unnamed Concentration: 1.316

RT	ml Resp	m2 Resp	RA	Resp	Concentration	Name
25:40	1.24e+04	1.79e+04	0.69 y	3.02e+04	1.32	

Totals class: Total Hepta-Dioxins

Entry #: 41

Run: 13

File: 12AUG10M

S: 7 I: 1 F: 4

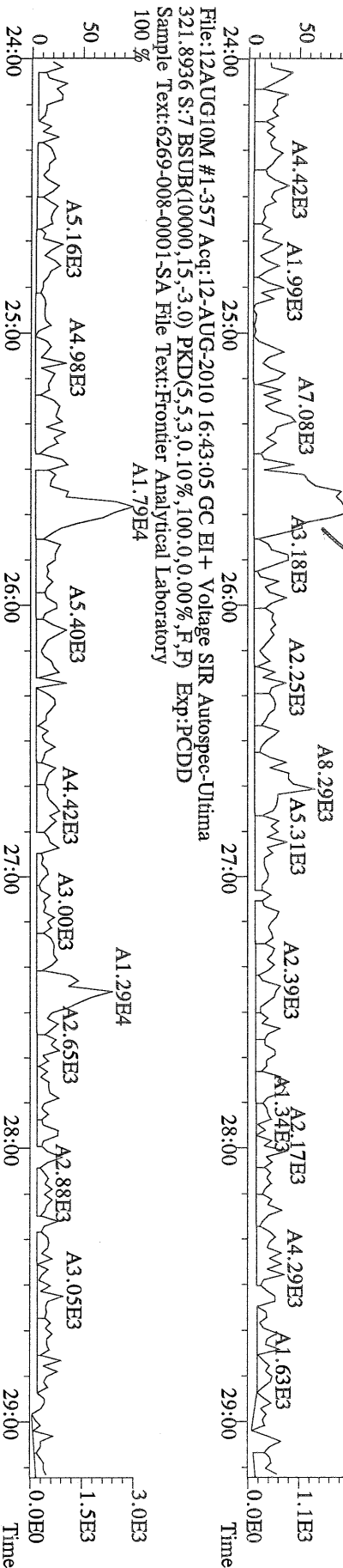
Acquired: 12-AUG-10 16:43:05

Total Concentration: 6.04

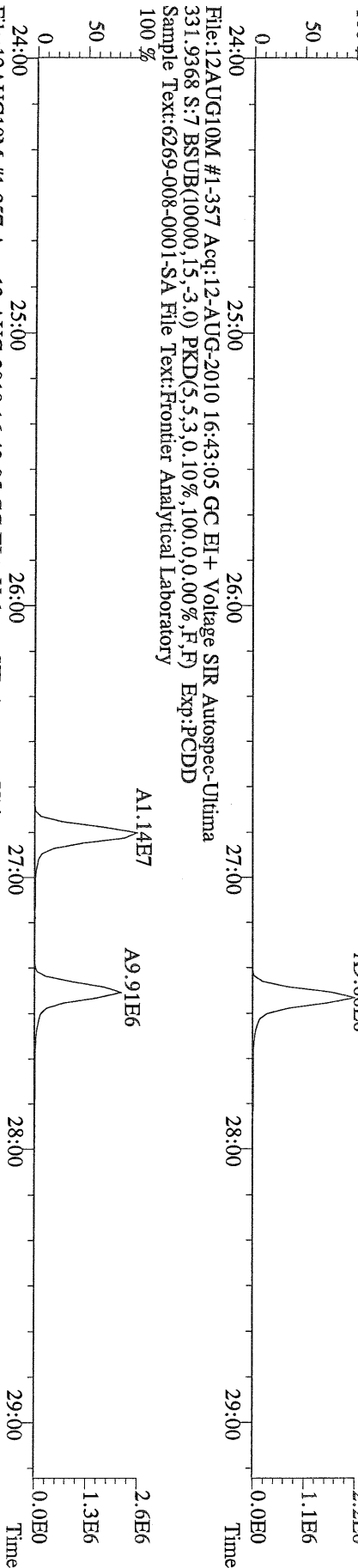
Unnamed Concentration: 3.611

RT	ml Resp	m2 Resp	RA	Resp	Concentration	Name
42:50	3.62e+04	3.48e+04	1.04 y	7.10e+04	3.61	
44:13	2.28e+04	2.49e+04	0.91 y	4.77e+04	2.42	1,2,3,4,6,7,8-HpCDD

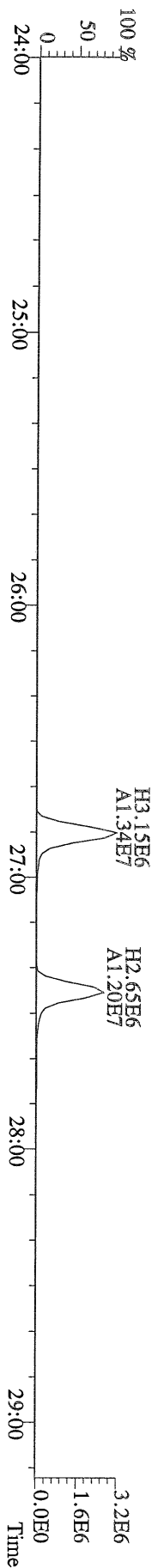
File:12AUG10M #1-357 Acq:12-AUG-2010 16:43:05 GC EI+ Voltage SIR Autospec-Ultima
 319.8965 S:7 BSUB(10000,15,-3.0) PKD(5,5,3,0.10%,100.0,0.00%,F,F) Exp:PCDD
 Sample Text:6269-008-0001-SA File Text:Frontier Analytical Laboratory



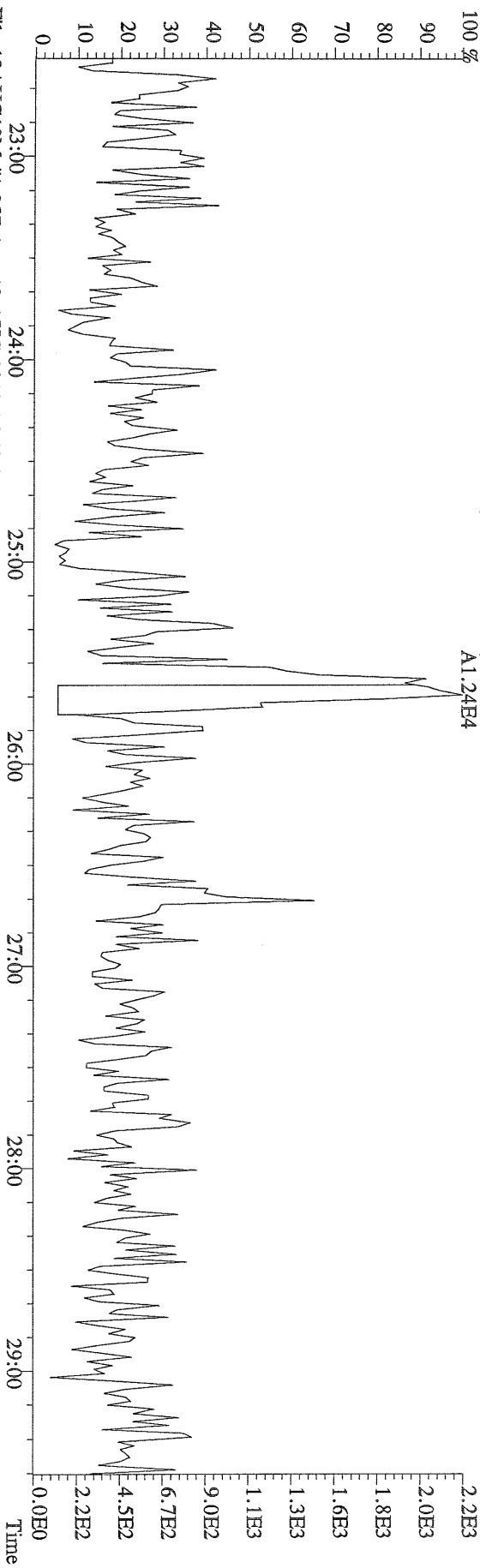
File:12AUG10M #1-357 Acq:12-AUG-2010 16:43:05 GC EI+ Voltage SIR Autospec-Ultima
 327.8847 S:7 BSUB(10000,15,-3.0) PKD(5,5,3,0.10%,100.0,0.00%,F,F) Exp:PCDD
 Sample Text:6269-008-0001-SA File Text:Frontier Analytical Laboratory



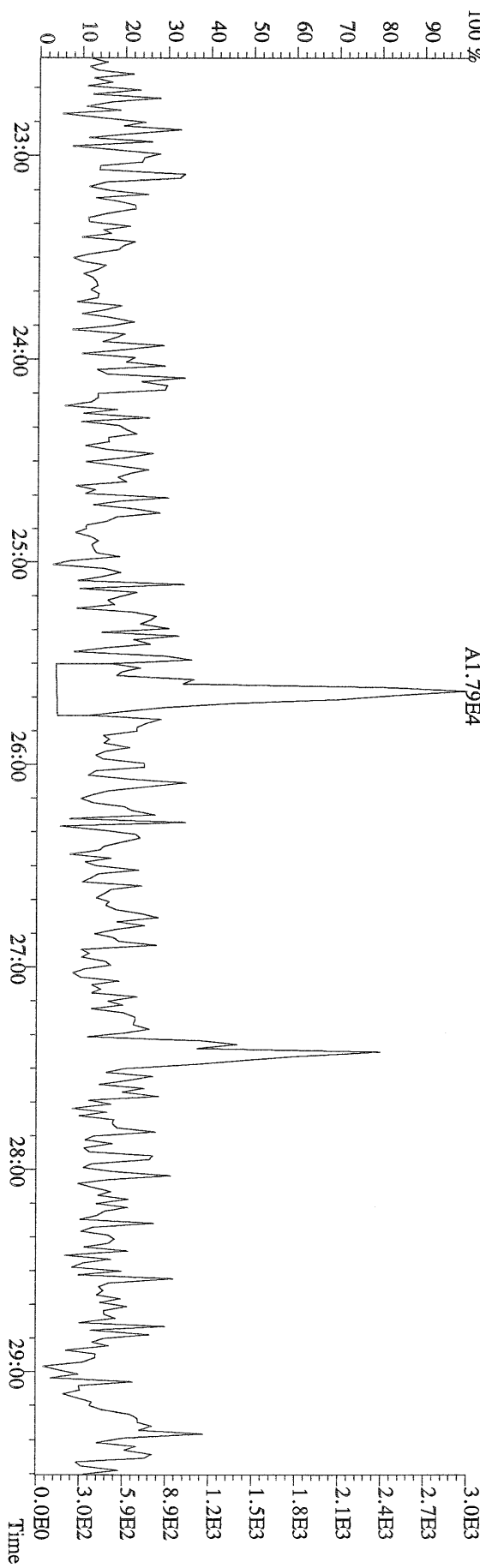
File:12AUG10M #1-357 Acq:12-AUG-2010 16:43:05 GC EI+ Voltage SIR Autospec-Ultima
 333.9339 S:7 BSUB(10000,15,-3.0) PKD(5,5,3,0.10%,100.0,0.00%,F,F) Exp:PCDD
 Sample Text:6269-008-0001-SA File Text:Frontier Analytical Laboratory




File:12AUG10M #1-357 Acq:12-AUG-2010 16:43:05 GC EI+ Voltage SIR Autospec-Ultima
319.8965 S:7 BSUB(10000,15,-3.0) PKD(5,5,3,0,10%,100.0,0.00%,F,F) Exp:PCDD
Sample Text:6269-008-0001-SA File Text:Frontier Analytical Laboratory



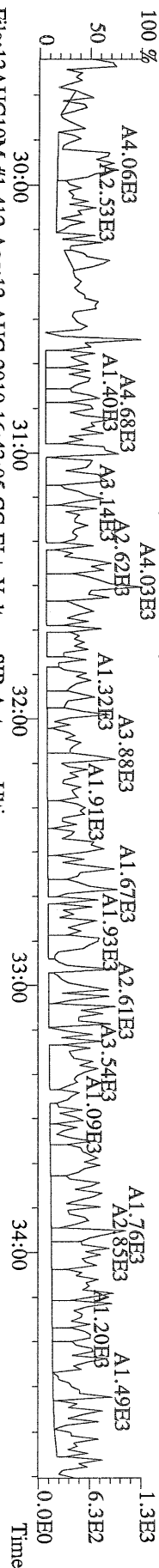
File:12AUG10M #1-357 Acq:12-AUG-2010 16:43:05 GC EI+ Voltage SIR Autospec-Ultima
321.8936 S:7 BSUB(10000,15,-3.0) PKD(5,5,3,0,10%,100.0,0.00%,F,F) Exp:PCDD
Sample Text:6269-008-0001-SA File Text:Frontier Analytical Laboratory




File:12AUG10M #1-412 Acq:12-AUG-2010 16:43:05 GC EI+ Voltage SIR Autospec-Ultima
 355.8546 S:7 F:2 BSUB(10000,15,-3.0) PKD(5,5,3,0,10%,100.0,0.00%,F,F) Exp:PCDD
 Sample Text:6269-008-0001-SA File Text:Frontier Analytical Laboratory




File:12AUG10M #1-412 Acq:12-AUG-2010 16:43:05 GC EI+ Voltage SIR Autospec-Ultima
 357.8517 S:7 F:2 BSUB(10000,15,-3.0) PKD(5,5,3,0,10%,100.0,0.00%,F,F) Exp:PCDD
 Sample Text:6269-008-0001-SA File Text:Frontier Analytical Laboratory



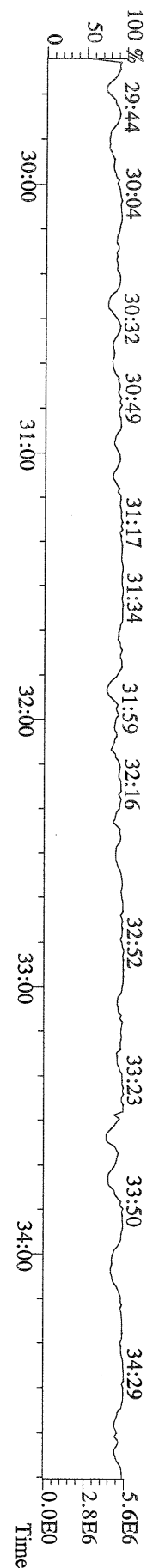
File:12AUG10M #1-412 Acq:12-AUG-2010 16:43:05 GC EI+ Voltage SIR Autospec-Ultima
 367.8949 S:7 F:2 BSUB(10000,15,-3.0) PKD(5,5,3,0,10%,100.0,0.00%,F,F) Exp:PCDD
 Sample Text:6269-008-0001-SA File Text:Frontier Analytical Laboratory




File:12AUG10M #1-412 Acq:12-AUG-2010 16:43:05 GC EI+ Voltage SIR Autospec-Ultima
 369.8919 S:7 F:2 BSUB(10000,15,-3.0) PKD(5,5,3,0,10%,100.0,0.00%,F,F) Exp:PCDD
 Sample Text:6269-008-0001-SA File Text:Frontier Analytical Laboratory



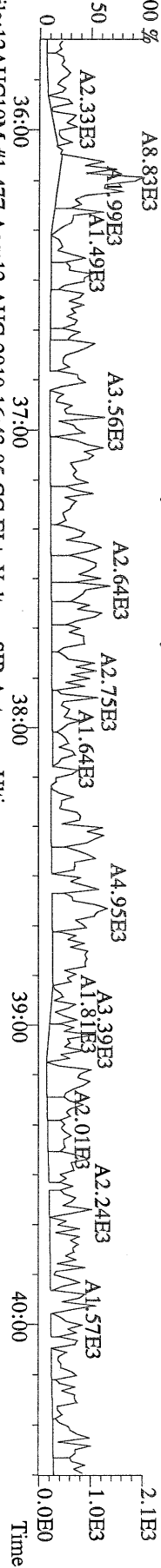
File:12AUG10M #1-412 Acq:12-AUG-2010 16:43:05 GC EI+ Voltage SIR Autospec-Ultima
 366.9792 S:7 F:2 Exp:PCDD
 Sample Text:6269-008-0001-SA File Text:Frontier Analytical Laboratory



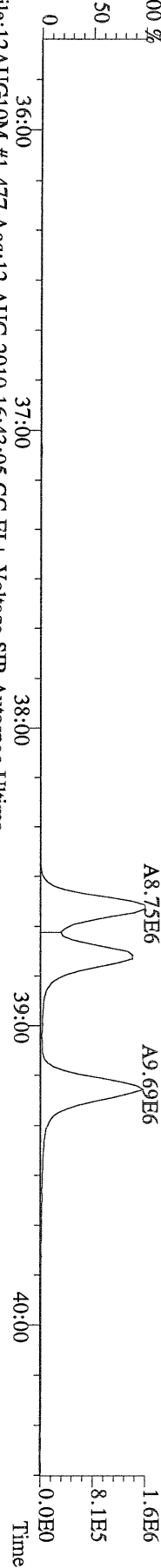
File:12AUG10M #1-477 Acq:12-AUG-2010 16:43:05 GC EI+ Voltage SIR Autospec-Ultima
 389.8156 S:7 F:3 BSUB(10000,15,-3.0) PKD(5,5,3,0,10%,100,0,0,00%,F,F) Exp:PCDD
 Sample Text:6269-008-0001-SA File Text:Frontier Analytical Laboratory



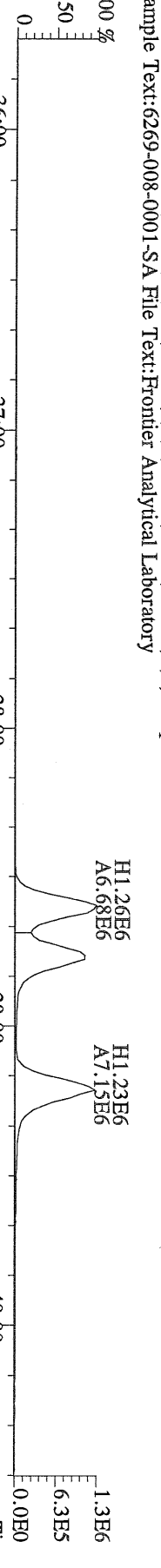
File:12AUG10M #1-477 Acq:12-AUG-2010 16:43:05 GC EI+ Voltage SIR Autospec-Ultima
 391.8127 S:7 F:3 BSUB(10000,15,-3.0) PKD(5,5,3,0,10%,100,0,0,00%,F,F) Exp:PCDD
 Sample Text:6269-008-0001-SA File Text:Frontier Analytical Laboratory



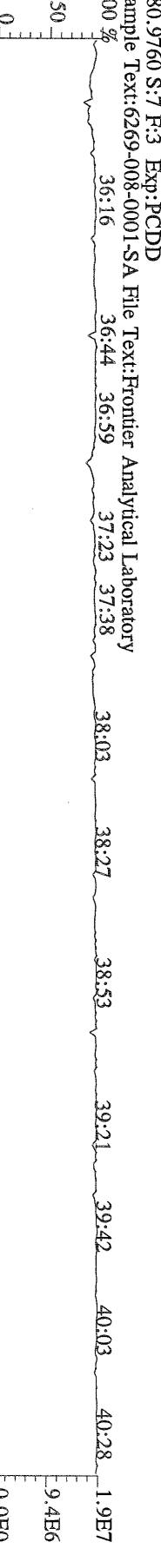
File:12AUG10M #1-477 Acq:12-AUG-2010 16:43:05 GC EI+ Voltage SIR Autospec-Ultima
 401.8559 S:7 F:3 BSUB(10000,15,-3.0) PKD(5,5,3,0,10%,100,0,0,00%,F,F) Exp:PCDD
 Sample Text:6269-008-0001-SA File Text:Frontier Analytical Laboratory



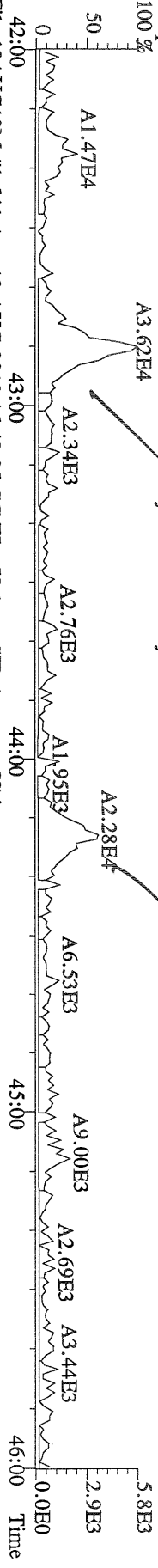
File:12AUG10M #1-477 Acq:12-AUG-2010 16:43:05 GC EI+ Voltage SIR Autospec-Ultima
 403.8530 S:7 F:3 BSUB(10000,15,-3.0) PKD(5,5,3,0,10%,100,0,0,00%,F,F) Exp:PCDD
 Sample Text:6269-008-0001-SA File Text:Frontier Analytical Laboratory



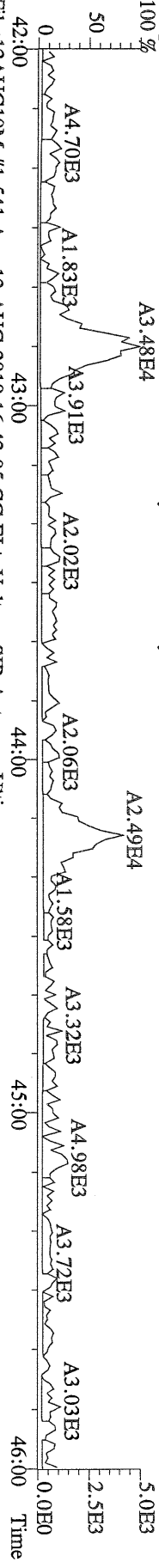
File:12AUG10M #1-477 Acq:12-AUG-2010 16:43:05 GC EI+ Voltage SIR Autospec-Ultima
 380.9760 S:7 F:3 Exp:PCDD
 Sample Text:6269-008-0001-SA File Text:Frontier Analytical Laboratory



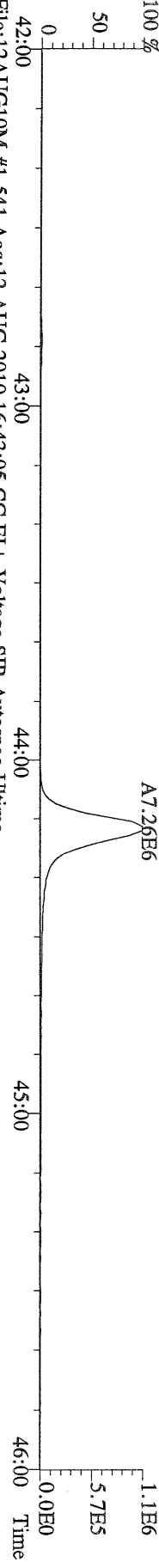
File:12AUG10M #1-541 Acq:12-AUG-2010 16:43:05 GC EI + Voltage SIR Autospec-Ultima
 423.7767 S:7 F:4 BSUB(10000,15,-3.0) PKD(5,5,3,0,10%,100.0,0.00%,F,F) Exp:PCDD
 Sample Text:6269-008-0001-SA File Text:Frontier Analytical Laboratory



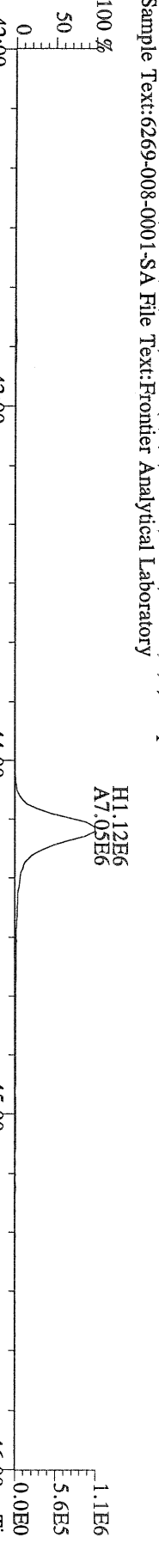
File:12AUG10M #1-541 Acq:12-AUG-2010 16:43:05 GC EI + Voltage SIR Autospec-Ultima
 425.7737 S:7 F:4 BSUB(10000,15,-3.0) PKD(5,5,3,0,10%,100.0,0.00%,F,F) Exp:PCDD
 Sample Text:6269-008-0001-SA File Text:Frontier Analytical Laboratory




File:12AUG10M #1-541 Acq:12-AUG-2010 16:43:05 GC EI + Voltage SIR Autospec-Ultima
 435.8169 S:7 F:4 BSUB(10000,15,-3.0) PKD(5,5,3,0,10%,100.0,0.00%,F,F) Exp:PCDD
 Sample Text:6269-008-0001-SA File Text:Frontier Analytical Laboratory



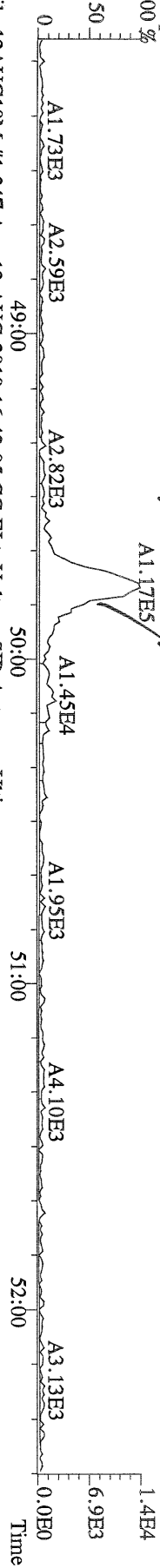
File:12AUG10M #1-541 Acq:12-AUG-2010 16:43:05 GC EI + Voltage SIR Autospec-Ultima
 437.8140 S:7 F:4 BSUB(10000,15,-3.0) PKD(5,5,3,0,10%,100.0,0.00%,F,F) Exp:PCDD
 Sample Text:6269-008-0001-SA File Text:Frontier Analytical Laboratory



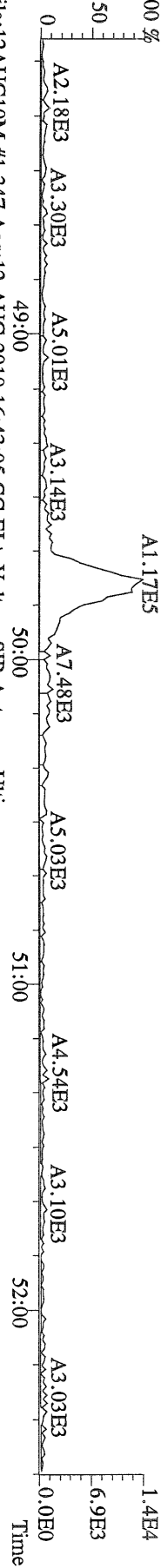
File:12AUG10M #1-541 Acq:12-AUG-2010 16:43:05 GC EI + Voltage SIR Autospec-Ultima
 430.9728 S:7 F:4 Exp:PCDD
 Sample Text:6269-008-0001-SA File Text:Frontier Analytical Laboratory



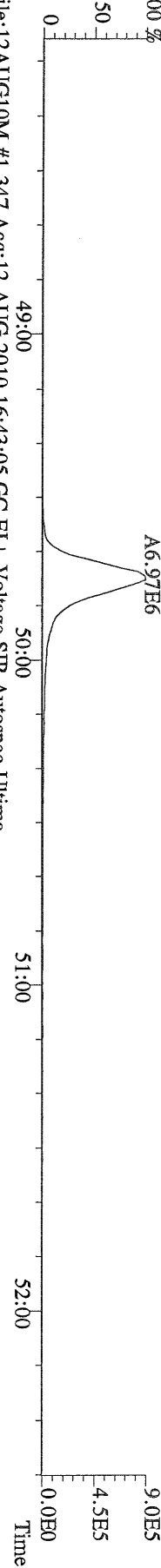
File:12AUG10M #1-347 Acq:12-AUG-2010 16:43:05 GC EI+ Voltage SIR Autospec-Ultima
 457.7377 S:7 F:5 BSUB(10000,15,-3.0) PKD(5,5,3,0,10%,100,0,0,00%,F,F) Exp:PCDD
 Sample Text:6269-008-0001-SA File Text:Frontier Analytical Laboratory



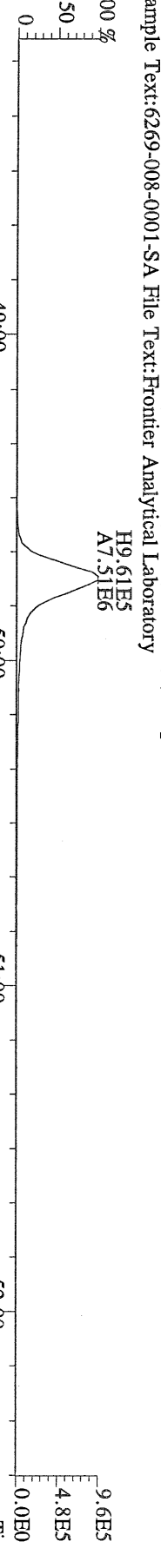
File:12AUG10M #1-347 Acq:12-AUG-2010 16:43:05 GC EI+ Voltage SIR Autospec-Ultima
 459.7348 S:7 F:5 BSUB(10000,15,-3.0) PKD(5,5,3,0,10%,100,0,0,00%,F,F) Exp:PCDD
 Sample Text:6269-008-0001-SA File Text:Frontier Analytical Laboratory




File:12AUG10M #1-347 Acq:12-AUG-2010 16:43:05 GC EI+ Voltage SIR Autospec-Ultima
 469.7780 S:7 F:5 BSUB(10000,15,-3.0) PKD(5,5,3,0,10%,100,0,0,00%,F,F) Exp:PCDD
 Sample Text:6269-008-0001-SA File Text:Frontier Analytical Laboratory



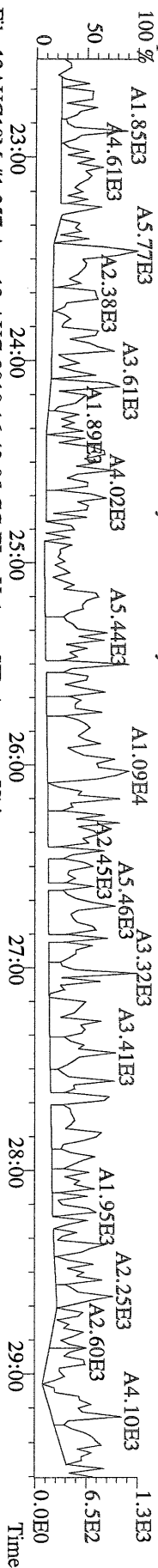
File:12AUG10M #1-347 Acq:12-AUG-2010 16:43:05 GC EI+ Voltage SIR Autospec-Ultima
 471.7750 S:7 F:5 BSUB(10000,15,-3.0) PKD(5,5,3,0,10%,100,0,0,00%,F,F) Exp:PCDD
 Sample Text:6269-008-0001-SA File Text:Frontier Analytical Laboratory



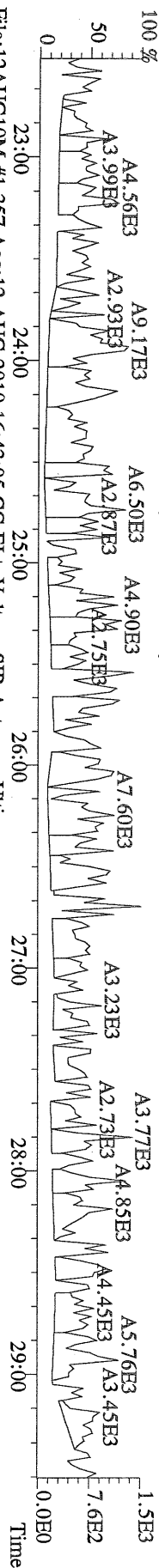
File:12AUG10M #1-347 Acq:12-AUG-2010 16:43:05 GC EI+ Voltage SIR Autospec-Ultima
 454.9728 S:7 F:5 Exp:PCDD
 Sample Text:6269-008-0001-SA File Text:Frontier Analytical Laboratory



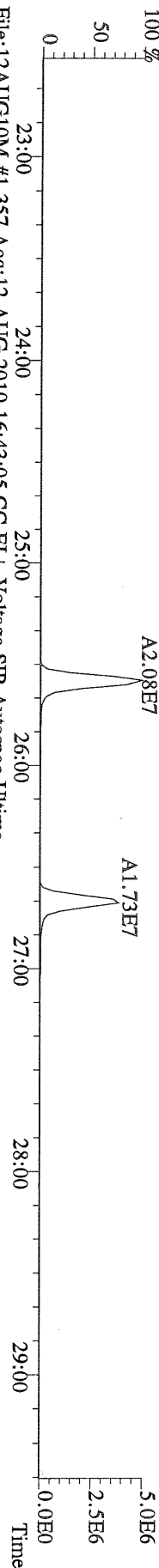
File:12AUG10M #1-357 Acq:12-AUG-2010 16:43:05 GC EI+ Voltage SIR Autospec-Ultima
303.9016 S:7 BSUB(10000,15,-3.0) PKD(5,5,3,0.10%,100.0,0.00%,F,F) Exp:PCDD
Sample Text:6269-008-0001-SA File Text:Frontier Analytical Laboratory



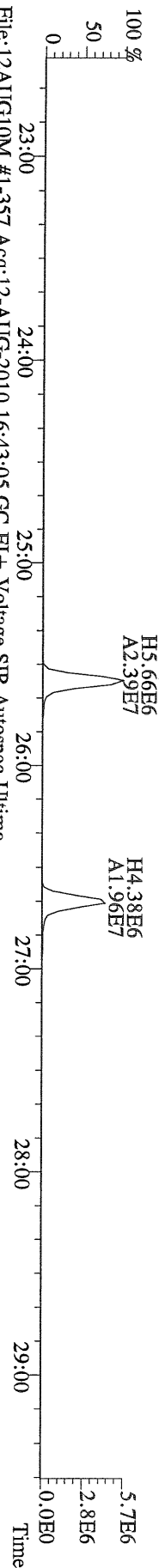
File:12AUG10M #1-357 Acq:12-AUG-2010 16:43:05 GC EI+ Voltage SIR Autospec-Ultima
305.8987 S:7 BSUB(10000,15,-3.0) PKD(5,5,3,0.10%,100.0,0.00%,F,F) Exp:PCDD
Sample Text:6269-008-0001-SA File Text:Frontier Analytical Laboratory



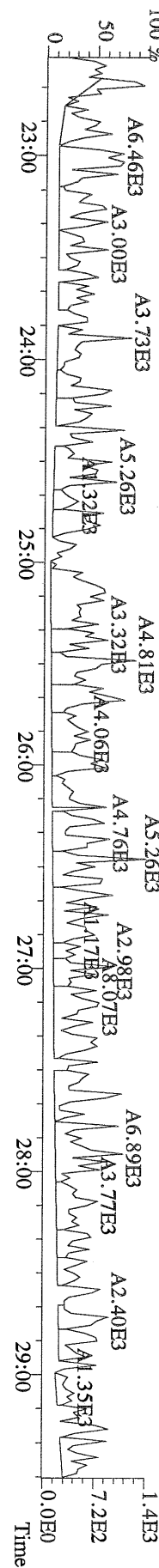
File:12AUG10M #1-357 Acq:12-AUG-2010 16:43:05 GC EI+ Voltage SIR Autospec-Ultima
315.9419 S:7 BSUB(10000,15,-3.0) PKD(5,5,3,0.10%,100.0,0.00%,F,F) Exp:PCDD
Sample Text:6269-008-0001-SA File Text:Frontier Analytical Laboratory



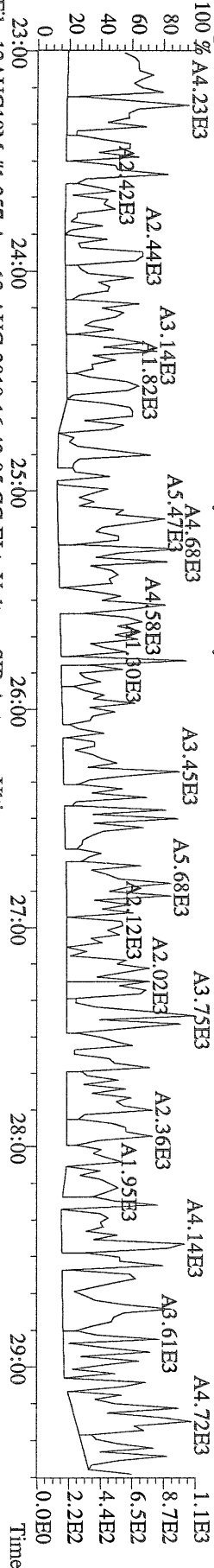
File:12AUG10M #1-357 Acq:12-AUG-2010 16:43:05 GC EI+ Voltage SIR Autospec-Ultima
317.9389 S:7 BSUB(10000,15,-3.0) PKD(5,5,3,0.10%,100.0,0.00%,F,F) Exp:PCDD
Sample Text:6269-008-0001-SA File Text:Frontier Analytical Laboratory



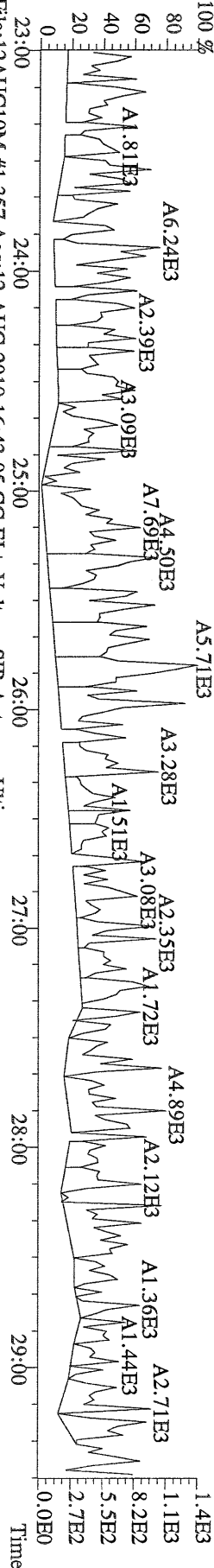
File:12AUG10M #1-357 Acq:12-AUG-2010 16:43:05 GC EI+ Voltage SIR Autospec-Ultima
375.8364 S:7 BSUB(10000,15,-3.0) PKD(5,5,3,0.10%,100.0,0.00%,F,F) Exp:PCDD
Sample Text:6269-008-0001-SA File Text:Frontier Analytical Laboratory



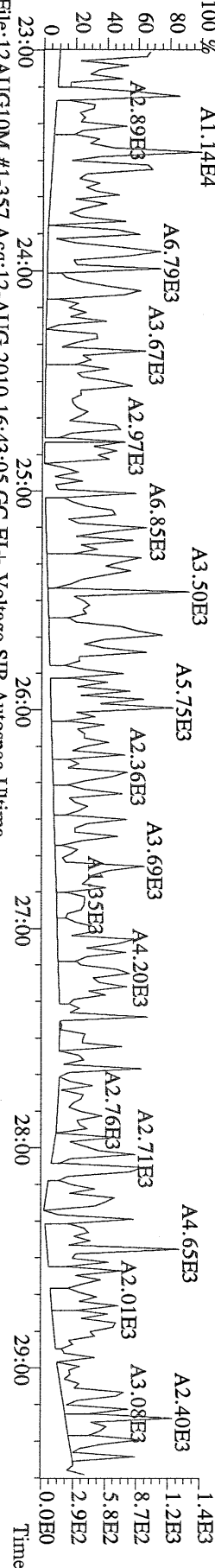
File:12AUG10M #1-357 Acq:12-AUG-2010 16:43:05 GC EI+ Voltage SIR Autospec-Utima
 339.8597 S:7 BSUB(10000,15,-3.0) PKD(5,5,3,0.10%,100,0,0.00%,F,F) Exp:PCDD
 Sample Text:6269-008-0001-SA File Text:Frontier Analytical Laboratory
 100% A4.23E3



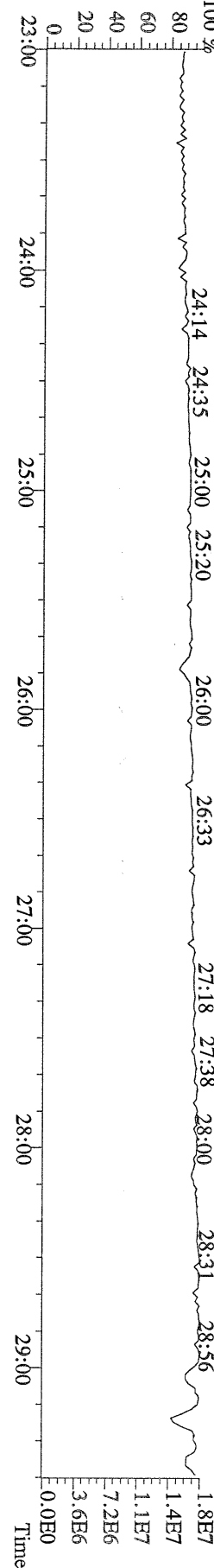
File:12AUG10M #1-357 Acq:12-AUG-2010 16:43:05 GC EI+ Voltage SIR Autospec-Utima
 341.8568 S:7 BSUB(10000,15,-3.0) PKD(5,5,3,0.10%,100,0,0.00%,F,F) Exp:PCDD
 Sample Text:6269-008-0001-SA File Text:Frontier Analytical Laboratory
 100%



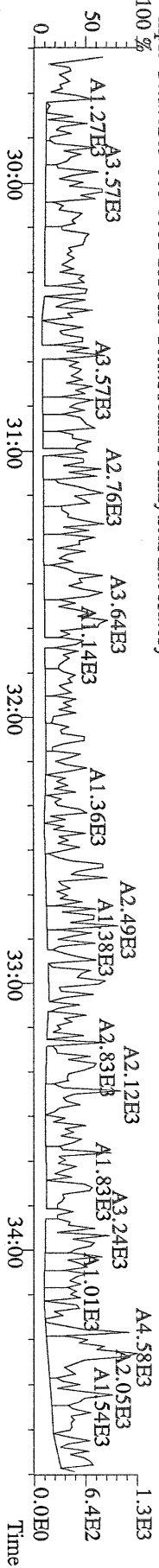
File:12AUG10M #1-357 Acq:12-AUG-2010 16:43:05 GC EI+ Voltage SIR Autospec-Utima
 409.7974 S:7 BSUB(10000,15,-3.0) PKD(5,5,3,0.10%,100,0,0.00%,F,F) Exp:PCDD
 Sample Text:6269-008-0001-SA File Text:Frontier Analytical Laboratory
 100%



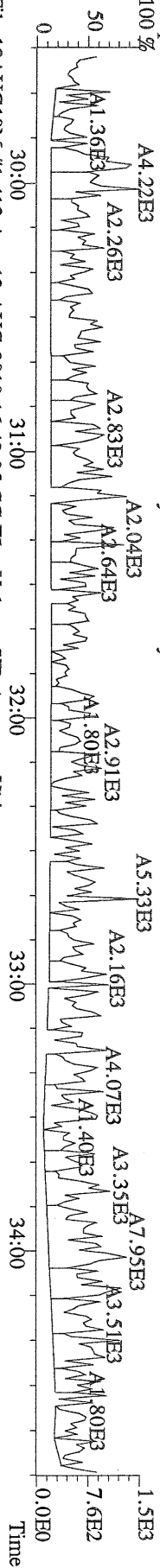
File:12AUG10M #1-357 Acq:12-AUG-2010 16:43:05 GC EI+ Voltage SIR Autospec-Utima
 330.9792 S:7 Exp:PCDD
 Sample Text:6269-008-0001-SA File Text:Frontier Analytical Laboratory
 100%



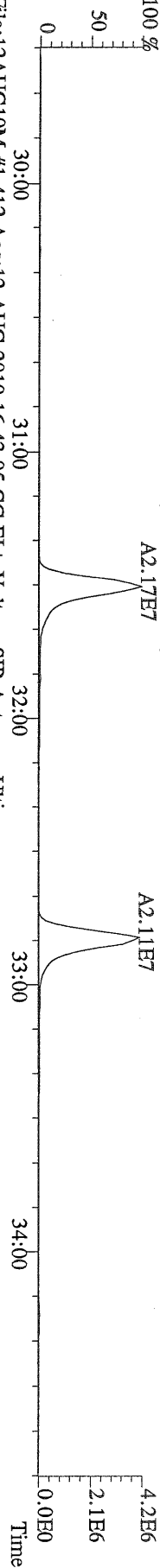
File:12AUG10M #1-412 Acq:12-AUG-2010 16:43:05 GC EI+ Voltage SIR Autospec-Ultima
 339.8597 S:7 F:2 BSUB(10000,15,-3.0) PKD(5,5,3,0,10%,100,0,0,00%,F,F) Exp:PCDD
 Sample Text:6269-008-0001-SA File Text:Frontier Analytical Laboratory




File:12AUG10M #1-412 Acq:12-AUG-2010 16:43:05 GC EI+ Voltage SIR Autospec-Ultima
 341.8568 S:7 F:2 BSUB(10000,15,-3.0) PKD(5,5,3,0,10%,100,0,0,00%,F,F) Exp:PCDD
 Sample Text:6269-008-0001-SA File Text:Frontier Analytical Laboratory



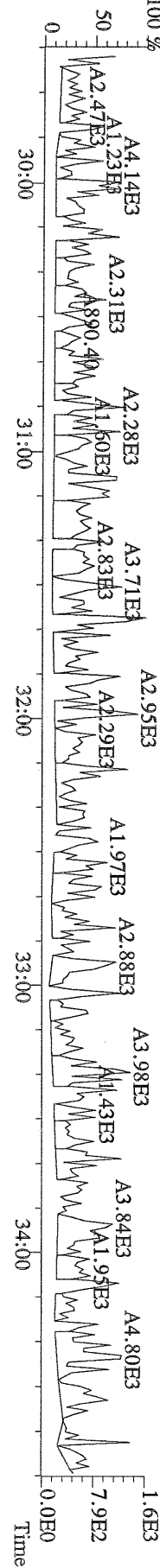
File:12AUG10M #1-412 Acq:12-AUG-2010 16:43:05 GC EI+ Voltage SIR Autospec-Ultima
 351.9000 S:7 F:2 BSUB(10000,15,-3.0) PKD(5,5,3,0,10%,100,0,0,00%,F,F) Exp:PCDD
 Sample Text:6269-008-0001-SA File Text:Frontier Analytical Laboratory



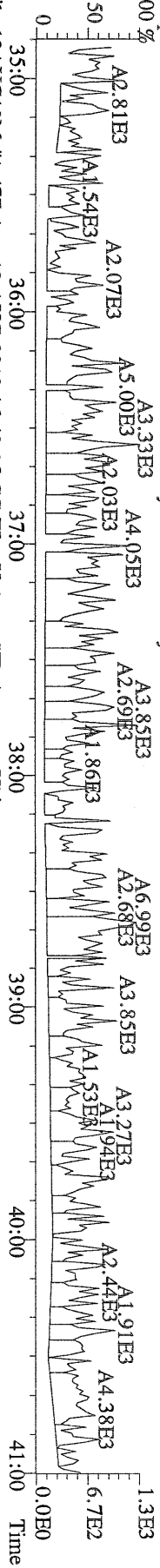
File:12AUG10M #1-412 Acq:12-AUG-2010 16:43:05 GC EI+ Voltage SIR Autospec-Ultima
 353.8970 S:7 F:2 BSUB(10000,15,-3.0) PKD(5,5,3,0,10%,100,0,0,00%,F,F) Exp:PCDD
 Sample Text:6269-008-0001-SA File Text:Frontier Analytical Laboratory



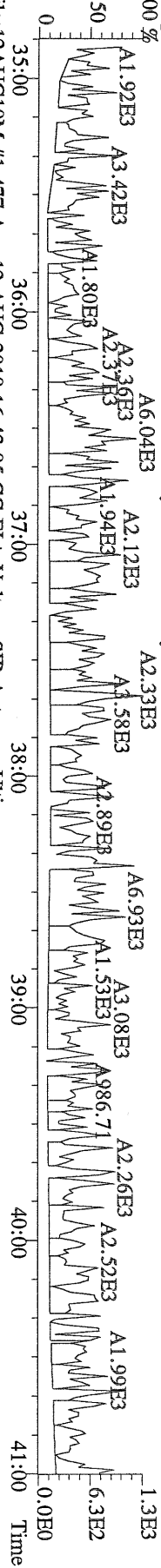
File:12AUG10M #1-412 Acq:12-AUG-2010 16:43:05 GC EI+ Voltage SIR Autospec-Ultima
 409.7974 S:7 F:2 BSUB(10000,15,-3.0) PKD(5,5,3,0,10%,100,0,0,00%,F,F) Exp:PCDD
 Sample Text:6269-008-0001-SA File Text:Frontier Analytical Laboratory



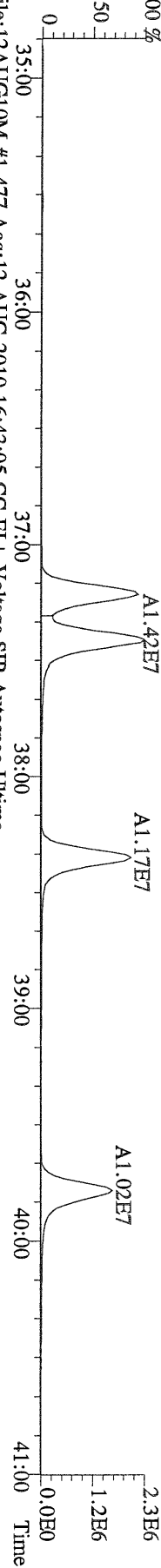
File:12AUG10M #1-477 Acq:12-AUG-2010 16:43:05 GC EI+ Voltage SIR Autospec-Ultima
373.8207 S:7 F:3 BSUB(10000,15,-3.0) PKD(5,5,3,0,100,0,0,00%,F,F) Exp:PCDD
Sample Text:6269-008-0001-SA File Text:Frontier Analytical Laboratory



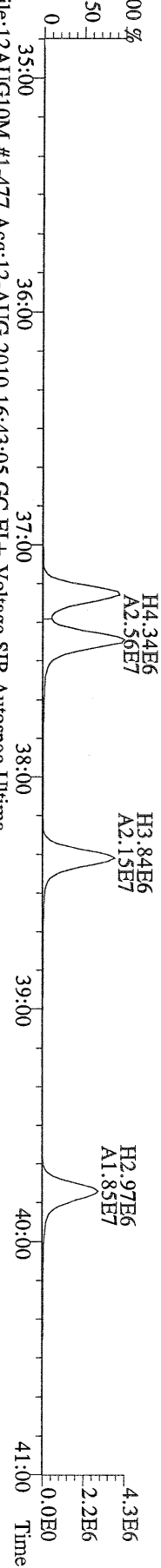
File:12AUG10M #1-477 Acq:12-AUG-2010 16:43:05 GC EI+ Voltage SIR Autospec-Ultima
375.8178 S:7 F:3 BSUB(10000,15,-3.0) PKD(5,5,3,0,100,0,0,00%,F,F) Exp:PCDD
Sample Text:6269-008-0001-SA File Text:Frontier Analytical Laboratory



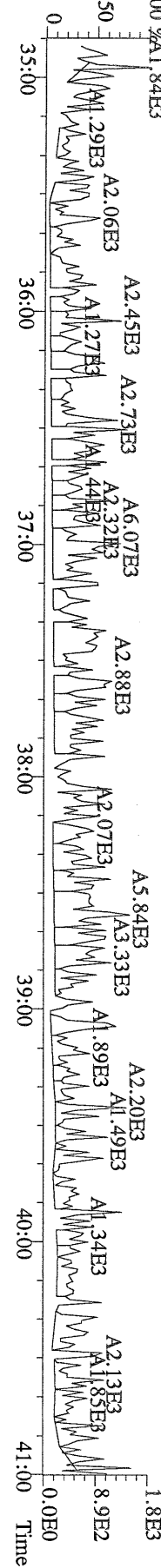
File:12AUG10M #1-477 Acq:12-AUG-2010 16:43:05 GC EI+ Voltage SIR Autospec-Ultima
383.8639 S:7 F:3 BSUB(10000,15,-3.0) PKD(5,5,3,0,100,0,0,00%,F,F) Exp:PCDD
Sample Text:6269-008-0001-SA File Text:Frontier Analytical Laboratory



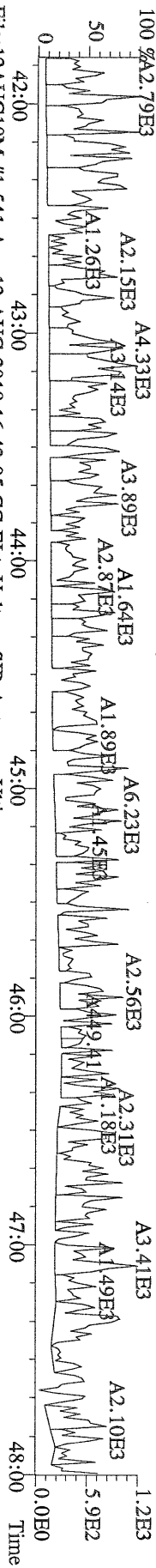
File:12AUG10M #1-477 Acq:12-AUG-2010 16:43:05 GC EI+ Voltage SIR Autospec-Ultima
385.8610 S:7 F:3 BSUB(10000,15,-3.0) PKD(5,5,3,0,100,0,0,00%,F,F) Exp:PCDD
Sample Text:6269-008-0001-SA File Text:Frontier Analytical Laboratory



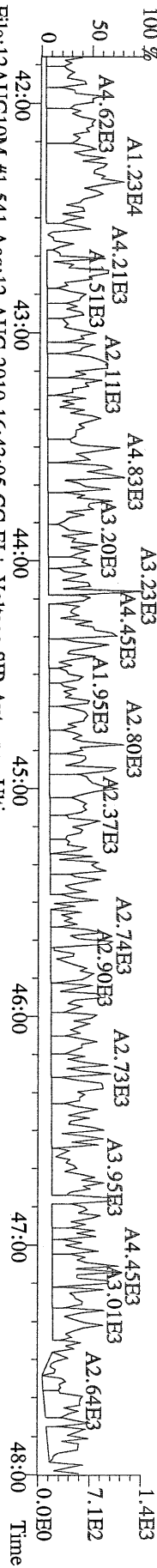
File:12AUG10M #1-477 Acq:12-AUG-2010 16:43:05 GC EI+ Voltage SIR Autospec-Ultima
445.7555 S:7 F:3 BSUB(10000,15,-3.0) PKD(5,5,3,0,100,0,0,00%,F,F) Exp:PCDD
Sample Text:6269-008-0001-SA File Text:Frontier Analytical Laboratory



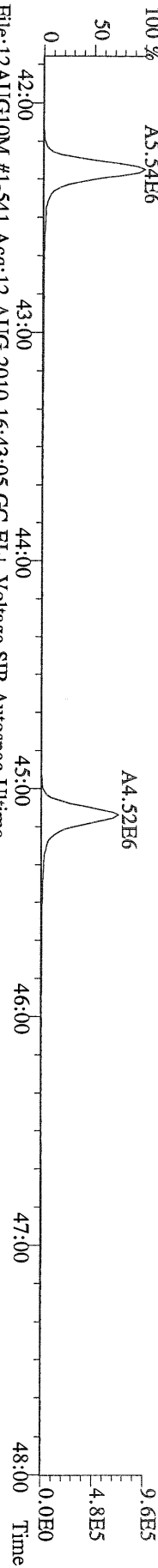
File:12AUG10M #1-541 Acq:12-AUG-2010 16:43:05 GC EI+ Voltage SIR Autospec-Utima
 407.7818 S:7 F:4 BSUB(10000,15,-3.0) PKD(5,5,3,0,100,0,0.00%,F,F) Exp:PCDD
 Sample Text:6269-008-0001-SA File Text:Frontier Analytical Laboratory



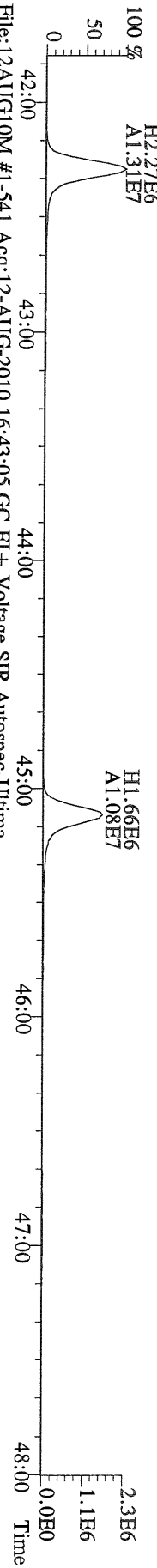
File:12AUG10M #1-541 Acq:12-AUG-2010 16:43:05 GC EI+ Voltage SIR Autospec-Utima
 409.7788 S:7 F:4 BSUB(10000,15,-3.0) PKD(5,5,3,0,100,0,0.00%,F,F) Exp:PCDD
 Sample Text:6269-008-0001-SA File Text:Frontier Analytical Laboratory




File:12AUG10M #1-541 Acq:12-AUG-2010 16:43:05 GC EI+ Voltage SIR Autospec-Utima
 417.8253 S:7 F:4 BSUB(10000,15,-3.0) PKD(5,5,3,0,100,0,0.00%,F,F) Exp:PCDD
 Sample Text:6269-008-0001-SA File Text:Frontier Analytical Laboratory



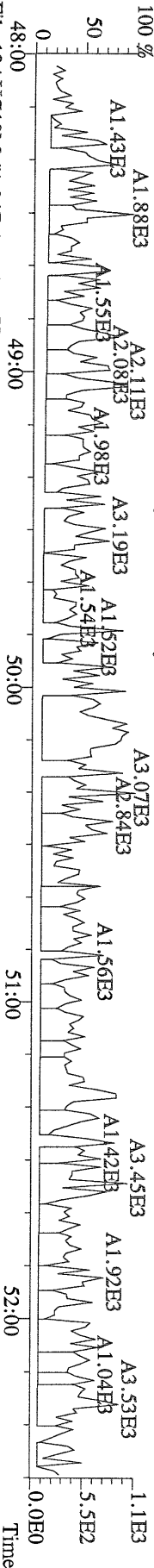
File:12AUG10M #1-541 Acq:12-AUG-2010 16:43:05 GC EI+ Voltage SIR Autospec-Utima
 419.8220 S:7 F:4 BSUB(10000,15,-3.0) PKD(5,5,3,0,100,0,0.00%,F,F) Exp:PCDD
 Sample Text:6269-008-0001-SA File Text:Frontier Analytical Laboratory




File:12AUG10M #1-541 Acq:12-AUG-2010 16:43:05 GC EI+ Voltage SIR Autospec-Utima
 479.7165 S:7 F:4 BSUB(10000,15,-3.0) PKD(5,5,3,0,100,0,0.00%,F,F) Exp:PCDD
 Sample Text:6269-008-0001-SA File Text:Frontier Analytical Laboratory



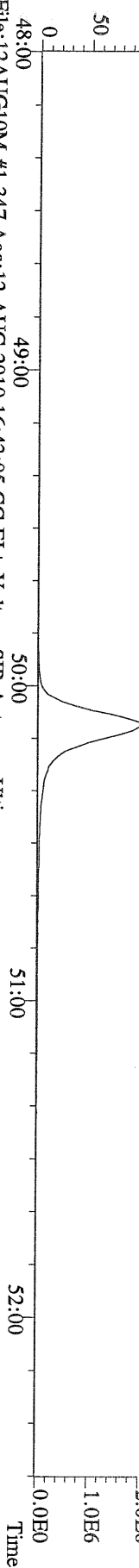
File:12AUG10M #1-347 Acq:12-AUG-2010 16:43:05 GC EI+ Voltage SIR Autospec-Utima
 441.7428 S:7 F:5 BSUB(10000,15,-3.0) PKD(5,5,3,0.10%,100.0,0.00%,F,F) Exp:PCDD
 Sample Text:6269-008-0001-SA File Text:Frontier Analytical Laboratory



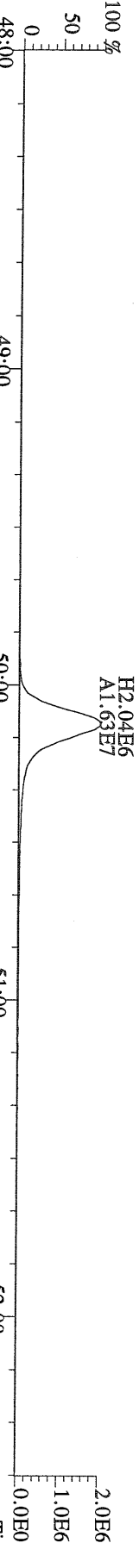
File:12AUG10M #1-347 Acq:12-AUG-2010 16:43:05 GC EI+ Voltage SIR Autospec-Utima
 443.7398 S:7 F:5 BSUB(10000,15,-3.0) PKD(5,5,3,0.10%,100.0,0.00%,F,F) Exp:PCDD
 Sample Text:6269-008-0001-SA File Text:Frontier Analytical Laboratory



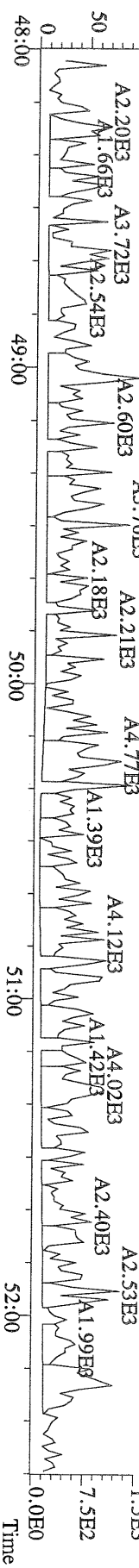
File:12AUG10M #1-347 Acq:12-AUG-2010 16:43:05 GC EI+ Voltage SIR Autospec-Utima
 453.7831 S:7 F:5 BSUB(10000,15,-3.0) PKD(5,5,3,0.10%,100.0,0.00%,F,F) Exp:PCDD
 Sample Text:6269-008-0001-SA File Text:Frontier Analytical Laboratory



File:12AUG10M #1-347 Acq:12-AUG-2010 16:43:05 GC EI+ Voltage SIR Autospec-Utima
 455.7801 S:7 F:5 BSUB(10000,15,-3.0) PKD(5,5,3,0.10%,100.0,0.00%,F,F) Exp:PCDD
 Sample Text:6269-008-0001-SA File Text:Frontier Analytical Laboratory



File:12AUG10M #1-347 Acq:12-AUG-2010 16:43:05 GC EI+ Voltage SIR Autospec-Utima
 513.6775 S:7 F:5 BSUB(10000,15,-3.0) PKD(5,5,3,0.10%,100.0,0.00%,F,F) Exp:PCDD
 Sample Text:6269-008-0001-SA File Text:Frontier Analytical Laboratory



Frontier Analytical Laboratory

Data Filename: 12MAY10M

Analyte: PCDDFAL3-5-12-10

Cal: PCDDFAL3-5-12-10

Name	RRF	S. D.	%RSD	S1 RRF#1	S2 RRF#2	S3 RRF#3	S4 RRF#4	S5 RRF#5	S6 RRF#6
2,3,7,8-TCDD	1.04	0.0556	5.37 %	1.01	1.12	0.97	1.02	1.01	1.08
1,2,3,7,8-PeCDD	1.05	0.0453	4.33 %	1.02	1.04	1.00	1.01	1.11	1.10
1,2,3,4,7,8-HxCDD	1.30	0.0354	2.72 %	1.27	1.29	1.26	1.30	1.33	1.35
1,2,3,6,7,8-HxCDD	1.28	0.0488	3.82 %	1.25	1.23	1.27	1.24	1.33	1.34
1,2,3,7,8,9-HxCDD	1.25	0.0604	4.84 %	1.26	1.14	1.25	1.24	1.28	1.32
1,2,3,4,6,7,8-HpCDD	1.35	0.0509	3.76 %	1.26	1.33	1.36	1.37	1.40	1.40
OCDD	1.25	0.0756	6.05 %	1.22	1.13	1.24	1.27	1.32	1.33
2,3,7,8-TCDF	1.62	0.0670	4.14 %	1.65	1.74	1.59	1.56	1.57	1.60
1,2,3,7,8-PeCDF	0.92	0.0408	4.45 %	0.89	0.89	0.86	0.94	0.95	0.96
2,3,4,7,8-PeCDF	0.94	0.0433	4.58 %	0.88	0.94	0.92	0.96	1.00	0.97
1,2,3,4,7,8-HxCDF	0.93	0.0447	4.80 %	0.90	0.88	0.90	0.93	0.97	1.00
1,2,3,6,7,8-HxCDF	0.84	0.0498	5.95 %	0.78	0.79	0.83	0.84	0.89	0.90
2,3,4,6,7,8-HxCDF	0.90	0.0469	5.24 %	0.85	0.87	0.86	0.89	0.94	0.96
1,2,3,7,8,9-HxCDF	0.98	0.0559	5.68 %	0.96	0.93	0.93	0.98	1.04	1.06
1,2,3,4,6,7,8-HpCDF	1.38	0.0717	5.19 %	1.32	1.32	1.33	1.38	1.45	1.48
1,2,3,4,7,8,9-HpCDF	1.62	0.104	6.40 %	1.53	1.55	1.56	1.60	1.76	1.75
OCDF	0.74	0.0371	5.02 %	0.70	0.72	0.72	0.73	0.77	0.80
13C-2,3,7,8-TCDD	0.93	0.0199	2.15 %	0.93	0.91	0.90	0.93	0.95	0.95
13C-1,2,3,7,8-PeCDD	0.81	0.0364	4.50 %	0.83	0.78	0.75	0.83	0.80	0.85
13C-1,2,3,4,7,8-HxCDD	0.95	0.0375	3.96 %	0.90	0.90	0.94	0.97	0.97	0.99
13C-1,2,3,6,7,8-HxCDD	1.00	0.0182	1.83 %	0.99	1.02	1.00	1.02	0.99	0.97
13C-1,2,3,4,6,7,8-HpCDD	0.92	0.0204	2.22 %	0.92	0.95	0.93	0.92	0.89	0.92
13C-OCDD	0.63	0.0244	3.86 %	0.64	0.63	0.62	0.64	0.59	0.67
13C-2,3,7,8-TCDF	0.87	0.0146	1.68 %	0.87	0.84	0.87	0.89	0.86	0.88
13C-1,2,3,7,8-PeCDF	0.81	0.0502	6.23 %	0.84	0.76	0.75	0.88	0.78	0.83
13C-2,3,4,7,8-PeCDF	0.75	0.0503	6.69 %	0.81	0.71	0.69	0.81	0.72	0.77
13C-1,2,3,4,7,8-HxCDF	1.74	0.0487	2.80 %	1.67	1.70	1.76	1.80	1.78	1.71
13C-1,2,3,6,7,8-HxCDF	2.17	0.0633	2.92 %	2.11	2.18	2.21	2.25	2.18	2.07
13C-2,3,4,6,7,8-HxCDF	1.82	0.0466	2.57 %	1.78	1.81	1.86	1.87	1.81	1.75
13C-1,2,3,7,8,9-HxCDF	1.49	0.0322	2.17 %	1.43	1.47	1.49	1.52	1.48	1.51
13C-1,2,3,4,6,7,8-HpCDF	1.10	0.0149	1.36 %	1.07	1.10	1.11	1.11	1.09	1.10
13C-1,2,3,4,7,8,9-HpCDF	0.81	0.0231	2.83 %	0.82	0.84	0.81	0.82	0.77	0.82
13C-OCDF	1.19	0.0430	3.63 %	1.20	1.15	1.16	1.18	1.16	1.27
37Cl-2,3,7,8-TCDD	0.93	0.0664	7.14 %	0.89	1.00	0.84	0.89	0.97	1.00
13C-1,2,3,4-TCDD	-	-	- %	-	-	-	-	-	-
13C-1,2,3,4-TCDF	-	-	- %	-	-	-	-	-	-
13C-1,2,3,7,8,9-HxCDD	-	-	- %	-	-	-	-	-	-
Total Tetra-Dioxins	1.04	0.0556	5.37 %	1.01	1.12	0.97	1.02	1.01	1.08
Total Penta-Dioxins	1.05	0.0453	4.33 %	1.02	1.04	1.00	1.01	1.11	1.10
Total Hexa-Dioxins	1.27	0.0431	3.38 %	1.26	1.22	1.26	1.26	1.31	1.34
Total Hepta-Dioxins	1.35	0.0509	3.76 %	1.26	1.33	1.36	1.37	1.40	1.40
Total Tetra-Furans	1.62	0.0670	4.14 %	1.65	1.74	1.59	1.56	1.57	1.60
1st Fn. Tot Penta-Furans	0.93	0.0398	4.28 %	0.88	0.91	0.89	0.95	0.98	0.96
Total Penta-Furans	0.93	0.0398	4.28 %	0.88	0.91	0.89	0.95	0.98	0.96
Total Hexa-Furans	0.90	0.0483	5.34 %	0.86	0.86	0.87	0.90	0.95	0.97
Total Hepta-Furans	1.48	0.0839	5.65 %	1.41	1.42	1.43	1.47	1.58	1.60

Analyst: [Signature]

Date: 5/13/10

Run #1 Filename 12MAY10M
Client ID: ST051210M0

S: 1 Acquired: 12-MAY-10 13:22:51 Cal: PCDDFAL3-5-12-10
Analyte: FAL ID: 1613 CS0 090918G

Run #	Typ	Name	Amount	Resp	RA	RT	RF	RRF
1	Unk	2,3,7,8-TCDD	0.25	8.01e+04	0.81 y	27:24	-	1.01 y
2	Unk	1,2,3,7,8-PeCDD	1.25	3.65e+05	1.62 y	33:12	-	1.02 y
3	Unk	1,2,3,4,7,8-HxCDD	1.25	3.20e+05	1.34 y	38:32	-	1.27 y
4	Unk	1,2,3,6,7,8-HxCDD	1.25	3.47e+05	1.31 y	38:42	-	1.25 y
5	Unk	1,2,3,7,8,9-HxCDD	1.25	3.35e+05	1.31 y	39:09	-	1.26 y
6	Unk	1,2,3,4,6,7,8-HpCDD	1.25	3.27e+05	1.14 y	44:08	-	1.26 y
7	Unk	OCDD	2.50	4.38e+05	0.97 y	49:39	-	1.22 y
8	Unk	2,3,7,8-TCDF	0.25	1.87e+05	0.69 y	26:38	-	1.65 y
9	Unk	1,2,3,7,8-PeCDF	1.25	4.86e+05	1.45 y	31:28	-	0.888 y
10	Unk	2,3,4,7,8-PeCDF	1.25	4.61e+05	1.49 y	32:47	-	0.879 y
11	Unk	1,2,3,4,7,8-HxCDF	1.25	4.23e+05	1.28 y	37:08	-	0.903 y
12	Unk	1,2,3,6,7,8-HxCDF	1.25	4.62e+05	1.32 y	37:21	-	0.779 y
13	Unk	2,3,4,6,7,8-HxCDF	1.25	4.22e+05	1.31 y	38:17	-	0.845 y
14	Unk	1,2,3,7,8,9-HxCDF	1.25	3.86e+05	1.35 y	39:43	-	0.960 y
15	Unk	1,2,3,4,6,7,8-HpCDF	1.25	3.97e+05	1.04 y	42:13	-	1.32 y
16	Unk	1,2,3,4,7,8,9-HpCDF	1.25	3.52e+05	0.99 y	45:03	-	1.53 y
17	Unk	OCDF	2.50	4.67e+05	0.94 y	50:00	-	0.697 y
18	IS/RT	13C-2,3,7,8-TCDD	100.00	3.18e+07	0.79 y	27:22	-	0.926 y
19	IS	13C-1,2,3,7,8-PeCDD	100.00	2.85e+07	1.76 y	33:10	-	0.832 y
20	IS	13C-1,2,3,4,7,8-HxCDD	100.00	2.02e+07	1.30 y	38:31	-	0.903 y
21	IS	13C-1,2,3,6,7,8-HxCDD	100.00	2.21e+07	1.29 y	38:41	-	0.986 y
22	IS	13C-1,2,3,4,6,7,8-HpCDD	100.00	2.07e+07	1.03 y	44:06	-	0.922 y
23	IS	13C-OCDD	200.00	2.88e+07	0.87 y	49:38	-	0.642 y
24	IS	13C-2,3,7,8-TCDF	100.00	4.53e+07	0.88 y	26:37	-	0.873 y
25	IS	13C-1,2,3,7,8-PeCDF	100.00	4.37e+07	1.70 y	31:27	-	0.844 y
26	IS	13C-2,3,4,7,8-PeCDF	100.00	4.20e+07	1.67 y	32:46	-	0.811 y
27	IS	13C-1,2,3,4,7,8-HxCDF	100.00	3.75e+07	0.56 y	37:08	-	1.67 y
28	IS	13C-1,2,3,6,7,8-HxCDF	100.00	4.74e+07	0.57 y	37:19	-	2.11 y
29	IS	13C-2,3,4,6,7,8-HxCDF	100.00	4.00e+07	0.57 y	38:16	-	1.78 y
30	IS	13C-1,2,3,7,8,9-HxCDF	100.00	3.21e+07	0.57 y	39:42	-	1.43 y
31	IS	13C-1,2,3,4,6,7,8-HpCDF	100.00	2.41e+07	0.43 y	42:11	-	1.07 y
32	IS	13C-1,2,3,4,7,8,9-HpCDF	100.00	1.84e+07	0.43 y	45:01	-	0.823 y
33	IS	13C-OCDF	200.00	5.36e+07	0.99 y	50:00	-	1.20 y
34	C/Up	37Cl-2,3,7,8-TCDD	0.25	7.68e+04		27:23	-	0.895 y
35	RS	13C-1,2,3,4-TCDD	100.00	3.43e+07	0.80 y	26:47	3.43e+05	- n
36	RS	13C-1,2,3,4-TCDF	100.00	5.18e+07	0.88 y	25:31	5.18e+05	- n
37	RS/RT	13C-1,2,3,7,8,9-HxCDD	100.00	2.24e+07	1.29 y	39:08	2.24e+05	- n
38	Tot	Total Tetra-Dioxins	0.00	-	- n	-	-	1.01 y
39	Tot	Total Penta-Dioxins	0.00	-	- n	-	-	1.02 y
40	Tot	Total Hexa-Dioxins	0.00	-	- n	-	-	1.26 y
41	Tot	Total Hepta-Dioxins	0.00	-	- n	-	-	1.26 y
42	Tot	Total Tetra-Furans	0.00	-	- n	-	-	1.65 y
43	Tot	1st Fn. Tot Penta-Furans	0.00	-	- n	-	-	0.884 y
44	Tot	Total Penta-Furans	0.00	-	- n	-	-	0.884 y
45	Tot	Total Hexa-Furans	0.00	-	- n	-	-	0.863 y
46	Tot	Total Hepta-Furans	0.00	-	- n	-	-	1.41 y

Analyst: 

Date: 5/13/10

Run #2 Filename 12MAY10M
Client ID: ST051210M1

S: 2 Acquired: 12-MAY-10 14:18:09 Cal: PCDDFAL3-5-12-10
Analyte: FAL ID: 1613 CS1 090918H

Typ	Name	Amount	Resp	RA	RT	RF	RRF
1 Unk	2,3,7,8-TCDD	0.50	1.68e+05	0.79 y	27:26	-	1.12 y
2 Unk	1,2,3,7,8-PeCDD	2.50	6.69e+05	1.68 y	33:15	-	1.04 y
3 Unk	1,2,3,4,7,8-HxCDD	2.50	5.98e+05	1.29 y	38:34	-	1.29 y
4 Unk	1,2,3,6,7,8-HxCDD	2.50	6.42e+05	1.28 y	38:44	-	1.23 y
5 Unk	1,2,3,7,8,9-HxCDD	2.50	5.62e+05	1.33 y	39:10	-	1.14 y
6 Unk	1,2,3,4,6,7,8-HpCDD	2.50	6.52e+05	1.07 y	44:10	-	1.33 y
7 Unk	OCDD	5.00	7.33e+05	0.93 y	49:40	-	1.13 y
8 Unk	2,3,7,8-TCDF	0.50	3.85e+05	0.67 y	26:41	-	1.74 y
9 Unk	1,2,3,7,8-PeCDF	2.50	8.92e+05	1.44 y	31:30	-	0.894 y
10 Unk	2,3,4,7,8-PeCDF	2.50	8.75e+05	1.46 y	32:49	-	0.935 y
11 Unk	1,2,3,4,7,8-HxCDF	2.50	7.75e+05	1.30 y	37:11	-	0.884 y
12 Unk	1,2,3,6,7,8-HxCDF	2.50	8.85e+05	1.29 y	37:23	-	0.787 y
13 Unk	2,3,4,6,7,8-HxCDF	2.50	8.14e+05	1.28 y	38:19	-	0.873 y
14 Unk	1,2,3,7,8,9-HxCDF	2.50	7.09e+05	1.16 y	39:45	-	0.934 y
15 Unk	1,2,3,4,6,7,8-HpCDF	2.50	7.48e+05	1.04 y	42:14	-	1.32 y
16 Unk	1,2,3,4,7,8,9-HpCDF	2.50	6.73e+05	1.07 y	45:04	-	1.55 y
17 Unk	OCDF	5.00	8.52e+05	0.91 y	50:02	-	0.719 y
18 IS/RT	13C-2,3,7,8-TCDD	100.00	2.98e+07	0.79 y	27:25	-	0.909 y
19 IS	13C-1,2,3,7,8-PeCDD	100.00	2.56e+07	1.78 y	33:13	-	0.782 y
20 IS	13C-1,2,3,4,7,8-HxCDD	100.00	1.86e+07	1.29 y	38:33	-	0.901 y
21 IS	13C-1,2,3,6,7,8-HxCDD	100.00	2.09e+07	1.28 y	38:43	-	1.02 y
22 IS	13C-1,2,3,4,6,7,8-HpCDD	100.00	1.95e+07	1.02 y	44:08	-	0.948 y
23 IS	13C-OCDD	200.00	2.60e+07	0.92 y	49:39	-	0.632 y
24 IS	13C-2,3,7,8-TCDF	100.00	4.43e+07	0.87 y	26:40	-	0.843 y
25 IS	13C-1,2,3,7,8-PeCDF	100.00	3.99e+07	1.70 y	31:29	-	0.760 y
26 IS	13C-2,3,4,7,8-PeCDF	100.00	3.74e+07	1.70 y	32:48	-	0.712 y
27 IS	13C-1,2,3,4,7,8-HxCDF	100.00	3.51e+07	0.56 y	37:10	-	1.70 y
28 IS	13C-1,2,3,6,7,8-HxCDF	100.00	4.50e+07	0.56 y	37:21	-	2.18 y
29 IS	13C-2,3,4,6,7,8-HxCDF	100.00	3.73e+07	0.54 y	38:18	-	1.81 y
30 IS	13C-1,2,3,7,8,9-HxCDF	100.00	3.04e+07	0.57 y	39:44	-	1.47 y
31 IS	13C-1,2,3,4,6,7,8-HpCDF	100.00	2.27e+07	0.44 y	42:14	-	1.10 y
32 IS	13C-1,2,3,4,7,8,9-HpCDF	100.00	1.73e+07	0.43 y	45:03	-	0.840 y
33 IS	13C-OCDF	200.00	4.74e+07	0.98 y	50:02	-	1.15 y
34 C/Up	37Cl-2,3,7,8-TCDD	0.50	1.63e+05		27:26	-	0.995 y
35 RS	13C-1,2,3,4-TCDD	100.00	3.28e+07	0.80 y	26:49	3.28e+05	- n
36 RS	13C-1,2,3,4-TCDF	100.00	5.25e+07	0.88 y	25:34	5.25e+05	- n
37 RS/RT	13C-1,2,3,7,8,9-HxCDD	100.00	2.06e+07	1.30 y	39:10	2.06e+05	- n
38 Tot	Total Tetra-Dioxins	0.00	-	- n	-	-	1.12 y
39 Tot	Total Penta-Dioxins	0.00	-	- n	-	-	1.04 y
40 Tot	Total Hexa-Dioxins	0.00	-	- n	-	-	1.22 y
41 Tot	Total Hepta-Dioxins	0.00	-	- n	-	-	1.33 y
42 Tot	Total Tetra-Furans	0.00	-	- n	-	-	1.74 y
43 Tot	1st Fn. Tot Penta-Furans	0.00	-	- n	-	-	0.914 y
44 Tot	Total Penta-Furans	0.00	-	- n	-	-	0.914 y
45 Tot	Total Hexa-Furans	0.00	-	- n	-	-	0.862 y
46 Tot	Total Hepta-Furans	0.00	-	- n	-	-	1.42 y

Analyst: 

Date: 5/13/10

Run #3 Filename 12MAY10M
Client ID: ST051210M2

S: 3 Acquired: 12-MAY-10 15:13:32 Cal: PCDDFAL3-5-12-10
Analyte: FAL ID: 1613 CS2 0909181

Typ	Name	Amount	Resp	RA	RT	RF	RRF
1 Unk	2,3,7,8-TCDD	2.00	5.92e+05	0.78 y	27:26	-	0.972 y
2 Unk	1,2,3,7,8-PeCDD	10.00	2.54e+06	1.74 y	33:14	-	1.00 y
3 Unk	1,2,3,4,7,8-HxCDD	10.00	2.35e+06	1.32 y	38:34	-	1.26 y
4 Unk	1,2,3,6,7,8-HxCDD	10.00	2.50e+06	1.31 y	38:44	-	1.27 y
5 Unk	1,2,3,7,8,9-HxCDD	10.00	2.40e+06	1.33 y	39:11	-	1.25 y
6 Unk	1,2,3,4,6,7,8-HpCDD	10.00	2.50e+06	1.04 y	44:10	-	1.36 y
7 Unk	OCDD	20.00	3.06e+06	0.88 y	49:41	-	1.24 y
8 Unk	2,3,7,8-TCDF	2.00	1.46e+06	0.70 y	26:41	-	1.59 y
9 Unk	1,2,3,7,8-PeCDF	10.00	3.43e+06	1.51 y	31:30	-	0.862 y
10 Unk	2,3,4,7,8-PeCDF	10.00	3.37e+06	1.54 y	32:50	-	0.920 y
11 Unk	1,2,3,4,7,8-HxCDF	10.00	3.14e+06	1.28 y	37:11	-	0.897 y
12 Unk	1,2,3,6,7,8-HxCDF	10.00	3.63e+06	1.29 y	37:23	-	0.829 y
13 Unk	2,3,4,6,7,8-HxCDF	10.00	3.17e+06	1.30 y	38:20	-	0.861 y
14 Unk	1,2,3,7,8,9-HxCDF	10.00	2.76e+06	1.32 y	39:46	-	0.931 y
15 Unk	1,2,3,4,6,7,8-HpCDF	10.00	2.94e+06	1.05 y	42:15	-	1.33 y
16 Unk	1,2,3,4,7,8,9-HpCDF	10.00	2.51e+06	1.05 y	45:05	-	1.56 y
17 Unk	OCDF	20.00	3.34e+06	0.88 y	50:04	-	0.725 y
18 IS/RT	13C-2,3,7,8-TCDD	100.00	3.04e+07	0.80 y	27:25	-	0.901 y
19 IS	13C-1,2,3,7,8-PeCDD	100.00	2.54e+07	1.75 y	33:13	-	0.752 y
20 IS	13C-1,2,3,4,7,8-HxCDD	100.00	1.87e+07	1.30 y	38:34	-	0.942 y
21 IS	13C-1,2,3,6,7,8-HxCDD	100.00	1.97e+07	1.31 y	38:44	-	0.996 y
22 IS	13C-1,2,3,4,6,7,8-HpCDD	100.00	1.84e+07	1.07 y	44:08	-	0.927 y
23 IS	13C-OCDD	200.00	2.47e+07	0.98 y	49:40	-	0.623 y
24 IS	13C-2,3,7,8-TCDF	100.00	4.59e+07	0.88 y	26:40	-	0.867 y
25 IS	13C-1,2,3,7,8-PeCDF	100.00	3.98e+07	1.67 y	31:30	-	0.752 y
26 IS	13C-2,3,4,7,8-PeCDF	100.00	3.66e+07	1.69 y	32:49	-	0.692 y
27 IS	13C-1,2,3,4,7,8-HxCDF	100.00	3.49e+07	0.55 y	37:10	-	1.76 y
28 IS	13C-1,2,3,6,7,8-HxCDF	100.00	4.38e+07	0.55 y	37:22	-	2.21 y
29 IS	13C-2,3,4,6,7,8-HxCDF	100.00	3.69e+07	0.55 y	38:18	-	1.86 y
30 IS	13C-1,2,3,7,8,9-HxCDF	100.00	2.96e+07	0.56 y	39:44	-	1.49 y
31 IS	13C-1,2,3,4,6,7,8-HpCDF	100.00	2.21e+07	0.44 y	42:14	-	1.11 y
32 IS	13C-1,2,3,4,7,8,9-HpCDF	100.00	1.61e+07	0.43 y	45:03	-	0.814 y
33 IS	13C-OCDF	200.00	4.61e+07	0.96 y	50:03	-	1.16 y
34 C/Up	37Cl-2,3,7,8-TCDD	2.00	5.65e+05		27:26	-	0.836 y
35 RS	13C-1,2,3,4-TCDD	100.00	3.38e+07	0.81 y	26:51	3.38e+05	- n
36 RS	13C-1,2,3,4-TCDF	100.00	5.29e+07	0.88 y	25:34	5.29e+05	- n
37 RS/RT	13C-1,2,3,7,8,9-HxCDD	100.00	1.98e+07	1.34 y	39:10	1.98e+05	- n
38 Tot	Total Tetra-Dioxins	0.00	-	- n	-	-	0.972 y
39 Tot	Total Penta-Dioxins	0.00	-	- n	-	-	1.00 y
40 Tot	Total Hexa-Dioxins	0.00	-	- n	-	-	1.26 y
41 Tot	Total Hepta-Dioxins	0.00	-	- n	-	-	1.36 y
42 Tot	Total Tetra-Furans	0.00	-	- n	-	-	1.59 y
43 Tot	1st Fn. Tot Penta-Furans	0.00	-	- n	-	-	0.890 y
44 Tot	Total Penta-Furans	0.00	-	- n	-	-	0.890 y
45 Tot	Total Hexa-Furans	0.00	-	- n	-	-	0.874 y
46 Tot	Total Hepta-Furans	0.00	-	- n	-	-	1.43 y

Analyst: 

Date: 5/13/10

Run #4 Filename 12MAY10M
Client ID: ST051210M3

S: 4 Acquired: 12-MAY-10 16:08:51 Cal: PCDDFAL3-5-12-10
Analyte: FAL ID: 1613 CS3 090918J

Typ	Name	Amount	Resp	RA	RT	RF	RRF
1 Unk	2,3,7,8-TCDD	10.00	3.10e+06	0.78 y	27:27	-	1.02 y
2 Unk	1,2,3,7,8-PeCDD	50.00	1.38e+07	1.70 y	33:15	-	1.01 y
3 Unk	1,2,3,4,7,8-HxCDD	50.00	1.26e+07	1.30 y	38:35	-	1.30 y
4 Unk	1,2,3,6,7,8-HxCDD	50.00	1.26e+07	1.30 y	38:45	-	1.24 y
5 Unk	1,2,3,7,8,9-HxCDD	50.00	1.23e+07	1.28 y	39:11	-	1.24 y
6 Unk	1,2,3,4,6,7,8-HpCDD	50.00	1.26e+07	1.11 y	44:10	-	1.37 y
7 Unk	OCDD	100.00	1.62e+07	0.93 y	49:41	-	1.27 y
8 Unk	2,3,7,8-TCDF	10.00	6.83e+06	0.72 y	26:41	-	1.56 y
9 Unk	1,2,3,7,8-PeCDF	50.00	2.04e+07	1.54 y	31:31	-	0.943 y
10 Unk	2,3,4,7,8-PeCDF	50.00	1.91e+07	1.55 y	32:50	-	0.962 y
11 Unk	1,2,3,4,7,8-HxCDF	50.00	1.67e+07	1.29 y	37:11	-	0.930 y
12 Unk	1,2,3,6,7,8-HxCDF	50.00	1.89e+07	1.30 y	37:24	-	0.842 y
13 Unk	2,3,4,6,7,8-HxCDF	50.00	1.67e+07	1.30 y	38:19	-	0.890 y
14 Unk	1,2,3,7,8,9-HxCDF	50.00	1.49e+07	1.27 y	39:45	-	0.976 y
15 Unk	1,2,3,4,6,7,8-HpCDF	50.00	1.54e+07	1.05 y	42:15	-	1.38 y
16 Unk	1,2,3,4,7,8,9-HpCDF	50.00	1.31e+07	1.05 y	45:04	-	1.60 y
17 Unk	OCDF	100.00	1.73e+07	0.87 y	50:04	-	0.731 y
18 IS/RT	13C-2,3,7,8-TCDD	100.00	3.06e+07	0.80 y	27:25	-	0.927 y
19 IS	13C-1,2,3,7,8-PeCDD	100.00	2.73e+07	1.77 y	33:13	-	0.828 y
20 IS	13C-1,2,3,4,7,8-HxCDD	100.00	1.94e+07	1.29 y	38:33	-	0.966 y
21 IS	13C-1,2,3,6,7,8-HxCDD	100.00	2.04e+07	1.28 y	38:43	-	1.02 y
22 IS	13C-1,2,3,4,6,7,8-HpCDD	100.00	1.84e+07	1.06 y	44:09	-	0.917 y
23 IS	13C-OCDD	200.00	2.56e+07	0.91 y	49:41	-	0.638 y
24 IS	13C-2,3,7,8-TCDF	100.00	4.37e+07	0.88 y	26:40	-	0.885 y
25 IS	13C-1,2,3,7,8-PeCDF	100.00	4.32e+07	1.70 y	31:29	-	0.877 y
26 IS	13C-2,3,4,7,8-PeCDF	100.00	3.97e+07	1.71 y	32:49	-	0.805 y
27 IS	13C-1,2,3,4,7,8-HxCDF	100.00	3.60e+07	0.55 y	37:10	-	1.80 y
28 IS	13C-1,2,3,6,7,8-HxCDF	100.00	4.50e+07	0.56 y	37:22	-	2.25 y
29 IS	13C-2,3,4,6,7,8-HxCDF	100.00	3.76e+07	0.55 y	38:19	-	1.87 y
30 IS	13C-1,2,3,7,8,9-HxCDF	100.00	3.05e+07	0.56 y	39:45	-	1.52 y
31 IS	13C-1,2,3,4,6,7,8-HpCDF	100.00	2.22e+07	0.43 y	42:14	-	1.11 y
32 IS	13C-1,2,3,4,7,8,9-HpCDF	100.00	1.64e+07	0.42 y	45:03	-	0.817 y
33 IS	13C-OCDF	200.00	4.74e+07	0.98 y	50:02	-	1.18 y
34 C/Up	37Cl-2,3,7,8-TCDD	10.00	2.93e+06		27:27	-	0.889 y
35 RS	13C-1,2,3,4-TCDD	100.00	3.30e+07	0.81 y	26:50	3.30e+05	- n
36 RS	13C-1,2,3,4-TCDF	100.00	4.93e+07	0.87 y	25:34	4.93e+05	- n
37 RS/RT	13C-1,2,3,7,8,9-HxCDD	100.00	2.00e+07	1.28 y	39:10	2.00e+05	- n
38 Tot	Total Tetra-Dioxins	0.00	-	- n	-	-	1.02 y
39 Tot	Total Penta-Dioxins	0.00	-	- n	-	-	1.01 y
40 Tot	Total Hexa-Dioxins	0.00	-	- n	-	-	1.26 y
41 Tot	Total Hepta-Dioxins	0.00	-	- n	-	-	1.37 y
42 Tot	Total Tetra-Furans	0.00	-	- n	-	-	1.56 y
43 Tot	1st Fn. Tot Penta-Furans	0.00	-	- n	-	-	0.952 y
44 Tot	Total Penta-Furans	0.00	-	- n	-	-	0.952 y
45 Tot	Total Hexa-Furans	0.00	-	- n	-	-	0.903 y
46 Tot	Total Hepta-Furans	0.00	-	- n	-	-	1.47 y

Analyst: 

Date: 5/13/10

Run #5 Filename 12MAY10M
Client ID: ST051210M4

S: 5 Acquired: 12-MAY-10 17:04:09 Cal: PCDDFAL3-5-12-10
Analyte: FAL ID: 1613 CS4 090918K

Typ	Name	Amount	Resp	RA	RT	RF	RRF
1	Unk 2,3,7,8-TCDD	40.00	1.35e+07	0.77 y	27:27	-	1.01 y
2	Unk 1,2,3,7,8-PeCDD	200.00	6.18e+07	1.68 y	33:15	-	1.11 y
3	Unk 1,2,3,4,7,8-HxCDD	200.00	5.73e+07	1.29 y	38:35	-	1.33 y
4	Unk 1,2,3,6,7,8-HxCDD	200.00	5.85e+07	1.29 y	38:45	-	1.33 y
5	Unk 1,2,3,7,8,9-HxCDD	200.00	5.56e+07	1.22 y	39:12	-	1.28 y
6	Unk 1,2,3,4,6,7,8-HpCDD	200.00	5.49e+07	1.06 y	44:10	-	1.40 y
7	Unk OCDD	400.00	6.95e+07	0.93 y	49:42	-	1.32 y
8	Unk 2,3,7,8-TCDF	40.00	3.08e+07	0.71 y	26:42	-	1.57 y
9	Unk 1,2,3,7,8-PeCDF	200.00	8.42e+07	1.54 y	31:31	-	0.952 y
10	Unk 2,3,4,7,8-PeCDF	200.00	8.22e+07	1.53 y	32:50	-	1.00 y
11	Unk 1,2,3,4,7,8-HxCDF	200.00	7.65e+07	1.28 y	37:12	-	0.968 y
12	Unk 1,2,3,6,7,8-HxCDF	200.00	8.60e+07	1.29 y	37:24	-	0.887 y
13	Unk 2,3,4,6,7,8-HxCDF	200.00	7.59e+07	1.28 y	38:20	-	0.941 y
14	Unk 1,2,3,7,8,9-HxCDF	200.00	6.84e+07	1.31 y	39:46	-	1.04 y
15	Unk 1,2,3,4,6,7,8-HpCDF	200.00	7.01e+07	1.04 y	42:16	-	1.45 y
16	Unk 1,2,3,4,7,8,9-HpCDF	200.00	6.04e+07	1.06 y	45:05	-	1.76 y
17	Unk OCDF	400.00	7.92e+07	0.90 y	50:04	-	0.770 y
18	IS/RT 13C-2,3,7,8-TCDD	100.00	3.32e+07	0.79 y	27:26	-	0.950 y
19	IS 13C-1,2,3,7,8-PeCDD	100.00	2.79e+07	1.72 y	33:14	-	0.799 y
20	IS 13C-1,2,3,4,7,8-HxCDD	100.00	2.16e+07	1.29 y	38:34	-	0.970 y
21	IS 13C-1,2,3,6,7,8-HxCDD	100.00	2.20e+07	1.29 y	38:44	-	0.988 y
22	IS 13C-1,2,3,4,6,7,8-HpCDD	100.00	1.97e+07	1.04 y	44:09	-	0.885 y
23	IS 13C-OCDD	200.00	2.63e+07	0.90 y	49:41	-	0.592 y
24	IS 13C-2,3,7,8-TCDF	100.00	4.90e+07	0.88 y	26:40	-	0.863 y
25	IS 13C-1,2,3,7,8-PeCDF	100.00	4.43e+07	1.69 y	31:30	-	0.779 y
26	IS 13C-2,3,4,7,8-PeCDF	100.00	4.10e+07	1.68 y	32:49	-	0.721 y
27	IS 13C-1,2,3,4,7,8-HxCDF	100.00	3.95e+07	0.55 y	37:10	-	1.78 y
28	IS 13C-1,2,3,6,7,8-HxCDF	100.00	4.85e+07	0.55 y	37:23	-	2.18 y
29	IS 13C-2,3,4,6,7,8-HxCDF	100.00	4.03e+07	0.55 y	38:19	-	1.81 y
30	IS 13C-1,2,3,7,8,9-HxCDF	100.00	3.28e+07	0.57 y	39:44	-	1.48 y
31	IS 13C-1,2,3,4,6,7,8-HpCDF	100.00	2.42e+07	0.43 y	42:15	-	1.09 y
32	IS 13C-1,2,3,4,7,8,9-HpCDF	100.00	1.71e+07	0.44 y	45:04	-	0.772 y
33	IS 13C-OCDF	200.00	5.14e+07	0.98 y	50:03	-	1.16 y
34	C/Up 37Cl-2,3,7,8-TCDD	40.00	1.36e+07		27:27	-	0.970 y
35	RS 13C-1,2,3,4-TCDD	100.00	3.49e+07	0.80 y	26:50	3.49e+05	- n
36	RS 13C-1,2,3,4-TCDF	100.00	5.68e+07	0.88 y	25:35	5.68e+05	- n
37	RS/RT 13C-1,2,3,7,8,9-HxCDD	100.00	2.22e+07	1.30 y	39:10	2.22e+05	- n
38	Tot Total Tetra-Dioxins	0.00	-	- n	-	-	1.01 y
39	Tot Total Penta-Dioxins	0.00	-	- n	-	-	1.11 y
40	Tot Total Hexa-Dioxins	0.00	-	- n	-	-	1.31 y
41	Tot Total Hepta-Dioxins	0.00	-	- n	-	-	1.40 y
42	Tot Total Tetra-Furans	0.00	-	- n	-	-	1.57 y
43	Tot 1st Fn. Tot Penta-Furans	0.00	-	- n	-	-	0.977 y
44	Tot Total Penta-Furans	0.00	-	- n	-	-	0.977 y
45	Tot Total Hexa-Furans	0.00	-	- n	-	-	0.952 y
46	Tot Total Hepta-Furans	0.00	-	- n	-	-	1.58 y

Analyst: E

Date: 5/13/10

USEPA - ITD

FORM 3A

PCDD/PCDF INITIAL CALIBRATION RELATIVE RESPONSES

Lab Name: Frontier Analytical Laboratory Episode No.:

Contract No.: SAS No.:

Initial Calibration Date: 5/12/10

Instrument ID: FAL3 GC Column ID: DB5

CS0 Data Filename: 12MAY10M S1 CS3 Data Filename: 12MAY10M S4

CS1 Data Filename: 12MAY10M S2 CS4 Data Filename: 12MAY10M S5

CS2 Data Filename: 12MAY10M S3 CS5 Data Filename: 12MAY10M S6

	RELATIVE RESPONSE (RR)						MEAN RR	Cv (%RSD)
	CS1	CS2	CS3	CS4	CS5	CS6		
NATIVE ANALYTES								
2,3,7,8-TCDD	1.01	1.12	0.97	1.02	1.01	1.08	1.04	5.37
1,2,3,7,8-PeCDD	1.02	1.04	1.00	1.01	1.11	1.10	1.05	4.33
1,2,3,4,7,8-HxCDD	1.27	1.29	1.26	1.30	1.33	1.35	1.30	2.72
1,2,3,6,7,8-HxCDD	1.25	1.23	1.27	1.24	1.33	1.34	1.28	3.82
1,2,3,7,8,9-HxCDD	1.26	1.14	1.25	1.24	1.28	1.32	1.25	4.84
1,2,3,4,6,7,8-HpCDD	1.26	1.33	1.36	1.37	1.40	1.40	1.35	3.76
OCDD	1.22	1.13	1.24	1.27	1.32	1.33	1.25	6.05
2,3,7,8-TCDF	1.65	1.74	1.59	1.56	1.57	1.60	1.62	4.14
1,2,3,7,8-PeCDF	0.89	0.89	0.86	0.94	0.95	0.96	0.92	4.45
2,3,4,7,8-PeCDF	0.88	0.94	0.92	0.96	1.00	0.97	0.94	4.58
1,2,3,4,7,8-HxCDF	0.90	0.88	0.90	0.93	0.97	1.00	0.93	4.80
1,2,3,6,7,8-HxCDF	0.78	0.79	0.83	0.84	0.89	0.90	0.84	5.95
2,3,4,6,7,8-HxCDF	0.85	0.87	0.86	0.89	0.94	0.96	0.90	5.24
1,2,3,7,8,9-HxCDF	0.96	0.93	0.93	0.98	1.04	1.06	0.98	5.68
1,2,3,4,6,7,8-HpCDF	1.32	1.32	1.33	1.38	1.45	1.48	1.38	5.19
1,2,3,4,7,8,9-HpCDF	1.53	1.55	1.56	1.60	1.76	1.75	1.62	6.40
OCDF	0.70	0.72	0.72	0.73	0.77	0.80	0.74	5.02

Analyst: 

Date: 5/13/10

USEPA - ITD

FORM 3B

PCDD/PCDF INITIAL CALIBRATION RELATIVE RESPONSES

Lab Name: Frontier Analytical Laboratory

Episode No.:

Contract No.:

SAS No.:

Initial Calibration Date: 5/12/10

Instrument ID: FAL3

GC Column ID: DB5

CS0 Data Filename: 12MAY10M S1 CS4 Data Filename: 12MAY10M S4

CS1 Data Filename: 12MAY10M S2 CS4 Data Filename: 12MAY10M S5

CS2 Data Filename: 12MAY10M S3 CS5 Data Filename: 12MAY10M S6

Labeled Compounds	RELATIVE RESPONSE (RR)						MEAN RR	Cv (%RSD)
	CS1	CS2	CS3	CS4	CS5	CS6		
13C-2,3,7,8-TCDD	0.93	0.91	0.90	0.93	0.95	0.95	0.93	2.15
13C-1,2,3,7,8-PeCDD	0.83	0.78	0.75	0.83	0.80	0.85	0.81	4.50
13C-1,2,3,4,7,8-HxCDD	0.90	0.90	0.94	0.97	0.97	0.99	0.95	3.96
13C-1,2,3,6,7,8-HxCDD	0.99	1.02	1.00	1.02	0.99	0.97	1.00	1.83
13C-1,2,3,4,6,7,8-HpCDD	0.92	0.95	0.93	0.92	0.89	0.92	0.92	2.22
13C-OCDD	0.64	0.63	0.62	0.64	0.59	0.67	0.63	3.86
13C-2,3,7,8-TCDF	0.87	0.84	0.87	0.89	0.86	0.88	0.87	1.68
13C-1,2,3,7,8-PeCDF	0.84	0.76	0.75	0.88	0.78	0.83	0.81	6.23
13C-2,3,4,7,8-PeCDF	0.81	0.71	0.69	0.81	0.72	0.77	0.75	6.69
13C-1,2,3,4,7,8-HxCDF	1.67	1.70	1.76	1.80	1.78	1.71	1.74	2.80
13C-1,2,3,6,7,8-HxCDF	2.11	2.18	2.21	2.25	2.18	2.07	2.17	2.92
13C-2,3,4,6,7,8-HxCDF	1.78	1.81	1.86	1.87	1.81	1.75	1.82	2.57
13C-1,2,3,7,8,9-HxCDF	1.43	1.47	1.49	1.52	1.48	1.51	1.49	2.17
13C-1,2,3,4,6,7,8-HpCDF	1.07	1.10	1.11	1.11	1.09	1.10	1.10	1.36
13C-1,2,3,4,7,8,9-HpCDF	0.82	0.84	0.81	0.82	0.77	0.82	0.81	2.83
13C-OCDF	1.20	1.15	1.16	1.18	1.16	1.27	1.19	3.63
CLEANUP STANDARD								
37Cl-2,3,7,8-TCDD	0.89	1.00	0.84	0.89	0.97	1.00	0.93	7.14

Analyst: Date: 5/13/10

USEPA - ITD

FORM 3C

PCDD/PCDF INITIAL CALIBRATION ION ABUNDANCE RATIOS

Lab Name: Frontier Analytical Laboratory Episode No.:

Contract No.: SAS No.:

Initial Calibration Date: 5/12/10

Instrument ID: FAL3

GC Column ID: DB5

CS0 Data Filename: 12MAY10M S1 CS3 Data Filename: 12MAY10M S4

CS1 Data Filename: 12MAY10M S2 CS4 Data Filename: 12MAY10M S5

CS2 Data Filename: 12MAY10M S3 CS5 Data Filename: 12MAY10M S6

NATIVE ANALYTES	M/Z'S FORMING RATIO	ION ABUNDANCE RATIOS						QC LIMITS
		CS1	CS2	CS3	CS4	CS5	CS6	
2,3,7,8-TCDD	M/M+2	0.81	0.79	0.78	0.78	0.77	0.77	0.65-0.89
1,2,3,7,8-PeCDD	M+2/M+4	1.62	1.68	1.74	1.70	1.68	1.67	1.32-1.78
1,2,3,4,7,8-HxCDD	M+2/M+4	1.34	1.29	1.32	1.30	1.29	1.30	1.05-1.43
1,2,3,6,7,8-HxCDD	M+2/M+4	1.31	1.28	1.31	1.30	1.29	1.30	1.05-1.43
1,2,3,7,8,9-HxCDD	M+2/M+4	1.31	1.33	1.33	1.28	1.22	1.30	1.05-1.43
1,2,3,4,6,7,8-HpCDD	M+2/M+4	1.14	1.07	1.04	1.11	1.06	1.08	0.88-1.20
OCDD	M+2/M+4	0.97	0.93	0.88	0.93	0.93	0.93	0.76-1.02
2,3,7,8-TCDF	M/M+2	0.69	0.67	0.70	0.72	0.71	0.70	0.65-0.89
1,2,3,7,8-PeCDF	M+2/M+4	1.45	1.44	1.51	1.54	1.54	1.53	1.32-1.78
2,3,4,7,8-PeCDF	M+2/M+4	1.49	1.46	1.54	1.55	1.53	1.53	1.32-1.78
1,2,3,4,7,8-HxCDF	M+2/M+4	1.28	1.30	1.28	1.29	1.28	1.28	1.05-1.43
1,2,3,6,7,8-HxCDF	M+2/M+4	1.32	1.29	1.29	1.30	1.29	1.28	1.05-1.43
2,3,4,6,7,8-HxCDF	M+2/M+4	1.31	1.28	1.30	1.30	1.28	1.28	1.05-1.43
1,2,3,7,8,9-HxCDF	M+2/M+4	1.35	1.16	1.32	1.27	1.31	1.29	1.05-1.43
1,2,3,4,6,7,8-HpCDF	M+2/M+4	1.04	1.04	1.05	1.05	1.04	1.05	0.88-1.20
1,2,3,4,7,8,9-HpCDF	M+2/M+4	0.99	1.07	1.05	1.05	1.06	1.05	0.88-1.20
OCDF	M+2/M+4	0.94	0.91	0.88	0.87	0.90	0.88	0.76-1.02

Analyst: Date: 5/13/10

USEPA - ITD

FORM 3D

PCDD/PCDF INITIAL CALIBRATION ION ABUNDANCE RATIOS

Lab Name: Frontier Analytical Laboratory

Episode No.:

Contract No.:

SAS No.:

Initial Calibration Date: 5/12/10

Instrument ID: FAL3


GC Column ID: DB5

CS0 Data Filename: 12MAY10M S1 CS3 Data Filename: 12MAY10M S4

CS1 Data Filename: 12MAY10M S2 CS4 Data Filename: 12MAY10M S5

CS2 Data Filename: 12MAY10M S3 CS5 Data Filename: 12MAY10M S6

Labeled Compounds	M/Z'S FORMING RATIO	ION ABUNDANCE RATIOS						QC LIMITS
		CS1	CS2	CS3	CS4	CS5	CS6	
13C-2,3,7,8-TCDD	M/M+2	0.79	0.79	0.80	0.80	0.79	0.80	0.65-0.89
13C-1,2,3,7,8-PeCDD	M+2/M+4	1.76	1.78	1.75	1.77	1.72	1.75	1.32-1.78
13C-1,2,3,4,7,8-HxCDD	M+2/M+4	1.30	1.29	1.30	1.29	1.29	1.28	1.05-1.43
13C-1,2,3,6,7,8-HxCDD	M+2/M+4	1.29	1.28	1.31	1.28	1.29	1.28	1.05-1.43
13C-1,2,3,4,6,7,8-HpCDD	M+2/M+4	1.03	1.02	1.07	1.06	1.04	1.04	0.88-1.20
13C-OCDD	M+2/M+4	0.87	0.92	0.98	0.91	0.90	0.92	0.76-1.02
13C-2,3,7,8-TCDF	M/M+2	0.88	0.87	0.88	0.88	0.88	0.88	0.65-0.89
13C-1,2,3,7,8-PeCDF	M+2/M+4	1.70	1.70	1.67	1.70	1.69	1.66	1.32-1.78
13C-2,3,4,7,8-PeCDF	M+2/M+4	1.67	1.70	1.69	1.71	1.68	1.65	1.32-1.78
13C-1,2,3,4,7,8-HxCDF	M/M+2	0.56	0.56	0.55	0.55	0.55	0.56	0.43-0.59
13C-1,2,3,6,7,8-HxCDF	M/M+2	0.57	0.56	0.55	0.56	0.55	0.56	0.43-0.59
13C-2,3,4,6,7,8-HxCDF	M/M+2	0.57	0.54	0.55	0.55	0.55	0.56	0.43-0.59
13C-1,2,3,7,8,9-HxCDF	M/M+2	0.57	0.57	0.56	0.56	0.57	0.56	0.43-0.59
13C-1,2,3,4,6,7,8-HpCDF	M/M+2	0.43	0.44	0.44	0.43	0.43	0.44	0.37-0.51
13C-1,2,3,4,7,8,9-HpCDF	M/M+2	0.43	0.43	0.43	0.42	0.44	0.44	0.37-0.51
13C-OCDF	M+2/M+4	0.99	0.98	0.96	0.98	0.98	0.99	0.76-1.02

Analyst: Date: 5/13/10

USEPA - ITD

FORM 4A
PCDD/PCDF CALIBRATION VERIFICATION

Lab Name: Frontier Analytical Laboratory Episode No.:

Contract No.: SAS No.:

Initial Calibration Date: 5/12/10

Instrument ID: FAL3

GC Column ID: DB5

VER Data Filename: 12MAY10M Sam:4

Analysis Date: 12-MAY-10 16:08:51

NATIVE ANALYTES	M/Z'S FORMING RATIO (1)	ION ABUND. RATIO	QC LIMITS (2)	ACCEPT	CONC. FOUND	CONC. RANGE (ng/mL) (3)
2,3,7,8-TCDD	M/M+2	0.78	0.65-0.89	y	9.80	7.80 - 12.9
1,2,3,7,8-PeCDD	M+2/M+4	1.70	1.32-1.78	y	48.3	39.0 - 65.0
1,2,3,4,7,8-HxCDD	M+2/M+4	1.30	1.05-1.43	y	50.2	39.0 - 64.0
1,2,3,6,7,8-HxCDD	M+2/M+4	1.30	1.05-1.43	y	48.5	39.0 - 64.0
1,2,3,7,8,9-HxCDD	M+2/M+4	1.28	1.05-1.43	y	49.6	41.0 - 61.0
1,2,3,4,6,7,8-HpCDD	M+2/M+4	1.11	0.88-1.20	y	50.6	43.0 - 58.0
OCDD	M+2/M+4	0.93	0.76-1.02	y	101	79.0 - 126
2,3,7,8-TCDF	M/M+2	0.72	0.65-0.89	y	9.66	8.40 - 12.0
1,2,3,7,8-PeCDF	M+2/M+4	1.54	1.32-1.78	y	51.5	41.0 - 60.0
2,3,4,7,8-PeCDF	M+2/M+4	1.55	1.32-1.78	y	50.9	41.0 - 60.0
1,2,3,4,7,8-HxCDF	M+2/M+4	1.29	1.05-1.43	y	50.0	45.0 - 56.0
1,2,3,6,7,8-HxCDF	M+2/M+4	1.30	1.05-1.43	y	50.3	44.0 - 57.0
2,3,4,6,7,8-HxCDF	M+2/M+4	1.30	1.05-1.43	y	49.7	44.0 - 57.0
1,2,3,7,8,9-HxCDF	M+2/M+4	1.27	1.05-1.43	y	49.6	45.0 - 56.0
1,2,3,4,6,7,8-HpCDF	M+2/M+4	1.05	0.88-1.20	y	50.1	45.0 - 55.0
1,2,3,4,7,8,9-HpCDF	M+2/M+4	1.05	0.88-1.20	y	49.2	43.0 - 58.0
OCDF	M+2/M+4	0.87	0.76-1.02	y	98.8	63.0 - 159

(1) See Table 8, Method 1613, for m/z specifications.

(2) Ion Abundance Ratio Control Limits as specified in Table 9, Method 1613.

(3) Contract-required concentration range as specified in Table 6, Method 1613.

Analyst: Date: 5/13/10

USEPA - ITD

FORM 4B
PCDD/PCDF CALIBRATION VERIFICATION

Lab Name: Frontier Analytical Laboratory

Episode No.:

Contract No.:

SAS No.:

Initial Calibration Date: 5/12/10

Instrument ID: FAL3

GC Column ID: DB5

VER Data Filename: 12MAY10M Sam:4

Analysis Date: 12-MAY-10 16:08:51

LABELED COMPOUNDS	M/Z'S FORMING RATIO (1)	ION ABUND. RATIO	QC LIMITS (2)	ACCEPT	CONC. FOUND	CONC. RANGE (ng/mL) (3)
13C-2,3,7,8-TCDD	M/M+2	0.80	0.65-0.89	y	100.0	82.0 - 121
13C-1,2,3,7,8-PeCDD	M+2/M+4	1.77	1.32-1.78	y	103	62.0 - 160
13C-1,2,3,4,7,8-HxCDD	M+2/M+4	1.29	1.05-1.43	y	102	85.0 - 117
13C-1,2,3,6,7,8-HxCDD	M+2/M+4	1.28	1.05-1.43	y	102	85.0 - 118
13C-1,2,3,4,6,7,8-HpCDD	M+2/M+4	1.06	0.88-1.20	y	99.6	72.0 - 138
13C-OCDD	M+2/M+4	0.91	0.76-1.02	y	202	96.0 - 415
13C-2,3,7,8-TCDF	M/M+2	0.88	0.65-0.89	y	102	71.0 - 140
13C-1,2,3,7,8-PeCDF	M+2/M+4	1.70	1.32-1.78	y	109	76.0 - 130
13C-2,3,4,7,8-PeCDF	M+2/M+4	1.71	1.32-1.78	y	107	77.0 - 130
13C-1,2,3,4,7,8-HxCDF	M/M+2	0.55	0.43-0.59	y	103	76.0 - 131
13C-1,2,3,6,7,8-HxCDF	M/M+2	0.56	0.43-0.59	y	104	70.0 - 143
13C-2,3,4,6,7,8-HxCDF	M/M+2	0.55	0.43-0.59	y	103	73.0 - 137
13C-1,2,3,7,8,9-HxCDF	M/M+2	0.56	0.43-0.59	y	102	74.0 - 135
13C-1,2,3,4,6,7,8-HpCDF	M/M+2	0.43	0.37-0.51	y	101	78.0 - 129
13C-1,2,3,4,7,8,9-HpCDF	M/M+2	0.42	0.37-0.51	y	100	77.0 - 129
13C-OCDF	M+2/M+4	0.98	0.76-1.02	y	199	96.0 - 415
CLEANUP STANDARD (4)						
37Cl-2,3,7,8-TCDD					9.55	7.80 - 12.8

(1) See Table 8, Method 1613, for m/z specifications.

(2) Ion Abundance Ratio Control Limits as specified in Table 9, Method 1613.

(3) Contract-required concentration range as specified in Table 6, Method 1613.

(4) No ion abundance ratio; report concentration found.

Analyst: Date: 5/13/10

FORM 5
PCDD/PCDF RT WINDOW AND ISOMER SPECIFICITY STANDARDS

Lab Name: Frontier Analytical Laboratory Episode No.:
Contract No.: SAS No.:
Instrument ID: FAL3 Initial Calibration Date: 5/12/10
RT Window Data Filename: 12MAY10M Sam:4 Analysis Date: 12-MAY-10 Time: 16:08:51
DB-5 IS Data Filename: 12MAY10M Sam:4 Analysis Date: 12-MAY-10 Time: 16:08:51
DB-225 IS Data Filename: Analysis Date: Time:

DB-5 RT WINDOW DEFINING STANDARDS RESULTS

ISOMERS	ABSOLUTE RT	ISOMERS	ABSOLUTE RT
1,3,6,8-TCDD (F)	24:26	1,3,6,8-TCDF (F)	23:05
1,2,8,9-TCDD (L)	28:23	1,2,8,9-TCDF (L)	28:36
1,2,4,7,9-PeCDD (F)	30:17	1,3,4,6,8-PeCDF (F)	28:27
1,2,3,8,9-PeCDD (L)	33:50	1,2,3,8,9-PeCDF (L)	34:14
1,2,4,6,7,9-HxCDD (F)	36:08	1,2,3,4,6,8-HxCDF (F)	35:15
1,2,3,7,8,9-HxCDD (L)	39:11	1,2,3,7,8,9-HxCDF (L)	39:45
1,2,3,4,6,7,9-HpCDD (F)	42:47	1,2,3,4,6,7,8-HpCDF (F)	42:15
1,2,3,4,6,7,8-HpCDD (L)	44:10	1,2,3,4,7,8,9-HpCDF (L)	45:04

(F) = First eluting isomer (DB-5); (L) = Last eluting isomer (DB-5)

=====

ISOMER SPECIFICITY (IS) TEST STANDARD RESULTS

% VALLEY HEIGHT
BETWEEN
COMPARED PEAKS (1)

<25%

(1) To meet contract requirement, %Valley Height Between Compared Peaks shall not exceed 25% (section 15.4.2.2, Method 1613).

Analyst: 

Date: 5/13/10

USEPA - ITD
FORM 6A
PCDD/PCDF RELATIVE RETENTION TIMES

Lab Name: Frontier Analytical Laboratory Episode No.:
Contract No.: SAS No.: Init. Cal. Date: 5/12/10
Instrument ID: FAL3 GC Column ID: DB5
Analysis Date: 12-MAY-10 16:08:51 CS3 or VER Data Filename: 12MAY10M Sam:4

NATIVE ANALYTES	RETENTION TIME REFERENCE	RRT	RRT QC LIMITS (1)
2,3,7,8-TCDD	13C-2,3,7,8-TCDD	1.001	0.999-1.002
2,3,7,8-TCDF	13C-2,3,7,8-TCDF	1.000	0.999-1.003
1,2,3,7,8-PeCDD	13C-1,2,3,7,8-PeCDD	1.001	0.999-1.002
1,2,3,7,8-PeCDF	13C-1,2,3,7,8-PeCDF	1.001	0.999-1.002
2,3,4,7,8-PeCDF	13C-2,3,4,7,8-PeCDF	1.000	0.999-1.002
LABELED COMPOUNDS			
37Cl-2,3,7,8-TCDD	13C-1,2,3,4-TCDD	1.023	0.989-1.052
13C-2,3,7,8-TCDD		1.021	0.976-1.043
13C-2,3,7,8-TCDF		0.994	0.923-1.103
13C-1,2,3,7,8-PeCDD		1.238	1.000-1.567
13C-1,2,3,7,8-PeCDF		1.173	0.923-1.203
13C-2,3,4,7,8-PeCDF		1.223	0.923-1.303

(1) Contract-required limits for Relative Retention Times (RRT) as specified in Table 2, Method 1613.

Analyst:  Date: 5/13/10

Results: GC Column: DB5 Amount: 1.000 NATO 1989 Tox: 99.5 WHO 1998 Tox: 123 WHO 2005 Tox: 112

Name	Resp	RA	RT	RRF	Conc	Qual	Fac Noise-1	Noise-2	DL	Rec	#Hom
2,3,7,8-TCDD	3.10e+06	0.78 y	27:27	1.04	9.80	2.50	-	-	*		
1,2,3,7,8-PeCDD	1.38e+07	1.70 y	33:15	1.05	48.3	2.50	-	-	*		
1,2,3,4,7,8-HxCDD	1.26e+07	1.30 y	38:35	1.30	50.2	2.50	-	-	*		
1,2,3,6,7,8-HxCDD	1.26e+07	1.30 y	38:45	1.28	48.5	2.50	-	-	*		
1,2,3,7,8,9-HxCDD	1.23e+07	1.28 y	39:11	1.25	49.6	2.50	-	-	*		
1,2,3,4,6,7,8-HpCDD	1.26e+07	1.11 y	44:10	1.35	50.6	2.50	-	-	*		
OCDD	1.62e+07	0.93 y	49:41	1.25	101	2.50	-	-	*		
2,3,7,8-TCDF	6.83e+06	0.72 y	26:41	1.62	9.66	2.50	-	-	*		
1,2,3,7,8-PeCDF	2.04e+07	1.54 y	31:31	0.92	51.5	2.50	-	-	*		
2,3,4,7,8-PeCDF	1.91e+07	1.55 y	32:50	0.94	50.9	2.50	-	-	*		
1,2,3,4,7,8-HxCDF	1.67e+07	1.29 y	37:11	0.93	50.0	2.50	-	-	*		
1,2,3,6,7,8-HxCDF	1.89e+07	1.30 y	37:24	0.84	50.3	2.50	-	-	*		
2,3,4,6,7,8-HxCDF	1.67e+07	1.30 y	38:19	0.90	49.7	2.50	-	-	*		
1,2,3,7,8,9-HxCDF	1.49e+07	1.27 y	39:45	0.98	49.6	2.50	-	-	*		
1,2,3,4,6,7,8-HpCDF	1.54e+07	1.05 y	42:15	1.38	50.1	2.50	-	-	*		
1,2,3,4,7,8,9-HpCDF	1.31e+07	1.05 y	45:04	1.62	49.2	2.50	-	-	*		
OCDF	1.73e+07	0.87 y	50:04	0.74	98.8	2.50	-	-	*		
13C-2,3,7,8-TCDD	3.06e+07	0.80 y	27:25	0.93	100.0					100.0	
13C-1,2,3,7,8-PeCDD	2.73e+07	1.77 y	33:13	0.81	103					103	
13C-1,2,3,4,7,8-HxCDD	1.94e+07	1.29 y	38:33	0.95	102					102	
13C-1,2,3,6,7,8-HxCDD	2.04e+07	1.28 y	38:43	1.00	102					102	
13C-1,2,3,4,6,7,8-HpCDD	1.84e+07	1.06 y	44:09	0.92	99.6					99.6	
13C-OCDD	2.56e+07	0.91 y	49:41	0.63	202					101	
13C-2,3,7,8-TCDF	4.37e+07	0.88 y	26:40	0.87	102					102	
13C-1,2,3,7,8-PeCDF	4.32e+07	1.70 y	31:29	0.81	109					109	
13C-2,3,4,7,8-PeCDF	3.97e+07	1.71 y	32:49	0.75	107					107	
13C-1,2,3,4,7,8-HxCDF	3.60e+07	0.55 y	37:10	1.74	103					103	
13C-1,2,3,6,7,8-HxCDF	4.50e+07	0.56 y	37:22	2.17	104					104	
13C-2,3,4,6,7,8-HxCDF	3.76e+07	0.55 y	38:19	1.82	103					103	
13C-1,2,3,7,8,9-HxCDF	3.05e+07	0.56 y	39:45	1.49	102					102	
13C-1,2,3,4,6,7,8-HpCDF	2.22e+07	0.43 y	42:14	1.10	101					101	
13C-1,2,3,4,7,8,9-HpCDF	1.64e+07	0.42 y	45:03	0.81	100					100	
13C-OCDF	4.74e+07	0.98 y	50:02	1.19	199					99.7	
37Cl-2,3,7,8-TCDD	2.93e+06		27:27	0.93	9.55					95.5	
13C-1,2,3,4-TCDD	3.30e+07	0.81 y	26:50	-	97.3						
13C-1,2,3,4-TCDF	4.93e+07	0.87 y	25:34	-	92.5						
13C-1,2,3,7,8,9-HxCDD	2.00e+07	1.28 y	39:10	-	92.9						
Total Tetra-Dioxins	1.68e+07		23:16	1.04	53.2	2.50	-	-	*		19
Total Penta-Dioxins	3.09e+07		30:17	1.05	108	2.50	-	-	*		9
Total Hexa-Dioxins	4.33e+07		36:08	1.27	171	2.50	-	-	*		13
Total Hepta-Dioxins	2.73e+07		42:47	1.35	110	2.50	-	-	*		10
Total Tetra-Furans	2.92e+07		23:05	1.62	41.3	2.50	-	-	*		21
1st Fn. Tot Penta-Furans	2.33e+07		28:27	0.93	60.5	2.50	-	-	*	PeCDF	1
Total Penta-Furans	5.64e+07		30:15	0.93	146	2.50	-	-	*	207	9
Total Hexa-Furans	7.98e+07		35:15	0.90	237	2.50	-	-	*		13
Total Hepta-Furans	2.91e+07		42:15	1.48	102	2.50	-	-	*		5

Analyst: 

Date: 5/13/10

Frontier Analytical Laboratory - Acquisition Log

Run Name:12MAY10M

Instrument: FAL3

GC: DB5

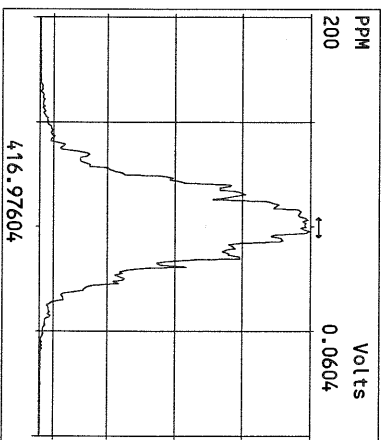
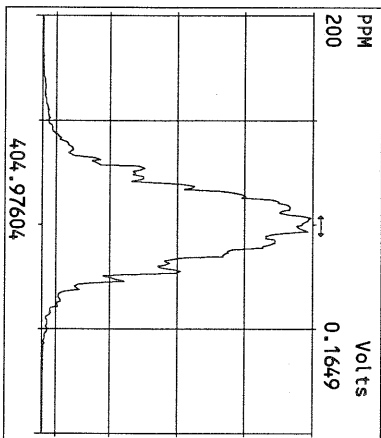
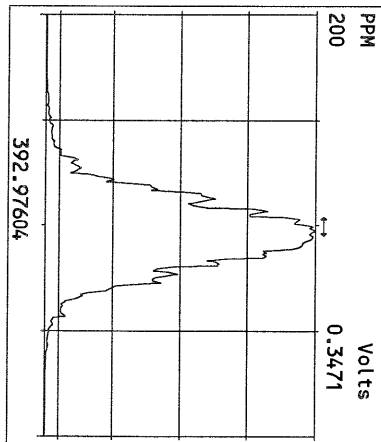
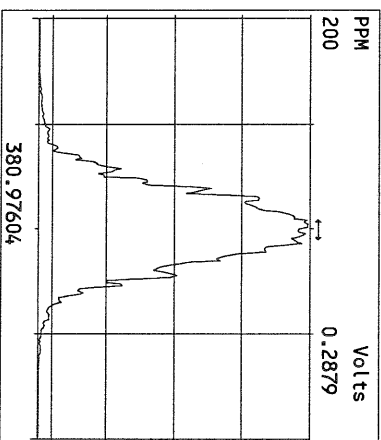
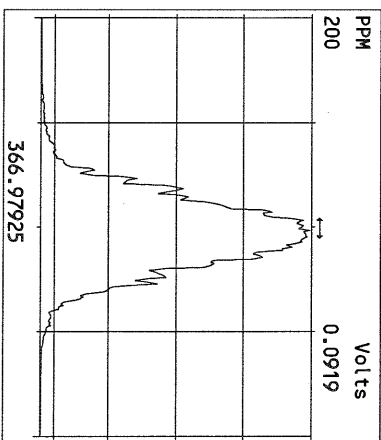
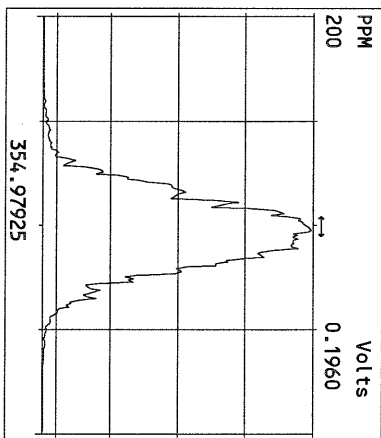
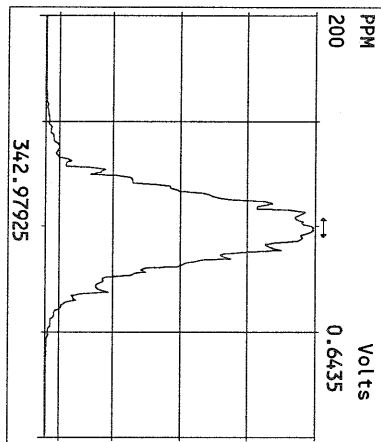
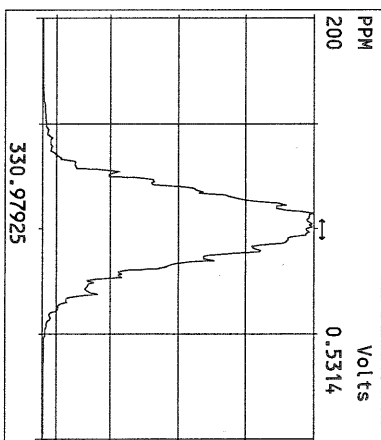
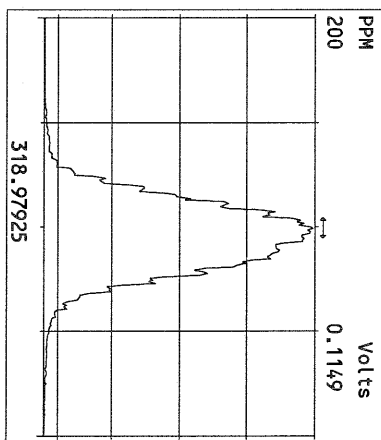
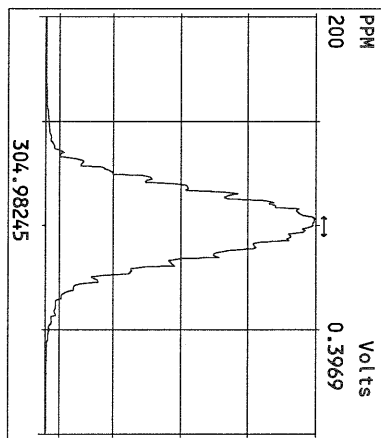
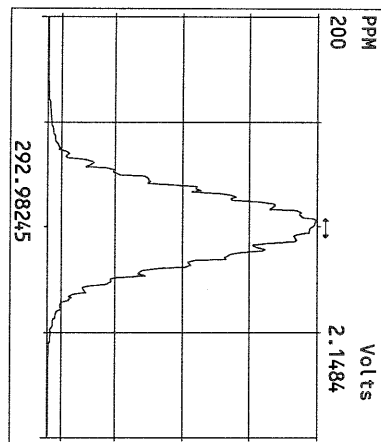
Experiment:PCDD

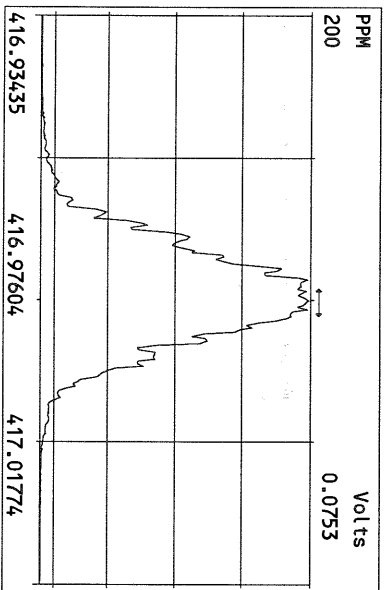
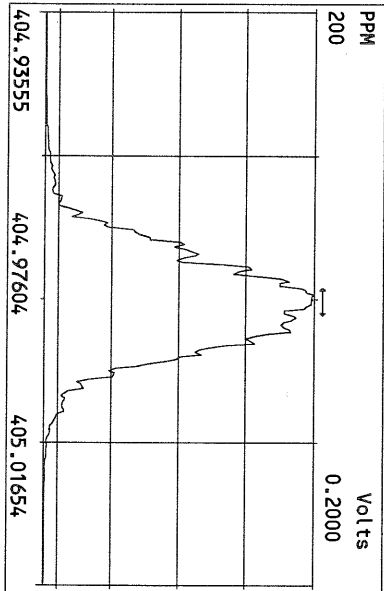
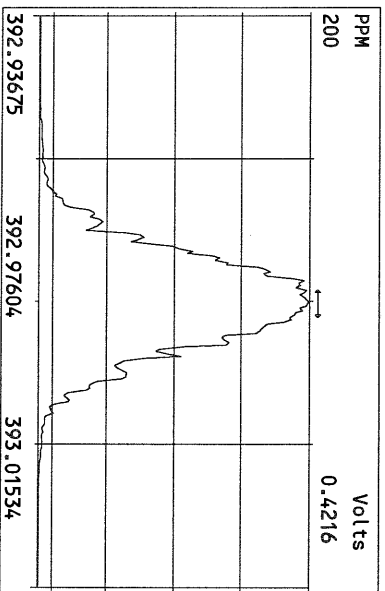
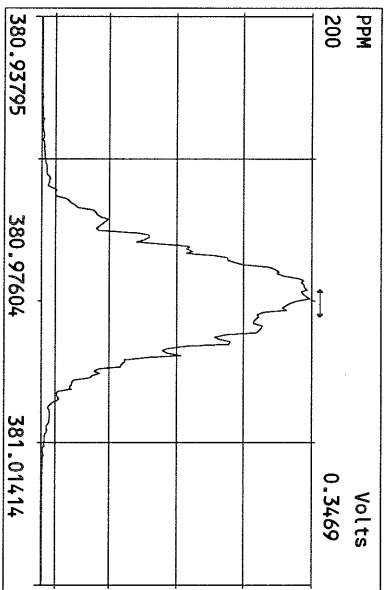
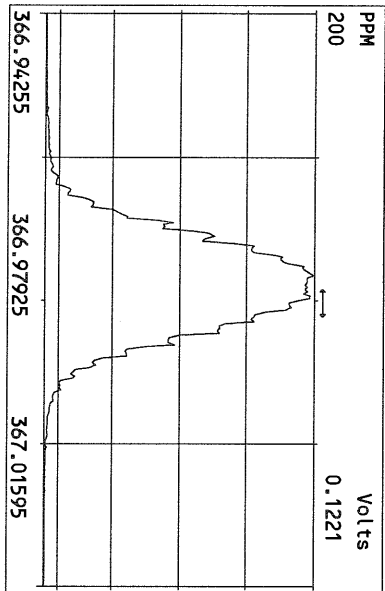
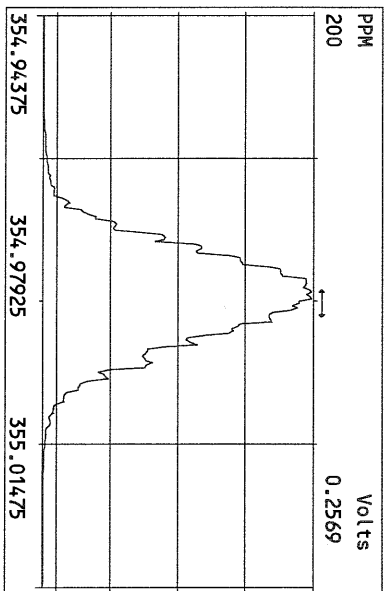
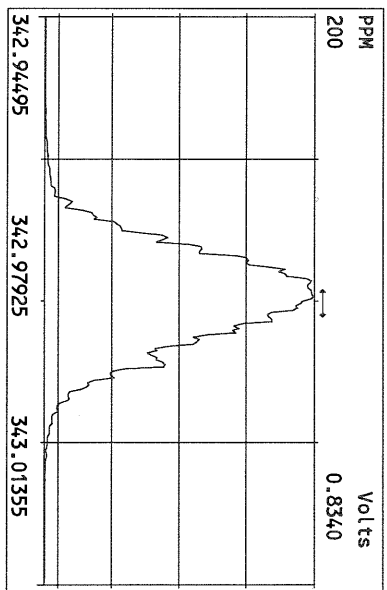
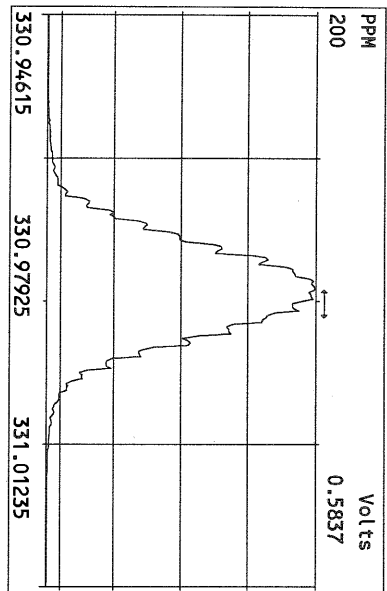
Data File S	FAL ID	Client ID	Acquired	ConCal	EndCal	Analyst
12MAY10M 1	ST051210M0	1613 CS0 090918G	12-MAY-10 13:22:51	NA	NA	TC
12MAY10M 2	ST051210M1	1613 CS1 090918H	12-MAY-10 14:18:09	NA	NA	TC
12MAY10M 3	ST051210M2	1613 CS2 090918I	12-MAY-10 15:13:32	NA	NA	TC
12MAY10M 4	ST051210M3	1613 CS3 090918J	12-MAY-10 16:08:51	NA	NA	TC
12MAY10M 5	ST051210M4	1613 CS4 090918K	12-MAY-10 17:04:09	NA	NA	TC
12MAY10M 6	ST051210M5	1613 CS5 090918L	12-MAY-10 17:59:27	NA	NA	TC
12MAY10M 7	SB051210M1	Solvent Blank	12-MAY-10 18:54:46	NA	NA	TC

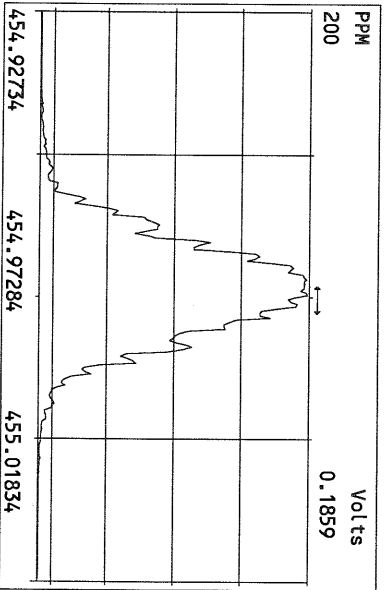
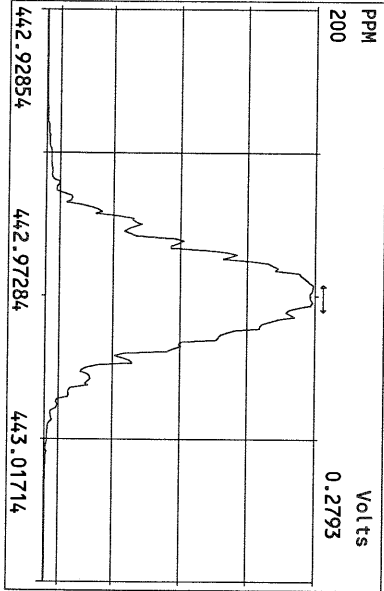
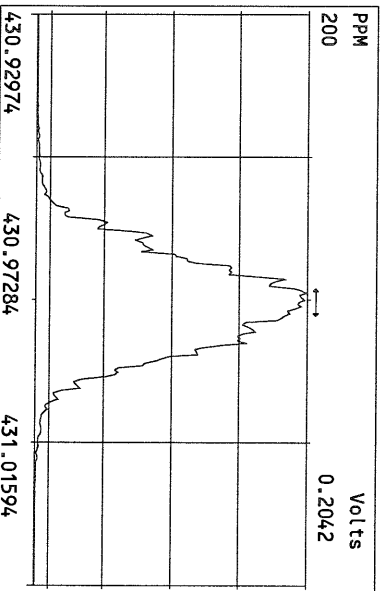
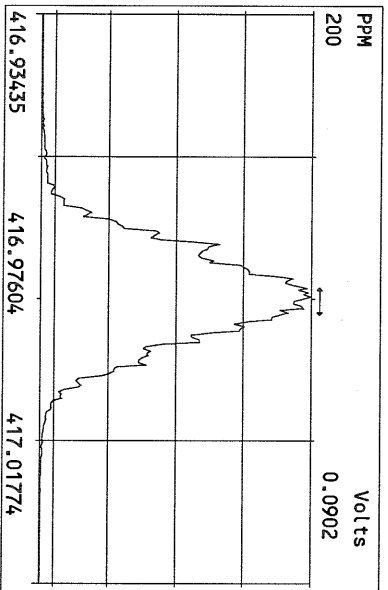
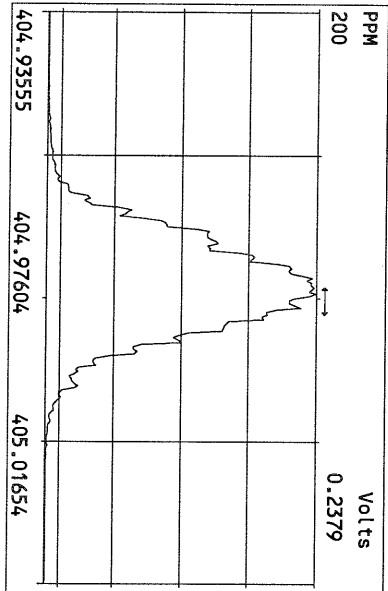
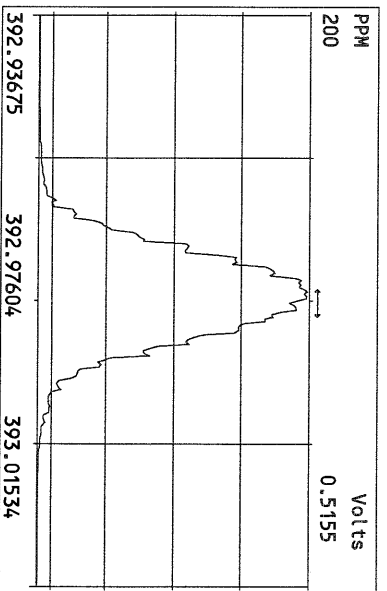
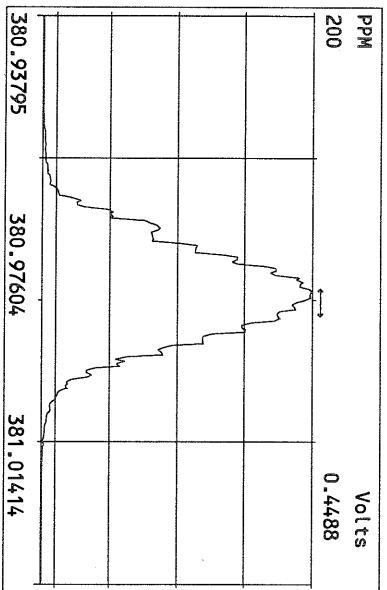
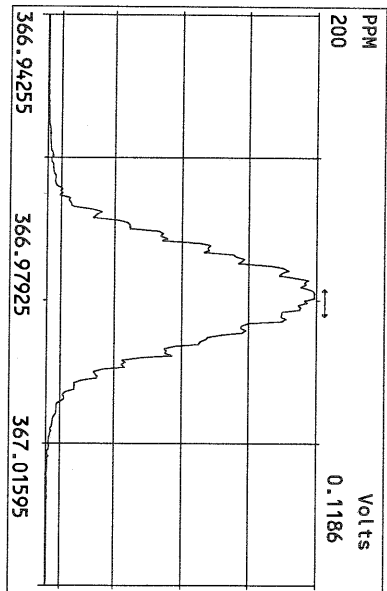
L 5/13/10

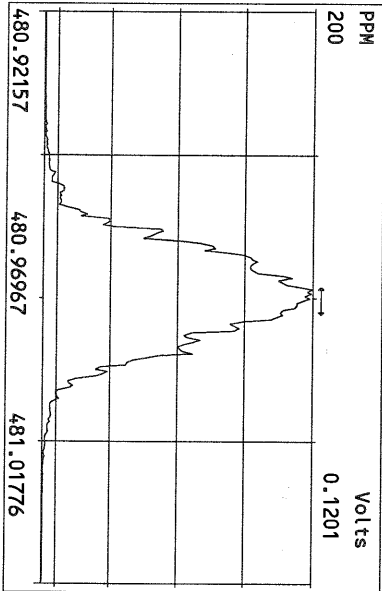
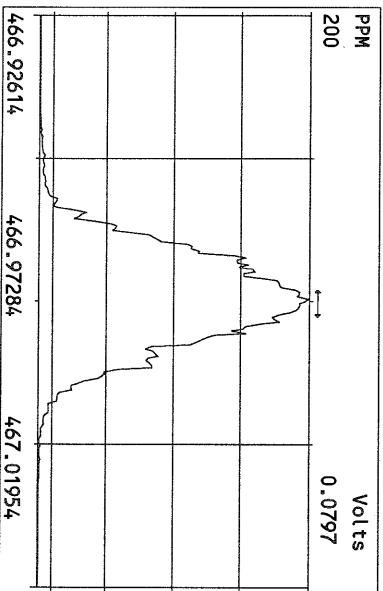
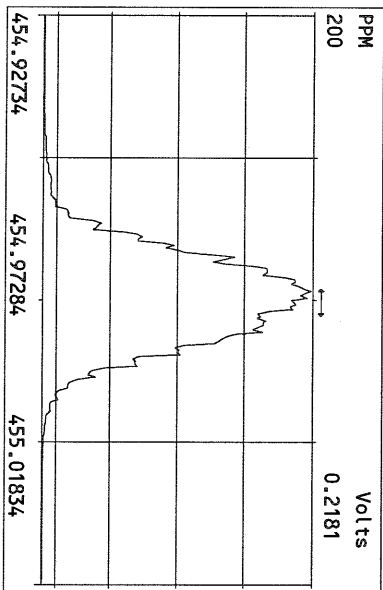
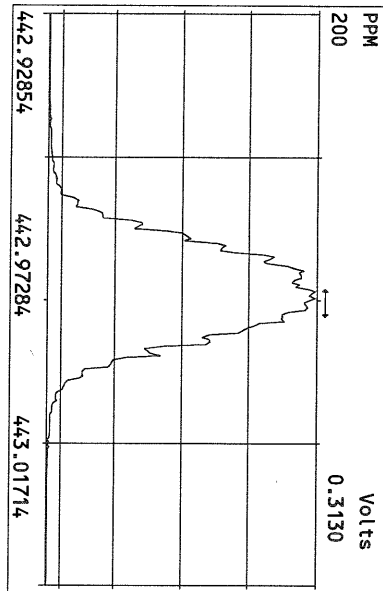
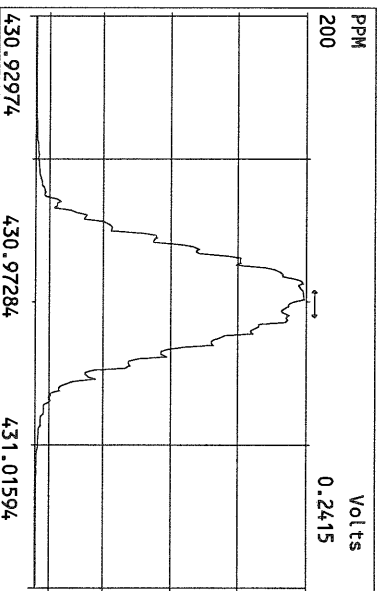
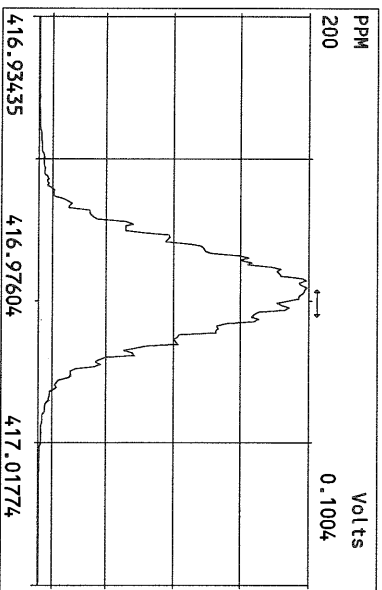
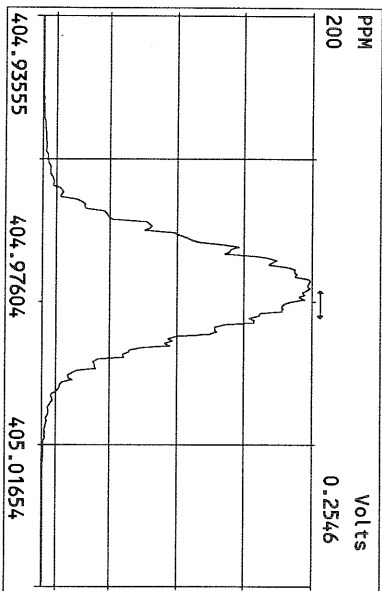
Data Backed Up: _____

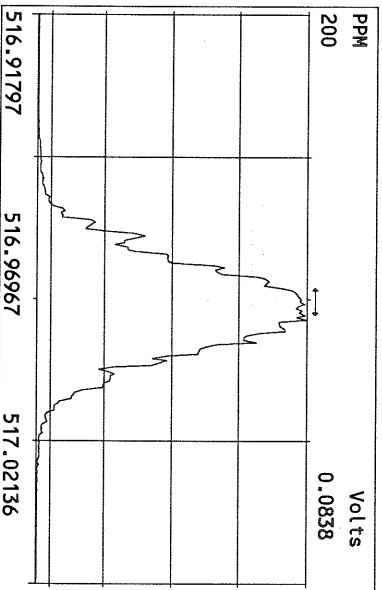
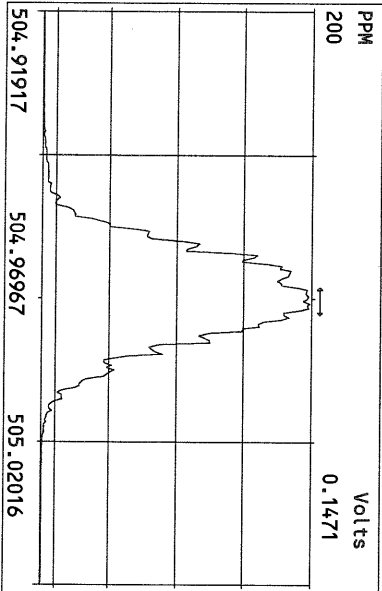
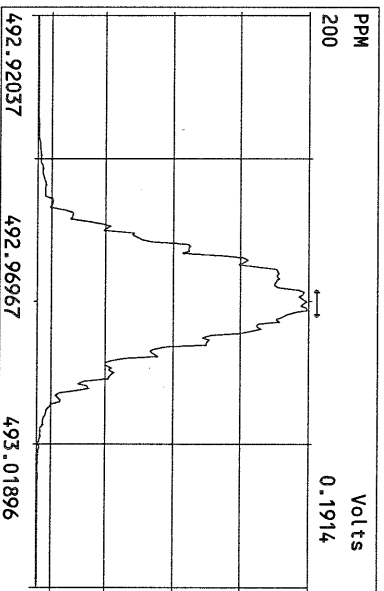
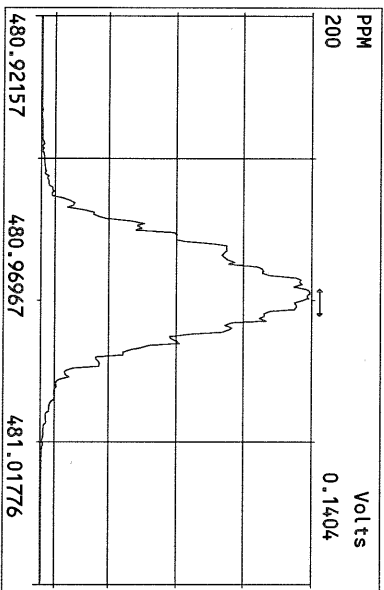
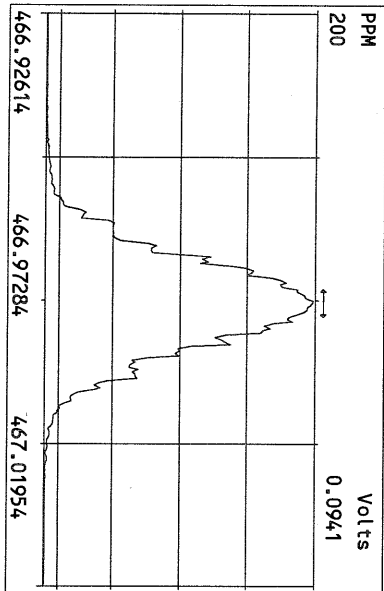
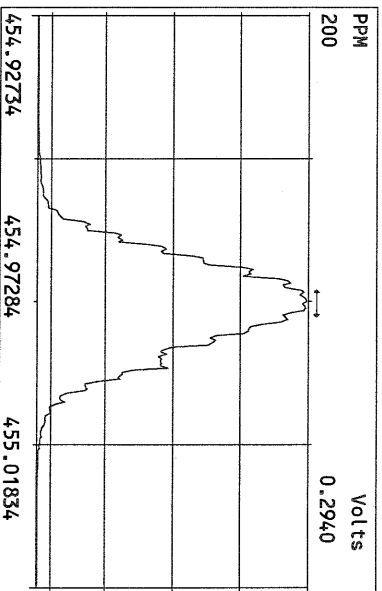
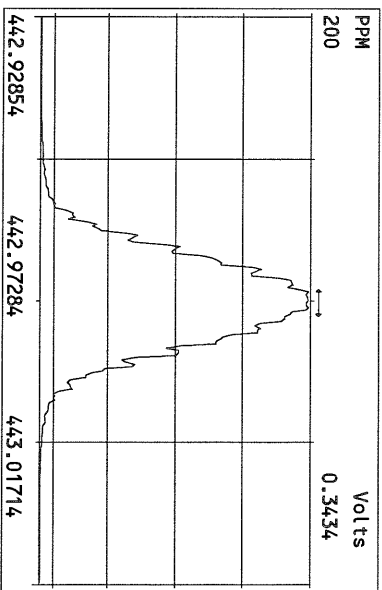
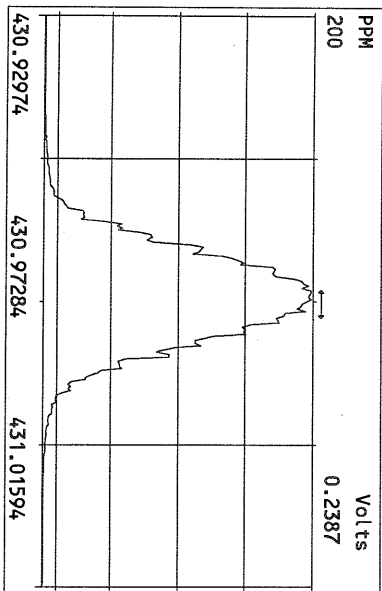
Date: _____



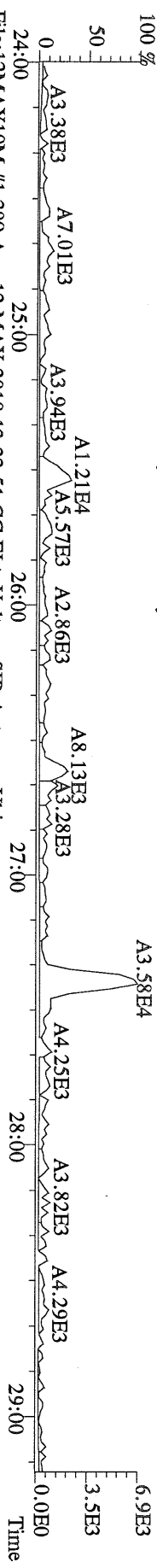










File:12MAY10M #1-390 Acq:12-MAY-2010 13:22:51 GC EI + Voltage SIR Autospec-Ultima
 319.8965 BSUB(10000,15,-3.0) PKD(5,5,3,0,100,0,0,00%,F,F) Exp:PCDD
 Sample Text:ST051210M0 File Text:Frontier Analytical Laboratory



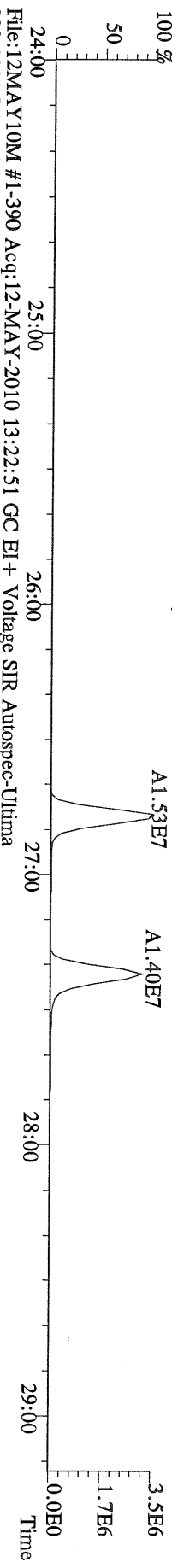
File:12MAY10M #1-390 Acq:12-MAY-2010 13:22:51 GC EI + Voltage SIR Autospec-Ultima
 321.8936 BSUB(10000,15,-3.0) PKD(5,5,3,0,100,0,0,00%,F,F) Exp:PCDD
 Sample Text:ST051210M0 File Text:Frontier Analytical Laboratory



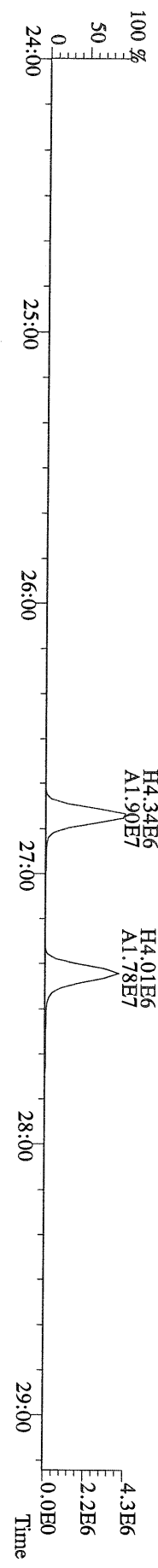
File:12MAY10M #1-390 Acq:12-MAY-2010 13:22:51 GC EI + Voltage SIR Autospec-Ultima
 327.8847 BSUB(10000,15,-3.0) PKD(5,5,3,0,100,0,0,00%,F,F) Exp:PCDD
 Sample Text:ST051210M0 File Text:Frontier Analytical Laboratory



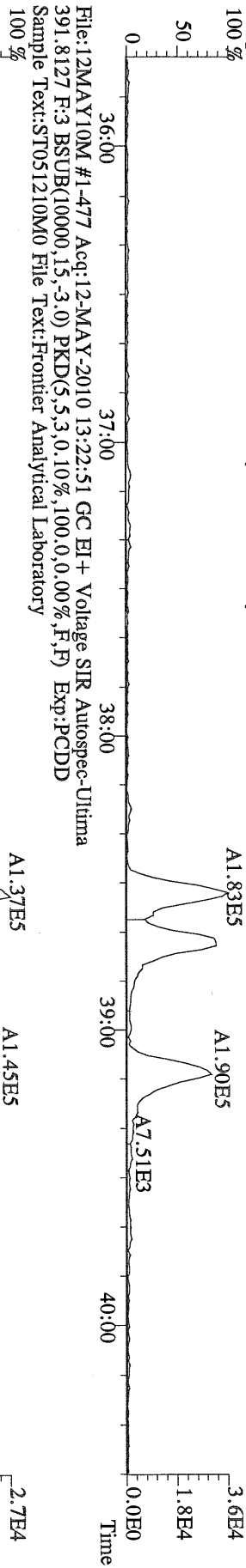
File:12MAY10M #1-390 Acq:12-MAY-2010 13:22:51 GC EI + Voltage SIR Autospec-Ultima
 331.9368 BSUB(10000,15,-3.0) PKD(5,5,3,0,100,0,0,00%,F,F) Exp:PCDD
 Sample Text:ST051210M0 File Text:Frontier Analytical Laboratory



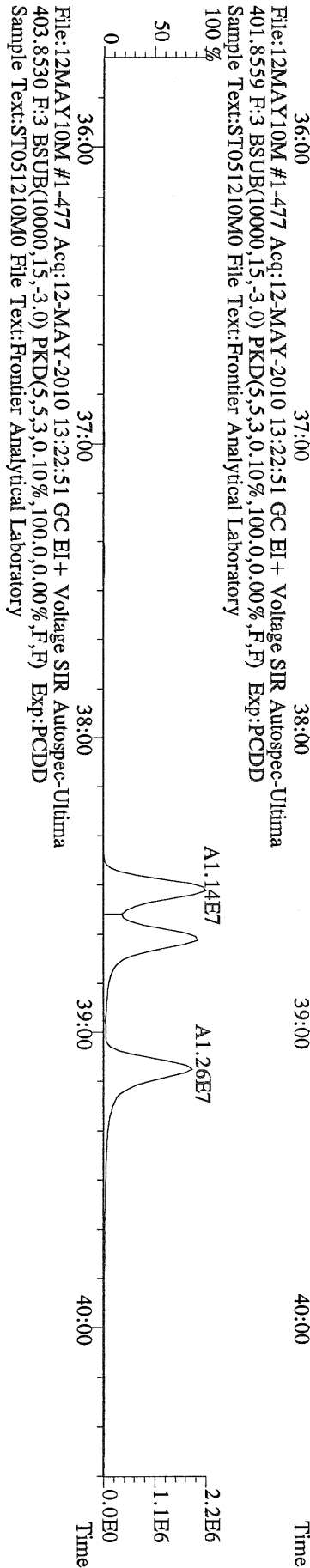
File:12MAY10M #1-390 Acq:12-MAY-2010 13:22:51 GC EI + Voltage SIR Autospec-Ultima
 333.9339 BSUB(10000,15,-3.0) PKD(5,5,3,0,100,0,0,00%,F,F) Exp:PCDD
 Sample Text:ST051210M0 File Text:Frontier Analytical Laboratory



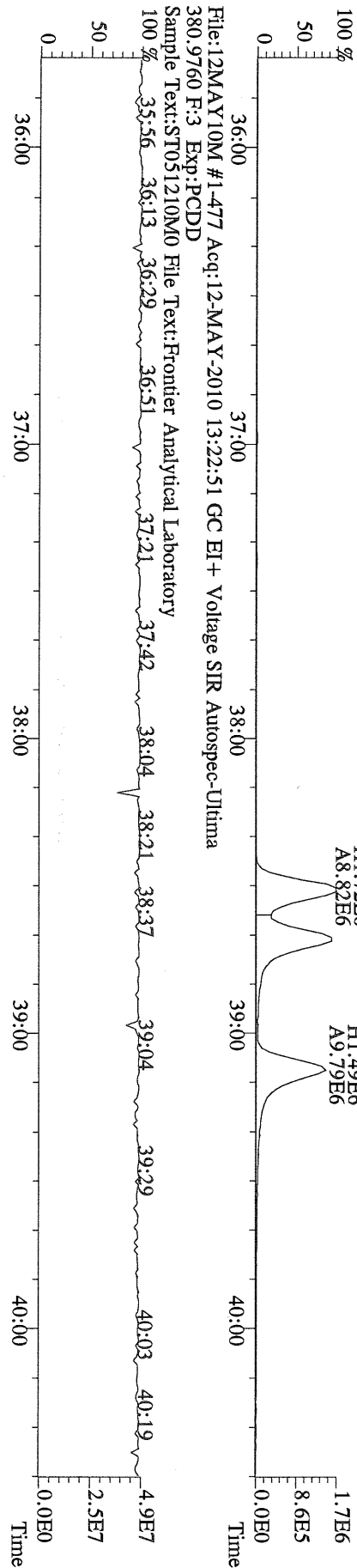
File:12MAY10M #1-477 Acq:12-MAY-2010 13:22:51 GC EI+ Voltage SIR Autospec-Ultima
389.8156 F:3 BSUB(10000,15,-3.0) PKD(5,5,3,0,10%,100,0,0,00%,F,F) Exp:PCDD
Sample Text:ST051210M0 File Text:Frontier Analytical Laboratory



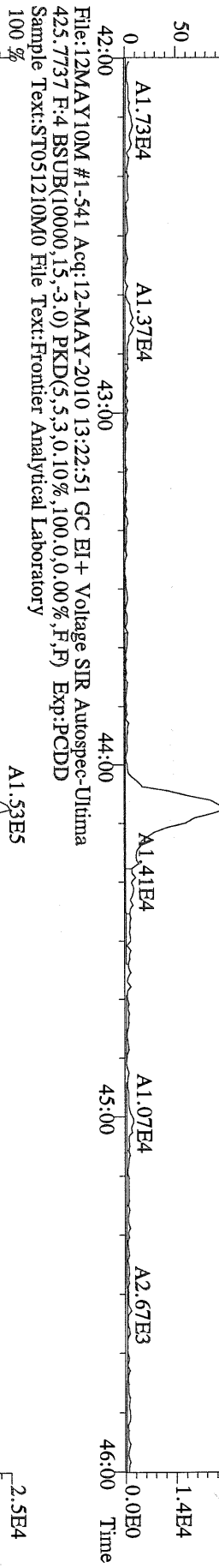
File:12MAY10M #1-477 Acq:12-MAY-2010 13:22:51 GC EI+ Voltage SIR Autospec-Ultima
401.8559 F:3 BSUB(10000,15,-3.0) PKD(5,5,3,0,10%,100,0,0,00%,F,F) Exp:PCDD
Sample Text:ST051210M0 File Text:Frontier Analytical Laboratory



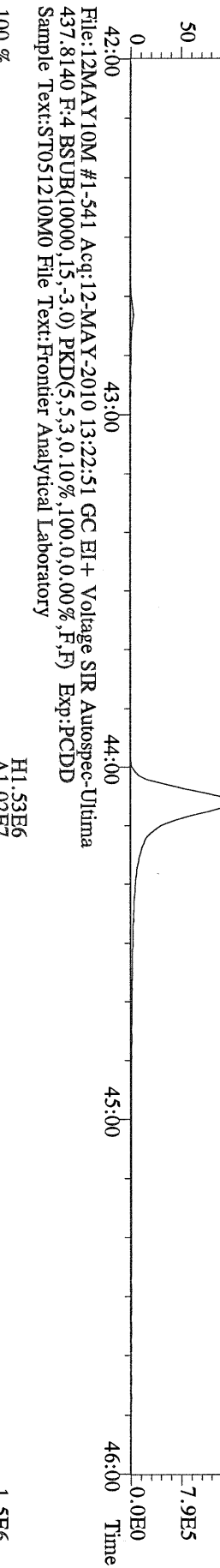
File:12MAY10M #1-477 Acq:12-MAY-2010 13:22:51 GC EI+ Voltage SIR Autospec-Ultima
403.8530 F:3 BSUB(10000,15,-3.0) PKD(5,5,3,0,10%,100,0,0,00%,F,F) Exp:PCDD
Sample Text:ST051210M0 File Text:Frontier Analytical Laboratory



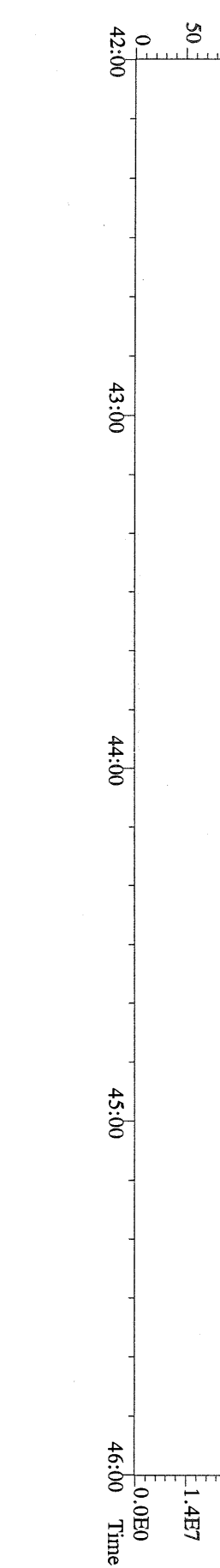
File:12MAY10M #1-541 Acq:12-MAY-2010 13:22:51 GC EI + Voltage SIR Autospec-Ultima
423.7767 F:4 BSUB(10000,15,-3.0) PKD(5,5,3,0.10%,100,0,0.00%,F,F) Exp:PCDD
Sample Text:ST051210M0 File Text:Frontier Analytical Laboratory



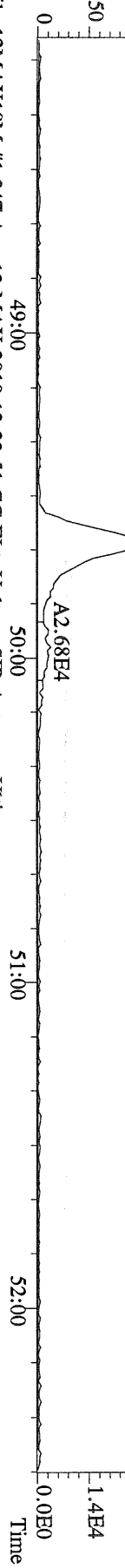
File:12MAY10M #1-541 Acq:12-MAY-2010 13:22:51 GC EI + Voltage SIR Autospec-Ultima
435.8169 F:4 BSUB(10000,15,-3.0) PKD(5,5,3,0.10%,100,0,0.00%,F,F) Exp:PCDD
Sample Text:ST051210M0 File Text:Frontier Analytical Laboratory



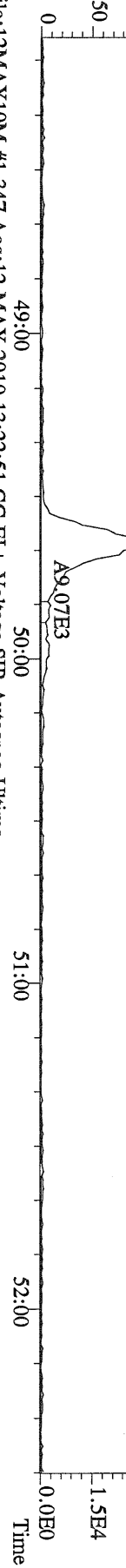
File:12MAY10M #1-541 Acq:12-MAY-2010 13:22:51 GC EI + Voltage SIR Autospec-Ultima
430.9728 F:4 Exp:PCDD
Sample Text:ST051210M0 File Text:Frontier Analytical Laboratory



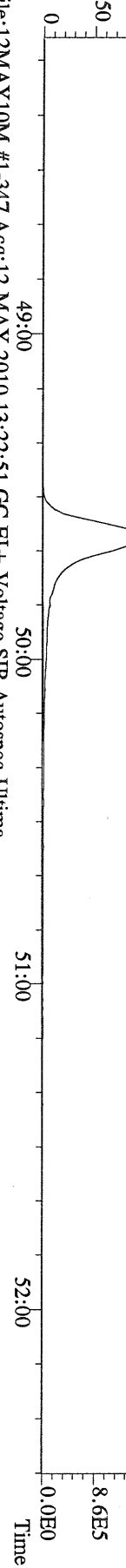
File: 12MAY10M #1-347 Acq: 12-MAY-2010 13:22:51 GC EI + Voltage SIR Autospec-Utima
457.7377 F:5 BSUB(10000,15,-3.0) PKD(5,5,3,0.10%,100,0.0,0.00%,F,F) Exp:PCDD
Sample Text:ST051210M0 File Text:Frontier Analytical Laboratory
100 %




File: 12MAY10M #1-347 Acq: 12-MAY-2010 13:22:51 GC EI + Voltage SIR Autospec-Utima
459.7348 F:5 BSUB(10000,15,-3.0) PKD(5,5,3,0.10%,100,0.0,0.00%,F,F) Exp:PCDD
Sample Text:ST051210M0 File Text:Frontier Analytical Laboratory
100 %




File: 12MAY10M #1-347 Acq: 12-MAY-2010 13:22:51 GC EI + Voltage SIR Autospec-Utima
469.7780 F:5 BSUB(10000,15,-3.0) PKD(5,5,3,0.10%,100,0.0,0.00%,F,F) Exp:PCDD
Sample Text:ST051210M0 File Text:Frontier Analytical Laboratory
100 %



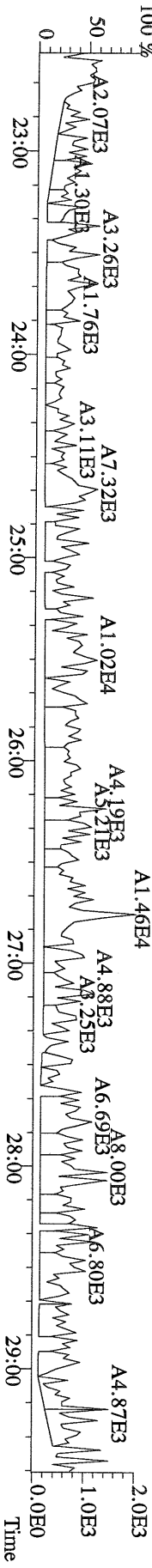
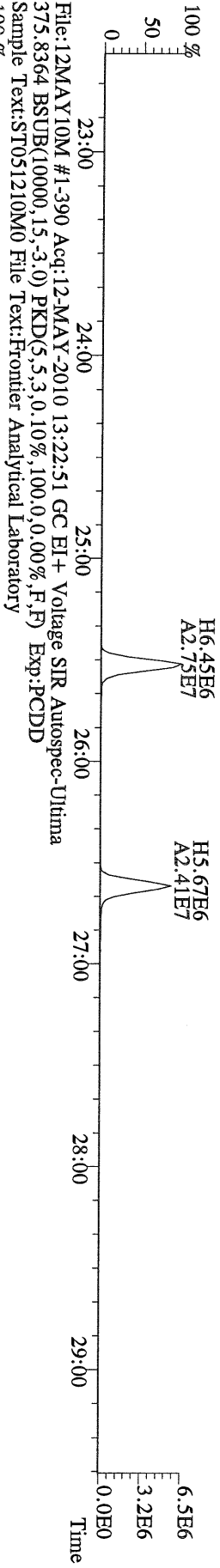

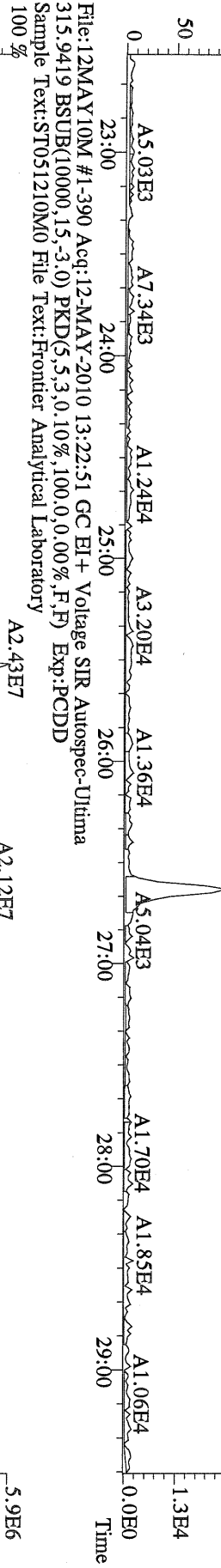
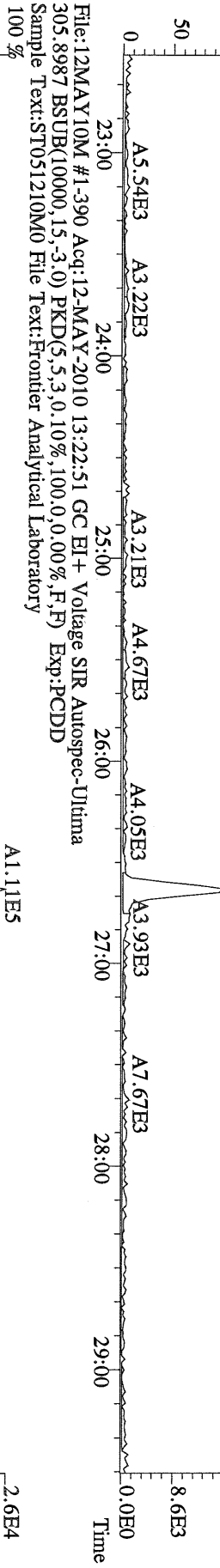
File: 12MAY10M #1-347 Acq: 12-MAY-2010 13:22:51 GC EI + Voltage SIR Autospec-Utima
471.7750 F:5 BSUB(10000,15,-3.0) PKD(5,5,3,0.10%,100,0.0,0.00%,F,F) Exp:PCDD
Sample Text:ST051210M0 File Text:Frontier Analytical Laboratory



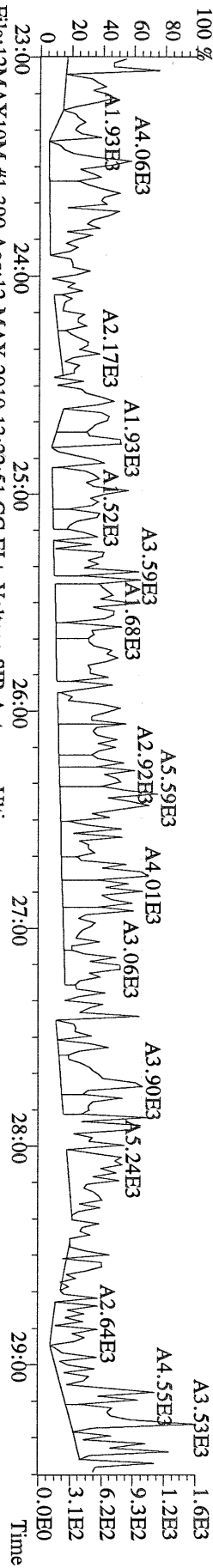
File: 12MAY10M #1-347 Acq: 12-MAY-2010 13:22:51 GC EI + Voltage SIR Autospec-Utima
454.9728 F:5 Exp:PCDD
Sample Text:ST051210M0 File Text:Frontier Analytical Laboratory



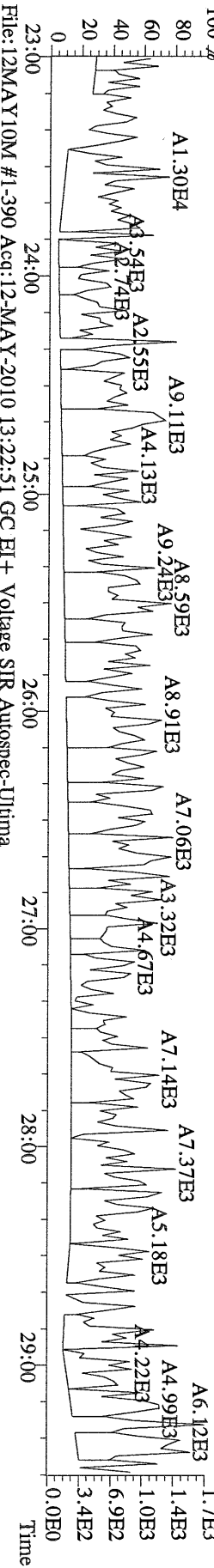
File:12MAY10M #1-390 Acq:12-MAY-2010 13:22:51 GC EI+ Voltage SIR Autospec-Utima
 303.9016 BSUB(10000,15,-3.0) PKD(5,5,3.0,100,0.0,0.00%,F,F) Exp:PCDD
 Sample Text:ST051210M0 File Text:Frontier Analytical Laboratory



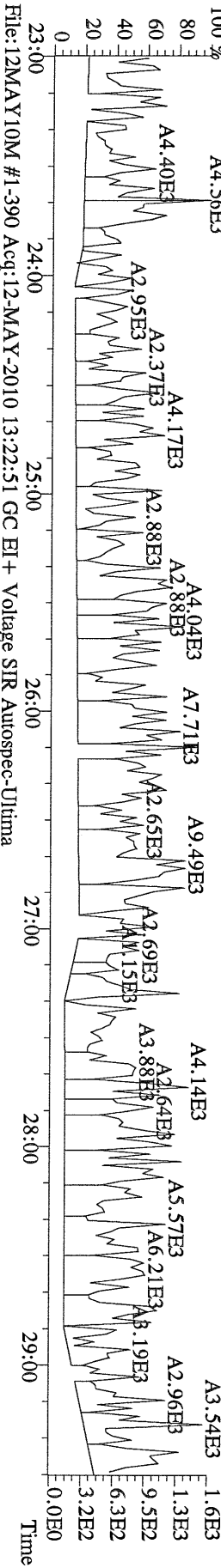
File:12MAY10M #1-390 Acq:12-MAY-2010 13:22:51 GC EI+ Voltage SIR Autospec-Utima
 339.8597 BSUB(10000,15,-3.0) PKD(5,5,3,0.10%,100,0,0.00%,F,F) Exp:PCDD
 Sample Text:ST051210M0 File Text:Frontier Analytical Laboratory



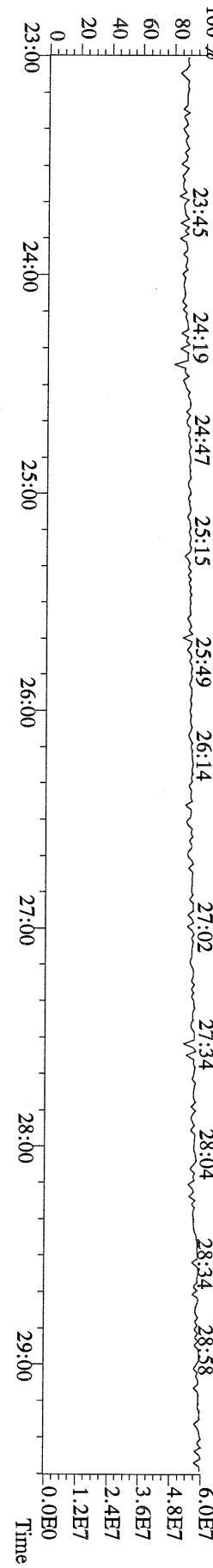
File:12MAY10M #1-390 Acq:12-MAY-2010 13:22:51 GC EI+ Voltage SIR Autospec-Utima
 341.8568 BSUB(10000,15,-3.0) PKD(5,5,3,0.10%,100,0,0.00%,F,F) Exp:PCDD
 Sample Text:ST051210M0 File Text:Frontier Analytical Laboratory



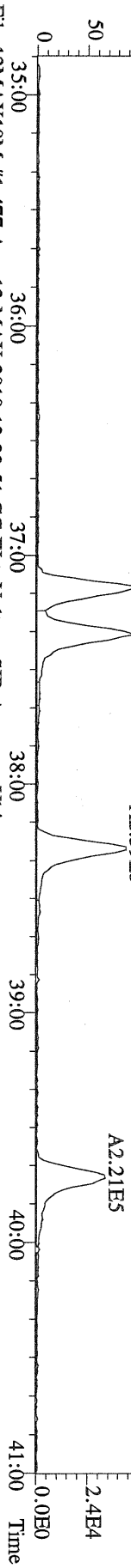
File:12MAY10M #1-390 Acq:12-MAY-2010 13:22:51 GC EI+ Voltage SIR Autospec-Utima
 409.7974 BSUB(10000,15,-3.0) PKD(5,5,3,0.10%,100,0,0.00%,F,F) Exp:PCDD
 Sample Text:ST051210M0 File Text:Frontier Analytical Laboratory



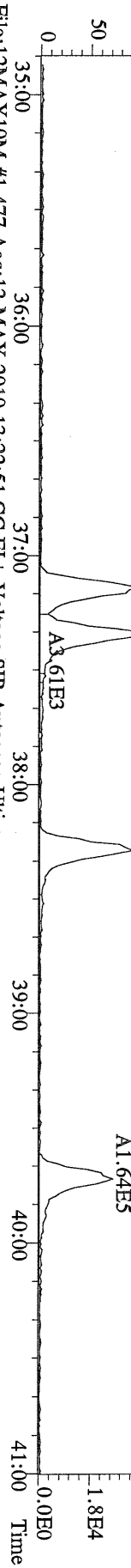
File:12MAY10M #1-390 Acq:12-MAY-2010 13:22:51 GC EI+ Voltage SIR Autospec-Utima
 330.9792 Exp:PCDD
 Sample Text:ST051210M0 File Text:Frontier Analytical Laboratory




File:12MAY10M #1-477 Acq:12-MAY-2010 13:22:51 GC EI+ Voltage SIR Autospec-Utima
373.8207 F:3 BSUB(10000,15,-3.0) PKD(5,5,3,0,10%,100,0,0.00%,F,F) Exp:PCDD
Sample Text:ST051210M0 File Text:Frontier Analytical Laboratory




File:12MAY10M #1-477 Acq:12-MAY-2010 13:22:51 GC EI+ Voltage SIR Autospec-Utima
375.8178 F:3 BSUB(10000,15,-3.0) PKD(5,5,3,0,10%,100,0,0.00%,F,F) Exp:PCDD
Sample Text:ST051210M0 File Text:Frontier Analytical Laboratory



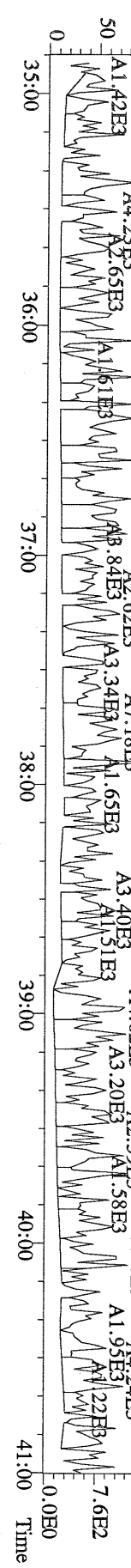
File:12MAY10M #1-477 Acq:12-MAY-2010 13:22:51 GC EI+ Voltage SIR Autospec-Utima
383.8639 F:3 BSUB(10000,15,-3.0) PKD(5,5,3,0,10%,100,0,0.00%,F,F) Exp:PCDD
Sample Text:ST051210M0 File Text:Frontier Analytical Laboratory



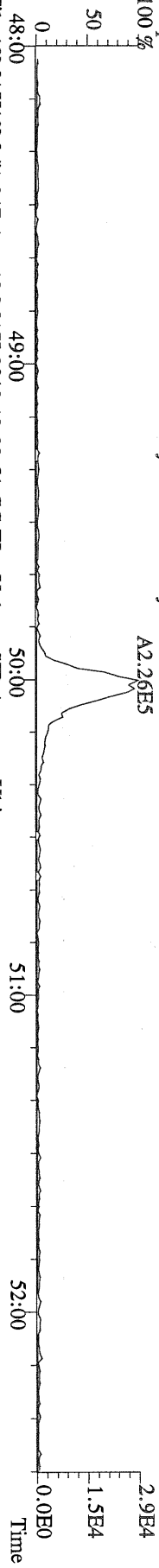
File:12MAY10M #1-477 Acq:12-MAY-2010 13:22:51 GC EI+ Voltage SIR Autospec-Utima
385.8610 F:3 BSUB(10000,15,-3.0) PKD(5,5,3,0,10%,100,0,0.00%,F,F) Exp:PCDD
Sample Text:ST051210M0 File Text:Frontier Analytical Laboratory



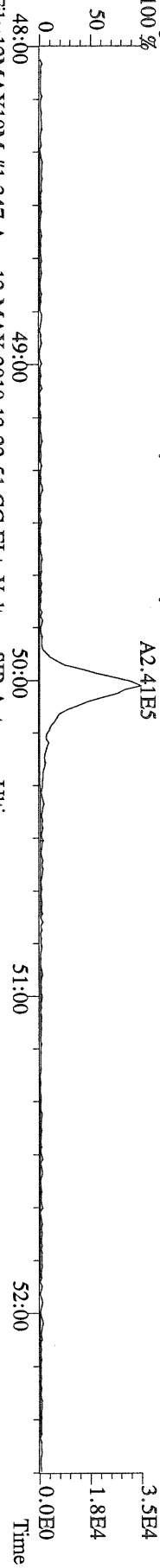
File:12MAY10M #1-477 Acq:12-MAY-2010 13:22:51 GC EI+ Voltage SIR Autospec-Utima
445.7555 F:3 BSUB(10000,15,-3.0) PKD(5,5,3,0,10%,100,0,0.00%,F,F) Exp:PCDD
Sample Text:ST051210M0 File Text:Frontier Analytical Laboratory



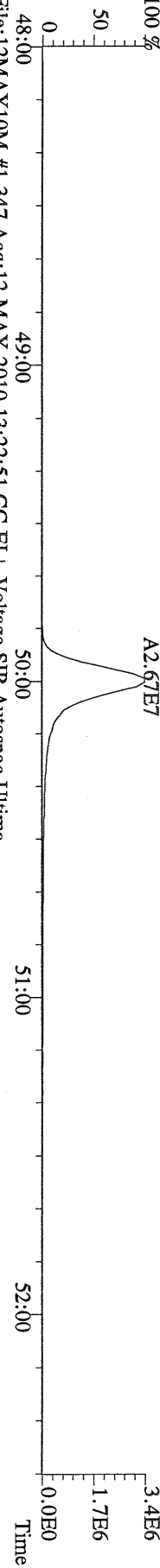
File:12MAY10M #1-347 Acq:12-MAY-2010 13:22:51 GC EI + Voltage SIR Autospec-Ultima
 441.7428 F:5 BSUB(10000,15,-3.0) PKD(5,5,3,0,10%,100,0,0,00%,F,F) Exp:PCDD
 Sample Text:ST051210M0 File Text:Frontier Analytical Laboratory
 100 %



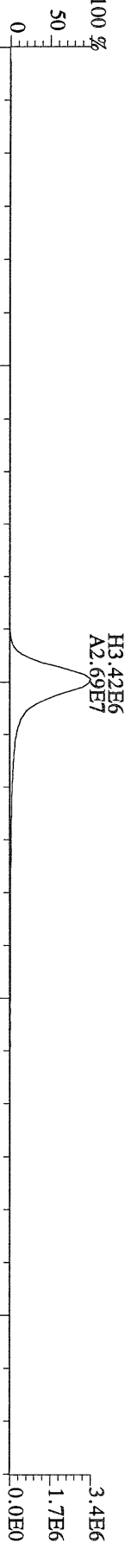
File:12MAY10M #1-347 Acq:12-MAY-2010 13:22:51 GC EI + Voltage SIR Autospec-Ultima
 443.7398 F:5 BSUB(10000,15,-3.0) PKD(5,5,3,0,10%,100,0,0,00%,F,F) Exp:PCDD
 Sample Text:ST051210M0 File Text:Frontier Analytical Laboratory
 100 %



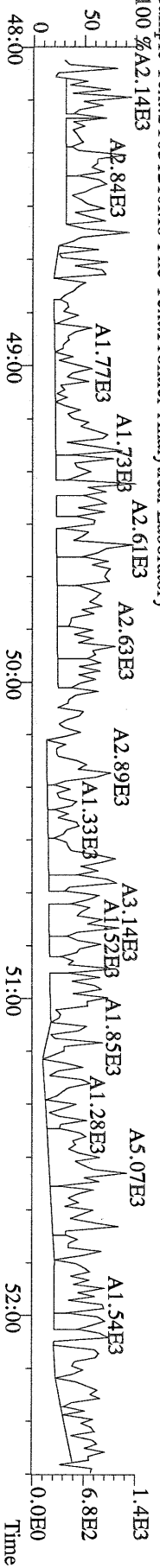
File:12MAY10M #1-347 Acq:12-MAY-2010 13:22:51 GC EI + Voltage SIR Autospec-Ultima
 453.7831 F:5 BSUB(10000,15,-3.0) PKD(5,5,3,0,10%,100,0,0,00%,F,F) Exp:PCDD
 Sample Text:ST051210M0 File Text:Frontier Analytical Laboratory
 100 %



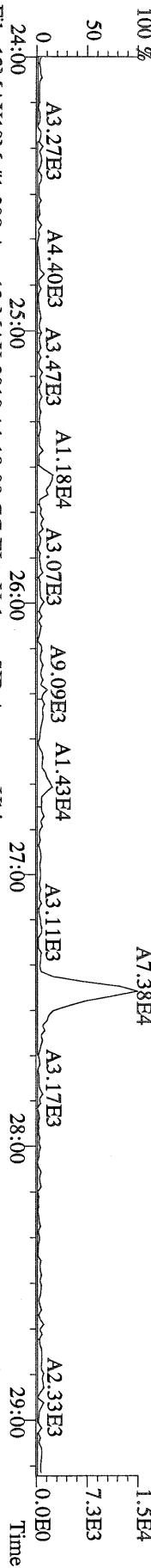
File:12MAY10M #1-347 Acq:12-MAY-2010 13:22:51 GC EI + Voltage SIR Autospec-Ultima
 455.7801 F:5 BSUB(10000,15,-3.0) PKD(5,5,3,0,10%,100,0,0,00%,F,F) Exp:PCDD
 Sample Text:ST051210M0 File Text:Frontier Analytical Laboratory



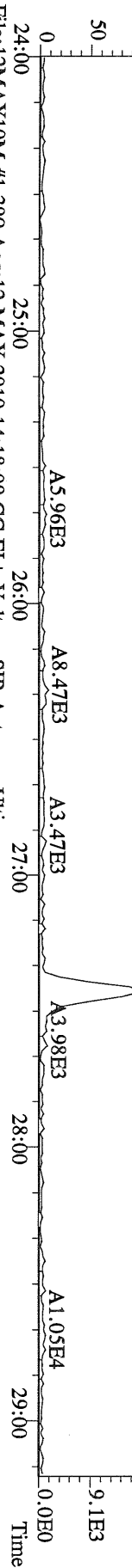
File:12MAY10M #1-347 Acq:12-MAY-2010 13:22:51 GC EI + Voltage SIR Autospec-Ultima
 513.6775 F:5 BSUB(10000,15,-3.0) PKD(5,5,3,0,10%,100,0,0,00%,F,F) Exp:PCDD
 Sample Text:ST051210M0 File Text:Frontier Analytical Laboratory
 100 %




File:12MAY10M #1-390 Acq:12-MAY-2010 14:18:09 GC EI + Voltage SIR Autospec-Ultima
 319.8965 S:2.BSUB(10000,15,-3.0) PKD(5,5,3,0,10%,100,0,0,00%,F,F) Exp:PCDD
 Sample Text:ST051210M1 File Text:Frontier Analytical Laboratory



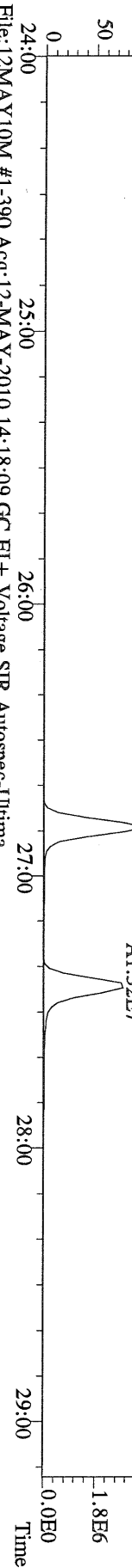
File:12MAY10M #1-390 Acq:12-MAY-2010 14:18:09 GC EI + Voltage SIR Autospec-Ultima
 321.8936 S:2.BSUB(10000,15,-3.0) PKD(5,5,3,0,10%,100,0,0,00%,F,F) Exp:PCDD
 Sample Text:ST051210M1 File Text:Frontier Analytical Laboratory



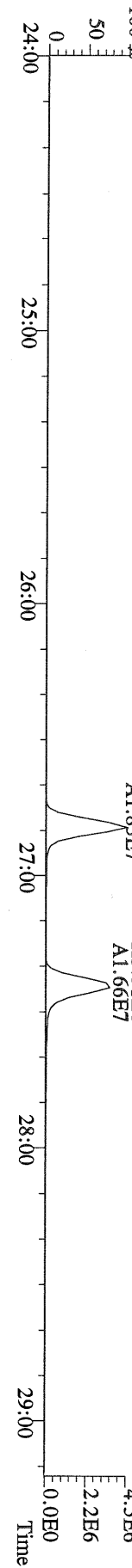
File:12MAY10M #1-390 Acq:12-MAY-2010 14:18:09 GC EI + Voltage SIR Autospec-Ultima
 327.8847 S:2.BSUB(10000,15,-3.0) PKD(5,5,3,0,10%,100,0,0,00%,F,F) Exp:PCDD
 Sample Text:ST051210M1 File Text:Frontier Analytical Laboratory




File:12MAY10M #1-390 Acq:12-MAY-2010 14:18:09 GC EI + Voltage SIR Autospec-Ultima
 331.9368 S:2.BSUB(10000,15,-3.0) PKD(5,5,3,0,10%,100,0,0,00%,F,F) Exp:PCDD
 Sample Text:ST051210M1 File Text:Frontier Analytical Laboratory



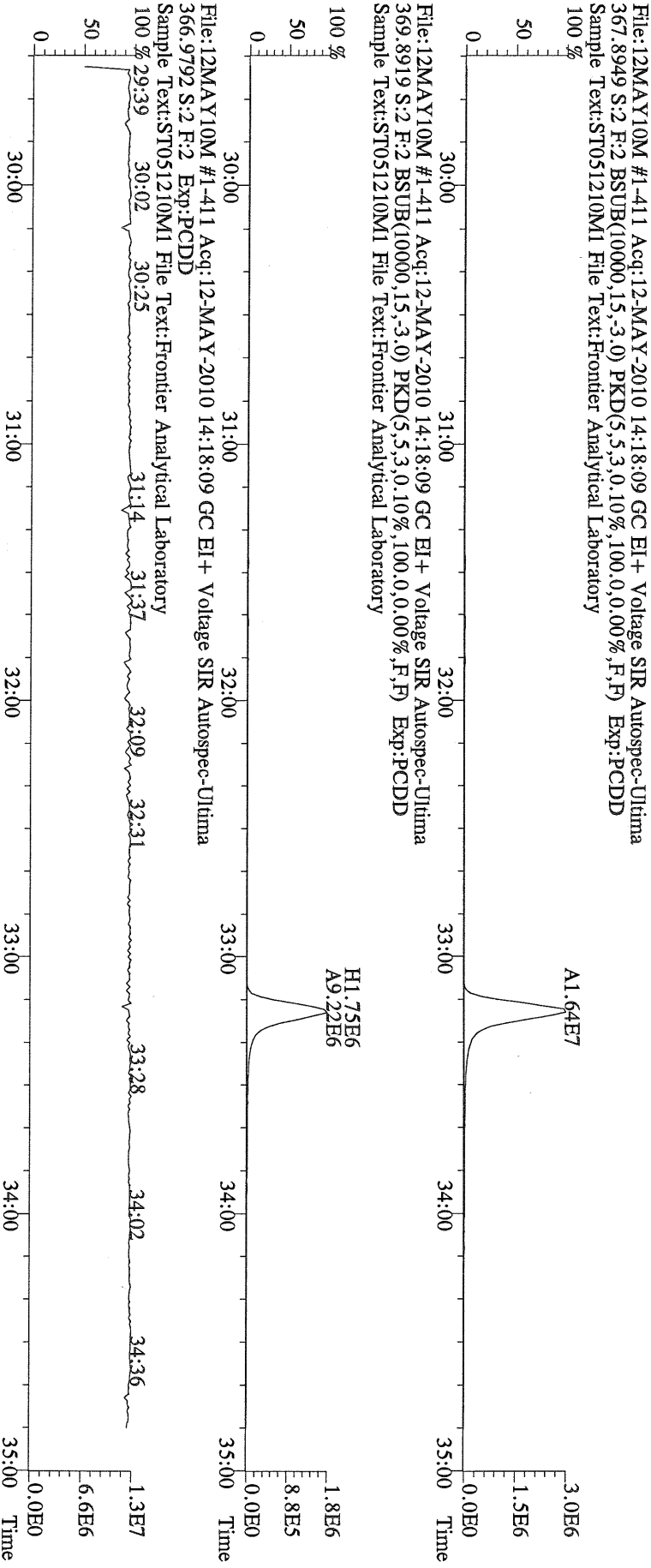
File:12MAY10M #1-390 Acq:12-MAY-2010 14:18:09 GC EI + Voltage SIR Autospec-Ultima
 333.9339 S:2.BSUB(10000,15,-3.0) PKD(5,5,3,0,10%,100,0,0,00%,F,F) Exp:PCDD
 Sample Text:ST051210M1 File Text:Frontier Analytical Laboratory




File:12MAY10M #1-411 Acq:12-MAY-2010 14:18:09 GC EI+ Voltage SIR Autospec-Ultima
355.8546 S:2 F:2 BSUB(10000,15,-3,0) PKD(5,5,3,0.10%,100,0,0.00%,F,F) Exp:PCDD
Sample Text:ST051210M1 File Text:Frontier Analytical Laboratory
100%



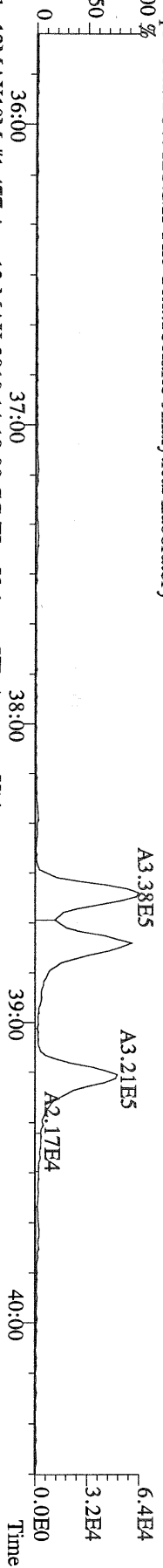
File:12MAY10M #1-411 Acq:12-MAY-2010 14:18:09 GC EI+ Voltage SIR Autospec-Ultima
367.8949 S:2 F:2 BSUB(10000,15,-3,0) PKD(5,5,3,0.10%,100,0,0.00%,F,F) Exp:PCDD
Sample Text:ST051210M1 File Text:Frontier Analytical Laboratory
100%



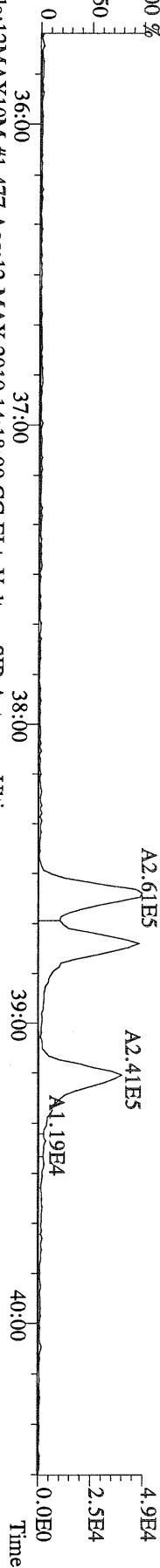
File:12MAY10M #1-411 Acq:12-MAY-2010 14:18:09 GC EI+ Voltage SIR Autospec-Ultima
366.9792 S:2 F:2 Exp:PCDD
Sample Text:ST051210M1 File Text:Frontier Analytical Laboratory
100%



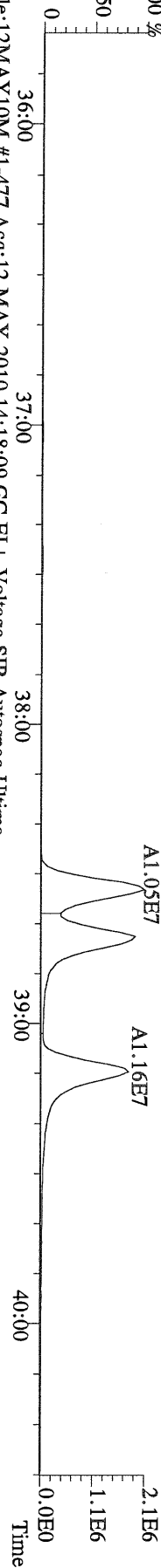
File:12MAY10M #1-477 Acq:12-MAY-2010 14:18:09 GC EI+ Voltage SIR Autospec-Utima
 389.8156 S:2 F:3 BSUB(10000,15,-3.0) PKD(5,5,3,0.10%,100.0,0.00%,F,F) Exp:PCDD
 Sample Text:ST051210M1 File Text:Frontier Analytical Laboratory



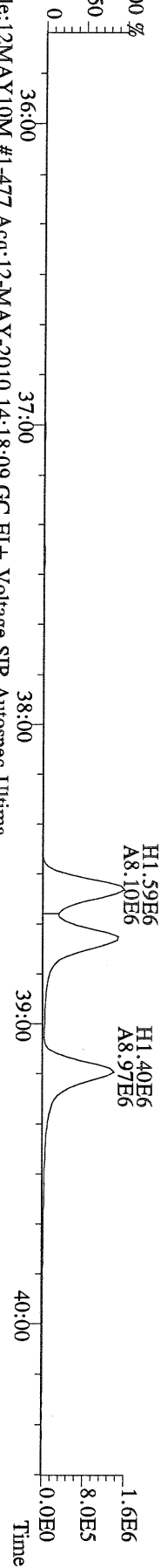
File:12MAY10M #1-477 Acq:12-MAY-2010 14:18:09 GC EI+ Voltage SIR Autospec-Utima
 391.8127 S:2 F:3 BSUB(10000,15,-3.0) PKD(5,5,3,0.10%,100.0,0.00%,F,F) Exp:PCDD
 Sample Text:ST051210M1 File Text:Frontier Analytical Laboratory



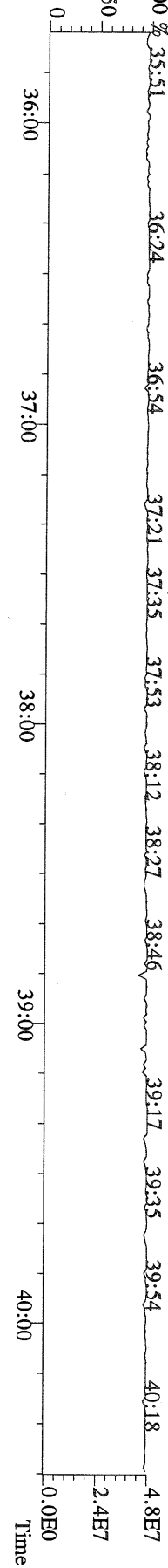
File:12MAY10M #1-477 Acq:12-MAY-2010 14:18:09 GC EI+ Voltage SIR Autospec-Utima
 401.8559 S:2 F:3 BSUB(10000,15,-3.0) PKD(5,5,3,0.10%,100.0,0.00%,F,F) Exp:PCDD
 Sample Text:ST051210M1 File Text:Frontier Analytical Laboratory



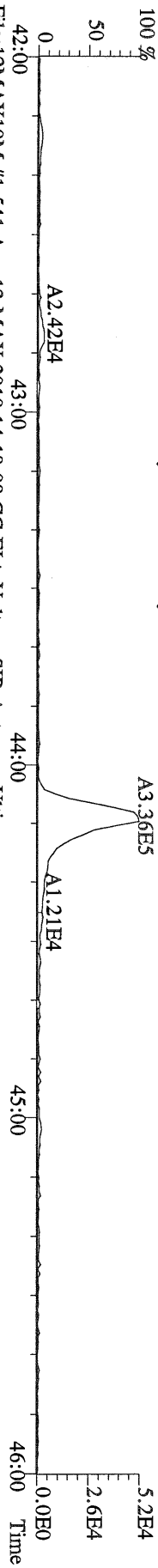
File:12MAY10M #1-477 Acq:12-MAY-2010 14:18:09 GC EI+ Voltage SIR Autospec-Utima
 403.8530 S:2 F:3 BSUB(10000,15,-3.0) PKD(5,5,3,0.10%,100.0,0.00%,F,F) Exp:PCDD
 Sample Text:ST051210M1 File Text:Frontier Analytical Laboratory



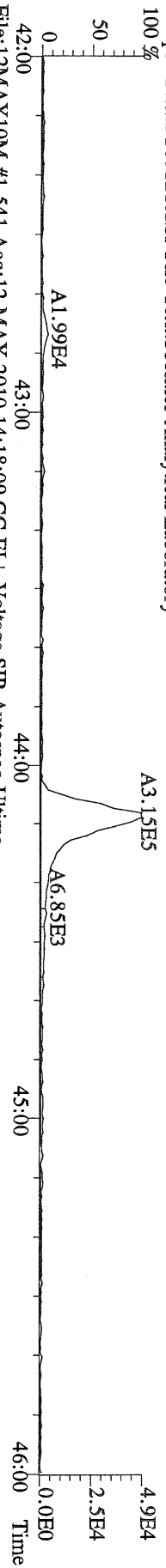
File:12MAY10M #1-477 Acq:12-MAY-2010 14:18:09 GC EI+ Voltage SIR Autospec-Utima
 380.9760 S:2 F:3 Exp:PCDD
 Sample Text:ST051210M1 File Text:Frontier Analytical Laboratory



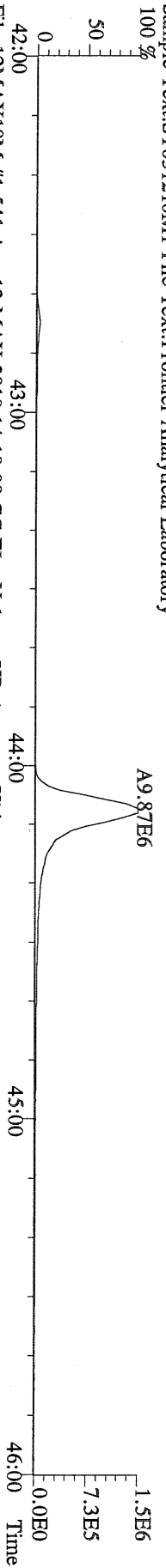
File:12MAY10M #1-541 Acq:12-MAY-2010 14:18:09 GC EI+ Voltage SIR Autospec-Utima
423.7767 S:2 F:4 BSUB(10000,15,-3.0) PKD(5,5,3,0.10%,100,0,0.00%,F,F) Exp:PCDD
Sample Text:ST051210M1 File Text:Frontier Analytical Laboratory



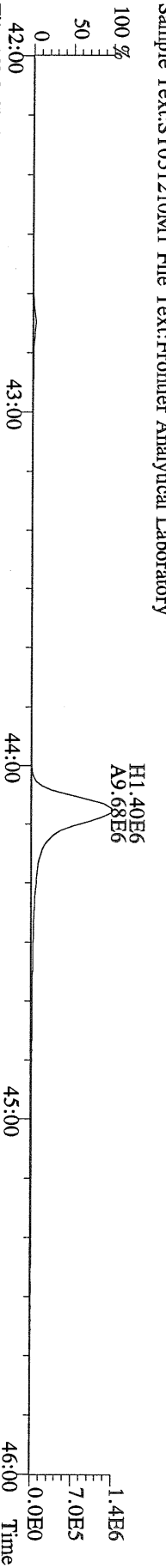
File:12MAY10M #1-541 Acq:12-MAY-2010 14:18:09 GC EI+ Voltage SIR Autospec-Utima
425.7737 S:2 F:4 BSUB(10000,15,-3.0) PKD(5,5,3,0.10%,100,0,0.00%,F,F) Exp:PCDD
Sample Text:ST051210M1 File Text:Frontier Analytical Laboratory



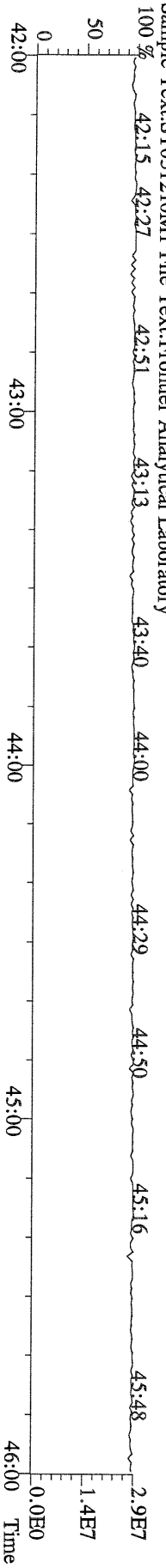
File:12MAY10M #1-541 Acq:12-MAY-2010 14:18:09 GC EI+ Voltage SIR Autospec-Utima
435.8169 S:2 F:4 BSUB(10000,15,-3.0) PKD(5,5,3,0.10%,100,0,0.00%,F,F) Exp:PCDD
Sample Text:ST051210M1 File Text:Frontier Analytical Laboratory



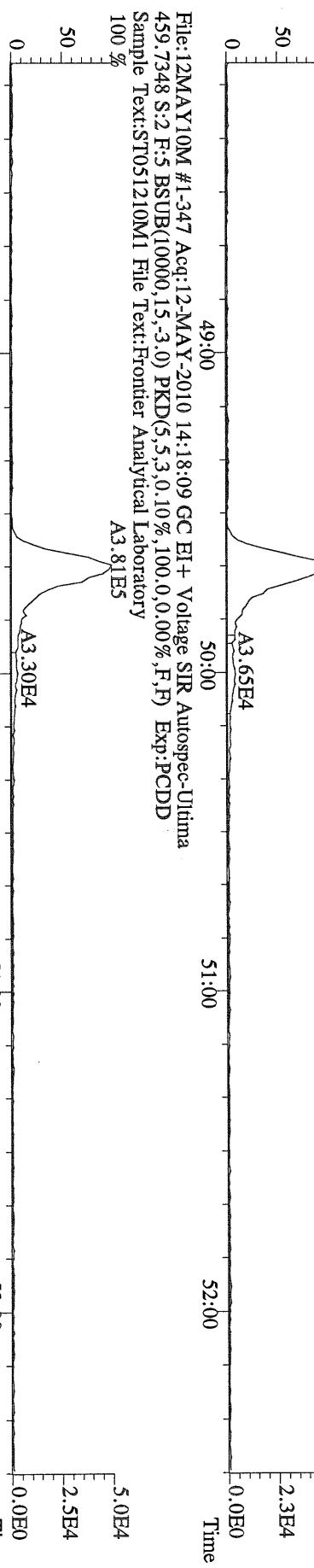
File:12MAY10M #1-541 Acq:12-MAY-2010 14:18:09 GC EI+ Voltage SIR Autospec-Utima
437.8140 S:2 F:4 BSUB(10000,15,-3.0) PKD(5,5,3,0.10%,100,0,0.00%,F,F) Exp:PCDD
Sample Text:ST051210M1 File Text:Frontier Analytical Laboratory



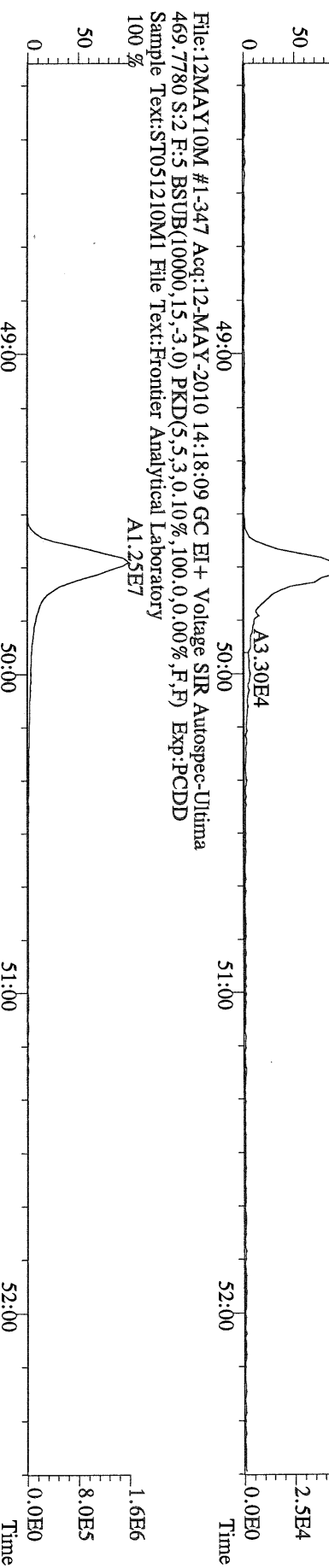
File:12MAY10M #1-541 Acq:12-MAY-2010 14:18:09 GC EI+ Voltage SIR Autospec-Utima
430.9728 S:2 F:4 Exp:PCDD
Sample Text:ST051210M1 File Text:Frontier Analytical Laboratory



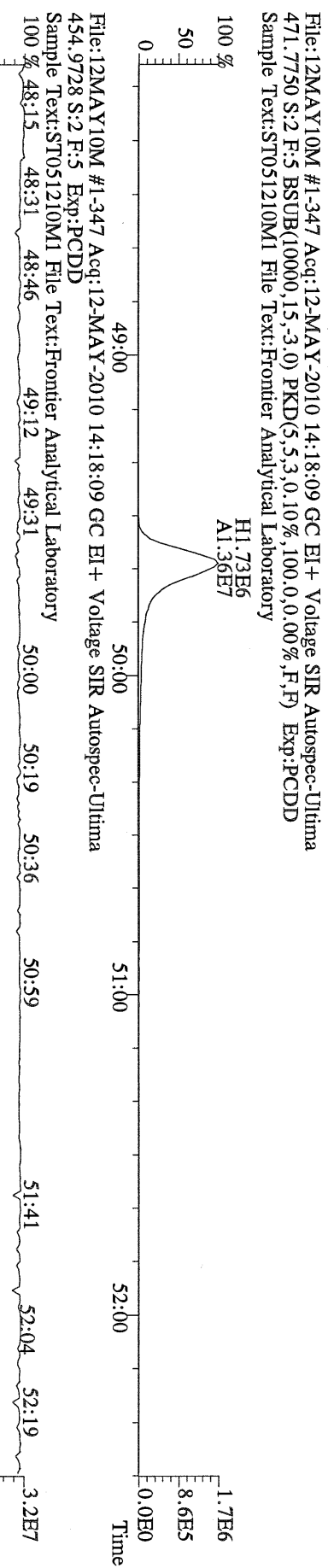
File:12MAY10M #1-347 Acq:12-MAY-2010 14:18:09 GC EI + Voltage SIR Autospec-Ultima
 457.7377 S:2 F:5 BSUB(10000,15,-3.0) PKD(5,5,3,0.10%,100,0,0.00%,F,F) Exp:PCDD
 Sample Text:ST051210M1 File Text:Frontier Analytical Laboratory
 100 %



File:12MAY10M #1-347 Acq:12-MAY-2010 14:18:09 GC EI + Voltage SIR Autospec-Ultima
 459.7348 S:2 F:5 BSUB(10000,15,-3.0) PKD(5,5,3,0.10%,100,0,0.00%,F,F) Exp:PCDD
 Sample Text:ST051210M1 File Text:Frontier Analytical Laboratory
 100 %




File:12MAY10M #1-347 Acq:12-MAY-2010 14:18:09 GC EI + Voltage SIR Autospec-Ultima
 469.7780 S:2 F:5 BSUB(10000,15,-3.0) PKD(5,5,3,0.10%,100,0,0.00%,F,F) Exp:PCDD
 Sample Text:ST051210M1 File Text:Frontier Analytical Laboratory
 100 %



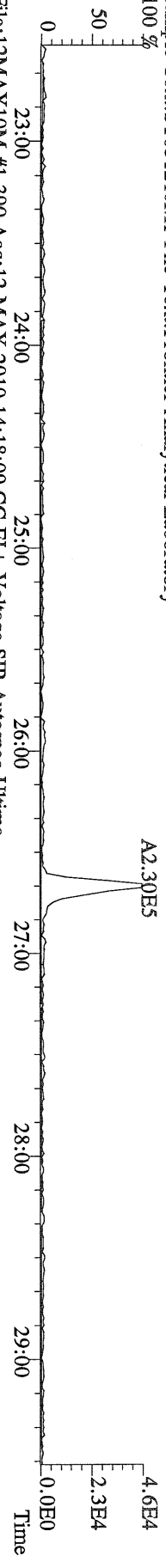
File:12MAY10M #1-347 Acq:12-MAY-2010 14:18:09 GC EI + Voltage SIR Autospec-Ultima
 471.7750 S:2 F:5 BSUB(10000,15,-3.0) PKD(5,5,3,0.10%,100,0,0.00%,F,F) Exp:PCDD
 Sample Text:ST051210M1 File Text:Frontier Analytical Laboratory
 100 %



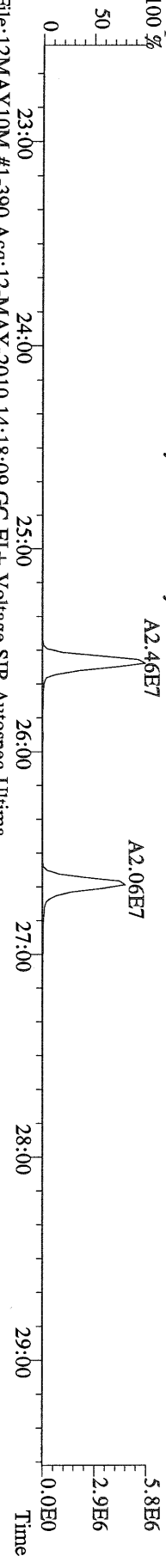
File:12MAY10M #1-390 Acq:12-MAY-2010 14:18:09 GC EI + Voltage SIR Autospec-Ultima
 303.9016 S:2 BSUB(10000,15,-3.0) PKD(5,5,3,0,10%,100,0,0,00%,F,F) Exp:PCDD
 Sample Text:ST051210M1 File Text:Frontier Analytical Laboratory



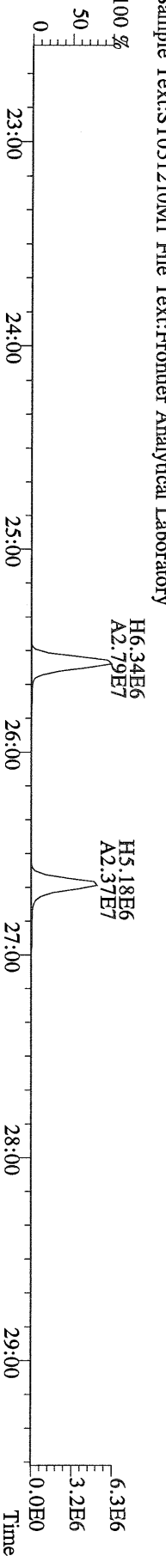
File:12MAY10M #1-390 Acq:12-MAY-2010 14:18:09 GC EI + Voltage SIR Autospec-Ultima
 305.8987 S:2 BSUB(10000,15,-3.0) PKD(5,5,3,0,10%,100,0,0,00%,F,F) Exp:PCDD
 Sample Text:ST051210M1 File Text:Frontier Analytical Laboratory



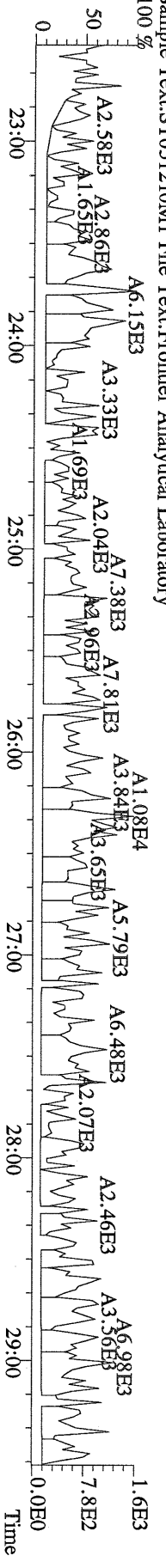
File:12MAY10M #1-390 Acq:12-MAY-2010 14:18:09 GC EI + Voltage SIR Autospec-Ultima
 315.9419 S:2 BSUB(10000,15,-3.0) PKD(5,5,3,0,10%,100,0,0,00%,F,F) Exp:PCDD
 Sample Text:ST051210M1 File Text:Frontier Analytical Laboratory



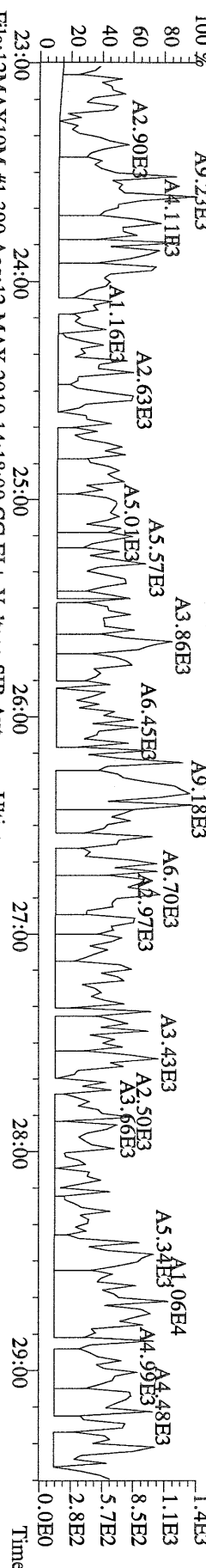
File:12MAY10M #1-390 Acq:12-MAY-2010 14:18:09 GC EI + Voltage SIR Autospec-Ultima
 317.9389 S:2 BSUB(10000,15,-3.0) PKD(5,5,3,0,10%,100,0,0,00%,F,F) Exp:PCDD
 Sample Text:ST051210M1 File Text:Frontier Analytical Laboratory



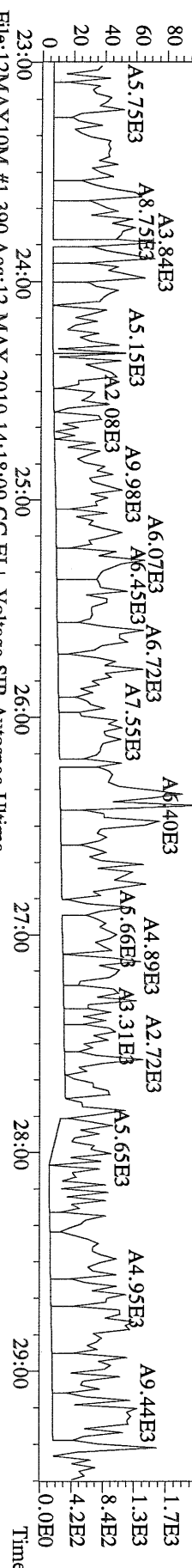
File:12MAY10M #1-390 Acq:12-MAY-2010 14:18:09 GC EI + Voltage SIR Autospec-Ultima
 375.8364 S:2 BSUB(10000,15,-3.0) PKD(5,5,3,0,10%,100,0,0,00%,F,F) Exp:PCDD
 Sample Text:ST051210M1 File Text:Frontier Analytical Laboratory



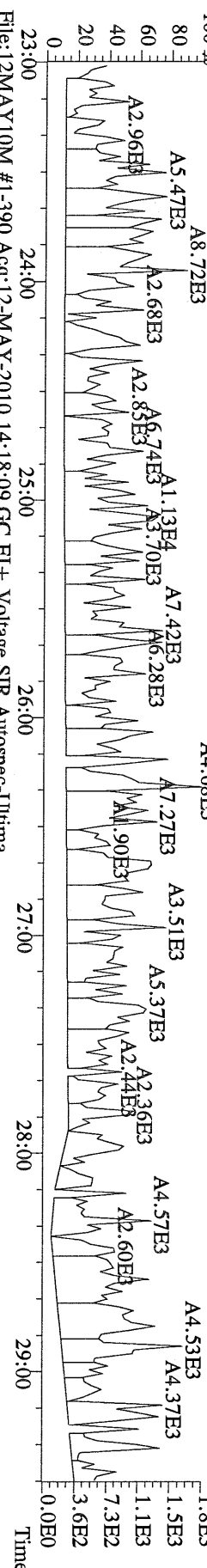
File:12MAY10M #1-390 Acq:12-MAY-2010 14:18:09 GC EI + Voltage SIR Autospec-Utima
 339.8597 S:2 BSUB(10000,15,-3.0) PKD(5.5,3.0,10%,100.0,0.00%,F,F) Exp:PCDD
 Sample Text:ST051210M1 File Text:Frontier Analytical Laboratory



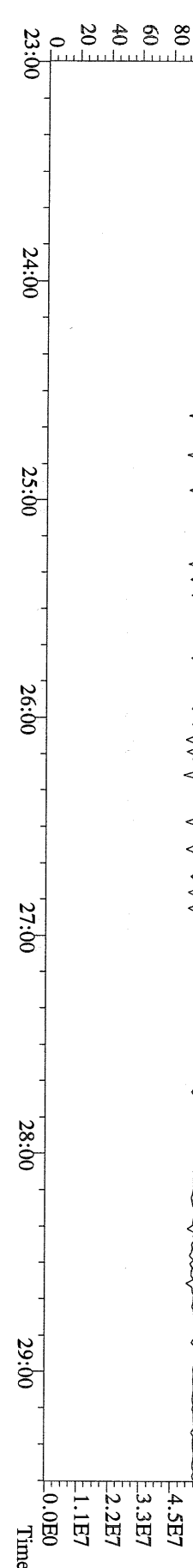
File:12MAY10M #1-390 Acq:12-MAY-2010 14:18:09 GC EI + Voltage SIR Autospec-Utima
 341.8568 S:2 BSUB(10000,15,-3.0) PKD(5.5,3.0,10%,100.0,0.00%,F,F) Exp:PCDD
 Sample Text:ST051210M1 File Text:Frontier Analytical Laboratory




File:12MAY10M #1-390 Acq:12-MAY-2010 14:18:09 GC EI + Voltage SIR Autospec-Utima
 409.7974 S:2 BSUB(10000,15,-3.0) PKD(5.5,3.0,10%,100.0,0.00%,F,F) Exp:PCDD
 Sample Text:ST051210M1 File Text:Frontier Analytical Laboratory



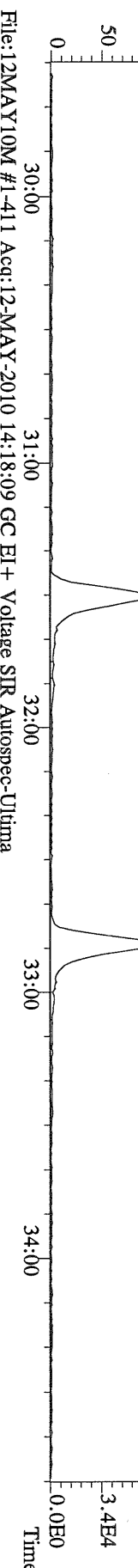
File:12MAY10M #1-390 Acq:12-MAY-2010 14:18:09 GC EI + Voltage SIR Autospec-Utima
 330.9792 S:2 Exp:PCDD
 Sample Text:ST051210M1 File Text:Frontier Analytical Laboratory



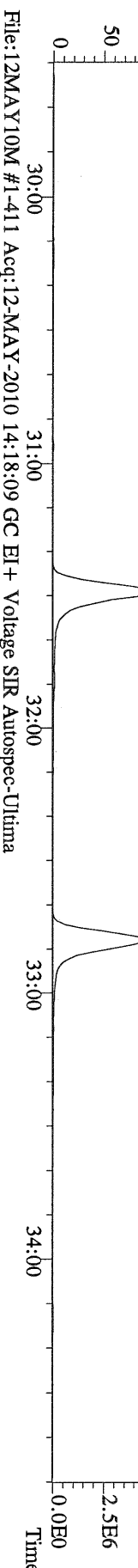
File:12MAY10M #1-411 Acq:12-MAY-2010 14:18:09 GC EI+ Voltage SIR Autospec-Ultima
339.8597 S:2 F:2 BSUB(10000,15,-3.0) PKD(5,5,3,0.10%,100,0,0.00%,F,F) Exp:PCDD
Sample Text:ST051210M1 File Text:Frontier Analytical Laboratory
100 %



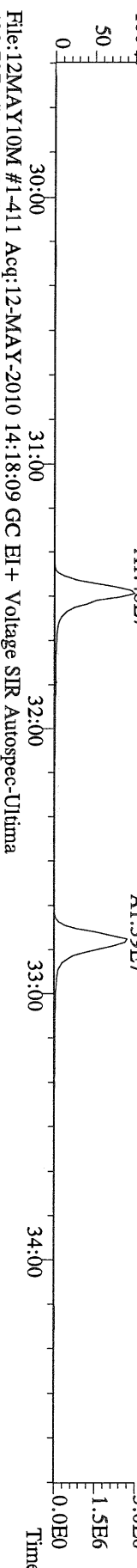
File:12MAY10M #1-411 Acq:12-MAY-2010 14:18:09 GC EI+ Voltage SIR Autospec-Ultima
341.8568 S:2 F:2 BSUB(10000,15,-3.0) PKD(5,5,3,0.10%,100,0,0.00%,F,F) Exp:PCDD
Sample Text:ST051210M1 File Text:Frontier Analytical Laboratory
100 %




File:12MAY10M #1-411 Acq:12-MAY-2010 14:18:09 GC EI+ Voltage SIR Autospec-Ultima
351.9000 S:2 F:2 BSUB(10000,15,-3.0) PKD(5,5,3,0.10%,100,0,0.00%,F,F) Exp:PCDD
Sample Text:ST051210M1 File Text:Frontier Analytical Laboratory
100 %



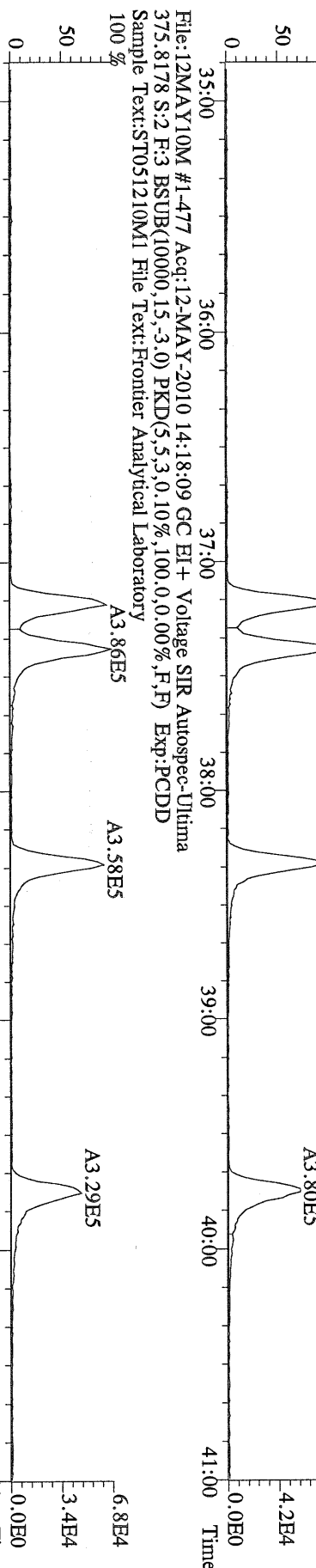
File:12MAY10M #1-411 Acq:12-MAY-2010 14:18:09 GC EI+ Voltage SIR Autospec-Ultima
353.8970 S:2 F:2 BSUB(10000,15,-3.0) PKD(5,5,3,0.10%,100,0,0.00%,F,F) Exp:PCDD
Sample Text:ST051210M1 File Text:Frontier Analytical Laboratory
100 %



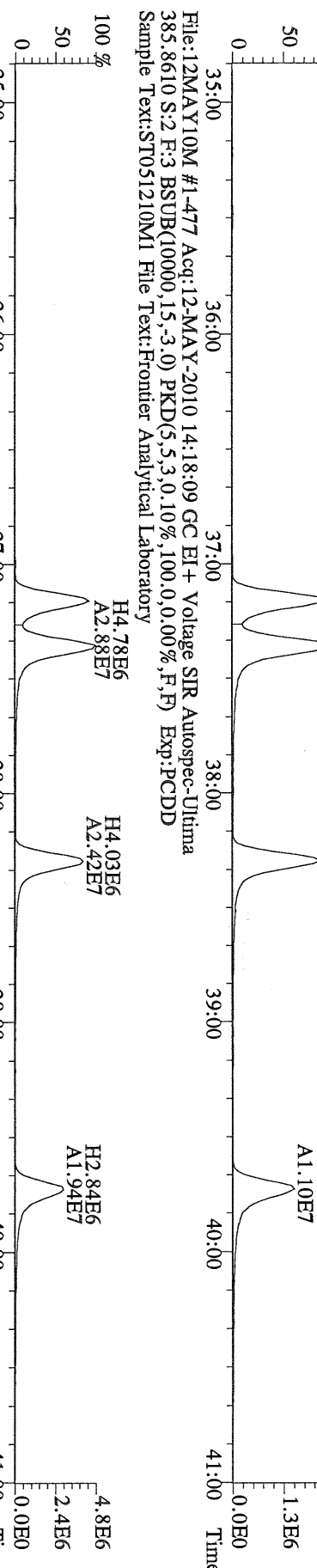
File:12MAY10M #1-411 Acq:12-MAY-2010 14:18:09 GC EI+ Voltage SIR Autospec-Ultima
409.7974 S:2 F:2 BSUB(10000,15,-3.0) PKD(5,5,3,0.10%,100,0,0.00%,F,F) Exp:PCDD
Sample Text:ST051210M1 File Text:Frontier Analytical Laboratory
100 %



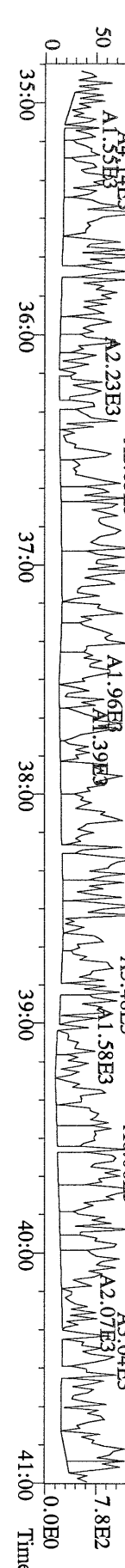
File:12MAY10M #1-477 Acq:12-MAY-2010 14:18:09 GC EI+ Voltage SIR Autospec-Ultima
373.8207 S:2 F:3 BSUB(10000,15,-3.0) PKD(5,5,3,0.10%,100,0.00%,F,F) Exp:PCDD
Sample Text:ST051210M1 File Text:Frontier Analytical Laboratory



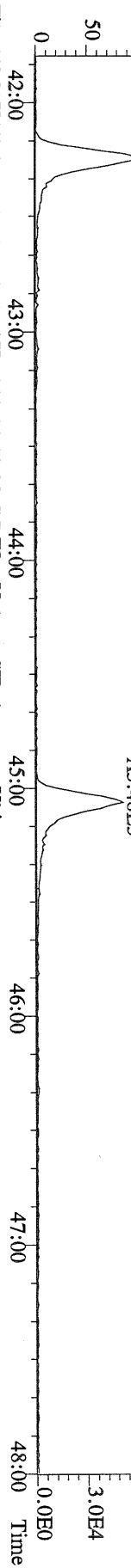
File:12MAY10M #1-477 Acq:12-MAY-2010 14:18:09 GC EI+ Voltage SIR Autospec-Ultima
383.8639 S:2 F:3 BSUB(10000,15,-3.0) PKD(5,5,3,0.10%,100,0.00%,F,F) Exp:PCDD
Sample Text:ST051210M1 File Text:Frontier Analytical Laboratory



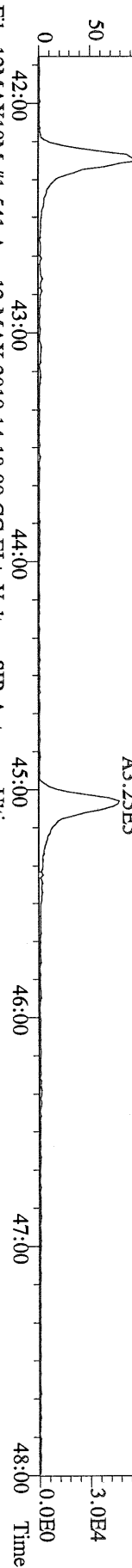
File:12MAY10M #1-477 Acq:12-MAY-2010 14:18:09 GC EI+ Voltage SIR Autospec-Ultima
445.7555 S:2 F:3 BSUB(10000,15,-3.0) PKD(5,5,3,0.10%,100,0.00%,F,F) Exp:PCDD
Sample Text:ST051210M1 File Text:Frontier Analytical Laboratory



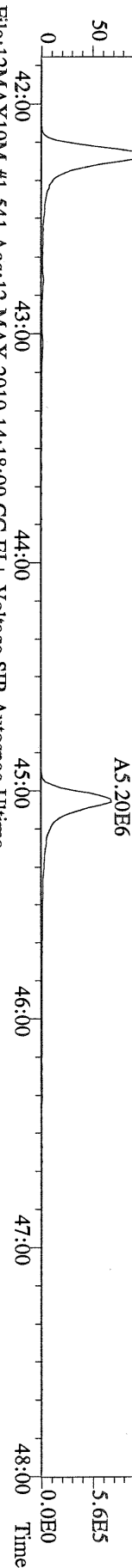
File:12MAY10M #1-541 Acq:12-MAY-2010 14:18:09 GC EI+ Voltage SIR Autospec-Ultima
407.7818 S:2 F:4 BSUB(10000,15,-3.0) PKD(5,5,3,0.10%,100,0.0,0.00%,F,F) Exp:PCDD
Sample Text:ST051210M1 File Text:Frontier Analytical Laboratory
100 % A3.81E5



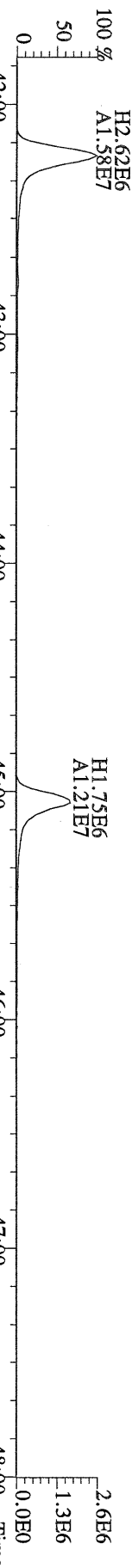
File:12MAY10M #1-541 Acq:12-MAY-2010 14:18:09 GC EI+ Voltage SIR Autospec-Ultima
409.7788 S:2 F:4 BSUB(10000,15,-3.0) PKD(5,5,3,0.10%,100,0.0,0.00%,F,F) Exp:PCDD
Sample Text:ST051210M1 File Text:Frontier Analytical Laboratory
100 % A3.66E5



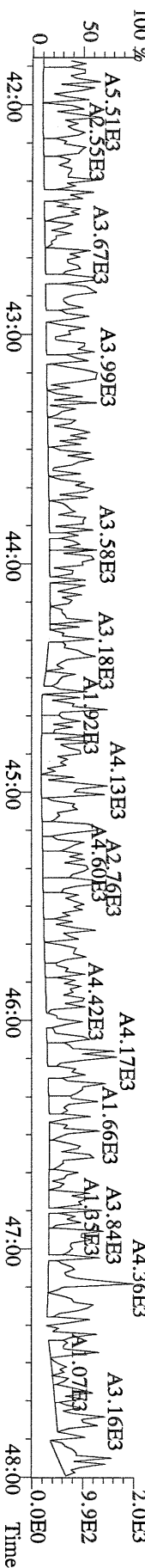
File:12MAY10M #1-541 Acq:12-MAY-2010 14:18:09 GC EI+ Voltage SIR Autospec-Ultima
417.8253 S:2 F:4 BSUB(10000,15,-3.0) PKD(5,5,3,0.10%,100,0.0,0.00%,F,F) Exp:PCDD
Sample Text:ST051210M1 File Text:Frontier Analytical Laboratory
100 % A6.89E6



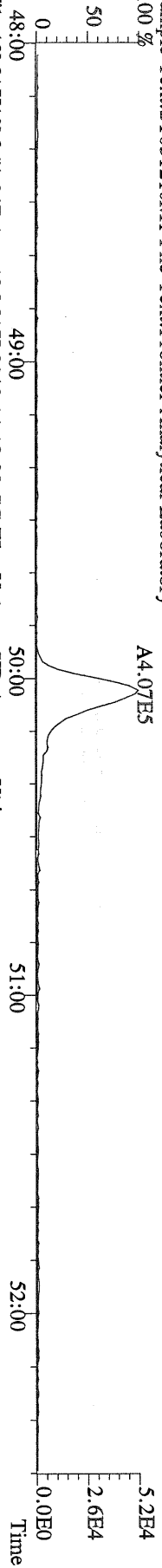
File:12MAY10M #1-541 Acq:12-MAY-2010 14:18:09 GC EI+ Voltage SIR Autospec-Ultima
419.8220 S:2 F:4 BSUB(10000,15,-3.0) PKD(5,5,3,0.10%,100,0.0,0.00%,F,F) Exp:PCDD
Sample Text:ST051210M1 File Text:Frontier Analytical Laboratory



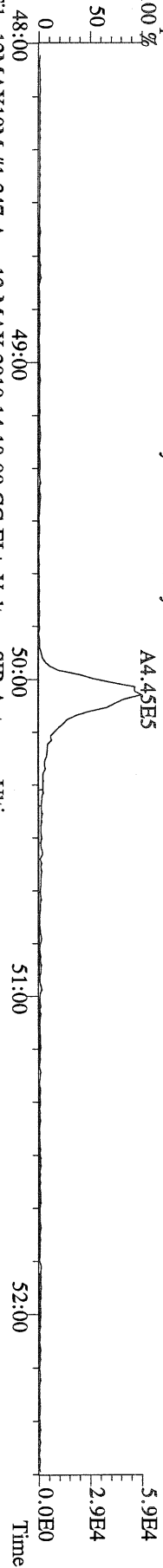
File:12MAY10M #1-541 Acq:12-MAY-2010 14:18:09 GC EI+ Voltage SIR Autospec-Ultima
479.7165 S:2 F:4 BSUB(10000,15,-3.0) PKD(5,5,3,0.10%,100,0.0,0.00%,F,F) Exp:PCDD
Sample Text:ST051210M1 File Text:Frontier Analytical Laboratory



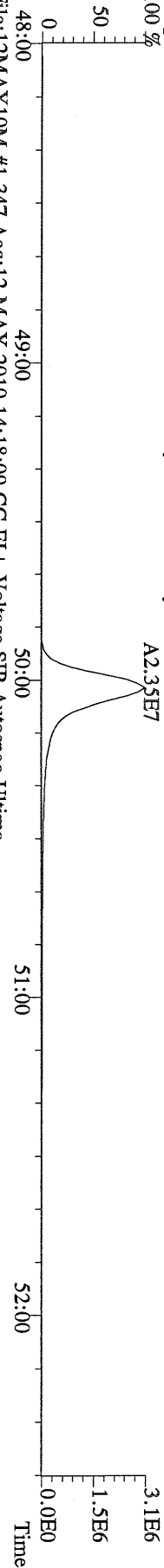
File:12MAY10M #1-347 Acq:12-MAY-2010 14:18:09 GC EI + Voltage SIR Autospec-Utima
 441.7428 S:2 F:5 BSUB(10000,15,-3.0) PKD(5,5,3,0.10%,100,0,0.00%,F,F) Exp:PCDD
 Sample Text:ST051210M1 File Text:Frontier Analytical Laboratory



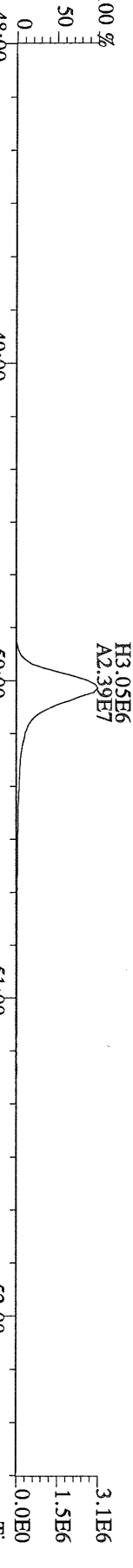
File:12MAY10M #1-347 Acq:12-MAY-2010 14:18:09 GC EI + Voltage SIR Autospec-Utima
 443.7398 S:2 F:5 BSUB(10000,15,-3.0) PKD(5,5,3,0.10%,100,0,0.00%,F,F) Exp:PCDD
 Sample Text:ST051210M1 File Text:Frontier Analytical Laboratory



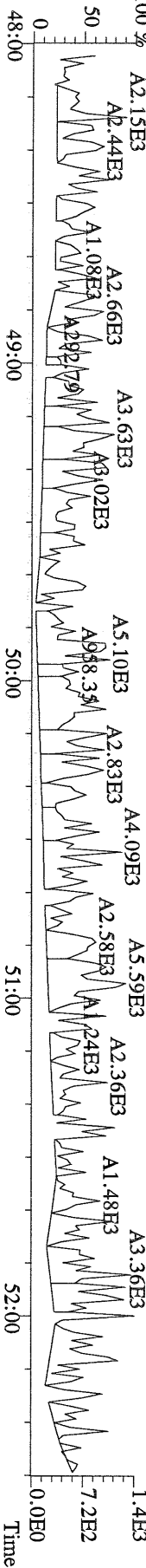
File:12MAY10M #1-347 Acq:12-MAY-2010 14:18:09 GC EI + Voltage SIR Autospec-Utima
 453.7831 S:2 F:5 BSUB(10000,15,-3.0) PKD(5,5,3,0.10%,100,0,0.00%,F,F) Exp:PCDD
 Sample Text:ST051210M1 File Text:Frontier Analytical Laboratory




File:12MAY10M #1-347 Acq:12-MAY-2010 14:18:09 GC EI + Voltage SIR Autospec-Utima
 455.7801 S:2 F:5 BSUB(10000,15,-3.0) PKD(5,5,3,0.10%,100,0,0.00%,F,F) Exp:PCDD
 Sample Text:ST051210M1 File Text:Frontier Analytical Laboratory




File:12MAY10M #1-347 Acq:12-MAY-2010 14:18:09 GC EI + Voltage SIR Autospec-Utima
 513.6775 S:2 F:5 BSUB(10000,15,-3.0) PKD(5,5,3,0.10%,100,0,0.00%,F,F) Exp:PCDD
 Sample Text:ST051210M1 File Text:Frontier Analytical Laboratory



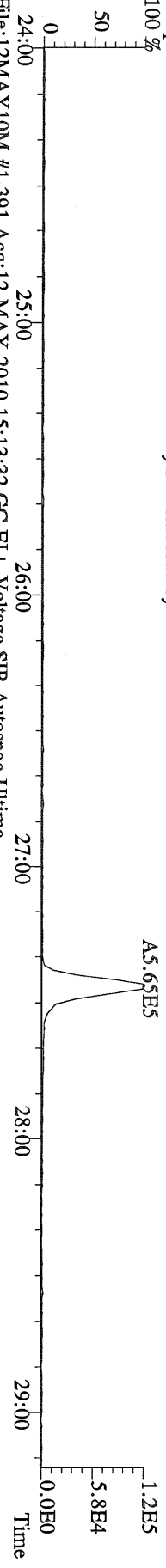
File:12MAY10M #1-391 Acq:12-MAY-2010 15:13:32 GC EI + Voltage SIR Autospec-Ultima
319.8965 S:3 BSUB(10000,15,-3.0) PKD(5,5,3,0.10%,100,0,0.00%,F,F) Exp:PCDD
Sample Text:ST051210M2 File Text:Frontier Analytical Laboratory
100 %



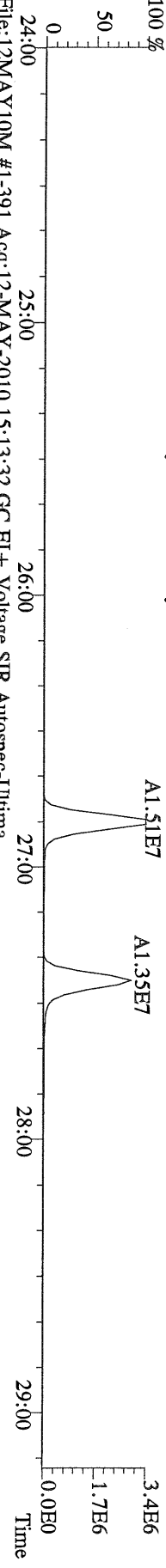
File:12MAY10M #1-391 Acq:12-MAY-2010 15:13:32 GC EI + Voltage SIR Autospec-Ultima
321.8936 S:3 BSUB(10000,15,-3.0) PKD(5,5,3,0.10%,100,0,0.00%,F,F) Exp:PCDD
Sample Text:ST051210M2 File Text:Frontier Analytical Laboratory
100 %



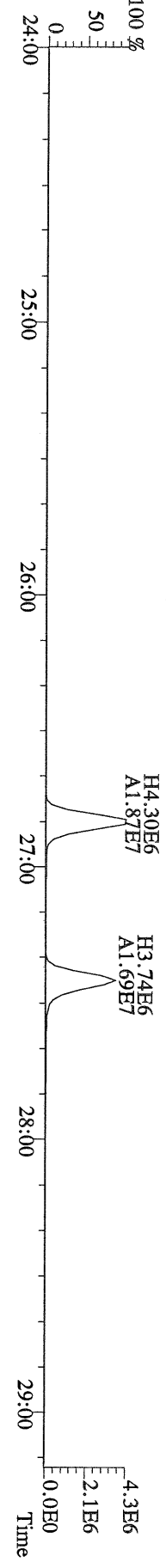
File:12MAY10M #1-391 Acq:12-MAY-2010 15:13:32 GC EI + Voltage SIR Autospec-Ultima
327.8847 S:3 BSUB(10000,15,-3.0) PKD(5,5,3,0.10%,100,0,0.00%,F,F) Exp:PCDD
Sample Text:ST051210M2 File Text:Frontier Analytical Laboratory
100 %




File:12MAY10M #1-391 Acq:12-MAY-2010 15:13:32 GC EI + Voltage SIR Autospec-Ultima
331.9368 S:3 BSUB(10000,15,-3.0) PKD(5,5,3,0.10%,100,0,0.00%,F,F) Exp:PCDD
Sample Text:ST051210M2 File Text:Frontier Analytical Laboratory
100 %




File:12MAY10M #1-391 Acq:12-MAY-2010 15:13:32 GC EI + Voltage SIR Autospec-Ultima
333.9339 S:3 BSUB(10000,15,-3.0) PKD(5,5,3,0.10%,100,0,0.00%,F,F) Exp:PCDD
Sample Text:ST051210M2 File Text:Frontier Analytical Laboratory




File:12MAY10M #1-411 Acq:12-MAY-2010 15:13:32 GC EI+ Voltage SIR Autospec-Utima
355.8546 S:3 F:2 BSUB(10000,15,-3.0) PKD(5,5,3,0.10%,100,0,0.00%,F,F) Exp:PCDD
Sample Text:ST051210M2 File Text:Frontier Analytical Laboratory



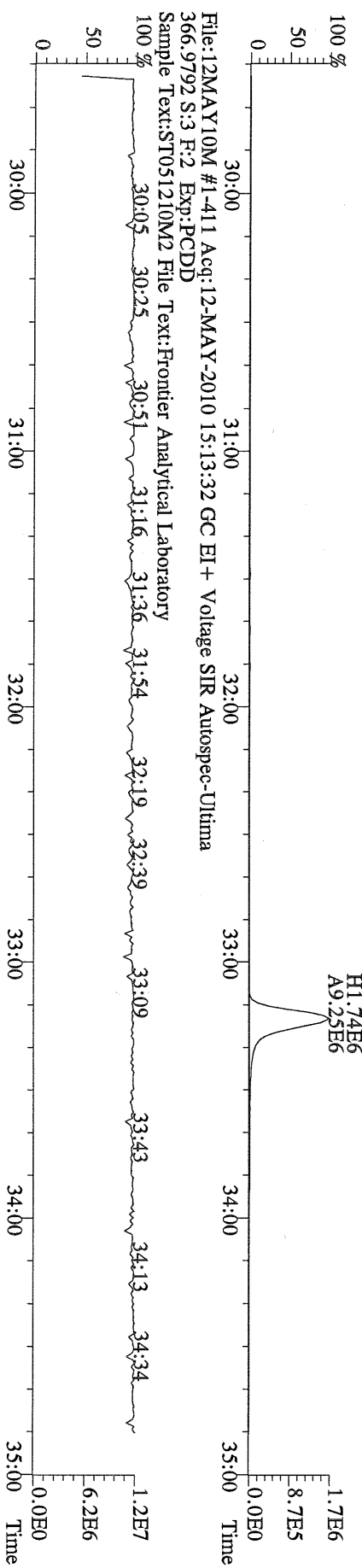
File:12MAY10M #1-411 Acq:12-MAY-2010 15:13:32 GC EI+ Voltage SIR Autospec-Utima
357.8517 S:3 F:2 BSUB(10000,15,-3.0) PKD(5,5,3,0.10%,100,0,0.00%,F,F) Exp:PCDD
Sample Text:ST051210M2 File Text:Frontier Analytical Laboratory



File:12MAY10M #1-411 Acq:12-MAY-2010 15:13:32 GC EI+ Voltage SIR Autospec-Utima
367.8949 S:3 F:2 BSUB(10000,15,-3.0) PKD(5,5,3,0.10%,100,0,0.00%,F,F) Exp:PCDD
Sample Text:ST051210M2 File Text:Frontier Analytical Laboratory

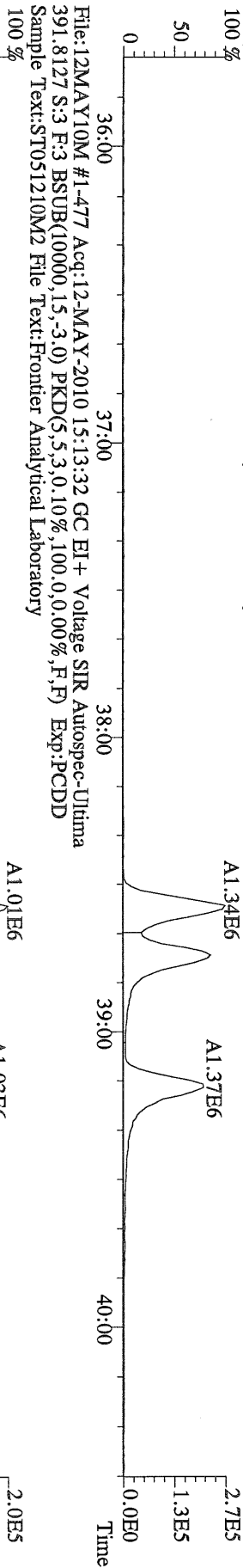


File:12MAY10M #1-411 Acq:12-MAY-2010 15:13:32 GC EI+ Voltage SIR Autospec-Utima
369.8919 S:3 F:2 BSUB(10000,15,-3.0) PKD(5,5,3,0.10%,100,0,0.00%,F,F) Exp:PCDD
Sample Text:ST051210M2 File Text:Frontier Analytical Laboratory

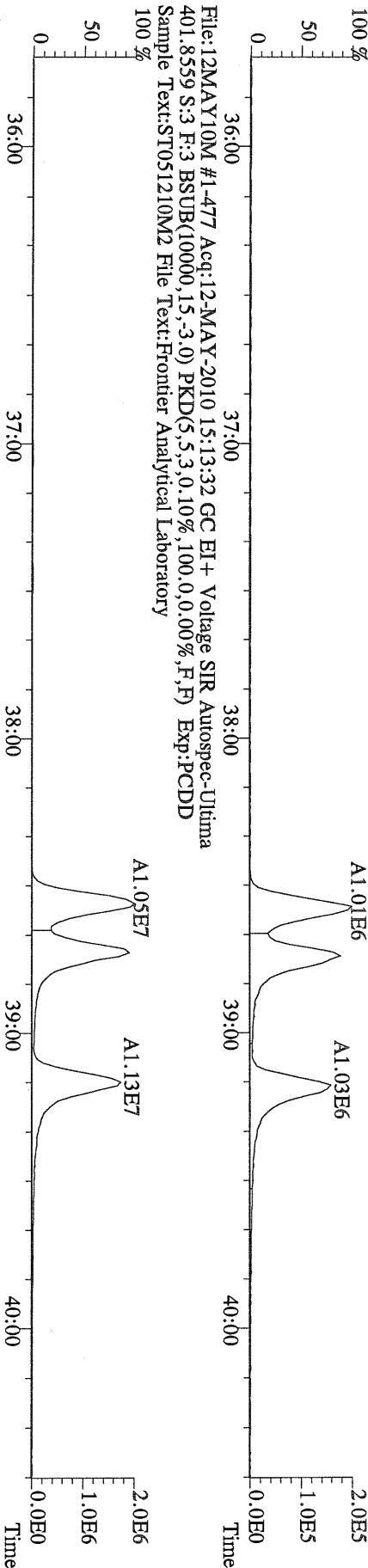


File:12MAY10M #1-411 Acq:12-MAY-2010 15:13:32 GC EI+ Voltage SIR Autospec-Utima
366.9792 S:3 F:2 Exp:PCDD
Sample Text:ST051210M2 File Text:Frontier Analytical Laboratory

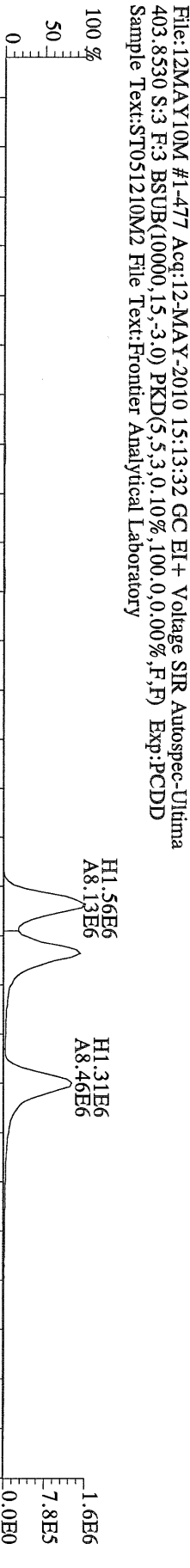
File:12MAY10M #1-477 Acq:12-MAY-2010 15:13:32 GC EI+ Voltage SIR Autospec-Ultima
389.8156 S:3 F:3 BSUB(10000,15,-3.0) PKD(5,5,3,0.10%,100,0,0.00%,F,F) Exp:PCDD
Sample Text:ST051210M2 File Text:Frontier Analytical Laboratory




File:12MAY10M #1-477 Acq:12-MAY-2010 15:13:32 GC EI+ Voltage SIR Autospec-Ultima
391.8127 S:3 F:3 BSUB(10000,15,-3.0) PKD(5,5,3,0.10%,100,0,0.00%,F,F) Exp:PCDD
Sample Text:ST051210M2 File Text:Frontier Analytical Laboratory



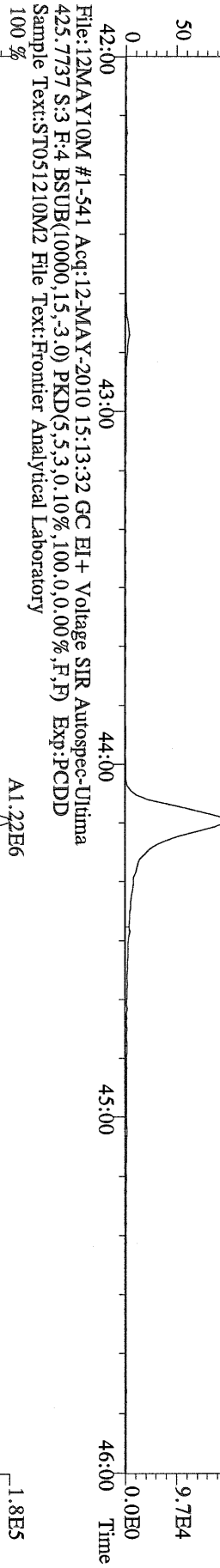
File:12MAY10M #1-477 Acq:12-MAY-2010 15:13:32 GC EI+ Voltage SIR Autospec-Ultima
401.8559 S:3 F:3 BSUB(10000,15,-3.0) PKD(5,5,3,0.10%,100,0,0.00%,F,F) Exp:PCDD
Sample Text:ST051210M2 File Text:Frontier Analytical Laboratory



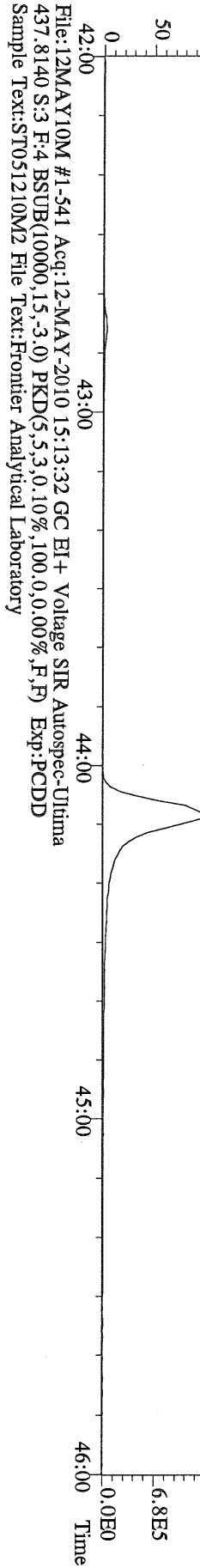
File:12MAY10M #1-477 Acq:12-MAY-2010 15:13:32 GC EI+ Voltage SIR Autospec-Ultima
380.9760 S:3 F:3 Exp:PCDD
Sample Text:ST051210M2 File Text:Frontier Analytical Laboratory



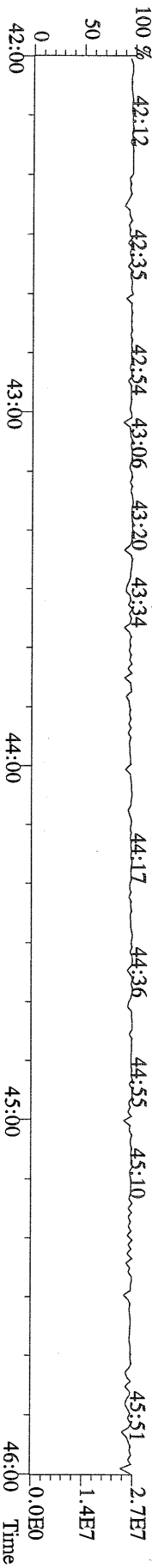
File:12MAY10M #1-541 Acq:12-MAY-2010 15:13:32 GC EI+ Voltage SIR Autospec-Utima
423.7767 S:3 F:4 BSUB(10000,15,-3.0) PKD(5,5,3,0.10%,100.0,0.00%,F,F) Exp:PCDD
Sample Text:ST051210M2 File Text:Frontier Analytical Laboratory



File:12MAY10M #1-541 Acq:12-MAY-2010 15:13:32 GC EI+ Voltage SIR Autospec-Utima
435.8169 S:3 F:4 BSUB(10000,15,-3.0) PKD(5,5,3,0.10%,100.0,0.00%,F,F) Exp:PCDD
Sample Text:ST051210M2 File Text:Frontier Analytical Laboratory




File:12MAY10M #1-541 Acq:12-MAY-2010 15:13:32 GC EI+ Voltage SIR Autospec-Utima
437.8140 S:3 F:4 BSUB(10000,15,-3.0) PKD(5,5,3,0.10%,100.0,0.00%,F,F) Exp:PCDD
Sample Text:ST051210M2 File Text:Frontier Analytical Laboratory



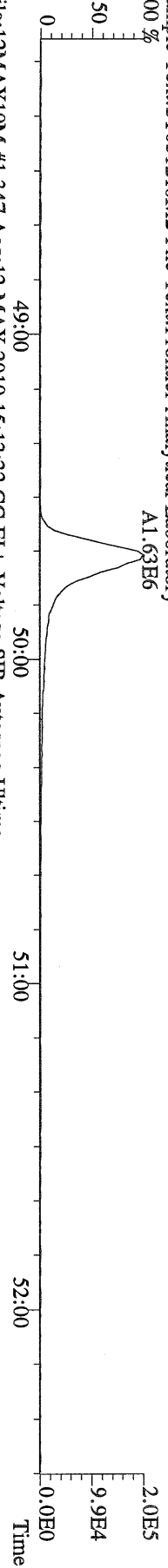
File:12MAY10M #1-541 Acq:12-MAY-2010 15:13:32 GC EI+ Voltage SIR Autospec-Utima
430.9728 S:3 F:4 Exp:PCDD
Sample Text:ST051210M2 File Text:Frontier Analytical Laboratory



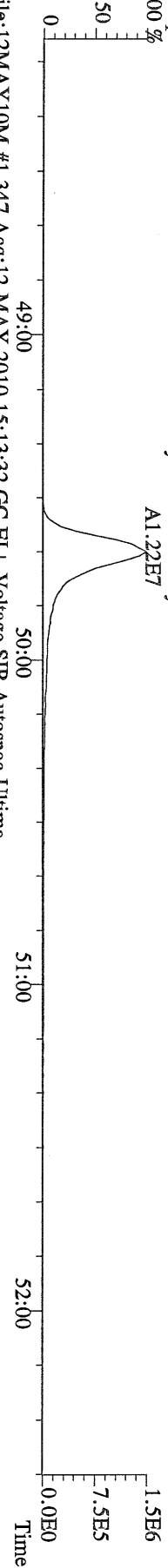
File:12MAY10M #1-347 Acq:12-MAY-2010 15:13:32 GC EI+ Voltage SIR Autospec-Ultima
457.7377 S:3 F:5 BSUB(10000,15,-3.0) PKD(5,5,3,0.10%,100.0,0.00%,F,F) Exp:PCDD
Sample Text:ST051210M2 File Text:Frontier Analytical Laboratory



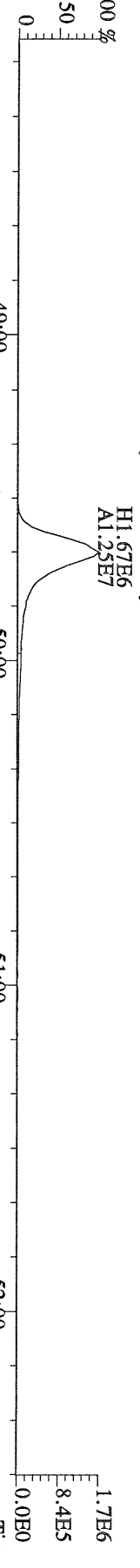
File:12MAY10M #1-347 Acq:12-MAY-2010 15:13:32 GC EI+ Voltage SIR Autospec-Ultima
459.7348 S:3 F:5 BSUB(10000,15,-3.0) PKD(5,5,3,0.10%,100.0,0.00%,F,F) Exp:PCDD
Sample Text:ST051210M2 File Text:Frontier Analytical Laboratory



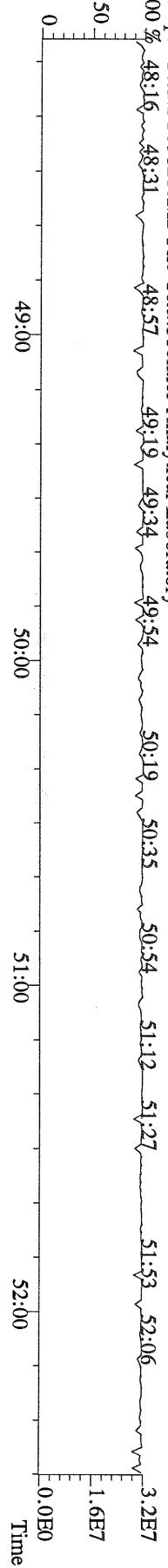
File:12MAY10M #1-347 Acq:12-MAY-2010 15:13:32 GC EI+ Voltage SIR Autospec-Ultima
469.7780 S:3 F:5 BSUB(10000,15,-3.0) PKD(5,5,3,0.10%,100.0,0.00%,F,F) Exp:PCDD
Sample Text:ST051210M2 File Text:Frontier Analytical Laboratory



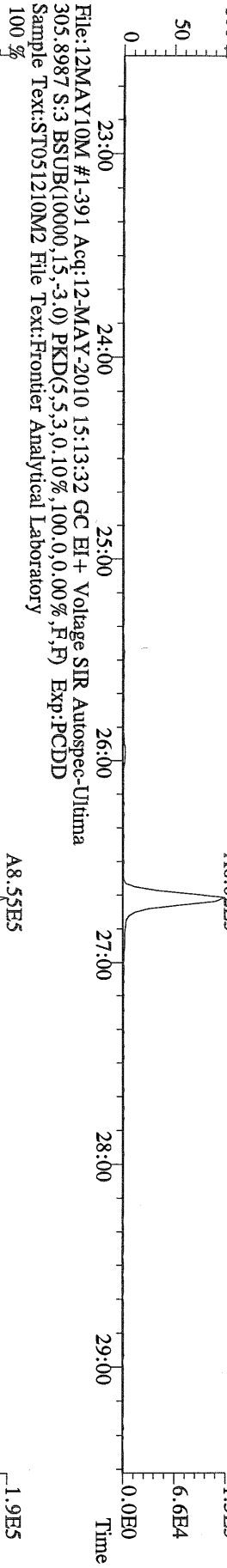
File:12MAY10M #1-347 Acq:12-MAY-2010 15:13:32 GC EI+ Voltage SIR Autospec-Ultima
471.7750 S:3 F:5 BSUB(10000,15,-3.0) PKD(5,5,3,0.10%,100.0,0.00%,F,F) Exp:PCDD
Sample Text:ST051210M2 File Text:Frontier Analytical Laboratory



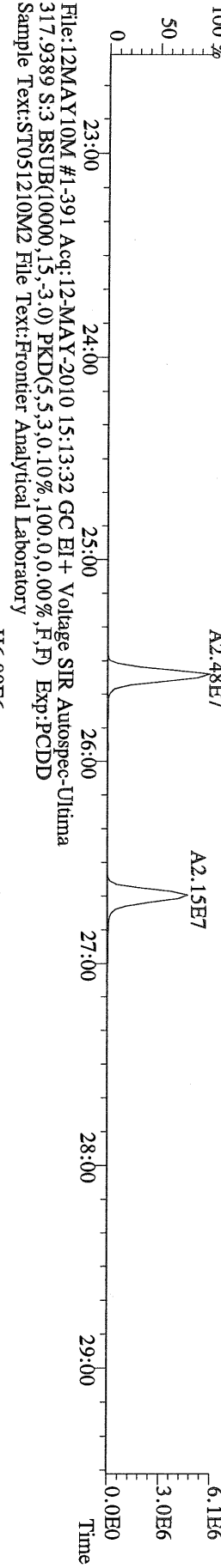
File:12MAY10M #1-347 Acq:12-MAY-2010 15:13:32 GC EI+ Voltage SIR Autospec-Ultima
454.9728 S:3 F:5 Exp:PCDD
Sample Text:ST051210M2 File Text:Frontier Analytical Laboratory



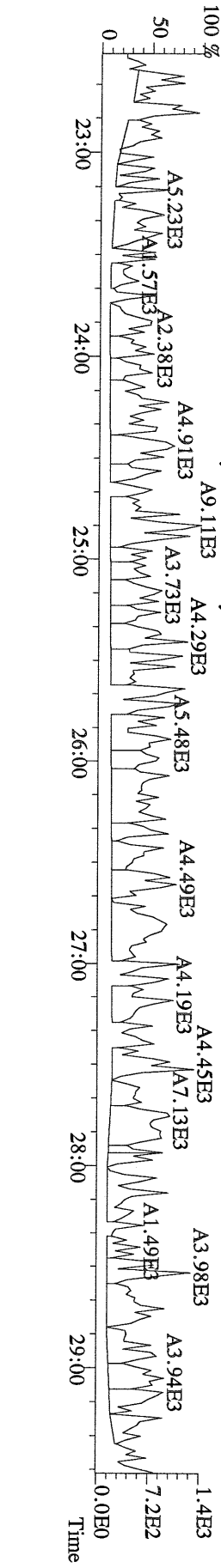
File:12MAY10M #1-391 Acq:12-MAY-2010 15:13:32 GC EI + Voltage SIR Autospec-Utima
 303.9016 S:3 BSUB(10000,15,-3.0) PKD(5,5,3,0,10%,100,0,0,00%,F,F) Exp:PCDD
 Sample Text:ST051210M2 File Text:Frontier Analytical Laboratory



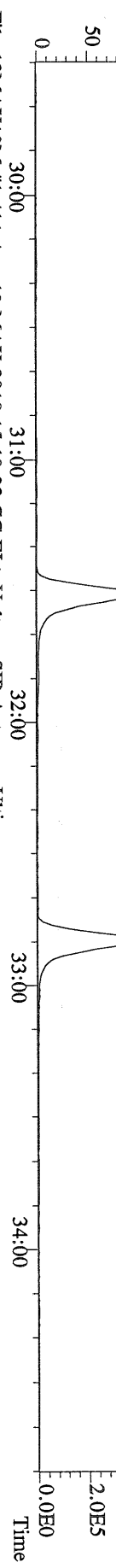
File:12MAY10M #1-391 Acq:12-MAY-2010 15:13:32 GC EI + Voltage SIR Autospec-Utima
 315.9419 S:3 BSUB(10000,15,-3.0) PKD(5,5,3,0,10%,100,0,0,00%,F,F) Exp:PCDD
 Sample Text:ST051210M2 File Text:Frontier Analytical Laboratory




File:12MAY10M #1-391 Acq:12-MAY-2010 15:13:32 GC EI + Voltage SIR Autospec-Utima
 317.9389 S:3 BSUB(10000,15,-3.0) PKD(5,5,3,0,10%,100,0,0,00%,F,F) Exp:PCDD
 Sample Text:ST051210M2 File Text:Frontier Analytical Laboratory




File:12MAY10M #1-411 Acq:12-MAY-2010 15:13:32 GC EI+ Voltage SIR Autospec-Utima
 339.8597 S:3 F:2 BSUB(10000,15,-3.0) PKD(5,5,3,0.10%,100,0,0.00%,F,F) Exp:PCDD
 Sample Text:ST051210M2 File Text:Frontier Analytical Laboratory



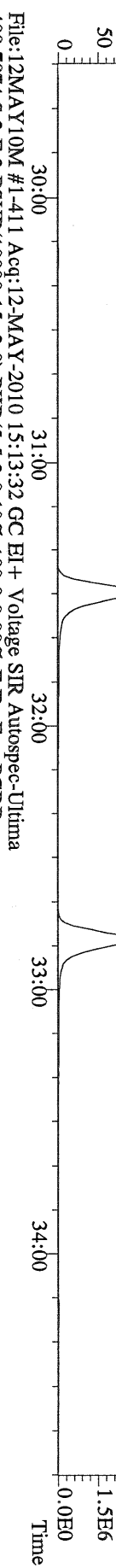
File:12MAY10M #1-411 Acq:12-MAY-2010 15:13:32 GC EI+ Voltage SIR Autospec-Utima
 341.8568 S:3 F:2 BSUB(10000,15,-3.0) PKD(5,5,3,0.10%,100,0,0.00%,F,F) Exp:PCDD
 Sample Text:ST051210M2 File Text:Frontier Analytical Laboratory




File:12MAY10M #1-411 Acq:12-MAY-2010 15:13:32 GC EI+ Voltage SIR Autospec-Utima
 351.9000 S:3 F:2 BSUB(10000,15,-3.0) PKD(5,5,3,0.10%,100,0,0.00%,F,F) Exp:PCDD
 Sample Text:ST051210M2 File Text:Frontier Analytical Laboratory



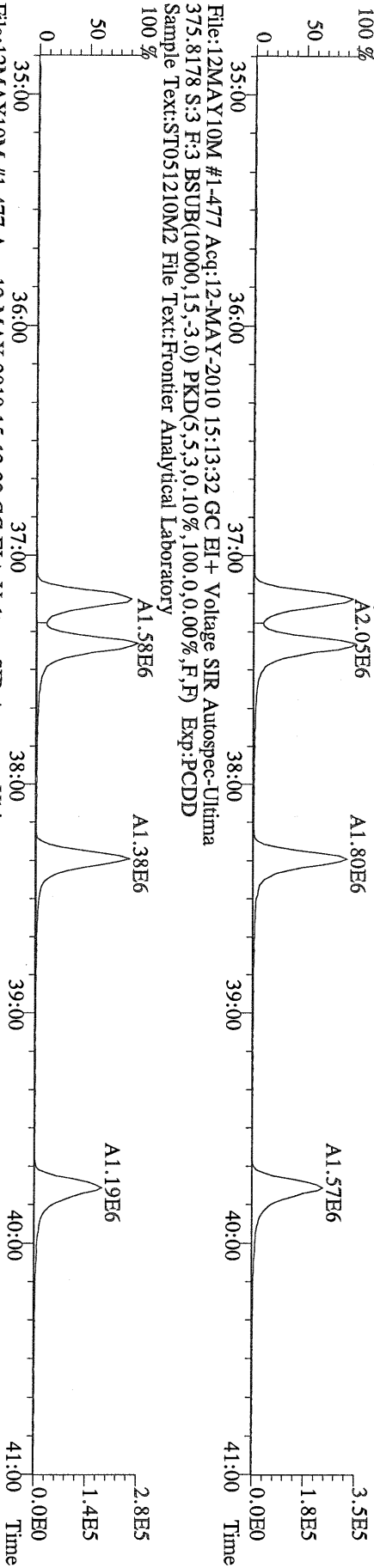
File:12MAY10M #1-411 Acq:12-MAY-2010 15:13:32 GC EI+ Voltage SIR Autospec-Utima
 353.8970 S:3 F:2 BSUB(10000,15,-3.0) PKD(5,5,3,0.10%,100,0,0.00%,F,F) Exp:PCDD
 Sample Text:ST051210M2 File Text:Frontier Analytical Laboratory



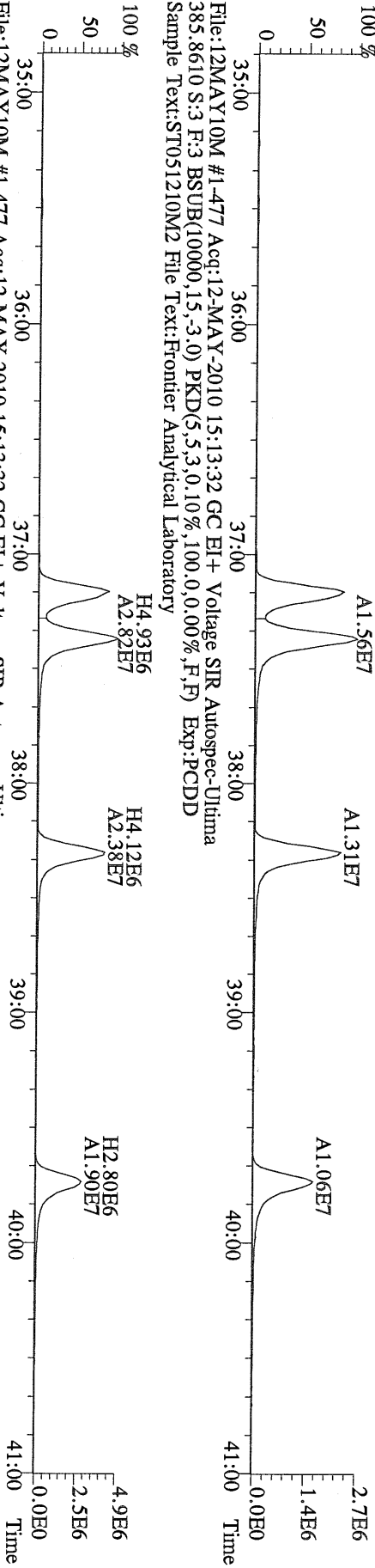
File:12MAY10M #1-411 Acq:12-MAY-2010 15:13:32 GC EI+ Voltage SIR Autospec-Utima
 409.7974 S:3 F:2 BSUB(10000,15,-3.0) PKD(5,5,3,0.10%,100,0,0.00%,F,F) Exp:PCDD
 Sample Text:ST051210M2 File Text:Frontier Analytical Laboratory



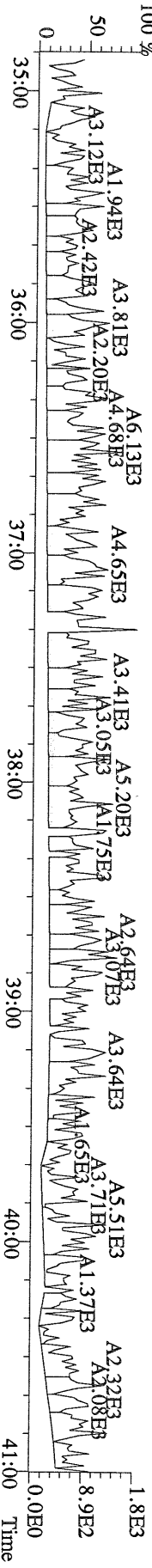
File:12MAY10M #1-477 Acq:12-MAY-2010 15:13:32 GC EI+ Voltage SIR Autospec-Utima
 373.8207 S:3 F:3 BSUB(10000,15,-3.0) PKD(5.5,3,0.10%,100.0,0.00%,F,F) Exp:PCDD
 Sample Text:ST051210M2 File Text:Frontier Analytical Laboratory




File:12MAY10M #1-477 Acq:12-MAY-2010 15:13:32 GC EI+ Voltage SIR Autospec-Utima
 383.8639 S:3 F:3 BSUB(10000,15,-3.0) PKD(5.5,3,0.10%,100.0,0.00%,F,F) Exp:PCDD
 Sample Text:ST051210M2 File Text:Frontier Analytical Laboratory



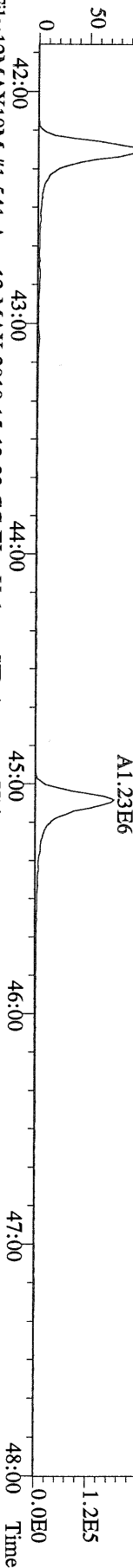
File:12MAY10M #1-477 Acq:12-MAY-2010 15:13:32 GC EI+ Voltage SIR Autospec-Utima
 445.7555 S:3 F:3 BSUB(10000,15,-3.0) PKD(5.5,3,0.10%,100.0,0.00%,F,F) Exp:PCDD
 Sample Text:ST051210M2 File Text:Frontier Analytical Laboratory



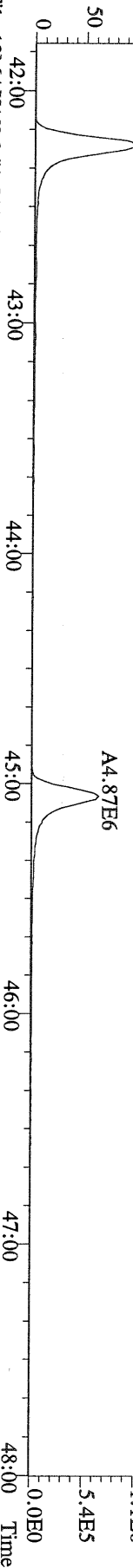
File:12MAY10M #1-541 Acq:12-MAY-2010 15:13:32 GC EI + Voltage SIR Autospec-Utima
407.7818 S:3 F:4 BSUB(10000,15,-3.0) PKD(5,5,3,0,10%,100,0,0,00%,F,F) Exp:PCDD
Sample Text:ST051210M2 File Text:Frontier Analytical Laboratory



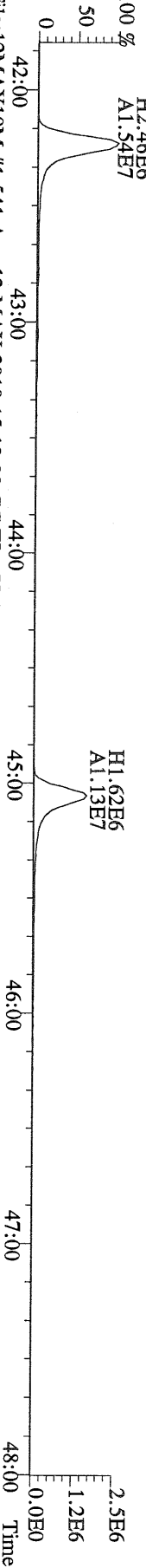
File:12MAY10M #1-541 Acq:12-MAY-2010 15:13:32 GC EI + Voltage SIR Autospec-Utima
409.7788 S:3 F:4 BSUB(10000,15,-3.0) PKD(5,5,3,0,10%,100,0,0,00%,F,F) Exp:PCDD
Sample Text:ST051210M2 File Text:Frontier Analytical Laboratory



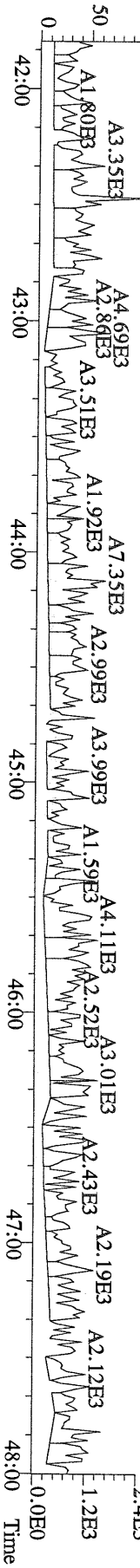
File:12MAY10M #1-541 Acq:12-MAY-2010 15:13:32 GC EI + Voltage SIR Autospec-Utima
417.8253 S:3 F:4 BSUB(10000,15,-3.0) PKD(5,5,3,0,10%,100,0,0,00%,F,F) Exp:PCDD
Sample Text:ST051210M2 File Text:Frontier Analytical Laboratory




File:12MAY10M #1-541 Acq:12-MAY-2010 15:13:32 GC EI + Voltage SIR Autospec-Utima
419.8220 S:3 F:4 BSUB(10000,15,-3.0) PKD(5,5,3,0,10%,100,0,0,00%,F,F) Exp:PCDD
Sample Text:ST051210M2 File Text:Frontier Analytical Laboratory



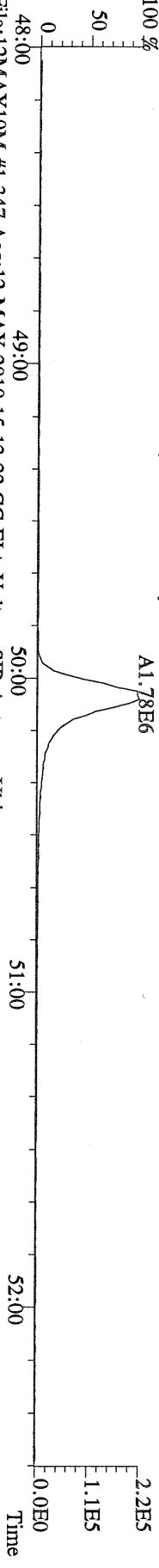
File:12MAY10M #1-541 Acq:12-MAY-2010 15:13:32 GC EI + Voltage SIR Autospec-Utima
479.7165 S:3 F:4 BSUB(10000,15,-3.0) PKD(5,5,3,0,10%,100,0,0,00%,F,F) Exp:PCDD
Sample Text:ST051210M2 File Text:Frontier Analytical Laboratory



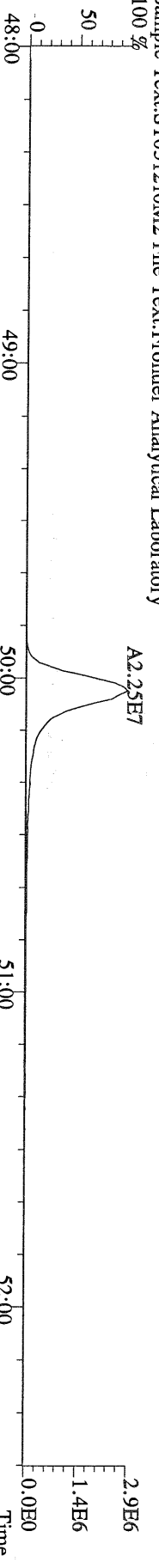
File:12MAY10M #1-347 Acq:12-MAY-2010 15:13:32 GC EI+ Voltage SIR Autospec-Utima
 441.7428 S.3 F:5 BSUB(10000,15,-3.0) PKD(5,5,3,0.10%,100,0,0.00%,F,F) Exp:PCDD
 Sample Text:ST051210M2 File Text:Frontier Analytical Laboratory
 100 %



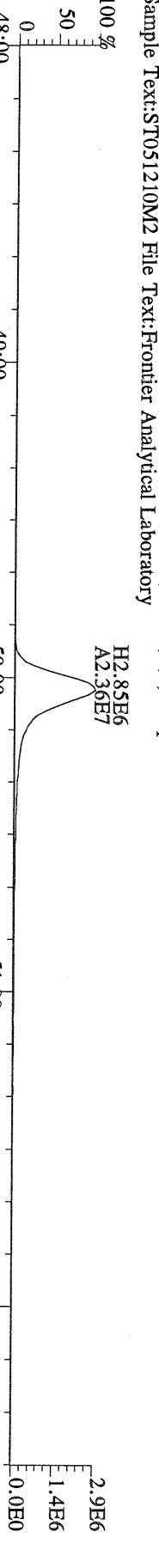
File:12MAY10M #1-347 Acq:12-MAY-2010 15:13:32 GC EI+ Voltage SIR Autospec-Utima
 443.7398 S.3 F:5 BSUB(10000,15,-3.0) PKD(5,5,3,0.10%,100,0,0.00%,F,F) Exp:PCDD
 Sample Text:ST051210M2 File Text:Frontier Analytical Laboratory
 100 %



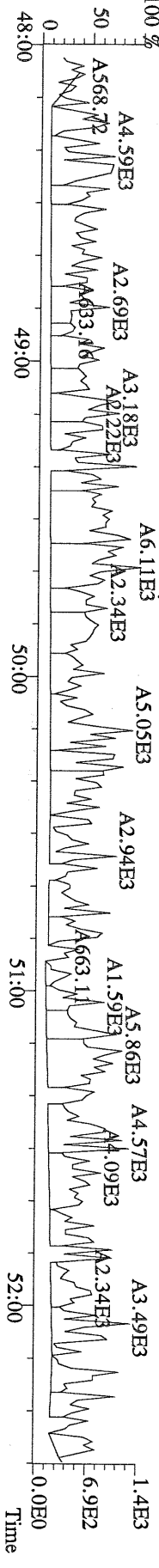
File:12MAY10M #1-347 Acq:12-MAY-2010 15:13:32 GC EI+ Voltage SIR Autospec-Utima
 453.7831 S.3 F:5 BSUB(10000,15,-3.0) PKD(5,5,3,0.10%,100,0,0.00%,F,F) Exp:PCDD
 Sample Text:ST051210M2 File Text:Frontier Analytical Laboratory
 100 %




File:12MAY10M #1-347 Acq:12-MAY-2010 15:13:32 GC EI+ Voltage SIR Autospec-Utima
 455.7801 S.3 F:5 BSUB(10000,15,-3.0) PKD(5,5,3,0.10%,100,0,0.00%,F,F) Exp:PCDD
 Sample Text:ST051210M2 File Text:Frontier Analytical Laboratory




File:12MAY10M #1-347 Acq:12-MAY-2010 15:13:32 GC EI+ Voltage SIR Autospec-Utima
 513.6775 S.3 F:5 BSUB(10000,15,-3.0) PKD(5,5,3,0.10%,100,0,0.00%,F,F) Exp:PCDD
 Sample Text:ST051210M2 File Text:Frontier Analytical Laboratory
 100 %



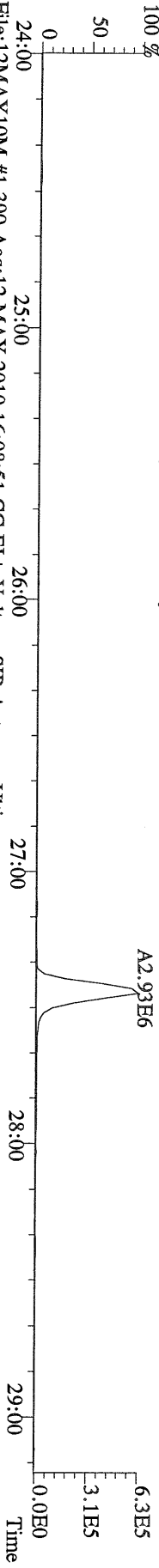
File:12MAY10M #1-390 Acq:12-MAY-2010 16:08:51 GC EI+ Voltage SIR Autospec-Ultima
319.8965 S:4 BSUB(10000,15,-3.0) PKD(5,5,3,0,10%,100,0,0,00%,F,F) Exp:PCDD
Sample Text:ST051210M3 File Text:Frontier Analytical Laboratory



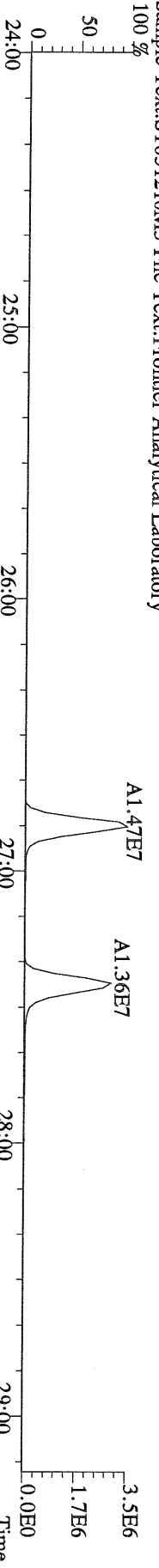
File:12MAY10M #1-390 Acq:12-MAY-2010 16:08:51 GC EI+ Voltage SIR Autospec-Ultima
321.8936 S:4 BSUB(10000,15,-3.0) PKD(5,5,3,0,10%,100,0,0,00%,F,F) Exp:PCDD
Sample Text:ST051210M3 File Text:Frontier Analytical Laboratory



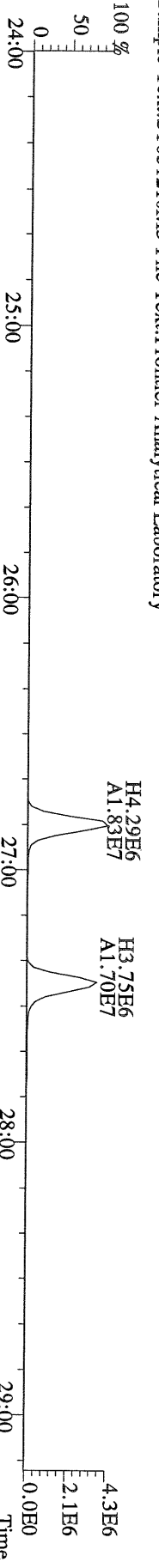
File:12MAY10M #1-390 Acq:12-MAY-2010 16:08:51 GC EI+ Voltage SIR Autospec-Ultima
327.8847 S:4 BSUB(10000,15,-3.0) PKD(5,5,3,0,10%,100,0,0,00%,F,F) Exp:PCDD
Sample Text:ST051210M3 File Text:Frontier Analytical Laboratory



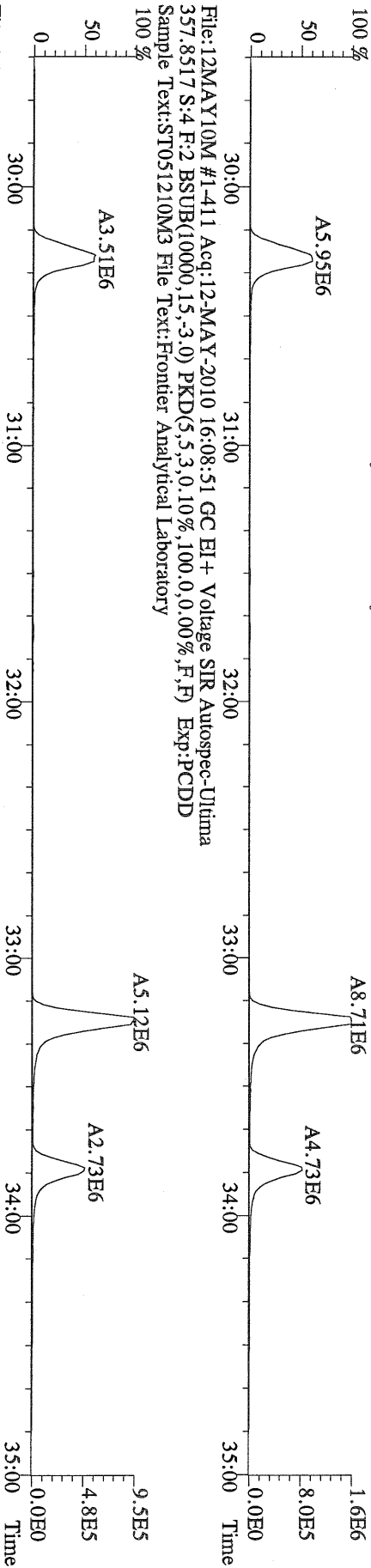
File:12MAY10M #1-390 Acq:12-MAY-2010 16:08:51 GC EI+ Voltage SIR Autospec-Ultima
331.9368 S:4 BSUB(10000,15,-3.0) PKD(5,5,3,0,10%,100,0,0,00%,F,F) Exp:PCDD
Sample Text:ST051210M3 File Text:Frontier Analytical Laboratory



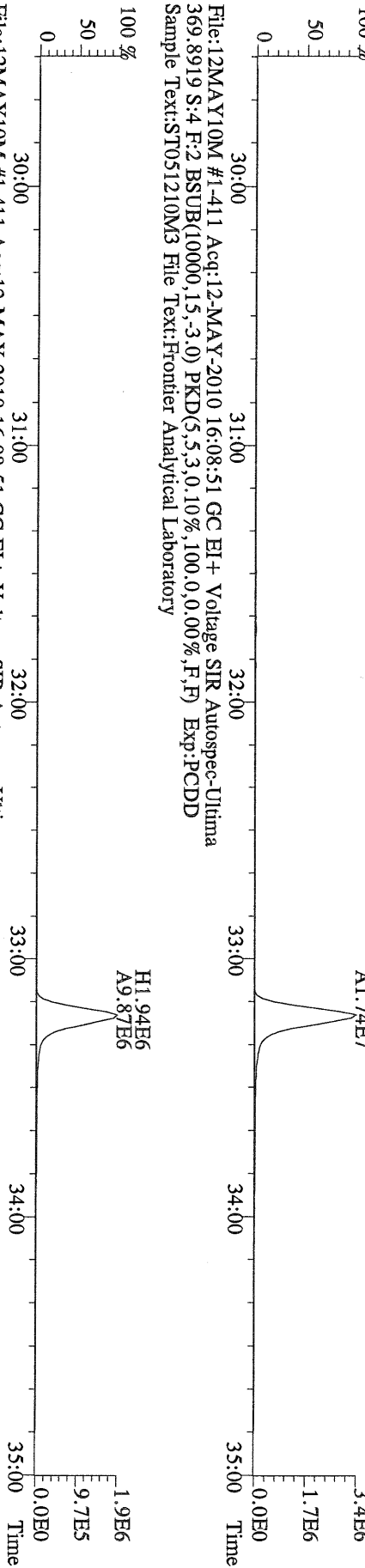
File:12MAY10M #1-390 Acq:12-MAY-2010 16:08:51 GC EI+ Voltage SIR Autospec-Ultima
333.9339 S:4 BSUB(10000,15,-3.0) PKD(5,5,3,0,10%,100,0,0,00%,F,F) Exp:PCDD
Sample Text:ST051210M3 File Text:Frontier Analytical Laboratory




File:12MAY10M #1-411 Acq:12-MAY-2010 16:08:51 GC EI+ Voltage SIR Autospec-Utima
355.8546 S:4 F:2 BSUB(10000,15,-3.0) PKD(5.5,3.0,10%,100.0,0.00%,F,F) Exp:PCDD
Sample Text:ST051210M3 File Text:Frontier Analytical Laboratory



File:12MAY10M #1-411 Acq:12-MAY-2010 16:08:51 GC EI+ Voltage SIR Autospec-Utima
367.8949 S:4 F:2 BSUB(10000,15,-3.0) PKD(5.5,3.0,10%,100.0,0.00%,F,F) Exp:PCDD
Sample Text:ST051210M3 File Text:Frontier Analytical Laboratory



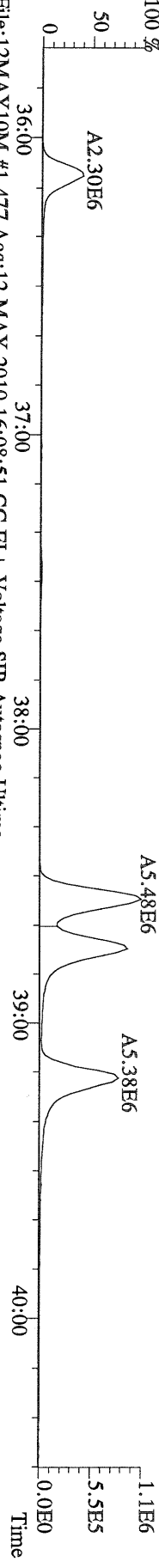
File:12MAY10M #1-411 Acq:12-MAY-2010 16:08:51 GC EI+ Voltage SIR Autospec-Utima
366.9792 S:4 F:2 Exp:PCDD
Sample Text:ST051210M3 File Text:Frontier Analytical Laboratory



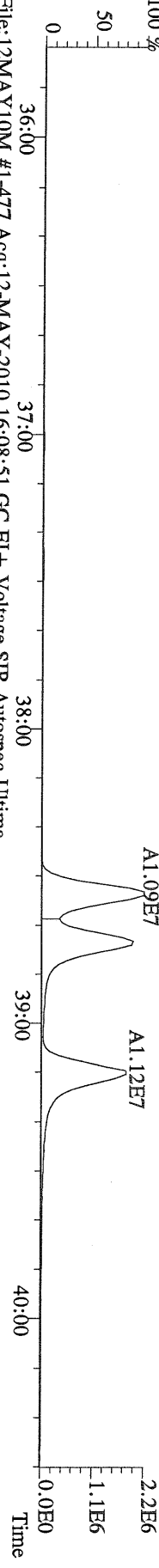
File:12MAY10M #1-477 Acq:12-MAY-2010 16:08:51 GC EI+ Voltage SIR Autospec-Utima
 389.8156 S:4 F:3 BSUB(10000,15,-3.0) PKD(5.5,3,0.10%,100.0,0.00%,F,F) Exp:PCDD
 Sample Text:ST051210M3 File Text:Frontier Analytical Laboratory



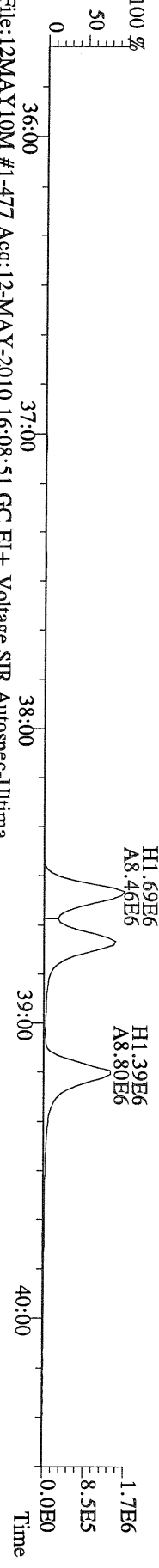
File:12MAY10M #1-477 Acq:12-MAY-2010 16:08:51 GC EI+ Voltage SIR Autospec-Utima
 391.8127 S:4 F:3 BSUB(10000,15,-3.0) PKD(5.5,3,0.10%,100.0,0.00%,F,F) Exp:PCDD
 Sample Text:ST051210M3 File Text:Frontier Analytical Laboratory



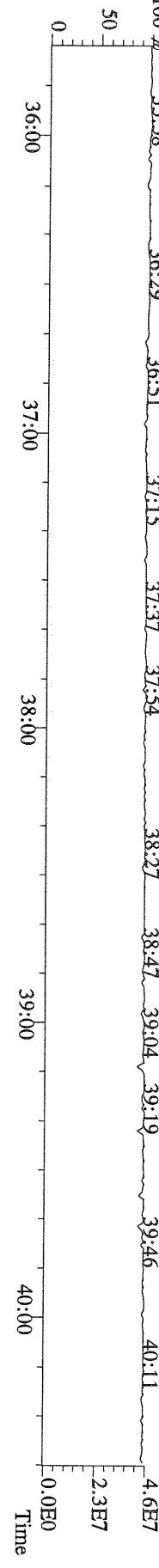
File:12MAY10M #1-477 Acq:12-MAY-2010 16:08:51 GC EI+ Voltage SIR Autospec-Utima
 401.8559 S:4 F:3 BSUB(10000,15,-3.0) PKD(5.5,3,0.10%,100.0,0.00%,F,F) Exp:PCDD
 Sample Text:ST051210M3 File Text:Frontier Analytical Laboratory



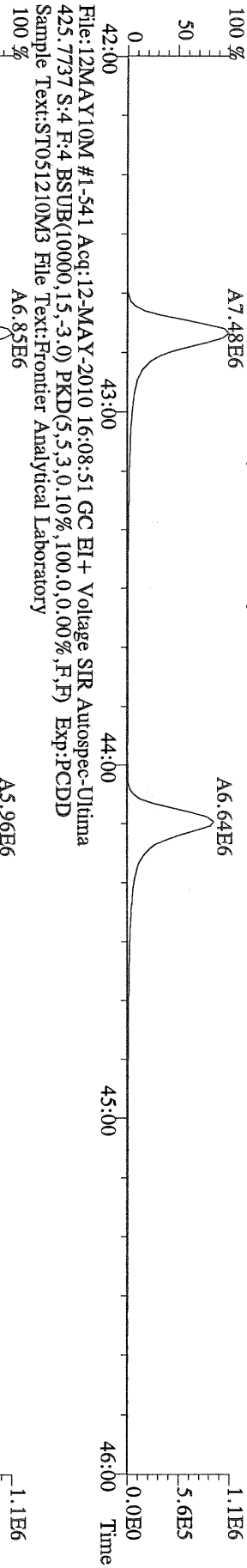
File:12MAY10M #1-477 Acq:12-MAY-2010 16:08:51 GC EI+ Voltage SIR Autospec-Utima
 403.8530 S:4 F:3 BSUB(10000,15,-3.0) PKD(5.5,3,0.10%,100.0,0.00%,F,F) Exp:PCDD
 Sample Text:ST051210M3 File Text:Frontier Analytical Laboratory



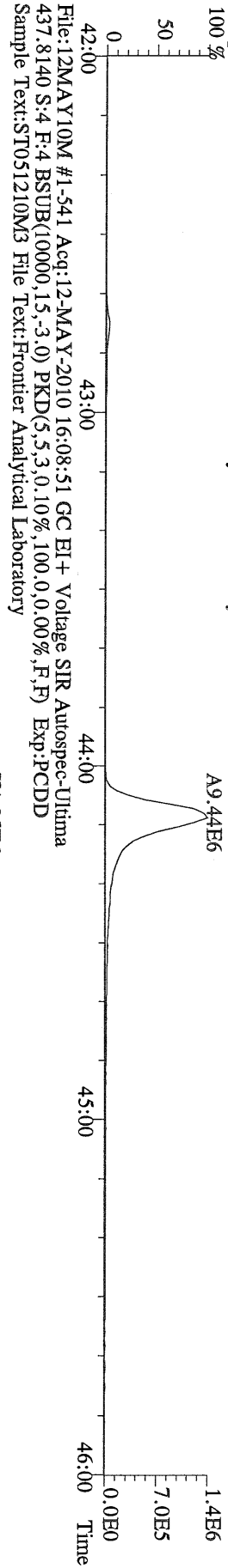
File:12MAY10M #1-477 Acq:12-MAY-2010 16:08:51 GC EI+ Voltage SIR Autospec-Utima
 380.9760 S:4 F:3 Exp:PCDD
 Sample Text:ST051210M3 File Text:Frontier Analytical Laboratory




File:12MAY10M #1-541 Acq:12-MAY-2010 16:08:51 GC EI + Voltage SIR Autospec-Utima
423.7767 S:4 F:4 BSUB(10000,15,-3.0) PKD(5,5,3,0.10%,100,0,0.00%,F,F) Exp:PCDD
Sample Text:ST051210M3 File Text:Frontier Analytical Laboratory



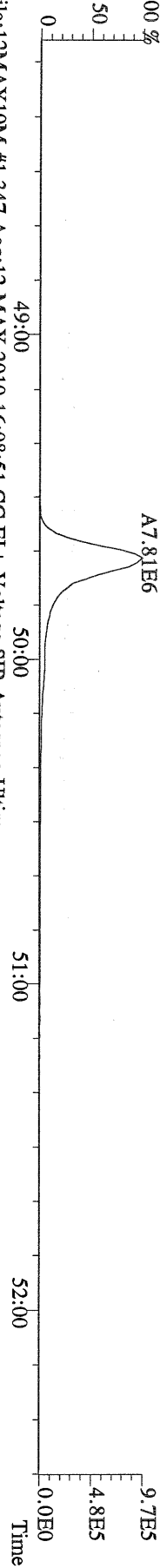
File:12MAY10M #1-541 Acq:12-MAY-2010 16:08:51 GC EI + Voltage SIR Autospec-Utima
435.8169 S:4 F:4 BSUB(10000,15,-3.0) PKD(5,5,3,0.10%,100,0,0.00%,F,F) Exp:PCDD
Sample Text:ST051210M3 File Text:Frontier Analytical Laboratory



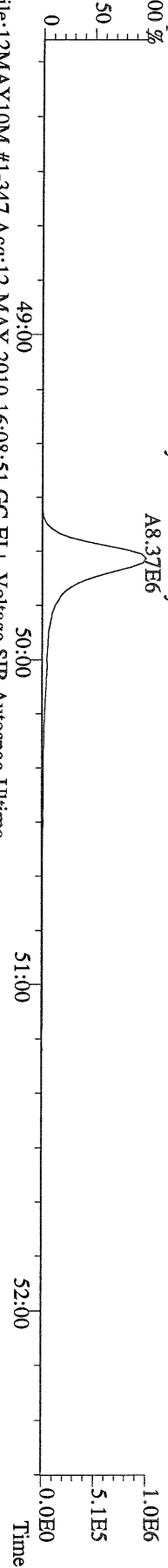
File:12MAY10M #1-541 Acq:12-MAY-2010 16:08:51 GC EI + Voltage SIR Autospec-Utima
430.9728 S:4 F:4 Exp:PCDD
Sample Text:ST051210M3 File Text:Frontier Analytical Laboratory



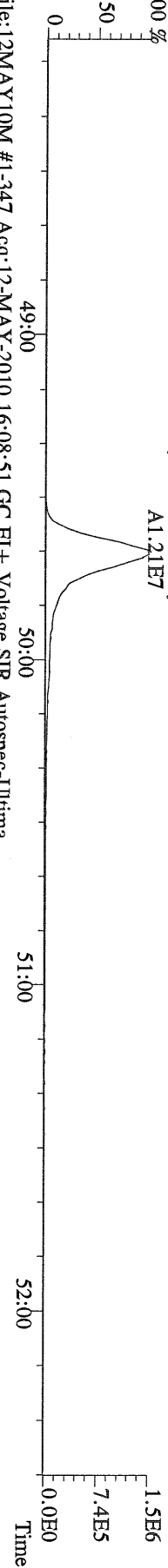
File:12MAY10M #1-347 Acq:12-MAY-2010 16:08:51 GC EI + Voltage SIR Autospec-Ultima
 457.7377 S:4 F:5 BSUB(10000,15,-3.0) PKD(5,5,3,0.10%,100.0,0.00%,F,F) Exp:PCDD
 Sample Text:ST051210M3 File Text:Frontier Analytical Laboratory




File:12MAY10M #1-347 Acq:12-MAY-2010 16:08:51 GC EI + Voltage SIR Autospec-Ultima
 459.7348 S:4 F:5 BSUB(10000,15,-3.0) PKD(5,5,3,0.10%,100.0,0.00%,F,F) Exp:PCDD
 Sample Text:ST051210M3 File Text:Frontier Analytical Laboratory




File:12MAY10M #1-347 Acq:12-MAY-2010 16:08:51 GC EI + Voltage SIR Autospec-Ultima
 469.7780 S:4 F:5 BSUB(10000,15,-3.0) PKD(5,5,3,0.10%,100.0,0.00%,F,F) Exp:PCDD
 Sample Text:ST051210M3 File Text:Frontier Analytical Laboratory



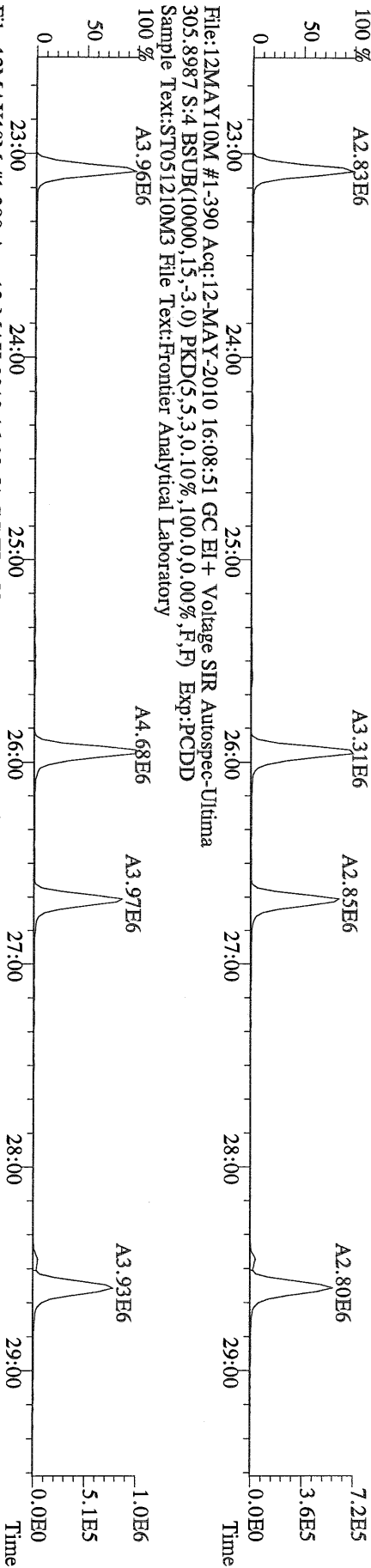
File:12MAY10M #1-347 Acq:12-MAY-2010 16:08:51 GC EI + Voltage SIR Autospec-Ultima
 471.7750 S:4 F:5 BSUB(10000,15,-3.0) PKD(5,5,3,0.10%,100.0,0.00%,F,F) Exp:PCDD
 Sample Text:ST051210M3 File Text:Frontier Analytical Laboratory



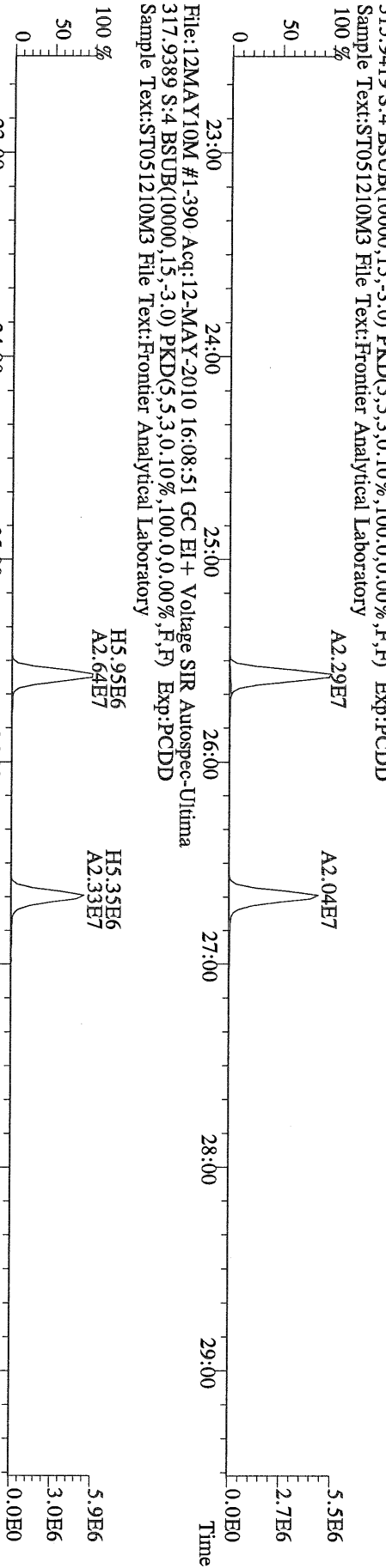
File:12MAY10M #1-347 Acq:12-MAY-2010 16:08:51 GC EI + Voltage SIR Autospec-Ultima
 454.9728 S:4 F:5 Exp:PCDD
 Sample Text:ST051210M3 File Text:Frontier Analytical Laboratory



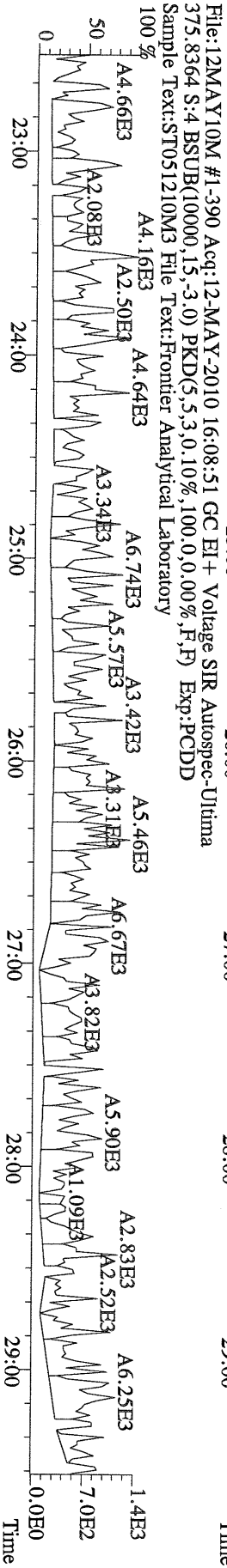
File:12MAY10M #1-390 Acq:12-MAY-2010 16:08:51 GC EI+ Voltage SIR Autospec-Utima
 303.9016 S:4 BSUB(10000,15,-3.0) PKD(5,5,3,0.10%,100,0,0.00%,F,F) Exp:PCDD
 Sample Text:ST051210M3 File Text:Frontier Analytical Laboratory




File:12MAY10M #1-390 Acq:12-MAY-2010 16:08:51 GC EI+ Voltage SIR Autospec-Utima
 315.9419 S:4 BSUB(10000,15,-3.0) PKD(5,5,3,0.10%,100,0,0.00%,F,F) Exp:PCDD
 Sample Text:ST051210M3 File Text:Frontier Analytical Laboratory



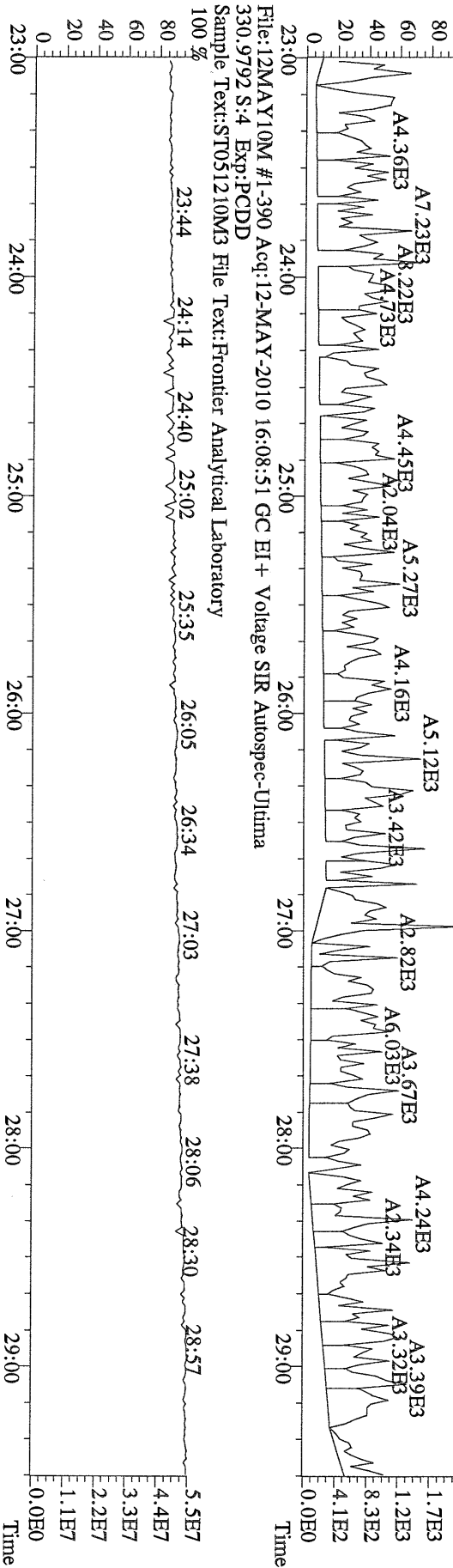
File:12MAY10M #1-390 Acq:12-MAY-2010 16:08:51 GC EI+ Voltage SIR Autospec-Utima
 317.9389 S:4 BSUB(10000,15,-3.0) PKD(5,5,3,0.10%,100,0,0.00%,F,F) Exp:PCDD
 Sample Text:ST051210M3 File Text:Frontier Analytical Laboratory



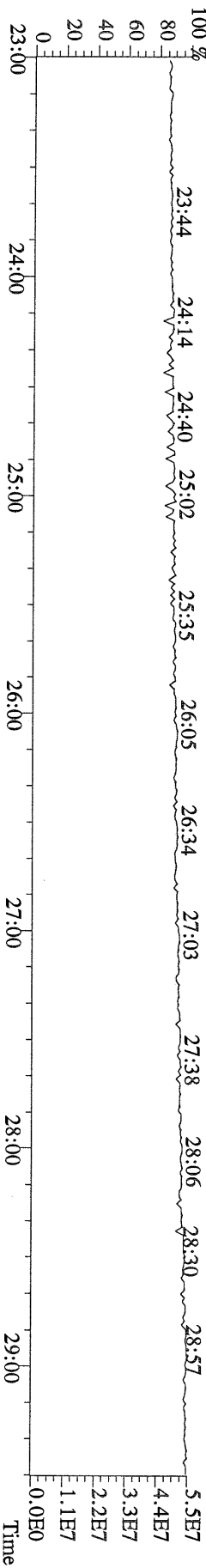
File:12MAY10M #1-390 Acq:12-MAY-2010 16:08:51 GC EI+ Voltage SIR Autospec-Ultima
 339.8597 S:4 BSUB(10000,15,-3.0) PKD(5,5,3,0,10%,100,0,0,00%,F,F) Exp:PCDD
 Sample Text:ST051210M3 File Text:Frontier Analytical Laboratory



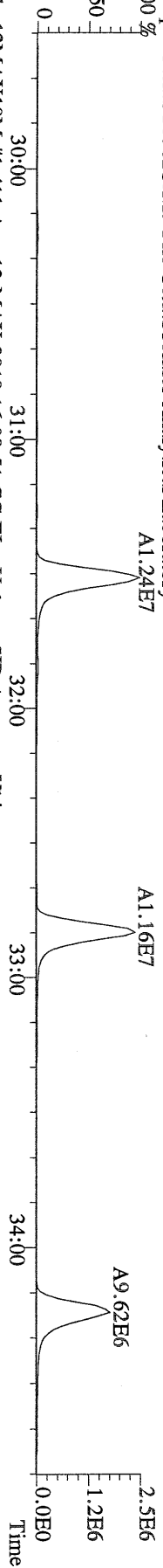
File:12MAY10M #1-390 Acq:12-MAY-2010 16:08:51 GC EI+ Voltage SIR Autospec-Ultima
 409.7974 S:4 BSUB(10000,15,-3.0) PKD(5,5,3,0,10%,100,0,0,00%,F,F) Exp:PCDD
 Sample Text:ST051210M3 File Text:Frontier Analytical Laboratory



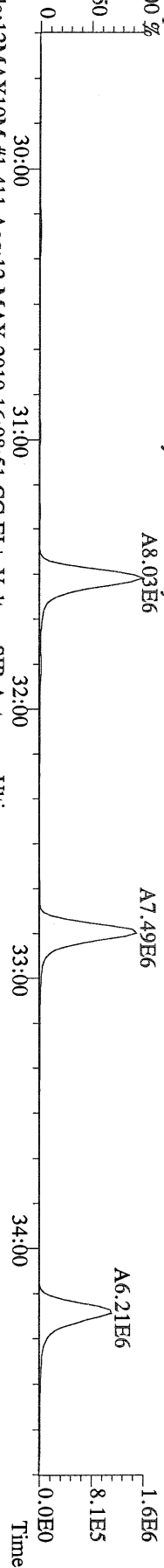
File:12MAY10M #1-390 Acq:12-MAY-2010 16:08:51 GC EI+ Voltage SIR Autospec-Ultima
 330.9792 S:4 Exp:PCDD
 Sample Text:ST051210M3 File Text:Frontier Analytical Laboratory




File:12MAY10M #1-411 Acq:12-MAY-2010 16:08:51 GC EI+ Voltage SIR Autospec-Ultima
339.8597 S:4 F:2 BSUB(10000,15,-3.0) PKD(5,5,3,0.10%,100,0.0,0.00%,F,F) Exp:PCDD
Sample Text:ST051210M3 File Text:Frontier Analytical Laboratory




File:12MAY10M #1-411 Acq:12-MAY-2010 16:08:51 GC EI+ Voltage SIR Autospec-Ultima
341.8568 S:4 F:2 BSUB(10000,15,-3.0) PKD(5,5,3,0.10%,100,0.0,0.00%,F,F) Exp:PCDD
Sample Text:ST051210M3 File Text:Frontier Analytical Laboratory



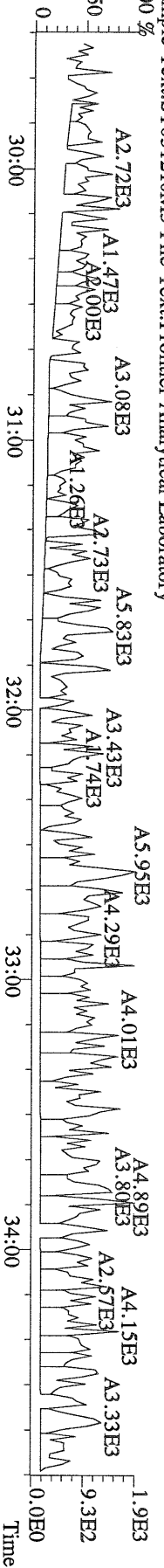
File:12MAY10M #1-411 Acq:12-MAY-2010 16:08:51 GC EI+ Voltage SIR Autospec-Ultima
351.9000 S:4 F:2 BSUB(10000,15,-3.0) PKD(5,5,3,0.10%,100,0.0,0.00%,F,F) Exp:PCDD
Sample Text:ST051210M3 File Text:Frontier Analytical Laboratory



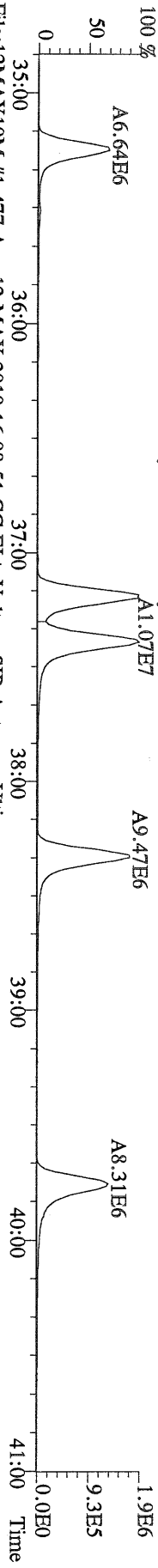
File:12MAY10M #1-411 Acq:12-MAY-2010 16:08:51 GC EI+ Voltage SIR Autospec-Ultima
353.8970 S:4 F:2 BSUB(10000,15,-3.0) PKD(5,5,3,0.10%,100,0.0,0.00%,F,F) Exp:PCDD
Sample Text:ST051210M3 File Text:Frontier Analytical Laboratory



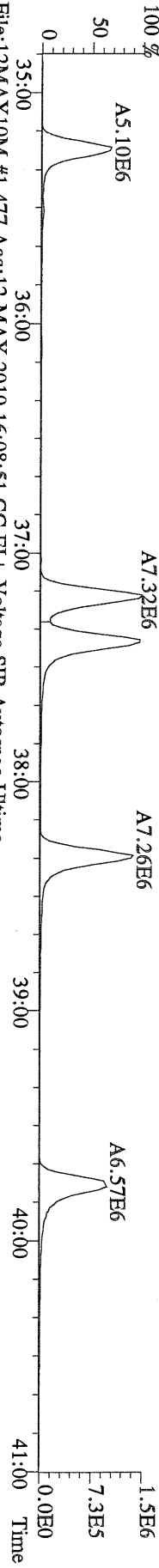
File:12MAY10M #1-411 Acq:12-MAY-2010 16:08:51 GC EI+ Voltage SIR Autospec-Ultima
409.7974 S:4 F:2 BSUB(10000,15,-3.0) PKD(5,5,3,0.10%,100,0.0,0.00%,F,F) Exp:PCDD
Sample Text:ST051210M3 File Text:Frontier Analytical Laboratory



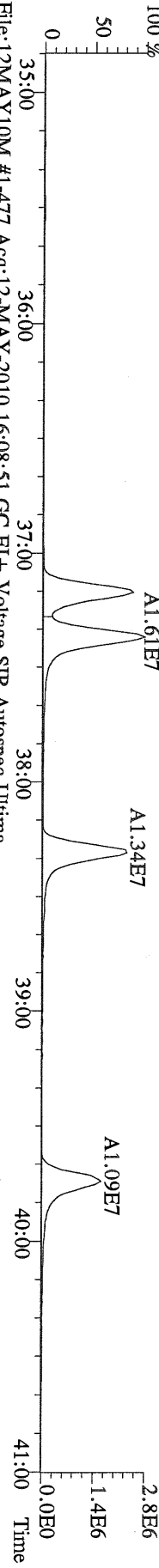
File:12MAY10M #1-477 Acq:12-MAY-2010 16:08:51 GC EI+ Voltage SIR Autospec-Utima
 373.8207 S:4 F:3 BSUB(10000,15,-3.0) PKD(5,5,3,0.10%,100,0.00%,F,F) Exp:PCDD
 Sample Text:ST051210M3 File Text:Frontier Analytical Laboratory



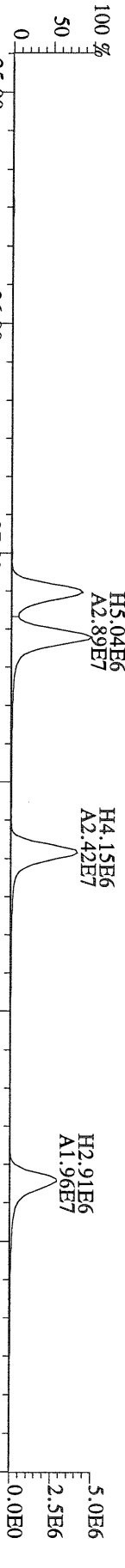
File:12MAY10M #1-477 Acq:12-MAY-2010 16:08:51 GC EI+ Voltage SIR Autospec-Utima
 375.8178 S:4 F:3 BSUB(10000,15,-3.0) PKD(5,5,3,0.10%,100,0.00%,F,F) Exp:PCDD
 Sample Text:ST051210M3 File Text:Frontier Analytical Laboratory



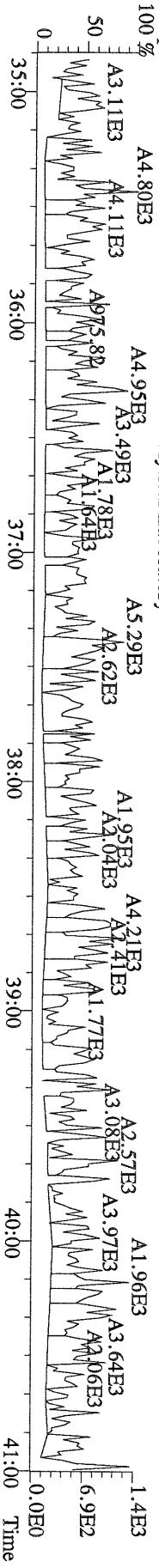
File:12MAY10M #1-477 Acq:12-MAY-2010 16:08:51 GC EI+ Voltage SIR Autospec-Utima
 383.8639 S:4 F:3 BSUB(10000,15,-3.0) PKD(5,5,3,0.10%,100,0.00%,F,F) Exp:PCDD
 Sample Text:ST051210M3 File Text:Frontier Analytical Laboratory



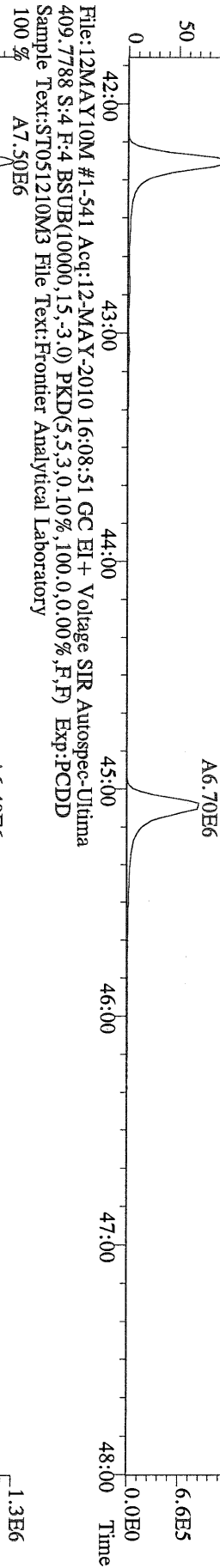
File:12MAY10M #1-477 Acq:12-MAY-2010 16:08:51 GC EI+ Voltage SIR Autospec-Utima
 385.8610 S:4 F:3 BSUB(10000,15,-3.0) PKD(5,5,3,0.10%,100,0.00%,F,F) Exp:PCDD
 Sample Text:ST051210M3 File Text:Frontier Analytical Laboratory



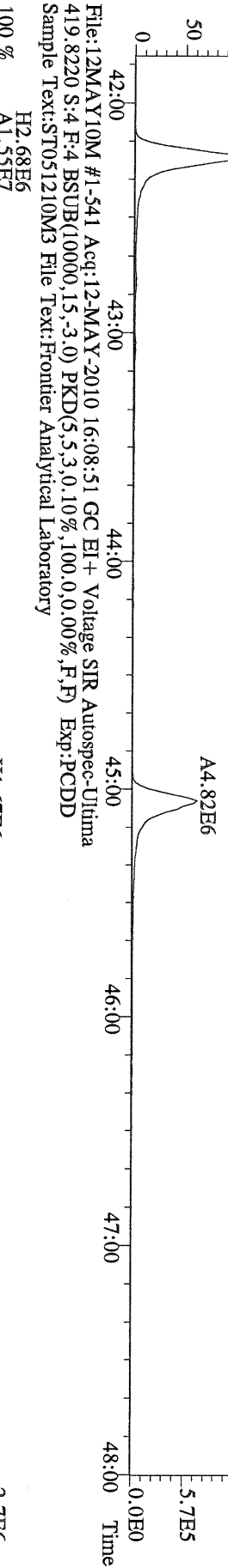
File:12MAY10M #1-477 Acq:12-MAY-2010 16:08:51 GC EI+ Voltage SIR Autospec-Utima
 445.7555 S:4 F:3 BSUB(10000,15,-3.0) PKD(5,5,3,0.10%,100,0.00%,F,F) Exp:PCDD
 Sample Text:ST051210M3 File Text:Frontier Analytical Laboratory



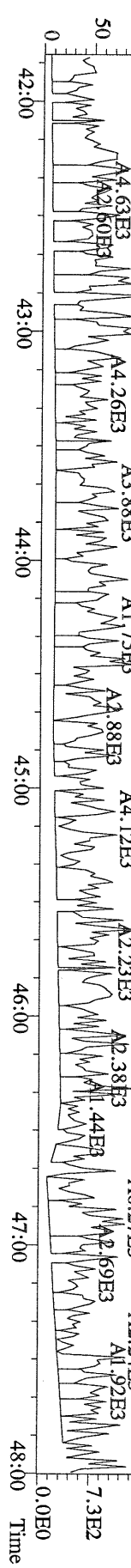
File:12MAY10M #1-541 Acq:12-MAY-2010 16:08:51 GC EI+ Voltage SIR Autospec-Utima
 407.7818 S:4 F:4 BSUB(10000,15,-3.0) PKD(5.5,3,0.10%,100.0,0.00%,F,F) Exp:PCDD
 Sample Text:ST051210M3 File Text:Frontier Analytical Laboratory



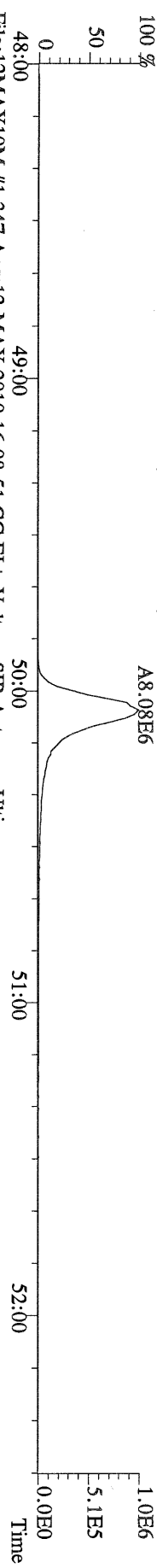
File:12MAY10M #1-541 Acq:12-MAY-2010 16:08:51 GC EI+ Voltage SIR Autospec-Utima
 417.8253 S:4 F:4 BSUB(10000,15,-3.0) PKD(5.5,3,0.10%,100.0,0.00%,F,F) Exp:PCDD
 Sample Text:ST051210M3 File Text:Frontier Analytical Laboratory



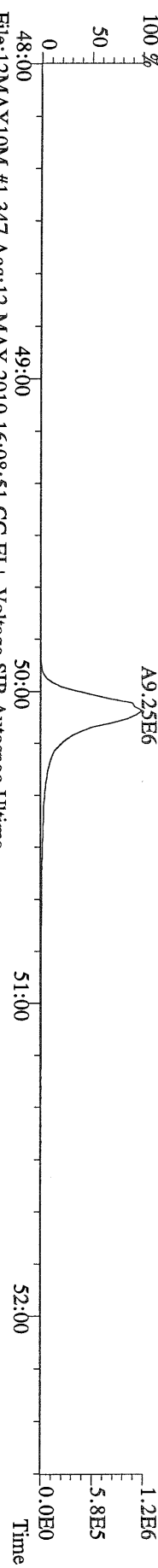
File:12MAY10M #1-541 Acq:12-MAY-2010 16:08:51 GC EI+ Voltage SIR Autospec-Utima
 479.7165 S:4 F:4 BSUB(10000,15,-3.0) PKD(5.5,3,0.10%,100.0,0.00%,F,F) Exp:PCDD
 Sample Text:ST051210M3 File Text:Frontier Analytical Laboratory



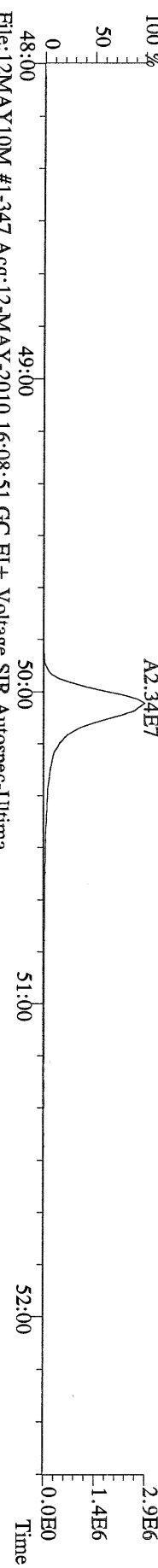
File:12MAY10M #1-347 Acq:12-MAY-2010 16:08:51 GC EI+ Voltage SIR Autospec-Utima
 441.7428 S:4 F:5 BSUB(10000,15,-3.0) PKD(5,5,3,0.10%,100,0,0.00%,F,F) Exp:PCDD
 Sample Text:ST051210M3 File Text:Frontier Analytical Laboratory



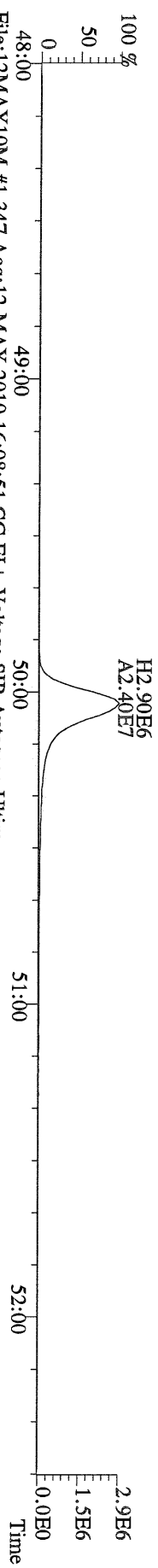
File:12MAY10M #1-347 Acq:12-MAY-2010 16:08:51 GC EI+ Voltage SIR Autospec-Utima
 443.7398 S:4 F:5 BSUB(10000,15,-3.0) PKD(5,5,3,0.10%,100,0,0.00%,F,F) Exp:PCDD
 Sample Text:ST051210M3 File Text:Frontier Analytical Laboratory



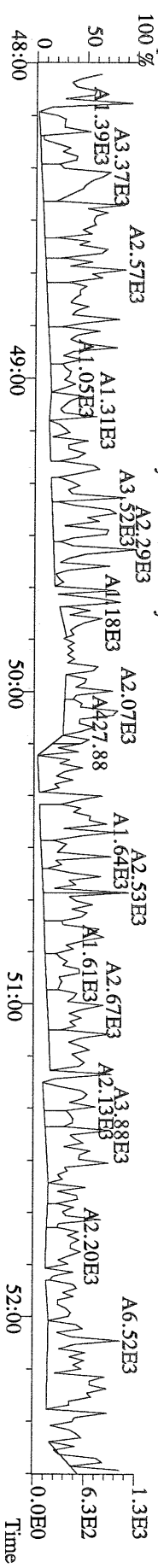
File:12MAY10M #1-347 Acq:12-MAY-2010 16:08:51 GC EI+ Voltage SIR Autospec-Utima
 453.7831 S:4 F:5 BSUB(10000,15,-3.0) PKD(5,5,3,0.10%,100,0,0.00%,F,F) Exp:PCDD
 Sample Text:ST051210M3 File Text:Frontier Analytical Laboratory




File:12MAY10M #1-347 Acq:12-MAY-2010 16:08:51 GC EI+ Voltage SIR Autospec-Utima
 455.7801 S:4 F:5 BSUB(10000,15,-3.0) PKD(5,5,3,0.10%,100,0,0.00%,F,F) Exp:PCDD
 Sample Text:ST051210M3 File Text:Frontier Analytical Laboratory




File:12MAY10M #1-347 Acq:12-MAY-2010 16:08:51 GC EI+ Voltage SIR Autospec-Utima
 513.6775 S:4 F:5 BSUB(10000,15,-3.0) PKD(5,5,3,0.10%,100,0,0.00%,F,F) Exp:PCDD
 Sample Text:ST051210M3 File Text:Frontier Analytical Laboratory




File:12MAY10M #1-390 Acq:12-MAY-2010 17:04:09 GC EI + Voltage SIR Autospec-Ultima
319.8965 S:5 BSUB(10000,15,-3.0) PKD(5,5,3,0,10%,100,0,0,00%,F,F) Exp:PCDD
Sample Text:ST051210M4 File Text:Frontier Analytical Laboratory



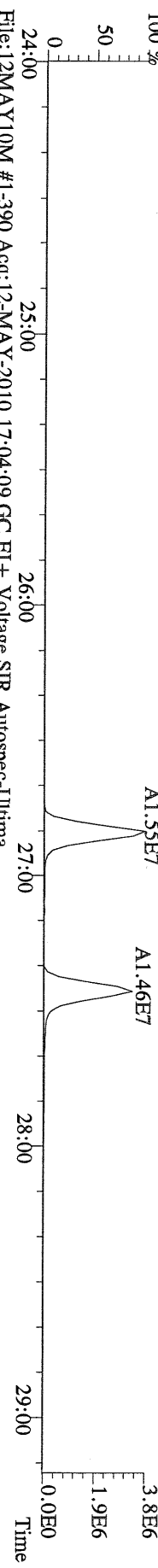
File:12MAY10M #1-390 Acq:12-MAY-2010 17:04:09 GC EI + Voltage SIR Autospec-Ultima
321.8936 S:5 BSUB(10000,15,-3.0) PKD(5,5,3,0,10%,100,0,0,00%,F,F) Exp:PCDD
Sample Text:ST051210M4 File Text:Frontier Analytical Laboratory




File:12MAY10M #1-390 Acq:12-MAY-2010 17:04:09 GC EI + Voltage SIR Autospec-Ultima
327.8847 S:5 BSUB(10000,15,-3.0) PKD(5,5,3,0,10%,100,0,0,00%,F,F) Exp:PCDD
Sample Text:ST051210M4 File Text:Frontier Analytical Laboratory




File:12MAY10M #1-390 Acq:12-MAY-2010 17:04:09 GC EI + Voltage SIR Autospec-Ultima
331.9368 S:5 BSUB(10000,15,-3.0) PKD(5,5,3,0,10%,100,0,0,00%,F,F) Exp:PCDD
Sample Text:ST051210M4 File Text:Frontier Analytical Laboratory



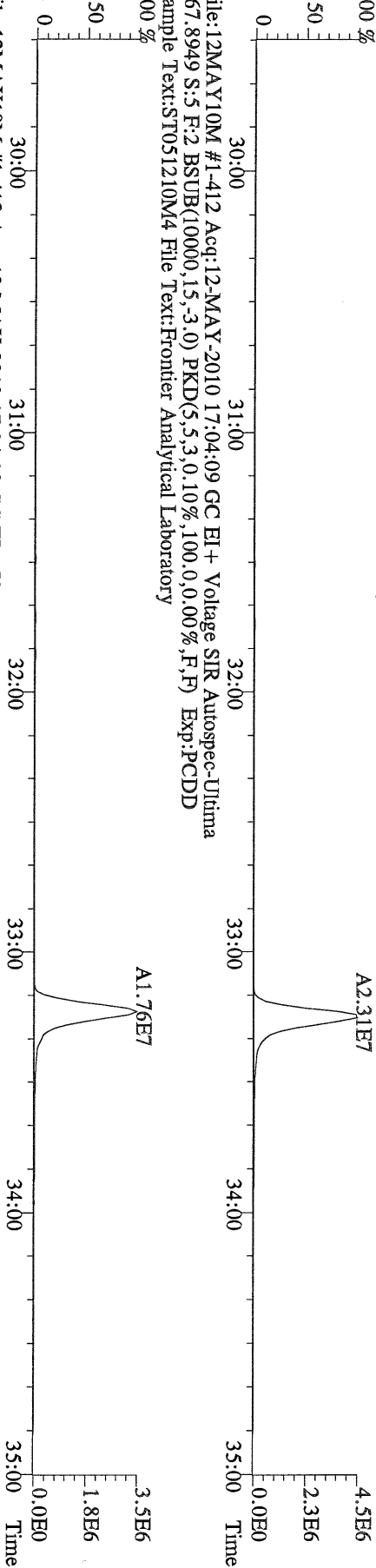
File:12MAY10M #1-390 Acq:12-MAY-2010 17:04:09 GC EI + Voltage SIR Autospec-Ultima
333.9339 S:5 BSUB(10000,15,-3.0) PKD(5,5,3,0,10%,100,0,0,00%,F,F) Exp:PCDD
Sample Text:ST051210M4 File Text:Frontier Analytical Laboratory



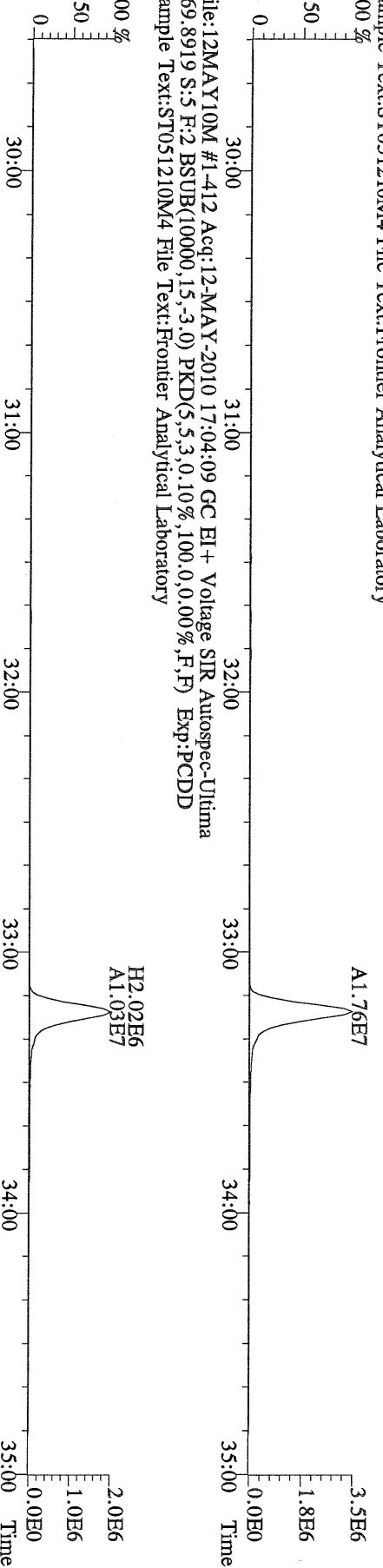
File:12MAY10M #1-412 Acq:12-MAY-2010 17:04:09 GC EI+ Voltage SIR Autospec-Ultima
355.8546 S.5 F:2 BSUB(10000,15,-3.0) PKD(5.5,3,0.10%,100.0,0.00%,F,F) Exp:PCDD
Sample Text:ST051210M4 File Text:Frontier Analytical Laboratory



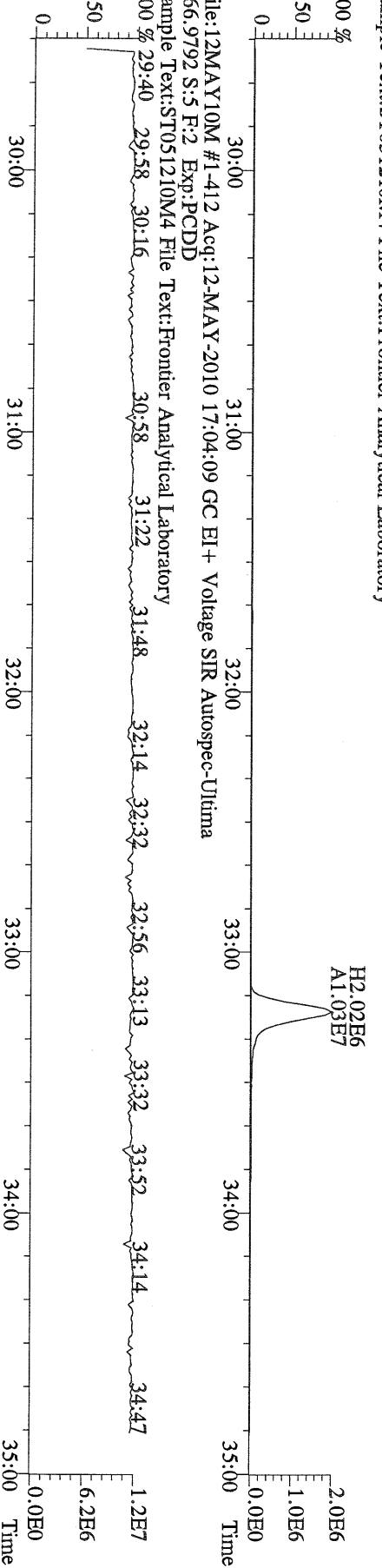
File:12MAY10M #1-412 Acq:12-MAY-2010 17:04:09 GC EI+ Voltage SIR Autospec-Ultima
357.8517 S.5 F:2 BSUB(10000,15,-3.0) PKD(5.5,3,0.10%,100.0,0.00%,F,F) Exp:PCDD
Sample Text:ST051210M4 File Text:Frontier Analytical Laboratory



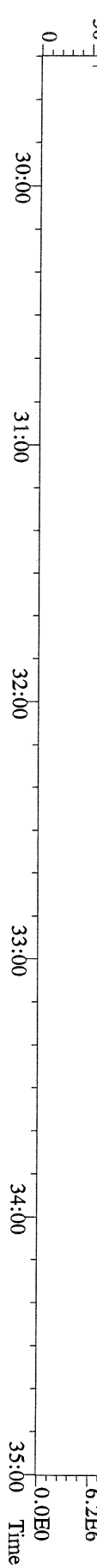
File:12MAY10M #1-412 Acq:12-MAY-2010 17:04:09 GC EI+ Voltage SIR Autospec-Ultima
367.8949 S.5 F:2 BSUB(10000,15,-3.0) PKD(5.5,3,0.10%,100.0,0.00%,F,F) Exp:PCDD
Sample Text:ST051210M4 File Text:Frontier Analytical Laboratory



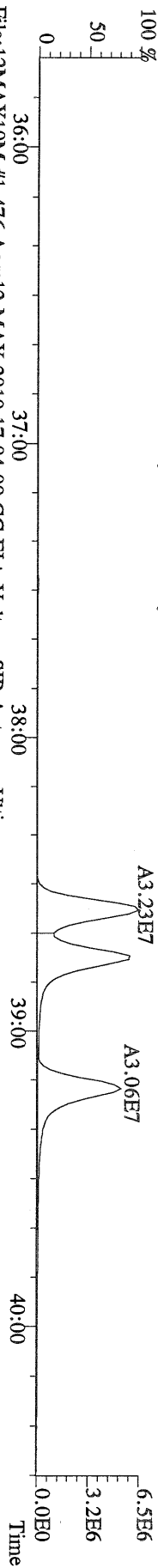
File:12MAY10M #1-412 Acq:12-MAY-2010 17:04:09 GC EI+ Voltage SIR Autospec-Ultima
369.8919 S.5 F:2 BSUB(10000,15,-3.0) PKD(5.5,3,0.10%,100.0,0.00%,F,F) Exp:PCDD
Sample Text:ST051210M4 File Text:Frontier Analytical Laboratory



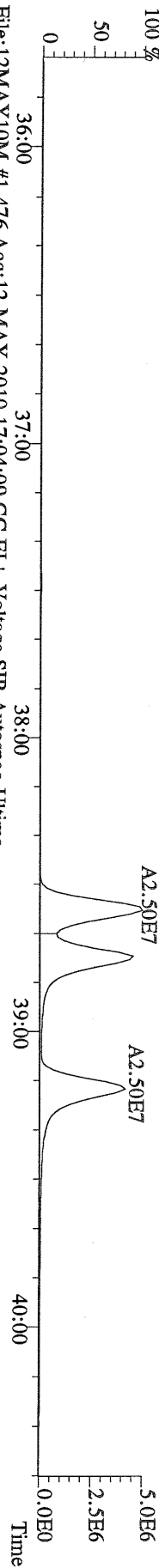
File:12MAY10M #1-412 Acq:12-MAY-2010 17:04:09 GC EI+ Voltage SIR Autospec-Ultima
366.9792 S.5 F:2 Exp:PCDD
Sample Text:ST051210M4 File Text:Frontier Analytical Laboratory




File:12MAY10M #1-476 Acq:12-MAY-2010 17:04:09 GC EI + Voltage SIR Autospec-Ultima
389.8156 S:5 F:3 BSUB(10000,15,-3.0) PKD(5.5,3.0,10%,100.0,0.00%,F,F) Exp:PCDD
Sample Text:ST051210M4 File Text:Frontier Analytical Laboratory



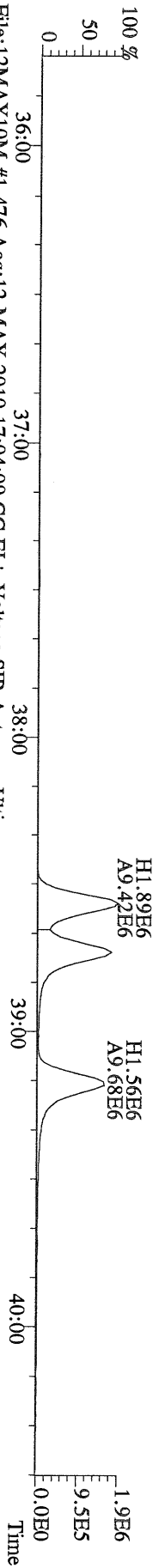
File:12MAY10M #1-476 Acq:12-MAY-2010 17:04:09 GC EI + Voltage SIR Autospec-Ultima
391.8127 S:5 F:3 BSUB(10000,15,-3.0) PKD(5.5,3.0,10%,100.0,0.00%,F,F) Exp:PCDD
Sample Text:ST051210M4 File Text:Frontier Analytical Laboratory



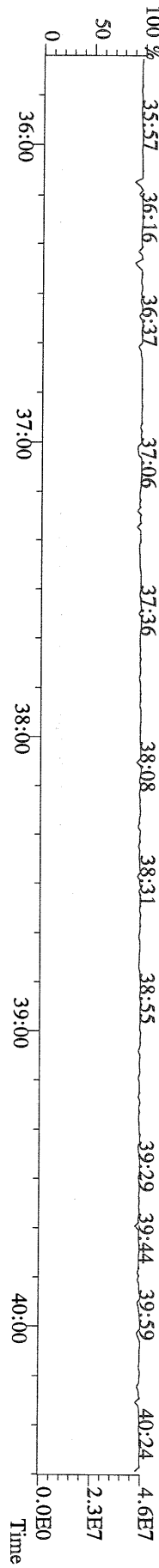
File:12MAY10M #1-476 Acq:12-MAY-2010 17:04:09 GC EI + Voltage SIR Autospec-Ultima
401.8559 S:5 F:3 BSUB(10000,15,-3.0) PKD(5.5,3.0,10%,100.0,0.00%,F,F) Exp:PCDD
Sample Text:ST051210M4 File Text:Frontier Analytical Laboratory



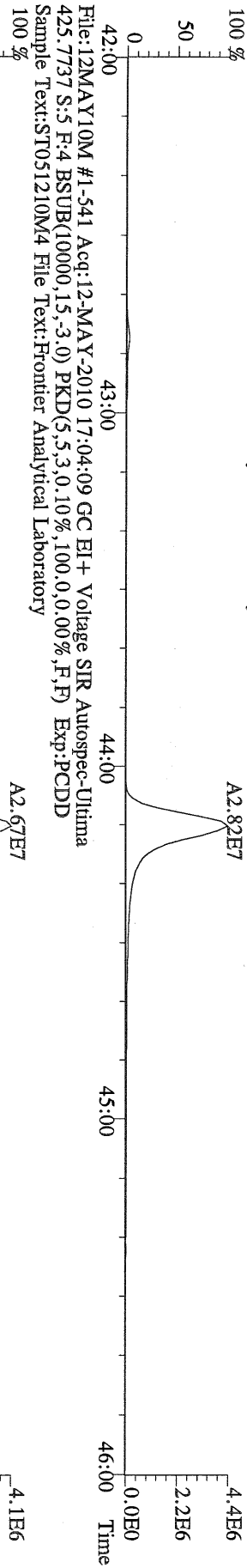
File:12MAY10M #1-476 Acq:12-MAY-2010 17:04:09 GC EI + Voltage SIR Autospec-Ultima
403.8530 S:5 F:3 BSUB(10000,15,-3.0) PKD(5.5,3.0,10%,100.0,0.00%,F,F) Exp:PCDD
Sample Text:ST051210M4 File Text:Frontier Analytical Laboratory



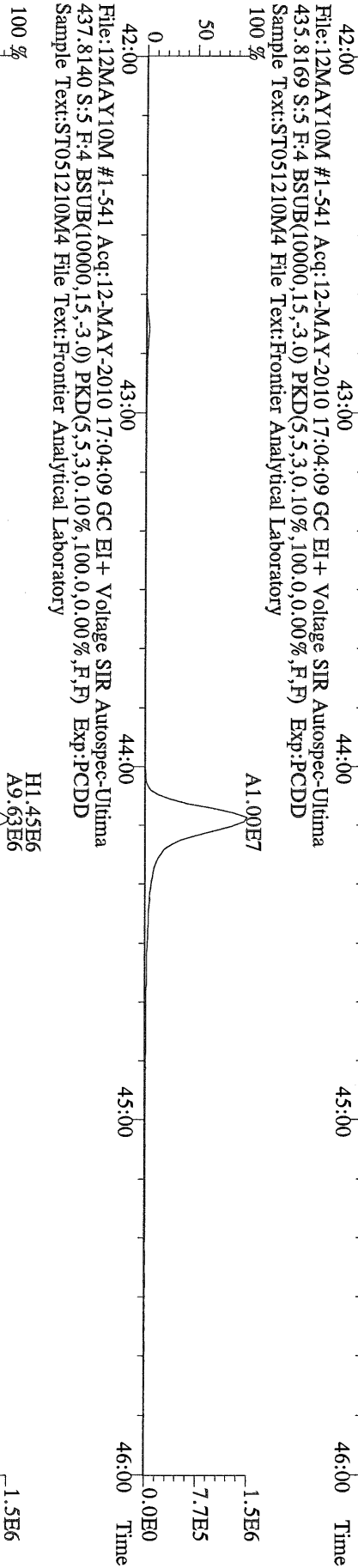
File:12MAY10M #1-476 Acq:12-MAY-2010 17:04:09 GC EI + Voltage SIR Autospec-Ultima
380.9760 S:5 F:3 Exp:PCDD
Sample Text:ST051210M4 File Text:Frontier Analytical Laboratory



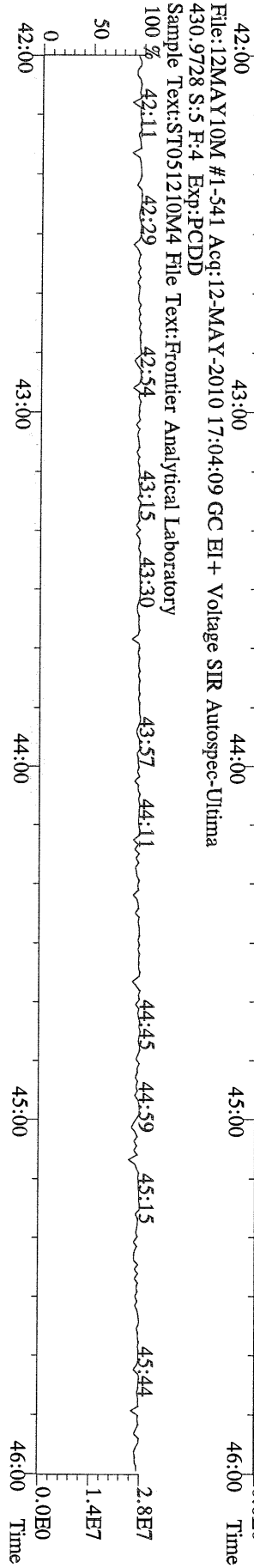
File:12MAY10M #1-541 Acq:12-MAY-2010 17:04:09 GC EI+ Voltage SIR Autospec-Utima
423.7767 S:5 F:4 BSUB(10000,15,-3.0) PKD(5.5,3.0,10%,100.0,0.00%,F,F) Exp:PCDD
Sample Text:ST051210M4 File Text:Frontier Analytical Laboratory
100 %



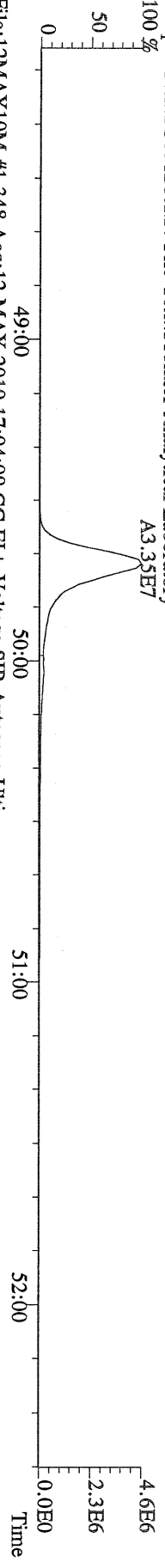
File:12MAY10M #1-541 Acq:12-MAY-2010 17:04:09 GC EI+ Voltage SIR Autospec-Utima
435.8169 S:5 F:4 BSUB(10000,15,-3.0) PKD(5.5,3.0,10%,100.0,0.00%,F,F) Exp:PCDD
Sample Text:ST051210M4 File Text:Frontier Analytical Laboratory
100 %



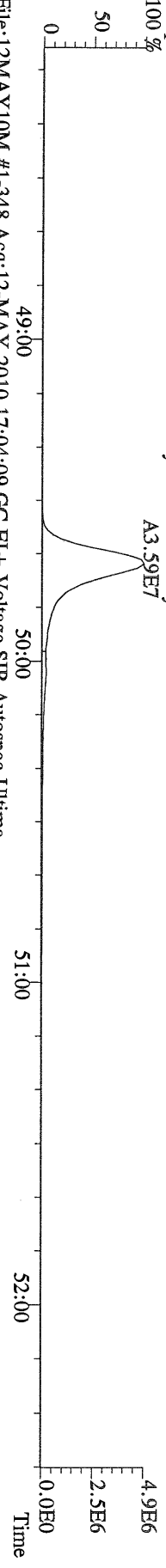
File:12MAY10M #1-541 Acq:12-MAY-2010 17:04:09 GC EI+ Voltage SIR Autospec-Utima
430.9728 S:5 F:4 Exp:PCDD
Sample Text:ST051210M4 File Text:Frontier Analytical Laboratory
100 %



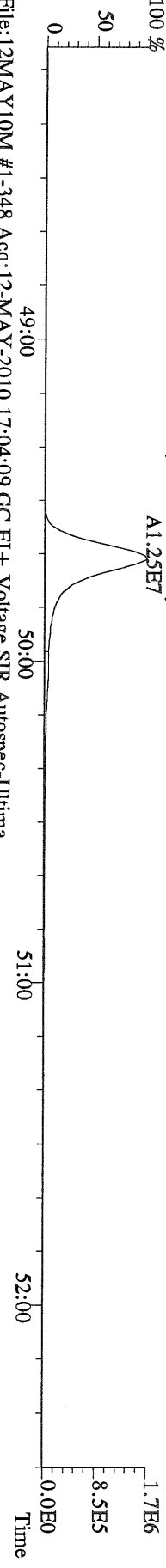
File:12MAY10M #1-348 Acq:12-MAY-2010 17:04:09 GC EI + Voltage SIR Autospec-Utima
457.7377 S:5 F:5 BSUB(10000,15,-3.0) PKD(5,5,3,0,10%,100,0,0,00%,F,F) Exp:PCDD
Sample Text:ST051210M4 File Text:Frontier Analytical Laboratory




File:12MAY10M #1-348 Acq:12-MAY-2010 17:04:09 GC EI + Voltage SIR Autospec-Utima
459.7348 S:5 F:5 BSUB(10000,15,-3.0) PKD(5,5,3,0,10%,100,0,0,00%,F,F) Exp:PCDD
Sample Text:ST051210M4 File Text:Frontier Analytical Laboratory




File:12MAY10M #1-348 Acq:12-MAY-2010 17:04:09 GC EI + Voltage SIR Autospec-Utima
469.7780 S:5 F:5 BSUB(10000,15,-3.0) PKD(5,5,3,0,10%,100,0,0,00%,F,F) Exp:PCDD
Sample Text:ST051210M4 File Text:Frontier Analytical Laboratory



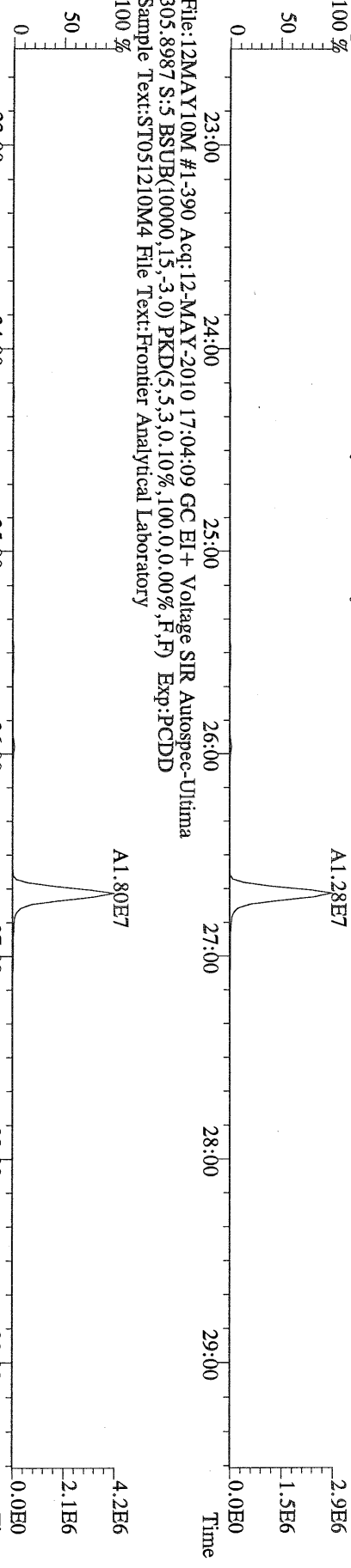
File:12MAY10M #1-348 Acq:12-MAY-2010 17:04:09 GC EI + Voltage SIR Autospec-Utima
471.7750 S:5 F:5 BSUB(10000,15,-3.0) PKD(5,5,3,0,10%,100,0,0,00%,F,F) Exp:PCDD
Sample Text:ST051210M4 File Text:Frontier Analytical Laboratory



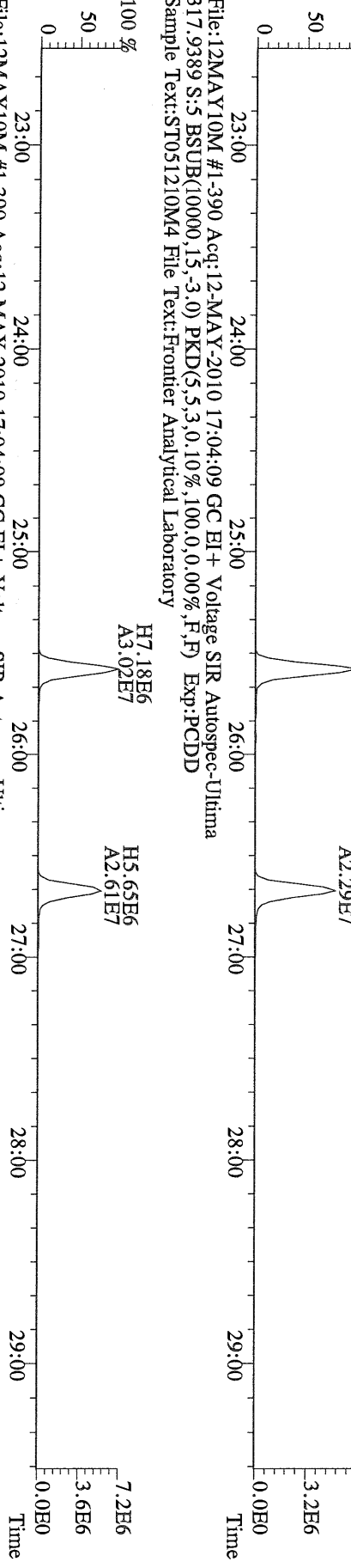
File:12MAY10M #1-348 Acq:12-MAY-2010 17:04:09 GC EI + Voltage SIR Autospec-Utima
454.9728 S:5 F:5 Exp:PCDD
Sample Text:ST051210M4 File Text:Frontier Analytical Laboratory



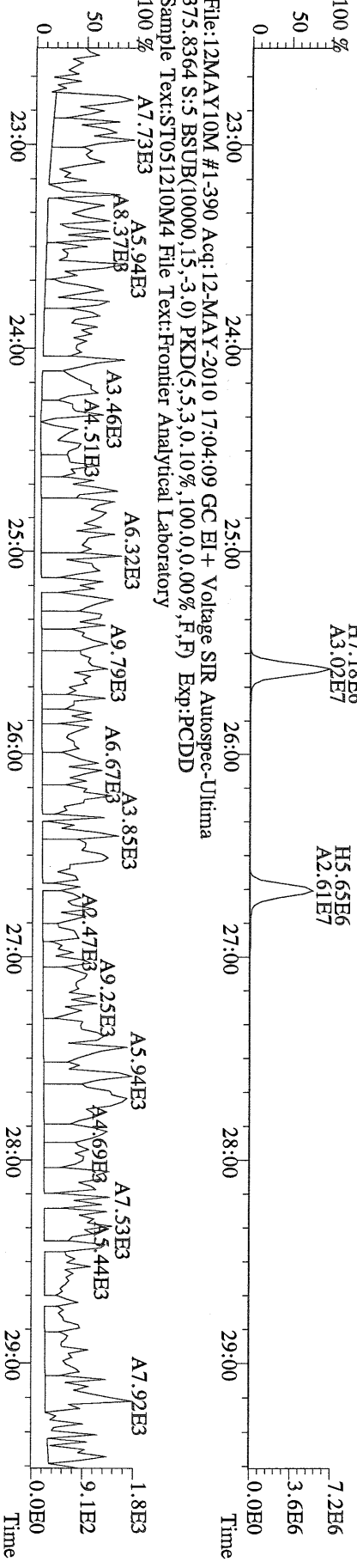
File:12MAY10M #1-390 Acq:12-MAY-2010 17:04:09 GC EI + Voltage SIR Autospec-Ultima
303.9016 S:5 BSUB(10000,15,-3.0) PKD(5,5,3,0.10%,100,0.0,0.00%,F,F) Exp:PCDD
Sample Text:ST051210M4 File Text:Frontier Analytical Laboratory



File:12MAY10M #1-390 Acq:12-MAY-2010 17:04:09 GC EI + Voltage SIR Autospec-Ultima
315.9419 S:5 BSUB(10000,15,-3.0) PKD(5,5,3,0.10%,100,0.0,0.00%,F,F) Exp:PCDD
Sample Text:ST051210M4 File Text:Frontier Analytical Laboratory

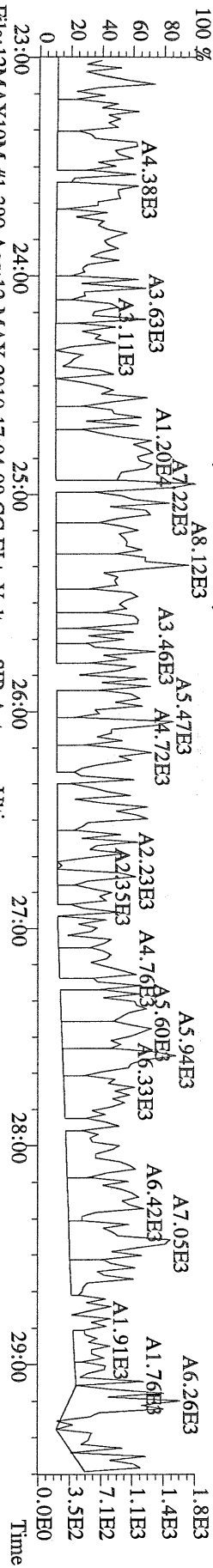


File:12MAY10M #1-390 Acq:12-MAY-2010 17:04:09 GC EI + Voltage SIR Autospec-Ultima
317.9389 S:5 BSUB(10000,15,-3.0) PKD(5,5,3,0.10%,100,0.0,0.00%,F,F) Exp:PCDD
Sample Text:ST051210M4 File Text:Frontier Analytical Laboratory

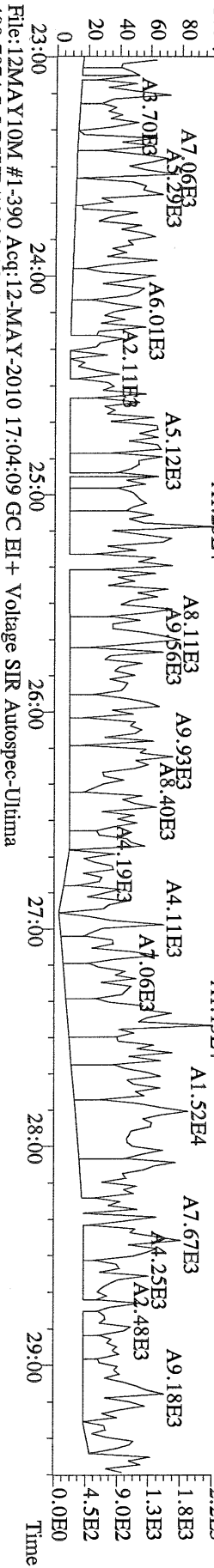


File:12MAY10M #1-390 Acq:12-MAY-2010 17:04:09 GC EI + Voltage SIR Autospec-Ultima
375.8364 S:5 BSUB(10000,15,-3.0) PKD(5,5,3,0.10%,100,0.0,0.00%,F,F) Exp:PCDD
Sample Text:ST051210M4 File Text:Frontier Analytical Laboratory

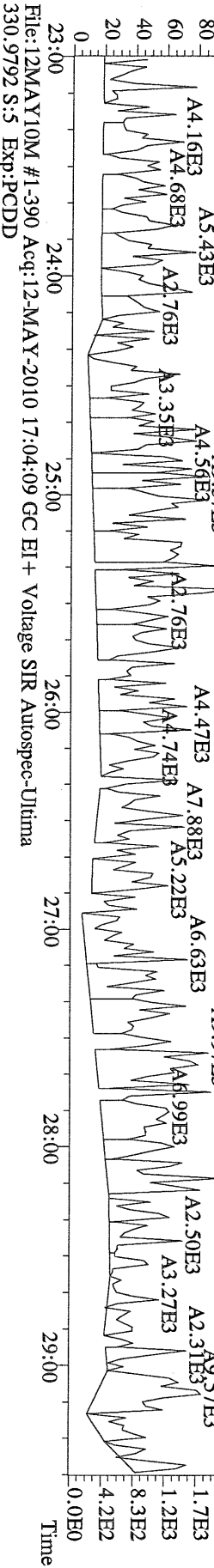
File:12MAY10M #1-390 Acq:12-MAY-2010 17:04:09 GC EI + Voltage SIR Autospec-Utima
339.8597 S.5 BSUB(10000,15,-3.0) PKD(5,5,3,0.10%,100,0,0.00%,F,F) Exp:PCDD
Sample Text:ST051210M4 File Text:Frontier Analytical Laboratory




File:12MAY10M #1-390 Acq:12-MAY-2010 17:04:09 GC EI + Voltage SIR Autospec-Utima
341.8568 S.5 BSUB(10000,15,-3.0) PKD(5,5,3,0.10%,100,0,0.00%,F,F) Exp:PCDD
Sample Text:ST051210M4 File Text:Frontier Analytical Laboratory




File:12MAY10M #1-390 Acq:12-MAY-2010 17:04:09 GC EI + Voltage SIR Autospec-Utima
409.7974 S.5 BSUB(10000,15,-3.0) PKD(5,5,3,0.10%,100,0,0.00%,F,F) Exp:PCDD
Sample Text:ST051210M4 File Text:Frontier Analytical Laboratory



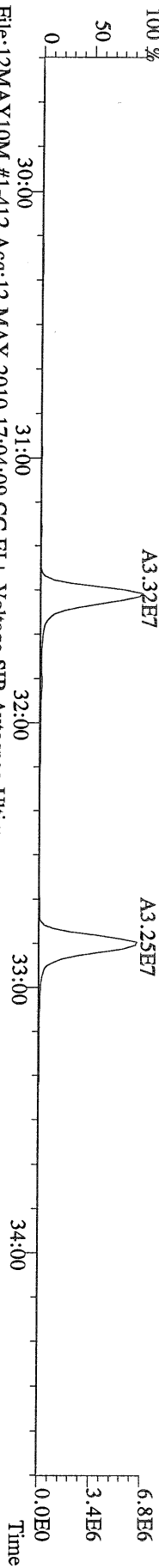
File:12MAY10M #1-390 Acq:12-MAY-2010 17:04:09 GC EI + Voltage SIR Autospec-Utima
330.9792 S.5 Exp:PCDD
Sample Text:ST051210M4 File Text:Frontier Analytical Laboratory




File:12MAY10M #1-412 Acq:12-MAY-2010 17:04:09 GC EI+ Voltage SIR Autospec-Utima
 339.8597 S:5 F:2 BSUB(10000,15,-3.0) PKD(5.5,3.0,10%,100.0,0.00%,F,F) Exp:PCDD
 Sample Text:ST051210M4 File Text:Frontier Analytical Laboratory




File:12MAY10M #1-412 Acq:12-MAY-2010 17:04:09 GC EI+ Voltage SIR Autospec-Utima
 341.8568 S:5 F:2 BSUB(10000,15,-3.0) PKD(5.5,3.0,10%,100.0,0.00%,F,F) Exp:PCDD
 Sample Text:ST051210M4 File Text:Frontier Analytical Laboratory



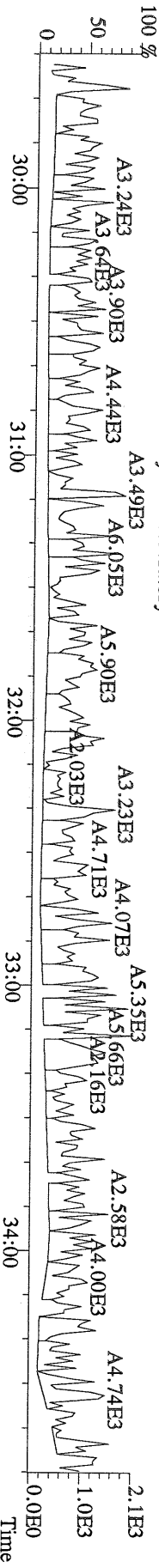
File:12MAY10M #1-412 Acq:12-MAY-2010 17:04:09 GC EI+ Voltage SIR Autospec-Utima
 351.9000 S:5 F:2 BSUB(10000,15,-3.0) PKD(5.5,3.0,10%,100.0,0.00%,F,F) Exp:PCDD
 Sample Text:ST051210M4 File Text:Frontier Analytical Laboratory



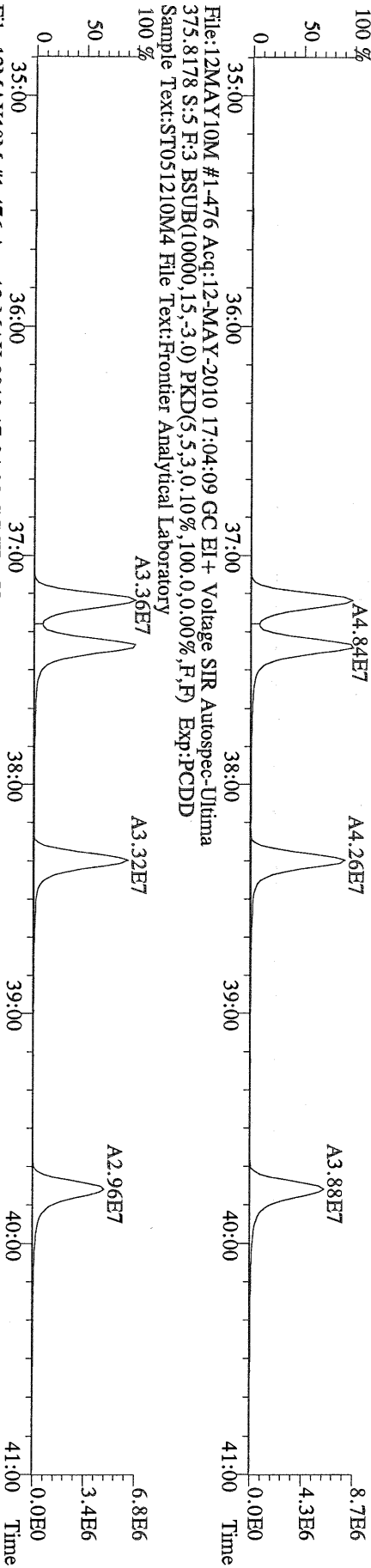
File:12MAY10M #1-412 Acq:12-MAY-2010 17:04:09 GC EI+ Voltage SIR Autospec-Utima
 353.8970 S:5 F:2 BSUB(10000,15,-3.0) PKD(5.5,3.0,10%,100.0,0.00%,F,F) Exp:PCDD
 Sample Text:ST051210M4 File Text:Frontier Analytical Laboratory



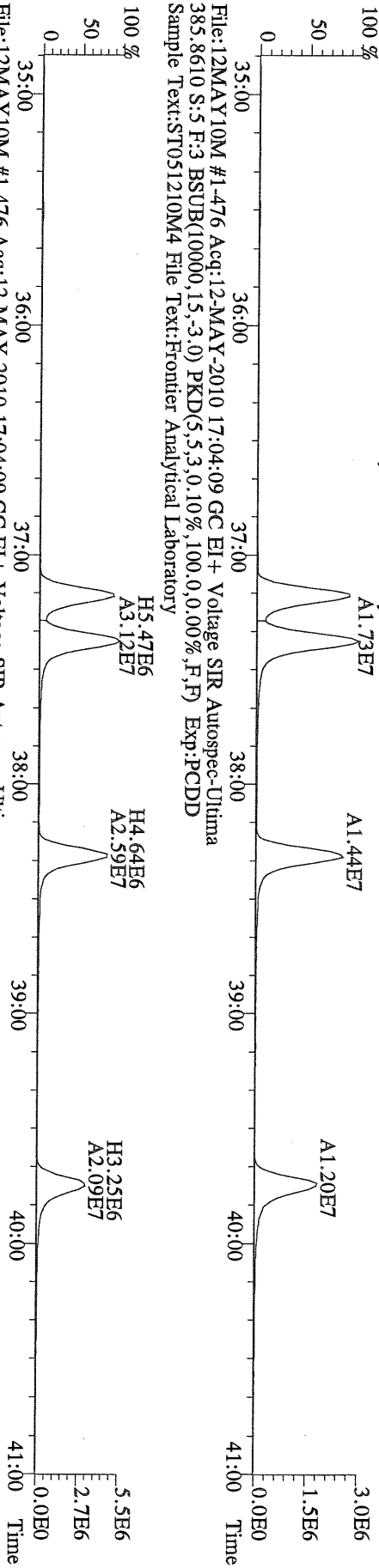
File:12MAY10M #1-412 Acq:12-MAY-2010 17:04:09 GC EI+ Voltage SIR Autospec-Utima
 409.7974 S:5 F:2 BSUB(10000,15,-3.0) PKD(5.5,3.0,10%,100.0,0.00%,F,F) Exp:PCDD
 Sample Text:ST051210M4 File Text:Frontier Analytical Laboratory



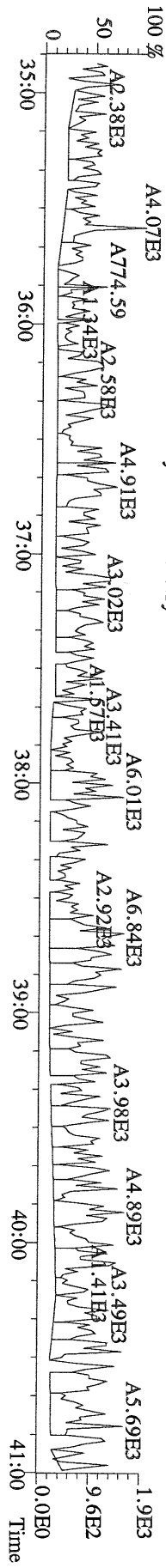
File:12MAY10M #1-476 Acq:12-MAY-2010 17:04:09 GC EI + Voltage SIR Autospec-Utima
 373.8207 S:5 F:3 BSUB(10000,15,-3.0) PKD(5,5,3,0,10%,100,0,0,00%,F,F) Exp:PCDD
 Sample Text:ST051210M4 File Text:Frontier Analytical Laboratory



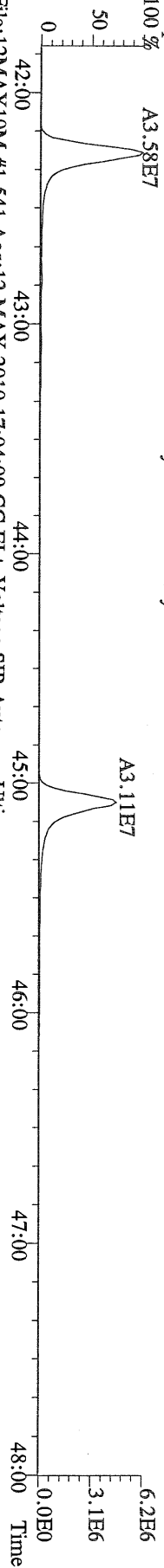
File:12MAY10M #1-476 Acq:12-MAY-2010 17:04:09 GC EI + Voltage SIR Autospec-Utima
 383.8639 S:5 F:3 BSUB(10000,15,-3.0) PKD(5,5,3,0,10%,100,0,0,00%,F,F) Exp:PCDD
 Sample Text:ST051210M4 File Text:Frontier Analytical Laboratory



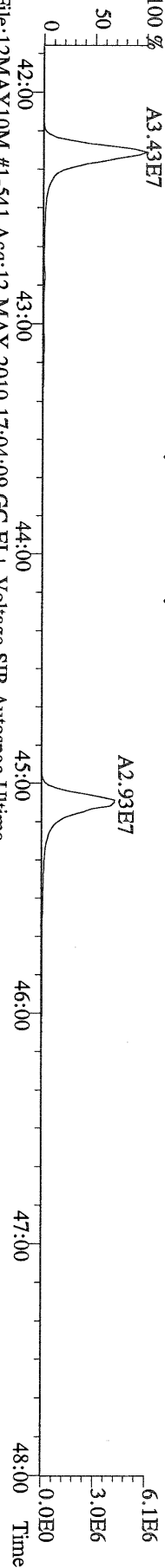
File:12MAY10M #1-476 Acq:12-MAY-2010 17:04:09 GC EI + Voltage SIR Autospec-Utima
 445.7555 S:5 F:3 BSUB(10000,15,-3.0) PKD(5,5,3,0,10%,100,0,0,00%,F,F) Exp:PCDD
 Sample Text:ST051210M4 File Text:Frontier Analytical Laboratory



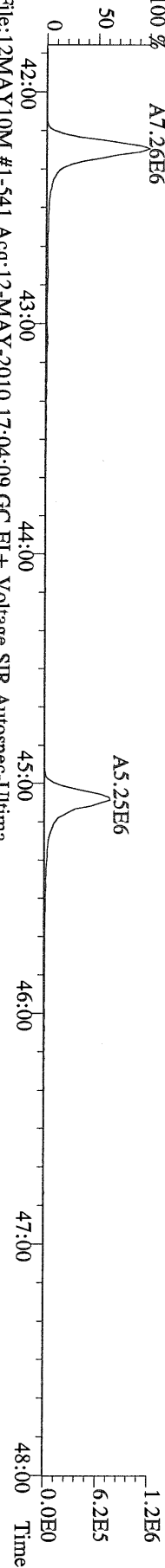
File:12MAY10M #1-541 Acq:12-MAY-2010 17:04:09 GC EI + Voltage SIR Autospec-Utima
407.7818 S:5 F:4 BSUB(10000,15,-3.0) PKD(5.5,3,0.10%,100.0,0.00%,F,F) Exp:PCDD
Sample Text:ST051210M4 File Text:Frontier Analytical Laboratory



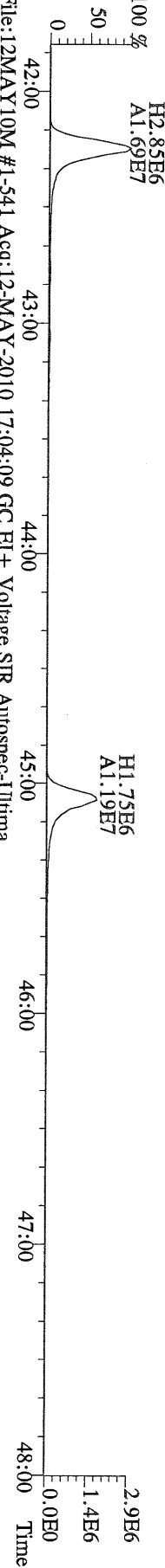
File:12MAY10M #1-541 Acq:12-MAY-2010 17:04:09 GC EI + Voltage SIR Autospec-Utima
409.7788 S:5 F:4 BSUB(10000,15,-3.0) PKD(5.5,3,0.10%,100.0,0.00%,F,F) Exp:PCDD
Sample Text:ST051210M4 File Text:Frontier Analytical Laboratory



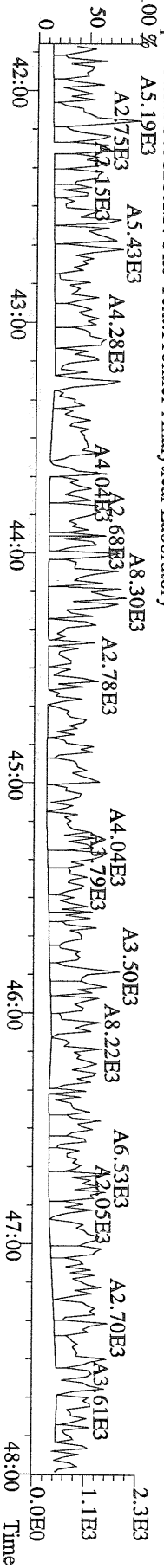
File:12MAY10M #1-541 Acq:12-MAY-2010 17:04:09 GC EI + Voltage SIR Autospec-Utima
417.8253 S:5 F:4 BSUB(10000,15,-3.0) PKD(5.5,3,0.10%,100.0,0.00%,F,F) Exp:PCDD
Sample Text:ST051210M4 File Text:Frontier Analytical Laboratory



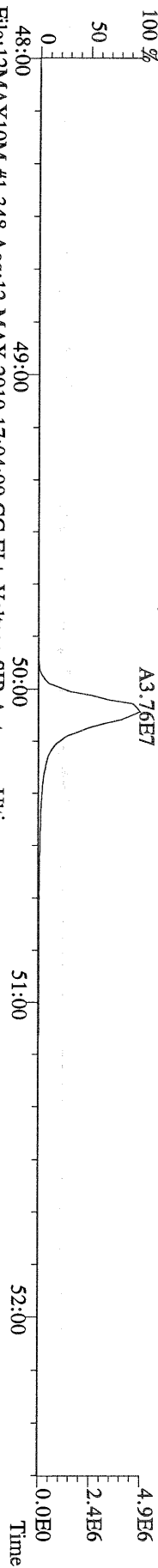
File:12MAY10M #1-541 Acq:12-MAY-2010 17:04:09 GC EI + Voltage SIR Autospec-Utima
419.8220 S:5 F:4 BSUB(10000,15,-3.0) PKD(5.5,3,0.10%,100.0,0.00%,F,F) Exp:PCDD
Sample Text:ST051210M4 File Text:Frontier Analytical Laboratory



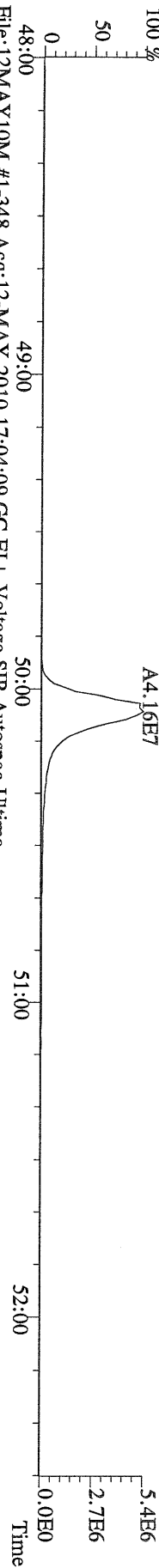
File:12MAY10M #1-541 Acq:12-MAY-2010 17:04:09 GC EI + Voltage SIR Autospec-Utima
479.7165 S:5 F:4 BSUB(10000,15,-3.0) PKD(5.5,3,0.10%,100.0,0.00%,F,F) Exp:PCDD
Sample Text:ST051210M4 File Text:Frontier Analytical Laboratory



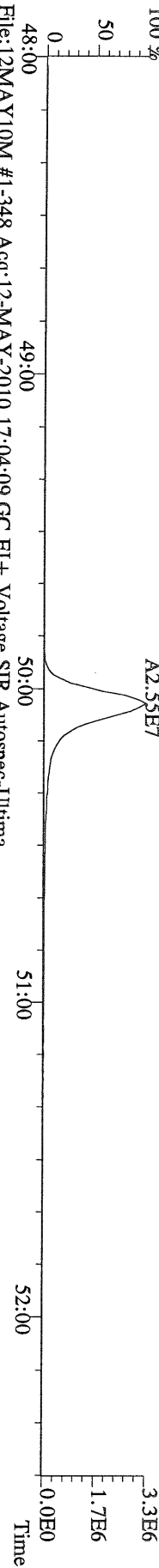
File:12MAY10M #1-348 Acq:12-MAY-2010 17:04:09 GC EI+ Voltage SIR Autospec-Utima
441.7428 S:5 F:5 BSUB(10000,15,-3.0) PKD(5.5,3.0,10%,100.0,0.00%,F,F) Exp:PCDD
Sample Text:ST051210M4 File Text:Frontier Analytical Laboratory



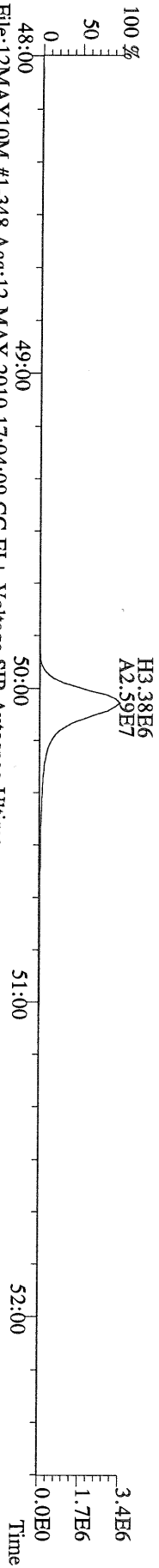
File:12MAY10M #1-348 Acq:12-MAY-2010 17:04:09 GC EI+ Voltage SIR Autospec-Utima
443.7398 S:5 F:5 BSUB(10000,15,-3.0) PKD(5.5,3.0,10%,100.0,0.00%,F,F) Exp:PCDD
Sample Text:ST051210M4 File Text:Frontier Analytical Laboratory




File:12MAY10M #1-348 Acq:12-MAY-2010 17:04:09 GC EI+ Voltage SIR Autospec-Utima
453.7831 S:5 F:5 BSUB(10000,15,-3.0) PKD(5.5,3.0,10%,100.0,0.00%,F,F) Exp:PCDD
Sample Text:ST051210M4 File Text:Frontier Analytical Laboratory



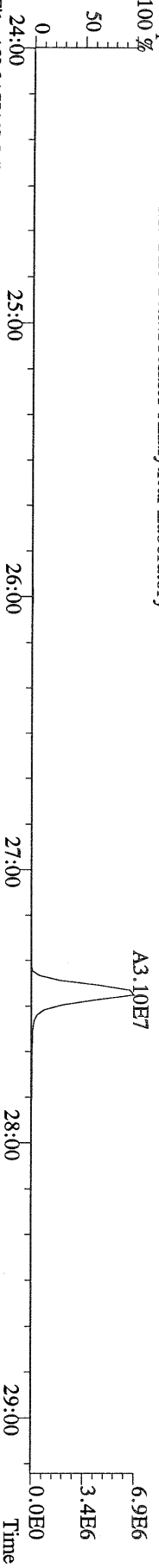
File:12MAY10M #1-348 Acq:12-MAY-2010 17:04:09 GC EI+ Voltage SIR Autospec-Utima
455.7801 S:5 F:5 BSUB(10000,15,-3.0) PKD(5.5,3.0,10%,100.0,0.00%,F,F) Exp:PCDD
Sample Text:ST051210M4 File Text:Frontier Analytical Laboratory




File:12MAY10M #1-348 Acq:12-MAY-2010 17:04:09 GC EI+ Voltage SIR Autospec-Utima
513.6775 S:5 F:5 BSUB(10000,15,-3.0) PKD(5.5,3.0,10%,100.0,0.00%,F,F) Exp:PCDD
Sample Text:ST051210M4 File Text:Frontier Analytical Laboratory




File:12MAY10M #1-390 Acq:12-MAY-2010 17:59:27 GC EI + Voltage SIR Autospec-Utima
319.8965 S:6 BSUB(10000,15,-3.0) PKD(5,5,3,0,10%,100,0,0,00%,F,F) Exp:PCDD
Sample Text:ST051210M5 File Text:Frontier Analytical Laboratory
100 %



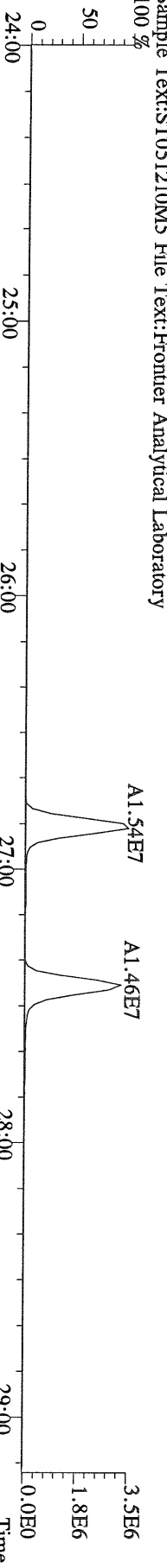
File:12MAY10M #1-390 Acq:12-MAY-2010 17:59:27 GC EI + Voltage SIR Autospec-Utima
321.8936 S:6 BSUB(10000,15,-3.0) PKD(5,5,3,0,10%,100,0,0,00%,F,F) Exp:PCDD
Sample Text:ST051210M5 File Text:Frontier Analytical Laboratory
100 %



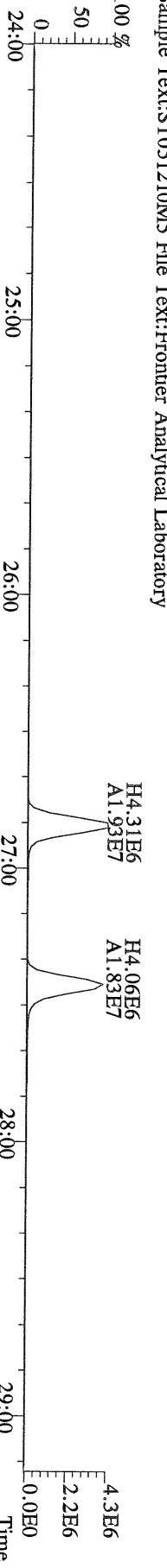
File:12MAY10M #1-390 Acq:12-MAY-2010 17:59:27 GC EI + Voltage SIR Autospec-Utima
327.8847 S:6 BSUB(10000,15,-3.0) PKD(5,5,3,0,10%,100,0,0,00%,F,F) Exp:PCDD
Sample Text:ST051210M5 File Text:Frontier Analytical Laboratory
100 %




File:12MAY10M #1-390 Acq:12-MAY-2010 17:59:27 GC EI + Voltage SIR Autospec-Utima
331.9368 S:6 BSUB(10000,15,-3.0) PKD(5,5,3,0,10%,100,0,0,00%,F,F) Exp:PCDD
Sample Text:ST051210M5 File Text:Frontier Analytical Laboratory
100 %




File:12MAY10M #1-390 Acq:12-MAY-2010 17:59:27 GC EI + Voltage SIR Autospec-Utima
333.9339 S:6 BSUB(10000,15,-3.0) PKD(5,5,3,0,10%,100,0,0,00%,F,F) Exp:PCDD
Sample Text:ST051210M5 File Text:Frontier Analytical Laboratory




File:12MAY10M #1-412 Acq:12-MAY-2010 17:59:27 GC EI+ Voltage SIR Autospec-Utima
355.8546 S:6 F:2 BSub(10000,15,-3.0) PKD(5.5,3,0.10%,100.0,0.00%,F,F) Exp:PCDD
Sample Text:ST051210M5 File Text:Fronter Analytical Laboratory
100 %



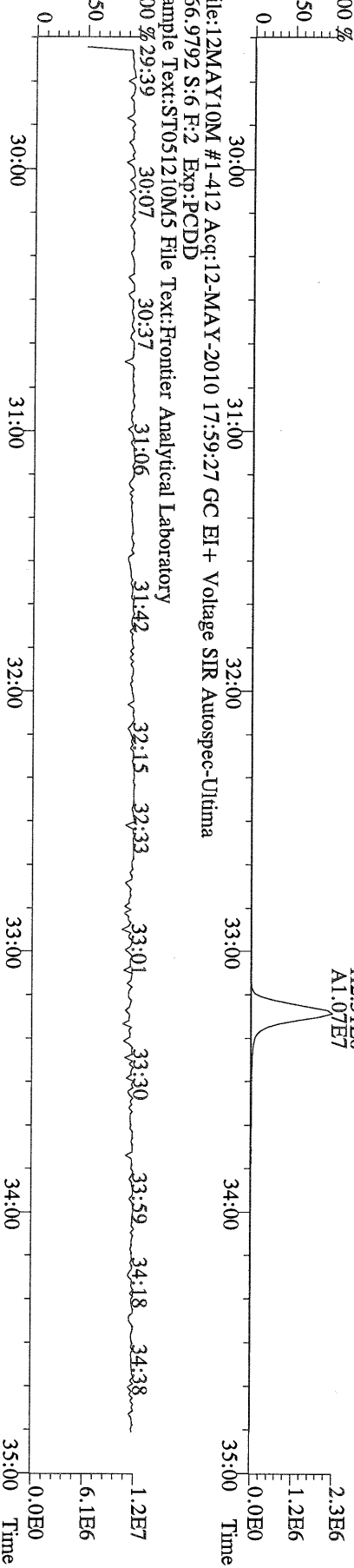
File:12MAY10M #1-412 Acq:12-MAY-2010 17:59:27 GC EI+ Voltage SIR Autospec-Utima
357.8517 S:6 F:2 BSub(10000,15,-3.0) PKD(5.5,3,0.10%,100.0,0.00%,F,F) Exp:PCDD
Sample Text:ST051210M5 File Text:Fronter Analytical Laboratory
100 %



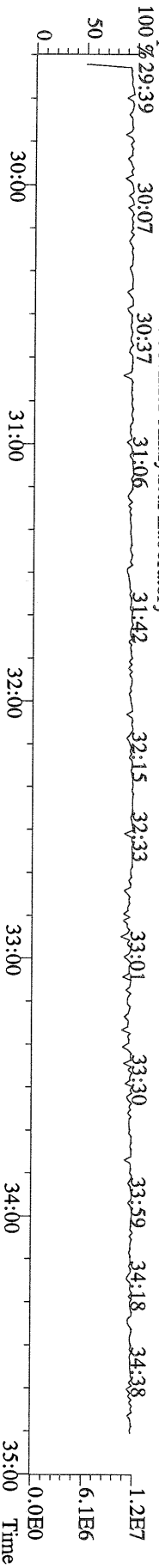
File:12MAY10M #1-412 Acq:12-MAY-2010 17:59:27 GC EI+ Voltage SIR Autospec-Utima
367.8949 S:6 F:2 BSub(10000,15,-3.0) PKD(5.5,3,0.10%,100.0,0.00%,F,F) Exp:PCDD
Sample Text:ST051210M5 File Text:Fronter Analytical Laboratory
100 %



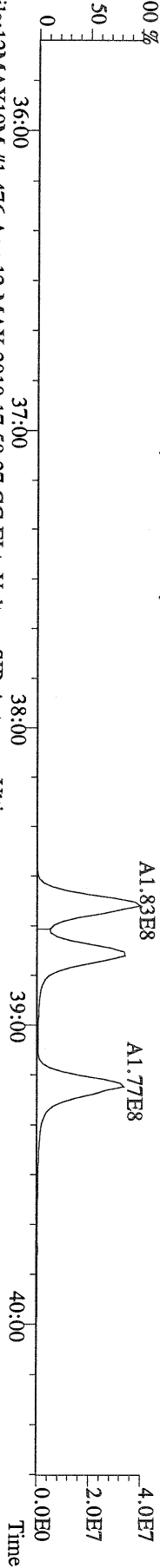
File:12MAY10M #1-412 Acq:12-MAY-2010 17:59:27 GC EI+ Voltage SIR Autospec-Utima
369.8919 S:6 F:2 BSub(10000,15,-3.0) PKD(5.5,3,0.10%,100.0,0.00%,F,F) Exp:PCDD
Sample Text:ST051210M5 File Text:Fronter Analytical Laboratory



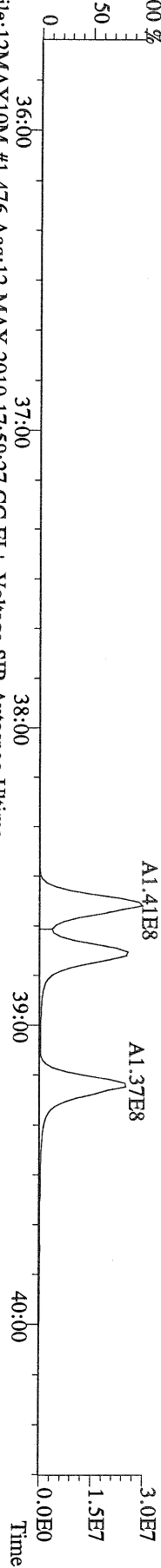
File:12MAY10M #1-412 Acq:12-MAY-2010 17:59:27 GC EI+ Voltage SIR Autospec-Utima
366.9792 S:6 F:2 Exp:PCDD
Sample Text:ST051210M5 File Text:Fronter Analytical Laboratory
100 %




File:12MAY10M #1-476 Acq:12-MAY-2010 17:59:27 GC EI + Voltage SIR Autospec-Ultima
389.8156 S:6 F:3 BSUB(10000,15,-3.0) PKD(5.5,3,0.10%,100.0,0.00%,F,F) Exp:PCDD
Sample Text:ST051210M5 File Text:Frontier Analytical Laboratory
100 %



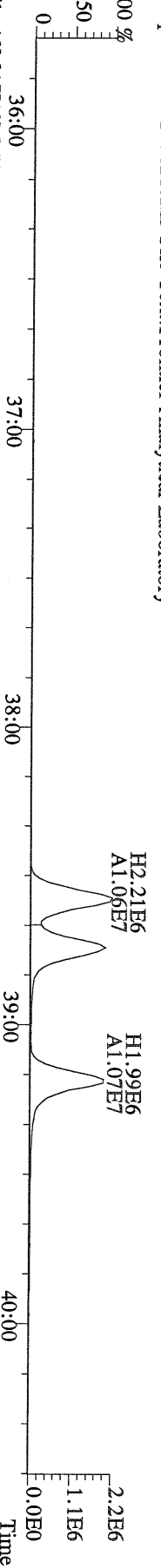
File:12MAY10M #1-476 Acq:12-MAY-2010 17:59:27 GC EI + Voltage SIR Autospec-Ultima
391.8127 S:6 F:3 BSUB(10000,15,-3.0) PKD(5.5,3,0.10%,100.0,0.00%,F,F) Exp:PCDD
Sample Text:ST051210M5 File Text:Frontier Analytical Laboratory
100 %




File:12MAY10M #1-476 Acq:12-MAY-2010 17:59:27 GC EI + Voltage SIR Autospec-Ultima
401.8559 S:6 F:3 BSUB(10000,15,-3.0) PKD(5.5,3,0.10%,100.0,0.00%,F,F) Exp:PCDD
Sample Text:ST051210M5 File Text:Frontier Analytical Laboratory
100 %



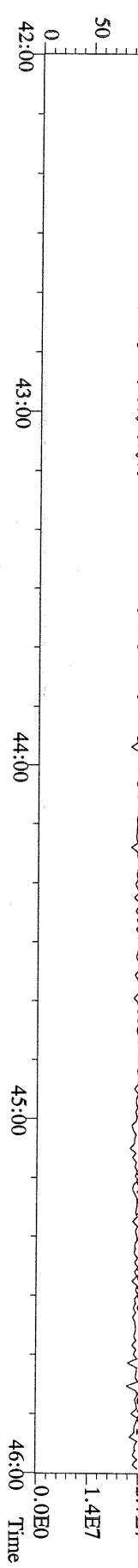
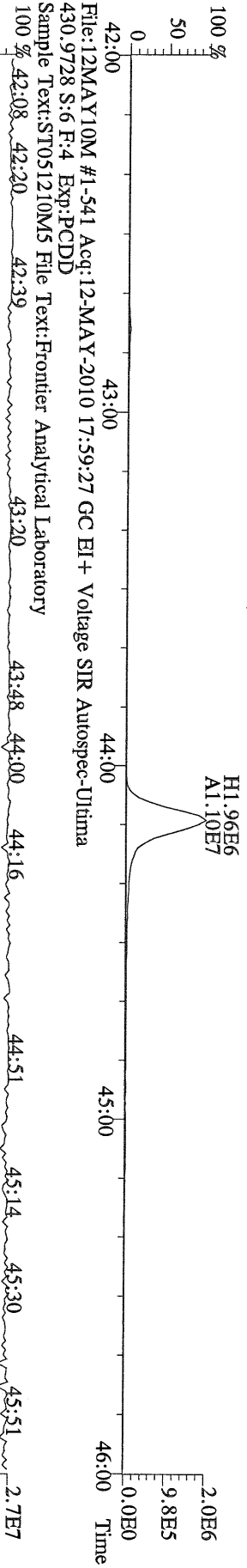
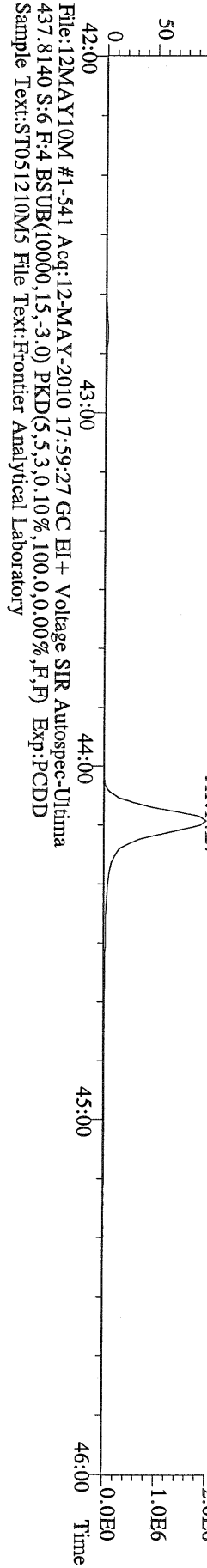
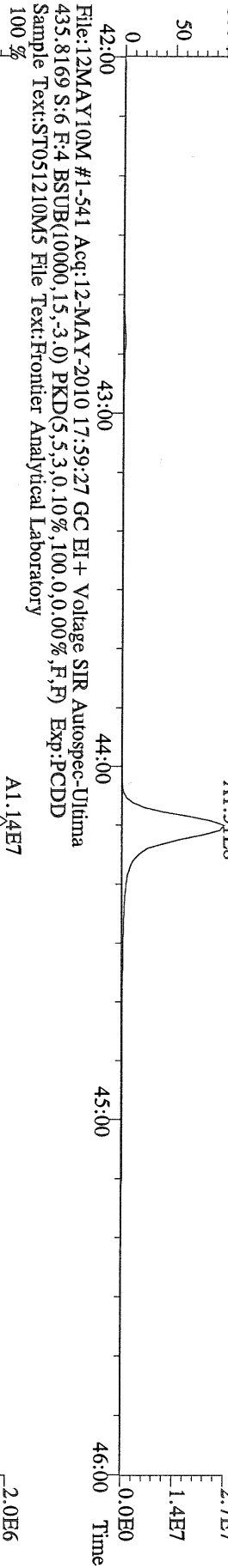
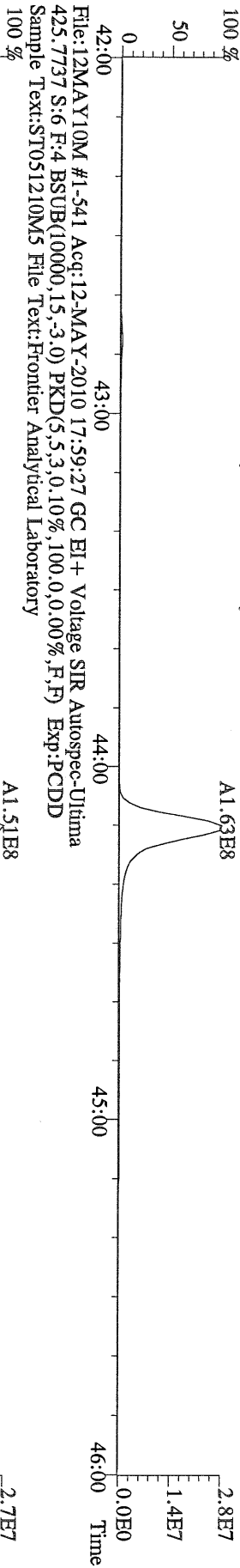
File:12MAY10M #1-476 Acq:12-MAY-2010 17:59:27 GC EI + Voltage SIR Autospec-Ultima
403.8530 S:6 F:3 BSUB(10000,15,-3.0) PKD(5.5,3,0.10%,100.0,0.00%,F,F) Exp:PCDD
Sample Text:ST051210M5 File Text:Frontier Analytical Laboratory
100 %




File:12MAY10M #1-476 Acq:12-MAY-2010 17:59:27 GC EI + Voltage SIR Autospec-Ultima
380.9760 S:6 F:3 Exp:PCDD
Sample Text:ST051210M5 File Text:Frontier Analytical Laboratory
100 %



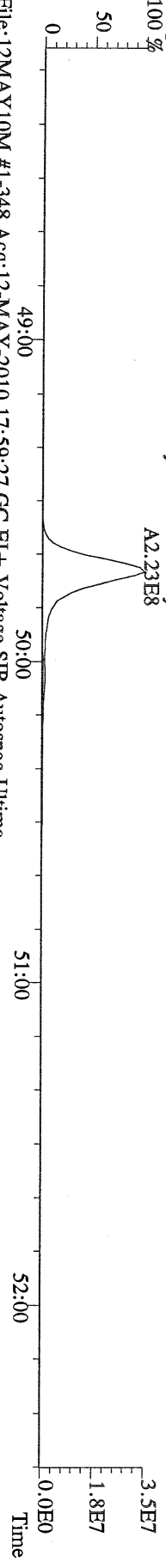
File:12MAY10M #1-541 Acq:12-MAY-2010 17:59:27 GC EI + Voltage SIR Autospec-Utima
423.7767 S:6 F:4 BSUB(10000,15,-3.0) PKD(5,5,3,0,10%,100.0,0.00%,F,F) Exp:PCDD
Sample Text:ST051210M5 File Text:Frontier Analytical Laboratory




File:12MAY10M #1-348 Acq:12-MAY-2010 17:59:27 GC EI+ Voltage SIR Autospec-Utima
457.7377 S:6 F:5 BSUB(10000,15,-3.0) PKD(5,5,3,0.10%,100.0,0.00%,F,F) Exp:PCDD
Sample Text:ST051210M5 File Text:Frontier Analytical Laboratory
100 %




File:12MAY10M #1-348 Acq:12-MAY-2010 17:59:27 GC EI+ Voltage SIR Autospec-Utima
459.7348 S:6 F:5 BSUB(10000,15,-3.0) PKD(5,5,3,0.10%,100.0,0.00%,F,F) Exp:PCDD
Sample Text:ST051210M5 File Text:Frontier Analytical Laboratory
100 %




File:12MAY10M #1-348 Acq:12-MAY-2010 17:59:27 GC EI+ Voltage SIR Autospec-Utima
469.7780 S:6 F:5 BSUB(10000,15,-3.0) PKD(5,5,3,0.10%,100.0,0.00%,F,F) Exp:PCDD
Sample Text:ST051210M5 File Text:Frontier Analytical Laboratory
100 %



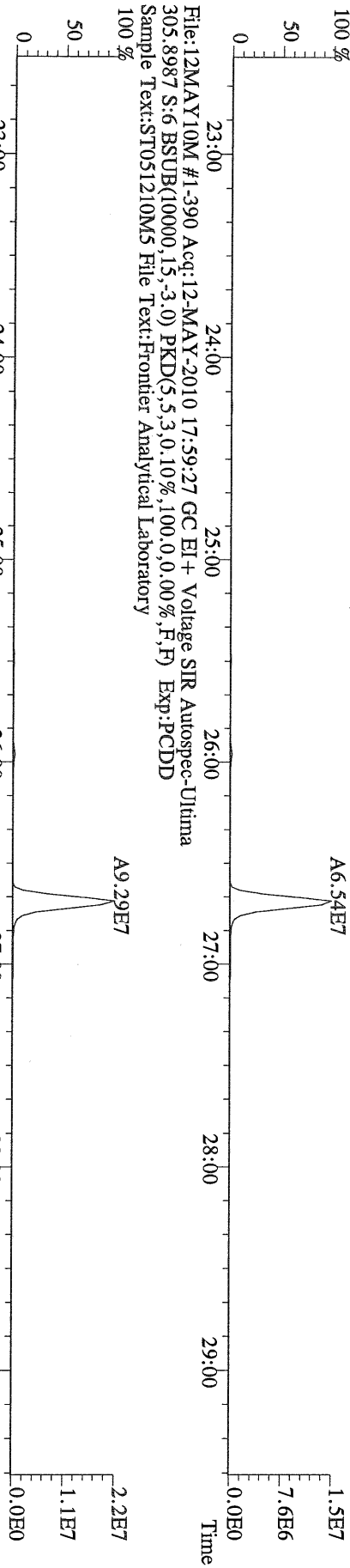
File:12MAY10M #1-348 Acq:12-MAY-2010 17:59:27 GC EI+ Voltage SIR Autospec-Utima
471.7750 S:6 F:5 BSUB(10000,15,-3.0) PKD(5,5,3,0.10%,100.0,0.00%,F,F) Exp:PCDD
Sample Text:ST051210M5 File Text:Frontier Analytical Laboratory
100 %



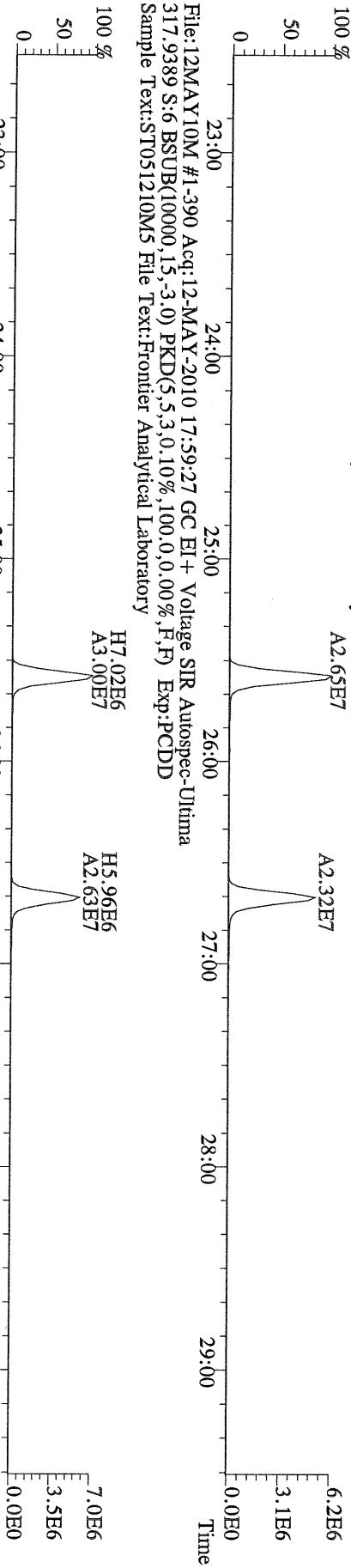
File:12MAY10M #1-348 Acq:12-MAY-2010 17:59:27 GC EI+ Voltage SIR Autospec-Utima
454.9728 S:6 F:5 Exp:PCDD
Sample Text:ST051210M5 File Text:Frontier Analytical Laboratory
100 %



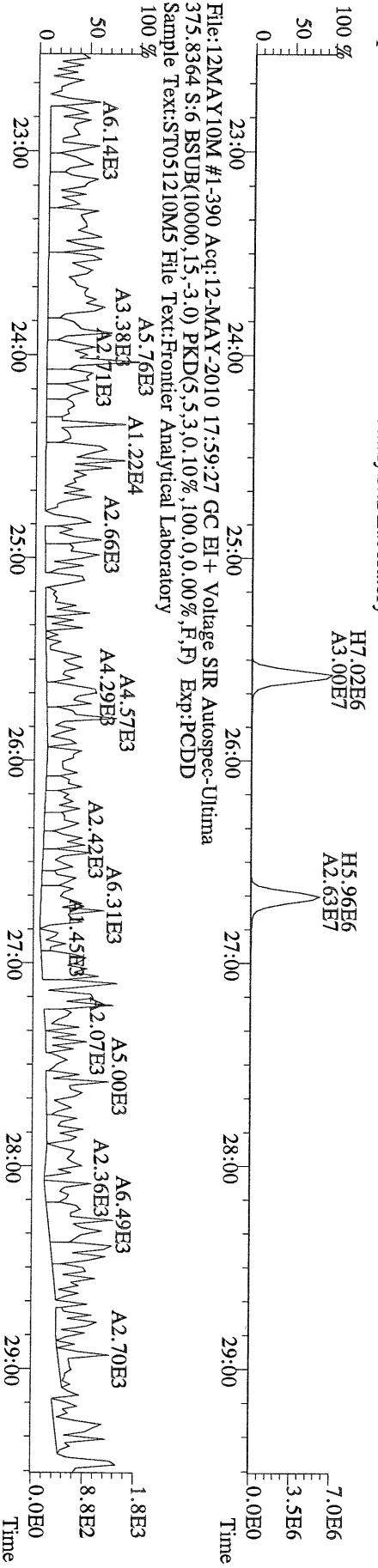
File:12MAY10M #1-390 Acq:12-MAY-2010 17:59:27 GC EI + Voltage SIR Autospec-Utima
 303.9016 S:6 BSUB(10000,15,-3.0) PKD(5,5,3,0,10%,100,0,0,00%,F,F) Exp:PCDD
 Sample Text:ST051210M5 File Text:Frontier Analytical Laboratory



File:12MAY10M #1-390 Acq:12-MAY-2010 17:59:27 GC EI + Voltage SIR Autospec-Utima
 315.9419 S:6 BSUB(10000,15,-3.0) PKD(5,5,3,0,10%,100,0,0,00%,F,F) Exp:PCDD
 Sample Text:ST051210M5 File Text:Frontier Analytical Laboratory

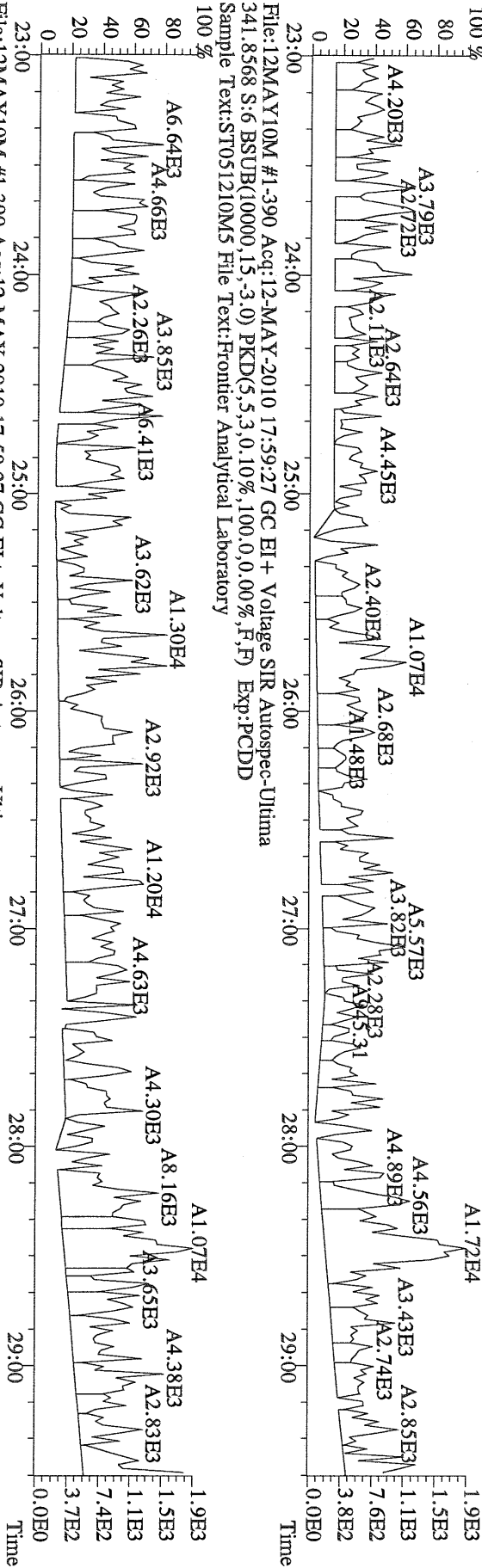


File:12MAY10M #1-390 Acq:12-MAY-2010 17:59:27 GC EI + Voltage SIR Autospec-Utima
 317.9389 S:6 BSUB(10000,15,-3.0) PKD(5,5,3,0,10%,100,0,0,00%,F,F) Exp:PCDD
 Sample Text:ST051210M5 File Text:Frontier Analytical Laboratory

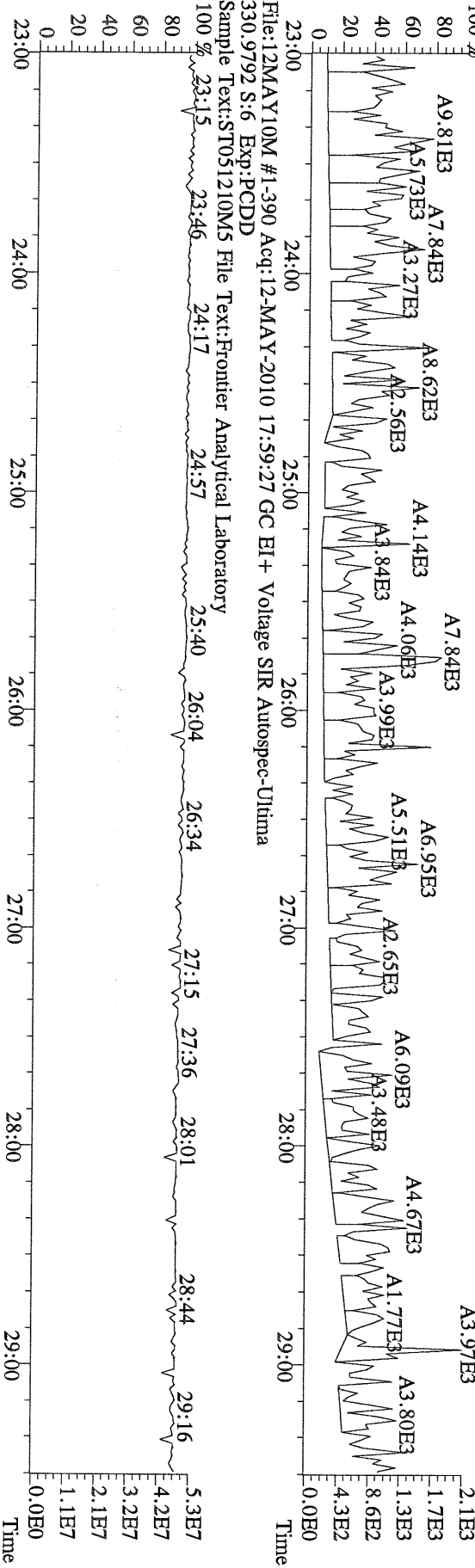


File:12MAY10M #1-390 Acq:12-MAY-2010 17:59:27 GC EI + Voltage SIR Autospec-Utima
 375.8364 S:6 BSUB(10000,15,-3.0) PKD(5,5,3,0,10%,100,0,0,00%,F,F) Exp:PCDD
 Sample Text:ST051210M5 File Text:Frontier Analytical Laboratory

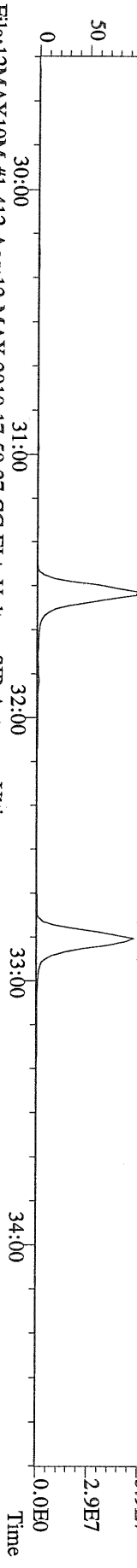
File:12MAY10M #1-390 Acq:12-MAY-2010 17:59:27 GC EI+ Voltage SIR Autospec-Utima
 339.8597 S:6 BSUB(10000,15,-3.0) PKD(5,5,3,0.10%,100,0.0,0.00%,F,F) Exp:PCDD
 Sample Text:ST051210M5 File Text:Frontier Analytical Laboratory



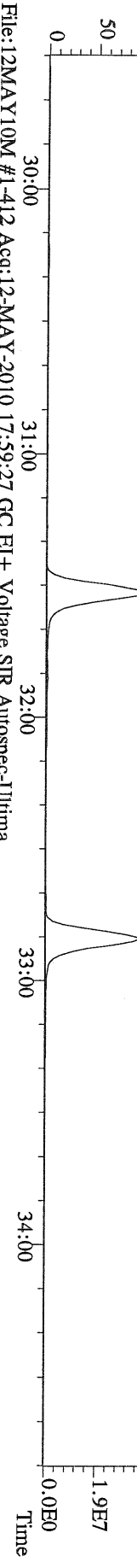
File:12MAY10M #1-390 Acq:12-MAY-2010 17:59:27 GC EI+ Voltage SIR Autospec-Utima
 409.7974 S:6 BSUB(10000,15,-3.0) PKD(5,5,3,0.10%,100,0.0,0.00%,F,F) Exp:PCDD
 Sample Text:ST051210M5 File Text:Frontier Analytical Laboratory




File:12MAY10M #1-412 Acq:12-MAY-2010 17:59:27 GC EI+ Voltage SIR Autospec-Utima
339.8597 S:6 F:2 BSUB(10000,15,-3.0) PKD(5,5,3,0,10%,100,0,0.00%,F,F) Exp:PCDD
Sample Text:ST051210M5 File Text:Frontier Analytical Laboratory



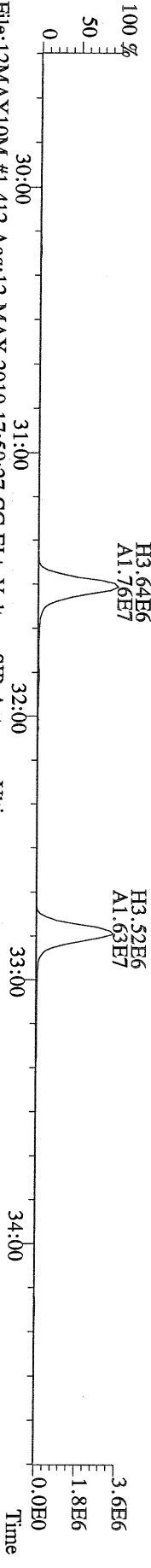
File:12MAY10M #1-412 Acq:12-MAY-2010 17:59:27 GC EI+ Voltage SIR Autospec-Utima
341.8568 S:6 F:2 BSUB(10000,15,-3.0) PKD(5,5,3,0,10%,100,0,0.00%,F,F) Exp:PCDD
Sample Text:ST051210M5 File Text:Frontier Analytical Laboratory



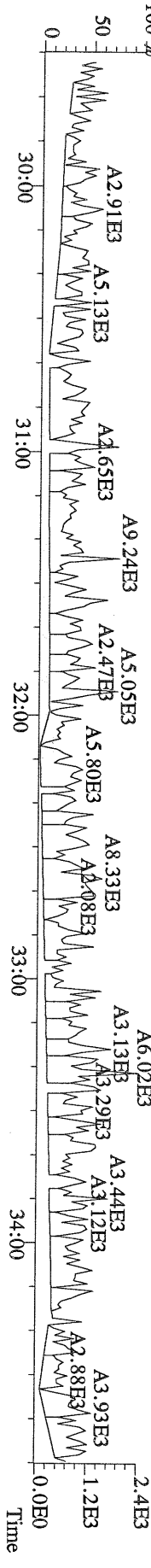
File:12MAY10M #1-412 Acq:12-MAY-2010 17:59:27 GC EI+ Voltage SIR Autospec-Utima
351.9000 S:6 F:2 BSUB(10000,15,-3.0) PKD(5,5,3,0,10%,100,0,0.00%,F,F) Exp:PCDD
Sample Text:ST051210M5 File Text:Frontier Analytical Laboratory



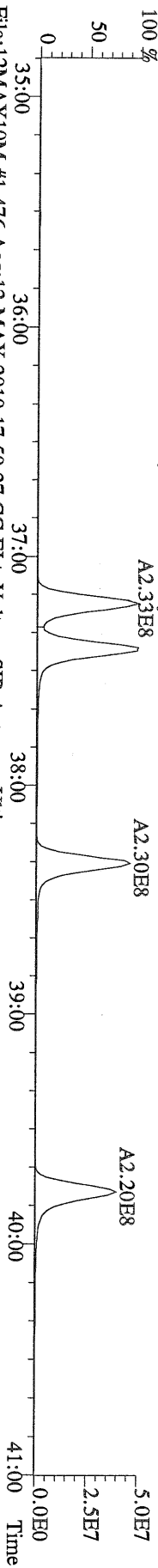
File:12MAY10M #1-412 Acq:12-MAY-2010 17:59:27 GC EI+ Voltage SIR Autospec-Utima
353.8970 S:6 F:2 BSUB(10000,15,-3.0) PKD(5,5,3,0,10%,100,0,0.00%,F,F) Exp:PCDD
Sample Text:ST051210M5 File Text:Frontier Analytical Laboratory



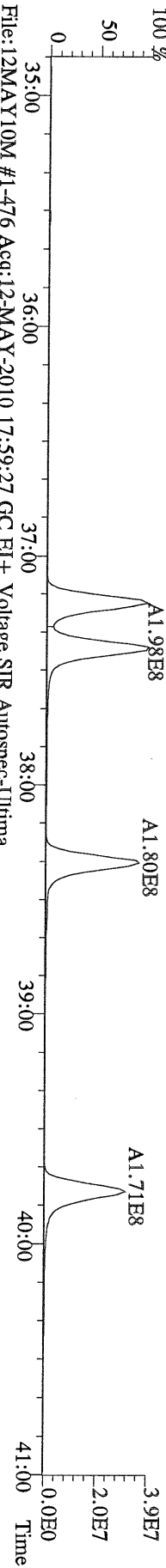
File:12MAY10M #1-412 Acq:12-MAY-2010 17:59:27 GC EI+ Voltage SIR Autospec-Utima
409.7974 S:6 F:2 BSUB(10000,15,-3.0) PKD(5,5,3,0,10%,100,0,0.00%,F,F) Exp:PCDD
Sample Text:ST051210M5 File Text:Frontier Analytical Laboratory



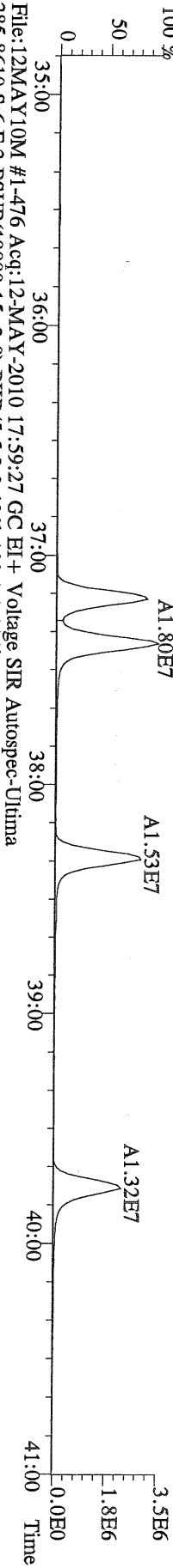
File:12MAY10M #1-476 Acq:12-MAY-2010 17:59:27 GC EI+ Voltage SIR Autospec-Utima
 373.8207 S:6 F:3 BSUB(10000,15,-3.0) PKD(5,5,3,0,10%,100,0,0.00%,F,F) Exp:PCDD
 Sample Text:ST051210M5 File Text:Frontier Analytical Laboratory



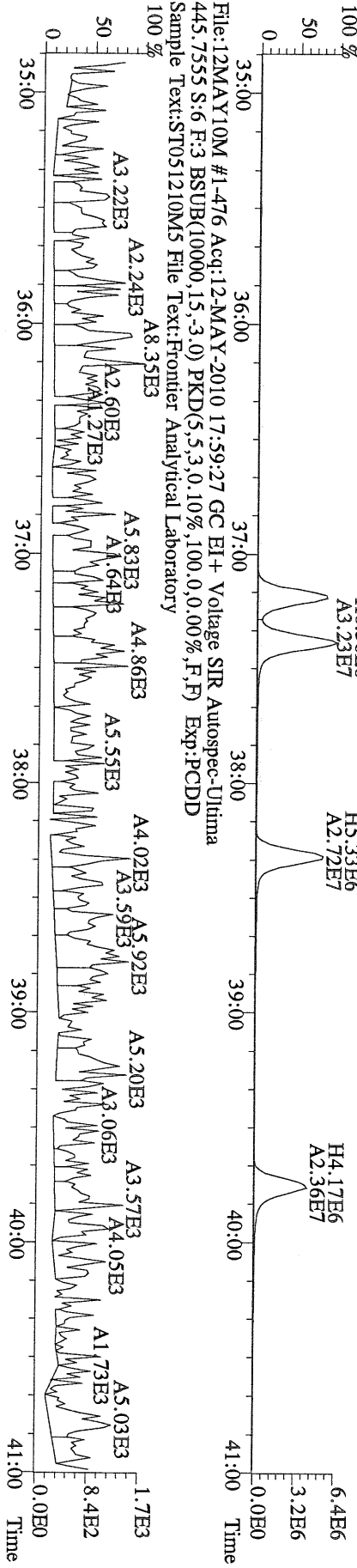
File:12MAY10M #1-476 Acq:12-MAY-2010 17:59:27 GC EI+ Voltage SIR Autospec-Utima
 375.8178 S:6 F:3 BSUB(10000,15,-3.0) PKD(5,5,3,0,10%,100,0,0.00%,F,F) Exp:PCDD
 Sample Text:ST051210M5 File Text:Frontier Analytical Laboratory



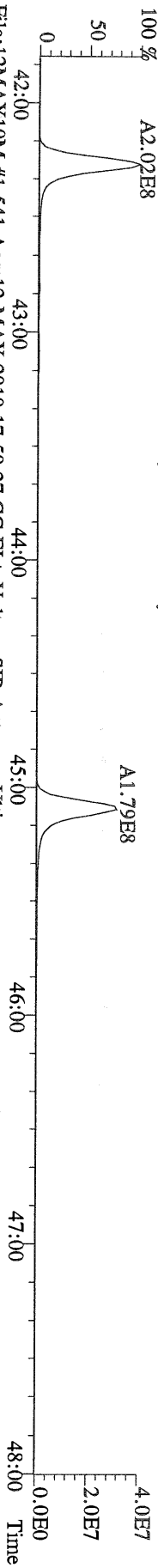
File:12MAY10M #1-476 Acq:12-MAY-2010 17:59:27 GC EI+ Voltage SIR Autospec-Utima
 385.8610 S:6 F:3 BSUB(10000,15,-3.0) PKD(5,5,3,0,10%,100,0,0.00%,F,F) Exp:PCDD
 Sample Text:ST051210M5 File Text:Frontier Analytical Laboratory



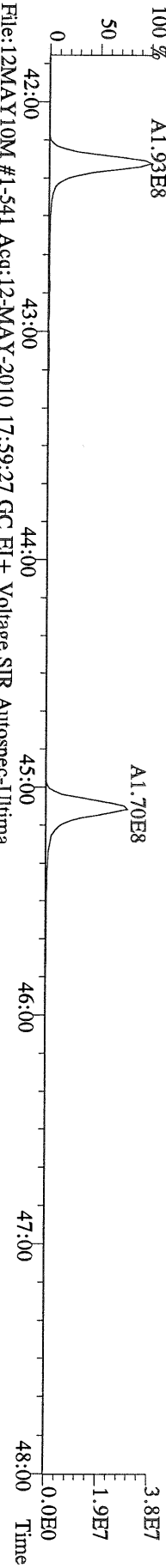
File:12MAY10M #1-476 Acq:12-MAY-2010 17:59:27 GC EI+ Voltage SIR Autospec-Utima
 445.7555 S:6 F:3 BSUB(10000,15,-3.0) PKD(5,5,3,0,10%,100,0,0.00%,F,F) Exp:PCDD
 Sample Text:ST051210M5 File Text:Frontier Analytical Laboratory



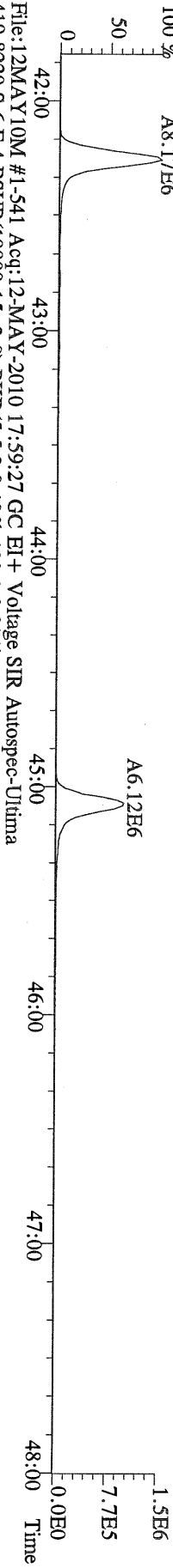
File:12MAY10M #1-541 Acq:12-MAY-2010 17:59:27 GC EI + Voltage SIR Autospec-Utima
407.7818 S:6 F:4 BSUB(10000,15,-3.0) PKD(5,5,3,0.10%,100,0,0.00%,F,F) Exp:PCDD
Sample Text:ST051210M5 File Text:Frontier Analytical Laboratory



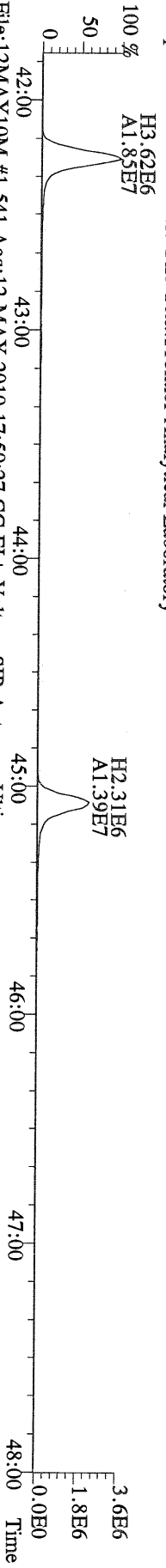
File:12MAY10M #1-541 Acq:12-MAY-2010 17:59:27 GC EI + Voltage SIR Autospec-Utima
409.7788 S:6 F:4 BSUB(10000,15,-3.0) PKD(5,5,3,0.10%,100,0,0.00%,F,F) Exp:PCDD
Sample Text:ST051210M5 File Text:Frontier Analytical Laboratory



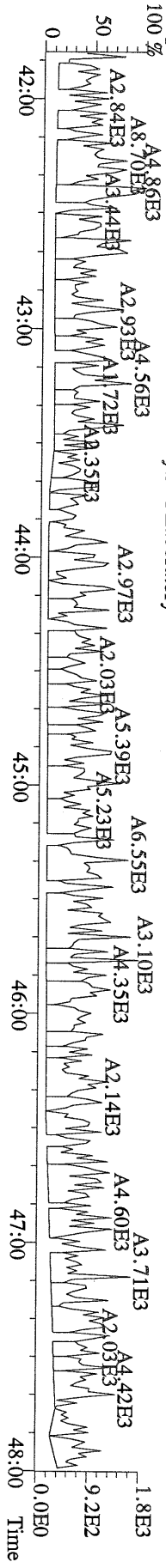
File:12MAY10M #1-541 Acq:12-MAY-2010 17:59:27 GC EI + Voltage SIR Autospec-Utima
417.8253 S:6 F:4 BSUB(10000,15,-3.0) PKD(5,5,3,0.10%,100,0,0.00%,F,F) Exp:PCDD
Sample Text:ST051210M5 File Text:Frontier Analytical Laboratory



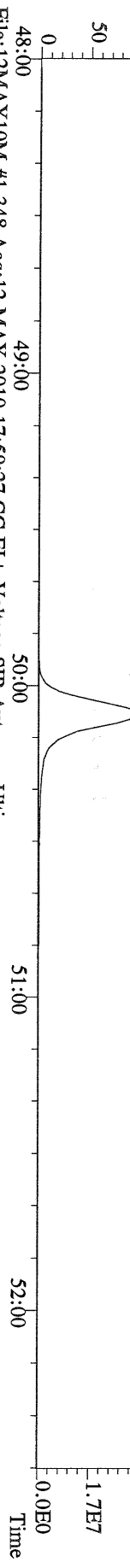
File:12MAY10M #1-541 Acq:12-MAY-2010 17:59:27 GC EI + Voltage SIR Autospec-Utima
419.8220 S:6 F:4 BSUB(10000,15,-3.0) PKD(5,5,3,0.10%,100,0,0.00%,F,F) Exp:PCDD
Sample Text:ST051210M5 File Text:Frontier Analytical Laboratory



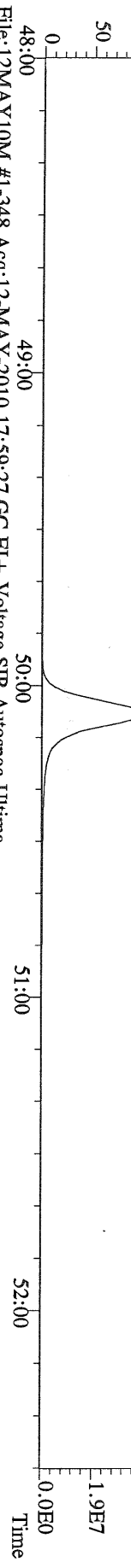
File:12MAY10M #1-541 Acq:12-MAY-2010 17:59:27 GC EI + Voltage SIR Autospec-Utima
479.7165 S:6 F:4 BSUB(10000,15,-3.0) PKD(5,5,3,0.10%,100,0,0.00%,F,F) Exp:PCDD
Sample Text:ST051210M5 File Text:Frontier Analytical Laboratory



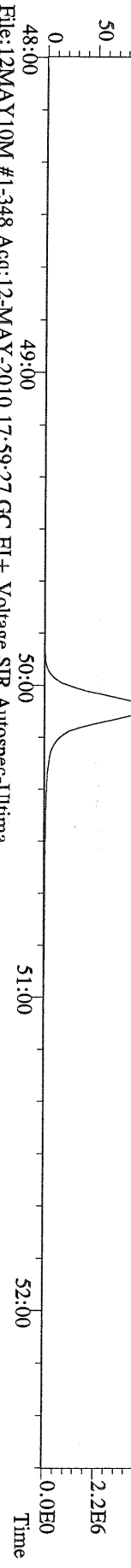
File:12MAY10M #1-348 Acq:12-MAY-2010 17:59:27 GC EI+ Voltage SIR Autospec-Utima
441.7428 S:6 F:5 BSUB(10000,15,-3.0) PKD(5.5,3,0.10%,100.0,0.00%,F,F) Exp:PCDD
Sample Text:ST051210M5 File Text:Frontier Analytical Laboratory



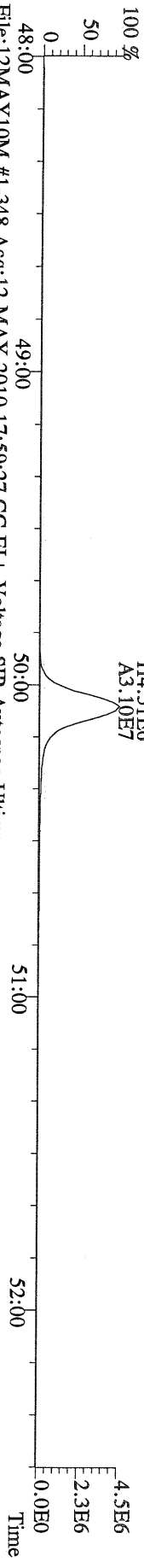
File:12MAY10M #1-348 Acq:12-MAY-2010 17:59:27 GC EI+ Voltage SIR Autospec-Utima
443.7398 S:6 F:5 BSUB(10000,15,-3.0) PKD(5.5,3,0.10%,100.0,0.00%,F,F) Exp:PCDD
Sample Text:ST051210M5 File Text:Frontier Analytical Laboratory




File:12MAY10M #1-348 Acq:12-MAY-2010 17:59:27 GC EI+ Voltage SIR Autospec-Utima
453.7831 S:6 F:5 BSUB(10000,15,-3.0) PKD(5.5,3,0.10%,100.0,0.00%,F,F) Exp:PCDD
Sample Text:ST051210M5 File Text:Frontier Analytical Laboratory

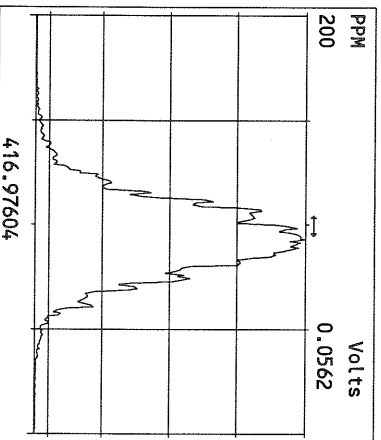
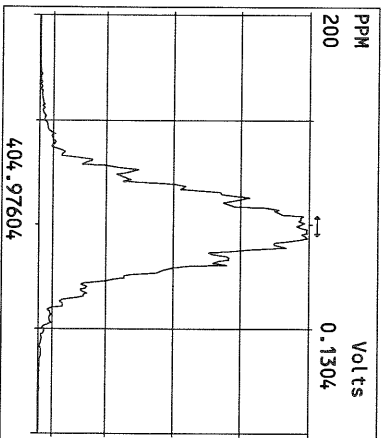
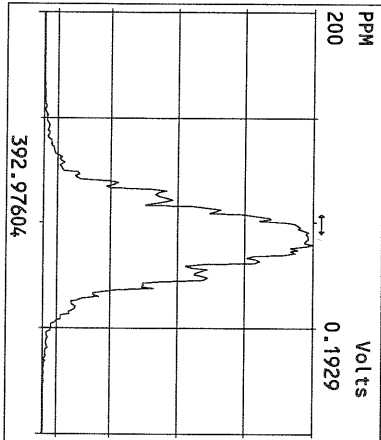
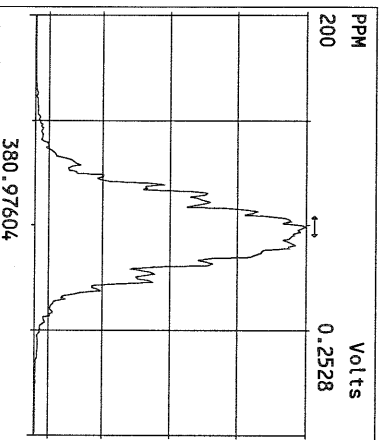
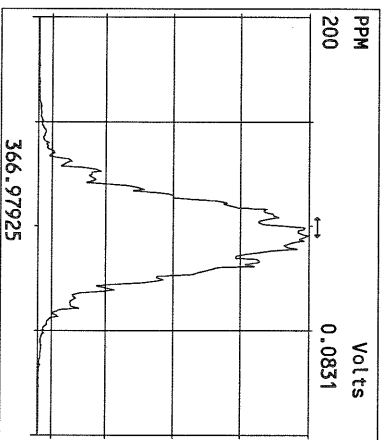
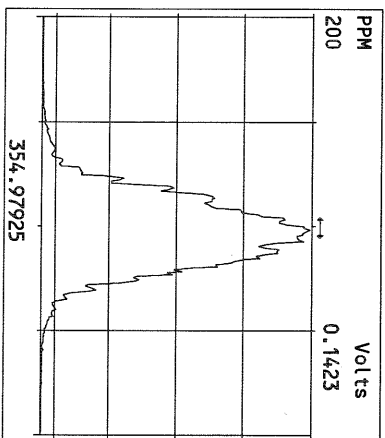
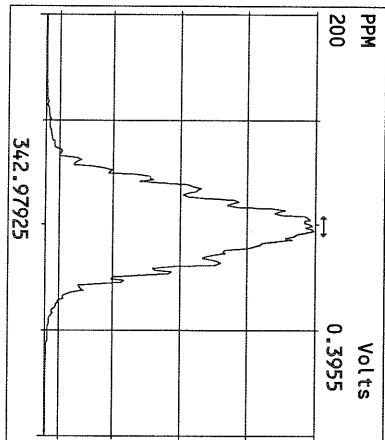
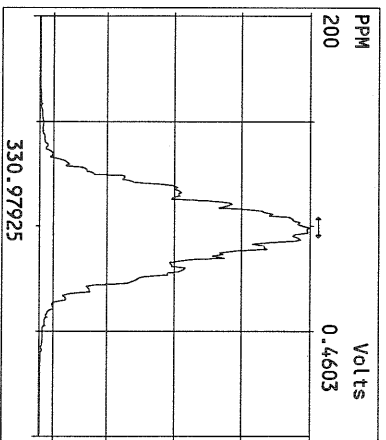
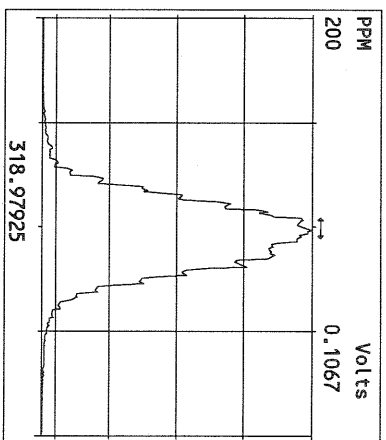
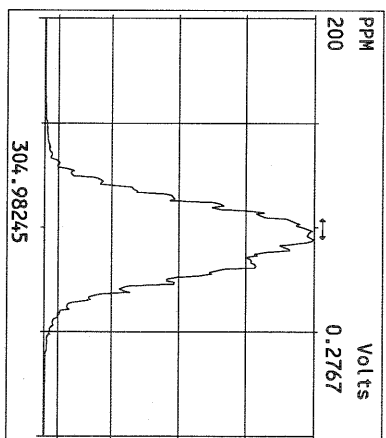
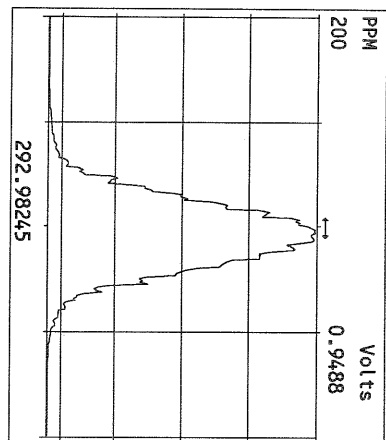


File:12MAY10M #1-348 Acq:12-MAY-2010 17:59:27 GC EI+ Voltage SIR Autospec-Utima
455.7801 S:6 F:5 BSUB(10000,15,-3.0) PKD(5.5,3,0.10%,100.0,0.00%,F,F) Exp:PCDD
Sample Text:ST051210M5 File Text:Frontier Analytical Laboratory

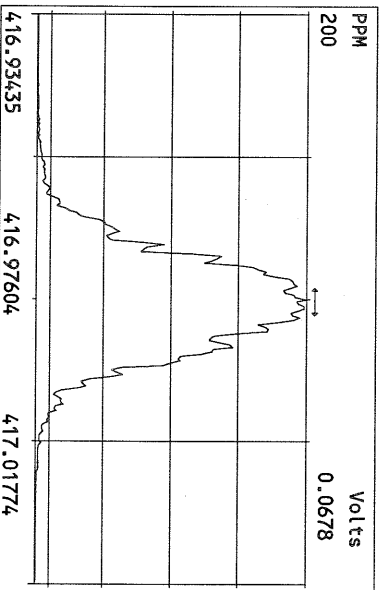
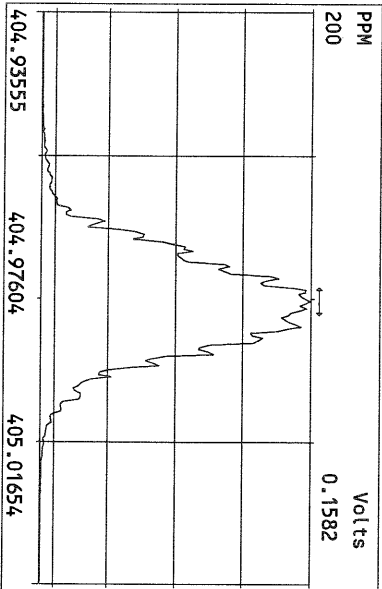
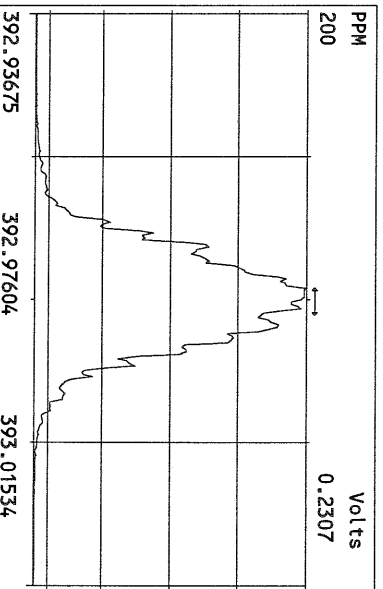
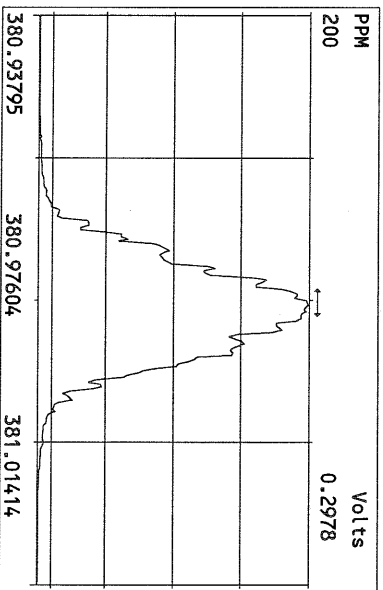
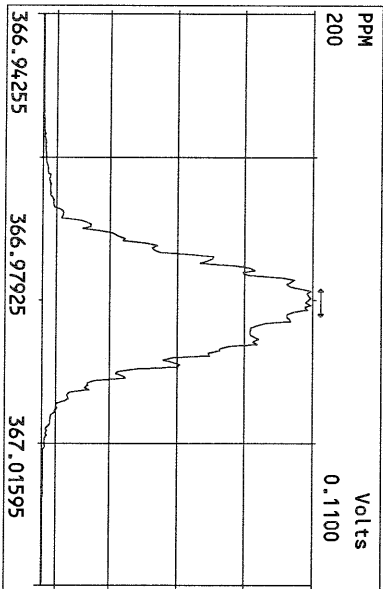
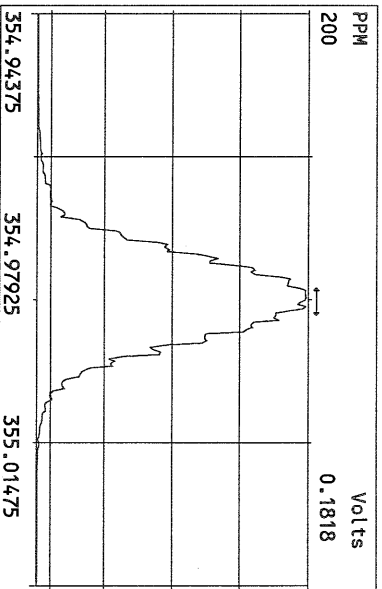
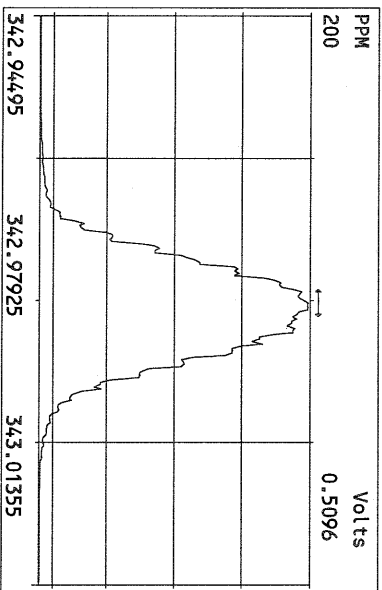
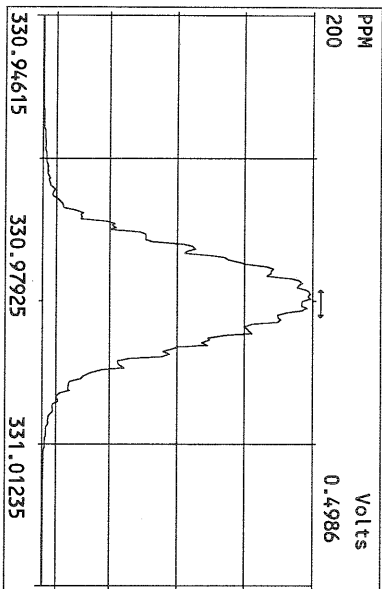


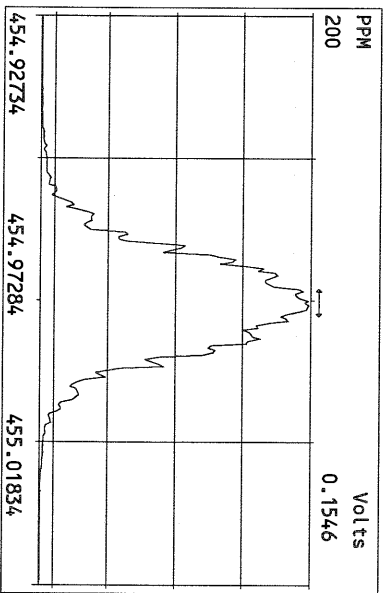
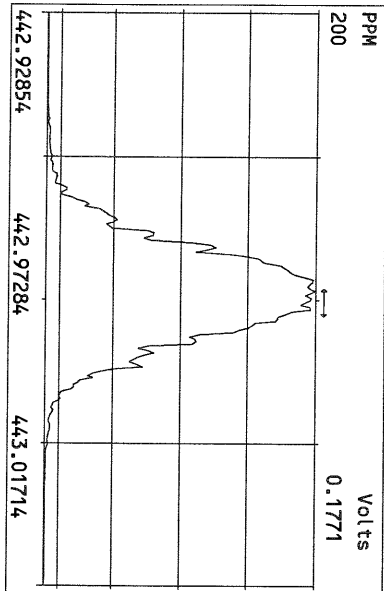
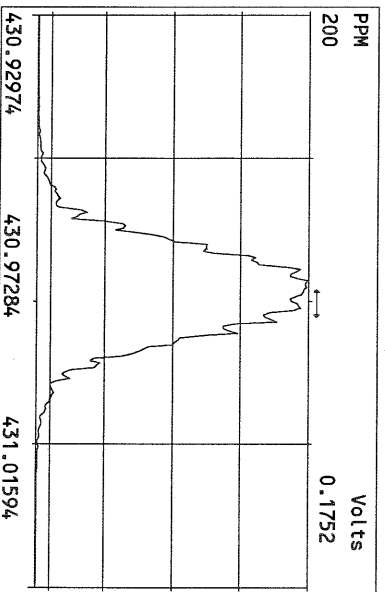
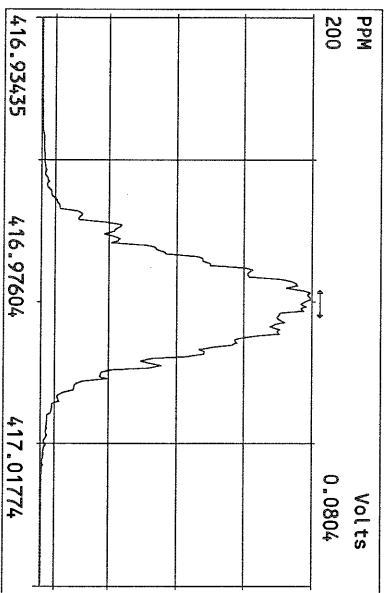
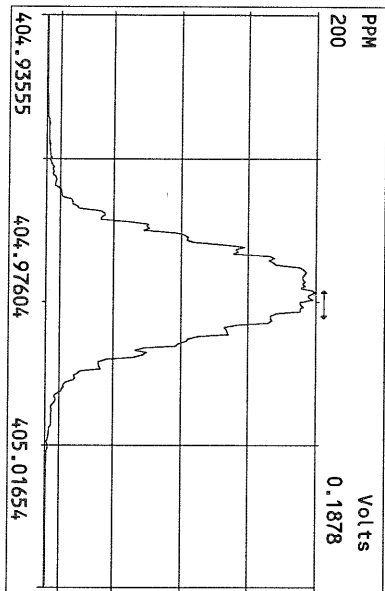
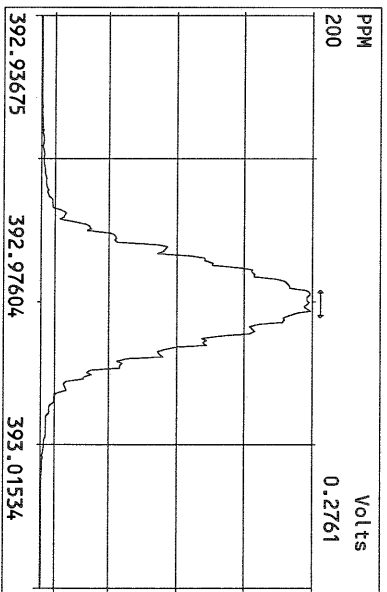
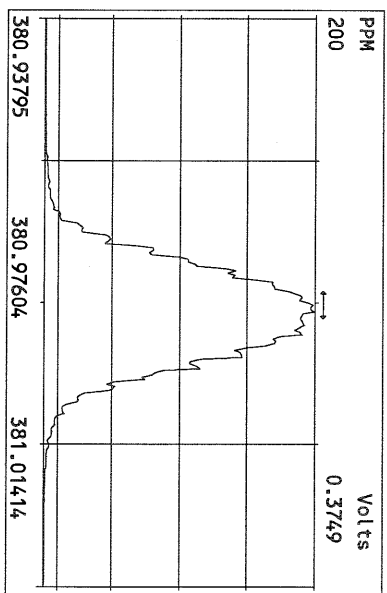
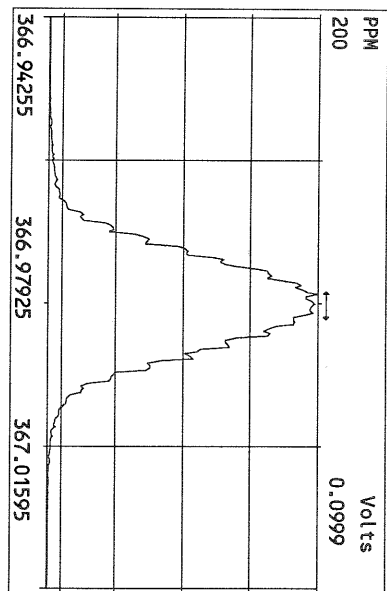
File:12MAY10M #1-348 Acq:12-MAY-2010 17:59:27 GC EI+ Voltage SIR Autospec-Utima
513.6775 S:6 F:5 BSUB(10000,15,-3.0) PKD(5.5,3,0.10%,100.0,0.00%,F,F) Exp:PCDD
Sample Text:ST051210M5 File Text:Frontier Analytical Laboratory

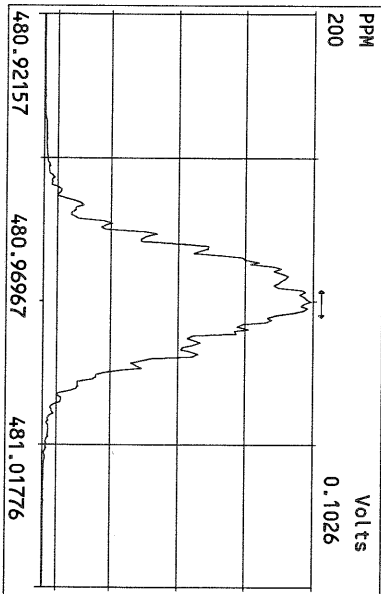
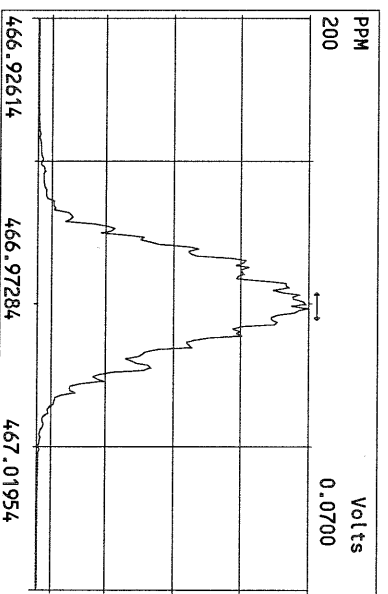
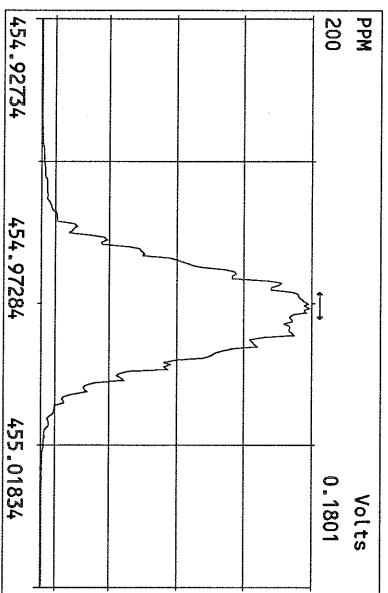
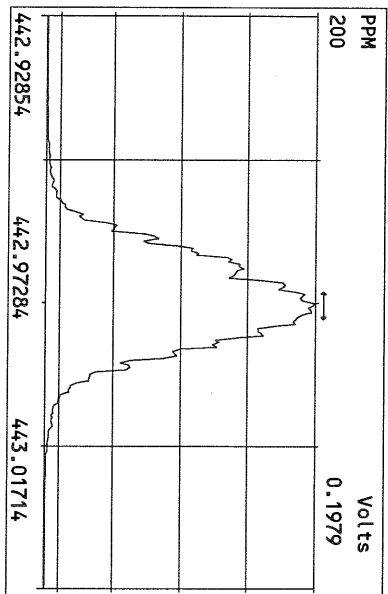
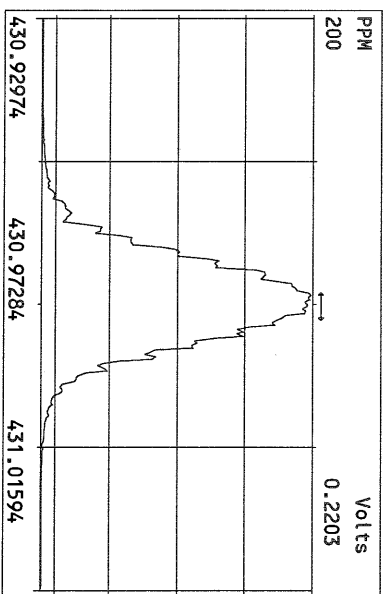
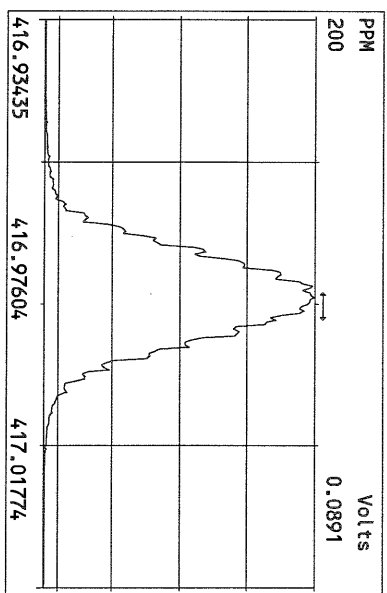
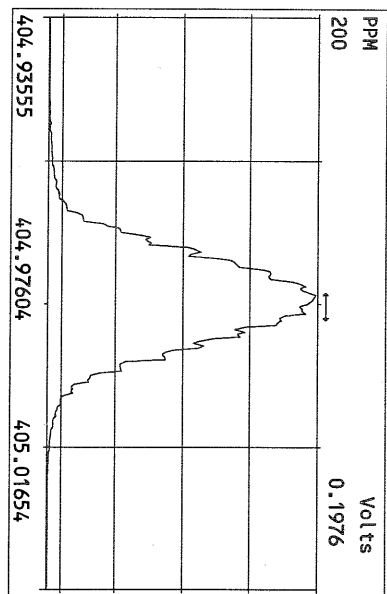


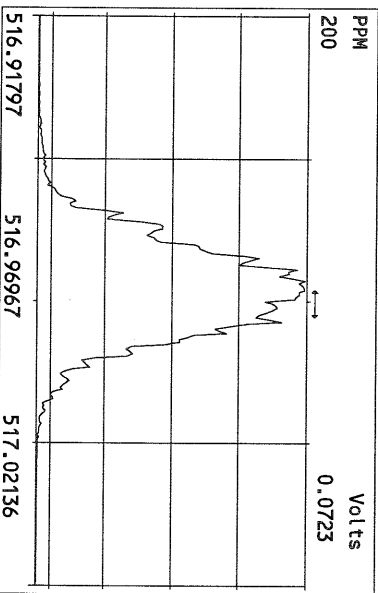
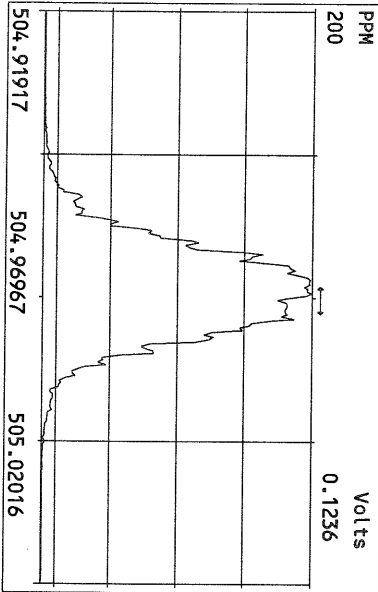
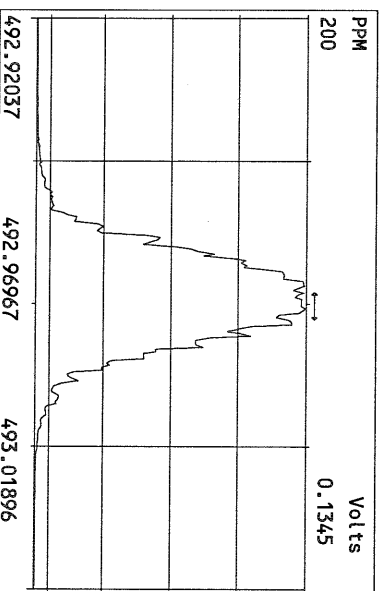
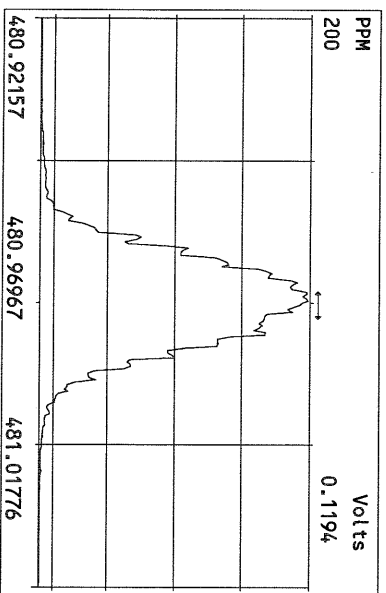
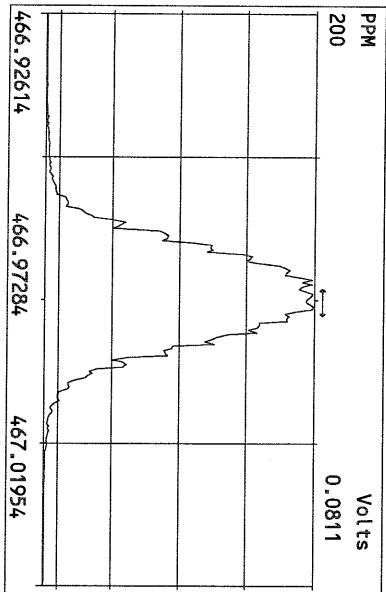
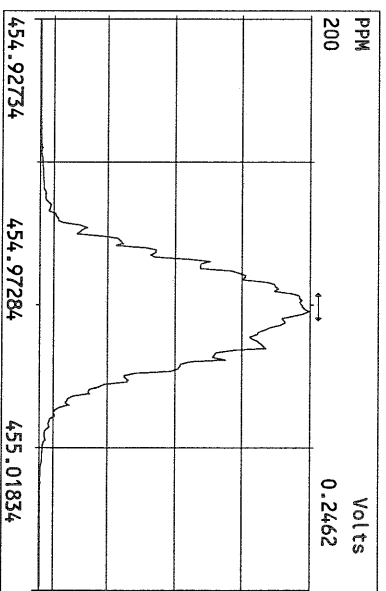
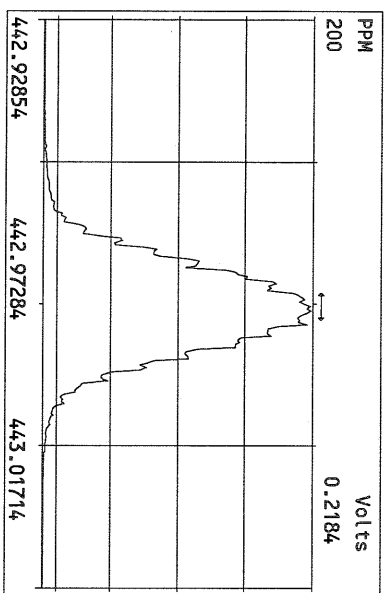
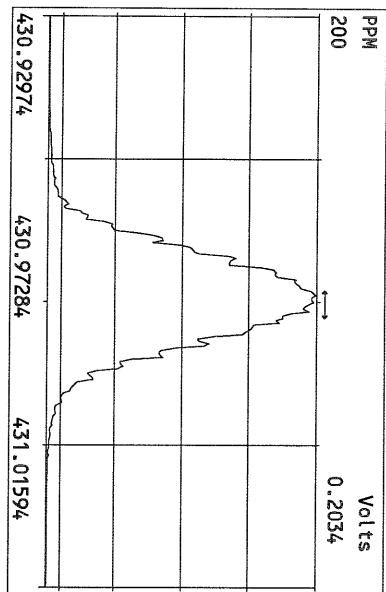


Peak Locate Examination: 12-MAY-2010:20:49 File: 12MAY10M_RES_CHECK
 Experiment: PCDD Function: 2 Reference: PFK









USEPA - ITD

FORM 4A
PCDD/PCDF CALIBRATION VERIFICATION

Lab Name: Frontier Analytical Laboratory Episode No.:

Contract No.: SAS No.:

Initial Calibration Date: 5/12/10

Instrument ID: FAL3

GC Column ID: DB5

VER Data Filename: 12AUG10M Sam:1

Analysis Date: 12-AUG-10 11:10:55

	M/Z'S FORMING RATIO (1)	ION ABUND. RATIO	QC LIMITS (2)	ACCEPT	CONC. FOUND	CONC. RANGE (ng/mL) (3)
NATIVE ANALYTES						
2,3,7,8-TCDD	M/M+2	0.75	0.65-0.89	y	11.0	7.80 - 12.9 ✓
1,2,3,7,8-PeCDD	M+2/M+4	1.71	1.32-1.78	y	52.4	39.0 - 65.0 ✓
1,2,3,4,7,8-HxCDD	M+2/M+4	1.42	1.05-1.43	y	56.7	39.0 - 64.0 ✓
1,2,3,6,7,8-HxCDD	M+2/M+4	1.39	1.05-1.43	y	53.4	39.0 - 64.0 ✓
1,2,3,7,8,9-HxCDD	M+2/M+4	1.36	1.05-1.43	y	54.4	41.0 - 61.0 ✓
1,2,3,4,6,7,8-HpCDD	M+2/M+4	1.04	0.88-1.20	y	54.9	43.0 - 58.0 ✓
OCDD	M+2/M+4	1.00	0.76-1.02	y	115	79.0 - 126 ✓
2,3,7,8-TCDF	M/M+2	0.68	0.65-0.89	y	10.7	8.40 - 12.0 ✓
1,2,3,7,8-PeCDF	M+2/M+4	1.51	1.32-1.78	y	55.1	41.0 - 60.0 ✓
2,3,4,7,8-PeCDF	M+2/M+4	1.50	1.32-1.78	y	52.3	41.0 - 60.0 ✓
1,2,3,4,7,8-HxCDF	M+2/M+4	1.27	1.05-1.43	y	48.1	45.0 - 56.0 ✓
1,2,3,6,7,8-HxCDF	M+2/M+4	1.28	1.05-1.43	y	48.3	44.0 - 57.0 ✓
2,3,4,6,7,8-HxCDF	M+2/M+4	1.26	1.05-1.43	y	48.1	44.0 - 57.0 ✓
1,2,3,7,8,9-HxCDF	M+2/M+4	1.29	1.05-1.43	y	49.5	45.0 - 56.0 ✓
1,2,3,4,6,7,8-HpCDF	M+2/M+4	1.03	0.88-1.20	y	47.8	45.0 - 55.0 ✓
1,2,3,4,7,8,9-HpCDF	M+2/M+4	1.07	0.88-1.20	y	48.5	43.0 - 58.0 ✓
OCDF	M+2/M+4	0.93	0.76-1.02	y	101	63.0 - 159 ✓

(1) See Table 8, Method 1613, for m/z specifications.

(2) Ion Abundance Ratio Control Limits as specified in Table 9, Method 1613.

(3) Contract-required concentration range as specified in Table 6, Method 1613.

Analyst: Date: 8/13/10

FORM 4B
PCDD/PCDF CALIBRATION VERIFICATION

Lab Name: Frontier Analytical Laboratory

Episode No.:

Contract No.:

SAS No.:

Initial Calibration Date: 5/12/10

Instrument ID: FAL3

GC Column ID: DB5

VER Data Filename: 12AUG10M Sam:1

Analysis Date: 12-AUG-10 11:10:55

LABELLED COMPOUNDS	M/Z'S FORMING RATIO (1)	ION ABUND. RATIO	QC LIMITS (2)	ACCEPT	CONC. FOUND	CONC. RANGE (ng/mL) (3)
13C-2,3,7,8-TCDD	M/M+2	0.85	0.65-0.89	y	95.7	82.0 - 121 ✓
13C-1,2,3,7,8-PeCDD	M+2/M+4	1.75	1.32-1.78	y	92.2	62.0 - 160
13C-1,2,3,4,7,8-HxCDD	M+2/M+4	1.32	1.05-1.43	y	105	85.0 - 117 ✓
13C-1,2,3,6,7,8-HxCDD	M+2/M+4	1.32	1.05-1.43	y	97.7	85.0 - 118 ✓
13C-1,2,3,4,6,7,8-HpCDD	M+2/M+4	1.05	0.88-1.20	y	94.3	72.0 - 138 ✓
13C-OCDD	M+2/M+4	0.89	0.76-1.02	y	183	96.0 - 415 ✓
13C-2,3,7,8-TCDF	M/M+2	0.87	0.65-0.89	y	91.4	71.0 - 140 ✓
13C-1,2,3,7,8-PeCDF	M+2/M+4	1.78	1.32-1.78	y	87.3	76.0 - 130 ✓
13C-2,3,4,7,8-PeCDF	M+2/M+4	1.75	1.32-1.78	y	90.1	77.0 - 130 ✓
13C-1,2,3,4,7,8-HxCDF	M/M+2	0.55	0.43-0.59	y	126	76.0 - 131 ✓
13C-1,2,3,6,7,8-HxCDF	M/M+2	0.56	0.43-0.59	y	124	70.0 - 143 ✓
13C-2,3,4,6,7,8-HxCDF	M/M+2	0.54	0.43-0.59	y	125	73.0 - 137 ✓
13C-1,2,3,7,8,9-HxCDF	M/M+2	0.55	0.43-0.59	y	120	74.0 - 135 ✓
13C-1,2,3,4,6,7,8-HpCDF	M/M+2	0.42	0.37-0.51	y	116	78.0 - 129 ✓
13C-1,2,3,4,7,8,9-HpCDF	M/M+2	0.42	0.37-0.51	y	116	77.0 - 129 ✓
13C-OCDF	M+2/M+4	0.99	0.76-1.02	y	188	96.0 - 415 ✓
CLEANUP STANDARD (4)						
37Cl-2,3,7,8-TCDD					9.45	7.80 - 12.8 ✓

(1) See Table 8, Method 1613, for m/z specifications.

(2) Ion Abundance Ratio Control Limits as specified in Table 9, Method 1613.

(3) Contract-required concentration range as specified in Table 6, Method 1613.

(4) No ion abundance ratio; report concentration found.

Analyst: Date: 8/13/10

USEPA - ITD

FORM 6A

PCDD/PCDF RELATIVE RETENTION TIMES

Lab Name: Frontier Analytical Laboratory

Episode No.:

Contract No.:

SAS No.:

Init. Cal. Date: 5/12/10

Instrument ID: FAL3

GC Column ID: DB5

Analysis Date: 12-AUG-10 11:10:55

CS3 or VER Data Filename: 12AUG10M

Sam:1

NATIVE ANALYTES	RETENTION TIME REFERENCE	RRT	RRT QC LIMITS (1)
2,3,7,8-TCDD	13C-2,3,7,8-TCDD	1.001	0.999-1.002 ✓
2,3,7,8-TCDF	13C-2,3,7,8-TCDF	1.001	0.999-1.003 ✓
1,2,3,7,8-PeCDD	13C-1,2,3,7,8-PeCDD	1.001	0.999-1.002 ✓
1,2,3,7,8-PeCDF	13C-1,2,3,7,8-PeCDF	1.000	0.999-1.002 ✓
2,3,4,7,8-PeCDF	13C-2,3,4,7,8-PeCDF	1.001	0.999-1.002 ✓
LABELED COMPOUNDS			
37Cl-2,3,7,8-TCDD	13C-1,2,3,4-TCDD	1.023	0.989-1.052 ✓
13C-2,3,7,8-TCDD		1.022	0.976-1.043 ✓
13C-2,3,7,8-TCDF		0.994	0.923-1.103 ✓
13C-1,2,3,7,8-PeCDD		1.239	1.000-1.567 ✓
13C-1,2,3,7,8-PeCDF		1.174	0.923-1.203 ✓
13C-2,3,4,7,8-PeCDF		1.223	0.923-1.303 ✓

(1) Contract-required limits for Relative Retention Times (RRT) as specified in Table 2, Method 1613.

Analyst: Date: 8/13/10

USEPA - ITD

FORM 6B
PCDD/PCDF RELATIVE RETENTION TIMES

Lab Name: Frontier Analytical Laboratory

Episode No.:

Contract No.:

SAS No.:

Init. Cal. Date: 5/12/10

Instrument ID: FAL3

GC Column ID: DB5

Analysis Date: 12-AUG-10 11:10:55

CS3 or VER Data Filename: 12AUG10M


Sam:1

NATIVE ANALYTES	RETENTION TIME	RRT	RRT
	REFERENCE		QC LIMITS (1)
1,2,3,4,7,8-HxCDD	13C-1,2,3,4,7,8-HxCDD	1.000	0.999-1.001 ✓
1,2,3,6,7,8-HxCDD	13C-1,2,3,6,7,8-HxCDD	1.001	0.998-1.004 ✓
1,2,3,7,8,9-HxCDD	13C-1,2,3,6,7,8-HxCDD	1.012	1.000-1.019 ✓
1,2,3,4,7,8-HxCDF	13C-1,2,3,4,7,8-HxCDF	1.001	0.999-1.001 ✓
1,2,3,6,7,8-HxCDF	13C-1,2,3,6,7,8-HxCDF	1.000	0.997-1.005 ✓
2,3,4,6,7,8-HxCDF	13C-2,3,4,6,7,8-HxCDF	1.001	0.999-1.001 ✓
1,2,3,7,8,9-HxCDF	13C-1,2,3,7,8,9-HxCDF	1.001	0.999-1.001 ✓
1,2,3,4,6,7,8-HpCDD	13C-1,2,3,4,6,7,8-HpCDD	1.000	0.999-1.001 ✓
1,2,3,4,6,7,8-HpCDF	13C-1,2,3,4,6,7,8-HpCDF	1.001	0.999-1.001 ✓
1,2,3,4,7,8,9-HpCDF	13C-1,2,3,4,7,8,9-HpCDF	1.000	0.999-1.001 ✓
OCDD	13C-OCDD	1.001	0.999-1.001 ✓
OCDF	13C-OCDF	1.001	0.999-1.001 ✓
LABELED COMPOUNDS			
13C-1,2,3,4,7,8-HxCDD	13C-1,2,3,7,8,9-HxCDD	0.984	0.977-1.000 ✓
13C-1,2,3,6,7,8-HxCDD		0.988	0.981-1.003 ✓
13C-1,2,3,4,7,8-HxCDF		0.948	0.944-0.970 ✓
13C-1,2,3,6,7,8-HxCDF		0.954	0.949-0.975 ✓
13C-2,3,4,6,7,8-HxCDF		0.977	0.959-1.021 ✓
13C-1,2,3,7,8,9-HxCDF		1.014	0.977-1.047 ✓
13C-1,2,3,4,6,7,8-HpCDD		1.127	1.086-1.130 ✓
13C-1,2,3,4,6,7,8-HpCDF		1.078	1.043-1.085 ✓
13C-1,2,3,4,7,8,9-HpCDF		1.150	1.057-1.154 ✓
13C-OCDD		1.268	1.032-1.311 ✓
13C-OCDF		1.278	1.000-1.311 ✓

(1) Contract-required limits for Relative Retention Times (RRT) as specified in Table 2, Method 1613.

Analyst: Date: 8/13/10

Name	Resp	RA	RT	RRF	WHO 1998 Tox: 131		WHO 2005 Tox:		119	
					Conc	Qual	Fac	Noise-1		Noise-2
2,3,7,8-TCDD	1.69e+06	0.75 y	27:25	1.04	11.0	2.50	-	-	*	
1,2,3,7,8-PeCDD	6.84e+06	1.71 y	33:14	1.05	52.4	2.50	-	-	*	
1,2,3,4,7,8-HxCDD	6.65e+06	1.42 y	38:36	1.30	56.7	2.50	-	-	*	
1,2,3,6,7,8-HxCDD	6.00e+06	1.39 y	38:46	1.28	53.4	2.50	-	-	*	
1,2,3,7,8,9-HxCDD	6.05e+06	1.36 y	39:12	1.25	54.4	2.50	-	-	*	
1,2,3,4,6,7,8-HpCDD	5.85e+06	1.04 y	44:11	1.35	54.9	2.50	-	-	*	
OCDD	7.54e+06	1.00 y	49:45	1.25	115	2.50	-	-	*	
2,3,7,8-TCDF	4.28e+06	0.68 y	26:40	1.62	10.7	2.50	-	-	*	
1,2,3,7,8-PeCDF	1.11e+07	1.51 y	31:30	0.92	55.1	2.50	-	-	*	
2,3,4,7,8-PeCDF	1.04e+07	1.50 y	32:50	0.94	52.3	2.50	-	-	*	
1,2,3,4,7,8-HxCDF	8.87e+06	1.27 y	37:12	0.93	48.1	2.50	-	-	*	
1,2,3,6,7,8-HxCDF	9.85e+06	1.28 y	37:24	0.84	48.3	2.50	-	-	*	
2,3,4,6,7,8-HxCDF	8.85e+06	1.26 y	38:20	0.90	48.1	2.50	-	-	*	
1,2,3,7,8,9-HxCDF	7.85e+06	1.29 y	39:47	0.98	49.5	2.50	-	-	*	
1,2,3,4,6,7,8-HpCDF	7.61e+06	1.03 y	42:18	1.38	47.8	2.50	-	-	*	
1,2,3,4,7,8,9-HpCDF	6.74e+06	1.07 y	45:06	1.62	48.5	2.50	-	-	*	
OCDF	7.57e+06	0.93 y	50:07	0.74	101	2.50	-	-	*	
									Rec	
13C-2,3,7,8-TCDD	1.48e+07	0.85 y	27:24	0.93	95.7				95.7	
13C-1,2,3,7,8-PeCDD	1.25e+07	1.75 y	33:13	0.81	92.2				92.2	
13C-1,2,3,4,7,8-HxCDD	9.03e+06	1.32 y	38:35	0.95	105				105	
13C-1,2,3,6,7,8-HxCDD	8.81e+06	1.32 y	38:44	1.00	97.7				97.7	
13C-1,2,3,4,6,7,8-HpCDD	7.86e+06	1.05 y	44:11	0.92	94.3				94.3	
13C-OCDD	1.05e+07	0.89 y	49:43	0.63	183				91.6	
13C-2,3,7,8-TCDF	2.47e+07	0.87 y	26:39	0.87	91.4				91.4	
13C-1,2,3,7,8-PeCDF	2.19e+07	1.78 y	31:29	0.81	87.3				87.3	
13C-2,3,4,7,8-PeCDF	2.11e+07	1.75 y	32:48	0.75	90.1				90.1	
13C-1,2,3,4,7,8-HxCDF	1.98e+07	0.55 y	37:11	1.74	126				126	
13C-1,2,3,6,7,8-HxCDF	2.44e+07	0.56 y	37:23	2.17	124				124	
13C-2,3,4,6,7,8-HxCDF	2.06e+07	0.54 y	38:19	1.82	125				125	
13C-1,2,3,7,8,9-HxCDF	1.61e+07	0.55 y	39:46	1.49	120				120	
13C-1,2,3,4,6,7,8-HpCDF	1.15e+07	0.42 y	42:16	1.10	116				116	
13C-1,2,3,4,7,8,9-HpCDF	8.55e+06	0.42 y	45:06	0.81	116				116	
13C-OCDF	2.03e+07	0.99 y	50:06	1.19	188				94.2	
37Cl-2,3,7,8-TCDD	1.47e+06		27:25	0.93	9.45				94.5	
13C-1,2,3,4-TCDD	1.67e+07	0.88 y	26:49	-	49.4					
13C-1,2,3,4-TCDF	3.12e+07	0.88 y	25:33	-	58.4					
13C-1,2,3,7,8,9-HxCDD	9.06e+06	1.33 y	39:12	-	42.0					
						Fac	Noise-1	Noise-2	DL	#Hom
Total Tetra-Dioxins	9.45e+06		22:56	1.04	61.5	2.50	-	-	*	28
Total Penta-Dioxins	1.51e+07		30:15	1.05	116	2.50	-	-	*	18
Total Hexa-Dioxins	2.15e+07		36:08	1.27	189	2.50	-	-	*	17
Total Hepta-Dioxins	1.29e+07		42:17	1.35	121	2.50	-	-	*	34
Total Tetra-Furans	1.99e+07		23:04	1.62	49.6	2.50	-	-	*	23
1st Fn. Tot Penta-Furans	1.04e+07		28:25	0.93	51.8	2.50	-	-	*	PeCDF 1
Total Penta-Furans	3.09e+07		30:14	0.93	154	2.50	-	-	*	206 13
Total Hexa-Furans	4.18e+07		35:15	0.90	229	2.50	-	-	*	24
Total Hepta-Furans	1.46e+07		41:11	1.48	97.9	2.50	-	-	*	20

Analyst:  Date: 8/13/10

Frontier Analytical Laboratory - Acquisition Log

Run Name:12AUG10M

Instrument: FAL3

GC: DB5

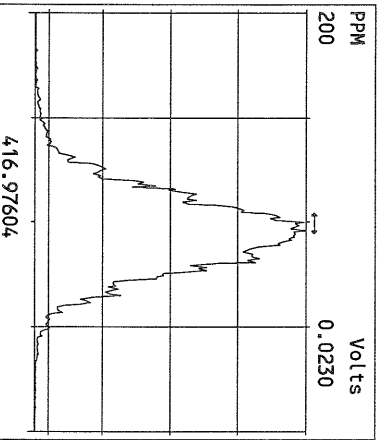
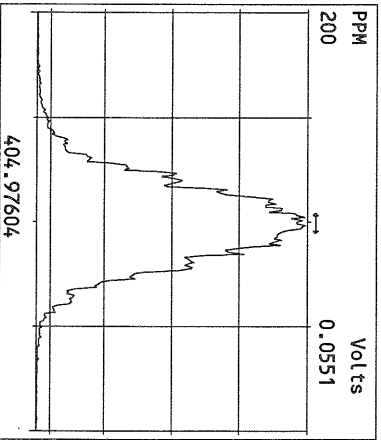
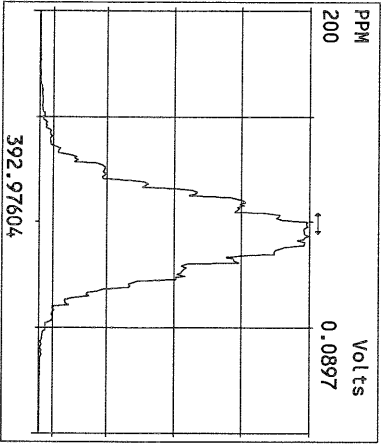
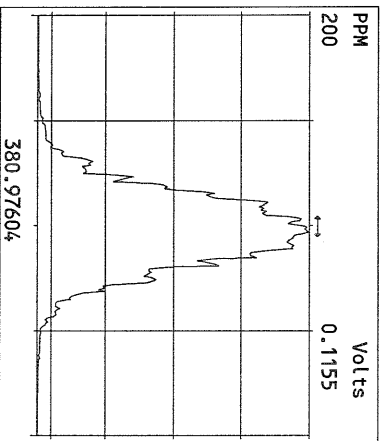
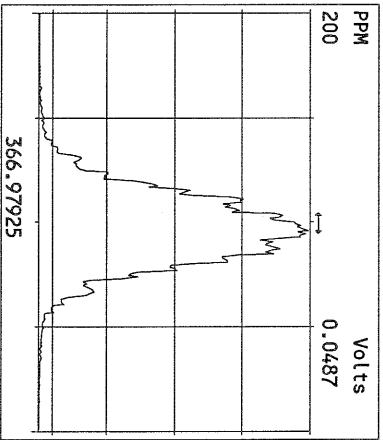
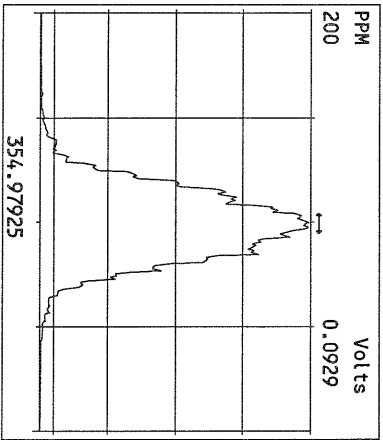
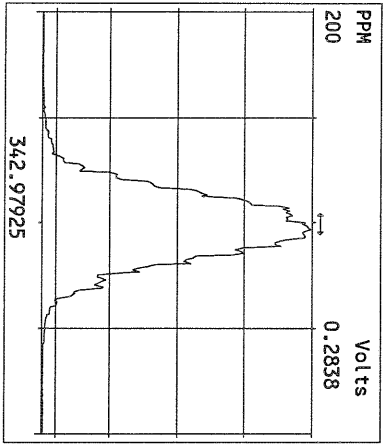
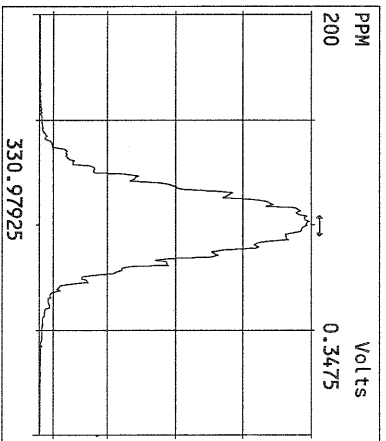
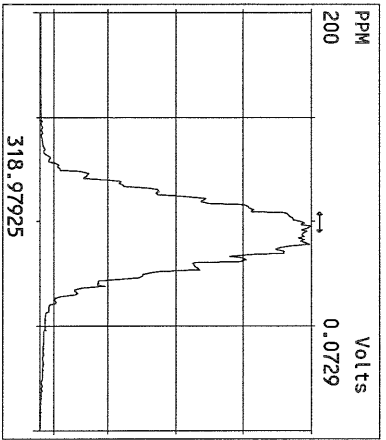
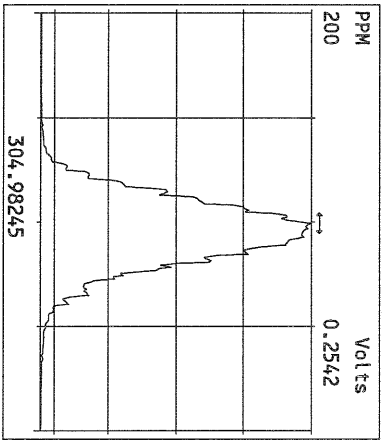
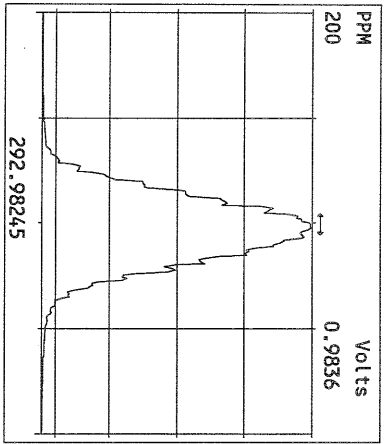
Experiment:PCDD

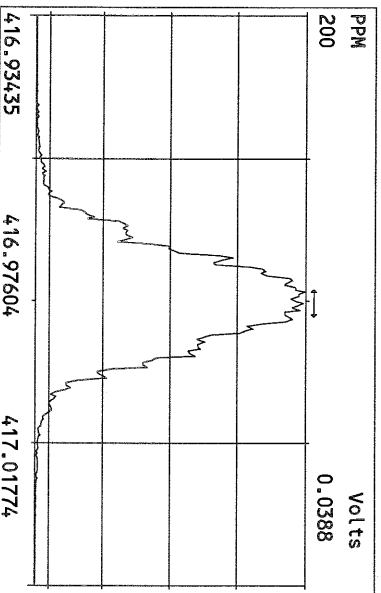
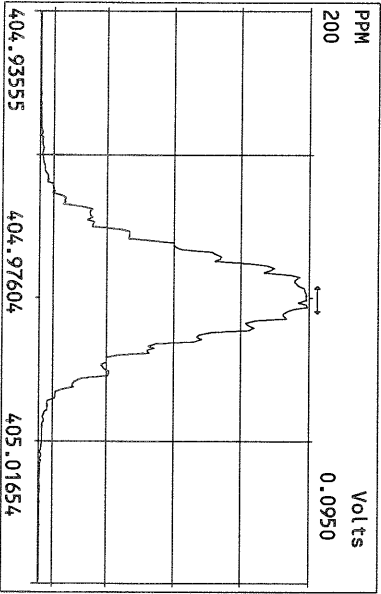
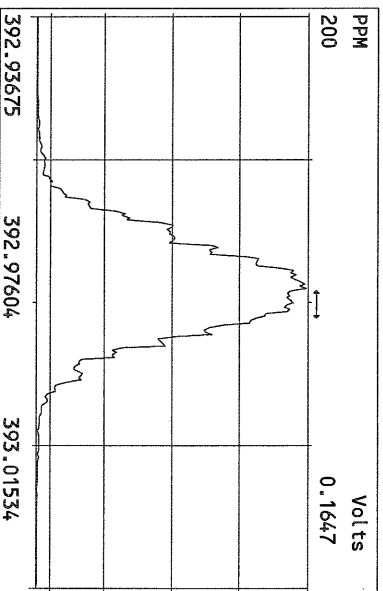
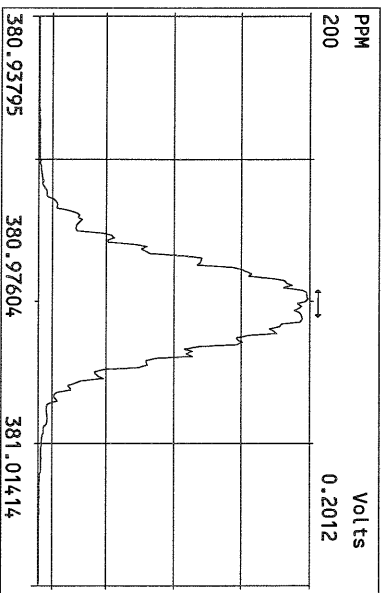
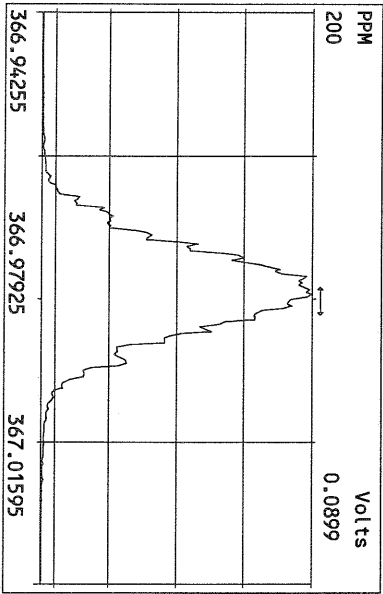
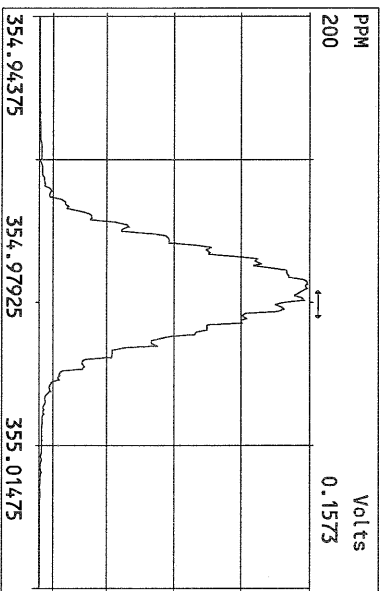
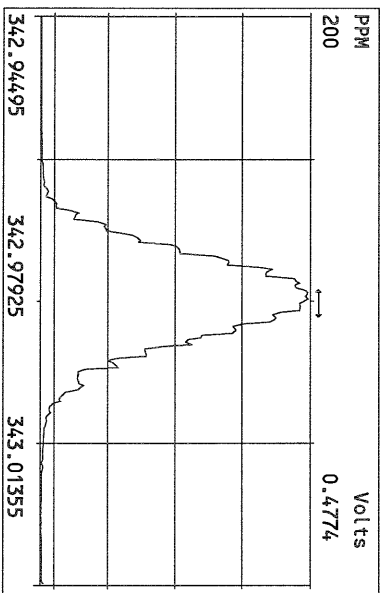
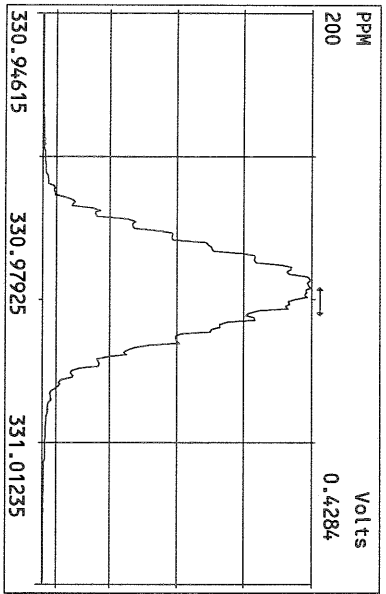
Data File S	FAL ID	Client ID	Acquired	ConCal	EndCal	Analyst
12AUG10M	1	ST081210M1	12-AUG-10 11:10:55	ST081210M1	ST081210M2	TC
12AUG10M	2	SB081210M1	12-AUG-10 12:06:13	ST081210M1	ST081210M2	TC
12AUG10M	3	6273-009-0001-SA	12-AUG-10 13:01:32	ST081010M1	ST081010M2	TC
12AUG10M	4	6273-011-0001-SA	12-AUG-10 13:56:54	ST081010M1	ST081010M2	TC
12AUG10M	5	2078-001-0001-OPR	12-AUG-10 14:52:16	ST081210M1	ST081210M2	TC
12AUG10M	6	2078-001-0001-MB	12-AUG-10 15:47:38	ST081210M1	ST081210M2	TC
12AUG10M	7	6269-008-0001-SA	12-AUG-10 16:43:05	ST081210M1	ST081210M2	TC
12AUG10M	8	6269-007-0001-SA	12-AUG-10 17:38:28	ST081210M1	ST081210M2	TC
12AUG10M	9	6269-006-0001-SA	12-AUG-10 18:33:55	ST081210M1	ST081210M2	TC
12AUG10M	10	6269-003-0001-SA	12-AUG-10 19:29:18	ST081210M1	ST081210M2	TC
12AUG10M	11	6269-005-0001-SA	12-AUG-10 20:24:37	ST081210M1	ST081210M2	TC
12AUG10M	12	6269-002-0001-SA	12-AUG-10 21:20:00	ST081210M1	ST081210M2	TC
12AUG10M	13	6269-004-0001-SA	12-AUG-10 22:15:22	ST081210M1	ST081210M2	TC
12AUG10M	14	6269-001-0001-SA	12-AUG-10 23:10:40	ST081210M1	ST081210M2	TC
12AUG10M	15	SB081210M2	13-AUG-10 00:06:03	ST081210M1	ST081210M2	TC
12AUG10M	16	ST081210M2	13-AUG-10 01:01:28	ST081210M2	ST081210M3	TC
12AUG10M	17	SB081210M4	13-AUG-10 01:56:52	ST081210M2	ST081210M3	TC
12AUG10M	18	6271-003-0001-SA	13-AUG-10 02:52:15	ST081210M2	ST081210M3	TC
12AUG10M	19	6271-002-0001-SA	13-AUG-10 03:47:38	ST081210M2	ST081210M3	TC
12AUG10M	20	6271-001-0001-SA	13-AUG-10 04:42:56	ST081210M2	ST081210M3	TC
12AUG10M	21	6279-001-0001-SA	13-AUG-10 05:38:15	ST081210M2	ST081210M3	TC
12AUG10M	22	6279-002-0001-SA	13-AUG-10 06:33:34	ST081210M2	ST081210M3	TC
12AUG10M	23	SB081210M5	13-AUG-10 07:28:53	ST081210M2	ST081210M3	TC
12AUG10M	24	ST081210M3	13-AUG-10 08:24:11	ST081210M2	ST081210M3	TC

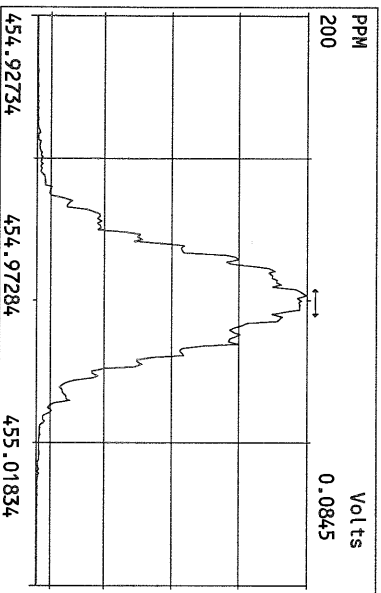
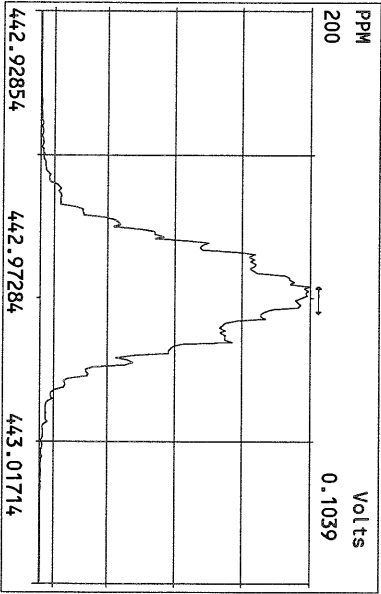
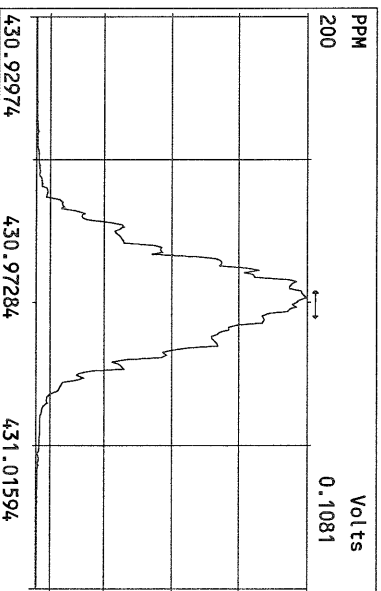
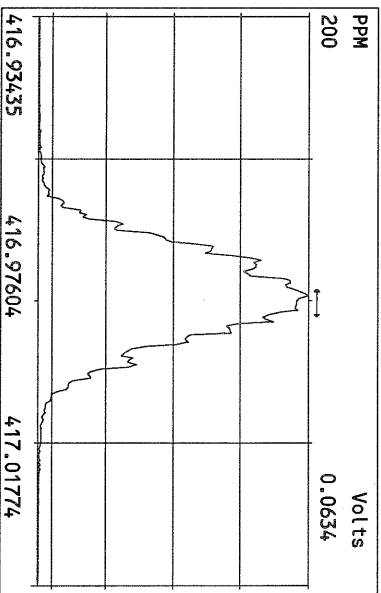
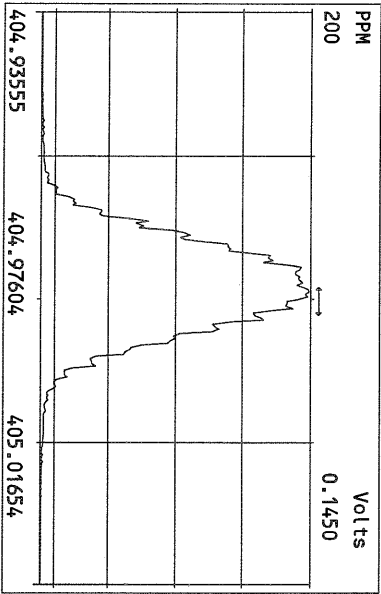
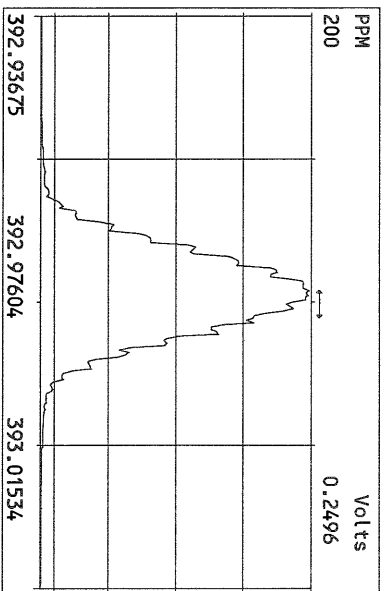
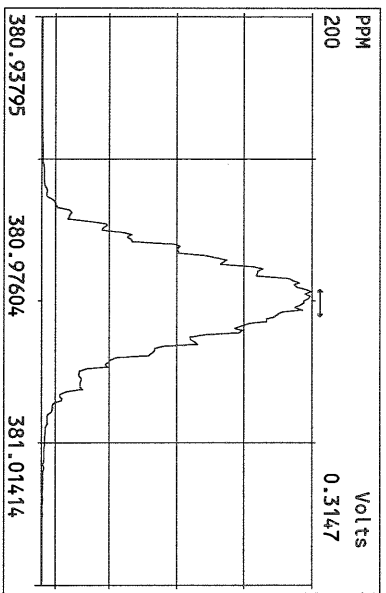
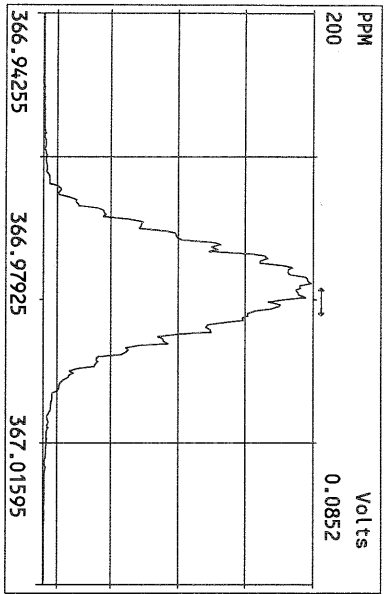
8/13/10

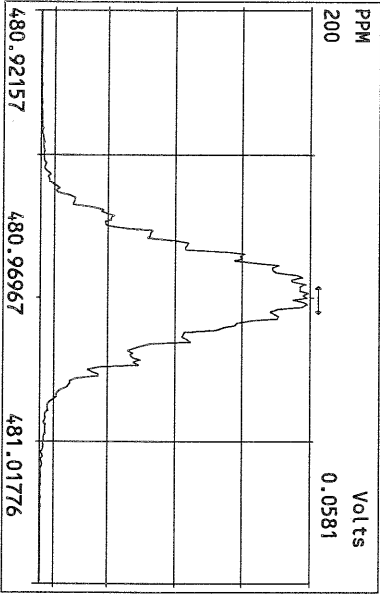
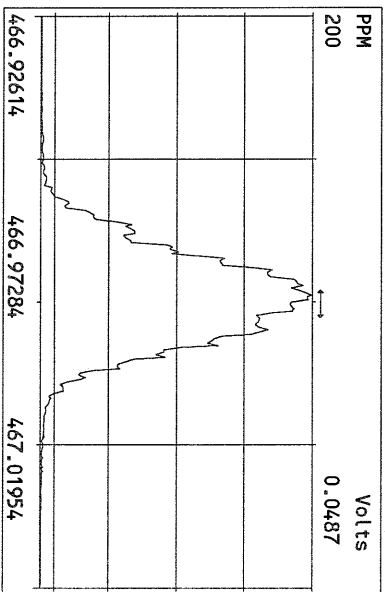
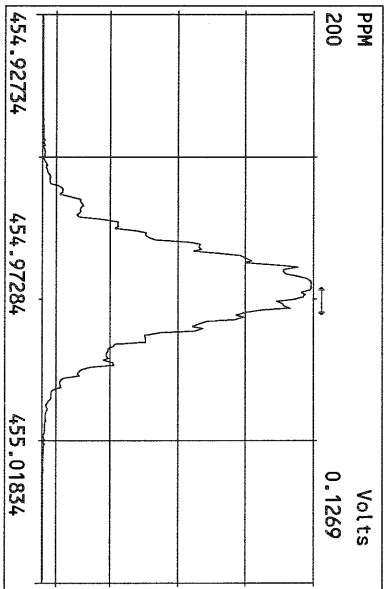
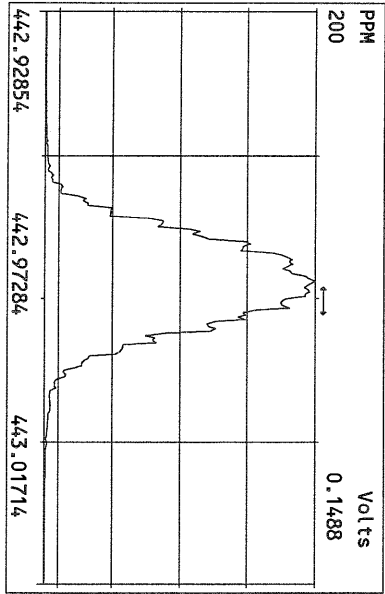
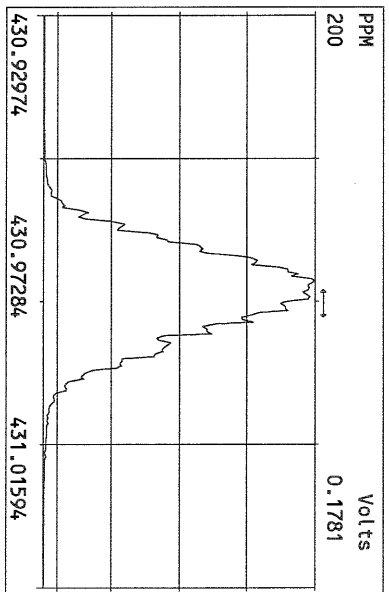
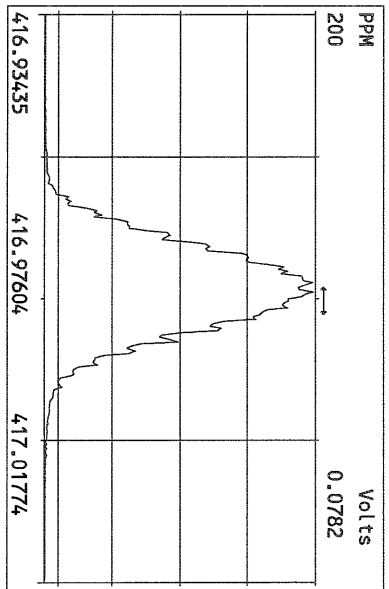
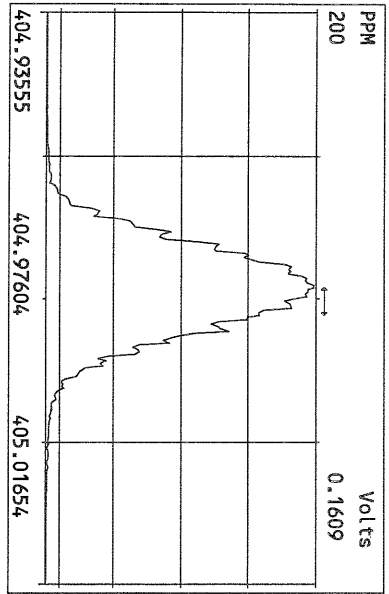
Data Backed Up: _____

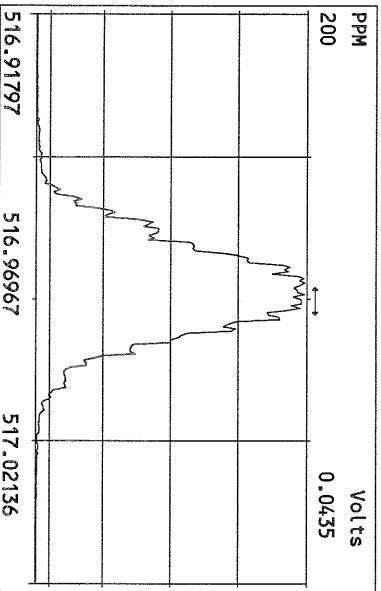
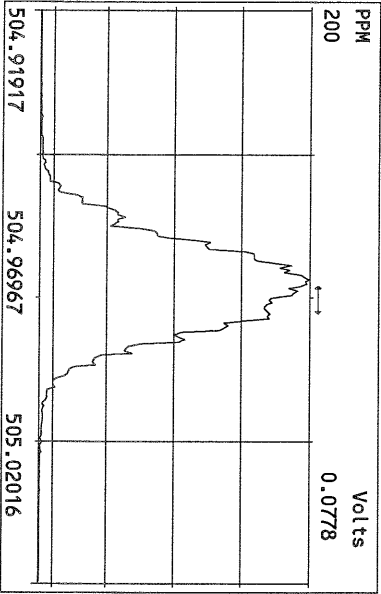
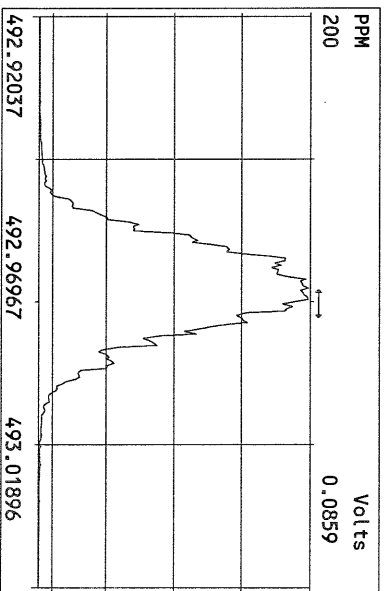
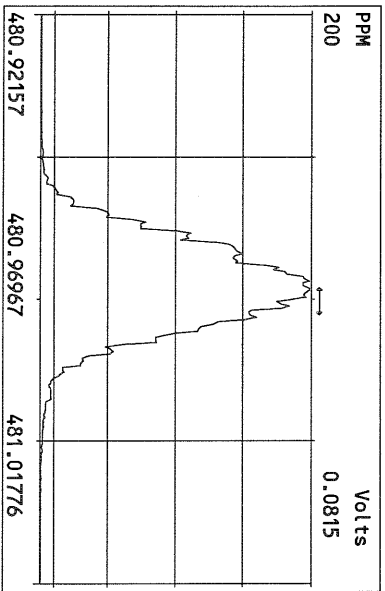
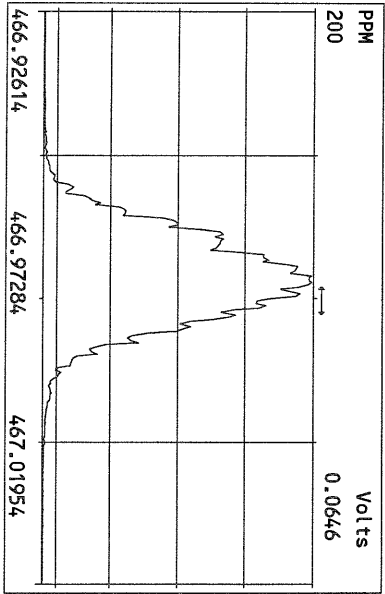
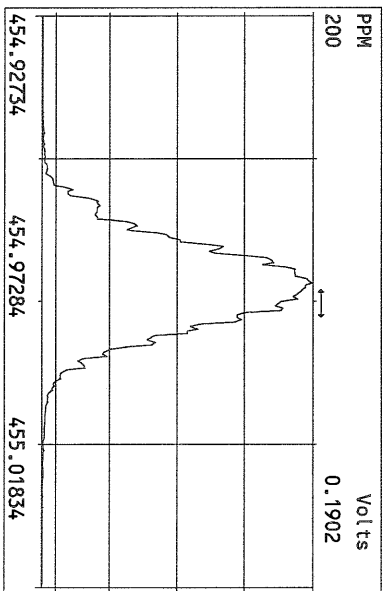
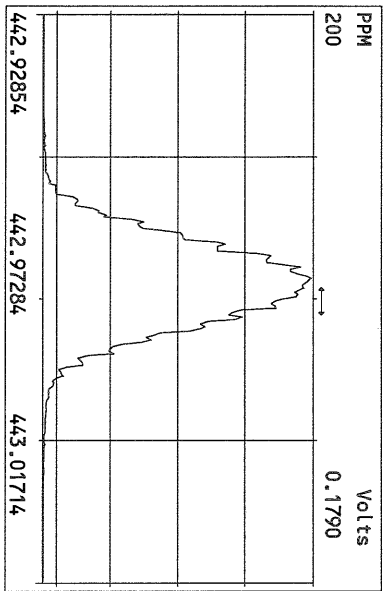
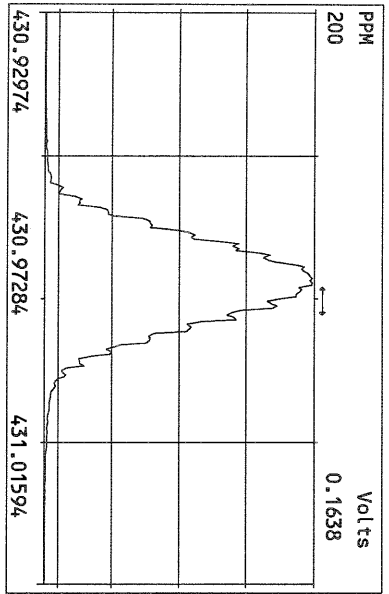
Date: _____



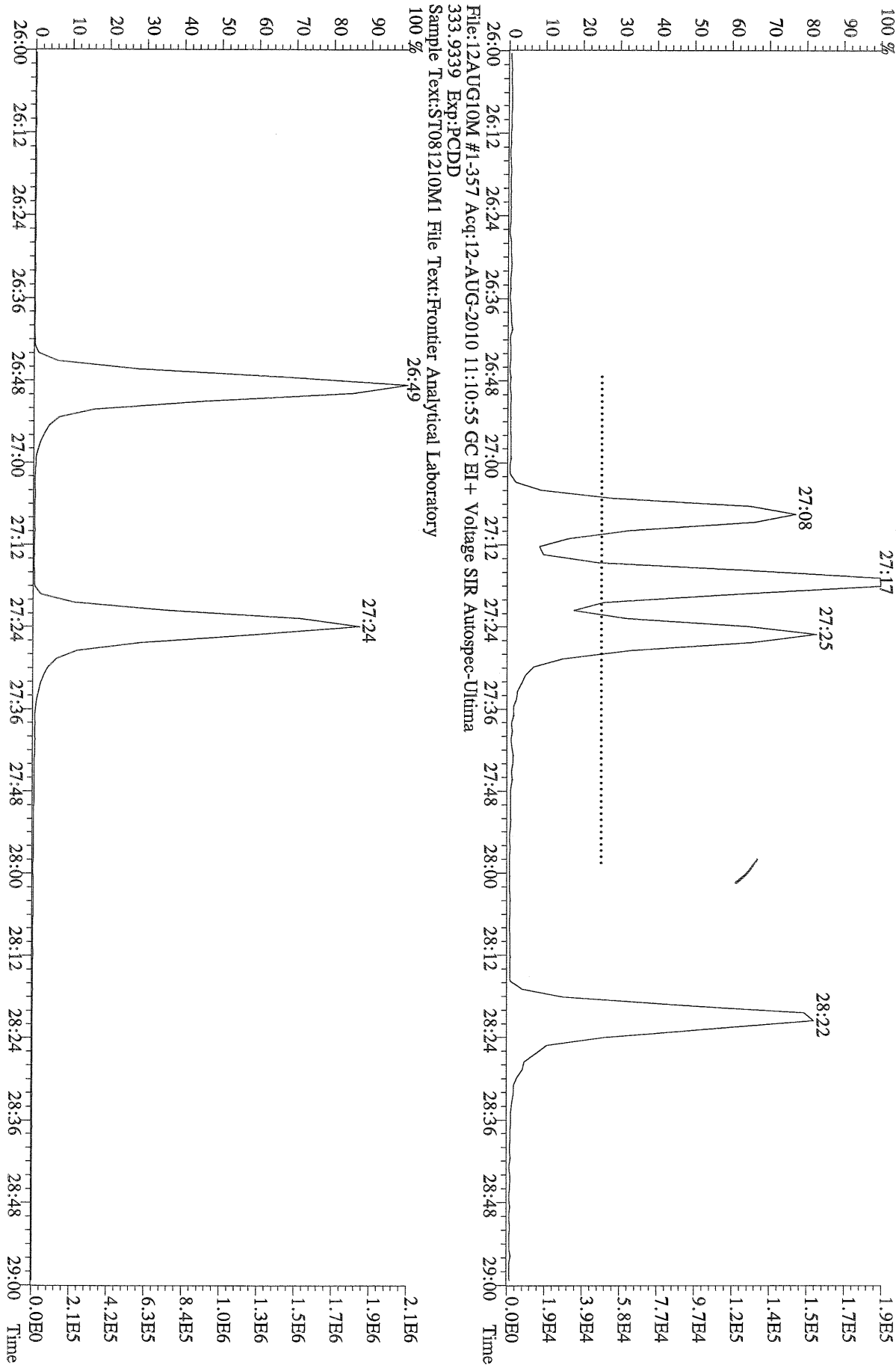








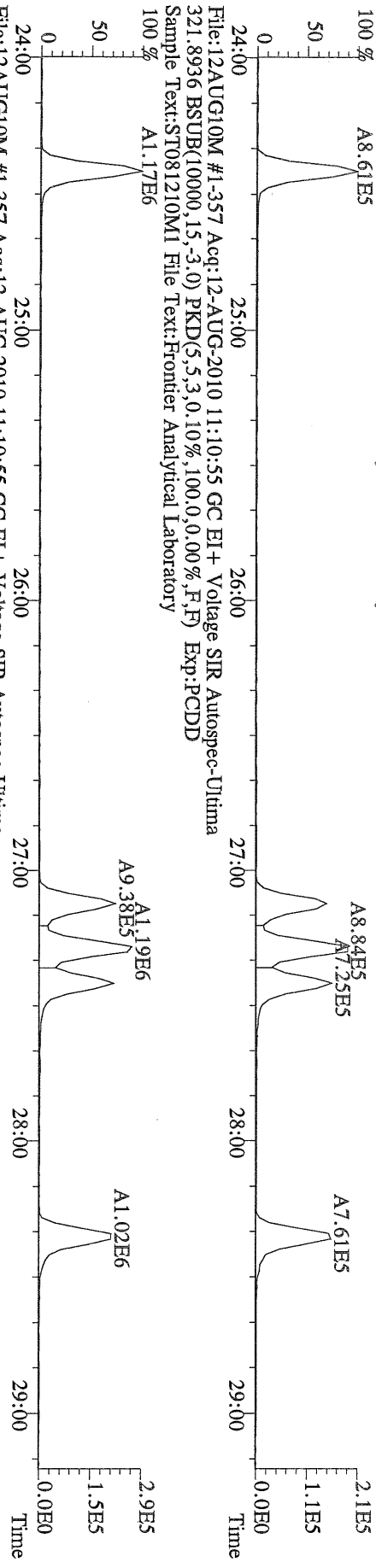
File:12AUG10M #1-357 Acq:12-AUG-2010 11:10:55 GC EI+ Voltage SIR Autospec-Ultima
319.8965 Exp:PCDD
Sample Text:ST081210M1 File Text:Frontier Analytical Laboratory



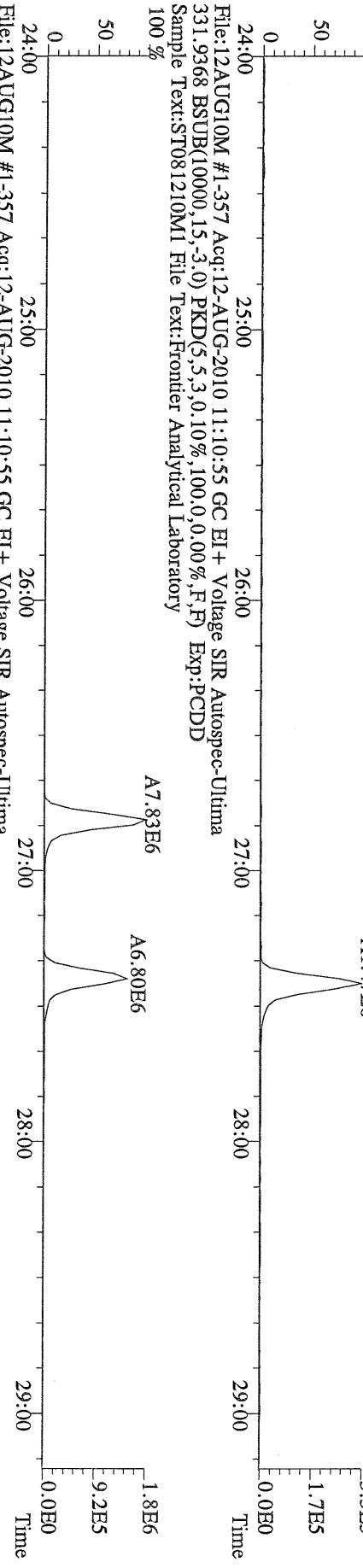
File:12AUG10M #1-357 Acq:12-AUG-2010 11:10:55 GC EI+ Voltage SIR Autospec-Ultima
333.9339 Exp:PCDD
Sample Text:ST081210M1 File Text:Frontier Analytical Laboratory

1.9E5
1.7E5
1.5E5
1.4E5
1.2E5
9.7E4
7.7E4
5.8E4
3.9E4
1.9E4
0.0E0
2.1E6
1.9E6
1.7E6
1.5E6
1.3E6
1.0E6
8.4E5
6.3E5
4.2E5
2.1E5
0.0E0
Time

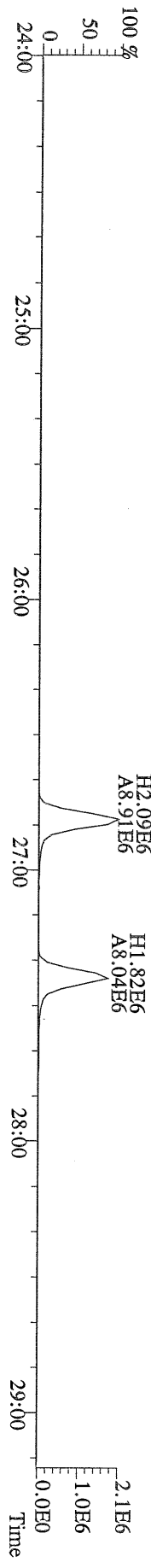
File:12AUG10M #1-357 Acq:12-AUG-2010 11:10:55 GC EI+ Voltage SIR Autospec-Ultima
319.8965 BSUB(10000,15,-3.0) PKD(5,5,3,0.10%,100.0,0.00%,F,F) Exp:PCDD
Sample Text:ST081210M1 File Text:Frontier Analytical Laboratory




File:12AUG10M #1-357 Acq:12-AUG-2010 11:10:55 GC EI+ Voltage SIR Autospec-Ultima
327.8847 BSUB(10000,15,-3.0) PKD(5,5,3,0.10%,100.0,0.00%,F,F) Exp:PCDD
Sample Text:ST081210M1 File Text:Frontier Analytical Laboratory




File:12AUG10M #1-357 Acq:12-AUG-2010 11:10:55 GC EI+ Voltage SIR Autospec-Ultima
333.9339 BSUB(10000,15,-3.0) PKD(5,5,3,0.10%,100.0,0.00%,F,F) Exp:PCDD
Sample Text:ST081210M1 File Text:Frontier Analytical Laboratory




File:12AUG10M #1-411 Acq:12-AUG-2010 11:10:55 GC EI+ Voltage SIR Autospec-Ultima
355.8546 F:2 BSUB(10000,15,-3.0) PKD(5,5,3,0,10%,100,0,0,0.00%,F,F) Exp:PCDD
Sample Text:ST081210M1 File Text:Frontier Analytical Laboratory




File:12AUG10M #1-411 Acq:12-AUG-2010 11:10:55 GC EI+ Voltage SIR Autospec-Ultima
357.8517 F:2 BSUB(10000,15,-3.0) PKD(5,5,3,0,10%,100,0,0,0.00%,F,F) Exp:PCDD
Sample Text:ST081210M1 File Text:Frontier Analytical Laboratory



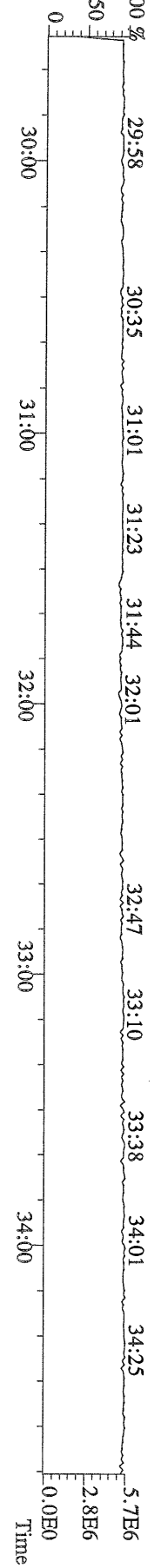
File:12AUG10M #1-411 Acq:12-AUG-2010 11:10:55 GC EI+ Voltage SIR Autospec-Ultima
367.8949 F:2 BSUB(10000,15,-3.0) PKD(5,5,3,0,10%,100,0,0,0.00%,F,F) Exp:PCDD
Sample Text:ST081210M1 File Text:Frontier Analytical Laboratory



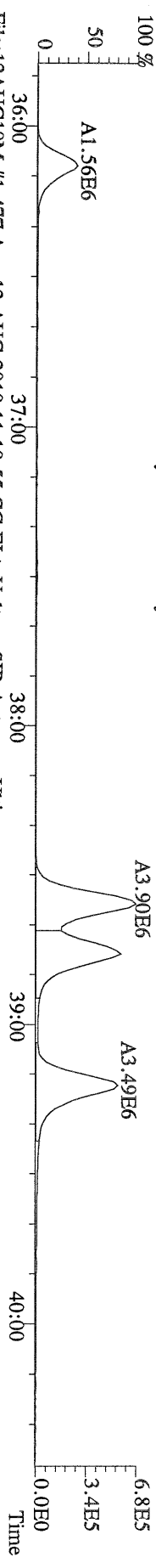
File:12AUG10M #1-411 Acq:12-AUG-2010 11:10:55 GC EI+ Voltage SIR Autospec-Ultima
369.8919 F:2 BSUB(10000,15,-3.0) PKD(5,5,3,0,10%,100,0,0,0.00%,F,F) Exp:PCDD
Sample Text:ST081210M1 File Text:Frontier Analytical Laboratory



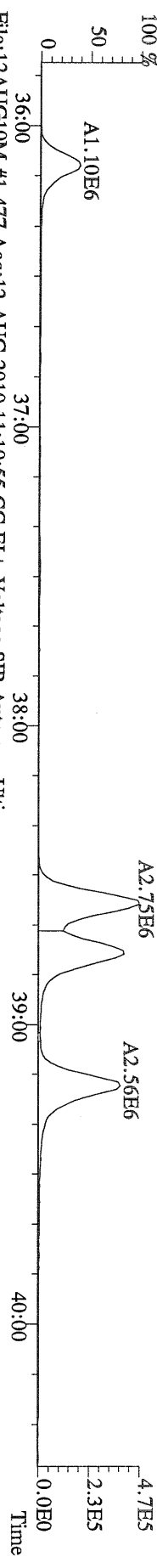
File:12AUG10M #1-411 Acq:12-AUG-2010 11:10:55 GC EI+ Voltage SIR Autospec-Ultima
366.9792 F:2 Exp:PCDD
Sample Text:ST081210M1 File Text:Frontier Analytical Laboratory




File:12AUG10M #1-477 Acq:12-AUG-2010 11:10:55 GC EI+ Voltage SIR Autospec-Ultima
389.8156 F:3 BSUB(10000,15,-3.0) PKD(5,5,3,0,10%,100.0,0.00%,F,F) Exp:PCDD
Sample Text:ST081210M1 File Text:Frontier Analytical Laboratory



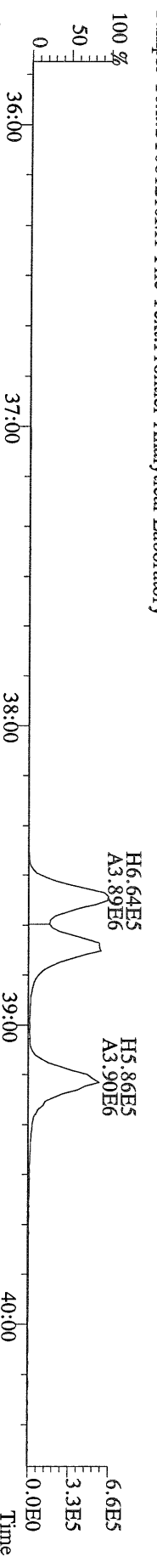
File:12AUG10M #1-477 Acq:12-AUG-2010 11:10:55 GC EI+ Voltage SIR Autospec-Ultima
391.8127 F:3 BSUB(10000,15,-3.0) PKD(5,5,3,0,10%,100.0,0.00%,F,F) Exp:PCDD
Sample Text:ST081210M1 File Text:Frontier Analytical Laboratory



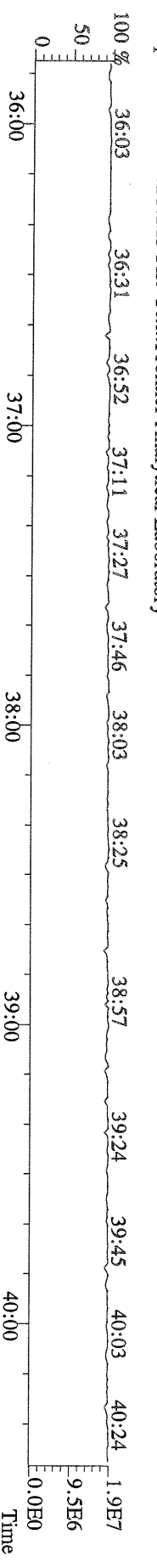
File:12AUG10M #1-477 Acq:12-AUG-2010 11:10:55 GC EI+ Voltage SIR Autospec-Ultima
401.8559 F:3 BSUB(10000,15,-3.0) PKD(5,5,3,0,10%,100.0,0.00%,F,F) Exp:PCDD
Sample Text:ST081210M1 File Text:Frontier Analytical Laboratory



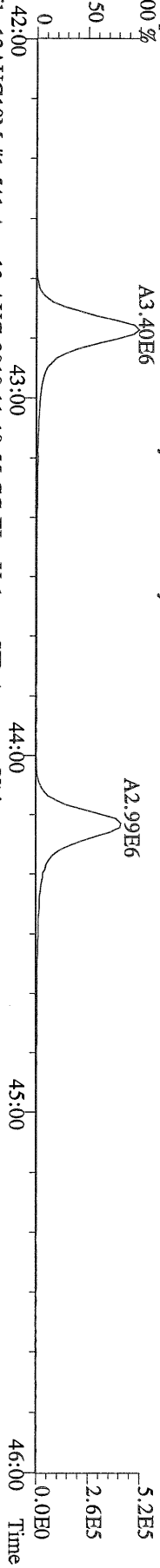
File:12AUG10M #1-477 Acq:12-AUG-2010 11:10:55 GC EI+ Voltage SIR Autospec-Ultima
403.8530 F:3 BSUB(10000,15,-3.0) PKD(5,5,3,0,10%,100.0,0.00%,F,F) Exp:PCDD
Sample Text:ST081210M1 File Text:Frontier Analytical Laboratory



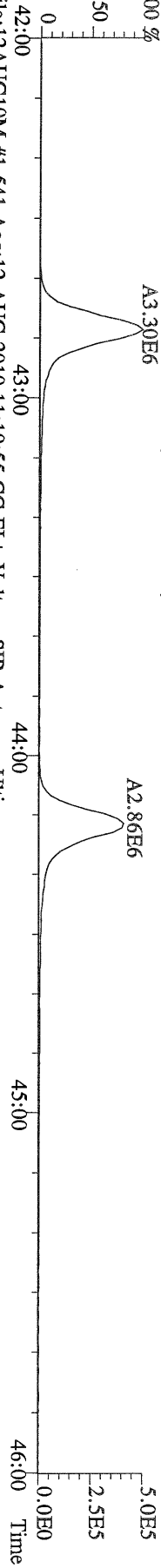
File:12AUG10M #1-477 Acq:12-AUG-2010 11:10:55 GC EI+ Voltage SIR Autospec-Ultima
LOCK MASS CHECK F:3 Exp:PCDD
Sample Text:ST081210M1 File Text:Frontier Analytical Laboratory



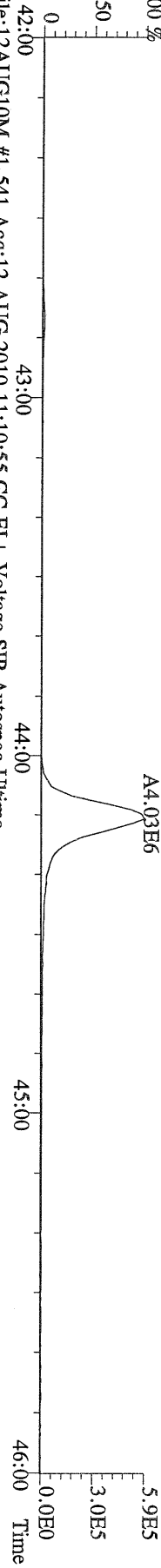
File:12AUG10M #1-541 Acq:12-AUG-2010 11:10:55 GC EI+ Voltage SIR Autospec-Ultima
423.7767 F:4 BSUB(10000,15,-3.0) PKD(5,5,3,0,10%,100,0,0,0.00%,F,F) Exp:PCDD
Sample Text:ST081210M1 File Text:Frontier Analytical Laboratory



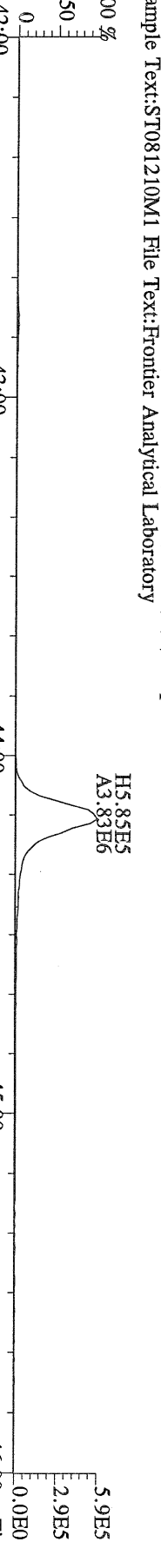
File:12AUG10M #1-541 Acq:12-AUG-2010 11:10:55 GC EI+ Voltage SIR Autospec-Ultima
425.7737 F:4 BSUB(10000,15,-3.0) PKD(5,5,3,0,10%,100,0,0,0.00%,F,F) Exp:PCDD
Sample Text:ST081210M1 File Text:Frontier Analytical Laboratory




File:12AUG10M #1-541 Acq:12-AUG-2010 11:10:55 GC EI+ Voltage SIR Autospec-Ultima
435.8169 F:4 BSUB(10000,15,-3.0) PKD(5,5,3,0,10%,100,0,0,0.00%,F,F) Exp:PCDD
Sample Text:ST081210M1 File Text:Frontier Analytical Laboratory



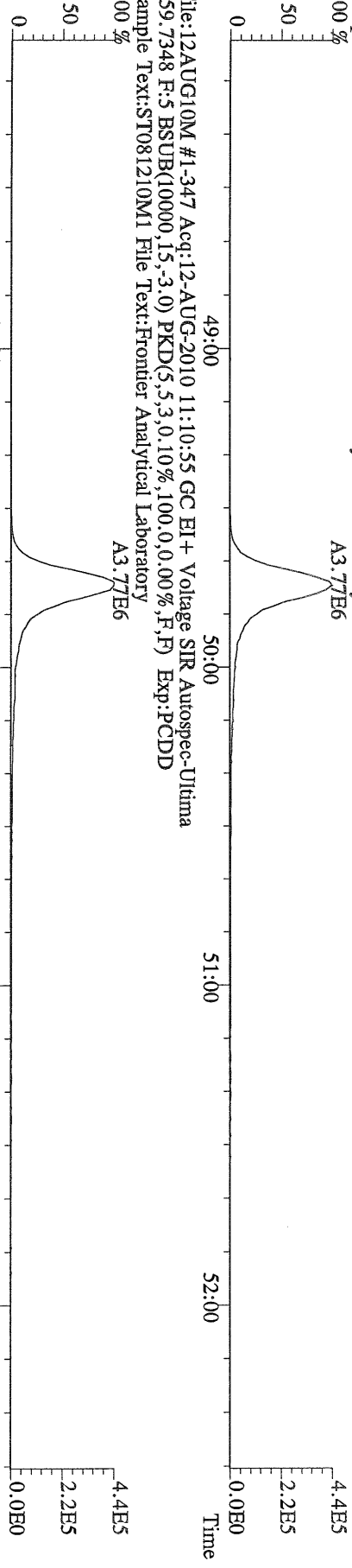
File:12AUG10M #1-541 Acq:12-AUG-2010 11:10:55 GC EI+ Voltage SIR Autospec-Ultima
437.8140 F:4 BSUB(10000,15,-3.0) PKD(5,5,3,0,10%,100,0,0,0.00%,F,F) Exp:PCDD
Sample Text:ST081210M1 File Text:Frontier Analytical Laboratory



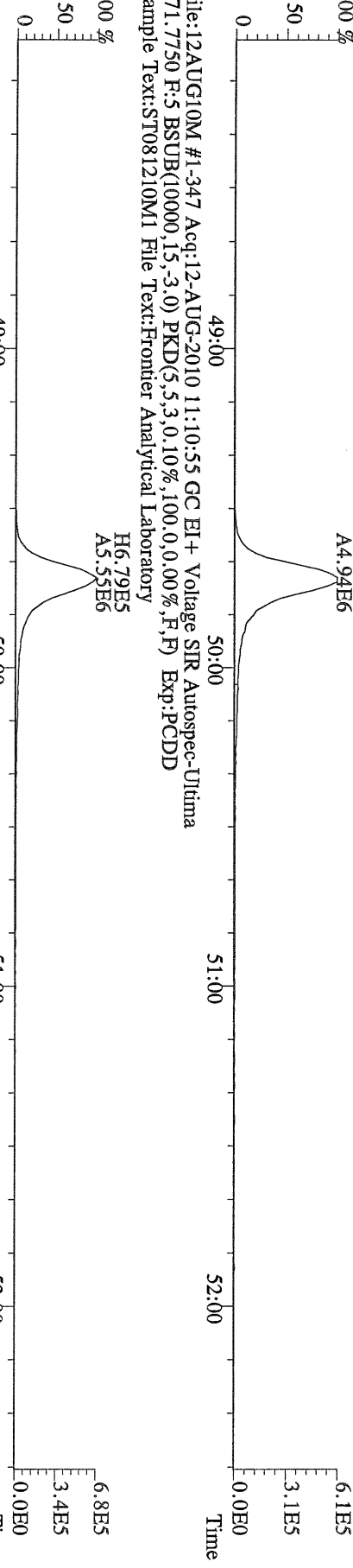
File:12AUG10M #1-541 Acq:12-AUG-2010 11:10:55 GC EI+ Voltage SIR Autospec-Ultima
430.9728 F:4 Exp:PCDD
Sample Text:ST081210M1 File Text:Frontier Analytical Laboratory



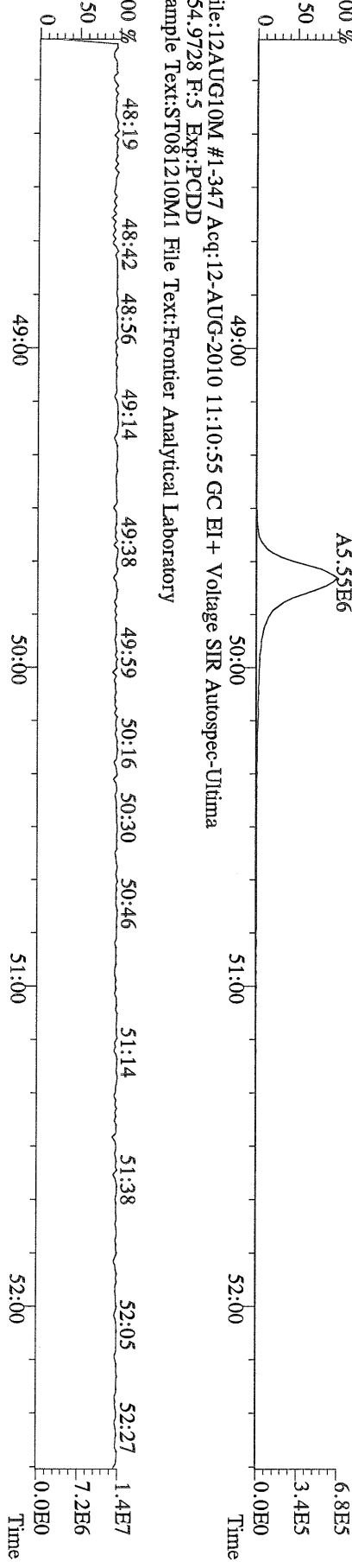
File:12AUG10M #1-347 Acq:12-AUG-2010 11:10:55 GC EI+ Voltage SIR Autospec-Ultima
457.7377 F:5 BSUB(10000,15,-3.0) PKD(5,5,3,0.10%,100.0,0.00%,F,F) Exp:PCDD
Sample Text:ST081210M1 File Text:Frontier Analytical Laboratory




File:12AUG10M #1-347 Acq:12-AUG-2010 11:10:55 GC EI+ Voltage SIR Autospec-Ultima
469.7780 F:5 BSUB(10000,15,-3.0) PKD(5,5,3,0.10%,100.0,0.00%,F,F) Exp:PCDD
Sample Text:ST081210M1 File Text:Frontier Analytical Laboratory



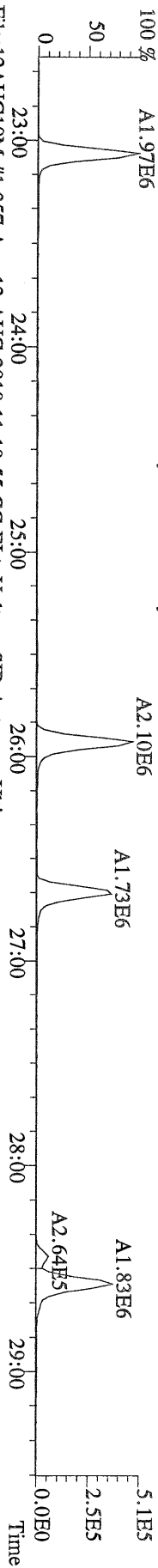
File:12AUG10M #1-347 Acq:12-AUG-2010 11:10:55 GC EI+ Voltage SIR Autospec-Ultima
471.7750 F:5 BSUB(10000,15,-3.0) PKD(5,5,3,0.10%,100.0,0.00%,F,F) Exp:PCDD
Sample Text:ST081210M1 File Text:Frontier Analytical Laboratory



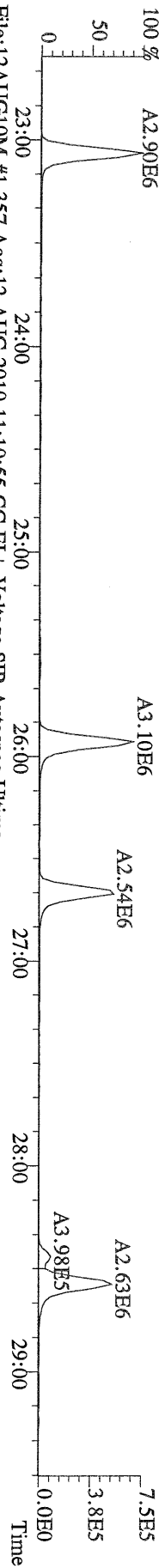
File:12AUG10M #1-347 Acq:12-AUG-2010 11:10:55 GC EI+ Voltage SIR Autospec-Ultima
454.9728 F:5 Exp:PCDD
Sample Text:ST081210M1 File Text:Frontier Analytical Laboratory




File:12AUG10M #1-357 Acq:12-AUG-2010 11:10:55 GC EI+ Voltage SIR Autospec-Ultima
 303.9016 BSUB(10000,15,-3.0) PKD(5,5,3,0.10%,100,0,0.00%,F,F) Exp:PCDD
 Sample Text:ST081210M1 File Text:Frontier Analytical Laboratory



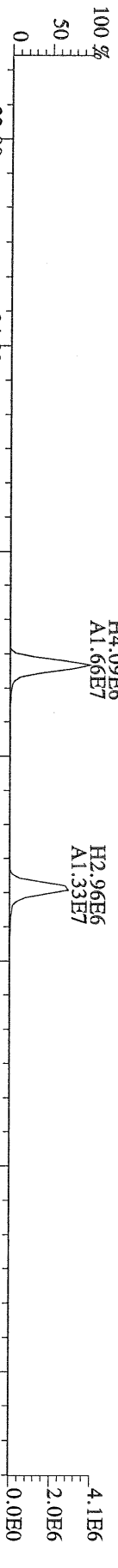
File:12AUG10M #1-357 Acq:12-AUG-2010 11:10:55 GC EI+ Voltage SIR Autospec-Ultima
 305.8987 BSUB(10000,15,-3.0) PKD(5,5,3,0.10%,100,0,0.00%,F,F) Exp:PCDD
 Sample Text:ST081210M1 File Text:Frontier Analytical Laboratory



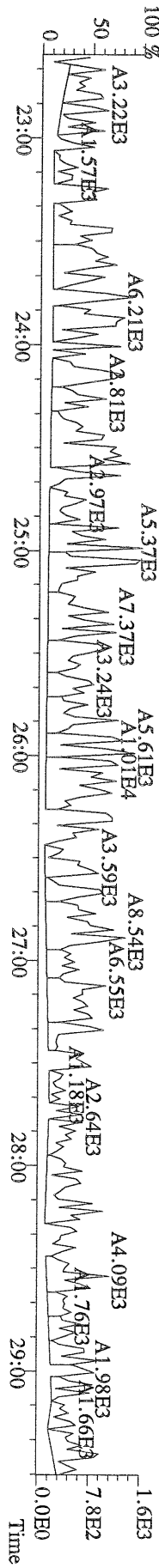
File:12AUG10M #1-357 Acq:12-AUG-2010 11:10:55 GC EI+ Voltage SIR Autospec-Ultima
 315.9419 BSUB(10000,15,-3.0) PKD(5,5,3,0.10%,100,0,0.00%,F,F) Exp:PCDD
 Sample Text:ST081210M1 File Text:Frontier Analytical Laboratory



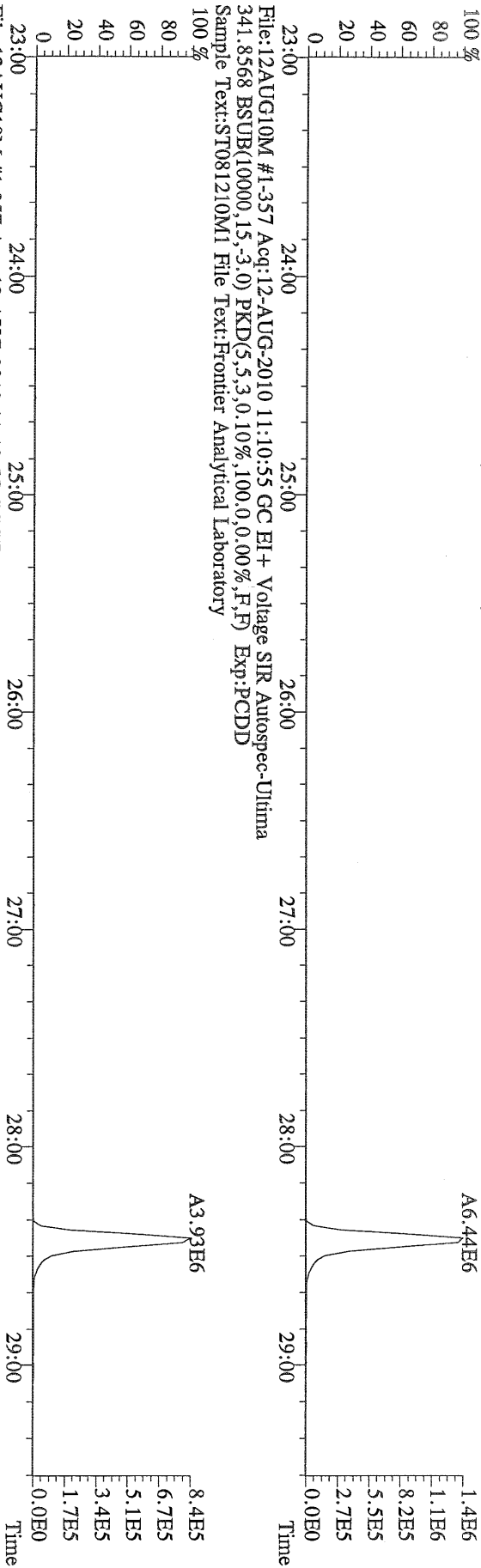
File:12AUG10M #1-357 Acq:12-AUG-2010 11:10:55 GC EI+ Voltage SIR Autospec-Ultima
 317.9389 BSUB(10000,15,-3.0) PKD(5,5,3,0.10%,100,0,0.00%,F,F) Exp:PCDD
 Sample Text:ST081210M1 File Text:Frontier Analytical Laboratory



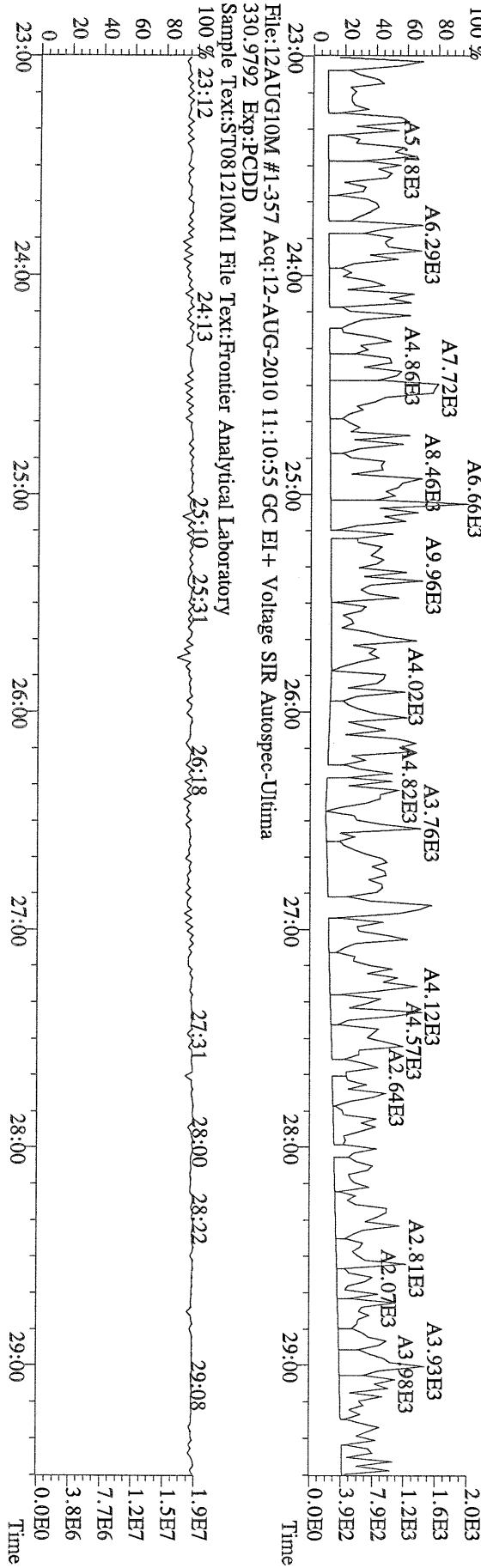
File:12AUG10M #1-357 Acq:12-AUG-2010 11:10:55 GC EI+ Voltage SIR Autospec-Ultima
 375.8364 BSUB(10000,15,-3.0) PKD(5,5,3,0.10%,100,0,0.00%,F,F) Exp:PCDD
 Sample Text:ST081210M1 File Text:Frontier Analytical Laboratory



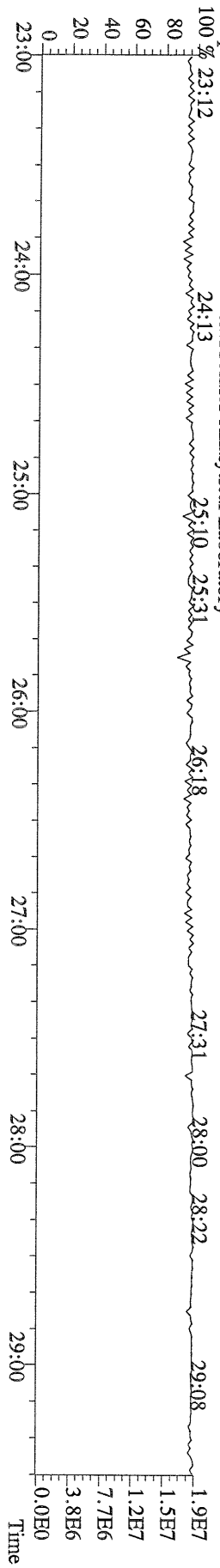
File:12AUG10M #1-357 Acq:12-AUG-2010 11:10:55 GC EI+ Voltage SIR Autospec-Ultima
 339.8597 BSUB(10000,15,-3,0) PKD(5,5,3,0.10%,100,0,0.00%,F,F) Exp:PCDD
 Sample Text:ST081210M1 File Text:Frontier Analytical Laboratory



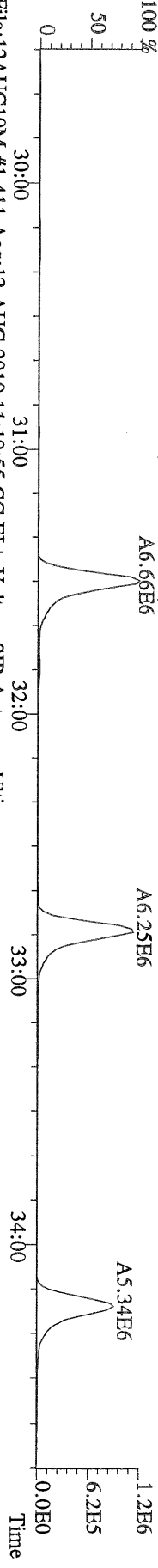
File:12AUG10M #1-357 Acq:12-AUG-2010 11:10:55 GC EI+ Voltage SIR Autospec-Ultima
 409.7974 BSUB(10000,15,-3,0) PKD(5,5,3,0.10%,100,0,0.00%,F,F) Exp:PCDD
 Sample Text:ST081210M1 File Text:Frontier Analytical Laboratory




File:12AUG10M #1-357 Acq:12-AUG-2010 11:10:55 GC EI+ Voltage SIR Autospec-Ultima
 330.9792 Exp:PCDD
 Sample Text:ST081210M1 File Text:Frontier Analytical Laboratory




File:12AUG10M #1-411 Acq:12-AUG-2010 11:10:55 GC EI+ Voltage SIR Autospec-Ultima
 339.8597 F:2 BSUB(10000,15,-3.0) PKD(5,5,3,0.10%,100,0.0,0.00%,F,F) Exp:PCDD
 Sample Text:ST081210M1 File Text:Frontier Analytical Laboratory




File:12AUG10M #1-411 Acq:12-AUG-2010 11:10:55 GC EI+ Voltage SIR Autospec-Ultima
 341.8568 F:2 BSUB(10000,15,-3.0) PKD(5,5,3,0.10%,100,0.0,0.00%,F,F) Exp:PCDD
 Sample Text:ST081210M1 File Text:Frontier Analytical Laboratory



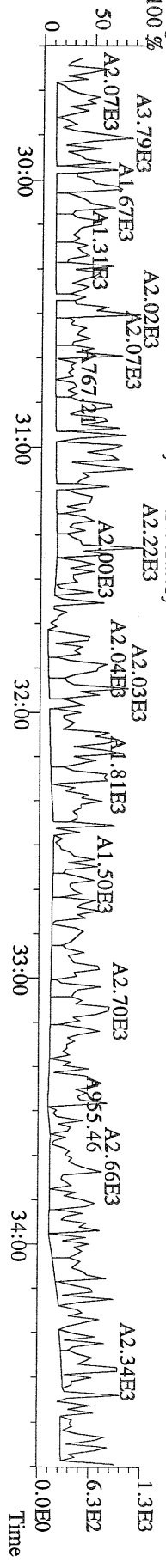
File:12AUG10M #1-411 Acq:12-AUG-2010 11:10:55 GC EI+ Voltage SIR Autospec-Ultima
 351.9000 F:2 BSUB(10000,15,-3.0) PKD(5,5,3,0.10%,100,0.0,0.00%,F,F) Exp:PCDD
 Sample Text:ST081210M1 File Text:Frontier Analytical Laboratory



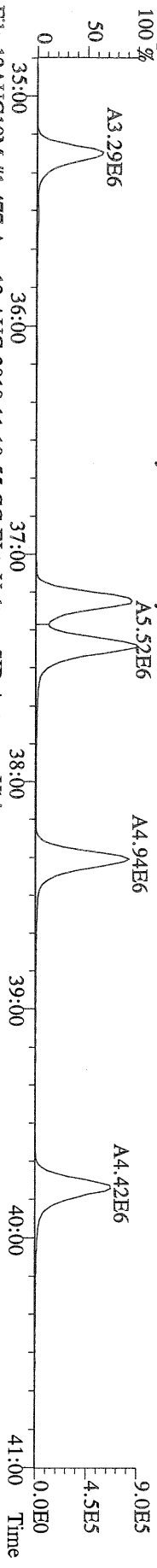
File:12AUG10M #1-411 Acq:12-AUG-2010 11:10:55 GC EI+ Voltage SIR Autospec-Ultima
 409.7974 F:2 BSUB(10000,15,-3.0) PKD(5,5,3,0.10%,100,0.0,0.00%,F,F) Exp:PCDD
 Sample Text:ST081210M1 File Text:Frontier Analytical Laboratory



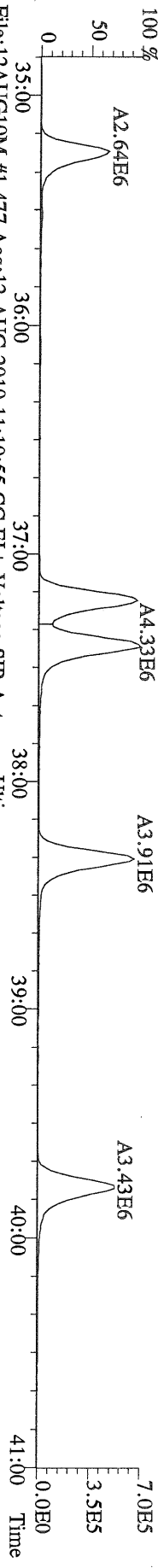
File:12AUG10M #1-411 Acq:12-AUG-2010 11:10:55 GC EI+ Voltage SIR Autospec-Ultima
 409.7974 F:2 BSUB(10000,15,-3.0) PKD(5,5,3,0.10%,100,0.0,0.00%,F,F) Exp:PCDD
 Sample Text:ST081210M1 File Text:Frontier Analytical Laboratory



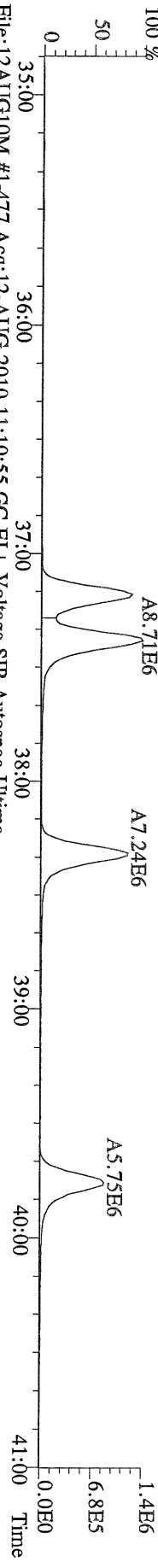
File:12AUG10M #1-477 Acq:12-AUG-2010 11:10:55 GC EI+ Voltage SIR Autospec-Ultima
373.8207 F:3 BSUB(10000,15,-3.0) PKD(5,5,3.0,10%,100.0,0.00%,F,F) Exp:PCDD
Sample Text:ST081210M1 File Text:Frontier Analytical Laboratory



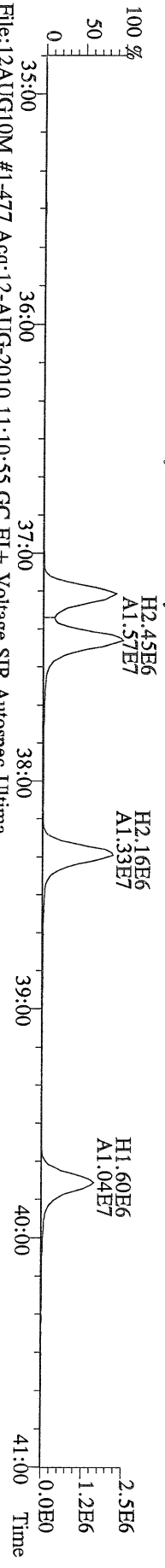
File:12AUG10M #1-477 Acq:12-AUG-2010 11:10:55 GC EI+ Voltage SIR Autospec-Ultima
375.8178 F:3 BSUB(10000,15,-3.0) PKD(5,5,3.0,10%,100.0,0.00%,F,F) Exp:PCDD
Sample Text:ST081210M1 File Text:Frontier Analytical Laboratory



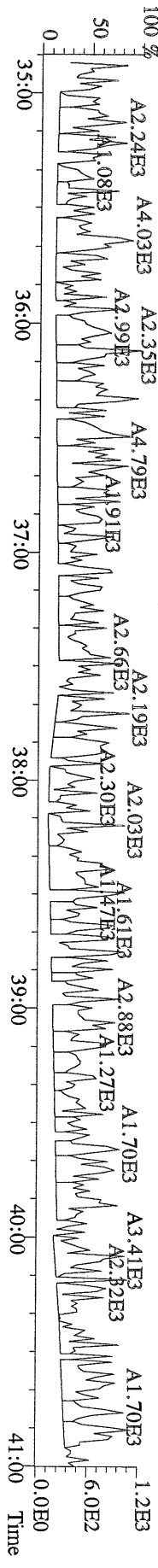
File:12AUG10M #1-477 Acq:12-AUG-2010 11:10:55 GC EI+ Voltage SIR Autospec-Ultima
383.8639 F:3 BSUB(10000,15,-3.0) PKD(5,5,3.0,10%,100.0,0.00%,F,F) Exp:PCDD
Sample Text:ST081210M1 File Text:Frontier Analytical Laboratory



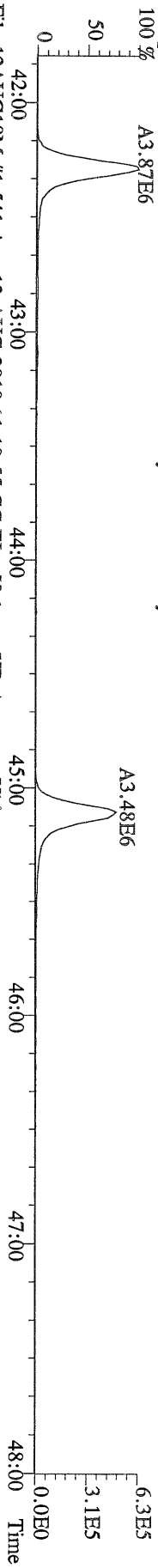
File:12AUG10M #1-477 Acq:12-AUG-2010 11:10:55 GC EI+ Voltage SIR Autospec-Ultima
385.8610 F:3 BSUB(10000,15,-3.0) PKD(5,5,3.0,10%,100.0,0.00%,F,F) Exp:PCDD
Sample Text:ST081210M1 File Text:Frontier Analytical Laboratory



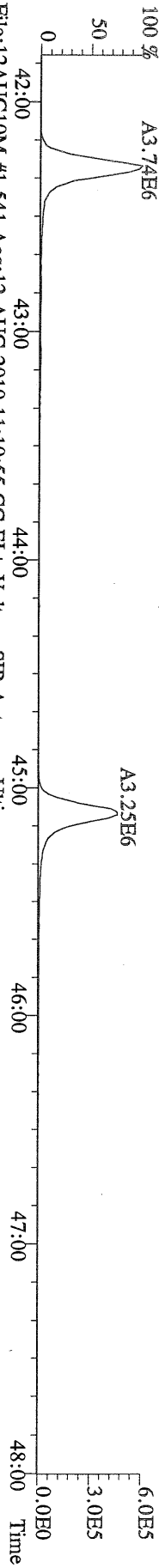
File:12AUG10M #1-477 Acq:12-AUG-2010 11:10:55 GC EI+ Voltage SIR Autospec-Ultima
445.7555 F:3 BSUB(10000,15,-3.0) PKD(5,5,3.0,10%,100.0,0.00%,F,F) Exp:PCDD
Sample Text:ST081210M1 File Text:Frontier Analytical Laboratory



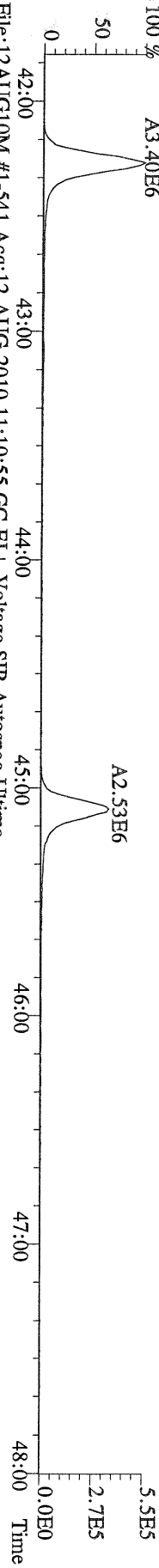
File:12AUG10M #1-541 Acq:12-AUG-2010 11:10:55 GC EI+ Voltage SIR Autospec-Ultima
 407.7818 F:4 BSUB(10000,15,-3.0) PKD(5,5,3,0,10%,100,0,0,00%,F,F) Exp:PCDD
 Sample Text:ST081210M1 File Text:Frontier Analytical Laboratory



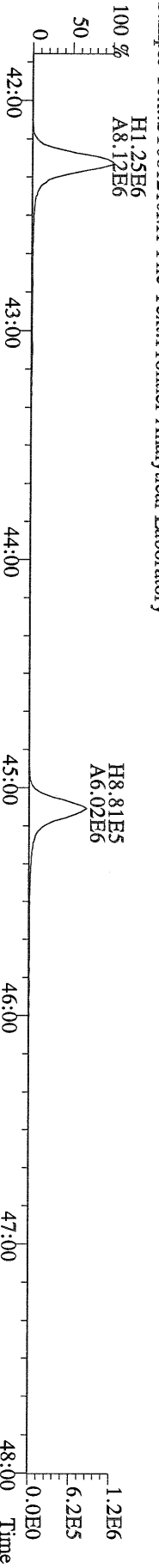
File:12AUG10M #1-541 Acq:12-AUG-2010 11:10:55 GC EI+ Voltage SIR Autospec-Ultima
 409.7788 F:4 BSUB(10000,15,-3.0) PKD(5,5,3,0,10%,100,0,0,00%,F,F) Exp:PCDD
 Sample Text:ST081210M1 File Text:Frontier Analytical Laboratory



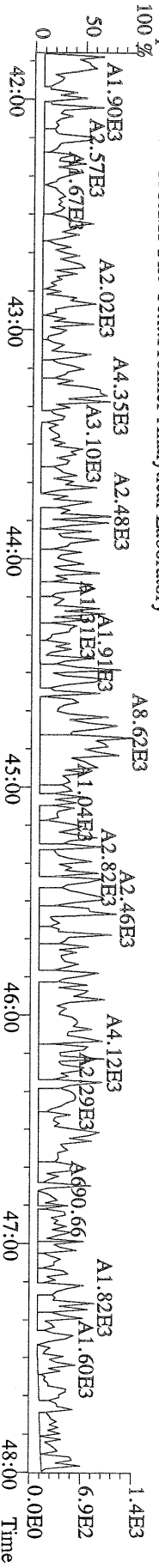
File:12AUG10M #1-541 Acq:12-AUG-2010 11:10:55 GC EI+ Voltage SIR Autospec-Ultima
 417.8253 F:4 BSUB(10000,15,-3.0) PKD(5,5,3,0,10%,100,0,0,00%,F,F) Exp:PCDD
 Sample Text:ST081210M1 File Text:Frontier Analytical Laboratory



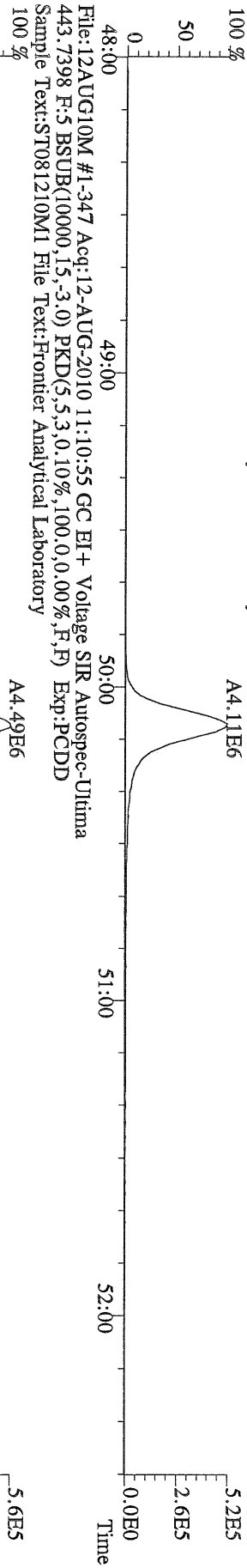
File:12AUG10M #1-541 Acq:12-AUG-2010 11:10:55 GC EI+ Voltage SIR Autospec-Ultima
 419.8220 F:4 BSUB(10000,15,-3.0) PKD(5,5,3,0,10%,100,0,0,00%,F,F) Exp:PCDD
 Sample Text:ST081210M1 File Text:Frontier Analytical Laboratory



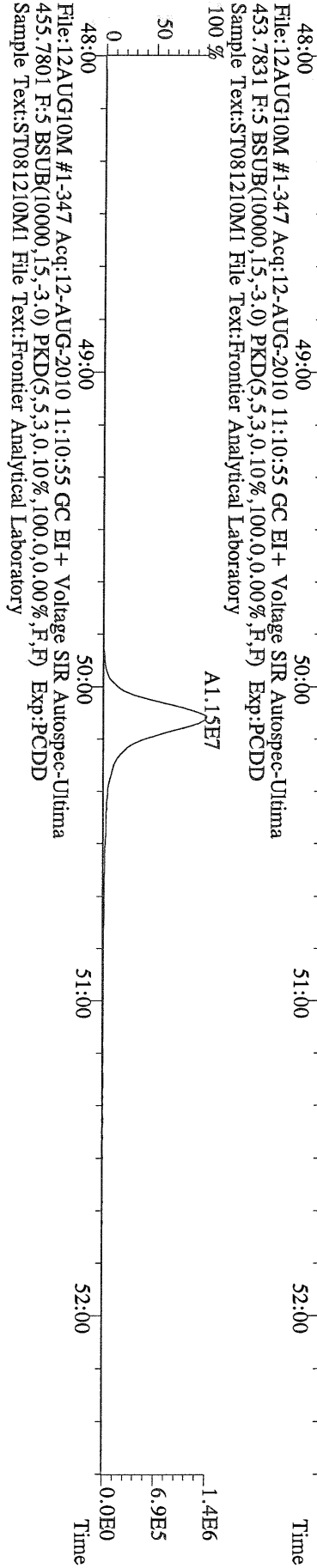
File:12AUG10M #1-541 Acq:12-AUG-2010 11:10:55 GC EI+ Voltage SIR Autospec-Ultima
 479.7165 F:4 BSUB(10000,15,-3.0) PKD(5,5,3,0,10%,100,0,0,00%,F,F) Exp:PCDD
 Sample Text:ST081210M1 File Text:Frontier Analytical Laboratory



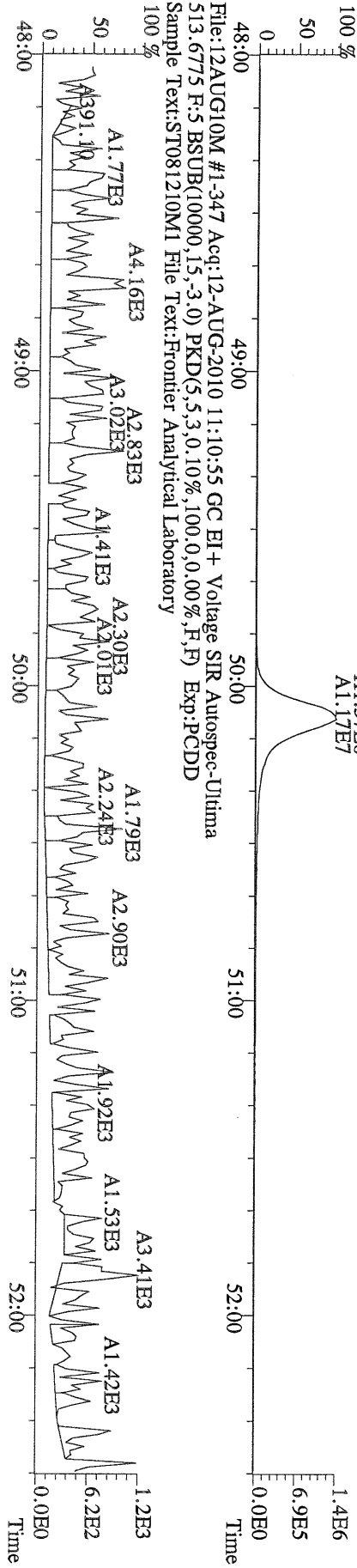
File:12AUG10M #1-347 Acq:12-AUG-2010 11:10:55 GC EI+ Voltage SIR Autospec-Ultima
441.7428 F:5 BSUB(10000,15,-3.0) PKD(5,5,3,0,10%,100,0,0,00%,F,F) Exp:PCDD
Sample Text:ST081210M1 File Text:Frontier Analytical Laboratory

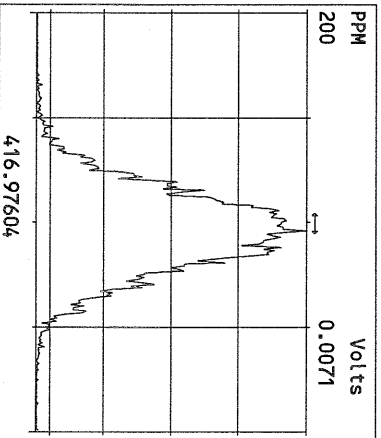
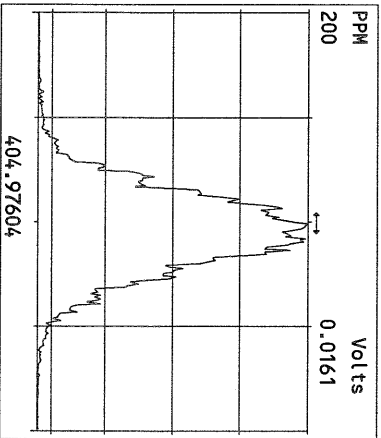
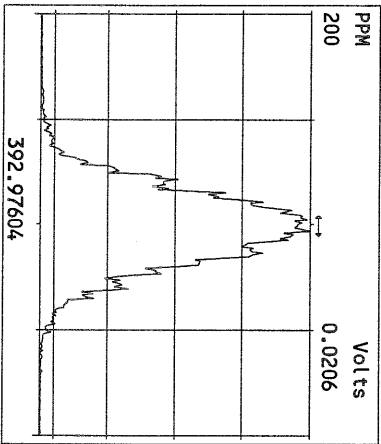
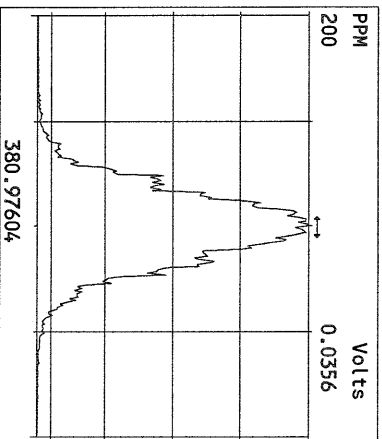
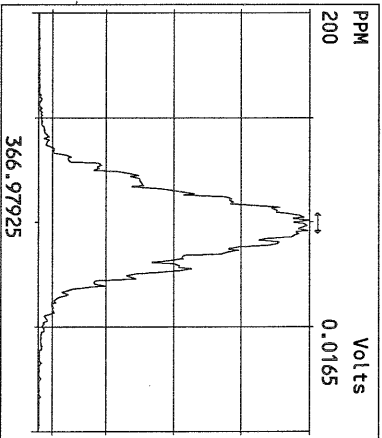
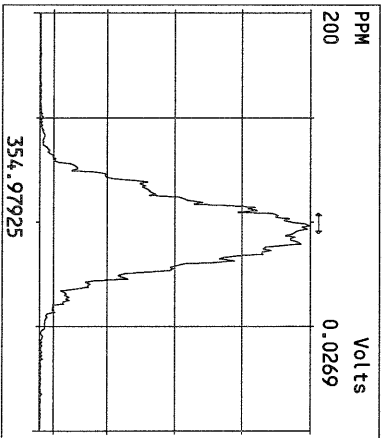
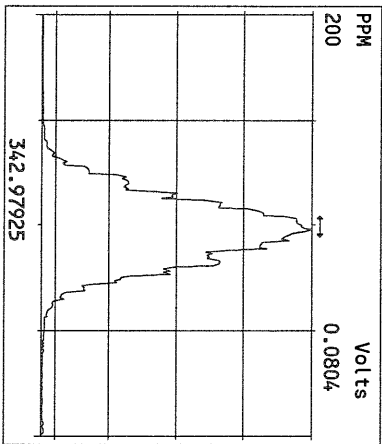
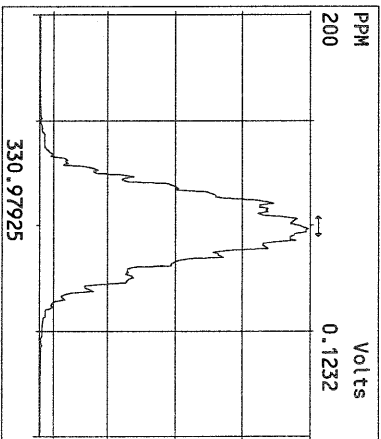
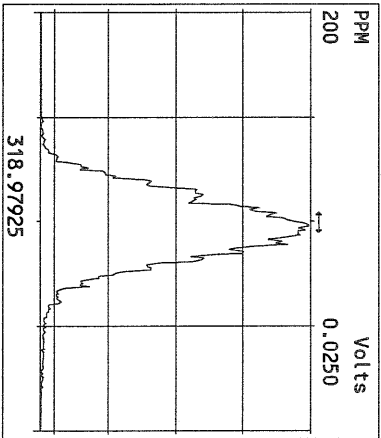
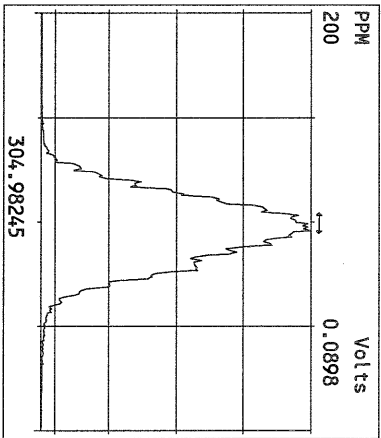
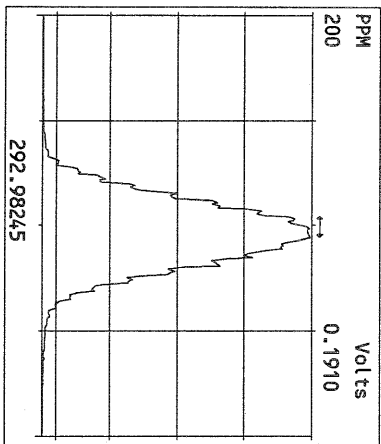


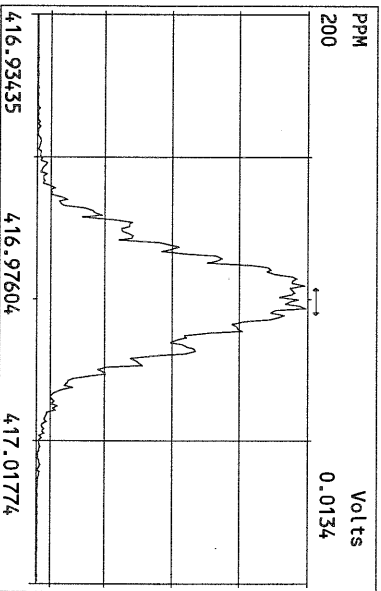
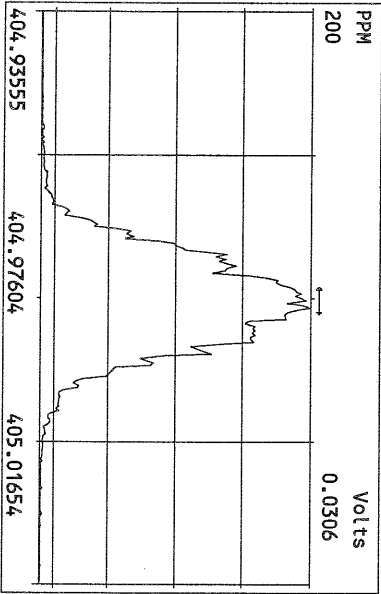
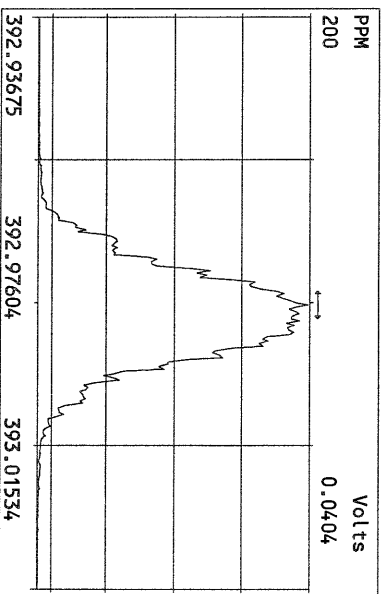
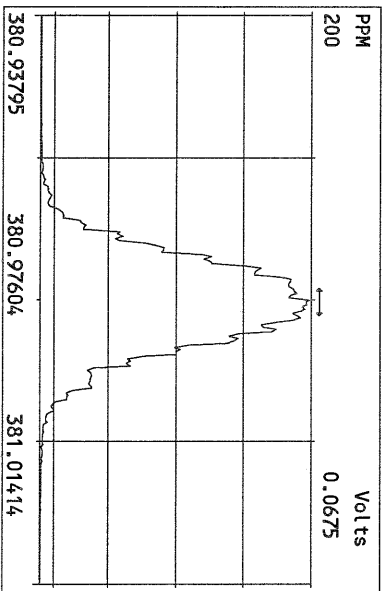
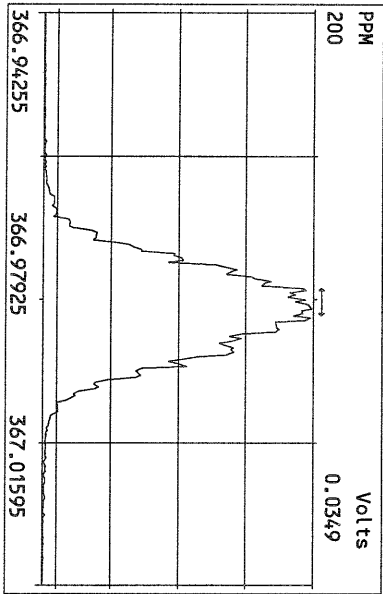
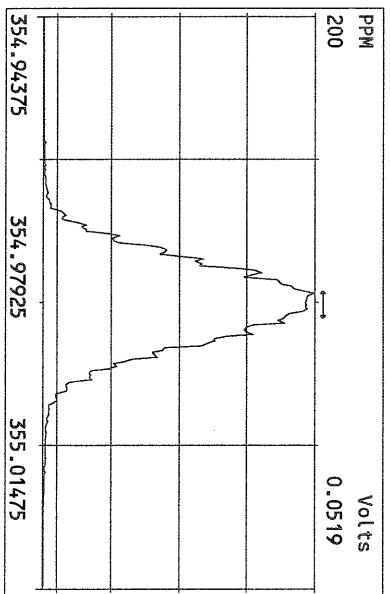
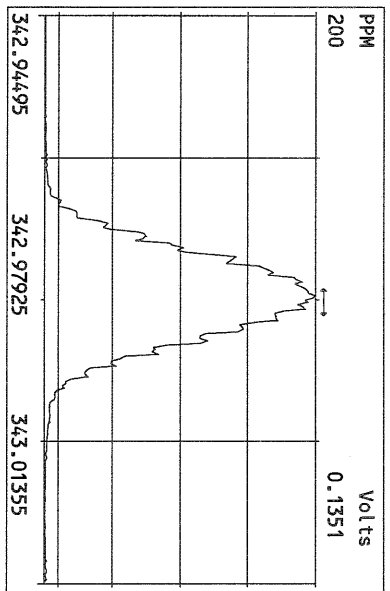
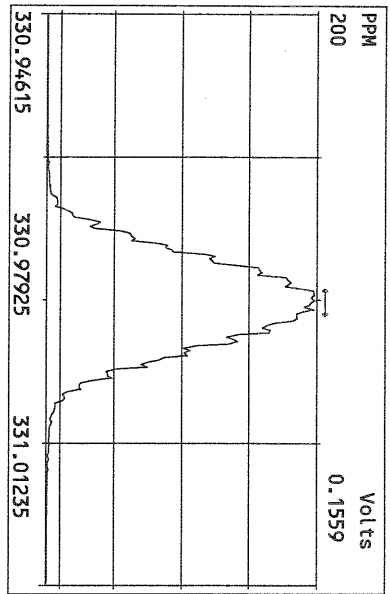
File:12AUG10M #1-347 Acq:12-AUG-2010 11:10:55 GC EI+ Voltage SIR Autospec-Ultima
453.7831 F:5 BSUB(10000,15,-3.0) PKD(5,5,3,0,10%,100,0,0,00%,F,F) Exp:PCDD
Sample Text:ST081210M1 File Text:Frontier Analytical Laboratory

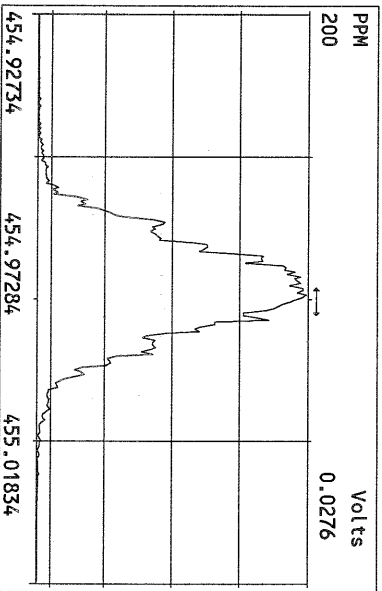
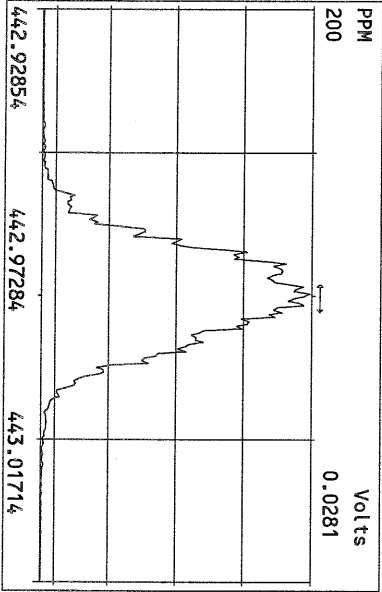
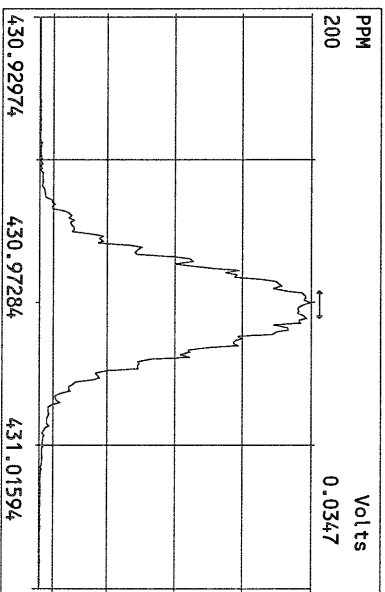
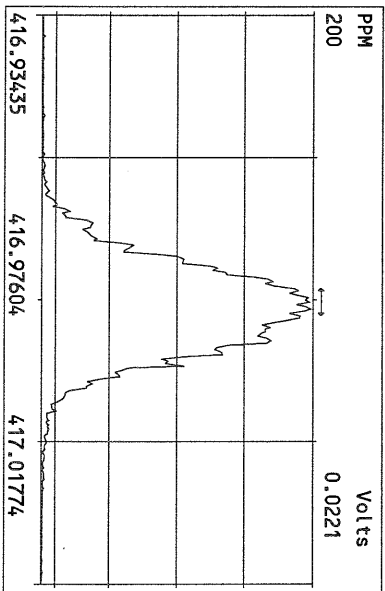
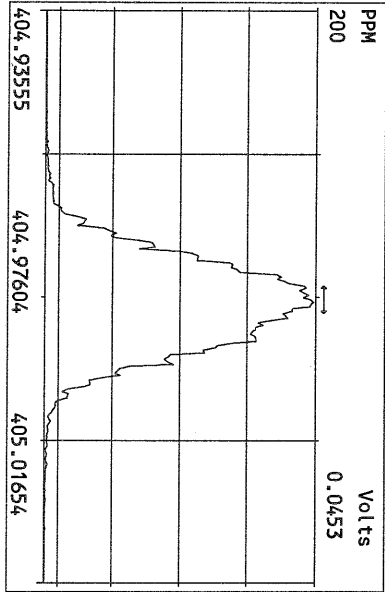
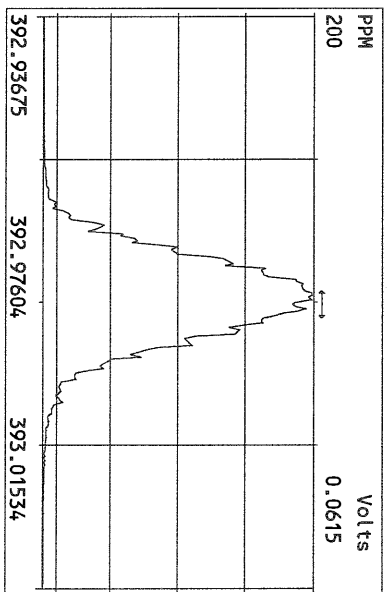
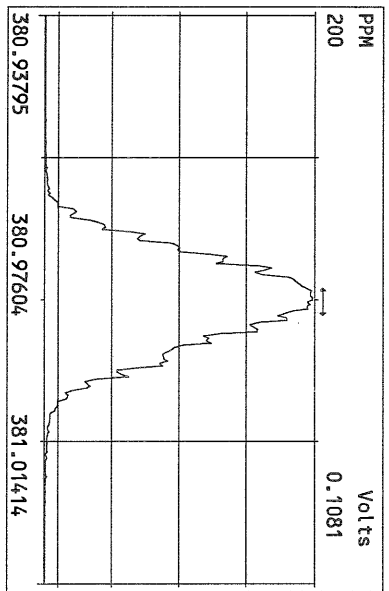
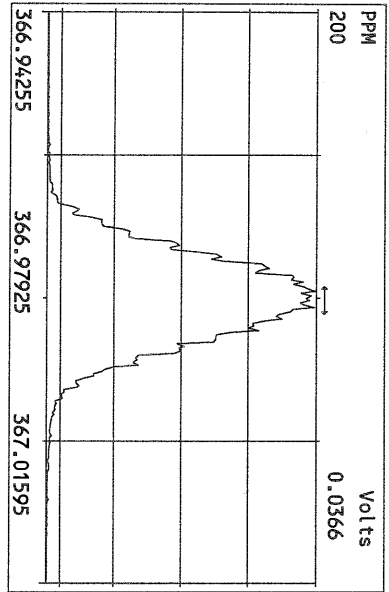


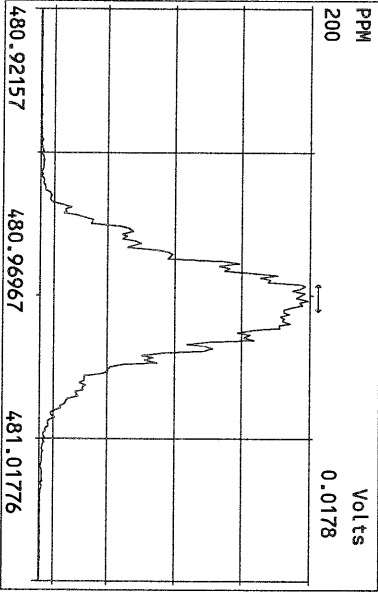
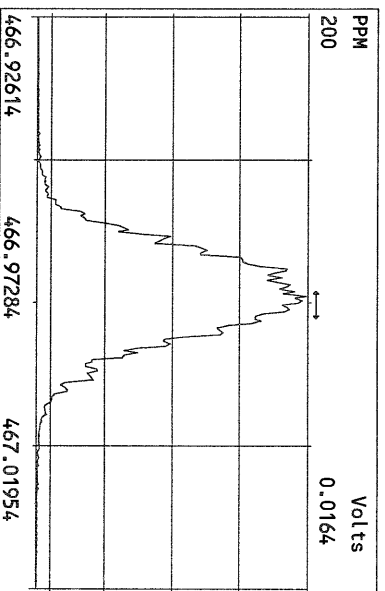
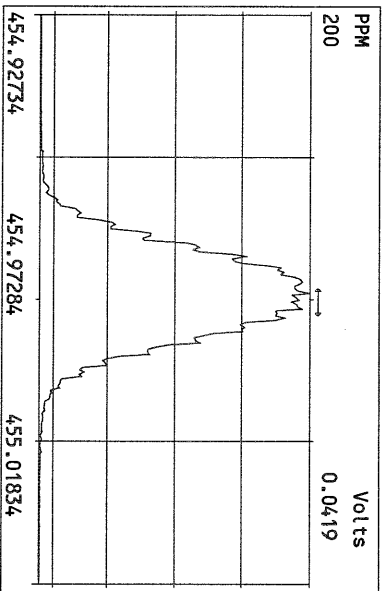
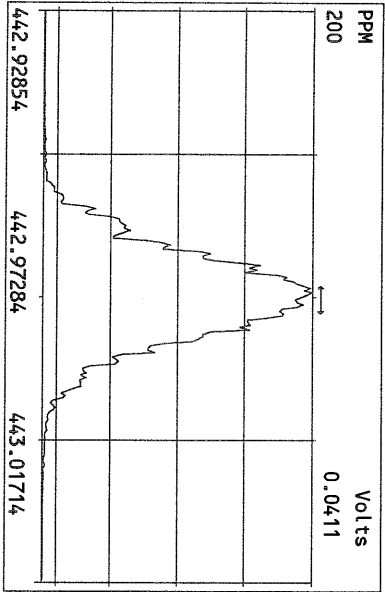
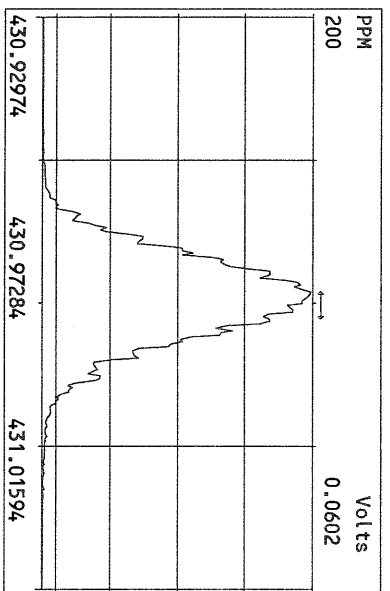
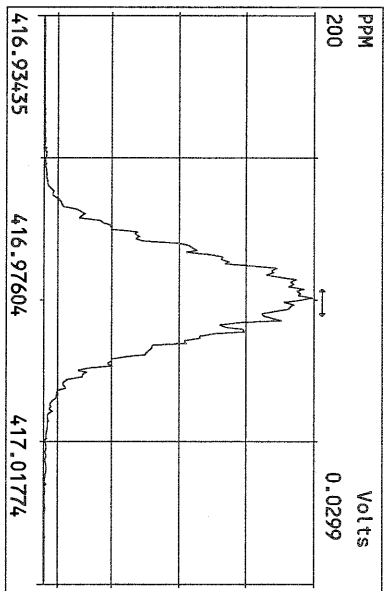
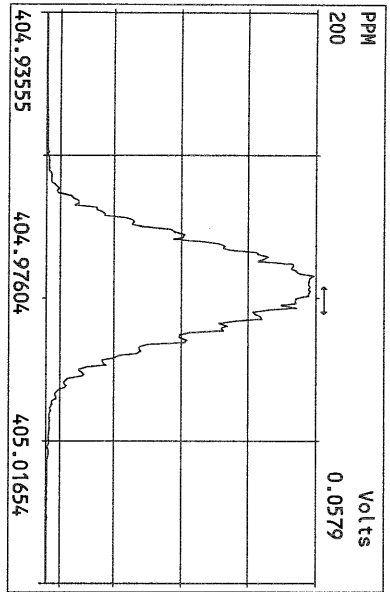
File:12AUG10M #1-347 Acq:12-AUG-2010 11:10:55 GC EI+ Voltage SIR Autospec-Ultima
513.6775 F:5 BSUB(10000,15,-3.0) PKD(5,5,3,0,10%,100,0,0,00%,F,F) Exp:PCDD
Sample Text:ST081210M1 File Text:Frontier Analytical Laboratory

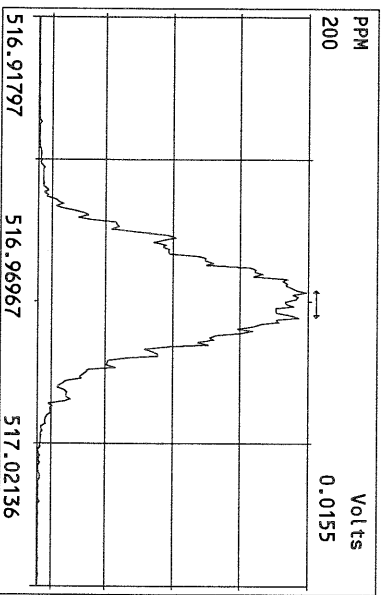
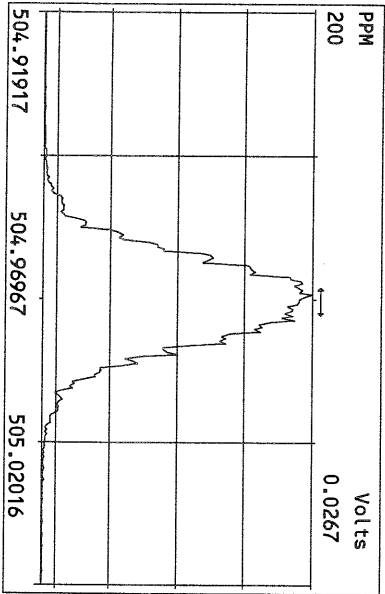
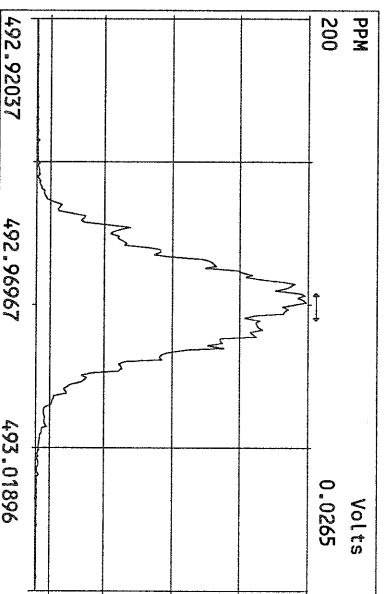
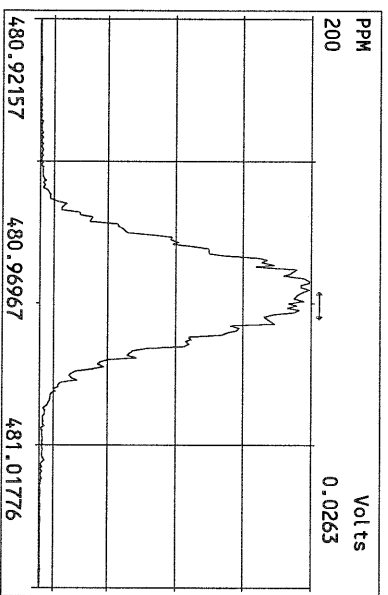
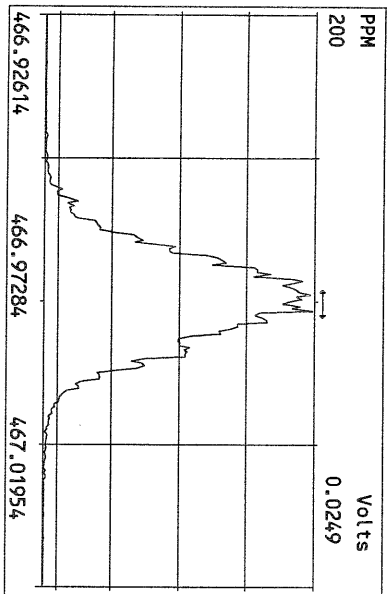
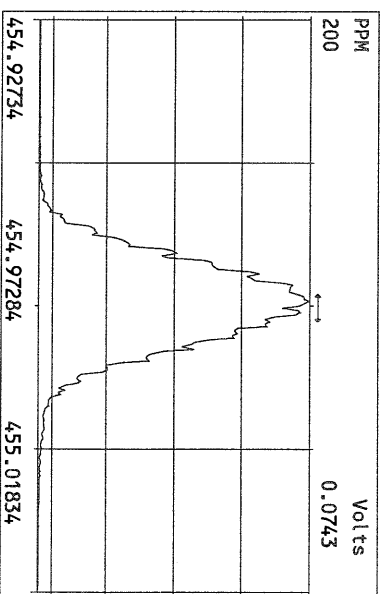
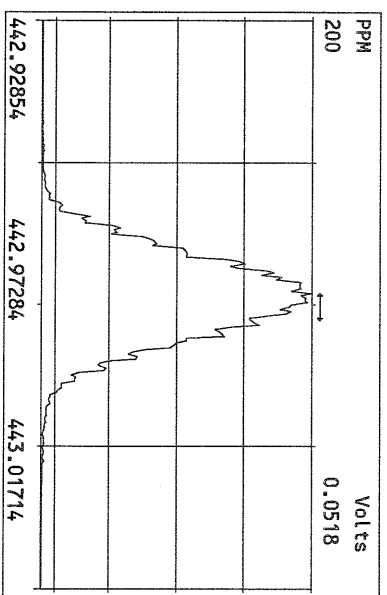
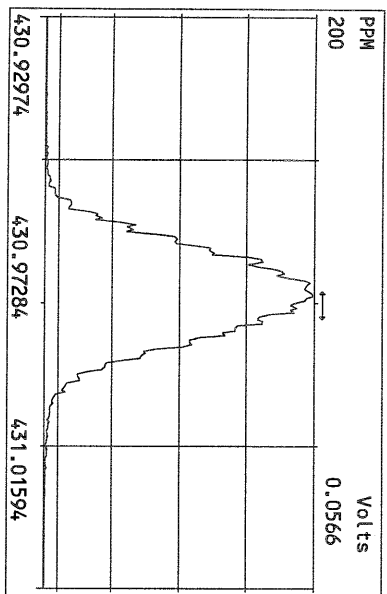












USEPA - ITD

FORM 4A
PCDD/PCDF CALIBRATION VERIFICATION

Lab Name: Frontier Analytical Laboratory Episode No.:

Contract No.: SAS No.:

Initial Calibration Date: 5/12/10

Instrument ID: FAL3

GC Column ID: DB5

VER Data Filename: 12AUG10M Sam:16

Analysis Date: 13-AUG-10 01:01:28

	M/Z'S FORMING RATIO (1)	ION ABUND. RATIO	QC LIMITS (2)	ACCEPT	CONC. FOUND	CONC. RANGE (ng/mL) (3)
NATIVE ANALYTES						
2,3,7,8-TCDD	M/M+2	0.73	0.65-0.89	y	10.9	7.80 - 12.9 ✓
1,2,3,7,8-PeCDD	M+2/M+4	1.72	1.32-1.78	y	51.7	39.0 - 65.0 ✓
1,2,3,4,7,8-HxCDD	M+2/M+4	1.42	1.05-1.43	y	55.6	39.0 - 64.0 ✓
1,2,3,6,7,8-HxCDD	M+2/M+4	1.42	1.05-1.43	y	53.6	39.0 - 64.0 ✓
1,2,3,7,8,9-HxCDD	M+2/M+4	1.39	1.05-1.43	y	58.0	41.0 - 61.0 ✓
1,2,3,4,6,7,8-HpCDD	M+2/M+4	1.03	0.88-1.20	y	52.4	43.0 - 58.0 ✓
OCDD	M+2/M+4	0.99	0.76-1.02	y	111	79.0 - 126 ✓
2,3,7,8-TCDF	M/M+2	0.68	0.65-0.89	y	10.6	8.40 - 12.0 ✓
1,2,3,7,8-PeCDF	M+2/M+4	1.51	1.32-1.78	y	55.7	41.0 - 60.0 ✓
2,3,4,7,8-PeCDF	M+2/M+4	1.49	1.32-1.78	y	53.0	41.0 - 60.0 ✓
1,2,3,4,7,8-HxCDF	M+2/M+4	1.26	1.05-1.43	y	47.3	45.0 - 56.0 ✓
1,2,3,6,7,8-HxCDF	M+2/M+4	1.27	1.05-1.43	y	49.1	44.0 - 57.0 ✓
2,3,4,6,7,8-HxCDF	M+2/M+4	1.28	1.05-1.43	y	49.2	44.0 - 57.0 ✓
1,2,3,7,8,9-HxCDF	M+2/M+4	1.28	1.05-1.43	y	48.4	45.0 - 56.0 ✓
1,2,3,4,6,7,8-HpCDF	M+2/M+4	1.06	0.88-1.20	y	47.6	45.0 - 55.0 ✓
1,2,3,4,7,8,9-HpCDF	M+2/M+4	1.05	0.88-1.20	y	47.6	43.0 - 58.0 ✓
OCDF	M+2/M+4	0.90	0.76-1.02	y	103	63.0 - 159 ✓

(1) See Table 8, Method 1613, for m/z specifications.

(2) Ion Abundance Ratio Control Limits as specified in Table 9, Method 1613.

(3) Contract-required concentration range as specified in Table 6, Method 1613.

Analyst: Date: 8/13/10

USEPA - ITD

FORM 4B
PCDD/PCDF CALIBRATION VERIFICATION

Lab Name: Frontier Analytical Laboratory

Episode No.:

Contract No.:

SAS No.:

Initial Calibration Date: 5/12/10

Instrument ID: FAL3

GC Column ID: DB5

VER Data Filename: 12AUG10M Sam:16

Analysis Date: 13-AUG-10 01:01:28

LABELLED COMPOUNDS	M/Z'S FORMING RATIO (1)	ION ABUND. RATIO	QC LIMITS (2)	ACCEPT	CONC. FOUND	CONC. RANGE (ng/mL) (3)
13C-2,3,7,8-TCDD	M/M+2	0.87	0.65-0.89	y	101	82.0 - 121 ✓
13C-1,2,3,7,8-PeCDD	M+2/M+4	1.72	1.32-1.78	y	111	62.0 - 160 ✓
13C-1,2,3,4,7,8-HxCDD	M+2/M+4	1.31	1.05-1.43	y	103	85.0 - 117 ✓
13C-1,2,3,6,7,8-HxCDD	M+2/M+4	1.32	1.05-1.43	y	96.0	85.0 - 118 ✓
13C-1,2,3,4,6,7,8-HpCDD	M+2/M+4	1.04	0.88-1.20	y	101	72.0 - 138 ✓
13C-OCDD	M+2/M+4	0.93	0.76-1.02	y	195	96.0 - 415 ✓
13C-2,3,7,8-TCDF	M/M+2	0.87	0.65-0.89	y	99.2	71.0 - 140 ✓
13C-1,2,3,7,8-PeCDF	M+2/M+4	1.74	1.32-1.78	y	104	76.0 - 130 ✓
13C-2,3,4,7,8-PeCDF	M+2/M+4	1.73	1.32-1.78	y	110	77.0 - 130 ✓
13C-1,2,3,4,7,8-HxCDF	M/M+2	0.53	0.43-0.59	y	123	76.0 - 131 ✓
13C-1,2,3,6,7,8-HxCDF	M/M+2	0.54	0.43-0.59	y	116	70.0 - 143 ✓
13C-2,3,4,6,7,8-HxCDF	M/M+2	0.55	0.43-0.59	y	118	73.0 - 137 ✓
13C-1,2,3,7,8,9-HxCDF	M/M+2	0.54	0.43-0.59	y	122	74.0 - 135 ✓
13C-1,2,3,4,6,7,8-HpCDF	M/M+2	0.43	0.37-0.51	y	115	78.0 - 129 ✓
13C-1,2,3,4,7,8,9-HpCDF	M/M+2	0.40	0.37-0.51	y	122	77.0 - 129 ✓
13C-OCDF	M+2/M+4	0.97	0.76-1.02	y	213	96.0 - 415 ✓
CLEANUP STANDARD (4)						
37Cl-2,3,7,8-TCDD					10.1	7.80 - 12.8 ✓

(1) See Table 8, Method 1613, for m/z specifications.

(2) Ion Abundance Ratio Control Limits as specified in Table 9, Method 1613.

(3) Contract-required concentration range as specified in Table 6, Method 1613.

(4) No ion abundance ratio; report concentration found.

Analyst: EDate: 8/13/10

USEPA - ITD

FORM 6A

PCDD/PCDF RELATIVE RETENTION TIMES

Lab Name: Frontier Analytical Laboratory

Episode No.:

Contract No.:

SAS No.:

Init. Cal. Date: 5/12/10

Instrument ID: FAL3

GC Column ID: DB5


Analysis Date: 13-AUG-10 01:01:28

CS3 or VER Data Filename: 12AUG10M

Sam:16

NATIVE ANALYTES	RETENTION TIME REFERENCE	RRT	RRT QC LIMITS (1)
2,3,7,8-TCDD	13C-2,3,7,8-TCDD	1.001	0.999-1.002 ✓
2,3,7,8-TCDF	13C-2,3,7,8-TCDF	1.001	0.999-1.003 ✓
1,2,3,7,8-PeCDD	13C-1,2,3,7,8-PeCDD	1.001	0.999-1.002 ✓
1,2,3,7,8-PeCDF	13C-1,2,3,7,8-PeCDF	1.000	0.999-1.002 ✓
2,3,4,7,8-PeCDF	13C-2,3,4,7,8-PeCDF	1.000	0.999-1.002 ✓
LABELED COMPOUNDS			
37Cl-2,3,7,8-TCDD	13C-1,2,3,4-TCDD	1.022	0.989-1.052 ✓
13C-2,3,7,8-TCDD		1.021	0.976-1.043 ✓
13C-2,3,7,8-TCDF		0.993	0.923-1.103 ✓
13C-1,2,3,7,8-PeCDD		1.238	1.000-1.567 ✓
13C-1,2,3,7,8-PeCDF		1.174	0.923-1.203 ✓
13C-2,3,4,7,8-PeCDF		1.223	0.923-1.303 ✓

(1) Contract-required limits for Relative Retention Times (RRT) as specified in Table 2, Method 1613.

Analyst: Date: 8/13/10

USEPA - ITD

FORM 6B
PCDD/PCDF RELATIVE RETENTION TIMES

Lab Name: Frontier Analytical Laboratory Episode No.:
 Contract No.: SAS No.: Init. Cal. Date: 5/12/10
 Instrument ID: FAL3 GC Column ID: DB5
 Analysis Date: 13-AUG-10 01:01:28 CS3 or VER Data Filename: 12AUG10M Sam:16

NATIVE ANALYTES	RETENTION TIME REFERENCE	RRT	RRT QC LIMITS (1)
1,2,3,4,7,8-HxCDD	13C-1,2,3,4,7,8-HxCDD	1.000	0.999-1.001✓
1,2,3,6,7,8-HxCDD	13C-1,2,3,6,7,8-HxCDD	1.000	0.998-1.004✓
1,2,3,7,8,9-HxCDD	13C-1,2,3,6,7,8-HxCDD	1.012	1.000-1.019✓
1,2,3,4,7,8-HxCDF	13C-1,2,3,4,7,8-HxCDF	1.001	0.999-1.001✓
1,2,3,6,7,8-HxCDF	13C-1,2,3,6,7,8-HxCDF	1.001	0.997-1.005✓
2,3,4,6,7,8-HxCDF	13C-2,3,4,6,7,8-HxCDF	1.001	0.999-1.001✓
1,2,3,7,8,9-HxCDF	13C-1,2,3,7,8,9-HxCDF	1.000	0.999-1.001✓
1,2,3,4,6,7,8-HpCDD	13C-1,2,3,4,6,7,8-HpCDD	1.001	0.999-1.001✓
1,2,3,4,6,7,8-HpCDF	13C-1,2,3,4,6,7,8-HpCDF	1.000	0.999-1.001✓
1,2,3,4,7,8,9-HpCDF	13C-1,2,3,4,7,8,9-HpCDF	1.000	0.999-1.001✓
OCDD	13C-OCDD	1.001	0.999-1.001✓
OCDF	13C-OCDF	1.001	0.999-1.001✓
LABELED COMPOUNDS			
13C-1,2,3,4,7,8-HxCDD	13C-1,2,3,7,8,9-HxCDD	0.984	0.977-1.000✓
13C-1,2,3,6,7,8-HxCDD		0.988	0.981-1.003✓
13C-1,2,3,4,7,8-HxCDF		0.949	0.944-0.970✓
13C-1,2,3,6,7,8-HxCDF		0.954	0.949-0.975✓
13C-2,3,4,6,7,8-HxCDF		0.978	0.959-1.021✓
13C-1,2,3,7,8,9-HxCDF		1.014	0.977-1.047✓
13C-1,2,3,4,6,7,8-HpCDD		1.127	1.086-1.130✓
13C-1,2,3,4,6,7,8-HpCDF		1.078	1.043-1.085✓
13C-1,2,3,4,7,8,9-HpCDF		1.150	1.057-1.154✓
13C-OCDD		1.269	1.032-1.311✓
13C-OCDF		1.278	1.000-1.311✓

(1) Contract-required limits for Relative Retention Times (RRT) as specified in Table 2, Method 1613.

Analyst:  Date: 8/13/10

NATO 1989 Tox: 105
 WHO 1998 Tox: 131 WHO 2005 Tox: 119

Name	Resp	RA	RT	RRF	Conc	Qual	Fac Noise-1	Noise-2	DL	DL
2,3,7,8-TCDD	2.44e+06	0.73 y	27:28	1.04	10.9		2.50	-	-	*
1,2,3,7,8-PeCDD	1.11e+07	1.72 y	33:16	1.05	51.7		2.50	-	-	*
1,2,3,4,7,8-HxCDD	1.13e+07	1.42 y	38:37	1.30	55.6		2.50	-	-	*
1,2,3,6,7,8-HxCDD	1.05e+07	1.42 y	38:47	1.28	53.6		2.50	-	-	*
1,2,3,7,8,9-HxCDD	1.12e+07	1.39 y	39:14	1.25	58.0		2.50	-	-	*
1,2,3,4,6,7,8-HpCDD	1.06e+07	1.03 y	44:13	1.35	52.4		2.50	-	-	*
OCDD	1.37e+07	0.99 y	49:47	1.25	111		2.50	-	-	*
2,3,7,8-TCDF	6.02e+06	0.68 y	26:42	1.62	10.6		2.50	-	-	*
1,2,3,7,8-PeCDF	1.73e+07	1.51 y	31:32	0.92	55.7		2.50	-	-	*
2,3,4,7,8-PeCDF	1.68e+07	1.49 y	32:51	0.94	53.0		2.50	-	-	*
1,2,3,4,7,8-HxCDF	1.50e+07	1.26 y	37:14	0.93	47.3		2.50	-	-	*
1,2,3,6,7,8-HxCDF	1.65e+07	1.27 y	37:26	0.84	49.1		2.50	-	-	*
2,3,4,6,7,8-HxCDF	1.52e+07	1.28 y	38:22	0.90	49.2		2.50	-	-	*
1,2,3,7,8,9-HxCDF	1.39e+07	1.28 y	39:48	0.98	48.4		2.50	-	-	*
1,2,3,4,6,7,8-HpCDF	1.33e+07	1.06 y	42:19	1.38	47.6		2.50	-	-	*
1,2,3,4,7,8,9-HpCDF	1.23e+07	1.05 y	45:08	1.62	47.6		2.50	-	-	*
OCDF	1.55e+07	0.90 y	50:10	0.74	103		2.50	-	-	*
										Rec
13C-2,3,7,8-TCDD	2.15e+07	0.87 y	27:25	0.93	101					101
13C-1,2,3,7,8-PeCDD	2.05e+07	1.72 y	33:15	0.81	111					111
13C-1,2,3,4,7,8-HxCDD	1.56e+07	1.31 y	38:36	0.95	103					103
13C-1,2,3,6,7,8-HxCDD	1.53e+07	1.32 y	38:46	1.00	96.0					96.0
13C-1,2,3,4,6,7,8-HpCDD	1.49e+07	1.04 y	44:12	0.92	101					101
13C-OCDD	1.98e+07	0.93 y	49:46	0.63	195					97.6
13C-2,3,7,8-TCDF	3.51e+07	0.87 y	26:41	0.87	99.2					99.2
13C-1,2,3,7,8-PeCDF	3.40e+07	1.74 y	31:31	0.81	104					104
13C-2,3,4,7,8-PeCDF	3.36e+07	1.73 y	32:50	0.75	110					110
13C-1,2,3,4,7,8-HxCDF	3.42e+07	0.53 y	37:13	1.74	123					123
13C-1,2,3,6,7,8-HxCDF	4.02e+07	0.54 y	37:24	2.17	116					116
13C-2,3,4,6,7,8-HxCDF	3.44e+07	0.55 y	38:21	1.82	118					118
13C-1,2,3,7,8,9-HxCDF	2.91e+07	0.54 y	39:48	1.49	122					122
13C-1,2,3,4,6,7,8-HpCDF	2.02e+07	0.43 y	42:18	1.10	115					115
13C-1,2,3,4,7,8,9-HpCDF	1.59e+07	0.40 y	45:08	0.81	122					122
13C-OCDF	4.05e+07	0.97 y	50:08	1.19	213					106
37Cl-2,3,7,8-TCDD	2.14e+06		27:26	0.93	10.1					101
13C-1,2,3,4-TCDD	2.29e+07	0.84 y	26:51	-	67.4					
13C-1,2,3,4-TCDF	4.07e+07	0.88 y	25:36	-	76.3					
13C-1,2,3,7,8,9-HxCDD	1.60e+07	1.32 y	39:14	-	74.4					
							Fac Noise-1	Noise-2	DL	#Hom
Total Tetra-Dioxins	1.29e+07		24:26	1.04	58.1		2.50	-	-	* 18
Total Penta-Dioxins	2.41e+07		30:17	1.05	112		2.50	-	-	* 6
Total Hexa-Dioxins	3.75e+07		36:10	1.27	190		2.50	-	-	* 10
Total Hepta-Dioxins	2.27e+07		42:51	1.35	112		2.50	-	-	* 6
Total Tetra-Furans	2.63e+07		23:05	1.62	46.3		2.50	-	-	* 21
1st Fn. Tot Penta-Furans	1.48e+07		28:28	0.93	47.3		2.50	-	-	* PeCDF 1
Total Penta-Furans	4.96e+07		30:14	0.93	158		2.50	-	-	* 205 10
Total Hexa-Furans	7.08e+07		35:17	0.90	227		2.50	-	-	* 12
Total Hepta-Furans	2.59e+07		42:19	1.48	96.2		2.50	-	-	* 6

Analyst:  Date: 8/13/10

Frontier Analytical Laboratory - Acquisition Log

Run Name:12AUG10M

Instrument: FAL3

GC: DB5

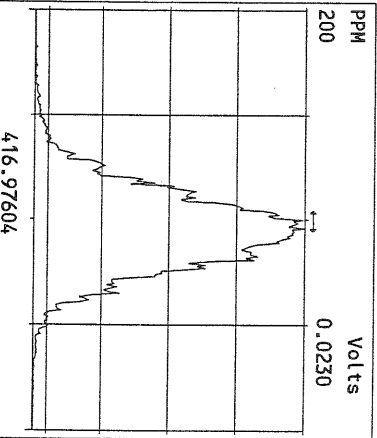
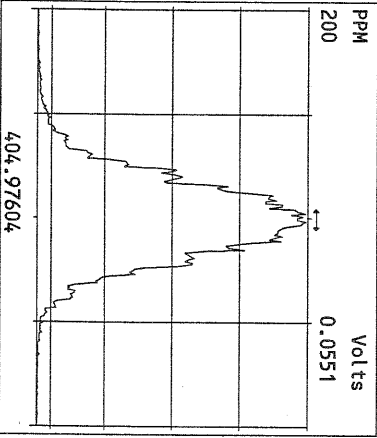
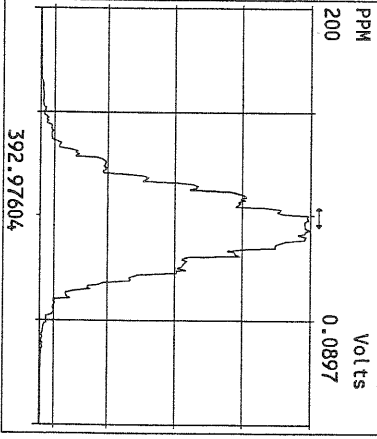
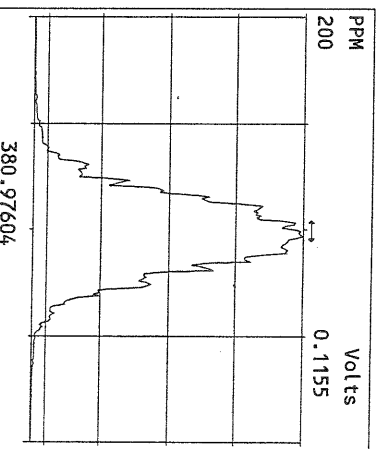
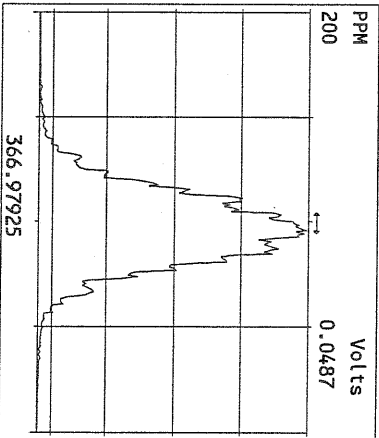
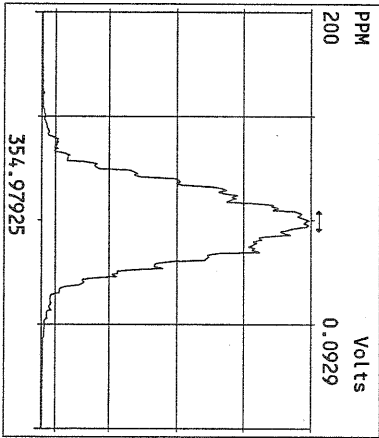
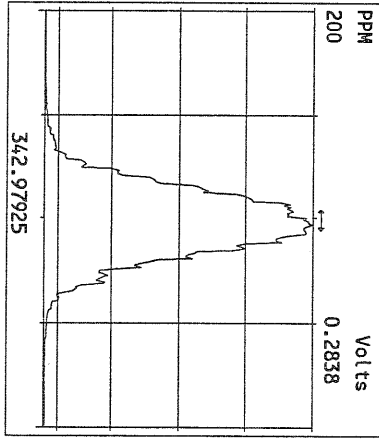
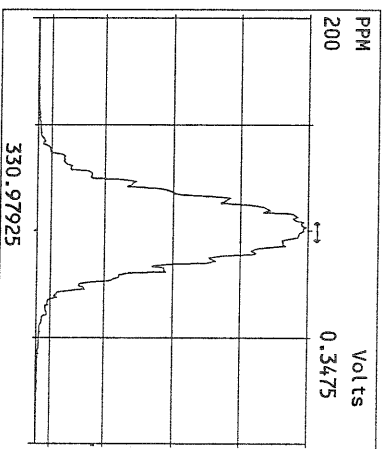
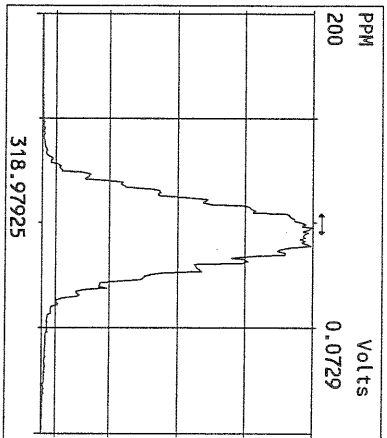
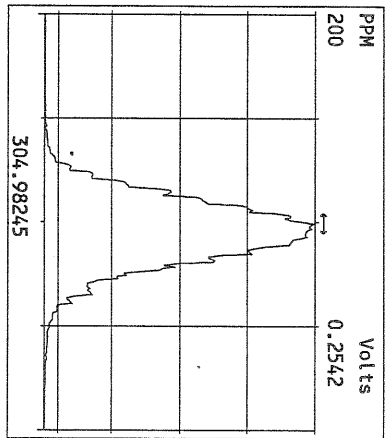
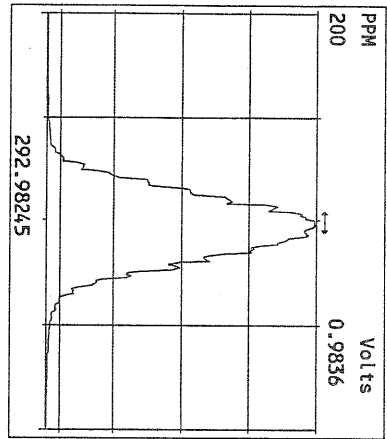
Experiment:PCDD

Data File S	FAL ID	Client ID	Acquired	ConCal	EndCal	Analyst
12AUG10M	1	ST081210M1	12-AUG-10 11:10:55	ST081210M1	ST081210M2	TC
12AUG10M	2	SB081210M1	12-AUG-10 12:06:13	ST081210M1	ST081210M2	TC
12AUG10M	3	6273-009-0001-SA	12-AUG-10 13:01:32	ST081010M1	ST081010N2	TC
12AUG10M	4	6273-011-0001-SA	12-AUG-10 13:56:54	ST081010M1	ST081010N2	TC
12AUG10M	5	2078-001-0001-OPR	12-AUG-10 14:52:16	ST081210M1	ST081210M2	TC
12AUG10M	6	2078-001-0001-MB	12-AUG-10 15:47:38	ST081210M1	ST081210M2	TC
12AUG10M	7	6269-008-0001-SA	12-AUG-10 16:43:05	ST081210M1	ST081210M2	TC
12AUG10M	8	6269-007-0001-SA	12-AUG-10 17:38:28	ST081210M1	ST081210M2	TC
12AUG10M	9	6269-006-0001-SA	12-AUG-10 18:33:55	ST081210M1	ST081210M2	TC
12AUG10M	10	6269-003-0001-SA	12-AUG-10 19:29:18	ST081210M1	ST081210M2	TC
12AUG10M	11	6269-005-0001-SA	12-AUG-10 20:24:37	ST081210M1	ST081210M2	TC
12AUG10M	12	6269-002-0001-SA	12-AUG-10 21:20:00	ST081210M1	ST081210M2	TC
12AUG10M	13	6269-004-0001-SA	12-AUG-10 22:15:22	ST081210M1	ST081210M2	TC
12AUG10M	14	6269-001-0001-SA	12-AUG-10 23:10:40	ST081210M1	ST081210M2	TC
12AUG10M	15	SB081210M2	13-AUG-10 00:06:03	ST081210M1	ST081210M2	TC
12AUG10M	16	ST081210M2	13-AUG-10 01:01:28	ST081210M2	ST081210M3	TC
12AUG10M	17	SB081210M4	13-AUG-10 01:56:52	ST081210M2	ST081210M3	TC
12AUG10M	18	6271-003-0001-SA	13-AUG-10 02:52:15	ST081210M2	ST081210M3	TC
12AUG10M	19	6271-002-0001-SA	13-AUG-10 03:47:38	ST081210M2	ST081210M3	TC
12AUG10M	20	6271-001-0001-SA	13-AUG-10 04:42:56	ST081210M2	ST081210M3	TC
12AUG10M	21	6279-001-0001-SA	13-AUG-10 05:38:15	ST081210M2	ST081210M3	TC
12AUG10M	22	6279-002-0001-SA	13-AUG-10 06:33:34	ST081210M2	ST081210M3	TC
12AUG10M	23	SB081210M5	13-AUG-10 07:28:53	ST081210M2	ST081210M3	TC
12AUG10M	24	ST081210M3	13-AUG-10 08:24:11	ST081210M2	ST081210M3	TC

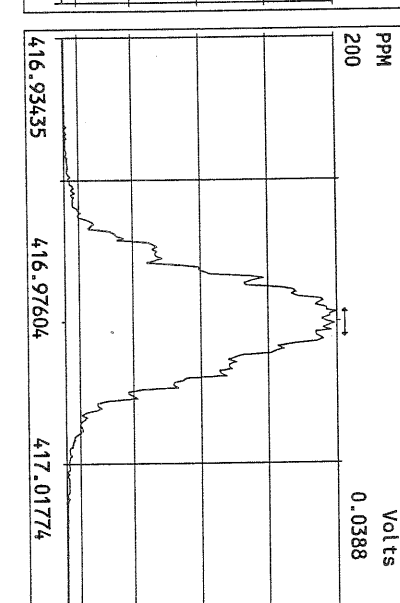
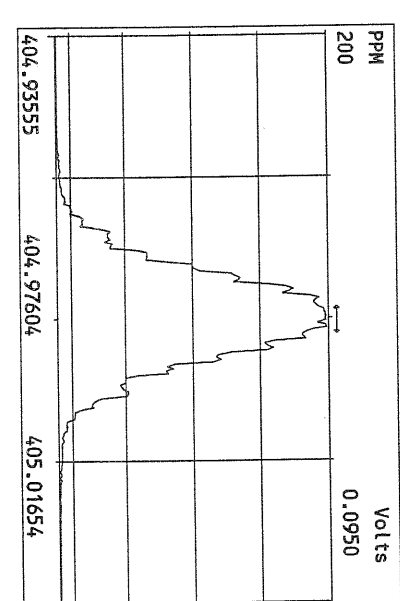
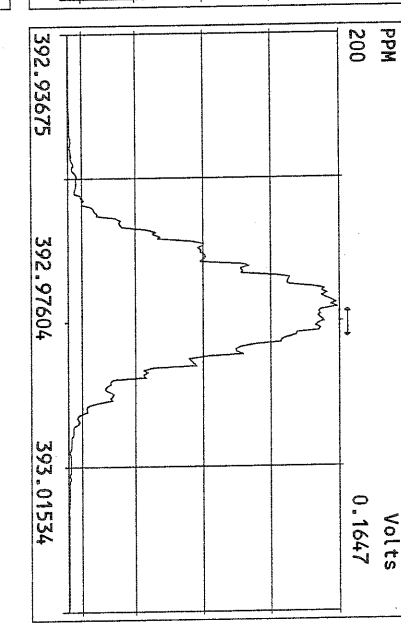
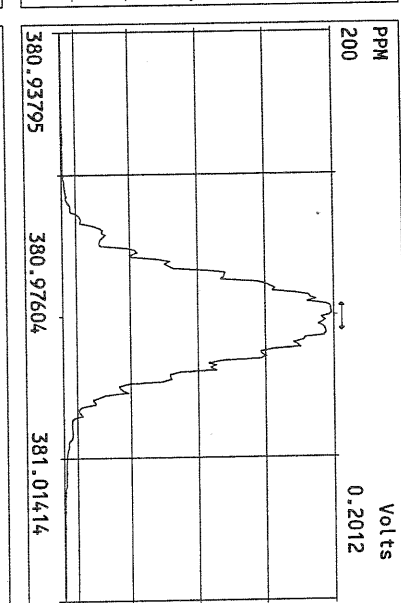
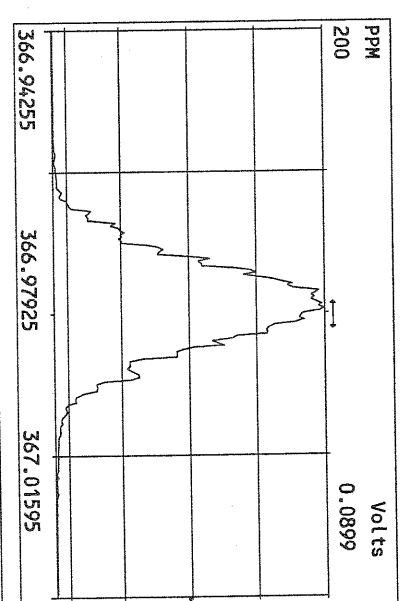
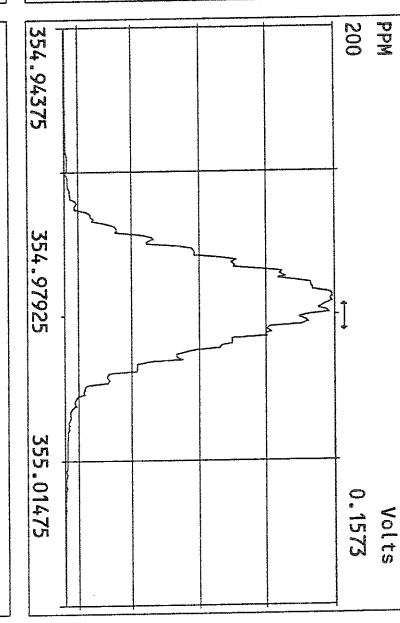
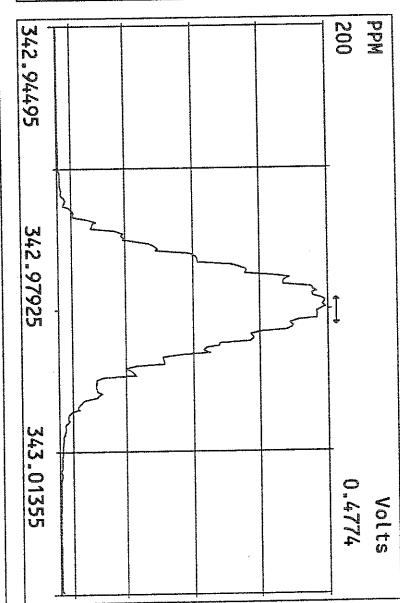
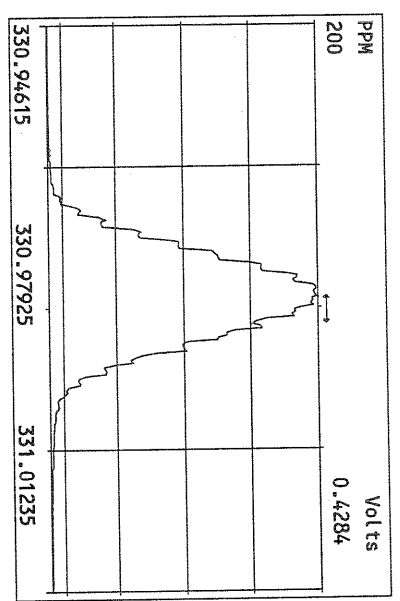
 8/13/10

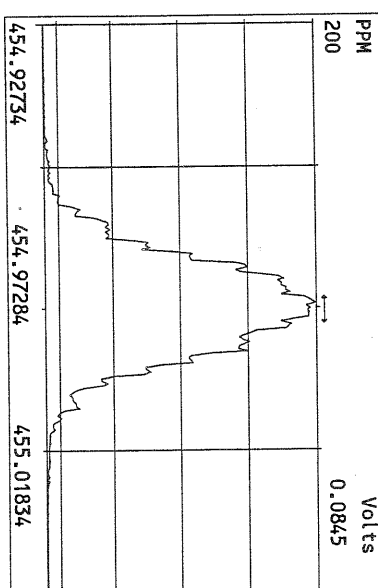
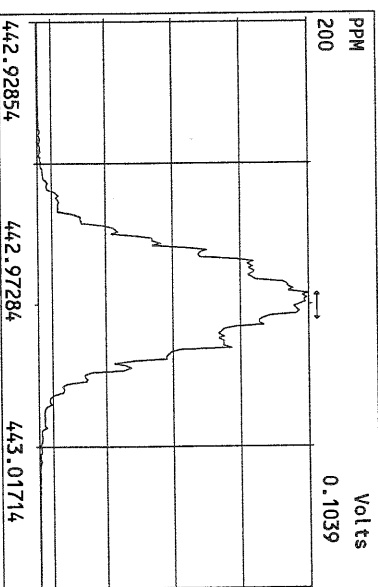
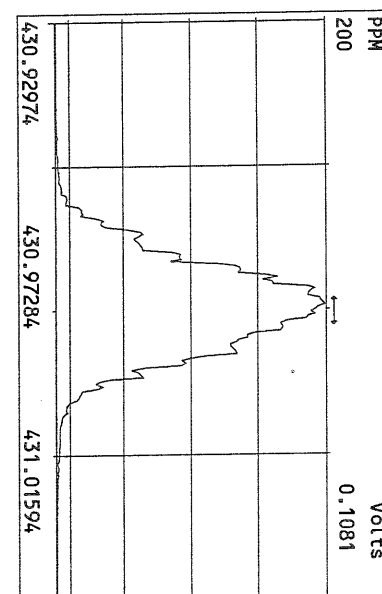
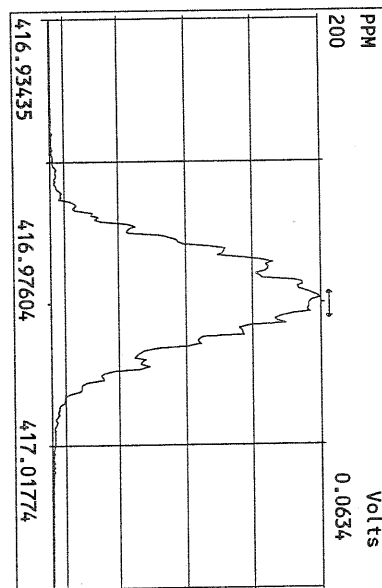
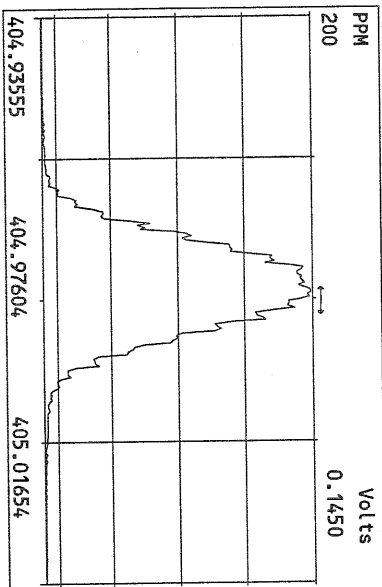
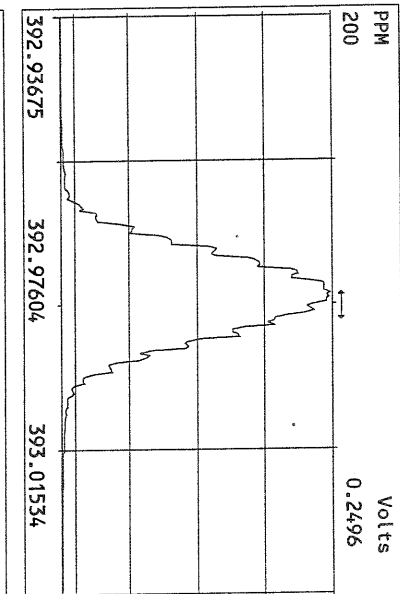
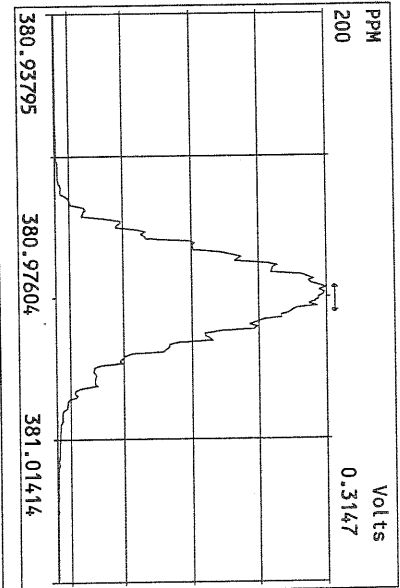
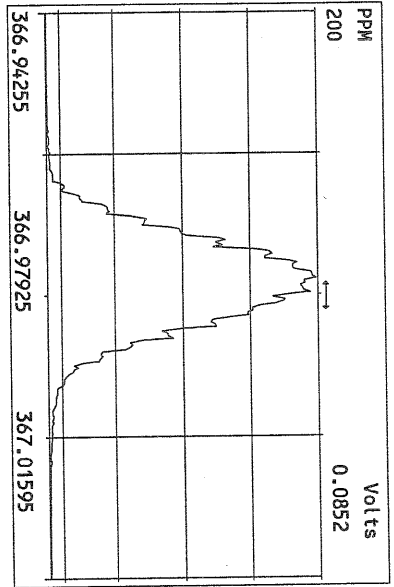
Data Backed Up: _____

Date: _____

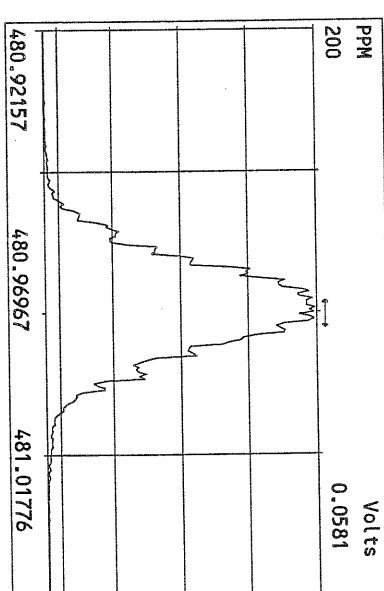
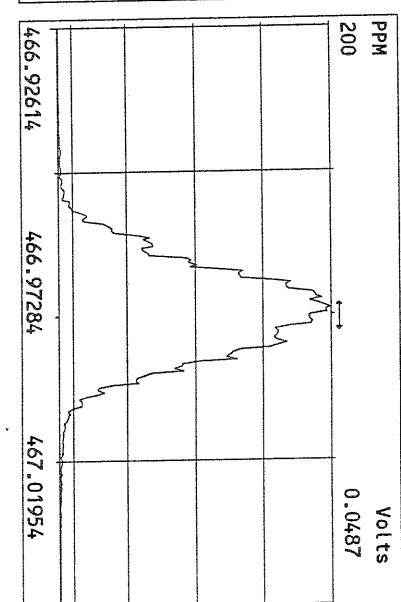
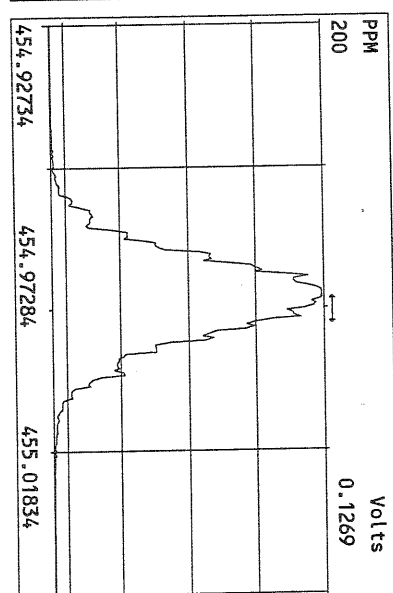
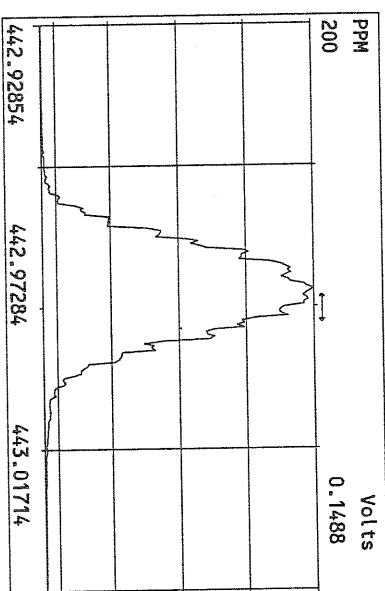
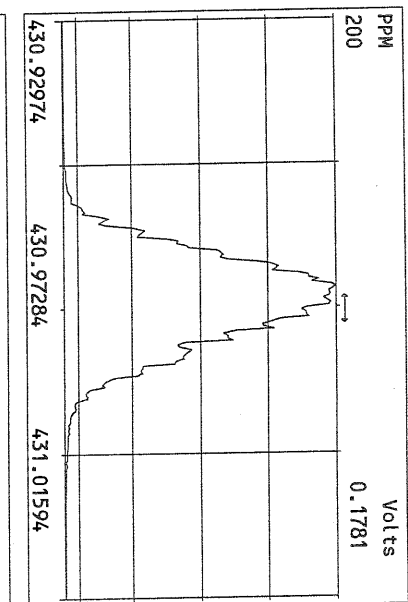
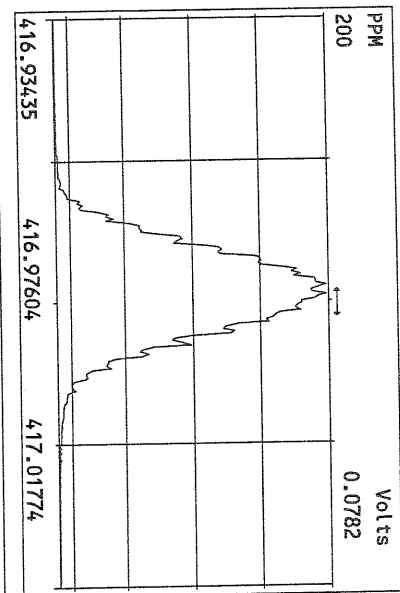
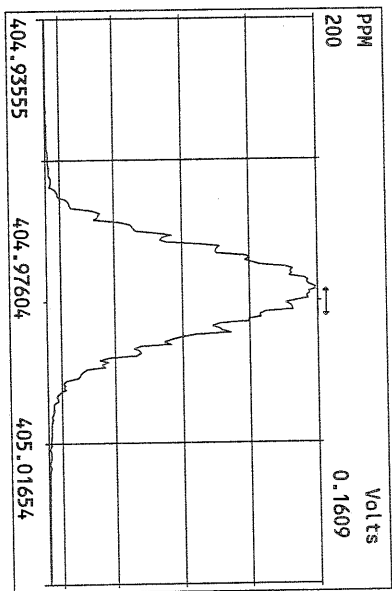


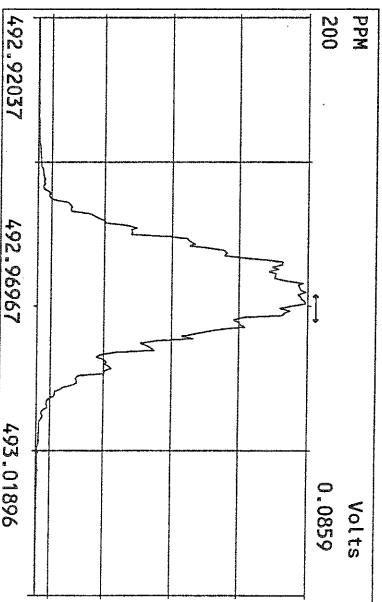
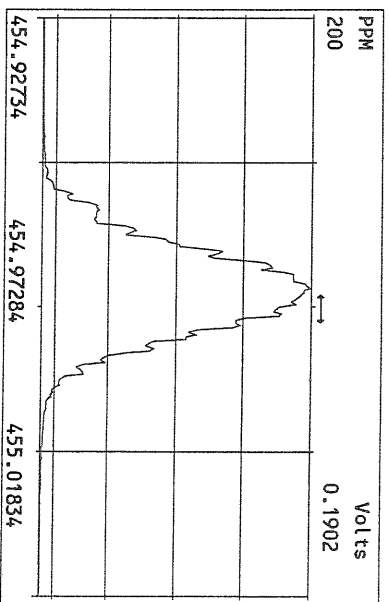
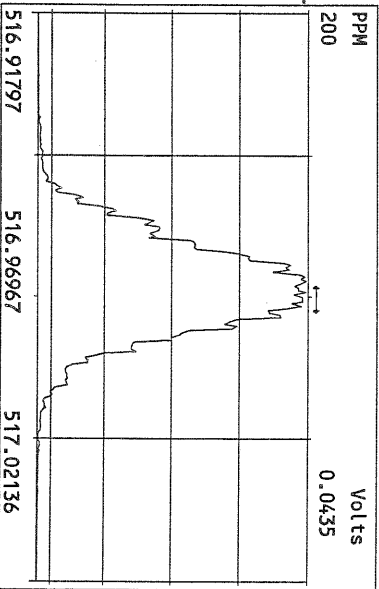
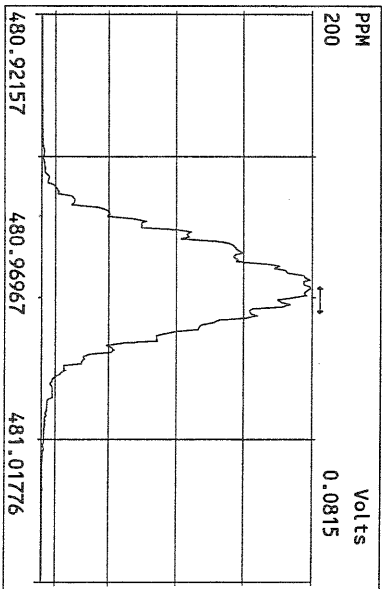
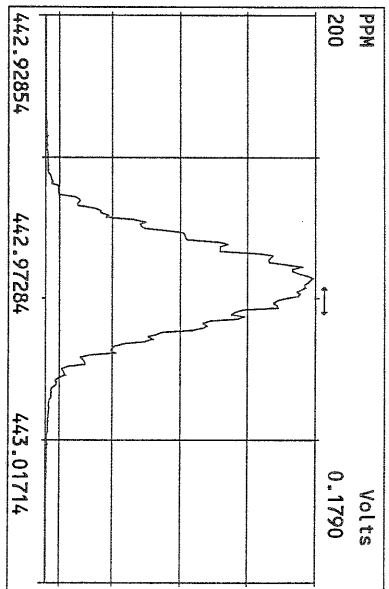
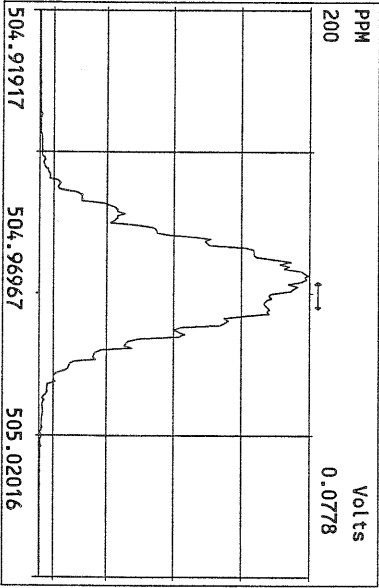
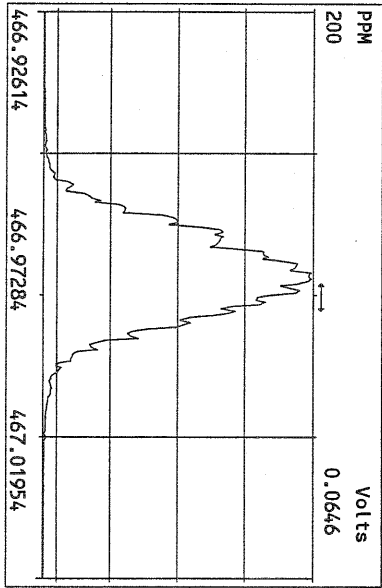
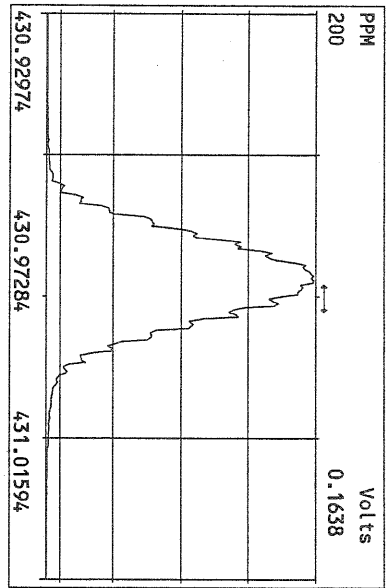
Peak Locate Examination: 12-AUG-2010:11:09 File:12AUG10M
Experiment: PDD Function: 2 Reference: PFK



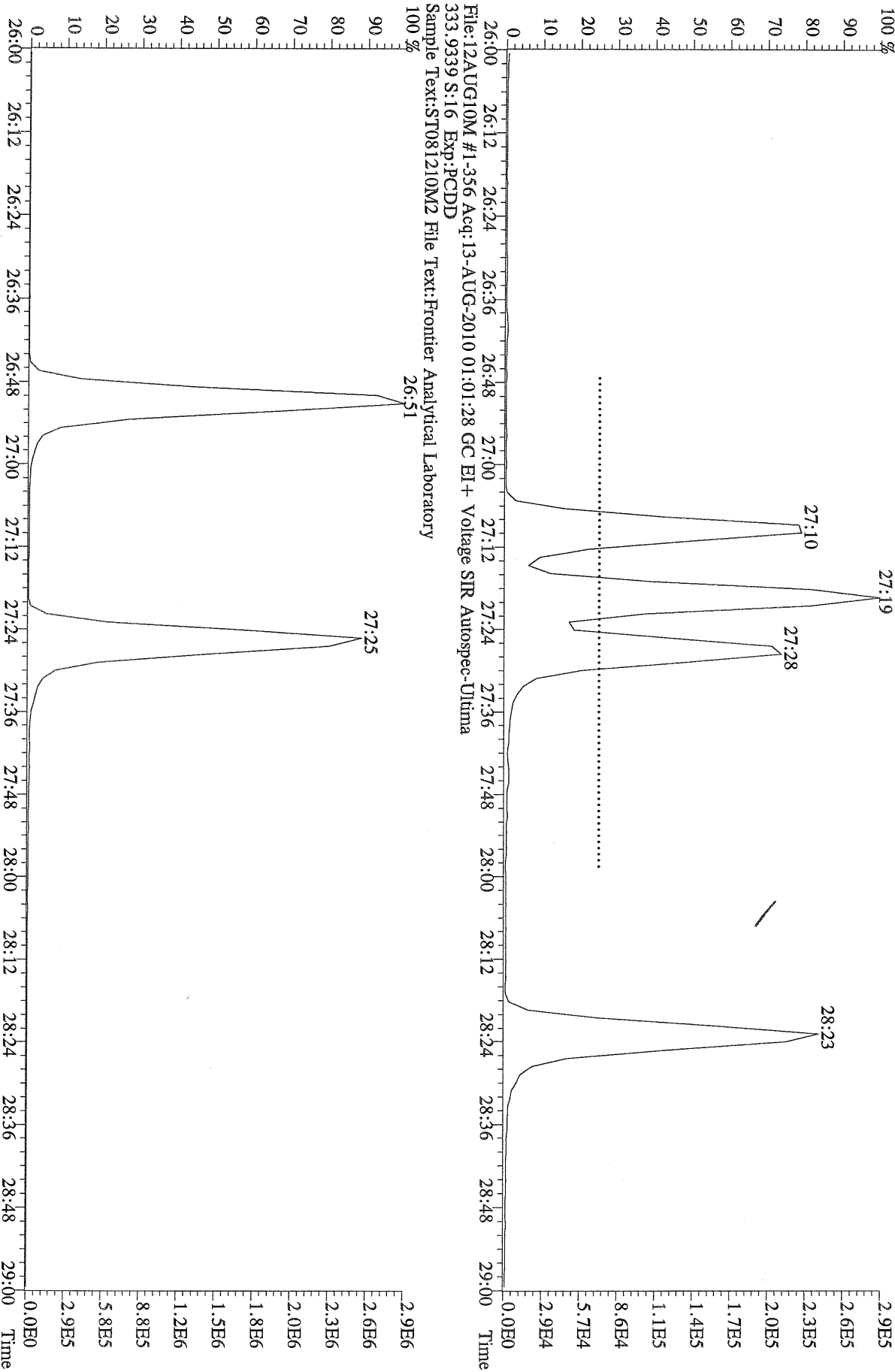


Peak Locate Examination:12-AUG-2010:11:10 File:12AUG10M
 Experiment:PCDD Function:4 Reference:PFK







File:12AUG10M #1-356 Acq:13-AUG-2010 01:01:28 GC EI+ Voltage SIR Autospec-Ultima
319.8965 S:16 Exp:PCDD
Sample Text:ST081210M2 File Text:Frontier Analytical Laboratory



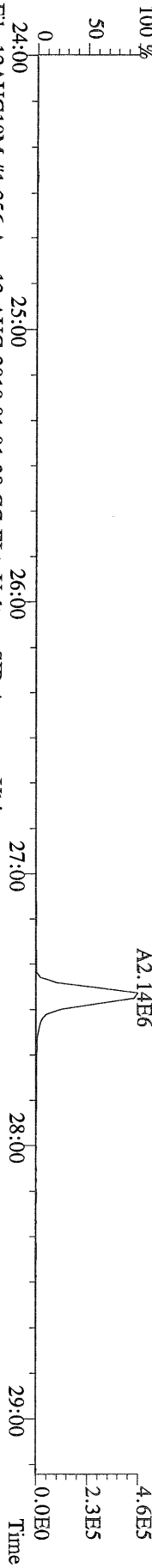
File:12AUG10M #1-356 Acq:13-AUG-2010 01:01:28 GC EI+ Voltage SIR Autospec-Ultima
319.8965 S:1.6 BSUB(10000,15,-3.0) PKD(5,5,3,0,10%,100,0,0,00%,F,F) Exp:PCDD
Sample Text:ST081210M2 File Text:Frontier Analytical Laboratory



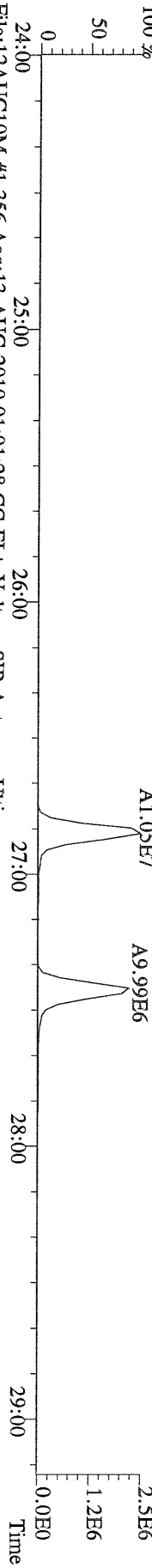
File:12AUG10M #1-356 Acq:13-AUG-2010 01:01:28 GC EI+ Voltage SIR Autospec-Ultima
321.8936 S:1.6 BSUB(10000,15,-3.0) PKD(5,5,3,0,10%,100,0,0,00%,F,F) Exp:PCDD
Sample Text:ST081210M2 File Text:Frontier Analytical Laboratory



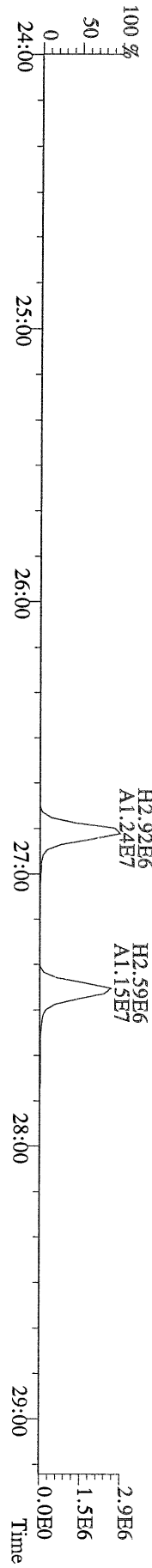
File:12AUG10M #1-356 Acq:13-AUG-2010 01:01:28 GC EI+ Voltage SIR Autospec-Ultima
327.8847 S:1.6 BSUB(10000,15,-3.0) PKD(5,5,3,0,10%,100,0,0,00%,F,F) Exp:PCDD
Sample Text:ST081210M2 File Text:Frontier Analytical Laboratory




File:12AUG10M #1-356 Acq:13-AUG-2010 01:01:28 GC EI+ Voltage SIR Autospec-Ultima
331.9368 S:1.6 BSUB(10000,15,-3.0) PKD(5,5,3,0,10%,100,0,0,00%,F,F) Exp:PCDD
Sample Text:ST081210M2 File Text:Frontier Analytical Laboratory




File:12AUG10M #1-356 Acq:13-AUG-2010 01:01:28 GC EI+ Voltage SIR Autospec-Ultima
333.9339 S:1.6 BSUB(10000,15,-3.0) PKD(5,5,3,0,10%,100,0,0,00%,F,F) Exp:PCDD
Sample Text:ST081210M2 File Text:Frontier Analytical Laboratory




File:12AUG10M #1-413 Acq:13-AUG-2010 01:01:28 GC EI+ Voltage SIR Autospec-Ultima
 355.8546 S:16 F:2 BSUB(10000,15,-3.0) PKD(5,5,3,0.10%,100.0,0.00%,F,F) Exp:PCDD
 Sample Text:ST081210M2 File Text:Frontier Analytical Laboratory



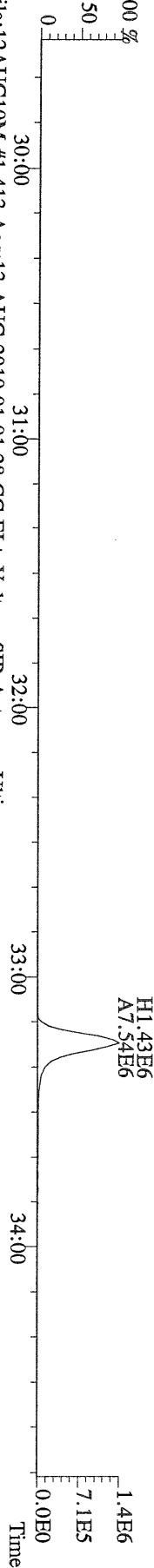
File:12AUG10M #1-413 Acq:13-AUG-2010 01:01:28 GC EI+ Voltage SIR Autospec-Ultima
 357.8517 S:16 F:2 BSUB(10000,15,-3.0) PKD(5,5,3,0.10%,100.0,0.00%,F,F) Exp:PCDD
 Sample Text:ST081210M2 File Text:Frontier Analytical Laboratory



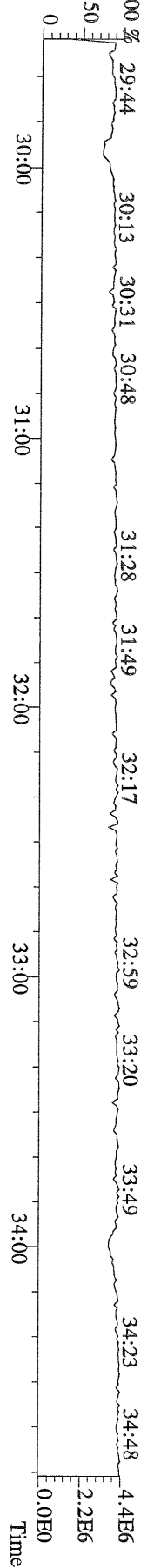
File:12AUG10M #1-413 Acq:13-AUG-2010 01:01:28 GC EI+ Voltage SIR Autospec-Ultima
 367.8949 S:16 F:2 BSUB(10000,15,-3.0) PKD(5,5,3,0.10%,100.0,0.00%,F,F) Exp:PCDD
 Sample Text:ST081210M2 File Text:Frontier Analytical Laboratory



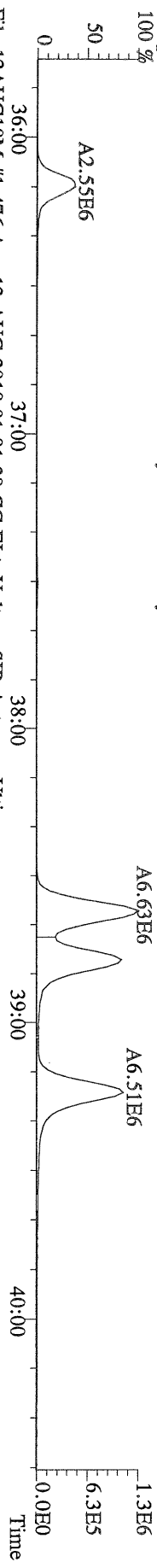
File:12AUG10M #1-413 Acq:13-AUG-2010 01:01:28 GC EI+ Voltage SIR Autospec-Ultima
 369.8919 S:16 F:2 BSUB(10000,15,-3.0) PKD(5,5,3,0.10%,100.0,0.00%,F,F) Exp:PCDD
 Sample Text:ST081210M2 File Text:Frontier Analytical Laboratory



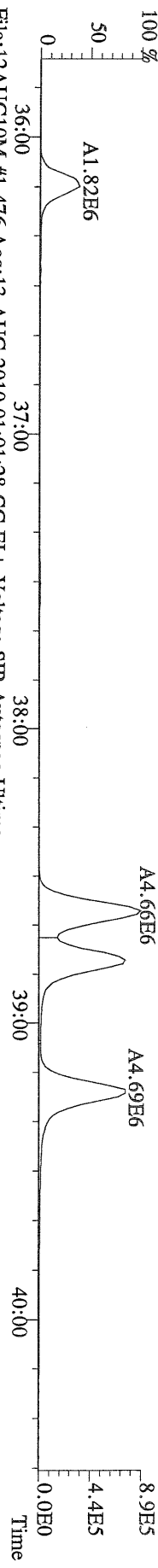
File:12AUG10M #1-413 Acq:13-AUG-2010 01:01:28 GC EI+ Voltage SIR Autospec-Ultima
 366.9792 S:16 F:2 Exp:PCDD
 Sample Text:ST081210M2 File Text:Frontier Analytical Laboratory




File:12AUG10M #1-476 Acq:13-AUG-2010 01:01:28 GC EI+ Voltage SIR Autospec-Ultima
 389.8156 S:16 F:3 BSUB(10000,15,-3.0) PKD(5.5,3,0.10%,100.0,0.00%,F,F) Exp:PCDD
 Sample Text:ST081210M2 File Text:Frontier Analytical Laboratory



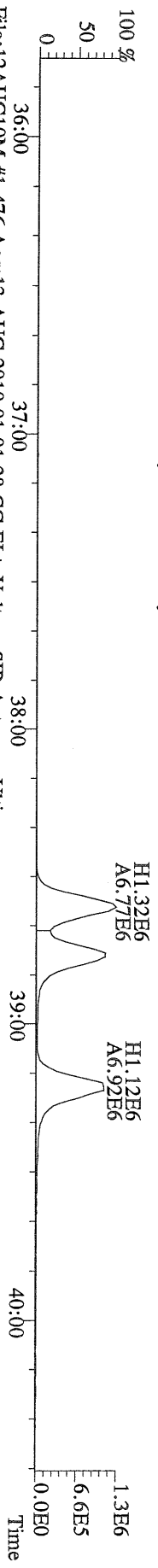
File:12AUG10M #1-476 Acq:13-AUG-2010 01:01:28 GC EI+ Voltage SIR Autospec-Ultima
 391.8127 S:16 F:3 BSUB(10000,15,-3.0) PKD(5.5,3,0.10%,100.0,0.00%,F,F) Exp:PCDD
 Sample Text:ST081210M2 File Text:Frontier Analytical Laboratory



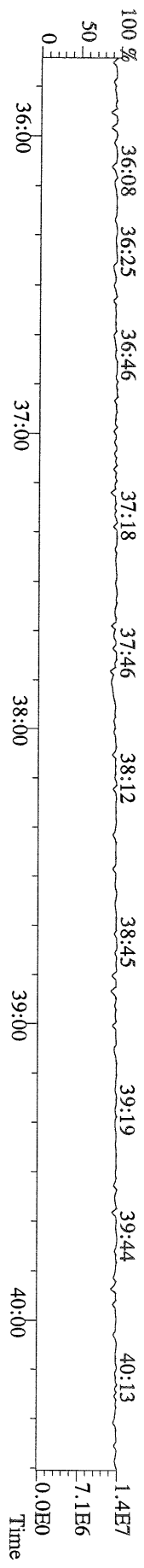
File:12AUG10M #1-476 Acq:13-AUG-2010 01:01:28 GC EI+ Voltage SIR Autospec-Ultima
 401.8559 S:16 F:3 BSUB(10000,15,-3.0) PKD(5.5,3,0.10%,100.0,0.00%,F,F) Exp:PCDD
 Sample Text:ST081210M2 File Text:Frontier Analytical Laboratory



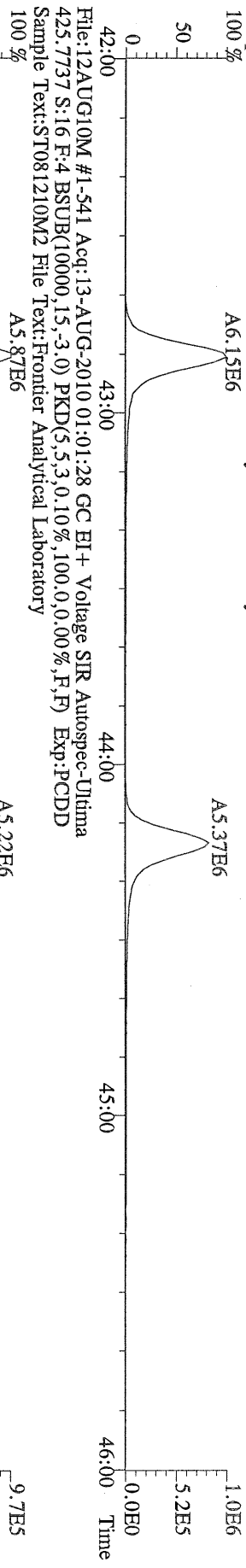
File:12AUG10M #1-476 Acq:13-AUG-2010 01:01:28 GC EI+ Voltage SIR Autospec-Ultima
 403.8530 S:16 F:3 BSUB(10000,15,-3.0) PKD(5.5,3,0.10%,100.0,0.00%,F,F) Exp:PCDD
 Sample Text:ST081210M2 File Text:Frontier Analytical Laboratory



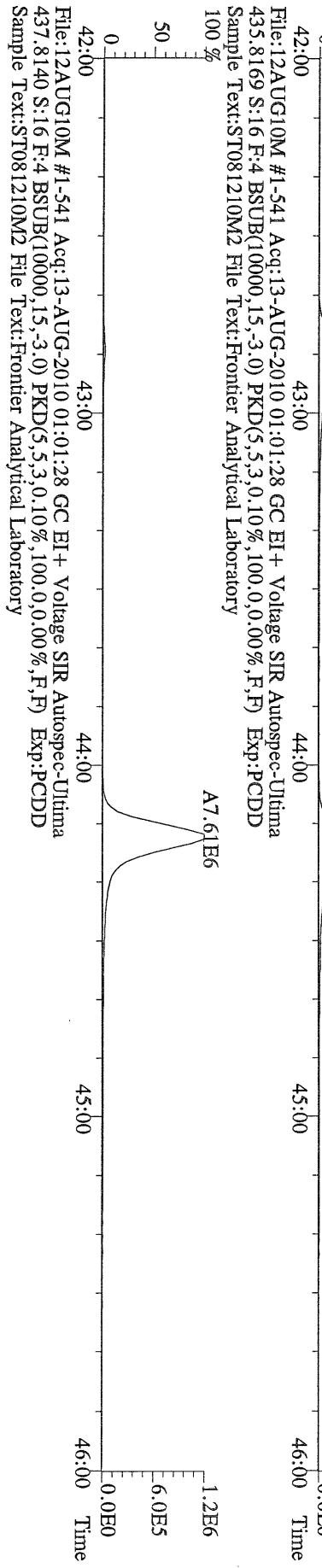
File:12AUG10M #1-476 Acq:13-AUG-2010 01:01:28 GC EI+ Voltage SIR Autospec-Ultima
 380.9760 S:16 F:3 Exp:PCDD
 Sample Text:ST081210M2 File Text:Frontier Analytical Laboratory



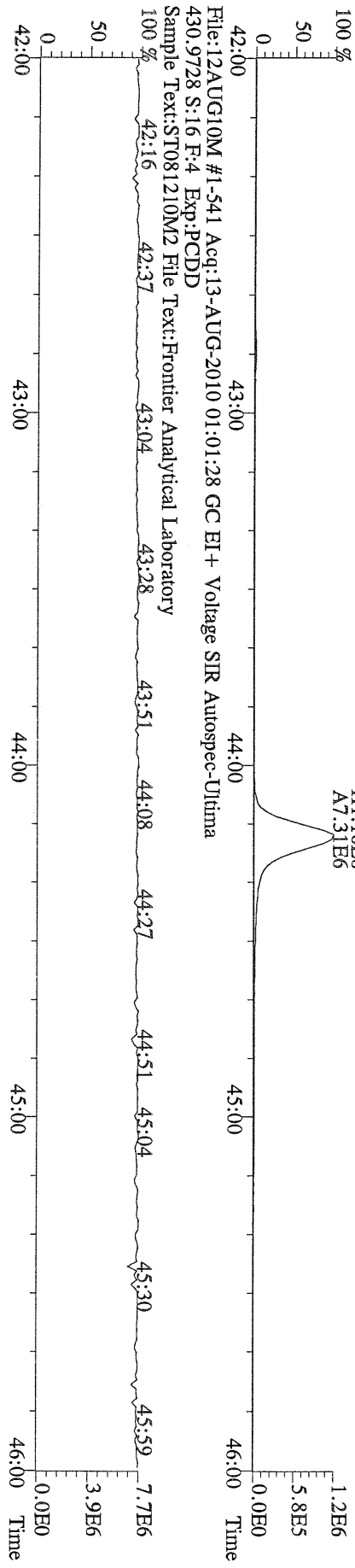
File:12AUG10M #1-541 Acq:13-AUG-2010 01:01:28 GC EI+ Voltage SIR Autospec-Ultima
423.7767 S:16 F:4 BSUB(10000,15,-3.0) PKD(5,5,3,0,10%,100,0,0,0,0%,F,F) Exp:PCDD
Sample Text:ST081210M2 File Text:Frontier Analytical Laboratory



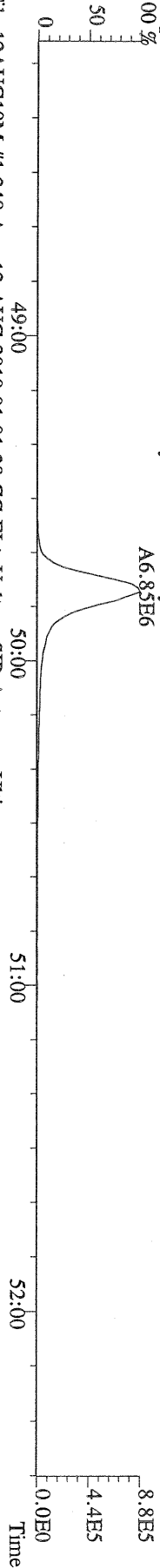
File:12AUG10M #1-541 Acq:13-AUG-2010 01:01:28 GC EI+ Voltage SIR Autospec-Ultima
435.8169 S:16 F:4 BSUB(10000,15,-3.0) PKD(5,5,3,0,10%,100,0,0,0,0%,F,F) Exp:PCDD
Sample Text:ST081210M2 File Text:Frontier Analytical Laboratory



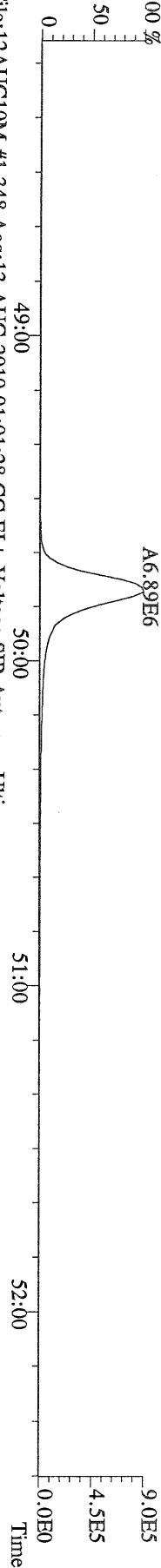
File:12AUG10M #1-541 Acq:13-AUG-2010 01:01:28 GC EI+ Voltage SIR Autospec-Ultima
430.9728 S:16 F:4 Exp:PCDD
Sample Text:ST081210M2 File Text:Frontier Analytical Laboratory



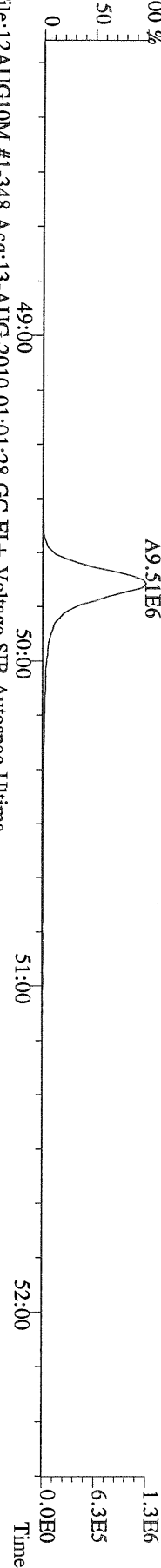
File:12AUG10M #1-348 Acq:13-AUG-2010 01:01:28 GC EI+ Voltage SIR Autospec-Ultima
457.7377 S:16 F:5 BSUB(10000,15,-3.0) PKD(5,5,3,0.10%,100.0,0.00%,F,F) Exp:PCDD
Sample Text:ST081210M2 File Text:Frontier Analytical Laboratory




File:12AUG10M #1-348 Acq:13-AUG-2010 01:01:28 GC EI+ Voltage SIR Autospec-Ultima
459.7348 S:16 F:5 BSUB(10000,15,-3.0) PKD(5,5,3,0.10%,100.0,0.00%,F,F) Exp:PCDD
Sample Text:ST081210M2 File Text:Frontier Analytical Laboratory



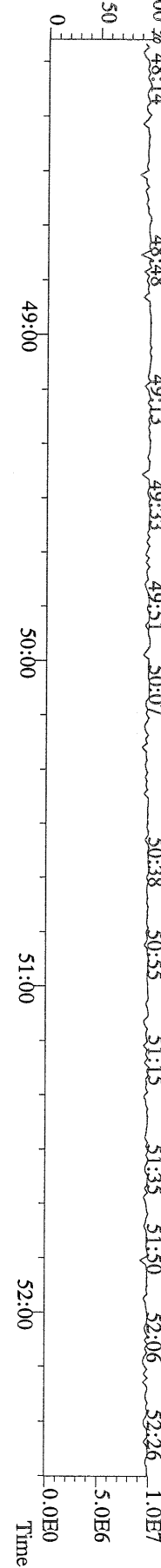
File:12AUG10M #1-348 Acq:13-AUG-2010 01:01:28 GC EI+ Voltage SIR Autospec-Ultima
469.7780 S:16 F:5 BSUB(10000,15,-3.0) PKD(5,5,3,0.10%,100.0,0.00%,F,F) Exp:PCDD
Sample Text:ST081210M2 File Text:Frontier Analytical Laboratory



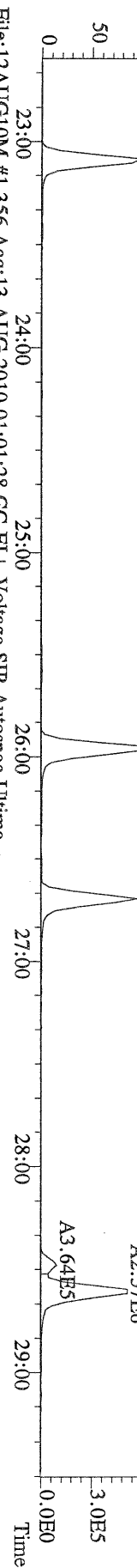
File:12AUG10M #1-348 Acq:13-AUG-2010 01:01:28 GC EI+ Voltage SIR Autospec-Ultima
471.7750 S:16 F:5 BSUB(10000,15,-3.0) PKD(5,5,3,0.10%,100.0,0.00%,F,F) Exp:PCDD
Sample Text:ST081210M2 File Text:Frontier Analytical Laboratory



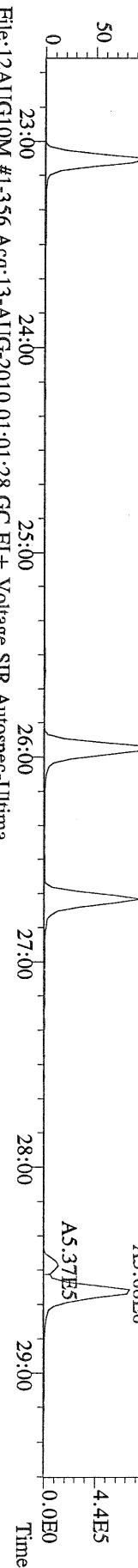
File:12AUG10M #1-348 Acq:13-AUG-2010 01:01:28 GC EI+ Voltage SIR Autospec-Ultima
454.9728 S:16 F:5 Exp:PCDD
Sample Text:ST081210M2 File Text:Frontier Analytical Laboratory




File:12AUG10M #1-356 Acq:13-AUG-2010 01:01:28 GC EI+ Voltage SIR Autospec-Ultima
 303.9016 S:16 BSUB(10000,15,-3.0) PKD(5,5,3,0,10%,100,0,0,00%,F,F) Exp:PCDD
 Sample Text:ST081210M2 File Text:Frontier Analytical Laboratory




File:12AUG10M #1-356 Acq:13-AUG-2010 01:01:28 GC EI+ Voltage SIR Autospec-Ultima
 305.8987 S:16 BSUB(10000,15,-3.0) PKD(5,5,3,0,10%,100,0,0,00%,F,F) Exp:PCDD
 Sample Text:ST081210M2 File Text:Frontier Analytical Laboratory



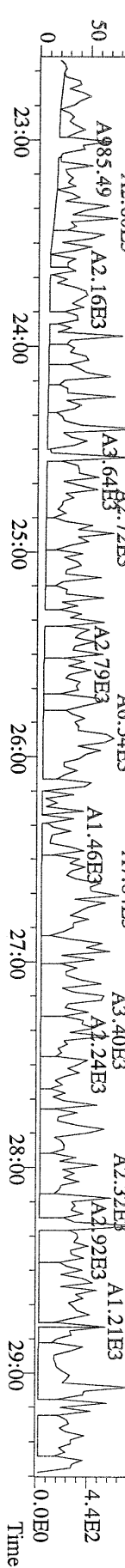
File:12AUG10M #1-356 Acq:13-AUG-2010 01:01:28 GC EI+ Voltage SIR Autospec-Ultima
 315.9419 S:16 BSUB(10000,15,-3.0) PKD(5,5,3,0,10%,100,0,0,00%,F,F) Exp:PCDD
 Sample Text:ST081210M2 File Text:Frontier Analytical Laboratory



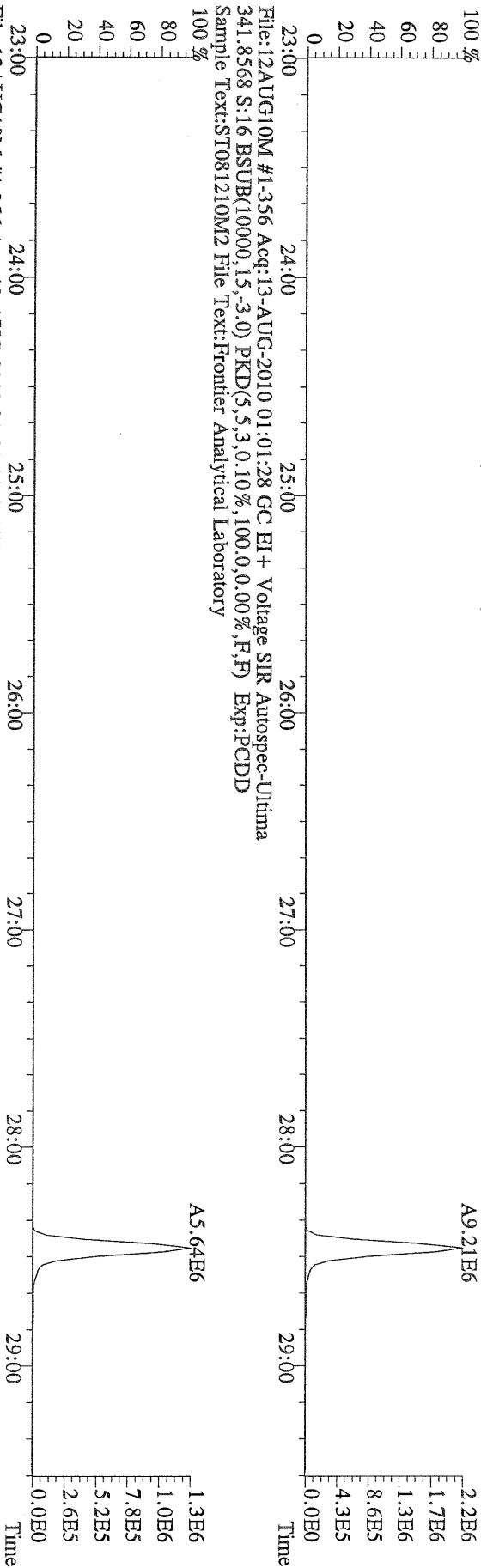
File:12AUG10M #1-356 Acq:13-AUG-2010 01:01:28 GC EI+ Voltage SIR Autospec-Ultima
 317.9389 S:16 BSUB(10000,15,-3.0) PKD(5,5,3,0,10%,100,0,0,00%,F,F) Exp:PCDD
 Sample Text:ST081210M2 File Text:Frontier Analytical Laboratory



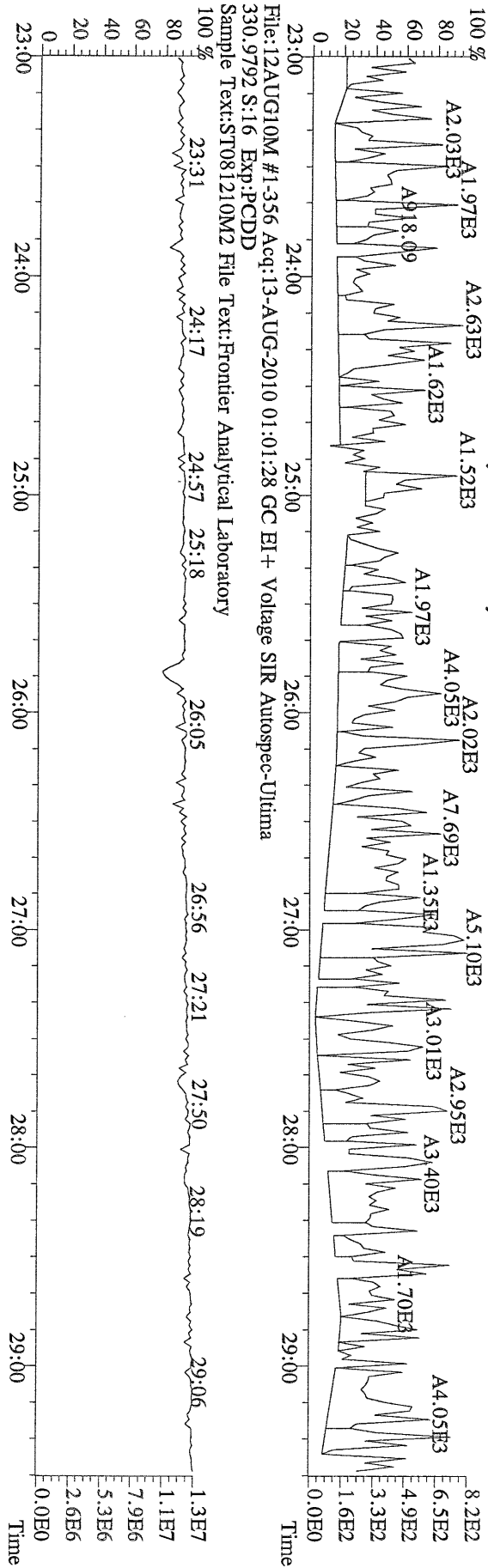
File:12AUG10M #1-356 Acq:13-AUG-2010 01:01:28 GC EI+ Voltage SIR Autospec-Ultima
 375.8364 S:16 BSUB(10000,15,-3.0) PKD(5,5,3,0,10%,100,0,0,00%,F,F) Exp:PCDD
 Sample Text:ST081210M2 File Text:Frontier Analytical Laboratory



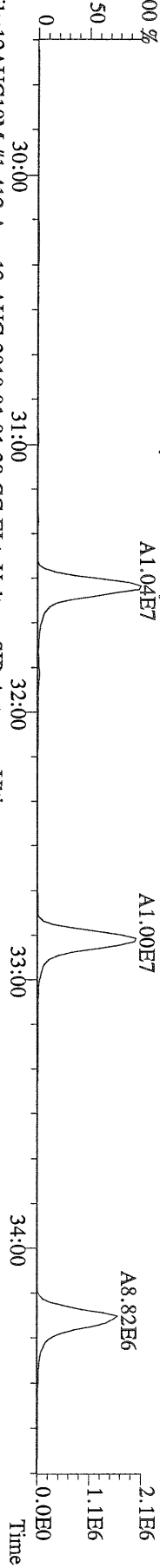
File:12AUG10M #1-356 Acq:13-AUG-2010 01:01:28 GC EI+ Voltage SIR Autospec-Ultime
 339.8597 S:16 BSUB(10000,15,-3.0) PKD(5,5,3,0,10%,100.0,0.00%,F,F) Exp:PCDD
 Sample Text:ST081210M2 File Text:Frontier Analytical Laboratory



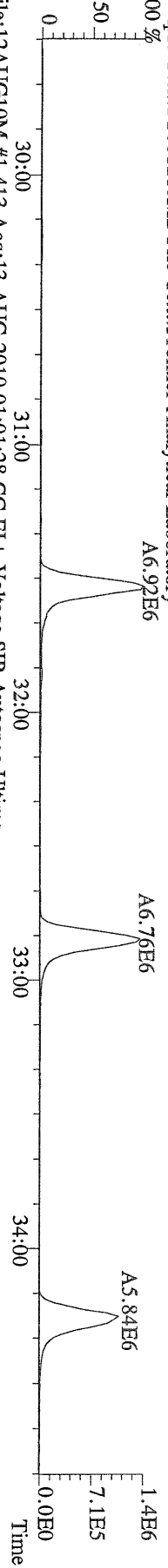
File:12AUG10M #1-356 Acq:13-AUG-2010 01:01:28 GC EI+ Voltage SIR Autospec-Ultime
 409.7974 S:16 BSUB(10000,15,-3.0) PKD(5,5,3,0,10%,100.0,0.00%,F,F) Exp:PCDD
 Sample Text:ST081210M2 File Text:Frontier Analytical Laboratory




File:12AUG10M #1-413 Acq:13-AUG-2010 01:01:28 GC EI+ Voltage SIR Autospec-Ultima
 339.8597 S:16 F:2 BSUB(10000,15,-3.0) PKD(5,5,3,0.10%,100,0.0,0.00%,F,F) Exp:PCDD
 Sample Text:ST081210M2 File Text:Frontier Analytical Laboratory




File:12AUG10M #1-413 Acq:13-AUG-2010 01:01:28 GC EI+ Voltage SIR Autospec-Ultima
 341.8568 S:16 F:2 BSUB(10000,15,-3.0) PKD(5,5,3,0.10%,100,0.0,0.00%,F,F) Exp:PCDD
 Sample Text:ST081210M2 File Text:Frontier Analytical Laboratory



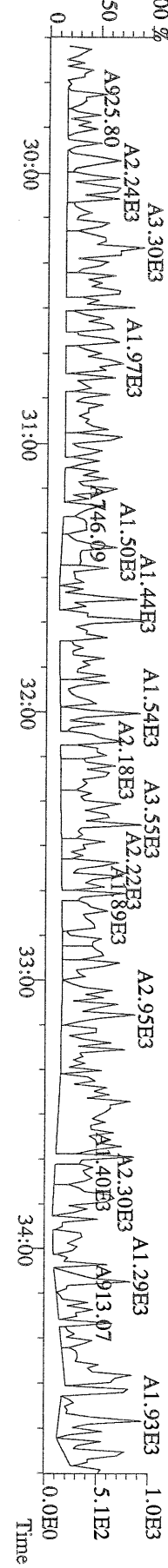
File:12AUG10M #1-413 Acq:13-AUG-2010 01:01:28 GC EI+ Voltage SIR Autospec-Ultima
 351.9000 S:16 F:2 BSUB(10000,15,-3.0) PKD(5,5,3,0.10%,100,0.0,0.00%,F,F) Exp:PCDD
 Sample Text:ST081210M2 File Text:Frontier Analytical Laboratory



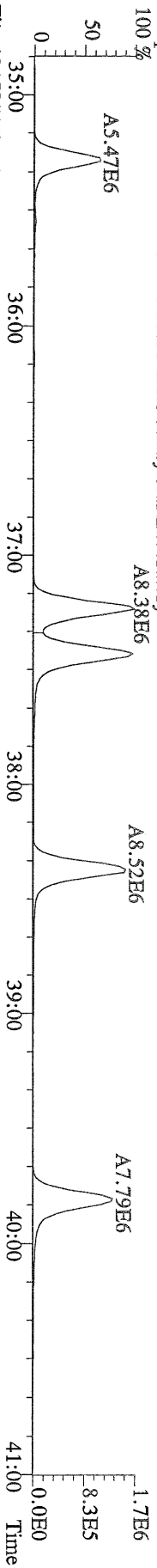
File:12AUG10M #1-413 Acq:13-AUG-2010 01:01:28 GC EI+ Voltage SIR Autospec-Ultima
 353.8970 S:16 F:2 BSUB(10000,15,-3.0) PKD(5,5,3,0.10%,100,0.0,0.00%,F,F) Exp:PCDD
 Sample Text:ST081210M2 File Text:Frontier Analytical Laboratory



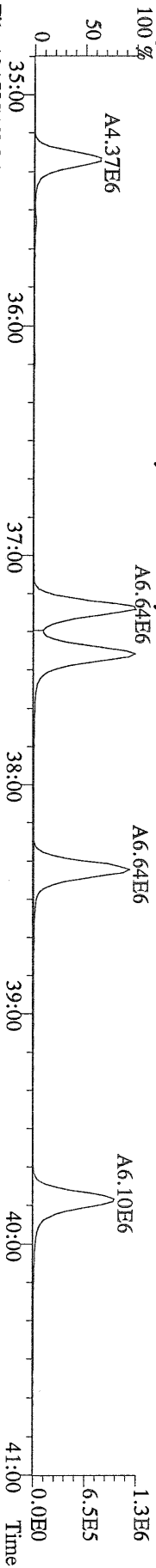
File:12AUG10M #1-413 Acq:13-AUG-2010 01:01:28 GC EI+ Voltage SIR Autospec-Ultima
 409.7974 S:16 F:2 BSUB(10000,15,-3.0) PKD(5,5,3,0.10%,100,0.0,0.00%,F,F) Exp:PCDD
 Sample Text:ST081210M2 File Text:Frontier Analytical Laboratory



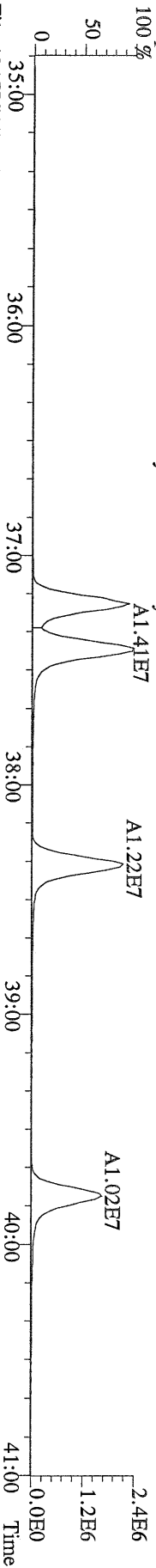
File:12AUG10M #1-476 Acq:13-AUG-2010 01:01:28 GC EI+ Voltage SIR Autospec-Utima
373.8207 S:16 F:3 BSUB(10000,15,-3.0) PKD(5,5,3,0.10%,100,0,0.00%,F,F) Exp:PCDD
Sample Text:ST081210M2 File Text:Frontier Analytical Laboratory



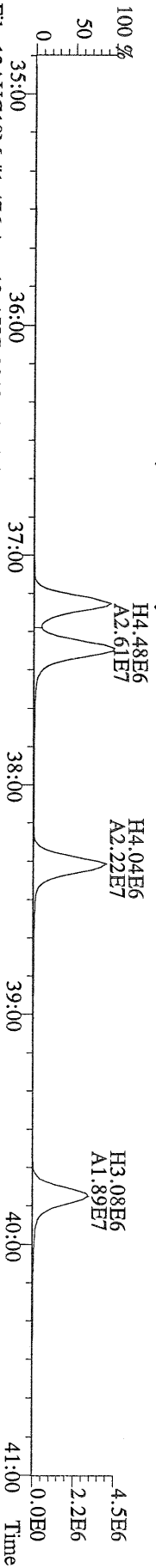
File:12AUG10M #1-476 Acq:13-AUG-2010 01:01:28 GC EI+ Voltage SIR Autospec-Utima
375.8178 S:16 F:3 BSUB(10000,15,-3.0) PKD(5,5,3,0.10%,100,0,0.00%,F,F) Exp:PCDD
Sample Text:ST081210M2 File Text:Frontier Analytical Laboratory



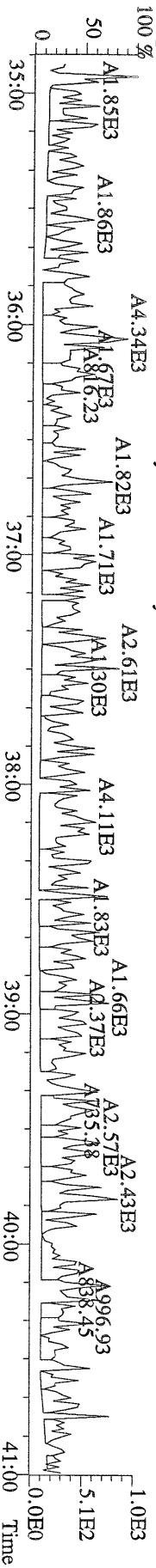
File:12AUG10M #1-476 Acq:13-AUG-2010 01:01:28 GC EI+ Voltage SIR Autospec-Utima
383.8639 S:16 F:3 BSUB(10000,15,-3.0) PKD(5,5,3,0.10%,100,0,0.00%,F,F) Exp:PCDD
Sample Text:ST081210M2 File Text:Frontier Analytical Laboratory



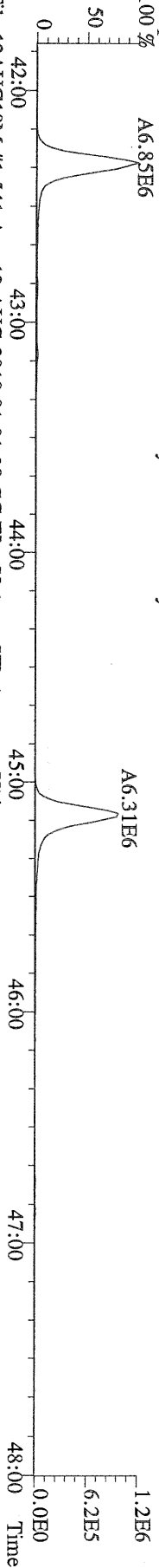
File:12AUG10M #1-476 Acq:13-AUG-2010 01:01:28 GC EI+ Voltage SIR Autospec-Utima
385.8610 S:16 F:3 BSUB(10000,15,-3.0) PKD(5,5,3,0.10%,100,0,0.00%,F,F) Exp:PCDD
Sample Text:ST081210M2 File Text:Frontier Analytical Laboratory



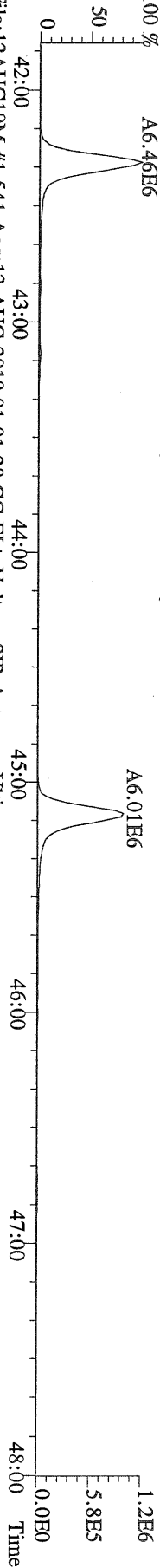
File:12AUG10M #1-476 Acq:13-AUG-2010 01:01:28 GC EI+ Voltage SIR Autospec-Utima
445.7555 S:16 F:3 BSUB(10000,15,-3.0) PKD(5,5,3,0.10%,100,0,0.00%,F,F) Exp:PCDD
Sample Text:ST081210M2 File Text:Frontier Analytical Laboratory



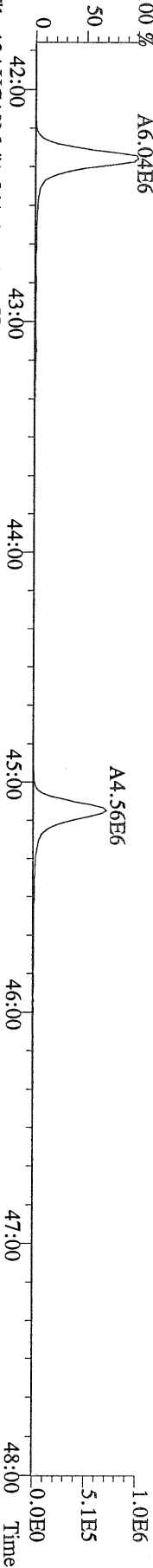
File:12AUG10M #1-541 Acq:13-AUG-2010 01:01:28 GC EI+ Voltage SIR Autospec-Utima
407.7818 S:16 F:4 BSUB(10000,15,-3.0) PKD(5,5,3,0.10%,100.0,0.00%,F,F) Exp:PCDD
Sample Text:ST081210M2 File Text:Frontier Analytical Laboratory



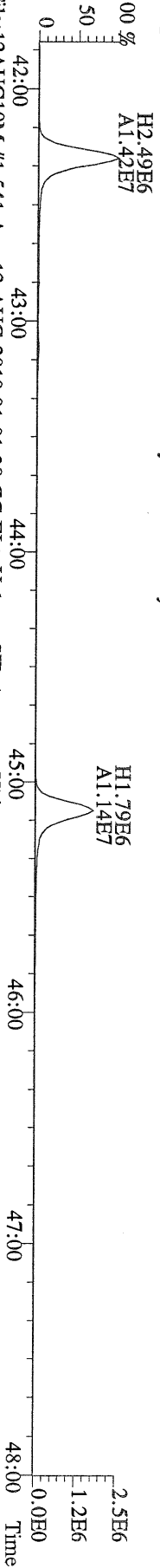
File:12AUG10M #1-541 Acq:13-AUG-2010 01:01:28 GC EI+ Voltage SIR Autospec-Utima
409.7788 S:16 F:4 BSUB(10000,15,-3.0) PKD(5,5,3,0.10%,100.0,0.00%,F,F) Exp:PCDD
Sample Text:ST081210M2 File Text:Frontier Analytical Laboratory



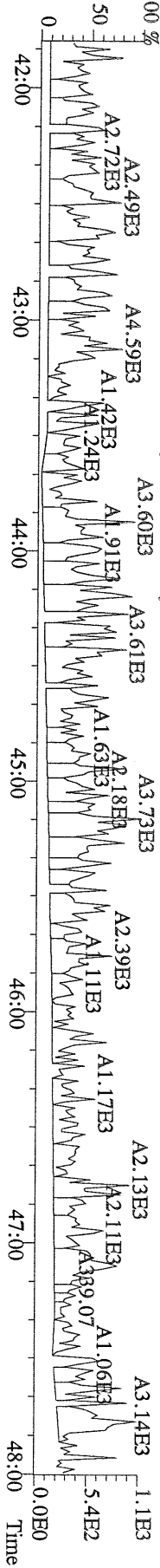
File:12AUG10M #1-541 Acq:13-AUG-2010 01:01:28 GC EI+ Voltage SIR Autospec-Utima
417.8253 S:16 F:4 BSUB(10000,15,-3.0) PKD(5,5,3,0.10%,100.0,0.00%,F,F) Exp:PCDD
Sample Text:ST081210M2 File Text:Frontier Analytical Laboratory



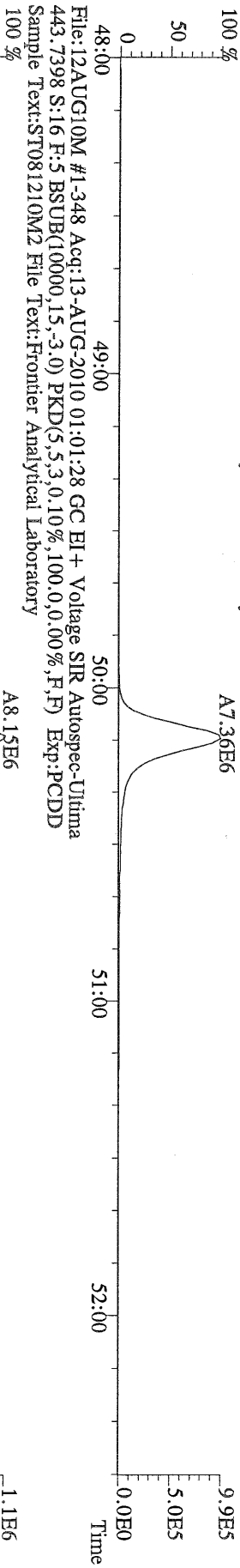
File:12AUG10M #1-541 Acq:13-AUG-2010 01:01:28 GC EI+ Voltage SIR Autospec-Utima
419.8220 S:16 F:4 BSUB(10000,15,-3.0) PKD(5,5,3,0.10%,100.0,0.00%,F,F) Exp:PCDD
Sample Text:ST081210M2 File Text:Frontier Analytical Laboratory



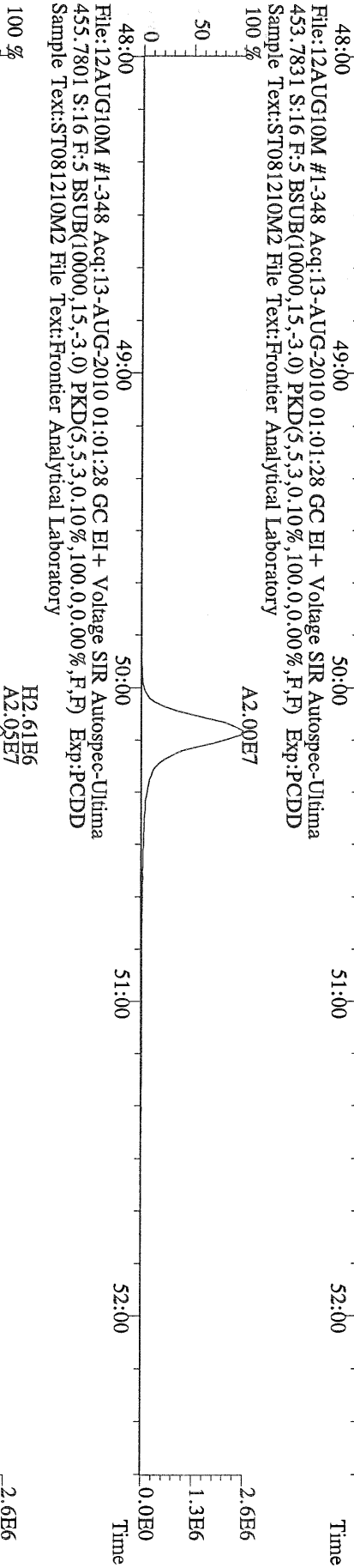
File:12AUG10M #1-541 Acq:13-AUG-2010 01:01:28 GC EI+ Voltage SIR Autospec-Utima
479.7165 S:16 F:4 BSUB(10000,15,-3.0) PKD(5,5,3,0.10%,100.0,0.00%,F,F) Exp:PCDD
Sample Text:ST081210M2 File Text:Frontier Analytical Laboratory



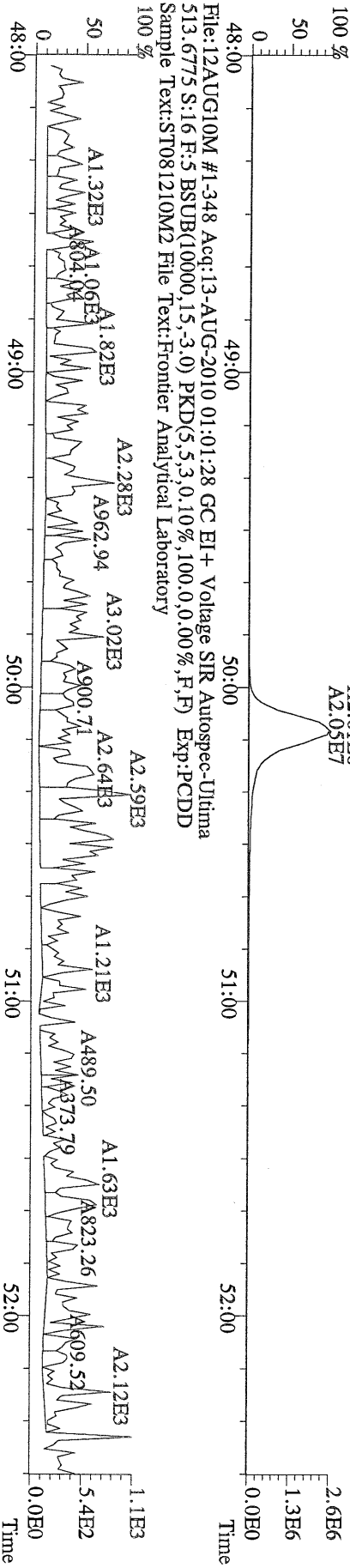
File:12AUG10M #1-348 Acq:13-AUG-2010 01:01:28 GC EI+ Voltage SIR Autospec-Ultima
441.7428 S:16 F:5 BSUB(10000,15,-3.0) PKD(5,5,3,0,10%,100,0,0,00%,F,F) Exp:PCDD
Sample Text:ST081210M2 File Text:Frontier Analytical Laboratory

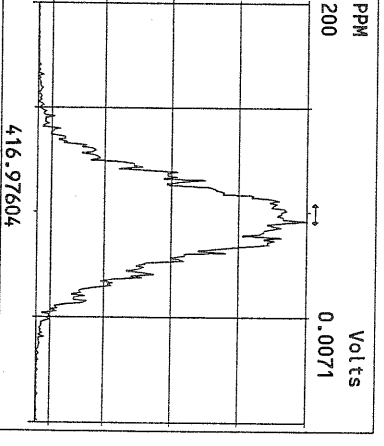
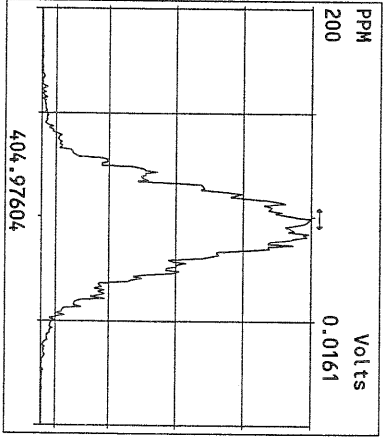
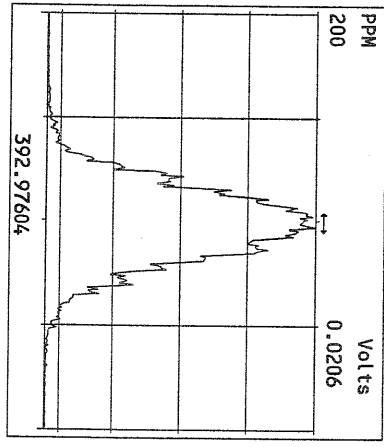
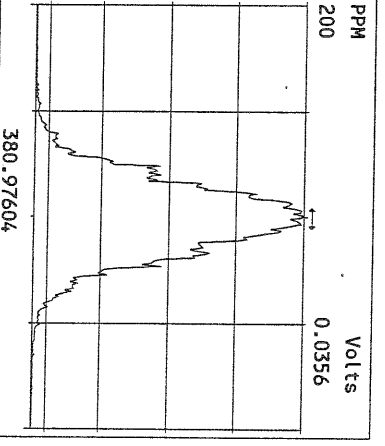
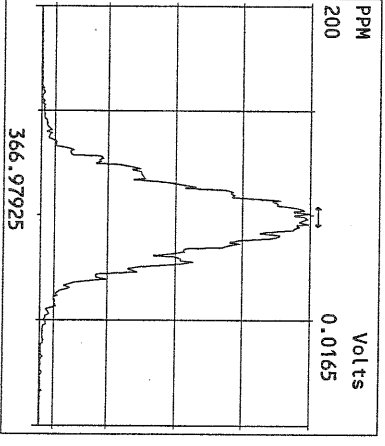
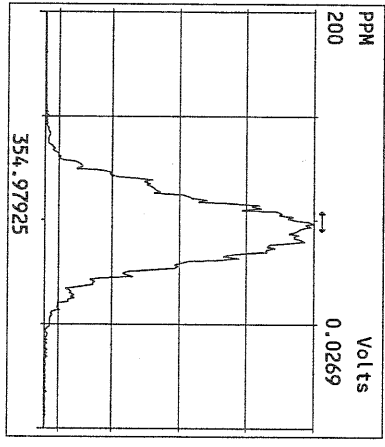
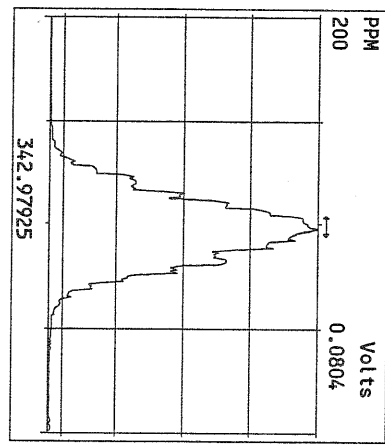
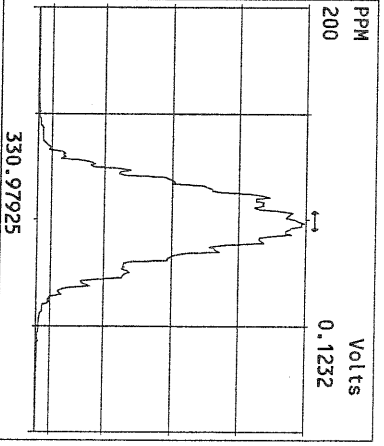
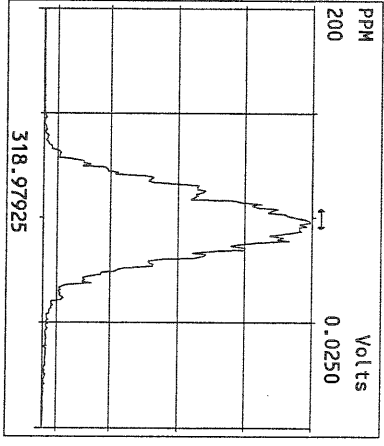
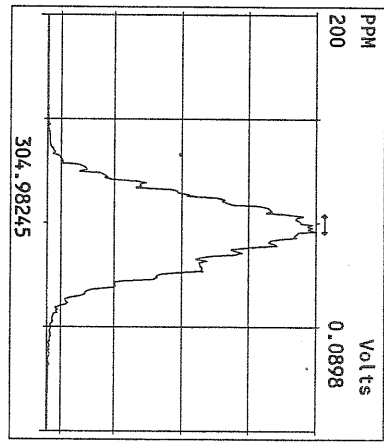
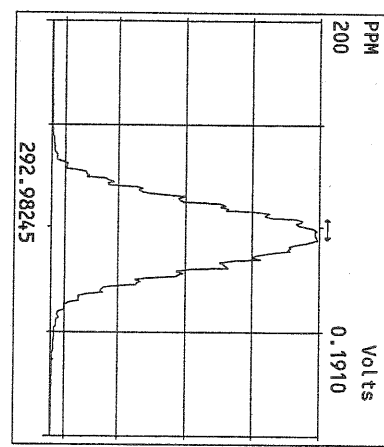


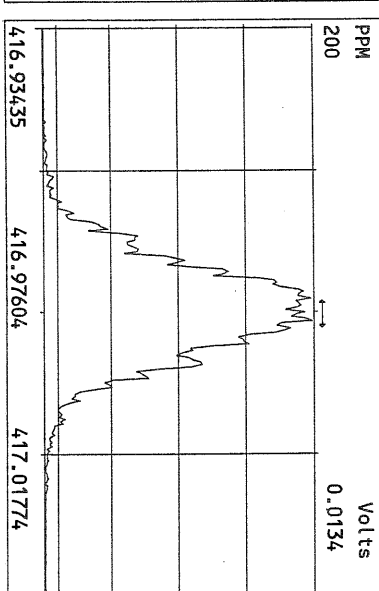
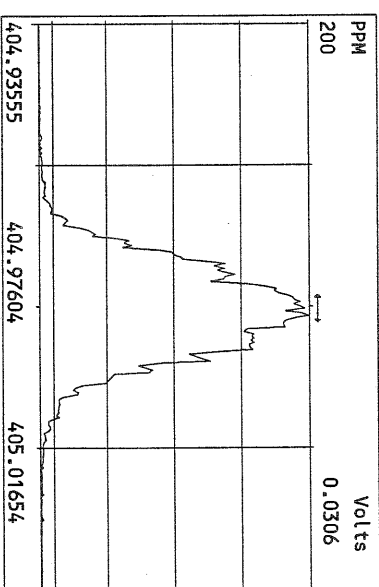
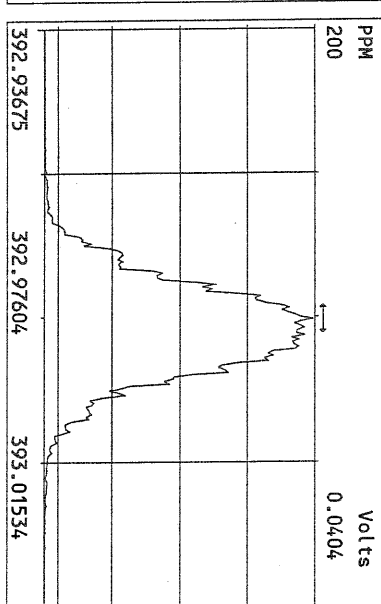
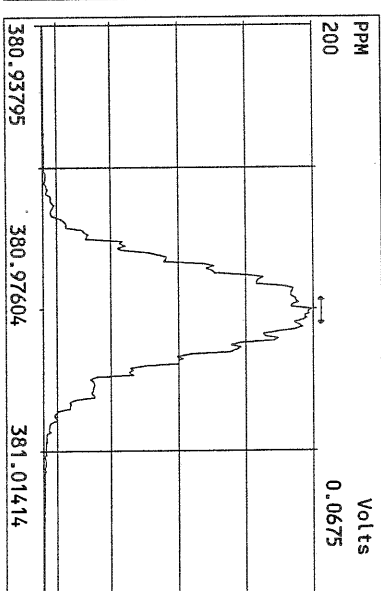
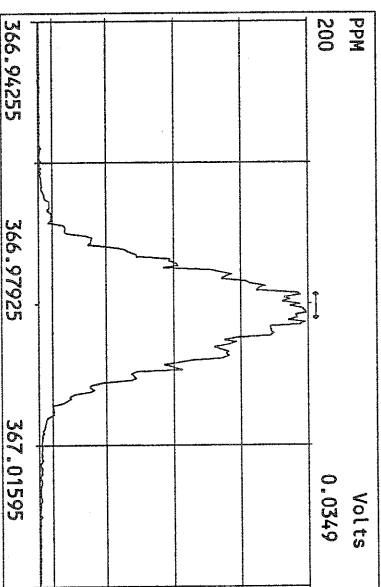
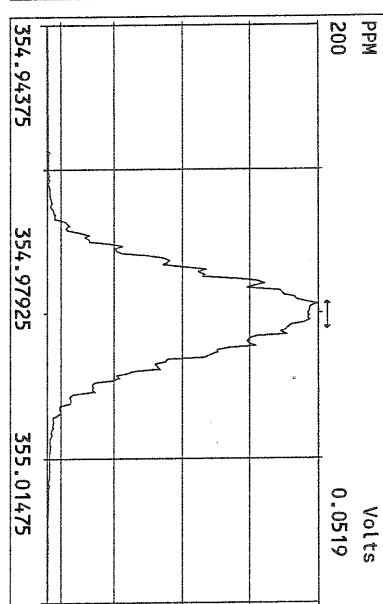
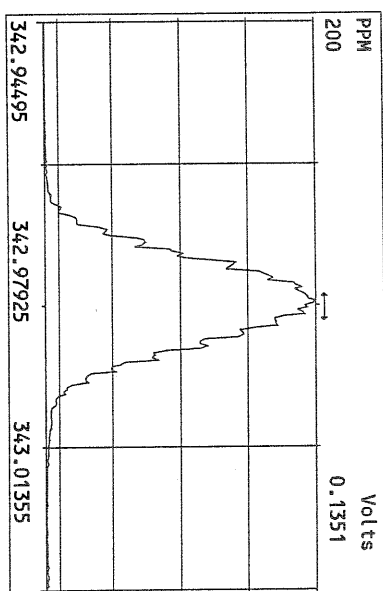
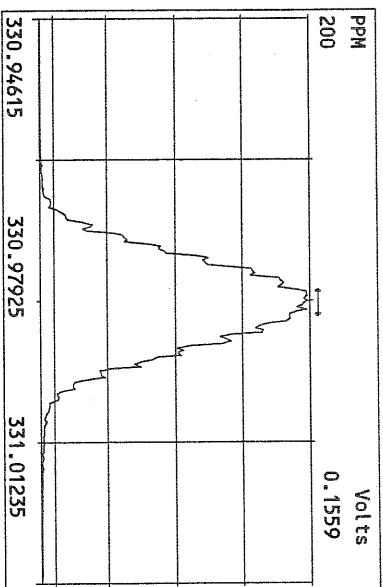
File:12AUG10M #1-348 Acq:13-AUG-2010 01:01:28 GC EI+ Voltage SIR Autospec-Ultima
455.7831 S:16 F:5 BSUB(10000,15,-3.0) PKD(5,5,3,0,10%,100,0,0,00%,F,F) Exp:PCDD
Sample Text:ST081210M2 File Text:Frontier Analytical Laboratory

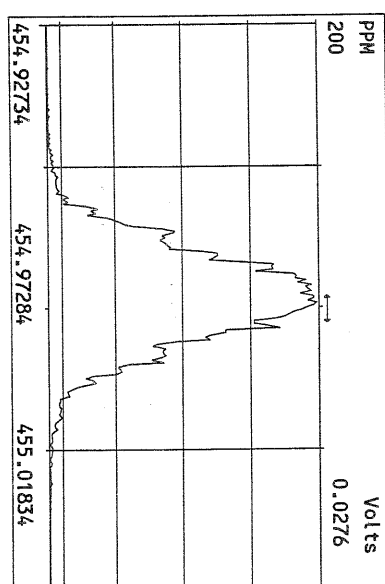
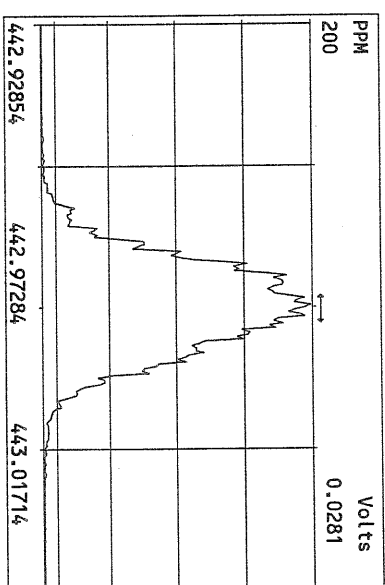
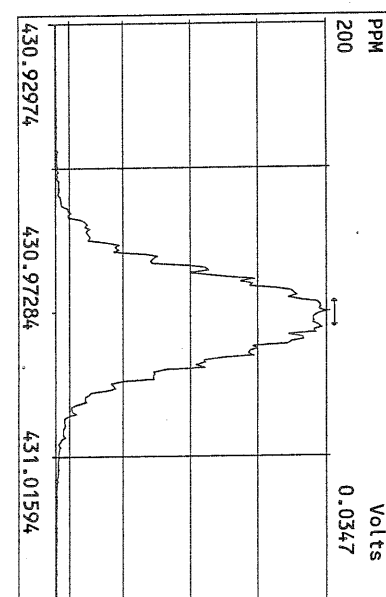
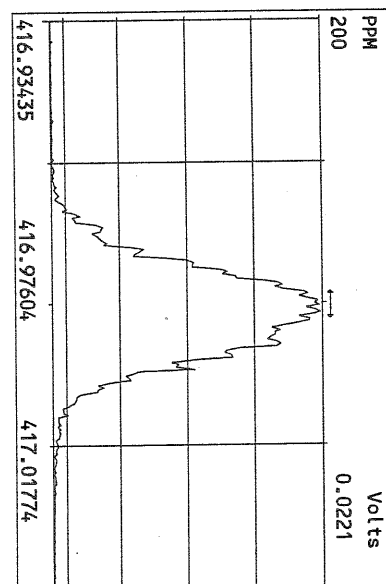
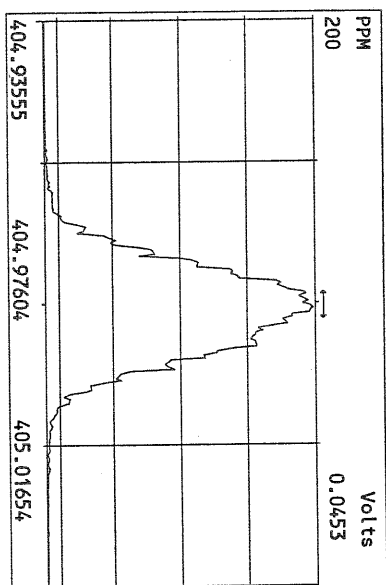
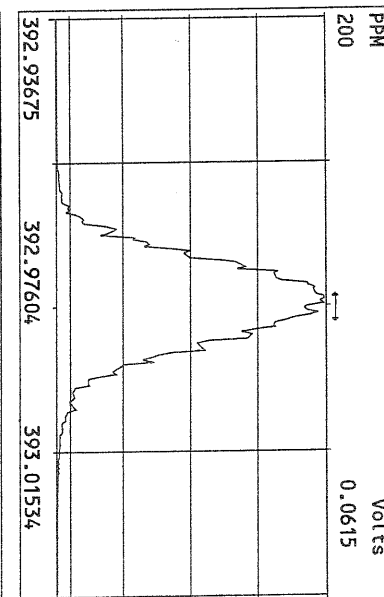
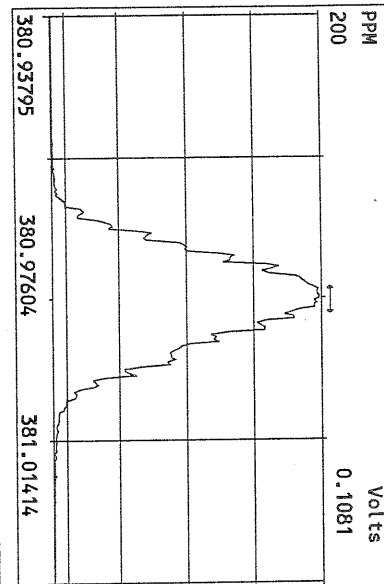
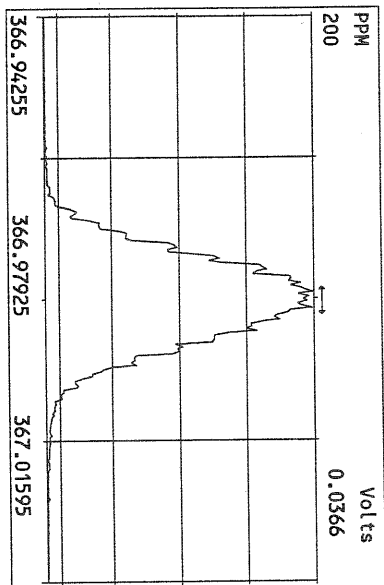


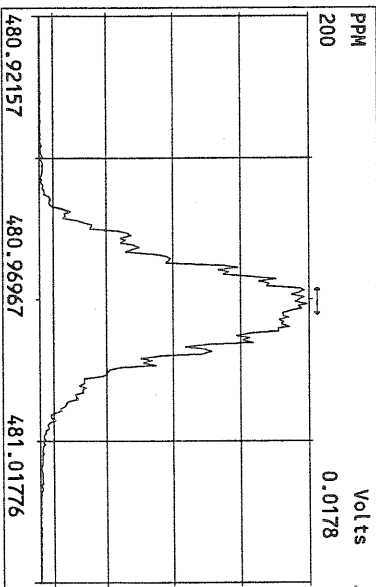
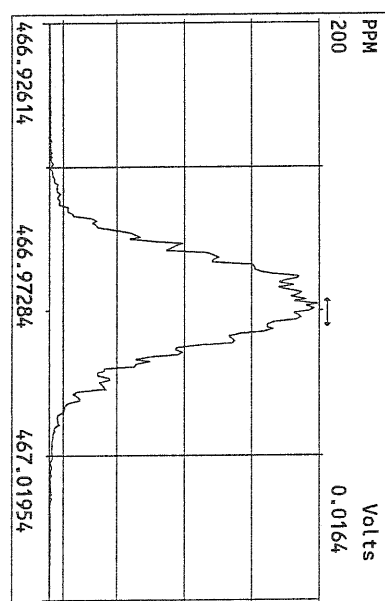
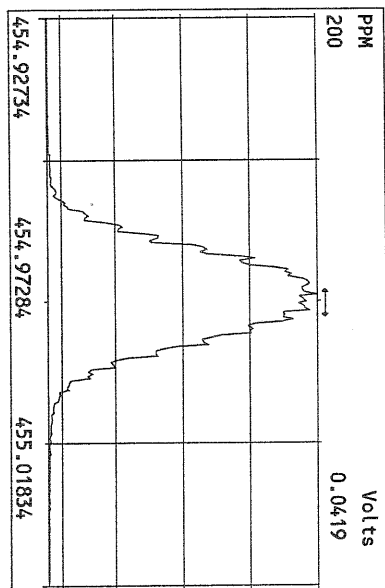
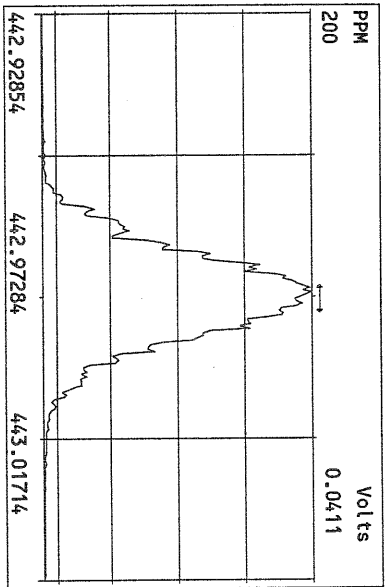
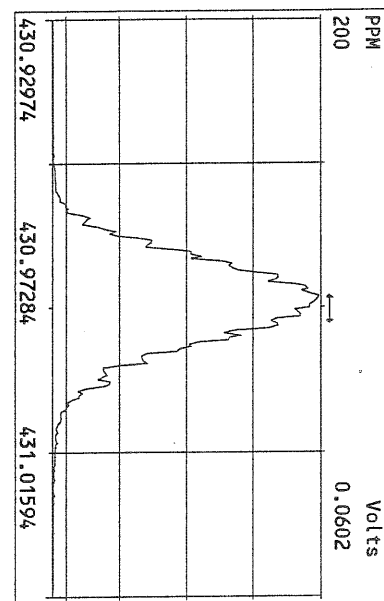
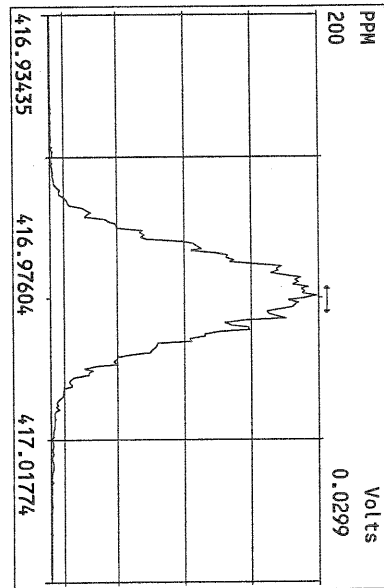
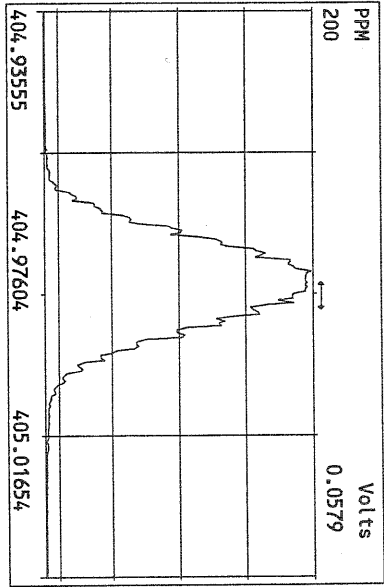
File:12AUG10M #1-348 Acq:13-AUG-2010 01:01:28 GC EI+ Voltage SIR Autospec-Ultima
513.6775 S:16 F:5 BSUB(10000,15,-3.0) PKD(5,5,3,0,10%,100,0,0,00%,F,F) Exp:PCDD
Sample Text:ST081210M2 File Text:Frontier Analytical Laboratory

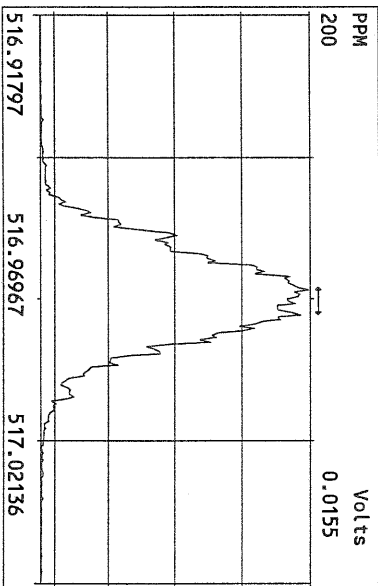
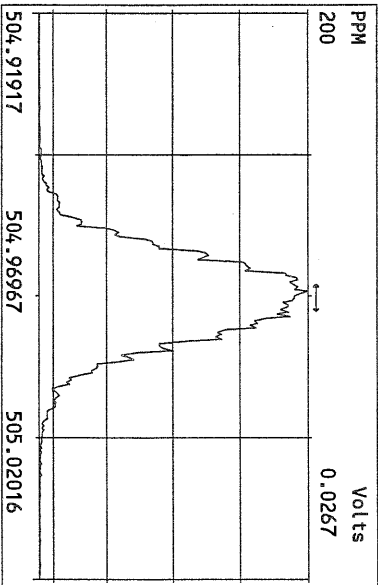
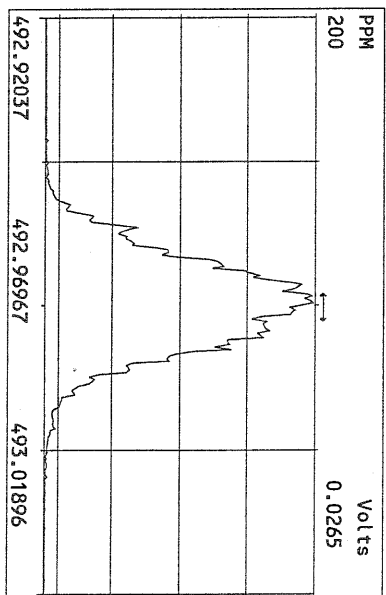
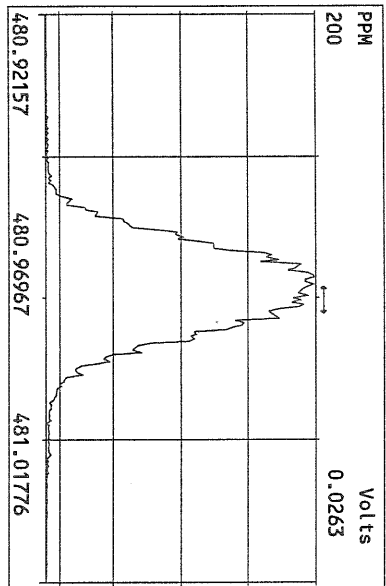
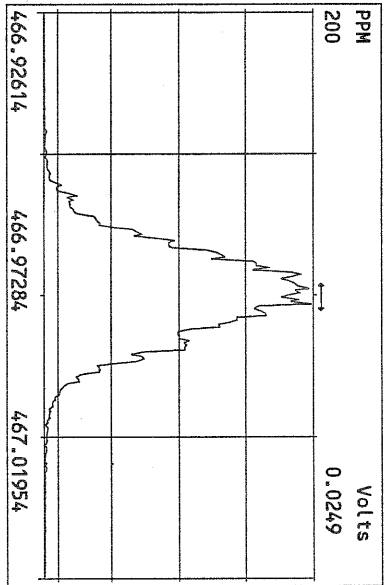
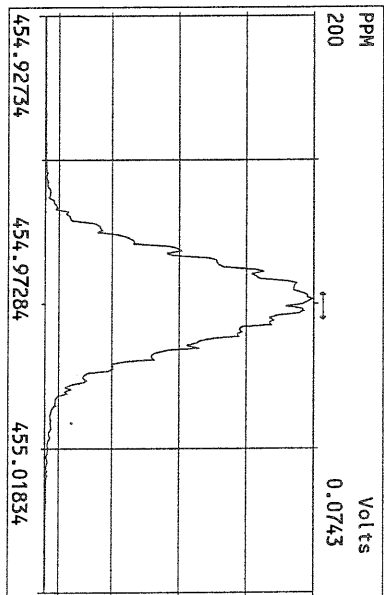
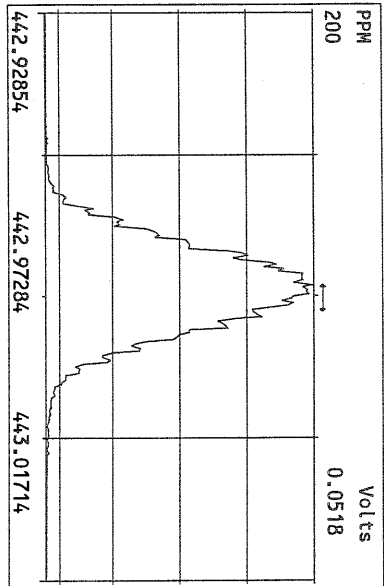
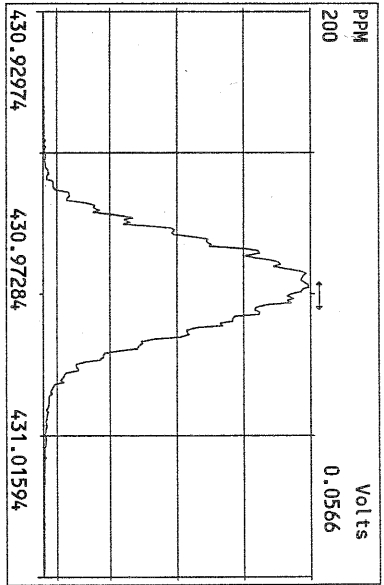












USEPA - ITD

FORM 4A
PCDD/PCDF CALIBRATION VERIFICATION

Lab Name: Frontier Analytical Laboratory Episode No.:

Contract No.: SAS No.:

Initial Calibration Date: 5/12/10

Instrument ID: FAL3

GC Column ID: DB5

VER Data Filename: 12AUG10M Sam:24

Analysis Date: 13-AUG-10 08:24:11

NATIVE ANALYTES	M/Z'S FORMING RATIO (1)	ION ABUND. RATIO	QC LIMITS (2)	ACCEPT	CONC. FOUND	CONC. RANGE (ng/mL) (3)
2,3,7,8-TCDD	M/M+2	0.74	0.65-0.89	y	10.6	7.80 - 12.9 ✓
1,2,3,7,8-PeCDD	M+2/M+4	1.71	1.32-1.78	y	53.1	39.0 - 65.0 ✓
1,2,3,4,7,8-HxCDD	M+2/M+4	1.42	1.05-1.43	y	56.2	39.0 - 64.0 ✓
1,2,3,6,7,8-HxCDD	M+2/M+4	1.42	1.05-1.43	y	54.2	39.0 - 64.0 ✓
1,2,3,7,8,9-HxCDD	M+2/M+4	1.41	1.05-1.43	y	57.5	41.0 - 61.0 ✓
1,2,3,4,6,7,8-HpCDD	M+2/M+4	1.02	0.88-1.20	y	51.8	43.0 - 58.0 ✓
OCDD	M+2/M+4	0.99	0.76-1.02	y	112	79.0 - 126 ✓
2,3,7,8-TCDF	M/M+2	0.69	0.65-0.89	y	10.6	8.40 - 12.0 ✓
1,2,3,7,8-PeCDF	M+2/M+4	1.53	1.32-1.78	y	55.4	41.0 - 60.0 ✓
2,3,4,7,8-PeCDF	M+2/M+4	1.51	1.32-1.78	y	52.6	41.0 - 60.0 ✓
1,2,3,4,7,8-HxCDF	M+2/M+4	1.25	1.05-1.43	y	48.0	45.0 - 56.0 ✓
1,2,3,6,7,8-HxCDF	M+2/M+4	1.25	1.05-1.43	y	48.5	44.0 - 57.0 ✓
2,3,4,6,7,8-HxCDF	M+2/M+4	1.24	1.05-1.43	y	48.4	44.0 - 57.0 ✓
1,2,3,7,8,9-HxCDF	M+2/M+4	1.29	1.05-1.43	y	49.0	45.0 - 56.0 ✓
1,2,3,4,6,7,8-HpCDF	M+2/M+4	1.08	0.88-1.20	y	47.3	45.0 - 55.0 ✓
1,2,3,4,7,8,9-HpCDF	M+2/M+4	1.05	0.88-1.20	y	48.9	43.0 - 58.0 ✓
OCDF	M+2/M+4	0.91	0.76-1.02	y	103	63.0 - 159 ✓

(1) See Table 8, Method 1613, for m/z specifications.

(2) Ion Abundance Ratio Control Limits as specified in Table 9, Method 1613.

(3) Contract-required concentration range as specified in Table 6, Method 1613.

Analyst: Date: 8/13/10

FORM 4B
PCDD/PCDF CALIBRATION VERIFICATION

Lab Name: Frontier Analytical Laboratory

Episode No.:

Contract No.:

SAS No.:

Initial Calibration Date: 5/12/10

Instrument ID: FAL3

GC Column ID: DB5

VER Data Filename: 12AUG10M Sam:24

Analysis Date: 13-AUG-10 08:24:11

LABELLED COMPOUNDS	M/Z'S FORMING RATIO (1)	ION ABUND. RATIO	QC LIMITS (2)	ACCEPT	CONC. FOUND	CONC. RANGE (ng/mL) (3)
13C-2,3,7,8-TCDD	M/M+2	0.85	0.65-0.89	y	101	82.0 - 121 ✓
13C-1,2,3,7,8-PeCDD	M+2/M+4	1.73	1.32-1.78	y	114	62.0 - 160 ✓
13C-1,2,3,4,7,8-HxCDD	M+2/M+4	1.31	1.05-1.43	y	102	85.0 - 117 ✓
13C-1,2,3,6,7,8-HxCDD	M+2/M+4	1.33	1.05-1.43	y	97.8	85.0 - 118 ✓
13C-1,2,3,4,6,7,8-HpCDD	M+2/M+4	1.03	0.88-1.20	y	98.4	72.0 - 138 ✓
13C-OCDD	M+2/M+4	0.93	0.76-1.02	y	185	96.0 - 415 ✓
13C-2,3,7,8-TCDF	M/M+2	0.87	0.65-0.89	y	102	71.0 - 140 ✓
13C-1,2,3,7,8-PeCDF	M+2/M+4	1.76	1.32-1.78	y	106	76.0 - 130 ✓
13C-2,3,4,7,8-PeCDF	M+2/M+4	1.74	1.32-1.78	y	111	77.0 - 130 ✓
13C-1,2,3,4,7,8-HxCDF	M/M+2	0.53	0.43-0.59	y	123	76.0 - 131 ✓
13C-1,2,3,6,7,8-HxCDF	M/M+2	0.53	0.43-0.59	y	115	70.0 - 143 ✓
13C-2,3,4,6,7,8-HxCDF	M/M+2	0.53	0.43-0.59	y	121	73.0 - 137 ✓
13C-1,2,3,7,8,9-HxCDF	M/M+2	0.54	0.43-0.59	y	123	74.0 - 135 ✓
13C-1,2,3,4,6,7,8-HpCDF	M/M+2	0.42	0.37-0.51	y	116	78.0 - 129 ✓
13C-1,2,3,4,7,8,9-HpCDF	M/M+2	0.42	0.37-0.51	y	117	77.0 - 129 ✓
13C-OCDF	M+2/M+4	0.99	0.76-1.02	y	207	96.0 - 415 ✓
CLEANUP STANDARD (4)						
37Cl-2,3,7,8-TCDD					10.0	7.80 - 12.8 ✓

(1) See Table 8, Method 1613, for m/z specifications.

(2) Ion Abundance Ratio Control Limits as specified in Table 9, Method 1613.

(3) Contract-required concentration range as specified in Table 6, Method 1613.

(4) No ion abundance ratio; report concentration found.

Analyst: Date: 8/13/10

FORM 5
PCDD/PCDF RT WINDOW AND ISOMER SPECIFICITY STANDARDS

Lab Name: Frontier Analytical Laboratory Episode No.:
Contract No.: SAS No.:
Instrument ID: FAL3 Initial Calibration Date: 5/12/10
RT Window Data Filename: 12AUG10M Sam:24 Analysis Date: 13-AUG-10 Time: 08:24:11
DB-5 IS Data Filename: 12AUG10M Sam:24 Analysis Date: 13-AUG-10 Time: 08:24:11
DB-225 IS Data Filename: Analysis Date: Time:

DB-5 RT WINDOW DEFINING STANDARDS RESULTS

ISOMERS	ABSOLUTE RT	ISOMERS	ABSOLUTE RT
1,3,6,8-TCDD (F)	24:27 ✓	1,3,6,8-TCDF (F)	23:06 ✓
1,2,8,9-TCDD (L)	28:24 ✓	1,2,8,9-TCDF (L)	28:37 ✓
1,2,4,7,9-PeCDD (F)	30:17 ✓	1,3,4,6,8-PeCDF (F)	28:27 ✓
1,2,3,8,9-PeCDD (L)	33:50 ✓	1,2,3,8,9-PeCDF (L)	34:16 ✓
1,2,4,6,7,9-HxCDD (F)	36:09 ✓	1,2,3,4,6,8-HxCDF (F)	35:17 ✓
1,2,3,7,8,9-HxCDD (L)	39:14 ✓	1,2,3,7,8,9-HxCDF (L)	39:48 ✓
1,2,3,4,6,7,9-HpCDD (F)	42:51 ✓	1,2,3,4,6,7,8-HpCDF (F)	42:19 ✓
1,2,3,4,6,7,8-HpCDD (L)	44:13 ✓	1,2,3,4,7,8,9-HpCDF (L)	45:08 ✓

(F) = First eluting isomer (DB-5); (L) = Last eluting isomer (DB-5)

=====

ISOMER SPECIFICITY (IS) TEST STANDARD RESULTS

% VALLEY HEIGHT
BETWEEN
COMPARED PEAKS (1)

<25%

(1) To meet contract requirement, %Valley Height Between Compared Peaks shall not exceed 25% (section 15.4.2.2, Method 1613).

Analyst: _____



Date: _____

8/13/10

USEPA - ITD

FORM 6A
PCDD/PCDF RELATIVE RETENTION TIMES

Lab Name: Frontier Analytical Laboratory

Episode No.:

Contract No.:

SAS No.:

Init. Cal. Date: 5/12/10

Instrument ID: FAL3

GC Column ID: DB5


Analysis Date: 13-AUG-10 08:24:11

CS3 or VER Data Filename: 12AUG10M

Sam:24

NATIVE ANALYTES	RETENTION TIME REFERENCE	RRT	RRT QC LIMITS (1)
2,3,7,8-TCDD	13C-2,3,7,8-TCDD	1.001	0.999-1.002 ✓
2,3,7,8-TCDF	13C-2,3,7,8-TCDF	1.001	0.999-1.003 ✓
1,2,3,7,8-PeCDD	13C-1,2,3,7,8-PeCDD	1.001	0.999-1.002 ✓
1,2,3,7,8-PeCDF	13C-1,2,3,7,8-PeCDF	1.000	0.999-1.002 ✓
2,3,4,7,8-PeCDF	13C-2,3,4,7,8-PeCDF	1.000	0.999-1.002 ✓
LABELED COMPOUNDS			
37Cl-2,3,7,8-TCDD	13C-1,2,3,4-TCDD	1.023	0.989-1.052 ✓
13C-2,3,7,8-TCDD		1.022	0.976-1.043 ✓
13C-2,3,7,8-TCDF		0.994	0.923-1.103 ✓
13C-1,2,3,7,8-PeCDD		1.239	1.000-1.567 ✓
13C-1,2,3,7,8-PeCDF		1.174	0.923-1.203 ✓
13C-2,3,4,7,8-PeCDF		1.223	0.923-1.303 ✓

(1) Contract-required limits for Relative Retention Times (RRT) as specified in Table 2, Method 1613.

Analyst: Date: 8/13/10

USEPA - ITD

FORM 6B
PCDD/PCDF RELATIVE RETENTION TIMES

Lab Name: Frontier Analytical Laboratory

Episode No.:

Contract No.:

SAS No.:

Init. Cal. Date: 5/12/10

Instrument ID: FAL3

GC Column ID: DB5

Analysis Date: 13-AUG-10 08:24:11

CS3 or VER Data Filename: 12AUG10M

Sam:24

NATIVE ANALYTES	RETENTION TIME REFERENCE	RRT	RRT QC LIMITS (1)
1,2,3,4,7,8-HxCDD	13C-1,2,3,4,7,8-HxCDD	1.001	0.999-1.001 ✓
1,2,3,6,7,8-HxCDD	13C-1,2,3,6,7,8-HxCDD	1.000	0.998-1.004 ✓
1,2,3,7,8,9-HxCDD	13C-1,2,3,6,7,8-HxCDD	1.012	1.000-1.019 ✓
1,2,3,4,7,8-HxCDF	13C-1,2,3,4,7,8-HxCDF	1.001	0.999-1.001 ✓
1,2,3,6,7,8-HxCDF	13C-1,2,3,6,7,8-HxCDF	1.001	0.997-1.005 ✓
2,3,4,6,7,8-HxCDF	13C-2,3,4,6,7,8-HxCDF	1.001	0.999-1.001 ✓
1,2,3,7,8,9-HxCDF	13C-1,2,3,7,8,9-HxCDF	1.000	0.999-1.001 ✓
1,2,3,4,6,7,8-HpCDD	13C-1,2,3,4,6,7,8-HpCDD	1.001	0.999-1.001 ✓
1,2,3,4,6,7,8-HpCDF	13C-1,2,3,4,6,7,8-HpCDF	1.001	0.999-1.001 ✓
1,2,3,4,7,8,9-HpCDF	13C-1,2,3,4,7,8,9-HpCDF	1.000	0.999-1.001 ✓
OCDD	13C-OCDD	1.000	0.999-1.001 ✓
OCDF	13C-OCDF	1.001	0.999-1.001 ✓
LABELED COMPOUNDS			
13C-1,2,3,4,7,8-HxCDD	13C-1,2,3,7,8,9-HxCDD	0.984	0.977-1.000 ✓
13C-1,2,3,6,7,8-HxCDD		0.989	0.981-1.003 ✓
13C-1,2,3,4,7,8-HxCDF		0.949	0.944-0.970 ✓
13C-1,2,3,6,7,8-HxCDF		0.954	0.949-0.975 ✓
13C-2,3,4,6,7,8-HxCDF		0.978	0.959-1.021 ✓
13C-1,2,3,7,8,9-HxCDF		1.015	0.977-1.047 ✓
13C-1,2,3,4,6,7,8-HpCDD		1.127	1.086-1.130 ✓
13C-1,2,3,4,6,7,8-HpCDF		1.078	1.043-1.085 ✓
13C-1,2,3,4,7,8,9-HpCDF		1.151	1.057-1.154 ✓
13C-OCDD		1.269	1.032-1.311 ✓
13C-OCDF		1.279	1.000-1.311 ✓

(1) Contract-required limits for Relative Retention Times (RRT) as specified
in Table 2, Method 1613.

Analyst: Date: 8/13/10

Name	Resp	RA	RT	RRF	WHO 1998 Tox:		WHO 2005 Tox:		DL	Rec
					Conc	Qual	Fac	Noise-1		
2,3,7,8-TCDD	2.40e+06	0.74 y	27:27	1.04	10.6	2.50	-	-	*	
1,2,3,7,8-PeCDD	1.20e+07	1.71 y	33:16	1.05	53.1	2.50	-	-	*	
1,2,3,4,7,8-HxCDD	1.22e+07	1.42 y	38:38	1.30	56.2	2.50	-	-	*	
1,2,3,6,7,8-HxCDD	1.17e+07	1.42 y	38:47	1.28	54.2	2.50	-	-	*	
1,2,3,7,8,9-HxCDD	1.21e+07	1.41 y	39:14	1.25	57.5	2.50	-	-	*	
1,2,3,4,6,7,8-HpCDD	1.10e+07	1.02 y	44:13	1.35	51.8	2.50	-	-	*	
OCDD	1.43e+07	0.99 y	49:47	1.25	112	2.50	-	-	*	
2,3,7,8-TCDF	6.50e+06	0.69 y	26:42	1.62	10.6	2.50	-	-	*	
1,2,3,7,8-PeCDF	1.86e+07	1.53 y	31:32	0.92	55.4	2.50	-	-	*	
2,3,4,7,8-PeCDF	1.77e+07	1.51 y	32:51	0.94	52.6	2.50	-	-	*	
1,2,3,4,7,8-HxCDF	1.66e+07	1.25 y	37:14	0.93	48.0	2.50	-	-	*	
1,2,3,6,7,8-HxCDF	1.76e+07	1.25 y	37:26	0.84	48.5	2.50	-	-	*	
2,3,4,6,7,8-HxCDF	1.65e+07	1.24 y	38:22	0.90	48.4	2.50	-	-	*	
1,2,3,7,8,9-HxCDF	1.53e+07	1.29 y	39:48	0.98	49.0	2.50	-	-	*	
1,2,3,4,6,7,8-HpCDF	1.44e+07	1.08 y	42:19	1.38	47.3	2.50	-	-	*	
1,2,3,4,7,8,9-HpCDF	1.32e+07	1.05 y	45:08	1.62	48.9	2.50	-	-	*	
OCDF	1.63e+07	0.91 y	50:10	0.74	103	2.50	-	-	*	
13C-2,3,7,8-TCDD	2.19e+07	0.85 y	27:26	0.93	101					101
13C-1,2,3,7,8-PeCDD	2.15e+07	1.73 y	33:15	0.81	114					114
13C-1,2,3,4,7,8-HxCDD	1.68e+07	1.31 y	38:36	0.95	102					102
13C-1,2,3,6,7,8-HxCDD	1.69e+07	1.33 y	38:46	1.00	97.8					97.8
13C-1,2,3,4,6,7,8-HpCDD	1.57e+07	1.03 y	44:12	0.92	98.4					98.4
13C-OCDD	2.04e+07	0.93 y	49:46	0.63	185					92.7
13C-2,3,7,8-TCDF	3.80e+07	0.87 y	26:41	0.87	102					102
13C-1,2,3,7,8-PeCDF	3.67e+07	1.76 y	31:31	0.81	106					106
13C-2,3,4,7,8-PeCDF	3.57e+07	1.74 y	32:50	0.75	111					111
13C-1,2,3,4,7,8-HxCDF	3.72e+07	0.53 y	37:13	1.74	123					123
13C-1,2,3,6,7,8-HxCDF	4.33e+07	0.53 y	37:24	2.17	115					115
13C-2,3,4,6,7,8-HxCDF	3.81e+07	0.53 y	38:21	1.82	121					121
13C-1,2,3,7,8,9-HxCDF	3.18e+07	0.54 y	39:48	1.49	123					123
13C-1,2,3,4,6,7,8-HpCDF	2.21e+07	0.42 y	42:17	1.10	116					116
13C-1,2,3,4,7,8,9-HpCDF	1.66e+07	0.42 y	45:08	0.81	117					117
13C-OCDF	4.27e+07	0.99 y	50:08	1.19	207					104
37Cl-2,3,7,8-TCDD	2.18e+06		27:27	0.93	10.0					100
13C-1,2,3,4-TCDD	2.34e+07	0.85 y	26:51	-	68.9					
13C-1,2,3,4-TCDF	4.29e+07	0.88 y	25:35	-	80.5					
13C-1,2,3,7,8,9-HxCDD	1.74e+07	1.31 y	39:13	-	80.6					
Total Tetra-Dioxins	1.32e+07		23:27	1.04	58.1	2.50	-	-	*	14
Total Penta-Dioxins	2.54e+07		30:17	1.05	113	2.50	-	-	*	8
Total Hexa-Dioxins	4.08e+07		36:09	1.27	190	2.50	-	-	*	23
Total Hepta-Dioxins	2.39e+07		42:51	1.35	112	2.50	-	-	*	11
Total Tetra-Furans	2.82e+07		23:06	1.62	45.8	2.50	-	-	*	20
1st Fn. Tot Penta-Furans	1.49e+07		28:27	0.93	44.2	2.50	-	-	*	PeCDF 1
Total Penta-Furans	5.34e+07		30:13	0.93	159	2.50	-	-	*	203 11
Total Hexa-Furans	7.67e+07		35:17	0.90	225	2.50	-	-	*	7
Total Hepta-Furans	2.77e+07		42:19	1.48	96.6	2.50	-	-	*	7

Analyst: *[Signature]*

Date: 8/13/10

Frontier Analytical Laboratory - Acquisition Log

Run Name:12AUG10M

Instrument: FAL3

GC: DB5

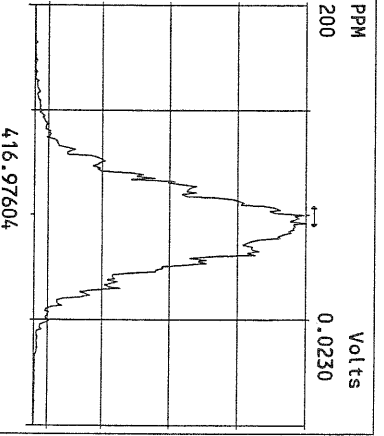
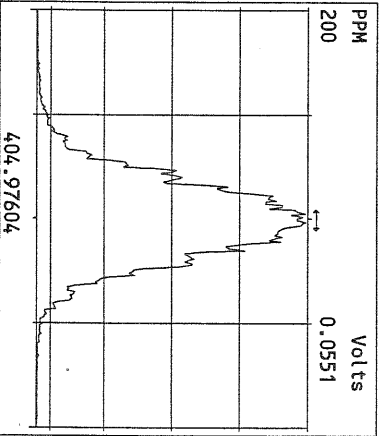
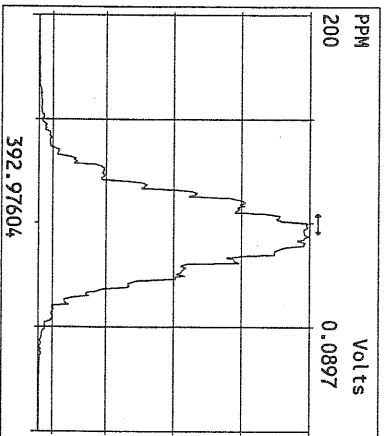
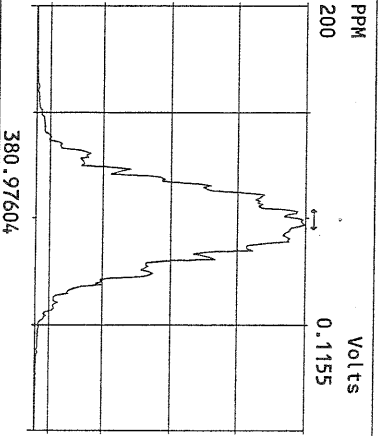
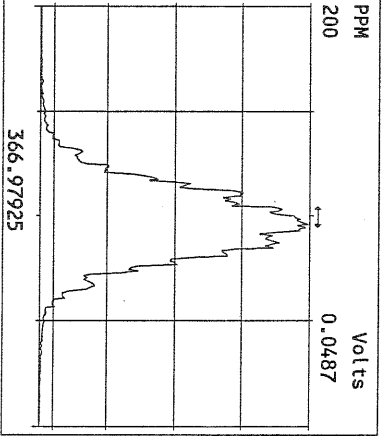
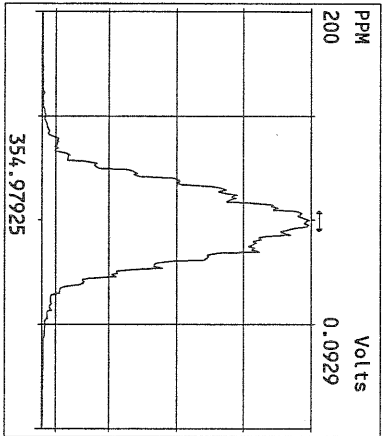
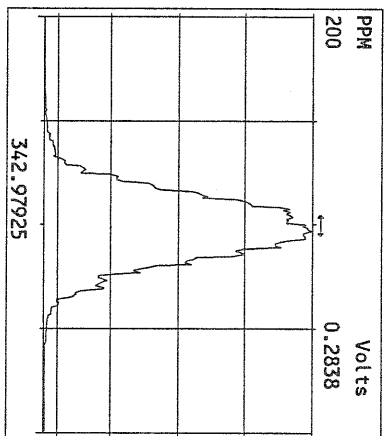
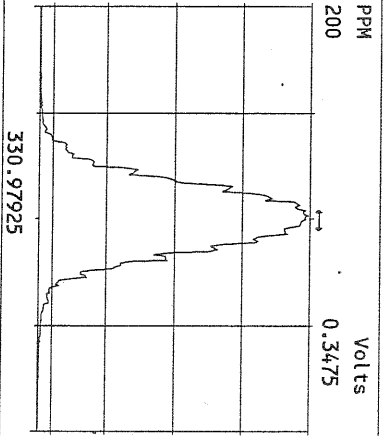
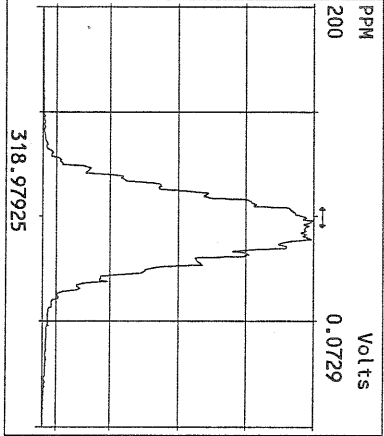
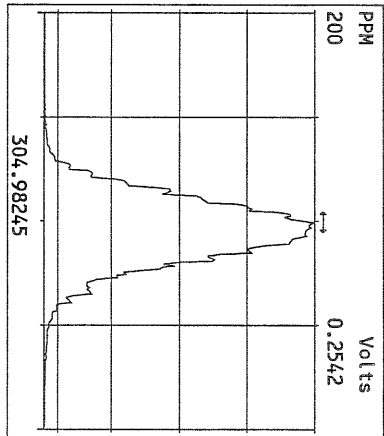
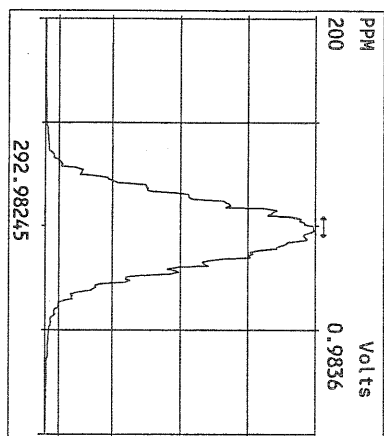
Experiment:PCDD

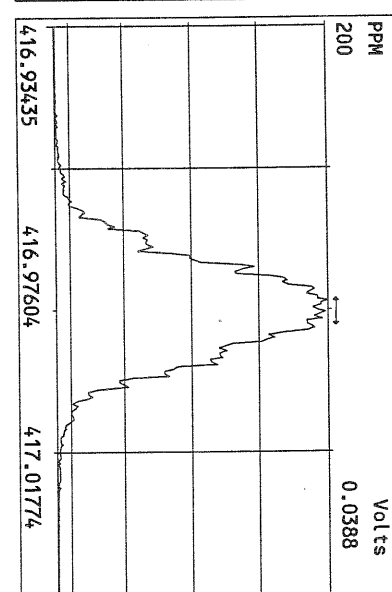
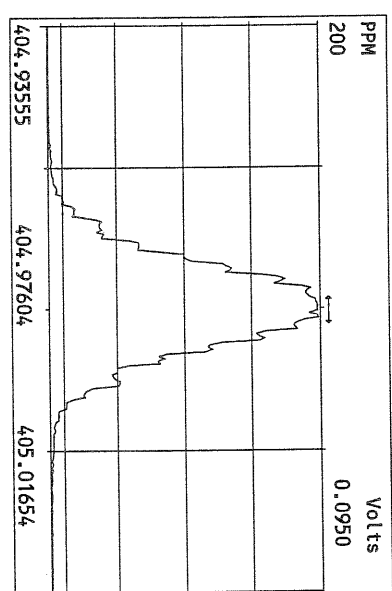
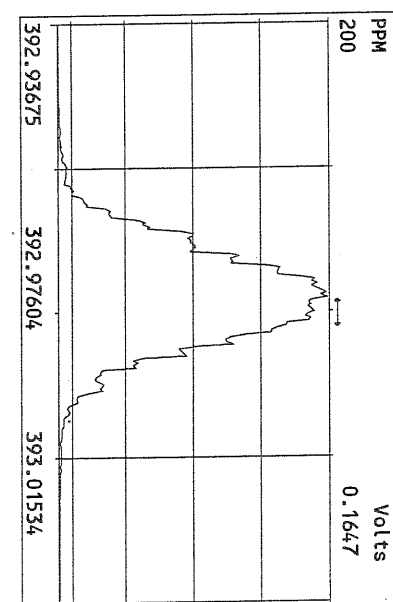
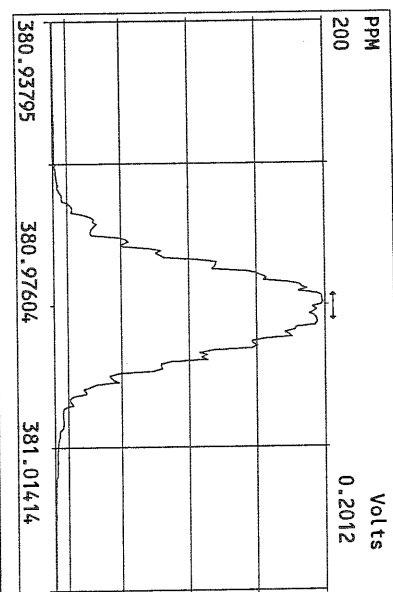
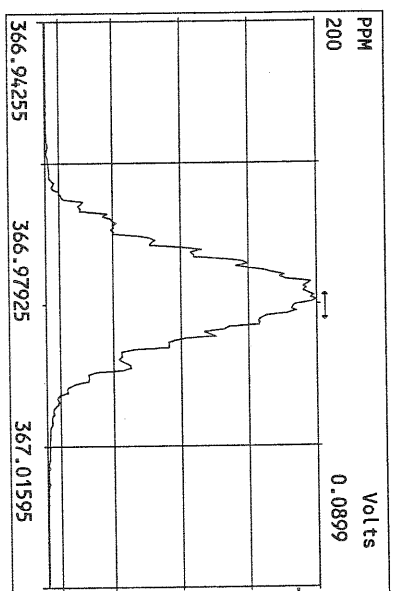
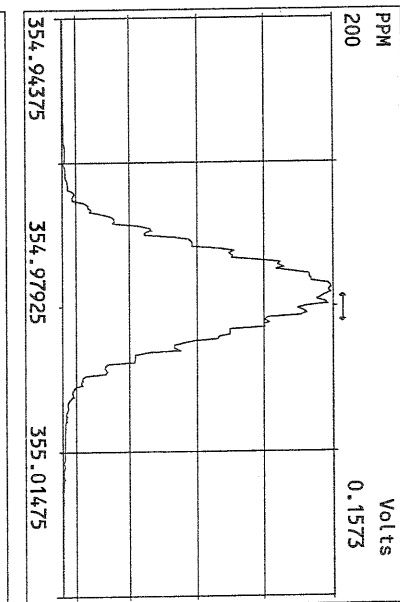
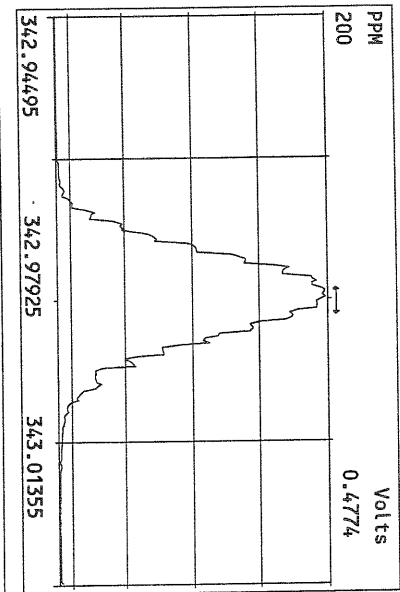
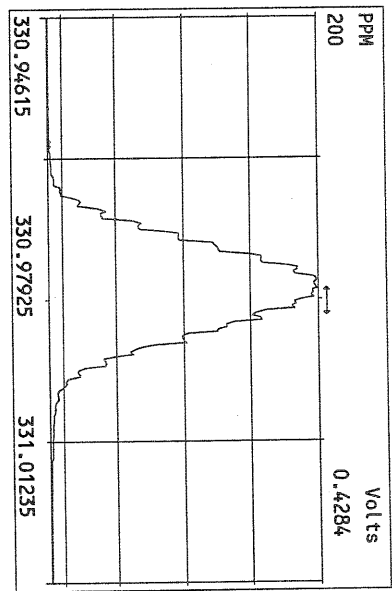
Data File S	FAL ID	Client ID	Acquired	ConCal	EndCal	Analyst
12AUG10M	1	ST081210M1	1613 CS3 090918J	12-AUG-10 11:10:55	ST081210M1 ST081210M2	TC
12AUG10M	2	SB081210M1	Solvent Blank	12-AUG-10 12:06:13	ST081210M1 ST081210M2	TC
12AUG10M	3	6273-009-0001-SA	PSB07-1.5-2.0-072810	12-AUG-10 13:01:32	ST081010N1 ST081010N2	TC
12AUG10M	4	6273-011-0001-SA	PSB08-1.5-2.0-072810	12-AUG-10 13:56:54	ST081010N1 ST081010N2	TC
12AUG10M	5	2078-001-0001-OPR	OPR	12-AUG-10 14:52:16	ST081210M1 ST081210M2	TC
12AUG10M	6	2078-001-0001-MB	Method Blank	12-AUG-10 15:47:38	ST081210M1 ST081210M2	TC
12AUG10M	7	6269-008-0001-SA	PSB17-10-13-072810	12-AUG-10 16:43:05	ST081210M1 ST081210M2	TC
12AUG10M	8	6269-007-0001-SA	PSB17-4-6-072810	12-AUG-10 17:38:28	ST081210M1 ST081210M2	TC
12AUG10M	9	6269-006-0001-SA	PSB17-2-4-072810	12-AUG-10 18:33:55	ST081210M1 ST081210M2	TC
12AUG10M	10	6269-003-0001-SA	PSB14-2-4-072810	12-AUG-10 19:29:18	ST081210M1 ST081210M2	TC
12AUG10M	11	6269-005-0001-SA	PSB17-1.5-2-072810	12-AUG-10 20:24:37	ST081210M1 ST081210M2	TC
12AUG10M	12	6269-002-0001-SA	PSB14-1.5-2.0-072810	12-AUG-10 21:20:00	ST081210M1 ST081210M2	TC
12AUG10M	13	6269-004-0001-SA	PSB17-0-0.5-072810	12-AUG-10 22:15:22	ST081210M1 ST081210M2	TC
12AUG10M	14	6269-001-0001-SA	PSB14-0-.5-072810	12-AUG-10 23:10:40	ST081210M1 ST081210M2	TC
12AUG10M	15	SB081210M2	Solvent Blank	13-AUG-10 00:06:03	ST081210M1 ST081210M2	TC
12AUG10M	16	ST081210M2	1613 CS3 090918J	13-AUG-10 01:01:28	ST081210M2 ST081210M3	TC
12AUG10M	17	SB081210M4	Solvent Blank	13-AUG-10 01:56:52	ST081210M2 ST081210M3	TC
12AUG10M	18	6271-003-0001-SA	PSB13-2-4-072910	13-AUG-10 02:52:15	ST081210M2 ST081210M3	TC
12AUG10M	19	6271-002-0001-SA	PSB13-1.5-2-072910	13-AUG-10 03:47:38	ST081210M2 ST081210M3	TC
12AUG10M	20	6271-001-0001-SA	PSB13-0-0.5-072910	13-AUG-10 04:42:56	ST081210M2 ST081210M3	TC
12AUG10M	21	6279-001-0001-SA	201007300147	13-AUG-10 05:38:15	ST081210M2 ST081210M3	TC
12AUG10M	22	6279-002-0001-SA	201007300149	13-AUG-10 06:33:34	ST081210M2 ST081210M3	TC
12AUG10M	23	SB081210M5	Solvent Blank	13-AUG-10 07:28:53	ST081210M2 ST081210M3	TC
12AUG10M	24	ST081210M3	1613 CS3 090918J	13-AUG-10 08:24:11	ST081210M2 ST081210M3	TC

 8/13/10

Data Backed Up: _____

Date: _____





Peak Locate Examination: 12-AUG-2010:11:09 File: 12AUG10M
 Experiment: PCDD Function: 3 Reference: PFK

