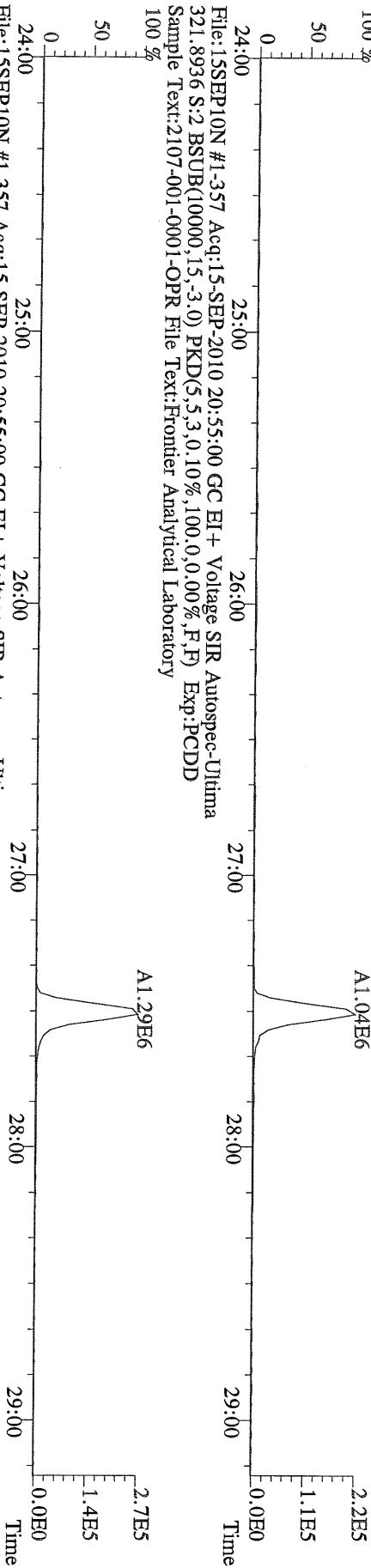



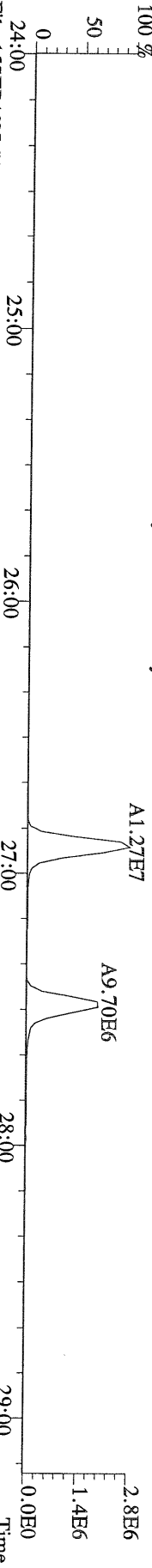
File:15SEP10N #1-357 Acq:15-SEP-2010 20:55:00 GC EI + Voltage SIR Autospec-Utima
319.8965 S:2 BSUB(10000,15,-3.0) PKD(5,5,3,0,10%,100,0,0,00%,F,F) Exp:PCDD
Sample Text:2107-001-0001-OPR File Text:Frontier Analytical Laboratory
100 %



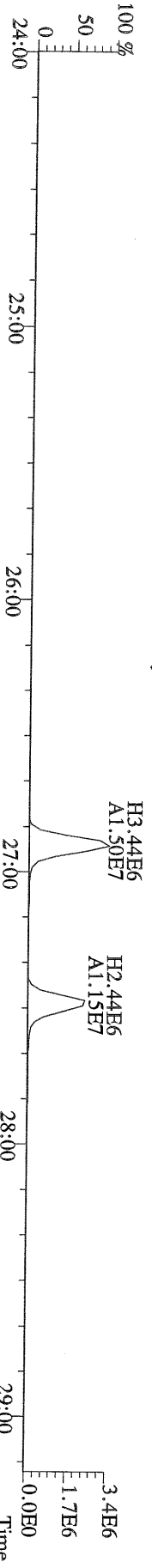
File:15SEP10N #1-357 Acq:15-SEP-2010 20:55:00 GC EI + Voltage SIR Autospec-Utima
327.8847 S:2 BSUB(10000,15,-3.0) PKD(5,5,3,0,10%,100,0,0,00%,F,F) Exp:PCDD
Sample Text:2107-001-0001-OPR File Text:Frontier Analytical Laboratory
100 %



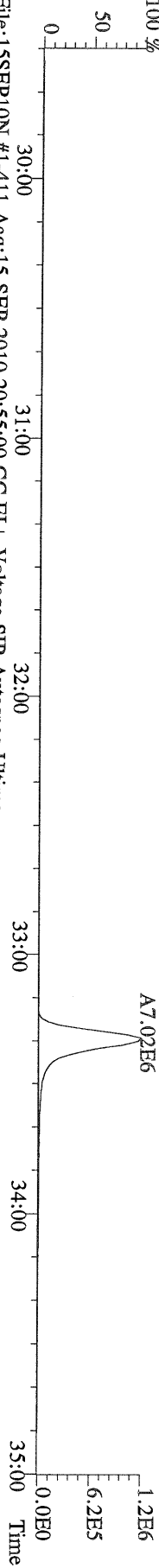
File:15SEP10N #1-357 Acq:15-SEP-2010 20:55:00 GC EI + Voltage SIR Autospec-Utima
331.9368 S:2 BSUB(10000,15,-3.0) PKD(5,5,3,0,10%,100,0,0,00%,F,F) Exp:PCDD
Sample Text:2107-001-0001-OPR File Text:Frontier Analytical Laboratory
100 %




File:15SEP10N #1-357 Acq:15-SEP-2010 20:55:00 GC EI + Voltage SIR Autospec-Utima
333.9339 S:2 BSUB(10000,15,-3.0) PKD(5,5,3,0,10%,100,0,0,00%,F,F) Exp:PCDD
Sample Text:2107-001-0001-OPR File Text:Frontier Analytical Laboratory



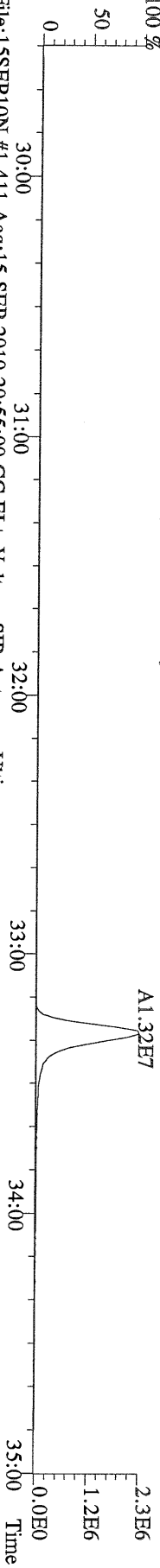
File:15SEP10N #1-411 Acq:15-SEP-2010 20:55:00 GC EI + Voltage SIR Autospec-Ultima
355.8546 S:2 F:2 BSUB(10000,15,-3.0) PKD(5,5,3,0,10%,100,0,0,00%,F,F) Exp:PCDD
Sample Text:2107-001-0001-OPR File Text:Frontier Analytical Laboratory
100 %




File:15SEP10N #1-411 Acq:15-SEP-2010 20:55:00 GC EI + Voltage SIR Autospec-Ultima
357.8517 S:2 F:2 BSUB(10000,15,-3.0) PKD(5,5,3,0,10%,100,0,0,00%,F,F) Exp:PCDD
Sample Text:2107-001-0001-OPR File Text:Frontier Analytical Laboratory
100 %




File:15SEP10N #1-411 Acq:15-SEP-2010 20:55:00 GC EI + Voltage SIR Autospec-Ultima
367.8949 S:2 F:2 BSUB(10000,15,-3.0) PKD(5,5,3,0,10%,100,0,0,00%,F,F) Exp:PCDD
Sample Text:2107-001-0001-OPR File Text:Frontier Analytical Laboratory
100 %




File:15SEP10N #1-411 Acq:15-SEP-2010 20:55:00 GC EI + Voltage SIR Autospec-Ultima
369.8919 S:2 F:2 BSUB(10000,15,-3.0) PKD(5,5,3,0,10%,100,0,0,00%,F,F) Exp:PCDD
Sample Text:2107-001-0001-OPR File Text:Frontier Analytical Laboratory



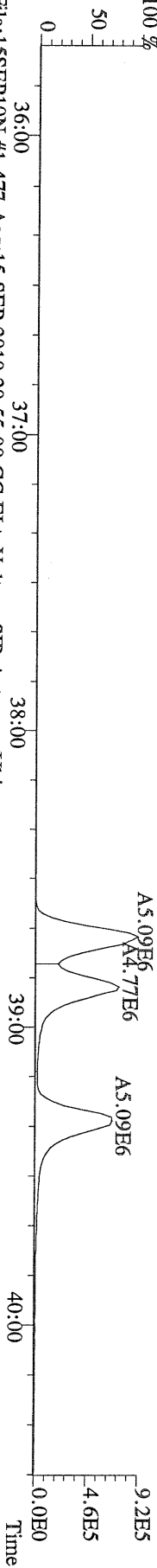
File:15SEP10N #1-411 Acq:15-SEP-2010 20:55:00 GC EI + Voltage SIR Autospec-Ultima
366.9792 S:2 F:2 Exp:PCDD
Sample Text:2107-001-0001-OPR File Text:Frontier Analytical Laboratory



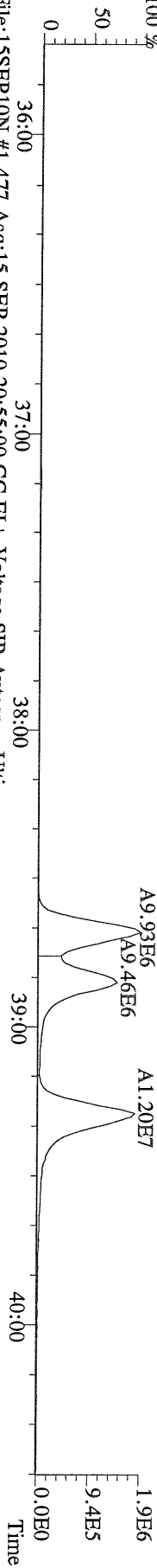
File:15SEP10N #1-477 Acq:15-SEP-2010 20:55:00 GC EI+ Voltage SIR Autospec-Utima
 389.8156 S:2 F:3 BSUB(10000,15,-3.0) PKD(5,5,3,0,10%,100,0,0,00%,F,F) Exp:PCDD
 Sample Text:2107-001-0001-OPR File Text:Frontier Analytical Laboratory
 100 %



File:15SEP10N #1-477 Acq:15-SEP-2010 20:55:00 GC EI+ Voltage SIR Autospec-Utima
 391.8127 S:2 F:3 BSUB(10000,15,-3.0) PKD(5,5,3,0,10%,100,0,0,00%,F,F) Exp:PCDD
 Sample Text:2107-001-0001-OPR File Text:Frontier Analytical Laboratory
 100 %




File:15SEP10N #1-477 Acq:15-SEP-2010 20:55:00 GC EI+ Voltage SIR Autospec-Utima
 401.8559 S:2 F:3 BSUB(10000,15,-3.0) PKD(5,5,3,0,10%,100,0,0,00%,F,F) Exp:PCDD
 Sample Text:2107-001-0001-OPR File Text:Frontier Analytical Laboratory
 100 %



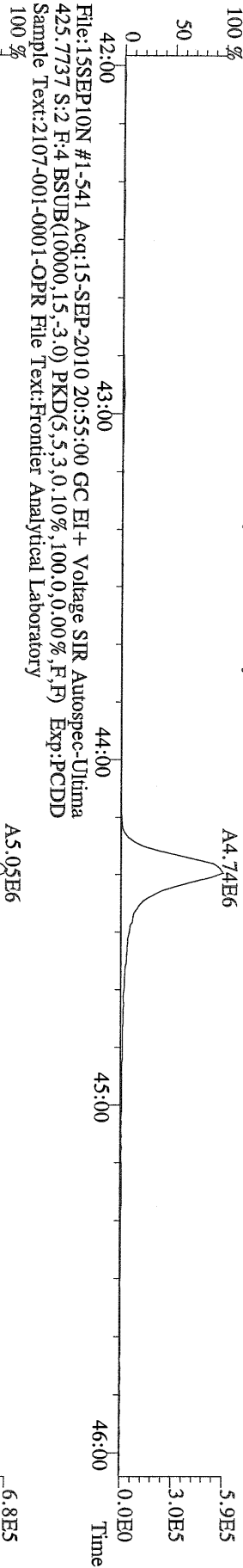
File:15SEP10N #1-477 Acq:15-SEP-2010 20:55:00 GC EI+ Voltage SIR Autospec-Utima
 403.8530 S:2 F:3 BSUB(10000,15,-3.0) PKD(5,5,3,0,10%,100,0,0,00%,F,F) Exp:PCDD
 Sample Text:2107-001-0001-OPR File Text:Frontier Analytical Laboratory



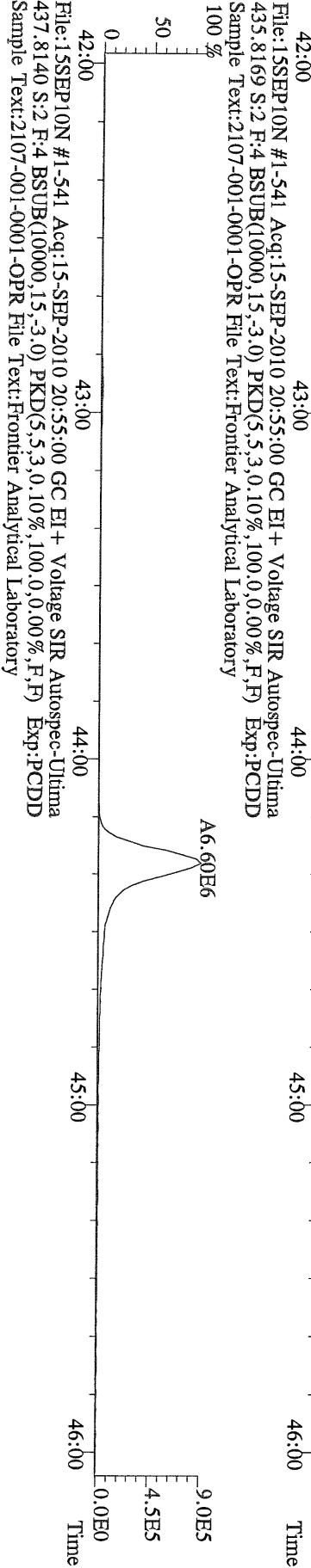
File:15SEP10N #1-477 Acq:15-SEP-2010 20:55:00 GC EI+ Voltage SIR Autospec-Utima
 380.9760 S:2 F:3 Exp:PCDD
 Sample Text:2107-001-0001-OPR File Text:Frontier Analytical Laboratory
 100 %



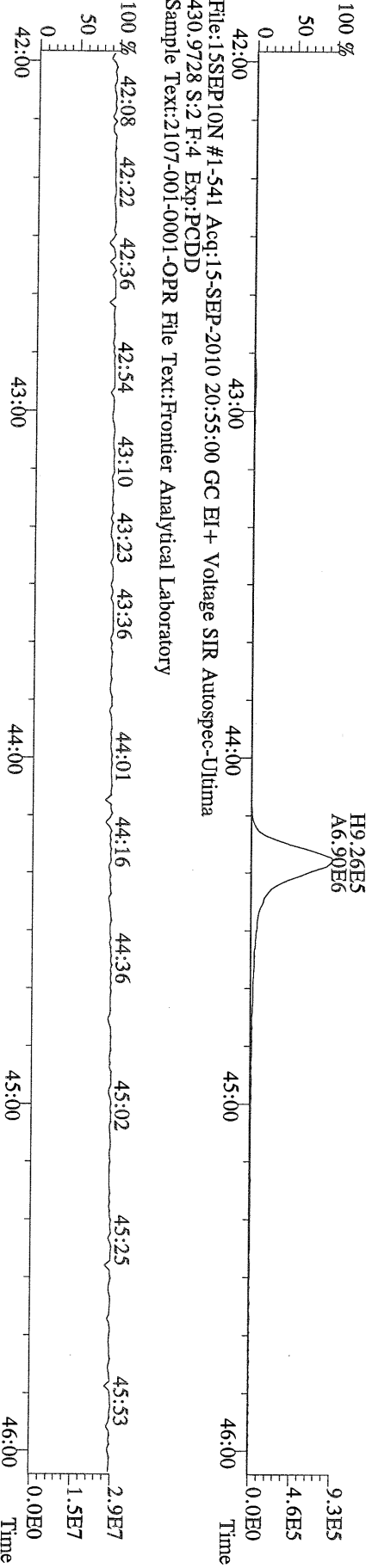
File:15SEP10N #1-541 Acq:15-SEP-2010 20:55:00 GC EI+ Voltage SIR Autospec-Utima
423.7767 S:2 F:4 BSUB(10000,15,-3.0) PKD(5,5,3,0,10%,100,0,0,00%,F,F) Exp:PCDD
Sample Text:2107-001-0001-OPR File Text:Frontier Analytical Laboratory
100 %



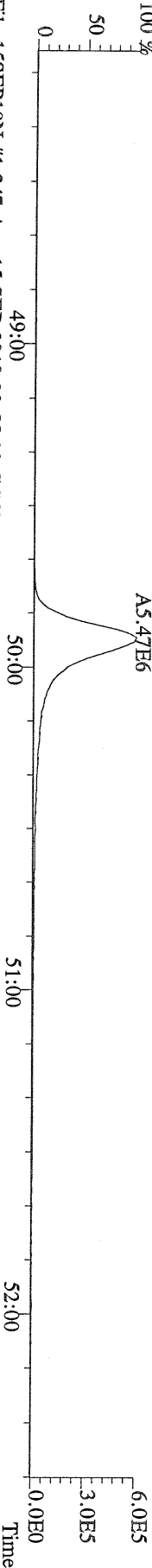
File:15SEP10N #1-541 Acq:15-SEP-2010 20:55:00 GC EI+ Voltage SIR Autospec-Utima
435.8169 S:2 F:4 BSUB(10000,15,-3.0) PKD(5,5,3,0,10%,100,0,0,00%,F,F) Exp:PCDD
Sample Text:2107-001-0001-OPR File Text:Frontier Analytical Laboratory
100 %



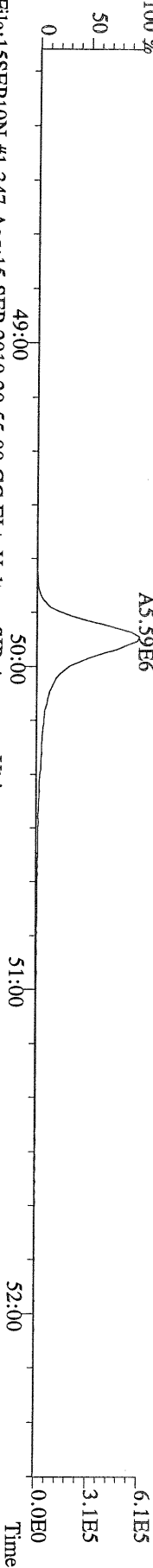
File:15SEP10N #1-541 Acq:15-SEP-2010 20:55:00 GC EI+ Voltage SIR Autospec-Utima
430.9728 S:2 F:4 Exp:PCDD
Sample Text:2107-001-0001-OPR File Text:Frontier Analytical Laboratory



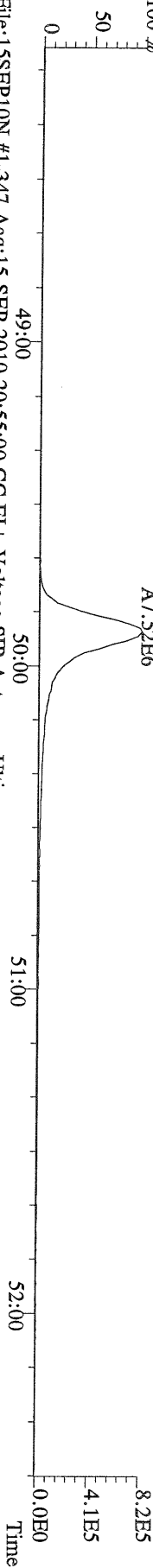
File:15SEP10N #1-347 Acq:15-SEP-2010 20:55:00 GC EI+ Voltage SIR Autospec-Utima
457.7377 S:2 F:5 BSUB(10000,15,-3.0) PKD(5,5,3,0,10%,100,0,0,00%,F,F) Exp:PCDD
Sample Text:2107-001-0001-OPR File Text:Frontier Analytical Laboratory
100 %



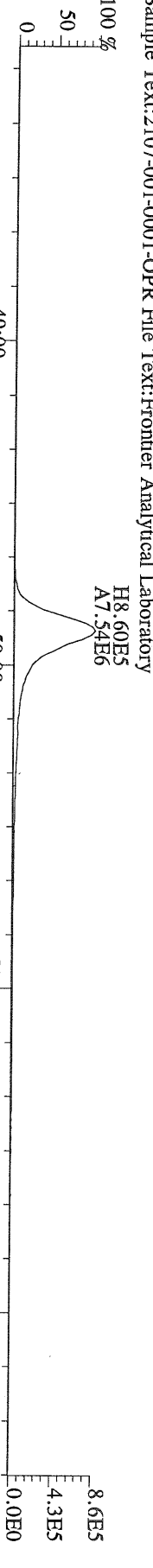
File:15SEP10N #1-347 Acq:15-SEP-2010 20:55:00 GC EI+ Voltage SIR Autospec-Utima
459.7348 S:2 F:5 BSUB(10000,15,-3.0) PKD(5,5,3,0,10%,100,0,0,00%,F,F) Exp:PCDD
Sample Text:2107-001-0001-OPR File Text:Frontier Analytical Laboratory
100 %




File:15SEP10N #1-347 Acq:15-SEP-2010 20:55:00 GC EI+ Voltage SIR Autospec-Utima
469.7780 S:2 F:5 BSUB(10000,15,-3.0) PKD(5,5,3,0,10%,100,0,0,00%,F,F) Exp:PCDD
Sample Text:2107-001-0001-OPR File Text:Frontier Analytical Laboratory
100 %




File:15SEP10N #1-347 Acq:15-SEP-2010 20:55:00 GC EI+ Voltage SIR Autospec-Utima
471.7750 S:2 F:5 BSUB(10000,15,-3.0) PKD(5,5,3,0,10%,100,0,0,00%,F,F) Exp:PCDD
Sample Text:2107-001-0001-OPR File Text:Frontier Analytical Laboratory



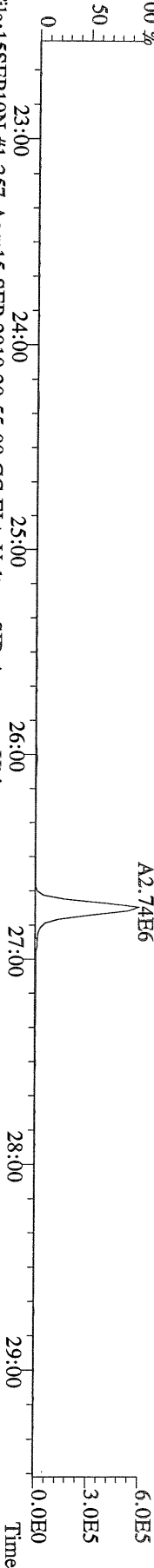
File:15SEP10N #1-347 Acq:15-SEP-2010 20:55:00 GC EI+ Voltage SIR Autospec-Utima
454.9728 S:2 F:5 Exp:PCDD
Sample Text:2107-001-0001-OPR File Text:Frontier Analytical Laboratory



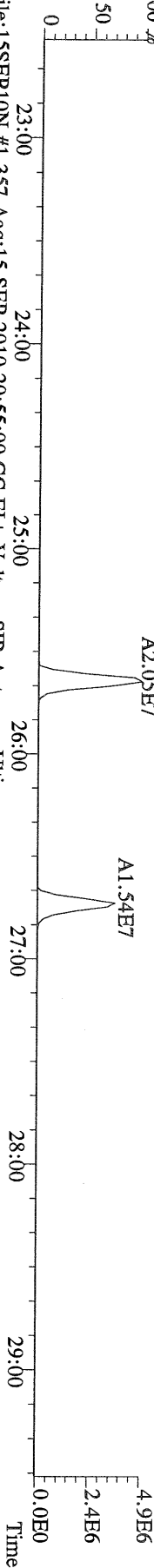
File:15SEP10N #1-357 Acq:15-SEP-2010 20:55:00 GC EI+ Voltage SIR Autospec-Utima
 303.9016 S:2 BSUB(10000,15,-3.0) PKD(5,5,3,0,10%,100,0,0,00%,F,F) Exp:PCDD
 Sample Text:2107-001-0001-OPR File Text:Frontier Analytical Laboratory
 100 %




File:15SEP10N #1-357 Acq:15-SEP-2010 20:55:00 GC EI+ Voltage SIR Autospec-Utima
 305.8987 S:2 BSUB(10000,15,-3.0) PKD(5,5,3,0,10%,100,0,0,00%,F,F) Exp:PCDD
 Sample Text:2107-001-0001-OPR File Text:Frontier Analytical Laboratory
 100 %



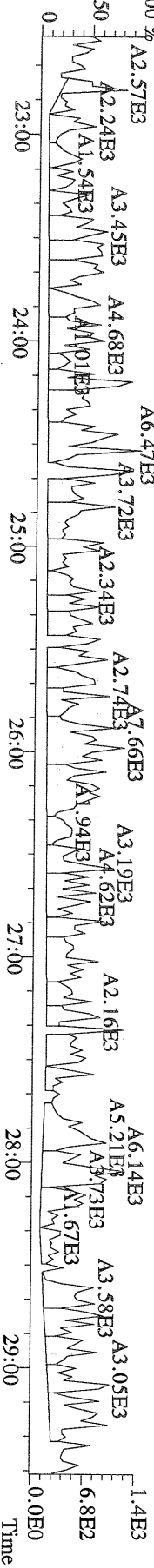
File:15SEP10N #1-357 Acq:15-SEP-2010 20:55:00 GC EI+ Voltage SIR Autospec-Utima
 315.9419 S:2 BSUB(10000,15,-3.0) PKD(5,5,3,0,10%,100,0,0,00%,F,F) Exp:PCDD
 Sample Text:2107-001-0001-OPR File Text:Frontier Analytical Laboratory
 100 %



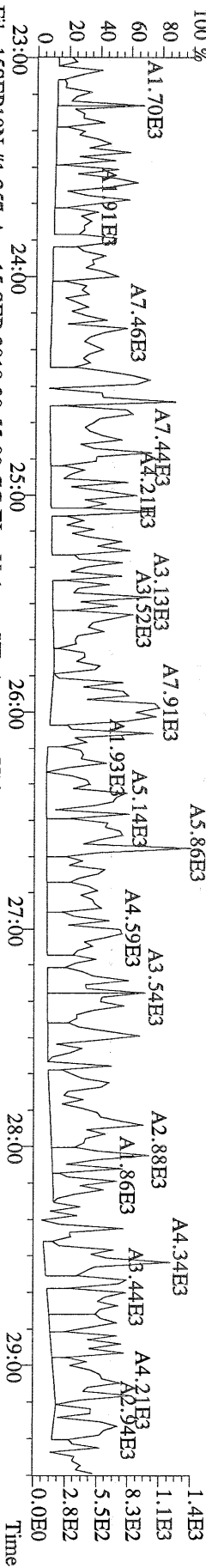
File:15SEP10N #1-357 Acq:15-SEP-2010 20:55:00 GC EI+ Voltage SIR Autospec-Utima
 317.9389 S:2 BSUB(10000,15,-3.0) PKD(5,5,3,0,10%,100,0,0,00%,F,F) Exp:PCDD
 Sample Text:2107-001-0001-OPR File Text:Frontier Analytical Laboratory




File:15SEP10N #1-357 Acq:15-SEP-2010 20:55:00 GC EI+ Voltage SIR Autospec-Utima
 375.8364 S:2 BSUB(10000,15,-3.0) PKD(5,5,3,0,10%,100,0,0,00%,F,F) Exp:PCDD
 Sample Text:2107-001-0001-OPR File Text:Frontier Analytical Laboratory
 100 %



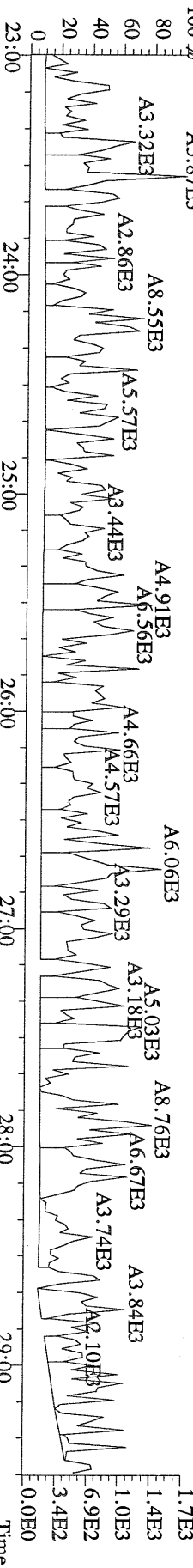
File:15SEP10N #1-357 Acq:15-SEP-2010 20:55:00 GC EI+ Voltage SIR Autospec-Utima
 339.8597 S:2 BSUB(10000,15,-3.0) PKD(5,5,3,0,10%,100,0,0,00%,F,F) Exp:PCDD
 Sample Text:2107-001-0001-OPR File Text:Frontier Analytical Laboratory




File:15SEP10N #1-357 Acq:15-SEP-2010 20:55:00 GC EI+ Voltage SIR Autospec-Utima
 341.8568 S:2 BSUB(10000,15,-3.0) PKD(5,5,3,0,10%,100,0,0,00%,F,F) Exp:PCDD
 Sample Text:2107-001-0001-OPR File Text:Frontier Analytical Laboratory




File:15SEP10N #1-357 Acq:15-SEP-2010 20:55:00 GC EI+ Voltage SIR Autospec-Utima
 409.7974 S:2 BSUB(10000,15,-3.0) PKD(5,5,3,0,10%,100,0,0,00%,F,F) Exp:PCDD
 Sample Text:2107-001-0001-OPR File Text:Frontier Analytical Laboratory



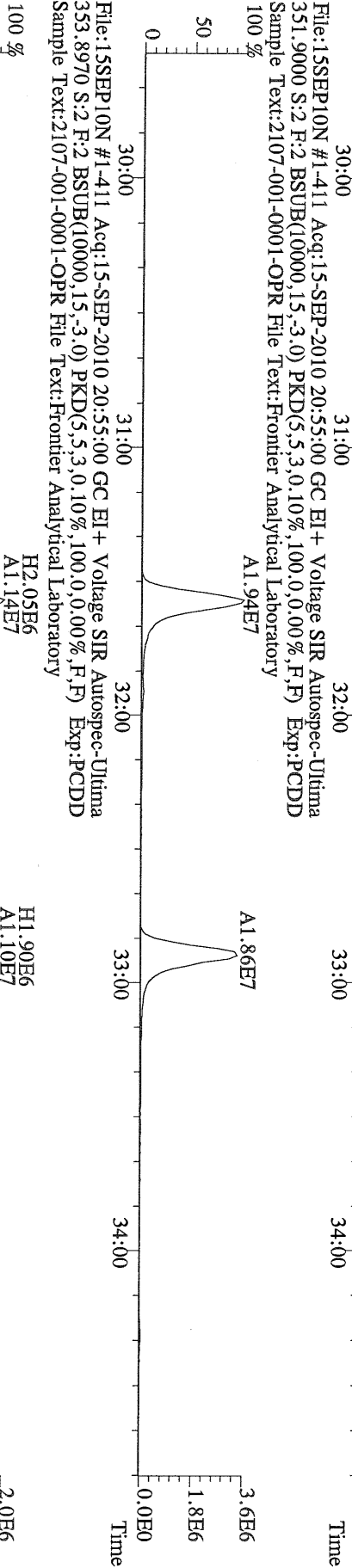
File:15SEP10N #1-357 Acq:15-SEP-2010 20:55:00 GC EI+ Voltage SIR Autospec-Utima
 330.9792 S:2 Exp:PCDD
 Sample Text:2107-001-0001-OPR File Text:Frontier Analytical Laboratory



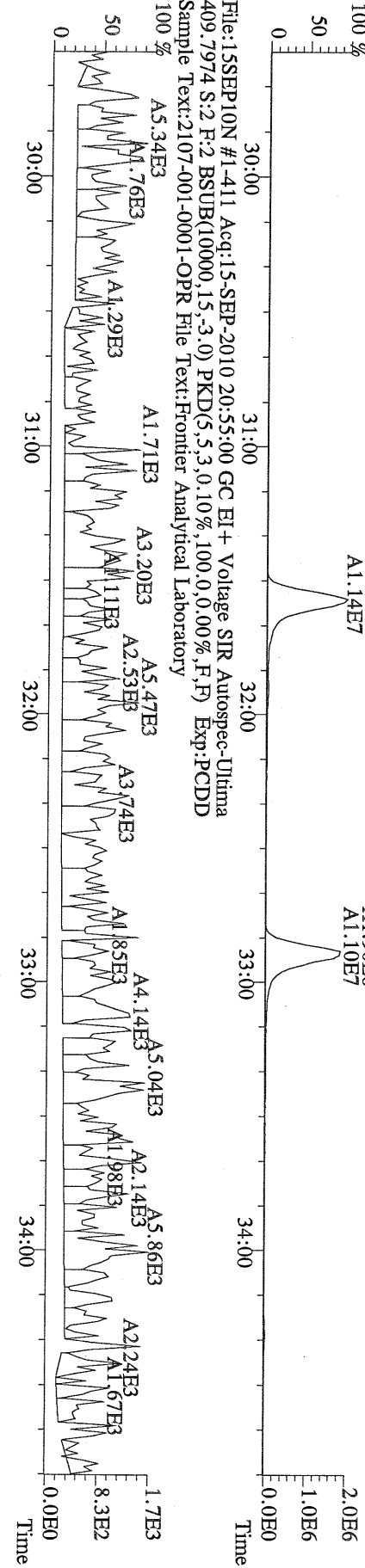
File:15SEP10N #1-411 Acq:15-SEP-2010 20:55:00 GC EI + Voltage SIR Autospec-Utima
339.8597 S:2 F:2 BSUB(10000,15,-3.0) PKD(5.5,3.0,100.0,0.00%,F,F) Exp:PCDD
Sample Text:2107-001-0001-OPR File Text:Frontier Analytical Laboratory
100 %



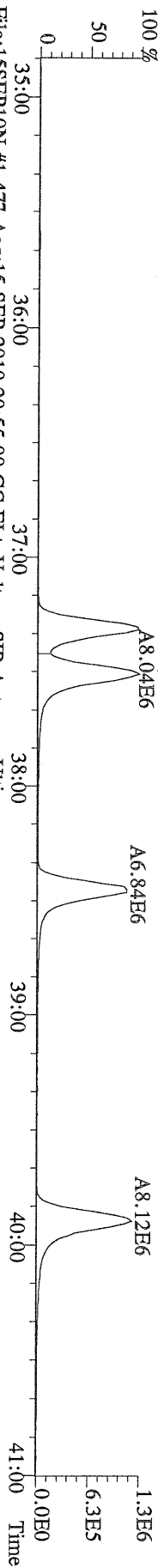
File:15SEP10N #1-411 Acq:15-SEP-2010 20:55:00 GC EI + Voltage SIR Autospec-Utima
351.9000 S:2 F:2 BSUB(10000,15,-3.0) PKD(5.5,3.0,100.0,0.00%,F,F) Exp:PCDD
Sample Text:2107-001-0001-OPR File Text:Frontier Analytical Laboratory
100 %



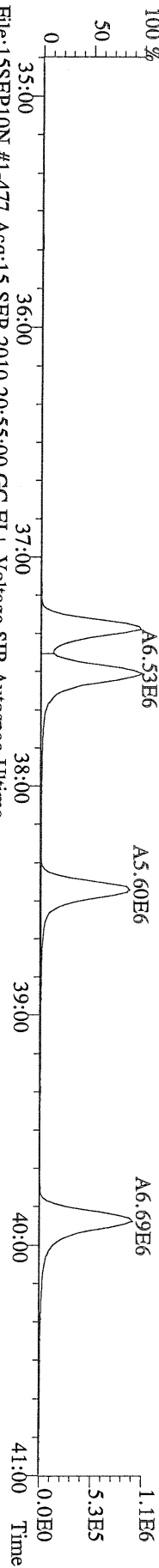
File:15SEP10N #1-411 Acq:15-SEP-2010 20:55:00 GC EI + Voltage SIR Autospec-Utima
409.7974 S:2 F:2 BSUB(10000,15,-3.0) PKD(5.5,3.0,100.0,0.00%,F,F) Exp:PCDD
Sample Text:2107-001-0001-OPR File Text:Frontier Analytical Laboratory
100 %



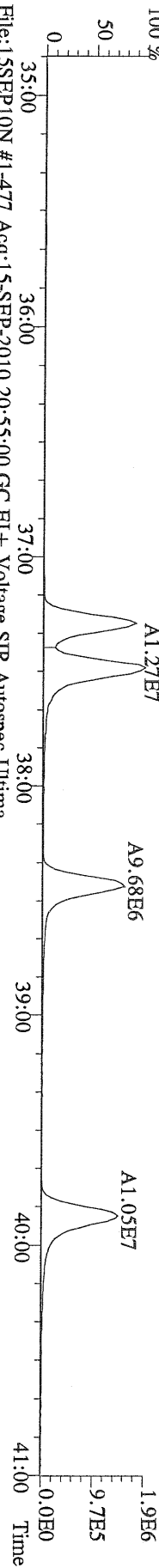
File:15SEP10N #1-477 Acq:15-SEP-2010 20:55:00 GC EI + Voltage SIR Autospec-Utima
 373.8207 S:2 F:3 BSUB(10000,15,-3.0) PKD(5.5,3,0,10%,100.0,0.00%,F,F) Exp:PCDD
 Sample Text:2107-001-0001-OPR File Text:Frontier Analytical Laboratory



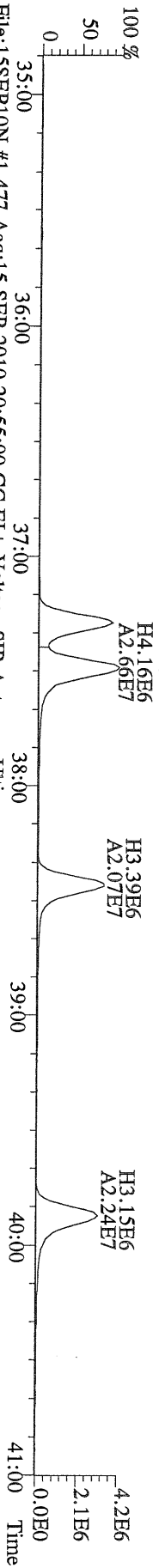
File:15SEP10N #1-477 Acq:15-SEP-2010 20:55:00 GC EI + Voltage SIR Autospec-Utima
 375.8178 S:2 F:3 BSUB(10000,15,-3.0) PKD(5.5,3,0,10%,100.0,0.00%,F,F) Exp:PCDD
 Sample Text:2107-001-0001-OPR File Text:Frontier Analytical Laboratory



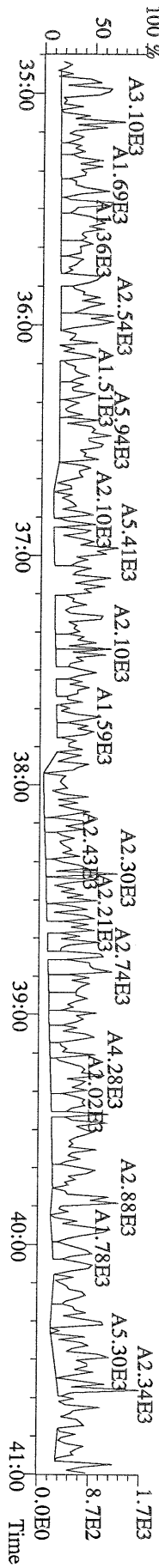
File:15SEP10N #1-477 Acq:15-SEP-2010 20:55:00 GC EI + Voltage SIR Autospec-Utima
 383.8639 S:2 F:3 BSUB(10000,15,-3.0) PKD(5.5,3,0,10%,100.0,0.00%,F,F) Exp:PCDD
 Sample Text:2107-001-0001-OPR File Text:Frontier Analytical Laboratory



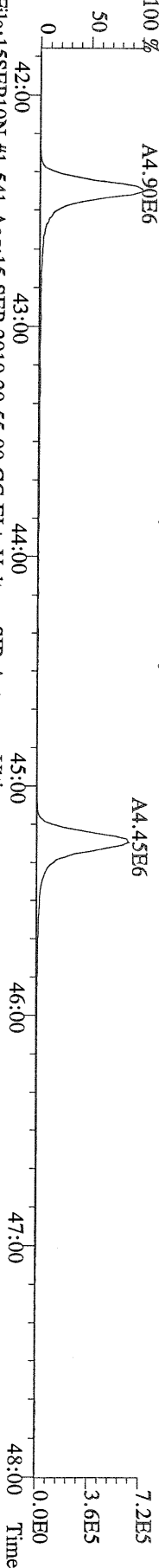
File:15SEP10N #1-477 Acq:15-SEP-2010 20:55:00 GC EI + Voltage SIR Autospec-Utima
 385.8610 S:2 F:3 BSUB(10000,15,-3.0) PKD(5.5,3,0,10%,100.0,0.00%,F,F) Exp:PCDD
 Sample Text:2107-001-0001-OPR File Text:Frontier Analytical Laboratory



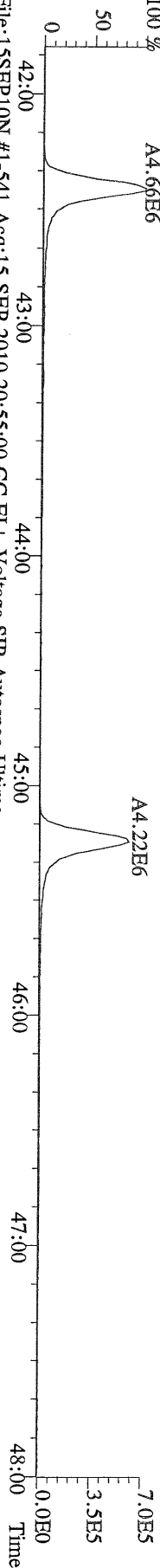
File:15SEP10N #1-477 Acq:15-SEP-2010 20:55:00 GC EI + Voltage SIR Autospec-Utima
 445.7555 S:2 F:3 BSUB(10000,15,-3.0) PKD(5.5,3,0,10%,100.0,0.00%,F,F) Exp:PCDD
 Sample Text:2107-001-0001-OPR File Text:Frontier Analytical Laboratory



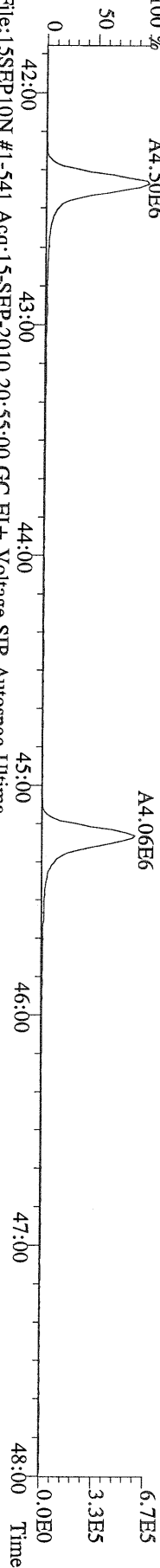
File:15SEP10N #1-541 Acq:15-SEP-2010 20:55:00 GC EI+ Voltage SIR Autospec-Ultima
407.7818 S:2 F:4 BSUB(10000,15,-3.0) PKD(5,5,3,0,10%,100,0,0,00%,F,F) Exp:PCDD
Sample Text:2107-001-0001-OPR File Text:Frontier Analytical Laboratory



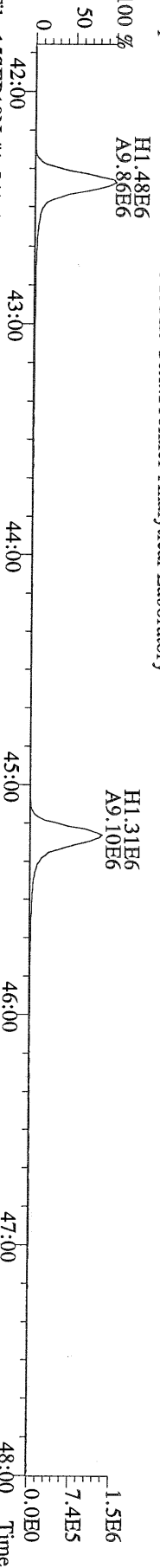
File:15SEP10N #1-541 Acq:15-SEP-2010 20:55:00 GC EI+ Voltage SIR Autospec-Ultima
409.7788 S:2 F:4 BSUB(10000,15,-3.0) PKD(5,5,3,0,10%,100,0,0,00%,F,F) Exp:PCDD
Sample Text:2107-001-0001-OPR File Text:Frontier Analytical Laboratory



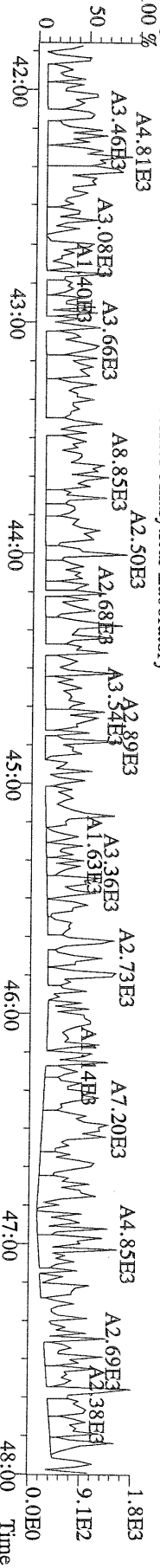
File:15SEP10N #1-541 Acq:15-SEP-2010 20:55:00 GC EI+ Voltage SIR Autospec-Ultima
417.8253 S:2 F:4 BSUB(10000,15,-3.0) PKD(5,5,3,0,10%,100,0,0,00%,F,F) Exp:PCDD
Sample Text:2107-001-0001-OPR File Text:Frontier Analytical Laboratory



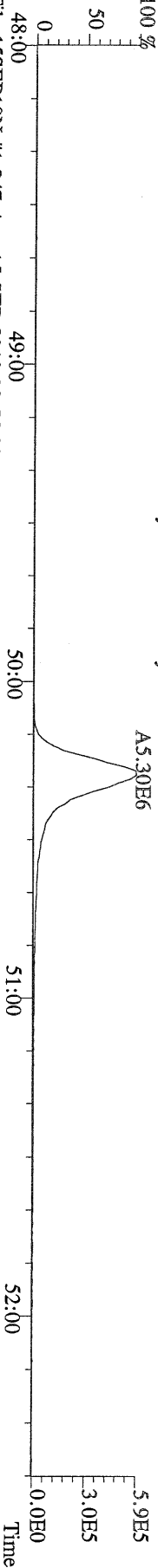
File:15SEP10N #1-541 Acq:15-SEP-2010 20:55:00 GC EI+ Voltage SIR Autospec-Ultima
419.8220 S:2 F:4 BSUB(10000,15,-3.0) PKD(5,5,3,0,10%,100,0,0,00%,F,F) Exp:PCDD
Sample Text:2107-001-0001-OPR File Text:Frontier Analytical Laboratory



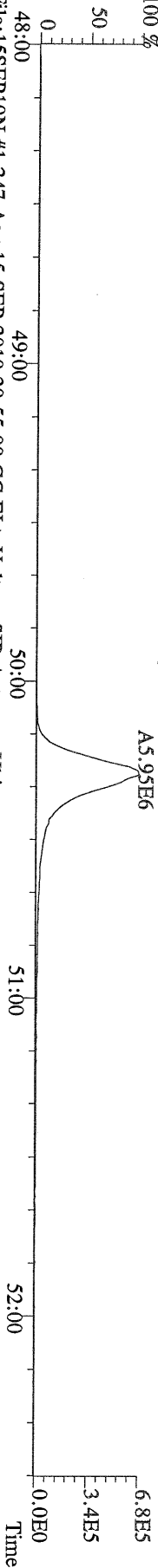
File:15SEP10N #1-541 Acq:15-SEP-2010 20:55:00 GC EI+ Voltage SIR Autospec-Ultima
479.7165 S:2 F:4 BSUB(10000,15,-3.0) PKD(5,5,3,0,10%,100,0,0,00%,F,F) Exp:PCDD
Sample Text:2107-001-0001-OPR File Text:Frontier Analytical Laboratory



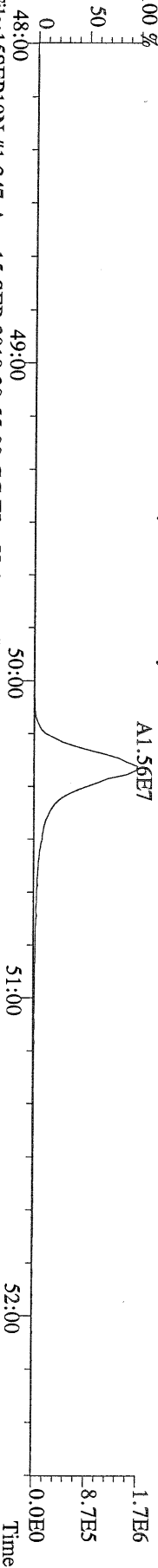
File:15SEP10N #1-347 Acq:15-SEP-2010 20:55:00 GC EI + Voltage SIR Autospec-Utima
441.7428 S:2 F:5 BSUB(10000,15,-3.0) PKD(5,5,3,0,10%,100,0,0,00%,F,F) Exp:PCDD
Sample Text:2107-001-0001-OPR File Text:Frontier Analytical Laboratory
100 %



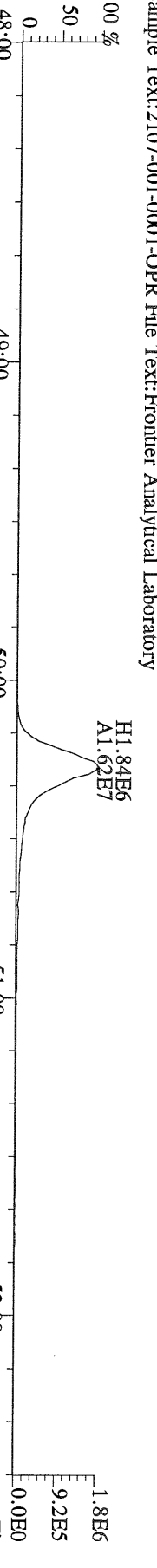
File:15SEP10N #1-347 Acq:15-SEP-2010 20:55:00 GC EI + Voltage SIR Autospec-Utima
443.7398 S:2 F:5 BSUB(10000,15,-3.0) PKD(5,5,3,0,10%,100,0,0,00%,F,F) Exp:PCDD
Sample Text:2107-001-0001-OPR File Text:Frontier Analytical Laboratory
100 %



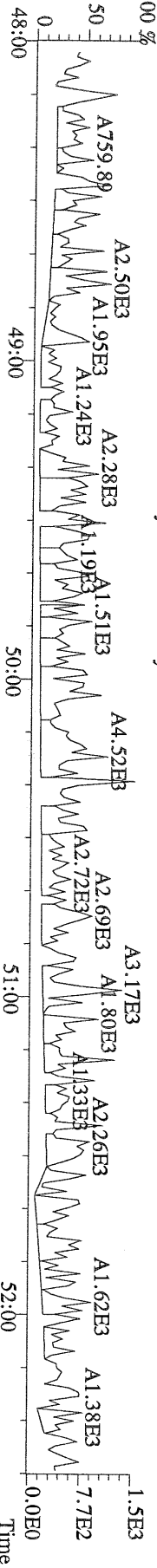
File:15SEP10N #1-347 Acq:15-SEP-2010 20:55:00 GC EI + Voltage SIR Autospec-Utima
453.7831 S:2 F:5 BSUB(10000,15,-3.0) PKD(5,5,3,0,10%,100,0,0,00%,F,F) Exp:PCDD
Sample Text:2107-001-0001-OPR File Text:Frontier Analytical Laboratory
100 %




File:15SEP10N #1-347 Acq:15-SEP-2010 20:55:00 GC EI + Voltage SIR Autospec-Utima
455.7801 S:2 F:5 BSUB(10000,15,-3.0) PKD(5,5,3,0,10%,100,0,0,00%,F,F) Exp:PCDD
Sample Text:2107-001-0001-OPR File Text:Frontier Analytical Laboratory



File:15SEP10N #1-347 Acq:15-SEP-2010 20:55:00 GC EI + Voltage SIR Autospec-Utima
513.6775 S:2 F:5 BSUB(10000,15,-3.0) PKD(5,5,3,0,10%,100,0,0,00%,F,F) Exp:PCDD
Sample Text:2107-001-0001-OPR File Text:Frontier Analytical Laboratory



Name	Resp	RA	RT	RRF	Conc	Qual	Fac	Noise-1	Noise-2	DL	Rec	#Hom
2,3,7,8-TCDD	*	* n	NotFnd	1.11	*		2.50	608	491	0.224		
1,2,3,7,8-PeCDD	*	* n	NotFnd	1.10	*		2.50	812	461	0.319		
1,2,3,4,7,8-HxCDD	*	* n	NotFnd	1.37	*		2.50	835	707	0.358		
1,2,3,6,7,8-HxCDD	*	* n	NotFnd	1.37	*		2.50	835	707	0.453		
1,2,3,7,8,9-HxCDD	*	* n	NotFnd	1.36	*		2.50	835	707	0.406		
1,2,3,4,6,7,8-HpCDD	1.06e+05	1.00 y	44:19	1.45	2.18	J	2.50	-	-	*		
OCDD	5.60e+05	1.02 y	49:56	1.43	19.9		2.50	-	-	*		
2,3,7,8-TCDF	*	* n	NotFnd	1.50	*		2.50	649	932	0.156		
1,2,3,7,8-PeCDF	*	* n	NotFnd	0.94	*		2.50	479	673	0.218		
2,3,4,7,8-PeCDF	*	* n	NotFnd	0.94	*		2.50	479	673	0.233		
1,2,3,4,7,8-HxCDF	*	* n	NotFnd	0.93	*		2.50	840	796	0.365		
1,2,3,6,7,8-HxCDF	*	* n	NotFnd	0.82	*		2.50	840	796	0.361		
2,3,4,6,7,8-HxCDF	*	* n	NotFnd	0.92	*		2.50	840	796	0.387		
1,2,3,7,8,9-HxCDF	*	* n	NotFnd	1.00	*		2.50	840	796	0.347		
1,2,3,4,6,7,8-HpCDF	3.46e+04	1.09 y	42:25	1.39	0.670	J	2.50	-	-	*		
1,2,3,4,7,8,9-HpCDF	*	* n	NotFnd	1.36	*		2.50	472	510	0.368		
OCDF	5.02e+04	0.92 y	50:17	0.79	1.57	J	2.50	-	-	*		
13C-2,3,7,8-TCDD	1.98e+07	0.85 y	27:29	1.02	365						91.1	
13C-1,2,3,7,8-PeCDD	1.92e+07	1.75 y	33:18	0.84	431						108	
13C-1,2,3,4,7,8-HxCDD	1.68e+07	1.26 y	38:41	1.07	370						92.2	
13C-1,2,3,6,7,8-HxCDD	1.48e+07	1.35 y	38:51	1.01	346						86.4	
13C-1,2,3,4,6,7,8-HpCDD	1.34e+07	0.93 y	44:18	0.86	369						92.0	
13C-OCDD	1.57e+07	0.98 y	49:54	0.55	680						84.8	
13C-2,3,7,8-TCDF	3.12e+07	0.88 y	26:43	0.99	359						89.5	
13C-1,2,3,7,8-PeCDF	2.91e+07	1.67 y	31:34	0.84	397						99.0	
13C-2,3,4,7,8-PeCDF	2.75e+07	1.68 y	32:54	0.81	387						96.5	
13C-1,2,3,4,7,8-HxCDF	2.72e+07	0.46 y	37:17	1.85	347						86.6	
13C-1,2,3,6,7,8-HxCDF	3.44e+07	0.46 y	37:29	2.54	321						80.0	
13C-2,3,4,6,7,8-HxCDF	2.76e+07	0.45 y	38:26	2.01	324						80.7	
13C-1,2,3,7,8,9-HxCDF	3.14e+07	0.47 y	39:53	2.03	365						90.9	
13C-1,2,3,4,6,7,8-HpCDF	1.49e+07	0.47 y	42:23	1.11	317						79.2	
13C-1,2,3,4,7,8,9-HpCDF	1.27e+07	0.46 y	45:13	0.80	373						93.1	
13C-OCDF	3.26e+07	0.93 y	50:16	1.08	712						88.8	
37Cl-2,3,7,8-TCDD	5.46e+06		27:30	0.69	150						93.7	
13C-1,2,3,4-TCDD	2.13e+07	0.86 y	26:54	-	9.48							
13C-1,2,3,4-TCDF	3.51e+07	0.88 y	25:38	-	9.73							
13C-1,2,3,7,8,9-HxCDD	1.70e+07	1.29 y	39:18	-	12.3							
Total Tetra-Dioxins	*		NotFnd	1.11	*		2.50	608	491	0.224		0
Total Penta-Dioxins	*		NotFnd	1.10	*		2.50	812	461	0.319		0
Total Hexa-Dioxins	*		NotFnd	1.37	*		2.50	835	707	0.453		0
Total Hepta-Dioxins	2.25e+05		42:56	1.45	4.65	J	2.50	-	-	*		2
Total Tetra-Furans	*		NotFnd	1.50	*		2.50	649	932	0.156		0
1st Fn. Tot Penta-Furans	*		NotFnd	0.94	*		2.50	479	673	0.233	PeCDF	0
Total Penta-Furans	*		NotFnd	0.94	*		2.50	479	673	0.233	*	0
Total Hexa-Furans	*		NotFnd	0.91	*		2.50	840	796	0.387		0
Total Hepta-Furans	6.70e+04		42:25	1.38	1.35	J	2.50	-	-	*		2

Analyst: 

Date: 9/16/10

Totals class: Total Hepta-Dioxins

Entry #: 41

Run: 17

File: 15SEP10N

S: 10 I: 1 F: 4

Acquired: 16-SEP-10 04:17:36

Total Concentration: 4.65

Unnamed Concentration: 2.469

RT	ml Resp	m2 Resp	RA	Resp	Concentration	Name
42:56	5.70e+04	6.25e+04	0.91 y	1.20e+05	2.47	
44:19	5.28e+04	5.28e+04	1.00 y	1.06e+05	2.18	1,2,3,4,6,7,8-HpCDD

Totals class: Total Hepta-Furans

Entry #: 46

Run: 17

File: 15SEP10N

S: 10 I: 1 F: 4


Acquired: 16-SEP-10 04:17:36

Total Concentration: 1.35


Unnamed Concentration: 0.684

RT	ml Resp	m2 Resp	RA	Resp	Concentration	Name
42:25	1.81e+04	1.65e+04	1.09 y	3.46e+04	0.670	1,2,3,4,6,7,8-HpCDF
43:13	1.60e+04	1.64e+04	0.98 y	3.24e+04	0.684	

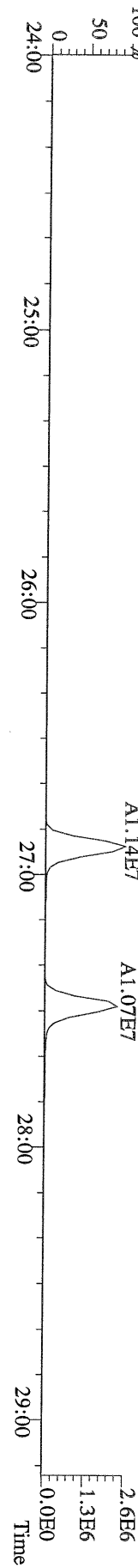
File:15SEP10N #1-357 Acq:16-SEP-2010 04:17:36 GC EI + Voltage SIR Autospec-Utima
 319.8965 S:10 BSUB(10000,15,-3.0) PKD(5,5,3,0,10%,100,0,0,00%,F,F) Exp:PCDD
 Sample Text:6332-001-0001-SA File Text:Frontier Analytical Laboratory



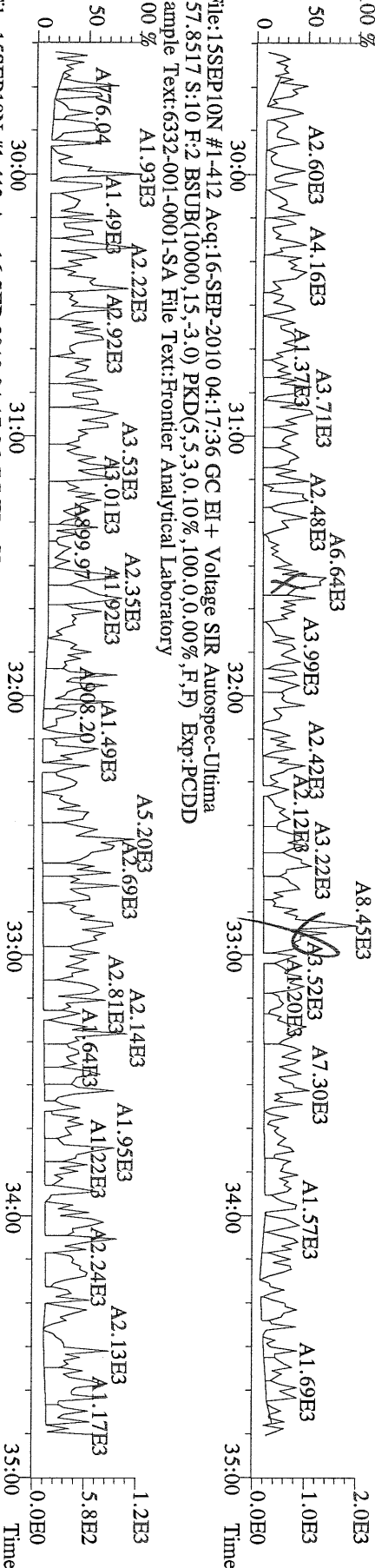
File:15SEP10N #1-357 Acq:16-SEP-2010 04:17:36 GC EI + Voltage SIR Autospec-Utima
 327.8847 S:10 BSUB(10000,15,-3.0) PKD(5,5,3,0,10%,100,0,0,00%,F,F) Exp:PCDD
 Sample Text:6332-001-0001-SA File Text:Frontier Analytical Laboratory



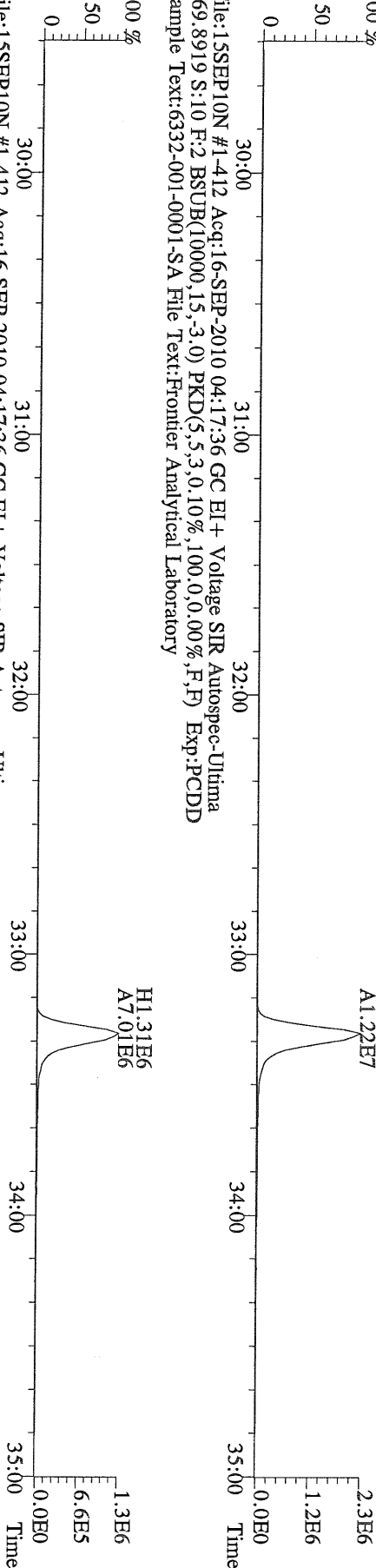
File:15SEP10N #1-357 Acq:16-SEP-2010 04:17:36 GC EI + Voltage SIR Autospec-Utima
 333.9339 S:10 BSUB(10000,15,-3.0) PKD(5,5,3,0,10%,100,0,0,00%,F,F) Exp:PCDD
 Sample Text:6332-001-0001-SA File Text:Frontier Analytical Laboratory




File:15SEP10N #1-412 Acq:16-SEP-2010 04:17:36 GC EI+ Voltage SIR Autospec-Ultima
355.8546 S:10 F:2 BSUB(10000,15,-3.0) PKD(5,5,3,0,10%,100,0,0,00%,F,F) Exp:PCDD
Sample Text:6332-001-0001-SA File Text:Frontier Analytical Laboratory



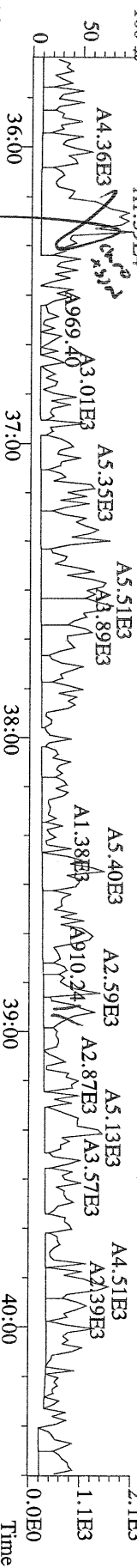
File:15SEP10N #1-412 Acq:16-SEP-2010 04:17:36 GC EI+ Voltage SIR Autospec-Ultima
367.8949 S:10 F:2 BSUB(10000,15,-3.0) PKD(5,5,3,0,10%,100,0,0,00%,F,F) Exp:PCDD
Sample Text:6332-001-0001-SA File Text:Frontier Analytical Laboratory



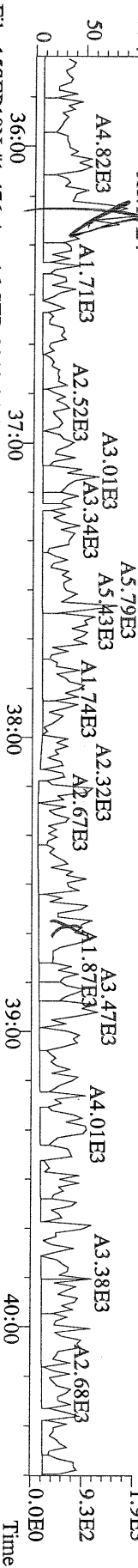
File:15SEP10N #1-412 Acq:16-SEP-2010 04:17:36 GC EI+ Voltage SIR Autospec-Ultima
366.9792 S:10 F:2 Exp:PCDD
Sample Text:6332-001-0001-SA File Text:Frontier Analytical Laboratory



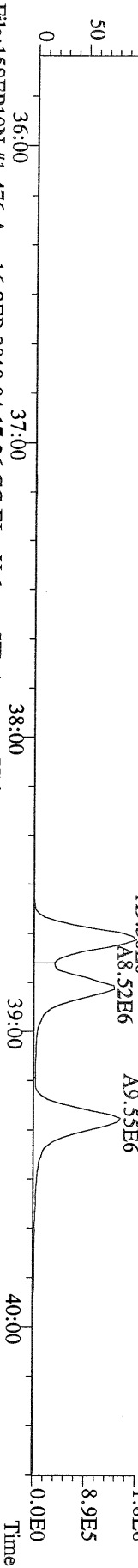
File:15SEP10N #1-476 Acq:16-SEP-2010 04:17:36 GC EI + Voltage SIR Autospec-Utima
 389.8156 S:10 F:3 BSUB(10000,15,-3.0) PKD(5,5,3,0,10%,100,0,0,00%,F,F) Exp:PCDD
 Sample Text:6332-001-0001-SA File Text:Frontier Analytical Laboratory



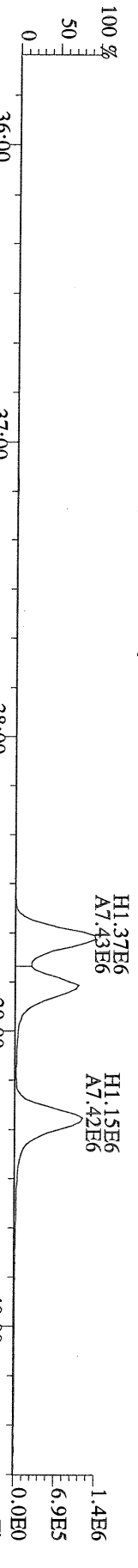
File:15SEP10N #1-476 Acq:16-SEP-2010 04:17:36 GC EI + Voltage SIR Autospec-Utima
 391.8127 S:10 F:3 BSUB(10000,15,-3.0) PKD(5,5,3,0,10%,100,0,0,00%,F,F) Exp:PCDD
 Sample Text:6332-001-0001-SA File Text:Frontier Analytical Laboratory



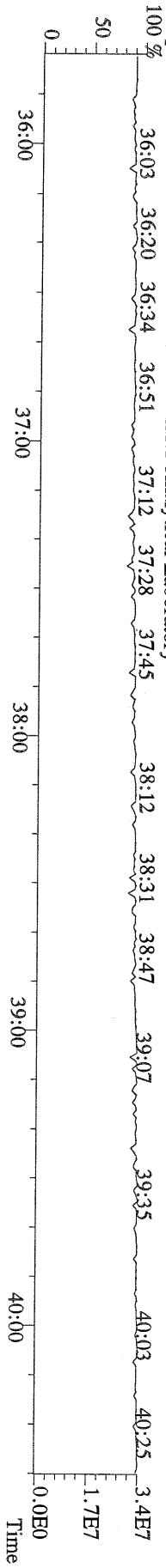
File:15SEP10N #1-476 Acq:16-SEP-2010 04:17:36 GC EI + Voltage SIR Autospec-Utima
 401.8559 S:10 F:3 BSUB(10000,15,-3.0) PKD(5,5,3,0,10%,100,0,0,00%,F,F) Exp:PCDD
 Sample Text:6332-001-0001-SA File Text:Frontier Analytical Laboratory




File:15SEP10N #1-476 Acq:16-SEP-2010 04:17:36 GC EI + Voltage SIR Autospec-Utima
 403.8530 S:10 F:3 BSUB(10000,15,-3.0) PKD(5,5,3,0,10%,100,0,0,00%,F,F) Exp:PCDD
 Sample Text:6332-001-0001-SA File Text:Frontier Analytical Laboratory



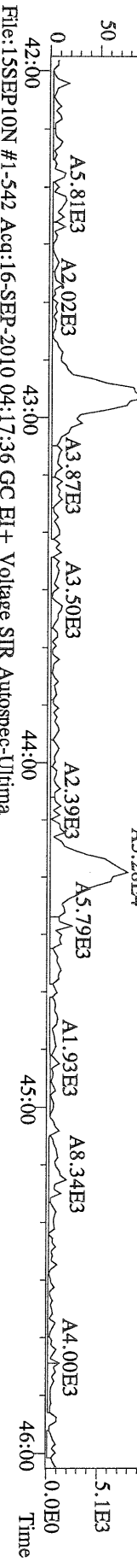
File:15SEP10N #1-476 Acq:16-SEP-2010 04:17:36 GC EI + Voltage SIR Autospec-Utima
 380.9760 S:10 F:3 Exp:PCDD
 Sample Text:6332-001-0001-SA File Text:Frontier Analytical Laboratory



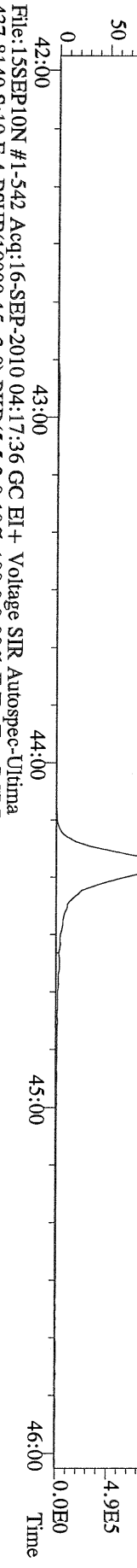
File:15SEP10N #1-542 Acq:16-SEP-2010 04:17:36 GC EI + Voltage SIR Autospec-Utima
 423.7767 S:10 F:4 BSUB(10000,15,-3,0) PKD(5,5,3,0,10%,100,0,0,00%,F,F) Exp:PCDD
 Sample Text:6332-001-0001-SA File Text:Frontier Analytical Laboratory



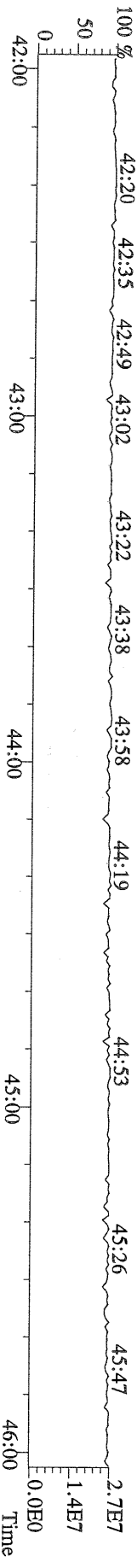
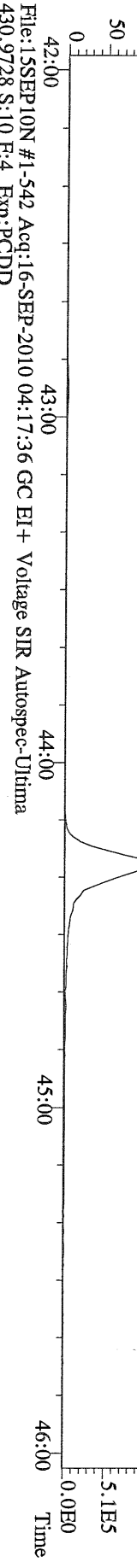
File:15SEP10N #1-542 Acq:16-SEP-2010 04:17:36 GC EI + Voltage SIR Autospec-Utima
 425.8169 S:10 F:4 BSUB(10000,15,-3,0) PKD(5,5,3,0,10%,100,0,0,00%,F,F) Exp:PCDD
 Sample Text:6332-001-0001-SA File Text:Frontier Analytical Laboratory




File:15SEP10N #1-542 Acq:16-SEP-2010 04:17:36 GC EI + Voltage SIR Autospec-Utima
 437.8140 S:10 F:4 BSUB(10000,15,-3,0) PKD(5,5,3,0,10%,100,0,0,00%,F,F) Exp:PCDD
 Sample Text:6332-001-0001-SA File Text:Frontier Analytical Laboratory



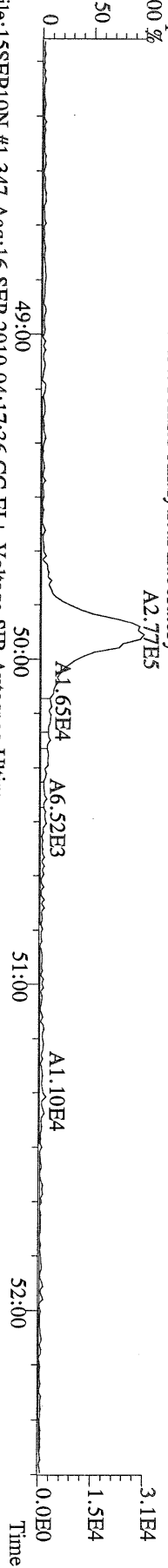
File:15SEP10N #1-542 Acq:16-SEP-2010 04:17:36 GC EI + Voltage SIR Autospec-Utima
 430.9728 S:10 F:4 Exp:PCDD
 Sample Text:6332-001-0001-SA File Text:Frontier Analytical Laboratory



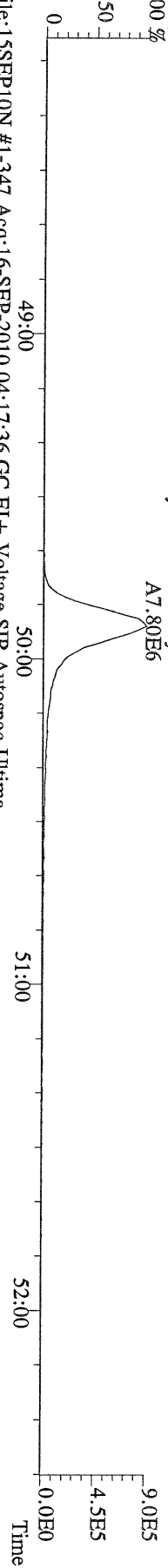
File:15SEP10N #1-347 Acq:16-SEP-2010 04:17:36 GC EI + Voltage SIR Autospec-Ultima
457.7377 S:10 F:5 BSUB(10000,15,-3.0) PKD(5,5,3,0.10%,100.0,0.00%,F,F) Exp:PCDD
Sample Text:6332-001-0001-SA File Text:Frontier Analytical Laboratory




File:15SEP10N #1-347 Acq:16-SEP-2010 04:17:36 GC EI + Voltage SIR Autospec-Ultima
459.7348 S:10 F:5 BSUB(10000,15,-3.0) PKD(5,5,3,0.10%,100.0,0.00%,F,F) Exp:PCDD
Sample Text:6332-001-0001-SA File Text:Frontier Analytical Laboratory




File:15SEP10N #1-347 Acq:16-SEP-2010 04:17:36 GC EI + Voltage SIR Autospec-Ultima
469.7780 S:10 F:5 BSUB(10000,15,-3.0) PKD(5,5,3,0.10%,100.0,0.00%,F,F) Exp:PCDD
Sample Text:6332-001-0001-SA File Text:Frontier Analytical Laboratory



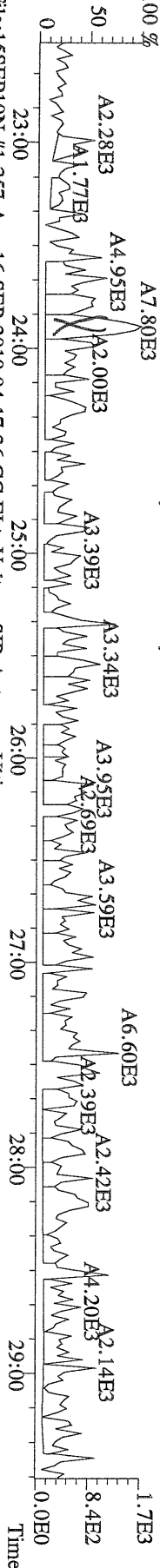
File:15SEP10N #1-347 Acq:16-SEP-2010 04:17:36 GC EI + Voltage SIR Autospec-Ultima
471.7750 S:10 F:5 BSUB(10000,15,-3.0) PKD(5,5,3,0.10%,100.0,0.00%,F,F) Exp:PCDD
Sample Text:6332-001-0001-SA File Text:Frontier Analytical Laboratory



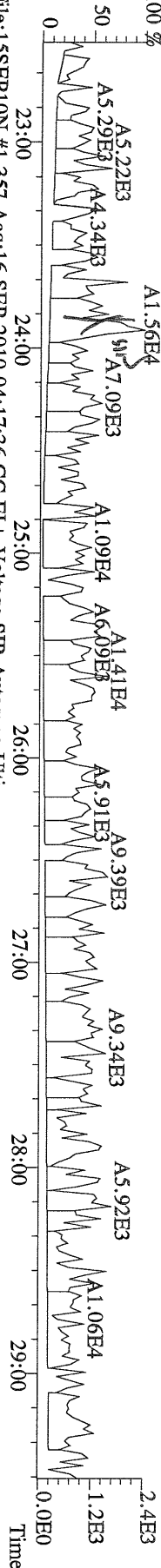
File:15SEP10N #1-347 Acq:16-SEP-2010 04:17:36 GC EI + Voltage SIR Autospec-Ultima
454.9728 S:10 F:5 Exp:PCDD
Sample Text:6332-001-0001-SA File Text:Frontier Analytical Laboratory



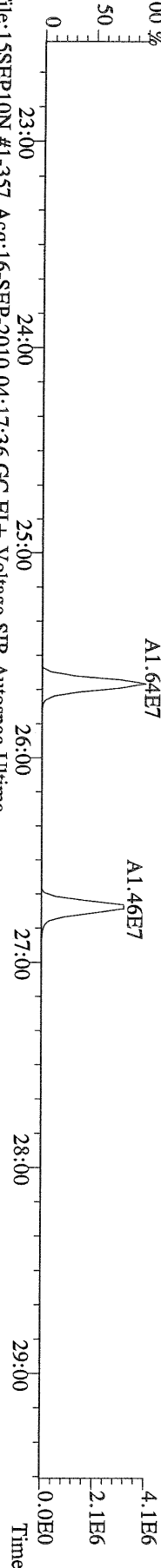
File:15SEP10N #1-357 Acq:16-SEP-2010 04:17:36 GC EI+ Voltage SIR Autospec-Ultima
303.9016 S:10 BSUB(10000,15,-3.0) PKD(5,5,3,0,10%,100,0,0,0,0%,F,F) Exp:PCDD
Sample Text:6332-001-0001-SA File Text:Frontier Analytical Laboratory



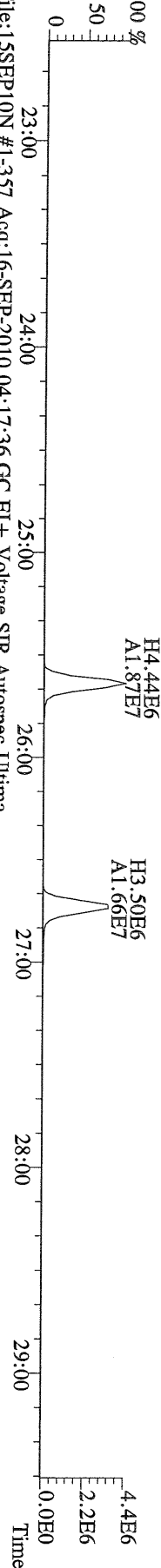
File:15SEP10N #1-357 Acq:16-SEP-2010 04:17:36 GC EI+ Voltage SIR Autospec-Ultima
305.8987 S:10 BSUB(10000,15,-3.0) PKD(5,5,3,0,10%,100,0,0,0,0%,F,F) Exp:PCDD
Sample Text:6332-001-0001-SA File Text:Frontier Analytical Laboratory



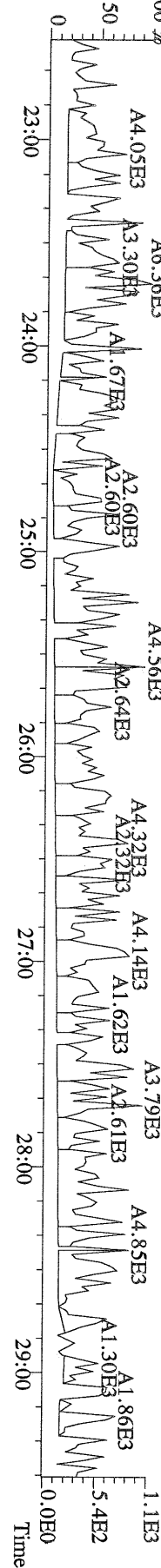
File:15SEP10N #1-357 Acq:16-SEP-2010 04:17:36 GC EI+ Voltage SIR Autospec-Ultima
315.9419 S:10 BSUB(10000,15,-3.0) PKD(5,5,3,0,10%,100,0,0,0,0%,F,F) Exp:PCDD
Sample Text:6332-001-0001-SA File Text:Frontier Analytical Laboratory



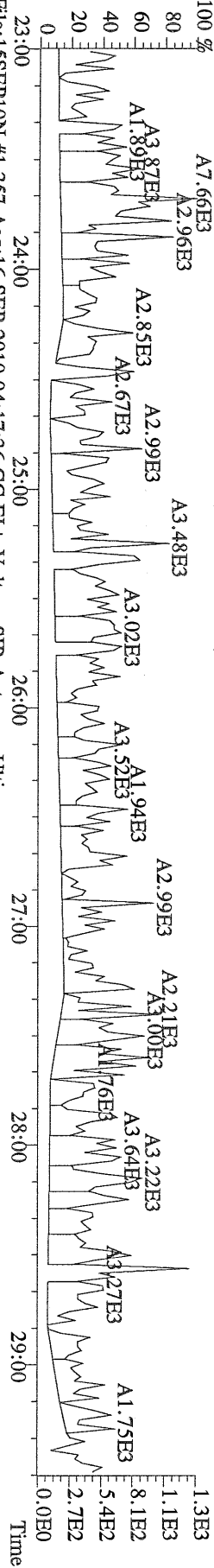
File:15SEP10N #1-357 Acq:16-SEP-2010 04:17:36 GC EI+ Voltage SIR Autospec-Ultima
317.9389 S:10 BSUB(10000,15,-3.0) PKD(5,5,3,0,10%,100,0,0,0,0%,F,F) Exp:PCDD
Sample Text:6332-001-0001-SA File Text:Frontier Analytical Laboratory



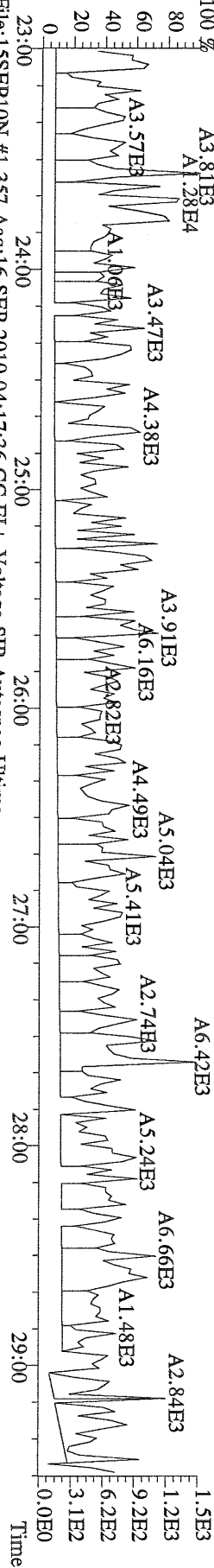
File:15SEP10N #1-357 Acq:16-SEP-2010 04:17:36 GC EI+ Voltage SIR Autospec-Ultima
375.8364 S:10 BSUB(10000,15,-3.0) PKD(5,5,3,0,10%,100,0,0,0,0%,F,F) Exp:PCDD
Sample Text:6332-001-0001-SA File Text:Frontier Analytical Laboratory



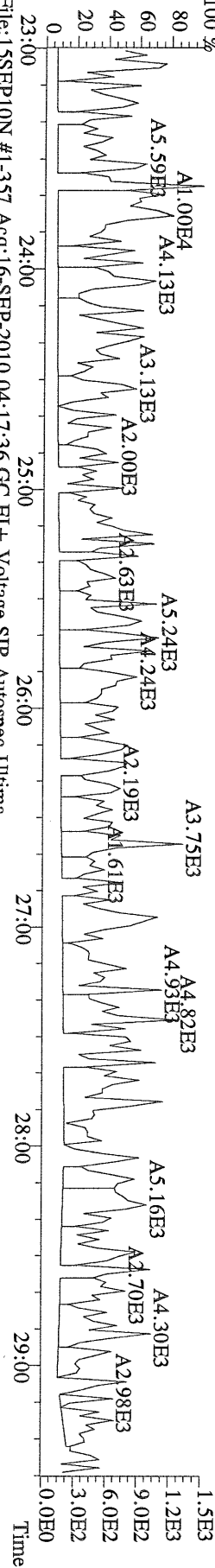
File:15SEP10N #1-357 Acq:16-SEP-2010 04:17:36 GC EI + Voltage SIR Autospec-Ultima
 339.8597 S:10 BSUB(10000,15,-3.0) PKD(5,5,3,0,10%,100,0,0,00%,F,F) Exp:PCDD
 Sample Text:6332-001-0001-SA File Text:Frontier Analytical Laboratory




File:15SEP10N #1-357 Acq:16-SEP-2010 04:17:36 GC EI + Voltage SIR Autospec-Ultima
 341.8568 S:10 BSUB(10000,15,-3.0) PKD(5,5,3,0,10%,100,0,0,00%,F,F) Exp:PCDD
 Sample Text:6332-001-0001-SA File Text:Frontier Analytical Laboratory



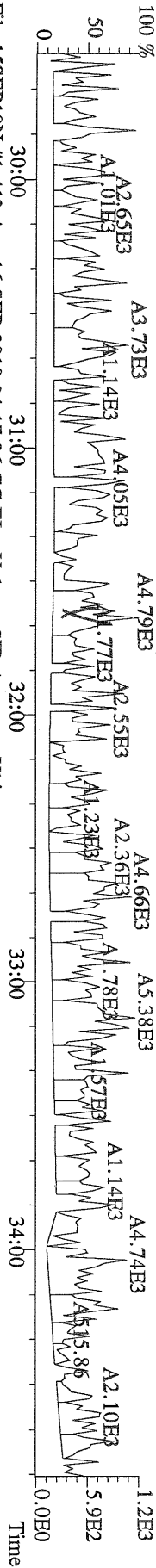
File:15SEP10N #1-357 Acq:16-SEP-2010 04:17:36 GC EI + Voltage SIR Autospec-Ultima
 409.7974 S:10 BSUB(10000,15,-3.0) PKD(5,5,3,0,10%,100,0,0,00%,F,F) Exp:PCDD
 Sample Text:6332-001-0001-SA File Text:Frontier Analytical Laboratory



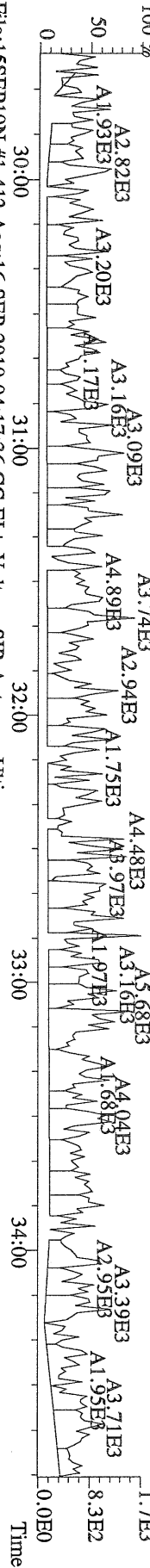
File:15SEP10N #1-357 Acq:16-SEP-2010 04:17:36 GC EI + Voltage SIR Autospec-Ultima
 330.9792 S:10 Exp:PCDD
 Sample Text:6332-001-0001-SA File Text:Frontier Analytical Laboratory




File:15SEP10N #1-412 Acq:16-SEP-2010 04:17:36 GC EI+ Voltage SIR Autospec-Utima
339.8597 S:10 F:2 BSUB(10000,15,-3.0) PKD(5,5,3,0,10%,100,0,0,0,0%,F,F) Exp:PCDD
Sample Text:6332-001-0001-SA File Text:Frontier Analytical Laboratory



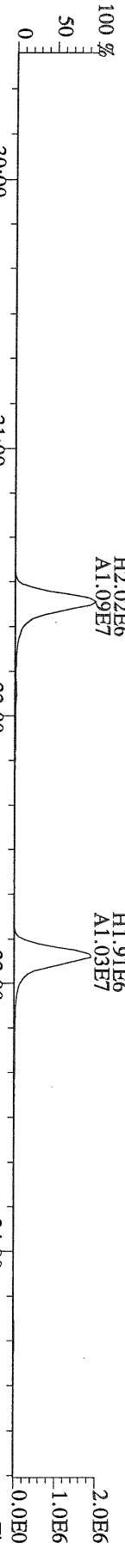
File:15SEP10N #1-412 Acq:16-SEP-2010 04:17:36 GC EI+ Voltage SIR Autospec-Utima
341.8568 S:10 F:2 BSUB(10000,15,-3.0) PKD(5,5,3,0,10%,100,0,0,0,0%,F,F) Exp:PCDD
Sample Text:6332-001-0001-SA File Text:Frontier Analytical Laboratory



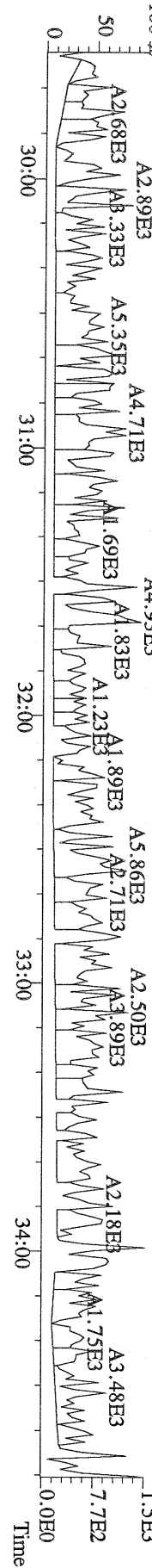
File:15SEP10N #1-412 Acq:16-SEP-2010 04:17:36 GC EI+ Voltage SIR Autospec-Utima
351.9000 S:10 F:2 BSUB(10000,15,-3.0) PKD(5,5,3,0,10%,100,0,0,0,0%,F,F) Exp:PCDD
Sample Text:6332-001-0001-SA File Text:Frontier Analytical Laboratory



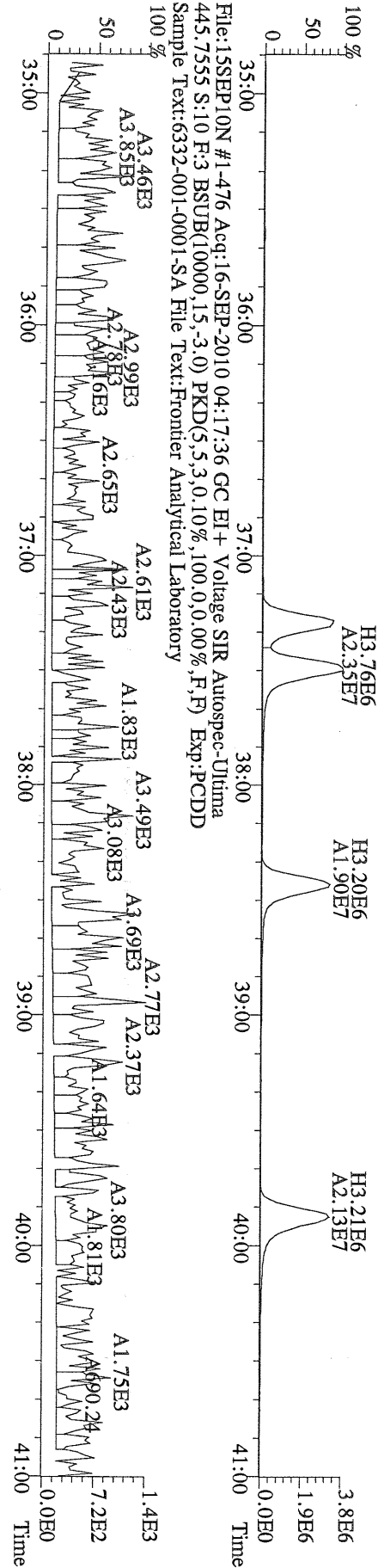
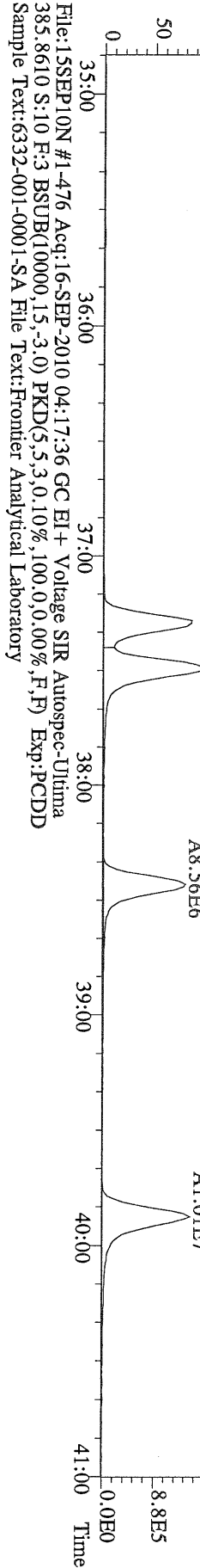

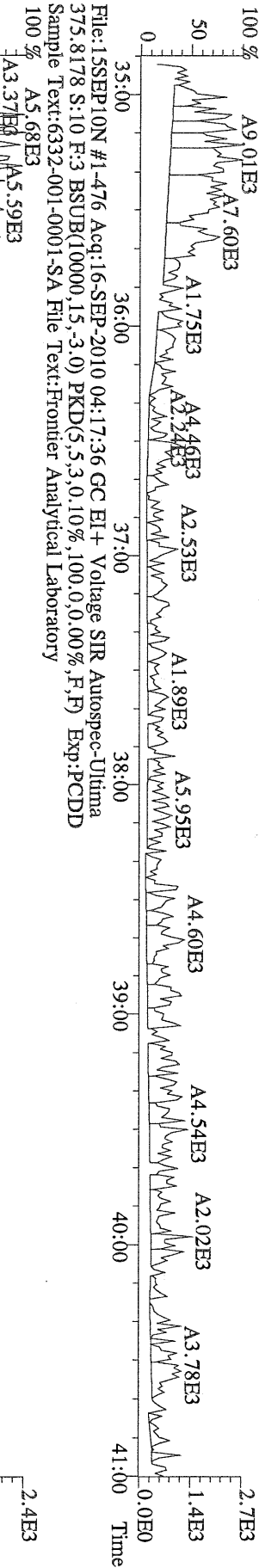
File:15SEP10N #1-412 Acq:16-SEP-2010 04:17:36 GC EI+ Voltage SIR Autospec-Utima
353.8970 S:10 F:2 BSUB(10000,15,-3.0) PKD(5,5,3,0,10%,100,0,0,0,0%,F,F) Exp:PCDD
Sample Text:6332-001-0001-SA File Text:Frontier Analytical Laboratory



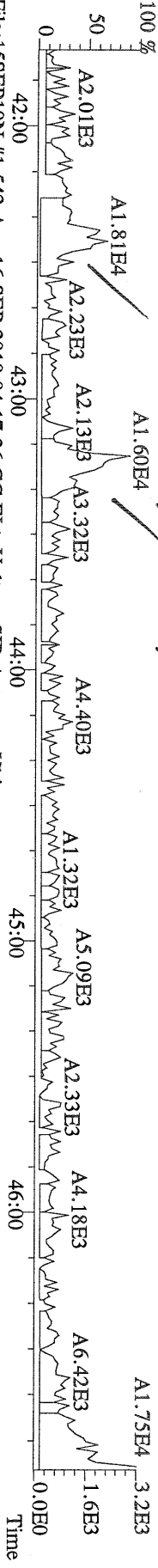
File:15SEP10N #1-412 Acq:16-SEP-2010 04:17:36 GC EI+ Voltage SIR Autospec-Utima
409.7974 S:10 F:2 BSUB(10000,15,-3.0) PKD(5,5,3,0,10%,100,0,0,0,0%,F,F) Exp:PCDD
Sample Text:6332-001-0001-SA File Text:Frontier Analytical Laboratory



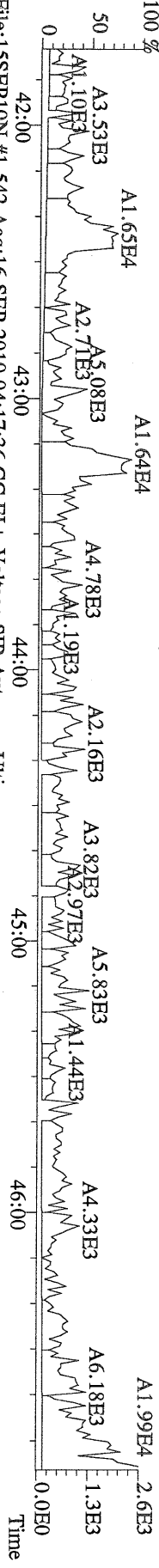
File:15SEP10N #1-476 Acq:16-SEP-2010 04:17:36 GC EI+ Voltage SIR Autospec-Utima
 373.8207 S:10 F:3 BSUB(10000,15,-3.0) PKD(5,5,3,0,10%,100,0,0,00%,F,F) Exp:PCDD
 Sample Text:6332-001-0001-SA File Text:Frontier Analytical Laboratory




File:15SEP10N #1-542 Acq:16-SEP-2010 04:17:36 GC EI+ Voltage SIR Autospec-Ultima
407.7818 S:10 F:4 BSUB(10000,15,-3.0) PKD(5,5,3,0,10%,100,0,0,0,0%,F,F) Exp:PCDD
Sample Text:6332-001-0001-SA File Text:Frontier Analytical Laboratory



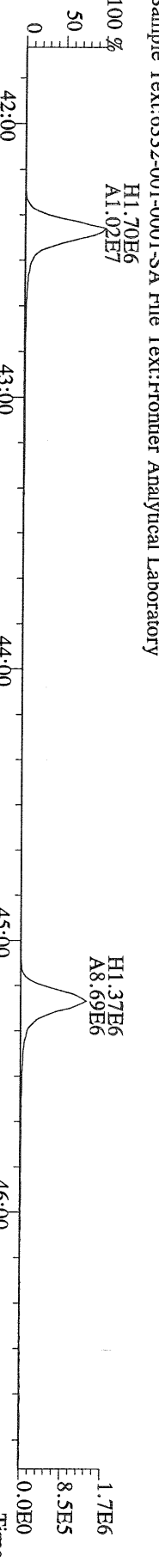
File:15SEP10N #1-542 Acq:16-SEP-2010 04:17:36 GC EI+ Voltage SIR Autospec-Ultima
409.7788 S:10 F:4 BSUB(10000,15,-3.0) PKD(5,5,3,0,10%,100,0,0,0,0%,F,F) Exp:PCDD
Sample Text:6332-001-0001-SA File Text:Frontier Analytical Laboratory



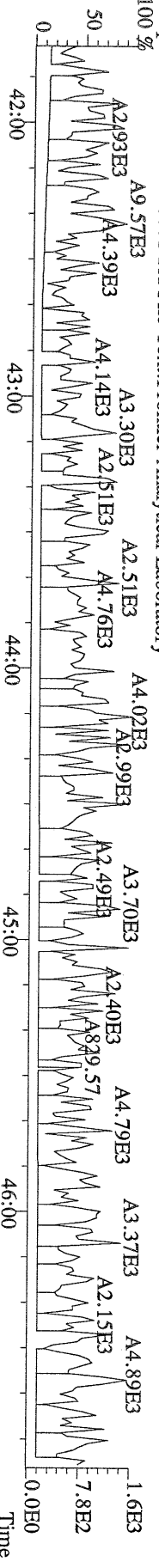
File:15SEP10N #1-542 Acq:16-SEP-2010 04:17:36 GC EI+ Voltage SIR Autospec-Ultima
417.8253 S:10 F:4 BSUB(10000,15,-3.0) PKD(5,5,3,0,10%,100,0,0,0,0%,F,F) Exp:PCDD
Sample Text:6332-001-0001-SA File Text:Frontier Analytical Laboratory




File:15SEP10N #1-542 Acq:16-SEP-2010 04:17:36 GC EI+ Voltage SIR Autospec-Ultima
419.8220 S:10 F:4 BSUB(10000,15,-3.0) PKD(5,5,3,0,10%,100,0,0,0,0%,F,F) Exp:PCDD
Sample Text:6332-001-0001-SA File Text:Frontier Analytical Laboratory



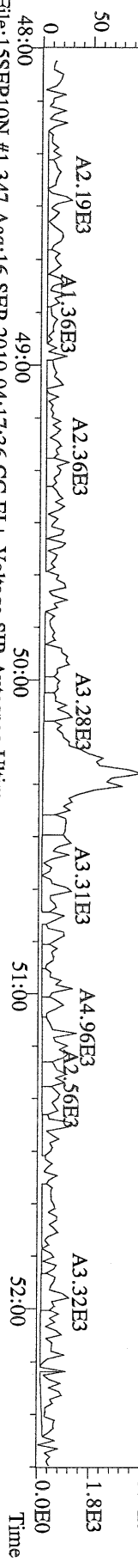
File:15SEP10N #1-542 Acq:16-SEP-2010 04:17:36 GC EI+ Voltage SIR Autospec-Ultima
479.7165 S:10 F:4 BSUB(10000,15,-3.0) PKD(5,5,3,0,10%,100,0,0,0,0%,F,F) Exp:PCDD
Sample Text:6332-001-0001-SA File Text:Frontier Analytical Laboratory



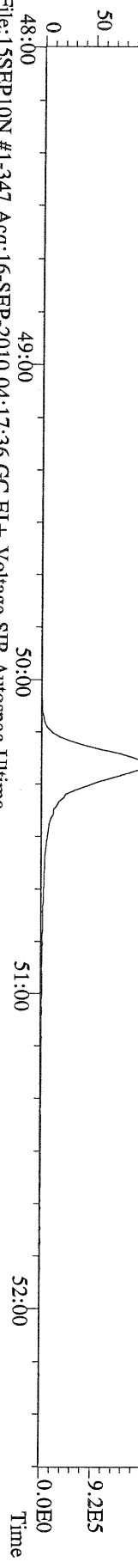
File:15SEP10N #1-347 Acq:16-SEP-2010 04:17:36 GC EI+ Voltage SIR Autospec-Ultima
 441.7428 S:10 F:5 BSUB(10000,15,-3.0) PKD(5,5,3,0,10%,100,0,0.00%,F,F) Exp:PCDD
 Sample Text:6332-001-0001-SA File Text:Frontier Analytical Laboratory



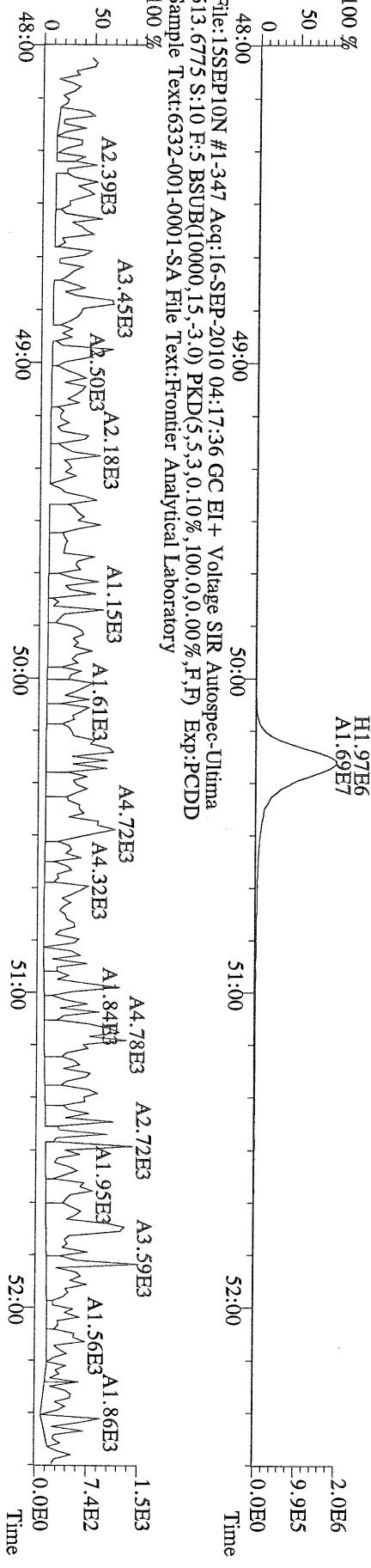
File:15SEP10N #1-347 Acq:16-SEP-2010 04:17:36 GC EI+ Voltage SIR Autospec-Ultima
 443.7398 S:10 F:5 BSUB(10000,15,-3.0) PKD(5,5,3,0,10%,100,0,0.00%,F,F) Exp:PCDD
 Sample Text:6332-001-0001-SA File Text:Frontier Analytical Laboratory



File:15SEP10N #1-347 Acq:16-SEP-2010 04:17:36 GC EI+ Voltage SIR Autospec-Ultima
 453.7801 S:10 F:5 BSUB(10000,15,-3.0) PKD(5,5,3,0,10%,100,0,0.00%,F,F) Exp:PCDD
 Sample Text:6332-001-0001-SA File Text:Frontier Analytical Laboratory



File:15SEP10N #1-347 Acq:16-SEP-2010 04:17:36 GC EI+ Voltage SIR Autospec-Ultima
 513.6775 S:10 F:5 BSUB(10000,15,-3.0) PKD(5,5,3,0,10%,100,0,0.00%,F,F) Exp:PCDD
 Sample Text:6332-001-0001-SA File Text:Frontier Analytical Laboratory



NATO 1989 Tox: 0.110
 WHO 1998 Tox: 0.0691 WHO 2005 Tox: 0.0782
 Conc Qual Fac Noise-1 Noise-2 DL

Name	Resp	RA	RT	RRF	Conc	Qual	Fac Noise-1	Noise-2	DL	#Hom	
2,3,7,8-TCDD	*	* n	NotFnd	1.11	*		2.50	680	510	0.320	
1,2,3,7,8-PeCDD	*	* n	NotFnd	1.10	*		2.50	605	458	0.328	
1,2,3,4,7,8-HxCDD	*	* n	NotFnd	1.37	*		2.50	825	532	0.400	
1,2,3,6,7,8-HxCDD	*	* n	NotFnd	1.37	*		2.50	825	532	0.507	
1,2,3,7,8,9-HxCDD	*	* n	NotFnd	1.36	*		2.50	825	532	0.454	
1,2,3,4,6,7,8-HpCDD	2.00e+05	0.89 y	44:19	1.45	5.09		2.50	-	-	*	
OCDD	9.33e+05	0.95 y	49:54	1.43	41.0		2.50	-	-	*	
2,3,7,8-TCDF	*	* n	NotFnd	1.50	*		2.50	743	1110	0.216	
1,2,3,7,8-PeCDF	*	* n	NotFnd	0.94	*		2.50	533	721	0.306	
2,3,4,7,8-PeCDF	*	* n	NotFnd	0.94	*		2.50	533	721	0.307	
1,2,3,4,7,8-HxCDF	*	* n	NotFnd	0.93	*		2.50	515	517	0.259	
1,2,3,6,7,8-HxCDF	*	* n	NotFnd	0.82	*		2.50	515	517	0.261	
2,3,4,6,7,8-HxCDF	*	* n	NotFnd	0.92	*		2.50	515	517	0.295	
1,2,3,7,8,9-HxCDF	*	* n	NotFnd	1.00	*		2.50	515	517	0.287	
1,2,3,4,6,7,8-HpCDF	5.55e+04	1.10 y	42:24	1.39	1.37	J	2.50	-	-	*	
1,2,3,4,7,8,9-HpCDF	*	* n	NotFnd	1.36	*		2.50	498	456	0.473	
OCDF	1.11e+05	0.90 y	50:18	0.79	4.24	J	2.50	-	-	*	
										Rec	
13C-2,3,7,8-TCDD	1.58e+07	0.85 y	27:29	1.02	232					58.5	
13C-1,2,3,7,8-PeCDD	1.61e+07	1.74 y	33:18	0.84	287					72.4	
13C-1,2,3,4,7,8-HxCDD	1.38e+07	1.28 y	38:40	1.07	247					62.4	
13C-1,2,3,6,7,8-HxCDD	1.22e+07	1.31 y	38:51	1.01	232					58.6	
13C-1,2,3,4,6,7,8-HpCDD	1.07e+07	0.95 y	44:18	0.86	241					60.8	
13C-OCDD	1.26e+07	0.96 y	49:54	0.55	442					55.7	
13C-2,3,7,8-TCDF	2.42e+07	0.81 y	26:43	0.99	231					58.4	
13C-1,2,3,7,8-PeCDF	2.37e+07	1.70 y	31:34	0.84	269					67.8	
13C-2,3,4,7,8-PeCDF	2.29e+07	1.78 y	32:54	0.81	268					67.6	
13C-1,2,3,4,7,8-HxCDF	2.35e+07	0.47 y	37:17	1.85	243					61.5	
13C-1,2,3,6,7,8-HxCDF	3.01e+07	0.48 y	37:30	2.54	228					57.6	
13C-2,3,4,6,7,8-HxCDF	2.33e+07	0.47 y	38:25	2.01	222					56.0	
13C-1,2,3,7,8,9-HxCDF	2.55e+07	0.47 y	39:52	2.03	241					60.9	
13C-1,2,3,4,6,7,8-HpCDF	1.15e+07	0.47 y	42:23	1.11	199					50.3	
13C-1,2,3,4,7,8,9-HpCDF	1.01e+07	0.47 y	45:13	0.80	240					60.7	
13C-OCDF	2.64e+07	0.95 y	50:17	1.08	468					59.1	
37Cl-2,3,7,8-TCDD	4.32e+06		27:29	0.69	94.6					59.7	
13C-1,2,3,4-TCDD	2.64e+07	0.85 y	26:54	-	11.6						
13C-1,2,3,4-TCDF	4.17e+07	0.87 y	25:39	-	11.4						
13C-1,2,3,7,8,9-HxCDD	2.06e+07	1.31 y	39:18	-	14.8						
Total Tetra-Dioxins	*		NotFnd	1.11	*		2.50	680	510	0.320	0
Total Penta-Dioxins	*		NotFnd	1.10	*		2.50	605	458	0.328	0
Total Hexa-Dioxins	*		NotFnd	1.37	*		2.50	1250	933	0.726	0
Total Hepta-Dioxins	4.23e+05		42:56	1.45	10.7		2.50	-	-	*	2
Total Tetra-Furans	*		NotFnd	1.50	*		2.50	743	1110	0.216	0
1st Fn. Tot Penta-Furans	*		NotFnd	0.94	*		2.50	533	721	0.307	PeCDF 0
Total Penta-Furans	*		NotFnd	0.94	*		2.50	533	721	0.307	* 0
Total Hexa-Furans	5.19e+04		35:38	0.91	0.882	J	2.50	-	-	*	2
Total Hepta-Furans	1.50e+05		42:24	1.38	3.89	J	2.50	-	-	*	2

Analyst: 

Date: 9/16/10

Totals class: Total Hepta-Dioxins

Entry #: 41

Run: 18

File: 15SEP10N

S: 11 I: 1 F: 4

Acquired: 16-SEP-10 05:12:58

Total Concentration: 10.7

Unnamed Concentration: 5.638

RT	ml Resp	m2 Resp	RA	Resp	Concentration	Name
42:56	1.05e+05	1.18e+05	0.89 y	2.22e+05	5.64	
44:19	9.45e+04	1.06e+05	0.89 y	2.00e+05	5.09	1,2,3,4,6,7,8-HpCDD

Totals class: Total Hexa-Furans

Entry #: 45

Run: 18

File: 15SEP10N

S: 11 I: 1 F: 3

Acquired: 16-SEP-10 05:12:58

Total Concentration: 0.882

Unnamed Concentration: 0.882

RT	ml Resp	m2 Resp	RA	Resp	Concentration	Name
35:38	1.09e+04	9.91e+03	1.10 y	2.09e+04	0.354	
36:32	1.62e+04	1.49e+04	1.08 y	3.11e+04	0.528	

Totals class: Total Hepta-Furans

Entry #: 46

Run: 18

File: 15SEP10N

S: 11 I: 1 F: 4

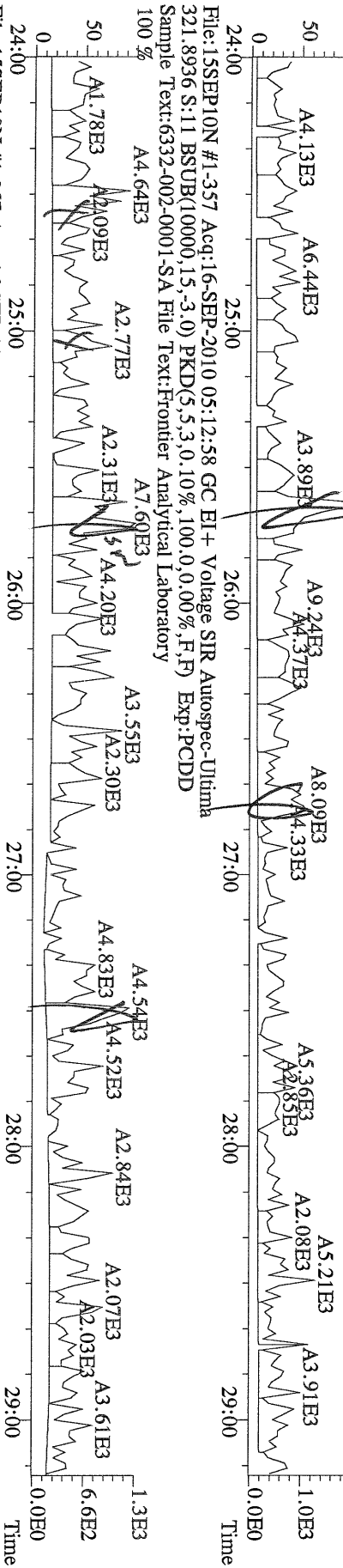
Acquired: 16-SEP-10 05:12:58

Total Concentration: 3.89

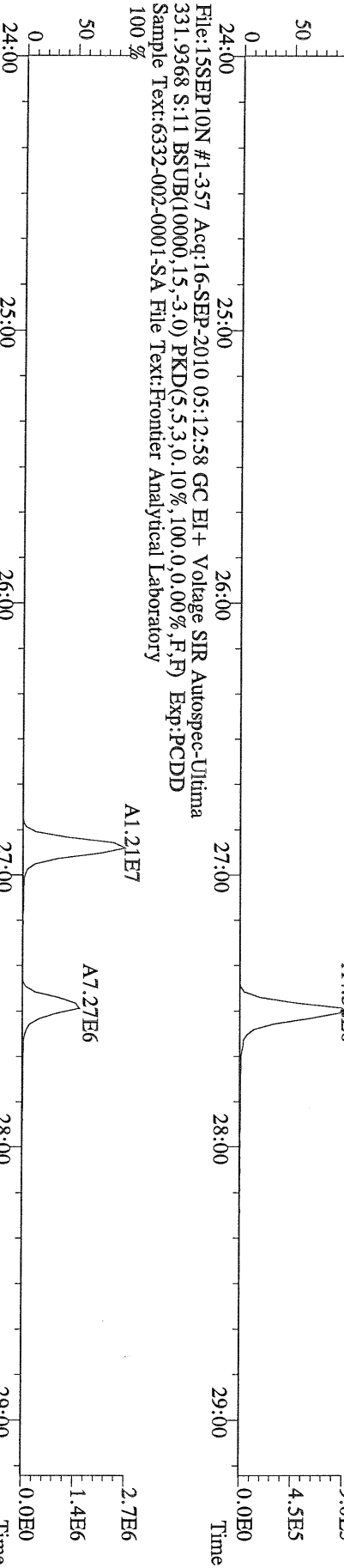
Unnamed Concentration: 2.518

RT	ml Resp	m2 Resp	RA	Resp	Concentration	Name
42:24	2.91e+04	2.65e+04	1.10 y	5.55e+04	1.37	1,2,3,4,6,7,8-HpCDF
43:15	4.78e+04	4.66e+04	1.03 y	9.44e+04	2.52	

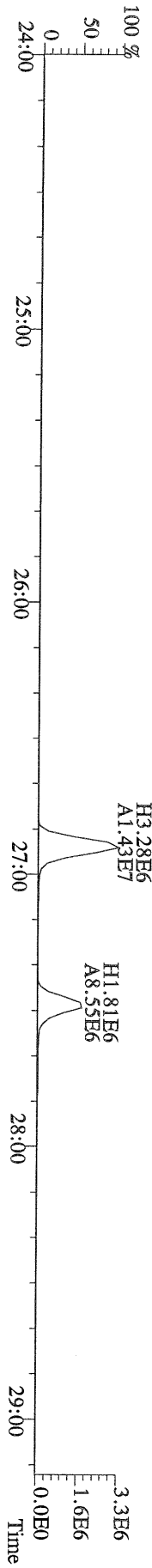
File:15SEP10N #1-357 Acq:16-SEP-2010 05:12:58 GC EI+ Voltage SIR Autospec-Utima
 319.8965 S:11 BSUB(10000,15,-3.0) PKD(5,5,3,0,10%,100,0,0,00%,F,F) Exp:PCDD
 Sample Text:6332-002-0001-SA File Text:Frontier Analytical Laboratory



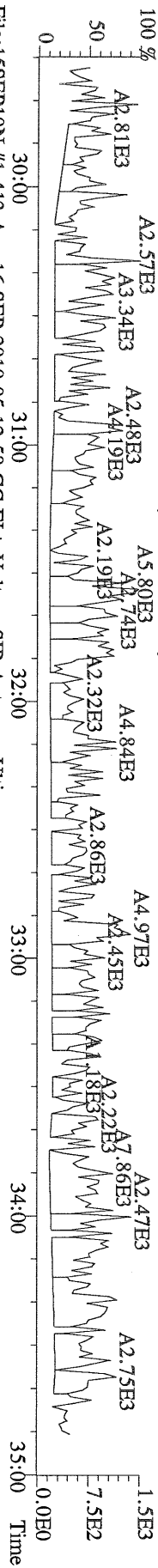
File:15SEP10N #1-357 Acq:16-SEP-2010 05:12:58 GC EI+ Voltage SIR Autospec-Utima
 327.8847 S:11 BSUB(10000,15,-3.0) PKD(5,5,3,0,10%,100,0,0,00%,F,F) Exp:PCDD
 Sample Text:6332-002-0001-SA File Text:Frontier Analytical Laboratory



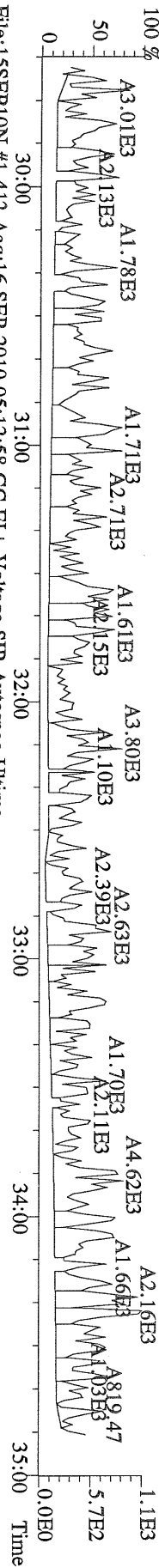
File:15SEP10N #1-357 Acq:16-SEP-2010 05:12:58 GC EI+ Voltage SIR Autospec-Utima
 333.9339 S:11 BSUB(10000,15,-3.0) PKD(5,5,3,0,10%,100,0,0,00%,F,F) Exp:PCDD
 Sample Text:6332-002-0001-SA File Text:Frontier Analytical Laboratory




File:15SEP10N #1-412 Acq:16-SEP-2010 05:12:58 GC EI + Voltage SIR Autospec-Utima
 355.8546 S:11 F:2 BSUB(10000,15,-3,0) PKD(5,5,3,0,10%,100,0,0,00%,F,F) Exp:PCDD
 Sample Text:6332-002-0001-SA File Text:Frontier Analytical Laboratory




File:15SEP10N #1-412 Acq:16-SEP-2010 05:12:58 GC EI + Voltage SIR Autospec-Utima
 357.8517 S:11 F:2 BSUB(10000,15,-3,0) PKD(5,5,3,0,10%,100,0,0,00%,F,F) Exp:PCDD
 Sample Text:6332-002-0001-SA File Text:Frontier Analytical Laboratory




File:15SEP10N #1-412 Acq:16-SEP-2010 05:12:58 GC EI + Voltage SIR Autospec-Utima
 367.8949 S:11 F:2 BSUB(10000,15,-3,0) PKD(5,5,3,0,10%,100,0,0,00%,F,F) Exp:PCDD
 Sample Text:6332-002-0001-SA File Text:Frontier Analytical Laboratory



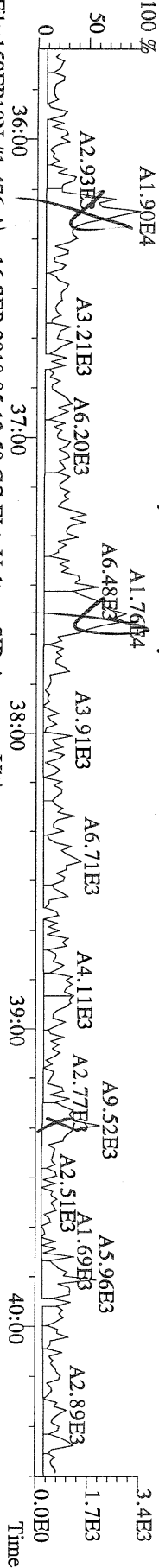
File:15SEP10N #1-412 Acq:16-SEP-2010 05:12:58 GC EI + Voltage SIR Autospec-Utima
 369.8919 S:11 F:2 BSUB(10000,15,-3,0) PKD(5,5,3,0,10%,100,0,0,00%,F,F) Exp:PCDD
 Sample Text:6332-002-0001-SA File Text:Frontier Analytical Laboratory



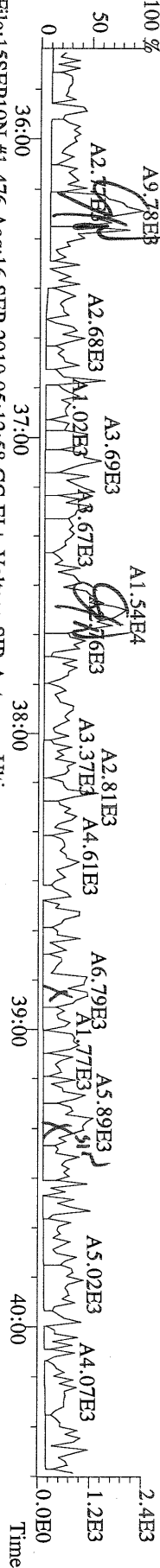
File:15SEP10N #1-412 Acq:16-SEP-2010 05:12:58 GC EI + Voltage SIR Autospec-Utima
 366.9792 S:11 F:2 Exp:PCDD
 Sample Text:6332-002-0001-SA File Text:Frontier Analytical Laboratory



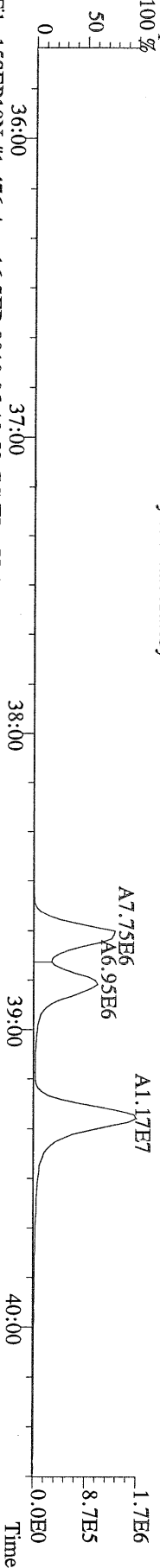
File:15SEP10N #1-476 Acq:16-SEP-2010 05:12:58 GC EI+ Voltage SIR Autospec-Ultima
 389.8156 S:11 F:3 BSUB(10000,15,-3.0) PKD(5,5,3,0,10%,100,0,0,0,0%,F,F) Exp:PCDD
 Sample Text:6332-002-0001-SA File Text:Frontier Analytical Laboratory



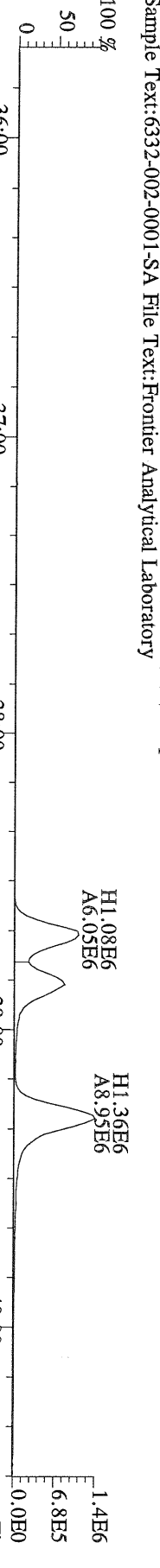
File:15SEP10N #1-476 Acq:16-SEP-2010 05:12:58 GC EI+ Voltage SIR Autospec-Ultima
 391.8127 S:11 F:3 BSUB(10000,15,-3.0) PKD(5,5,3,0,10%,100,0,0,0,0%,F,F) Exp:PCDD
 Sample Text:6332-002-0001-SA File Text:Frontier Analytical Laboratory



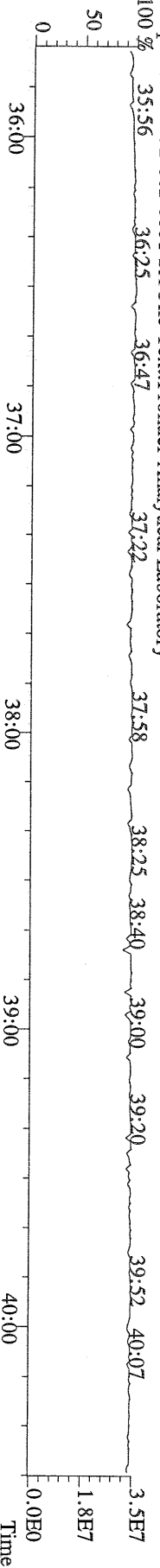
File:15SEP10N #1-476 Acq:16-SEP-2010 05:12:58 GC EI+ Voltage SIR Autospec-Ultima
 401.8559 S:11 F:3 BSUB(10000,15,-3.0) PKD(5,5,3,0,10%,100,0,0,0,0%,F,F) Exp:PCDD
 Sample Text:6332-002-0001-SA File Text:Frontier Analytical Laboratory



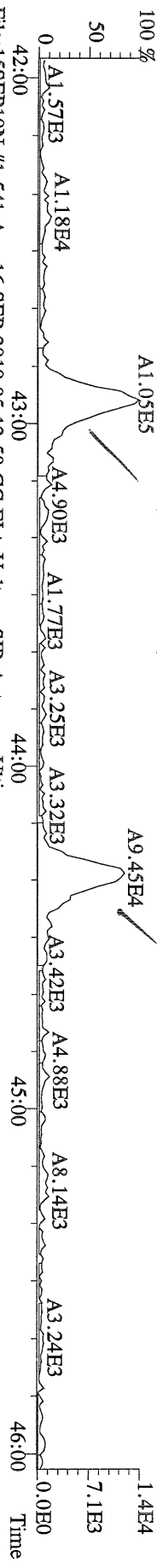
File:15SEP10N #1-476 Acq:16-SEP-2010 05:12:58 GC EI+ Voltage SIR Autospec-Ultima
 403.8530 S:11 F:3 BSUB(10000,15,-3.0) PKD(5,5,3,0,10%,100,0,0,0,0%,F,F) Exp:PCDD
 Sample Text:6332-002-0001-SA File Text:Frontier Analytical Laboratory



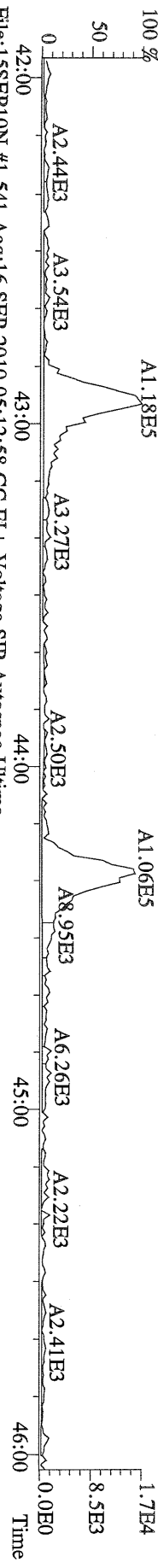
File:15SEP10N #1-476 Acq:16-SEP-2010 05:12:58 GC EI+ Voltage SIR Autospec-Ultima
 380.9760 S:11 F:3 Exp:PCDD
 Sample Text:6332-002-0001-SA File Text:Frontier Analytical Laboratory



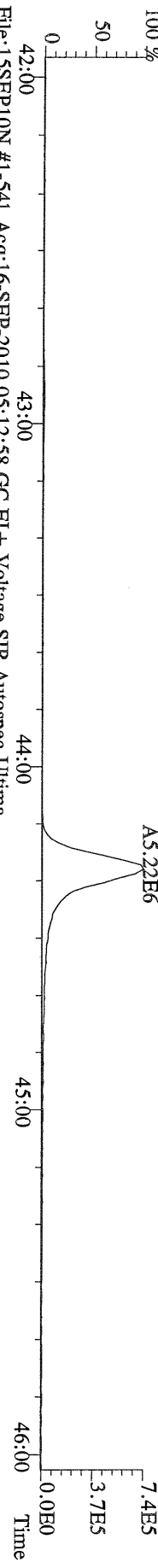
File:15SEP10N #1-541 Acq:16-SEP-2010 05:12:58 GC EI + Voltage SIR Autospec-Utima
423.7767 S:11 F:4 BSUB(10000,15,-3,0) PKD(5,5,3,0,10%,100,0,0,00%,F,F) Exp:PCDD
Sample Text:6332-002-0001-SA File Text:Frontier Analytical Laboratory



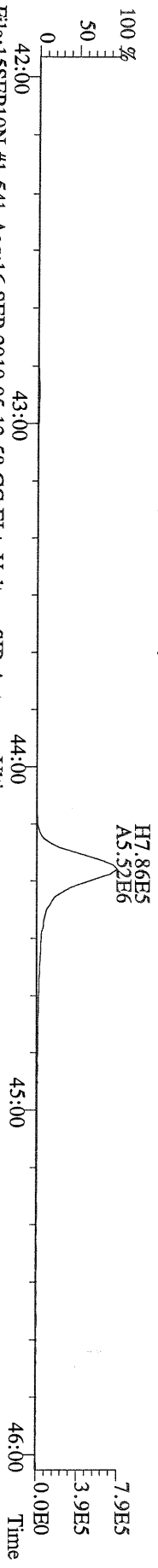
File:15SEP10N #1-541 Acq:16-SEP-2010 05:12:58 GC EI + Voltage SIR Autospec-Utima
425.7737 S:11 F:4 BSUB(10000,15,-3,0) PKD(5,5,3,0,10%,100,0,0,00%,F,F) Exp:PCDD
Sample Text:6332-002-0001-SA File Text:Frontier Analytical Laboratory



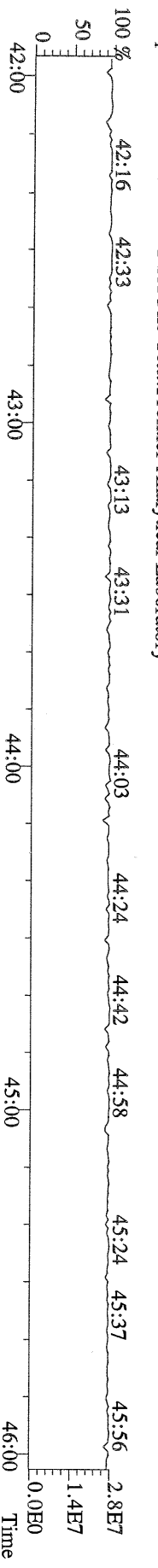
File:15SEP10N #1-541 Acq:16-SEP-2010 05:12:58 GC EI + Voltage SIR Autospec-Utima
435.8169 S:11 F:4 BSUB(10000,15,-3,0) PKD(5,5,3,0,10%,100,0,0,00%,F,F) Exp:PCDD
Sample Text:6332-002-0001-SA File Text:Frontier Analytical Laboratory



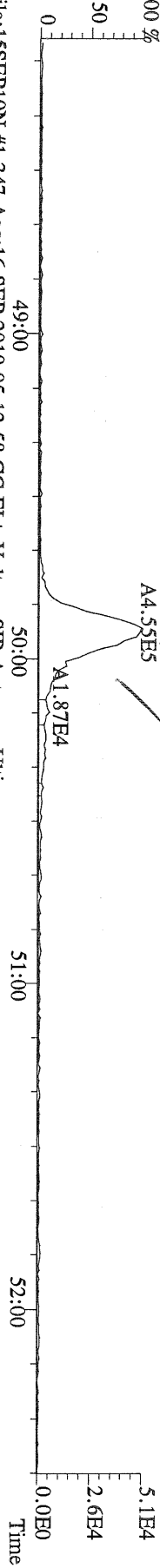
File:15SEP10N #1-541 Acq:16-SEP-2010 05:12:58 GC EI + Voltage SIR Autospec-Utima
437.8140 S:11 F:4 BSUB(10000,15,-3,0) PKD(5,5,3,0,10%,100,0,0,00%,F,F) Exp:PCDD
Sample Text:6332-002-0001-SA File Text:Frontier Analytical Laboratory




File:15SEP10N #1-541 Acq:16-SEP-2010 05:12:58 GC EI + Voltage SIR Autospec-Utima
430.9728 S:11 F:4 Exp:PCDD
Sample Text:6332-002-0001-SA File Text:Frontier Analytical Laboratory



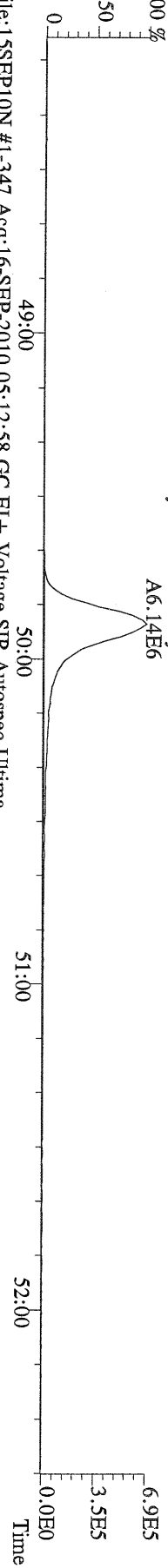
File:15SEP10N #1-347 Acq:16-SEP-2010 05:12:58 GC EI+ Voltage SIR Autospec-Ultima
457.7377 S:11 F:5 BSUB(10000,15,-3.0) PKD(5,5,3,0,10%,100,0,0,00%,F,F) Exp:PCDD
Sample Text:6332-002-0001-SA File Text:Frontier Analytical Laboratory



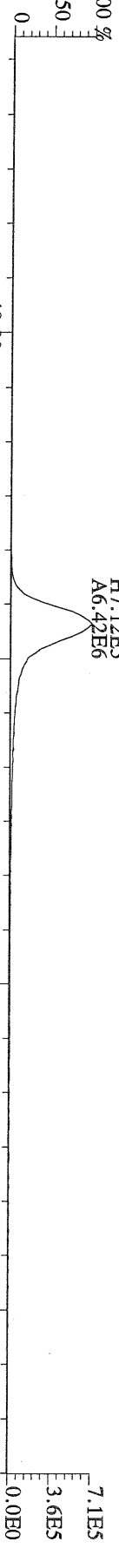
File:15SEP10N #1-347 Acq:16-SEP-2010 05:12:58 GC EI+ Voltage SIR Autospec-Ultima
459.7348 S:11 F:5 BSUB(10000,15,-3.0) PKD(5,5,3,0,10%,100,0,0,00%,F,F) Exp:PCDD
Sample Text:6332-002-0001-SA File Text:Frontier Analytical Laboratory



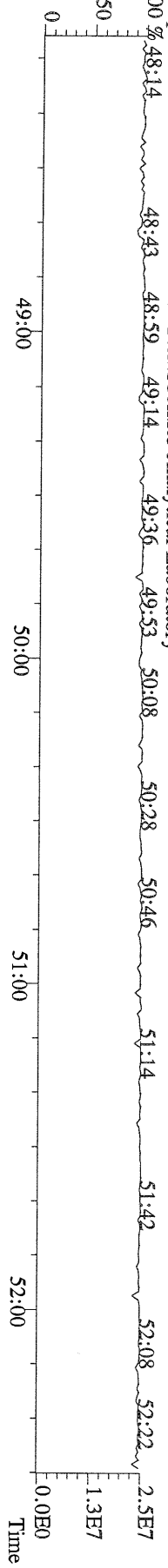
File:15SEP10N #1-347 Acq:16-SEP-2010 05:12:58 GC EI+ Voltage SIR Autospec-Ultima
469.7780 S:11 F:5 BSUB(10000,15,-3.0) PKD(5,5,3,0,10%,100,0,0,00%,F,F) Exp:PCDD
Sample Text:6332-002-0001-SA File Text:Frontier Analytical Laboratory



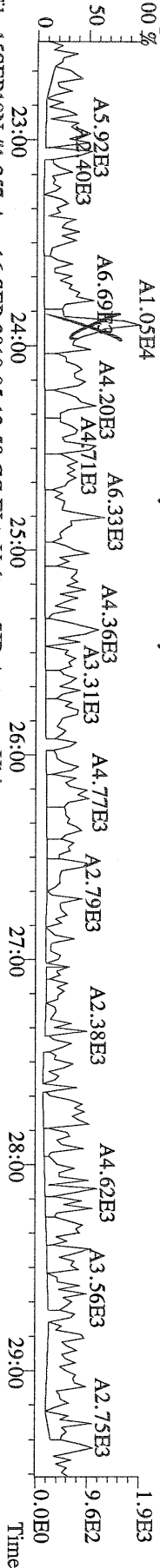
File:15SEP10N #1-347 Acq:16-SEP-2010 05:12:58 GC EI+ Voltage SIR Autospec-Ultima
471.7750 S:11 F:5 BSUB(10000,15,-3.0) PKD(5,5,3,0,10%,100,0,0,00%,F,F) Exp:PCDD
Sample Text:6332-002-0001-SA File Text:Frontier Analytical Laboratory



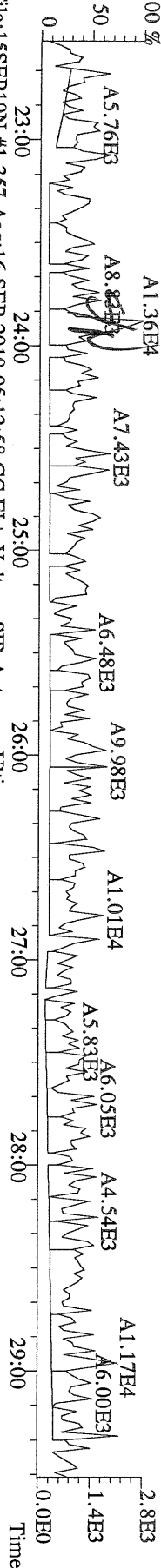
File:15SEP10N #1-347 Acq:16-SEP-2010 05:12:58 GC EI+ Voltage SIR Autospec-Ultima
454.9728 S:11 F:5 Exp:PCDD
Sample Text:6332-002-0001-SA File Text:Frontier Analytical Laboratory



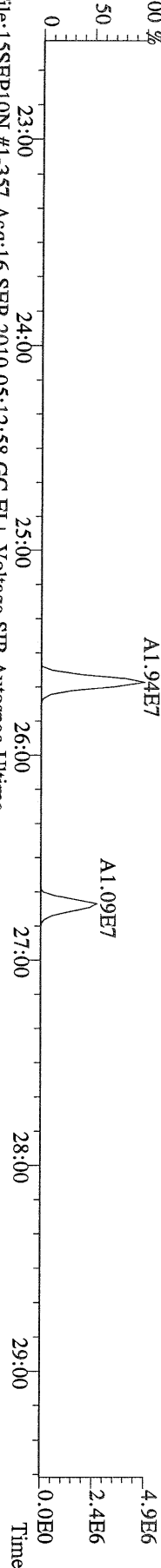
File:15SEP10N #1-357 Acq:16-SEP-2010 05:12:58 GC EI+ Voltage SIR Autospec-Utima
303.9016 S:11 BSUB(10000,15,-3.0) PKD(5,5,3,0,10%,100,0,0,00%,F,F) Exp:PCDD
Sample Text:6332-002-0001-SA File Text:Frontier Analytical Laboratory



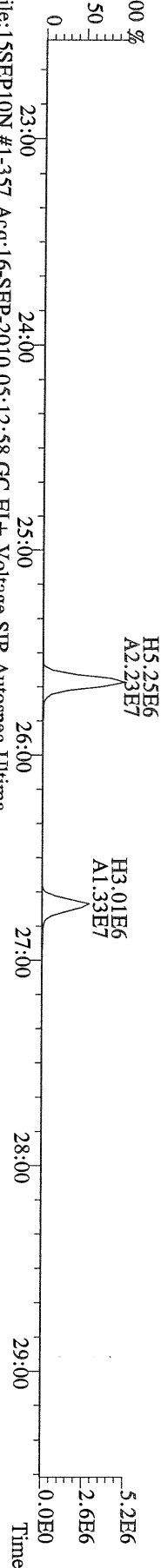
File:15SEP10N #1-357 Acq:16-SEP-2010 05:12:58 GC EI+ Voltage SIR Autospec-Utima
305.8987 S:11 BSUB(10000,15,-3.0) PKD(5,5,3,0,10%,100,0,0,00%,F,F) Exp:PCDD
Sample Text:6332-002-0001-SA File Text:Frontier Analytical Laboratory




File:15SEP10N #1-357 Acq:16-SEP-2010 05:12:58 GC EI+ Voltage SIR Autospec-Utima
317.9389 S:11 BSUB(10000,15,-3.0) PKD(5,5,3,0,10%,100,0,0,00%,F,F) Exp:PCDD
Sample Text:6332-002-0001-SA File Text:Frontier Analytical Laboratory



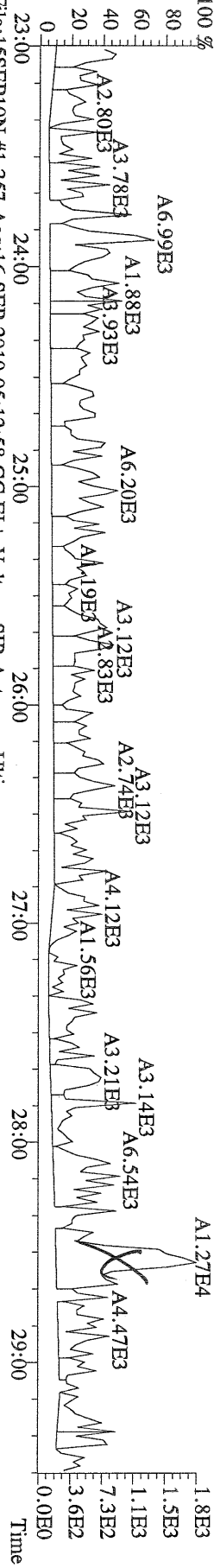
File:15SEP10N #1-357 Acq:16-SEP-2010 05:12:58 GC EI+ Voltage SIR Autospec-Utima
375.8364 S:11 BSUB(10000,15,-3.0) PKD(5,5,3,0,10%,100,0,0,00%,F,F) Exp:PCDD
Sample Text:6332-002-0001-SA File Text:Frontier Analytical Laboratory



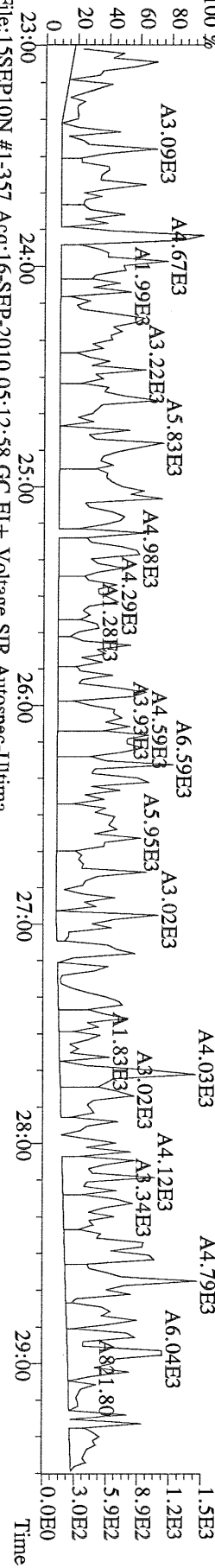
File:15SEP10N #1-357 Acq:16-SEP-2010 05:12:58 GC EI+ Voltage SIR Autospec-Utima
375.8364 S:11 BSUB(10000,15,-3.0) PKD(5,5,3,0,10%,100,0,0,00%,F,F) Exp:PCDD
Sample Text:6332-002-0001-SA File Text:Frontier Analytical Laboratory



File:15SEP10N #1-357 Acq:16-SEP-2010 05:12:58 GC EI + Voltage SIR Autospec-Utima
 339.8597 S:1.1 BSUB(10000,15,-3.0) PKD(5,5,3,0,10%,100,0,0,00%,F,F) Exp:PCDD
 Sample Text:6332-002-0001-SA File Text:Frontier Analytical Laboratory



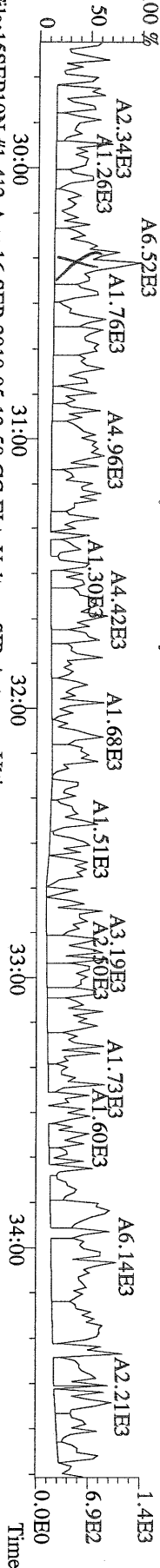
File:15SEP10N #1-357 Acq:16-SEP-2010 05:12:58 GC EI + Voltage SIR Autospec-Utima
 409.7974 S:1.1 BSUB(10000,15,-3.0) PKD(5,5,3,0,10%,100,0,0,00%,F,F) Exp:PCDD
 Sample Text:6332-002-0001-SA File Text:Frontier Analytical Laboratory



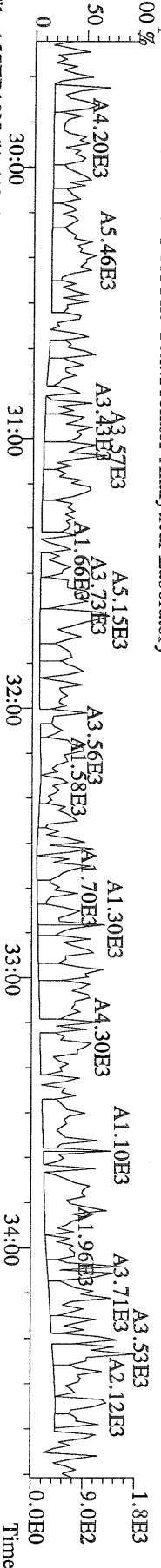
File:15SEP10N #1-357 Acq:16-SEP-2010 05:12:58 GC EI + Voltage SIR Autospec-Utima
 330.9792 S:1.1 Exp:PCDD
 Sample Text:6332-002-0001-SA File Text:Frontier Analytical Laboratory



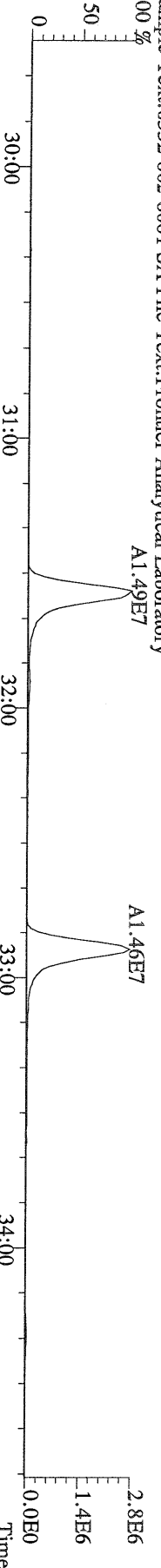
File:15SEP10N #1-412 Acq:16-SEP-2010 05:12:58 GC EI+ Voltage SIR Autospec-Utima
339.8597 S:11 F:2 BSUB(10000,15,-3.0) PKD(5,5,3,0,10%,100,0,0,00%,F,F) Exp:PCDD
Sample Text:6332-002-0001-SA File Text:Frontier Analytical Laboratory




File:15SEP10N #1-412 Acq:16-SEP-2010 05:12:58 GC EI+ Voltage SIR Autospec-Utima
341.8568 S:11 F:2 BSUB(10000,15,-3.0) PKD(5,5,3,0,10%,100,0,0,00%,F,F) Exp:PCDD
Sample Text:6332-002-0001-SA File Text:Frontier Analytical Laboratory




File:15SEP10N #1-412 Acq:16-SEP-2010 05:12:58 GC EI+ Voltage SIR Autospec-Utima
351.9000 S:11 F:2 BSUB(10000,15,-3.0) PKD(5,5,3,0,10%,100,0,0,00%,F,F) Exp:PCDD
Sample Text:6332-002-0001-SA File Text:Frontier Analytical Laboratory



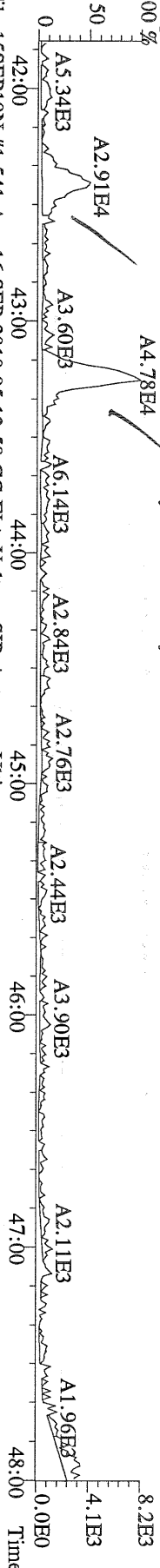
File:15SEP10N #1-412 Acq:16-SEP-2010 05:12:58 GC EI+ Voltage SIR Autospec-Utima
409.7974 S:11 F:2 BSUB(10000,15,-3.0) PKD(5,5,3,0,10%,100,0,0,00%,F,F) Exp:PCDD
Sample Text:6332-002-0001-SA File Text:Frontier Analytical Laboratory



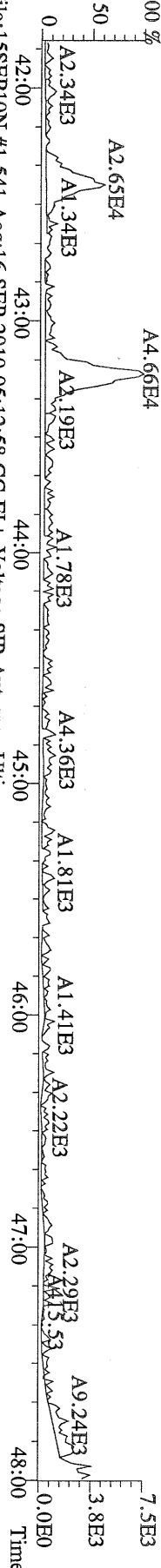
File:15SEP10N #1-412 Acq:16-SEP-2010 05:12:58 GC EI+ Voltage SIR Autospec-Utima
409.7974 S:11 F:2 BSUB(10000,15,-3.0) PKD(5,5,3,0,10%,100,0,0,00%,F,F) Exp:PCDD
Sample Text:6332-002-0001-SA File Text:Frontier Analytical Laboratory



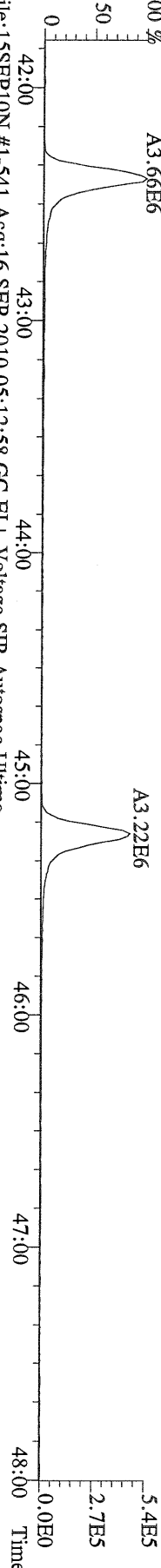
File:15SEP10N #1-541 Acq:16-SEP-2010 05:12:58 GC EI+ Voltage SIR Autospec-Utima
 407.7818 S:11 F:4 BSUB(10000,15,-3.0) PKD(5,5,3,0,10%,100,0,0,0,0,0,0) Exp:PCDD
 Sample Text:6332-002-0001-SA File Text:Frontier Analytical Laboratory



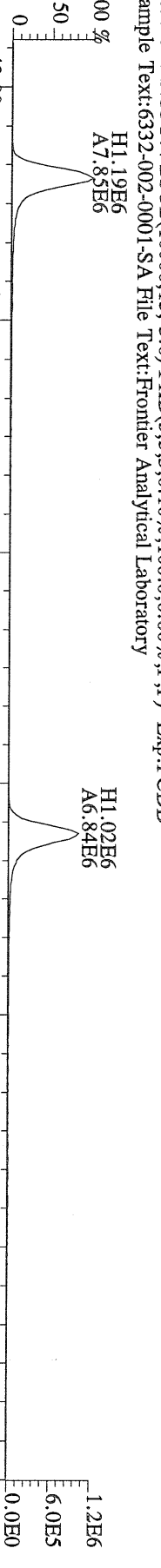
File:15SEP10N #1-541 Acq:16-SEP-2010 05:12:58 GC EI+ Voltage SIR Autospec-Utima
 409.7788 S:11 F:4 BSUB(10000,15,-3.0) PKD(5,5,3,0,10%,100,0,0,0,0,0,0) Exp:PCDD
 Sample Text:6332-002-0001-SA File Text:Frontier Analytical Laboratory



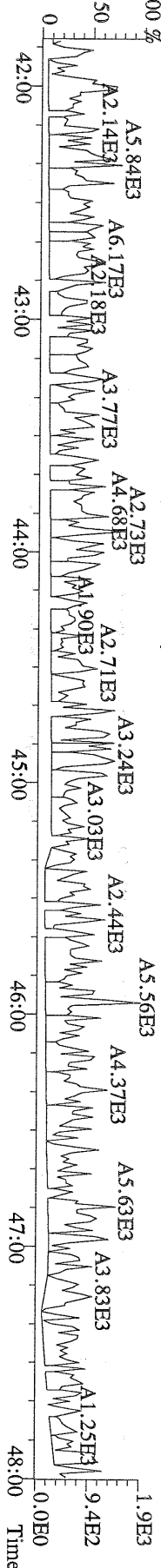
File:15SEP10N #1-541 Acq:16-SEP-2010 05:12:58 GC EI+ Voltage SIR Autospec-Utima
 417.8253 S:11 F:4 BSUB(10000,15,-3.0) PKD(5,5,3,0,10%,100,0,0,0,0,0,0) Exp:PCDD
 Sample Text:6332-002-0001-SA File Text:Frontier Analytical Laboratory



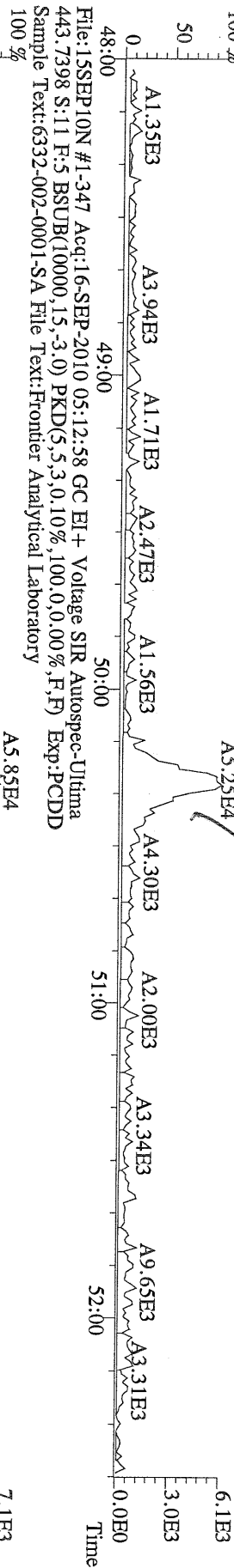
File:15SEP10N #1-541 Acq:16-SEP-2010 05:12:58 GC EI+ Voltage SIR Autospec-Utima
 419.8220 S:11 F:4 BSUB(10000,15,-3.0) PKD(5,5,3,0,10%,100,0,0,0,0,0,0) Exp:PCDD
 Sample Text:6332-002-0001-SA File Text:Frontier Analytical Laboratory



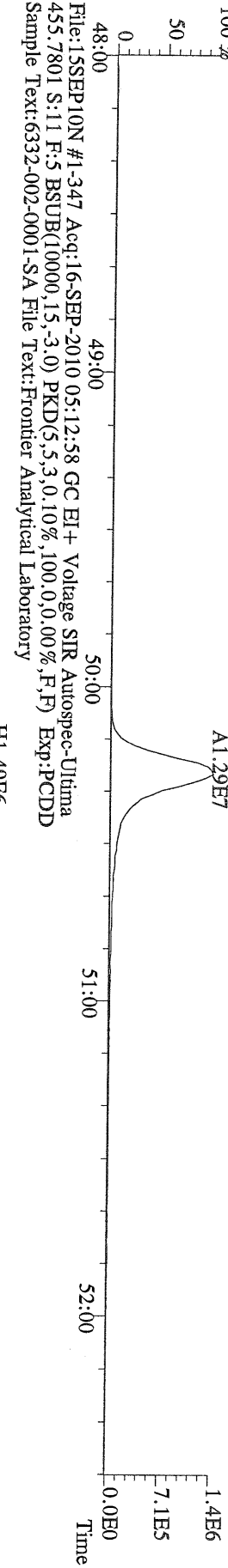
File:15SEP10N #1-541 Acq:16-SEP-2010 05:12:58 GC EI+ Voltage SIR Autospec-Utima
 479.7165 S:11 F:4 BSUB(10000,15,-3.0) PKD(5,5,3,0,10%,100,0,0,0,0,0,0) Exp:PCDD
 Sample Text:6332-002-0001-SA File Text:Frontier Analytical Laboratory



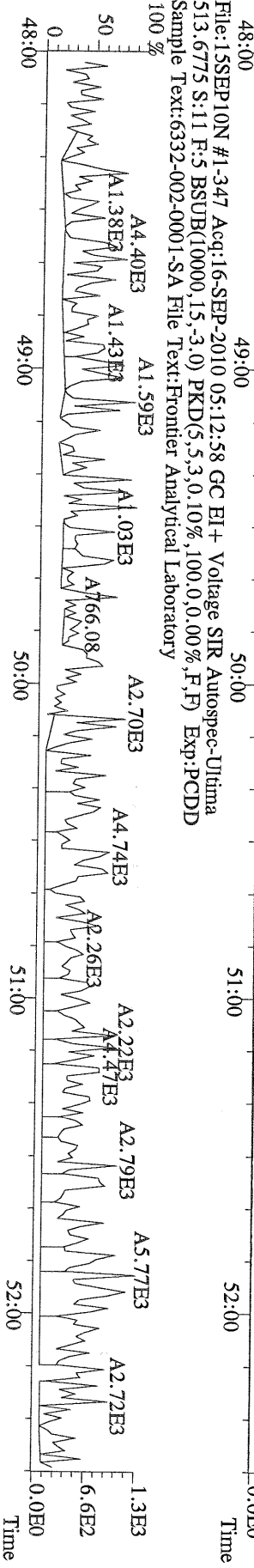
File:15SEP10N #1-347 Acq:16-SEP-2010 05:12:58 GC EI+ Voltage SIR Autospec-Ultima
441.7428 S:11 F:5 BSUB(10000,15,-3.0) PKD(5,5,3,0,10%,100,0,0,0.00%,F,F) Exp:PCDD
Sample Text:6332-002-0001-SA File Text:Frontier Analytical Laboratory



File:15SEP10N #1-347 Acq:16-SEP-2010 05:12:58 GC EI+ Voltage SIR Autospec-Ultima
453.7831 S:11 F:5 BSUB(10000,15,-3.0) PKD(5,5,3,0,10%,100,0,0,0.00%,F,F) Exp:PCDD
Sample Text:6332-002-0001-SA File Text:Frontier Analytical Laboratory



File:15SEP10N #1-347 Acq:16-SEP-2010 05:12:58 GC EI+ Voltage SIR Autospec-Ultima
513.6775 S:11 F:5 BSUB(10000,15,-3.0) PKD(5,5,3,0,10%,100,0,0,0.00%,F,F) Exp:PCDD
Sample Text:6332-002-0001-SA File Text:Frontier Analytical Laboratory



WHO 1998 Tox: 198 WHO 2005 Tox: 209 ✓
 Conc Qual Fac Noise-1 Noise-2 DL

Name	Resp	RA	RT	RRF	Conc	Qual	Fac Noise-1	Noise-2	DL	Rec	#Hom
2,3,7,8-TCDD	6.48e+05	0.79 y	27:30	1.11	11.3		2.50	-	-	*	
1,2,3,7,8-PeCDD	3.11e+06	1.37 y	33:20	1.10	53.5		2.50	-	-	*	
1,2,3,4,7,8-HxCDD	2.92e+06	1.42 y	38:42	1.37	47.1		2.50	-	-	*	
1,2,3,6,7,8-HxCDD	1.18e+07	1.41 y	38:52	1.37	212		2.50	-	-	*	
1,2,3,7,8,9-HxCDD	8.92e+06	1.41 y	39:19	1.36	152		2.50	-	-	*	
1,2,3,4,6,7,8-HpCDD	3.60e+08	0.92 y	44:19	1.45	5800		2.50	-	-	*	
OCDD	2.82e+09	0.96 y	50:00	1.43	56200		2.50	-	-	*	
2,3,7,8-TCDF	2.57e+05	0.76 y	26:44	1.50	2.18	F	2.50	-	-	*	
1,2,3,7,8-PeCDF	2.71e+05	1.41 y	31:36	0.94	3.66	J	2.50	-	-	*	
2,3,4,7,8-PeCDF	5.92e+05	1.47 y	32:56	0.94	8.36		2.50	-	-	*	
1,2,3,4,7,8-HxCDF	1.94e+06	1.26 y	37:19	0.93	27.1		2.50	-	-	*	
1,2,3,6,7,8-HxCDF	1.85e+06	1.21 y	37:31	0.82	22.4		2.50	-	-	*	
2,3,4,6,7,8-HxCDF	2.10e+06	1.25 y	38:28	0.92	30.2		2.50	-	-	*	
1,2,3,7,8,9-HxCDF	3.54e+05	1.29 y	39:56	1.00	4.39	J	2.50	-	-	*	
1,2,3,4,6,7,8-HpCDF	8.45e+07	1.06 y	42:25	1.39	1470		2.50	-	-	*	
1,2,3,4,7,8,9-HpCDF	2.11e+06	0.96 y	45:14	1.36	44.8		2.50	-	-	*	
OCDF	2.71e+08	0.88 y	50:20	0.79	5890		2.50	-	-	*	
13C-2,3,7,8-TCDD	2.03e+07	0.84 y	27:29	1.02	335					85.0	
13C-1,2,3,7,8-PeCDD	2.08e+07	1.74 y	33:19	0.84	416					106	
13C-1,2,3,4,7,8-HxCDD	1.78e+07	1.29 y	38:41	1.07	354					89.9	
13C-1,2,3,6,7,8-HxCDD	1.60e+07	1.27 y	38:51	1.01	338					85.8	
13C-1,2,3,4,6,7,8-HpCDD	1.68e+07	0.97 y	44:18	0.86	419					106	
13C-OCDD	2.76e+07	0.99 y	49:59	0.55	1080					137	
13C-2,3,7,8-TCDF	3.08e+07	0.85 y	26:44	0.99	337					85.7	
13C-1,2,3,7,8-PeCDF	3.10e+07	1.69 y	31:34	0.84	403					102	
13C-2,3,4,7,8-PeCDF	2.98e+07	1.72 y	32:54	0.81	399					101	
13C-1,2,3,4,7,8-HxCDF	3.03e+07	0.47 y	37:18	1.85	350					88.8	
13C-1,2,3,6,7,8-HxCDF	3.95e+07	0.47 y	37:29	2.54	333					84.5	
13C-2,3,4,6,7,8-HxCDF	2.99e+07	0.46 y	38:26	2.01	317					80.4	
13C-1,2,3,7,8,9-HxCDF	3.18e+07	0.48 y	39:52	2.03	335					85.0	
13C-1,2,3,4,6,7,8-HpCDF	1.62e+07	0.47 y	42:24	1.11	312					79.3	
13C-1,2,3,4,7,8,9-HpCDF	1.37e+07	0.46 y	45:13	0.80	363					92.2	
13C-OCDF	4.62e+07	0.96 y	50:19	1.08	911					116	
37Cl-2,3,7,8-TCDD	5.39e+06		27:30	0.69	133					84.2	
13C-1,2,3,4-TCDD	2.33e+07	0.84 y	26:54	-	10.2						
13C-1,2,3,4-TCDF	3.62e+07	0.87 y	25:38	-	9.85						
13C-1,2,3,7,8,9-HxCDD	1.84e+07	1.26 y	39:18	-	13.2						
Total Tetra-Dioxins	1.24e+07		24:30	1.11	216		2.50	-	-	*	15
Total Penta-Dioxins	3.14e+07		30:21	1.10	540		2.50	-	-	*	10
Total Hexa-Dioxins	1.13e+08		36:14	1.37	1930		2.50	-	-	*	8
Total Hepta-Dioxins	7.21e+08		42:56	1.45	11600		2.50	-	-	*	2
Total Tetra-Furans	2.14e+07		23:09	1.50	182	D,M	2.50	-	-	*	20
1st Fn. Tot Penta-Furans	1.31e+07		28:33	0.94	180	D,M	2.50	-	-	*	PeCDF 1
Total Penta-Furans	1.65e+07		30:11	0.94	227	D,M	2.50	-	-	*	407 ✓ 15
Total Hexa-Furans	7.80e+07		35:21	0.91	1030	D,M	2.50	-	-	*	11
Total Hepta-Furans	2.74e+08		42:25	1.38	5100		2.50	-	-	*	4

OK DB205 9/16/10

Analyst: *[Signature]*

Date: 9/16/10

Totals class: Total Tetra-Dioxins

Entry #: 38

Run: 19

File: 15SEP10N

S: 12 I: 1 F: 1

Acquired: 16-SEP-10 06:08:21

Total Concentration: 216

Unnamed Concentration: 204.896

RT	ml Resp	m2 Resp	RA	Resp	Concentration	Name
24:30	2.00e+05	2.55e+05	0.79 y	4.55e+05	7.94	
24:47	2.19e+05	2.76e+05	0.79 y	4.95e+05	8.64	
25:05	4.25e+05	5.46e+05	0.78 y	9.71e+05	16.9	
25:43	3.11e+05	3.78e+05	0.82 y	6.90e+05	12.0	
25:54	6.91e+05	9.01e+05	0.77 y	1.59e+06	27.8	
26:03	5.03e+05	6.37e+05	0.79 y	1.14e+06	19.9	
26:12	2.22e+05	2.78e+05	0.80 y	5.00e+05	8.73	
26:24	2.39e+05	2.91e+05	0.82 y	5.29e+05	9.24	
26:35	4.25e+05	5.30e+05	0.80 y	9.55e+05	16.7	
26:52	5.82e+05	7.38e+05	0.79 y	1.32e+06	23.0	
27:15	2.94e+05	3.69e+05	0.80 y	6.63e+05	11.6	
27:23	2.02e+05	2.62e+05	0.77 y	4.64e+05	8.10	
27:30	2.86e+05	3.62e+05	0.79 y	6.48e+05	11.3	2,3,7,8-TCDD
27:49	5.59e+05	7.05e+05	0.79 y	1.26e+06	22.1	
28:27	3.02e+05	4.01e+05	0.75 y	7.02e+05	12.3	

Totals class: Total Penta-Dioxins

Entry #: 39

Run: 19

File: 15SEP10N

S: 12 I: 1 F: 2

Acquired: 16-SEP-10 06:08:21

Total Concentration: 540

Unnamed Concentration: 486.899

RT	ml Resp	m2 Resp	RA	Resp	Concentration	Name
30:21	3.24e+06	2.27e+06	1.43 y	5.51e+06	94.9	
30:57	2.08e+06	1.48e+06	1.41 y	3.56e+06	61.4	
31:35	1.02e+06	7.34e+05	1.39 y	1.76e+06	30.3	
31:48	2.04e+06	1.43e+06	1.43 y	3.48e+06	59.9	
31:57	1.58e+06	1.10e+06	1.43 y	2.68e+06	46.2	
32:14	3.70e+06	2.62e+06	1.41 y	6.32e+06	109	
32:43	5.57e+05	3.73e+05	1.49 y	9.30e+05	16.0	
33:20	1.80e+06	1.31e+06	1.37 y	3.11e+06	53.5	1,2,3,7,8-PeCDD
33:26	9.26e+05	6.51e+05	1.42 y	1.58e+06	27.1	
33:54	1.46e+06	1.00e+06	1.46 y	2.46e+06	42.4	

Totals class: Total Hexa-Dioxins

Entry #: 40

Run: 19

File: 15SEP10N

S: 12 I: 1 F: 3

Acquired: 16-SEP-10 06:08:21

Total Concentration: 1930

Unnamed Concentration: 1523.177

RT	ml Resp	m2 Resp	RA	Resp	Concentration	Name
36:14	1.74e+07	1.24e+07	1.41 y	2.98e+07	507	
37:10	3.14e+06	2.26e+06	1.39 y	5.39e+06	91.7	
37:36	2.74e+07	1.93e+07	1.42 y	4.68e+07	795	
37:47	2.30e+06	1.87e+06	1.23 y	4.17e+06	70.9	
38:42	1.72e+06	1.21e+06	1.42 y	2.92e+06	47.1	1,2,3,4,7,8-HxCDD
38:52	6.93e+06	4.91e+06	1.41 y	1.18e+07	212	1,2,3,6,7,8-HxCDD
39:10	1.96e+06	1.49e+06	1.31 y	3.45e+06	58.6	
39:19	5.22e+06	3.70e+06	1.41 y	8.92e+06	152	1,2,3,7,8,9-HxCDD

Totals class: Total Hepta-Dioxins

Entry #: 41

Run: 19

File: 15SEP10N

S: 12 I: 1 F: 4

Acquired: 16-SEP-10 06:08:21

Total Concentration: 11600

Unnamed Concentration: 5832.321

RT	ml Resp	m2 Resp	RA	Resp	Concentration	Name
42:56	1.72e+08	1.90e+08	0.91 y	3.62e+08	5830	
44:19	1.72e+08	1.87e+08	0.92 y	3.60e+08	5800	1,2,3,4,6,7,8-HpCDD

Totals class: Total Tetra-Furans

Entry #: 42

Run: 19

File: 15SEP10N

S: 12 I: 1 F: 1

Acquired: 16-SEP-10 06:08:21

Total Concentration: 182

Unnamed Concentration: 179.759

RT	ml Resp	m2 Resp	RA	Resp	Concentration	Name
23:09	1.00e+05	1.19e+05	0.84 y	2.19e+05	1.86	
23:30	3.56e+05	5.28e+05	0.68 y	8.84e+05	7.51	
23:54	1.63e+06	2.48e+06	0.66 y	4.11e+06	34.9	
24:17	3.86e+05	5.77e+05	0.67 y	9.62e+05	8.18	
24:31	5.49e+05	8.28e+05	0.66 y	1.38e+06	11.7	
24:50	1.16e+06	1.74e+06	0.67 y	2.89e+06	24.6	
25:03	1.13e+05	1.43e+05	0.79 y	2.56e+05	2.18	
25:32	1.08e+06	1.64e+06	0.66 y	2.72e+06	23.1	
25:40	2.98e+05	4.37e+05	0.68 y	7.35e+05	6.25	
25:52	1.84e+05	2.69e+05	0.68 y	4.53e+05	3.85	
26:01	1.68e+05	2.36e+05	0.71 y	4.04e+05	3.44	
26:15	9.13e+04	1.14e+05	0.80 y	2.05e+05	1.74	
26:23	9.06e+04	1.15e+05	0.79 y	2.06e+05	1.75	
26:40	1.64e+05	2.40e+05	0.68 y	4.04e+05	3.43	
26:44	1.11e+05	1.46e+05	0.76 y	2.57e+05	2.18	2,3,7,8-TCDF
27:05	1.53e+05	2.16e+05	0.71 y	3.69e+05	3.14	
27:28	1.49e+05	1.80e+05	0.83 y	3.29e+05	2.80	
27:57	7.75e+05	1.16e+06	0.67 y	1.94e+06	16.5	
28:10	9.05e+05	1.37e+06	0.66 y	2.28e+06	19.4	
28:34	1.79e+05	2.34e+05	0.77 y	4.14e+05	3.52	

Totals class: 1st Fn. Tot Penta-Furans Entry #: 43

Run: 19 File: 15SEP10N S: 12 I: 1 F: 1
Acquired: 16-SEP-10 06:08:21

Total Concentration: 180 Unnamed Concentration: 180.159

RT	ml Resp	m2 Resp	RA	Resp	Concentration	Name
28:33	8.05e+06	5.01e+06	1.61 y	1.31e+07	180	

Totals class: Total Penta-Furans

Entry #: 44

Run: 19

File: 15SEP10N

S: 12 I: 1 F: 2

Acquired: 16-SEP-10 06:08:21

Total Concentration: 227

Unnamed Concentration: 215.057

RT	ml Resp	m2 Resp	RA	Resp	Concentration	Name
30:11	4.27e+05	2.83e+05	1.51 y	7.10e+05	9.79	
30:21	4.41e+06	2.87e+06	1.54 y	7.28e+06	100	
30:49	9.57e+04	6.05e+04	1.58 y	1.56e+05	2.15	
31:03	1.48e+06	9.70e+05	1.53 y	2.45e+06	33.8	
31:21	1.19e+05	7.79e+04	1.53 y	1.97e+05	2.72	
31:36	1.59e+05	1.13e+05	1.41 y	2.71e+05	3.66	1,2,3,7,8-PeCDF
31:51	6.62e+05	3.96e+05	1.67 y	1.06e+06	14.6	
31:57	5.96e+05	4.37e+05	1.36 y	1.03e+06	14.2	
32:09	1.33e+05	9.76e+04	1.37 y	2.31e+05	3.18	
32:46	1.43e+05	9.74e+04	1.47 y	2.41e+05	3.32	
32:56	3.52e+05	2.40e+05	1.47 y	5.92e+05	8.36	2,3,4,7,8-PeCDF
32:59	9.21e+05	6.00e+05	1.54 y	1.52e+06	21.0	
33:50	2.95e+04	1.98e+04	1.49 y	4.92e+04	0.679	
34:01	1.04e+05	7.42e+04	1.40 y	1.78e+05	2.45	
34:12	2.88e+05	1.99e+05	1.45 y	4.87e+05	6.72	

Totals class: Total Hexa-Furans

Entry #: 45

Run: 19

File: 15SEP10N

S: 12 I: 1 F: 3

Acquired: 16-SEP-10 06:08:21

Total Concentration: 1030

Unnamed Concentration: 943.812

RT	ml Resp	m2 Resp	RA	Resp	Concentration	Name
35:21	2.89e+06	2.36e+06	1.22 y	5.26e+06	69.2	
35:38	1.28e+07	1.04e+07	1.24 y	2.32e+07	305	
36:13	5.02e+05	4.05e+05	1.24 y	9.07e+05	11.9	
36:32	2.25e+07	1.81e+07	1.24 y	4.06e+07	534	
37:09	2.06e+05	1.65e+05	1.25 y	3.70e+05	4.87	
37:19	1.08e+06	8.59e+05	1.26 y	1.94e+06	27.1	1,2,3,4,7,8-HxCDF
37:31	1.01e+06	8.37e+05	1.21 y	1.85e+06	22.4	1,2,3,6,7,8-HxCDF
37:58	1.00e+05	8.37e+04	1.20 y	1.84e+05	2.42	
38:11	6.78e+05	5.47e+05	1.24 y	1.23e+06	16.1	
38:28	1.17e+06	9.33e+05	1.25 y	2.10e+06	30.2	2,3,4,6,7,8-HxCDF
39:56	1.99e+05	1.55e+05	1.29 y	3.54e+05	4.39	1,2,3,7,8,9-HxCDF

Totals class: Total Hepta-Furans

Entry #: 46

Run: 19

File: 15SEP10N

S: 12 I: 1 F: 4

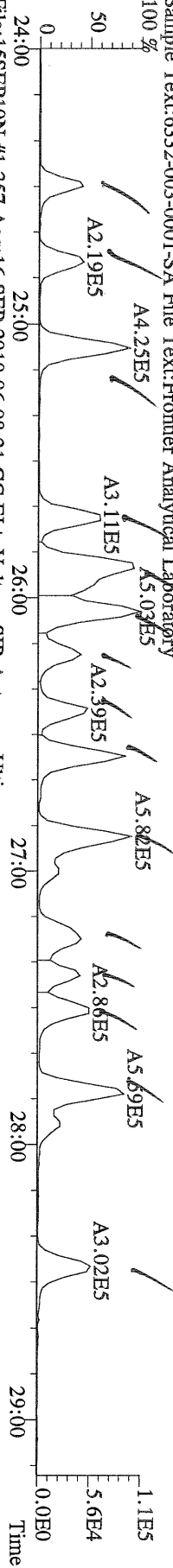
Acquired: 16-SEP-10 06:08:21

Total Concentration: 5100

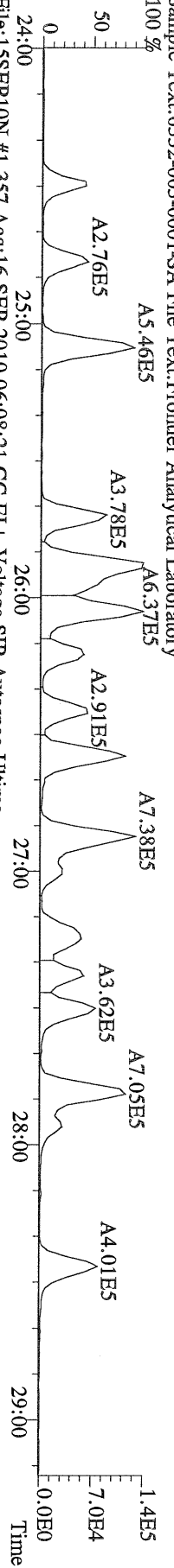
Unnamed Concentration: 3578.413

RT	ml Resp	m2 Resp	RA	Resp	Concentration	Name
42:25	4.35e+07	4.10e+07	1.06 y	8.45e+07	1470	1,2,3,4,6,7,8-HpCDF
42:57	6.47e+05	6.06e+05	1.07 y	1.25e+06	24.0	
43:14	9.74e+07	8.83e+07	1.10 y	1.86e+08	3550	
45:14	1.03e+06	1.08e+06	0.96 y	2.11e+06	44.8	1,2,3,4,7,8,9-HpCDF


File:15SEP10N #1-357 Acq:16-SEP-2010 06:08:21 GC EI+ Voltage SIR Autospec-Ultima
 319.8965 S:1.2 BSUB(10000,15,-3.0) PKD(5,5,3,0,10%,100,0,0,00%,F,F) Exp:PCDD
 Sample Text:6332-003-0001-SA File Text:Frontier Analytical Laboratory



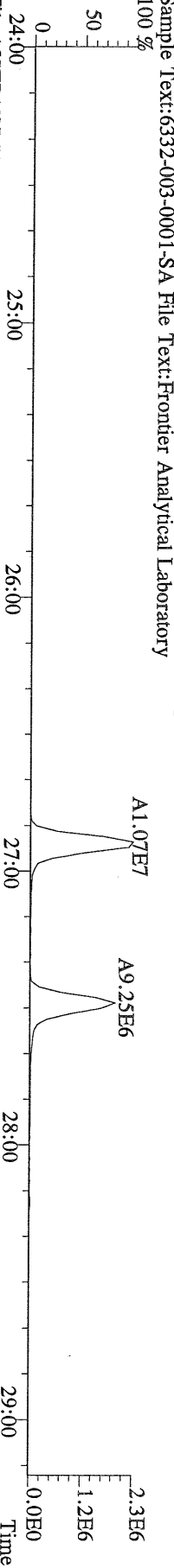
File:15SEP10N #1-357 Acq:16-SEP-2010 06:08:21 GC EI+ Voltage SIR Autospec-Ultima
 321.8936 S:1.2 BSUB(10000,15,-3.0) PKD(5,5,3,0,10%,100,0,0,00%,F,F) Exp:PCDD
 Sample Text:6332-003-0001-SA File Text:Frontier Analytical Laboratory



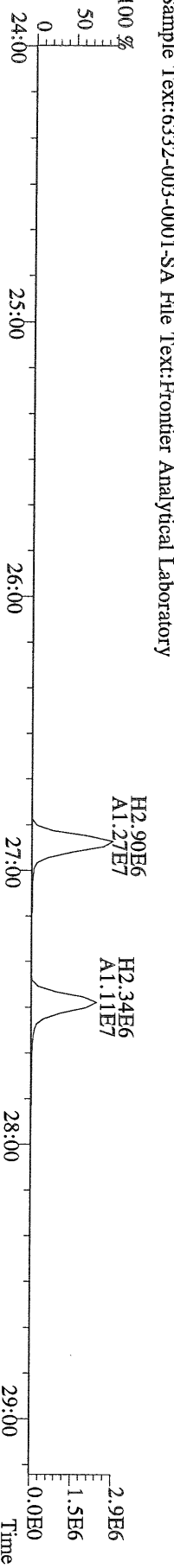
File:15SEP10N #1-357 Acq:16-SEP-2010 06:08:21 GC EI+ Voltage SIR Autospec-Ultima
 327.8847 S:1.2 BSUB(10000,15,-3.0) PKD(5,5,3,0,10%,100,0,0,00%,F,F) Exp:PCDD
 Sample Text:6332-003-0001-SA File Text:Frontier Analytical Laboratory



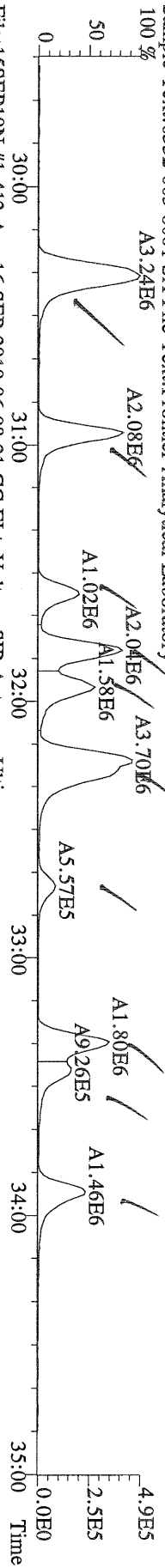
File:15SEP10N #1-357 Acq:16-SEP-2010 06:08:21 GC EI+ Voltage SIR Autospec-Ultima
 331.9368 S:1.2 BSUB(10000,15,-3.0) PKD(5,5,3,0,10%,100,0,0,00%,F,F) Exp:PCDD
 Sample Text:6332-003-0001-SA File Text:Frontier Analytical Laboratory



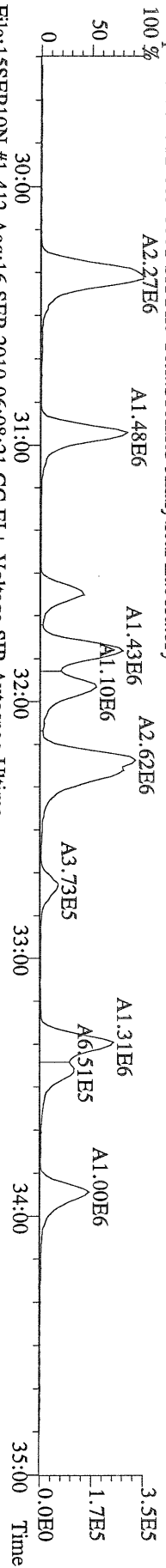
File:15SEP10N #1-357 Acq:16-SEP-2010 06:08:21 GC EI+ Voltage SIR Autospec-Ultima
 333.9339 S:1.2 BSUB(10000,15,-3.0) PKD(5,5,3,0,10%,100,0,0,00%,F,F) Exp:PCDD
 Sample Text:6332-003-0001-SA File Text:Frontier Analytical Laboratory




File:15SEP10N #1-412 Acq:16-SEP-2010 06:08:21 GC EI + Voltage SIR Autospec-Ultima
 355.8546 S:12 F:2 BSUB(10000,15,-3,0) PKD(5,5,3,0,10%,100,0,0,00%,F,F) Exp:PCDD
 Sample Text:6332-003-0001-SA File Text:Frontier Analytical Laboratory



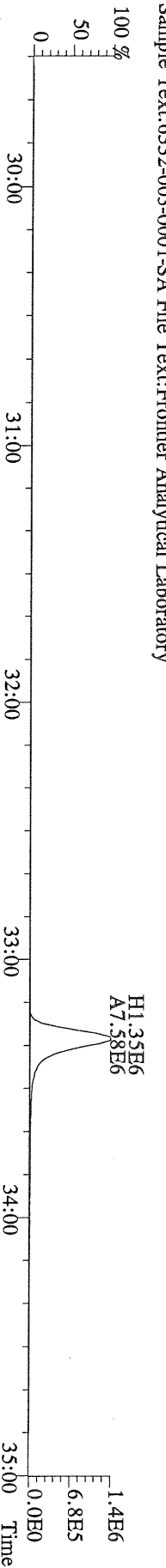
File:15SEP10N #1-412 Acq:16-SEP-2010 06:08:21 GC EI + Voltage SIR Autospec-Ultima
 357.8517 S:12 F:2 BSUB(10000,15,-3,0) PKD(5,5,3,0,10%,100,0,0,00%,F,F) Exp:PCDD
 Sample Text:6332-003-0001-SA File Text:Frontier Analytical Laboratory



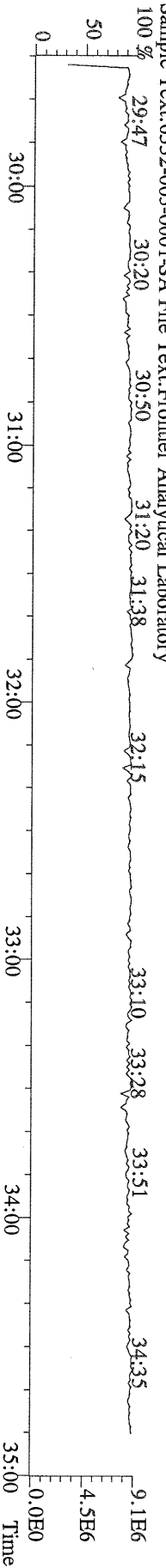
File:15SEP10N #1-412 Acq:16-SEP-2010 06:08:21 GC EI + Voltage SIR Autospec-Ultima
 367.8949 S:12 F:2 BSUB(10000,15,-3,0) PKD(5,5,3,0,10%,100,0,0,00%,F,F) Exp:PCDD
 Sample Text:6332-003-0001-SA File Text:Frontier Analytical Laboratory



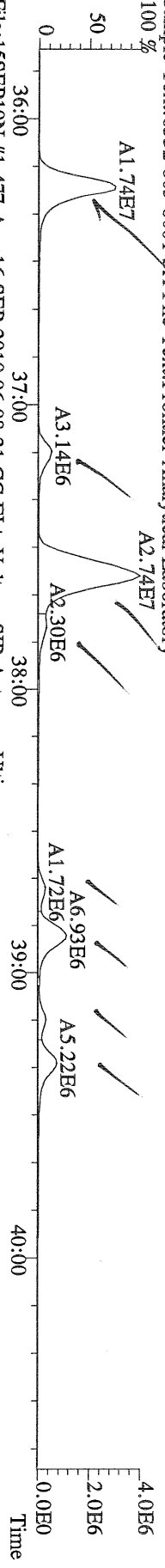
File:15SEP10N #1-412 Acq:16-SEP-2010 06:08:21 GC EI + Voltage SIR Autospec-Ultima
 369.8919 S:12 F:2 BSUB(10000,15,-3,0) PKD(5,5,3,0,10%,100,0,0,00%,F,F) Exp:PCDD
 Sample Text:6332-003-0001-SA File Text:Frontier Analytical Laboratory




File:15SEP10N #1-412 Acq:16-SEP-2010 06:08:21 GC EI + Voltage SIR Autospec-Ultima
 366.9792 S:12 F:2 Exp:PCDD
 Sample Text:6332-003-0001-SA File Text:Frontier Analytical Laboratory



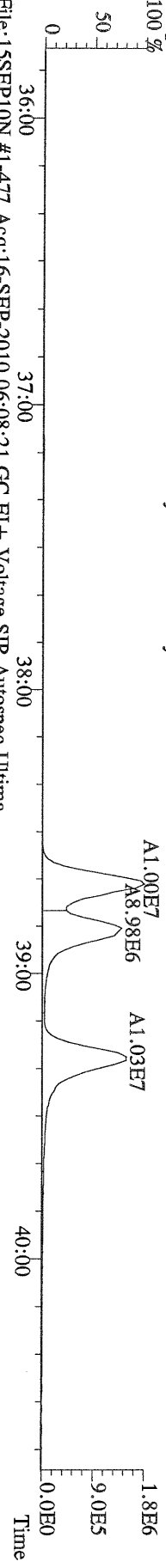
File:15SEP10N #1-477 Acq:16-SEP-2010 06:08:21 GC EI + Voltage SIR Autospec-Ultima
 389.8156 S:12 F:3 BSUB(10000,15,-3.0) PKD(5,5,3,0,10%,100,0,0,00%,F,F) Exp:PCDD
 Sample Text:6332-003-0001-SA File Text:Frontier Analytical Laboratory



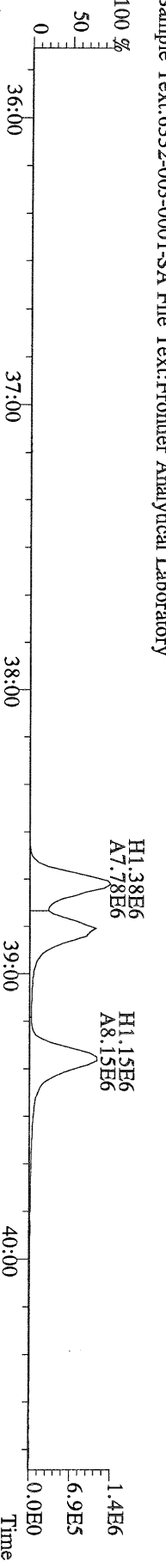
File:15SEP10N #1-477 Acq:16-SEP-2010 06:08:21 GC EI + Voltage SIR Autospec-Ultima
 391.8127 S:12 F:3 BSUB(10000,15,-3.0) PKD(5,5,3,0,10%,100,0,0,00%,F,F) Exp:PCDD
 Sample Text:6332-003-0001-SA File Text:Frontier Analytical Laboratory



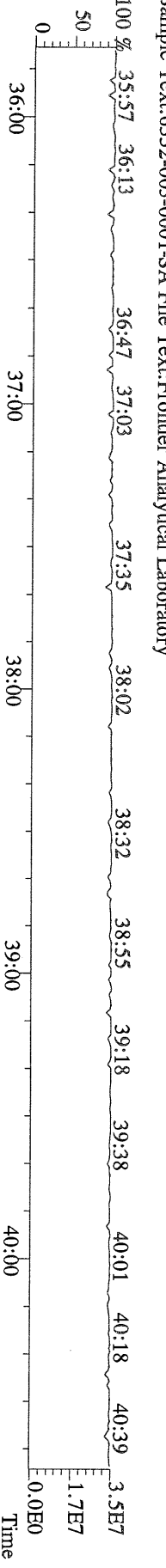
File:15SEP10N #1-477 Acq:16-SEP-2010 06:08:21 GC EI + Voltage SIR Autospec-Ultima
 401.8559 S:12 F:3 BSUB(10000,15,-3.0) PKD(5,5,3,0,10%,100,0,0,00%,F,F) Exp:PCDD
 Sample Text:6332-003-0001-SA File Text:Frontier Analytical Laboratory



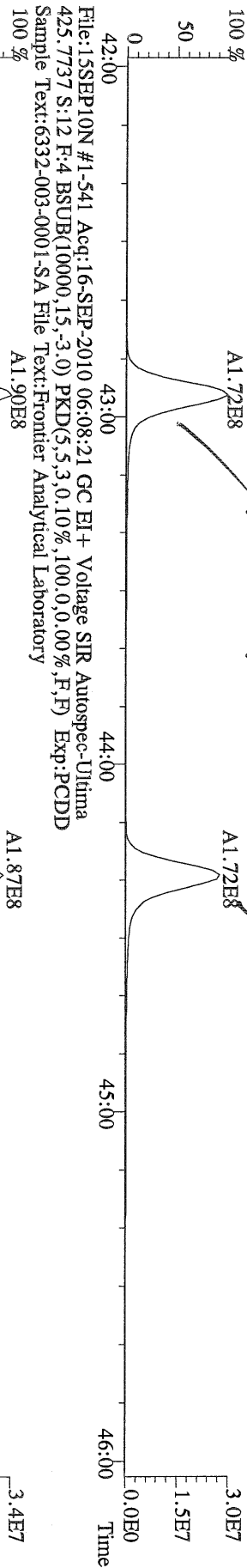
File:15SEP10N #1-477 Acq:16-SEP-2010 06:08:21 GC EI + Voltage SIR Autospec-Ultima
 403.8530 S:12 F:3 BSUB(10000,15,-3.0) PKD(5,5,3,0,10%,100,0,0,00%,F,F) Exp:PCDD
 Sample Text:6332-003-0001-SA File Text:Frontier Analytical Laboratory



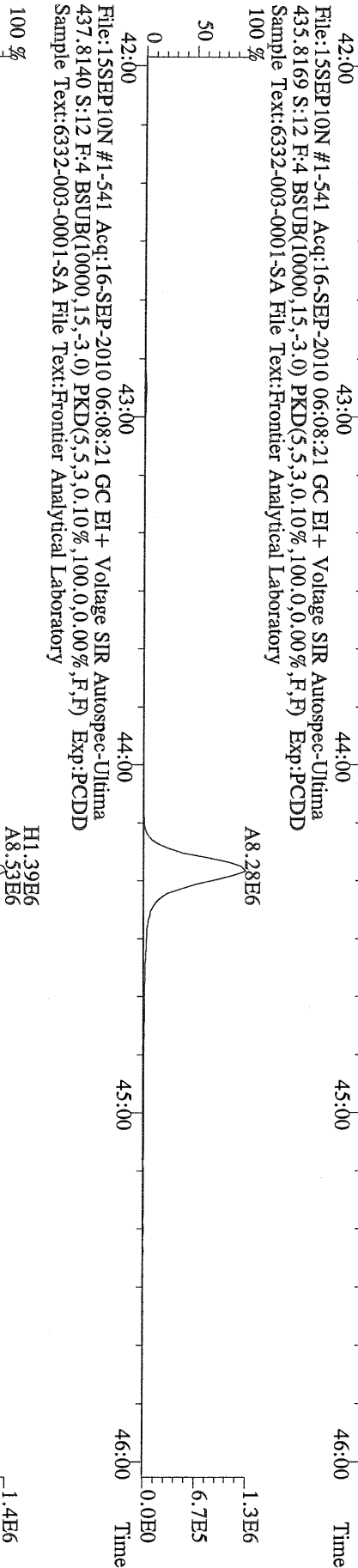
File:15SEP10N #1-477 Acq:16-SEP-2010 06:08:21 GC EI + Voltage SIR Autospec-Ultima
 380.9760 S:12 F:3 Exp:PCDD
 Sample Text:6332-003-0001-SA File Text:Frontier Analytical Laboratory



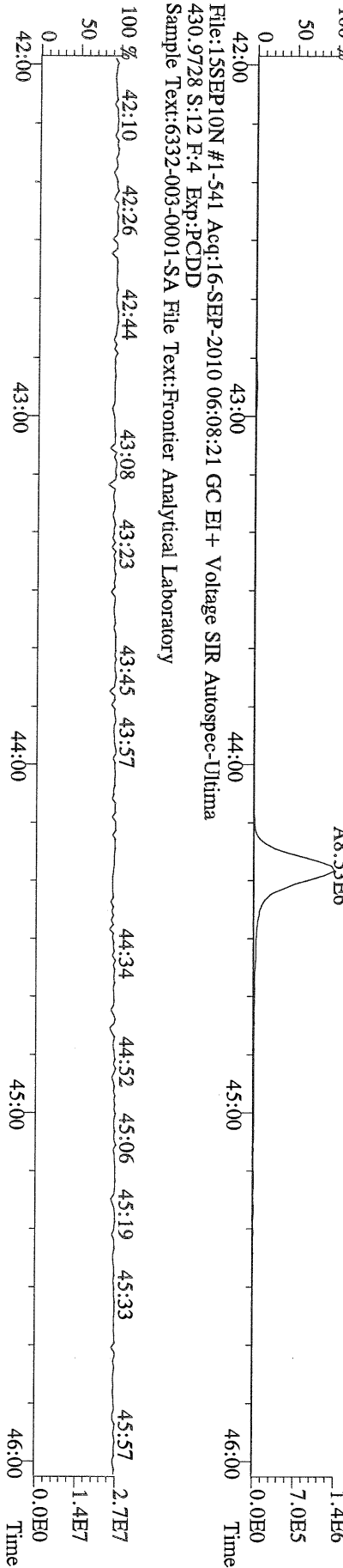
File:15SEP10N #1-541 Acq:16-SEP-2010 06:08:21 GC EI+ Voltage SIR Autospec-Utima
423.7767 S:12 F:4 BSUB(10000,15,-3.0) PKD(5,5,3,0,10%,100,0,0,0,0%,F,F) Exp:PCDD
Sample Text:6332-003-0001-SA File Text:Frontier Analytical Laboratory



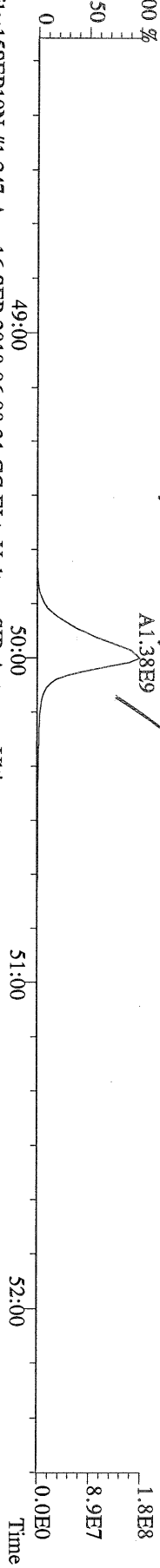
File:15SEP10N #1-541 Acq:16-SEP-2010 06:08:21 GC EI+ Voltage SIR Autospec-Utima
435.8169 S:12 F:4 BSUB(10000,15,-3.0) PKD(5,5,3,0,10%,100,0,0,0,0%,F,F) Exp:PCDD
Sample Text:6332-003-0001-SA File Text:Frontier Analytical Laboratory



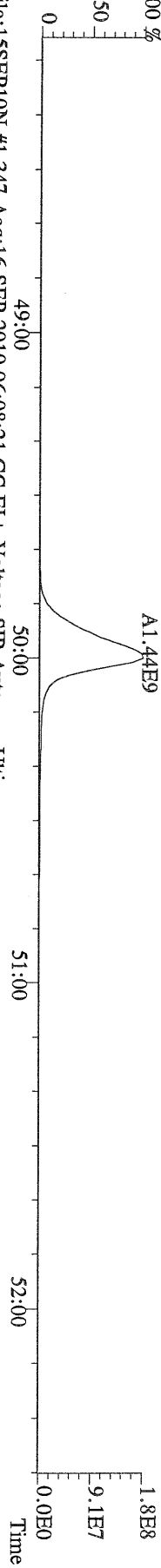
File:15SEP10N #1-541 Acq:16-SEP-2010 06:08:21 GC EI+ Voltage SIR Autospec-Utima
437.8140 S:12 F:4 BSUB(10000,15,-3.0) PKD(5,5,3,0,10%,100,0,0,0,0%,F,F) Exp:PCDD
Sample Text:6332-003-0001-SA File Text:Frontier Analytical Laboratory



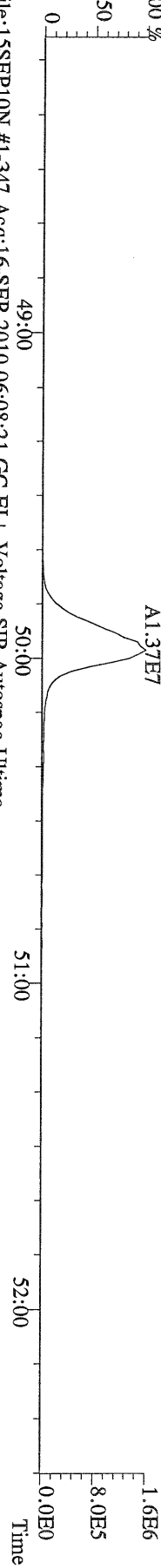
File:15SEP10N #1-347 Acq:16-SEP-2010 06:08:21 GC EI+ Voltage SIR Autospec-Ultima
457.7377 S:12 F:5 BSUB(10000,15,-3.0) PKD(5,5,3,0.10%,100.0,0.00%,F,F) Exp:PCDD
Sample Text:6332-003-0001-SA File Text:Frontier Analytical Laboratory
100 %




File:15SEP10N #1-347 Acq:16-SEP-2010 06:08:21 GC EI+ Voltage SIR Autospec-Ultima
459.7348 S:12 F:5 BSUB(10000,15,-3.0) PKD(5,5,3,0.10%,100.0,0.00%,F,F) Exp:PCDD
Sample Text:6332-003-0001-SA File Text:Frontier Analytical Laboratory
100 %




File:15SEP10N #1-347 Acq:16-SEP-2010 06:08:21 GC EI+ Voltage SIR Autospec-Ultima
469.7780 S:12 F:5 BSUB(10000,15,-3.0) PKD(5,5,3,0.10%,100.0,0.00%,F,F) Exp:PCDD
Sample Text:6332-003-0001-SA File Text:Frontier Analytical Laboratory
100 %



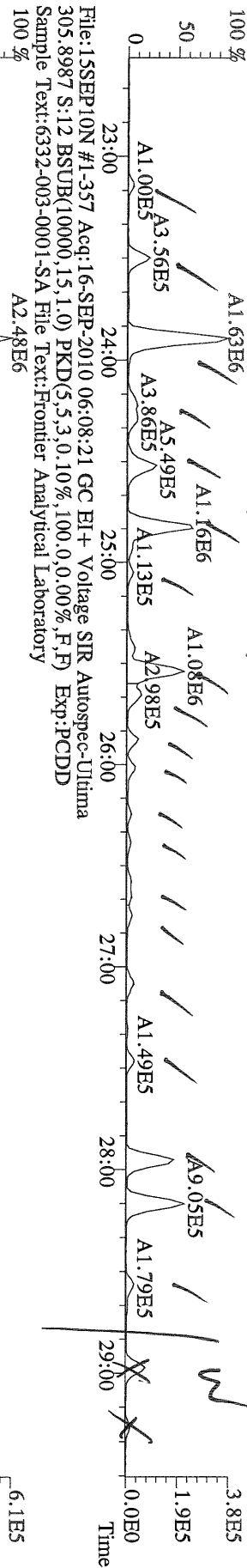
File:15SEP10N #1-347 Acq:16-SEP-2010 06:08:21 GC EI+ Voltage SIR Autospec-Ultima
471.7750 S:12 F:5 BSUB(10000,15,-3.0) PKD(5,5,3,0.10%,100.0,0.00%,F,F) Exp:PCDD
Sample Text:6332-003-0001-SA File Text:Frontier Analytical Laboratory



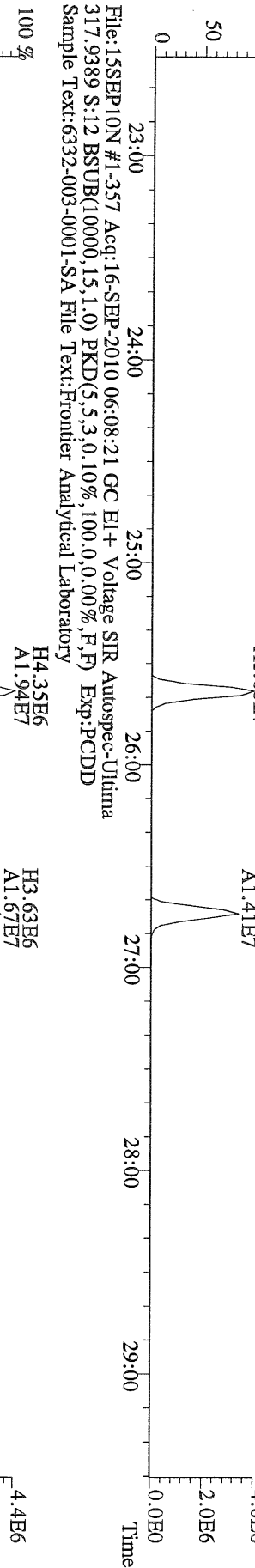
File:15SEP10N #1-347 Acq:16-SEP-2010 06:08:21 GC EI+ Voltage SIR Autospec-Ultima
454.9728 S:12 F:5 Exp:PCDD
Sample Text:6332-003-0001-SA File Text:Frontier Analytical Laboratory



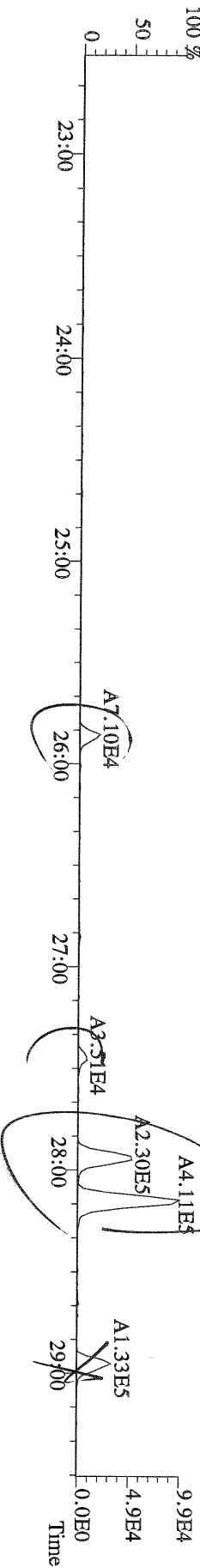
File:15SEP10N #1-357 Acq:16-SEP-2010 06:08:21 GC EI+ Voltage SIR Autospec-Utima
303.9016 S:12 BSUB(10000,15,-3.0) PKD(5,5,3,0,10%,100,0,0,00%,F,F) Exp:PCDD
Sample Text:6332-003-0001-SA File Text:Frontier Analytical Laboratory



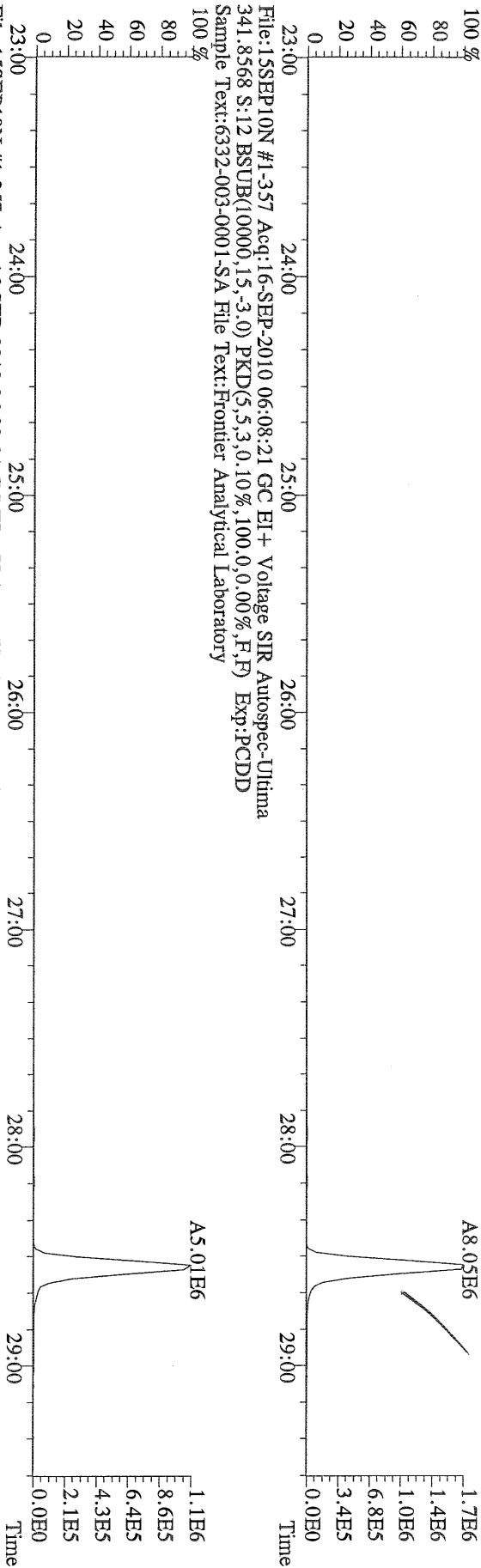
File:15SEP10N #1-357 Acq:16-SEP-2010 06:08:21 GC EI+ Voltage SIR Autospec-Utima
315.9419 S:12 BSUB(10000,15,200.0) PKD(5,5,3,0,10%,100,0,0,00%,F,F) Exp:PCDD
Sample Text:6332-003-0001-SA File Text:Frontier Analytical Laboratory




File:15SEP10N #1-357 Acq:16-SEP-2010 06:08:21 GC EI+ Voltage SIR Autospec-Utima
375.8364 S:12 BSUB(10000,15,1.0) PKD(5,5,3,0,10%,100,0,0,00%,F,F) Exp:PCDD
Sample Text:6332-003-0001-SA File Text:Frontier Analytical Laboratory



File:15SEP10N #1-357 Acq:16-SEP-2010 06:08:21 GC EI + Voltage SIR Autospec-Utima
 339.8597 S:12 BSUB(10000,15,-3.0) PKD(5,5,3,0,10%,100.0,0.00%,F,F) Exp:PCDD
 Sample Text:6332-003-0001-SA File Text:Frontier Analytical Laboratory



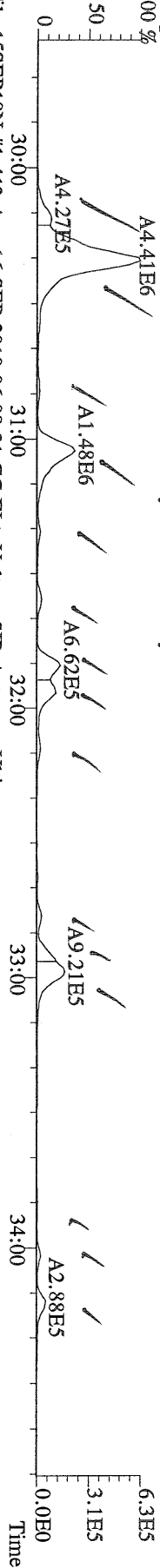
File:15SEP10N #1-357 Acq:16-SEP-2010 06:08:21 GC EI + Voltage SIR Autospec-Utima
 409.7974 S:12 BSUB(10000,15,-3.0) PKD(5,5,3,0,10%,100.0,0.00%,F,F) Exp:PCDD
 Sample Text:6332-003-0001-SA File Text:Frontier Analytical Laboratory



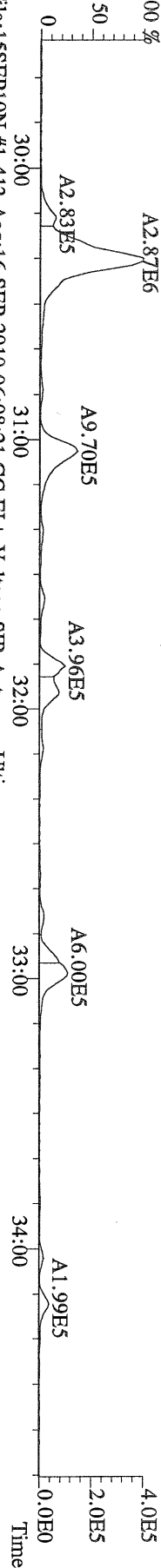
File:15SEP10N #1-357 Acq:16-SEP-2010 06:08:21 GC EI + Voltage SIR Autospec-Utima
 330.9792 S:12 Exp:PCDD
 Sample Text:6332-003-0001-SA File Text:Frontier Analytical Laboratory



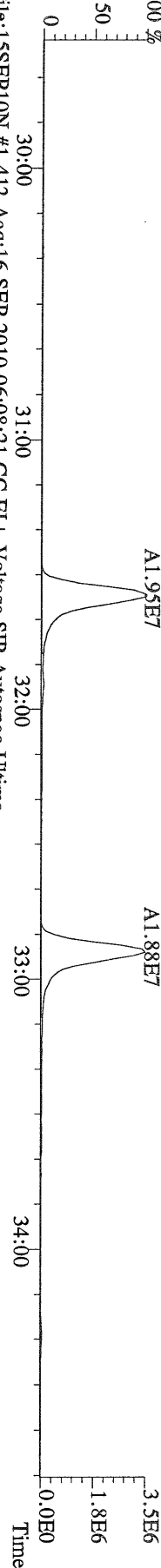
File:15SEP10N #1-412 Acq:16-SEP-2010 06:08:21 GC EI+ Voltage SIR Autospec-Ultima
 339.8597 S:12 F:2 BSUB(10000,15,-3.0) PKD(5,5,3,0,10%,100,0,0,00%,F,F) Exp:PCDD
 Sample Text:6332-003-0001-SA File Text:Frontier Analytical Laboratory




File:15SEP10N #1-412 Acq:16-SEP-2010 06:08:21 GC EI+ Voltage SIR Autospec-Ultima
 341.8568 S:12 F:2 BSUB(10000,15,-3.0) PKD(5,5,3,0,10%,100,0,0,00%,F,F) Exp:PCDD
 Sample Text:6332-003-0001-SA File Text:Frontier Analytical Laboratory




File:15SEP10N #1-412 Acq:16-SEP-2010 06:08:21 GC EI+ Voltage SIR Autospec-Ultima
 351.9000 S:12 F:2 BSUB(10000,15,-3.0) PKD(5,5,3,0,10%,100,0,0,00%,F,F) Exp:PCDD
 Sample Text:6332-003-0001-SA File Text:Frontier Analytical Laboratory



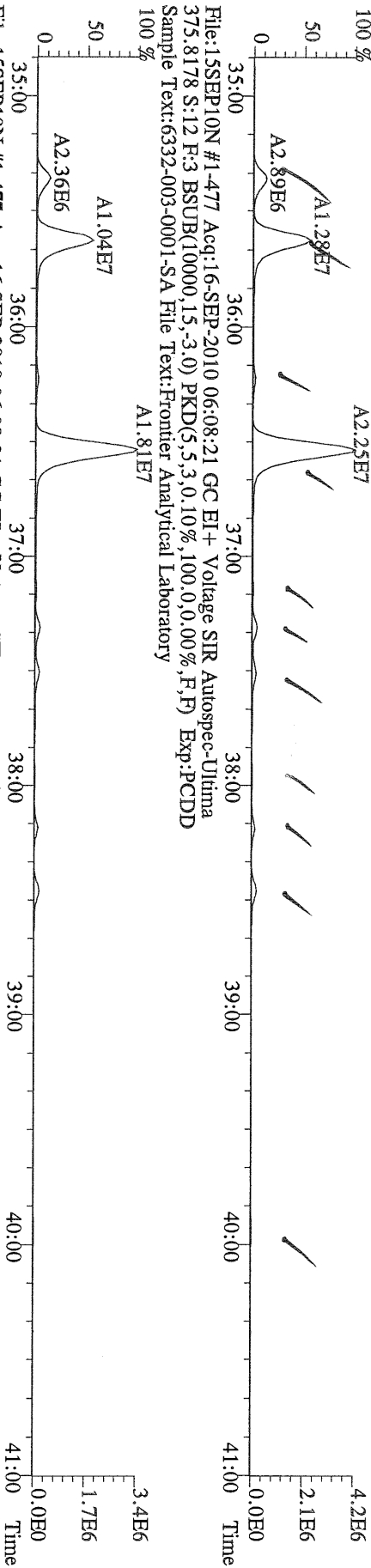
File:15SEP10N #1-412 Acq:16-SEP-2010 06:08:21 GC EI+ Voltage SIR Autospec-Ultima
 353.8970 S:12 F:2 BSUB(10000,15,-3.0) PKD(5,5,3,0,10%,100,0,0,00%,F,F) Exp:PCDD
 Sample Text:6332-003-0001-SA File Text:Frontier Analytical Laboratory



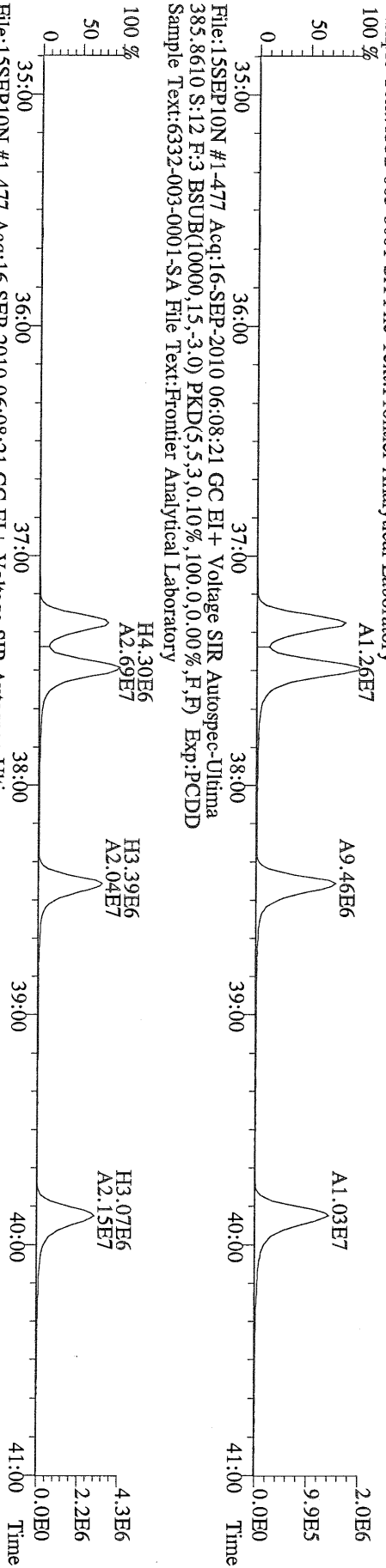
File:15SEP10N #1-412 Acq:16-SEP-2010 06:08:21 GC EI+ Voltage SIR Autospec-Ultima
 409.7974 S:12 F:2 BSUB(10000,15,-3.0) PKD(5,5,3,0,10%,100,0,0,00%,F,F) Exp:PCDD
 Sample Text:6332-003-0001-SA File Text:Frontier Analytical Laboratory



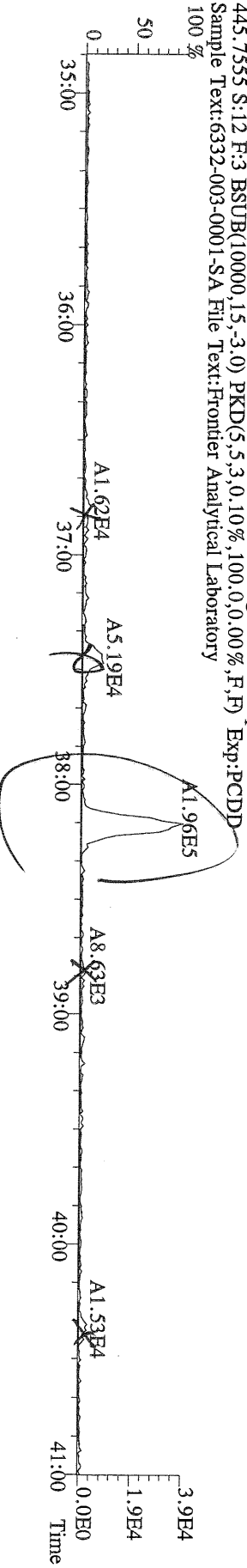
File:15SEP10N #1-477 Acq:16-SEP-2010 06:08:21 GC EI+ Voltage SIR Autospec-Utima
 373.8207 S:12 F:3 BSUB(10000,15,-3.0) PKD(5,5,3,0,10%,100,0,0,00%,F,F) Exp:PCDD
 Sample Text:6332-003-0001-SA File Text:Frontier Analytical Laboratory



File:15SEP10N #1-477 Acq:16-SEP-2010 06:08:21 GC EI+ Voltage SIR Autospec-Utima
 383.8639 S:12 F:3 BSUB(10000,15,-3.0) PKD(5,5,3,0,10%,100,0,0,00%,F,F) Exp:PCDD
 Sample Text:6332-003-0001-SA File Text:Frontier Analytical Laboratory



File:15SEP10N #1-477 Acq:16-SEP-2010 06:08:21 GC EI+ Voltage SIR Autospec-Utima
 445.7555 S:12 F:3 BSUB(10000,15,-3.0) PKD(5,5,3,0,10%,100,0,0,00%,F,F) Exp:PCDD
 Sample Text:6332-003-0001-SA File Text:Frontier Analytical Laboratory



FAL ID: 6332-003-0001-SA Filename: 16SEP10M Sam:12 Acquired: 16-SEP-10 21:46:20 ICal: TCDFFAL3-9-16-10
Client ID: PSB18-0-0.5-082610 ConCal: ST091610M3 EndCal: ST091610M6
Results: 6332-03TC₁ GC Column: DB225 Amount: 5.080

Name	Resp	RA	RT	RRF	Conc	Qual	Fac	Noise	DL	#Hom	Rec
2,3,7,8-TCDF	3.28e+05	0.68 y	19:24	1.28	2.50		2.50	-	-	1	
13C-2,3,7,8-TCDF	4.05e+07	0.87 y	19:23	1.10							329
13C-1,2,3,4-TCDF	4.43e+07	0.87 y	16:44	-							83.5

Analyst: 

Date: 9/17/10


Frontier Analytical Laboratory

Data Filename: 23AUG10M

Analyte:

Cal: PCDDFAL3-8-23-10

	Name	RRF	S. D.	%RSD	S3 RRF#1	S4 RRF#2	S5 RRF#3	S1 RRF#4	S6 RRF#5	S7 RRF#6
	2,3,7,8-TCDD	1.11	0.0404	3.63 %	1.07	1.09	1.06	1.16	1.13	1.14
	1,2,3,7,8-PeCDD	1.10	0.0456	4.14 %	1.03	1.08	1.09	1.11	1.15	1.15
	1,2,3,4,7,8-HxCDD	1.37	0.0589	4.29 %	1.40	1.30	1.31	1.36	1.44	1.42
	1,2,3,6,7,8-HxCDD	1.37	0.0522	3.80 %	1.30	1.38	1.39	1.32	1.43	1.42
	1,2,3,7,8,9-HxCDD	1.36	0.0713	5.24 %	1.29	1.31	1.37	1.30	1.45	1.45
	1,2,3,4,6,7,8-HpCDD	1.45	0.0199	1.37 %	1.43	1.47	1.45	1.44	1.45	1.48
	OCDD	1.43	0.0834	5.81 %	1.37	1.37	1.42	1.44	1.42	1.59
	2,3,7,8-TCDF	1.50	0.0738	4.91 %	1.57	1.60	1.50	1.40	1.47	1.48
	1,2,3,7,8-PeCDF	0.94	0.0427	4.53 %	0.92	0.88	0.92	0.96	0.99	0.99
	2,3,4,7,8-PeCDF	0.94	0.0501	5.35 %	0.88	0.90	0.91	0.93	0.99	1.00
	1,2,3,4,7,8-HxCDF	0.93	0.0529	5.70 %	0.90	0.88	0.90	0.91	0.99	1.00
	1,2,3,6,7,8-HxCDF	0.82	0.0486	5.91 %	0.75	0.79	0.82	0.83	0.87	0.88
	2,3,4,6,7,8-HxCDF	0.92	0.0553	6.02 %	0.87	0.86	0.92	0.89	0.98	0.99
	1,2,3,7,8,9-HxCDF	1.00	0.0728	7.30 %	0.90	0.94	0.99	1.00	1.08	1.08
	1,2,3,4,6,7,8-HpCDF	1.39	0.0804	5.78 %	1.28	1.33	1.37	1.39	1.49	1.47
	1,2,3,4,7,8,9-HpCDF	1.36	0.108	7.94 %	1.30	1.20	1.33	1.35	1.45	1.50
	OCDF	0.79	0.0651	8.29 %	0.73	0.72	0.75	0.79	0.86	0.87
	13C-2,3,7,8-TCDD	1.02	0.0764	7.46 %	0.98	0.98	0.97	0.98	1.15	1.08
	13C-1,2,3,7,8-PeCDD	0.84	0.0798	9.48 %	0.79	0.79	0.79	0.79	0.95	0.93
	13C-1,2,3,4,7,8-HxCDD	1.07	0.0580	5.40 %	1.06	1.03	1.06	1.01	1.12	1.16
	13C-1,2,3,6,7,8-HxCDD	1.01	0.0164	1.62 %	1.00	1.00	1.00	1.02	1.03	1.03
	13C-1,2,3,4,6,7,8-HpCDD	0.86	0.0467	5.45 %	0.82	0.82	0.84	0.83	0.90	0.93
	13C-OCDD	0.55	0.0456	8.36 %	0.52	0.51	0.52	0.52	0.58	0.63
	13C-2,3,7,8-TCDF	0.99	0.0775	7.79 %	0.97	0.92	0.93	0.96	1.12	1.05
	13C-1,2,3,7,8-PeCDF	0.84	0.0816	9.74 %	0.78	0.78	0.79	0.79	0.95	0.93
	13C-2,3,4,7,8-PeCDF	0.81	0.0728	8.97 %	0.77	0.75	0.76	0.78	0.91	0.90
	13C-1,2,3,4,7,8-HxCDF	1.85	0.0371	2.00 %	1.82	1.85	1.85	1.81	1.91	1.88
	13C-1,2,3,6,7,8-HxCDF	2.54	0.0434	1.71 %	2.55	2.51	2.52	2.51	2.62	2.51
	13C-2,3,4,6,7,8-HxCDF	2.01	0.0361	1.79 %	2.00	2.00	1.98	2.00	2.08	2.03
	13C-1,2,3,7,8,9-HxCDF	2.03	0.110	5.42 %	1.97	1.94	1.96	1.98	2.14	2.20
	13C-1,2,3,4,6,7,8-HpCDF	1.11	0.0532	4.80 %	1.08	1.05	1.12	1.07	1.16	1.18
	13C-1,2,3,4,7,8,9-HpCDF	0.80	0.0576	7.16 %	0.78	0.76	0.78	0.77	0.83	0.91
	13C-OCDF	1.08	0.0934	8.63 %	1.00	1.00	1.05	1.05	1.16	1.23
	37Cl-2,3,7,8-TCDD	0.69	0.0526	7.67 %	0.67	0.70	0.63	0.63	0.76	0.73
	13C-1,2,3,4-TCDD	-	-	- %	-	-	-	-	-	-
	13C-1,2,3,4-TCDF	-	-	- %	-	-	-	-	-	-
	13C-1,2,3,7,8,9-HxCDD	-	-	- %	-	-	-	-	-	-
	Total Tetra-Dioxins	1.11	0.0404	3.63 %	1.07	1.09	1.06	1.16	1.13	1.14
	Total Penta-Dioxins	1.10	0.0456	4.14 %	1.03	1.08	1.09	1.11	1.15	1.15
	Total Hexa-Dioxins	1.37	0.0513	3.75 %	1.33	1.33	1.36	1.33	1.44	1.43
	Total Hepta-Dioxins	1.45	0.0199	1.37 %	1.43	1.47	1.45	1.44	1.45	1.48
	Total Tetra-Furans	1.50	0.0738	4.91 %	1.57	1.60	1.50	1.40	1.47	1.48
1st Fn.	Tot Penta-Furans	0.94	0.0454	4.83 %	0.90	0.89	0.91	0.95	0.99	0.99
	Total Penta-Furans	0.94	0.0454	4.83 %	0.90	0.89	0.91	0.95	0.99	0.99
	Total Hexa-Furans	0.91	0.0562	6.18 %	0.84	0.86	0.90	0.90	0.97	0.98
	Total Hepta-Furans	1.38	0.0885	6.43 %	1.29	1.28	1.36	1.37	1.47	1.48

Analyst: 

Date: 8/24/10

Run #1 Filename 23AUG10M
Client ID: ST082310M0

S: 3 Acquired: 23-AUG-10 16:16:35 Cal: PCDDFAL3-8-23-10
Analyte: FAL ID: 1613 CS0 100511G

Typ	Name	Amount	Resp	RA	RT	RF	RRF
1	Unk 2,3,7,8-TCDD	0.25	1.20e+05	0.73 y	27:27	-	1.07 y
2	Unk 1,2,3,7,8-PeCDD	1.25	4.64e+05	1.70 y	33:15	-	1.03 y
3	Unk 1,2,3,4,7,8-HxCDD	1.25	4.89e+05	1.42 y	38:38	-	1.40 y
4	Unk 1,2,3,6,7,8-HxCDD	1.25	4.28e+05	1.40 y	38:48	-	1.30 y
5	Unk 1,2,3,7,8,9-HxCDD	1.25	4.38e+05	1.41 y	39:14	-	1.29 y
6	Unk 1,2,3,4,6,7,8-HpCDD	1.25	3.88e+05	1.02 y	44:13	-	1.43 y
7	Unk OCDD	2.50	4.72e+05	1.00 y	49:47	-	1.37 y
8	Unk 2,3,7,8-TCDF	0.25	2.81e+05	0.67 y	26:41	-	1.57 y
9	Unk 1,2,3,7,8-PeCDF	1.25	6.57e+05	1.49 y	31:31	-	0.916 y
10	Unk 2,3,4,7,8-PeCDF	1.25	6.24e+05	1.48 y	32:50	-	0.883 y
11	Unk 1,2,3,4,7,8-HxCDF	1.25	5.37e+05	1.22 y	37:14	-	0.897 y
12	Unk 1,2,3,6,7,8-HxCDF	1.25	6.28e+05	1.31 y	37:25	-	0.747 y
13	Unk 2,3,4,6,7,8-HxCDF	1.25	5.72e+05	1.25 y	38:22	-	0.870 y
14	Unk 1,2,3,7,8,9-HxCDF	1.25	5.81e+05	1.15 y	39:48	-	0.897 y
15	Unk 1,2,3,4,6,7,8-HpCDF	1.25	4.57e+05	1.04 y	42:19	-	1.28 y
16	Unk 1,2,3,4,7,8,9-HpCDF	1.25	3.34e+05	0.99 y	45:09	-	1.30 y
17	Unk OCDF	2.50	4.80e+05	0.93 y	50:10	-	0.727 y
18	IS/RT 13C-2,3,7,8-TCDD	100.00	4.47e+07	0.85 y	27:24	-	0.976 y
19	IS 13C-1,2,3,7,8-PeCDD	100.00	3.60e+07	1.77 y	33:14	-	0.786 y
20	IS 13C-1,2,3,4,7,8-HxCDD	100.00	2.78e+07	1.26 y	38:36	-	1.06 y
21	IS 13C-1,2,3,6,7,8-HxCDD	100.00	2.63e+07	1.26 y	38:46	-	0.998 y
22	IS 13C-1,2,3,4,6,7,8-HpCDD	100.00	2.17e+07	1.00 y	44:13	-	0.825 y
23	IS 13C-OCDD	200.00	2.76e+07	1.00 y	49:46	-	0.523 y
24	IS 13C-2,3,7,8-TCDF	100.00	7.17e+07	0.88 y	26:40	-	0.975 y
25	IS 13C-1,2,3,7,8-PeCDF	100.00	5.74e+07	1.74 y	31:30	-	0.780 y
26	IS 13C-2,3,4,7,8-PeCDF	100.00	5.65e+07	1.74 y	32:49	-	0.769 y
27	IS 13C-1,2,3,4,7,8-HxCDF	100.00	4.79e+07	0.55 y	37:12	-	1.82 y
28	IS 13C-1,2,3,6,7,8-HxCDF	100.00	6.72e+07	0.56 y	37:24	-	2.55 y
29	IS 13C-2,3,4,6,7,8-HxCDF	100.00	5.26e+07	0.58 y	38:20	-	2.00 y
30	IS 13C-1,2,3,7,8,9-HxCDF	100.00	5.18e+07	0.54 y	39:47	-	1.97 y
31	IS 13C-1,2,3,4,6,7,8-HpCDF	100.00	2.84e+07	0.42 y	42:18	-	1.08 y
32	IS 13C-1,2,3,4,7,8,9-HpCDF	100.00	2.05e+07	0.43 y	45:08	-	0.778 y
33	IS 13C-OCDF	200.00	5.28e+07	0.95 y	50:09	-	1.00 y
34	C/Up 37Cl-2,3,7,8-TCDD	0.25	7.69e+04		27:26	-	0.671 y
35	RS 13C-1,2,3,4-TCDD	100.00	4.58e+07	0.85 y	26:50	4.58e+05	- n
36	RS 13C-1,2,3,4-TCDF	100.00	7.35e+07	0.87 y	25:35	7.35e+05	- n
37	RS/RT 13C-1,2,3,7,8,9-HxCDD	100.00	2.64e+07	1.27 y	39:12	2.64e+05	- n
38	Tot Total Tetra-Dioxins	0.00	-	- n	-	-	1.07 y
39	Tot Total Penta-Dioxins	0.00	-	- n	-	-	1.03 y
40	Tot Total Hexa-Dioxins	0.00	-	- n	-	-	1.33 y
41	Tot Total Hepta-Dioxins	0.00	-	- n	-	-	1.43 y
42	Tot Total Tetra-Furans	0.00	-	- n	-	-	1.57 y
43	Tot 1st Fn. Tot Penta-Furans	0.00	-	- n	-	-	0.899 y
44	Tot Total Penta-Furans	0.00	-	- n	-	-	0.899 y
45	Tot Total Hexa-Furans	0.00	-	- n	-	-	0.845 y
46	Tot Total Hepta-Furans	0.00	-	- n	-	-	1.29 y

Analyst: 

Date: 8/24/10

Run #2 Filename 23AUG10M
Client ID: ST082310M1

S: 4 Acquired: 23-AUG-10 17:12:02 Cal: PCDDFAL3-8-23-10
Analyte: FAL ID: 1613 CS1 100511H

Typ	Name	Amount	Resp	RA	RT	RF	RRF
1	Unk 2,3,7,8-TCDD	0.50	2.50e+05	0.74 y	27:27	-	1.09 y
2	Unk 1,2,3,7,8-PeCDD	2.50	9.93e+05	1.61 y	33:16	-	1.08 y
3	Unk 1,2,3,4,7,8-HxCDD	2.50	8.89e+05	1.42 y	38:37	-	1.30 y
4	Unk 1,2,3,6,7,8-HxCDD	2.50	9.16e+05	1.42 y	38:48	-	1.38 y
5	Unk 1,2,3,7,8,9-HxCDD	2.50	8.82e+05	1.39 y	39:14	-	1.31 y
6	Unk 1,2,3,4,6,7,8-HpCDD	2.50	8.00e+05	1.07 y	44:14	-	1.47 y
7	Unk OCDD	5.00	9.24e+05	0.99 y	49:48	-	1.37 y
8	Unk 2,3,7,8-TCDF	0.50	5.65e+05	0.69 y	26:41	-	1.60 y
9	Unk 1,2,3,7,8-PeCDF	2.50	1.31e+06	1.45 y	31:32	-	0.885 y
10	Unk 2,3,4,7,8-PeCDF	2.50	1.29e+06	1.43 y	32:51	-	0.896 y
11	Unk 1,2,3,4,7,8-HxCDF	2.50	1.08e+06	1.27 y	37:14	-	0.877 y
12	Unk 1,2,3,6,7,8-HxCDF	2.50	1.32e+06	1.22 y	37:26	-	0.790 y
13	Unk 2,3,4,6,7,8-HxCDF	2.50	1.14e+06	1.31 y	38:23	-	0.858 y
14	Unk 1,2,3,7,8,9-HxCDF	2.50	1.21e+06	1.23 y	39:48	-	0.938 y
15	Unk 1,2,3,4,6,7,8-HpCDF	2.50	9.30e+05	1.05 y	42:20	-	1.33 y
16	Unk 1,2,3,4,7,8,9-HpCDF	2.50	6.04e+05	1.06 y	45:09	-	1.20 y
17	Unk OCDF	5.00	9.66e+05	0.89 y	50:10	-	0.721 y
18	IS/RT 13C-2,3,7,8-TCDD	100.00	4.56e+07	0.84 y	27:25	-	0.980 y
19	IS 13C-1,2,3,7,8-PeCDD	100.00	3.68e+07	1.77 y	33:14	-	0.790 y
20	IS 13C-1,2,3,4,7,8-HxCDD	100.00	2.74e+07	1.32 y	38:36	-	1.03 y
21	IS 13C-1,2,3,6,7,8-HxCDD	100.00	2.66e+07	1.22 y	38:46	-	0.996 y
22	IS 13C-1,2,3,4,6,7,8-HpCDD	100.00	2.18e+07	1.02 y	44:13	-	0.818 y
23	IS 13C-OCDD	200.00	2.71e+07	0.99 y	49:47	-	0.507 y
24	IS 13C-2,3,7,8-TCDF	100.00	7.06e+07	0.86 y	26:40	-	0.923 y
25	IS 13C-1,2,3,7,8-PeCDF	100.00	5.94e+07	1.73 y	31:30	-	0.777 y
26	IS 13C-2,3,4,7,8-PeCDF	100.00	5.75e+07	1.68 y	32:49	-	0.752 y
27	IS 13C-1,2,3,4,7,8-HxCDF	100.00	4.93e+07	0.55 y	37:13	-	1.85 y
28	IS 13C-1,2,3,6,7,8-HxCDF	100.00	6.70e+07	0.55 y	37:24	-	2.51 y
29	IS 13C-2,3,4,6,7,8-HxCDF	100.00	5.33e+07	0.57 y	38:21	-	2.00 y
30	IS 13C-1,2,3,7,8,9-HxCDF	100.00	5.18e+07	0.55 y	39:48	-	1.94 y
31	IS 13C-1,2,3,4,6,7,8-HpCDF	100.00	2.79e+07	0.44 y	42:18	-	1.05 y
32	IS 13C-1,2,3,4,7,8,9-HpCDF	100.00	2.02e+07	0.42 y	45:09	-	0.756 y
33	IS 13C-OCDF	200.00	5.36e+07	0.96 y	50:09	-	1.00 y
34	C/Up 37Cl-2,3,7,8-TCDD	0.50	1.62e+05		27:26	-	0.696 y
35	RS 13C-1,2,3,4-TCDD	100.00	4.66e+07	0.83 y	26:51	4.66e+05	- n
36	RS 13C-1,2,3,4-TCDF	100.00	7.65e+07	0.88 y	25:34	7.65e+05	- n
37	RS/RT 13C-1,2,3,7,8,9-HxCDD	100.00	2.67e+07	1.27 y	39:13	2.67e+05	- n
38	Tot Total Tetra-Dioxins	0.00	-	- n	-	-	1.09 y
39	Tot Total Penta-Dioxins	0.00	-	- n	-	-	1.08 y
40	Tot Total Hexa-Dioxins	0.00	-	- n	-	-	1.33 y
41	Tot Total Hepta-Dioxins	0.00	-	- n	-	-	1.47 y
42	Tot Total Tetra-Furans	0.00	-	- n	-	-	1.60 y
43	Tot 1st Fn. Tot Penta-Furans	0.00	-	- n	-	-	0.890 y
44	Tot Total Penta-Furans	0.00	-	- n	-	-	0.890 y
45	Tot Total Hexa-Furans	0.00	-	- n	-	-	0.860 y
46	Tot Total Hepta-Furans	0.00	-	- n	-	-	1.28 y

Analyst: 

Date: 8/24/10

Run #3 Filename 23AUG10M
Client ID: ST082310M2

S: 5

Acquired: 23-AUG-10 18:07:23

Cal: PCDDFAL3-8-23-10

Analyte:

FAL ID: 1613 CS2 100511I

Typ	Name	Amount	Resp	RA	RT	RF	RRF
1	Unk 2,3,7,8-TCDD	2.00	9.56e+05	0.76 y	27:26	-	1.06 y
2	Unk 1,2,3,7,8-PeCDD	10.00	3.99e+06	1.62 y	33:15	-	1.09 y
3	Unk 1,2,3,4,7,8-HxCDD	10.00	3.69e+06	1.40 y	38:38	-	1.31 y
4	Unk 1,2,3,6,7,8-HxCDD	10.00	3.71e+06	1.40 y	38:47	-	1.39 y
5	Unk 1,2,3,7,8,9-HxCDD	10.00	3.75e+06	1.40 y	39:14	-	1.37 y
6	Unk 1,2,3,4,6,7,8-HpCDD	10.00	3.22e+06	1.04 y	44:14	-	1.45 y
7	Unk OCDD	20.00	3.97e+06	0.89 y	49:47	-	1.42 y
8	Unk 2,3,7,8-TCDF	2.00	2.12e+06	0.69 y	26:41	-	1.50 y
9	Unk 1,2,3,7,8-PeCDF	10.00	5.47e+06	1.50 y	31:32	-	0.916 y
10	Unk 2,3,4,7,8-PeCDF	10.00	5.23e+06	1.51 y	32:51	-	0.913 y
11	Unk 1,2,3,4,7,8-HxCDF	10.00	4.43e+06	1.30 y	37:14	-	0.900 y
12	Unk 1,2,3,6,7,8-HxCDF	10.00	5.48e+06	1.24 y	37:26	-	0.819 y
13	Unk 2,3,4,6,7,8-HxCDF	10.00	4.88e+06	1.33 y	38:22	-	0.924 y
14	Unk 1,2,3,7,8,9-HxCDF	10.00	5.17e+06	1.28 y	39:49	-	0.990 y
15	Unk 1,2,3,4,6,7,8-HpCDF	10.00	4.10e+06	1.03 y	42:19	-	1.37 y
16	Unk 1,2,3,4,7,8,9-HpCDF	10.00	2.76e+06	1.01 y	45:09	-	1.33 y
17	Unk OCDF	20.00	4.20e+06	0.92 y	50:11	-	0.753 y
18	IS/RT 13C-2,3,7,8-TCDD	100.00	4.51e+07	0.83 y	27:25	-	0.970 y
19	IS 13C-1,2,3,7,8-PeCDD	100.00	3.68e+07	1.77 y	33:14	-	0.792 y
20	IS 13C-1,2,3,4,7,8-HxCDD	100.00	2.81e+07	1.27 y	38:36	-	1.06 y
21	IS 13C-1,2,3,6,7,8-HxCDD	100.00	2.66e+07	1.28 y	38:46	-	1.00 y
22	IS 13C-1,2,3,4,6,7,8-HpCDD	100.00	2.22e+07	1.02 y	44:13	-	0.835 y
23	IS 13C-OCDD	200.00	2.79e+07	0.95 y	49:47	-	0.524 y
24	IS 13C-2,3,7,8-TCDF	100.00	7.06e+07	0.88 y	26:40	-	0.935 y
25	IS 13C-1,2,3,7,8-PeCDF	100.00	5.98e+07	1.74 y	31:30	-	0.791 y
26	IS 13C-2,3,4,7,8-PeCDF	100.00	5.73e+07	1.71 y	32:50	-	0.759 y
27	IS 13C-1,2,3,4,7,8-HxCDF	100.00	4.92e+07	0.55 y	37:13	-	1.85 y
28	IS 13C-1,2,3,6,7,8-HxCDF	100.00	6.70e+07	0.55 y	37:25	-	2.52 y
29	IS 13C-2,3,4,6,7,8-HxCDF	100.00	5.28e+07	0.56 y	38:21	-	1.98 y
30	IS 13C-1,2,3,7,8,9-HxCDF	100.00	5.23e+07	0.56 y	39:47	-	1.96 y
31	IS 13C-1,2,3,4,6,7,8-HpCDF	100.00	2.98e+07	0.43 y	42:18	-	1.12 y
32	IS 13C-1,2,3,4,7,8,9-HpCDF	100.00	2.07e+07	0.41 y	45:08	-	0.777 y
33	IS 13C-OCDF	200.00	5.58e+07	1.00 y	50:09	-	1.05 y
34	C/Up 37Cl-2,3,7,8-TCDD	2.00	5.87e+05		27:27	-	0.632 y
35	RS 13C-1,2,3,4-TCDD	100.00	4.65e+07	0.85 y	26:50	4.65e+05	- n
36	RS 13C-1,2,3,4-TCDF	100.00	7.56e+07	0.87 y	25:35	7.56e+05	- n
37	RS/RT 13C-1,2,3,7,8,9-HxCDD	100.00	2.66e+07	1.26 y	39:13	2.66e+05	- n
38	Tot Total Tetra-Dioxins	0.00	-	- n	-	-	1.06 y
39	Tot Total Penta-Dioxins	0.00	-	- n	-	-	1.09 y
40	Tot Total Hexa-Dioxins	0.00	-	- n	-	-	1.36 y
41	Tot Total Hepta-Dioxins	0.00	-	- n	-	-	1.45 y
42	Tot Total Tetra-Furans	0.00	-	- n	-	-	1.50 y
43	Tot 1st Fn. Tot Penta-Furans	0.00	-	- n	-	-	0.914 y
44	Tot Total Penta-Furans	0.00	-	- n	-	-	0.914 y
45	Tot Total Hexa-Furans	0.00	-	- n	-	-	0.902 y
46	Tot Total Hepta-Furans	0.00	-	- n	-	-	1.36 y

Analyst: 

Date: 8/24/10

Run #5 Filename 23AUG10M
Client ID: ST082310M4

S: 6

Acquired: 23-AUG-10 19:02:46

Cal: PCDDFAL3-8-23-10

Analyte:

FAL ID: 1613 CS4 100511K

Typ	Name	Amount	Resp	RA	RT	RF	RRF
1 Unk	2,3,7,8-TCDD	40.00	2.29e+07	0.76 y	27:27	-	1.13 y
2 Unk	1,2,3,7,8-PeCDD	200.00	9.61e+07	1.62 y	33:16	-	1.15 y
3 Unk	1,2,3,4,7,8-HxCDD	200.00	9.66e+07	1.40 y	38:37	-	1.44 y
4 Unk	1,2,3,6,7,8-HxCDD	200.00	8.79e+07	1.41 y	38:47	-	1.43 y
5 Unk	1,2,3,7,8,9-HxCDD	200.00	9.29e+07	1.41 y	39:15	-	1.45 y
6 Unk	1,2,3,4,6,7,8-HpCDD	200.00	7.75e+07	1.03 y	44:14	-	1.45 y
7 Unk	OCDD	400.00	9.77e+07	1.00 y	49:48	-	1.42 y
8 Unk	2,3,7,8-TCDF	40.00	4.55e+07	0.67 y	26:42	-	1.47 y
9 Unk	1,2,3,7,8-PeCDF	200.00	1.31e+08	1.55 y	31:31	-	0.991 y
10 Unk	2,3,4,7,8-PeCDF	200.00	1.25e+08	1.52 y	32:50	-	0.991 y
11 Unk	1,2,3,4,7,8-HxCDF	200.00	1.13e+08	1.27 y	37:14	-	0.995 y
12 Unk	1,2,3,6,7,8-HxCDF	200.00	1.35e+08	1.28 y	37:26	-	0.869 y
13 Unk	2,3,4,6,7,8-HxCDF	200.00	1.21e+08	1.26 y	38:23	-	0.979 y
14 Unk	1,2,3,7,8,9-HxCDF	200.00	1.38e+08	1.30 y	39:49	-	1.08 y
15 Unk	1,2,3,4,6,7,8-HpCDF	200.00	1.03e+08	1.03 y	42:19	-	1.49 y
16 Unk	1,2,3,4,7,8,9-HpCDF	200.00	7.19e+07	1.05 y	45:09	-	1.45 y
17 Unk	OCDF	400.00	1.19e+08	0.92 y	50:11	-	0.860 y
18 IS/RT	13C-2,3,7,8-TCDD	100.00	5.05e+07	0.85 y	27:25	-	1.15 y
19 IS	13C-1,2,3,7,8-PeCDD	100.00	4.17e+07	1.76 y	33:14	-	0.955 y
20 IS	13C-1,2,3,4,7,8-HxCDD	100.00	3.35e+07	1.27 y	38:37	-	1.12 y
21 IS	13C-1,2,3,6,7,8-HxCDD	100.00	3.08e+07	1.28 y	38:46	-	1.03 y
22 IS	13C-1,2,3,4,6,7,8-HpCDD	100.00	2.67e+07	1.01 y	44:13	-	0.896 y
23 IS	13C-OCDD	200.00	3.44e+07	0.94 y	49:47	-	0.578 y
24 IS	13C-2,3,7,8-TCDF	100.00	7.76e+07	0.88 y	26:41	-	1.12 y
25 IS	13C-1,2,3,7,8-PeCDF	100.00	6.59e+07	1.75 y	31:30	-	0.954 y
26 IS	13C-2,3,4,7,8-PeCDF	100.00	6.31e+07	1.73 y	32:49	-	0.913 y
27 IS	13C-1,2,3,4,7,8-HxCDF	100.00	5.67e+07	0.55 y	37:13	-	1.91 y
28 IS	13C-1,2,3,6,7,8-HxCDF	100.00	7.79e+07	0.55 y	37:25	-	2.62 y
29 IS	13C-2,3,4,6,7,8-HxCDF	100.00	6.19e+07	0.54 y	38:21	-	2.08 y
30 IS	13C-1,2,3,7,8,9-HxCDF	100.00	6.38e+07	0.54 y	39:48	-	2.14 y
31 IS	13C-1,2,3,4,6,7,8-HpCDF	100.00	3.44e+07	0.43 y	42:18	-	1.16 y
32 IS	13C-1,2,3,4,7,8,9-HpCDF	100.00	2.48e+07	0.43 y	45:08	-	0.832 y
33 IS	13C-OCDF	200.00	6.90e+07	0.99 y	50:09	-	1.16 y
34 C/Up	37Cl-2,3,7,8-TCDD	40.00	1.32e+07		27:27	-	0.757 y
35 RS	13C-1,2,3,4-TCDD	100.00	4.37e+07	0.85 y	26:50	4.37e+05	- n
36 RS	13C-1,2,3,4-TCDF	100.00	6.91e+07	0.87 y	25:35	6.91e+05	- n
37 RS/RT	13C-1,2,3,7,8,9-HxCDD	100.00	2.98e+07	1.25 y	39:13	2.98e+05	- n
38 Tot	Total Tetra-Dioxins	0.00	-	- n	-	-	1.13 y
39 Tot	Total Penta-Dioxins	0.00	-	- n	-	-	1.15 y
40 Tot	Total Hexa-Dioxins	0.00	-	- n	-	-	1.44 y
41 Tot	Total Hepta-Dioxins	0.00	-	- n	-	-	1.45 y
42 Tot	Total Tetra-Furans	0.00	-	- n	-	-	1.47 y
43 Tot	1st Fn. Tot Penta-Furans	0.00	-	- n	-	-	0.991 y
44 Tot	Total Penta-Furans	0.00	-	- n	-	-	0.991 y
45 Tot	Total Hexa-Furans	0.00	-	- n	-	-	0.974 y
46 Tot	Total Hepta-Furans	0.00	-	- n	-	-	1.47 y

Analyst: 


Date: 8/24/10

Run #6 Filename 23AUG10M
Client ID: ST082310M5

S: 7 Acquired: 23-AUG-10 19:58:08 Cal: PCDDFAL3-8-23-10
Analyte: PCDDFAL3-8-23-10

FAL ID: 1613 CS5 100511L

Typ	Name	Amount	Resp	RA	RT	RF	RRF
1	Unk 2,3,7,8-TCDD	200.00	1.06e+08	0.76 y	27:26	-	1.14 y
2	Unk 1,2,3,7,8-PeCDD	1000.00	4.58e+08	1.63 y	33:15	-	1.15 y
3	Unk 1,2,3,4,7,8-HxCDD	1000.00	4.92e+08	1.39 y	38:38	-	1.42 y
4	Unk 1,2,3,6,7,8-HxCDD	1000.00	4.34e+08	1.40 y	38:48	-	1.42 y
5	Unk 1,2,3,7,8,9-HxCDD	1000.00	4.72e+08	1.38 y	39:14	-	1.45 y
6	Unk 1,2,3,4,6,7,8-HpCDD	1000.00	4.12e+08	1.03 y	44:14	-	1.48 y
7	Unk OCDD	2000.00	5.93e+08	0.92 y	49:50	-	1.59 y
8	Unk 2,3,7,8-TCDF	200.00	2.14e+08	0.66 y	26:41	-	1.48 y
9	Unk 1,2,3,7,8-PeCDF	1000.00	6.33e+08	1.52 y	31:32	-	0.985 y
10	Unk 2,3,4,7,8-PeCDF	1000.00	6.21e+08	1.52 y	32:51	-	1.00 y
11	Unk 1,2,3,4,7,8-HxCDF	1000.00	5.58e+08	1.28 y	37:14	-	0.996 y
12	Unk 1,2,3,6,7,8-HxCDF	1000.00	6.54e+08	1.27 y	37:26	-	0.876 y
13	Unk 2,3,4,6,7,8-HxCDF	1000.00	5.98e+08	1.27 y	38:22	-	0.989 y
14	Unk 1,2,3,7,8,9-HxCDF	1000.00	7.04e+08	1.28 y	39:49	-	1.08 y
15	Unk 1,2,3,4,6,7,8-HpCDF	1000.00	5.19e+08	1.05 y	42:20	-	1.47 y
16	Unk 1,2,3,4,7,8,9-HpCDF	1000.00	4.06e+08	1.08 y	45:09	-	1.50 y
17	Unk OCDF	2000.00	6.38e+08	0.93 y	50:12	-	0.869 y
18	IS/RT 13C-2,3,7,8-TCDD	100.00	4.62e+07	0.84 y	27:25	-	1.08 y
19	IS 13C-1,2,3,7,8-PeCDD	100.00	4.00e+07	1.76 y	33:15	-	0.933 y
20	IS 13C-1,2,3,4,7,8-HxCDD	100.00	3.46e+07	1.27 y	38:37	-	1.16 y
21	IS 13C-1,2,3,6,7,8-HxCDD	100.00	3.07e+07	1.25 y	38:46	-	1.03 y
22	IS 13C-1,2,3,4,6,7,8-HpCDD	100.00	2.78e+07	1.04 y	44:13	-	0.932 y
23	IS 13C-OCDD	200.00	3.72e+07	0.93 y	49:49	-	0.625 y
24	IS 13C-2,3,7,8-TCDF	100.00	7.26e+07	0.87 y	26:40	-	1.05 y
25	IS 13C-1,2,3,7,8-PeCDF	100.00	6.43e+07	1.73 y	31:30	-	0.931 y
26	IS 13C-2,3,4,7,8-PeCDF	100.00	6.19e+07	1.73 y	32:49	-	0.896 y
27	IS 13C-1,2,3,4,7,8-HxCDF	100.00	5.60e+07	0.55 y	37:13	-	1.88 y
28	IS 13C-1,2,3,6,7,8-HxCDF	100.00	7.47e+07	0.56 y	37:25	-	2.51 y
29	IS 13C-2,3,4,6,7,8-HxCDF	100.00	6.05e+07	0.56 y	38:21	-	2.03 y
30	IS 13C-1,2,3,7,8,9-HxCDF	100.00	6.55e+07	0.54 y	39:47	-	2.20 y
31	IS 13C-1,2,3,4,6,7,8-HpCDF	100.00	3.52e+07	0.44 y	42:18	-	1.18 y
32	IS 13C-1,2,3,4,7,8,9-HpCDF	100.00	2.71e+07	0.42 y	45:08	-	0.909 y
33	IS 13C-OCDF	200.00	7.35e+07	0.99 y	50:11	-	1.23 y
34	C/Up 37Cl-2,3,7,8-TCDD	200.00	6.26e+07		27:26	-	0.731 y
35	RS 13C-1,2,3,4-TCDD	100.00	4.28e+07	0.84 y	26:50	4.28e+05	- n
36	RS 13C-1,2,3,4-TCDF	100.00	6.91e+07	0.87 y	25:34	6.91e+05	- n
37	RS/RT 13C-1,2,3,7,8,9-HxCDD	100.00	2.98e+07	1.25 y	39:13	2.98e+05	- n
38	Tot Total Tetra-Dioxins	0.00	-	- n	-	-	1.14 y
39	Tot Total Penta-Dioxins	0.00	-	- n	-	-	1.15 y
40	Tot Total Hexa-Dioxins	0.00	-	- n	-	-	1.43 y
41	Tot Total Hepta-Dioxins	0.00	-	- n	-	-	1.48 y
42	Tot Total Tetra-Furans	0.00	-	- n	-	-	1.48 y
43	Tot 1st Fn. Tot Penta-Furans	0.00	-	- n	-	-	0.994 y
44	Tot Total Penta-Furans	0.00	-	- n	-	-	0.994 y
45	Tot Total Hexa-Furans	0.00	-	- n	-	-	0.980 y
46	Tot Total Hepta-Furans	0.00	-	- n	-	-	1.48 y

Analyst: 

Date: 

USEPA - ITD

FORM 3A

PCDD/PCDF INITIAL CALIBRATION RELATIVE RESPONSES

Lab Name: Frontier Analytical Laboratory

Episode No.:

Contract No.:

SAS No.:

Initial Calibration Date: 8/23/10

Instrument ID: FAL3

GC Column ID: db5

CS0 Data Filename: 23AUG10M S3 CS3 Data Filename: 23AUG10M S1

CS1 Data Filename: 23AUG10M S4 CS4 Data Filename: 23AUG10M S6

CS2 Data Filename: 23AUG10M S5 CS5 Data Filename: 23AUG10M S7

	RELATIVE RESPONSE (RR)						MEAN RR	Cv (%RSD)
	CS1	CS2	CS3	CS4	CS5	CS6		
NATIVE ANALYTES								
2,3,7,8-TCDD	1.07	1.09	1.06	1.16	1.13	1.14	1.11	3.63
1,2,3,7,8-PeCDD	1.03	1.08	1.09	1.11	1.15	1.15	1.10	4.14
1,2,3,4,7,8-HxCDD	1.40	1.30	1.31	1.36	1.44	1.42	1.37	4.29
1,2,3,6,7,8-HxCDD	1.30	1.38	1.39	1.32	1.43	1.42	1.37	3.80
1,2,3,7,8,9-HxCDD	1.29	1.31	1.37	1.30	1.45	1.45	1.36	5.24
1,2,3,4,6,7,8-HpCDD	1.43	1.47	1.45	1.44	1.45	1.48	1.45	1.37
OCDD	1.37	1.37	1.42	1.44	1.42	1.59	1.43	5.81
2,3,7,8-TCDF	1.57	1.60	1.50	1.40	1.47	1.48	1.50	4.91
1,2,3,7,8-PeCDF	0.92	0.88	0.92	0.96	0.99	0.99	0.94	4.53
2,3,4,7,8-PeCDF	0.88	0.90	0.91	0.93	0.99	1.00	0.94	5.35
1,2,3,4,7,8-HxCDF	0.90	0.88	0.90	0.91	0.99	1.00	0.93	5.70
1,2,3,6,7,8-HxCDF	0.75	0.79	0.82	0.83	0.87	0.88	0.82	5.91
2,3,4,6,7,8-HxCDF	0.87	0.86	0.92	0.89	0.98	0.99	0.92	6.02
1,2,3,7,8,9-HxCDF	0.90	0.94	0.99	1.00	1.08	1.08	1.00	7.30
1,2,3,4,6,7,8-HpCDF	1.28	1.33	1.37	1.39	1.49	1.47	1.39	5.78
1,2,3,4,7,8,9-HpCDF	1.30	1.20	1.33	1.35	1.45	1.50	1.36	7.94
OCDF	0.73	0.72	0.75	0.79	0.86	0.87	0.79	8.29

Analyst: 

Date: 8/24/10

USEPA - ITD

FORM 3B

PCDD/PCDF INITIAL CALIBRATION RELATIVE RESPONSES

Lab Name: Frontier Analytical Laboratory Episode No.:

Contract No.: SAS No.:

Initial Calibration Date: 8/23/10

Instrument ID: FAL3 GC Column ID: db5

CS0 Data Filename: 23AUG10M S3 CS4 Data Filename: 23AUG10M S1

CS1 Data Filename: 23AUG10M S4 CS4 Data Filename: 23AUG10M S6

CS2 Data Filename: 23AUG10M S5 CS5 Data Filename: 23AUG10M S7

Labeled Compounds	RELATIVE RESPONSE (RR)						MEAN RR	Cv (%RSD)
	CS1	CS2	CS3	CS4	CS5	CS6		
13C-2,3,7,8-TCDD	0.98	0.98	0.97	0.98	1.15	1.08	1.02	7.46
13C-1,2,3,7,8-PeCDD	0.79	0.79	0.79	0.79	0.95	0.93	0.84	9.48
13C-1,2,3,4,7,8-HxCDD	1.06	1.03	1.06	1.01	1.12	1.16	1.07	5.40
13C-1,2,3,6,7,8-HxCDD	1.00	1.00	1.00	1.02	1.03	1.03	1.01	1.62
13C-1,2,3,4,6,7,8-HpCDD	0.82	0.82	0.84	0.83	0.90	0.93	0.86	5.45
13C-OCDD	0.52	0.51	0.52	0.52	0.58	0.63	0.55	8.36
13C-2,3,7,8-TCDF	0.97	0.92	0.93	0.96	1.12	1.05	0.99	7.79
13C-1,2,3,7,8-PeCDF	0.78	0.78	0.79	0.79	0.95	0.93	0.84	9.74
13C-2,3,4,7,8-PeCDF	0.77	0.75	0.76	0.78	0.91	0.90	0.81	8.97
13C-1,2,3,4,7,8-HxCDF	1.82	1.85	1.85	1.81	1.91	1.88	1.85	2.00
13C-1,2,3,6,7,8-HxCDF	2.55	2.51	2.52	2.51	2.62	2.51	2.54	1.71
13C-2,3,4,6,7,8-HxCDF	2.00	2.00	1.98	2.00	2.08	2.03	2.01	1.79
13C-1,2,3,7,8,9-HxCDF	1.97	1.94	1.96	1.98	2.14	2.20	2.03	5.42
13C-1,2,3,4,6,7,8-HpCDF	1.08	1.05	1.12	1.07	1.16	1.18	1.11	4.80
13C-1,2,3,4,7,8,9-HpCDF	0.78	0.76	0.78	0.77	0.83	0.91	0.80	7.16
13C-OCDF	1.00	1.00	1.05	1.05	1.16	1.23	1.08	8.63
CLEANUP STANDARD								
37Cl-2,3,7,8-TCDD	0.67	0.70	0.63	0.63	0.76	0.73	0.69	7.67

Analyst: Date: 8/24/10

USEPA - ITD

FORM 3C

PCDD/PCDF INITIAL CALIBRATION ION ABUNDANCE RATIOS

Lab Name: Frontier Analytical Laboratory

Episode No.:

Contract No.:

SAS No.:

Initial Calibration Date: 8/23/10

Instrument ID: FAL3

GC Column ID: db5

CS0 Data Filename: 23AUG10M S3 CS3 Data Filename: 23AUG10M S1

CS1 Data Filename: 23AUG10M S4 CS4 Data Filename: 23AUG10M S6

CS2 Data Filename: 23AUG10M S5 CS5 Data Filename: 23AUG10M S7

	M/Z'S FORMING RATIO	ION ABUNDANCE RATIOS						QC LIMITS
		CS1	CS2	CS3	CS4	CS5	CS6	
NATIVE ANALYTES								
2,3,7,8-TCDD	M/M+2	0.73	0.74	0.76	0.73	0.76	0.76	0.65-0.89
1,2,3,7,8-PeCDD	M+2/M+4	1.70	1.61	1.62	1.64	1.62	1.63	1.32-1.78
1,2,3,4,7,8-HxCDD	M+2/M+4	1.42	1.42	1.40	1.41	1.40	1.39	1.05-1.43
1,2,3,6,7,8-HxCDD	M+2/M+4	1.40	1.42	1.40	1.39	1.41	1.40	1.05-1.43
1,2,3,7,8,9-HxCDD	M+2/M+4	1.41	1.39	1.40	1.41	1.41	1.38	1.05-1.43
1,2,3,4,6,7,8-HpCDD	M+2/M+4	1.02	1.07	1.04	1.04	1.03	1.03	0.88-1.20
OCDD	M+2/M+4	1.00	0.99	0.89	0.95	1.00	0.92	0.76-1.02
2,3,7,8-TCDF	M/M+2	0.67	0.69	0.69	0.67	0.67	0.66	0.65-0.89
1,2,3,7,8-PeCDF	M+2/M+4	1.49	1.45	1.50	1.53	1.55	1.52	1.32-1.78
2,3,4,7,8-PeCDF	M+2/M+4	1.48	1.43	1.51	1.52	1.52	1.52	1.32-1.78
1,2,3,4,7,8-HxCDF	M+2/M+4	1.22	1.27	1.30	1.29	1.27	1.28	1.05-1.43
1,2,3,6,7,8-HxCDF	M+2/M+4	1.31	1.22	1.24	1.26	1.28	1.27	1.05-1.43
2,3,4,6,7,8-HxCDF	M+2/M+4	1.25	1.31	1.33	1.24	1.26	1.27	1.05-1.43
1,2,3,7,8,9-HxCDF	M+2/M+4	1.15	1.23	1.28	1.28	1.30	1.28	1.05-1.43
1,2,3,4,6,7,8-HpCDF	M+2/M+4	1.04	1.05	1.03	1.04	1.03	1.05	0.88-1.20
1,2,3,4,7,8,9-HpCDF	M+2/M+4	0.99	1.06	1.01	1.04	1.05	1.08	0.88-1.20
OCDF	M+2/M+4	0.93	0.89	0.92	0.93	0.92	0.93	0.76-1.02

Analyst: Date: 8/24/10

FORM 3D

PCDD/PCDF INITIAL CALIBRATION ION ABUNDANCE RATIOS

Lab Name: Frontier Analytical Laboratory Episode No.:

Contract No.: SAS No.:

Initial Calibration Date: 8/23/10

Instrument ID: FAL3 GC Column ID: db5

CS0 Data Filename: 23AUG10M S3 CS3 Data Filename: 23AUG10M S1

CS1 Data Filename: 23AUG10M S4 CS4 Data Filename: 23AUG10M S6

CS2 Data Filename: 23AUG10M S5 CS5 Data Filename: 23AUG10M S7

Labeled Compounds	M/Z'S FORMING RATIO	ION ABUNDANCE RATIOS						QC LIMITS
		CS1	CS2	CS3	CS4	CS5	CS6	
13C-2,3,7,8-TCDD	M/M+2	0.85	0.84	0.83	0.86	0.85	0.84	0.65-0.89
13C-1,2,3,7,8-PeCDD	M+2/M+4	1.77	1.77	1.77	1.77	1.76	1.76	1.32-1.78
13C-1,2,3,4,7,8-HxCDD	M+2/M+4	1.26	1.32	1.27	1.26	1.27	1.27	1.05-1.43
13C-1,2,3,6,7,8-HxCDD	M+2/M+4	1.26	1.22	1.28	1.27	1.28	1.25	1.05-1.43
13C-1,2,3,4,6,7,8-HpCDD	M+2/M+4	1.00	1.02	1.02	1.04	1.01	1.04	0.88-1.20
13C-OCDD	M+2/M+4	1.00	0.99	0.95	0.93	0.94	0.93	0.76-1.02
13C-2,3,7,8-TCDF	M/M+2	0.88	0.86	0.88	0.86	0.88	0.87	0.65-0.89
13C-1,2,3,7,8-PeCDF	M+2/M+4	1.74	1.73	1.74	1.78	1.75	1.73	1.32-1.78
13C-2,3,4,7,8-PeCDF	M+2/M+4	1.74	1.68	1.71	1.74	1.73	1.73	1.32-1.78
13C-1,2,3,4,7,8-HxCDF	M/M+2	0.55	0.55	0.55	0.56	0.55	0.55	0.43-0.59
13C-1,2,3,6,7,8-HxCDF	M/M+2	0.56	0.55	0.55	0.55	0.55	0.56	0.43-0.59
13C-2,3,4,6,7,8-HxCDF	M/M+2	0.58	0.57	0.56	0.54	0.54	0.56	0.43-0.59
13C-1,2,3,7,8,9-HxCDF	M/M+2	0.54	0.55	0.56	0.55	0.54	0.54	0.43-0.59
13C-1,2,3,4,6,7,8-HpCDF	M/M+2	0.42	0.44	0.43	0.42	0.43	0.44	0.37-0.51
13C-1,2,3,4,7,8,9-HpCDF	M/M+2	0.43	0.42	0.41	0.42	0.43	0.42	0.37-0.51
13C-OCDF	M+2/M+4	0.95	0.96	1.00	0.98	0.99	0.99	0.76-1.02

Analyst: 

Date: 8/24/10

USEPA - ITD

FORM 4A
PCDD/PCDF CALIBRATION VERIFICATION

Lab Name: Frontier Analytical Laboratory Episode No.:

Contract No.: SAS No.:

Initial Calibration Date: 8/23/10

Instrument ID: FAL3

GC Column ID: db5

VER Data Filename: 23AUG10M Sam:1

Analysis Date: 23-AUG-10 14:25:46

NATIVE ANALYTES	M/Z'S	ION	QC	ACCEPT	CONC.	CONC.
	FORMING	ABUND.	LIMITS		FOUND	RANGE
	RATIO (1)	RATIO	(2)			(ng/mL) (3)
2,3,7,8-TCDD	M/M+2	0.73	0.65-0.89	y	10.4	7.80 - 12.9
1,2,3,7,8-PeCDD	M+2/M+4	1.64	1.32-1.78	y	50.6	39.0 - 65.0
1,2,3,4,7,8-HxCDD	M+2/M+4	1.41	1.05-1.43	y	49.6	39.0 - 64.0
1,2,3,6,7,8-HxCDD	M+2/M+4	1.39	1.05-1.43	y	48.0	39.0 - 64.0
1,2,3,7,8,9-HxCDD	M+2/M+4	1.41	1.05-1.43	y	47.9	41.0 - 61.0
1,2,3,4,6,7,8-HpCDD	M+2/M+4	1.04	0.88-1.20	y	49.5	43.0 - 58.0
OCDD	M+2/M+4	0.95	0.76-1.02	y	100	79.0 - 126
2,3,7,8-TCDF	M/M+2	0.67	0.65-0.89	y	9.30	8.40 - 12.0
1,2,3,7,8-PeCDF	M+2/M+4	1.53	1.32-1.78	y	50.9	41.0 - 60.0
2,3,4,7,8-PeCDF	M+2/M+4	1.52	1.32-1.78	y	49.8	41.0 - 60.0
1,2,3,4,7,8-HxCDF	M+2/M+4	1.29	1.05-1.43	y	48.8	45.0 - 56.0
1,2,3,6,7,8-HxCDF	M+2/M+4	1.26	1.05-1.43	y	50.3	44.0 - 57.0
2,3,4,6,7,8-HxCDF	M+2/M+4	1.24	1.05-1.43	y	48.5	44.0 - 57.0
1,2,3,7,8,9-HxCDF	M+2/M+4	1.28	1.05-1.43	y	50.3	45.0 - 56.0
1,2,3,4,6,7,8-HpCDF	M+2/M+4	1.04	0.88-1.20	y	49.9	45.0 - 55.0
1,2,3,4,7,8,9-HpCDF	M+2/M+4	1.04	0.88-1.20	y	49.8	43.0 - 58.0
OCDF	M+2/M+4	0.93	0.76-1.02	y	99.9	63.0 - 159

(1) See Table 8, Method 1613, for m/z specifications.

(2) Ion Abundance Ratio Control Limits as specified in Table 9, Method 1613.

(3) Contract-required concentration range as specified in Table 6, Method 1613.

Analyst: Date: 8/24/10

USEPA - ITD

FORM 4B
PCDD/PCDF CALIBRATION VERIFICATION

Lab Name: Frontier Analytical Laboratory

Episode No.:

Contract No.:

SAS No.:

Initial Calibration Date: 8/23/10

Instrument ID: FAL3

GC Column ID: db5

VER Data Filename: 23AUG10M Sam:1

Analysis Date: 23-AUG-10 14:25:46

LABELED COMPOUNDS	M/Z'S FORMING RATIO (1)	ION ABUND. RATIO	QC LIMITS (2)	ACCEPT	CONC. FOUND	CONC. RANGE (ng/mL) (3)
13C-2,3,7,8-TCDD	M/M+2	0.86	0.65-0.89	y	95.9	82.0 - 121
13C-1,2,3,7,8-PeCDD	M+2/M+4	1.77	1.32-1.78	y	94.2	62.0 - 160
13C-1,2,3,4,7,8-HxCDD	M+2/M+4	1.26	1.05-1.43	y	94.5	85.0 - 117
13C-1,2,3,6,7,8-HxCDD	M+2/M+4	1.27	1.05-1.43	y	100	85.0 - 118
13C-1,2,3,4,6,7,8-HpCDD	M+2/M+4	1.04	0.88-1.20	y	97.0	72.0 - 138
13C-OCDD	M+2/M+4	0.93	0.76-1.02	y	191	96.0 - 415
13C-2,3,7,8-TCDF	M/M+2	0.86	0.65-0.89	y	96.5	71.0 - 140
13C-1,2,3,7,8-PeCDF	M+2/M+4	1.78	1.32-1.78	y	94.8	76.0 - 130
13C-2,3,4,7,8-PeCDF	M+2/M+4	1.74	1.32-1.78	y	96.5	77.0 - 130
13C-1,2,3,4,7,8-HxCDF	M/M+2	0.56	0.43-0.59	y	97.7	76.0 - 131
13C-1,2,3,6,7,8-HxCDF	M/M+2	0.55	0.43-0.59	y	99.0	70.0 - 143
13C-2,3,4,6,7,8-HxCDF	M/M+2	0.54	0.43-0.59	y	99.4	73.0 - 137
13C-1,2,3,7,8,9-HxCDF	M/M+2	0.55	0.43-0.59	y	97.2	74.0 - 135
13C-1,2,3,4,6,7,8-HpCDF	M/M+2	0.42	0.37-0.51	y	96.4	78.0 - 129
13C-1,2,3,4,7,8,9-HpCDF	M/M+2	0.42	0.37-0.51	y	96.0	77.0 - 129
13C-OCDF	M+2/M+4	0.98	0.76-1.02	y	194	96.0 - 415
CLEANUP STANDARD (4)						
37Cl-2,3,7,8-TCDD					9.14	7.80 - 12.8

(1) See Table 8, Method 1613, for m/z specifications.

(2) Ion Abundance Ratio Control Limits as specified in Table 9, Method 1613.

(3) Contract-required concentration range as specified in Table 6, Method 1613.

(4) No ion abundance ratio; report concentration found.

Analyst: Date: 

FORM 5
PCDD/PCDF RT WINDOW AND ISOMER SPECIFICITY STANDARDS

Lab Name: Frontier Analytical Laboratory Episode No.:
Contract No.: SAS No.:
Instrument ID: FAL3 Initial Calibration Date: 8/23/10
RT Window Data Filename: 23AUG10M Sam:1 Analysis Date: 23-AUG-10 Time: 14:25:46
DB-5 IS Data Filename: 23AUG10M Sam:1 Analysis Date: 23-AUG-10 Time: 14:25:46
DB-225 IS Date Filename: Analysis Date: Time:

DB-5 RT WINDOW DEFINING STANDARDS RESULTS

ISOMERS	ABSOLUTE RT	ISOMERS	ABSOLUTE RT
1,3,6,8-TCDD (F)	24:24	1,3,6,8-TCDF (F)	23:04
1,2,8,9-TCDD (L)	28:21	1,2,8,9-TCDF (L)	28:34
1,2,4,7,9-PeCDD (F)	30:15	1,3,4,6,8-PeCDF (F)	28:25
1,2,3,8,9-PeCDD (L)	33:48	1,2,3,8,9-PeCDF (L)	34:14
1,2,4,6,7,9-HxCDD (F)	36:08	1,2,3,4,6,8-HxCDF (F)	35:15
1,2,3,7,8,9-HxCDD (L)	39:13	1,2,3,7,8,9-HxCDF (L)	39:47
1,2,3,4,6,7,9-HpCDD (F)	42:49	1,2,3,4,6,7,8-HpCDF (F)	42:18
1,2,3,4,6,7,8-HpCDD (L)	44:13	1,2,3,4,7,8,9-HpCDF (L)	45:08

(F) = First eluting isomer (DB-5); (L) = Last eluting isomer (DB-5)

=====

ISOMER SPECIFICITY (IS) TEST STANDARD RESULTS

% VALLEY HEIGHT
BETWEEN
COMPARED PEAKS (1)

<25%

(1) To meet contract requirement, %Valley Height Between Compared Peaks shall not exceed 25% (section 15.4.2.2, Method 1613).

Analyst: 

Date: 8/24/10

USEPA - ITD

FORM 6B
PCDD/PCDF RELATIVE RETENTION TIMES

Lab Name: Frontier Analytical Laboratory

Episode No.:

Contract No.:

SAS No.:

Init. Cal. Date: 8/23/10

Instrument ID: FAL3

GC Column ID: db5

Analysis Date: 23-AUG-10 14:25:46

CS3 or VER Data Filename: 23AUG10M

Sam:1

NATIVE ANALYTES	RETENTION TIME REFERENCE	RRT	RRT QC LIMITS (1)
1,2,3,4,7,8-HxCDD	13C-1,2,3,4,7,8-HxCDD	1.000	0.999-1.001
1,2,3,6,7,8-HxCDD	13C-1,2,3,6,7,8-HxCDD	1.000	0.998-1.004
1,2,3,7,8,9-HxCDD	13C-1,2,3,6,7,8-HxCDD	1.012	1.000-1.019
1,2,3,4,7,8-HxCDF	13C-1,2,3,4,7,8-HxCDF	1.000	0.999-1.001
1,2,3,6,7,8-HxCDF	13C-1,2,3,6,7,8-HxCDF	1.001	0.997-1.005
2,3,4,6,7,8-HxCDF	13C-2,3,4,6,7,8-HxCDF	1.001	0.999-1.001
1,2,3,7,8,9-HxCDF	13C-1,2,3,7,8,9-HxCDF	1.001	0.999-1.001
1,2,3,4,6,7,8-HpCDD	13C-1,2,3,4,6,7,8-HpCDD	1.001	0.999-1.001
1,2,3,4,6,7,8-HpCDF	13C-1,2,3,4,6,7,8-HpCDF	1.000	0.999-1.001
1,2,3,4,7,8,9-HpCDF	13C-1,2,3,4,7,8,9-HpCDF	1.001	0.999-1.001
OCDD	13C-OCDD	1.001	0.999-1.001
OCDF	13C-OCDF	1.000	0.999-1.001
LABELED COMPOUNDS			
13C-1,2,3,4,7,8-HxCDD	13C-1,2,3,7,8,9-HxCDD	0.985	0.977-1.000
13C-1,2,3,6,7,8-HxCDD		0.989	0.981-1.003
13C-1,2,3,4,7,8-HxCDF		0.949	0.944-0.970
13C-1,2,3,6,7,8-HxCDF		0.954	0.949-0.975
13C-2,3,4,6,7,8-HxCDF		0.978	0.959-1.021
13C-1,2,3,7,8,9-HxCDF		1.014	0.977-1.047
13C-1,2,3,4,6,7,8-HpCDD		1.128	1.086-1.130
13C-1,2,3,4,6,7,8-HpCDF		1.079	1.043-1.085
13C-1,2,3,4,7,8,9-HpCDF		1.151	1.057-1.154
13C-OCDD		1.270	1.032-1.311
13C-OCDF		1.279	1.000-1.311

(1) Contract-required limits for Relative Retention Times (RRT) as specified
in Table 2, Method 1613.

Analyst: Date: 8/24/10

Name	Resp	RA	RT	RRF	Conc	Qual	Fac Noise-1	Noise-2	DL	DL
2,3,7,8-TCDD	5.04e+06	0.73 y	27:24	1.11	10.4	2.50	-	-	*	
1,2,3,7,8-PeCDD	1.95e+07	1.64 y	33:14	1.10	50.6	2.50	-	-	*	
1,2,3,4,7,8-HxCDD	1.81e+07	1.41 y	38:36	1.37	49.6	2.50	-	-	*	
1,2,3,6,7,8-HxCDD	1.75e+07	1.39 y	38:46	1.37	48.0	2.50	-	-	*	
1,2,3,7,8,9-HxCDD	1.74e+07	1.41 y	39:13	1.36	47.9	2.50	-	-	*	
1,2,3,4,6,7,8-HpCDD	1.56e+07	1.04 y	44:13	1.45	49.5	2.50	-	-	*	
OCDD	1.96e+07	0.95 y	49:47	1.43	100	2.50	-	-	*	
2,3,7,8-TCDF	9.40e+06	0.67 y	26:39	1.50	9.30	2.50	-	-	*	
1,2,3,7,8-PeCDF	2.67e+07	1.53 y	31:30	0.94	50.9	2.50	-	-	*	
2,3,4,7,8-PeCDF	2.56e+07	1.52 y	32:49	0.94	49.8	2.50	-	-	*	
1,2,3,4,7,8-HxCDF	2.15e+07	1.29 y	37:12	0.93	48.8	2.50	-	-	*	
1,2,3,6,7,8-HxCDF	2.72e+07	1.26 y	37:24	0.82	50.3	2.50	-	-	*	
2,3,4,6,7,8-HxCDF	2.34e+07	1.24 y	38:21	0.92	48.5	2.50	-	-	*	
1,2,3,7,8,9-HxCDF	2.60e+07	1.28 y	39:47	1.00	50.3	2.50	-	-	*	
1,2,3,4,6,7,8-HpCDF	1.95e+07	1.04 y	42:18	1.39	49.9	2.50	-	-	*	
1,2,3,4,7,8,9-HpCDF	1.37e+07	1.04 y	45:08	1.36	49.8	2.50	-	-	*	
OCDF	2.16e+07	0.93 y	50:09	0.79	99.9	2.50	-	-	*	
										Rec
13C-2,3,7,8-TCDD	4.35e+07	0.86 y	27:23	1.02	95.9					95.9
13C-1,2,3,7,8-PeCDD	3.51e+07	1.77 y	33:13	0.84	94.2					94.2
13C-1,2,3,4,7,8-HxCDD	2.66e+07	1.26 y	38:35	1.07	94.5					94.5
13C-1,2,3,6,7,8-HxCDD	2.66e+07	1.27 y	38:45	1.01	100					100
13C-1,2,3,4,6,7,8-HpCDD	2.18e+07	1.04 y	44:11	0.86	97.0					97.0
13C-OCDD	2.73e+07	0.93 y	49:45	0.55	191					95.3
13C-2,3,7,8-TCDF	6.73e+07	0.86 y	26:38	0.99	96.5					96.5
13C-1,2,3,7,8-PeCDF	5.57e+07	1.78 y	31:28	0.84	94.8					94.8
13C-2,3,4,7,8-PeCDF	5.49e+07	1.74 y	32:48	0.81	96.5					96.5
13C-1,2,3,4,7,8-HxCDF	4.74e+07	0.56 y	37:11	1.85	97.7					97.7
13C-1,2,3,6,7,8-HxCDF	6.58e+07	0.55 y	37:23	2.54	99.0					99.0
13C-2,3,4,6,7,8-HxCDF	5.25e+07	0.54 y	38:19	2.01	99.4					99.4
13C-1,2,3,7,8,9-HxCDF	5.18e+07	0.55 y	39:45	2.03	97.2					97.2
13C-1,2,3,4,6,7,8-HpCDF	2.80e+07	0.42 y	42:17	1.11	96.4					96.4
13C-1,2,3,4,7,8,9-HpCDF	2.02e+07	0.42 y	45:06	0.80	96.0					96.0
13C-OCDF	5.49e+07	0.98 y	50:08	1.08	194					96.8
37Cl-2,3,7,8-TCDD	2.77e+06		27:24	0.69	9.14					91.4
13C-1,2,3,4-TCDD	4.42e+07	0.84 y	26:49	-	98.4					
13C-1,2,3,4-TCDF	7.01e+07	0.87 y	25:33	-	97.0					
13C-1,2,3,7,8,9-HxCDD	2.62e+07	1.28 y	39:11	-	95.1					
						Fac Noise-1	Noise-2	DL	#Hom	
Total Tetra-Dioxins	2.58e+07		24:24	1.11	53.5	2.50	-	-	*	19
Total Penta-Dioxins	4.23e+07		30:15	1.10	109	2.50	-	-	*	7
Total Hexa-Dioxins	6.03e+07		36:08	1.37	165	2.50	-	-	*	11
Total Hepta-Dioxins	3.51e+07		42:49	1.45	111	2.50	-	-	*	20
Total Tetra-Furans	4.14e+07		23:04	1.50	41.0	2.50	-	-	*	9
1st Fn. Tot Penta-Furans	3.21e+07		28:25	0.94	61.7	2.50	-	-	*	PeCDF 1
Total Penta-Furans	7.50e+07		30:12	0.94	144	2.50	-	-	*	206 15
Total Hexa-Furans	1.14e+08		35:15	0.91	230	2.50	-	-	*	8
Total Hepta-Furans	3.43e+07		42:18	1.38	103	2.50	-	-	*	14

Analyst: 

Date: 8/24/10

Frontier Analytical Laboratory - Acquisition Log


Run Name:23AUG10M

Instrument: FAL3

GC: DB5

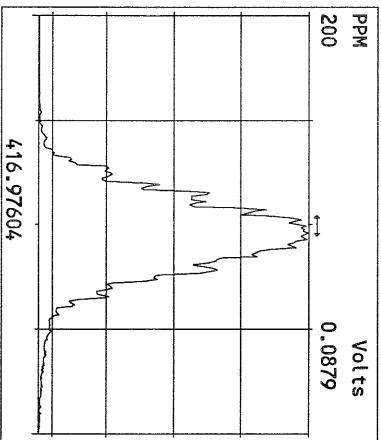
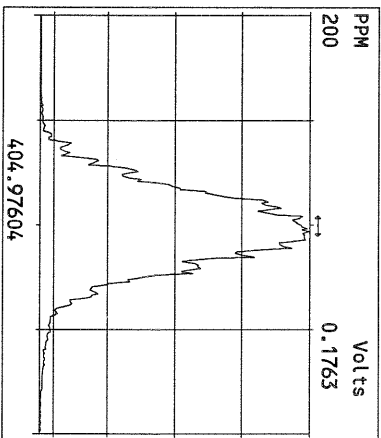
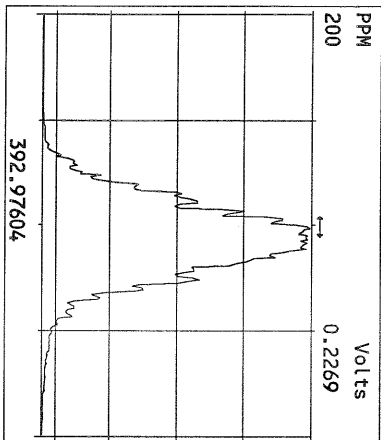
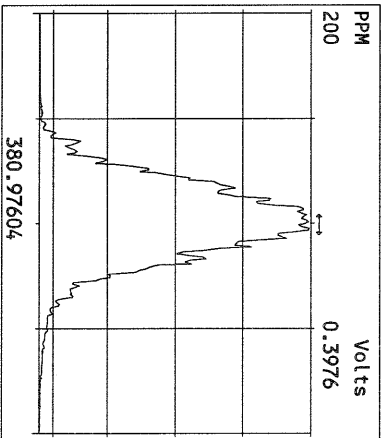
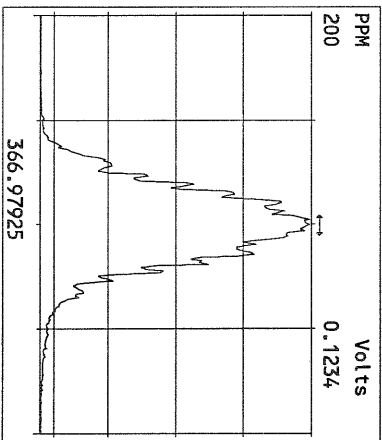
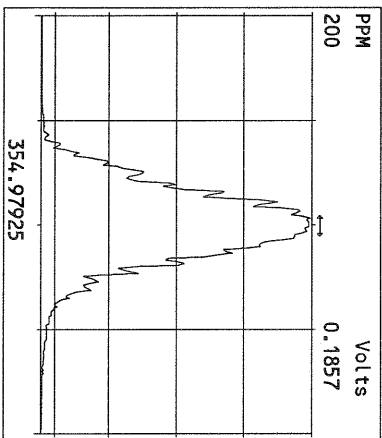
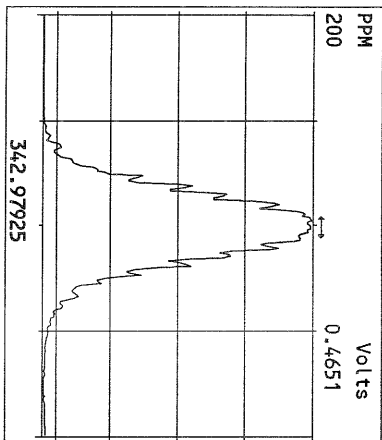
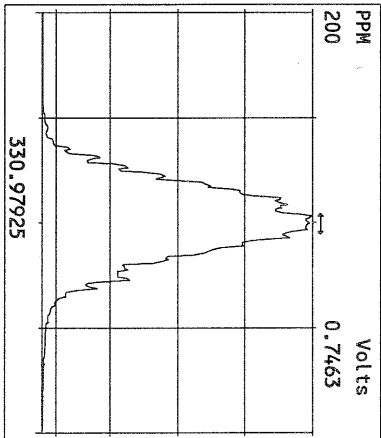
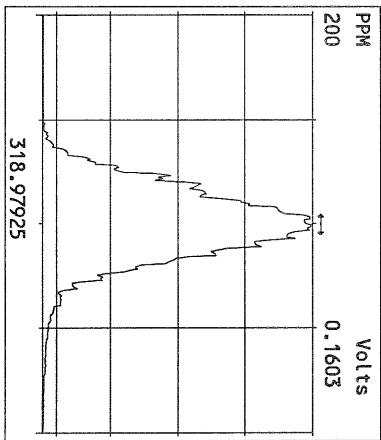
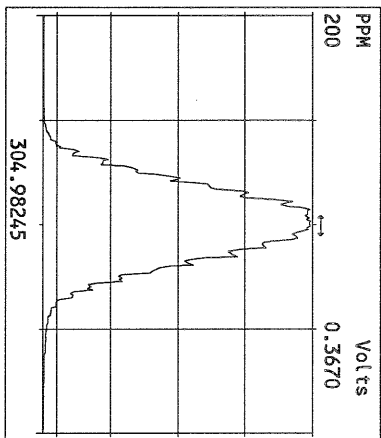
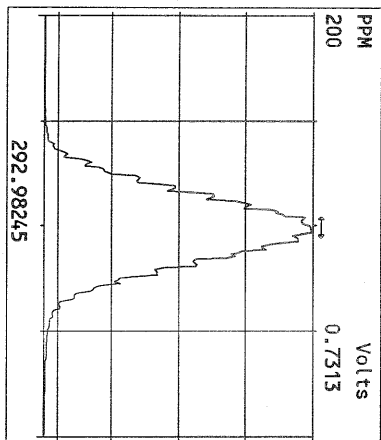
Experiment:PCDD

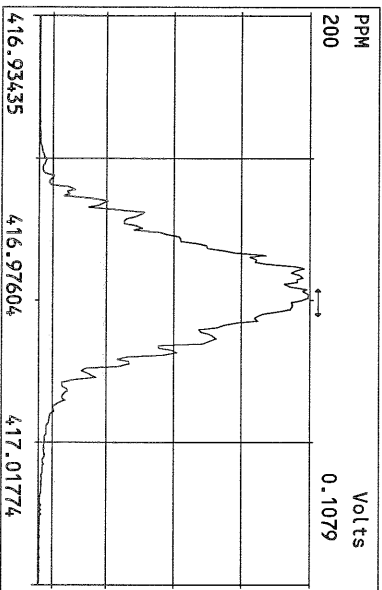
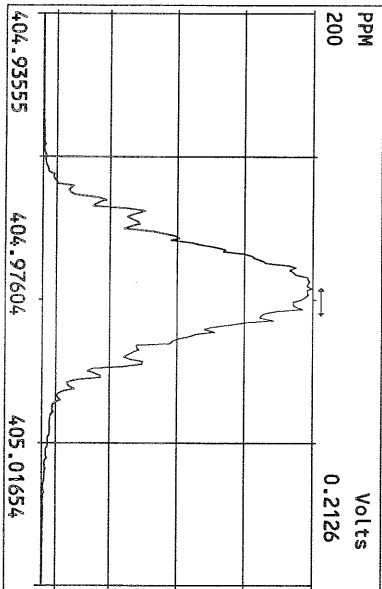
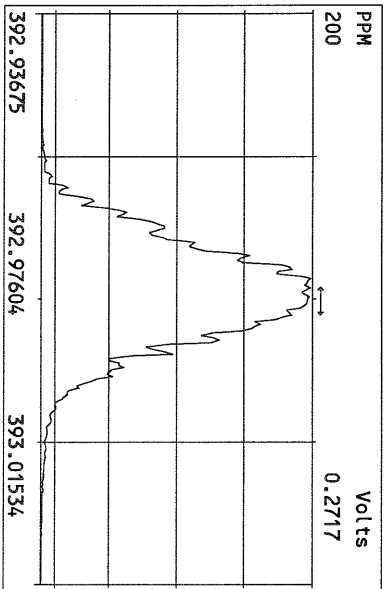
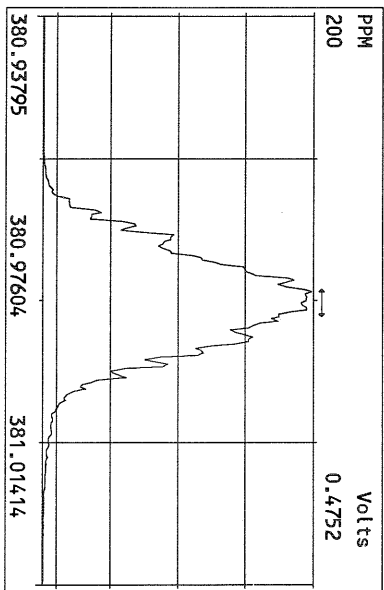
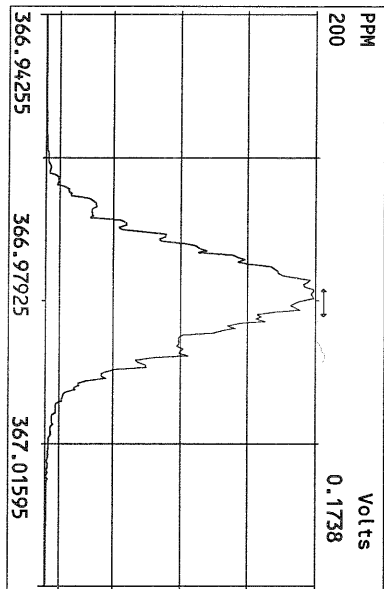
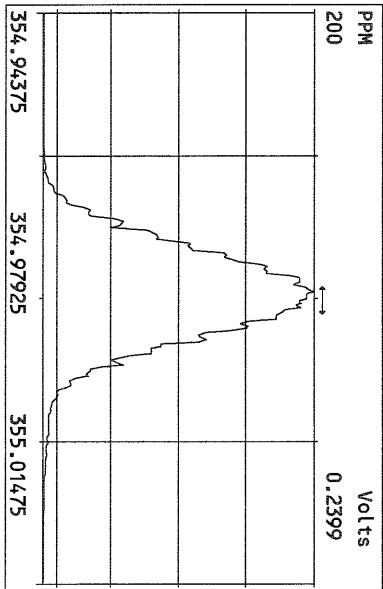
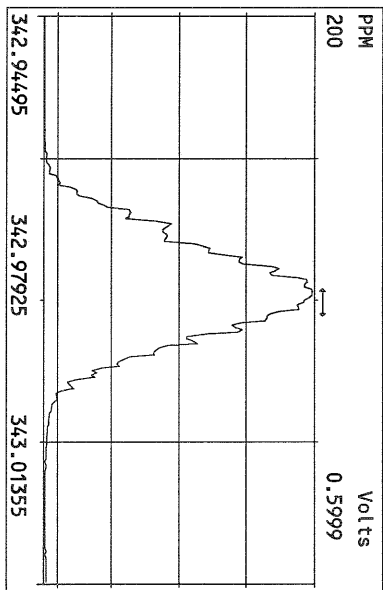
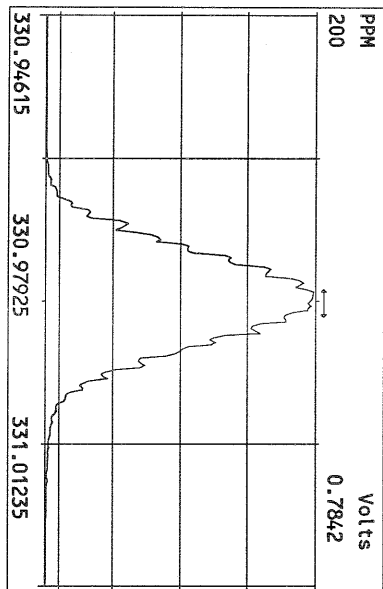
Data File S	FAL ID	Client ID	Acquired	ConCal	EndCal	Analyst
23AUG10M 1	ST082310M3	1613 CS3 100511J	23-AUG-10 14:25:46	ST082310M3	ST082310M6	BS
23AUG10M 2	ST082310M-1	1613 CS-1	23-AUG-10 15:21:08	NA	NA	BS
23AUG10M 3	ST082310M0	1613 CS0 100511G	23-AUG-10 16:16:35	NA	NA	BS
23AUG10M 4	ST082310M1	1613 CS1 100511H	23-AUG-10 17:12:02	NA	NA	BS
23AUG10M 5	ST082310M2	1613 CS2 100511I	23-AUG-10 18:07:23	NA	NA	BS
23AUG10M 6	ST082310M4	1613 CS4 100511K	23-AUG-10 19:02:46	NA	NA	BS
23AUG10M 7	ST082310M5	1613 CS5 100511L	23-AUG-10 19:58:08	NA	NA	BS
23AUG10M 8	SB082310M1	Solvent Blank	23-AUG-10 20:53:27	NA	NA	BS
23AUG10M 9	6114-001-0001-SA	LPTP10-S2	23-AUG-10 21:48:46	ST082310M3	ST082310M6	BS
23AUG10M 10	ST082310M6	1613 CS3 100511J	23-AUG-10 22:44:05	ST082310M3	ST082310M6	BS
23AUG10M 11	ST082310M7	8280 CS3 071227J	23-AUG-10 23:39:28	ST082310M7	ST082310M8	BS
23AUG10M 12	SB082310M2	Solvent Blank	24-AUG-10 00:34:46	ST082310M7	ST082310M8	BS
23AUG10M 13	2088-001-0001-MB	Method Blank	24-AUG-10 01:30:01	ST082310M7	ST082310M8	BS
23AUG10M 14	6263-001-0001-SA	MDL 1	24-AUG-10 02:25:23	ST082310M7	ST082310M8	BS
23AUG10M 15	6263-002-0001-SA	MDL 2	24-AUG-10 03:20:43	ST082310M7	ST082310M8	BS
23AUG10M 16	6263-003-0001-SA	MDL 3	24-AUG-10 04:16:04	ST082310M7	ST082310M8	BS
23AUG10M 17	6263-004-0001-SA	MDL 4	24-AUG-10 05:11:22	ST082310M7	ST082310M8	BS
23AUG10M 18	6263-005-0001-SA	MDL 5	24-AUG-10 06:06:41	ST082310M7	ST082310M8	BS
23AUG10M 19	6263-006-0001-SA	MDL 6	24-AUG-10 07:02:01	ST082310M7	ST082310M8	BS
23AUG10M 20	6263-007-0001-SA	MDL 7	24-AUG-10 07:57:23	ST082310M7	ST082310M8	BS
23AUG10M 21	ST082310M8	8280 CS1 071227H	24-AUG-10 08:52:46	ST082310M7	ST082310M8	BS

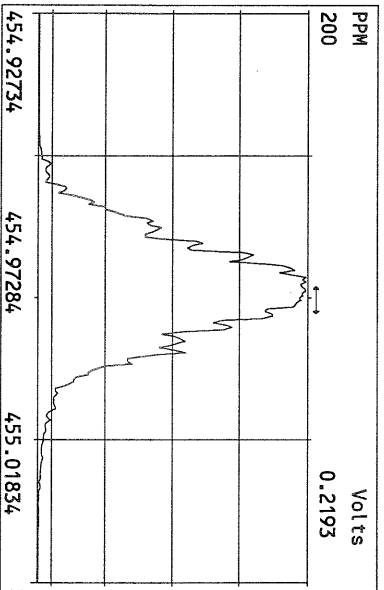
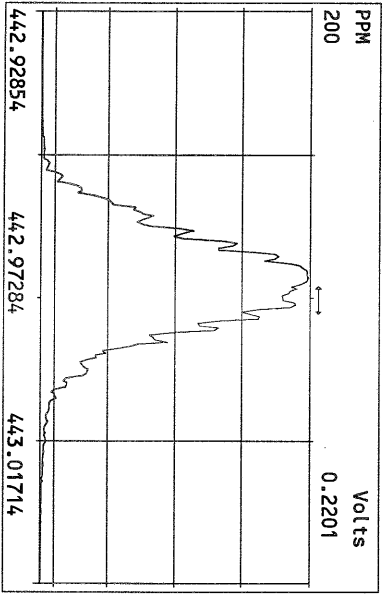
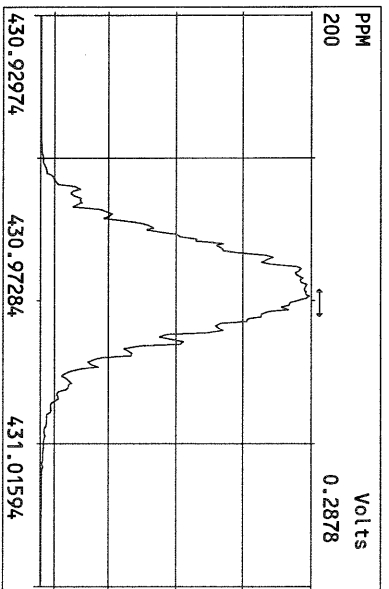
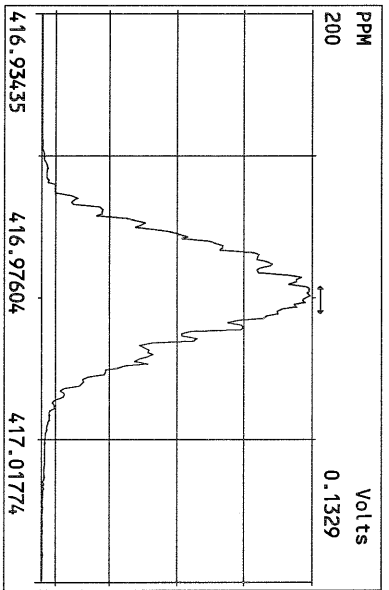
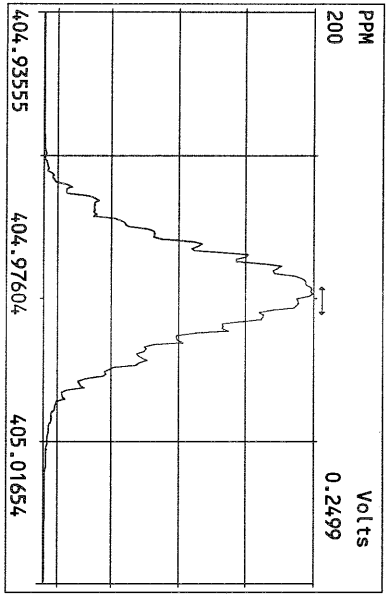
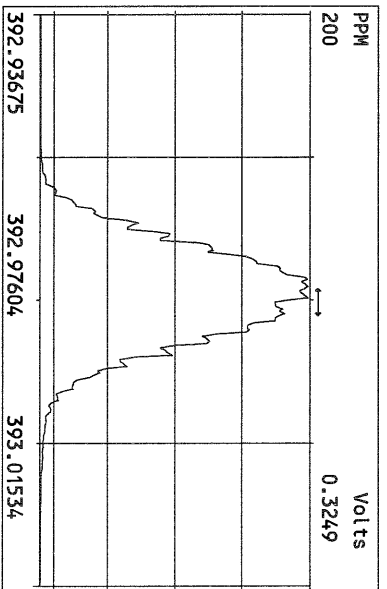
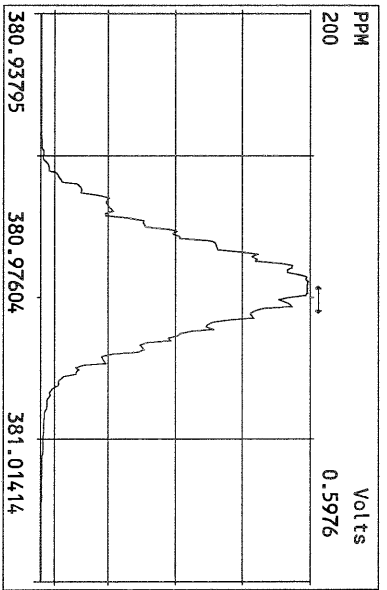
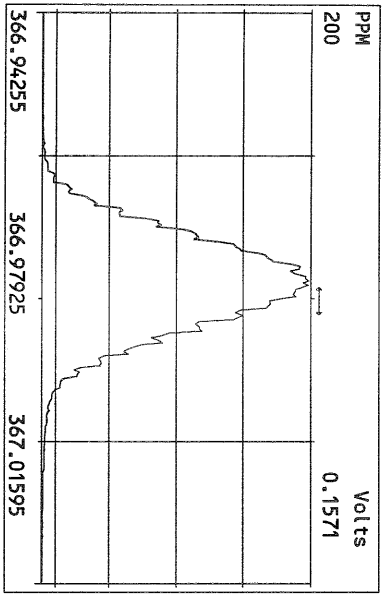
 8/24/10

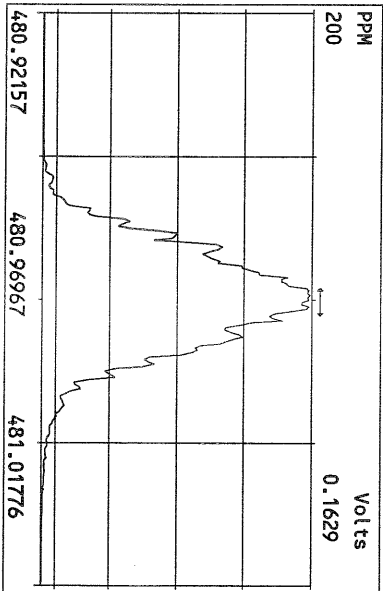
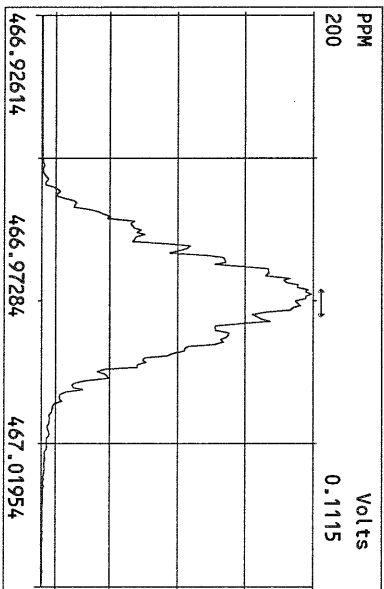
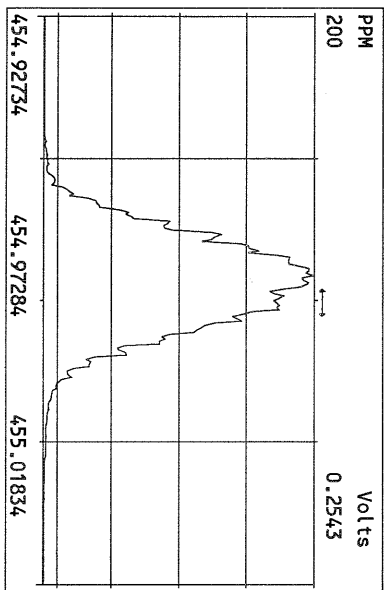
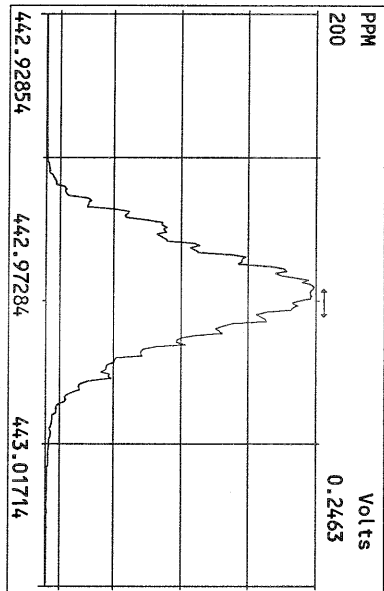
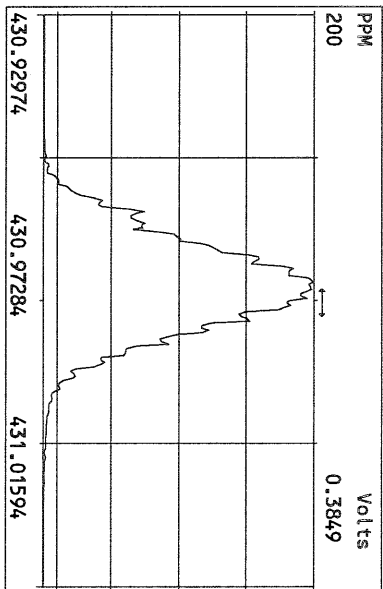
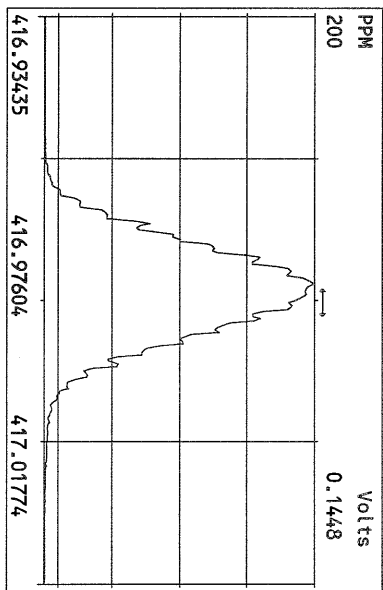
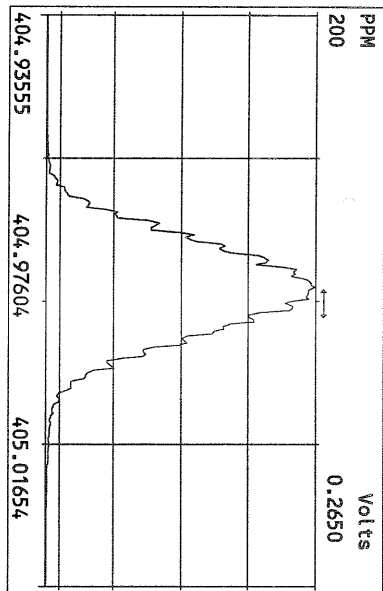
Data Backed Up: _____

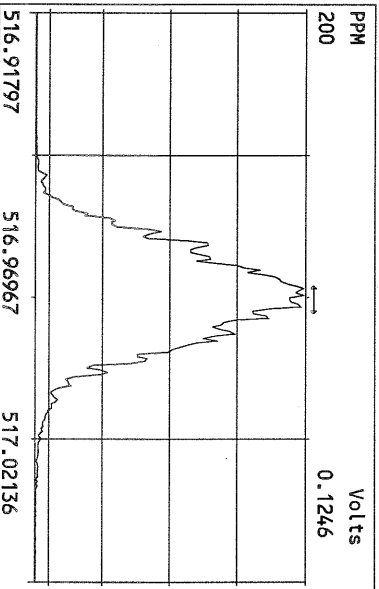
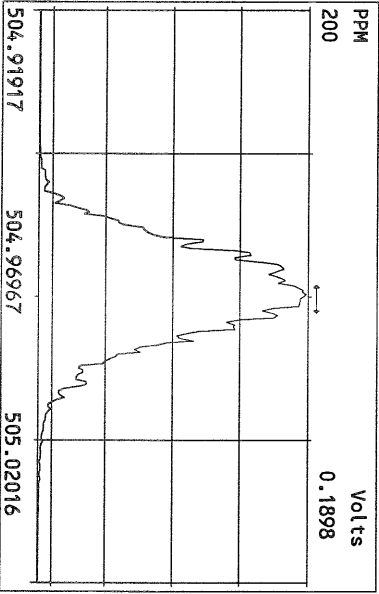
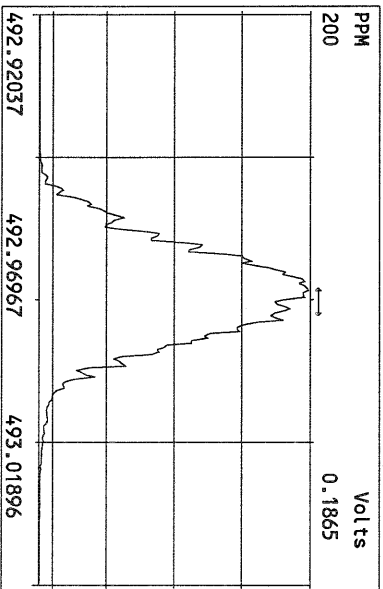
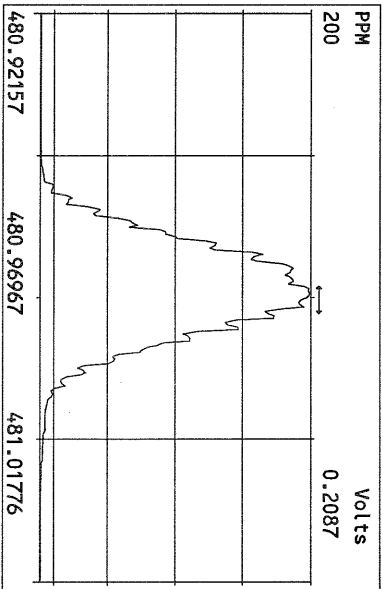
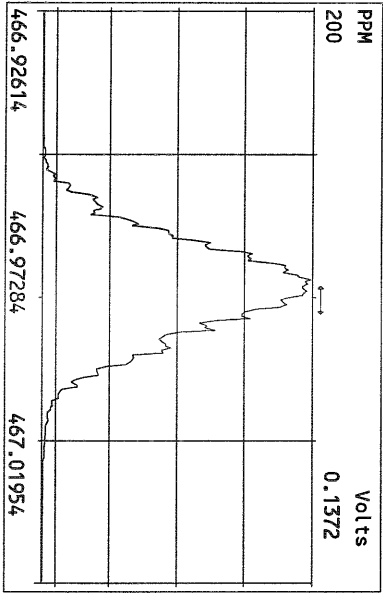
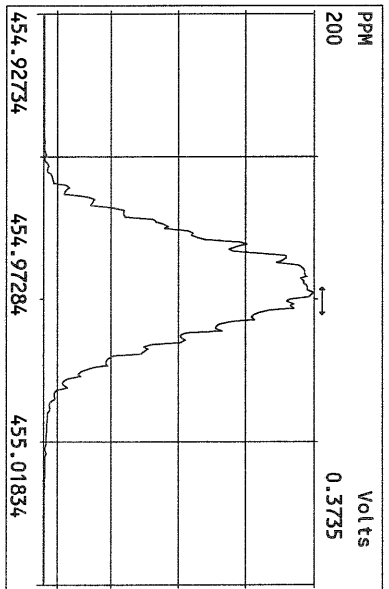
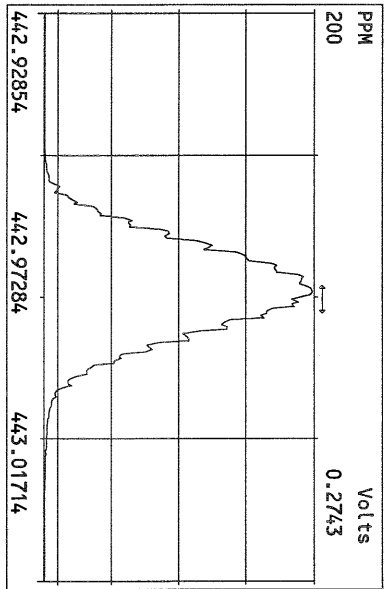
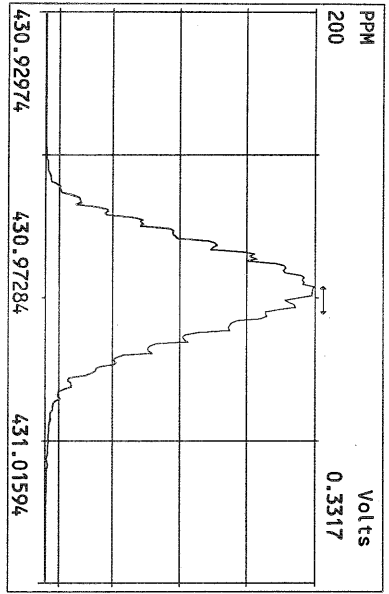
Date: _____



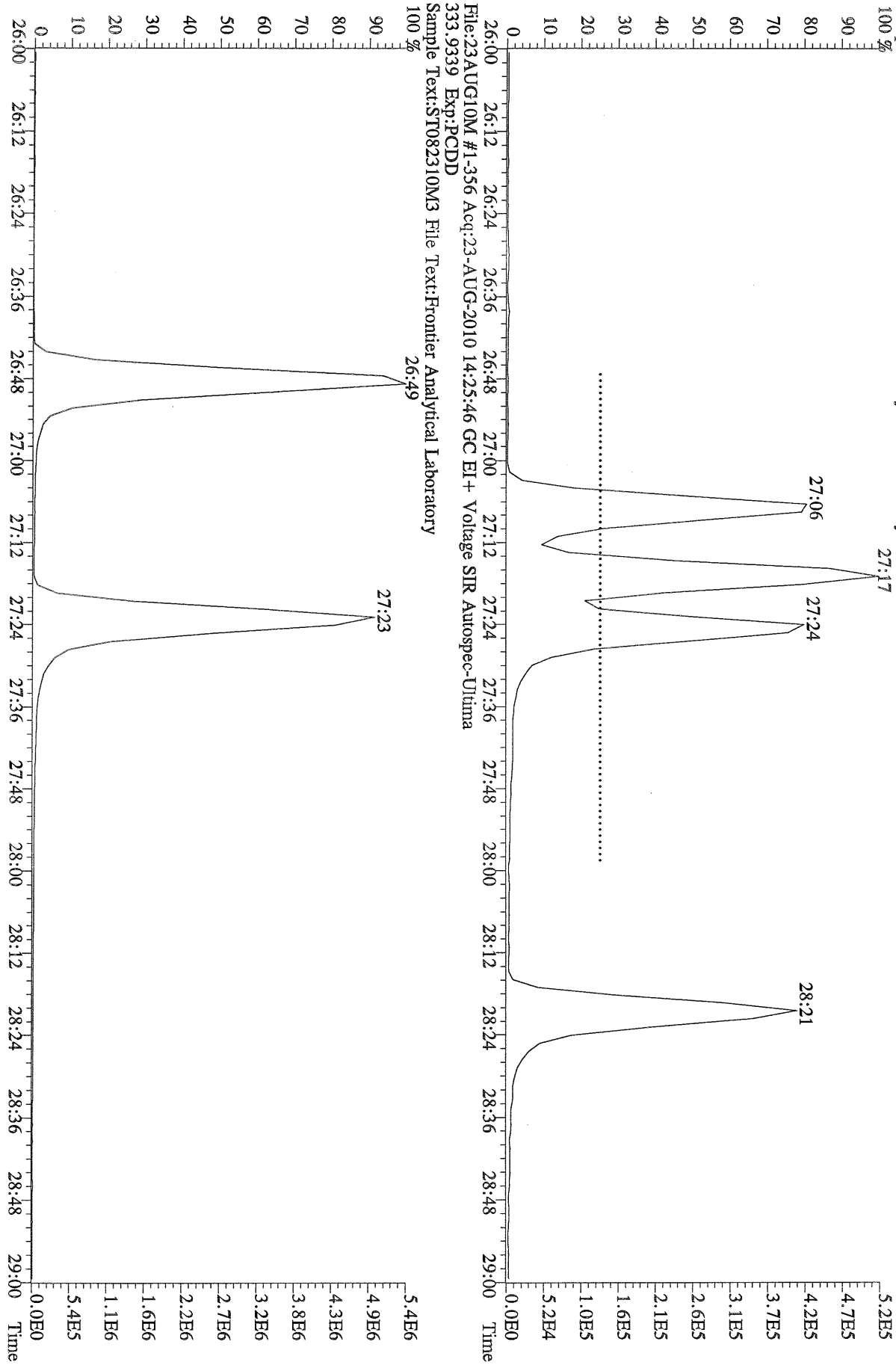









File:23AUG10M #1-356 Acq:23-AUG-2010 14:25:46 GC EI+ Voltage SIR Autospec-Ultima
319.8965 Exp:PCDD
Sample Text:ST082310M3 File Text:Frontier Analytical Laboratory



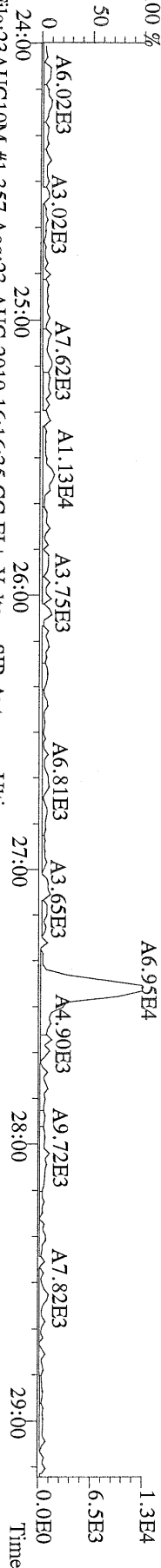
File:23AUG10M #1-356 Acq:23-AUG-2010 14:25:46 GC EI+ Voltage SIR Autospec-Ultima
333.9339 Exp:PCDD
Sample Text:ST082310M3 File Text:Frontier Analytical Laboratory

5.2E5
4.7E5
4.2E5
3.7E5
3.1E5
2.6E5
2.1E5
1.6E5
1.0E5
5.2E4
0.0E0
5.4E6
4.9E6
4.3E6
3.8E6
3.2E6
2.7E6
2.2E6
1.6E6
1.1E6
5.4E5
0.0E0
Time

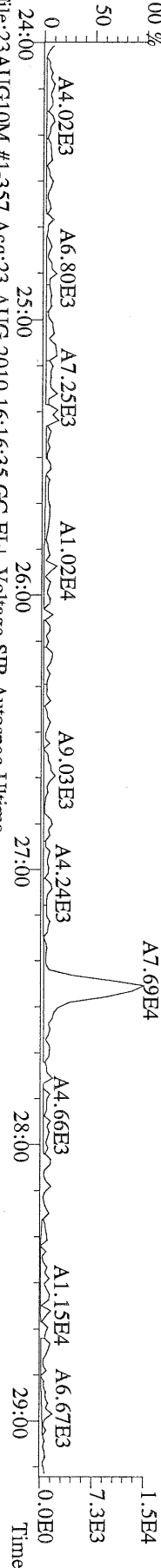
File:23AUG10M #1-357 Acq:23-AUG-2010 16:16:35 GC EI+ Voltage SIR Autospec-Ultima
 319.8965 S:3 BSUB(10000,15,-3.0) PKD(5,5,3,0.10%,100,0.0,0.00%,F,F) Exp:PCDD
 Sample Text:ST082310M0 File Text:Frontier Analytical Laboratory



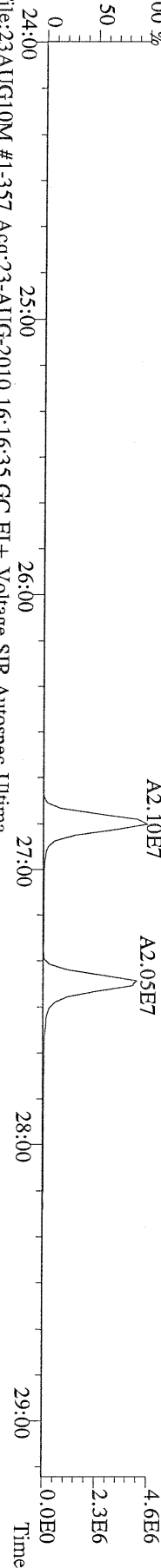
File:23AUG10M #1-357 Acq:23-AUG-2010 16:16:35 GC EI+ Voltage SIR Autospec-Ultima
 321.8936 S:3 BSUB(10000,15,-3.0) PKD(5,5,3,0.10%,100,0.0,0.00%,F,F) Exp:PCDD
 Sample Text:ST082310M0 File Text:Frontier Analytical Laboratory



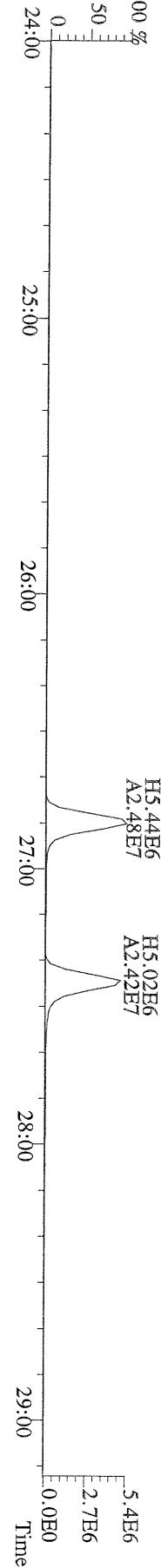
File:23AUG10M #1-357 Acq:23-AUG-2010 16:16:35 GC EI+ Voltage SIR Autospec-Ultima
 327.8847 S:3 BSUB(10000,15,-3.0) PKD(5,5,3,0.10%,100,0.0,0.00%,F,F) Exp:PCDD
 Sample Text:ST082310M0 File Text:Frontier Analytical Laboratory



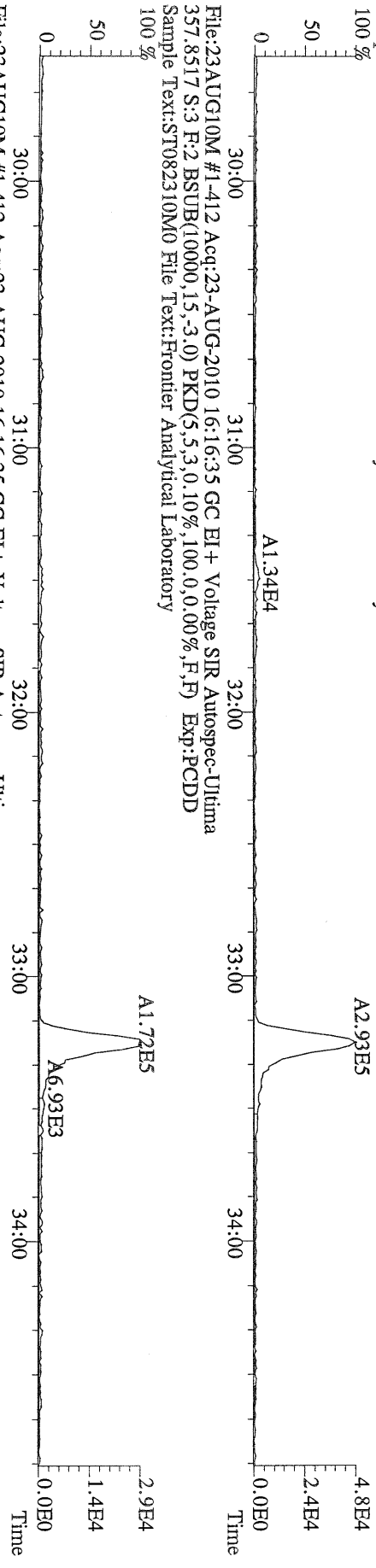
File:23AUG10M #1-357 Acq:23-AUG-2010 16:16:35 GC EI+ Voltage SIR Autospec-Ultima
 331.9368 S:3 BSUB(10000,15,-3.0) PKD(5,5,3,0.10%,100,0.0,0.00%,F,F) Exp:PCDD
 Sample Text:ST082310M0 File Text:Frontier Analytical Laboratory




File:23AUG10M #1-357 Acq:23-AUG-2010 16:16:35 GC EI+ Voltage SIR Autospec-Ultima
 333.9339 S:3 BSUB(10000,15,-3.0) PKD(5,5,3,0.10%,100,0.0,0.00%,F,F) Exp:PCDD
 Sample Text:ST082310M0 File Text:Frontier Analytical Laboratory



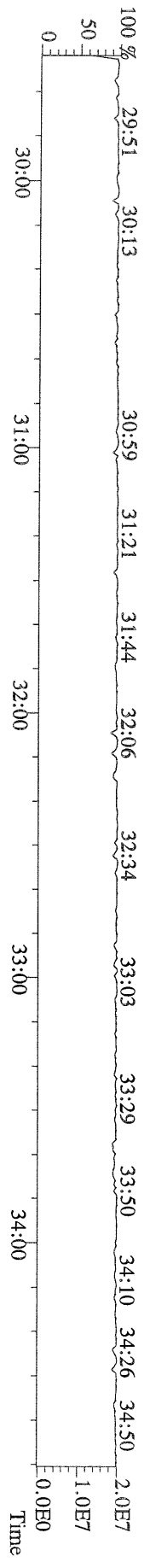
File:23AUG10M #1-412 Acq:23-AUG-2010 16:16:35 GC EI+ Voltage SIR Autospec-Ultima
355.8546 S:3 F:2 BSub(10000,15,-3.0) PKD(5.5,3,0.10%,100.0,0.00%,F,F) Exp:PCDD
Sample Text:ST082310M0 File Text:Frontier Analytical Laboratory



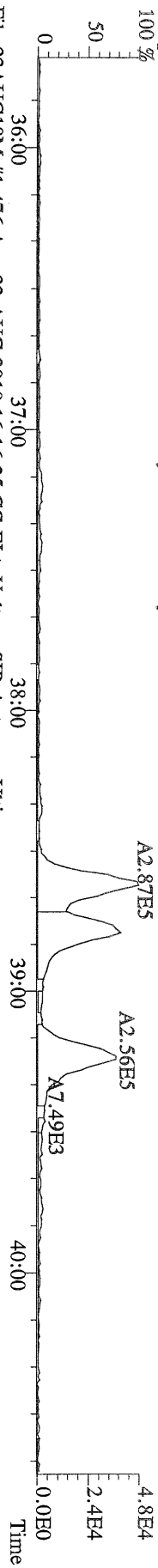
File:23AUG10M #1-412 Acq:23-AUG-2010 16:16:35 GC EI+ Voltage SIR Autospec-Ultima
367.8949 S:3 F:2 BSub(10000,15,-3.0) PKD(5.5,3,0.10%,100.0,0.00%,F,F) Exp:PCDD
Sample Text:ST082310M0 File Text:Frontier Analytical Laboratory



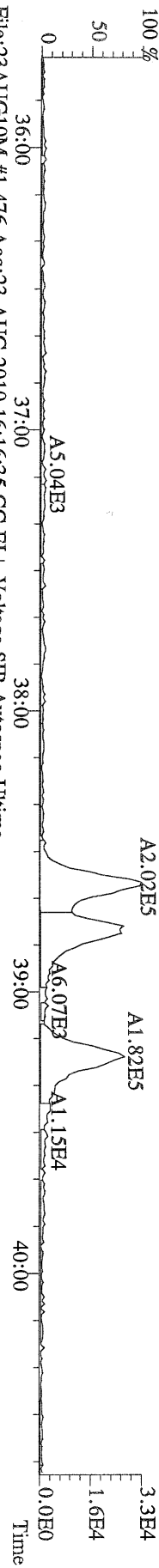
File:23AUG10M #1-412 Acq:23-AUG-2010 16:16:35 GC EI+ Voltage SIR Autospec-Ultima
366.9792 S:3 F:2 Exp:PCDD
Sample Text:ST082310M0 File Text:Frontier Analytical Laboratory



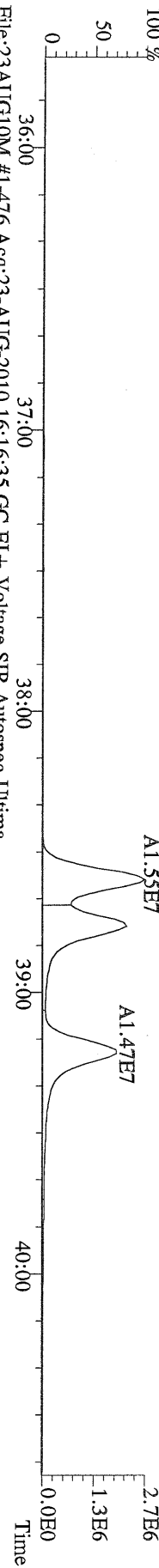
File:23AUG10M #1-476 Acq:23-AUG-2010 16:16:35 GC EI+ Voltage SIR Autospec-Ultima
389.8156 S:3 F:3 BSUB(10000,15,-3.0) PKD(5.5,3,0.10%,100.0,0.00%,F,F) Exp:PCDD
Sample Text:ST082310M0 File Text:Fronier Analytical Laboratory



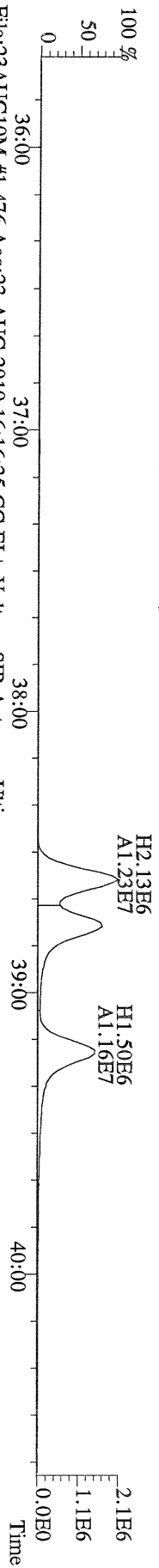
File:23AUG10M #1-476 Acq:23-AUG-2010 16:16:35 GC EI+ Voltage SIR Autospec-Ultima
391.8127 S:3 F:3 BSUB(10000,15,-3.0) PKD(5.5,3,0.10%,100.0,0.00%,F,F) Exp:PCDD
Sample Text:ST082310M0 File Text:Fronier Analytical Laboratory



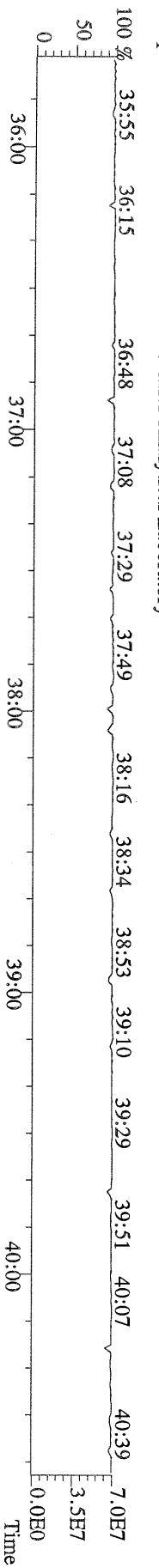
File:23AUG10M #1-476 Acq:23-AUG-2010 16:16:35 GC EI+ Voltage SIR Autospec-Ultima
401.8559 S:3 F:3 BSUB(10000,15,-3.0) PKD(5.5,3,0.10%,100.0,0.00%,F,F) Exp:PCDD
Sample Text:ST082310M0 File Text:Fronier Analytical Laboratory



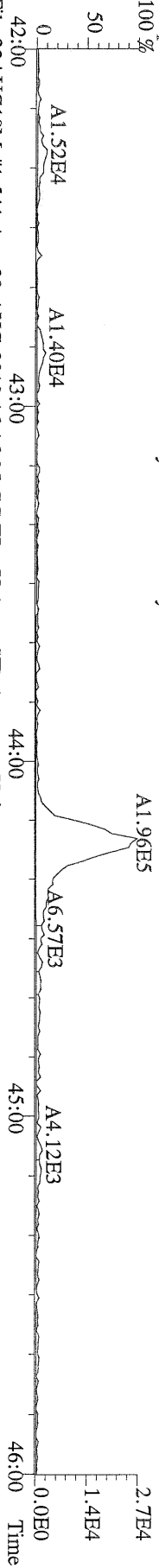
File:23AUG10M #1-476 Acq:23-AUG-2010 16:16:35 GC EI+ Voltage SIR Autospec-Ultima
403.8530 S:3 F:3 BSUB(10000,15,-3.0) PKD(5.5,3,0.10%,100.0,0.00%,F,F) Exp:PCDD
Sample Text:ST082310M0 File Text:Fronier Analytical Laboratory



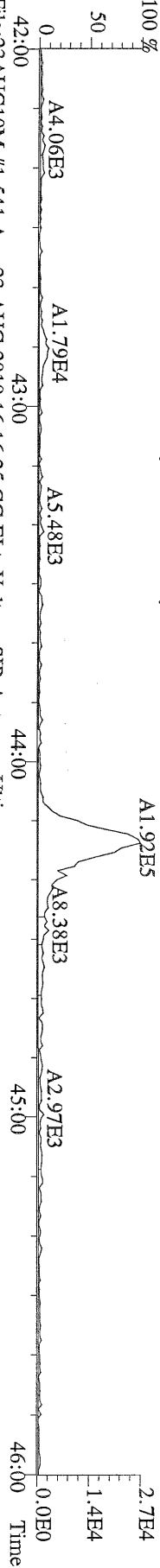
File:23AUG10M #1-476 Acq:23-AUG-2010 16:16:35 GC EI+ Voltage SIR Autospec-Ultima
380.9760 S:3 F:3 Exp:PCDD
Sample Text:ST082310M0 File Text:Fronier Analytical Laboratory



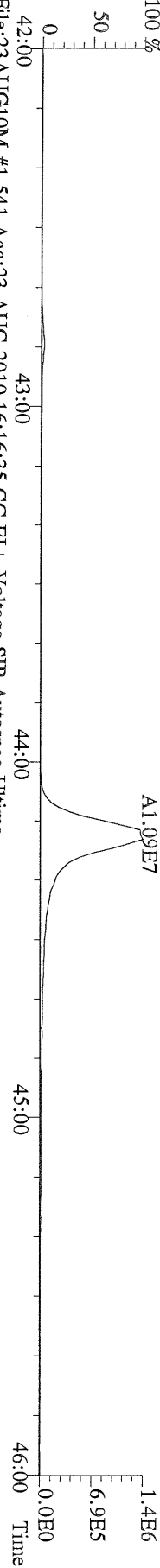
File:23AUG10M #1-541 Acq:23-AUG-2010 16:16:35 GC EI+ Voltage SIR Autospec-Ultima
 423.7767 S:3 F:4 BSUB(10000,15,-3.0) PKD(5.5,3,0.10%,100.0,0.00%,F,F) Exp:PCDD
 Sample Text:ST082310M0 File Text:Frontier Analytical Laboratory



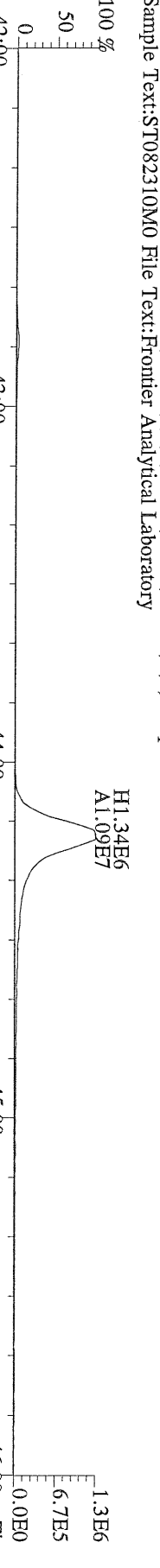
File:23AUG10M #1-541 Acq:23-AUG-2010 16:16:35 GC EI+ Voltage SIR Autospec-Ultima
 425.7737 S:3 F:4 BSUB(10000,15,-3.0) PKD(5.5,3,0.10%,100.0,0.00%,F,F) Exp:PCDD
 Sample Text:ST082310M0 File Text:Frontier Analytical Laboratory




File:23AUG10M #1-541 Acq:23-AUG-2010 16:16:35 GC EI+ Voltage SIR Autospec-Ultima
 435.8169 S:3 F:4 BSUB(10000,15,-3.0) PKD(5.5,3,0.10%,100.0,0.00%,F,F) Exp:PCDD
 Sample Text:ST082310M0 File Text:Frontier Analytical Laboratory




File:23AUG10M #1-541 Acq:23-AUG-2010 16:16:35 GC EI+ Voltage SIR Autospec-Ultima
 437.8140 S:3 F:4 BSUB(10000,15,-3.0) PKD(5.5,3,0.10%,100.0,0.00%,F,F) Exp:PCDD
 Sample Text:ST082310M0 File Text:Frontier Analytical Laboratory




File:23AUG10M #1-541 Acq:23-AUG-2010 16:16:35 GC EI+ Voltage SIR Autospec-Ultima
 430.9728 S:3 F:4 Exp:PCDD
 Sample Text:ST082310M0 File Text:Frontier Analytical Laboratory



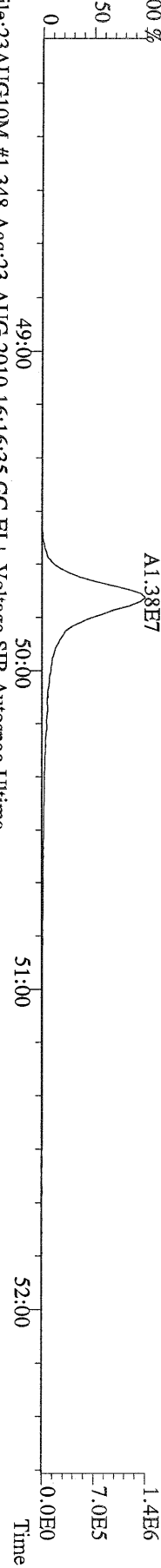
File:23AUG10M #1-348 Acq:23-AUG-2010 16:16:35 GC EI+ Voltage SIR Autospec-Ultima
 457.7377 S:3 F:5 BSUB(10000,15,-3.0) PKD(5,5,3,0.10%,100.0,0.00%,F,F) Exp.:PCDD
 Sample Text:ST082310M0 File Text:Frontier Analytical Laboratory



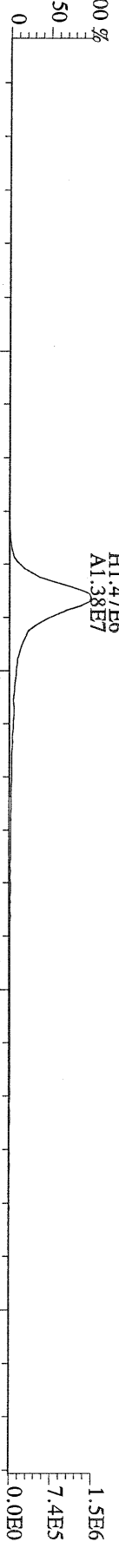
File:23AUG10M #1-348 Acq:23-AUG-2010 16:16:35 GC EI+ Voltage SIR Autospec-Ultima
 459.7348 S:3 F:5 BSUB(10000,15,-3.0) PKD(5,5,3,0.10%,100.0,0.00%,F,F) Exp.:PCDD
 Sample Text:ST082310M0 File Text:Frontier Analytical Laboratory



File:23AUG10M #1-348 Acq:23-AUG-2010 16:16:35 GC EI+ Voltage SIR Autospec-Ultima
 469.7780 S:3 F:5 BSUB(10000,15,-3.0) PKD(5,5,3,0.10%,100.0,0.00%,F,F) Exp.:PCDD
 Sample Text:ST082310M0 File Text:Frontier Analytical Laboratory



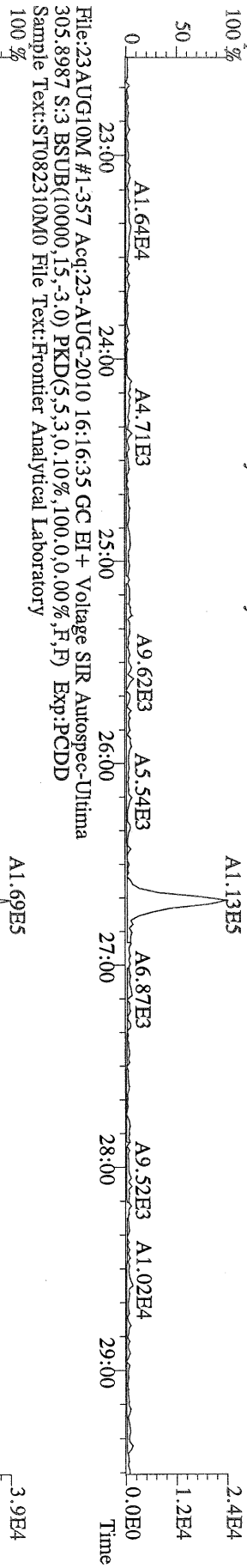
File:23AUG10M #1-348 Acq:23-AUG-2010 16:16:35 GC EI+ Voltage SIR Autospec-Ultima
 471.7750 S:3 F:5 BSUB(10000,15,-3.0) PKD(5,5,3,0.10%,100.0,0.00%,F,F) Exp.:PCDD
 Sample Text:ST082310M0 File Text:Frontier Analytical Laboratory



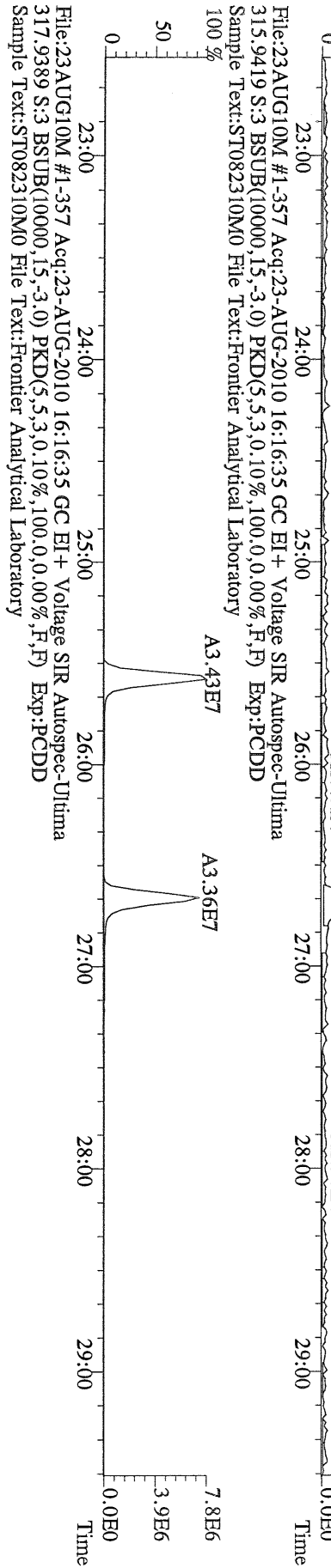
File:23AUG10M #1-348 Acq:23-AUG-2010 16:16:35 GC EI+ Voltage SIR Autospec-Ultima
 454.9728 S:3 F:5 Exp.:PCDD
 Sample Text:ST082310M0 File Text:Frontier Analytical Laboratory



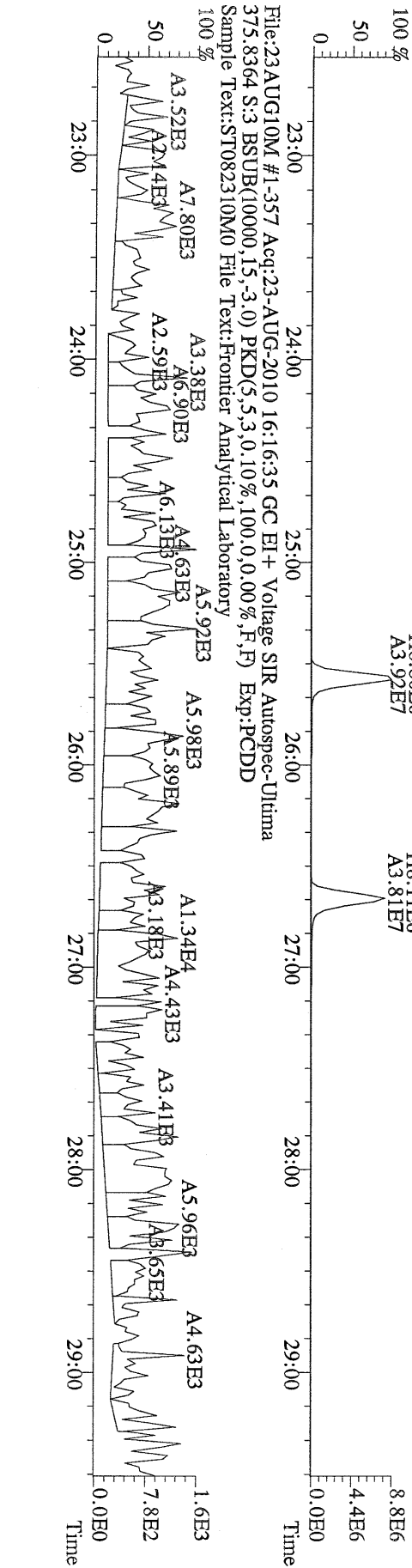
File:23AUG10M #1-357 Acq:23-AUG-2010 16:16:35 GC EI+ Voltage SIR Autospec-Ultima
 303.9016 S:3 BSUB(10000,15,-3.0) PKD(5,5,3,0.10%,100,0.0,0.00%,F,F) Exp:PCDD
 Sample Text:ST082310M0 File Text:Frontier Analytical Laboratory



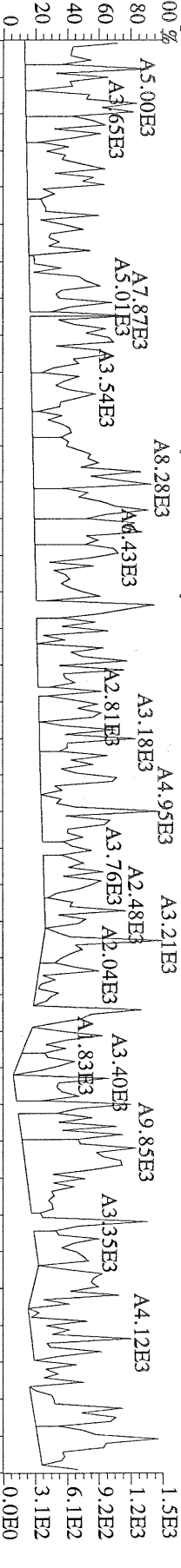
File:23AUG10M #1-357 Acq:23-AUG-2010 16:16:35 GC EI+ Voltage SIR Autospec-Ultima
 315.9419 S:3 BSUB(10000,15,-3.0) PKD(5,5,3,0.10%,100,0.0,0.00%,F,F) Exp:PCDD
 Sample Text:ST082310M0 File Text:Frontier Analytical Laboratory



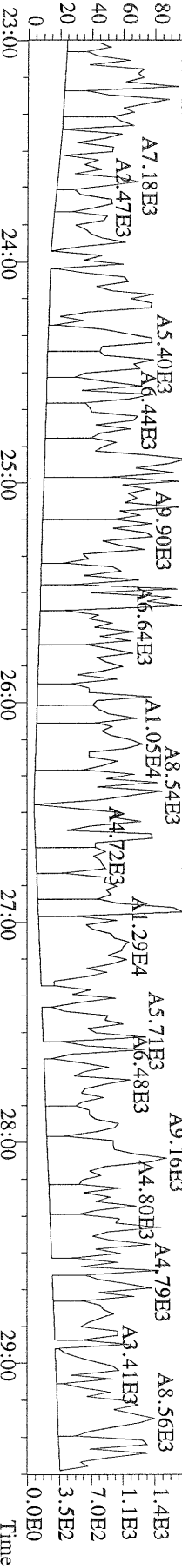
File:23AUG10M #1-357 Acq:23-AUG-2010 16:16:35 GC EI+ Voltage SIR Autospec-Ultima
 317.9389 S:3 BSUB(10000,15,-3.0) PKD(5,5,3,0.10%,100,0.0,0.00%,F,F) Exp:PCDD
 Sample Text:ST082310M0 File Text:Frontier Analytical Laboratory



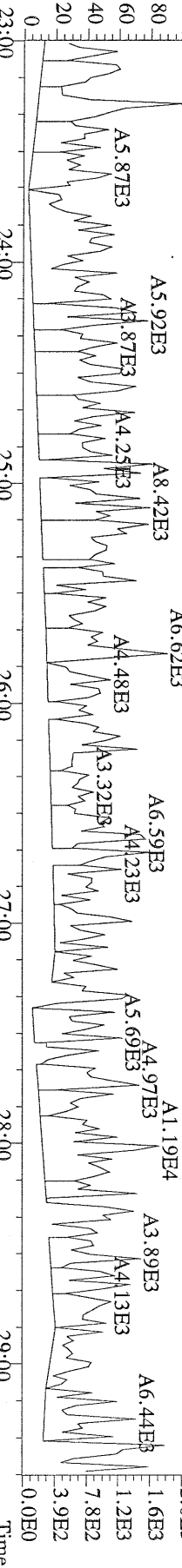
File:23AUG10M #1-357 Acq:23-AUG-2010 16:16:35 GC EI+ Voltage SIR Autospec-Ultima
 339.8597 S.3 BSUB(10000,15,-3.0) PKD(5,5,3,0.10%,100,0.0,0.00%,F,F) Exp:PCDD
 Sample Text:ST082310M0 File Text:Frontier Analytical Laboratory




File:23AUG10M #1-357 Acq:23-AUG-2010 16:16:35 GC EI+ Voltage SIR Autospec-Ultima
 341.8568 S.3 BSUB(10000,15,-3.0) PKD(5,5,3,0.10%,100,0.0,0.00%,F,F) Exp:PCDD
 Sample Text:ST082310M0 File Text:Frontier Analytical Laboratory




File:23AUG10M #1-357 Acq:23-AUG-2010 16:16:35 GC EI+ Voltage SIR Autospec-Ultima
 409.7974 S.3 BSUB(10000,15,-3.0) PKD(5,5,3,0.10%,100,0.0,0.00%,F,F) Exp:PCDD
 Sample Text:ST082310M0 File Text:Frontier Analytical Laboratory



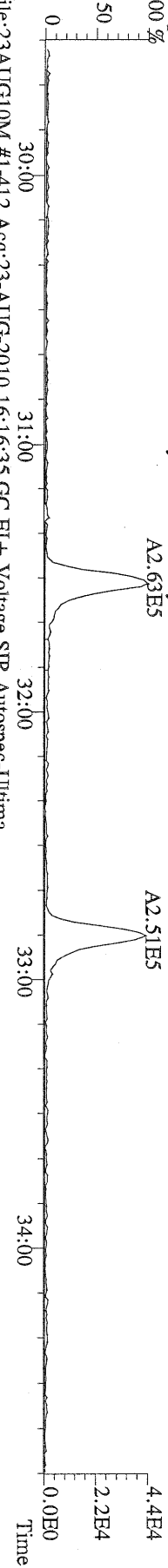
File:23AUG10M #1-357 Acq:23-AUG-2010 16:16:35 GC EI+ Voltage SIR Autospec-Ultima
 330.9792 S.3 Exp:PCDD
 Sample Text:ST082310M0 File Text:Frontier Analytical Laboratory




File:23AUG10M #1-412 Acq:23-AUG-2010 16:16:35 GC EI+ Voltage SIR Autospec-Ultima
 339.8597 S:3 F:2 BSUB(10000,15,-3.0) PKD(5.5,3,0.10%,100.0,0.00%,F,F) Exp.:PCDD
 Sample Text:ST082310M0 File Text:Frontier Analytical Laboratory




File:23AUG10M #1-412 Acq:23-AUG-2010 16:16:35 GC EI+ Voltage SIR Autospec-Ultima
 341.8568 S:3 F:2 BSUB(10000,15,-3.0) PKD(5.5,3,0.10%,100.0,0.00%,F,F) Exp.:PCDD
 Sample Text:ST082310M0 File Text:Frontier Analytical Laboratory



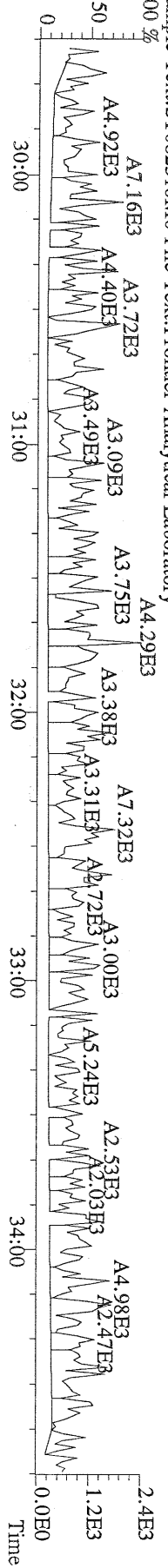
File:23AUG10M #1-412 Acq:23-AUG-2010 16:16:35 GC EI+ Voltage SIR Autospec-Ultima
 351.9000 S:3 F:2 BSUB(10000,15,-3.0) PKD(5.5,3,0.10%,100.0,0.00%,F,F) Exp.:PCDD
 Sample Text:ST082310M0 File Text:Frontier Analytical Laboratory



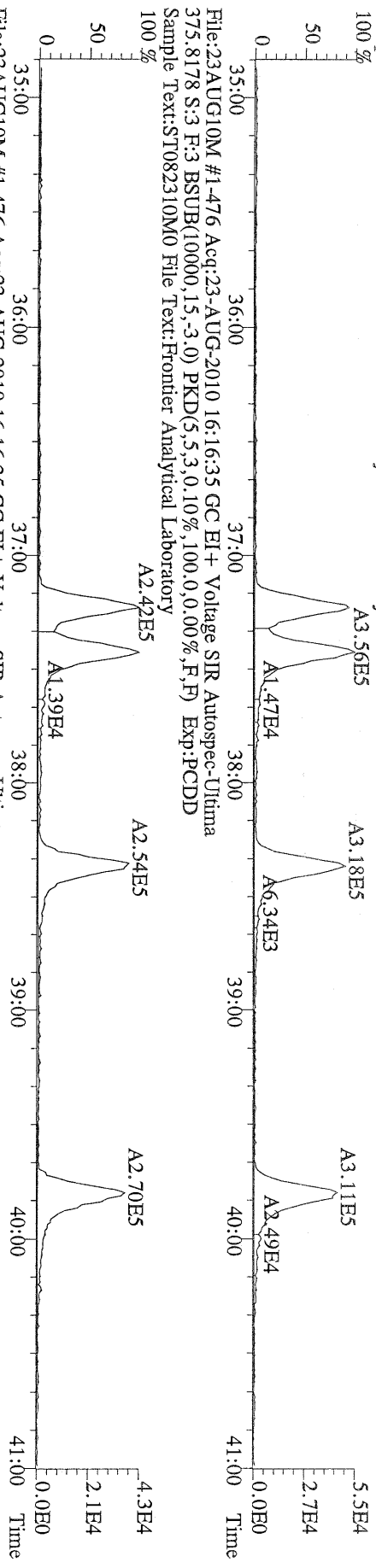
File:23AUG10M #1-412 Acq:23-AUG-2010 16:16:35 GC EI+ Voltage SIR Autospec-Ultima
 353.8970 S:3 F:2 BSUB(10000,15,-3.0) PKD(5.5,3,0.10%,100.0,0.00%,F,F) Exp.:PCDD
 Sample Text:ST082310M0 File Text:Frontier Analytical Laboratory



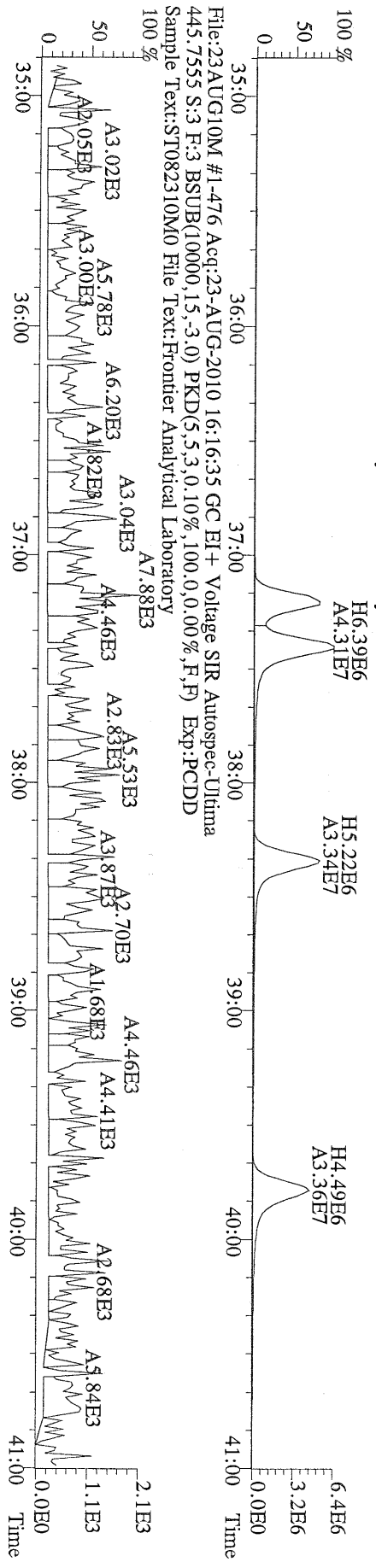
File:23AUG10M #1-412 Acq:23-AUG-2010 16:16:35 GC EI+ Voltage SIR Autospec-Ultima
 409.7974 S:3 F:2 BSUB(10000,15,-3.0) PKD(5.5,3,0.10%,100.0,0.00%,F,F) Exp.:PCDD
 Sample Text:ST082310M0 File Text:Frontier Analytical Laboratory



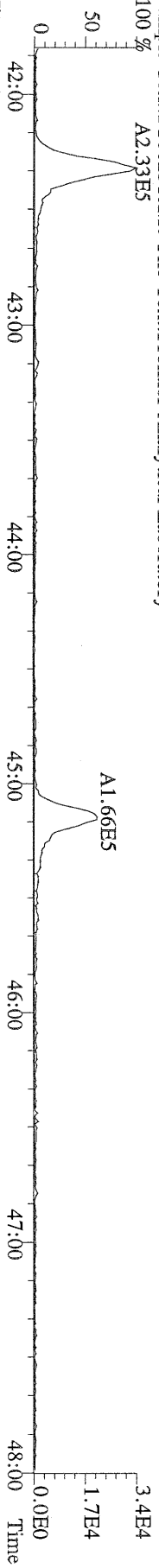
File:23AUG10M #1-476 Acq:23-AUG-2010 16:16:35 GC EI+ Voltage SIR Autospec-Ultima
373.8207 S:3 F:3 BSUB(10000,15,-3.0) PKD(5,5,3,0,100,0,0.00%,F,F) Exp:PCDD
Sample Text:ST082310M0 File Text:Frontier Analytical Laboratory



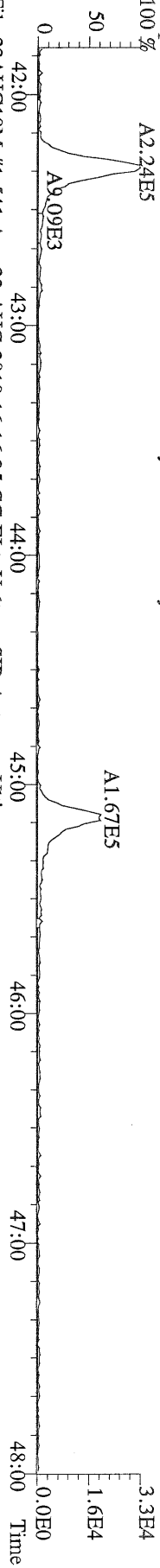
File:23AUG10M #1-476 Acq:23-AUG-2010 16:16:35 GC EI+ Voltage SIR Autospec-Ultima
383.8639 S:3 F:3 BSUB(10000,15,-3.0) PKD(5,5,3,0,100,0,0.00%,F,F) Exp:PCDD
Sample Text:ST082310M0 File Text:Frontier Analytical Laboratory



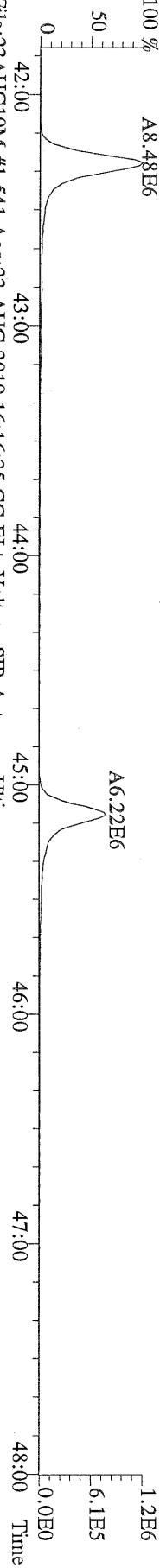
File:23AUG10M #1-541 Acq:23-AUG-2010 16:16:35 GC EI+ Voltage SIR Autospec-Ultima
 407.7818 S:3 F:4 BSUB(10000,15,-3.0) PKD(5,5,3,0,10%,100,0,0,00%,F,F) Exp:PCDD
 Sample Text:ST082310M0 File Text:Frontier Analytical Laboratory
 100 % A2.33E5



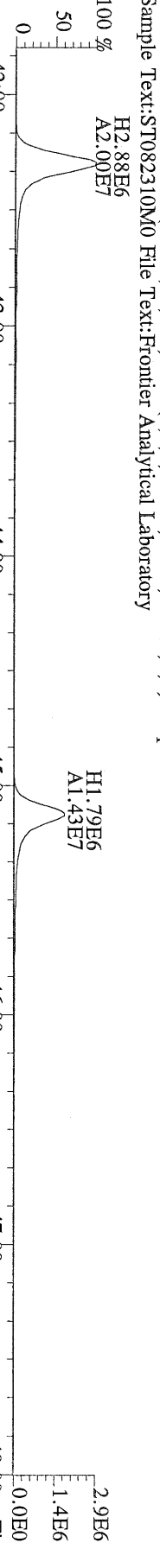
File:23AUG10M #1-541 Acq:23-AUG-2010 16:16:35 GC EI+ Voltage SIR Autospec-Ultima
 409.7788 S:3 F:4 BSUB(10000,15,-3.0) PKD(5,5,3,0,10%,100,0,0,00%,F,F) Exp:PCDD
 Sample Text:ST082310M0 File Text:Frontier Analytical Laboratory
 100 % A2.24E5



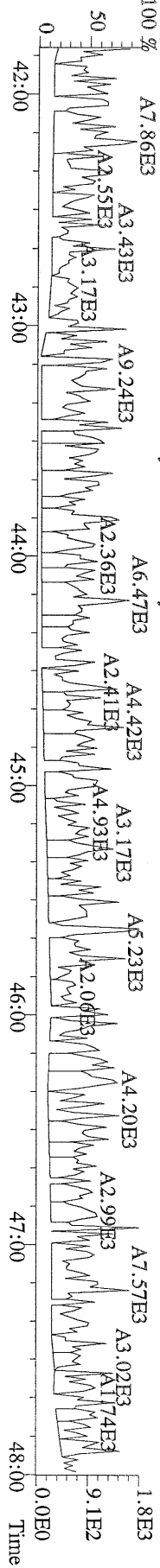
File:23AUG10M #1-541 Acq:23-AUG-2010 16:16:35 GC EI+ Voltage SIR Autospec-Ultima
 417.8253 S:3 F:4 BSUB(10000,15,-3.0) PKD(5,5,3,0,10%,100,0,0,00%,F,F) Exp:PCDD
 Sample Text:ST082310M0 File Text:Frontier Analytical Laboratory
 100 % A8.48E6



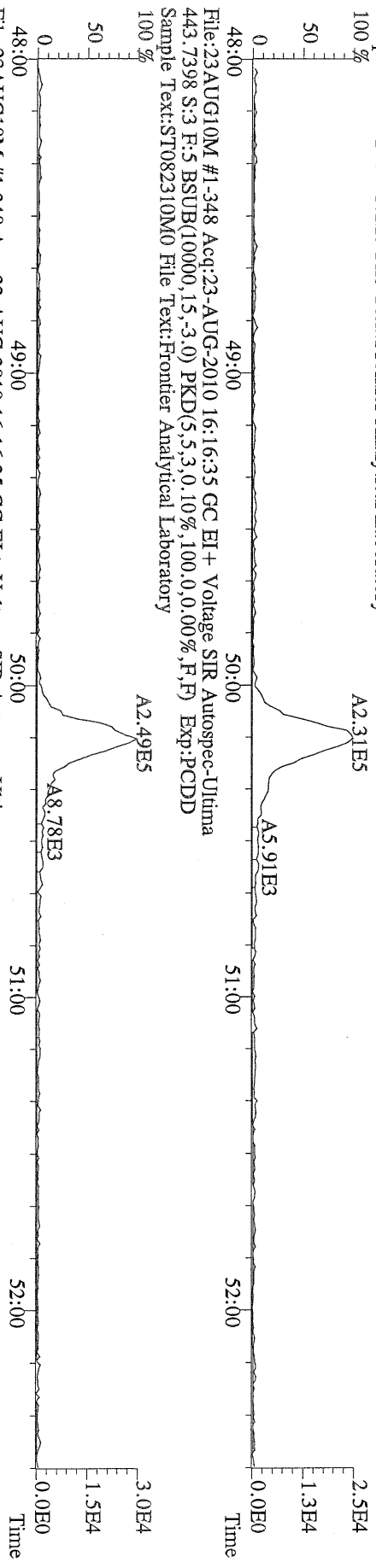
File:23AUG10M #1-541 Acq:23-AUG-2010 16:16:35 GC EI+ Voltage SIR Autospec-Ultima
 419.8220 S:3 F:4 BSUB(10000,15,-3.0) PKD(5,5,3,0,10%,100,0,0,00%,F,F) Exp:PCDD
 Sample Text:ST082310M0 File Text:Frontier Analytical Laboratory



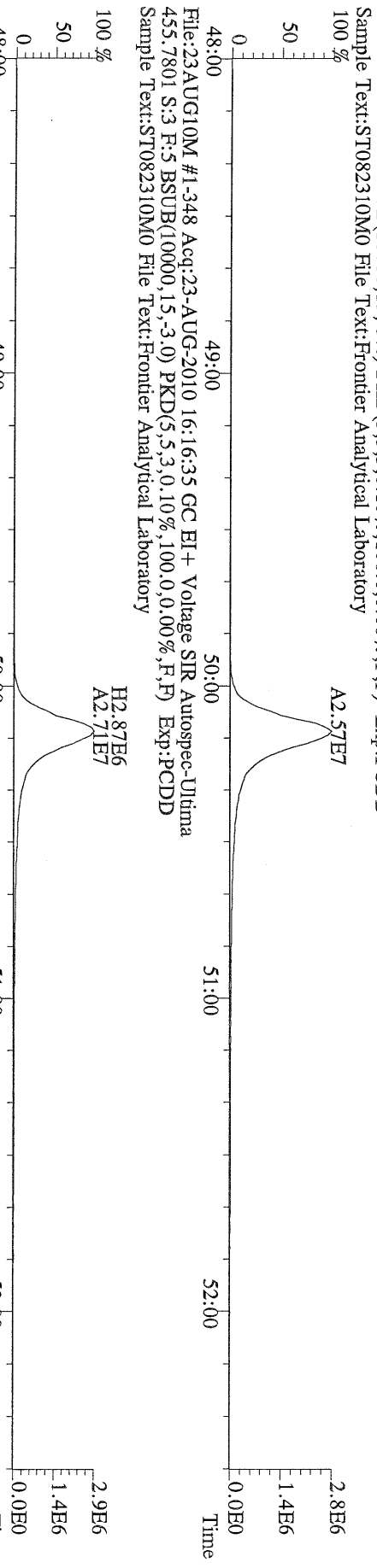
File:23AUG10M #1-541 Acq:23-AUG-2010 16:16:35 GC EI+ Voltage SIR Autospec-Ultima
 479.7165 S:3 F:4 BSUB(10000,15,-3.0) PKD(5,5,3,0,10%,100,0,0,00%,F,F) Exp:PCDD
 Sample Text:ST082310M0 File Text:Frontier Analytical Laboratory



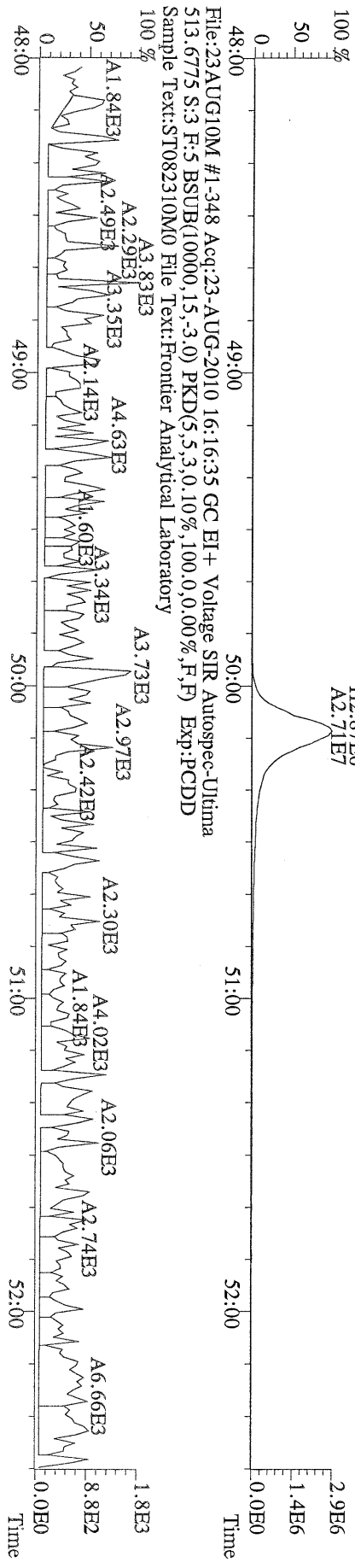
File:23AUG10M #1-348 Acq:23-AUG-2010 16:16:35 GC EI+ Voltage SIR Autospec-Ultima
 441.7428 S:3 F:5 BSUB(10000,15,-3.0) PKD(5,5,3,0,10%,100,0,0,00%,F,F) Exp:PCDD
 Sample Text:ST082310M0 File Text:Frontier Analytical Laboratory
 100 %



File:23AUG10M #1-348 Acq:23-AUG-2010 16:16:35 GC EI+ Voltage SIR Autospec-Ultima
 453.7831 S:3 F:5 BSUB(10000,15,-3.0) PKD(5,5,3,0,10%,100,0,0,00%,F,F) Exp:PCDD
 Sample Text:ST082310M0 File Text:Frontier Analytical Laboratory
 100 %

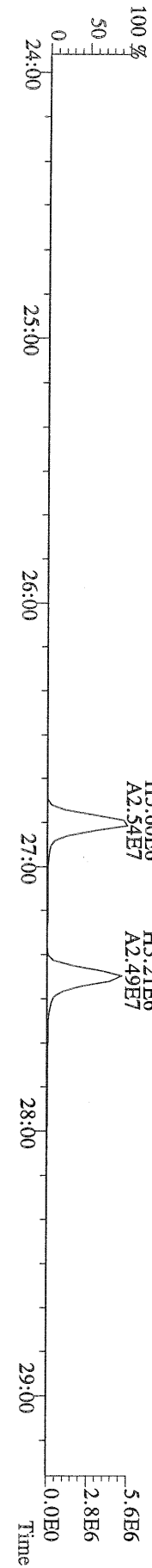
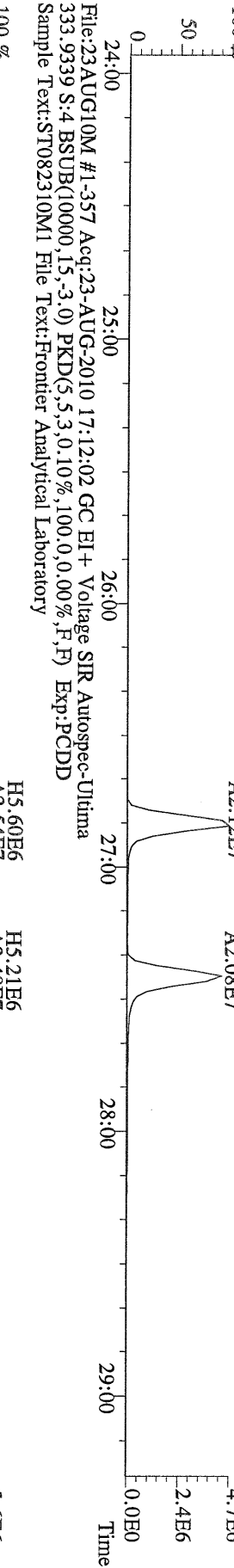
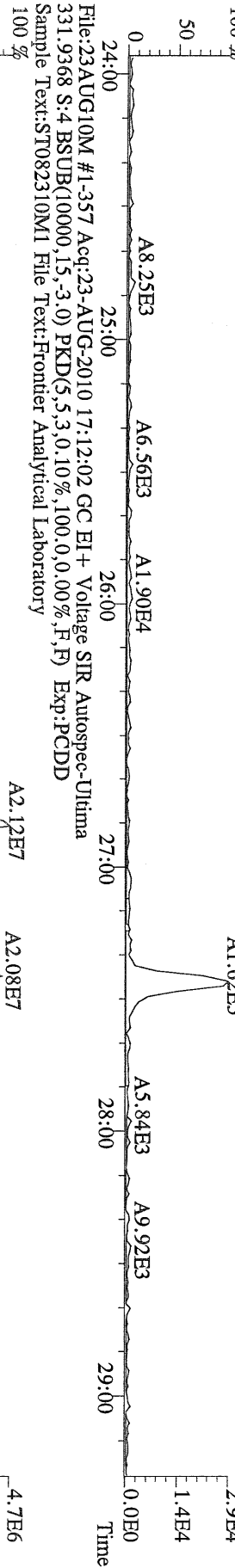
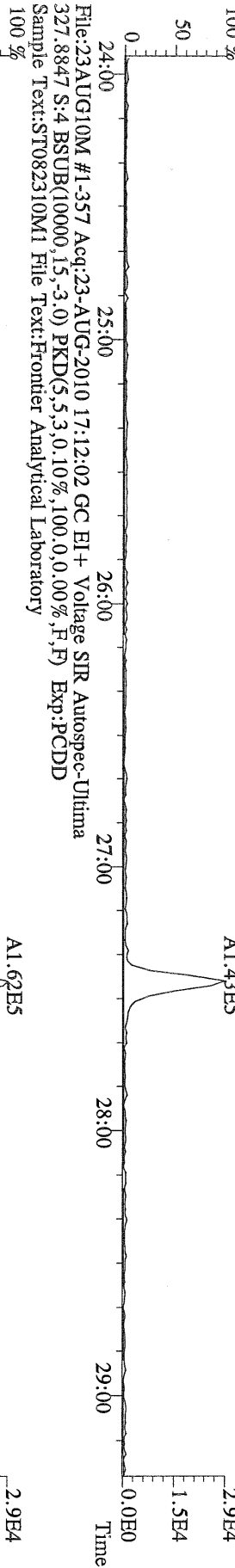
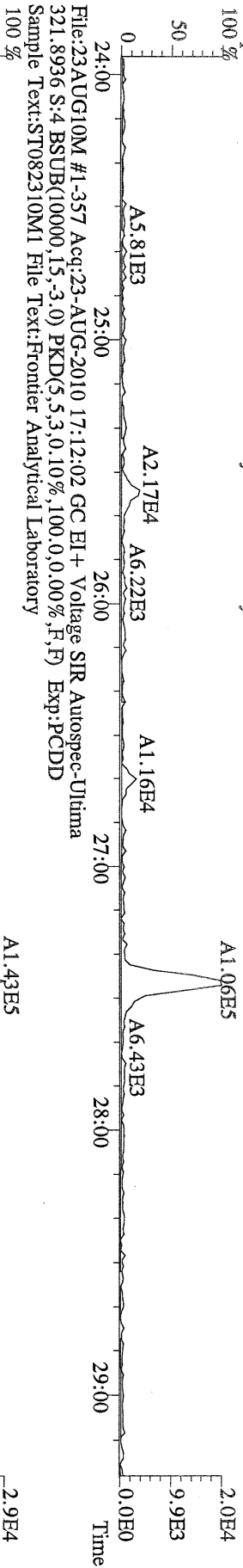


File:23AUG10M #1-348 Acq:23-AUG-2010 16:16:35 GC EI+ Voltage SIR Autospec-Ultima
 455.7801 S:3 F:5 BSUB(10000,15,-3.0) PKD(5,5,3,0,10%,100,0,0,00%,F,F) Exp:PCDD
 Sample Text:ST082310M0 File Text:Frontier Analytical Laboratory
 100 %




File:23AUG10M #1-348 Acq:23-AUG-2010 16:16:35 GC EI+ Voltage SIR Autospec-Ultima
 513.6775 S:3 F:5 BSUB(10000,15,-3.0) PKD(5,5,3,0,10%,100,0,0,00%,F,F) Exp:PCDD
 Sample Text:ST082310M0 File Text:Frontier Analytical Laboratory
 100 %

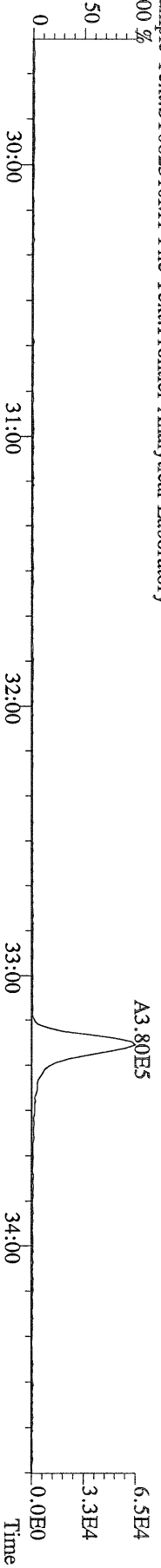
File:23AUG10M #1-357 Acq:23-AUG-2010 17:12:02 GC EI+ Voltage SIR Autospec-Ultima
319.8965 S:4 BSUB(10000,15,-3.0) PKD(5,5,3,0.10%,100.0,0.00%,F,F) Exp:PCDD
Sample Text:ST082310M1 File Text:Frontier Analytical Laboratory




File:23AUG10M #1-411 Acq:23-AUG-2010 17:12:02 GC EI+ Voltage SIR Autospec-Ultima
 355.8546 S:4 F:2 BSUB(10000,15,-3.0) PKD(5.5,3,0.10%,100.0,0.00%,F,F) Exp:PCDD
 Sample Text:ST082310M1 File Text:Frontier Analytical Laboratory
 100 %




File:23AUG10M #1-411 Acq:23-AUG-2010 17:12:02 GC EI+ Voltage SIR Autospec-Ultima
 357.8517 S:4 F:2 BSUB(10000,15,-3.0) PKD(5.5,3,0.10%,100.0,0.00%,F,F) Exp:PCDD
 Sample Text:ST082310M1 File Text:Frontier Analytical Laboratory
 100 %



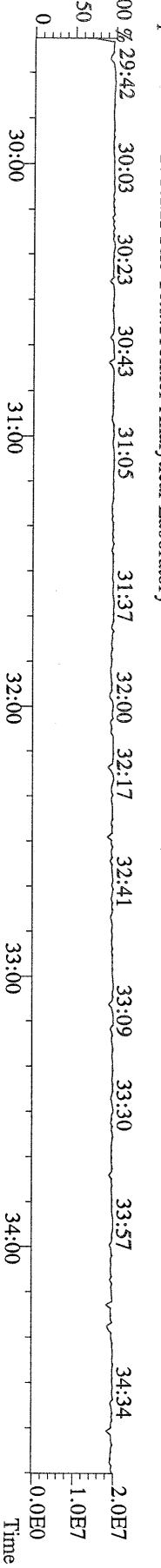
File:23AUG10M #1-411 Acq:23-AUG-2010 17:12:02 GC EI+ Voltage SIR Autospec-Ultima
 367.8949 S:4 F:2 BSUB(10000,15,-3.0) PKD(5.5,3,0.10%,100.0,0.00%,F,F) Exp:PCDD
 Sample Text:ST082310M1 File Text:Frontier Analytical Laboratory
 100 %



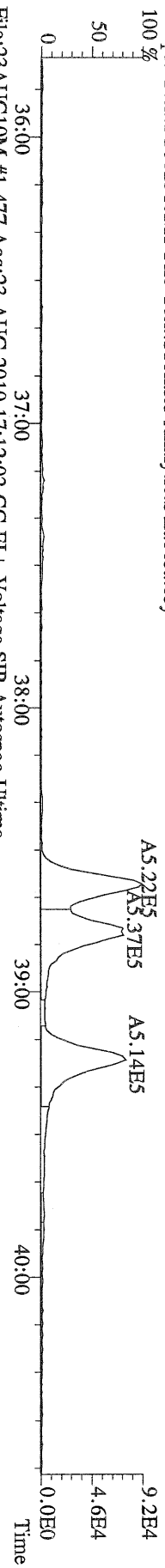
File:23AUG10M #1-411 Acq:23-AUG-2010 17:12:02 GC EI+ Voltage SIR Autospec-Ultima
 369.8919 S:4 F:2 BSUB(10000,15,-3.0) PKD(5.5,3,0.10%,100.0,0.00%,F,F) Exp:PCDD
 Sample Text:ST082310M1 File Text:Frontier Analytical Laboratory



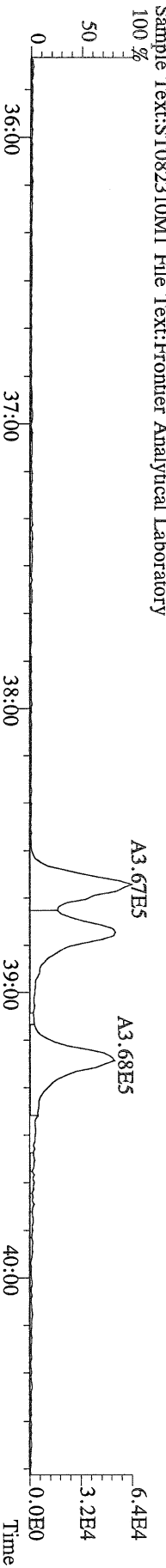
File:23AUG10M #1-411 Acq:23-AUG-2010 17:12:02 GC EI+ Voltage SIR Autospec-Ultima
 366.9792 S:4 F:2 Exp:PCDD
 Sample Text:ST082310M1 File Text:Frontier Analytical Laboratory



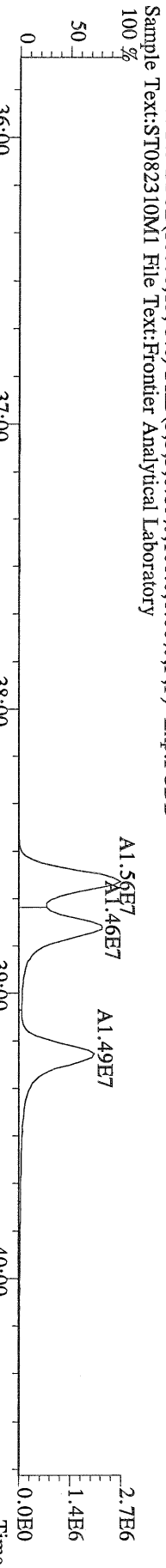
File:23AUG10M #1-477 Acq:23-AUG-2010 17:12:02 GC EI+ Voltage SIR Autospec-Ultima
 389.8156 S:4 F:3 BSUB(10000,15,-3.0) PKD(5.5,3.0,10%,100.0,0.00%,F,F) Exp:PCDD
 Sample Text:ST082310M1 File Text:Frontier Analytical Laboratory



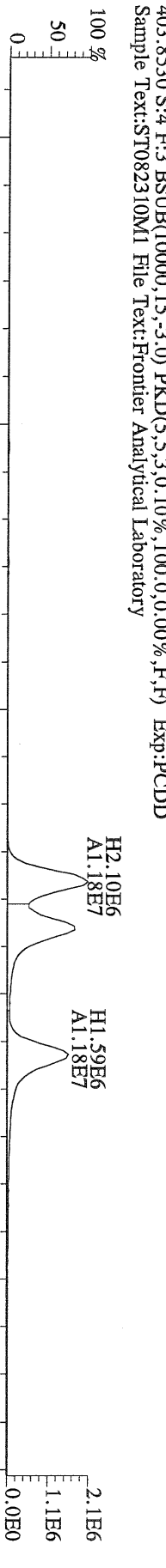
File:23AUG10M #1-477 Acq:23-AUG-2010 17:12:02 GC EI+ Voltage SIR Autospec-Ultima
 391.8127 S:4 F:3 BSUB(10000,15,-3.0) PKD(5.5,3.0,10%,100.0,0.00%,F,F) Exp:PCDD
 Sample Text:ST082310M1 File Text:Frontier Analytical Laboratory




File:23AUG10M #1-477 Acq:23-AUG-2010 17:12:02 GC EI+ Voltage SIR Autospec-Ultima
 401.8559 S:4 F:3 BSUB(10000,15,-3.0) PKD(5.5,3.0,10%,100.0,0.00%,F,F) Exp:PCDD
 Sample Text:ST082310M1 File Text:Frontier Analytical Laboratory



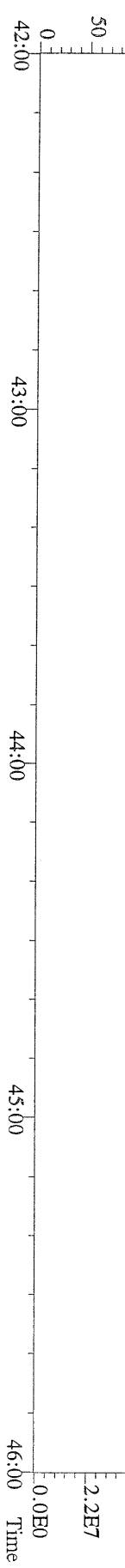
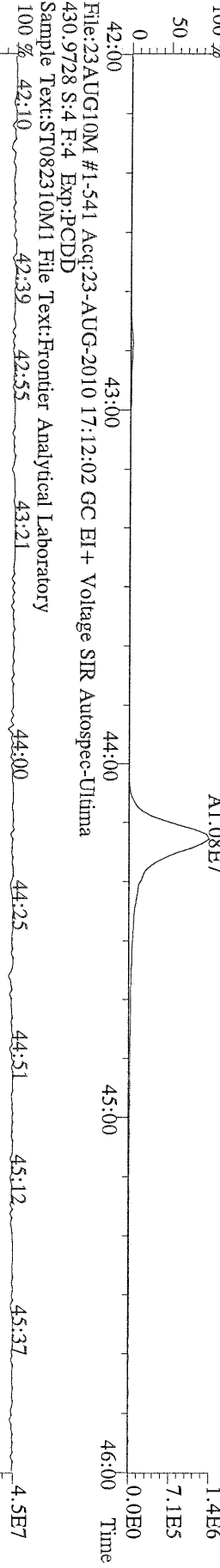



File:23AUG10M #1-477 Acq:23-AUG-2010 17:12:02 GC EI+ Voltage SIR Autospec-Ultima
 403.8530 S:4 F:3 BSUB(10000,15,-3.0) PKD(5.5,3.0,10%,100.0,0.00%,F,F) Exp:PCDD
 Sample Text:ST082310M1 File Text:Frontier Analytical Laboratory



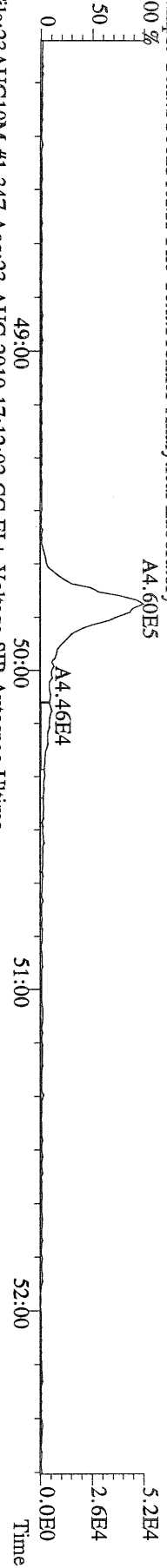
File:23AUG10M #1-477 Acq:23-AUG-2010 17:12:02 GC EI+ Voltage SIR Autospec-Ultima
 380.9760 S:4 F:3 Exp:PCDD
 Sample Text:ST082310M1 File Text:Frontier Analytical Laboratory



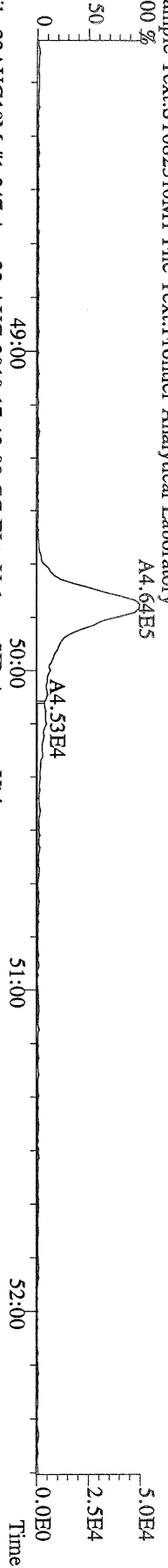
File:23AUG10M #1-541 Acq:23-AUG-2010 17:12:02 GC EI+ Voltage SIR Autospec-Ultima
423.7767 S:4 F:4 BSUB(10000,15,-3.0) PKD(5,5,3,0,10%,100,0,0,00%,F,F) Exp:PCDD
Sample Text:ST082310M1 File Text:Frontier Analytical Laboratory



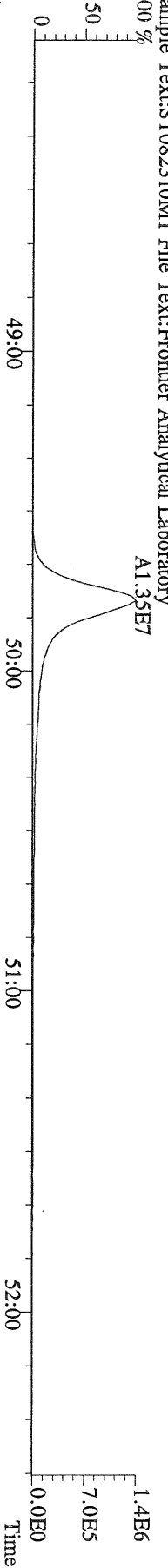
File:23AUG10M #1-347 Acq:23-AUG-2010 17:12:02 GC EI+ Voltage SIR Autospec-Ultima
457.7377 S:4 F:5 BSUB(10000,15,-3.0) PKD(5,5,3,0,10%,100,0,0,00%,F,F) Exp:PCDD
Sample Text:ST082310M1 File Text:Frontier Analytical Laboratory



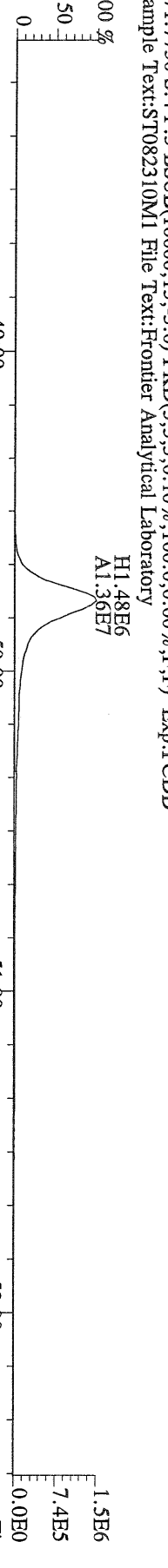
File:23AUG10M #1-347 Acq:23-AUG-2010 17:12:02 GC EI+ Voltage SIR Autospec-Ultima
459.7348 S:4 F:5 BSUB(10000,15,-3.0) PKD(5,5,3,0,10%,100,0,0,00%,F,F) Exp:PCDD
Sample Text:ST082310M1 File Text:Frontier Analytical Laboratory



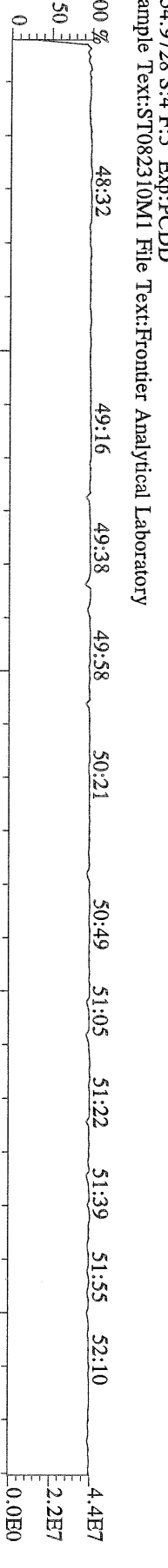
File:23AUG10M #1-347 Acq:23-AUG-2010 17:12:02 GC EI+ Voltage SIR Autospec-Ultima
469.7780 S:4 F:5 BSUB(10000,15,-3.0) PKD(5,5,3,0,10%,100,0,0,00%,F,F) Exp:PCDD
Sample Text:ST082310M1 File Text:Frontier Analytical Laboratory



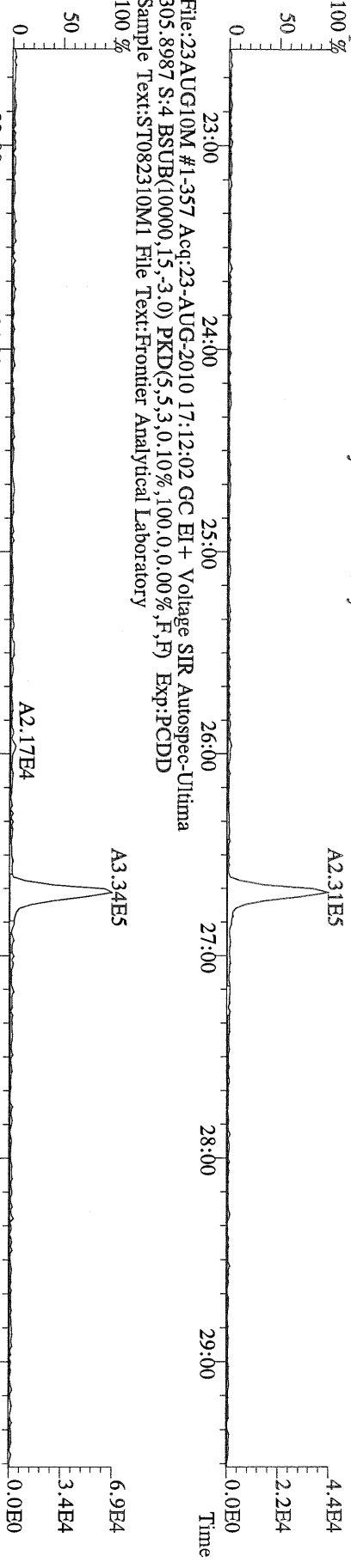
File:23AUG10M #1-347 Acq:23-AUG-2010 17:12:02 GC EI+ Voltage SIR Autospec-Ultima
471.7750 S:4 F:5 BSUB(10000,15,-3.0) PKD(5,5,3,0,10%,100,0,0,00%,F,F) Exp:PCDD
Sample Text:ST082310M1 File Text:Frontier Analytical Laboratory



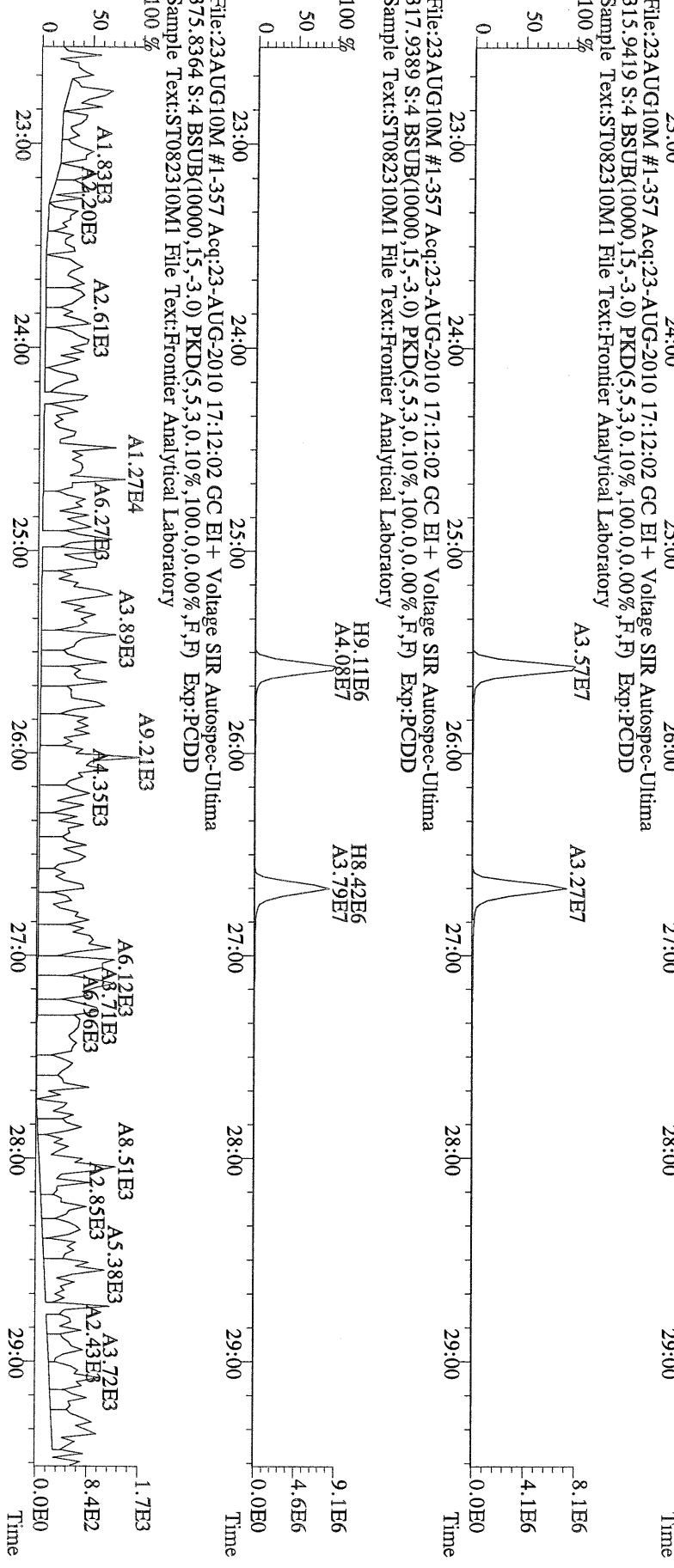
File:23AUG10M #1-347 Acq:23-AUG-2010 17:12:02 GC EI+ Voltage SIR Autospec-Ultima
454.9728 S:4 F:5 Exp:PCDD
Sample Text:ST082310M1 File Text:Frontier Analytical Laboratory



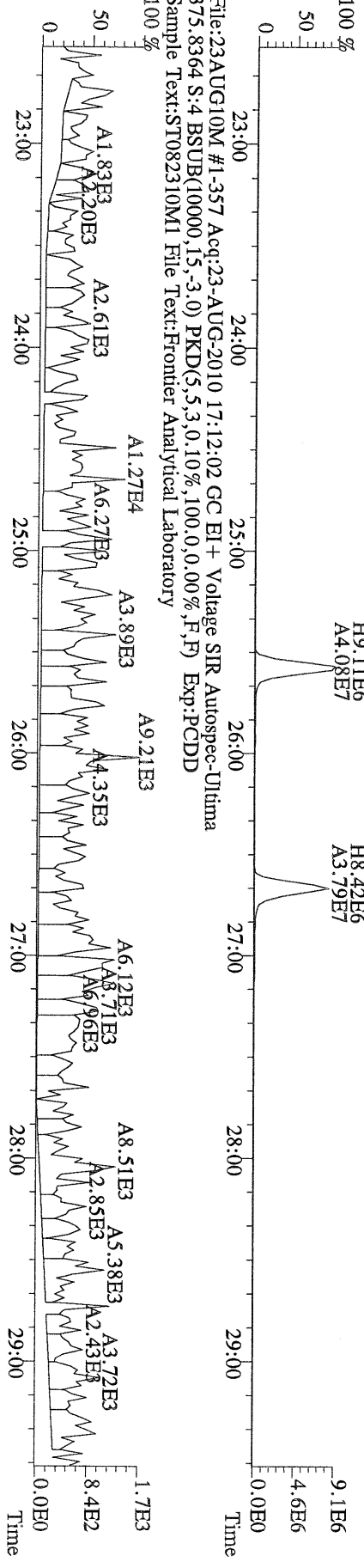
File:23AUG10M #1-357 Acq:23-AUG-2010 17:12:02 GC EI + Voltage SIR Autospec-Ultima
 303.9016 S:4 BSUB(10000,15,-3.0) PKD(5,5,3,0.10%,100,0.0,0.00%,F,F) Exp:PCDD
 Sample Text:ST082310M1 File Text:Frontier Analytical Laboratory



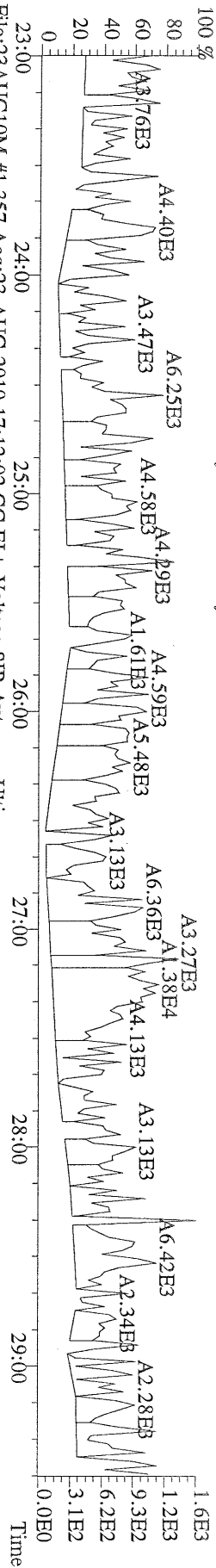
File:23AUG10M #1-357 Acq:23-AUG-2010 17:12:02 GC EI + Voltage SIR Autospec-Ultima
 315.9419 S:4 BSUB(10000,15,-3.0) PKD(5,5,3,0.10%,100,0.0,0.00%,F,F) Exp:PCDD
 Sample Text:ST082310M1 File Text:Frontier Analytical Laboratory



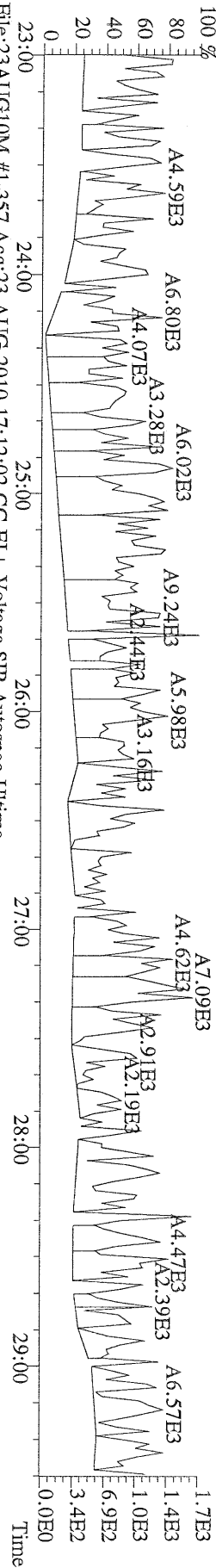
File:23AUG10M #1-357 Acq:23-AUG-2010 17:12:02 GC EI + Voltage SIR Autospec-Ultima
 375.8364 S:4 BSUB(10000,15,-3.0) PKD(5,5,3,0.10%,100,0.0,0.00%,F,F) Exp:PCDD
 Sample Text:ST082310M1 File Text:Frontier Analytical Laboratory



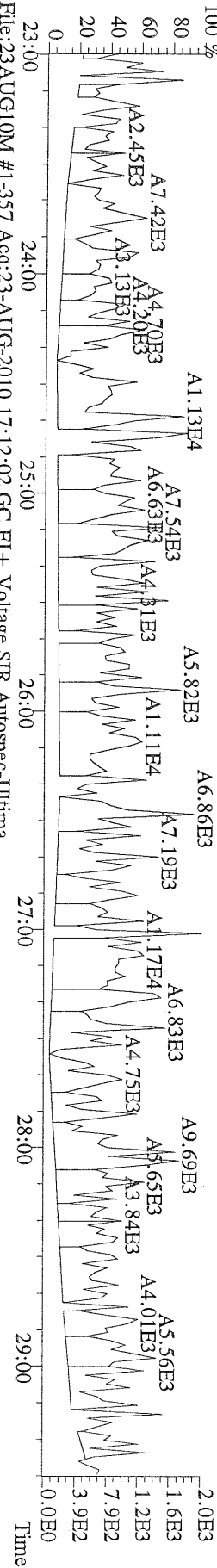
File:23AUG10M #1-357 Acq:23-AUG-2010 17:12:02 GC EI + Voltage SIR Autospec-Utima
 339.8597 S:4 BSUB(10000,15,-3.0) PKD(5,5,3,0.10%,100,0,0.00%,F,F) Exp:PCDD
 Sample Text:ST082310M1 File Text:Frontier Analytical Laboratory




File:23AUG10M #1-357 Acq:23-AUG-2010 17:12:02 GC EI + Voltage SIR Autospec-Utima
 341.8568 S:4 BSUB(10000,15,-3.0) PKD(5,5,3,0.10%,100,0,0.00%,F,F) Exp:PCDD
 Sample Text:ST082310M1 File Text:Frontier Analytical Laboratory



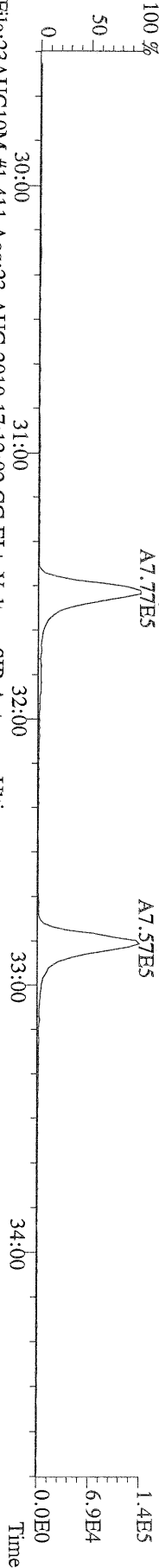
File:23AUG10M #1-357 Acq:23-AUG-2010 17:12:02 GC EI + Voltage SIR Autospec-Utima
 409.7974 S:4 BSUB(10000,15,-3.0) PKD(5,5,3,0.10%,100,0,0.00%,F,F) Exp:PCDD
 Sample Text:ST082310M1 File Text:Frontier Analytical Laboratory



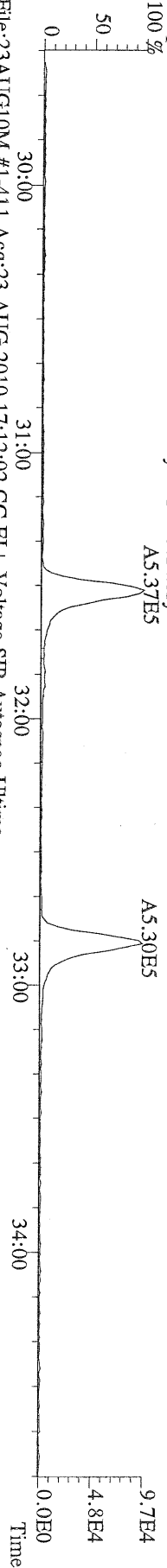
File:23AUG10M #1-357 Acq:23-AUG-2010 17:12:02 GC EI + Voltage SIR Autospec-Utima
 330.9792 S:4 Exp:PCDD
 Sample Text:ST082310M1 File Text:Frontier Analytical Laboratory




File:23AUG10M #1-411 Acq:23-AUG-2010 17:12:02 GC EI+ Voltage SIR Autospec-Ultima
 339.8597 S:4 F:2 BSUB(10000,15,-3.0) PKD(5.5,3,0.10%,100.0,0.00%,F,F) Exp:PCDD
 Sample Text:ST082310M1 File Text:Frontier Analytical Laboratory



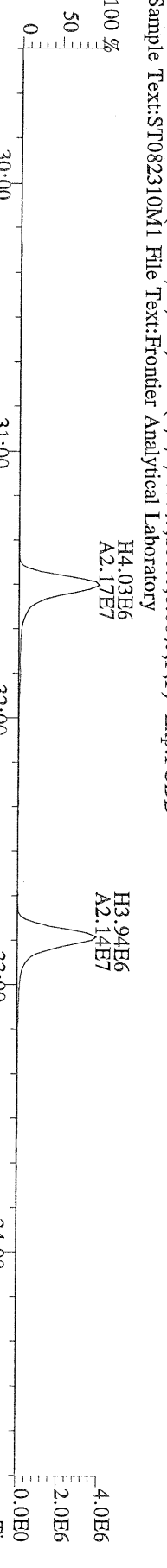
File:23AUG10M #1-411 Acq:23-AUG-2010 17:12:02 GC EI+ Voltage SIR Autospec-Ultima
 341.8568 S:4 F:2 BSUB(10000,15,-3.0) PKD(5.5,3,0.10%,100.0,0.00%,F,F) Exp:PCDD
 Sample Text:ST082310M1 File Text:Frontier Analytical Laboratory



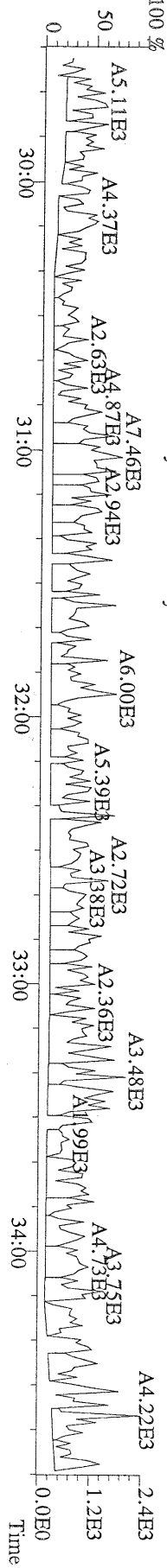
File:23AUG10M #1-411 Acq:23-AUG-2010 17:12:02 GC EI+ Voltage SIR Autospec-Ultima
 351.9000 S:4 F:2 BSUB(10000,15,-3.0) PKD(5.5,3,0.10%,100.0,0.00%,F,F) Exp:PCDD
 Sample Text:ST082310M1 File Text:Frontier Analytical Laboratory



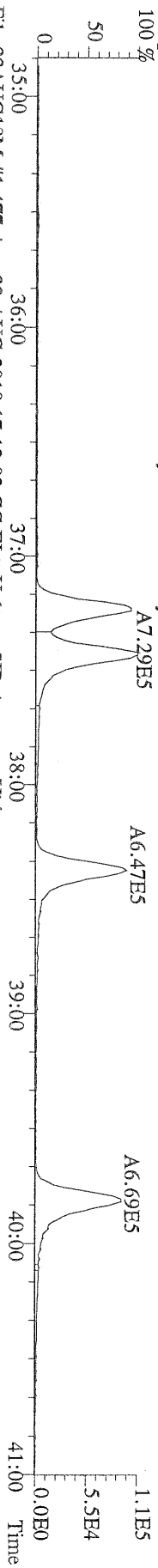
File:23AUG10M #1-411 Acq:23-AUG-2010 17:12:02 GC EI+ Voltage SIR Autospec-Ultima
 353.8970 S:4 F:2 BSUB(10000,15,-3.0) PKD(5.5,3,0.10%,100.0,0.00%,F,F) Exp:PCDD
 Sample Text:ST082310M1 File Text:Frontier Analytical Laboratory



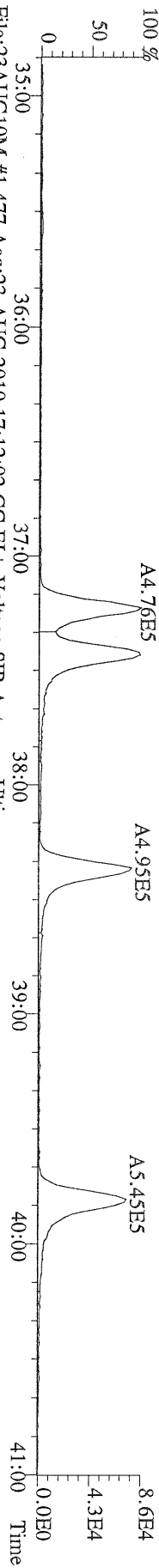
File:23AUG10M #1-411 Acq:23-AUG-2010 17:12:02 GC EI+ Voltage SIR Autospec-Ultima
 409.7974 S:4 F:2 BSUB(10000,15,-3.0) PKD(5.5,3,0.10%,100.0,0.00%,F,F) Exp:PCDD
 Sample Text:ST082310M1 File Text:Frontier Analytical Laboratory



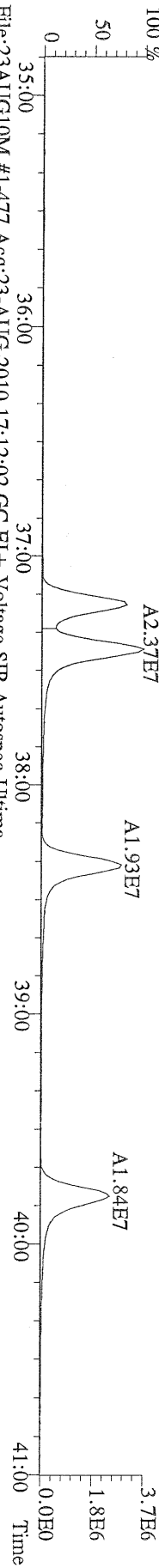
File:23AUG10M #1-477 Acq:23-AUG-2010 17:12:02 GC EI+ Voltage SIR Autospec-Ultima
 373.8207 S:4 F:3 BSUB(10000,15,-3.0) PKD(5.5,3,0.10%,100.0,0.00%,F,F) Exp:PCDD
 Sample Text:ST082310M1 File Text:Frontier Analytical Laboratory



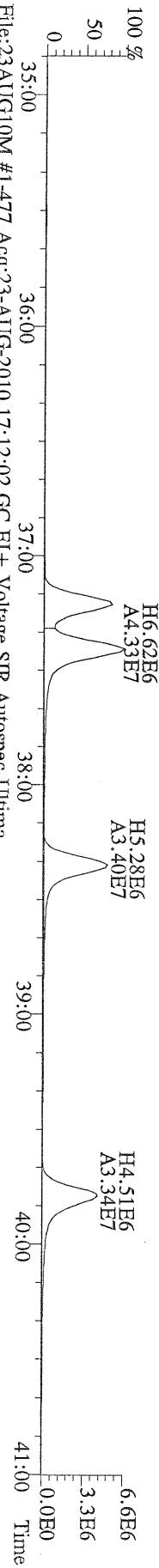
File:23AUG10M #1-477 Acq:23-AUG-2010 17:12:02 GC EI+ Voltage SIR Autospec-Ultima
 375.8178 S:4 F:3 BSUB(10000,15,-3.0) PKD(5.5,3,0.10%,100.0,0.00%,F,F) Exp:PCDD
 Sample Text:ST082310M1 File Text:Frontier Analytical Laboratory



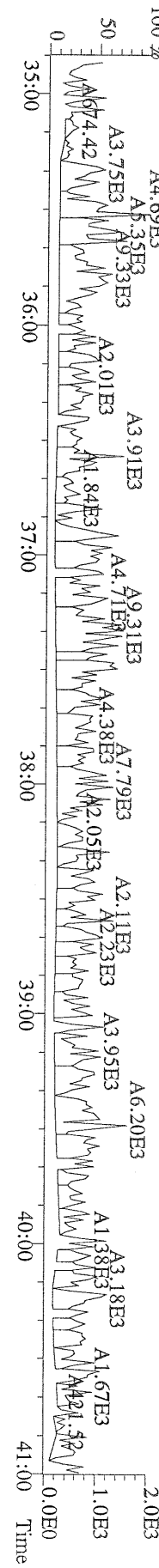
File:23AUG10M #1-477 Acq:23-AUG-2010 17:12:02 GC EI+ Voltage SIR Autospec-Ultima
 383.8639 S:4 F:3 BSUB(10000,15,-3.0) PKD(5.5,3,0.10%,100.0,0.00%,F,F) Exp:PCDD
 Sample Text:ST082310M1 File Text:Frontier Analytical Laboratory



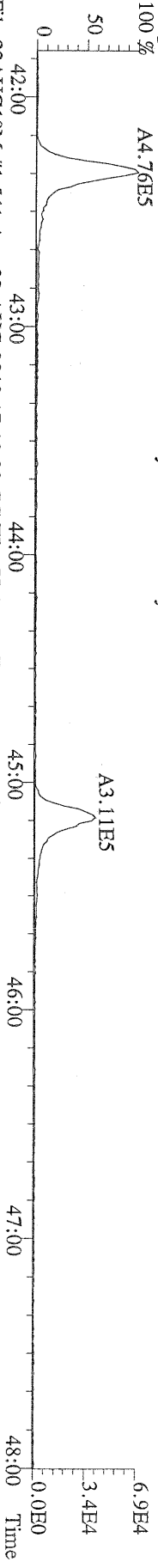
File:23AUG10M #1-477 Acq:23-AUG-2010 17:12:02 GC EI+ Voltage SIR Autospec-Ultima
 385.8610 S:4 F:3 BSUB(10000,15,-3.0) PKD(5.5,3,0.10%,100.0,0.00%,F,F) Exp:PCDD
 Sample Text:ST082310M1 File Text:Frontier Analytical Laboratory



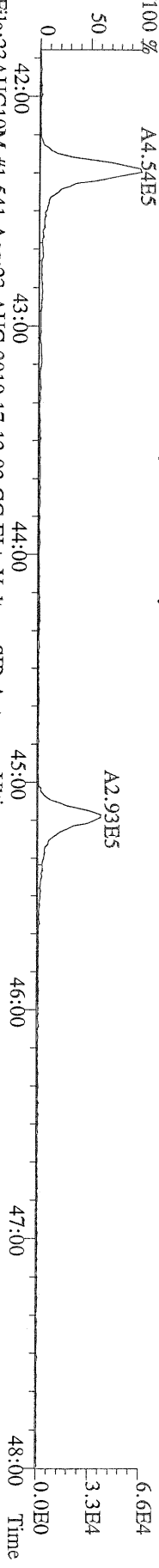
File:23AUG10M #1-477 Acq:23-AUG-2010 17:12:02 GC EI+ Voltage SIR Autospec-Ultima
 445.7555 S:4 F:3 BSUB(10000,15,-3.0) PKD(5.5,3,0.10%,100.0,0.00%,F,F) Exp:PCDD
 Sample Text:ST082310M1 File Text:Frontier Analytical Laboratory



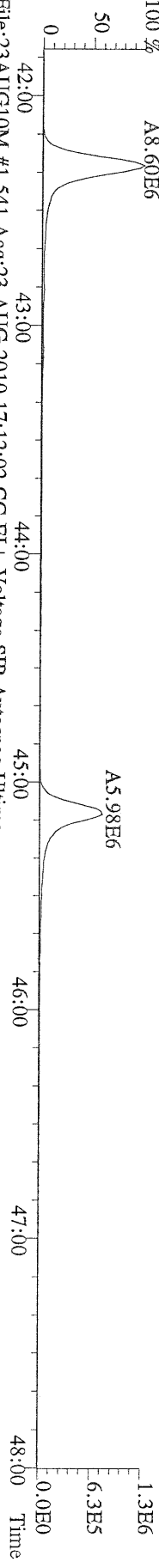
File:23AUG10M #1-541 Acq:23-AUG-2010 17:12:02 GC EI+ Voltage SIR Autospec-Ultima
 407.7818 S:4 F:4 BSUB(10000,15,-3.0) PKD(5,5,3,0,10%,100,0,0,00%,F,F) Exp:PCDD
 Sample Text:ST082310M1 File Text:Frontier Analytical Laboratory



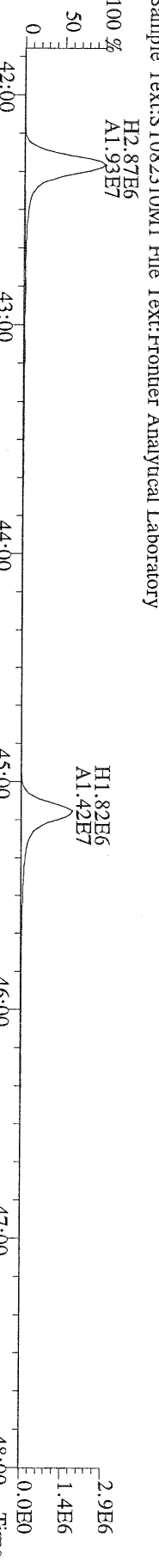
File:23AUG10M #1-541 Acq:23-AUG-2010 17:12:02 GC EI+ Voltage SIR Autospec-Ultima
 409.7788 S:4 F:4 BSUB(10000,15,-3.0) PKD(5,5,3,0,10%,100,0,0,00%,F,F) Exp:PCDD
 Sample Text:ST082310M1 File Text:Frontier Analytical Laboratory



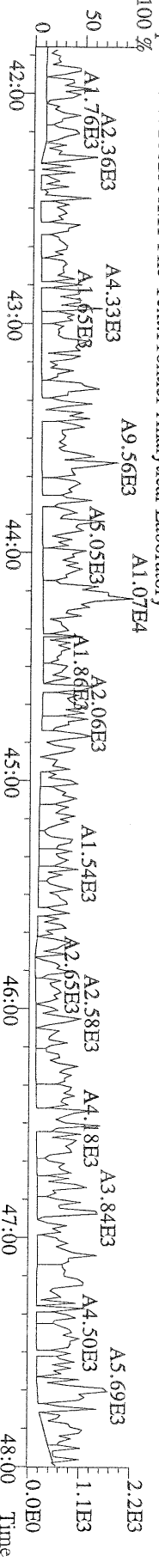
File:23AUG10M #1-541 Acq:23-AUG-2010 17:12:02 GC EI+ Voltage SIR Autospec-Ultima
 417.8253 S:4 F:4 BSUB(10000,15,-3.0) PKD(5,5,3,0,10%,100,0,0,00%,F,F) Exp:PCDD
 Sample Text:ST082310M1 File Text:Frontier Analytical Laboratory



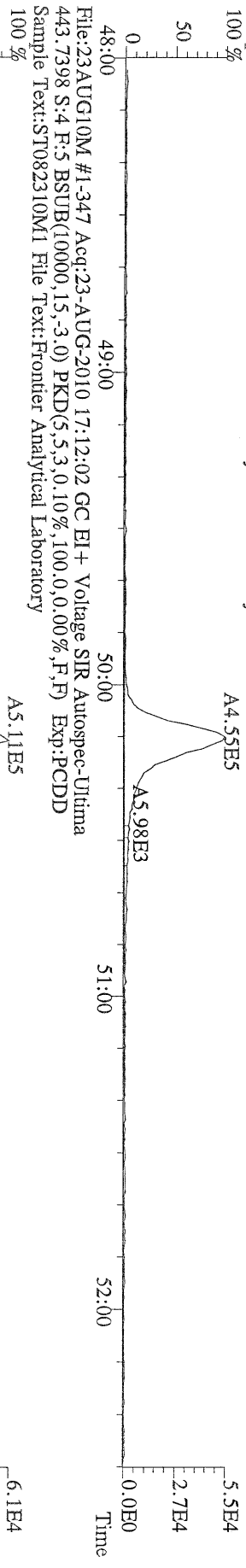
File:23AUG10M #1-541 Acq:23-AUG-2010 17:12:02 GC EI+ Voltage SIR Autospec-Ultima
 419.8220 S:4 F:4 BSUB(10000,15,-3.0) PKD(5,5,3,0,10%,100,0,0,00%,F,F) Exp:PCDD
 Sample Text:ST082310M1 File Text:Frontier Analytical Laboratory



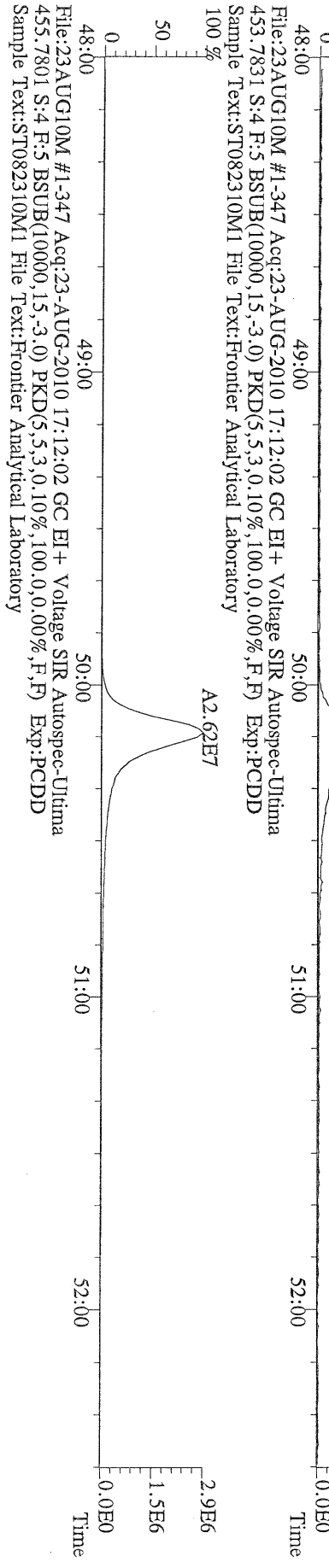
File:23AUG10M #1-541 Acq:23-AUG-2010 17:12:02 GC EI+ Voltage SIR Autospec-Ultima
 479.7165 S:4 F:4 BSUB(10000,15,-3.0) PKD(5,5,3,0,10%,100,0,0,00%,F,F) Exp:PCDD
 Sample Text:ST082310M1 File Text:Frontier Analytical Laboratory



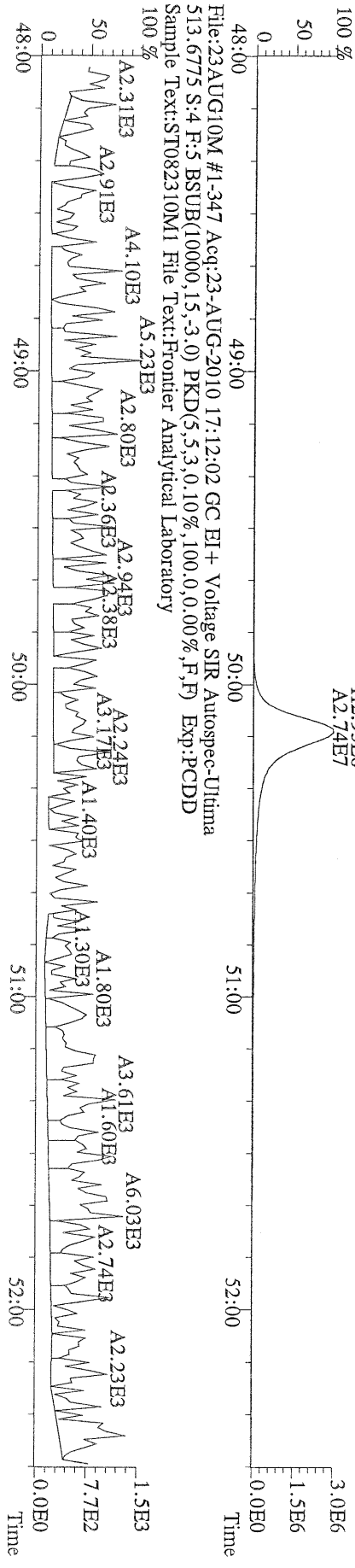
File:23AUG10M #1-347 Acq:23-AUG-2010 17:12:02 GC EI+ Voltage SIR Autospec-Ultima
441.7428 S:4 F:5 BSUB(10000,15,-3.0) PKD(5.5,3,0.10%,100.0,0.00%,F,F) Exp:PCDD
Sample Text:ST082310M1 File Text:Frontier Analytical Laboratory



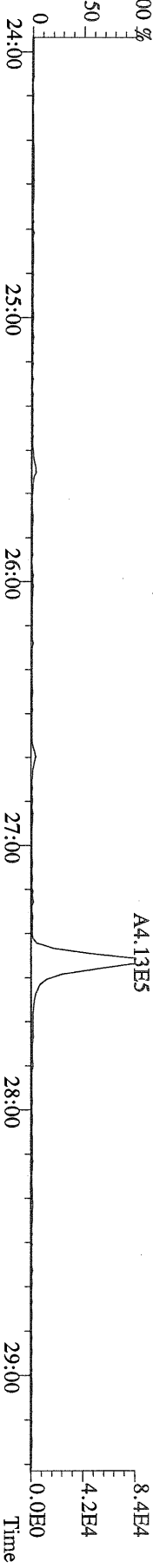
File:23AUG10M #1-347 Acq:23-AUG-2010 17:12:02 GC EI+ Voltage SIR Autospec-Ultima
453.7831 S:4 F:5 BSUB(10000,15,-3.0) PKD(5.5,3,0.10%,100.0,0.00%,F,F) Exp:PCDD
Sample Text:ST082310M1 File Text:Frontier Analytical Laboratory




File:23AUG10M #1-347 Acq:23-AUG-2010 17:12:02 GC EI+ Voltage SIR Autospec-Ultima
513.6775 S:4 F:5 BSUB(10000,15,-3.0) PKD(5.5,3,0.10%,100.0,0.00%,F,F) Exp:PCDD
Sample Text:ST082310M1 File Text:Frontier Analytical Laboratory




File:23AUG10M #1-357 Acq:23-AUG-2010 18:07:23 GC EI+ Voltage SIR Autospec-Ultima
319.8965 S:5 BSUB(10000,15,-3.0) PKD(5,5,3,0,10%,100,0,0,00%,F,F) Exp:PCDD
Sample Text:ST082310M2 File Text:Frontier Analytical Laboratory
100 %



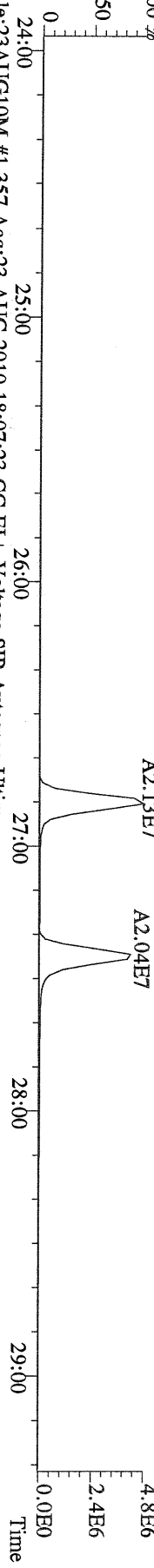
File:23AUG10M #1-357 Acq:23-AUG-2010 18:07:23 GC EI+ Voltage SIR Autospec-Ultima
321.8936 S:5 BSUB(10000,15,-3.0) PKD(5,5,3,0,10%,100,0,0,00%,F,F) Exp:PCDD
Sample Text:ST082310M2 File Text:Frontier Analytical Laboratory
100 %



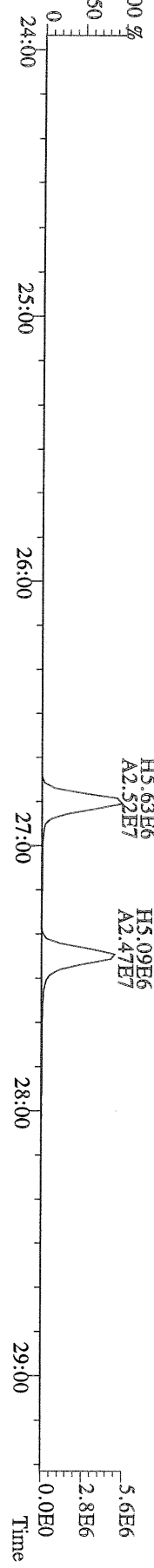
File:23AUG10M #1-357 Acq:23-AUG-2010 18:07:23 GC EI+ Voltage SIR Autospec-Ultima
327.8847 S:5 BSUB(10000,15,-3.0) PKD(5,5,3,0,10%,100,0,0,00%,F,F) Exp:PCDD
Sample Text:ST082310M2 File Text:Frontier Analytical Laboratory
100 %



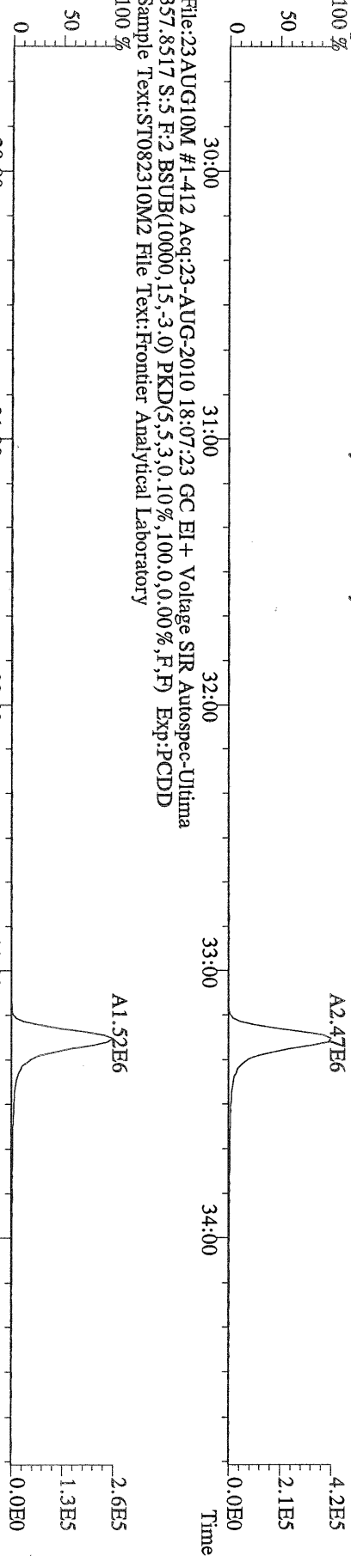
File:23AUG10M #1-357 Acq:23-AUG-2010 18:07:23 GC EI+ Voltage SIR Autospec-Ultima
331.9368 S:5 BSUB(10000,15,-3.0) PKD(5,5,3,0,10%,100,0,0,00%,F,F) Exp:PCDD
Sample Text:ST082310M2 File Text:Frontier Analytical Laboratory
100 %



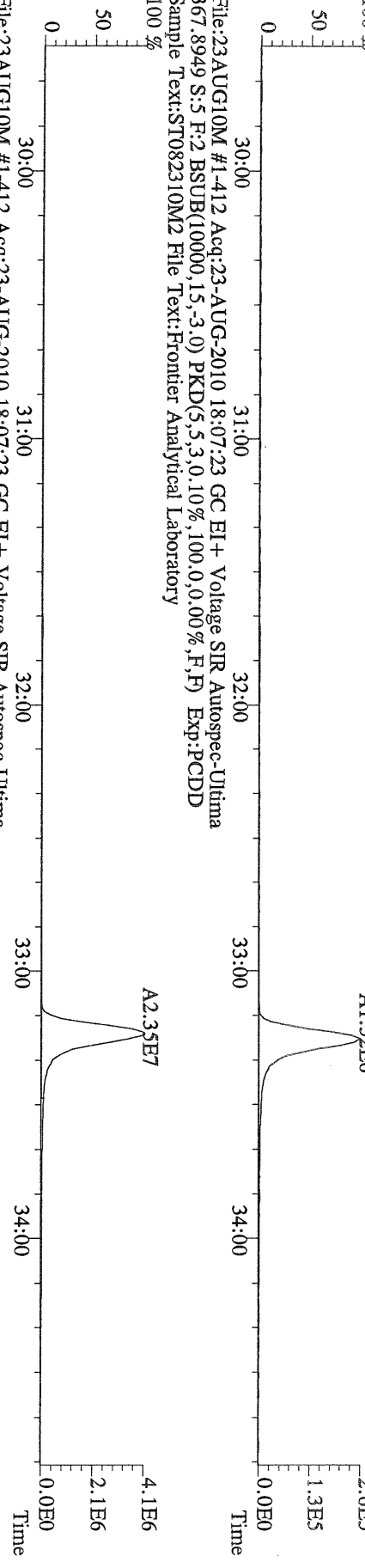
File:23AUG10M #1-357 Acq:23-AUG-2010 18:07:23 GC EI+ Voltage SIR Autospec-Ultima
333.9339 S:5 BSUB(10000,15,-3.0) PKD(5,5,3,0,10%,100,0,0,00%,F,F) Exp:PCDD
Sample Text:ST082310M2 File Text:Frontier Analytical Laboratory



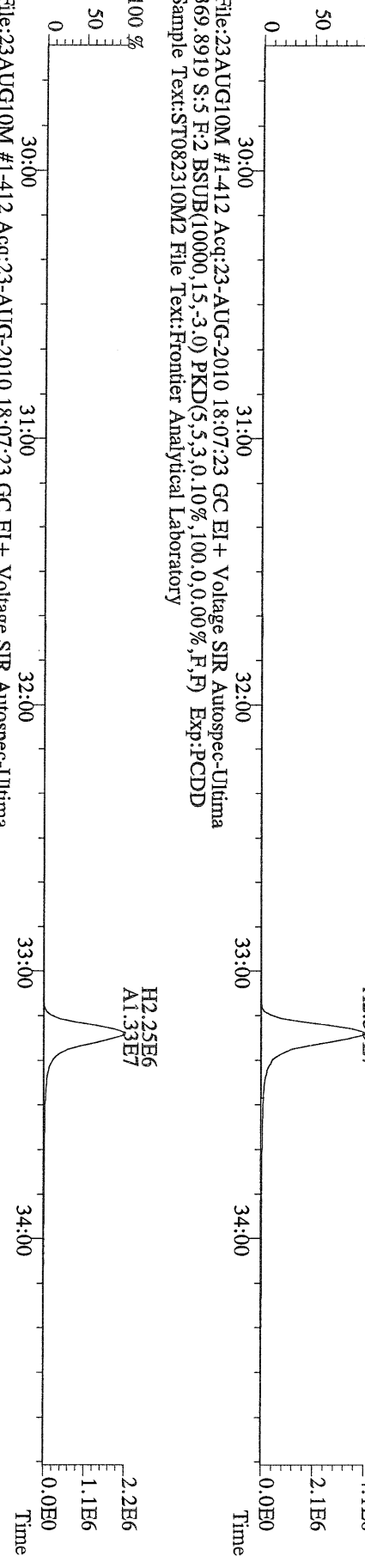
File:23AUG10M #1-412 Acq:23-AUG-2010 18:07:23 GC EI+ Voltage SIR Autospec-Ultima
355.8546 S:5 F:2 BSub(10000,15,-3.0) PKD(5,5,3,0,10%,100,0,0,00%,F,F) Exp:PCDD
Sample Text:ST082310M2 File Text:Frontier Analytical Laboratory



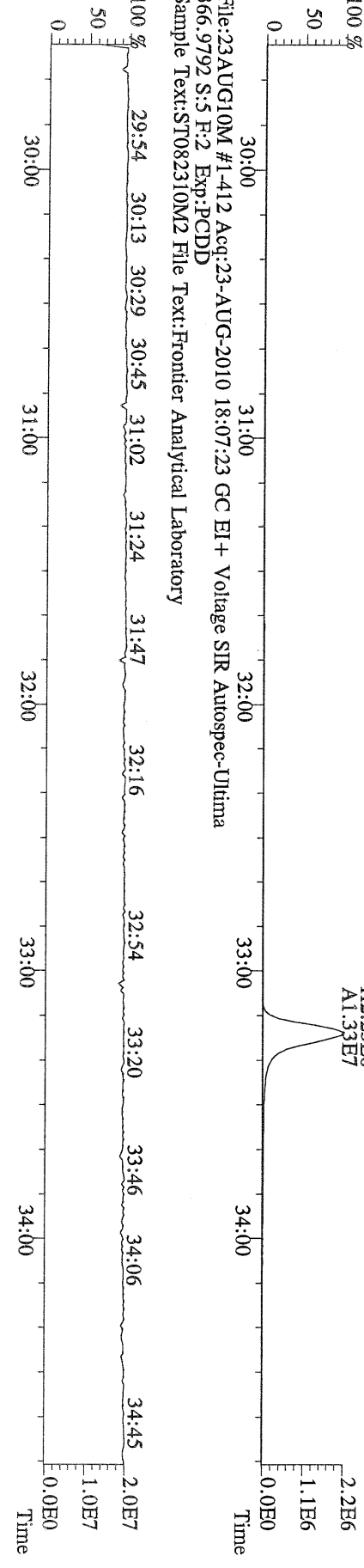
File:23AUG10M #1-412 Acq:23-AUG-2010 18:07:23 GC EI+ Voltage SIR Autospec-Ultima
357.8517 S:5 F:2 BSub(10000,15,-3.0) PKD(5,5,3,0,10%,100,0,0,00%,F,F) Exp:PCDD
Sample Text:ST082310M2 File Text:Frontier Analytical Laboratory



File:23AUG10M #1-412 Acq:23-AUG-2010 18:07:23 GC EI+ Voltage SIR Autospec-Ultima
367.8949 S:5 F:2 BSub(10000,15,-3.0) PKD(5,5,3,0,10%,100,0,0,00%,F,F) Exp:PCDD
Sample Text:ST082310M2 File Text:Frontier Analytical Laboratory

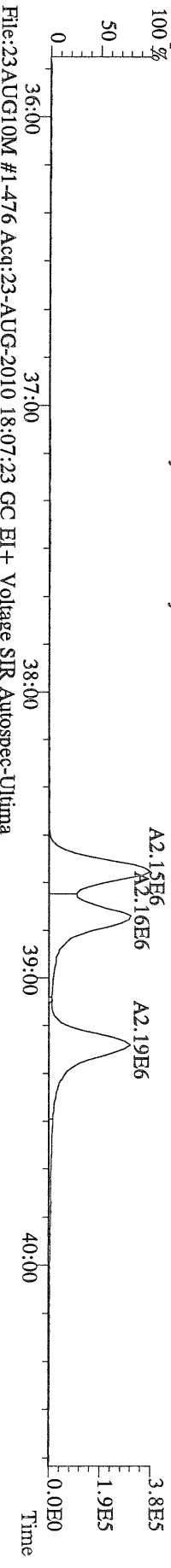


File:23AUG10M #1-412 Acq:23-AUG-2010 18:07:23 GC EI+ Voltage SIR Autospec-Ultima
369.8919 S:5 F:2 BSub(10000,15,-3.0) PKD(5,5,3,0,10%,100,0,0,00%,F,F) Exp:PCDD
Sample Text:ST082310M2 File Text:Frontier Analytical Laboratory

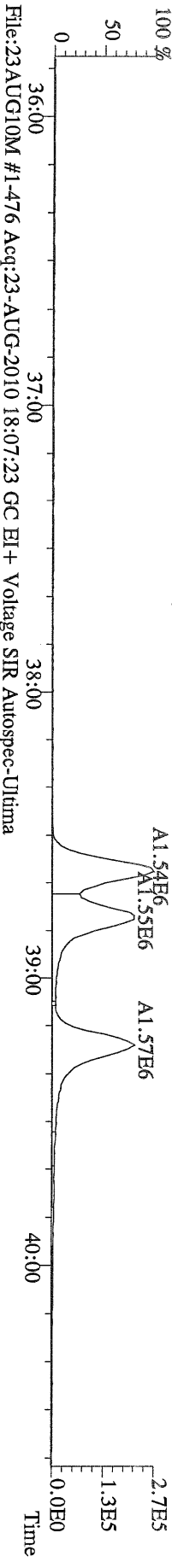


File:23AUG10M #1-412 Acq:23-AUG-2010 18:07:23 GC EI+ Voltage SIR Autospec-Ultima
366.9792 S:5 F:2 Exp:PCDD
Sample Text:ST082310M2 File Text:Frontier Analytical Laboratory

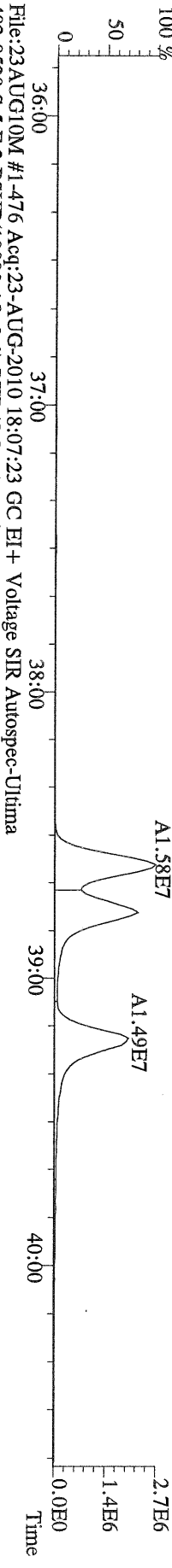
File:23AUG10M #1-476 Acq:23-AUG-2010 18:07:23 GC EI+ Voltage SIR Autospec-Ultima
389.8156 S:5 F:3 BSUB(10000,15,-3.0) PKD(5,5,3,0,10%,100,0,0,00%,F,F) Exp.:PCDD
Sample Text:ST082310M2 File Text:Frontier Analytical Laboratory



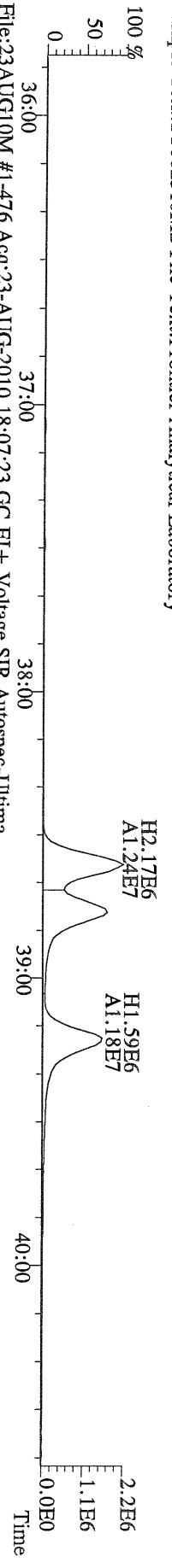
File:23AUG10M #1-476 Acq:23-AUG-2010 18:07:23 GC EI+ Voltage SIR Autospec-Ultima
391.8127 S:5 F:3 BSUB(10000,15,-3.0) PKD(5,5,3,0,10%,100,0,0,00%,F,F) Exp.:PCDD
Sample Text:ST082310M2 File Text:Frontier Analytical Laboratory



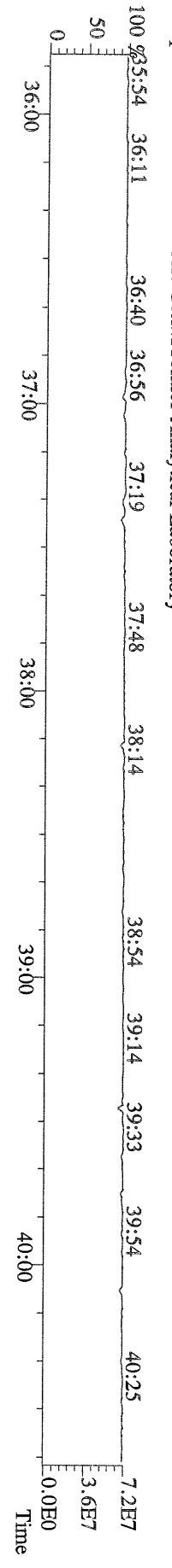
File:23AUG10M #1-476 Acq:23-AUG-2010 18:07:23 GC EI+ Voltage SIR Autospec-Ultima
401.8559 S:5 F:3 BSUB(10000,15,-3.0) PKD(5,5,3,0,10%,100,0,0,00%,F,F) Exp.:PCDD
Sample Text:ST082310M2 File Text:Frontier Analytical Laboratory



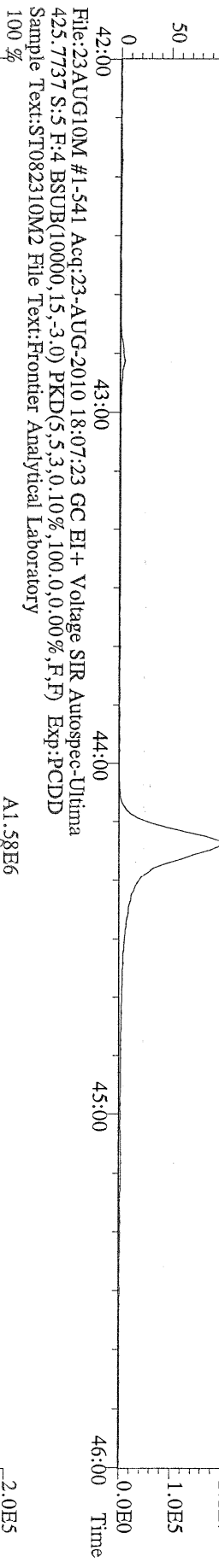
File:23AUG10M #1-476 Acq:23-AUG-2010 18:07:23 GC EI+ Voltage SIR Autospec-Ultima
403.8530 S:5 F:3 BSUB(10000,15,-3.0) PKD(5,5,3,0,10%,100,0,0,00%,F,F) Exp.:PCDD
Sample Text:ST082310M2 File Text:Frontier Analytical Laboratory



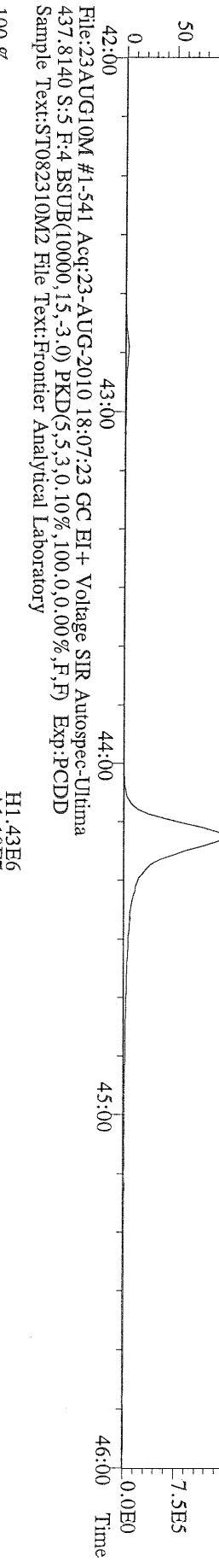
File:23AUG10M #1-476 Acq:23-AUG-2010 18:07:23 GC EI+ Voltage SIR Autospec-Ultima
380.9760 S:5 F:3 Exp.:PCDD
Sample Text:ST082310M2 File Text:Frontier Analytical Laboratory



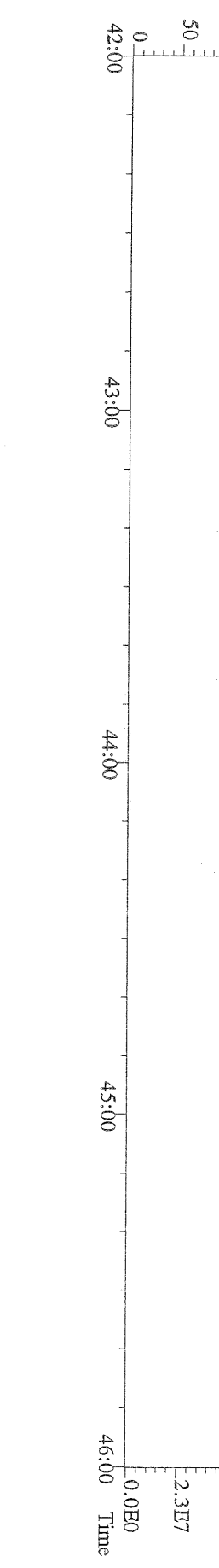
File:23AUG10M #1-541 Acq:23-AUG-2010 18:07:23 GC EI+ Voltage SIR Autospec-Ultima
423.7767 S:5 F:4 BSUB(10000,15,-3.0) PKD(5,5,3,0,10%,100,0,0,00%,F,F) Exp:PCDD
Sample Text:ST082310M2 File Text:Frontier Analytical Laboratory
100 %



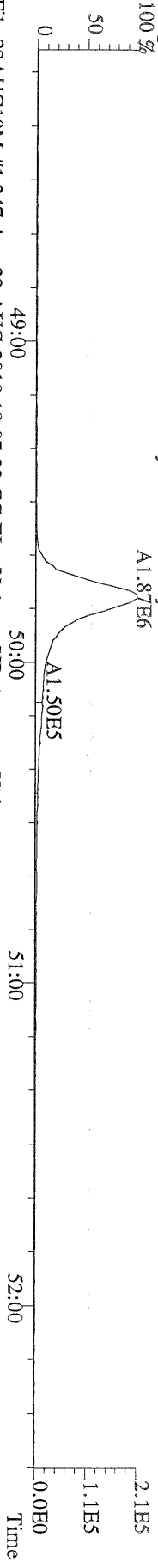
File:23AUG10M #1-541 Acq:23-AUG-2010 18:07:23 GC EI+ Voltage SIR Autospec-Ultima
435.8169 S:5 F:4 BSUB(10000,15,-3.0) PKD(5,5,3,0,10%,100,0,0,00%,F,F) Exp:PCDD
Sample Text:ST082310M2 File Text:Frontier Analytical Laboratory
100 %



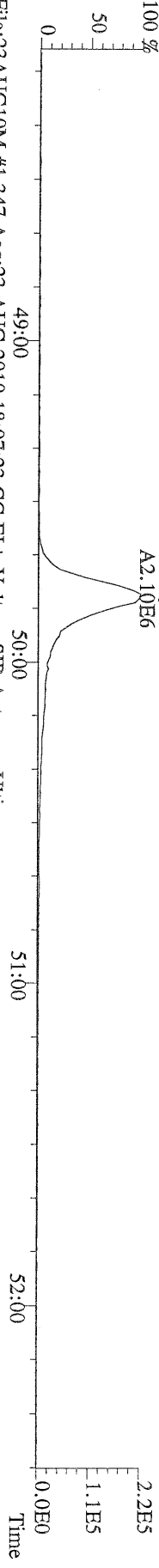
File:23AUG10M #1-541 Acq:23-AUG-2010 18:07:23 GC EI+ Voltage SIR Autospec-Ultima
430.9728 S:5 F:4 Exp:PCDD
Sample Text:ST082310M2 File Text:Frontier Analytical Laboratory
100 %



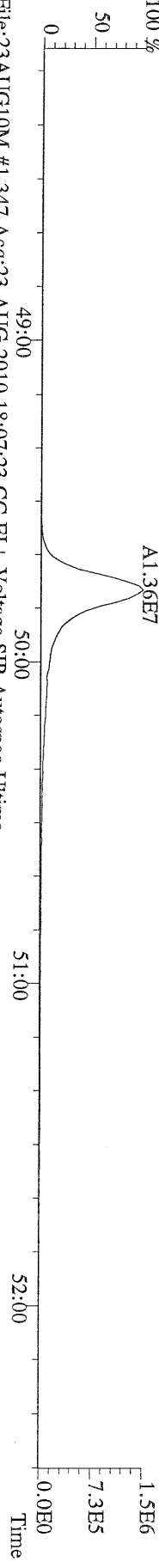
File:23AUG10M #1-347 Acq:23-AUG-2010 18:07:23 GC EI + Voltage SIR Autospec-Ultima
 457.7377 S:5 F:5 BSUB(10000,15,-3.0) PKD(5,5,3,0,10%,100,0,0,00%,F,F) Exp:PCDD
 Sample Text:ST082310M2 File Text:Frontier Analytical Laboratory



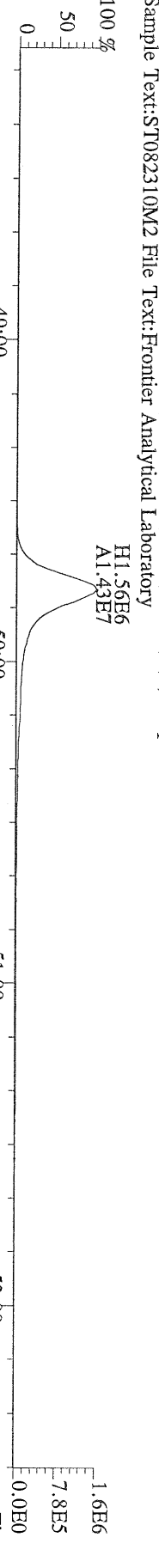
File:23AUG10M #1-347 Acq:23-AUG-2010 18:07:23 GC EI + Voltage SIR Autospec-Ultima
 459.7348 S:5 F:5 BSUB(10000,15,-3.0) PKD(5,5,3,0,10%,100,0,0,00%,F,F) Exp:PCDD
 Sample Text:ST082310M2 File Text:Frontier Analytical Laboratory



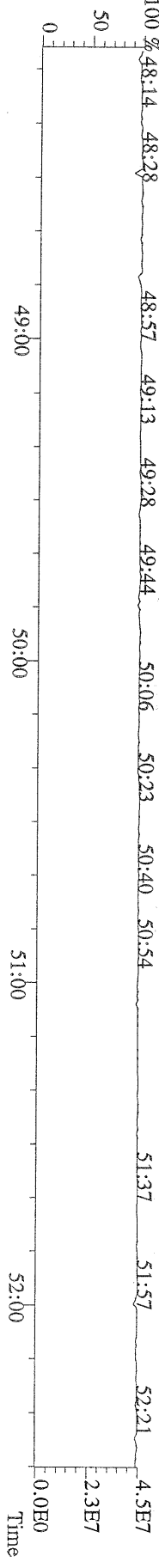
File:23AUG10M #1-347 Acq:23-AUG-2010 18:07:23 GC EI + Voltage SIR Autospec-Ultima
 469.7780 S:5 F:5 BSUB(10000,15,-3.0) PKD(5,5,3,0,10%,100,0,0,00%,F,F) Exp:PCDD
 Sample Text:ST082310M2 File Text:Frontier Analytical Laboratory




File:23AUG10M #1-347 Acq:23-AUG-2010 18:07:23 GC EI + Voltage SIR Autospec-Ultima
 471.7750 S:5 F:5 BSUB(10000,15,-3.0) PKD(5,5,3,0,10%,100,0,0,00%,F,F) Exp:PCDD
 Sample Text:ST082310M2 File Text:Frontier Analytical Laboratory




File:23AUG10M #1-347 Acq:23-AUG-2010 18:07:23 GC EI + Voltage SIR Autospec-Ultima
 454.9728 S:5 F:5 Exp:PCDD
 Sample Text:ST082310M2 File Text:Frontier Analytical Laboratory




File:23AUG10M #1-357 Acq:23-AUG-2010 18:07:23 GC EI+ Voltage SIR Autospec-Ultima
 303.9016 S:5 BSUB(10000,15,-3.0) PKD(5,5,3,0.10%,100.0,0.00%,F,F) Exp:PCDD
 Sample Text:ST082310M2 File Text:Frontier Analytical Laboratory




File:23AUG10M #1-357 Acq:23-AUG-2010 18:07:23 GC EI+ Voltage SIR Autospec-Ultima
 305.8987 S:5 BSUB(10000,15,-3.0) PKD(5,5,3,0.10%,100.0,0.00%,F,F) Exp:PCDD
 Sample Text:ST082310M2 File Text:Frontier Analytical Laboratory



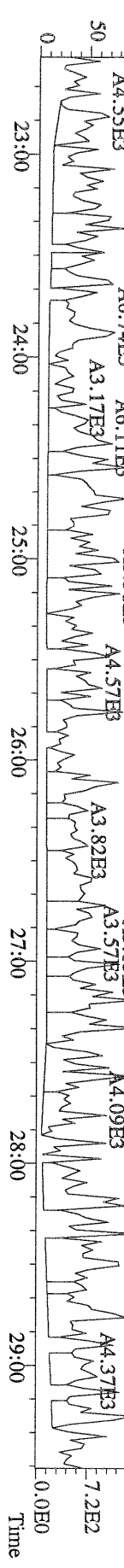
File:23AUG10M #1-357 Acq:23-AUG-2010 18:07:23 GC EI+ Voltage SIR Autospec-Ultima
 315.9419 S:5 BSUB(10000,15,-3.0) PKD(5,5,3,0.10%,100.0,0.00%,F,F) Exp:PCDD
 Sample Text:ST082310M2 File Text:Frontier Analytical Laboratory



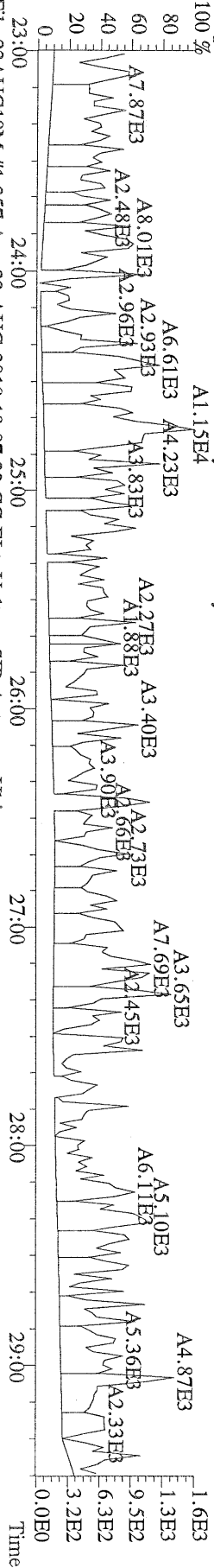
File:23AUG10M #1-357 Acq:23-AUG-2010 18:07:23 GC EI+ Voltage SIR Autospec-Ultima
 317.9389 S:5 BSUB(10000,15,-3.0) PKD(5,5,3,0.10%,100.0,0.00%,F,F) Exp:PCDD
 Sample Text:ST082310M2 File Text:Frontier Analytical Laboratory



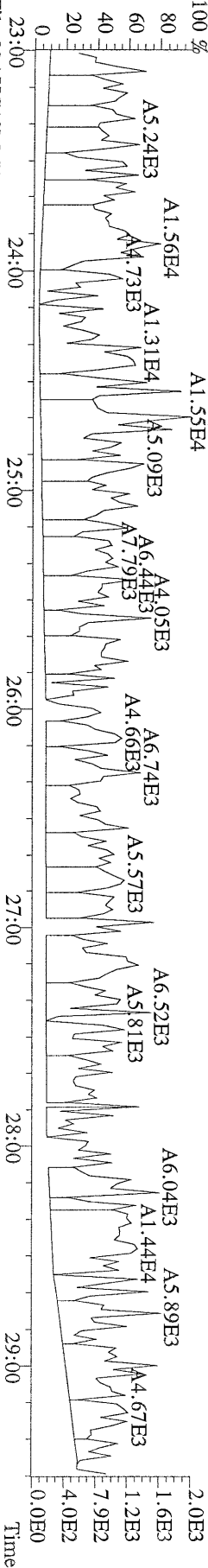
File:23AUG10M #1-357 Acq:23-AUG-2010 18:07:23 GC EI+ Voltage SIR Autospec-Ultima
 375.8364 S:5 BSUB(10000,15,-3.0) PKD(5,5,3,0.10%,100.0,0.00%,F,F) Exp:PCDD
 Sample Text:ST082310M2 File Text:Frontier Analytical Laboratory



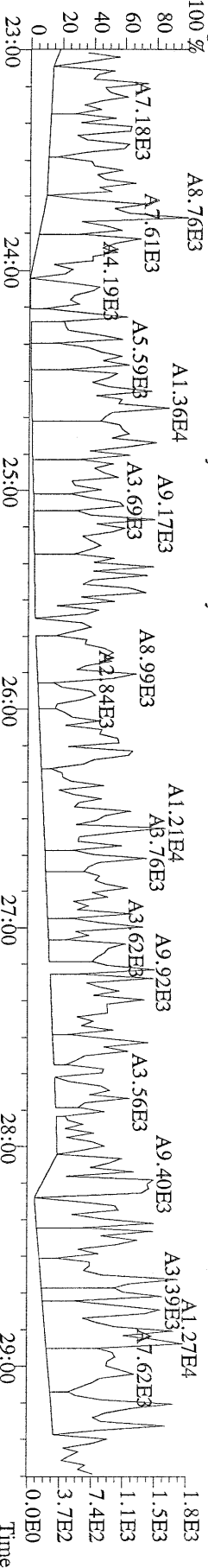
File:23AUG10M #1-357 Acq:23-AUG-2010 18:07:23 GC EI+ Voltage SIR Autospec-Ultima
 339.8597 S:5 BSUB(10000,15,-3.0) PKD(5,5,3,0.10%,100.0,0.00%,F,F) Exp:PCDD
 Sample Text:ST082310M2 File Text:Frontier Analytical Laboratory



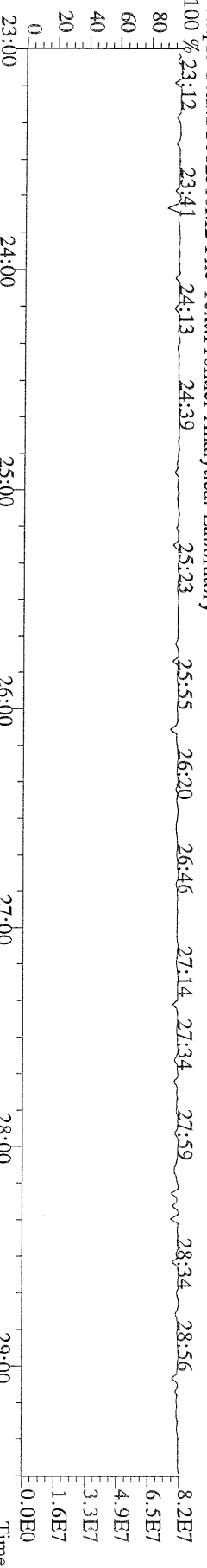
File:23AUG10M #1-357 Acq:23-AUG-2010 18:07:23 GC EI+ Voltage SIR Autospec-Ultima
 341.8568 S:5 BSUB(10000,15,-3.0) PKD(5,5,3,0.10%,100.0,0.00%,F,F) Exp:PCDD
 Sample Text:ST082310M2 File Text:Frontier Analytical Laboratory




File:23AUG10M #1-357 Acq:23-AUG-2010 18:07:23 GC EI+ Voltage SIR Autospec-Ultima
 409.7974 S:5 BSUB(10000,15,-3.0) PKD(5,5,3,0.10%,100.0,0.00%,F,F) Exp:PCDD
 Sample Text:ST082310M2 File Text:Frontier Analytical Laboratory



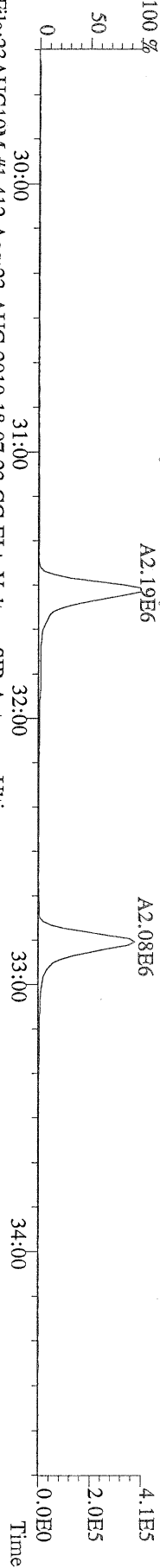
File:23AUG10M #1-357 Acq:23-AUG-2010 18:07:23 GC EI+ Voltage SIR Autospec-Ultima
 330.9792 S:5 Exp:PCDD
 Sample Text:ST082310M2 File Text:Frontier Analytical Laboratory



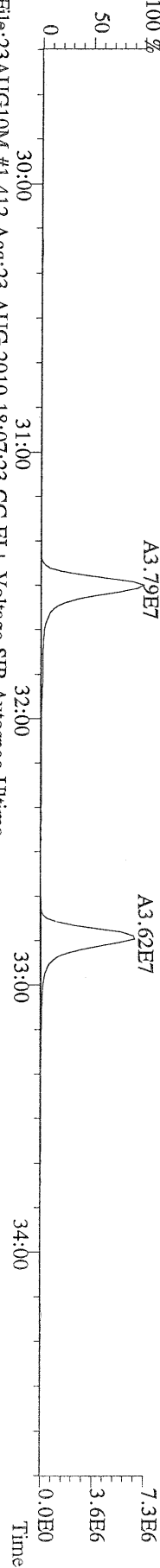
File:23AUG10M #1-412 Acq:23-AUG-2010 18:07:23 GC EI + Voltage SIR Autospec-Ultima
 339.8597 S:5 F:2 BSUB(10000,15,-3.0) PKD(5,5,3,0,10%,100,0,0,00%,F,F) Exp:PCDD
 Sample Text:ST082310M2 File Text:Frontier Analytical Laboratory




File:23AUG10M #1-412 Acq:23-AUG-2010 18:07:23 GC EI + Voltage SIR Autospec-Ultima
 341.8568 S:5 F:2 BSUB(10000,15,-3.0) PKD(5,5,3,0,10%,100,0,0,00%,F,F) Exp:PCDD
 Sample Text:ST082310M2 File Text:Frontier Analytical Laboratory



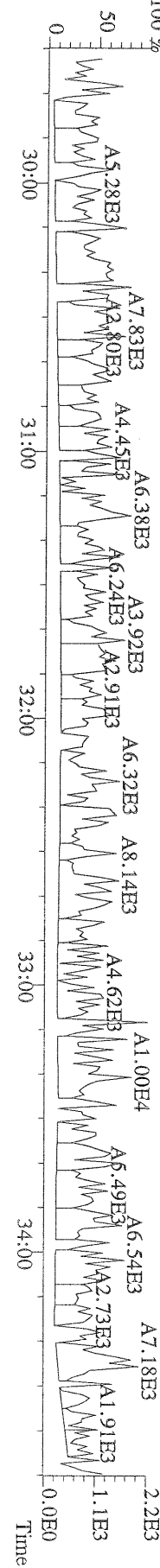
File:23AUG10M #1-412 Acq:23-AUG-2010 18:07:23 GC EI + Voltage SIR Autospec-Ultima
 351.9000 S:5 F:2 BSUB(10000,15,-3.0) PKD(5,5,3,0,10%,100,0,0,00%,F,F) Exp:PCDD
 Sample Text:ST082310M2 File Text:Frontier Analytical Laboratory



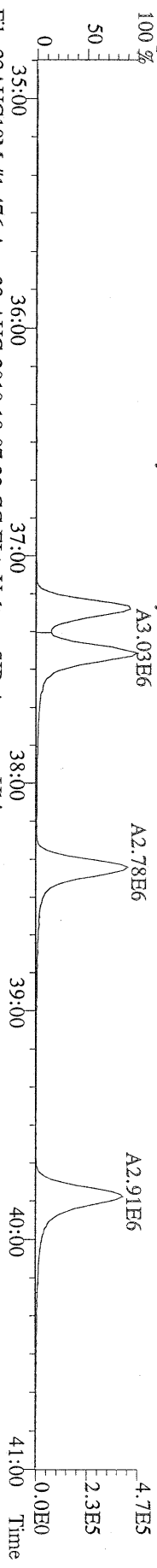
File:23AUG10M #1-412 Acq:23-AUG-2010 18:07:23 GC EI + Voltage SIR Autospec-Ultima
 353.8970 S:5 F:2 BSUB(10000,15,-3.0) PKD(5,5,3,0,10%,100,0,0,00%,F,F) Exp:PCDD
 Sample Text:ST082310M2 File Text:Frontier Analytical Laboratory



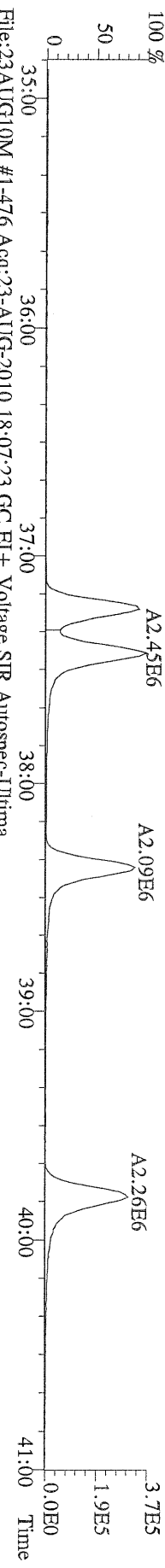
File:23AUG10M #1-412 Acq:23-AUG-2010 18:07:23 GC EI + Voltage SIR Autospec-Ultima
 409.7974 S:5 F:2 BSUB(10000,15,-3.0) PKD(5,5,3,0,10%,100,0,0,00%,F,F) Exp:PCDD
 Sample Text:ST082310M2 File Text:Frontier Analytical Laboratory



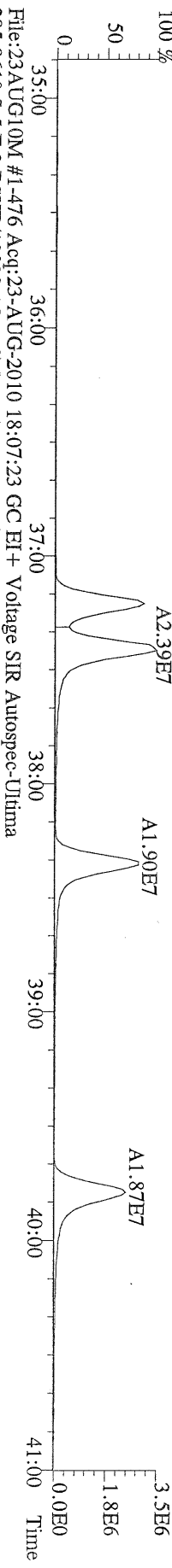
File:23AUG10M #1-476 Acq:23-AUG-2010 18:07:23 GC EI+ Voltage SIR Autospec-Ultima
373.8207 S:5 F:3 BSUB(10000,15,-3.0) PKD(5,5,3,0,10%,100,0,0,00%,F,F) Exp:PCDD
Sample Text:ST082310M2 File Text:Frontier Analytical Laboratory



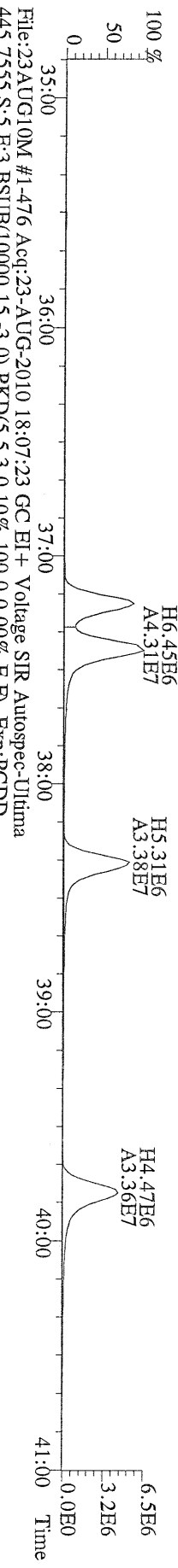
File:23AUG10M #1-476 Acq:23-AUG-2010 18:07:23 GC EI+ Voltage SIR Autospec-Ultima
375.8178 S:5 F:3 BSUB(10000,15,-3.0) PKD(5,5,3,0,10%,100,0,0,00%,F,F) Exp:PCDD
Sample Text:ST082310M2 File Text:Frontier Analytical Laboratory



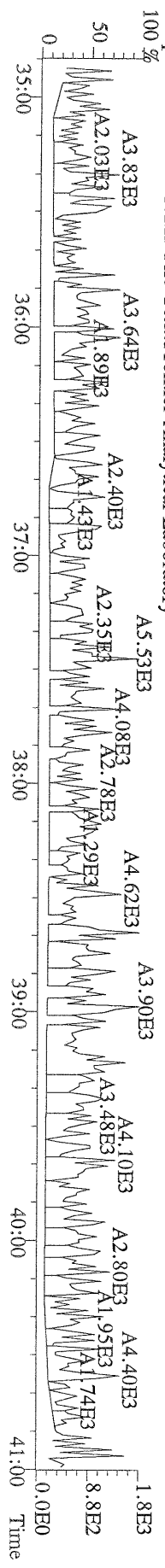
File:23AUG10M #1-476 Acq:23-AUG-2010 18:07:23 GC EI+ Voltage SIR Autospec-Ultima
383.8639 S:5 F:3 BSUB(10000,15,-3.0) PKD(5,5,3,0,10%,100,0,0,00%,F,F) Exp:PCDD
Sample Text:ST082310M2 File Text:Frontier Analytical Laboratory



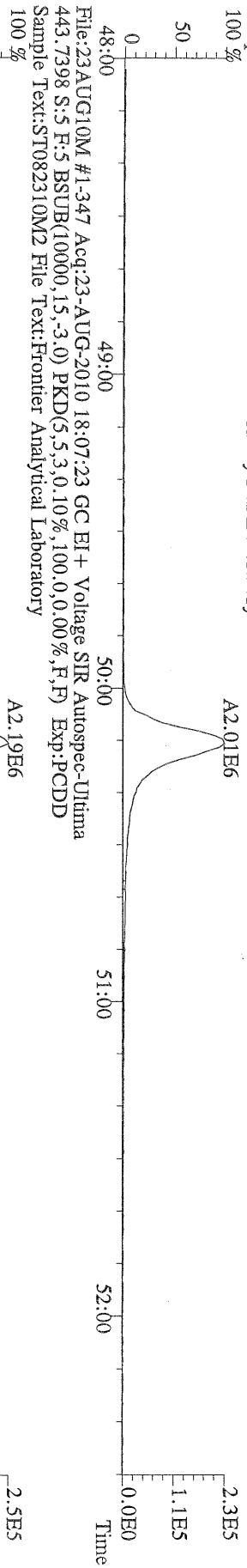
File:23AUG10M #1-476 Acq:23-AUG-2010 18:07:23 GC EI+ Voltage SIR Autospec-Ultima
385.8610 S:5 F:3 BSUB(10000,15,-3.0) PKD(5,5,3,0,10%,100,0,0,00%,F,F) Exp:PCDD
Sample Text:ST082310M2 File Text:Frontier Analytical Laboratory



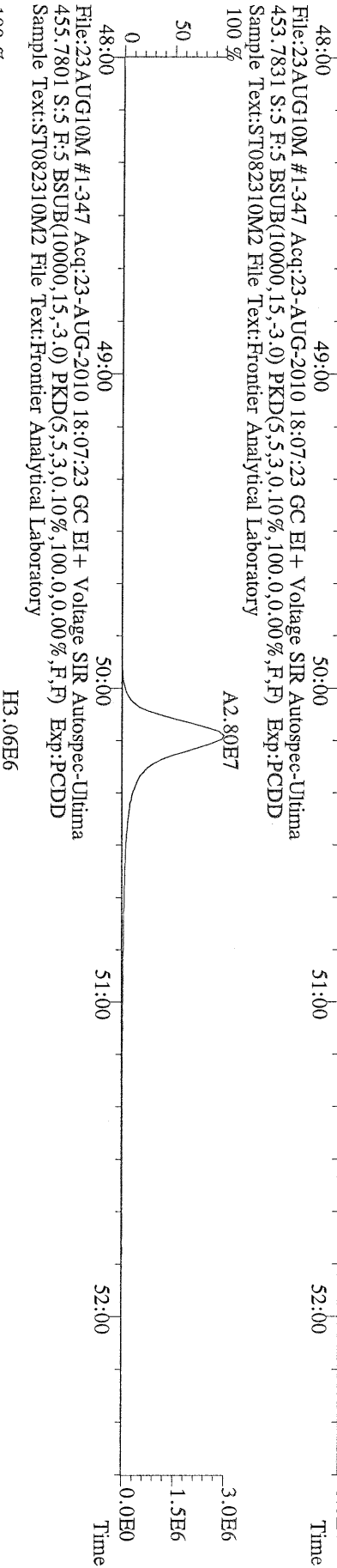
File:23AUG10M #1-476 Acq:23-AUG-2010 18:07:23 GC EI+ Voltage SIR Autospec-Ultima
445.7555 S:5 F:3 BSUB(10000,15,-3.0) PKD(5,5,3,0,10%,100,0,0,00%,F,F) Exp:PCDD
Sample Text:ST082310M2 File Text:Frontier Analytical Laboratory



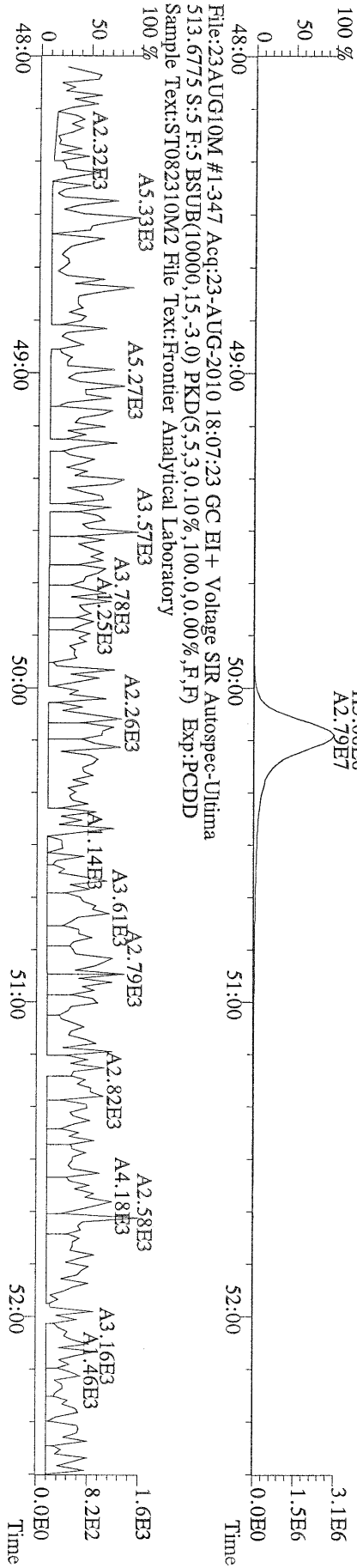
File:23AUG10M #1-347 Acq:23-AUG-2010 18:07:23 GC EI+ Voltage SIR Autospec-Ultima
 441.7428 S:5 F:5 BSUB(10000,15,-3.0) PKD(5.5,3.0,10%,100.0,0.00%,F,F) Exp:PCDD
 Sample Text:ST082310M2 File Text:Frontier Analytical Laboratory



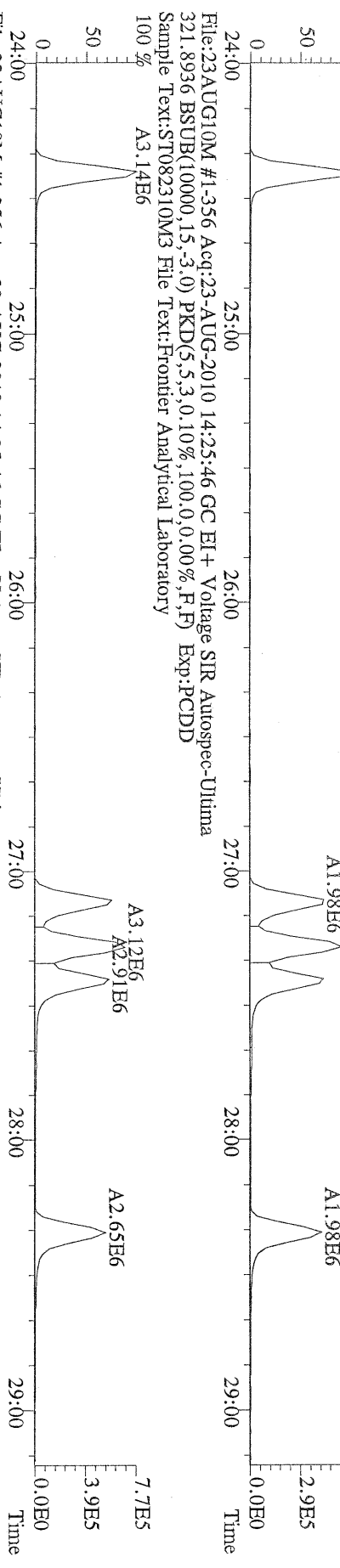
File:23AUG10M #1-347 Acq:23-AUG-2010 18:07:23 GC EI+ Voltage SIR Autospec-Ultima
 453.7831 S:5 F:5 BSUB(10000,15,-3.0) PKD(5.5,3.0,10%,100.0,0.00%,F,F) Exp:PCDD
 Sample Text:ST082310M2 File Text:Frontier Analytical Laboratory



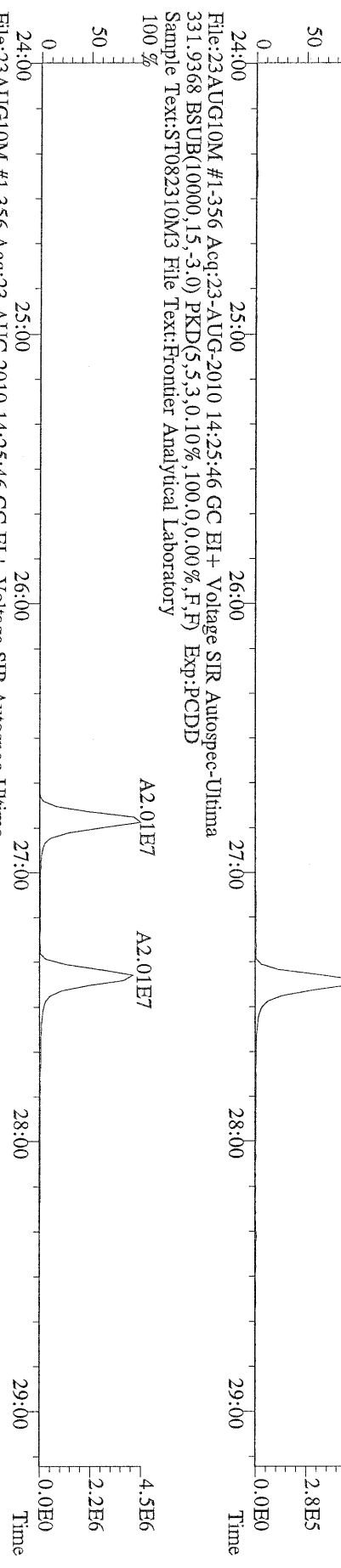
File:23AUG10M #1-347 Acq:23-AUG-2010 18:07:23 GC EI+ Voltage SIR Autospec-Ultima
 513.6775 S:5 F:5 BSUB(10000,15,-3.0) PKD(5.5,3.0,10%,100.0,0.00%,F,F) Exp:PCDD
 Sample Text:ST082310M2 File Text:Frontier Analytical Laboratory



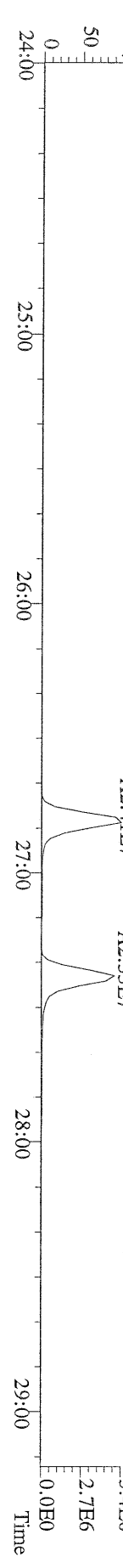
File:23AUG10M #1-356 Acq:23-AUG-2010 14:25:46 GC EI+ Voltage SIR Autospec-Ultima
319.8965 BSUB(10000,15,-3.0) PKD(5,5,3,0,10%,100,0,0,0.00%,F,F) Exp:PCDD
Sample Text:ST082310M3 File Text:Frontier Analytical Laboratory



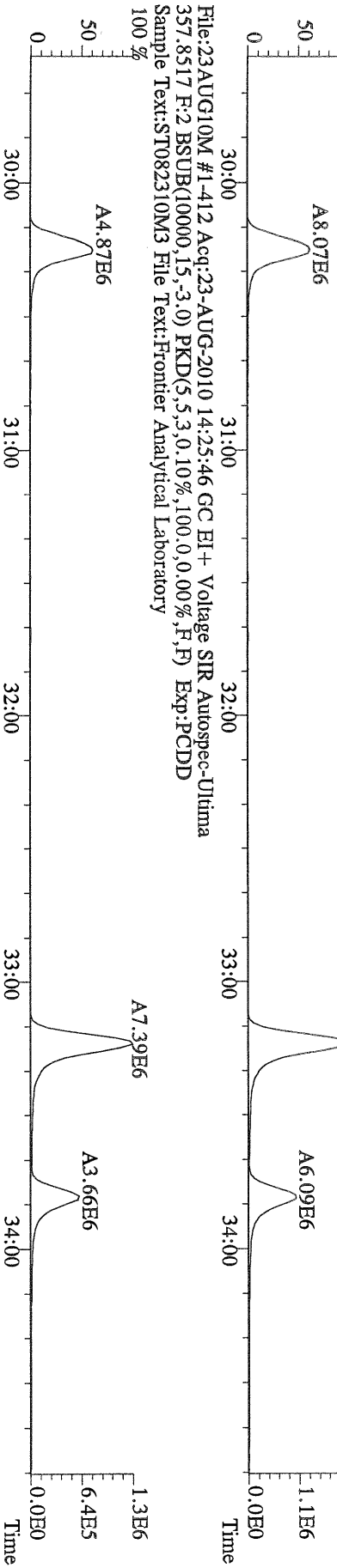
File:23AUG10M #1-356 Acq:23-AUG-2010 14:25:46 GC EI+ Voltage SIR Autospec-Ultima
327.8847 BSUB(10000,15,-3.0) PKD(5,5,3,0,10%,100,0,0,0.00%,F,F) Exp:PCDD
Sample Text:ST082310M3 File Text:Frontier Analytical Laboratory



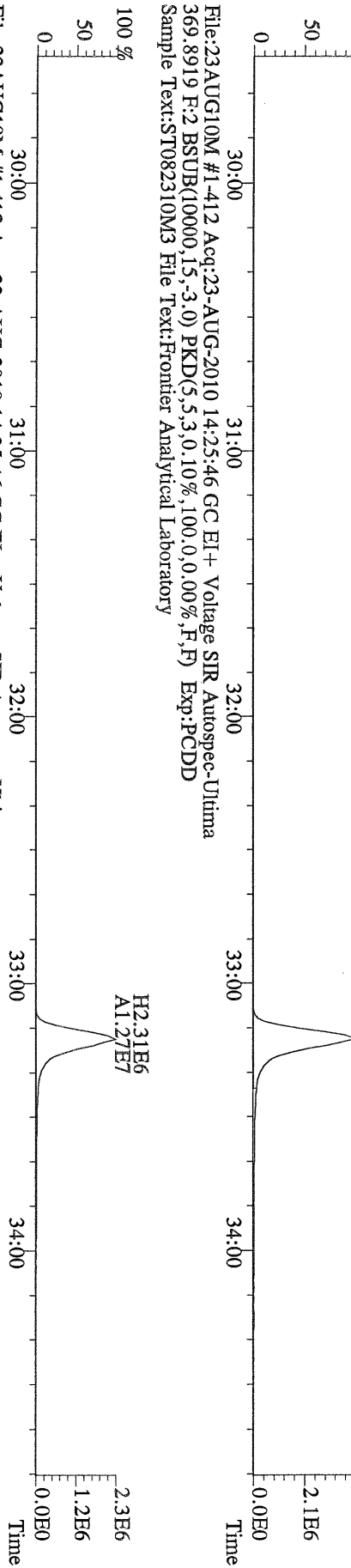
File:23AUG10M #1-356 Acq:23-AUG-2010 14:25:46 GC EI+ Voltage SIR Autospec-Ultima
333.9339 BSUB(10000,15,-3.0) PKD(5,5,3,0,10%,100,0,0,0.00%,F,F) Exp:PCDD
Sample Text:ST082310M3 File Text:Frontier Analytical Laboratory



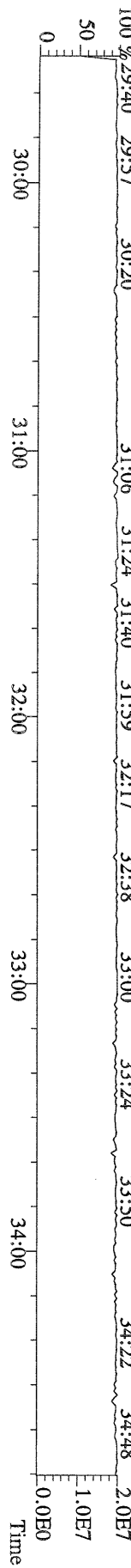
File:23AUG10M #1-412 Acq:23-AUG-2010 14:25:46 GC EI+ Voltage SIR Autospec-Ultima
 355.8546 F:2 BSUB(10000,15,-3.0) PKD(5,5,3.0,100,0,0.00%,F,F) Exp:PCDD
 Sample Text:ST082310M3 File Text:Frontier Analytical Laboratory
 100 %



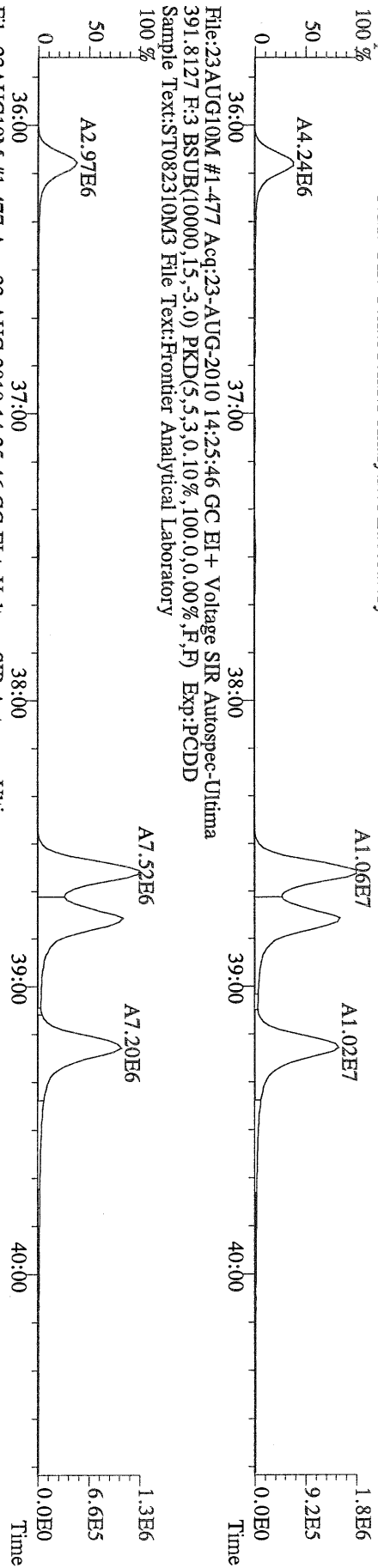
File:23AUG10M #1-412 Acq:23-AUG-2010 14:25:46 GC EI+ Voltage SIR Autospec-Ultima
 367.8949 F:2 BSUB(10000,15,-3.0) PKD(5,5,3.0,100,0,0.00%,F,F) Exp:PCDD
 Sample Text:ST082310M3 File Text:Frontier Analytical Laboratory
 100 %



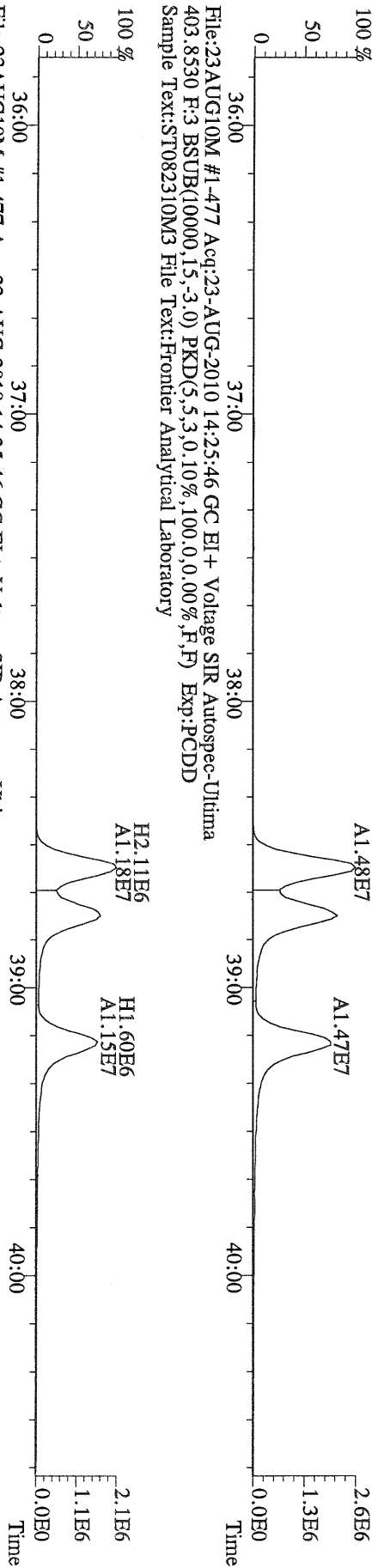
File:23AUG10M #1-412 Acq:23-AUG-2010 14:25:46 GC EI+ Voltage SIR Autospec-Ultima
 366.9792 F:2 Exp:PCDD
 Sample Text:ST082310M3 File Text:Frontier Analytical Laboratory



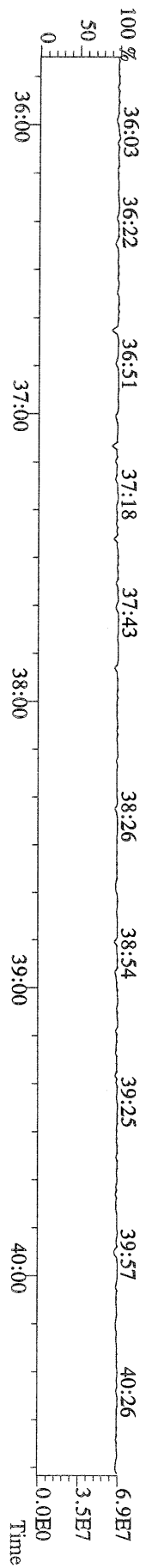
File:23AUG10M #1-477 Acq:23-AUG-2010 14:25:46 GC EI+ Voltage SIR Autospec-Ultima
 389.8156 F.3 BSUB(10000,15,-3.0) PKD(5,5,3,0.10%,100.0,0.00%,F,F) Exp:PCDD
 Sample Text:ST082310M3 File Text:Fronter Analytical Laboratory



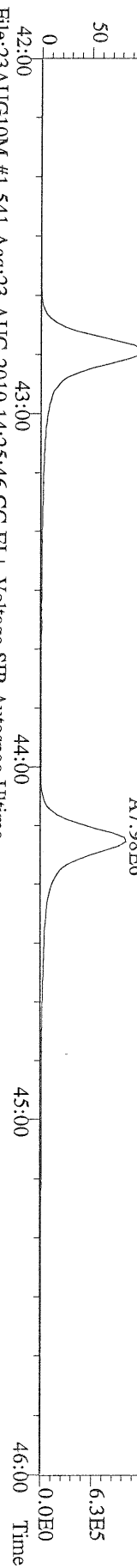
File:23AUG10M #1-477 Acq:23-AUG-2010 14:25:46 GC EI+ Voltage SIR Autospec-Ultima
 401.8559 F.3 BSUB(10000,15,-3.0) PKD(5,5,3,0.10%,100.0,0.00%,F,F) Exp:PCDD
 Sample Text:ST082310M3 File Text:Fronter Analytical Laboratory



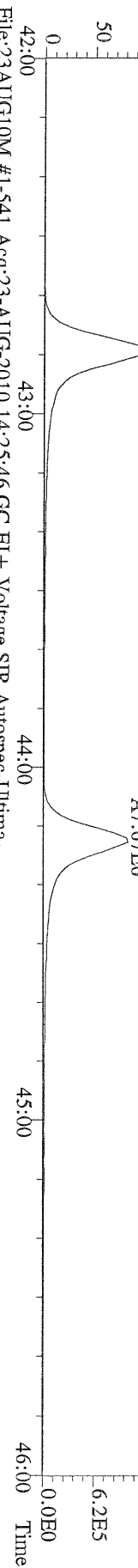
File:23AUG10M #1-477 Acq:23-AUG-2010 14:25:46 GC EI+ Voltage SIR Autospec-Ultima
 380.9760 F.3 Exp:PCDD
 Sample Text:ST082310M3 File Text:Fronter Analytical Laboratory



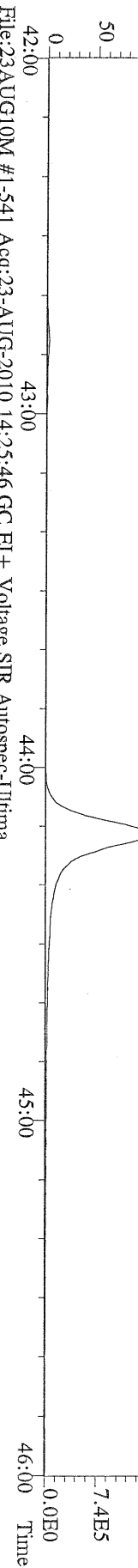
File:23AUG10M #1-541 Acq:23-AUG-2010 14:25:46 GC EI+ Voltage SIR Autospec-Ultima
423.7767 F:4 BSUB(10000,15,-3.0) PKD(5,5,3,0.10%,100.0,0.00%,F,F) Exp:PCDD
Sample Text:ST082310M3 File Text:Frontier Analytical Laboratory



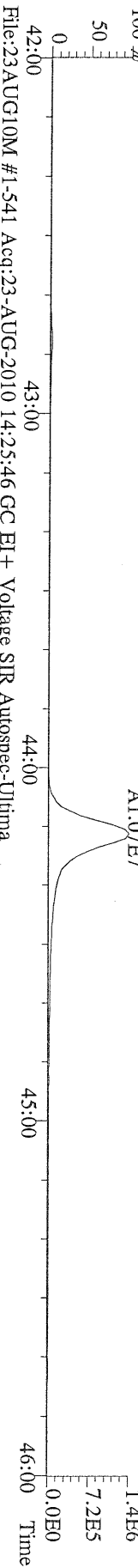
File:23AUG10M #1-541 Acq:23-AUG-2010 14:25:46 GC EI+ Voltage SIR Autospec-Ultima
425.7737 F:4 BSUB(10000,15,-3.0) PKD(5,5,3,0.10%,100.0,0.00%,F,F) Exp:PCDD
Sample Text:ST082310M3 File Text:Frontier Analytical Laboratory




File:23AUG10M #1-541 Acq:23-AUG-2010 14:25:46 GC EI+ Voltage SIR Autospec-Ultima
437.8140 F:4 BSUB(10000,15,-3.0) PKD(5,5,3,0.10%,100.0,0.00%,F,F) Exp:PCDD
Sample Text:ST082310M3 File Text:Frontier Analytical Laboratory



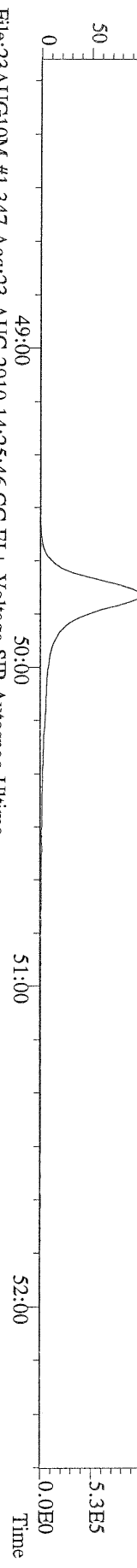
File:23AUG10M #1-541 Acq:23-AUG-2010 14:25:46 GC EI+ Voltage SIR Autospec-Ultima
430.9728 F:4 Exp:PCDD
Sample Text:ST082310M3 File Text:Frontier Analytical Laboratory




File:23AUG10M #1-541 Acq:23-AUG-2010 14:25:46 GC EI+ Voltage SIR Autospec-Ultima
437.8140 F:4 BSUB(10000,15,-3.0) PKD(5,5,3,0.10%,100.0,0.00%,F,F) Exp:PCDD
Sample Text:ST082310M3 File Text:Frontier Analytical Laboratory



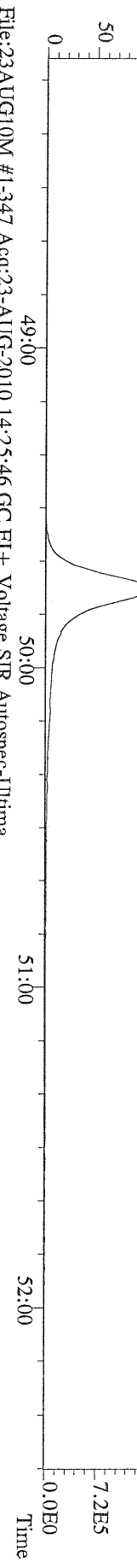
File:23AUG10M #1-347 Acq:23-AUG-2010 14:25:46 GC EI+ Voltage SIR Autospec-Ultima
457.7377 F:5 BSUB(10000,15,-3.0) PKD(5,5,3,0.10%,100.0,0.00%,F,F) Exp:PCDD
Sample Text:ST082310M3 File Text:Frontier Analytical Laboratory




File:23AUG10M #1-347 Acq:23-AUG-2010 14:25:46 GC EI+ Voltage SIR Autospec-Ultima
459.7348 F:5 BSUB(10000,15,-3.0) PKD(5,5,3,0.10%,100.0,0.00%,F,F) Exp:PCDD
Sample Text:ST082310M3 File Text:Frontier Analytical Laboratory




File:23AUG10M #1-347 Acq:23-AUG-2010 14:25:46 GC EI+ Voltage SIR Autospec-Ultima
469.7780 F:5 BSUB(10000,15,-3.0) PKD(5,5,3,0.10%,100.0,0.00%,F,F) Exp:PCDD
Sample Text:ST082310M3 File Text:Frontier Analytical Laboratory



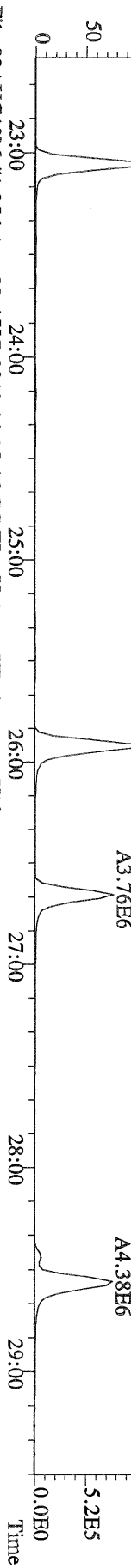
File:23AUG10M #1-347 Acq:23-AUG-2010 14:25:46 GC EI+ Voltage SIR Autospec-Ultima
471.7750 F:5 BSUB(10000,15,-3.0) PKD(5,5,3,0.10%,100.0,0.00%,F,F) Exp:PCDD
Sample Text:ST082310M3 File Text:Frontier Analytical Laboratory



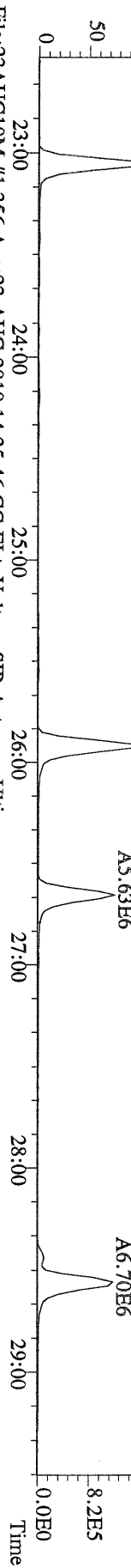
File:23AUG10M #1-347 Acq:23-AUG-2010 14:25:46 GC EI+ Voltage SIR Autospec-Ultima
454.9728 F:5 Exp:PCDD
Sample Text:ST082310M3 File Text:Frontier Analytical Laboratory




File:23AUG10M #1-356 Acq:23-AUG-2010 14:25:46 GC EI+ Voltage SIR Autospec-Ultima
 303.9016 BSUB(10000,15,-3,0) PKD(5,5,3,0,10%,100,0,0,00%,F,F) Exp:PCDD
 Sample Text:ST082310M3 File Text:Frontier Analytical Laboratory




File:23AUG10M #1-356 Acq:23-AUG-2010 14:25:46 GC EI+ Voltage SIR Autospec-Ultima
 305.8987 BSUB(10000,15,-3,0) PKD(5,5,3,0,10%,100,0,0,00%,F,F) Exp:PCDD
 Sample Text:ST082310M3 File Text:Frontier Analytical Laboratory




File:23AUG10M #1-356 Acq:23-AUG-2010 14:25:46 GC EI+ Voltage SIR Autospec-Ultima
 315.9419 BSUB(10000,15,-3,0) PKD(5,5,3,0,10%,100,0,0,00%,F,F) Exp:PCDD
 Sample Text:ST082310M3 File Text:Frontier Analytical Laboratory




File:23AUG10M #1-356 Acq:23-AUG-2010 14:25:46 GC EI+ Voltage SIR Autospec-Ultima
 317.9389 BSUB(10000,15,-3,0) PKD(5,5,3,0,10%,100,0,0,00%,F,F) Exp:PCDD
 Sample Text:ST082310M3 File Text:Frontier Analytical Laboratory



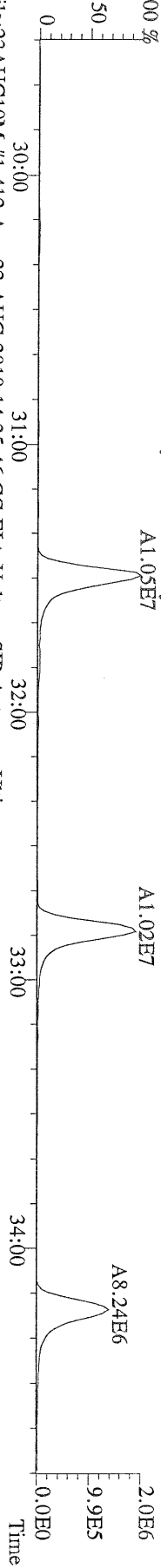
File:23AUG10M #1-356 Acq:23-AUG-2010 14:25:46 GC EI+ Voltage SIR Autospec-Ultima
 375.8364 BSUB(10000,15,-3,0) PKD(5,5,3,0,10%,100,0,0,00%,F,F) Exp:PCDD
 Sample Text:ST082310M3 File Text:Frontier Analytical Laboratory



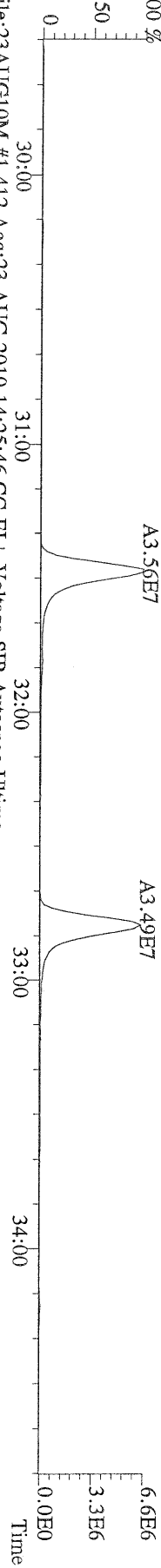
File:23AUG10M #1-412 Acq:23-AUG-2010 14:25:46 GC EI+ Voltage SIR Autospec-Ultima
 339.8597 F:2 BSUB(10000,15,-3.0) PKD(5,5,3,0.10%,100,0.0,0.00%,F,F) Exp:PCDD
 Sample Text:ST082310M3 File Text:Frontier Analytical Laboratory




File:23AUG10M #1-412 Acq:23-AUG-2010 14:25:46 GC EI+ Voltage SIR Autospec-Ultima
 341.8568 F:2 BSUB(10000,15,-3.0) PKD(5,5,3,0.10%,100,0.0,0.00%,F,F) Exp:PCDD
 Sample Text:ST082310M3 File Text:Frontier Analytical Laboratory



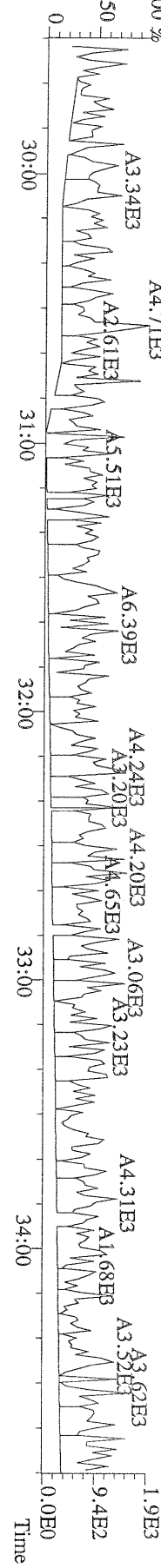
File:23AUG10M #1-412 Acq:23-AUG-2010 14:25:46 GC EI+ Voltage SIR Autospec-Ultima
 351.9000 F:2 BSUB(10000,15,-3.0) PKD(5,5,3,0.10%,100,0.0,0.00%,F,F) Exp:PCDD
 Sample Text:ST082310M3 File Text:Frontier Analytical Laboratory



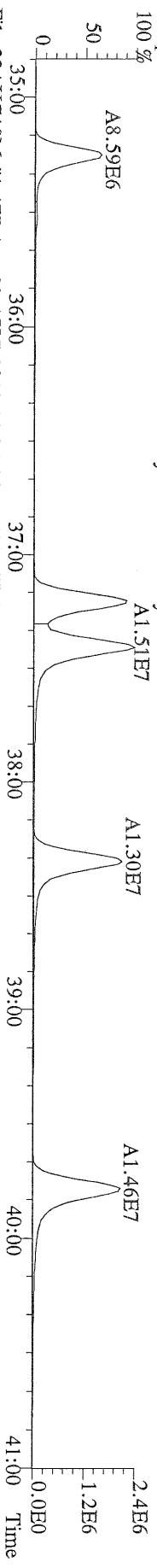
File:23AUG10M #1-412 Acq:23-AUG-2010 14:25:46 GC EI+ Voltage SIR Autospec-Ultima
 353.8970 F:2 BSUB(10000,15,-3.0) PKD(5,5,3,0.10%,100,0.0,0.00%,F,F) Exp:PCDD
 Sample Text:ST082310M3 File Text:Frontier Analytical Laboratory



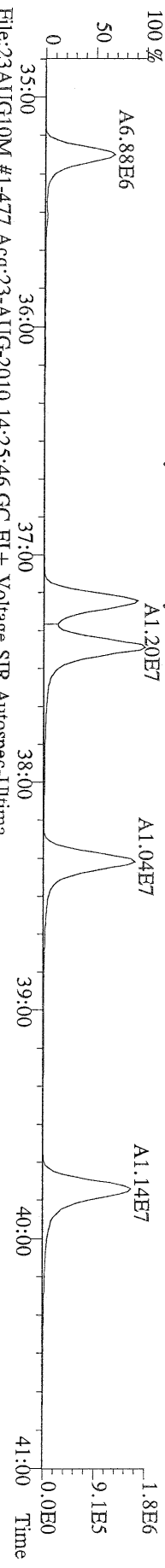
File:23AUG10M #1-412 Acq:23-AUG-2010 14:25:46 GC EI+ Voltage SIR Autospec-Ultima
 409.7974 F:2 BSUB(10000,15,-3.0) PKD(5,5,3,0.10%,100,0.0,0.00%,F,F) Exp:PCDD
 Sample Text:ST082310M3 File Text:Frontier Analytical Laboratory



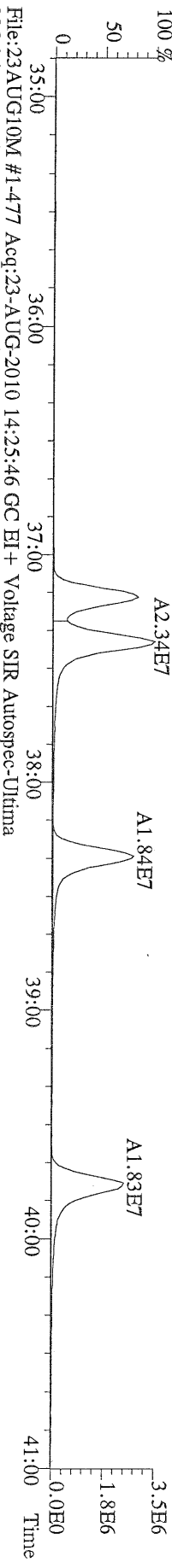
File:23AUG10M #1-477 Acq:23-AUG-2010 14:25:46 GC EI+ Voltage SIR Autospec-Ultima
373.8207 F:3 BSUB(10000,15,-3.0) PKD(5,5,3,0,10%,100,0,0,00%,F,F) Exp:PCDD
Sample Text:ST082310M3 File Text:Frontier Analytical Laboratory



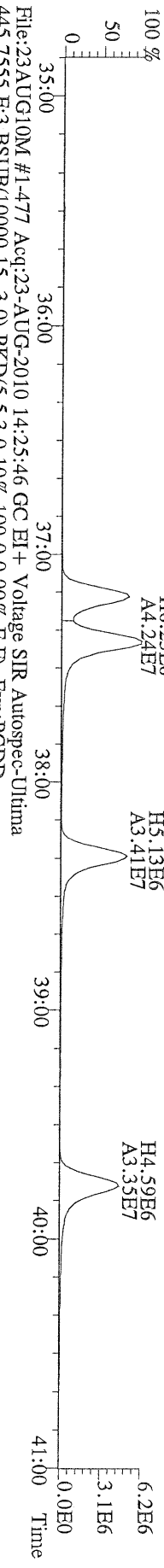
File:23AUG10M #1-477 Acq:23-AUG-2010 14:25:46 GC EI+ Voltage SIR Autospec-Ultima
375.8178 F:3 BSUB(10000,15,-3.0) PKD(5,5,3,0,10%,100,0,0,00%,F,F) Exp:PCDD
Sample Text:ST082310M3 File Text:Frontier Analytical Laboratory



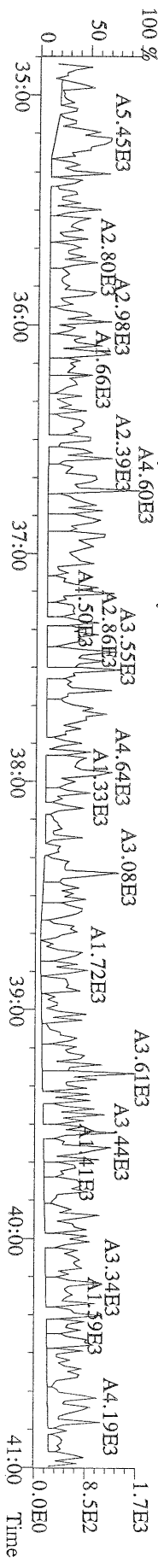
File:23AUG10M #1-477 Acq:23-AUG-2010 14:25:46 GC EI+ Voltage SIR Autospec-Ultima
383.8639 F:3 BSUB(10000,15,-3.0) PKD(5,5,3,0,10%,100,0,0,00%,F,F) Exp:PCDD
Sample Text:ST082310M3 File Text:Frontier Analytical Laboratory



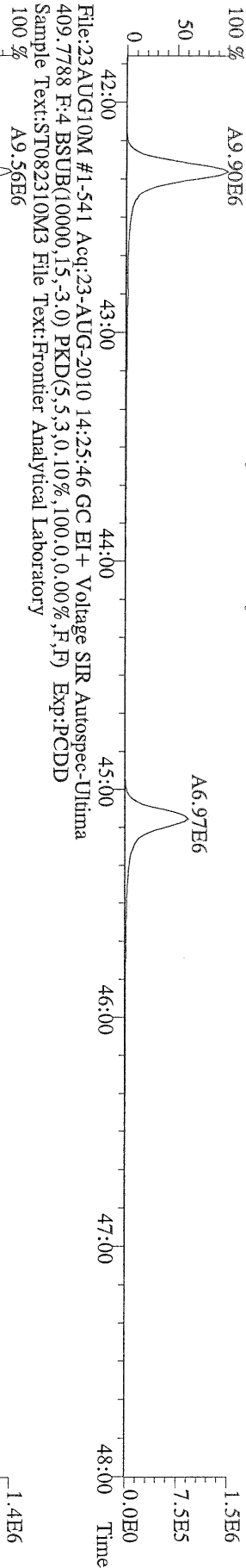
File:23AUG10M #1-477 Acq:23-AUG-2010 14:25:46 GC EI+ Voltage SIR Autospec-Ultima
385.8610 F:3 BSUB(10000,15,-3.0) PKD(5,5,3,0,10%,100,0,0,00%,F,F) Exp:PCDD
Sample Text:ST082310M3 File Text:Frontier Analytical Laboratory



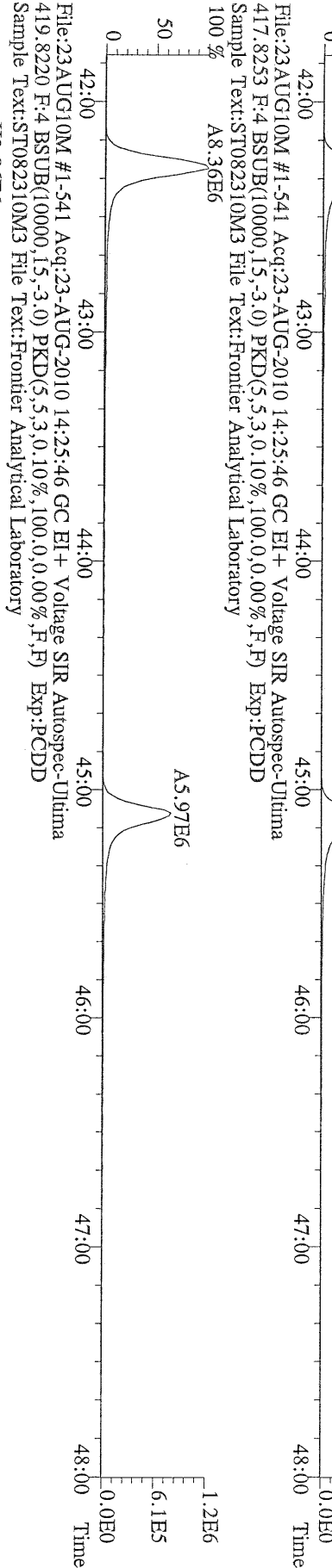
File:23AUG10M #1-477 Acq:23-AUG-2010 14:25:46 GC EI+ Voltage SIR Autospec-Ultima
445.7555 F:3 BSUB(10000,15,-3.0) PKD(5,5,3,0,10%,100,0,0,00%,F,F) Exp:PCDD
Sample Text:ST082310M3 File Text:Frontier Analytical Laboratory



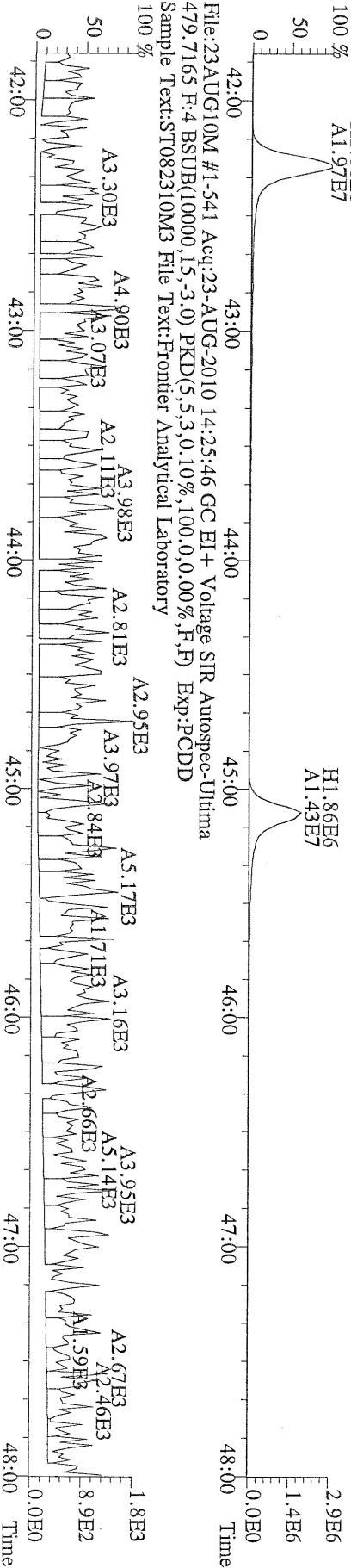
File:23AUG10M #1-541 Acq:23-AUG-2010 14:25:46 GC EI + Voltage SIR Autospec-Ultima
 407.7818 F:4 BSUB(10000,15,-3.0) PKD(5,5,3,0.10%,100,0,0.00%,F,F) Exp:PCDD
 Sample Text:ST082310M3 File Text:Frontier Analytical Laboratory



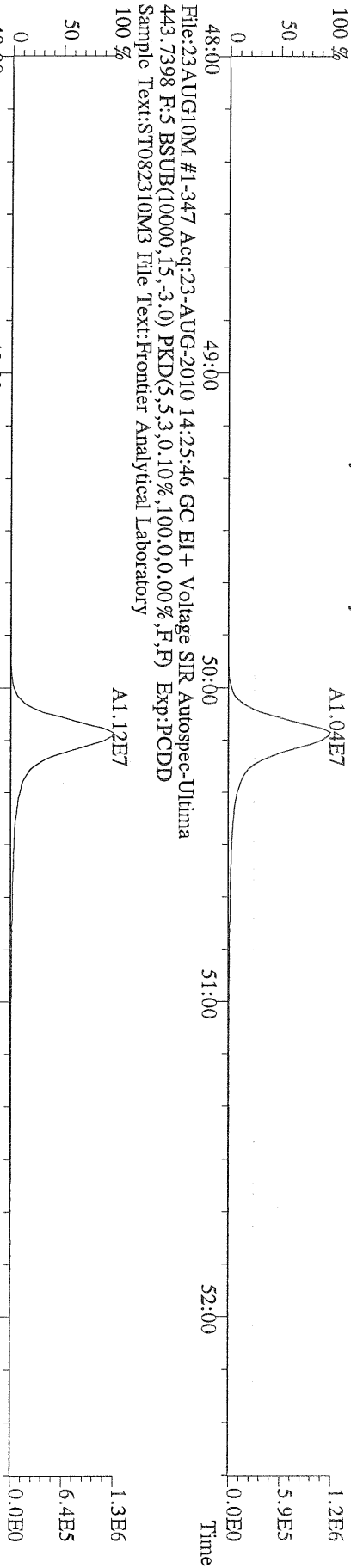
File:23AUG10M #1-541 Acq:23-AUG-2010 14:25:46 GC EI + Voltage SIR Autospec-Ultima
 417.8253 F:4 BSUB(10000,15,-3.0) PKD(5,5,3,0.10%,100,0,0.00%,F,F) Exp:PCDD
 Sample Text:ST082310M3 File Text:Frontier Analytical Laboratory



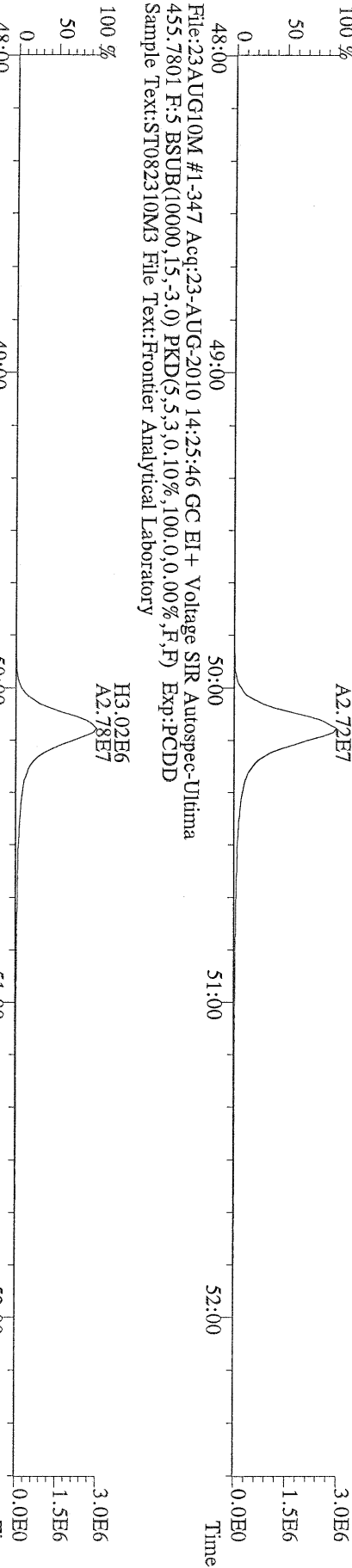
File:23AUG10M #1-541 Acq:23-AUG-2010 14:25:46 GC EI + Voltage SIR Autospec-Ultima
 479.7165 F:4 BSUB(10000,15,-3.0) PKD(5,5,3,0.10%,100,0,0.00%,F,F) Exp:PCDD
 Sample Text:ST082310M3 File Text:Frontier Analytical Laboratory



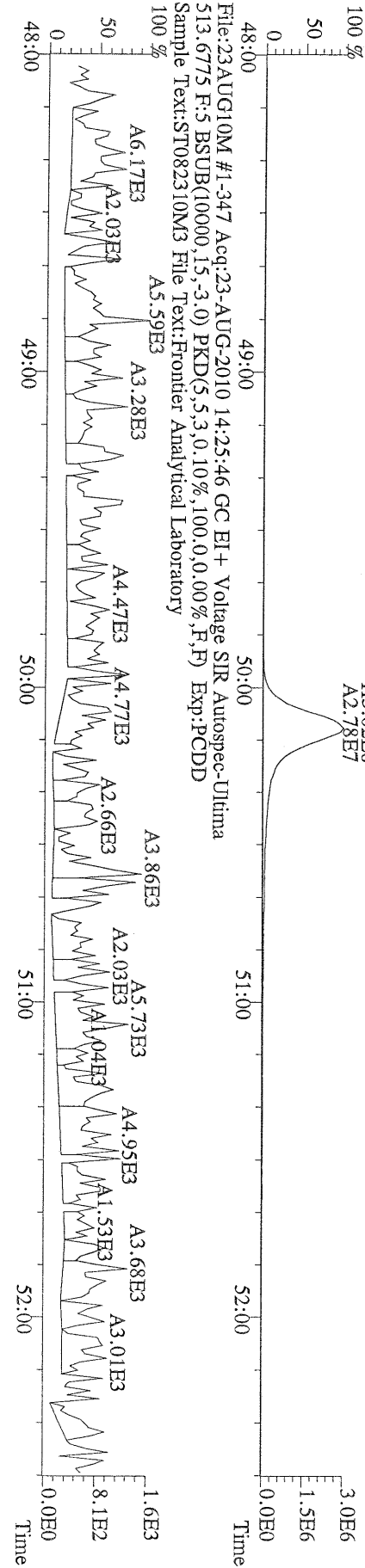
File:23AUG10M #1-347 Acq:23-AUG-2010 14:25:46 GC EI+ Voltage SIR Autospec-Ultima
441.7428 F:5 BSUB(10000,15,-3.0) PKD(5,5,3,0.10%,100,0.0,0.00%,F,F) Exp:PCDD
Sample Text:ST082310M3 File Text:Frontier Analytical Laboratory




File:23AUG10M #1-347 Acq:23-AUG-2010 14:25:46 GC EI+ Voltage SIR Autospec-Ultima
453.7831 F:5 BSUB(10000,15,-3.0) PKD(5,5,3,0.10%,100,0.0,0.00%,F,F) Exp:PCDD
Sample Text:ST082310M3 File Text:Frontier Analytical Laboratory




File:23AUG10M #1-347 Acq:23-AUG-2010 14:25:46 GC EI+ Voltage SIR Autospec-Ultima
455.7801 F:5 BSUB(10000,15,-3.0) PKD(5,5,3,0.10%,100,0.0,0.00%,F,F) Exp:PCDD
Sample Text:ST082310M3 File Text:Frontier Analytical Laboratory




File:23AUG10M #1-356 Acq:23-AUG-2010 19:02:46 GC EI+ Voltage SIR Autospec-Ultima
319.8965 S:6 BSUB(10000,15,-3.0) PKD(5,5,3,0.10%,100,0,0.00%,F,F) Exp:PCDD
Sample Text:ST082310M4 File Text:Frontier Analytical Laboratory



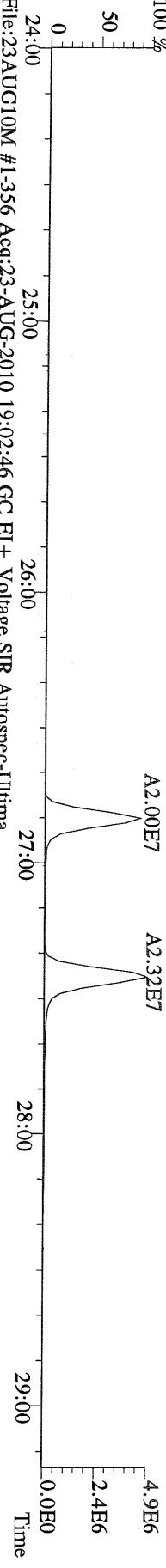
File:23AUG10M #1-356 Acq:23-AUG-2010 19:02:46 GC EI+ Voltage SIR Autospec-Ultima
321.8936 S:6 BSUB(10000,15,-3.0) PKD(5,5,3,0.10%,100,0,0.00%,F,F) Exp:PCDD
Sample Text:ST082310M4 File Text:Frontier Analytical Laboratory



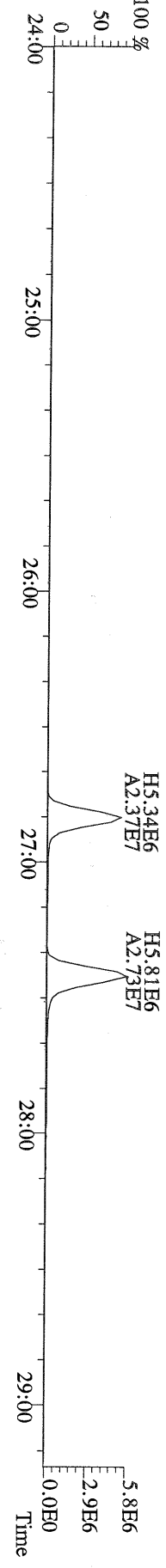
File:23AUG10M #1-356 Acq:23-AUG-2010 19:02:46 GC EI+ Voltage SIR Autospec-Ultima
327.8847 S:6 BSUB(10000,15,-3.0) PKD(5,5,3,0.10%,100,0,0.00%,F,F) Exp:PCDD
Sample Text:ST082310M4 File Text:Frontier Analytical Laboratory



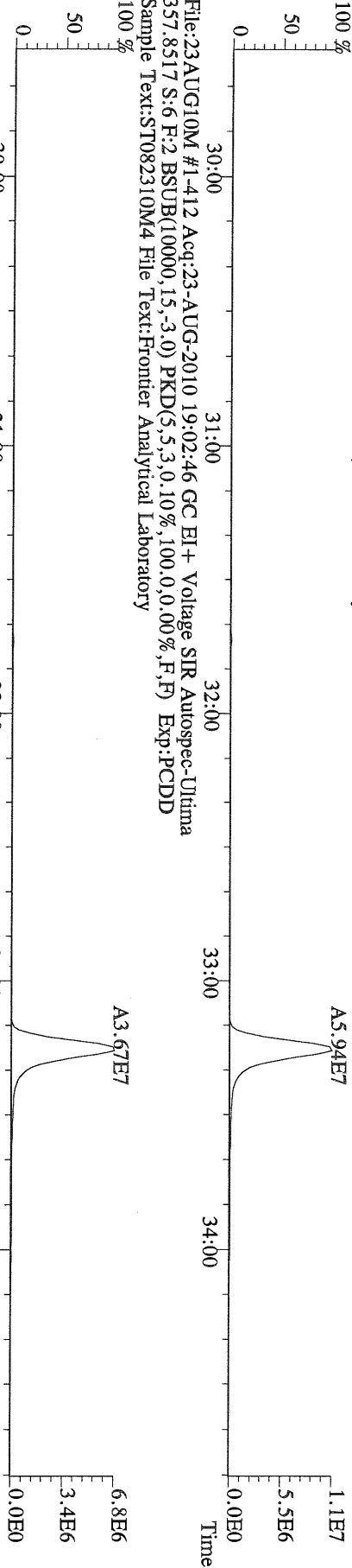
File:23AUG10M #1-356 Acq:23-AUG-2010 19:02:46 GC EI+ Voltage SIR Autospec-Ultima
331.9368 S:6 BSUB(10000,15,-3.0) PKD(5,5,3,0.10%,100,0,0.00%,F,F) Exp:PCDD
Sample Text:ST082310M4 File Text:Frontier Analytical Laboratory



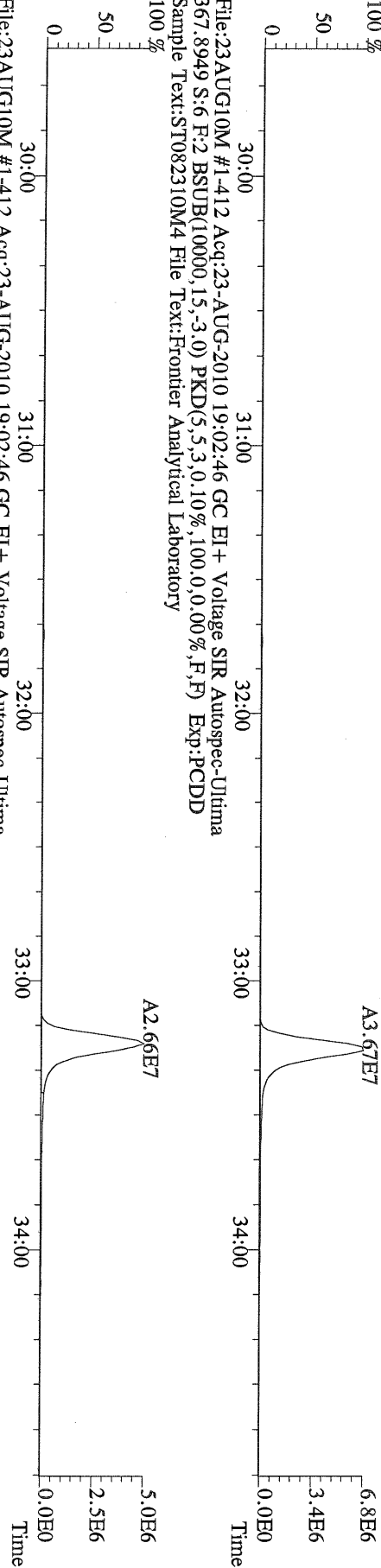
File:23AUG10M #1-356 Acq:23-AUG-2010 19:02:46 GC EI+ Voltage SIR Autospec-Ultima
333.9339 S:6 BSUB(10000,15,-3.0) PKD(5,5,3,0.10%,100,0,0.00%,F,F) Exp:PCDD
Sample Text:ST082310M4 File Text:Frontier Analytical Laboratory



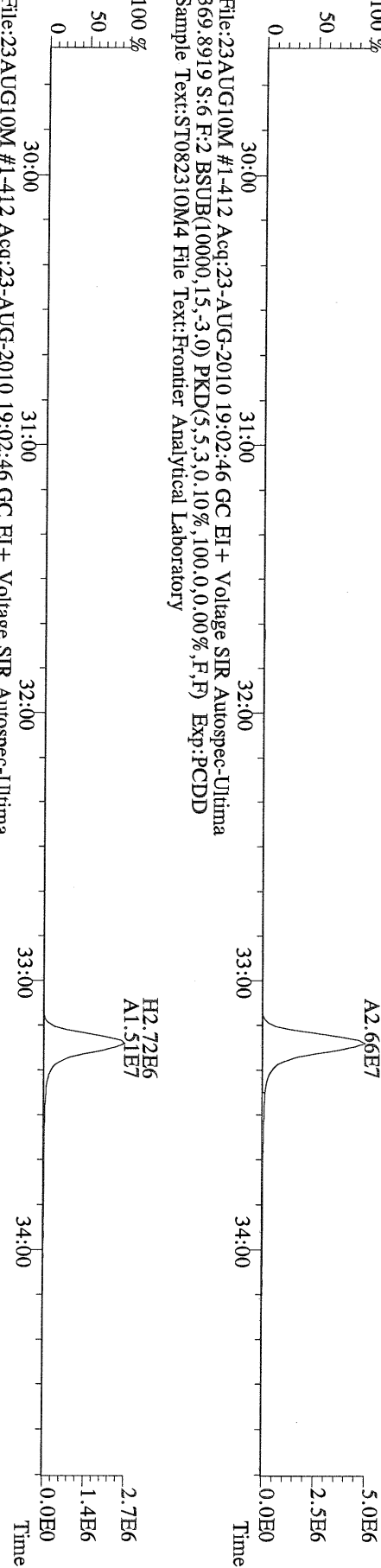
File:23AUG10M #1-412 Acq:23-AUG-2010 19:02:46 GC EI+ Voltage SIR Autospec-Ultima
355.8546 S:6 F:2 BSUB(10000,15,-3.0) PKD(5,5,3,0,10%,100,0,0,00%,F,F) Exp:PCDD
Sample Text:ST082310M4 File Text:Frontier Analytical Laboratory



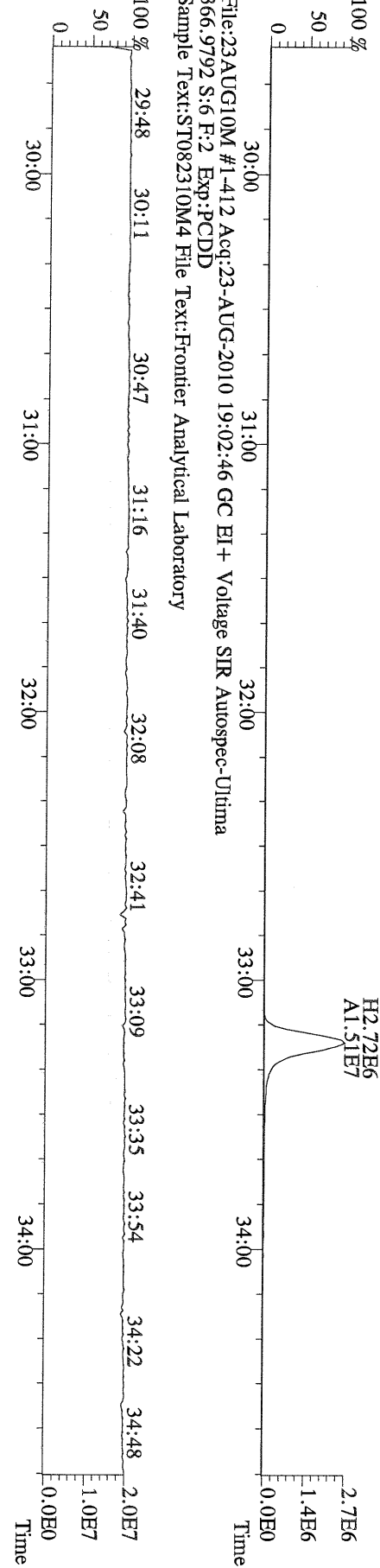
File:23AUG10M #1-412 Acq:23-AUG-2010 19:02:46 GC EI+ Voltage SIR Autospec-Ultima
357.8517 S:6 F:2 BSUB(10000,15,-3.0) PKD(5,5,3,0,10%,100,0,0,00%,F,F) Exp:PCDD
Sample Text:ST082310M4 File Text:Frontier Analytical Laboratory



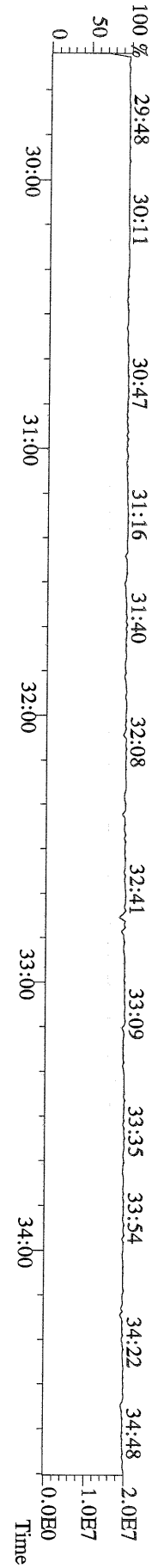
File:23AUG10M #1-412 Acq:23-AUG-2010 19:02:46 GC EI+ Voltage SIR Autospec-Ultima
367.8949 S:6 F:2 BSUB(10000,15,-3.0) PKD(5,5,3,0,10%,100,0,0,00%,F,F) Exp:PCDD
Sample Text:ST082310M4 File Text:Frontier Analytical Laboratory




File:23AUG10M #1-412 Acq:23-AUG-2010 19:02:46 GC EI+ Voltage SIR Autospec-Ultima
369.8919 S:6 F:2 BSUB(10000,15,-3.0) PKD(5,5,3,0,10%,100,0,0,00%,F,F) Exp:PCDD
Sample Text:ST082310M4 File Text:Frontier Analytical Laboratory



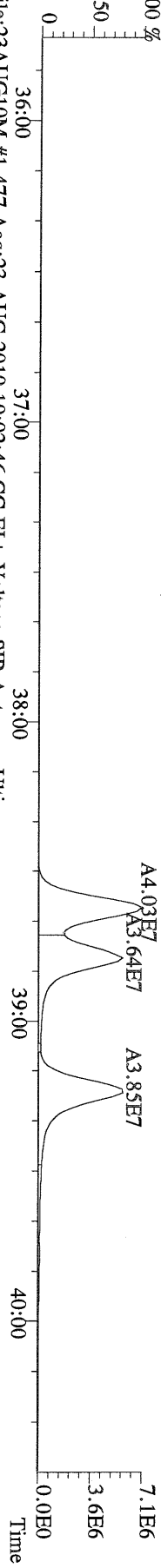
File:23AUG10M #1-412 Acq:23-AUG-2010 19:02:46 GC EI+ Voltage SIR Autospec-Ultima
366.9792 S:6 F:2 Exp:PCDD
Sample Text:ST082310M4 File Text:Frontier Analytical Laboratory




File:23AUG10M #1-477 Acq:23-AUG-2010 19:02:46 GC EI+ Voltage SIR Autospec-Ultima
 389.8156 S:6 F:3 BSUB(10000,15,-3.0) Exp:PCDD
 Sample Text:ST082310M4 File Text:Frontier Analytical Laboratory




File:23AUG10M #1-477 Acq:23-AUG-2010 19:02:46 GC EI+ Voltage SIR Autospec-Ultima
 391.8127 S:6 F:3 BSUB(10000,15,-3.0) Exp:PCDD
 Sample Text:ST082310M4 File Text:Frontier Analytical Laboratory



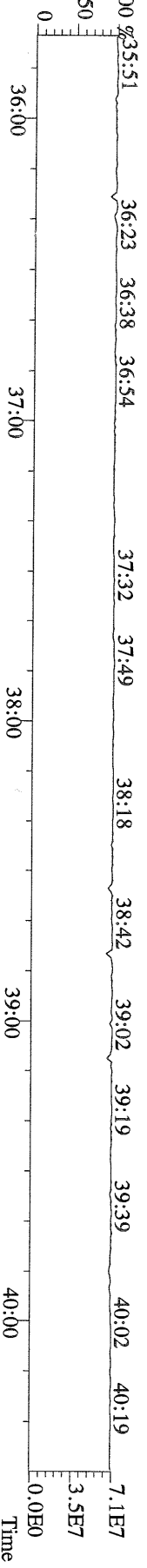
File:23AUG10M #1-477 Acq:23-AUG-2010 19:02:46 GC EI+ Voltage SIR Autospec-Ultima
 401.8559 S:6 F:3 BSUB(10000,15,-3.0) PKD(5,5,3,0,10%,100,0,0,00%,F,F) Exp:PCDD
 Sample Text:ST082310M4 File Text:Frontier Analytical Laboratory



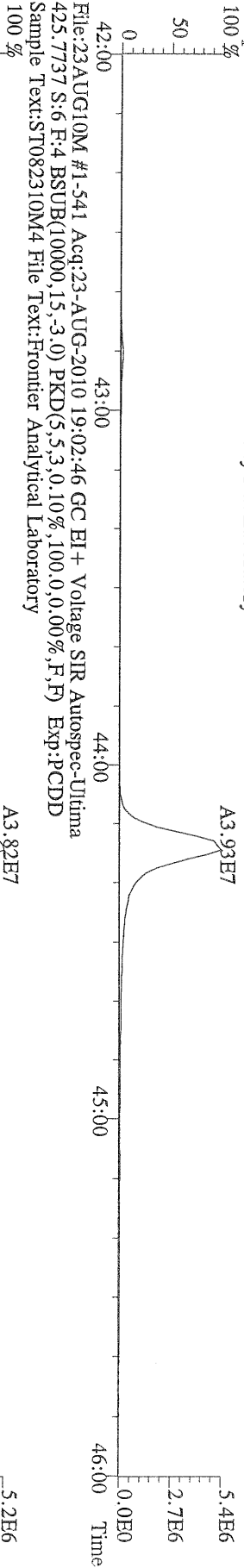
File:23AUG10M #1-477 Acq:23-AUG-2010 19:02:46 GC EI+ Voltage SIR Autospec-Ultima
 403.8530 S:6 F:3 BSUB(10000,15,-3.0) PKD(5,5,3,0,10%,100,0,0,00%,F,F) Exp:PCDD
 Sample Text:ST082310M4 File Text:Frontier Analytical Laboratory



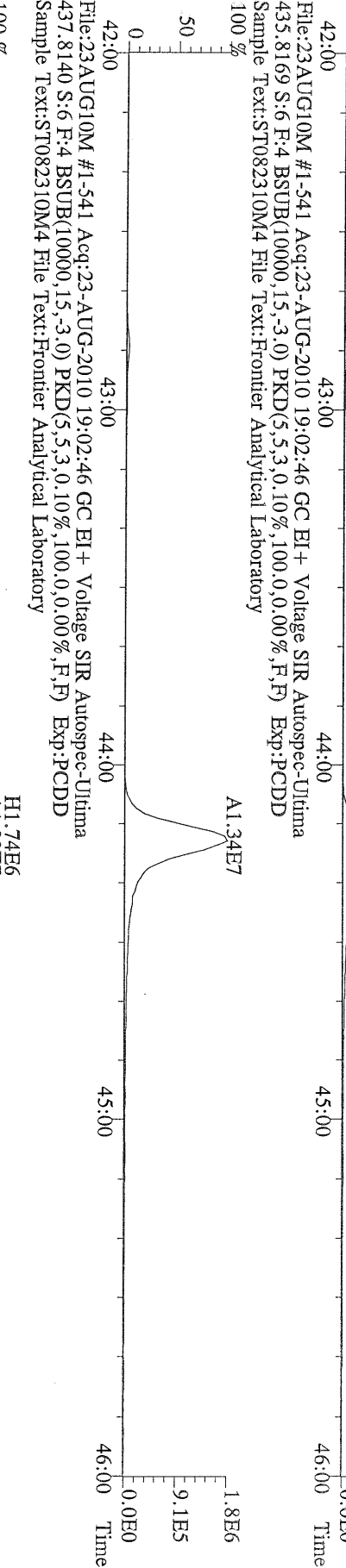
File:23AUG10M #1-477 Acq:23-AUG-2010 19:02:46 GC EI+ Voltage SIR Autospec-Ultima
 380.9760 S:6 F:3 Exp:PCDD
 Sample Text:ST082310M4 File Text:Frontier Analytical Laboratory



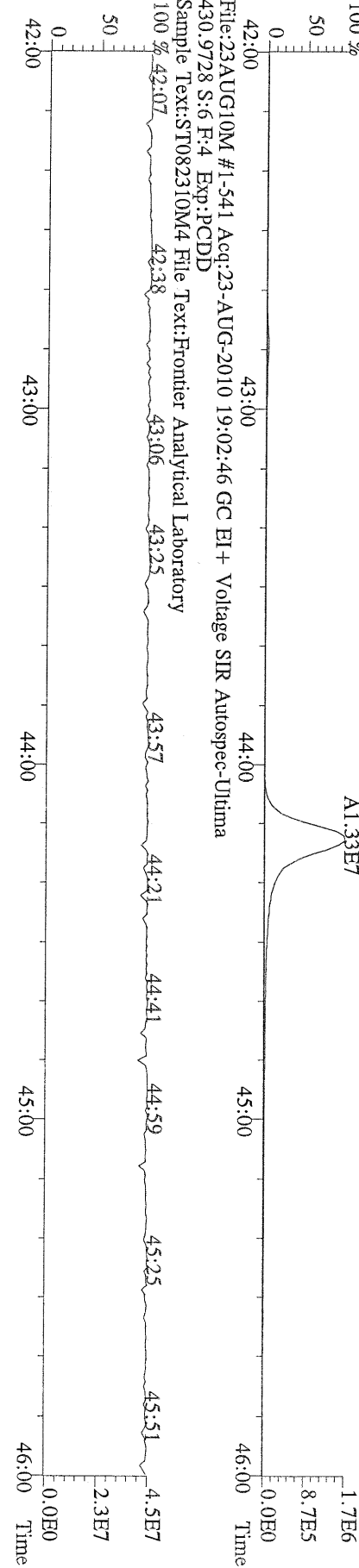
File:23AUG10M #1-541 Acq:23-AUG-2010 19:02:46 GC EI+ Voltage SIR Autospec-Ultima
423.7767 S:6 F:4 BSUB(10000,15,-3.0) PKD(5,5,3,0,10%,100,0,0,00%,F,F) Exp:PCDD
Sample Text:ST082310M4 File Text:Frontier Analytical Laboratory



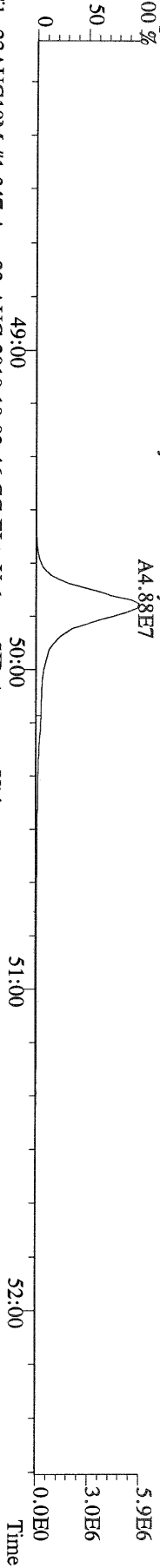
File:23AUG10M #1-541 Acq:23-AUG-2010 19:02:46 GC EI+ Voltage SIR Autospec-Ultima
435.8169 S:6 F:4 BSUB(10000,15,-3.0) PKD(5,5,3,0,10%,100,0,0,00%,F,F) Exp:PCDD
Sample Text:ST082310M4 File Text:Frontier Analytical Laboratory



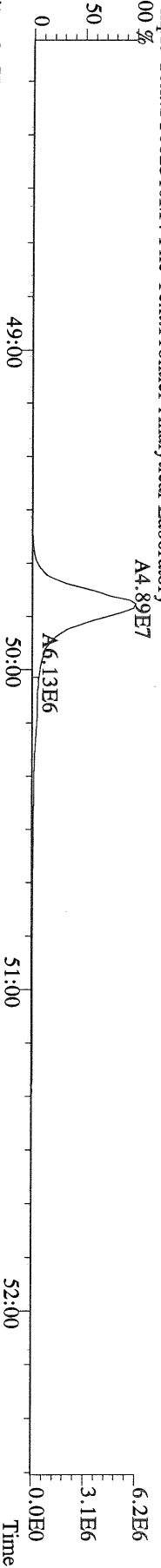
File:23AUG10M #1-541 Acq:23-AUG-2010 19:02:46 GC EI+ Voltage SIR Autospec-Ultima
430.9728 S:6 F:4 Exp:PCDD
Sample Text:ST082310M4 File Text:Frontier Analytical Laboratory




File:23AUG10M #1-347 Acq:23-AUG-2010 19:02:46 GC EI+ Voltage SIR Autospec-Ultima
 457.7377 S:6 F:5 BSUB(10000,15,-3.0) PKD(5,5,3,0,10%,100,0,0,00%,F,F) Exp:PCDD
 Sample Text:ST082310M4 File Text:Frontier Analytical Laboratory



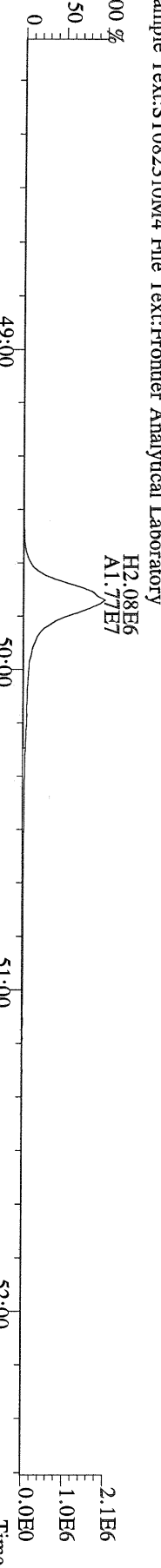
File:23AUG10M #1-347 Acq:23-AUG-2010 19:02:46 GC EI+ Voltage SIR Autospec-Ultima
 459.7348 S:6 F:5 BSUB(10000,15,-3.0) PKD(5,5,3,0,10%,100,0,0,00%,F,F) Exp:PCDD
 Sample Text:ST082310M4 File Text:Frontier Analytical Laboratory



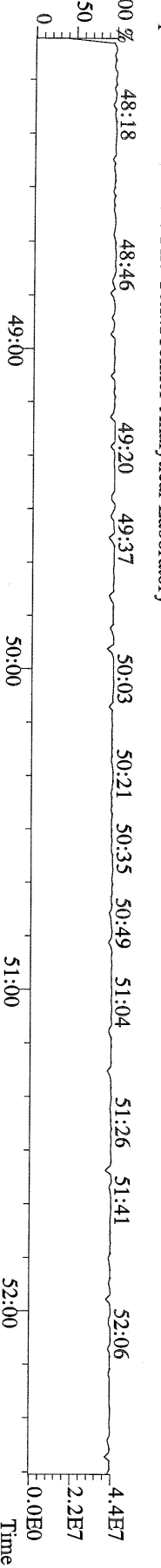
File:23AUG10M #1-347 Acq:23-AUG-2010 19:02:46 GC EI+ Voltage SIR Autospec-Ultima
 469.7780 S:6 F:5 BSUB(10000,15,-3.0) PKD(5,5,3,0,10%,100,0,0,00%,F,F) Exp:PCDD
 Sample Text:ST082310M4 File Text:Frontier Analytical Laboratory




File:23AUG10M #1-347 Acq:23-AUG-2010 19:02:46 GC EI+ Voltage SIR Autospec-Ultima
 471.7750 S:6 F:5 BSUB(10000,15,-3.0) PKD(5,5,3,0,10%,100,0,0,00%,F,F) Exp:PCDD
 Sample Text:ST082310M4 File Text:Frontier Analytical Laboratory



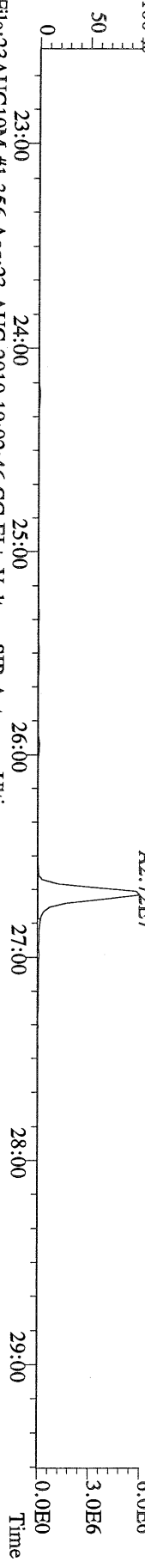
File:23AUG10M #1-347 Acq:23-AUG-2010 19:02:46 GC EI+ Voltage SIR Autospec-Ultima
 454.9728 S:6 F:5 Exp:PCDD
 Sample Text:ST082310M4 File Text:Frontier Analytical Laboratory




File:23AUG10M #1-356 Acq:23-AUG-2010 19:02:46 GC EI+ Voltage SIR Autospec-Ultima
303.9016 S:6 BSUB(10000,15,-3.0) PKD(5,5,3,0.10%,100,0.0,0.00%,F,F) Exp:PCDD
Sample Text:ST082310M4 File Text:Frontier Analytical Laboratory



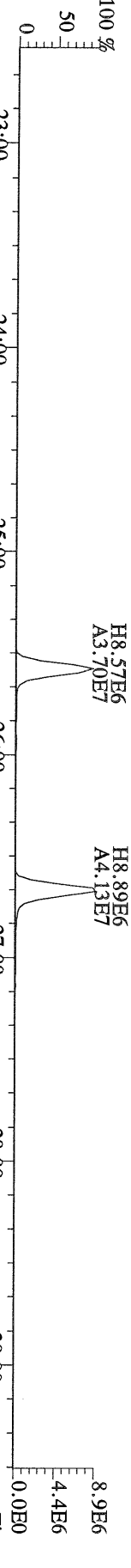
File:23AUG10M #1-356 Acq:23-AUG-2010 19:02:46 GC EI+ Voltage SIR Autospec-Ultima
305.8987 S:6 BSUB(10000,15,-3.0) PKD(5,5,3,0.10%,100,0.0,0.00%,F,F) Exp:PCDD
Sample Text:ST082310M4 File Text:Frontier Analytical Laboratory



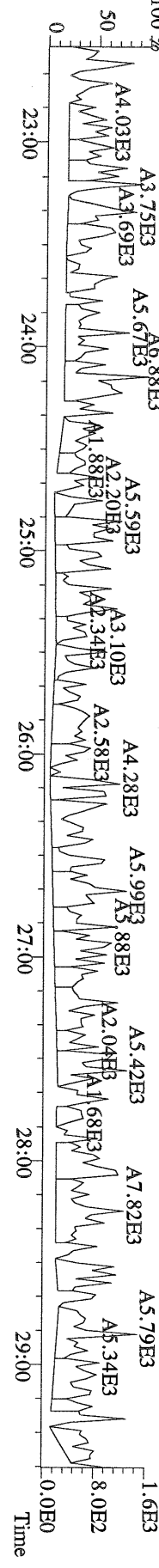
File:23AUG10M #1-356 Acq:23-AUG-2010 19:02:46 GC EI+ Voltage SIR Autospec-Ultima
315.9419 S:6 BSUB(10000,15,-3.0) PKD(5,5,3,0.10%,100,0.0,0.00%,F,F) Exp:PCDD
Sample Text:ST082310M4 File Text:Frontier Analytical Laboratory



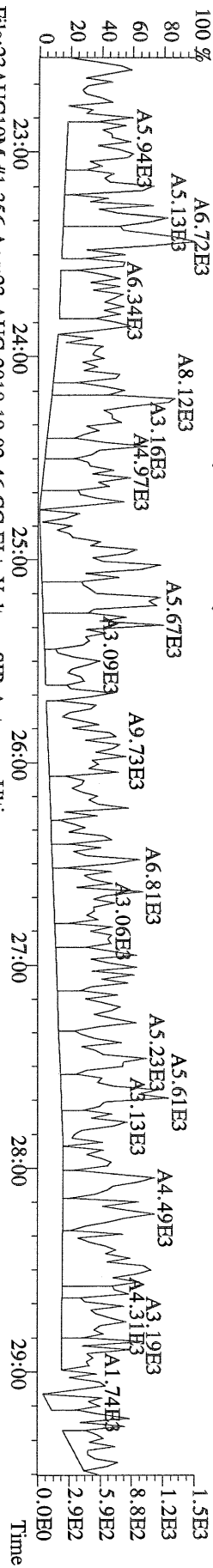
File:23AUG10M #1-356 Acq:23-AUG-2010 19:02:46 GC EI+ Voltage SIR Autospec-Ultima
317.9389 S:6 BSUB(10000,15,-3.0) PKD(5,5,3,0.10%,100,0.0,0.00%,F,F) Exp:PCDD
Sample Text:ST082310M4 File Text:Frontier Analytical Laboratory



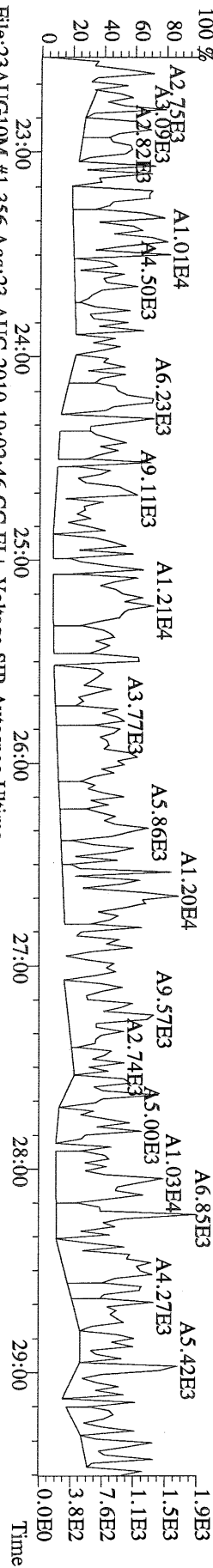
File:23AUG10M #1-356 Acq:23-AUG-2010 19:02:46 GC EI+ Voltage SIR Autospec-Ultima
375.8364 S:6 BSUB(10000,15,-3.0) PKD(5,5,3,0.10%,100,0.0,0.00%,F,F) Exp:PCDD
Sample Text:ST082310M4 File Text:Frontier Analytical Laboratory



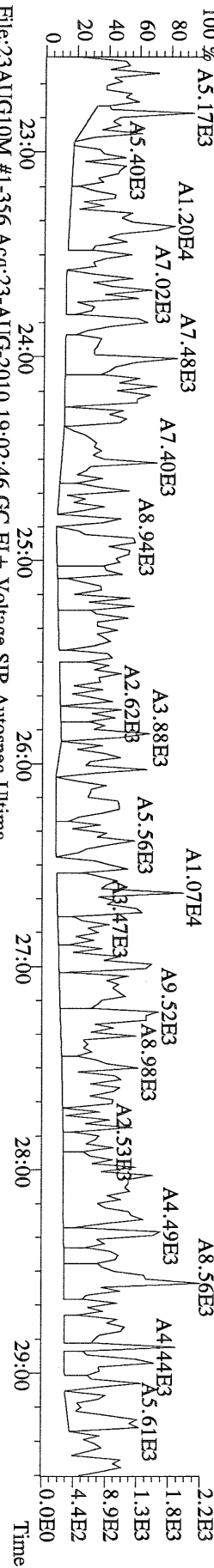
File:23AUG10M #1-356 Acq:23-AUG-2010 19:02:46 GC EI+ Voltage SIR Autospec-Ultima
 339.8597 S:6 BSUB(10000,15,-3.0) PKD(5,5,3,0.10%,100,0.0,0.00%,F,F) Exp:PCDD
 Sample Text:ST082310M4 File Text:Frontier Analytical Laboratory



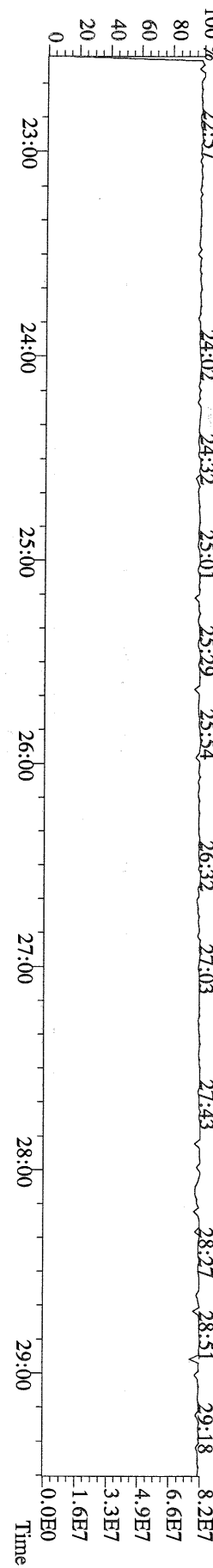
File:23AUG10M #1-356 Acq:23-AUG-2010 19:02:46 GC EI+ Voltage SIR Autospec-Ultima
 341.8568 S:6 BSUB(10000,15,-3.0) PKD(5,5,3,0.10%,100,0.0,0.00%,F,F) Exp:PCDD
 Sample Text:ST082310M4 File Text:Frontier Analytical Laboratory




File:23AUG10M #1-356 Acq:23-AUG-2010 19:02:46 GC EI+ Voltage SIR Autospec-Ultima
 409.7974 S:6 BSUB(10000,15,-3.0) PKD(5,5,3,0.10%,100,0.0,0.00%,F,F) Exp:PCDD
 Sample Text:ST082310M4 File Text:Frontier Analytical Laboratory



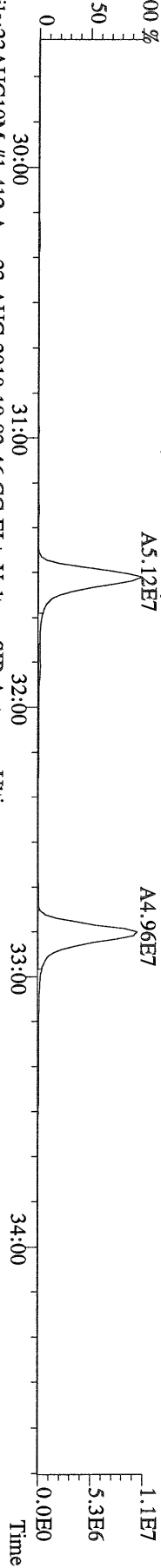
File:23AUG10M #1-356 Acq:23-AUG-2010 19:02:46 GC EI+ Voltage SIR Autospec-Ultima
 LOCK MASS CHECK S:6 Exp:PCDD
 Sample Text:ST082310M4 File Text:Frontier Analytical Laboratory



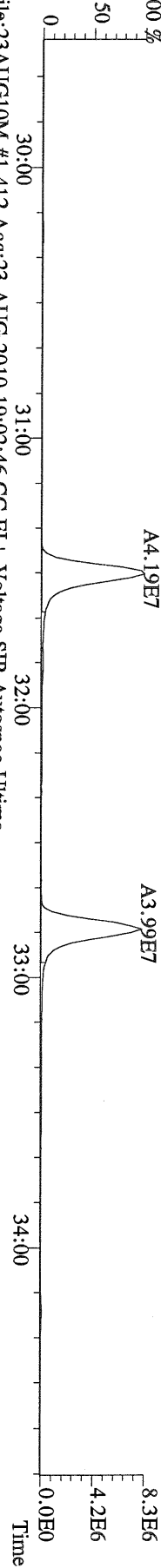
File:23AUG10M #1-412 Acq:23-AUG-2010 19:02:46 GC EI+ Voltage SIR Autospec-Ultima
 339.8597 S:6 F:2 BSUB(10000,15,-3.0) PKD(5.5,3,0.10%,100.0,0.00%,F,F) Exp:PCDD
 Sample Text:ST082310M4 File Text:Frontier Analytical Laboratory



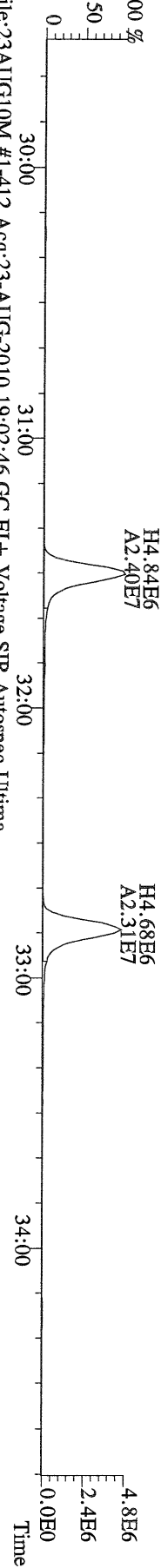
File:23AUG10M #1-412 Acq:23-AUG-2010 19:02:46 GC EI+ Voltage SIR Autospec-Ultima
 341.8568 S:6 F:2 BSUB(10000,15,-3.0) PKD(5.5,3,0.10%,100.0,0.00%,F,F) Exp:PCDD
 Sample Text:ST082310M4 File Text:Frontier Analytical Laboratory



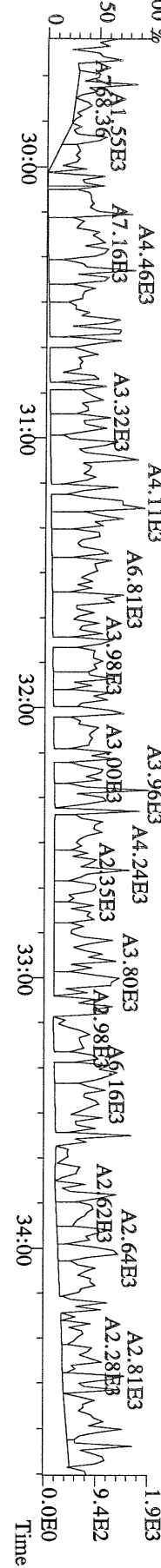
File:23AUG10M #1-412 Acq:23-AUG-2010 19:02:46 GC EI+ Voltage SIR Autospec-Ultima
 351.9000 S:6 F:2 BSUB(10000,15,-3.0) PKD(5.5,3,0.10%,100.0,0.00%,F,F) Exp:PCDD
 Sample Text:ST082310M4 File Text:Frontier Analytical Laboratory



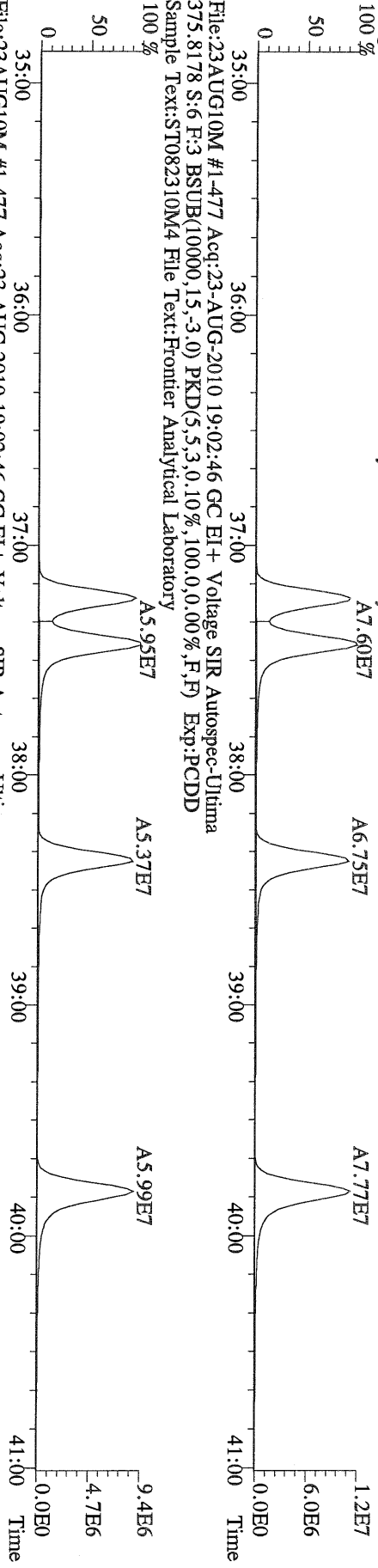
File:23AUG10M #1-412 Acq:23-AUG-2010 19:02:46 GC EI+ Voltage SIR Autospec-Ultima
 353.8970 S:6 F:2 BSUB(10000,15,-3.0) PKD(5.5,3,0.10%,100.0,0.00%,F,F) Exp:PCDD
 Sample Text:ST082310M4 File Text:Frontier Analytical Laboratory



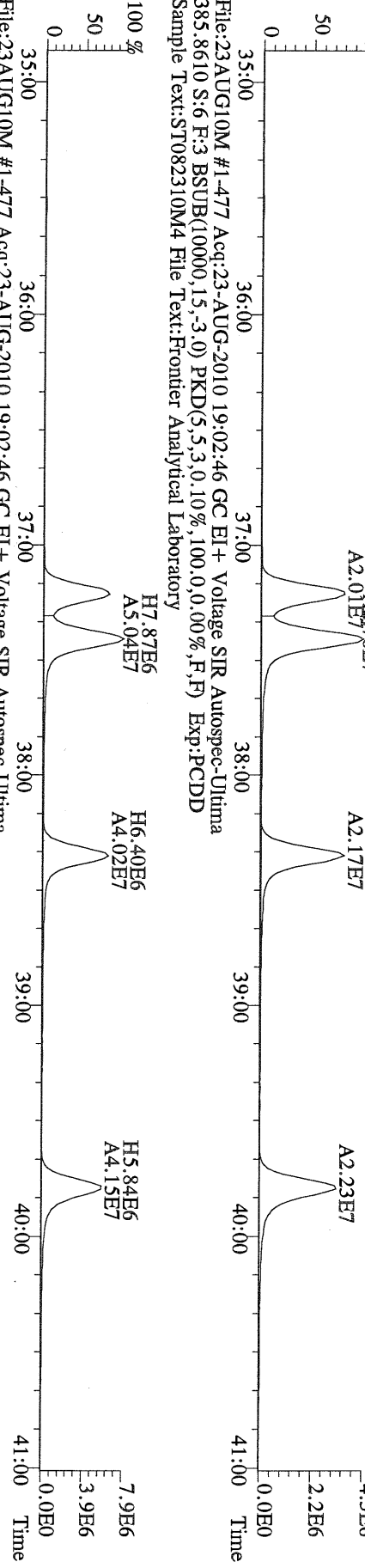
File:23AUG10M #1-412 Acq:23-AUG-2010 19:02:46 GC EI+ Voltage SIR Autospec-Ultima
 409.7974 S:6 F:2 BSUB(10000,15,-3.0) PKD(5.5,3,0.10%,100.0,0.00%,F,F) Exp:PCDD
 Sample Text:ST082310M4 File Text:Frontier Analytical Laboratory



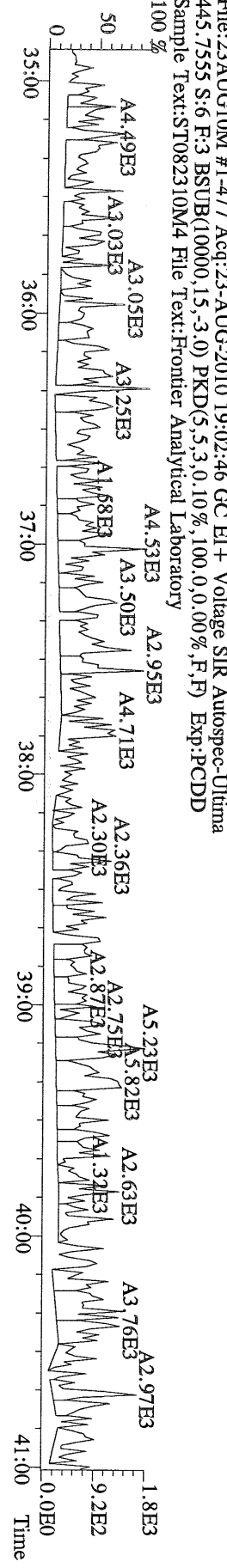
File:23AUG10M #1-477 Acq:23-AUG-2010 19:02:46 GC EI + Voltage SIR Autospec-Utima
373.8207 S:6 F:3 BSUB(10000,15,-3.0) PKD(5,5,3,0,10%,100,0,0,00%,F,F) Exp:PCDD
Sample Text:ST082310M4 File Text:Frontier Analytical Laboratory



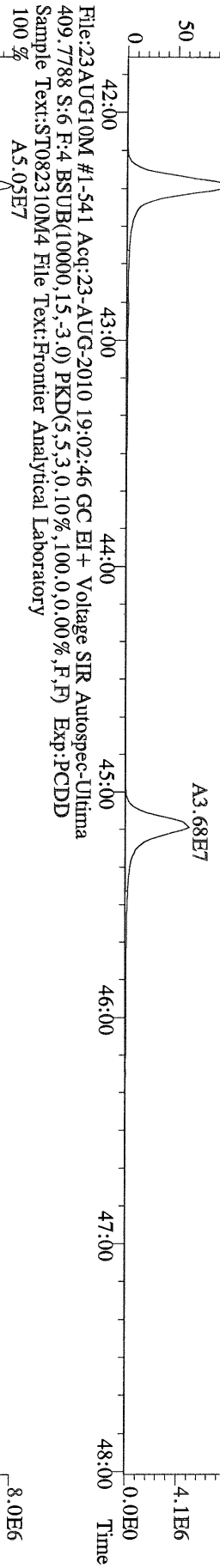
File:23AUG10M #1-477 Acq:23-AUG-2010 19:02:46 GC EI + Voltage SIR Autospec-Utima
383.8639 S:6 F:3 BSUB(10000,15,-3.0) PKD(5,5,3,0,10%,100,0,0,00%,F,F) Exp:PCDD
Sample Text:ST082310M4 File Text:Frontier Analytical Laboratory



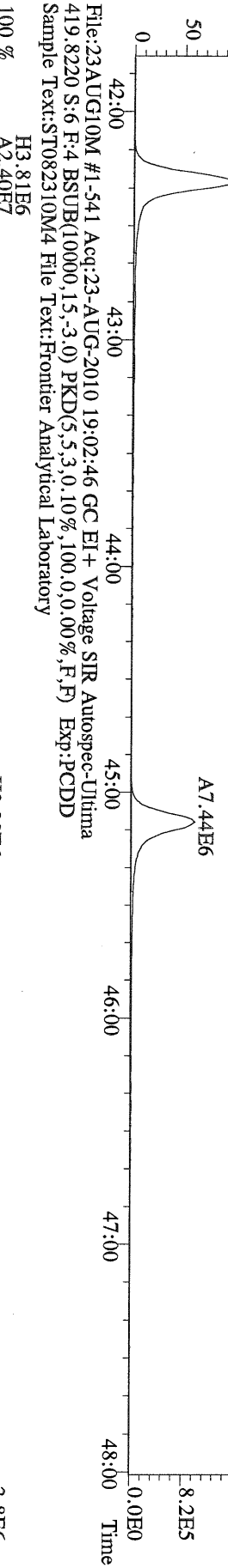
File:23AUG10M #1-477 Acq:23-AUG-2010 19:02:46 GC EI + Voltage SIR Autospec-Utima
445.7555 S:6 F:3 BSUB(10000,15,-3.0) PKD(5,5,3,0,10%,100,0,0,00%,F,F) Exp:PCDD
Sample Text:ST082310M4 File Text:Frontier Analytical Laboratory



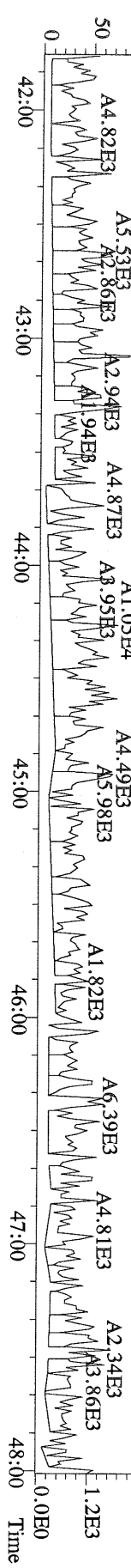
File:23AUG10M #1-541 Acq:23-AUG-2010 19:02:46 GC EI+ Voltage SIR Autospec-Ultima
407.7818 S:6 F:4 BSUB(10000,15,-3.0) PKD(5.5,3.0,10%,100.0,0.00%,F,F) Exp.:PCDD
Sample Text:ST082310M4 File Text:Frontier Analytical Laboratory



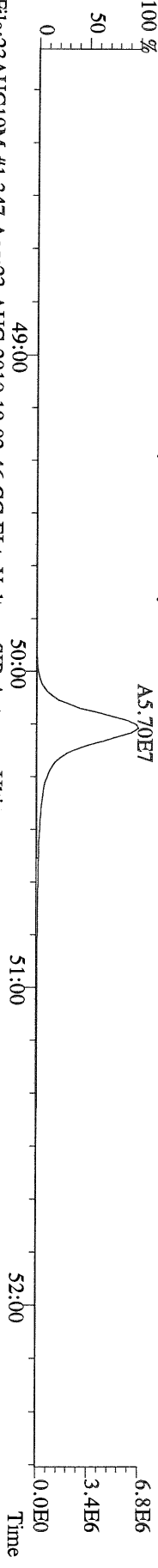
File:23AUG10M #1-541 Acq:23-AUG-2010 19:02:46 GC EI+ Voltage SIR Autospec-Ultima
417.8253 S:6 F:4 BSUB(10000,15,-3.0) PKD(5.5,3.0,10%,100.0,0.00%,F,F) Exp.:PCDD
Sample Text:ST082310M4 File Text:Frontier Analytical Laboratory



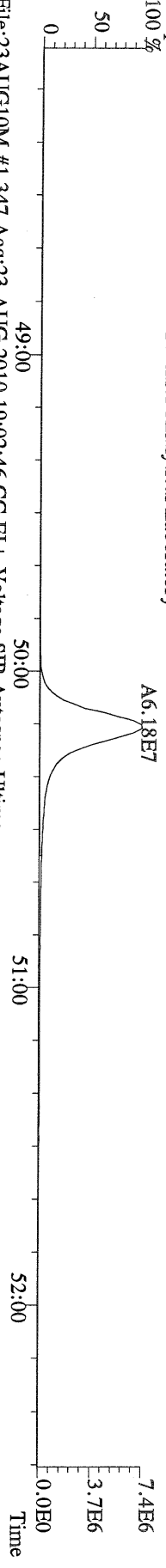
File:23AUG10M #1-541 Acq:23-AUG-2010 19:02:46 GC EI+ Voltage SIR Autospec-Ultima
419.8220 S:6 F:4 BSUB(10000,15,-3.0) PKD(5.5,3.0,10%,100.0,0.00%,F,F) Exp.:PCDD
Sample Text:ST082310M4 File Text:Frontier Analytical Laboratory



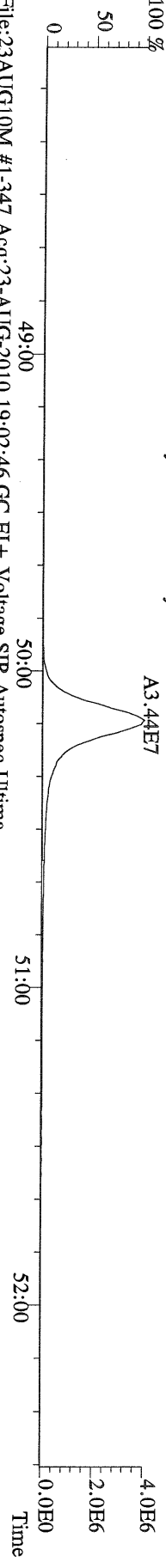
File:23AUG10M #1-347 Acq:23-AUG-2010 19:02:46 GC EI+ Voltage SIR Autospec-Ultima
 441.7428 S:6 F:5 BSUB(10000,15,-3.0) PKD(5.5,3,0.10%,100.0,0.00%,F,F) Exp:PCDD
 Sample Text:ST082310M4 File Text:Frontier Analytical Laboratory



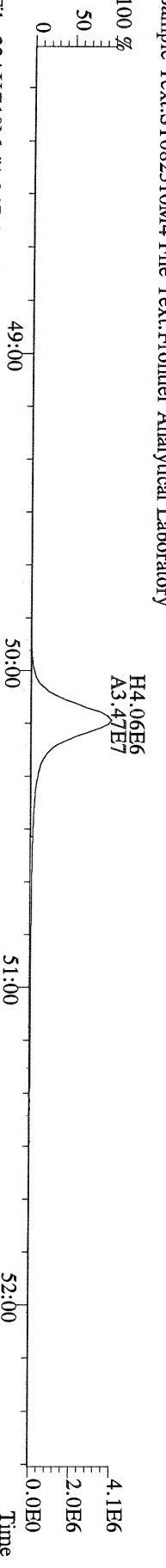
File:23AUG10M #1-347 Acq:23-AUG-2010 19:02:46 GC EI+ Voltage SIR Autospec-Ultima
 443.7398 S:6 F:5 BSUB(10000,15,-3.0) PKD(5.5,3,0.10%,100.0,0.00%,F,F) Exp:PCDD
 Sample Text:ST082310M4 File Text:Frontier Analytical Laboratory



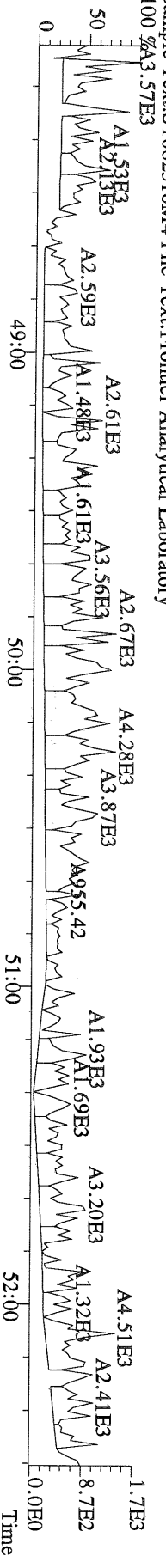
File:23AUG10M #1-347 Acq:23-AUG-2010 19:02:46 GC EI+ Voltage SIR Autospec-Ultima
 453.7831 S:6 F:5 BSUB(10000,15,-3.0) PKD(5.5,3,0.10%,100.0,0.00%,F,F) Exp:PCDD
 Sample Text:ST082310M4 File Text:Frontier Analytical Laboratory



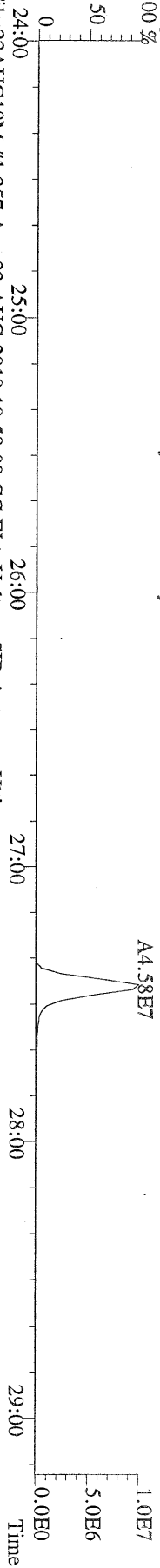
File:23AUG10M #1-347 Acq:23-AUG-2010 19:02:46 GC EI+ Voltage SIR Autospec-Ultima
 455.7801 S:6 F:5 BSUB(10000,15,-3.0) PKD(5.5,3,0.10%,100.0,0.00%,F,F) Exp:PCDD
 Sample Text:ST082310M4 File Text:Frontier Analytical Laboratory




File:23AUG10M #1-347 Acq:23-AUG-2010 19:02:46 GC EI+ Voltage SIR Autospec-Ultima
 513.6775 S:6 F:5 BSUB(10000,15,-3.0) PKD(5.5,3,0.10%,100.0,0.00%,F,F) Exp:PCDD
 Sample Text:ST082310M4 File Text:Frontier Analytical Laboratory



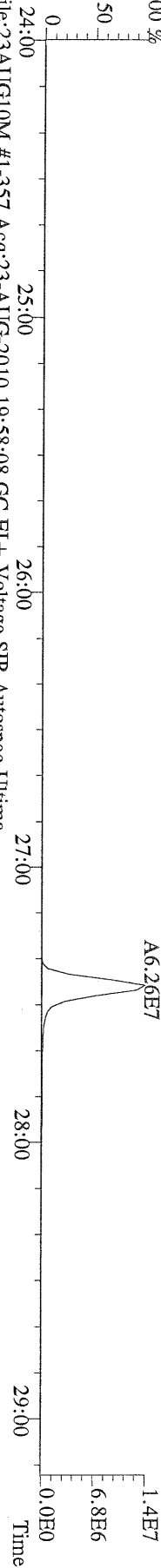
File:23AUG10M #1-357 Acq:23-AUG-2010 19:58:08 GC EI+ Voltage SIR Autospec-Ultima
319.8965 S:7 BSUB(10000,15,-3.0) PKD(5,5,3,0,10%,100,0,0,00%,F,F) Exp:PCDD
Sample Text:ST082310M5 File Text:Frontier Analytical Laboratory



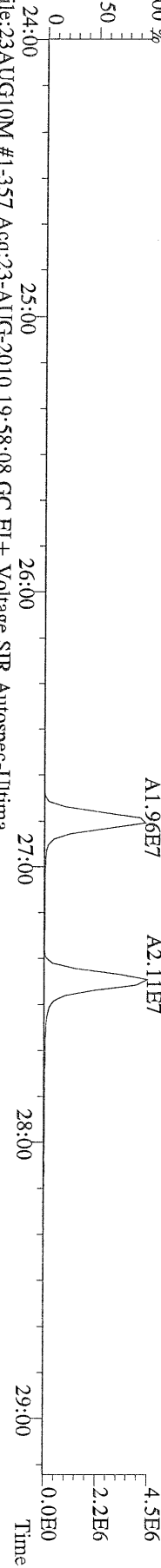
File:23AUG10M #1-357 Acq:23-AUG-2010 19:58:08 GC EI+ Voltage SIR Autospec-Ultima
321.8936 S:7 BSUB(10000,15,-3.0) PKD(5,5,3,0,10%,100,0,0,00%,F,F) Exp:PCDD
Sample Text:ST082310M5 File Text:Frontier Analytical Laboratory



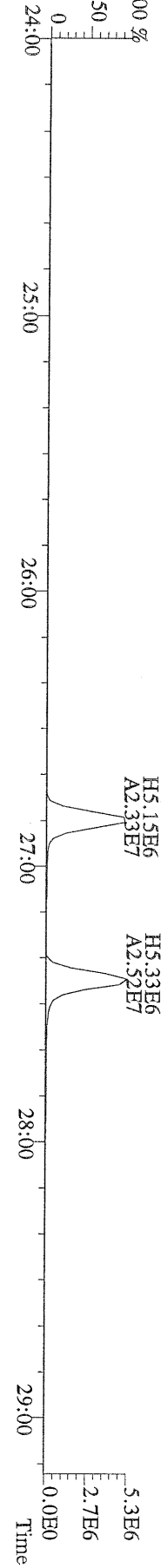
File:23AUG10M #1-357 Acq:23-AUG-2010 19:58:08 GC EI+ Voltage SIR Autospec-Ultima
327.8847 S:7 BSUB(10000,15,-3.0) PKD(5,5,3,0,10%,100,0,0,00%,F,F) Exp:PCDD
Sample Text:ST082310M5 File Text:Frontier Analytical Laboratory



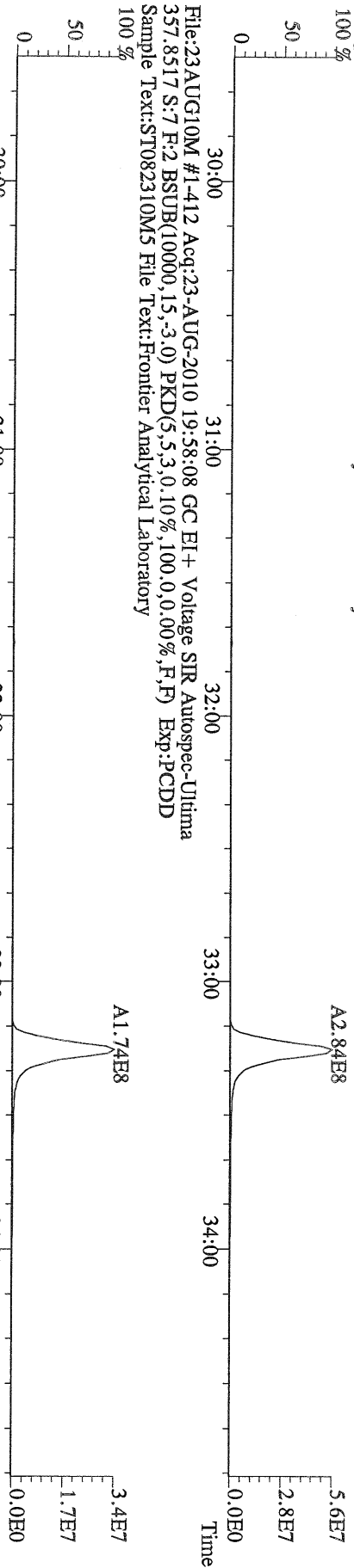
File:23AUG10M #1-357 Acq:23-AUG-2010 19:58:08 GC EI+ Voltage SIR Autospec-Ultima
331.9368 S:7 BSUB(10000,15,-3.0) PKD(5,5,3,0,10%,100,0,0,00%,F,F) Exp:PCDD
Sample Text:ST082310M5 File Text:Frontier Analytical Laboratory



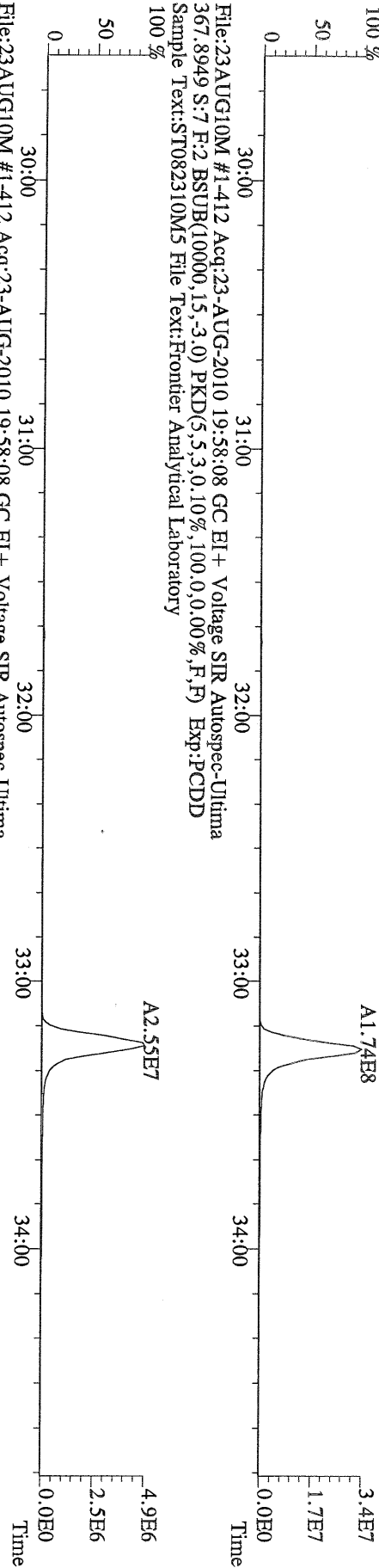
File:23AUG10M #1-357 Acq:23-AUG-2010 19:58:08 GC EI+ Voltage SIR Autospec-Ultima
333.9339 S:7 BSUB(10000,15,-3.0) PKD(5,5,3,0,10%,100,0,0,00%,F,F) Exp:PCDD
Sample Text:ST082310M5 File Text:Frontier Analytical Laboratory



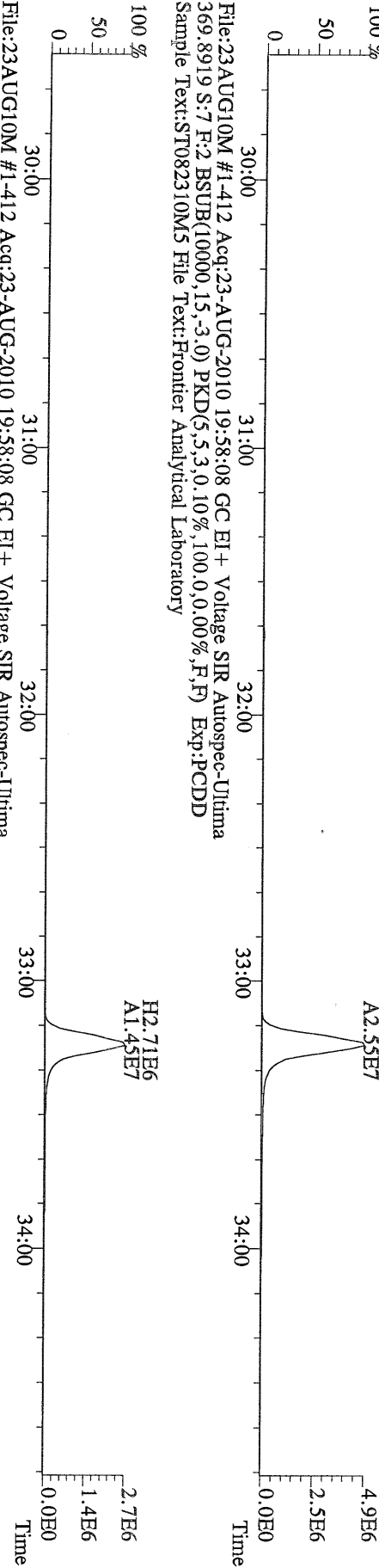
File:23AUG10M #1-412 Acq:23-AUG-2010 19:58:08 GC EI+ Voltage SIR Autospec-Ultima
355.8546 S:7 F:2 BSUB(10000,15,-3.0) PKD(5.5,3,0.10%,100.0,0.00%,F,F) Exp:PCDD
Sample Text:ST082310M5 File Text:Fronter Analytical Laboratory



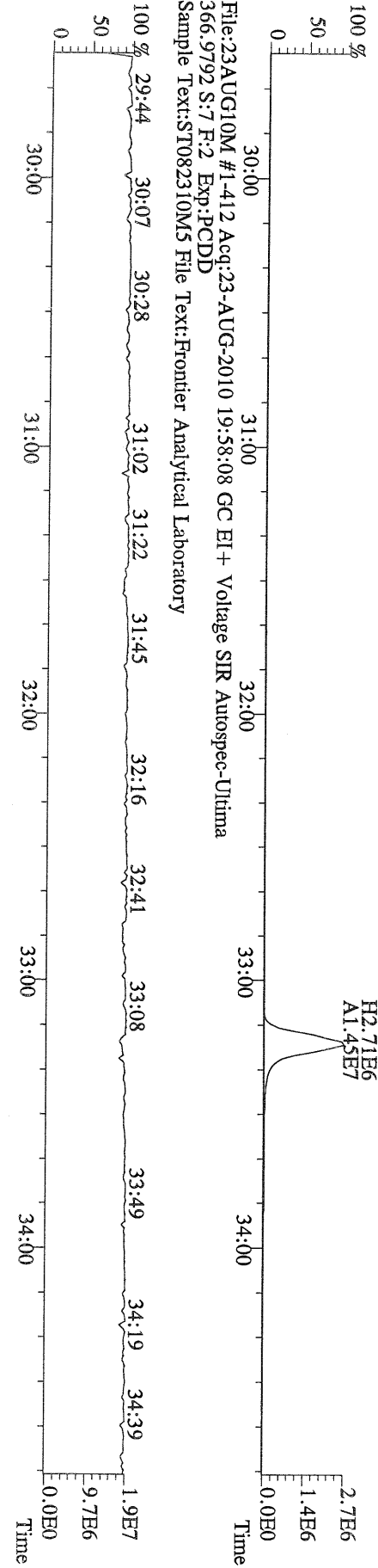
File:23AUG10M #1-412 Acq:23-AUG-2010 19:58:08 GC EI+ Voltage SIR Autospec-Ultima
357.8517 S:7 F:2 BSUB(10000,15,-3.0) PKD(5.5,3,0.10%,100.0,0.00%,F,F) Exp:PCDD
Sample Text:ST082310M5 File Text:Fronter Analytical Laboratory



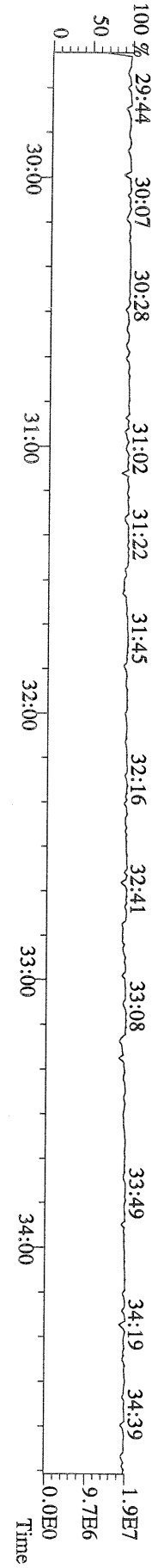
File:23AUG10M #1-412 Acq:23-AUG-2010 19:58:08 GC EI+ Voltage SIR Autospec-Ultima
367.8949 S:7 F:2 BSUB(10000,15,-3.0) PKD(5.5,3,0.10%,100.0,0.00%,F,F) Exp:PCDD
Sample Text:ST082310M5 File Text:Fronter Analytical Laboratory



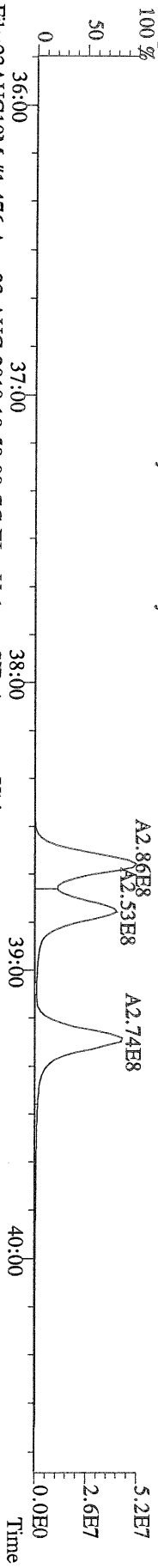
File:23AUG10M #1-412 Acq:23-AUG-2010 19:58:08 GC EI+ Voltage SIR Autospec-Ultima
369.8919 S:7 F:2 BSUB(10000,15,-3.0) PKD(5.5,3,0.10%,100.0,0.00%,F,F) Exp:PCDD
Sample Text:ST082310M5 File Text:Fronter Analytical Laboratory



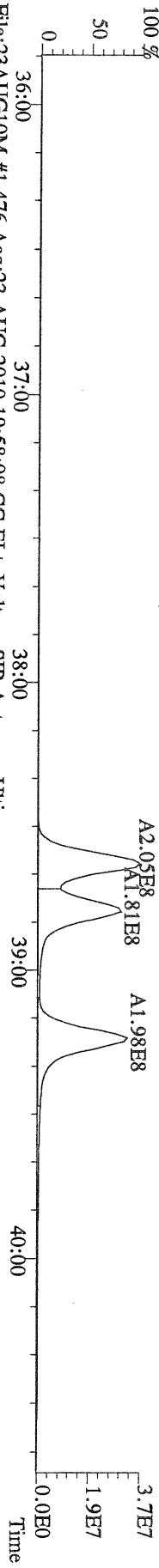
File:23AUG10M #1-412 Acq:23-AUG-2010 19:58:08 GC EI+ Voltage SIR Autospec-Ultima
366.9792 S:7 F:2 Exp:PCDD
Sample Text:ST082310M5 File Text:Fronter Analytical Laboratory



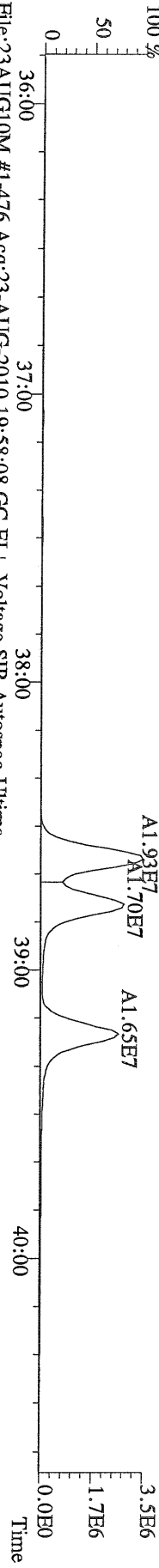
File:23AUG10M #1-476 Acq:23-AUG-2010 19:58:08 GC EI+ Voltage SIR Autospec-Ultima
 389.8156 S:7 F:3 BSUB(10000,15,-3.0) PKD(5,5,3,0.10%,100.0,0.00%,F,F) Exp:PCDD
 Sample Text:ST082310M5 File Text:Frontier Analytical Laboratory



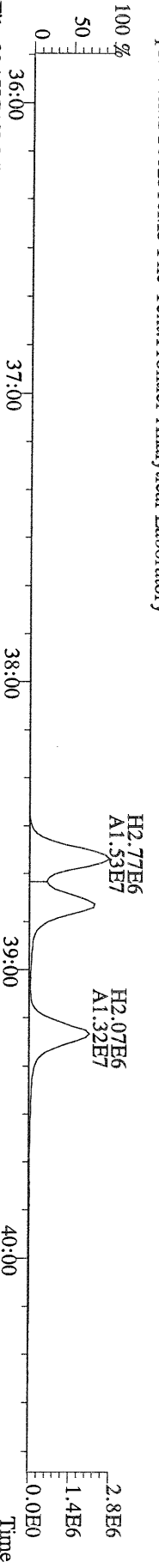
File:23AUG10M #1-476 Acq:23-AUG-2010 19:58:08 GC EI+ Voltage SIR Autospec-Ultima
 391.8127 S:7 F:3 BSUB(10000,15,-3.0) PKD(5,5,3,0.10%,100.0,0.00%,F,F) Exp:PCDD
 Sample Text:ST082310M5 File Text:Frontier Analytical Laboratory




File:23AUG10M #1-476 Acq:23-AUG-2010 19:58:08 GC EI+ Voltage SIR Autospec-Ultima
 401.8559 S:7 F:3 BSUB(10000,15,-3.0) PKD(5,5,3,0.10%,100.0,0.00%,F,F) Exp:PCDD
 Sample Text:ST082310M5 File Text:Frontier Analytical Laboratory



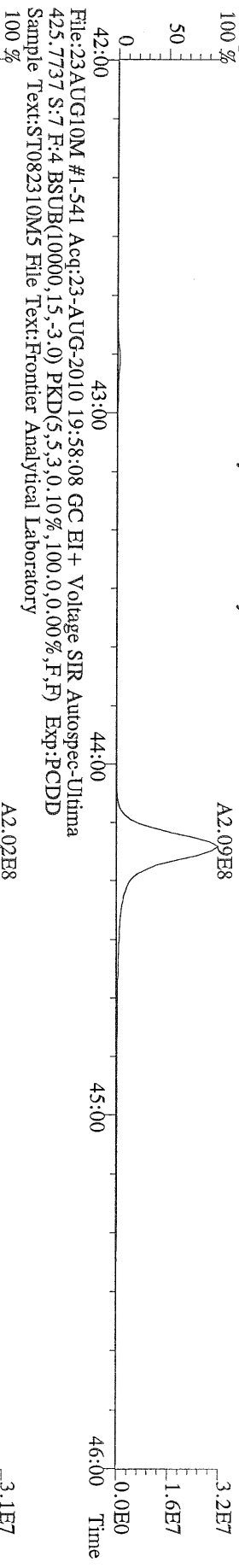
File:23AUG10M #1-476 Acq:23-AUG-2010 19:58:08 GC EI+ Voltage SIR Autospec-Ultima
 403.8530 S:7 F:3 BSUB(10000,15,-3.0) PKD(5,5,3,0.10%,100.0,0.00%,F,F) Exp:PCDD
 Sample Text:ST082310M5 File Text:Frontier Analytical Laboratory



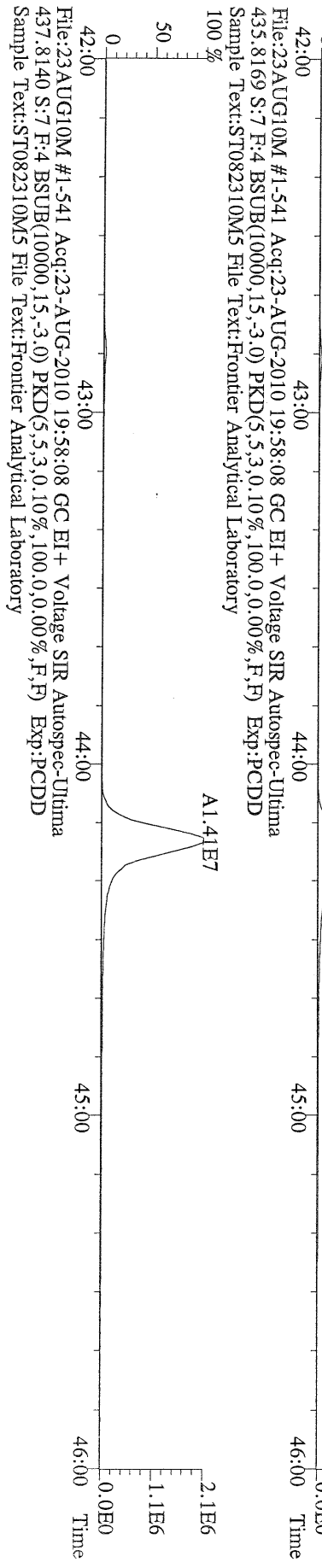
File:23AUG10M #1-476 Acq:23-AUG-2010 19:58:08 GC EI+ Voltage SIR Autospec-Ultima
 380.9760 S:7 F:3 Exp:PCDD
 Sample Text:ST082310M5 File Text:Frontier Analytical Laboratory



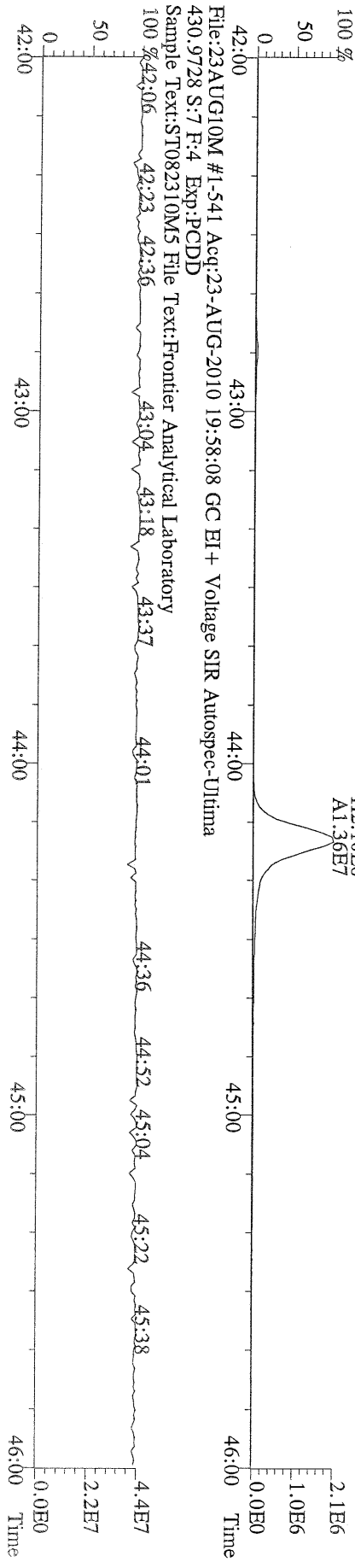
File:23AUG10M #1-541 Acq:23-AUG-2010 19:58:08 GC EI+ Voltage SIR Autospec-Ultima
423.7767 S:7 F:4 BSUB(10000,15,-3.0) PKD(5.5,3,0.10%,100.0,0.00%,F,F) Exp:PCDD
Sample Text:ST082310M5 File Text:Frontier Analytical Laboratory



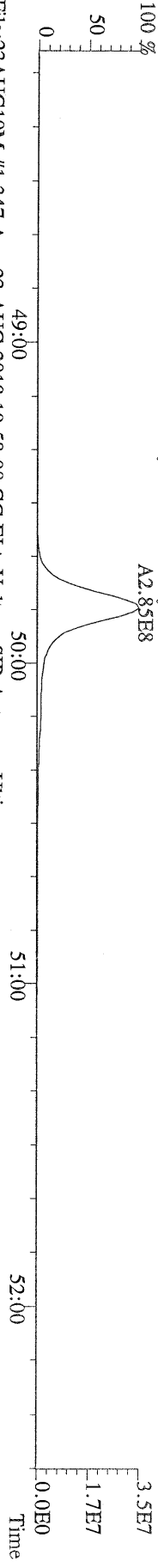
File:23AUG10M #1-541 Acq:23-AUG-2010 19:58:08 GC EI+ Voltage SIR Autospec-Ultima
435.8169 S:7 F:4 BSUB(10000,15,-3.0) PKD(5.5,3,0.10%,100.0,0.00%,F,F) Exp:PCDD
Sample Text:ST082310M5 File Text:Frontier Analytical Laboratory




File:23AUG10M #1-541 Acq:23-AUG-2010 19:58:08 GC EI+ Voltage SIR Autospec-Ultima
430.9728 S:7 F:4 Exp:PCDD
Sample Text:ST082310M5 File Text:Frontier Analytical Laboratory



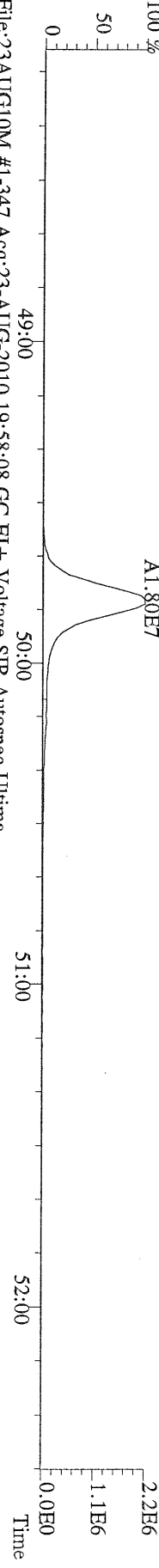
File:23AUG10M #1-347 Acq:23-AUG-2010 19:58:08 GC EI+ Voltage SIR Autospec-Ultima
457.7377 S:7 F:5 BSUB(10000,15,-3.0) PKD(5,5,3,0.10%,100.0,0.00%,F,F) Exp:PCDD
Sample Text:ST082310M5 File Text:Frontier Analytical Laboratory




File:23AUG10M #1-347 Acq:23-AUG-2010 19:58:08 GC EI+ Voltage SIR Autospec-Ultima
459.7348 S:7 F:5 BSUB(10000,15,-3.0) PKD(5,5,3,0.10%,100.0,0.00%,F,F) Exp:PCDD
Sample Text:ST082310M5 File Text:Frontier Analytical Laboratory




File:23AUG10M #1-347 Acq:23-AUG-2010 19:58:08 GC EI+ Voltage SIR Autospec-Ultima
469.7780 S:7 F:5 BSUB(10000,15,-3.0) PKD(5,5,3,0.10%,100.0,0.00%,F,F) Exp:PCDD
Sample Text:ST082310M5 File Text:Frontier Analytical Laboratory



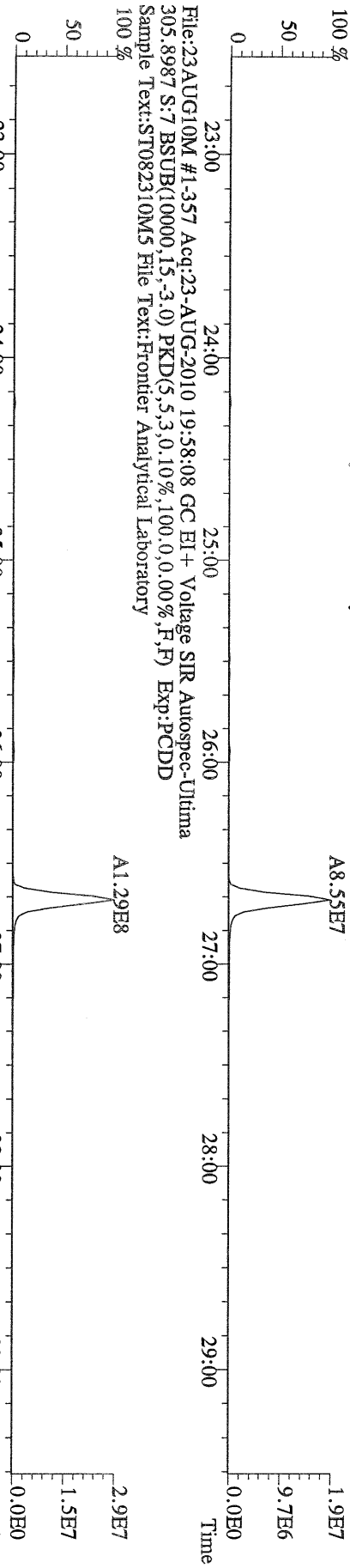
File:23AUG10M #1-347 Acq:23-AUG-2010 19:58:08 GC EI+ Voltage SIR Autospec-Ultima
471.7750 S:7 F:5 BSUB(10000,15,-3.0) PKD(5,5,3,0.10%,100.0,0.00%,F,F) Exp:PCDD
Sample Text:ST082310M5 File Text:Frontier Analytical Laboratory



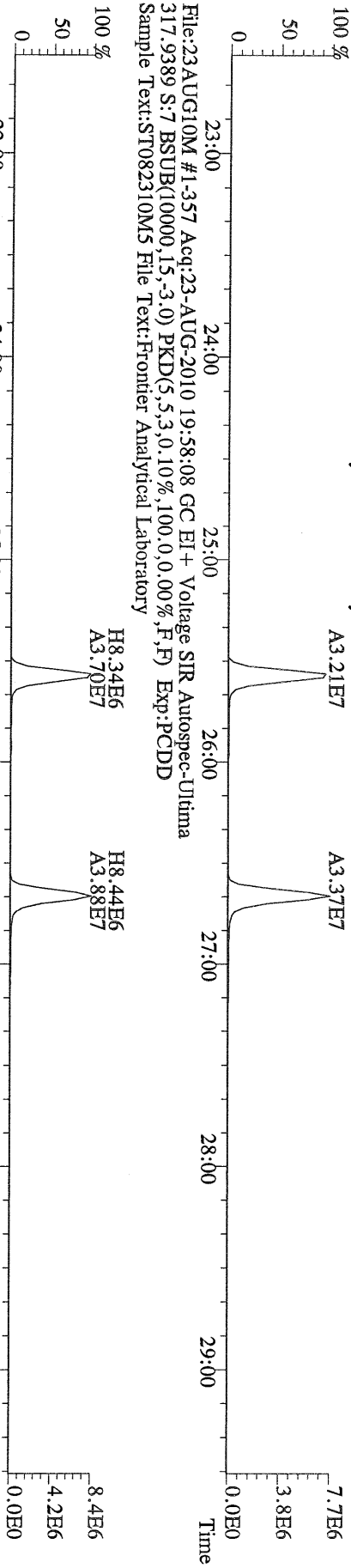
File:23AUG10M #1-347 Acq:23-AUG-2010 19:58:08 GC EI+ Voltage SIR Autospec-Ultima
454.9728 S:7 F:5 Exp:PCDD
Sample Text:ST082310M5 File Text:Frontier Analytical Laboratory



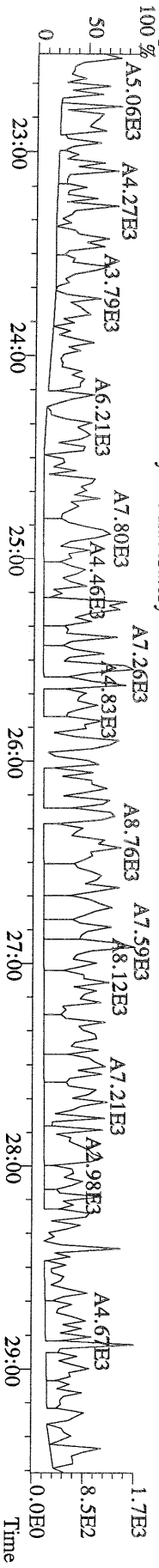
File:23AUG10M #1-357 Acq:23-AUG-2010 19:58:08 GC EI+ Voltage SIR Autospec-Ultima
 303.9016 S:7 BSUB(10000,15,-3.0) PKD(5,5,3,0,10%,100,0,0,00%,F,F) Exp:PCDD
 Sample Text:ST082310M5 File Text:Frontier Analytical Laboratory



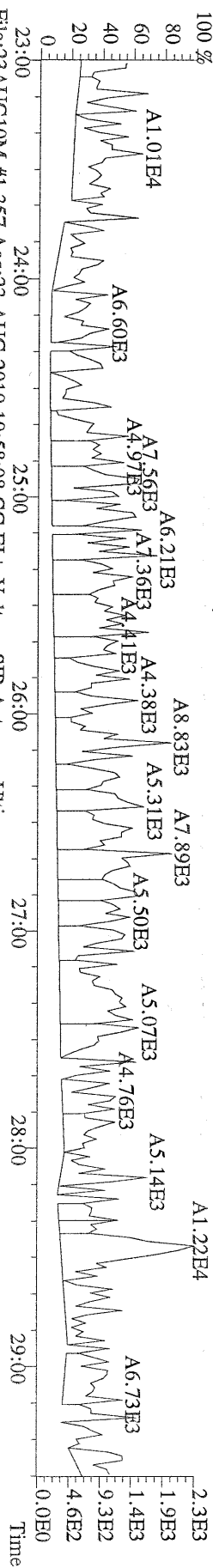
File:23AUG10M #1-357 Acq:23-AUG-2010 19:58:08 GC EI+ Voltage SIR Autospec-Ultima
 315.9419 S:7 BSUB(10000,15,-3.0) PKD(5,5,3,0,10%,100,0,0,00%,F,F) Exp:PCDD
 Sample Text:ST082310M5 File Text:Frontier Analytical Laboratory



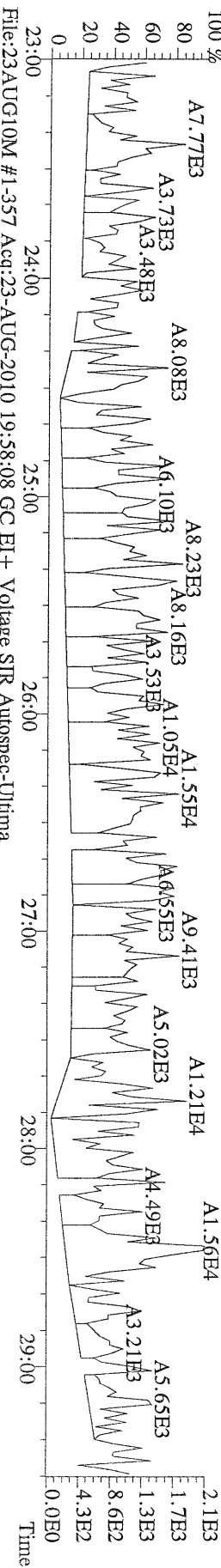
File:23AUG10M #1-357 Acq:23-AUG-2010 19:58:08 GC EI+ Voltage SIR Autospec-Ultima
 375.8364 S:7 BSUB(10000,15,-3.0) PKD(5,5,3,0,10%,100,0,0,00%,F,F) Exp:PCDD
 Sample Text:ST082310M5 File Text:Frontier Analytical Laboratory



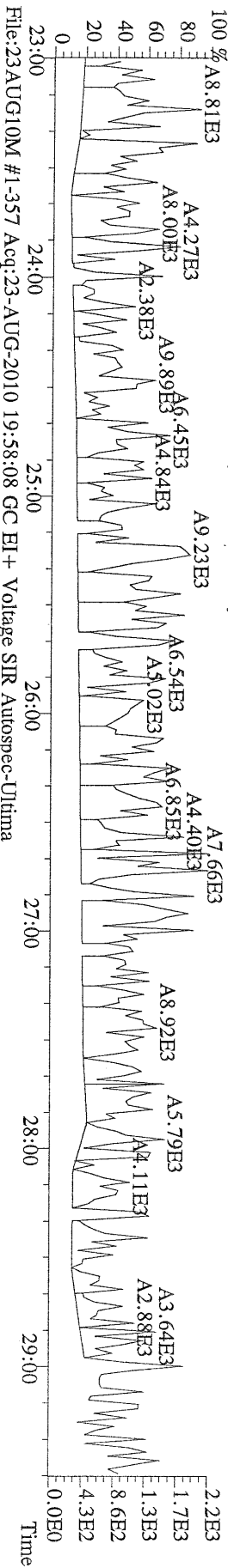
File:23AUG10M #1-357 Acq:23-AUG-2010 19:58:08 GC EI+ Voltage SIR Autospec-Ultima
 339.8597 S:7 BSUB(10000,15,-3.0) PKD(5,5,3,0.10%,100.0,0.00%,F,F) Exp:PCDD
 Sample Text:ST082310M5 File Text:Frontier Analytical Laboratory



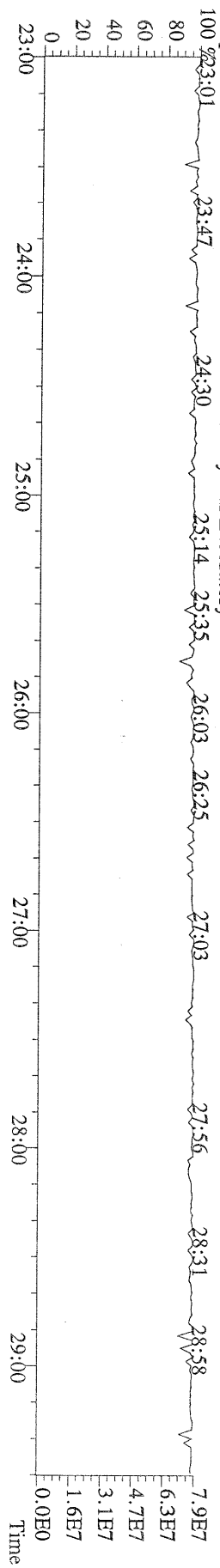
File:23AUG10M #1-357 Acq:23-AUG-2010 19:58:08 GC EI+ Voltage SIR Autospec-Ultima
 341.8568 S:7 BSUB(10000,15,-3.0) PKD(5,5,3,0.10%,100.0,0.00%,F,F) Exp:PCDD
 Sample Text:ST082310M5 File Text:Frontier Analytical Laboratory



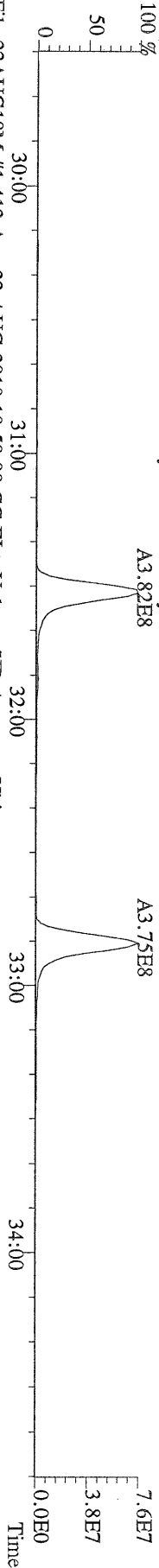
File:23AUG10M #1-357 Acq:23-AUG-2010 19:58:08 GC EI+ Voltage SIR Autospec-Ultima
 409.7974 S:7 BSUB(10000,15,-3.0) PKD(5,5,3,0.10%,100.0,0.00%,F,F) Exp:PCDD
 Sample Text:ST082310M5 File Text:Frontier Analytical Laboratory



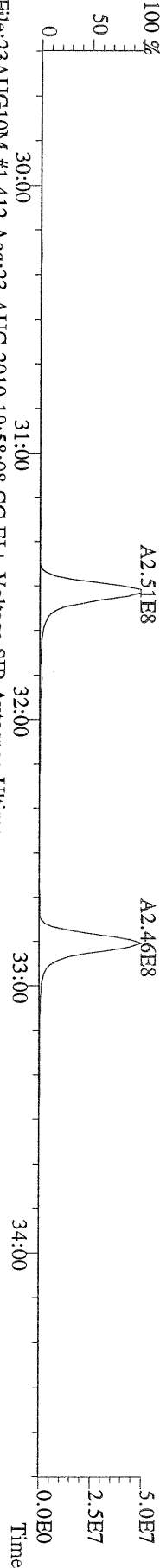
File:23AUG10M #1-357 Acq:23-AUG-2010 19:58:08 GC EI+ Voltage SIR Autospec-Ultima
 330.9792 S:7 Exp:PCDD
 Sample Text:ST082310M5 File Text:Frontier Analytical Laboratory




File:23AUG10M #1-412 Acq:23-AUG-2010 19:58:08 GC EI+ Voltage SIR Autospec-Ultima
 339.8597 S:7 F:2 BSUB(10000,15,-3.0) PKD(5.5,3,0.10%,100.0,0.00%,F,F) Exp:PCDD
 Sample Text:ST082310M5 File Text:Frontier Analytical Laboratory




File:23AUG10M #1-412 Acq:23-AUG-2010 19:58:08 GC EI+ Voltage SIR Autospec-Ultima
 341.8568 S:7 F:2 BSUB(10000,15,-3.0) PKD(5.5,3,0.10%,100.0,0.00%,F,F) Exp:PCDD
 Sample Text:ST082310M5 File Text:Frontier Analytical Laboratory



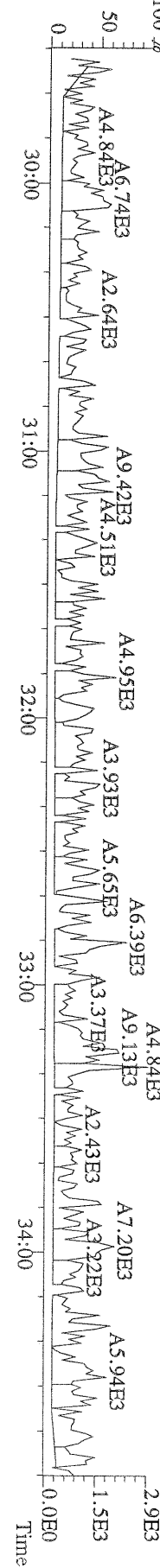
File:23AUG10M #1-412 Acq:23-AUG-2010 19:58:08 GC EI+ Voltage SIR Autospec-Ultima
 351.9000 S:7 F:2 BSUB(10000,15,-3.0) PKD(5.5,3,0.10%,100.0,0.00%,F,F) Exp:PCDD
 Sample Text:ST082310M5 File Text:Frontier Analytical Laboratory



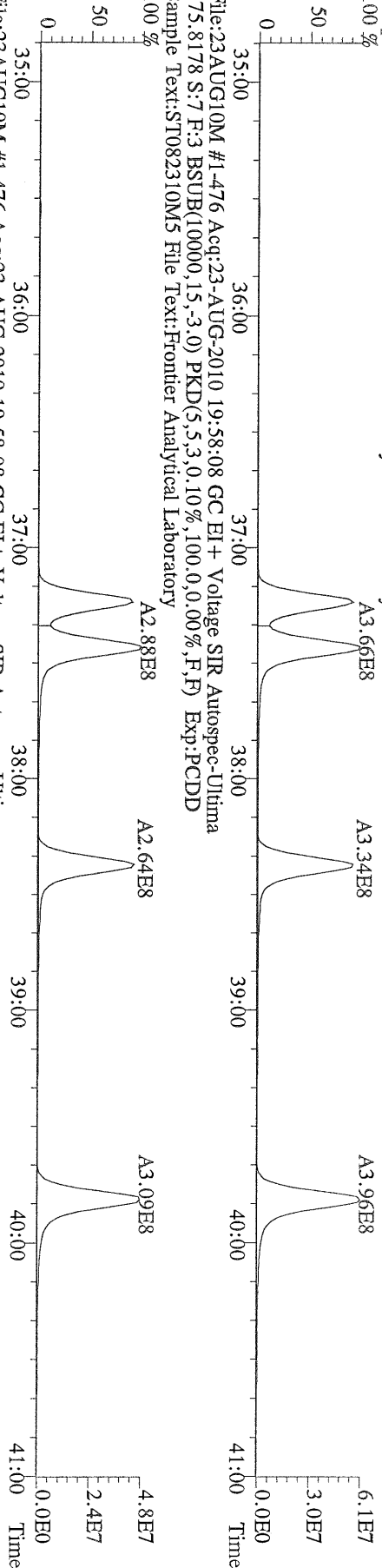
File:23AUG10M #1-412 Acq:23-AUG-2010 19:58:08 GC EI+ Voltage SIR Autospec-Ultima
 353.8970 S:7 F:2 BSUB(10000,15,-3.0) PKD(5.5,3,0.10%,100.0,0.00%,F,F) Exp:PCDD
 Sample Text:ST082310M5 File Text:Frontier Analytical Laboratory



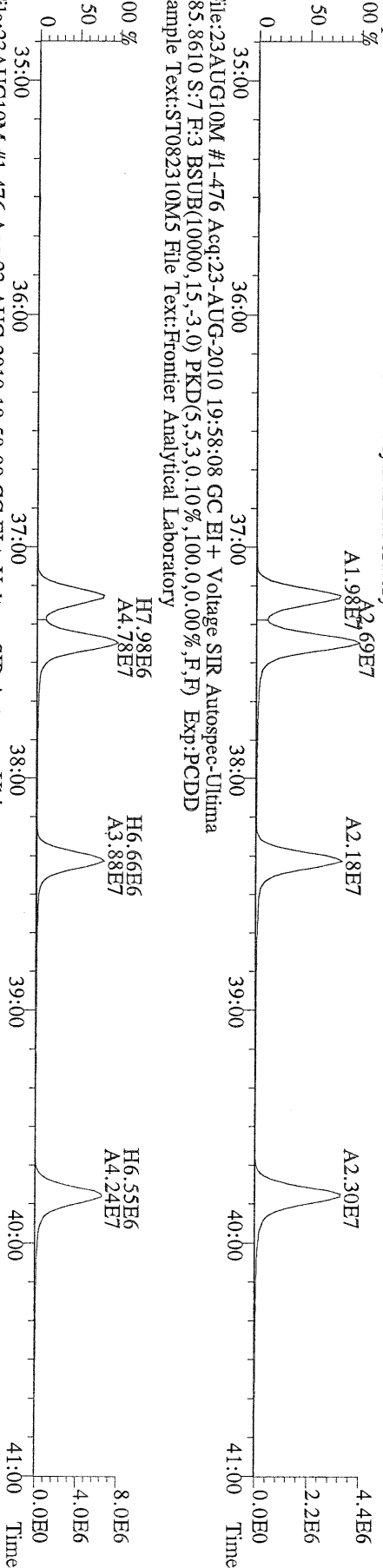
File:23AUG10M #1-412 Acq:23-AUG-2010 19:58:08 GC EI+ Voltage SIR Autospec-Ultima
 409.7974 S:7 F:2 BSUB(10000,15,-3.0) PKD(5.5,3,0.10%,100.0,0.00%,F,F) Exp:PCDD
 Sample Text:ST082310M5 File Text:Frontier Analytical Laboratory



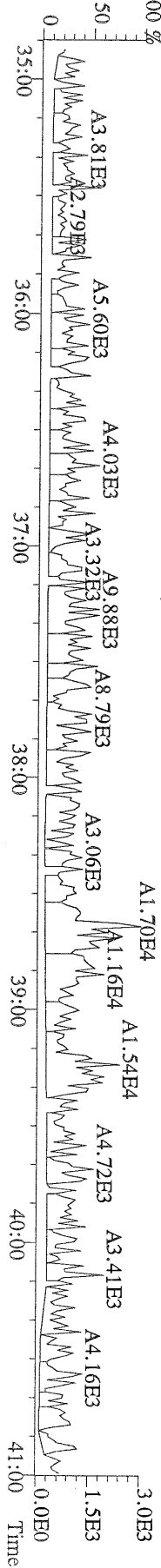
File:23AUG10M #1-476 Acq:23-AUG-2010 19:58:08 GC EI+ Voltage SIR Autospec-Utima
373.8207 S:7 F:3 BSUB(10000,15,-3.0) PKD(5,5,3,0,10%,100,0,0,00%,F,F) Exp:PCDD
Sample Text:ST082310M5 File Text:Frontier Analytical Laboratory



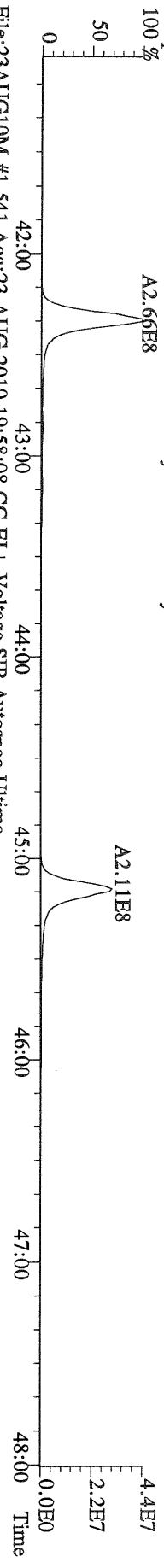
File:23AUG10M #1-476 Acq:23-AUG-2010 19:58:08 GC EI+ Voltage SIR Autospec-Utima
383.8639 S:7 F:3 BSUB(10000,15,-3.0) PKD(5,5,3,0,10%,100,0,0,00%,F,F) Exp:PCDD
Sample Text:ST082310M5 File Text:Frontier Analytical Laboratory



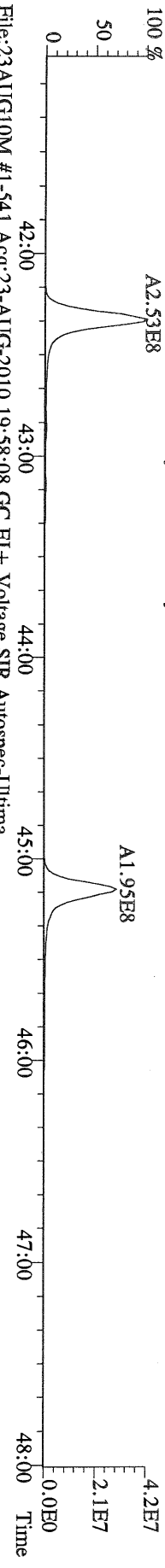
File:23AUG10M #1-476 Acq:23-AUG-2010 19:58:08 GC EI+ Voltage SIR Autospec-Utima
445.7555 S:7 F:3 BSUB(10000,15,-3.0) PKD(5,5,3,0,10%,100,0,0,00%,F,F) Exp:PCDD
Sample Text:ST082310M5 File Text:Frontier Analytical Laboratory



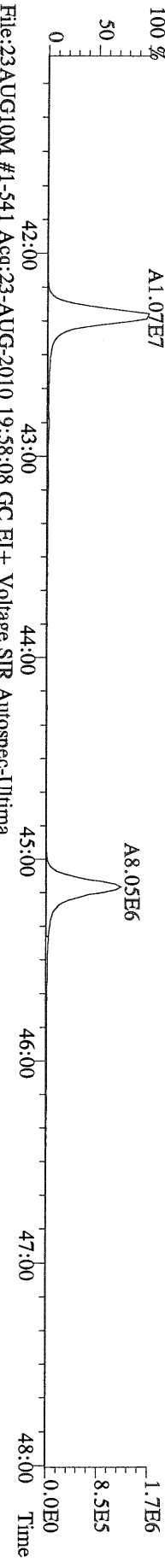
File:23AUG10M #1-541 Acq:23-AUG-2010 19:58:08 GC EI+ Voltage SIR Autospec-Ultima
 407.7818 S:7 F:4 BSUB(10000,15,-3.0) PKD(5,5,3,0,10%,100,0,0,00%,F,F) Exp:PCDD
 Sample Text:ST082310M5 File Text:Frontier Analytical Laboratory



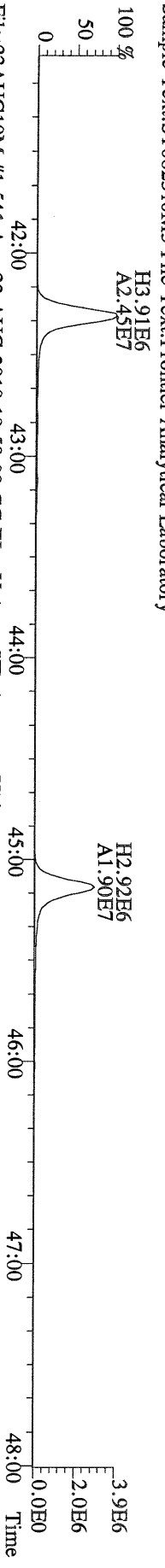
File:23AUG10M #1-541 Acq:23-AUG-2010 19:58:08 GC EI+ Voltage SIR Autospec-Ultima
 409.7788 S:7 F:4 BSUB(10000,15,-3.0) PKD(5,5,3,0,10%,100,0,0,00%,F,F) Exp:PCDD
 Sample Text:ST082310M5 File Text:Frontier Analytical Laboratory



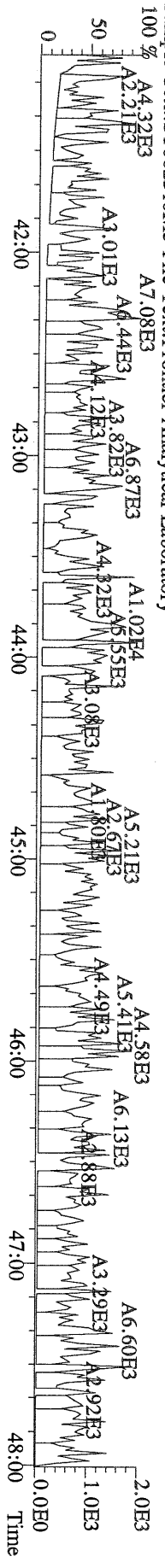
File:23AUG10M #1-541 Acq:23-AUG-2010 19:58:08 GC EI+ Voltage SIR Autospec-Ultima
 417.8253 S:7 F:4 BSUB(10000,15,-3.0) PKD(5,5,3,0,10%,100,0,0,00%,F,F) Exp:PCDD
 Sample Text:ST082310M5 File Text:Frontier Analytical Laboratory



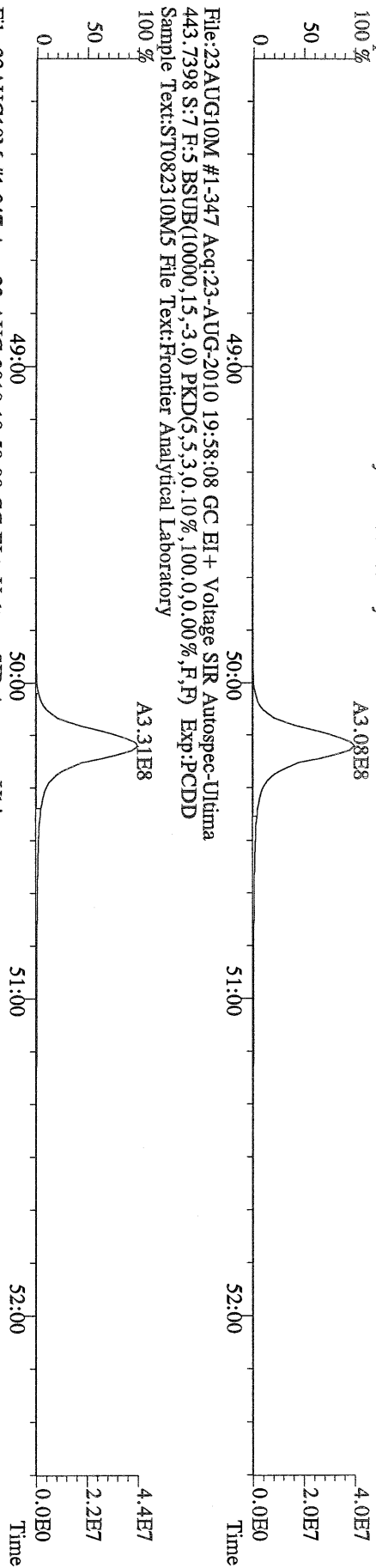
File:23AUG10M #1-541 Acq:23-AUG-2010 19:58:08 GC EI+ Voltage SIR Autospec-Ultima
 419.8220 S:7 F:4 BSUB(10000,15,-3.0) PKD(5,5,3,0,10%,100,0,0,00%,F,F) Exp:PCDD
 Sample Text:ST082310M5 File Text:Frontier Analytical Laboratory



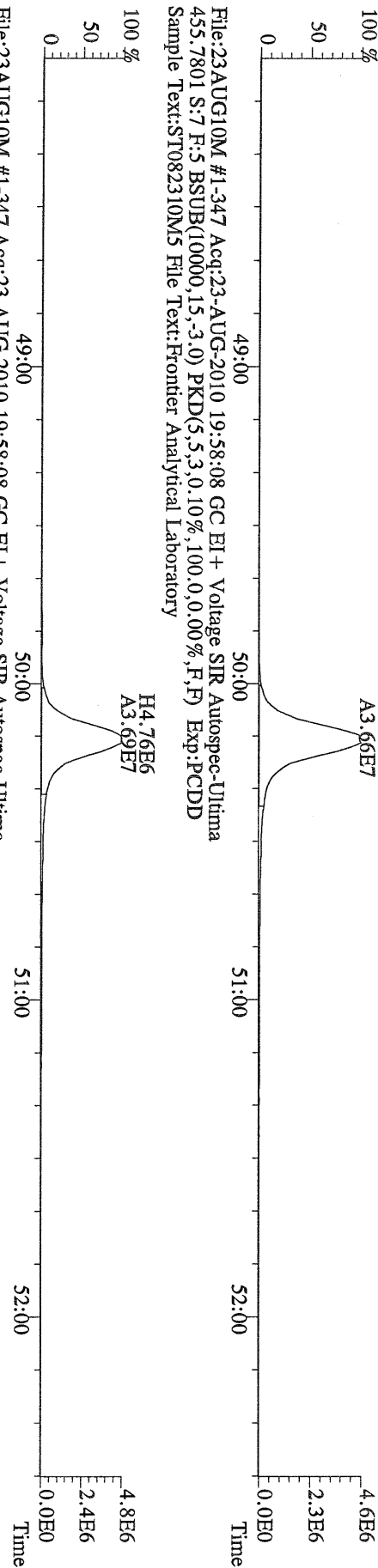
File:23AUG10M #1-541 Acq:23-AUG-2010 19:58:08 GC EI+ Voltage SIR Autospec-Ultima
 479.7165 S:7 F:4 BSUB(10000,15,-3.0) PKD(5,5,3,0,10%,100,0,0,00%,F,F) Exp:PCDD
 Sample Text:ST082310M5 File Text:Frontier Analytical Laboratory



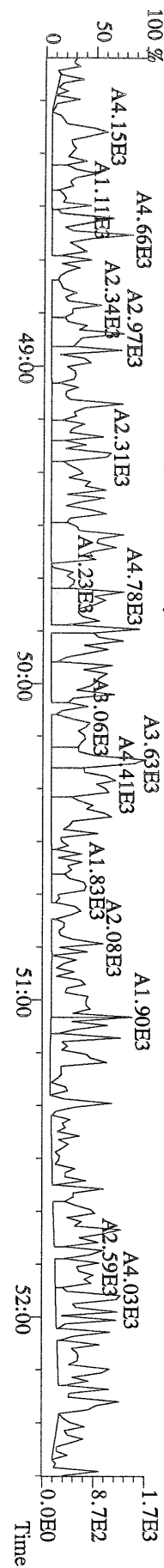
File:23AUG10M #1-347 Acq:23-AUG-2010 19:58:08 GC EI+ Voltage SIR Autospec-Ultima
441.7428 S:7 F:5 BSUB(10000,15,-3.0) PKD(5,5,3,0,10%,100,0,0,00%,F,F) Exp:P:PCDD
Sample Text:ST082310M5 File Text:Frontier Analytical Laboratory
100 %

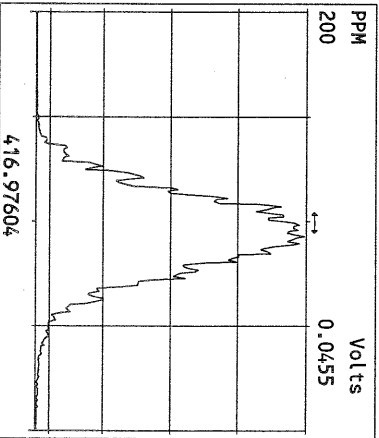
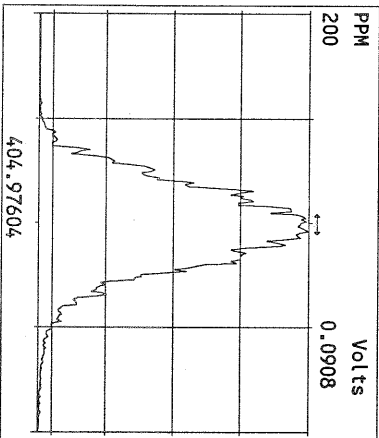
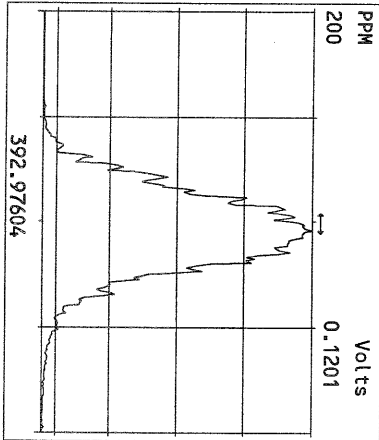
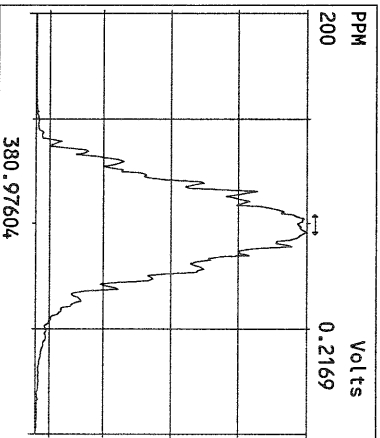
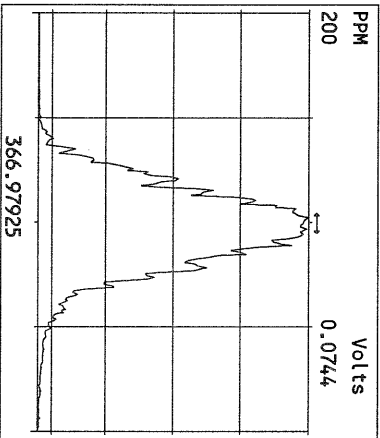
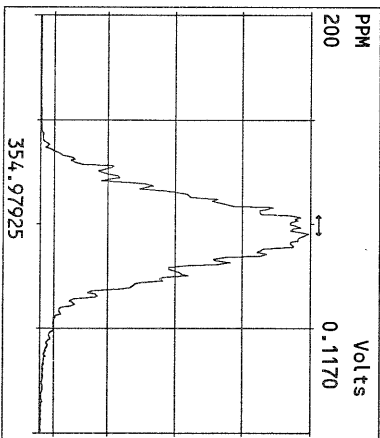
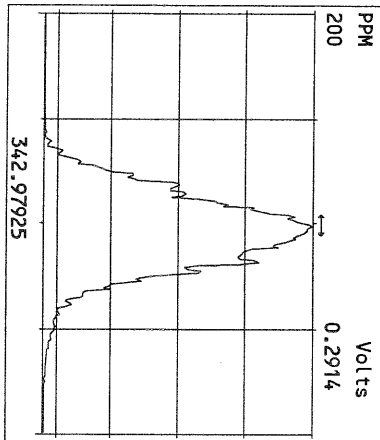
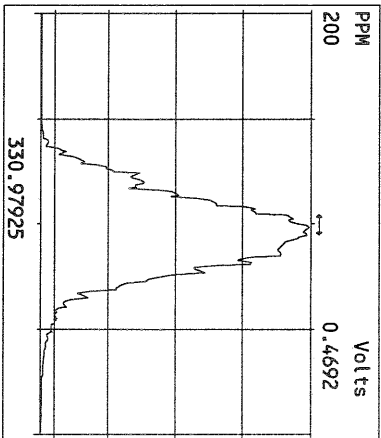
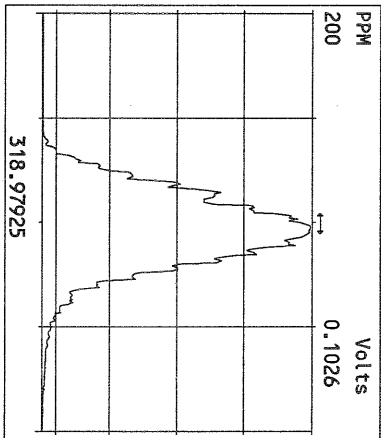
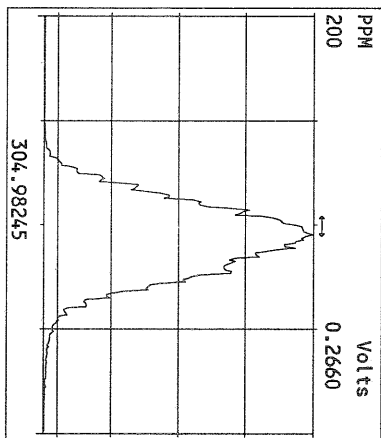
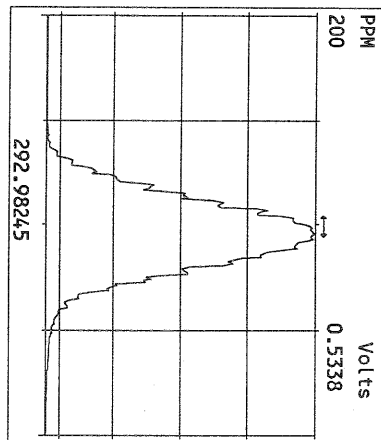


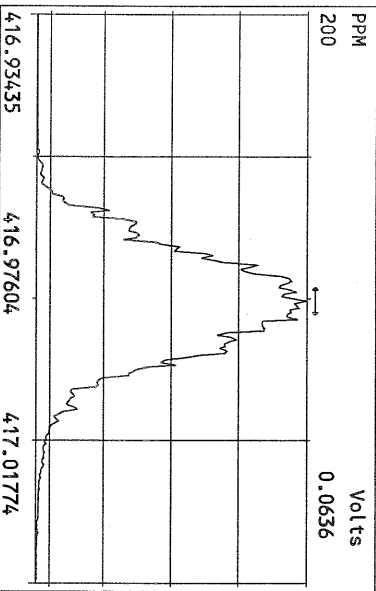
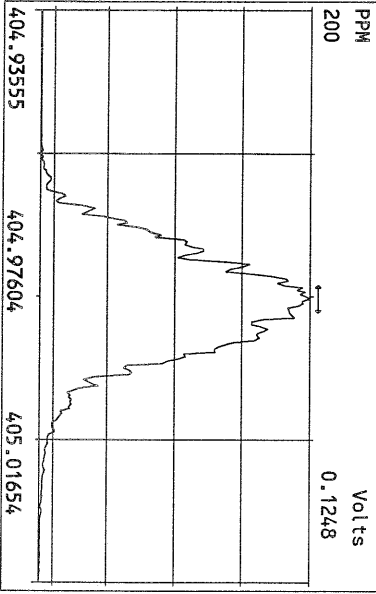
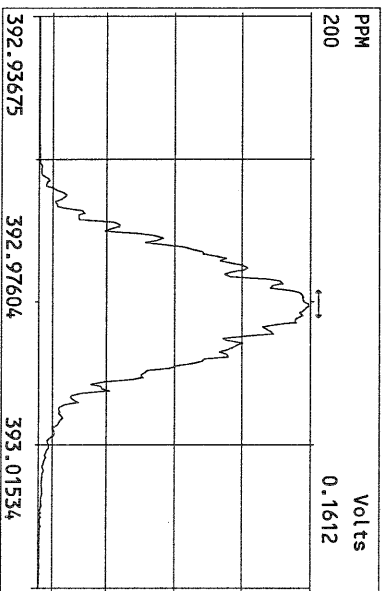
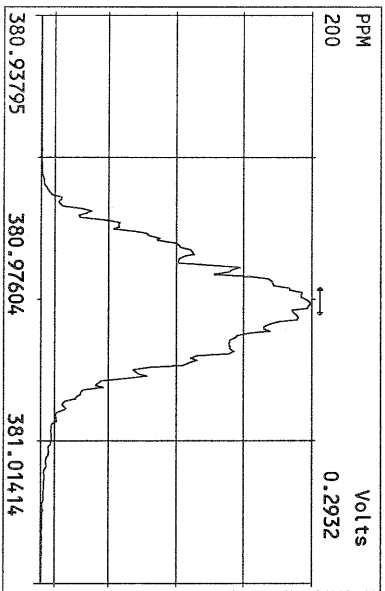
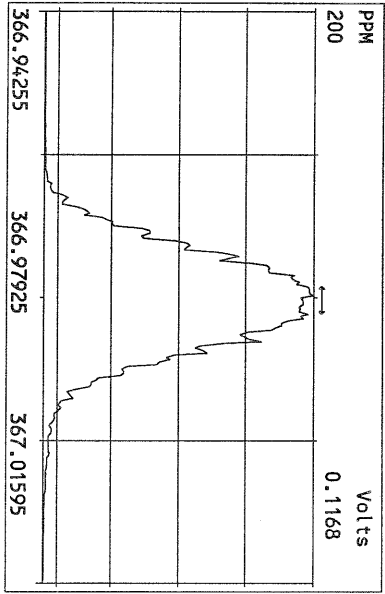
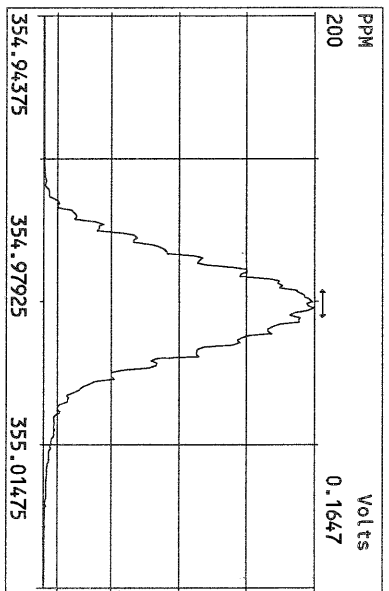
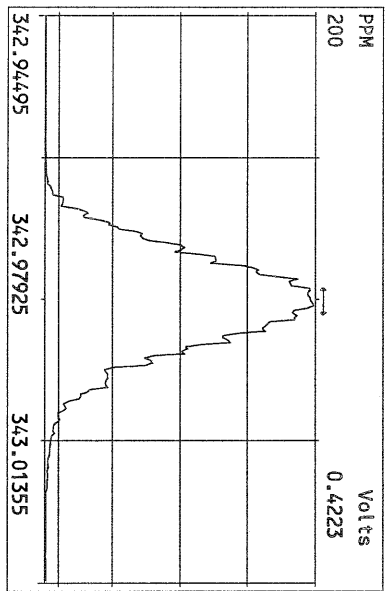
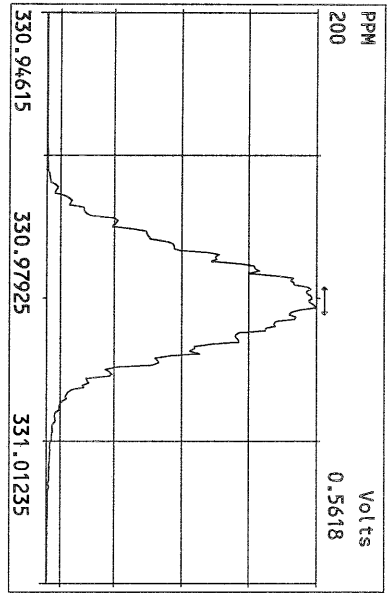
File:23AUG10M #1-347 Acq:23-AUG-2010 19:58:08 GC EI+ Voltage SIR Autospec-Ultima
453.7831 S:7 F:5 BSUB(10000,15,-3.0) PKD(5,5,3,0,10%,100,0,0,00%,F,F) Exp:P:PCDD
Sample Text:ST082310M5 File Text:Frontier Analytical Laboratory
100 %

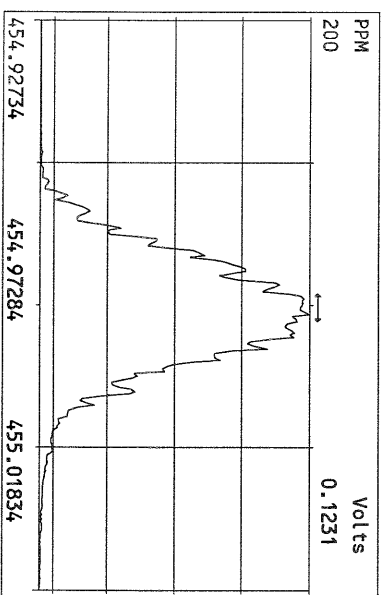
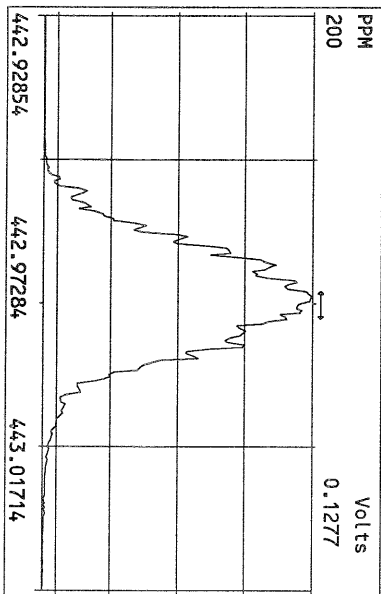
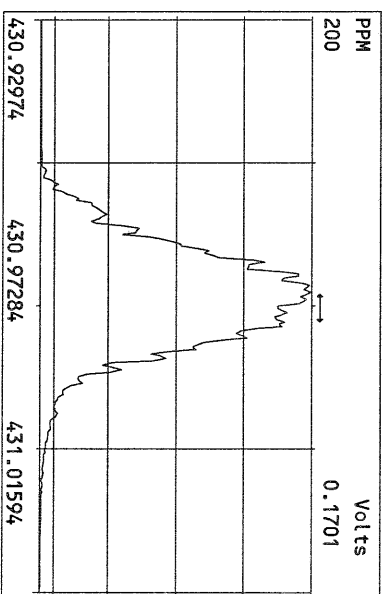
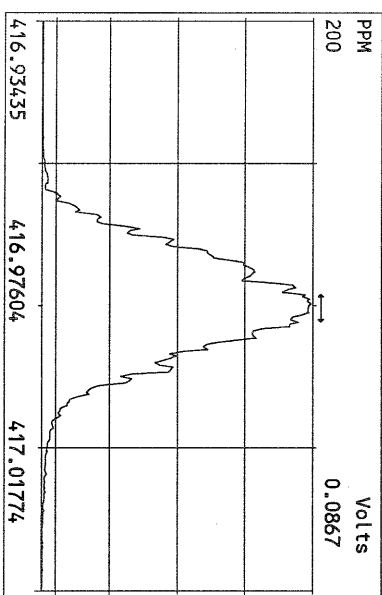
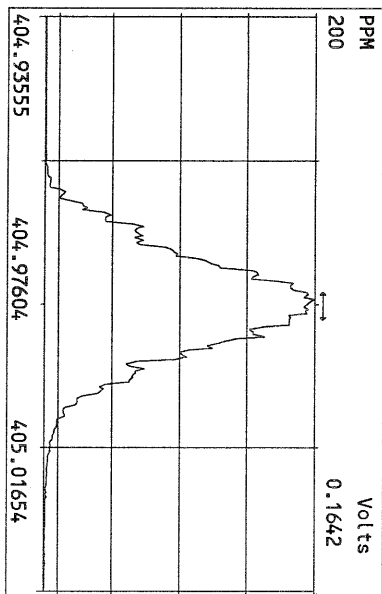
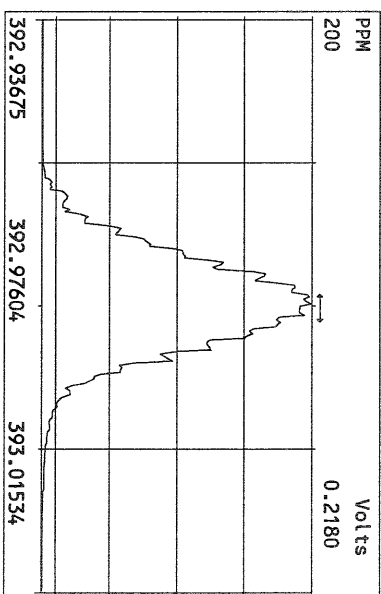
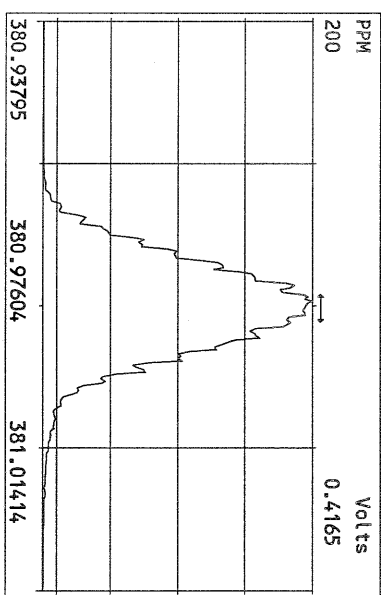
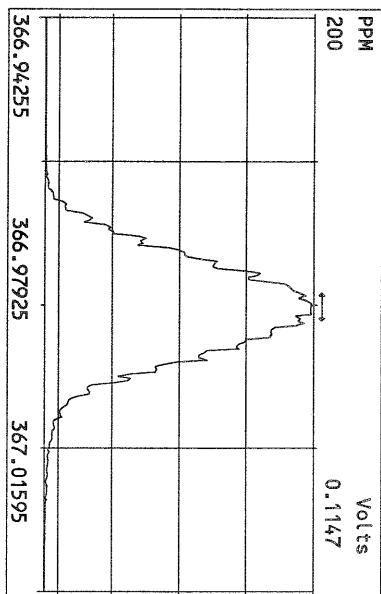


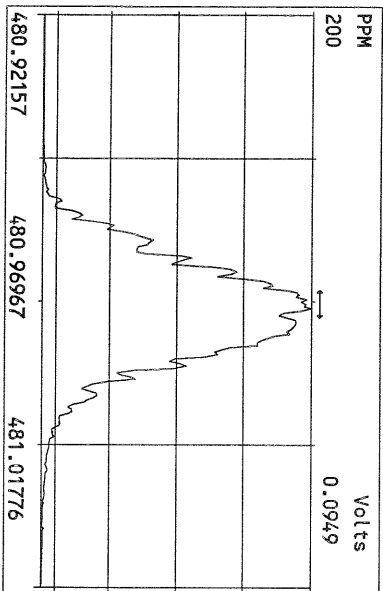
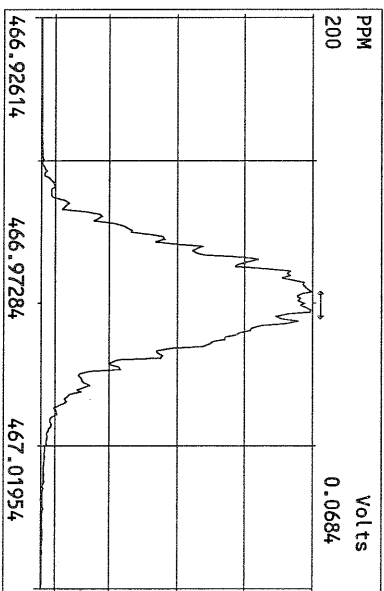
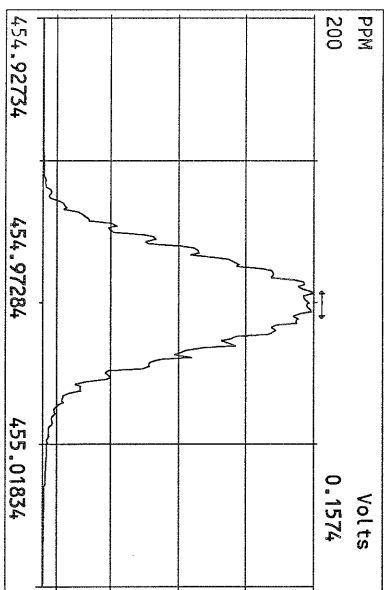
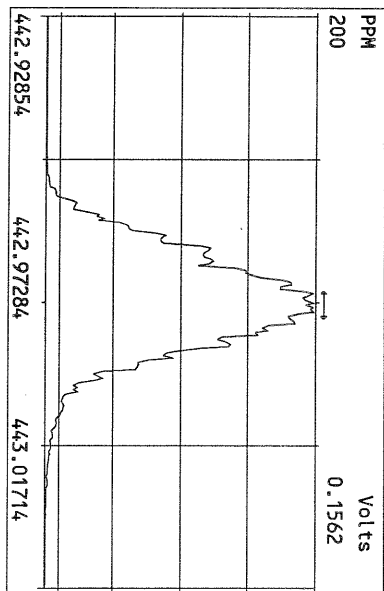
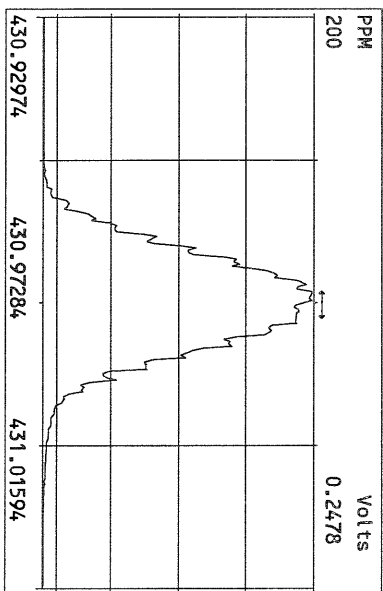
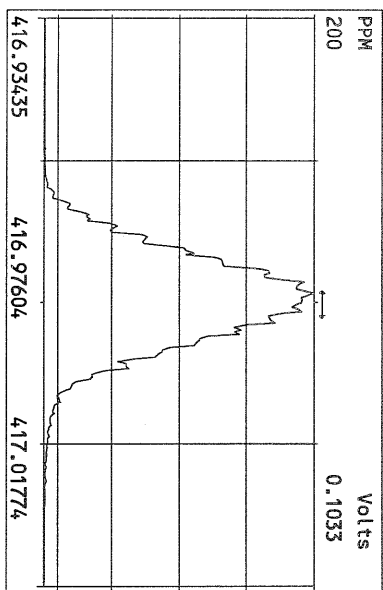
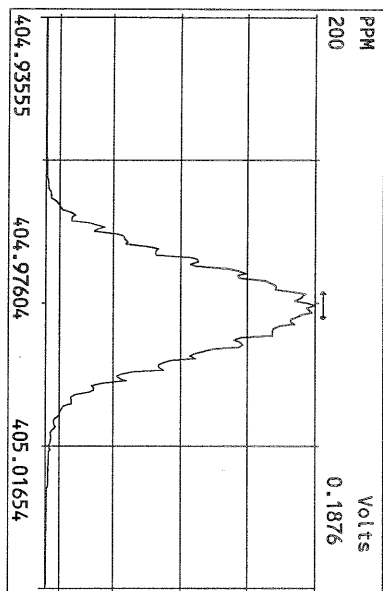
File:23AUG10M #1-347 Acq:23-AUG-2010 19:58:08 GC EI+ Voltage SIR Autospec-Ultima
513.6775 S:7 F:5 BSUB(10000,15,-3.0) PKD(5,5,3,0,10%,100,0,0,00%,F,F) Exp:P:PCDD
Sample Text:ST082310M5 File Text:Frontier Analytical Laboratory
100 %

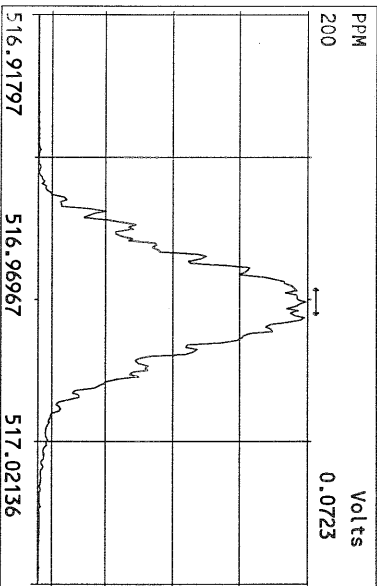
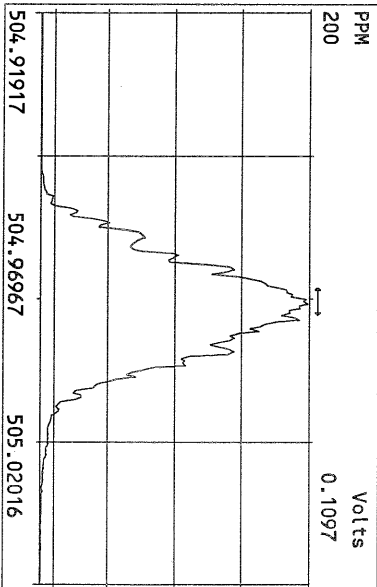
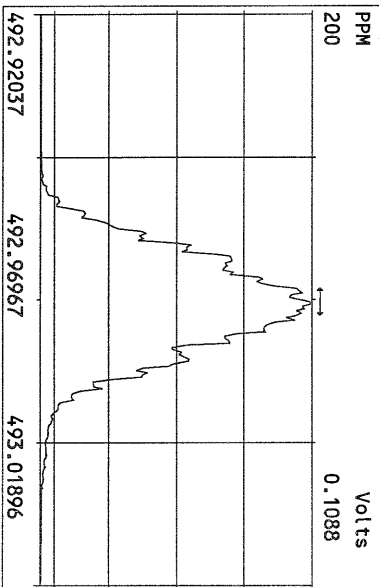
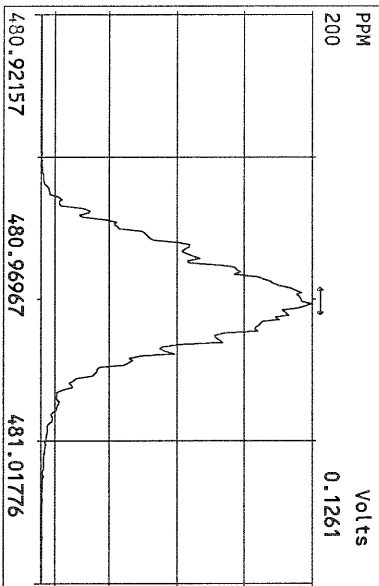
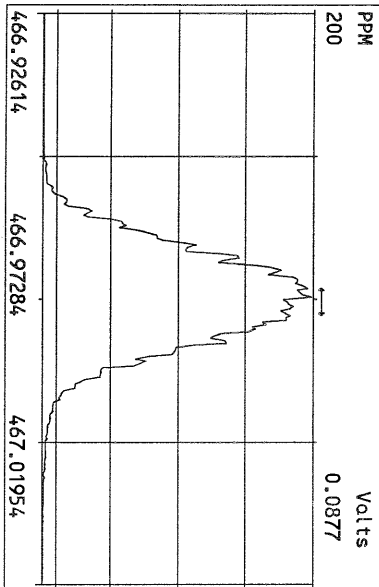
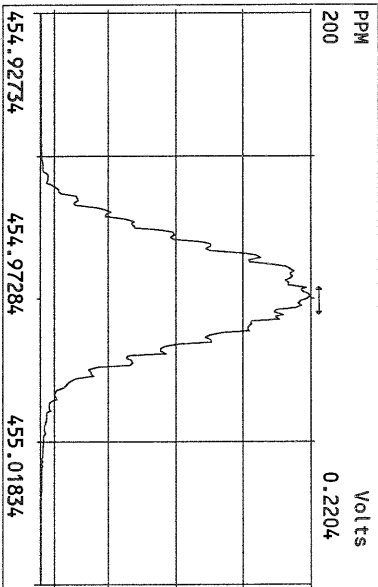
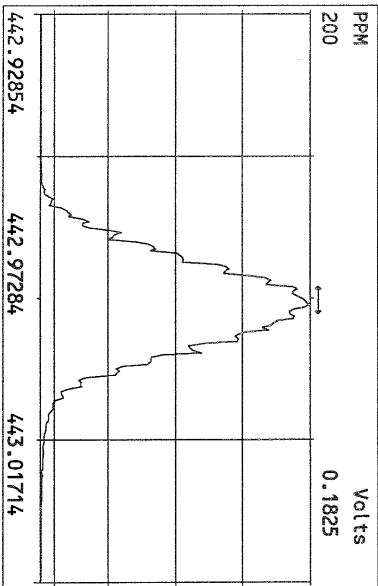
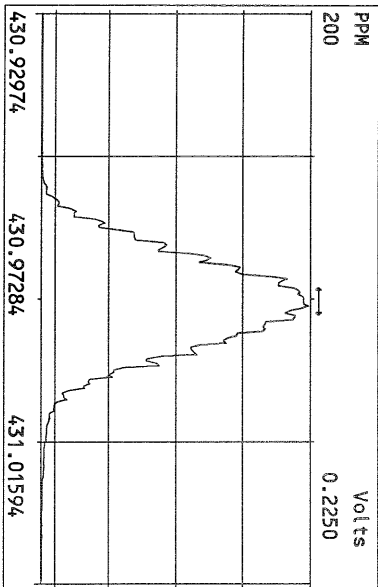












Frontier Analytical Laboratory

Data Filename: 07SEP10A

Analyte: TCDFFAL1-9-3-10

Cal: TCDFFAL1-9-3-10

Name	RRF	S. D.	%RSD	S2 RRF#1	S3 RRF#2	S4 RRF#3	S5 RRF#4	S6 RRF#5
2,3,7,8-TCDF	1.10	0.0606	5.54 %	1.19	1.12	1.04	1.07	1.06
13C-2,3,7,8-TCDF	1.06	0.0889	8.41 %	1.01	1.02	0.97	1.19	1.10
13C-1,2,3,4-TCDF	-	-	- %	-	-	-	-	-

Analyst: 

Date: 9/3/10

Run #1 Filename 03SEP10A
Client ID: ST090310A1

S: 2 Acquired: 3-SEP-10 11:33:16 Cal: TCDFFAL1-9-3-10
Analyte: FAL ID: 1613 CS1 100511H

	Typ	Name	Amount	Resp	RA	RT	RF	RRF
1	Unk	2,3,7,8-TCDF	0.50	8.75e+05	0.73 y	19:38	-	1.19 y
2	IS	13C-2,3,7,8-TCDF	100.00	1.47e+08	0.81 y	19:37	-	1.01 y
3	RS	13C-1,2,3,4-TCDF	100.00	1.46e+08	0.79 y	17:00	1.46e+06	- n

Analyst:  Date: 9/3/10

Run #2 Filename 03SEP10A
Client ID: ST090310A2

S: 3 Acquired: 3-SEP-10 12:08:21 Cal:
Analyte:

FAL ID: 1613 CS2 1005111

	Typ	Name	Amount	Resp	RA	RT	RF	RRF
1	Unk	2,3,7,8-TCDF	2.00	3.30e+06	0.74 y	19:39	-	1.12 y
2	IS	13C-2,3,7,8-TCDF	100.00	1.48e+08	0.79 y	19:36	-	1.02 y
3	RS	13C-1,2,3,4-TCDF	100.00	1.45e+08	0.79 y	17:01	1.45e+06	- n

Analyst: 

Date: 9/3/10

Run #3 Filename 03SEP10A
Client ID: ST090310A3

S: 4 Acquired: 3-SEP-10 12:43:24 Cal:
Analyte:

FAL ID: 1613 CS3 100511J

	Typ	Name	Amount	Resp	RA	RT	RF	RRF
1	Unk	2,3,7,8-TCDF	10.00	1.47e+07	0.77 y	19:38	-	1.04 y
2	IS	13C-2,3,7,8-TCDF	100.00	1.42e+08	0.80 y	19:36	-	0.972 y
3	RS	13C-1,2,3,4-TCDF	100.00	1.46e+08	0.79 y	17:01	1.46e+06	- n

Analyst: 


Date: 9/3/10

Run #4 Filename 03SEP10A
Client ID: ST090310A4

S: 5 Acquired: 3-SEP-10 13:18:29 Cal:
Analyte:

FAL ID: 1613 CS4 100511K

	Typ	Name	Amount	Resp	RA	RT	RF	RRF
1	Unk	2,3,7,8-TCDF	40.00	6.98e+07	0.77 y	19:38	-	1.07 y
2	IS	13C-2,3,7,8-TCDF	100.00	1.63e+08	0.79 y	19:36	-	1.19 y
3	RS	13C-1,2,3,4-TCDF	100.00	1.37e+08	0.80 y	17:00	1.37e+06	- n

Analyst: 


Date: 9/3/10

Run #5 Filename 03SEP10A
Client ID: ST090310A5

S: 6 Acquired: 3-SEP-10 13:53:32 Cal:
Analyte: TCDFFAL1-9-3-10

FAL ID: 1613 CS5 100511L

	Typ	Name	Amount	Resp	RA	RT	RF	RRF
1	Unk	2,3,7,8-TCDF	200.00	3.34e+08	0.81 y	19:37	-	1.06 y
2	IS	13C-2,3,7,8-TCDF	100.00	1.58e+08	0.78 y	19:36	-	1.10 y
3	RS	13C-1,2,3,4-TCDF	100.00	1.43e+08	0.77 y	17:01	1.43e+06	- n

Analyst: 

Date: 9/3/10

USEPA - ITD

FORM 4A
TCDF CALIBRATION VERIFICATION

Lab Name: Frontier Analytical Laboratory Episode No.:

Contract No.: SAS No.:

Initial Calibration Date: 9/3/10

Instrument ID: FAL1

GC Column ID: DB225

VER Data Filename: 03SEP10A Sam:4

Analysis Date: 3-SEP-10 Time: 12:43:24

	M/Z'S FORMING RATIO (1)	ION ABUND. RATIO	QC LIMITS (2)	ACCEPT	CONC. FOUND	CONC. RANGE (ng/mL) (3)
NATIVE ANALYTES						
2,3,7,8-TCDF	M/M+2	0.77	0.65-0.89	y	9.48	8.40 - 12.0
LABELED COMPOUNDS						
13C-2,3,7,8-TCDF	M/M+2	0.80	0.65-0.89	y	91.8	71.0 - 140

(1) See Table 8, Method 1613, for m/z specifications.

(2) Ion Abundance Ratio Control Limits as specified in Table 9, Method 1613.

(3) Contract-required concentration range as specified in Table 6A, Method 1613

Analyst: Date: 9/3/10

USEPA - ITD

FORM 4A
8290 TCDF CALIBRATION VERIFICATION

Lab Name: Frontier Analytical Laboratory Episode No.:

Contract No.: SAS No.:

Initial Calibration Date: 9/3/10

Instrument ID: FAL1 GC Column ID: DB225

VER Data Filename: 03SEP10A Sam:4 Analysis Date: 3-SEP-10 Time: 12:43:24

	M/Z'S FORMING RATIO (1)	ION ABUND. RATIO	QC LIMITS (2)	ACCEPT	CONC. FOUND	CONC. RANGE (ng/mL) (3)
NATIVE ANALYTES						
2,3,7,8-TCDF	M/M+2	0.77	0.65-0.89	y	9.48	8.00 - 12.0
LABELED COMPOUNDS						
13C-2,3,7,8-TCDF	M/M+2	0.80	0.65-0.89	y	91.8	70.0 - 130

Analyst: *AC*

Date: 9/3/10

TCDF RT WINDOW AND ISOMER SPECIFICITY STANDARDS

Lab Name: Frontier Analytical Laboratory Episode No.:
Contract No.: SAS No.:
Instrument ID: FAL1 Initial Calibration Date: 9/3/10
RT Window Data Filename: 03SEP10A Sam:1 Analysis Date: 3-SEP-10 Time: 10:58:13
DB-5 IS Data Filename: Analysis Date: Time:
DB-225 IS Data Filename: 03SEP10A Sam:1 Analysis Date: 3-SEP-10 Time: 10:58:13

DB-225 RT WINDOW DEFINING STANDARDS RESULTS

ISOMERS ABSOLUTE RT
1,3,6,8-TCDF (F) 13:39
1,2,8,9-TCDF (L) 22:18

(F) = First eluting iosmer (DB-5); (L) = Last eluting isomer (DB-5)

ISOMER SPECIFICITY (IS) TEST STANDARD RESULTS

% VALLEY HEIGHT
BETWEEN
COMPARED PEAKS (1)

<25%

(1) To meet contract requirement, %Valley Height Between Compared Peaks shall not exceed 25%.

Analyst: [Signature] Date: 9/3/10

FAL ID: ST090310A3 Filename: 03SEP10A Sam:4 Acquired: 3-SEP-10 12:43:24 ICal:

Client ID: 1613 CS3 100511J ConCal: NA EndCal: NA

Results: GC Column: DB225 Amount: 1.000

Name	Resp	RA	RT	RRF	Conc	Qual	Fac	Noise	DL	#Hom	Rec
2,3,7,8-TCDF	1.47e+07	0.77 y	19:38	1.10	9.48		2.50	-	-	1	
13C-2,3,7,8-TCDF	1.42e+08	0.80 y	19:36	1.06	91.8						91.8
13C-1,2,3,4-TCDF	1.46e+08	0.79 y	17:01	-	102						

Analyst: 

Date: 9/3/10

Frontier Analytical Laboratory - Acquisition Log


Run Name:03SEP10A

Instrument: FAL1

GC: DB225

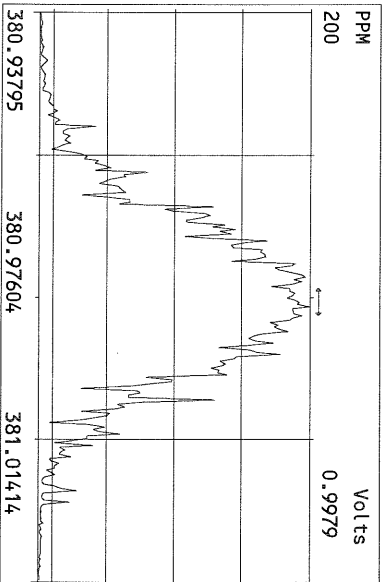
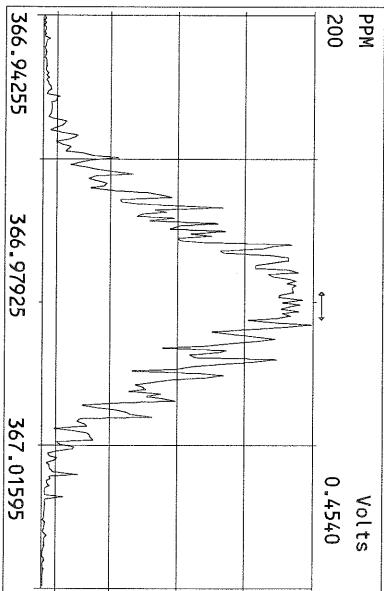
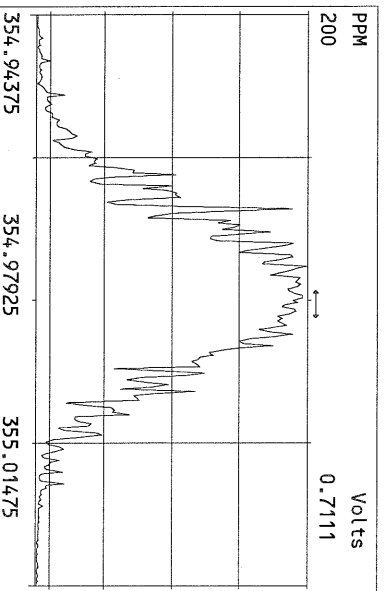
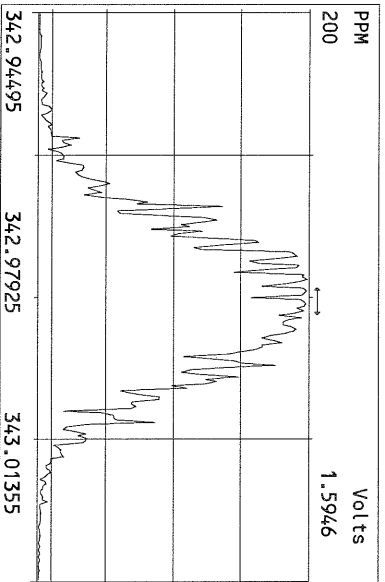
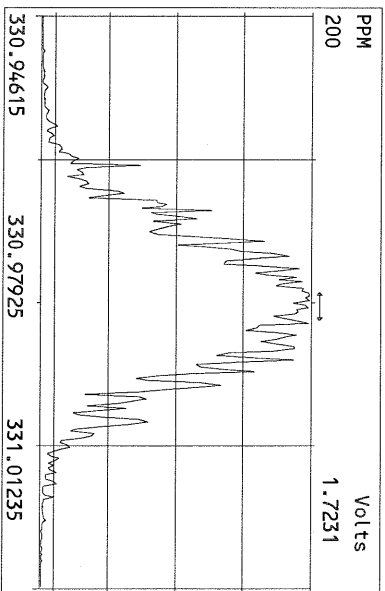
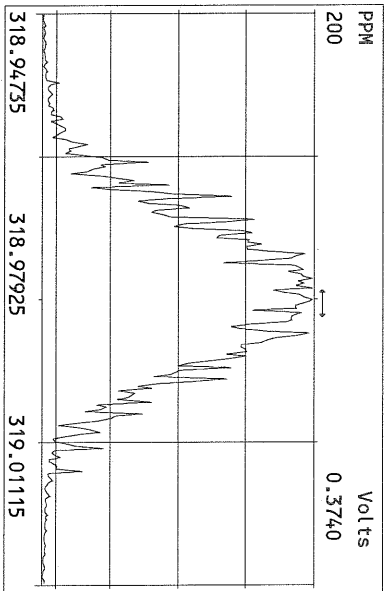
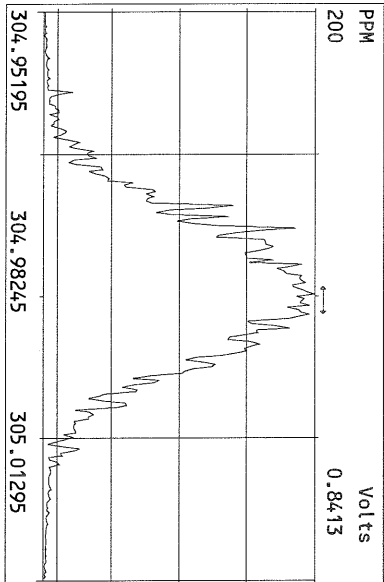
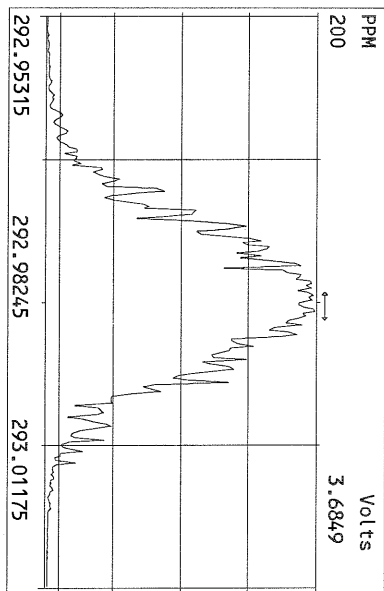
Experiment:TCDF

Data File	S	FAL ID	Client ID	Acquired	ConCal	EndCal	Analyst
03SEP10A	1	ST090310A3	1613 CS3 090918J	3-SEP-10 10:58:13	NA	NA	TC
03SEP10A	2	ST090310A1	1613 CS1 100511H	3-SEP-10 11:33:16	NA	NA	TC
03SEP10A	3	ST090310A2	1613 CS2 100511I	3-SEP-10 12:08:21	NA	NA	TC
03SEP10A	4	ST090310A3	1613 CS3 100511J	3-SEP-10 12:43:24	NA	NA	TC
03SEP10A	5	ST090310A4	1613 CS4 100511K	3-SEP-10 13:18:29	NA	NA	TC
03SEP10A	6	ST090310A5	1613 CS5 100511L	3-SEP-10 13:53:32	NA	NA	TC

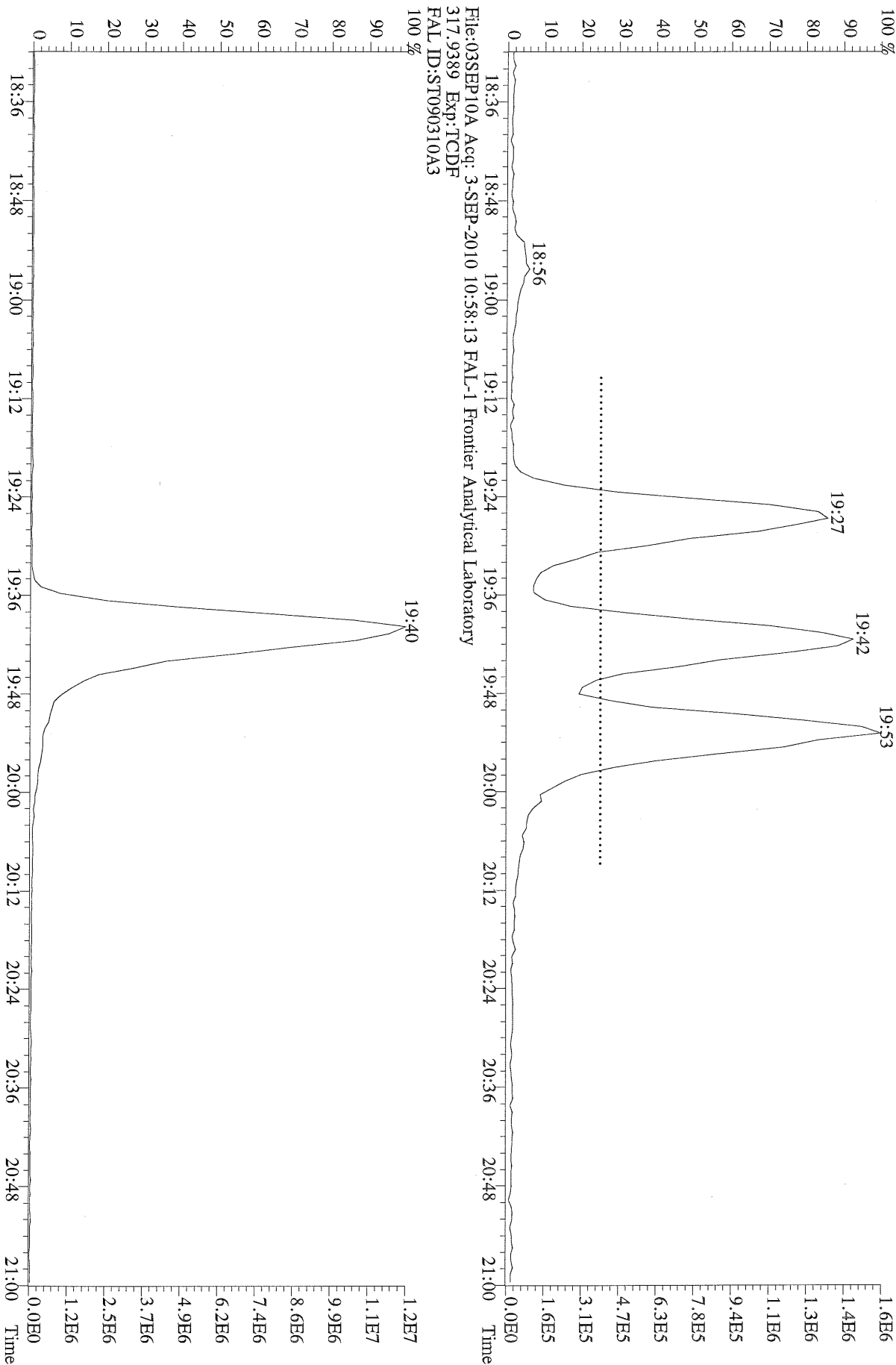
 9/3/10

Data Backed Up: _____

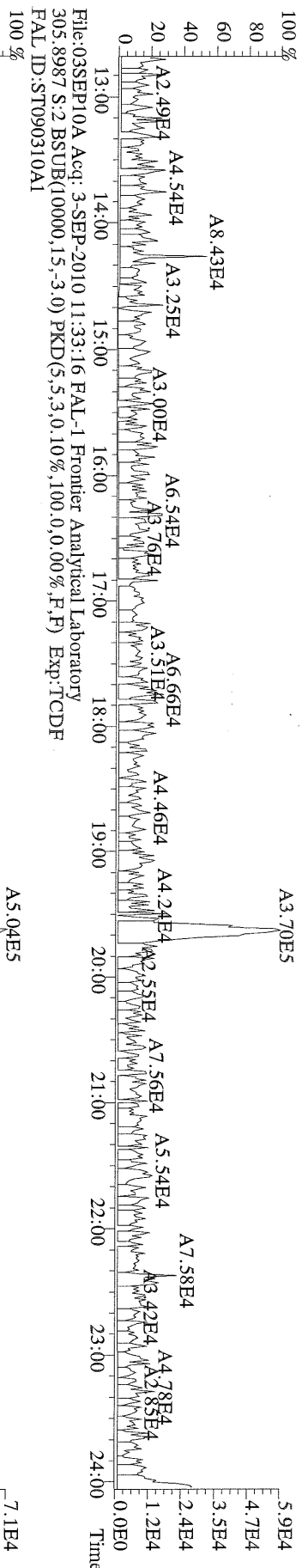
Date: _____



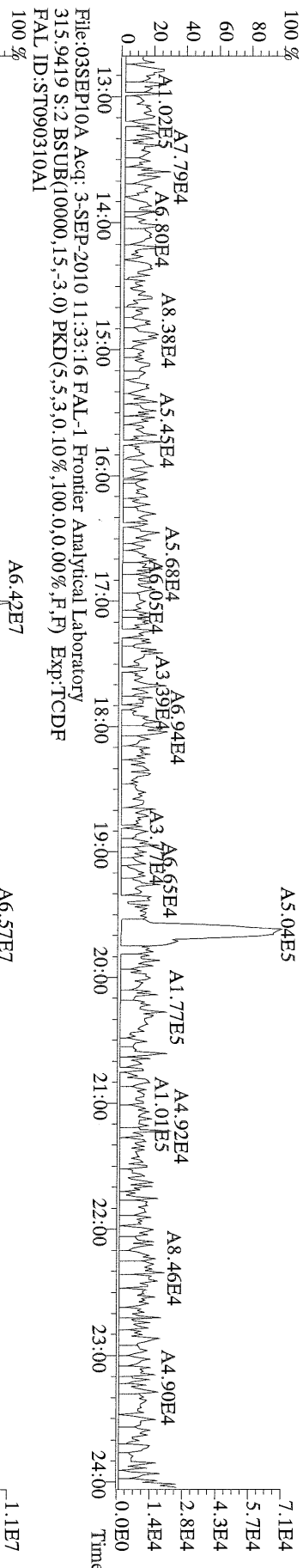
File:03SEP10A Acq: 3-SEP-2010 10:58:13 FAL-1 Frontier Analytical Laboratory
305.8987 Exp:TCDF
FAL ID:ST090310A3



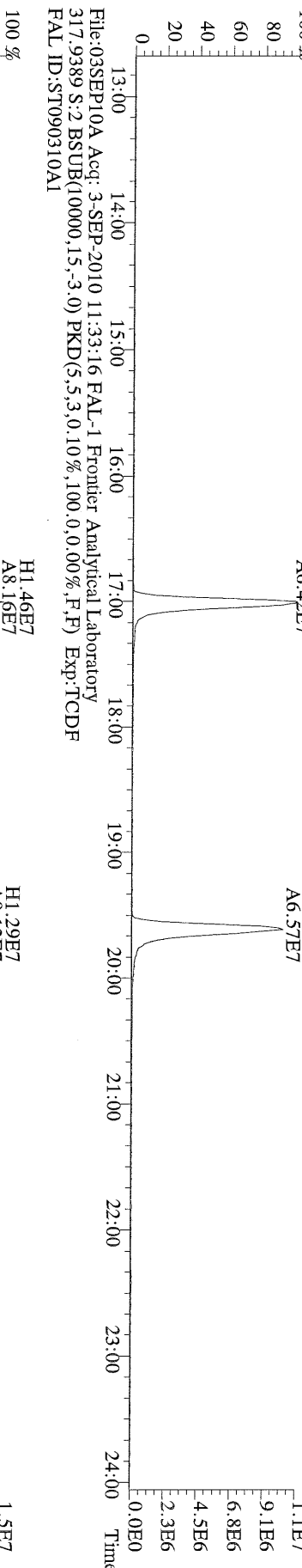
File:03SEP10A Acq: 3-SEP-2010 11:33:16 FAL-1 Frontier Analytical Laboratory
303.9016 S:2 BSUB(10000,15,-3.0) PKD(5,5,3,0,100,0,0,00%,F,F) Exp:TCDF
FAL ID:ST090310A1




File:03SEP10A Acq: 3-SEP-2010 11:33:16 FAL-1 Frontier Analytical Laboratory
305.8987 S:2 BSUB(10000,15,-3.0) PKD(5,5,3,0,100,0,0,00%,F,F) Exp:TCDF
FAL ID:ST090310A1





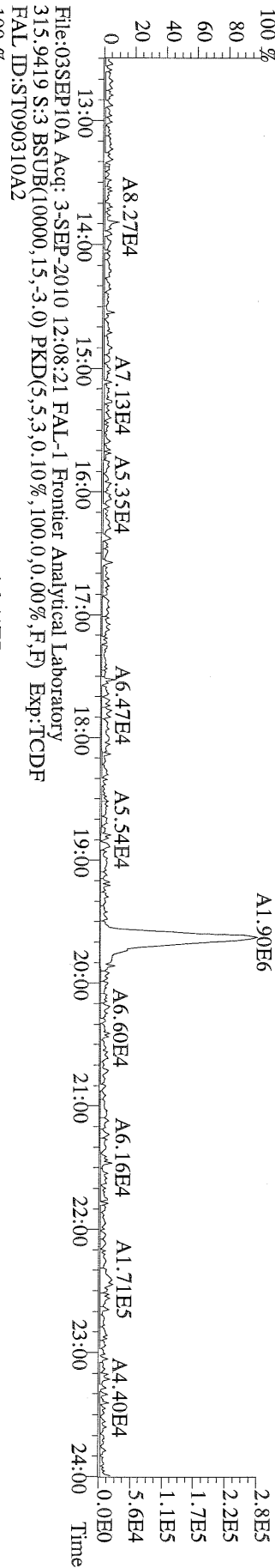

File:03SEP10A Acq: 3-SEP-2010 11:33:16 FAL-1 Frontier Analytical Laboratory
315.9419 S:2 BSUB(10000,15,-3.0) PKD(5,5,3,0,100,0,0,00%,F,F) Exp:TCDF
FAL ID:ST090310A1



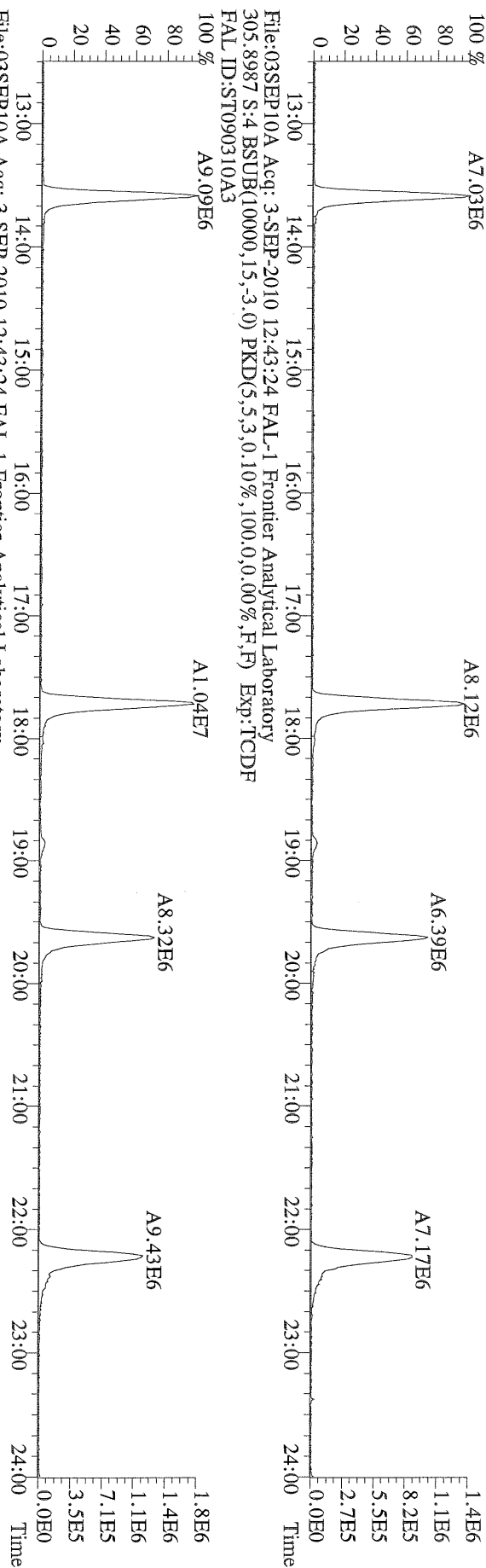
File:03SEP10A Acq: 3-SEP-2010 11:33:16 FAL-1 Frontier Analytical Laboratory
317.9389 S:2 BSUB(10000,15,-3.0) PKD(5,5,3,0,100,0,0,00%,F,F) Exp:TCDF
FAL ID:ST090310A1



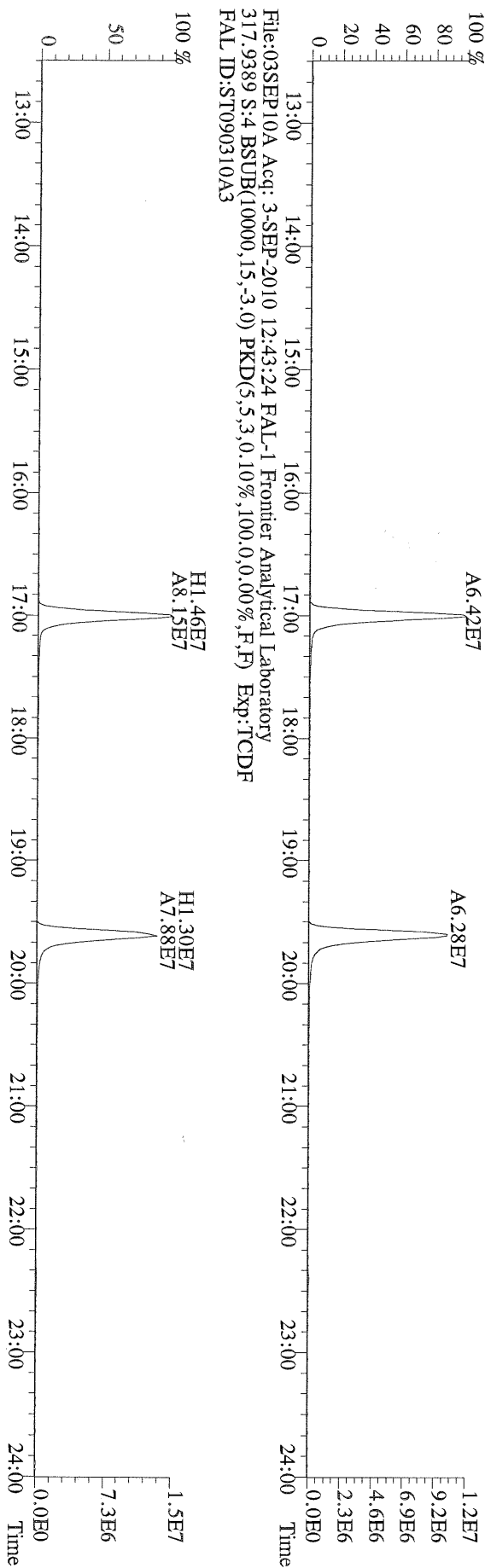
File:03SEP10A Acq: 3-SEP-2010 12:08:21 FAL-1 Frontier Analytical Laboratory
 303.9016 S:3 BSUB(10000,15,-3.0) PKD(5,5,3,0,10%,100,0,0,0.00%,F,F) Exp:TCDF
 FAL ID:ST090310A2



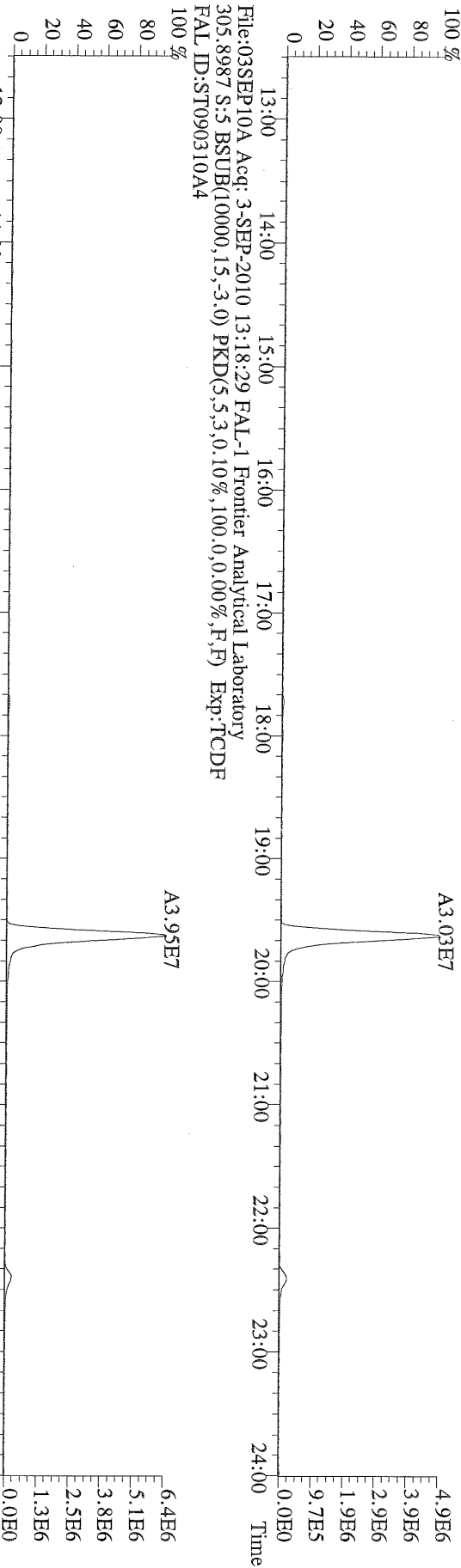
File:03SEP10A Acq: 3-SEP-2010 12:43:24 FAL-1 Frontier Analytical Laboratory
303.9016 S:4 BSUB(10000,15,-3.0) PKD(5,5,3,0.10%,100,0,0.00%,F,F) Exp:TCDF
FAL ID:ST090310A3



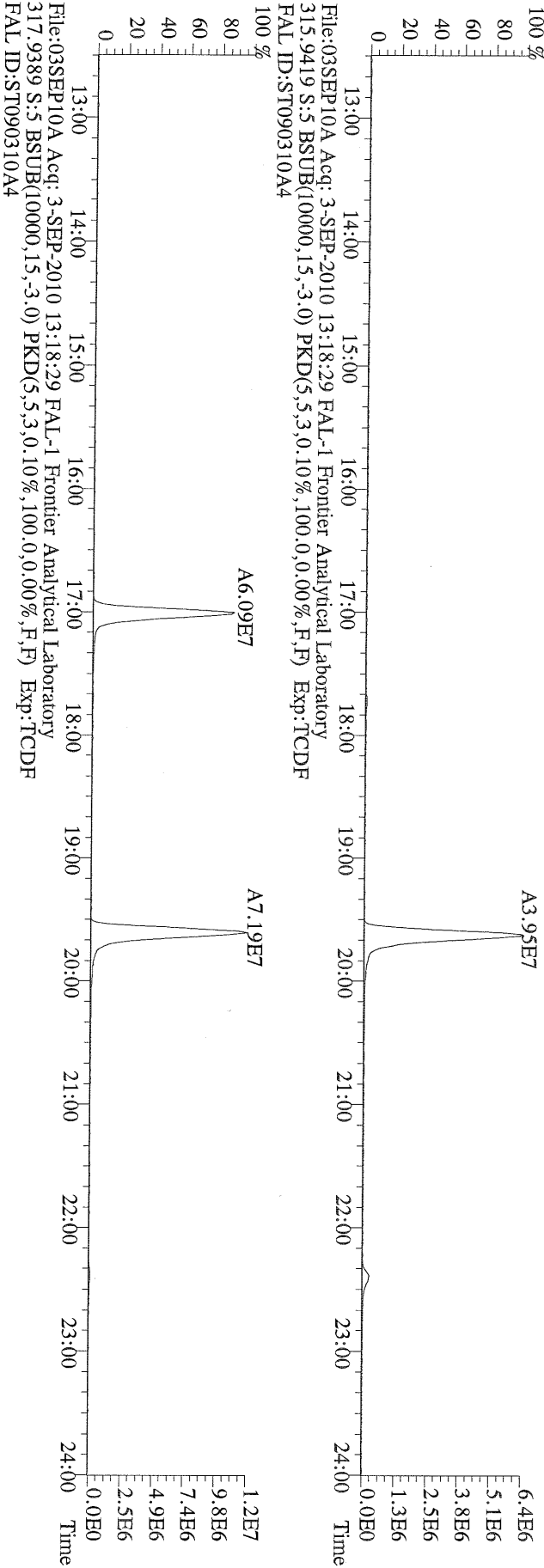
File:03SEP10A Acq: 3-SEP-2010 12:43:24 FAL-1 Frontier Analytical Laboratory
315.9419 S:4 BSUB(10000,15,-3.0) PKD(5,5,3,0.10%,100,0,0.00%,F,F) Exp:TCDF
FAL ID:ST090310A3



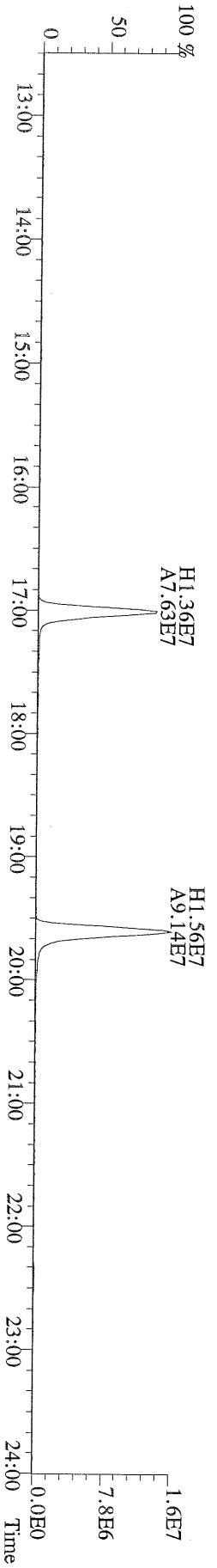
File:03SEP10A Acq: 3-SEP-2010 13:18:29 FAL-1 Frontier Analytical Laboratory
303.9016 S:5 BSUB(10000,15,-3.0) PKD(5,5,3,0,10%,100.0,0.00%,F,F) Exp:TCDF
FAL ID:ST090310A4

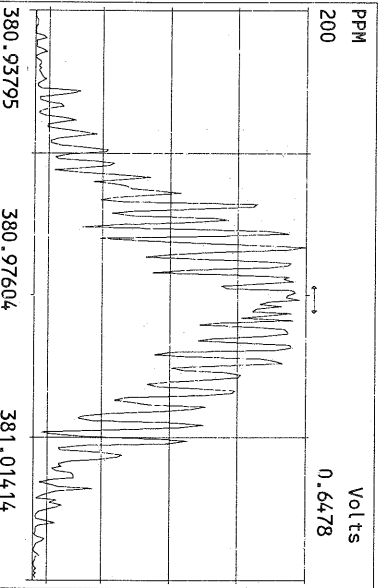
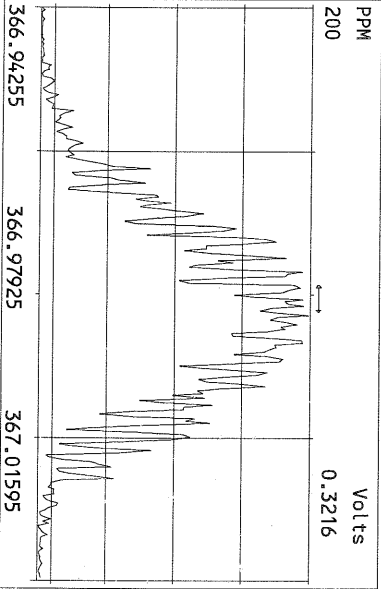
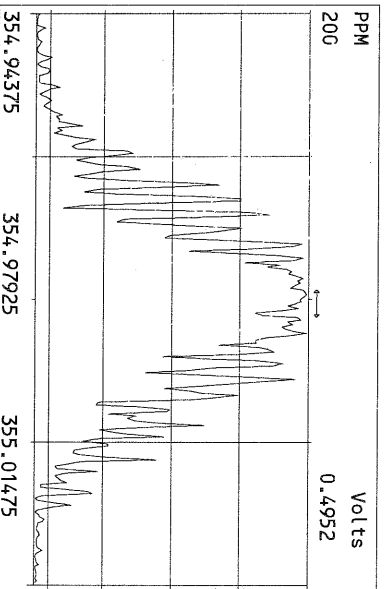
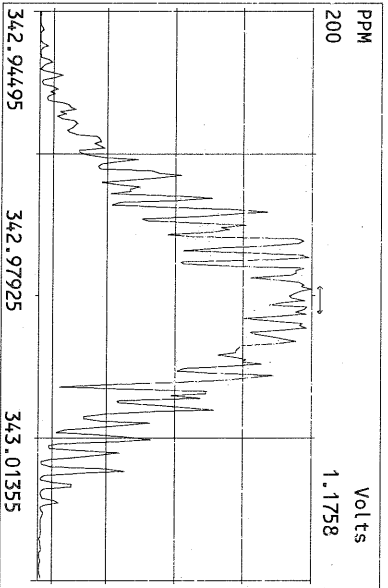
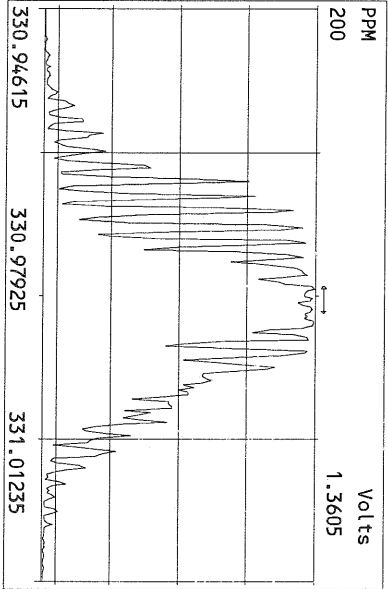
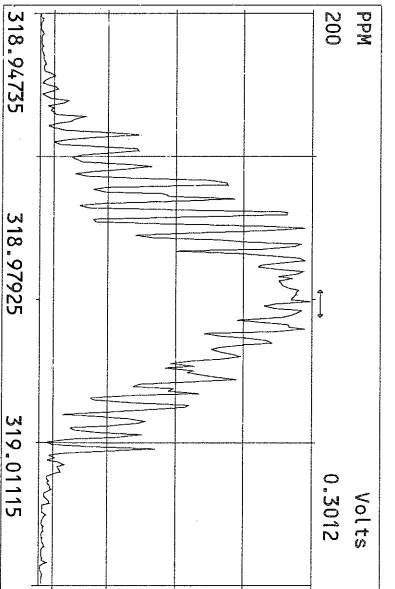
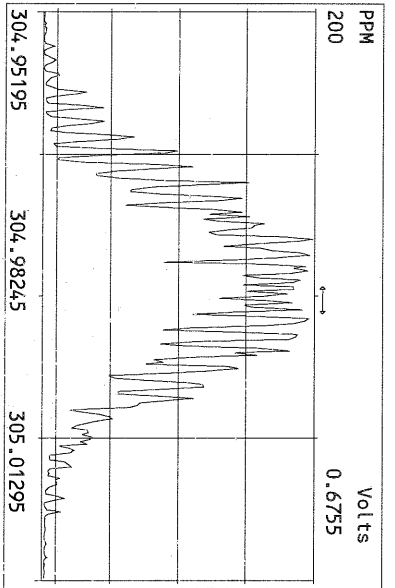
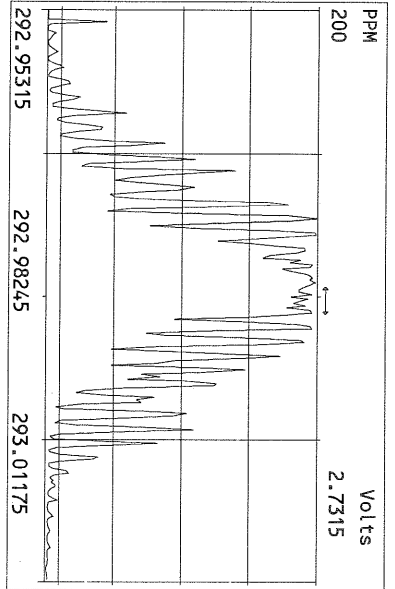


File:03SEP10A Acq: 3-SEP-2010 13:18:29 FAL-1 Frontier Analytical Laboratory
305.8987 S:5 BSUB(10000,15,-3.0) PKD(5,5,3,0,10%,100.0,0.00%,F,F) Exp:TCDF
FAL ID:ST090310A4



File:03SEP10A Acq: 3-SEP-2010 13:18:29 FAL-1 Frontier Analytical Laboratory
317.9389 S:5 BSUB(10000,15,-3.0) PKD(5,5,3,0,10%,100.0,0.00%,F,F) Exp:TCDF
FAL ID:ST090310A4





USEPA - ITD

FORM 4A
PCDD/PCDF CALIBRATION VERIFICATION

Lab Name: Frontier Analytical Laboratory Episode No.:

Contract No.: SAS No.:

Initial Calibration Date: 8/23/10

Instrument ID: FAL3

GC Column ID: DB5

VER Data Filename: 15SEP10N Sam:1

Analysis Date: 15-SEP-10 19:59:42

NATIVE ANALYTES	M/Z'S FORMING RATIO (1)	ION ABUND. RATIO	QC LIMITS (2)	ACCEPT	CONC. FOUND	CONC. RANGE (ng/mL) (3)
2,3,7,8-TCDD	M/M+2	0.84	0.65-0.89	y	11.4	7.80 - 12.9 ✓
1,2,3,7,8-PeCDD	M+2/M+4	1.48	1.32-1.78	y	50.4	39.0 - 65.0 ✓
1,2,3,4,7,8-HxCDD	M+2/M+4	1.41	1.05-1.43	y	50.4	39.0 - 64.0 ✓
1,2,3,6,7,8-HxCDD	M+2/M+4	1.37	1.05-1.43	y	48.9	39.0 - 64.0 ✓
1,2,3,7,8,9-HxCDD	M+2/M+4	1.42	1.05-1.43	y	53.1	41.0 - 61.0 ✓
1,2,3,4,6,7,8-HpCDD	M+2/M+4	0.90	0.88-1.20	y	50.8	43.0 - 58.0 ✓
OCDD	M+2/M+4	0.99	0.76-1.02	y	102	79.0 - 126 ✓
2,3,7,8-TCDF	M/M+2	0.67	0.65-0.89	y	9.25	8.40 - 12.0 ✓
1,2,3,7,8-PeCDF	M+2/M+4	1.57	1.32-1.78	y	47.5	41.0 - 60.0 ✓
2,3,4,7,8-PeCDF	M+2/M+4	1.58	1.32-1.78	y	47.1	41.0 - 60.0 ✓
1,2,3,4,7,8-HxCDF	M+2/M+4	1.22	1.05-1.43	y	45.4	45.0 - 56.0 ✓
1,2,3,6,7,8-HxCDF	M+2/M+4	1.22	1.05-1.43	y	45.4	44.0 - 57.0 ✓
2,3,4,6,7,8-HxCDF	M+2/M+4	1.23	1.05-1.43	y	46.4	44.0 - 57.0 ✓
1,2,3,7,8,9-HxCDF	M+2/M+4	1.22	1.05-1.43	y	46.9	45.0 - 56.0 ✓
1,2,3,4,6,7,8-HpCDF	M+2/M+4	1.04	0.88-1.20	y	47.9	45.0 - 55.0 ✓
1,2,3,4,7,8,9-HpCDF	M+2/M+4	1.08	0.88-1.20	y	48.0	43.0 - 58.0 ✓
OCDF	M+2/M+4	0.88	0.76-1.02	y	89.8	63.0 - 159 ✓

(1) See Table 8, Method 1613, for m/z specifications.

(2) Ion Abundance Ratio Control Limits as specified in Table 9, Method 1613.

(3) Contract-required concentration range as specified in Table 6, Method 1613.

Analyst: 

Date: 9/16/10

USEPA - ITD

FORM 4B
PCDD/PCDF CALIBRATION VERIFICATION

Lab Name: Frontier Analytical Laboratory

Episode No.:

Contract No.:

SAS No.:

Initial Calibration Date: 8/23/10

Instrument ID: FAL3

GC Column ID: DB5

VER Data Filename: 15SEP10N Sam:1

Analysis Date: 15-SEP-10 19:59:42

LABELLED COMPOUNDS	M/Z'S FORMING RATIO (1)	ION ABUND. RATIO	QC LIMITS (2)	ACCEPT	CONC. FOUND	CONC. RANGE (ng/mL) (3)
13C-2,3,7,8-TCDD	M/M+2	0.86	0.65-0.89	y	93.9	82.0 - 121 ✓
13C-1,2,3,7,8-PeCDD	M+2/M+4	1.76	1.32-1.78	y	112	62.0 - 160 ✓
13C-1,2,3,4,7,8-HxCDD	M+2/M+4	1.29	1.05-1.43	y	94.0	85.0 - 117 ✓
13C-1,2,3,6,7,8-HxCDD	M+2/M+4	1.30	1.05-1.43	y	102	85.0 - 118 ✓
13C-1,2,3,4,6,7,8-HpCDD	M+2/M+4	0.96	0.88-1.20	y	103	72.0 - 138 ✓
13C-OCDD	M+2/M+4	0.97	0.76-1.02	y	228	96.0 - 415 ✓
13C-2,3,7,8-TCDF	M/M+2	0.87	0.65-0.89	y	92.9	71.0 - 140 ✓
13C-1,2,3,7,8-PeCDF	M+2/M+4	1.70	1.32-1.78	y	101	76.0 - 130 ✓
13C-2,3,4,7,8-PeCDF	M+2/M+4	1.73	1.32-1.78	y	103	77.0 - 130 ✓
13C-1,2,3,4,7,8-HxCDF	M/M+2	0.46	0.43-0.59	y	94.8	76.0 - 131 ✓
13C-1,2,3,6,7,8-HxCDF	M/M+2	0.46	0.43-0.59	y	96.8	70.0 - 143 ✓
13C-2,3,4,6,7,8-HxCDF	M/M+2	0.47	0.43-0.59	y	94.5	73.0 - 137 ✓
13C-1,2,3,7,8,9-HxCDF	M/M+2	0.46	0.43-0.59	y	95.3	74.0 - 135 ✓
13C-1,2,3,4,6,7,8-HpCDF	M/M+2	0.46	0.37-0.51	y	84.2	78.0 - 129 ✓
13C-1,2,3,4,7,8,9-HpCDF	M/M+2	0.47	0.37-0.51	y	89.9	77.0 - 129 ✓
13C-OCDF	M+2/M+4	0.94	0.76-1.02	y	229	96.0 - 415 ✓
CLEANUP STANDARD (4)						
37Cl-2,3,7,8-TCDD					9.55	7.80 - 12.8 ✓

(1) See Table 8, Method 1613, for m/z specifications.

(2) Ion Abundance Ratio Control Limits as specified in Table 9, Method 1613.

(3) Contract-required concentration range as specified in Table 6, Method 1613.

(4) No ion abundance ratio; report concentration found.

Analyst: 

Date: 9/16/10

USEPA - ITD

FORM 6A
PCDD/PCDF RELATIVE RETENTION TIMES

Lab Name: Frontier Analytical Laboratory

Episode No.:

Contract No.:

SAS No.:

Init. Cal. Date: 8/23/10

Instrument ID: FAL3

GC Column ID: DB5

Analysis Date: 15-SEP-10 19:59:42

CS3 or VER Data Filename: 15SEP10N

Sam:1

NATIVE ANALYTES	RETENTION TIME REFERENCE	RRT	RRT QC LIMITS (1)
2,3,7,8-TCDD	13C-2,3,7,8-TCDD	1.001	0.999-1.002 ✓
2,3,7,8-TCDF	13C-2,3,7,8-TCDF	1.001	0.999-1.003 ✓
1,2,3,7,8-PeCDD	13C-1,2,3,7,8-PeCDD	1.000	0.999-1.002 ✓
1,2,3,7,8-PeCDF	13C-1,2,3,7,8-PeCDF	1.001	0.999-1.002 ✓
2,3,4,7,8-PeCDF	13C-2,3,4,7,8-PeCDF	1.001	0.999-1.002 ✓
LABELED COMPOUNDS			
37Cl-2,3,7,8-TCDD	13C-1,2,3,4-TCDD	1.023	0.989-1.052 ✓
13C-2,3,7,8-TCDD		1.022	0.976-1.043 ✓
13C-2,3,7,8-TCDF		0.993	0.923-1.103 ✓
13C-1,2,3,7,8-PeCDD		1.238	1.000-1.567 ✓
13C-1,2,3,7,8-PeCDF		1.174	0.923-1.203 ✓
13C-2,3,4,7,8-PeCDF		1.223	0.923-1.303 ✓

(1) Contract-required limits for Relative Retention Times (RRT) as specified in Table 2, Method 1613.

Analyst: Date: 9/16/10

USEPA - ITD

FORM 6B

PCDD/PCDF RELATIVE RETENTION TIMES

Lab Name: Frontier Analytical Laboratory

Episode No.:

Contract No.:

SAS No.:

Init. Cal. Date: 8/23/10

Instrument ID: FAL3

GC Column ID: DB5


Analysis Date: 15-SEP-10 19:59:42

CS3 or VER Data Filename: 15SEP10N

Sam:1

NATIVE ANALYTES	RETENTION TIME REFERENCE	RRT	RRT QC LIMITS (1)
1,2,3,4,7,8-HxCDD	13C-1,2,3,4,7,8-HxCDD	1.000	0.999-1.001✓
1,2,3,6,7,8-HxCDD	13C-1,2,3,6,7,8-HxCDD	1.000	0.998-1.004✓
1,2,3,7,8,9-HxCDD	13C-1,2,3,6,7,8-HxCDD	1.012	1.000-1.019✓
1,2,3,4,7,8-HxCDF	13C-1,2,3,4,7,8-HxCDF	1.000	0.999-1.001✓
1,2,3,6,7,8-HxCDF	13C-1,2,3,6,7,8-HxCDF	1.001	0.997-1.005✓
2,3,4,6,7,8-HxCDF	13C-2,3,4,6,7,8-HxCDF	1.001	0.999-1.001✓
1,2,3,7,8,9-HxCDF	13C-1,2,3,7,8,9-HxCDF	1.000	0.999-1.001✓
1,2,3,4,6,7,8-HpCDD	13C-1,2,3,4,6,7,8-HpCDD	1.000	0.999-1.001✓
1,2,3,4,6,7,8-HpCDF	13C-1,2,3,4,6,7,8-HpCDF	1.000	0.999-1.001✓
1,2,3,4,7,8,9-HpCDF	13C-1,2,3,4,7,8,9-HpCDF	1.001	0.999-1.001✓
OCDD	13C-OCDD	1.000	0.999-1.001✓
OCDF	13C-OCDF	1.001	0.999-1.001✓
LABELED COMPOUNDS			
13C-1,2,3,4,7,8-HxCDD	13C-1,2,3,7,8,9-HxCDD	0.984	0.977-1.000 ✓
13C-1,2,3,6,7,8-HxCDD		0.989	0.981-1.003 ✓
13C-1,2,3,4,7,8-HxCDF		0.949	0.944-0.970 ✓
13C-1,2,3,6,7,8-HxCDF		0.954	0.949-0.975 ✓
13C-2,3,4,6,7,8-HxCDF		0.978	0.959-1.021 ✓
13C-1,2,3,7,8,9-HxCDF		1.015	0.977-1.047 ✓
13C-1,2,3,4,6,7,8-HpCDD		1.127	1.086-1.130 ✓
13C-1,2,3,4,6,7,8-HpCDF		1.079	1.043-1.085 ✓
13C-1,2,3,4,7,8,9-HpCDF		1.151	1.057-1.154 ✓
13C-OCDD		1.270	1.032-1.311 ✓
13C-OCDF		1.279	1.000-1.311 ✓

(1) Contract-required limits for Relative Retention Times (RRT) as specified in Table 2, Method 1613.

Analyst: Date: 9/16/10

FAL ID: ST091510N1 Filename: 15SEP10N Sam:1 Acquired: 15-SEP-10 19:59:42 ICal: PCDDFAL3-8-23-10
 Client ID: 1613 CS3 100511J ConCal: ST091510N1 EndCal: ST091510N2
 Results: 6330 GC Column: DB5 Amount: 1.000 NATO 1989 Tox: 98.7

WHO 1998 Tox: 124 WHO 2005 Tox: 113

Name	Resp	RA	RT	RRF	Conc	Qual	Fac Noise-1	Noise-2	DL	Rec	#Hom
2,3,7,8-TCDD	3.44e+06	0.84 y	27:30	1.11	11.4	2.50	-	-	*		
1,2,3,7,8-PeCDD	1.48e+07	1.48 y	33:19	1.10	50.4	2.50	-	-	*		
1,2,3,4,7,8-HxCDD	1.48e+07	1.41 y	38:41	1.37	50.4	2.50	-	-	*		
1,2,3,6,7,8-HxCDD	1.46e+07	1.37 y	38:51	1.37	48.9	2.50	-	-	*		
1,2,3,7,8,9-HxCDD	1.56e+07	1.42 y	39:18	1.36	53.1	2.50	-	-	*		
1,2,3,4,6,7,8-HpCDD	1.38e+07	0.90 y	44:18	1.45	50.8	2.50	-	-	*		
OCDD	1.93e+07	0.99 y	49:54	1.43	102	2.50	-	-	*		
2,3,7,8-TCDF	5.95e+06	0.67 y	26:44	1.50	9.25	2.50	-	-	*		
1,2,3,7,8-PeCDF	1.76e+07	1.57 y	31:35	0.94	47.5	2.50	-	-	*		
2,3,4,7,8-PeCDF	1.71e+07	1.58 y	32:54	0.94	47.1	2.50	-	-	*		
1,2,3,4,7,8-HxCDF	1.57e+07	1.22 y	37:18	0.93	45.4	2.50	-	-	*		
1,2,3,6,7,8-HxCDF	1.94e+07	1.22 y	37:30	0.82	45.4	2.50	-	-	*		
2,3,4,6,7,8-HxCDF	1.72e+07	1.23 y	38:27	0.92	46.4	2.50	-	-	*		
1,2,3,7,8,9-HxCDF	1.92e+07	1.22 y	39:53	1.00	46.9	2.50	-	-	*		
1,2,3,4,6,7,8-HpCDF	1.32e+07	1.04 y	42:24	1.39	47.9	2.50	-	-	*		
1,2,3,4,7,8,9-HpCDF	9.97e+06	1.08 y	45:14	1.36	48.0	2.50	-	-	*		
OCDF	1.85e+07	0.88 y	50:17	0.79	89.8	2.50	-	-	*		
13C-2,3,7,8-TCDD	2.72e+07	0.86 y	27:29	1.02	93.9					93.9	
13C-1,2,3,7,8-PeCDD	2.66e+07	1.76 y	33:18	0.84	112					112	
13C-1,2,3,4,7,8-HxCDD	2.14e+07	1.29 y	38:40	1.07	94.0					94.0	
13C-1,2,3,6,7,8-HxCDD	2.18e+07	1.30 y	38:50	1.01	102					102	
13C-1,2,3,4,6,7,8-HpCDD	1.87e+07	0.96 y	44:17	0.86	103					103	
13C-OCDD	2.64e+07	0.97 y	49:53	0.55	228					114	
13C-2,3,7,8-TCDF	4.28e+07	0.87 y	26:43	0.99	92.9					92.9	
13C-1,2,3,7,8-PeCDF	3.93e+07	1.70 y	31:34	0.84	101					101	
13C-2,3,4,7,8-PeCDF	3.87e+07	1.73 y	32:53	0.81	103					103	
13C-1,2,3,4,7,8-HxCDF	3.72e+07	0.46 y	37:17	1.85	94.8					94.8	
13C-1,2,3,6,7,8-HxCDF	5.21e+07	0.46 y	37:28	2.54	96.8					96.8	
13C-2,3,4,6,7,8-HxCDF	4.04e+07	0.47 y	38:25	2.01	94.5					94.5	
13C-1,2,3,7,8,9-HxCDF	4.11e+07	0.46 y	39:53	2.03	95.3					95.3	
13C-1,2,3,4,6,7,8-HpCDF	1.98e+07	0.46 y	42:23	1.11	84.2					84.2	
13C-1,2,3,4,7,8,9-HpCDF	1.53e+07	0.47 y	45:13	0.80	89.9					89.9	
13C-OCDF	5.26e+07	0.94 y	50:16	1.08	229					114	
37Cl-2,3,7,8-TCDD	1.85e+06		27:30	0.69	9.55						95.5
13C-1,2,3,4-TCDD	2.83e+07	0.84 y	26:54	-	63.0						
13C-1,2,3,4-TCDF	4.64e+07	0.88 y	25:38	-	64.1						
13C-1,2,3,7,8,9-HxCDD	2.12e+07	1.28 y	39:17	-	76.9						
Total Tetra-Dioxins	1.69e+07		23:36	1.11	55.9	2.50	-	-	*		22
Total Penta-Dioxins	3.16e+07		30:20	1.10	108	2.50	-	-	*		11
Total Hexa-Dioxins	5.19e+07		36:13	1.37	175	2.50	-	-	*		14
Total Hepta-Dioxins	2.70e+07		42:56	1.45	99.6	2.50	-	-	*		21
Total Tetra-Furans	2.50e+07		23:09	1.50	38.9	2.50	-	-	*		11
1st Fn. Tot Penta-Furans	2.04e+07		28:30	0.94	55.6	2.50	-	-	*	PeCDF	2
Total Penta-Furans	5.11e+07		30:17	0.94	139	2.50	-	-	*	195	15
Total Hexa-Furans	8.30e+07		35:21	0.91	214	2.50	-	-	*		6
Total Hepta-Furans	2.43e+07		42:24	1.38	101	2.50	-	-	*		27

Analyst: 

Date: 9/16/10

Frontier Analytical Laboratory - Acquisition Log

Run Name:15SEP10N

Instrument: FAL3

GC: DB5

Experiment:PCDD

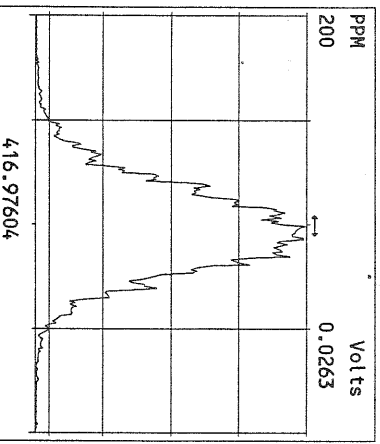
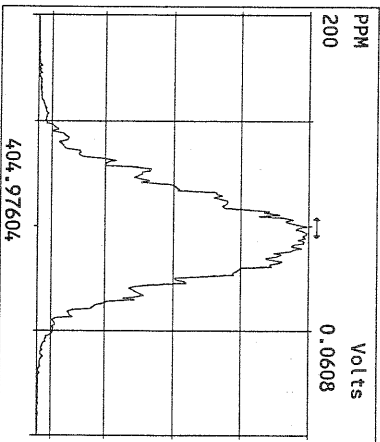
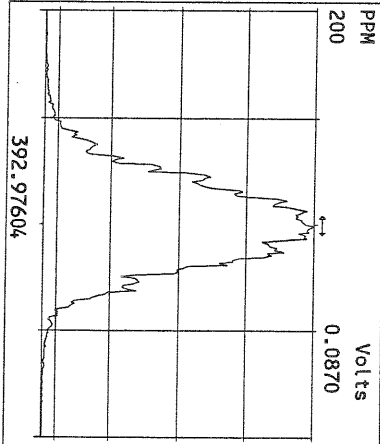
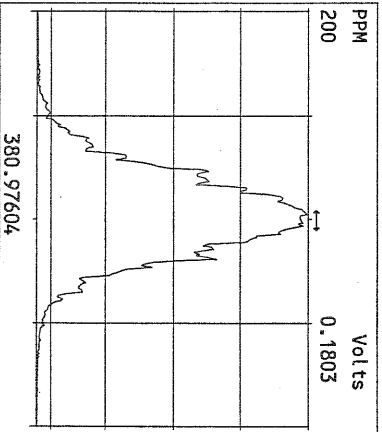
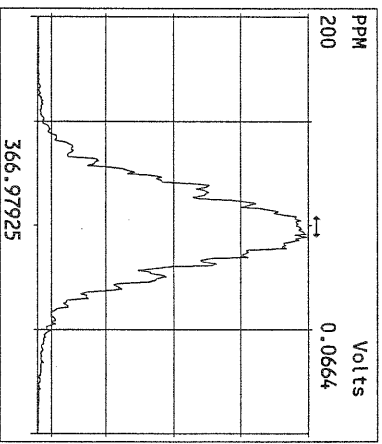
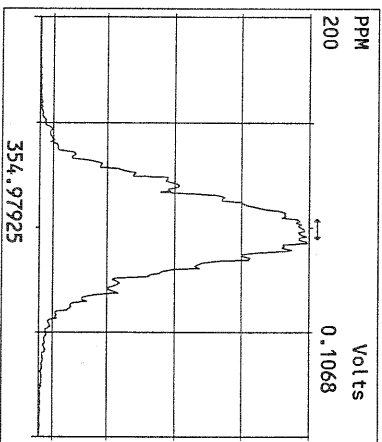
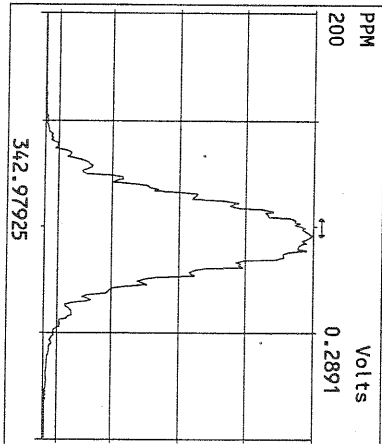
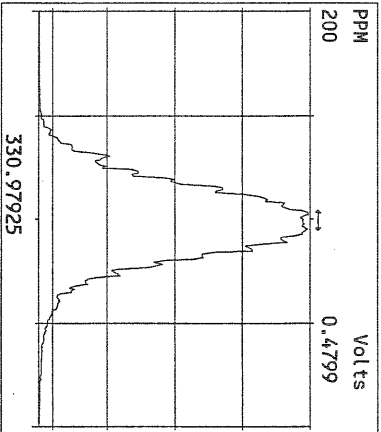
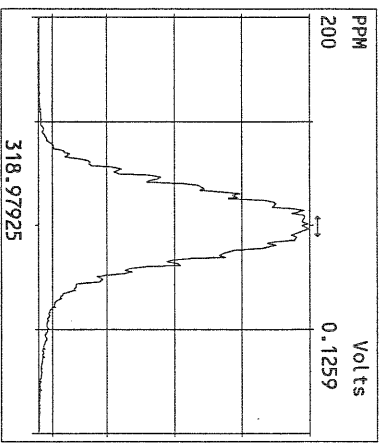
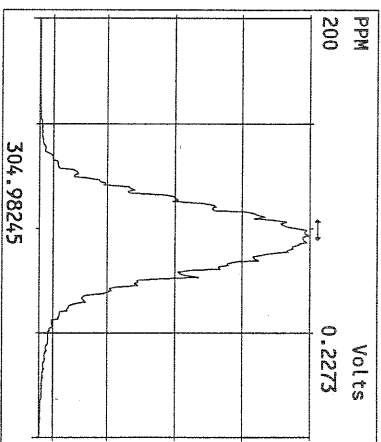
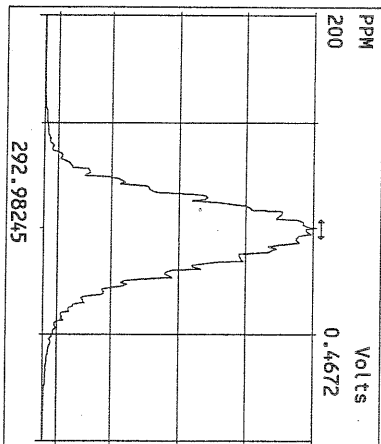
Data File S	FAL ID	Client ID	Acquired	ConCal	EndCal	Analyst
15SEP10N 1	ST091510N1	1613 CS3 100511J	15-SEP-10 19:59:42	ST091510N1	ST091510N2	TC
15SEP10N 2	2107-001-0001-OPR	OPR	15-SEP-10 20:55:00	ST091510N1	ST091510N2	TC
15SEP10N 3	2107-001-0001-MB	Method Blank	15-SEP-10 21:50:19	ST091510N1	ST091510N2	TC
15SEP10N 4	6330-001-0001-SA	PSB21-0-0.5-082510	15-SEP-10 22:45:34	ST091510N1	ST091510N2	TC
15SEP10N 5	6330-002-0001-SA	PSB21-1.5-2-082510	15-SEP-10 23:40:52	ST091510N1	ST091510N2	TC
15SEP10N 6	6330-003-0001-SA	PSB21-2-4-082510	16-SEP-10 00:36:15	ST091510N1	ST091510N2	TC
15SEP10N 7	6330-004-0001-SA	PSB19-0-1-082510	16-SEP-10 01:31:38	ST091510N1	ST091510N2	TC
15SEP10N 8	6330-005-0001-SA	PSB19-1-2-082510	16-SEP-10 02:26:57	ST091510N1	ST091510N2	TC
15SEP10N 9	6330-006-0001-SA	PSB19-2-4-082510	16-SEP-10 03:22:16	ST091510N1	ST091510N2	TC
15SEP10N 10	6332-001-0001-SA	PSB18-2-4-082610	16-SEP-10 04:17:36	ST091510N1	ST091510N2	TC
15SEP10N 11	6332-002-0001-SA	PSB18-1.5-2-082610	16-SEP-10 05:12:58	ST091510N1	ST091510N2	TC
15SEP10N 12	6332-003-0001-SA	PSB18-0-0.5-082610	16-SEP-10 06:08:21	ST091510N1	ST091510N2	TC
15SEP10N 13	SB091510N1	Solvent Blank	16-SEP-10 07:03:39	ST091510N1	ST091510N2	TC
15SEP10N 14	ST091510N2	1613 CS3 100511J	16-SEP-10 07:58:57	ST091510N1	ST091510N2	TC

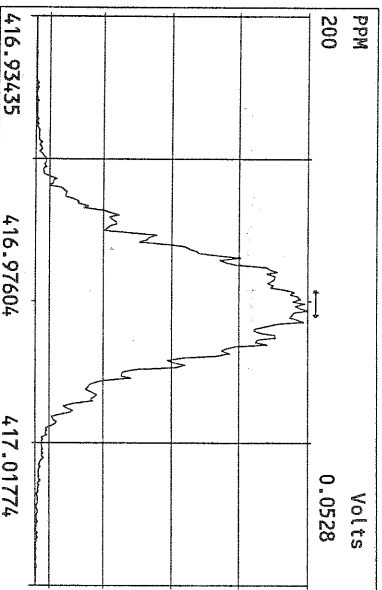
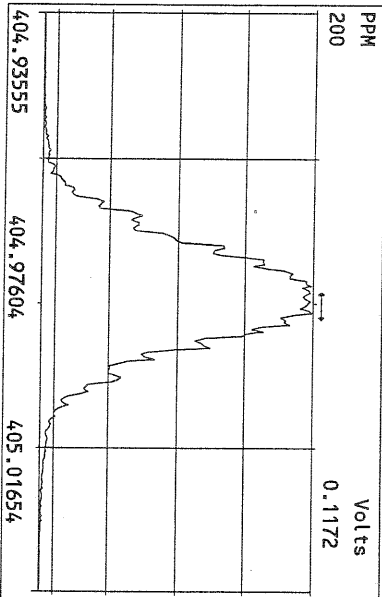
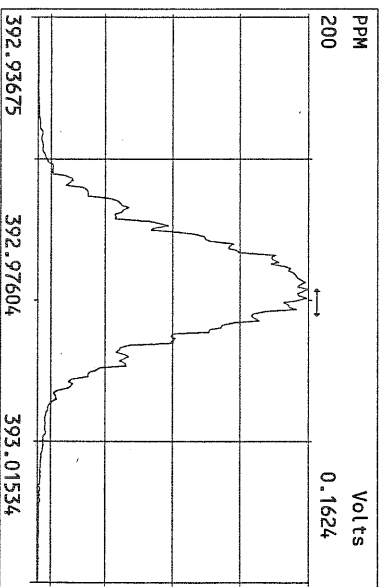
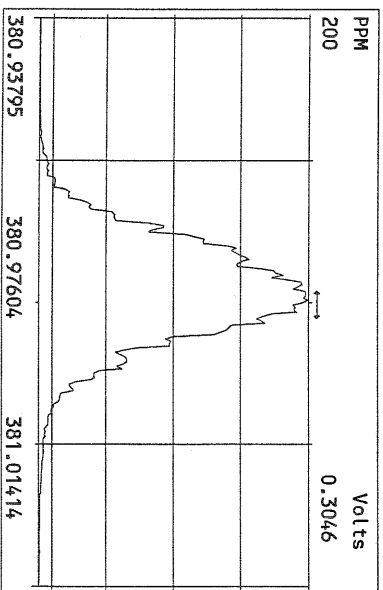
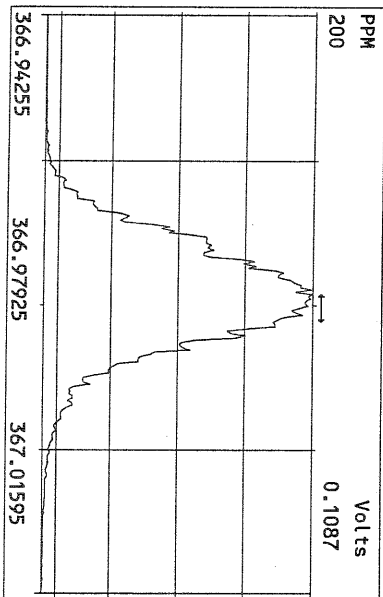
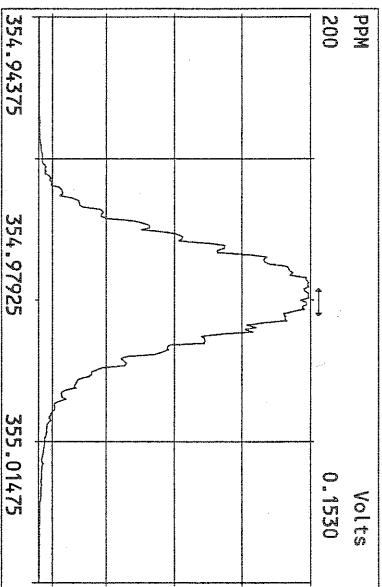
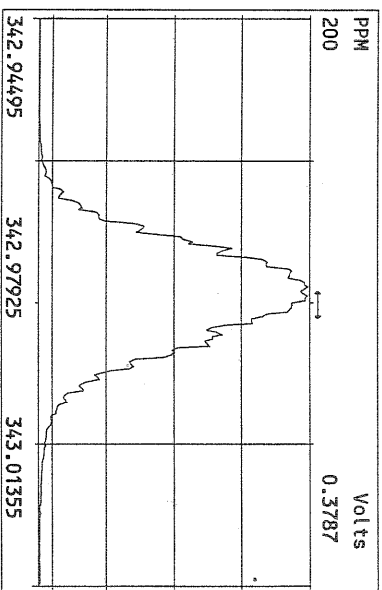
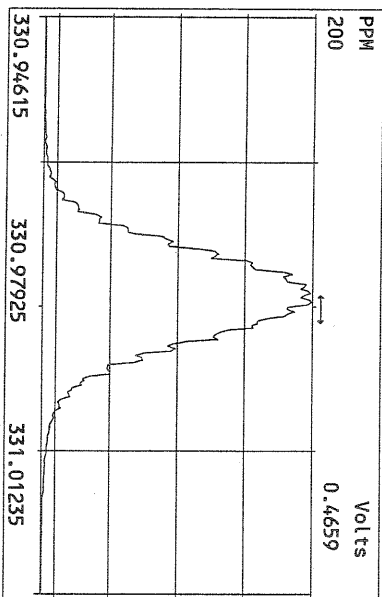


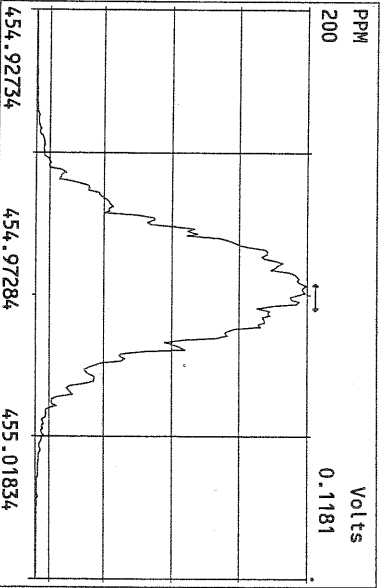
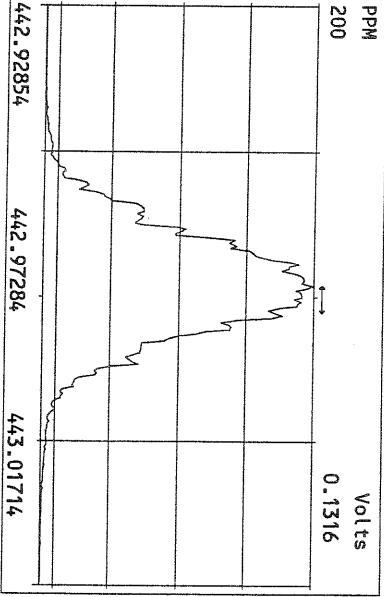
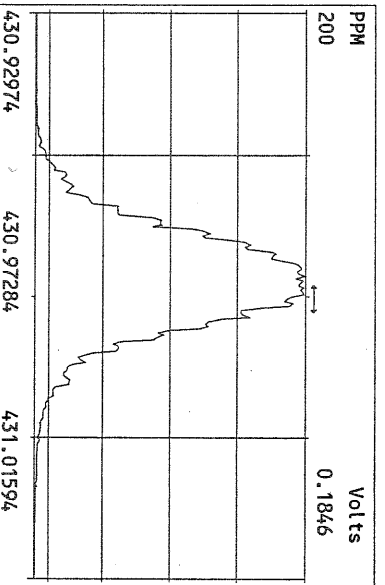
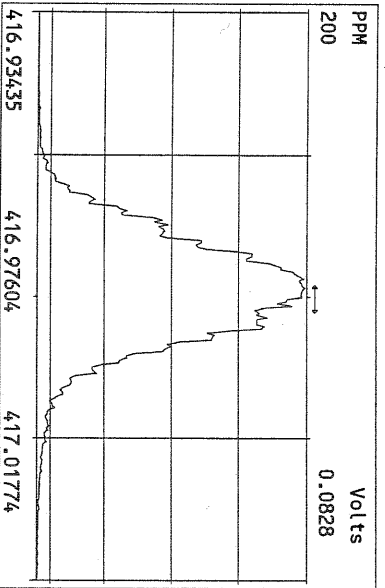
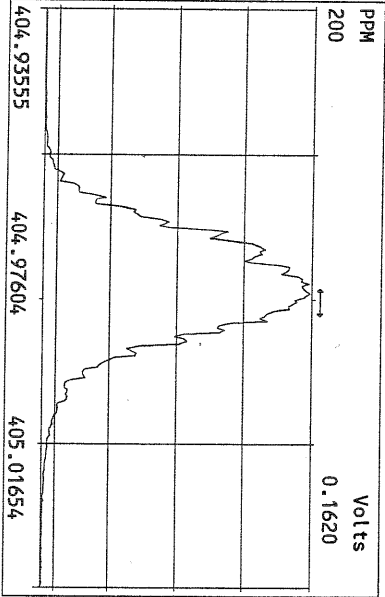
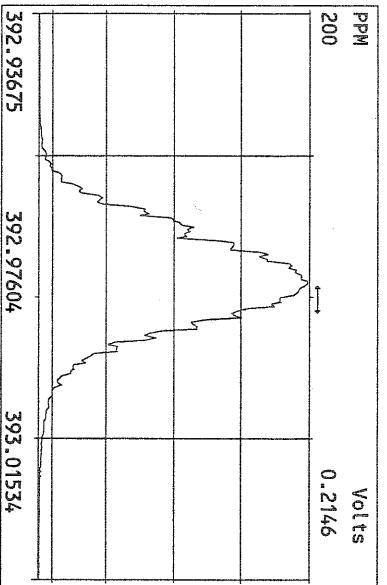
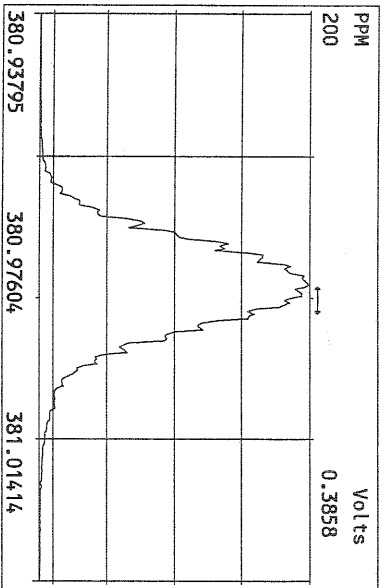
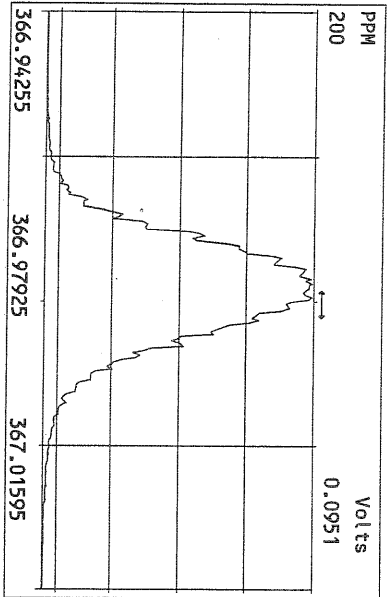
9/16/10

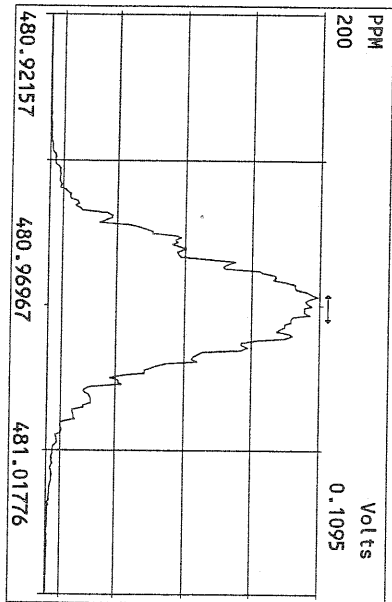
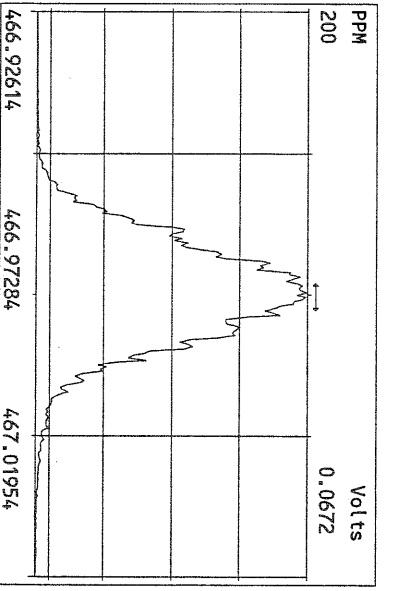
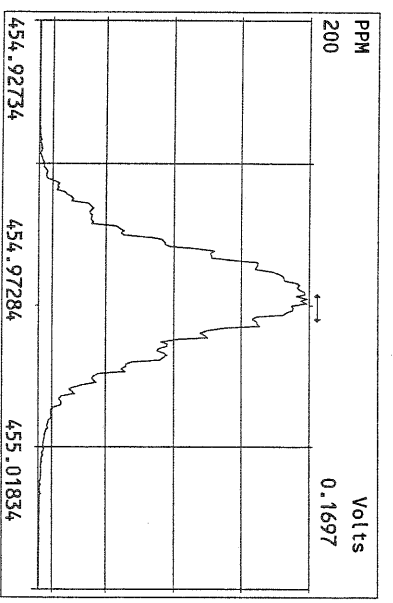
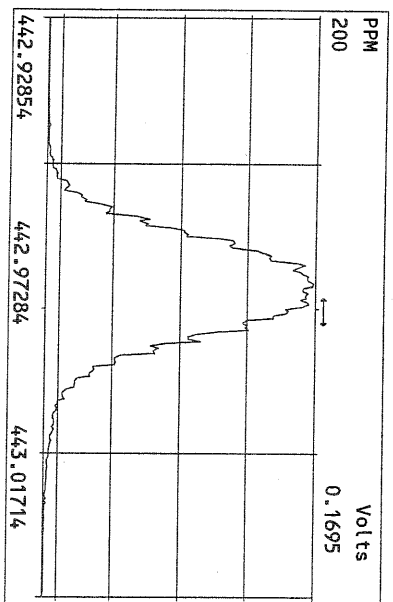
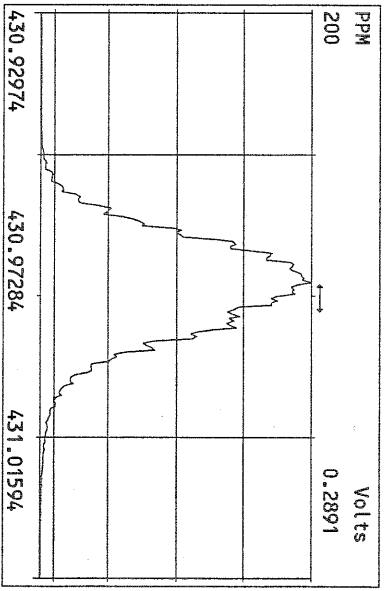
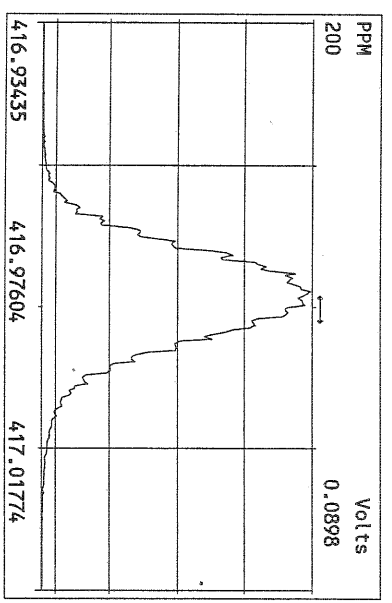
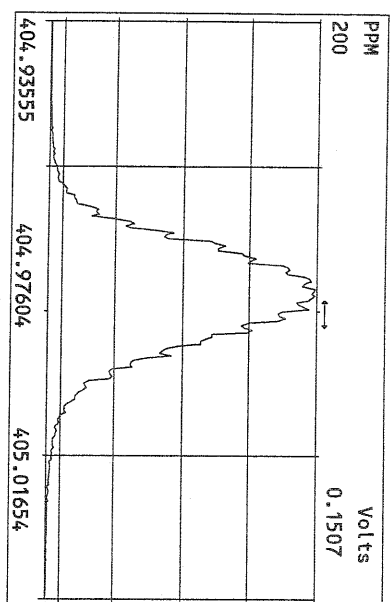
Data Backed Up: _____

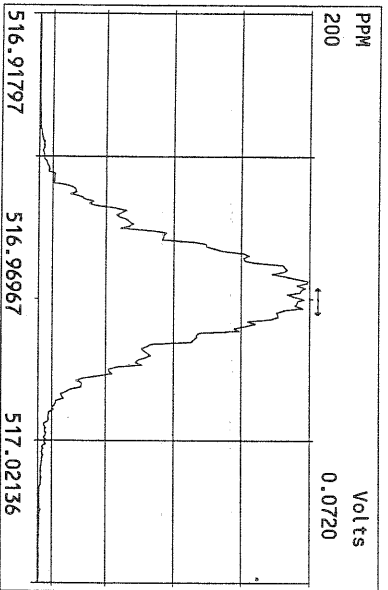
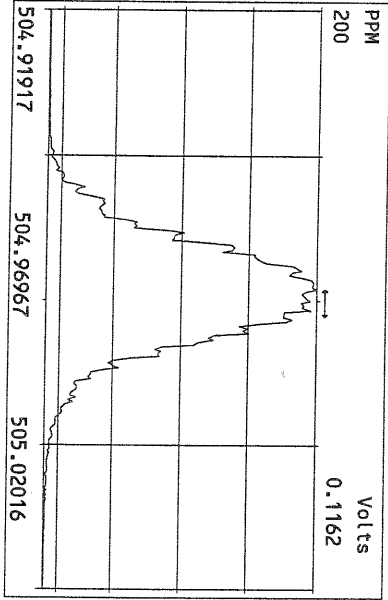
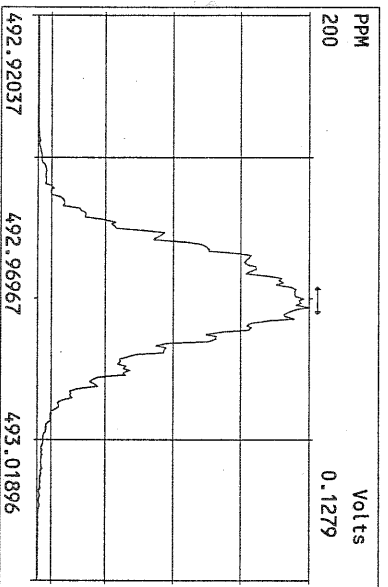
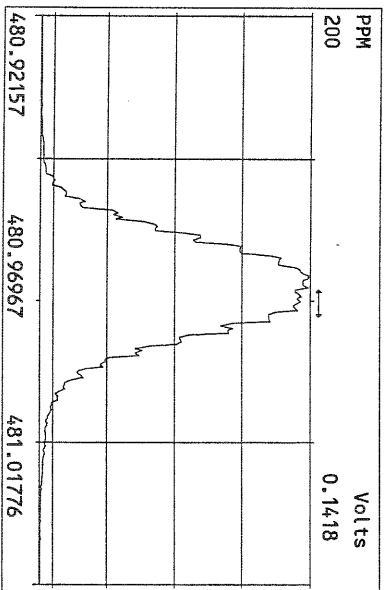
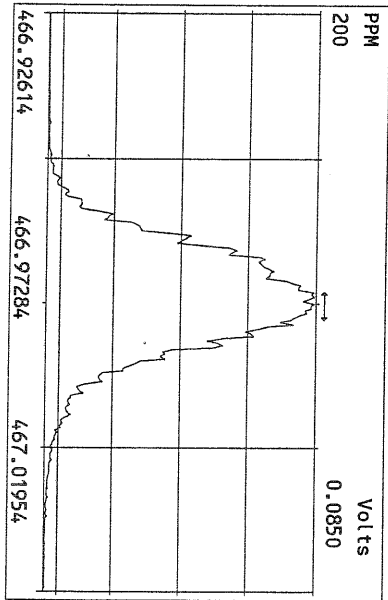
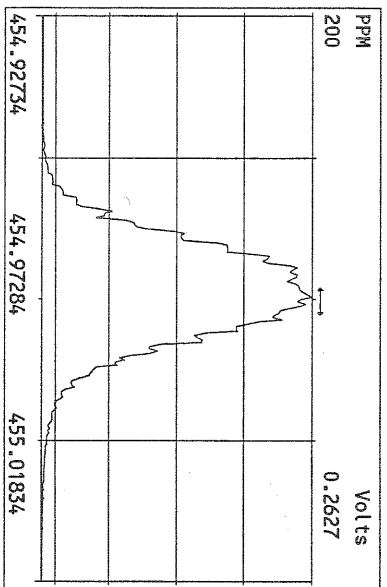
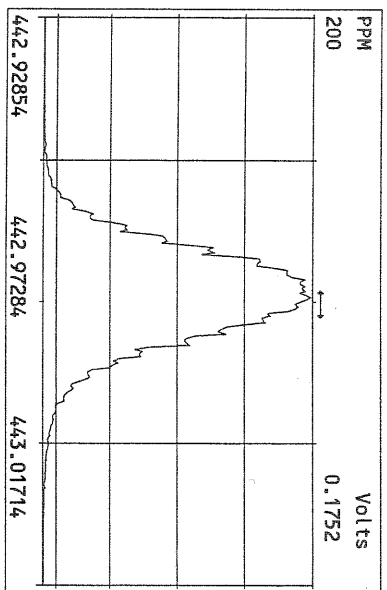
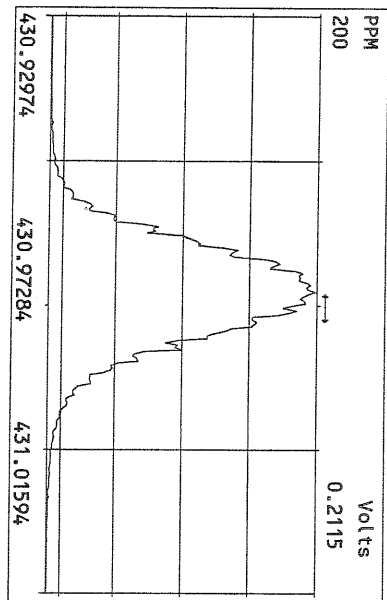
Date: _____



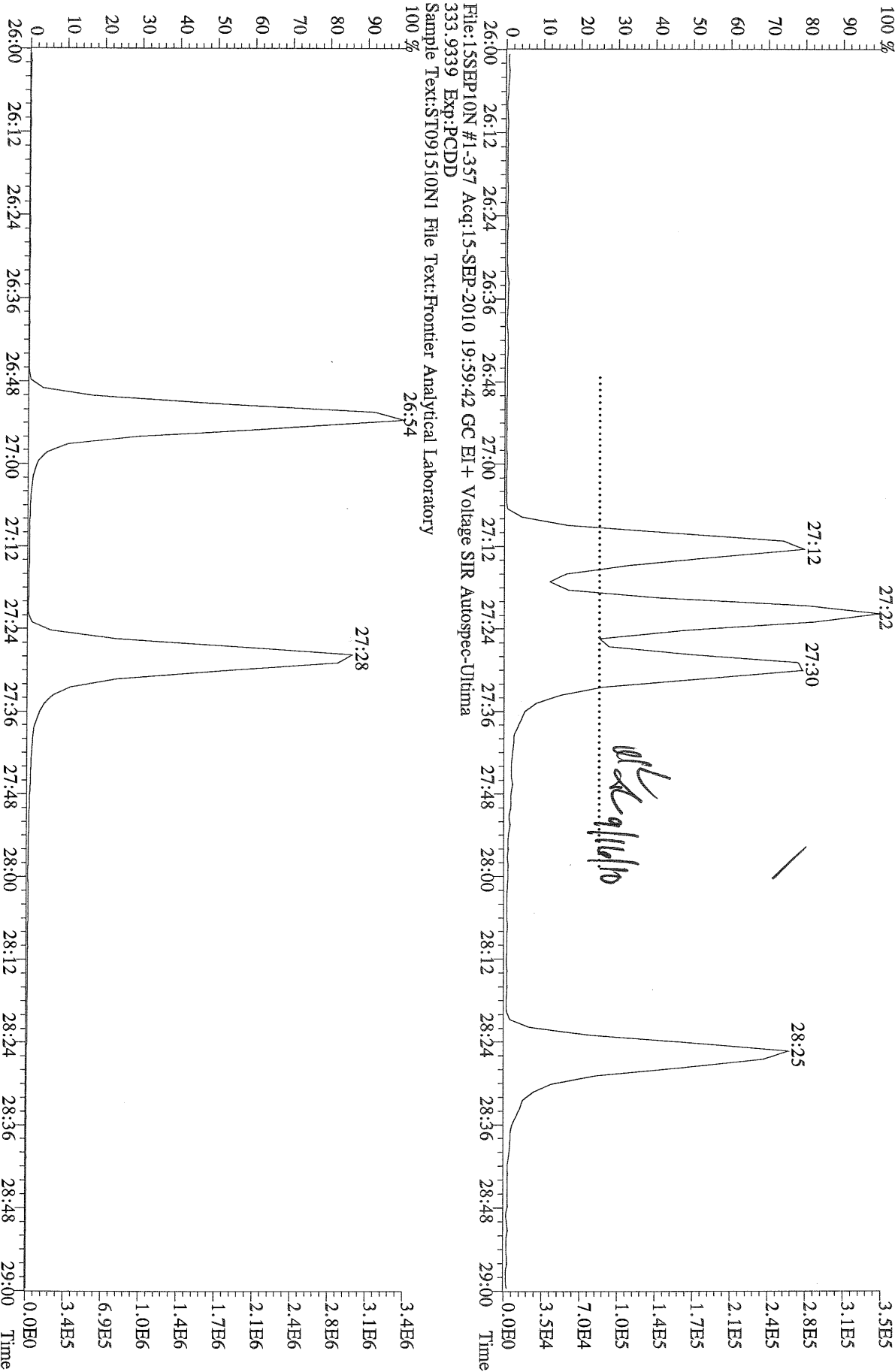




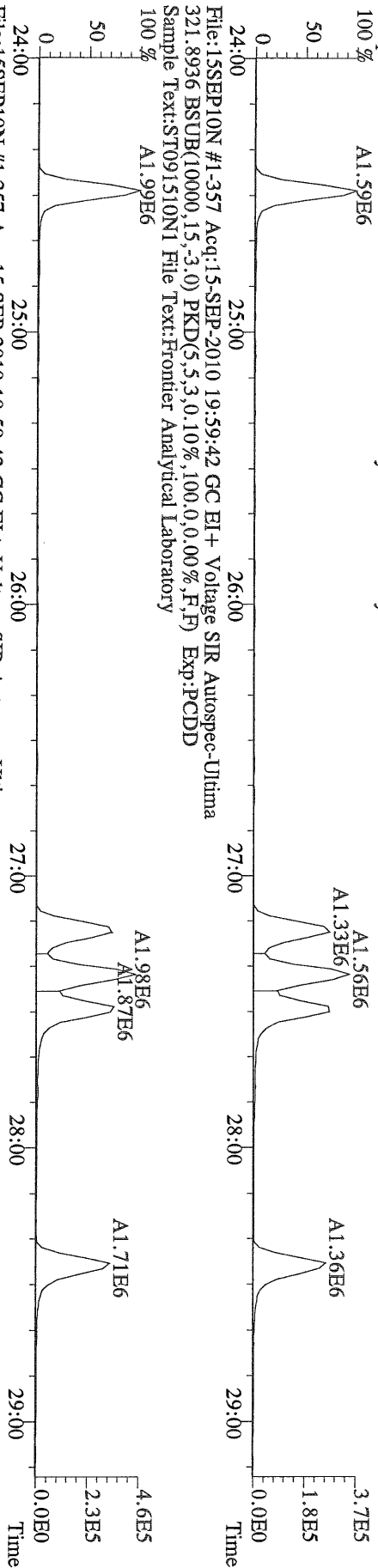




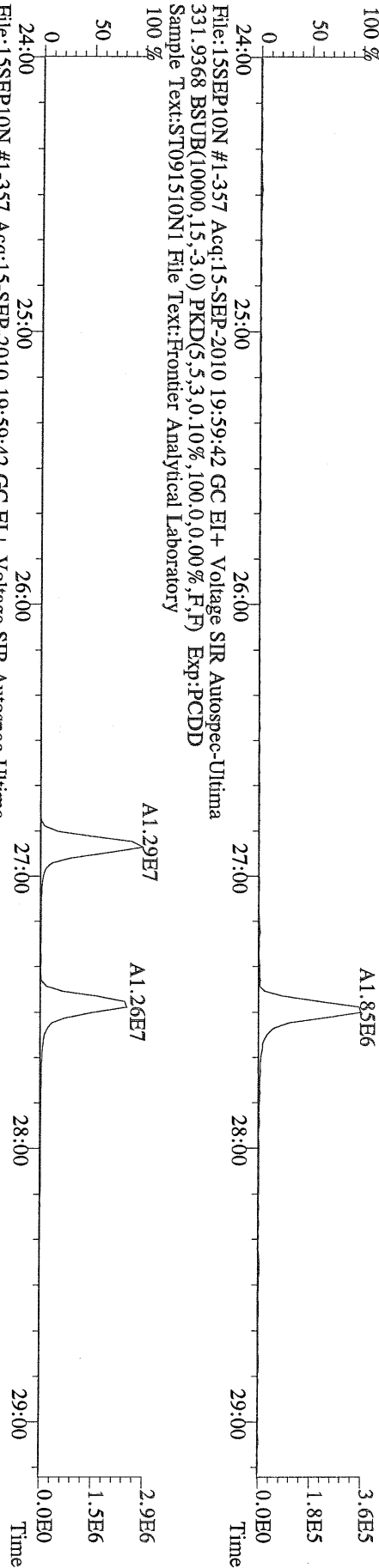
File: 15SEP10N #1-357 Acq: 15-SEP-2010 19:59:42 GC EI+ Voltage SIR Autospec-Utima
319.8965 Exp: PCDD
Sample Text: ST091510N1 File Text: Frontier Analytical Laboratory



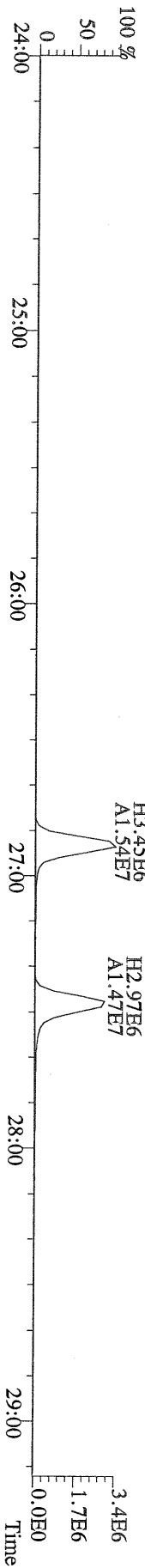
File:15SEP10N #1-357 Acq:15-SEP-2010 19:59:42 GC EI+ Voltage SIR Autospec-Utima
319.8965 BSUB(10000,15,-3,0) PKD(5,5,3,0,10%,100,0,0,00%,F,F) Exp:PCDD
Sample Text:ST091510N1 File Text:Frontier Analytical Laboratory



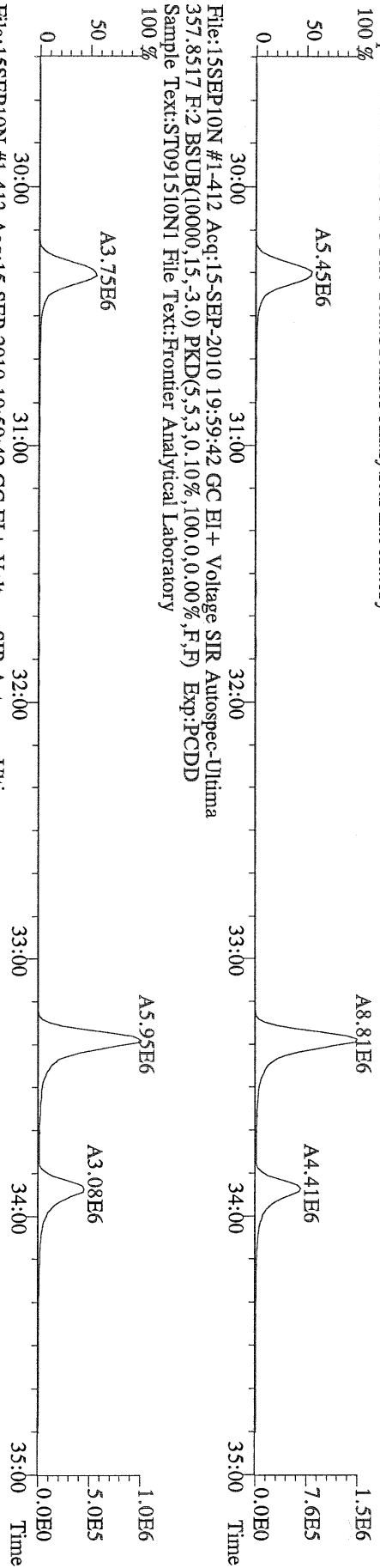
File:15SEP10N #1-357 Acq:15-SEP-2010 19:59:42 GC EI+ Voltage SIR Autospec-Utima
327.8847 BSUB(10000,15,-3,0) PKD(5,5,3,0,10%,100,0,0,00%,F,F) Exp:PCDD
Sample Text:ST091510N1 File Text:Frontier Analytical Laboratory



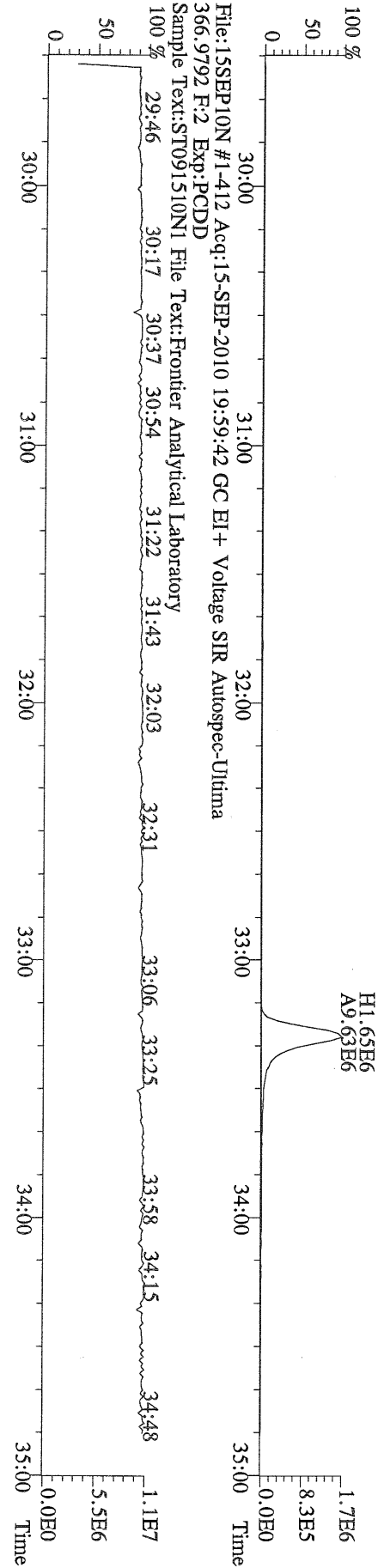
File:15SEP10N #1-357 Acq:15-SEP-2010 19:59:42 GC EI+ Voltage SIR Autospec-Utima
333.9339 BSUB(10000,15,-3,0) PKD(5,5,3,0,10%,100,0,0,00%,F,F) Exp:PCDD
Sample Text:ST091510N1 File Text:Frontier Analytical Laboratory



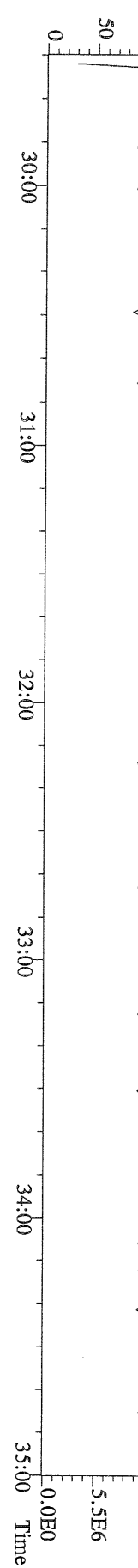
File:15SEP10N #1-412 Acq:15-SEP-2010 19:59:42 GC EI+ Voltage SIR Autospec-Utima
355.8546 F:2 BSUB(10000,15,-3.0) PKD(5,5,3,0.10%,100,0,0.00%,F,F) Exp:PCDD
Sample Text:ST091510N1 File Text:Frontier Analytical Laboratory



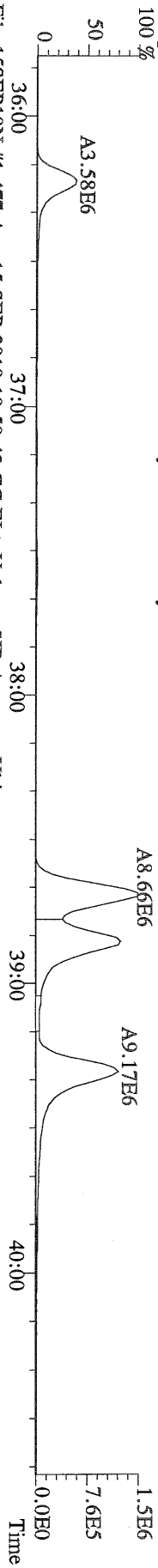
File:15SEP10N #1-412 Acq:15-SEP-2010 19:59:42 GC EI+ Voltage SIR Autospec-Utima
367.8949 F:2 BSUB(10000,15,-3.0) PKD(5,5,3,0.10%,100,0,0.00%,F,F) Exp:PCDD
Sample Text:ST091510N1 File Text:Frontier Analytical Laboratory



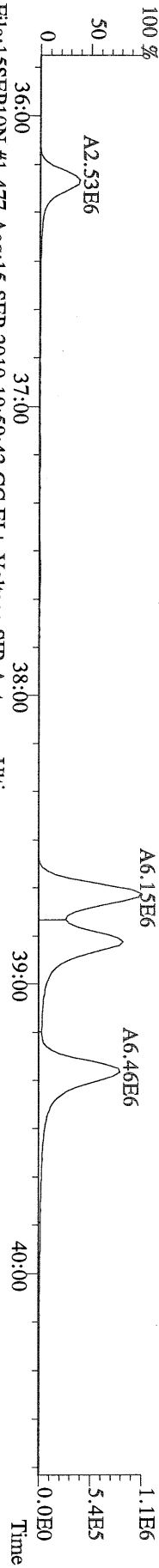
File:15SEP10N #1-412 Acq:15-SEP-2010 19:59:42 GC EI+ Voltage SIR Autospec-Utima
366.9792 F:2 Exp:PCDD
Sample Text:ST091510N1 File Text:Frontier Analytical Laboratory



File: 15SEP10N #1-477 Acq: 15-SEP-2010 19:59:42 GC EI+ Voltage SIR Autospec-Ultima
 389.8156 F:3 BSUB(10000,15,-3.0) PKD(5,5,3,0,10%,100,0,0.00%,F,F) Exp:PCDD
 Sample Text:ST091510N1 File Text:Frontier Analytical Laboratory



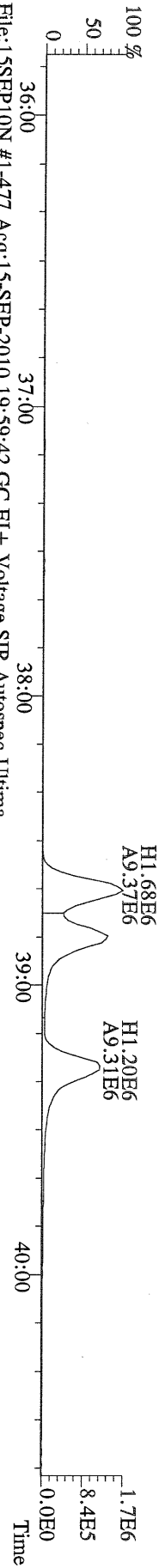
File: 15SEP10N #1-477 Acq: 15-SEP-2010 19:59:42 GC EI+ Voltage SIR Autospec-Ultima
 391.8127 F:3 BSUB(10000,15,-3.0) PKD(5,5,3,0,10%,100,0,0.00%,F,F) Exp:PCDD
 Sample Text:ST091510N1 File Text:Frontier Analytical Laboratory



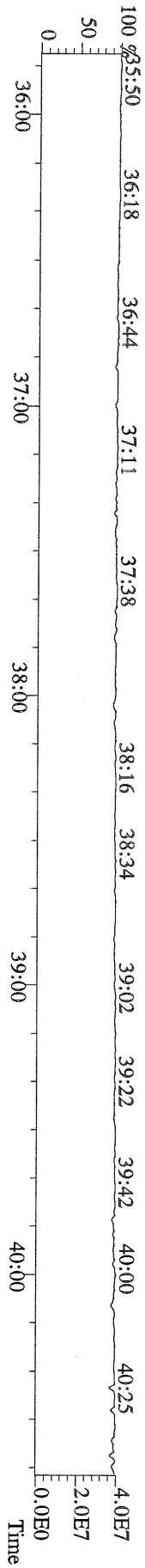
File: 15SEP10N #1-477 Acq: 15-SEP-2010 19:59:42 GC EI+ Voltage SIR Autospec-Ultima
 401.8559 F:3 BSUB(10000,15,-3.0) PKD(5,5,3,0,10%,100,0,0.00%,F,F) Exp:PCDD
 Sample Text:ST091510N1 File Text:Frontier Analytical Laboratory



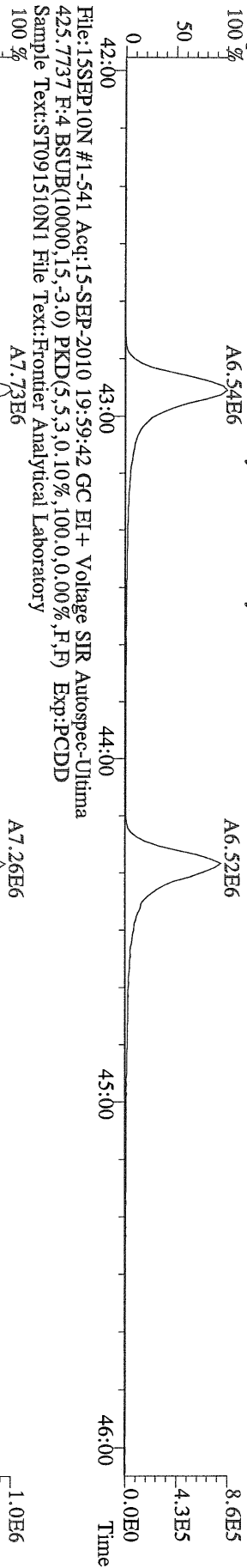
File: 15SEP10N #1-477 Acq: 15-SEP-2010 19:59:42 GC EI+ Voltage SIR Autospec-Ultima
 403.8530 F:3 BSUB(10000,15,-3.0) PKD(5,5,3,0,10%,100,0,0.00%,F,F) Exp:PCDD
 Sample Text:ST091510N1 File Text:Frontier Analytical Laboratory



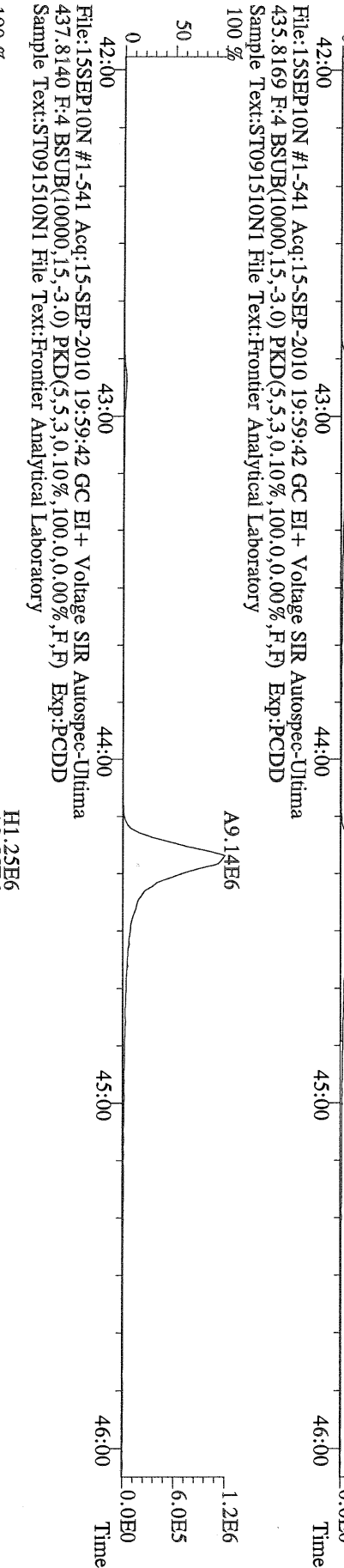
File: 15SEP10N #1-477 Acq: 15-SEP-2010 19:59:42 GC EI+ Voltage SIR Autospec-Ultima
 380.9760 F:3 Exp:PCDD
 Sample Text:ST091510N1 File Text:Frontier Analytical Laboratory



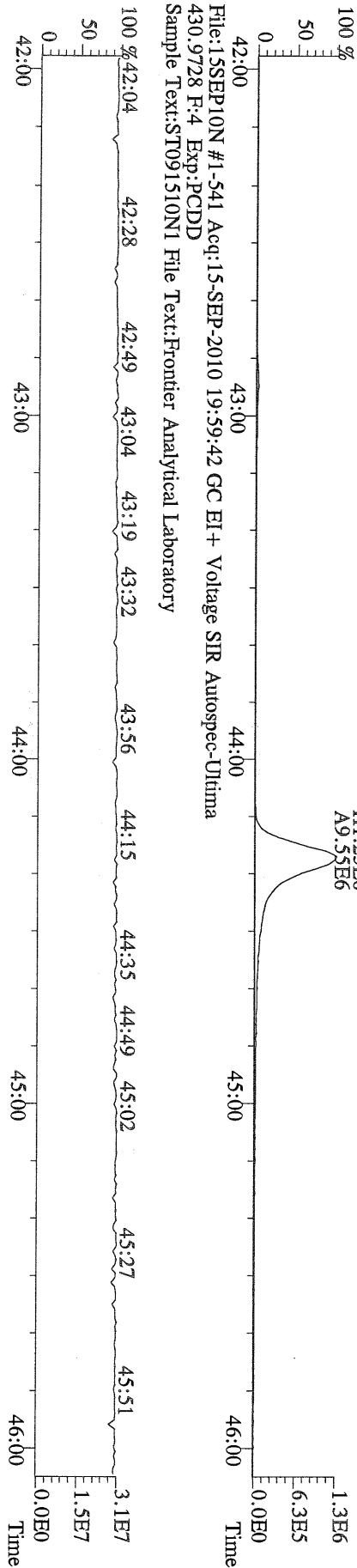
File:15SEP10N #1-541 Acq:15-SEP-2010 19:59:42 GC EI+ Voltage SIR Autospec-Utima
423.7767 F:4 BSUB(10000,15,-3.0) PKD(5,5,3,0.10%,100,0,0.00%,F,F) Exp:PCDD
Sample Text:ST091510N1 File Text:Frontier Analytical Laboratory



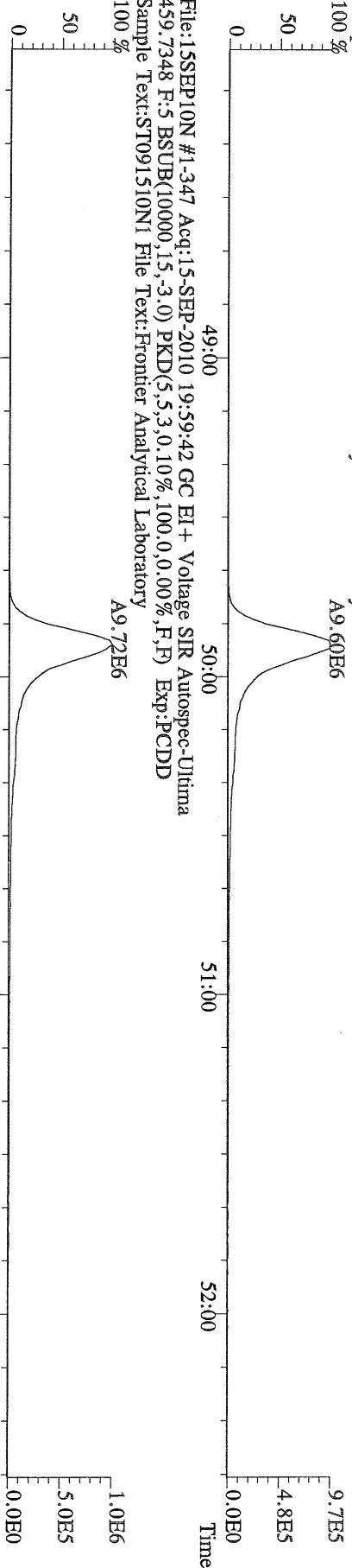
File:15SEP10N #1-541 Acq:15-SEP-2010 19:59:42 GC EI+ Voltage SIR Autospec-Utima
435.8169 F:4 BSUB(10000,15,-3.0) PKD(5,5,3,0.10%,100,0,0.00%,F,F) Exp:PCDD
Sample Text:ST091510N1 File Text:Frontier Analytical Laboratory



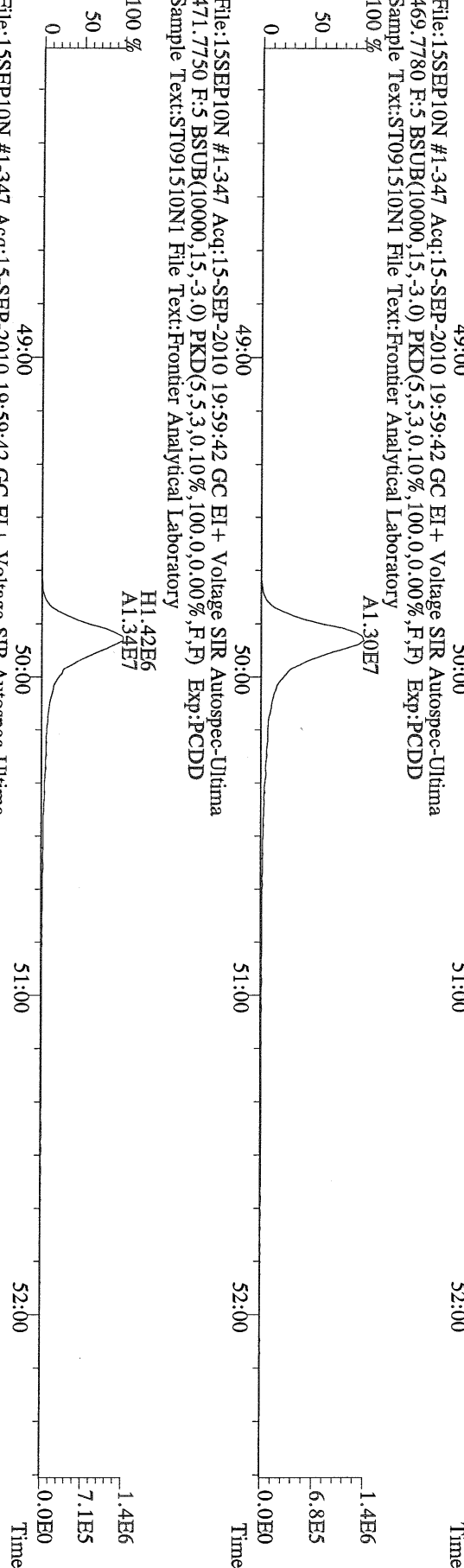
File:15SEP10N #1-541 Acq:15-SEP-2010 19:59:42 GC EI+ Voltage SIR Autospec-Utima
437.8140 F:4 BSUB(10000,15,-3.0) PKD(5,5,3,0.10%,100,0,0.00%,F,F) Exp:PCDD
Sample Text:ST091510N1 File Text:Frontier Analytical Laboratory



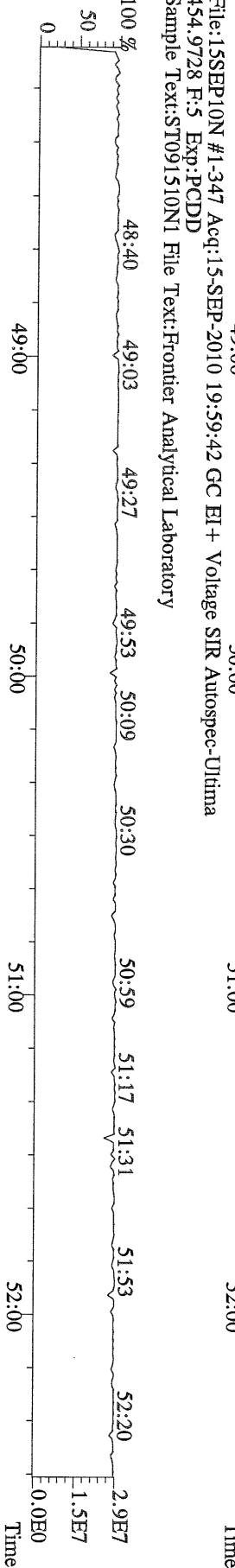
File:15SEP10N #1-347 Acq:15-SEP-2010 19:59:42 GC EI+ Voltage SIR Autospec-Utima
457.7377 F:5 BSUB(10000,15,-3.0) PKD(5,5,3.0,10%,100.0,0.00%,F,F) Exp:PCDD
Sample Text:ST091510N1 File Text:Frontier Analytical Laboratory



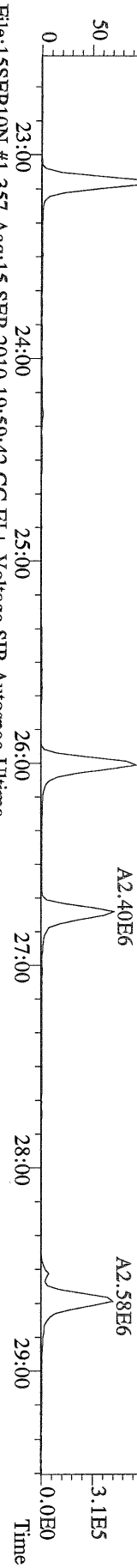
File:15SEP10N #1-347 Acq:15-SEP-2010 19:59:42 GC EI+ Voltage SIR Autospec-Utima
469.7780 F:5 BSUB(10000,15,-3.0) PKD(5,5,3.0,10%,100.0,0.00%,F,F) Exp:PCDD
Sample Text:ST091510N1 File Text:Frontier Analytical Laboratory



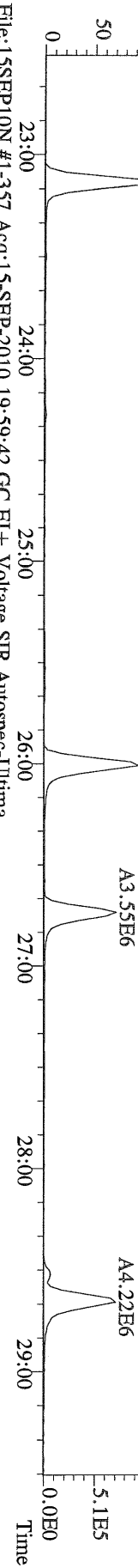
File:15SEP10N #1-347 Acq:15-SEP-2010 19:59:42 GC EI+ Voltage SIR Autospec-Utima
454.9728 F:5 Exp:PCDD
Sample Text:ST091510N1 File Text:Frontier Analytical Laboratory




File:15SEP10N #1-357 Acq:15-SEP-2010 19:59:42 GC EI+ Voltage SIR Autospec-Utima
 303.9016 BSUB(10000,15,-3.0) PKD(5,5,3,0.10%,100,0,0.00%,F,F) Exp:PCDD
 Sample Text:ST091510N1 File Text:Frontier Analytical Laboratory



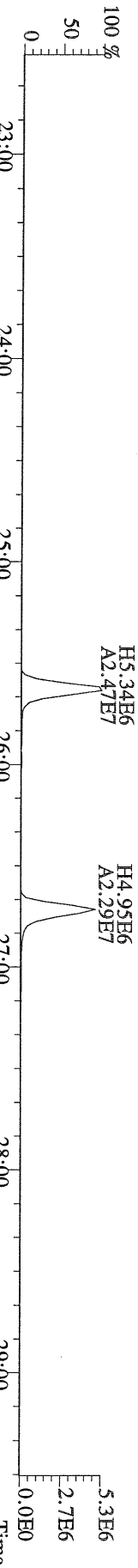
File:15SEP10N #1-357 Acq:15-SEP-2010 19:59:42 GC EI+ Voltage SIR Autospec-Utima
 305.8987 BSUB(10000,15,-3.0) PKD(5,5,3,0.10%,100,0,0.00%,F,F) Exp:PCDD
 Sample Text:ST091510N1 File Text:Frontier Analytical Laboratory



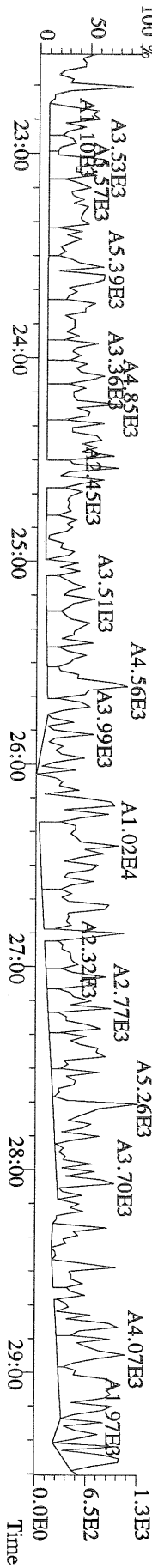
File:15SEP10N #1-357 Acq:15-SEP-2010 19:59:42 GC EI+ Voltage SIR Autospec-Utima
 315.9419 BSUB(10000,15,-3.0) PKD(5,5,3,0.10%,100,0,0.00%,F,F) Exp:PCDD
 Sample Text:ST091510N1 File Text:Frontier Analytical Laboratory



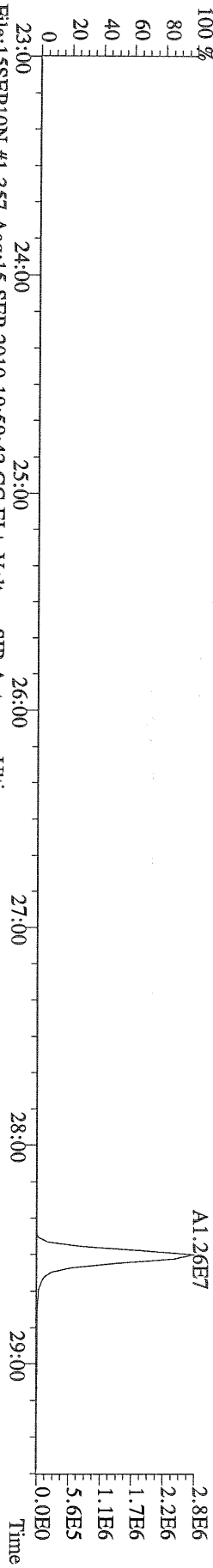
File:15SEP10N #1-357 Acq:15-SEP-2010 19:59:42 GC EI+ Voltage SIR Autospec-Utima
 317.9389 BSUB(10000,15,-3.0) PKD(5,5,3,0.10%,100,0,0.00%,F,F) Exp:PCDD
 Sample Text:ST091510N1 File Text:Frontier Analytical Laboratory




File:15SEP10N #1-357 Acq:15-SEP-2010 19:59:42 GC EI+ Voltage SIR Autospec-Utima
 375.8364 BSUB(10000,15,-3.0) PKD(5,5,3,0.10%,100,0,0.00%,F,F) Exp:PCDD
 Sample Text:ST091510N1 File Text:Frontier Analytical Laboratory



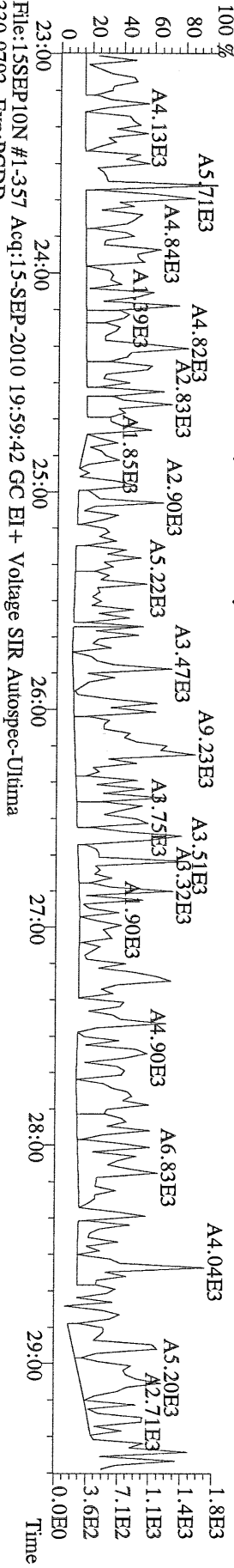
File:15SEP10N #1-357 Acq:15-SEP-2010 19:59:42 GC EI+ Voltage SIR Autospec-Ultima
 339.8597 BSUB(10000,15,-3.0) PKD(5,5,3,0.10%,100,0,0.00%,F,F) Exp:PCDD
 Sample Text:ST091510N1 File Text:Frontier Analytical Laboratory



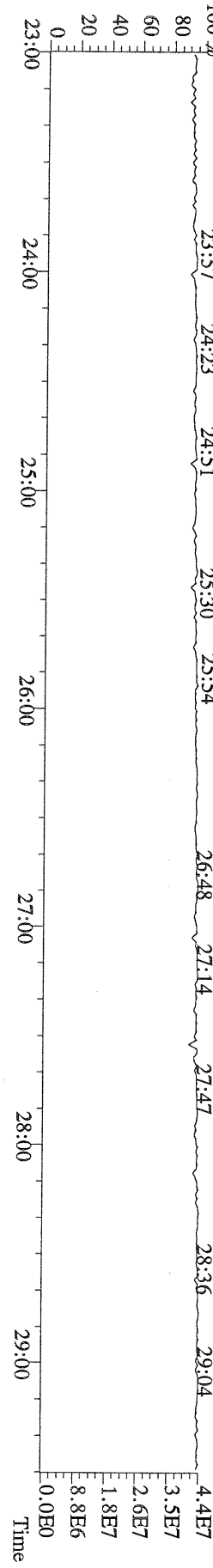
File:15SEP10N #1-357 Acq:15-SEP-2010 19:59:42 GC EI+ Voltage SIR Autospec-Ultima
 341.8568 BSUB(10000,15,-3.0) PKD(5,5,3,0.10%,100,0,0.00%,F,F) Exp:PCDD
 Sample Text:ST091510N1 File Text:Frontier Analytical Laboratory



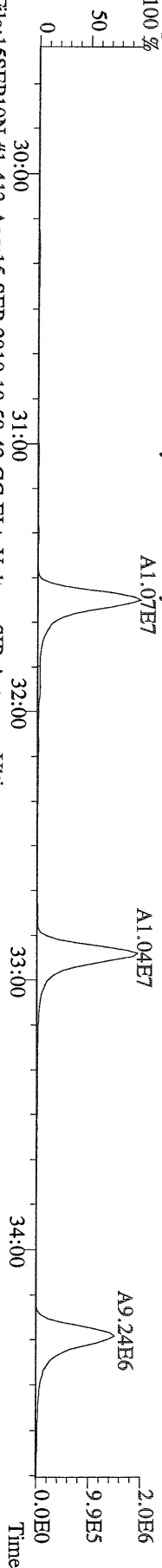
File:15SEP10N #1-357 Acq:15-SEP-2010 19:59:42 GC EI+ Voltage SIR Autospec-Ultima
 409.7974 BSUB(10000,15,-3.0) PKD(5,5,3,0.10%,100,0,0.00%,F,F) Exp:PCDD
 Sample Text:ST091510N1 File Text:Frontier Analytical Laboratory



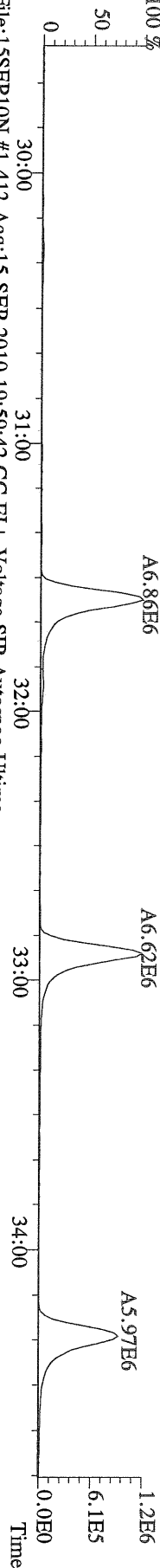
File:15SEP10N #1-357 Acq:15-SEP-2010 19:59:42 GC EI+ Voltage SIR Autospec-Ultima
 330.9792 Exp:PCDD
 Sample Text:ST091510N1 File Text:Frontier Analytical Laboratory



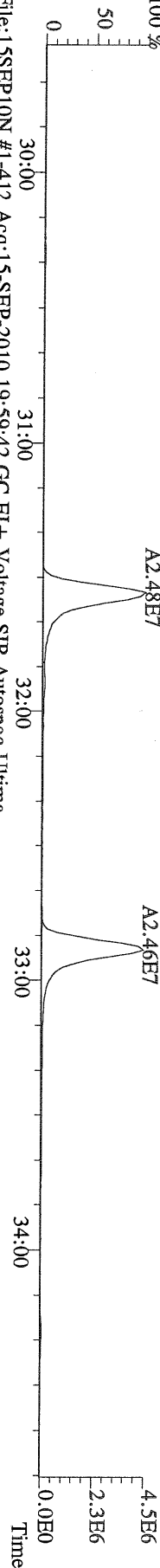
File:15SEP10N #1-412 Acq:15-SEP-2010 19:59:42 GC EI+ Voltage SIR Autospec-Utima
 339.8597 F:2 BSUB(10000,15,-3.0) PKD(5,5,3,0.10%,100,0.0,0.00%,F,F) Exp:PCDD
 Sample Text:ST091510N1 File Text:Frontier Analytical Laboratory



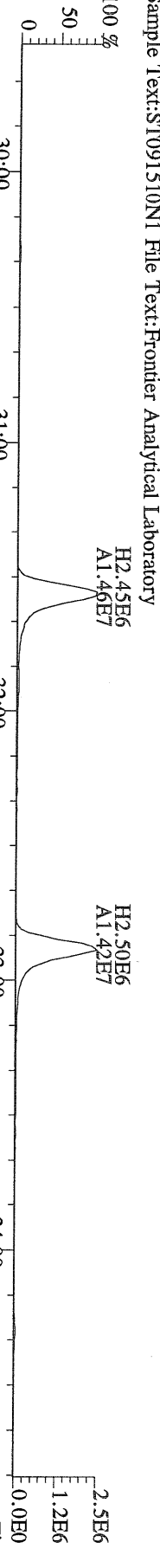
File:15SEP10N #1-412 Acq:15-SEP-2010 19:59:42 GC EI+ Voltage SIR Autospec-Utima
 341.8568 F:2 BSUB(10000,15,-3.0) PKD(5,5,3,0.10%,100,0.0,0.00%,F,F) Exp:PCDD
 Sample Text:ST091510N1 File Text:Frontier Analytical Laboratory



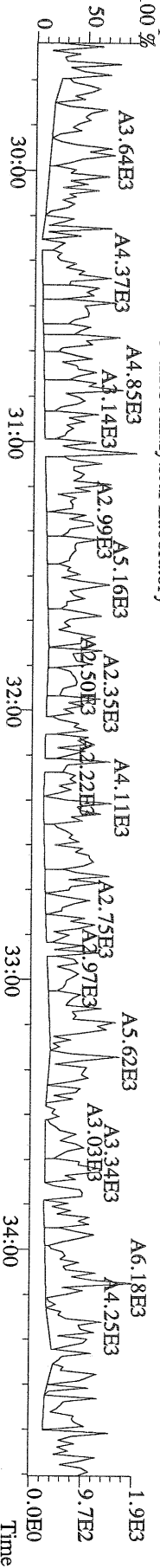
File:15SEP10N #1-412 Acq:15-SEP-2010 19:59:42 GC EI+ Voltage SIR Autospec-Utima
 351.9000 F:2 BSUB(10000,15,-3.0) PKD(5,5,3,0.10%,100,0.0,0.00%,F,F) Exp:PCDD
 Sample Text:ST091510N1 File Text:Frontier Analytical Laboratory



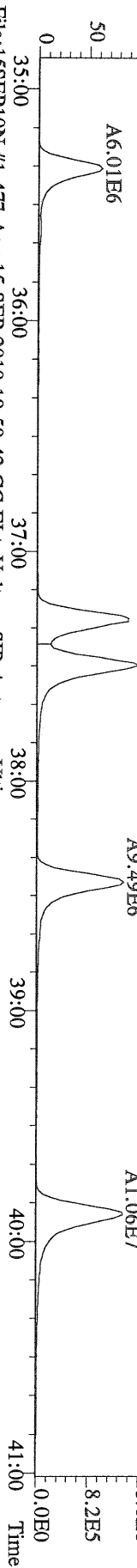
File:15SEP10N #1-412 Acq:15-SEP-2010 19:59:42 GC EI+ Voltage SIR Autospec-Utima
 353.8970 F:2 BSUB(10000,15,-3.0) PKD(5,5,3,0.10%,100,0.0,0.00%,F,F) Exp:PCDD
 Sample Text:ST091510N1 File Text:Frontier Analytical Laboratory



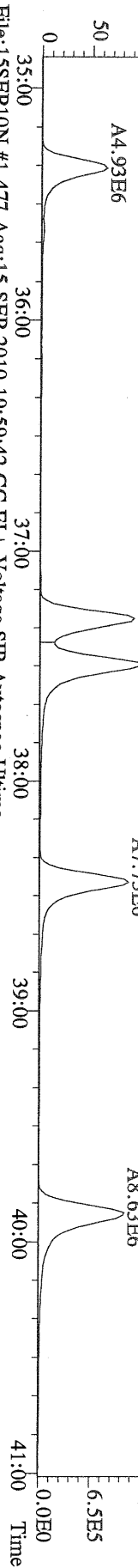
File:15SEP10N #1-412 Acq:15-SEP-2010 19:59:42 GC EI+ Voltage SIR Autospec-Utima
 409.7974 F:2 BSUB(10000,15,-3.0) PKD(5,5,3,0.10%,100,0.0,0.00%,F,F) Exp:PCDD
 Sample Text:ST091510N1 File Text:Frontier Analytical Laboratory



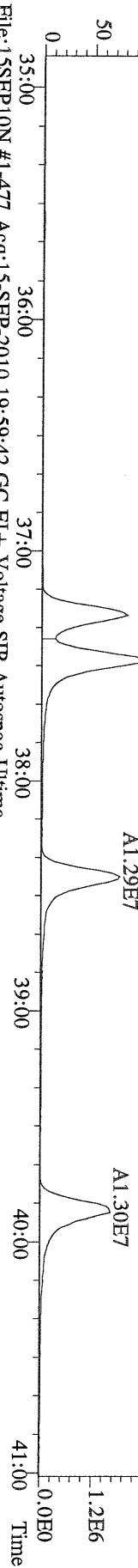
File:15SEP10N #1-477 Acq:15-SEP-2010 19:59:42 GC EI+ Voltage SIR Autospec-Utima
 373.8207 F:3 BSUB(10000,15,-3.0) PKD(5,5,3,0.10%,100.0,0.00%,F,F) Exp:PCDD
 Sample Text:ST091510N1 File Text:Frontier Analytical Laboratory



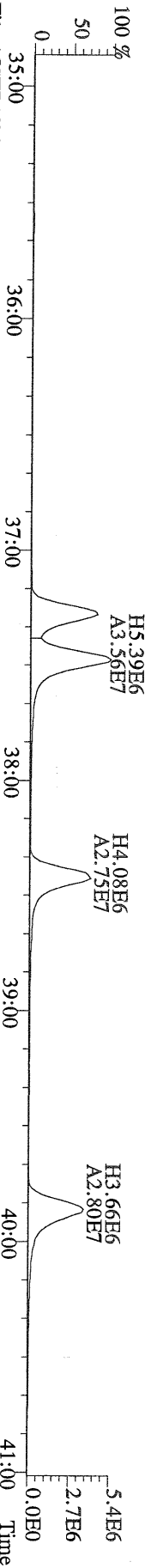
File:15SEP10N #1-477 Acq:15-SEP-2010 19:59:42 GC EI+ Voltage SIR Autospec-Utima
 375.8178 F:3 BSUB(10000,15,-3.0) PKD(5,5,3,0.10%,100.0,0.00%,F,F) Exp:PCDD
 Sample Text:ST091510N1 File Text:Frontier Analytical Laboratory



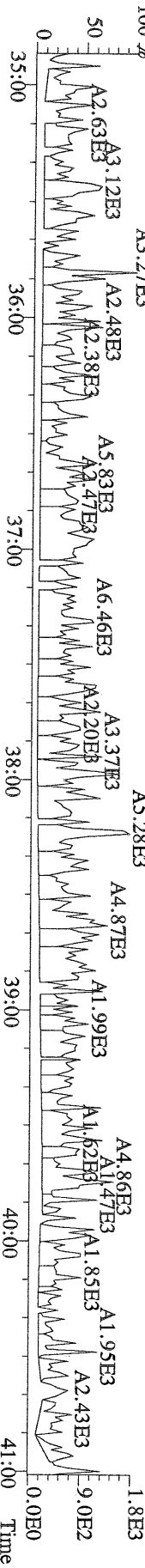
File:15SEP10N #1-477 Acq:15-SEP-2010 19:59:42 GC EI+ Voltage SIR Autospec-Utima
 383.8639 F:3 BSUB(10000,15,-3.0) PKD(5,5,3,0.10%,100.0,0.00%,F,F) Exp:PCDD
 Sample Text:ST091510N1 File Text:Frontier Analytical Laboratory



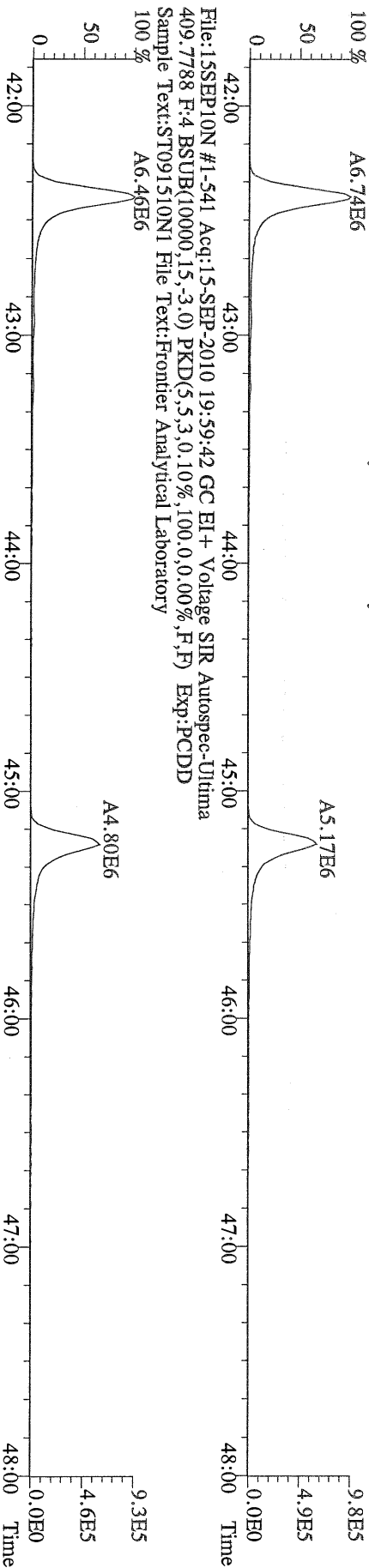
File:15SEP10N #1-477 Acq:15-SEP-2010 19:59:42 GC EI+ Voltage SIR Autospec-Utima
 385.8610 F:3 BSUB(10000,15,-3.0) PKD(5,5,3,0.10%,100.0,0.00%,F,F) Exp:PCDD
 Sample Text:ST091510N1 File Text:Frontier Analytical Laboratory



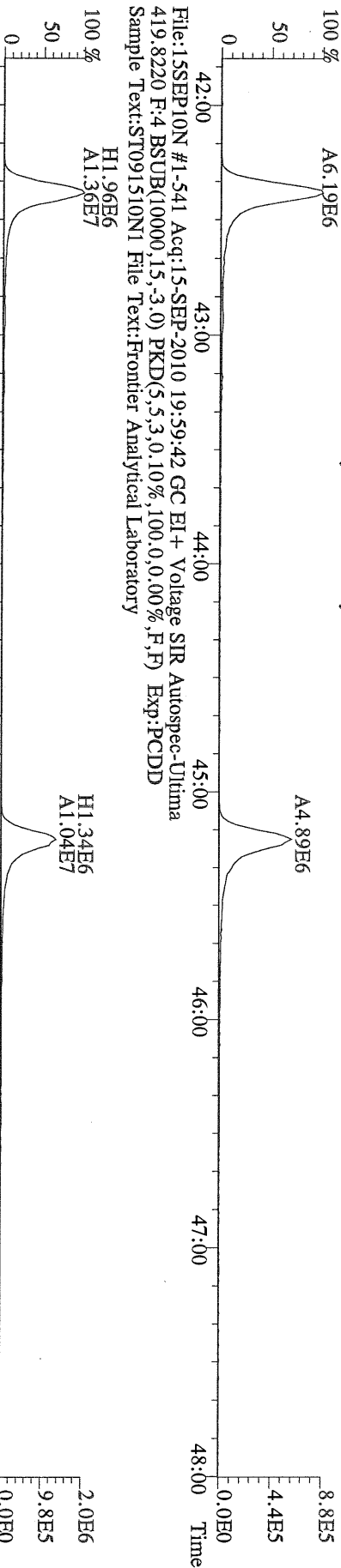
File:15SEP10N #1-477 Acq:15-SEP-2010 19:59:42 GC EI+ Voltage SIR Autospec-Utima
 445.7555 F:3 BSUB(10000,15,-3.0) PKD(5,5,3,0.10%,100.0,0.00%,F,F) Exp:PCDD
 Sample Text:ST091510N1 File Text:Frontier Analytical Laboratory



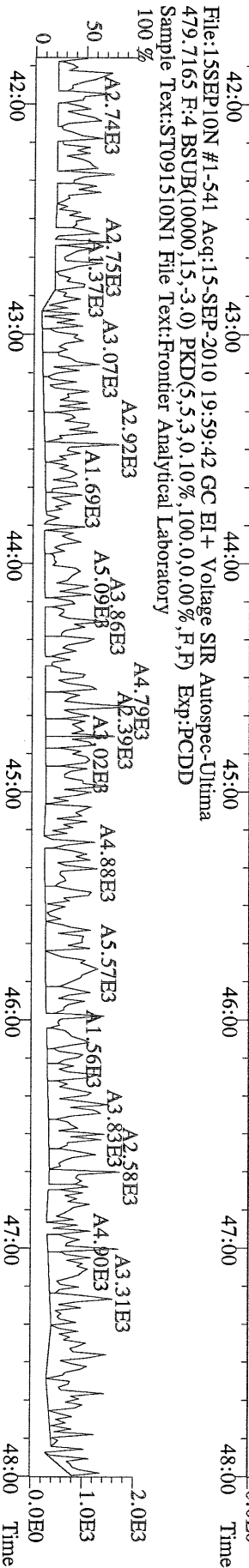
File: 15SEP10N #1-541 Acq: 15-SEP-2010 19:59:42 GC EI + Voltage SIR Autospec-Utima
407.7818 F:4 BSUB(10000,15,-3.0) PKD(5,5,3,0,10%,100,0,0,0,0,0,0,0,0) Exp:PCDD
Sample Text: ST091510N1 File Text: Frontier Analytical Laboratory



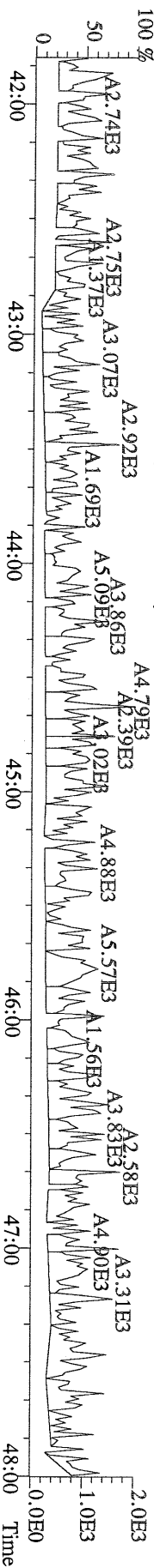
File: 15SEP10N #1-541 Acq: 15-SEP-2010 19:59:42 GC EI + Voltage SIR Autospec-Utima
417.8253 F:4 BSUB(10000,15,-3.0) PKD(5,5,3,0,10%,100,0,0,0,0,0,0,0) Exp:PCDD
Sample Text: ST091510N1 File Text: Frontier Analytical Laboratory



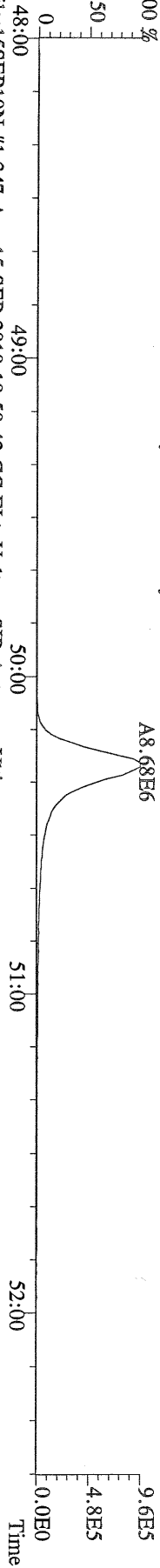
File: 15SEP10N #1-541 Acq: 15-SEP-2010 19:59:42 GC EI + Voltage SIR Autospec-Utima
419.8220 F:4 BSUB(10000,15,-3.0) PKD(5,5,3,0,10%,100,0,0,0,0,0,0,0) Exp:PCDD
Sample Text: ST091510N1 File Text: Frontier Analytical Laboratory



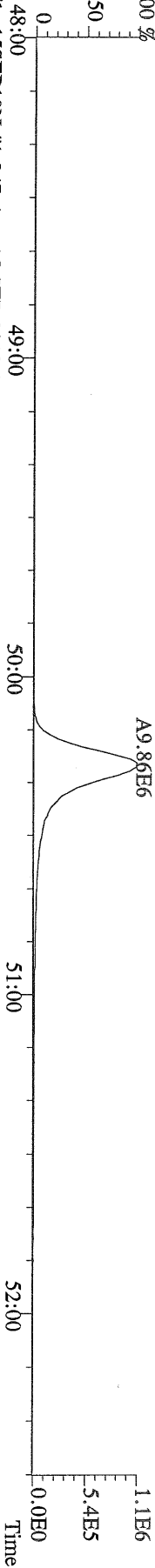
File: 15SEP10N #1-541 Acq: 15-SEP-2010 19:59:42 GC EI + Voltage SIR Autospec-Utima
479.7165 F:4 BSUB(10000,15,-3.0) PKD(5,5,3,0,10%,100,0,0,0,0,0,0,0) Exp:PCDD
Sample Text: ST091510N1 File Text: Frontier Analytical Laboratory



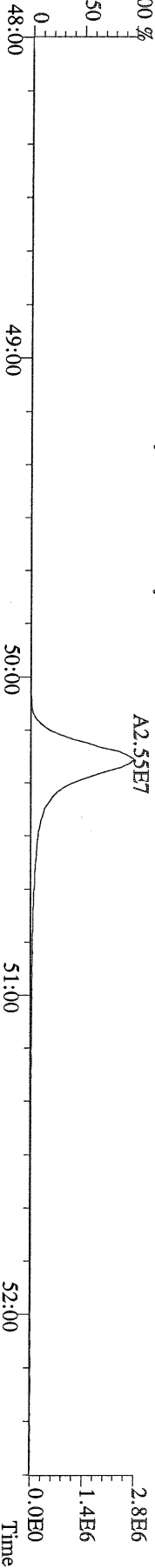
File:15SEP10N #1-347 Acq:15-SEP-2010 19:59:42 GC EI+ Voltage SIR Autospec-Utima
 441.7428 F:5 BSUB(10000,15,-3.0) PKD(5,5,3,0,10%,100,0,0,00%,F,F) Exp:PCDD
 Sample Text:ST091510N1 File Text:Frontier Analytical Laboratory



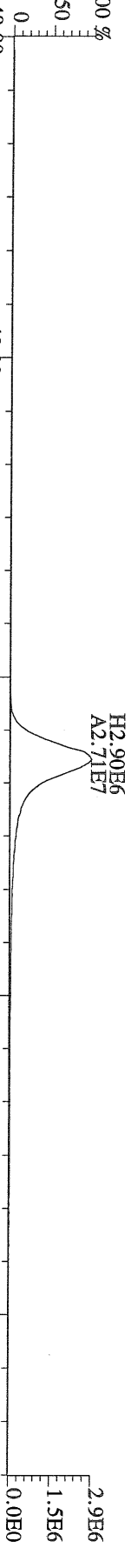
File:15SEP10N #1-347 Acq:15-SEP-2010 19:59:42 GC EI+ Voltage SIR Autospec-Utima
 443.7398 F:5 BSUB(10000,15,-3.0) PKD(5,5,3,0,10%,100,0,0,00%,F,F) Exp:PCDD
 Sample Text:ST091510N1 File Text:Frontier Analytical Laboratory



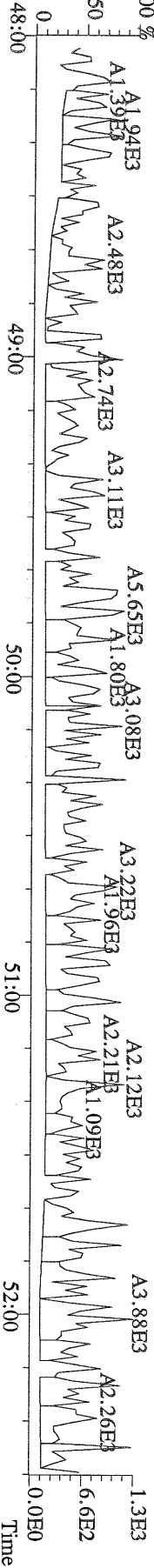
File:15SEP10N #1-347 Acq:15-SEP-2010 19:59:42 GC EI+ Voltage SIR Autospec-Utima
 453.7831 F:5 BSUB(10000,15,-3.0) PKD(5,5,3,0,10%,100,0,0,00%,F,F) Exp:PCDD
 Sample Text:ST091510N1 File Text:Frontier Analytical Laboratory



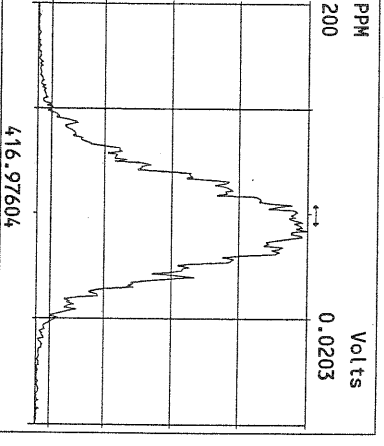
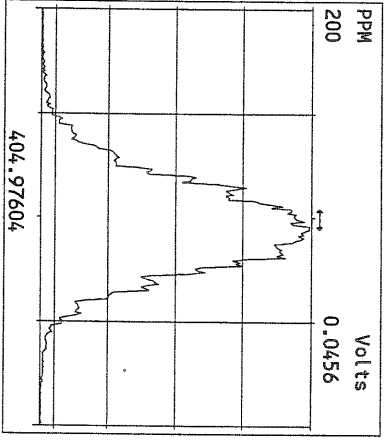
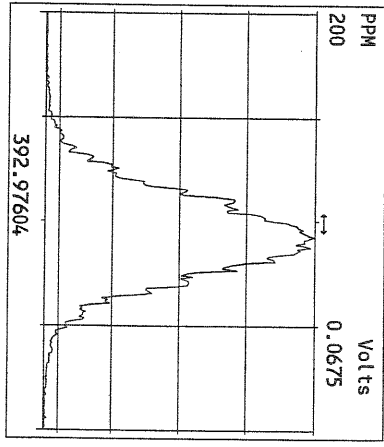
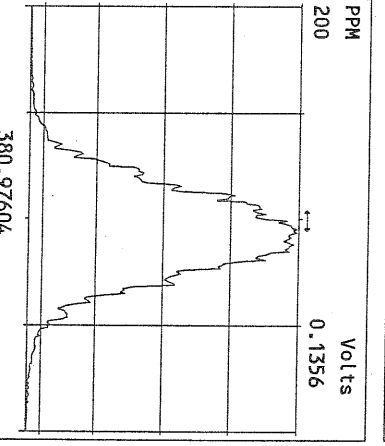
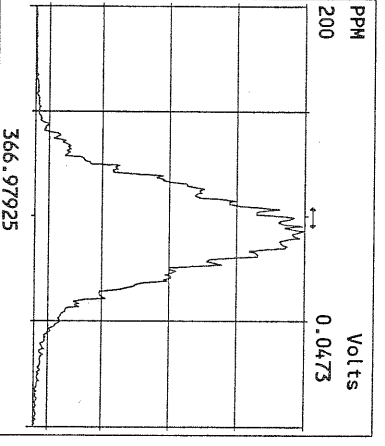
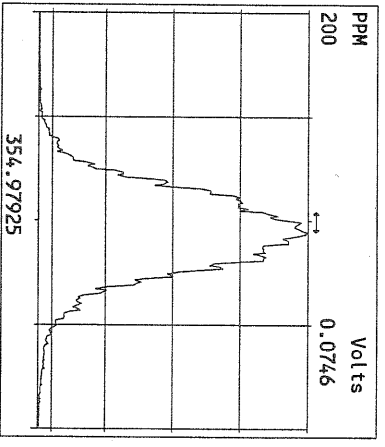
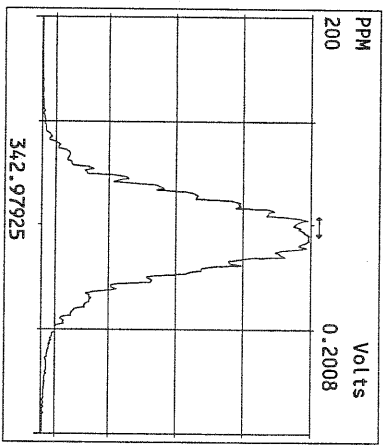
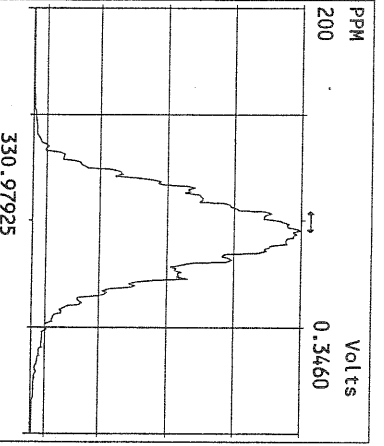
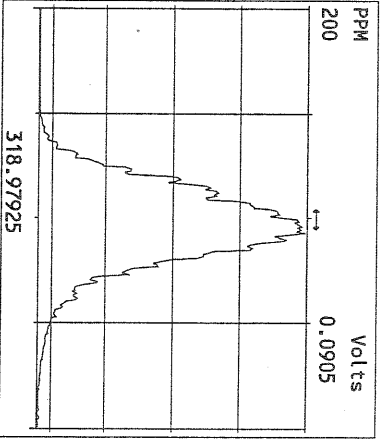
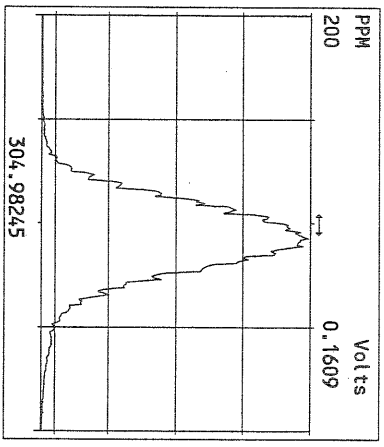
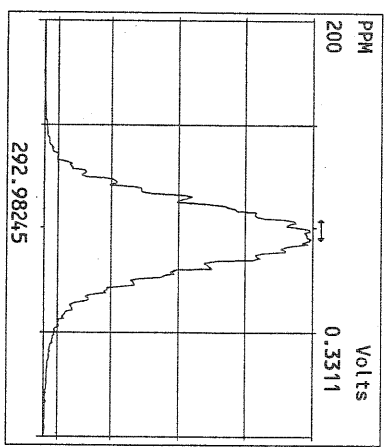
File:15SEP10N #1-347 Acq:15-SEP-2010 19:59:42 GC EI+ Voltage SIR Autospec-Utima
 455.7801 F:5 BSUB(10000,15,-3.0) PKD(5,5,3,0,10%,100,0,0,00%,F,F) Exp:PCDD
 Sample Text:ST091510N1 File Text:Frontier Analytical Laboratory

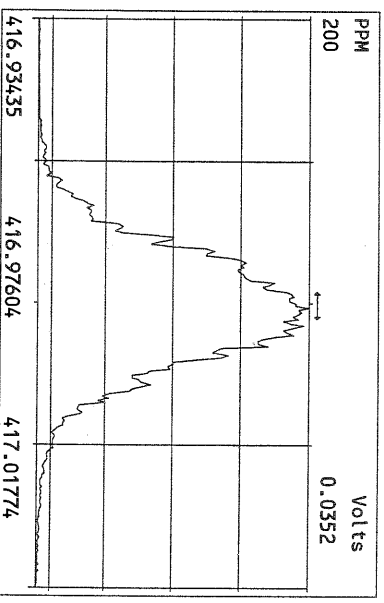
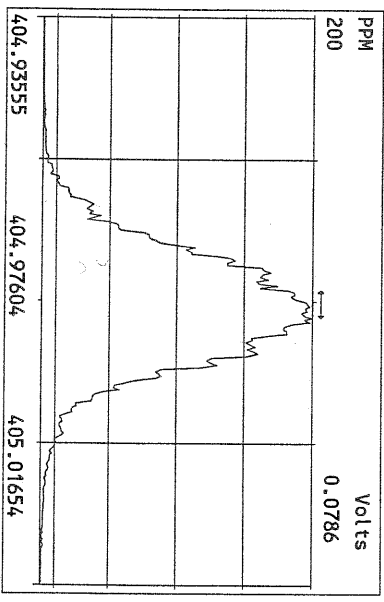
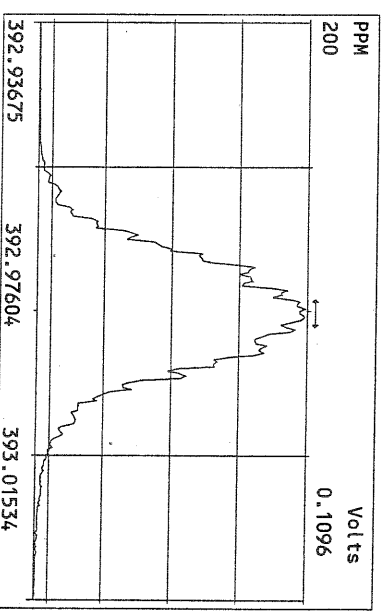
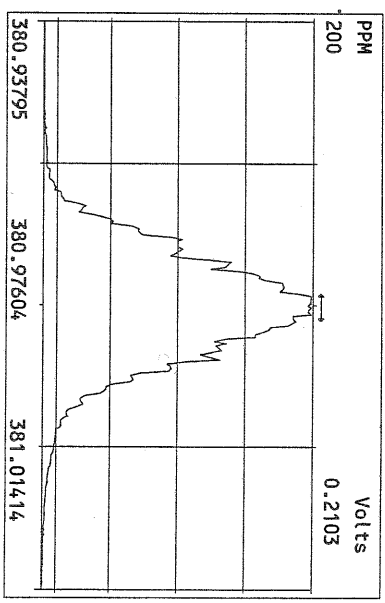
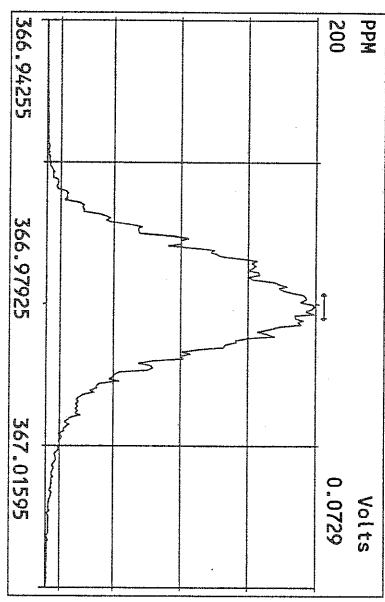
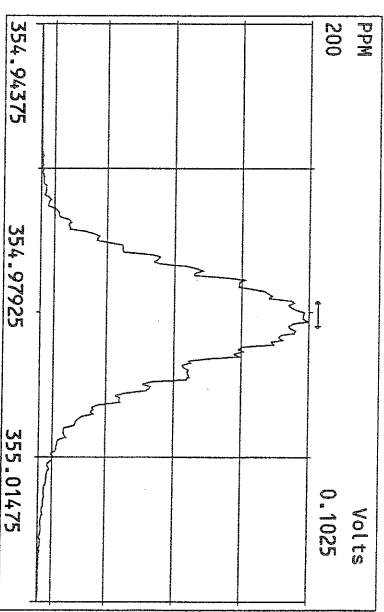
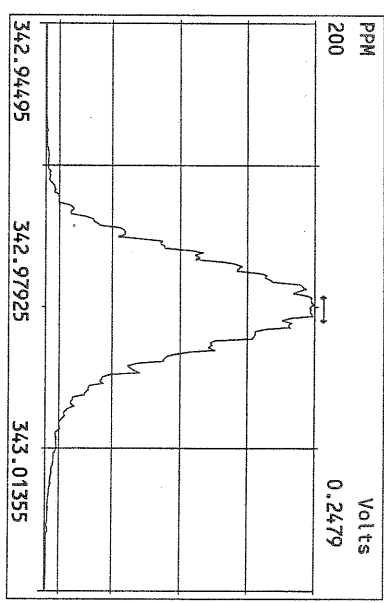
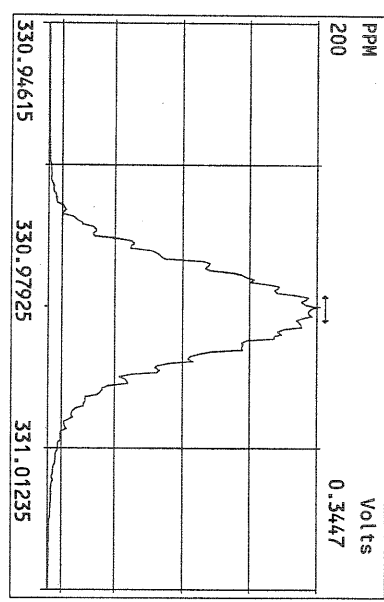


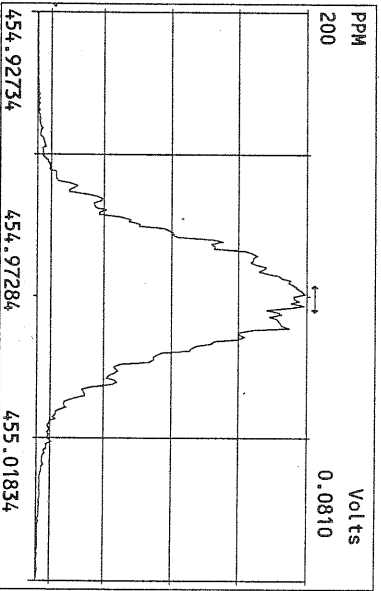
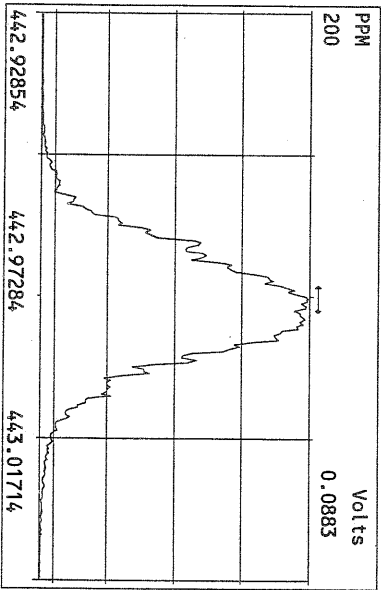
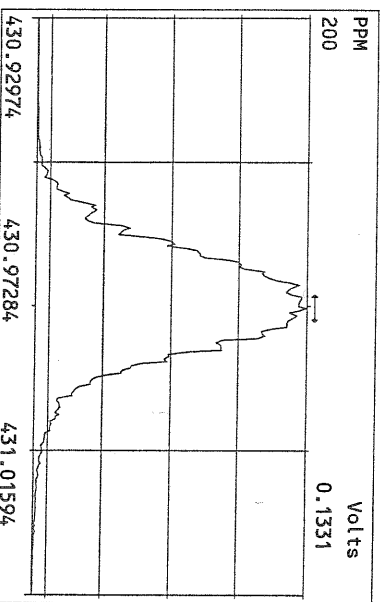
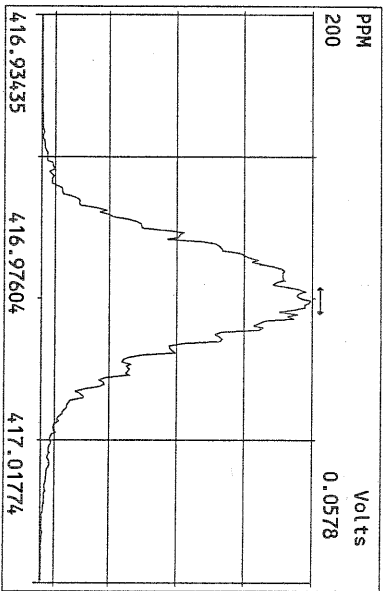
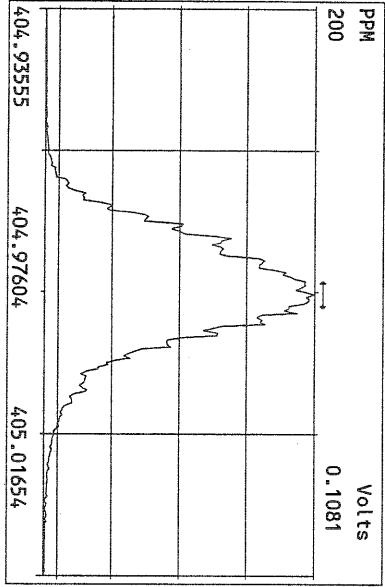
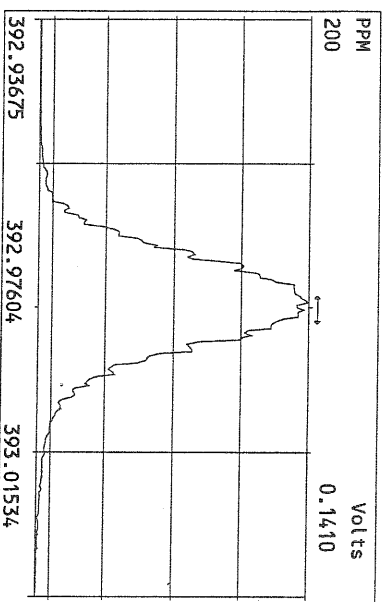
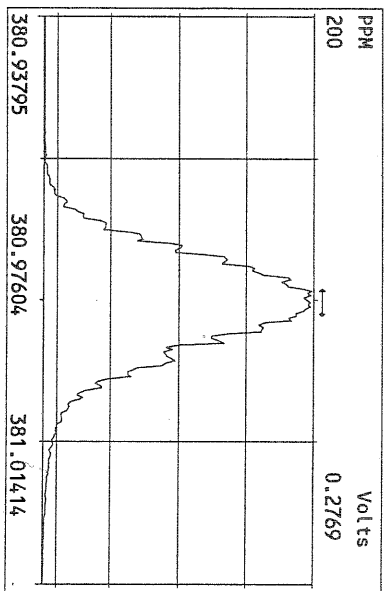
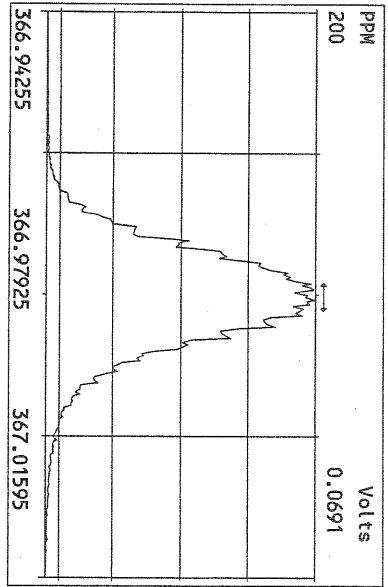
File:15SEP10N #1-347 Acq:15-SEP-2010 19:59:42 GC EI+ Voltage SIR Autospec-Utima
 513.6775 F:5 BSUB(10000,15,-3.0) PKD(5,5,3,0,10%,100,0,0,00%,F,F) Exp:PCDD
 Sample Text:ST091510N1 File Text:Frontier Analytical Laboratory

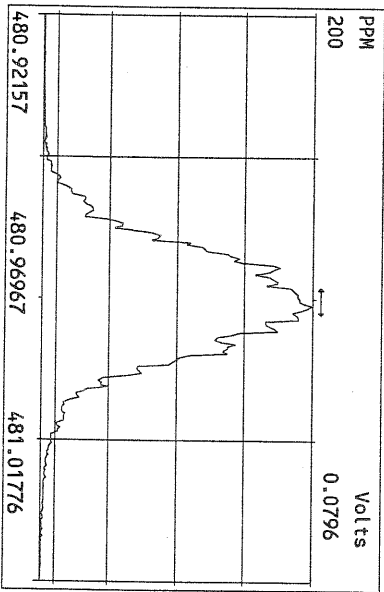
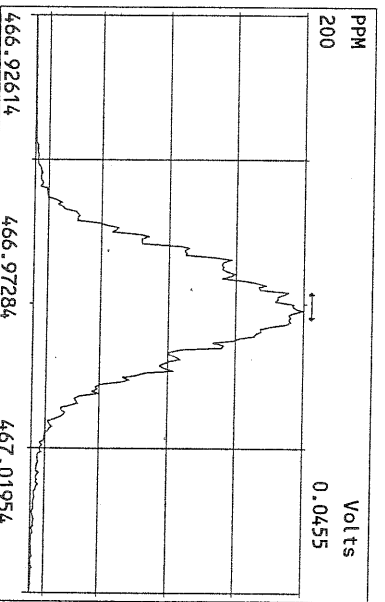
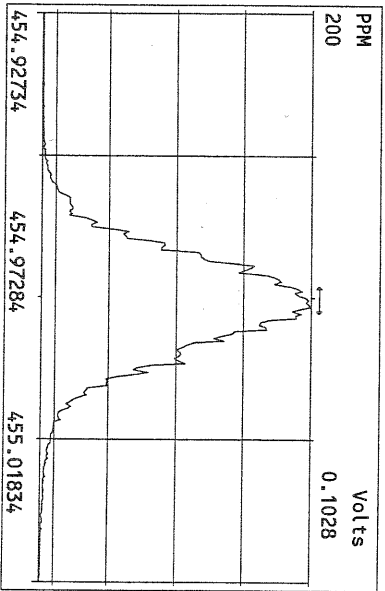
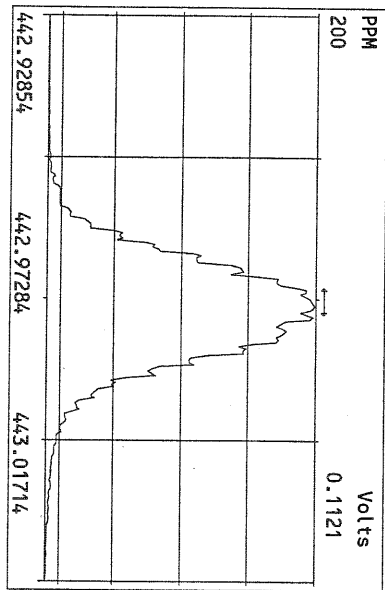
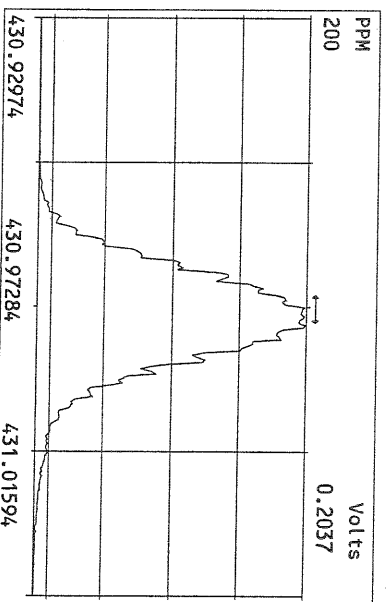
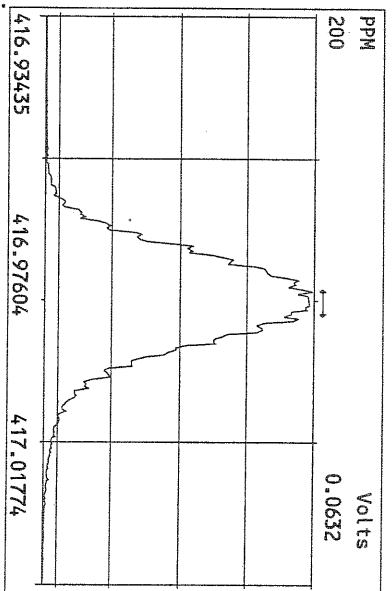
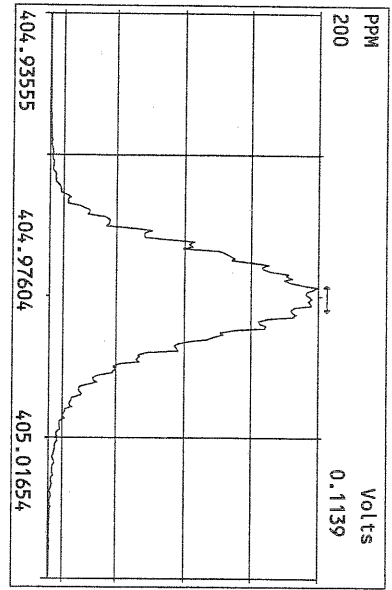


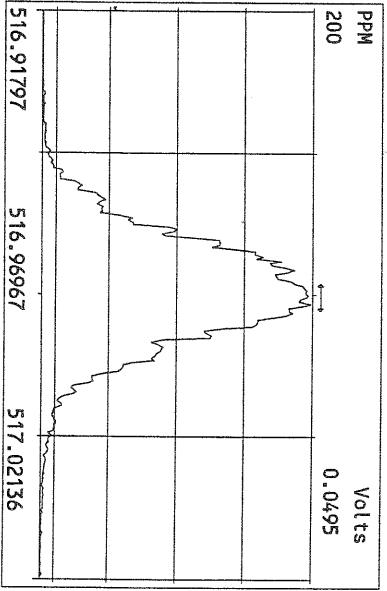
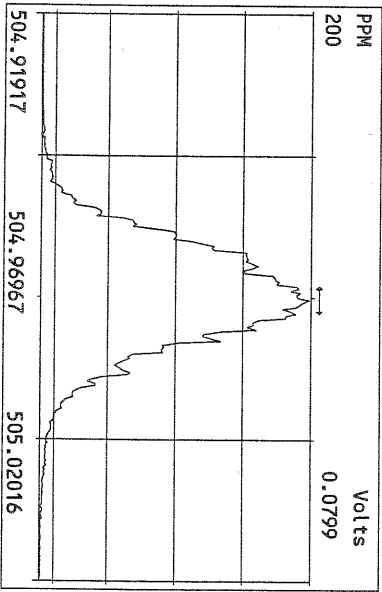
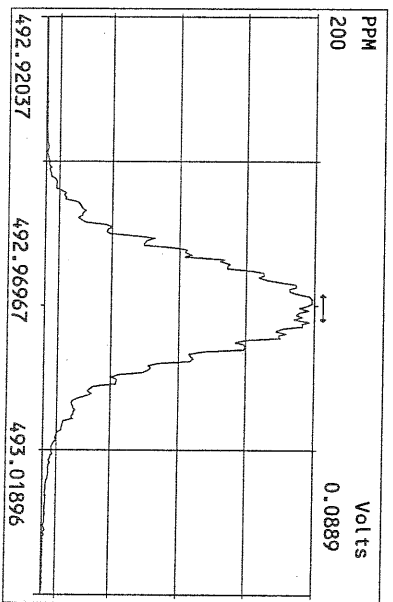
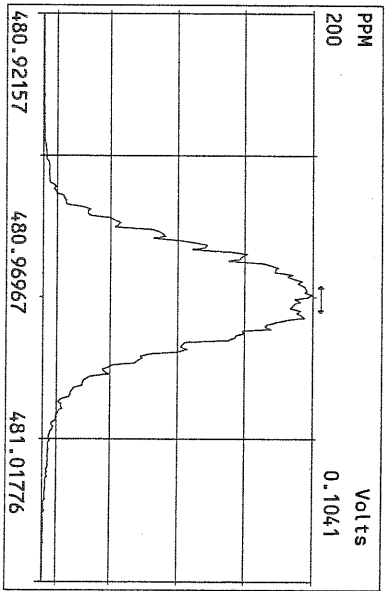
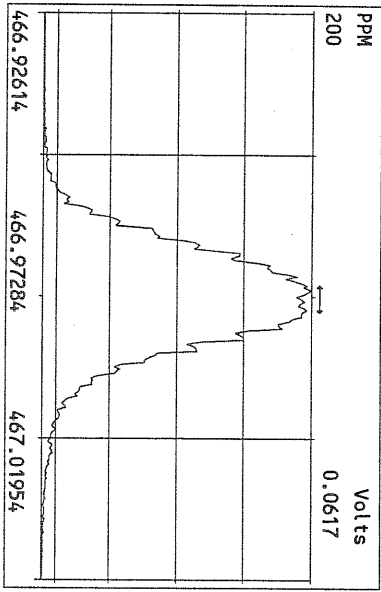
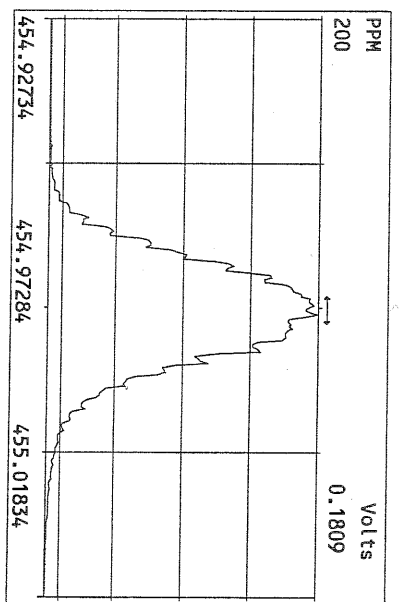
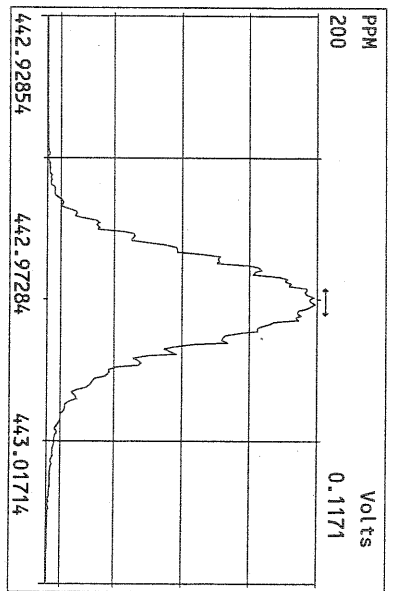
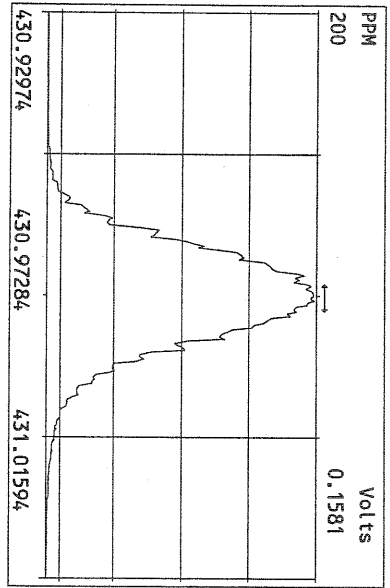
Peak Locate Examination:16-SEP-2010:08:56 File:15SEP10N_RES_CHECK
Experiment:PCDD Function:1 Reference:PEK











USEPA - ITD

FORM 4A
PCDD/PCDF CALIBRATION VERIFICATION

Lab Name: Frontier Analytical Laboratory Episode No.:

Contract No.: SAS No.:

Initial Calibration Date: 8/23/10

Instrument ID: FAL3

GC Column ID: db5

VER Data Filename: 15SEP10N Sam:14


Analysis Date: 16-SEP-10 07:58:57

	M/Z'S	ION	QC	ACCEPT	CONC. FOUND	CONC. RANGE (ng/mL) (3)
	FORMING RATIO (1)	ABUND. RATIO	LIMITS (2)			
NATIVE ANALYTES						
2,3,7,8-TCDD	M/M+2	0.81	0.65-0.89	y	11.0	7.80 - 12.9
1,2,3,7,8-PeCDD	M+2/M+4	1.49	1.32-1.78	y	50.1	39.0 - 65.0
1,2,3,4,7,8-HxCDD	M+2/M+4	1.42	1.05-1.43	y	51.4	39.0 - 64.0
1,2,3,6,7,8-HxCDD	M+2/M+4	1.37	1.05-1.43	y	48.8	39.0 - 64.0
1,2,3,7,8,9-HxCDD	M+2/M+4	1.30	1.05-1.43	y	51.2	41.0 - 61.0
1,2,3,4,6,7,8-HpCDD	M+2/M+4	0.89	0.88-1.20	y	50.1	43.0 - 58.0
OCDD	M+2/M+4	0.97	0.76-1.02	y	105	79.0 - 126
2,3,7,8-TCDF	M/M+2	0.67	0.65-0.89	y	9.06	8.40 - 12.0
1,2,3,7,8-PeCDF	M+2/M+4	1.55	1.32-1.78	y	48.9	41.0 - 60.0
2,3,4,7,8-PeCDF	M+2/M+4	1.57	1.32-1.78	y	47.4	41.0 - 60.0
1,2,3,4,7,8-HxCDF	M+2/M+4	1.24	1.05-1.43	y	45.4	45.0 - 56.0
1,2,3,6,7,8-HxCDF	M+2/M+4	1.25	1.05-1.43	y	46.4	44.0 - 57.0
2,3,4,6,7,8-HxCDF	M+2/M+4	1.23	1.05-1.43	y	46.1	44.0 - 57.0
1,2,3,7,8,9-HxCDF	M+2/M+4	1.24	1.05-1.43	y	46.3	45.0 - 56.0
1,2,3,4,6,7,8-HpCDF	M+2/M+4	1.07	0.88-1.20	y	47.0	45.0 - 55.0
1,2,3,4,7,8,9-HpCDF	M+2/M+4	1.06	0.88-1.20	y	47.6	43.0 - 58.0
OCDF	M+2/M+4	0.90	0.76-1.02	y	90.9	63.0 - 159

(1) See Table 8, Method 1613, for m/z specifications.

(2) Ion Abundance Ratio Control Limits as specified in Table 9, Method 1613.

(3) Contract-required concentration range as specified in Table 6, Method 1613.

Analyst: Date: 9/16/10

USEPA - ITD

FORM 4B
PCDD/PCDF CALIBRATION VERIFICATION

Lab Name: Frontier Analytical Laboratory

Episode No.:

Contract No.:

SAS No.:

Initial Calibration Date: 8/23/10

Instrument ID: FAL3

GC Column ID: db5

VER Data Filename: 15SEP10N Sam:14

Analysis Date: 16-SEP-10 07:58:57

LABELLED COMPOUNDS	M/Z'S FORMING RATIO (1)	ION ABUND. RATIO	QC LIMITS (2)	ACCEPT	CONC. FOUND	CONC. RANGE (ng/mL) (3)
13C-2,3,7,8-TCDD	M/M+2	0.82	0.65-0.89	y	94.6	82.0 - 121
13C-1,2,3,7,8-PeCDD	M+2/M+4	1.74	1.32-1.78	y	109	62.0 - 160
13C-1,2,3,4,7,8-HxCDD	M+2/M+4	1.29	1.05-1.43	y	98.5	85.0 - 117
13C-1,2,3,6,7,8-HxCDD	M+2/M+4	1.28	1.05-1.43	y	103	85.0 - 118
13C-1,2,3,4,6,7,8-HpCDD	M+2/M+4	0.99	0.88-1.20	y	101	72.0 - 138
13C-OCDD	M+2/M+4	0.93	0.76-1.02	y	229	96.0 - 415
13C-2,3,7,8-TCDF	M/M+2	0.87	0.65-0.89	y	96.5	71.0 - 140
13C-1,2,3,7,8-PeCDF	M+2/M+4	1.77	1.32-1.78	y	102	76.0 - 130
13C-2,3,4,7,8-PeCDF	M+2/M+4	1.70	1.32-1.78	y	105	77.0 - 130
13C-1,2,3,4,7,8-HxCDF	M/M+2	0.47	0.43-0.59	y	94.0	76.0 - 131
13C-1,2,3,6,7,8-HxCDF	M/M+2	0.47	0.43-0.59	y	91.7	70.0 - 143
13C-2,3,4,6,7,8-HxCDF	M/M+2	0.46	0.43-0.59	y	95.7	73.0 - 137
13C-1,2,3,7,8,9-HxCDF	M/M+2	0.46	0.43-0.59	y	95.9	74.0 - 135
13C-1,2,3,4,6,7,8-HpCDF	M/M+2	0.45	0.37-0.51	y	89.2	78.0 - 129
13C-1,2,3,4,7,8,9-HpCDF	M/M+2	0.46	0.37-0.51	y	88.8	77.0 - 129
13C-OCDF	M+2/M+4	0.97	0.76-1.02	y	229	96.0 - 415
CLEANUP STANDARD (4)						
37Cl-2,3,7,8-TCDD					9.30	7.80 - 12.8

(1) See Table 8, Method 1613, for m/z specifications.

(2) Ion Abundance Ratio Control Limits as specified in Table 9, Method 1613.

(3) Contract-required concentration range as specified in Table 6, Method 1613.

(4) No ion abundance ratio; report concentration found.

Analyst: Date: 9/16/10

FORM 5
PCDD/PCDF RT WINDOW AND ISOMER SPECIFICITY STANDARDS

Lab Name: Frontier Analytical Laboratory Episode No.:
Contract No.: SAS No.:
Instrument ID: FAL3 Initial Calibration Date: 8/23/10
RT Window Data Filename: 15SEP10N Sam:14 Analysis Date: 16-SEP-10 Time: 07:58:57
DB-5 IS Data Filename: 15SEP10N Sam:14 Analysis Date: 16-SEP-10 Time: 07:58:57
DB-225 IS Date Filename: Analysis Date: Time:

DB-5 RT WINDOW DEFINING STANDARDS RESULTS

ISOMERS	ABSOLUTE RT	ISOMERS	ABSOLUTE RT
1,3,6,8-TCDD (F)	24:29 ✓	1,3,6,8-TCDF (F)	23:08 ✓
1,2,8,9-TCDD (L)	28:26 ✓	1,2,8,9-TCDF (L)	28:40 ✓
1,2,4,7,9-PeCDD (F)	30:21 ✓	1,3,4,6,8-PeCDF (F)	28:31 ✓
1,2,3,8,9-PeCDD (L)	33:54 ✓	1,2,3,8,9-PeCDF (L)	34:20 ✓
1,2,4,6,7,9-HxCDD (F)	36:14 ✓	1,2,3,4,6,8-HxCDF (F)	35:21 ✓
1,2,3,7,8,9-HxCDD (L)	39:19 ✓	1,2,3,7,8,9-HxCDF (L)	39:53 ✓
1,2,3,4,6,7,9-HpCDD (F)	42:56 ✓	1,2,3,4,6,7,8-HpCDF (F)	42:24 ✓
1,2,3,4,6,7,8-HpCDD (L)	44:19 ✓	1,2,3,4,7,8,9-HpCDF (L)	45:14 ✓

(F) = First eluting isomer (DB-5); (L) = Last eluting isomer (DB-5)

=====

ISOMER SPECIFICITY (IS) TEST STANDARD RESULTS

% VALLEY HEIGHT
BETWEEN
COMPARED PEAKS (1)

<25%

(1) To meet contract requirement, %Valley Height Between Compared
Peaks shall not exceed 25% (section 15.4.2.2, Method 1613).

Analyst:  Date: 9/16/10

USEPA - ITD

FORM 6A
PCDD/PCDF RELATIVE RETENTION TIMES

Lab Name: Frontier Analytical Laboratory

Episode No.:

Contract No.:

SAS No.:

Init. Cal. Date: 8/23/10

Instrument ID: FAL3

GC Column ID: DB5

Analysis Date: 16-SEP-10 07:58:57

CS3 or VER Data Filename: 15SEP10N

Sam:14

NATIVE ANALYTES	RETENTION TIME		RRT	RRT
	REFERENCE			QC LIMITS (1)
2,3,7,8-TCDD	13C-2,3,7,8-TCDD		1.001	0.999-1.002 ✓
2,3,7,8-TCDF	13C-2,3,7,8-TCDF		1.001	0.999-1.003 ✓
1,2,3,7,8-PeCDD	13C-1,2,3,7,8-PeCDD		1.000	0.999-1.002 ✓
1,2,3,7,8-PeCDF	13C-1,2,3,7,8-PeCDF		1.001	0.999-1.002 ✓
2,3,4,7,8-PeCDF	13C-2,3,4,7,8-PeCDF		1.001	0.999-1.002 ✓
LABELED COMPOUNDS				
37Cl-2,3,7,8-TCDD	13C-1,2,3,4-TCDD		1.023	0.989-1.052 ✓
13C-2,3,7,8-TCDD			1.021	0.976-1.043 ✓
13C-2,3,7,8-TCDF			0.994	0.923-1.103 ✓
13C-1,2,3,7,8-PeCDD			1.238	1.000-1.567 ✓
13C-1,2,3,7,8-PeCDF			1.174	0.923-1.203 ✓
13C-2,3,4,7,8-PeCDF			1.223	0.923-1.303 ✓

(1) Contract-required limits for Relative Retention Times (RRT) as specified in Table 2, Method 1613.

Analyst: Date: 9/16/10

USEPA - ITD

FORM 6B
PCDD/PCDF RELATIVE RETENTION TIMES

Lab Name: Frontier Analytical Laboratory

Episode No.:

Contract No.:

SAS No.:

Init. Cal. Date: 8/23/10

Instrument ID: FAL3

GC Column ID: DB5

Analysis Date: 16-SEP-10 07:58:57

CS3 or VER Data Filename: 15SEP10N

Sam:14

NATIVE ANALYTES	RETENTION TIME REFERENCE	RRT	RRT QC LIMITS (1)
1,2,3,4,7,8-HxCDD	13C-1,2,3,4,7,8-HxCDD	1.000	0.999-1.001 ✓
1,2,3,6,7,8-HxCDD	13C-1,2,3,6,7,8-HxCDD	1.001	0.998-1.004 ✓
1,2,3,7,8,9-HxCDD	13C-1,2,3,6,7,8-HxCDD	1.012	1.000-1.019 ✓
1,2,3,4,7,8-HxCDF	13C-1,2,3,4,7,8-HxCDF	1.001	0.999-1.001 ✓
1,2,3,6,7,8-HxCDF	13C-1,2,3,6,7,8-HxCDF	1.001	0.997-1.005 ✓
2,3,4,6,7,8-HxCDF	13C-2,3,4,6,7,8-HxCDF	1.000	0.999-1.001 ✓
1,2,3,7,8,9-HxCDF	13C-1,2,3,7,8,9-HxCDF	1.000	0.999-1.001 ✓
1,2,3,4,6,7,8-HpCDD	13C-1,2,3,4,6,7,8-HpCDD	1.001	0.999-1.001 ✓
1,2,3,4,6,7,8-HpCDF	13C-1,2,3,4,6,7,8-HpCDF	1.001	0.999-1.001 ✓
1,2,3,4,7,8,9-HpCDF	13C-1,2,3,4,7,8,9-HpCDF	1.000	0.999-1.001 ✓
OCDD	13C-OCDD	1.001	0.999-1.001 ✓
OCDF	13C-OCDF	1.001	0.999-1.001 ✓
LABELED COMPOUNDS			
13C-1,2,3,4,7,8-HxCDD	13C-1,2,3,7,8,9-HxCDD	0.985	0.977-1.000 ✓
13C-1,2,3,6,7,8-HxCDD		0.989	0.981-1.003 ✓
13C-1,2,3,4,7,8-HxCDF		0.949	0.944-0.970 ✓
13C-1,2,3,6,7,8-HxCDF		0.954	0.949-0.975 ✓
13C-2,3,4,6,7,8-HxCDF		0.978	0.959-1.021 ✓
13C-1,2,3,7,8,9-HxCDF		1.015	0.977-1.047 ✓
13C-1,2,3,4,6,7,8-HpCDD		1.127	1.086-1.130 ✓
13C-1,2,3,4,6,7,8-HpCDF		1.079	1.043-1.085 ✓
13C-1,2,3,4,7,8,9-HpCDF		1.151	1.057-1.154 ✓
13C-OCDD		1.270	1.032-1.311 ✓
13C-OCDF		1.279	1.000-1.311 ✓

(1) Contract-required limits for Relative Retention Times (RRT) as specified
in Table 2, Method 1613.

Analyst: 

Date: 9/16/10

Name	Resp	RA	RT	RRF	WHO 1989 Tox: Conc	WHO 1989 Tox: Qual	123 Fac Noise-1	WHO 2005 Tox: Noise-2	113 DL
2,3,7,8-TCDD	2.80e+06	0.81 y	27:31	1.11	11.0		2.50	-	*
1,2,3,7,8-PeCDD	1.20e+07	1.49 y	33:19	1.10	50.1		2.50	-	*
1,2,3,4,7,8-HxCDD	1.37e+07	1.42 y	38:42	1.37	51.4		2.50	-	*
1,2,3,6,7,8-HxCDD	1.28e+07	1.37 y	38:52	1.37	48.8		2.50	-	*
1,2,3,7,8,9-HxCDD	1.35e+07	1.30 y	39:19	1.36	51.2		2.50	-	*
1,2,3,4,6,7,8-HpCDD	1.15e+07	0.89 y	44:19	1.45	50.1		2.50	-	*
OCDD	1.73e+07	0.97 y	49:54	1.43	105		2.50	-	*

2,3,7,8-TCDF	4.92e+06	0.67 y	26:45	1.50	9.06		2.50	-	*
1,2,3,7,8-PeCDF	1.48e+07	1.55 y	31:36	0.94	48.9		2.50	-	*
2,3,4,7,8-PeCDF	1.42e+07	1.57 y	32:55	0.94	47.4		2.50	-	*
1,2,3,4,7,8-HxCDF	1.35e+07	1.24 y	37:19	0.93	45.4		2.50	-	*
1,2,3,6,7,8-HxCDF	1.63e+07	1.25 y	37:30	0.82	46.4		2.50	-	*
2,3,4,6,7,8-HxCDF	1.50e+07	1.23 y	38:27	0.92	46.1		2.50	-	*
1,2,3,7,8,9-HxCDF	1.65e+07	1.24 y	39:53	1.00	46.3		2.50	-	*
1,2,3,4,6,7,8-HpCDF	1.19e+07	1.07 y	42:24	1.39	47.0		2.50	-	*
1,2,3,4,7,8,9-HpCDF	8.45e+06	1.06 y	45:14	1.36	47.6		2.50	-	*
OCDF	1.63e+07	0.90 y	50:17	0.79	90.9		2.50	-	*

									Rec
13C-2,3,7,8-TCDD	2.29e+07	0.82 y	27:28	1.02	94.6				94.6
13C-1,2,3,7,8-PeCDD	2.18e+07	1.74 y	33:19	0.84	109				109
13C-1,2,3,4,7,8-HxCDD	1.94e+07	1.29 y	38:41	1.07	98.5				98.5
13C-1,2,3,6,7,8-HxCDD	1.92e+07	1.28 y	38:50	1.01	103				103
13C-1,2,3,4,6,7,8-HpCDD	1.58e+07	0.99 y	44:17	0.86	101				101
13C-OCDD	2.30e+07	0.93 y	49:53	0.55	229				114

13C-2,3,7,8-TCDF	3.61e+07	0.87 y	26:44	0.99	96.5				96.5
13C-1,2,3,7,8-PeCDF	3.22e+07	1.77 y	31:35	0.84	102				102
13C-2,3,4,7,8-PeCDF	3.21e+07	1.70 y	32:54	0.81	105				105
13C-1,2,3,4,7,8-HxCDF	3.20e+07	0.47 y	37:17	1.85	94.0				94.0
13C-1,2,3,6,7,8-HxCDF	4.27e+07	0.47 y	37:29	2.54	91.7				91.7
13C-2,3,4,6,7,8-HxCDF	3.54e+07	0.46 y	38:26	2.01	95.7				95.7
13C-1,2,3,7,8,9-HxCDF	3.58e+07	0.46 y	39:52	2.03	95.9				95.9
13C-1,2,3,4,6,7,8-HpCDF	1.82e+07	0.45 y	42:23	1.11	89.2				89.2
13C-1,2,3,4,7,8,9-HpCDF	1.31e+07	0.46 y	45:13	0.80	88.8				88.8
13C-OCDF	4.56e+07	0.97 y	50:15	1.08	229				115

37Cl-2,3,7,8-TCDD	1.51e+06		27:31	0.69	9.30				93.0
-------------------	----------	--	-------	------	------	--	--	--	------

13C-1,2,3,4-TCDD	2.37e+07	0.85 y	26:54	-	52.7				
13C-1,2,3,4-TCDF	3.77e+07	0.87 y	25:39	-	52.1				
13C-1,2,3,7,8,9-HxCDD	1.84e+07	1.30 y	39:17	-	66.6				

					Fac Noise-1	Noise-2	DL	#Hom
Total Tetra-Dioxins	1.44e+07		23:09	1.11	56.4	2.50	-	21
Total Penta-Dioxins	2.60e+07		30:21	1.10	109	2.50	-	11
Total Hexa-Dioxins	4.48e+07		36:14	1.37	170	2.50	-	8
Total Hepta-Dioxins	2.35e+07		42:56	1.45	102	2.50	-	19

Total Tetra-Furans	2.11e+07		23:08	1.50	38.8	2.50	-	15
1st Fn. Tot Penta-Furans	1.72e+07		28:31	0.94	57.1	2.50	-	PeCDF 2
Total Penta-Furans	4.24e+07		30:19	0.94	140	2.50	-	198 14
Total Hexa-Furans	7.10e+07		35:21	0.91	214	2.50	-	17
Total Hepta-Furans	2.11e+07		42:24	1.38	98.1	2.50	-	24

Analyst: 

Date: 9/16/10

Frontier Analytical Laboratory - Acquisition Log

Run Name:15SEP10N

Instrument: FAL3

GC: DB5

Experiment:PCDD

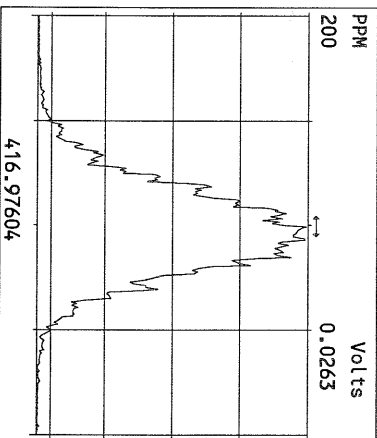
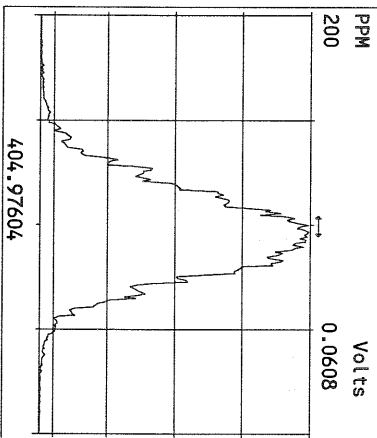
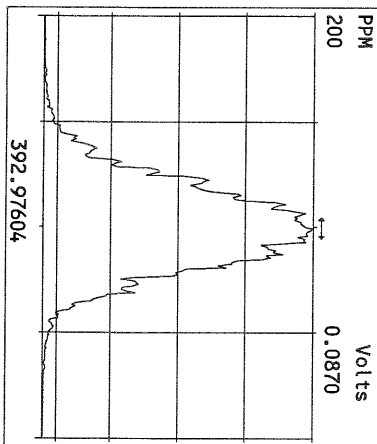
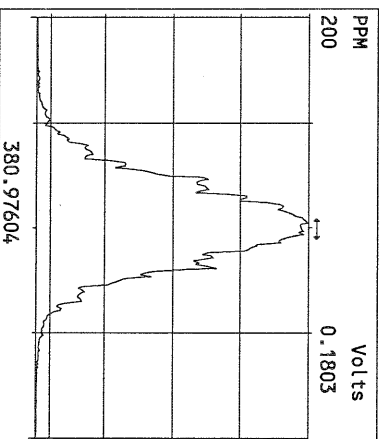
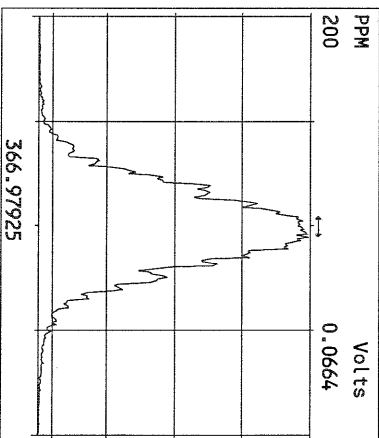
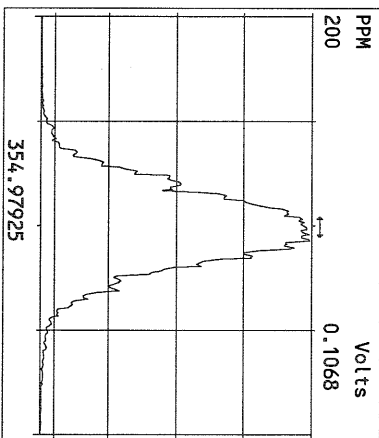
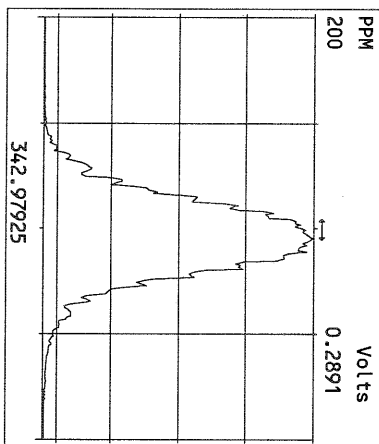
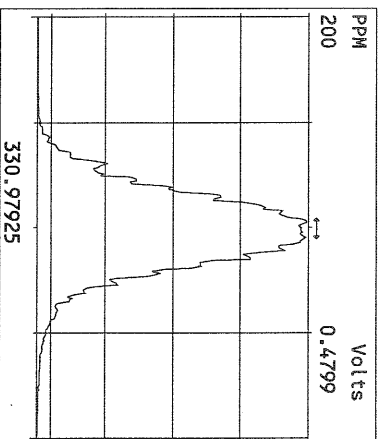
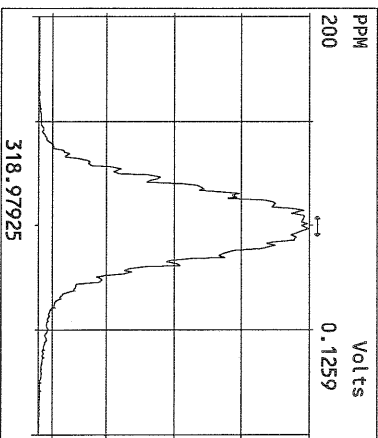
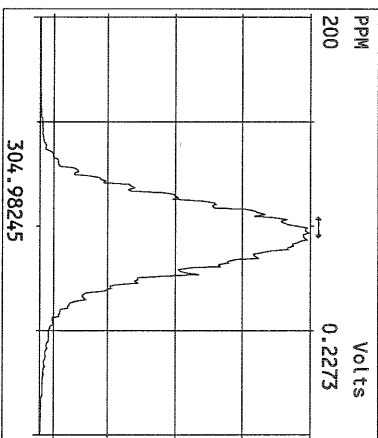
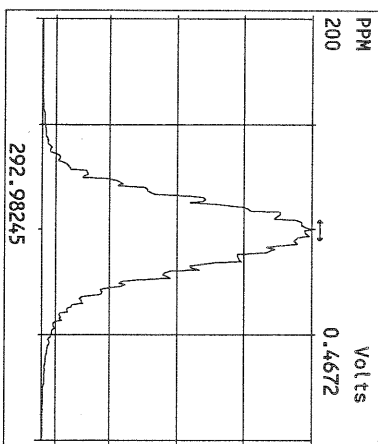
Data File S	FAL ID	Client ID	Acquired	ConCal	EndCal	Analyst
15SEP10N 1	ST091510N1	1613 CS3 100511J	15-SEP-10 19:59:42	ST091510N1	ST091510N2	TC
15SEP10N 2	2107-001-0001-OPR	OPR	15-SEP-10 20:55:00	ST091510N1	ST091510N2	TC
15SEP10N 3	2107-001-0001-MB	Method Blank	15-SEP-10 21:50:19	ST091510N1	ST091510N2	TC
15SEP10N 4	6330-001-0001-SA	PSB21-0-0.5-082510	15-SEP-10 22:45:34	ST091510N1	ST091510N2	TC
15SEP10N 5	6330-002-0001-SA	PSB21-1.5-2-082510	15-SEP-10 23:40:52	ST091510N1	ST091510N2	TC
15SEP10N 6	6330-003-0001-SA	PSB21-2-4-082510	16-SEP-10 00:36:15	ST091510N1	ST091510N2	TC
15SEP10N 7	6330-004-0001-SA	PSB19-0-1-082510	16-SEP-10 01:31:38	ST091510N1	ST091510N2	TC
15SEP10N 8	6330-005-0001-SA	PSB19-1-2-082510	16-SEP-10 02:26:57	ST091510N1	ST091510N2	TC
15SEP10N 9	6330-006-0001-SA	PSB19-2-4-082510	16-SEP-10 03:22:16	ST091510N1	ST091510N2	TC
15SEP10N 10	6332-001-0001-SA	PSB18-2-4-082610	16-SEP-10 04:17:36	ST091510N1	ST091510N2	TC
15SEP10N 11	6332-002-0001-SA	PSB18-1.5-2-082610	16-SEP-10 05:12:58	ST091510N1	ST091510N2	TC
15SEP10N 12	6332-003-0001-SA	PSB18-0-0.5-082610	16-SEP-10 06:08:21	ST091510N1	ST091510N2	TC
15SEP10N 13	SB091510N1	Solvent Blank	16-SEP-10 07:03:39	ST091510N1	ST091510N2	TC
15SEP10N 14	ST091510N2	1613 CS3 100511J	16-SEP-10 07:58:57	ST091510N1	ST091510N2	TC

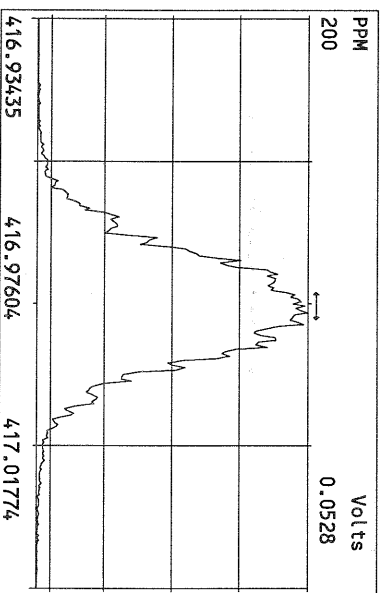
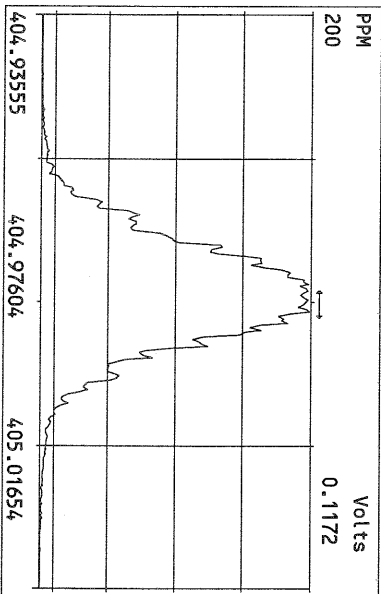
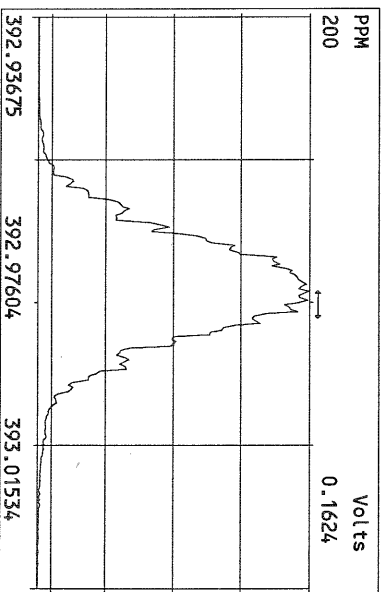
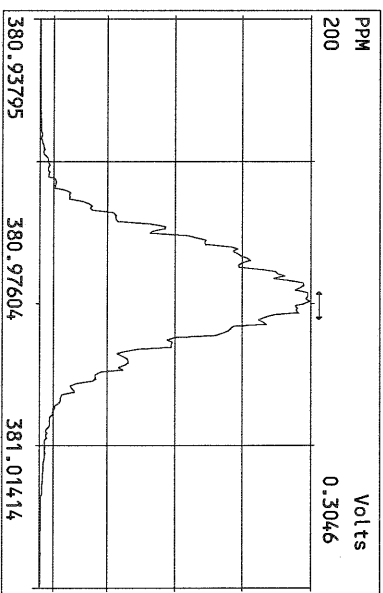
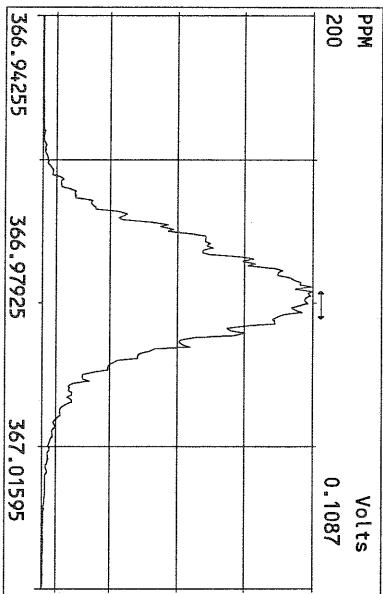
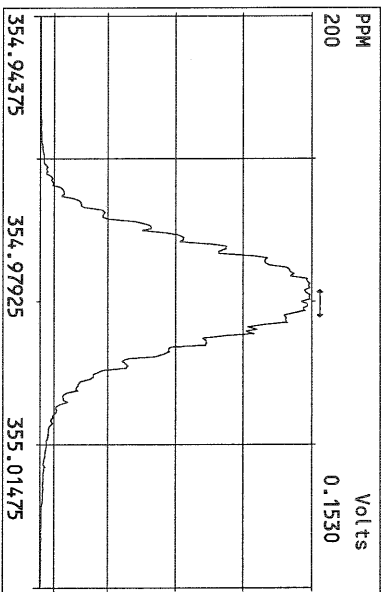
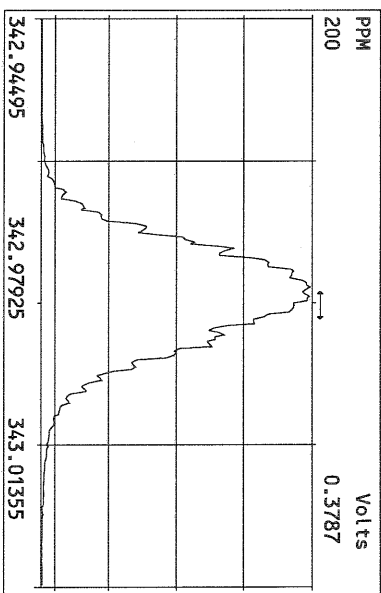
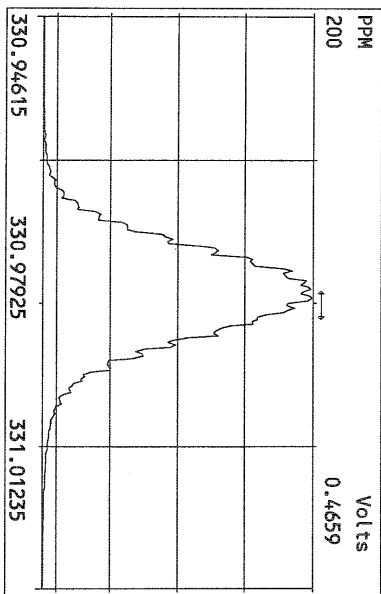


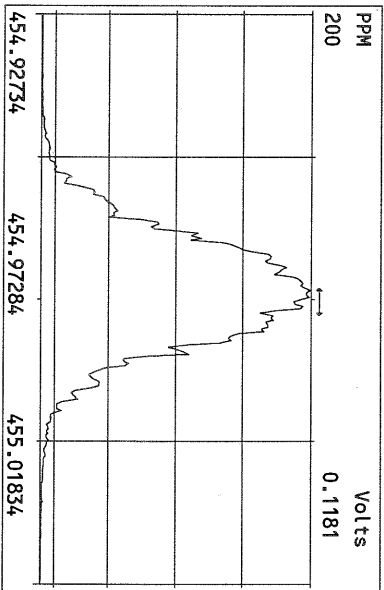
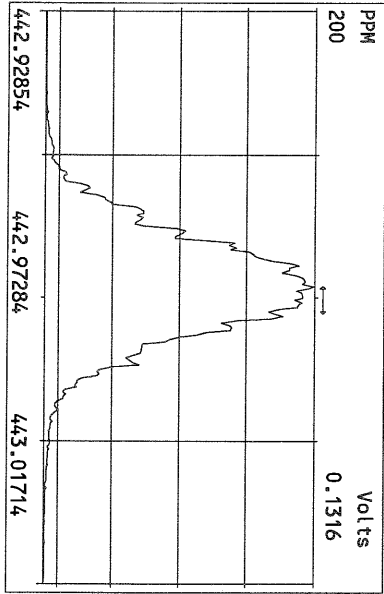
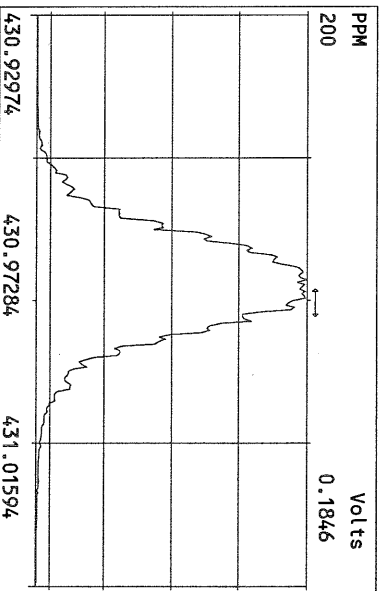
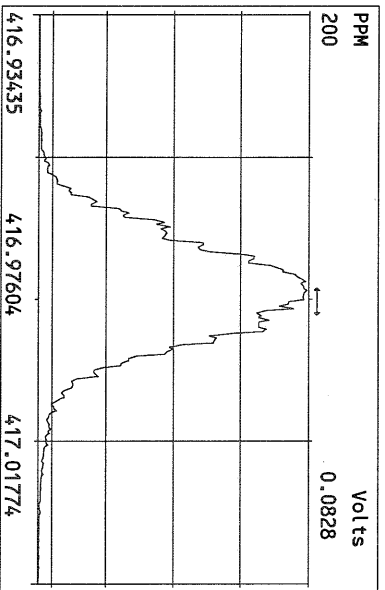
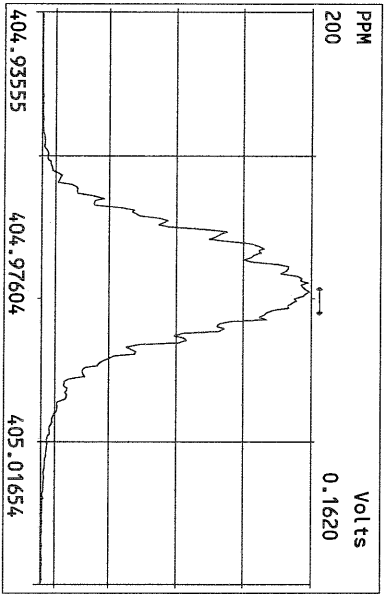
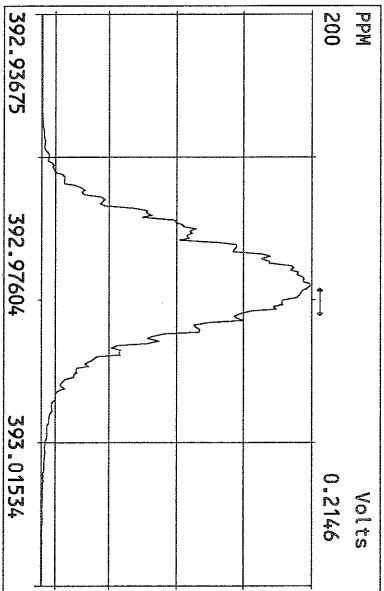
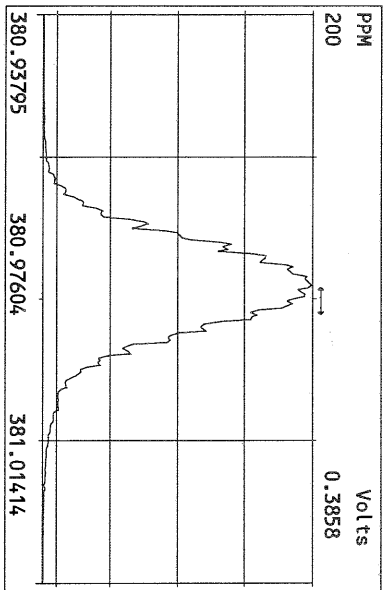
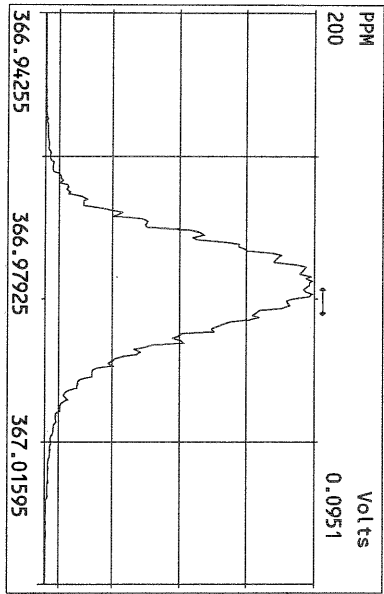
9/16/10

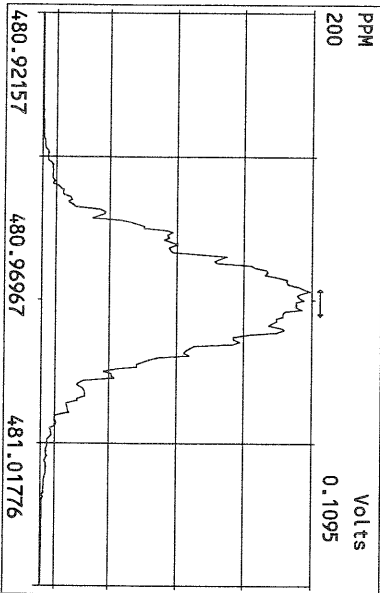
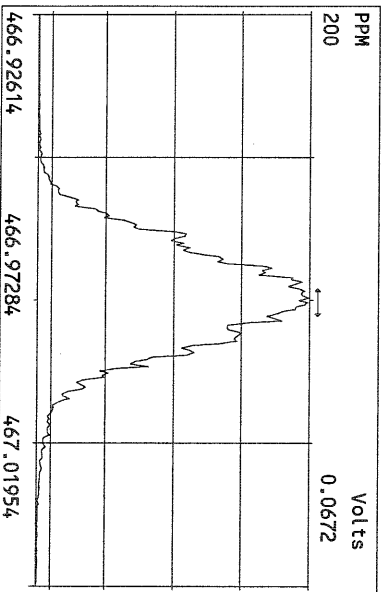
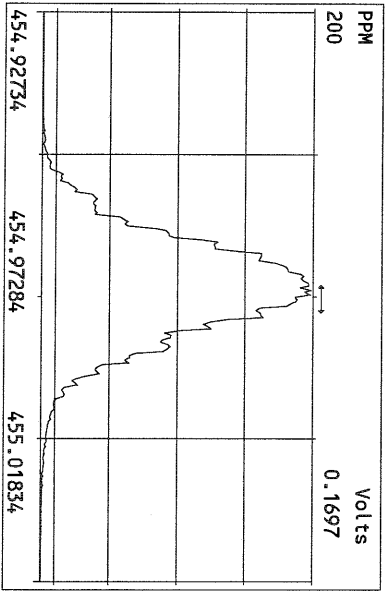
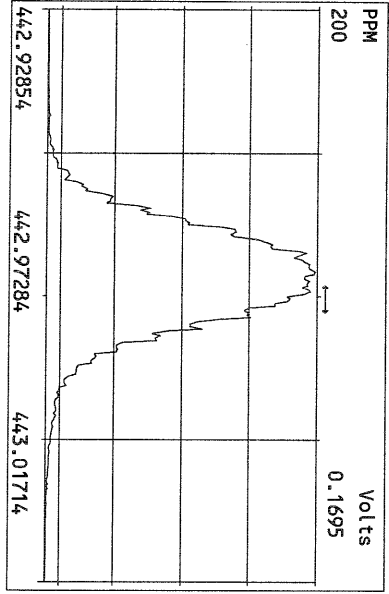
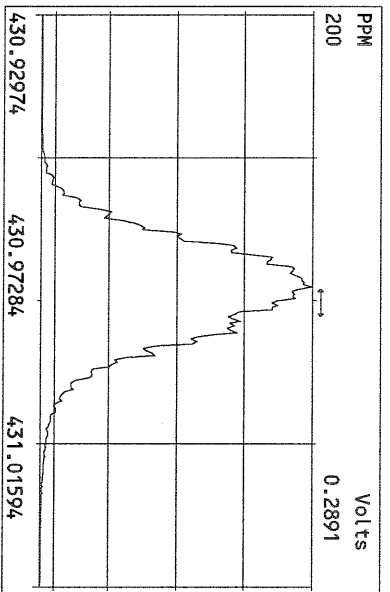
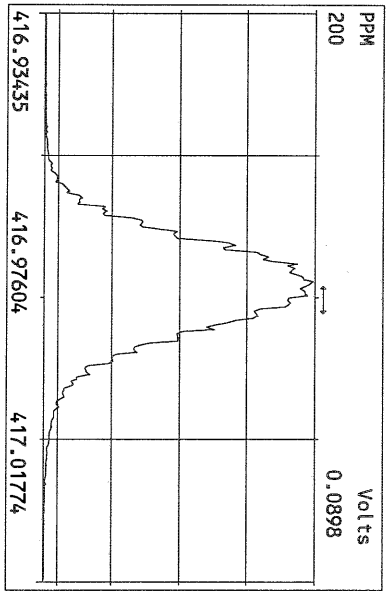
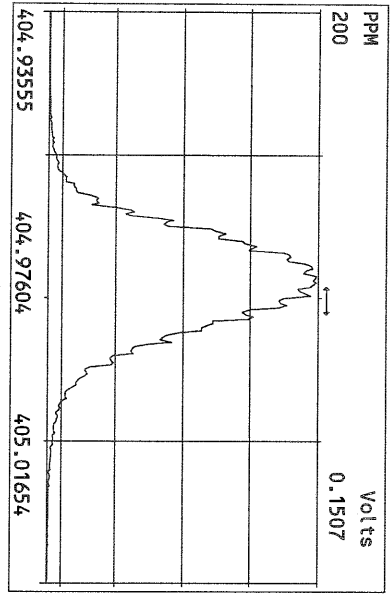
Data Backed Up: _____

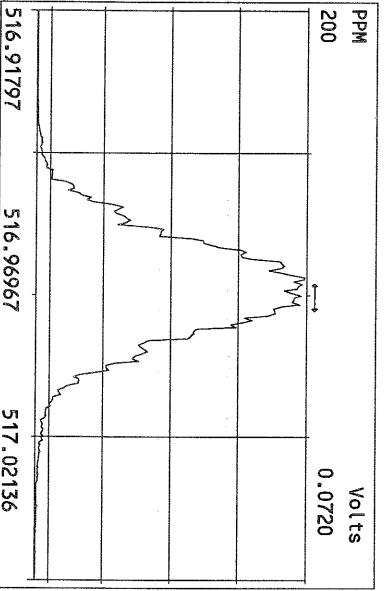
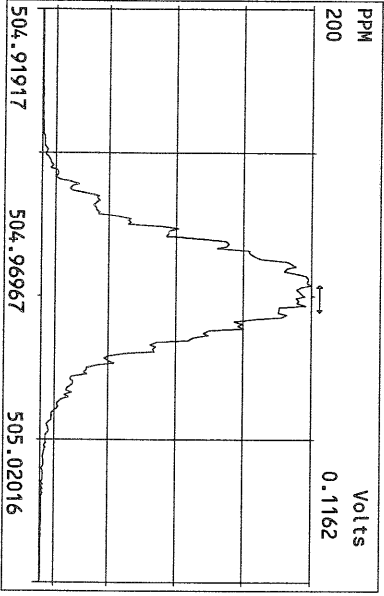
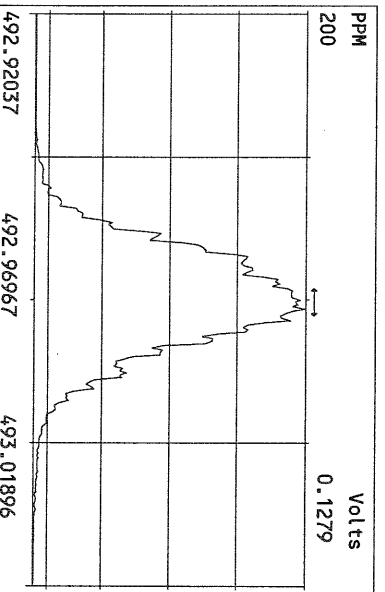
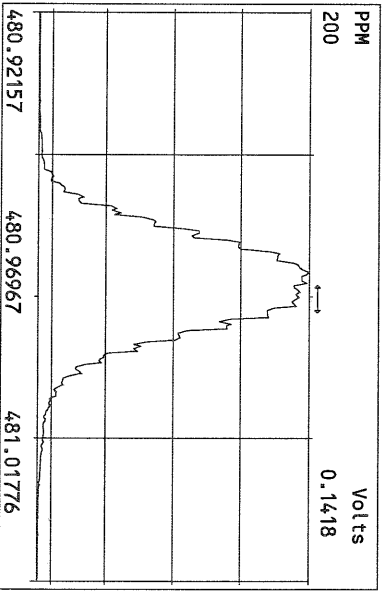
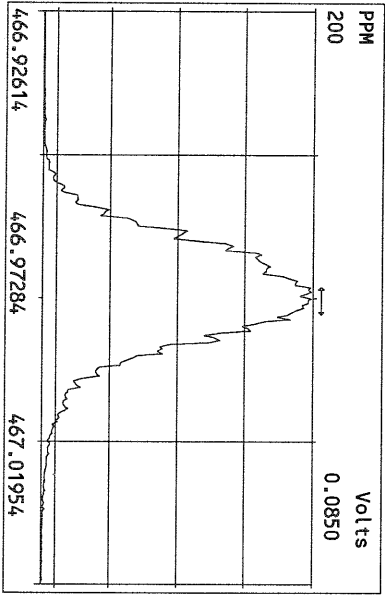
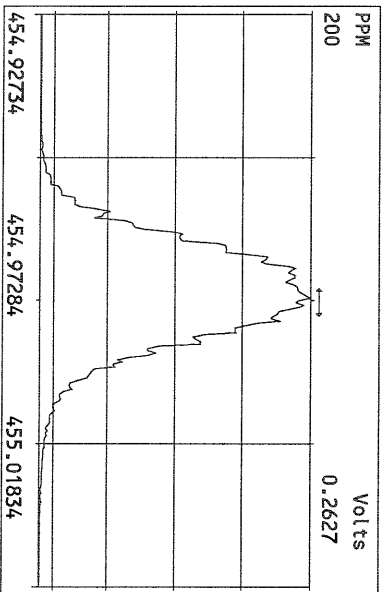
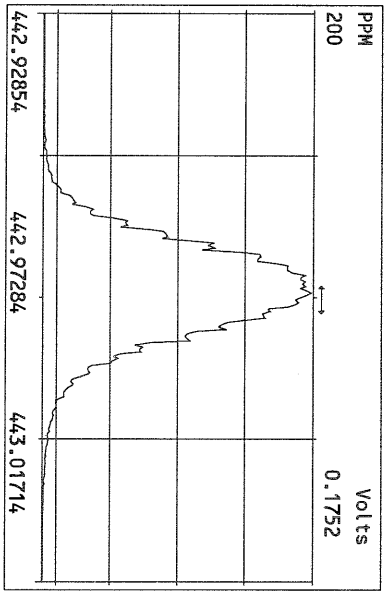
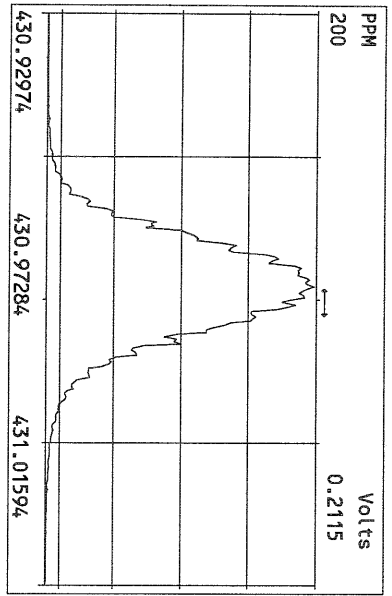
Date: _____



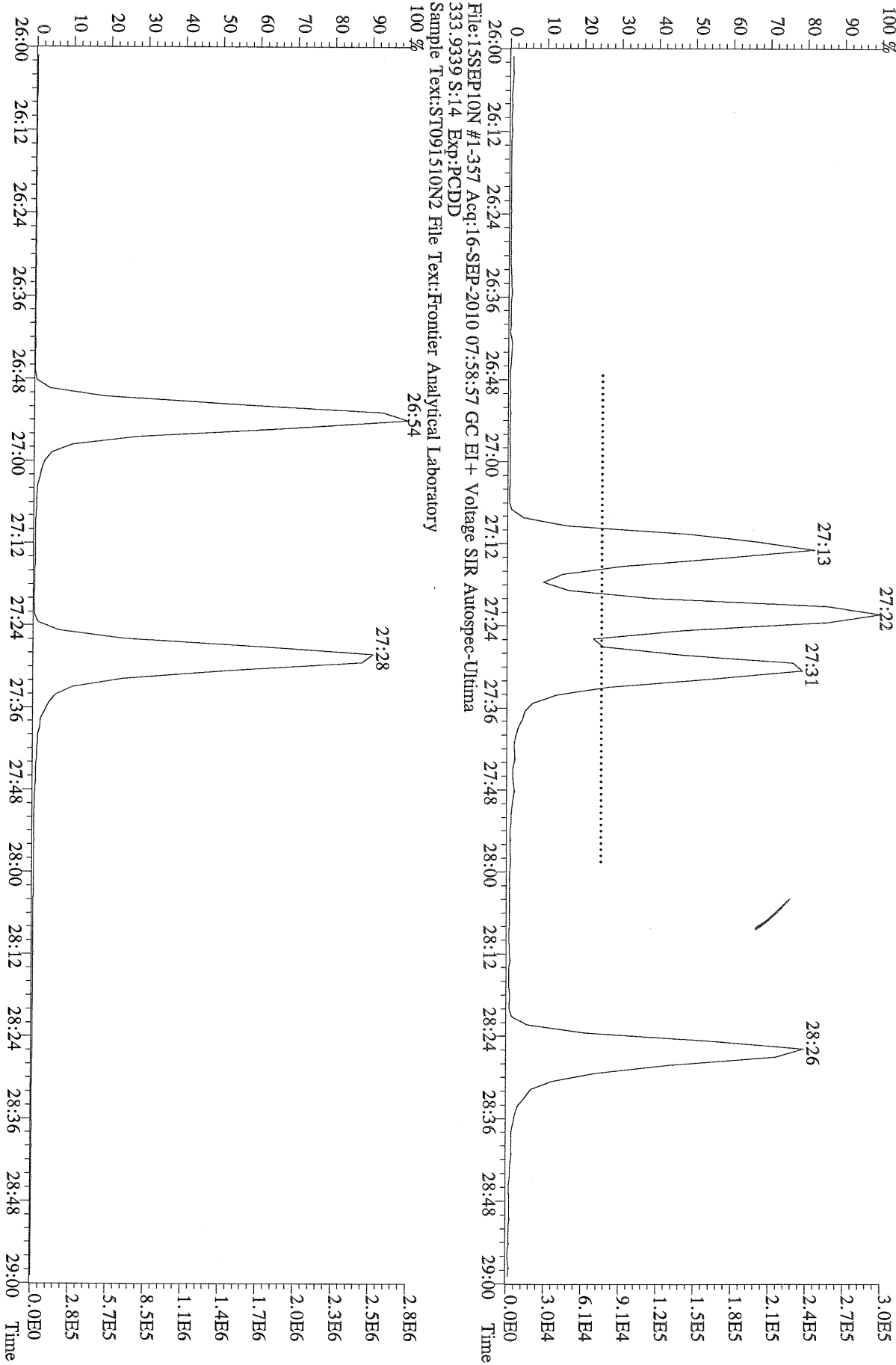






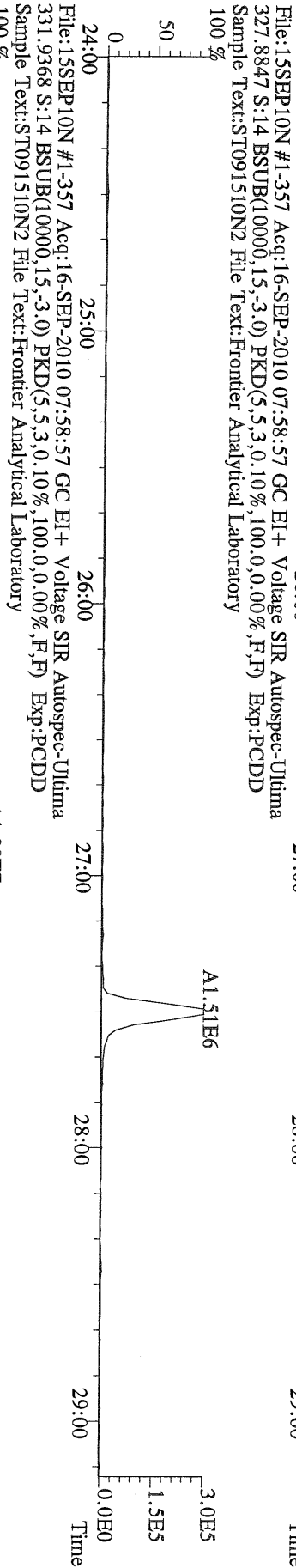
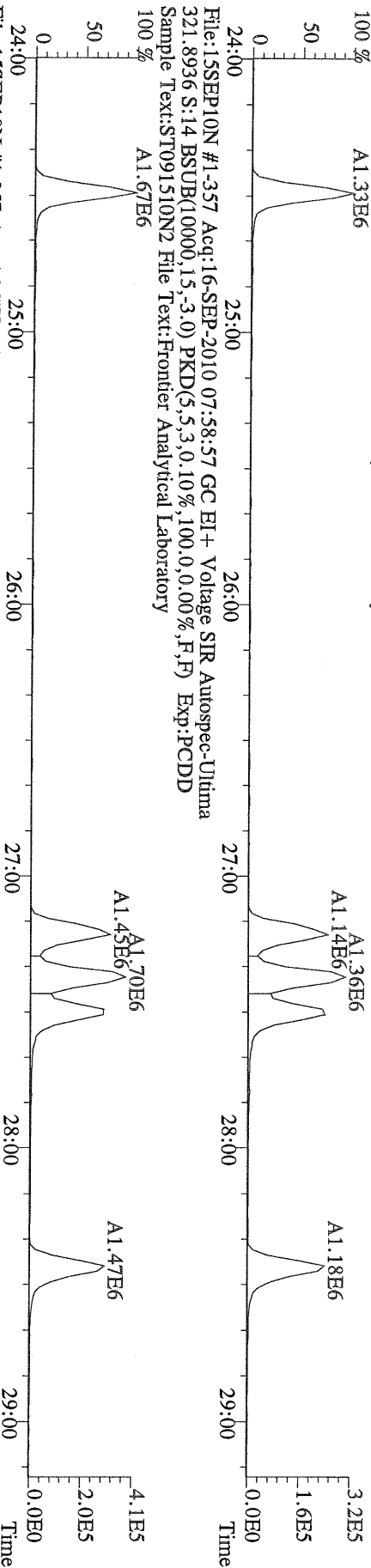


File:15SEP10N #1-357 Acq:16-SEP-2010 07:58:57 GC EI+ Voltage SIR Autospec-Utima
319.8965 S:14 Exp:PCDD
Sample Text:ST091510N2 File Text:Frontier Analytical Laboratory

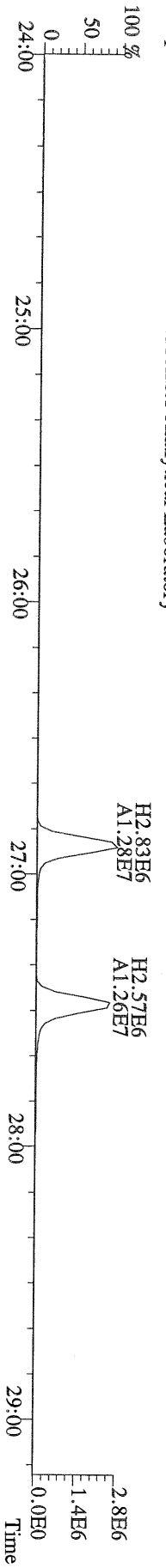


File:15SEP10N #1-357 Acq:16-SEP-2010 07:58:57 GC EI+ Voltage SIR Autospec-Utima
333.9339 S:14 Exp:PCDD
Sample Text:ST091510N2 File Text:Frontier Analytical Laboratory

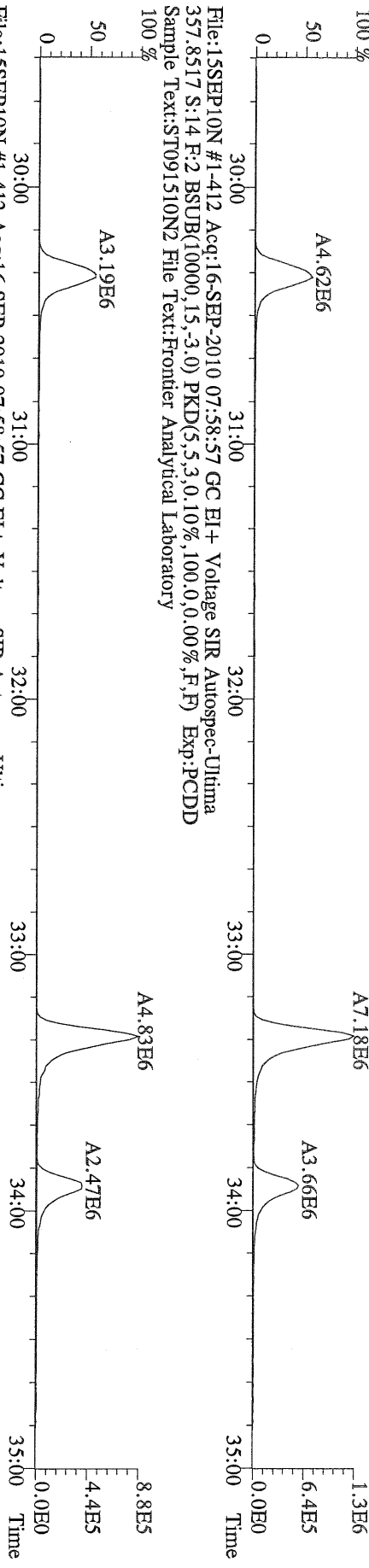
File:15SEP10N #1-357 Acq:16-SEP-2010 07:58:57 GC EI + Voltage SIR Autospec-Utima
319.8965 S:14 BSUB(10000,15,-3.0) PKD(5,5,3,0,10%,100.0,0.00%,F,F) Exp:PCDD
Sample Text:ST091510N2 File Text:Frontier Analytical Laboratory



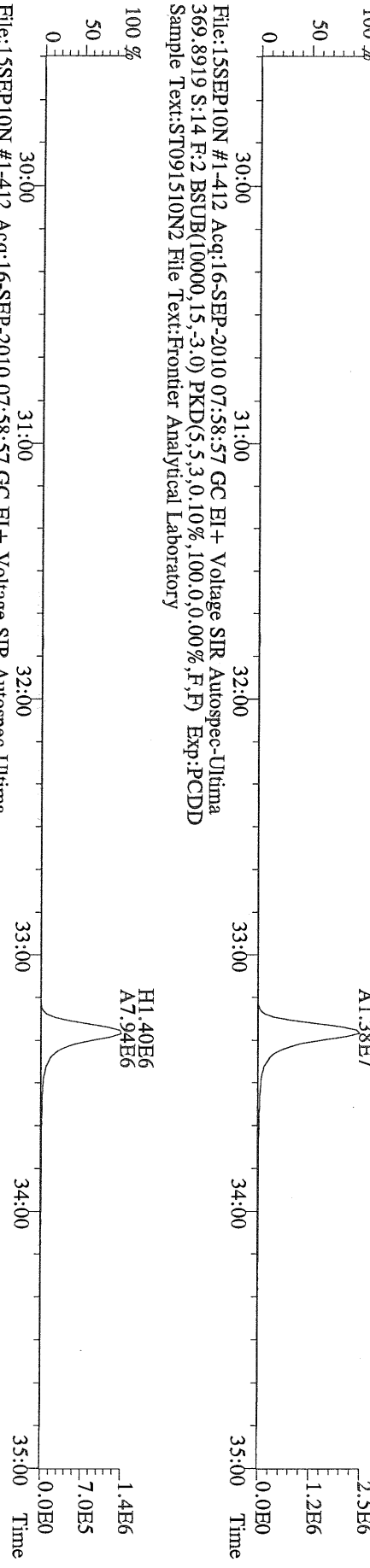
File:15SEP10N #1-357 Acq:16-SEP-2010 07:58:57 GC EI + Voltage SIR Autospec-Utima
333.9339 S:14 BSUB(10000,15,-3.0) PKD(5,5,3,0,10%,100.0,0.00%,F,F) Exp:PCDD
Sample Text:ST091510N2 File Text:Frontier Analytical Laboratory




File:15SEP10N #1-412 Acq:16-SEP-2010 07:58:57 GC EI + Voltage SIR Autospec-Utima
355.8546 S:14 F:2 BSUB(10000,15,-3.0) PKD(5,5,3,0.10%,100.0,0.00%,F,F) Exp:PCDD
Sample Text:ST091510N2 File Text:Frontier Analytical Laboratory



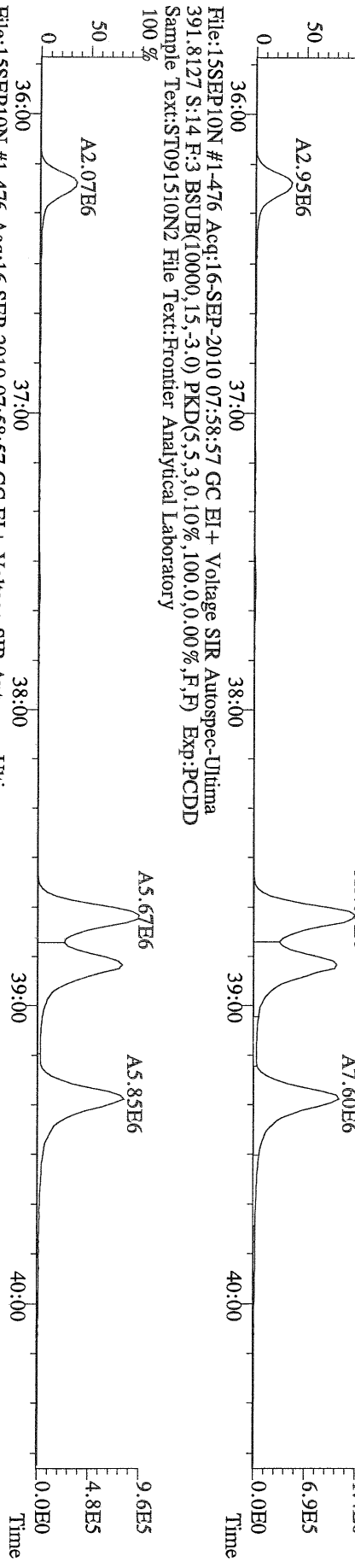
File:15SEP10N #1-412 Acq:16-SEP-2010 07:58:57 GC EI + Voltage SIR Autospec-Utima
367.8949 S:14 F:2 BSUB(10000,15,-3.0) PKD(5,5,3,0.10%,100.0,0.00%,F,F) Exp:PCDD
Sample Text:ST091510N2 File Text:Frontier Analytical Laboratory



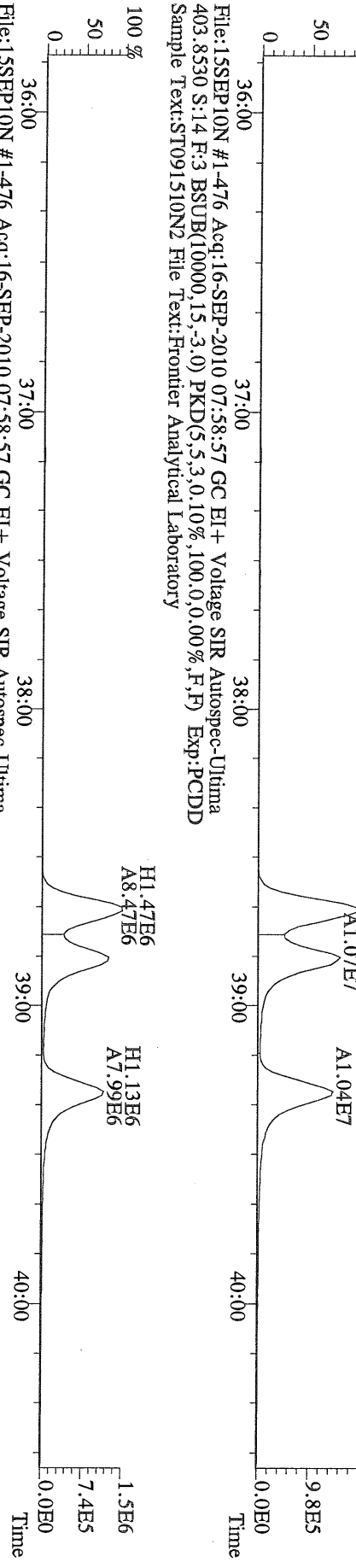
File:15SEP10N #1-412 Acq:16-SEP-2010 07:58:57 GC EI + Voltage SIR Autospec-Utima
366.9792 S:14 F:2 Exp:PCDD
Sample Text:ST091510N2 File Text:Frontier Analytical Laboratory



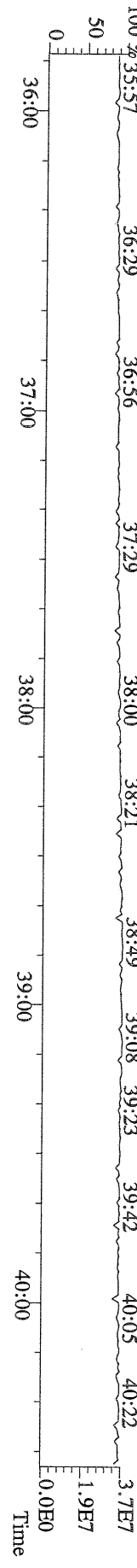
File:15SEP10N #1-476 Acq:16-SEP-2010 07:58:57 GC EI+ Voltage SIR Autospec-Utima
 389.8156 S:14 F:3 BSUB(10000,15,-3.0) PKD(5,5,3,0,10%,100,0,0,0.00%,F,F) Exp:PCDD
 Sample Text:ST091510N2 File Text:Frontier Analytical Laboratory



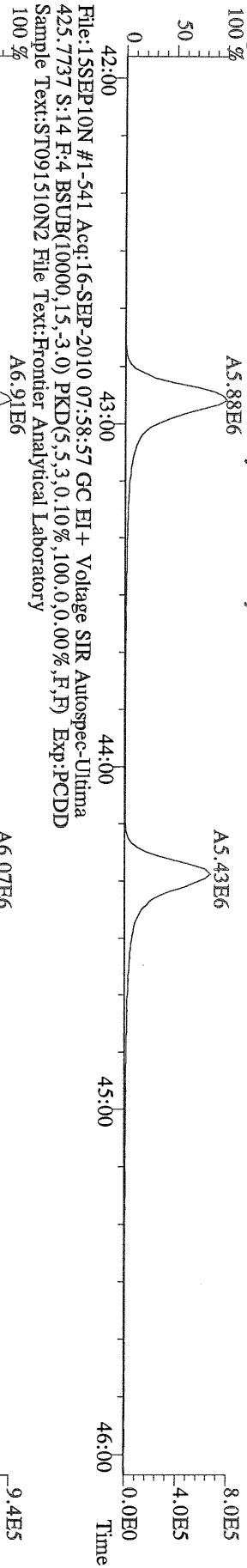
File:15SEP10N #1-476 Acq:16-SEP-2010 07:58:57 GC EI+ Voltage SIR Autospec-Utima
 401.8559 S:14 F:3 BSUB(10000,15,-3.0) PKD(5,5,3,0,10%,100,0,0,0.00%,F,F) Exp:PCDD
 Sample Text:ST091510N2 File Text:Frontier Analytical Laboratory



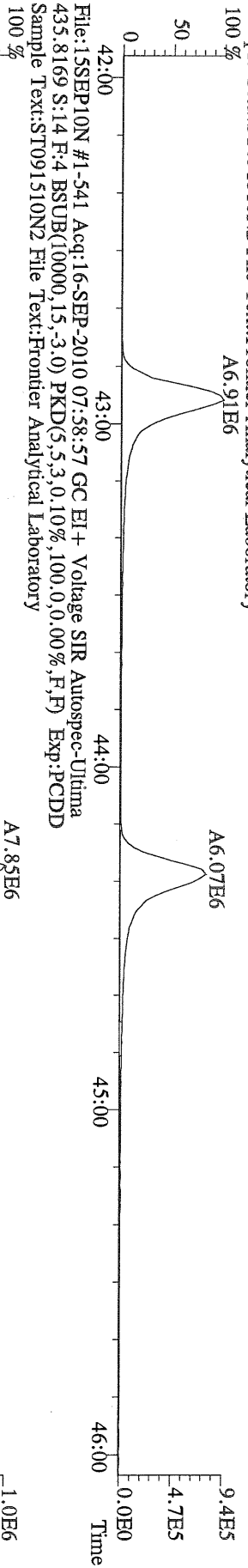
File:15SEP10N #1-476 Acq:16-SEP-2010 07:58:57 GC EI+ Voltage SIR Autospec-Utima
 380.9760 S:14 F:3 Exp:PCDD
 Sample Text:ST091510N2 File Text:Frontier Analytical Laboratory



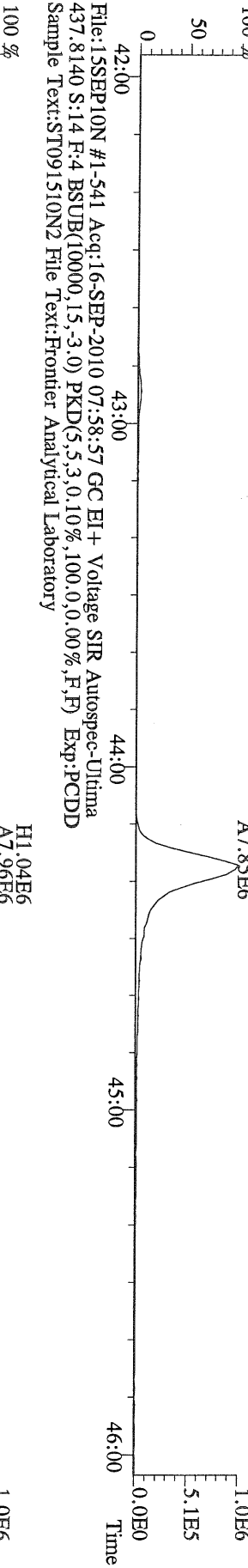
File:15SEP10N #1-541 Acq:16-SEP-2010 07:58:57 GC EI+ Voltage SIR Autospec-Utima
423.7767 S:14 F:4 BSUB(10000,15,-3.0) PKD(5,5,3,0.10%,100.0,0.00%,F,F) Exp:PCDD
Sample Text:ST091510N2 File Text:Frontier Analytical Laboratory



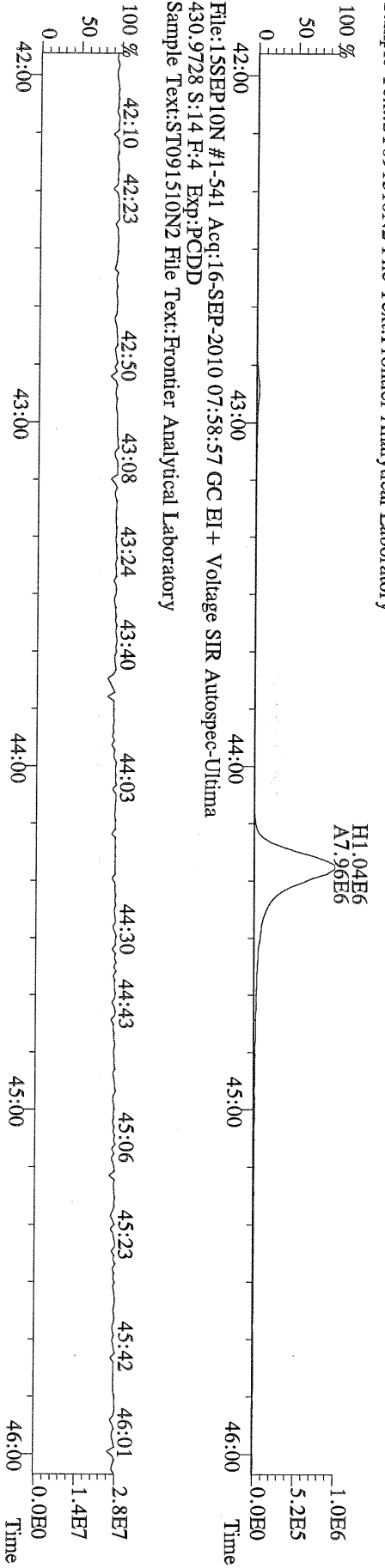
File:15SEP10N #1-541 Acq:16-SEP-2010 07:58:57 GC EI+ Voltage SIR Autospec-Utima
425.7737 S:14 F:4 BSUB(10000,15,-3.0) PKD(5,5,3,0.10%,100.0,0.00%,F,F) Exp:PCDD
Sample Text:ST091510N2 File Text:Frontier Analytical Laboratory



File:15SEP10N #1-541 Acq:16-SEP-2010 07:58:57 GC EI+ Voltage SIR Autospec-Utima
435.8169 S:14 F:4 BSUB(10000,15,-3.0) PKD(5,5,3,0.10%,100.0,0.00%,F,F) Exp:PCDD
Sample Text:ST091510N2 File Text:Frontier Analytical Laboratory

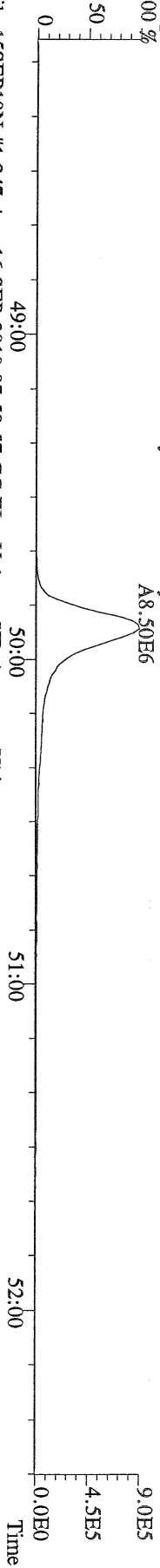


File:15SEP10N #1-541 Acq:16-SEP-2010 07:58:57 GC EI+ Voltage SIR Autospec-Utima
437.8140 S:14 F:4 BSUB(10000,15,-3.0) PKD(5,5,3,0.10%,100.0,0.00%,F,F) Exp:PCDD
Sample Text:ST091510N2 File Text:Frontier Analytical Laboratory

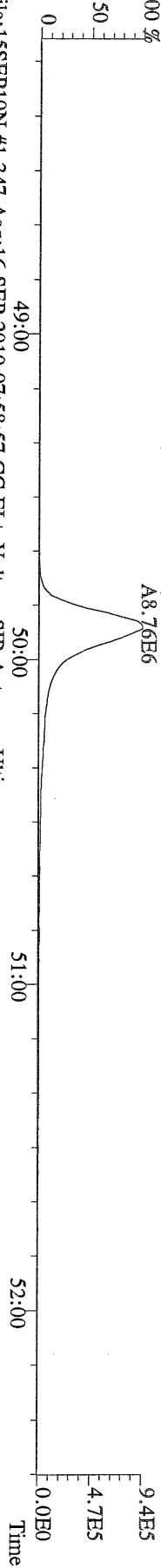


File:15SEP10N #1-541 Acq:16-SEP-2010 07:58:57 GC EI+ Voltage SIR Autospec-Utima
430.9728 S:14 F:4 Exp:PCDD
Sample Text:ST091510N2 File Text:Frontier Analytical Laboratory

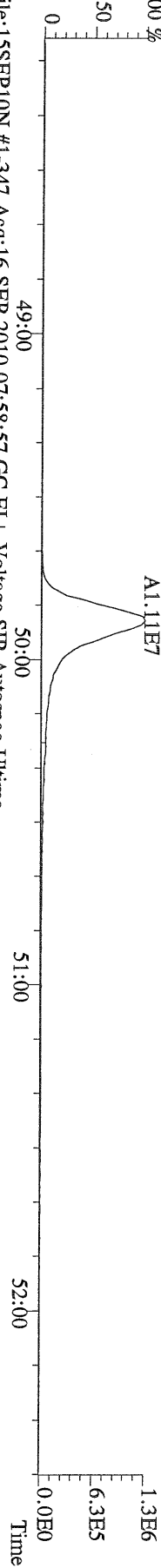
File:15SEP10N #1-347 Acq:16-SEP-2010 07:58:57 GC EI+ Voltage SIR Autospec-Utima
457.7377 S:14 F:5 BSUB(10000,15,-3.0) PKD(5,5,3,0,10%,100,0,0,00%,F,F) Exp:PCDD
Sample Text:ST091510N2 File Text:Frontier Analytical Laboratory



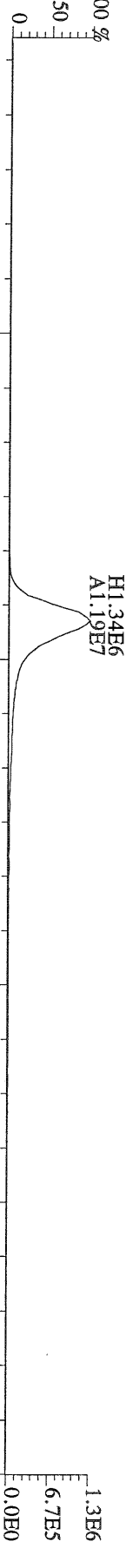
File:15SEP10N #1-347 Acq:16-SEP-2010 07:58:57 GC EI+ Voltage SIR Autospec-Utima
459.7348 S:14 F:5 BSUB(10000,15,-3.0) PKD(5,5,3,0,10%,100,0,0,00%,F,F) Exp:PCDD
Sample Text:ST091510N2 File Text:Frontier Analytical Laboratory




File:15SEP10N #1-347 Acq:16-SEP-2010 07:58:57 GC EI+ Voltage SIR Autospec-Utima
469.7780 S:14 F:5 BSUB(10000,15,-3.0) PKD(5,5,3,0,10%,100,0,0,00%,F,F) Exp:PCDD
Sample Text:ST091510N2 File Text:Frontier Analytical Laboratory



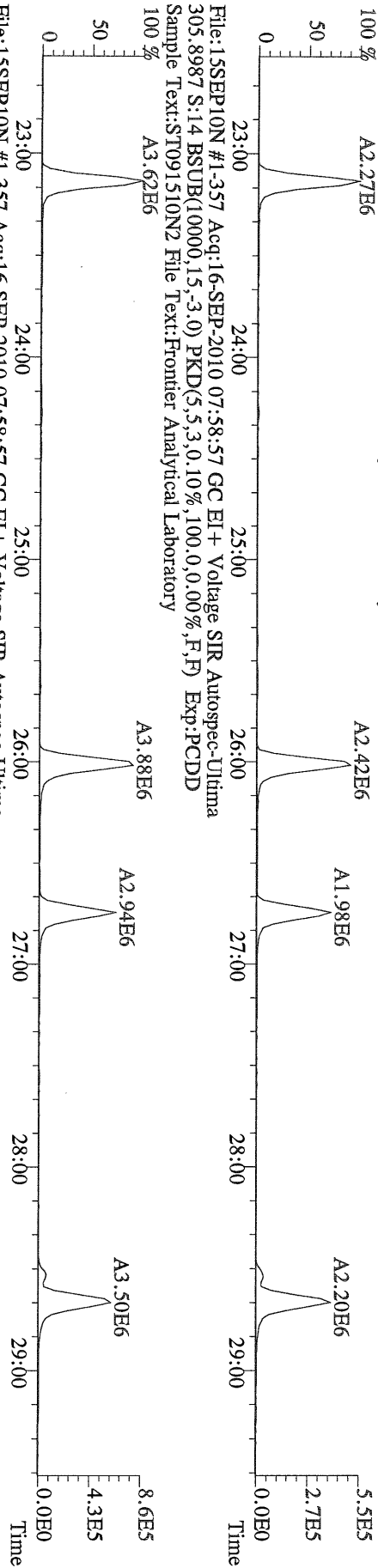
File:15SEP10N #1-347 Acq:16-SEP-2010 07:58:57 GC EI+ Voltage SIR Autospec-Utima
471.7750 S:14 F:5 BSUB(10000,15,-3.0) PKD(5,5,3,0,10%,100,0,0,00%,F,F) Exp:PCDD
Sample Text:ST091510N2 File Text:Frontier Analytical Laboratory



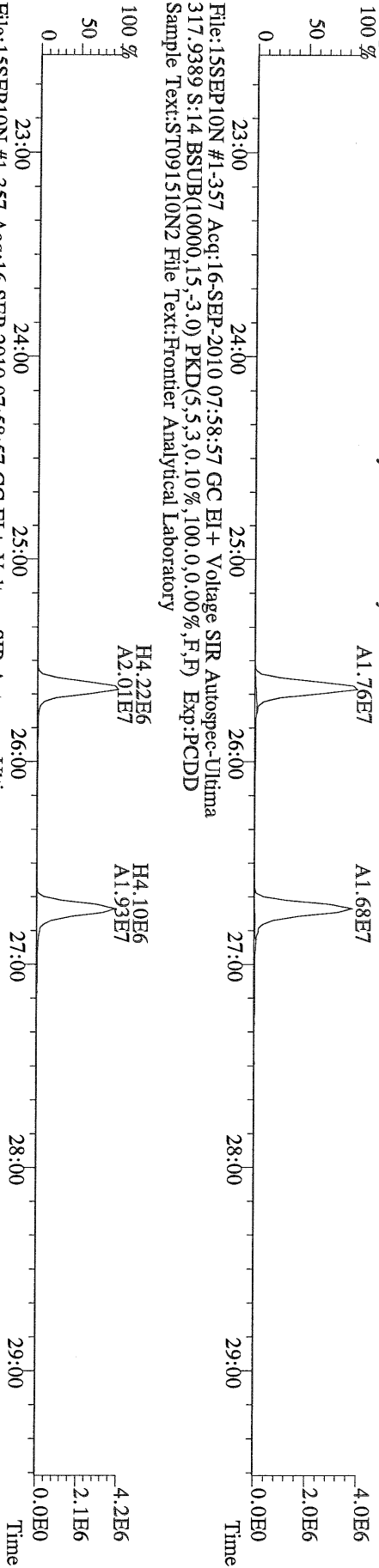
File:15SEP10N #1-347 Acq:16-SEP-2010 07:58:57 GC EI+ Voltage SIR Autospec-Utima
454.9728 S:14 F:5 Exp:PCDD
Sample Text:ST091510N2 File Text:Frontier Analytical Laboratory



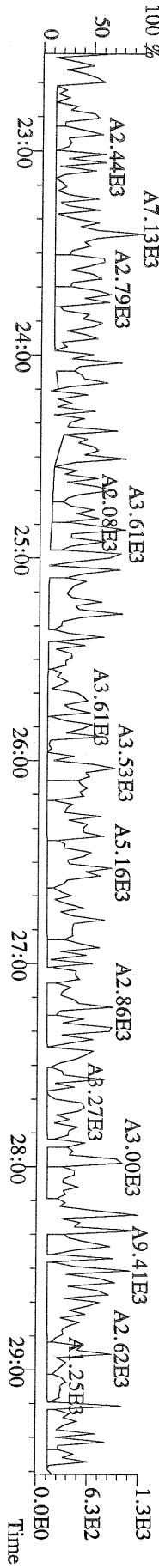
File:15SEP10N #1-357 Acq:16-SEP-2010 07:58:57 GC EI + Voltage SIR Autospec-Ultima
 303.9016 S:1.4 BSUB(10000,15,-3.0) PKD(5,5,3,0,10%,100.0,0.00%,F,F) Exp:PCDD
 Sample Text:ST091510N2 File Text:Frontier Analytical Laboratory




File:15SEP10N #1-357 Acq:16-SEP-2010 07:58:57 GC EI + Voltage SIR Autospec-Ultima
 315.9419 S:1.4 BSUB(10000,15,-3.0) PKD(5,5,3,0,10%,100.0,0.00%,F,F) Exp:PCDD
 Sample Text:ST091510N2 File Text:Frontier Analytical Laboratory



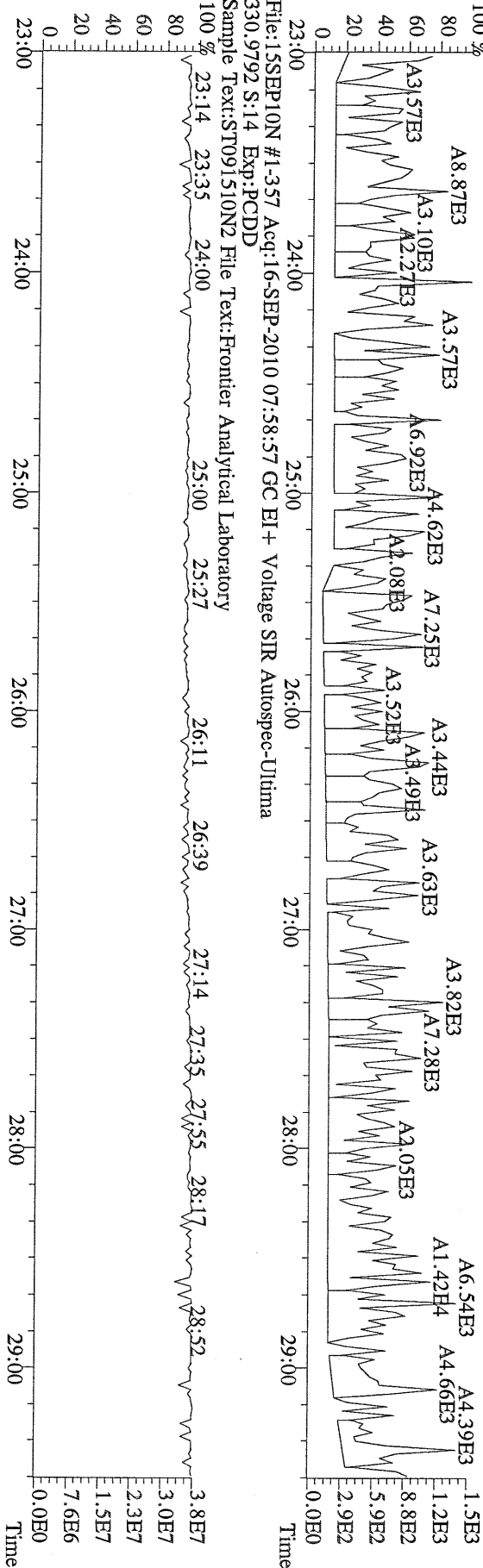
File:15SEP10N #1-357 Acq:16-SEP-2010 07:58:57 GC EI + Voltage SIR Autospec-Ultima
 375.8364 S:1.4 BSUB(10000,15,-3.0) PKD(5,5,3,0,10%,100.0,0.00%,F,F) Exp:PCDD
 Sample Text:ST091510N2 File Text:Frontier Analytical Laboratory



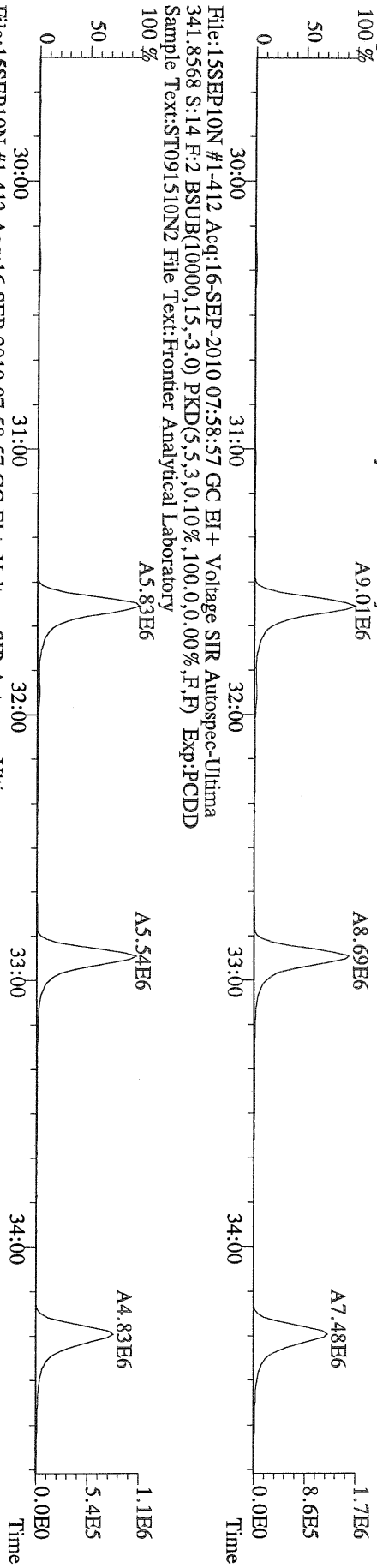
File:15SEP10N #1-357 Acq:16-SEP-2010 07:58:57 GC EI+ Voltage SIR Autospec-Ultima
 339.8597 S:14 BSUB(10000,15,-3.0) PKD(5,5,3,0,10%,100,0,0,00%,F,F) Exp:PCDD
 Sample Text:ST091510N2 File Text:Frontier Analytical Laboratory



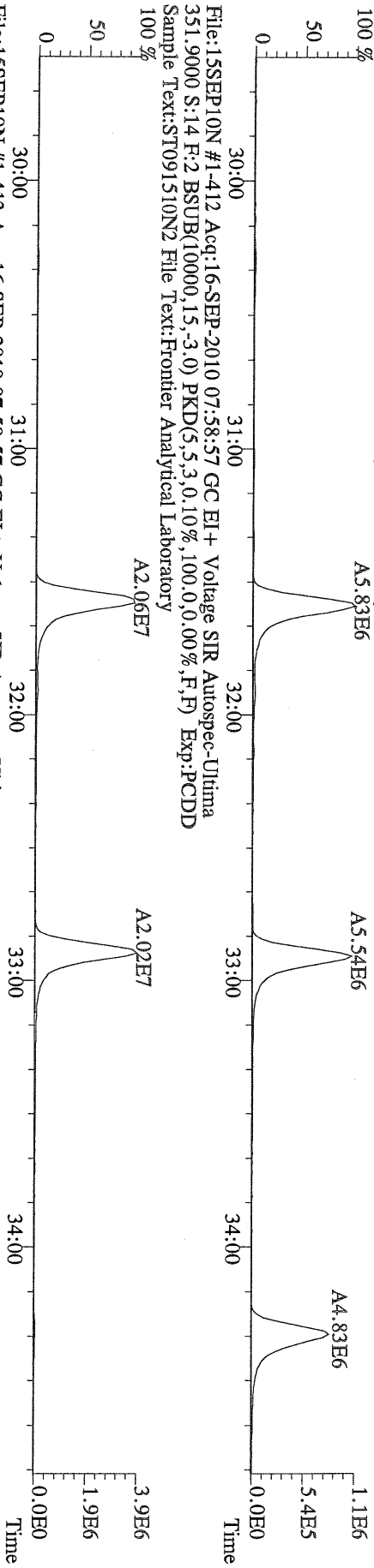
File:15SEP10N #1-357 Acq:16-SEP-2010 07:58:57 GC EI+ Voltage SIR Autospec-Ultima
 409.7974 S:14 BSUB(10000,15,-3.0) PKD(5,5,3,0,10%,100,0,0,00%,F,F) Exp:PCDD
 Sample Text:ST091510N2 File Text:Frontier Analytical Laboratory




File:15SEP10N #1-412 Acq:16-SEP-2010 07:58:57 GC EI + Voltage SIR Autospec-Ultima
339.8597 S:14 F:2 BSUB(10000,15,-3,0) PKD(5,5,3,0,10%,100,0,0,0,0,0) Exp:PCDD
Sample Text:ST091510N2 File Text:Frontier Analytical Laboratory



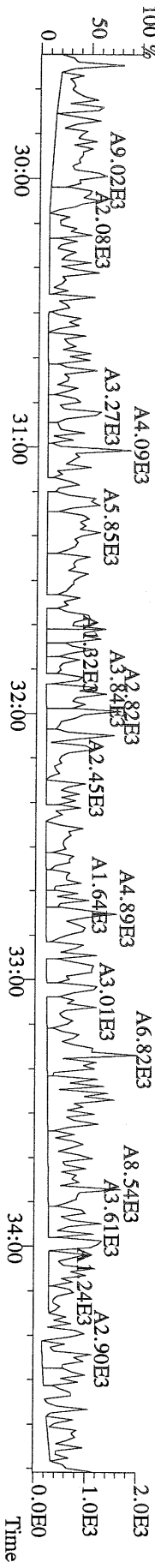
File:15SEP10N #1-412 Acq:16-SEP-2010 07:58:57 GC EI + Voltage SIR Autospec-Ultima
341.8568 S:14 F:2 BSUB(10000,15,-3,0) PKD(5,5,3,0,10%,100,0,0,0,0,0) Exp:PCDD
Sample Text:ST091510N2 File Text:Frontier Analytical Laboratory



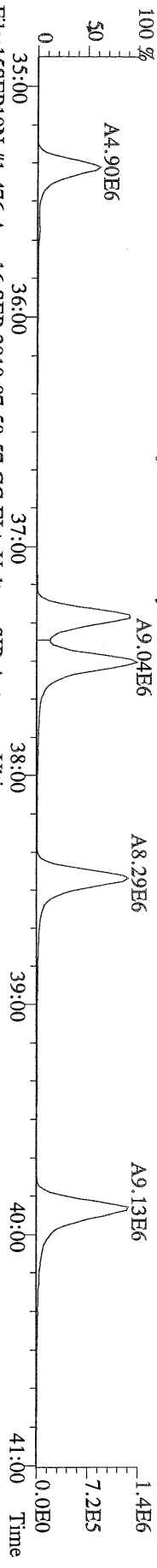
File:15SEP10N #1-412 Acq:16-SEP-2010 07:58:57 GC EI + Voltage SIR Autospec-Ultima
353.8970 S:14 F:2 BSUB(10000,15,-3,0) PKD(5,5,3,0,10%,100,0,0,0,0,0) Exp:PCDD
Sample Text:ST091510N2 File Text:Frontier Analytical Laboratory



File:15SEP10N #1-412 Acq:16-SEP-2010 07:58:57 GC EI + Voltage SIR Autospec-Ultima
409.7974 S:14 F:2 BSUB(10000,15,-3,0) PKD(5,5,3,0,10%,100,0,0,0,0,0) Exp:PCDD
Sample Text:ST091510N2 File Text:Frontier Analytical Laboratory



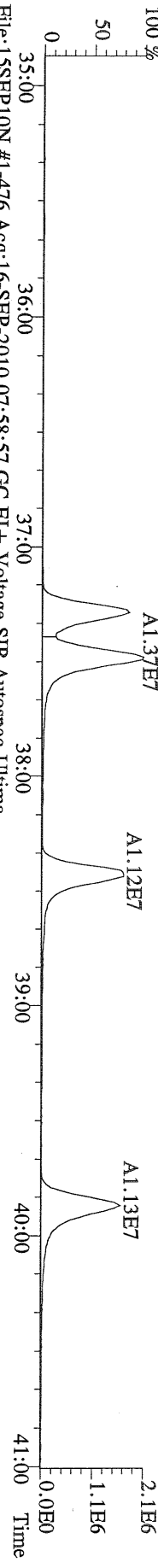
File:15SEP10N #1-476 Acq:16-SEP-2010 07:58:57 GC EI+ Voltage SIR Autospec-Ultima
 373.8207 S:14 F:3 BSUB(10000,15,-3.0) PKD(5,5,3,0,10%,100,0,0,00%,F,F) Exp:PCDD
 Sample Text:ST091510N2 File Text:Frontier Analytical Laboratory



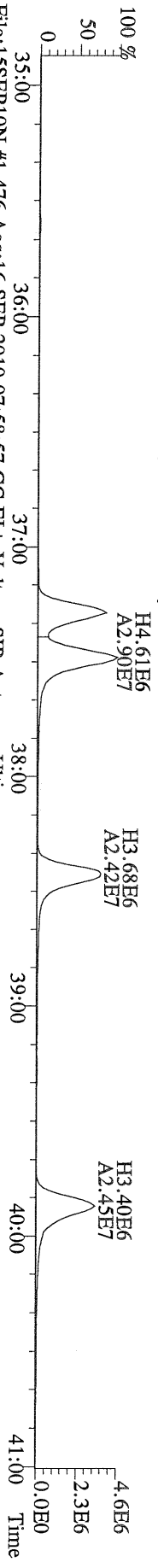
File:15SEP10N #1-476 Acq:16-SEP-2010 07:58:57 GC EI+ Voltage SIR Autospec-Ultima
 375.8178 S:14 F:3 BSUB(10000,15,-3.0) PKD(5,5,3,0,10%,100,0,0,00%,F,F) Exp:PCDD
 Sample Text:ST091510N2 File Text:Frontier Analytical Laboratory



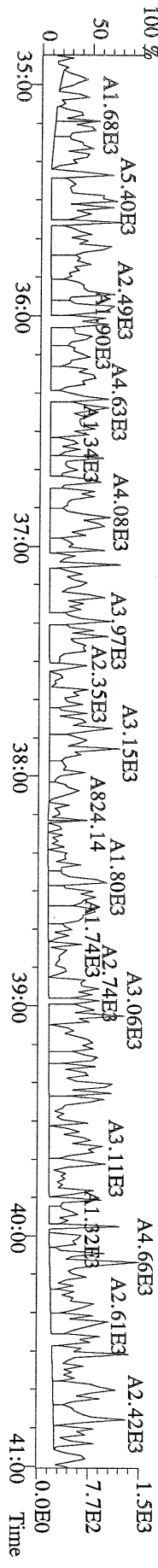
File:15SEP10N #1-476 Acq:16-SEP-2010 07:58:57 GC EI+ Voltage SIR Autospec-Ultima
 383.8639 S:14 F:3 BSUB(10000,15,-3.0) PKD(5,5,3,0,10%,100,0,0,00%,F,F) Exp:PCDD
 Sample Text:ST091510N2 File Text:Frontier Analytical Laboratory



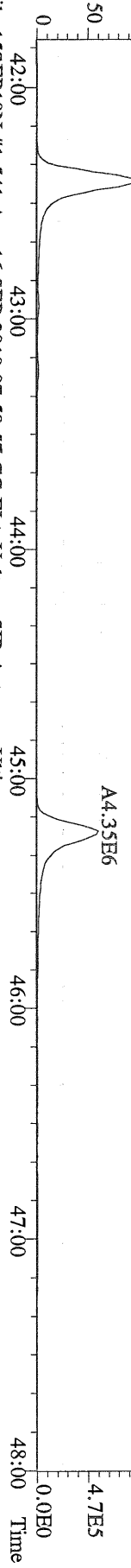
File:15SEP10N #1-476 Acq:16-SEP-2010 07:58:57 GC EI+ Voltage SIR Autospec-Ultima
 385.8610 S:14 F:3 BSUB(10000,15,-3.0) PKD(5,5,3,0,10%,100,0,0,00%,F,F) Exp:PCDD
 Sample Text:ST091510N2 File Text:Frontier Analytical Laboratory



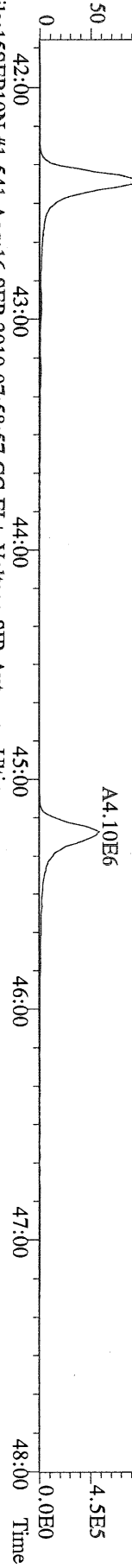
File:15SEP10N #1-476 Acq:16-SEP-2010 07:58:57 GC EI+ Voltage SIR Autospec-Ultima
 445.7555 S:14 F:3 BSUB(10000,15,-3.0) PKD(5,5,3,0,10%,100,0,0,00%,F,F) Exp:PCDD
 Sample Text:ST091510N2 File Text:Frontier Analytical Laboratory



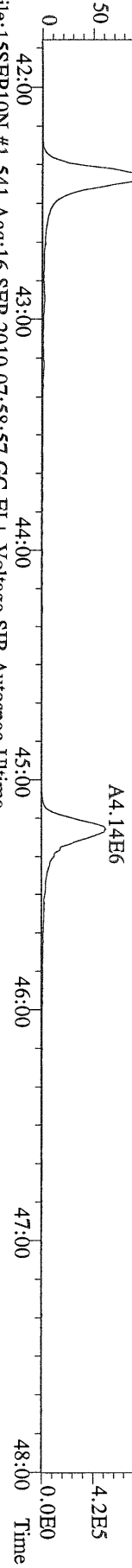
File:15SEP10N #1-541 Acq:16-SEP-2010 07:58:57 GC EI+ Voltage SIR Autospec-Utima
 407.7818 S:14 F:4 BSUB(10000,15,-3.0) PKD(5,5,3,0,10%,100,0,0,0.00%,F,F) Exp:PCDD
 Sample Text:ST091510N2 File Text:Frontier Analytical Laboratory



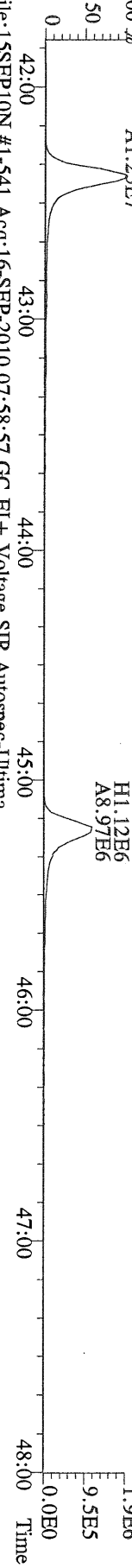
File:15SEP10N #1-541 Acq:16-SEP-2010 07:58:57 GC EI+ Voltage SIR Autospec-Utima
 409.7788 S:14 F:4 BSUB(10000,15,-3.0) PKD(5,5,3,0,10%,100,0,0,0.00%,F,F) Exp:PCDD
 Sample Text:ST091510N2 File Text:Frontier Analytical Laboratory




File:15SEP10N #1-541 Acq:16-SEP-2010 07:58:57 GC EI+ Voltage SIR Autospec-Utima
 417.8253 S:14 F:4 BSUB(10000,15,-3.0) PKD(5,5,3,0,10%,100,0,0,0.00%,F,F) Exp:PCDD
 Sample Text:ST091510N2 File Text:Frontier Analytical Laboratory



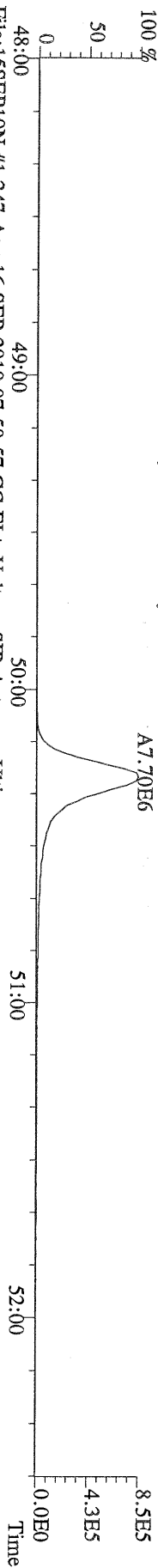
File:15SEP10N #1-541 Acq:16-SEP-2010 07:58:57 GC EI+ Voltage SIR Autospec-Utima
 419.8220 S:14 F:4 BSUB(10000,15,-3.0) PKD(5,5,3,0,10%,100,0,0,0.00%,F,F) Exp:PCDD
 Sample Text:ST091510N2 File Text:Frontier Analytical Laboratory



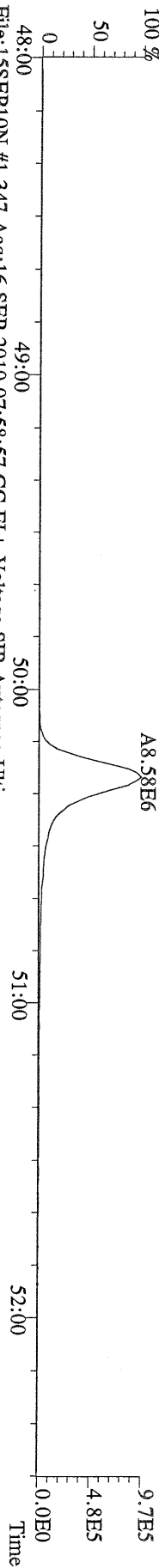
File:15SEP10N #1-541 Acq:16-SEP-2010 07:58:57 GC EI+ Voltage SIR Autospec-Utima
 479.7165 S:14 F:4 BSUB(10000,15,-3.0) PKD(5,5,3,0,10%,100,0,0,0.00%,F,F) Exp:PCDD
 Sample Text:ST091510N2 File Text:Frontier Analytical Laboratory



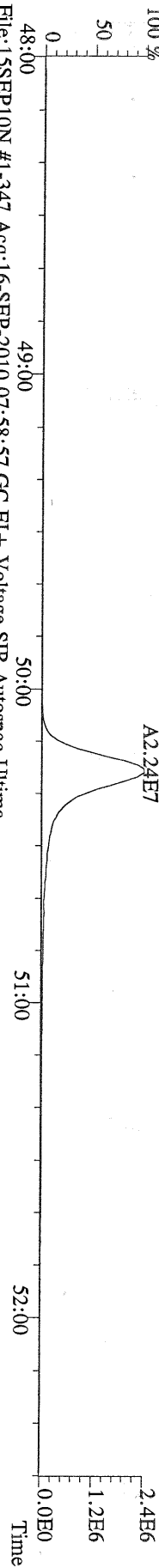
File:15SEP10N #1-347 Acq:16-SEP-2010 07:58:57 GC EI+ Voltage SIR Autospec-Utima
441.7428 S:14 F:5 BSUB(10000,15,-3.0) PKD(5,5,3,0,10%,100,0,0,0.00%,F,F) Exp:PCDD
Sample Text:ST091510N2 File Text:Frontier Analytical Laboratory



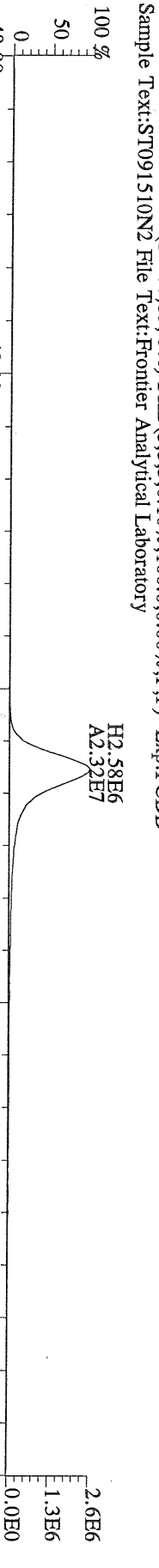
File:15SEP10N #1-347 Acq:16-SEP-2010 07:58:57 GC EI+ Voltage SIR Autospec-Utima
443.7398 S:14 F:5 BSUB(10000,15,-3.0) PKD(5,5,3,0,10%,100,0,0,0.00%,F,F) Exp:PCDD
Sample Text:ST091510N2 File Text:Frontier Analytical Laboratory



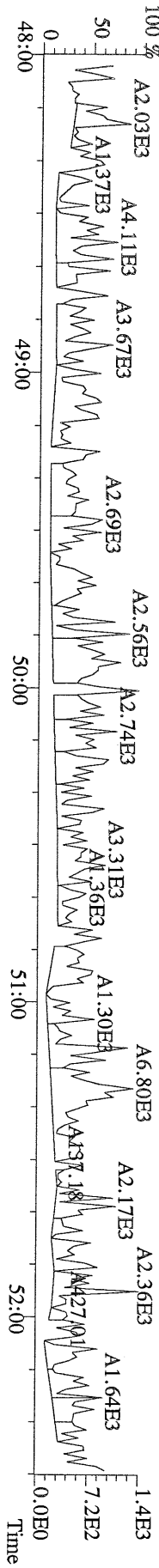
File:15SEP10N #1-347 Acq:16-SEP-2010 07:58:57 GC EI+ Voltage SIR Autospec-Utima
453.7831 S:14 F:5 BSUB(10000,15,-3.0) PKD(5,5,3,0,10%,100,0,0,0.00%,F,F) Exp:PCDD
Sample Text:ST091510N2 File Text:Frontier Analytical Laboratory

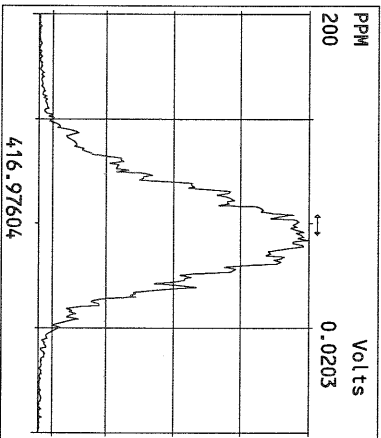
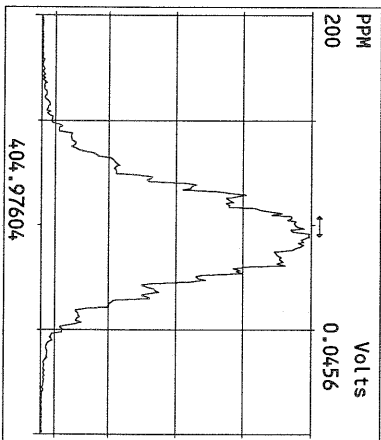
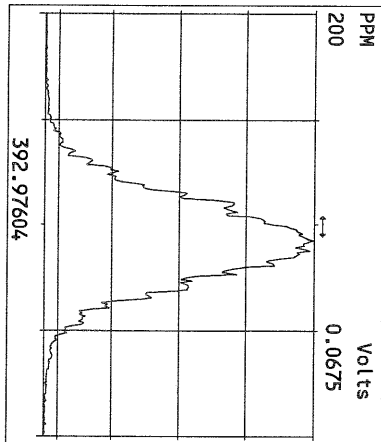
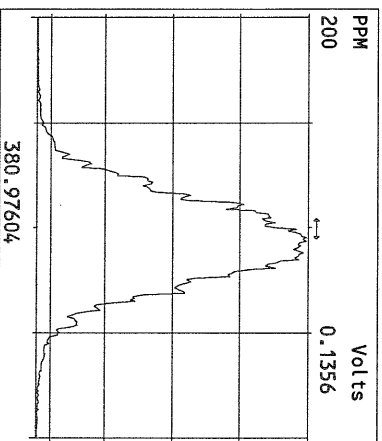
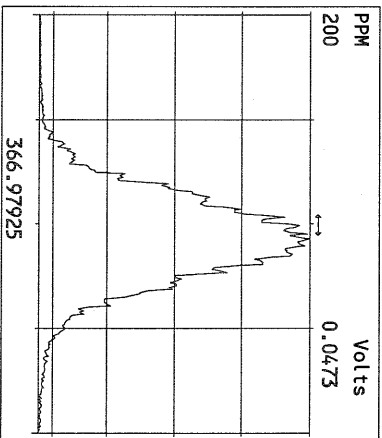
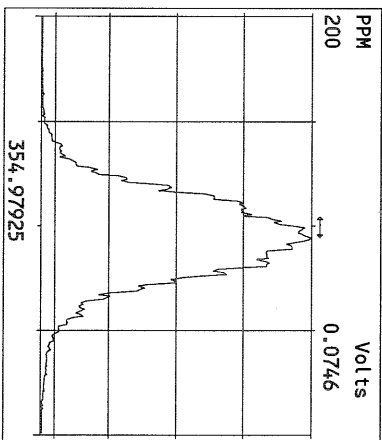
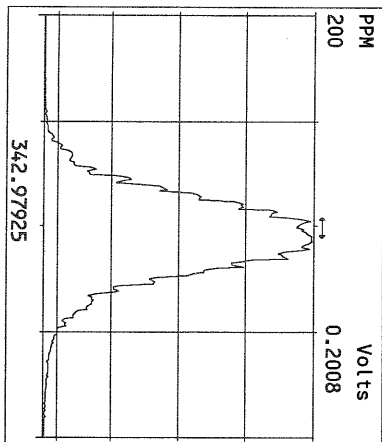
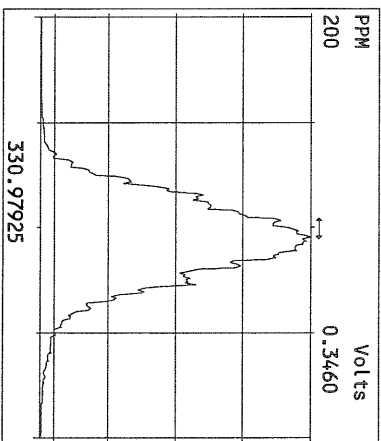
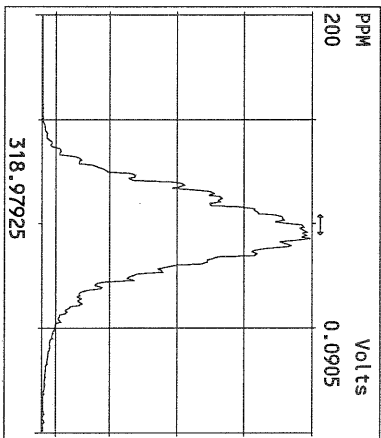
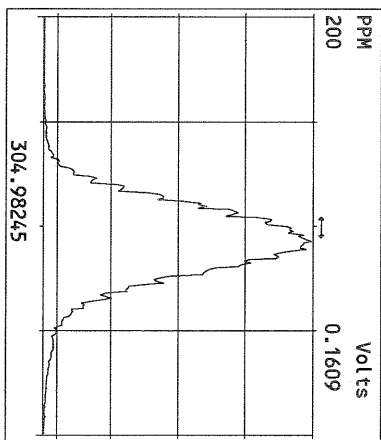
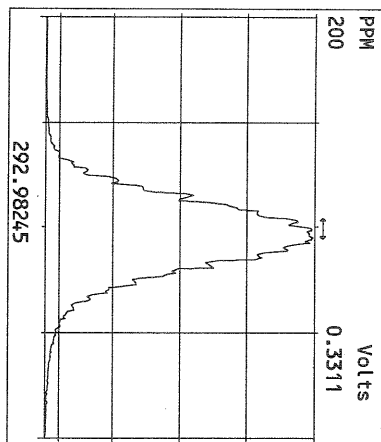


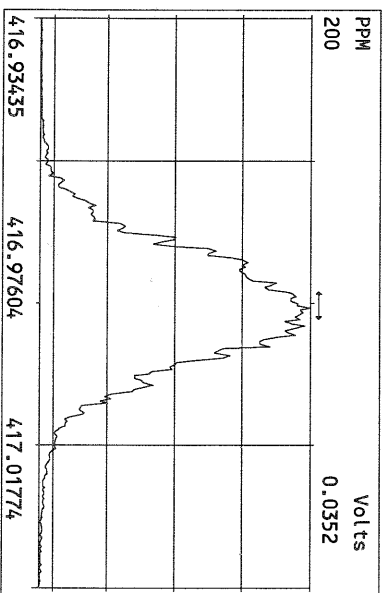
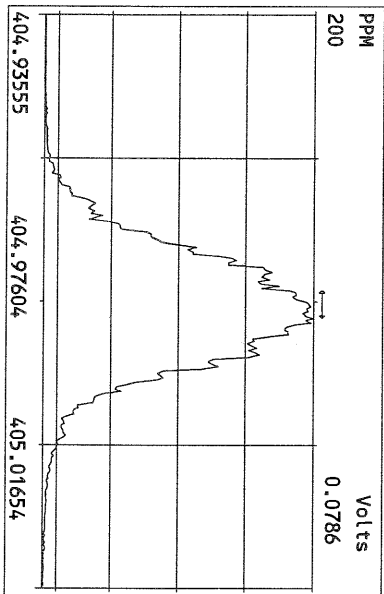
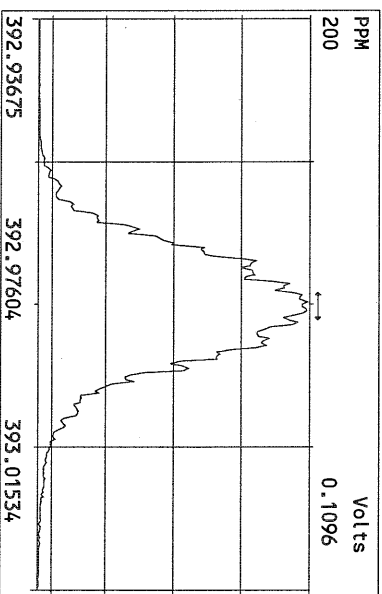
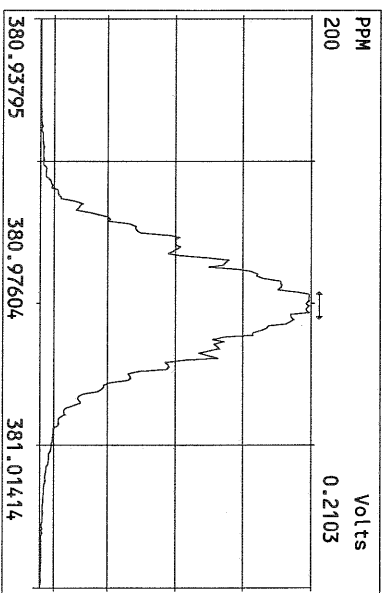
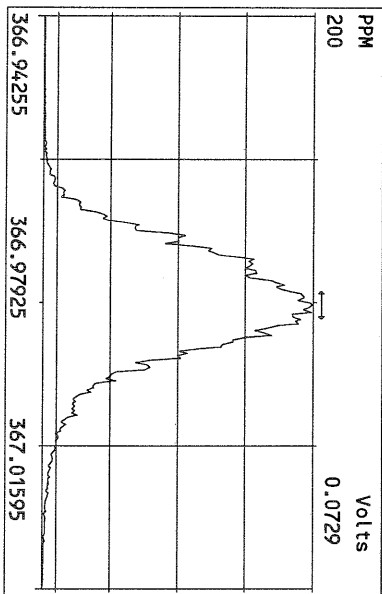
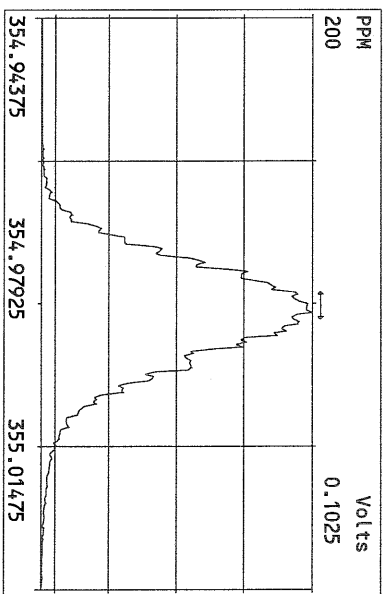
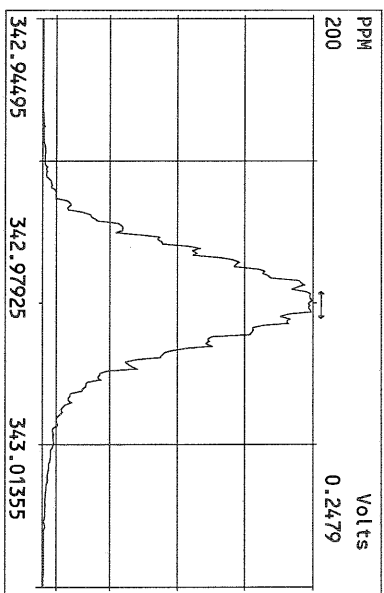
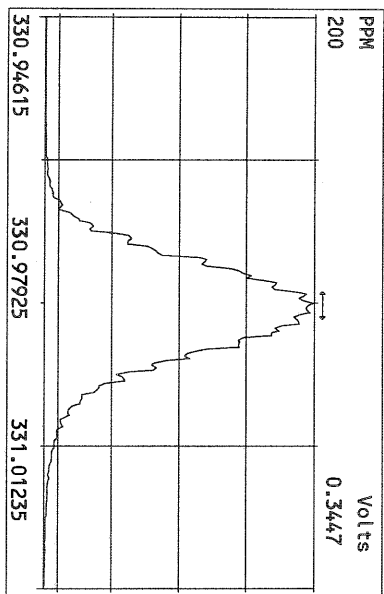
File:15SEP10N #1-347 Acq:16-SEP-2010 07:58:57 GC EI+ Voltage SIR Autospec-Utima
455.7801 S:14 F:5 BSUB(10000,15,-3.0) PKD(5,5,3,0,10%,100,0,0,0.00%,F,F) Exp:PCDD
Sample Text:ST091510N2 File Text:Frontier Analytical Laboratory

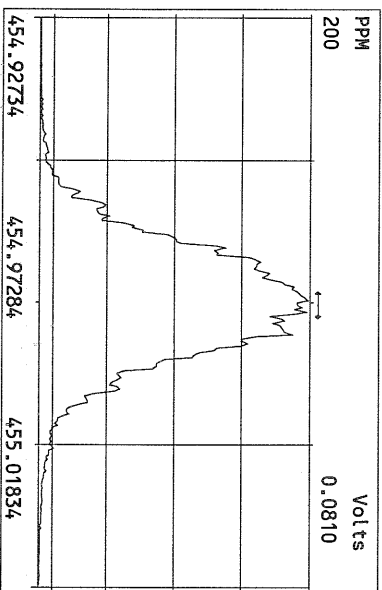
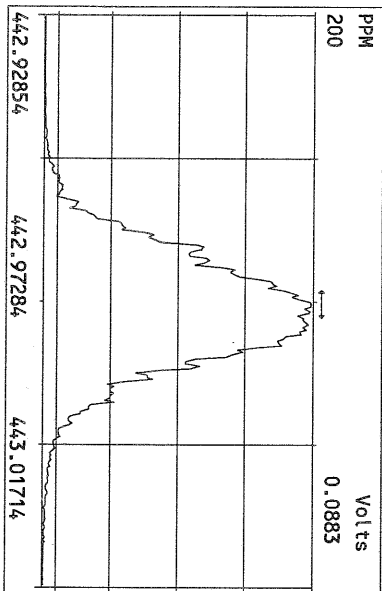
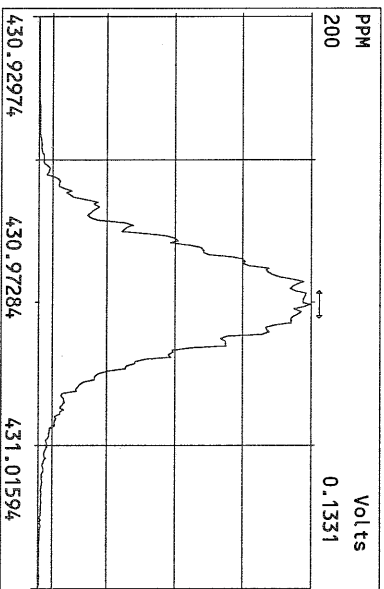
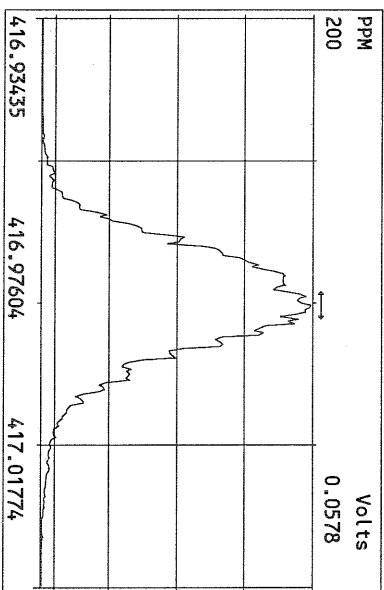
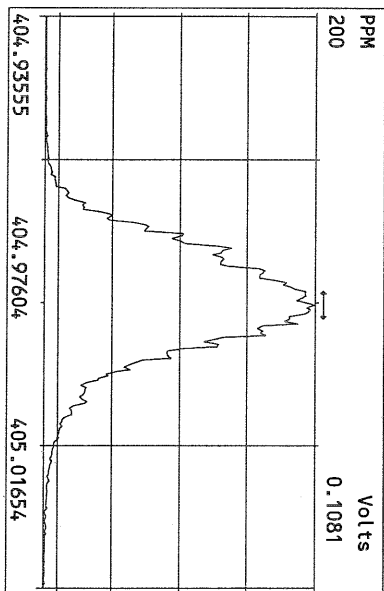
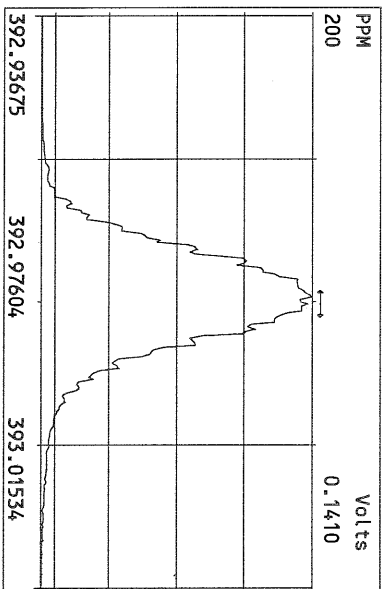
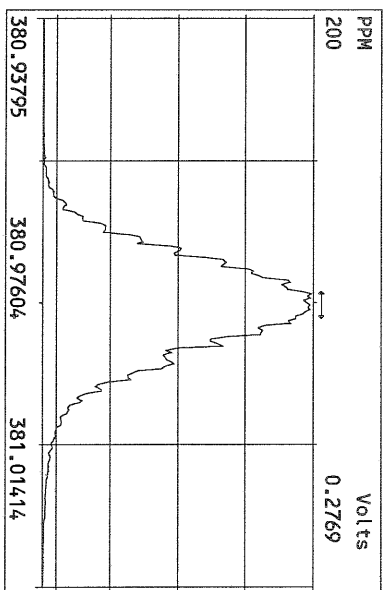
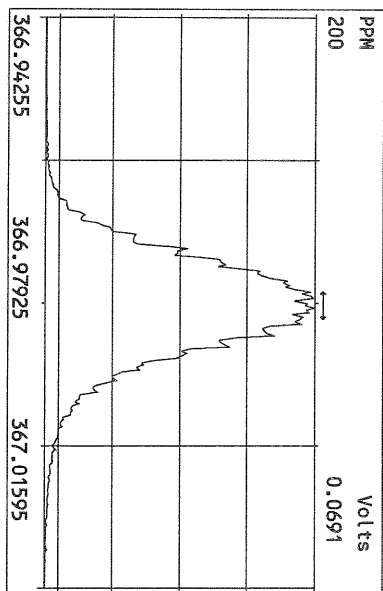


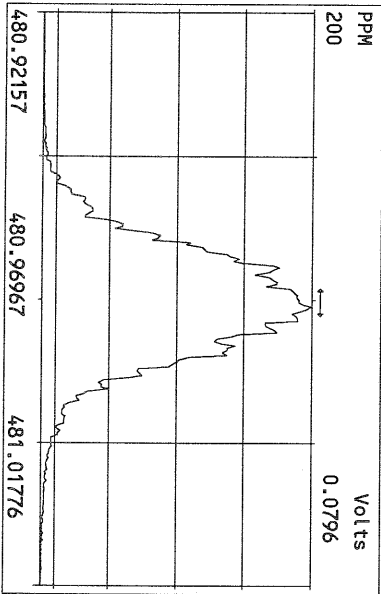
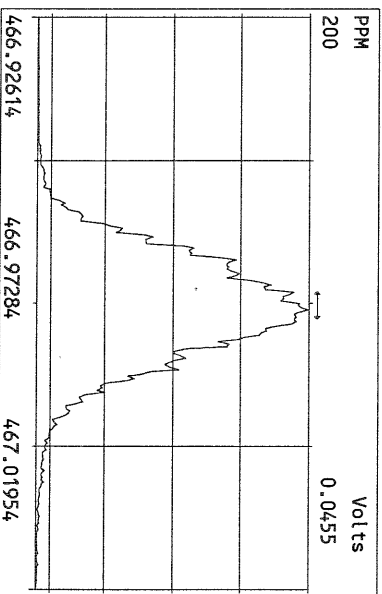
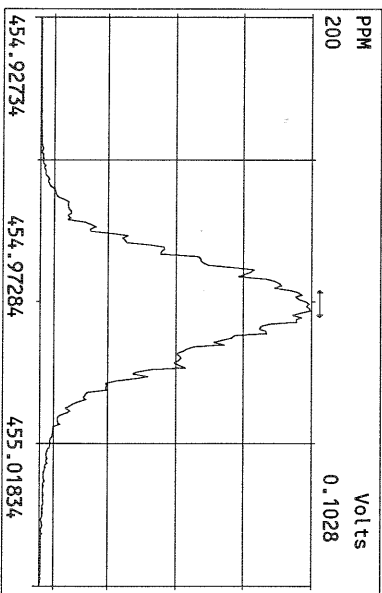
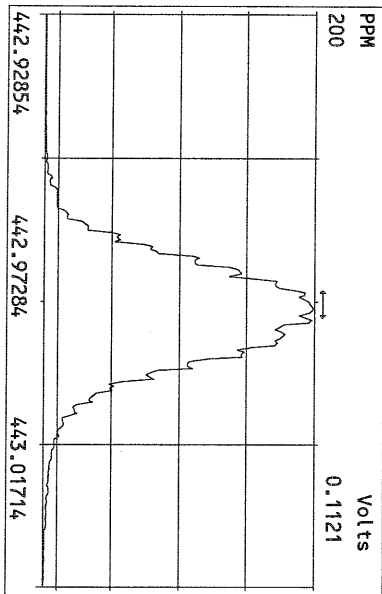
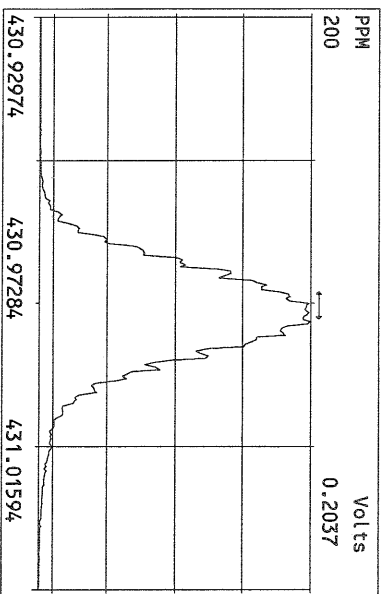
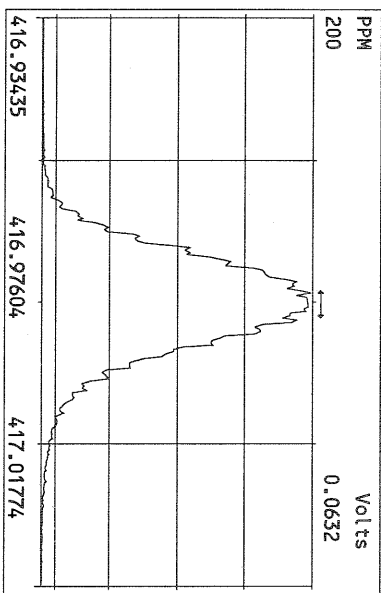
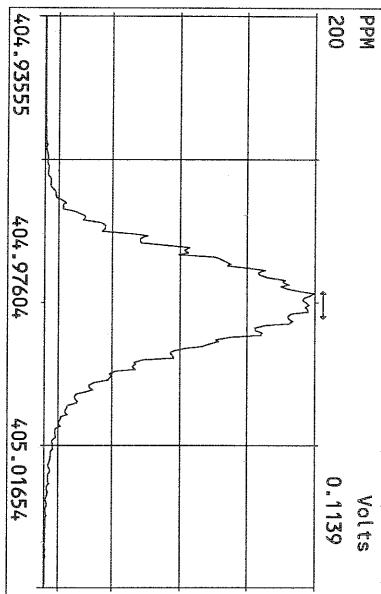
File:15SEP10N #1-347 Acq:16-SEP-2010 07:58:57 GC EI+ Voltage SIR Autospec-Utima
513.6775 S:14 F:5 BSUB(10000,15,-3.0) PKD(5,5,3,0,10%,100,0,0,0.00%,F,F) Exp:PCDD
Sample Text:ST091510N2 File Text:Frontier Analytical Laboratory

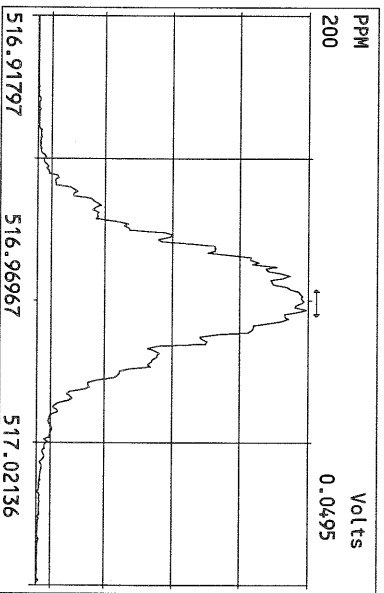
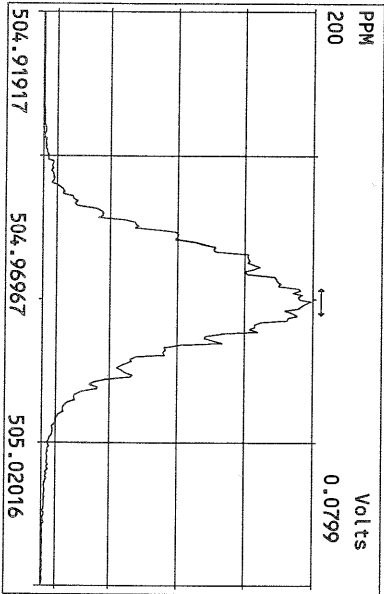
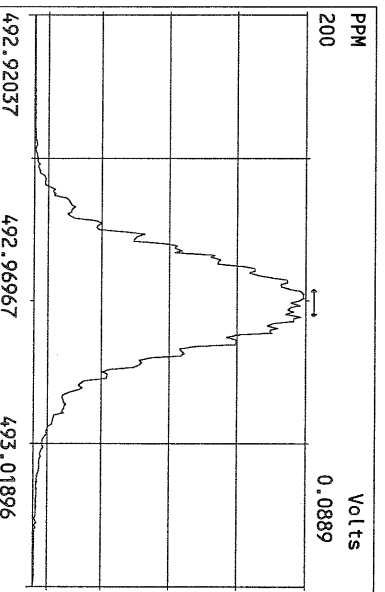
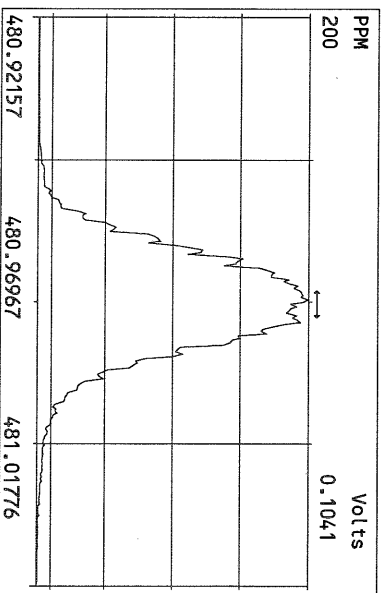
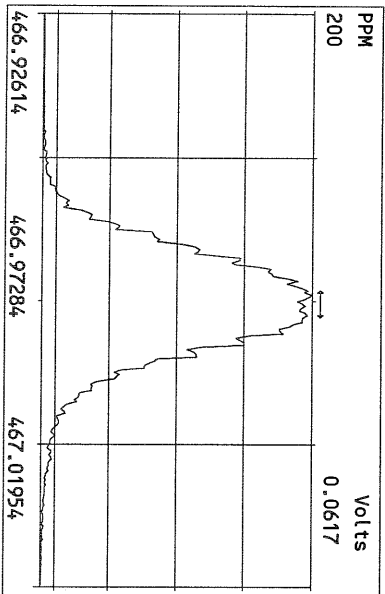
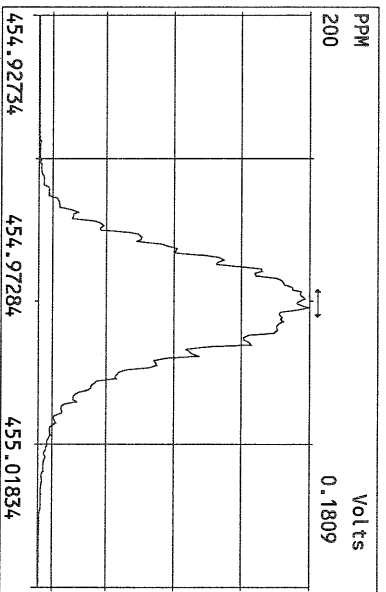
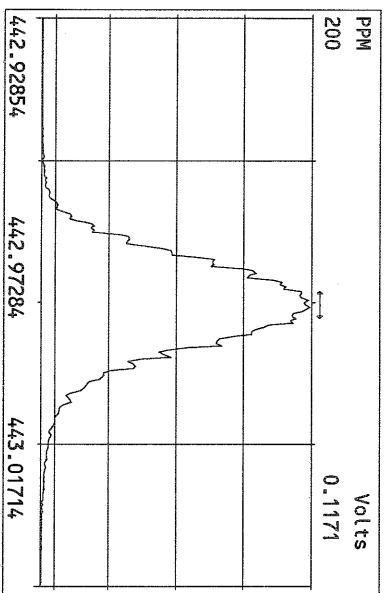
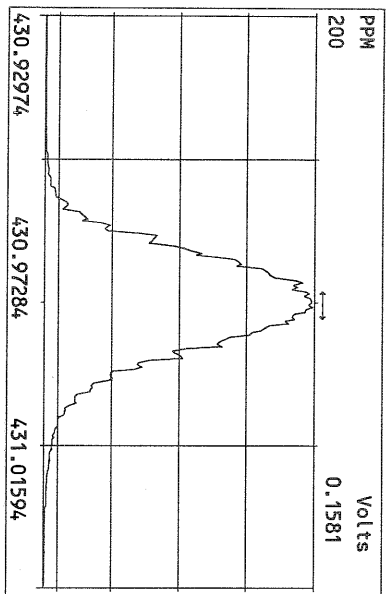












USEPA - ITD

FORM 4A
TCDF CALIBRATION VERIFICATION

Lab Name: Frontier Analytical Laboratory Episode No.:

Contract No.: SAS No.:

Initial Calibration Date: 9/16/10

Instrument ID: FAL1

GC Column ID: DB225

VER Data Filename: 16SEP10M Sam:1

Analysis Date: 16-SEP-10 Time: 14:50:15

	M/Z'S FORMING RATIO (1)	ION ABUND. RATIO	QC LIMITS (2)	ACCEPT	CONC. FOUND	CONC. RANGE (ng/mL) (3)
NATIVE ANALYTES						
2,3,7,8-TCDF	M/M+2	0.66	0.65-0.89	y	9.31	8.40 - 12.0 ✓
LABELED COMPOUNDS						
13C-2,3,7,8-TCDF	M/M+2	0.87	0.65-0.89	y	96.4	71.0 - 140 ✓

(1) See Table 8, Method 1613, for m/z specifications.

(2) Ion Abundance Ratio Control Limits as specified in Table 9, Method 1613.

(3) Contract-required concentration range as specified in Table 6A, Method 1613

Analyst: Date: 9/17/10

FAL ID: ST091610M3 Filename: 16SEP10M Sam:1 Acquired: 16-SEP-10 14:50:15 ICal: TCDFFAL3-9-16-10
Client ID: 1613 CS3 100511J ConCal: ST091610M3 EndCal: ST091610M6
Results: GC Column: DB225 Amount: 1.000

Name	Resp	RA	RT	RRF	Conc	Qual	Fac	Noise	DL	#Hom	Rec
2,3,7,8-TCDF	8.19e+06	0.66 y	19:29	1.28	9.31		2.50	-	-	1	
13C-2,3,7,8-TCDF	6.90e+07	0.87 y	19:28	1.10	96.4						96.4
13C-1,2,3,4-TCDF	6.53e+07	0.87 y	16:49	-	104						

Analyst: 

Date: 9/17/10

Frontier Analytical Laboratory - Acquisition Log

Run Name:16SEP10M

Instrument: FAL3

GC: DB225

Experiment:TCDF

Data File	S	FAL ID	Client ID	Acquired	ConCal	EndCal	Analyst
16SEP10M	1	ST091610M3	1613 CS3 100511J	16-SEP-10 14:50:15	ST091610M3	ST091610M6	TC
16SEP10M	2	ST091610M1	1613 CS1 100511H	16-SEP-10 15:28:03	NA	NA	TC
16SEP10M	3	ST091610M2	1613 CS2 100511I	16-SEP-10 16:05:52	NA	NA	TC
16SEP10M	4	ST091610M4	1613 CS4 100511K	16-SEP-10 16:43:45	NA	NA	TC
16SEP10M	5	ST091610M5	1613 CS5 100511L	16-SEP-10 17:21:38	NA	NA	TC
16SEP10M	6	SB091610M1	Solvent Blank	16-SEP-10 17:59:27	NA	NA	TC
16SEP10M	7	6327-003-0001-SA	MW-28	16-SEP-10 18:37:16	ST091610M3	ST091610M6	TC
16SEP10M	8	6327-004-0001-SA	MW-29	16-SEP-10 19:15:04	ST091610M3	ST091610M6	TC
16SEP10M	9	6327-006-0001-SA	MW-51	16-SEP-10 19:52:53	ST091610M3	ST091610M6	TC
16SEP10M	10	6329-011-0001-SA	PZ-2	16-SEP-10 20:30:43	ST091610M3	ST091610M6	TC
16SEP10M	11	6331-006-0001-SA	PSB16-0-0.5-082510	16-SEP-10 21:08:31	ST091610M3	ST091610M6	TC
16SEP10M	12	6332-003-0001-SA	PSB18-0-0.5-082610	16-SEP-10 21:46:20	ST091610M3	ST091610M6	TC
16SEP10M	13	SB091610M2	Solvent Blank	16-SEP-10 22:24:09	ST091610M3	ST091610M6	TC
16SEP10M	14	ST091610M6	1613 CS3 100511J	16-SEP-10 23:01:57	ST091610M3	ST091610M6	TC

9/17/10

BAD injection
 RESHOT
 9/17/10

Data Backed Up: _____

Date: _____

