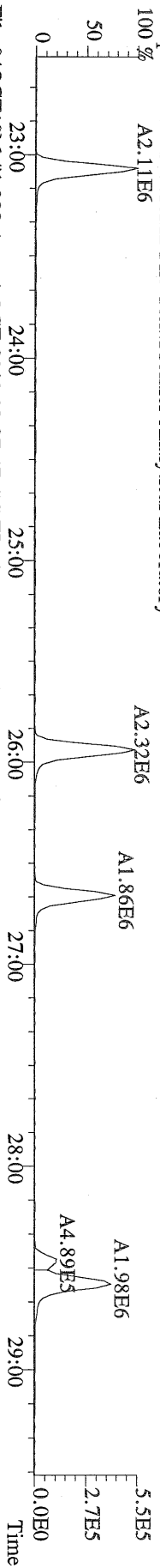
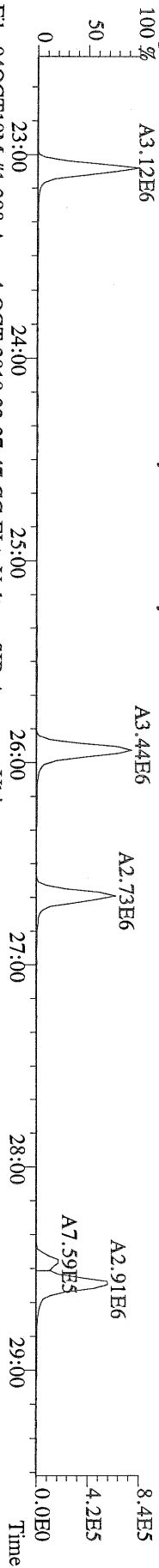


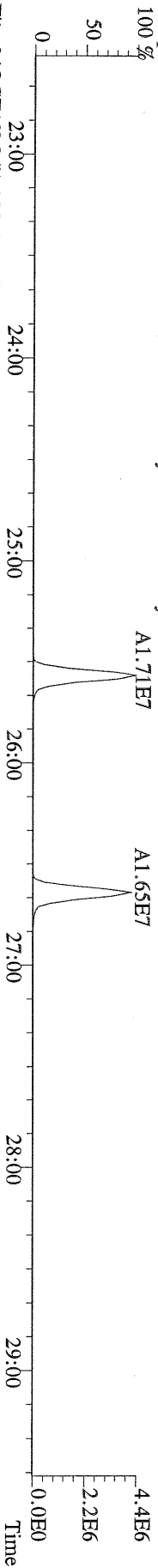
File:04OCT10M #1-398 Acq: 4-OCT-2010 23:37:47 GC EI+ Voltage SIR Autospec-Ultima
 303.9016 S:14 BSUB(10000,15,-3.0) PKD(5.5,3,0.10%,100.0,0.00%,F,F) Exp:OCDD
 Sample Text:ST100410M2 File Text:Frontier Analytical Laboratory



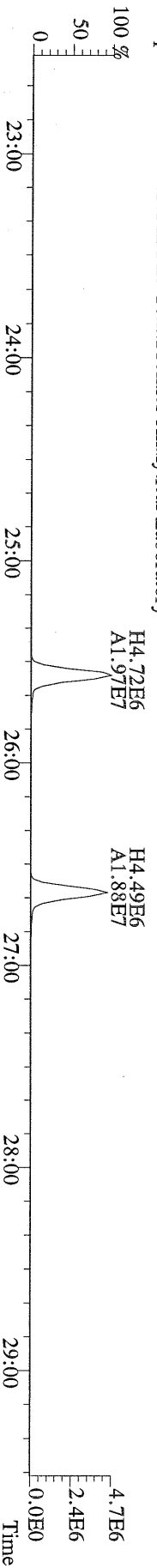
File:04OCT10M #1-398 Acq: 4-OCT-2010 23:37:47 GC EI+ Voltage SIR Autospec-Ultima
 305.8987 S:14 BSUB(10000,15,-3.0) PKD(5.5,3,0.10%,100.0,0.00%,F,F) Exp:OCDD
 Sample Text:ST100410M2 File Text:Frontier Analytical Laboratory



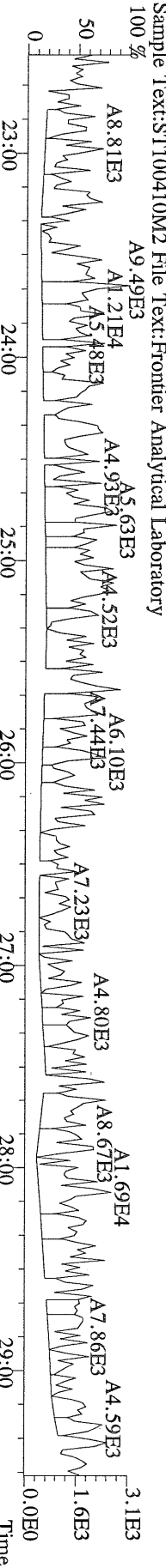
File:04OCT10M #1-398 Acq: 4-OCT-2010 23:37:47 GC EI+ Voltage SIR Autospec-Ultima
 315.9419 S:14 BSUB(10000,15,-3.0) PKD(5.5,3,0.10%,100.0,0.00%,F,F) Exp:OCDD
 Sample Text:ST100410M2 File Text:Frontier Analytical Laboratory



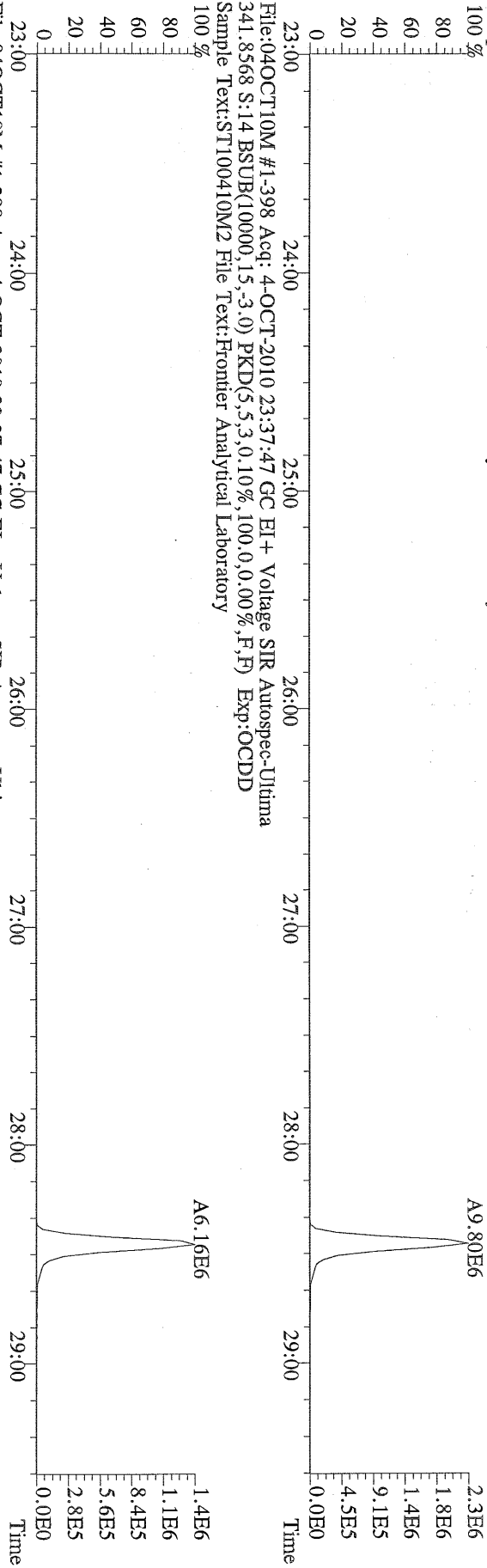
File:04OCT10M #1-398 Acq: 4-OCT-2010 23:37:47 GC EI+ Voltage SIR Autospec-Ultima
 317.9389 S:14 BSUB(10000,15,-3.0) PKD(5.5,3,0.10%,100.0,0.00%,F,F) Exp:OCDD
 Sample Text:ST100410M2 File Text:Frontier Analytical Laboratory



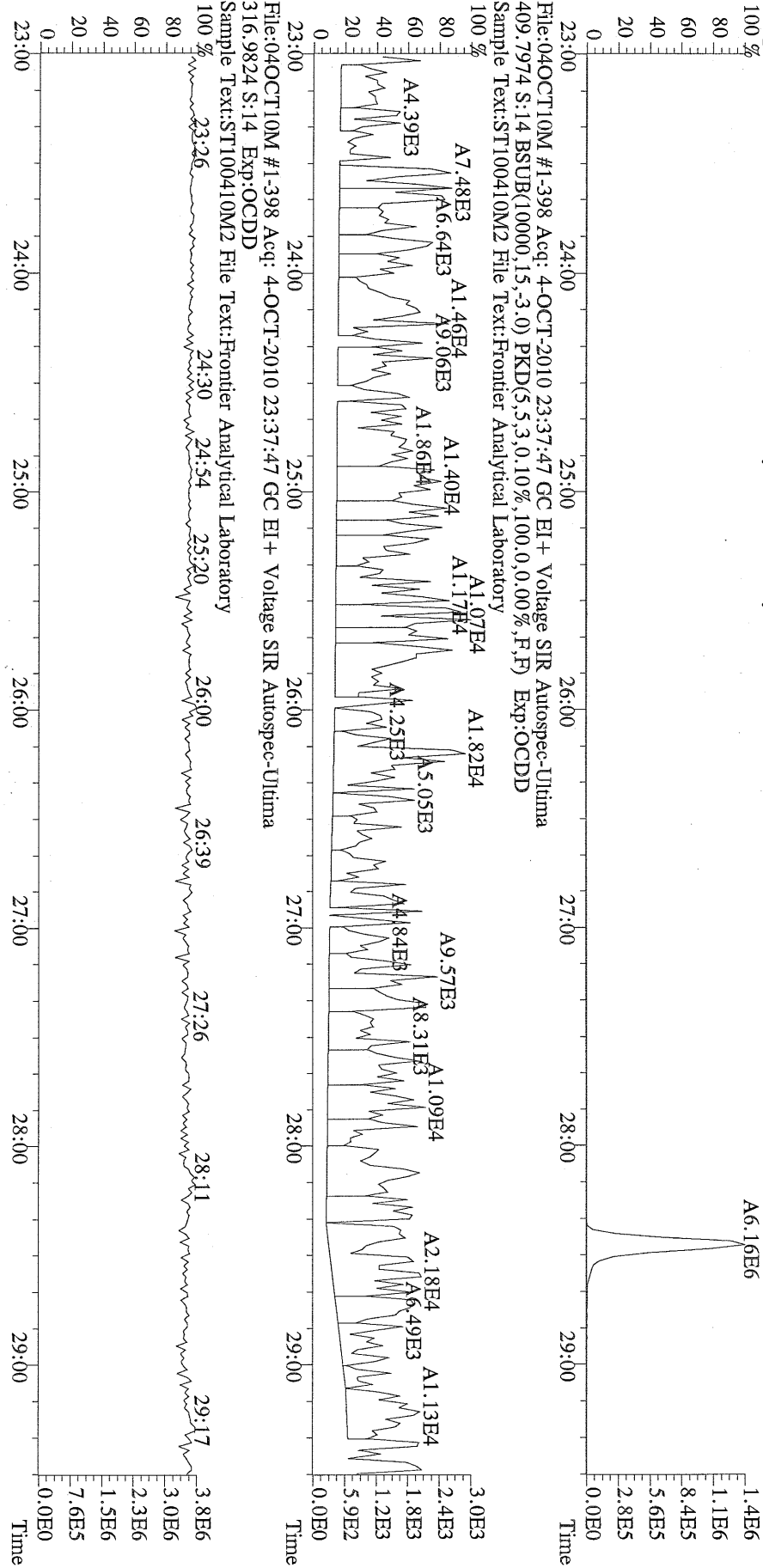
File:04OCT10M #1-398 Acq: 4-OCT-2010 23:37:47 GC EI+ Voltage SIR Autospec-Ultima
 375.8364 S:14 BSUB(10000,15,-3.0) PKD(5.5,3,0.10%,100.0,0.00%,F,F) Exp:OCDD
 Sample Text:ST100410M2 File Text:Frontier Analytical Laboratory



File:04OCT10M #1-398 Acq: 4-OCT-2010 23:37:47 GC EI+ Voltage SIR Autospec-Ultima
 339.8597 S:14 BSUB(10000,15,-3.0) PKD(5,5,3.0,10%,100.0,0.00%,F,F) Exp:OCDD
 Sample Text:ST100410M2 File Text:Frontier Analytical Laboratory




File:04OCT10M #1-398 Acq: 4-OCT-2010 23:37:47 GC EI+ Voltage SIR Autospec-Ultima
 341.8568 S:14 BSUB(10000,15,-3.0) PKD(5,5,3.0,10%,100.0,0.00%,F,F) Exp:OCDD
 Sample Text:ST100410M2 File Text:Frontier Analytical Laboratory




File:04OCT10M #1-398 Acq: 4-OCT-2010 23:37:47 GC EI+ Voltage SIR Autospec-Ultima
 316.9824 S:14 Exp:OCDD
 Sample Text:ST100410M2 File Text:Frontier Analytical Laboratory

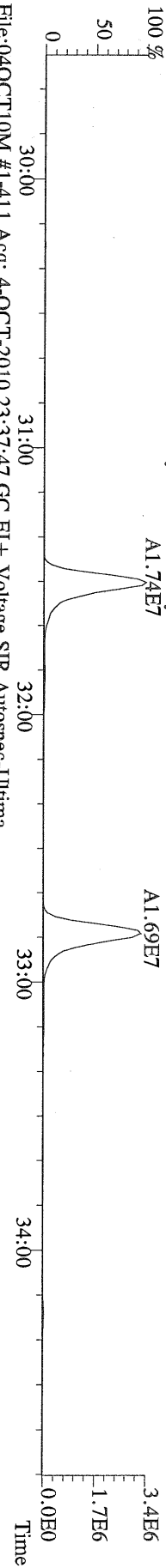
File:04OCT10M #1-411 Acq: 4-OCT-2010 23:37:47 GC EI + Voltage SIR Autospec-Ultima
339.8597 S:14 F:2 BSUB(10000,15,-3.0) PKD(5,5,3,0.10%,100,0,0.00%,F,F) Exp:OCDD
Sample Text:ST100410M2 File Text:Frontier Analytical Laboratory




File:04OCT10M #1-411 Acq: 4-OCT-2010 23:37:47 GC EI + Voltage SIR Autospec-Ultima
341.8568 S:14 F:2 BSUB(10000,15,-3.0) PKD(5,5,3,0.10%,100,0,0.00%,F,F) Exp:OCDD
Sample Text:ST100410M2 File Text:Frontier Analytical Laboratory



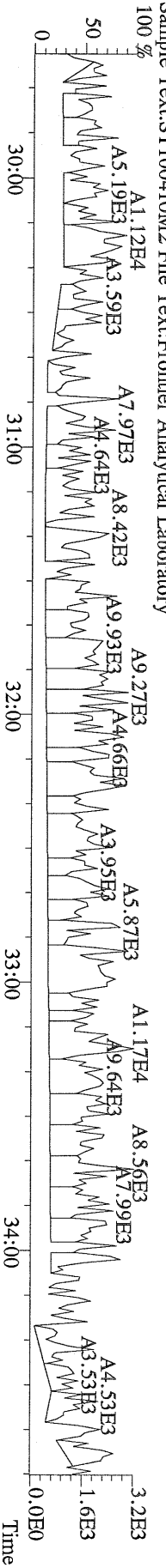
File:04OCT10M #1-411 Acq: 4-OCT-2010 23:37:47 GC EI + Voltage SIR Autospec-Ultima
351.9000 S:14 F:2 BSUB(10000,15,-3.0) PKD(5,5,3,0.10%,100,0,0.00%,F,F) Exp:OCDD
Sample Text:ST100410M2 File Text:Frontier Analytical Laboratory



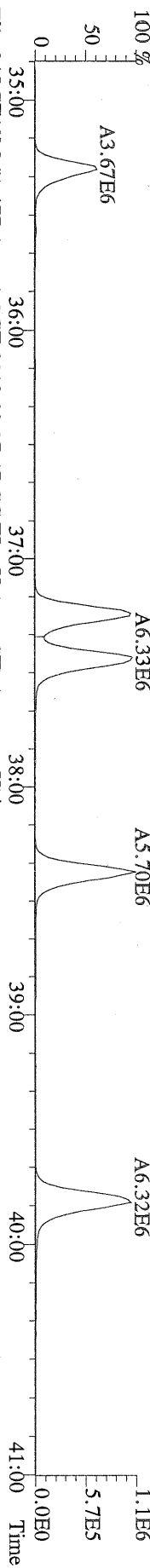
File:04OCT10M #1-411 Acq: 4-OCT-2010 23:37:47 GC EI + Voltage SIR Autospec-Ultima
353.8970 S:14 F:2 BSUB(10000,15,-3.0) PKD(5,5,3,0.10%,100,0,0.00%,F,F) Exp:OCDD
Sample Text:ST100410M2 File Text:Frontier Analytical Laboratory



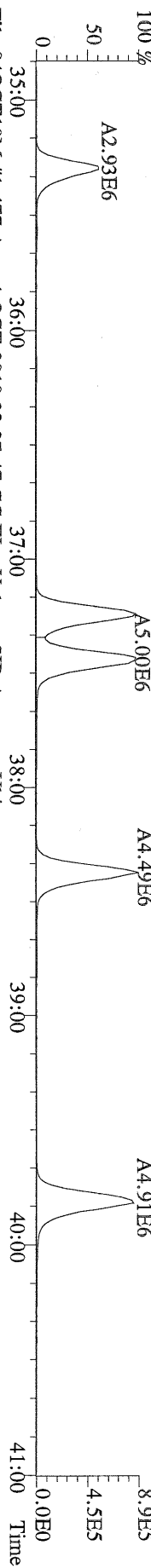
File:04OCT10M #1-411 Acq: 4-OCT-2010 23:37:47 GC EI + Voltage SIR Autospec-Ultima
409.7974 S:14 F:2 BSUB(10000,15,-3.0) PKD(5,5,3,0.10%,100,0,0.00%,F,F) Exp:OCDD
Sample Text:ST100410M2 File Text:Frontier Analytical Laboratory



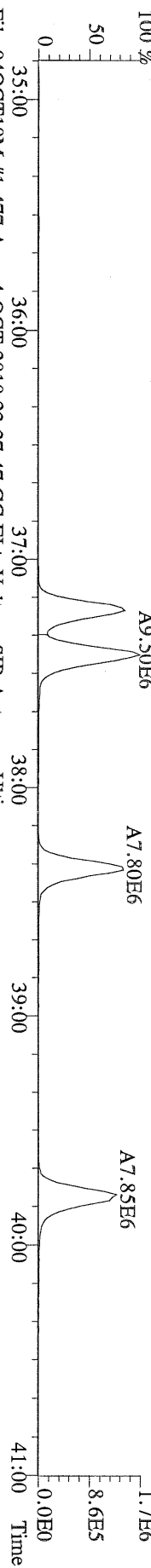
File:04OCT10M #1-477 Acq: 4-OCT-2010 23:37:47 GC EI+ Voltage SIR Autospec-Ultima
 373.8207 S:14 F:3 BSUB(10000,15,-3.0) PKD(5,5,3,0.10%,100,0.0,0.00%,F,F) Exp:OCDD
 Sample Text:ST100410M2 File Text:Frontier Analytical Laboratory



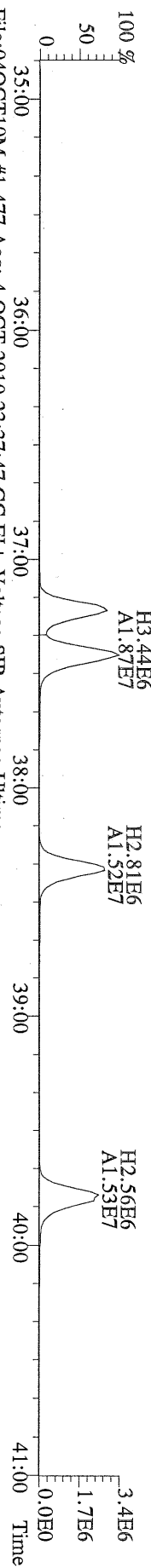
File:04OCT10M #1-477 Acq: 4-OCT-2010 23:37:47 GC EI+ Voltage SIR Autospec-Ultima
 375.8178 S:14 F:3 BSUB(10000,15,-3.0) PKD(5,5,3,0.10%,100,0.0,0.00%,F,F) Exp:OCDD
 Sample Text:ST100410M2 File Text:Frontier Analytical Laboratory



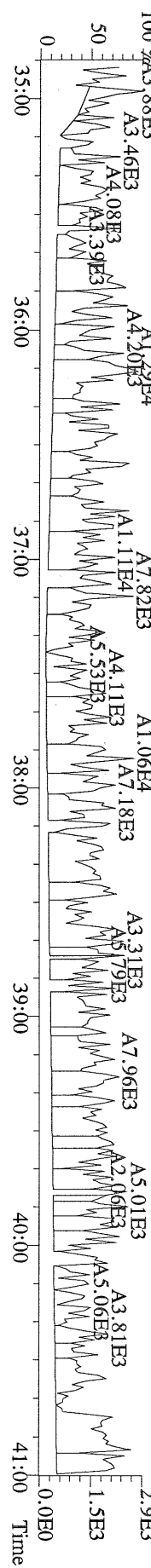
File:04OCT10M #1-477 Acq: 4-OCT-2010 23:37:47 GC EI+ Voltage SIR Autospec-Ultima
 383.8639 S:14 F:3 BSUB(10000,15,-3.0) PKD(5,5,3,0.10%,100,0.0,0.00%,F,F) Exp:OCDD
 Sample Text:ST100410M2 File Text:Frontier Analytical Laboratory



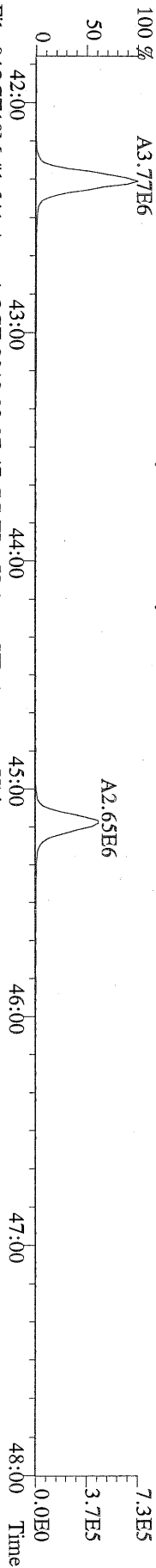
File:04OCT10M #1-477 Acq: 4-OCT-2010 23:37:47 GC EI+ Voltage SIR Autospec-Ultima
 385.8610 S:14 F:3 BSUB(10000,15,-3.0) PKD(5,5,3,0.10%,100,0.0,0.00%,F,F) Exp:OCDD
 Sample Text:ST100410M2 File Text:Frontier Analytical Laboratory



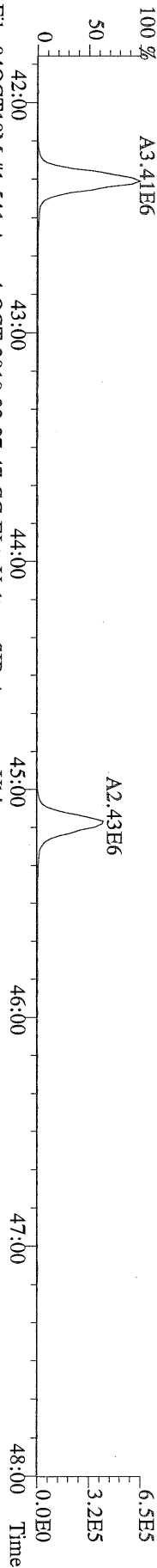
File:04OCT10M #1-477 Acq: 4-OCT-2010 23:37:47 GC EI+ Voltage SIR Autospec-Ultima
 445.7555 S:14 F:3 BSUB(10000,15,-3.0) PKD(5,5,3,0.10%,100,0.0,0.00%,F,F) Exp:OCDD
 Sample Text:ST100410M2 File Text:Frontier Analytical Laboratory



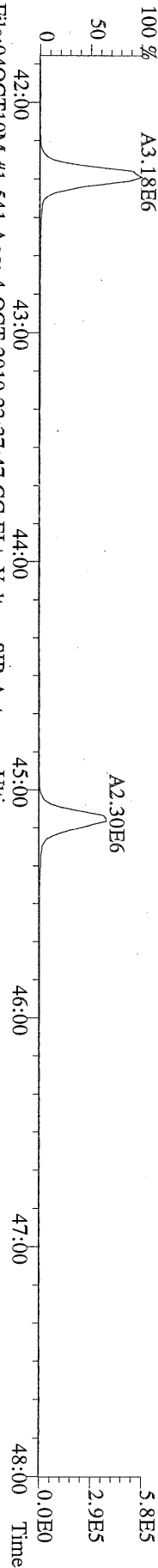
File:04OCT10M #1-541 Acq: 4-OCT-2010 23:37:47 GC EI+ Voltage SIR Autospec-Ultima
407.7818 S:14 F:4 BSUB(10000,15,-3.0) PKD(5,5,3,0.10%,100.0,0.00%,F,F) Exp:OCDD
Sample Text:ST100410M2 File Text:Frontier Analytical Laboratory



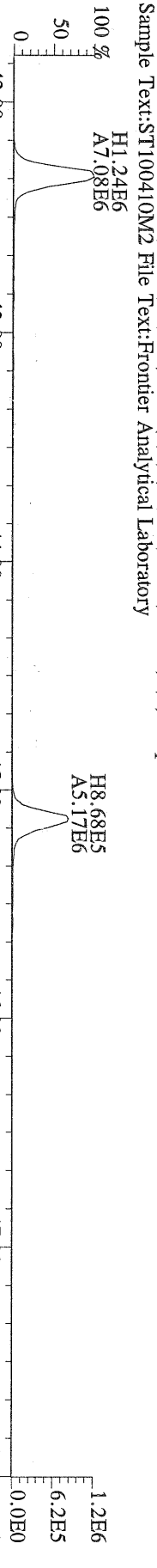
File:04OCT10M #1-541 Acq: 4-OCT-2010 23:37:47 GC EI+ Voltage SIR Autospec-Ultima
409.7788 S:14 F:4 BSUB(10000,15,-3.0) PKD(5,5,3,0.10%,100.0,0.00%,F,F) Exp:OCDD
Sample Text:ST100410M2 File Text:Frontier Analytical Laboratory



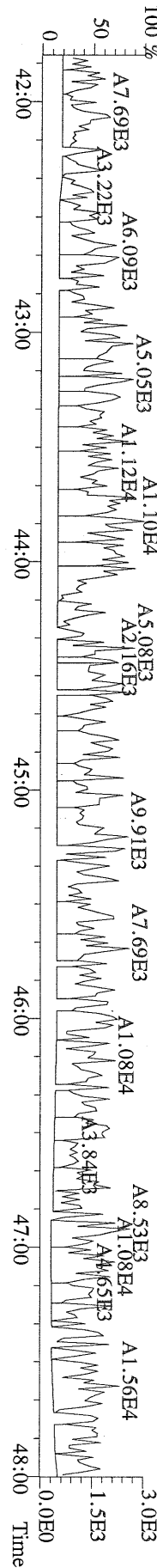
File:04OCT10M #1-541 Acq: 4-OCT-2010 23:37:47 GC EI+ Voltage SIR Autospec-Ultima
417.8253 S:14 F:4 BSUB(10000,15,-3.0) PKD(5,5,3,0.10%,100.0,0.00%,F,F) Exp:OCDD
Sample Text:ST100410M2 File Text:Frontier Analytical Laboratory



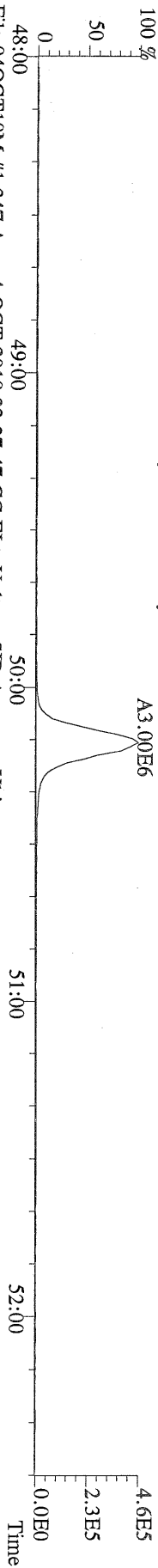
File:04OCT10M #1-541 Acq: 4-OCT-2010 23:37:47 GC EI+ Voltage SIR Autospec-Ultima
419.8220 S:14 F:4 BSUB(10000,15,-3.0) PKD(5,5,3,0.10%,100.0,0.00%,F,F) Exp:OCDD
Sample Text:ST100410M2 File Text:Frontier Analytical Laboratory



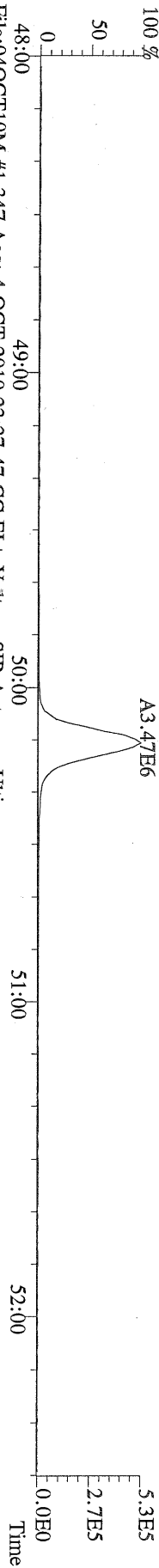
File:04OCT10M #1-541 Acq: 4-OCT-2010 23:37:47 GC EI+ Voltage SIR Autospec-Ultima
479.7165 S:14 F:4 BSUB(10000,15,-3.0) PKD(5,5,3,0.10%,100.0,0.00%,F,F) Exp:OCDD
Sample Text:ST100410M2 File Text:Frontier Analytical Laboratory



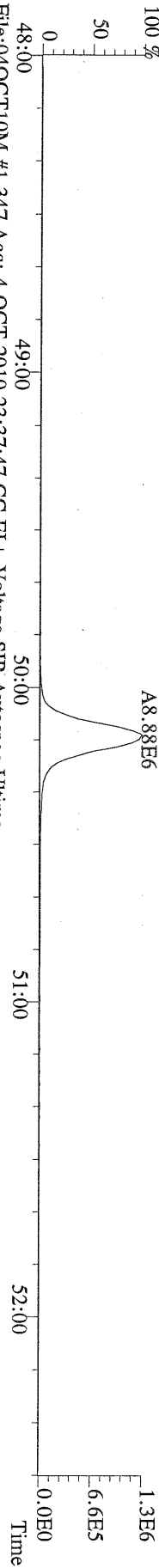
File:04OCT10M #1-347 Acq: 4-OCT-2010 23:37:47 GC EI+ Voltage SIR Autospec-Ultima
441.7428 S:14 F:5 BSUB(10000,15,-3.0) PKD(5,5,3,0.10%,100,0,0.00%,F,F) Exp:OCDD
Sample Text:ST100410M2 File Text:Frontier Analytical Laboratory



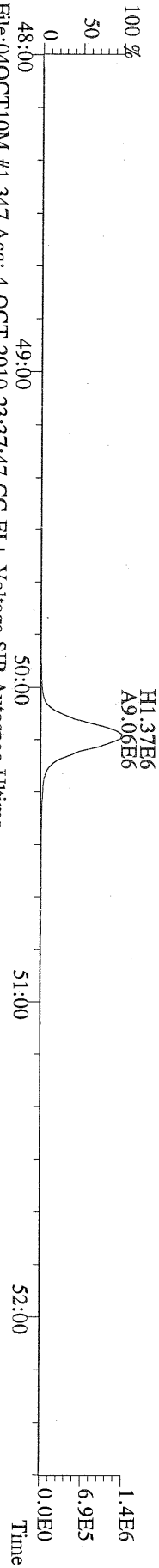
File:04OCT10M #1-347 Acq: 4-OCT-2010 23:37:47 GC EI+ Voltage SIR Autospec-Ultima
443.7398 S:14 F:5 BSUB(10000,15,-3.0) PKD(5,5,3,0.10%,100,0,0.00%,F,F) Exp:OCDD
Sample Text:ST100410M2 File Text:Frontier Analytical Laboratory



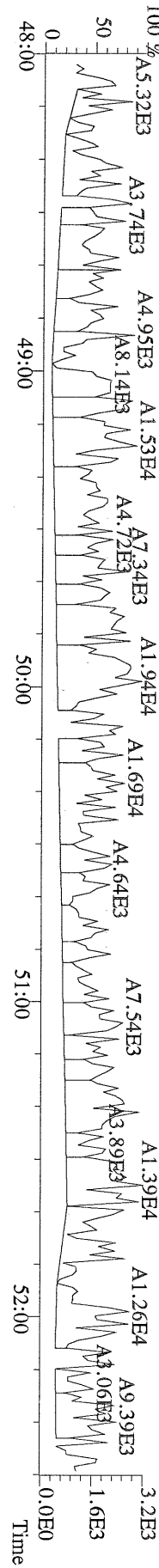
File:04OCT10M #1-347 Acq: 4-OCT-2010 23:37:47 GC EI+ Voltage SIR Autospec-Ultima
453.7831 S:14 F:5 BSUB(10000,15,-3.0) PKD(5,5,3,0.10%,100,0,0.00%,F,F) Exp:OCDD
Sample Text:ST100410M2 File Text:Frontier Analytical Laboratory

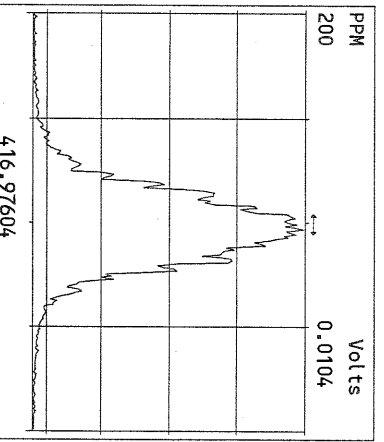
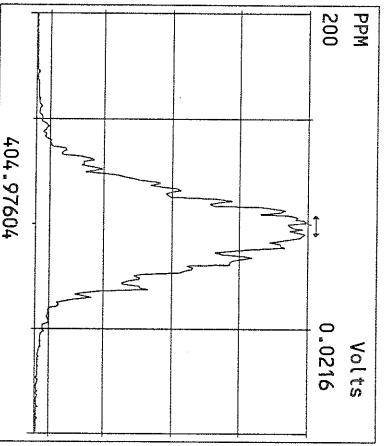
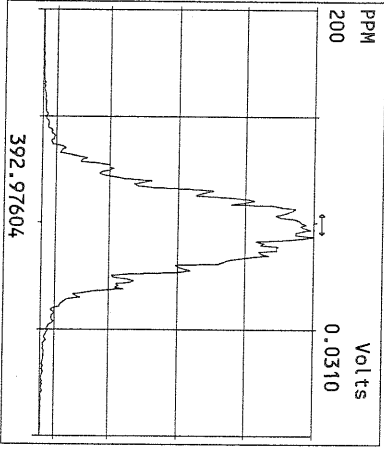
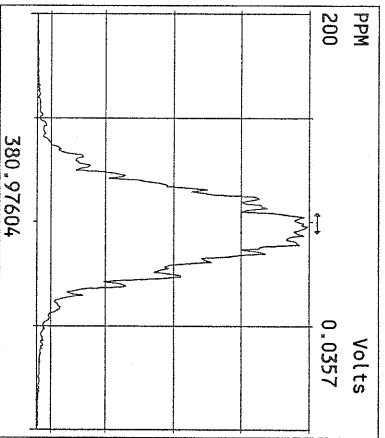
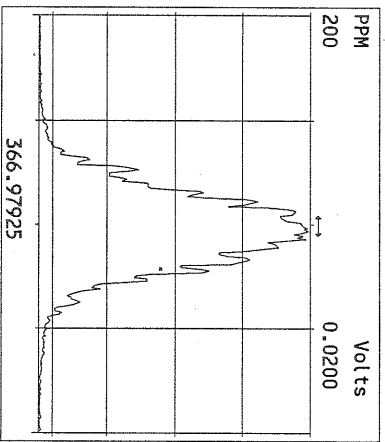
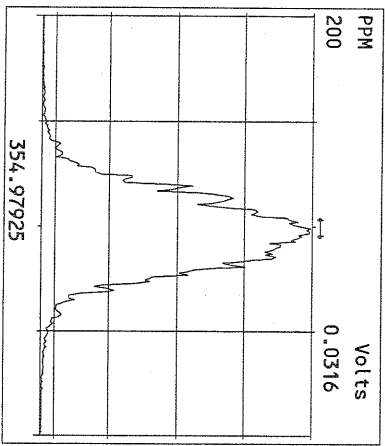
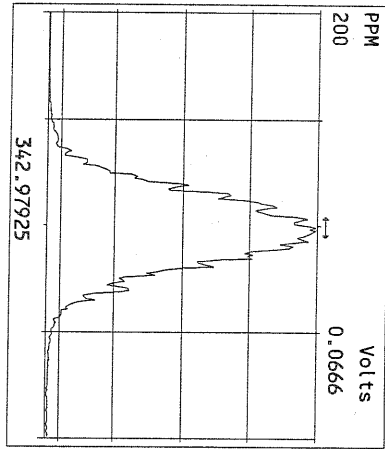
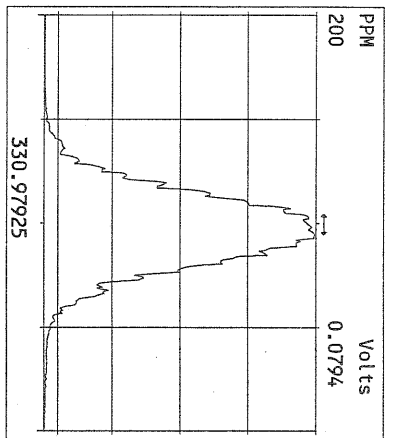
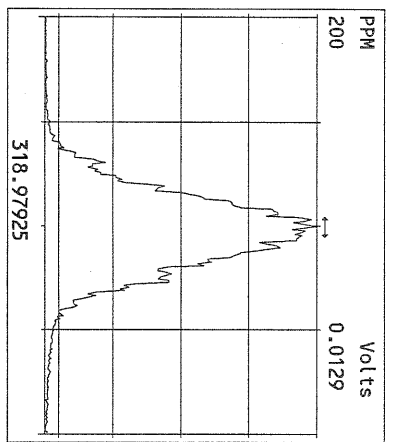
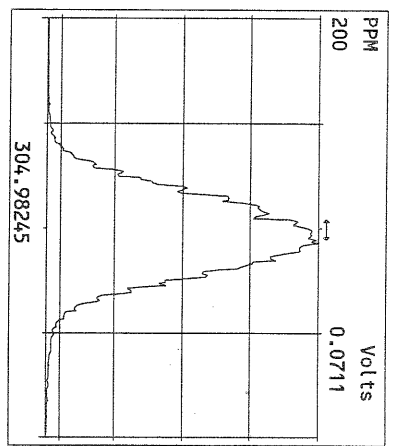
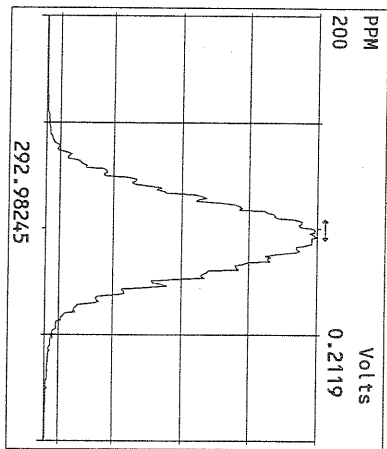


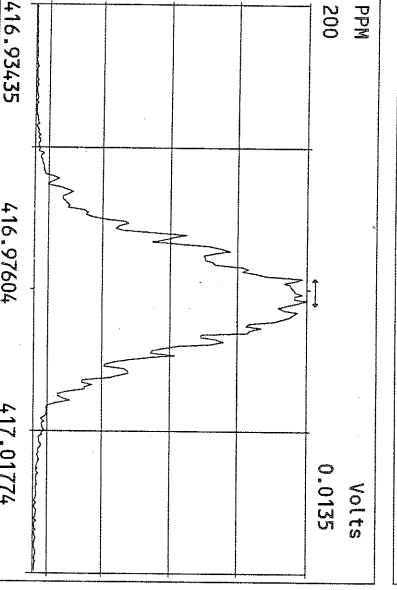
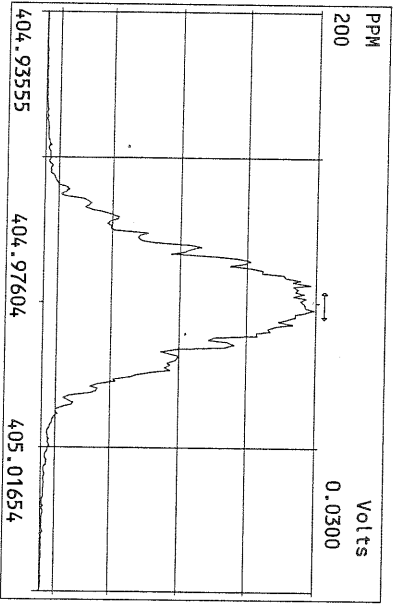
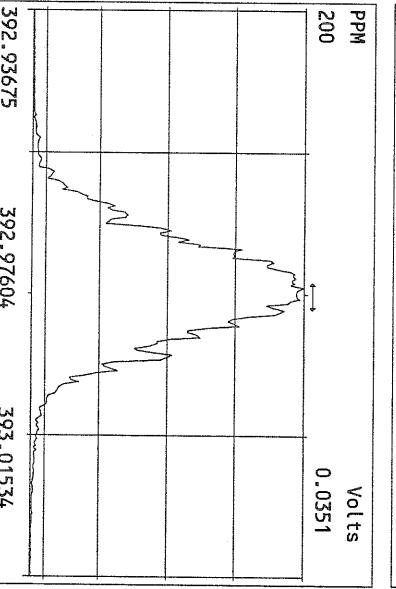
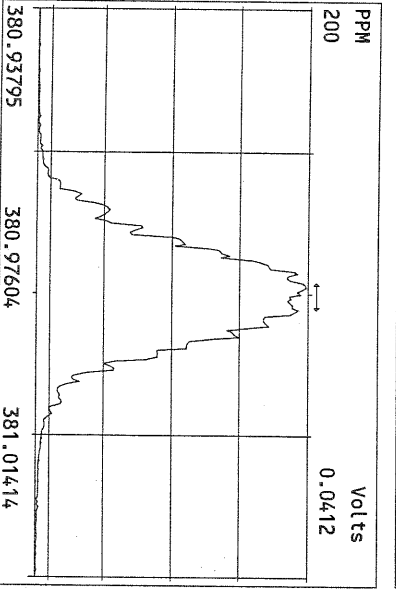
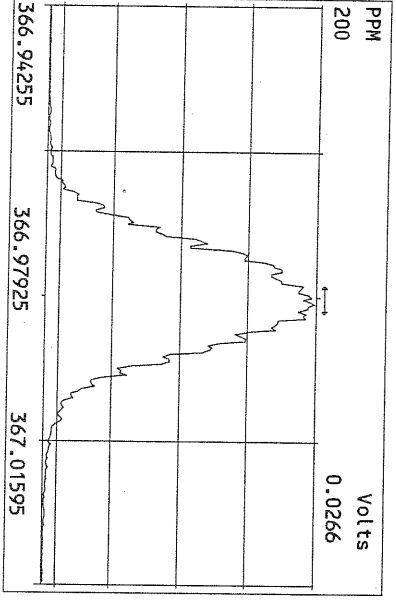
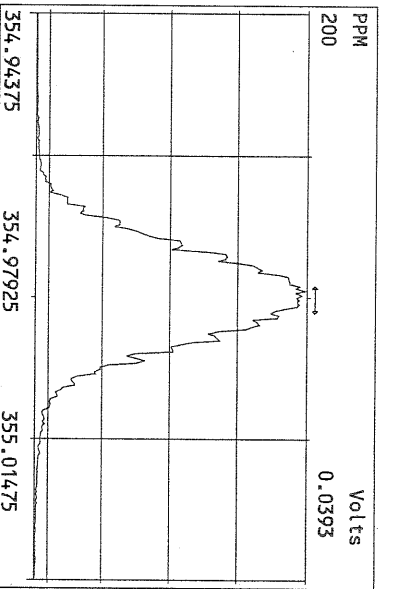
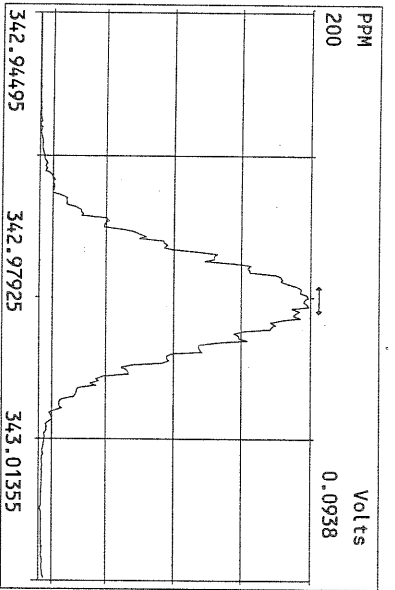
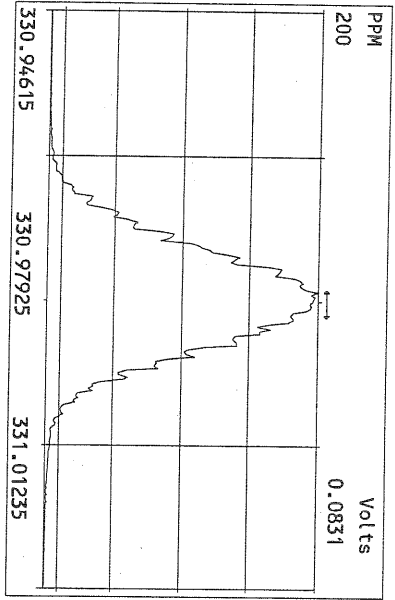
File:04OCT10M #1-347 Acq: 4-OCT-2010 23:37:47 GC EI+ Voltage SIR Autospec-Ultima
455.7801 S:14 F:5 BSUB(10000,15,-3.0) PKD(5,5,3,0.10%,100,0,0.00%,F,F) Exp:OCDD
Sample Text:ST100410M2 File Text:Frontier Analytical Laboratory



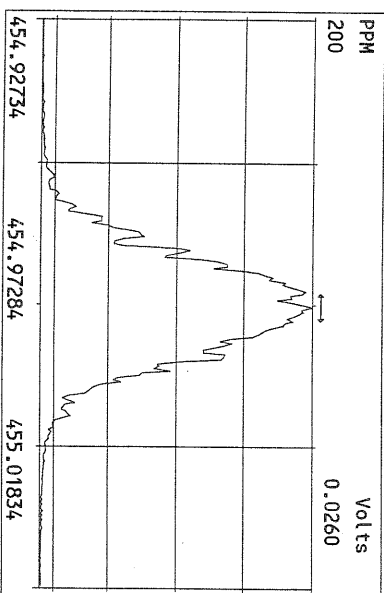
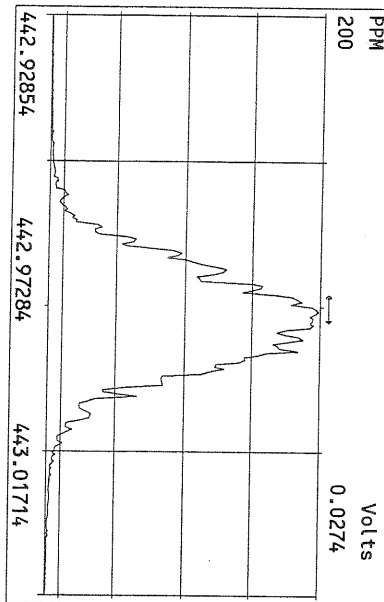
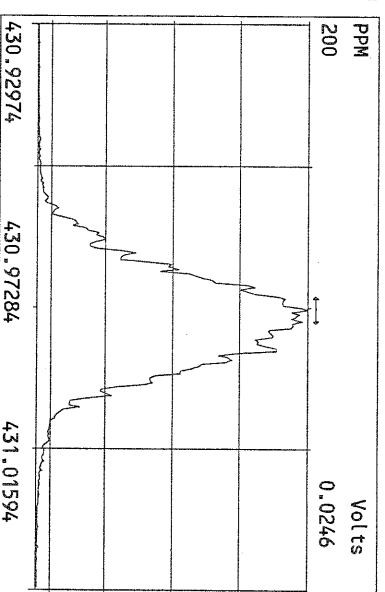
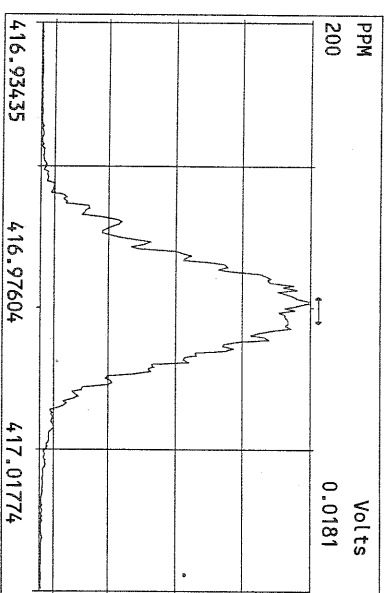
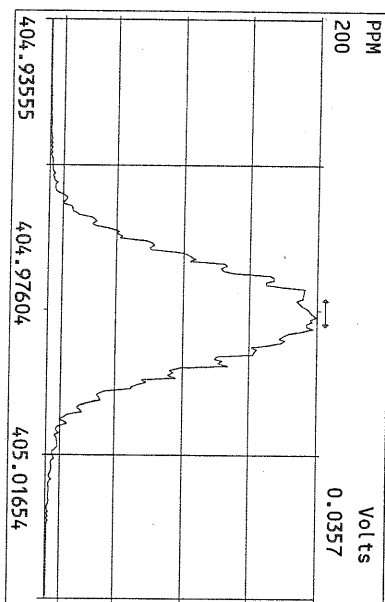
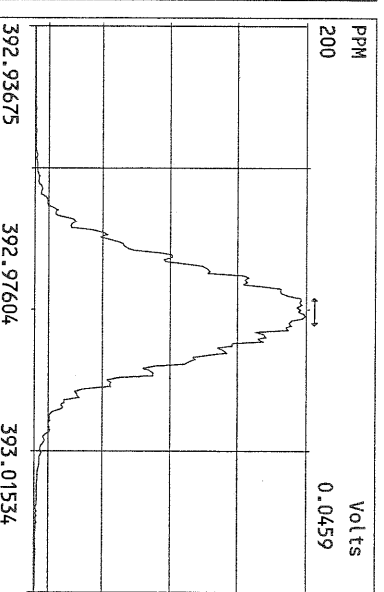
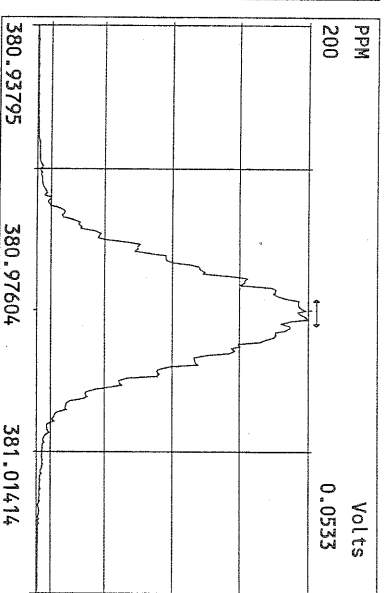
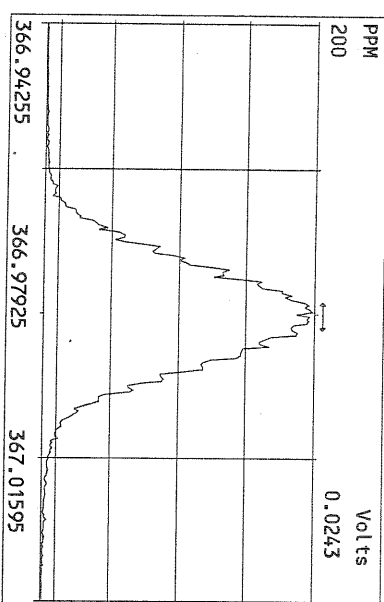
File:04OCT10M #1-347 Acq: 4-OCT-2010 23:37:47 GC EI+ Voltage SIR Autospec-Ultima
513.6775 S:14 F:5 BSUB(10000,15,-3.0) PKD(5,5,3,0.10%,100,0,0.00%,F,F) Exp:OCDD
Sample Text:ST100410M2 File Text:Frontier Analytical Laboratory

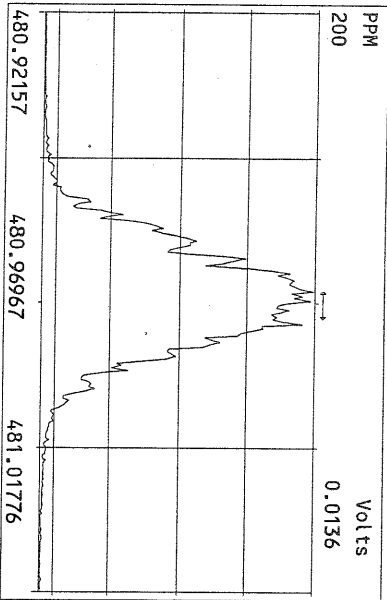
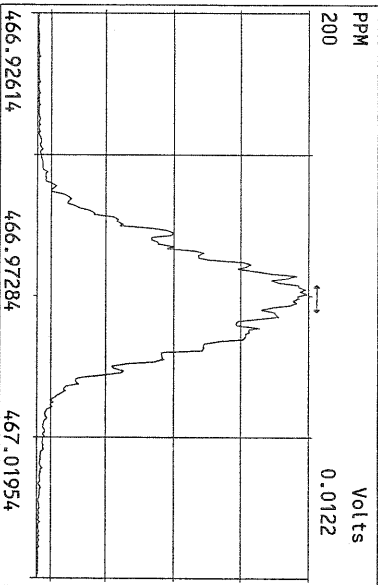
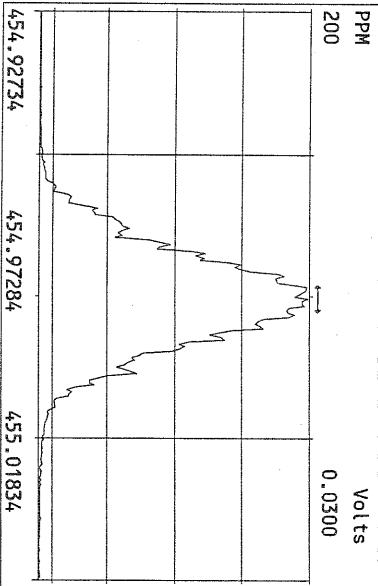
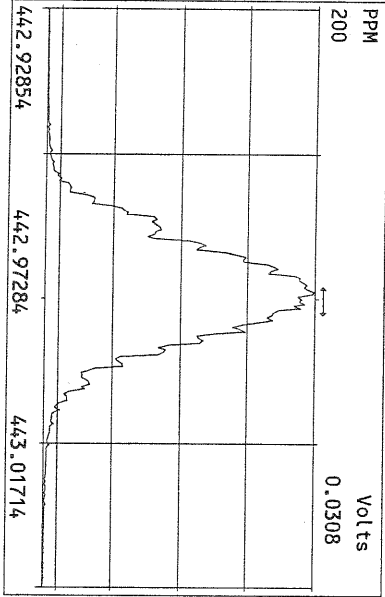
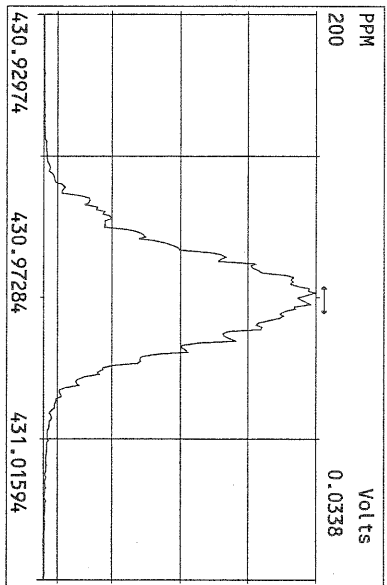
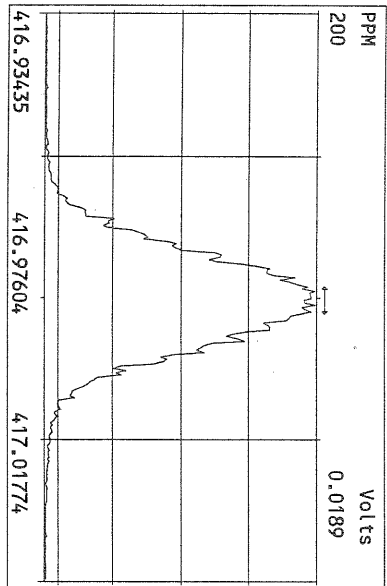
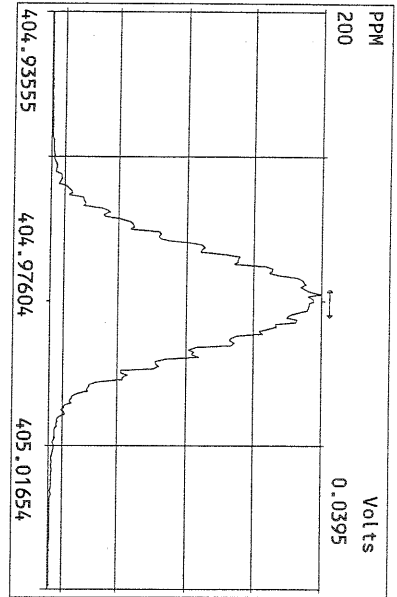


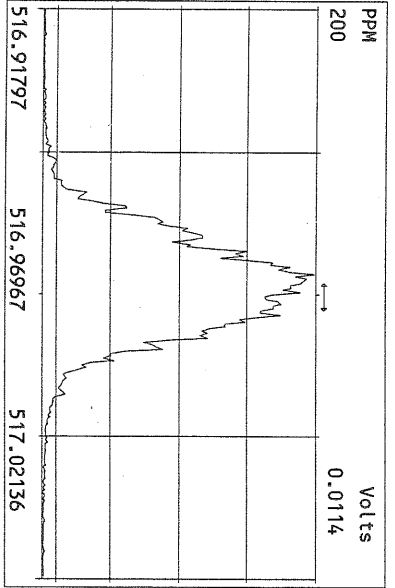
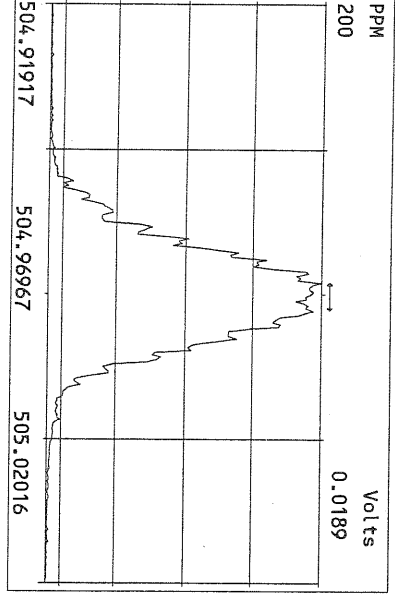
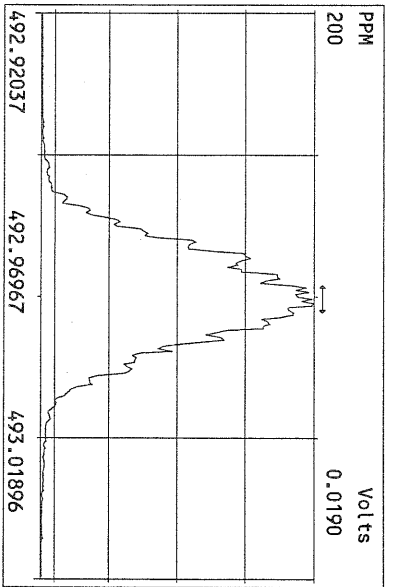
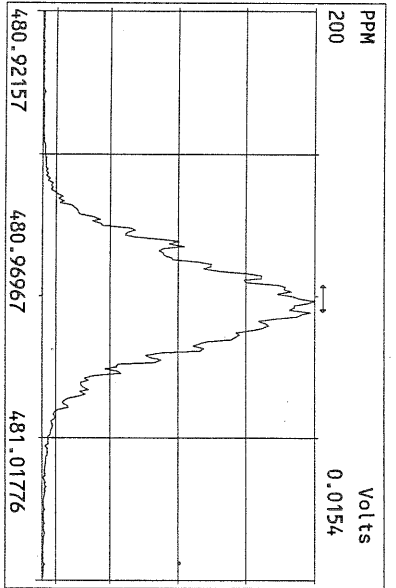
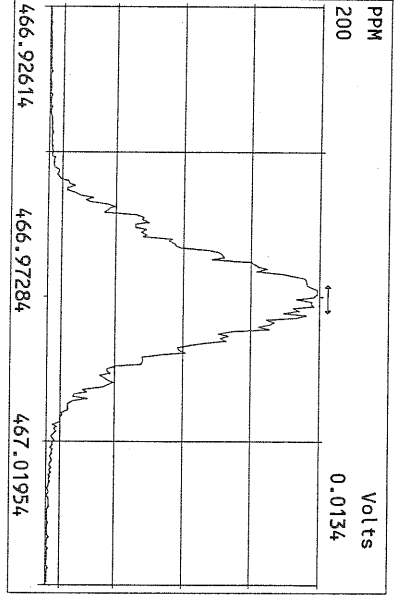
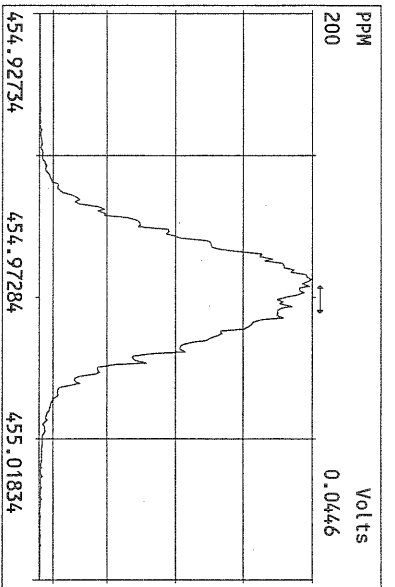
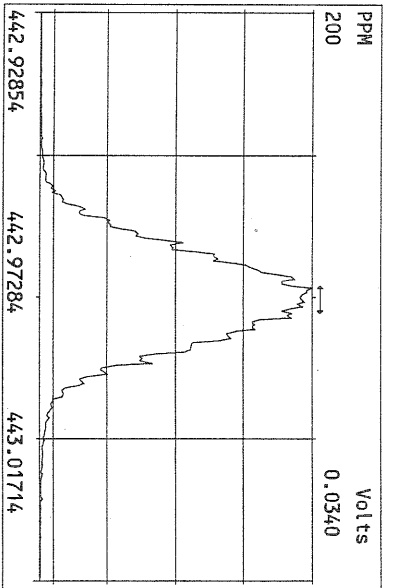
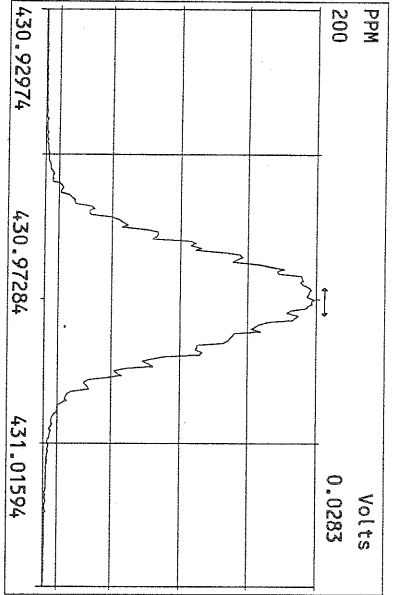




Peak Locate Examination: 5-OCT-2010-00:40 File:04OCT10W_RES_CHECK
Experiment:OCDD Function:3 Reference:PK







October 6, 2010

Ms. Sue Dunnihoo
Analytical Resources Incorporated
4611 South 134th Place
Tukwila, WA 98168-3240

Dear Ms. Dunnihoo,

Enclosed are the results for Frontier Analytical Laboratory project **6364**. This corresponds to your **Lora Lakes RI** project under ARI project numbers **RG51, RG54, RG59, RG60, RG61, RG78** and **RG79**. A total of eleven soil samples were received on 9/21/2010 in good condition. These samples were extracted and analyzed by EPA Method 1613 for tetra through octa chlorinated dibenzo dioxins and furans. The 2005 World Health Organizations toxic equivalency factors (TEFs) were used to calculate the toxic equivalents (TEQ) on your report. Analytical Resources Incorporated requested a Level IV data package and a turnaround time of fifteen business days for project **6364**.

Please note that due to high analyte levels, the extracts from samples 6364-001-SA, 6364-002-SA, 6364-003-SA, 6364-006-SA, 6364-008-SA, 6364-009-SA, 6364-010-SA and 6364-011-SA (ARI Sample IDs: PSB12-4-6-072810, PSB14-4-7-072810, PSB14-7-9-072810, PSB13-4-6-072910, PSB10-4-6-073010, PSB10-8.5-10-073010, PSB11-4-6-073010 and PSB11-7.5-9.5-073010 respectively) were diluted and reanalyzed. The results taken from the analysis of the diluted extracts have been identified with a "*" qualifier on their corresponding data sheets.

The following Level IV report consists of an Analytical Data section, a Sample Receipt section, a Laboratory Raw Data section, and an Instrument Raw Data section. The Analytical Data section contains our project-sample tracking log and the analytical results. The Sample Receipt section contains your chain of custody, our sample login form and the sample photo. The Laboratory Raw Data section contains our project request sheet, a percent solids sheet, an extraction bench sheet and the cleanup bench sheet. The instrument raw data section contains three sub-sections; the sample results section, the initial calibration section and the continuing/ending calibration section. The sample results sub-section consists of the quantitation summary forms with chromatograms for all samples and QC. The initial calibration sub-section consists of the individual quantitation summary forms and chromatograms for each point of the initial calibration curve as well as an overall quantitation summary form of the initial calibration curve. The continuing/ending calibration sub-section consists of the quantitation summary forms and chromatograms for all beginning and ending calibration injections associated with the samples and QC. You also requested Electronic Data Deliverables (EDD) for this project. The EDD and Level I summary have been sent to you via email. The Level IV report has been sent to you on compact disk. A hardcopy of the data package will not be forwarded unless specifically requested. The attached results are specifically for the samples referenced in this report only. These results meet all NELAC requirements and shall not be reproduced except in full.

If you have any questions regarding project **6364**, please feel free to contact me at (916) 934-0900. Thank you for choosing Frontier Analytical Laboratory for your analytical testing needs.

Sincerely,



Bradley B. Silverbush
Director of Operations

Frontier Analytical Laboratory

Sample Tracking Log

FAL Project ID: **6364**

Received on: **09/21/2010**

Project Due: **10/13/2010**

Storage: **R2**

FAL Sample ID	Dup	Client Project ID	Client Sample ID	Requested Method	Matrix	Sampling Date	Sampling Time	Hold Time Due Date
6364-001-SA	0	Lora Lakes RI	PSB12-4-6-072810	EPA 1613 D/F	Soil	07/28/2010	03:56 pm	07/28/2011
6364-002-SA	0	Lora Lakes RI	PSB14-4-7-072810	EPA 1613 D/F	Soil	07/28/2010	02:15 pm	07/28/2011
6364-003-SA	0	Lora Lakes RI	PSB14-7-9-072810	EPA 1613 D/F	Soil	07/28/2010	01:45 pm	07/28/2011
6364-004-SA	0	Lora Lakes RI	PSB06-2-4-072810	EPA 1613 D/F	Soil	07/28/2010	10:30 am	07/28/2011
6364-005-SA	0	Lora Lakes RI	PSB06-4-6-072810	EPA 1613 D/F	Soil	07/28/2010	10:25 am	07/28/2011
6364-006-SA	0	Lora Lakes RI	PSB13-4-6-072910	EPA 1613 D/F	Soil	07/29/2010	02:35 pm	07/29/2011
6364-007-SA	0	Lora Lakes RI	PSB1-2-4-072910	EPA 1613 D/F	Soil	07/29/2010	04:05 pm	07/29/2011
6364-008-SA	0	Lora Lakes RI	PSB10-4-6-073010	EPA 1613 D/F	Soil	07/30/2010	02:35 pm	08/01/2011
6364-009-SA	0	Lora Lakes RI	PSB10-8.5-10-073010	EPA 1613 D/F	Soil	07/30/2010	02:40 pm	08/01/2011
6364-010-SA	0	Lora Lakes RI	PSB11-4-6-073010	EPA 1613 D/F	Soil	07/30/2010	09:39 am	08/01/2011
6364-011-SA	0	Lora Lakes RI	PSB11-7.5-9.5-073010	EPA 1613 D/F	Soil	07/30/2010	08:55 am	08/01/2011

FAL
Sample ID

Notes

6364-001-SA	'Sample ID taken from COC. Sampling date & time taken from jar label.'
6364-002-SA	'Sample ID taken from COC. Sampling date & time taken from jar label.'
6364-003-SA	'Sample ID taken from COC. Sampling date & time taken from jar label.'
6364-004-SA	'Sampling date & time taken from jar label.'
6364-005-SA	'Sampling date & time taken from jar label.'
6364-006-SA	'Sampling date & time taken from jar label.'
6364-007-SA	'Sampling date & time taken from jar label.'
6364-008-SA	'Sampling date & time taken from jar label.'
6364-009-SA	'Sampling date & time taken from jar label.'
6364-010-SA	'Sampling date & time taken from jar label.'
6364-011-SA	'Sampling date & time taken from jar label.'

EPA Method 1613
PCDD/F



FAL ID: 6364-001-MB
Client ID: Method Blank
Matrix: Soil
Batch No: X2120

Date Extracted: 09-29-2010
Date Received: NA
Amount: 5.00 g

ICal: PCDDFAL3-8-23-10
GC Column: DB5
Units: pg/g

Acquired: 10-01-2010
2005 WHO TEQ: 0.00

Compound	Conc	DL	Qual	2005		Compound	Conc	DL	Qual
				WHO Tox	MDL				
2,3,7,8-TCDD	ND	0.386		-	0.0262				
1,2,3,7,8-PeCDD	ND	0.485		-	0.0442				
1,2,3,4,7,8-HxCDD	ND	0.413		-	0.0486				
1,2,3,6,7,8-HxCDD	ND	0.562		-	0.0586	Total TCDD	ND	0.386	
1,2,3,7,8,9-HxCDD	ND	0.480		-	0.0529	Total PeCDD	ND	0.485	
1,2,3,4,6,7,8-HpCDD	ND	0.545		-	0.0954	Total HxCDD	ND	0.562	
OCDD	ND	1.40		-	0.154	Total HpCDD	ND	0.545	
2,3,7,8-TCDF	ND	0.171		-	0.0205				
1,2,3,7,8-PeCDF	ND	0.298		-	0.0298				
2,3,4,7,8-PeCDF	ND	0.321		-	0.0313				
1,2,3,4,7,8-HxCDF	ND	0.294		-	0.0308				
1,2,3,6,7,8-HxCDF	ND	0.286		-	0.0317				
2,3,4,6,7,8-HxCDF	ND	0.318		-	0.0341				
1,2,3,7,8,9-HxCDF	ND	0.302		-	0.0387	Total TCDF	ND	0.171	
1,2,3,4,6,7,8-HpCDF	ND	0.413		-	0.0418	Total PeCDF	ND	0.321	
1,2,3,4,7,8,9-HpCDF	ND	0.381		-	0.0429	Total HxCDF	ND	0.318	
OCDF	ND	0.992		-	0.105	Total HpCDF	ND	0.413	

Internal Standards	% Rec	QC Limits	Qual
13C-2,3,7,8-TCDD	89.3	25.0 - 164	
13C-1,2,3,7,8-PeCDD	98.4	25.0 - 181	
13C-1,2,3,4,7,8-HxCDD	98.1	32.0 - 141	
13C-1,2,3,6,7,8-HxCDD	76.9	28.0 - 130	
13C-1,2,3,4,6,7,8-HpCDD	91.8	23.0 - 140	
13C-OCDD	69.8	17.0 - 157	
13C-2,3,7,8-TCDF	95.3	24.0 - 169	
13C-1,2,3,7,8-PeCDF	94.7	24.0 - 185	
13C-2,3,4,7,8-PeCDF	93.7	21.0 - 178	
13C-1,2,3,4,7,8-HxCDF	105	26.0 - 152	
13C-1,2,3,6,7,8-HxCDF	90.2	26.0 - 123	
13C-2,3,4,6,7,8-HxCDF	87.6	28.0 - 136	
13C-1,2,3,7,8,9-HxCDF	97.8	29.0 - 147	
13C-1,2,3,4,6,7,8-HpCDF	83.8	28.0 - 143	
13C-1,2,3,4,7,8,9-HpCDF	120	26.0 - 138	
13C-OCDF	78.3	17.0 - 157	

Cleanup Surrogate

37Cl-2,3,7,8-TCDD 96.7 35.0 - 197

- A Isotopic Labeled Standard outside QC range but signal to noise ratio is >10:1
- B Analyte is present in Method Blank
- C Chemical Interference
- D Presence of Diphenyl Ethers
- E Analyte concentration is above calibration range
- F Analyte confirmation on secondary column
- J Analyte concentration is below calibration range
- M Maximum possible concentration
- ND Analyte Not Detected
- NP Not Provided
- P Pre-filtered through a Whatman 0.7um GF/F filter
- S Sample acceptance criteria not met
- X Matrix interferences
- * Result taken from dilution or reinjection

Analyst: [Signature]
Date: 10/5/10

Reviewed By: [Signature]
Date: 10/6/10

EPA Method 1613
PCDD/F



FAL ID: 6364-001-OPR
Client ID: OPR
Matrix: Soil
Batch No: X2120

Date Extracted: 09-29-2010
Date Received: NA
Amount: 5.00 g

ICal: PCDDFAL3-8-23-10
GC Column: DB5
Units: ng/ml

Acquired: 10-01-2010
2005 WHO TEQ: NA

Compound	Conc	QC Limits	Qual
2,3,7,8-TCDD	9.73	6.70 - 15.8	
1,2,3,7,8-PeCDD	50.0	35.0 - 71.0	
1,2,3,4,7,8-HxCDD	47.9	35.0 - 82.0	
1,2,3,6,7,8-HxCDD	49.3	38.0 - 67.0	
1,2,3,7,8,9-HxCDD	50.3	32.0 - 81.0	
1,2,3,4,6,7,8-HpCDD	47.2	35.0 - 70.0	
OCDD	101	78.0 - 144	
2,3,7,8-TCDF	9.37	7.50 - 15.8	
1,2,3,7,8-PeCDF	53.6	40.0 - 67.0	
2,3,4,7,8-PeCDF	54.1	34.0 - 80.0	
1,2,3,4,7,8-HxCDF	47.2	36.0 - 67.0	
1,2,3,6,7,8-HxCDF	48.9	42.0 - 65.0	
2,3,4,6,7,8-HxCDF	48.5	35.0 - 78.0	
1,2,3,7,8,9-HxCDF	49.2	39.0 - 65.0	
1,2,3,4,6,7,8-HpCDF	48.6	41.0 - 61.0	
1,2,3,4,7,8,9-HpCDF	48.6	39.0 - 69.0	
OCDF	96.8	63.0 - 170	

Internal Standards	% Rec	QC Limits	Qual
13C-2,3,7,8-TCDD	94.9	20.0 - 175	
13C-1,2,3,7,8-PeCDD	105	21.0 - 227	
13C-1,2,3,4,7,8-HxCDD	104	21.0 - 193	
13C-1,2,3,6,7,8-HxCDD	83.0	25.0 - 163	
13C-1,2,3,4,6,7,8-HpCDD	96.5	26.0 - 166	
13C-OCDD	75.0	13.0 - 198	
13C-2,3,7,8-TCDF	95.4	22.0 - 152	
13C-1,2,3,7,8-PeCDF	96.7	21.0 - 192	
13C-2,3,4,7,8-PeCDF	97.0	13.0 - 328	
13C-1,2,3,4,7,8-HxCDF	111	19.0 - 202	
13C-1,2,3,6,7,8-HxCDF	91.7	21.0 - 159	
13C-2,3,4,6,7,8-HxCDF	92.7	22.0 - 176	
13C-1,2,3,7,8,9-HxCDF	105	17.0 - 205	
13C-1,2,3,4,6,7,8-HpCDF	86.7	21.0 - 158	
13C-1,2,3,4,7,8,9-HpCDF	120	20.0 - 186	
13C-OCDF	82.2	13.0 - 198	

Cleanup Surrogate

37Cl-2,3,7,8-TCDD 92.0 31.0 - 191

- A Isotopic Labeled Standard outside QC range but signal to noise ratio is >10:1
- B Analyte is present in Method Blank
- C Chemical Interference
- D Presence of Diphenyl Ethers
- E Analyte concentration is above calibration range
- F Analyte confirmation on secondary column
- J Analyte concentration is below calibration range
- M Maximum possible concentration
- ND Analyte Not Detected
- NP Not Provided
- P Pre-filtered through a Whatman 0.7um GF/F filter
- S Sample acceptance criteria not met
- X Matrix interferences
- * Result taken from dilution or reinjection

Analyst: [Signature]

Date: 10/5/10

Reviewed By: DW

Date: 10/6/10

EPA Method 1613
PCDD/F



FAL ID: 6364-001-SA
Client ID: PSB12-4-6-072810
Matrix: Soil
Batch No: X2120

Date Extracted: 09-29-2010
Date Received: 09-21-2010
Amount: 4.99 g
% Solids: 91.93

ICal: PCDDFAL3-8-23-10
GC Column: DB5
Units: pg/g

Acquired: 10-01-2010
2005 WHO TEQ: 24.5

Compound	Conc	DL	Qual	2005		Compound	Conc	DL	Qual
				WHO Tox	MDL				
2,3,7,8-TCDD	0.770	-	J	0.770	0.0262				
1,2,3,7,8-PeCDD	2.67	-	J	2.67	0.0442				
1,2,3,4,7,8-HxCDD	3.63	-	J	0.363	0.0486				
1,2,3,6,7,8-HxCDD	24.9	-	-	2.49	0.0586	Total TCDD	4.40	-	-
1,2,3,7,8,9-HxCDD	10.5	-	-	1.05	0.0529	Total PeCDD	20.1	-	-
1,2,3,4,6,7,8-HpCDD	869	-	-	8.69	0.0954	Total HxCDD	161	-	-
OCDD	11100	-	*	3.33	0.154	Total HpCDD	1740	-	-
2,3,7,8-TCDF	0.464	-	J	0.0464	0.0205				
1,2,3,7,8-PeCDF	0.676	-	J	0.0203	0.0298				
2,3,4,7,8-PeCDF	1.87	-	J	0.561	0.0313				
1,2,3,4,7,8-HxCDF	6.42	-	-	0.642	0.0308				
1,2,3,6,7,8-HxCDF	3.33	-	J	0.333	0.0317				
2,3,4,6,7,8-HxCDF	4.86	-	J	0.486	0.0341				
1,2,3,7,8,9-HxCDF	0.475	-	J	0.0475	0.0387	Total TCDF	15.7	-	-
1,2,3,4,6,7,8-HpCDF	261	-	-	2.61	0.0418	Total PeCDF	34.9	-	-
1,2,3,4,7,8,9-HpCDF	7.32	-	-	0.0732	0.0429	Total HxCDF	159	-	-
OCDF	1110	-	-	0.333	0.105	Total HpCDF	888	-	-

Internal Standards	% Rec	QC Limits	Qual
13C-2,3,7,8-TCDD	88.4	25.0 - 164	
13C-1,2,3,7,8-PeCDD	94.4	25.0 - 181	
13C-1,2,3,4,7,8-HxCDD	92.5	32.0 - 141	
13C-1,2,3,6,7,8-HxCDD	77.8	28.0 - 130	
13C-1,2,3,4,6,7,8-HpCDD	97.4	23.0 - 140	
13C-OCDD	61.5	17.0 - 157	*
13C-2,3,7,8-TCDF	89.1	24.0 - 169	
13C-1,2,3,7,8-PeCDF	89.3	24.0 - 185	
13C-2,3,4,7,8-PeCDF	87.6	21.0 - 178	
13C-1,2,3,4,7,8-HxCDF	98.7	26.0 - 152	
13C-1,2,3,6,7,8-HxCDF	83.8	26.0 - 123	
13C-2,3,4,6,7,8-HxCDF	82.3	28.0 - 136	
13C-1,2,3,7,8,9-HxCDF	93.1	29.0 - 147	
13C-1,2,3,4,6,7,8-HpCDF	84.6	28.0 - 143	
13C-1,2,3,4,7,8,9-HpCDF	114	26.0 - 138	
13C-OCDF	96.2	17.0 - 157	

- A Isotopic Labeled Standard outside QC range but signal to noise ratio is >10:1
- B Analyte is present in Method Blank
- C Chemical Interference
- D Presence of Diphenyl Ethers
- E Analyte concentration is above calibration range
- F Analyte confirmation on secondary column
- J Analyte concentration is below calibration range
- M Maximum possible concentration
- ND Analyte Not Detected
- NP Not Provided
- P Pre-filtered through a Whatman 0.7um GF/F filter
- S Sample acceptance criteria not met
- X Matrix interferences
- * Result taken from dilution or reinjection

Cleanup Surrogate

37Cl-2,3,7,8-TCDD	91.0	35.0 - 197
-------------------	------	------------

Analyst: *[Signature]*
Date: 10/5/10

Reviewed By: *[Signature]*
Date: 10-6-10

EPA Method 1613
PCDD/F



FAL ID: 6364-002-SA
Client ID: PSB14-4-7-072810
Matrix: Soil
Batch No: X2120

Date Extracted: 09-29-2010
Date Received: 09-21-2010
Amount: 4.85 g
% Solids: 89.31

ICal: PCDDFAL3-8-23-10
GC Column: DB5
Units: pg/g

Acquired: 10-01-2010
2005 WHO TEQ: 87.4

Compound	Conc	DL	Qual	2005 WHO Tox	MDL	Compound	Conc	DL	Qual
2,3,7,8-TCDD	1.62	-		1.62	0.0262				
1,2,3,7,8-PeCDD	10.1	-		10.1	0.0442				
1,2,3,4,7,8-HxCDD	14.7	-		1.47	0.0486				
1,2,3,6,7,8-HxCDD	99.3	-		9.93	0.0586	Total TCDD	14.4		-
1,2,3,7,8,9-HxCDD	43.5	-		4.35	0.0529	Total PeCDD	63.5		-
1,2,3,4,6,7,8-HpCDD	3120	-		31.2	0.0954	Total HxCDD	601		-
OCDD	38100	-	*	11.4	0.154	Total HpCDD	6230		-
2,3,7,8-TCDF	0.702	-	J	0.0702	0.0205				
1,2,3,7,8-PeCDF	1.23	-	J	0.0369	0.0298				
2,3,4,7,8-PeCDF	5.55	-		1.66	0.0313				
1,2,3,4,7,8-HxCDF	25.3	-		2.53	0.0308				
1,2,3,6,7,8-HxCDF	12.5	-		1.25	0.0317				
2,3,4,6,7,8-HxCDF	16.4	-		1.64	0.0341				
1,2,3,7,8,9-HxCDF	2.34	-	J	0.234	0.0387	Total TCDF	23.7		-
1,2,3,4,6,7,8-HpCDF	864	-		8.64	0.0418	Total PeCDF	110		-
1,2,3,4,7,8,9-HpCDF	24.4	-		0.244	0.0429	Total HxCDF	551		-
OCDF	3430	-		1.03	0.105	Total HpCDF	2820		-

Internal Standards	% Rec	QC Limits	Qual
13C-2,3,7,8-TCDD	95.8	25.0 - 164	
13C-1,2,3,7,8-PeCDD	104	25.0 - 181	
13C-1,2,3,4,7,8-HxCDD	105	32.0 - 141	
13C-1,2,3,6,7,8-HxCDD	83.1	28.0 - 130	
13C-1,2,3,4,6,7,8-HpCDD	128	23.0 - 140	
13C-OCDD	96.3	17.0 - 157	*
13C-2,3,7,8-TCDF	97.8	24.0 - 169	
13C-1,2,3,7,8-PeCDF	99.8	24.0 - 185	
13C-2,3,4,7,8-PeCDF	97.2	21.0 - 178	
13C-1,2,3,4,7,8-HxCDF	109	26.0 - 152	
13C-1,2,3,6,7,8-HxCDF	90.9	26.0 - 123	
13C-2,3,4,6,7,8-HxCDF	93.4	28.0 - 136	
13C-1,2,3,7,8,9-HxCDF	106	29.0 - 147	
13C-1,2,3,4,6,7,8-HpCDF	103	28.0 - 143	
13C-1,2,3,4,7,8,9-HpCDF	137	26.0 - 138	
13C-OCDF	127	17.0 - 157	

- A Isotopic Labeled Standard outside QC range but signal to noise ratio is >10:1
- B Analyte is present in Method Blank
- C Chemical Interference
- D Presence of Diphenyl Ethers
- E Analyte concentration is above calibration range
- F Analyte confirmation on secondary column
- J Analyte concentration is below calibration range
- M Maximum possible concentration
- ND Analyte Not Detected
- NP Not Provided
- P Pre-filtered through a Whatman 0.7um GF/F filter
- S Sample acceptance criteria not met
- X Matrix interferences
- * Result taken from dilution or reinjection

Cleanup Surrogate

37Cl-2,3,7,8-TCDD	93.7	35.0 - 197
-------------------	------	------------

Analyst: [Signature]
Date: 10/5/10

Reviewed By: DN
Date: 10/6/10

EPA Method 1613
PCDD/F



FAL ID: 6364-003-SA
Client ID: PSB14-7-9-072810
Matrix: Soil
Batch No: X2120

Date Extracted: 09-29-2010
Date Received: 09-21-2010
Amount: 4.79 g
% Solids: 87.59

ICal: PCDDFAL3-8-23-10
GC Column: DB5
Units: pg/g

Acquired: 10-01-2010
2005 WHO TEQ: 81.3

Compound	Conc	DL	Qual	2005		Compound	Conc	DL	Qual
				WHO Tox	MDL				
2,3,7,8-TCDD	1.56	-	-	1.56	0.0262				
1,2,3,7,8-PeCDD	9.97	-	-	9.97	0.0442				
1,2,3,4,7,8-HxCDD	14.7	-	-	1.47	0.0486				
1,2,3,6,7,8-HxCDD	92.6	-	-	9.26	0.0586	Total TCDD	17.9	-	-
1,2,3,7,8,9-HxCDD	46.9	-	-	4.69	0.0529	Total PeCDD	67.4	-	-
1,2,3,4,6,7,8-HpCDD	2790	-	-	27.9	0.0954	Total HxCDD	581	-	-
OCDD	32500	-	*	9.75	0.154	Total HpCDD	5560	-	-
2,3,7,8-TCDF	1.39	-	-	0.139	0.0205				
1,2,3,7,8-PeCDF	1.60	-	J	0.0480	0.0298				
2,3,4,7,8-PeCDF	6.40	-	-	1.92	0.0313				
1,2,3,4,7,8-HxCDF	25.7	-	-	2.57	0.0308				
1,2,3,6,7,8-HxCDF	12.7	-	-	1.27	0.0317				
2,3,4,6,7,8-HxCDF	16.9	-	-	1.69	0.0341				
1,2,3,7,8,9-HxCDF	1.83	-	J	0.183	0.0387	Total TCDF	39.2	-	-
1,2,3,4,6,7,8-HpCDF	786	-	-	7.86	0.0418	Total PeCDF	121	-	D,M
1,2,3,4,7,8,9-HpCDF	22.9	-	-	0.229	0.0429	Total HxCDF	527	-	D,M
OCDF	2750	-	-	0.825	0.105	Total HpCDF	2450	-	-

Internal Standards	% Rec	QC Limits	Qual
13C-2,3,7,8-TCDD	95.4	25.0 - 164	
13C-1,2,3,7,8-PeCDD	104	25.0 - 181	
13C-1,2,3,4,7,8-HxCDD	102	32.0 - 141	
13C-1,2,3,6,7,8-HxCDD	85.4	28.0 - 130	
13C-1,2,3,4,6,7,8-HpCDD	121	23.0 - 140	
13C-OCDD	102	17.0 - 157	*
13C-2,3,7,8-TCDF	97.9	24.0 - 169	
13C-1,2,3,7,8-PeCDF	104	24.0 - 185	
13C-2,3,4,7,8-PeCDF	99.9	21.0 - 178	
13C-1,2,3,4,7,8-HxCDF	109	26.0 - 152	
13C-1,2,3,6,7,8-HxCDF	90.9	26.0 - 123	
13C-2,3,4,6,7,8-HxCDF	94.5	28.0 - 136	
13C-1,2,3,7,8,9-HxCDF	104	29.0 - 147	
13C-1,2,3,4,6,7,8-HpCDF	100	28.0 - 143	
13C-1,2,3,4,7,8,9-HpCDF	129	26.0 - 138	
13C-OCDF	117	17.0 - 157	

- A Isotopic Labeled Standard outside QC range but signal to noise ratio is >10:1
- B Analyte is present in Method Blank
- C Chemical Interference
- D Presence of Diphenyl Ethers
- E Analyte concentration is above calibration range
- F Analyte confirmation on secondary column
- J Analyte concentration is below calibration range
- M Maximum possible concentration
- ND Analyte Not Detected
- NP Not Provided
- P Pre-filtered through a Whatman 0.7um GF/F filter
- S Sample acceptance criteria not met
- X Matrix interferences
- * Result taken from dilution or reinjection

Cleanup Surrogate

37Cl-2,3,7,8-TCDD 91.2 35.0 - 197

Analyst: [Signature]
Date: 10/5/10

Reviewed By: DN
Date: 10/6/10

EPA Method 1613
PCDD/F



FAL ID: 6364-004-SA
Client ID: PSB06-2-4-072810
Matrix: Soil
Batch No: X2120

Date Extracted: 09-29-2010
Date Received: 09-21-2010
Amount: 5.07 g
% Solids: 93.09

ICal: PCDDFAL3-8-23-10
GC Column: DB5
Units: pg/g

Acquired: 10-01-2010
2005 WHO TEQ: 0.399

Compound	Conc	DL	Qual	2005		Compound	Conc	DL	Qual
				WHO Tox	MDL				
2,3,7,8-TCDD	ND	0.333		-	0.0262				
1,2,3,7,8-PeCDD	ND	0.383		-	0.0442				
1,2,3,4,7,8-HxCDD	ND	0.400		-	0.0486				
1,2,3,6,7,8-HxCDD	0.982	-	J	0.0982	0.0586	Total TCDD	ND	0.333	
1,2,3,7,8,9-HxCDD	ND	0.462		-	0.0529	Total PeCDD	ND	0.383	
1,2,3,4,6,7,8-HpCDD	19.4	-		0.194	0.0954	Total HxCDD	4.34	-	J
OCDD	184	-		0.0552	0.154	Total HpCDD	36.7	-	
2,3,7,8-TCDF	ND	0.210		-	0.0205				
1,2,3,7,8-PeCDF	ND	0.333		-	0.0298				
2,3,4,7,8-PeCDF	ND	0.362		-	0.0313				
1,2,3,4,7,8-HxCDF	ND	0.304		-	0.0308				
1,2,3,6,7,8-HxCDF	ND	0.324		-	0.0317				
2,3,4,6,7,8-HxCDF	ND	0.354		-	0.0341				
1,2,3,7,8,9-HxCDF	ND	0.305		-	0.0387	Total TCDF	ND	0.210	
1,2,3,4,6,7,8-HpCDF	4.62	-	J	0.0462	0.0418	Total PeCDF	0.695	-	J
1,2,3,4,7,8,9-HpCDF	ND	0.380		-	0.0429	Total HxCDF	3.04	-	J
OCDF	19.3	-		0.00579	0.105	Total HpCDF	14.4	-	

Internal Standards	% Rec	QC Limits	Qual
13C-2,3,7,8-TCDD	89.1	25.0 - 164	
13C-1,2,3,7,8-PeCDD	96.2	25.0 - 181	
13C-1,2,3,4,7,8-HxCDD	94.4	32.0 - 141	
13C-1,2,3,6,7,8-HxCDD	78.7	28.0 - 130	
13C-1,2,3,4,6,7,8-HpCDD	87.3	23.0 - 140	
13C-OCDD	62.6	17.0 - 157	
13C-2,3,7,8-TCDF	91.4	24.0 - 169	
13C-1,2,3,7,8-PeCDF	95.8	24.0 - 185	
13C-2,3,4,7,8-PeCDF	91.6	21.0 - 178	
13C-1,2,3,4,7,8-HxCDF	100	26.0 - 152	
13C-1,2,3,6,7,8-HxCDF	83.9	26.0 - 123	
13C-2,3,4,6,7,8-HxCDF	80.4	28.0 - 136	
13C-1,2,3,7,8,9-HxCDF	93.3	29.0 - 147	
13C-1,2,3,4,6,7,8-HpCDF	79.4	28.0 - 143	
13C-1,2,3,4,7,8,9-HpCDF	105	26.0 - 138	
13C-OCDF	68.1	17.0 - 157	

Cleanup Surrogate

37Cl-2,3,7,8-TCDD 90.6 35.0 - 197

- A Isotopic Labeled Standard outside QC range but signal to noise ratio is >10:1
- B Analyte is present in Method Blank
- C Chemical Interference
- D Presence of Diphenyl Ethers
- E Analyte concentration is above calibration range
- F Analyte confirmation on secondary column
- J Analyte concentration is below calibration range
- M Maximum possible concentration
- ND Analyte Not Detected
- NP Not Provided
- P Pre-filtered through a Whatman 0.7um GF/F filter
- S Sample acceptance criteria not met
- X Matrix interferences
- * Result taken from dilution or reinjection

Analyst: [Signature]
Date: 10/5/10

Reviewed By: [Signature]
Date: 10/6/10

EPA Method 1613
PCDD/F



FAL ID: 6364-005-SA
Client ID: PSB06-4-6-072810
Matrix: Soil
Batch No: X2120

Date Extracted: 09-29-2010
Date Received: 09-21-2010
Amount: 5.11 g
% Solids: 94.43

ICal: PCDDFAL3-8-23-10
GC Column: DB5
Units: pg/g

Acquired: 10-01-2010
2005 WHO TEQ: 0.0239

Compound	Conc	DL	Qual	2005		Compound	Conc	DL	Qual
				WHO Tox	MDL				
2,3,7,8-TCDD	ND	0.392		-	0.0262				
1,2,3,7,8-PeCDD	ND	0.496		-	0.0442				
1,2,3,4,7,8-HxCDD	ND	0.521		-	0.0486				
1,2,3,6,7,8-HxCDD	ND	0.690		-	0.0586	Total TCDD	ND	0.392	
1,2,3,7,8,9-HxCDD	ND	0.598		-	0.0529	Total PeCDD	ND	0.496	
1,2,3,4,6,7,8-HpCDD	1.99	-	J	0.0199	0.0954	Total HxCDD	ND	0.690	
OCDD	13.2	--		0.00396	0.154	Total HpCDD	4.20	-	J
2,3,7,8-TCDF	ND	0.169		-	0.0205				
1,2,3,7,8-PeCDF	ND	0.360		-	0.0298				
2,3,4,7,8-PeCDF	ND	0.358		-	0.0313				
1,2,3,4,7,8-HxCDF	ND	0.408		-	0.0308				
1,2,3,6,7,8-HxCDF	ND	0.400		-	0.0317				
2,3,4,6,7,8-HxCDF	ND	0.445		-	0.0341				
1,2,3,7,8,9-HxCDF	ND	0.391		-	0.0387	Total TCDF	ND	0.169	
1,2,3,4,6,7,8-HpCDF	ND	0.753		-	0.0418	Total PeCDF	ND	0.360	
1,2,3,4,7,8,9-HpCDF	ND	0.795		-	0.0429	Total HxCDF	ND	0.445	
OCDF	ND	1.21		-	0.105	Total HpCDF	ND	0.795	

Internal Standards	% Rec	QC Limits	Qual
13C-2,3,7,8-TCDD	91.1	25.0 - 164	
13C-1,2,3,7,8-PeCDD	100	25.0 - 181	
13C-1,2,3,4,7,8-HxCDD	98.9	32.0 - 141	
13C-1,2,3,6,7,8-HxCDD	78.6	28.0 - 130	
13C-1,2,3,4,6,7,8-HpCDD	89.2	23.0 - 140	
13C-OCDD	67.2	17.0 - 157	
13C-2,3,7,8-TCDF	93.7	24.0 - 169	
13C-1,2,3,7,8-PeCDF	90.9	24.0 - 185	
13C-2,3,4,7,8-PeCDF	93.1	21.0 - 178	
13C-1,2,3,4,7,8-HxCDF	99.6	26.0 - 152	
13C-1,2,3,6,7,8-HxCDF	84.7	26.0 - 123	
13C-2,3,4,6,7,8-HxCDF	84.5	28.0 - 136	
13C-1,2,3,7,8,9-HxCDF	96.3	29.0 - 147	
13C-1,2,3,4,6,7,8-HpCDF	82.1	28.0 - 143	
13C-1,2,3,4,7,8,9-HpCDF	108	26.0 - 138	
13C-OCDF	73.6	17.0 - 157	

Cleanup Surrogate

37Cl-2,3,7,8-TCDD 95.4 35.0 - 197

- A Isotopic Labeled Standard outside QC range but signal to noise ratio is >10:1
- B Analyte is present in Method Blank
- C Chemical Interference
- D Presence of Diphenyl Ethers
- E Analyte concentration is above calibration range
- F Analyte confirmation on secondary column
- J Analyte concentration is below calibration range
- M Maximum possible concentration
- ND Analyte Not Detected
- NP Not Provided
- P Pre-filtered through a Whatman 0.7um GF/F filter
- S Sample acceptance criteria not met
- X Matrix interferences
- * Result taken from dilution or reinjection

Analyst: [Signature]
Date: 10/5/10

Reviewed By: DN
Date: 10/6/10

EPA Method 1613
PCDD/F



FAL ID: 6364-006-SA
Client ID: PSB13-4-6-072910
Matrix: Soil
Batch No: X2120

Date Extracted: 09-29-2010
Date Received: 09-21-2010
Amount: 4.88 g
% Solids: 88.83

ICal: PCDDFAL3-8-23-10
GC Column: DB5
Units: pg/g

Acquired: 10-01-2010
2005 WHO TEQ: 50.5

Compound	Conc	DL	Qual	2005		Compound	Conc	DL	Qual
				WHO Tox	MDL				
2,3,7,8-TCDD	0.784	-	J	0.784	0.0262				
1,2,3,7,8-PeCDD	4.23	-	J	4.23	0.0442				
1,2,3,4,7,8-HxCDD	6.84	-	-	0.684	0.0486				
1,2,3,6,7,8-HxCDD	55.9	-	-	5.59	0.0586	Total TCDD	6.53	-	-
1,2,3,7,8,9-HxCDD	20.2	-	-	2.02	0.0529	Total PeCDD	39.9	-	-
1,2,3,4,6,7,8-HpCDD	2090	-	-	209	0.0954	Total HxCDD	369	-	-
OCDD	25400	-	*	7.62	0.154	Total HpCDD	4220	-	-
2,3,7,8-TCDF	0.520	-	J	0.0520	0.0205				
1,2,3,7,8-PeCDF	0.591	-	J	0.0177	0.0298				
2,3,4,7,8-PeCDF	1.21	-	J	0.363	0.0313				
1,2,3,4,7,8-HxCDF	5.29	-	-	0.529	0.0308				
1,2,3,6,7,8-HxCDF	5.18	-	-	0.518	0.0317				
2,3,4,6,7,8-HxCDF	7.27	-	-	0.727	0.0341				
1,2,3,7,8,9-HxCDF	0.845	-	J	0.0845	0.0387	Total TCDF	22.6	-	-
1,2,3,4,6,7,8-HpCDF	558	-	-	5.58	0.0418	Total PeCDF	61.7	-	-
1,2,3,4,7,8,9-HpCDF	14.2	-	-	0.142	0.0429	Total HxCDF	370	-	-
OCDF	2270	-	-	0.681	0.105	Total HpCDF	2080	-	-

Internal Standards	% Rec	QC Limits	Qual
13C-2,3,7,8-TCDD	95.4	25.0 - 164	
13C-1,2,3,7,8-PeCDD	98.1	25.0 - 181	
13C-1,2,3,4,7,8-HxCDD	101	32.0 - 141	
13C-1,2,3,6,7,8-HxCDD	82.4	28.0 - 130	
13C-1,2,3,4,6,7,8-HpCDD	112	23.0 - 140	
13C-OCDD	79.8	17.0 - 157	*
13C-2,3,7,8-TCDF	95.9	24.0 - 169	
13C-1,2,3,7,8-PeCDF	96.7	24.0 - 185	
13C-2,3,4,7,8-PeCDF	96.0	21.0 - 178	
13C-1,2,3,4,7,8-HxCDF	105	26.0 - 152	
13C-1,2,3,6,7,8-HxCDF	90.6	26.0 - 123	
13C-2,3,4,6,7,8-HxCDF	91.8	28.0 - 136	
13C-1,2,3,7,8,9-HxCDF	101	29.0 - 147	
13C-1,2,3,4,6,7,8-HpCDF	92.3	28.0 - 143	
13C-1,2,3,4,7,8,9-HpCDF	121	26.0 - 138	
13C-OCDF	107	17.0 - 157	

Cleanup Surrogate

37Cl-2,3,7,8-TCDD 90.5 35.0 - 197

- A Isotopic Labeled Standard outside QC range but signal to noise ratio is >10:1
- B Analyte is present in Method Blank
- C Chemical Interference
- D Presence of Diphenyl Ethers
- E Analyte concentration is above calibration range
- F Analyte confirmation on secondary column
- J Analyte concentration is below calibration range
- M Maximum possible concentration
- ND Analyte Not Detected
- NP Not Provided
- P Pre-filtered through a Whatman 0.7um GF/F filter
- S Sample acceptance criteria not met
- X Matrix interferences
- * Result taken from dilution or reinjection

Analyst: [Signature]
Date: 10/5/10

Reviewed By: [Signature]
Date: 10/6/10

EPA Method 1613
PCDD/F



FAL ID: 6364-007-SA
Client ID: PSB1-2-4-072910
Matrix: Soil
Batch No: X2120

Date Extracted: 09-29-2010
Date Received: 09-21-2010
Amount: 4.58 g
% Solids: 83.59

ICal: PCDDFAL3-8-23-10
GC Column: DB5
Units: pg/g

Acquired: 10-01-2010
2005 WHO TEQ: 3.67

Compound	Conc	DL	Qual	2005 WHO Tox	MDL	Compound	Conc	DL	Qual
2,3,7,8-TCDD	ND	0.407		-	0.0262				
1,2,3,7,8-PeCDD	0.781	-	J	0.781	0.0442				
1,2,3,4,7,8-HxCDD	0.908	-	J	0.0908	0.0486				
1,2,3,6,7,8-HxCDD	3.32	-	J	0.332	0.0586	Total TCDD	5.30	-	
1,2,3,7,8,9-HxCDD	2.01	-	J	0.201	0.0529	Total PeCDD	12.2	-	
1,2,3,4,6,7,8-HpCDD	61.4	-		0.614	0.0954	Total HxCDD	23.8	-	
OCDD	451	-		0.135	0.154	Total HpCDD	107	-	
2,3,7,8-TCDF	1.60	-		0.160	0.0205				
1,2,3,7,8-PeCDF	0.871	-	J	0.0261	0.0298				
2,3,4,7,8-PeCDF	1.59	-	J	0.477	0.0313				
1,2,3,4,7,8-HxCDF	1.60	-	J	0.160	0.0308				
1,2,3,6,7,8-HxCDF	1.56	-	J	0.156	0.0317				
2,3,4,6,7,8-HxCDF	2.39	-	J	0.239	0.0341				
1,2,3,7,8,9-HxCDF	0.521	-	J	0.0521	0.0387	Total TCDF	34.8	-	
1,2,3,4,6,7,8-HpCDF	21.1	-		0.211	0.0418	Total PeCDF	54.8	-	
1,2,3,4,7,8,9-HpCDF	1.80	-	J	0.0180	0.0429	Total HxCDF	37.7	-	
OCDF	41.0	-		0.0123	0.105	Total HpCDF	60.4	-	

Internal Standards	% Rec	QC Limits	Qual
13C-2,3,7,8-TCDD	94.3	25.0 - 164	
13C-1,2,3,7,8-PeCDD	102	25.0 - 181	
13C-1,2,3,4,7,8-HxCDD	102	32.0 - 141	
13C-1,2,3,6,7,8-HxCDD	79.1	28.0 - 130	
13C-1,2,3,4,6,7,8-HpCDD	99.4	23.0 - 140	
13C-OCDD	86.2	17.0 - 157	
13C-2,3,7,8-TCDF	94.4	24.0 - 169	
13C-1,2,3,7,8-PeCDF	97.4	24.0 - 185	
13C-2,3,4,7,8-PeCDF	95.6	21.0 - 178	
13C-1,2,3,4,7,8-HxCDF	103	26.0 - 152	
13C-1,2,3,6,7,8-HxCDF	86.1	26.0 - 123	
13C-2,3,4,6,7,8-HxCDF	87.0	28.0 - 136	
13C-1,2,3,7,8,9-HxCDF	98.2	29.0 - 147	
13C-1,2,3,4,6,7,8-HpCDF	87.1	28.0 - 143	
13C-1,2,3,4,7,8,9-HpCDF	121	26.0 - 138	
13C-OCDF	91.6	17.0 - 157	

- A Isotopic Labeled Standard outside QC range but signal to noise ratio is >10:1
- B Analyte is present in Method Blank
- C Chemical Interference
- D Presence of Diphenyl Ethers
- E Analyte concentration is above calibration range
- F Analyte confirmation on secondary column
- J Analyte concentration is below calibration range
- M Maximum possible concentration
- ND Analyte Not Detected
- NP Not Provided
- P Pre-filtered through a Whatman 0.7um GF/F filter
- S Sample acceptance criteria not met
- X Matrix interferences
- * Result taken from dilution or reinjection

Cleanup Surrogate

37Cl-2,3,7,8-TCDD	94.3	35.0 - 197
-------------------	------	------------

Analyst: [Signature]
Date: 10/5/10

Reviewed By: DN
Date: 10/6/10

EPA Method 1613
PCDD/F



FAL ID: 6364-008-SA
Client ID: PSB10-4-6-073010
Matrix: Soil
Batch No: X2120

Date Extracted: 09-29-2010
Date Received: 09-21-2010
Amount: 5.06 g
% Solids: 92.17

ICal: PCDDFAL3-8-23-10
GC Column: DB5
Units: pg/g

Acquired: 10-01-2010
2005 WHO TEQ: 388

Compound	Conc	DL	Qual	2005 WHO Tox	MDL	Compound	Conc	DL	Qual
2,3,7,8-TCDD	5.92	-		5.92	0.0262				
1,2,3,7,8-PeCDD	26.4	-		26.4	0.0442				
1,2,3,4,7,8-HxCDD	36.0	-		3.60	0.0486				
1,2,3,6,7,8-HxCDD	420	-		42.0	0.0586	Total TCDD	28.1	-	
1,2,3,7,8,9-HxCDD	119	-		11.9	0.0529	Total PeCDD	153	-	
1,2,3,4,6,7,8-HpCDD	16400	-	*	164	0.0954	Total HxCDD	2180	-	
OCDD	177000	-	*	53.1	0.154	Total HpCDD	33800	-	*
2,3,7,8-TCDF	1.34	-		0.134	0.0205				
1,2,3,7,8-PeCDF	3.19	-	J	0.0957	0.0298				
2,3,4,7,8-PeCDF	10.1	-		3.03	0.0313				
1,2,3,4,7,8-HxCDF	97.9	-		9.79	0.0308				
1,2,3,6,7,8-HxCDF	42.2	-	D,M	4.22	0.0317				
2,3,4,6,7,8-HxCDF	53.1	-		5.31	0.0341				
1,2,3,7,8,9-HxCDF	3.86	-	J	0.386	0.0387	Total TCDF	56.0	-	D,M
1,2,3,4,6,7,8-HpCDF	5090	-	*	50.9	0.0418	Total PeCDF	293	-	D,M
1,2,3,4,7,8,9-HpCDF	141	-		1.41	0.0429	Total HxCDF	2920	-	D,M
OCDF	20900	-	*	6.27	0.105	Total HpCDF	19400	-	*

Internal Standards	% Rec	QC Limits	Qual
13C-2,3,7,8-TCDD	87.0	25.0 - 164	
13C-1,2,3,7,8-PeCDD	98.3	25.0 - 181	
13C-1,2,3,4,7,8-HxCDD	97.1	32.0 - 141	
13C-1,2,3,6,7,8-HxCDD	82.1	28.0 - 130	
13C-1,2,3,4,6,7,8-HpCDD	97.5	23.0 - 140	*
13C-OCDD	113	17.0 - 157	*
13C-2,3,7,8-TCDF	86.7	24.0 - 169	
13C-1,2,3,7,8-PeCDF	99.5	24.0 - 185	
13C-2,3,4,7,8-PeCDF	95.3	21.0 - 178	
13C-1,2,3,4,7,8-HxCDF	98.7	26.0 - 152	
13C-1,2,3,6,7,8-HxCDF	85.9	26.0 - 123	
13C-2,3,4,6,7,8-HxCDF	87.9	28.0 - 136	
13C-1,2,3,7,8,9-HxCDF	95.3	29.0 - 147	
13C-1,2,3,4,6,7,8-HpCDF	88.8	28.0 - 143	*
13C-1,2,3,4,7,8,9-HpCDF	121	26.0 - 138	
13C-OCDF	94.1	17.0 - 157	*

Cleanup Surrogate

37Cl-2,3,7,8-TCDD 85.2 35.0 - 197

- A Isotopic Labeled Standard outside QC range but signal to noise ratio is >10:1
- B Analyte is present in Method Blank
- C Chemical Interference
- D Presence of Diphenyl Ethers
- E Analyte concentration is above calibration range
- F Analyte confirmation on secondary column
- J Analyte concentration is below calibration range
- M Maximum possible concentration
- ND Analyte Not Detected
- NP Not Provided
- P Pre-filtered through a Whatman 0.7um GF/F filter
- S Sample acceptance criteria not met
- X Matrix interferences
- * Result taken from dilution or reinjection

Analyst: [Signature]
Date: 10/5/10

Reviewed By: [Signature]
Date: 10/6/10

EPA Method 1613
PCDD/F



FAL ID: 6364-009-SA
Client ID: PSB10-8.5-10-073010
Matrix: Soil
Batch No: X2120

Date Extracted: 09-29-2010
Date Received: 09-21-2010
Amount: 4.86 g
% Solids: 87.59

ICal: PCDDFAL3-8-23-10
GC Column: DB5
Units: pg/g

Acquired: 10-01-2010
2005 WHO TEQ: 108

Compound	Conc	DL	Qual	2005 WHO Tox	MDL	Compound	Conc	DL	Qual
2,3,7,8-TCDD	2.33	-		2.33	0.0262				
1,2,3,7,8-PeCDD	9.01	-		9.01	0.0442				
1,2,3,4,7,8-HxCDD	9.11	-		0.911	0.0486				
1,2,3,6,7,8-HxCDD	102	-		10.2	0.0586	Total TCDD	20.6	-	
1,2,3,7,8,9-HxCDD	33.9	-		3.39	0.0529	Total PeCDD	64.1	-	
1,2,3,4,6,7,8-HpCDD	4030	-	*	40.3	0.0954	Total HxCDD	659	-	
OCDD	40000	-	*	12.0	0.154	Total HpCDD	8970	-	*
2,3,7,8-TCDF	1.27	-		0.127	0.0205				
1,2,3,7,8-PeCDF	1.67	-	J	0.0501	0.0298				
2,3,4,7,8-PeCDF	3.92	-	J	1.18	0.0313				
1,2,3,4,7,8-HxCDF	27.3	-		2.73	0.0308				
1,2,3,6,7,8-HxCDF	15.6	-	D,M	1.56	0.0317				
2,3,4,6,7,8-HxCDF	16.6	-		1.66	0.0341				
1,2,3,7,8,9-HxCDF	2.72	-	J	0.272	0.0387	Total TCDF	43.1	-	D,M
1,2,3,4,6,7,8-HpCDF	1980	-		19.8	0.0418	Total PeCDF	111	-	D,M
1,2,3,4,7,8,9-HpCDF	45.8	-		0.458	0.0429	Total HxCDF	1100	-	D,M
OCDF	5700	-		1.71	0.105	Total HpCDF	6080	-	

Internal Standards	% Rec	QC Limits	Qual
13C-2,3,7,8-TCDD	81.3	25.0 - 164	
13C-1,2,3,7,8-PeCDD	92.7	25.0 - 181	
13C-1,2,3,4,7,8-HxCDD	87.9	32.0 - 141	
13C-1,2,3,6,7,8-HxCDD	71.8	28.0 - 130	
13C-1,2,3,4,6,7,8-HpCDD	75.0	23.0 - 140	*
13C-OCDD	64.6	17.0 - 157	*
13C-2,3,7,8-TCDF	82.0	24.0 - 169	
13C-1,2,3,7,8-PeCDF	87.7	24.0 - 185	
13C-2,3,4,7,8-PeCDF	86.9	21.0 - 178	
13C-1,2,3,4,7,8-HxCDF	89.8	26.0 - 152	
13C-1,2,3,6,7,8-HxCDF	75.8	26.0 - 123	
13C-2,3,4,6,7,8-HxCDF	75.2	28.0 - 136	
13C-1,2,3,7,8,9-HxCDF	85.8	29.0 - 147	
13C-1,2,3,4,6,7,8-HpCDF	83.5	28.0 - 143	
13C-1,2,3,4,7,8,9-HpCDF	107	26.0 - 138	
13C-OCDF	89.0	17.0 - 157	

Cleanup Surrogate

37Cl-2,3,7,8-TCDD 85.5 35.0 - 197

- A Isotopic Labeled Standard outside QC range but signal to noise ratio is >10:1
- B Analyte is present in Method Blank
- C Chemical Interference
- D Presence of Diphenyl Ethers
- E Analyte concentration is above calibration range
- F Analyte confirmation on secondary column
- J Analyte concentration is below calibration range
- M Maximum possible concentration
- ND Analyte Not Detected
- NP Not Provided
- P Pre-filtered through a Whatman 0.7um GF/F filter
- S Sample acceptance criteria not met
- X Matrix interferences
- * Result taken from dilution or reinjection

Analyst:
Date: 10/5/10

Reviewed By: DN
Date: 10/6/10

EPA Method 1613
PCDD/F



FAL ID: 6364-010-SA
Client ID: PSB11-4-6-073010
Matrix: Soil
Batch No: X2120

Date Extracted: 09-29-2010
Date Received: 09-21-2010
Amount: 4.92 g
% Solids: 89.51

ICal: PCDDFAL3-8-23-10
GC Column: DB5
Units: pg/g

Acquired: 10-01-2010
2005 WHO TEQ: 2490

Compound	Conc	DL	Qual	2005 WHO Tox	MDL	Compound	Conc	DL	Qual
2,3,7,8-TCDD	44.2	-		44.2	0.0262				
1,2,3,7,8-PeCDD	203	-		203	0.0442				
1,2,3,4,7,8-HxCDD	301	-		30.1	0.0486				
1,2,3,6,7,8-HxCDD	3060	-		306	0.0586	Total TCDD	230	-	
1,2,3,7,8,9-HxCDD	943	-		94.3	0.0529	Total PeCDD	1310	-	
1,2,3,4,6,7,8-HpCDD	98700	-	*	987	0.0954	Total HxCDD	18800	-	*
OCDD	994000	-	*	298	0.154	Total HpCDD	203000	-	*
2,3,7,8-TCDF	6.41	-	F	0.641	0.0205				
1,2,3,7,8-PeCDF	21.3	-		0.639	0.0298				
2,3,4,7,8-PeCDF	125	-		37.5	0.0313				
1,2,3,4,7,8-HxCDF	714	-		71.4	0.0308				
1,2,3,6,7,8-HxCDF	347	-	D,M	34.7	0.0317				
2,3,4,6,7,8-HxCDF	415	-		41.5	0.0341				
1,2,3,7,8,9-HxCDF	26.9	-		2.69	0.0387	Total TCDF	318	-	D,M
1,2,3,4,6,7,8-HpCDF	28700	-	*	287	0.0418	Total PeCDF	2280	-	D,M
1,2,3,4,7,8,9-HpCDF	970	-		9.70	0.0429	Total HxCDF	22600	-	D,M*
OCDF	143000	-	*	42.9	0.105	Total HpCDF	131000	-	*

Internal Standards	% Rec	QC Limits	Qual
13C-2,3,7,8-TCDD	83.8	25.0 - 164	
13C-1,2,3,7,8-PeCDD	99.5	25.0 - 181	
13C-1,2,3,4,7,8-HxCDD	87.6	32.0 - 141	
13C-1,2,3,6,7,8-HxCDD	78.9	28.0 - 130	
13C-1,2,3,4,6,7,8-HpCDD	115	23.0 - 140	*
13C-OCDD	99.6	17.0 - 157	*
13C-2,3,7,8-TCDF	87.3	24.0 - 169	
13C-1,2,3,7,8-PeCDF	97.3	24.0 - 185	
13C-2,3,4,7,8-PeCDF	95.4	21.0 - 178	
13C-1,2,3,4,7,8-HxCDF	92.0	26.0 - 152	
13C-1,2,3,6,7,8-HxCDF	79.5	26.0 - 123	
13C-2,3,4,6,7,8-HxCDF	75.2	28.0 - 136	
13C-1,2,3,7,8,9-HxCDF	88.3	29.0 - 147	
13C-1,2,3,4,6,7,8-HpCDF	104	28.0 - 143	*
13C-1,2,3,4,7,8,9-HpCDF	111	26.0 - 138	*
13C-OCDF	92.5	17.0 - 157	*

- A Isotopic Labeled Standard outside QC range but signal to noise ratio is >10:1
- B Analyte is present in Method Blank
- C Chemical Interference
- D Presence of Diphenyl Ethers
- E Analyte concentration is above calibration range
- F Analyte confirmation on secondary column
- J Analyte concentration is below calibration range
- M Maximum possible concentration
- ND Analyte Not Detected
- NP Not Provided
- P Pre-filtered through a Whatman 0.7um GF/F filter
- S Sample acceptance criteria not met
- X Matrix interferences
- * Result taken from dilution or reinjection

Cleanup Surrogate

37Cl-2,3,7,8-TCDD 87.1 35.0 - 197

Analyst: [Signature]
Date: 10/5/10

Reviewed By: DA
Date: 10/6/10

EPA Method 1613
PCDD/F



FAL ID: 6364-011-SA
Client ID: PSB11-7.5-9.5-073010
Matrix: Soil
Batch No: X2120

Date Extracted: 09-29-2010
Date Received: 09-21-2010
Amount: 4.81 g
% Solids: 87.13

ICal: PCDDFAL3-8-23-10
GC Column: DB5
Units: pg/g

Acquired: 10-01-2010
2005 WHO TEQ: 2140


Compound	Conc	DL	Qual	2005 WHO Tox	MDL	Compound	Conc	DL	Qual
2,3,7,8-TCDD	38.8	-		38.8	0.0262				
1,2,3,7,8-PeCDD	196	-		196	0.0442				
1,2,3,4,7,8-HxCDD	286	-		28.6	0.0486				
1,2,3,6,7,8-HxCDD	2670	-		267	0.0586	Total TCDD	212	-	
1,2,3,7,8,9-HxCDD	960	-		96.0	0.0529	Total PeCDD	1220	-	
1,2,3,4,6,7,8-HpCDD	84800	-	*	848	0.0954	Total HxCDD	15000	-	*
OCDD	919000	-	*	276	0.154	Total HpCDD	175000	-	*
2,3,7,8-TCDF	6.55	-	F	0.655	0.0205				
1,2,3,7,8-PeCDF	21.0	-		0.630	0.0298				
2,3,4,7,8-PeCDF	65.4	-		19.6	0.0313				
1,2,3,4,7,8-HxCDF	353	-		35.3	0.0308				
1,2,3,6,7,8-HxCDF	212	-	D,M	21.2	0.0317				
2,3,4,6,7,8-HxCDF	311	-		31.1	0.0341				
1,2,3,7,8,9-HxCDF	16.2	-		1.62	0.0387	Total TCDF	466	-	D,M
1,2,3,4,6,7,8-HpCDF	24200	-	*	242	0.0418	Total PeCDF	2120	-	D,M
1,2,3,4,7,8,9-HpCDF	678	-		6.78	0.0429	Total HxCDF	17500	-	D,M,*
OCDF	89700	-	*	26.9	0.105	Total HpCDF	103000	-	*

Internal Standards	% Rec	QC Limits	Qual
13C-2,3,7,8-TCDD	90.5	25.0 - 164	
13C-1,2,3,7,8-PeCDD	99.6	25.0 - 181	
13C-1,2,3,4,7,8-HxCDD	95.3	32.0 - 141	
13C-1,2,3,6,7,8-HxCDD	84.5	28.0 - 130	
13C-1,2,3,4,6,7,8-HpCDD	105	23.0 - 140	*
13C-OCDD	128	17.0 - 157	*
13C-2,3,7,8-TCDF	93.5	24.0 - 169	
13C-1,2,3,7,8-PeCDF	99.0	24.0 - 185	
13C-2,3,4,7,8-PeCDF	95.5	21.0 - 178	
13C-1,2,3,4,7,8-HxCDF	92.3	26.0 - 152	
13C-1,2,3,6,7,8-HxCDF	80.9	26.0 - 123	
13C-2,3,4,6,7,8-HxCDF	86.2	28.0 - 136	
13C-1,2,3,7,8,9-HxCDF	92.4	29.0 - 147	
13C-1,2,3,4,6,7,8-HpCDF	86.6	28.0 - 143	*
13C-1,2,3,4,7,8,9-HpCDF	94.4	26.0 - 138	
13C-OCDF	92.6	17.0 - 157	*


- A Isotopic Labeled Standard outside QC range but signal to noise ratio is >10:1
- B Analyte is present in Method Blank
- C Chemical Interference
- D Presence of Diphenyl Ethers
- E Analyte concentration is above calibration range
- F Analyte confirmation on secondary column
- J Analyte concentration is below calibration range
- M Maximum possible concentration
- ND Analyte Not Detected
- NP Not Provided
- P Pre-filtered through a Whatman 0.7um GF/F filter
- S Sample acceptance criteria not met
- X Matrix interferences
- * Result taken from dilution or reinjection

Cleanup Surrogate

37Cl-2,3,7,8-TCDD 86.7 35.0 - 197

Analyst: 

Date: 10/6/10

Reviewed By: 

Date: 10/6/10

1 of 7

Handwritten signature/initials

CUSTODY TRANSFER
Printed: 09/20/10
ARI Job No: RG51



4611 South 134th Place, Suite 100
Tukwila WA 98168
206-695-6200 206-695-6201 (fax)

ARI Project Manager: Sue Dummihoo	Client Contact: Jessi Massingale	Sampling Event: POS-LLA	Samples Received: 07/28/10
Client: Floyd/Snider		Project: Lora Lakes RI	Sample Site: NA

LOGNUM ARI ID	CLIENT ID	MATRIX	# CONTAINERS	ANALYTICAL REQUEST	ANALYTICAL REQUEST	ANALYTICAL REQUEST	COMMENTS
10-18189 RG51G	PSB12-4-6-072810	Soil	1	DIOXIN			

7-28-10 15:56

Sue do Kathy in groups of 11 a name project (localates R.F). L4 & EDD 9/22/10

Comments/Special Instructions:	Relinquished By:	Received by:
	Printed Name: A. Volgardsen	(Signature) Marty
	Company: ARI	Printed Name: Gaby Navarro
	Date/Time: 9/20/10 1555	Company: Frontier
	Relinquished By:	Received by:
	Printed Name:	(Signature)
	Company:	Printed Name:
	Date/Time:	Company:
		Date/Time:

2 of 7
 0.360
 0.0

CUSTODY TRANSFER
 Printed: 09/20/10
 ARI Job No: RG54



4611 South 134th Place, Suite 100
 Tukwila WA 98168
 206-695-6200 206-695-6201 (fax)

ARI Project Manager: Sue Dunnihoo	Client Contact: Jessi Massingale	Sampling Event: POS-LLA	Samples Received: 07/28/10
Client: Floyd/Snyder	Project: Lora Lake RI	Sample Site: NA	

LOGNUM ARI ID	CLIENT ID	MATRIX	# CONTAINERS	ANALYTICAL REQUEST	ANALYTICAL REQUEST	ANALYTICAL REQUEST	COMMENTS
10-18205 RG54D	PSB14-4-7-072810	Soil	1	Dioxin			7-28-10 14:15
10-18206 RG54E	PSB14-7-9-072810	Soil	1	↓			7-28-10 15:45

2
3

Comments/Special Instructions:	Relinquished By:	Received by:	Relinquished By:	Received by:
	Printed Name: H. Volgardsen	(Signature) M. G. W.	Printed Name:	(Signature)
	Company: ARI	Printed Name: Gabby Navam	Printed Name:	Printed Name:
	Date/Time: 9/20/10 1555	Company: Frontier	Company:	Company:
		Date/Time: 9-21-10 940	Date/Time:	Date/Time:

3 of 7

6/25/10
HAW

CUSTODY TRANSFER
Printed: 09/20/10
ARI Job No: RG59



4611 South 134th Place, Suite 100
Tukwila WA 98168
206-695-6200 206-695-6201 (fax)

ARI Project Manager: Sue Dunnihoo	Client Contact: Jessi Massingale	Sampling Event: POS-LLA	Samples Received: 07/28/10
Client: Floyd/Snider	Project: Lora Lake RI	Sample Site: NA	

LOGNUM ARI ID	CLIENT ID	MATRIX	# CONTAINERS	ANALYTICAL REQUEST	ANALYTICAL REQUEST	ANALYTICAL REQUEST	COMMENTS
10-18273 RG59P	PSB06-2-4-072810	Soil	1	Dioxin			7-28-10 10:30
10-18274 RG59Q	PSB06-4-6-072810	Soil	1	↓			7-28-10 10:25

4
5

Comments/Special Instructions:	Relinquished By:	Received by:	Relinquished By:	Received by:
	Printed Name: A. Volgardsen	(Signature) Ma Yan	Printed Name:	(Signature)
	Company: ARI	Printed Name: Gabby Navarro	Printed Name:	Printed Name:
	Date/Time: 9/20/10 1555	Company: Frontier	Company:	Company:
		Date/Time: 9-21-10 940	Date/Time:	Date/Time:

4 of 7

W. J. G.

CUSTODY TRANSFER
Printed: 09/20/10
ARI Job No: RG60



4611 South 134th Place, Suite 100
Tukwila WA 98168
206-695-6200 206-695-6201 (fax)

ARI Project Manager: Sue Dunnihoo	Client Contact: Jessi Massingale	Sampling Event: POS-LLA	Samples Received: 07/29/10
Client: Floyd/Snider	Project: Lora Lake RI	Sample Site: NA	

LOGNUM ARI ID	CLIENT ID	MATRIX	# CONTAINERS	ANALYTICAL REQUEST	ANALYTICAL REQUEST	ANALYTICAL REQUEST	COMMENTS
10-18282 RG60D	PSB13-4-6-072910	Soil	1	Dioxin			7-29-10 14:35

6

Comments/Special Instructions:	Relinquished By:	Received by:
	Printed Name: H. Volgardsen	(Signature) <i>M. J. W.</i>
	Company: ARI	Printed Name: Gaby Navarro
Date/Time: 9/20/10 1555	Company: Frontier	Printed Name: Gaby Navarro
	Date/Time: 9-21-10 946	Company: Frontier
		Date/Time: 9-21-10 946

5087

6/23/10
0

CUSTODY TRANSFER
Printed: 09/20/10
ARI Job No: RG61



4611 South 134th Place, Suite 100
Tukwila WA 98168
206-695-6200 206-695-6201 (fax)

ARI Project Manager: Sue Durnihoo	Client Contact: Jessi Massingale	Sampling Event: POS-LLA	Samples Received: 07/29/10
Client: Floyd/Snyder	Project: Lora Lake RI	Sample Site: NA	

LOGNUM ARI ID	CLIENT ID	MATRIX	# CONTAINERS	ANALYTICAL REQUEST	ANALYTICAL REQUEST	ANALYTICAL REQUEST	COMMENTS
10-18497 RG61G	PSB1-2-4-072910	Soil	1	DIOXIN			7.79-10 16:05

Comments/Special Instructions:	Relinquished By:	Received by:	Relinquished By:	Received by:
	Printed Name: A. Volgardsen	(Signature) Mary W	Printed Name: Gabby Navaro	(Signature)
	Company: ARI	Printed Name: Frontier	Company:	Printed Name:
	Date/Time: 7/20/10 1555	Date/Time: 9.21.10 940	Date/Time:	Date/Time:

6300
2009

leaf 7

CUSTODY TRANSFER
Printed: 09/20/10
ARI Job No: RG78



4611 South 134th Place, Suite 100
Tukwila WA 98168
206-695-6200 206-695-6201 (fax)

ARI Project Manager: Sue Dunnihoo	Client Contact: Jessi Massingale	Sampling Event: POS-LLA	Samples Received: 07/31/10
Client: Floyd/Snyder	Project: Lora Lake RI	Sample Site: NA	

LOGNUM ARI ID	CLIENT ID	MATRIX	# CONTAINERS	ANALYTICAL REQUEST	ANALYTICAL REQUEST	ANALYTICAL REQUEST	COMMENTS
10-18441 RG78I	PSB10-4-6-073010	Soil	1	Dioxin ↓			7-30-10 14:35
10-18442 RG78J	PSB10-8.5-10-073010	Soil	1				7-30-10 14:40

8
9

Comments/Special Instructions:	Relinquished By:	Received by:
	Printed Name: A. Vogardsen	(Signature) Muy J W
	Company: ARI	Printed Name: Gabb y Navano
	Date/Time: 9/20/10 1555	Company: Frontier
	Relinquished By:	Received by:
	Printed Name:	(Signature)
	Company:	Printed Name:
	Date/Time:	Company:
		Date/Time:

7 of 7

6/20/09
2008

CUSTODY TRANSFER
Printed: 09/20/10
ARI Job No: RG79



4611 South 134th Place, Suite 100
Tukwila WA 98168
206-695-6200 206-695-6201 (fax)

ARI Project Manager: Sue Dummihoo	Client Contact: Jessi Massingale	Sampling Event: POS-LLA	Samples Received: 07/31/10
Client: Floyd/Snyder	Project: Lora Lake RI	Sample Site: NA	

LOGNUM ARI ID	CLIENT ID	MATRIX	# CONTAINERS	ANALYTICAL REQUEST	ANALYTICAL REQUEST	ANALYTICAL REQUEST	COMMENTS
10-18509 RG79E	PSB11-4-6-073010	Soil	1	Dioxin			7-30-10 9:39
10-18510 RG79F	PSB11-7.5-9.5-073010	Soil	1				7-30-10 8:55

10
11

Comments/Special Instructions:	Relinquished By: <i>A. Velgardsen</i> Printed Name: A. Velgardsen Company: ARI Date/Time: 9/20/10 1555	Received by: (Signature) <i>M. Navaro</i> Printed Name: Moby-Navaro Company: Frontier Date/Time: 9-21-10 940	Relinquished By: Printed Name: Company: Date/Time:	Received by: (Signature) Printed Name: Company: Date/Time:
--------------------------------	---	--	---	--

Frontier Analytical Laboratory

Sample Login Form

FAL Project ID: **6364**

Client:	Analytical Resources Inc. Sue Dunnihoo
Client Project ID:	Lora Lakes RI
Date Received:	09/21/2010
Time Received:	09:40 am
Received By:	GN
Logged In By:	KZ
# of Samples Received:	11
Duplicates:	0
Storage Location:	R2

Method of Delivery:	UPS
Tracking Number:	1Z8326950149851395
Shipping Container Received Intact	Yes
Custody seals(s) present?	No
Custody seals(s) intact?	No
Sample Arrival Temperature (C)	0
Cooling Method	Ice
Chain Of Custody Present?	Yes
Return Shipping Container To Client	Yes
Test for residual Chlorine	No
Thiosulfate Added	No
Earliest Sample Hold Time Expiration	07/28/2011
Adequate Sample Volume	Yes
Anomalies or additional comments:	
L4 & EDD	



Frontier Analytical Laboratory
PROJECT REQUEST SHEET

Project #: 6364 Sample #: 1 - 11 Client Manager: BS
Client: Analytical Resources Inc. Sue Dunning Hold Time: 07/28/2011
Matrix: Soil Extraction Batch: 2120 Due Date: 10/13/2010
Method: EPA 1613 D/F Storage: R2
SOP: SOPs: EP2A Rev.7 IP2A Rev.8

COMMENTS/INSTRUCTIONS:

LL & EDD

Results: 6364

6364 TLOF

Instrument:

DB5

FAL-3

DB225

FAL-1

DB1

Other

Extract/s located in box: "Salad Bowl City"

Standards: ~~6364~~ ^{10/6/10} ~~6365~~ 6364
_{10/6/10}

Dilutions = 6365

EXTRACTION SHEET

Project #: 6364 Extraction Date: 2010-09-29 Extraction Chemist: DV

Method/Analysis: EPA 1613 D/F

Procedure: SOX/SDS

Solvent: Toluene

Sample ID	Wet wt. (g/L)	Dry wt. (g/L)	IS		NS		CSS	
			Amt: 10.0uL ID: 100511A Vial: 1 Chemist/Witness/Date		Amt: 10.0uL ID: 100511B Vial: 1 Chemist/Witness/Date		Amt: 10.0uL ID: 100511C Vial: 1 Chemist/Witness/Date	
2120-001-0001-MB	(5.00g)	(5.00g)	DN	MP 9.29.10	N/A		DN	MP 9.30.10
2120-001-0001-OPR	(5.00g)	(5.00g)			DN	MP 9.29.10		
6364-001-0001-SA	5.43g	4.99g			N/A			
6364-002-0001-SA	5.43g	4.85g						
6364-003-0001-SA	5.47g	4.79g						
6364-004-0001-SA	5.45g	5.07g						
6364-005-0001-SA	5.41g	5.11g						
6364-006-0001-SA	5.49g	4.88g						
6364-007-0001-SA	5.48g	4.58g						
6364-008-0001-SA	5.49g	5.06g						
6364-009-0001-SA	5.55g	4.86g						
6364-010-0001-SA	5.50g	4.92g						
6364-011-0001-SA	5.52g	4.81g						

AX-21 Charcoal Cleaned	031210	Acetone	50180	Acid Alumina	08623DJ	Hexane	50143
Hydrochloric Acid	B08505	Methanol	101438	Methylene Chloride (DCM)	50132	Silica Gel	TA1593034
Sodium Hydroxide	9265	Sodium Sulfate	49009905	Sulfuric Acid	101570	Tetradecane	081394
Toluene	101346	Water	50193	C-18 Empore Discs	320505	Cyclohexane	48151

Comments:

CLEANUP SHEET

Project #: 6364

Method/Analysis: EPA 1613 D/F

Splits: 0 Split Date: N/A Final Volume: 20.0uL

Sample ID	Cleanup 1	Cleanup 2	Cleanup 3	RS
	<u>MS6, AA</u>	<u>CC</u>	<u>N/A</u>	Amt: 10.0uL ID: 100511D Vial: 1 Chemist/Witness/Date
Chemist/Date	Chemist/Date	Chemist/Date	Chemist/Date	Chemist/Witness/Date
2120-001-0001-MB	<u>DN 9.30.10</u>	<u>DN 9.30.10</u>	<u>N/A</u>	<u>DN</u> <u>9.30.10</u>
2120-001-0001-OPR	↓	↓	↓	↓
6364-001-0001-SA	↓	↓	↓	↓
6364-002-0001-SA	↓	↓	↓	↓
6364-003-0001-SA	↓	↓	↓	↓
6364-004-0001-SA	↓	↓	↓	↓
6364-005-0001-SA	↓	↓	↓	↓
6364-006-0001-SA	↓	↓	↓	↓
6364-007-0001-SA	↓	↓	↓	↓
6364-008-0001-SA	↓	↓	↓	↓
6364-009-0001-SA	↓	↓	↓	↓
6364-010-0001-SA	↓	↓	↓	↓
6364-011-0001-SA	↓	↓	↓	↓

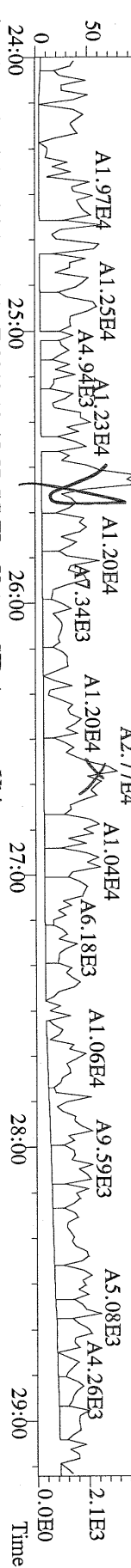
Comments:

Name	Resp	RA	RT	RRF	Conc	Qual	Fac Noise-1	Noise-2	DL	Rec	#Hom
2,3,7,8-TCDD	*	* n	NotFnd	1.11	*		2.50	1620	1350	0.386	
1,2,3,7,8-PeCDD	*	* n	NotFnd	1.10	*		2.50	1600	1170	0.485	
1,2,3,4,7,8-HxCDD	*	* n	NotFnd	1.37	*		2.50	1440	1040	0.413	
1,2,3,6,7,8-HxCDD	*	* n	NotFnd	1.37	*		2.50	1440	1040	0.562	
1,2,3,7,8,9-HxCDD	*	* n	NotFnd	1.36	*		2.50	1440	1040	0.480	
1,2,3,4,6,7,8-HpCDD	*	* n	NotFnd	1.45	*		2.50	1470	1010	0.545	
OCDD	*	* n	NotFnd	1.43	*		2.50	1450	1070	1.40	
2,3,7,8-TCDF	*	* n	NotFnd	1.50	*		2.50	1610	1440	0.171	
1,2,3,7,8-PeCDF	*	* n	NotFnd	0.94	*		2.50	1270	1290	0.298	
2,3,4,7,8-PeCDF	*	* n	NotFnd	0.94	*		2.50	1270	1290	0.321	
1,2,3,4,7,8-HxCDF	*	* n	NotFnd	0.93	*		2.50	1170	1050	0.294	
1,2,3,6,7,8-HxCDF	*	* n	NotFnd	0.82	*		2.50	1170	1050	0.286	
2,3,4,6,7,8-HxCDF	*	* n	NotFnd	0.92	*		2.50	1170	1050	0.318	
1,2,3,7,8,9-HxCDF	*	* n	NotFnd	1.00	*		2.50	1170	1050	0.302	
1,2,3,4,6,7,8-HpCDF	*	* n	NotFnd	1.39	*		2.50	1070	1010	0.413	
1,2,3,4,7,8,9-HpCDF	*	* n	NotFnd	1.36	*		2.50	1070	1010	0.381	
OCDF	*	* n	NotFnd	0.79	*		2.50	1070	1040	0.992	
13C-2,3,7,8-TCDD	2.76e+07	0.79 y	27:23	1.02	357					89.3	
13C-1,2,3,7,8-PeCDD	2.50e+07	1.77 y	33:12	0.84	394					98.4	
13C-1,2,3,4,7,8-HxCDD	2.23e+07	1.25 y	38:34	1.07	393					98.1	
13C-1,2,3,6,7,8-HxCDD	1.65e+07	1.26 y	38:44	1.01	308					76.9	
13C-1,2,3,4,6,7,8-HpCDD	1.67e+07	0.95 y	44:10	0.86	367					91.8	
13C-OCDD	1.61e+07	0.92 y	49:43	0.55	558					69.8	
13C-2,3,7,8-TCDF	4.77e+07	0.86 y	26:37	0.99	381					95.3	
13C-1,2,3,7,8-PeCDF	4.00e+07	1.77 y	31:28	0.84	379					94.7	
13C-2,3,4,7,8-PeCDF	3.83e+07	1.77 y	32:47	0.81	375					93.7	
13C-1,2,3,4,7,8-HxCDF	4.13e+07	0.52 y	37:10	1.85	421					105	
13C-1,2,3,6,7,8-HxCDF	4.84e+07	0.52 y	37:23	2.54	361					90.2	
13C-2,3,4,6,7,8-HxCDF	3.74e+07	0.52 y	38:18	2.01	350					87.6	
13C-1,2,3,7,8,9-HxCDF	4.21e+07	0.52 y	39:45	2.03	391					97.8	
13C-1,2,3,4,6,7,8-HpCDF	1.97e+07	0.43 y	42:16	1.11	335					83.8	
13C-1,2,3,4,7,8,9-HpCDF	2.04e+07	0.42 y	45:04	0.80	479					120	
13C-OCDF	3.59e+07	0.97 y	50:05	1.08	626					78.3	
37Cl-2,3,7,8-TCDD	8.02e+06		27:24	0.69	155					96.7	
13C-1,2,3,4-TCDD	3.02e+07	0.80 y	26:48	-	13.5						
13C-1,2,3,4-TCDF	5.04e+07	0.87 y	25:33	-	13.9						
13C-1,2,3,7,8,9-HxCDD	2.12e+07	1.24 y	39:11	-	15.4						
Total Tetra-Dioxins	*		NotFnd	1.11	*		2.50	1620	1350	0.386	0
Total Penta-Dioxins	*		NotFnd	1.10	*		2.50	1600	1170	0.485	0
Total Hexa-Dioxins	*		NotFnd	1.37	*		2.50	1440	1040	0.562	0
Total Hepta-Dioxins	*		NotFnd	1.45	*		2.50	1470	1010	0.545	0
Total Tetra-Furans	*		NotFnd	1.50	*		2.50	1610	1440	0.171	0
1st Fn. Tot Penta-Furans	*		NotFnd	0.94	*		2.50	1270	1290	0.321	PeCDF 0
Total Penta-Furans	*		NotFnd	0.94	*		2.50	1270	1290	0.321	0.00 0
Total Hexa-Furans	*		NotFnd	0.91	*		2.50	1170	1050	0.318	0
Total Hepta-Furans	*		NotFnd	1.38	*		2.50	1070	1010	0.413	0

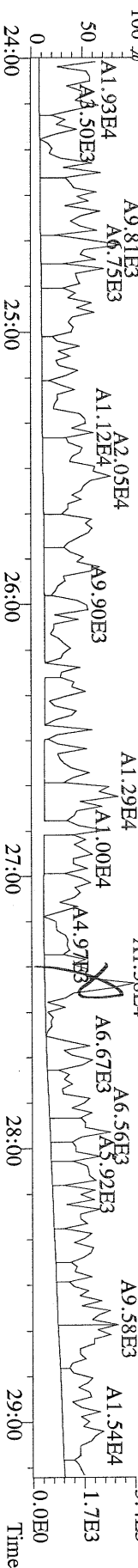
Analyst: 

Date: 10/5/10

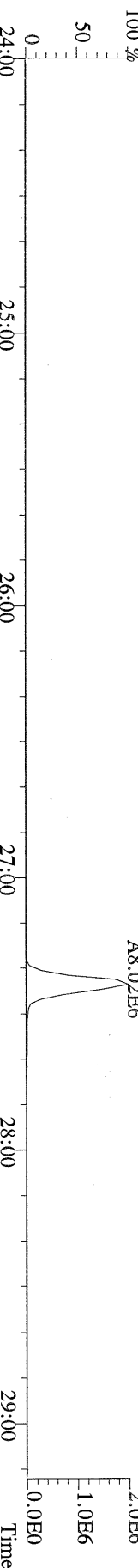
File:01OCT10M #1-397 Acq: 1-OCT-2010 10:45:57 GC EI+ Voltage SIR Autospec-Ultima
 319.8965 S:3 BSUB(10000,15,-3.0) PKD(5.5,3,0.10%,100.0,0.00%,F,F) Exp:OCDD
 Sample Text:2120-001-0001-MB File Text:Frontier Analytical Laboratory



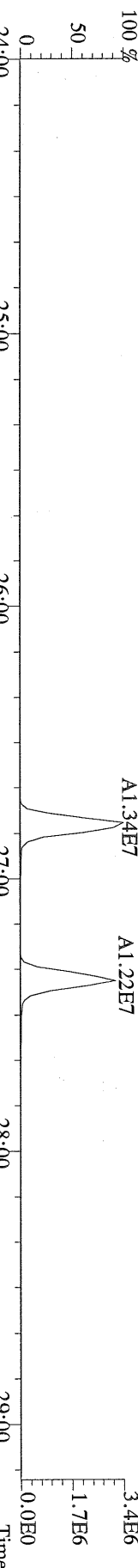
File:01OCT10M #1-397 Acq: 1-OCT-2010 10:45:57 GC EI+ Voltage SIR Autospec-Ultima
 321.8936 S:3 BSUB(10000,15,-3.0) PKD(5.5,3,0.10%,100.0,0.00%,F,F) Exp:OCDD
 Sample Text:2120-001-0001-MB File Text:Frontier Analytical Laboratory



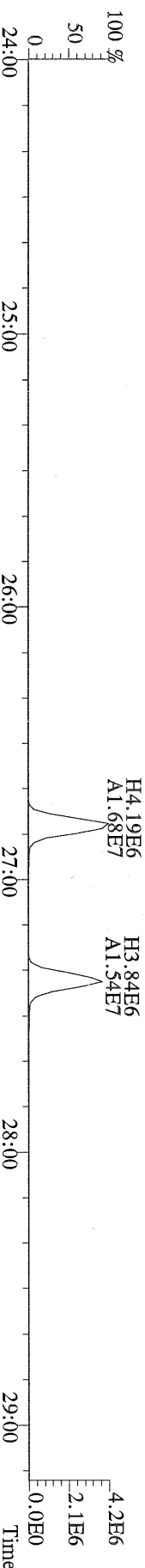
File:01OCT10M #1-397 Acq: 1-OCT-2010 10:45:57 GC EI+ Voltage SIR Autospec-Ultima
 327.8847 S:3 BSUB(10000,15,-3.0) PKD(5.5,3,0.10%,100.0,0.00%,F,F) Exp:OCDD
 Sample Text:2120-001-0001-MB File Text:Frontier Analytical Laboratory



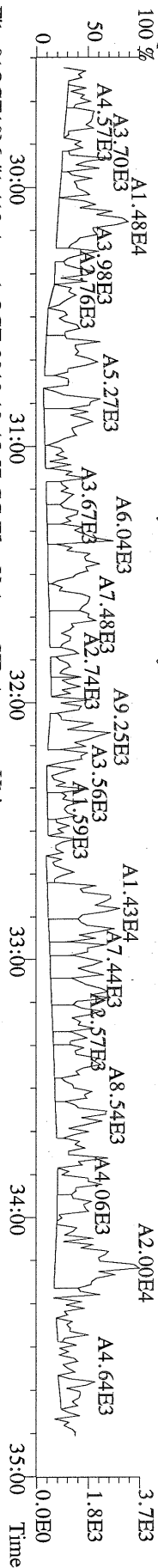
File:01OCT10M #1-397 Acq: 1-OCT-2010 10:45:57 GC EI+ Voltage SIR Autospec-Ultima
 331.9368 S:3 BSUB(10000,15,-3.0) PKD(5.5,3,0.10%,100.0,0.00%,F,F) Exp:OCDD
 Sample Text:2120-001-0001-MB File Text:Frontier Analytical Laboratory



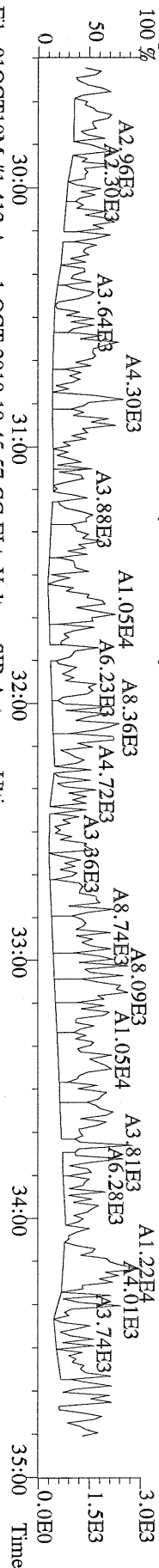
File:01OCT10M #1-397 Acq: 1-OCT-2010 10:45:57 GC EI+ Voltage SIR Autospec-Ultima
 333.9339 S:3 BSUB(10000,15,-3.0) PKD(5.5,3,0.10%,100.0,0.00%,F,F) Exp:OCDD
 Sample Text:2120-001-0001-MB File Text:Frontier Analytical Laboratory




File:01OCT10M #1-412 Acq: 1-OCT-2010 10:45:57 GC EI+ Voltage SIR Autospec-Ultima
 355.8546 S:3 F:2 BSUB(10000,15,-3.0) PKD(5,5,3,0,10%,100,0,0,00%,F,F) Exp:OCDD
 Sample Text:2120-001-0001-MB File Text:Frontier Analytical Laboratory



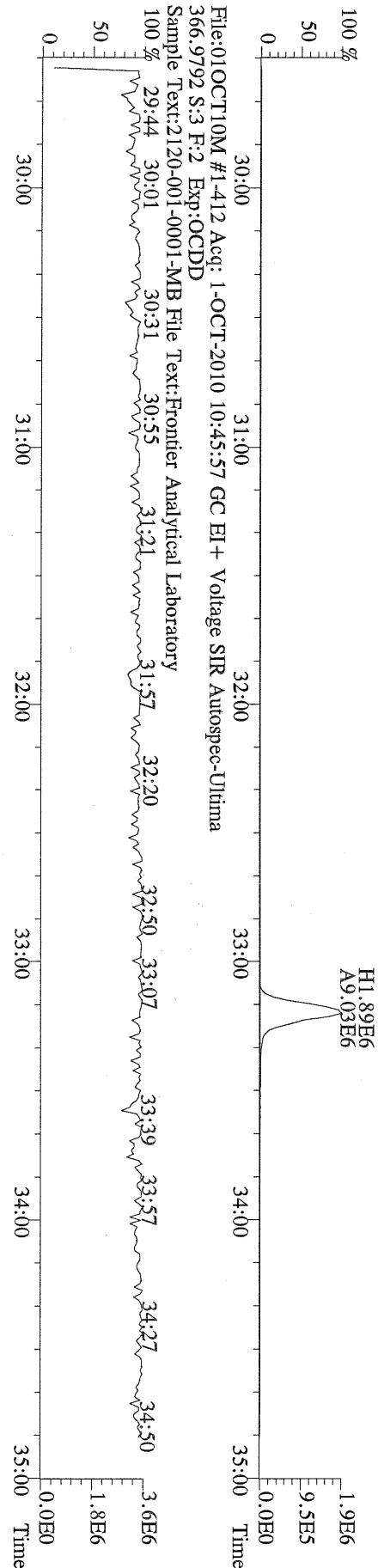
File:01OCT10M #1-412 Acq: 1-OCT-2010 10:45:57 GC EI+ Voltage SIR Autospec-Ultima
 357.8517 S:3 F:2 BSUB(10000,15,-3.0) PKD(5,5,3,0,10%,100,0,0,00%,F,F) Exp:OCDD
 Sample Text:2120-001-0001-MB File Text:Frontier Analytical Laboratory



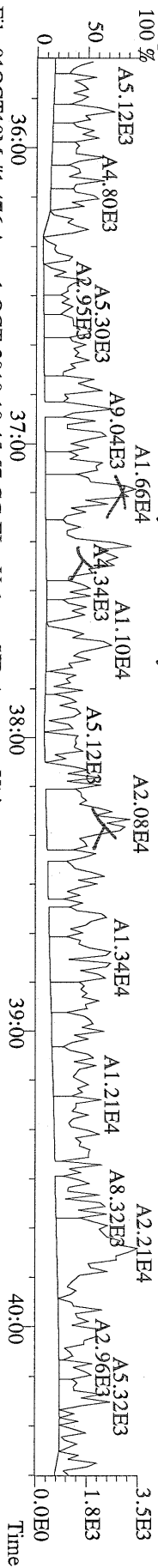
File:01OCT10M #1-412 Acq: 1-OCT-2010 10:45:57 GC EI+ Voltage SIR Autospec-Ultima
 367.8949 S:3 F:2 BSUB(10000,15,-3.0) PKD(5,5,3,0,10%,100,0,0,00%,F,F) Exp:OCDD
 Sample Text:2120-001-0001-MB File Text:Frontier Analytical Laboratory



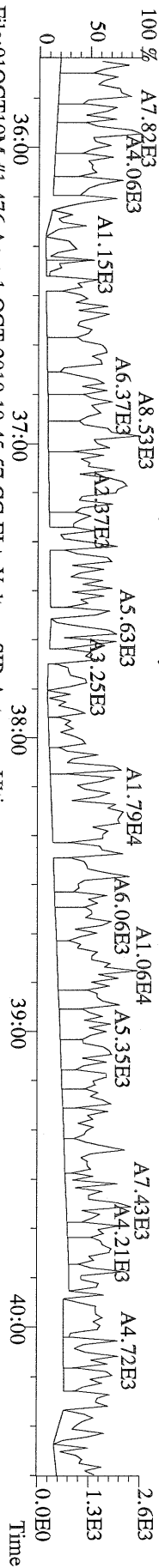
File:01OCT10M #1-412 Acq: 1-OCT-2010 10:45:57 GC EI+ Voltage SIR Autospec-Ultima
 369.8919 S:3 F:2 BSUB(10000,15,-3.0) PKD(5,5,3,0,10%,100,0,0,00%,F,F) Exp:OCDD
 Sample Text:2120-001-0001-MB File Text:Frontier Analytical Laboratory



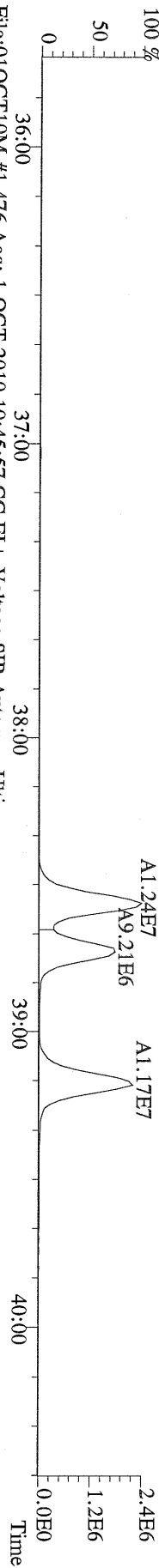
File:01OCT10M #1-476 Acq: 1-OCT-2010 10:45:57 GC EI + Voltage SIR Autospec-Ultima
389.8156 S:3 F:3 BSUB(10000,15,-3.0) PKD(5.5,3,0.10%,100.0,0.00%,F,F) Exp:OCDD
Sample Text:2120-001-0001-MB File Text:Frontier Analytical Laboratory



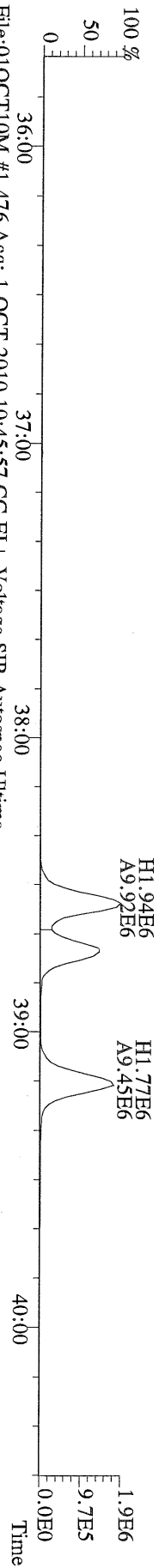
File:01OCT10M #1-476 Acq: 1-OCT-2010 10:45:57 GC EI + Voltage SIR Autospec-Ultima
391.8127 S:3 F:3 BSUB(10000,15,-3.0) PKD(5.5,3,0.10%,100.0,0.00%,F,F) Exp:OCDD
Sample Text:2120-001-0001-MB File Text:Frontier Analytical Laboratory




File:01OCT10M #1-476 Acq: 1-OCT-2010 10:45:57 GC EI + Voltage SIR Autospec-Ultima
401.8559 S:3 F:3 BSUB(10000,15,-3.0) PKD(5.5,3,0.10%,100.0,0.00%,F,F) Exp:OCDD
Sample Text:2120-001-0001-MB File Text:Frontier Analytical Laboratory



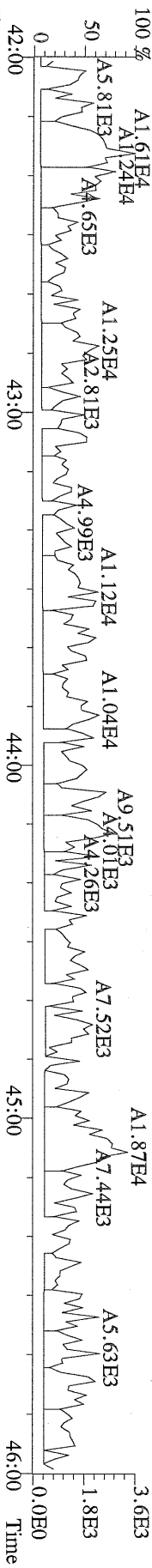
File:01OCT10M #1-476 Acq: 1-OCT-2010 10:45:57 GC EI + Voltage SIR Autospec-Ultima
403.8530 S:3 F:3 BSUB(10000,15,-3.0) PKD(5.5,3,0.10%,100.0,0.00%,F,F) Exp:OCDD
Sample Text:2120-001-0001-MB File Text:Frontier Analytical Laboratory



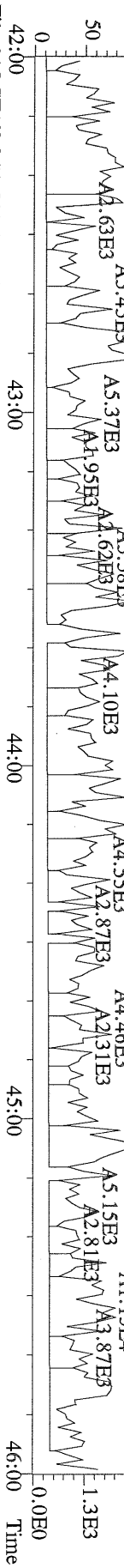
File:01OCT10M #1-476 Acq: 1-OCT-2010 10:45:57 GC EI + Voltage SIR Autospec-Ultima
380.9760 S:3 F:3 Exp:OCDD
Sample Text:2120-001-0001-MB File Text:Frontier Analytical Laboratory



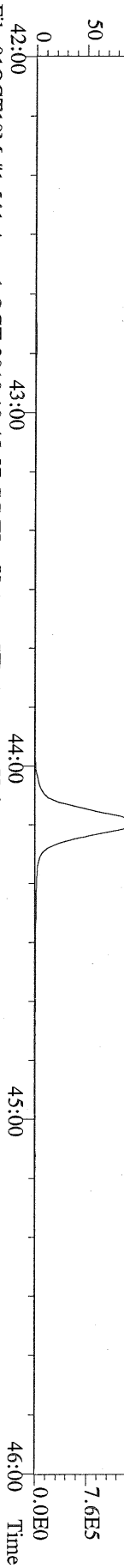
File:01OCT10M #1-541 Acq: 1-OCT-2010 10:45:57 GC EI+ Voltage SIR Autospec-Ultima
423.7767 S:3 F:4 BSUB(10000,15,-3.0) PKD(5.5,3,0.10%,100.0,0.00%,F,F) Exp:OCDD
Sample Text:2120-001-0001-MB File Text:Frontier Analytical Laboratory



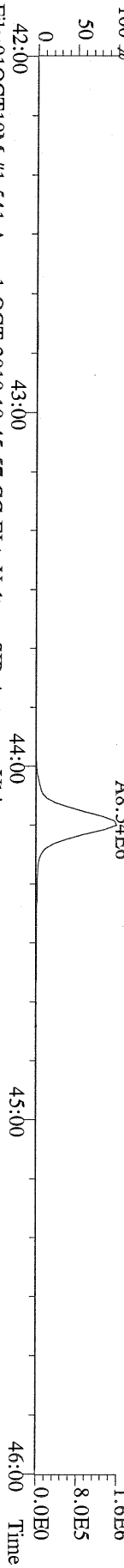
File:01OCT10M #1-541 Acq: 1-OCT-2010 10:45:57 GC EI+ Voltage SIR Autospec-Ultima
425.7737 S:3 F:4 BSUB(10000,15,-3.0) PKD(5.5,3,0.10%,100.0,0.00%,F,F) Exp:OCDD
Sample Text:2120-001-0001-MB File Text:Frontier Analytical Laboratory



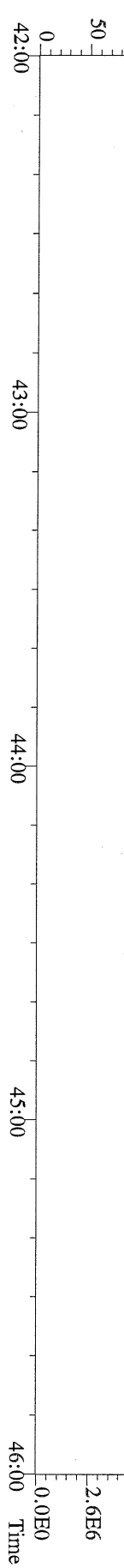
File:01OCT10M #1-541 Acq: 1-OCT-2010 10:45:57 GC EI+ Voltage SIR Autospec-Ultima
437.8140 S:3 F:4 BSUB(10000,15,-3.0) PKD(5.5,3,0.10%,100.0,0.00%,F,F) Exp:OCDD
Sample Text:2120-001-0001-MB File Text:Frontier Analytical Laboratory



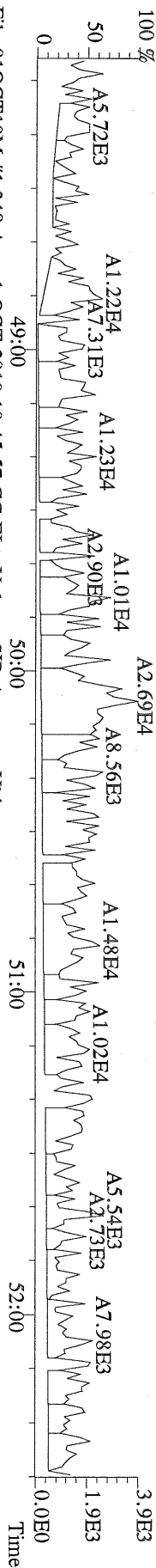
File:01OCT10M #1-541 Acq: 1-OCT-2010 10:45:57 GC EI+ Voltage SIR Autospec-Ultima
437.8140 S:3 F:4 BSUB(10000,15,-3.0) PKD(5.5,3,0.10%,100.0,0.00%,F,F) Exp:OCDD
Sample Text:2120-001-0001-MB File Text:Frontier Analytical Laboratory



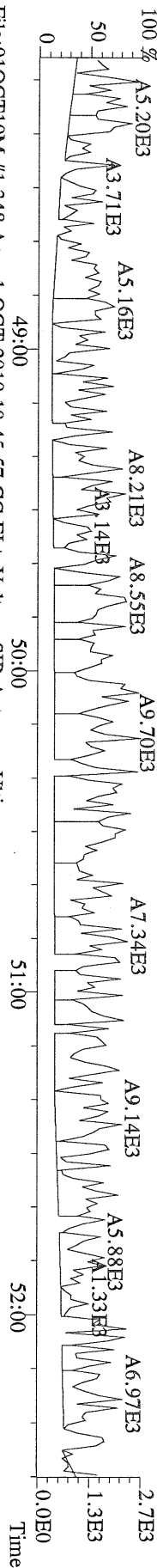
File:01OCT10M #1-541 Acq: 1-OCT-2010 10:45:57 GC EI+ Voltage SIR Autospec-Ultima
430.9728 S:3 F:4 Exp:OCDD
Sample Text:2120-001-0001-MB File Text:Frontier Analytical Laboratory




File:01OCT10M #1-348 Acq: 1-OCT-2010 10:45:57 GC EI+ Voltage SIR Autospec-Ultima
 457.7377 S:3 F:5 BSUB(10000,15,-3.0) PKD(5,5,3,0,10%,100,0,0.00%,F,F) Exp:OCDD
 Sample Text:2120-001-0001-MB File Text:Frontier Analytical Laboratory




File:01OCT10M #1-348 Acq: 1-OCT-2010 10:45:57 GC EI+ Voltage SIR Autospec-Ultima
 459.7348 S:3 F:5 BSUB(10000,15,-3.0) PKD(5,5,3,0,10%,100,0,0.00%,F,F) Exp:OCDD
 Sample Text:2120-001-0001-MB File Text:Frontier Analytical Laboratory




File:01OCT10M #1-348 Acq: 1-OCT-2010 10:45:57 GC EI+ Voltage SIR Autospec-Ultima
 469.7780 S:3 F:5 BSUB(10000,15,-3.0) PKD(5,5,3,0,10%,100,0,0.00%,F,F) Exp:OCDD
 Sample Text:2120-001-0001-MB File Text:Frontier Analytical Laboratory



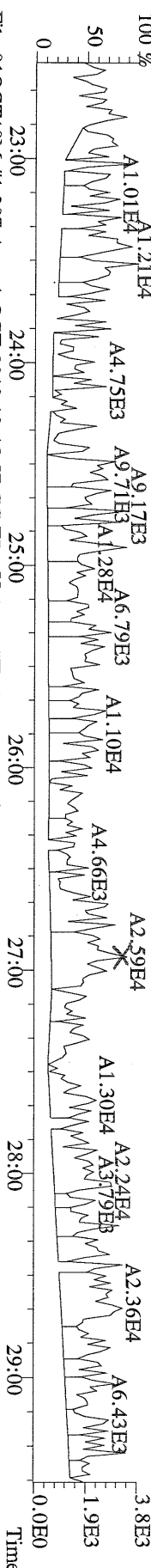
File:01OCT10M #1-348 Acq: 1-OCT-2010 10:45:57 GC EI+ Voltage SIR Autospec-Ultima
 471.7750 S:3 F:5 BSUB(10000,15,-3.0) PKD(5,5,3,0,10%,100,0,0.00%,F,F) Exp:OCDD
 Sample Text:2120-001-0001-MB File Text:Frontier Analytical Laboratory



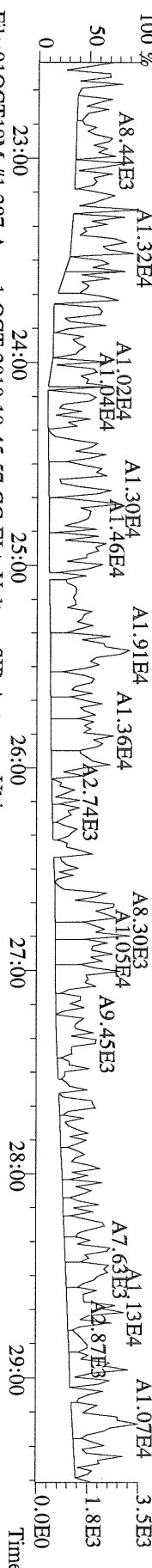
File:01OCT10M #1-348 Acq: 1-OCT-2010 10:45:57 GC EI+ Voltage SIR Autospec-Ultima
 454.9728 S:3 F:5 Exp:OCDD



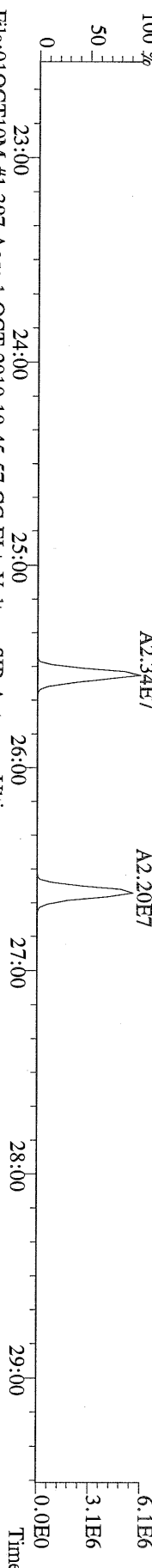
File:01OCT10M #1-397 Acq: 1-OCT-2010 10:45:57 GC EI + Voltage SIR Autospec-Ultima
 303.9016 S:3 BSUB(10000,15,-3.0) PKD(5,5,3,0.10%,100,0.0,0.00%,F,F) Exp:OCDD
 Sample Text:2120-001-0001-MB File Text:Frontier Analytical Laboratory



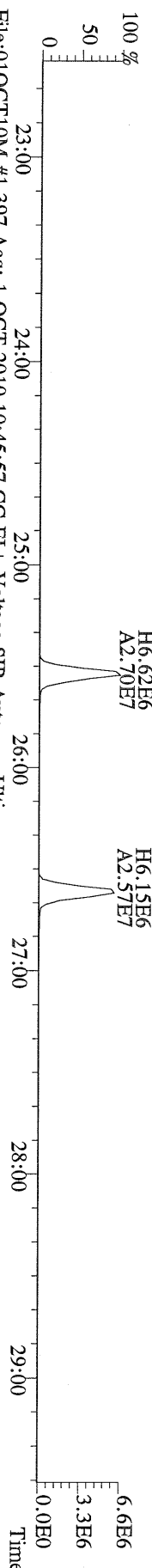
File:01OCT10M #1-397 Acq: 1-OCT-2010 10:45:57 GC EI + Voltage SIR Autospec-Ultima
 305.8987 S:3 BSUB(10000,15,-3.0) PKD(5,5,3,0.10%,100,0.0,0.00%,F,F) Exp:OCDD
 Sample Text:2120-001-0001-MB File Text:Frontier Analytical Laboratory



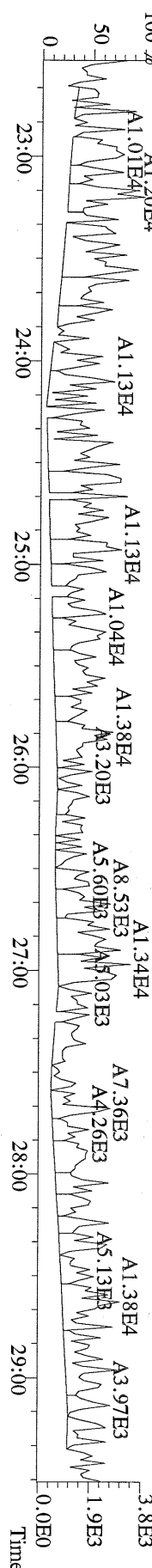
File:01OCT10M #1-397 Acq: 1-OCT-2010 10:45:57 GC EI + Voltage SIR Autospec-Ultima
 315.9419 S:3 BSUB(10000,15,100.0) PKD(5,5,3,0.10%,100,0.0,0.00%,F,F) Exp:OCDD
 Sample Text:2120-001-0001-MB File Text:Frontier Analytical Laboratory



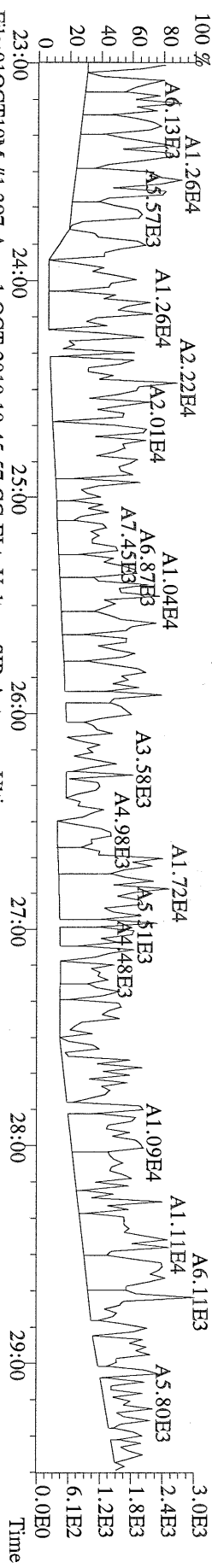
File:01OCT10M #1-397 Acq: 1-OCT-2010 10:45:57 GC EI + Voltage SIR Autospec-Ultima
 317.9389 S:3 BSUB(10000,15,-3.0) PKD(5,5,3,0.10%,100,0.0,0.00%,F,F) Exp:OCDD
 Sample Text:2120-001-0001-MB File Text:Frontier Analytical Laboratory



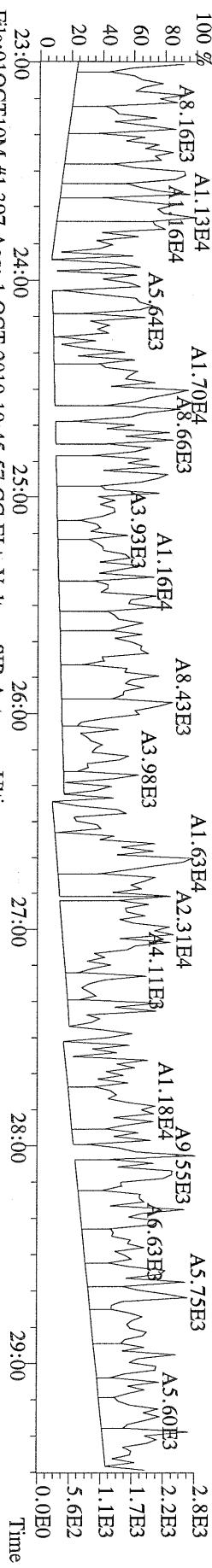
File:01OCT10M #1-397 Acq: 1-OCT-2010 10:45:57 GC EI + Voltage SIR Autospec-Ultima
 375.8364 S:3 BSUB(10000,15,-3.0) PKD(5,5,3,0.10%,100,0.0,0.00%,F,F) Exp:OCDD
 Sample Text:2120-001-0001-MB File Text:Frontier Analytical Laboratory



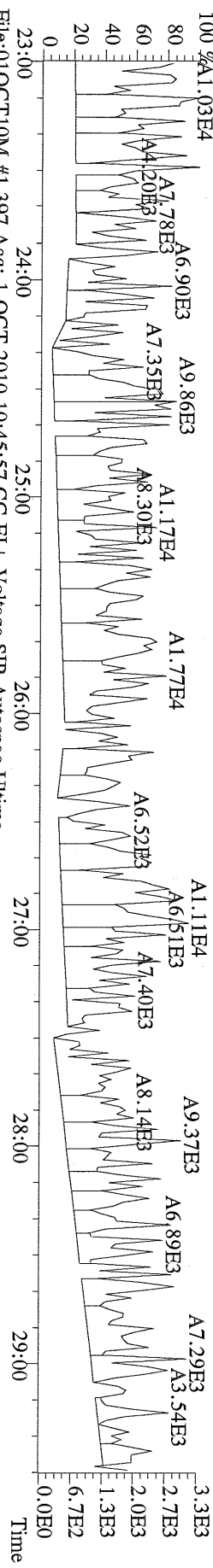
File:01OCT10M #1-397 Acq: 1-OCT-2010 10:45:57 GC EI + Voltage SIR Autospec-Ultima
 339.8597 S:3 BSUB(10000,15,-3.0) PKD(5,5,3,0.10%,100,0.0,0.00%,F,F) Exp:OCDD
 Sample Text:2120-001-0001-MB File Text:Frontier Analytical Laboratory




File:01OCT10M #1-397 Acq: 1-OCT-2010 10:45:57 GC EI + Voltage SIR Autospec-Ultima
 341.8568 S:3 BSUB(10000,15,-3.0) PKD(5,5,3,0.10%,100,0.0,0.00%,F,F) Exp:OCDD
 Sample Text:2120-001-0001-MB File Text:Frontier Analytical Laboratory



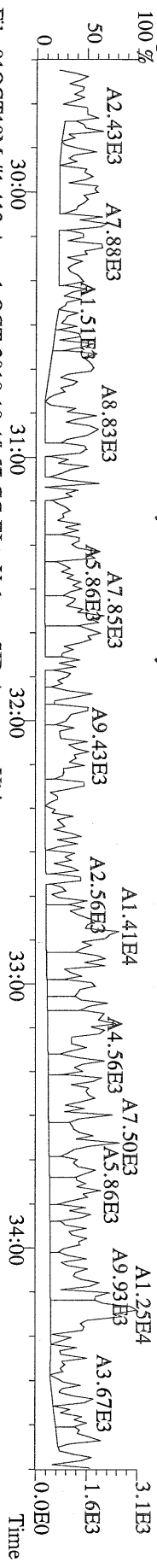
File:01OCT10M #1-397 Acq: 1-OCT-2010 10:45:57 GC EI + Voltage SIR Autospec-Ultima
 409.7974 S:3 BSUB(10000,15,-3.0) PKD(5,5,3,0.10%,100,0.0,0.00%,F,F) Exp:OCDD
 Sample Text:2120-001-0001-MB File Text:Frontier Analytical Laboratory



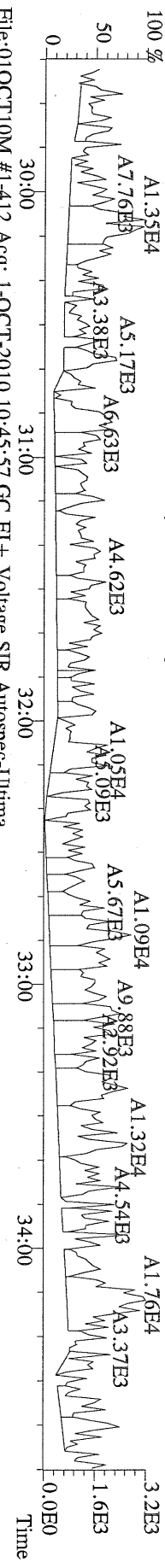
File:01OCT10M #1-397 Acq: 1-OCT-2010 10:45:57 GC EI + Voltage SIR Autospec-Ultima
 316.9824 S:3 Exp:OCDD
 Sample Text:2120-001-0001-MB File Text:Frontier Analytical Laboratory




File:01OCT10M #1-412 Acq: 1-OCT-2010 10:45:57 GC EI+ Voltage SIR Autospec-Ultima
339.8597 S:3 F:2 BSUB(10000,15,-3.0) PKD(5,5.3,0.10%,100.0,0.00%,F,F) Exp:OCDD
Sample Text:2120-001-0001-MB File Text:Frontier Analytical Laboratory




File:01OCT10M #1-412 Acq: 1-OCT-2010 10:45:57 GC EI+ Voltage SIR Autospec-Ultima
341.8568 S:3 F:2 BSUB(10000,15,-3.0) PKD(5,5.3,0.10%,100.0,0.00%,F,F) Exp:OCDD
Sample Text:2120-001-0001-MB File Text:Frontier Analytical Laboratory



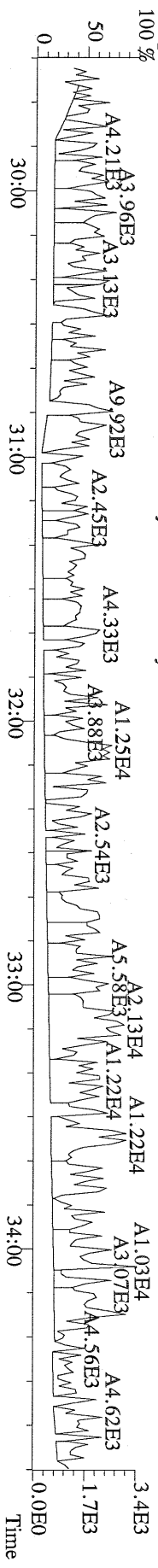
File:01OCT10M #1-412 Acq: 1-OCT-2010 10:45:57 GC EI+ Voltage SIR Autospec-Ultima
351.9000 S:3 F:2 BSUB(10000,15,-3.0) PKD(5,5.3,0.10%,100.0,0.00%,F,F) Exp:OCDD
Sample Text:2120-001-0001-MB File Text:Frontier Analytical Laboratory



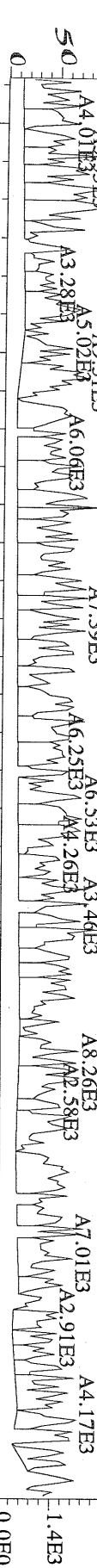
File:01OCT10M #1-412 Acq: 1-OCT-2010 10:45:57 GC EI+ Voltage SIR Autospec-Ultima
353.8970 S:3 F:2 BSUB(10000,15,-3.0) PKD(5,5.3,0.10%,100.0,0.00%,F,F) Exp:OCDD
Sample Text:2120-001-0001-MB File Text:Frontier Analytical Laboratory




File:01OCT10M #1-412 Acq: 1-OCT-2010 10:45:57 GC EI+ Voltage SIR Autospec-Ultima
409.7974 S:3 F:2 BSUB(10000,15,-3.0) PKD(5,5.3,0.10%,100.0,0.00%,F,F) Exp:OCDD
Sample Text:2120-001-0001-MB File Text:Frontier Analytical Laboratory



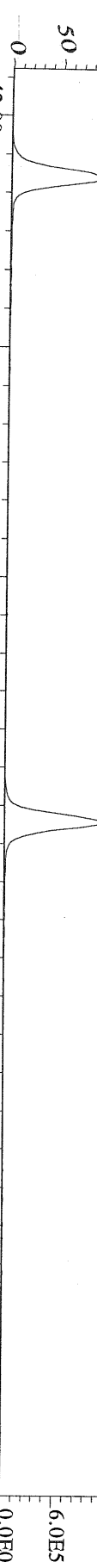
File:01OCT10M #1-541 Acq: 1-OCT-2010 10:45:57 GC EI+ Voltage SIR Autospec-Ultima
 409.7788 S:3 F:4 BSUB(10000,15,-3.0) PKD(5,5,3,0,10%,100,0,0.00%,F,F) Exp:OCDD
 Sample Text:2120-001-0001-MB File Text:Frontier Analytical Laboratory



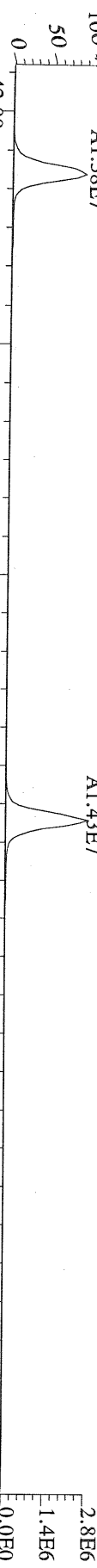
File:01OCT10M #1-541 Acq: 1-OCT-2010 10:45:57 GC EI+ Voltage SIR Autospec-Ultima
 409.7788 S:3 F:4 BSUB(10000,15,-3.0) PKD(5,5,3,0,10%,100,0,0.00%,F,F) Exp:OCDD
 Sample Text:2120-001-0001-MB File Text:Frontier Analytical Laboratory



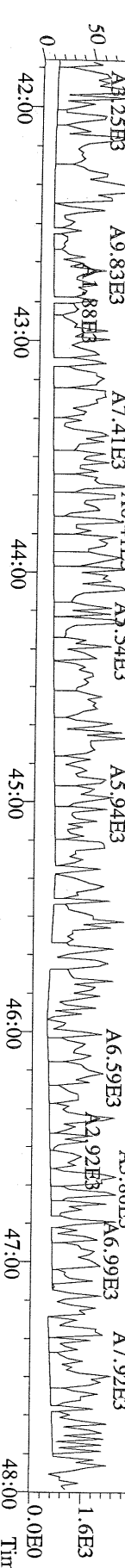
File:01OCT10M #1-541 Acq: 1-OCT-2010 10:45:57 GC EI+ Voltage SIR Autospec-Ultima
 417.8253 S:3 F:4 BSUB(10000,15,-3.0) PKD(5,5,3,0,10%,100,0,0.00%,F,F) Exp:OCDD
 Sample Text:2120-001-0001-MB File Text:Frontier Analytical Laboratory



File:01OCT10M #1-541 Acq: 1-OCT-2010 10:45:57 GC EI+ Voltage SIR Autospec-Ultima
 419.8220 S:3 F:4 BSUB(10000,15,-3.0) PKD(5,5,3,0,10%,100,0,0.00%,F,F) Exp:OCDD
 Sample Text:2120-001-0001-MB File Text:Frontier Analytical Laboratory



File:01OCT10M #1-541 Acq: 1-OCT-2010 10:45:57 GC EI+ Voltage SIR Autospec-Ultima
 479.7165 S:3 F:4 BSUB(10000,15,-3.0) PKD(5,5,3,0,10%,100,0,0.00%,F,F) Exp:OCDD
 Sample Text:2120-001-0001-MB File Text:Frontier Analytical Laboratory



USEPA - ITD

FORM 8B
PCDD/PCDF ONGOING PRECISION AND RECOVERY (OPR)

Lab Name: Frontier Analytical Laboratory Episode No.:
 Contract No.: SAS No.:
 Matrix (aqueous/solid/leachate): Soil OPR Data Filename: 01OCT10M Sam:2
 Ext. Date: 9/29/10 Shift: Day Analysis Date: 1-OCT-10 09:50:39

ALL CONCENTRATIONS REPORTED ON THIS FORM ARE CONCENTRATIONS IN EXTRACT.

	SPIKE CONC. (ng/mL)	CONC. FOUND (ng/mL)	OPR CONC. LIMITS (1) (ng/mL)
LABELED COMPOUNDS			
13C-2,3,7,8-TCDD	100	94.9	20.0 - 175 ✓
13C-1,2,3,7,8-PeCDD	100	105	21.0 - 227 ✓
13C-1,2,3,4,7,8-HxCDD	100	104	21.0 - 193 ✓
13C-1,2,3,6,7,8-HxCDD	100	83.0	25.0 - 163 ✓
13C-1,2,3,4,6,7,8-HpCDD	100	96.5	26.0 - 166 ✓
13C-OCDD	200	150	26.0 - 397 ✓
13C-2,3,7,8-TCDF	100	95.4	22.0 - 152 ✓
13C-1,2,3,7,8-PeCDF	100	96.7	21.0 - 192 ✓
13C-2,3,4,7,8-PeCDF	100	97.0	13.0 - 328 ✓
13C-1,2,3,4,7,8-HxCDF	100	111	19.0 - 202 ✓
13C-1,2,3,6,7,8-HxCDF	100	91.7	21.0 - 159 ✓
13C-2,3,4,6,7,8-HxCDF	100	92.7	22.0 - 176 ✓
13C-1,2,3,7,8,9-HxCDF	100	105	17.0 - 205 ✓
13C-1,2,3,4,6,7,8-HpCDF	100	86.7	21.0 - 158 ✓
13C-1,2,3,4,7,8,9-HpCDF	100	120	20.0 - 186 ✓
13C-OCDF	200	164	26.0 - 397 ✓
CLEANUP STANDARD			
37Cl-2,3,7,8-TCDD	40	36.8	12.4 - 76.4 ✓

(1) Contract-required concentration limits for OPR as specified in Table 6, Method 1613
 Labeled compound concentration limits are based on required percent recovery of 25%-150%.

Analyst: 


Date: 10/4/10

Name	Resp	RA	RT	RRF	Conc	Qual	Fac Noise-1	Noise-2	DL	
2,3,7,8-TCDD	3.15e+06	0.78 y	27:23	1.11	9.73		2.50	-	*	
1,2,3,7,8-PeCDD	1.47e+07	1.62 y	33:12	1.10	50.0		2.50	-	*	
1,2,3,4,7,8-HxCDD	1.56e+07	1.40 y	38:34	1.37	47.9		2.50	-	*	
1,2,3,6,7,8-HxCDD	1.21e+07	1.41 y	38:44	1.37	49.3		2.50	-	*	
1,2,3,7,8,9-HxCDD	1.42e+07	1.40 y	39:11	1.36	50.3		2.50	-	*	
1,2,3,4,6,7,8-HpCDD	1.20e+07	0.98 y	44:10	1.45	47.2		2.50	-	*	
OCDD	1.25e+07	0.97 y	49:44	1.43	101		2.50	-	*	
2,3,7,8-TCDF	6.79e+06	0.66 y	26:37	1.50	9.37		2.50	-	*	
1,2,3,7,8-PeCDF	2.08e+07	1.51 y	31:29	0.94	53.6		2.50	-	*	
2,3,4,7,8-PeCDF	2.03e+07	1.50 y	32:47	0.94	54.1		2.50	-	*	
1,2,3,4,7,8-HxCDF	1.90e+07	1.26 y	37:11	0.93	47.2		2.50	-	*	
1,2,3,6,7,8-HxCDF	1.98e+07	1.25 y	37:24	0.82	48.9		2.50	-	*	
2,3,4,6,7,8-HxCDF	1.76e+07	1.25 y	38:19	0.92	48.5		2.50	-	*	
1,2,3,7,8,9-HxCDF	2.21e+07	1.26 y	39:45	1.00	49.2		2.50	-	*	
1,2,3,4,6,7,8-HpCDF	1.38e+07	1.05 y	42:16	1.39	48.6		2.50	-	*	
1,2,3,4,7,8,9-HpCDF	1.35e+07	1.06 y	45:05	1.36	48.6		2.50	-	*	
OCDF	1.44e+07	0.88 y	50:07	0.79	96.8		2.50	-	*	
Rec										
13C-2,3,7,8-TCDD	2.92e+07	0.80 y	27:22	1.02	94.9				94.9	
13C-1,2,3,7,8-PeCDD	2.66e+07	1.77 y	33:11	0.84	105				105	
13C-1,2,3,4,7,8-HxCDD	2.37e+07	1.26 y	38:33	1.07	104				104	
13C-1,2,3,6,7,8-HxCDD	1.78e+07	1.25 y	38:43	1.01	83.0				83.0	
13C-1,2,3,4,6,7,8-HpCDD	1.75e+07	0.95 y	44:09	0.86	96.5				96.5	
13C-OCDD	1.74e+07	0.93 y	49:43	0.55	150				75.0	
13C-2,3,7,8-TCDF	4.83e+07	0.87 y	26:36	0.99	95.4				95.4	
13C-1,2,3,7,8-PeCDF	4.12e+07	1.75 y	31:27	0.84	96.7				96.7	
13C-2,3,4,7,8-PeCDF	4.01e+07	1.74 y	32:46	0.81	97.0				97.0	
13C-1,2,3,4,7,8-HxCDF	4.34e+07	0.52 y	37:10	1.85	111				111	
13C-1,2,3,6,7,8-HxCDF	4.93e+07	0.52 y	37:22	2.54	91.7				91.7	
13C-2,3,4,6,7,8-HxCDF	3.96e+07	0.52 y	38:18	2.01	92.7				92.7	
13C-1,2,3,7,8,9-HxCDF	4.51e+07	0.52 y	39:44	2.03	105				105	
13C-1,2,3,4,6,7,8-HpCDF	2.04e+07	0.42 y	42:15	1.11	86.7				86.7	
13C-1,2,3,4,7,8,9-HpCDF	2.05e+07	0.43 y	45:04	0.80	120				120	
13C-OCDF	3.78e+07	0.98 y	50:05	1.08	164				82.2	
37Cl-2,3,7,8-TCDD	7.58e+06		27:23	0.69	36.8				92.0	
13C-1,2,3,4-TCDD	3.00e+07	0.81 y	26:48	-	66.9					
13C-1,2,3,4-TCDF	5.09e+07	0.86 y	25:32	-	70.4					
13C-1,2,3,7,8,9-HxCDD	2.12e+07	1.25 y	39:10	-	76.9					
Total Tetra-Dioxins	3.48e+06		22:60	1.11	10.7		2.50	-	*	25
Total Penta-Dioxins	1.47e+07		30:32	1.10	50.0		2.50	-	*	2
Total Hexa-Dioxins	4.18e+07		38:34	1.37	147		2.50	-	*	3
Total Hepta-Dioxins	1.21e+07		42:47	1.45	47.7		2.50	-	*	9
Total Tetra-Furans	7.12e+06		22:46	1.50	9.83		2.50	-	*	25
1st Fn. Tot Penta-Furans	4.08e+05		22:40	0.94	1.07		2.50	-	*	PeCDF 28
Total Penta-Furans	4.18e+07		30:55	0.94	110		2.50	-	*	111 10
Total Hexa-Furans	7.86e+07		35:30	0.91	194		2.50	-	*	7
Total Hepta-Furans	2.74e+07		42:16	1.38	97.6		2.50	-	*	8

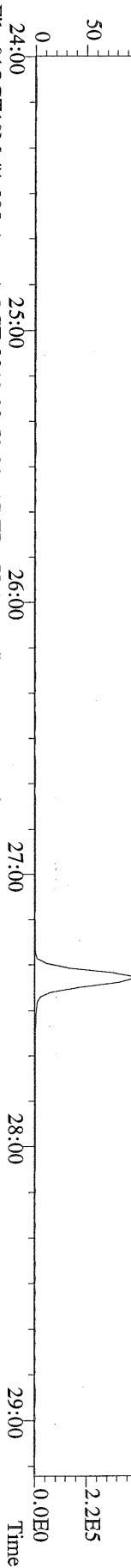
Analyst: 

Date: 10/4/10

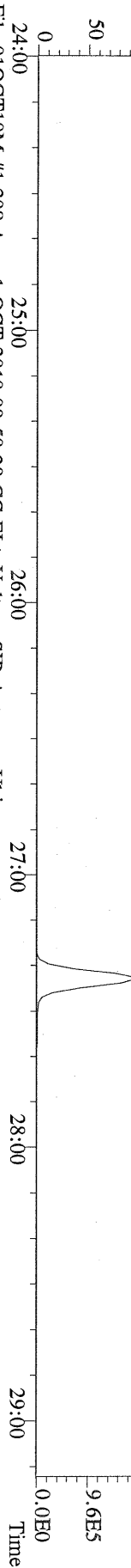
File:01OCT10M #1-398 Acq: 1-OCT-2010 09:50:39 GC EI+ Voltage SIR Autospec-Ultima
319.8965 S:2 BSUB(10000,15,-3,0) PKD(5,5,3,0,10%,100,0,0,00%,F,F) Exp:OCDD
Sample Text:2120-001-0001-OPR File Text:Frontier Analytical Laboratory



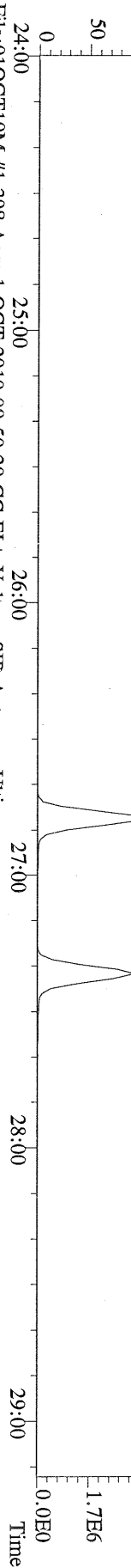
File:01OCT10M #1-398 Acq: 1-OCT-2010 09:50:39 GC EI+ Voltage SIR Autospec-Ultima
321.8936 S:2 BSUB(10000,15,-3,0) PKD(5,5,3,0,10%,100,0,0,00%,F,F) Exp:OCDD
Sample Text:2120-001-0001-OPR File Text:Frontier Analytical Laboratory



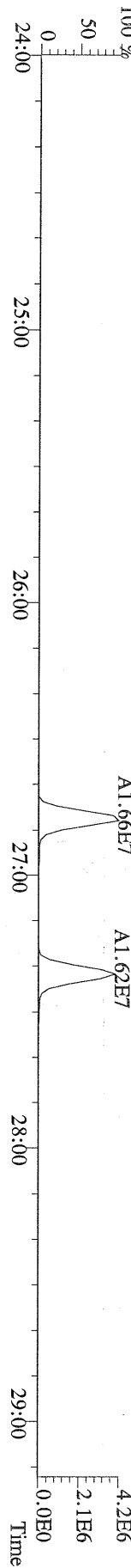
File:01OCT10M #1-398 Acq: 1-OCT-2010 09:50:39 GC EI+ Voltage SIR Autospec-Ultima
327.8847 S:2 BSUB(10000,15,-3,0) PKD(5,5,3,0,10%,100,0,0,00%,F,F) Exp:OCDD
Sample Text:2120-001-0001-OPR File Text:Frontier Analytical Laboratory



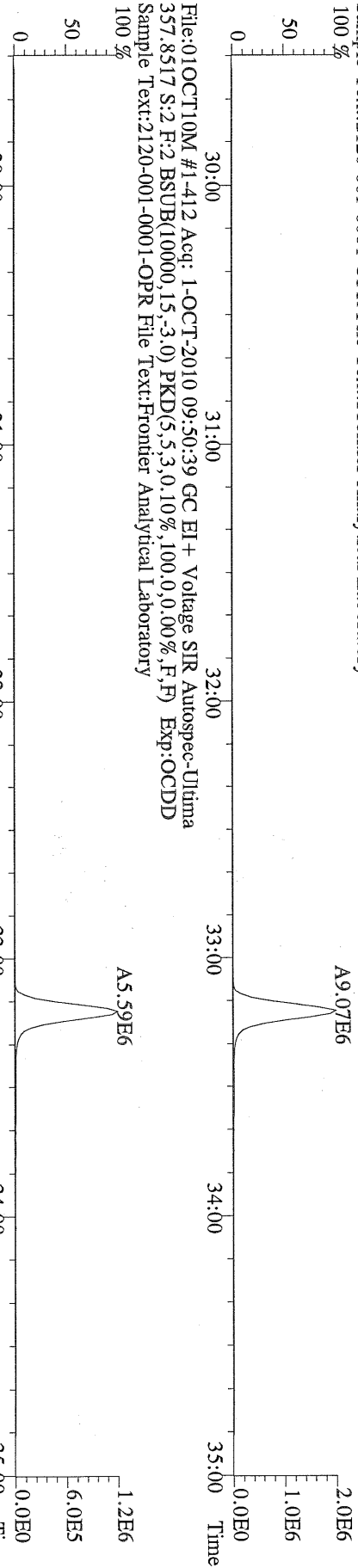
File:01OCT10M #1-398 Acq: 1-OCT-2010 09:50:39 GC EI+ Voltage SIR Autospec-Ultima
331.9368 S:2 BSUB(10000,15,-3,0) PKD(5,5,3,0,10%,100,0,0,00%,F,F) Exp:OCDD
Sample Text:2120-001-0001-OPR File Text:Frontier Analytical Laboratory



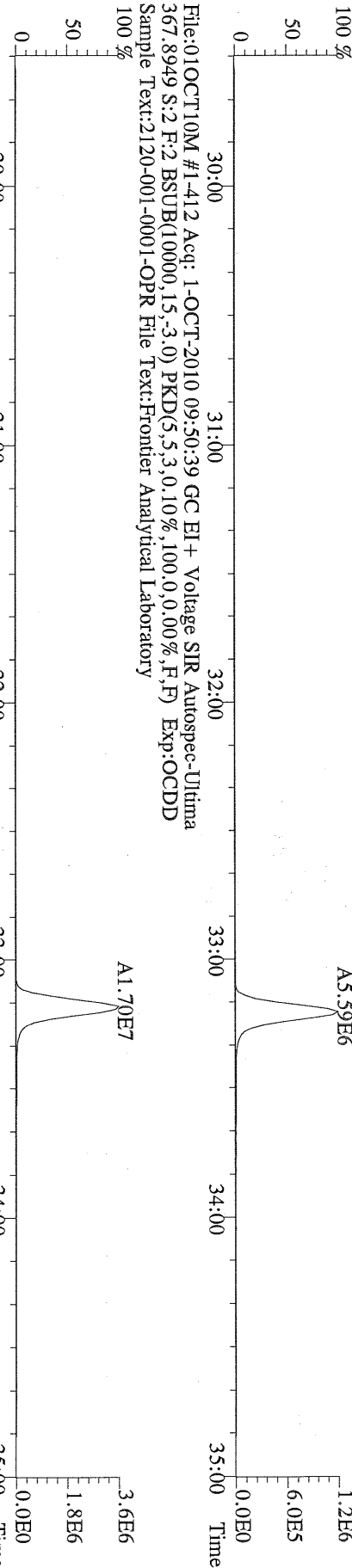
File:01OCT10M #1-398 Acq: 1-OCT-2010 09:50:39 GC EI+ Voltage SIR Autospec-Ultima
333.9339 S:2 BSUB(10000,15,-3,0) PKD(5,5,3,0,10%,100,0,0,00%,F,F) Exp:OCDD
Sample Text:2120-001-0001-OPR File Text:Frontier Analytical Laboratory



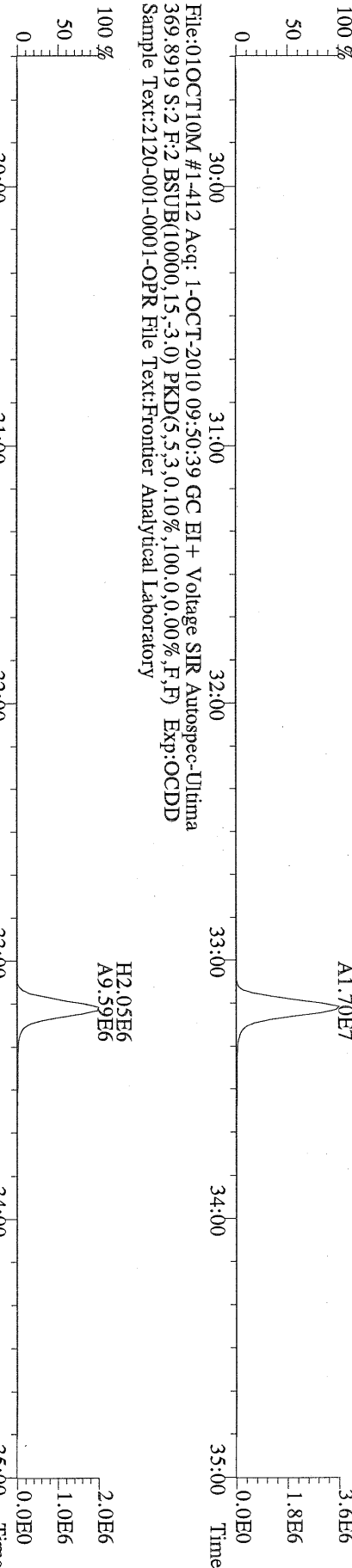
File:01OCT10M #1-412 Acq: 1-OCT-2010 09:50:39 GC EI+ Voltage SIR Autospec-Ultima
355.8546 S:2 F:2 BSUB(10000,15,-3.0) PKD(5,5,3,0.10%,100,0,0.00%,F,F) Exp:OCDD
Sample Text:2120-001-0001-OPR File Text:Frontier Analytical Laboratory



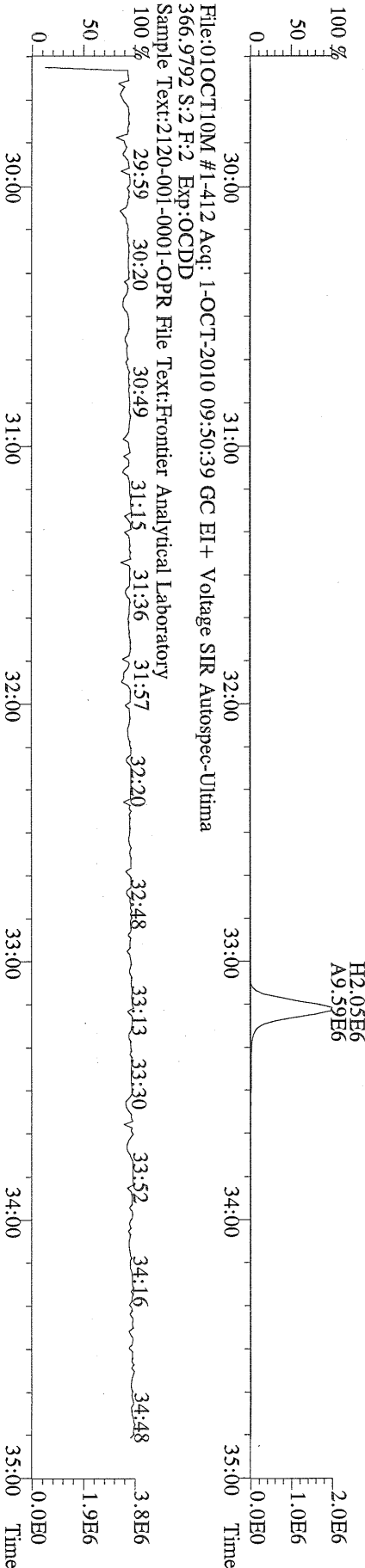
File:01OCT10M #1-412 Acq: 1-OCT-2010 09:50:39 GC EI+ Voltage SIR Autospec-Ultima
357.8517 S:2 F:2 BSUB(10000,15,-3.0) PKD(5,5,3,0.10%,100,0,0.00%,F,F) Exp:OCDD
Sample Text:2120-001-0001-OPR File Text:Frontier Analytical Laboratory




File:01OCT10M #1-412 Acq: 1-OCT-2010 09:50:39 GC EI+ Voltage SIR Autospec-Ultima
367.8949 S:2 F:2 BSUB(10000,15,-3.0) PKD(5,5,3,0.10%,100,0,0.00%,F,F) Exp:OCDD
Sample Text:2120-001-0001-OPR File Text:Frontier Analytical Laboratory



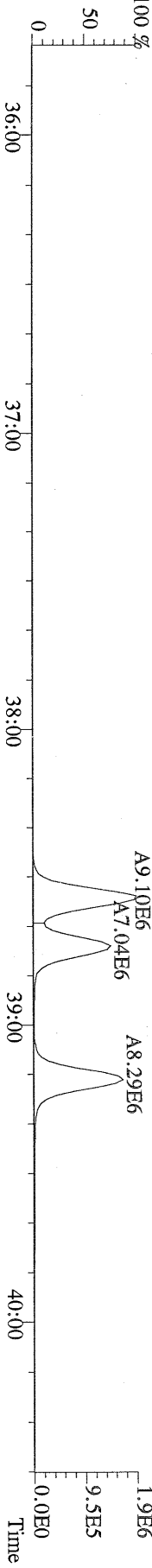
File:01OCT10M #1-412 Acq: 1-OCT-2010 09:50:39 GC EI+ Voltage SIR Autospec-Ultima
369.8919 S:2 F:2 BSUB(10000,15,-3.0) PKD(5,5,3,0.10%,100,0,0.00%,F,F) Exp:OCDD
Sample Text:2120-001-0001-OPR File Text:Frontier Analytical Laboratory



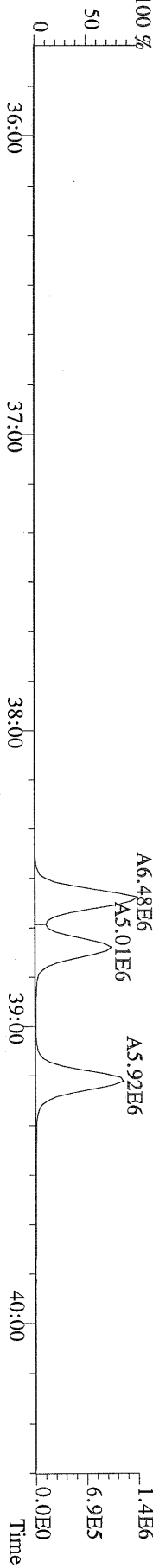
File:01OCT10M #1-412 Acq: 1-OCT-2010 09:50:39 GC EI+ Voltage SIR Autospec-Ultima
366.9792 S:2 F:2 Exp:OCDD
Sample Text:2120-001-0001-OPR File Text:Frontier Analytical Laboratory



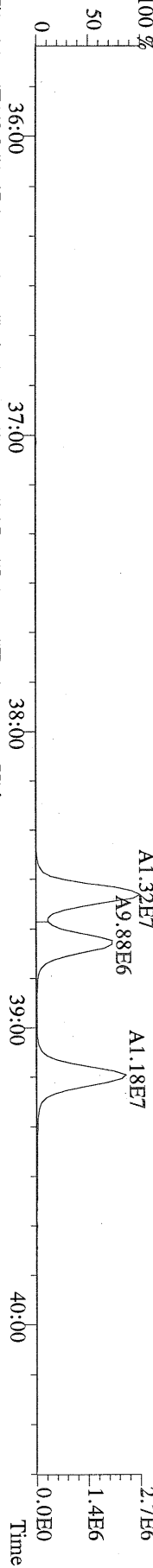
File:01OCT10M #1-476 Acq: 1-OCT-2010 09:50:39 GC EI+ Voltage SIR Autospec-Ultima
389.8156 S:2 F:3 BSUB(10000,15,-3.0) PKD(5,5,3,0.10%,100,0,0.00%,F,F) Exp:OCDD
Sample Text:2120-001-0001-OPR File Text:Fronter Analytical Laboratory



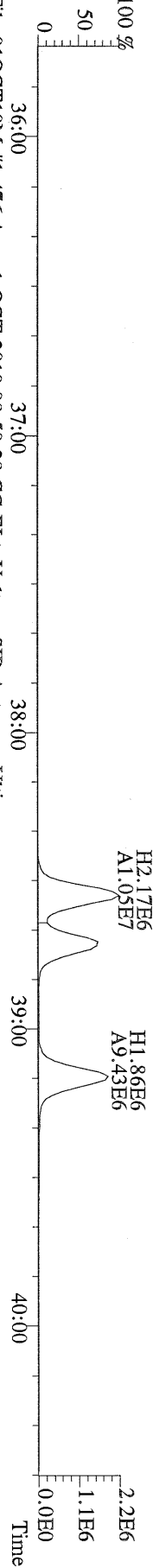
File:01OCT10M #1-476 Acq: 1-OCT-2010 09:50:39 GC EI+ Voltage SIR Autospec-Ultima
391.8127 S:2 F:3 BSUB(10000,15,-3.0) PKD(5,5,3,0.10%,100,0,0.00%,F,F) Exp:OCDD
Sample Text:2120-001-0001-OPR File Text:Fronter Analytical Laboratory



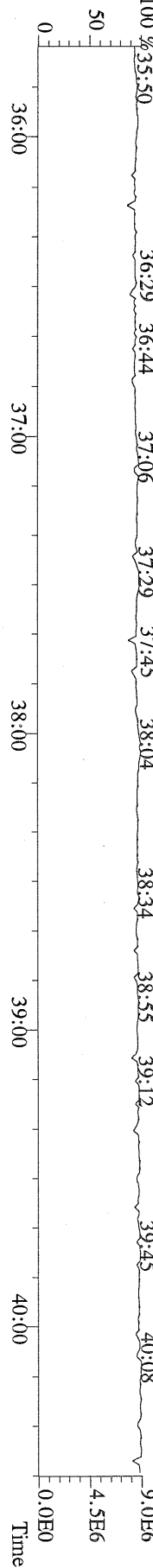
File:01OCT10M #1-476 Acq: 1-OCT-2010 09:50:39 GC EI+ Voltage SIR Autospec-Ultima
401.8559 S:2 F:3 BSUB(10000,15,-3.0) PKD(5,5,3,0.10%,100,0,0.00%,F,F) Exp:OCDD
Sample Text:2120-001-0001-OPR File Text:Fronter Analytical Laboratory



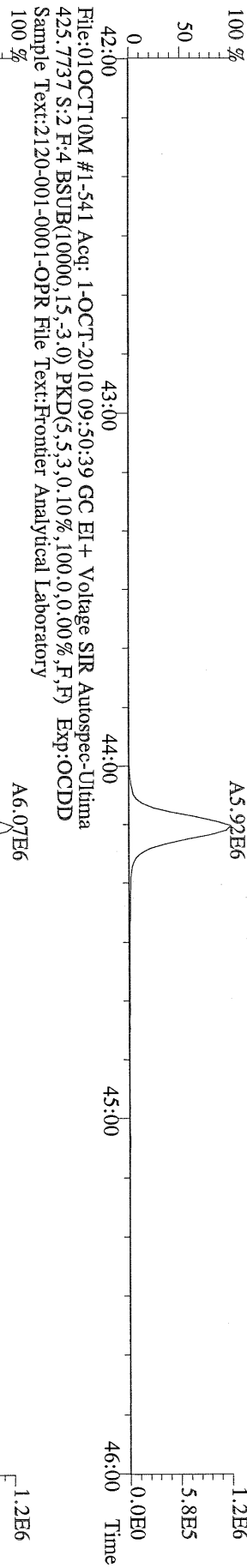
File:01OCT10M #1-476 Acq: 1-OCT-2010 09:50:39 GC EI+ Voltage SIR Autospec-Ultima
403.8530 S:2 F:3 BSUB(10000,15,-3.0) PKD(5,5,3,0.10%,100,0,0.00%,F,F) Exp:OCDD
Sample Text:2120-001-0001-OPR File Text:Fronter Analytical Laboratory



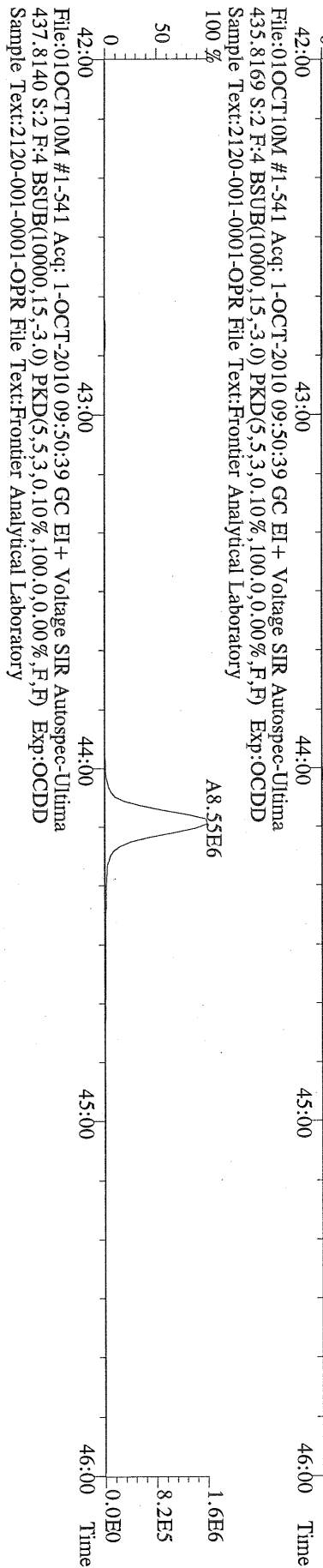
File:01OCT10M #1-476 Acq: 1-OCT-2010 09:50:39 GC EI+ Voltage SIR Autospec-Ultima
380.9760 S:2 F:3 Exp:OCDD
Sample Text:2120-001-0001-OPR File Text:Fronter Analytical Laboratory



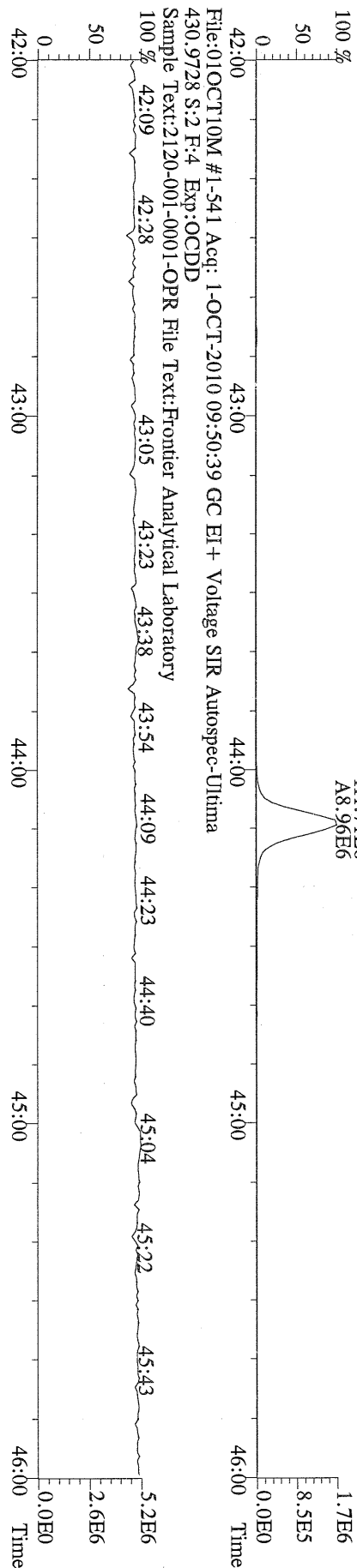
File:01OCT10M #1-541 Acq: 1-OCT-2010 09:50:39 GC EI+ Voltage SIR Autospec-Ultima
422.7767 S:2 F:4 BSUB(10000,15,-3.0) PKD(5,5,3,0.10%,100,0,0.00%,F,F) Exp:OCDD
Sample Text:2120-001-0001-OPR File Text:Frontier Analytical Laboratory




File:01OCT10M #1-541 Acq: 1-OCT-2010 09:50:39 GC EI+ Voltage SIR Autospec-Ultima
435.8169 S:2 F:4 BSUB(10000,15,-3.0) PKD(5,5,3,0.10%,100,0,0.00%,F,F) Exp:OCDD
Sample Text:2120-001-0001-OPR File Text:Frontier Analytical Laboratory



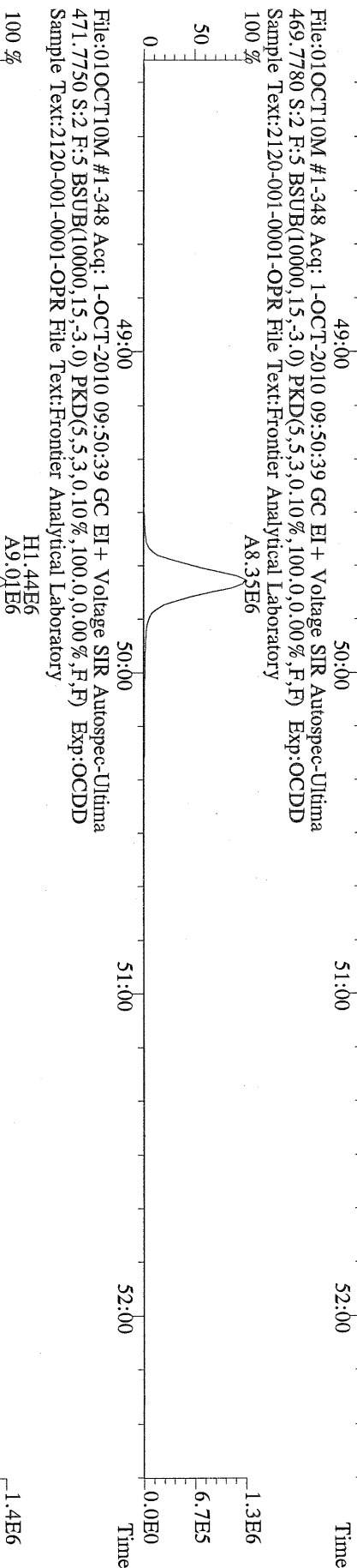
File:01OCT10M #1-541 Acq: 1-OCT-2010 09:50:39 GC EI+ Voltage SIR Autospec-Ultima
430.9728 S:2 F:4 Exp:OCDD
Sample Text:2120-001-0001-OPR File Text:Frontier Analytical Laboratory



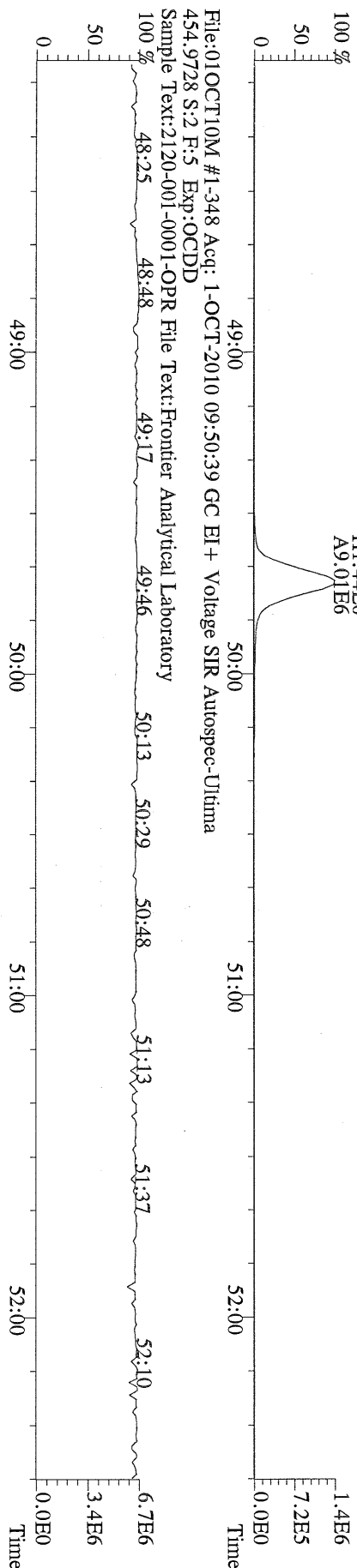
File:01OCT10M #1-348 Acq: 1-OCT-2010 09:50:39 GC EI+ Voltage SIR Autospec-Ultima
457.7377 S:2 F:5 BSUB(10000,15,-3.0) PKD(5,5,3,0.10%,100.0,0.00%,F,F) Exp:OCDD
Sample Text:2120-001-0001-OPR File Text:Fronter Analytical Laboratory



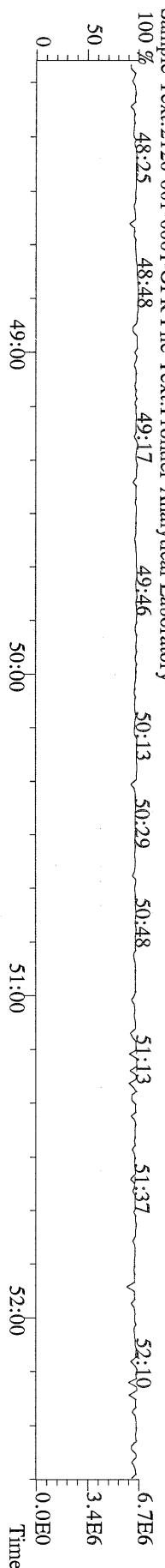
File:01OCT10M #1-348 Acq: 1-OCT-2010 09:50:39 GC EI+ Voltage SIR Autospec-Ultima
469.7780 S:2 F:5 BSUB(10000,15,-3.0) PKD(5,5,3,0.10%,100.0,0.00%,F,F) Exp:OCDD
Sample Text:2120-001-0001-OPR File Text:Fronter Analytical Laboratory



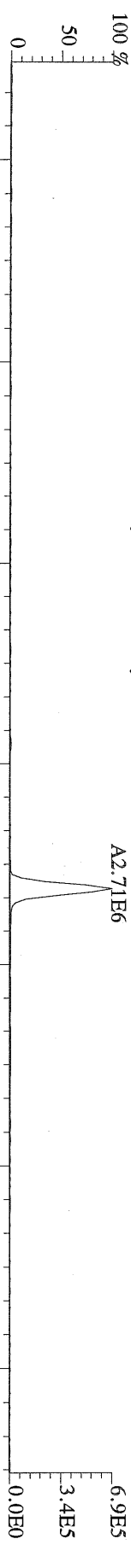
File:01OCT10M #1-348 Acq: 1-OCT-2010 09:50:39 GC EI+ Voltage SIR Autospec-Ultima
471.7750 S:2 F:5 BSUB(10000,15,-3.0) PKD(5,5,3,0.10%,100.0,0.00%,F,F) Exp:OCDD
Sample Text:2120-001-0001-OPR File Text:Fronter Analytical Laboratory



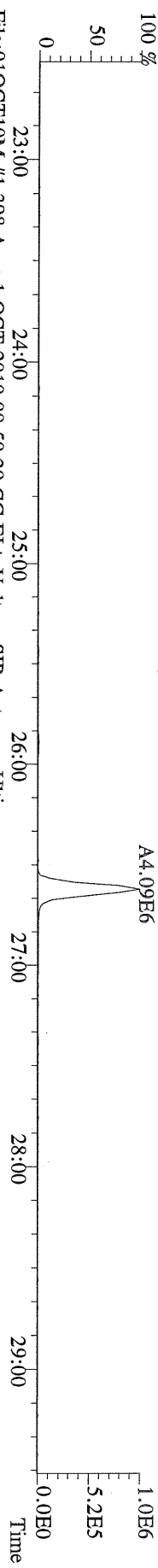
File:01OCT10M #1-348 Acq: 1-OCT-2010 09:50:39 GC EI+ Voltage SIR Autospec-Ultima
454.9728 S:2 F:5 Exp:OCDD
Sample Text:2120-001-0001-OPR File Text:Fronter Analytical Laboratory




File:01OCT10M #1-398 Acq: 1-OCT-2010 09:50:39 GC EI+ Voltage SIR Autospec-Ultima
 303.9016 S:2 BSUB(10000,15,3.0) PKD(5,5,3,0.10%,100,0.0,0.00%,F,F) Exp:OCDD
 Sample Text:2120-001-0001-OPR File Text:Frontier Analytical Laboratory




File:01OCT10M #1-398 Acq: 1-OCT-2010 09:50:39 GC EI+ Voltage SIR Autospec-Ultima
 305.8987 S:2 BSUB(10000,15,3.0) PKD(5,5,3,0.10%,100,0.0,0.00%,F,F) Exp:OCDD
 Sample Text:2120-001-0001-OPR File Text:Frontier Analytical Laboratory



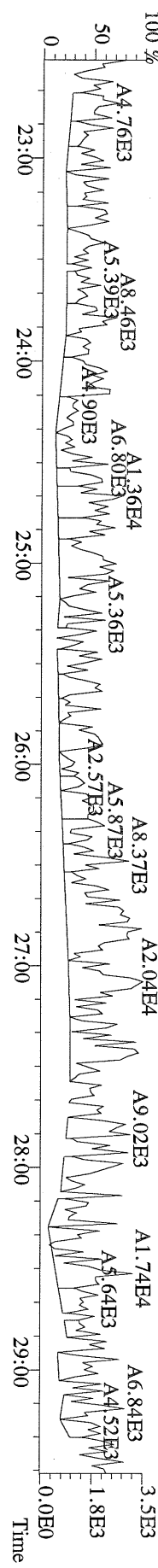
File:01OCT10M #1-398 Acq: 1-OCT-2010 09:50:39 GC EI+ Voltage SIR Autospec-Ultima
 315.9419 S:2 BSUB(10000,15,3.0) PKD(5,5,3,0.10%,100,0.0,0.00%,F,F) Exp:OCDD
 Sample Text:2120-001-0001-OPR File Text:Frontier Analytical Laboratory



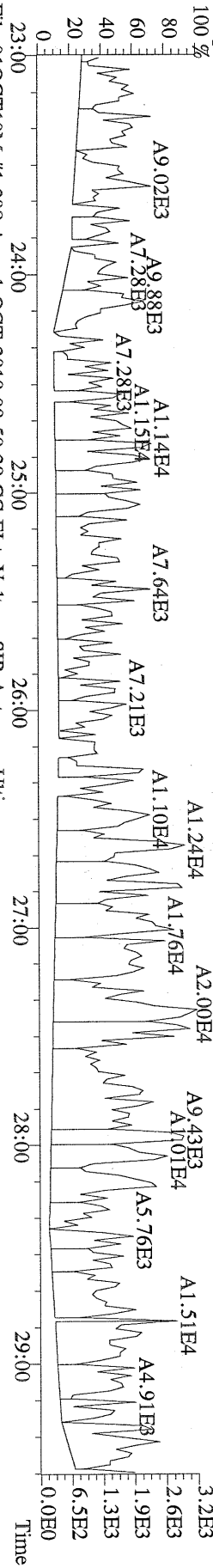
File:01OCT10M #1-398 Acq: 1-OCT-2010 09:50:39 GC EI+ Voltage SIR Autospec-Ultima
 317.9389 S:2 BSUB(10000,15,3.0) PKD(5,5,3,0.10%,100,0.0,0.00%,F,F) Exp:OCDD
 Sample Text:2120-001-0001-OPR File Text:Frontier Analytical Laboratory



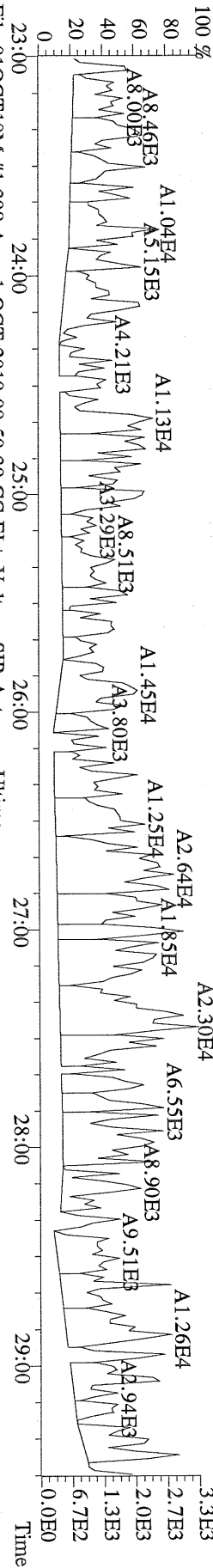
File:01OCT10M #1-398 Acq: 1-OCT-2010 09:50:39 GC EI+ Voltage SIR Autospec-Ultima
 375.8364 S:2 BSUB(10000,15,3.0) PKD(5,5,3,0.10%,100,0.0,0.00%,F,F) Exp:OCDD
 Sample Text:2120-001-0001-OPR File Text:Frontier Analytical Laboratory



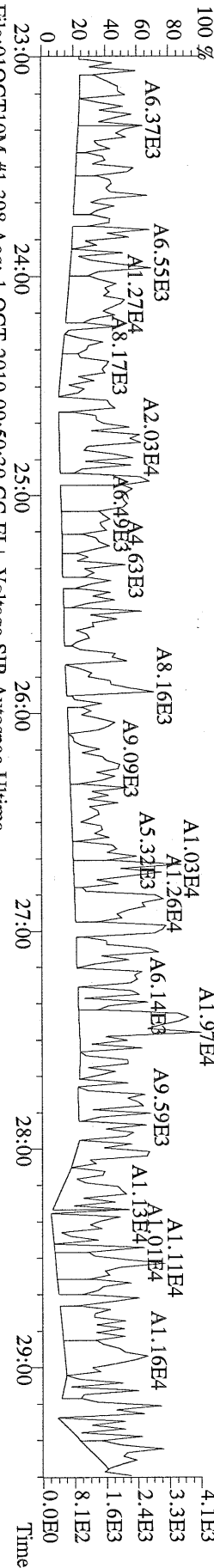
File:01OCT10M #1-398 Acq: 1-OCT-2010 09:50:39 GC EI+ Voltage SIR Autospec-Utima
 339.8568 S:2 BSUB(10000,15,-3.0) PKD(5,5.3,0.10%,100.0,0.00%,F,F) Exp:OCDD
 Sample Text:2120-001-0001-OPR File Text:Frontier Analytical Laboratory



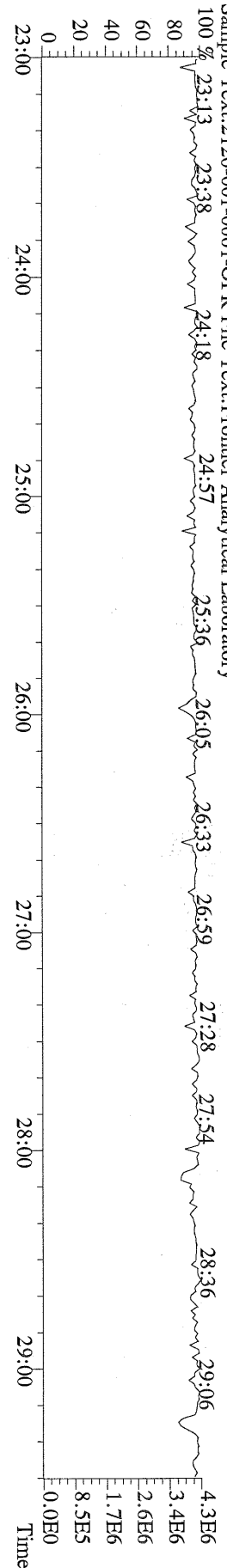
File:01OCT10M #1-398 Acq: 1-OCT-2010 09:50:39 GC EI+ Voltage SIR Autospec-Utima
 341.8568 S:2 BSUB(10000,15,-3.0) PKD(5,5.3,0.10%,100.0,0.00%,F,F) Exp:OCDD
 Sample Text:2120-001-0001-OPR File Text:Frontier Analytical Laboratory



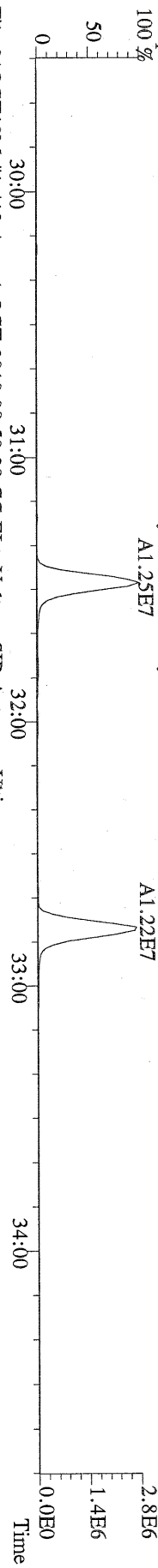
File:01OCT10M #1-398 Acq: 1-OCT-2010 09:50:39 GC EI+ Voltage SIR Autospec-Utima
 409.7974 S:2 BSUB(10000,15,-3.0) PKD(5,5.3,0.10%,100.0,0.00%,F,F) Exp:OCDD
 Sample Text:2120-001-0001-OPR File Text:Frontier Analytical Laboratory




File:01OCT10M #1-398 Acq: 1-OCT-2010 09:50:39 GC EI+ Voltage SIR Autospec-Utima
 316.9824 S:2 Exp:OCDD
 Sample Text:2120-001-0001-OPR File Text:Frontier Analytical Laboratory




File:01OCT10M #1-412 Acq: 1-OCT-2010 09:50:39 GC EI+ Voltage SIR Autospec-Ultima
 339.8597 S:2 F:2 BSUB(10000,15,-3.0) PKD(5,5,3,0,10%,100,0,0,00%,F,F) Exp:OCDD
 Sample Text:2120-001-0001-OPR File Text:Fronter Analytical Laboratory




File:01OCT10M #1-412 Acq: 1-OCT-2010 09:50:39 GC EI+ Voltage SIR Autospec-Ultima
 341.8568 S:2 F:2 BSUB(10000,15,-3.0) PKD(5,5,3,0,10%,100,0,0,00%,F,F) Exp:OCDD
 Sample Text:2120-001-0001-OPR File Text:Fronter Analytical Laboratory



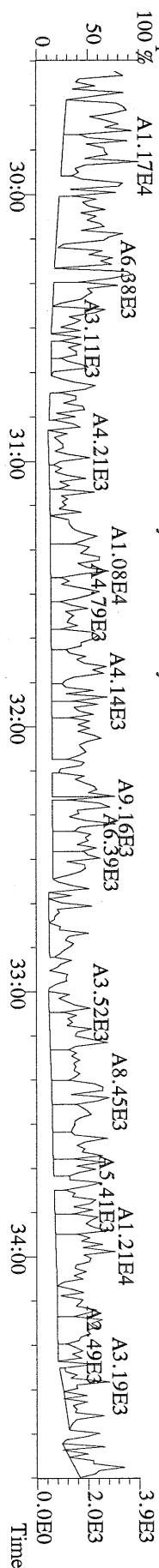
File:01OCT10M #1-412 Acq: 1-OCT-2010 09:50:39 GC EI+ Voltage SIR Autospec-Ultima
 351.9000 S:2 F:2 BSUB(10000,15,-3.0) PKD(5,5,3,0,10%,100,0,0,00%,F,F) Exp:OCDD
 Sample Text:2120-001-0001-OPR File Text:Fronter Analytical Laboratory



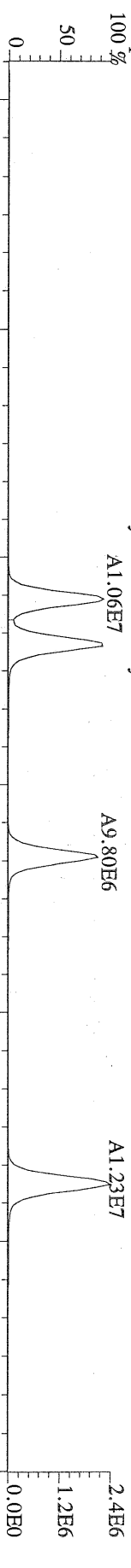
File:01OCT10M #1-412 Acq: 1-OCT-2010 09:50:39 GC EI+ Voltage SIR Autospec-Ultima
 353.8970 S:2 F:2 BSUB(10000,15,-3.0) PKD(5,5,3,0,10%,100,0,0,00%,F,F) Exp:OCDD
 Sample Text:2120-001-0001-OPR File Text:Fronter Analytical Laboratory



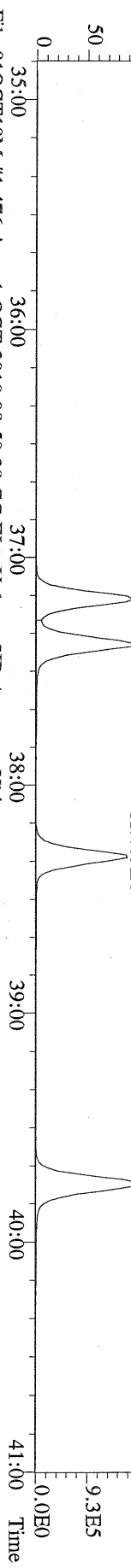
File:01OCT10M #1-412 Acq: 1-OCT-2010 09:50:39 GC EI+ Voltage SIR Autospec-Ultima
 409.7974 S:2 F:2 BSUB(10000,15,-3.0) PKD(5,5,3,0,10%,100,0,0,00%,F,F) Exp:OCDD
 Sample Text:2120-001-0001-OPR File Text:Fronter Analytical Laboratory



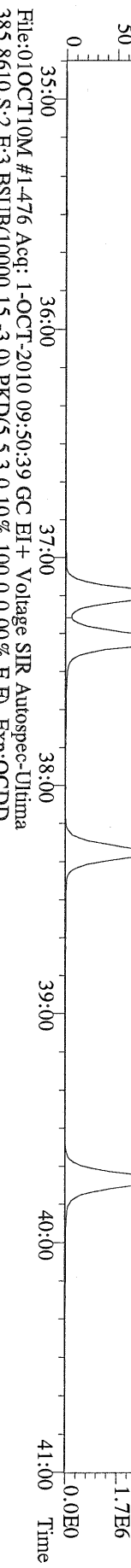
File:01OCT10M #1-476 Acq: 1-OCT-2010 09:50:39 GC EI + Voltage SIR Autospec-Ultima
 373.8207 S:2 F:3 BSUB(10000,15,-3.0) PKD(5,5,3,0,10%,100,0,0,00%,F,F) Exp:OCDD
 Sample Text:2120-001-0001-OPR File Text:Frontier Analytical Laboratory



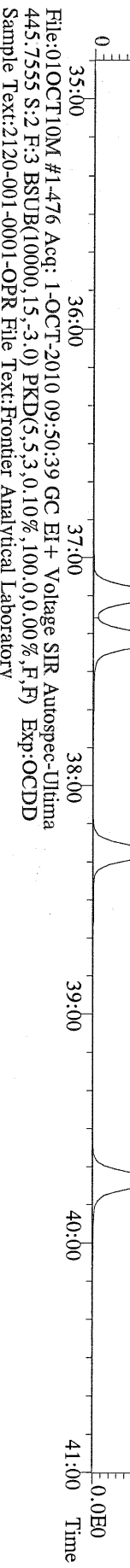
File:01OCT10M #1-476 Acq: 1-OCT-2010 09:50:39 GC EI + Voltage SIR Autospec-Ultima
 375.8178 S:2 F:3 BSUB(10000,15,-3.0) PKD(5,5,3,0,10%,100,0,0,00%,F,F) Exp:OCDD
 Sample Text:2120-001-0001-OPR File Text:Frontier Analytical Laboratory




File:01OCT10M #1-476 Acq: 1-OCT-2010 09:50:39 GC EI + Voltage SIR Autospec-Ultima
 383.8639 S:2 F:3 BSUB(10000,15,-3.0) PKD(5,5,3,0,10%,100,0,0,00%,F,F) Exp:OCDD
 Sample Text:2120-001-0001-OPR File Text:Frontier Analytical Laboratory



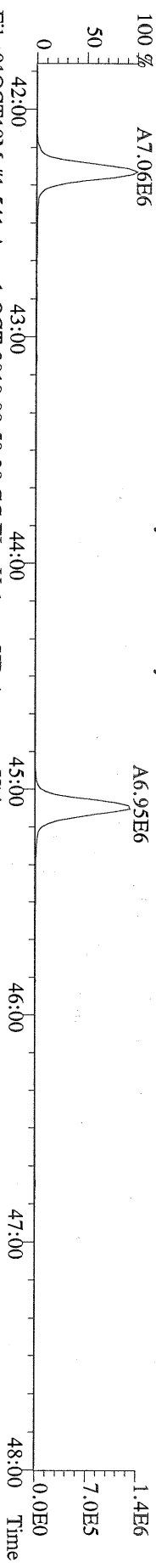
File:01OCT10M #1-476 Acq: 1-OCT-2010 09:50:39 GC EI + Voltage SIR Autospec-Ultima
 385.8610 S:2 F:3 BSUB(10000,15,-3.0) PKD(5,5,3,0,10%,100,0,0,00%,F,F) Exp:OCDD
 Sample Text:2120-001-0001-OPR File Text:Frontier Analytical Laboratory



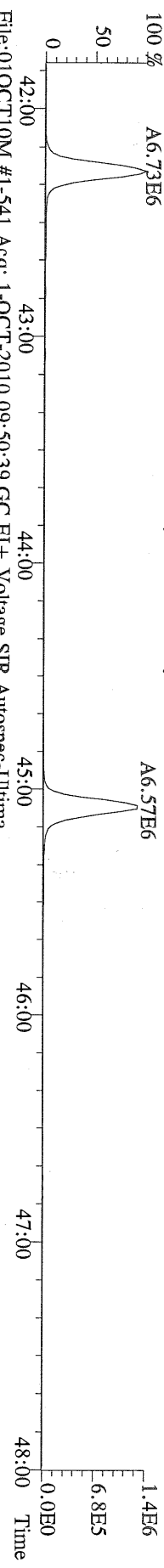
File:01OCT10M #1-476 Acq: 1-OCT-2010 09:50:39 GC EI + Voltage SIR Autospec-Ultima
 445.7555 S:2 F:3 BSUB(10000,15,-3.0) PKD(5,5,3,0,10%,100,0,0,00%,F,F) Exp:OCDD
 Sample Text:2120-001-0001-OPR File Text:Frontier Analytical Laboratory



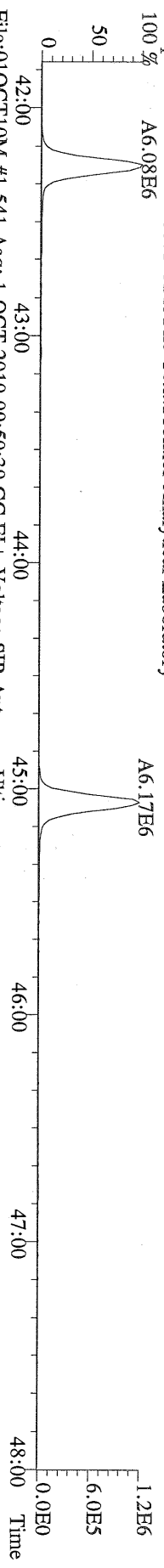
File:01OCT10M #1-541 Acq: 1-OCT-2010 09:50:39 GC EI+ Voltage SIR Autospec-Ultima
407.7818 S:2 F:4 BSUB(10000,15,-3.0) PKD(5,5,3,0,10%,100,0,0,00%,F,F) Exp:OCDD
Sample Text:2120-001-0001-OPR File Text:Frontier Analytical Laboratory



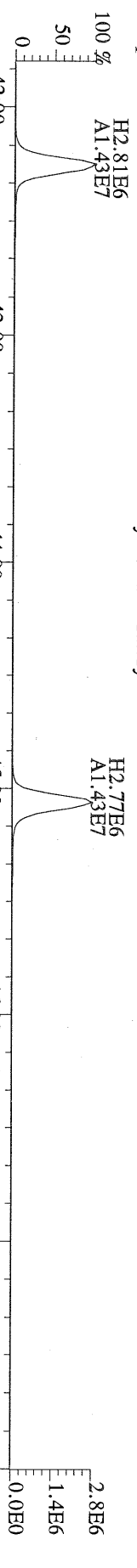
File:01OCT10M #1-541 Acq: 1-OCT-2010 09:50:39 GC EI+ Voltage SIR Autospec-Ultima
409.7788 S:2 F:4 BSUB(10000,15,-3.0) PKD(5,5,3,0,10%,100,0,0,00%,F,F) Exp:OCDD
Sample Text:2120-001-0001-OPR File Text:Frontier Analytical Laboratory



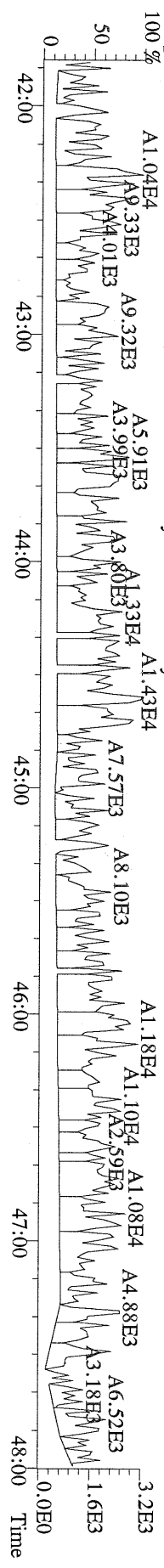
File:01OCT10M #1-541 Acq: 1-OCT-2010 09:50:39 GC EI+ Voltage SIR Autospec-Ultima
417.8253 S:2 F:4 BSUB(10000,15,-3.0) PKD(5,5,3,0,10%,100,0,0,00%,F,F) Exp:OCDD
Sample Text:2120-001-0001-OPR File Text:Frontier Analytical Laboratory



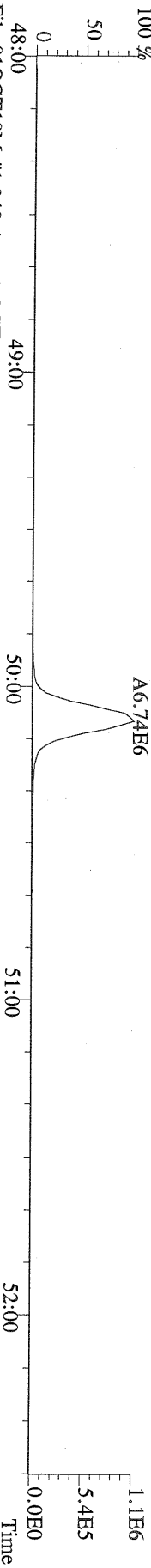
File:01OCT10M #1-541 Acq: 1-OCT-2010 09:50:39 GC EI+ Voltage SIR Autospec-Ultima
419.8220 S:2 F:4 BSUB(10000,15,-3.0) PKD(5,5,3,0,10%,100,0,0,00%,F,F) Exp:OCDD
Sample Text:2120-001-0001-OPR File Text:Frontier Analytical Laboratory



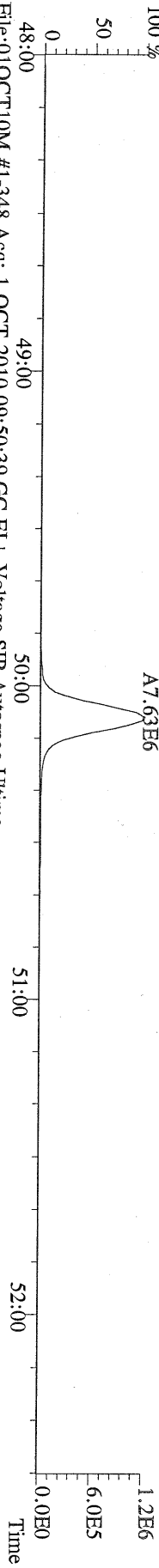
File:01OCT10M #1-541 Acq: 1-OCT-2010 09:50:39 GC EI+ Voltage SIR Autospec-Ultima
479.7165 S:2 F:4 BSUB(10000,15,-3.0) PKD(5,5,3,0,10%,100,0,0,00%,F,F) Exp:OCDD
Sample Text:2120-001-0001-OPR File Text:Frontier Analytical Laboratory



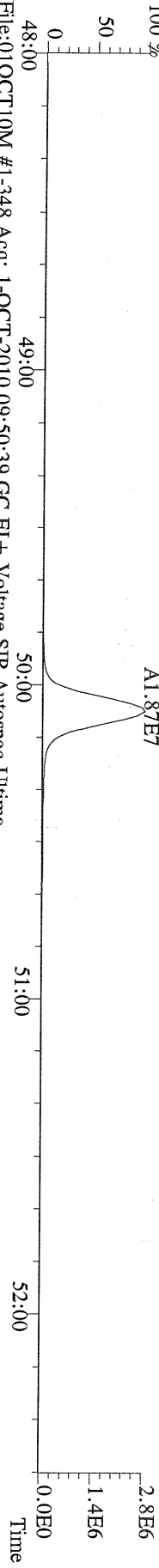
File:01OCT10M #1-348 Acq: 1-OCT-2010 09:50:39 GC EI + Voltage SIR Autospec-Utima
 441.7428 S:2 F:5 BSUB(10000,15,-3.0) PKD(5,5,3,0,10%,100.0,0.00%,F,F) Exp:OCDD
 Sample Text:2120-001-0001-OPR File Text:Frontier Analytical Laboratory
 100 %



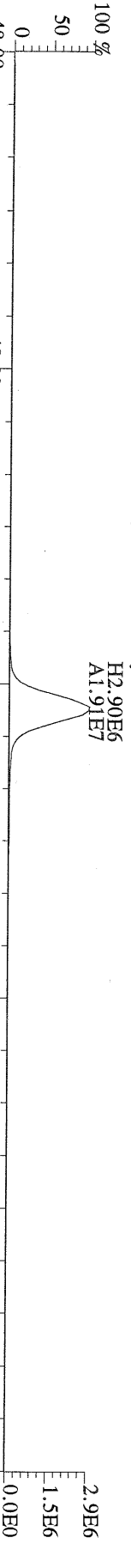
File:01OCT10M #1-348 Acq: 1-OCT-2010 09:50:39 GC EI + Voltage SIR Autospec-Utima
 443.7398 S:2 F:5 BSUB(10000,15,-3.0) PKD(5,5,3,0,10%,100.0,0.00%,F,F) Exp:OCDD
 Sample Text:2120-001-0001-OPR File Text:Frontier Analytical Laboratory
 100 %



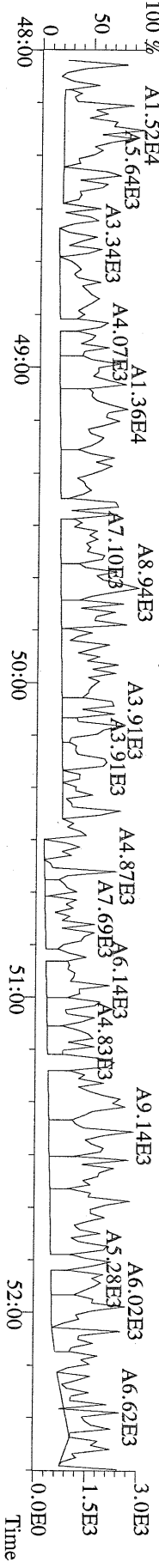
File:01OCT10M #1-348 Acq: 1-OCT-2010 09:50:39 GC EI + Voltage SIR Autospec-Utima
 453.7831 S:2 F:5 BSUB(10000,15,-3.0) PKD(5,5,3,0,10%,100.0,0.00%,F,F) Exp:OCDD
 Sample Text:2120-001-0001-OPR File Text:Frontier Analytical Laboratory
 100 %



File:01OCT10M #1-348 Acq: 1-OCT-2010 09:50:39 GC EI + Voltage SIR Autospec-Utima
 455.7801 S:2 F:5 BSUB(10000,15,-3.0) PKD(5,5,3,0,10%,100.0,0.00%,F,F) Exp:OCDD
 Sample Text:2120-001-0001-OPR File Text:Frontier Analytical Laboratory



File:01OCT10M #1-348 Acq: 1-OCT-2010 09:50:39 GC EI + Voltage SIR Autospec-Utima
 513.6775 S:2 F:5 BSUB(10000,15,-3.0) PKD(5,5,3,0,10%,100.0,0.00%,F,F) Exp:OCDD
 Sample Text:2120-001-0001-OPR File Text:Frontier Analytical Laboratory



FAL ID: 6364-001-0001-SA Filename: 01OCT10M Sam:4 Acquired: 1-OCT-10 11:41:16 ICal: PCDDFAL3-8-23-10
 Client ID: PSB12-4-6-072810 ConCal: ST100110M1 EndCal: ST100110M2
 Results: 6364 GC Column: DB5 Amount: 4.990

NATO 1989 Tox: 31.1
 WHO 1998 Tox: 22.4 WHO 2005 Tox:

24.5
 24.2 *DAJ*
 10.6-10

Name	Resp	RA	RT	RRF	Conc	Qual	Fac Noise-1	Noise-2	DL	Rec
2,3,7,8-TCDD	5.25e+04	0.83 y	27:24	1.11	0.770	J	2.50	-	*	
1,2,3,7,8-PeCDD	1.58e+05	1.54 y	33:12	1.10	2.67	J	2.50	-	*	
1,2,3,4,7,8-HxCDD	2.37e+05	1.38 y	38:36	1.37	3.63	J	2.50	-	*	
1,2,3,6,7,8-HxCDD	1.29e+06	1.41 y	38:45	1.37	24.9		2.50	-	*	
1,2,3,7,8,9-HxCDD	6.08e+05	1.35 y	39:12	1.36	10.5		2.50	-	*	
1,2,3,4,6,7,8-HpCDD	5.05e+07	0.98 y	44:11	1.45	869		2.50	-	*	
OCDD	3.98e+08	0.97 y	49:47	1.43	10400	*	2.50	-	*	11,100 DL
2,3,7,8-TCDF	7.20e+04	0.67 y	26:39	1.50	0.464	J	2.50	-	*	
1,2,3,7,8-PeCDF	5.55e+04	1.35 y	31:30	0.94	0.676	J	2.50	-	*	
2,3,4,7,8-PeCDF	1.45e+05	1.38 y	32:48	0.94	1.87	J	2.50	-	*	
1,2,3,4,7,8-HxCDF	5.22e+05	1.18 y	37:11	0.93	6.42		2.50	-	*	
1,2,3,6,7,8-HxCDF	2.78e+05	1.14 y	37:23	0.82	3.33	J	2.50	-	*	
2,3,4,6,7,8-HxCDF	3.54e+05	1.18 y	38:20	0.92	4.86	J	2.50	-	*	
1,2,3,7,8,9-HxCDF	4.29e+04	1.13 y	39:49	1.00	0.475	J	2.50	-	*	
1,2,3,4,6,7,8-HpCDF	1.64e+07	1.06 y	42:17	1.39	261		2.50	-	*	
1,2,3,4,7,8,9-HpCDF	4.36e+05	1.07 y	45:06	1.36	7.32		2.50	-	*	
OCDF	4.34e+07	0.87 y	50:08	0.79	1110		2.50	-	*	
13C-2,3,7,8-TCDD	2.46e+07	0.79 y	27:22	1.02	354					88.4
13C-1,2,3,7,8-PeCDD	2.16e+07	1.78 y	33:12	0.84	378					94.4
13C-1,2,3,4,7,8-HxCDD	1.91e+07	1.25 y	38:34	1.07	371					92.5
13C-1,2,3,6,7,8-HxCDD	1.51e+07	1.26 y	38:44	1.01	312					77.8
13C-1,2,3,4,6,7,8-HpCDD	1.60e+07	0.96 y	44:10	0.86	390					97.4
13C-OCDD	2.21e+07	0.91 y	49:45	0.55	842	*				105 61.5% DL
13C-2,3,7,8-TCDF	4.14e+07	0.88 y	26:37	0.99	357					89.1
13C-1,2,3,7,8-PeCDF	3.50e+07	1.73 y	31:28	0.84	358					89.3
13C-2,3,4,7,8-PeCDF	3.32e+07	1.75 y	32:46	0.81	351					87.6
13C-1,2,3,4,7,8-HxCDF	3.51e+07	0.52 y	37:10	1.85	396					98.7
13C-1,2,3,6,7,8-HxCDF	4.08e+07	0.52 y	37:22	2.54	336					83.8
13C-2,3,4,6,7,8-HxCDF	3.18e+07	0.52 y	38:19	2.01	330					82.3
13C-1,2,3,7,8,9-HxCDF	3.63e+07	0.52 y	39:45	2.03	373					93.1
13C-1,2,3,4,6,7,8-HpCDF	1.80e+07	0.43 y	42:16	1.11	339					84.6
13C-1,2,3,4,7,8,9-HpCDF	1.76e+07	0.42 y	45:05	0.80	457					114
13C-OCDF	4.00e+07	0.98 y	50:07	1.08	771					96.2
37Cl-2,3,7,8-TCDD	6.79e+06		27:23	0.69	146					91.0
13C-1,2,3,4-TCDD	2.72e+07	0.80 y	26:47	-	12.1					
13C-1,2,3,4-TCDF	4.67e+07	0.86 y	25:32	-	12.9					
13C-1,2,3,7,8,9-HxCDD	1.92e+07	1.26 y	39:10	-	14.0					
Total Tetra-Dioxins	3.00e+05		24:24	1.11	4.40		2.50	-	*	4
Total Penta-Dioxins	1.19e+06		30:15	1.10	20.1		2.50	-	*	7
Total Hexa-Dioxins	9.24e+06		36:08	1.37	161		2.50	-	*	8
Total Hepta-Dioxins	1.01e+08		42:48	1.45	1740		2.50	-	*	2
Total Tetra-Furans	2.44e+06		23:02	1.50	15.7		2.50	-	*	18
1st Fn. Tot Penta-Furans	1.29e+06		28:27	0.94	16.1		2.50	-	*	PeCDF 1
Total Penta-Furans	1.50e+06		30:04	0.94	18.8		2.50	-	*	34.9 7
Total Hexa-Furans	1.30e+07		35:15	0.91	159		2.50	-	*	10
Total Hepta-Furans	5.47e+07		42:17	1.38	888		2.50	-	*	4

Analyst: 

Date: 10/5/10

Totals class: Total Tetra-Dioxins

Entry #: 38

Run: 10

File: 01OCT10M

S: 4 I: 1 F: 1

Acquired: 1-OCT-10 11:41:16

Total Concentration: 4.40

Unnamed Concentration: 3.630

RT	ml Resp	m2 Resp	RA	Resp	Concentration	Name
24:24	4.99e+04	5.97e+04	0.84 y	1.10e+05	1.61	
24:39	2.97e+04	3.52e+04	0.84 y	6.48e+04	0.951	
25:57	3.35e+04	3.97e+04	0.84 y	7.31e+04	1.07	
27:24	2.38e+04	2.87e+04	0.83 y	5.25e+04	0.770	2,3,7,8-TCDD

Totals class: Total Penta-Dioxins

Entry #: 39

Run: 10

File: 01OCT10M

S: 4 I: 1 F: 2

Acquired: 1-OCT-10 11:41:16

Total Concentration: 20.1

Unnamed Concentration: 17.411

RT	ml Resp	m2 Resp	RA	Resp	Concentration	Name
30:15	2.19e+05	1.38e+05	1.59 y	3.57e+05	6.01	
30:51	5.81e+04	3.97e+04	1.46 y	9.78e+04	1.65	
31:28	7.62e+04	5.42e+04	1.40 y	1.30e+05	2.20	
31:42	1.16e+05	7.77e+04	1.50 y	1.94e+05	3.27	
31:50	6.32e+04	4.18e+04	1.51 y	1.05e+05	1.77	
32:07	8.69e+04	6.31e+04	1.38 y	1.50e+05	2.53	
33:12	9.61e+04	6.24e+04	1.54 y	1.58e+05	2.67	1,2,3,7,8-PeCDD

Totals class: Total Hexa-Dioxins

Entry #: 40

Run: 10

File: 01OCT10M

S: 4 I: 1 F: 3

Acquired: 1-OCT-10 11:41:16

Total Concentration: 161

Unnamed Concentration: 121.513

RT	ml Resp	m2 Resp	RA	Resp	Concentration	Name
36:08	1.44e+06	1.02e+06	1.42 y	2.46e+06	42.1	
37:04	2.33e+05	1.64e+05	1.42 y	3.98e+05	6.81	
37:30	2.34e+06	1.65e+06	1.42 y	3.99e+06	68.2	
37:41	6.48e+04	5.31e+04	1.22 y	1.18e+05	2.02	
38:36	1.38e+05	9.97e+04	1.38 y	2.37e+05	3.63	1,2,3,4,7,8-HxCDD
38:45	7.57e+05	5.35e+05	1.41 y	1.29e+06	24.9	1,2,3,6,7,8-HxCDD
39:03	8.11e+04	5.79e+04	1.40 y	1.39e+05	2.38	
39:12	3.50e+05	2.58e+05	1.35 y	6.08e+05	10.5	1,2,3,7,8,9-HxCDD

Totals class: Total Hepta-Dioxins

Entry #: 41

Run: 10

File: 01OCT10M

S: 4 I: 1 F: 4

Acquired: 1-OCT-10 11:41:16

Total Concentration: 1740

Unnamed Concentration: 873.850

RT	ml Resp	m2 Resp RA	Resp	Concentration	Name
42:48	2.51e+07	2.57e+07 0.98 y	5.07e+07	874	
44:11	2.50e+07	2.54e+07 0.98 y	5.05e+07	869	1,2,3,4,6,7,8-HpCDD

Totals class: Total Tetra-Furans

Entry #: 42

Run: 10

File: 01OCT10M

S: 4 I: 1 F: 1

Acquired: 1-OCT-10 11:41:16

Total Concentration: 15.7

Unnamed Concentration: 15.255

RT	ml Resp	m2 Resp	RA	Resp	Concentration	Name
23:02	3.59e+04	4.69e+04	0.77 y	8.28e+04	0.533	
23:24	4.17e+04	5.37e+04	0.78 y	9.54e+04	0.615	
23:48	1.93e+05	2.79e+05	0.69 y	4.72e+05	3.04	
24:11	8.15e+04	1.24e+05	0.66 y	2.05e+05	1.32	
24:26	8.69e+04	1.31e+05	0.67 y	2.17e+05	1.40	
24:44	8.72e+04	1.32e+05	0.66 y	2.19e+05	1.41	
24:50	1.68e+04	2.23e+04	0.75 y	3.90e+04	0.251	
24:57	2.87e+04	3.84e+04	0.75 y	6.70e+04	0.432	
25:17	4.15e+04	5.90e+04	0.70 y	1.00e+05	0.647	
25:26	9.82e+04	1.49e+05	0.66 y	2.47e+05	1.59	
25:33	3.96e+04	6.04e+04	0.66 y	1.00e+05	0.645	
25:54	3.48e+04	4.97e+04	0.70 y	8.44e+04	0.544	
26:08	2.47e+04	3.16e+04	0.78 y	5.62e+04	0.362	
26:17	1.86e+04	2.42e+04	0.77 y	4.27e+04	0.275	
26:33	3.42e+04	4.51e+04	0.76 y	7.93e+04	0.511	
26:39	2.88e+04	4.32e+04	0.67 y	7.20e+04	0.464	2,3,7,8-TCDF
26:57	4.84e+04	6.74e+04	0.72 y	1.16e+05	0.746	
28:28	5.71e+04	8.64e+04	0.66 y	1.44e+05	0.925	

Totals class: 1st Fn. Tot Penta-Furans Entry #: 43

Run: 10 File: 01OCT10M S: 4 I: 1 F: 1
Acquired: 1-OCT-10 11:41:16

Total Concentration: 16.1 Unnamed Concentration: 16.088

RT	ml Resp	m2 Resp RA	Resp	Concentration	Name
28:27	7.81e+05	5.04e+05	1.55 y	1.29e+06	16.1

Totals class: Total Penta-Furans

Entry #: 44

Run: 10

File: 01OCT10M

S: 4 I: 1 F: 2

Acquired: 1-OCT-10 11:41:16

Total Concentration: 18.8

Unnamed Concentration: 16.275

RT	ml Resp	m2 Resp RA	Resp	Concentration	Name
30:04	5.62e+04	3.40e+04 1.65 y	9.02e+04	1.13	
30:14	4.06e+05	2.92e+05 1.39 y	6.98e+05	8.74	
30:55	1.67e+05	1.17e+05 1.42 y	2.84e+05	3.56	
31:30	3.19e+04	2.36e+04 1.35 y	5.55e+04	0.676	1,2,3,7,8-PeCDF
31:49	7.06e+04	4.82e+04 1.47 y	1.19e+05	1.49	
32:48	8.40e+04	6.08e+04 1.38 y	1.45e+05	1.87	2,3,4,7,8-PeCDF
32:51	6.56e+04	4.30e+04 1.53 y	1.09e+05	1.36	

Totals class: Total Hexa-Furans

Entry #: 45

Run: 10

File: 01OCT10M

S: 4 I: 1 F: 3

Acquired: 1-OCT-10 11:41:16

Total Concentration: 159

Unnamed Concentration: 143.821

RT	ml Resp	m2 Resp	RA	Resp	Concentration	Name
35:15	5.27e+05	4.35e+05	1.21 y	9.62e+05	11.8	
35:31	2.08e+06	1.70e+06	1.22 y	3.79e+06	46.3	
36:07	4.70e+04	3.92e+04	1.20 y	8.63e+04	1.05	
36:26	3.79e+06	3.02e+06	1.26 y	6.81e+06	83.2	
37:02	3.85e+04	2.88e+04	1.34 y	6.73e+04	0.822	
37:11	2.83e+05	2.39e+05	1.18 y	5.22e+05	6.42	1,2,3,4,7,8-HxCDF
37:23	1.49e+05	1.30e+05	1.14 y	2.78e+05	3.33	1,2,3,6,7,8-HxCDF
38:07	3.19e+04	2.70e+04	1.18 y	5.88e+04	0.719	
38:20	1.92e+05	1.62e+05	1.18 y	3.54e+05	4.86	2,3,4,6,7,8-HxCDF
39:49	2.28e+04	2.02e+04	1.13 y	4.29e+04	0.475	1,2,3,7,8,9-HxCDF

Totals class: Total Hepta-Furans

Entry #: 46

Run: 10

File: 01OCT10M

S: 4 I: 1 F: 4

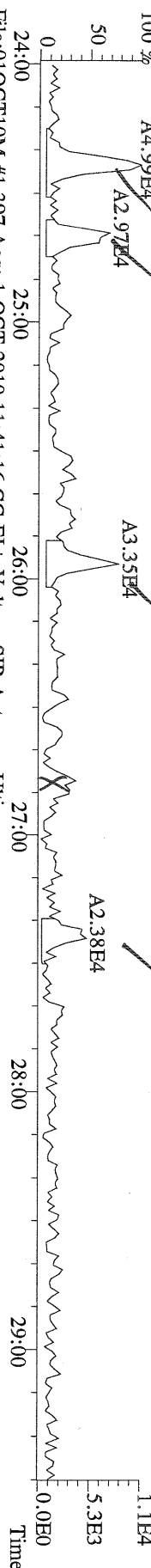
Acquired: 1-OCT-10 11:41:16

Total Concentration: 888

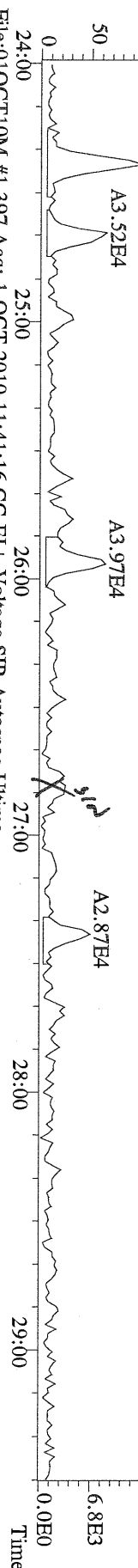
Unnamed Concentration: 619.242

RT	ml Resp	m2 Resp	RA	Resp	Concentration	Name
42:17	8.41e+06	7.94e+06	1.06 y	1.64e+07	261	1,2,3,4,6,7,8-HpCDF
42:49	5.90e+04	5.34e+04	1.11 y	1.12e+05	1.84	
43:06	1.93e+07	1.85e+07	1.05 y	3.78e+07	617	
45:06	2.26e+05	2.10e+05	1.07 y	4.36e+05	7.32	1,2,3,4,7,8,9-HpCDF


File:01OCT10M #1-397 Acq: 1-OCT-2010 11:41:16 GC EI+ Voltage SIR Autospec-Ultima
319.8965 S:4 BSUB(10000,15,-3.0) PKD(5.5,3,0.10%,100.0,0.00%,F,F) Exp:OCDD
Sample Text:6364-001-0001-SA File Text:Frontier Analytical Laboratory



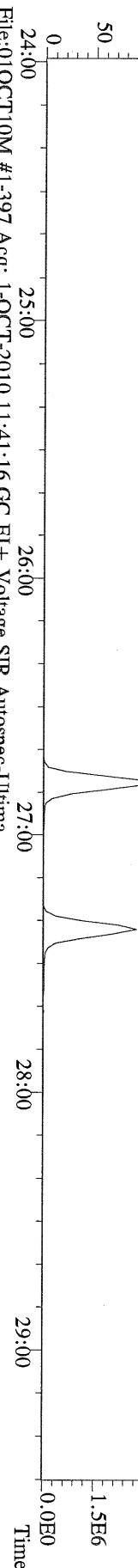
File:01OCT10M #1-397 Acq: 1-OCT-2010 11:41:16 GC EI+ Voltage SIR Autospec-Ultima
321.8936 S:4 BSUB(10000,15,-3.0) PKD(5.5,3,0.10%,100.0,0.00%,F,F) Exp:OCDD
Sample Text:6364-001-0001-SA File Text:Frontier Analytical Laboratory



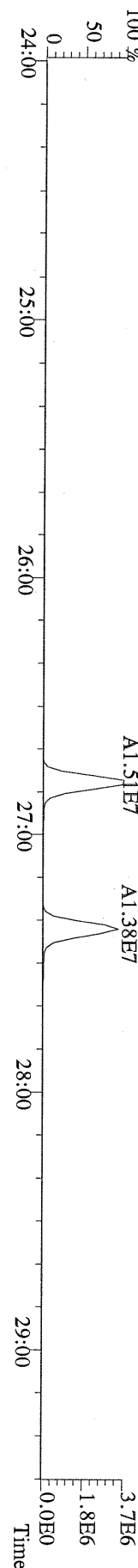
File:01OCT10M #1-397 Acq: 1-OCT-2010 11:41:16 GC EI+ Voltage SIR Autospec-Ultima
327.8847 S:4 BSUB(10000,15,-3.0) PKD(5.5,3,0.10%,100.0,0.00%,F,F) Exp:OCDD
Sample Text:6364-001-0001-SA File Text:Frontier Analytical Laboratory



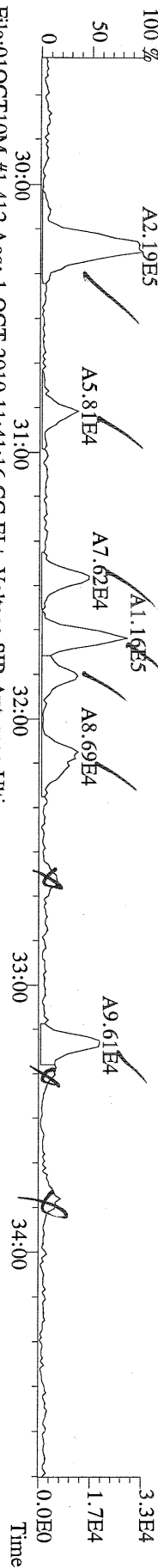
File:01OCT10M #1-397 Acq: 1-OCT-2010 11:41:16 GC EI+ Voltage SIR Autospec-Ultima
331.9368 S:4 BSUB(10000,15,-3.0) PKD(5.5,3,0.10%,100.0,0.00%,F,F) Exp:OCDD
Sample Text:6364-001-0001-SA File Text:Frontier Analytical Laboratory



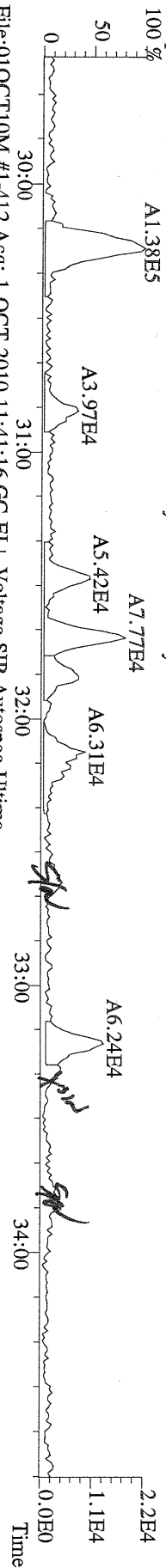
File:01OCT10M #1-397 Acq: 1-OCT-2010 11:41:16 GC EI+ Voltage SIR Autospec-Ultima
333.9339 S:4 BSUB(10000,15,-3.0) PKD(5.5,3,0.10%,100.0,0.00%,F,F) Exp:OCDD
Sample Text:6364-001-0001-SA File Text:Frontier Analytical Laboratory




File:01OCT10M #1-412 Acq: 1-OCT-2010 11:41:16 GC EI+ Voltage SIR Autospec-Ultima
 355.8546 S:4 F:2 BSUB(10000,15,-3.0) PKD(5,5,3,0,10%,100,0,0,00%,F,F) Exp:OCDD
 Sample Text:6364-001-0001-SA File Text:Frontier Analytical Laboratory




File:01OCT10M #1-412 Acq: 1-OCT-2010 11:41:16 GC EI+ Voltage SIR Autospec-Ultima
 357.8517 S:4 F:2 BSUB(10000,15,-3.0) PKD(5,5,3,0,10%,100,0,0,00%,F,F) Exp:OCDD
 Sample Text:6364-001-0001-SA File Text:Frontier Analytical Laboratory



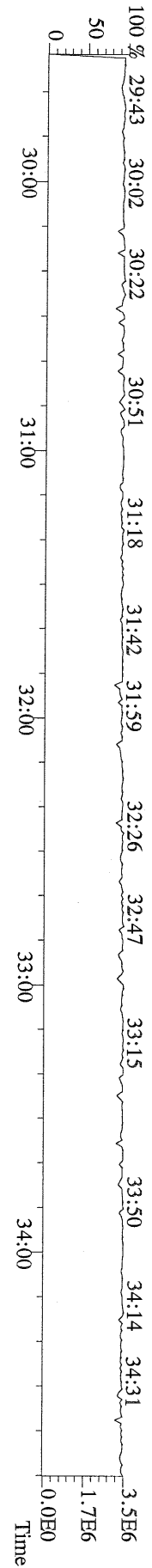
File:01OCT10M #1-412 Acq: 1-OCT-2010 11:41:16 GC EI+ Voltage SIR Autospec-Ultima
 367.8949 S:4 F:2 BSUB(10000,15,-3.0) PKD(5,5,3,0,10%,100,0,0,00%,F,F) Exp:OCDD
 Sample Text:6364-001-0001-SA File Text:Frontier Analytical Laboratory



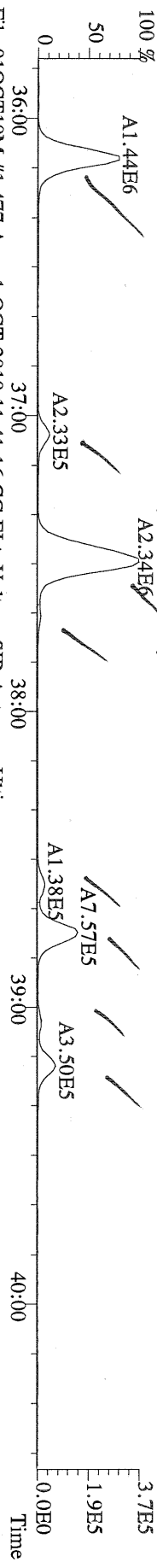
File:01OCT10M #1-412 Acq: 1-OCT-2010 11:41:16 GC EI+ Voltage SIR Autospec-Ultima
 369.8919 S:4 F:2 BSUB(10000,15,-3.0) PKD(5,5,3,0,10%,100,0,0,00%,F,F) Exp:OCDD
 Sample Text:6364-001-0001-SA File Text:Frontier Analytical Laboratory



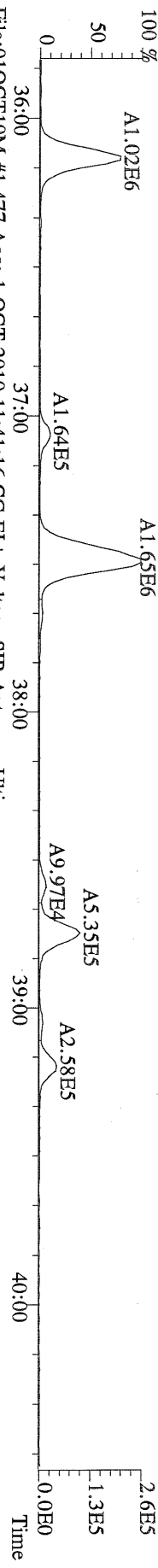
File:01OCT10M #1-412 Acq: 1-OCT-2010 11:41:16 GC EI+ Voltage SIR Autospec-Ultima
 366.9792 S:4 F:2 Exp:OCDD
 Sample Text:6364-001-0001-SA File Text:Frontier Analytical Laboratory



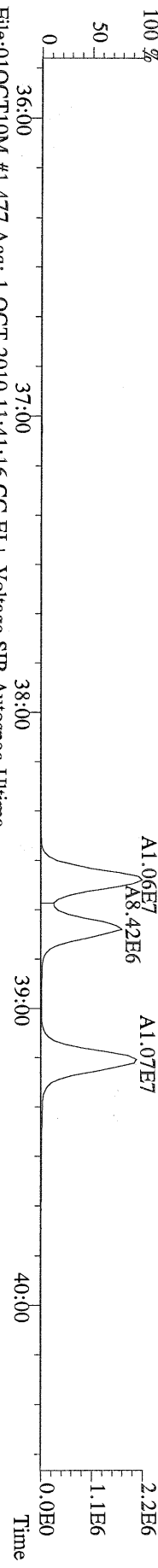
File:01OCT10M #1-477 Acq: 1-OCT-2010 11:41:16 GC EI+ Voltage SIR Autospec-Ultima
389.8156 S:4 F:3 BSUB(10000,15,-3.0) PKD(5,5,3,0.10%,100.0,0.00%,F,F) Exp:OCDD
Sample Text:6364-001-0001-SA File Text:Frontier Analytical Laboratory



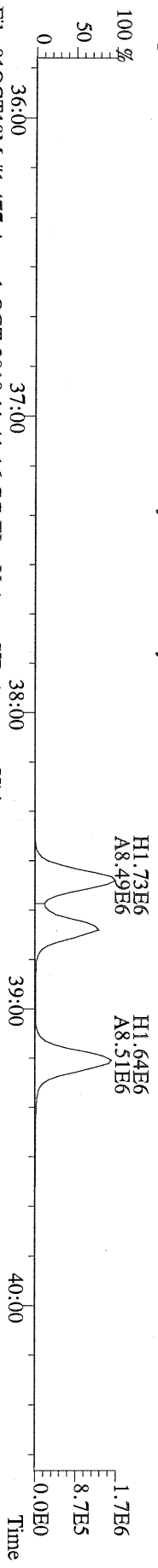
File:01OCT10M #1-477 Acq: 1-OCT-2010 11:41:16 GC EI+ Voltage SIR Autospec-Ultima
391.8127 S:4 F:3 BSUB(10000,15,-3.0) PKD(5,5,3,0.10%,100.0,0.00%,F,F) Exp:OCDD
Sample Text:6364-001-0001-SA File Text:Frontier Analytical Laboratory



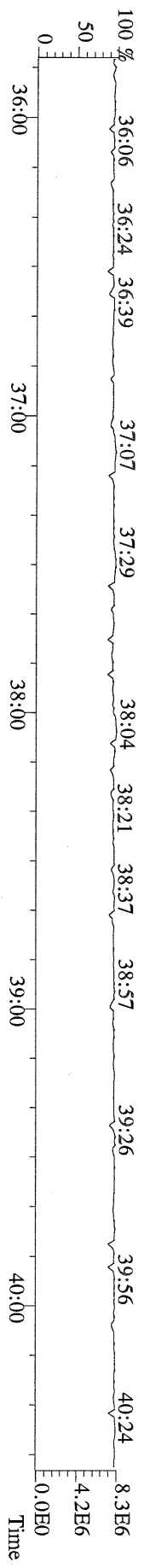
File:01OCT10M #1-477 Acq: 1-OCT-2010 11:41:16 GC EI+ Voltage SIR Autospec-Ultima
401.8559 S:4 F:3 BSUB(10000,15,-3.0) PKD(5,5,3,0.10%,100.0,0.00%,F,F) Exp:OCDD
Sample Text:6364-001-0001-SA File Text:Frontier Analytical Laboratory



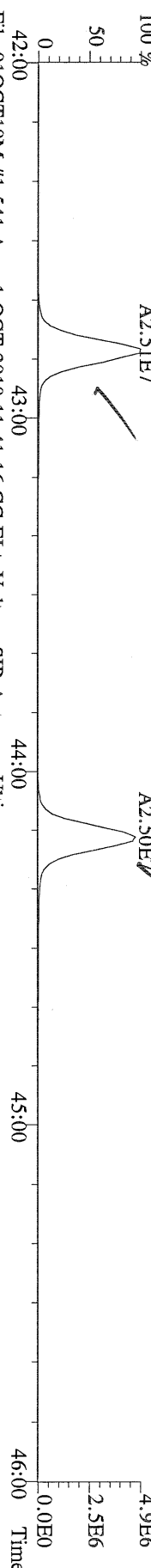
File:01OCT10M #1-477 Acq: 1-OCT-2010 11:41:16 GC EI+ Voltage SIR Autospec-Ultima
403.8530 S:4 F:3 BSUB(10000,15,-3.0) PKD(5,5,3,0.10%,100.0,0.00%,F,F) Exp:OCDD
Sample Text:6364-001-0001-SA File Text:Frontier Analytical Laboratory



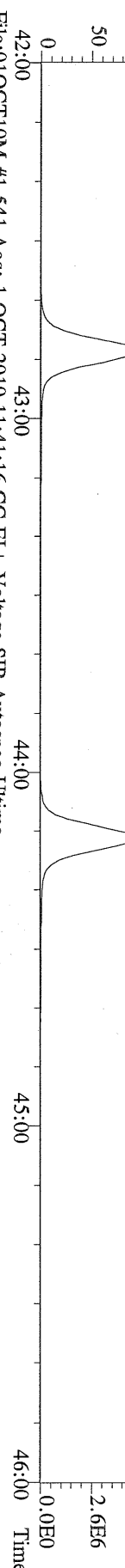
File:01OCT10M #1-477 Acq: 1-OCT-2010 11:41:16 GC EI+ Voltage SIR Autospec-Ultima
380.9760 S:4 F:3 Exp:OCDD
Sample Text:6364-001-0001-SA File Text:Frontier Analytical Laboratory



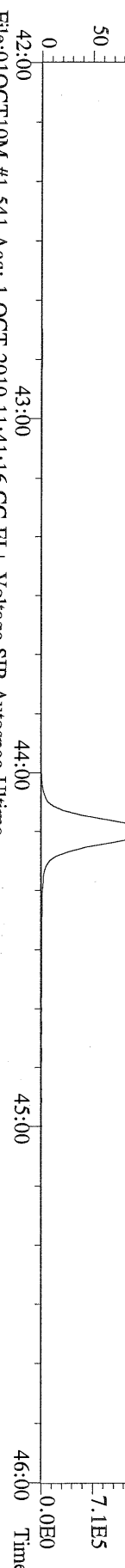
File:01OCT10M #1-541 Acq: 1-OCT-2010 11:41:16 GC EI + Voltage SIR Autospec-Ultima
423.7767 S:4 F:4 BSUB(10000,15,-3.0) PKD(5,5,3,0,10%,100.0,0,0.00%,F,F) Exp:OCDD
Sample Text:6364-001-0001-SA File Text:Frontier Analytical Laboratory



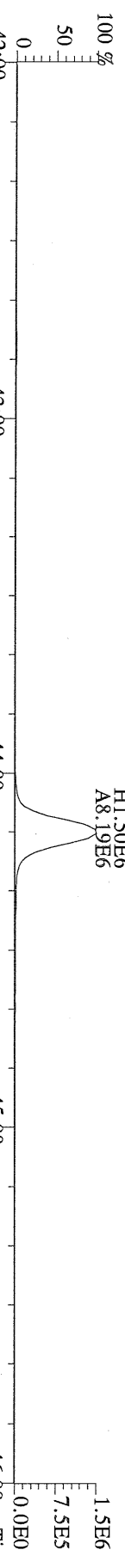
File:01OCT10M #1-541 Acq: 1-OCT-2010 11:41:16 GC EI + Voltage SIR Autospec-Ultima
425.7737 S:4 F:4 BSUB(10000,15,-3.0) PKD(5,5,3,0,10%,100.0,0,0.00%,F,F) Exp:OCDD
Sample Text:6364-001-0001-SA File Text:Frontier Analytical Laboratory



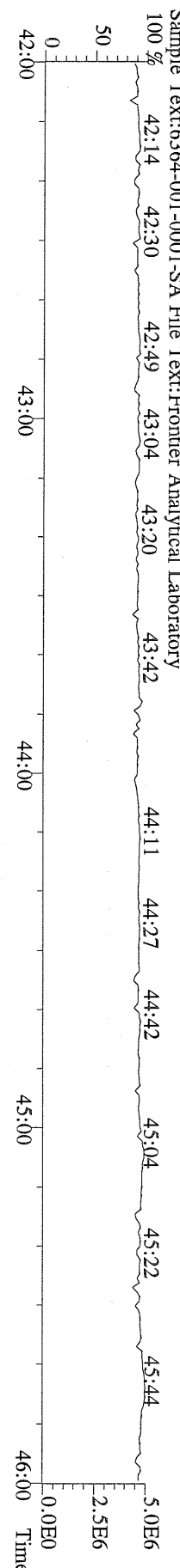
File:01OCT10M #1-541 Acq: 1-OCT-2010 11:41:16 GC EI + Voltage SIR Autospec-Ultima
435.8169 S:4 F:4 BSUB(10000,15,-3.0) PKD(5,5,3,0,10%,100.0,0,0.00%,F,F) Exp:OCDD
Sample Text:6364-001-0001-SA File Text:Frontier Analytical Laboratory



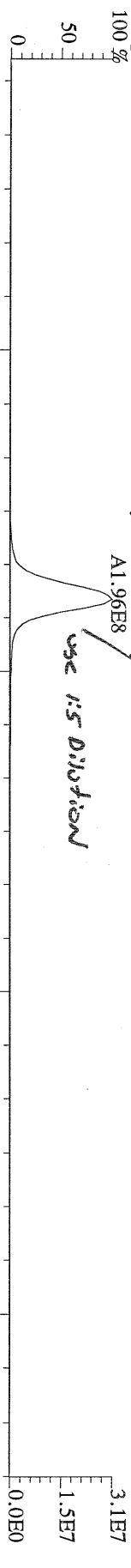
File:01OCT10M #1-541 Acq: 1-OCT-2010 11:41:16 GC EI + Voltage SIR Autospec-Ultima
437.8140 S:4 F:4 BSUB(10000,15,-3.0) PKD(5,5,3,0,10%,100.0,0,0.00%,F,F) Exp:OCDD
Sample Text:6364-001-0001-SA File Text:Frontier Analytical Laboratory




File:01OCT10M #1-541 Acq: 1-OCT-2010 11:41:16 GC EI + Voltage SIR Autospec-Ultima
430.9728 S:4 F:4 Exp:OCDD
Sample Text:6364-001-0001-SA File Text:Frontier Analytical Laboratory




File:01OCT10M #1-347 Acq: 1-OCT-2010 11:41:16 GC EI+ Voltage SIR Autospec-Ultima
 457.7377 S:4 F:5 BSUB(10000,15,-3.0) PKD(5,5,3,0.10%,100.0,0.00%,F,F) Exp:OCDD
 Sample Text:6364-001-0001-SA File Text:Frontier Analytical Laboratory




File:01OCT10M #1-347 Acq: 1-OCT-2010 11:41:16 GC EI+ Voltage SIR Autospec-Ultima
 459.7348 S:4 F:5 BSUB(10000,15,-3.0) PKD(5,5,3,0.10%,100.0,0.00%,F,F) Exp:OCDD
 Sample Text:6364-001-0001-SA File Text:Frontier Analytical Laboratory




File:01OCT10M #1-347 Acq: 1-OCT-2010 11:41:16 GC EI+ Voltage SIR Autospec-Ultima
 469.7780 S:4 F:5 BSUB(10000,15,-3.0) PKD(5,5,3,0.10%,100.0,0.00%,F,F) Exp:OCDD
 Sample Text:6364-001-0001-SA File Text:Frontier Analytical Laboratory



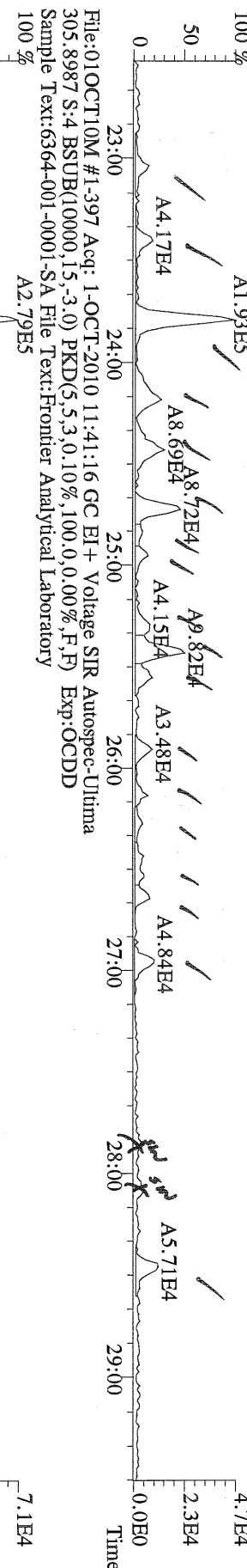
File:01OCT10M #1-347 Acq: 1-OCT-2010 11:41:16 GC EI+ Voltage SIR Autospec-Ultima
 471.7750 S:4 F:5 BSUB(10000,15,-3.0) PKD(5,5,3,0.10%,100.0,0.00%,F,F) Exp:OCDD
 Sample Text:6364-001-0001-SA File Text:Frontier Analytical Laboratory



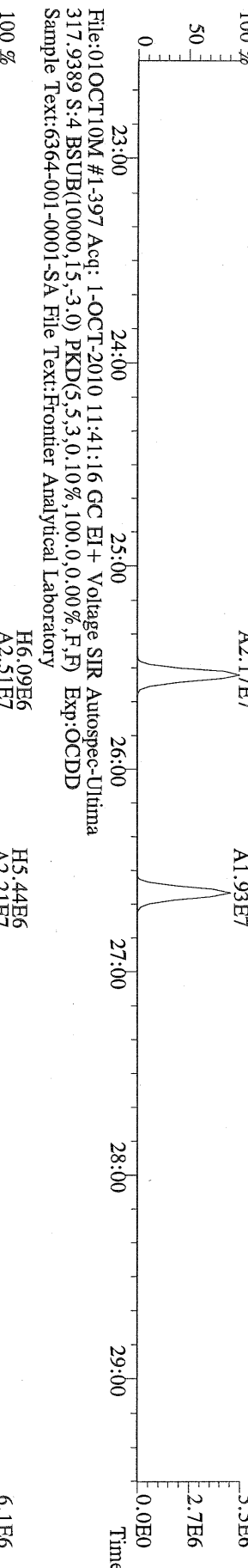
File:01OCT10M #1-347 Acq: 1-OCT-2010 11:41:16 GC EI+ Voltage SIR Autospec-Ultima
 454.9728 S:4 F:5 Exp:OCDD
 Sample Text:6364-001-0001-SA File Text:Frontier Analytical Laboratory



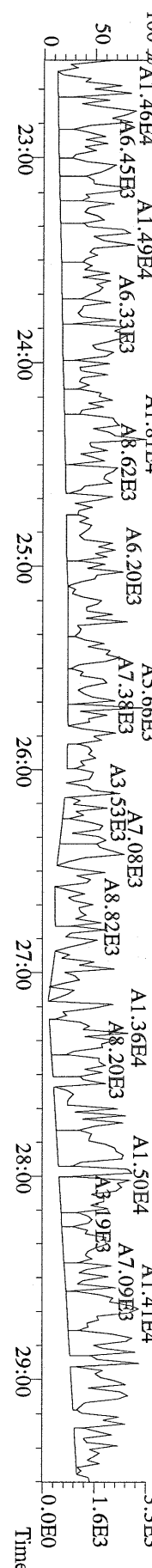
File:01OCT10M #1-397 Acq: 1-OCT-2010 11:41:16 GC EI + Voltage SIR Autospec-Ultima
 303.9016 S:4 BSUB(10000,15,-3.0) PKD(5,5,3,0.10%,100,0.0,0.00%,F,F) Exp:OCDD
 Sample Text:6364-001-0001-SA File Text:Frontier Analytical Laboratory



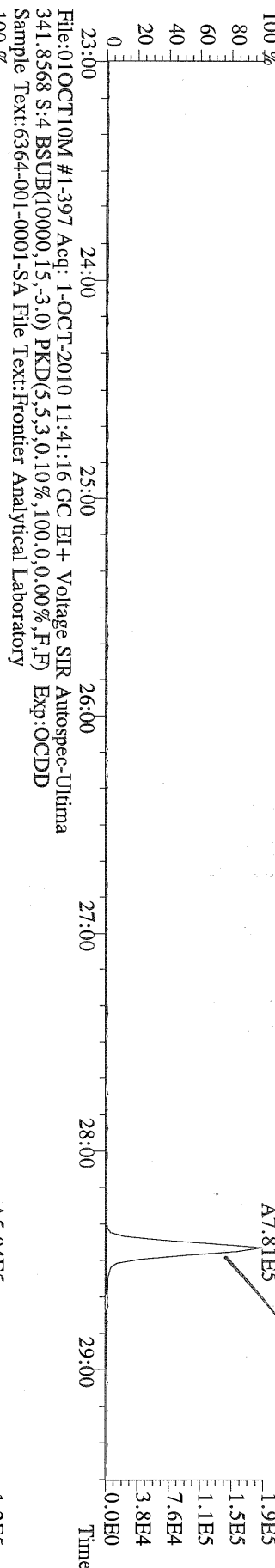
File:01OCT10M #1-397 Acq: 1-OCT-2010 11:41:16 GC EI + Voltage SIR Autospec-Ultima
 315.9419 S:4 BSUB(10000,15,100.0) PKD(5,5,3,0.10%,100,0.0,0.00%,F,F) Exp:OCDD
 Sample Text:6364-001-0001-SA File Text:Frontier Analytical Laboratory



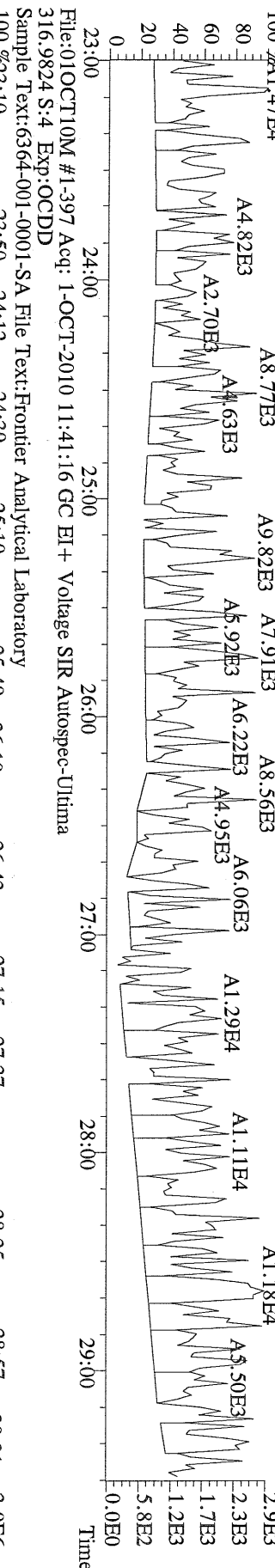
File:01OCT10M #1-397 Acq: 1-OCT-2010 11:41:16 GC EI + Voltage SIR Autospec-Ultima
 375.8364 S:4 BSUB(10000,15,-3.0) PKD(5,5,3,0.10%,100,0.0,0.00%,F,F) Exp:OCDD
 Sample Text:6364-001-0001-SA File Text:Frontier Analytical Laboratory



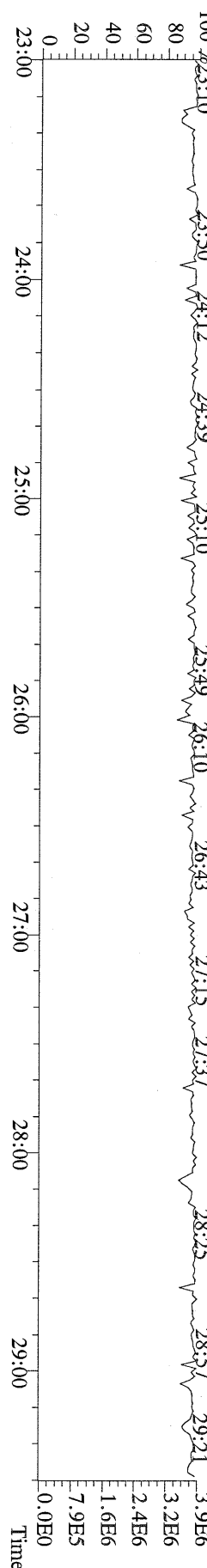
File:01OCT10M #1-397 Acq: 1-OCT-2010 11:41:16 GC EI + Voltage SIR Autospec-Ultima
 339.8597 S:4 BSUB(10000,15,-3.0) PKD(5,5,3,0,10%,100.0,0.00%,F,F) Exp:OCDD
 Sample Text:6364-001-0001-SA File Text:Frontier Analytical Laboratory



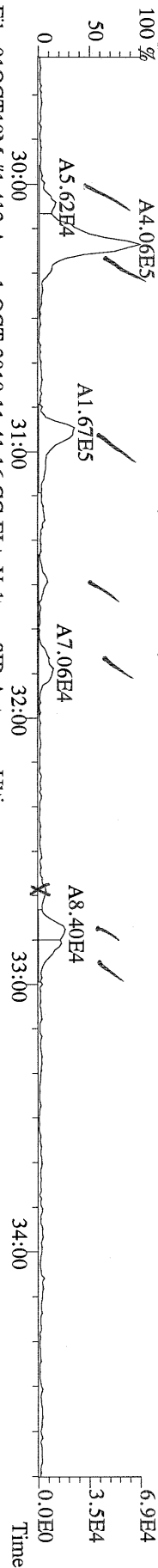
File:01OCT10M #1-397 Acq: 1-OCT-2010 11:41:16 GC EI + Voltage SIR Autospec-Ultima
 409.7974 S:4 BSUB(10000,15,-3.0) PKD(5,5,3,0,10%,100.0,0.00%,F,F) Exp:OCDD
 Sample Text:6364-001-0001-SA File Text:Frontier Analytical Laboratory



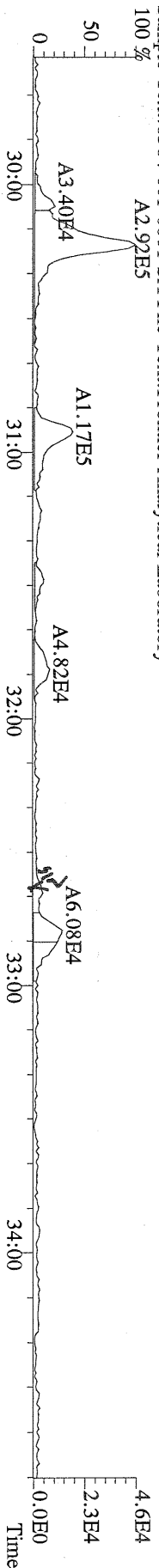
File:01OCT10M #1-397 Acq: 1-OCT-2010 11:41:16 GC EI + Voltage SIR Autospec-Ultima
 316.9824 S:4 Exp:OCDD
 Sample Text:6364-001-0001-SA File Text:Frontier Analytical Laboratory




File:01OCT10M #1-412 Acq: 1-OCT-2010 11:41:16 GC EI+ Voltage SIR Autospec-Ultima
 339.8597 S:4 F:2 BSUB(10000,15,-3,0) PKD(5,5,3,0.10%,100,0,0.00%,F,F) Exp:OCDD
 Sample Text:6364-001-0001-SA File Text:Frontier Analytical Laboratory




File:01OCT10M #1-412 Acq: 1-OCT-2010 11:41:16 GC EI+ Voltage SIR Autospec-Ultima
 341.8568 S:4 F:2 BSUB(10000,15,-3,0) PKD(5,5,3,0.10%,100,0,0.00%,F,F) Exp:OCDD
 Sample Text:6364-001-0001-SA File Text:Frontier Analytical Laboratory



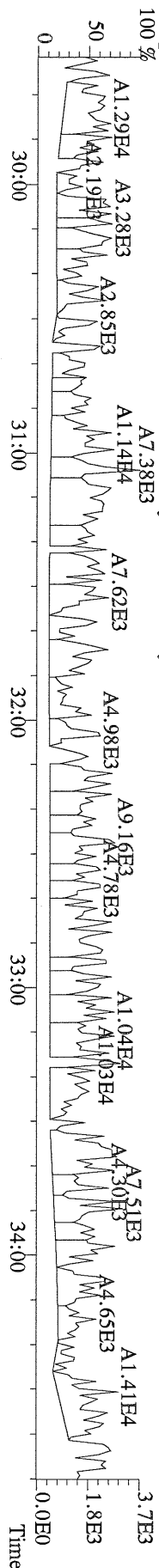
File:01OCT10M #1-412 Acq: 1-OCT-2010 11:41:16 GC EI+ Voltage SIR Autospec-Ultima
 351.9000 S:4 F:2 BSUB(10000,15,-3,0) PKD(5,5,3,0.10%,100,0,0.00%,F,F) Exp:OCDD
 Sample Text:6364-001-0001-SA File Text:Frontier Analytical Laboratory




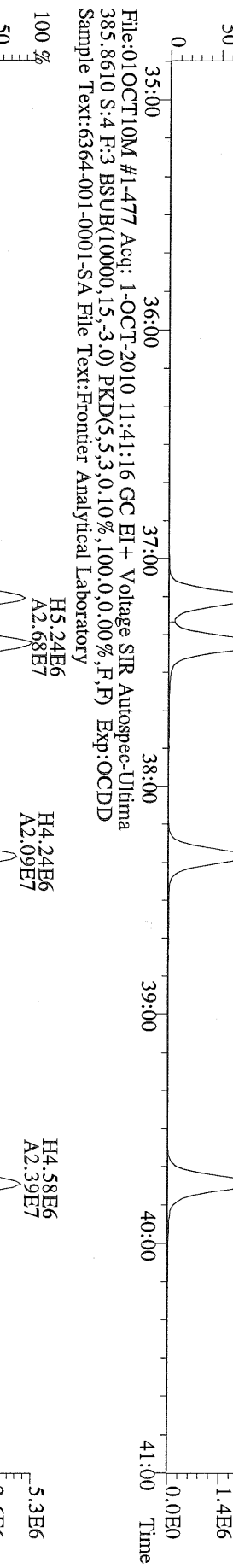


File:01OCT10M #1-412 Acq: 1-OCT-2010 11:41:16 GC EI+ Voltage SIR Autospec-Ultima
 353.8970 S:4 F:2 BSUB(10000,15,-3,0) PKD(5,5,3,0.10%,100,0,0.00%,F,F) Exp:OCDD
 Sample Text:6364-001-0001-SA File Text:Frontier Analytical Laboratory



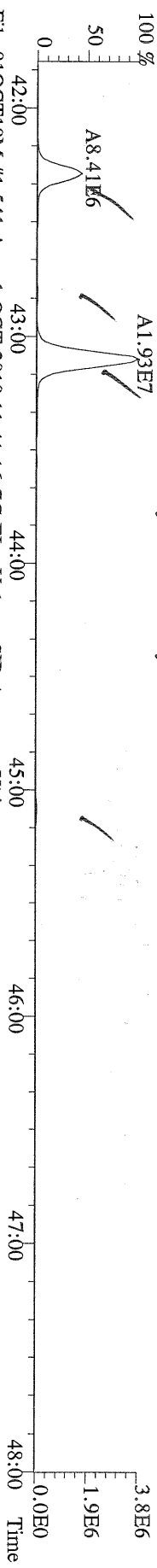
File:01OCT10M #1-412 Acq: 1-OCT-2010 11:41:16 GC EI+ Voltage SIR Autospec-Ultima
 409.7974 S:4 F:2 BSUB(10000,15,-3,0) PKD(5,5,3,0.10%,100,0,0.00%,F,F) Exp:OCDD
 Sample Text:6364-001-0001-SA File Text:Frontier Analytical Laboratory



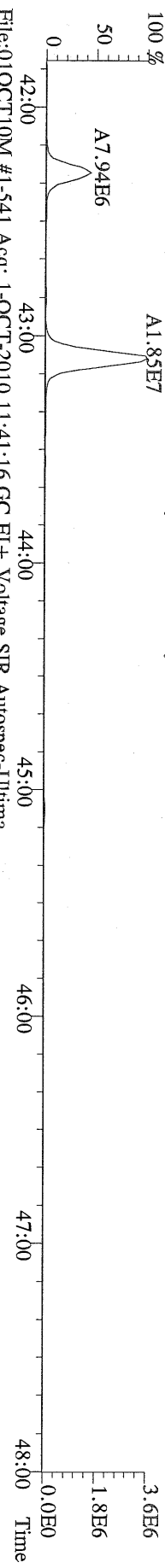
File:01OCT10M #1-477 Acq: 1-OCT-2010 11:41:16 GC EI+ Voltage SIR Autospec-Ultima
 373.8207 S:4 F:3 BSUB(10000,15,-3.0) PKD(5,5,3,0,10%,100,0,0,0.00%,F,F) Exp:OCDD
 Sample Text:6364-001-0001-SA File Text:Frontier Analytical Laboratory



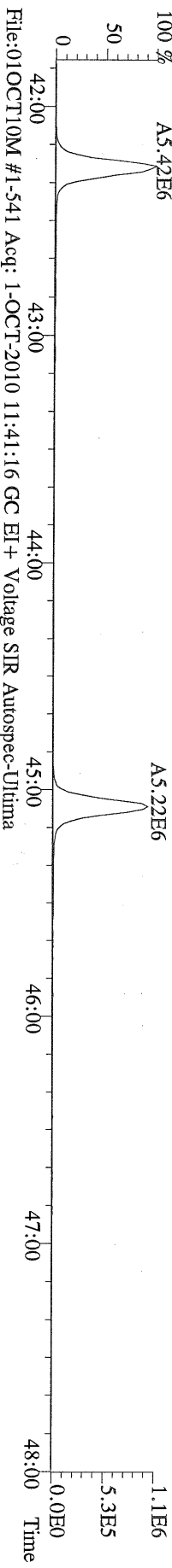
File:01OCT10M #1-541 Acq: 1-OCT-2010 11:41:16 GC EI + Voltage SIR Autospec-Ultima
 407.7818 S:4 F:4 BSUB(10000,15,-3.0) PKD(5,5,3,0,10%,100,0,0,0.00%,F,F) Exp:OCDD
 Sample Text:6364-001-0001-SA File Text:Frontier Analytical Laboratory



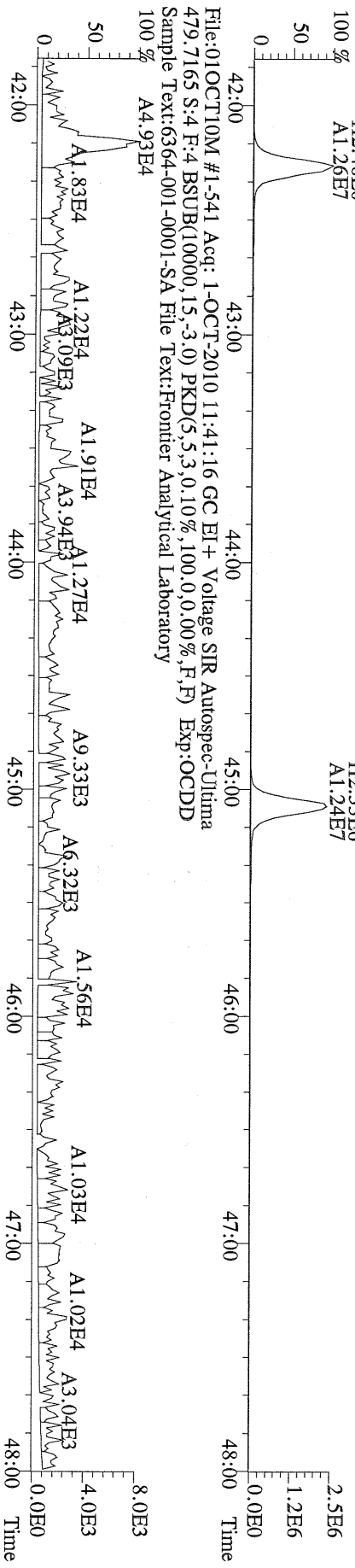
File:01OCT10M #1-541 Acq: 1-OCT-2010 11:41:16 GC EI + Voltage SIR Autospec-Ultima
 417.8253 S:4 F:4 BSUB(10000,15,-3.0) PKD(5,5,3,0,10%,100,0,0,0.00%,F,F) Exp:OCDD
 Sample Text:6364-001-0001-SA File Text:Frontier Analytical Laboratory



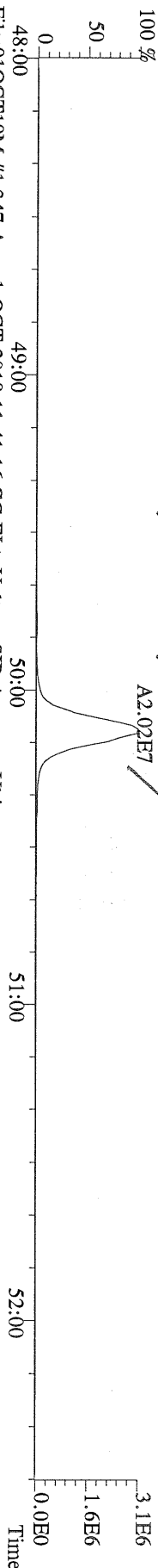
File:01OCT10M #1-541 Acq: 1-OCT-2010 11:41:16 GC EI + Voltage SIR Autospec-Ultima
 419.8220 S:4 F:4 BSUB(10000,15,-3.0) PKD(5,5,3,0,10%,100,0,0,0.00%,F,F) Exp:OCDD
 Sample Text:6364-001-0001-SA File Text:Frontier Analytical Laboratory



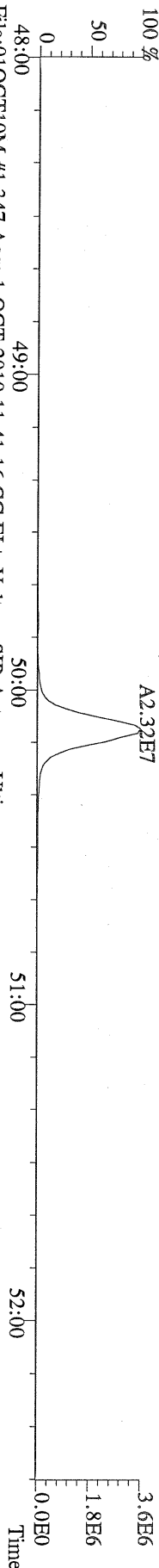
File:01OCT10M #1-541 Acq: 1-OCT-2010 11:41:16 GC EI + Voltage SIR Autospec-Ultima
 479.7165 S:4 F:4 BSUB(10000,15,-3.0) PKD(5,5,3,0,10%,100,0,0,0.00%,F,F) Exp:OCDD
 Sample Text:6364-001-0001-SA File Text:Frontier Analytical Laboratory



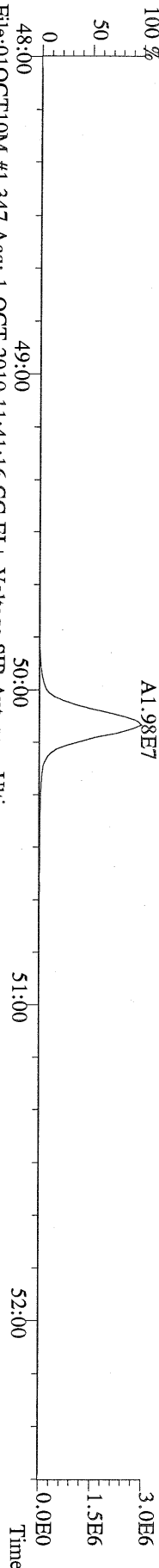
File:01OCT10M #1-347 Acq: 1-OCT-2010 11:41:16 GC EI+ Voltage SIR Autospec-Ultima
441.7428 S:4 F:5 BSUB(10000,15,-3.0) PKD(5,5,3,0.10%,100.0,0.00%,F,F) Exp:OCDD
Sample Text:6364-001-0001-SA File Text:Frontier Analytical Laboratory



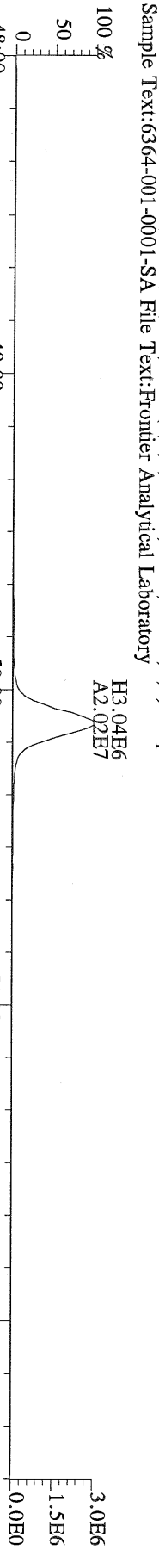
File:01OCT10M #1-347 Acq: 1-OCT-2010 11:41:16 GC EI+ Voltage SIR Autospec-Ultima
443.7398 S:4 F:5 BSUB(10000,15,-3.0) PKD(5,5,3,0.10%,100.0,0.00%,F,F) Exp:OCDD
Sample Text:6364-001-0001-SA File Text:Frontier Analytical Laboratory



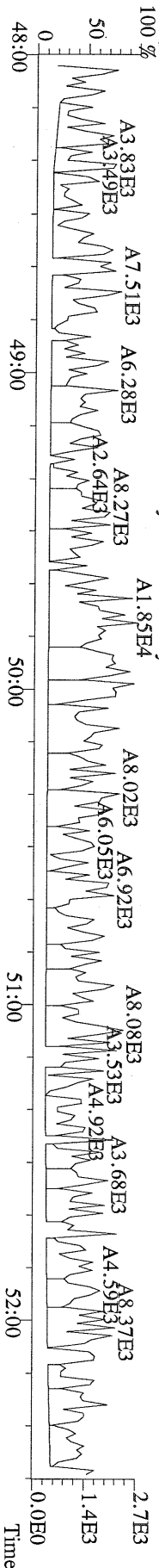
File:01OCT10M #1-347 Acq: 1-OCT-2010 11:41:16 GC EI+ Voltage SIR Autospec-Ultima
453.7831 S:4 F:5 BSUB(10000,15,-3.0) PKD(5,5,3,0.10%,100.0,0.00%,F,F) Exp:OCDD
Sample Text:6364-001-0001-SA File Text:Frontier Analytical Laboratory



File:01OCT10M #1-347 Acq: 1-OCT-2010 11:41:16 GC EI+ Voltage SIR Autospec-Ultima
455.7801 S:4 F:5 BSUB(10000,15,-3.0) PKD(5,5,3,0.10%,100.0,0.00%,F,F) Exp:OCDD
Sample Text:6364-001-0001-SA File Text:Frontier Analytical Laboratory



File:01OCT10M #1-347 Acq: 1-OCT-2010 11:41:16 GC EI+ Voltage SIR Autospec-Ultima
513.6775 S:4 F:5 BSUB(10000,15,-3.0) PKD(5,5,3,0.10%,100.0,0.00%,F,F) Exp:OCDD
Sample Text:6364-001-0001-SA File Text:Frontier Analytical Laboratory




FAL ID: 6364-001-0001-SA Filename: 04OCT10M Sam:4 Acquired: 4-OCT-10 14:24:43 ICal: PCDDFAL3-8-23-10
 Client ID: PSB12-4-6-072810 1:5 ConCal: ST100410M1 EndCal: ST100410M2
 Results: 6364-DIL GC Column: db5 Amount: 4.990 NATO 1989 Tox: 11.1 WHO 1998 Tox: 1.11 WHO 2005 Tox: 3.34

Name	Resp	RA	RT	RRF	Conc	Qual	Fac Noise-1	Noise-2	DL	Rec	#Hom
2,3,7,8-TCDD	*	* n	NotFnd	1.11	*		2.50	-	-	*	
1,2,3,7,8-PeCDD	*	* n	NotFnd	1.10	*		2.50	-	-	*	
1,2,3,4,7,8-HxCDD	*	* n	NotFnd	1.37	*		2.50	-	-	*	
1,2,3,6,7,8-HxCDD	*	* n	NotFnd	1.37	*		2.50	-	-	*	
1,2,3,7,8,9-HxCDD	*	* n	NotFnd	1.36	*		2.50	-	-	*	
1,2,3,4,6,7,8-HpCDD	*	* n	NotFnd	1.45	*		2.50	-	-	*	
OCDD	2.05e+07	0.96 y	49:49	1.43	11100	*	2.50	-	-	*	
2,3,7,8-TCDF	*	* n	NotFnd	1.50	*		2.50	-	-	*	
1,2,3,7,8-PeCDF	*	* n	NotFnd	0.94	*		2.50	-	-	*	
2,3,4,7,8-PeCDF	*	* n	NotFnd	0.94	*		2.50	-	-	*	
1,2,3,4,7,8-HxCDF	*	* n	NotFnd	0.93	*		2.50	-	-	*	
1,2,3,6,7,8-HxCDF	*	* n	NotFnd	0.82	*		2.50	-	-	*	
2,3,4,6,7,8-HxCDF	*	* n	NotFnd	0.92	*		2.50	-	-	*	
1,2,3,7,8,9-HxCDF	*	* n	NotFnd	1.00	*		2.50	-	-	*	
1,2,3,4,6,7,8-HpCDF	*	* n	NotFnd	1.39	*		2.50	-	-	*	
1,2,3,4,7,8,9-HpCDF	*	* n	NotFnd	1.36	*		2.50	-	-	*	
OCDF	2.09e+06	0.87 y	50:12	0.79	*		2.50	-	-	*	
13C-2,3,7,8-TCDD	*	* n	NotFnd	1.02	*					*	
13C-1,2,3,7,8-PeCDD	*	* n	NotFnd	0.84	*					*	
13C-1,2,3,4,7,8-HxCDD	*	* n	NotFnd	1.07	*					*	
13C-1,2,3,6,7,8-HxCDD	*	* n	NotFnd	1.01	*					*	
13C-1,2,3,4,6,7,8-HpCDD	*	* n	NotFnd	0.86	*					*	
13C-OCDD	1.03e+06	0.96 y	49:48	0.55	493	*				61.5	
13C-2,3,7,8-TCDF	*	* n	NotFnd	0.99	*					*	
13C-1,2,3,7,8-PeCDF	*	* n	NotFnd	0.84	*					*	
13C-2,3,4,7,8-PeCDF	*	* n	NotFnd	0.81	*					*	
13C-1,2,3,4,7,8-HxCDF	*	* n	NotFnd	1.85	*					*	
13C-1,2,3,6,7,8-HxCDF	*	* n	NotFnd	2.54	*					*	
13C-2,3,4,6,7,8-HxCDF	*	* n	NotFnd	2.01	*					*	
13C-1,2,3,7,8,9-HxCDF	*	* n	NotFnd	2.03	*					*	
13C-1,2,3,4,6,7,8-HpCDF	*	* n	NotFnd	1.11	*					*	
13C-1,2,3,4,7,8,9-HpCDF	*	* n	NotFnd	0.80	*					*	
13C-OCDF	*	* n	NotFnd	1.08	*					*	
37Cl-2,3,7,8-TCDD	*		NotFnd	0.69	*					*	
13C-1,2,3,4-TCDD	*	* n	NotFnd	-	*					*	
13C-1,2,3,4-TCDF	*	* n	NotFnd	-	*					*	
13C-1,2,3,7,8,9-HxCDD	1.53e+06	1.26 y	39:15	-	1.11					*	
Total Tetra-Dioxins	*		NotFnd	1.11	*		2.50	-	-	*	0
Total Penta-Dioxins	*		NotFnd	1.10	*		2.50	-	-	*	0
Total Hexa-Dioxins	*		NotFnd	1.37	*		2.50	-	-	*	0
Total Hepta-Dioxins	*		NotFnd	1.45	*		2.50	-	-	*	0
Total Tetra-Furans	*		NotFnd	1.50	*		2.50	-	-	*	0
1st Fn. Tot Penta-Furans	*		NotFnd	0.94	*		2.50	-	-	*	0
Total Penta-Furans	*		NotFnd	0.94	*		2.50	-	-	*	0.00
Total Hexa-Furans	*		NotFnd	0.91	*		2.50	-	-	*	0
Total Hepta-Furans	*		NotFnd	1.38	*		2.50	-	-	*	0


Analyst: 

Date: 10/5/10

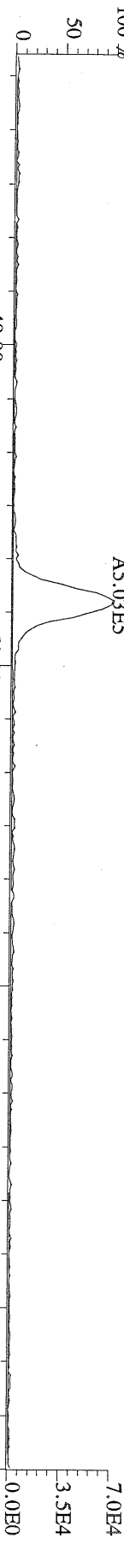
File:04OCT10M #1-348 Acq: 4-OCT-2010 14:24:43 GC EI+ Voltage SIR Autospec-Ultima
457.7377 S:4 F:5 BSUB(10000,15,-3.0) PKD(5,5,3,0.10%,100,0,0.00%,F,F) Exp:OCDD
Sample Text:6364-001-0001-SA File Text:Frontier Analytical Laboratory



File:04OCT10M #1-348 Acq: 4-OCT-2010 14:24:43 GC EI+ Voltage SIR Autospec-Ultima
459.7348 S:4 F:5 BSUB(10000,15,-3.0) PKD(5,5,3,0.10%,100,0,0.00%,F,F) Exp:OCDD
Sample Text:6364-001-0001-SA File Text:Frontier Analytical Laboratory




File:04OCT10M #1-348 Acq: 4-OCT-2010 14:24:43 GC EI+ Voltage SIR Autospec-Ultima
469.7780 S:4 F:5 BSUB(10000,15,-3.0) PKD(5,5,3,0.10%,100,0,0.00%,F,F) Exp:OCDD
Sample Text:6364-001-0001-SA File Text:Frontier Analytical Laboratory



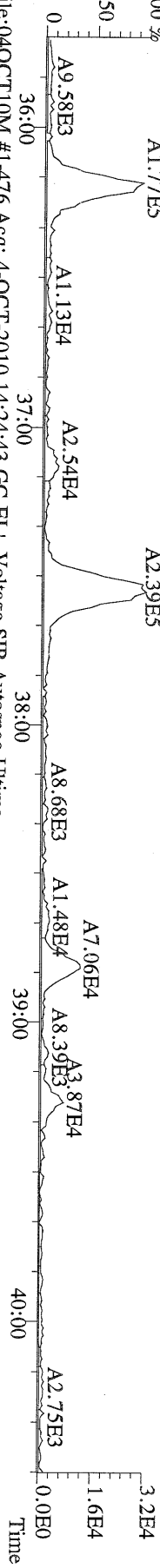
File:04OCT10M #1-348 Acq: 4-OCT-2010 14:24:43 GC EI+ Voltage SIR Autospec-Ultima
471.7750 S:4 F:5 BSUB(10000,15,-3.0) PKD(5,5,3,0.10%,100,0,0.00%,F,F) Exp:OCDD
Sample Text:6364-001-0001-SA File Text:Frontier Analytical Laboratory



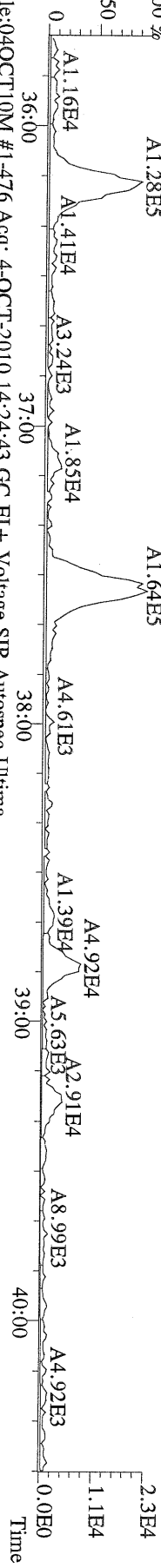
File:04OCT10M #1-348 Acq: 4-OCT-2010 14:24:43 GC EI+ Voltage SIR Autospec-Ultima
454.9728 S:4 F:5 Exp:OCDD
Sample Text:6364-001-0001-SA File Text:Frontier Analytical Laboratory



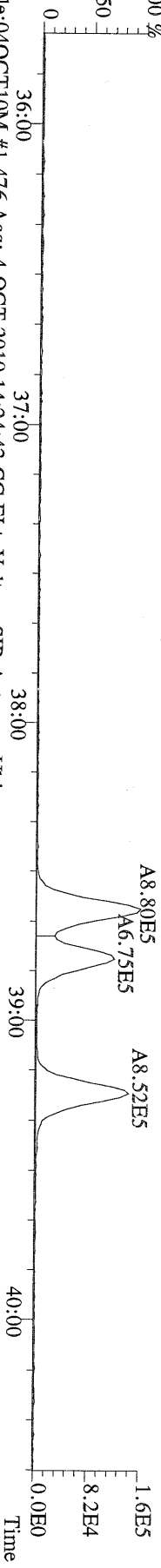
File:04OCT10M #1-476 Acq: 4-OCT-2010 14:24:43 GC EI + Voltage SIR Autospec-Utima
 389.8156 S:4 F:3 BSUB(10000,15,-3.0) PKD(5,5,3,0,10%,100,0,0,00%,F,F) Exp:OCDD
 Sample Text:6364-001-0001-SA File Text:Frontier Analytical Laboratory
 100 %



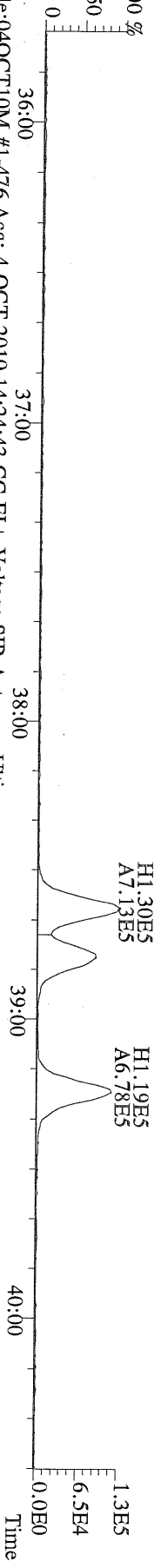
File:04OCT10M #1-476 Acq: 4-OCT-2010 14:24:43 GC EI + Voltage SIR Autospec-Utima
 391.8127 S:4 F:3 BSUB(10000,15,-3.0) PKD(5,5,3,0,10%,100,0,0,00%,F,F) Exp:OCDD
 Sample Text:6364-001-0001-SA File Text:Frontier Analytical Laboratory
 100 %



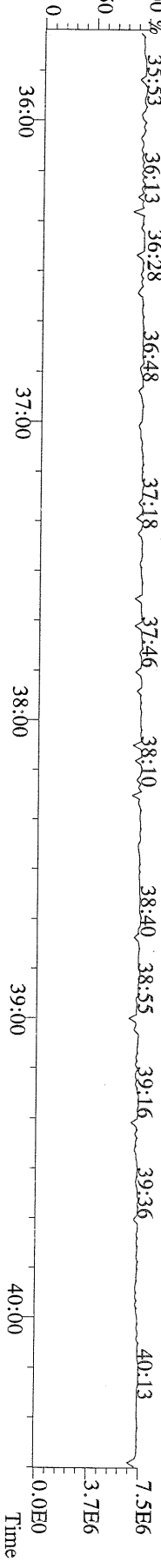
File:04OCT10M #1-476 Acq: 4-OCT-2010 14:24:43 GC EI + Voltage SIR Autospec-Utima
 401.8559 S:4 F:3 BSUB(10000,15,-3.0) PKD(5,5,3,0,10%,100,0,0,00%,F,F) Exp:OCDD
 Sample Text:6364-001-0001-SA File Text:Frontier Analytical Laboratory
 100 %



File:04OCT10M #1-476 Acq: 4-OCT-2010 14:24:43 GC EI + Voltage SIR Autospec-Utima
 403.8530 S:4 F:3 BSUB(10000,15,-3.0) PKD(5,5,3,0,10%,100,0,0,00%,F,F) Exp:OCDD
 Sample Text:6364-001-0001-SA File Text:Frontier Analytical Laboratory
 100 %




File:04OCT10M #1-476 Acq: 4-OCT-2010 14:24:43 GC EI + Voltage SIR Autospec-Utima
 380.9760 S:4 F:3 Exp:OCDD
 Sample Text:6364-001-0001-SA File Text:Frontier Analytical Laboratory
 100 %



87.4
86.5
5/6/10
DL

Name	Resp	RA	RT	RRF	Conc	Qual	Fac Noise-1	Noise-2	DL	#Hom	
2,3,7,8-TCDD	1.34e+05	0.87 y	27:24	1.11	1.62		2.50	-	-	*	
1,2,3,7,8-PeCDD	7.45e+05	1.58 y	33:13	1.10	10.1		2.50	-	-	*	
1,2,3,4,7,8-HxCDD	1.22e+06	1.37 y	38:35	1.37	14.7		2.50	-	-	*	
1,2,3,6,7,8-HxCDD	6.10e+06	1.42 y	38:45	1.37	99.3		2.50	-	-	*	
1,2,3,7,8,9-HxCDD	3.10e+06	1.42 y	39:12	1.36	43.5		2.50	-	-	*	
1,2,3,4,6,7,8-HpCDD	2.64e+08	0.98 y	44:11	1.45	3120		2.50	-	-	*	
OCDD	2.06e+09	0.97 y	49:49	1.43	-	*	2.50	-	-	*	
2,3,7,8-TCDF	1.29e+05	0.71 y	26:39	1.50	0.702	J	2.50	-	-	*	
1,2,3,7,8-PeCDF	1.22e+05	1.38 y	31:30	0.94	1.23	J	2.50	-	-	*	
2,3,4,7,8-PeCDF	5.16e+05	1.42 y	32:48	0.94	5.55		2.50	-	-	*	
1,2,3,4,7,8-HxCDF	2.52e+06	1.23 y	37:12	0.93	25.3		2.50	-	-	*	
1,2,3,6,7,8-HxCDF	1.25e+06	1.22 y	37:24	0.82	12.5		2.50	-	-	*	
2,3,4,6,7,8-HxCDF	1.51e+06	1.27 y	38:20	0.92	16.4		2.50	-	-	*	
1,2,3,7,8,9-HxCDF	2.67e+05	1.21 y	39:49	1.00	2.34	J	2.50	-	-	*	
1,2,3,4,6,7,8-HpCDF	7.31e+07	1.05 y	42:17	1.39	864		2.50	-	-	*	
1,2,3,4,7,8,9-HpCDF	1.93e+06	1.06 y	45:06	1.36	24.4		2.50	-	-	*	
OCDF	1.97e+08	0.87 y	50:10	0.79	3430		2.50	-	-	*	
										Rec	
13C-2,3,7,8-TCDD	3.07e+07	0.83 y	27:23	1.02	395					95.8	
13C-1,2,3,7,8-PeCDD	2.75e+07	1.77 y	33:12	0.84	431					104	
13C-1,2,3,4,7,8-HxCDD	2.48e+07	1.26 y	38:34	1.07	434					105	
13C-1,2,3,6,7,8-HxCDD	1.84e+07	1.23 y	38:44	1.01	343					83.1	
13C-1,2,3,4,6,7,8-HpCDD	2.40e+07	0.96 y	44:10	0.86	527					128	
13C-OCDD	3.46e+07	0.92 y	49:48	0.55	1190	*				- 96.390	
13C-2,3,7,8-TCDF	5.04e+07	0.86 y	26:37	0.99	403					97.8	
13C-1,2,3,7,8-PeCDF	4.33e+07	1.74 y	31:29	0.84	412					99.8	
13C-2,3,4,7,8-PeCDF	4.09e+07	1.74 y	32:46	0.81	401					97.2	
13C-1,2,3,4,7,8-HxCDF	4.42e+07	0.52 y	37:11	1.85	449					109	
13C-1,2,3,6,7,8-HxCDF	5.05e+07	0.52 y	37:23	2.54	375					90.9	
13C-2,3,4,6,7,8-HxCDF	4.12e+07	0.52 y	38:19	2.01	385					93.4	
13C-1,2,3,7,8,9-HxCDF	4.71e+07	0.52 y	39:45	2.03	436					106	
13C-1,2,3,4,6,7,8-HpCDF	2.51e+07	0.43 y	42:17	1.11	426					103	
13C-1,2,3,4,7,8,9-HpCDF	2.41e+07	0.43 y	45:05	0.80	565					137	
13C-OCDF	6.03e+07	0.97 y	50:08	1.08	1050					127	
37Cl-2,3,7,8-TCDD	8.04e+06		27:23	0.69	154					93.7	
13C-1,2,3,4-TCDD	3.13e+07	0.85 y	26:48	-	14.4						
13C-1,2,3,4-TCDF	5.18e+07	0.85 y	25:33	-	14.8						
13C-1,2,3,7,8,9-HxCDD	2.19e+07	1.23 y	39:11	-	16.4						
Total Tetra-Dioxins	1.19e+06		24:23	1.11	14.4		2.50	-	-	*	12
Total Penta-Dioxins	4.67e+06		30:15	1.10	63.5		2.50	-	-	*	10
Total Hexa-Dioxins	4.23e+07		36:09	1.37	601		2.50	-	-	*	8
Total Hepta-Dioxins	5.27e+08		42:49	1.45	6230		2.50	-	-	*	2
Total Tetra-Furans	4.36e+06		23:03	1.50	23.7		2.50	-	-	*	15
1st Fn. Tot Penta-Furans	5.12e+06		28:28	0.94	53.4		2.50	-	-	*	PeCDF 1
Total Penta-Furans	5.37e+06		30:04	0.94	56.1		2.50	-	-	*	110 12
Total Hexa-Furans	5.55e+07		35:15	0.91	551		2.50	-	-	*	12
Total Hepta-Furans	2.34e+08		42:17	1.38	2820		2.50	-	-	*	4

Analyst: 

Date: 10/5/10

Totals class: Total Tetra-Dioxins

Entry #: 38

Run: 11

File: 01OCT10M

S: 5 I: 1 F: 1

Acquired: 1-OCT-10 12:36:34

Total Concentration: 14.4

Unnamed Concentration: 12.755

RT	ml Resp	m2 Resp	RA	Resp	Concentration	Name
24:23	4.94e+04	6.46e+04	0.77 y	1.14e+05	1.38	
24:40	5.11e+04	6.53e+04	0.78 y	1.16e+05	1.41	
24:58	4.09e+04	5.23e+04	0.78 y	9.32e+04	1.13	
25:36	3.76e+04	4.40e+04	0.85 y	8.16e+04	0.986	
25:47	4.14e+04	5.51e+04	0.75 y	9.65e+04	1.17	
25:56	8.76e+04	1.17e+05	0.75 y	2.05e+05	2.47	
26:06	2.51e+04	3.44e+04	0.73 y	5.95e+04	0.719	
26:19	2.05e+04	2.41e+04	0.85 y	4.46e+04	0.539	
26:27	2.61e+04	3.84e+04	0.68 y	6.45e+04	0.779	
26:49	4.81e+04	5.99e+04	0.80 y	1.08e+05	1.30	
27:24	6.23e+04	7.17e+04	0.87 y	1.34e+05	1.62	2,3,7,8-TCDD
27:41	3.17e+04	4.09e+04	0.78 y	7.27e+04	0.878	

Totals class: Total Penta-Dioxins

Entry #: 39

Run: 11

File: 01OCT10M

S: 5 I: 1 F: 2

Acquired: 1-OCT-10 12:36:34

Total Concentration: 63.5

Unnamed Concentration: 53.409

RT	ml Resp	m2 Resp	RA	Resp	Concentration	Name
30:15	6.84e+05	4.17e+05	1.64 y	1.10e+06	15.0	
30:52	2.05e+05	1.34e+05	1.53 y	3.39e+05	4.61	
31:29	2.42e+05	1.36e+05	1.78 y	3.78e+05	5.14	
31:42	5.67e+05	3.50e+05	1.62 y	9.17e+05	12.5	
31:51	2.25e+05	1.37e+05	1.65 y	3.62e+05	4.92	
32:08	2.76e+05	1.74e+05	1.59 y	4.49e+05	6.11	
32:36	5.86e+04	3.53e+04	1.66 y	9.39e+04	1.28	
33:13	4.56e+05	2.89e+05	1.58 y	7.45e+05	10.1	1,2,3,7,8-PeCDD
33:20	7.70e+04	4.53e+04	1.70 y	1.22e+05	1.66	
33:48	1.01e+05	6.14e+04	1.65 y	1.63e+05	2.21	

Totals class: Total Hexa-Dioxins

Entry #: 40

Run: 11

File: 01OCT10M

S: 5 I: 1 F: 3

Acquired: 1-OCT-10 12:36:34

Total Concentration: 601

Unnamed Concentration: 443.701

RT	ml Resp	m2 Resp	RA	Resp	Concentration	Name
36:09	6.37e+06	4.51e+06	1.41 y	1.09e+07	152	
37:04	7.65e+05	5.41e+05	1.41 y	1.31e+06	18.2	
37:30	1.10e+07	7.92e+06	1.39 y	1.89e+07	263	
37:42	2.04e+05	1.62e+05	1.26 y	3.67e+05	5.11	
38:35	7.03e+05	5.13e+05	1.37 y	1.22e+06	14.7	1,2,3,4,7,8-HxCDD
38:45	3.57e+06	2.52e+06	1.42 y	6.10e+06	99.3	1,2,3,6,7,8-HxCDD
39:04	2.25e+05	1.62e+05	1.39 y	3.87e+05	5.39	
39:12	1.82e+06	1.28e+06	1.42 y	3.10e+06	43.5	1,2,3,7,8,9-HxCDD

Totals class: Total Hepta-Dioxins

Entry #: 41

Run: 11

File: 01OCT10M

S: 5 I: 1 F: 4

Acquired: 1-OCT-10 12:36:34

Total Concentration: 6230

Unnamed Concentration: 3112.969

RT	ml Resp	m2 Resp RA	Resp	Concentration	Name
42:49	1.30e+08	1.33e+08 0.98 y	2.63e+08	3110	
44:11	1.30e+08	1.33e+08 0.98 y	2.64e+08	3120	1,2,3,4,6,7,8-HpCDD

Totals class: Total Tetra-Furans

Entry #: 42

Run: 11

File: 01OCT10M

S: 5 I: 1 F: 1

Acquired: 1-OCT-10 12:36:34

Total Concentration: 23.7

Unnamed Concentration: 23.045

RT	ml Resp	m2 Resp	RA	Resp	Concentration	Name
23:03	3.84e+04	4.72e+04	0.81 y	8.56e+04	0.466	
23:24	8.60e+04	1.27e+05	0.68 y	2.13e+05	1.16	
23:47	4.64e+05	7.05e+05	0.66 y	1.17e+06	6.37	
24:08	1.12e+05	1.52e+05	0.74 y	2.64e+05	1.44	
24:26	1.42e+05	1.98e+05	0.72 y	3.39e+05	1.85	
24:44	2.16e+05	3.14e+05	0.69 y	5.31e+05	2.89	
25:19	4.36e+04	5.10e+04	0.85 y	9.46e+04	0.516	
25:26	1.91e+05	2.87e+05	0.66 y	4.78e+05	2.61	
25:33	6.83e+04	1.03e+05	0.66 y	1.71e+05	0.934	
25:54	4.42e+04	6.13e+04	0.72 y	1.05e+05	0.575	
26:39	5.36e+04	7.52e+04	0.71 y	1.29e+05	0.702	2,3,7,8-TCDF
26:59	5.03e+04	6.92e+04	0.73 y	1.20e+05	0.651	
27:53	4.31e+04	5.05e+04	0.85 y	9.37e+04	0.510	
28:04	3.85e+04	4.83e+04	0.80 y	8.68e+04	0.473	
28:28	1.90e+05	2.86e+05	0.67 y	4.77e+05	2.60	

Totals class: 1st Fn. Tot Penta-Furans Entry #: 43

Run: 11 File: 01OCT10M S: 5 I: 1 F: 1
Acquired: 1-OCT-10 12:36:34

Total Concentration: 53.4 Unnamed Concentration: 53.405

RT	ml Resp	m2 Resp RA	Resp	Concentration	Name
28:28	3.16e+06	1.96e+06	1.61 y	5.12e+06	53.4

Totals class: Total Penta-Furans

Entry #: 44

Run: 11

File: 01OCT10M

S: 5 I: 1 F: 2

Acquired: 1-OCT-10 12:36:34

Total Concentration: 56.1

Unnamed Concentration: 49.364

RT	ml Resp	m2 Resp	RA	Resp	Concentration	Name
30:04	1.42e+05	9.32e+04	1.53 y	2.35e+05	2.46	
30:14	1.42e+06	9.73e+05	1.46 y	2.39e+06	24.9	
30:42	2.71e+04	2.00e+04	1.36 y	4.71e+04	0.491	
30:56	5.80e+05	3.92e+05	1.48 y	9.71e+05	10.1	
31:14	4.44e+04	3.26e+04	1.36 y	7.70e+04	0.803	
31:30	7.06e+04	5.11e+04	1.38 y	1.22e+05	1.23	1,2,3,7,8-PeCDF
31:50	2.22e+05	1.51e+05	1.47 y	3.72e+05	3.88	
32:39	3.94e+04	2.82e+04	1.40 y	6.76e+04	0.705	
32:48	3.03e+05	2.13e+05	1.42 y	5.16e+05	5.55	2,3,4,7,8-PeCDF
32:50	2.21e+05	1.48e+05	1.49 y	3.69e+05	3.85	
33:15	4.90e+04	3.27e+04	1.50 y	8.17e+04	0.851	
34:07	6.91e+04	5.10e+04	1.36 y	1.20e+05	1.25	

Totals class: Total Hexa-Furans

Entry #: 45

Run: 11

File: 01OCT10M

S: 5 I: 1 F: 3

Acquired: 1-OCT-10 12:36:34

Total Concentration: 551

Unnamed Concentration: 494.572

RT	ml Resp	m2 Resp	RA	Resp	Concentration	Name
35:15	2.83e+06	2.25e+06	1.26 y	5.08e+06	50.3	
35:31	1.06e+07	8.42e+06	1.26 y	1.90e+07	188	
36:07	1.65e+05	1.26e+05	1.32 y	2.91e+05	2.88	
36:26	1.38e+07	1.10e+07	1.26 y	2.49e+07	246	
37:02	1.44e+05	1.26e+05	1.14 y	2.70e+05	2.67	
37:12	1.39e+06	1.13e+06	1.23 y	2.52e+06	25.3	1,2,3,4,7,8-HxCDF
37:24	6.89e+05	5.65e+05	1.22 y	1.25e+06	12.5	1,2,3,6,7,8-HxCDF
37:51	8.76e+04	7.47e+04	1.17 y	1.62e+05	1.61	
38:07	1.35e+05	9.56e+04	1.41 y	2.31e+05	2.28	
38:20	8.44e+05	6.66e+05	1.27 y	1.51e+06	16.4	2,3,4,6,7,8-HxCDF
38:45	4.60e+04	3.84e+04	1.20 y	8.44e+04	0.835	
39:49	1.46e+05	1.21e+05	1.21 y	2.67e+05	2.34	1,2,3,7,8,9-HxCDF

Totals class: Total Hepta-Furans

Entry #: 46

Run: 11

File: 01OCT10M

S: 5 I: 1 F: 4

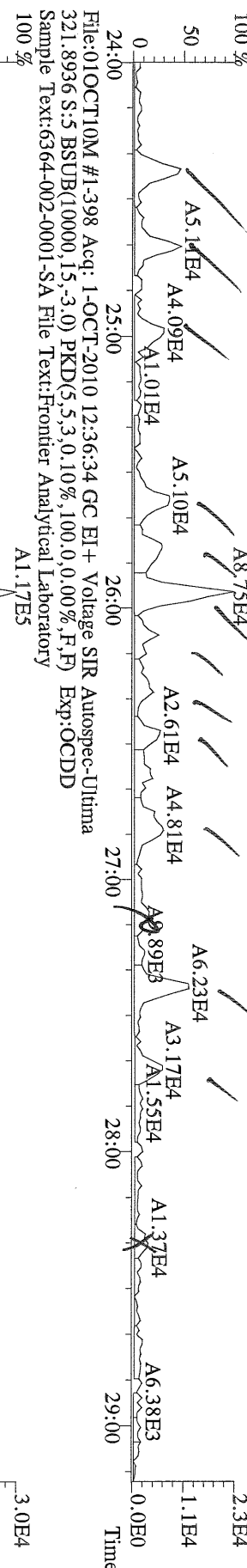
Acquired: 1-OCT-10 12:36:34

Total Concentration: 2820


Unnamed Concentration: 1929.824

RT	ml Resp	m2 Resp RA	Resp	Concentration	Name
42:17	3.74e+07	3.57e+07 1.05 y	7.31e+07	864	1,2,3,4,6,7,8-HpCDF
42:50	2.43e+05	2.53e+05 0.96 y	4.96e+05	6.04	
43:07	8.13e+07	7.68e+07 1.06 y	1.58e+08	1920	
45:06	9.95e+05	9.39e+05 1.06 y	1.93e+06	24.4	1,2,3,4,7,8,9-HpCDF

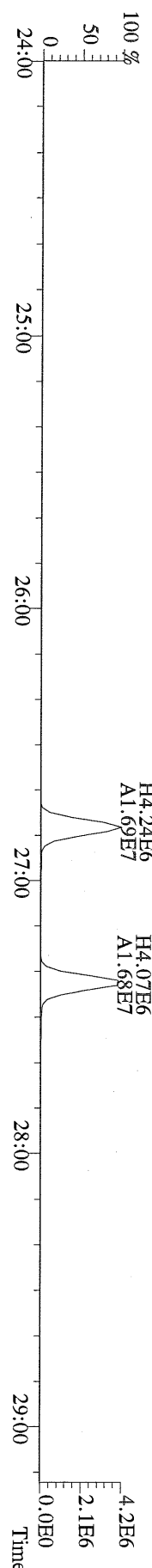
File:01OCT10M #1-398 Acq: 1-OCT-2010 12:36:34 GC EI + Voltage SIR Autospec-Ultima
 319.8965 S.:5 BSUB(10000,15,-3.0) PKD(5,5,3,0,10%,100,0,0.00%,F,F) Exp:OCDD
 Sample Text:6364-002-0001-SA File Text:Frontier Analytical Laboratory



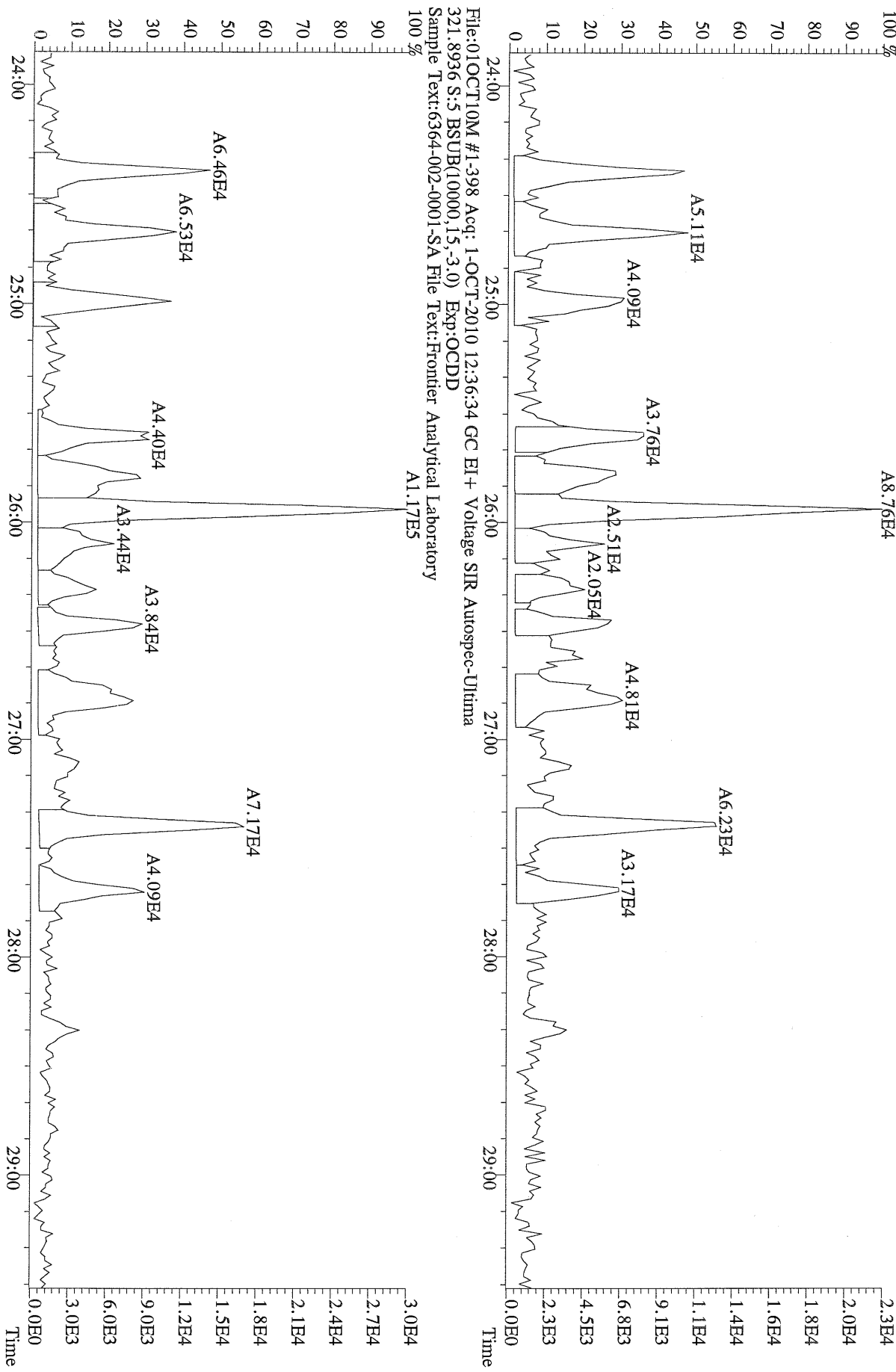
File:01OCT10M #1-398 Acq: 1-OCT-2010 12:36:34 GC EI + Voltage SIR Autospec-Ultima
 327.8847 S.:5 BSUB(10000,15,-3.0) PKD(5,5,3,0,10%,100,0,0.00%,F,F) Exp:OCDD
 Sample Text:6364-002-0001-SA File Text:Frontier Analytical Laboratory



File:01OCT10M #1-398 Acq: 1-OCT-2010 12:36:34 GC EI + Voltage SIR Autospec-Ultima
 333.9368 S.:5 BSUB(10000,15,-3.0) PKD(5,5,3,0,10%,100,0,0.00%,F,F) Exp:OCDD
 Sample Text:6364-002-0001-SA File Text:Frontier Analytical Laboratory

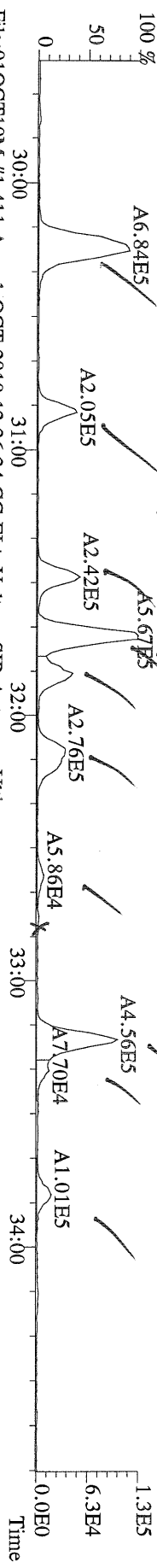


File:01OCT10M #1-398 Acq: 1-OCT-2010 12:36:34 GC EI+ Voltage SIR Autospec-Ultima
 319.8965 S:5 BSUB(10000,15,-3.0) Exp:OCDD
 Sample Text:6364-002-0001-SA File Text:Frontier Analytical Laboratory
 100 %

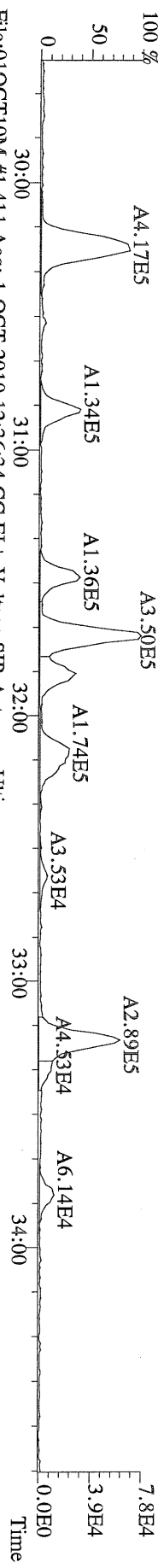


File:01OCT10M #1-398 Acq: 1-OCT-2010 12:36:34 GC EI+ Voltage SIR Autospec-Ultima
 321.8936 S:5 BSUB(10000,15,-3.0) Exp:OCDD
 Sample Text:6364-002-0001-SA File Text:Frontier Analytical Laboratory
 100 %


File:01OCT10M #1-411 Acq: 1-OCT-2010 12:36:34 GC EI + Voltage SIR Autospec-Ultima
 355.8546 S:5 F:2 BSUB(10000,15,-3.0) PKD(5,5,3,0.10%,100.0,0.00%,F,F) Exp:OCDD
 Sample Text:6364-002-0001-SA File Text:Frontier Analytical Laboratory



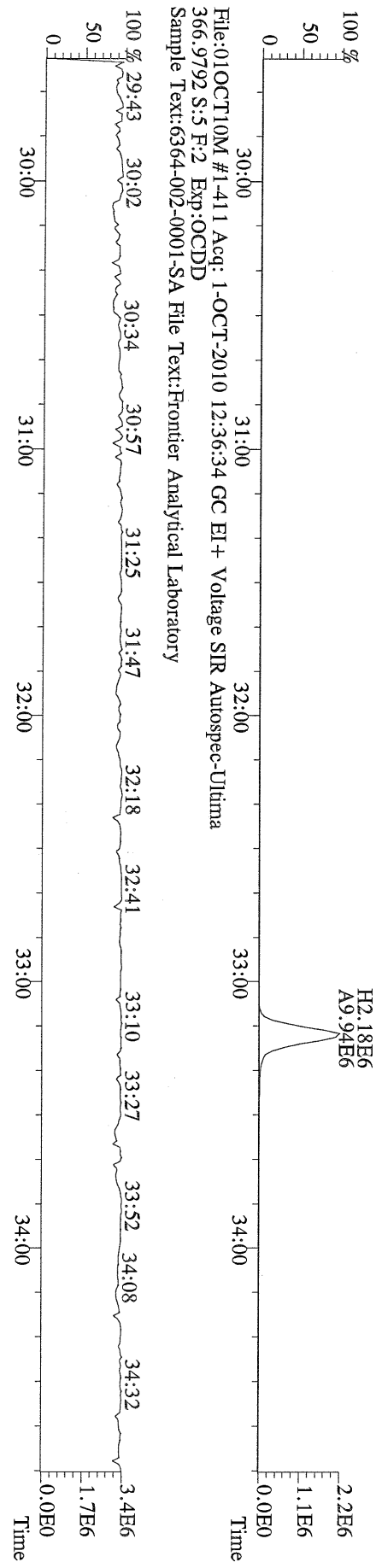
File:01OCT10M #1-411 Acq: 1-OCT-2010 12:36:34 GC EI + Voltage SIR Autospec-Ultima
 357.8517 S:5 F:2 BSUB(10000,15,-3.0) PKD(5,5,3,0.10%,100.0,0.00%,F,F) Exp:OCDD
 Sample Text:6364-002-0001-SA File Text:Frontier Analytical Laboratory




File:01OCT10M #1-411 Acq: 1-OCT-2010 12:36:34 GC EI + Voltage SIR Autospec-Ultima
 367.8949 S:5 F:2 BSUB(10000,15,-3.0) PKD(5,5,3,0.10%,100.0,0.00%,F,F) Exp:OCDD
 Sample Text:6364-002-0001-SA File Text:Frontier Analytical Laboratory



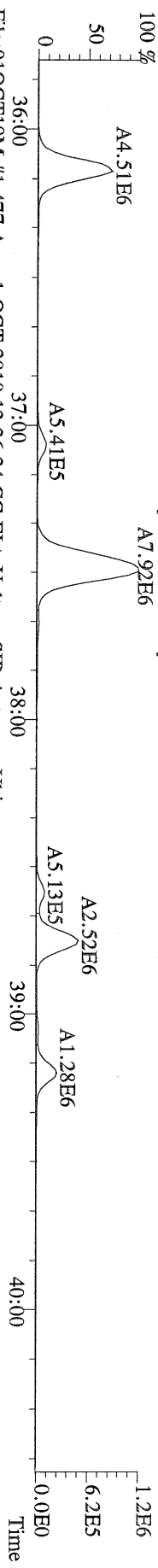
File:01OCT10M #1-411 Acq: 1-OCT-2010 12:36:34 GC EI + Voltage SIR Autospec-Ultima
 366.9792 S:5 F:2 Exp:OCDD
 Sample Text:6364-002-0001-SA File Text:Frontier Analytical Laboratory



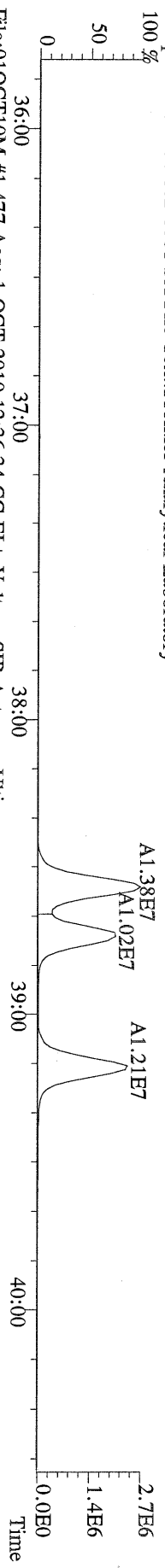
File:01OCT10M #1-477 Acq: 1-OCT-2010 12:36:34 GC EI+ Voltage SIR Autospec-Ultima
389.8156 S:5 F:3 BSUB(10000,15,-3.0) PKD(5,5,3,0.10%,100,0,0.00%,F,F) Exp:OCDD
Sample Text:6364-002-0001-SA File Text:Frontier Analytical Laboratory



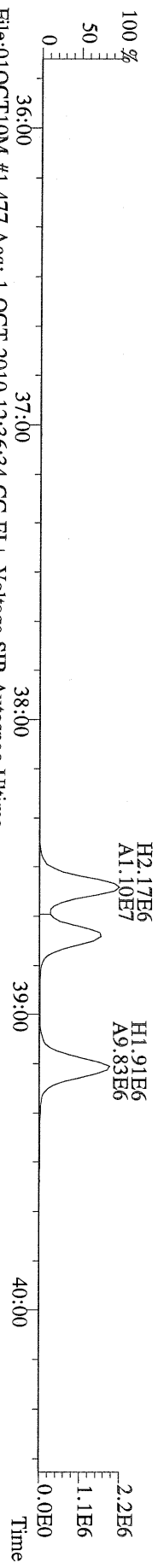
File:01OCT10M #1-477 Acq: 1-OCT-2010 12:36:34 GC EI+ Voltage SIR Autospec-Ultima
391.8127 S:5 F:3 BSUB(10000,15,-3.0) PKD(5,5,3,0.10%,100,0,0.00%,F,F) Exp:OCDD
Sample Text:6364-002-0001-SA File Text:Frontier Analytical Laboratory



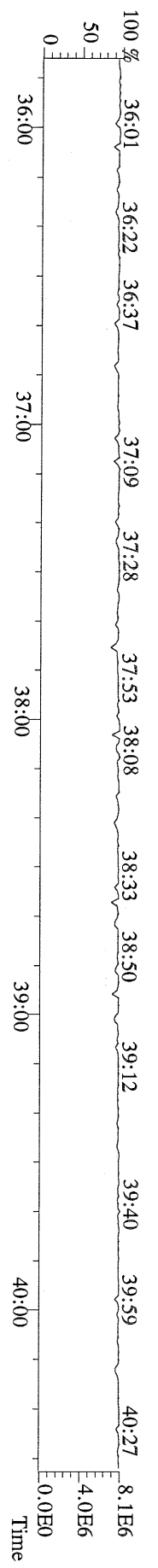
File:01OCT10M #1-477 Acq: 1-OCT-2010 12:36:34 GC EI+ Voltage SIR Autospec-Ultima
401.8559 S:5 F:3 BSUB(10000,15,-3.0) PKD(5,5,3,0.10%,100,0,0.00%,F,F) Exp:OCDD
Sample Text:6364-002-0001-SA File Text:Frontier Analytical Laboratory



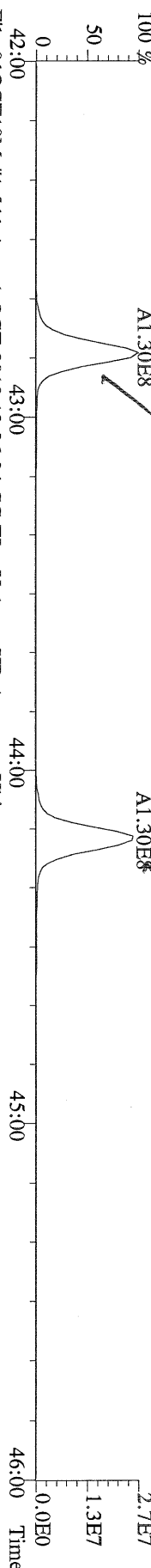
File:01OCT10M #1-477 Acq: 1-OCT-2010 12:36:34 GC EI+ Voltage SIR Autospec-Ultima
403.8530 S:5 F:3 BSUB(10000,15,-3.0) PKD(5,5,3,0.10%,100,0,0.00%,F,F) Exp:OCDD
Sample Text:6364-002-0001-SA File Text:Frontier Analytical Laboratory



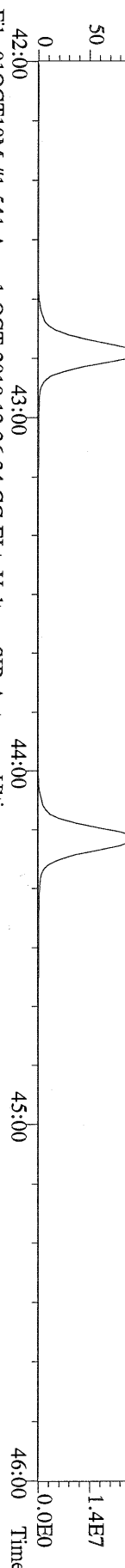
File:01OCT10M #1-477 Acq: 1-OCT-2010 12:36:34 GC EI+ Voltage SIR Autospec-Ultima
380.9760 S:5 F:3 Exp:OCDD
Sample Text:6364-002-0001-SA File Text:Frontier Analytical Laboratory



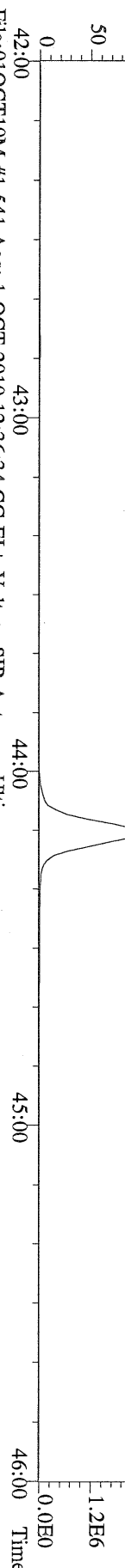
File:01OCT10M #1-541 Acq: 1-OCT-2010 12:36:34 GC EI+ Voltage SIR Autospec-Ultima
423.7767 S:5 F:4 BSUB(10000,15,-3.0) PKD(5,5,3,0,10%,100,0,0,00%,F,F) Exp:OCDD
Sample Text:6364-002-0001-SA File Text:Frontier Analytical Laboratory



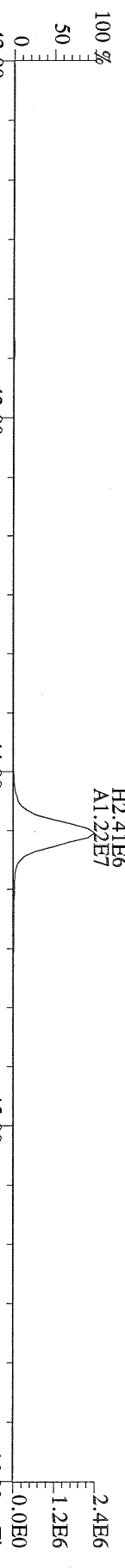
File:01OCT10M #1-541 Acq: 1-OCT-2010 12:36:34 GC EI+ Voltage SIR Autospec-Ultima
425.7737 S:5 F:4 BSUB(10000,15,-3.0) PKD(5,5,3,0,10%,100,0,0,00%,F,F) Exp:OCDD
Sample Text:6364-002-0001-SA File Text:Frontier Analytical Laboratory



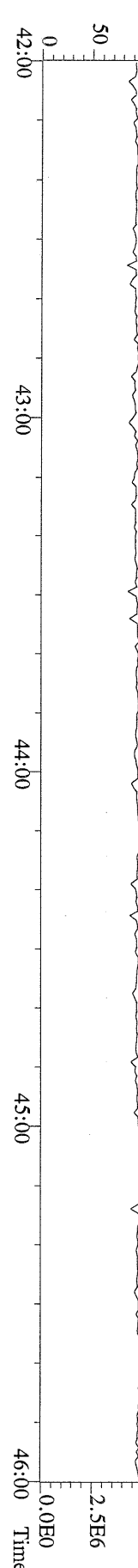
File:01OCT10M #1-541 Acq: 1-OCT-2010 12:36:34 GC EI+ Voltage SIR Autospec-Ultima
435.8169 S:5 F:4 BSUB(10000,15,-3.0) PKD(5,5,3,0,10%,100,0,0,00%,F,F) Exp:OCDD
Sample Text:6364-002-0001-SA File Text:Frontier Analytical Laboratory



File:01OCT10M #1-541 Acq: 1-OCT-2010 12:36:34 GC EI+ Voltage SIR Autospec-Ultima
437.8140 S:5 F:4 BSUB(10000,15,-3.0) PKD(5,5,3,0,10%,100,0,0,00%,F,F) Exp:OCDD
Sample Text:6364-002-0001-SA File Text:Frontier Analytical Laboratory



File:01OCT10M #1-541 Acq: 1-OCT-2010 12:36:34 GC EI+ Voltage SIR Autospec-Ultima
430.9728 S:5 F:4 Exp:OCDD
Sample Text:6364-002-0001-SA File Text:Frontier Analytical Laboratory



File:01OCT10M #1-347 Acq: 1-OCT-2010 12:36:34 GC EI + Voltage SIR Autospec-Ultima
457.7377 S:5 F:5 BSUB(10000,15,-3.0) PKD(5,5,3,0,10%,100,0,0,00%,F,F) Exp:OCDD
Sample Text:6364-002-0001-SA File Text:Frontier Analytical Laboratory
100 %
A1.01E9

use 0:10:00.






File:01OCT10M #1-347 Acq: 1-OCT-2010 12:36:34 GC EI + Voltage SIR Autospec-Ultima
459.7348 S:5 F:5 BSUB(10000,15,-3.0) PKD(5,5,3,0,10%,100,0,0,00%,F,F) Exp:OCDD
Sample Text:6364-002-0001-SA File Text:Frontier Analytical Laboratory
100 %
A1.03E9

File:01OCT10M #1-347 Acq: 1-OCT-2010 12:36:34 GC EI + Voltage SIR Autospec-Ultima
469.7780 S:5 F:5 BSUB(10000,15,-3.0) PKD(5,5,3,0,10%,100,0,0,00%,F,F) Exp:OCDD
Sample Text:6364-002-0001-SA File Text:Frontier Analytical Laboratory
100 %
A1.66E7

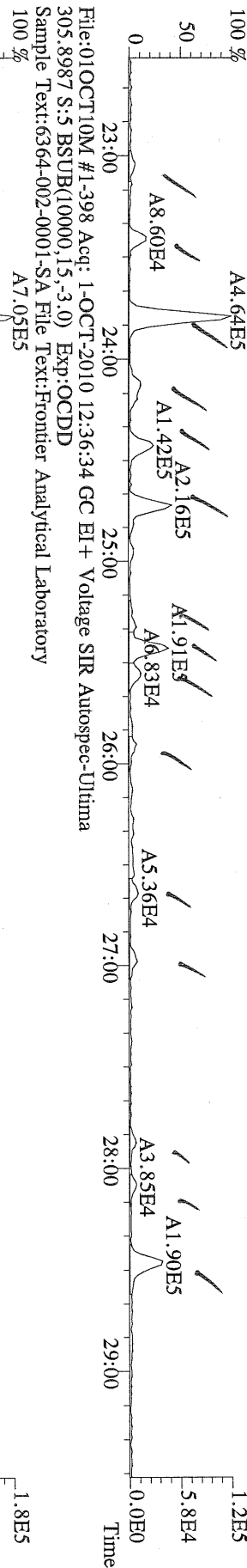
File:01OCT10M #1-347 Acq: 1-OCT-2010 12:36:34 GC EI + Voltage SIR Autospec-Ultima
471.7750 S:5 F:5 BSUB(10000,15,-3.0) PKD(5,5,3,0,10%,100,0,0,00%,F,F) Exp:OCDD
Sample Text:6364-002-0001-SA File Text:Frontier Analytical Laboratory

File:01OCT10M #1-347 Acq: 1-OCT-2010 12:36:34 GC EI + Voltage SIR Autospec-Ultima
454.9728 S:5 F:5 Exp:OCDD
Sample Text:6364-002-0001-SA File Text:Frontier Analytical Laboratory
100 %


48:18 48:50 49:17 49:41 49:56 50:44 51:04 51:20 51:47 52:15



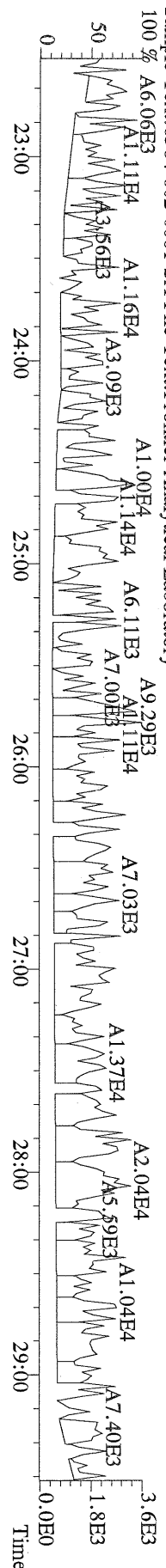
File:01OCT10M #1-398 Acq: 1-OCT-2010 12:36:34 GC EI+ Voltage SIR Autospec-Ultima
 303.9016 S:5 BSUB(10000,15,-3.0) Exp:OCDD
 Sample Text:6364-002-0001-SA File Text:Frontier Analytical Laboratory




File:01OCT10M #1-398 Acq: 1-OCT-2010 12:36:34 GC EI+ Voltage SIR Autospec-Ultima
 315.9419 S:5 BSUB(10000,15,100.0) PKD(5,5,3,0,10%,100.0,0.00%,F,F) Exp:OCDD
 Sample Text:6364-002-0001-SA File Text:Frontier Analytical Laboratory




File:01OCT10M #1-398 Acq: 1-OCT-2010 12:36:34 GC EI+ Voltage SIR Autospec-Ultima
 375.8364 S:5 BSUB(10000,15,-3.0) PKD(5,5,3,0,10%,100.0,0.00%,F,F) Exp:OCDD
 Sample Text:6364-002-0001-SA File Text:Frontier Analytical Laboratory



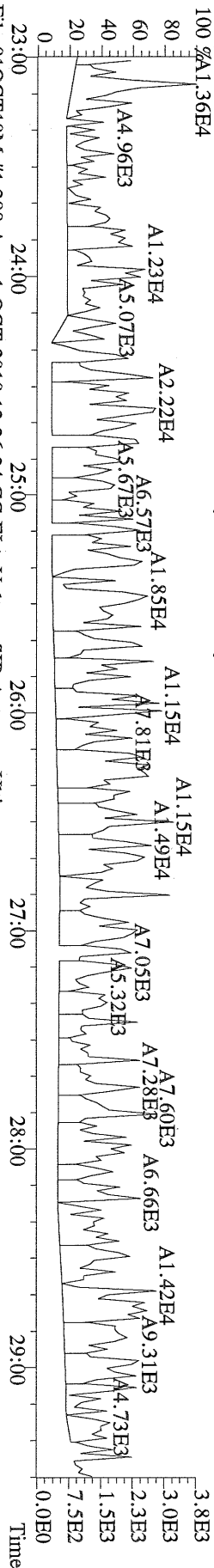
File:01OCT10M #1-398 Acq: 1-OCT-2010 12:36:34 GC EI + Voltage SIR Autospec-Ultima
 339.8597 S:5 BSUB(10000,15,-3.0) PKD(5,5,3,0,100,0,0,00%,F,F) Exp:OCDD
 Sample Text:6364-002-0001-SA File Text:Frontier Analytical Laboratory




File:01OCT10M #1-398 Acq: 1-OCT-2010 12:36:34 GC EI + Voltage SIR Autospec-Ultima
 341.8568 S:5 BSUB(10000,15,-3.0) PKD(5,5,3,0,100,0,0,00%,F,F) Exp:OCDD
 Sample Text:6364-002-0001-SA File Text:Frontier Analytical Laboratory



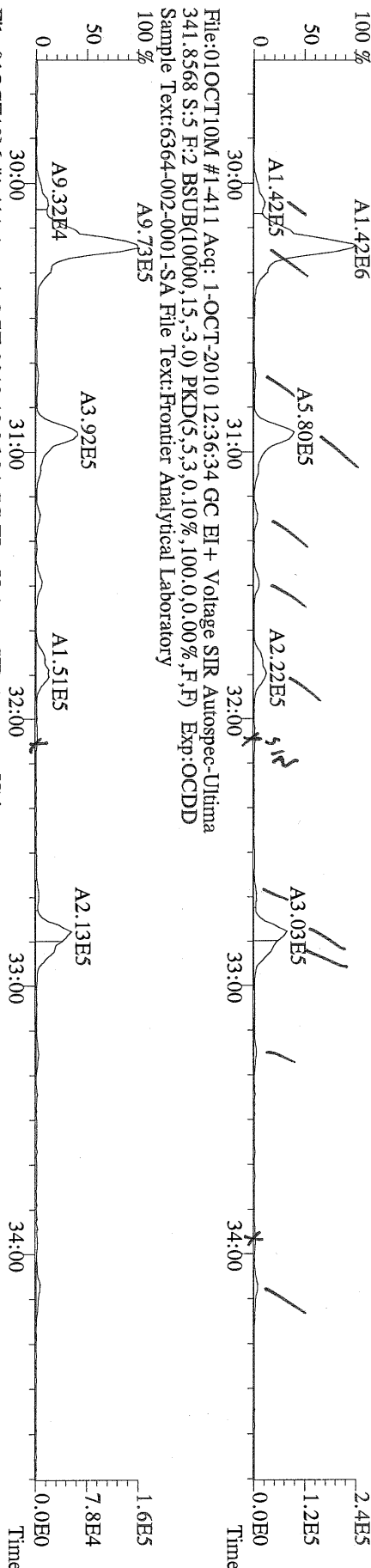
File:01OCT10M #1-398 Acq: 1-OCT-2010 12:36:34 GC EI + Voltage SIR Autospec-Ultima
 409.7974 S:5 BSUB(10000,15,-3.0) PKD(5,5,3,0,100,0,0,00%,F,F) Exp:OCDD
 Sample Text:6364-002-0001-SA File Text:Frontier Analytical Laboratory



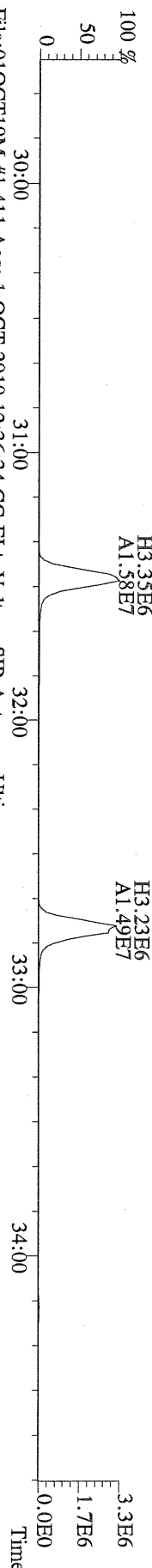
File:01OCT10M #1-398 Acq: 1-OCT-2010 12:36:34 GC EI + Voltage SIR Autospec-Ultima
 316.9824 S:5 Exp:OCDD
 Sample Text:6364-002-0001-SA File Text:Frontier Analytical Laboratory




File:01OCT10M #1-411 Acq: 1-OCT-2010 12:36:34 GC EI + Voltage SIR Autospec-Ultima
339.8597 S:5 F:2 BSUB(10000,15,-3.0) PKD(5.5,3,0.10%,100.0,0.00%,F,F) Exp:OCDD
Sample Text:6364-002-0001-SA File Text:Frontier Analytical Laboratory



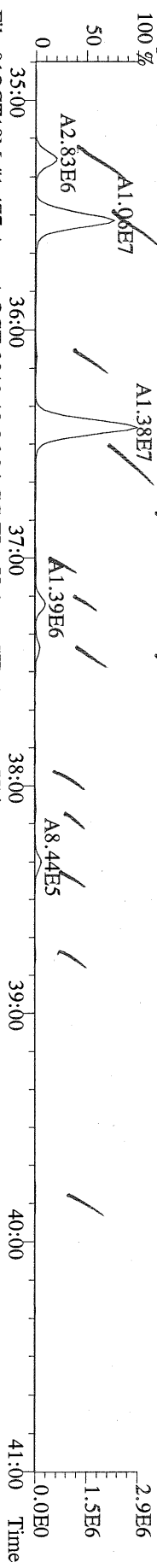
File:01OCT10M #1-411 Acq: 1-OCT-2010 12:36:34 GC EI + Voltage SIR Autospec-Ultima
351.9000 S:5 F:2 BSUB(10000,15,-3.0) PKD(5.5,3,0.10%,100.0,0.00%,F,F) Exp:OCDD
Sample Text:6364-002-0001-SA File Text:Frontier Analytical Laboratory



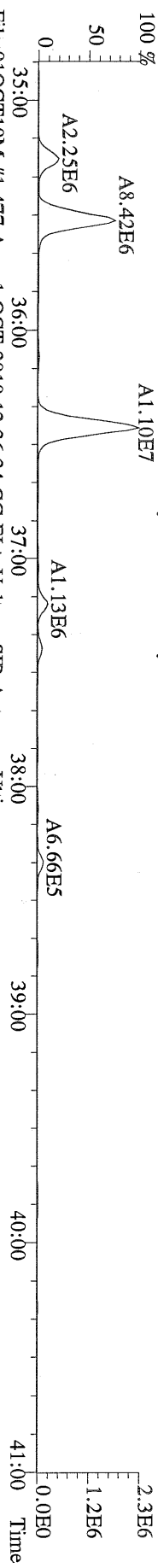
File:01OCT10M #1-411 Acq: 1-OCT-2010 12:36:34 GC EI + Voltage SIR Autospec-Ultima
409.7974 S:5 F:2 BSUB(10000,15,-3.0) PKD(5.5,3,0.10%,100.0,0.00%,F,F) Exp:OCDD
Sample Text:6364-002-0001-SA File Text:Frontier Analytical Laboratory



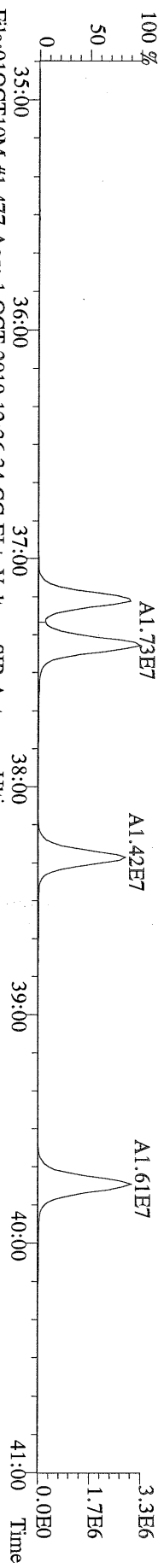
File:01OCT10M #1-477 Acq: 1-OCT-2010 12:36:34 GC EI+ Voltage SIR Autospec-Ultima
 373.8207 S:5 F:3 BSUB(10000,15,-3.0) PKD(5,5,3,0,10%,100,0,0,00%,F,F) Exp:OCDD
 Sample Text:6364-002-0001-SA File Text:Frontier Analytical Laboratory



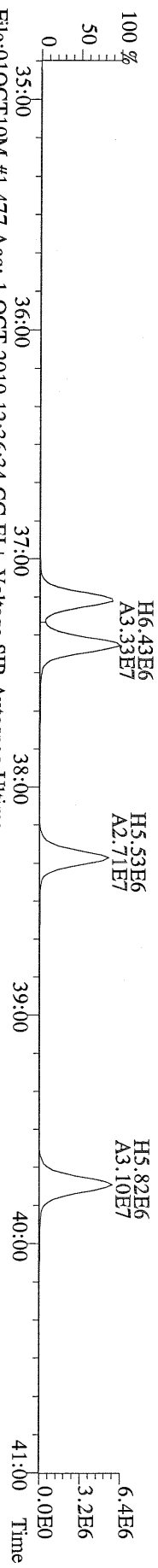
File:01OCT10M #1-477 Acq: 1-OCT-2010 12:36:34 GC EI+ Voltage SIR Autospec-Ultima
 375.8178 S:5 F:3 BSUB(10000,15,-3.0) PKD(5,5,3,0,10%,100,0,0,00%,F,F) Exp:OCDD
 Sample Text:6364-002-0001-SA File Text:Frontier Analytical Laboratory



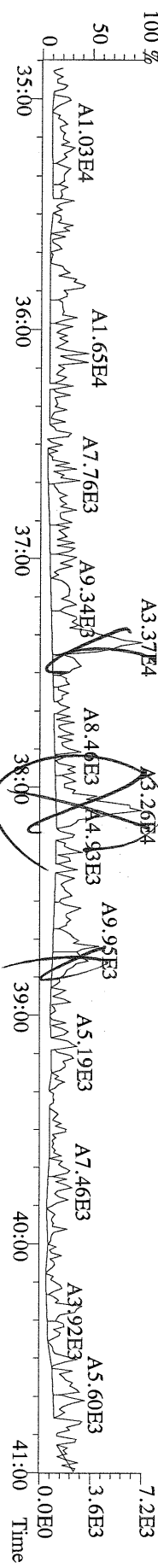
File:01OCT10M #1-477 Acq: 1-OCT-2010 12:36:34 GC EI+ Voltage SIR Autospec-Ultima
 383.8639 S:5 F:3 BSUB(10000,15,-3.0) PKD(5,5,3,0,10%,100,0,0,00%,F,F) Exp:OCDD
 Sample Text:6364-002-0001-SA File Text:Frontier Analytical Laboratory




File:01OCT10M #1-477 Acq: 1-OCT-2010 12:36:34 GC EI+ Voltage SIR Autospec-Ultima
 385.8610 S:5 F:3 BSUB(10000,15,-3.0) PKD(5,5,3,0,10%,100,0,0,00%,F,F) Exp:OCDD
 Sample Text:6364-002-0001-SA File Text:Frontier Analytical Laboratory



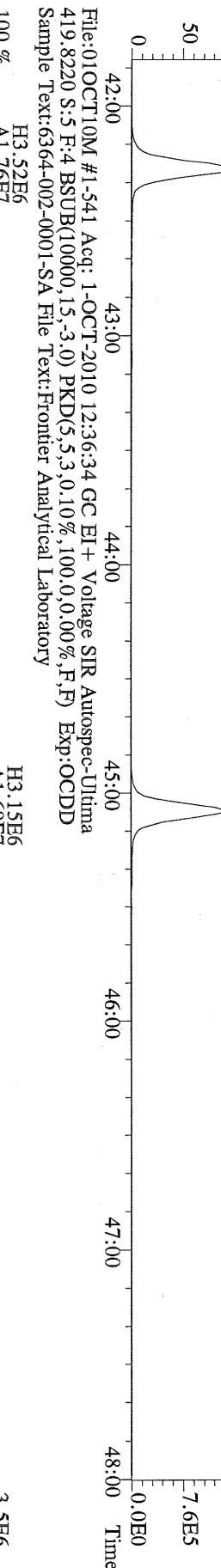
File:01OCT10M #1-477 Acq: 1-OCT-2010 12:36:34 GC EI+ Voltage SIR Autospec-Ultima
 445.7555 S:5 F:3 BSUB(10000,15,-3.0) PKD(5,5,3,0,10%,100,0,0,00%,F,F) Exp:OCDD
 Sample Text:6364-002-0001-SA File Text:Frontier Analytical Laboratory



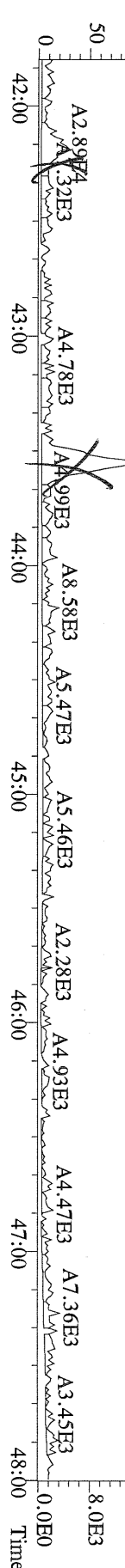
File:01OCT10M #1-541 Acq: 1-OCT-2010 12:36:34 GC EI+ Voltage SIR Autospec-Utima
 407.7818 S:5 F:4 BSUB(10000,15,-3.0) PKD(5,5,3,0,10%,100,0,0,00%,F,F) Exp:OCDD
 Sample Text:6364-002-0001-SA File Text:Frontier Analytical Laboratory
 100 %



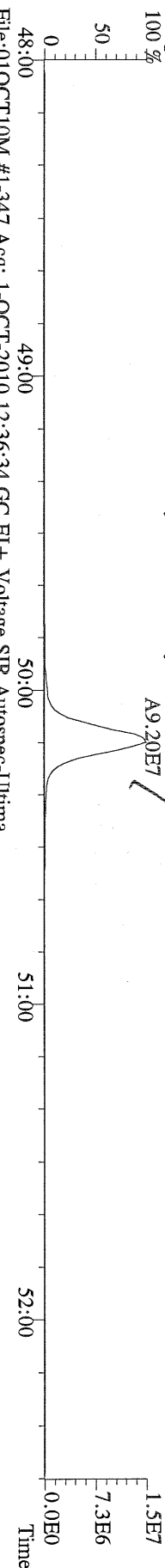
File:01OCT10M #1-541 Acq: 1-OCT-2010 12:36:34 GC EI+ Voltage SIR Autospec-Utima
 417.8253 S:5 F:4 BSUB(10000,15,-3.0) PKD(5,5,3,0,10%,100,0,0,00%,F,F) Exp:OCDD
 Sample Text:6364-002-0001-SA File Text:Frontier Analytical Laboratory
 100 %



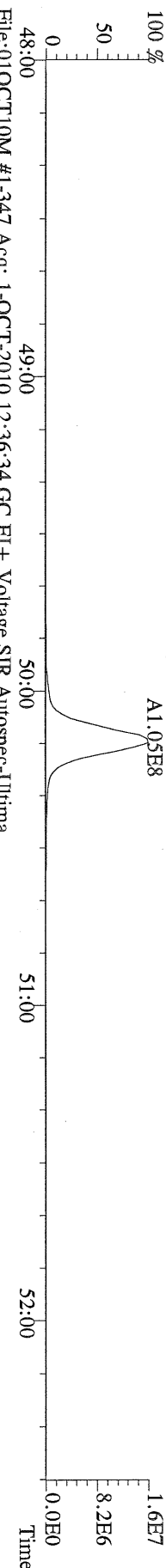
File:01OCT10M #1-541 Acq: 1-OCT-2010 12:36:34 GC EI+ Voltage SIR Autospec-Utima
 479.7165 S:5 F:4 BSUB(10000,15,-3.0) PKD(5,5,3,0,10%,100,0,0,00%,F,F) Exp:OCDD
 Sample Text:6364-002-0001-SA File Text:Frontier Analytical Laboratory
 100 %



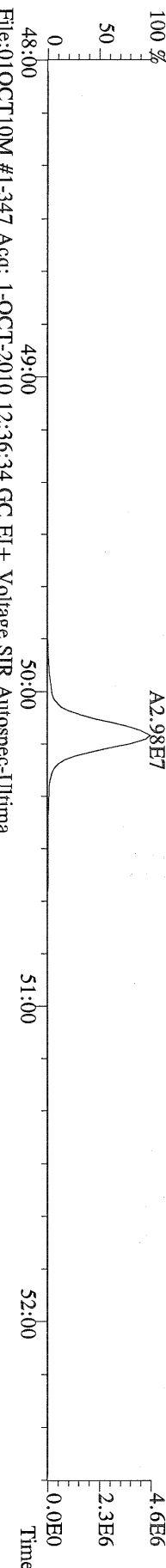
File:01OCT10M #1-347 Acq: 1-OCT-2010 12:36:34 GC EI+ Voltage SIR Autospec-Ultima
441.7428 S:5 F:5 BSUB(10000,15,-3.0) PKD(5,5,3,0.10%,100,0,0.00%,F,F) Exp:OCDD
Sample Text:6364-002-0001-SA File Text:Frontier Analytical Laboratory



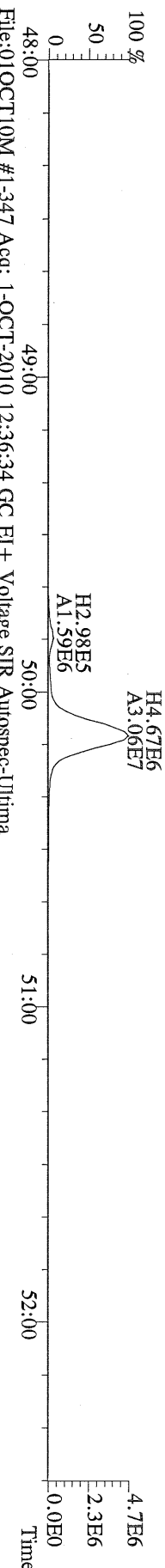
File:01OCT10M #1-347 Acq: 1-OCT-2010 12:36:34 GC EI+ Voltage SIR Autospec-Ultima
443.7398 S:5 F:5 BSUB(10000,15,-3.0) PKD(5,5,3,0.10%,100,0,0.00%,F,F) Exp:OCDD
Sample Text:6364-002-0001-SA File Text:Frontier Analytical Laboratory



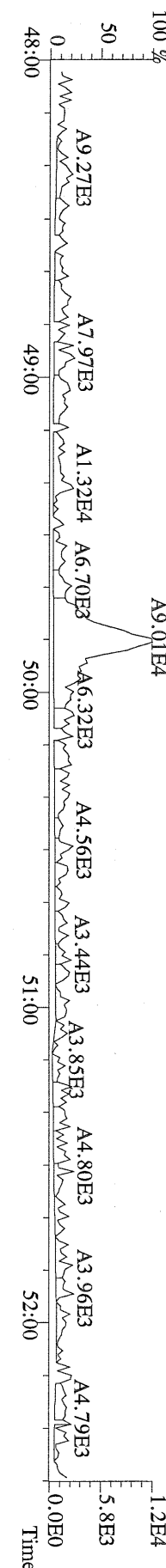
File:01OCT10M #1-347 Acq: 1-OCT-2010 12:36:34 GC EI+ Voltage SIR Autospec-Ultima
453.7831 S:5 F:5 BSUB(10000,15,-3.0) PKD(5,5,3,0.10%,100,0,0.00%,F,F) Exp:OCDD
Sample Text:6364-002-0001-SA File Text:Frontier Analytical Laboratory



File:01OCT10M #1-347 Acq: 1-OCT-2010 12:36:34 GC EI+ Voltage SIR Autospec-Ultima
455.7801 S:5 F:5 BSUB(10000,15,-3.0) PKD(5,5,3,0.10%,100,0,0.00%,F,F) Exp:OCDD
Sample Text:6364-002-0001-SA File Text:Frontier Analytical Laboratory



File:01OCT10M #1-347 Acq: 1-OCT-2010 12:36:34 GC EI+ Voltage SIR Autospec-Ultima
513.6775 S:5 F:5 BSUB(10000,15,-3.0) PKD(5,5,3,0.10%,100,0,0.00%,F,F) Exp:OCDD
Sample Text:6364-002-0001-SA File Text:Frontier Analytical Laboratory

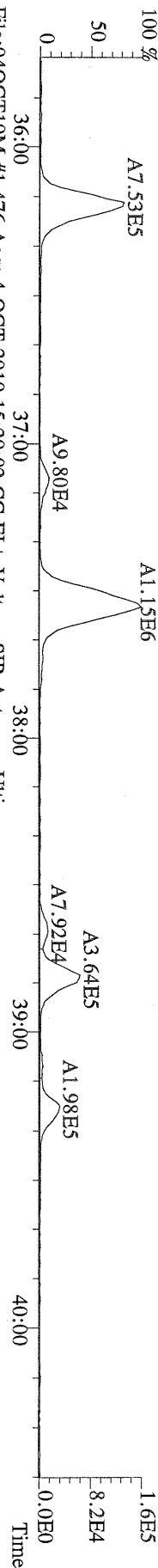


Name	Resp	RA	RT	RRF	Conc	Qual	Fac Noise-1	Noise-2	DL	Rec	#Hom
2,3,7,8-TCDD	*	* n	NotFnd	1.11	*		2.50	-	-	*	
1,2,3,7,8-PeCDD	*	* n	NotFnd	1.10	*		2.50	-	-	*	
1,2,3,4,7,8-HxCDD	*	* n	NotFnd	1.37	*		2.50	-	-	*	
1,2,3,6,7,8-HxCDD	*	* n	NotFnd	1.37	*		2.50	-	-	*	
1,2,3,7,8,9-HxCDD	*	* n	NotFnd	1.36	*		2.50	-	-	*	
1,2,3,4,6,7,8-HpCDD	*	* n	NotFnd	1.45	*		2.50	-	-	*	
OCDD	1.46e+08	0.97 y	49:49	1.43	38100	*	2.50	-	-	*	
2,3,7,8-TCDF	*	* n	NotFnd	1.50	*		2.50	-	-	*	
1,2,3,7,8-PeCDF	*	* n	NotFnd	0.94	*		2.50	-	-	*	
2,3,4,7,8-PeCDF	*	* n	NotFnd	0.94	*		2.50	-	-	*	
1,2,3,4,7,8-HxCDF	*	* n	NotFnd	0.93	*		2.50	-	-	*	
1,2,3,6,7,8-HxCDF	*	* n	NotFnd	0.82	*		2.50	-	-	*	
2,3,4,6,7,8-HxCDF	*	* n	NotFnd	0.92	*		2.50	-	-	*	
1,2,3,7,8,9-HxCDF	*	* n	NotFnd	1.00	*		2.50	-	-	*	
1,2,3,4,6,7,8-HpCDF	*	* n	NotFnd	1.39	*		2.50	-	-	*	
1,2,3,4,7,8,9-HpCDF	*	* n	NotFnd	1.36	*		2.50	-	-	*	
OCDF	*	* n	NotFnd	0.79	*		2.50	-	-	*	
13C-2,3,7,8-TCDD	*	* n	NotFnd	1.02	*					*	
13C-1,2,3,7,8-PeCDD	*	* n	NotFnd	0.84	*					*	
13C-1,2,3,4,7,8-HxCDD	*	* n	NotFnd	1.07	*					*	
13C-1,2,3,6,7,8-HxCDD	*	* n	NotFnd	1.01	*					*	
13C-1,2,3,4,6,7,8-HpCDD	*	* n	NotFnd	0.86	*					*	
13C-OCDD	2.20e+06	0.94 y	49:49	0.55	794	*				96.3	
13C-2,3,7,8-TCDF	*	* n	NotFnd	0.99	*					*	
13C-1,2,3,7,8-PeCDF	*	* n	NotFnd	0.84	*					*	
13C-2,3,4,7,8-PeCDF	*	* n	NotFnd	0.81	*					*	
13C-1,2,3,4,7,8-HxCDF	*	* n	NotFnd	1.85	*					*	
13C-1,2,3,6,7,8-HxCDF	*	* n	NotFnd	2.54	*					*	
13C-2,3,4,6,7,8-HxCDF	*	* n	NotFnd	2.01	*					*	
13C-1,2,3,7,8,9-HxCDF	*	* n	NotFnd	2.03	*					*	
13C-1,2,3,4,6,7,8-HpCDF	*	* n	NotFnd	1.11	*					*	
13C-1,2,3,4,7,8,9-HpCDF	*	* n	NotFnd	0.80	*					*	
13C-OCDF	*	* n	NotFnd	1.08	*					*	
37Cl-2,3,7,8-TCDD	*		NotFnd	0.69	*					*	
13C-1,2,3,4-TCDD	*	* n	NotFnd	-	*					*	
13C-1,2,3,4-TCDF	*	* n	NotFnd	-	*					*	
13C-1,2,3,7,8,9-HxCDD	2.09e+06	1.21 y	39:15	-	1.56					*	
Total Tetra-Dioxins	*		NotFnd	1.11	*		2.50	-	-	*	0
Total Penta-Dioxins	*		NotFnd	1.10	*		2.50	-	-	*	0
Total Hexa-Dioxins	*		NotFnd	1.37	*		2.50	-	-	*	0
Total Hepta-Dioxins	*		NotFnd	1.45	*		2.50	-	-	*	0
Total Tetra-Furans	*		NotFnd	1.50	*		2.50	-	-	*	0
1st Fn. Tot Penta-Furans	*		NotFnd	0.94	*		2.50	-	-	*	PeCDF 0
Total Penta-Furans	*		NotFnd	0.94	*		2.50	-	-	*	0.00 0
Total Hexa-Furans	*		NotFnd	0.91	*		2.50	-	-	*	0
Total Hepta-Furans	*		NotFnd	1.38	*		2.50	-	-	*	0

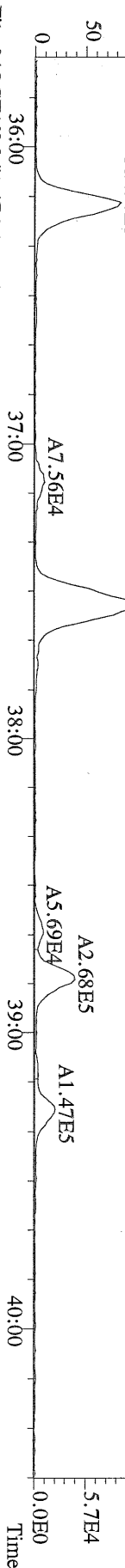
Analyst: 

Date: 2/5/10

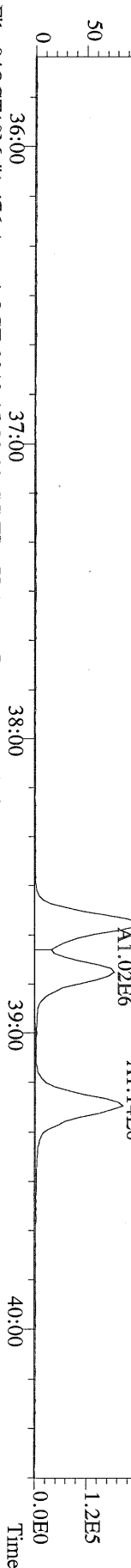
File:04OCT10M #1-476 Acq: 4-OCT-2010 15:20:02 GC EI+ Voltage SIR Autospec-Ultima
389.8156 S:5 F:3 BSUB(10000,15,-3.0) PKD(5,5,3,0.10%,100,0,0.00%,F,F) Exp:OCDD
Sample Text:6364-002-0001-SA File Text:Frontier Analytical Laboratory



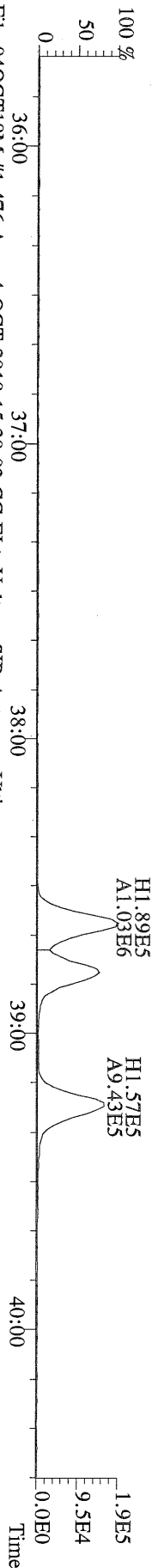
File:04OCT10M #1-476 Acq: 4-OCT-2010 15:20:02 GC EI+ Voltage SIR Autospec-Ultima
391.8127 S:5 F:3 BSUB(10000,15,-3.0) PKD(5,5,3,0.10%,100,0,0.00%,F,F) Exp:OCDD
Sample Text:6364-002-0001-SA File Text:Frontier Analytical Laboratory




File:04OCT10M #1-476 Acq: 4-OCT-2010 15:20:02 GC EI+ Voltage SIR Autospec-Ultima
401.8559 S:5 F:3 BSUB(10000,15,-3.0) PKD(5,5,3,0.10%,100,0,0.00%,F,F) Exp:OCDD
Sample Text:6364-002-0001-SA File Text:Frontier Analytical Laboratory



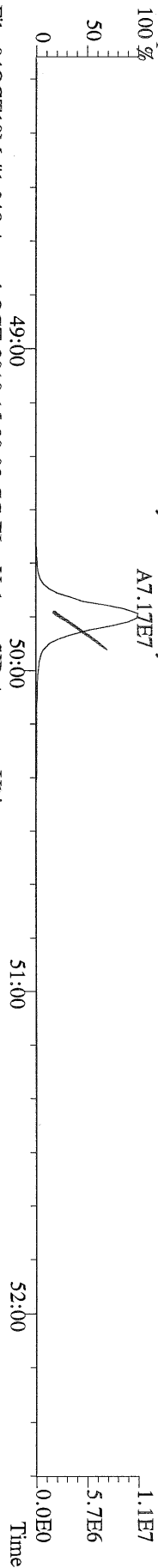
File:04OCT10M #1-476 Acq: 4-OCT-2010 15:20:02 GC EI+ Voltage SIR Autospec-Ultima
403.8530 S:5 F:3 BSUB(10000,15,-3.0) PKD(5,5,3,0.10%,100,0,0.00%,F,F) Exp:OCDD
Sample Text:6364-002-0001-SA File Text:Frontier Analytical Laboratory




File:04OCT10M #1-476 Acq: 4-OCT-2010 15:20:02 GC EI+ Voltage SIR Autospec-Ultima
380.9760 S:5 F:3 Exp:OCDD
Sample Text:6364-002-0001-SA File Text:Frontier Analytical Laboratory




File:04OCT10M #1-348 Acq: 4-OCT-2010 15:20:02 GC EI+ Voltage SIR Autospec-Ultima
457.7377 S:5 F:5 BSUB(10000,15,-3.0) PKD(5,5,3,0.10%,100,0,0.00%,F,F) Exp:OCDD
Sample Text:6364-002-0001-SA File Text:Frontier Analytical Laboratory
100 %




File:04OCT10M #1-348 Acq: 4-OCT-2010 15:20:02 GC EI+ Voltage SIR Autospec-Ultima
459.7348 S:5 F:5 BSUB(10000,15,-3.0) PKD(5,5,3,0.10%,100,0,0.00%,F,F) Exp:OCDD
Sample Text:6364-002-0001-SA File Text:Frontier Analytical Laboratory
100 %




File:04OCT10M #1-348 Acq: 4-OCT-2010 15:20:02 GC EI+ Voltage SIR Autospec-Ultima
469.7780 S:5 F:5 BSUB(10000,15,-3.0) PKD(5,5,3,0.10%,100,0,0.00%,F,F) Exp:OCDD
Sample Text:6364-002-0001-SA File Text:Frontier Analytical Laboratory
100 %



File:04OCT10M #1-348 Acq: 4-OCT-2010 15:20:02 GC EI+ Voltage SIR Autospec-Ultima
471.7750 S:5 F:5 BSUB(10000,15,-3.0) PKD(5,5,3,0.10%,100,0,0.00%,F,F) Exp:OCDD
Sample Text:6364-002-0001-SA File Text:Frontier Analytical Laboratory



File:04OCT10M #1-348 Acq: 4-OCT-2010 15:20:02 GC EI+ Voltage SIR Autospec-Ultima
454.9728 S:5 F:5 Exp:OCDD
Sample Text:6364-002-0001-SA File Text:Frontier Analytical Laboratory



81.3
80.7
10/6/10

Name	Resp	RA	RT	RRF	Conc	Qual	Fac Noise-1	Noise-2	DL	
2,3,7,8-TCDD	1.27e+05	0.81 y	27:24	1.11	1.56		2.50	-	*	
1,2,3,7,8-PeCDD	7.21e+05	1.58 y	33:14	1.10	9.97		2.50	-	*	
1,2,3,4,7,8-HxCDD	1.18e+06	1.41 y	38:35	1.37	14.7		2.50	-	*	
1,2,3,6,7,8-HxCDD	5.83e+06	1.40 y	38:45	1.37	92.6		2.50	-	*	
1,2,3,7,8,9-HxCDD	3.33e+06	1.41 y	39:12	1.36	46.9		2.50	-	*	
1,2,3,4,6,7,8-HpCDD	2.23e+08	0.98 y	44:11	1.45	2790		2.50	-	*	
OCDD	1.66e+09	0.97 y	49:48	1.43	-	*	2.50	-	* 32,500 DL	
2,3,7,8-TCDF	2.46e+05	0.67 y	26:39	1.50	1.39		2.50	-	*	
1,2,3,7,8-PeCDF	1.59e+05	1.35 y	31:30	0.94	1.60	J	2.50	-	*	
2,3,4,7,8-PeCDF	5.88e+05	1.49 y	32:48	0.94	6.40		2.50	-	*	
1,2,3,4,7,8-HxCDF	2.56e+06	1.26 y	37:12	0.93	25.7		2.50	-	*	
1,2,3,6,7,8-HxCDF	1.27e+06	1.30 y	37:24	0.82	12.7		2.50	-	*	
2,3,4,6,7,8-HxCDF	1.57e+06	1.27 y	38:20	0.92	16.9		2.50	-	*	
1,2,3,7,8,9-HxCDF	2.05e+05	1.35 y	39:49	1.00	1.83	J	2.50	-	*	
1,2,3,4,6,7,8-HpCDF	6.46e+07	1.05 y	42:17	1.39	786		2.50	-	*	
1,2,3,4,7,8,9-HpCDF	1.71e+06	1.05 y	45:06	1.36	22.9		2.50	-	*	
OCDF	1.46e+08	0.87 y	50:08	0.79	2750		2.50	-	*	
Rec										
13C-2,3,7,8-TCDD	3.06e+07	0.82 y	27:23	1.02	398				95.4	
13C-1,2,3,7,8-PeCDD	2.74e+07	1.78 y	33:12	0.84	434				104	
13C-1,2,3,4,7,8-HxCDD	2.44e+07	1.25 y	38:34	1.07	427				102	
13C-1,2,3,6,7,8-HxCDD	1.92e+07	1.25 y	38:44	1.01	357				85.4	
13C-1,2,3,4,6,7,8-HpCDD	2.30e+07	0.96 y	44:10	0.86	505				121	
13C-OCDD	3.20e+07	0.92 y	49:47	0.55	1100	*			- 102 DL	
13C-2,3,7,8-TCDF	4.91e+07	0.86 y	26:38	0.99	409				97.9	
13C-1,2,3,7,8-PeCDF	4.40e+07	1.75 y	31:28	0.84	435				104	
13C-2,3,4,7,8-PeCDF	4.09e+07	1.76 y	32:47	0.81	417				99.9	
13C-1,2,3,4,7,8-HxCDF	4.47e+07	0.53 y	37:10	1.85	455				109	
13C-1,2,3,6,7,8-HxCDF	5.11e+07	0.52 y	37:22	2.54	380				90.9	
13C-2,3,4,6,7,8-HxCDF	4.22e+07	0.52 y	38:19	2.01	394				94.5	
13C-1,2,3,7,8,9-HxCDF	4.70e+07	0.52 y	39:45	2.03	436				104	
13C-1,2,3,4,6,7,8-HpCDF	2.47e+07	0.43 y	42:16	1.11	420				100	
13C-1,2,3,4,7,8,9-HpCDF	2.30e+07	0.43 y	45:05	0.80	539				129	
13C-OCDF	5.63e+07	0.98 y	50:08	1.08	980				117	
37Cl-2,3,7,8-TCDD	7.83e+06		27:24	0.69	152				91.2	
13C-1,2,3,4-TCDD	3.13e+07	0.82 y	26:48	-	14.6					
13C-1,2,3,4-TCDF	5.05e+07	0.87 y	25:33	-	14.6					
13C-1,2,3,7,8,9-HxCDD	2.22e+07	1.26 y	39:11	-	16.8					
Fac Noise-1 Noise-2 DL #Hom										
Total Tetra-Dioxins	1.45e+06		24:24	1.11	17.9		2.50	-	*	13
Total Penta-Dioxins	4.87e+06		30:15	1.10	67.4		2.50	-	*	10
Total Hexa-Dioxins	4.08e+07		36:09	1.37	581		2.50	-	*	7
Total Hepta-Dioxins	4.44e+08		42:49	1.45	5560		2.50	-	*	2
Total Tetra-Furans	6.93e+06		23:03	1.50	39.2		2.50	-	*	20
1st Fn. Tot Penta-Furans	5.62e+06		28:27	0.94	58.8	D,M	2.50	-	*	PeCDF 1
Total Penta-Furans	5.92e+06		30:05	0.94	62.2	D,M	2.50	-	*	121 10
Total Hexa-Furans	5.30e+07		35:16	0.91	527	D,M	2.50	-	*	11
Total Hepta-Furans	1.95e+08		42:17	1.38	2450		2.50	-	*	4

Analyst: 

Date: 10/5/10

Totals class: Total Tetra-Dioxins

Entry #: 38

Run: 12

File: 01OCT10M

S: 6 I: 1 F: 1

Acquired: 1-OCT-10 13:31:52

Total Concentration: 17.9

Unnamed Concentration: 16.319

RT	ml Resp	m2 Resp	RA	Resp	Concentration	Name
24:24	1.02e+05	1.27e+05	0.80 y	2.28e+05	2.81	
24:40	9.31e+04	1.18e+05	0.79 y	2.12e+05	2.60	
24:59	3.53e+04	4.06e+04	0.87 y	7.60e+04	0.934	
25:36	2.90e+04	4.22e+04	0.69 y	7.12e+04	0.875	
25:47	4.34e+04	5.19e+04	0.84 y	9.53e+04	1.17	
25:57	9.31e+04	1.25e+05	0.75 y	2.18e+05	2.68	
26:06	2.86e+04	3.37e+04	0.85 y	6.22e+04	0.765	
26:19	1.69e+04	2.20e+04	0.77 y	3.88e+04	0.477	
26:29	2.95e+04	3.68e+04	0.80 y	6.63e+04	0.815	
26:49	6.18e+04	8.21e+04	0.75 y	1.44e+05	1.77	
27:07	2.53e+04	3.31e+04	0.76 y	5.83e+04	0.717	
27:24	5.67e+04	7.01e+04	0.81 y	1.27e+05	1.56	2,3,7,8-TCDD
27:42	2.64e+04	3.15e+04	0.84 y	5.80e+04	0.712	

Totals class: Total Penta-Dioxins

Entry #: 39

Run: 12

File: 01OCT10M

S: 6 I: 1 F: 2

Acquired: 1-OCT-10 13:31:52

Total Concentration: 67.4

Unnamed Concentration: 57.404

RT	ml Resp	m2 Resp	RA	Resp	Concentration	Name
30:15	8.23e+05	5.00e+05	1.65 y	1.32e+06	18.3	
30:52	1.52e+05	1.05e+05	1.45 y	2.57e+05	3.55	
31:28	2.87e+05	1.79e+05	1.60 y	4.66e+05	6.45	
31:42	5.42e+05	3.42e+05	1.58 y	8.84e+05	12.2	
31:50	2.72e+05	1.74e+05	1.57 y	4.45e+05	6.16	
32:09	2.30e+05	1.55e+05	1.49 y	3.85e+05	5.33	
32:36	5.18e+04	3.87e+04	1.34 y	9.05e+04	1.25	
33:14	4.42e+05	2.79e+05	1.58 y	7.21e+05	9.97	1,2,3,7,8-PeCDD
33:18	8.32e+04	5.61e+04	1.48 y	1.39e+05	1.93	
33:48	9.40e+04	6.42e+04	1.46 y	1.58e+05	2.19	

Totals class: Total Hexa-Dioxins

Entry #: 40

Run: 12

File: 01OCT10M

S: 6 I: 1 F: 3

Acquired: 1-OCT-10 13:31:52

Total Concentration: 581

Unnamed Concentration: 427.233

RT	ml Resp	m2 Resp	RA	Resp	Concentration	Name
36:09	6.16e+06	4.39e+06	1.40 y	1.06e+07	148	
37:04	8.70e+05	6.13e+05	1.42 y	1.48e+06	20.8	
37:29	1.05e+07	7.60e+06	1.38 y	1.81e+07	254	
38:35	6.88e+05	4.88e+05	1.41 y	1.18e+06	14.7	1,2,3,4,7,8-HxCDD
38:45	3.40e+06	2.43e+06	1.40 y	5.83e+06	92.6	1,2,3,6,7,8-HxCDD
39:04	1.94e+05	1.49e+05	1.30 y	3.43e+05	4.81	
39:12	1.95e+06	1.38e+06	1.41 y	3.33e+06	46.9	1,2,3,7,8,9-HxCDD

Totals class: Total Hepta-Dioxins

Entry #: 41

Run: 12

File: 01OCT10M

S: 6 I: 1 F: 4

Acquired: 1-OCT-10 13:31:52

Total Concentration: 5560

Unnamed Concentration: 2772.429

RT	ml Resp	m2 Resp	RA	Resp	Concentration	Name
42:49	1.10e+08	1.12e+08	0.98 y	2.21e+08	2770	
44:11	1.11e+08	1.12e+08	0.98 y	2.23e+08	2790	1,2,3,4,6,7,8-HpCDD

Totals class: Total Tetra-Furans

Entry #: 42

Run: 12

File: 01OCT10M

S: 6 I: 1 F: 1

Acquired: 1-OCT-10 13:31:52

Total Concentration: 39.2

Unnamed Concentration: 37.829

RT	ml Resp	m2 Resp	RA	Resp	Concentration	Name
23:03	6.58e+04	8.70e+04	0.76 y	1.53e+05	0.865	
23:25	1.05e+05	1.50e+05	0.70 y	2.54e+05	1.44	
23:47	5.79e+05	8.75e+05	0.66 y	1.45e+06	8.23	
24:11	2.02e+05	2.88e+05	0.70 y	4.90e+05	2.77	
24:25	2.26e+05	3.38e+05	0.67 y	5.64e+05	3.19	
24:43	2.97e+05	4.39e+05	0.68 y	7.36e+05	4.16	
24:57	6.77e+04	8.39e+04	0.81 y	1.52e+05	0.858	
25:19	9.09e+04	1.39e+05	0.66 y	2.29e+05	1.30	
25:26	2.79e+05	4.17e+05	0.67 y	6.96e+05	3.94	
25:34	1.05e+05	1.46e+05	0.72 y	2.50e+05	1.42	
25:49	2.42e+04	3.16e+04	0.77 y	5.58e+04	0.316	
25:54	8.67e+04	1.27e+05	0.68 y	2.14e+05	1.21	
26:08	4.85e+04	6.98e+04	0.70 y	1.18e+05	0.669	
26:16	4.17e+04	5.48e+04	0.76 y	9.65e+04	0.546	
26:32	8.20e+04	1.11e+05	0.74 y	1.93e+05	1.09	
26:39	9.92e+04	1.47e+05	0.67 y	2.46e+05	1.39	2,3,7,8-TCDF
26:58	1.38e+05	1.84e+05	0.75 y	3.22e+05	1.82	
27:53	5.42e+04	7.20e+04	0.75 y	1.26e+05	0.714	
28:05	6.10e+04	7.94e+04	0.77 y	1.40e+05	0.794	
28:27	1.81e+05	2.61e+05	0.69 y	4.42e+05	2.50	

Totals class: 1st Fn. Tot Penta-Furans Entry #: 43

Run: 12 File: 01OCT10M S: 6 I: 1 F: 1
Acquired: 1-OCT-10 13:31:52

Total Concentration: 58.8 Unnamed Concentration: 58.837

RT	ml Resp	m2 Resp RA	Resp	Concentration	Name
28:27	3.41e+06	2.21e+06 1.55 y	5.62e+06	58.8	

Totals class: Total Penta-Furans

Entry #: 44

Run: 12

File: 01OCT10M

S: 6 I: 1 F: 2

Acquired: 1-OCT-10 13:31:52

Total Concentration: 62.2

Unnamed Concentration: 54.188

RT	ml Resp	m2 Resp	RA	Resp	Concentration	Name
30:05	1.76e+05	1.22e+05	1.43 y	2.98e+05	3.12	
30:14	1.63e+06	1.09e+06	1.49 y	2.72e+06	28.5	
30:55	6.96e+05	4.68e+05	1.49 y	1.16e+06	12.2	
31:15	6.24e+04	4.18e+04	1.49 y	1.04e+05	1.09	
31:30	9.14e+04	6.77e+04	1.35 y	1.59e+05	1.60	1,2,3,7,8-PeCDF
31:50	2.67e+05	1.78e+05	1.50 y	4.45e+05	4.66	
32:40	4.66e+04	3.35e+04	1.39 y	8.01e+04	0.839	
32:48	3.52e+05	2.36e+05	1.49 y	5.88e+05	6.40	2,3,4,7,8-PeCDF
32:52	1.54e+05	1.10e+05	1.40 y	2.63e+05	2.76	
34:08	5.80e+04	3.98e+04	1.46 y	9.77e+04	1.02	

Totals class: Total Hexa-Furans

Entry #: 45

Run: 12

File: 01OCT10M

S: 6 I: 1 F: 3

Acquired: 1-OCT-10 13:31:52

Total Concentration: 527

Unnamed Concentration: 469.912

RT	ml Resp	m2 Resp	RA	Resp	Concentration	Name
35:16	2.91e+06	2.35e+06	1.24 y	5.26e+06	52.2	
35:31	1.08e+07	8.54e+06	1.26 y	1.93e+07	191	
36:07	1.57e+05	1.26e+05	1.25 y	2.83e+05	2.80	
36:26	1.22e+07	9.68e+06	1.26 y	2.19e+07	217	
37:02	1.41e+05	1.25e+05	1.13 y	2.66e+05	2.64	
37:12	1.43e+06	1.13e+06	1.26 y	2.56e+06	25.7	1,2,3,4,7,8-HxCDF
37:24	7.18e+05	5.53e+05	1.30 y	1.27e+06	12.7	1,2,3,6,7,8-HxCDF
37:51	9.80e+04	8.58e+04	1.14 y	1.84e+05	1.82	
38:06	1.34e+05	1.03e+05	1.30 y	2.37e+05	2.35	
38:20	8.79e+05	6.93e+05	1.27 y	1.57e+06	16.9	2,3,4,6,7,8-HxCDF
39:49	1.18e+05	8.75e+04	1.35 y	2.05e+05	1.83	1,2,3,7,8,9-HxCDF

Totals class: Total Hepta-Furans

Entry #: 46

Run: 12

File: 01OCT10M

S: 6 I: 1 F: 4

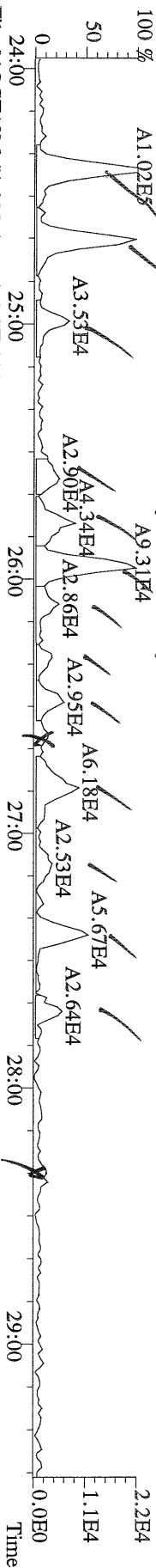
Acquired: 1-OCT-10 13:31:52

Total Concentration: 2450

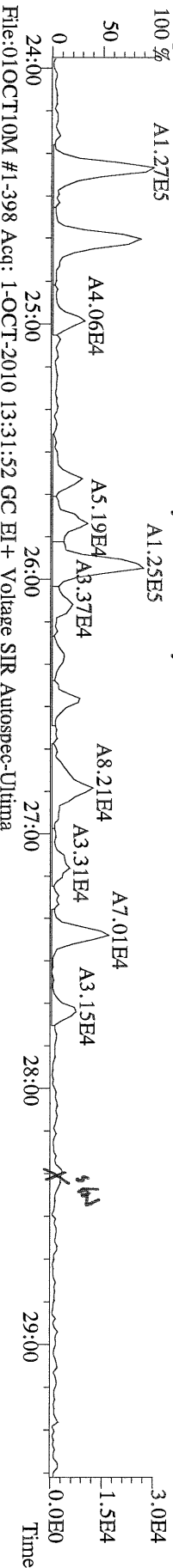
Unnamed Concentration: 1642.191

RT	ml Resp	m2 Resp	RA	Resp	Concentration	Name
42:17	3.31e+07	3.15e+07	1.05 y	6.46e+07	786	1,2,3,4,6,7,8-HpCDF
42:50	2.41e+05	2.31e+05	1.04 y	4.72e+05	6.01	
43:06	6.61e+07	6.25e+07	1.06 y	1.29e+08	1640	
45:06	8.74e+05	8.33e+05	1.05 y	1.71e+06	22.9	1,2,3,4,7,8,9-HpCDF

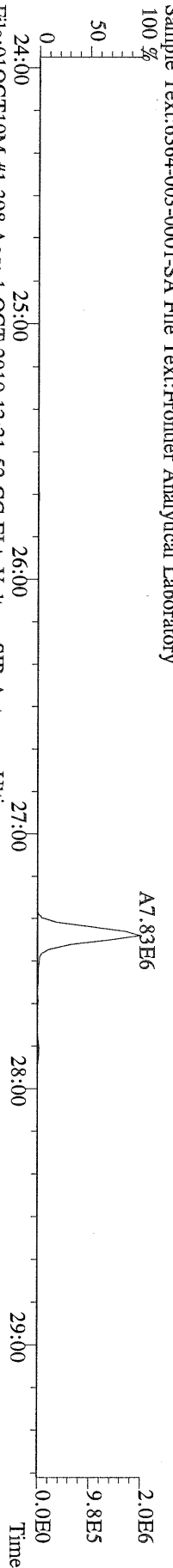
File:01OCT10M #1-398 Acq: 1-OCT-2010 13:31:52 GC EI + Voltage SIR Autospec-Ultima
 319.8965 S:6 BSUB(10000,15,-3.0) PKD(5.5,3,0.10%,100.0,0.00%,F,F) Exp:OCDD
 Sample Text:6364-003-0001-SA File Text:Frontier Analytical Laboratory



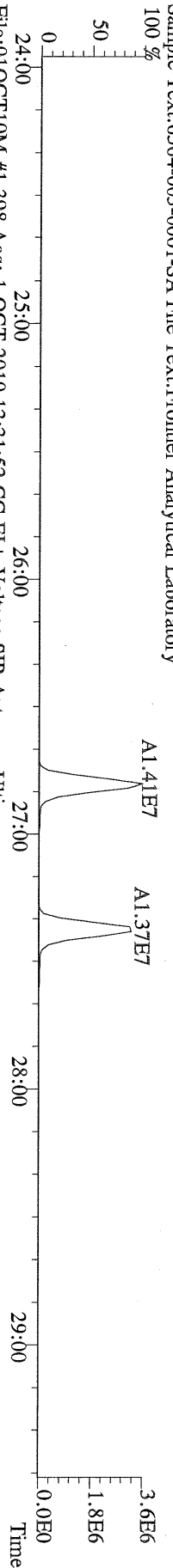
File:01OCT10M #1-398 Acq: 1-OCT-2010 13:31:52 GC EI + Voltage SIR Autospec-Ultima
 321.8936 S:6 BSUB(10000,15,-3.0) PKD(5.5,3,0.10%,100.0,0.00%,F,F) Exp:OCDD
 Sample Text:6364-003-0001-SA File Text:Frontier Analytical Laboratory



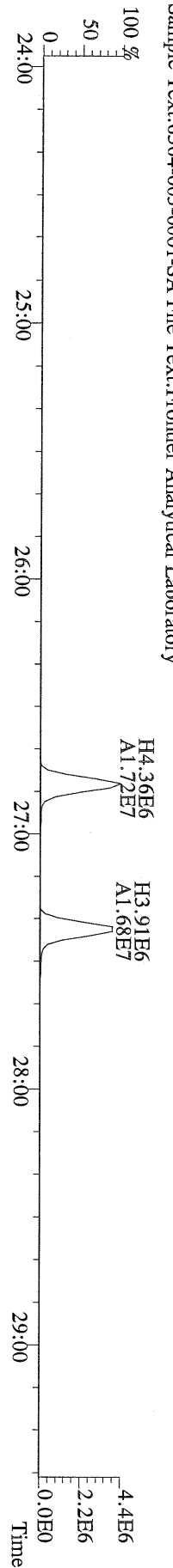
File:01OCT10M #1-398 Acq: 1-OCT-2010 13:31:52 GC EI + Voltage SIR Autospec-Ultima
 327.8847 S:6 BSUB(10000,15,-3.0) PKD(5.5,3,0.10%,100.0,0.00%,F,F) Exp:OCDD
 Sample Text:6364-003-0001-SA File Text:Frontier Analytical Laboratory



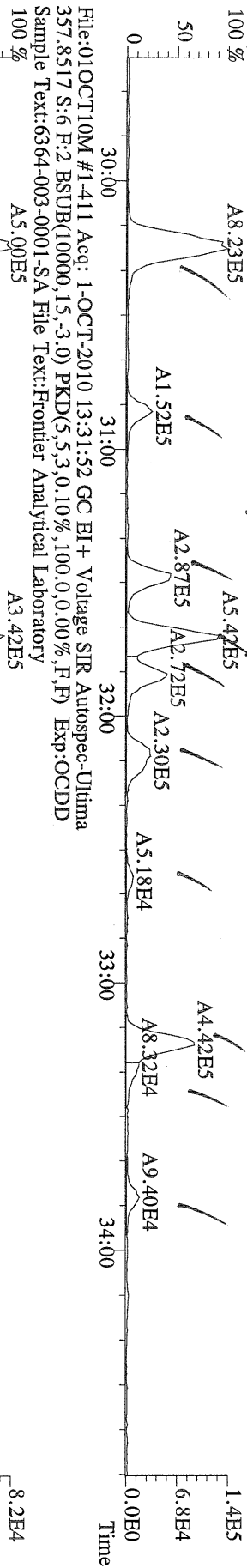
File:01OCT10M #1-398 Acq: 1-OCT-2010 13:31:52 GC EI + Voltage SIR Autospec-Ultima
 331.9368 S:6 BSUB(10000,15,-3.0) PKD(5.5,3,0.10%,100.0,0.00%,F,F) Exp:OCDD
 Sample Text:6364-003-0001-SA File Text:Frontier Analytical Laboratory




File:01OCT10M #1-398 Acq: 1-OCT-2010 13:31:52 GC EI + Voltage SIR Autospec-Ultima
 333.9339 S:6 BSUB(10000,15,-3.0) PKD(5.5,3,0.10%,100.0,0.00%,F,F) Exp:OCDD
 Sample Text:6364-003-0001-SA File Text:Frontier Analytical Laboratory




File:01OCT10M #1-411 Acq: 1-OCT-2010 13:31:52 GC EI+ Voltage SIR Autospec-Ultima
 355.8546 S:6 F:2 BSUB(10000,15,-3.0) PKD(5,5,3,0.10%,100,0,0.00%,F,F) Exp:OCDD
 Sample Text:6364-003-0001-SA File Text:Frontier Analytical Laboratory



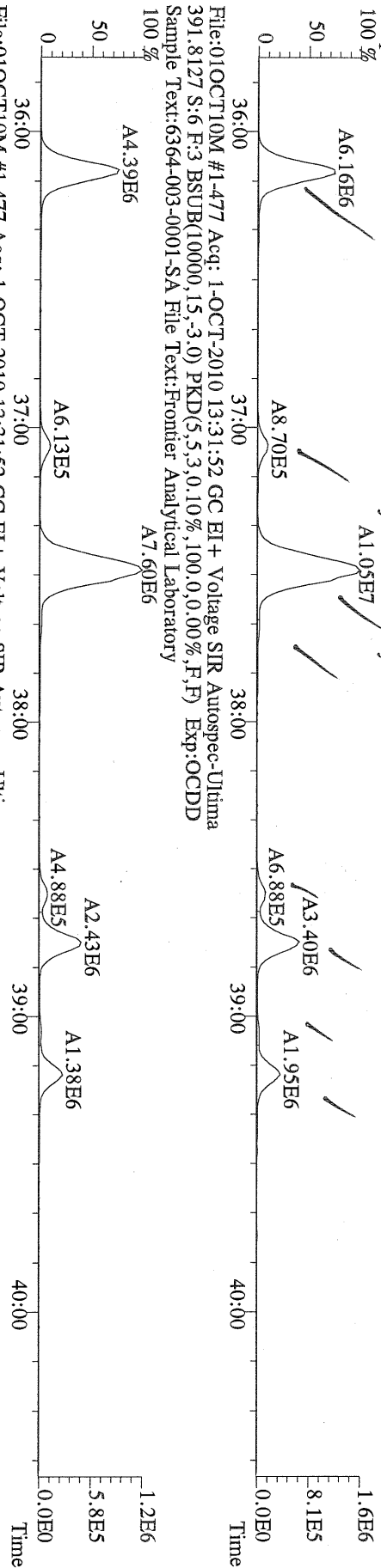
File:01OCT10M #1-411 Acq: 1-OCT-2010 13:31:52 GC EI+ Voltage SIR Autospec-Ultima
 367.8949 S:6 F:2 BSUB(10000,15,-3.0) PKD(5,5,3,0.10%,100,0,0.00%,F,F) Exp:OCDD
 Sample Text:6364-003-0001-SA File Text:Frontier Analytical Laboratory




File:01OCT10M #1-411 Acq: 1-OCT-2010 13:31:52 GC EI+ Voltage SIR Autospec-Ultima
 366.9792 S:6 F:2 Exp:OCDD
 Sample Text:6364-003-0001-SA File Text:Frontier Analytical Laboratory



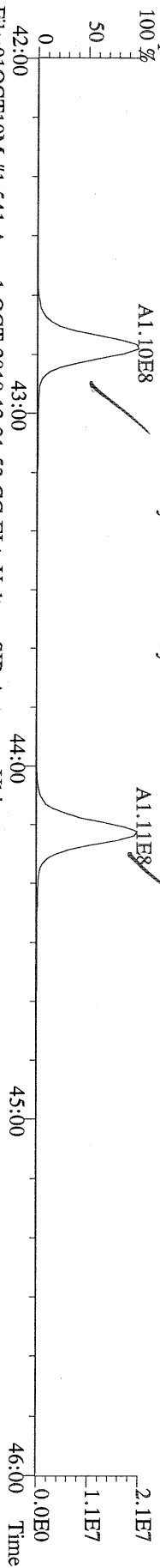
File:01OCT10M #1-477 Acq: 1-OCT-2010 13:31:52 GC EI+ Voltage SIR Autospec-Ultima
389.8156 S:6 F:3 BSUB(10000,15,-3.0) PKD(5,5,3,0.10%,100.0,0.00%,F,F) Exp:OCDD
Sample Text:6364-003-0001-SA File Text:Frontier Analytical Laboratory



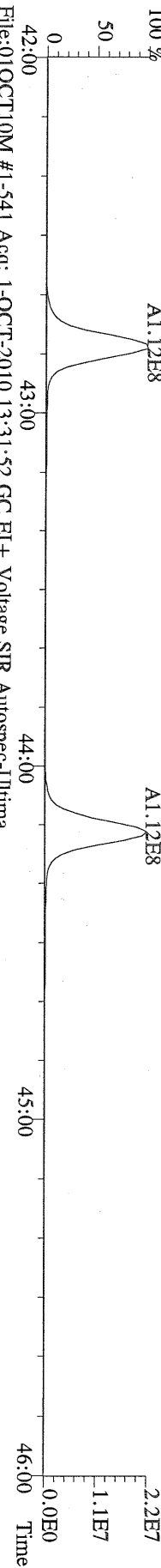
File:01OCT10M #1-477 Acq: 1-OCT-2010 13:31:52 GC EI+ Voltage SIR Autospec-Ultima
401.8559 S:6 F:3 BSUB(10000,15,-3.0) PKD(5,5,3,0.10%,100.0,0.00%,F,F) Exp:OCDD
Sample Text:6364-003-0001-SA File Text:Frontier Analytical Laboratory



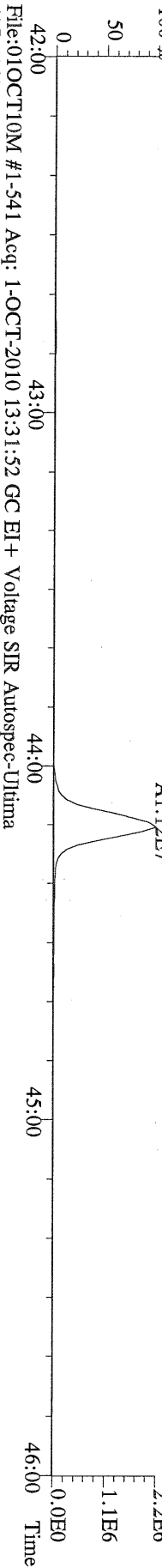
File:01OCT10M #1-541 Acq: 1-OCT-2010 13:31:52 GC EI+ Voltage SIR Autospec-Ultima
423.7767 S:6 F:4 BSUB(10000,15,-3.0) PKD(5,5,3,0,10%,100,0,0,00%,F,F) Exp:OCDD
Sample Text:6364-003-0001-SA File Text:Frontier Analytical Laboratory



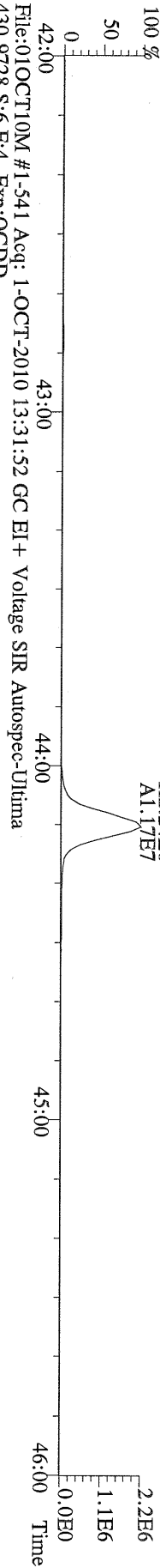
File:01OCT10M #1-541 Acq: 1-OCT-2010 13:31:52 GC EI+ Voltage SIR Autospec-Ultima
425.7737 S:6 F:4 BSUB(10000,15,-3.0) PKD(5,5,3,0,10%,100,0,0,00%,F,F) Exp:OCDD
Sample Text:6364-003-0001-SA File Text:Frontier Analytical Laboratory



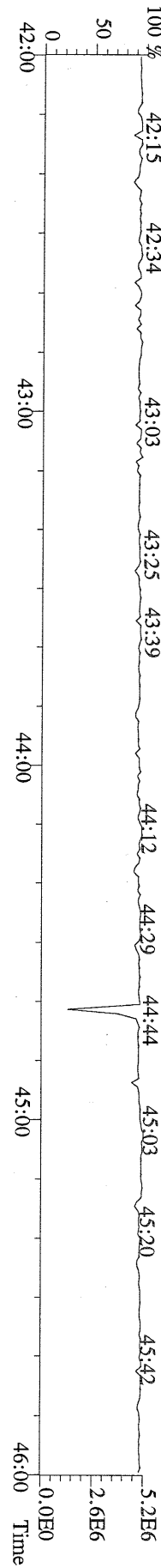
File:01OCT10M #1-541 Acq: 1-OCT-2010 13:31:52 GC EI+ Voltage SIR Autospec-Ultima
437.8140 S:6 F:4 BSUB(10000,15,-3.0) PKD(5,5,3,0,10%,100,0,0,00%,F,F) Exp:OCDD
Sample Text:6364-003-0001-SA File Text:Frontier Analytical Laboratory




File:01OCT10M #1-541 Acq: 1-OCT-2010 13:31:52 GC EI+ Voltage SIR Autospec-Ultima
437.8140 S:6 F:4 BSUB(10000,15,-3.0) PKD(5,5,3,0,10%,100,0,0,00%,F,F) Exp:OCDD
Sample Text:6364-003-0001-SA File Text:Frontier Analytical Laboratory




File:01OCT10M #1-541 Acq: 1-OCT-2010 13:31:52 GC EI+ Voltage SIR Autospec-Ultima
430.9728 S:6 F:4 Exp:OCDD
Sample Text:6364-003-0001-SA File Text:Frontier Analytical Laboratory




File:01OCT10M #1-347 Acq: 1-OCT-2010 13:31:52 GC EI + Voltage SIR Autospec-Ultima
457.7377 S:6 F:5 BSUB(10000,15,-3.0) PKD(5,5,3,0,10%,100.0,0.00%,F,F) Exp:OCDD
Sample Text:6364-003-0001-SA File Text:Frontier Analytical Laboratory




File:01OCT10M #1-347 Acq: 1-OCT-2010 13:31:52 GC EI + Voltage SIR Autospec-Ultima
459.7348 S:6 F:5 BSUB(10000,15,-3.0) PKD(5,5,3,0,10%,100.0,0.00%,F,F) Exp:OCDD
Sample Text:6364-003-0001-SA File Text:Frontier Analytical Laboratory



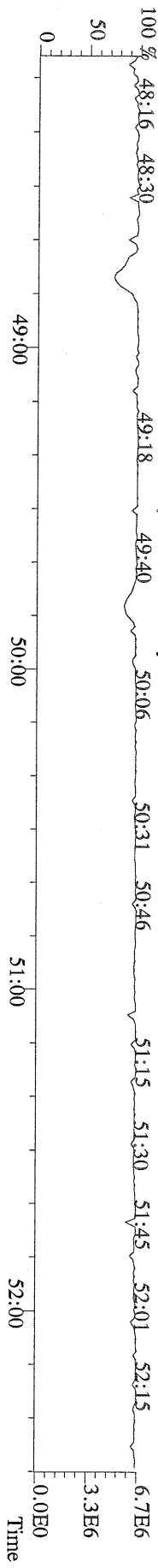
File:01OCT10M #1-347 Acq: 1-OCT-2010 13:31:52 GC EI + Voltage SIR Autospec-Ultima
469.7780 S:6 F:5 BSUB(10000,15,-3.0) PKD(5,5,3,0,10%,100.0,0.00%,F,F) Exp:OCDD
Sample Text:6364-003-0001-SA File Text:Frontier Analytical Laboratory



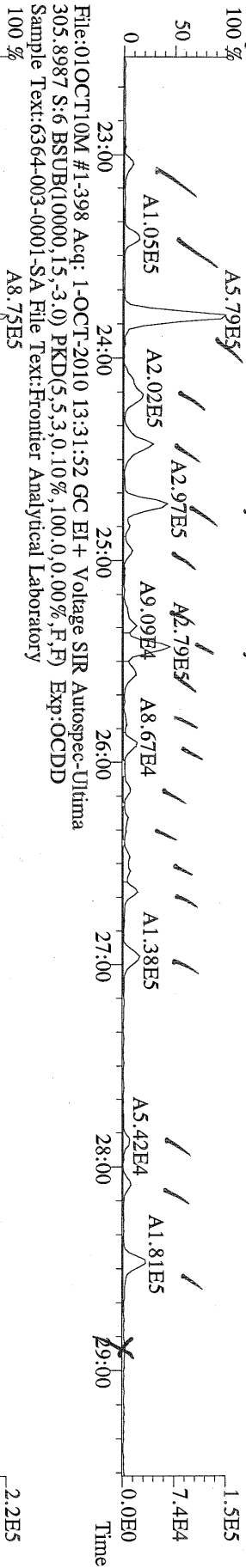
File:01OCT10M #1-347 Acq: 1-OCT-2010 13:31:52 GC EI + Voltage SIR Autospec-Ultima
471.7750 S:6 F:5 BSUB(10000,15,-3.0) PKD(5,5,3,0,10%,100.0,0.00%,F,F) Exp:OCDD
Sample Text:6364-003-0001-SA File Text:Frontier Analytical Laboratory



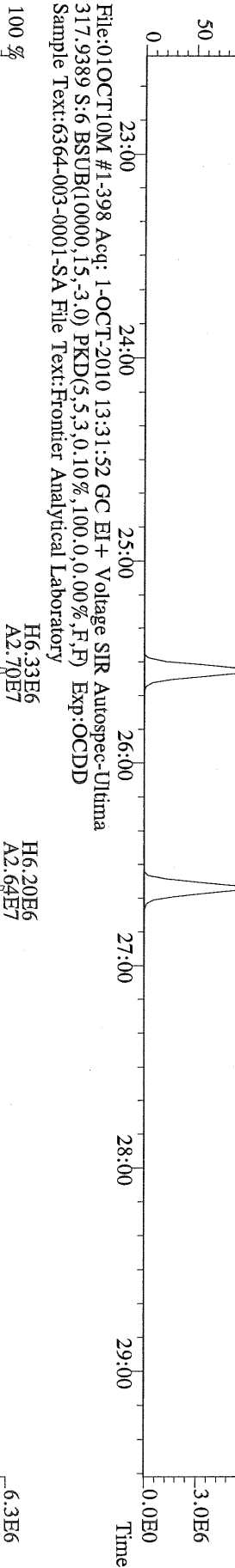
File:01OCT10M #1-347 Acq: 1-OCT-2010 13:31:52 GC EI + Voltage SIR Autospec-Ultima
454.9728 S:6 F:5 Exp:OCDD
Sample Text:6364-003-0001-SA File Text:Frontier Analytical Laboratory



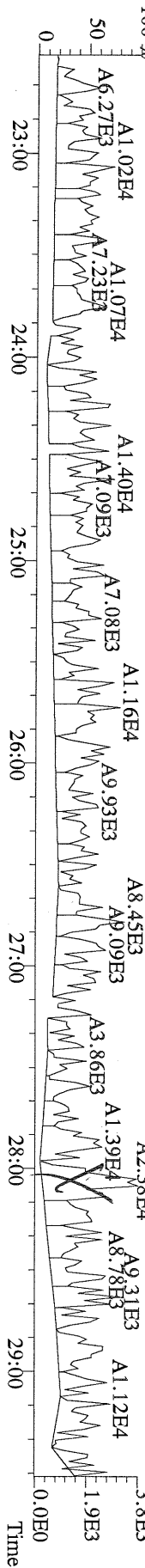
File:01OCT10M #1-398 Acq: 1-OCT-2010 13:31:52 GC EI + Voltage SIR Autospec-Ultima
 303.9016 S:6 BSUB(10000,15,-3.0) PKD(5.5,3,0.10%,100.0,0.00%,F,F) Exp:OCDD
 Sample Text:6364-003-0001-SA File Text:Frontier Analytical Laboratory



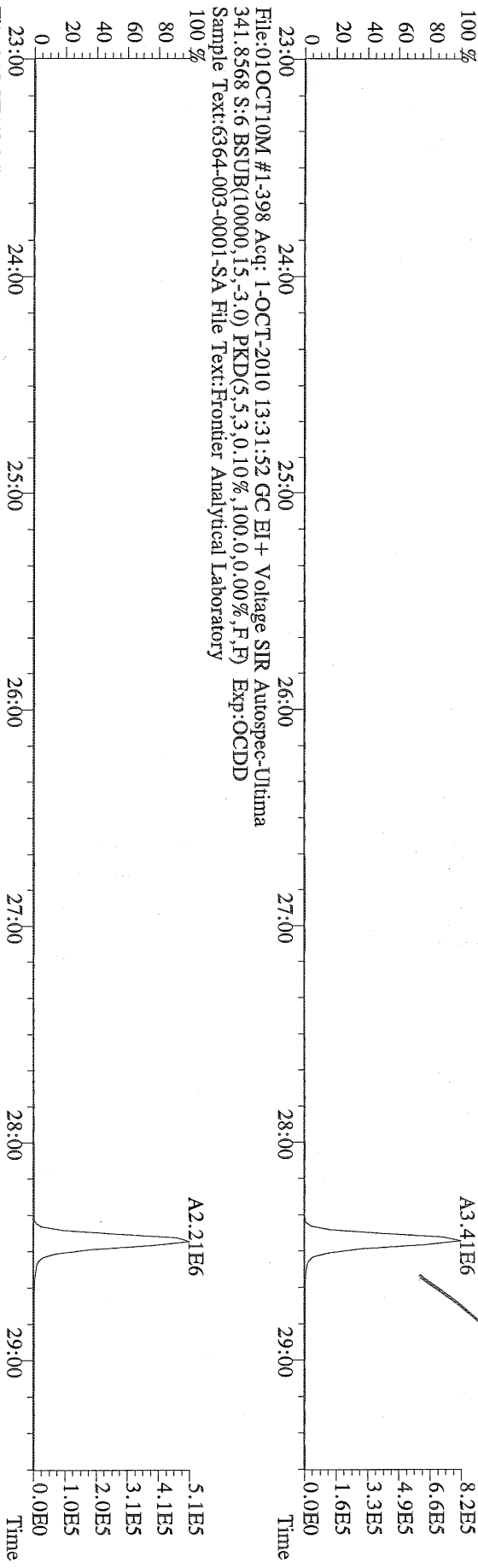
File:01OCT10M #1-398 Acq: 1-OCT-2010 13:31:52 GC EI + Voltage SIR Autospec-Ultima
 315.9419 S:6 BSUB(10000,15,100.0) PKD(5.5,3,0.10%,100.0,0.00%,F,F) Exp:OCDD
 Sample Text:6364-003-0001-SA File Text:Frontier Analytical Laboratory



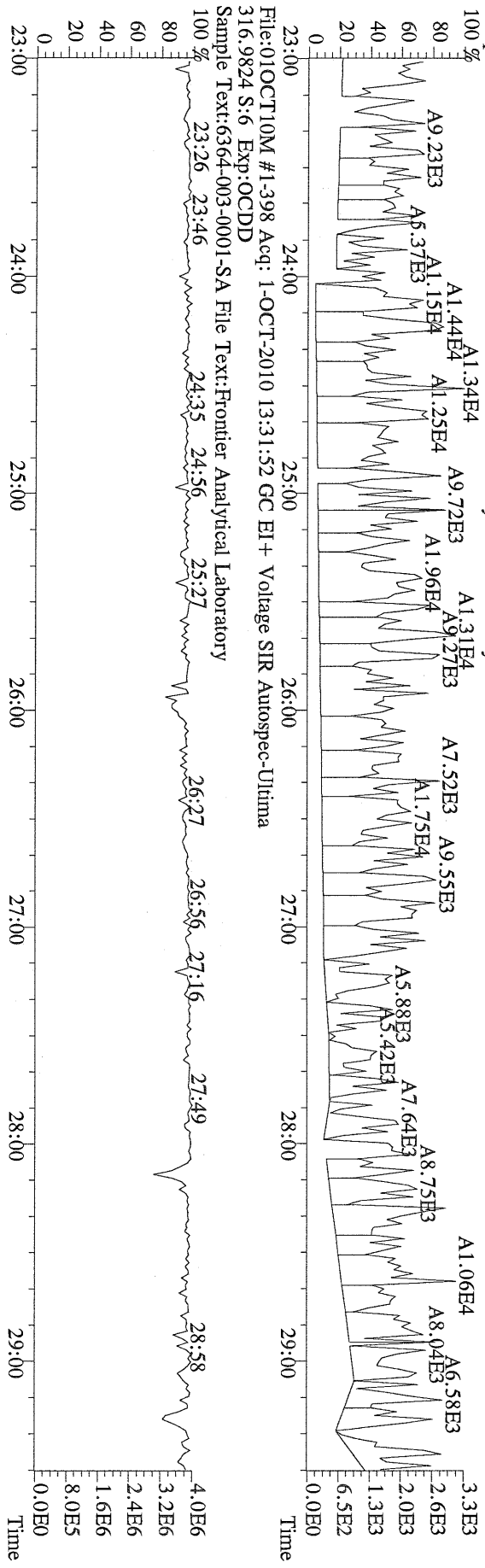
File:01OCT10M #1-398 Acq: 1-OCT-2010 13:31:52 GC EI + Voltage SIR Autospec-Ultima
 375.8364 S:6 BSUB(10000,15,-3.0) PKD(5.5,3,0.10%,100.0,0.00%,F,F) Exp:OCDD
 Sample Text:6364-003-0001-SA File Text:Frontier Analytical Laboratory




File:01OCT10M #1-398 Acq: 1-OCT-2010 13:31:52 GC EI+ Voltage SIR Autospec-Ultima
 339.8597 S:6 BSUB(10000,15,-3.0) PKD(5,5,3,0,10%,100.0,0.00%,F,F) Exp:OCDD
 Sample Text:6364-003-0001-SA File Text:Frontier Analytical Laboratory



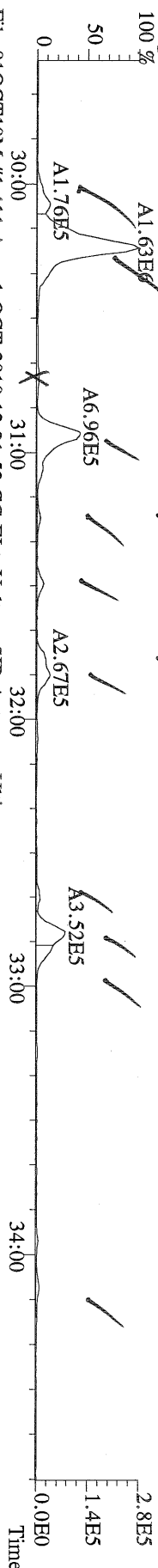
File:01OCT10M #1-398 Acq: 1-OCT-2010 13:31:52 GC EI+ Voltage SIR Autospec-Ultima
 409.7974 S:6 BSUB(10000,15,-3.0) PKD(5,5,3,0,10%,100.0,0.00%,F,F) Exp:OCDD
 Sample Text:6364-003-0001-SA File Text:Frontier Analytical Laboratory



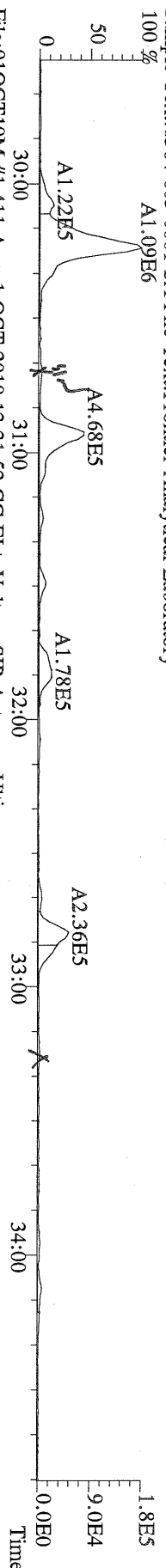
File:01OCT10M #1-398 Acq: 1-OCT-2010 13:31:52 GC EI+ Voltage SIR Autospec-Ultima
 316.9824 S:6 Exp:OCDD
 Sample Text:6364-003-0001-SA File Text:Frontier Analytical Laboratory




File:01OCT10M #1-411 Acq: 1-OCT-2010 13:31:52 GC EI+ Voltage SIR Autospec-Ultima
 339.8597 S:6 F:2 BSUB(10000,15,-3.0) PKD(5,5,3,0.10%,100,0,0.00%,F,F) Exp:OCDD
 Sample Text:6364-003-0001-SA File Text:Frontier Analytical Laboratory




File:01OCT10M #1-411 Acq: 1-OCT-2010 13:31:52 GC EI+ Voltage SIR Autospec-Ultima
 341.8568 S:6 F:2 BSUB(10000,15,-3.0) PKD(5,5,3,0.10%,100,0,0.00%,F,F) Exp:OCDD
 Sample Text:6364-003-0001-SA File Text:Frontier Analytical Laboratory



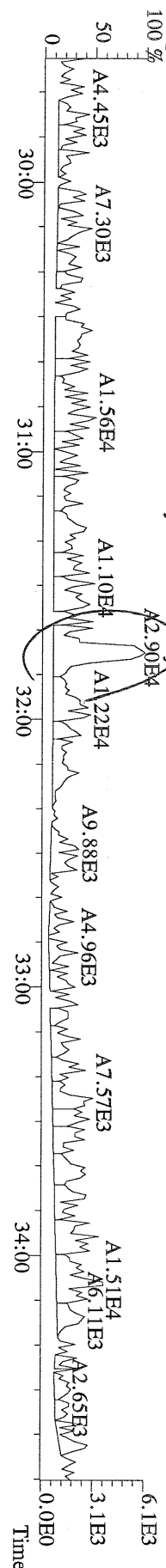
File:01OCT10M #1-411 Acq: 1-OCT-2010 13:31:52 GC EI+ Voltage SIR Autospec-Ultima
 351.9000 S:6 F:2 BSUB(10000,15,-3.0) PKD(5,5,3,0.10%,100,0,0.00%,F,F) Exp:OCDD
 Sample Text:6364-003-0001-SA File Text:Frontier Analytical Laboratory



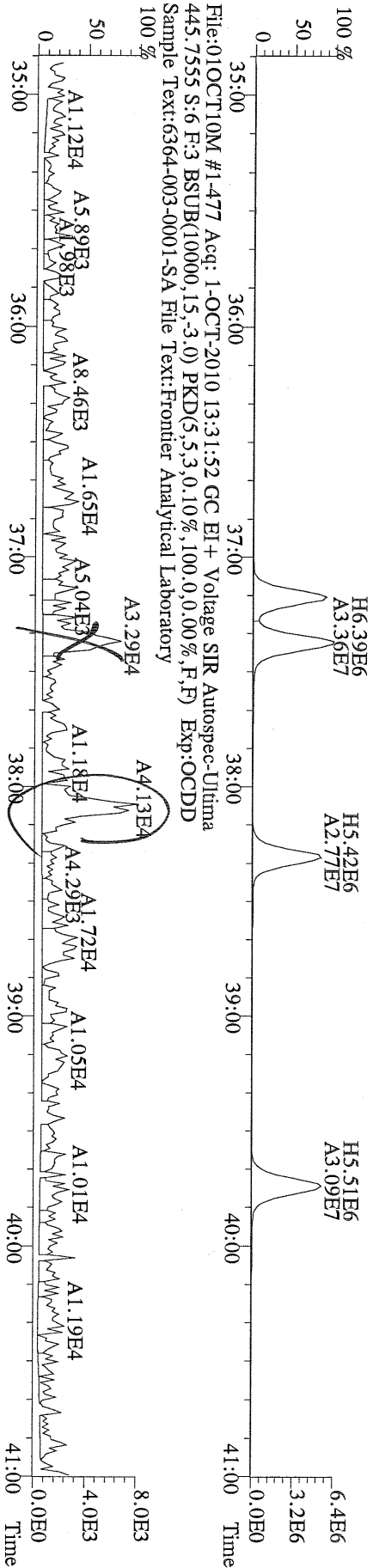
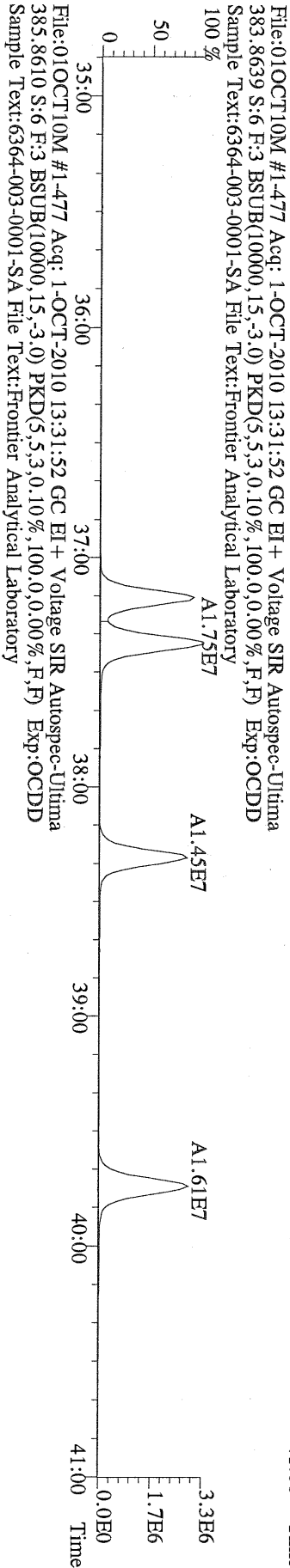
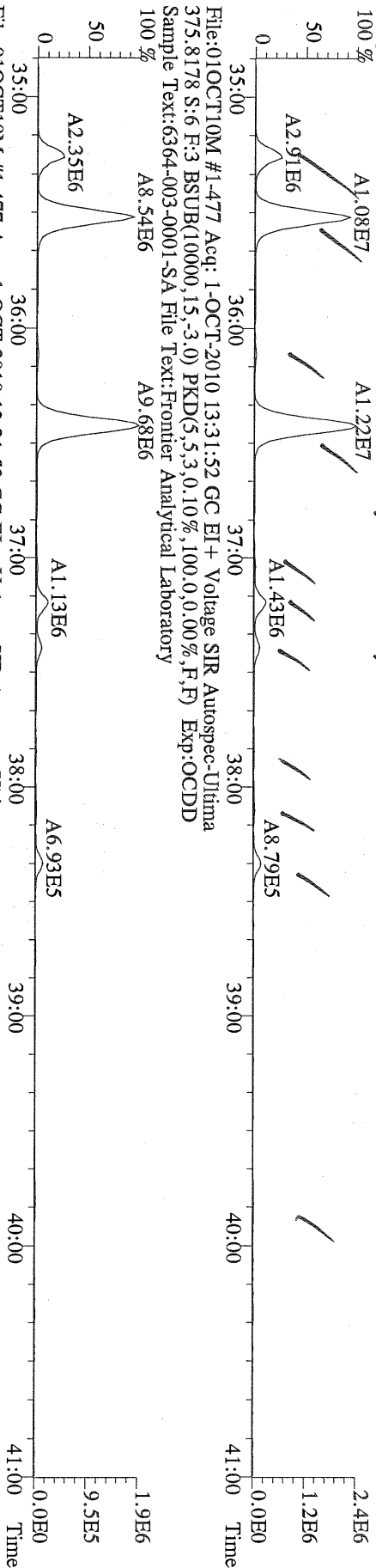
File:01OCT10M #1-411 Acq: 1-OCT-2010 13:31:52 GC EI+ Voltage SIR Autospec-Ultima
 353.8970 S:6 F:2 BSUB(10000,15,-3.0) PKD(5,5,3,0.10%,100,0,0.00%,F,F) Exp:OCDD
 Sample Text:6364-003-0001-SA File Text:Frontier Analytical Laboratory



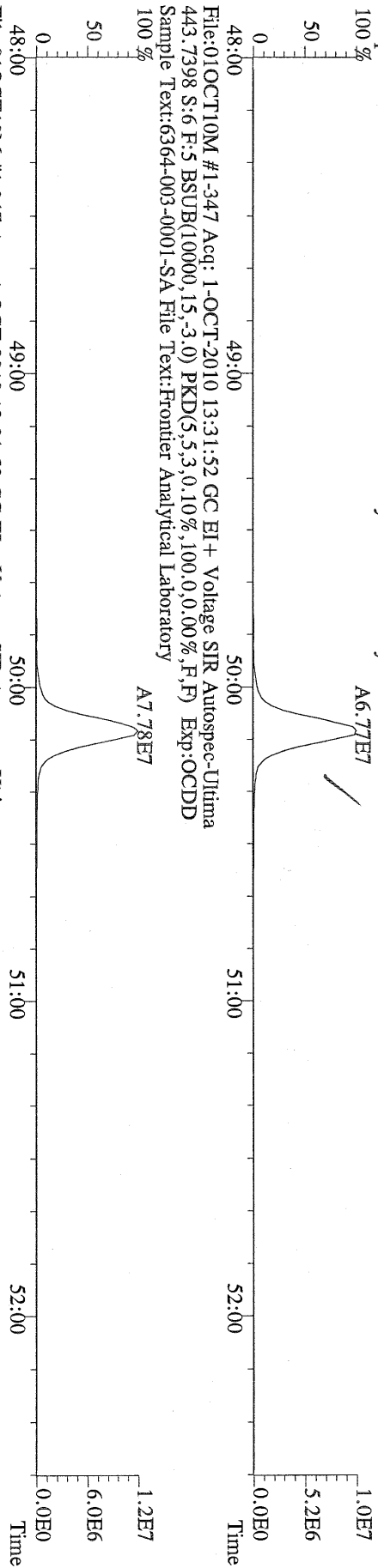
File:01OCT10M #1-411 Acq: 1-OCT-2010 13:31:52 GC EI+ Voltage SIR Autospec-Ultima
 409.7974 S:6 F:2 BSUB(10000,15,-3.0) PKD(5,5,3,0.10%,100,0,0.00%,F,F) Exp:OCDD
 Sample Text:6364-003-0001-SA File Text:Frontier Analytical Laboratory



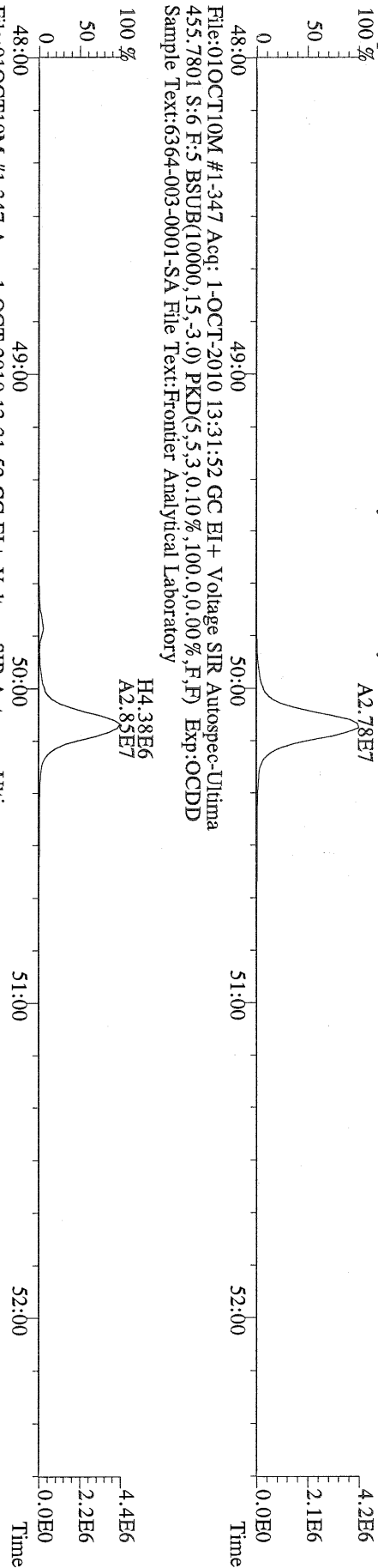
File:01OCT10M #1-477 Acq: 1-OCT-2010 13:31:52 GC EI+ Voltage SIR Autospec-Utima
373.8207 S:6 F:3 BSUB(10000,15,-3.0) PKD(5,5,3,0,10%,100,0,0,0,0%) F,F) Exp:OCDD
Sample Text:6364-003-0001-SA File Text:Frontier Analytical Laboratory



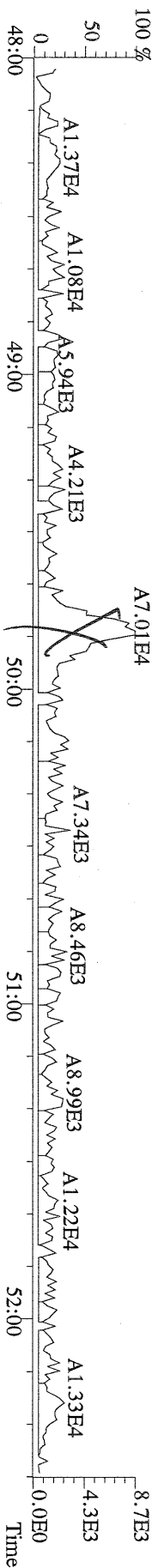
File:01OCT10M #1-347 Acq: 1-OCT-2010 13:31:52 GC EI+ Voltage SIR Autospec-Ultima
441.7428 S:6 F:5 BSUB(10000,15,-3.0) PKD(5,5,3,0,10%,100,0,0,00%,F,F) Exp:OCDD
Sample Text:6364-003-0001-SA File Text:Frontier Analytical Laboratory



File:01OCT10M #1-347 Acq: 1-OCT-2010 13:31:52 GC EI+ Voltage SIR Autospec-Ultima
443.7398 S:6 F:5 BSUB(10000,15,-3.0) PKD(5,5,3,0,10%,100,0,0,00%,F,F) Exp:OCDD
Sample Text:6364-003-0001-SA File Text:Frontier Analytical Laboratory



File:01OCT10M #1-347 Acq: 1-OCT-2010 13:31:52 GC EI+ Voltage SIR Autospec-Ultima
513.6775 S:6 F:5 BSUB(10000,15,-3.0) PKD(5,5,3,0,10%,100,0,0,00%,F,F) Exp:OCDD
Sample Text:6364-003-0001-SA File Text:Frontier Analytical Laboratory




Name	Resp	RA	RT	RRF	Conc	Qual	Fac Noise-1	Noise-2	DL	Rec	#Hom
2,3,7,8-TCDD	*	* n	NotFnd	1.11	*		2.50	-	-	*	
1,2,3,7,8-PeCDD	*	* n	NotFnd	1.10	*		2.50	-	-	*	
1,2,3,4,7,8-HxCDD	*	* n	NotFnd	1.37	*		2.50	-	-	*	
1,2,3,6,7,8-HxCDD	*	* n	NotFnd	1.37	*		2.50	-	-	*	
1,2,3,7,8,9-HxCDD	*	* n	NotFnd	1.36	*		2.50	-	-	*	
1,2,3,4,6,7,8-HpCDD	*	* n	NotFnd	1.45	*		2.50	-	-	*	
OCDD	1.25e+08	0.96 y	49:50	1.43	32500	*	2.50	-	-	*	
2,3,7,8-TCDF	*	* n	NotFnd	1.50	*		2.50	-	-	*	
1,2,3,7,8-PeCDF	*	* n	NotFnd	0.94	*		2.50	-	-	*	
2,3,4,7,8-PeCDF	*	* n	NotFnd	0.94	*		2.50	-	-	*	
1,2,3,4,7,8-HxCDF	*	* n	NotFnd	0.93	*		2.50	-	-	*	
1,2,3,6,7,8-HxCDF	*	* n	NotFnd	0.82	*		2.50	-	-	*	
2,3,4,6,7,8-HxCDF	*	* n	NotFnd	0.92	*		2.50	-	-	*	
1,2,3,7,8,9-HxCDF	*	* n	NotFnd	1.00	*		2.50	-	-	*	
1,2,3,4,6,7,8-HpCDF	*	* n	NotFnd	1.39	*		2.50	-	-	*	
1,2,3,4,7,8,9-HpCDF	*	* n	NotFnd	1.36	*		2.50	-	-	*	
OCDF	*	* n	NotFnd	0.79	*		2.50	-	-	*	
13C-2,3,7,8-TCDD	*	* n	NotFnd	1.02	*					*	
13C-1,2,3,7,8-PeCDD	*	* n	NotFnd	0.84	*					*	
13C-1,2,3,4,7,8-HxCDD	*	* n	NotFnd	1.07	*					*	
13C-1,2,3,6,7,8-HxCDD	*	* n	NotFnd	1.01	*					*	
13C-1,2,3,4,6,7,8-HpCDD	*	* n	NotFnd	0.86	*					*	
13C-OCDD	2.23e+06	0.97 y	49:48	0.55	849	*				102	
13C-2,3,7,8-TCDF	*	* n	NotFnd	0.99	*					*	
13C-1,2,3,7,8-PeCDF	*	* n	NotFnd	0.84	*					*	
13C-2,3,4,7,8-PeCDF	*	* n	NotFnd	0.81	*					*	
13C-1,2,3,4,7,8-HxCDF	*	* n	NotFnd	1.85	*					*	
13C-1,2,3,6,7,8-HxCDF	*	* n	NotFnd	2.54	*					*	
13C-2,3,4,6,7,8-HxCDF	*	* n	NotFnd	2.01	*					*	
13C-1,2,3,7,8,9-HxCDF	*	* n	NotFnd	2.03	*					*	
13C-1,2,3,4,6,7,8-HpCDF	*	* n	NotFnd	1.11	*					*	
13C-1,2,3,4,7,8,9-HpCDF	*	* n	NotFnd	0.80	*					*	
13C-OCDF	*	* n	NotFnd	1.08	*					*	
37Cl-2,3,7,8-TCDD	*		NotFnd	0.69	*					*	
13C-1,2,3,4-TCDD	*	* n	NotFnd	-	*					*	
13C-1,2,3,4-TCDF	*	* n	NotFnd	-	*					*	
13C-1,2,3,7,8,9-HxCDD	2.01e+06	1.27 y	39:15	-	1.52					*	
Total Tetra-Dioxins	*		NotFnd	1.11	*		2.50	-	-	*	0
Total Penta-Dioxins	*		NotFnd	1.10	*		2.50	-	-	*	0
Total Hexa-Dioxins	*		NotFnd	1.37	*		2.50	-	-	*	0
Total Hepta-Dioxins	*		NotFnd	1.45	*		2.50	-	-	*	0
Total Tetra-Furans	*		NotFnd	1.50	*		2.50	-	-	*	0
1st Fn. Tot Penta-Furans	*		NotFnd	0.94	*		2.50	-	-	*	PeCDF 0
Total Penta-Furans	*		NotFnd	0.94	*		2.50	-	-	*	0.00 0
Total Hexa-Furans	*		NotFnd	0.91	*		2.50	-	-	*	0
Total Hepta-Furans	*		NotFnd	1.38	*		2.50	-	-	*	0


Analyst: *[Signature]*

Date: 10/5/10


File:04OCT10M #1-347 Acq: 4-OCT-2010 16:15:20 GC EI+ Voltage SIR Autospec-Ultima
457.7377 S:6 F:5 BSUB(10000,15,-3.0) PKD(5,5,3,0.10%,100,0,0.00%,F,F) Exp:OCDD
Sample Text:6364-003-0001-SA File Text:Frontier Analytical Laboratory
100 %




File:04OCT10M #1-347 Acq: 4-OCT-2010 16:15:20 GC EI+ Voltage SIR Autospec-Ultima
459.7348 S:6 F:5 BSUB(10000,15,-3.0) PKD(5,5,3,0.10%,100,0,0.00%,F,F) Exp:OCDD
Sample Text:6364-003-0001-SA File Text:Frontier Analytical Laboratory
100 %




File:04OCT10M #1-347 Acq: 4-OCT-2010 16:15:20 GC EI+ Voltage SIR Autospec-Ultima
469.7780 S:6 F:5 BSUB(10000,15,-3.0) PKD(5,5,3,0.10%,100,0,0.00%,F,F) Exp:OCDD
Sample Text:6364-003-0001-SA File Text:Frontier Analytical Laboratory
100 %



File:04OCT10M #1-347 Acq: 4-OCT-2010 16:15:20 GC EI+ Voltage SIR Autospec-Ultima
471.7750 S:6 F:5 BSUB(10000,15,-3.0) PKD(5,5,3,0.10%,100,0,0.00%,F,F) Exp:OCDD
Sample Text:6364-003-0001-SA File Text:Frontier Analytical Laboratory



File:04OCT10M #1-347 Acq: 4-OCT-2010 16:15:20 GC EI+ Voltage SIR Autospec-Ultima
454.9728 S:6 F:5 Exp:OCDD
Sample Text:6364-003-0001-SA File Text:Frontier Analytical Laboratory
100 %



0.399
0.400
10/11/10

Name	Resp	RA	RT	RRF	Conc	Qual	Fac Noise-1	Noise-2	DL	Rec	#Hom
2,3,7,8-TCDD	*	* n	NotFnd	1.11	*		2.50	1580	1030	0.333	
1,2,3,7,8-PeCDD	*	* n	NotFnd	1.10	*		2.50	1380	993	0.383	
1,2,3,4,7,8-HxCDD	*	* n	NotFnd	1.37	*		2.50	1340	1210	0.400	
1,2,3,6,7,8-HxCDD	6.02e+04	1.26 y	38:45	1.37	0.982	J	2.50	-	-	*	
1,2,3,7,8,9-HxCDD	*	* n	NotFnd	1.36	*		2.50	1340	1210	0.462	
1,2,3,4,6,7,8-HpCDD	1.18e+06	0.95 y	44:11	1.45	19.4		2.50	-	-	*	
OCDD	5.07e+06	0.97 y	49:44	1.43	184		2.50	-	-	*	
2,3,7,8-TCDF	*	* n	NotFnd	1.50	*		2.50	1520	2190	0.210	
1,2,3,7,8-PeCDF	*	* n	NotFnd	0.94	*		2.50	1560	1300	0.333	
2,3,4,7,8-PeCDF	*	* n	NotFnd	0.94	*		2.50	1560	1300	0.362	
1,2,3,4,7,8-HxCDF	*	* n	NotFnd	0.93	*		2.50	1290	1120	0.304	
1,2,3,6,7,8-HxCDF	*	* n	NotFnd	0.82	*		2.50	1290	1120	0.324	
2,3,4,6,7,8-HxCDF	*	* n	NotFnd	0.92	*		2.50	1290	1120	0.354	
1,2,3,7,8,9-HxCDF	*	* n	NotFnd	1.00	*		2.50	1290	1120	0.305	
1,2,3,4,6,7,8-HpCDF	3.18e+05	1.02 y	42:17	1.39	4.62	J	2.50	-	-	*	
1,2,3,4,7,8,9-HpCDF	*	* n	NotFnd	1.36	*		2.50	1090	772	0.380	
OCDF	6.25e+05	0.85 y	50:07	0.79	19.3		2.50	-	-	*	
13C-2,3,7,8-TCDD	2.93e+07	0.83 y	27:23	1.02	351					89.1	
13C-1,2,3,7,8-PeCDD	2.60e+07	1.78 y	33:13	0.84	379					96.2	
13C-1,2,3,4,7,8-HxCDD	2.24e+07	1.25 y	38:34	1.07	373					94.4	
13C-1,2,3,6,7,8-HxCDD	1.76e+07	1.25 y	38:44	1.01	311					78.7	
13C-1,2,3,4,6,7,8-HpCDD	1.65e+07	0.96 y	44:10	0.86	344					87.3	
13C-OCDD	1.51e+07	0.94 y	49:44	0.55	494					62.6	
13C-2,3,7,8-TCDF	4.72e+07	0.86 y	26:38	0.99	361					91.4	
13C-1,2,3,7,8-PeCDF	4.17e+07	1.77 y	31:28	0.84	378					95.8	
13C-2,3,4,7,8-PeCDF	3.86e+07	1.74 y	32:47	0.81	361					91.6	
13C-1,2,3,4,7,8-HxCDF	4.10e+07	0.52 y	37:11	1.85	395					100	
13C-1,2,3,6,7,8-HxCDF	4.70e+07	0.51 y	37:23	2.54	331					83.9	
13C-2,3,4,6,7,8-HxCDF	3.58e+07	0.51 y	38:19	2.01	317					80.4	
13C-1,2,3,7,8,9-HxCDF	4.19e+07	0.51 y	39:45	2.03	368					93.3	
13C-1,2,3,4,6,7,8-HpCDF	1.95e+07	0.42 y	42:16	1.11	313					79.4	
13C-1,2,3,4,7,8,9-HpCDF	1.87e+07	0.43 y	45:05	0.80	415					105	
13C-OCDF	3.26e+07	0.97 y	50:05	1.08	537					68.1	
37Cl-2,3,7,8-TCDD	7.99e+06		27:24	0.69	143					90.6	
13C-1,2,3,4-TCDD	3.22e+07	0.84 y	26:48	-	14.1						
13C-1,2,3,4-TCDF	5.19e+07	0.86 y	25:33	-	14.2						
13C-1,2,3,7,8,9-HxCDD	2.21e+07	1.23 y	39:11	-	15.8						
Total Tetra-Dioxins	*		NotFnd	1.11	*		2.50	1580	1030	0.333	0
Total Penta-Dioxins	*		NotFnd	1.10	*		2.50	1380	993	0.383	0
Total Hexa-Dioxins	2.94e+05		36:08	1.37	4.34	J	2.50	-	-	*	3
Total Hepta-Dioxins	2.23e+06		42:49	1.45	36.7		2.50	-	-	*	2
Total Tetra-Furans	*		NotFnd	1.50	*		2.50	1520	2190	0.210	0
1st Fn. Tot Penta-Furans	6.64e+04		28:27	0.94	0.695	J	2.50	-	-	* PeCDF	1
Total Penta-Furans	*		NotFnd	0.94	*	J	2.50	-	-	* 0.695	0
Total Hexa-Furans	2.91e+05		35:32	0.91	3.04	J	2.50	-	-	*	2
Total Hepta-Furans	9.71e+05		42:17	1.38	14.4		2.50	-	-	*	2

Analyst: 

Date: 10/11/10

Totals class: Total Hexa-Dioxins

Entry #: 40

Run: 13

File: 01OCT10M

S: 7 I: 1 F: 3

Acquired: 1-OCT-10 14:27:11

Total Concentration: 4.34

Unnamed Concentration: 3.361

RT	ml Resp	m2 Resp	RA	Resp	Concentration	Name
36:08	5.40e+04	4.62e+04	1.17 y	1.00e+05	1.44	
37:31	7.81e+04	5.51e+04	1.42 y	1.33e+05	1.92	
38:45	3.35e+04	2.67e+04	1.26 y	6.02e+04	0.982	1,2,3,6,7,8-HxCDD

Totals class: Total Hepta-Dioxins

Entry #: 41

Run: 13

File: 01OCT10M

S: 7 I: 1 F: 4

Acquired: 1-OCT-10 14:27:11

Total Concentration: 36.7

Unnamed Concentration: 17.304

RT	ml Resp	m2 Resp	RA	Resp	Concentration	Name
42:49	5.17e+05	5.35e+05	0.97 y	1.05e+06	17.3	
44:11	5.75e+05	6.06e+05	0.95 y	1.18e+06	19.4	1,2,3,4,6,7,8-HpCDD

Totals class: 1st Fn. Tot Penta-Furans Entry #: 43

Run: 13 File: 01OCT10M S: 7 I: 1 F: 1
Acquired: 1-OCT-10 14:27:11

Total Concentration: 0.695 Unnamed Concentration: 0.695

RT	ml Resp	m2 Resp	RA	Resp	Concentration	Name
28:27	3.99e+04	2.65e+04	1.50 y	6.64e+04	0.695	

Totals class: Total Hexa-Furans

Entry #: 45

Run: 13

File: 01OCT10M

S: 7 I: 1 F: 3

Acquired: 1-OCT-10 14:27:11

Total Concentration: 3.04

Unnamed Concentration: 3.043

RT	ml Resp	m2 Resp	RA	Resp	Concentration	Name
35:32	5.76e+04	5.27e+04	1.09 y	1.10e+05	1.15	
36:26	1.04e+05	7.64e+04	1.37 y	1.81e+05	1.89	

Totals class: Total Hepta-Furans

Entry #: 46

Run: 13

File: 01OCT10M

S: 7 I: 1 F: 4


Acquired: 1-OCT-10 14:27:11

Total Concentration: 14.4

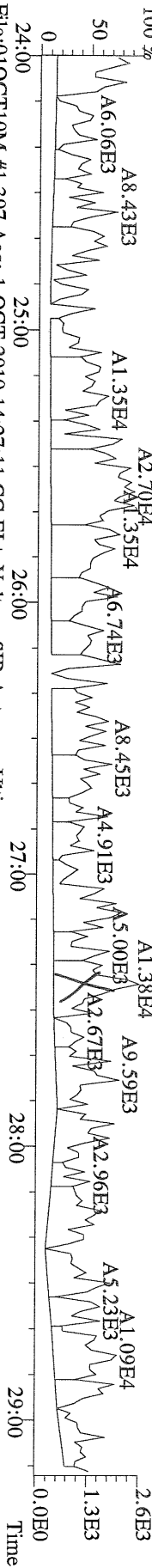
Unnamed Concentration: 9.813

RT	ml Resp	m2 Resp	RA	Resp	Concentration	Name
42:17	1.60e+05	1.58e+05	1.02 y	3.18e+05	4.62	1,2,3,4,6,7,8-HpCDF
43:06	3.34e+05	3.20e+05	1.04 y	6.54e+05	9.81	

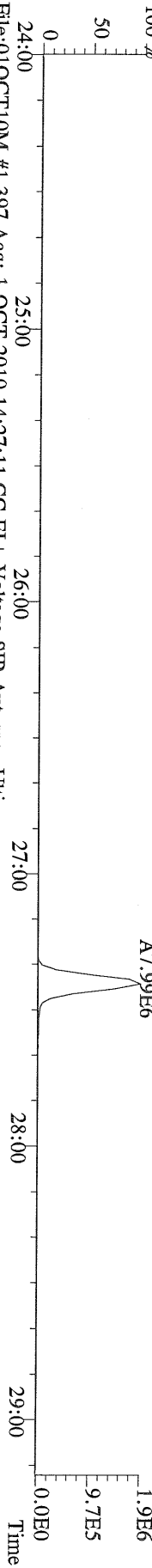
File:01OCT10M #1-397 Acq: 1-OCT-2010 14:27:11 GC EI+ Voltage SIR Autospec-Ultima
319.8965 S:7 BSUB(10000,15,-3.0) PKD(5,5,3,0,10%,100,0,0,00%,F,F) Exp:OCDD
Sample Text:6364-004-0001-SA File Text:Frontier Analytical Laboratory



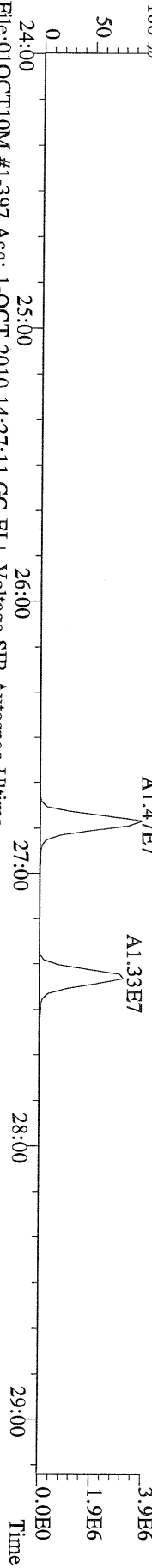
File:01OCT10M #1-397 Acq: 1-OCT-2010 14:27:11 GC EI+ Voltage SIR Autospec-Ultima
321.8936 S:7 BSUB(10000,15,-3.0) PKD(5,5,3,0,10%,100,0,0,00%,F,F) Exp:OCDD
Sample Text:6364-004-0001-SA File Text:Frontier Analytical Laboratory



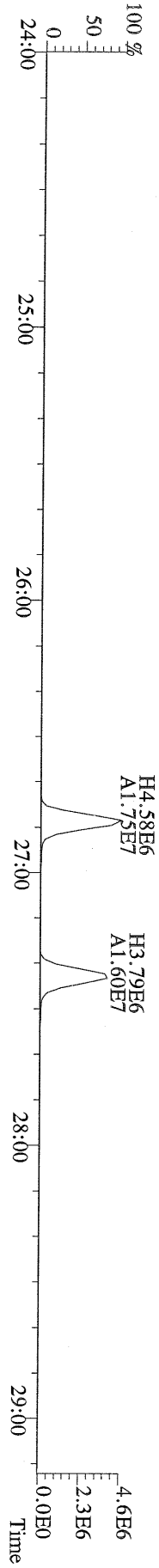
File:01OCT10M #1-397 Acq: 1-OCT-2010 14:27:11 GC EI+ Voltage SIR Autospec-Ultima
327.8847 S:7 BSUB(10000,15,-3.0) PKD(5,5,3,0,10%,100,0,0,00%,F,F) Exp:OCDD
Sample Text:6364-004-0001-SA File Text:Frontier Analytical Laboratory



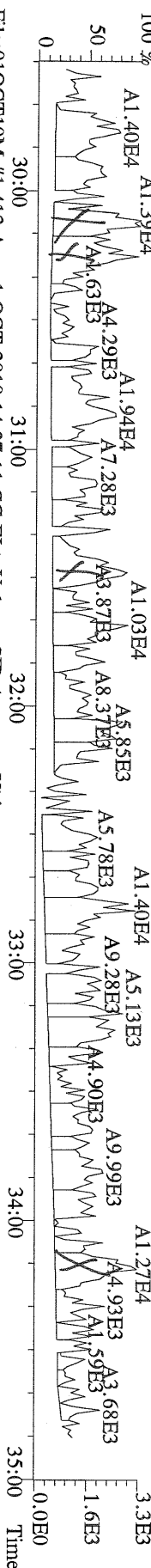
File:01OCT10M #1-397 Acq: 1-OCT-2010 14:27:11 GC EI+ Voltage SIR Autospec-Ultima
331.9368 S:7 BSUB(10000,15,-3.0) PKD(5,5,3,0,10%,100,0,0,00%,F,F) Exp:OCDD
Sample Text:6364-004-0001-SA File Text:Frontier Analytical Laboratory




File:01OCT10M #1-397 Acq: 1-OCT-2010 14:27:11 GC EI+ Voltage SIR Autospec-Ultima
333.9339 S:7 BSUB(10000,15,-3.0) PKD(5,5,3,0,10%,100,0,0,00%,F,F) Exp:OCDD
Sample Text:6364-004-0001-SA File Text:Frontier Analytical Laboratory




File:01OCT10M #1-412 Acq: 1-OCT-2010 14:27:11 GC EI + Voltage SIR Autospec-Ultima
 355.8546 S:7 F:2 BSUB(10000,15,-3.0) PKD(5,5,3,0.10%,100,0,0.00%,F,F) Exp:OCDD
 Sample Text:6364-004-0001-SA File Text:Frontier Analytical Laboratory




File:01OCT10M #1-412 Acq: 1-OCT-2010 14:27:11 GC EI + Voltage SIR Autospec-Ultima
 357.8517 S:7 F:2 BSUB(10000,15,-3.0) PKD(5,5,3,0.10%,100,0,0.00%,F,F) Exp:OCDD
 Sample Text:6364-004-0001-SA File Text:Frontier Analytical Laboratory




File:01OCT10M #1-412 Acq: 1-OCT-2010 14:27:11 GC EI + Voltage SIR Autospec-Ultima
 367.8949 S:7 F:2 BSUB(10000,15,-3.0) PKD(5,5,3,0.10%,100,0,0.00%,F,F) Exp:OCDD
 Sample Text:6364-004-0001-SA File Text:Frontier Analytical Laboratory



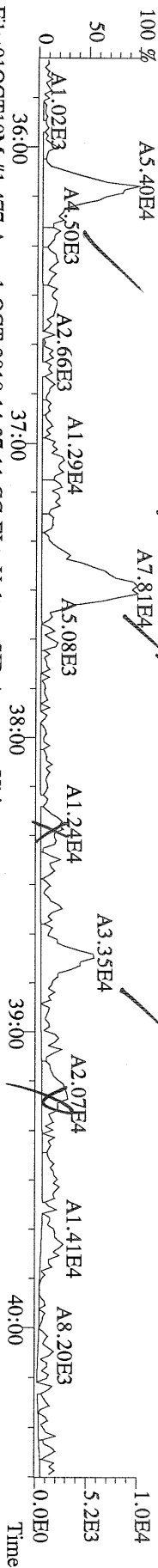
File:01OCT10M #1-412 Acq: 1-OCT-2010 14:27:11 GC EI + Voltage SIR Autospec-Ultima
 369.8919 S:7 F:2 BSUB(10000,15,-3.0) PKD(5,5,3,0.10%,100,0,0.00%,F,F) Exp:OCDD
 Sample Text:6364-004-0001-SA File Text:Frontier Analytical Laboratory



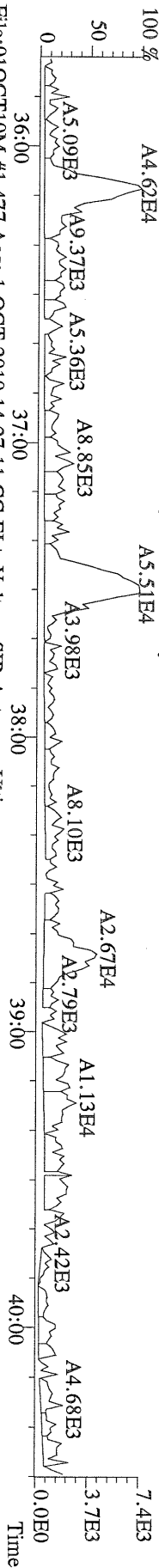
File:01OCT10M #1-412 Acq: 1-OCT-2010 14:27:11 GC EI + Voltage SIR Autospec-Ultima
 366.9792 S:7 F:2 Exp:OCDD
 Sample Text:6364-004-0001-SA File Text:Frontier Analytical Laboratory



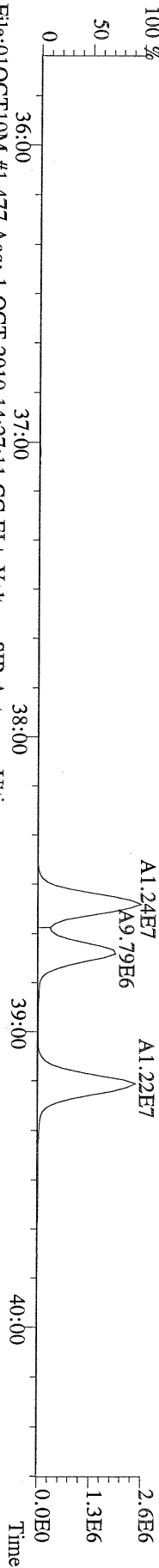
File:01OCT10M #1-477 Acq: 1-OCT-2010 14:27:11 GC EI+ Voltage SIR Autospec-Ultima
 389.8156 S:7 F:3 BSUB(10000,15,-3.0) PKD(5,5,3,0.10%,100.0,0.00%,F,F) Exp:OCDD
 Sample Text:6364-004-0001-SA File Text:Frontier Analytical Laboratory




File:01OCT10M #1-477 Acq: 1-OCT-2010 14:27:11 GC EI+ Voltage SIR Autospec-Ultima
 391.8127 S:7 F:3 BSUB(10000,15,-3.0) PKD(5,5,3,0.10%,100.0,0.00%,F,F) Exp:OCDD
 Sample Text:6364-004-0001-SA File Text:Frontier Analytical Laboratory



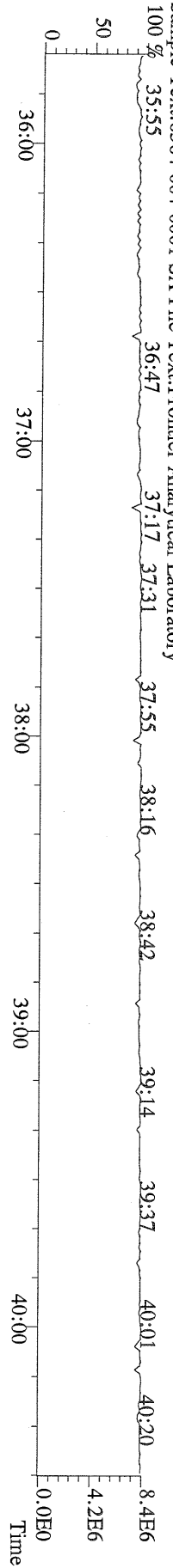
File:01OCT10M #1-477 Acq: 1-OCT-2010 14:27:11 GC EI+ Voltage SIR Autospec-Ultima
 401.8559 S:7 F:3 BSUB(10000,15,-3.0) PKD(5,5,3,0.10%,100.0,0.00%,F,F) Exp:OCDD
 Sample Text:6364-004-0001-SA File Text:Frontier Analytical Laboratory



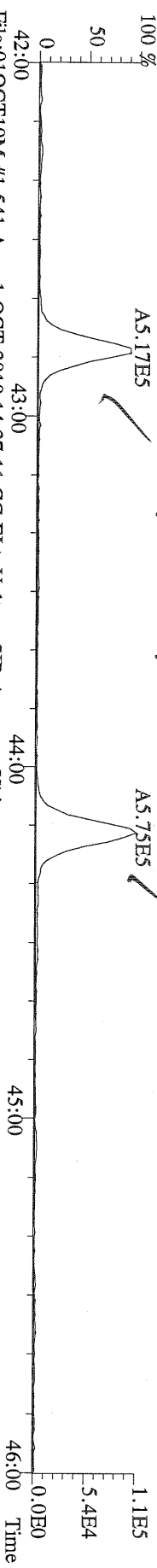
File:01OCT10M #1-477 Acq: 1-OCT-2010 14:27:11 GC EI+ Voltage SIR Autospec-Ultima
 403.8530 S:7 F:3 BSUB(10000,15,-3.0) PKD(5,5,3,0.10%,100.0,0.00%,F,F) Exp:OCDD
 Sample Text:6364-004-0001-SA File Text:Frontier Analytical Laboratory



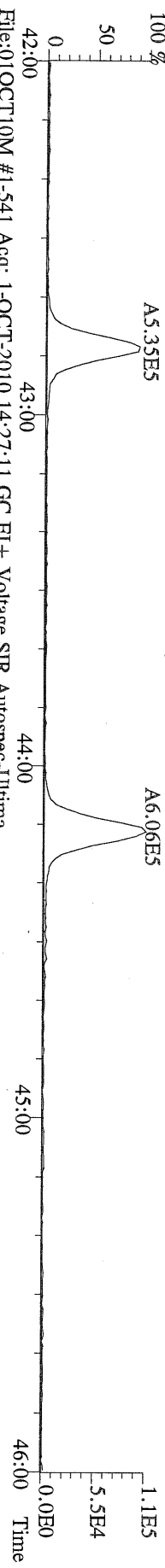
File:01OCT10M #1-477 Acq: 1-OCT-2010 14:27:11 GC EI+ Voltage SIR Autospec-Ultima
 380.9760 S:7 F:3 Exp:OCDD
 Sample Text:6364-004-0001-SA File Text:Frontier Analytical Laboratory



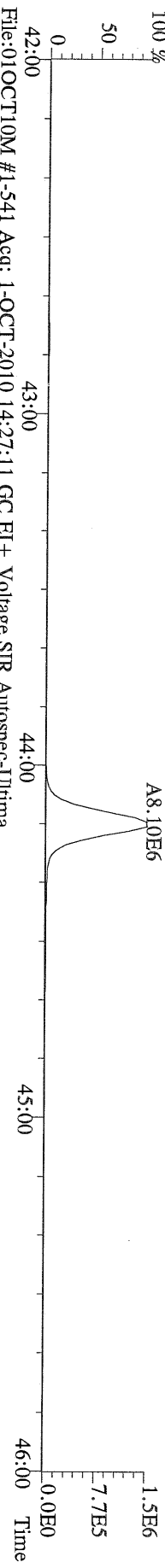
File:01OCT10M #1-541 Acq: 1-OCT-2010 14:27:11 GC EI+ Voltage SIR Autospec-Ultima
423.7767 S:7 F:4 BSUB(10000,15,-3.0) PKD(5,5,3,0,10%,100,0,0,0.00%,F,F) Exp:OCDD
Sample Text:6364-004-0001-SA File Text:Frontier Analytical Laboratory



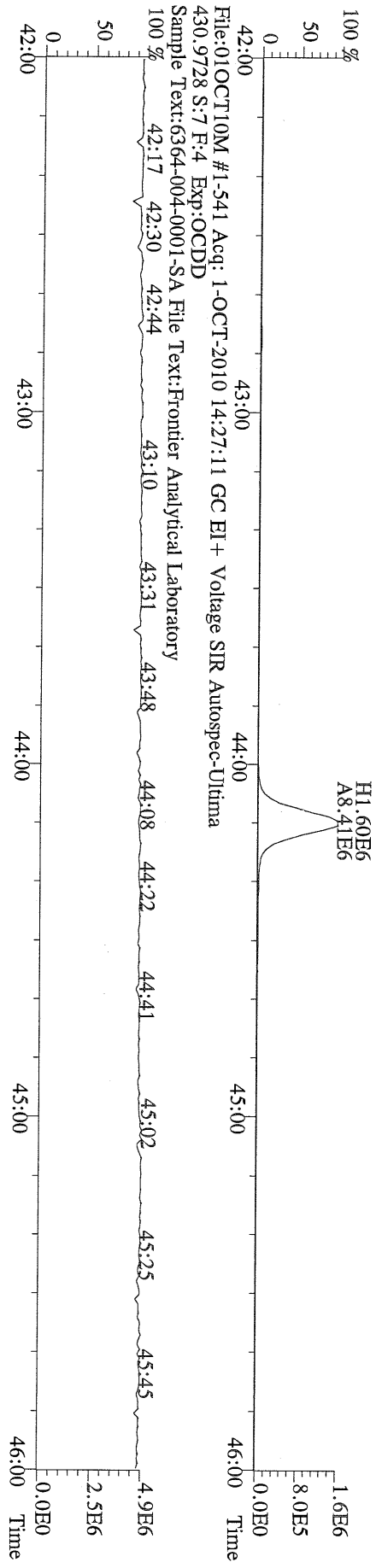
File:01OCT10M #1-541 Acq: 1-OCT-2010 14:27:11 GC EI+ Voltage SIR Autospec-Ultima
425.7737 S:7 F:4 BSUB(10000,15,-3.0) PKD(5,5,3,0,10%,100,0,0,0.00%,F,F) Exp:OCDD
Sample Text:6364-004-0001-SA File Text:Frontier Analytical Laboratory




File:01OCT10M #1-541 Acq: 1-OCT-2010 14:27:11 GC EI+ Voltage SIR Autospec-Ultima
437.8140 S:7 F:4 BSUB(10000,15,-3.0) PKD(5,5,3,0,10%,100,0,0,0.00%,F,F) Exp:OCDD
Sample Text:6364-004-0001-SA File Text:Frontier Analytical Laboratory




File:01OCT10M #1-541 Acq: 1-OCT-2010 14:27:11 GC EI+ Voltage SIR Autospec-Ultima
430.9728 S:7 F:4 Exp:OCDD
Sample Text:6364-004-0001-SA File Text:Frontier Analytical Laboratory




File:01OCT10M #1-347 Acq: 1-OCT-2010 14:27:11 GC EI+ Voltage SIR Autospec-Ultima
457.7377 S:7 F:5 BSUB(10000,15,-3.0) PKD(5,5,3,0,10%,100.0,0.00%,F,F) Exp:OCDD
Sample Text:6364-004-0001-SA File Text:Frontier Analytical Laboratory




File:01OCT10M #1-347 Acq: 1-OCT-2010 14:27:11 GC EI+ Voltage SIR Autospec-Ultima
459.7348 S:7 F:5 BSUB(10000,15,-3.0) PKD(5,5,3,0,10%,100.0,0.00%,F,F) Exp:OCDD
Sample Text:6364-004-0001-SA File Text:Frontier Analytical Laboratory




File:01OCT10M #1-347 Acq: 1-OCT-2010 14:27:11 GC EI+ Voltage SIR Autospec-Ultima
469.7780 S:7 F:5 BSUB(10000,15,-3.0) PKD(5,5,3,0,10%,100.0,0.00%,F,F) Exp:OCDD
Sample Text:6364-004-0001-SA File Text:Frontier Analytical Laboratory



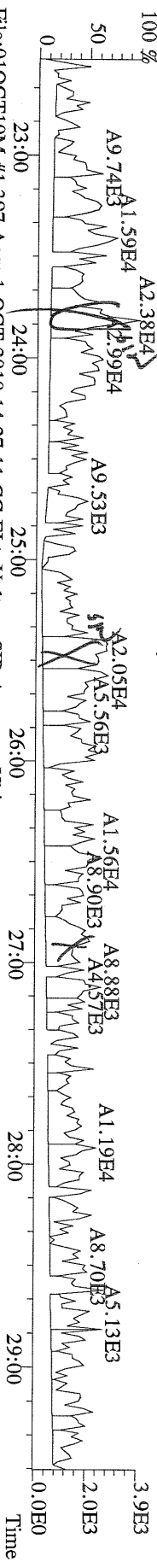
File:01OCT10M #1-347 Acq: 1-OCT-2010 14:27:11 GC EI+ Voltage SIR Autospec-Ultima
471.7750 S:7 F:5 BSUB(10000,15,-3.0) PKD(5,5,3,0,10%,100.0,0.00%,F,F) Exp:OCDD
Sample Text:6364-004-0001-SA File Text:Frontier Analytical Laboratory



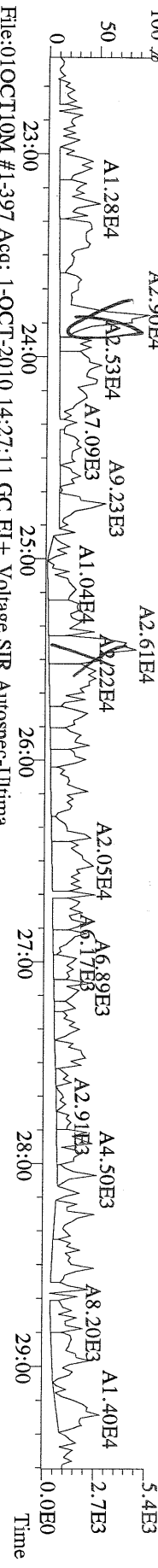
File:01OCT10M #1-347 Acq: 1-OCT-2010 14:27:11 GC EI+ Voltage SIR Autospec-Ultima
454.9728 S:7 F:5 Exp:OCDD
Sample Text:6364-004-0001-SA File Text:Frontier Analytical Laboratory




File:01OCT10M #1-397 Acq: 1-OCT-2010 14:27:11 GC EI+ Voltage SIR Autospec-Ultima
303.9016 S:7 BSUB(10000,15,-3.0) PKD(5.5,3,0,10%,100.0,0.00%,F,F) Exp:OCDD
Sample Text:6364-004-0001-SA File Text:Frontier Analytical Laboratory



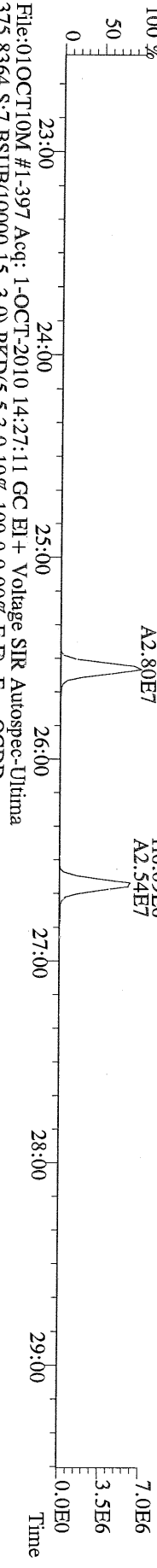
File:01OCT10M #1-397 Acq: 1-OCT-2010 14:27:11 GC EI+ Voltage SIR Autospec-Ultima
305.8987 S:7 BSUB(10000,15,-3.0) PKD(5.5,3,0,10%,100.0,0.00%,F,F) Exp:OCDD
Sample Text:6364-004-0001-SA File Text:Frontier Analytical Laboratory



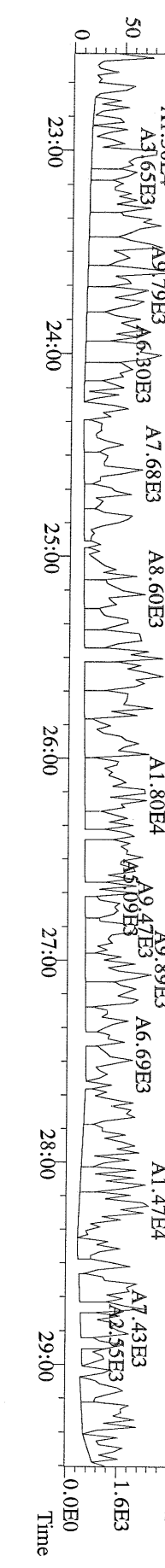
File:01OCT10M #1-397 Acq: 1-OCT-2010 14:27:11 GC EI+ Voltage SIR Autospec-Ultima
315.9419 S:7 BSUB(10000,15,-3.0) PKD(5.5,3,0,10%,100.0,0.00%,F,F) Exp:OCDD
Sample Text:6364-004-0001-SA File Text:Frontier Analytical Laboratory



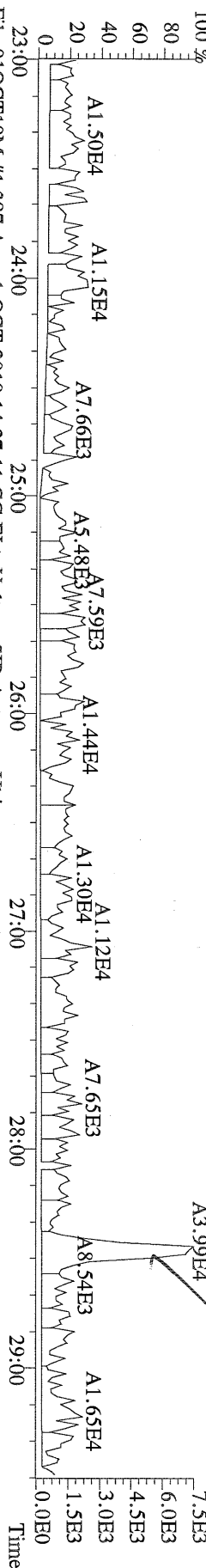
File:01OCT10M #1-397 Acq: 1-OCT-2010 14:27:11 GC EI+ Voltage SIR Autospec-Ultima
317.9389 S:7 BSUB(10000,15,-3.0) PKD(5.5,3,0,10%,100.0,0.00%,F,F) Exp:OCDD
Sample Text:6364-004-0001-SA File Text:Frontier Analytical Laboratory



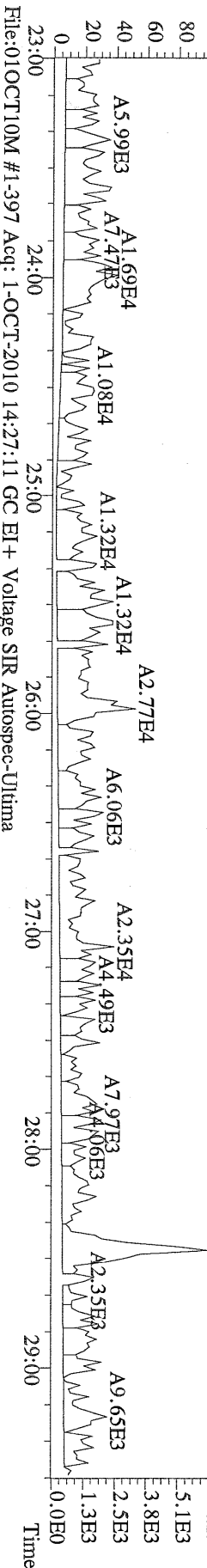
File:01OCT10M #1-397 Acq: 1-OCT-2010 14:27:11 GC EI+ Voltage SIR Autospec-Ultima
375.8364 S:7 BSUB(10000,15,-3.0) PKD(5.5,3,0,10%,100.0,0.00%,F,F) Exp:OCDD
Sample Text:6364-004-0001-SA File Text:Frontier Analytical Laboratory



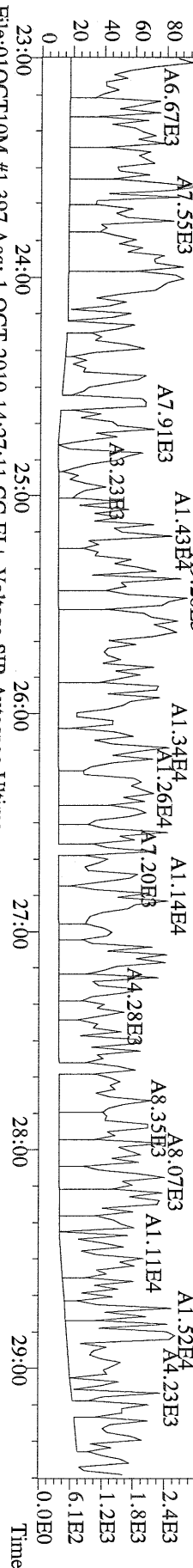
File:01OCT10M #1-397 Acq: 1-OCT-2010 14:27:11 GC EI+ Voltage SIR Autospec-Ulhma
 339.8597 S:7 BSUB(10000,15,-3.0) PKD(5,5,3,0,10%,100.0,0.00%,F,F) Exp:OCDD
 Sample Text:6364-004-0001-SA File Text:Frontier Analytical Laboratory



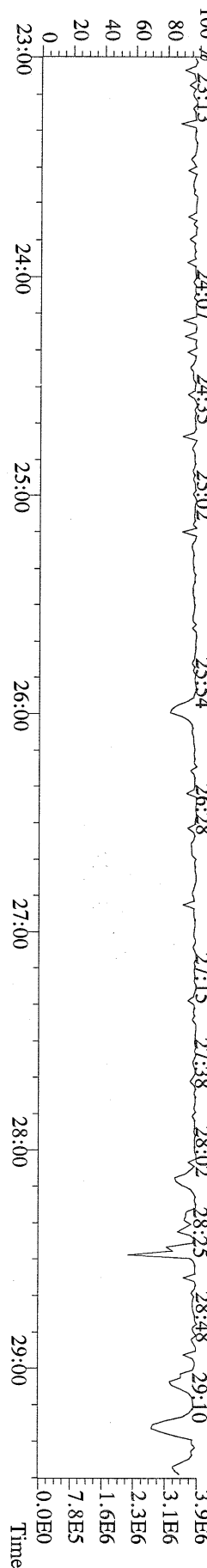
File:01OCT10M #1-397 Acq: 1-OCT-2010 14:27:11 GC EI+ Voltage SIR Autospec-Ulhma
 341.8568 S:7 BSUB(10000,15,-3.0) PKD(5,5,3,0,10%,100.0,0.00%,F,F) Exp:OCDD
 Sample Text:6364-004-0001-SA File Text:Frontier Analytical Laboratory



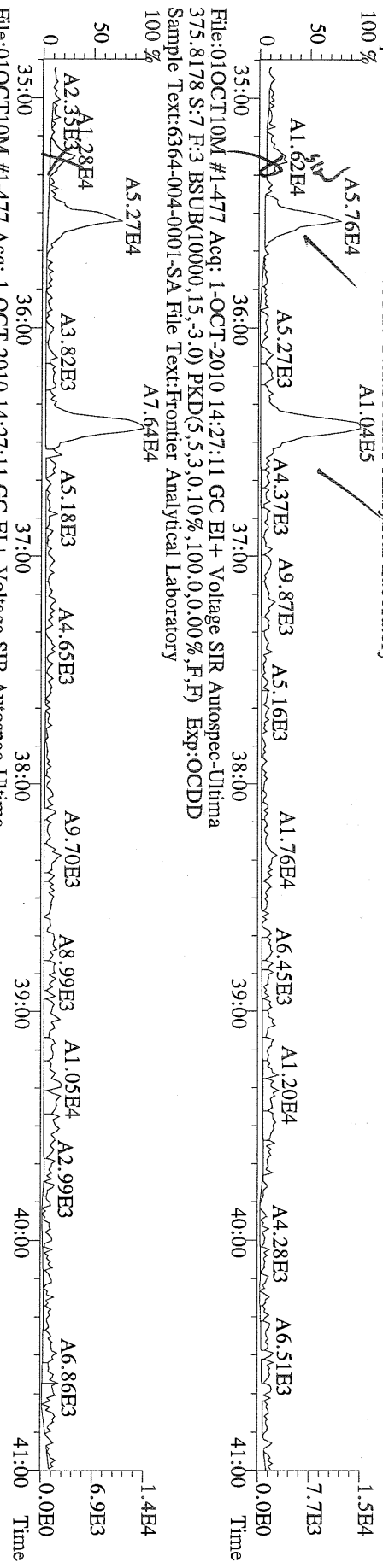
File:01OCT10M #1-397 Acq: 1-OCT-2010 14:27:11 GC EI+ Voltage SIR Autospec-Ulhma
 409.7974 S:7 BSUB(10000,15,-3.0) PKD(5,5,3,0,10%,100.0,0.00%,F,F) Exp:OCDD
 Sample Text:6364-004-0001-SA File Text:Frontier Analytical Laboratory



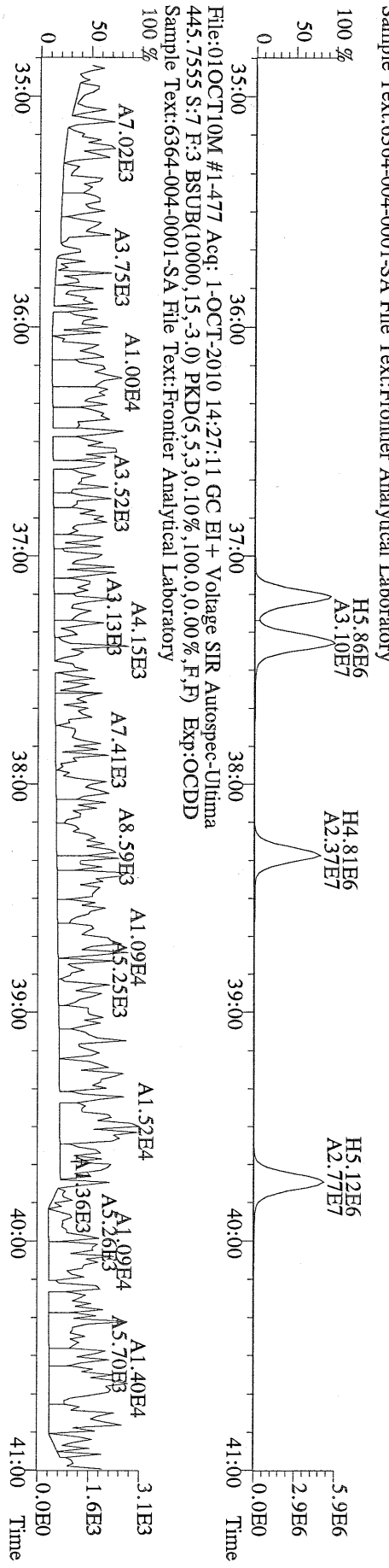
File:01OCT10M #1-397 Acq: 1-OCT-2010 14:27:11 GC EI+ Voltage SIR Autospec-Ulhma
 316.9824 S:7 Exp:OCDD
 Sample Text:6364-004-0001-SA File Text:Frontier Analytical Laboratory



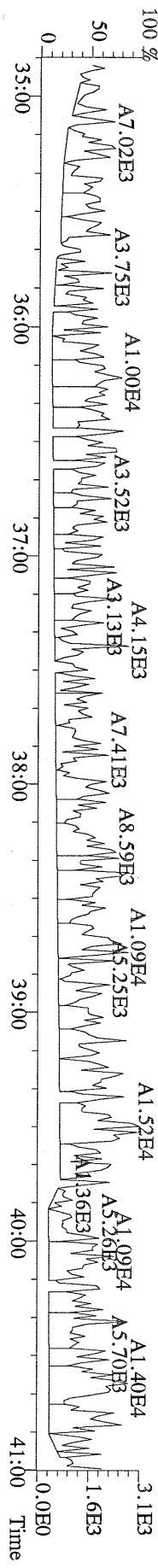
File:01OCT10M #1-477 Acq: 1-OCT-2010 14:27:11 GC EI+ Voltage SIR Autospec-Ultime
373.8207 S:7 F:3 BSUB(10000,15,-3.0) PKD(5.5,3.0,10%,100.0,0.00%,F,F) Exp:OCDD
Sample Text:6364-004-0001-SA File Text:Frontier Analytical Laboratory




File:01OCT10M #1-477 Acq: 1-OCT-2010 14:27:11 GC EI+ Voltage SIR Autospec-Ultime
385.8639 S:7 F:3 BSUB(10000,15,-3.0) PKD(5.5,3.0,10%,100.0,0.00%,F,F) Exp:OCDD
Sample Text:6364-004-0001-SA File Text:Frontier Analytical Laboratory



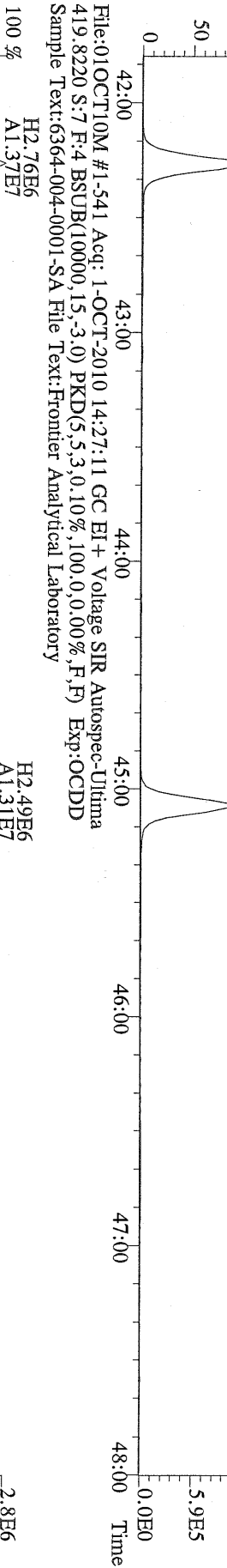
File:01OCT10M #1-477 Acq: 1-OCT-2010 14:27:11 GC EI+ Voltage SIR Autospec-Ultime
445.7555 S:7 F:3 BSUB(10000,15,-3.0) PKD(5.5,3.0,10%,100.0,0.00%,F,F) Exp:OCDD
Sample Text:6364-004-0001-SA File Text:Frontier Analytical Laboratory



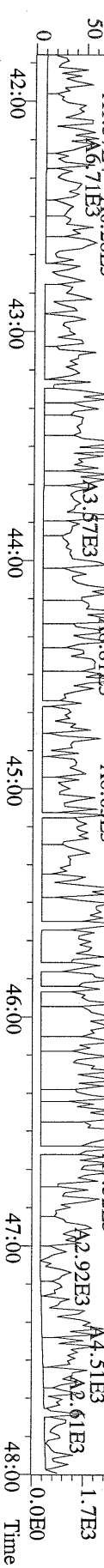
File:01OCT10M #1-541 Acq: 1-OCT-2010 14:27:11 GC EI + Voltage SIR Autospec-Utima
407.7818 S:7 F:4 BSUB(10000,15,-3.0) PKD(5,5,3,0,10%,100,0,0,0,0%) Exp:OCDD
Sample Text:6364-004-0001-SA File Text:Frontier Analytical Laboratory



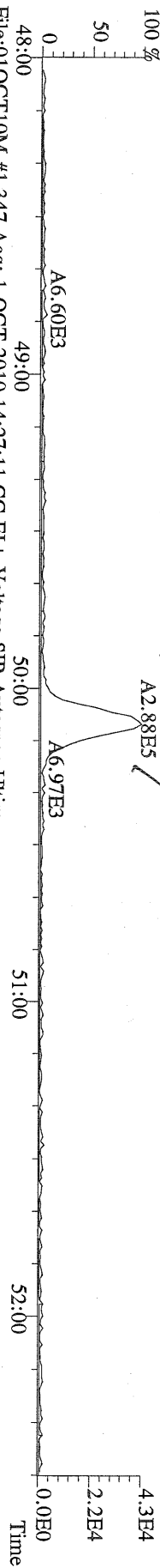
File:01OCT10M #1-541 Acq: 1-OCT-2010 14:27:11 GC EI + Voltage SIR Autospec-Utima
417.8253 S:7 F:4 BSUB(10000,15,-3.0) PKD(5,5,3,0,10%,100,0,0,0,0%) Exp:OCDD
Sample Text:6364-004-0001-SA File Text:Frontier Analytical Laboratory



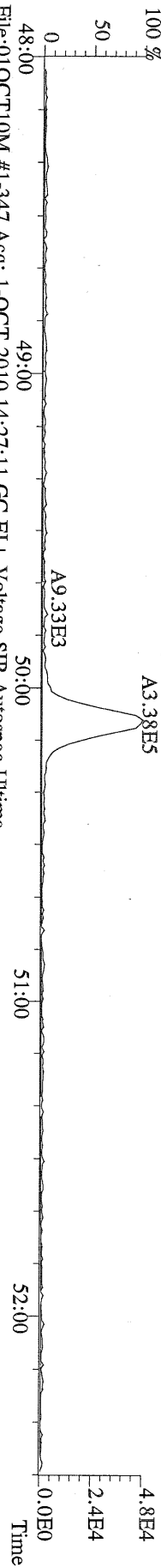
File:01OCT10M #1-541 Acq: 1-OCT-2010 14:27:11 GC EI + Voltage SIR Autospec-Utima
479.7165 S:7 F:4 BSUB(10000,15,-3.0) PKD(5,5,3,0,10%,100,0,0,0,0%) Exp:OCDD
Sample Text:6364-004-0001-SA File Text:Frontier Analytical Laboratory



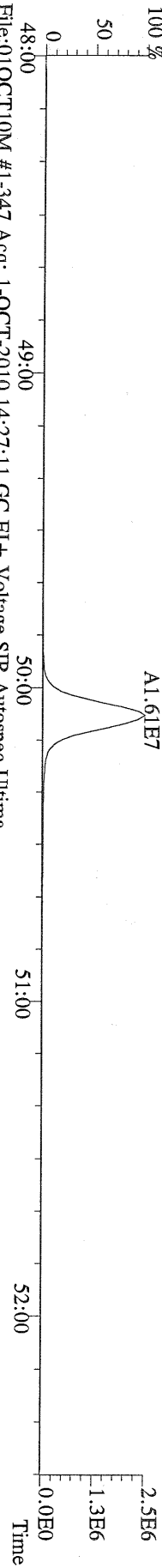
File:01OCT10M #1-347 Acq: 1-OCT-2010 14:27:11 GC EI+ Voltage SIR Autospec-Ultima
 441.7428 S:7 F:5 BSUB(10000,15,-3.0) PKD(5,5,3,0,10%,100,0,0,00%,F,F) Exp:OCDD
 Sample Text:6364-004-0001-SA File Text:Frontier Analytical Laboratory
 100 %



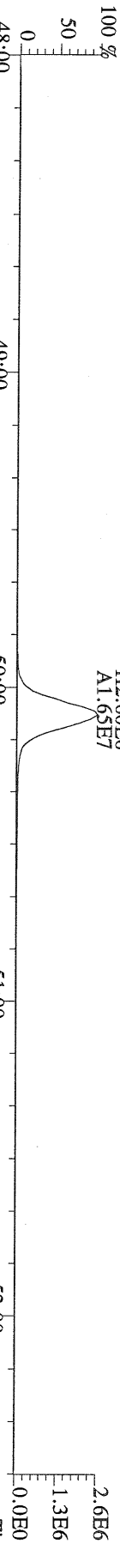
File:01OCT10M #1-347 Acq: 1-OCT-2010 14:27:11 GC EI+ Voltage SIR Autospec-Ultima
 443.7398 S:7 F:5 BSUB(10000,15,-3.0) PKD(5,5,3,0,10%,100,0,0,00%,F,F) Exp:OCDD
 Sample Text:6364-004-0001-SA File Text:Frontier Analytical Laboratory
 100 %



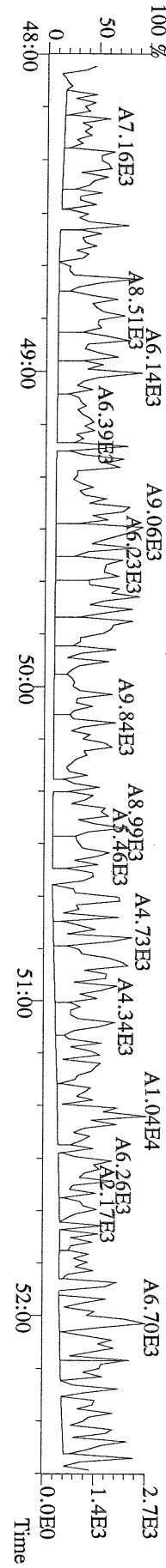
File:01OCT10M #1-347 Acq: 1-OCT-2010 14:27:11 GC EI+ Voltage SIR Autospec-Ultima
 453.7831 S:7 F:5 BSUB(10000,15,-3.0) PKD(5,5,3,0,10%,100,0,0,00%,F,F) Exp:OCDD
 Sample Text:6364-004-0001-SA File Text:Frontier Analytical Laboratory
 100 %



File:01OCT10M #1-347 Acq: 1-OCT-2010 14:27:11 GC EI+ Voltage SIR Autospec-Ultima
 455.7801 S:7 F:5 BSUB(10000,15,-3.0) PKD(5,5,3,0,10%,100,0,0,00%,F,F) Exp:OCDD
 Sample Text:6364-004-0001-SA File Text:Frontier Analytical Laboratory



File:01OCT10M #1-347 Acq: 1-OCT-2010 14:27:11 GC EI+ Voltage SIR Autospec-Ultima
 513.6775 S:7 F:5 BSUB(10000,15,-3.0) PKD(5,5,3,0,10%,100,0,0,00%,F,F) Exp:OCDD
 Sample Text:6364-004-0001-SA File Text:Frontier Analytical Laboratory



Name	Resp	RA	RT	RRF	Conc	Qual	Fac	Noise-1	Noise-2	DL	#Hom
2,3,7,8-TCDD	*	* n	NotFnd	1.11	*		2.50	1430	1100	0.392	0
1,2,3,7,8-PeCDD	*	* n	NotFnd	1.10	*		2.50	1290	1100	0.496	0
1,2,3,4,7,8-HxCDD	*	* n	NotFnd	1.37	*		2.50	1470	1270	0.521	0
1,2,3,6,7,8-HxCDD	*	* n	NotFnd	1.37	*		2.50	1470	1270	0.690	0
1,2,3,7,8,9-HxCDD	*	* n	NotFnd	1.36	*		2.50	1470	1270	0.598	0
1,2,3,4,6,7,8-HpCDD	1.03e+05	1.16 y	44:10	1.45	1.99	J	2.50	-	-	*	2
OCDD	3.24e+05	1.02 y	49:44	1.43	13.2		2.50	-	-	*	
2,3,7,8-TCDF	*	* n	NotFnd	1.50	*		2.50	1250	1320	0.169	0
1,2,3,7,8-PeCDF	*	* n	NotFnd	0.94	*		2.50	1080	1210	0.360	0
2,3,4,7,8-PeCDF	*	* n	NotFnd	0.94	*		2.50	1080	1210	0.358	0
1,2,3,4,7,8-HxCDF	*	* n	NotFnd	0.93	*		2.50	1250	1260	0.408	0
1,2,3,6,7,8-HxCDF	*	* n	NotFnd	0.82	*		2.50	1250	1260	0.400	0
2,3,4,6,7,8-HxCDF	*	* n	NotFnd	0.92	*		2.50	1250	1260	0.445	0
1,2,3,7,8,9-HxCDF	*	* n	NotFnd	1.00	*		2.50	1250	1260	0.391	0
1,2,3,4,6,7,8-HpCDF	*	* n	NotFnd	1.39	*		2.50	1690	1630	0.753	0
1,2,3,4,7,8,9-HpCDF	*	* n	NotFnd	1.36	*		2.50	1690	1630	0.795	0
OCDF	*	* n	NotFnd	0.79	*		2.50	990	1070	1.21	0
Rec											
13C-2,3,7,8-TCDD	2.33e+07	0.80 y	27:22	1.02	357						91.1
13C-1,2,3,7,8-PeCDD	2.11e+07	1.75 y	33:12	0.84	393						100
13C-1,2,3,4,7,8-HxCDD	1.94e+07	1.25 y	38:33	1.07	387						98.9
13C-1,2,3,6,7,8-HxCDD	1.45e+07	1.26 y	38:43	1.01	308						78.6
13C-1,2,3,4,6,7,8-HpCDD	1.40e+07	0.95 y	44:09	0.86	349						89.2
13C-OCDD	1.34e+07	0.91 y	49:42	0.55	526						67.2
13C-2,3,7,8-TCDF	3.84e+07	0.85 y	26:36	0.99	367						93.7
13C-1,2,3,7,8-PeCDF	3.14e+07	1.78 y	31:28	0.84	356						90.9
13C-2,3,4,7,8-PeCDF	3.12e+07	1.73 y	32:47	0.81	364						93.1
13C-1,2,3,4,7,8-HxCDF	3.37e+07	0.52 y	37:10	1.85	390						99.6
13C-1,2,3,6,7,8-HxCDF	3.92e+07	0.52 y	37:22	2.54	332						84.7
13C-2,3,4,6,7,8-HxCDF	3.11e+07	0.52 y	38:18	2.01	331						84.5
13C-1,2,3,7,8,9-HxCDF	3.58e+07	0.51 y	39:44	2.03	377						96.3
13C-1,2,3,4,6,7,8-HpCDF	1.67e+07	0.42 y	42:16	1.11	321						82.1
13C-1,2,3,4,7,8,9-HpCDF	1.59e+07	0.42 y	45:04	0.80	423						108
13C-OCDF	2.91e+07	0.97 y	50:04	1.08	576						73.6
37Cl-2,3,7,8-TCDD	6.54e+06		27:23	0.69	149						95.4
13C-1,2,3,4-TCDD	2.50e+07	0.80 y	26:48	-	10.9						
13C-1,2,3,4-TCDF	4.13e+07	0.87 y	25:32	-	11.2						
13C-1,2,3,7,8,9-HxCDD	1.83e+07	1.25 y	39:10	-	13.0						
Total Tetra-Dioxins	*		NotFnd	1.11	*		2.50	1430	1100	0.392	0
Total Penta-Dioxins	*		NotFnd	1.10	*		2.50	1290	1100	0.496	0
Total Hexa-Dioxins	*		NotFnd	1.37	*		2.50	1470	1270	0.690	0
Total Hepta-Dioxins	2.18e+05		42:49	1.45	4.20	J	2.50	-	-	*	2
Total Tetra-Furans	*		NotFnd	1.50	*		2.50	1250	1320	0.169	0
1st Fn. Tot Penta-Furans	*		NotFnd	0.94	*		2.50	1080	1210	0.360 / PeCDF	0
Total Penta-Furans	*		NotFnd	0.94	*		2.50	1080	1210	0.360 / *	0
Total Hexa-Furans	*		NotFnd	0.91	*		2.50	1250	1260	0.445	0
Total Hepta-Furans	*		NotFnd	1.38	*		2.50	1690	1630	0.795	0

Analyst: 

Date: 10/4/10

Totals class: Total Hepta-Dioxins

Entry #: 41

Run: 15

File: 01OCT10M

S: 8 I: 1 F: 4

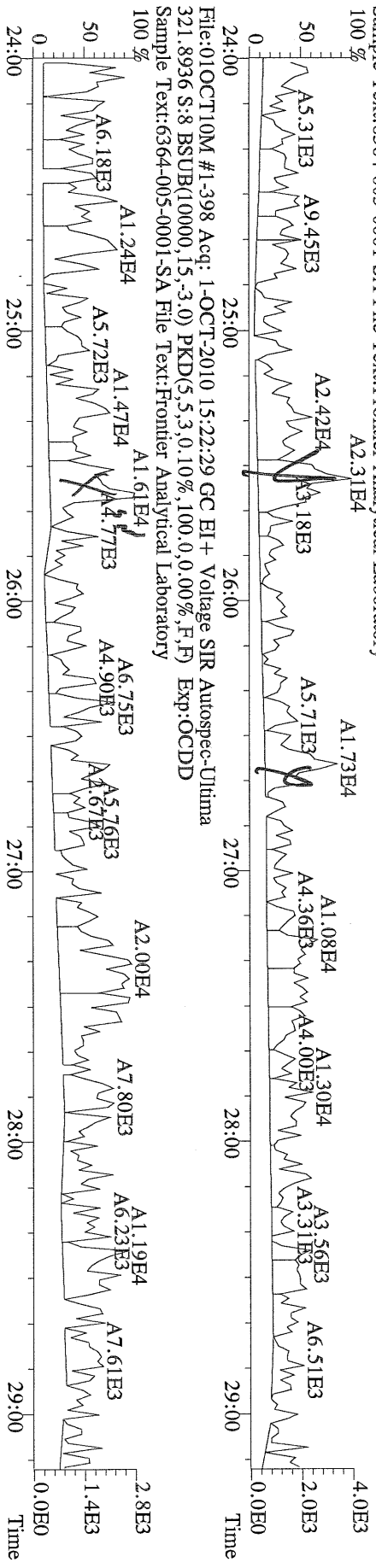
Acquired: 1-OCT-10 15:22:29

Total Concentration: 4.20

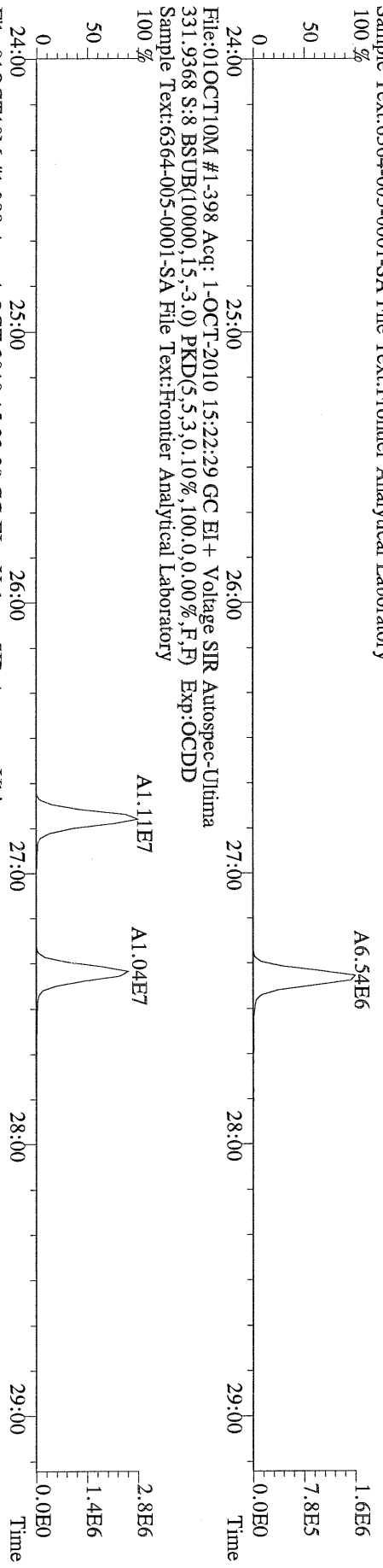
Unnamed Concentration: 2.210

RT	ml Resp	m2 Resp	RA	Resp	Concentration	Name
42:49	6.19e+04	5.26e+04	1.18 y	1.14e+05	2.21	
44:10	5.56e+04	4.77e+04	1.16 y	1.03e+05	1.99	1,2,3,4,6,7,8-HpCDD

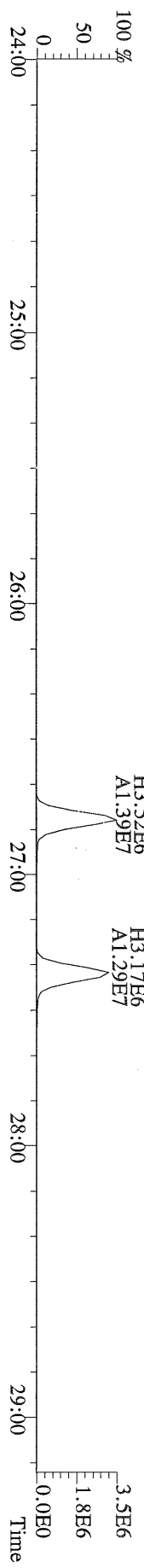
File:01OCT10M #1-398 Acq: 1-OCT-2010 15:22:29 GC EI+ Voltage SIR Autospec-Ultima
 319.8965 S:8 BSUB(10000,15,-3.0) PKD(5.5,3,0.10%,100.0,0.00%,F,F) Exp:OCDD
 Sample Text:6364-005-0001-SA File Text:Frontier Analytical Laboratory



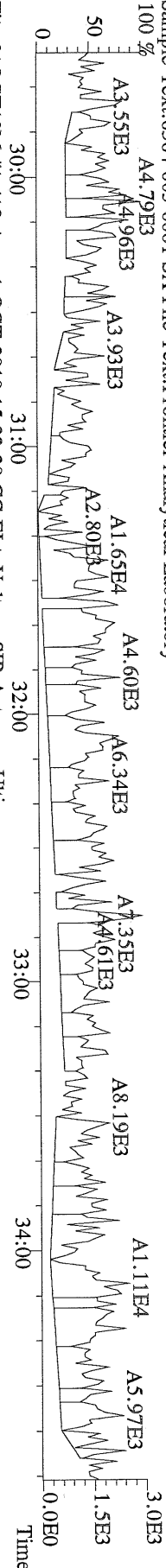
File:01OCT10M #1-398 Acq: 1-OCT-2010 15:22:29 GC EI+ Voltage SIR Autospec-Ultima
 327.8847 S:8 BSUB(10000,15,-3.0) PKD(5.5,3,0.10%,100.0,0.00%,F,F) Exp:OCDD
 Sample Text:6364-005-0001-SA File Text:Frontier Analytical Laboratory



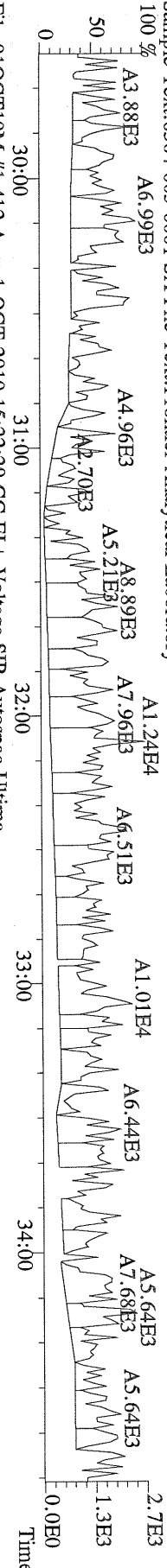
File:01OCT10M #1-398 Acq: 1-OCT-2010 15:22:29 GC EI+ Voltage SIR Autospec-Ultima
 333.9339 S:8 BSUB(10000,15,-3.0) PKD(5.5,3,0.10%,100.0,0.00%,F,F) Exp:OCDD
 Sample Text:6364-005-0001-SA File Text:Frontier Analytical Laboratory




File:01OCT10M #1-412 Acq: 1-OCT-2010 15:22:29 GC EI+ Voltage SIR Autospec-Ultima
 355.8546 S:8 F:2 BSUB(10000,15,-3.0) PKD(5,5,3,0.10%,100.0,0.00%,F,F) Exp:OCDD
 Sample Text:6364-005-0001-SA File Text:Frontier Analytical Laboratory



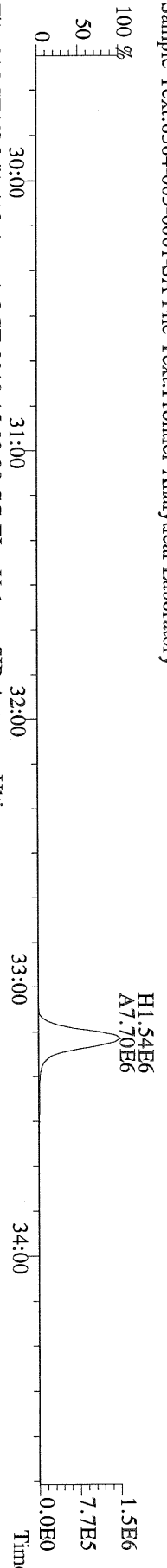
File:01OCT10M #1-412 Acq: 1-OCT-2010 15:22:29 GC EI+ Voltage SIR Autospec-Ultima
 357.8517 S:8 F:2 BSUB(10000,15,-3.0) PKD(5,5,3,0.10%,100.0,0.00%,F,F) Exp:OCDD
 Sample Text:6364-005-0001-SA File Text:Frontier Analytical Laboratory



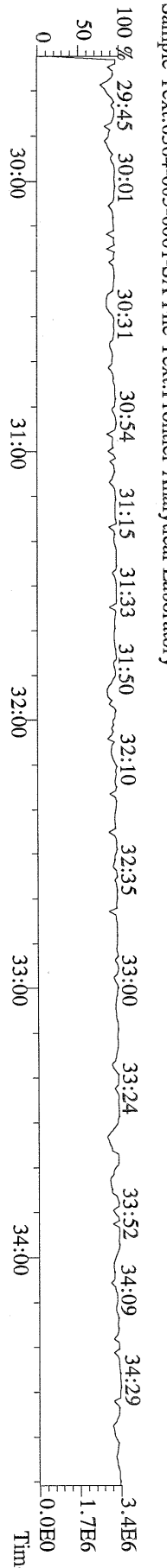
File:01OCT10M #1-412 Acq: 1-OCT-2010 15:22:29 GC EI+ Voltage SIR Autospec-Ultima
 367.8949 S:8 F:2 BSUB(10000,15,-3.0) PKD(5,5,3,0.10%,100.0,0.00%,F,F) Exp:OCDD
 Sample Text:6364-005-0001-SA File Text:Frontier Analytical Laboratory



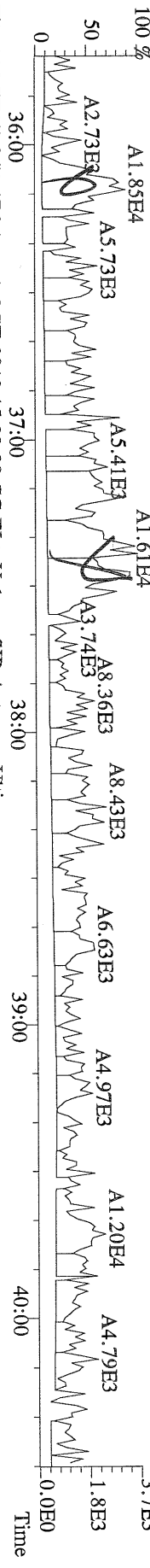
File:01OCT10M #1-412 Acq: 1-OCT-2010 15:22:29 GC EI+ Voltage SIR Autospec-Ultima
 369.8919 S:8 F:2 BSUB(10000,15,-3.0) PKD(5,5,3,0.10%,100.0,0.00%,F,F) Exp:OCDD
 Sample Text:6364-005-0001-SA File Text:Frontier Analytical Laboratory



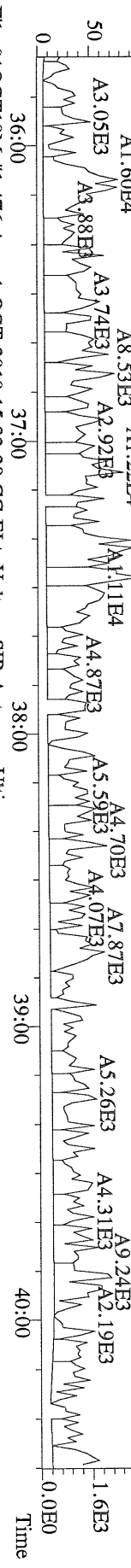
File:01OCT10M #1-412 Acq: 1-OCT-2010 15:22:29 GC EI+ Voltage SIR Autospec-Ultima
 366.9792 S:8 F:2 Exp:OCDD
 Sample Text:6364-005-0001-SA File Text:Frontier Analytical Laboratory




File:01OCT10M #1-476 Acq: 1-OCT-2010 15:22:29 GC EI+ Voltage SIR Autospec-Ultima
 389.8156 S:8 F:3 BSUB(10000,15,-3.0) PKD(5,5,3,0,10%,100,0,0,0,0%) F,F) Exp:OCDD
 Sample Text:6364-005-0001-SA File Text:Frontier Analytical Laboratory




File:01OCT10M #1-476 Acq: 1-OCT-2010 15:22:29 GC EI+ Voltage SIR Autospec-Ultima
 391.8127 S:8 F:3 BSUB(10000,15,-3.0) PKD(5,5,3,0,10%,100,0,0,0,0%) F,F) Exp:OCDD
 Sample Text:6364-005-0001-SA File Text:Frontier Analytical Laboratory



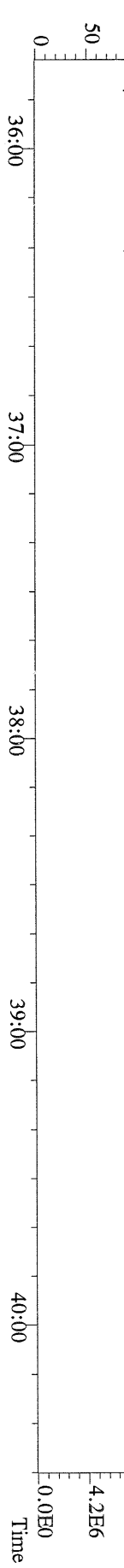
File:01OCT10M #1-476 Acq: 1-OCT-2010 15:22:29 GC EI+ Voltage SIR Autospec-Ultima
 401.8559 S:8 F:3 BSUB(10000,15,-3.0) PKD(5,5,3,0,10%,100,0,0,0,0%) F,F) Exp:OCDD
 Sample Text:6364-005-0001-SA File Text:Frontier Analytical Laboratory




File:01OCT10M #1-476 Acq: 1-OCT-2010 15:22:29 GC EI+ Voltage SIR Autospec-Ultima
 403.8530 S:8 F:3 BSUB(10000,15,-3.0) PKD(5,5,3,0,10%,100,0,0,0,0%) F,F) Exp:OCDD
 Sample Text:6364-005-0001-SA File Text:Frontier Analytical Laboratory



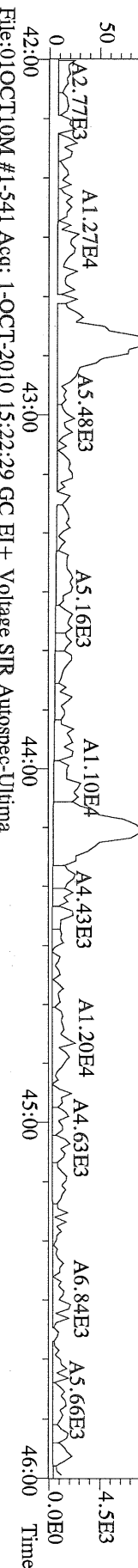
File:01OCT10M #1-476 Acq: 1-OCT-2010 15:22:29 GC EI+ Voltage SIR Autospec-Ultima
 380.9760 S:8 F:3 Exp:OCDD
 Sample Text:6364-005-0001-SA File Text:Frontier Analytical Laboratory



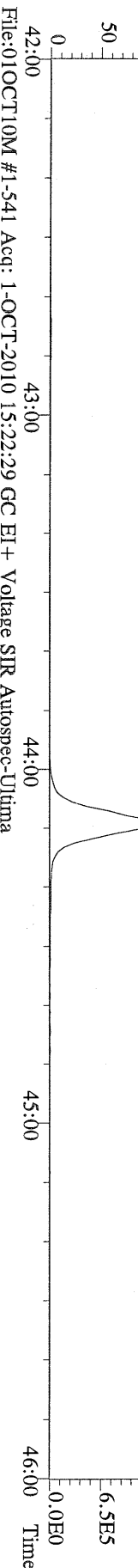
File:01OCT10M #1-541 Acq: 1-OCT-2010 15:22:29 GC EI+ Voltage SIR Autospec-Ultima
 423.7767 S:8 F:4 BSUB(10000,15,-3.0) PKD(5,5,3,0.10%,100,0,0.00%,F,F) Exp:OCDD
 Sample Text:6364-005-0001-SA File Text:Frontier Analytical Laboratory



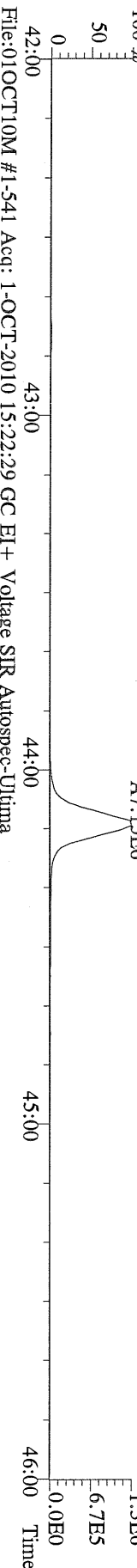
File:01OCT10M #1-541 Acq: 1-OCT-2010 15:22:29 GC EI+ Voltage SIR Autospec-Ultima
 425.7737 S:8 F:4 BSUB(10000,15,-3.0) PKD(5,5,3,0.10%,100,0,0.00%,F,F) Exp:OCDD
 Sample Text:6364-005-0001-SA File Text:Frontier Analytical Laboratory



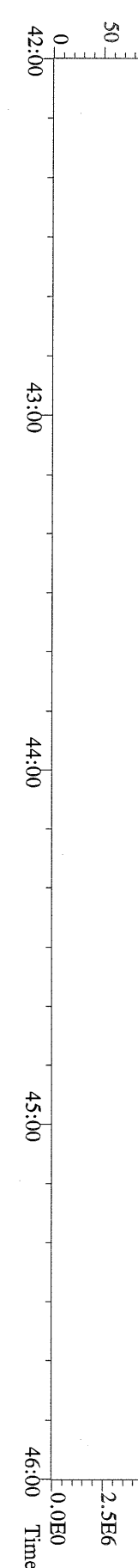
File:01OCT10M #1-541 Acq: 1-OCT-2010 15:22:29 GC EI+ Voltage SIR Autospec-Ultima
 437.8140 S:8 F:4 BSUB(10000,15,-3.0) PKD(5,5,3,0.10%,100,0,0.00%,F,F) Exp:OCDD
 Sample Text:6364-005-0001-SA File Text:Frontier Analytical Laboratory




File:01OCT10M #1-541 Acq: 1-OCT-2010 15:22:29 GC EI+ Voltage SIR Autospec-Ultima
 430.9728 S:8 F:4 Exp:OCDD
 Sample Text:6364-005-0001-SA File Text:Frontier Analytical Laboratory




File:01OCT10M #1-541 Acq: 1-OCT-2010 15:22:29 GC EI+ Voltage SIR Autospec-Ultima
 100 % 42:08 42:23 42:37 42:57 43:21 43:35 43:56 44:10 44:23 44:37 45:01 45:26 45:44




File:01OCT10M #1-348 Acq: 1-OCT-2010 15:22:29 GC EI + Voltage SIR Autospec-Ultima
 457.7377 S:8 F:5 BSUB(10000,15,-3.0) PKD(5,5,3,0,10%,100,0,0,00%,F,F) Exp:OCDD
 Sample Text:6364-005-0001-SA File Text:Frontier Analytical Laboratory




File:01OCT10M #1-348 Acq: 1-OCT-2010 15:22:29 GC EI + Voltage SIR Autospec-Ultima
 459.7348 S:8 F:5 BSUB(10000,15,-3.0) PKD(5,5,3,0,10%,100,0,0,00%,F,F) Exp:OCDD
 Sample Text:6364-005-0001-SA File Text:Frontier Analytical Laboratory




File:01OCT10M #1-348 Acq: 1-OCT-2010 15:22:29 GC EI + Voltage SIR Autospec-Ultima
 469.7780 S:8 F:5 BSUB(10000,15,-3.0) PKD(5,5,3,0,10%,100,0,0,00%,F,F) Exp:OCDD
 Sample Text:6364-005-0001-SA File Text:Frontier Analytical Laboratory




File:01OCT10M #1-348 Acq: 1-OCT-2010 15:22:29 GC EI + Voltage SIR Autospec-Ultima
 471.7750 S:8 F:5 BSUB(10000,15,-3.0) PKD(5,5,3,0,10%,100,0,0,00%,F,F) Exp:OCDD
 Sample Text:6364-005-0001-SA File Text:Frontier Analytical Laboratory



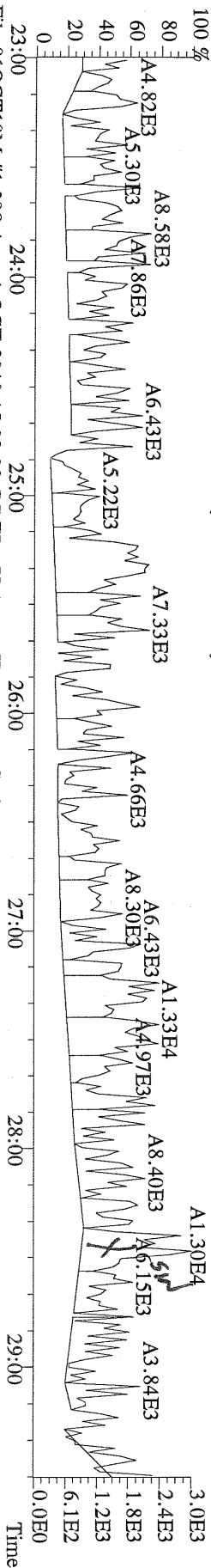
File:01OCT10M #1-348 Acq: 1-OCT-2010 15:22:29 GC EI + Voltage SIR Autospec-Ultima
 454.9728 S:8 F:5 Exp:OCDD
 Sample Text:6364-005-0001-SA File Text:Frontier Analytical Laboratory




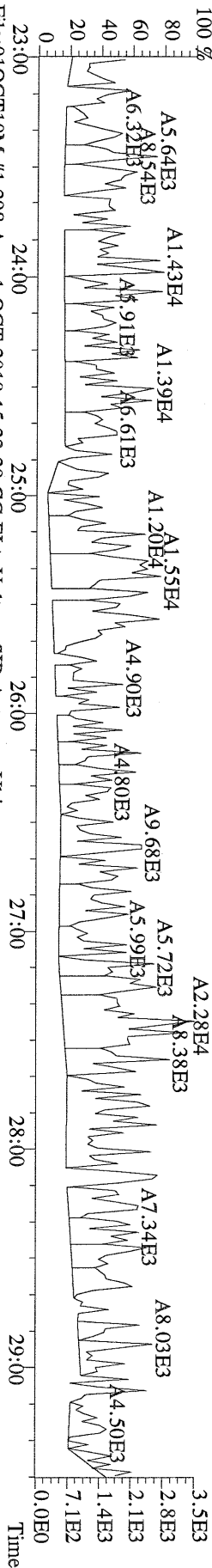
File:01OCT10M #1-398 Acq: 1-OCT-2010 15:22:29 GC EI + Voltage SIR Autospec-Ultima
 339.8597 S:8 BSUB(10000,15,-3.0) PKD(5,5,3,0,100,0,0,00%,F,F) Exp:OCDD
 Sample Text:6364-005-0001-SA File Text:Frontier Analytical Laboratory



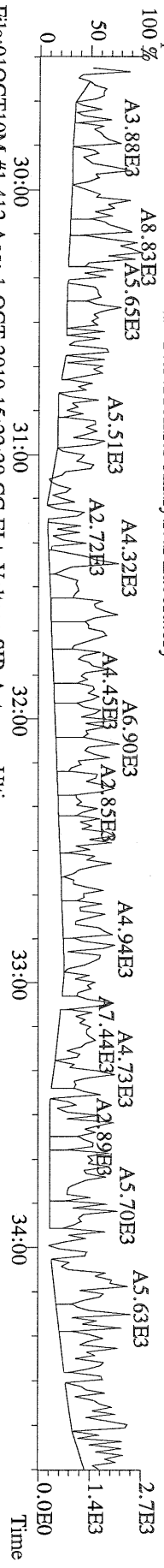
File:01OCT10M #1-398 Acq: 1-OCT-2010 15:22:29 GC EI + Voltage SIR Autospec-Ultima
 341.8568 S:8 BSUB(10000,15,-3.0) PKD(5,5,3,0,100,0,0,00%,F,F) Exp:OCDD
 Sample Text:6364-005-0001-SA File Text:Frontier Analytical Laboratory



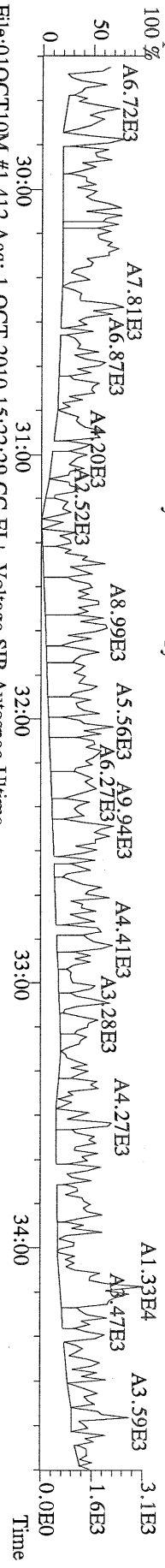
File:01OCT10M #1-398 Acq: 1-OCT-2010 15:22:29 GC EI + Voltage SIR Autospec-Ultima
 409.7974 S:8 BSUB(10000,15,-3.0) PKD(5,5,3,0,100,0,0,00%,F,F) Exp:OCDD
 Sample Text:6364-005-0001-SA File Text:Frontier Analytical Laboratory




File:01OCT10M #1-412 Acq: 1-OCT-2010 15:22:29 GC EI + Voltage SIR Autospec-Ultima
 339.8597 S:8 F:2 BSUB(10000,15,-3.0) PKD(5,5,3,0.10%,100,0,0.00%,F,F) Exp:OCDD
 Sample Text:6364-005-0001-SA File Text:Frontier Analytical Laboratory




File:01OCT10M #1-412 Acq: 1-OCT-2010 15:22:29 GC EI + Voltage SIR Autospec-Ultima
 341.8568 S:8 F:2 BSUB(10000,15,-3.0) PKD(5,5,3,0.10%,100,0,0.00%,F,F) Exp:OCDD
 Sample Text:6364-005-0001-SA File Text:Frontier Analytical Laboratory



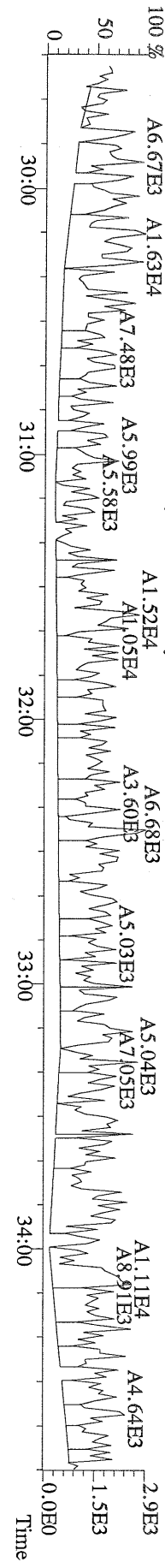
File:01OCT10M #1-412 Acq: 1-OCT-2010 15:22:29 GC EI + Voltage SIR Autospec-Ultima
 351.9000 S:8 F:2 BSUB(10000,15,-3.0) PKD(5,5,3,0.10%,100,0,0.00%,F,F) Exp:OCDD
 Sample Text:6364-005-0001-SA File Text:Frontier Analytical Laboratory



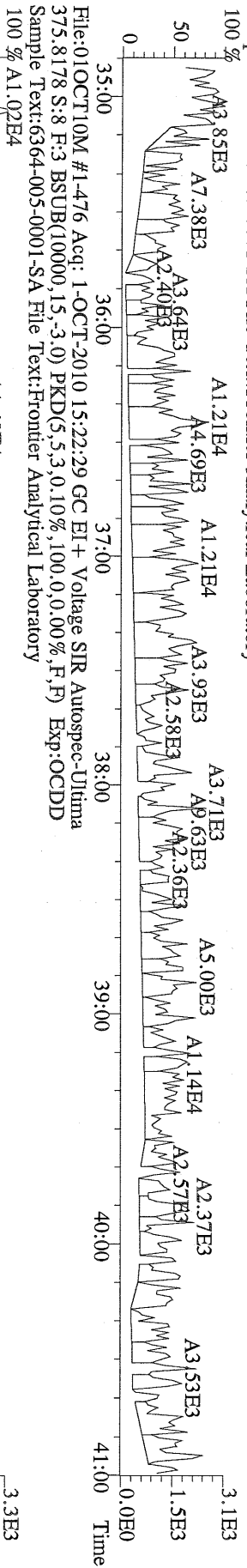
File:01OCT10M #1-412 Acq: 1-OCT-2010 15:22:29 GC EI + Voltage SIR Autospec-Ultima
 353.8970 S:8 F:2 BSUB(10000,15,-3.0) PKD(5,5,3,0.10%,100,0,0.00%,F,F) Exp:OCDD
 Sample Text:6364-005-0001-SA File Text:Frontier Analytical Laboratory



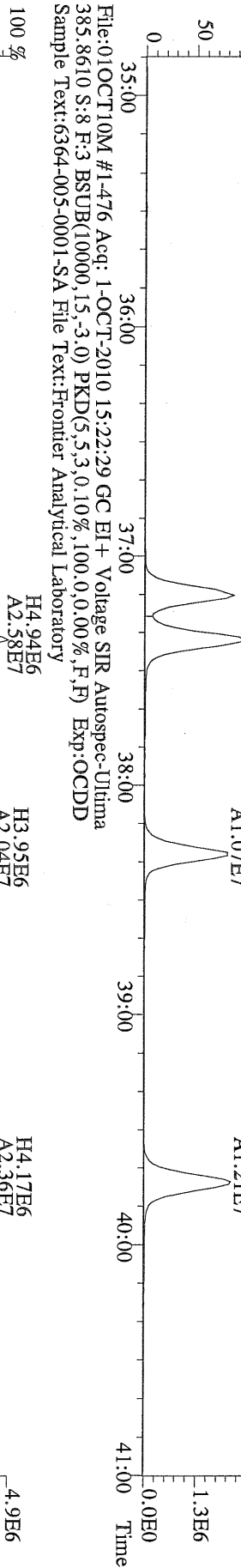
File:01OCT10M #1-412 Acq: 1-OCT-2010 15:22:29 GC EI + Voltage SIR Autospec-Ultima
 409.7974 S:8 F:2 BSUB(10000,15,-3.0) PKD(5,5,3,0.10%,100,0,0.00%,F,F) Exp:OCDD
 Sample Text:6364-005-0001-SA File Text:Frontier Analytical Laboratory



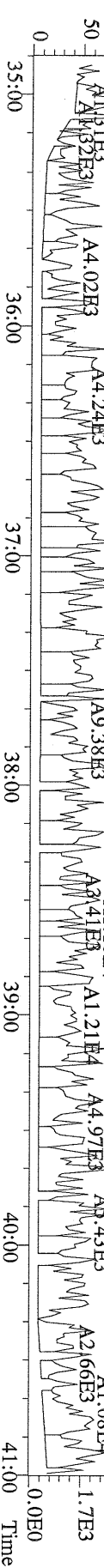
File:01OCT10M #1-476 Acq: 1-OCT-2010 15:22:29 GC EI+ Voltage SIR Autospec-Utima
373.8207 S:8 F:3 BSUB(10000,15,-3.0) PKD(5,5,3,0,10%,100,0,0,00%,F,F) Exp:OCDD
Sample Text:6364-005-0001-SA File Text:Frontier Analytical Laboratory



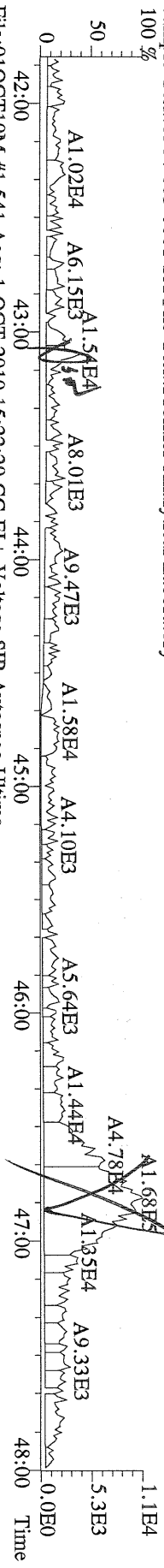
File:01OCT10M #1-476 Acq: 1-OCT-2010 15:22:29 GC EI+ Voltage SIR Autospec-Utima
383.8639 S:8 F:3 BSUB(10000,15,-3.0) PKD(5,5,3,0,10%,100,0,0,00%,F,F) Exp:OCDD
Sample Text:6364-005-0001-SA File Text:Frontier Analytical Laboratory



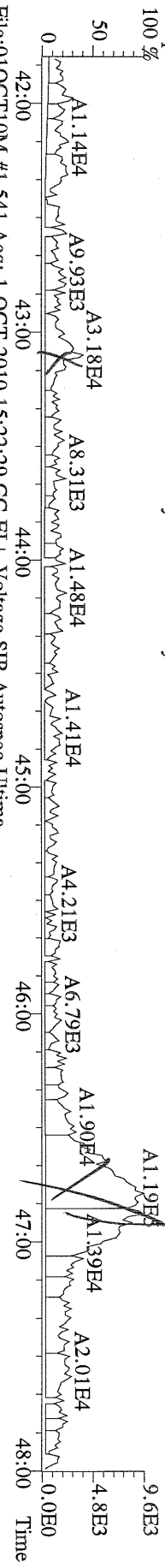
File:01OCT10M #1-476 Acq: 1-OCT-2010 15:22:29 GC EI+ Voltage SIR Autospec-Utima
445.7555 S:8 F:3 BSUB(10000,15,-3.0) PKD(5,5,3,0,10%,100,0,0,00%,F,F) Exp:OCDD
Sample Text:6364-005-0001-SA File Text:Frontier Analytical Laboratory



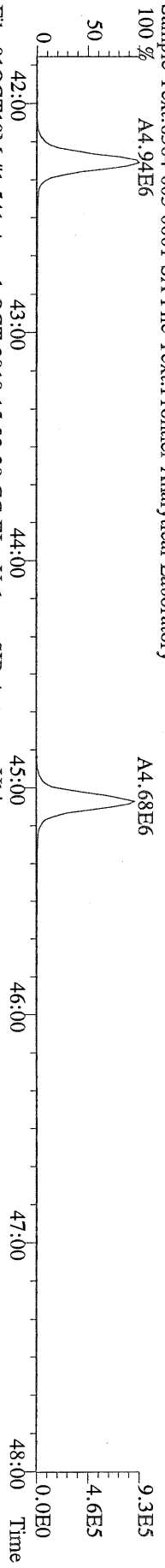
File:01OCT10M #1-541 Acq: 1-OCT-2010 15:22:29 GC EI+ Voltage SIR Autospec-Ultime
407.7818 S:8 F:4 BSUB(10000,15,-3.0) PKD(5,5,3,0,10%,100,0,0,0.00%,F,F) Exp:OCDD
Sample Text:6364-005-0001-SA File Text:Frontier Analytical Laboratory
100 %



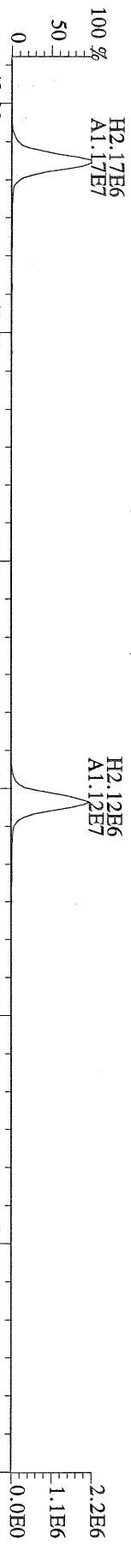
File:01OCT10M #1-541 Acq: 1-OCT-2010 15:22:29 GC EI+ Voltage SIR Autospec-Ultime
409.7788 S:8 F:4 BSUB(10000,15,-3.0) PKD(5,5,3,0,10%,100,0,0,0.00%,F,F) Exp:OCDD
Sample Text:6364-005-0001-SA File Text:Frontier Analytical Laboratory
100 %



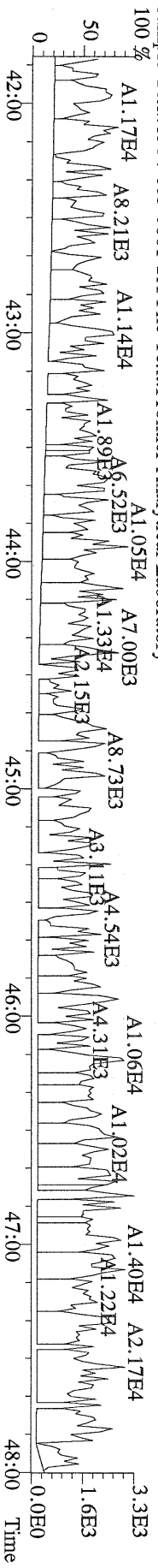
File:01OCT10M #1-541 Acq: 1-OCT-2010 15:22:29 GC EI+ Voltage SIR Autospec-Ultime
417.8253 S:8 F:4 BSUB(10000,15,-3.0) PKD(5,5,3,0,10%,100,0,0,0.00%,F,F) Exp:OCDD
Sample Text:6364-005-0001-SA File Text:Frontier Analytical Laboratory
100 %



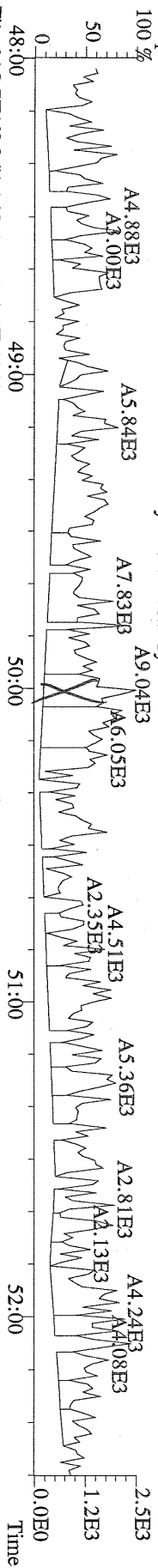
File:01OCT10M #1-541 Acq: 1-OCT-2010 15:22:29 GC EI+ Voltage SIR Autospec-Ultime
419.8220 S:8 F:4 BSUB(10000,15,-3.0) PKD(5,5,3,0,10%,100,0,0,0.00%,F,F) Exp:OCDD
Sample Text:6364-005-0001-SA File Text:Frontier Analytical Laboratory
100 %



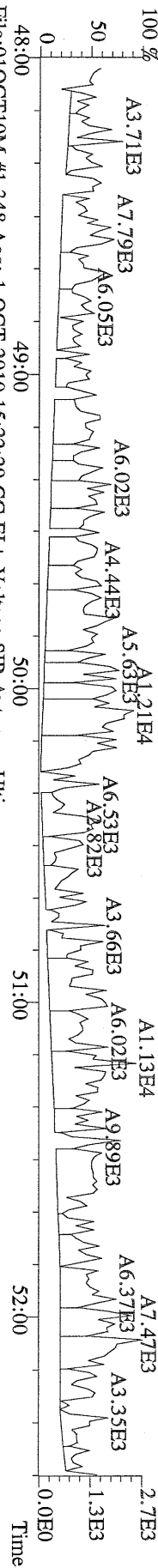
File:01OCT10M #1-541 Acq: 1-OCT-2010 15:22:29 GC EI+ Voltage SIR Autospec-Ultime
479.7165 S:8 F:4 BSUB(10000,15,-3.0) PKD(5,5,3,0,10%,100,0,0,0.00%,F,F) Exp:OCDD
Sample Text:6364-005-0001-SA File Text:Frontier Analytical Laboratory
100 %



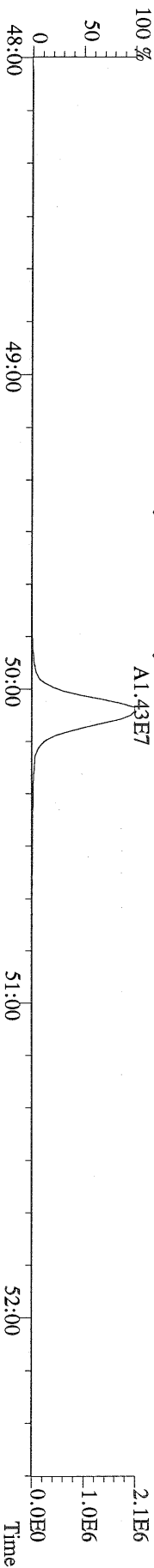
File:01OCT10M #1-348 Acq: 1-OCT-2010 15:22:29 GC EI+ Voltage SIR Autospec-Ultima
441.7428 S:8 F:5 BSUB(10000,15,-3.0) PKD(5,5,3,0,10%,100,0,0,00%,F,F) Exp:OCDD
Sample Text:6364-005-0001-SA File Text:Frontier Analytical Laboratory



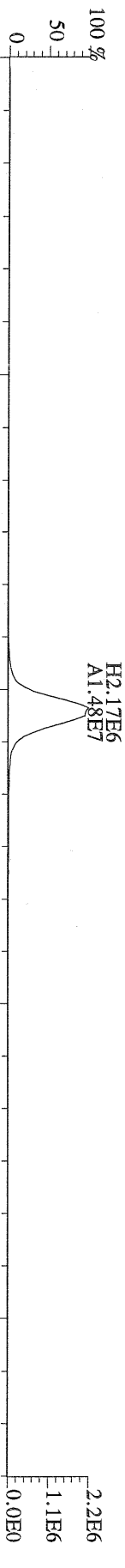
File:01OCT10M #1-348 Acq: 1-OCT-2010 15:22:29 GC EI+ Voltage SIR Autospec-Ultima
443.7398 S:8 F:5 BSUB(10000,15,-3.0) PKD(5,5,3,0,10%,100,0,0,00%,F,F) Exp:OCDD
Sample Text:6364-005-0001-SA File Text:Frontier Analytical Laboratory



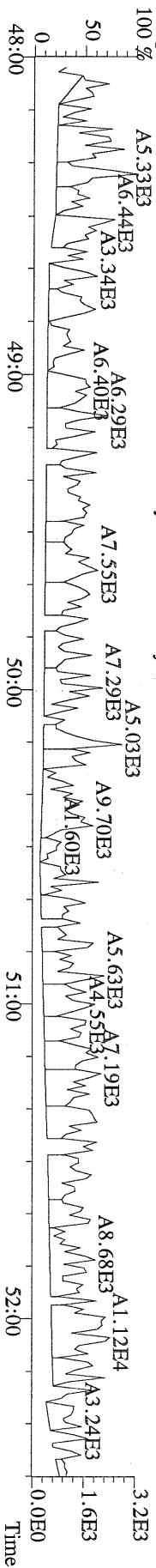
File:01OCT10M #1-348 Acq: 1-OCT-2010 15:22:29 GC EI+ Voltage SIR Autospec-Ultima
453.7831 S:8 F:5 BSUB(10000,15,-3.0) PKD(5,5,3,0,10%,100,0,0,00%,F,F) Exp:OCDD
Sample Text:6364-005-0001-SA File Text:Frontier Analytical Laboratory



File:01OCT10M #1-348 Acq: 1-OCT-2010 15:22:29 GC EI+ Voltage SIR Autospec-Ultima
455.7801 S:8 F:5 BSUB(10000,15,-3.0) PKD(5,5,3,0,10%,100,0,0,00%,F,F) Exp:OCDD
Sample Text:6364-005-0001-SA File Text:Frontier Analytical Laboratory



File:01OCT10M #1-348 Acq: 1-OCT-2010 15:22:29 GC EI+ Voltage SIR Autospec-Ultima
513.6775 S:8 F:5 BSUB(10000,15,-3.0) PKD(5,5,3,0,10%,100,0,0,00%,F,F) Exp:OCDD
Sample Text:6364-005-0001-SA File Text:Frontier Analytical Laboratory



*50.5 DN
49.8 10/6/10*

Name	Resp	RA	RT	RRF	Conc	Qual	Fac Noise-1	Noise-2	DL	Rec	#Hom
2,3,7,8-TCDD	6.85e+04	0.66 y	27:23	1.11	0.784	J	2.50	-	-	*	
1,2,3,7,8-PeCDD	3.10e+05	1.48 y	33:12	1.10	4.23	J	2.50	-	-	*	
1,2,3,4,7,8-HxCDD	5.55e+05	1.37 y	38:35	1.37	6.84		2.50	-	-	*	
1,2,3,6,7,8-HxCDD	3.50e+06	1.40 y	38:44	1.37	55.9		2.50	-	-	*	
1,2,3,7,8,9-HxCDD	1.44e+06	1.38 y	39:11	1.36	20.2		2.50	-	-	*	
1,2,3,4,6,7,8-HpCDD	1.59e+08	0.98 y	44:10	1.45	2090		2.50	-	-	*	
OCDD	1.17e+09	0.97 y	49:46	1.43	-	*	2.50	-	-	*	
											<i>25 ADD DL</i>
2,3,7,8-TCDF	9.72e+04	0.69 y	26:37	1.50	0.520	J	2.50	-	-	*	
1,2,3,7,8-PeCDF	5.89e+04	1.59 y	31:29	0.94	0.591	J	2.50	-	-	*	
2,3,4,7,8-PeCDF	1.15e+05	1.34 y	32:49	0.94	1.21	J	2.50	-	-	*	
1,2,3,4,7,8-HxCDF	5.23e+05	1.23 y	37:10	0.93	5.29		2.50	-	-	*	
1,2,3,6,7,8-HxCDF	5.35e+05	1.24 y	37:23	0.82	5.18		2.50	-	-	*	
2,3,4,6,7,8-HxCDF	6.76e+05	1.25 y	38:19	0.92	7.27		2.50	-	-	*	
1,2,3,7,8,9-HxCDF	9.45e+04	1.22 y	39:48	1.00	0.845	J	2.50	-	-	*	
1,2,3,4,6,7,8-HpCDF	4.35e+07	1.05 y	42:16	1.39	558		2.50	-	-	*	
1,2,3,4,7,8,9-HpCDF	1.02e+06	1.04 y	45:04	1.36	14.2		2.50	-	-	*	
OCDF	1.13e+08	0.88 y	50:07	0.79	2270		2.50	-	-	*	
13C-2,3,7,8-TCDD	3.22e+07	0.84 y	27:22	1.02	391					95.4	
13C-1,2,3,7,8-PeCDD	2.72e+07	1.78 y	33:11	0.84	402					98.1	
13C-1,2,3,4,7,8-HxCDD	2.42e+07	1.25 y	38:33	1.07	412					101	
13C-1,2,3,6,7,8-HxCDD	1.87e+07	1.25 y	38:42	1.01	338					82.4	
13C-1,2,3,4,6,7,8-HpCDD	2.15e+07	0.96 y	44:09	0.86	459					112	
13C-OCDD	2.92e+07	0.93 y	49:45	0.55	977	*				-	<i>79.8% DL</i>
13C-2,3,7,8-TCDF	5.10e+07	0.86 y	26:36	0.99	393					95.9	
13C-1,2,3,7,8-PeCDF	4.33e+07	1.73 y	31:27	0.84	396					96.7	
13C-2,3,4,7,8-PeCDF	4.16e+07	1.75 y	32:46	0.81	393					96.0	
13C-1,2,3,4,7,8-HxCDF	4.37e+07	0.51 y	37:09	1.85	431					105	
13C-1,2,3,6,7,8-HxCDF	5.15e+07	0.52 y	37:21	2.54	371					90.6	
13C-2,3,4,6,7,8-HxCDF	4.14e+07	0.52 y	38:18	2.01	376					91.8	
13C-1,2,3,7,8,9-HxCDF	4.60e+07	0.52 y	39:43	2.03	414					101	
13C-1,2,3,4,6,7,8-HpCDF	2.30e+07	0.43 y	42:15	1.11	378					92.3	
13C-1,2,3,4,7,8,9-HpCDF	2.17e+07	0.43 y	45:03	0.80	494					121	
13C-OCDF	5.19e+07	0.96 y	50:06	1.08	876					107	
37Cl-2,3,7,8-TCDD	8.19e+06		27:23	0.69	148					90.5	
13C-1,2,3,4-TCDD	3.30e+07	0.85 y	26:47	-	15.1						
13C-1,2,3,4-TCDF	5.35e+07	0.85 y	25:32	-	15.1						
13C-1,2,3,7,8,9-HxCDD	2.24e+07	1.25 y	39:09	-	16.7						
Total Tetra-Dioxins	5.71e+05		24:23	1.11	6.53		2.50	-	-	*	4
Total Penta-Dioxins	2.92e+06		30:14	1.10	39.9		2.50	-	-	*	10
Total Hexa-Dioxins	2.60e+07		36:08	1.37	369		2.50	-	-	*	8
Total Hepta-Dioxins	3.22e+08		42:47	1.45	4220		2.50	-	-	*	2
Total Tetra-Furans	4.23e+06		23:02	1.50	22.6		2.50	-	-	*	18
1st Fn. Tot Penta-Furans	3.55e+06		28:26	0.94	36.5		2.50	-	-	*	PeCDF 1
Total Penta-Furans	2.45e+06		30:03	0.94	25.2		2.50	-	-	*	61.7 9
Total Hexa-Furans	3.74e+07		35:14	0.91	370		2.50	-	-	*	9
Total Hepta-Furans	1.57e+08		42:16	1.38	2080		2.50	-	-	*	4

Analyst: 

Date: 10/5/10

Totals class: Total Tetra-Dioxins

Entry #: 38

Run: 16

File: 01OCT10M

S: 9 I: 1 F: 1

Acquired: 1-OCT-10 16:17:52

Total Concentration: 6.53

Unnamed Concentration: 5.744

RT	ml Resp	m2 Resp	RA	Resp	Concentration	Name
24:23	7.74e+04	9.79e+04	0.79 y	1.75e+05	2.00	
24:40	8.11e+04	1.09e+05	0.74 y	1.90e+05	2.18	
25:55	5.74e+04	7.92e+04	0.72 y	1.37e+05	1.56	
27:23	2.73e+04	4.12e+04	0.66 y	6.85e+04	0.784	2,3,7,8-TCDD

Totals class: Total Penta-Dioxins

Entry #: 39

Run: 16

File: 01OCT10M

S: 9 I: 1 F: 2

Acquired: 1-OCT-10 16:17:52

Total Concentration: 39.9

Unnamed Concentration: 35.700

RT	ml Resp	m2 Resp	RA	Resp	Concentration	Name
30:14	7.17e+05	4.48e+05	1.60 y	1.17e+06	15.9	
30:50	6.13e+04	4.25e+04	1.44 y	1.04e+05	1.42	
31:28	1.41e+05	8.51e+04	1.65 y	2.26e+05	3.08	
31:41	2.74e+05	1.77e+05	1.55 y	4.51e+05	6.16	
31:50	1.79e+05	1.09e+05	1.64 y	2.87e+05	3.93	
32:08	1.14e+05	7.77e+04	1.47 y	1.92e+05	2.62	
32:37	3.17e+04	2.34e+04	1.35 y	5.51e+04	0.753	
33:12	1.85e+05	1.25e+05	1.48 y	3.10e+05	4.23	1,2,3,7,8-PeCDD
33:18	3.98e+04	2.48e+04	1.60 y	6.46e+04	0.883	
33:46	4.25e+04	2.68e+04	1.58 y	6.93e+04	0.947	

Totals class: Total Hexa-Dioxins

Entry #: 40

Run: 16 File: 01OCT10M S: 9 I: 1 F: 3
Acquired: 1-OCT-10 16:17:52

Total Concentration: 369

Unnamed Concentration: 286.453

RT	ml Resp	m2 Resp	RA	Resp	Concentration	Name
36:08	4.78e+06	3.40e+06	1.41 y	8.18e+06	114	
37:02	5.50e+05	3.92e+05	1.41 y	9.42e+05	13.1	
37:28	6.47e+06	4.60e+06	1.41 y	1.11e+07	154	
37:39	1.04e+05	7.36e+04	1.42 y	1.78e+05	2.48	
38:35	3.21e+05	2.35e+05	1.37 y	5.55e+05	6.84	1,2,3,4,7,8-HxCDD
38:44	2.04e+06	1.46e+06	1.40 y	3.50e+06	55.9	1,2,3,6,7,8-HxCDD
39:03	9.78e+04	6.94e+04	1.41 y	1.67e+05	2.33	
39:11	8.37e+05	6.06e+05	1.38 y	1.44e+06	20.2	1,2,3,7,8,9-HxCDD

Totals class: Total Hepta-Dioxins

Entry #: 41

Run: 16

File: 01OCT10M

S: 9 I: 1 F: 4

Acquired: 1-OCT-10 16:17:52

Total Concentration: 4220

Unnamed Concentration: 2136.596

RT	ml Resp	m2 Resp	RA	Resp	Concentration	Name
42:47	8.06e+07	8.23e+07	0.98 y	1.63e+08	2140	
44:10	7.87e+07	8.04e+07	0.98 y	1.59e+08	2090	1,2,3,4,6,7,8-HpCDD

Totals class: Total Tetra-Furans

Entry #: 42

Run: 16

File: 01OCT10M

S: 9 I: 1 F: 1

Acquired: 1-OCT-10 16:17:52

Total Concentration: 22.6

Unnamed Concentration: 22.112

RT	ml Resp	m2 Resp	RA	Resp	Concentration	Name
23:02	5.51e+04	6.59e+04	0.84 y	1.21e+05	0.648	
23:24	7.35e+04	1.04e+05	0.71 y	1.77e+05	0.949	
23:47	4.85e+05	7.34e+05	0.66 y	1.22e+06	6.52	
24:10	9.26e+04	1.33e+05	0.70 y	2.25e+05	1.20	
24:25	1.18e+05	1.76e+05	0.67 y	2.94e+05	1.57	
24:43	1.98e+05	3.03e+05	0.65 y	5.01e+05	2.68	
24:56	2.42e+04	3.23e+04	0.75 y	5.65e+04	0.302	
25:19	4.70e+04	6.28e+04	0.75 y	1.10e+05	0.588	
25:25	2.23e+05	3.36e+05	0.66 y	5.59e+05	2.99	
25:32	3.75e+04	5.46e+04	0.69 y	9.21e+04	0.493	
25:54	3.56e+04	5.43e+04	0.66 y	9.00e+04	0.482	
26:08	2.11e+04	2.70e+04	0.78 y	4.81e+04	0.257	
26:31	3.53e+04	4.35e+04	0.81 y	7.88e+04	0.422	
26:37	3.96e+04	5.76e+04	0.69 y	9.72e+04	0.520	2,3,7,8-TCDF
26:57	5.57e+04	6.92e+04	0.80 y	1.25e+05	0.668	
27:51	2.52e+04	3.63e+04	0.69 y	6.15e+04	0.329	
28:05	3.90e+04	4.79e+04	0.82 y	8.69e+04	0.465	
28:27	1.14e+05	1.73e+05	0.66 y	2.87e+05	1.54	

Totals class: 1st Fn. Tot Penta-Furans Entry #: 43

Run: 16 File: 01OCT10M S: 9 I: 1 F: 1
Acquired: 1-OCT-10 16:17:52

Total Concentration: 36.5 Unnamed Concentration: 36.495

RT	ml Resp	m2 Resp	RA	Resp	Concentration	Name
28:26	2.18e+06	1.37e+06	1.60 y	3.55e+06	36.5	

Totals class: Total Penta-Furans

Entry #: 44

Run: 16

File: 01OCT10M

S: 9 I: 1 F: 2

Acquired: 1-OCT-10 16:17:52

Total Concentration: 25.2

Unnamed Concentration: 23.408

RT	ml Resp	m2 Resp	RA	Resp	Concentration	Name
30:03	7.07e+04	4.82e+04	1.47 y	1.19e+05	1.22	
30:13	6.91e+05	4.70e+05	1.47 y	1.16e+06	11.9	
30:42	7.48e+04	5.53e+04	1.35 y	1.30e+05	1.34	
30:55	2.48e+05	1.68e+05	1.48 y	4.16e+05	4.27	
31:29	3.62e+04	2.27e+04	1.59 y	5.89e+04	0.591	1,2,3,7,8-PeCDF
31:48	1.46e+05	1.02e+05	1.43 y	2.47e+05	2.54	
32:40	2.44e+04	1.69e+04	1.44 y	4.13e+04	0.424	
32:49	6.62e+04	4.93e+04	1.34 y	1.15e+05	1.21	2,3,4,7,8-PeCDF
32:51	9.41e+04	6.97e+04	1.35 y	1.64e+05	1.68	

Totals class: Total Hexa-Furans

Entry #: 45

Run: 16

File: 01OCT10M

S: 9 I: 1 F: 3

Acquired: 1-OCT-10 16:17:52

Total Concentration: 370

Unnamed Concentration: 350.999

RT	ml Resp	m2 Resp	RA	Resp	Concentration	Name
35:14	1.34e+06	1.06e+06	1.26 y	2.40e+06	23.7	
35:30	5.77e+06	4.64e+06	1.24 y	1.04e+07	103	
36:06	2.18e+05	1.83e+05	1.19 y	4.01e+05	3.95	
36:25	1.24e+07	9.88e+06	1.25 y	2.23e+07	219	
37:10	2.89e+05	2.34e+05	1.23 y	5.23e+05	5.29	1,2,3,4,7,8-HxCDF
37:23	2.96e+05	2.39e+05	1.24 y	5.35e+05	5.18	1,2,3,6,7,8-HxCDF
38:05	7.07e+04	6.00e+04	1.18 y	1.31e+05	1.29	
38:19	3.75e+05	3.01e+05	1.25 y	6.76e+05	7.27	2,3,4,6,7,8-HxCDF
39:48	5.20e+04	4.25e+04	1.22 y	9.45e+04	0.845	1,2,3,7,8,9-HxCDF

Totals class: Total Hepta-Furans

Entry #: 46

Run: 16

File: 01OCT10M

S: 9 I: 1 F: 4

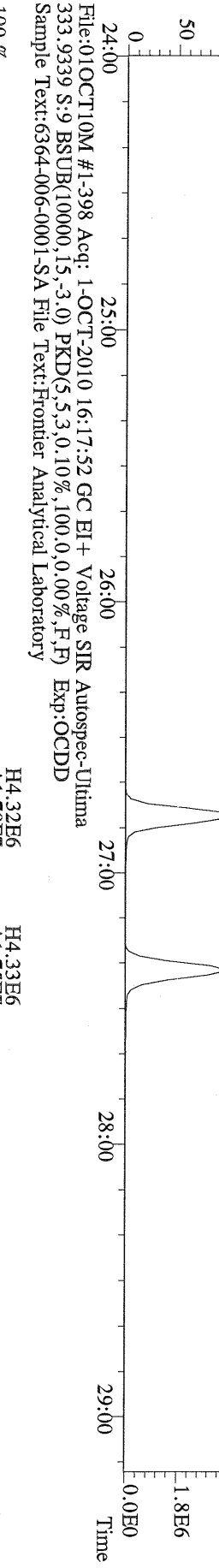
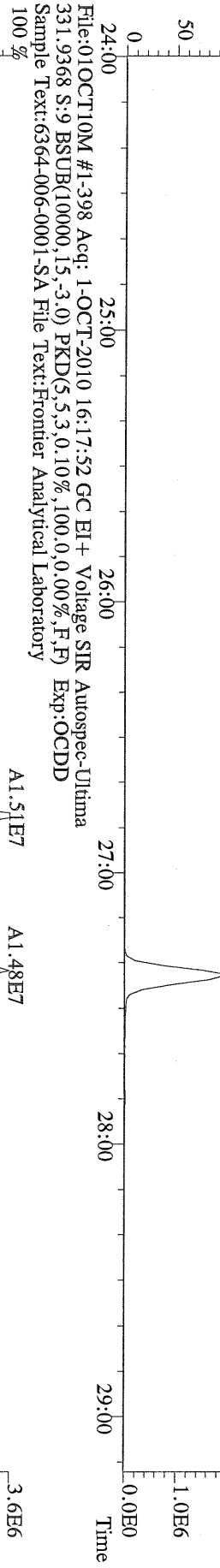
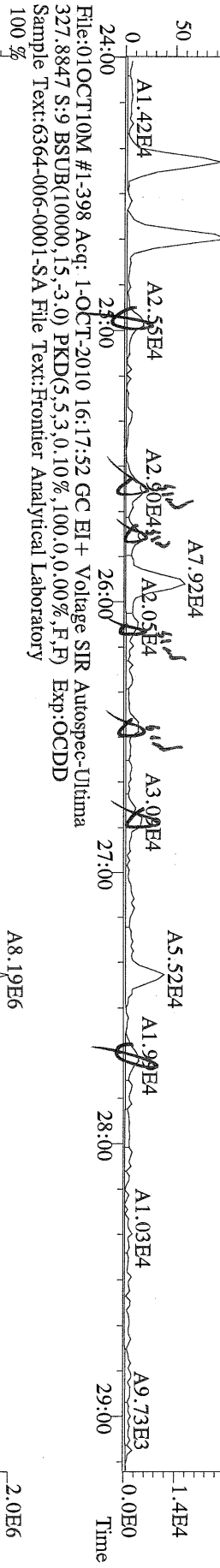

Acquired: 1-OCT-10 16:17:52

Total Concentration: 2080

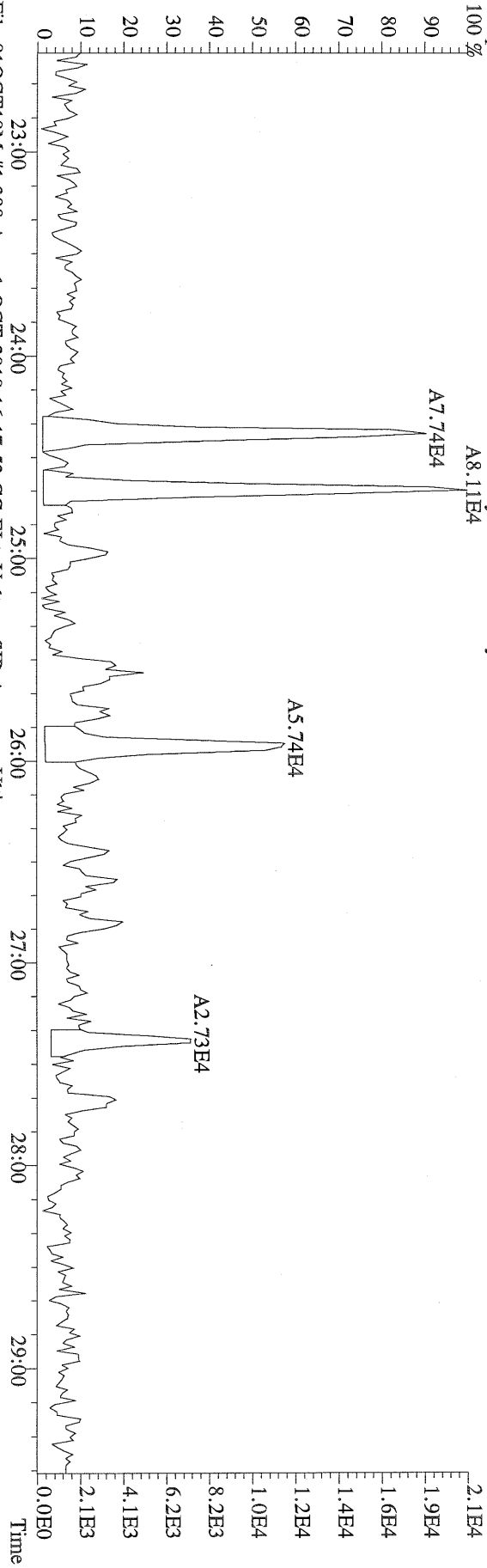
Unnamed Concentration: 1504.650

RT	ml Resp	m2 Resp	RA	Resp	Concentration	Name
42:16	2.23e+07	2.12e+07	1.05 y	4.35e+07	558	1,2,3,4,6,7,8-HpCDF
42:48	1.63e+05	1.55e+05	1.05 y	3.18e+05	4.23	
43:05	5.77e+07	5.49e+07	1.05 y	1.13e+08	1500	
45:04	5.22e+05	5.02e+05	1.04 y	1.02e+06	14.2	1,2,3,4,7,8,9-HpCDF

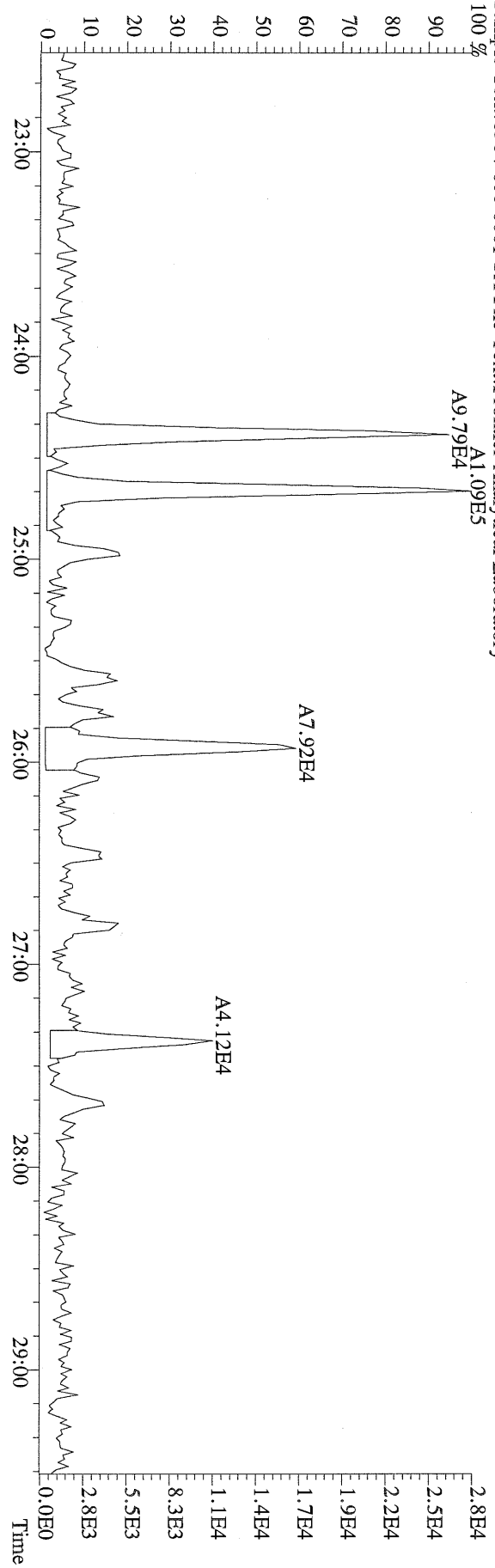
File:01OCT10M #1-398 Acq: 1-OCT-2010 16:17:52 GC EI + Voltage SIR Autospec-Ultima
319.8965 S:9 BSUB(10000,15,-3.0) PKD(5,5,3,0,10%,100,0,0,00%,F,F) Exp:OCDD
Sample Text:6364-006-0001-SA File Text:Frontier Analytical Laboratory



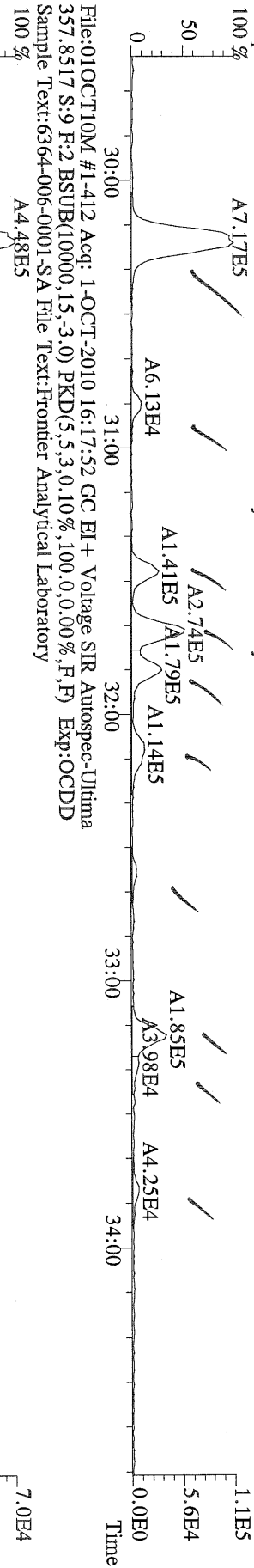
File:01OCT10M #1-398 Acq: 1-OCT-2010 16:17:52 GC EI+ Voltage SIR Autospec-Ultima
319.8965 S:9 BSUB(10000,15,-3.0) PKD(5,5,3,0.10%,100.0,0.00%,F,F) Exp:OCDD
Sample Text:6364-006-0001-SA File Text:Frontier Analytical Laboratory




File:01OCT10M #1-398 Acq: 1-OCT-2010 16:17:52 GC EI+ Voltage SIR Autospec-Ultima
321.8936 S:9 BSUB(10000,15,-3.0) PKD(5,5,3,0.10%,100.0,0.00%,F,F) Exp:OCDD
Sample Text:6364-006-0001-SA File Text:Frontier Analytical Laboratory



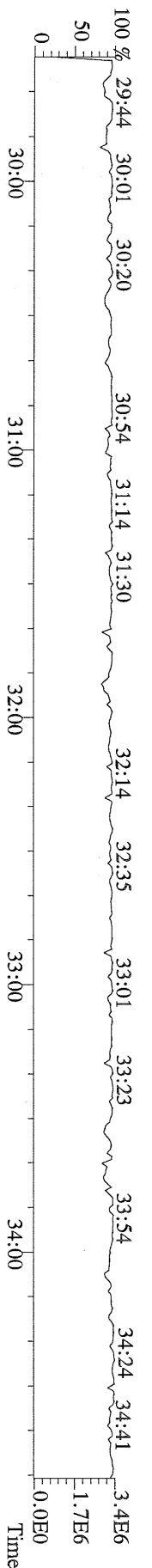
File:01OCT10M #1-412 Acq: 1-OCT-2010 16:17:52 GC EI+ Voltage SIR Autospec-Ultima
 355.8346 S:9 F:2 BSUB(10000,15,-3.0) PKD(5,5,3,0.10%,100,0.0,0.00%,F,F) Exp:OCDD
 Sample Text:6364-006-0001-SA File Text:Frontier Analytical Laboratory



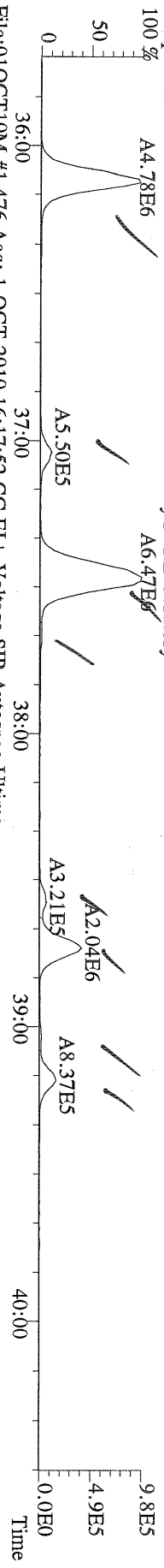
File:01OCT10M #1-412 Acq: 1-OCT-2010 16:17:52 GC EI+ Voltage SIR Autospec-Ultima
 367.8949 S:9 F:2 BSUB(10000,15,-3.0) PKD(5,5,3,0.10%,100,0.0,0.00%,F,F) Exp:OCDD
 Sample Text:6364-006-0001-SA File Text:Frontier Analytical Laboratory



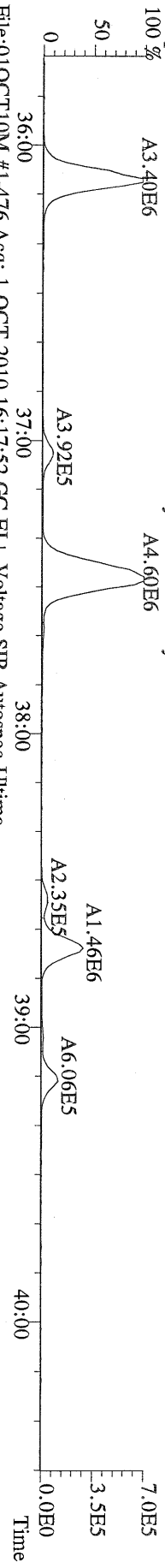
File:01OCT10M #1-412 Acq: 1-OCT-2010 16:17:52 GC EI+ Voltage SIR Autospec-Ultima
 366.9792 S:9 F:2 Exp:OCDD
 Sample Text:6364-006-0001-SA File Text:Frontier Analytical Laboratory



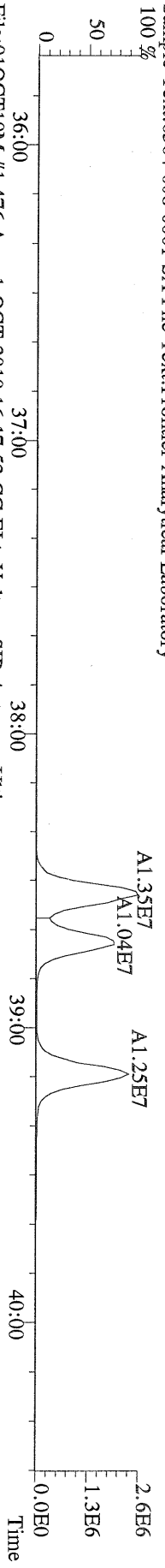
File:01OCT10M #1-476 Acq: 1-OCT-2010 16:17:52 GC EI+ Voltage SIR Autospec-Ultima
 389.8156 S:9 F:3 BSUB(10000,15,-3.0) PKD(5,5,3,0.10%,100,0,0.00%,F,F) Exp:OCDD
 Sample Text:6364-006-0001-SA File Text:Frontier Analytical Laboratory



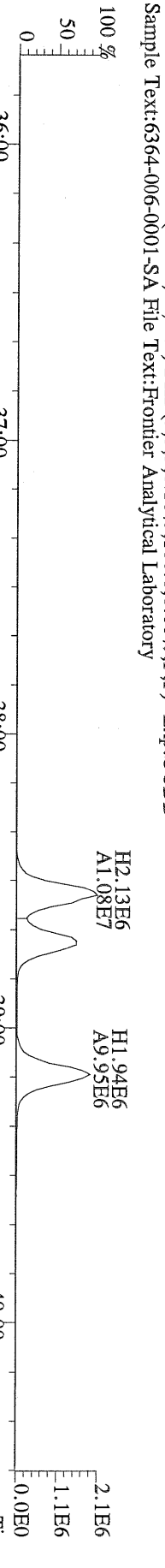
File:01OCT10M #1-476 Acq: 1-OCT-2010 16:17:52 GC EI+ Voltage SIR Autospec-Ultima
 391.8127 S:9 F:3 BSUB(10000,15,-3.0) PKD(5,5,3,0.10%,100,0,0.00%,F,F) Exp:OCDD
 Sample Text:6364-006-0001-SA File Text:Frontier Analytical Laboratory




File:01OCT10M #1-476 Acq: 1-OCT-2010 16:17:52 GC EI+ Voltage SIR Autospec-Ultima
 401.8559 S:9 F:3 BSUB(10000,15,-3.0) PKD(5,5,3,0.10%,100,0,0.00%,F,F) Exp:OCDD
 Sample Text:6364-006-0001-SA File Text:Frontier Analytical Laboratory



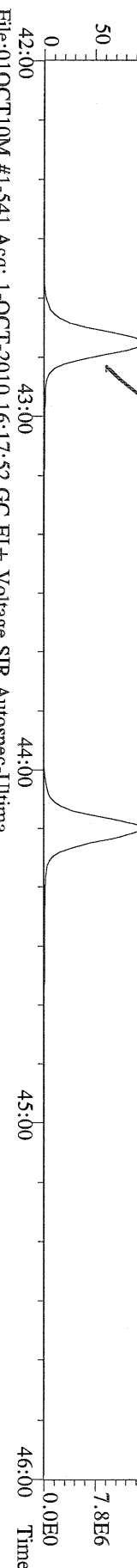
File:01OCT10M #1-476 Acq: 1-OCT-2010 16:17:52 GC EI+ Voltage SIR Autospec-Ultima
 403.8530 S:9 F:3 BSUB(10000,15,-3.0) PKD(5,5,3,0.10%,100,0,0.00%,F,F) Exp:OCDD
 Sample Text:6364-006-0001-SA File Text:Frontier Analytical Laboratory



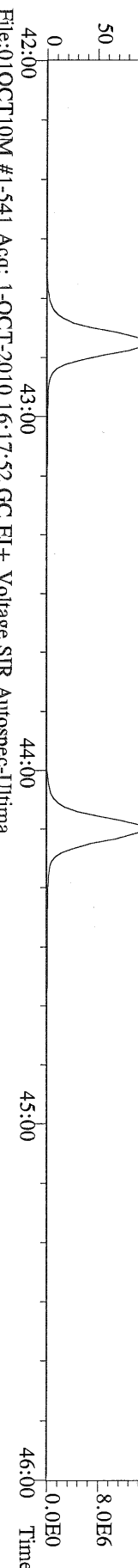
File:01OCT10M #1-476 Acq: 1-OCT-2010 16:17:52 GC EI+ Voltage SIR Autospec-Ultima
 380.9760 S:9 F:3 Exp:OCDD
 Sample Text:6364-006-0001-SA File Text:Frontier Analytical Laboratory



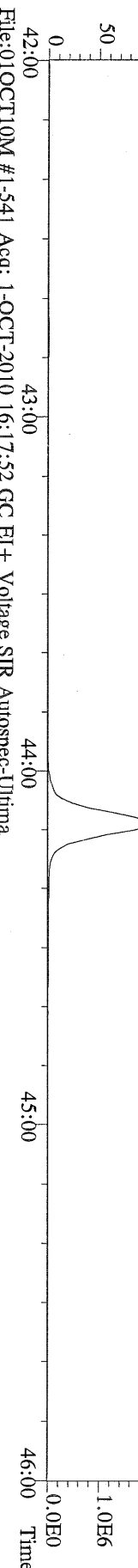
File:01OCT10M #1-541 Acq: 1-OCT-2010 16:17:52 GC EI+ Voltage SIR Autospec-Utima
423.7767 S:9 F:4 BSUB(10000,15,-3.0) PKD(5,5,3,0,10%,100,0,0,00%,F,F) Exp:OCDD
Sample Text:6364-006-0001-SA File Text:Frontier Analytical Laboratory
100 %



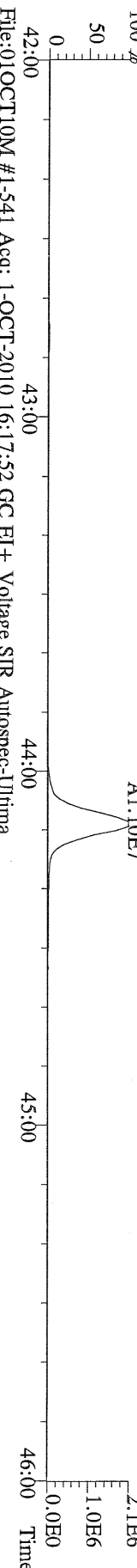
File:01OCT10M #1-541 Acq: 1-OCT-2010 16:17:52 GC EI+ Voltage SIR Autospec-Utima
425.7737 S:9 F:4 BSUB(10000,15,-3.0) PKD(5,5,3,0,10%,100,0,0,00%,F,F) Exp:OCDD
Sample Text:6364-006-0001-SA File Text:Frontier Analytical Laboratory
100 %



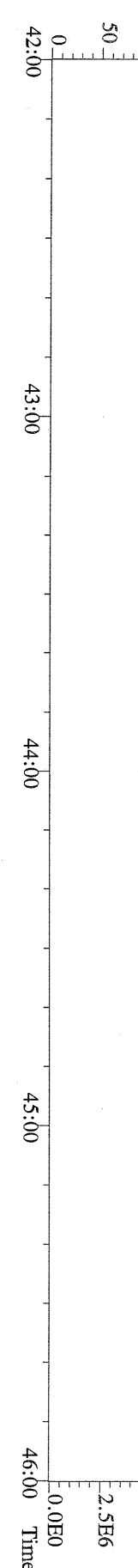
File:01OCT10M #1-541 Acq: 1-OCT-2010 16:17:52 GC EI+ Voltage SIR Autospec-Utima
435.8169 S:9 F:4 BSUB(10000,15,-3.0) PKD(5,5,3,0,10%,100,0,0,00%,F,F) Exp:OCDD
Sample Text:6364-006-0001-SA File Text:Frontier Analytical Laboratory
100 %




File:01OCT10M #1-541 Acq: 1-OCT-2010 16:17:52 GC EI+ Voltage SIR Autospec-Utima
437.8140 S:9 F:4 BSUB(10000,15,-3.0) PKD(5,5,3,0,10%,100,0,0,00%,F,F) Exp:OCDD
Sample Text:6364-006-0001-SA File Text:Frontier Analytical Laboratory




File:01OCT10M #1-541 Acq: 1-OCT-2010 16:17:52 GC EI+ Voltage SIR Autospec-Utima
430.9728 S:9 F:4 Exp:OCDD
Sample Text:6364-006-0001-SA File Text:Frontier Analytical Laboratory
100 %




File:01OCT10M #1-348 Acq: 1-OCT-2010 16:17:52 GC EI+ Voltage SIR Autospec-Ultima
 457.7377 S:9 F:5 BSUB(10000,15,-3.0) PKD(5,5,3,0,10%,100,0,0,00%,F,F) Exp:OCDD
 Sample Text:6364-006-0001-SA File Text:Frontier Analytical Laboratory



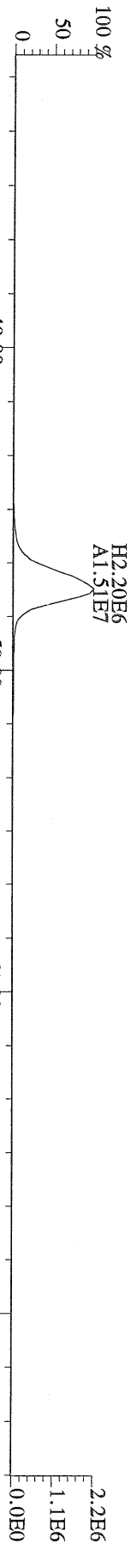
File:01OCT10M #1-348 Acq: 1-OCT-2010 16:17:52 GC EI+ Voltage SIR Autospec-Ultima
 459.7348 S:9 F:5 BSUB(10000,15,-3.0) PKD(5,5,3,0,10%,100,0,0,00%,F,F) Exp:OCDD
 Sample Text:6364-006-0001-SA File Text:Frontier Analytical Laboratory




File:01OCT10M #1-348 Acq: 1-OCT-2010 16:17:52 GC EI+ Voltage SIR Autospec-Ultima
 469.7780 S:9 F:5 BSUB(10000,15,-3.0) PKD(5,5,3,0,10%,100,0,0,00%,F,F) Exp:OCDD
 Sample Text:6364-006-0001-SA File Text:Frontier Analytical Laboratory



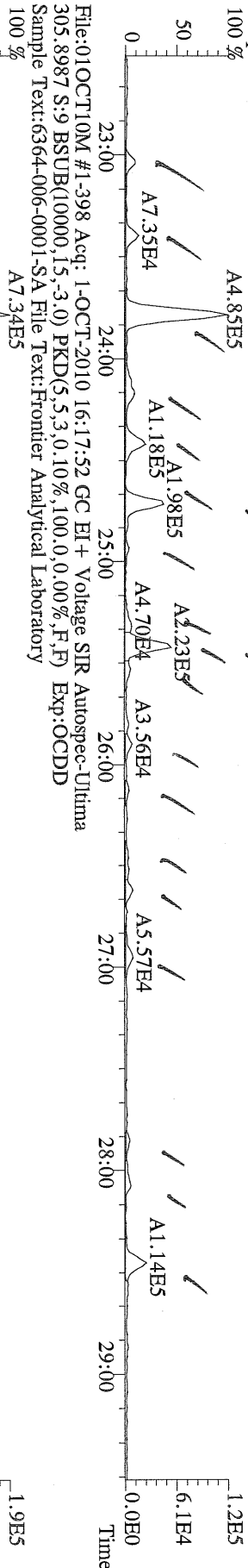
File:01OCT10M #1-348 Acq: 1-OCT-2010 16:17:52 GC EI+ Voltage SIR Autospec-Ultima
 471.7750 S:9 F:5 BSUB(10000,15,-3.0) PKD(5,5,3,0,10%,100,0,0,00%,F,F) Exp:OCDD
 Sample Text:6364-006-0001-SA File Text:Frontier Analytical Laboratory



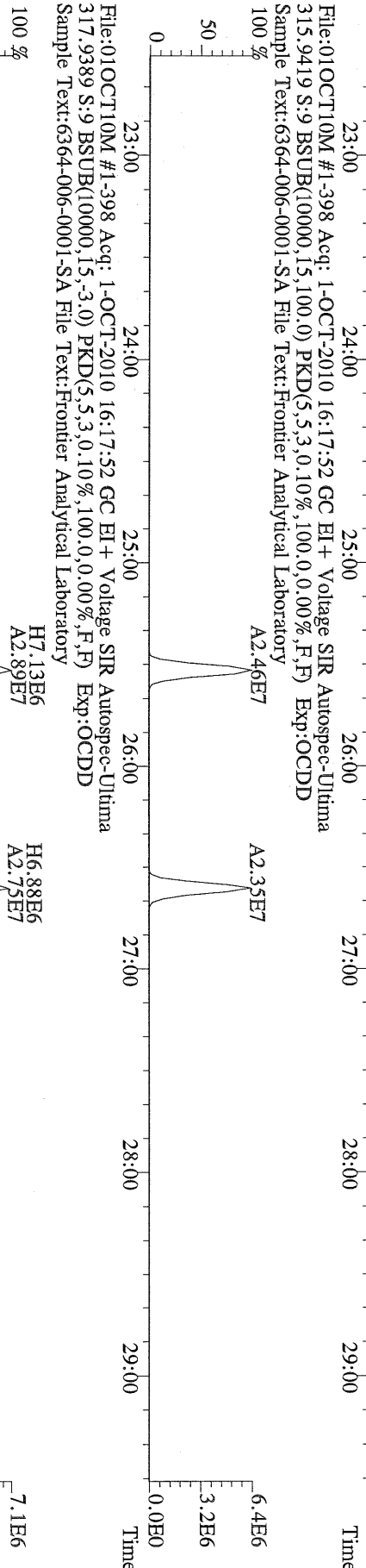
File:01OCT10M #1-348 Acq: 1-OCT-2010 16:17:52 GC EI+ Voltage SIR Autospec-Ultima
 454.9728 S:9 F:5 Exp:OCDD
 Sample Text:6364-006-0001-SA File Text:Frontier Analytical Laboratory



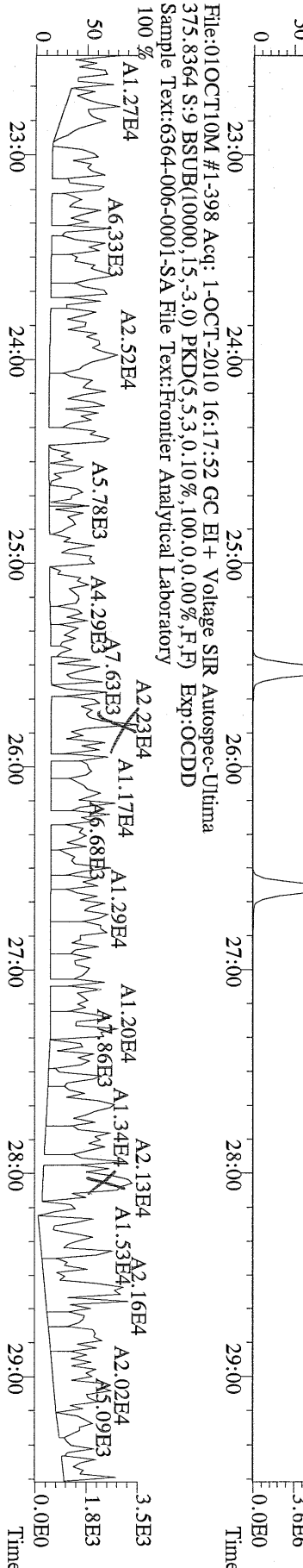
File:01OCT10M #1-398 Acq: 1-OCT-2010 16:17:52 GC EI+ Voltage SIR Autospec-Utima
303.9016 S:9 BSUB(10000,15,-3.0) PKD(5,5,3,0.10%,100,0,0.00%,F,F) Exp:OCDD
Sample Text:6364-006-0001-SA File Text:Frontier Analytical Laboratory




File:01OCT10M #1-398 Acq: 1-OCT-2010 16:17:52 GC EI+ Voltage SIR Autospec-Utima
315.9419 S:9 BSUB(10000,15,100.0) PKD(5,5,3,0.10%,100,0,0.00%,F,F) Exp:OCDD
Sample Text:6364-006-0001-SA File Text:Frontier Analytical Laboratory



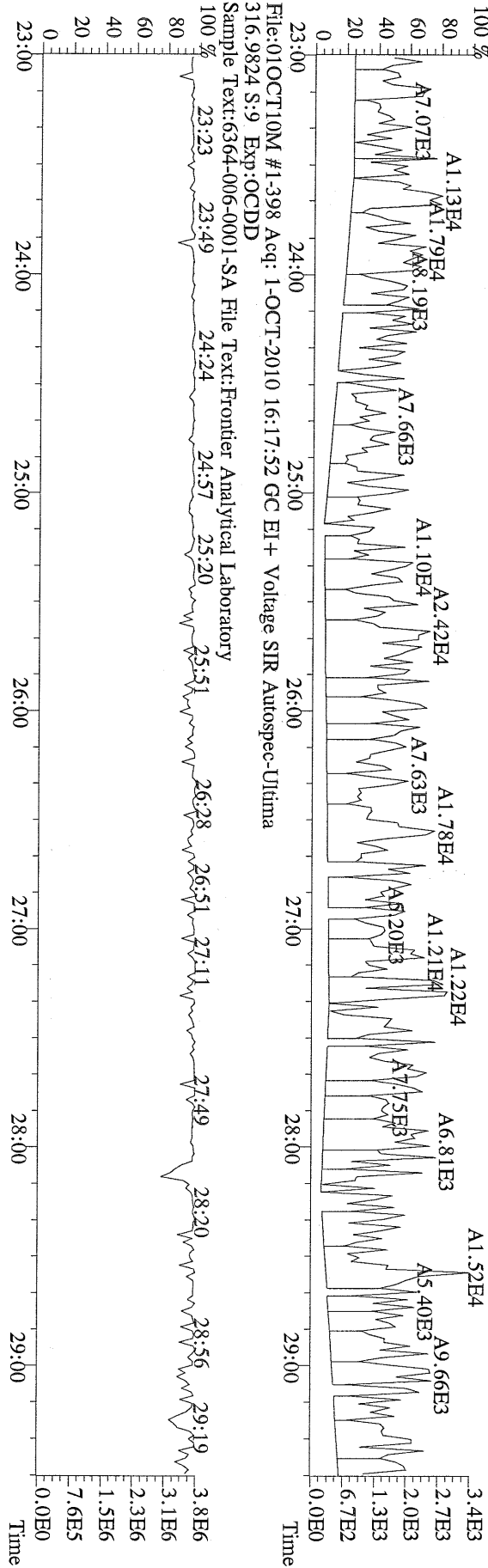
File:01OCT10M #1-398 Acq: 1-OCT-2010 16:17:52 GC EI+ Voltage SIR Autospec-Utima
375.8364 S:9 BSUB(10000,15,-3.0) PKD(5,5,3,0.10%,100,0,0.00%,F,F) Exp:OCDD
Sample Text:6364-006-0001-SA File Text:Frontier Analytical Laboratory



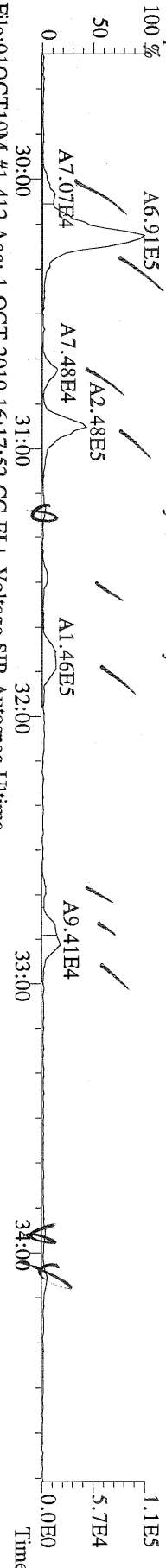
File:01OCT10M #1-398 Acq: 1-OCT-2010 16:17:52 GC EI+ Voltage SIR Autospec-Ultima
 339.8597 S:9 BSUB(10000,15,-3.0) PKD(5,5,3,0,10%,100.0,0.00%,F,F) Exp:OCDD
 Sample Text:6364-006-0001-SA File Text:Frontier Analytical Laboratory



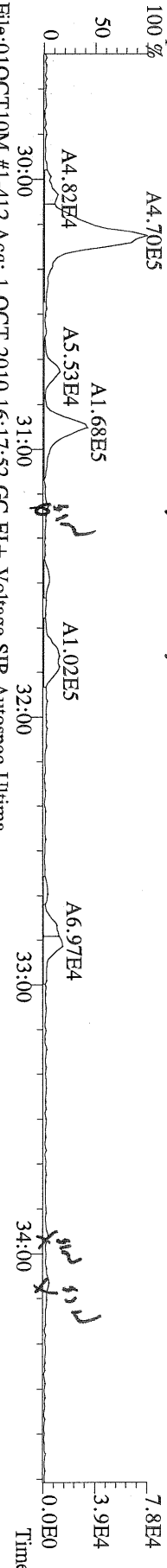
File:01OCT10M #1-398 Acq: 1-OCT-2010 16:17:52 GC EI+ Voltage SIR Autospec-Ultima
 409.7974 S:9 BSUB(10000,15,-3.0) PKD(5,5,3,0,10%,100.0,0.00%,F,F) Exp:OCDD
 Sample Text:6364-006-0001-SA File Text:Frontier Analytical Laboratory




File:01OCT10M #1-412 Acq: 1-OCT-2010 16:17:52 GC EI + Voltage SIR Autospec-Ultima
339.8597 S:9 F:2 BSUB(10000,15,-3.0) PKD(5,5,3,0.10%,100.0,0.00%,F,F) Exp:OCDD
Sample Text:6364-006-0001-SA File Text:Frontier Analytical Laboratory




File:01OCT10M #1-412 Acq: 1-OCT-2010 16:17:52 GC EI + Voltage SIR Autospec-Ultima
341.8568 S:9 F:2 BSUB(10000,15,-3.0) PKD(5,5,3,0.10%,100.0,0.00%,F,F) Exp:OCDD
Sample Text:6364-006-0001-SA File Text:Frontier Analytical Laboratory



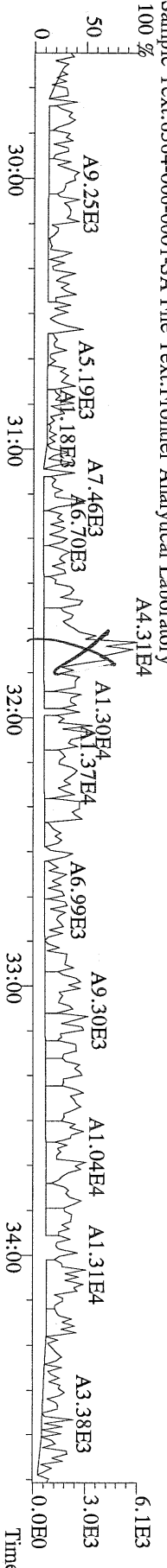
File:01OCT10M #1-412 Acq: 1-OCT-2010 16:17:52 GC EI + Voltage SIR Autospec-Ultima
351.9000 S:9 F:2 BSUB(10000,15,-3.0) PKD(5,5,3,0.10%,100.0,0.00%,F,F) Exp:OCDD
Sample Text:6364-006-0001-SA File Text:Frontier Analytical Laboratory



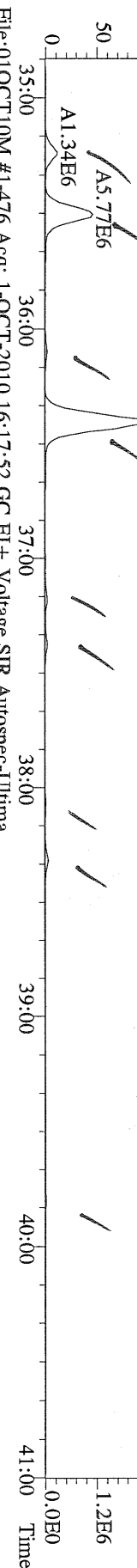
File:01OCT10M #1-412 Acq: 1-OCT-2010 16:17:52 GC EI + Voltage SIR Autospec-Ultima
353.8970 S:9 F:2 BSUB(10000,15,-3.0) PKD(5,5,3,0.10%,100.0,0.00%,F,F) Exp:OCDD
Sample Text:6364-006-0001-SA File Text:Frontier Analytical Laboratory




File:01OCT10M #1-412 Acq: 1-OCT-2010 16:17:52 GC EI + Voltage SIR Autospec-Ultima
409.7974 S:9 F:2 BSUB(10000,15,-3.0) PKD(5,5,3,0.10%,100.0,0.00%,F,F) Exp:OCDD
Sample Text:6364-006-0001-SA File Text:Frontier Analytical Laboratory



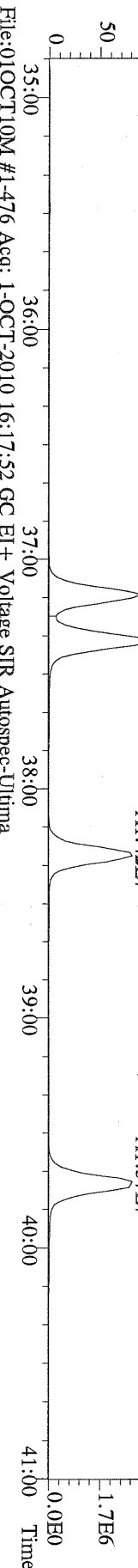
File:01OCT10M #1-476 Acq: 1-OCT-2010 16:17:52 GC EI+ Voltage SIR Autospec-Utima
 373.8207 S:9 F:3 BSUB(10000,15,-3.0) PKD(5,5,3,0,10%,100,0,0,00%,F,F) Exp:OCDD
 Sample Text:6364-006-0001-SA File Text:Frontier Analytical Laboratory




File:01OCT10M #1-476 Acq: 1-OCT-2010 16:17:52 GC EI+ Voltage SIR Autospec-Utima
 375.8178 S:9 F:3 BSUB(10000,15,-3.0) PKD(5,5,3,0,10%,100,0,0,00%,F,F) Exp:OCDD
 Sample Text:6364-006-0001-SA File Text:Frontier Analytical Laboratory



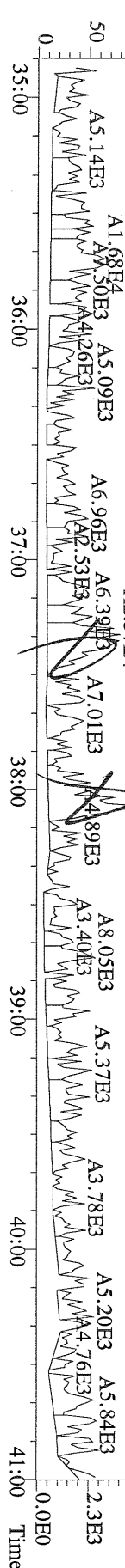
File:01OCT10M #1-476 Acq: 1-OCT-2010 16:17:52 GC EI+ Voltage SIR Autospec-Utima
 385.8610 S:9 F:3 BSUB(10000,15,-3.0) PKD(5,5,3,0,10%,100,0,0,00%,F,F) Exp:OCDD
 Sample Text:6364-006-0001-SA File Text:Frontier Analytical Laboratory




File:01OCT10M #1-476 Acq: 1-OCT-2010 16:17:52 GC EI+ Voltage SIR Autospec-Utima
 445.7555 S:9 F:3 BSUB(10000,15,-3.0) PKD(5,5,3,0,10%,100,0,0,00%,F,F) Exp:OCDD
 Sample Text:6364-006-0001-SA File Text:Frontier Analytical Laboratory




File:01OCT10M #1-476 Acq: 1-OCT-2010 16:17:52 GC EI+ Voltage SIR Autospec-Utima
 445.7555 S:9 F:3 BSUB(10000,15,-3.0) PKD(5,5,3,0,10%,100,0,0,00%,F,F) Exp:OCDD
 Sample Text:6364-006-0001-SA File Text:Frontier Analytical Laboratory



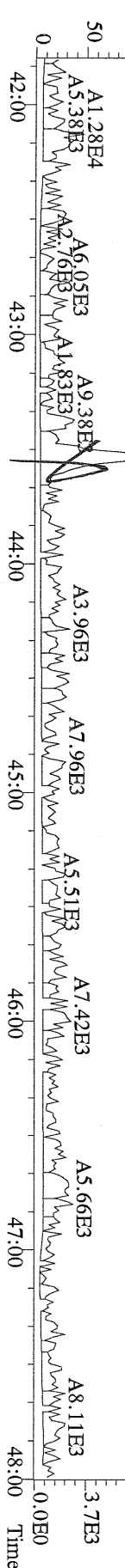
File:01OCT10M #1-541 Acq: 1-OCT-2010 16:17:52 GC EI+ Voltage SIR Autospec-Ultime
407.7818 S:9 F:4 BSUB(10000,15,-3.0) PKD(5,5,3,0.10%,100,0,0.00%,F,F) Exp:OCDD
Sample Text:6364-006-0001-SA File Text:Frontier Analytical Laboratory
100 %




File:01OCT10M #1-541 Acq: 1-OCT-2010 16:17:52 GC EI+ Voltage SIR Autospec-Ultime
417.8253 S:9 F:4 BSUB(10000,15,-3.0) PKD(5,5,3,0.10%,100,0,0.00%,F,F) Exp:OCDD
Sample Text:6364-006-0001-SA File Text:Frontier Analytical Laboratory
100 %




File:01OCT10M #1-541 Acq: 1-OCT-2010 16:17:52 GC EI+ Voltage SIR Autospec-Ultime
479.7165 S:9 F:4 BSUB(10000,15,-3.0) PKD(5,5,3,0.10%,100,0,0.00%,F,F) Exp:OCDD
Sample Text:6364-006-0001-SA File Text:Frontier Analytical Laboratory
100 %




File:01OCT10M #1-348 Acq: 1-OCT-2010 16:17:52 GC EI+ Voltage SIR Autospec-Ultima
441.7428 S:9 F:5 BSUB(10000,15,-3.0) PKD(5,5,3,0,10%,100,0,0,00%,F,F) Exp:OCDD
Sample Text:6364-006-0001-SA File Text:Frontier Analytical Laboratory
100%



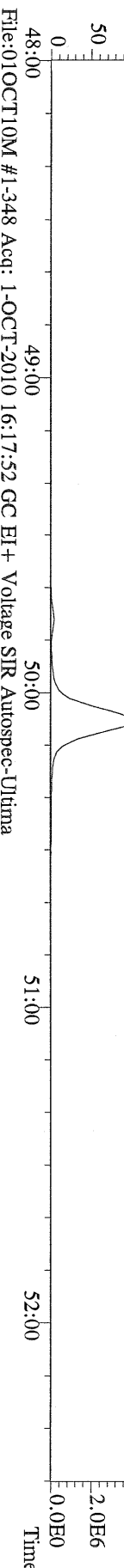
File:01OCT10M #1-348 Acq: 1-OCT-2010 16:17:52 GC EI+ Voltage SIR Autospec-Ultima
443.7398 S:9 F:5 BSUB(10000,15,-3.0) PKD(5,5,3,0,10%,100,0,0,00%,F,F) Exp:OCDD
Sample Text:6364-006-0001-SA File Text:Frontier Analytical Laboratory
100%




File:01OCT10M #1-348 Acq: 1-OCT-2010 16:17:52 GC EI+ Voltage SIR Autospec-Ultima
453.7831 S:9 F:5 BSUB(10000,15,-3.0) PKD(5,5,3,0,10%,100,0,0,00%,F,F) Exp:OCDD
Sample Text:6364-006-0001-SA File Text:Frontier Analytical Laboratory
100%



File:01OCT10M #1-348 Acq: 1-OCT-2010 16:17:52 GC EI+ Voltage SIR Autospec-Ultima
455.7801 S:9 F:5 BSUB(10000,15,-3.0) PKD(5,5,3,0,10%,100,0,0,00%,F,F) Exp:OCDD
Sample Text:6364-006-0001-SA File Text:Frontier Analytical Laboratory



File:01OCT10M #1-348 Acq: 1-OCT-2010 16:17:52 GC EI+ Voltage SIR Autospec-Ultima
513.6775 S:9 F:5 BSUB(10000,15,-3.0) PKD(5,5,3,0,10%,100,0,0,00%,F,F) Exp:OCDD
Sample Text:6364-006-0001-SA File Text:Frontier Analytical Laboratory
100%

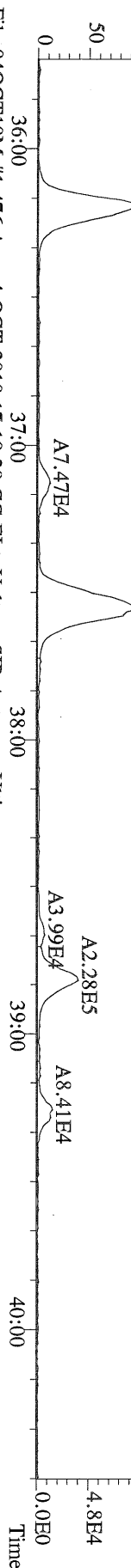


Name	Resp	RA	RT	RRF	Conc	Qual	Fac Noise-1	Noise-2	DL	Rec	#Hom
2,3,7,8-TCDD	*	* n	NotFnd	1.11	*		2.50	-	-	*	
1,2,3,7,8-PeCDD	*	* n	NotFnd	1.10	*		2.50	-	-	*	
1,2,3,4,7,8-HxCDD	*	* n	NotFnd	1.37	*		2.50	-	-	*	
1,2,3,6,7,8-HxCDD	*	* n	NotFnd	1.37	*		2.50	-	-	*	
1,2,3,7,8,9-HxCDD	*	* n	NotFnd	1.36	*		2.50	-	-	*	
1,2,3,4,6,7,8-HpCDD	*	* n	NotFnd	1.45	*		2.50	-	-	*	
OCDD	7.77e+07	0.96 y	49:50	1.43	25400	*	2.50	-	-	*	
2,3,7,8-TCDF	*	* n	NotFnd	1.50	*		2.50	-	-	*	
1,2,3,7,8-PeCDF	*	* n	NotFnd	0.94	*		2.50	-	-	*	
2,3,4,7,8-PeCDF	*	* n	NotFnd	0.94	*		2.50	-	-	*	
1,2,3,4,7,8-HxCDF	*	* n	NotFnd	0.93	*		2.50	-	-	*	
1,2,3,6,7,8-HxCDF	*	* n	NotFnd	0.82	*		2.50	-	-	*	
2,3,4,6,7,8-HxCDF	*	* n	NotFnd	0.92	*		2.50	-	-	*	
1,2,3,7,8,9-HxCDF	*	* n	NotFnd	1.00	*		2.50	-	-	*	
1,2,3,4,6,7,8-HpCDF	*	* n	NotFnd	1.39	*		2.50	-	-	*	
1,2,3,4,7,8,9-HpCDF	*	* n	NotFnd	1.36	*		2.50	-	-	*	
OCDF	*	* n	NotFnd	0.79	*		2.50	-	-	*	
13C-2,3,7,8-TCDD	*	* n	NotFnd	1.02	*					*	
13C-1,2,3,7,8-PeCDD	*	* n	NotFnd	0.84	*					*	
13C-1,2,3,4,7,8-HxCDD	*	* n	NotFnd	1.07	*					*	
13C-1,2,3,6,7,8-HxCDD	*	* n	NotFnd	1.01	*					*	
13C-1,2,3,4,6,7,8-HpCDD	*	* n	NotFnd	0.86	*					*	
13C-OCDD	1.75e+06	0.96 y	49:49	0.55	654	*				79.8	
13C-2,3,7,8-TCDF	*	* n	NotFnd	0.99	*					*	
13C-1,2,3,7,8-PeCDF	*	* n	NotFnd	0.84	*					*	
13C-2,3,4,7,8-PeCDF	*	* n	NotFnd	0.81	*					*	
13C-1,2,3,4,7,8-HxCDF	*	* n	NotFnd	1.85	*					*	
13C-1,2,3,6,7,8-HxCDF	*	* n	NotFnd	2.54	*					*	
13C-2,3,4,6,7,8-HxCDF	*	* n	NotFnd	2.01	*					*	
13C-1,2,3,7,8,9-HxCDF	*	* n	NotFnd	2.03	*					*	
13C-1,2,3,4,6,7,8-HpCDF	*	* n	NotFnd	1.11	*					*	
13C-1,2,3,4,7,8,9-HpCDF	*	* n	NotFnd	0.80	*					*	
13C-OCDF	*	* n	NotFnd	1.08	*					*	
37Cl-2,3,7,8-TCDD	*		NotFnd	0.69	*					*	
13C-1,2,3,4-TCDD	*	* n	NotFnd	-	*					*	
13C-1,2,3,4-TCDF	*	* n	NotFnd	-	*					*	
13C-1,2,3,7,8,9-HxCDD	2.01e+06	1.22 y	39:15	-	1.49					*	
Total Tetra-Dioxins	*		NotFnd	1.11	*		2.50	-	-	*	0
Total Penta-Dioxins	*		NotFnd	1.10	*		2.50	-	-	*	0
Total Hexa-Dioxins	*		NotFnd	1.37	*		2.50	-	-	*	0
Total Hepta-Dioxins	*		NotFnd	1.45	*		2.50	-	-	*	0
Total Tetra-Furans	*		NotFnd	1.50	*		2.50	-	-	*	0
1st Fn. Tot Penta-Furans	*		NotFnd	0.94	*		2.50	-	-	*	PeCDF 0
Total Penta-Furans	*		NotFnd	0.94	*		2.50	-	-	*	0.00 0
Total Hexa-Furans	*		NotFnd	0.91	*		2.50	-	-	*	0
Total Hepta-Furans	*		NotFnd	1.38	*		2.50	-	-	*	0

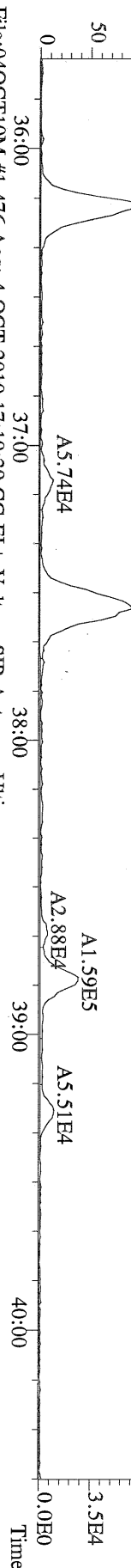
Analyst: 

Date: 10/5/10


File:04OCT10M #1-476 Acq: 4-OCT-2010 17:10:39 GC EI+ Voltage SIR Autospec-Ultima
 389.8156 S:7 F:3 BSUB(10000,15,-3.0) PKD(5,5,3,0.10%,100.0,0.00%,F,F) Exp:OCDD
 Sample Text:6364-006-0001-SA File Text:Frontier Analytical Laboratory
 100 %



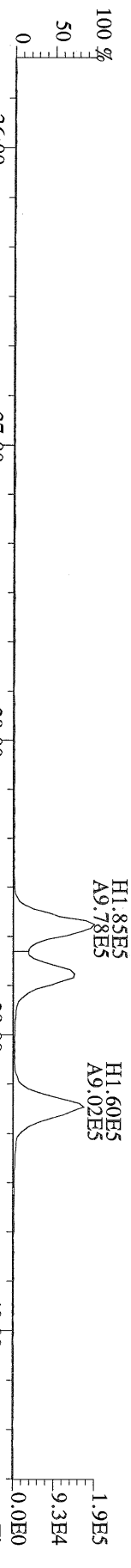
File:04OCT10M #1-476 Acq: 4-OCT-2010 17:10:39 GC EI+ Voltage SIR Autospec-Ultima
 391.8127 S:7 F:3 BSUB(10000,15,-3.0) PKD(5,5,3,0.10%,100.0,0.00%,F,F) Exp:OCDD
 Sample Text:6364-006-0001-SA File Text:Frontier Analytical Laboratory
 100 %



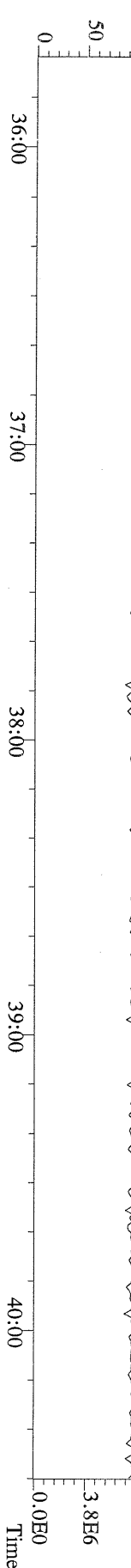
File:04OCT10M #1-476 Acq: 4-OCT-2010 17:10:39 GC EI+ Voltage SIR Autospec-Ultima
 401.8559 S:7 F:3 BSUB(10000,15,-3.0) PKD(5,5,3,0.10%,100.0,0.00%,F,F) Exp:OCDD
 Sample Text:6364-006-0001-SA File Text:Frontier Analytical Laboratory
 100 %



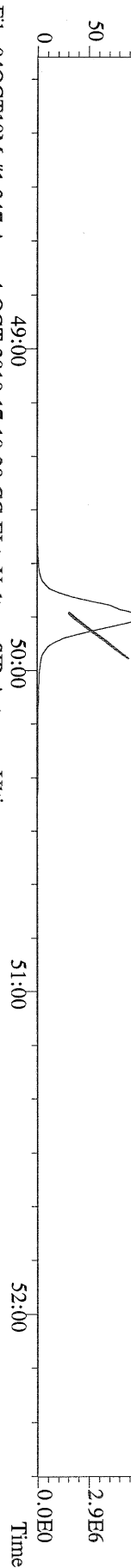
File:04OCT10M #1-476 Acq: 4-OCT-2010 17:10:39 GC EI+ Voltage SIR Autospec-Ultima
 403.8530 S:7 F:3 BSUB(10000,15,-3.0) PKD(5,5,3,0.10%,100.0,0.00%,F,F) Exp:OCDD
 Sample Text:6364-006-0001-SA File Text:Frontier Analytical Laboratory
 100 %



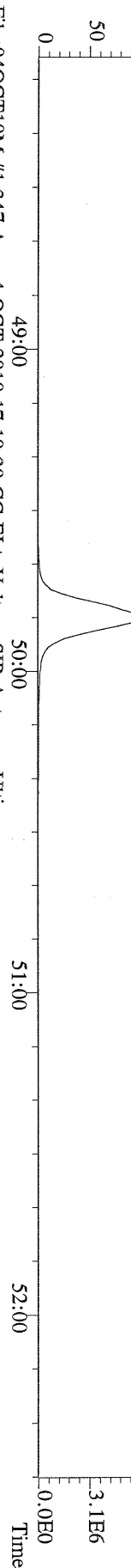
File:04OCT10M #1-476 Acq: 4-OCT-2010 17:10:39 GC EI+ Voltage SIR Autospec-Ultima
 380.9760 S:7 F:3 Exp:OCDD
 Sample Text:6364-006-0001-SA File Text:Frontier Analytical Laboratory
 100 %



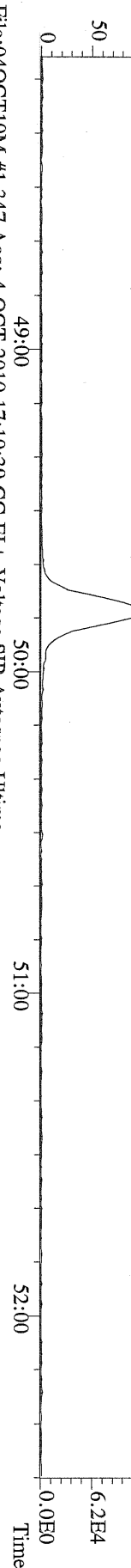
File:04OCT10M #1-347 Acq: 4-OCT-2010 17:10:39 GC EI+ Voltage SIR Autospec-Ultima
457.7377 S:7 F:5 BSUB(10000,15,-3.0) PKD(5,5,3,0.10%,100.0,0.00%,F,F) Exp:OCDD
Sample Text:6364-006-0001-SA File Text:Frontier Analytical Laboratory



File:04OCT10M #1-347 Acq: 4-OCT-2010 17:10:39 GC EI+ Voltage SIR Autospec-Ultima
459.7348 S:7 F:5 BSUB(10000,15,-3.0) PKD(5,5,3,0.10%,100.0,0.00%,F,F) Exp:OCDD
Sample Text:6364-006-0001-SA File Text:Frontier Analytical Laboratory




File:04OCT10M #1-347 Acq: 4-OCT-2010 17:10:39 GC EI+ Voltage SIR Autospec-Ultima
469.7780 S:7 F:5 BSUB(10000,15,-3.0) PKD(5,5,3,0.10%,100.0,0.00%,F,F) Exp:OCDD
Sample Text:6364-006-0001-SA File Text:Frontier Analytical Laboratory



File:04OCT10M #1-347 Acq: 4-OCT-2010 17:10:39 GC EI+ Voltage SIR Autospec-Ultima
471.7750 S:7 F:5 BSUB(10000,15,-3.0) PKD(5,5,3,0.10%,100.0,0.00%,F,F) Exp:OCDD
Sample Text:6364-006-0001-SA File Text:Frontier Analytical Laboratory



File:04OCT10M #1-347 Acq: 4-OCT-2010 17:10:39 GC EI+ Voltage SIR Autospec-Ultima
454.9728 S:7 F:5 Exp:OCDD
Sample Text:6364-006-0001-SA File Text:Frontier Analytical Laboratory



Name	Resp	RA	RT	RRF	Conc	Qual	Fac Noise-1	Noise-2	DL	#Hom	
2,3,7,8-TCDD	*	* n	NotFnd	1.11	*		2.50	1390	1840	0.407	
1,2,3,7,8-PeCDD	5.65e+04	1.52 y	33:12	1.10	0.781	J	2.50	-	-	*	
1,2,3,4,7,8-HxCDD	7.51e+04	1.26 y	38:34	1.37	0.908	J	2.50	-	-	*	
1,2,3,6,7,8-HxCDD	2.01e+05	1.40 y	38:44	1.37	3.32	J	2.50	-	-	*	
1,2,3,7,8,9-HxCDD	1.42e+05	1.10 y	39:11	1.36	2.01	J	2.50	-	-	*	
1,2,3,4,6,7,8-HpCDD	4.18e+06	0.97 y	44:10	1.45	61.4		2.50	-	-	*	
OCDD	1.68e+07	0.97 y	49:44	1.43	451		2.50	-	-	*	
2,3,7,8-TCDF	2.86e+05	0.68 y	26:38	1.50	1.60		2.50	-	-	*	
1,2,3,7,8-PeCDF	8.46e+04	1.52 y	31:28	0.94	0.871	J	2.50	-	-	*	
2,3,4,7,8-PeCDF	1.46e+05	1.59 y	32:48	0.94	1.59	J	2.50	-	-	*	
1,2,3,4,7,8-HxCDF	1.56e+05	1.17 y	37:10	0.93	1.60	J	2.50	-	-	*	
1,2,3,6,7,8-HxCDF	1.54e+05	1.17 y	37:23	0.82	1.56	J	2.50	-	-	*	
2,3,4,6,7,8-HxCDF	2.12e+05	1.22 y	38:19	0.92	2.39	J	2.50	-	-	*	
1,2,3,7,8,9-HxCDF	5.71e+04	1.21 y	39:48	1.00	0.521	J	2.50	-	-	*	
1,2,3,4,6,7,8-HpCDF	1.56e+06	1.06 y	42:17	1.39	21.1		2.50	-	-	*	
1,2,3,4,7,8,9-HpCDF	1.31e+05	1.10 y	45:05	1.36	1.80	J	2.50	-	-	*	
OCDF	1.76e+06	0.90 y	50:07	0.79	41.0		2.50	-	-	*	
										Rec	
13C-2,3,7,8-TCDD	3.22e+07	0.82 y	27:22	1.02	412					94.3	
13C-1,2,3,7,8-PeCDD	2.87e+07	1.75 y	33:11	0.84	447					102	
13C-1,2,3,4,7,8-HxCDD	2.63e+07	1.28 y	38:33	1.07	444					102	
13C-1,2,3,6,7,8-HxCDD	1.93e+07	1.23 y	38:43	1.01	345					79.1	
13C-1,2,3,4,6,7,8-HpCDD	2.05e+07	0.95 y	44:09	0.86	434					99.4	
13C-OCDD	2.27e+07	0.93 y	49:44	0.55	753					86.2	
13C-2,3,7,8-TCDF	5.18e+07	0.87 y	26:37	0.99	412					94.4	
13C-1,2,3,7,8-PeCDF	4.51e+07	1.74 y	31:28	0.84	425					97.4	
13C-2,3,4,7,8-PeCDF	4.29e+07	1.74 y	32:46	0.81	417					95.6	
13C-1,2,3,4,7,8-HxCDF	4.59e+07	0.52 y	37:10	1.85	450					103	
13C-1,2,3,6,7,8-HxCDF	5.25e+07	0.52 y	37:22	2.54	376					86.1	
13C-2,3,4,6,7,8-HxCDF	4.22e+07	0.52 y	38:18	2.01	380					87.0	
13C-1,2,3,7,8,9-HxCDF	4.80e+07	0.52 y	39:44	2.03	429					98.2	
13C-1,2,3,4,6,7,8-HpCDF	2.33e+07	0.43 y	42:15	1.11	380					87.1	
13C-1,2,3,4,7,8,9-HpCDF	2.34e+07	0.43 y	45:04	0.80	529					121	
13C-OCDF	4.77e+07	0.98 y	50:05	1.08	800					91.6	
37Cl-2,3,7,8-TCDD	8.62e+06		27:23	0.69	165					94.3	
13C-1,2,3,4-TCDD	3.33e+07	0.81 y	26:47	-	16.2						
13C-1,2,3,4-TCDF	5.53e+07	0.87 y	25:32	-	16.7						
13C-1,2,3,7,8,9-HxCDD	2.41e+07	1.26 y	39:10	-	19.1						
							Fac Noise-1	Noise-2	DL	#Hom	
Total Tetra-Dioxins	4.33e+05		24:23	1.11	5.30		2.50	-	-	*	3
Total Penta-Dioxins	8.80e+05		30:14	1.10	12.2		2.50	-	-	*	8
Total Hexa-Dioxins	1.67e+06		36:08	1.37	23.8		2.50	-	-	*	8
Total Hepta-Dioxins	7.27e+06		42:48	1.45	107		2.50	-	-	*	2
Total Tetra-Furans	6.21e+06		23:02	1.50	34.8		2.50	-	-	*	19
1st Fn. Tot Penta-Furans	2.28e+06		28:27	0.94	24.1		2.50	-	-	*	PeCDF 1
Total Penta-Furans	2.90e+06		30:04	0.94	30.7		2.50	-	-	*	54.8 11
Total Hexa-Furans	3.69e+06		35:15	0.91	37.7		2.50	-	-	*	9
Total Hepta-Furans	4.45e+06		42:17	1.38	60.4		2.50	-	-	*	3

Analyst: 

Date: 10/4/10

Totals class: Total Tetra-Dioxins

Entry #: 38

Run: 17

File: 01OCT10M

S: 10 I: 1 F: 1

Acquired: 1-OCT-10 17:13:20

Total Concentration: 5.30

Unnamed Concentration: 5.296

RT	ml Resp	m2 Resp	RA	Resp	Concentration	Name
24:23	9.64e+04	1.23e+05	0.79 y	2.19e+05	2.68	
24:39	6.79e+04	8.02e+04	0.85 y	1.48e+05	1.81	
25:56	2.92e+04	3.71e+04	0.79 y	6.63e+04	0.810	

Totals class: Total Penta-Dioxins

Entry #: 39

Run: 17

File: 01OCT10M

S: 10 I: 1 F: 2

Acquired: 1-OCT-10 17:13:20

Total Concentration: 12.2

Unnamed Concentration: 11.370

RT	ml Resp	m2 Resp	RA	Resp	Concentration	Name
30:14	1.48e+05	8.48e+04	1.74 y	2.32e+05	3.21	
30:51	3.57e+04	2.44e+04	1.46 y	6.02e+04	0.831	
31:28	9.59e+04	5.85e+04	1.64 y	1.54e+05	2.13	
31:40	5.04e+04	3.07e+04	1.64 y	8.11e+04	1.12	
31:50	7.44e+04	4.31e+04	1.73 y	1.18e+05	1.62	
32:07	6.22e+04	4.04e+04	1.54 y	1.03e+05	1.42	
32:35	4.37e+04	3.13e+04	1.40 y	7.50e+04	1.04	
33:12	3.41e+04	2.24e+04	1.52 y	5.65e+04	0.781	1,2,3,7,8-PeCDD

Totals class: Total Hexa-Dioxins

Entry #: 40

Run: 17

File: 01OCT10M

S: 10 I: 1 F: 3

Acquired: 1-OCT-10 17:13:20

Total Concentration: 23.8

Unnamed Concentration: 17.575

RT	ml Resp	m2 Resp	RA	Resp	Concentration	Name
36:08	1.78e+05	1.27e+05	1.40 y	3.05e+05	4.27	
37:03	1.72e+05	1.28e+05	1.35 y	3.00e+05	4.19	
37:28	3.24e+05	2.31e+05	1.41 y	5.55e+05	7.77	
37:39	1.79e+04	1.47e+04	1.22 y	3.26e+04	0.456	
38:34	4.19e+04	3.32e+04	1.26 y	7.51e+04	0.908	1,2,3,4,7,8-HxCDD
38:44	1.17e+05	8.38e+04	1.40 y	2.01e+05	3.32	1,2,3,6,7,8-HxCDD
39:02	3.58e+04	2.71e+04	1.32 y	6.29e+04	0.881	
39:11	7.45e+04	6.78e+04	1.10 y	1.42e+05	2.01	1,2,3,7,8,9-HxCDD

Totals class: Total Hepta-Dioxins

Entry #: 41

Run: 17

File: 01OCT10M

S: 10 I: 1 F: 4

Acquired: 1-OCT-10 17:13:20

Total Concentration: 107

Unnamed Concentration: 45.333

RT	ml Resp	m2 Resp	RA	Resp	Concentration	Name
42:48	1.51e+06	1.57e+06	0.96 y	3.09e+06	45.3	
44:10	2.06e+06	2.12e+06	0.97 y	4.18e+06	61.4	1,2,3,4,6,7,8-HpCDD

Totals class: Total Tetra-Furans

Entry #: 42

Run: 17 File: 01OCT10M S: 10 I: 1 F: 1
Acquired: 1-OCT-10 17:13:20

Total Concentration: 34.8

Unnamed Concentration: 33.201

RT	ml Resp	m2 Resp	RA	Resp	Concentration	Name
23:02	6.26e+04	8.85e+04	0.71 y	1.51e+05	0.848	
23:24	8.23e+04	1.21e+05	0.68 y	2.03e+05	1.14	
23:48	5.98e+05	9.11e+05	0.66 y	1.51e+06	8.46	
24:10	1.70e+05	2.54e+05	0.67 y	4.25e+05	2.38	
24:26	1.69e+05	2.57e+05	0.66 y	4.26e+05	2.39	
24:43	2.46e+05	3.73e+05	0.66 y	6.19e+05	3.47	
24:56	5.49e+04	7.86e+04	0.70 y	1.33e+05	0.748	
25:19	1.10e+05	1.61e+05	0.68 y	2.71e+05	1.52	
25:25	3.11e+05	4.56e+05	0.68 y	7.67e+05	4.30	
25:32	7.83e+04	1.10e+05	0.71 y	1.88e+05	1.06	
25:53	8.03e+04	1.11e+05	0.72 y	1.91e+05	1.07	
26:08	4.03e+04	5.97e+04	0.68 y	1.00e+05	0.560	
26:16	3.76e+04	4.69e+04	0.80 y	8.45e+04	0.474	
26:27	7.19e+04	1.08e+05	0.67 y	1.80e+05	1.01	
26:38	1.15e+05	1.71e+05	0.68 y	2.86e+05	1.60	2,3,7,8-TCDF
26:58	1.39e+05	2.11e+05	0.66 y	3.50e+05	1.96	
27:51	2.28e+04	3.03e+04	0.75 y	5.31e+04	0.298	
28:04	3.67e+04	4.71e+04	0.78 y	8.37e+04	0.470	
28:28	7.66e+04	1.09e+05	0.70 y	1.86e+05	1.04	

Totals class: 1st Fn. Tot Penta-Furans Entry #: 43

Run: 17 File: 01OCT10M S: 10 I: 1 F: 1
Acquired: 1-OCT-10 17:13:20

Total Concentration: 24.1 Unnamed Concentration: 24.134

RT	ml Resp	m2 Resp RA	Resp	Concentration	Name
28:27	1.39e+06	8.96e+05	1.55 y	2.28e+06	24.1

Totals class: Total Penta-Furans

Entry #: 44

Run: 17

File: 01OCT10M

S: 10 I: 1 F: 2

Acquired: 1-OCT-10 17:13:20

Total Concentration: 30.7

Unnamed Concentration: 28.191

RT	ml Resp	m2 Resp	RA	Resp	Concentration	Name
30:04	9.13e+04	6.29e+04	1.45 y	1.54e+05	1.63	
30:14	7.68e+05	5.09e+05	1.51 y	1.28e+06	13.5	
30:55	2.61e+05	1.83e+05	1.43 y	4.44e+05	4.69	
31:14	2.17e+04	1.59e+04	1.36 y	3.76e+04	0.397	
31:28	5.10e+04	3.36e+04	1.52 y	8.46e+04	0.871	1,2,3,7,8-PeCDF
31:49	1.38e+05	1.01e+05	1.37 y	2.39e+05	2.53	
32:38	5.29e+04	3.76e+04	1.41 y	9.05e+04	0.957	
32:48	8.97e+04	5.66e+04	1.59 y	1.46e+05	1.59	2,3,4,7,8-PeCDF
32:52	1.81e+05	1.31e+05	1.38 y	3.13e+05	3.30	
33:56	3.46e+04	2.12e+04	1.63 y	5.58e+04	0.590	
34:07	3.56e+04	2.06e+04	1.73 y	5.62e+04	0.594	

Totals class: Total Hexa-Furans

Entry #: 45

Run: 17

File: 01OCT10M

S: 10 I: 1 F: 3

Acquired: 1-OCT-10 17:13:20

Total Concentration: 37.7

Unnamed Concentration: 31.641

RT	ml Resp	m2 Resp	RA	Resp	Concentration	Name
35:15	1.64e+05	1.35e+05	1.22 y	2.99e+05	3.04	
35:31	7.65e+05	6.22e+05	1.23 y	1.39e+06	14.1	
36:06	2.34e+04	1.96e+04	1.19 y	4.30e+04	0.438	
36:25	7.48e+05	5.90e+05	1.27 y	1.34e+06	13.6	
37:01	2.35e+04	1.89e+04	1.24 y	4.24e+04	0.431	
37:10	8.39e+04	7.18e+04	1.17 y	1.56e+05	1.60	1,2,3,4,7,8-HxCDF
37:23	8.29e+04	7.10e+04	1.17 y	1.54e+05	1.56	1,2,3,6,7,8-HxCDF
38:19	1.17e+05	9.56e+04	1.22 y	2.12e+05	2.39	2,3,4,6,7,8-HxCDF
39:48	3.12e+04	2.59e+04	1.21 y	5.71e+04	0.521	1,2,3,7,8,9-HxCDF

Totals class: Total Hepta-Furans

Entry #: 46

Run: 17

File: 01OCT10M

S: 10 I: 1 F: 4

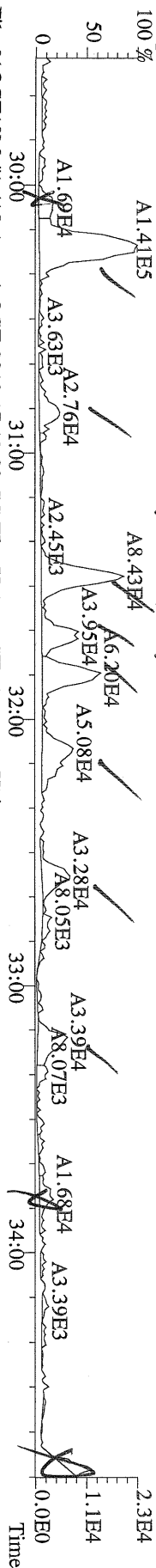
Acquired: 1-OCT-10 17:13:20

Total Concentration: 60.4

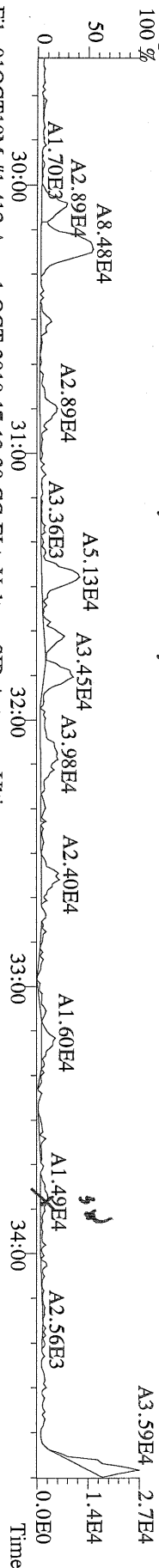
Unnamed Concentration: 37.473

RT	ml Resp	m2 Resp	RA	Resp	Concentration	Name
42:17	8.04e+05	7.58e+05	1.06 y	1.56e+06	21.1	1,2,3,4,6,7,8-HpCDF
43:05	1.42e+06	1.34e+06	1.06 y	2.76e+06	37.5	
45:05	6.85e+04	6.22e+04	1.10 y	1.31e+05	1.80	1,2,3,4,7,8,9-HpCDF

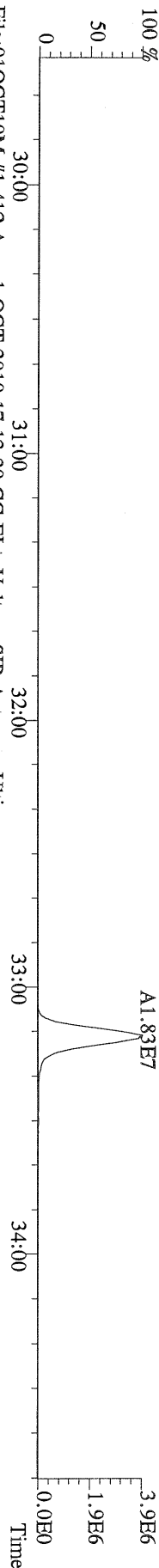
File:01OCT10M #1-412 Acq: 1-OCT-2010 17:13:20 GC EI+ Voltage SIR Autospec-Ultima
 355.8546 S:10 F:2 BSUB(10000,15,-3.0) PKD(5,5,3.0,10%,100.0,0.00%,F,F) Exp:OCDD
 Sample Text:6364-007-0001-SA File Text:Frontier Analytical Laboratory




File:01OCT10M #1-412 Acq: 1-OCT-2010 17:13:20 GC EI+ Voltage SIR Autospec-Ultima
 357.8517 S:10 F:2 BSUB(10000,15,-3.0) PKD(5,5,3.0,10%,100.0,0.00%,F,F) Exp:OCDD
 Sample Text:6364-007-0001-SA File Text:Frontier Analytical Laboratory



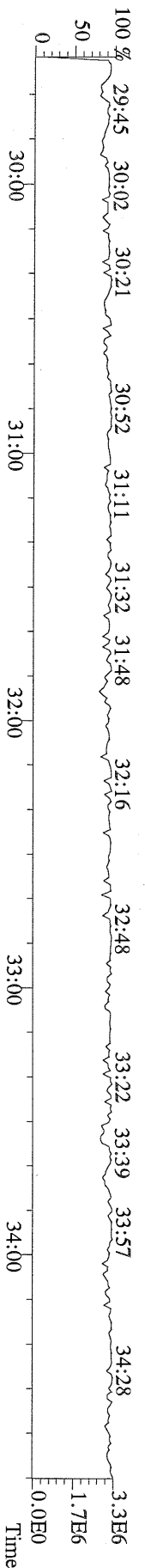
File:01OCT10M #1-412 Acq: 1-OCT-2010 17:13:20 GC EI+ Voltage SIR Autospec-Ultima
 367.8949 S:10 F:2 BSUB(10000,15,-3.0) PKD(5,5,3.0,10%,100.0,0.00%,F,F) Exp:OCDD
 Sample Text:6364-007-0001-SA File Text:Frontier Analytical Laboratory



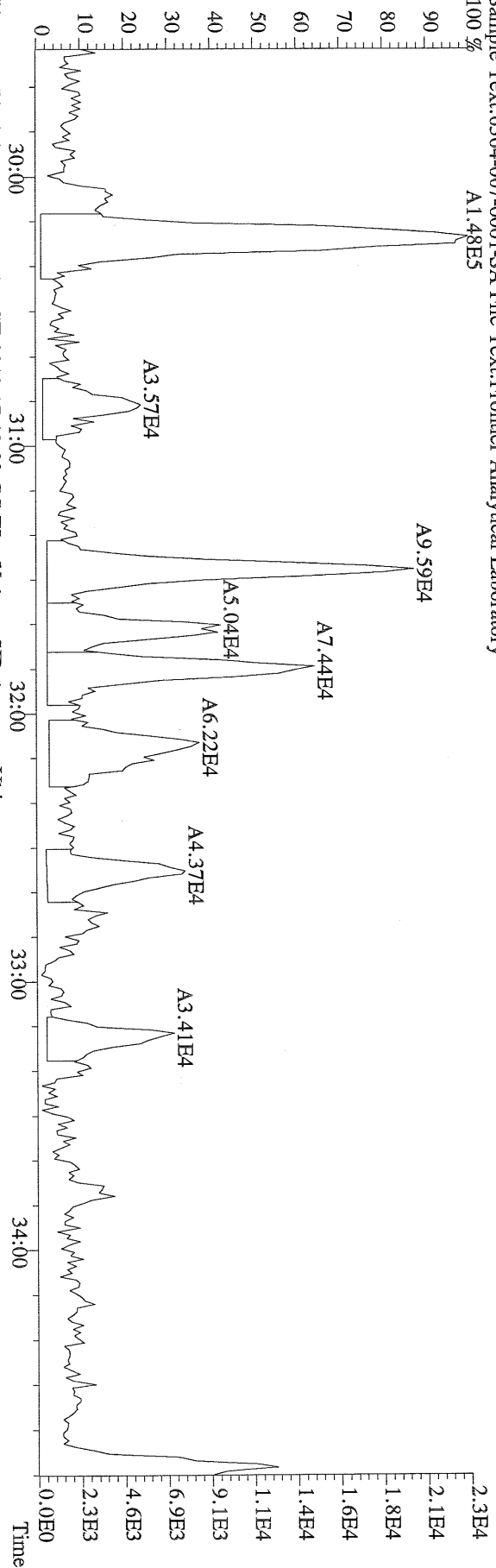
File:01OCT10M #1-412 Acq: 1-OCT-2010 17:13:20 GC EI+ Voltage SIR Autospec-Ultima
 369.8919 S:10 F:2 BSUB(10000,15,-3.0) PKD(5,5,3.0,10%,100.0,0.00%,F,F) Exp:OCDD
 Sample Text:6364-007-0001-SA File Text:Frontier Analytical Laboratory



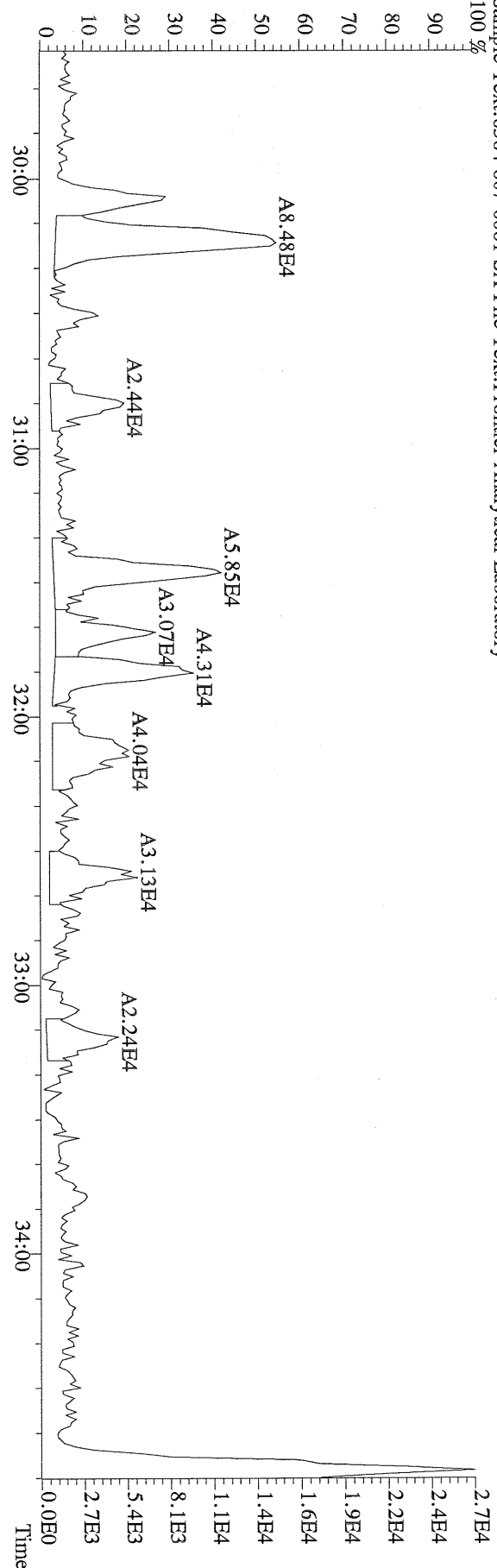
File:01OCT10M #1-412 Acq: 1-OCT-2010 17:13:20 GC EI+ Voltage SIR Autospec-Ultima
 366.9792 S:10 F:2 Exp:OCDD
 Sample Text:6364-007-0001-SA File Text:Frontier Analytical Laboratory



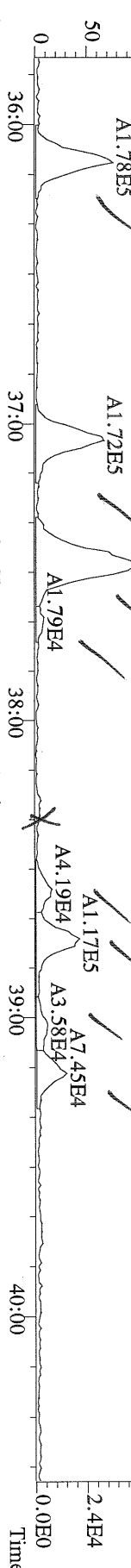
File:01OCT10M #1-412 Acq: 1-OCT-2010 17:13:20 GC EI+ Voltage SIR Autospec-Utima
 355.8546 S:10 F:2 BSUB(10000,15,-3.0) Exp:OCDD
 Sample Text:6364-007-0001-SA File Text:Frontier Analytical Laboratory



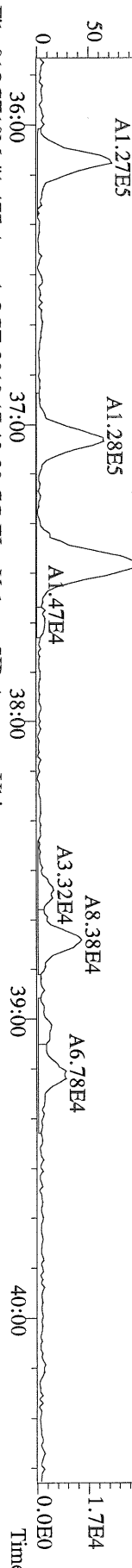
File:01OCT10M #1-412 Acq: 1-OCT-2010 17:13:20 GC EI+ Voltage SIR Autospec-Utima
 357.8517 S:10 F:2 BSUB(10000,15,-3.0) Exp:OCDD
 Sample Text:6364-007-0001-SA File Text:Frontier Analytical Laboratory



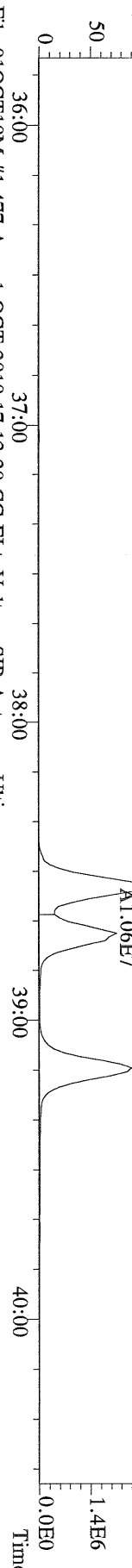
File:01OCT10M #1-477 Acq: 1-OCT-2010 17:13:20 GC EI+ Voltage SIR Autospec-Ultima
389.8156 S:10 F:3 BSUB(10000,15,-3.0) PKD(5,5,3,0,100,0,0.00%,F,F) Exp:OCDD
Sample Text:6364-007-0001-SA File Text:Frontier Analytical Laboratory



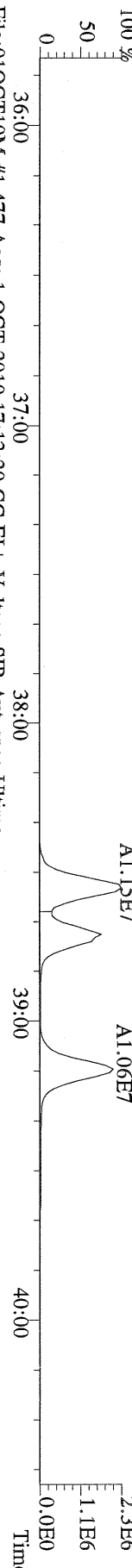
File:01OCT10M #1-477 Acq: 1-OCT-2010 17:13:20 GC EI+ Voltage SIR Autospec-Ultima
391.8127 S:10 F:3 BSUB(10000,15,-3.0) PKD(5,5,3,0,100,0,0.00%,F,F) Exp:OCDD
Sample Text:6364-007-0001-SA File Text:Frontier Analytical Laboratory



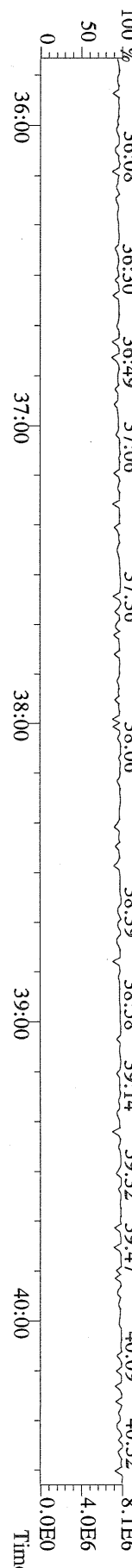
File:01OCT10M #1-477 Acq: 1-OCT-2010 17:13:20 GC EI+ Voltage SIR Autospec-Ultima
401.8559 S:10 F:3 BSUB(10000,15,-3.0) PKD(5,5,3,0,100,0,0.00%,F,F) Exp:OCDD
Sample Text:6364-007-0001-SA File Text:Frontier Analytical Laboratory



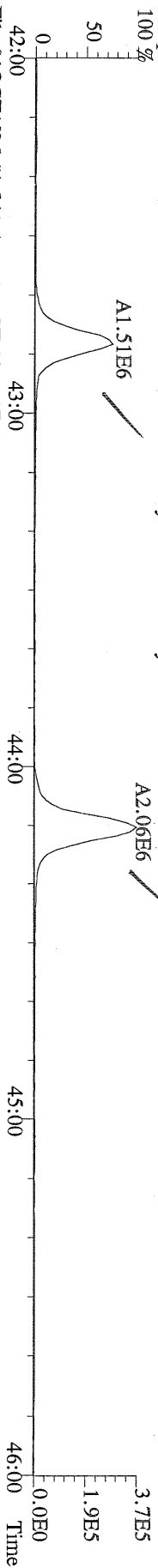
File:01OCT10M #1-477 Acq: 1-OCT-2010 17:13:20 GC EI+ Voltage SIR Autospec-Ultima
403.8530 S:10 F:3 BSUB(10000,15,-3.0) PKD(5,5,3,0,100,0,0.00%,F,F) Exp:OCDD
Sample Text:6364-007-0001-SA File Text:Frontier Analytical Laboratory



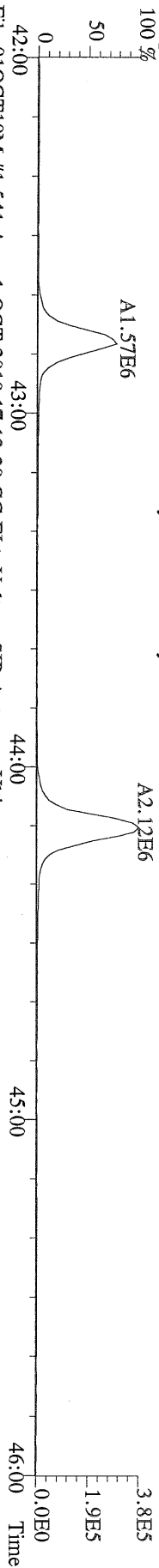
File:01OCT10M #1-477 Acq: 1-OCT-2010 17:13:20 GC EI+ Voltage SIR Autospec-Ultima
380.9760 S:10 F:3 Exp:OCDD
Sample Text:6364-007-0001-SA File Text:Frontier Analytical Laboratory



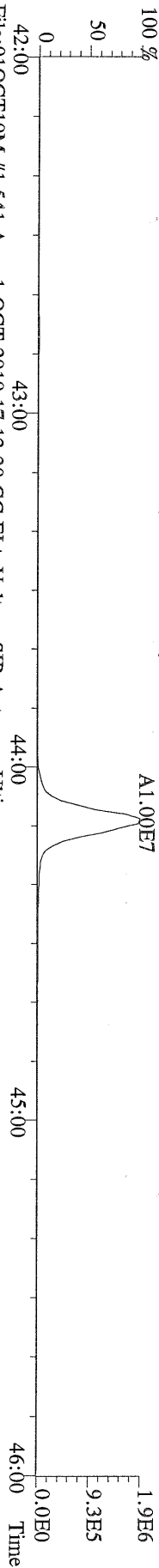
File:01OCT10M #1-541 Acq: 1-OCT-2010 17:13:20 GC EI + Voltage SIR Autospec-Ultima
423.7767 S:10 F:4 BSUB(10000,15,-3.0) PKD(5,5.3,0.10%,100.0,0.00%,F,F) Exp:OCDD
Sample Text:6364-007-0001-SA File Text:Frontier Analytical Laboratory



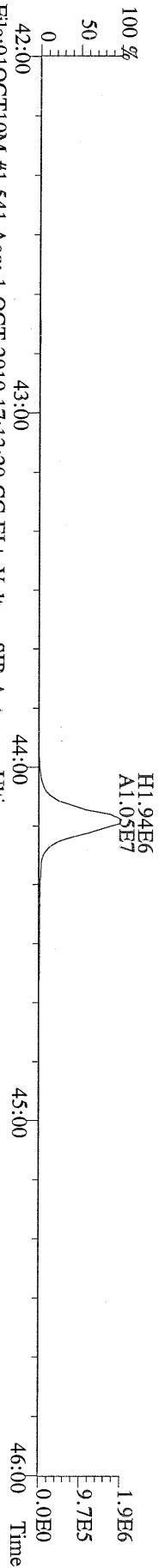
File:01OCT10M #1-541 Acq: 1-OCT-2010 17:13:20 GC EI + Voltage SIR Autospec-Ultima
425.7737 S:10 F:4 BSUB(10000,15,-3.0) PKD(5,5.3,0.10%,100.0,0.00%,F,F) Exp:OCDD
Sample Text:6364-007-0001-SA File Text:Frontier Analytical Laboratory



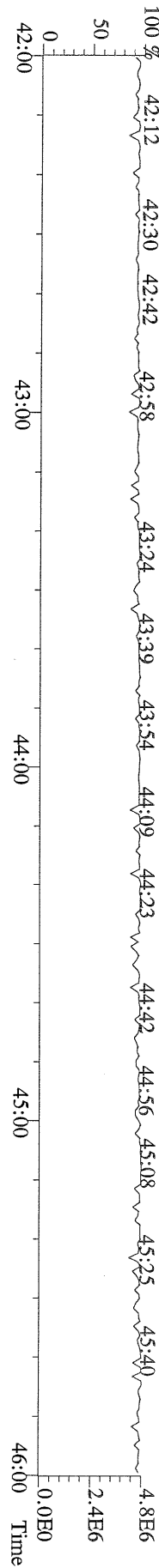
File:01OCT10M #1-541 Acq: 1-OCT-2010 17:13:20 GC EI + Voltage SIR Autospec-Ultima
435.8169 S:10 F:4 BSUB(10000,15,-3.0) PKD(5,5.3,0.10%,100.0,0.00%,F,F) Exp:OCDD
Sample Text:6364-007-0001-SA File Text:Frontier Analytical Laboratory




File:01OCT10M #1-541 Acq: 1-OCT-2010 17:13:20 GC EI + Voltage SIR Autospec-Ultima
437.8140 S:10 F:4 BSUB(10000,15,-3.0) PKD(5,5.3,0.10%,100.0,0.00%,F,F) Exp:OCDD
Sample Text:6364-007-0001-SA File Text:Frontier Analytical Laboratory




File:01OCT10M #1-541 Acq: 1-OCT-2010 17:13:20 GC EI + Voltage SIR Autospec-Ultima
430.9728 S:10 F:4 Exp:OCDD
Sample Text:6364-007-0001-SA File Text:Frontier Analytical Laboratory




File:01OCT10M #1-347 Acq: 1-OCT-2010 17:13:20 GC EI+ Voltage SIR Autospec-Ultima
457.7377 S:10 F:5 BSUB(10000,15,-3.0) PKD(5,5,3,0.10%,100,0,0.00%,F,F) Exp:OCDD
Sample Text:6364-007-0001-SA File Text:Frontier Analytical Laboratory




File:01OCT10M #1-347 Acq: 1-OCT-2010 17:13:20 GC EI+ Voltage SIR Autospec-Ultima
459.7348 S:10 F:5 BSUB(10000,15,-3.0) PKD(5,5,3,0.10%,100,0,0.00%,F,F) Exp:OCDD
Sample Text:6364-007-0001-SA File Text:Frontier Analytical Laboratory




File:01OCT10M #1-347 Acq: 1-OCT-2010 17:13:20 GC EI+ Voltage SIR Autospec-Ultima
469.7780 S:10 F:5 BSUB(10000,15,-3.0) PKD(5,5,3,0.10%,100,0,0.00%,F,F) Exp:OCDD
Sample Text:6364-007-0001-SA File Text:Frontier Analytical Laboratory




File:01OCT10M #1-347 Acq: 1-OCT-2010 17:13:20 GC EI+ Voltage SIR Autospec-Ultima
471.7750 S:10 F:5 BSUB(10000,15,-3.0) PKD(5,5,3,0.10%,100,0,0.00%,F,F) Exp:OCDD
Sample Text:6364-007-0001-SA File Text:Frontier Analytical Laboratory



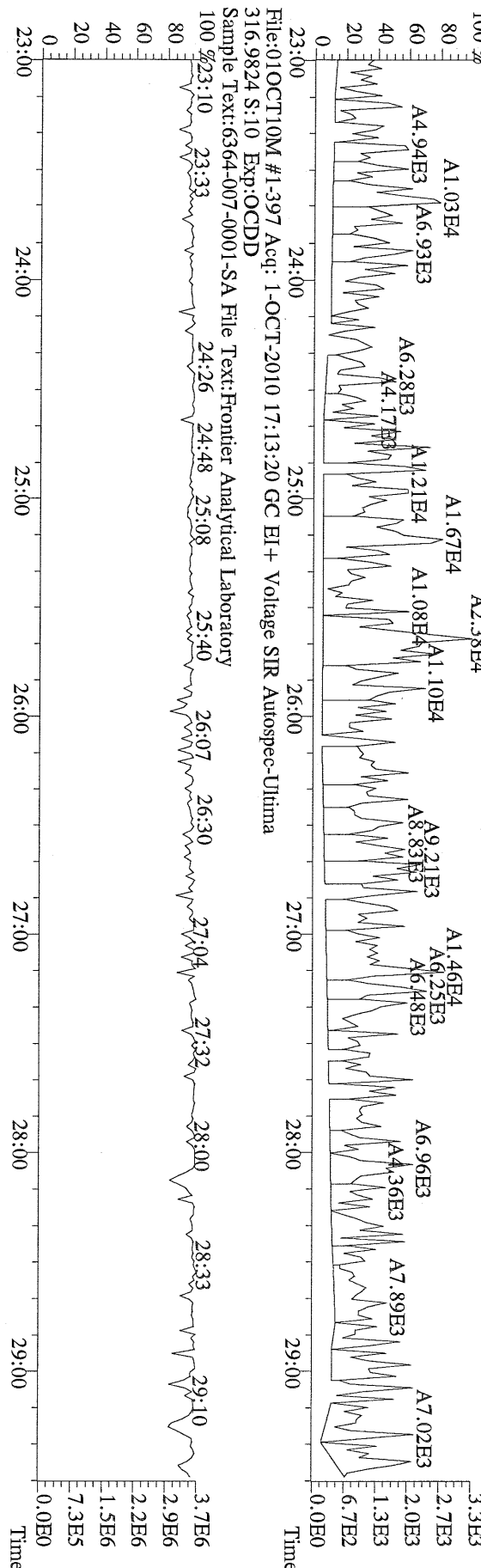
File:01OCT10M #1-347 Acq: 1-OCT-2010 17:13:20 GC EI+ Voltage SIR Autospec-Ultima
454.9728 S:10 F:5 Exp:OCDD
Sample Text:6364-007-0001-SA File Text:Frontier Analytical Laboratory



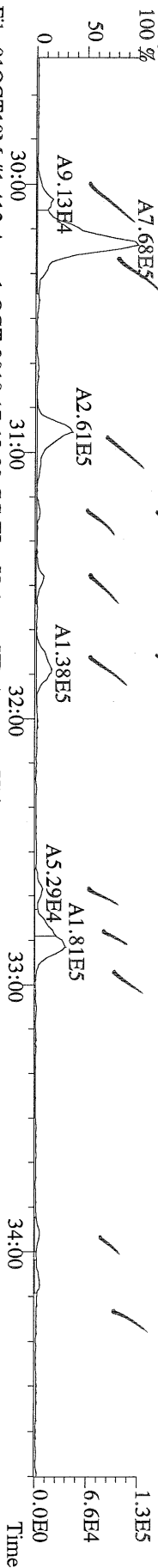
File:01OCT10M #1-397 Acq: 1-OCT-2010 17:13:20 GC EI+ Voltage SIR Autospec-Ultima
 339.8597 S:10 BSUB(10000,15,-3.0) PKD(5,5,3,0,10%,100.0,0.00%,F,F) Exp:OCDD
 Sample Text:6364-007-0001-SA File Text:Frontier Analytical Laboratory



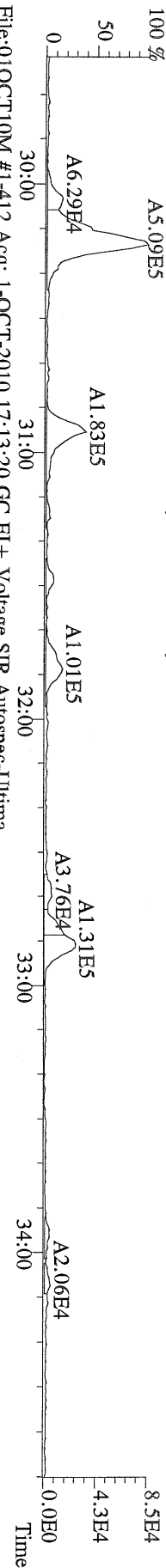
File:01OCT10M #1-397 Acq: 1-OCT-2010 17:13:20 GC EI+ Voltage SIR Autospec-Ultima
 409.7974 S:10 BSUB(10000,15,-3.0) PKD(5,5,3,0,10%,100.0,0.00%,F,F) Exp:OCDD
 Sample Text:6364-007-0001-SA File Text:Frontier Analytical Laboratory




File:01OCT10M #1-412 Acq: 1-OCT-2010 17:13:20 GC EI+ Voltage SIR Autospec-Ultima
 339.8597 S:10 F:2 BSUB(10000,15,-3.0) PKD(5,5,3,0.10%,100,0,0.00%,F,F) Exp:OCDD
 Sample Text:6364-007-0001-SA File Text:Frontier Analytical Laboratory




File:01OCT10M #1-412 Acq: 1-OCT-2010 17:13:20 GC EI+ Voltage SIR Autospec-Ultima
 341.8568 S:10 F:2 BSUB(10000,15,-3.0) PKD(5,5,3,0.10%,100,0,0.00%,F,F) Exp:OCDD
 Sample Text:6364-007-0001-SA File Text:Frontier Analytical Laboratory



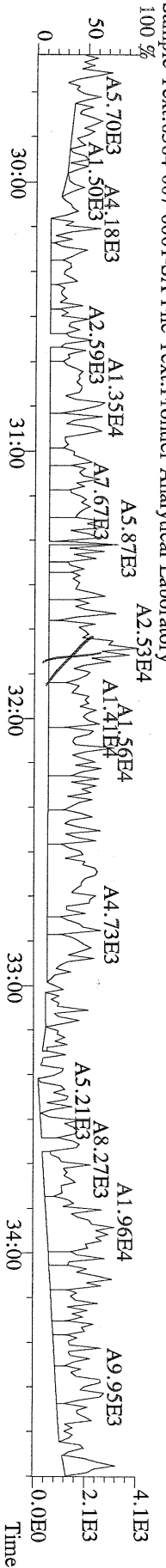
File:01OCT10M #1-412 Acq: 1-OCT-2010 17:13:20 GC EI+ Voltage SIR Autospec-Ultima
 351.9000 S:10 F:2 BSUB(10000,15,-3.0) PKD(5,5,3,0.10%,100,0,0.00%,F,F) Exp:OCDD
 Sample Text:6364-007-0001-SA File Text:Frontier Analytical Laboratory



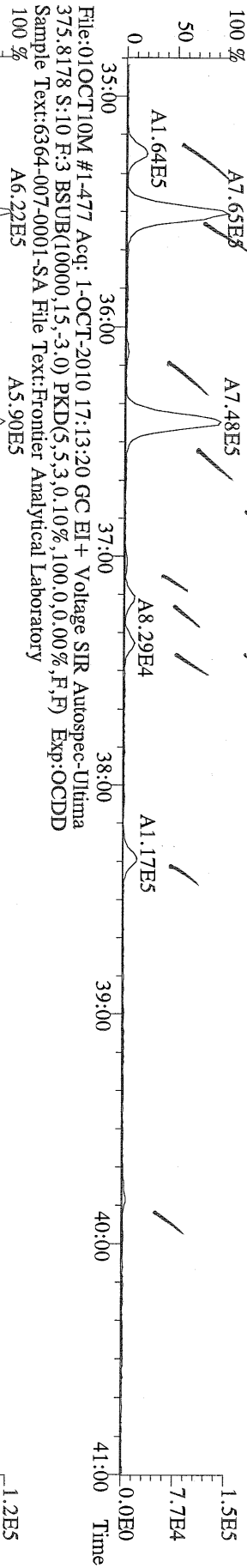
File:01OCT10M #1-412 Acq: 1-OCT-2010 17:13:20 GC EI+ Voltage SIR Autospec-Ultima
 353.8970 S:10 F:2 BSUB(10000,15,-3.0) PKD(5,5,3,0.10%,100,0,0.00%,F,F) Exp:OCDD
 Sample Text:6364-007-0001-SA File Text:Frontier Analytical Laboratory



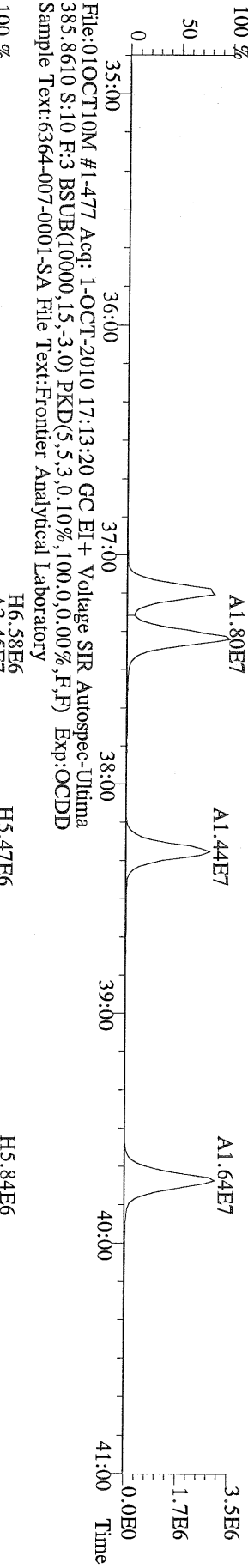
File:01OCT10M #1-412 Acq: 1-OCT-2010 17:13:20 GC EI+ Voltage SIR Autospec-Ultima
 409.7974 S:10 F:2 BSUB(10000,15,-3.0) PKD(5,5,3,0.10%,100,0,0.00%,F,F) Exp:OCDD
 Sample Text:6364-007-0001-SA File Text:Frontier Analytical Laboratory



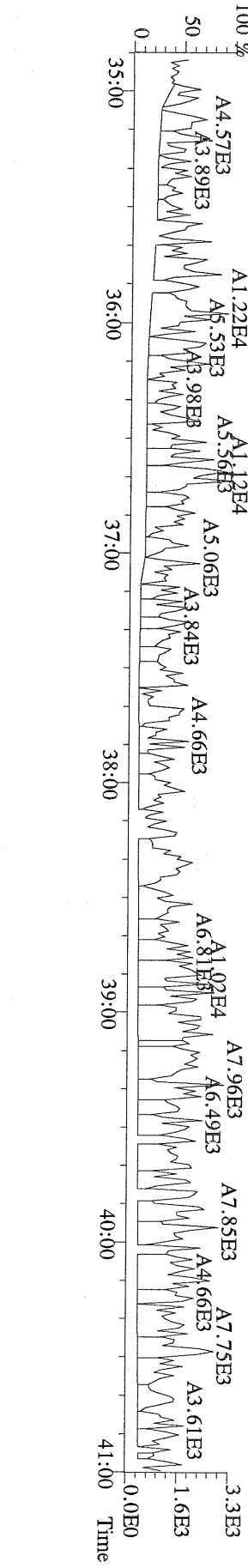
File:01OCT10M #1-477 Acq: 1-OCT-2010 17:13:20 GC EI+ Voltage SIR Autospec-Ultime
 373.8207 S:10 F:3 BSUB(10000,15,-3.0) PKD(5,5,3,0.10%,100,0.0,0.00%,F,F) Exp:OCDD
 Sample Text:6364-007-0001-SA File Text:Fronter Analytical Laboratory



File:01OCT10M #1-477 Acq: 1-OCT-2010 17:13:20 GC EI+ Voltage SIR Autospec-Ultime
 383.8639 S:10 F:3 BSUB(10000,15,-3.0) PKD(5,5,3,0.10%,100,0.0,0.00%,F,F) Exp:OCDD
 Sample Text:6364-007-0001-SA File Text:Fronter Analytical Laboratory



File:01OCT10M #1-477 Acq: 1-OCT-2010 17:13:20 GC EI+ Voltage SIR Autospec-Ultime
 445.7555 S:10 F:3 BSUB(10000,15,-3.0) PKD(5,5,3,0.10%,100,0.0,0.00%,F,F) Exp:OCDD
 Sample Text:6364-007-0001-SA File Text:Fronter Analytical Laboratory



Name	Resp	RA	RT	RRF	Conc	Qual	Fac Noise-1	Noise-2	DL	Rec
2,3,7,8-TCDD	5.09e+05	0.77 y	27:24	1.11	5.92		2.50	-	*	
1,2,3,7,8-PeCDD	2.09e+06	1.58 y	33:13	1.10	26.4		2.50	-	*	
1,2,3,4,7,8-HxCDD	3.18e+06	1.30 y	38:35	1.37	36.0		2.50	-	*	
1,2,3,6,7,8-HxCDD	2.96e+07	1.39 y	38:45	1.37	420		2.50	-	*	
1,2,3,7,8,9-HxCDD	9.39e+06	1.35 y	39:12	1.36	119		2.50	-	*	
1,2,3,4,6,7,8-HpCDD	*	* n	NotFnd	1.45	*	*	2.50	-	*	<i>16,400 DIL</i>
OCDD	*	* n	NotFnd	1.43	*	*	2.50	-	*	<i>177,000</i>
2,3,7,8-TCDF	2.45e+05	0.77 y	26:37	1.50	1.34		2.50	-	*	
1,2,3,7,8-PeCDF	3.54e+05	1.43 y	31:29	0.94	3.19	J	2.50	-	*	
2,3,4,7,8-PeCDF	1.03e+06	1.55 y	32:50	0.94	10.1		2.50	-	*	
1,2,3,4,7,8-HxCDF	1.03e+07	1.24 y	37:12	0.93	97.9		2.50	-	*	
1,2,3,6,7,8-HxCDF	4.67e+06	1.24 y	37:23	0.82	42.2	D,M	2.50	-	*	
2,3,4,6,7,8-HxCDF	5.34e+06	1.26 y	38:20	0.92	53.1		2.50	-	*	
1,2,3,7,8,9-HxCDF	4.61e+05	1.28 y	39:49	1.00	3.86	J	2.50	-	*	
1,2,3,4,6,7,8-HpCDF	*	* n	NotFnd	1.39	*	*	2.50	-	*	<i>5090 DIL</i>
1,2,3,4,7,8,9-HpCDF	1.15e+07	1.05 y	45:06	1.36	141		2.50	-	*	
OCDF	*	* n	NotFnd	0.79	*	*	2.50	-	*	<i>2090</i>
13C-2,3,7,8-TCDD	3.06e+07	0.81 y	27:22	1.02	344					87.0
13C-1,2,3,7,8-PeCDD	2.84e+07	1.78 y	33:12	0.84	388					98.3
13C-1,2,3,4,7,8-HxCDD	2.55e+07	1.25 y	38:34	1.07	384					97.1
13C-1,2,3,6,7,8-HxCDD	2.03e+07	1.26 y	38:44	1.01	325					82.1
13C-1,2,3,4,6,7,8-HpCDD	*	* n	NotFnd	0.86	*	*				<i>97.5% DIL</i>
13C-OCDD	*	* n	NotFnd	0.55	*	*				<i>113%</i>
13C-2,3,7,8-TCDF	4.81e+07	0.80 y	26:36	0.99	343					86.7
13C-1,2,3,7,8-PeCDF	4.66e+07	1.75 y	31:28	0.84	393					99.5
13C-2,3,4,7,8-PeCDF	4.32e+07	1.73 y	32:47	0.81	377					95.3
13C-1,2,3,4,7,8-HxCDF	4.47e+07	0.52 y	37:10	1.85	390					98.7
13C-1,2,3,6,7,8-HxCDF	5.32e+07	0.52 y	37:23	2.54	339					85.9
13C-2,3,4,6,7,8-HxCDF	4.33e+07	0.52 y	38:18	2.01	348					87.9
13C-1,2,3,7,8,9-HxCDF	4.73e+07	0.51 y	39:44	2.03	377					95.3
13C-1,2,3,4,6,7,8-HpCDF	*	* n	NotFnd	1.11	*	*				*
13C-1,2,3,4,7,8,9-HpCDF	2.37e+07	0.42 y	45:04	0.80	477					121
13C-OCDF	*	* n	NotFnd	1.08	*	*				*
37Cl-2,3,7,8-TCDD	8.02e+06		27:24	0.69	135					85.2
13C-1,2,3,4-TCDD	3.43e+07	0.83 y	26:48	-	15.1					
13C-1,2,3,4-TCDF	5.59e+07	0.86 y	25:32	-	15.3					
13C-1,2,3,7,8,9-HxCDD	2.44e+07	1.23 y	39:10	-	17.5					
Total Tetra-Dioxins	2.42e+06		24:23	1.11	28.1		2.50	-	*	#Hom 12
Total Penta-Dioxins	1.21e+07		30:15	1.10	153		2.50	-	*	10
Total Hexa-Dioxins	1.69e+08		36:07	1.37	2180		2.50	-	*	7
Total Hepta-Dioxins	*		NotFnd	1.45	*	*	2.50	-	*	0 <i>33,800 DIL</i>
Total Tetra-Furans	1.02e+07		23:03	1.50	56.0	D,M	2.50	-	*	20
1st Fn. Tot Penta-Furans	1.49e+07		28:27	0.94	139	D,M	2.50	-	*	PeCDF 1
Total Penta-Furans	1.65e+07		30:04	0.94	154	D,M	2.50	-	*	<i>294</i> 14 <i>DIL</i>
Total Hexa-Furans	3.16e+08		35:15	0.91	2920	D,M	2.50	-	*	<i>293</i> 10
Total Hepta-Furans	1.38e+07		42:50	1.38	169	*	2.50	-	*	2 <i>19,400</i>

Analyst: *[Signature]*

Date: 10/5/10

Totals class: Total Tetra-Dioxins

Entry #: 38

Run: 18

File: 01OCT10M

S: 11 I: 1 F: 1

Acquired: 1-OCT-10 18:08:43

Total Concentration: 28.1

Unnamed Concentration: 22.225

RT	ml Resp	m2 Resp	RA	Resp	Concentration	Name
24:23	8.07e+04	9.85e+04	0.82 y	1.79e+05	2.08	
24:40	6.20e+04	7.67e+04	0.81 y	1.39e+05	1.61	
24:59	5.24e+04	6.84e+04	0.76 y	1.21e+05	1.41	
25:36	4.31e+04	5.63e+04	0.77 y	9.94e+04	1.16	
25:47	5.64e+04	7.46e+04	0.76 y	1.31e+05	1.52	
25:56	2.32e+05	3.01e+05	0.77 y	5.33e+05	6.20	
26:06	2.83e+04	4.14e+04	0.68 y	6.98e+04	0.812	
26:17	3.03e+04	3.76e+04	0.81 y	6.79e+04	0.790	
26:29	3.68e+04	5.31e+04	0.69 y	8.99e+04	1.05	
26:49	1.50e+05	1.92e+05	0.78 y	3.42e+05	3.97	
27:24	2.21e+05	2.88e+05	0.77 y	5.09e+05	5.92	2,3,7,8-TCDD
27:42	6.07e+04	7.84e+04	0.77 y	1.39e+05	1.62	

Totals class: Total Penta-Dioxins

Entry #: 39

Run: 18

File: 01OCT10M

S: 11 I: 1 F: 2

Acquired: 1-OCT-10 18:08:43

Total Concentration: 153

Unnamed Concentration: 126.439

RT	ml Resp	m2 Resp	RA	Resp	Concentration	Name
30:15	1.81e+06	1.12e+06	1.62 y	2.93e+06	37.0	
30:51	4.47e+05	3.12e+05	1.43 y	7.58e+05	9.59	
31:28	5.14e+05	3.11e+05	1.65 y	8.25e+05	10.4	
31:42	1.83e+06	1.14e+06	1.61 y	2.97e+06	37.6	
31:50	5.36e+05	3.29e+05	1.63 y	8.65e+05	10.9	
32:07	5.46e+05	3.37e+05	1.62 y	8.82e+05	11.2	
32:36	1.38e+05	9.39e+04	1.46 y	2.31e+05	2.93	
33:13	1.28e+06	8.09e+05	1.58 y	2.09e+06	26.4	1,2,3,7,8-PeCDD
33:18	1.47e+05	8.77e+04	1.68 y	2.35e+05	2.97	
33:48	1.82e+05	1.24e+05	1.47 y	3.06e+05	3.86	

Totals class: Total Hexa-Dioxins

Entry #: 40

Run: 18

File: 01OCT10M

S: 11 I: 1 F: 3

Acquired: 1-OCT-10 18:08:43

Total Concentration: 2180

Unnamed Concentration: 1602.475

RT	ml Resp	m2 Resp	RA	Resp	Concentration	Name
36:07	2.61e+07	1.90e+07	1.37 y	4.50e+07	568	
37:03	2.33e+06	1.73e+06	1.34 y	4.06e+06	51.2	
37:29	4.47e+07	3.23e+07	1.38 y	7.70e+07	971	
38:35	1.80e+06	1.38e+06	1.30 y	3.18e+06	36.0	1,2,3,4,7,8-HxCDD
38:45	1.72e+07	1.24e+07	1.39 y	2.96e+07	420	1,2,3,6,7,8-HxCDD
39:03	5.91e+05	4.20e+05	1.41 y	1.01e+06	12.7	
39:12	5.40e+06	4.00e+06	1.35 y	9.39e+06	119	1,2,3,7,8,9-HxCDD

Totals class: Total Tetra-Furans

Entry #: 42

Run: 18 File: 01OCT10M S: 11 I: 1 F: 1
Acquired: 1-OCT-10 18:08:43

Total Concentration: 56.0

Unnamed Concentration: 54.618

RT	ml Resp	m2 Resp	RA	Resp	Concentration	Name
23:03	6.12e+04	8.75e+04	0.70 y	1.49e+05	0.813	
23:25	1.83e+05	2.59e+05	0.70 y	4.42e+05	2.42	
23:47	9.61e+05	1.45e+06	0.66 y	2.41e+06	13.2	
24:07	2.71e+05	3.74e+05	0.72 y	6.45e+05	3.52	
24:25	2.40e+05	3.49e+05	0.69 y	5.89e+05	3.22	
24:43	3.95e+05	5.85e+05	0.68 y	9.81e+05	5.36	
24:57	5.18e+04	7.21e+04	0.72 y	1.24e+05	0.677	
25:19	9.88e+04	1.26e+05	0.78 y	2.25e+05	1.23	
25:25	4.27e+05	6.28e+05	0.68 y	1.05e+06	5.76	
25:33	1.71e+05	2.52e+05	0.68 y	4.23e+05	2.31	
25:49	8.72e+04	1.04e+05	0.83 y	1.92e+05	1.05	
25:54	7.48e+04	1.06e+05	0.70 y	1.81e+05	0.991	
26:08	4.37e+04	5.05e+04	0.87 y	9.42e+04	0.515	
26:19	6.94e+04	8.33e+04	0.83 y	1.53e+05	0.835	
26:32	1.23e+05	1.63e+05	0.75 y	2.86e+05	1.56	
26:37	1.07e+05	1.38e+05	0.77 y	2.45e+05	1.34	2,3,7,8-TCDF
26:57	8.72e+04	1.24e+05	0.71 y	2.11e+05	1.15	
27:52	1.62e+05	2.37e+05	0.68 y	3.99e+05	2.18	
28:05	1.62e+05	2.42e+05	0.67 y	4.04e+05	2.21	
28:28	4.14e+05	6.19e+05	0.67 y	1.03e+06	5.64	

Totals class: 1st Fn. Tot Penta-Furans Entry #: 43

Run: 18 File: 01OCT10M S: 11 I: 1 F: 1
Acquired: 1-OCT-10 18:08:43

Total Concentration: 139 Unnamed Concentration: 139.400

RT	ml Resp	m2 Resp	RA	Resp	Concentration	Name
28:27	9.06e+06	5.82e+06	1.56 y	1.49e+07	139	

Totals class: Total Penta-Furans

Entry #: 44

Run: 18

File: 01OCT10M

S: 11 I: 1 F: 2

Acquired: 1-OCT-10 18:08:43

Total Concentration: 155

Unnamed Concentration: 136.046

RT	ml Resp	m2 Resp	RA	Resp	Concentration	Name
30:04	4.16e+05	2.88e+05	1.44 y	7.04e+05	6.60	
30:13	4.31e+06	2.85e+06	1.52 y	7.16e+06	67.1	
30:43	6.87e+04	4.57e+04	1.50 y	1.14e+05	1.07	
30:55	1.56e+06	1.04e+06	1.49 y	2.60e+06	24.4	
31:15	1.36e+05	9.50e+04	1.44 y	2.31e+05	2.17	
31:29	2.08e+05	1.46e+05	1.43 y	3.54e+05	3.19	1,2,3,7,8-PeCDF
31:46	1.01e+06	6.88e+05	1.47 y	1.70e+06	15.9	
32:04	1.42e+05	9.75e+04	1.46 y	2.39e+05	2.24	
32:40	8.63e+04	6.23e+04	1.39 y	1.49e+05	1.39	
32:48	9.38e+05	6.43e+05	1.46 y	1.58e+06	15.4	2,3,4,7,8-PeCDF
32:50	6.28e+05	4.06e+05	1.55 y	1.03e+06	9.69	
33:15	7.61e+04	5.53e+04	1.38 y	1.31e+05	1.23	
33:57	5.58e+04	4.10e+04	1.36 y	9.69e+04	0.908	
34:06	2.11e+05	1.47e+05	1.43 y	3.58e+05	3.35	

Totals class: Total Hexa-Furans

Entry #: 45

Run: 18 File: 01OCT10M
Acquired: 1-OCT-10 18:08:43

S: 11 I: 1 F: 3

Total Concentration: 2920

Unnamed Concentration: 2720.255

RT	ml Resp	m2 Resp	RA	Resp	Concentration	Name
35:15	9.24e+06	7.53e+06	1.23 y	1.68e+07	155	
35:31	4.08e+07	3.32e+07	1.23 y	7.41e+07	682	
36:07	7.41e+05	5.94e+05	1.25 y	1.33e+06	12.3	
36:25	1.11e+08	8.94e+07	1.24 y	2.01e+08	1850	
37:02	3.27e+05	3.03e+05	1.08 y	6.31e+05	5.81	
37:12	5.69e+06	4.58e+06	1.24 y	1.03e+07	97.9	1,2,3,4,7,8-HxCDF
37:23	2.58e+06	2.09e+06	1.24 y	4.67e+06	42.2	1,2,3,6,7,8-HxCDF
38:06	1.07e+06	8.73e+05	1.22 y	1.94e+06	17.9	
38:20	2.98e+06	2.36e+06	1.26 y	5.34e+06	53.1	2,3,4,6,7,8-HxCDF
39:49	2.58e+05	2.02e+05	1.28 y	4.61e+05	3.86	1,2,3,7,8,9-HxCDF

Totals class: Total Hepta-Furans

Entry #: 46

Run: 18

File: 01OCT10M

S: 11 I: 1 F: 4


Acquired: 1-OCT-10 18:08:43

Total Concentration: 167

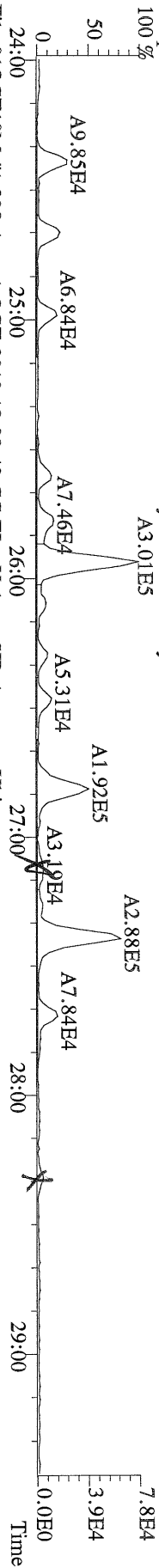
Unnamed Concentration: *

RT	ml Resp	m2 Resp	RA	Resp	Concentration	Name
42:50	1.17e+06	1.12e+06	1.05 y	2.28e+06	25.6	1,2,3,4,6,7,8-HpCDF
45:06	5.87e+06	5.60e+06	1.05 y	1.15e+07	141	1,2,3,4,7,8,9-HpCDF

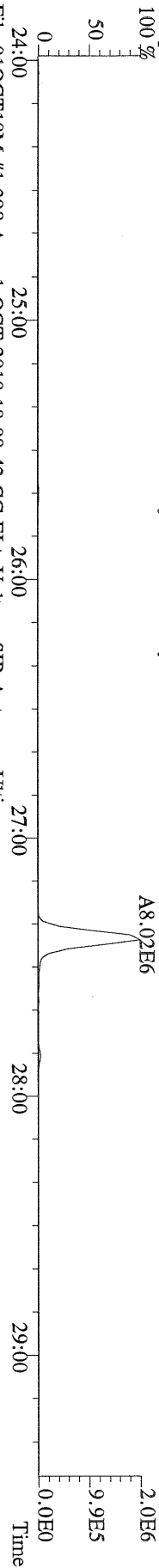
File:01OCT10M #1-398 Acq: 1-OCT-2010 18:08:43 GC EI+ Voltage SIR Autospec-Ultima
 319.8965 S:11 BSUB(10000,15,-3.0) PKD(5,5,3,0.10%,100,0,0.00%,F,F) Exp:OCDD
 Sample Text:6364-008-0001-SA File Text:Frontier Analytical Laboratory



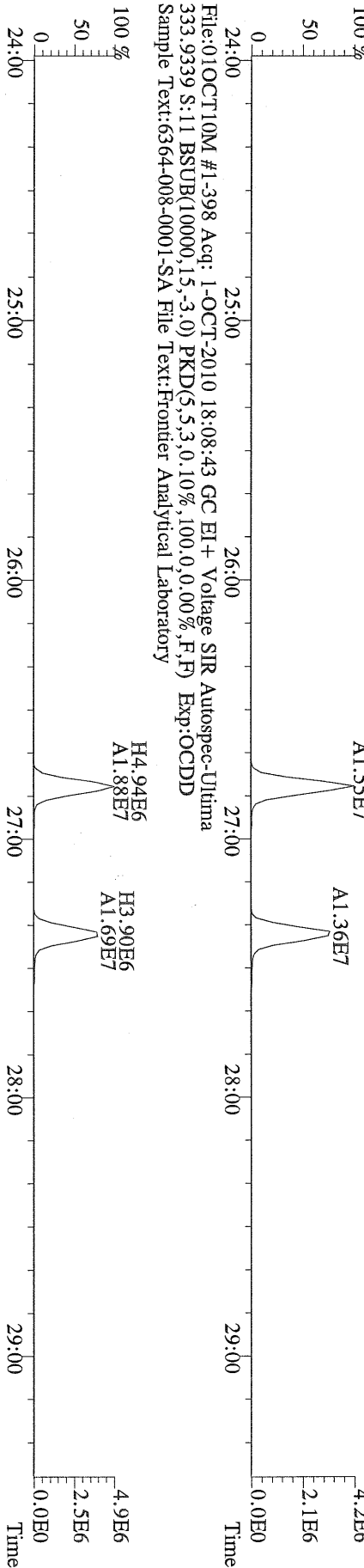
File:01OCT10M #1-398 Acq: 1-OCT-2010 18:08:43 GC EI+ Voltage SIR Autospec-Ultima
 321.8936 S:11 BSUB(10000,15,-3.0) PKD(5,5,3,0.10%,100,0,0.00%,F,F) Exp:OCDD
 Sample Text:6364-008-0001-SA File Text:Frontier Analytical Laboratory



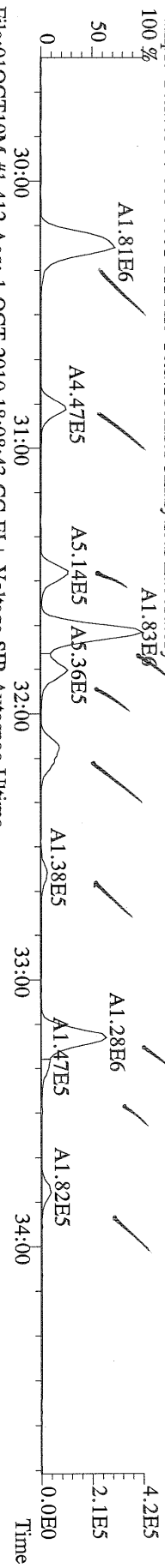
File:01OCT10M #1-398 Acq: 1-OCT-2010 18:08:43 GC EI+ Voltage SIR Autospec-Ultima
 331.9368 S:11 BSUB(10000,15,-3.0) PKD(5,5,3,0.10%,100,0,0.00%,F,F) Exp:OCDD
 Sample Text:6364-008-0001-SA File Text:Frontier Analytical Laboratory



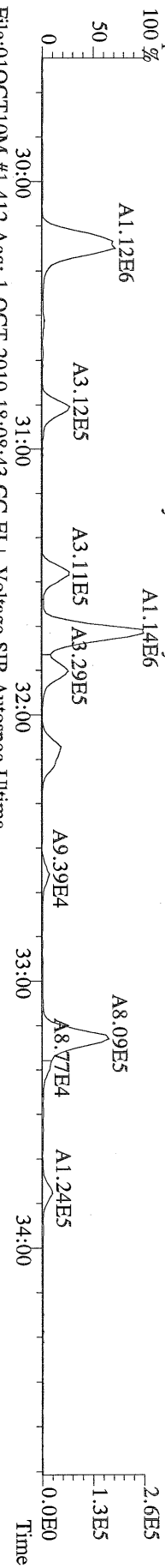
File:01OCT10M #1-398 Acq: 1-OCT-2010 18:08:43 GC EI+ Voltage SIR Autospec-Ultima
 333.9339 S:11 BSUB(10000,15,-3.0) PKD(5,5,3,0.10%,100,0,0.00%,F,F) Exp:OCDD
 Sample Text:6364-008-0001-SA File Text:Frontier Analytical Laboratory



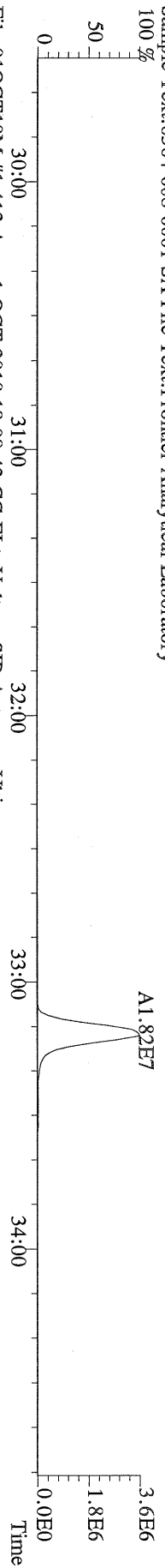
File:01OCT10M #1-412 Acq: 1-OCT-2010 18:08:43 GC EI+ Voltage SIR Autospec-Ultima
 355.8546 S:11 F:2 BSUB(10000,15,-3.0) PKD(5,5,3,0,100,0,0,00%,F,F) Exp:OCDD
 Sample Text:6364-008-0001-SA File Text:Frontier Analytical Laboratory




File:01OCT10M #1-412 Acq: 1-OCT-2010 18:08:43 GC EI+ Voltage SIR Autospec-Ultima
 357.8517 S:11 F:2 BSUB(10000,15,-3.0) PKD(5,5,3,0,100,0,0,00%,F,F) Exp:OCDD
 Sample Text:6364-008-0001-SA File Text:Frontier Analytical Laboratory



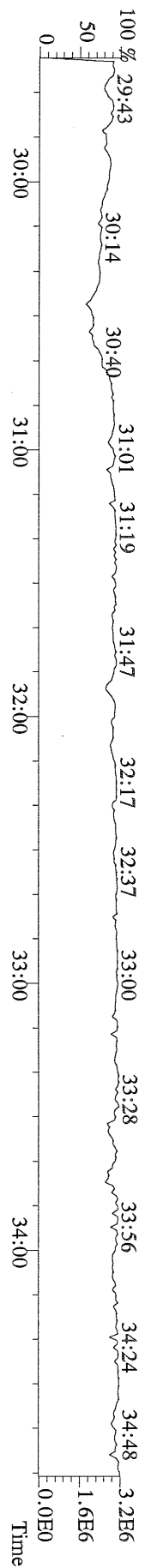
File:01OCT10M #1-412 Acq: 1-OCT-2010 18:08:43 GC EI+ Voltage SIR Autospec-Ultima
 367.8949 S:11 F:2 BSUB(10000,15,-3.0) PKD(5,5,3,0,100,0,0,00%,F,F) Exp:OCDD
 Sample Text:6364-008-0001-SA File Text:Frontier Analytical Laboratory



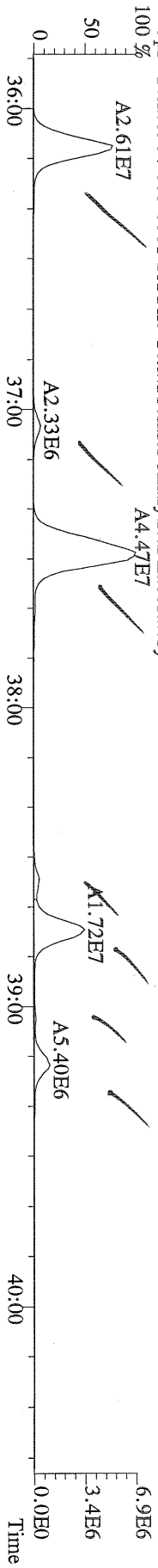
File:01OCT10M #1-412 Acq: 1-OCT-2010 18:08:43 GC EI+ Voltage SIR Autospec-Ultima
 369.8919 S:11 F:2 BSUB(10000,15,-3.0) PKD(5,5,3,0,100,0,0,00%,F,F) Exp:OCDD
 Sample Text:6364-008-0001-SA File Text:Frontier Analytical Laboratory



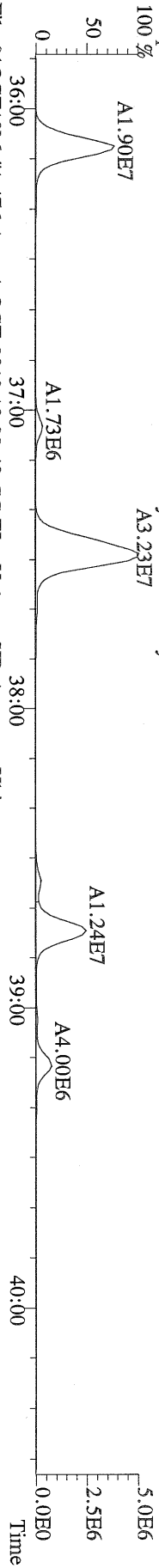
File:01OCT10M #1-412 Acq: 1-OCT-2010 18:08:43 GC EI+ Voltage SIR Autospec-Ultima
 366.9792 S:11 F:2 Exp:OCDD
 Sample Text:6364-008-0001-SA File Text:Frontier Analytical Laboratory



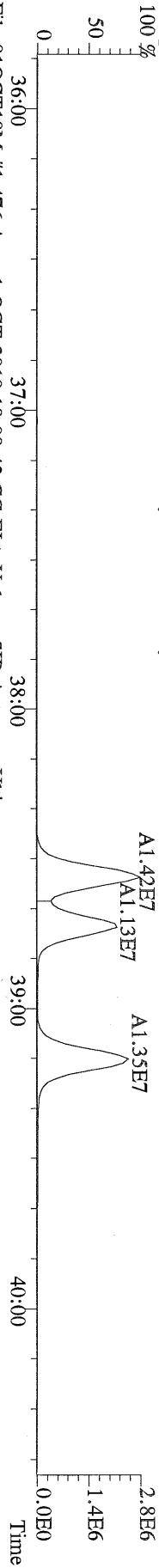
File:01OCT10M #1-476 Acq: 1-OCT-2010 18:08:43 GC EI+ Voltage SIR Autospec-Ultima
389.8156 S:11 F:3 BSUB(10000,15,-3.0) PKD(5,5,3,0,10%,100,0,0,00%,F,F) Exp:OCDD
Sample Text:6364-008-0001-SA File Text:Frontier Analytical Laboratory



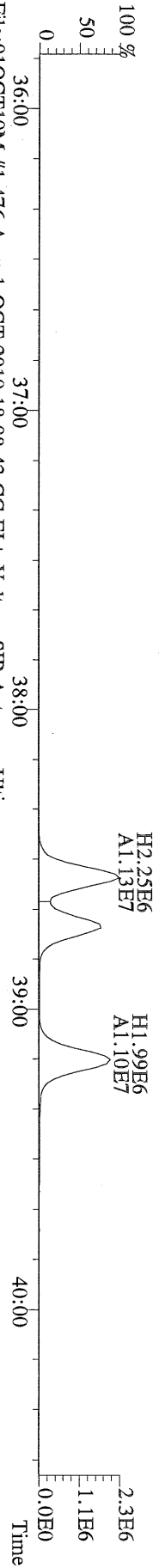
File:01OCT10M #1-476 Acq: 1-OCT-2010 18:08:43 GC EI+ Voltage SIR Autospec-Ultima
391.8127 S:11 F:3 BSUB(10000,15,-3.0) PKD(5,5,3,0,10%,100,0,0,00%,F,F) Exp:OCDD
Sample Text:6364-008-0001-SA File Text:Frontier Analytical Laboratory



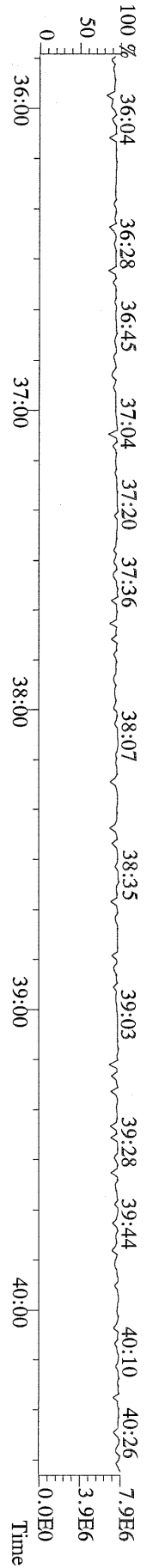
File:01OCT10M #1-476 Acq: 1-OCT-2010 18:08:43 GC EI+ Voltage SIR Autospec-Ultima
401.8559 S:11 F:3 BSUB(10000,15,-3.0) PKD(5,5,3,0,10%,100,0,0,00%,F,F) Exp:OCDD
Sample Text:6364-008-0001-SA File Text:Frontier Analytical Laboratory



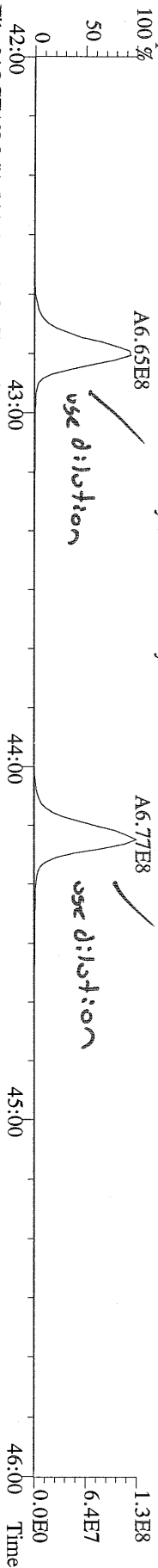
File:01OCT10M #1-476 Acq: 1-OCT-2010 18:08:43 GC EI+ Voltage SIR Autospec-Ultima
403.8530 S:11 F:3 BSUB(10000,15,-3.0) PKD(5,5,3,0,10%,100,0,0,00%,F,F) Exp:OCDD
Sample Text:6364-008-0001-SA File Text:Frontier Analytical Laboratory



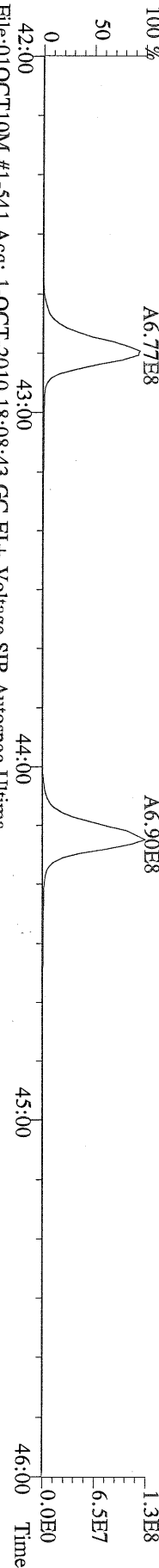
File:01OCT10M #1-476 Acq: 1-OCT-2010 18:08:43 GC EI+ Voltage SIR Autospec-Ultima
380.9760 S:11 F:3 Exp:OCDD
Sample Text:6364-008-0001-SA File Text:Frontier Analytical Laboratory



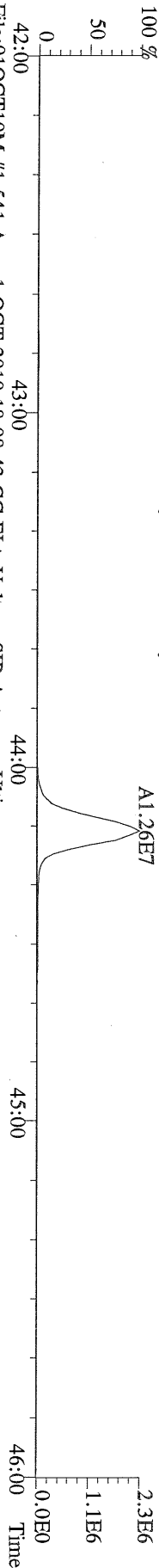
File:01OCT10M #1-541 Acq: 1-OCT-2010 18:08:43 GC EI+ Voltage SIR Autospec-Ultima
423.7767 S:11 F:4 BSUB(10000,15,-3.0) PKD(5,5,3.0,10%,100.0,0.00%,F,F) Exp:OCDD
Sample Text:6364-008-0001-SA File Text:Frontier Analytical Laboratory



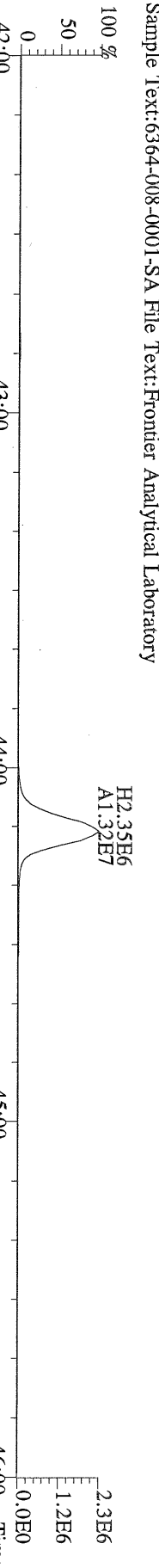
File:01OCT10M #1-541 Acq: 1-OCT-2010 18:08:43 GC EI+ Voltage SIR Autospec-Ultima
425.7737 S:11 F:4 BSUB(10000,15,-3.0) PKD(5,5,3.0,10%,100.0,0.00%,F,F) Exp:OCDD
Sample Text:6364-008-0001-SA File Text:Frontier Analytical Laboratory



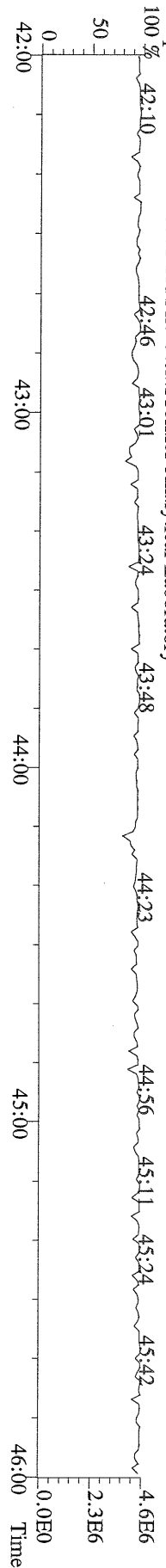
File:01OCT10M #1-541 Acq: 1-OCT-2010 18:08:43 GC EI+ Voltage SIR Autospec-Ultima
435.8169 S:11 F:4 BSUB(10000,15,-3.0) PKD(5,5,3.0,10%,100.0,0.00%,F,F) Exp:OCDD
Sample Text:6364-008-0001-SA File Text:Frontier Analytical Laboratory




File:01OCT10M #1-541 Acq: 1-OCT-2010 18:08:43 GC EI+ Voltage SIR Autospec-Ultima
437.8140 S:11 F:4 BSUB(10000,15,-3.0) PKD(5,5,3.0,10%,100.0,0.00%,F,F) Exp:OCDD
Sample Text:6364-008-0001-SA File Text:Frontier Analytical Laboratory



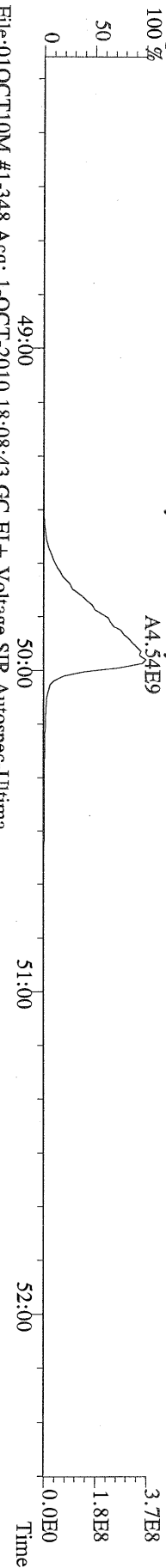
File:01OCT10M #1-541 Acq: 1-OCT-2010 18:08:43 GC EI+ Voltage SIR Autospec-Ultima
430.9728 S:11 F:4 Exp:OCDD
Sample Text:6364-008-0001-SA File Text:Frontier Analytical Laboratory



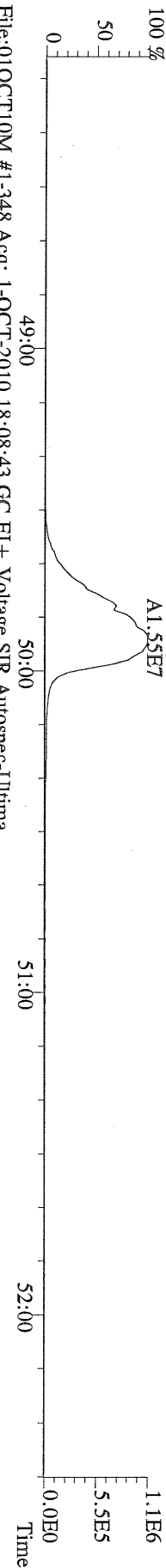
File:01OCT10M #1-348 Acq: 1-OCT-2010 18:08:43 GC EI+ Voltage SIR Autospec-Ultima
457.7377 S:11 F:5 BSUB(10000,15,-3.0) PKD(5,5,3.0,10%,100,0,0,00% ,F,F) Exp:OCDD
Sample Text:6364-008-0001-SA File Text:Frontier Analytical Laboratory




File:01OCT10M #1-348 Acq: 1-OCT-2010 18:08:43 GC EI+ Voltage SIR Autospec-Ultima
459.7348 S:11 F:5 BSUB(10000,15,-3.0) PKD(5,5,3.0,10%,100,0,0,00% ,F,F) Exp:OCDD
Sample Text:6364-008-0001-SA File Text:Frontier Analytical Laboratory




File:01OCT10M #1-348 Acq: 1-OCT-2010 18:08:43 GC EI+ Voltage SIR Autospec-Ultima
469.7780 S:11 F:5 BSUB(10000,15,-3.0) PKD(5,5,3.0,10%,100,0,0,00% ,F,F) Exp:OCDD
Sample Text:6364-008-0001-SA File Text:Frontier Analytical Laboratory



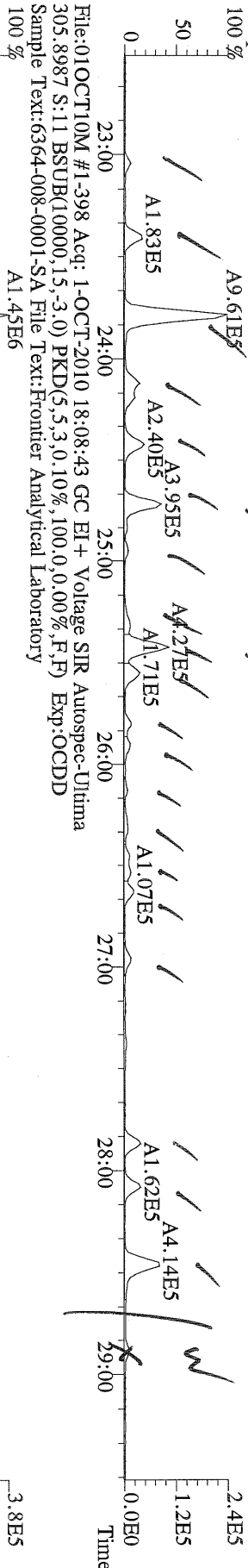
File:01OCT10M #1-348 Acq: 1-OCT-2010 18:08:43 GC EI+ Voltage SIR Autospec-Ultima
471.7750 S:11 F:5 BSUB(10000,15,-3.0) PKD(5,5,3.0,10%,100,0,0,00% ,F,F) Exp:OCDD
Sample Text:6364-008-0001-SA File Text:Frontier Analytical Laboratory



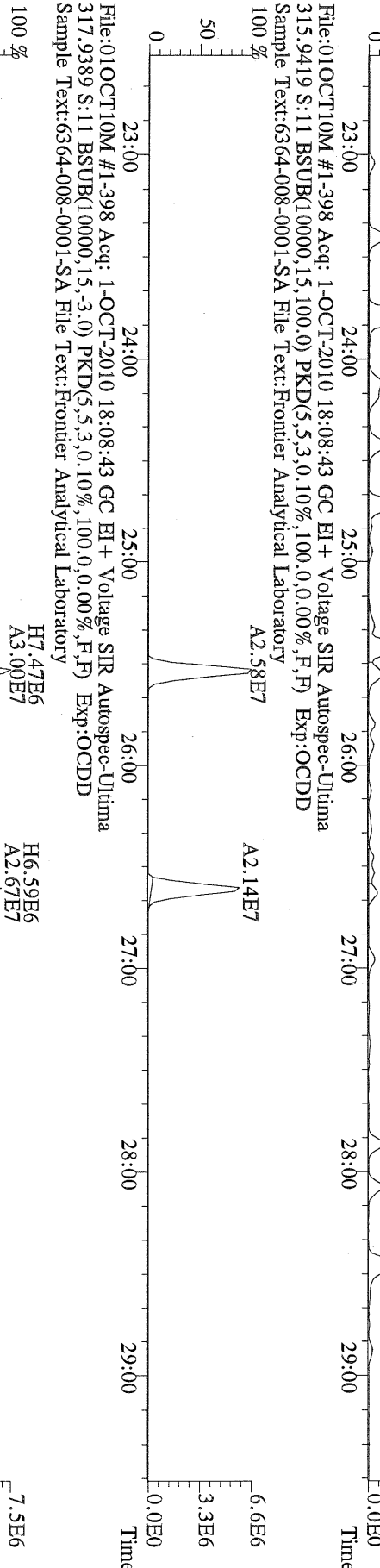
File:01OCT10M #1-348 Acq: 1-OCT-2010 18:08:43 GC EI+ Voltage SIR Autospec-Ultima
454.9728 S:11 F:5 Exp:OCDD
Sample Text:6364-008-0001-SA File Text:Frontier Analytical Laboratory



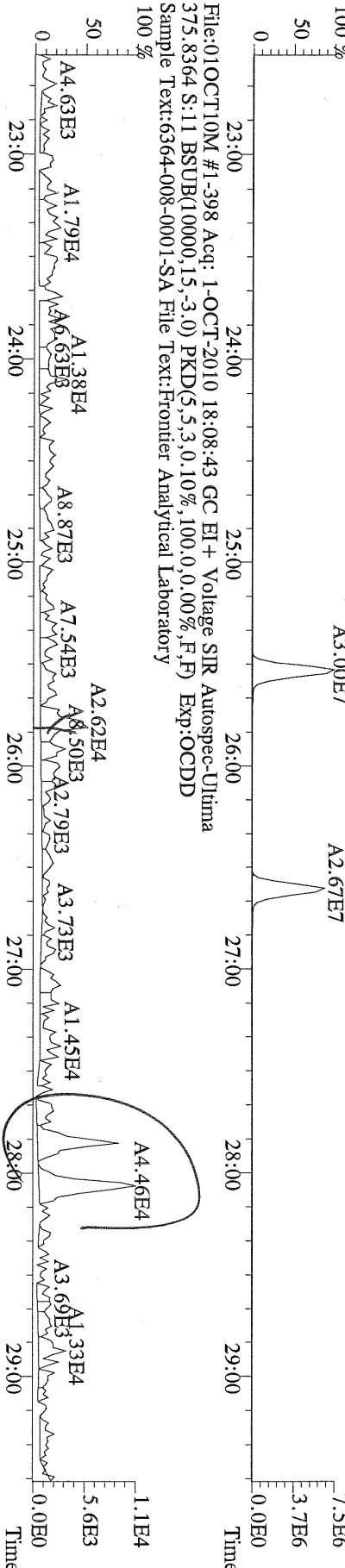
File:01OCT10M #1-398 Acq: 1-OCT-2010 18:08:43 GC EI+ Voltage SIR Autospec-Ultima
 303.9016 S:11 BSUB(10000,15,-3.0) PKD(5,5,3,0.10%,100.0,0.00%,F,F) Exp:OCDD
 Sample Text:6364-008-0001-SA File Text:Frontier Analytical Laboratory




File:01OCT10M #1-398 Acq: 1-OCT-2010 18:08:43 GC EI+ Voltage SIR Autospec-Ultima
 315.9419 S:11 BSUB(10000,15,100.0) PKD(5,5,3,0.10%,100.0,0.00%,F,F) Exp:OCDD
 Sample Text:6364-008-0001-SA File Text:Frontier Analytical Laboratory



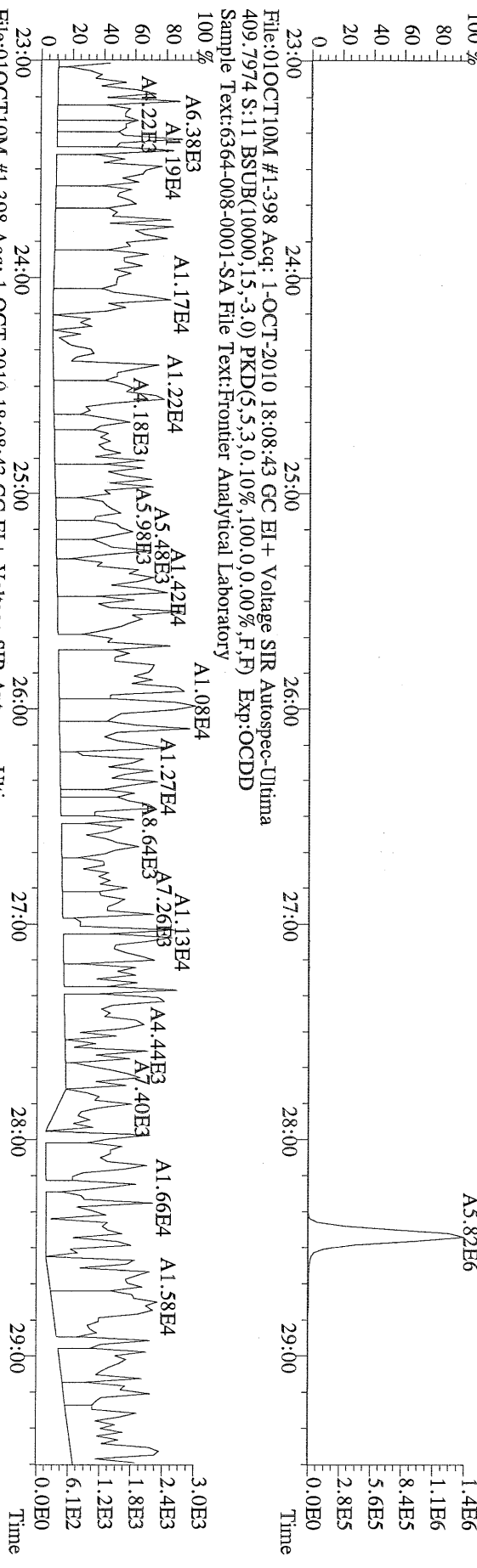
File:01OCT10M #1-398 Acq: 1-OCT-2010 18:08:43 GC EI+ Voltage SIR Autospec-Ultima
 375.8364 S:11 BSUB(10000,15,-3.0) PKD(5,5,3,0.10%,100.0,0.00%,F,F) Exp:OCDD
 Sample Text:6364-008-0001-SA File Text:Frontier Analytical Laboratory




File:01OCT10M #1-398 Acq: 1-OCT-2010 18:08:43 GC EI+ Voltage SIR Autospec-Ultima
 339.8597 S:11 BSUB(10000,15,-3.0) PKD(5,5,3,0,10%,100,0,0,0.00%,F,F) Exp:OCDD
 Sample Text:6364-008-0001-SA File Text:Frontier Analytical Laboratory




File:01OCT10M #1-398 Acq: 1-OCT-2010 18:08:43 GC EI+ Voltage SIR Autospec-Ultima
 341.8568 S:11 BSUB(10000,15,-3.0) PKD(5,5,3,0,10%,100,0,0,0.00%,F,F) Exp:OCDD
 Sample Text:6364-008-0001-SA File Text:Frontier Analytical Laboratory



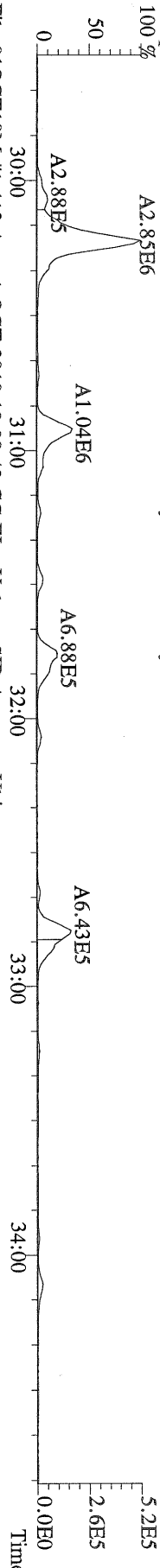
File:01OCT10M #1-398 Acq: 1-OCT-2010 18:08:43 GC EI+ Voltage SIR Autospec-Ultima
 316.9824 S:11 Exp:OCDD
 Sample Text:6364-008-0001-SA File Text:Frontier Analytical Laboratory



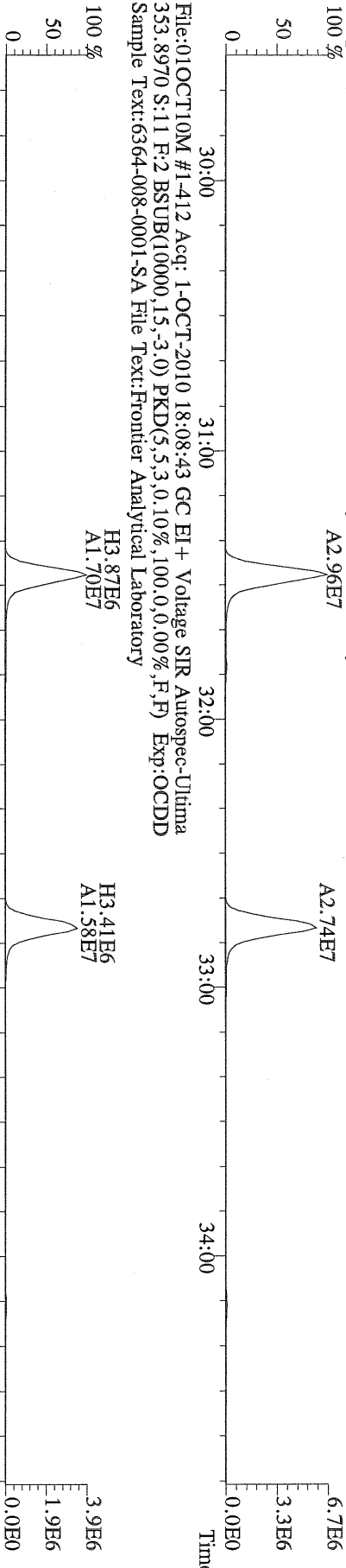
File:01OCT10M #1-412 Acq: 1-OCT-2010 18:08:43 GC EI+ Voltage SIR Autospec-Ultima
 339.8597 S:11 F:2 BSUB(10000,15,-3.0) PKD(5,5,3.0,10%,100.0,0.00%,F,F) Exp:OCDD
 Sample Text:6364-008-0001-SA File Text:Frontier Analytical Laboratory



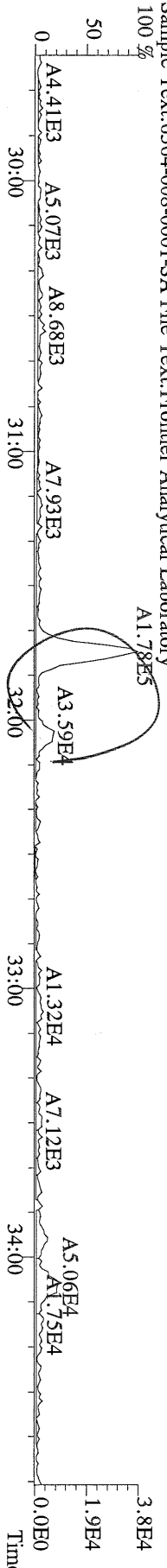
File:01OCT10M #1-412 Acq: 1-OCT-2010 18:08:43 GC EI+ Voltage SIR Autospec-Ultima
 341.8568 S:11 F:2 BSUB(10000,15,-3.0) PKD(5,5,3.0,10%,100.0,0.00%,F,F) Exp:OCDD
 Sample Text:6364-008-0001-SA File Text:Frontier Analytical Laboratory




File:01OCT10M #1-412 Acq: 1-OCT-2010 18:08:43 GC EI+ Voltage SIR Autospec-Ultima
 353.8970 S:11 F:2 BSUB(10000,15,-3.0) PKD(5,5,3.0,10%,100.0,0.00%,F,F) Exp:OCDD
 Sample Text:6364-008-0001-SA File Text:Frontier Analytical Laboratory



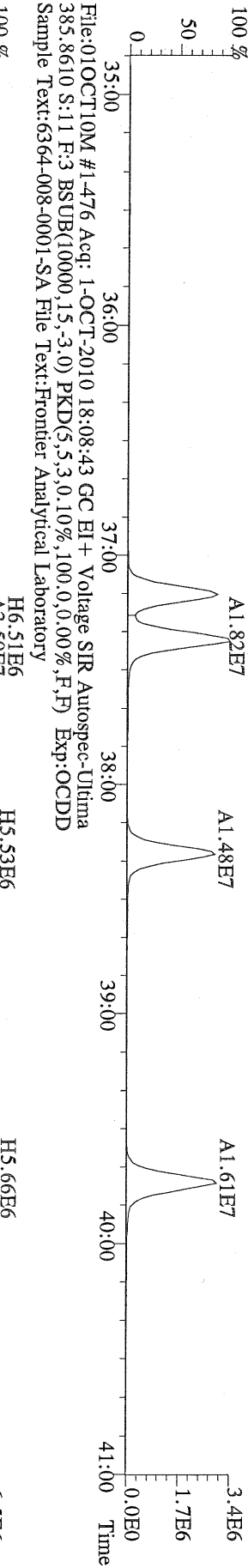
File:01OCT10M #1-412 Acq: 1-OCT-2010 18:08:43 GC EI+ Voltage SIR Autospec-Ultima
 409.7974 S:11 F:2 BSUB(10000,15,-3.0) PKD(5,5,3.0,10%,100.0,0.00%,F,F) Exp:OCDD
 Sample Text:6364-008-0001-SA File Text:Frontier Analytical Laboratory



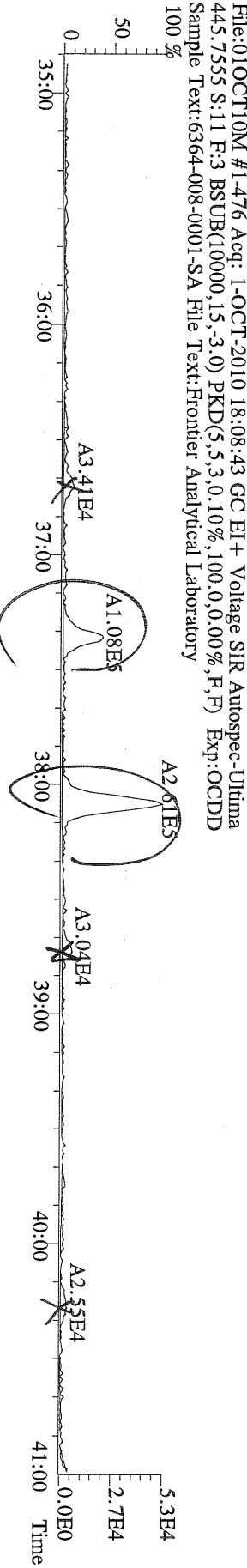
File:01OCT10M #1-476 Acq: 1-OCT-2010 18:08:43 GC EI + Voltage SIR Autospec-Ultima
 373.8207 S:11 F:3 BSUB(10000,15,-3.0) PKD(5,5,3,0.10%,100,0,0.00%,F,F) Exp:OCDD
 Sample Text:6364-008-0001-SA File Text:Frontier Analytical Laboratory



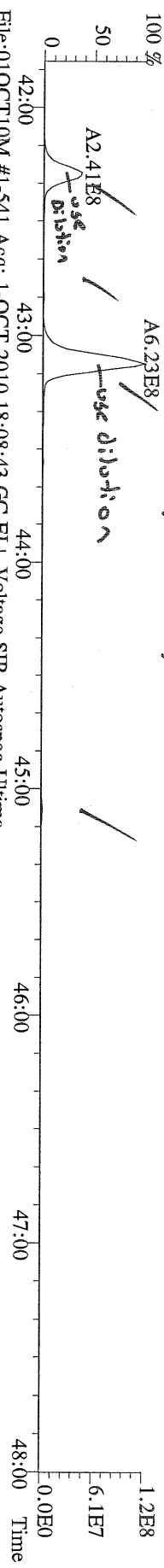
File:01OCT10M #1-476 Acq: 1-OCT-2010 18:08:43 GC EI + Voltage SIR Autospec-Ultima
 383.8639 S:11 F:3 BSUB(10000,15,-3.0) PKD(5,5,3,0.10%,100,0,0.00%,F,F) Exp:OCDD
 Sample Text:6364-008-0001-SA File Text:Frontier Analytical Laboratory




File:01OCT10M #1-476 Acq: 1-OCT-2010 18:08:43 GC EI + Voltage SIR Autospec-Ultima
 445.7555 S:11 F:3 BSUB(10000,15,-3.0) PKD(5,5,3,0.10%,100,0,0.00%,F,F) Exp:OCDD
 Sample Text:6364-008-0001-SA File Text:Frontier Analytical Laboratory



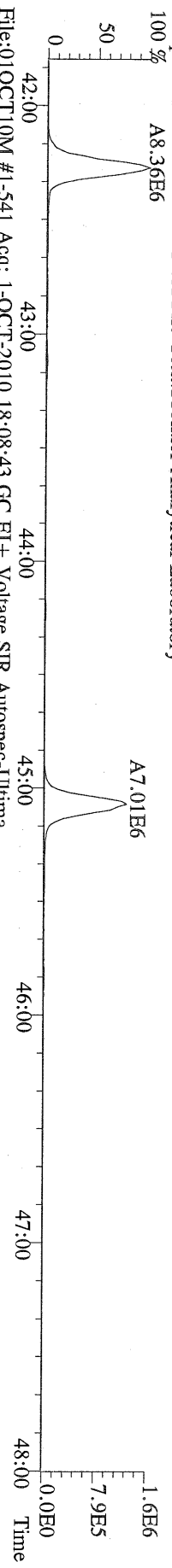
File:01OCT10M #1-541 Acq: 1-OCT-2010 18:08:43 GC EI + Voltage SIR Autospec-Utima
407.7818 S:11 F:4 BSUB(10000,15,-3.0) PKD(5,5,3,0.10%,100,0.0,0.00%,F,F) Exp:OCDD
Sample Text:6364-008-0001-SA File Text:Frontier Analytical Laboratory



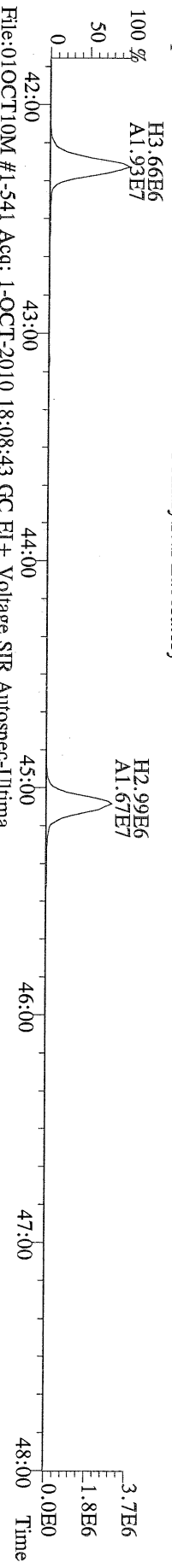
File:01OCT10M #1-541 Acq: 1-OCT-2010 18:08:43 GC EI + Voltage SIR Autospec-Utima
409.7788 S:11 F:4 BSUB(10000,15,-3.0) PKD(5,5,3,0.10%,100,0.0,0.00%,F,F) Exp:OCDD
Sample Text:6364-008-0001-SA File Text:Frontier Analytical Laboratory



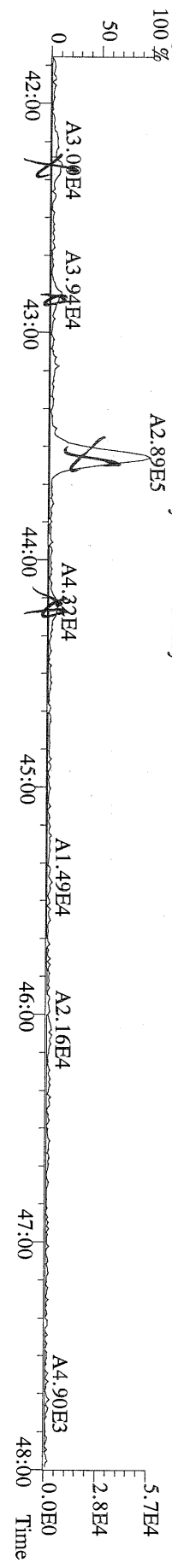
File:01OCT10M #1-541 Acq: 1-OCT-2010 18:08:43 GC EI + Voltage SIR Autospec-Utima
417.8253 S:11 F:4 BSUB(10000,15,-3.0) PKD(5,5,3,0.10%,100,0.0,0.00%,F,F) Exp:OCDD
Sample Text:6364-008-0001-SA File Text:Frontier Analytical Laboratory



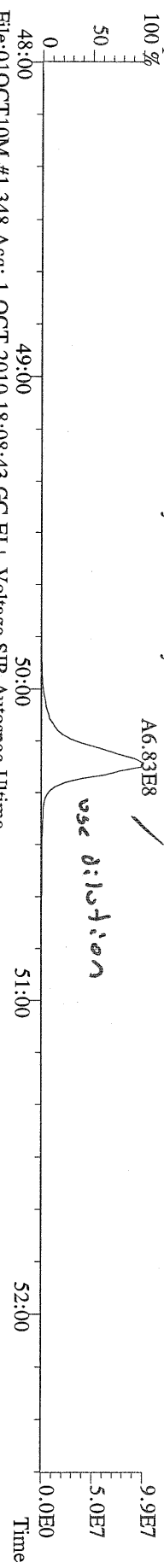
File:01OCT10M #1-541 Acq: 1-OCT-2010 18:08:43 GC EI + Voltage SIR Autospec-Utima
419.8220 S:11 F:4 BSUB(10000,15,-3.0) PKD(5,5,3,0.10%,100,0.0,0.00%,F,F) Exp:OCDD
Sample Text:6364-008-0001-SA File Text:Frontier Analytical Laboratory



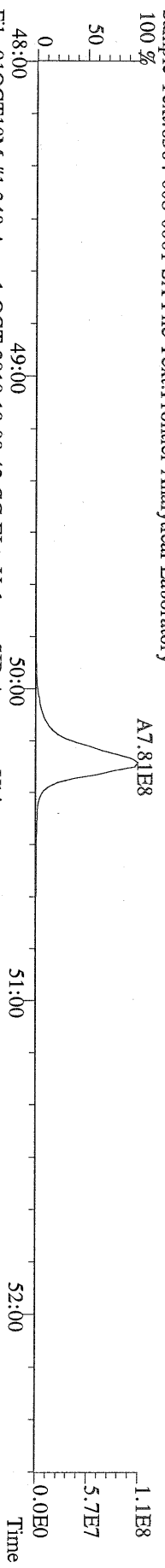
File:01OCT10M #1-541 Acq: 1-OCT-2010 18:08:43 GC EI + Voltage SIR Autospec-Utima
479.7165 S:11 F:4 BSUB(10000,15,-3.0) PKD(5,5,3,0.10%,100,0.0,0.00%,F,F) Exp:OCDD
Sample Text:6364-008-0001-SA File Text:Frontier Analytical Laboratory



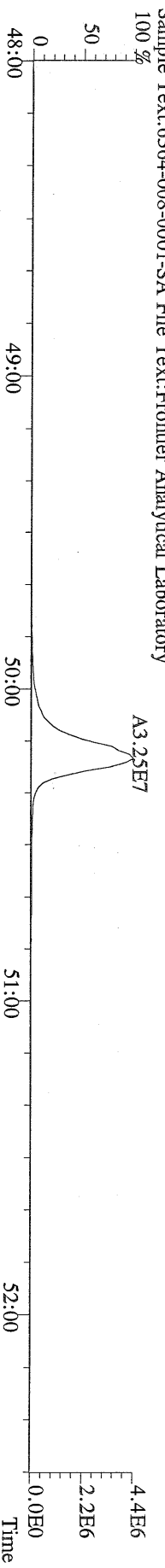
File:01OCT10M #1-348 Acq: 1-OCT-2010 18:08:43 GC EI+ Voltage SIR Autospec-Ultima
441.7428 S:11 F:5 BSUB(10000,15,-3.0) PKD(5,5,3,0.10%,100.0,0.00%,F,F) Exp:OCDD
Sample Text:6364-008-0001-SA File Text:Frontier Analytical Laboratory



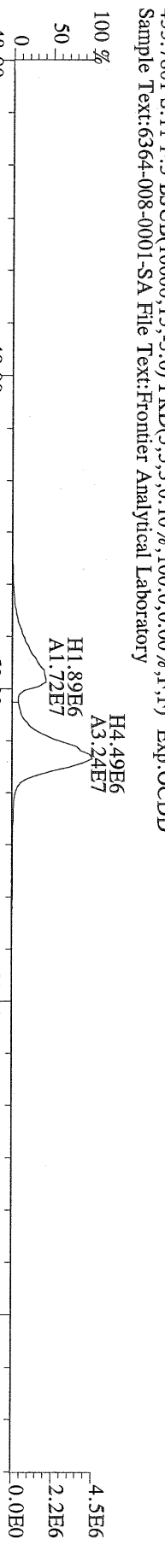
File:01OCT10M #1-348 Acq: 1-OCT-2010 18:08:43 GC EI+ Voltage SIR Autospec-Ultima
443.7398 S:11 F:5 BSUB(10000,15,-3.0) PKD(5,5,3,0.10%,100.0,0.00%,F,F) Exp:OCDD
Sample Text:6364-008-0001-SA File Text:Frontier Analytical Laboratory



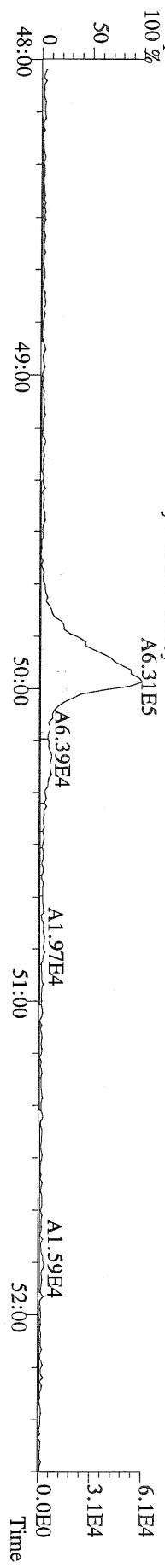
File:01OCT10M #1-348 Acq: 1-OCT-2010 18:08:43 GC EI+ Voltage SIR Autospec-Ultima
453.7831 S:11 F:5 BSUB(10000,15,-3.0) PKD(5,5,3,0.10%,100.0,0.00%,F,F) Exp:OCDD
Sample Text:6364-008-0001-SA File Text:Frontier Analytical Laboratory




File:01OCT10M #1-348 Acq: 1-OCT-2010 18:08:43 GC EI+ Voltage SIR Autospec-Ultima
455.7801 S:11 F:5 BSUB(10000,15,-3.0) PKD(5,5,3,0.10%,100.0,0.00%,F,F) Exp:OCDD
Sample Text:6364-008-0001-SA File Text:Frontier Analytical Laboratory



File:01OCT10M #1-348 Acq: 1-OCT-2010 18:08:43 GC EI+ Voltage SIR Autospec-Ultima
513.6775 S:11 F:5 BSUB(10000,15,-3.0) PKD(5,5,3,0.10%,100.0,0.00%,F,F) Exp:OCDD
Sample Text:6364-008-0001-SA File Text:Frontier Analytical Laboratory



Name	Resp	RA	RT	RRF	Conc	Qual	Fac Noise-1	Noise-2	DL	Rec	#Hom
2,3,7,8-TCDD	*	* n	NotFnd	1.11	*		2.50	-	-	*	
1,2,3,7,8-PeCDD	*	* n	NotFnd	1.10	*		2.50	-	-	*	
1,2,3,4,7,8-HxCDD	*	* n	NotFnd	1.37	*		2.50	-	-	*	
1,2,3,6,7,8-HxCDD	*	* n	NotFnd	1.37	*		2.50	-	-	*	
1,2,3,7,8,9-HxCDD	*	* n	NotFnd	1.36	*		2.50	-	-	*	
1,2,3,4,6,7,8-HpCDD	2.57e+07	0.96 y	44:15	1.45	16400	*	2.50	-	-	*	
OCDD	2.03e+08	0.97 y	49:50	1.43	177000	*	2.50	-	-	*	
2,3,7,8-TCDF	*	* n	NotFnd	1.50	*		2.50	-	-	*	
1,2,3,7,8-PeCDF	*	* n	NotFnd	0.94	*		2.50	-	-	*	
2,3,4,7,8-PeCDF	*	* n	NotFnd	0.94	*		2.50	-	-	*	
1,2,3,4,7,8-HxCDF	*	* n	NotFnd	0.93	*		2.50	-	-	*	
1,2,3,6,7,8-HxCDF	*	* n	NotFnd	0.82	*		2.50	-	-	*	
2,3,4,6,7,8-HxCDF	*	* n	NotFnd	0.92	*		2.50	-	-	*	
1,2,3,7,8,9-HxCDF	*	* n	NotFnd	1.00	*		2.50	-	-	*	
1,2,3,4,6,7,8-HpCDF	9.02e+06	1.11 y	42:22	1.39	5090	*	2.50	-	-	*	
1,2,3,4,7,8,9-HpCDF	*	* n	NotFnd	1.36	*		2.50	-	-	*	
OCDF	2.17e+07	0.85 y	50:11	0.79	20900	*	2.50	-	-	*	
13C-2,3,7,8-TCDD	*	* n	NotFnd	1.02	*					*	
13C-1,2,3,7,8-PeCDD	*	* n	NotFnd	0.84	*					*	
13C-1,2,3,4,7,8-HxCDD	*	* n	NotFnd	1.07	*					*	
13C-1,2,3,6,7,8-HxCDD	*	* n	NotFnd	1.01	*					*	
13C-1,2,3,4,6,7,8-HpCDD	4.27e+05	0.94 y	44:14	0.86	386	*				97.5	
13C-OCDD	6.32e+05	0.99 y	49:49	0.55	895	*				113	
13C-2,3,7,8-TCDF	*	* n	NotFnd	0.99	*					*	
13C-1,2,3,7,8-PeCDF	*	* n	NotFnd	0.84	*					*	
13C-2,3,4,7,8-PeCDF	*	* n	NotFnd	0.81	*					*	
13C-1,2,3,4,7,8-HxCDF	*	* n	NotFnd	1.85	*					*	
13C-1,2,3,6,7,8-HxCDF	*	* n	NotFnd	2.54	*					*	
13C-2,3,4,6,7,8-HxCDF	*	* n	NotFnd	2.01	*					*	
13C-1,2,3,7,8,9-HxCDF	*	* n	NotFnd	2.03	*					*	
13C-1,2,3,4,6,7,8-HpCDF	5.04e+05	0.49 y	42:20	1.11	351	*				88.8	
13C-1,2,3,4,7,8,9-HpCDF	*	* n	NotFnd	0.80	*					*	
13C-OCDF	1.04e+06	0.97 y	50:10	1.08	743	*				94.1	
37Cl-2,3,7,8-TCDD	*		NotFnd	0.69	*					*	
13C-1,2,3,4-TCDD	*	* n	NotFnd	-	*					*	
13C-1,2,3,4-TCDF	*	* n	NotFnd	-	*					*	
13C-1,2,3,7,8,9-HxCDD	5.11e+05	1.23 y	39:15	-	0.366					*	
Total Tetra-Dioxins	*		NotFnd	1.11	*		2.50	-	-	*	0
Total Penta-Dioxins	*		NotFnd	1.10	*		2.50	-	-	*	0
Total Hexa-Dioxins	*		NotFnd	1.37	*		2.50	-	-	*	0
Total Hepta-Dioxins	5.30e+07		42:53	1.45	33800	*	2.50	-	-	*	2
Total Tetra-Furans	*		NotFnd	1.50	*		2.50	-	-	*	0
1st Fn. Tot Penta-Furans	*		NotFnd	0.94	*		2.50	-	-	*	PeCDF 0
Total Penta-Furans	*		NotFnd	0.94	*		2.50	-	-	*	0.00 0
Total Hexa-Furans	*		NotFnd	0.91	*		2.50	-	-	*	0
Total Hepta-Furans	3.38e+07		42:22	1.38	19200	*	2.50	-	-	*	2

Analyst: 

Date: 10/5/10

Totals class: Total Hepta-Dioxins

Entry #: 41

Run: 15

File: 04OCT10M

S: 9 I: 1 F: 4

Acquired: 4-OCT-10 19:01:18

Total Concentration: 33800

Unnamed Concentration: 17389.434

RT	ml Resp	m2 Resp	RA	Resp	Concentration	Name
42:53	1.34e+07	1.39e+07	0.96 y	2.73e+07	17400	
44:15	1.26e+07	1.31e+07	0.96 y	2.57e+07	16400	1,2,3,4,6,7,8-HpCDD

Totals class: Total Hepta-Furans

Entry #: 46

Run: 15 File: 04OCT10M
Acquired: 4-OCT-10 19:01:18

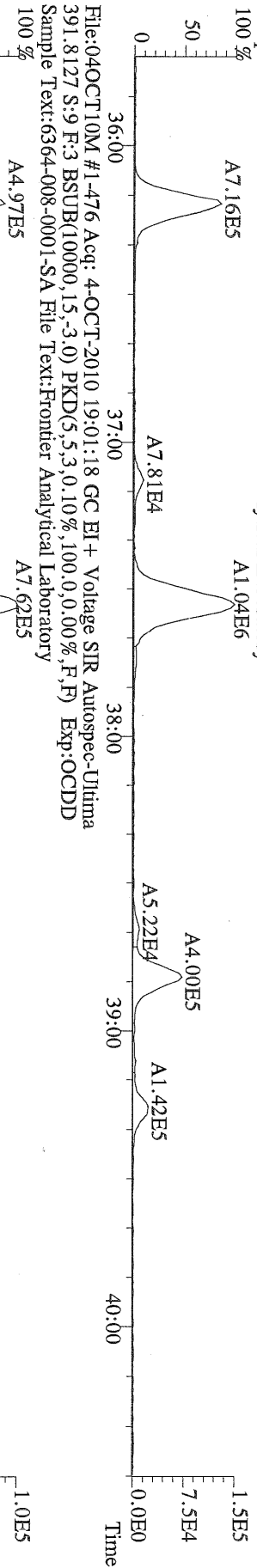
S: 9 I: 1 F: 4

Total Concentration: 21600

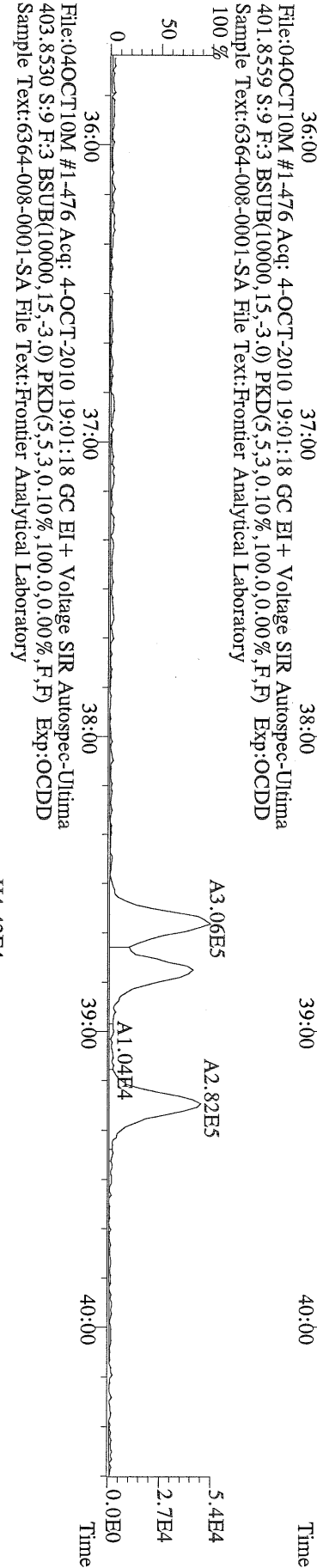
Unnamed Concentration: 16507.633

RT	ml Resp	m2 Resp	RA	Resp	Concentration	Name
42:22	4.74e+06	4.27e+06	1.11 y	9.02e+06	5090	1,2,3,4,6,7,8-HpCDF
43:10	1.29e+07	1.19e+07	1.09 y	2.48e+07	16500	


File:04OCT10M #1-476 Acq: 4-OCT-2010 19:01:18 GC EI+ Voltage SIR Autospec-Ultima
 389.8156 S:9 F:3 BSUB(10000,15,-3.0) PKD(5,5,3,0.10%,100.0,0.00%,F,F) Exp:OCDD
 Sample Text:6364-008-0001-SA File Text:Frontier Analytical Laboratory



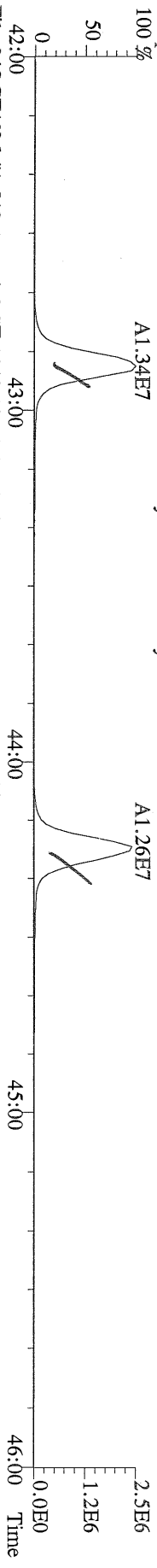
File:04OCT10M #1-476 Acq: 4-OCT-2010 19:01:18 GC EI+ Voltage SIR Autospec-Ultima
 401.8559 S:9 F:3 BSUB(10000,15,-3.0) PKD(5,5,3,0.10%,100.0,0.00%,F,F) Exp:OCDD
 Sample Text:6364-008-0001-SA File Text:Frontier Analytical Laboratory



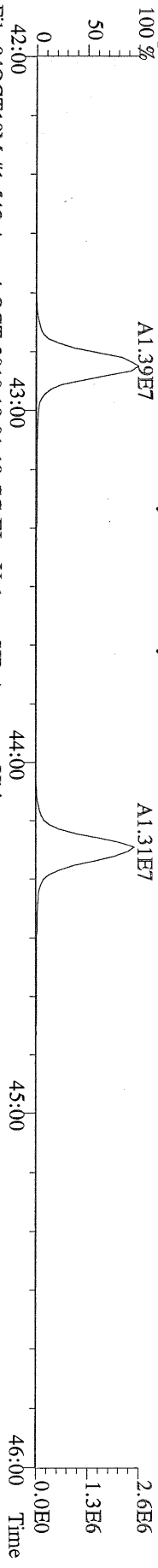
File:04OCT10M #1-476 Acq: 4-OCT-2010 19:01:18 GC EI+ Voltage SIR Autospec-Ultima
 403.8530 S:9 F:3 BSUB(10000,15,-3.0) PKD(5,5,3,0.10%,100.0,0.00%,F,F) Exp:OCDD
 Sample Text:6364-008-0001-SA File Text:Frontier Analytical Laboratory



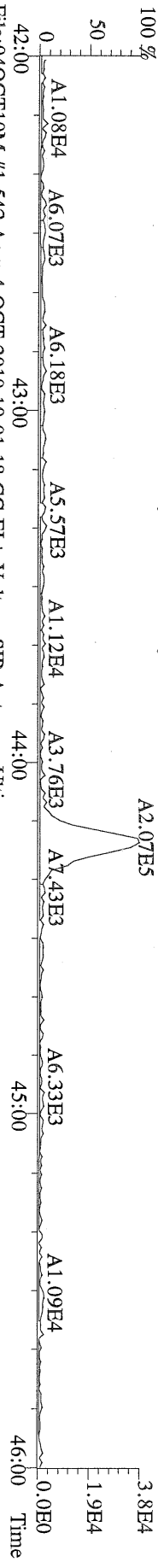
File:04OCT10M #1-542 Acq: 4-OCT-2010 19:01:18 GC EI+ Voltage SIR Autospec-Ultima
 423.7737 S:9 F:4 BSUB(10000,15,-3,0) PKD(5,5,3,0.10%,100,0,0.00%,F,F) Exp:OCDD
 Sample Text:6364-008-0001-SA File Text:Frontier Analytical Laboratory



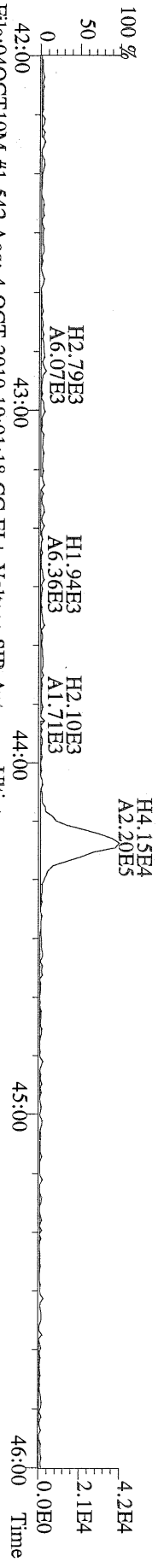
File:04OCT10M #1-542 Acq: 4-OCT-2010 19:01:18 GC EI+ Voltage SIR Autospec-Ultima
 425.7737 S:9 F:4 BSUB(10000,15,-3,0) PKD(5,5,3,0.10%,100,0,0.00%,F,F) Exp:OCDD
 Sample Text:6364-008-0001-SA File Text:Frontier Analytical Laboratory




File:04OCT10M #1-542 Acq: 4-OCT-2010 19:01:18 GC EI+ Voltage SIR Autospec-Ultima
 435.8169 S:9 F:4 BSUB(10000,15,-3,0) PKD(5,5,3,0.10%,100,0,0.00%,F,F) Exp:OCDD
 Sample Text:6364-008-0001-SA File Text:Frontier Analytical Laboratory




File:04OCT10M #1-542 Acq: 4-OCT-2010 19:01:18 GC EI+ Voltage SIR Autospec-Ultima
 437.8140 S:9 F:4 BSUB(10000,15,-3,0) PKD(5,5,3,0.10%,100,0,0.00%,F,F) Exp:OCDD
 Sample Text:6364-008-0001-SA File Text:Frontier Analytical Laboratory




File:04OCT10M #1-542 Acq: 4-OCT-2010 19:01:18 GC EI+ Voltage SIR Autospec-Ultima
 430.9728 S:9 F:4 Exp:OCDD
 Sample Text:6364-008-0001-SA File Text:Frontier Analytical Laboratory



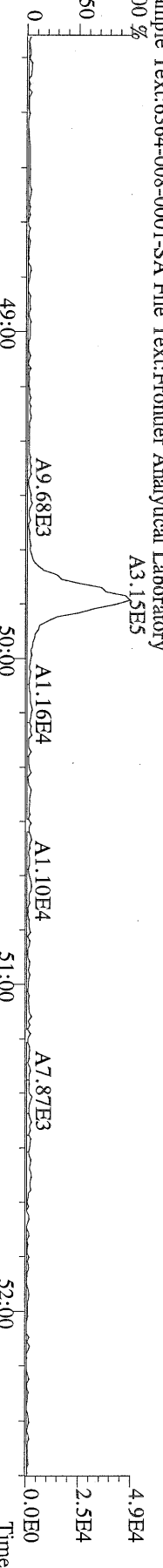
File:04OCT10M #1-347 Acq: 4-OCT-2010 19:01:18 GC EI+ Voltage SIR Autospec-Ultima
 457.7377 S:9 F:5 BSUB(10000,15,-3.0) PKD(5,5,3,0.10%,100,0,0.00%,F,F) Exp:OCDD
 Sample Text:6364-008-0001-SA File Text:Frontier Analytical Laboratory
 100 % A9.98E7




File:04OCT10M #1-347 Acq: 4-OCT-2010 19:01:18 GC EI+ Voltage SIR Autospec-Ultima
 459.7348 S:9 F:5 BSUB(10000,15,-3.0) PKD(5,5,3,0.10%,100,0,0.00%,F,F) Exp:OCDD
 Sample Text:6364-008-0001-SA File Text:Frontier Analytical Laboratory
 100 % A1.03E8




File:04OCT10M #1-347 Acq: 4-OCT-2010 19:01:18 GC EI+ Voltage SIR Autospec-Ultima
 469.7780 S:9 F:5 BSUB(10000,15,-3.0) PKD(5,5,3,0.10%,100,0,0.00%,F,F) Exp:OCDD
 Sample Text:6364-008-0001-SA File Text:Frontier Analytical Laboratory
 100 % A3.15E5



File:04OCT10M #1-347 Acq: 4-OCT-2010 19:01:18 GC EI+ Voltage SIR Autospec-Ultima
 471.7750 S:9 F:5 BSUB(10000,15,-3.0) PKD(5,5,3,0.10%,100,0,0.00%,F,F) Exp:OCDD
 Sample Text:6364-008-0001-SA File Text:Frontier Analytical Laboratory




File:04OCT10M #1-347 Acq: 4-OCT-2010 19:01:18 GC EI+ Voltage SIR Autospec-Ultima
 482.9728 S:9 F:5 Exp:OCDD
 Sample Text:6364-008-0001-SA File Text:Frontier Analytical Laboratory



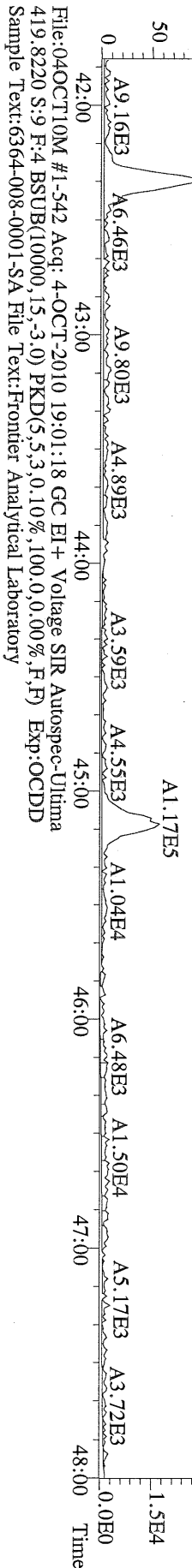
File:04OCT10M #1-347 Acq: 4-OCT-2010 19:01:18 GC EI+ Voltage SIR Autospec-Ultima
 484.9728 S:9 F:5 Exp:OCDD
 Sample Text:6364-008-0001-SA File Text:Frontier Analytical Laboratory



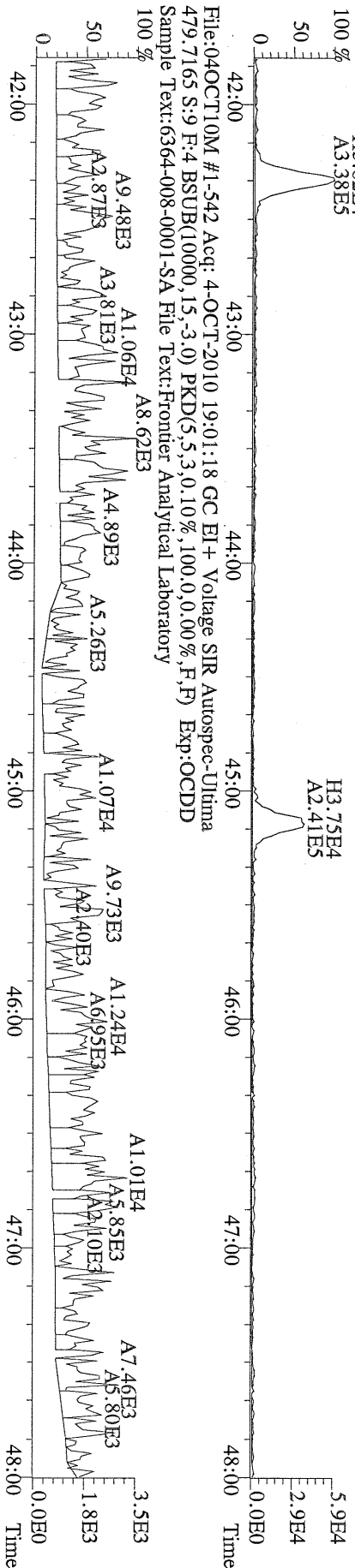
File:04OCT10M #1-542 Acq: 4-OCT-2010 19:01:18 GC EI+ Voltage SIR Autospec-Ulhma
 407.7818 S:9 F:4 BSUB(10000,15,-3.0) PKD(5,5,3,0.10%,100,0,0.00%,F,F) Exp:OCDD
 Sample Text:6364-008-0001-SA File Text:Frontier Analytical Laboratory



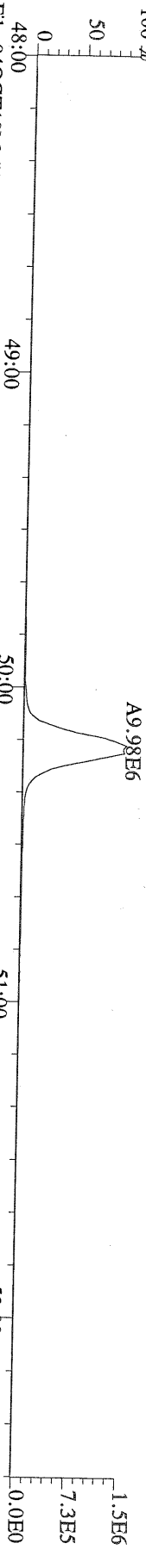
File:04OCT10M #1-542 Acq: 4-OCT-2010 19:01:18 GC EI+ Voltage SIR Autospec-Ulhma
 417.8253 S:9 F:4 BSUB(10000,15,-3.0) PKD(5,5,3,0.10%,100,0,0.00%,F,F) Exp:OCDD
 Sample Text:6364-008-0001-SA File Text:Frontier Analytical Laboratory



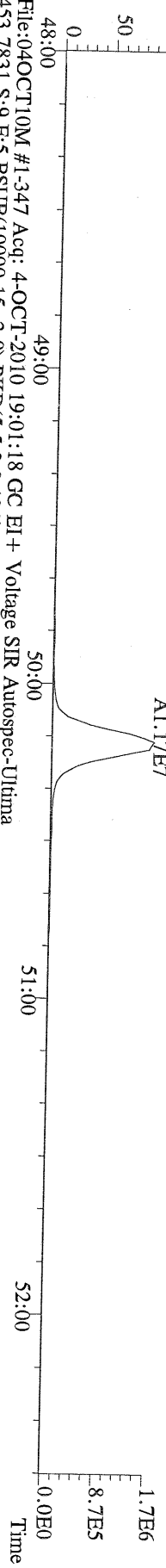
File:04OCT10M #1-542 Acq: 4-OCT-2010 19:01:18 GC EI+ Voltage SIR Autospec-Ulhma
 479.7165 S:9 F:4 BSUB(10000,15,-3.0) PKD(5,5,3,0.10%,100,0,0.00%,F,F) Exp:OCDD
 Sample Text:6364-008-0001-SA File Text:Frontier Analytical Laboratory



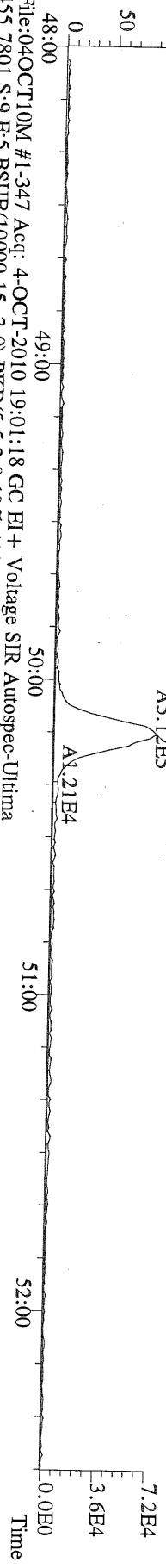
File:04OCT10M #1-347 Acq: 4-OCT-2010 19:01:18 GC EI+ Voltage SIR Autospec-Ultima
441.7428 S:9 F:5 BSUB(10000,15,-3.0) PKD(5,5,3,0.10%,100.0,0.00%,F,F) Exp:OCDD
Sample Text:6364-008-0001-SA File Text:Frontier Analytical Laboratory
100 %



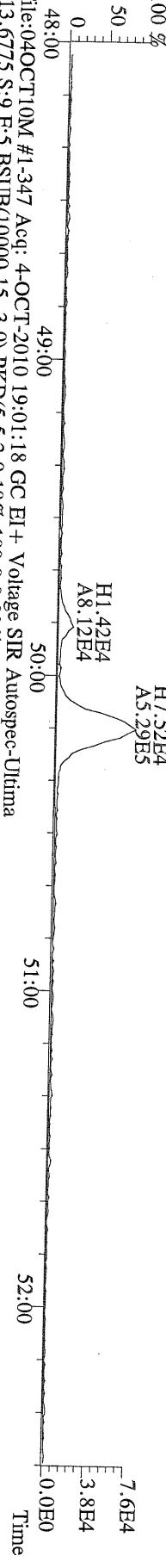
File:04OCT10M #1-347 Acq: 4-OCT-2010 19:01:18 GC EI+ Voltage SIR Autospec-Ultima
443.7398 S:9 F:5 BSUB(10000,15,-3.0) PKD(5,5,3,0.10%,100.0,0.00%,F,F) Exp:OCDD
Sample Text:6364-008-0001-SA File Text:Frontier Analytical Laboratory
100 %



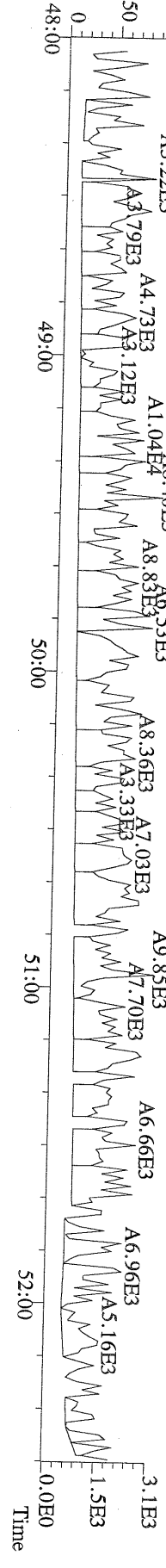
File:04OCT10M #1-347 Acq: 4-OCT-2010 19:01:18 GC EI+ Voltage SIR Autospec-Ultima
453.7831 S:9 F:5 BSUB(10000,15,-3.0) PKD(5,5,3,0.10%,100.0,0.00%,F,F) Exp:OCDD
Sample Text:6364-008-0001-SA File Text:Frontier Analytical Laboratory
100 %




File:04OCT10M #1-347 Acq: 4-OCT-2010 19:01:18 GC EI+ Voltage SIR Autospec-Ultima
455.7801 S:9 F:5 BSUB(10000,15,-3.0) PKD(5,5,3,0.10%,100.0,0.00%,F,F) Exp:OCDD
Sample Text:6364-008-0001-SA File Text:Frontier Analytical Laboratory
100 %



File:04OCT10M #1-347 Acq: 4-OCT-2010 19:01:18 GC EI+ Voltage SIR Autospec-Ultima
513.6775 S:9 F:5 BSUB(10000,15,-3.0) PKD(5,5,3,0.10%,100.0,0.00%,F,F) Exp:OCDD
Sample Text:6364-008-0001-SA File Text:Frontier Analytical Laboratory
100 %



Name	Resp	RA	RT	RRF	Conc	Qual	Fac Noise-1	Noise-2	DL	#Hom	
2,3,7,8-TCDD	1.79e+05	0.76 y	27:24	1.11	2.33		2.50	-	-	*	
1,2,3,7,8-PeCDD	6.44e+05	1.62 y	33:14	1.10	9.01		2.50	-	-	*	
1,2,3,4,7,8-HxCDD	7.25e+05	1.42 y	38:36	1.37	9.11		2.50	-	-	*	
1,2,3,6,7,8-HxCDD	6.22e+06	1.40 y	38:45	1.37	102		2.50	-	-	*	
1,2,3,7,8,9-HxCDD	2.37e+06	1.40 y	39:12	1.36	33.9		2.50	-	-	*	
1,2,3,4,6,7,8-HpCDD	*	* n	NotFnd	1.45	* 4030 *		2.50	-	-	*	
OCDD	*	* n	NotFnd	1.43	* 40,000 *		2.50	-	-	*	
2,3,7,8-TCDF	2.14e+05	0.67 y	26:39	1.50	1.27		2.50	-	-	*	
1,2,3,7,8-PeCDF	1.59e+05	1.39 y	31:29	0.94	1.67	J	2.50	-	-	*	
2,3,4,7,8-PeCDF	3.57e+05	1.45 y	32:48	0.94	3.92	J	2.50	-	-	*	
1,2,3,4,7,8-HxCDF	2.59e+06	1.26 y	37:12	0.93	27.3		2.50	-	-	*	
1,2,3,6,7,8-HxCDF	1.51e+06	1.24 y	37:24	0.82	15.6	D,M	2.50	-	-	*	
2,3,4,6,7,8-HxCDF	1.42e+06	1.23 y	38:21	0.92	16.6		2.50	-	-	*	
1,2,3,7,8,9-HxCDF	2.91e+05	1.14 y	39:49	1.00	2.72	J	2.50	-	-	*	
1,2,3,4,6,7,8-HpCDF	1.57e+08	1.05 y	42:17	1.39	1980		2.50	-	-	*	
1,2,3,4,7,8,9-HpCDF	3.28e+06	1.09 y	45:06	1.36	45.8		2.50	-	-	*	
OCDF	2.65e+08	0.88 y	50:09	0.79	5700		2.50	-	-	*	
										Rec	
13C-2,3,7,8-TCDD	2.85e+07	0.81 y	27:22	1.02	335					81.3	
13C-1,2,3,7,8-PeCDD	2.67e+07	1.74 y	33:12	0.84	382					92.7	
13C-1,2,3,4,7,8-HxCDD	2.39e+07	1.27 y	38:34	1.07	362					87.9	
13C-1,2,3,6,7,8-HxCDD	1.84e+07	1.21 y	38:44	1.01	295					71.8	
13C-1,2,3,4,6,7,8-HpCDD	*	* n	NotFnd	0.86	*	*				75.0 *	
13C-OCDD	*	* n	NotFnd	0.55	*	*				64.6 *	
13C-2,3,7,8-TCDF	4.62e+07	0.86 y	26:37	0.99	337					82.0	
13C-1,2,3,7,8-PeCDF	4.16e+07	1.75 y	31:28	0.84	361					87.7	
13C-2,3,4,7,8-PeCDF	4.00e+07	1.75 y	32:47	0.81	358					86.9	
13C-1,2,3,4,7,8-HxCDF	4.20e+07	0.52 y	37:10	1.85	370					89.8	
13C-1,2,3,6,7,8-HxCDF	4.86e+07	0.52 y	37:23	2.54	312					75.8	
13C-2,3,4,6,7,8-HxCDF	3.83e+07	0.52 y	38:19	2.01	309					75.2	
13C-1,2,3,7,8,9-HxCDF	4.41e+07	0.52 y	39:45	2.03	353					85.8	
13C-1,2,3,4,6,7,8-HpCDF	2.34e+07	0.43 y	42:16	1.11	343					83.5	
13C-1,2,3,4,7,8,9-HpCDF	2.18e+07	0.42 y	45:05	0.80	441					107	
13C-OCDF	4.87e+07	0.97 y	50:09	1.08	733					89.0	
37Cl-2,3,7,8-TCDD	8.03e+06		27:24	0.69	141					85.5	
13C-1,2,3,4-TCDD	3.42e+07	0.81 y	26:48	-	15.7						
13C-1,2,3,4-TCDF	5.66e+07	0.87 y	25:33	-	16.1						
13C-1,2,3,7,8,9-HxCDD	2.53e+07	1.22 y	39:10	-	18.9						
Total Tetra-Dioxins	1.59e+06		24:25	1.11	20.6		2.50	-	-	*	12
Total Penta-Dioxins	4.59e+06		30:15	1.10	64.1		2.50	-	-	*	10
Total Hexa-Dioxins	4.54e+07		36:08	1.37	659		2.50	-	-	*	7
Total Hepta-Dioxins	*		NotFnd	1.45	* 8970 *		2.50	-	-	*	0
Total Tetra-Furans	7.27e+06		23:03	1.50	43.1	D,M	2.50	-	-	*	21
1st Fn. Tot Penta-Furans	4.60e+06		28:28	0.94	49.5	D,M	2.50	-	-	*	PeCDF 1
Total Penta-Furans	5.75e+06		30:04	0.94	61.8	D,M	2.50	-	-	*	111 11
Total Hexa-Furans	1.05e+08		35:16	0.91	1100	D,M	2.50	-	-	*	10
Total Hepta-Furans	4.66e+08		42:17	1.38	6080		2.50	-	-	*	4

Analyst: 

Date: 10/5/10

Totals class: Total Tetra-Dioxins

Entry #: 38

Run: 19

File: 01OCT10M

S: 12 I: 1 F: 1

Acquired: 1-OCT-10 19:04:01

Total Concentration: 20.6

Unnamed Concentration: 18.311

RT	ml Resp	m2 Resp	RA	Resp	Concentration	Name
24:25	1.21e+05	1.59e+05	0.76 y	2.80e+05	3.64	
24:40	9.15e+04	1.16e+05	0.79 y	2.07e+05	2.69	
24:58	3.04e+04	4.21e+04	0.72 y	7.26e+04	0.943	
25:47	3.78e+04	4.57e+04	0.83 y	8.35e+04	1.09	
25:57	1.02e+05	1.29e+05	0.79 y	2.32e+05	3.01	
26:06	1.93e+04	2.47e+04	0.78 y	4.40e+04	0.572	
26:18	1.88e+04	2.37e+04	0.79 y	4.25e+04	0.552	
26:28	2.56e+04	3.13e+04	0.82 y	5.69e+04	0.739	
26:49	1.12e+05	1.38e+05	0.81 y	2.50e+05	3.25	
27:08	3.31e+04	4.15e+04	0.80 y	7.46e+04	0.970	
27:24	7.76e+04	1.01e+05	0.76 y	1.79e+05	2.33	2,3,7,8-TCDD
27:42	3.04e+04	3.53e+04	0.86 y	6.57e+04	0.854	

Totals class: Total Penta-Dioxins

Entry #: 39

Run: 19

File: 01OCT10M

S: 12 I: 1 F: 2

Acquired: 1-OCT-10 19:04:01

Total Concentration: 64.1

Unnamed Concentration: 55.138

RT	ml Resp	m2 Resp	RA	Resp	Concentration	Name
30:15	8.19e+05	5.10e+05	1.60 y	1.33e+06	18.6	
30:52	1.08e+05	8.11e+04	1.33 y	1.89e+05	2.65	
31:29	2.55e+05	1.55e+05	1.64 y	4.11e+05	5.74	
31:42	5.77e+05	3.65e+05	1.58 y	9.42e+05	13.2	
31:51	2.51e+05	1.46e+05	1.71 y	3.97e+05	5.56	
32:09	2.20e+05	1.30e+05	1.69 y	3.50e+05	4.89	
32:36	8.74e+04	5.74e+04	1.52 y	1.45e+05	2.02	
33:14	3.98e+05	2.46e+05	1.62 y	6.44e+05	9.01	1,2,3,7,8-PeCDD
33:19	5.24e+04	3.47e+04	1.51 y	8.70e+04	1.22	
33:49	5.78e+04	3.52e+04	1.64 y	9.30e+04	1.30	

Totals class: Total Hexa-Dioxins

Entry #: 40

Run: 19

File: 01OCT10M

S: 12 I: 1 F: 3

Acquired: 1-OCT-10 19:04:01

Total Concentration: 659

Unnamed Concentration: 514.080

RT	ml Resp	m2 Resp	RA	Resp	Concentration	Name
36:08	7.99e+06	5.73e+06	1.39 y	1.37e+07	195	
37:04	7.17e+05	5.14e+05	1.40 y	1.23e+06	17.5	
37:30	1.21e+07	8.80e+06	1.38 y	2.09e+07	298	
38:36	4.26e+05	3.00e+05	1.42 y	7.25e+05	9.11	1,2,3,4,7,8-HxCDD
38:45	3.63e+06	2.59e+06	1.40 y	6.22e+06	102	1,2,3,6,7,8-HxCDD
39:03	1.31e+05	9.45e+04	1.38 y	2.25e+05	3.21	
39:12	1.38e+06	9.86e+05	1.40 y	2.37e+06	33.9	1,2,3,7,8,9-HxCDD

Totals class: Total Tetra-Furans

Entry #: 42

Run: 19

File: 01OCT10M

S: 12 I: 1 F: 1

Acquired: 1-OCT-10 19:04:01

Total Concentration: 43.1

Unnamed Concentration: 41.852

RT	ml Resp	m2 Resp	RA	Resp	Concentration	Name
23:03	5.05e+04	7.23e+04	0.70 y	1.23e+05	0.729	
23:24	7.51e+04	1.13e+05	0.66 y	1.89e+05	1.12	
23:48	4.40e+05	6.51e+05	0.67 y	1.09e+06	6.47	
24:11	1.93e+05	2.95e+05	0.65 y	4.88e+05	2.89	
24:26	2.10e+05	3.01e+05	0.70 y	5.10e+05	3.03	
24:44	2.37e+05	3.52e+05	0.67 y	5.89e+05	3.49	
24:51	3.98e+04	5.48e+04	0.73 y	9.46e+04	0.561	
24:57	6.94e+04	9.51e+04	0.73 y	1.64e+05	0.976	
25:20	1.07e+05	1.57e+05	0.68 y	2.64e+05	1.56	
25:26	2.79e+05	4.25e+05	0.66 y	7.04e+05	4.18	
25:33	9.69e+04	1.37e+05	0.71 y	2.34e+05	1.39	
25:48	4.20e+04	6.07e+04	0.69 y	1.03e+05	0.610	
25:54	8.70e+04	1.25e+05	0.70 y	2.12e+05	1.26	
26:08	5.29e+04	7.48e+04	0.71 y	1.28e+05	0.757	
26:17	3.83e+04	5.24e+04	0.73 y	9.07e+04	0.538	
26:32	7.83e+04	1.11e+05	0.70 y	1.90e+05	1.13	
26:39	8.61e+04	1.28e+05	0.67 y	2.14e+05	1.27	2,3,7,8-TCDF
26:58	1.30e+05	1.87e+05	0.70 y	3.17e+05	1.88	
27:53	1.85e+05	2.79e+05	0.66 y	4.64e+05	2.75	
28:05	3.09e+05	4.56e+05	0.68 y	7.65e+05	4.54	
28:29	1.35e+05	2.00e+05	0.67 y	3.35e+05	1.99	

Totals class: 1st Fn. Tot Penta-Furans Entry #: 43

Run: 19 File: 01OCT10M S: 12 I: 1 F: 1
Acquired: 1-OCT-10 19:04:01

Total Concentration: 49.5 Unnamed Concentration: 49.461

RT	ml Resp	m2 Resp	RA	Resp	Concentration	Name
28:28	2.82e+06	1.78e+06	1.58 y	4.60e+06	49.5	

Totals class: Total Penta-Furans

Entry #: 44

Run: 19

File: 01OCT10M

S: 12 I: 1 F: 2

Acquired: 1-OCT-10 19:04:01

Total Concentration: 61.8

Unnamed Concentration: 56.249

RT	ml Resp	m2 Resp	RA	Resp	Concentration	Name
30:04	1.57e+05	1.07e+05	1.47 y	2.64e+05	2.84	
30:14	1.28e+06	8.73e+05	1.47 y	2.15e+06	23.1	
30:56	4.52e+05	3.22e+05	1.41 y	7.74e+05	8.32	
31:15	6.36e+04	3.97e+04	1.60 y	1.03e+05	1.11	
31:29	9.23e+04	6.65e+04	1.39 y	1.59e+05	1.67	1,2,3,7,8-PeCDF
31:46	5.13e+05	3.61e+05	1.42 y	8.74e+05	9.39	
32:40	5.11e+04	3.70e+04	1.38 y	8.81e+04	0.947	
32:48	2.12e+05	1.45e+05	1.45 y	3.57e+05	3.92	2,3,4,7,8-PeCDF
32:51	2.09e+05	1.50e+05	1.39 y	3.59e+05	3.85	
33:57	1.47e+05	1.02e+05	1.44 y	2.49e+05	2.67	
34:07	2.19e+05	1.53e+05	1.43 y	3.71e+05	3.99	

Totals class: Total Hexa-Furans

Entry #: 45

Run: 19

File: 01OCT10M

S: 12 I: 1 F: 3

Acquired: 1-OCT-10 19:04:01

Total Concentration: 1100

Unnamed Concentration: 1039.686

RT	ml Resp	m2 Resp RA	Resp	Concentration	Name
35:16	4.68e+06	3.83e+06 1.22 y	8.51e+06	88.9	
35:31	1.35e+07	1.09e+07 1.24 y	2.44e+07	255	
36:07	1.67e+05	1.43e+05 1.17 y	3.10e+05	3.24	
36:25	3.63e+07	2.91e+07 1.25 y	6.55e+07	684	
37:03	1.06e+05	9.03e+04 1.18 y	1.97e+05	2.06	
37:12	1.44e+06	1.15e+06 1.26 y	2.59e+06	27.3	1,2,3,4,7,8-HxCDF
37:24	8.40e+05	6.75e+05 1.24 y	1.51e+06	15.6	1,2,3,6,7,8-HxCDF
38:06	3.25e+05	2.64e+05 1.23 y	5.89e+05	6.15	
38:21	7.86e+05	6.37e+05 1.23 y	1.42e+06	16.6	2,3,4,6,7,8-HxCDF
39:49	1.55e+05	1.36e+05 1.14 y	2.91e+05	2.72	1,2,3,7,8,9-HxCDF

Totals class: Total Hepta-Furans

Entry #: 46

Run: 19

File: 01OCT10M

S: 12 I: 1 F: 4

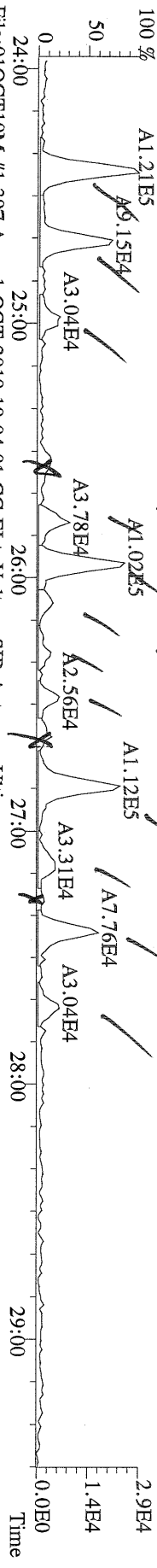
Acquired: 1-OCT-10 19:04:01

Total Concentration: 6080

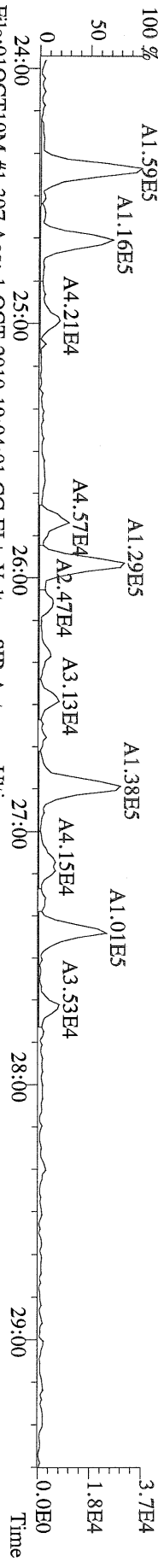
Unnamed Concentration: 4053.767

RT	ml Resp	m2 Resp	RA	Resp	Concentration	Name
42:17	8.02e+07	7.66e+07	1.05 y	1.57e+08	1980	1,2,3,4,6,7,8-HpCDF
42:50	2.70e+05	2.57e+05	1.05 y	5.27e+05	6.98	
43:07	1.56e+08	1.49e+08	1.05 y	3.06e+08	4050	
45:06	1.71e+06	1.57e+06	1.09 y	3.28e+06	45.8	1,2,3,4,7,8,9-HpCDF


File:01OCT10M #1-397 Acq: 1-OCT-2010 19:04:01 GC EI+ Voltage SIR Autospec-Ultima
 319.8965 S:12 BSUB(10000,15,-3.0) PKD(5,5,3,0,100,0,0.00%,F,F) Exp:OCDD
 Sample Text:6364-009-0001-SA File Text:Fronter Analytical Laboratory



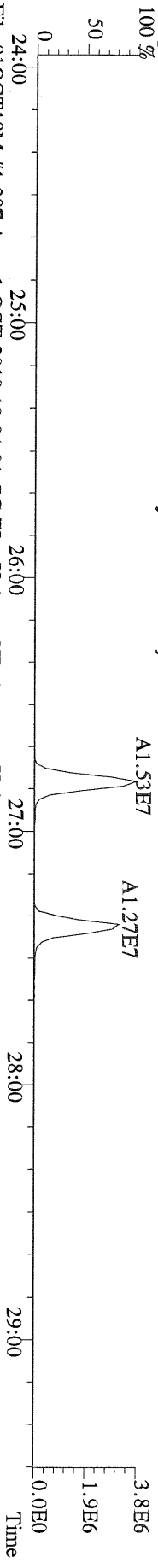
File:01OCT10M #1-397 Acq: 1-OCT-2010 19:04:01 GC EI+ Voltage SIR Autospec-Ultima
 321.8936 S:12 BSUB(10000,15,-3.0) PKD(5,5,3,0,100,0,0.00%,F,F) Exp:OCDD
 Sample Text:6364-009-0001-SA File Text:Fronter Analytical Laboratory



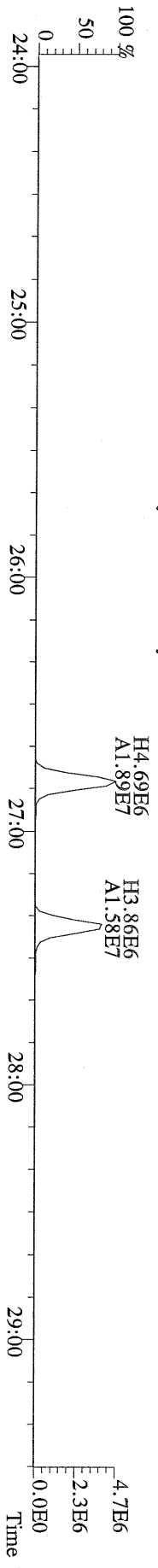
File:01OCT10M #1-397 Acq: 1-OCT-2010 19:04:01 GC EI+ Voltage SIR Autospec-Ultima
 327.8847 S:12 BSUB(10000,15,-3.0) PKD(5,5,3,0,100,0,0.00%,F,F) Exp:OCDD
 Sample Text:6364-009-0001-SA File Text:Fronter Analytical Laboratory



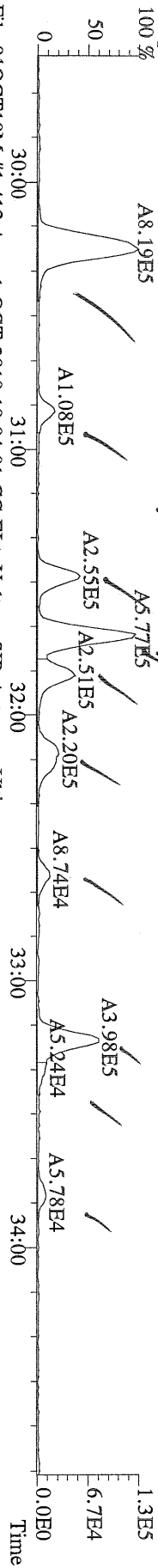
File:01OCT10M #1-397 Acq: 1-OCT-2010 19:04:01 GC EI+ Voltage SIR Autospec-Ultima
 331.9368 S:12 BSUB(10000,15,-3.0) PKD(5,5,3,0,100,0,0.00%,F,F) Exp:OCDD
 Sample Text:6364-009-0001-SA File Text:Fronter Analytical Laboratory



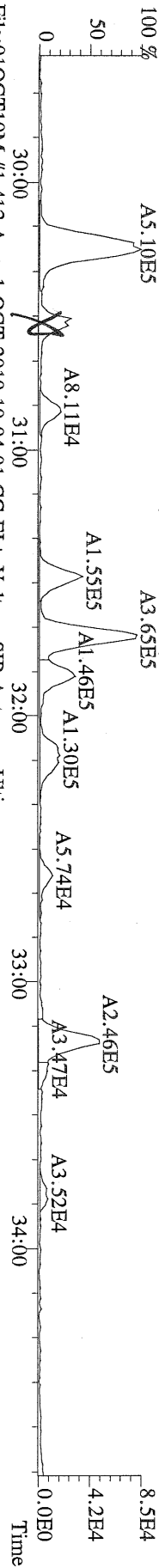
File:01OCT10M #1-397 Acq: 1-OCT-2010 19:04:01 GC EI+ Voltage SIR Autospec-Ultima
 333.9339 S:12 BSUB(10000,15,-3.0) PKD(5,5,3,0,100,0,0.00%,F,F) Exp:OCDD
 Sample Text:6364-009-0001-SA File Text:Fronter Analytical Laboratory




File:01OCT10M #1-413 Acq: 1-OCT-2010 19:04:01 GC EI+ Voltage SIR Autospec-Ultima
 355.8546 S:12 F:2 BSUB(10000,15,-3.0) PKD(5,5,3,0.10%,100,0,0.00%,F,F) Exp:OCDD
 Sample Text:6364-009-0001-SA File Text:Frontier Analytical Laboratory



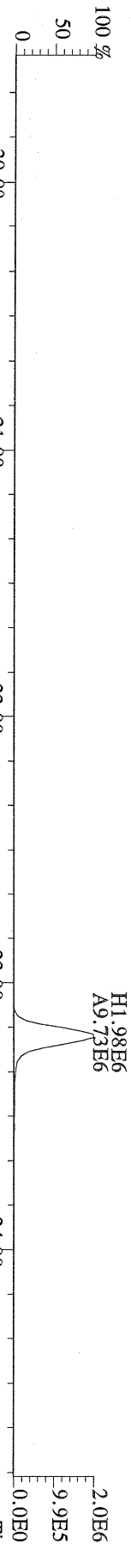
File:01OCT10M #1-413 Acq: 1-OCT-2010 19:04:01 GC EI+ Voltage SIR Autospec-Ultima
 357.8517 S:12 F:2 BSUB(10000,15,-3.0) PKD(5,5,3,0.10%,100,0,0.00%,F,F) Exp:OCDD
 Sample Text:6364-009-0001-SA File Text:Frontier Analytical Laboratory



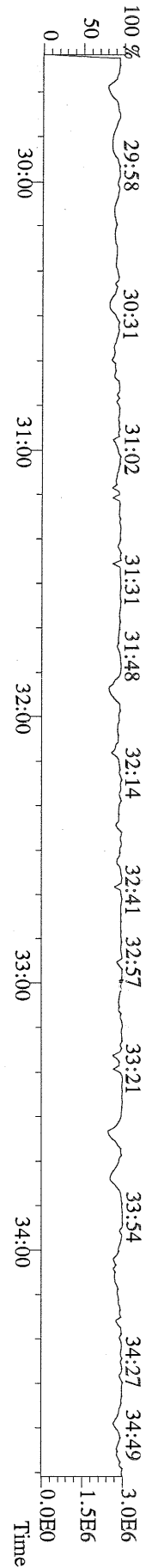
File:01OCT10M #1-413 Acq: 1-OCT-2010 19:04:01 GC EI+ Voltage SIR Autospec-Ultima
 369.8919 S:12 F:2 BSUB(10000,15,-3.0) PKD(5,5,3,0.10%,100,0,0.00%,F,F) Exp:OCDD
 Sample Text:6364-009-0001-SA File Text:Frontier Analytical Laboratory



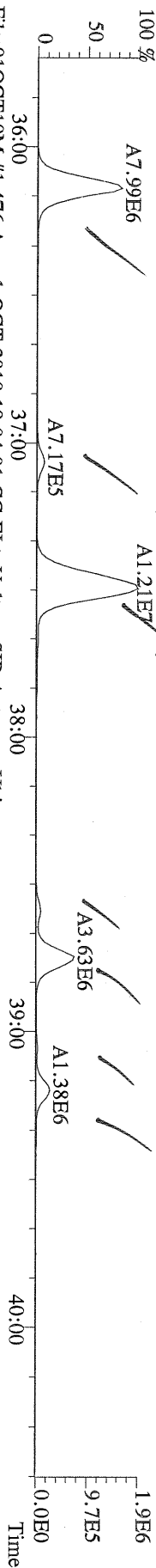
File:01OCT10M #1-413 Acq: 1-OCT-2010 19:04:01 GC EI+ Voltage SIR Autospec-Ultima
 366.9792 S:12 F:2 Exp:OCDD
 Sample Text:6364-009-0001-SA File Text:Frontier Analytical Laboratory




File:01OCT10M #1-413 Acq: 1-OCT-2010 19:04:01 GC EI+ Voltage SIR Autospec-Ultima
 366.9792 S:12 F:2 Exp:OCDD
 Sample Text:6364-009-0001-SA File Text:Frontier Analytical Laboratory



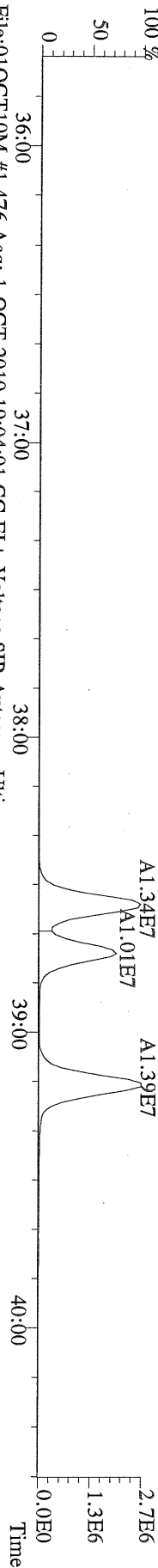
File:01OCT10M #1-476 Acq: 1-OCT-2010 19:04:01 GC EI+ Voltage SIR Autospec-Ultima
389.8156 S:12 F:3 BSUB(10000,15,-3.0) PKD(5,5,3,0.10%,100.0,0.00%,F,F) Exp:OCDD
Sample Text:6364-009-0001-SA File Text:Frontier Analytical Laboratory



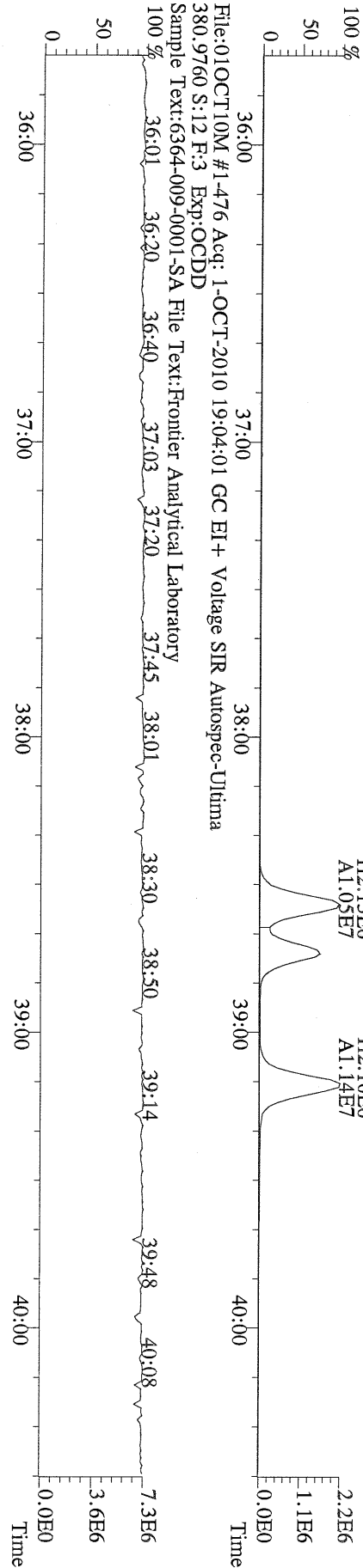
File:01OCT10M #1-476 Acq: 1-OCT-2010 19:04:01 GC EI+ Voltage SIR Autospec-Ultima
391.8127 S:12 F:3 BSUB(10000,15,-3.0) PKD(5,5,3,0.10%,100.0,0.00%,F,F) Exp:OCDD
Sample Text:6364-009-0001-SA File Text:Frontier Analytical Laboratory



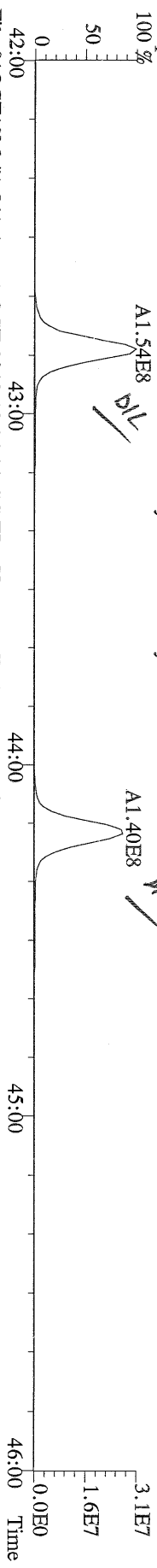
File:01OCT10M #1-476 Acq: 1-OCT-2010 19:04:01 GC EI+ Voltage SIR Autospec-Ultima
401.8559 S:12 F:3 BSUB(10000,15,-3.0) PKD(5,5,3,0.10%,100.0,0.00%,F,F) Exp:OCDD
Sample Text:6364-009-0001-SA File Text:Frontier Analytical Laboratory



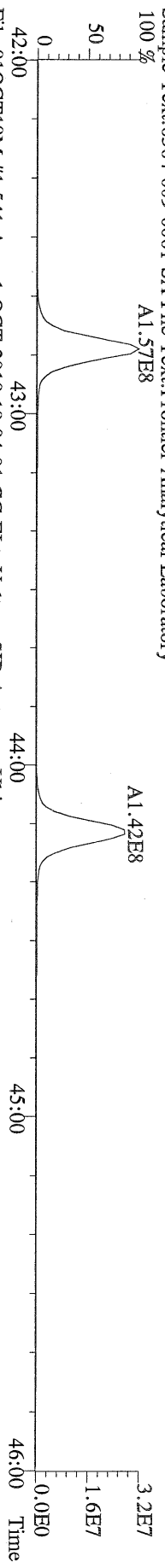
File:01OCT10M #1-476 Acq: 1-OCT-2010 19:04:01 GC EI+ Voltage SIR Autospec-Ultima
403.8530 S:12 F:3 BSUB(10000,15,-3.0) PKD(5,5,3,0.10%,100.0,0.00%,F,F) Exp:OCDD
Sample Text:6364-009-0001-SA File Text:Frontier Analytical Laboratory



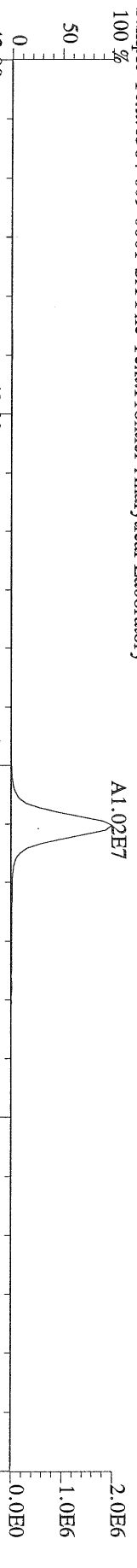
File:01OCT10M #1-541 Acq: 1-OCT-2010 19:04:01 GC EI + Voltage SIR Autospec-Uhima
423.7767 S:12 F:4 BSUB(10000,15,-3.0) PKD(5,5,3,0.10%,100,0,0.00%,F,F) Exp:OCDD
Sample Text:6364-009-0001-SA File Text:Frontier Analytical Laboratory



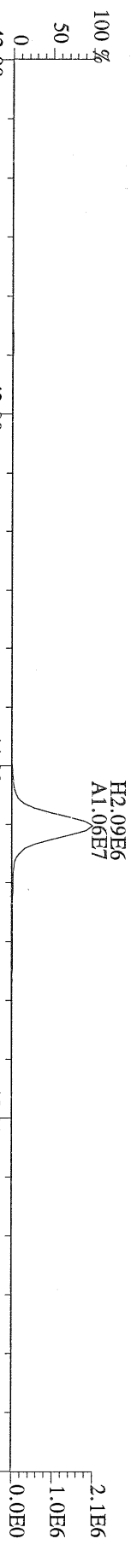
File:01OCT10M #1-541 Acq: 1-OCT-2010 19:04:01 GC EI + Voltage SIR Autospec-Uhima
425.7737 S:12 F:4 BSUB(10000,15,-3.0) PKD(5,5,3,0.10%,100,0,0.00%,F,F) Exp:OCDD
Sample Text:6364-009-0001-SA File Text:Frontier Analytical Laboratory



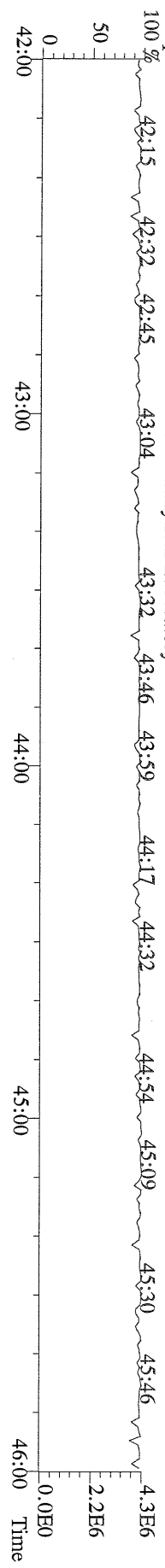
File:01OCT10M #1-541 Acq: 1-OCT-2010 19:04:01 GC EI + Voltage SIR Autospec-Uhima
435.8169 S:12 F:4 BSUB(10000,15,-3.0) PKD(5,5,3,0.10%,100,0,0.00%,F,F) Exp:OCDD
Sample Text:6364-009-0001-SA File Text:Frontier Analytical Laboratory



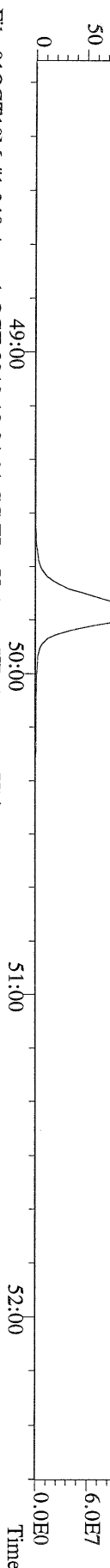
File:01OCT10M #1-541 Acq: 1-OCT-2010 19:04:01 GC EI + Voltage SIR Autospec-Uhima
437.8140 S:12 F:4 BSUB(10000,15,-3.0) PKD(5,5,3,0.10%,100,0,0.00%,F,F) Exp:OCDD
Sample Text:6364-009-0001-SA File Text:Frontier Analytical Laboratory




File:01OCT10M #1-541 Acq: 1-OCT-2010 19:04:01 GC EI + Voltage SIR Autospec-Uhima
430.9728 S:12 F:4 Exp:OCDD
Sample Text:6364-009-0001-SA File Text:Frontier Analytical Laboratory




File:01OCT10M #1-348 Acq: 1-OCT-2010 19:04:01 GC EI+ Voltage SIR Autospec-Ultima
 457.7377 S:12 F:5 BSUB(10000,15,-3.0) PKD(5,5,3,0.10%,100,0,0.00%,F,R) Exp:OCDD
 Sample Text:6364-009-0001-SA File Text:Frontier Analytical Laboratory



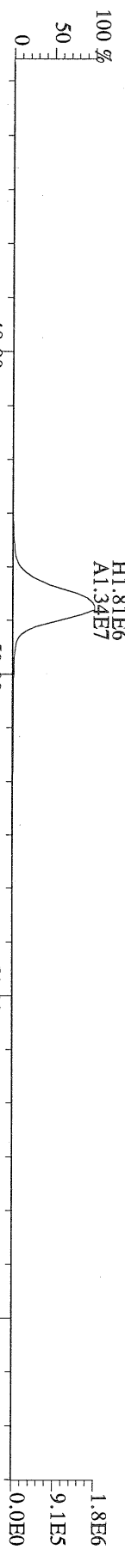
File:01OCT10M #1-348 Acq: 1-OCT-2010 19:04:01 GC EI+ Voltage SIR Autospec-Ultima
 459.7348 S:12 F:5 BSUB(10000,15,-3.0) PKD(5,5,3,0.10%,100,0,0.00%,F,R) Exp:OCDD
 Sample Text:6364-009-0001-SA File Text:Frontier Analytical Laboratory




File:01OCT10M #1-348 Acq: 1-OCT-2010 19:04:01 GC EI+ Voltage SIR Autospec-Ultima
 469.7780 S:12 F:5 BSUB(10000,15,-3.0) PKD(5,5,3,0.10%,100,0,0.00%,F,R) Exp:OCDD
 Sample Text:6364-009-0001-SA File Text:Frontier Analytical Laboratory



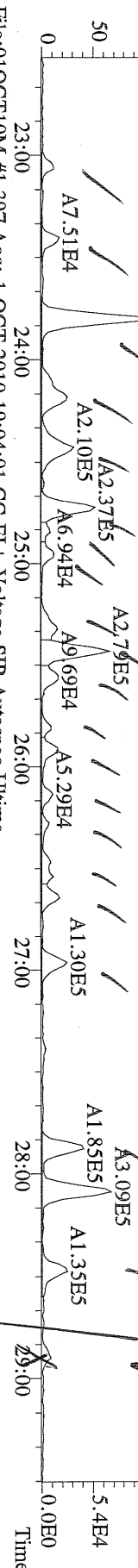
File:01OCT10M #1-348 Acq: 1-OCT-2010 19:04:01 GC EI+ Voltage SIR Autospec-Ultima
 471.7750 S:12 F:5 BSUB(10000,15,-3.0) PKD(5,5,3,0.10%,100,0,0.00%,F,R) Exp:OCDD
 Sample Text:6364-009-0001-SA File Text:Frontier Analytical Laboratory




File:01OCT10M #1-348 Acq: 1-OCT-2010 19:04:01 GC EI+ Voltage SIR Autospec-Ultima
 454.9728 S:12 F:5 Exp:OCDD
 Sample Text:6364-009-0001-SA File Text:Frontier Analytical Laboratory




File:01OCT10M #1-397 Acq: 1-OCT-2010 19:04:01 GC EI+ Voltage SIR Autospec-Ultima
 303.9016 S:12 BSUB(10000,15,-3.0) PKD(5,5,3,0.10%,100,0,0.00%,F,F) Exp:OCDD
 Sample Text:6364-009-0001-SA File Text:Frontier Analytical Laboratory



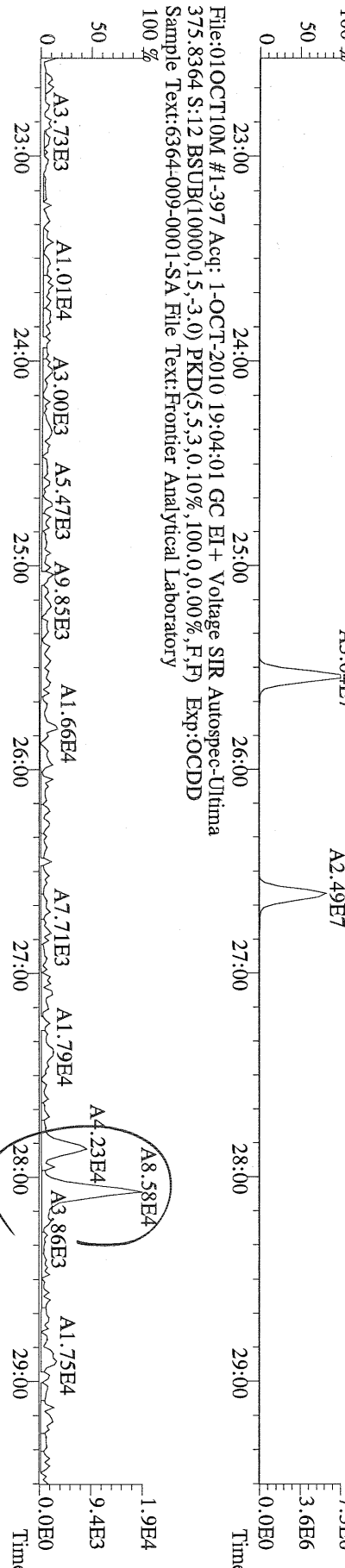
File:01OCT10M #1-397 Acq: 1-OCT-2010 19:04:01 GC EI+ Voltage SIR Autospec-Ultima
 305.8987 S:12 BSUB(10000,15,-3.0) PKD(5,5,3,0.10%,100,0,0.00%,F,F) Exp:OCDD
 Sample Text:6364-009-0001-SA File Text:Frontier Analytical Laboratory




File:01OCT10M #1-397 Acq: 1-OCT-2010 19:04:01 GC EI+ Voltage SIR Autospec-Ultima
 317.9389 S:12 BSUB(10000,15,-3.0) PKD(5,5,3,0.10%,100,0,0.00%,F,F) Exp:OCDD
 Sample Text:6364-009-0001-SA File Text:Frontier Analytical Laboratory




File:01OCT10M #1-397 Acq: 1-OCT-2010 19:04:01 GC EI+ Voltage SIR Autospec-Ultima
 375.8364 S:12 BSUB(10000,15,-3.0) PKD(5,5,3,0.10%,100,0,0.00%,F,F) Exp:OCDD
 Sample Text:6364-009-0001-SA File Text:Frontier Analytical Laboratory



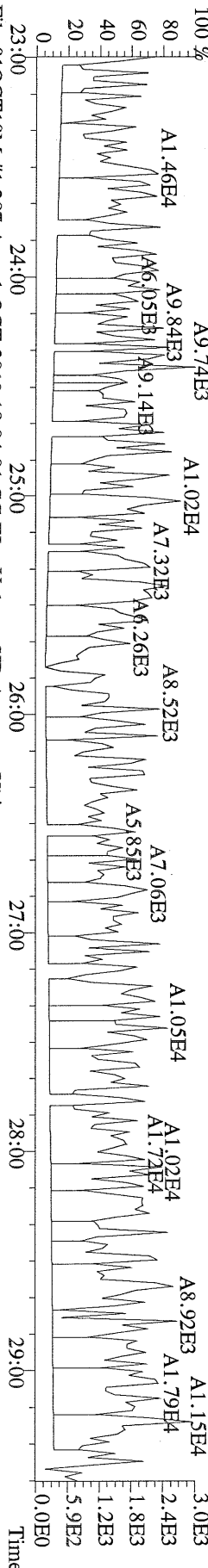
File:01OCT10M #1-397 Acq: 1-OCT-2010 19:04:01 GC EI+ Voltage SIR Autospec-Ultima
 339.8568 S:12 BSUB(10000,15,-3.0) PKD(5,5,3,0,10%,100,0,0,0.00%,F,F) Exp:OCDD
 Sample Text:6364-009-0001-SA File Text:Frontier Analytical Laboratory




File:01OCT10M #1-397 Acq: 1-OCT-2010 19:04:01 GC EI+ Voltage SIR Autospec-Ultima
 341.8568 S:12 BSUB(10000,15,-3.0) PKD(5,5,3,0,10%,100,0,0,0.00%,F,F) Exp:OCDD
 Sample Text:6364-009-0001-SA File Text:Frontier Analytical Laboratory




File:01OCT10M #1-397 Acq: 1-OCT-2010 19:04:01 GC EI+ Voltage SIR Autospec-Ultima
 409.7974 S:12 BSUB(10000,15,-3.0) PKD(5,5,3,0,10%,100,0,0,0.00%,F,F) Exp:OCDD
 Sample Text:6364-009-0001-SA File Text:Frontier Analytical Laboratory




File:01OCT10M #1-397 Acq: 1-OCT-2010 19:04:01 GC EI+ Voltage SIR Autospec-Ultima
 316.9824 S:12 Exp:OCDD
 Sample Text:6364-009-0001-SA File Text:Frontier Analytical Laboratory



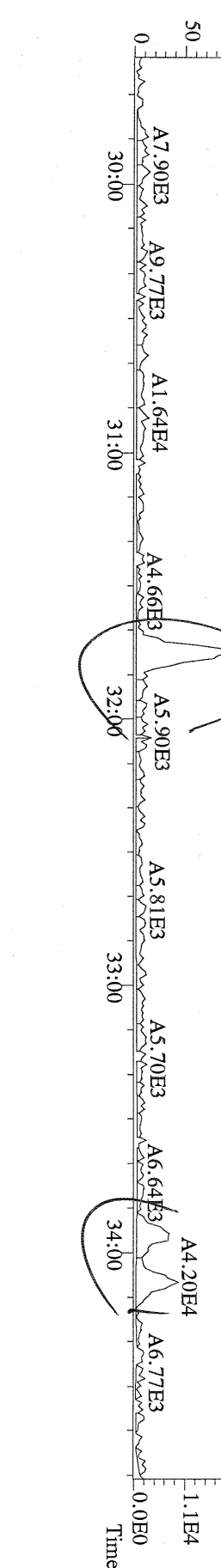
File:01OCT10M #1-413 Acq: 1-OCT-2010 19:04:01 GC EI+ Voltage SIR Autospec-Ultima
 339.8597 S:12 F:2 BSUB(10000,15,-3.0) PKD(5,5,3,0.10%,100,0,0.00%,F,F) Exp:OCDD
 Sample Text:6364-009-0001-SA File Text:Frontier Analytical Laboratory



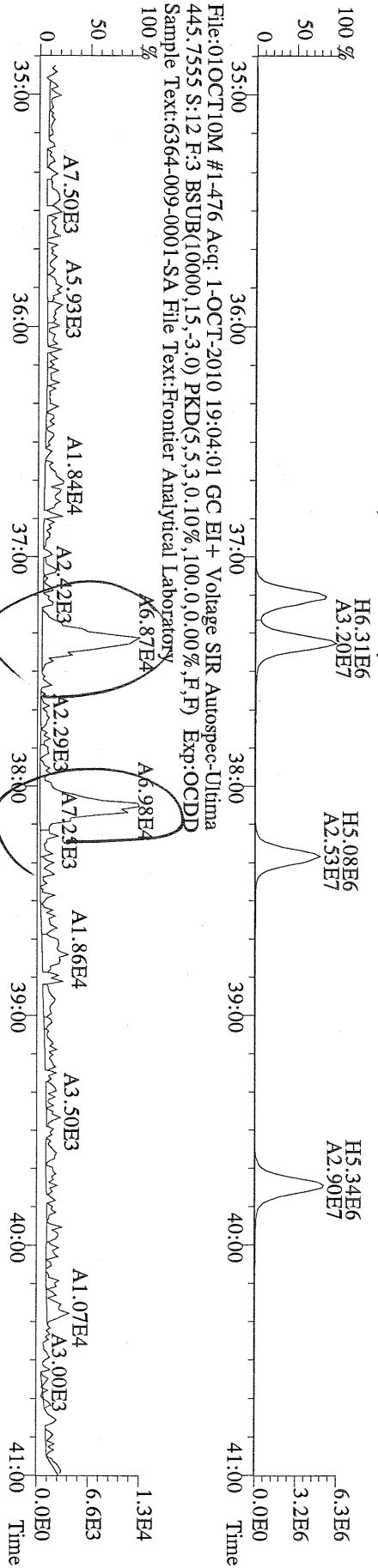
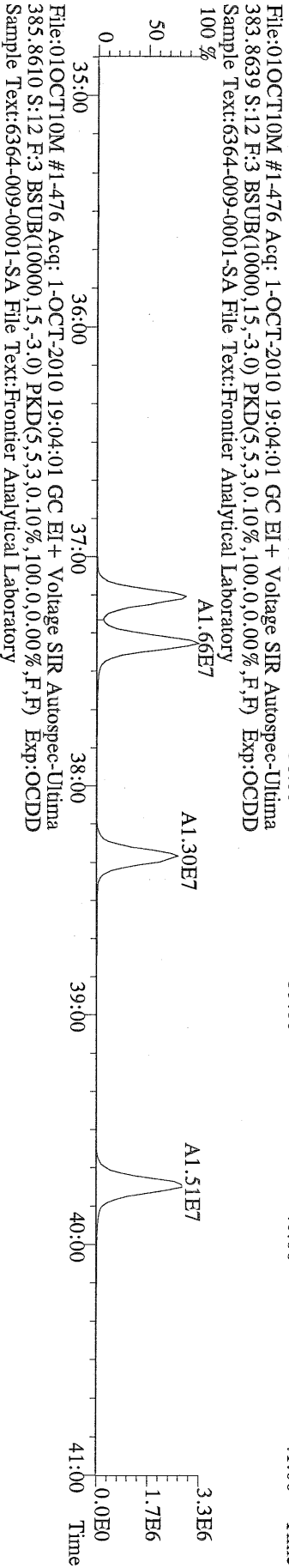
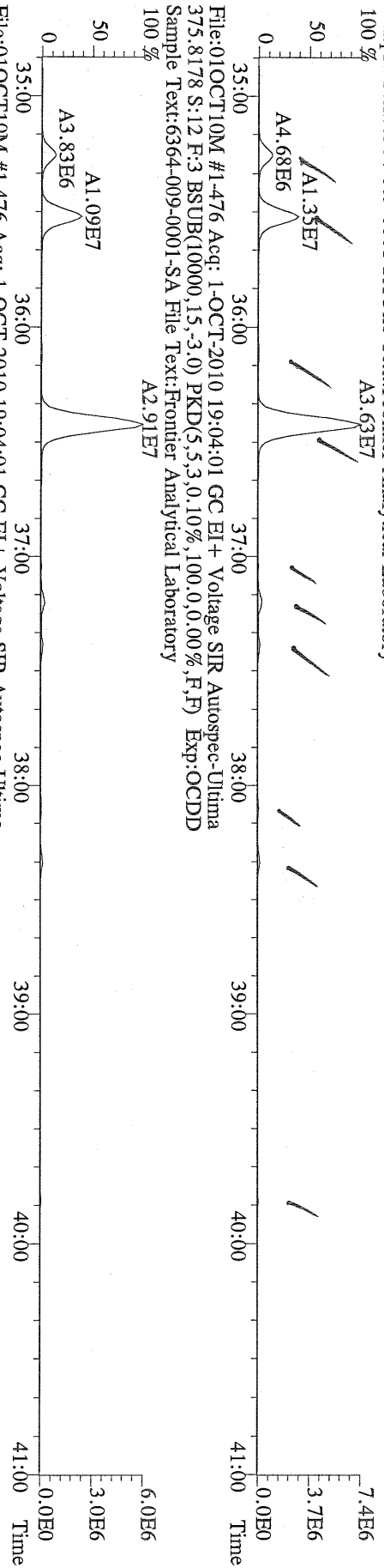
File:01OCT10M #1-413 Acq: 1-OCT-2010 19:04:01 GC EI+ Voltage SIR Autospec-Ultima
 351.9000 S:12 F:2 BSUB(10000,15,-3.0) PKD(5,5,3,0.10%,100,0,0.00%,F,F) Exp:OCDD
 Sample Text:6364-009-0001-SA File Text:Frontier Analytical Laboratory



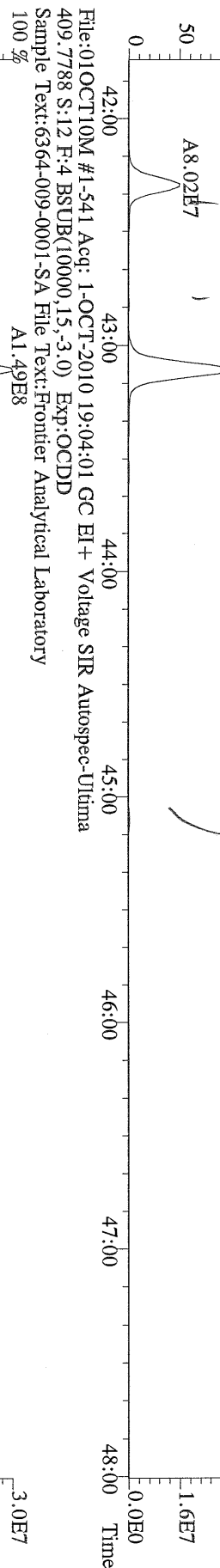
File:01OCT10M #1-413 Acq: 1-OCT-2010 19:04:01 GC EI+ Voltage SIR Autospec-Ultima
 409.7974 S:12 F:2 BSUB(10000,15,-3.0) PKD(5,5,3,0.10%,100,0,0.00%,F,F) Exp:OCDD
 Sample Text:6364-009-0001-SA File Text:Frontier Analytical Laboratory



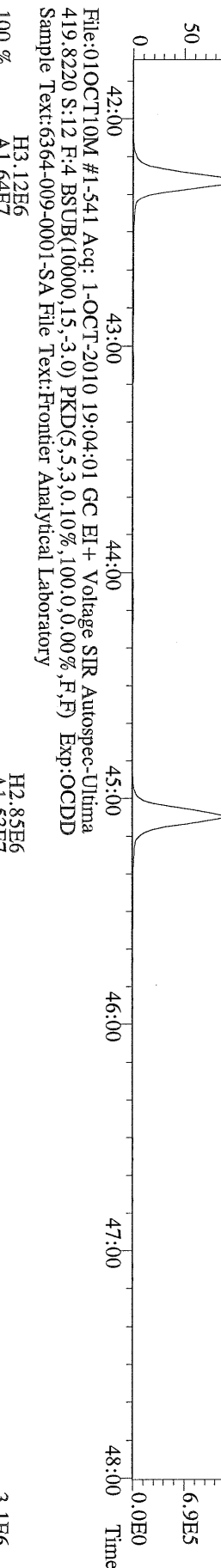
File:01OCT10M #1-476 Acq: 1-OCT-2010 19:04:01 GC EI+ Voltage SIR Autospec-Ultima
373.8207 S:12 F:3 BSUB(10000,15,-3.0) PKD(5,5,3,0.10%,100,0,0.00%,F,F) Exp:OCDD
Sample Text:6364-009-0001-SA File Text:Frontier Analytical Laboratory



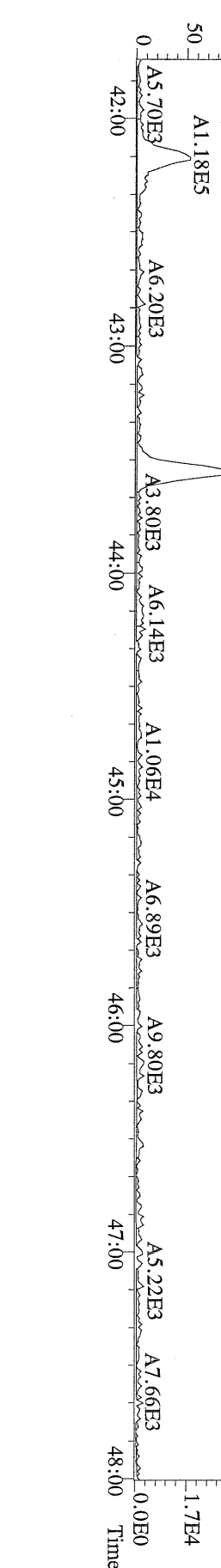
File:01OCT10M #1-541 Acq: 1-OCT-2010 19:04:01 GC EI + Voltage SIR Autospec-Ultima
407.7818 S:12 F:4 BSUB(10000,15,-3.0) Exp:OCDD
Sample Text:6364-009-0001-SA File Text:Frontier Analytical Laboratory
100 % A1.56E8



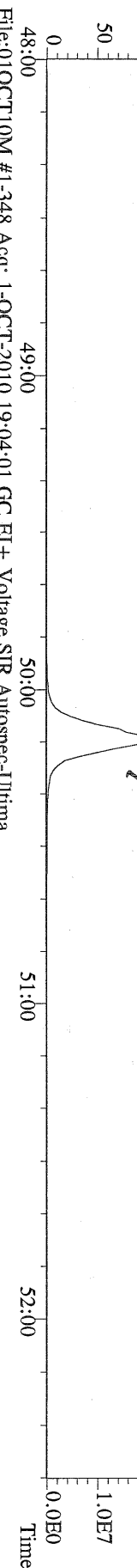
File:01OCT10M #1-541 Acq: 1-OCT-2010 19:04:01 GC EI + Voltage SIR Autospec-Ultima
417.8253 S:12 F:4 BSUB(10000,15,-3.0) PKD(5,5,3,0.10%,100,0,0.00%,F,F) Exp:OCDD
Sample Text:6364-009-0001-SA File Text:Frontier Analytical Laboratory
100 % A7.04E6



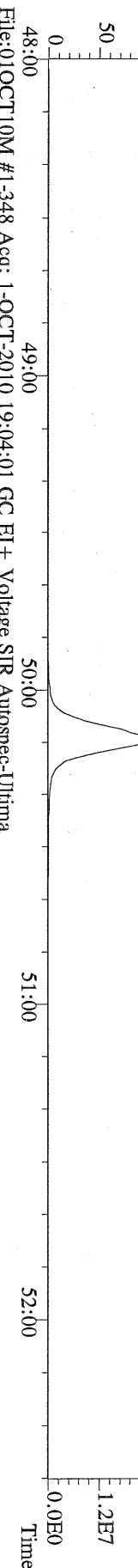
File:01OCT10M #1-541 Acq: 1-OCT-2010 19:04:01 GC EI + Voltage SIR Autospec-Ultima
479.7165 S:12 F:4 BSUB(10000,15,-3.0) PKD(5,5,3,0.10%,100,0,0.00%,F,F) Exp:OCDD
Sample Text:6364-009-0001-SA File Text:Frontier Analytical Laboratory
100 % A1.50E5



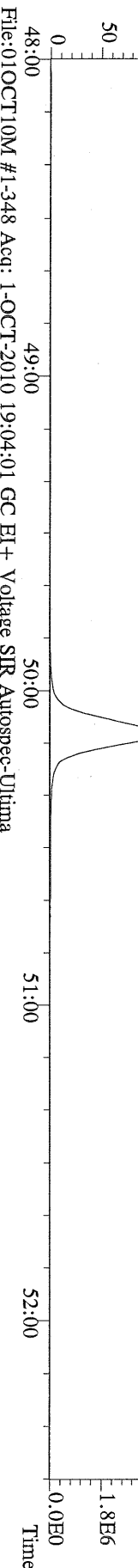
File:01OCT10M #1-348 Acq: 1-OCT-2010 19:04:01 GC EI+ Voltage SIR Autospec-Ultima
441.7428 S:12 F:5 BSUB(10000,15,-3.0) PKD(5,5,3,0.10%,100,0,0.00%,F,F) Exp:OCDD
Sample Text:6364-009-0001-SA File Text:Frontier Analytical Laboratory
100 %



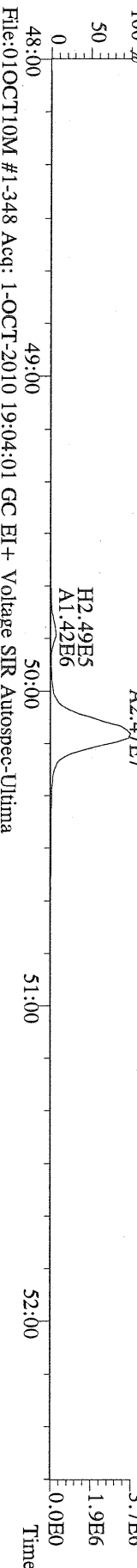
File:01OCT10M #1-348 Acq: 1-OCT-2010 19:04:01 GC EI+ Voltage SIR Autospec-Ultima
443.7398 S:12 F:5 BSUB(10000,15,-3.0) PKD(5,5,3,0.10%,100,0,0.00%,F,F) Exp:OCDD
Sample Text:6364-009-0001-SA File Text:Frontier Analytical Laboratory
100 %



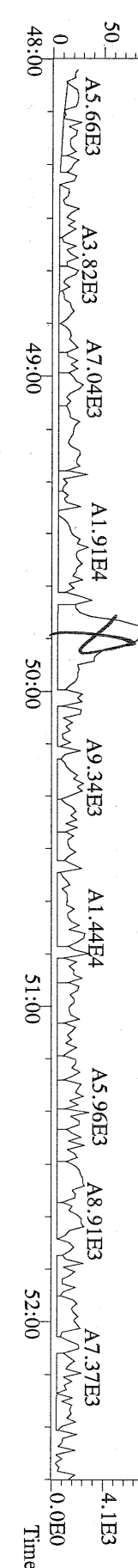
File:01OCT10M #1-348 Acq: 1-OCT-2010 19:04:01 GC EI+ Voltage SIR Autospec-Ultima
453.7831 S:12 F:5 BSUB(10000,15,-3.0) PKD(5,5,3,0.10%,100,0,0.00%,F,F) Exp:OCDD
Sample Text:6364-009-0001-SA File Text:Frontier Analytical Laboratory
100 %



File:01OCT10M #1-348 Acq: 1-OCT-2010 19:04:01 GC EI+ Voltage SIR Autospec-Ultima
455.7801 S:12 F:5 BSUB(10000,15,-3.0) PKD(5,5,3,0.10%,100,0,0.00%,F,F) Exp:OCDD
Sample Text:6364-009-0001-SA File Text:Frontier Analytical Laboratory



File:01OCT10M #1-348 Acq: 1-OCT-2010 19:04:01 GC EI+ Voltage SIR Autospec-Ultima
513.6775 S:12 F:5 BSUB(10000,15,-3.0) PKD(5,5,3,0.10%,100,0,0.00%,F,F) Exp:OCDD
Sample Text:6364-009-0001-SA File Text:Frontier Analytical Laboratory



Name	Resp	RA	RT	RRF	Conc	Qual	Fac Noise-1	Noise-2	DL	#Hom	
2,3,7,8-TCDD	*	* n	NotFnd	1.11	*		2.50	-	-	*	
1,2,3,7,8-PeCDD	*	* n	NotFnd	1.10	*		2.50	-	-	*	
1,2,3,4,7,8-HxCDD	*	* n	NotFnd	1.37	*		2.50	-	-	*	
1,2,3,6,7,8-HxCDD	*	* n	NotFnd	1.37	*		2.50	-	-	*	
1,2,3,7,8,9-HxCDD	*	* n	NotFnd	1.36	*		2.50	-	-	*	
1,2,3,4,6,7,8-HpCDD	9.83e+06	0.96 y	44:15	1.45	4030	*	2.50	-	-	*	
OCDD	5.29e+07	0.97 y	49:50	1.43	40000	*	2.50	-	-	*	
2,3,7,8-TCDF	*	* n	NotFnd	1.50	*		2.50	-	-	*	
1,2,3,7,8-PeCDF	*	* n	NotFnd	0.94	*		2.50	-	-	*	
2,3,4,7,8-PeCDF	*	* n	NotFnd	0.94	*		2.50	-	-	*	
1,2,3,4,7,8-HxCDF	*	* n	NotFnd	0.93	*		2.50	-	-	*	
1,2,3,6,7,8-HxCDF	*	* n	NotFnd	0.82	*		2.50	-	-	*	
2,3,4,6,7,8-HxCDF	*	* n	NotFnd	0.92	*		2.50	-	-	*	
1,2,3,7,8,9-HxCDF	*	* n	NotFnd	1.00	*		2.50	-	-	*	
1,2,3,4,6,7,8-HpCDF	*	* n	NotFnd	1.39	*		2.50	-	-	*	
1,2,3,4,7,8,9-HpCDF	*	* n	NotFnd	1.36	*		2.50	-	-	*	
OCDF	*	* n	NotFnd	0.79	*		2.50	-	-	*	
13C-2,3,7,8-TCDD	*	* n	NotFnd	1.02	*					Rec *	
13C-1,2,3,7,8-PeCDD	*	* n	NotFnd	0.84	*					*	
13C-1,2,3,4,7,8-HxCDD	*	* n	NotFnd	1.07	*					*	
13C-1,2,3,6,7,8-HxCDD	*	* n	NotFnd	1.01	*					*	
13C-1,2,3,4,6,7,8-HpCDD	6.91e+05	0.91 y	44:14	0.86	309	*				75.0	
13C-OCDD	7.59e+05	0.89 y	49:49	0.55	531	*				64.6	
13C-2,3,7,8-TCDF	*	* n	NotFnd	0.99	*					*	
13C-1,2,3,7,8-PeCDF	*	* n	NotFnd	0.84	*					*	
13C-2,3,4,7,8-PeCDF	*	* n	NotFnd	0.81	*					*	
13C-1,2,3,4,7,8-HxCDF	*	* n	NotFnd	1.85	*					*	
13C-1,2,3,6,7,8-HxCDF	*	* n	NotFnd	2.54	*					*	
13C-2,3,4,6,7,8-HxCDF	*	* n	NotFnd	2.01	*					*	
13C-1,2,3,7,8,9-HxCDF	*	* n	NotFnd	2.03	*					*	
13C-1,2,3,4,6,7,8-HpCDF	*	* n	NotFnd	1.11	*					*	
13C-1,2,3,4,7,8,9-HpCDF	*	* n	NotFnd	0.80	*					*	
13C-OCDF	*	* n	NotFnd	1.08	*					*	
37Cl-2,3,7,8-TCDD	*		NotFnd	0.69	*					*	
13C-1,2,3,4-TCDD	*	* n	NotFnd	-	*					*	
13C-1,2,3,4-TCDF	*	* n	NotFnd	-	*					*	
13C-1,2,3,7,8,9-HxCDD	1.08e+06	1.24 y	39:15	-	0.803					*	
Total Tetra-Dioxins	*		NotFnd	1.11	*		2.50	-	-	*	0
Total Penta-Dioxins	*		NotFnd	1.10	*		2.50	-	-	*	0
Total Hexa-Dioxins	*		NotFnd	1.37	*		2.50	-	-	*	0
Total Hepta-Dioxins	2.19e+07		42:52	1.45	8970	*	2.50	-	-	*	2
Total Tetra-Furans	*		NotFnd	1.50	*		2.50	-	-	*	0
1st Fn. Tot Penta-Furans	*		NotFnd	0.94	*		2.50	-	-	*	PeCDF 0
Total Penta-Furans	*		NotFnd	0.94	*		2.50	-	-	*	0.00 0
Total Hexa-Furans	*		NotFnd	0.91	*		2.50	-	-	*	0
Total Hepta-Furans	*		NotFnd	1.38	*		2.50	-	-	*	0

Analyst: 

Date: 10/5/10

Totals class: Total Hepta-Dioxins

Entry #: 41

Run: 14

File: 04OCT10M

S: 8 I: 1 F: 4


Acquired: 4-OCT-10 18:05:58

Total Concentration: 8970


Unnamed Concentration: 4936.918

RT	ml Resp	m2 Resp	RA	Resp	Concentration	Name
42:52	5.93e+06	6.11e+06	0.97 y	1.20e+07	4940	
44:15	4.83e+06	5.01e+06	0.96 y	9.83e+06	4030	1,2,3,4,6,7,8-HpCDD


File:04OCT10M #1-477 Acq: 4-OCT-2010 18:05:58 GC EI+ Voltage SIR Autospec-Ulhma
 389.8156 S:8 F:3 BSUB(10000,15,-3.0) PKD(5,5,3,0.10%,100,0,0.00%,F,F) Exp:OCDD
 Sample Text:6364-009-0001-SA File Text:Frontier Analytical Laboratory
 100 %



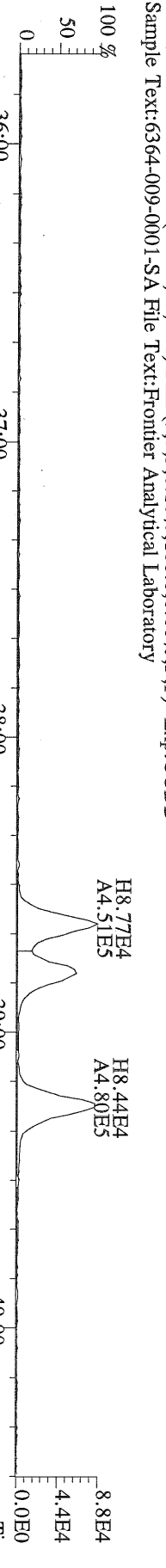
File:04OCT10M #1-477 Acq: 4-OCT-2010 18:05:58 GC EI+ Voltage SIR Autospec-Ulhma
 391.8127 S:8 F:3 BSUB(10000,15,-3.0) PKD(5,5,3,0.10%,100,0,0.00%,F,F) Exp:OCDD
 Sample Text:6364-009-0001-SA File Text:Frontier Analytical Laboratory
 100 %




File:04OCT10M #1-477 Acq: 4-OCT-2010 18:05:58 GC EI+ Voltage SIR Autospec-Ulhma
 401.8559 S:8 F:3 BSUB(10000,15,-3.0) PKD(5,5,3,0.10%,100,0,0.00%,F,F) Exp:OCDD
 Sample Text:6364-009-0001-SA File Text:Frontier Analytical Laboratory
 100 %



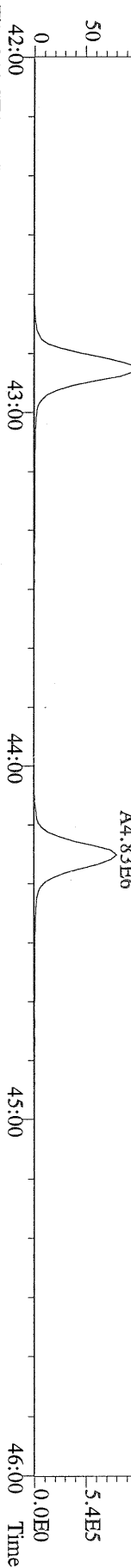
File:04OCT10M #1-477 Acq: 4-OCT-2010 18:05:58 GC EI+ Voltage SIR Autospec-Ulhma
 403.8530 S:8 F:3 BSUB(10000,15,-3.0) PKD(5,5,3,0.10%,100,0,0.00%,F,F) Exp:OCDD
 Sample Text:6364-009-0001-SA File Text:Frontier Analytical Laboratory
 100 %



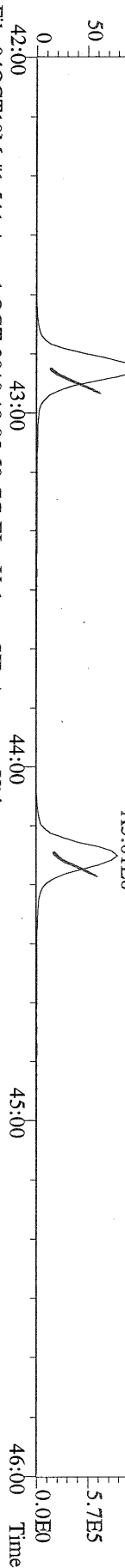
File:04OCT10M #1-477 Acq: 4-OCT-2010 18:05:58 GC EI+ Voltage SIR Autospec-Ulhma
 380.9760 S:8 F:3 Exp:OCDD
 Sample Text:6364-009-0001-SA File Text:Frontier Analytical Laboratory
 100 %



File:04OCT10M #1-541 Acq: 4-OCT-2010 18:05:58 GC EI+ Voltage SIR Autospec-Ultima
423.7737 S:8 F:4 BSUB(10000,15,-3.0) PKD(5,5,3,0.10%,100,0,0.00%,F,F) Exp:OCDD
Sample Text:6364-009-0001-SA File Text:Frontier Analytical Laboratory
100 %



File:04OCT10M #1-541 Acq: 4-OCT-2010 18:05:58 GC EI+ Voltage SIR Autospec-Ultima
425.7737 S:8 F:4 BSUB(10000,15,-3.0) PKD(5,5,3,0.10%,100,0,0.00%,F,F) Exp:OCDD
Sample Text:6364-009-0001-SA File Text:Frontier Analytical Laboratory
100 %



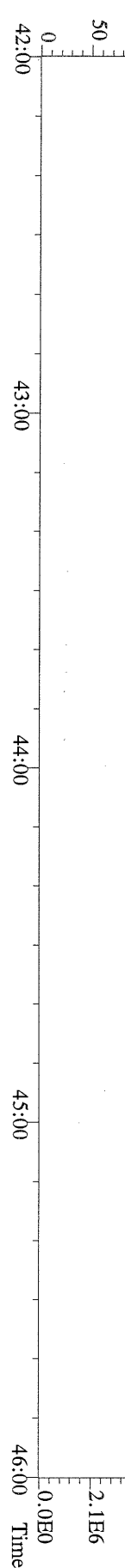
File:04OCT10M #1-541 Acq: 4-OCT-2010 18:05:58 GC EI+ Voltage SIR Autospec-Ultima
437.8140 S:8 F:4 BSUB(10000,15,-3.0) PKD(5,5,3,0.10%,100,0,0.00%,F,F) Exp:OCDD
Sample Text:6364-009-0001-SA File Text:Frontier Analytical Laboratory
100 %




File:04OCT10M #1-541 Acq: 4-OCT-2010 18:05:58 GC EI+ Voltage SIR Autospec-Ultima
437.8140 S:8 F:4 BSUB(10000,15,-3.0) PKD(5,5,3,0.10%,100,0,0.00%,F,F) Exp:OCDD
Sample Text:6364-009-0001-SA File Text:Frontier Analytical Laboratory
100 %




File:04OCT10M #1-541 Acq: 4-OCT-2010 18:05:58 GC EI+ Voltage SIR Autospec-Ultima
430.9728 S:8 F:4 Exp:OCDD
Sample Text:6364-009-0001-SA File Text:Frontier Analytical Laboratory
100 %




File:04OCT10M #1-347 Acq: 4-OCT-2010 18:05:58 GC EI+ Voltage SIR Autospec-Utima
457.7377 S:8 F:5 BSUB(10000,15,-3,0) PKD(5,5,3,0,10%,100,0,0,00%,F,F) Exp:OCDD
Sample Text:6364-009-0001-SA File Text:Frontier Analytical Laboratory
100 %



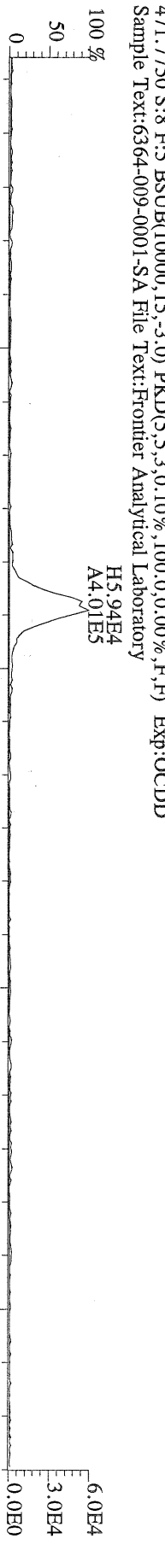
File:04OCT10M #1-347 Acq: 4-OCT-2010 18:05:58 GC EI+ Voltage SIR Autospec-Utima
459.7348 S:8 F:5 BSUB(10000,15,-3,0) PKD(5,5,3,0,10%,100,0,0,00%,F,F) Exp:OCDD
Sample Text:6364-009-0001-SA File Text:Frontier Analytical Laboratory
100 %



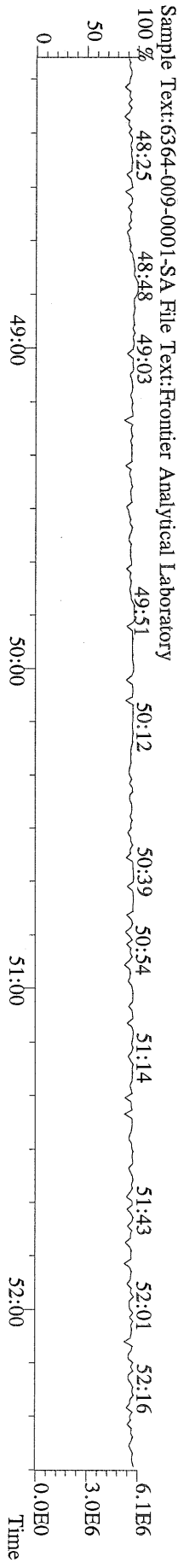
File:04OCT10M #1-347 Acq: 4-OCT-2010 18:05:58 GC EI+ Voltage SIR Autospec-Utima
469.7780 S:8 F:5 BSUB(10000,15,-3,0) PKD(5,5,3,0,10%,100,0,0,00%,F,F) Exp:OCDD
Sample Text:6364-009-0001-SA File Text:Frontier Analytical Laboratory
100 %



File:04OCT10M #1-347 Acq: 4-OCT-2010 18:05:58 GC EI+ Voltage SIR Autospec-Utima
471.7750 S:8 F:5 BSUB(10000,15,-3,0) PKD(5,5,3,0,10%,100,0,0,00%,F,F) Exp:OCDD
Sample Text:6364-009-0001-SA File Text:Frontier Analytical Laboratory



File:04OCT10M #1-347 Acq: 4-OCT-2010 18:05:58 GC EI+ Voltage SIR Autospec-Utima
454.9728 S:8 F:5 Exp:OCDD
Sample Text:6364-009-0001-SA File Text:Frontier Analytical Laboratory



2490 DN
876 10/6/10

Name	Resp	RA	RT	RRF	Conc	Qual	Fac Noise-1	Noise-2	DL	Rec	#Hom
2,3,7,8-TCDD	3.30e+06	0.76 y	27:24	1.11	44.2		2.50	-	*		
1,2,3,7,8-PeCDD	1.46e+07	1.59 y	33:14	1.10	203		2.50	-	*		
1,2,3,4,7,8-HxCDD	2.40e+07	1.37 y	38:35	1.37	301		2.50	-	*		
1,2,3,6,7,8-HxCDD	2.07e+08	1.38 y	38:46	1.37	3060		2.50	-	*		
1,2,3,7,8,9-HxCDD	6.88e+07	1.41 y	39:13	1.36	943		2.50	-	*		
1,2,3,4,6,7,8-HpCDD	*	* n	NotFnd	1.45	*	*	2.50	-	*	98,700	
OCDD	*	* n	NotFnd	1.43	*	*	2.50	-	*	994,000	
2,3,7,8-TCDF	1.07e+06	0.66 y	26:38	1.50	6.43	F	2.50	-	*		
1,2,3,7,8-PeCDF	2.09e+06	1.50 y	31:29	0.94	21.3		2.50	-	*		
2,3,4,7,8-PeCDF	1.16e+07	1.51 y	32:48	0.94	125		2.50	-	*		
1,2,3,4,7,8-HxCDF	6.96e+07	1.26 y	37:13	0.93	714		2.50	-	*		
1,2,3,6,7,8-HxCDF	3.54e+07	1.26 y	37:24	0.82	347	D,M	2.50	-	*		
2,3,4,6,7,8-HxCDF	3.56e+07	1.24 y	38:21	0.92	415		2.50	-	*		
1,2,3,7,8,9-HxCDF	2.96e+06	1.27 y	39:50	1.00	26.9		2.50	-	*		
1,2,3,4,6,7,8-HpCDF	*	* n	NotFnd	1.39	*	*	2.50	-	*	28,700	
1,2,3,4,7,8,9-HpCDF	7.21e+07	1.02 y	45:08	1.36	970		2.50	-	*		
OCDF	*	* n	NotFnd	0.79	*	*	2.50	-	*	143,000	
13C-2,3,7,8-TCDD	2.73e+07	0.79 y	27:23	1.02	341					83.8	
13C-1,2,3,7,8-PeCDD	2.66e+07	1.78 y	33:12	0.84	405					99.5	
13C-1,2,3,4,7,8-HxCDD	2.36e+07	1.25 y	38:35	1.07	356					87.6	
13C-1,2,3,6,7,8-HxCDD	2.00e+07	1.25 y	38:44	1.01	321					78.9	
13C-1,2,3,4,6,7,8-HpCDD	*	* n	NotFnd	0.86	*	*			*	115%	
13C-OCDD	*	* n	NotFnd	0.55	*	*			*	99.6%	
13C-2,3,7,8-TCDF	4.50e+07	0.86 y	26:37	0.99	355					87.3	
13C-1,2,3,7,8-PeCDF	4.23e+07	1.74 y	31:29	0.84	396					97.3	
13C-2,3,4,7,8-PeCDF	4.02e+07	1.77 y	32:48	0.81	388					95.4	
13C-1,2,3,4,7,8-HxCDF	4.27e+07	0.52 y	37:11	1.85	374					92.0	
13C-1,2,3,6,7,8-HxCDF	5.05e+07	0.52 y	37:23	2.54	323					79.5	
13C-2,3,4,6,7,8-HxCDF	3.79e+07	0.52 y	38:18	2.01	306					75.2	
13C-1,2,3,7,8,9-HxCDF	4.49e+07	0.52 y	39:45	2.03	359					88.3	
13C-1,2,3,4,6,7,8-HpCDF	*	* n	NotFnd	1.11	*	*			*	104%	
13C-1,2,3,4,7,8,9-HpCDF	2.23e+07	0.43 y	45:07	0.80	450					111	
13C-OCDF	*	* n	NotFnd	1.08	*	*			*	92.5%	
37Cl-2,3,7,8-TCDD	7.59e+06		27:24	0.69	142					87.1	
13C-1,2,3,4-TCDD	3.18e+07	0.80 y	26:48	-	14.4						
13C-1,2,3,4-TCDF	5.19e+07	0.86 y	25:33	-	14.6						
13C-1,2,3,7,8,9-HxCDD	2.50e+07	1.25 y	39:11	-	18.5						
Total Tetra-Dioxins	1.71e+07		24:24	1.11	230		2.50	-	*		15
Total Penta-Dioxins	9.46e+07		30:14	1.10	1310		2.50	-	*		10
Total Hexa-Dioxins	3.40e+08		37:05	1.37	4850		2.50	-	*		5 18,800
Total Hepta-Dioxins	*		NotFnd	1.45	*	*	2.50	-	*		0 203,000
Total Tetra-Furans	5.29e+07		23:03	1.50	318	D,M	2.50	-	*		22
1st Fn. Tot Penta-Furans	1.11e+08		28:27	0.94	1170	D,M	2.50	-	*		PeCDF 10/6/10
Total Penta-Furans	1.05e+08		30:05	0.94	1110	D,M	2.50	-	*		2270 17
Total Hexa-Furans	3.11e+08		35:16	0.91	3200	D,M	2.50	-	*		2280 9 22,600
Total Hepta-Furans	8.32e+07		42:52	1.38	1120	*	2.50	-	*		2 131,000

Analyst: [Signature]

Date: 10/5/10

Totals class: Total Tetra-Dioxins

Entry #: 38

Run: 20

File: 01OCT10M

S: 13 I: 1 F: 1

Acquired: 1-OCT-10 19:59:20

Total Concentration: 230

Unnamed Concentration: 185.539

RT	ml Resp	m2 Resp	RA	Resp	Concentration	Name
24:24	7.20e+05	9.61e+05	0.75 y	1.68e+06	22.6	
24:41	5.78e+05	7.71e+05	0.75 y	1.35e+06	18.1	
24:59	3.00e+05	3.93e+05	0.76 y	6.93e+05	9.30	
25:36	7.73e+04	9.56e+04	0.81 y	1.73e+05	2.32	
25:47	2.57e+05	3.41e+05	0.76 y	5.98e+05	8.03	
25:57	1.78e+06	2.37e+06	0.75 y	4.15e+06	55.7	
26:06	1.52e+05	2.05e+05	0.74 y	3.57e+05	4.79	
26:18	1.73e+05	2.27e+05	0.76 y	4.00e+05	5.37	
26:29	2.16e+05	2.95e+05	0.73 y	5.11e+05	6.86	
26:50	1.16e+06	1.53e+06	0.76 y	2.68e+06	36.0	
27:09	8.55e+04	1.13e+05	0.76 y	1.98e+05	2.66	
27:24	1.42e+06	1.87e+06	0.76 y	3.30e+06	44.2	2,3,7,8-TCDD
27:42	3.23e+05	4.20e+05	0.77 y	7.42e+05	9.97	
27:49	6.22e+04	7.92e+04	0.79 y	1.41e+05	1.90	
28:20	6.28e+04	8.03e+04	0.78 y	1.43e+05	1.92	

Totals class: Total Penta-Dioxins

Entry #: 39

Run: 20 File: 01OCT10M S: 13 I: 1 F: 2
Acquired: 1-OCT-10 19:59:20

Total Concentration: 1310

Unnamed Concentration: 1109.471

RT	ml Resp	m2 Resp	RA	Resp	Concentration	Name
30:14	1.85e+07	1.13e+07	1.64 y	2.98e+07	414	
30:51	1.95e+06	1.45e+06	1.35 y	3.40e+06	47.2	
31:29	3.98e+06	2.42e+06	1.64 y	6.40e+06	88.8	
31:42	1.38e+07	8.50e+06	1.62 y	2.23e+07	309	
31:51	4.20e+06	2.57e+06	1.63 y	6.76e+06	93.8	
32:08	4.03e+06	2.45e+06	1.65 y	6.48e+06	89.9	
32:36	1.07e+06	6.29e+05	1.70 y	1.70e+06	23.6	
33:14	8.97e+06	5.64e+06	1.59 y	1.46e+07	203	1,2,3,7,8-PeCDD
33:19	9.71e+05	5.47e+05	1.77 y	1.52e+06	21.1	
33:48	9.81e+05	6.16e+05	1.59 y	1.60e+06	22.2	

Totals class: Total Hexa-Dioxins

Entry #: 40

Run: 20

File: 01OCT10M

S: 13 I: 1 F: 3

Acquired: 1-OCT-10 19:59:20

Total Concentration: 4850

Unnamed Concentration: 547.893

RT	ml Resp	m2 Resp	RA	Resp	Concentration	Name
37:05	1.96e+07	1.42e+07	1.38 y	3.38e+07	460	
38:35	1.39e+07	1.01e+07	1.37 y	2.40e+07	301	1,2,3,4,7,8-HxCDD
38:46	1.20e+08	8.70e+07	1.38 y	2.07e+08	3060	1,2,3,6,7,8-HxCDD
39:04	3.70e+06	2.76e+06	1.34 y	6.46e+06	88.0	
39:13	4.03e+07	2.86e+07	1.41 y	6.88e+07	943	1,2,3,7,8,9-HxCDD

Totals class: Total Tetra-Furans

Entry #: 42

Run: 20 File: 01OCT10M S: 13 I: 1 F: 1
Acquired: 1-OCT-10 19:59:20

Total Concentration: 318

Unnamed Concentration: 311.256

RT	ml Resp	m2 Resp	RA	Resp	Concentration	Name
23:03	3.75e+05	5.56e+05	0.67 y	9.31e+05	5.59	
23:25	7.26e+05	1.09e+06	0.67 y	1.81e+06	10.9	
23:48	5.98e+06	8.98e+06	0.67 y	1.50e+07	89.9	
24:12	9.20e+05	1.38e+06	0.66 y	2.30e+06	13.8	
24:25	1.39e+06	2.09e+06	0.66 y	3.47e+06	20.9	
24:43	2.15e+06	3.24e+06	0.66 y	5.40e+06	32.4	
24:57	2.43e+05	3.68e+05	0.66 y	6.11e+05	3.67	
25:19	3.23e+05	4.92e+05	0.66 y	8.15e+05	4.90	
25:26	2.44e+06	3.71e+06	0.66 y	6.14e+06	36.9	
25:34	5.47e+05	8.16e+05	0.67 y	1.36e+06	8.18	
25:48	2.55e+05	3.82e+05	0.67 y	6.36e+05	3.82	
25:55	3.21e+05	4.71e+05	0.68 y	7.92e+05	4.76	
26:08	9.66e+04	1.29e+05	0.75 y	2.26e+05	1.36	
26:17	1.08e+05	1.56e+05	0.69 y	2.63e+05	1.58	
26:32	4.15e+05	6.30e+05	0.66 y	1.04e+06	6.28	
26:38	4.25e+05	6.45e+05	0.66 y	1.07e+06	6.43	2,3,7,8-TCDF
26:57	2.67e+05	3.99e+05	0.67 y	6.66e+05	4.00	
27:12	2.45e+04	3.42e+04	0.72 y	5.87e+04	0.352	
27:23	9.60e+04	1.46e+05	0.66 y	2.42e+05	1.45	
27:52	9.50e+05	1.45e+06	0.66 y	2.40e+06	14.4	
28:05	9.77e+05	1.46e+06	0.67 y	2.43e+06	14.6	
28:28	2.09e+06	3.15e+06	0.66 y	5.24e+06	31.5	

Totals class: 1st Fn. Tot Penta-Furans Entry #: 43

Run: 20 File: 01OCT10M S: 13 I: 1 F: 1
Acquired: 1-OCT-10 19:59:20

Total Concentration: 1170 Unnamed Concentration: 1166.485

RT	ml Resp	m2 Resp RA	Resp	Concentration	Name
28:27	6.76e+07	4.36e+07 1.55 y	1.11e+08	1170	

Totals class: Total Penta-Furans

Entry #: 44

Run: 20 File: 01OCT10M S: 13 I: 1 F: 2
Acquired: 1-OCT-10 19:59:20

Total Concentration: 1110

Unnamed Concentration: 962.189

RT	ml Resp	m2 Resp RA	Resp	Concentration	Name
30:05	2.44e+06	1.61e+06 1.51 y	4.05e+06	42.5	
30:14	2.88e+07	1.91e+07 1.51 y	4.79e+07	502	
30:34	1.04e+05	7.66e+04 1.36 y	1.81e+05	1.90	
30:44	4.70e+05	3.37e+05 1.39 y	8.07e+05	8.47	
30:56	8.31e+06	5.51e+06 1.51 y	1.38e+07	145	
31:04	1.35e+06	8.85e+05 1.53 y	2.24e+06	23.5	
31:15	6.79e+05	4.58e+05 1.48 y	1.14e+06	11.9	
31:29	1.25e+06	8.36e+05 1.50 y	2.09e+06	21.3	1,2,3,7,8-PeCDF
31:46	6.41e+06	4.26e+06 1.50 y	1.07e+07	112	
32:05	8.40e+05	5.65e+05 1.49 y	1.40e+06	14.7	
32:31	6.46e+04	4.22e+04 1.53 y	1.07e+05	1.12	
32:40	3.48e+05	2.45e+05 1.42 y	5.93e+05	6.22	
32:48	6.95e+06	4.60e+06 1.51 y	1.16e+07	125	2,3,4,7,8-PeCDF
32:51	2.77e+06	1.82e+06 1.53 y	4.59e+06	48.2	
33:05	1.62e+05	1.13e+05 1.43 y	2.75e+05	2.88	
33:57	4.30e+05	2.98e+05 1.45 y	7.28e+05	7.64	
34:07	1.91e+06	1.29e+06 1.48 y	3.21e+06	33.7	

Totals class: Total Hexa-Furans

Entry #: 45

Run: 20 File: 01OCT10M
Acquired: 1-OCT-10 19:59:20

S: 13 I: 1 F: 3

Total Concentration: 3200

Unnamed Concentration: 1701.939

RT	ml Resp	m2 Resp	RA	Resp	Concentration	Name
35:16	7.23e+07	5.90e+07	1.23 y	1.31e+08	1330	
36:08	5.64e+06	4.49e+06	1.26 y	1.01e+07	103	
36:44	3.22e+06	2.61e+06	1.23 y	5.82e+06	59.1	
37:03	2.13e+06	1.73e+06	1.23 y	3.85e+06	39.1	
37:13	3.88e+07	3.08e+07	1.26 y	6.96e+07	714	1,2,3,4,7,8-HxCDF
37:24	1.97e+07	1.57e+07	1.26 y	3.54e+07	347	1,2,3,6,7,8-HxCDF
38:06	9.28e+06	7.42e+06	1.25 y	1.67e+07	169	
38:21	1.97e+07	1.58e+07	1.24 y	3.56e+07	415	2,3,4,6,7,8-HxCDF
39:50	1.66e+06	1.30e+06	1.27 y	2.96e+06	26.9	1,2,3,7,8,9-HxCDF

Totals class: Total Hepta-Furans

Entry #: 46

Run: 20

File: 01OCT10M

S: 13 I: 1 F: 4


Acquired: 1-OCT-10 19:59:20

Total Concentration: 1120


Unnamed Concentration: 146.742

RT	ml Resp	m2 Resp	RA	Resp	Concentration	Name
42:52	5.46e+06	5.62e+06	0.97 y	1.11e+07	147	
45:08	3.64e+07	3.57e+07	1.02 y	7.21e+07	970	1,2,3,4,7,8,9-HpCDF

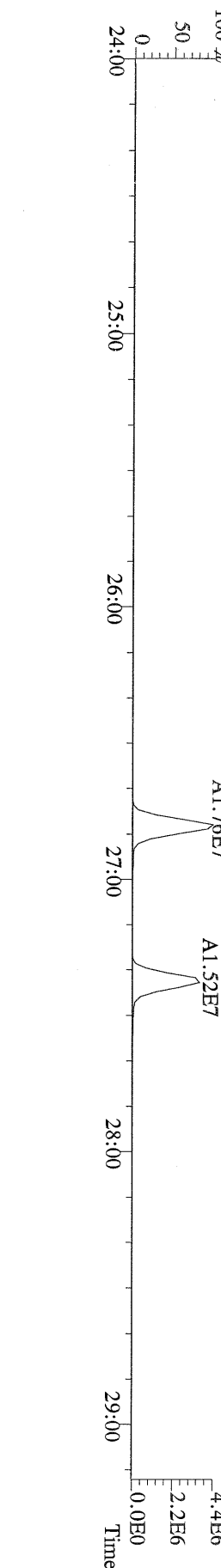
File:01OCT10M #1-398 Acq: 1-OCT-2010 19:59:20 GC EI+ Voltage SIR Autospec-Ultima
319.8965 S:13 BSUB(10000,15,-3.0) PKD(5.5,3,0,10%,100,0,0,0.00%,F,F) Exp:OCDD
Sample Text:6364-010-0001-SA File Text:Frontier Analytical Laboratory



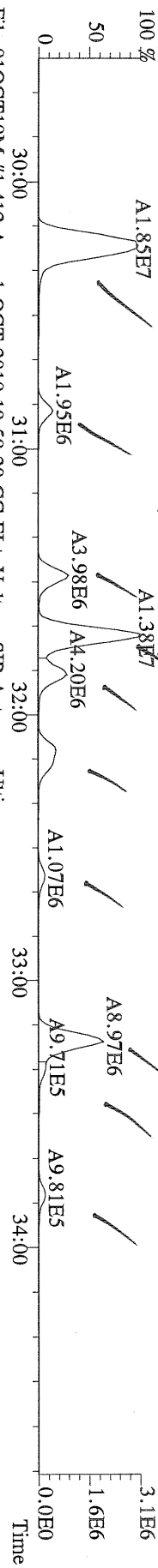
File:01OCT10M #1-398 Acq: 1-OCT-2010 19:59:20 GC EI+ Voltage SIR Autospec-Ultima
327.8847 S:13 BSUB(10000,15,-3.0) PKD(5.5,3,0,10%,100,0,0,0.00%,F,F) Exp:OCDD
Sample Text:6364-010-0001-SA File Text:Frontier Analytical Laboratory



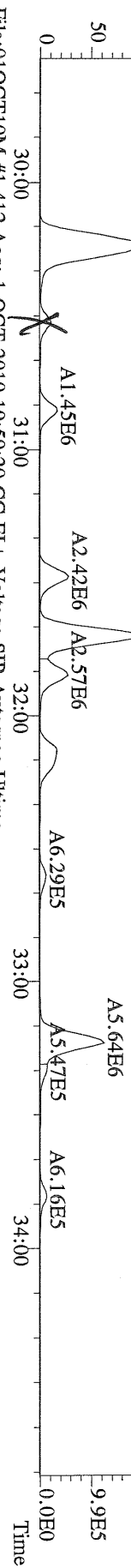
File:01OCT10M #1-398 Acq: 1-OCT-2010 19:59:20 GC EI+ Voltage SIR Autospec-Ultima
333.9339 S:13 BSUB(10000,15,-3.0) PKD(5.5,3,0,10%,100,0,0,0.00%,F,F) Exp:OCDD
Sample Text:6364-010-0001-SA File Text:Frontier Analytical Laboratory



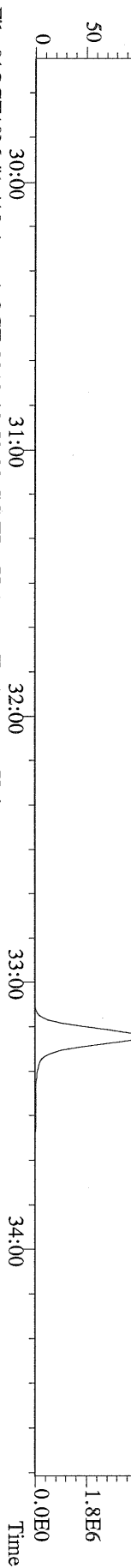
File:01OCT10M #1-412 Acq: 1-OCT-2010 19:59:20 GC EI+ Voltage SIR Autospec-Ultima
 355.8546 S:13 F:2: BSUB(10000,15,-3.0) PKD(5,5,3,0.10%,100.0,0.00%,F,F) Exp:OCDD
 Sample Text:6364-010-0001-SA File Text:Frontier Analytical Laboratory



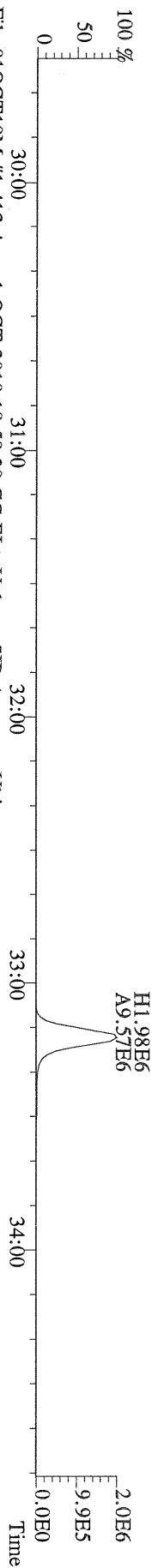
File:01OCT10M #1-412 Acq: 1-OCT-2010 19:59:20 GC EI+ Voltage SIR Autospec-Ultima
 357.8517 S:13 F:2: BSUB(10000,15,-3.0) PKD(5,5,3,0.10%,100.0,0.00%,F,F) Exp:OCDD
 Sample Text:6364-010-0001-SA File Text:Frontier Analytical Laboratory



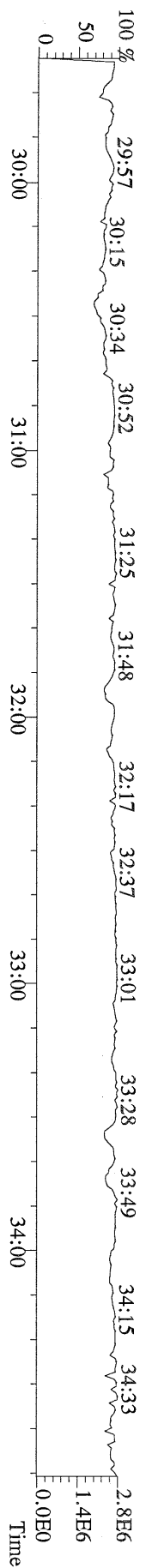
File:01OCT10M #1-412 Acq: 1-OCT-2010 19:59:20 GC EI+ Voltage SIR Autospec-Ultima
 367.8949 S:13 F:2: BSUB(10000,15,-3.0) PKD(5,5,3,0.10%,100.0,0.00%,F,F) Exp:OCDD
 Sample Text:6364-010-0001-SA File Text:Frontier Analytical Laboratory



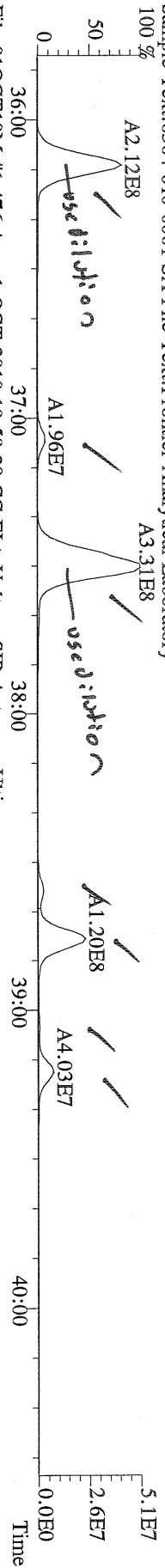
File:01OCT10M #1-412 Acq: 1-OCT-2010 19:59:20 GC EI+ Voltage SIR Autospec-Ultima
 369.8919 S:13 F:2: BSUB(10000,15,-3.0) PKD(5,5,3,0.10%,100.0,0.00%,F,F) Exp:OCDD
 Sample Text:6364-010-0001-SA File Text:Frontier Analytical Laboratory




File:01OCT10M #1-412 Acq: 1-OCT-2010 19:59:20 GC EI+ Voltage SIR Autospec-Ultima
 366.9792 S:13 F:2: Exp:OCDD
 Sample Text:6364-010-0001-SA File Text:Frontier Analytical Laboratory



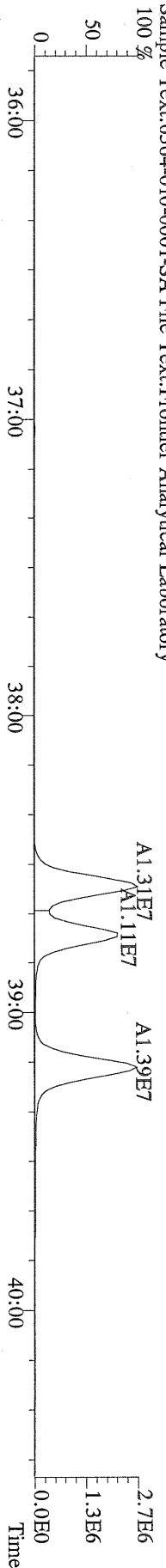
File:01OCT10M #1-476 Acq: 1-OCT-2010 19:59:20 GC EI+ Voltage SIR Autospec-Ultima
389.8156 S:13 F:3 BSUB(10000,15,-3.0) PKD(5,5,3,0.10%,100,0,0,00%,F,F) Exp:OCDD
Sample Text:6364-010-0001-SA File Text:Frontier Analytical Laboratory



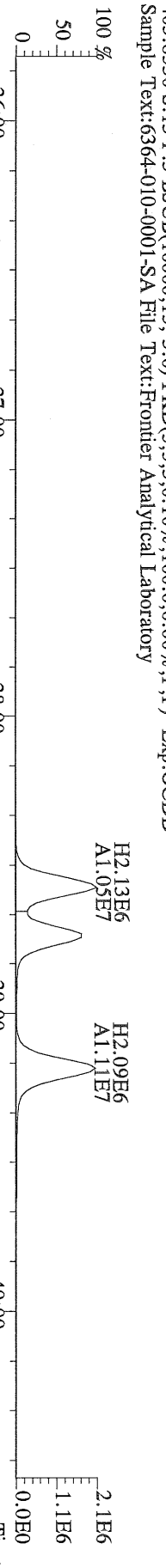
File:01OCT10M #1-476 Acq: 1-OCT-2010 19:59:20 GC EI+ Voltage SIR Autospec-Ultima
391.8127 S:13 F:3 BSUB(10000,15,-3.0) PKD(5,5,3,0.10%,100,0,0,00%,F,F) Exp:OCDD
Sample Text:6364-010-0001-SA File Text:Frontier Analytical Laboratory



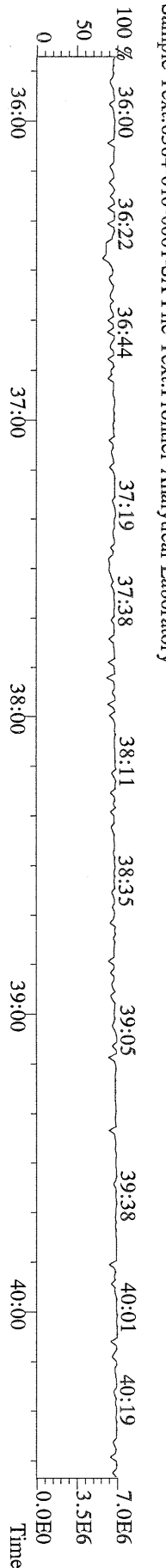
File:01OCT10M #1-476 Acq: 1-OCT-2010 19:59:20 GC EI+ Voltage SIR Autospec-Ultima
401.8559 S:13 F:3 BSUB(10000,15,-3.0) PKD(5,5,3,0.10%,100,0,0,00%,F,F) Exp:OCDD
Sample Text:6364-010-0001-SA File Text:Frontier Analytical Laboratory



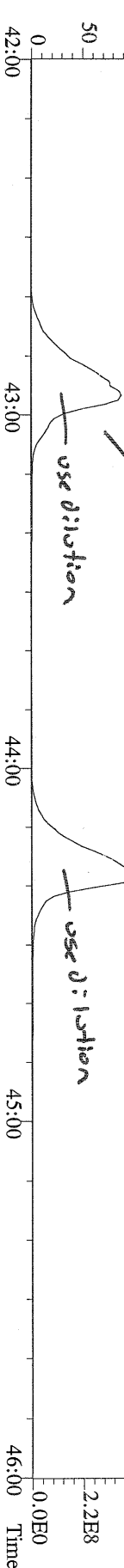
File:01OCT10M #1-476 Acq: 1-OCT-2010 19:59:20 GC EI+ Voltage SIR Autospec-Ultima
403.8530 S:13 F:3 BSUB(10000,15,-3.0) PKD(5,5,3,0.10%,100,0,0,00%,F,F) Exp:OCDD
Sample Text:6364-010-0001-SA File Text:Frontier Analytical Laboratory



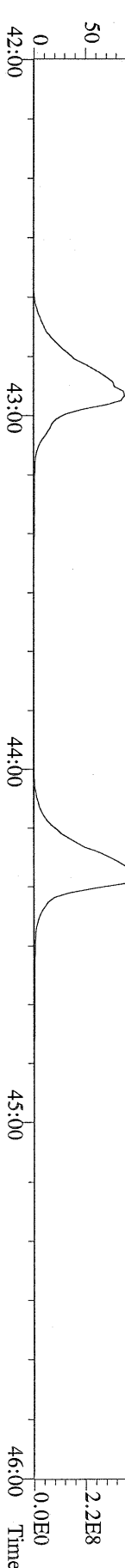
File:01OCT10M #1-476 Acq: 1-OCT-2010 19:59:20 GC EI+ Voltage SIR Autospec-Ultima
380.9760 S:13 F:3 Exp:OCDD
Sample Text:6364-010-0001-SA File Text:Frontier Analytical Laboratory



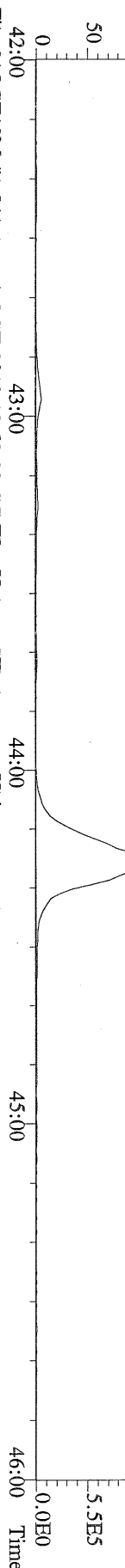
File:01OCT10M #1-541 Acq: 1-OCT-2010 19:59:20 GC EI + Voltage SIR Autospec-Ultima
423.7767 S:13 F:4 BSUB(10000,15,-3,0) PKD(5,5,3,0,10%,100,0,0,00%,F,F) Exp:OCDD
Sample Text:6364-010-0001-SA File Text:Frontier Analytical Laboratory



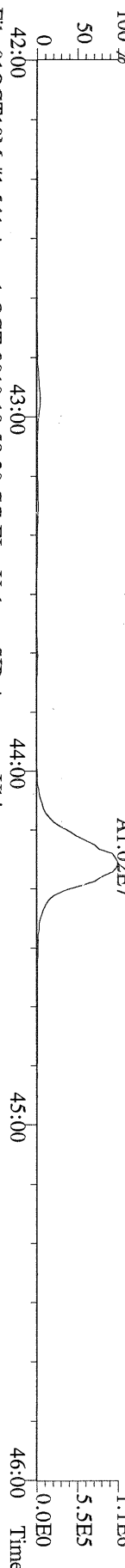
File:01OCT10M #1-541 Acq: 1-OCT-2010 19:59:20 GC EI + Voltage SIR Autospec-Ultima
425.7737 S:13 F:4 BSUB(10000,15,-3,0) PKD(5,5,3,0,10%,100,0,0,00%,F,F) Exp:OCDD
Sample Text:6364-010-0001-SA File Text:Frontier Analytical Laboratory



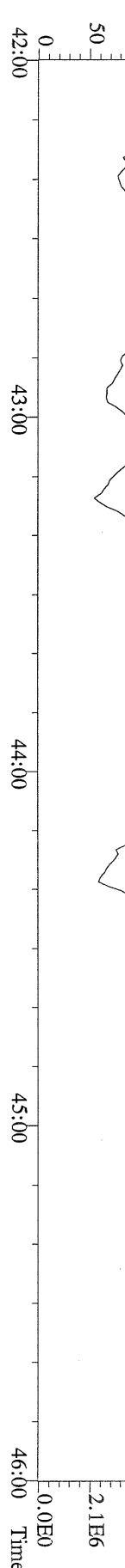
File:01OCT10M #1-541 Acq: 1-OCT-2010 19:59:20 GC EI + Voltage SIR Autospec-Ultima
435.8169 S:13 F:4 BSUB(10000,15,-3,0) PKD(5,5,3,0,10%,100,0,0,00%,F,F) Exp:OCDD
Sample Text:6364-010-0001-SA File Text:Frontier Analytical Laboratory



File:01OCT10M #1-541 Acq: 1-OCT-2010 19:59:20 GC EI + Voltage SIR Autospec-Ultima
437.8140 S:13 F:4 BSUB(10000,15,-3,0) PKD(5,5,3,0,10%,100,0,0,00%,F,F) Exp:OCDD
Sample Text:6364-010-0001-SA File Text:Frontier Analytical Laboratory



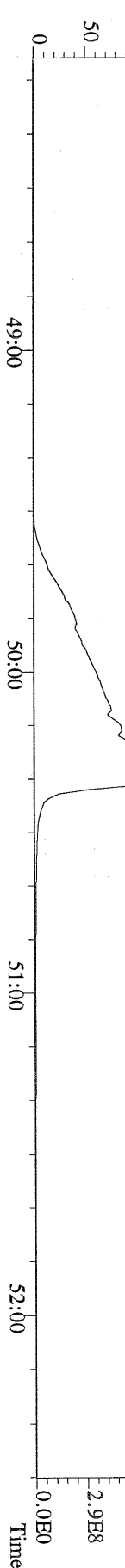
File:01OCT10M #1-541 Acq: 1-OCT-2010 19:59:20 GC EI + Voltage SIR Autospec-Ultima
430.9728 S:13 F:4 Exp:OCDD
Sample Text:6364-010-0001-SA File Text:Frontier Analytical Laboratory



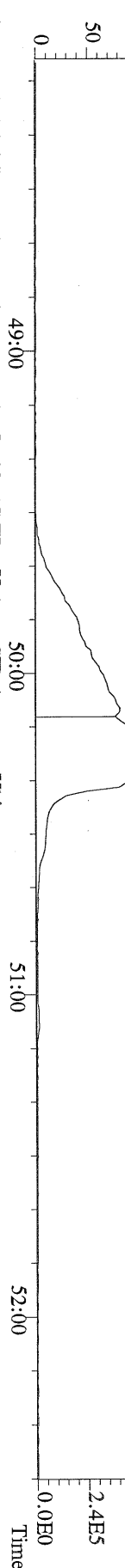
File:01OCT10M #1-348 Acq: 1-OCT-2010 19:59:20 GC EI+ Voltage SIR Autospec-Ultima
457.7377 S:13 F:5 BSUB(10000,15,-3.0) PKD(5,5,3.0,10%,100,0,0,00%,F,F) Exp:OCDD
Sample Text:6364-010-0001-SA File Text:Frontier Analytical Laboratory
100 %



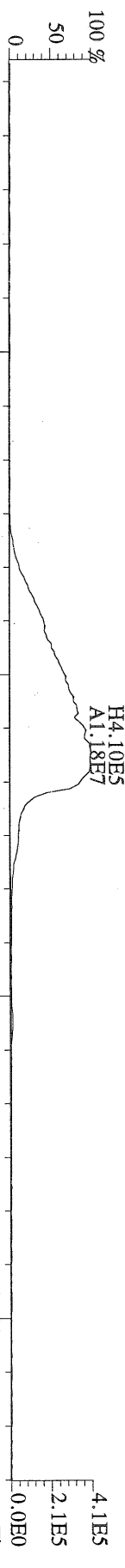
File:01OCT10M #1-348 Acq: 1-OCT-2010 19:59:20 GC EI+ Voltage SIR Autospec-Ultima
459.7348 S:13 F:5 BSUB(10000,15,-3.0) PKD(5,5,3.0,10%,100,0,0,00%,F,F) Exp:OCDD
Sample Text:6364-010-0001-SA File Text:Frontier Analytical Laboratory
100 %




File:01OCT10M #1-348 Acq: 1-OCT-2010 19:59:20 GC EI+ Voltage SIR Autospec-Ultima
471.7750 S:13 F:5 BSUB(10000,15,-3.0) PKD(5,5,3.0,10%,100,0,0,00%,F,F) Exp:OCDD
Sample Text:6364-010-0001-SA File Text:Frontier Analytical Laboratory
100 %




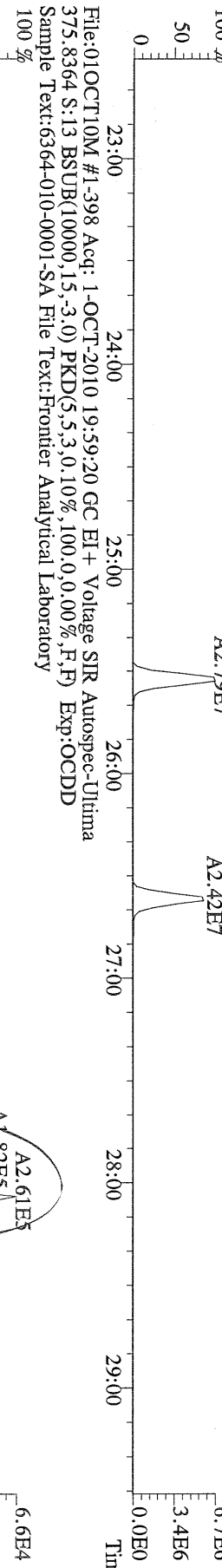



File:01OCT10M #1-348 Acq: 1-OCT-2010 19:59:20 GC EI+ Voltage SIR Autospec-Ultima
471.7750 S:13 F:5 BSUB(10000,15,-3.0) PKD(5,5,3.0,10%,100,0,0,00%,F,F) Exp:OCDD
Sample Text:6364-010-0001-SA File Text:Frontier Analytical Laboratory
100 %




File:01OCT10M #1-348 Acq: 1-OCT-2010 19:59:20 GC EI+ Voltage SIR Autospec-Ultima
454.9728 S:13 F:5 Exp:OCDD
Sample Text:6364-010-0001-SA File Text:Frontier Analytical Laboratory
100 %



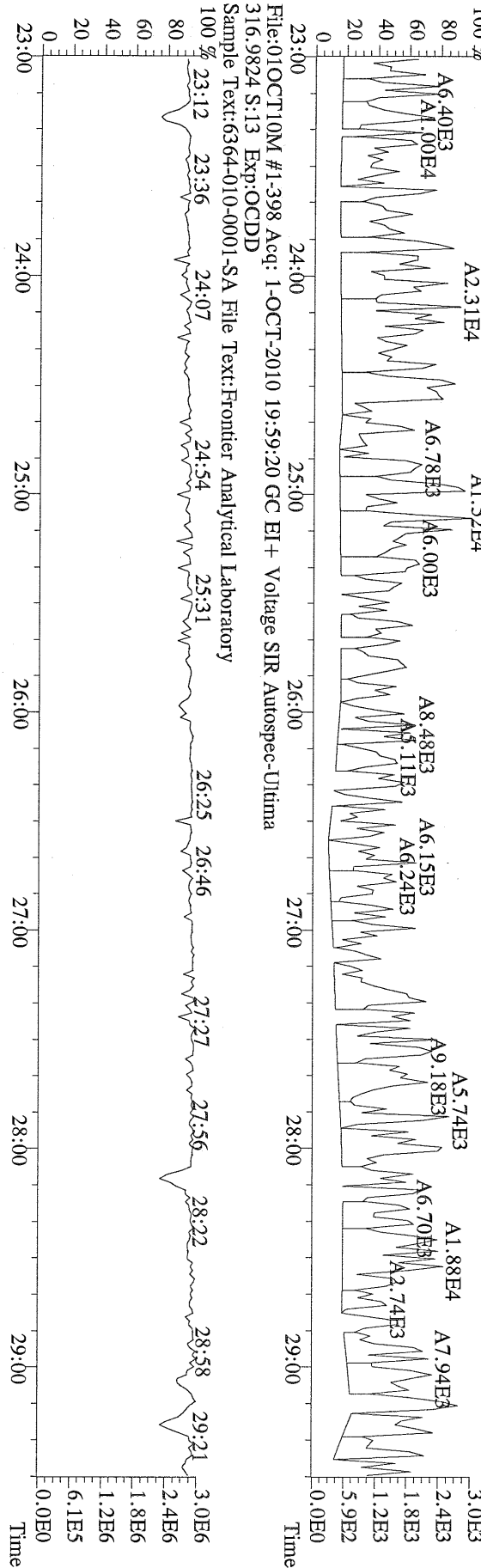
File:01OCT10M #1-398 Acq: 1-OCT-2010 19:59:20 GC EI+ Voltage SIR Autospec-Ultima
 303.9016 S:13 BSUB(10000,15,-3.0) PKD(5,5,3,0.10%,100,0,0.00%,F,F) Exp:OCDD
 Sample Text:6364-010-0001-SA File Text:Frontier Analytical Laboratory



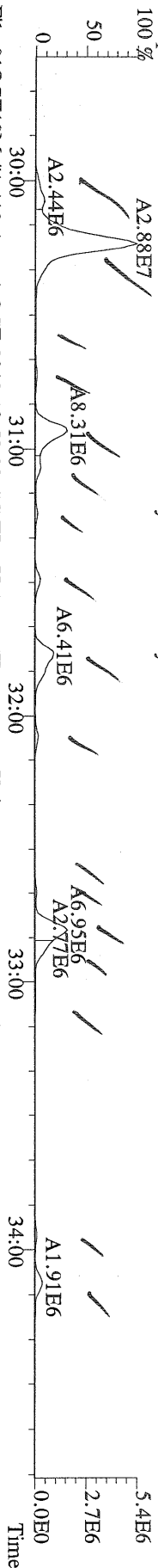
File:01OCT10M #1-398 Acq: 1-OCT-2010 19:59:20 GC EI+ Voltage SIR Autospec-Ultima
 339.8568 S:13 BSUB(10000,15,-3.0) PKD(5,5,3,0,10%,100.0,0.00%,F,F) Exp:OCDD
 Sample Text:6364-010-0001-SA File Text:Frontier Analytical Laboratory



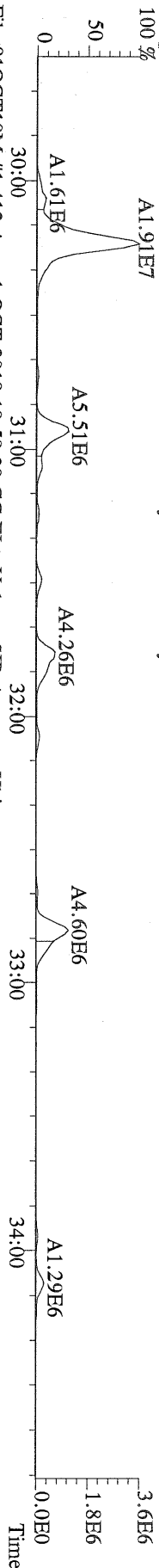
File:01OCT10M #1-398 Acq: 1-OCT-2010 19:59:20 GC EI+ Voltage SIR Autospec-Ultima
 409.7974 S:13 BSUB(10000,15,-3.0) PKD(5,5,3,0,10%,100.0,0.00%,F,F) Exp:OCDD
 Sample Text:6364-010-0001-SA File Text:Frontier Analytical Laboratory



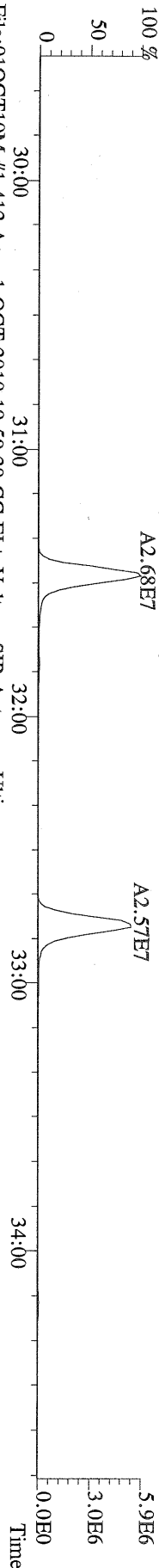
File:01OCT10M #1-412 Acq: 1-OCT-2010 19:59:20 GC EI + Voltage SIR Autospec-Ultima
 339.8597 S:13 F:2 BSUB(10000,15,-3.0) PKD(5,5,3,0,10%,100,0,0,00%,F,F) Exp:OCDD
 Sample Text:6364-010-0001-SA File Text:Frontier Analytical Laboratory




File:01OCT10M #1-412 Acq: 1-OCT-2010 19:59:20 GC EI + Voltage SIR Autospec-Ultima
 341.8568 S:13 F:2 BSUB(10000,15,-3.0) PKD(5,5,3,0,10%,100,0,0,00%,F,F) Exp:OCDD
 Sample Text:6364-010-0001-SA File Text:Frontier Analytical Laboratory



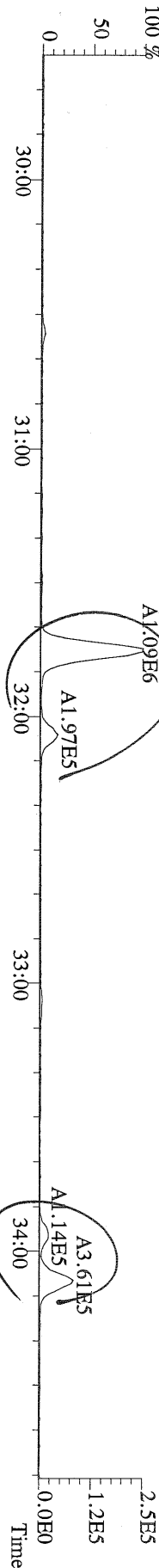
File:01OCT10M #1-412 Acq: 1-OCT-2010 19:59:20 GC EI + Voltage SIR Autospec-Ultima
 351.9000 S:13 F:2 BSUB(10000,15,-3.0) PKD(5,5,3,0,10%,100,0,0,00%,F,F) Exp:OCDD
 Sample Text:6364-010-0001-SA File Text:Frontier Analytical Laboratory



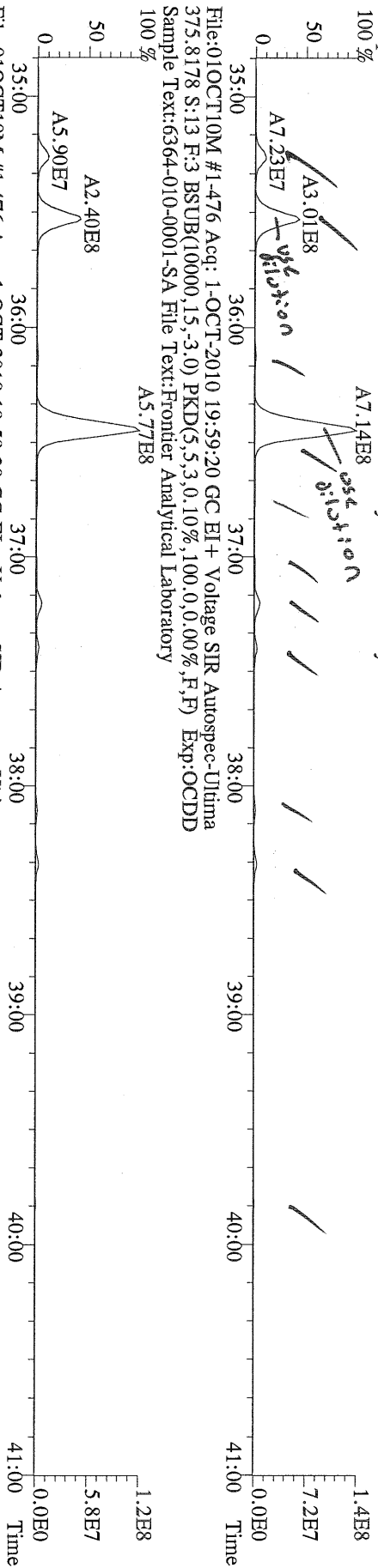
File:01OCT10M #1-412 Acq: 1-OCT-2010 19:59:20 GC EI + Voltage SIR Autospec-Ultima
 353.8970 S:13 F:2 BSUB(10000,15,-3.0) PKD(5,5,3,0,10%,100,0,0,00%,F,F) Exp:OCDD
 Sample Text:6364-010-0001-SA File Text:Frontier Analytical Laboratory



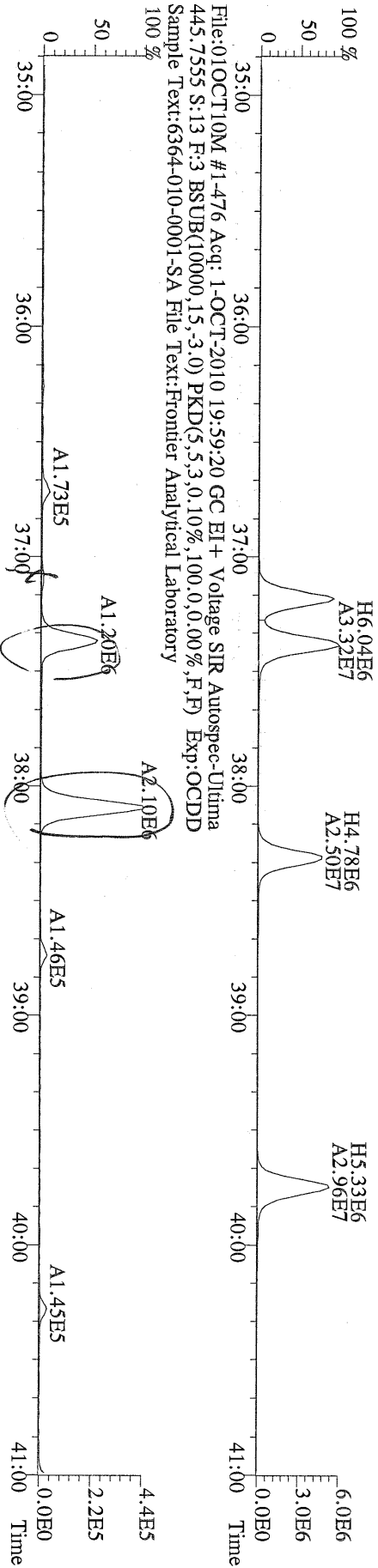
File:01OCT10M #1-412 Acq: 1-OCT-2010 19:59:20 GC EI + Voltage SIR Autospec-Ultima
 409.7974 S:13 F:2 BSUB(10000,15,-3.0) PKD(5,5,3,0,10%,100,0,0,00%,F,F) Exp:OCDD
 Sample Text:6364-010-0001-SA File Text:Frontier Analytical Laboratory



File:01OCT10M #1-476 Acq: 1-OCT-2010 19:59:20 GC EI + Voltage SIR Autospec-Utima
375.8207 S:13 F:3 BSUB(10000,15,-3.0) PKD(5,5,3,0,10%,100,0,0,00%,F,F) Exp:OCDD
Sample Text:6364-010-0001-SA File Text:Frontier Analytical Laboratory

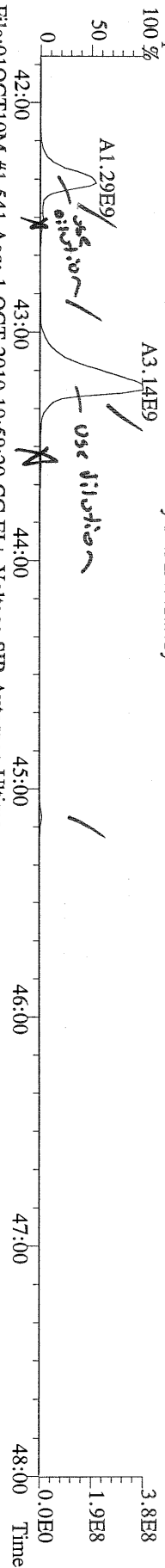


File:01OCT10M #1-476 Acq: 1-OCT-2010 19:59:20 GC EI + Voltage SIR Autospec-Utima
383.8639 S:13 F:3 BSUB(10000,15,-3.0) PKD(5,5,3,0,10%,100,0,0,00%,F,F) Exp:OCDD
Sample Text:6364-010-0001-SA File Text:Frontier Analytical Laboratory




File:01OCT10M #1-476 Acq: 1-OCT-2010 19:59:20 GC EI + Voltage SIR Autospec-Utima
445.7555 S:13 F:3 BSUB(10000,15,-3.0) PKD(5,5,3,0,10%,100,0,0,00%,F,F) Exp:OCDD
Sample Text:6364-010-0001-SA File Text:Frontier Analytical Laboratory

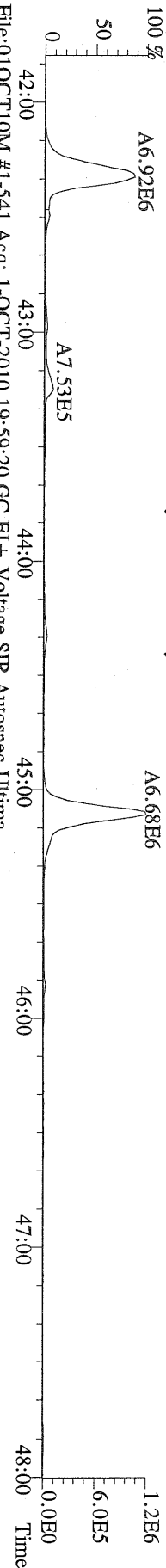
File:01OCT10M #1-541 Acq: 1-OCT-2010 19:59:20 GC EI + Voltage SIR Autospec-Ultima
407.7818 S:13 F:4 BSUB(10000,15,-3.0) PKD(5,5,3,0.10%,100,0,0.00%,F,F) Exp:OCDD
Sample Text:6364-010-0001-SA File Text:Frontier Analytical Laboratory



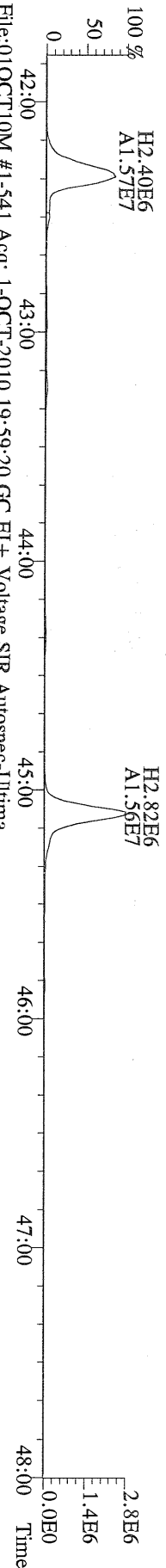
File:01OCT10M #1-541 Acq: 1-OCT-2010 19:59:20 GC EI + Voltage SIR Autospec-Ultima
409.7788 S:13 F:4 BSUB(10000,15,-3.0) PKD(5,5,3,0.10%,100,0,0.00%,F,F) Exp:OCDD
Sample Text:6364-010-0001-SA File Text:Frontier Analytical Laboratory



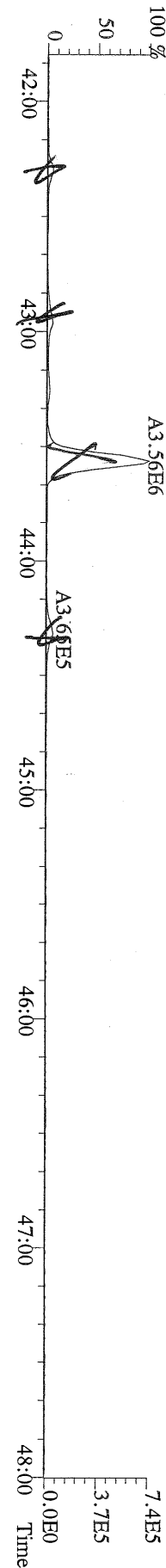
File:01OCT10M #1-541 Acq: 1-OCT-2010 19:59:20 GC EI + Voltage SIR Autospec-Ultima
417.8253 S:13 F:4 BSUB(10000,15,-3.0) PKD(5,5,3,0.10%,100,0,0.00%,F,F) Exp:OCDD
Sample Text:6364-010-0001-SA File Text:Frontier Analytical Laboratory



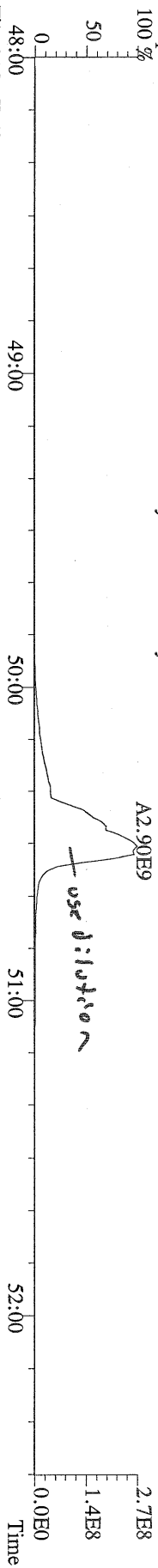
File:01OCT10M #1-541 Acq: 1-OCT-2010 19:59:20 GC EI + Voltage SIR Autospec-Ultima
419.8220 S:13 F:4 BSUB(10000,15,-3.0) PKD(5,5,3,0.10%,100,0,0.00%,F,F) Exp:OCDD
Sample Text:6364-010-0001-SA File Text:Frontier Analytical Laboratory



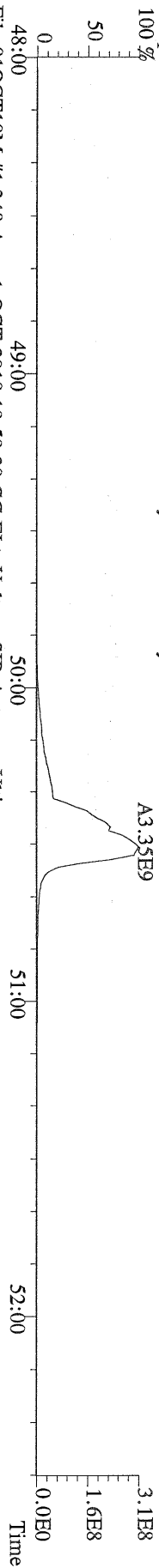
File:01OCT10M #1-541 Acq: 1-OCT-2010 19:59:20 GC EI + Voltage SIR Autospec-Ultima
479.7165 S:13 F:4 BSUB(10000,15,-3.0) PKD(5,5,3,0.10%,100,0,0.00%,F,F) Exp:OCDD
Sample Text:6364-010-0001-SA File Text:Frontier Analytical Laboratory



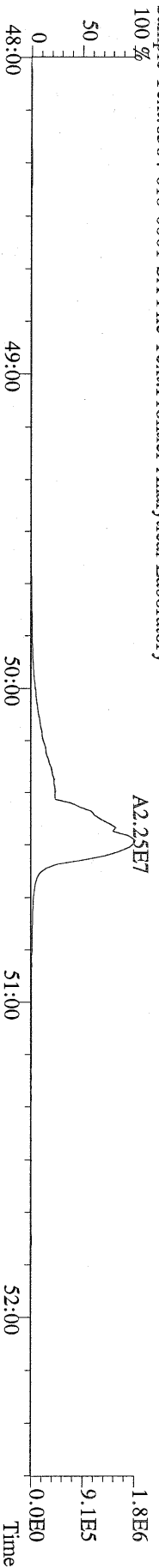
File:01OCT10M #1-348 Acq: 1-OCT-2010 19:59:20 GC EI+ Voltage SIR Autospec-Ultima
441.7428 S:13 F:5 BSUB(10000,15,-3,0) PKD(5,5,3,0.10%,100,0,0.00%,F,F) Exp:OCDD
Sample Text:6364-010-0001-SA File Text:Frontier Analytical Laboratory



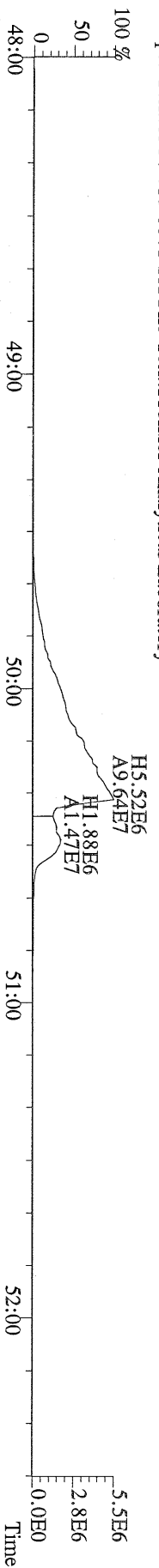
File:01OCT10M #1-348 Acq: 1-OCT-2010 19:59:20 GC EI+ Voltage SIR Autospec-Ultima
443.7398 S:13 F:5 BSUB(10000,15,-3,0) PKD(5,5,3,0.10%,100,0,0.00%,F,F) Exp:OCDD
Sample Text:6364-010-0001-SA File Text:Frontier Analytical Laboratory



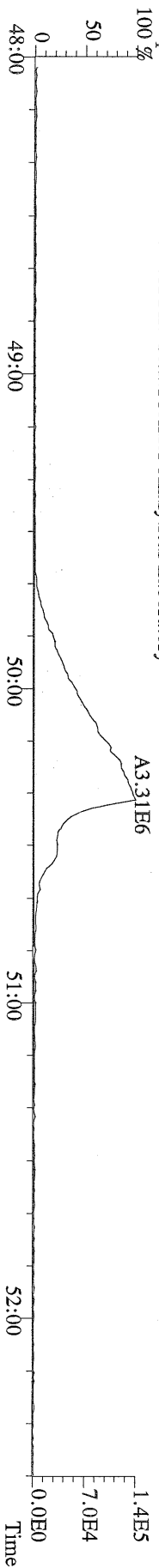
File:01OCT10M #1-348 Acq: 1-OCT-2010 19:59:20 GC EI+ Voltage SIR Autospec-Ultima
453.7831 S:13 F:5 BSUB(10000,15,-3,0) PKD(5,5,3,0.10%,100,0,0.00%,F,F) Exp:OCDD
Sample Text:6364-010-0001-SA File Text:Frontier Analytical Laboratory




File:01OCT10M #1-348 Acq: 1-OCT-2010 19:59:20 GC EI+ Voltage SIR Autospec-Ultima
455.7801 S:13 F:5 BSUB(10000,15,-3,0) PKD(5,5,3,0.10%,100,0,0.00%,F,F) Exp:OCDD
Sample Text:6364-010-0001-SA File Text:Frontier Analytical Laboratory



File:01OCT10M #1-348 Acq: 1-OCT-2010 19:59:20 GC EI+ Voltage SIR Autospec-Ultima
513.6775 S:13 F:5 BSUB(10000,15,-3,0) PKD(5,5,3,0.10%,100,0,0.00%,F,F) Exp:OCDD
Sample Text:6364-010-0001-SA File Text:Frontier Analytical Laboratory



Name	Resp	RA	RT	RRF	Conc	Qual	Fac Noise-1	Noise-2	DL	Rec	#Hom
2,3,7,8-TCDD	*	* n	NotFnd	1.11	*		2.50	-	-	*	
1,2,3,7,8-PeCDD	*	* n	NotFnd	1.10	*		2.50	-	-	*	
1,2,3,4,7,8-HxCDD	*	* n	NotFnd	1.37	*		2.50	-	-	*	
1,2,3,6,7,8-HxCDD	*	* n	NotFnd	1.37	*		2.50	-	-	*	
1,2,3,7,8,9-HxCDD	*	* n	NotFnd	1.36	*		2.50	-	-	*	
1,2,3,4,6,7,8-HpCDD	6.07e+07	0.97 y	44:15	1.45	98700		2.50	-	-	*	
OCDD	3.32e+08	0.96 y	49:50	1.43	994000		2.50	-	-	*	
2,3,7,8-TCDF	*	* n	NotFnd	1.50	*		2.50	-	-	*	
1,2,3,7,8-PeCDF	*	* n	NotFnd	0.94	*		2.50	-	-	*	
2,3,4,7,8-PeCDF	*	* n	NotFnd	0.94	*		2.50	-	-	*	
1,2,3,4,7,8-HxCDF	*	* n	NotFnd	0.93	*		2.50	-	-	*	
1,2,3,6,7,8-HxCDF	*	* n	NotFnd	0.82	*		2.50	-	-	*	
2,3,4,6,7,8-HxCDF	*	* n	NotFnd	0.92	*		2.50	-	-	*	
1,2,3,7,8,9-HxCDF	*	* n	NotFnd	1.00	*		2.50	-	-	*	
1,2,3,4,6,7,8-HpCDF	1.97e+07	1.10 y	42:21	1.39	28700		2.50	-	-	*	
1,2,3,4,7,8,9-HpCDF	*	* n	NotFnd	1.36	*		2.50	-	-	*	
OCDF	4.83e+07	0.86 y	50:12	0.79	143000		2.50	-	-	*	
13C-2,3,7,8-TCDD	*	* n	NotFnd	1.02	*					*	
13C-1,2,3,7,8-PeCDD	*	* n	NotFnd	0.84	*					*	
13C-1,2,3,4,7,8-HxCDD	1.88e+05	1.16 y	38:38	1.07	408					100	
13C-1,2,3,6,7,8-HxCDD	1.43e+05	1.31 y	38:47	1.01	329					80.8	
13C-1,2,3,4,6,7,8-HpCDD	1.72e+05	0.97 y	44:13	0.86	469	*				115	
13C-OCDD	1.89e+05	1.00 y	49:49	0.55	810	*				99.6	
13C-2,3,7,8-TCDF	*	* n	NotFnd	0.99	*					*	
13C-1,2,3,7,8-PeCDF	*	* n	NotFnd	0.84	*					*	
13C-2,3,4,7,8-PeCDF	*	* n	NotFnd	0.81	*					*	
13C-1,2,3,4,7,8-HxCDF	4.03e+05	0.53 y	37:14	1.85	508					125	
13C-1,2,3,6,7,8-HxCDF	4.54e+05	0.55 y	37:26	2.54	418					103	
13C-2,3,4,6,7,8-HxCDF	3.70e+05	0.56 y	38:22	2.01	428					105	
13C-1,2,3,7,8,9-HxCDF	3.61e+05	0.57 y	39:49	2.03	414					102	
13C-1,2,3,4,6,7,8-HpCDF	2.00e+05	0.47 y	42:19	1.11	421					104	
13C-1,2,3,4,7,8,9-HpCDF	1.44e+05	0.45 y	45:09	0.80	419					103	
13C-OCDF	3.49e+05	1.00 y	50:10	1.08	752					92.5	
37Cl-2,3,7,8-TCDD	8.36e+04		27:27	0.69	*					*	
13C-1,2,3,4-TCDD	*	* n	NotFnd	-	*					*	
13C-1,2,3,4-TCDF	*	* n	NotFnd	-	*					*	
13C-1,2,3,7,8,9-HxCDD	1.74e+05	1.20 y	39:15	-	0.128						
Total Tetra-Dioxins	*		NotFnd	1.11	*		2.50	-	-	*	0
Total Penta-Dioxins	*		NotFnd	1.10	*		2.50	-	-	*	0
Total Hexa-Dioxins	7.75e+06		36:12	1.37	13900		2.50	-	-	*	2
Total Hepta-Dioxins	1.25e+08		42:52	1.45	203000		2.50	-	-	*	2
Total Tetra-Furans	*		NotFnd	1.50	*		2.50	-	-	*	0
1st Fn. Tot Penta-Furans	*		NotFnd	0.94	*		2.50	-	-	*	PeCDF 0
Total Penta-Furans	*		NotFnd	0.94	*		2.50	-	-	*	0.00 0
Total Hexa-Furans	1.72e+07		35:34	0.91	19400		2.50	-	-	*	2
Total Hepta-Furans	7.87e+07		42:21	1.38	130000		2.50	-	-	*	2

Analyst: 

Date: 10/5/10

Totals class: Total Hexa-Dioxins

Entry #: 40

Run: 16

File: 04OCT10M

S: 10 I: 1 F: 3

Acquired: 4-OCT-10 19:56:37

Total Concentration: 13900

Unnamed Concentration: 13935.822

RT	ml Resp	m2 Resp	RA	Resp	Concentration	Name
36:12	1.91e+06	1.36e+06	1.40 y	3.27e+06	5880	
37:33	2.62e+06	1.86e+06	1.41 y	4.48e+06	8060	

Totals class: Total Hepta-Dioxins

Entry #: 41

Run: 16

File: 04OCT10M

S: 10 I: 1 F: 4

Acquired: 4-OCT-10 19:56:37

Total Concentration: 203000

Unnamed Concentration: 104358.482

RT	ml Resp	m2 Resp	RA	Resp	Concentration	Name
42:52	3.14e+07	3.28e+07	0.96 y	6.42e+07	104000	
44:15	2.99e+07	3.07e+07	0.97 y	6.07e+07	98700	1,2,3,4,6,7,8-HpCDD

Totals class: Total Hexa-Furans

Entry #: 45

Run: 16

File: 04OCT10M

S: 10 I: 1 F: 3

Acquired: 4-OCT-10 19:56:37

Total Concentration: 19400

Unnamed Concentration: 19396.270

RT	ml Resp	m2 Resp	RA	Resp	Concentration	Name
35:34	2.84e+06	2.20e+06	1.29 y	5.04e+06	5660	
36:29	6.81e+06	5.40e+06	1.26 y	1.22e+07	13700	

Totals class: Total Hepta-Furans

Entry #: 46

Run: 16

File: 04OCT10M

S: 10 I: 1 F: 4

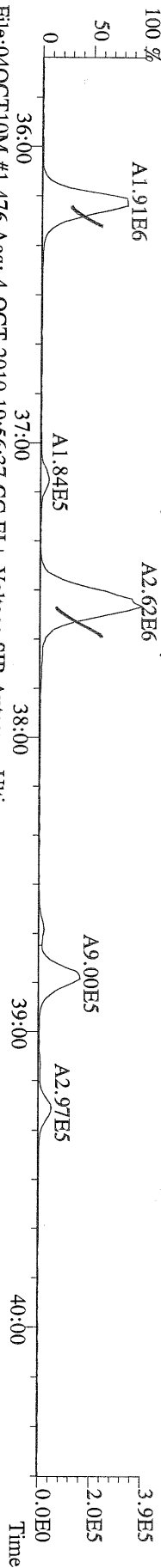
Acquired: 4-OCT-10 19:56:37

Total Concentration: 130000

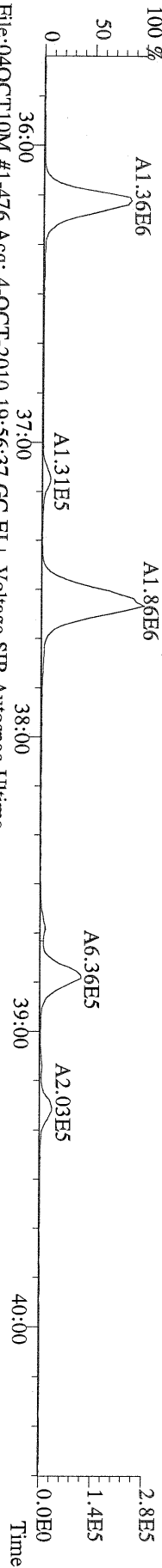
Unnamed Concentration: 101297.629

RT	ml Resp	m2 Resp	RA	Resp	Concentration	Name
42:21	1.03e+07	9.37e+06	1.10 y	1.97e+07	28700	1,2,3,4,6,7,8-HpCDF
43:10	3.06e+07	2.84e+07	1.08 y	5.90e+07	101000	

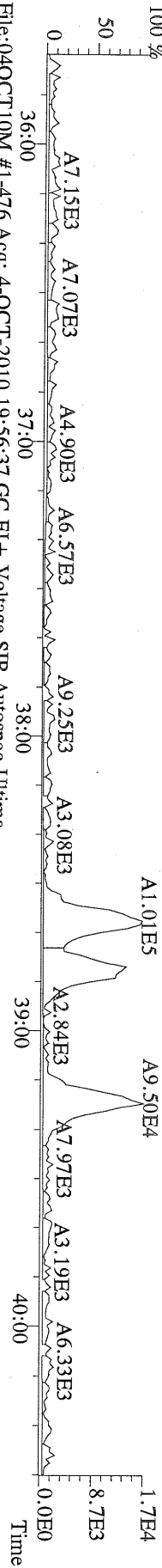
File:04OCT10M #1-476 Acq: 4-OCT-2010 19:56:37 GC EI+ Voltage SIR Autospec-Ultima
 389.8156 S:10 F:3 BSUB(10000,15,-3.0) PKD(5,5,3,0.10%,100.0,0.00%,F,F) Exp:OCDD
 Sample Text:6364-010-0001-SA File Text:Frontier Analytical Laboratory
 100 %



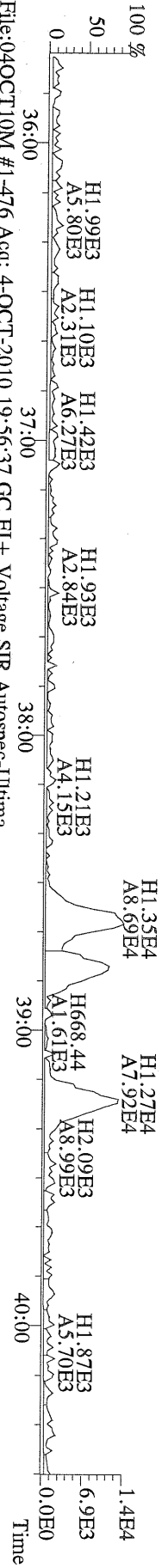
File:04OCT10M #1-476 Acq: 4-OCT-2010 19:56:37 GC EI+ Voltage SIR Autospec-Ultima
 391.8127 S:10 F:3 BSUB(10000,15,-3.0) PKD(5,5,3,0.10%,100.0,0.00%,F,F) Exp:OCDD
 Sample Text:6364-010-0001-SA File Text:Frontier Analytical Laboratory
 100 %



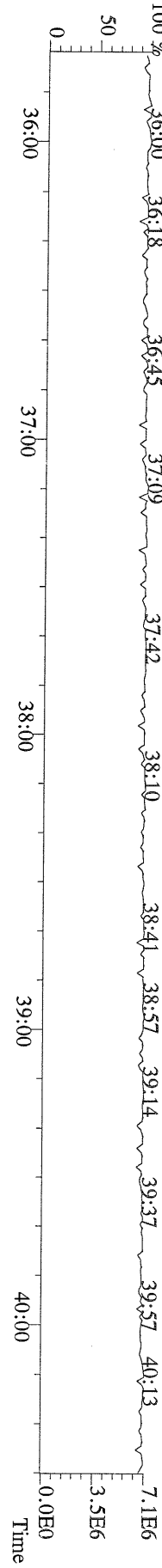
File:04OCT10M #1-476 Acq: 4-OCT-2010 19:56:37 GC EI+ Voltage SIR Autospec-Ultima
 401.8559 S:10 F:3 BSUB(10000,15,-3.0) PKD(5,5,3,0.10%,100.0,0.00%,F,F) Exp:OCDD
 Sample Text:6364-010-0001-SA File Text:Frontier Analytical Laboratory
 100 %




File:04OCT10M #1-476 Acq: 4-OCT-2010 19:56:37 GC EI+ Voltage SIR Autospec-Ultima
 403.8530 S:10 F:3 BSUB(10000,15,-3.0) PKD(5,5,3,0.10%,100.0,0.00%,F,F) Exp:OCDD
 Sample Text:6364-010-0001-SA File Text:Frontier Analytical Laboratory



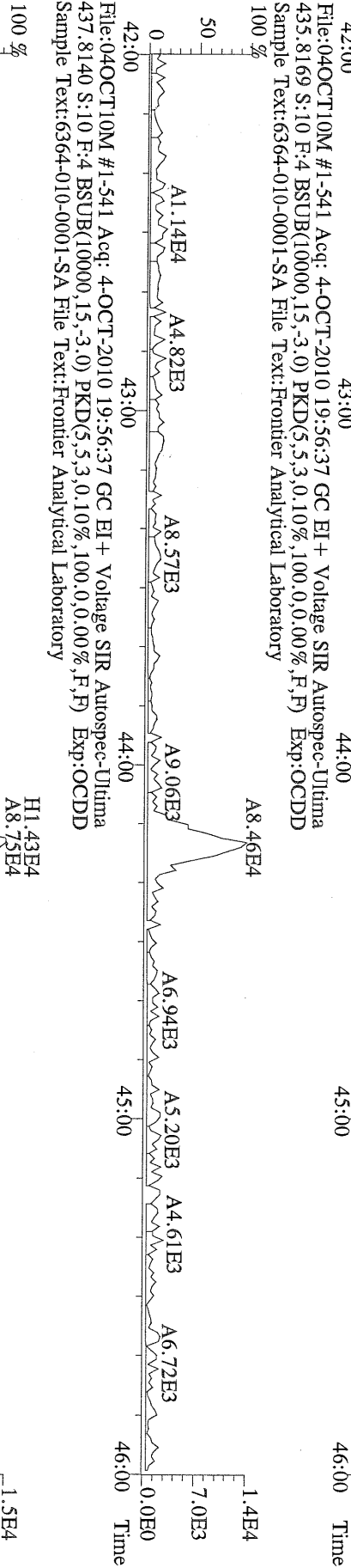
File:04OCT10M #1-476 Acq: 4-OCT-2010 19:56:37 GC EI+ Voltage SIR Autospec-Ultima
 380.9760 S:10 F:3 Exp:OCDD
 Sample Text:6364-010-0001-SA File Text:Frontier Analytical Laboratory



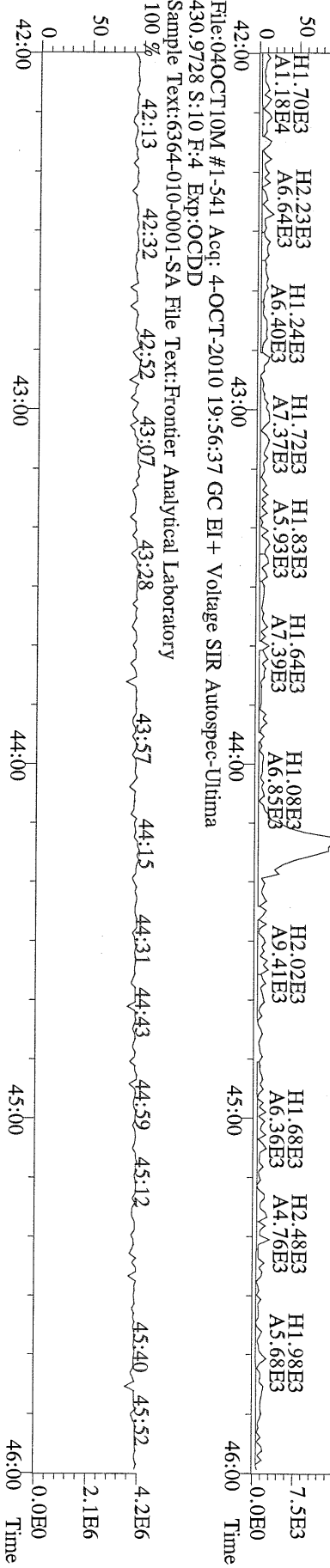
File:04OCT10M #1-541 Acq: 4-OCT-2010 19:56:37 GC EI+ Voltage SIR Autospec-Ultima
 423.7767 S:10 F:4 BSUB(10000,15,-3,0) PKD(5,5,3,0,10%,100,0,0,0.00%,F,F) Exp:OCDD
 Sample Text:6364-010-0001-SA File Text:Frontier Analytical Laboratory




File:04OCT10M #1-541 Acq: 4-OCT-2010 19:56:37 GC EI+ Voltage SIR Autospec-Ultima
 435.8169 S:10 F:4 BSUB(10000,15,-3,0) PKD(5,5,3,0,10%,100,0,0,0.00%,F,F) Exp:OCDD
 Sample Text:6364-010-0001-SA File Text:Frontier Analytical Laboratory



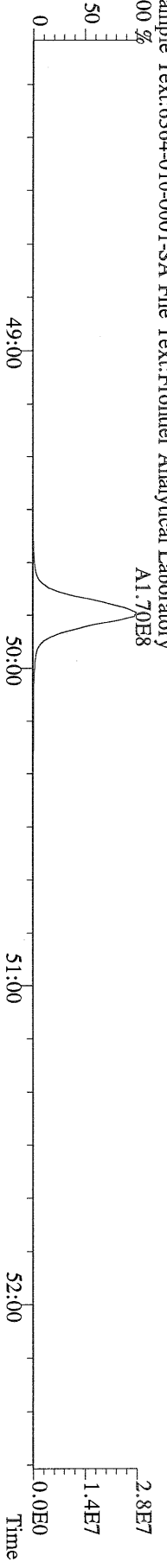
File:04OCT10M #1-541 Acq: 4-OCT-2010 19:56:37 GC EI+ Voltage SIR Autospec-Ultima
 430.9728 S:10 F:4 Exp:OCDD
 Sample Text:6364-010-0001-SA File Text:Frontier Analytical Laboratory



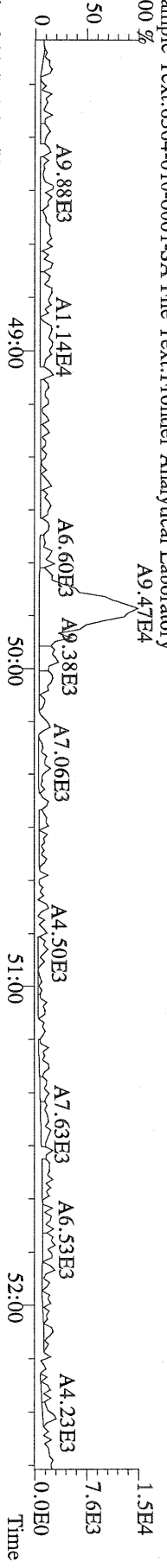
File:04OCT10M #1-348 Acq: 4-OCT-2010 19:56:37 GC EI + Voltage SIR Autospec-Ultima
 457.7377 S:10 F:5 BSUB(10000,15,-3.0) PKD(5,5,3,0,10%,100,0,0.00%,F,F) Exp:OCDD
 Sample Text:6364-010-0001-SA File Text:Frontier Analytical Laboratory



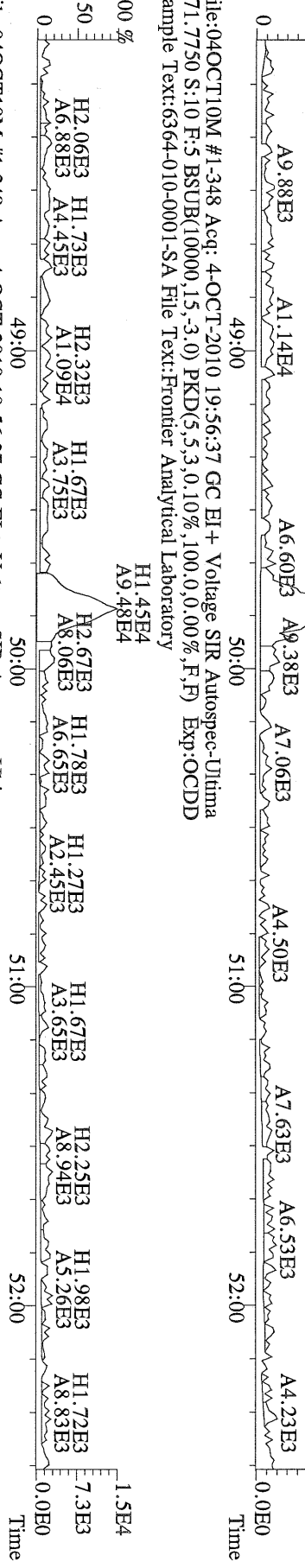
File:04OCT10M #1-348 Acq: 4-OCT-2010 19:56:37 GC EI + Voltage SIR Autospec-Ultima
 459.7348 S:10 F:5 BSUB(10000,15,-3.0) PKD(5,5,3,0,10%,100,0,0.00%,F,F) Exp:OCDD
 Sample Text:6364-010-0001-SA File Text:Frontier Analytical Laboratory




File:04OCT10M #1-348 Acq: 4-OCT-2010 19:56:37 GC EI + Voltage SIR Autospec-Ultima
 469.7780 S:10 F:5 BSUB(10000,15,-3.0) PKD(5,5,3,0,10%,100,0,0.00%,F,F) Exp:OCDD
 Sample Text:6364-010-0001-SA File Text:Frontier Analytical Laboratory



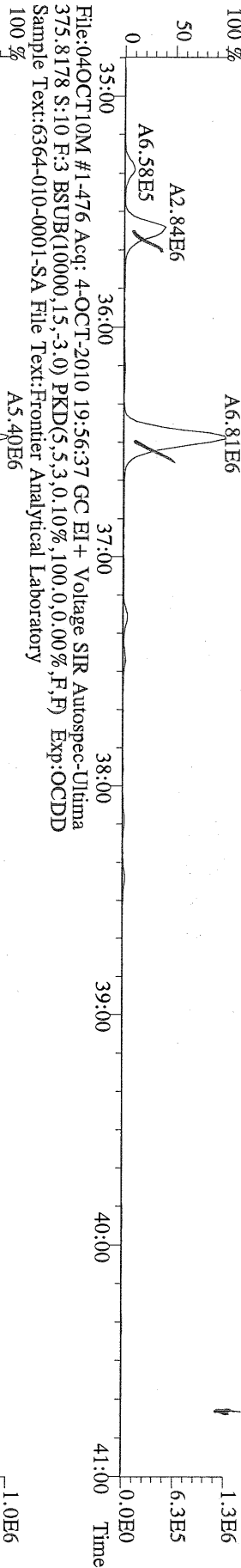
File:04OCT10M #1-348 Acq: 4-OCT-2010 19:56:37 GC EI + Voltage SIR Autospec-Ultima
 471.7750 S:10 F:5 BSUB(10000,15,-3.0) PKD(5,5,3,0,10%,100,0,0.00%,F,F) Exp:OCDD
 Sample Text:6364-010-0001-SA File Text:Frontier Analytical Laboratory



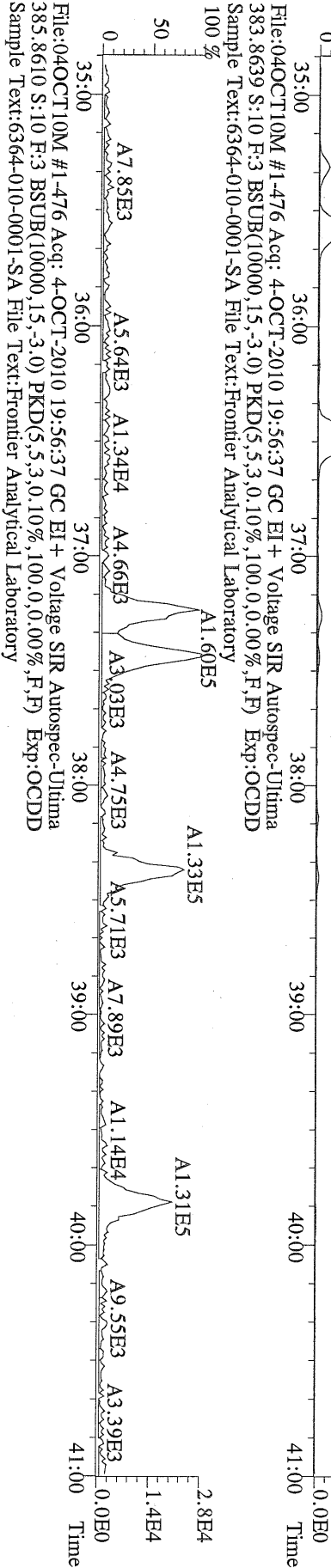
File:04OCT10M #1-348 Acq: 4-OCT-2010 19:56:37 GC EI + Voltage SIR Autospec-Ultima
 454.9728 S:10 F:5 Exp:OCDD
 Sample Text:6364-010-0001-SA File Text:Frontier Analytical Laboratory




File:04OCT10M #1-476 Acq: 4-OCT-2010 19:56:37 GC EI + Voltage SIR Autospec-Ultima
 373.8207 S:10 F:3 BSUB(10000,15,-3,0) PKD(5,5,3,0,10%,100,0,0,00%,F,F) Exp:OCDD
 Sample Text:6364-010-0001-SA File Text:Frontier Analytical Laboratory



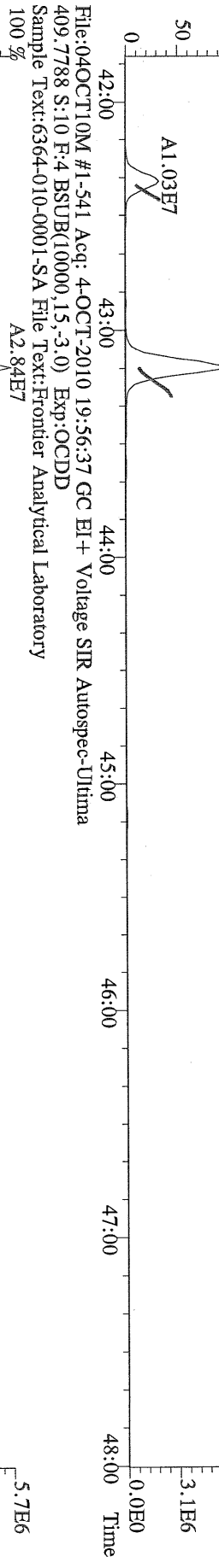
File:04OCT10M #1-476 Acq: 4-OCT-2010 19:56:37 GC EI + Voltage SIR Autospec-Ultima
 383.8639 S:10 F:3 BSUB(10000,15,-3,0) PKD(5,5,3,0,10%,100,0,0,00%,F,F) Exp:OCDD
 Sample Text:6364-010-0001-SA File Text:Frontier Analytical Laboratory



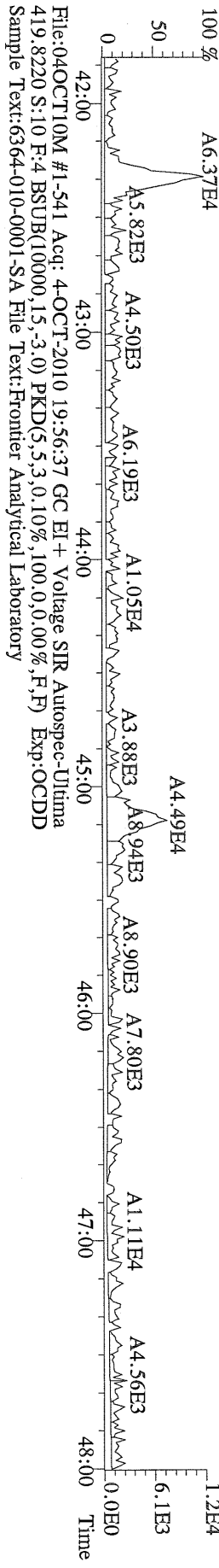
File:04OCT10M #1-476 Acq: 4-OCT-2010 19:56:37 GC EI + Voltage SIR Autospec-Ultima
 445.7555 S:10 F:3 BSUB(10000,15,-3,0) PKD(5,5,3,0,10%,100,0,0,00%,F,F) Exp:OCDD
 Sample Text:6364-010-0001-SA File Text:Frontier Analytical Laboratory



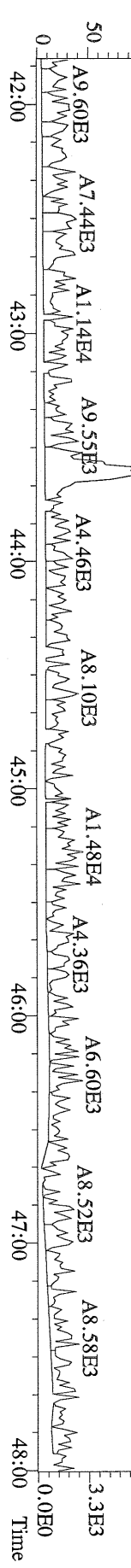
File:04OCT10M #1-541 Acq: 4-OCT-2010 19:56:37 GC EI + Voltage SIR Autospec-Ultima
407.7818 S:10 F:4 BSUB(10000,15,-3.0) Exp:OCDD
Sample Text:6364-010-0001-SA File Text:Frontier Analytical Laboratory



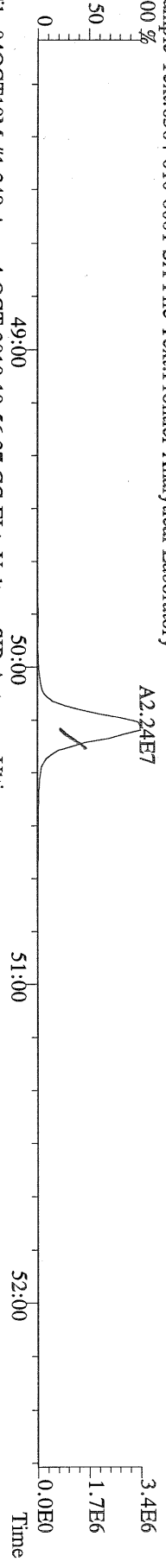
File:04OCT10M #1-541 Acq: 4-OCT-2010 19:56:37 GC EI + Voltage SIR Autospec-Ultima
417.8253 S:10 F:4 BSUB(10000,15,-3.0) PKD(5,5,3,0,10%,100,0,0,00%,F,F) Exp:OCDD
Sample Text:6364-010-0001-SA File Text:Frontier Analytical Laboratory



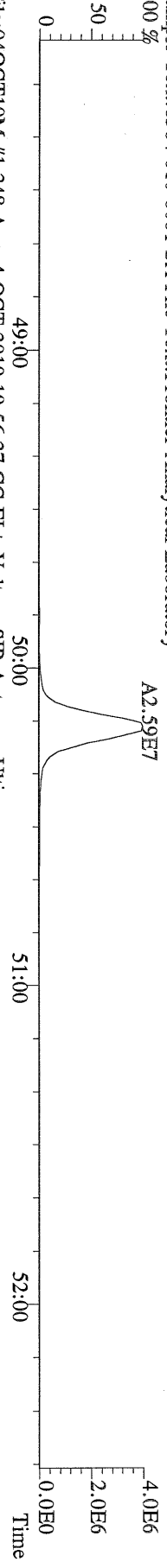
File:04OCT10M #1-541 Acq: 4-OCT-2010 19:56:37 GC EI + Voltage SIR Autospec-Ultima
479.7165 S:10 F:4 BSUB(10000,15,-3.0) PKD(5,5,3,0,10%,100,0,0,00%,F,F) Exp:OCDD
Sample Text:6364-010-0001-SA File Text:Frontier Analytical Laboratory



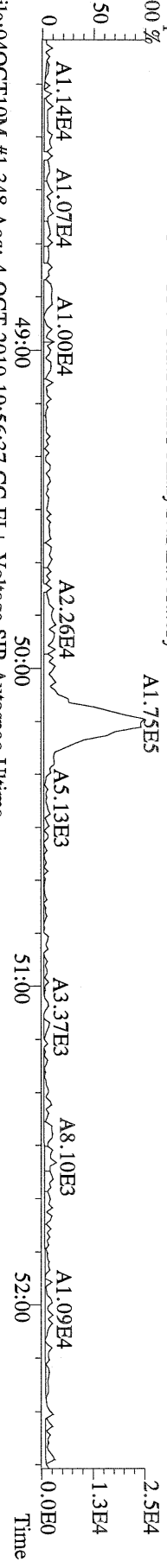
File:04OCT10M #1-348 Acq: 4-OCT-2010 19:56:37 GC EI + Voltage SIR Autospec-Ultima
 441.7428 S:10 F:5 BSUB(10000,15,-3.0) PKD(5,5,3,0,10%,100.0,0.00%,F,F) Exp:OCDD
 Sample Text:6364-010-0001-SA File Text:Frontier Analytical Laboratory



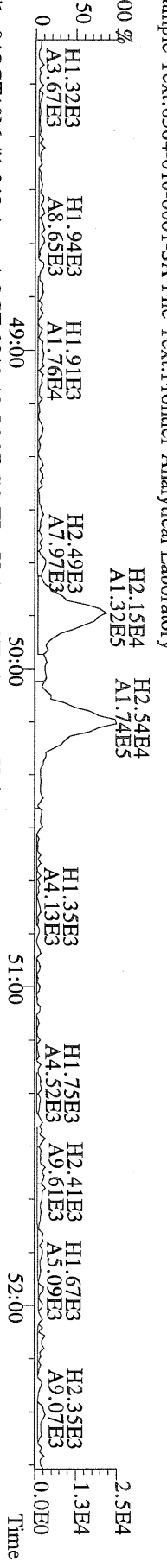
File:04OCT10M #1-348 Acq: 4-OCT-2010 19:56:37 GC EI + Voltage SIR Autospec-Ultima
 443.7398 S:10 F:5 BSUB(10000,15,-3.0) PKD(5,5,3,0,10%,100.0,0.00%,F,F) Exp:OCDD
 Sample Text:6364-010-0001-SA File Text:Frontier Analytical Laboratory



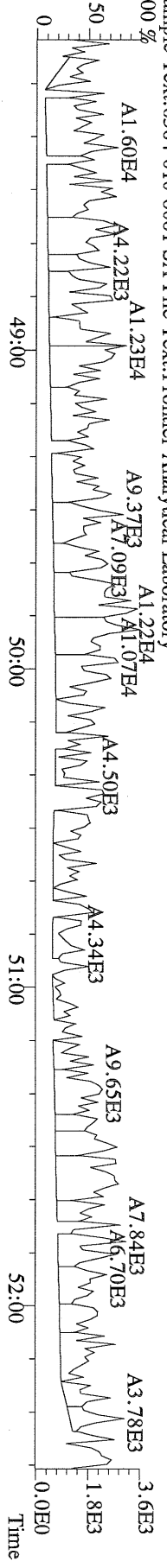
File:04OCT10M #1-348 Acq: 4-OCT-2010 19:56:37 GC EI + Voltage SIR Autospec-Ultima
 453.7831 S:10 F:5 BSUB(10000,15,-3.0) PKD(5,5,3,0,10%,100.0,0.00%,F,F) Exp:OCDD
 Sample Text:6364-010-0001-SA File Text:Frontier Analytical Laboratory



File:04OCT10M #1-348 Acq: 4-OCT-2010 19:56:37 GC EI + Voltage SIR Autospec-Ultima
 455.7801 S:10 F:5 BSUB(10000,15,-3.0) PKD(5,5,3,0,10%,100.0,0.00%,F,F) Exp:OCDD
 Sample Text:6364-010-0001-SA File Text:Frontier Analytical Laboratory



File:04OCT10M #1-348 Acq: 4-OCT-2010 19:56:37 GC EI + Voltage SIR Autospec-Ultima
 513.6775 S:10 F:5 BSUB(10000,15,-3.0) PKD(5,5,3,0,10%,100.0,0.00%,F,F) Exp:OCDD
 Sample Text:6364-010-0001-SA File Text:Frontier Analytical Laboratory



FAL ID: 6364-010-0001-SA Filename: 05OCT10A Sam:2 Acquired: 5-OCT-10 10:06:46 ICal: tcdffal1-9-3-10
Client ID: PSB11-4-6-073010 ConCal: ST100510A1 EndCal: ST100510A2
Results: 6364TCDF GC Column: DB225 Amount: 4.920 ✓

Name	Resp	RA	RT	RRF	Conc	Qual	Fac	Noise	DL	#Hom	Rec
2,3,7,8-TCDF	3.66e+06	0.73 y	19:42	1.10	6.41		2.50	-	-	1	
13C-2,3,7,8-TCDF	2.12e+08	0.77 y	19:40	1.06	345						84.9
13C-1,2,3,4-TCDF	2.36e+08	0.77 y	17:05	-	33.5						

Analyst: 

Date: 10/5/10