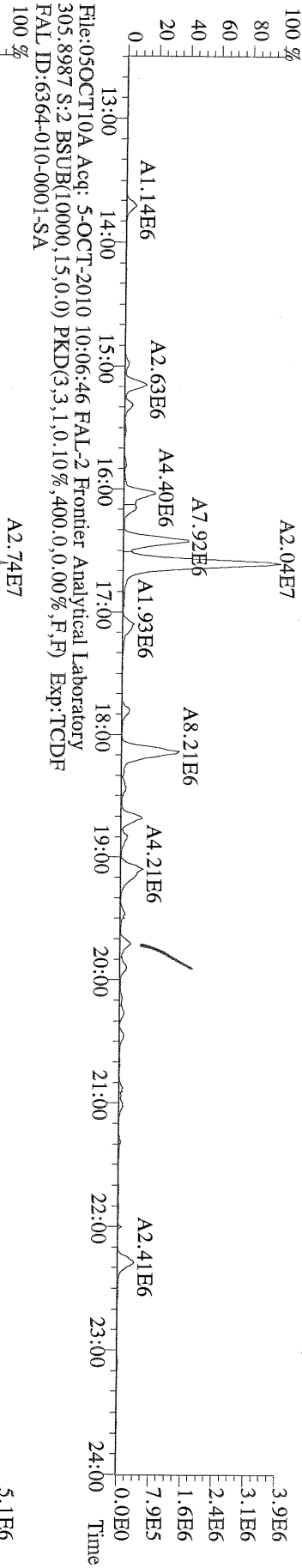
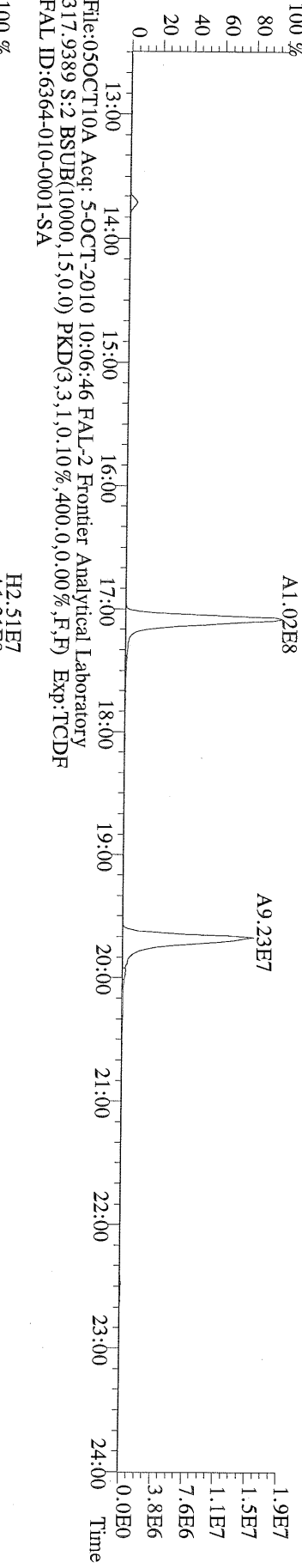



File:05OCT10A Acq: 5-OCT-2010 10:06:46 FAL-2 Frontier Analytical Laboratory
303.9016 S:2 BSUB(10000,15,0.0) PKD(3,3,1,0,10%,400,0,0,00%,F,F) Exp:TCDF
FAL ID:6364-010-0001-SA



File:05OCT10A Acq: 5-OCT-2010 10:06:46 FAL-2 Frontier Analytical Laboratory
315.9419 S:2 BSUB(10000,15,0.0) PKD(3,3,1,0,10%,400,0,0,00%,F,F) Exp:TCDF
FAL ID:6364-010-0001-SA



File:05OCT10A Acq: 5-OCT-2010 10:06:46 FAL-2 Frontier Analytical Laboratory
317.9389 S:2 BSUB(10000,15,0.0) PKD(3,3,1,0,10%,400,0,0,00%,F,F) Exp:TCDF
FAL ID:6364-010-0001-SA



Name	Resp	RA	RT	RRF	Conc	Qual	Fac Noise-1	Noise-2	DL
------	------	----	----	-----	------	------	-------------	---------	----

2,3,7,8-TCDD	3.15e+06	0.76 y	27:24	1.11	38.8		2.50	-	-	*
1,2,3,7,8-PeCDD	1.43e+07	1.60 y	33:15	1.10	196		2.50	-	-	*
1,2,3,4,7,8-HxCDD	2.36e+07	1.37 y	38:38	1.37	286		2.50	-	-	*
1,2,3,6,7,8-HxCDD	1.84e+08	1.38 y	38:48	1.37	2670		2.50	-	-	*
1,2,3,7,8,9-HxCDD	7.22e+07	1.40 y	39:14	1.36	960		2.50	-	-	*
1,2,3,4,6,7,8-HpCDD	*	* n	NotFnd	1.45	* 84,200 *		2.50	-	-	*
OCDD	*	* n	NotFnd	1.43	* 919,000 *		2.50	-	-	*
2,3,7,8-TCDF	1.33e+06	0.68 y	26:39	1.50	7.34	6.55 D,M,F	2.50	-	-	*
1,2,3,7,8-PeCDF	2.13e+06	1.48 y	31:31	0.94	21.0		2.50	-	-	*
2,3,4,7,8-PeCDF	6.17e+06	1.50 y	32:52	0.94	65.4		2.50	-	-	*
1,2,3,4,7,8-HxCDF	3.29e+07	1.26 y	37:15	0.93	353		2.50	-	-	*
1,2,3,6,7,8-HxCDF	2.10e+07	1.26 y	37:26	0.82	212	D,M	2.50	-	-	*
2,3,4,6,7,8-HxCDF	2.92e+07	1.25 y	38:22	0.92	311		2.50	-	-	*
1,2,3,7,8,9-HxCDF	1.79e+06	1.31 y	39:52	1.00	16.2		2.50	-	-	*
1,2,3,4,6,7,8-HpCDF	*	* n	NotFnd	1.39	* 24,200 *		2.50	-	-	*
1,2,3,4,7,8,9-HpCDF	4.10e+07	1.06 y	45:09	1.36	678		2.50	-	-	*
OCDF	*	* n	NotFnd	0.79	* 89,700 *		2.50	-	-	*

										Rec
13C-2,3,7,8-TCDD	3.04e+07	0.78 y	27:23	1.02	376					90.5
13C-1,2,3,7,8-PeCDD	2.75e+07	1.77 y	33:14	0.84	414					99.6
13C-1,2,3,4,7,8-HxCDD	2.50e+07	1.25 y	38:36	1.07	396					95.3
13C-1,2,3,6,7,8-HxCDD	2.09e+07	1.25 y	38:46	1.01	351					84.5
13C-1,2,3,4,6,7,8-HpCDD	*	* n	NotFnd	0.86	*	*				* 105
13C-OCDD	*	* n	NotFnd	0.55	*	*				* 128

13C-2,3,7,8-TCDF	5.03e+07	0.89 y	26:38	0.99	389					93.5
13C-1,2,3,7,8-PeCDF	4.48e+07	1.75 y	31:30	0.84	412					99.0
13C-2,3,4,7,8-PeCDF	4.19e+07	1.74 y	32:49	0.81	397					95.5
13C-1,2,3,4,7,8-HxCDF	4.18e+07	0.52 y	37:13	1.85	384					92.3
13C-1,2,3,6,7,8-HxCDF	5.01e+07	0.52 y	37:25	2.54	336					80.9
13C-2,3,4,6,7,8-HxCDF	4.25e+07	0.53 y	38:21	2.01	358					86.2
13C-1,2,3,7,8,9-HxCDF	4.59e+07	0.51 y	39:48	2.03	384					92.4
13C-1,2,3,4,6,7,8-HpCDF	*	* n	NotFnd	1.11	*	*				* 80.6
13C-1,2,3,4,7,8,9-HpCDF	1.86e+07	0.43 y	45:08	0.80	393					94.4
13C-OCDF	*	* n	NotFnd	1.08	*	*				* 92.6

37Cl-2,3,7,8-TCDD	7.80e+06		27:24	0.69	144					86.7
13C-1,2,3,4-TCDD	3.28e+07	0.81 y	26:49	-	15.2					
13C-1,2,3,4-TCDF	5.41e+07	0.86 y	25:33	-	15.5					
13C-1,2,3,7,8,9-HxCDD	2.44e+07	1.25 y	39:14	-	18.4					

						Fac Noise-1	Noise-2	DL	#Hom
Total Tetra-Dioxins	1.72e+07		24:24	1.11	212	2.50	-	*	14
Total Penta-Dioxins	8.87e+07		30:16	1.10	1220	2.50	-	*	10
Total Hexa-Dioxins	6.14e+08		36:11	1.37	8340	2.50	-	*	7
Total Hepta-Dioxins	*		NotFnd	1.45	*	2.50	-	*	0
Total Tetra-Furans	8.46e+07		23:03	1.50	466	2.50	-	*	24
1st Fn. Tot Penta-Furans	1.18e+08		28:29	0.94	1210	2.50	-	*	PeCDF 1
Total Penta-Furans	8.88e+07		30:06	0.94	908	2.50	-	*	2120 15
Total Hexa-Furans	2.05e+08		35:17	0.91	2140	2.50	-	*	8
Total Hepta-Furans	4.44e+07		42:54	1.38	733	2.50	-	*	2

Analyst: 

Date: 10/6/10

Totals class: Total Tetra-Dioxins

Entry #: 38

Run: 21

File: 01OCT10M

S: 14 I: 1 F: 1

Acquired: 1-OCT-10 20:54:39

Total Concentration: 212

Unnamed Concentration: 172.875

RT	ml Resp	m2 Resp	RA	Resp	Concentration	Name
24:24	7.04e+05	9.28e+05	0.76 y	1.63e+06	20.1	
24:41	6.09e+05	8.22e+05	0.74 y	1.43e+06	17.6	
24:59	2.41e+05	3.24e+05	0.74 y	5.65e+05	6.96	
25:37	8.16e+04	1.01e+05	0.80 y	1.83e+05	2.25	
25:47	3.39e+05	4.53e+05	0.75 y	7.92e+05	9.76	
25:57	1.62e+06	2.18e+06	0.74 y	3.81e+06	46.9	
26:07	1.62e+05	2.15e+05	0.75 y	3.77e+05	4.65	
26:19	1.61e+05	2.16e+05	0.74 y	3.77e+05	4.65	
26:29	2.20e+05	3.11e+05	0.71 y	5.31e+05	6.54	
26:50	1.38e+06	1.79e+06	0.77 y	3.17e+06	39.0	
27:09	1.16e+05	1.53e+05	0.76 y	2.69e+05	3.32	
27:24	1.36e+06	1.79e+06	0.76 y	3.15e+06	38.8	2,3,7,8-TCDD
27:42	3.14e+05	4.65e+05	0.67 y	7.79e+05	9.59	
28:20	5.42e+04	6.25e+04	0.87 y	1.17e+05	1.44	

Totals class: Total Penta-Dioxins

Entry #: 39

Run: 21 File: 01OCT10M S: 14 I: 1 F: 2
Acquired: 1-OCT-10 20:54:39

Total Concentration: 1220

Unnamed Concentration: 1021.498

RT	ml Resp	m2 Resp	RA	Resp	Concentration	Name
30:16	1.61e+07	9.85e+06	1.63 y	2.59e+07	356	
30:52	1.78e+06	1.14e+06	1.55 y	2.92e+06	40.1	
31:30	3.91e+06	2.39e+06	1.64 y	6.30e+06	86.6	
31:43	1.29e+07	7.71e+06	1.68 y	2.07e+07	284	
31:52	4.32e+06	2.84e+06	1.52 y	7.16e+06	98.3	
32:09	3.38e+06	2.10e+06	1.61 y	5.49e+06	75.4	
32:38	1.31e+06	8.30e+05	1.58 y	2.14e+06	29.5	
33:15	8.79e+06	5.51e+06	1.60 y	1.43e+07	196	1,2,3,7,8-PeCDD
33:19	1.40e+06	8.25e+05	1.70 y	2.23e+06	30.6	
33:50	9.43e+05	5.90e+05	1.60 y	1.53e+06	21.0	

Totals class: Total Hexa-Dioxins

Entry #: 40

Run: 21

File: 01OCT10M

S: 14 I: 1 F: 3

Acquired: 1-OCT-10 20:54:39

Total Concentration: 8340

Unnamed Concentration: 4427.724

RT	ml Resp	m2 Resp	RA	Resp	Concentration	Name
36:11	1.75e+08	1.27e+08	1.38 y	3.02e+08	3990	
36:22	1.58e+06	1.28e+06	1.24 y	2.86e+06	37.8	
37:07	1.49e+07	1.09e+07	1.36 y	2.59e+07	342	
38:38	1.36e+07	9.96e+06	1.37 y	2.36e+07	286	1,2,3,4,7,8-HxCDD
38:48	1.07e+08	7.74e+07	1.38 y	1.84e+08	2670	1,2,3,6,7,8-HxCDD
39:07	2.40e+06	2.04e+06	1.18 y	4.44e+06	58.7	
39:14	4.20e+07	3.01e+07	1.40 y	7.22e+07	960	1,2,3,7,8,9-HxCDD

Totals class: Total Tetra-Furans

Entry #: 42

Run: 21

File: 01OCT10M

S: 14 I: 1 F: 1

Acquired: 1-OCT-10 20:54:39

Total Concentration: 466

Unnamed Concentration: 458.744

RT	ml Resp	m2 Resp	RA	Resp	Concentration	Name
23:03	4.34e+05	6.56e+05	0.66 y	1.09e+06	6.00	
23:25	1.13e+06	1.71e+06	0.66 y	2.84e+06	15.7	
23:40	1.73e+04	2.63e+04	0.66 y	4.36e+04	0.240	
23:48	7.66e+06	1.16e+07	0.66 y	1.92e+07	106	
24:07	2.11e+06	3.19e+06	0.66 y	5.29e+06	29.2	
24:25	3.19e+06	4.79e+06	0.67 y	7.98e+06	44.0	
24:43	3.60e+06	5.41e+06	0.67 y	9.01e+06	49.6	
24:57	2.64e+05	3.95e+05	0.67 y	6.58e+05	3.63	
25:19	5.64e+05	8.13e+05	0.69 y	1.38e+06	7.58	
25:26	3.71e+06	5.51e+06	0.67 y	9.21e+06	50.8	
25:34	4.80e+05	7.08e+05	0.68 y	1.19e+06	6.54	
25:49	1.19e+06	1.78e+06	0.67 y	2.97e+06	16.4	
25:55	4.28e+05	6.27e+05	0.68 y	1.06e+06	5.82	
26:09	1.18e+05	1.48e+05	0.80 y	2.66e+05	1.47	
26:17	2.22e+05	3.06e+05	0.73 y	5.28e+05	2.91	
26:33	1.39e+06	2.08e+06	0.67 y	3.47e+06	19.1	
26:39	5.38e+05	7.94e+05	0.68 y	1.33e+06	7.34	2,3,7,8-TCDF
26:46	6.81e+04	8.50e+04	0.80 y	1.53e+05	0.843	
26:58	2.30e+05	3.42e+05	0.67 y	5.72e+05	3.15	
27:12	4.14e+04	5.11e+04	0.81 y	9.25e+04	0.509	
27:23	2.77e+05	4.17e+05	0.66 y	6.94e+05	3.82	
27:53	1.85e+06	2.73e+06	0.68 y	4.57e+06	25.2	
28:05	2.28e+06	3.35e+06	0.68 y	5.63e+06	31.0	
28:29	2.13e+06	3.22e+06	0.66 y	5.36e+06	29.5	

Totals class: 1st Fn. Tot Penta-Furans Entry #: 43

Run: 21 File: 01OCT10M S: 14 I: 1 F: 1
Acquired: 1-OCT-10 20:54:39

Total Concentration: 1210 Unnamed Concentration: 1207.295

RT	ml Resp	m2 Resp	RA	Resp	Concentration	Name
28:29	7.18e+07	4.65e+07	1.54 y	1.18e+08	1210	

Totals class: Total Penta-Furans

Entry #: 44

Run: 21

File: 01OCT10M

S: 14 I: 1 F: 2

Acquired: 1-OCT-10 20:54:39

Total Concentration: 908

Unnamed Concentration: 828.454

RT	ml Resp	m2 Resp	RA	Resp	Concentration	Name
30:06	1.62e+06	1.10e+06	1.48 y	2.72e+06	27.8	
30:15	2.46e+07	1.64e+07	1.50 y	4.10e+07	418	
30:35	1.23e+05	8.72e+04	1.42 y	2.11e+05	2.15	
30:45	3.23e+05	2.27e+05	1.43 y	5.50e+05	5.62	
30:57	8.65e+06	5.78e+06	1.50 y	1.44e+07	147	
31:16	5.91e+05	3.96e+05	1.49 y	9.87e+05	10.1	
31:31	1.27e+06	8.59e+05	1.48 y	2.13e+06	21.0	1,2,3,7,8-PeCDF
31:47	6.65e+06	4.41e+06	1.51 y	1.11e+07	113	
32:06	8.32e+05	5.76e+05	1.45 y	1.41e+06	14.4	
32:33	5.49e+04	4.14e+04	1.33 y	9.62e+04	0.982	
32:41	2.99e+05	2.03e+05	1.47 y	5.02e+05	5.13	
32:50	3.32e+06	2.20e+06	1.51 y	5.52e+06	58.4	2,3,4,7,8-PeCDF
32:52	3.70e+06	2.47e+06	1.50 y	6.17e+06	63.0	
33:58	3.59e+05	2.52e+05	1.43 y	6.10e+05	6.23	
34:09	8.51e+05	5.94e+05	1.43 y	1.44e+06	14.7	

Totals class: Total Hexa-Furans

Entry #: 45

Run: 21

File: 01OCT10M

S: 14 I: 1 F: 3

Acquired: 1-OCT-10 20:54:39

Total Concentration: 2110

Unnamed Concentration: 1215.638

RT	ml Resp	m2 Resp	RA	Resp	Concentration	Name
35:17	5.75e+07	4.69e+07	1.23 y	1.04e+08	1060	
36:09	4.05e+06	3.21e+06	1.26 y	7.25e+06	73.5	
37:05	9.60e+05	7.85e+05	1.22 y	1.75e+06	17.7	
37:15	1.84e+07	1.45e+07	1.26 y	3.29e+07	353	1,2,3,4,7,8-HxCDF
37:26	1.17e+07	9.29e+06	1.26 y	2.10e+07	212	1,2,3,6,7,8-HxCDF
38:08	3.65e+06	2.91e+06	1.25 y	6.56e+06	66.5	
38:22	1.62e+07	1.30e+07	1.25 y	2.92e+07	311	2,3,4,6,7,8-HxCDF
39:52	1.01e+06	7.73e+05	1.31 y	1.79e+06	16.2	1,2,3,7,8,9-HxCDF

Totals class: Total Hepta-Furans

Entry #: 46

Run: 21

File: 01OCT10M

S: 14 I: 1 F: 4

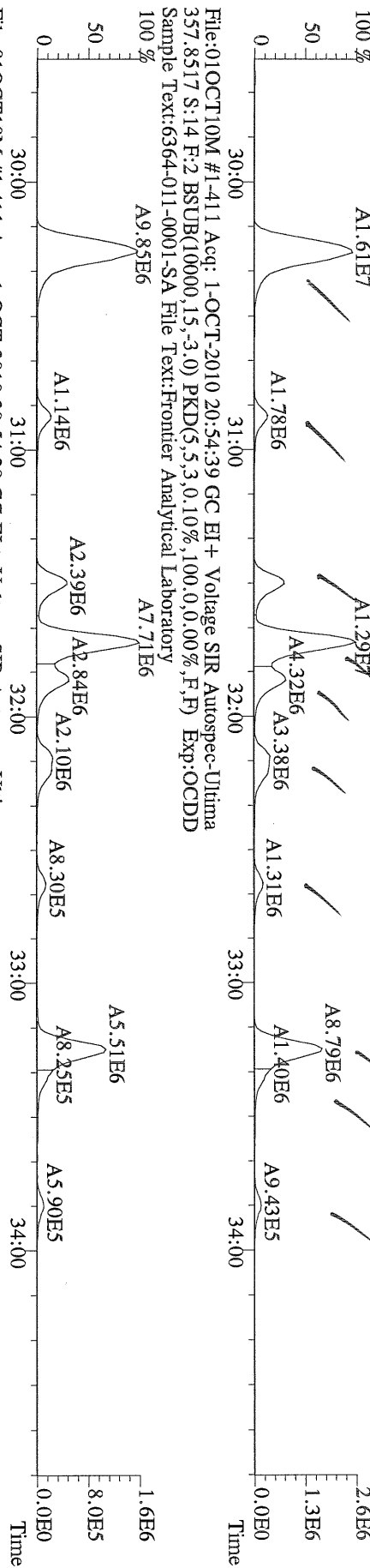
Acquired: 1-OCT-10 20:54:39

Total Concentration: 733

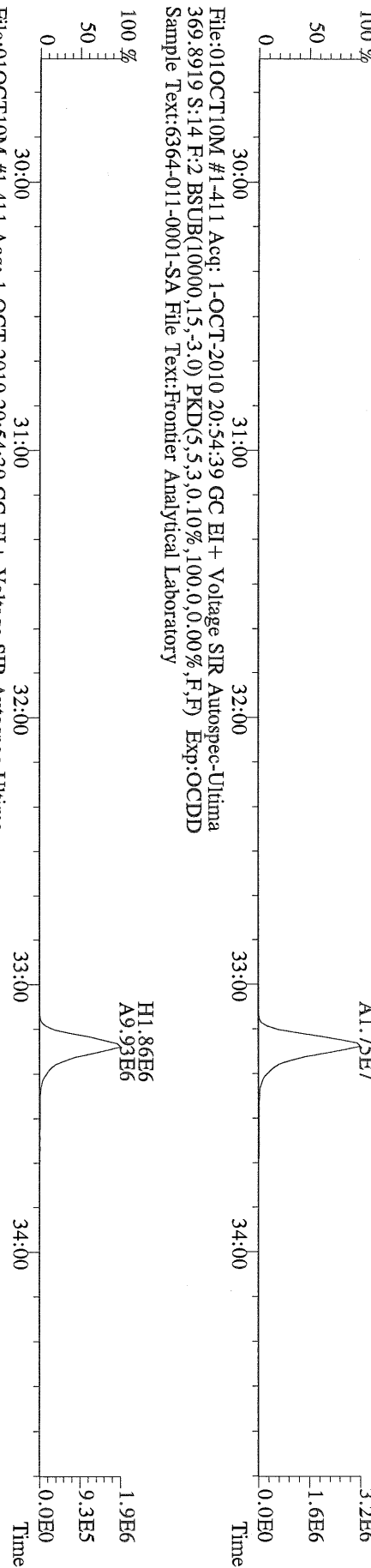
Unnamed Concentration: 55.417

RT	ml Resp	m2 Resp	RA	Resp	Concentration	Name
42:54	1.74e+06	1.66e+06	1.05 y	3.40e+06	55.4	
45:09	2.11e+07	1.99e+07	1.06 y	4.10e+07	678	1,2,3,4,7,8,9-HpCDF

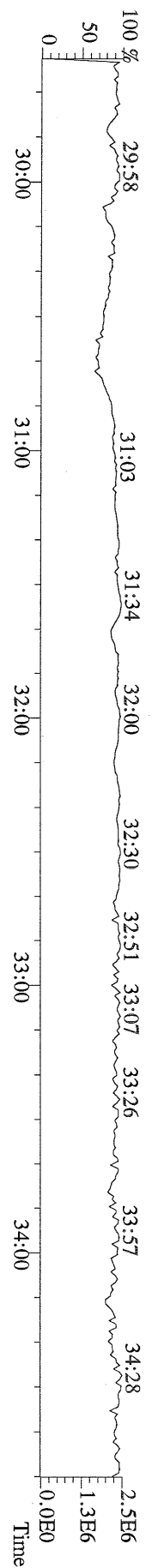
File:01OCT10M #1-411 Acq: 1-OCT-2010 20:54:39 GC EI+ Voltage SIR Autospec-Ultima
357.8517 S:14 F:2 BSUB(10000,15,-3.0) PKD(5,5,3.0,10%,100.0,0.00%,F,F) Exp:OCDD
Sample Text:6364-011-0001-SA File Text:Frontier Analytical Laboratory




File:01OCT10M #1-411 Acq: 1-OCT-2010 20:54:39 GC EI+ Voltage SIR Autospec-Ultima
367.8949 S:14 F:2 BSUB(10000,15,-3.0) PKD(5,5,3.0,10%,100.0,0.00%,F,F) Exp:OCDD
Sample Text:6364-011-0001-SA File Text:Frontier Analytical Laboratory



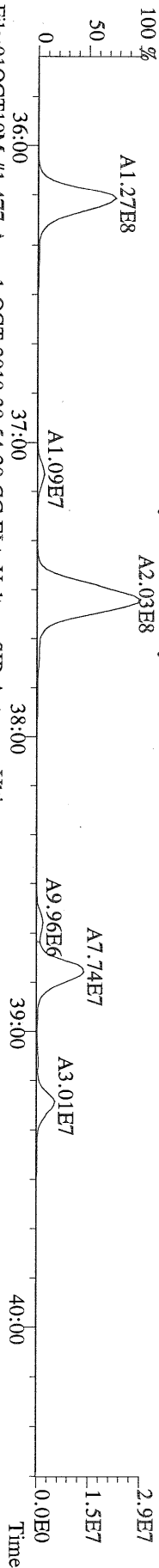
File:01OCT10M #1-411 Acq: 1-OCT-2010 20:54:39 GC EI+ Voltage SIR Autospec-Ultima
366.9792 S:14 F:2 Exp:OCDD
Sample Text:6364-011-0001-SA File Text:Frontier Analytical Laboratory




File:01OCT10M #1-477 Acq: 1-OCT-2010 20:54:39 GC EI+ Voltage SIR Autospec-Ultima
389.8156 S:14 F:3 BSUB(10000,15,-3.0) PKD(5,5.3,0.10%,100.0,0.00%,F,F) Exp:OCDD
Sample Text:6364-011-0001-SA File Text:Frontier Analytical Laboratory




File:01OCT10M #1-477 Acq: 1-OCT-2010 20:54:39 GC EI+ Voltage SIR Autospec-Ultima
391.8127 S:14 F:3 BSUB(10000,15,-3.0) PKD(5,5.3,0.10%,100.0,0.00%,F,F) Exp:OCDD
Sample Text:6364-011-0001-SA File Text:Frontier Analytical Laboratory




File:01OCT10M #1-477 Acq: 1-OCT-2010 20:54:39 GC EI+ Voltage SIR Autospec-Ultima
401.8559 S:14 F:3 BSUB(10000,15,-3.0) PKD(5,5.3,0.10%,100.0,0.00%,F,F) Exp:OCDD
Sample Text:6364-011-0001-SA File Text:Frontier Analytical Laboratory



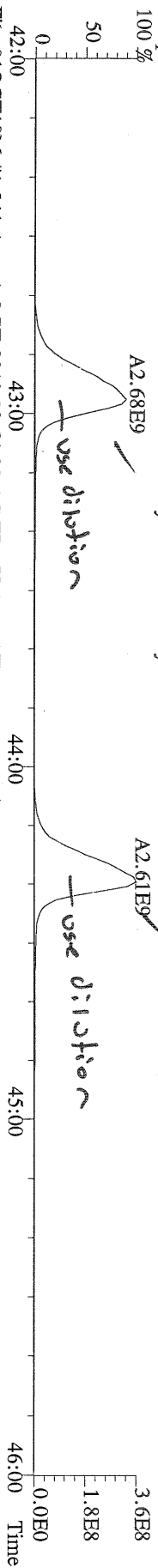
File:01OCT10M #1-477 Acq: 1-OCT-2010 20:54:39 GC EI+ Voltage SIR Autospec-Ultima
403.8530 S:14 F:3 BSUB(10000,15,-3.0) PKD(5,5.3,0.10%,100.0,0.00%,F,F) Exp:OCDD
Sample Text:6364-011-0001-SA File Text:Frontier Analytical Laboratory



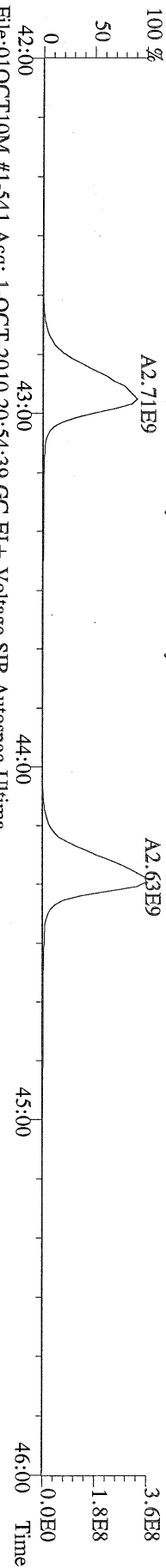
File:01OCT10M #1-477 Acq: 1-OCT-2010 20:54:39 GC EI+ Voltage SIR Autospec-Ultima
380.9760 S:14 F:3 Exp:OCDD
Sample Text:6364-011-0001-SA File Text:Frontier Analytical Laboratory



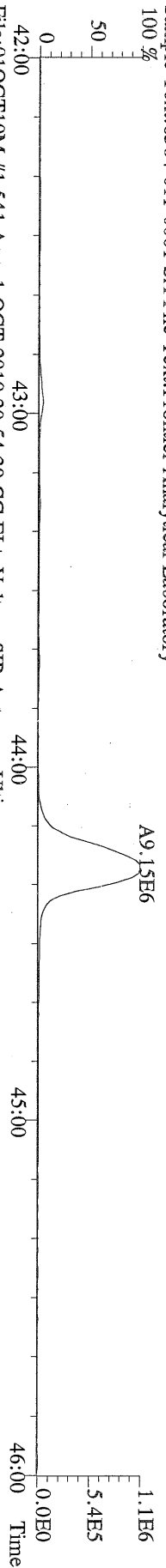
File:01OCT10M #1-541 Acq: 1-OCT-2010 20:54:39 GC EI + Voltage SIR Autospec-Ultima
423.7767 S:14 F:4 BSUB(10000,15,-3.0) PKD(5,5,3,0,10%,100,0,0,0,0%) Exp:OCDD
Sample Text:6364-011-0001-SA File Text:Frontier Analytical Laboratory



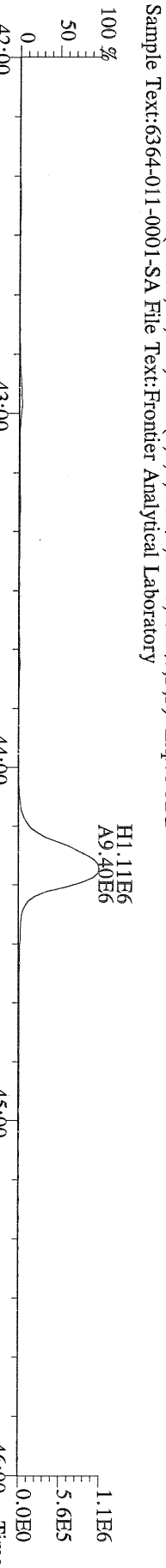
File:01OCT10M #1-541 Acq: 1-OCT-2010 20:54:39 GC EI + Voltage SIR Autospec-Ultima
425.7737 S:14 F:4 BSUB(10000,15,-3.0) PKD(5,5,3,0,10%,100,0,0,0,0%) Exp:OCDD
Sample Text:6364-011-0001-SA File Text:Frontier Analytical Laboratory



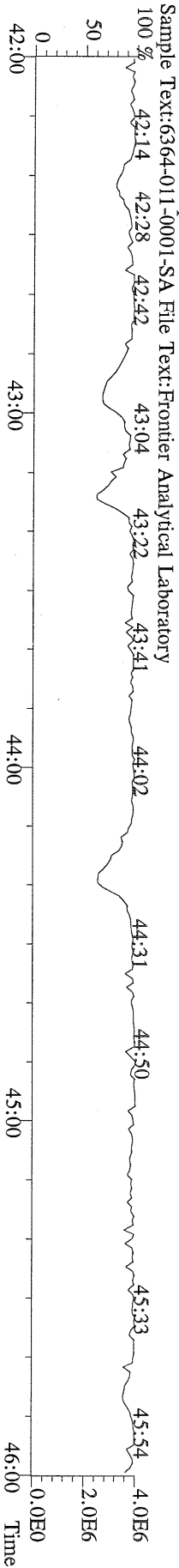
File:01OCT10M #1-541 Acq: 1-OCT-2010 20:54:39 GC EI + Voltage SIR Autospec-Ultima
435.8169 S:14 F:4 BSUB(10000,15,-3.0) PKD(5,5,3,0,10%,100,0,0,0,0%) Exp:OCDD
Sample Text:6364-011-0001-SA File Text:Frontier Analytical Laboratory




File:01OCT10M #1-541 Acq: 1-OCT-2010 20:54:39 GC EI + Voltage SIR Autospec-Ultima
437.8140 S:14 F:4 BSUB(10000,15,-3.0) PKD(5,5,3,0,10%,100,0,0,0,0%) Exp:OCDD
Sample Text:6364-011-0001-SA File Text:Frontier Analytical Laboratory



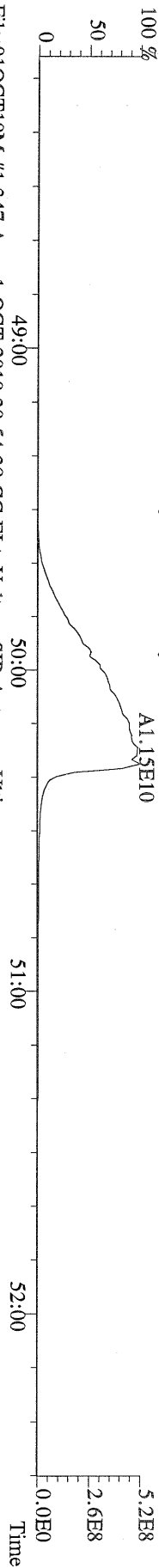
File:01OCT10M #1-541 Acq: 1-OCT-2010 20:54:39 GC EI + Voltage SIR Autospec-Ultima
430.9728 S:14 F:4 Exp:OCDD
Sample Text:6364-011-0001-SA File Text:Frontier Analytical Laboratory



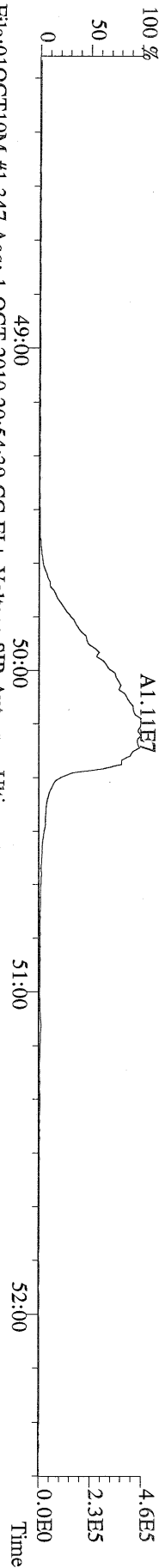
File:01OCT10M #1-347 Acq: 1-OCT-2010 20:54:39 GC EI+ Voltage SIR Autospec-Ultima
457.7377 S:14 F:5 BSUB(10000,15,-3.0) PKD(5,5,3,0.10%,100,0,0.00%,F,F) Exp:OCDD
Sample Text:6364-011-0001-SA File Text:Frontier Analytical Laboratory



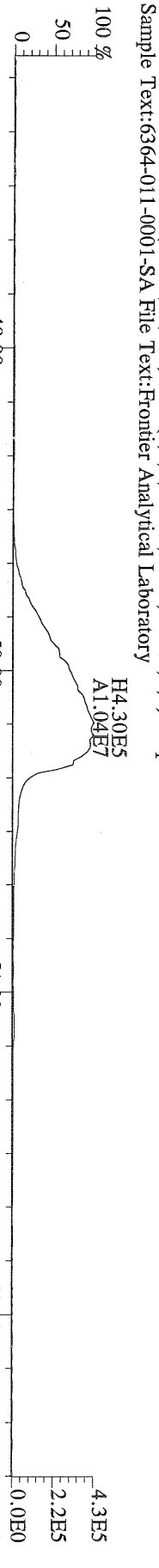
File:01OCT10M #1-347 Acq: 1-OCT-2010 20:54:39 GC EI+ Voltage SIR Autospec-Ultima
459.7348 S:14 F:5 BSUB(10000,15,-3.0) PKD(5,5,3,0.10%,100,0,0.00%,F,F) Exp:OCDD
Sample Text:6364-011-0001-SA File Text:Frontier Analytical Laboratory



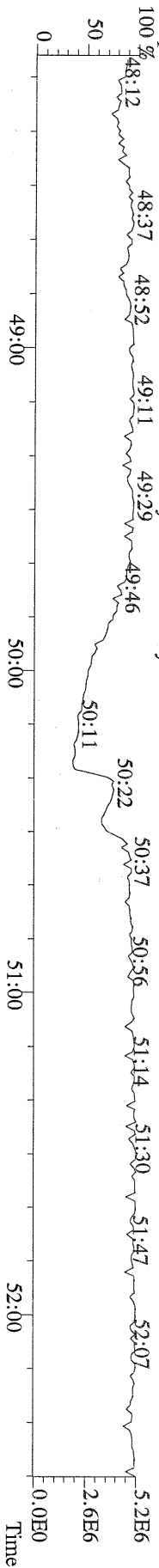
File:01OCT10M #1-347 Acq: 1-OCT-2010 20:54:39 GC EI+ Voltage SIR Autospec-Ultima
469.7780 S:14 F:5 BSUB(10000,15,-3.0) PKD(5,5,3,0.10%,100,0,0.00%,F,F) Exp:OCDD
Sample Text:6364-011-0001-SA File Text:Frontier Analytical Laboratory



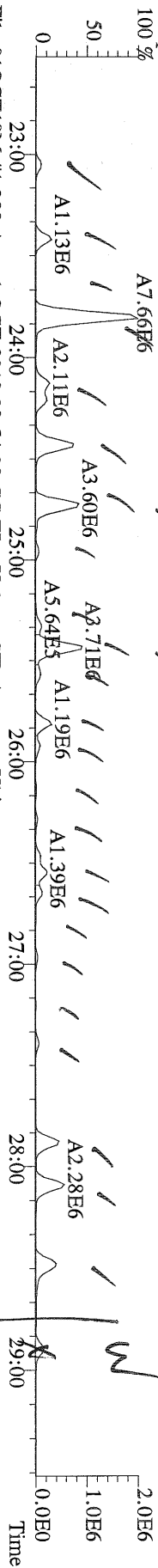
File:01OCT10M #1-347 Acq: 1-OCT-2010 20:54:39 GC EI+ Voltage SIR Autospec-Ultima
471.7750 S:14 F:5 BSUB(10000,15,-3.0) PKD(5,5,3,0.10%,100,0,0.00%,F,F) Exp:OCDD
Sample Text:6364-011-0001-SA File Text:Frontier Analytical Laboratory



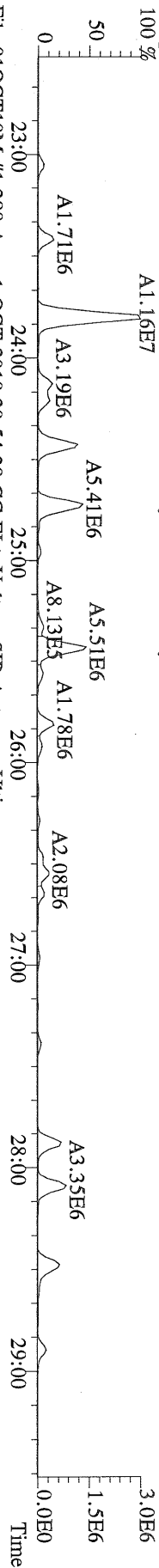
File:01OCT10M #1-347 Acq: 1-OCT-2010 20:54:39 GC EI+ Voltage SIR Autospec-Ultima
454.9728 S:14 F:5 Exp:OCDD
Sample Text:6364-011-0001-SA File Text:Frontier Analytical Laboratory



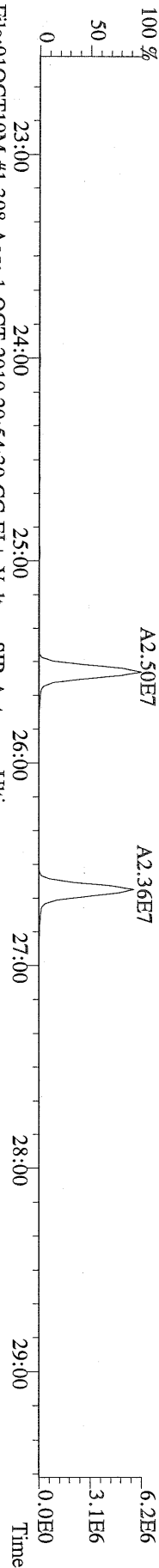
File:01OCT10M #1-398 Acq: 1-OCT-2010 20:54:39 GC EI+ Voltage SIR Autospec-Ultima
 303.9016 S:14 BSUB(10000,15,-3.0) PKD(5,5,3,0,10%,100,0,0,00%,F,F) Exp:OCDD
 Sample Text:6364-011-0001-SA File Text:Fronter Analytical Laboratory




File:01OCT10M #1-398 Acq: 1-OCT-2010 20:54:39 GC EI+ Voltage SIR Autospec-Ultima
 305.8987 S:14 BSUB(10000,15,-3.0) PKD(5,5,3,0,10%,100,0,0,00%,F,F) Exp:OCDD
 Sample Text:6364-011-0001-SA File Text:Fronter Analytical Laboratory



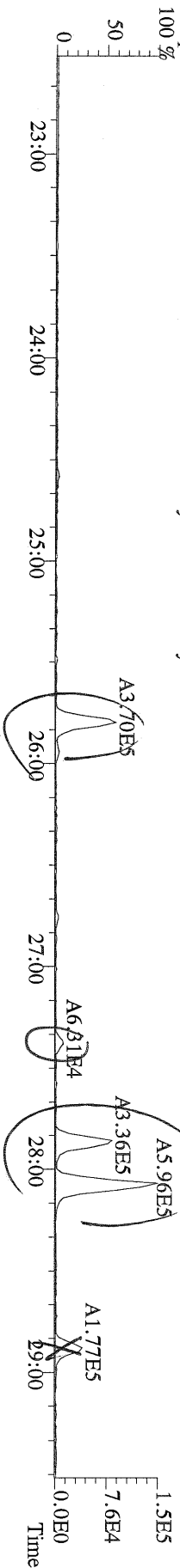
File:01OCT10M #1-398 Acq: 1-OCT-2010 20:54:39 GC EI+ Voltage SIR Autospec-Ultima
 317.9389 S:14 BSUB(10000,15,-3.0) PKD(5,5,3,0,10%,100,0,0,00%,F,F) Exp:OCDD
 Sample Text:6364-011-0001-SA File Text:Fronter Analytical Laboratory




File:01OCT10M #1-398 Acq: 1-OCT-2010 20:54:39 GC EI+ Voltage SIR Autospec-Ultima
 317.9389 S:14 BSUB(10000,15,-3.0) PKD(5,5,3,0,10%,100,0,0,00%,F,F) Exp:OCDD
 Sample Text:6364-011-0001-SA File Text:Fronter Analytical Laboratory



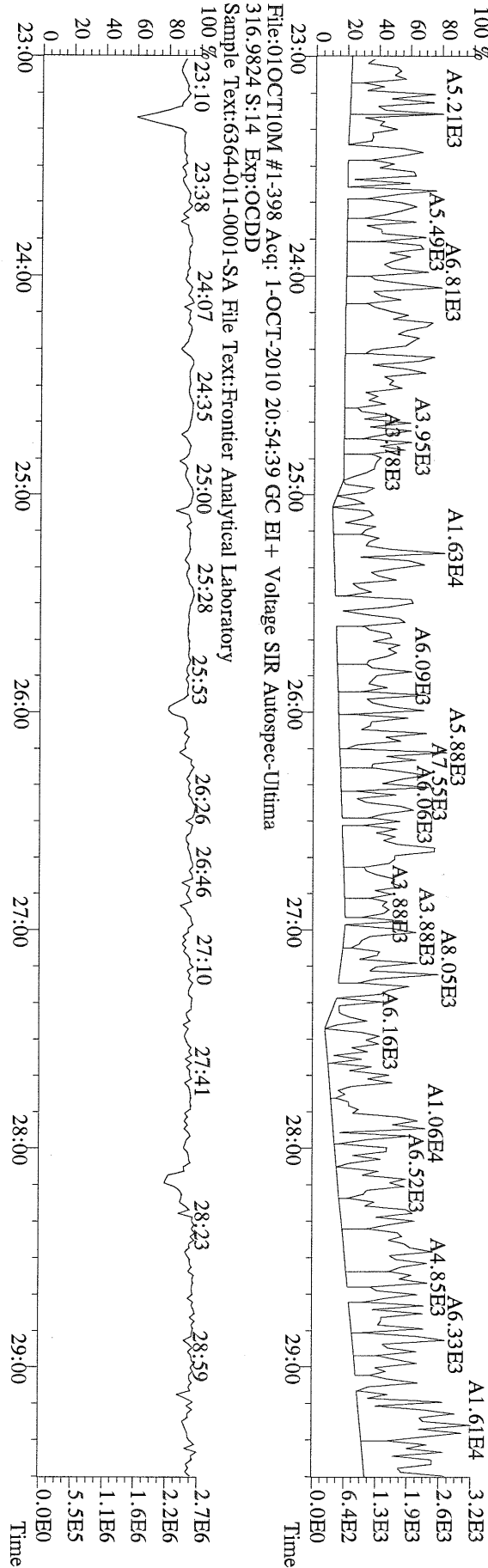
File:01OCT10M #1-398 Acq: 1-OCT-2010 20:54:39 GC EI+ Voltage SIR Autospec-Ultima
 375.8364 S:14 BSUB(10000,15,-3.0) PKD(5,5,3,0,10%,100,0,0,00%,F,F) Exp:OCDD
 Sample Text:6364-011-0001-SA File Text:Fronter Analytical Laboratory



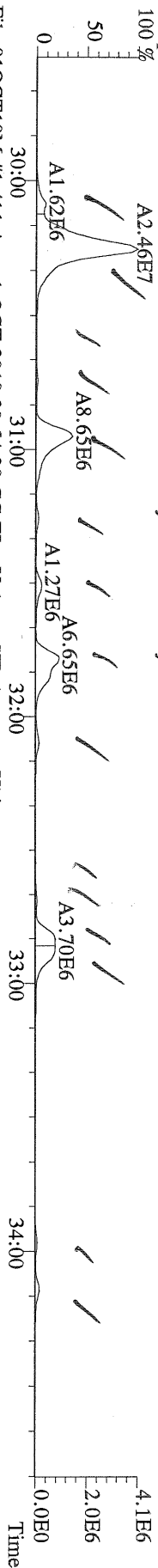
File:01OCT10M #1-398 Acq: 1-OCT-2010 20:54:39 GC EI + Voltage SIR Autospec-Ultima
 339.8597 S:14 BSUB(10000,15,-3.0) PKD(5,5,3,0,10%,100.0,0,0.00%,F,F) Exp:OCDD
 Sample Text:6364-011-0001-SA File Text:Frontier Analytical Laboratory



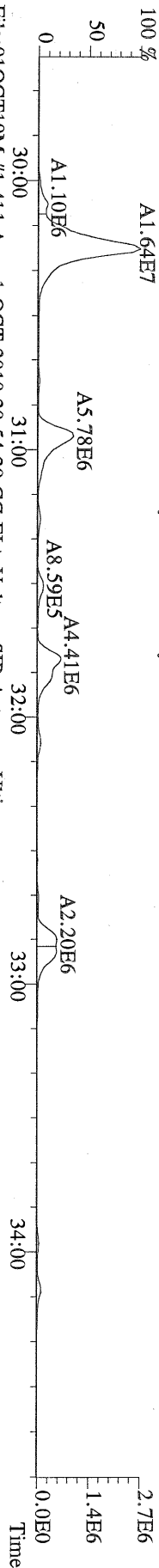
File:01OCT10M #1-398 Acq: 1-OCT-2010 20:54:39 GC EI + Voltage SIR Autospec-Ultima
 409.7974 S:14 BSUB(10000,15,-3.0) PKD(5,5,3,0,10%,100.0,0,0.00%,F,F) Exp:OCDD
 Sample Text:6364-011-0001-SA File Text:Frontier Analytical Laboratory




File:01OCT10M #1-411 Acq: 1-OCT-2010 20:54:39 GC EI+ Voltage SIR Autospec-Ultima
 339.8597 S:14 F:2 BSUB(10000,15,-3.0) PKD(5,5,3,0.10%,100,0,0.00%,F,F) Exp:OCDD
 Sample Text:6364-011-0001-SA File Text:Frontier Analytical Laboratory




File:01OCT10M #1-411 Acq: 1-OCT-2010 20:54:39 GC EI+ Voltage SIR Autospec-Ultima
 341.8568 S:14 F:2 BSUB(10000,15,-3.0) PKD(5,5,3,0.10%,100,0,0.00%,F,F) Exp:OCDD
 Sample Text:6364-011-0001-SA File Text:Frontier Analytical Laboratory



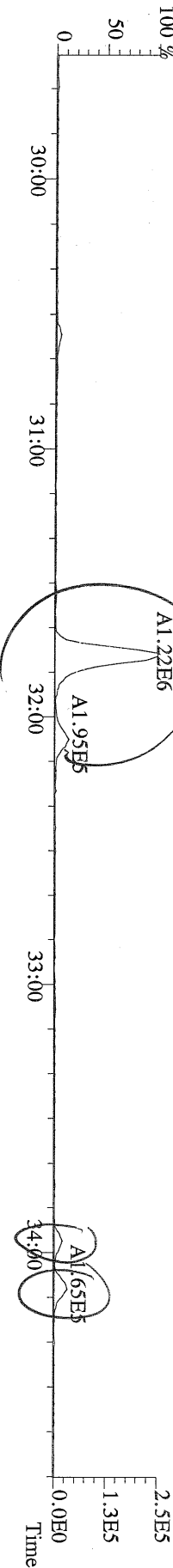
File:01OCT10M #1-411 Acq: 1-OCT-2010 20:54:39 GC EI+ Voltage SIR Autospec-Ultima
 351.9000 S:14 F:2 BSUB(10000,15,-3.0) PKD(5,5,3,0.10%,100,0,0.00%,F,F) Exp:OCDD
 Sample Text:6364-011-0001-SA File Text:Frontier Analytical Laboratory



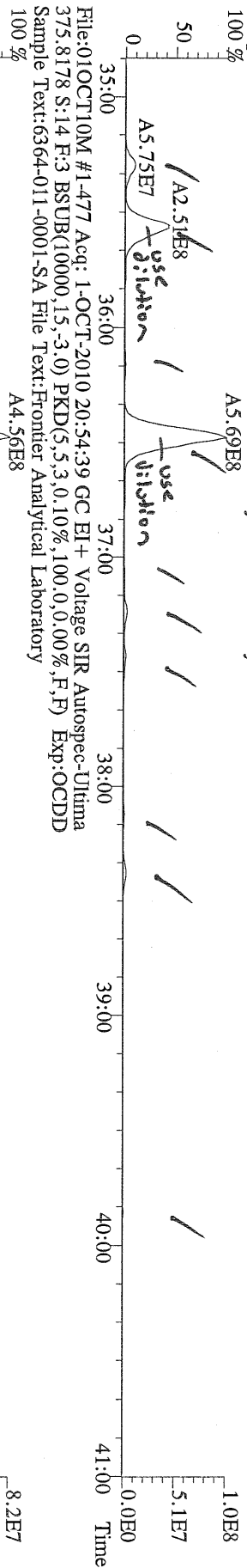
File:01OCT10M #1-411 Acq: 1-OCT-2010 20:54:39 GC EI+ Voltage SIR Autospec-Ultima
 353.8970 S:14 F:2 BSUB(10000,15,-3.0) PKD(5,5,3,0.10%,100,0,0.00%,F,F) Exp:OCDD
 Sample Text:6364-011-0001-SA File Text:Frontier Analytical Laboratory




File:01OCT10M #1-411 Acq: 1-OCT-2010 20:54:39 GC EI+ Voltage SIR Autospec-Ultima
 409.7974 S:14 F:2 BSUB(10000,15,-3.0) PKD(5,5,3,0.10%,100,0,0.00%,F,F) Exp:OCDD
 Sample Text:6364-011-0001-SA File Text:Frontier Analytical Laboratory



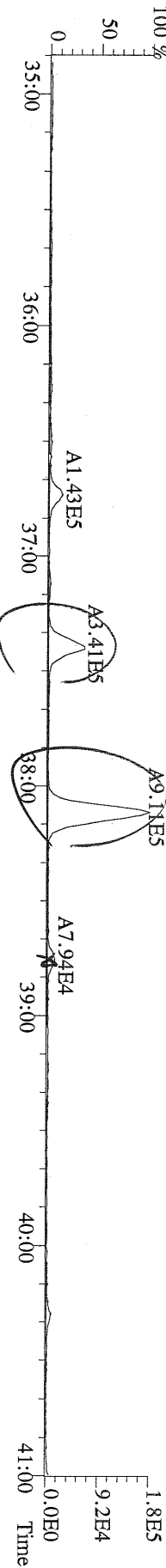
File:01OCT10M #1-477 Acq: 1-OCT-2010 20:54:39 GC EI+ Voltage SIR Autospec-Utima
373.8207 S:14 F:3 BSUB(10000,15,-3.0) PKD(5,5,3,0,10%,100,0,0,00%,F,F) Exp:OCDD
Sample Text:6364-011-0001-SA File Text:Frontier Analytical Laboratory



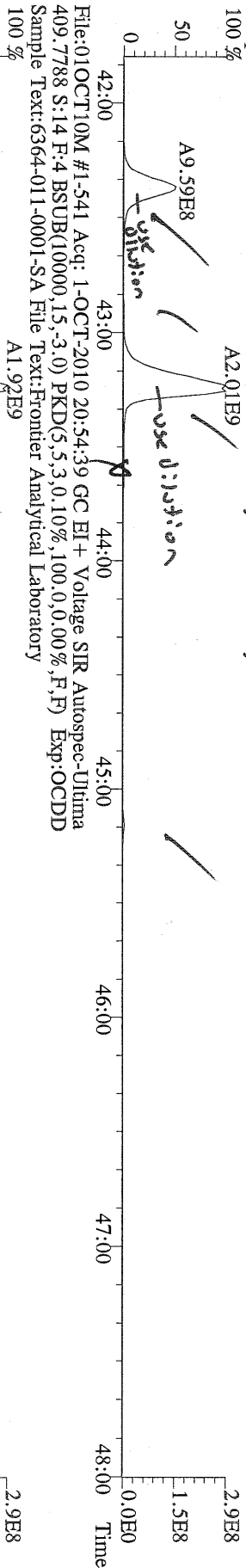
File:01OCT10M #1-477 Acq: 1-OCT-2010 20:54:39 GC EI+ Voltage SIR Autospec-Utima
383.8639 S:14 F:3 BSUB(10000,15,-3.0) PKD(5,5,3,0,10%,100,0,0,00%,F,F) Exp:OCDD
Sample Text:6364-011-0001-SA File Text:Frontier Analytical Laboratory



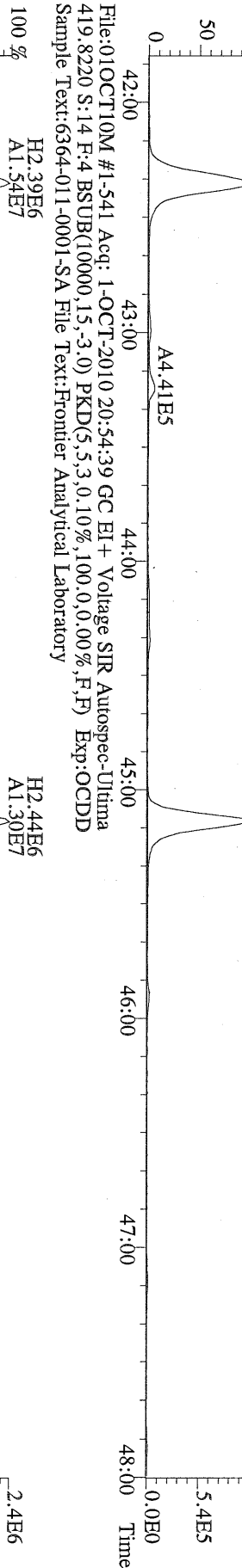
File:01OCT10M #1-477 Acq: 1-OCT-2010 20:54:39 GC EI+ Voltage SIR Autospec-Utima
445.7555 S:14 F:3 BSUB(10000,15,-3.0) PKD(5,5,3,0,10%,100,0,0,00%,F,F) Exp:OCDD
Sample Text:6364-011-0001-SA File Text:Frontier Analytical Laboratory



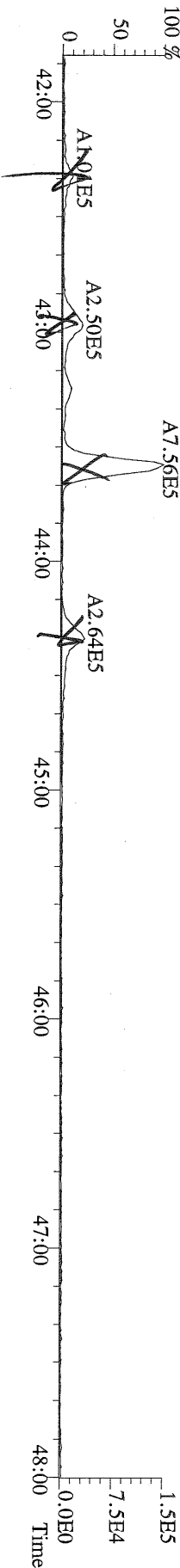
File:01OCT10M #1-541 Acq: 1-OCT-2010 20:54:39 GC EI+ Voltage SIR Autospec-Ultima
407.7818 S:14 F:4 BSUB(10000,15,-3,0) PKD(5,5,3,0.10%,100,0,0.00%,F,F) Exp:OCDD
Sample Text:6364-011-0001-SA File Text:Frontier Analytical Laboratory



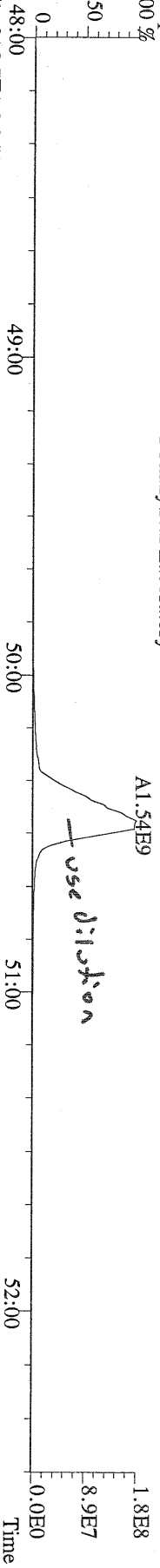
File:01OCT10M #1-541 Acq: 1-OCT-2010 20:54:39 GC EI+ Voltage SIR Autospec-Ultima
417.8253 S:14 F:4 BSUB(10000,15,-3,0) PKD(5,5,3,0.10%,100,0,0.00%,F,F) Exp:OCDD
Sample Text:6364-011-0001-SA File Text:Frontier Analytical Laboratory



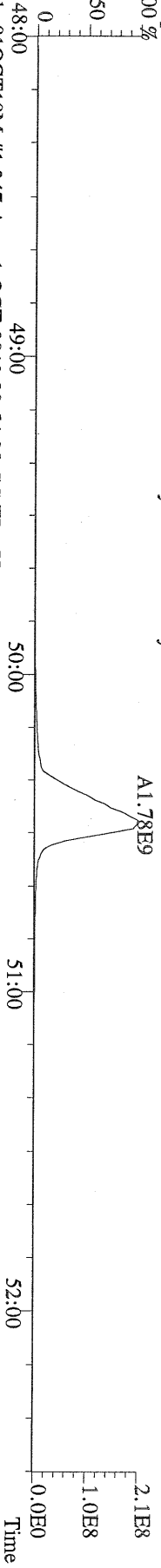
File:01OCT10M #1-541 Acq: 1-OCT-2010 20:54:39 GC EI+ Voltage SIR Autospec-Ultima
479.7165 S:14 F:4 BSUB(10000,15,-3,0) PKD(5,5,3,0.10%,100,0,0.00%,F,F) Exp:OCDD
Sample Text:6364-011-0001-SA File Text:Frontier Analytical Laboratory



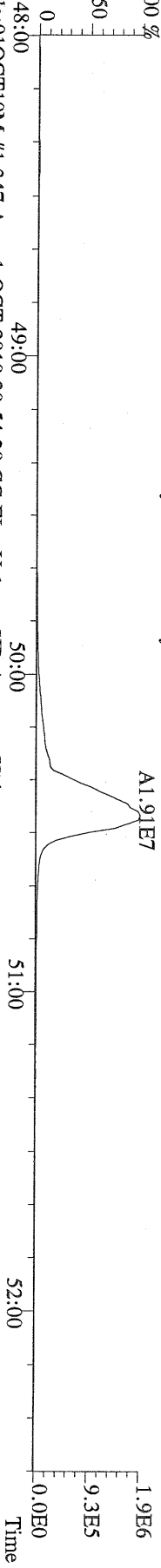
File:01OCT10M #1-347 Acq: 1-OCT-2010 20:54:39 GC EI + Voltage SIR Autospec-Ultima
441.7428 S:14 F:5 BSUB(10000,15,-3,0) PKD(5,5,3,0,10%,100,0,0,00%,F,F) Exp:OCDD
Sample Text:6364-011-0001-SA File Text:Frontier Analytical Laboratory
100 %



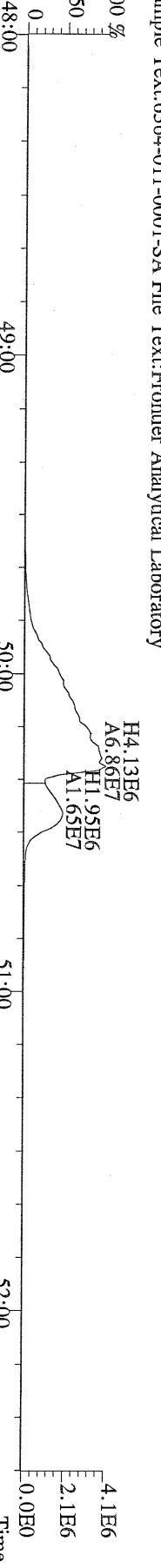
File:01OCT10M #1-347 Acq: 1-OCT-2010 20:54:39 GC EI + Voltage SIR Autospec-Ultima
443.7398 S:14 F:5 BSUB(10000,15,-3,0) PKD(5,5,3,0,10%,100,0,0,00%,F,F) Exp:OCDD
Sample Text:6364-011-0001-SA File Text:Frontier Analytical Laboratory
100 %




File:01OCT10M #1-347 Acq: 1-OCT-2010 20:54:39 GC EI + Voltage SIR Autospec-Ultima
453.7831 S:14 F:5 BSUB(10000,15,-3,0) PKD(5,5,3,0,10%,100,0,0,00%,F,F) Exp:OCDD
Sample Text:6364-011-0001-SA File Text:Frontier Analytical Laboratory
100 %



File:01OCT10M #1-347 Acq: 1-OCT-2010 20:54:39 GC EI + Voltage SIR Autospec-Ultima
455.7801 S:14 F:5 BSUB(10000,15,-3,0) PKD(5,5,3,0,10%,100,0,0,00%,F,F) Exp:OCDD
Sample Text:6364-011-0001-SA File Text:Frontier Analytical Laboratory



File:01OCT10M #1-347 Acq: 1-OCT-2010 20:54:39 GC EI + Voltage SIR Autospec-Ultima
513.6775 S:14 F:5 BSUB(10000,15,-3,0) PKD(5,5,3,0,10%,100,0,0,00%,F,F) Exp:OCDD
Sample Text:6364-011-0001-SA File Text:Frontier Analytical Laboratory
100 %



Totals class: Total Hexa-Dioxins

Entry #: 40

Run: 17

File: 04OCT10M

S: 11 I: 1 F: 3

Acquired: 4-OCT-10 20:51:56

Total Concentration: 6970

Unnamed Concentration: 6969.000

RT	ml Resp	m2 Resp	RA	Resp	Concentration	Name
37:33	2.60e+06	1.86e+06	1.40 y	4.45e+06	6970	

Totals class: Total Hepta-Dioxins

Entry #: 41

Run: 17

File: 04OCT10M

S: 11 I: 1 F: 4

Acquired: 4-OCT-10 20:51:56

Total Concentration: 175000

Unnamed Concentration: 90350.773

RT	ml Resp	m2 Resp	RA	Resp	Concentration	Name
42:52	3.32e+07	3.43e+07	0.97 y	6.75e+07	90400	
44:14	3.12e+07	3.22e+07	0.97 y	6.33e+07	84800	1,2,3,4,6,7,8-HpCDD

Totals class: Total Hexa-Furans

Entry #: 45

Run: 17

File: 04OCT10M

S: 11 I: 1 F: 3

Acquired: 4-OCT-10 20:51:56

Total Concentration: 15400

Unnamed Concentration: 15354.695

RT	ml Resp	m2 Resp	RA	Resp	Concentration	Name
35:35	2.64e+06	2.14e+06	1.24 y	4.78e+06	4660	
36:29	6.10e+06	4.86e+06	1.25 y	1.10e+07	10700	

Totals class: Total Hepta-Furans

Entry #: 46

Run: 17

File: 04OCT10M

S: 11 I: 1 F: 4

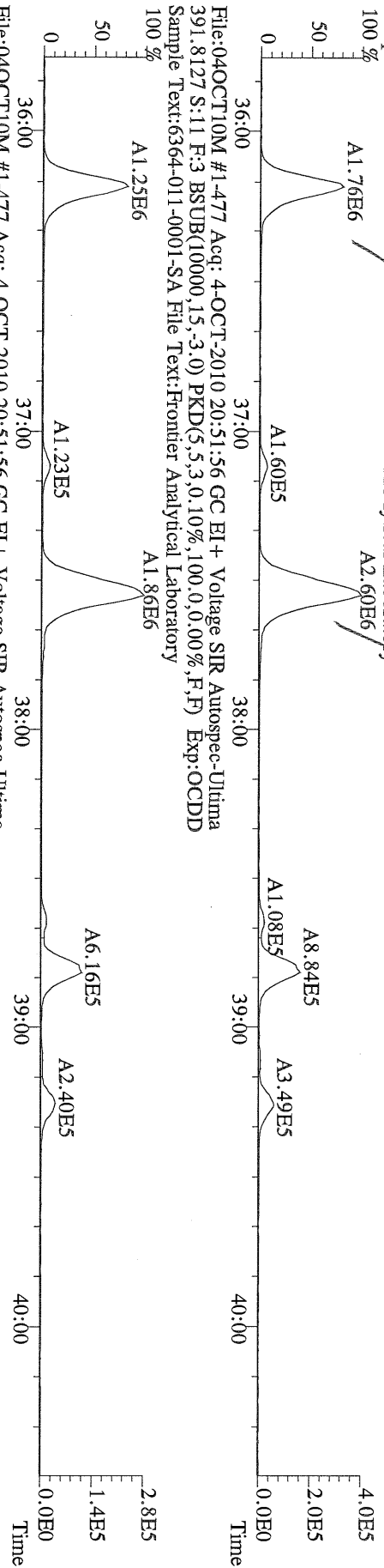
Acquired: 4-OCT-10 20:51:56

Total Concentration: 102000

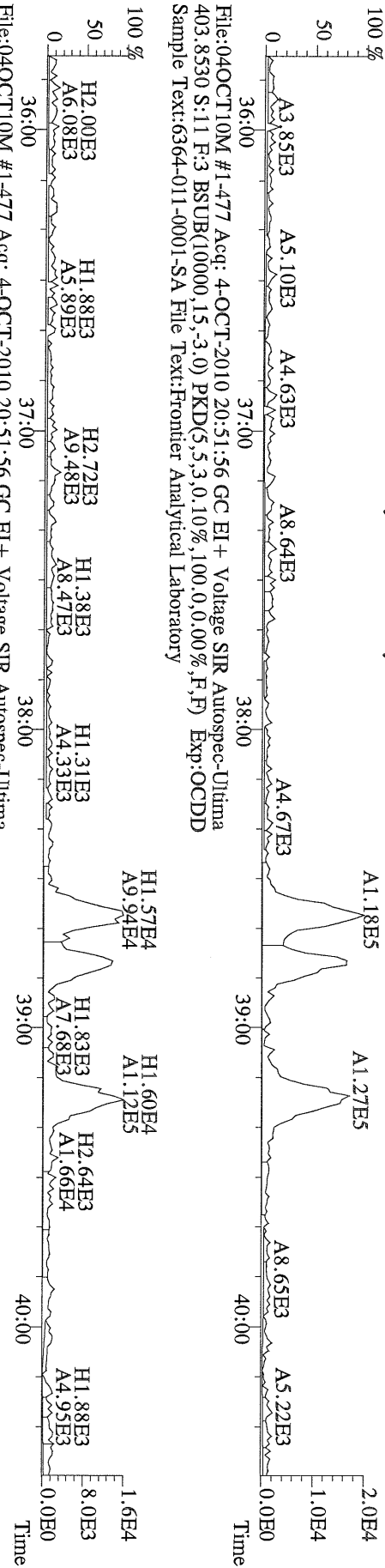
Unnamed Concentration: 77600.471

RT	ml Resp	m2 Resp	RA	Resp	Concentration	Name
42:21	9.62e+06	8.90e+06	1.08 y	1.85e+07	24200	1,2,3,4,6,7,8-HpCDF
43:09	2.52e+07	2.31e+07	1.09 y	4.83e+07	77600	

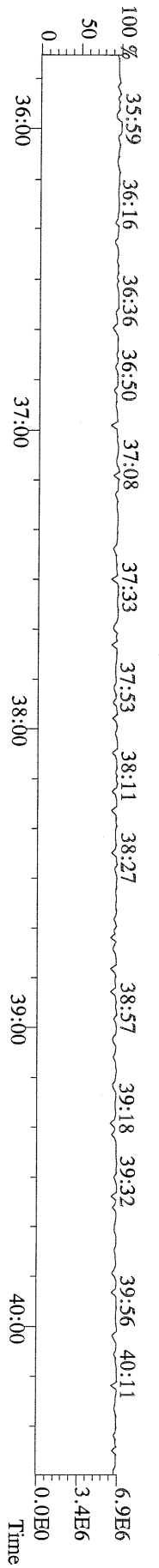
File:04OCT10M #1-477 Acq: 4-OCT-2010 20:51:56 GC EI + Voltage SIR Autospec-Ultima
389.8156 S:11 F:3 BSUB(10000,15,-3,0) PKD(5,5,3,0,10%,100,0,0,00%,F,F) Exp:OCDD
Sample Text:6364-011-0001-SA File Text:Frontier Analytical Laboratory



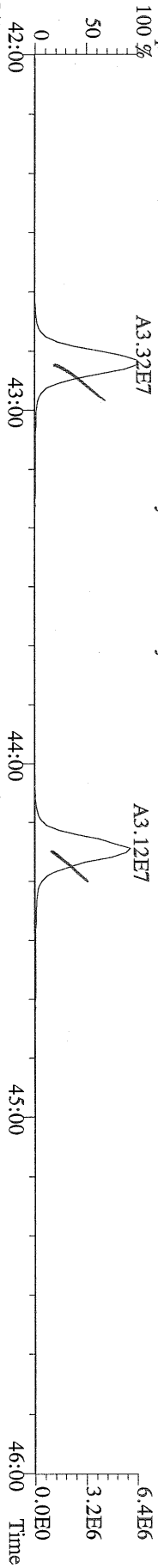
File:04OCT10M #1-477 Acq: 4-OCT-2010 20:51:56 GC EI + Voltage SIR Autospec-Ultima
401.8559 S:11 F:3 BSUB(10000,15,-3,0) PKD(5,5,3,0,10%,100,0,0,00%,F,F) Exp:OCDD
Sample Text:6364-011-0001-SA File Text:Frontier Analytical Laboratory



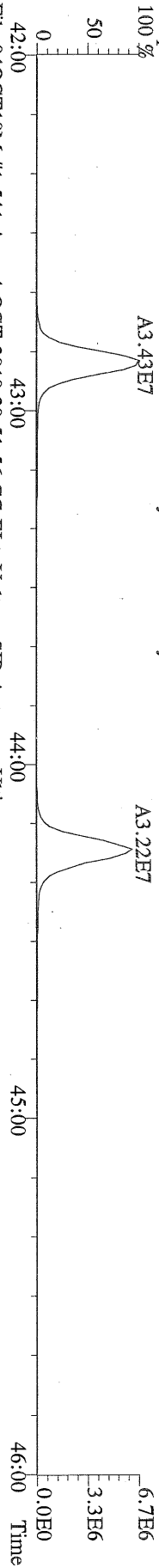
File:04OCT10M #1-477 Acq: 4-OCT-2010 20:51:56 GC EI + Voltage SIR Autospec-Ultima
380.9760 S:11 F:3 Exp:OCDD
Sample Text:6364-011-0001-SA File Text:Frontier Analytical Laboratory



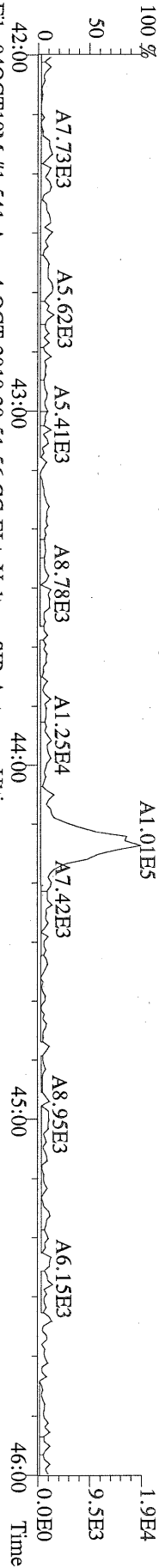
File:04OCT10M #1-541 Acq: 4-OCT-2010 20:51:56 GC EI+ Voltage SIR Autospec-Ultima
 423.7767 S:11 F:4 BSUB(10000,15,-3.0) PKD(5,5,3,0,10%,100,0,0,00%,F,F) Exp:OCDD
 Sample Text:6364-011-0001-SA File Text:Frontier Analytical Laboratory



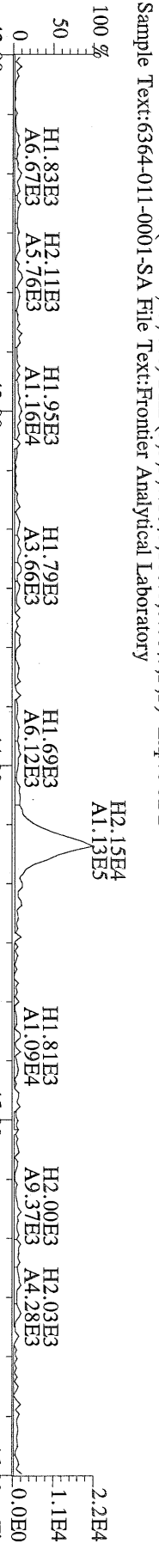
File:04OCT10M #1-541 Acq: 4-OCT-2010 20:51:56 GC EI+ Voltage SIR Autospec-Ultima
 425.7737 S:11 F:4 BSUB(10000,15,-3.0) PKD(5,5,3,0,10%,100,0,0,00%,F,F) Exp:OCDD
 Sample Text:6364-011-0001-SA File Text:Frontier Analytical Laboratory




File:04OCT10M #1-541 Acq: 4-OCT-2010 20:51:56 GC EI+ Voltage SIR Autospec-Ultima
 435.8169 S:11 F:4 BSUB(10000,15,-3.0) PKD(5,5,3,0,10%,100,0,0,00%,F,F) Exp:OCDD
 Sample Text:6364-011-0001-SA File Text:Frontier Analytical Laboratory



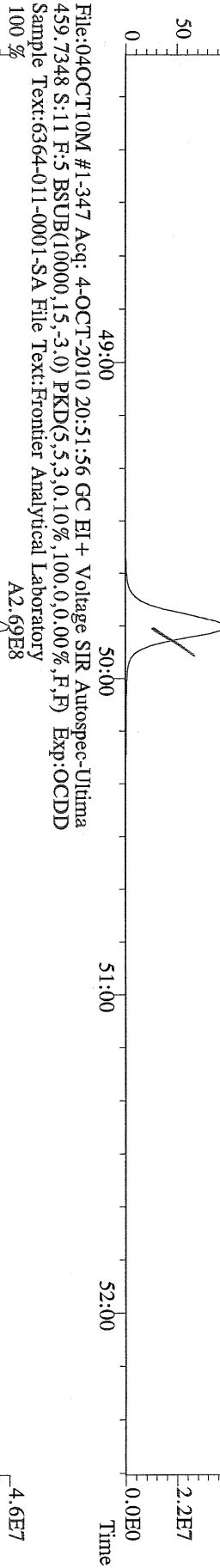
File:04OCT10M #1-541 Acq: 4-OCT-2010 20:51:56 GC EI+ Voltage SIR Autospec-Ultima
 437.8140 S:11 F:4 BSUB(10000,15,-3.0) PKD(5,5,3,0,10%,100,0,0,00%,F,F) Exp:OCDD
 Sample Text:6364-011-0001-SA File Text:Frontier Analytical Laboratory



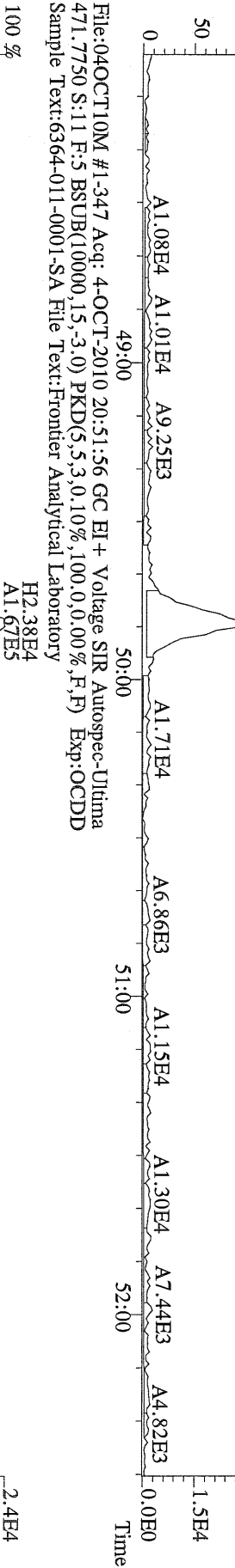
File:04OCT10M #1-541 Acq: 4-OCT-2010 20:51:56 GC EI+ Voltage SIR Autospec-Ultima
 430.9728 S:11 F:4 Exp:OCDD
 Sample Text:6364-011-0001-SA File Text:Frontier Analytical Laboratory



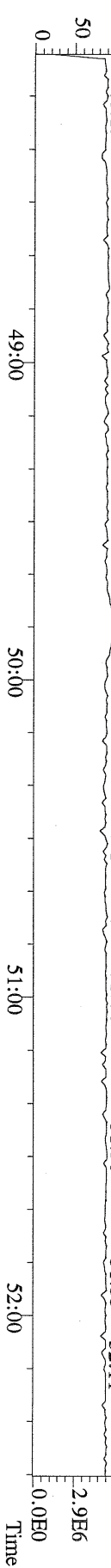
File:04OCT10M #1-347 Acq: 4-OCT-2010 20:51:56 GC EI + Voltage SIR Autospec-Ultima
 457.7377 S:11 F:5 BSUB(10000,15,-3.0) PKD(5,5,3,0,10%,100,0,0,00%,F,F) Exp:OCDD
 Sample Text:6364-011-0001-SA File Text:Frontier Analytical Laboratory



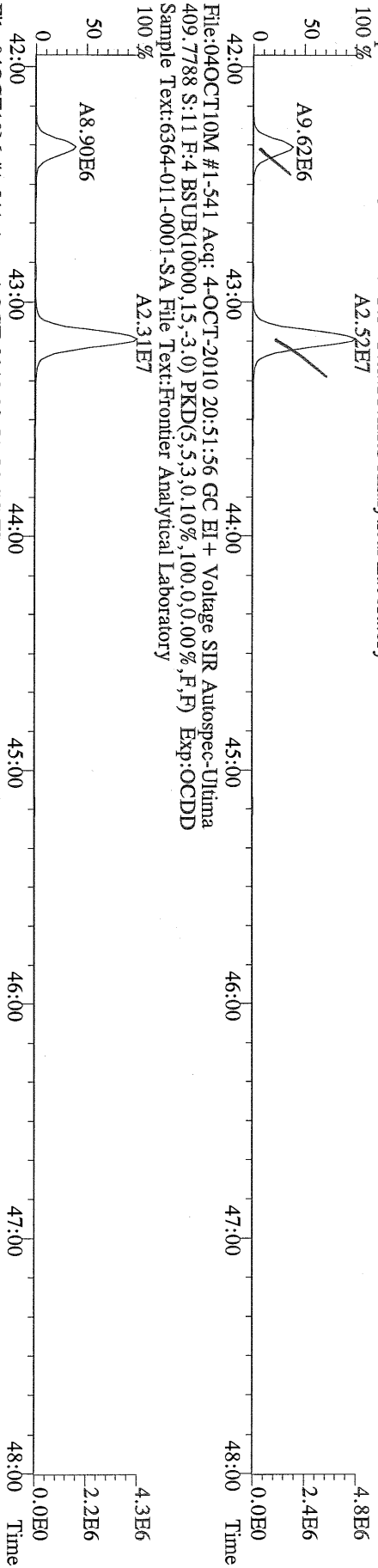
File:04OCT10M #1-347 Acq: 4-OCT-2010 20:51:56 GC EI + Voltage SIR Autospec-Ultima
 469.7780 S:11 F:5 BSUB(10000,15,-3.0) PKD(5,5,3,0,10%,100,0,0,00%,F,F) Exp:OCDD
 Sample Text:6364-011-0001-SA File Text:Frontier Analytical Laboratory



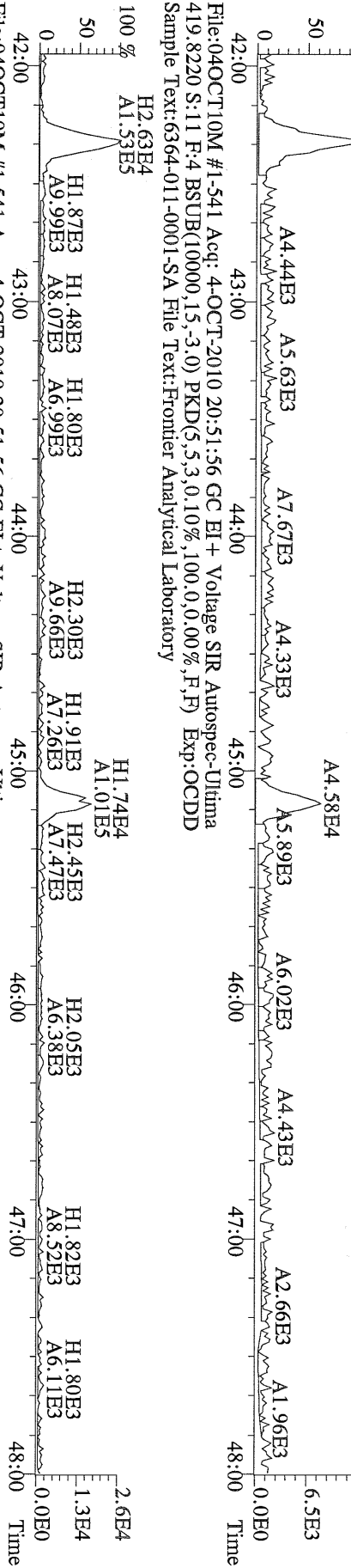
File:04OCT10M #1-347 Acq: 4-OCT-2010 20:51:56 GC EI + Voltage SIR Autospec-Ultima
 471.7750 S:11 F:5 BSUB(10000,15,-3.0) PKD(5,5,3,0,10%,100,0,0,00%,F,F) Exp:OCDD
 Sample Text:6364-011-0001-SA File Text:Frontier Analytical Laboratory



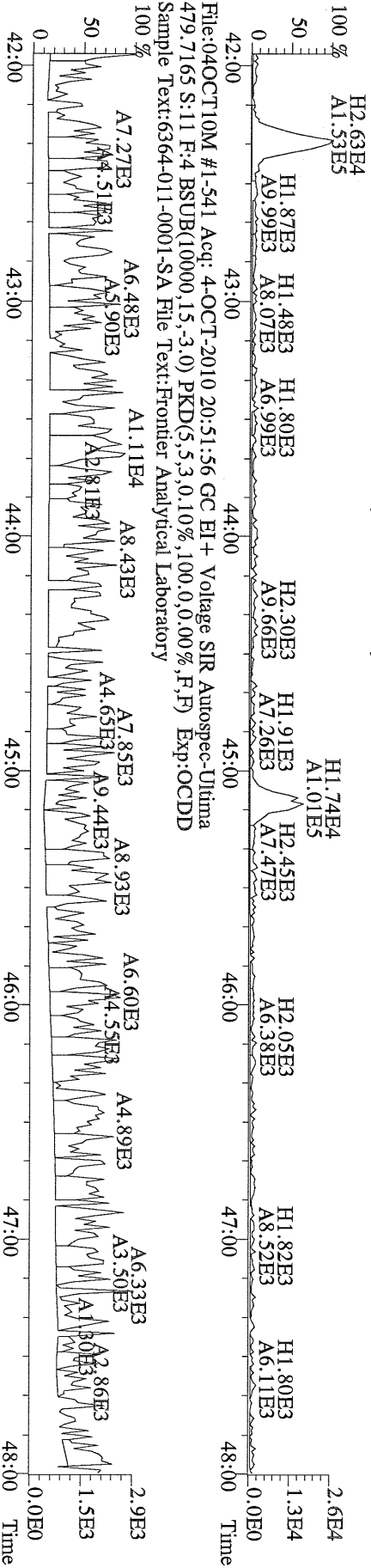
File:04OCT10M #1-541 Acq: 4-OCT-2010 20:51:56 GC EI + Voltage SIR Autospec-Ultima
407.7818 S:11 F:4 BSUB(10000,15,-3.0) PKD(5,5,3,0,10%,100,0,0,0,0%,F,F) Exp:OCDD
Sample Text:6364-011-0001-SA File Text:Frontier Analytical Laboratory



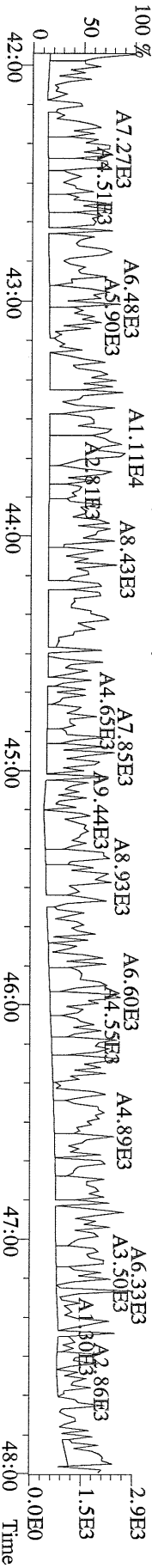
File:04OCT10M #1-541 Acq: 4-OCT-2010 20:51:56 GC EI + Voltage SIR Autospec-Ultima
417.8253 S:11 F:4 BSUB(10000,15,-3.0) PKD(5,5,3,0,10%,100,0,0,0,0%,F,F) Exp:OCDD
Sample Text:6364-011-0001-SA File Text:Frontier Analytical Laboratory



File:04OCT10M #1-541 Acq: 4-OCT-2010 20:51:56 GC EI + Voltage SIR Autospec-Ultima
419.8220 S:11 F:4 BSUB(10000,15,-3.0) PKD(5,5,3,0,10%,100,0,0,0,0%,F,F) Exp:OCDD
Sample Text:6364-011-0001-SA File Text:Frontier Analytical Laboratory



File:04OCT10M #1-541 Acq: 4-OCT-2010 20:51:56 GC EI + Voltage SIR Autospec-Ultima
479.7165 S:11 F:4 BSUB(10000,15,-3.0) PKD(5,5,3,0,10%,100,0,0,0,0%,F,F) Exp:OCDD
Sample Text:6364-011-0001-SA File Text:Frontier Analytical Laboratory



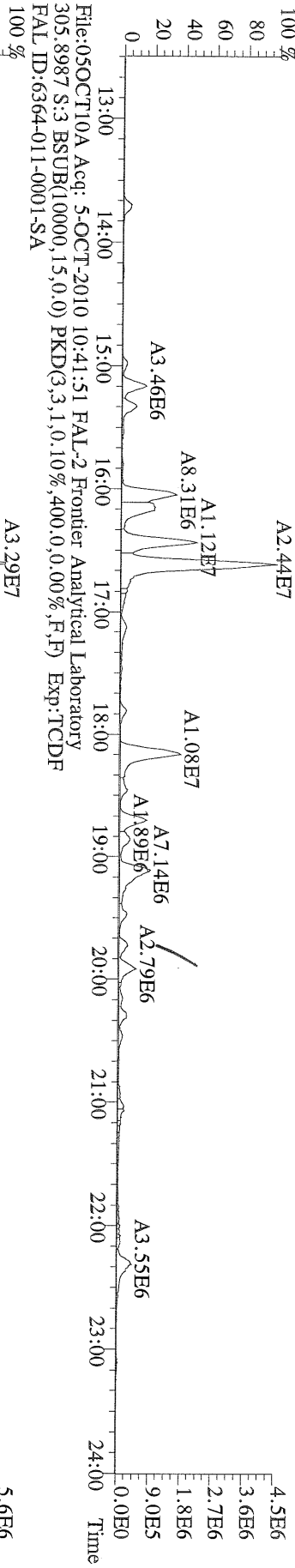
FAL ID: 6364-011-0001-SA Filename: 05OCT10A Sam:3 Acquired: 5-OCT-10 10:41:51 ICal: tcdffal1-9-3-10
Client ID: PSB11-7.5-9.5-073010 ConCal: ST100510A1 EndCal: ST100510A2
Results: 6364TCDF GC Column: DB225 Amount: 4.810

Name	Resp	RA	RT	RRF	Conc	Qual	Fac	Noise	DL	#Hom
2,3,7,8-TCDF	3.66e+06	0.70 y	19:44	1.10	6.55		2.50	-	-	1
13C-2,3,7,8-TCDF	2.12e+08	0.79 y	19:43	1.06	393					Rec 94.5
13C-1,2,3,4-TCDF	2.12e+08	0.78 y	17:06	-	30.8					

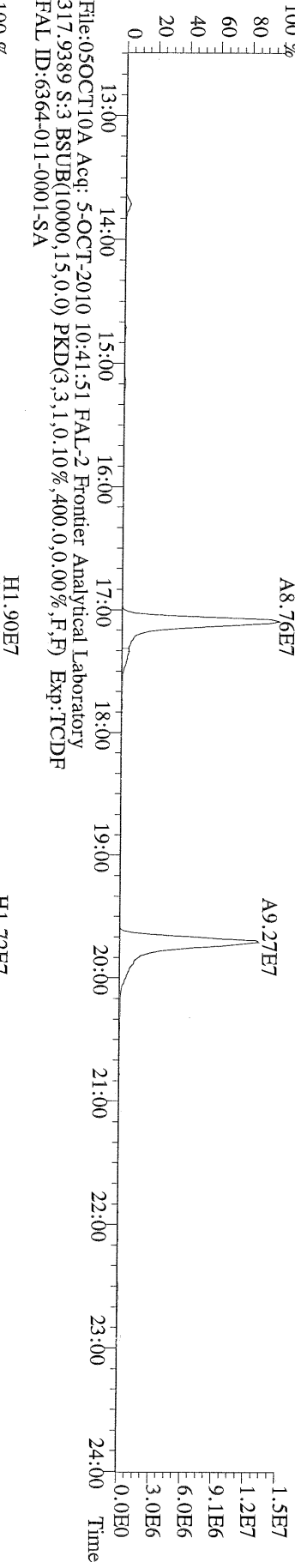
Analyst: 

Date: 10/5/10


File:05OCT10A Acq: 5-OCT-2010 10:41:51 FAL-2 Frontier Analytical Laboratory
303.9016 S:3 BSUB(10000,15,0.0) PKD(3,3,1,0,10%,400.0,0.00%,F,F) Exp:TCDF
FAL ID:6364-011-0001-SA



File:05OCT10A Acq: 5-OCT-2010 10:41:51 FAL-2 Frontier Analytical Laboratory
315.9419 S:3 BSUB(10000,15,0.0) PKD(3,3,1,0,10%,400.0,0.00%,F,F) Exp:TCDF
FAL ID:6364-011-0001-SA



File:05OCT10A Acq: 5-OCT-2010 10:41:51 FAL-2 Frontier Analytical Laboratory
317.9389 S:3 BSUB(10000,15,0.0) PKD(3,3,1,0,10%,400.0,0.00%,F,F) Exp:TCDF
FAL ID:6364-011-0001-SA




Frontier Analytical Laboratory

Data Filename: 23AUG10M

Analyte:

Cal: PCDDFAL3-8-23-10

	Name	RRF	S. D.	%RSD	S3 RRF#1	S4 RRF#2	S5 RRF#3	S1 RRF#4	S6 RRF#5	S7 RRF#6
	2,3,7,8-TCDD	1.11	0.0404	3.63 %	1.07	1.09	1.06	1.16	1.13	1.14
	1,2,3,7,8-PeCDD	1.10	0.0456	4.14 %	1.03	1.08	1.09	1.11	1.15	1.15
	1,2,3,4,7,8-HxCDD	1.37	0.0589	4.29 %	1.40	1.30	1.31	1.36	1.44	1.42
	1,2,3,6,7,8-HxCDD	1.37	0.0522	3.80 %	1.30	1.38	1.39	1.32	1.43	1.42
	1,2,3,7,8,9-HxCDD	1.36	0.0713	5.24 %	1.29	1.31	1.37	1.30	1.45	1.45
	1,2,3,4,6,7,8-HpCDD	1.45	0.0199	1.37 %	1.43	1.47	1.45	1.44	1.45	1.48
	OCDD	1.43	0.0834	5.81 %	1.37	1.37	1.42	1.44	1.42	1.59
	2,3,7,8-TCDF	1.50	0.0738	4.91 %	1.57	1.60	1.50	1.40	1.47	1.48
	1,2,3,7,8-PeCDF	0.94	0.0427	4.53 %	0.92	0.88	0.92	0.96	0.99	0.99
	2,3,4,7,8-PeCDF	0.94	0.0501	5.35 %	0.88	0.90	0.91	0.93	0.99	1.00
	1,2,3,4,7,8-HxCDF	0.93	0.0529	5.70 %	0.90	0.88	0.90	0.91	0.99	1.00
	1,2,3,6,7,8-HxCDF	0.82	0.0486	5.91 %	0.75	0.79	0.82	0.83	0.87	0.88
	2,3,4,6,7,8-HxCDF	0.92	0.0553	6.02 %	0.87	0.86	0.92	0.89	0.98	0.99
	1,2,3,7,8,9-HxCDF	1.00	0.0728	7.30 %	0.90	0.94	0.99	1.00	1.08	1.08
	1,2,3,4,6,7,8-HpCDF	1.39	0.0804	5.78 %	1.28	1.33	1.37	1.39	1.49	1.47
	1,2,3,4,7,8,9-HpCDF	1.36	0.108	7.94 %	1.30	1.20	1.33	1.35	1.45	1.50
	OCDF	0.79	0.0651	8.29 %	0.73	0.72	0.75	0.79	0.86	0.87
	13C-2,3,7,8-TCDD	1.02	0.0764	7.46 %	0.98	0.98	0.97	0.98	1.15	1.08
	13C-1,2,3,7,8-PeCDD	0.84	0.0798	9.48 %	0.79	0.79	0.79	0.79	0.95	0.93
	13C-1,2,3,4,7,8-HxCDD	1.07	0.0580	5.40 %	1.06	1.03	1.06	1.01	1.12	1.16
	13C-1,2,3,6,7,8-HxCDD	1.01	0.0164	1.62 %	1.00	1.00	1.00	1.02	1.03	1.03
	13C-1,2,3,4,6,7,8-HpCDD	0.86	0.0467	5.45 %	0.82	0.82	0.84	0.83	0.90	0.93
	13C-OCDD	0.55	0.0456	8.36 %	0.52	0.51	0.52	0.52	0.58	0.63
	13C-2,3,7,8-TCDF	0.99	0.0775	7.79 %	0.97	0.92	0.93	0.96	1.12	1.05
	13C-1,2,3,7,8-PeCDF	0.84	0.0816	9.74 %	0.78	0.78	0.79	0.79	0.95	0.93
	13C-2,3,4,7,8-PeCDF	0.81	0.0728	8.97 %	0.77	0.75	0.76	0.78	0.91	0.90
	13C-1,2,3,4,7,8-HxCDF	1.85	0.0371	2.00 %	1.82	1.85	1.85	1.81	1.91	1.88
	13C-1,2,3,6,7,8-HxCDF	2.54	0.0434	1.71 %	2.55	2.51	2.52	2.51	2.62	2.51
	13C-2,3,4,6,7,8-HxCDF	2.01	0.0361	1.79 %	2.00	2.00	1.98	2.00	2.08	2.03
	13C-1,2,3,7,8,9-HxCDF	2.03	0.110	5.42 %	1.97	1.94	1.96	1.98	2.14	2.20
	13C-1,2,3,4,6,7,8-HpCDF	1.11	0.0532	4.80 %	1.08	1.05	1.12	1.07	1.16	1.18
	13C-1,2,3,4,7,8,9-HpCDF	0.80	0.0576	7.16 %	0.78	0.76	0.78	0.77	0.83	0.91
	13C-OCDF	1.08	0.0934	8.63 %	1.00	1.00	1.05	1.05	1.16	1.23
	37Cl-2,3,7,8-TCDD	0.69	0.0526	7.67 %	0.67	0.70	0.63	0.63	0.76	0.73
	13C-1,2,3,4-TCDD	-	-	- %	-	-	-	-	-	-
	13C-1,2,3,4-TCDF	-	-	- %	-	-	-	-	-	-
	13C-1,2,3,7,8,9-HxCDD	-	-	- %	-	-	-	-	-	-
	Total Tetra-Dioxins	1.11	0.0404	3.63 %	1.07	1.09	1.06	1.16	1.13	1.14
	Total Penta-Dioxins	1.10	0.0456	4.14 %	1.03	1.08	1.09	1.11	1.15	1.15
	Total Hexa-Dioxins	1.37	0.0513	3.75 %	1.33	1.33	1.36	1.33	1.44	1.43
	Total Hepta-Dioxins	1.45	0.0199	1.37 %	1.43	1.47	1.45	1.44	1.45	1.48
	Total Tetra-Furans	1.50	0.0738	4.91 %	1.57	1.60	1.50	1.40	1.47	1.48
1st Fn.	Tot Penta-Furans	0.94	0.0454	4.83 %	0.90	0.89	0.91	0.95	0.99	0.99
	Total Penta-Furans	0.94	0.0454	4.83 %	0.90	0.89	0.91	0.95	0.99	0.99
	Total Hexa-Furans	0.91	0.0562	6.18 %	0.84	0.86	0.90	0.90	0.97	0.98
	Total Hepta-Furans	1.38	0.0885	6.43 %	1.29	1.28	1.36	1.37	1.47	1.48

Analyst: 

Date: 8/24/10

Run #1 Filename 23AUG10M
Client ID: ST082310M0

S: 3 Acquired: 23-AUG-10 16:16:35 Cal: PCDDFAL3-8-23-10
Analyte: FAL ID: 1613 CS0 100511G

Typ	Name	Amount	Resp	RA	RT	RF	RRF
1	Unk 2,3,7,8-TCDD	0.25	1.20e+05	0.73 y	27:27	-	1.07 y
2	Unk 1,2,3,7,8-PeCDD	1.25	4.64e+05	1.70 y	33:15	-	1.03 y
3	Unk 1,2,3,4,7,8-HxCDD	1.25	4.89e+05	1.42 y	38:38	-	1.40 y
4	Unk 1,2,3,6,7,8-HxCDD	1.25	4.28e+05	1.40 y	38:48	-	1.30 y
5	Unk 1,2,3,7,8,9-HxCDD	1.25	4.38e+05	1.41 y	39:14	-	1.29 y
6	Unk 1,2,3,4,6,7,8-HpCDD	1.25	3.88e+05	1.02 y	44:13	-	1.43 y
7	Unk OCDD	2.50	4.72e+05	1.00 y	49:47	-	1.37 y
8	Unk 2,3,7,8-TCDF	0.25	2.81e+05	0.67 y	26:41	-	1.57 y
9	Unk 1,2,3,7,8-PeCDF	1.25	6.57e+05	1.49 y	31:31	-	0.916 y
10	Unk 2,3,4,7,8-PeCDF	1.25	6.24e+05	1.48 y	32:50	-	0.883 y
11	Unk 1,2,3,4,7,8-HxCDF	1.25	5.37e+05	1.22 y	37:14	-	0.897 y
12	Unk 1,2,3,6,7,8-HxCDF	1.25	6.28e+05	1.31 y	37:25	-	0.747 y
13	Unk 2,3,4,6,7,8-HxCDF	1.25	5.72e+05	1.25 y	38:22	-	0.870 y
14	Unk 1,2,3,7,8,9-HxCDF	1.25	5.81e+05	1.15 y	39:48	-	0.897 y
15	Unk 1,2,3,4,6,7,8-HpCDF	1.25	4.57e+05	1.04 y	42:19	-	1.28 y
16	Unk 1,2,3,4,7,8,9-HpCDF	1.25	3.34e+05	0.99 y	45:09	-	1.30 y
17	Unk OCDF	2.50	4.80e+05	0.93 y	50:10	-	0.727 y
18	IS/RT 13C-2,3,7,8-TCDD	100.00	4.47e+07	0.85 y	27:24	-	0.976 y
19	IS 13C-1,2,3,7,8-PeCDD	100.00	3.60e+07	1.77 y	33:14	-	0.786 y
20	IS 13C-1,2,3,4,7,8-HxCDD	100.00	2.78e+07	1.26 y	38:36	-	1.06 y
21	IS 13C-1,2,3,6,7,8-HxCDD	100.00	2.63e+07	1.26 y	38:46	-	0.998 y
22	IS 13C-1,2,3,4,6,7,8-HpCDD	100.00	2.17e+07	1.00 y	44:13	-	0.825 y
23	IS 13C-OCDD	200.00	2.76e+07	1.00 y	49:46	-	0.523 y
24	IS 13C-2,3,7,8-TCDF	100.00	7.17e+07	0.88 y	26:40	-	0.975 y
25	IS 13C-1,2,3,7,8-PeCDF	100.00	5.74e+07	1.74 y	31:30	-	0.780 y
26	IS 13C-2,3,4,7,8-PeCDF	100.00	5.65e+07	1.74 y	32:49	-	0.769 y
27	IS 13C-1,2,3,4,7,8-HxCDF	100.00	4.79e+07	0.55 y	37:12	-	1.82 y
28	IS 13C-1,2,3,6,7,8-HxCDF	100.00	6.72e+07	0.56 y	37:24	-	2.55 y
29	IS 13C-2,3,4,6,7,8-HxCDF	100.00	5.26e+07	0.58 y	38:20	-	2.00 y
30	IS 13C-1,2,3,7,8,9-HxCDF	100.00	5.18e+07	0.54 y	39:47	-	1.97 y
31	IS 13C-1,2,3,4,6,7,8-HpCDF	100.00	2.84e+07	0.42 y	42:18	-	1.08 y
32	IS 13C-1,2,3,4,7,8,9-HpCDF	100.00	2.05e+07	0.43 y	45:08	-	0.778 y
33	IS 13C-OCDF	200.00	5.28e+07	0.95 y	50:09	-	1.00 y
34	C/Up 37Cl-2,3,7,8-TCDD	0.25	7.69e+04		27:26	-	0.671 y
35	RS 13C-1,2,3,4-TCDD	100.00	4.58e+07	0.85 y	26:50	4.58e+05	- n
36	RS 13C-1,2,3,4-TCDF	100.00	7.35e+07	0.87 y	25:35	7.35e+05	- n
37	RS/RT 13C-1,2,3,7,8,9-HxCDD	100.00	2.64e+07	1.27 y	39:12	2.64e+05	- n
38	Tot Total Tetra-Dioxins	0.00	-	- n	-	-	1.07 y
39	Tot Total Penta-Dioxins	0.00	-	- n	-	-	1.03 y
40	Tot Total Hexa-Dioxins	0.00	-	- n	-	-	1.33 y
41	Tot Total Hepta-Dioxins	0.00	-	- n	-	-	1.43 y
42	Tot Total Tetra-Furans	0.00	-	- n	-	-	1.57 y
43	Tot 1st Fn. Tot Penta-Furans	0.00	-	- n	-	-	0.899 y
44	Tot Total Penta-Furans	0.00	-	- n	-	-	0.899 y
45	Tot Total Hexa-Furans	0.00	-	- n	-	-	0.845 y
46	Tot Total Hepta-Furans	0.00	-	- n	-	-	1.29 y

Analyst: 

Date: 8/24/10

Run #2 Filename 23AUG10M
Client ID: ST082310M1

S: 4 Acquired: 23-AUG-10 17:12:02 Cal: PCDDFAL3-8-23-10
Analyte: FAL ID: 1613 CS1 100511H

Typ	Name	Amount	Resp	RA	RT	RF	RRF
1	Unk 2,3,7,8-TCDD	0.50	2.50e+05	0.74 y	27:27	-	1.09 y
2	Unk 1,2,3,7,8-PeCDD	2.50	9.93e+05	1.61 y	33:16	-	1.08 y
3	Unk 1,2,3,4,7,8-HxCDD	2.50	8.89e+05	1.42 y	38:37	-	1.30 y
4	Unk 1,2,3,6,7,8-HxCDD	2.50	9.16e+05	1.42 y	38:48	-	1.38 y
5	Unk 1,2,3,7,8,9-HxCDD	2.50	8.82e+05	1.39 y	39:14	-	1.31 y
6	Unk 1,2,3,4,6,7,8-HpCDD	2.50	8.00e+05	1.07 y	44:14	-	1.47 y
7	Unk OCDD	5.00	9.24e+05	0.99 y	49:48	-	1.37 y
8	Unk 2,3,7,8-TCDF	0.50	5.65e+05	0.69 y	26:41	-	1.60 y
9	Unk 1,2,3,7,8-PeCDF	2.50	1.31e+06	1.45 y	31:32	-	0.885 y
10	Unk 2,3,4,7,8-PeCDF	2.50	1.29e+06	1.43 y	32:51	-	0.896 y
11	Unk 1,2,3,4,7,8-HxCDF	2.50	1.08e+06	1.27 y	37:14	-	0.877 y
12	Unk 1,2,3,6,7,8-HxCDF	2.50	1.32e+06	1.22 y	37:26	-	0.790 y
13	Unk 2,3,4,6,7,8-HxCDF	2.50	1.14e+06	1.31 y	38:23	-	0.858 y
14	Unk 1,2,3,7,8,9-HxCDF	2.50	1.21e+06	1.23 y	39:48	-	0.938 y
15	Unk 1,2,3,4,6,7,8-HpCDF	2.50	9.30e+05	1.05 y	42:20	-	1.33 y
16	Unk 1,2,3,4,7,8,9-HpCDF	2.50	6.04e+05	1.06 y	45:09	-	1.20 y
17	Unk OCDF	5.00	9.66e+05	0.89 y	50:10	-	0.721 y
18	IS/RT 13C-2,3,7,8-TCDD	100.00	4.56e+07	0.84 y	27:25	-	0.980 y
19	IS 13C-1,2,3,7,8-PeCDD	100.00	3.68e+07	1.77 y	33:14	-	0.790 y
20	IS 13C-1,2,3,4,7,8-HxCDD	100.00	2.74e+07	1.32 y	38:36	-	1.03 y
21	IS 13C-1,2,3,6,7,8-HxCDD	100.00	2.66e+07	1.22 y	38:46	-	0.996 y
22	IS 13C-1,2,3,4,6,7,8-HpCDD	100.00	2.18e+07	1.02 y	44:13	-	0.818 y
23	IS 13C-OCDD	200.00	2.71e+07	0.99 y	49:47	-	0.507 y
24	IS 13C-2,3,7,8-TCDF	100.00	7.06e+07	0.86 y	26:40	-	0.923 y
25	IS 13C-1,2,3,7,8-PeCDF	100.00	5.94e+07	1.73 y	31:30	-	0.777 y
26	IS 13C-2,3,4,7,8-PeCDF	100.00	5.75e+07	1.68 y	32:49	-	0.752 y
27	IS 13C-1,2,3,4,7,8-HxCDF	100.00	4.93e+07	0.55 y	37:13	-	1.85 y
28	IS 13C-1,2,3,6,7,8-HxCDF	100.00	6.70e+07	0.55 y	37:24	-	2.51 y
29	IS 13C-2,3,4,6,7,8-HxCDF	100.00	5.33e+07	0.57 y	38:21	-	2.00 y
30	IS 13C-1,2,3,7,8,9-HxCDF	100.00	5.18e+07	0.55 y	39:48	-	1.94 y
31	IS 13C-1,2,3,4,6,7,8-HpCDF	100.00	2.79e+07	0.44 y	42:18	-	1.05 y
32	IS 13C-1,2,3,4,7,8,9-HpCDF	100.00	2.02e+07	0.42 y	45:09	-	0.756 y
33	IS 13C-OCDF	200.00	5.36e+07	0.96 y	50:09	-	1.00 y
34	C/Up 37Cl-2,3,7,8-TCDD	0.50	1.62e+05		27:26	-	0.696 y
35	RS 13C-1,2,3,4-TCDD	100.00	4.66e+07	0.83 y	26:51	4.66e+05	- n
36	RS 13C-1,2,3,4-TCDF	100.00	7.65e+07	0.88 y	25:34	7.65e+05	- n
37	RS/RT 13C-1,2,3,7,8,9-HxCDD	100.00	2.67e+07	1.27 y	39:13	2.67e+05	- n
38	Tot Total Tetra-Dioxins	0.00	-	- n	-	-	1.09 y
39	Tot Total Penta-Dioxins	0.00	-	- n	-	-	1.08 y
40	Tot Total Hexa-Dioxins	0.00	-	- n	-	-	1.33 y
41	Tot Total Hepta-Dioxins	0.00	-	- n	-	-	1.47 y
42	Tot Total Tetra-Furans	0.00	-	- n	-	-	1.60 y
43	Tot 1st Fn. Tot Penta-Furans	0.00	-	- n	-	-	0.890 y
44	Tot Total Penta-Furans	0.00	-	- n	-	-	0.890 y
45	Tot Total Hexa-Furans	0.00	-	- n	-	-	0.860 y
46	Tot Total Hepta-Furans	0.00	-	- n	-	-	1.28 y

Analyst: 

Date: 8/24/10

Run #3 Filename 23AUG10M
Client ID: ST082310M2

S: 5

Acquired: 23-AUG-10 18:07:23

Cal: PCDDFAL3-8-23-10

Analyte:

FAL ID: 1613 CS2 100511I

Typ	Name	Amount	Resp	RA	RT	RF	RRF
1	Unk 2,3,7,8-TCDD	2.00	9.56e+05	0.76 y	27:26	-	1.06 y
2	Unk 1,2,3,7,8-PeCDD	10.00	3.99e+06	1.62 y	33:15	-	1.09 y
3	Unk 1,2,3,4,7,8-HxCDD	10.00	3.69e+06	1.40 y	38:38	-	1.31 y
4	Unk 1,2,3,6,7,8-HxCDD	10.00	3.71e+06	1.40 y	38:47	-	1.39 y
5	Unk 1,2,3,7,8,9-HxCDD	10.00	3.75e+06	1.40 y	39:14	-	1.37 y
6	Unk 1,2,3,4,6,7,8-HpCDD	10.00	3.22e+06	1.04 y	44:14	-	1.45 y
7	Unk OCDD	20.00	3.97e+06	0.89 y	49:47	-	1.42 y
8	Unk 2,3,7,8-TCDF	2.00	2.12e+06	0.69 y	26:41	-	1.50 y
9	Unk 1,2,3,7,8-PeCDF	10.00	5.47e+06	1.50 y	31:32	-	0.916 y
10	Unk 2,3,4,7,8-PeCDF	10.00	5.23e+06	1.51 y	32:51	-	0.913 y
11	Unk 1,2,3,4,7,8-HxCDF	10.00	4.43e+06	1.30 y	37:14	-	0.900 y
12	Unk 1,2,3,6,7,8-HxCDF	10.00	5.48e+06	1.24 y	37:26	-	0.819 y
13	Unk 2,3,4,6,7,8-HxCDF	10.00	4.88e+06	1.33 y	38:22	-	0.924 y
14	Unk 1,2,3,7,8,9-HxCDF	10.00	5.17e+06	1.28 y	39:49	-	0.990 y
15	Unk 1,2,3,4,6,7,8-HpCDF	10.00	4.10e+06	1.03 y	42:19	-	1.37 y
16	Unk 1,2,3,4,7,8,9-HpCDF	10.00	2.76e+06	1.01 y	45:09	-	1.33 y
17	Unk OCDF	20.00	4.20e+06	0.92 y	50:11	-	0.753 y
18	IS/RT 13C-2,3,7,8-TCDD	100.00	4.51e+07	0.83 y	27:25	-	0.970 y
19	IS 13C-1,2,3,7,8-PeCDD	100.00	3.68e+07	1.77 y	33:14	-	0.792 y
20	IS 13C-1,2,3,4,7,8-HxCDD	100.00	2.81e+07	1.27 y	38:36	-	1.06 y
21	IS 13C-1,2,3,6,7,8-HxCDD	100.00	2.66e+07	1.28 y	38:46	-	1.00 y
22	IS 13C-1,2,3,4,6,7,8-HpCDD	100.00	2.22e+07	1.02 y	44:13	-	0.835 y
23	IS 13C-OCDD	200.00	2.79e+07	0.95 y	49:47	-	0.524 y
24	IS 13C-2,3,7,8-TCDF	100.00	7.06e+07	0.88 y	26:40	-	0.935 y
25	IS 13C-1,2,3,7,8-PeCDF	100.00	5.98e+07	1.74 y	31:30	-	0.791 y
26	IS 13C-2,3,4,7,8-PeCDF	100.00	5.73e+07	1.71 y	32:50	-	0.759 y
27	IS 13C-1,2,3,4,7,8-HxCDF	100.00	4.92e+07	0.55 y	37:13	-	1.85 y
28	IS 13C-1,2,3,6,7,8-HxCDF	100.00	6.70e+07	0.55 y	37:25	-	2.52 y
29	IS 13C-2,3,4,6,7,8-HxCDF	100.00	5.28e+07	0.56 y	38:21	-	1.98 y
30	IS 13C-1,2,3,7,8,9-HxCDF	100.00	5.23e+07	0.56 y	39:47	-	1.96 y
31	IS 13C-1,2,3,4,6,7,8-HpCDF	100.00	2.98e+07	0.43 y	42:18	-	1.12 y
32	IS 13C-1,2,3,4,7,8,9-HpCDF	100.00	2.07e+07	0.41 y	45:08	-	0.777 y
33	IS 13C-OCDF	200.00	5.58e+07	1.00 y	50:09	-	1.05 y
34	C/Up 37Cl-2,3,7,8-TCDD	2.00	5.87e+05		27:27	-	0.632 y
35	RS 13C-1,2,3,4-TCDD	100.00	4.65e+07	0.85 y	26:50	4.65e+05	- n
36	RS 13C-1,2,3,4-TCDF	100.00	7.56e+07	0.87 y	25:35	7.56e+05	- n
37	RS/RT 13C-1,2,3,7,8,9-HxCDD	100.00	2.66e+07	1.26 y	39:13	2.66e+05	- n
38	Tot Total Tetra-Dioxins	0.00	-	- n	-	-	1.06 y
39	Tot Total Penta-Dioxins	0.00	-	- n	-	-	1.09 y
40	Tot Total Hexa-Dioxins	0.00	-	- n	-	-	1.36 y
41	Tot Total Hepta-Dioxins	0.00	-	- n	-	-	1.45 y
42	Tot Total Tetra-Furans	0.00	-	- n	-	-	1.50 y
43	Tot 1st Fn. Tot Penta-Furans	0.00	-	- n	-	-	0.914 y
44	Tot Total Penta-Furans	0.00	-	- n	-	-	0.914 y
45	Tot Total Hexa-Furans	0.00	-	- n	-	-	0.902 y
46	Tot Total Hepta-Furans	0.00	-	- n	-	-	1.36 y


Analyst: 

Date: 8/24/10

Run #4 Filename 23AUG10M
Client ID: ST082310M3

S: 1 Acquired: 23-AUG-10 14:25:46 Cal: PCDDFAL3-8-23-10
Analyte: FAL ID: 1613 CS3 100511J


Typ	Name	Amount	Resp	RA	RT	RF	RRF
1	Unk 2,3,7,8-TCDD	10.00	5.04e+06	0.73 y	27:24	-	1.16 y
2	Unk 1,2,3,7,8-PeCDD	50.00	1.95e+07	1.64 y	33:14	-	1.11 y
3	Unk 1,2,3,4,7,8-HxCDD	50.00	1.81e+07	1.41 y	38:36	-	1.36 y
4	Unk 1,2,3,6,7,8-HxCDD	50.00	1.75e+07	1.39 y	38:46	-	1.32 y
5	Unk 1,2,3,7,8,9-HxCDD	50.00	1.74e+07	1.41 y	39:13	-	1.30 y
6	Unk 1,2,3,4,6,7,8-HpCDD	50.00	1.56e+07	1.04 y	44:13	-	1.44 y
7	Unk OCDD	100.00	1.96e+07	0.95 y	49:47	-	1.44 y
8	Unk 2,3,7,8-TCDF	10.00	9.40e+06	0.67 y	26:39	-	1.40 y
9	Unk 1,2,3,7,8-PeCDF	50.00	2.67e+07	1.53 y	31:30	-	0.959 y
10	Unk 2,3,4,7,8-PeCDF	50.00	2.56e+07	1.52 y	32:49	-	0.933 y
11	Unk 1,2,3,4,7,8-HxCDF	50.00	2.15e+07	1.29 y	37:12	-	0.905 y
12	Unk 1,2,3,6,7,8-HxCDF	50.00	2.72e+07	1.26 y	37:24	-	0.826 y
13	Unk 2,3,4,6,7,8-HxCDF	50.00	2.34e+07	1.24 y	38:21	-	0.892 y
14	Unk 1,2,3,7,8,9-HxCDF	50.00	2.60e+07	1.28 y	39:47	-	1.00 y
15	Unk 1,2,3,4,6,7,8-HpCDF	50.00	1.95e+07	1.04 y	42:18	-	1.39 y
16	Unk 1,2,3,4,7,8,9-HpCDF	50.00	1.37e+07	1.04 y	45:08	-	1.35 y
17	Unk OCDF	100.00	2.16e+07	0.93 y	50:09	-	0.785 y
18	IS/RT 13C-2,3,7,8-TCDD	100.00	4.35e+07	0.86 y	27:23	-	0.982 y
19	IS 13C-1,2,3,7,8-PeCDD	100.00	3.51e+07	1.77 y	33:13	-	0.793 y
20	IS 13C-1,2,3,4,7,8-HxCDD	100.00	2.66e+07	1.26 y	38:35	-	1.01 y
21	IS 13C-1,2,3,6,7,8-HxCDD	100.00	2.66e+07	1.27 y	38:45	-	1.02 y
22	IS 13C-1,2,3,4,6,7,8-HpCDD	100.00	2.18e+07	1.04 y	44:11	-	0.830 y
23	IS 13C-OCDD	200.00	2.73e+07	0.93 y	49:45	-	0.521 y
24	IS 13C-2,3,7,8-TCDF	100.00	6.73e+07	0.86 y	26:38	-	0.959 y
25	IS 13C-1,2,3,7,8-PeCDF	100.00	5.57e+07	1.78 y	31:28	-	0.794 y
26	IS 13C-2,3,4,7,8-PeCDF	100.00	5.49e+07	1.74 y	32:48	-	0.783 y
27	IS 13C-1,2,3,4,7,8-HxCDF	100.00	4.74e+07	0.56 y	37:11	-	1.81 y
28	IS 13C-1,2,3,6,7,8-HxCDF	100.00	6.58e+07	0.55 y	37:23	-	2.51 y
29	IS 13C-2,3,4,6,7,8-HxCDF	100.00	5.25e+07	0.54 y	38:19	-	2.00 y
30	IS 13C-1,2,3,7,8,9-HxCDF	100.00	5.18e+07	0.55 y	39:45	-	1.98 y
31	IS 13C-1,2,3,4,6,7,8-HpCDF	100.00	2.80e+07	0.42 y	42:17	-	1.07 y
32	IS 13C-1,2,3,4,7,8,9-HpCDF	100.00	2.02e+07	0.42 y	45:06	-	0.772 y
33	IS 13C-OCDF	200.00	5.49e+07	0.98 y	50:08	-	1.05 y
34	C/Up 37Cl-2,3,7,8-TCDD	10.00	2.77e+06		27:24	-	0.626 y
35	RS 13C-1,2,3,4-TCDD	100.00	4.42e+07	0.84 y	26:49	4.42e+05	- n
36	RS 13C-1,2,3,4-TCDF	100.00	7.01e+07	0.87 y	25:33	7.01e+05	- n
37	RS/RT 13C-1,2,3,7,8,9-HxCDD	100.00	2.62e+07	1.28 y	39:11	2.62e+05	- n
38	Tot Total Tetra-Dioxins	0.00	-	- n	-	-	1.16 y
39	Tot Total Penta-Dioxins	0.00	-	- n	-	-	1.11 y
40	Tot Total Hexa-Dioxins	0.00	-	- n	-	-	1.33 y
41	Tot Total Hepta-Dioxins	0.00	-	- n	-	-	1.44 y
42	Tot Total Tetra-Furans	0.00	-	- n	-	-	1.40 y
43	Tot 1st Fn. Tot Penta-Furans	0.00	-	- n	-	-	0.946 y
44	Tot Total Penta-Furans	0.00	-	- n	-	-	0.946 y
45	Tot Total Hexa-Furans	0.00	-	- n	-	-	0.902 y
46	Tot Total Hepta-Furans	0.00	-	- n	-	-	1.37 y


Analyst:  Date: 8/24/10

Run #6 Filename 23AUG10M
Client ID: ST082310M5

S: 7 Acquired: 23-AUG-10 19:58:08 Cal: PCDDFAL3-8-23-10
Analyte: PCDDFAL3-8-23-10 FAL ID: 1613 CS5 100511L

Typ	Name	Amount	Resp	RA	RT	RF	RRF
1	Unk 2,3,7,8-TCDD	200.00	1.06e+08	0.76 y	27:26	-	1.14 y
2	Unk 1,2,3,7,8-PeCDD	1000.00	4.58e+08	1.63 y	33:15	-	1.15 y
3	Unk 1,2,3,4,7,8-HxCDD	1000.00	4.92e+08	1.39 y	38:38	-	1.42 y
4	Unk 1,2,3,6,7,8-HxCDD	1000.00	4.34e+08	1.40 y	38:48	-	1.42 y
5	Unk 1,2,3,7,8,9-HxCDD	1000.00	4.72e+08	1.38 y	39:14	-	1.45 y
6	Unk 1,2,3,4,6,7,8-HpCDD	1000.00	4.12e+08	1.03 y	44:14	-	1.48 y
7	Unk OCDD	2000.00	5.93e+08	0.92 y	49:50	-	1.59 y
8	Unk 2,3,7,8-TCDF	200.00	2.14e+08	0.66 y	26:41	-	1.48 y
9	Unk 1,2,3,7,8-PeCDF	1000.00	6.33e+08	1.52 y	31:32	-	0.985 y
10	Unk 2,3,4,7,8-PeCDF	1000.00	6.21e+08	1.52 y	32:51	-	1.00 y
11	Unk 1,2,3,4,7,8-HxCDF	1000.00	5.58e+08	1.28 y	37:14	-	0.996 y
12	Unk 1,2,3,6,7,8-HxCDF	1000.00	6.54e+08	1.27 y	37:26	-	0.876 y
13	Unk 2,3,4,6,7,8-HxCDF	1000.00	5.98e+08	1.27 y	38:22	-	0.989 y
14	Unk 1,2,3,7,8,9-HxCDF	1000.00	7.04e+08	1.28 y	39:49	-	1.08 y
15	Unk 1,2,3,4,6,7,8-HpCDF	1000.00	5.19e+08	1.05 y	42:20	-	1.47 y
16	Unk 1,2,3,4,7,8,9-HpCDF	1000.00	4.06e+08	1.08 y	45:09	-	1.50 y
17	Unk OCDF	2000.00	6.38e+08	0.93 y	50:12	-	0.869 y
18	IS/RT 13C-2,3,7,8-TCDD	100.00	4.62e+07	0.84 y	27:25	-	1.08 y
19	IS 13C-1,2,3,7,8-PeCDD	100.00	4.00e+07	1.76 y	33:15	-	0.933 y
20	IS 13C-1,2,3,4,7,8-HxCDD	100.00	3.46e+07	1.27 y	38:37	-	1.16 y
21	IS 13C-1,2,3,6,7,8-HxCDD	100.00	3.07e+07	1.25 y	38:46	-	1.03 y
22	IS 13C-1,2,3,4,6,7,8-HpCDD	100.00	2.78e+07	1.04 y	44:13	-	0.932 y
23	IS 13C-OCDD	200.00	3.72e+07	0.93 y	49:49	-	0.625 y
24	IS 13C-2,3,7,8-TCDF	100.00	7.26e+07	0.87 y	26:40	-	1.05 y
25	IS 13C-1,2,3,7,8-PeCDF	100.00	6.43e+07	1.73 y	31:30	-	0.931 y
26	IS 13C-2,3,4,7,8-PeCDF	100.00	6.19e+07	1.73 y	32:49	-	0.896 y
27	IS 13C-1,2,3,4,7,8-HxCDF	100.00	5.60e+07	0.55 y	37:13	-	1.88 y
28	IS 13C-1,2,3,6,7,8-HxCDF	100.00	7.47e+07	0.56 y	37:25	-	2.51 y
29	IS 13C-2,3,4,6,7,8-HxCDF	100.00	6.05e+07	0.56 y	38:21	-	2.03 y
30	IS 13C-1,2,3,7,8,9-HxCDF	100.00	6.55e+07	0.54 y	39:47	-	2.20 y
31	IS 13C-1,2,3,4,6,7,8-HpCDF	100.00	3.52e+07	0.44 y	42:18	-	1.18 y
32	IS 13C-1,2,3,4,7,8,9-HpCDF	100.00	2.71e+07	0.42 y	45:08	-	0.909 y
33	IS 13C-OCDF	200.00	7.35e+07	0.99 y	50:11	-	1.23 y
34	C/Up 37Cl-2,3,7,8-TCDD	200.00	6.26e+07		27:26	-	0.731 y
35	RS 13C-1,2,3,4-TCDD	100.00	4.28e+07	0.84 y	26:50	4.28e+05	- n
36	RS 13C-1,2,3,4-TCDF	100.00	6.91e+07	0.87 y	25:34	6.91e+05	- n
37	RS/RT 13C-1,2,3,7,8,9-HxCDD	100.00	2.98e+07	1.25 y	39:13	2.98e+05	- n
38	Tot Total Tetra-Dioxins	0.00	-	- n	-	-	1.14 y
39	Tot Total Penta-Dioxins	0.00	-	- n	-	-	1.15 y
40	Tot Total Hexa-Dioxins	0.00	-	- n	-	-	1.43 y
41	Tot Total Hepta-Dioxins	0.00	-	- n	-	-	1.48 y
42	Tot Total Tetra-Furans	0.00	-	- n	-	-	1.48 y
43	Tot 1st Fn. Tot Penta-Furans	0.00	-	- n	-	-	0.994 y
44	Tot Total Penta-Furans	0.00	-	- n	-	-	0.994 y
45	Tot Total Hexa-Furans	0.00	-	- n	-	-	0.980 y
46	Tot Total Hepta-Furans	0.00	-	- n	-	-	1.48 y

Analyst: 

Date: 

USEPA - ITD

FORM 3A

PCDD/PCDF INITIAL CALIBRATION RELATIVE RESPONSES

Lab Name: Frontier Analytical Laboratory Episode No.:

Contract No.: SAS No.:

Initial Calibration Date: 8/23/10

Instrument ID: FAL3 GC Column ID: db5

CS0 Data Filename: 23AUG10M S3 CS3 Data Filename: 23AUG10M S1

CS1 Data Filename: 23AUG10M S4 CS4 Data Filename: 23AUG10M S6

CS2 Data Filename: 23AUG10M S5 CS5 Data Filename: 23AUG10M S7

	RELATIVE RESPONSE (RR)						MEAN RR	Cv (%RSD)
	CS1	CS2	CS3	CS4	CS5	CS6		
NATIVE ANALYTES								
2,3,7,8-TCDD	1.07	1.09	1.06	1.16	1.13	1.14	1.11	3.63
1,2,3,7,8-PeCDD	1.03	1.08	1.09	1.11	1.15	1.15	1.10	4.14
1,2,3,4,7,8-HxCDD	1.40	1.30	1.31	1.36	1.44	1.42	1.37	4.29
1,2,3,6,7,8-HxCDD	1.30	1.38	1.39	1.32	1.43	1.42	1.37	3.80
1,2,3,7,8,9-HxCDD	1.29	1.31	1.37	1.30	1.45	1.45	1.36	5.24
1,2,3,4,6,7,8-HpCDD	1.43	1.47	1.45	1.44	1.45	1.48	1.45	1.37
OCDD	1.37	1.37	1.42	1.44	1.42	1.59	1.43	5.81
2,3,7,8-TCDF	1.57	1.60	1.50	1.40	1.47	1.48	1.50	4.91
1,2,3,7,8-PeCDF	0.92	0.88	0.92	0.96	0.99	0.99	0.94	4.53
2,3,4,7,8-PeCDF	0.88	0.90	0.91	0.93	0.99	1.00	0.94	5.35
1,2,3,4,7,8-HxCDF	0.90	0.88	0.90	0.91	0.99	1.00	0.93	5.70
1,2,3,6,7,8-HxCDF	0.75	0.79	0.82	0.83	0.87	0.88	0.82	5.91
2,3,4,6,7,8-HxCDF	0.87	0.86	0.92	0.89	0.98	0.99	0.92	6.02
1,2,3,7,8,9-HxCDF	0.90	0.94	0.99	1.00	1.08	1.08	1.00	7.30
1,2,3,4,6,7,8-HpCDF	1.28	1.33	1.37	1.39	1.49	1.47	1.39	5.78
1,2,3,4,7,8,9-HpCDF	1.30	1.20	1.33	1.35	1.45	1.50	1.36	7.94
OCDF	0.73	0.72	0.75	0.79	0.86	0.87	0.79	8.29

Analyst: 

Date: 8/24/10

USEPA - ITD

FORM 3B

PCDD/PCDF INITIAL CALIBRATION RELATIVE RESPONSES

Lab Name: Frontier Analytical Laboratory Episode No.:

Contract No.: SAS No.:

Initial Calibration Date: 8/23/10

Instrument ID: FAL3 GC Column ID: db5

CS0 Data Filename: 23AUG10M S3 CS4 Data Filename: 23AUG10M S1

CS1 Data Filename: 23AUG10M S4 CS4 Data Filename: 23AUG10M S6

CS2 Data Filename: 23AUG10M S5 CS5 Data Filename: 23AUG10M S7

Labeled Compounds	RELATIVE RESPONSE (RR)						MEAN RR	Cv (%RSD)
	CS1	CS2	CS3	CS4	CS5	CS6		
13C-2,3,7,8-TCDD	0.98	0.98	0.97	0.98	1.15	1.08	1.02	7.46
13C-1,2,3,7,8-PeCDD	0.79	0.79	0.79	0.79	0.95	0.93	0.84	9.48
13C-1,2,3,4,7,8-HxCDD	1.06	1.03	1.06	1.01	1.12	1.16	1.07	5.40
13C-1,2,3,6,7,8-HxCDD	1.00	1.00	1.00	1.02	1.03	1.03	1.01	1.62
13C-1,2,3,4,6,7,8-HpCDD	0.82	0.82	0.84	0.83	0.90	0.93	0.86	5.45
13C-OCDD	0.52	0.51	0.52	0.52	0.58	0.63	0.55	8.36
13C-2,3,7,8-TCDF	0.97	0.92	0.93	0.96	1.12	1.05	0.99	7.79
13C-1,2,3,7,8-PeCDF	0.78	0.78	0.79	0.79	0.95	0.93	0.84	9.74
13C-2,3,4,7,8-PeCDF	0.77	0.75	0.76	0.78	0.91	0.90	0.81	8.97
13C-1,2,3,4,7,8-HxCDF	1.82	1.85	1.85	1.81	1.91	1.88	1.85	2.00
13C-1,2,3,6,7,8-HxCDF	2.55	2.51	2.52	2.51	2.62	2.51	2.54	1.71
13C-2,3,4,6,7,8-HxCDF	2.00	2.00	1.98	2.00	2.08	2.03	2.01	1.79
13C-1,2,3,7,8,9-HxCDF	1.97	1.94	1.96	1.98	2.14	2.20	2.03	5.42
13C-1,2,3,4,6,7,8-HpCDF	1.08	1.05	1.12	1.07	1.16	1.18	1.11	4.80
13C-1,2,3,4,7,8,9-HpCDF	0.78	0.76	0.78	0.77	0.83	0.91	0.80	7.16
13C-OCDF	1.00	1.00	1.05	1.05	1.16	1.23	1.08	8.63
CLEANUP STANDARD								
37Cl-2,3,7,8-TCDD	0.67	0.70	0.63	0.63	0.76	0.73	0.69	7.67

Analyst: 

Date: 8/24/10

USEPA - ITD

FORM 3C

PCDD/PCDF INITIAL CALIBRATION ION ABUNDANCE RATIOS

Lab Name: Frontier Analytical Laboratory

Episode No.:

Contract No.:

SAS No.:

Initial Calibration Date: 8/23/10

Instrument ID: FAL3

GC Column ID: db5

CS0 Data Filename: 23AUG10M S3 CS3 Data Filename: 23AUG10M S1

CS1 Data Filename: 23AUG10M S4 CS4 Data Filename: 23AUG10M S6

CS2 Data Filename: 23AUG10M S5 CS5 Data Filename: 23AUG10M S7

	M/Z'S FORMING RATIO	ION ABUNDANCE RATIOS						QC LIMITS
		CS1	CS2	CS3	CS4	CS5	CS6	
NATIVE ANALYTES								
2,3,7,8-TCDD	M/M+2	0.73	0.74	0.76	0.73	0.76	0.76	0.65-0.89
1,2,3,7,8-PeCDD	M+2/M+4	1.70	1.61	1.62	1.64	1.62	1.63	1.32-1.78
1,2,3,4,7,8-HxCDD	M+2/M+4	1.42	1.42	1.40	1.41	1.40	1.39	1.05-1.43
1,2,3,6,7,8-HxCDD	M+2/M+4	1.40	1.42	1.40	1.39	1.41	1.40	1.05-1.43
1,2,3,7,8,9-HxCDD	M+2/M+4	1.41	1.39	1.40	1.41	1.41	1.38	1.05-1.43
1,2,3,4,6,7,8-HpCDD	M+2/M+4	1.02	1.07	1.04	1.04	1.03	1.03	0.88-1.20
OCDD	M+2/M+4	1.00	0.99	0.89	0.95	1.00	0.92	0.76-1.02
2,3,7,8-TCDF	M/M+2	0.67	0.69	0.69	0.67	0.67	0.66	0.65-0.89
1,2,3,7,8-PeCDF	M+2/M+4	1.49	1.45	1.50	1.53	1.55	1.52	1.32-1.78
2,3,4,7,8-PeCDF	M+2/M+4	1.48	1.43	1.51	1.52	1.52	1.52	1.32-1.78
1,2,3,4,7,8-HxCDF	M+2/M+4	1.22	1.27	1.30	1.29	1.27	1.28	1.05-1.43
1,2,3,6,7,8-HxCDF	M+2/M+4	1.31	1.22	1.24	1.26	1.28	1.27	1.05-1.43
2,3,4,6,7,8-HxCDF	M+2/M+4	1.25	1.31	1.33	1.24	1.26	1.27	1.05-1.43
1,2,3,7,8,9-HxCDF	M+2/M+4	1.15	1.23	1.28	1.28	1.30	1.28	1.05-1.43
1,2,3,4,6,7,8-HpCDF	M+2/M+4	1.04	1.05	1.03	1.04	1.03	1.05	0.88-1.20
1,2,3,4,7,8,9-HpCDF	M+2/M+4	0.99	1.06	1.01	1.04	1.05	1.08	0.88-1.20
OCDF	M+2/M+4	0.93	0.89	0.92	0.93	0.92	0.93	0.76-1.02

Analyst: 

Date: 8/24/10

FORM 3D

PCDD/PCDF INITIAL CALIBRATION ION ABUNDANCE RATIOS

Lab Name: Frontier Analytical Laboratory

Episode No.:

Contract No.:

SAS No.:

Initial Calibration Date: 8/23/10

Instrument ID: FAL3

GC Column ID: db5

CS0 Data Filename: 23AUG10M S3 CS3 Data Filename: 23AUG10M S1

CS1 Data Filename: 23AUG10M S4 CS4 Data Filename: 23AUG10M S6

CS2 Data Filename: 23AUG10M S5 CS5 Data Filename: 23AUG10M S7

Labeled Compounds	M/Z'S FORMING RATIO	ION ABUNDANCE RATIOS						QC LIMITS
		CS1	CS2	CS3	CS4	CS5	CS6	
13C-2,3,7,8-TCDD	M/M+2	0.85	0.84	0.83	0.86	0.85	0.84	0.65-0.89
13C-1,2,3,7,8-PeCDD	M+2/M+4	1.77	1.77	1.77	1.77	1.76	1.76	1.32-1.78
13C-1,2,3,4,7,8-HxCDD	M+2/M+4	1.26	1.32	1.27	1.26	1.27	1.27	1.05-1.43
13C-1,2,3,6,7,8-HxCDD	M+2/M+4	1.26	1.22	1.28	1.27	1.28	1.25	1.05-1.43
13C-1,2,3,4,6,7,8-HpCDD	M+2/M+4	1.00	1.02	1.02	1.04	1.01	1.04	0.88-1.20
13C-OCDD	M+2/M+4	1.00	0.99	0.95	0.93	0.94	0.93	0.76-1.02
13C-2,3,7,8-TCDF	M/M+2	0.88	0.86	0.88	0.86	0.88	0.87	0.65-0.89
13C-1,2,3,7,8-PeCDF	M+2/M+4	1.74	1.73	1.74	1.78	1.75	1.73	1.32-1.78
13C-2,3,4,7,8-PeCDF	M+2/M+4	1.74	1.68	1.71	1.74	1.73	1.73	1.32-1.78
13C-1,2,3,4,7,8-HxCDF	M/M+2	0.55	0.55	0.55	0.56	0.55	0.55	0.43-0.59
13C-1,2,3,6,7,8-HxCDF	M/M+2	0.56	0.55	0.55	0.55	0.55	0.56	0.43-0.59
13C-2,3,4,6,7,8-HxCDF	M/M+2	0.58	0.57	0.56	0.54	0.54	0.56	0.43-0.59
13C-1,2,3,7,8,9-HxCDF	M/M+2	0.54	0.55	0.56	0.55	0.54	0.54	0.43-0.59
13C-1,2,3,4,6,7,8-HpCDF	M/M+2	0.42	0.44	0.43	0.42	0.43	0.44	0.37-0.51
13C-1,2,3,4,7,8,9-HpCDF	M/M+2	0.43	0.42	0.41	0.42	0.43	0.42	0.37-0.51
13C-OCDF	M+2/M+4	0.95	0.96	1.00	0.98	0.99	0.99	0.76-1.02

Analyst: Date: 8/24/10

USEPA - ITD

FORM 4A
PCDD/PCDF CALIBRATION VERIFICATION

Lab Name: Frontier Analytical Laboratory Episode No.:

Contract No.: SAS No.:

Initial Calibration Date: 8/23/10

Instrument ID: FAL3

GC Column ID: db5

VER Data Filename: 23AUG10M Sam:1

Analysis Date: 23-AUG-10 14:25:46

NATIVE ANALYTES	M/Z'S	ION	QC	ACCEPT	CONC.	CONC.
	FORMING	ABUND.	LIMITS		FOUND	RANGE
	RATIO (1)	RATIO	(2)			(ng/mL) (3)
2,3,7,8-TCDD	M/M+2	0.73	0.65-0.89	y	10.4	7.80 - 12.9
1,2,3,7,8-PeCDD	M+2/M+4	1.64	1.32-1.78	y	50.6	39.0 - 65.0
1,2,3,4,7,8-HxCDD	M+2/M+4	1.41	1.05-1.43	y	49.6	39.0 - 64.0
1,2,3,6,7,8-HxCDD	M+2/M+4	1.39	1.05-1.43	y	48.0	39.0 - 64.0
1,2,3,7,8,9-HxCDD	M+2/M+4	1.41	1.05-1.43	y	47.9	41.0 - 61.0
1,2,3,4,6,7,8-HpCDD	M+2/M+4	1.04	0.88-1.20	y	49.5	43.0 - 58.0
OCDD	M+2/M+4	0.95	0.76-1.02	y	100	79.0 - 126
2,3,7,8-TCDF	M/M+2	0.67	0.65-0.89	y	9.30	8.40 - 12.0
1,2,3,7,8-PeCDF	M+2/M+4	1.53	1.32-1.78	y	50.9	41.0 - 60.0
2,3,4,7,8-PeCDF	M+2/M+4	1.52	1.32-1.78	y	49.8	41.0 - 60.0
1,2,3,4,7,8-HxCDF	M+2/M+4	1.29	1.05-1.43	y	48.8	45.0 - 56.0
1,2,3,6,7,8-HxCDF	M+2/M+4	1.26	1.05-1.43	y	50.3	44.0 - 57.0
2,3,4,6,7,8-HxCDF	M+2/M+4	1.24	1.05-1.43	y	48.5	44.0 - 57.0
1,2,3,7,8,9-HxCDF	M+2/M+4	1.28	1.05-1.43	y	50.3	45.0 - 56.0
1,2,3,4,6,7,8-HpCDF	M+2/M+4	1.04	0.88-1.20	y	49.9	45.0 - 55.0
1,2,3,4,7,8,9-HpCDF	M+2/M+4	1.04	0.88-1.20	y	49.8	43.0 - 58.0
OCDF	M+2/M+4	0.93	0.76-1.02	y	99.9	63.0 - 159

(1) See Table 8, Method 1613, for m/z specifications.

(2) Ion Abundance Ratio Control Limits as specified in Table 9, Method 1613.

(3) Contract-required concentration range as specified in Table 6, Method 1613.

Analyst: Date: 8/24/10

USEPA - ITD

FORM 4B
PCDD/PCDF CALIBRATION VERIFICATION

Lab Name: Frontier Analytical Laboratory

Episode No.:

Contract No.:

SAS No.:

Initial Calibration Date: 8/23/10

Instrument ID: FAL3

GC Column ID: db5

VER Data Filename: 23AUG10M Sam:1

Analysis Date: 23-AUG-10 14:25:46

LABELED COMPOUNDS	M/Z'S FORMING RATIO (1)	ION ABUND. RATIO	QC LIMITS (2)	ACCEPT	CONC. FOUND	CONC. RANGE (ng/mL) (3)
13C-2,3,7,8-TCDD	M/M+2	0.86	0.65-0.89	y	95.9	82.0 - 121
13C-1,2,3,7,8-PeCDD	M+2/M+4	1.77	1.32-1.78	y	94.2	62.0 - 160
13C-1,2,3,4,7,8-HxCDD	M+2/M+4	1.26	1.05-1.43	y	94.5	85.0 - 117
13C-1,2,3,6,7,8-HxCDD	M+2/M+4	1.27	1.05-1.43	y	100	85.0 - 118
13C-1,2,3,4,6,7,8-HpCDD	M+2/M+4	1.04	0.88-1.20	y	97.0	72.0 - 138
13C-OCDD	M+2/M+4	0.93	0.76-1.02	y	191	96.0 - 415
13C-2,3,7,8-TCDF	M/M+2	0.86	0.65-0.89	y	96.5	71.0 - 140
13C-1,2,3,7,8-PeCDF	M+2/M+4	1.78	1.32-1.78	y	94.8	76.0 - 130
13C-2,3,4,7,8-PeCDF	M+2/M+4	1.74	1.32-1.78	y	96.5	77.0 - 130
13C-1,2,3,4,7,8-HxCDF	M/M+2	0.56	0.43-0.59	y	97.7	76.0 - 131
13C-1,2,3,6,7,8-HxCDF	M/M+2	0.55	0.43-0.59	y	99.0	70.0 - 143
13C-2,3,4,6,7,8-HxCDF	M/M+2	0.54	0.43-0.59	y	99.4	73.0 - 137
13C-1,2,3,7,8,9-HxCDF	M/M+2	0.55	0.43-0.59	y	97.2	74.0 - 135
13C-1,2,3,4,6,7,8-HpCDF	M/M+2	0.42	0.37-0.51	y	96.4	78.0 - 129
13C-1,2,3,4,7,8,9-HpCDF	M/M+2	0.42	0.37-0.51	y	96.0	77.0 - 129
13C-OCDF	M+2/M+4	0.98	0.76-1.02	y	194	96.0 - 415
CLEANUP STANDARD (4)						
37Cl-2,3,7,8-TCDD					9.14	7.80 - 12.8

(1) See Table 8, Method 1613, for m/z specifications.

(2) Ion Abundance Ratio Control Limits as specified in Table 9, Method 1613.

(3) Contract-required concentration range as specified in Table 6, Method 1613.

(4) No ion abundance ratio; report concentration found.

Analyst: Date: 8/24/10

USEPA - ITD

FORM 6B
PCDD/PCDF RELATIVE RETENTION TIMES

Lab Name: Frontier Analytical Laboratory

Episode No.:

Contract No.:

SAS No.:

Init. Cal. Date: 8/23/10

Instrument ID: FAL3

GC Column ID: db5

Analysis Date: 23-AUG-10 14:25:46

CS3 or VER Data Filename: 23AUG10M

Sam:1

NATIVE ANALYTES	RETENTION TIME REFERENCE	RRT	RRT QC LIMITS (1)
1,2,3,4,7,8-HxCDD	13C-1,2,3,4,7,8-HxCDD	1.000	0.999-1.001
1,2,3,6,7,8-HxCDD	13C-1,2,3,6,7,8-HxCDD	1.000	0.998-1.004
1,2,3,7,8,9-HxCDD	13C-1,2,3,6,7,8-HxCDD	1.012	1.000-1.019
1,2,3,4,7,8-HxCDF	13C-1,2,3,4,7,8-HxCDF	1.000	0.999-1.001
1,2,3,6,7,8-HxCDF	13C-1,2,3,6,7,8-HxCDF	1.001	0.997-1.005
2,3,4,6,7,8-HxCDF	13C-2,3,4,6,7,8-HxCDF	1.001	0.999-1.001
1,2,3,7,8,9-HxCDF	13C-1,2,3,7,8,9-HxCDF	1.001	0.999-1.001
1,2,3,4,6,7,8-HpCDD	13C-1,2,3,4,6,7,8-HpCDD	1.001	0.999-1.001
1,2,3,4,6,7,8-HpCDF	13C-1,2,3,4,6,7,8-HpCDF	1.000	0.999-1.001
1,2,3,4,7,8,9-HpCDF	13C-1,2,3,4,7,8,9-HpCDF	1.001	0.999-1.001
OCDD	13C-OCDD	1.001	0.999-1.001
OCDF	13C-OCDF	1.000	0.999-1.001
LABELED COMPOUNDS			
13C-1,2,3,4,7,8-HxCDD	13C-1,2,3,7,8,9-HxCDD	0.985	0.977-1.000
13C-1,2,3,6,7,8-HxCDD		0.989	0.981-1.003
13C-1,2,3,4,7,8-HxCDF		0.949	0.944-0.970
13C-1,2,3,6,7,8-HxCDF		0.954	0.949-0.975
13C-2,3,4,6,7,8-HxCDF		0.978	0.959-1.021
13C-1,2,3,7,8,9-HxCDF		1.014	0.977-1.047
13C-1,2,3,4,6,7,8-HpCDD		1.128	1.086-1.130
13C-1,2,3,4,6,7,8-HpCDF		1.079	1.043-1.085
13C-1,2,3,4,7,8,9-HpCDF		1.151	1.057-1.154
13C-OCDD		1.270	1.032-1.311
13C-OCDF		1.279	1.000-1.311

(1) Contract-required limits for Relative Retention Times (RRT) as specified
in Table 2, Method 1613.

Analyst: Date: 8/24/10

WHO 1998 Tox: 125 WHO 2005 Tox: 114
 Conc Qual Fac Noise-1 Noise-2 DL

Name	Resp	RA	RT	RRF	Conc	Qual	Fac Noise-1	Noise-2	DL	DL
2,3,7,8-TCDD	5.04e+06	0.73 y	27:24	1.11	10.4		2.50	-	-	*
1,2,3,7,8-PeCDD	1.95e+07	1.64 y	33:14	1.10	50.6		2.50	-	-	*
1,2,3,4,7,8-HxCDD	1.81e+07	1.41 y	38:36	1.37	49.6		2.50	-	-	*
1,2,3,6,7,8-HxCDD	1.75e+07	1.39 y	38:46	1.37	48.0		2.50	-	-	*
1,2,3,7,8,9-HxCDD	1.74e+07	1.41 y	39:13	1.36	47.9		2.50	-	-	*
1,2,3,4,6,7,8-HpCDD	1.56e+07	1.04 y	44:13	1.45	49.5		2.50	-	-	*
OCDD	1.96e+07	0.95 y	49:47	1.43	100		2.50	-	-	*
2,3,7,8-TCDF	9.40e+06	0.67 y	26:39	1.50	9.30		2.50	-	-	*
1,2,3,7,8-PeCDF	2.67e+07	1.53 y	31:30	0.94	50.9		2.50	-	-	*
2,3,4,7,8-PeCDF	2.56e+07	1.52 y	32:49	0.94	49.8		2.50	-	-	*
1,2,3,4,7,8-HxCDF	2.15e+07	1.29 y	37:12	0.93	48.8		2.50	-	-	*
1,2,3,6,7,8-HxCDF	2.72e+07	1.26 y	37:24	0.82	50.3		2.50	-	-	*
2,3,4,6,7,8-HxCDF	2.34e+07	1.24 y	38:21	0.92	48.5		2.50	-	-	*
1,2,3,7,8,9-HxCDF	2.60e+07	1.28 y	39:47	1.00	50.3		2.50	-	-	*
1,2,3,4,6,7,8-HpCDF	1.95e+07	1.04 y	42:18	1.39	49.9		2.50	-	-	*
1,2,3,4,7,8,9-HpCDF	1.37e+07	1.04 y	45:08	1.36	49.8		2.50	-	-	*
OCDF	2.16e+07	0.93 y	50:09	0.79	99.9		2.50	-	-	*
										Rec
13C-2,3,7,8-TCDD	4.35e+07	0.86 y	27:23	1.02	95.9					95.9
13C-1,2,3,7,8-PeCDD	3.51e+07	1.77 y	33:13	0.84	94.2					94.2
13C-1,2,3,4,7,8-HxCDD	2.66e+07	1.26 y	38:35	1.07	94.5					94.5
13C-1,2,3,6,7,8-HxCDD	2.66e+07	1.27 y	38:45	1.01	100					100
13C-1,2,3,4,6,7,8-HpCDD	2.18e+07	1.04 y	44:11	0.86	97.0					97.0
13C-OCDD	2.73e+07	0.93 y	49:45	0.55	191					95.3
13C-2,3,7,8-TCDF	6.73e+07	0.86 y	26:38	0.99	96.5					96.5
13C-1,2,3,7,8-PeCDF	5.57e+07	1.78 y	31:28	0.84	94.8					94.8
13C-2,3,4,7,8-PeCDF	5.49e+07	1.74 y	32:48	0.81	96.5					96.5
13C-1,2,3,4,7,8-HxCDF	4.74e+07	0.56 y	37:11	1.85	97.7					97.7
13C-1,2,3,6,7,8-HxCDF	6.58e+07	0.55 y	37:23	2.54	99.0					99.0
13C-2,3,4,6,7,8-HxCDF	5.25e+07	0.54 y	38:19	2.01	99.4					99.4
13C-1,2,3,7,8,9-HxCDF	5.18e+07	0.55 y	39:45	2.03	97.2					97.2
13C-1,2,3,4,6,7,8-HpCDF	2.80e+07	0.42 y	42:17	1.11	96.4					96.4
13C-1,2,3,4,7,8,9-HpCDF	2.02e+07	0.42 y	45:06	0.80	96.0					96.0
13C-OCDF	5.49e+07	0.98 y	50:08	1.08	194					96.8
37Cl-2,3,7,8-TCDD	2.77e+06		27:24	0.69	9.14					91.4
13C-1,2,3,4-TCDD	4.42e+07	0.84 y	26:49	-	98.4					
13C-1,2,3,4-TCDF	7.01e+07	0.87 y	25:33	-	97.0					
13C-1,2,3,7,8,9-HxCDD	2.62e+07	1.28 y	39:11	-	95.1					
							Fac Noise-1	Noise-2	DL	#Hom
Total Tetra-Dioxins	2.58e+07		24:24	1.11	53.5		2.50	-	-	* 19
Total Penta-Dioxins	4.23e+07		30:15	1.10	109		2.50	-	-	* 7
Total Hexa-Dioxins	6.03e+07		36:08	1.37	165		2.50	-	-	* 11
Total Hepta-Dioxins	3.51e+07		42:49	1.45	111		2.50	-	-	* 20
Total Tetra-Furans	4.14e+07		23:04	1.50	41.0		2.50	-	-	* 9
1st Fn. Tot Penta-Furans	3.21e+07		28:25	0.94	61.7		2.50	-	-	* PeCDF 1
Total Penta-Furans	7.50e+07		30:12	0.94	144		2.50	-	-	* 206 15
Total Hexa-Furans	1.14e+08		35:15	0.91	230		2.50	-	-	* 8
Total Hepta-Furans	3.43e+07		42:18	1.38	103		2.50	-	-	* 14

Analyst: 

Date: 8/24/10

Frontier Analytical Laboratory - Acquisition Log

Run Name:23AUG10M

Instrument: FAL3

GC: DB5

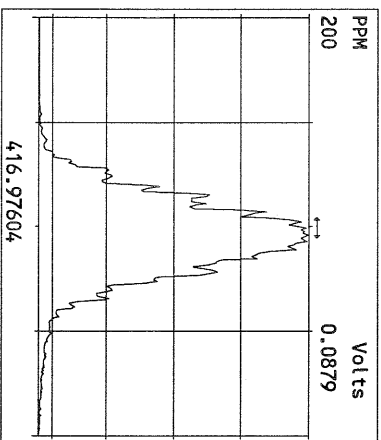
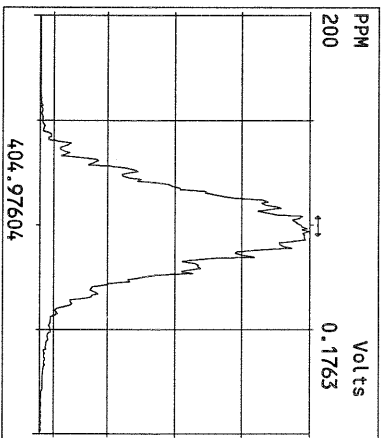
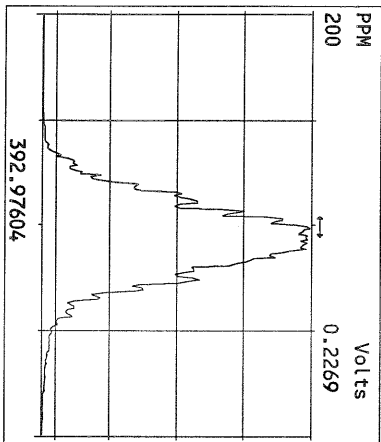
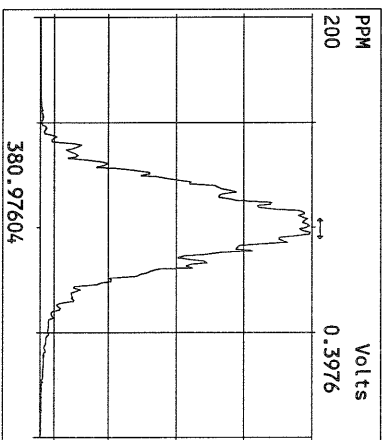
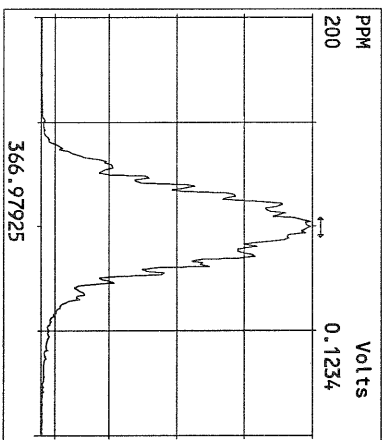
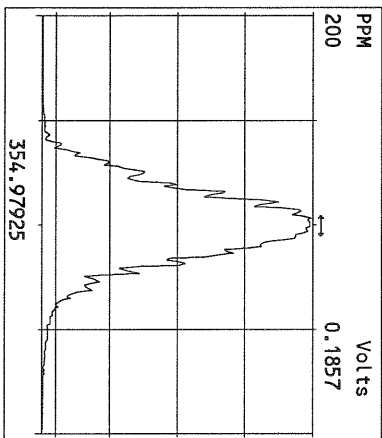
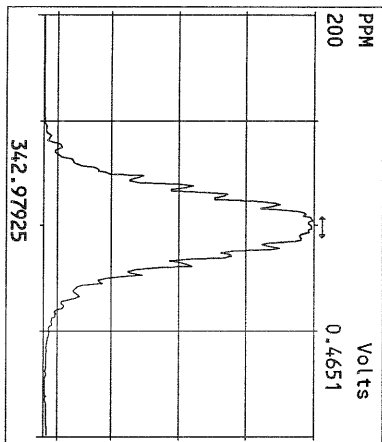
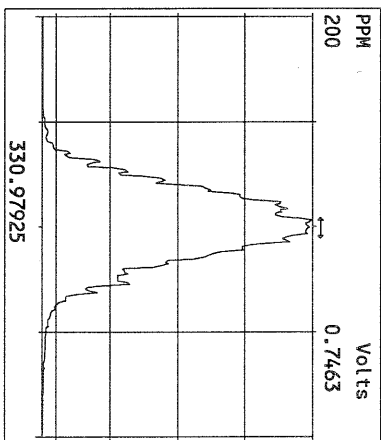
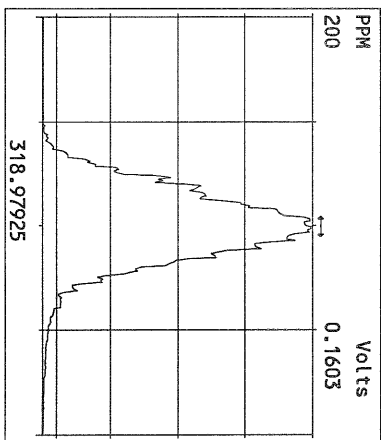
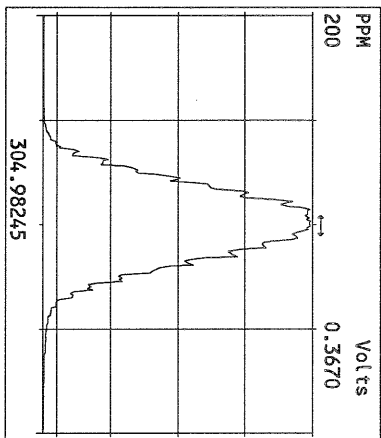
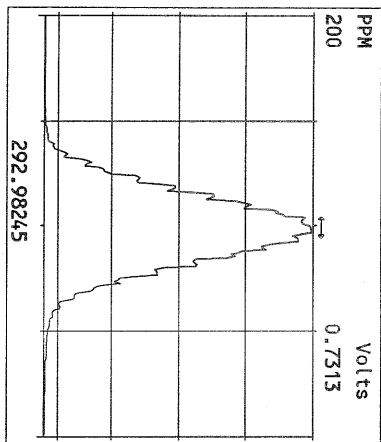
Experiment:PCDD

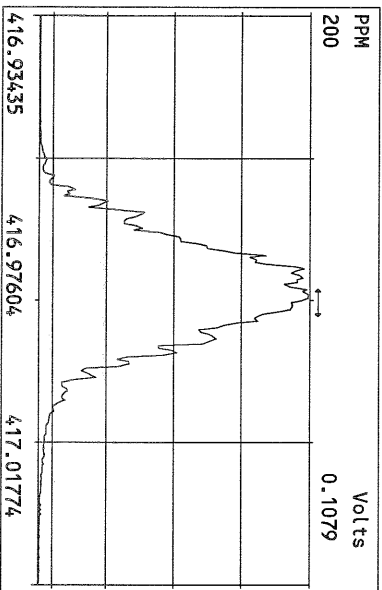
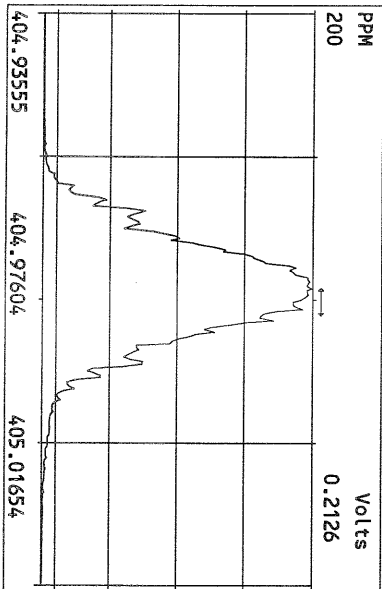
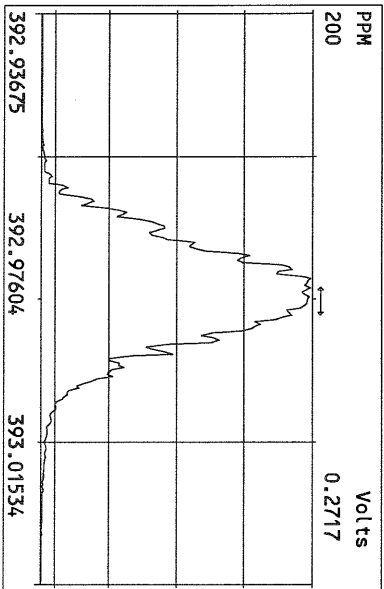
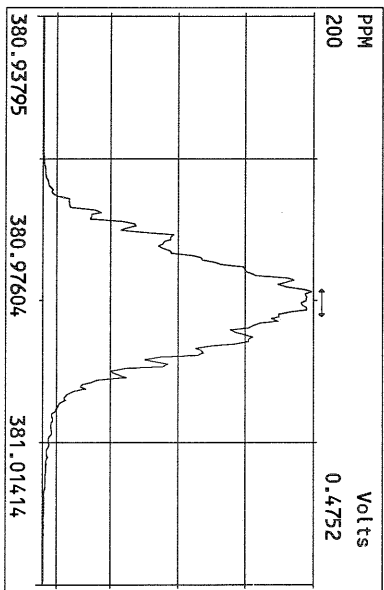
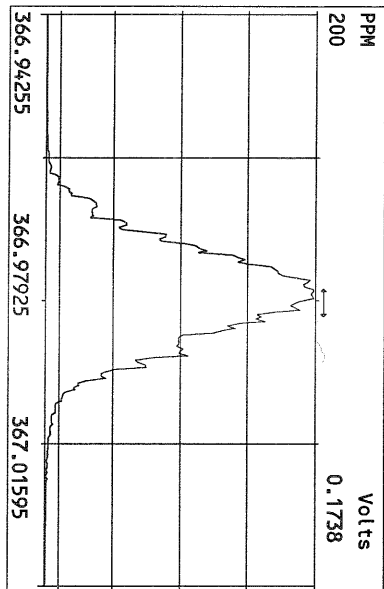
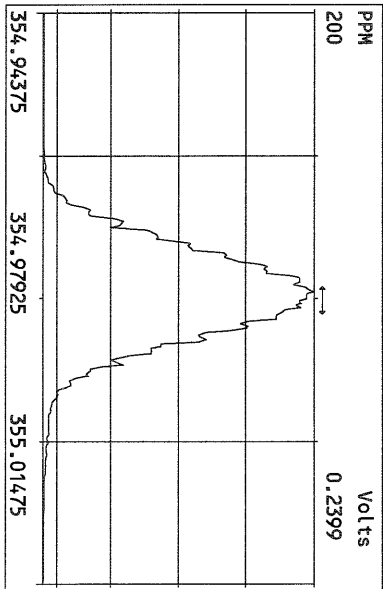
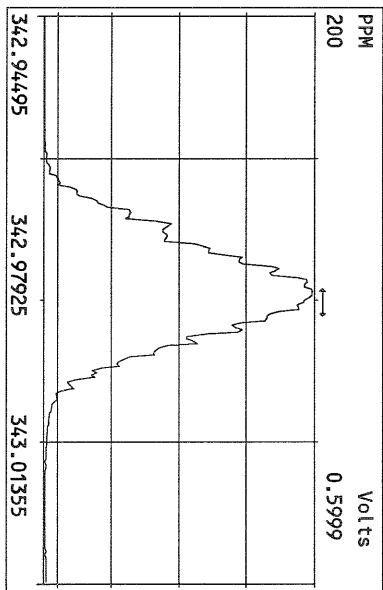
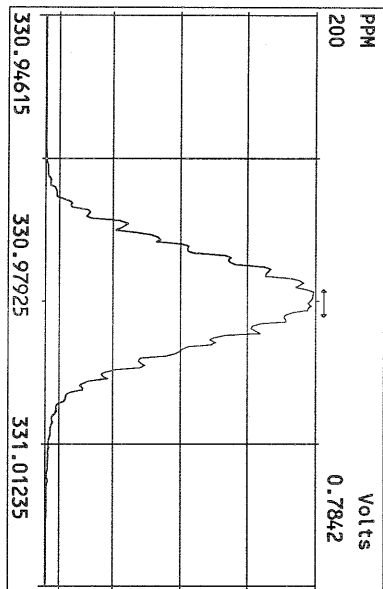
Data File S	FAL ID	Client ID	Acquired	ConCal	EndCal	Analyst
23AUG10M 1	ST082310M3	1613 CS3 100511J	23-AUG-10 14:25:46	ST082310M3	ST082310M6	BS
23AUG10M 2	ST082310M-1	1613 CS-1	23-AUG-10 15:21:08	NA	NA	BS
23AUG10M 3	ST082310M0	1613 CS0 100511G	23-AUG-10 16:16:35	NA	NA	BS
23AUG10M 4	ST082310M1	1613 CS1 100511H	23-AUG-10 17:12:02	NA	NA	BS
23AUG10M 5	ST082310M2	1613 CS2 100511I	23-AUG-10 18:07:23	NA	NA	BS
23AUG10M 6	ST082310M4	1613 CS4 100511K	23-AUG-10 19:02:46	NA	NA	BS
23AUG10M 7	ST082310M5	1613 CS5 100511L	23-AUG-10 19:58:08	NA	NA	BS
23AUG10M 8	SB082310M1	Solvent Blank	23-AUG-10 20:53:27	NA	NA	BS
23AUG10M 9	6114-001-0001-SA	LPTP10-S2	23-AUG-10 21:48:46	ST082310M3	ST082310M6	BS
23AUG10M 10	ST082310M6	1613 CS3 100511J	23-AUG-10 22:44:05	ST082310M3	ST082310M6	BS
23AUG10M 11	ST082310M7	8280 CS3 071227J	23-AUG-10 23:39:28	ST082310M7	ST082310M8	BS
23AUG10M 12	SB082310M2	Solvent Blank	24-AUG-10 00:34:46	ST082310M7	ST082310M8	BS
23AUG10M 13	2088-001-0001-MB	Method Blank	24-AUG-10 01:30:01	ST082310M7	ST082310M8	BS
23AUG10M 14	6263-001-0001-SA	MDL 1	24-AUG-10 02:25:23	ST082310M7	ST082310M8	BS
23AUG10M 15	6263-002-0001-SA	MDL 2	24-AUG-10 03:20:43	ST082310M7	ST082310M8	BS
23AUG10M 16	6263-003-0001-SA	MDL 3	24-AUG-10 04:16:04	ST082310M7	ST082310M8	BS
23AUG10M 17	6263-004-0001-SA	MDL 4	24-AUG-10 05:11:22	ST082310M7	ST082310M8	BS
23AUG10M 18	6263-005-0001-SA	MDL 5	24-AUG-10 06:06:41	ST082310M7	ST082310M8	BS
23AUG10M 19	6263-006-0001-SA	MDL 6	24-AUG-10 07:02:01	ST082310M7	ST082310M8	BS
23AUG10M 20	6263-007-0001-SA	MDL 7	24-AUG-10 07:57:23	ST082310M7	ST082310M8	BS
23AUG10M 21	ST082310M8	8280 CS1 071227H	24-AUG-10 08:52:46	ST082310M7	ST082310M8	BS

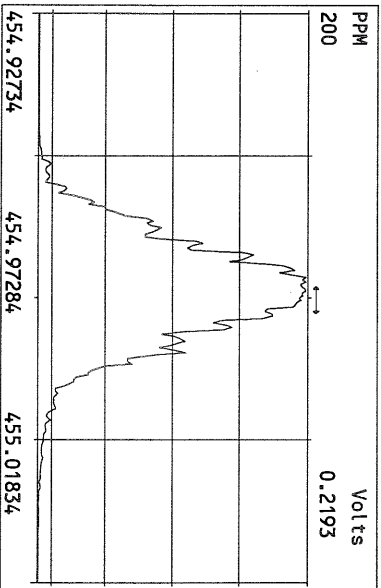
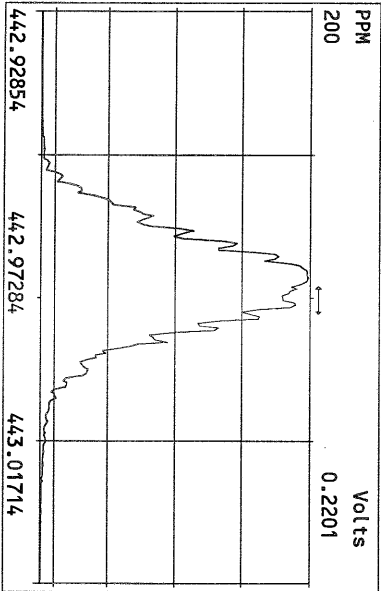
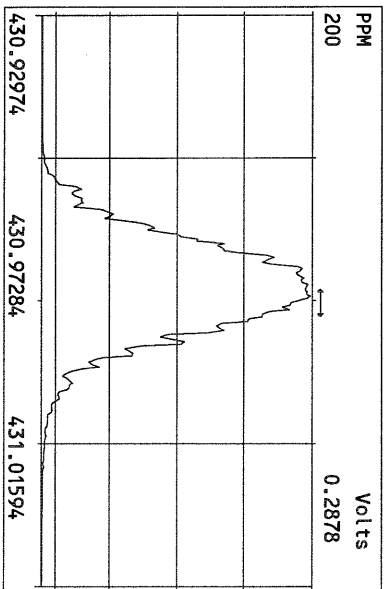
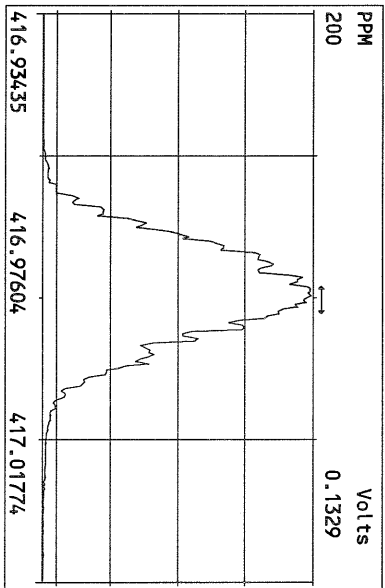
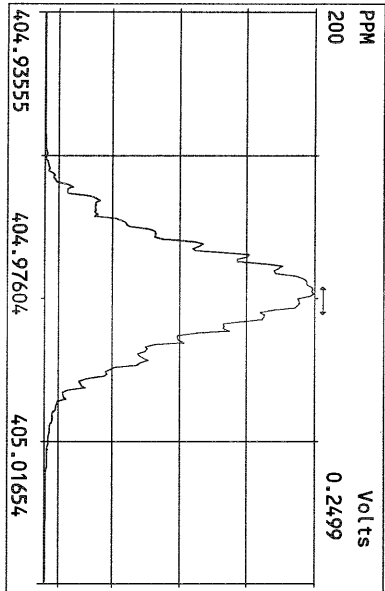
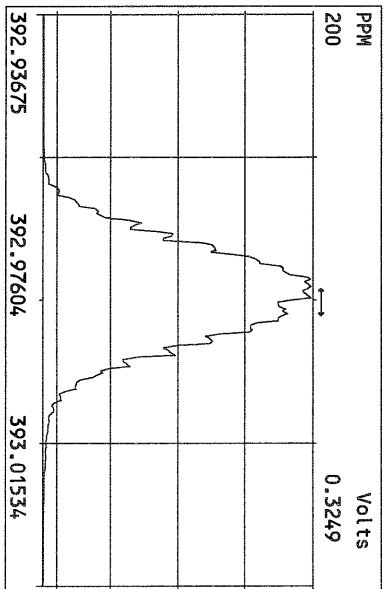
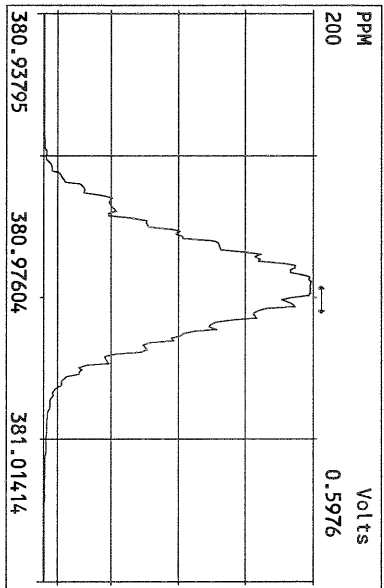
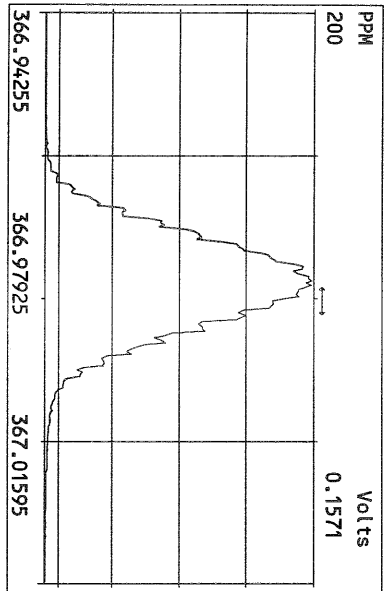
[Handwritten signature] 8/24/10

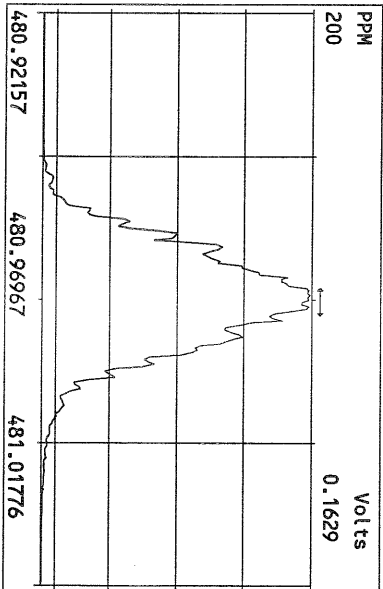
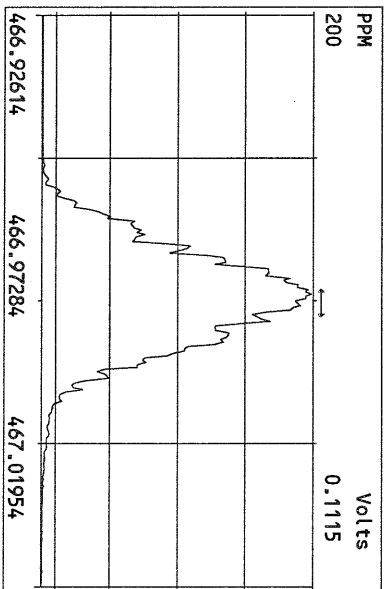
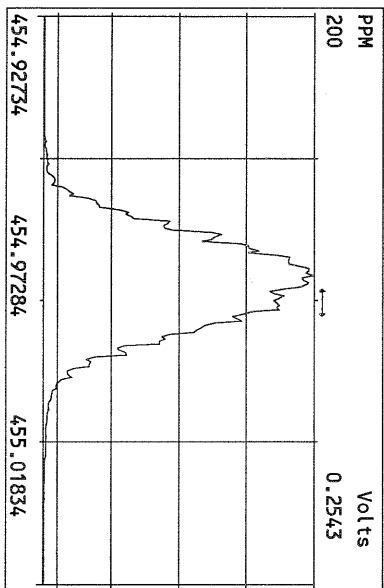
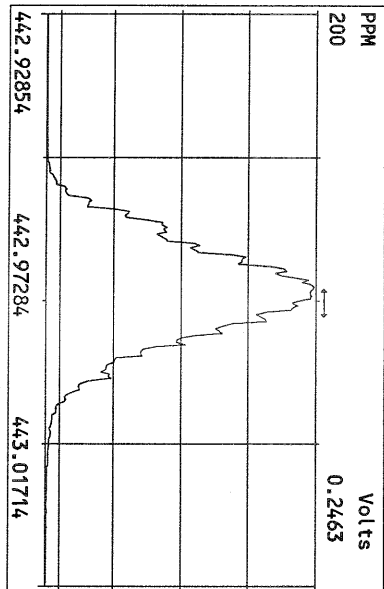
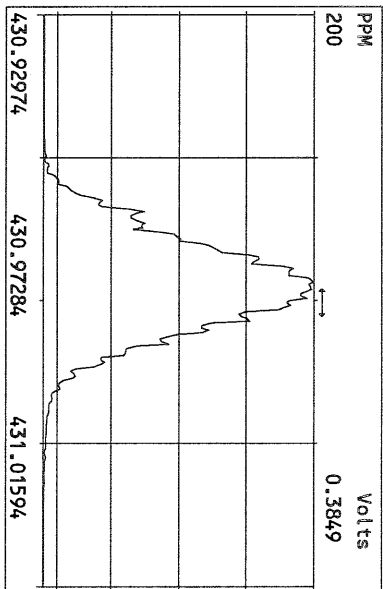
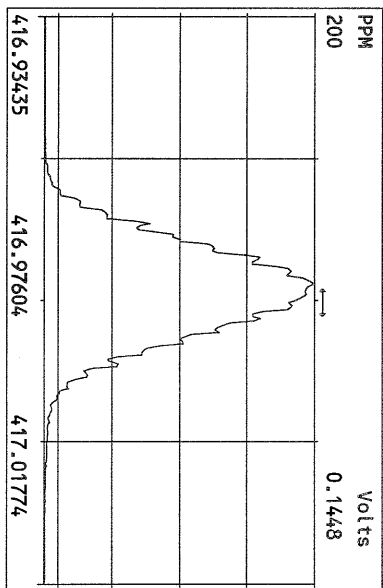
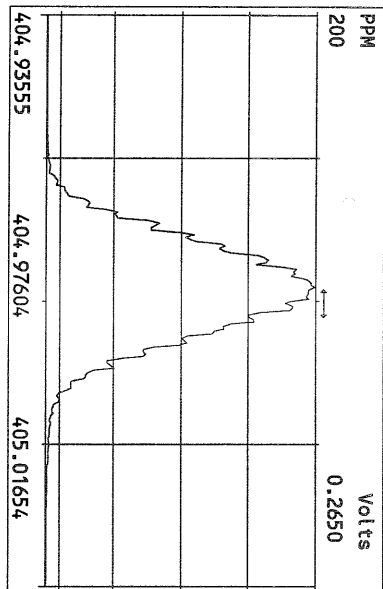
Data Backed Up: _____

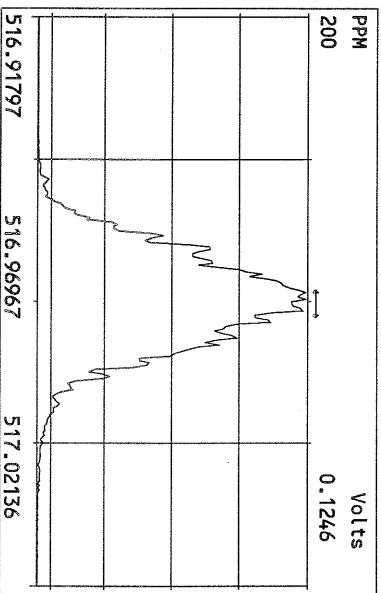
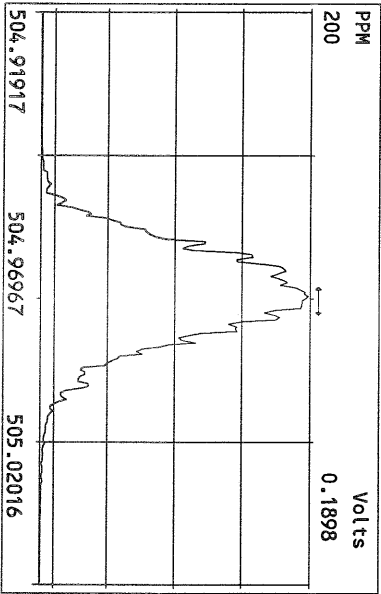
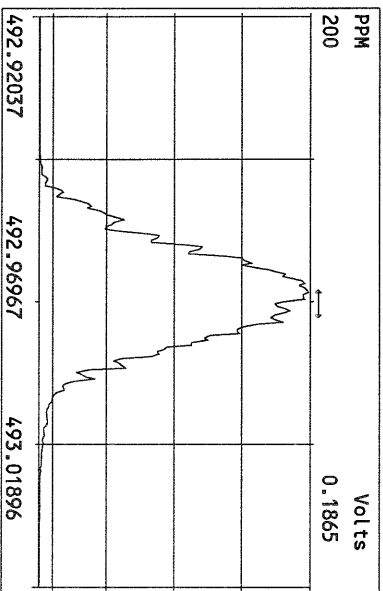
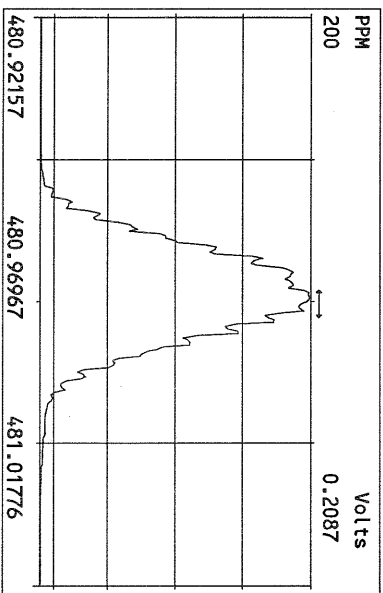
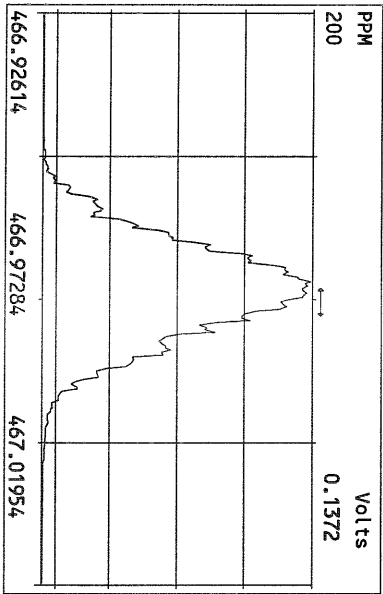
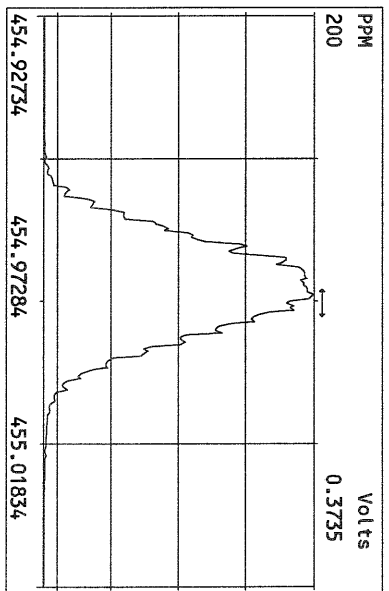
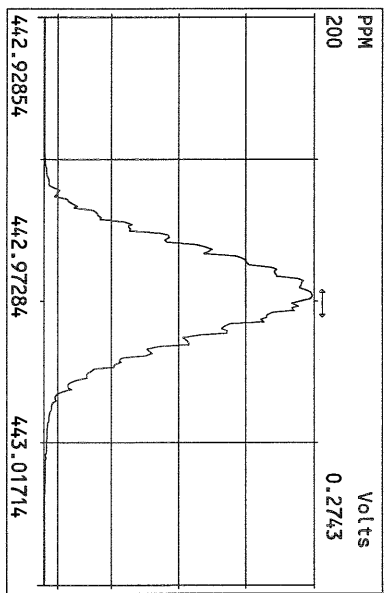
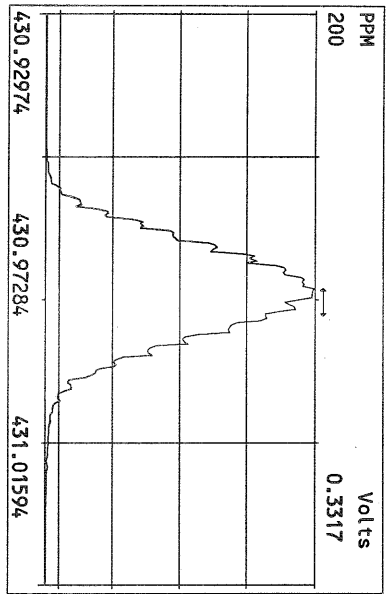
Date: _____



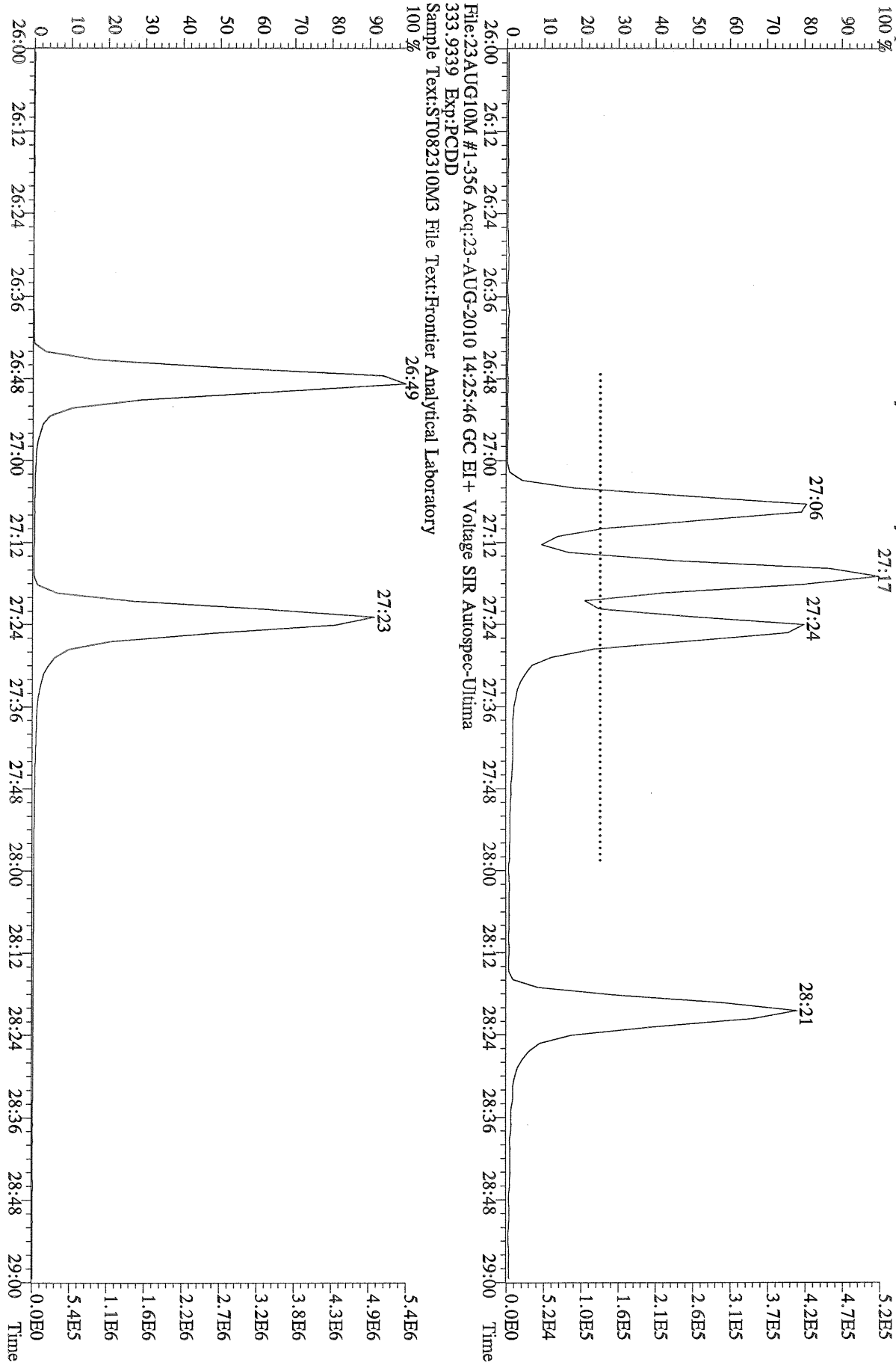






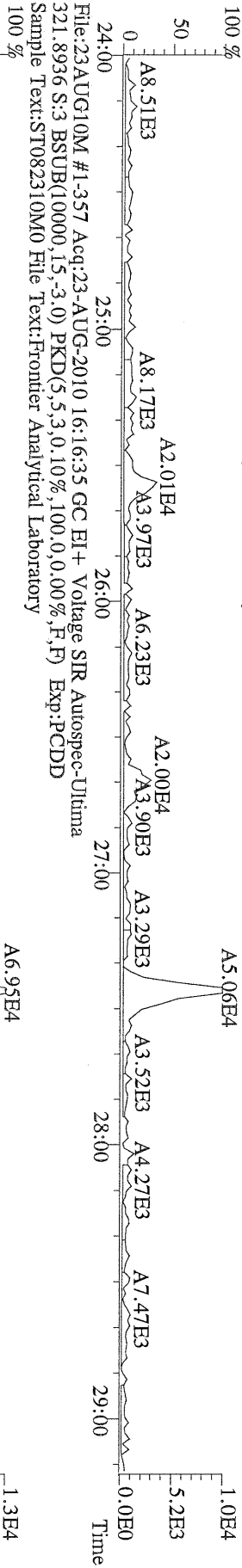


File:23AUG10M #1-356 Acq:23-AUG-2010 14:25:46 GC EI+ Voltage SIR Autospec-Ultima
319.8965 Exp:PCDD
Sample Text:ST082310M3 File Text:Frontier Analytical Laboratory

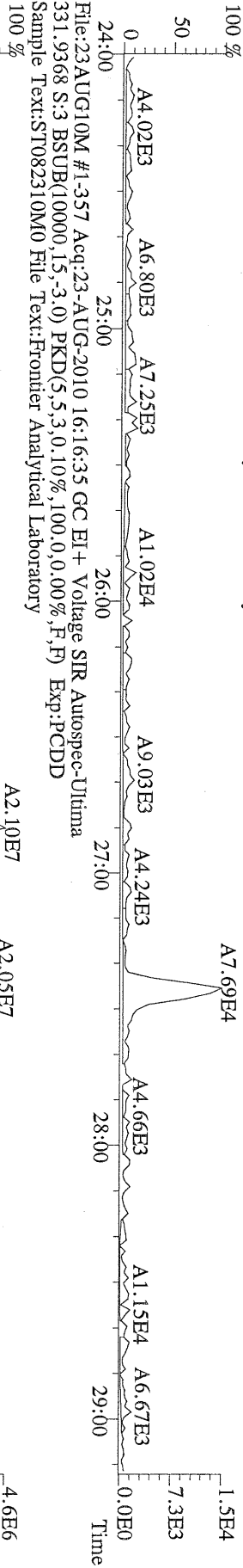


File:23AUG10M #1-356 Acq:23-AUG-2010 14:25:46 GC EI+ Voltage SIR Autospec-Ultima
333.9339 Exp:PCDD
Sample Text:ST082310M3 File Text:Frontier Analytical Laboratory

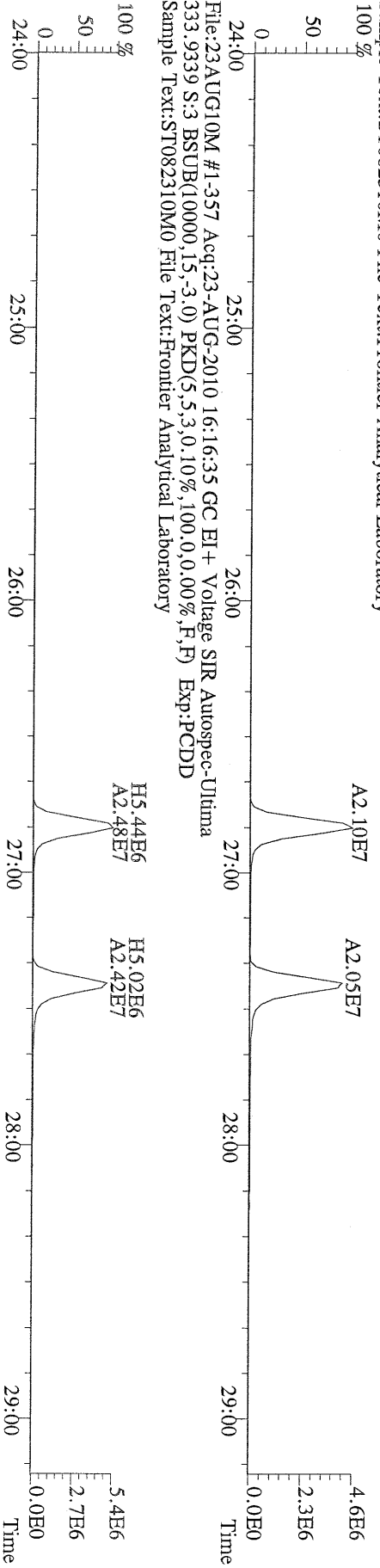
File:23AUG10M #1-357 Acq:23-AUG-2010 16:16:35 GC EI+ Voltage SIR Autospec-Ultima
319.8965 S:3 BSUB(10000,15,-3.0) PKD(5,5,3,0.10%,100,0.0,0.00%,F,F) Exp:PCDD
Sample Text:ST082310M0 File Text:Frontier Analytical Laboratory



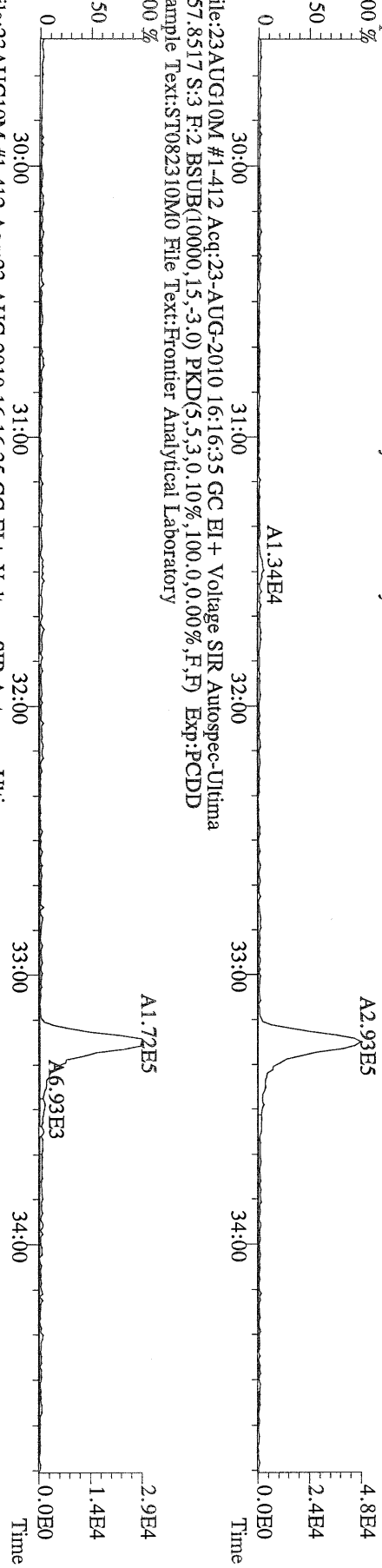
File:23AUG10M #1-357 Acq:23-AUG-2010 16:16:35 GC EI+ Voltage SIR Autospec-Ultima
327.8847 S:3 BSUB(10000,15,-3.0) PKD(5,5,3,0.10%,100,0.0,0.00%,F,F) Exp:PCDD
Sample Text:ST082310M0 File Text:Frontier Analytical Laboratory



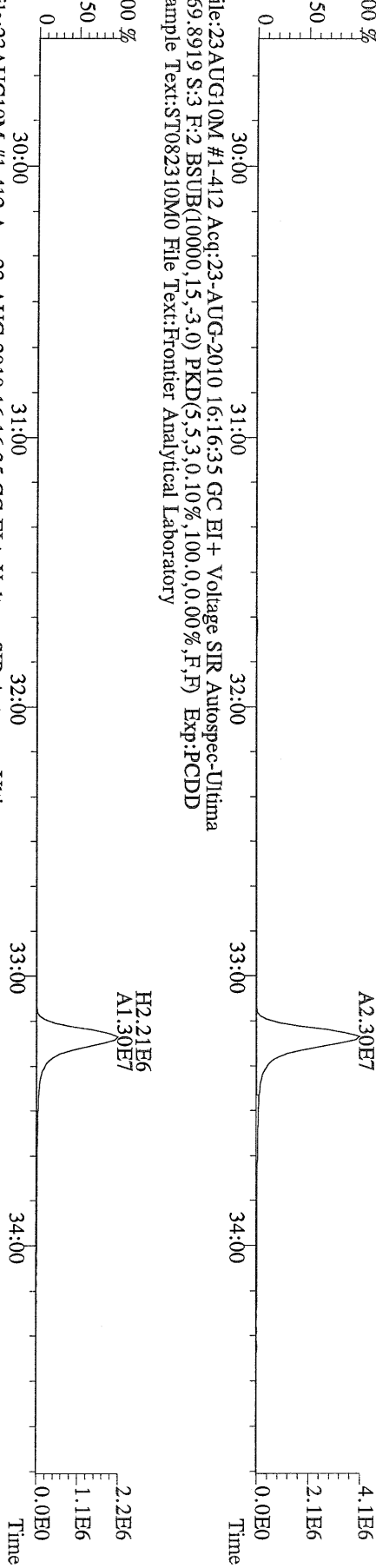
File:23AUG10M #1-357 Acq:23-AUG-2010 16:16:35 GC EI+ Voltage SIR Autospec-Ultima
333.9339 S:3 BSUB(10000,15,-3.0) PKD(5,5,3,0.10%,100,0.0,0.00%,F,F) Exp:PCDD
Sample Text:ST082310M0 File Text:Frontier Analytical Laboratory



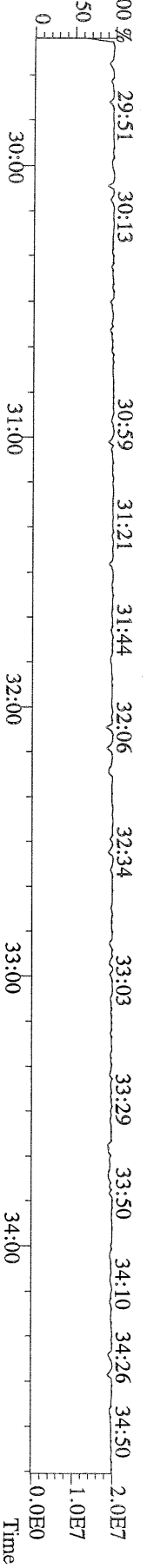
File:23AUG10M #1-412 Acq:23-AUG-2010 16:16:35 GC EI+ Voltage SIR Autospec-Ultima
355.8546 S:3 F:2 BSub(10000,15,-3.0) PKD(5.5,3,0.10%,100.0,0.00%,F,F) Exp:PCDD
Sample Text:ST082310M0 File Text:Frontier Analytical Laboratory
100 %



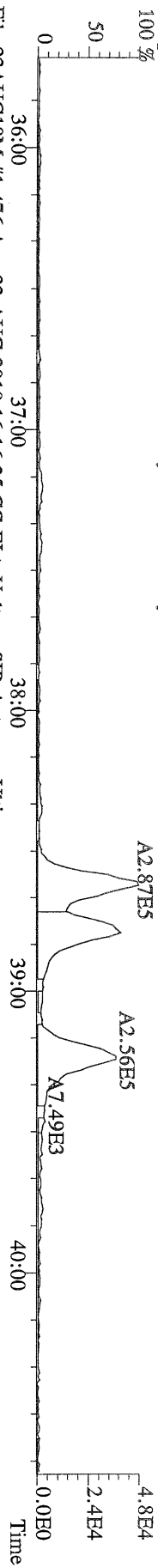
File:23AUG10M #1-412 Acq:23-AUG-2010 16:16:35 GC EI+ Voltage SIR Autospec-Ultima
367.8949 S:3 F:2 BSub(10000,15,-3.0) PKD(5.5,3,0.10%,100.0,0.00%,F,F) Exp:PCDD
Sample Text:ST082310M0 File Text:Frontier Analytical Laboratory
100 %



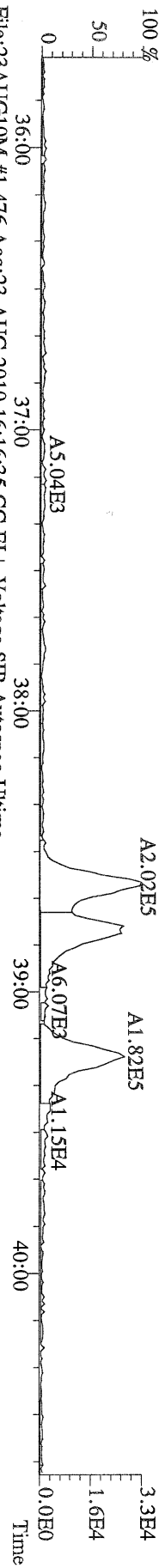
File:23AUG10M #1-412 Acq:23-AUG-2010 16:16:35 GC EI+ Voltage SIR Autospec-Ultima
366.9792 S:3 F:2 Exp:PCDD
Sample Text:ST082310M0 File Text:Frontier Analytical Laboratory



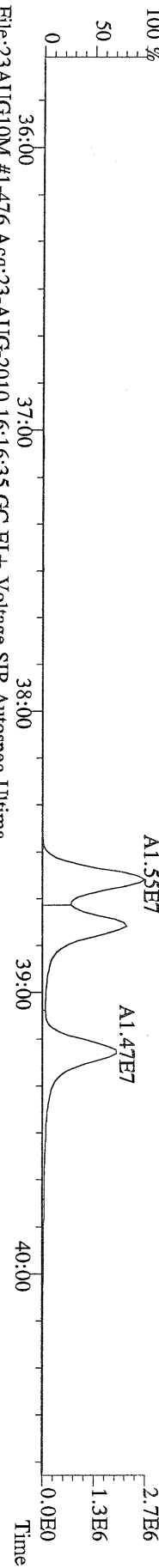
File:23AUG10M #1-476 Acq:23-AUG-2010 16:16:35 GC EI+ Voltage SIR Autospec-Ultima
 389.8156 S:3 F:3 BSUB(10000,15,-3.0) PKD(5.5,3,0.10%,100.0,0.00%,F,F) Exp:PCDD
 Sample Text:ST082310M0 File Text:Fronier Analytical Laboratory



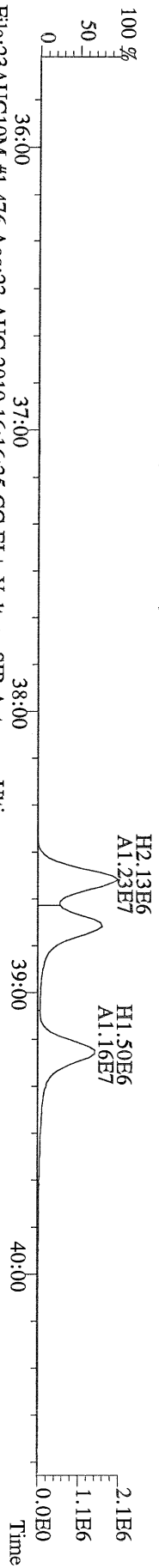
File:23AUG10M #1-476 Acq:23-AUG-2010 16:16:35 GC EI+ Voltage SIR Autospec-Ultima
 391.8127 S:3 F:3 BSUB(10000,15,-3.0) PKD(5.5,3,0.10%,100.0,0.00%,F,F) Exp:PCDD
 Sample Text:ST082310M0 File Text:Fronier Analytical Laboratory



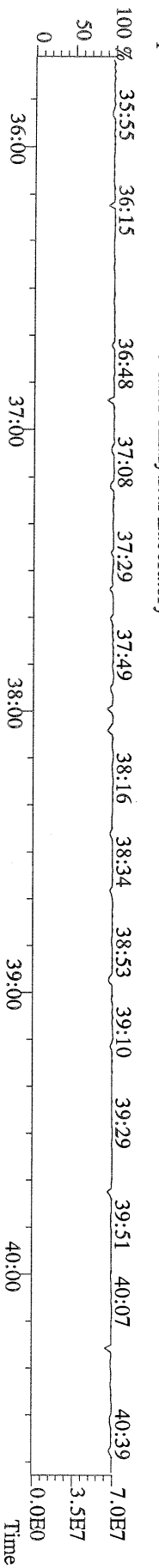
File:23AUG10M #1-476 Acq:23-AUG-2010 16:16:35 GC EI+ Voltage SIR Autospec-Ultima
 401.8559 S:3 F:3 BSUB(10000,15,-3.0) PKD(5.5,3,0.10%,100.0,0.00%,F,F) Exp:PCDD
 Sample Text:ST082310M0 File Text:Fronier Analytical Laboratory



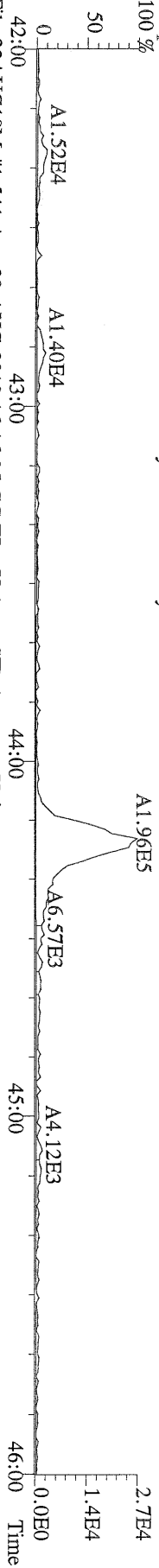
File:23AUG10M #1-476 Acq:23-AUG-2010 16:16:35 GC EI+ Voltage SIR Autospec-Ultima
 403.8530 S:3 F:3 BSUB(10000,15,-3.0) PKD(5.5,3,0.10%,100.0,0.00%,F,F) Exp:PCDD
 Sample Text:ST082310M0 File Text:Fronier Analytical Laboratory



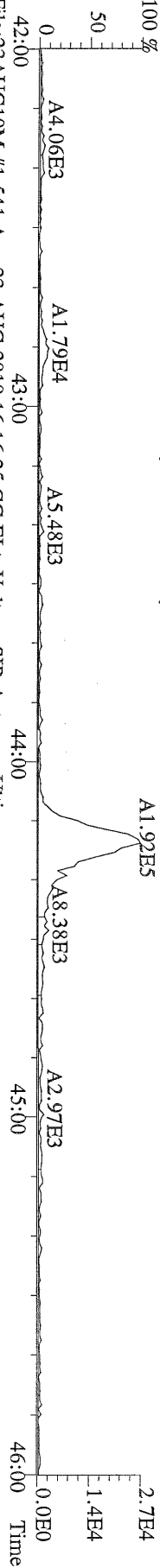
File:23AUG10M #1-476 Acq:23-AUG-2010 16:16:35 GC EI+ Voltage SIR Autospec-Ultima
 380.9760 S:3 F:3 Exp:PCDD
 Sample Text:ST082310M0 File Text:Fronier Analytical Laboratory



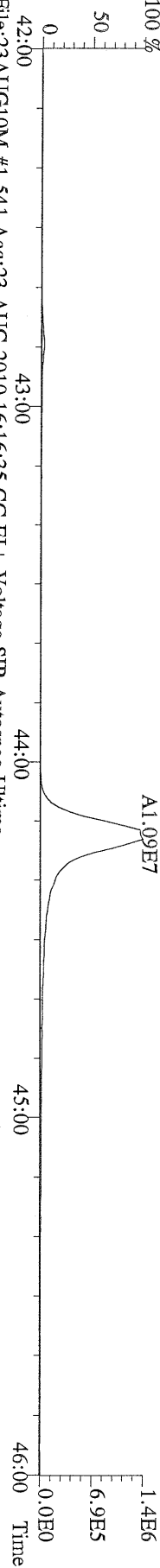
File:23AUG10M #1-541 Acq:23-AUG-2010 16:16:35 GC EI+ Voltage SIR Autospec-Ultima
423.7767 S:3 F:4 BSUB(10000,15,-3.0) PKD(5.5,3,0.10%,100.0,0.00%,F,F) Exp:PCDD
Sample Text:ST082310M0 File Text:Frontier Analytical Laboratory



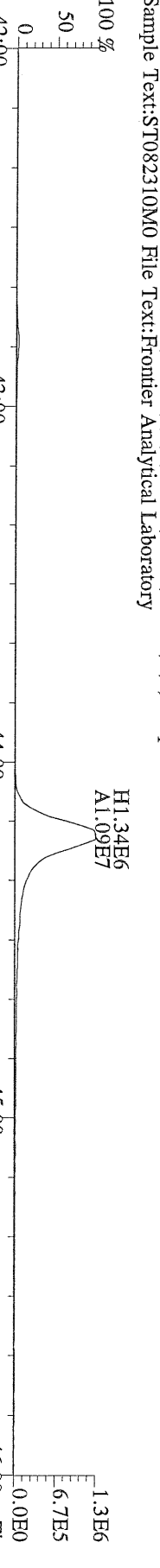
File:23AUG10M #1-541 Acq:23-AUG-2010 16:16:35 GC EI+ Voltage SIR Autospec-Ultima
425.7737 S:3 F:4 BSUB(10000,15,-3.0) PKD(5.5,3,0.10%,100.0,0.00%,F,F) Exp:PCDD
Sample Text:ST082310M0 File Text:Frontier Analytical Laboratory




File:23AUG10M #1-541 Acq:23-AUG-2010 16:16:35 GC EI+ Voltage SIR Autospec-Ultima
435.8169 S:3 F:4 BSUB(10000,15,-3.0) PKD(5.5,3,0.10%,100.0,0.00%,F,F) Exp:PCDD
Sample Text:ST082310M0 File Text:Frontier Analytical Laboratory




File:23AUG10M #1-541 Acq:23-AUG-2010 16:16:35 GC EI+ Voltage SIR Autospec-Ultima
437.8140 S:3 F:4 BSUB(10000,15,-3.0) PKD(5.5,3,0.10%,100.0,0.00%,F,F) Exp:PCDD
Sample Text:ST082310M0 File Text:Frontier Analytical Laboratory




File:23AUG10M #1-541 Acq:23-AUG-2010 16:16:35 GC EI+ Voltage SIR Autospec-Ultima
430.9728 S:3 F:4 Exp:PCDD
Sample Text:ST082310M0 File Text:Frontier Analytical Laboratory



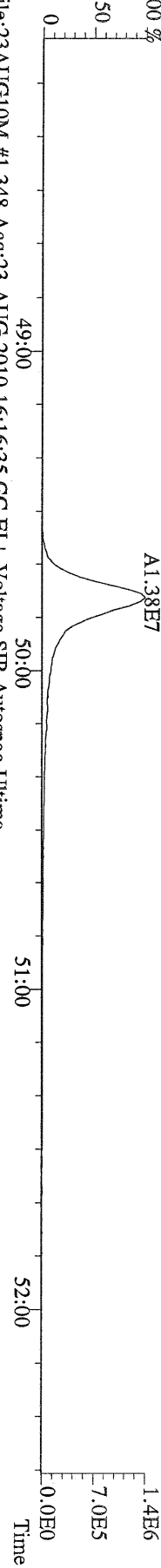
File:23AUG10M #1-348 Acq:23-AUG-2010 16:16:35 GC EI+ Voltage SIR Autospec-Ultima
457.7377 S:3 F:5 BSUB(10000,15,-3.0) PKD(5,5,3,0.10%,100.0,0.00%,F,F) Exp.:PCDD
Sample Text:ST082310M0 File Text:Frontier Analytical Laboratory



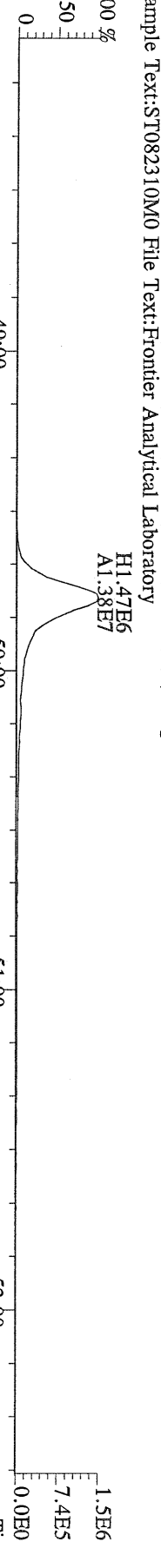
File:23AUG10M #1-348 Acq:23-AUG-2010 16:16:35 GC EI+ Voltage SIR Autospec-Ultima
459.7348 S:3 F:5 BSUB(10000,15,-3.0) PKD(5,5,3,0.10%,100.0,0.00%,F,F) Exp.:PCDD
Sample Text:ST082310M0 File Text:Frontier Analytical Laboratory



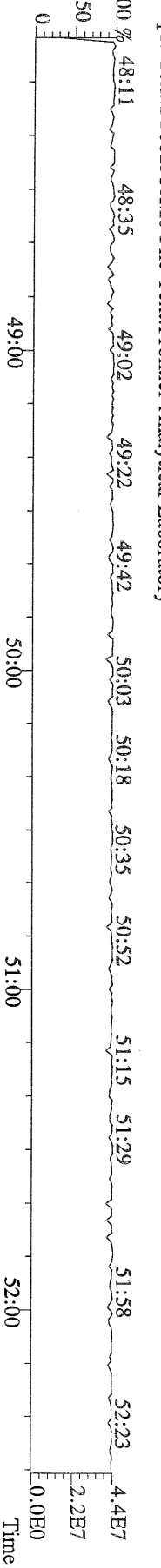
File:23AUG10M #1-348 Acq:23-AUG-2010 16:16:35 GC EI+ Voltage SIR Autospec-Ultima
469.7780 S:3 F:5 BSUB(10000,15,-3.0) PKD(5,5,3,0.10%,100.0,0.00%,F,F) Exp.:PCDD
Sample Text:ST082310M0 File Text:Frontier Analytical Laboratory



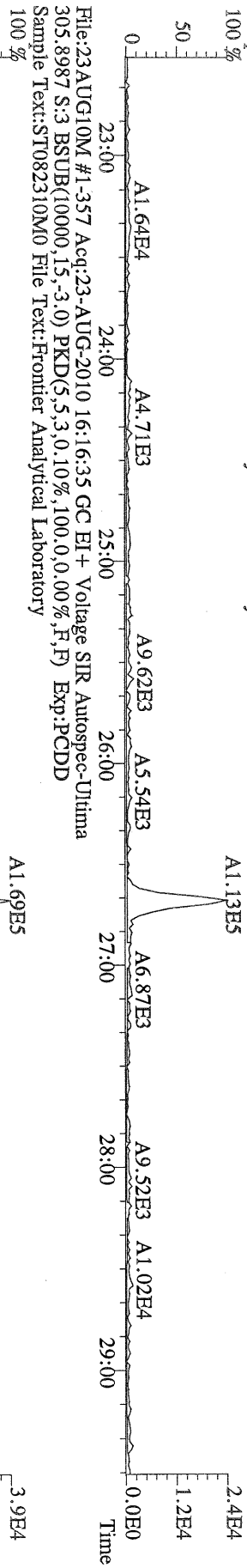
File:23AUG10M #1-348 Acq:23-AUG-2010 16:16:35 GC EI+ Voltage SIR Autospec-Ultima
471.7750 S:3 F:5 BSUB(10000,15,-3.0) PKD(5,5,3,0.10%,100.0,0.00%,F,F) Exp.:PCDD
Sample Text:ST082310M0 File Text:Frontier Analytical Laboratory



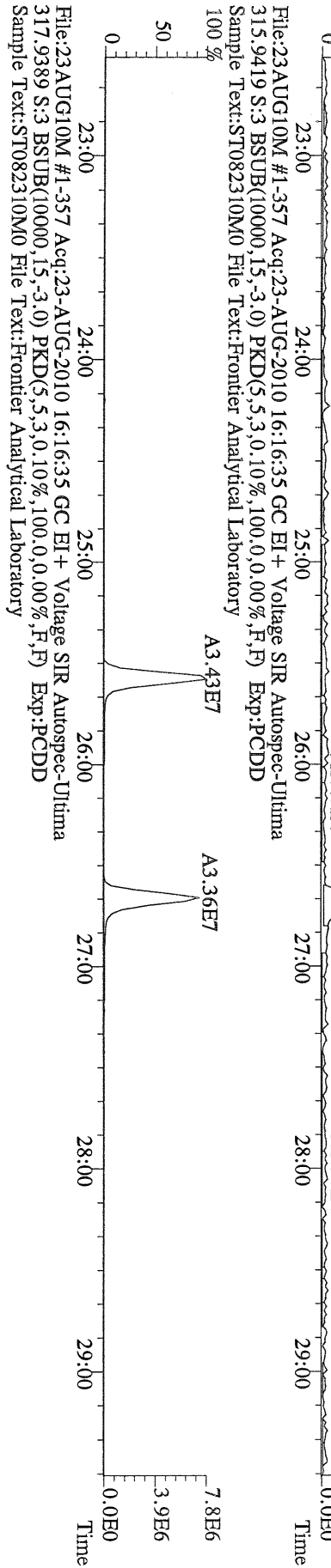
File:23AUG10M #1-348 Acq:23-AUG-2010 16:16:35 GC EI+ Voltage SIR Autospec-Ultima
454.9728 S:3 F:5 Exp.:PCDD
Sample Text:ST082310M0 File Text:Frontier Analytical Laboratory



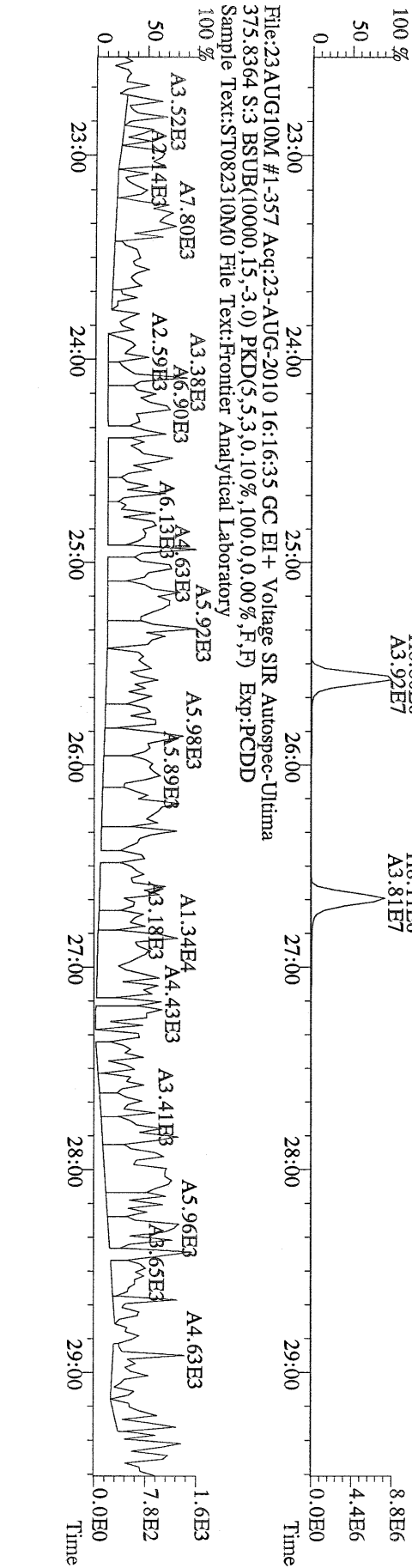
File:23AUG10M #1-357 Acq:23-AUG-2010 16:16:35 GC EI+ Voltage SIR Autospec-Ultima
 303.9016 S:3 BSUB(10000,15,-3.0) PKD(5,5,3,0.10%,100,0.0,0.00%,F,F) Exp:PCDD
 Sample Text:ST082310M0 File Text:Frontier Analytical Laboratory



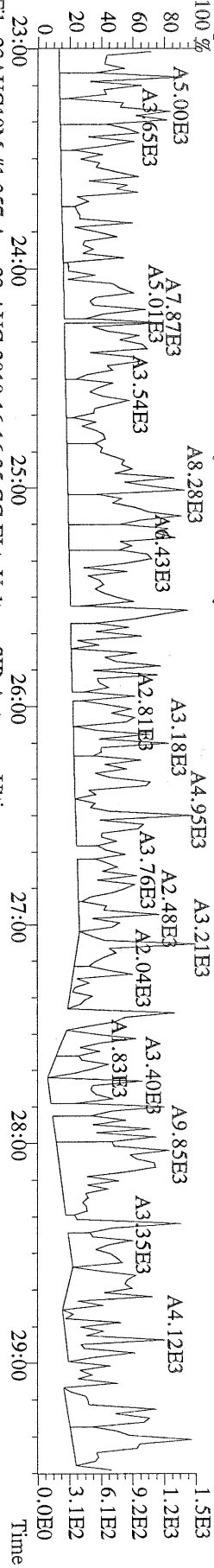
File:23AUG10M #1-357 Acq:23-AUG-2010 16:16:35 GC EI+ Voltage SIR Autospec-Ultima
 315.9419 S:3 BSUB(10000,15,-3.0) PKD(5,5,3,0.10%,100,0.0,0.00%,F,F) Exp:PCDD
 Sample Text:ST082310M0 File Text:Frontier Analytical Laboratory



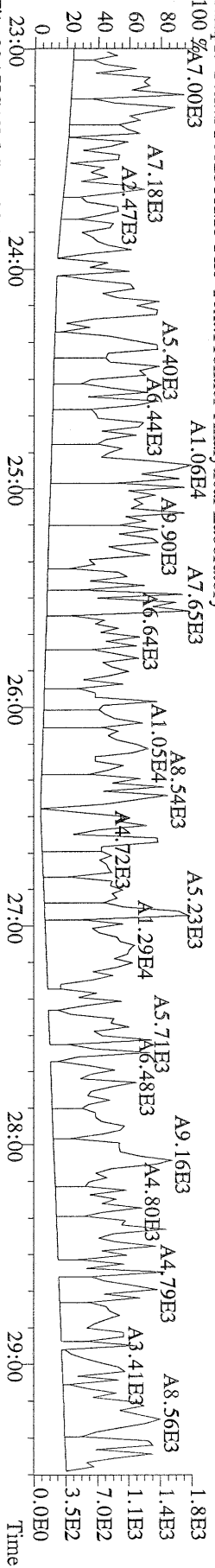
File:23AUG10M #1-357 Acq:23-AUG-2010 16:16:35 GC EI+ Voltage SIR Autospec-Ultima
 317.9389 S:3 BSUB(10000,15,-3.0) PKD(5,5,3,0.10%,100,0.0,0.00%,F,F) Exp:PCDD
 Sample Text:ST082310M0 File Text:Frontier Analytical Laboratory



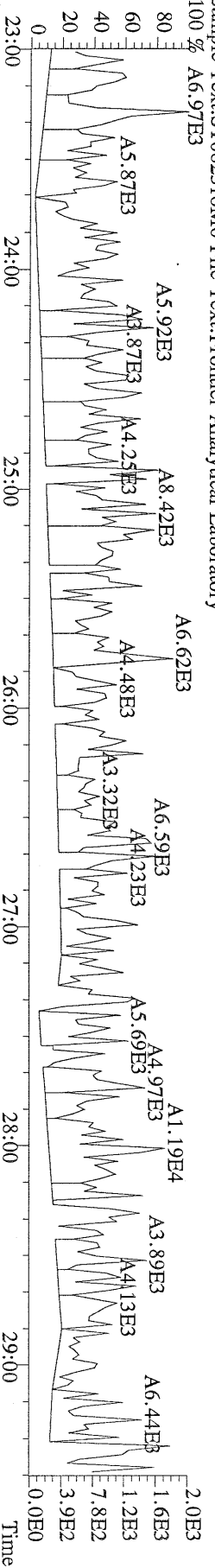
File:23AUG10M #1-357 Acq:23-AUG-2010 16:16:35 GC EI+ Voltage SIR Autospec-Ultima
 339.8597 S.3 BSUB(10000,15,-3.0) PKD(5,5,3,0.10%,100,0.0,0.00%,F,F) Exp:PCDD
 Sample Text:ST082310M0 File Text:Frontier Analytical Laboratory




File:23AUG10M #1-357 Acq:23-AUG-2010 16:16:35 GC EI+ Voltage SIR Autospec-Ultima
 341.8568 S.3 BSUB(10000,15,-3.0) PKD(5,5,3,0.10%,100,0.0,0.00%,F,F) Exp:PCDD
 Sample Text:ST082310M0 File Text:Frontier Analytical Laboratory




File:23AUG10M #1-357 Acq:23-AUG-2010 16:16:35 GC EI+ Voltage SIR Autospec-Ultima
 409.7974 S.3 BSUB(10000,15,-3.0) PKD(5,5,3,0.10%,100,0.0,0.00%,F,F) Exp:PCDD
 Sample Text:ST082310M0 File Text:Frontier Analytical Laboratory




File:23AUG10M #1-357 Acq:23-AUG-2010 16:16:35 GC EI+ Voltage SIR Autospec-Ultima
 330.9792 S.3 Exp:PCDD
 Sample Text:ST082310M0 File Text:Frontier Analytical Laboratory



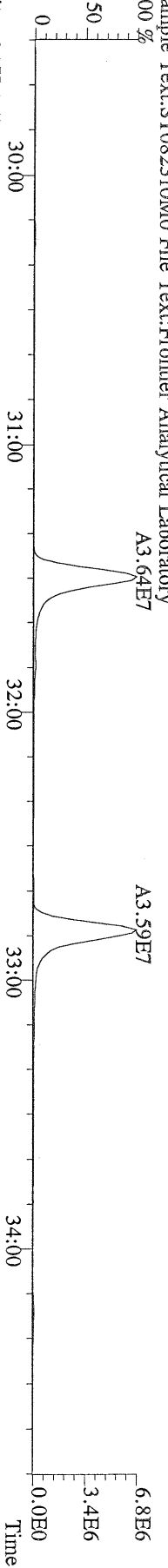
File:23AUG10M #1-412 Acq:23-AUG-2010 16:16:35 GC EI+ Voltage SIR Autospec-Ultima
 339.8597 S:3 F:2 BSUB(10000,15,-3.0) PKD(5.5,3,0.10%,100.0,0.00%,F,F) Exp.:PCDD
 Sample Text:ST082310M0 File Text:Frontier Analytical Laboratory




File:23AUG10M #1-412 Acq:23-AUG-2010 16:16:35 GC EI+ Voltage SIR Autospec-Ultima
 341.8568 S:3 F:2 BSUB(10000,15,-3.0) PKD(5.5,3,0.10%,100.0,0.00%,F,F) Exp.:PCDD
 Sample Text:ST082310M0 File Text:Frontier Analytical Laboratory



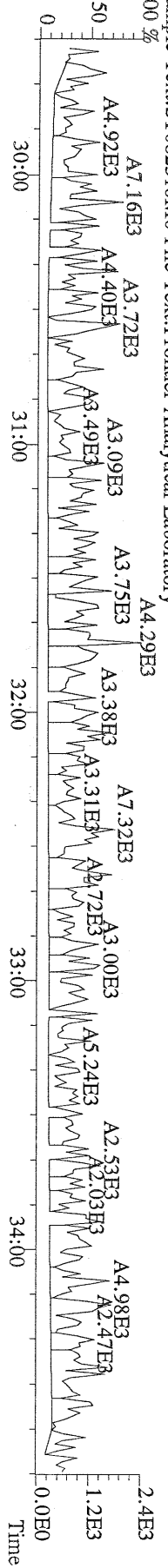
File:23AUG10M #1-412 Acq:23-AUG-2010 16:16:35 GC EI+ Voltage SIR Autospec-Ultima
 351.9000 S:3 F:2 BSUB(10000,15,-3.0) PKD(5.5,3,0.10%,100.0,0.00%,F,F) Exp.:PCDD
 Sample Text:ST082310M0 File Text:Frontier Analytical Laboratory



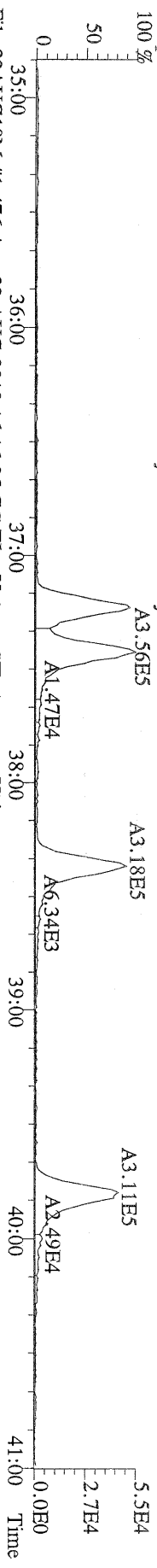
File:23AUG10M #1-412 Acq:23-AUG-2010 16:16:35 GC EI+ Voltage SIR Autospec-Ultima
 353.8970 S:3 F:2 BSUB(10000,15,-3.0) PKD(5.5,3,0.10%,100.0,0.00%,F,F) Exp.:PCDD
 Sample Text:ST082310M0 File Text:Frontier Analytical Laboratory



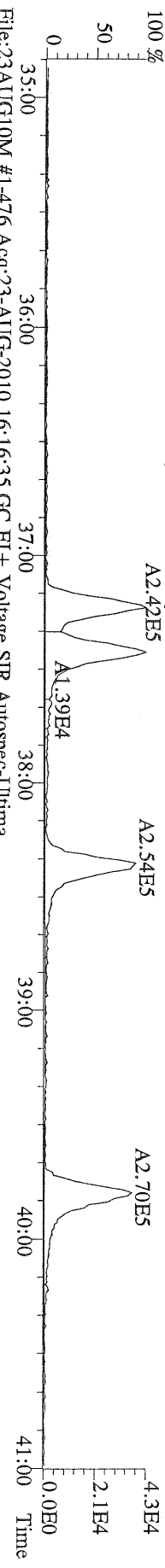
File:23AUG10M #1-412 Acq:23-AUG-2010 16:16:35 GC EI+ Voltage SIR Autospec-Ultima
 409.7974 S:3 F:2 BSUB(10000,15,-3.0) PKD(5.5,3,0.10%,100.0,0.00%,F,F) Exp.:PCDD
 Sample Text:ST082310M0 File Text:Frontier Analytical Laboratory



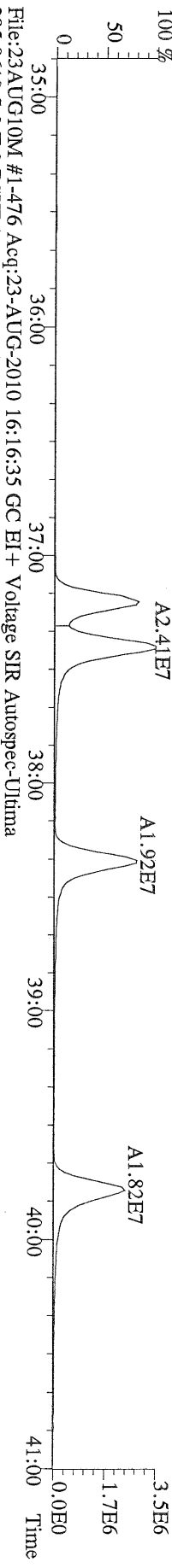
File:23AUG10M #1-476 Acq:23-AUG-2010 16:16:35 GC EI+ Voltage SIR Autospec-Ultima
373.8207 S:3 F:3 BSUB(10000,15,-3.0) PKD(5,5,3,0,100,0,0.00%,F,F) Exp:PCDD
Sample Text:ST082310M0 File Text:Frontier Analytical Laboratory



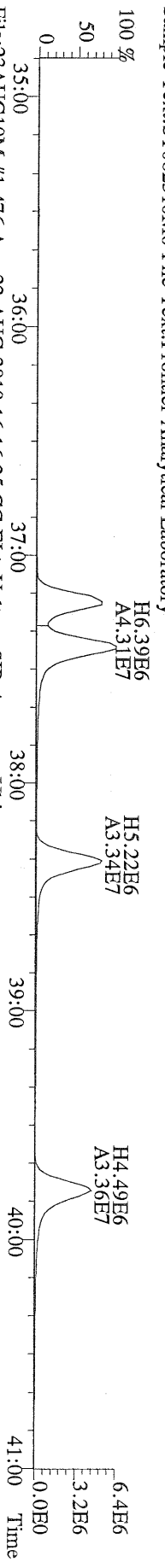
File:23AUG10M #1-476 Acq:23-AUG-2010 16:16:35 GC EI+ Voltage SIR Autospec-Ultima
375.8178 S:3 F:3 BSUB(10000,15,-3.0) PKD(5,5,3,0,100,0,0.00%,F,F) Exp:PCDD
Sample Text:ST082310M0 File Text:Frontier Analytical Laboratory



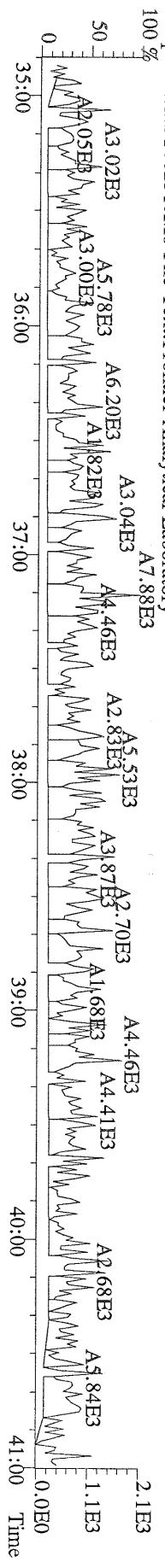
File:23AUG10M #1-476 Acq:23-AUG-2010 16:16:35 GC EI+ Voltage SIR Autospec-Ultima
383.8639 S:3 F:3 BSUB(10000,15,-3.0) PKD(5,5,3,0,100,0,0.00%,F,F) Exp:PCDD
Sample Text:ST082310M0 File Text:Frontier Analytical Laboratory



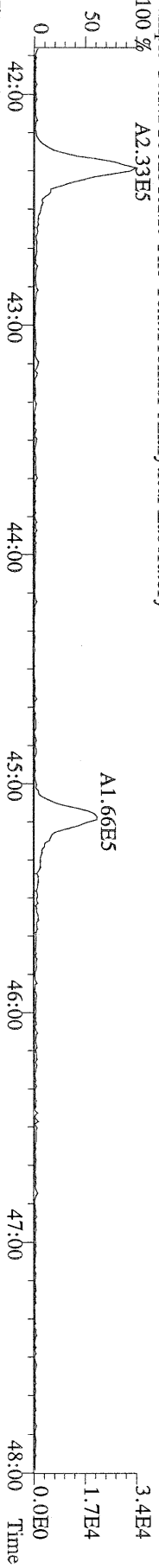
File:23AUG10M #1-476 Acq:23-AUG-2010 16:16:35 GC EI+ Voltage SIR Autospec-Ultima
385.8610 S:3 F:3 BSUB(10000,15,-3.0) PKD(5,5,3,0,100,0,0.00%,F,F) Exp:PCDD
Sample Text:ST082310M0 File Text:Frontier Analytical Laboratory



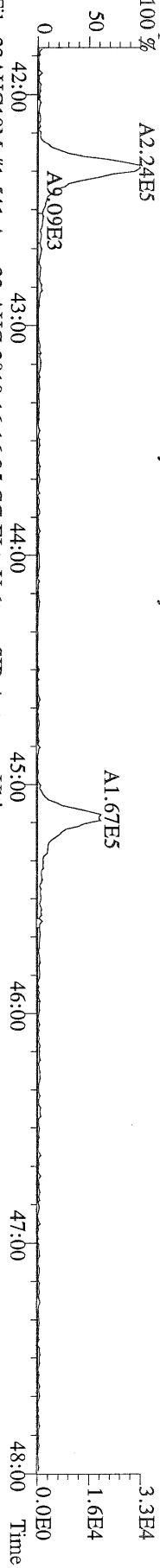
File:23AUG10M #1-476 Acq:23-AUG-2010 16:16:35 GC EI+ Voltage SIR Autospec-Ultima
445.7555 S:3 F:3 BSUB(10000,15,-3.0) PKD(5,5,3,0,100,0,0.00%,F,F) Exp:PCDD
Sample Text:ST082310M0 File Text:Frontier Analytical Laboratory



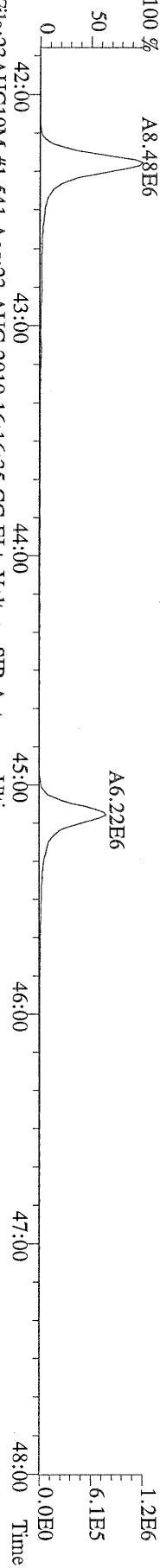
File:23AUG10M #1-541 Acq:23-AUG-2010 16:16:35 GC EI+ Voltage SIR Autospec-Ultima
 407.7818 S:3 F:4 BSUB(10000,15,-3.0) PKD(5,5,3,0,10%,100,0,0,00%,F,F) Exp:PCDD
 Sample Text:ST082310M0 File Text:Frontier Analytical Laboratory
 100 % A2.33E5



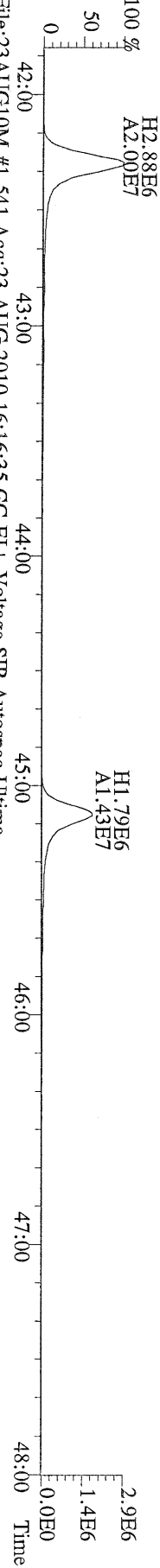
File:23AUG10M #1-541 Acq:23-AUG-2010 16:16:35 GC EI+ Voltage SIR Autospec-Ultima
 409.7788 S:3 F:4 BSUB(10000,15,-3.0) PKD(5,5,3,0,10%,100,0,0,00%,F,F) Exp:PCDD
 Sample Text:ST082310M0 File Text:Frontier Analytical Laboratory
 100 % A2.24E5



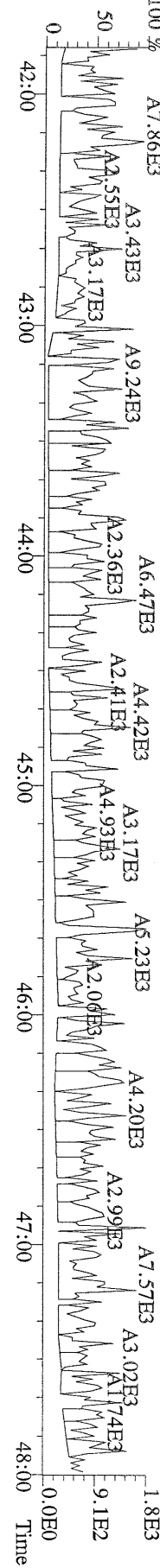
File:23AUG10M #1-541 Acq:23-AUG-2010 16:16:35 GC EI+ Voltage SIR Autospec-Ultima
 417.8253 S:3 F:4 BSUB(10000,15,-3.0) PKD(5,5,3,0,10%,100,0,0,00%,F,F) Exp:PCDD
 Sample Text:ST082310M0 File Text:Frontier Analytical Laboratory
 100 % A8.48E6



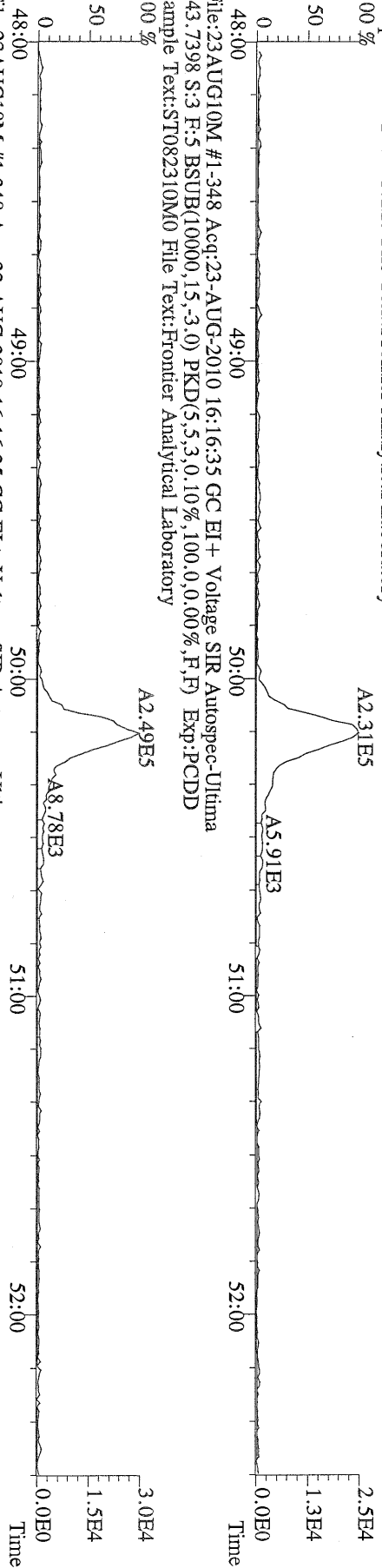
File:23AUG10M #1-541 Acq:23-AUG-2010 16:16:35 GC EI+ Voltage SIR Autospec-Ultima
 419.8220 S:3 F:4 BSUB(10000,15,-3.0) PKD(5,5,3,0,10%,100,0,0,00%,F,F) Exp:PCDD
 Sample Text:ST082310M0 File Text:Frontier Analytical Laboratory
 100 % H2.88E6
 A2.00E7



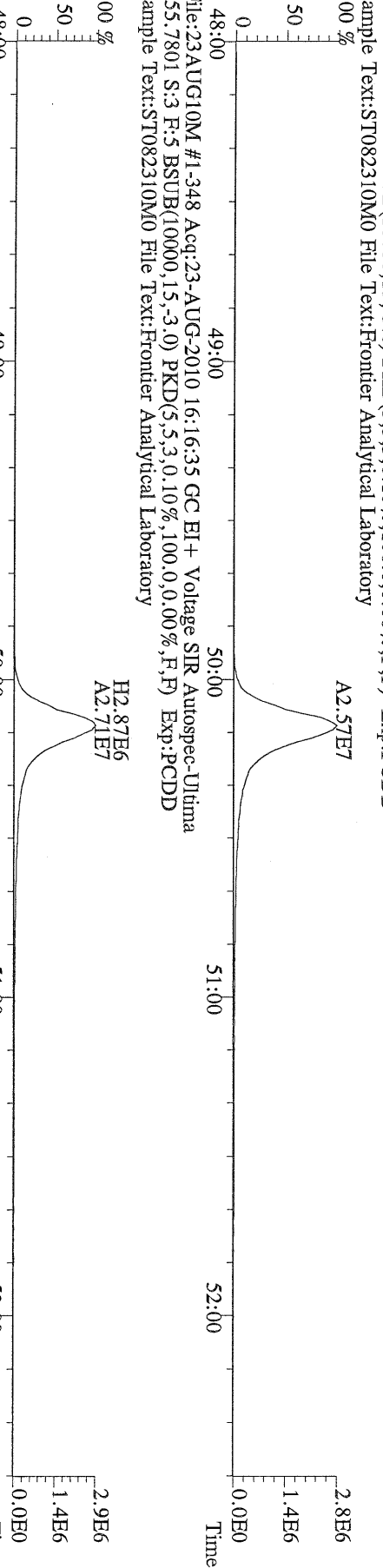
File:23AUG10M #1-541 Acq:23-AUG-2010 16:16:35 GC EI+ Voltage SIR Autospec-Ultima
 479.7165 S:3 F:4 BSUB(10000,15,-3.0) PKD(5,5,3,0,10%,100,0,0,00%,F,F) Exp:PCDD
 Sample Text:ST082310M0 File Text:Frontier Analytical Laboratory
 100 % A7.86E3



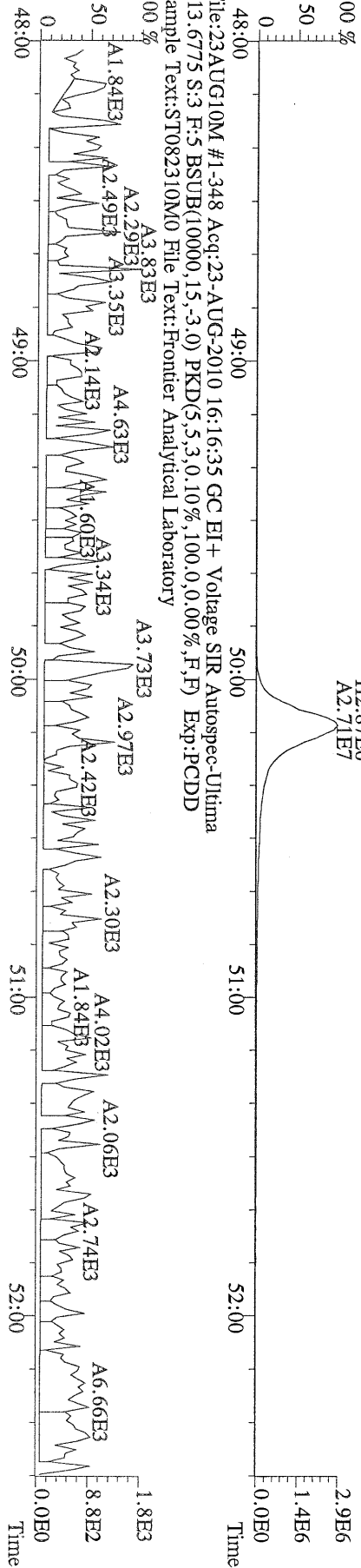
File:23AUG10M #1-348 Acq:23-AUG-2010 16:16:35 GC EI+ Voltage SIR Autospec-Ultima
441.7428 S:3 F:5 BSUB(10000,15,-3.0) PKD(5,5,3,0,10%,100,0,0,00%,F,F) Exp:PCDD
Sample Text:ST082310M0 File Text:Frontier Analytical Laboratory
100 %



File:23AUG10M #1-348 Acq:23-AUG-2010 16:16:35 GC EI+ Voltage SIR Autospec-Ultima
453.7831 S:3 F:5 BSUB(10000,15,-3.0) PKD(5,5,3,0,10%,100,0,0,00%,F,F) Exp:PCDD
Sample Text:ST082310M0 File Text:Frontier Analytical Laboratory
100 %

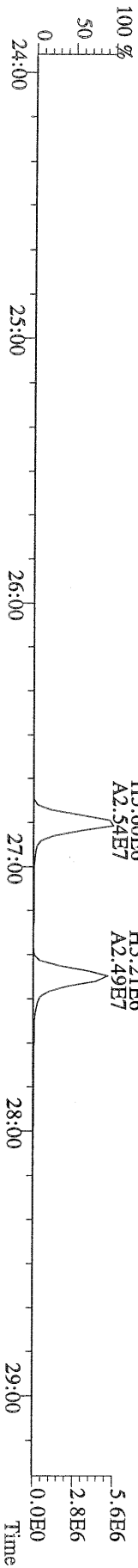
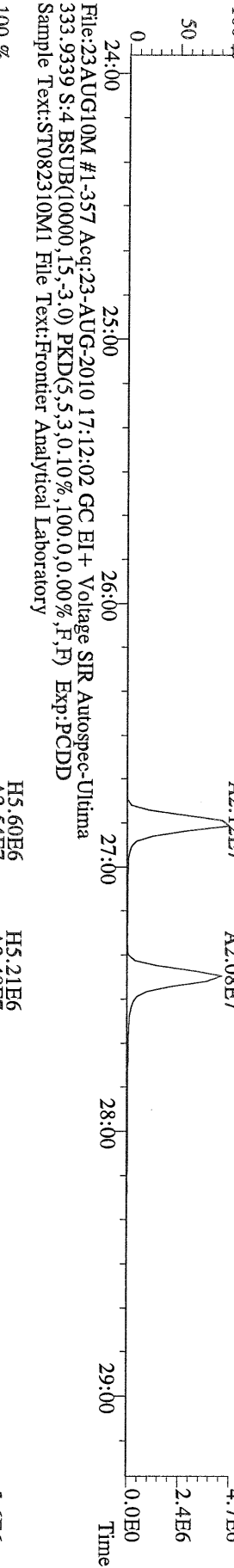
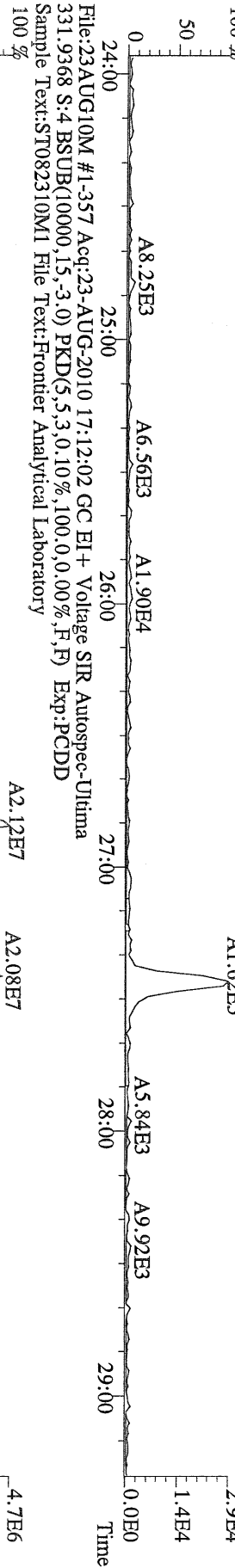
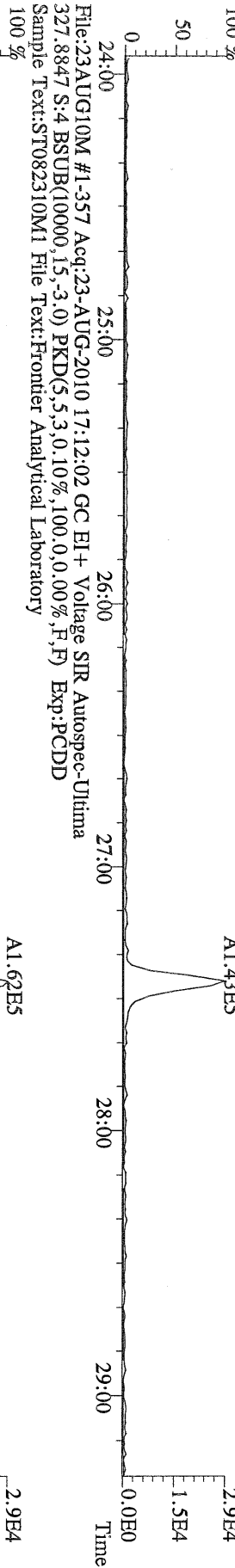
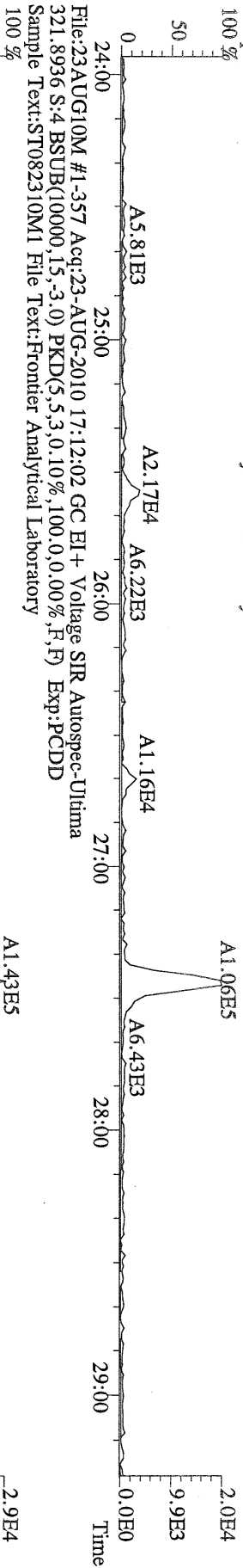


File:23AUG10M #1-348 Acq:23-AUG-2010 16:16:35 GC EI+ Voltage SIR Autospec-Ultima
455.7801 S:3 F:5 BSUB(10000,15,-3.0) PKD(5,5,3,0,10%,100,0,0,00%,F,F) Exp:PCDD
Sample Text:ST082310M0 File Text:Frontier Analytical Laboratory
100 %

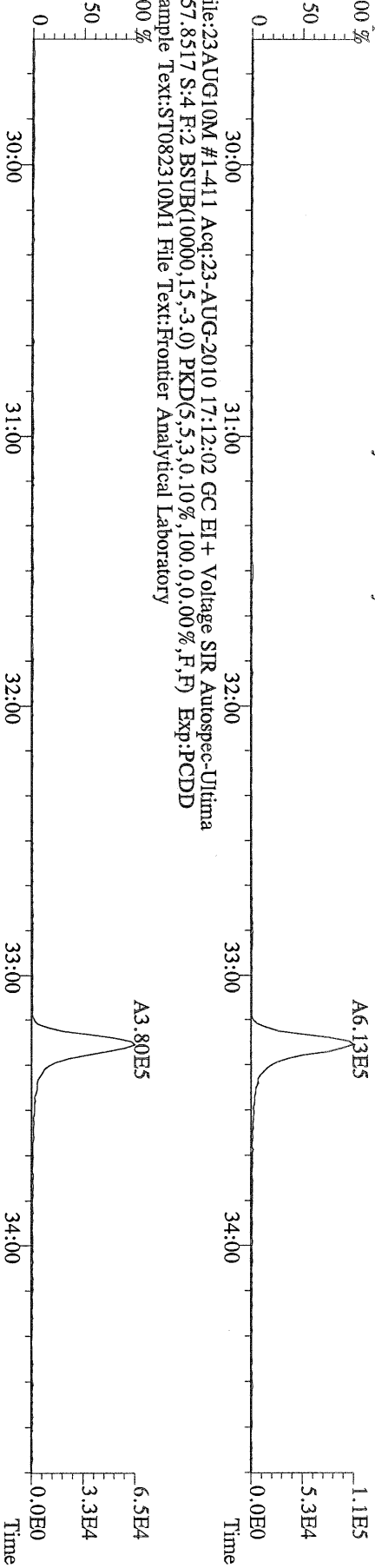


File:23AUG10M #1-348 Acq:23-AUG-2010 16:16:35 GC EI+ Voltage SIR Autospec-Ultima
513.6775 S:3 F:5 BSUB(10000,15,-3.0) PKD(5,5,3,0,10%,100,0,0,00%,F,F) Exp:PCDD
Sample Text:ST082310M0 File Text:Frontier Analytical Laboratory
100 %

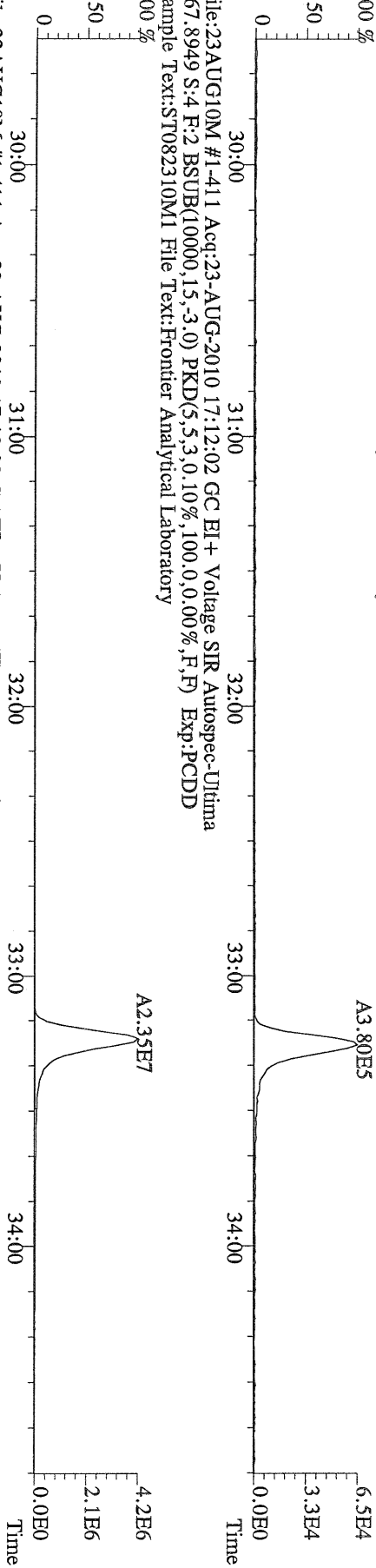
File:23AUG10M #1-357 Acq:23-AUG-2010 17:12:02 GC EI+ Voltage SIR Autospec-Ultima
319.8965 S:4 BSUB(10000,15,-3.0) PKD(5,5,3,0.10%,100.0,0.00%,F,F) Exp:PCDD
Sample Text:ST082310M1 File Text:Frontier Analytical Laboratory
100 %



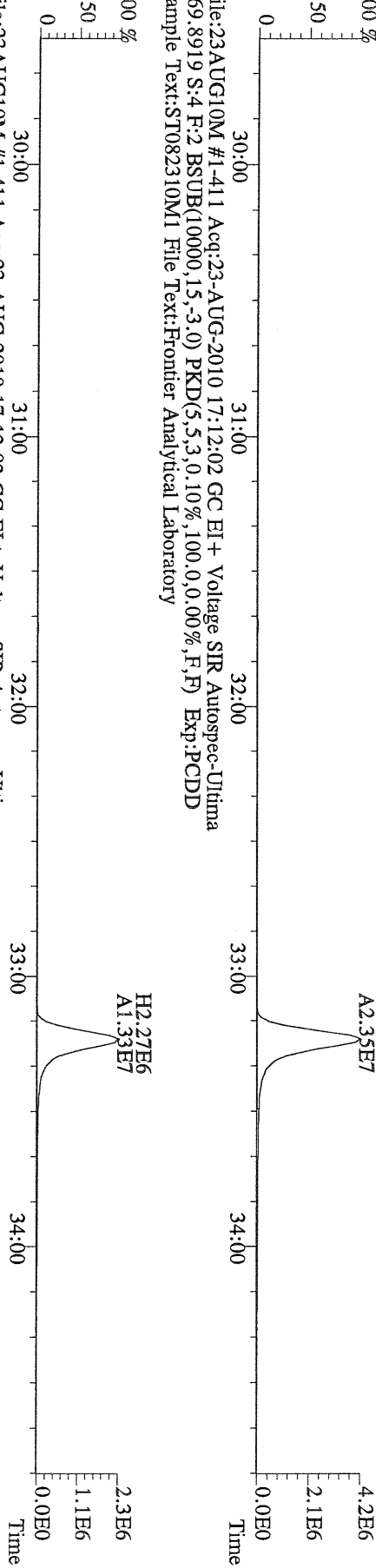
File:23AUG10M #1-411 Acq:23-AUG-2010 17:12:02 GC EI+ Voltage SIR Autospec-Ultima
355.8546 S:4 F:2 BSUB(10000,15,-3.0) PKD(5.5,3,0.10%,100.0,0.00%,F,F) Exp:PCDD
Sample Text:ST082310M1 File Text:Frontier Analytical Laboratory
100 %



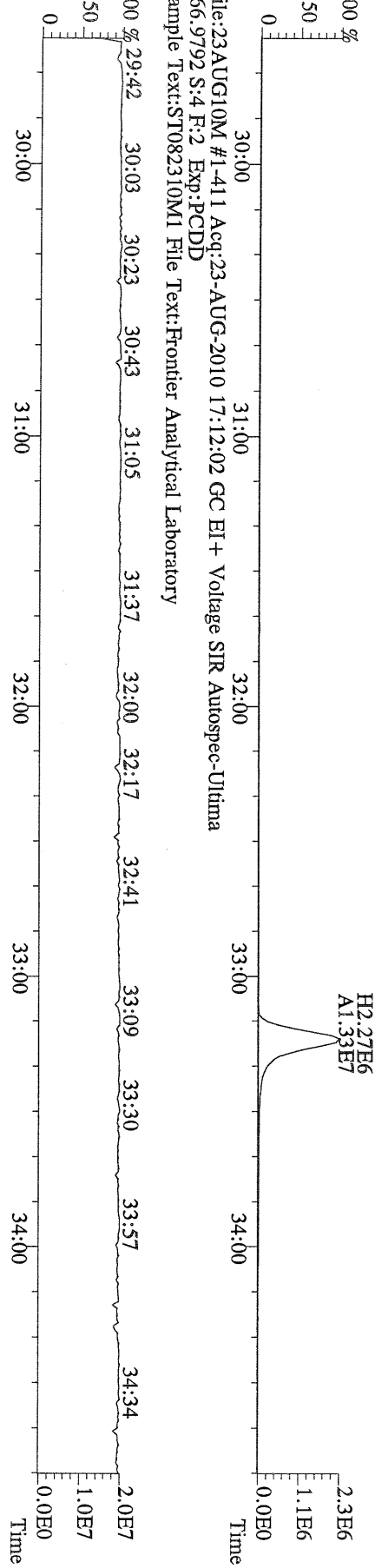
File:23AUG10M #1-411 Acq:23-AUG-2010 17:12:02 GC EI+ Voltage SIR Autospec-Ultima
357.8517 S:4 F:2 BSUB(10000,15,-3.0) PKD(5.5,3,0.10%,100.0,0.00%,F,F) Exp:PCDD
Sample Text:ST082310M1 File Text:Frontier Analytical Laboratory
100 %



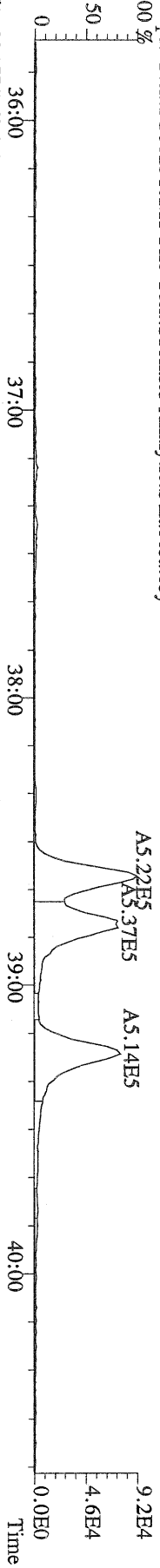
File:23AUG10M #1-411 Acq:23-AUG-2010 17:12:02 GC EI+ Voltage SIR Autospec-Ultima
367.8949 S:4 F:2 BSUB(10000,15,-3.0) PKD(5.5,3,0.10%,100.0,0.00%,F,F) Exp:PCDD
Sample Text:ST082310M1 File Text:Frontier Analytical Laboratory
100 %



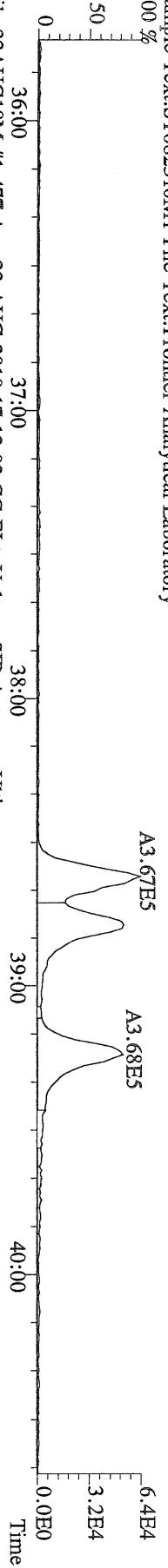
File:23AUG10M #1-411 Acq:23-AUG-2010 17:12:02 GC EI+ Voltage SIR Autospec-Ultima
369.8919 S:4 F:2 BSUB(10000,15,-3.0) PKD(5.5,3,0.10%,100.0,0.00%,F,F) Exp:PCDD
Sample Text:ST082310M1 File Text:Frontier Analytical Laboratory



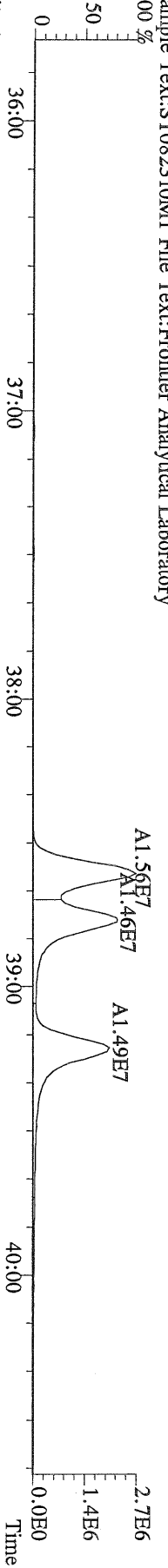
File:23AUG10M #1-477 Acq:23-AUG-2010 17:12:02 GC EI+ Voltage SIR Autospec-Ultima
 389.8156 S:4 F:3 BSUB(10000,15,-3.0) PKD(5.5,3.0,10%,100.0,0.00%,F,F) Exp:PCDD
 Sample Text:ST082310M1 File Text:Frontier Analytical Laboratory



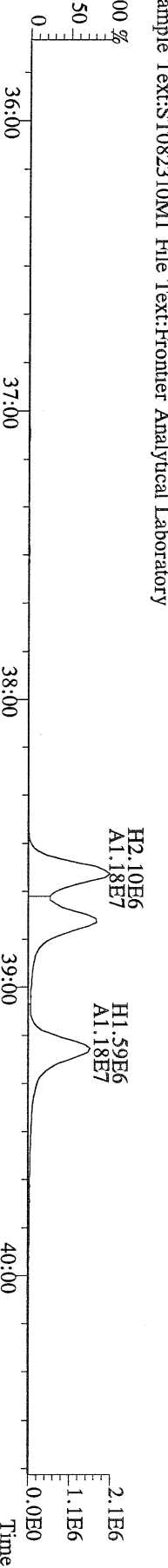
File:23AUG10M #1-477 Acq:23-AUG-2010 17:12:02 GC EI+ Voltage SIR Autospec-Ultima
 391.8127 S:4 F:3 BSUB(10000,15,-3.0) PKD(5.5,3.0,10%,100.0,0.00%,F,F) Exp:PCDD
 Sample Text:ST082310M1 File Text:Frontier Analytical Laboratory



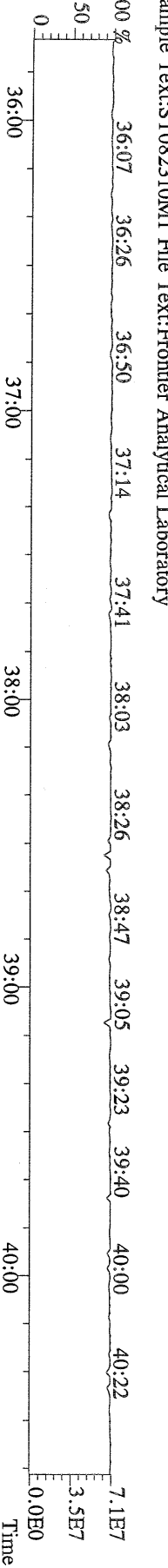
File:23AUG10M #1-477 Acq:23-AUG-2010 17:12:02 GC EI+ Voltage SIR Autospec-Ultima
 401.8559 S:4 F:3 BSUB(10000,15,-3.0) PKD(5.5,3.0,10%,100.0,0.00%,F,F) Exp:PCDD
 Sample Text:ST082310M1 File Text:Frontier Analytical Laboratory



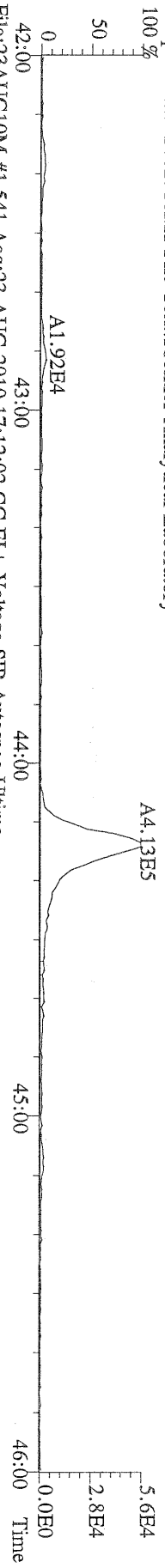
File:23AUG10M #1-477 Acq:23-AUG-2010 17:12:02 GC EI+ Voltage SIR Autospec-Ultima
 403.8530 S:4 F:3 BSUB(10000,15,-3.0) PKD(5.5,3.0,10%,100.0,0.00%,F,F) Exp:PCDD
 Sample Text:ST082310M1 File Text:Frontier Analytical Laboratory



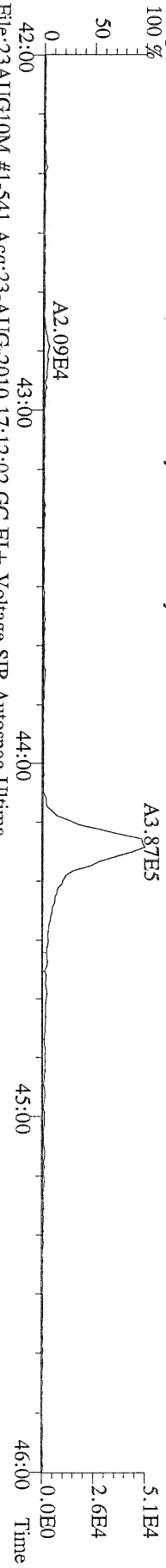
File:23AUG10M #1-477 Acq:23-AUG-2010 17:12:02 GC EI+ Voltage SIR Autospec-Ultima
 380.9760 S:4 F:3 Exp:PCDD
 Sample Text:ST082310M1 File Text:Frontier Analytical Laboratory



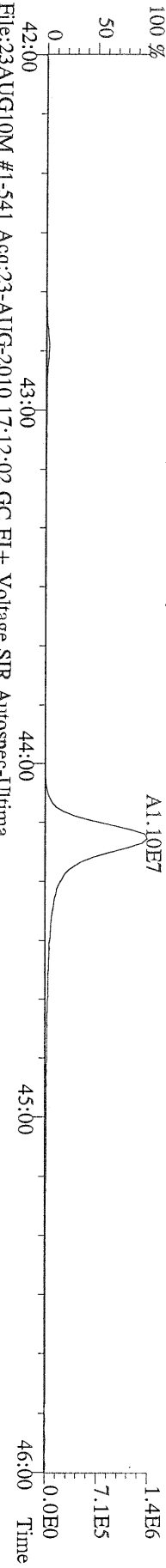
File:23AUG10M #1-541 Acq:23-AUG-2010 17:12:02 GC EI+ Voltage SIR Autospec-Ultima
423.7767 S:4 F:4 BSUB(10000,15,-3.0) PKD(5,5,3,0,10%,100,0,0,00%,F,F) Exp:PCDD
Sample Text:ST082310M1 File Text:Frontier Analytical Laboratory
100 %



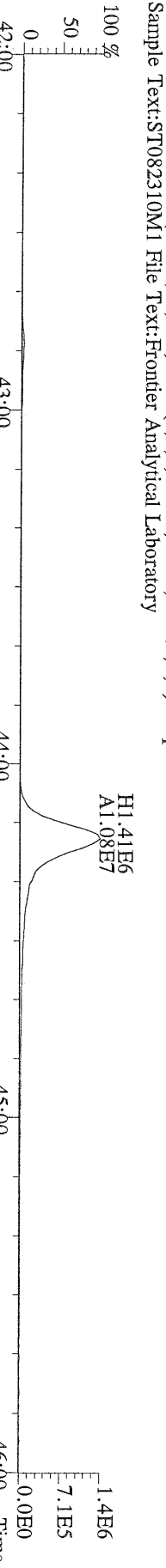
File:23AUG10M #1-541 Acq:23-AUG-2010 17:12:02 GC EI+ Voltage SIR Autospec-Ultima
435.8169 S:4 F:4 BSUB(10000,15,-3.0) PKD(5,5,3,0,10%,100,0,0,00%,F,F) Exp:PCDD
Sample Text:ST082310M1 File Text:Frontier Analytical Laboratory
100 %




File:23AUG10M #1-541 Acq:23-AUG-2010 17:12:02 GC EI+ Voltage SIR Autospec-Ultima
437.8140 S:4 F:4 BSUB(10000,15,-3.0) PKD(5,5,3,0,10%,100,0,0,00%,F,F) Exp:PCDD
Sample Text:ST082310M1 File Text:Frontier Analytical Laboratory
100 %



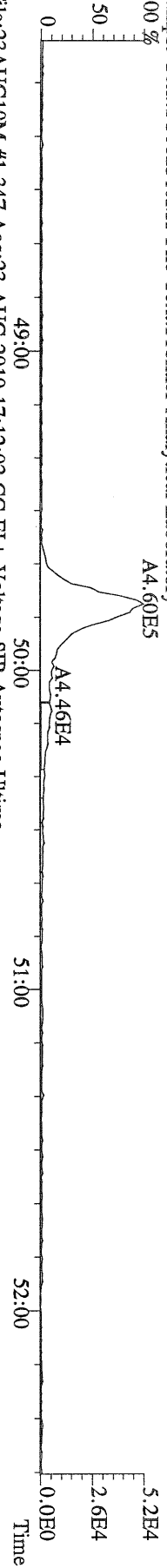
File:23AUG10M #1-541 Acq:23-AUG-2010 17:12:02 GC EI+ Voltage SIR Autospec-Ultima
437.8140 S:4 F:4 BSUB(10000,15,-3.0) PKD(5,5,3,0,10%,100,0,0,00%,F,F) Exp:PCDD
Sample Text:ST082310M1 File Text:Frontier Analytical Laboratory
100 %



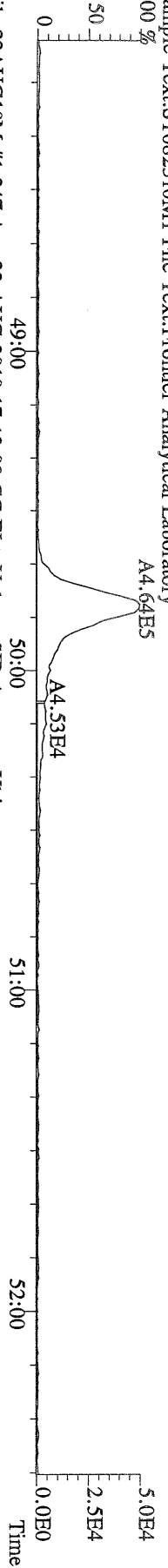
File:23AUG10M #1-541 Acq:23-AUG-2010 17:12:02 GC EI+ Voltage SIR Autospec-Ultima
430.9728 S:4 F:4 Exp:PCDD
Sample Text:ST082310M1 File Text:Frontier Analytical Laboratory
100 %



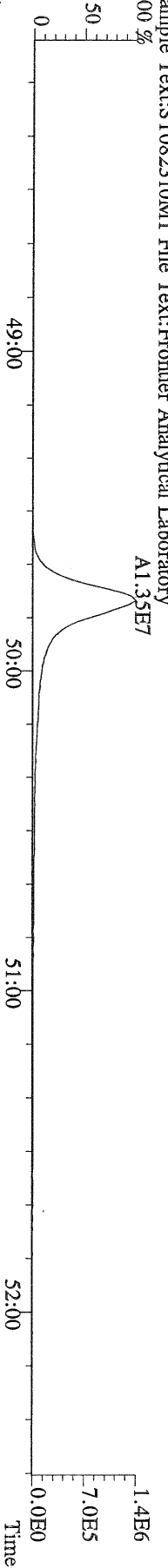
File:23AUG10M #1-347 Acq:23-AUG-2010 17:12:02 GC EI+ Voltage SIR Autospec-Ultima
 457.7377 S:4 F:5 BSUB(10000,15,-3.0) PKD(5,5,3,0,10%,100,0,0,00%,F,F) Exp:PCDD
 Sample Text:ST082310M1 File Text:Frontier Analytical Laboratory
 100 %



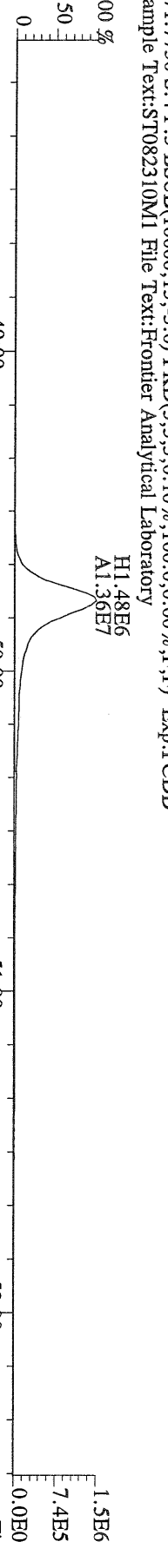
File:23AUG10M #1-347 Acq:23-AUG-2010 17:12:02 GC EI+ Voltage SIR Autospec-Ultima
 459.7348 S:4 F:5 BSUB(10000,15,-3.0) PKD(5,5,3,0,10%,100,0,0,00%,F,F) Exp:PCDD
 Sample Text:ST082310M1 File Text:Frontier Analytical Laboratory
 100 %



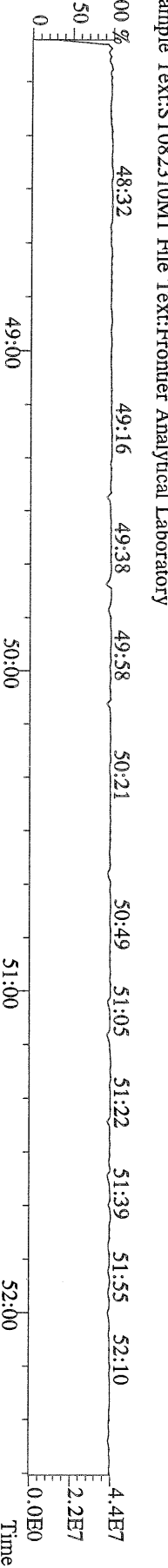
File:23AUG10M #1-347 Acq:23-AUG-2010 17:12:02 GC EI+ Voltage SIR Autospec-Ultima
 469.7780 S:4 F:5 BSUB(10000,15,-3.0) PKD(5,5,3,0,10%,100,0,0,00%,F,F) Exp:PCDD
 Sample Text:ST082310M1 File Text:Frontier Analytical Laboratory
 100 %



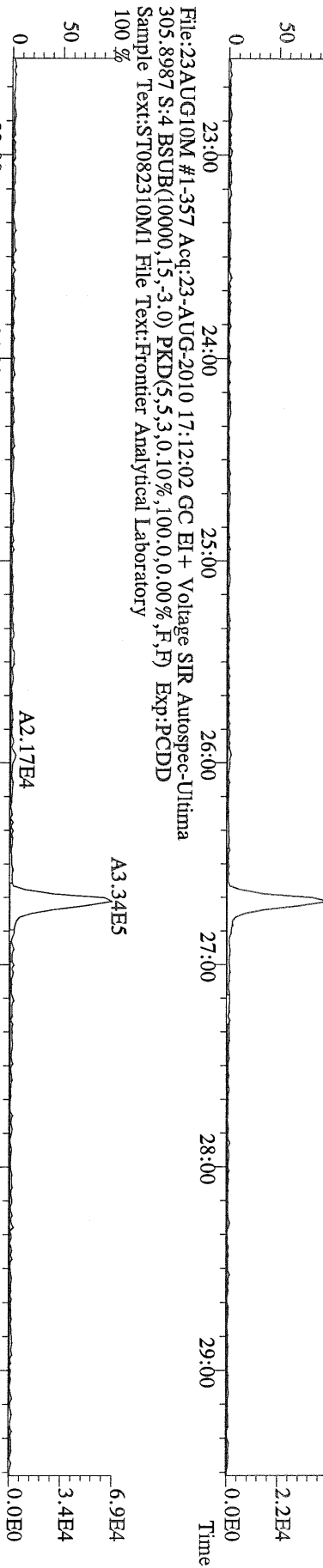
File:23AUG10M #1-347 Acq:23-AUG-2010 17:12:02 GC EI+ Voltage SIR Autospec-Ultima
 471.7750 S:4 F:5 BSUB(10000,15,-3.0) PKD(5,5,3,0,10%,100,0,0,00%,F,F) Exp:PCDD
 Sample Text:ST082310M1 File Text:Frontier Analytical Laboratory
 100 %



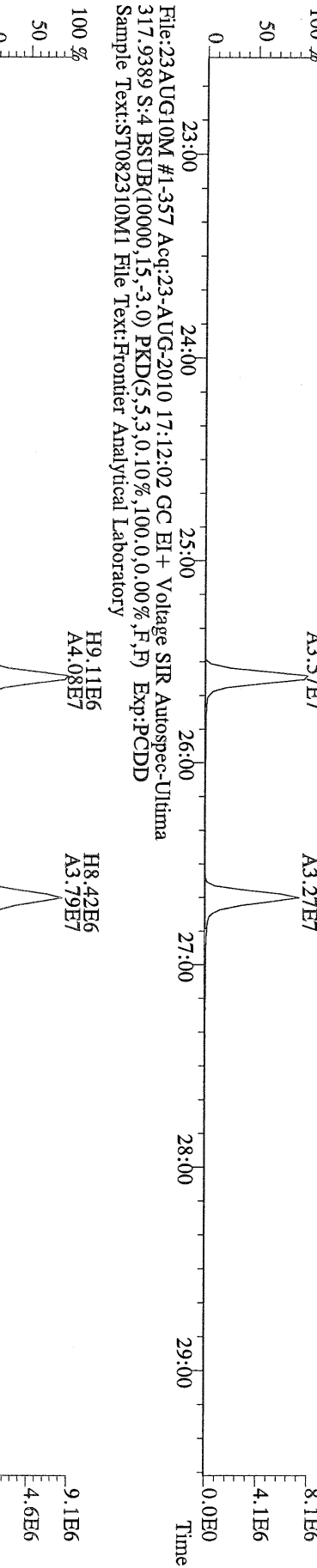
File:23AUG10M #1-347 Acq:23-AUG-2010 17:12:02 GC EI+ Voltage SIR Autospec-Ultima
 454.9728 S:4 F:5 Exp:PCDD
 Sample Text:ST082310M1 File Text:Frontier Analytical Laboratory



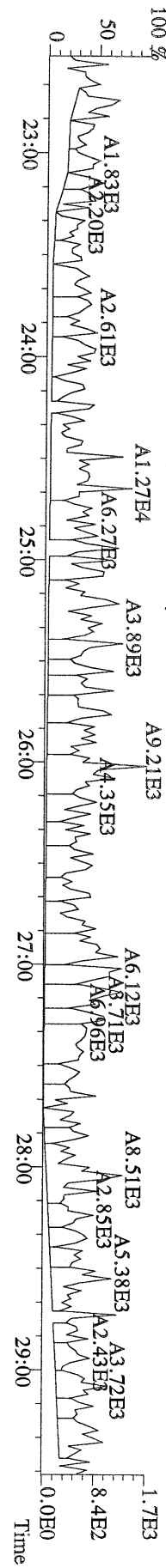
File:23AUG10M #1-357 Acq:23-AUG-2010 17:12:02 GC EI + Voltage SIR Autospec-Ultima
 303.9016 S:4 BSUB(10000,15,-3.0) PKD(5,5,3,0,10%,100,0,0,00%,F,F) Exp:PCDD
 Sample Text:ST082310M1 File Text:Frontier Analytical Laboratory



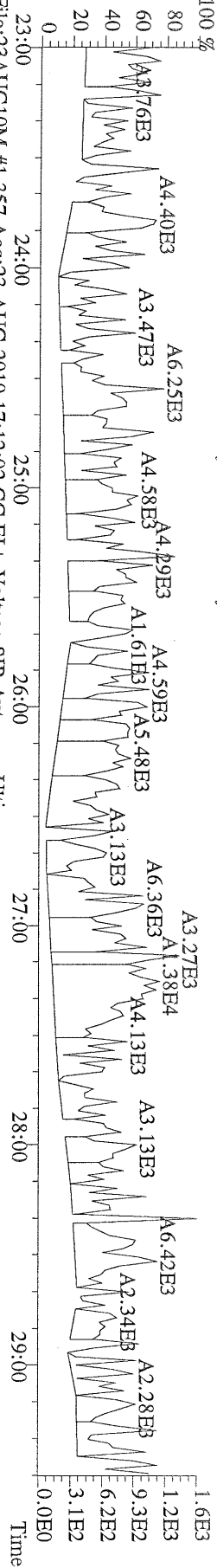
File:23AUG10M #1-357 Acq:23-AUG-2010 17:12:02 GC EI + Voltage SIR Autospec-Ultima
 315.9419 S:4 BSUB(10000,15,-3.0) PKD(5,5,3,0,10%,100,0,0,00%,F,F) Exp:PCDD
 Sample Text:ST082310M1 File Text:Frontier Analytical Laboratory



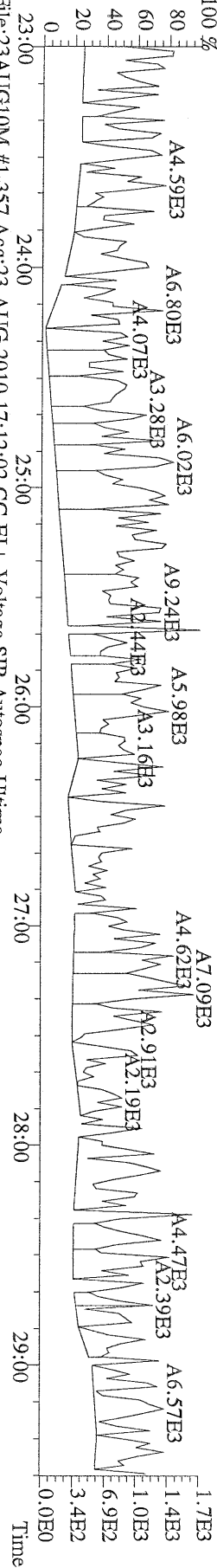
File:23AUG10M #1-357 Acq:23-AUG-2010 17:12:02 GC EI + Voltage SIR Autospec-Ultima
 317.9389 S:4 BSUB(10000,15,-3.0) PKD(5,5,3,0,10%,100,0,0,00%,F,F) Exp:PCDD
 Sample Text:ST082310M1 File Text:Frontier Analytical Laboratory



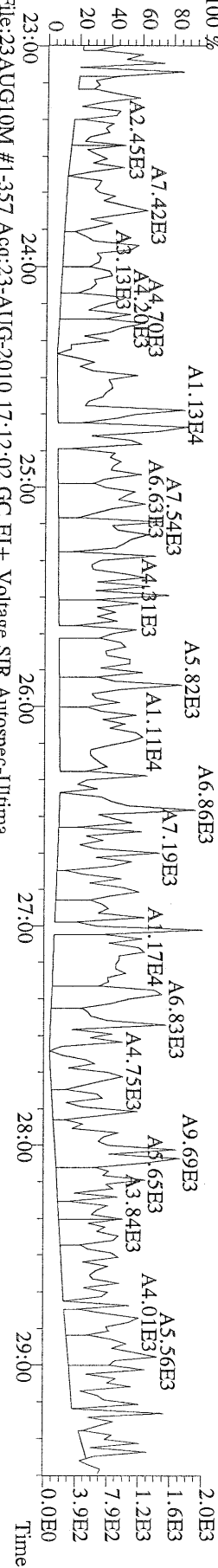
File:23AUG10M #1-357 Acq:23-AUG-2010 17:12:02 GC EI+ Voltage SIR Autospec-Utima
 339.8597 S:4 BSUB(10000,15,-3.0) PKD(5,5,3,0.10%,100,0,0.00%,F,F) Exp:PCDD
 Sample Text:ST082310M1 File Text:Frontier Analytical Laboratory




File:23AUG10M #1-357 Acq:23-AUG-2010 17:12:02 GC EI+ Voltage SIR Autospec-Utima
 341.8568 S:4 BSUB(10000,15,-3.0) PKD(5,5,3,0.10%,100,0,0.00%,F,F) Exp:PCDD
 Sample Text:ST082310M1 File Text:Frontier Analytical Laboratory



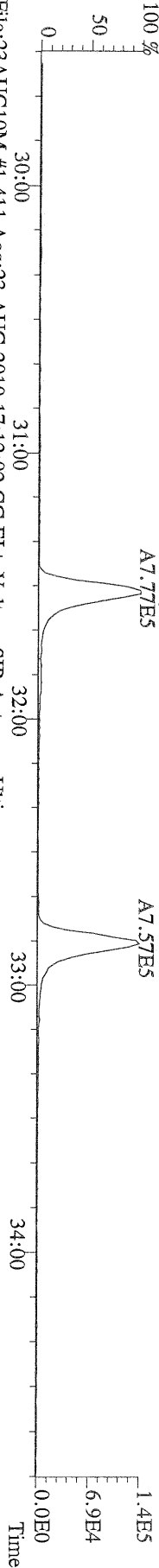
File:23AUG10M #1-357 Acq:23-AUG-2010 17:12:02 GC EI+ Voltage SIR Autospec-Utima
 409.7974 S:4 BSUB(10000,15,-3.0) PKD(5,5,3,0.10%,100,0,0.00%,F,F) Exp:PCDD
 Sample Text:ST082310M1 File Text:Frontier Analytical Laboratory



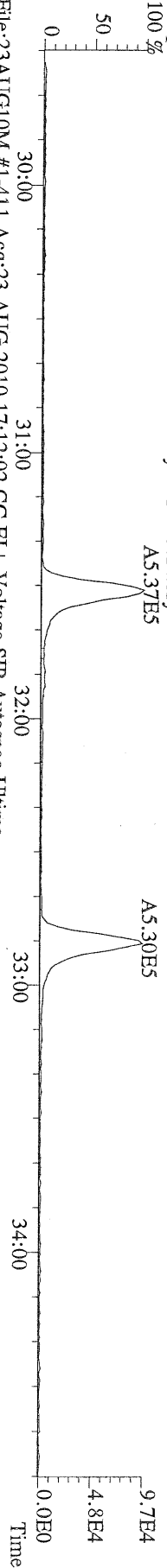
File:23AUG10M #1-357 Acq:23-AUG-2010 17:12:02 GC EI+ Voltage SIR Autospec-Utima
 330.9792 S:4 Exp:PCDD
 Sample Text:ST082310M1 File Text:Frontier Analytical Laboratory




File:23AUG10M #1-411 Acq:23-AUG-2010 17:12:02 GC EI+ Voltage SIR Autospec-Ultima
 339.8597 S:4 F:2 BSUB(10000,15,-3.0) PKD(5.5,3,0.10%,100.0,0.00%,F,F) Exp:PCDD
 Sample Text:ST082310M1 File Text:Frontier Analytical Laboratory



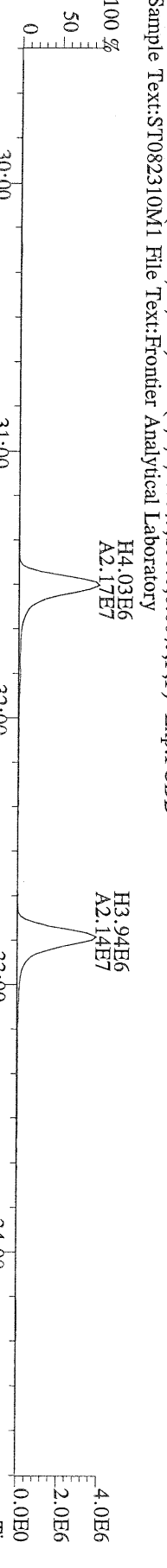
File:23AUG10M #1-411 Acq:23-AUG-2010 17:12:02 GC EI+ Voltage SIR Autospec-Ultima
 341.8568 S:4 F:2 BSUB(10000,15,-3.0) PKD(5.5,3,0.10%,100.0,0.00%,F,F) Exp:PCDD
 Sample Text:ST082310M1 File Text:Frontier Analytical Laboratory



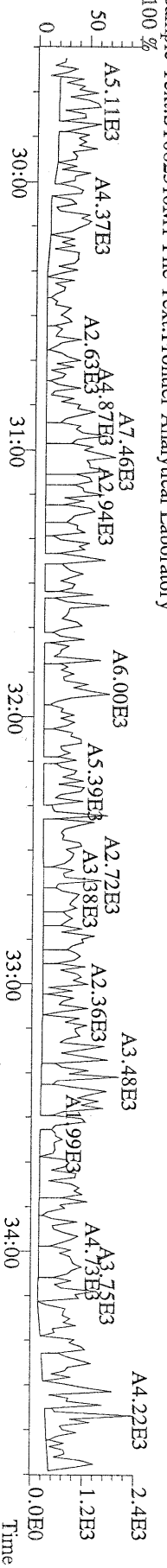
File:23AUG10M #1-411 Acq:23-AUG-2010 17:12:02 GC EI+ Voltage SIR Autospec-Ultima
 351.9000 S:4 F:2 BSUB(10000,15,-3.0) PKD(5.5,3,0.10%,100.0,0.00%,F,F) Exp:PCDD
 Sample Text:ST082310M1 File Text:Frontier Analytical Laboratory



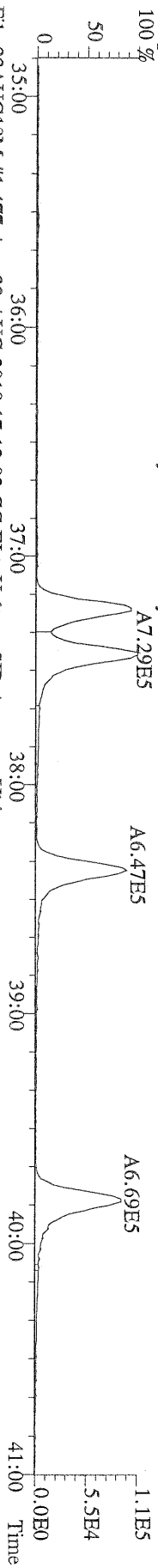
File:23AUG10M #1-411 Acq:23-AUG-2010 17:12:02 GC EI+ Voltage SIR Autospec-Ultima
 353.8970 S:4 F:2 BSUB(10000,15,-3.0) PKD(5.5,3,0.10%,100.0,0.00%,F,F) Exp:PCDD
 Sample Text:ST082310M1 File Text:Frontier Analytical Laboratory



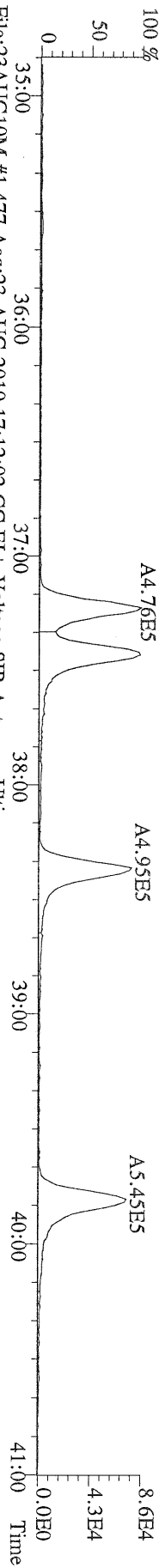
File:23AUG10M #1-411 Acq:23-AUG-2010 17:12:02 GC EI+ Voltage SIR Autospec-Ultima
 409.7974 S:4 F:2 BSUB(10000,15,-3.0) PKD(5.5,3,0.10%,100.0,0.00%,F,F) Exp:PCDD
 Sample Text:ST082310M1 File Text:Frontier Analytical Laboratory



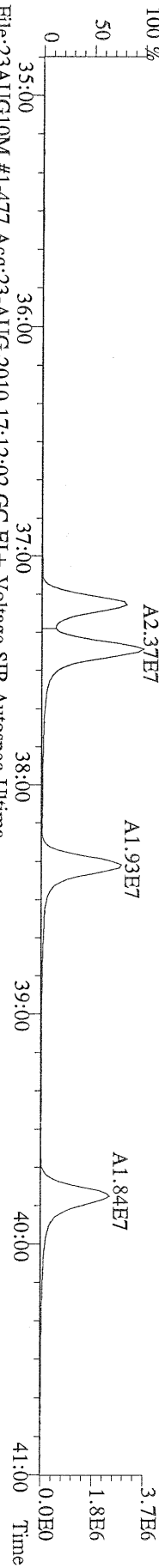
File:23AUG10M #1-477 Acq:23-AUG-2010 17:12:02 GC EI+ Voltage SIR Autospec-Ultima
373.8207 S:4 F:3 BSUB(10000,15,-3.0) PKD(5.5,3,0.10%,100.0,0.00%,F,F) Exp:PCDD
Sample Text:ST082310M1 File Text:Frontier Analytical Laboratory



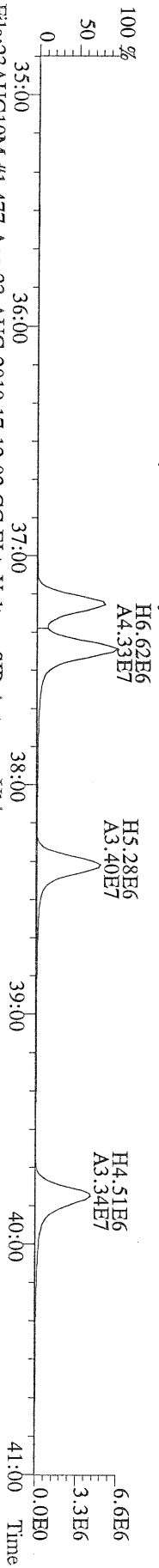
File:23AUG10M #1-477 Acq:23-AUG-2010 17:12:02 GC EI+ Voltage SIR Autospec-Ultima
375.8178 S:4 F:3 BSUB(10000,15,-3.0) PKD(5.5,3,0.10%,100.0,0.00%,F,F) Exp:PCDD
Sample Text:ST082310M1 File Text:Frontier Analytical Laboratory



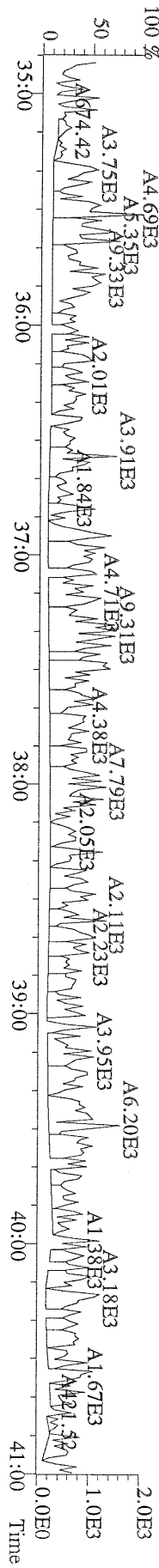
File:23AUG10M #1-477 Acq:23-AUG-2010 17:12:02 GC EI+ Voltage SIR Autospec-Ultima
383.8639 S:4 F:3 BSUB(10000,15,-3.0) PKD(5.5,3,0.10%,100.0,0.00%,F,F) Exp:PCDD
Sample Text:ST082310M1 File Text:Frontier Analytical Laboratory



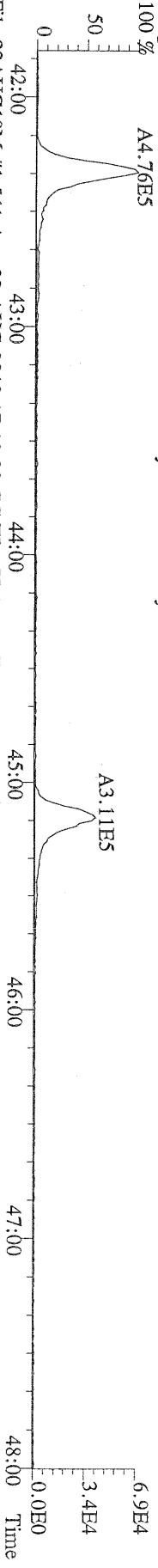
File:23AUG10M #1-477 Acq:23-AUG-2010 17:12:02 GC EI+ Voltage SIR Autospec-Ultima
385.8610 S:4 F:3 BSUB(10000,15,-3.0) PKD(5.5,3,0.10%,100.0,0.00%,F,F) Exp:PCDD
Sample Text:ST082310M1 File Text:Frontier Analytical Laboratory



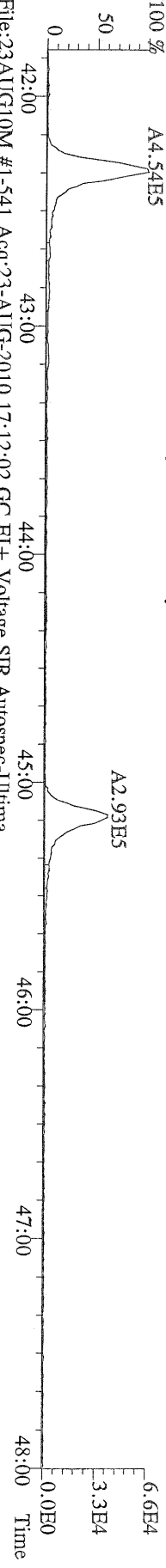
File:23AUG10M #1-477 Acq:23-AUG-2010 17:12:02 GC EI+ Voltage SIR Autospec-Ultima
445.7555 S:4 F:3 BSUB(10000,15,-3.0) PKD(5.5,3,0.10%,100.0,0.00%,F,F) Exp:PCDD
Sample Text:ST082310M1 File Text:Frontier Analytical Laboratory



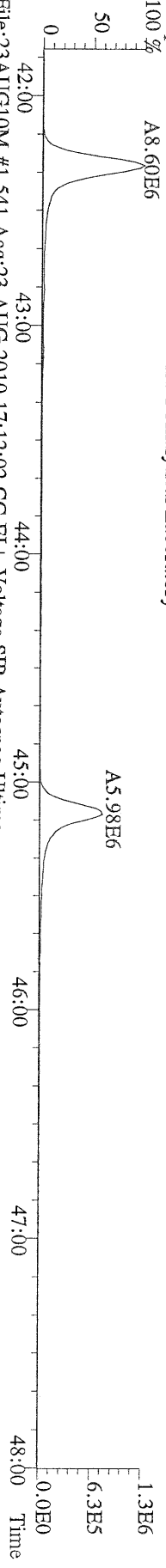
File:23AUG10M #1-541 Acq:23-AUG-2010 17:12:02 GC EI+ Voltage SIR Autospec-Ultima
407.7818 S:4 F:4 BSUB(10000,15,-3.0) PKD(5,5,3,0,10%,100,0,0,00%,F,F) Exp:PCDD
Sample Text:ST082310M1 File Text:Frontier Analytical Laboratory



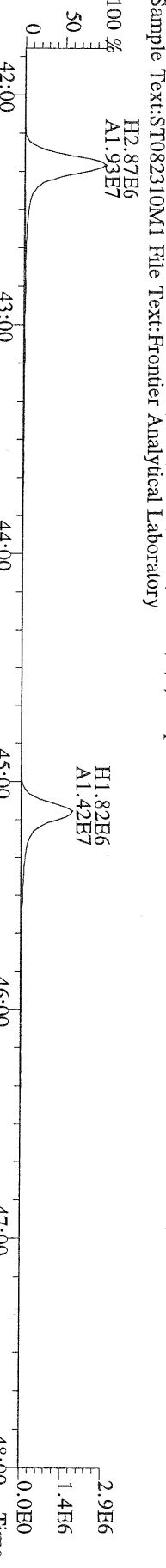
File:23AUG10M #1-541 Acq:23-AUG-2010 17:12:02 GC EI+ Voltage SIR Autospec-Ultima
409.7788 S:4 F:4 BSUB(10000,15,-3.0) PKD(5,5,3,0,10%,100,0,0,00%,F,F) Exp:PCDD
Sample Text:ST082310M1 File Text:Frontier Analytical Laboratory



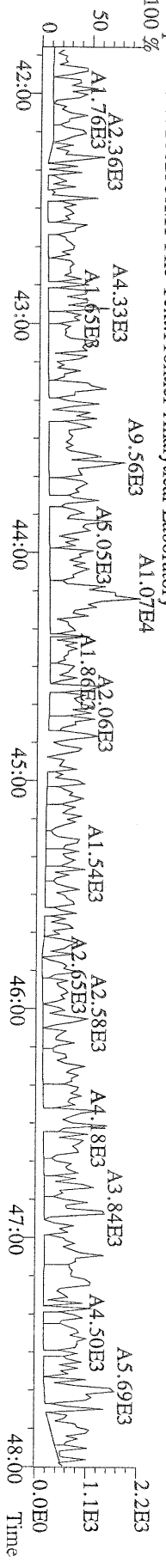
File:23AUG10M #1-541 Acq:23-AUG-2010 17:12:02 GC EI+ Voltage SIR Autospec-Ultima
417.8253 S:4 F:4 BSUB(10000,15,-3.0) PKD(5,5,3,0,10%,100,0,0,00%,F,F) Exp:PCDD
Sample Text:ST082310M1 File Text:Frontier Analytical Laboratory



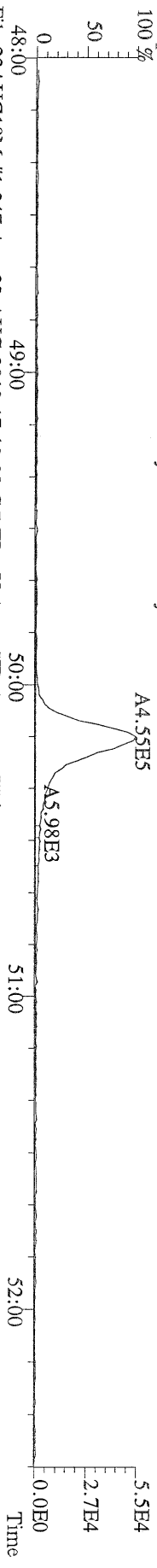
File:23AUG10M #1-541 Acq:23-AUG-2010 17:12:02 GC EI+ Voltage SIR Autospec-Ultima
419.8220 S:4 F:4 BSUB(10000,15,-3.0) PKD(5,5,3,0,10%,100,0,0,00%,F,F) Exp:PCDD
Sample Text:ST082310M1 File Text:Frontier Analytical Laboratory



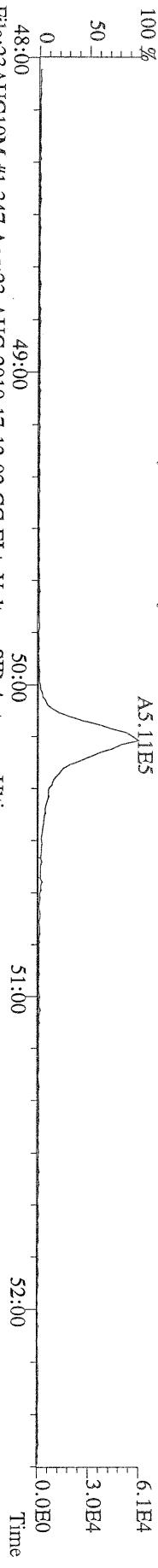
File:23AUG10M #1-541 Acq:23-AUG-2010 17:12:02 GC EI+ Voltage SIR Autospec-Ultima
479.7165 S:4 F:4 BSUB(10000,15,-3.0) PKD(5,5,3,0,10%,100,0,0,00%,F,F) Exp:PCDD
Sample Text:ST082310M1 File Text:Frontier Analytical Laboratory



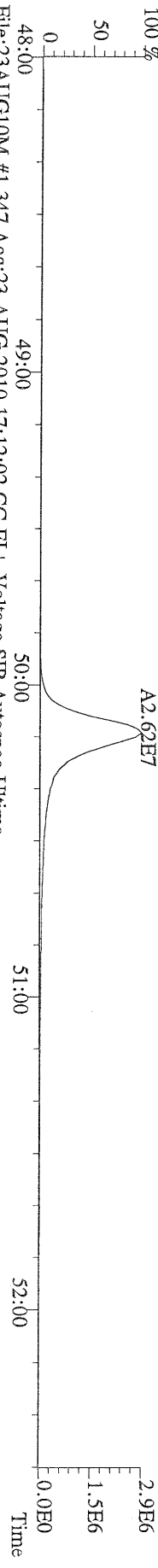
File:23AUG10M #1-347 Acq:23-AUG-2010 17:12:02 GC EI+ Voltage SIR Autospec-Ultima
441.7428 S:4 F:5 BSUB(10000,15,-3.0) PKD(5.5,3,0.10%,100.0,0.00%,F,F) Exp:PCDD
Sample Text:ST082310M1 File Text:Frontier Analytical Laboratory



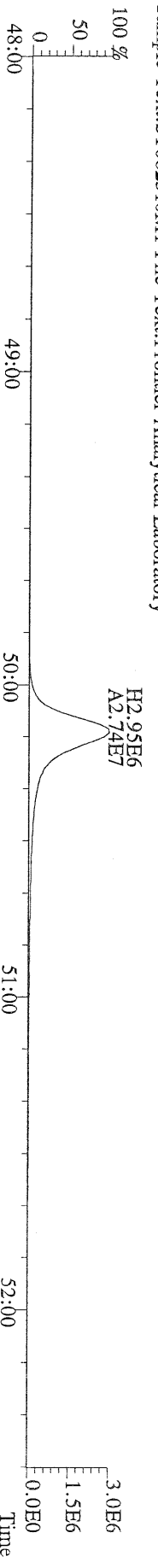
File:23AUG10M #1-347 Acq:23-AUG-2010 17:12:02 GC EI+ Voltage SIR Autospec-Ultima
443.7398 S:4 F:5 BSUB(10000,15,-3.0) PKD(5.5,3,0.10%,100.0,0.00%,F,F) Exp:PCDD
Sample Text:ST082310M1 File Text:Frontier Analytical Laboratory



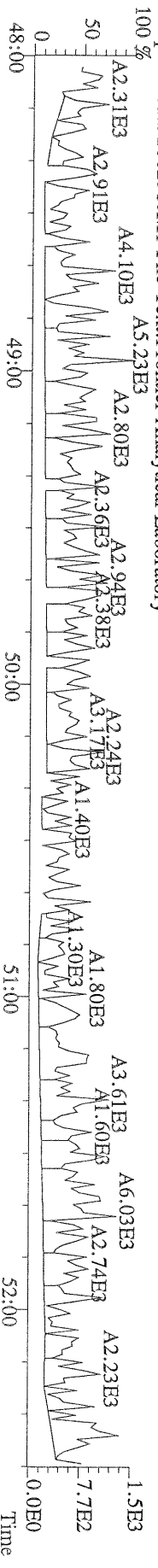
File:23AUG10M #1-347 Acq:23-AUG-2010 17:12:02 GC EI+ Voltage SIR Autospec-Ultima
453.7831 S:4 F:5 BSUB(10000,15,-3.0) PKD(5.5,3,0.10%,100.0,0.00%,F,F) Exp:PCDD
Sample Text:ST082310M1 File Text:Frontier Analytical Laboratory



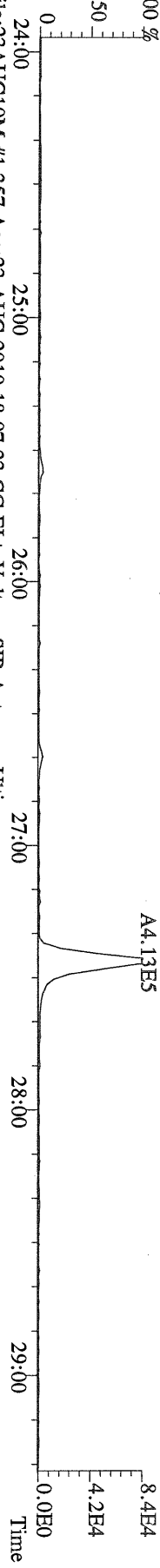
File:23AUG10M #1-347 Acq:23-AUG-2010 17:12:02 GC EI+ Voltage SIR Autospec-Ultima
455.7801 S:4 F:5 BSUB(10000,15,-3.0) PKD(5.5,3,0.10%,100.0,0.00%,F,F) Exp:PCDD
Sample Text:ST082310M1 File Text:Frontier Analytical Laboratory



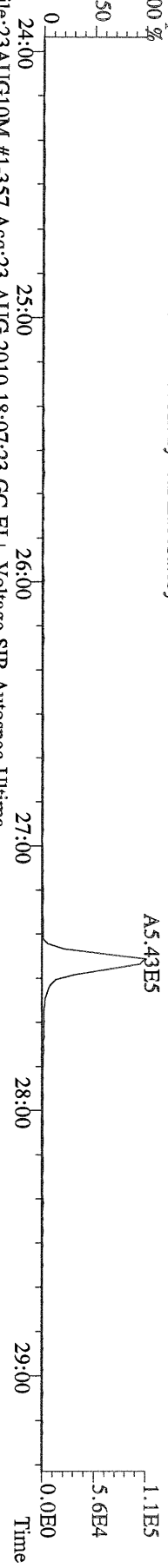
File:23AUG10M #1-347 Acq:23-AUG-2010 17:12:02 GC EI+ Voltage SIR Autospec-Ultima
513.6775 S:4 F:5 BSUB(10000,15,-3.0) PKD(5.5,3,0.10%,100.0,0.00%,F,F) Exp:PCDD
Sample Text:ST082310M1 File Text:Frontier Analytical Laboratory



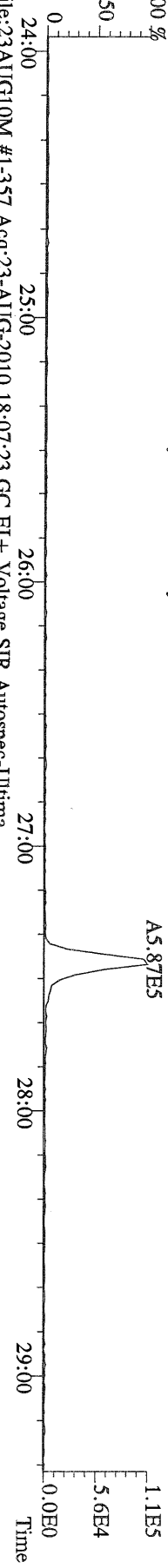
File:23AUG10M #1-357 Acq:23-AUG-2010 18:07:23 GC EI+ Voltage SIR Autospec-Ultima
319.8965 S:5 BSUB(10000,15,-3.0) PKD(5,5,3,0,10%,100,0,0,00%,F,F) Exp:PCDD
Sample Text:ST082310M2 File Text:Frontier Analytical Laboratory
100 %



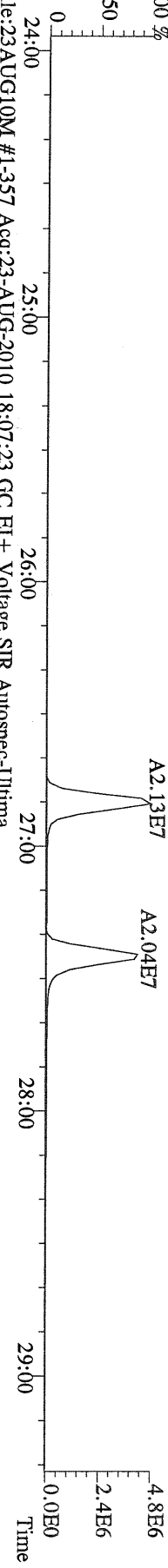
File:23AUG10M #1-357 Acq:23-AUG-2010 18:07:23 GC EI+ Voltage SIR Autospec-Ultima
321.8936 S:5 BSUB(10000,15,-3.0) PKD(5,5,3,0,10%,100,0,0,00%,F,F) Exp:PCDD
Sample Text:ST082310M2 File Text:Frontier Analytical Laboratory
100 %



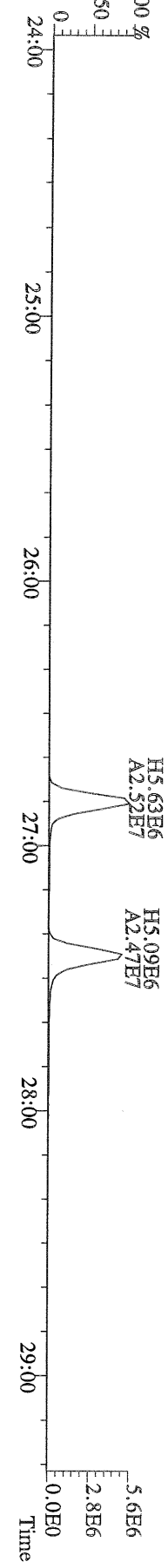
File:23AUG10M #1-357 Acq:23-AUG-2010 18:07:23 GC EI+ Voltage SIR Autospec-Ultima
327.8847 S:5 BSUB(10000,15,-3.0) PKD(5,5,3,0,10%,100,0,0,00%,F,F) Exp:PCDD
Sample Text:ST082310M2 File Text:Frontier Analytical Laboratory
100 %



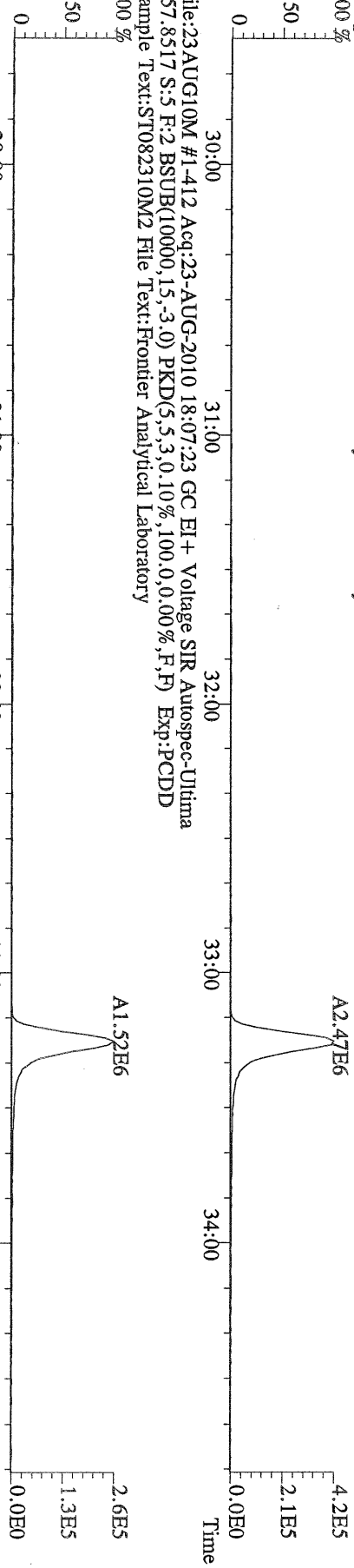
File:23AUG10M #1-357 Acq:23-AUG-2010 18:07:23 GC EI+ Voltage SIR Autospec-Ultima
331.9368 S:5 BSUB(10000,15,-3.0) PKD(5,5,3,0,10%,100,0,0,00%,F,F) Exp:PCDD
Sample Text:ST082310M2 File Text:Frontier Analytical Laboratory
100 %



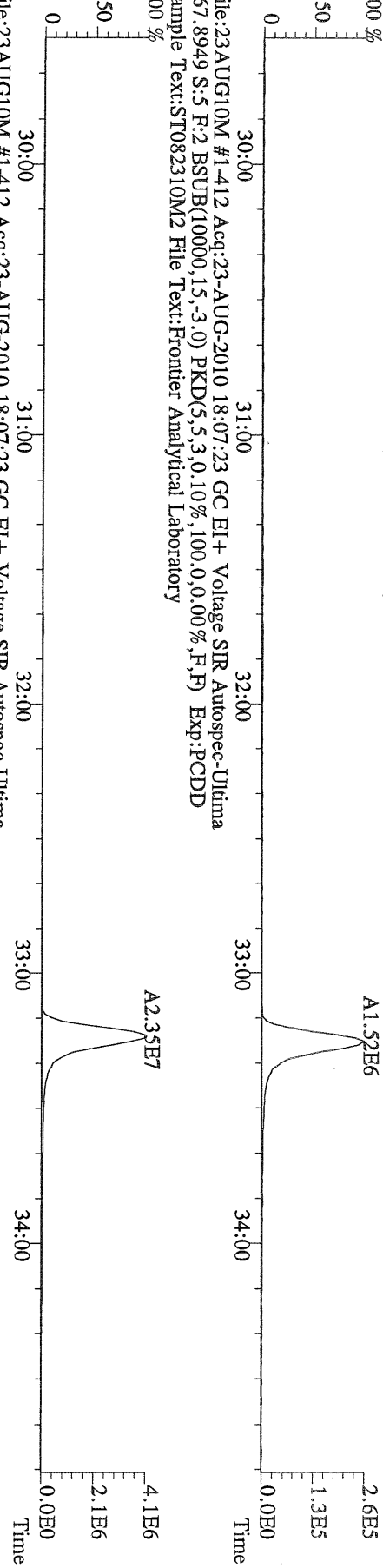
File:23AUG10M #1-357 Acq:23-AUG-2010 18:07:23 GC EI+ Voltage SIR Autospec-Ultima
333.9339 S:5 BSUB(10000,15,-3.0) PKD(5,5,3,0,10%,100,0,0,00%,F,F) Exp:PCDD
Sample Text:ST082310M2 File Text:Frontier Analytical Laboratory




File:23AUG10M #1-412 Acq:23-AUG-2010 18:07:23 GC EI+ Voltage SIR Autospec-Ultima
355.8546 S:5 F:2 BSUB(10000,15,-3.0) PKD(5,5,3,0,10%,100,0,0,00%,F,F) Exp:PCDD
Sample Text:ST082310M2 File Text:Frontier Analytical Laboratory



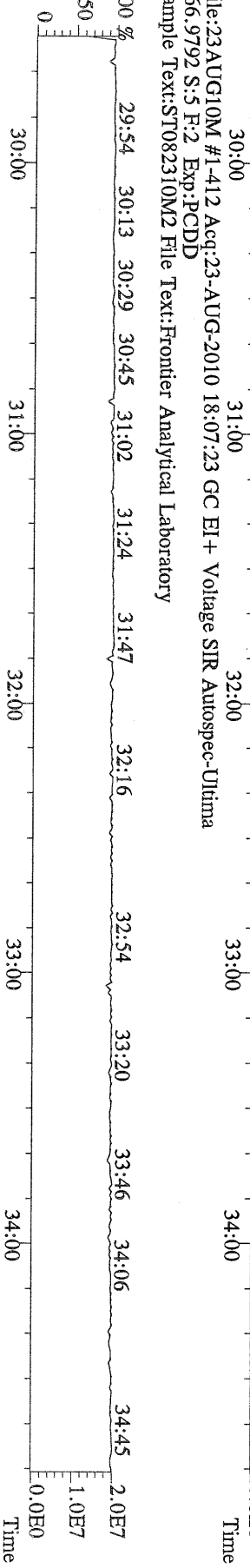
File:23AUG10M #1-412 Acq:23-AUG-2010 18:07:23 GC EI+ Voltage SIR Autospec-Ultima
357.8517 S:5 F:2 BSUB(10000,15,-3.0) PKD(5,5,3,0,10%,100,0,0,00%,F,F) Exp:PCDD
Sample Text:ST082310M2 File Text:Frontier Analytical Laboratory



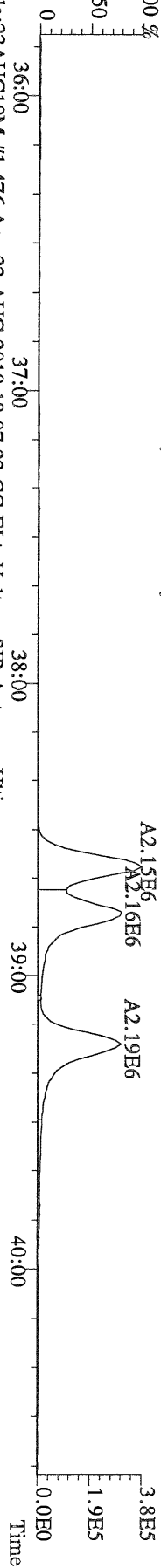
File:23AUG10M #1-412 Acq:23-AUG-2010 18:07:23 GC EI+ Voltage SIR Autospec-Ultima
367.8949 S:5 F:2 BSUB(10000,15,-3.0) PKD(5,5,3,0,10%,100,0,0,00%,F,F) Exp:PCDD
Sample Text:ST082310M2 File Text:Frontier Analytical Laboratory



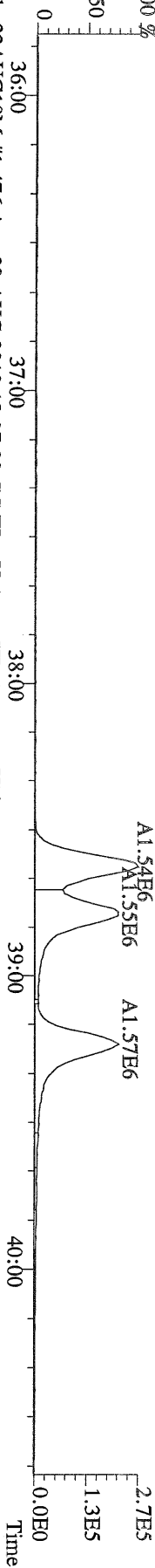
File:23AUG10M #1-412 Acq:23-AUG-2010 18:07:23 GC EI+ Voltage SIR Autospec-Ultima
366.9792 S:5 F:2 Exp:PCDD
Sample Text:ST082310M2 File Text:Frontier Analytical Laboratory



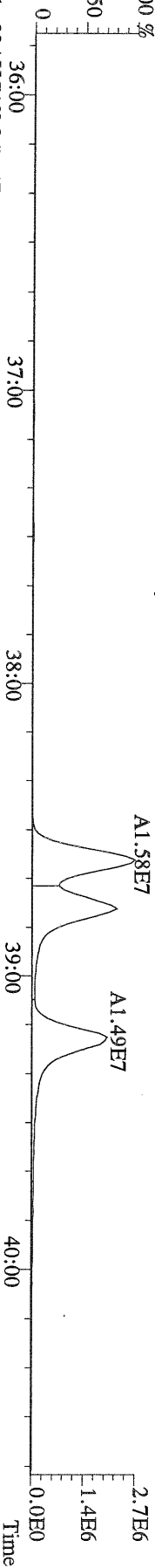
File:23AUG10M #1-476 Acq:23-AUG-2010 18:07:23 GC EI+ Voltage SIR Autospec-Ultima
 389.8156 S:5 F:3 BSUB(10000,15,-3.0) PKD(5,5,3,0,10%,100,0,0,00%,F,F) Exp.:PCDD
 Sample Text:ST082310M2 File Text:Frontier Analytical Laboratory



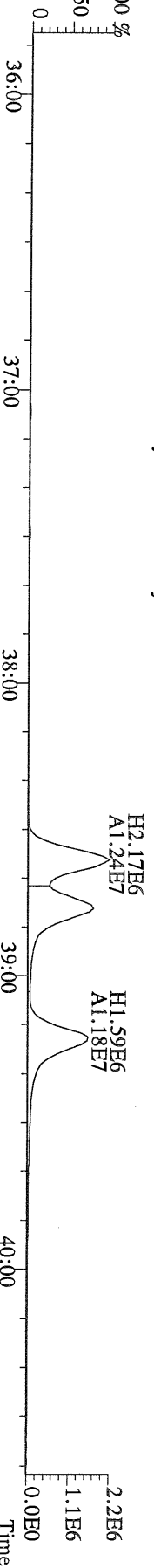
File:23AUG10M #1-476 Acq:23-AUG-2010 18:07:23 GC EI+ Voltage SIR Autospec-Ultima
 391.8127 S:5 F:3 BSUB(10000,15,-3.0) PKD(5,5,3,0,10%,100,0,0,00%,F,F) Exp.:PCDD
 Sample Text:ST082310M2 File Text:Frontier Analytical Laboratory



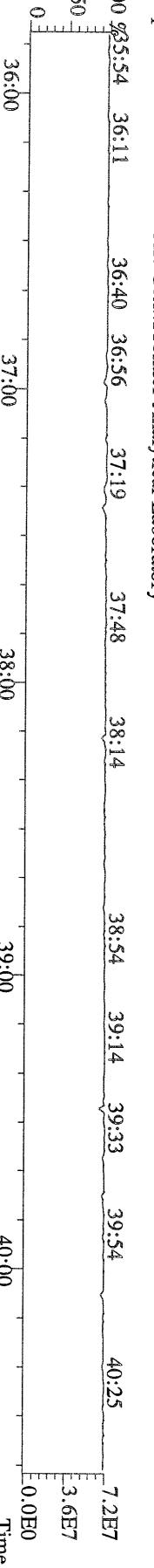
File:23AUG10M #1-476 Acq:23-AUG-2010 18:07:23 GC EI+ Voltage SIR Autospec-Ultima
 401.8559 S:5 F:3 BSUB(10000,15,-3.0) PKD(5,5,3,0,10%,100,0,0,00%,F,F) Exp.:PCDD
 Sample Text:ST082310M2 File Text:Frontier Analytical Laboratory



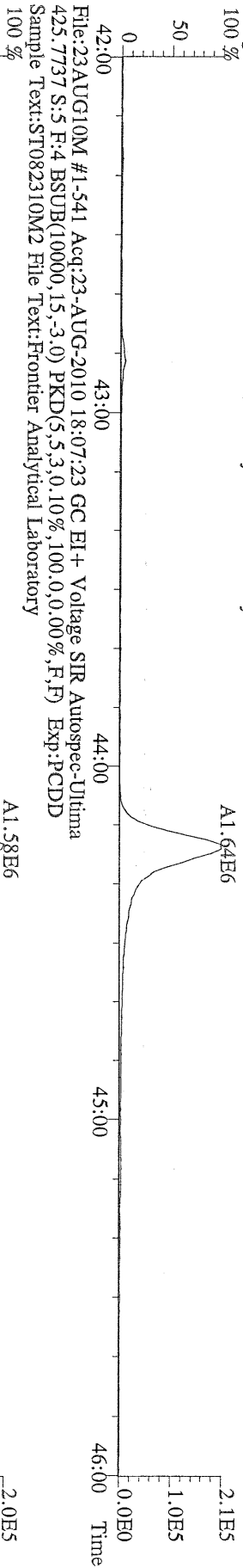
File:23AUG10M #1-476 Acq:23-AUG-2010 18:07:23 GC EI+ Voltage SIR Autospec-Ultima
 403.8530 S:5 F:3 BSUB(10000,15,-3.0) PKD(5,5,3,0,10%,100,0,0,00%,F,F) Exp.:PCDD
 Sample Text:ST082310M2 File Text:Frontier Analytical Laboratory



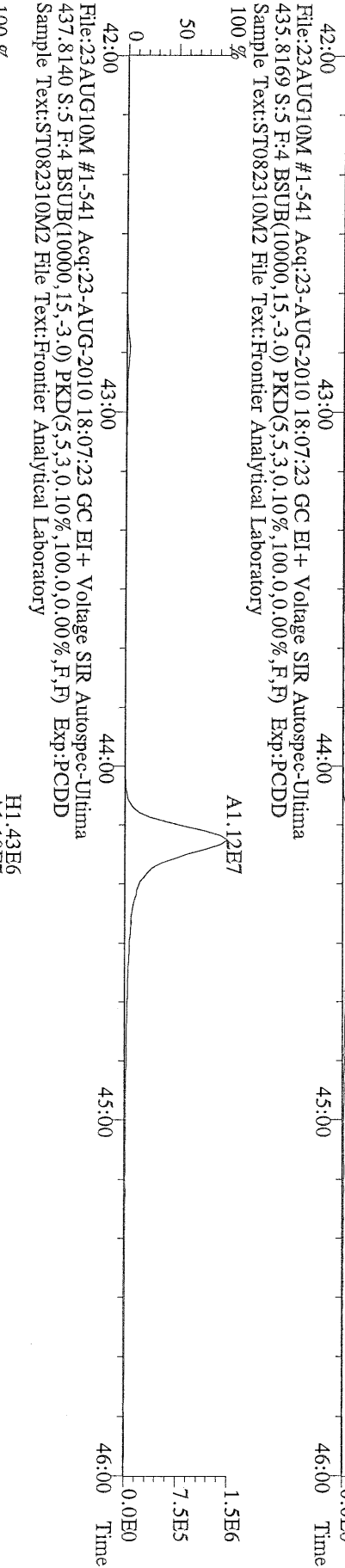
File:23AUG10M #1-476 Acq:23-AUG-2010 18:07:23 GC EI+ Voltage SIR Autospec-Ultima
 380.9760 S:5 F:3 Exp.:PCDD
 Sample Text:ST082310M2 File Text:Frontier Analytical Laboratory



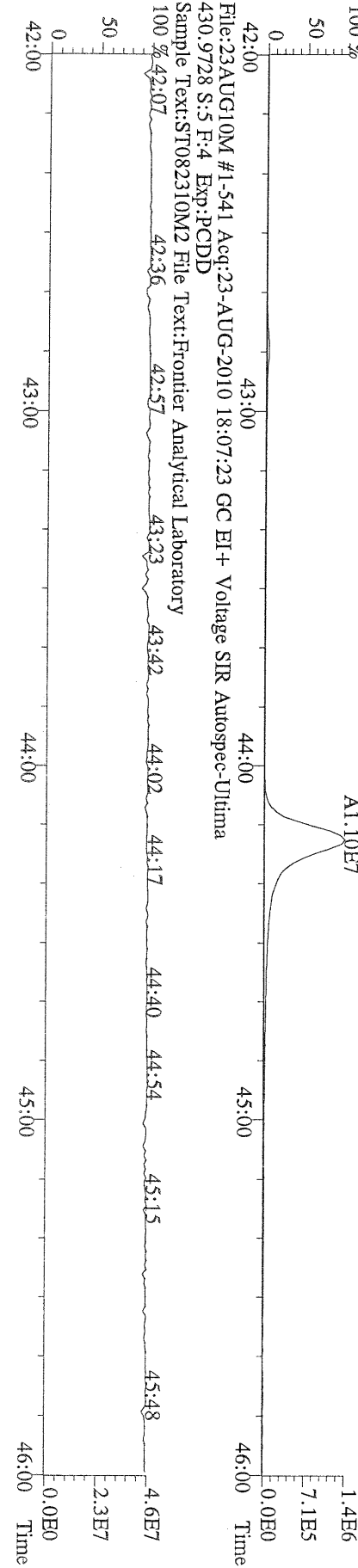
File:23AUG10M #1-541 Acq:23-AUG-2010 18:07:23 GC EI+ Voltage SIR Autospec-Ultima
423.7767 S:5 F:4 BSUB(10000,15,-3.0) PKD(5,5,3,0,10%,100,0,0,00%,F,F) Exp:PCDD
Sample Text:ST082310M2 File Text:Frontier Analytical Laboratory
100 %



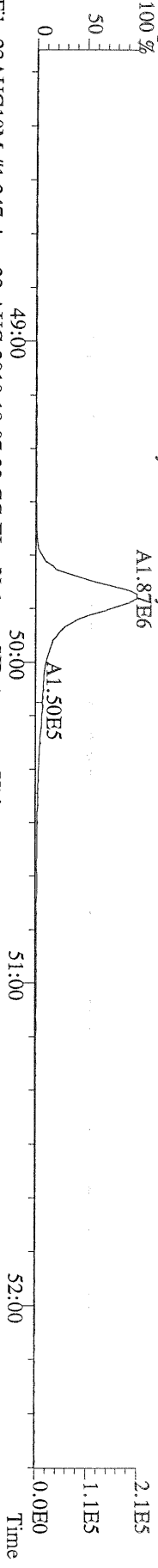
File:23AUG10M #1-541 Acq:23-AUG-2010 18:07:23 GC EI+ Voltage SIR Autospec-Ultima
435.8169 S:5 F:4 BSUB(10000,15,-3.0) PKD(5,5,3,0,10%,100,0,0,00%,F,F) Exp:PCDD
Sample Text:ST082310M2 File Text:Frontier Analytical Laboratory
100 %



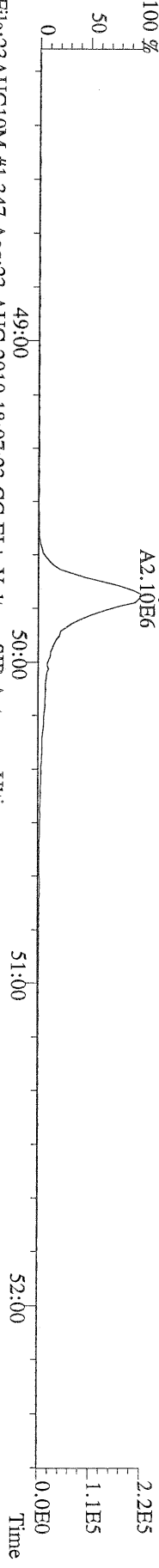
File:23AUG10M #1-541 Acq:23-AUG-2010 18:07:23 GC EI+ Voltage SIR Autospec-Ultima
430.9728 S:5 F:4 Exp:PCDD
Sample Text:ST082310M2 File Text:Frontier Analytical Laboratory
100 %



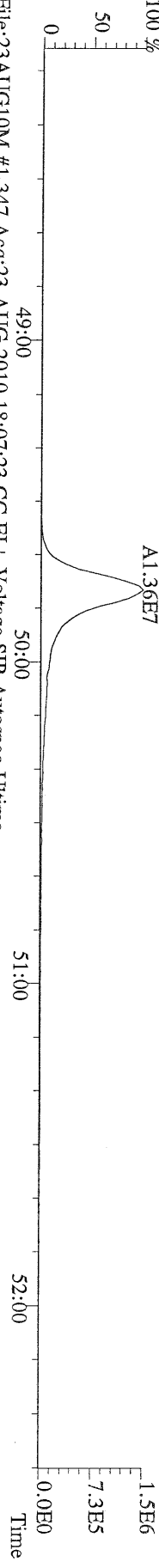
File:23AUG10M #1-347 Acq:23-AUG-2010 18:07:23 GC EI + Voltage SIR Autospec-Ultima
 457.7377 S:5 F:5 BSUB(10000,15,-3.0) PKD(5,5,3,0,10%,100,0,0,00%,F,F) Exp:PCDD
 Sample Text:ST082310M2 File Text:Frontier Analytical Laboratory



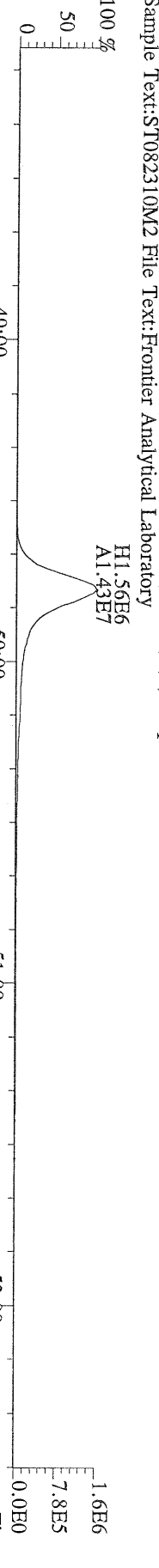
File:23AUG10M #1-347 Acq:23-AUG-2010 18:07:23 GC EI + Voltage SIR Autospec-Ultima
 459.7348 S:5 F:5 BSUB(10000,15,-3.0) PKD(5,5,3,0,10%,100,0,0,00%,F,F) Exp:PCDD
 Sample Text:ST082310M2 File Text:Frontier Analytical Laboratory



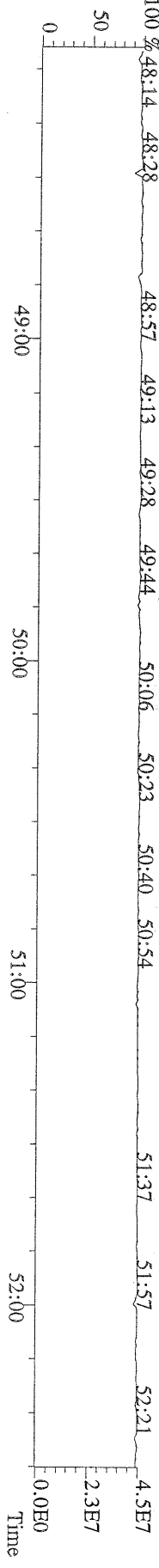
File:23AUG10M #1-347 Acq:23-AUG-2010 18:07:23 GC EI + Voltage SIR Autospec-Ultima
 469.7780 S:5 F:5 BSUB(10000,15,-3.0) PKD(5,5,3,0,10%,100,0,0,00%,F,F) Exp:PCDD
 Sample Text:ST082310M2 File Text:Frontier Analytical Laboratory




File:23AUG10M #1-347 Acq:23-AUG-2010 18:07:23 GC EI + Voltage SIR Autospec-Ultima
 471.7750 S:5 F:5 BSUB(10000,15,-3.0) PKD(5,5,3,0,10%,100,0,0,00%,F,F) Exp:PCDD
 Sample Text:ST082310M2 File Text:Frontier Analytical Laboratory




File:23AUG10M #1-347 Acq:23-AUG-2010 18:07:23 GC EI + Voltage SIR Autospec-Ultima
 454.9728 S:5 F:5 Exp:PCDD
 Sample Text:ST082310M2 File Text:Frontier Analytical Laboratory




File:23AUG10M #1-357 Acq:23-AUG-2010 18:07:23 GC EI+ Voltage SIR Autospec-Ultima
 303.9016 S:5 BSUB(10000,15,-3.0) PKD(5,5,3,0.10%,100.0,0.00%,F,F) Exp:PCDD
 Sample Text:ST082310M2 File Text:Frontier Analytical Laboratory




File:23AUG10M #1-357 Acq:23-AUG-2010 18:07:23 GC EI+ Voltage SIR Autospec-Ultima
 305.8987 S:5 BSUB(10000,15,-3.0) PKD(5,5,3,0.10%,100.0,0.00%,F,F) Exp:PCDD
 Sample Text:ST082310M2 File Text:Frontier Analytical Laboratory



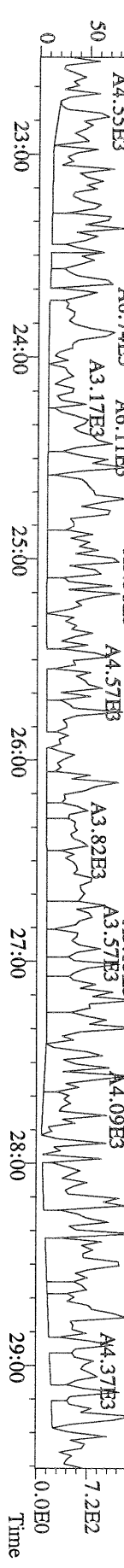
File:23AUG10M #1-357 Acq:23-AUG-2010 18:07:23 GC EI+ Voltage SIR Autospec-Ultima
 315.9419 S:5 BSUB(10000,15,-3.0) PKD(5,5,3,0.10%,100.0,0.00%,F,F) Exp:PCDD
 Sample Text:ST082310M2 File Text:Frontier Analytical Laboratory



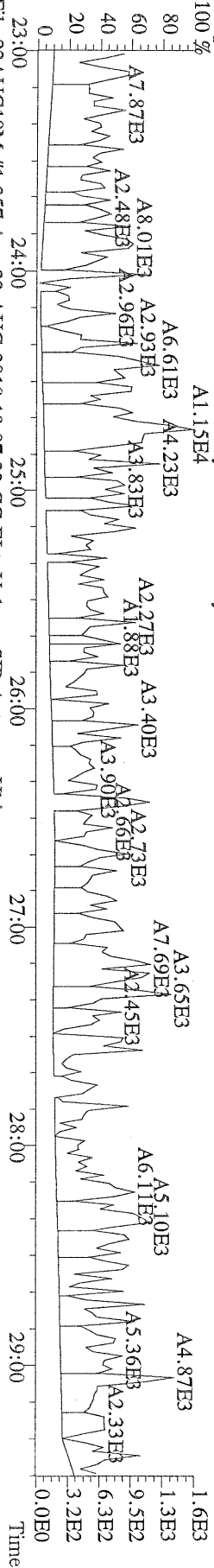
File:23AUG10M #1-357 Acq:23-AUG-2010 18:07:23 GC EI+ Voltage SIR Autospec-Ultima
 317.9389 S:5 BSUB(10000,15,-3.0) PKD(5,5,3,0.10%,100.0,0.00%,F,F) Exp:PCDD
 Sample Text:ST082310M2 File Text:Frontier Analytical Laboratory



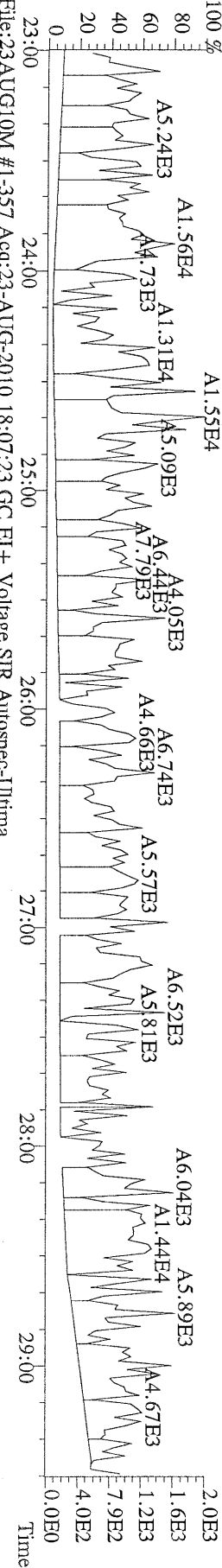
File:23AUG10M #1-357 Acq:23-AUG-2010 18:07:23 GC EI+ Voltage SIR Autospec-Ultima
 375.8364 S:5 BSUB(10000,15,-3.0) PKD(5,5,3,0.10%,100.0,0.00%,F,F) Exp:PCDD
 Sample Text:ST082310M2 File Text:Frontier Analytical Laboratory



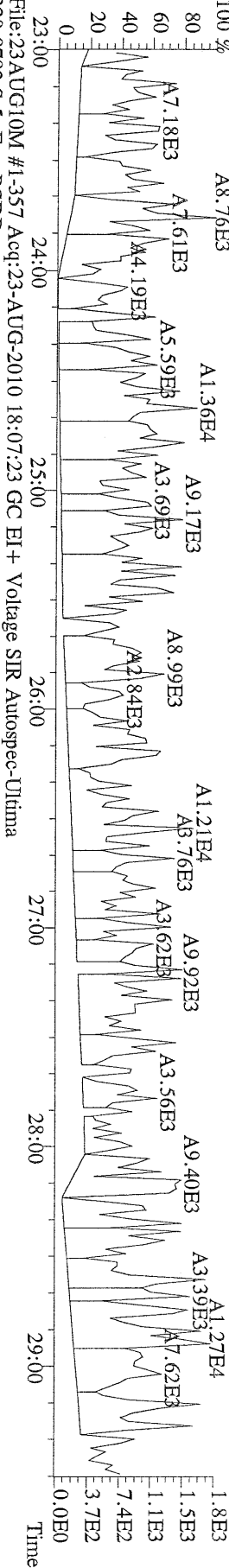
File:23AUG10M #1-357 Acq:23-AUG-2010 18:07:23 GC EI+ Voltage SIR Autospec-Ultima
 339.8597 S:5 BSUB(10000,15,-3.0) PKD(5,5,3,0.10%,100.0,0.00%,F,F) Exp:PCDD
 Sample Text:ST082310M2 File Text:Frontier Analytical Laboratory



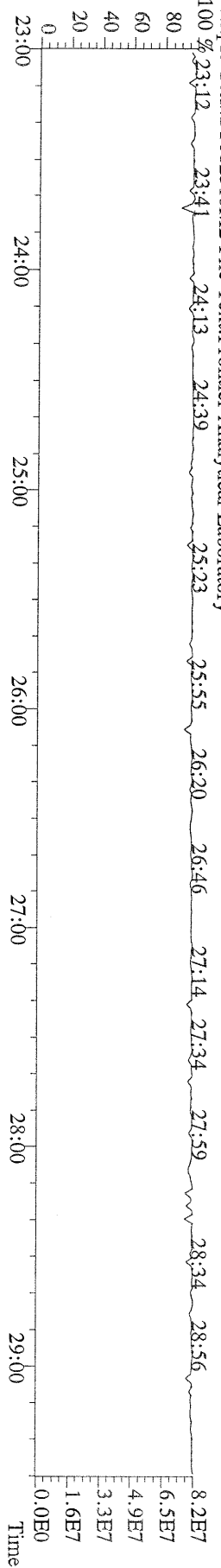
File:23AUG10M #1-357 Acq:23-AUG-2010 18:07:23 GC EI+ Voltage SIR Autospec-Ultima
 341.8568 S:5 BSUB(10000,15,-3.0) PKD(5,5,3,0.10%,100.0,0.00%,F,F) Exp:PCDD
 Sample Text:ST082310M2 File Text:Frontier Analytical Laboratory



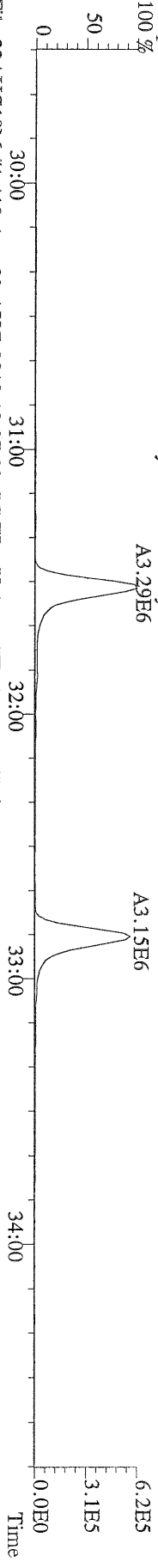
File:23AUG10M #1-357 Acq:23-AUG-2010 18:07:23 GC EI+ Voltage SIR Autospec-Ultima
 409.7974 S:5 BSUB(10000,15,-3.0) PKD(5,5,3,0.10%,100.0,0.00%,F,F) Exp:PCDD
 Sample Text:ST082310M2 File Text:Frontier Analytical Laboratory



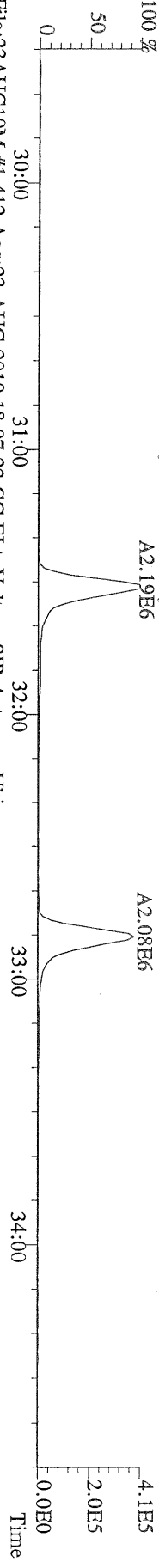
File:23AUG10M #1-357 Acq:23-AUG-2010 18:07:23 GC EI+ Voltage SIR Autospec-Ultima
 330.9792 S:5 Exp:PCDD
 Sample Text:ST082310M2 File Text:Frontier Analytical Laboratory



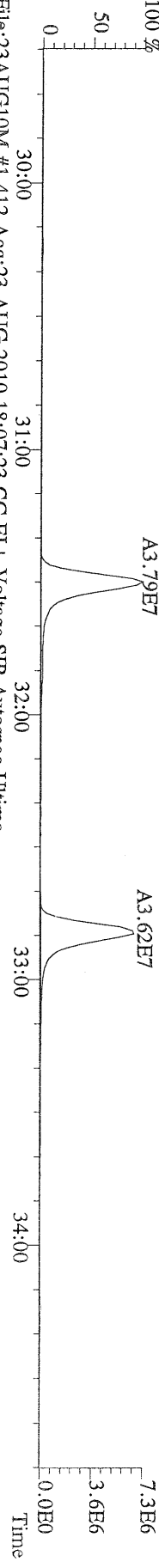
File:23AUG10M #1-412 Acq:23-AUG-2010 18:07:23 GC EI + Voltage SIR Autospec-Ultima
 339.8597 S:5 F:2 BSUB(10000,15,-3.0) PKD(5,5,3,0,10%,100.0,0.00%,F,F) Exp:PCDD
 Sample Text:ST082310M2 File Text:Frontier Analytical Laboratory




File:23AUG10M #1-412 Acq:23-AUG-2010 18:07:23 GC EI + Voltage SIR Autospec-Ultima
 341.8568 S:5 F:2 BSUB(10000,15,-3.0) PKD(5,5,3,0,10%,100.0,0.00%,F,F) Exp:PCDD
 Sample Text:ST082310M2 File Text:Frontier Analytical Laboratory



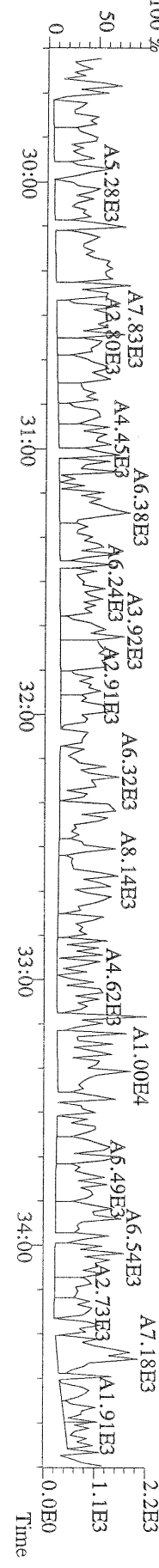
File:23AUG10M #1-412 Acq:23-AUG-2010 18:07:23 GC EI + Voltage SIR Autospec-Ultima
 351.9000 S:5 F:2 BSUB(10000,15,-3.0) PKD(5,5,3,0,10%,100.0,0.00%,F,F) Exp:PCDD
 Sample Text:ST082310M2 File Text:Frontier Analytical Laboratory



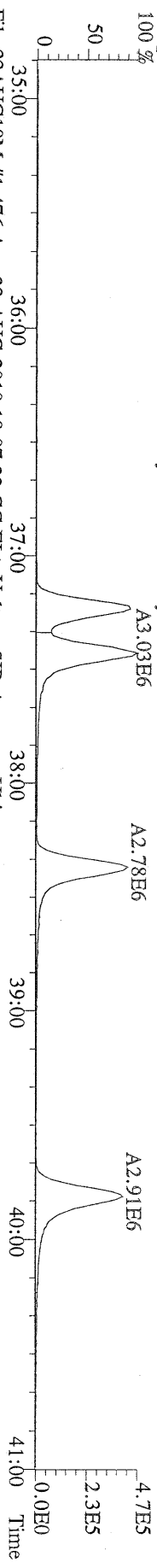
File:23AUG10M #1-412 Acq:23-AUG-2010 18:07:23 GC EI + Voltage SIR Autospec-Ultima
 353.8970 S:5 F:2 BSUB(10000,15,-3.0) PKD(5,5,3,0,10%,100.0,0.00%,F,F) Exp:PCDD
 Sample Text:ST082310M2 File Text:Frontier Analytical Laboratory



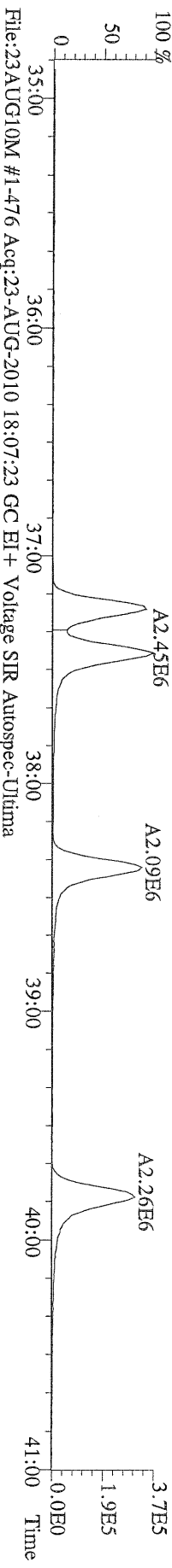
File:23AUG10M #1-412 Acq:23-AUG-2010 18:07:23 GC EI + Voltage SIR Autospec-Ultima
 409.7974 S:5 F:2 BSUB(10000,15,-3.0) PKD(5,5,3,0,10%,100.0,0.00%,F,F) Exp:PCDD
 Sample Text:ST082310M2 File Text:Frontier Analytical Laboratory



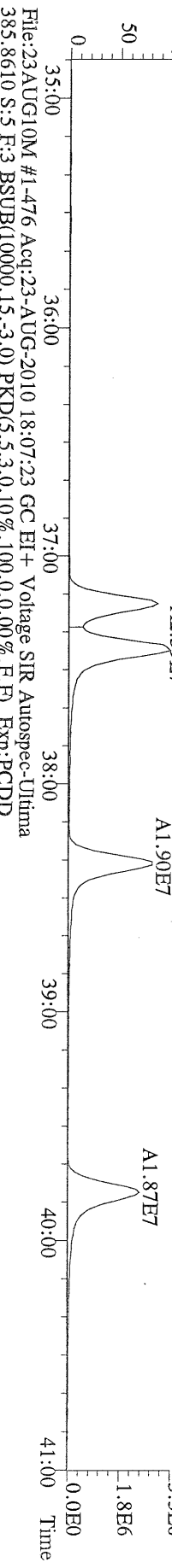
File:23AUG10M #1-476 Acq:23-AUG-2010 18:07:23 GC EI+ Voltage SIR Autospec-Ultima
373.8207 S:5 F:3 BSUB(10000,15,-3.0) PKD(5,5,3,0,10%,100,0,0.00%,F,F) Exp:PCDD
Sample Text:ST082310M2 File Text:Frontier Analytical Laboratory



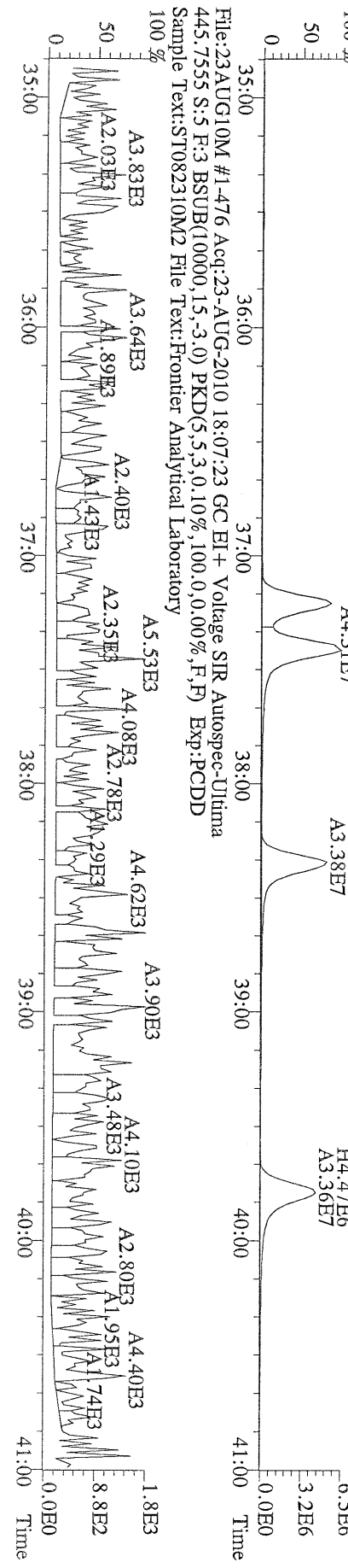
File:23AUG10M #1-476 Acq:23-AUG-2010 18:07:23 GC EI+ Voltage SIR Autospec-Ultima
375.8178 S:5 F:3 BSUB(10000,15,-3.0) PKD(5,5,3,0,10%,100,0,0.00%,F,F) Exp:PCDD
Sample Text:ST082310M2 File Text:Frontier Analytical Laboratory




File:23AUG10M #1-476 Acq:23-AUG-2010 18:07:23 GC EI+ Voltage SIR Autospec-Ultima
385.8610 S:5 F:3 BSUB(10000,15,-3.0) PKD(5,5,3,0,10%,100,0,0.00%,F,F) Exp:PCDD
Sample Text:ST082310M2 File Text:Frontier Analytical Laboratory



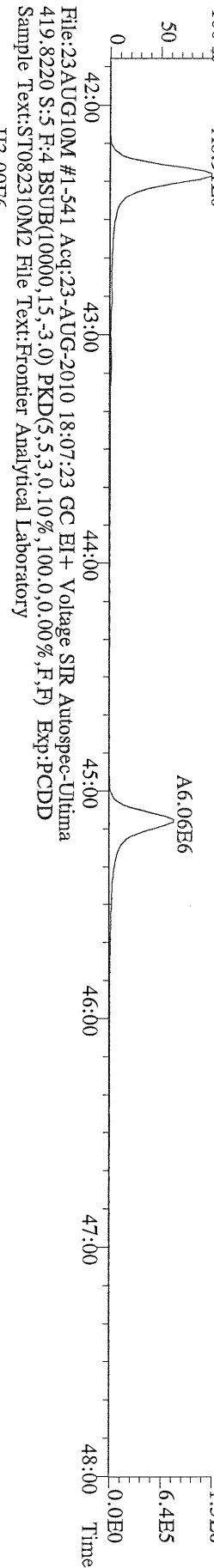
File:23AUG10M #1-476 Acq:23-AUG-2010 18:07:23 GC EI+ Voltage SIR Autospec-Ultima
445.7555 S:5 F:3 BSUB(10000,15,-3.0) PKD(5,5,3,0,10%,100,0,0.00%,F,F) Exp:PCDD
Sample Text:ST082310M2 File Text:Frontier Analytical Laboratory




File:23AUG10M #1-541 Acq:23-AUG-2010 18:07:23 GC EI+ Voltage SIR Autospec-Ultima
 407.7818 S:5 F:4 BSUB(10000,15,-3.0) PKD(5,5,3,0,10%,100,0,0,0.00%,F,F) Exp:PCDD
 Sample Text:ST082310M2 File Text:Fronter Analytical Laboratory



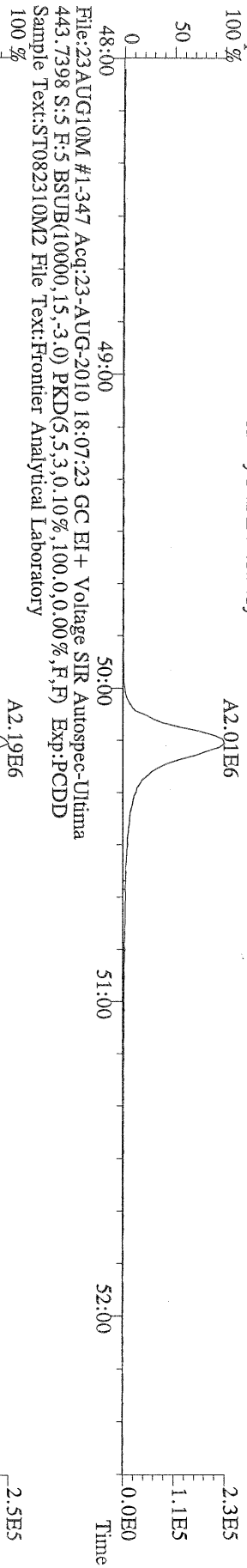
File:23AUG10M #1-541 Acq:23-AUG-2010 18:07:23 GC EI+ Voltage SIR Autospec-Ultima
 417.8253 S:5 F:4 BSUB(10000,15,-3.0) PKD(5,5,3,0,10%,100,0,0,0.00%,F,F) Exp:PCDD
 Sample Text:ST082310M2 File Text:Fronter Analytical Laboratory



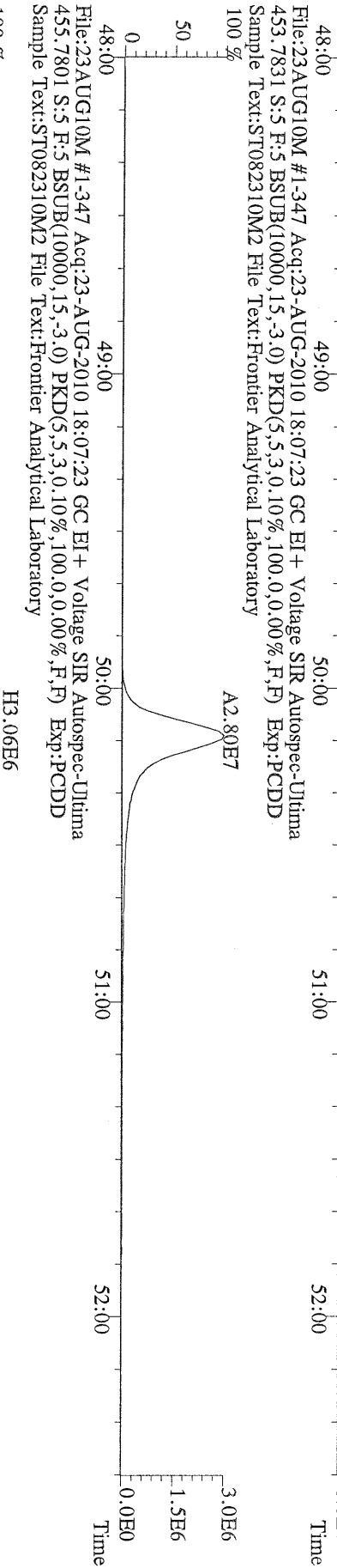
File:23AUG10M #1-541 Acq:23-AUG-2010 18:07:23 GC EI+ Voltage SIR Autospec-Ultima
 419.8220 S:5 F:4 BSUB(10000,15,-3.0) PKD(5,5,3,0,10%,100,0,0,0.00%,F,F) Exp:PCDD
 Sample Text:ST082310M2 File Text:Fronter Analytical Laboratory



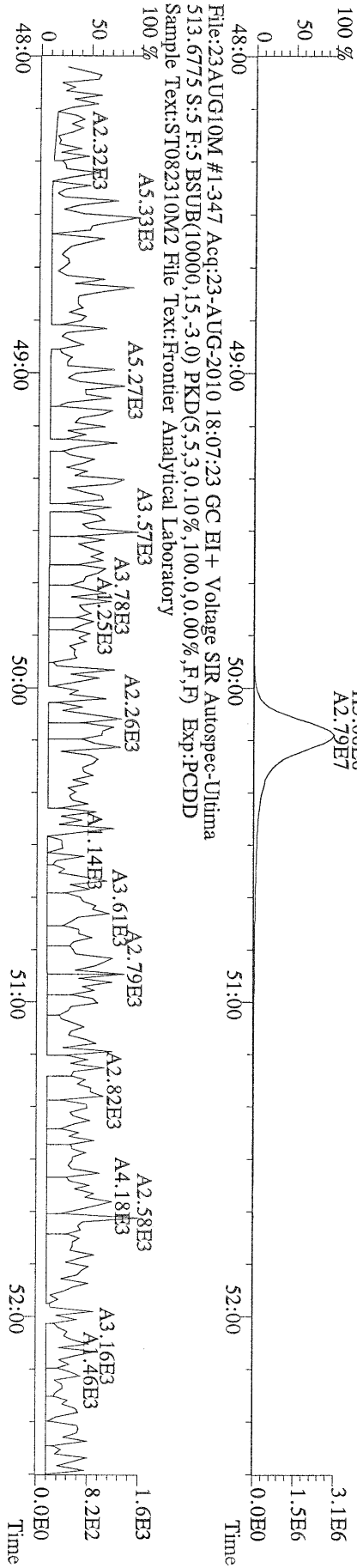
File:23AUG10M #1-347 Acq:23-AUG-2010 18:07:23 GC EI+ Voltage SIR Autospec-Ultima
 441.7428 S:5 F:5 BSUB(10000,15,-3.0) PKD(5.5,3.0,10%,100.0,0.00%,F,F) Exp:PCDD
 Sample Text:ST082310M2 File Text:Frontier Analytical Laboratory



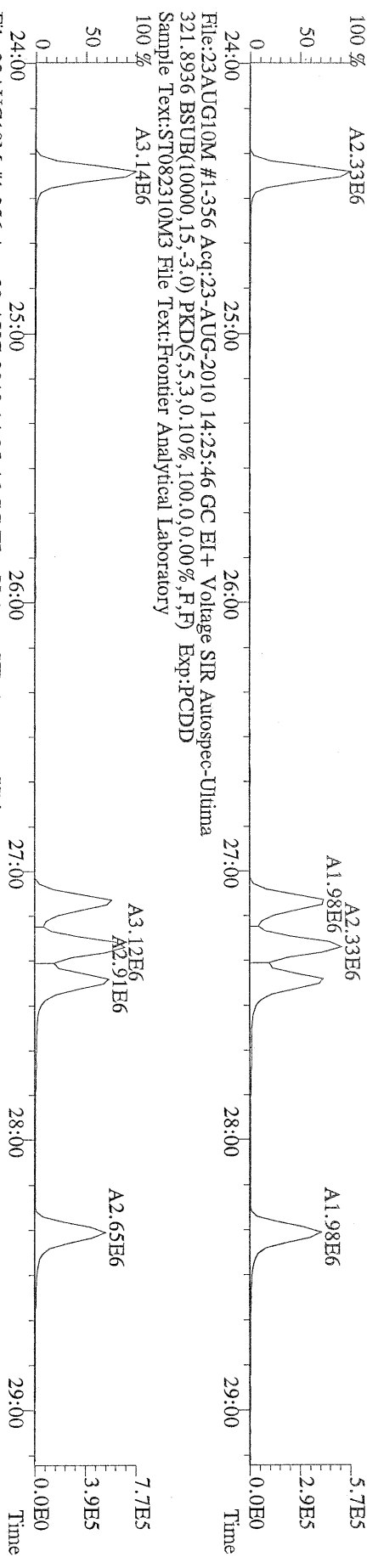
File:23AUG10M #1-347 Acq:23-AUG-2010 18:07:23 GC EI+ Voltage SIR Autospec-Ultima
 453.7831 S:5 F:5 BSUB(10000,15,-3.0) PKD(5.5,3.0,10%,100.0,0.00%,F,F) Exp:PCDD
 Sample Text:ST082310M2 File Text:Frontier Analytical Laboratory



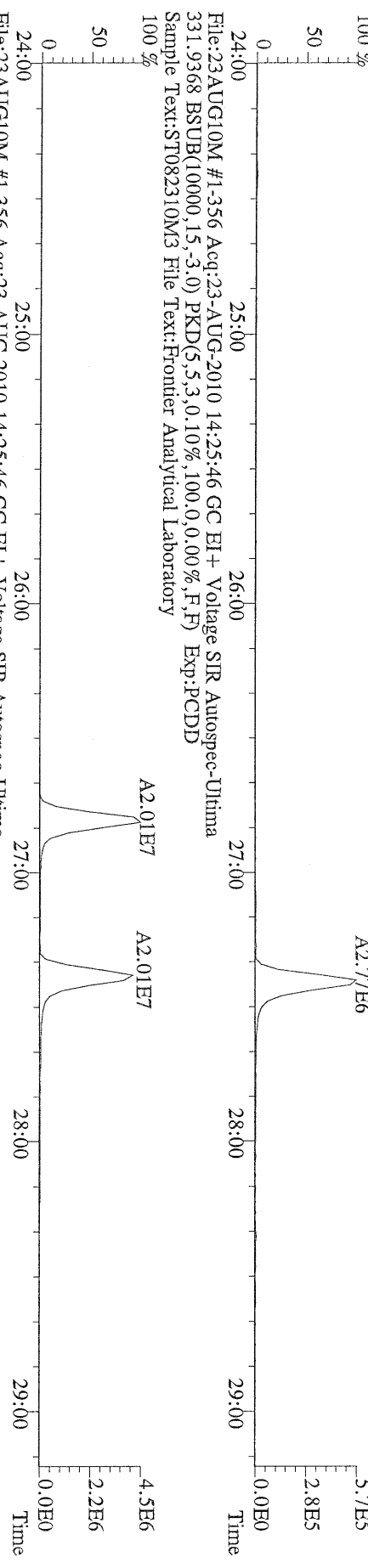
File:23AUG10M #1-347 Acq:23-AUG-2010 18:07:23 GC EI+ Voltage SIR Autospec-Ultima
 513.6775 S:5 F:5 BSUB(10000,15,-3.0) PKD(5.5,3.0,10%,100.0,0.00%,F,F) Exp:PCDD
 Sample Text:ST082310M2 File Text:Frontier Analytical Laboratory



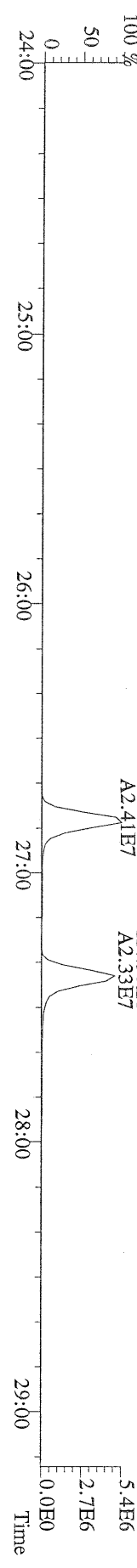
File:23AUG10M #1-356 Acq:23-AUG-2010 14:25:46 GC EI+ Voltage SIR Autospec-Ultima
319.8965 BSUB(10000,15,-3.0) PKD(5,5,3,0,10%,100,0,0,0,0%,F,F) Exp:PCDD
Sample Text:ST082310M3 File Text:Frontier Analytical Laboratory



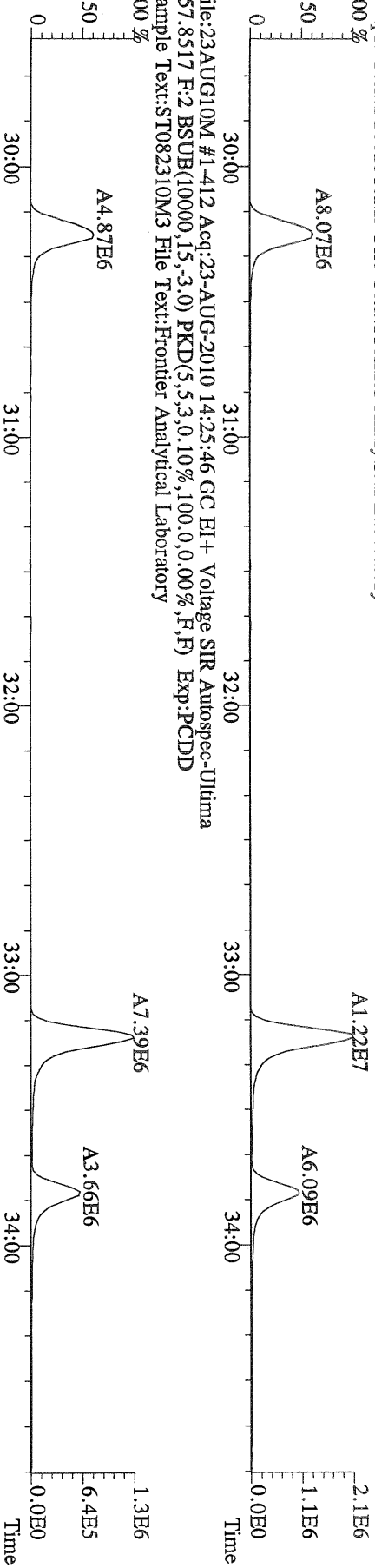
File:23AUG10M #1-356 Acq:23-AUG-2010 14:25:46 GC EI+ Voltage SIR Autospec-Ultima
327.8847 BSUB(10000,15,-3.0) PKD(5,5,3,0,10%,100,0,0,0,0%,F,F) Exp:PCDD
Sample Text:ST082310M3 File Text:Frontier Analytical Laboratory



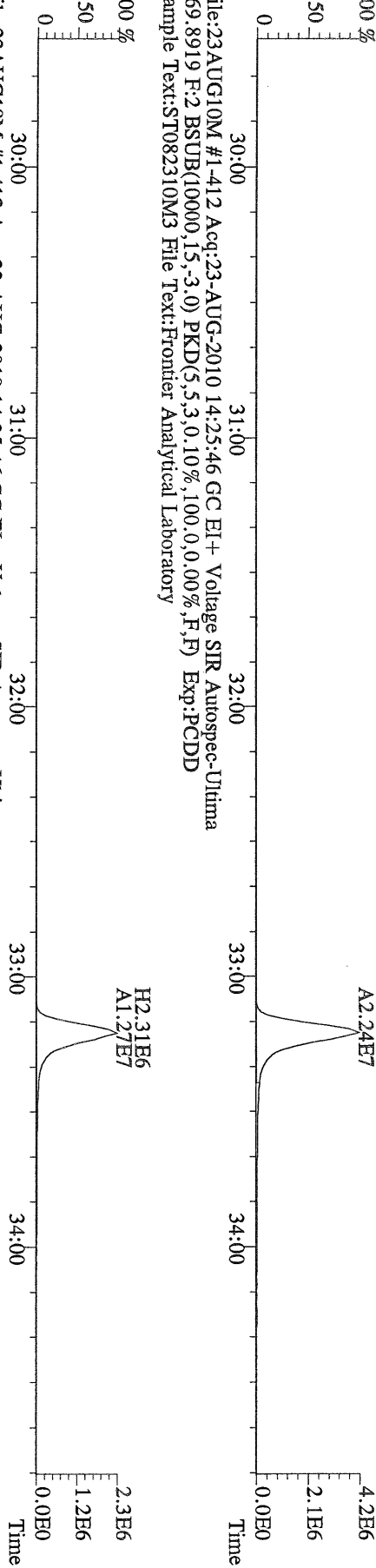
File:23AUG10M #1-356 Acq:23-AUG-2010 14:25:46 GC EI+ Voltage SIR Autospec-Ultima
333.9339 BSUB(10000,15,-3.0) PKD(5,5,3,0,10%,100,0,0,0,0%,F,F) Exp:PCDD
Sample Text:ST082310M3 File Text:Frontier Analytical Laboratory




File:23AUG10M #1-412 Acq:23-AUG-2010 14:25:46 GC EI+ Voltage SIR Autospec-Ultima
355.8546 F:2 BSUB(10000,15,-3.0) PKD(5,5,3.0,100,0,0.00%,F,F) Exp:PCDD
Sample Text:ST082310M3 File Text:Frontier Analytical Laboratory
100 %



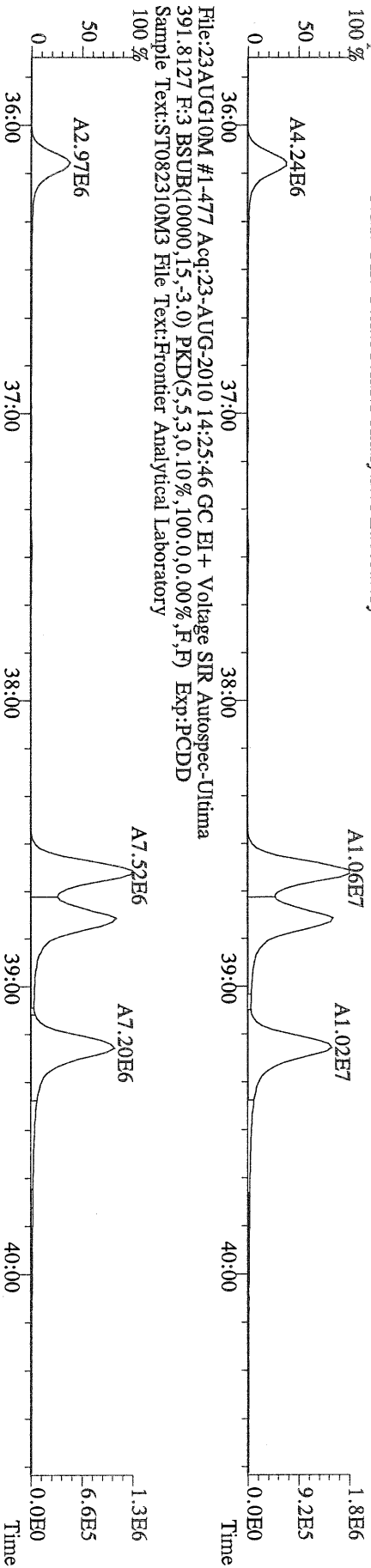
File:23AUG10M #1-412 Acq:23-AUG-2010 14:25:46 GC EI+ Voltage SIR Autospec-Ultima
367.8949 F:2 BSUB(10000,15,-3.0) PKD(5,5,3.0,100,0,0.00%,F,F) Exp:PCDD
Sample Text:ST082310M3 File Text:Frontier Analytical Laboratory
100 %



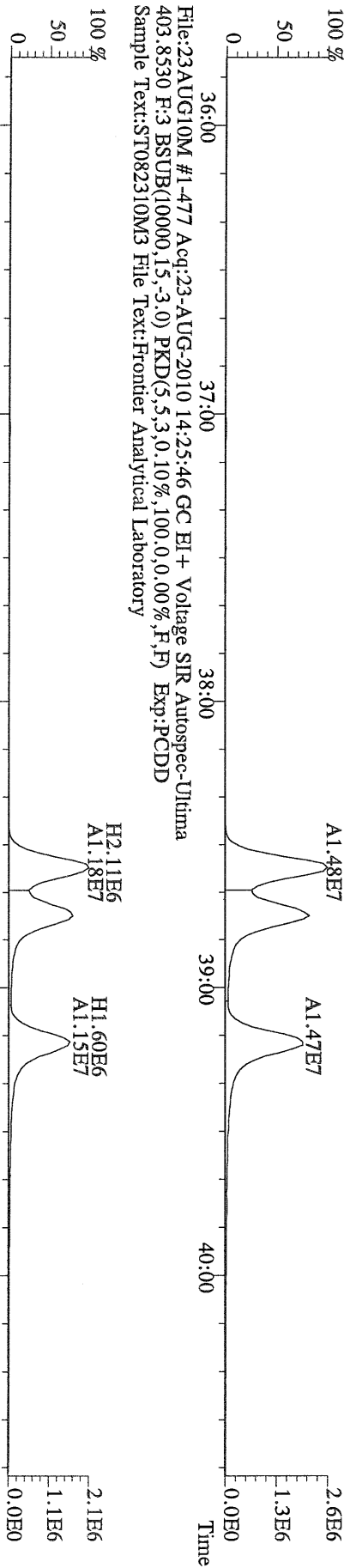
File:23AUG10M #1-412 Acq:23-AUG-2010 14:25:46 GC EI+ Voltage SIR Autospec-Ultima
366.9792 F:2 Exp:PCDD
Sample Text:ST082310M3 File Text:Frontier Analytical Laboratory



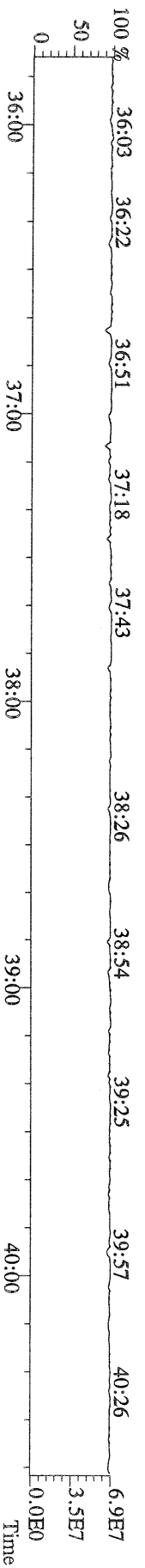
File:23AUG10M #1-477 Acq:23-AUG-2010 14:25:46 GC EI+ Voltage SIR Autospec-Ultima
 389.8156 F.3 BSUB(10000,15,-3.0) PKD(5,5,3,0.10%,100.0,0.00%,F,F) Exp:PCDD
 Sample Text:ST082310M3 File Text:Fronter Analytical Laboratory



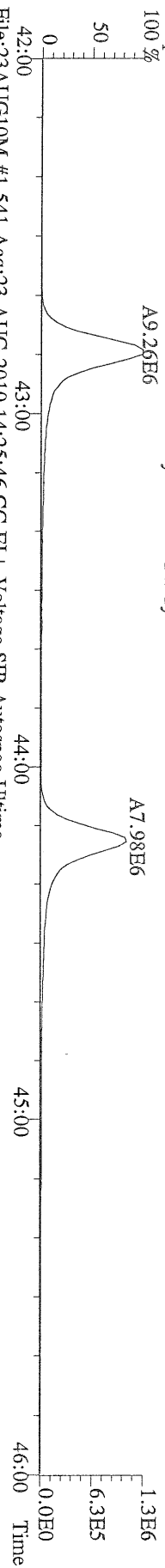
File:23AUG10M #1-477 Acq:23-AUG-2010 14:25:46 GC EI+ Voltage SIR Autospec-Ultima
 401.8559 F.3 BSUB(10000,15,-3.0) PKD(5,5,3,0.10%,100.0,0.00%,F,F) Exp:PCDD
 Sample Text:ST082310M3 File Text:Fronter Analytical Laboratory



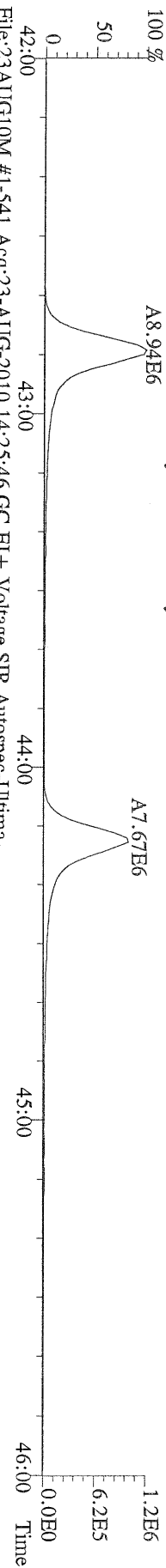
File:23AUG10M #1-477 Acq:23-AUG-2010 14:25:46 GC EI+ Voltage SIR Autospec-Ultima
 380.9760 F.3 Exp:PCDD
 Sample Text:ST082310M3 File Text:Fronter Analytical Laboratory



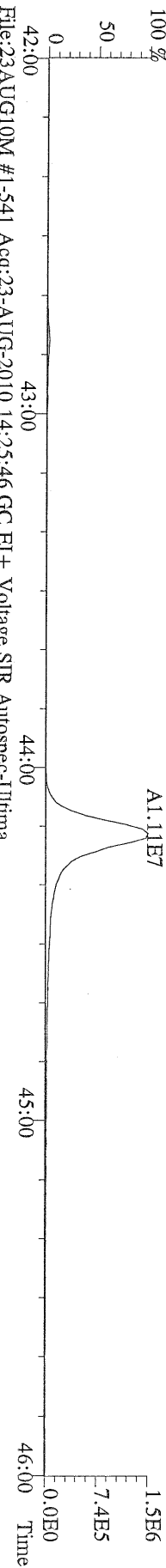
File:23AUG10M #1-541 Acq:23-AUG-2010 14:25:46 GC EI+ Voltage SIR Autospec-Ultima
423.7767 F:4 BSUB(10000,15,-3.0) PKD(5,5,3,0.10%,100.0,0.00%,F,F) Exp:PCDD
Sample Text:ST082310M3 File Text:Frontier Analytical Laboratory



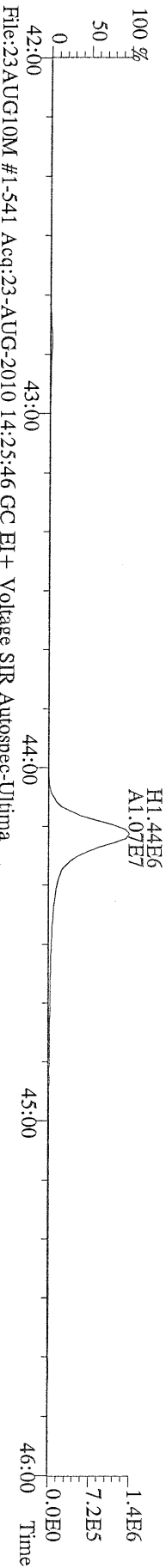
File:23AUG10M #1-541 Acq:23-AUG-2010 14:25:46 GC EI+ Voltage SIR Autospec-Ultima
425.7737 F:4 BSUB(10000,15,-3.0) PKD(5,5,3,0.10%,100.0,0.00%,F,F) Exp:PCDD
Sample Text:ST082310M3 File Text:Frontier Analytical Laboratory



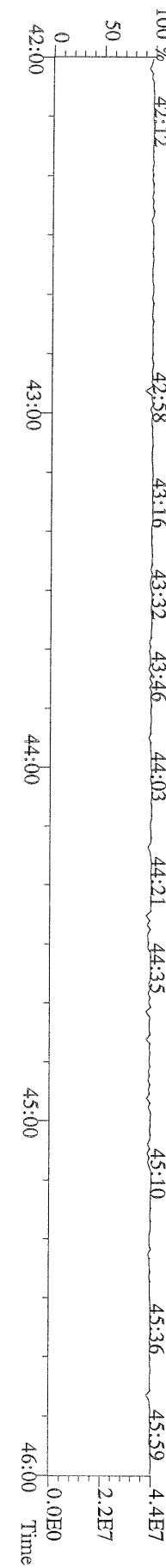
File:23AUG10M #1-541 Acq:23-AUG-2010 14:25:46 GC EI+ Voltage SIR Autospec-Ultima
437.8140 F:4 BSUB(10000,15,-3.0) PKD(5,5,3,0.10%,100.0,0.00%,F,F) Exp:PCDD
Sample Text:ST082310M3 File Text:Frontier Analytical Laboratory



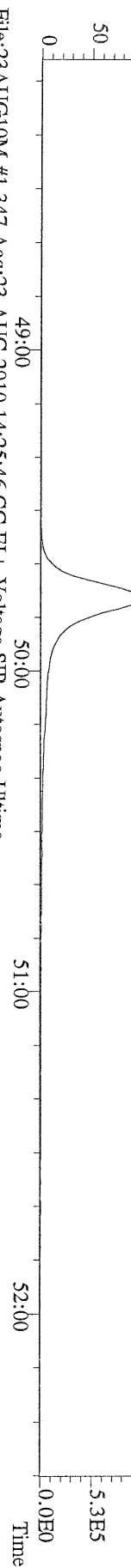
File:23AUG10M #1-541 Acq:23-AUG-2010 14:25:46 GC EI+ Voltage SIR Autospec-Ultima
430.9728 F:4 Exp:PCDD
Sample Text:ST082310M3 File Text:Frontier Analytical Laboratory




File:23AUG10M #1-541 Acq:23-AUG-2010 14:25:46 GC EI+ Voltage SIR Autospec-Ultima
437.8140 F:4 BSUB(10000,15,-3.0) PKD(5,5,3,0.10%,100.0,0.00%,F,F) Exp:PCDD
Sample Text:ST082310M3 File Text:Frontier Analytical Laboratory



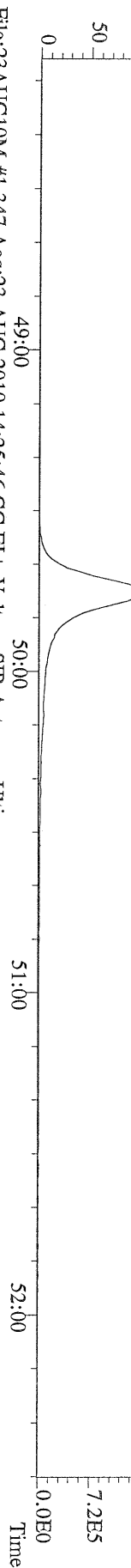
File:23AUG10M #1-347 Acq:23-AUG-2010 14:25:46 GC EI+ Voltage SIR Autospec-Ultima
457.7377 F:5 BSUB(10000,15,-3.0) PKD(5,5,3,0.10%,100.0,0.00%,F,F) Exp:PCDD
Sample Text:ST082310M3 File Text:Frontier Analytical Laboratory



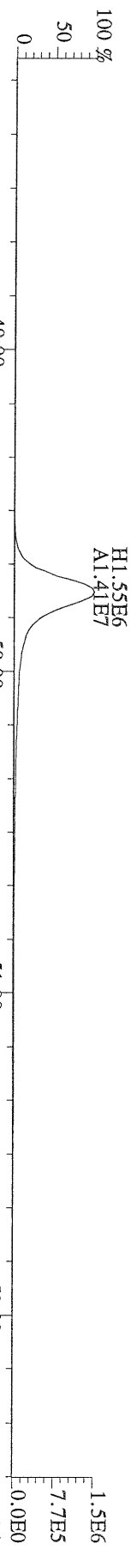
File:23AUG10M #1-347 Acq:23-AUG-2010 14:25:46 GC EI+ Voltage SIR Autospec-Ultima
459.7348 F:5 BSUB(10000,15,-3.0) PKD(5,5,3,0.10%,100.0,0.00%,F,F) Exp:PCDD
Sample Text:ST082310M3 File Text:Frontier Analytical Laboratory



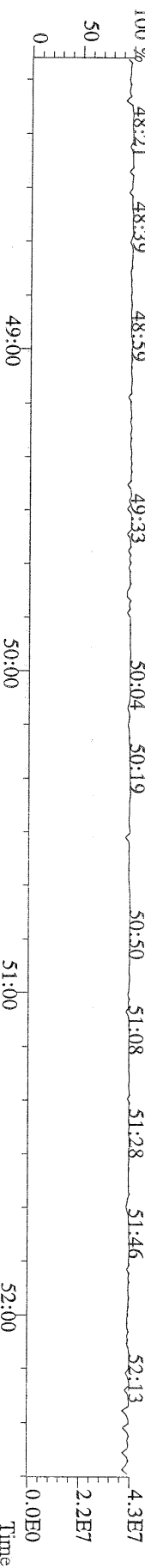
File:23AUG10M #1-347 Acq:23-AUG-2010 14:25:46 GC EI+ Voltage SIR Autospec-Ultima
469.7780 F:5 BSUB(10000,15,-3.0) PKD(5,5,3,0.10%,100.0,0.00%,F,F) Exp:PCDD
Sample Text:ST082310M3 File Text:Frontier Analytical Laboratory



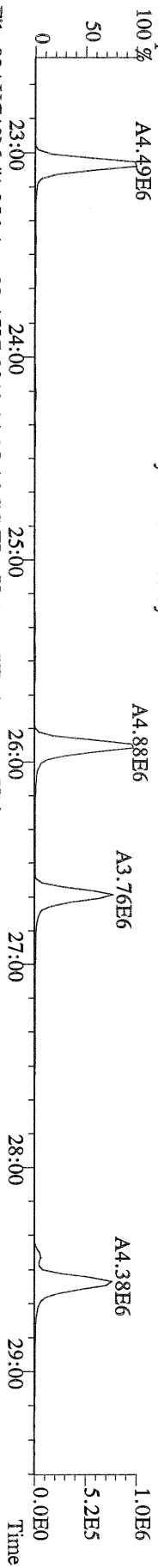
File:23AUG10M #1-347 Acq:23-AUG-2010 14:25:46 GC EI+ Voltage SIR Autospec-Ultima
471.7750 F:5 BSUB(10000,15,-3.0) PKD(5,5,3,0.10%,100.0,0.00%,F,F) Exp:PCDD
Sample Text:ST082310M3 File Text:Frontier Analytical Laboratory



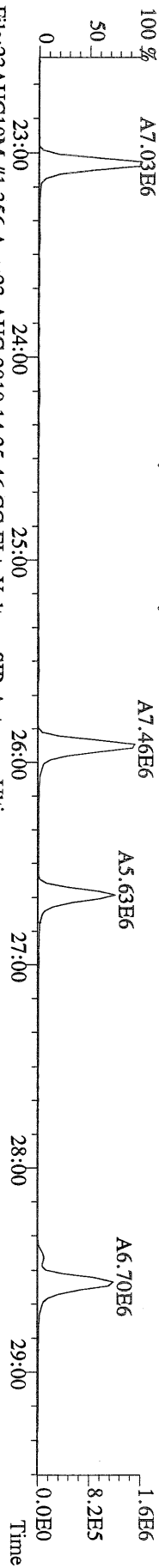
File:23AUG10M #1-347 Acq:23-AUG-2010 14:25:46 GC EI+ Voltage SIR Autospec-Ultima
454.9728 F:5 Exp:PCDD
Sample Text:ST082310M3 File Text:Frontier Analytical Laboratory



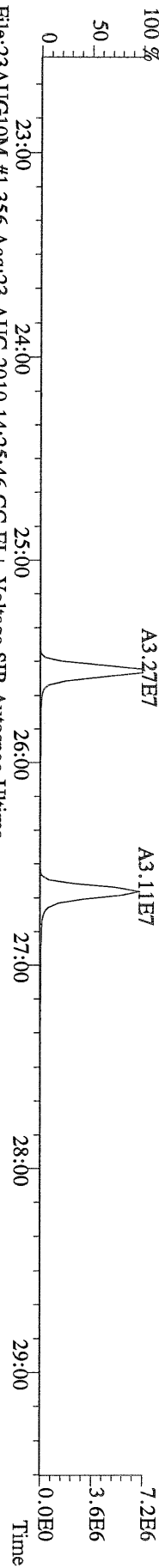
File:23AUG10M #1-356 Acq:23-AUG-2010 14:25:46 GC EI+ Voltage SIR Autospec-Ultima
 303.9016 BSUB(10000,15,-3,0) PKD(5,5,3,0,10%,100,0,0,00%,F,F) Exp:PCDD
 Sample Text:ST082310M3 File Text:Frontier Analytical Laboratory



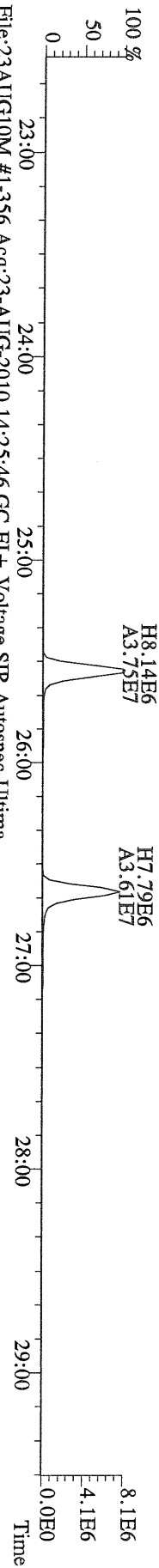
File:23AUG10M #1-356 Acq:23-AUG-2010 14:25:46 GC EI+ Voltage SIR Autospec-Ultima
 305.8987 BSUB(10000,15,-3,0) PKD(5,5,3,0,10%,100,0,0,00%,F,F) Exp:PCDD
 Sample Text:ST082310M3 File Text:Frontier Analytical Laboratory



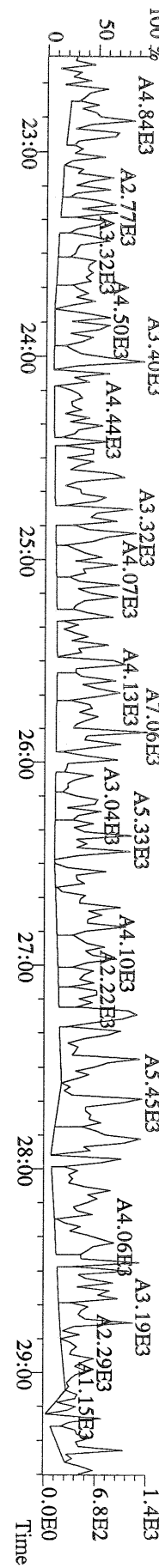
File:23AUG10M #1-356 Acq:23-AUG-2010 14:25:46 GC EI+ Voltage SIR Autospec-Ultima
 315.9419 BSUB(10000,15,-3,0) PKD(5,5,3,0,10%,100,0,0,00%,F,F) Exp:PCDD
 Sample Text:ST082310M3 File Text:Frontier Analytical Laboratory




File:23AUG10M #1-356 Acq:23-AUG-2010 14:25:46 GC EI+ Voltage SIR Autospec-Ultima
 317.9389 BSUB(10000,15,-3,0) PKD(5,5,3,0,10%,100,0,0,00%,F,F) Exp:PCDD
 Sample Text:ST082310M3 File Text:Frontier Analytical Laboratory



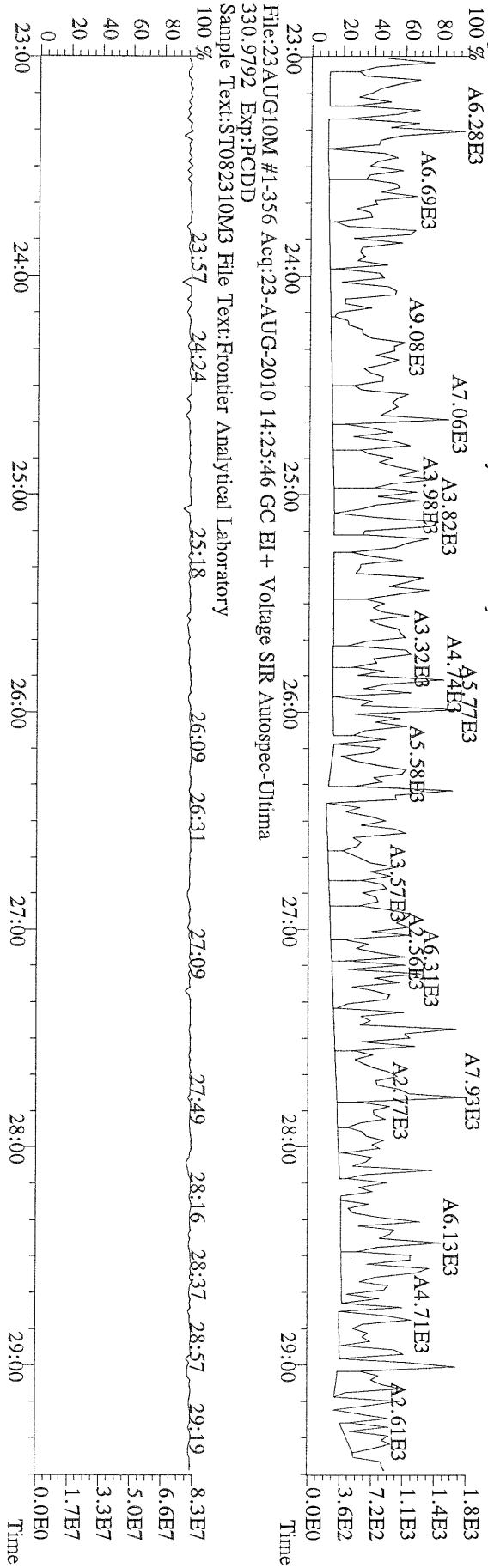
File:23AUG10M #1-356 Acq:23-AUG-2010 14:25:46 GC EI+ Voltage SIR Autospec-Ultima
 375.8364 BSUB(10000,15,-3,0) PKD(5,5,3,0,10%,100,0,0,00%,F,F) Exp:PCDD
 Sample Text:ST082310M3 File Text:Frontier Analytical Laboratory



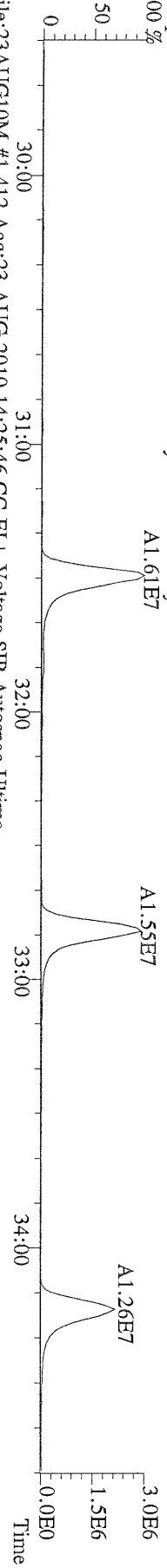
File:23AUG10M #1-356 Acq:23-AUG-2010 14:25:46 GC EI+ Voltage SIR Autospec-Ultima
 339.8597 BSUB(10000,15,-3.0) PKD(5,5,3.0,10%,100.0,0.00%,F,F) Exp:PCDD
 Sample Text:ST082310M3 File Text:Frontier Analytical Laboratory



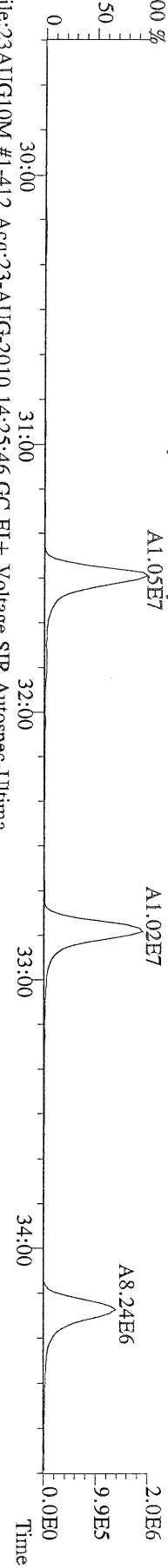
File:23AUG10M #1-356 Acq:23-AUG-2010 14:25:46 GC EI+ Voltage SIR Autospec-Ultima
 409.7974 BSUB(10000,15,-3.0) PKD(5,5,3.0,10%,100.0,0.00%,F,F) Exp:PCDD
 Sample Text:ST082310M3 File Text:Frontier Analytical Laboratory




File:23AUG10M #1-412 Acq:23-AUG-2010 14:25:46 GC EI+ Voltage SIR Autospec-Ultima
 339.8597 F:2 BSUB(10000,15,-3.0) PKD(5,5,3,0.10%,100,0.0,0.00%,F,F) Exp:PCDD
 Sample Text:ST082310M3 File Text:Frontier Analytical Laboratory



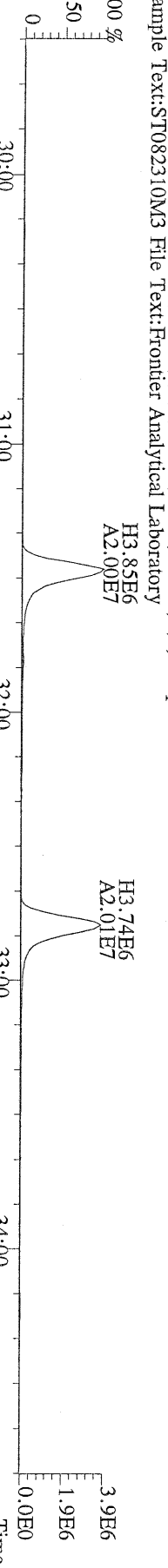
File:23AUG10M #1-412 Acq:23-AUG-2010 14:25:46 GC EI+ Voltage SIR Autospec-Ultima
 341.8568 F:2 BSUB(10000,15,-3.0) PKD(5,5,3,0.10%,100,0.0,0.00%,F,F) Exp:PCDD
 Sample Text:ST082310M3 File Text:Frontier Analytical Laboratory



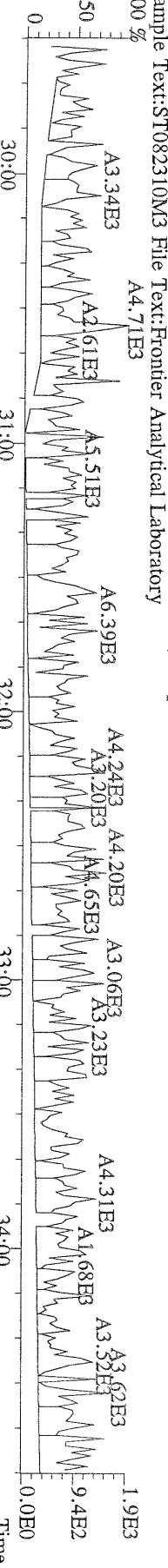
File:23AUG10M #1-412 Acq:23-AUG-2010 14:25:46 GC EI+ Voltage SIR Autospec-Ultima
 351.9000 F:2 BSUB(10000,15,-3.0) PKD(5,5,3,0.10%,100,0.0,0.00%,F,F) Exp:PCDD
 Sample Text:ST082310M3 File Text:Frontier Analytical Laboratory



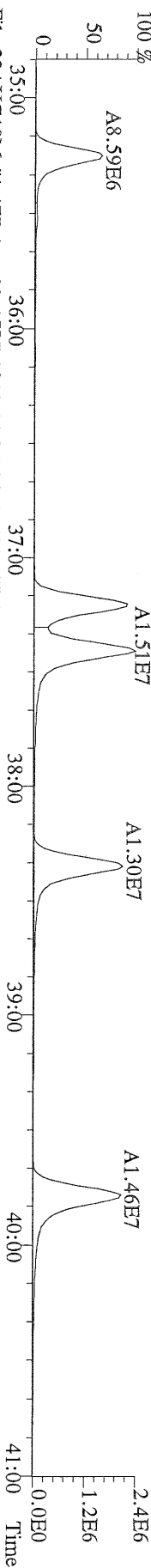
File:23AUG10M #1-412 Acq:23-AUG-2010 14:25:46 GC EI+ Voltage SIR Autospec-Ultima
 353.8970 F:2 BSUB(10000,15,-3.0) PKD(5,5,3,0.10%,100,0.0,0.00%,F,F) Exp:PCDD
 Sample Text:ST082310M3 File Text:Frontier Analytical Laboratory



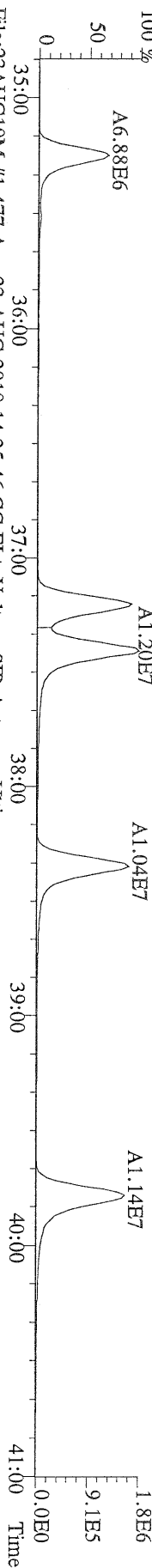
File:23AUG10M #1-412 Acq:23-AUG-2010 14:25:46 GC EI+ Voltage SIR Autospec-Ultima
 409.7974 F:2 BSUB(10000,15,-3.0) PKD(5,5,3,0.10%,100,0.0,0.00%,F,F) Exp:PCDD
 Sample Text:ST082310M3 File Text:Frontier Analytical Laboratory



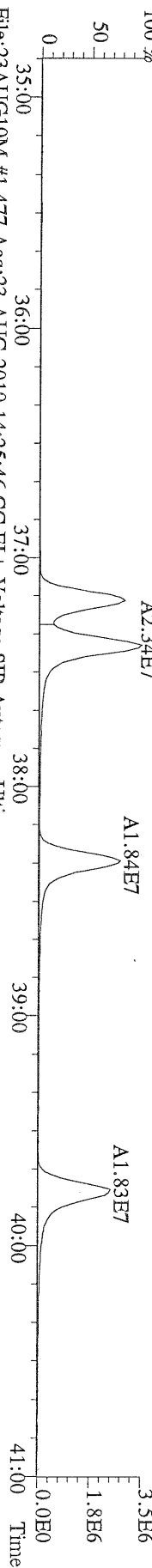
File:23AUG10M #1-477 Acq:23-AUG-2010 14:25:46 GC EI+ Voltage SIR Autospec-Ultima
373.8207 F:3 BSUB(10000,15,-3.0) PKD(5,5,3,0.10%,100.0,0.00%,F,F) Exp:PCDD
Sample Text:ST082310M3 File Text:Frontier Analytical Laboratory



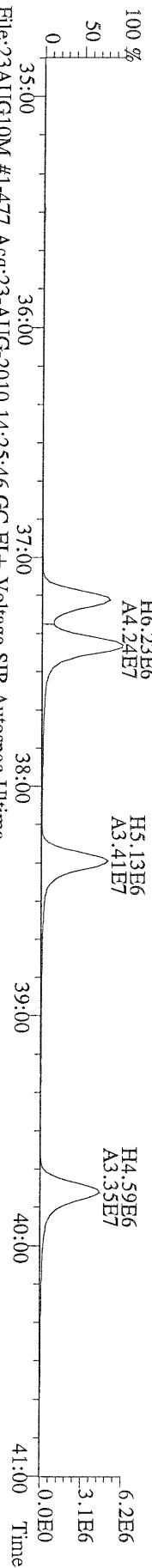
File:23AUG10M #1-477 Acq:23-AUG-2010 14:25:46 GC EI+ Voltage SIR Autospec-Ultima
375.8178 F:3 BSUB(10000,15,-3.0) PKD(5,5,3,0.10%,100.0,0.00%,F,F) Exp:PCDD
Sample Text:ST082310M3 File Text:Frontier Analytical Laboratory



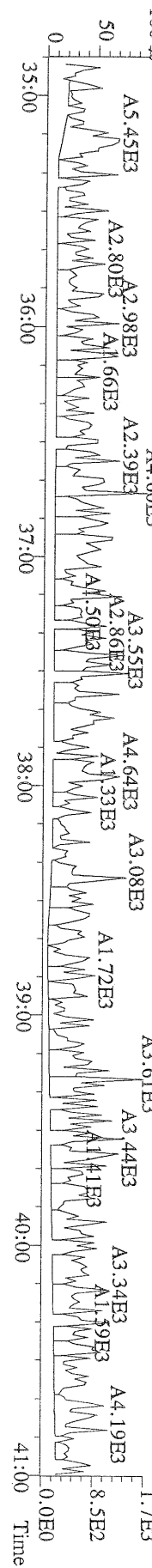
File:23AUG10M #1-477 Acq:23-AUG-2010 14:25:46 GC EI+ Voltage SIR Autospec-Ultima
383.8639 F:3 BSUB(10000,15,-3.0) PKD(5,5,3,0.10%,100.0,0.00%,F,F) Exp:PCDD
Sample Text:ST082310M3 File Text:Frontier Analytical Laboratory



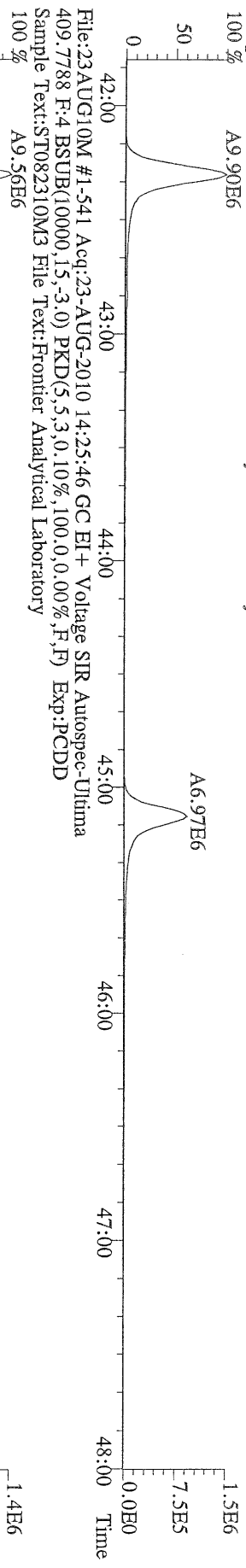
File:23AUG10M #1-477 Acq:23-AUG-2010 14:25:46 GC EI+ Voltage SIR Autospec-Ultima
385.8610 F:3 BSUB(10000,15,-3.0) PKD(5,5,3,0.10%,100.0,0.00%,F,F) Exp:PCDD
Sample Text:ST082310M3 File Text:Frontier Analytical Laboratory



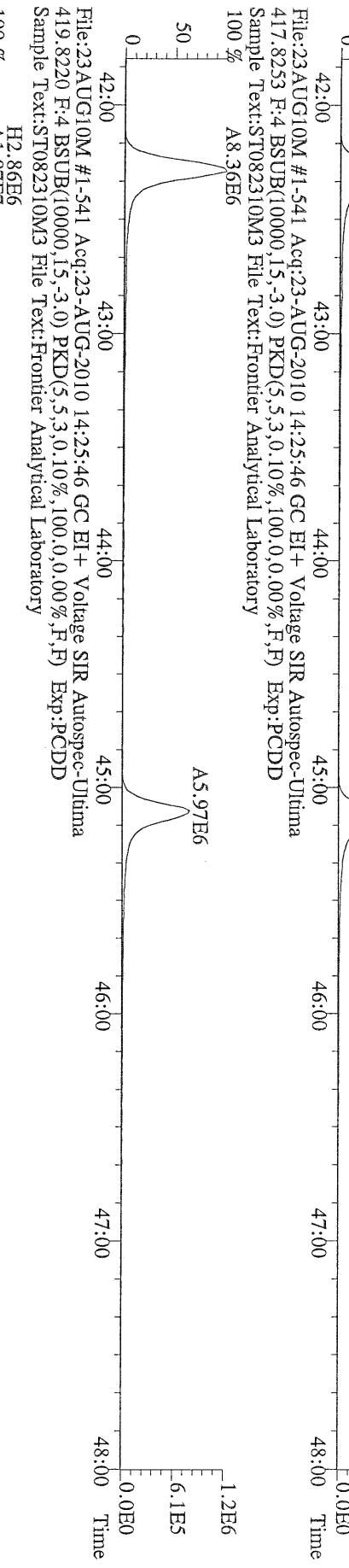
File:23AUG10M #1-477 Acq:23-AUG-2010 14:25:46 GC EI+ Voltage SIR Autospec-Ultima
445.7555 F:3 BSUB(10000,15,-3.0) PKD(5,5,3,0.10%,100.0,0.00%,F,F) Exp:PCDD
Sample Text:ST082310M3 File Text:Frontier Analytical Laboratory



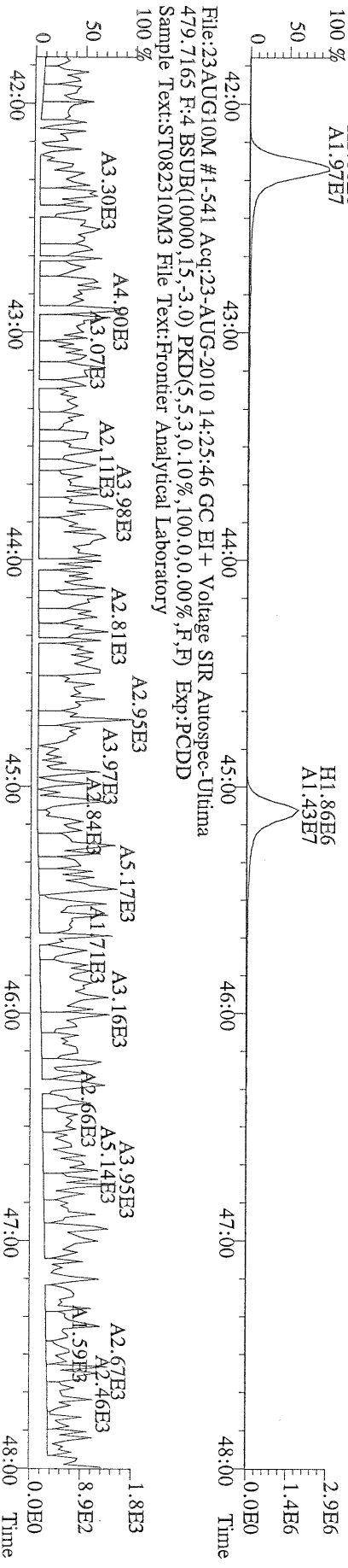
File:23AUG10M #1-541 Acq:23-AUG-2010 14:25:46 GC EI+ Voltage SIR Autospec-Ultima
407.7818 F:4 BSUB(10000,15,-3.0) PKD(5,5,3,0.10%,100,0.0,0.00%,F,F) Exp:PCDD
Sample Text:ST082310M3 File Text:Frontier Analytical Laboratory



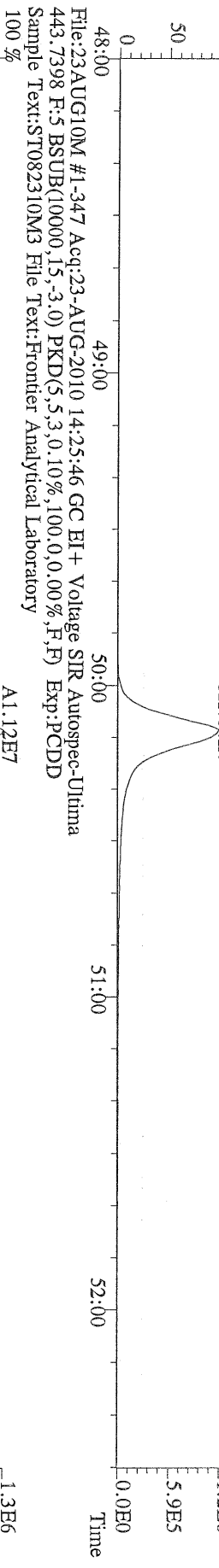
File:23AUG10M #1-541 Acq:23-AUG-2010 14:25:46 GC EI+ Voltage SIR Autospec-Ultima
417.8253 F:4 BSUB(10000,15,-3.0) PKD(5,5,3,0.10%,100,0.0,0.00%,F,F) Exp:PCDD
Sample Text:ST082310M3 File Text:Frontier Analytical Laboratory



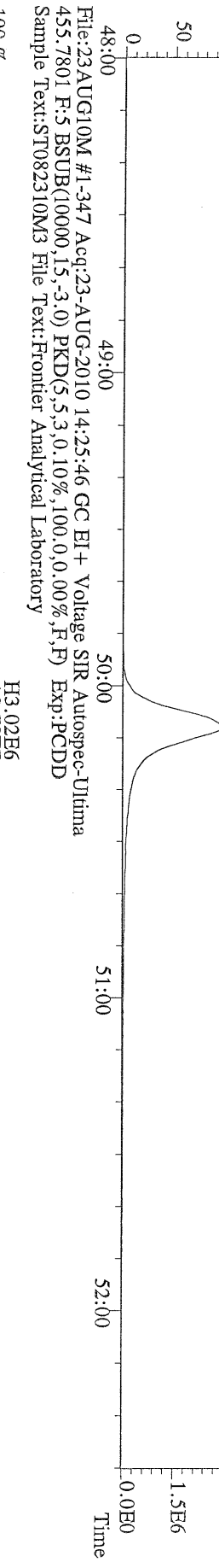
File:23AUG10M #1-541 Acq:23-AUG-2010 14:25:46 GC EI+ Voltage SIR Autospec-Ultima
419.8220 F:4 BSUB(10000,15,-3.0) PKD(5,5,3,0.10%,100,0.0,0.00%,F,F) Exp:PCDD
Sample Text:ST082310M3 File Text:Frontier Analytical Laboratory




File:23AUG10M #1-347 Acq:23-AUG-2010 14:25:46 GC EI+ Voltage SIR Autospec-Ultima
 441.7428 F:5 BSUB(10000,15,-3.0) PKD(5,5,3,0.10%,100,0.0,0.00%,F,F) Exp:PCDD
 Sample Text:ST082310M3 File Text:Frontier Analytical Laboratory




File:23AUG10M #1-347 Acq:23-AUG-2010 14:25:46 GC EI+ Voltage SIR Autospec-Ultima
 453.7831 F:5 BSUB(10000,15,-3.0) PKD(5,5,3,0.10%,100,0.0,0.00%,F,F) Exp:PCDD
 Sample Text:ST082310M3 File Text:Frontier Analytical Laboratory




File:23AUG10M #1-347 Acq:23-AUG-2010 14:25:46 GC EI+ Voltage SIR Autospec-Ultima
 513.6775 F:5 BSUB(10000,15,-3.0) PKD(5,5,3,0.10%,100,0.0,0.00%,F,F) Exp:PCDD
 Sample Text:ST082310M3 File Text:Frontier Analytical Laboratory




File:23AUG10M #1-356 Acq:23-AUG-2010 19:02:46 GC EI+ Voltage SIR Autospec-Ultima
319.8965 S:6 BSUB(10000,15,-3.0) PKD(5,5,3,0.10%,100,0,0.00%,F,F) Exp:PCDD
Sample Text:ST082310M4 File Text:Frontier Analytical Laboratory
100 %



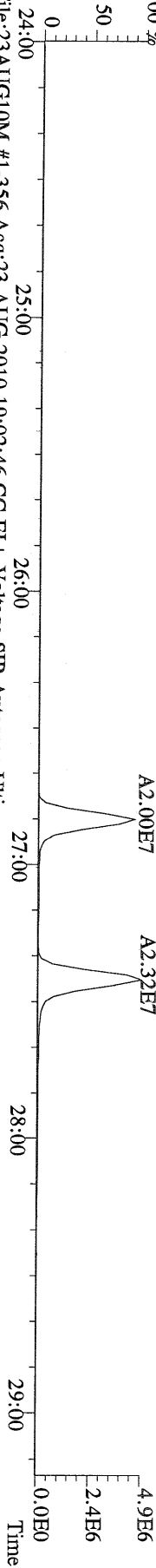
File:23AUG10M #1-356 Acq:23-AUG-2010 19:02:46 GC EI+ Voltage SIR Autospec-Ultima
321.8936 S:6 BSUB(10000,15,-3.0) PKD(5,5,3,0.10%,100,0,0.00%,F,F) Exp:PCDD
Sample Text:ST082310M4 File Text:Frontier Analytical Laboratory
100 %



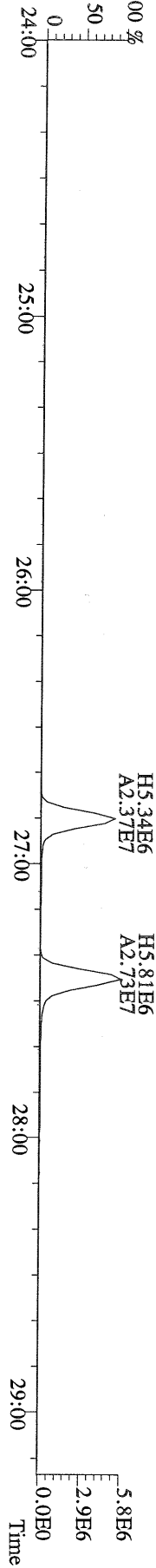
File:23AUG10M #1-356 Acq:23-AUG-2010 19:02:46 GC EI+ Voltage SIR Autospec-Ultima
327.8847 S:6 BSUB(10000,15,-3.0) PKD(5,5,3,0.10%,100,0,0.00%,F,F) Exp:PCDD
Sample Text:ST082310M4 File Text:Frontier Analytical Laboratory
100 %



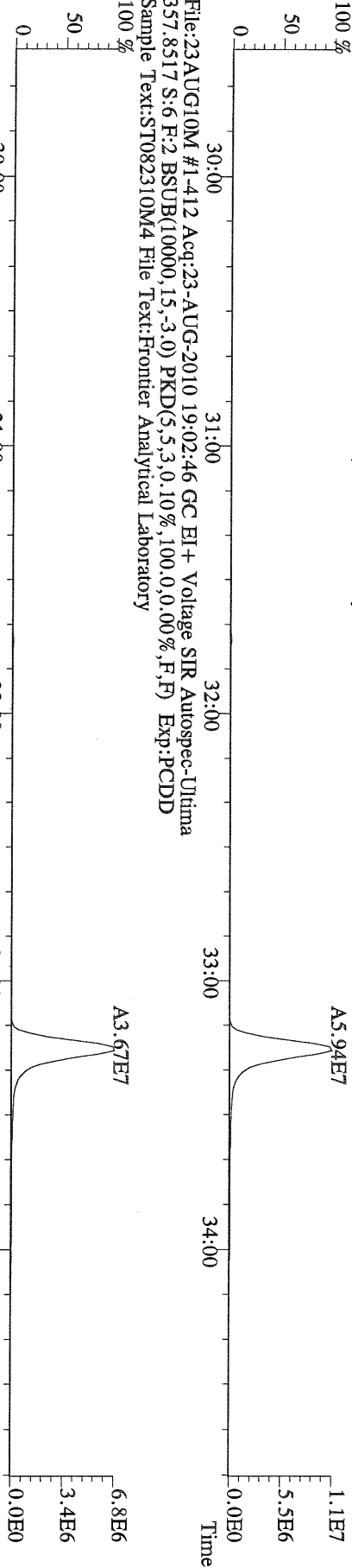
File:23AUG10M #1-356 Acq:23-AUG-2010 19:02:46 GC EI+ Voltage SIR Autospec-Ultima
331.9368 S:6 BSUB(10000,15,-3.0) PKD(5,5,3,0.10%,100,0,0.00%,F,F) Exp:PCDD
Sample Text:ST082310M4 File Text:Frontier Analytical Laboratory
100 %




File:23AUG10M #1-356 Acq:23-AUG-2010 19:02:46 GC EI+ Voltage SIR Autospec-Ultima
333.9339 S:6 BSUB(10000,15,-3.0) PKD(5,5,3,0.10%,100,0,0.00%,F,F) Exp:PCDD
Sample Text:ST082310M4 File Text:Frontier Analytical Laboratory



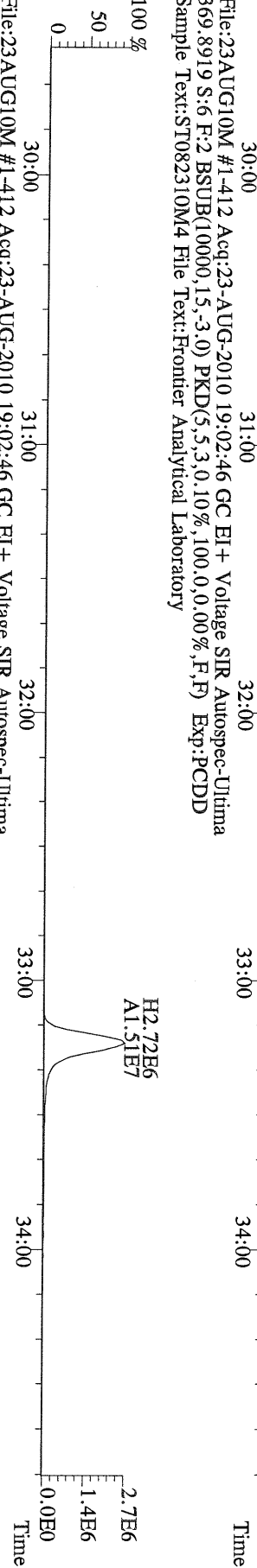
File:23AUG10M #1-412 Acq:23-AUG-2010 19:02:46 GC EI+ Voltage SIR Autospec-Ultima
355.8546 S:6 F:2 BSUB(10000,15,-3.0) PKD(5,5,3,0,10%,100,0,0,00%,F,F) Exp:PCDD
Sample Text:ST082310M4 File Text:Frontier Analytical Laboratory



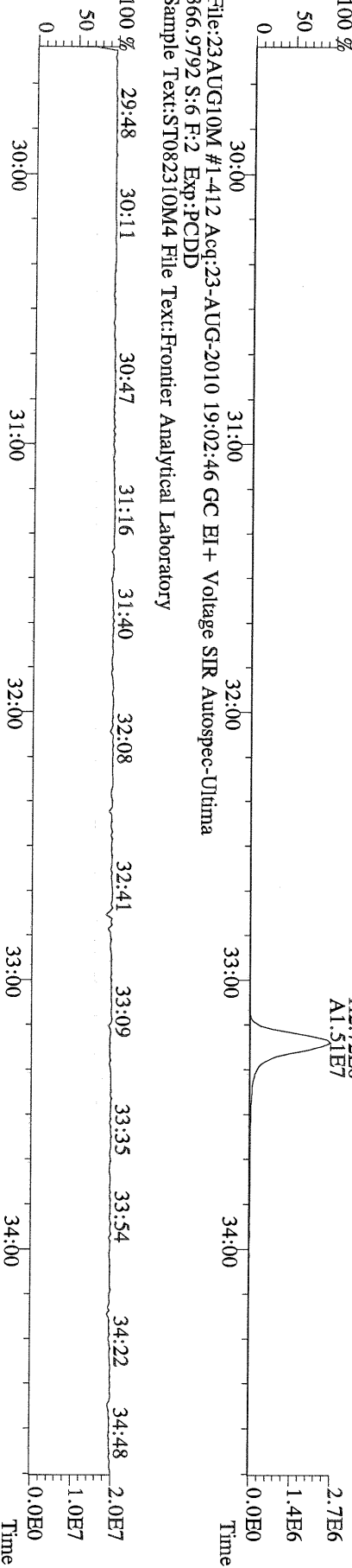
File:23AUG10M #1-412 Acq:23-AUG-2010 19:02:46 GC EI+ Voltage SIR Autospec-Ultima
357.8517 S:6 F:2 BSUB(10000,15,-3.0) PKD(5,5,3,0,10%,100,0,0,00%,F,F) Exp:PCDD
Sample Text:ST082310M4 File Text:Frontier Analytical Laboratory



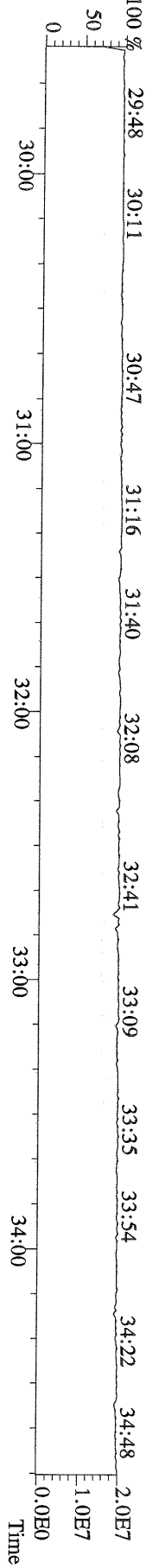
File:23AUG10M #1-412 Acq:23-AUG-2010 19:02:46 GC EI+ Voltage SIR Autospec-Ultima
367.8949 S:6 F:2 BSUB(10000,15,-3.0) PKD(5,5,3,0,10%,100,0,0,00%,F,F) Exp:PCDD
Sample Text:ST082310M4 File Text:Frontier Analytical Laboratory




File:23AUG10M #1-412 Acq:23-AUG-2010 19:02:46 GC EI+ Voltage SIR Autospec-Ultima
369.8919 S:6 F:2 BSUB(10000,15,-3.0) PKD(5,5,3,0,10%,100,0,0,00%,F,F) Exp:PCDD
Sample Text:ST082310M4 File Text:Frontier Analytical Laboratory



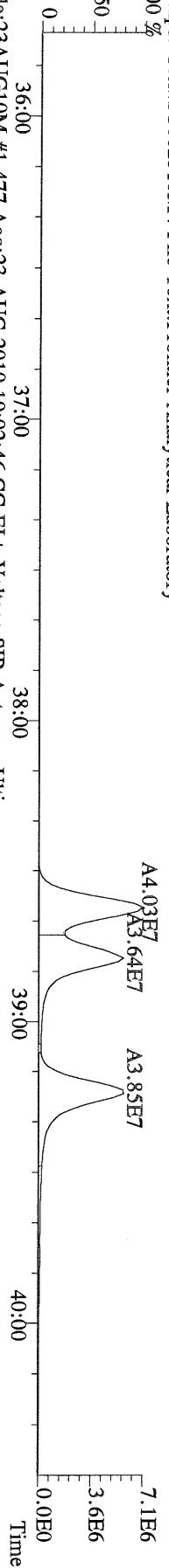
File:23AUG10M #1-412 Acq:23-AUG-2010 19:02:46 GC EI+ Voltage SIR Autospec-Ultima
366.9792 S:6 F:2 Exp:PCDD
Sample Text:ST082310M4 File Text:Frontier Analytical Laboratory



File:23AUG10M #1-477 Acq:23-AUG-2010 19:02:46 GC EI+ Voltage SIR Autospec-Ultima
 389.8156 S:6 F:3 BSUB(10000,15,-3.0) Exp:PCDD
 Sample Text:ST082310M4 File Text:Frontier Analytical Laboratory



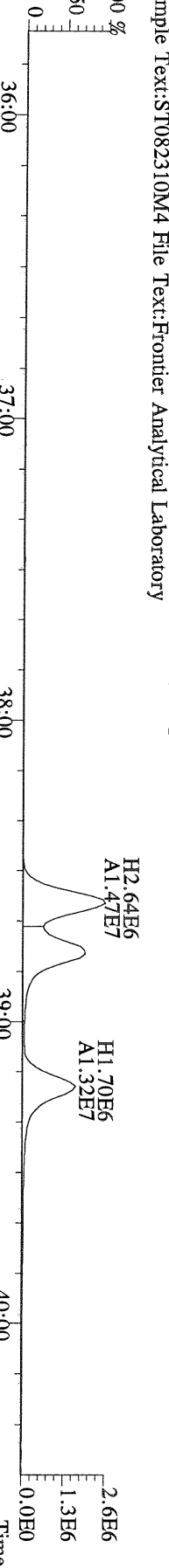
File:23AUG10M #1-477 Acq:23-AUG-2010 19:02:46 GC EI+ Voltage SIR Autospec-Ultima
 391.8127 S:6 F:3 BSUB(10000,15,-3.0) Exp:PCDD
 Sample Text:ST082310M4 File Text:Frontier Analytical Laboratory



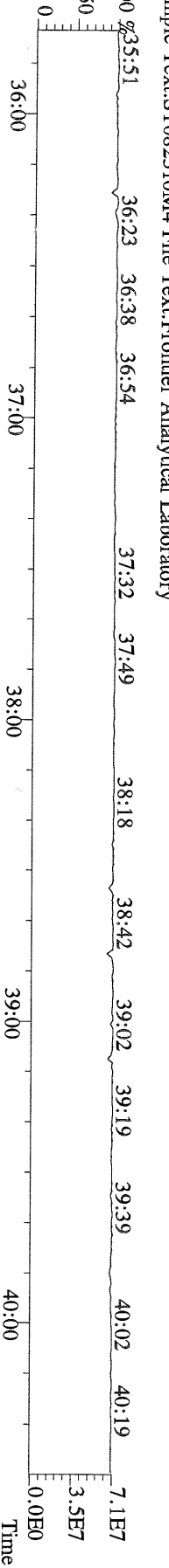
File:23AUG10M #1-477 Acq:23-AUG-2010 19:02:46 GC EI+ Voltage SIR Autospec-Ultima
 401.8559 S:6 F:3 BSUB(10000,15,-3.0) PKD(5,5,3,0,10%,100,0,0,00%,F,F) Exp:PCDD
 Sample Text:ST082310M4 File Text:Frontier Analytical Laboratory



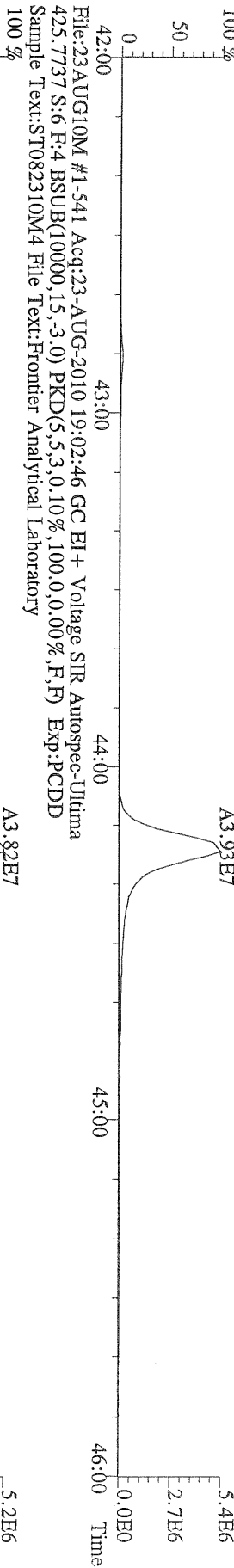
File:23AUG10M #1-477 Acq:23-AUG-2010 19:02:46 GC EI+ Voltage SIR Autospec-Ultima
 403.8530 S:6 F:3 BSUB(10000,15,-3.0) PKD(5,5,3,0,10%,100,0,0,00%,F,F) Exp:PCDD
 Sample Text:ST082310M4 File Text:Frontier Analytical Laboratory




File:23AUG10M #1-477 Acq:23-AUG-2010 19:02:46 GC EI+ Voltage SIR Autospec-Ultima
 380.9760 S:6 F:3 Exp:PCDD
 Sample Text:ST082310M4 File Text:Frontier Analytical Laboratory




File:23AUG10M #1-541 Acq:23-AUG-2010 19:02:46 GC EI+ Voltage SIR Autospec-Ultima
423.7767 S:6 F:4 BSUB(10000,15,-3.0) PKD(5,5,3,0,10%,100,0,0,00%,F,F) Exp:PCDD
Sample Text:ST082310M4 File Text:Frontier Analytical Laboratory



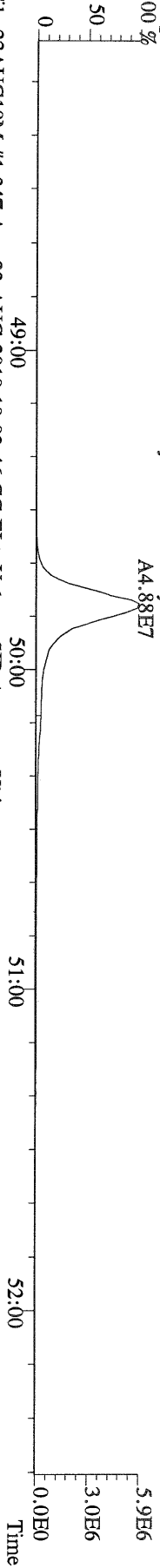
File:23AUG10M #1-541 Acq:23-AUG-2010 19:02:46 GC EI+ Voltage SIR Autospec-Ultima
435.8169 S:6 F:4 BSUB(10000,15,-3.0) PKD(5,5,3,0,10%,100,0,0,00%,F,F) Exp:PCDD
Sample Text:ST082310M4 File Text:Frontier Analytical Laboratory



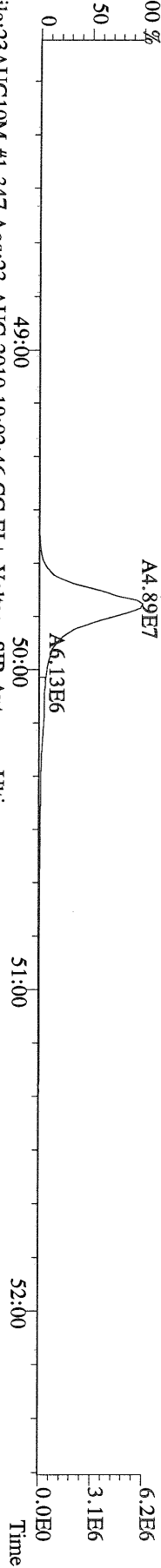
File:23AUG10M #1-541 Acq:23-AUG-2010 19:02:46 GC EI+ Voltage SIR Autospec-Ultima
430.9728 S:6 F:4 Exp:PCDD
Sample Text:ST082310M4 File Text:Frontier Analytical Laboratory



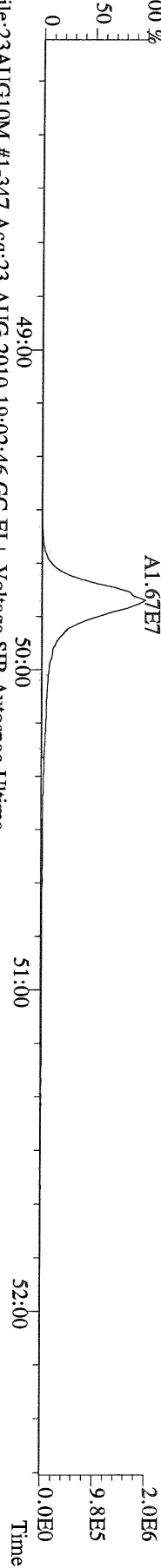
File:23AUG10M #1-347 Acq:23-AUG-2010 19:02:46 GC EI+ Voltage SIR Autospec-Ultima
457.7377 S:6 F:5 BSUB(10000,15,-3.0) PKD(5,5,3,0,10%,100,0,0,00%,F,F) Exp:PCDD
Sample Text:ST082310M4 File Text:Frontier Analytical Laboratory



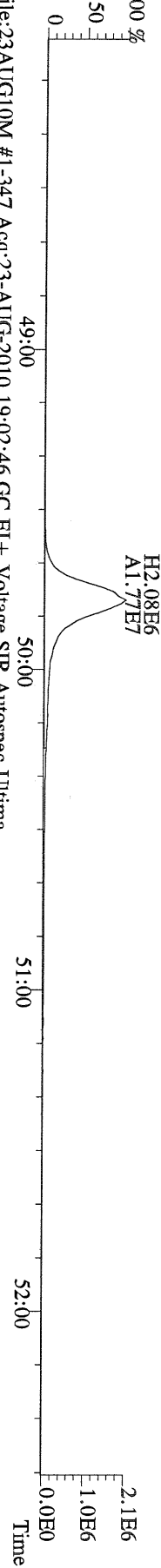
File:23AUG10M #1-347 Acq:23-AUG-2010 19:02:46 GC EI+ Voltage SIR Autospec-Ultima
459.7348 S:6 F:5 BSUB(10000,15,-3.0) PKD(5,5,3,0,10%,100,0,0,00%,F,F) Exp:PCDD
Sample Text:ST082310M4 File Text:Frontier Analytical Laboratory



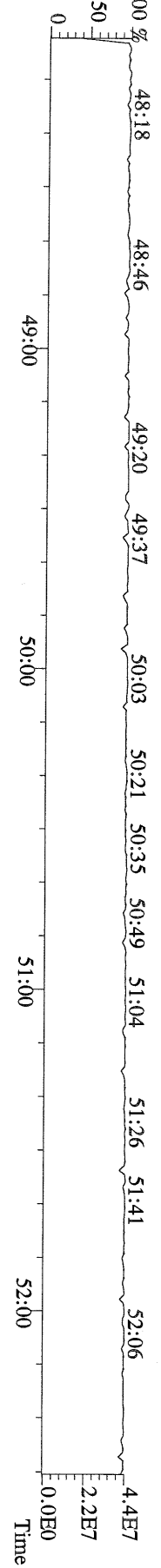
File:23AUG10M #1-347 Acq:23-AUG-2010 19:02:46 GC EI+ Voltage SIR Autospec-Ultima
469.7780 S:6 F:5 BSUB(10000,15,-3.0) PKD(5,5,3,0,10%,100,0,0,00%,F,F) Exp:PCDD
Sample Text:ST082310M4 File Text:Frontier Analytical Laboratory




File:23AUG10M #1-347 Acq:23-AUG-2010 19:02:46 GC EI+ Voltage SIR Autospec-Ultima
471.7750 S:6 F:5 BSUB(10000,15,-3.0) PKD(5,5,3,0,10%,100,0,0,00%,F,F) Exp:PCDD
Sample Text:ST082310M4 File Text:Frontier Analytical Laboratory



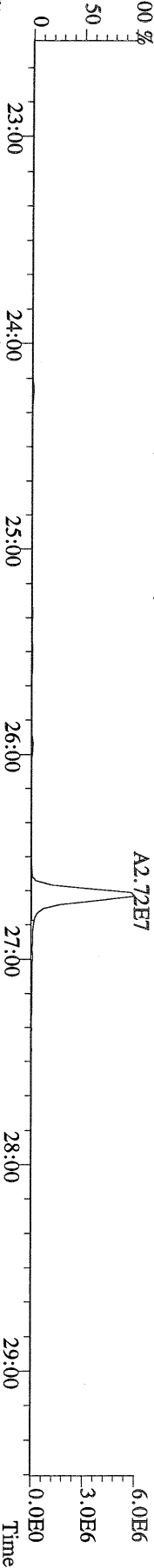
File:23AUG10M #1-347 Acq:23-AUG-2010 19:02:46 GC EI+ Voltage SIR Autospec-Ultima
454.9728 S:6 F:5 Exp:PCDD
Sample Text:ST082310M4 File Text:Frontier Analytical Laboratory



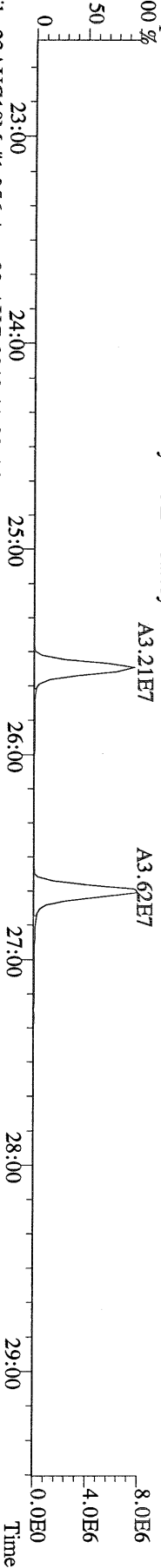
File:23AUG10M #1-356 Acq:23-AUG-2010 19:02:46 GC EI+ Voltage SIR Autospec-Ultima
 303.9016 S:6 BSUB(10000,15,-3.0) PKD(5,5,3,0.10%,100,0.0,0.00%,F,F) Exp:PCDD
 Sample Text:ST082310M4 File Text:Frontier Analytical Laboratory



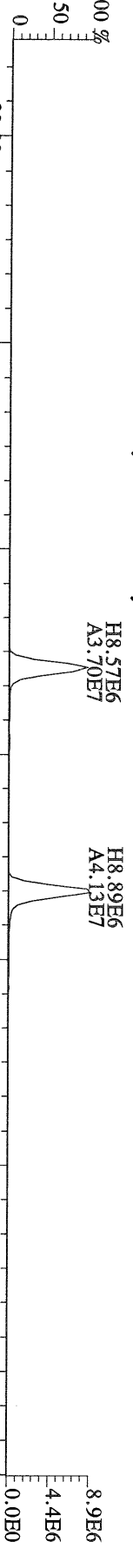
File:23AUG10M #1-356 Acq:23-AUG-2010 19:02:46 GC EI+ Voltage SIR Autospec-Ultima
 305.8987 S:6 BSUB(10000,15,-3.0) PKD(5,5,3,0.10%,100,0.0,0.00%,F,F) Exp:PCDD
 Sample Text:ST082310M4 File Text:Frontier Analytical Laboratory



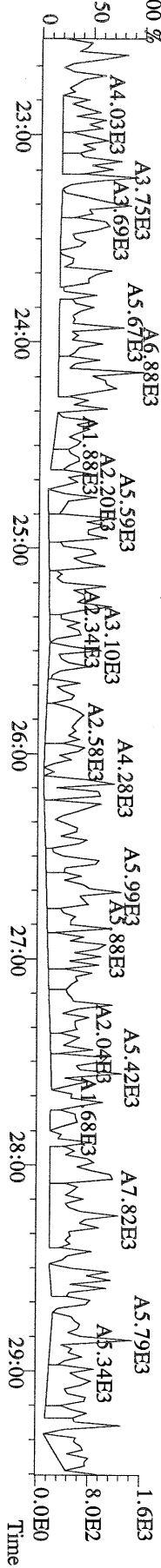
File:23AUG10M #1-356 Acq:23-AUG-2010 19:02:46 GC EI+ Voltage SIR Autospec-Ultima
 315.9419 S:6 BSUB(10000,15,-3.0) PKD(5,5,3,0.10%,100,0.0,0.00%,F,F) Exp:PCDD
 Sample Text:ST082310M4 File Text:Frontier Analytical Laboratory



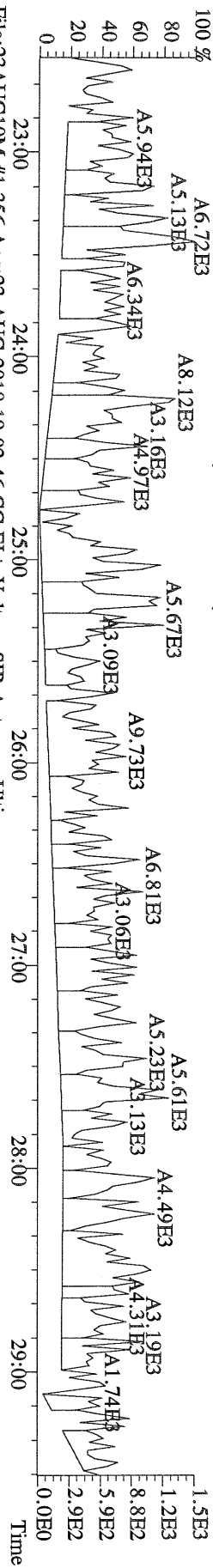
File:23AUG10M #1-356 Acq:23-AUG-2010 19:02:46 GC EI+ Voltage SIR Autospec-Ultima
 317.9389 S:6 BSUB(10000,15,-3.0) PKD(5,5,3,0.10%,100,0.0,0.00%,F,F) Exp:PCDD
 Sample Text:ST082310M4 File Text:Frontier Analytical Laboratory



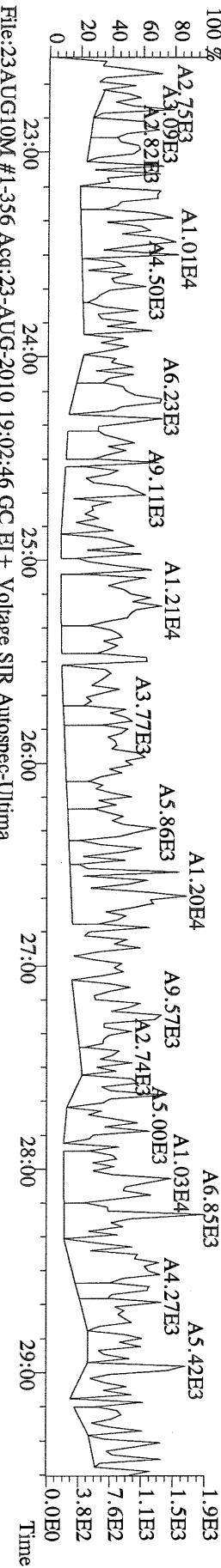
File:23AUG10M #1-356 Acq:23-AUG-2010 19:02:46 GC EI+ Voltage SIR Autospec-Ultima
 375.8364 S:6 BSUB(10000,15,-3.0) PKD(5,5,3,0.10%,100,0.0,0.00%,F,F) Exp:PCDD
 Sample Text:ST082310M4 File Text:Frontier Analytical Laboratory



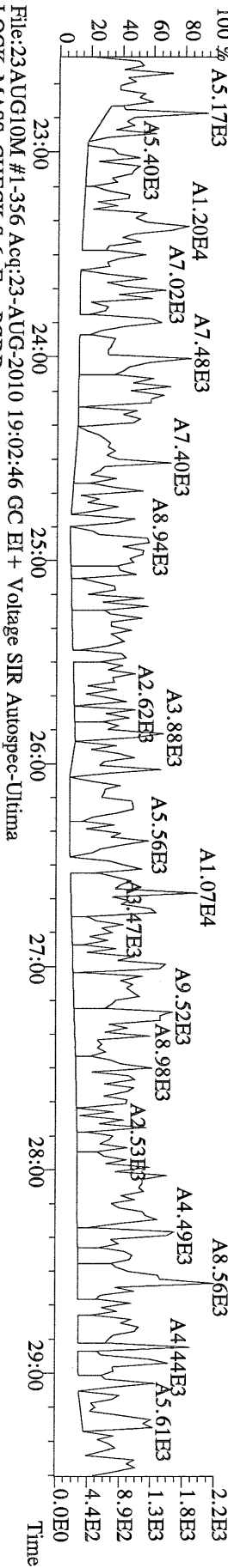
File:23AUG10M #1-356 Acq:23-AUG-2010 19:02:46 GC EI+ Voltage SIR Autospec-Ultima
 339.8597 S:6 BSUB(10000,15,-3.0) PKD(5,5,3,0.10%,100,0.0,0.00%,F,F) Exp:PCDD
 Sample Text:ST082310M4 File Text:Frontier Analytical Laboratory



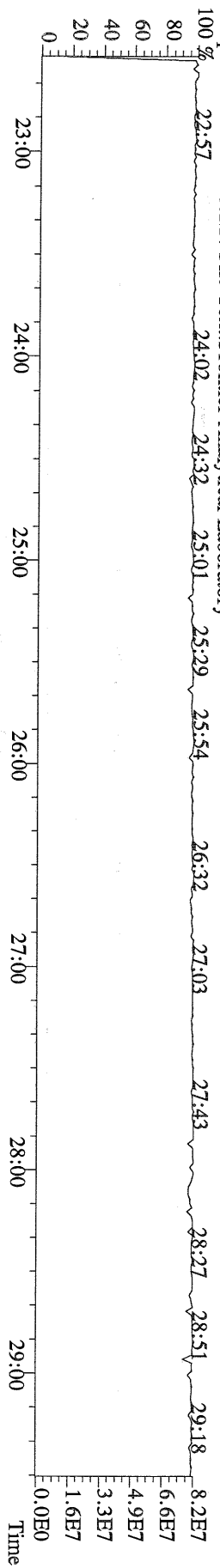
File:23AUG10M #1-356 Acq:23-AUG-2010 19:02:46 GC EI+ Voltage SIR Autospec-Ultima
 341.8568 S:6 BSUB(10000,15,-3.0) PKD(5,5,3,0.10%,100,0.0,0.00%,F,F) Exp:PCDD
 Sample Text:ST082310M4 File Text:Frontier Analytical Laboratory




File:23AUG10M #1-356 Acq:23-AUG-2010 19:02:46 GC EI+ Voltage SIR Autospec-Ultima
 409.7974 S:6 BSUB(10000,15,-3.0) PKD(5,5,3,0.10%,100,0.0,0.00%,F,F) Exp:PCDD
 Sample Text:ST082310M4 File Text:Frontier Analytical Laboratory



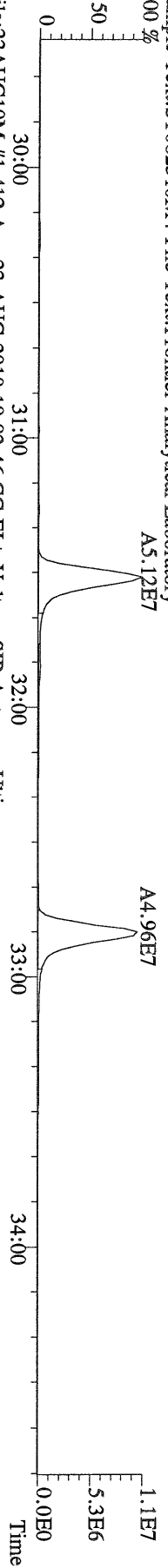
File:23AUG10M #1-356 Acq:23-AUG-2010 19:02:46 GC EI+ Voltage SIR Autospec-Ultima
 LOCK MASS CHECK S:6 Exp:PCDD
 Sample Text:ST082310M4 File Text:Frontier Analytical Laboratory




File:23AUG10M #1-412 Acq:23-AUG-2010 19:02:46 GC EI+ Voltage SIR Autospec-Ultima
 339.8597 S:6 F:2 BSUB(10000,15,-3.0) PKD(5.5,3.0,10%,100.0,0.00%,F,F) Exp:PCDD
 Sample Text:ST082310M4 File Text:Frontier Analytical Laboratory




File:23AUG10M #1-412 Acq:23-AUG-2010 19:02:46 GC EI+ Voltage SIR Autospec-Ultima
 341.8568 S:6 F:2 BSUB(10000,15,-3.0) PKD(5.5,3.0,10%,100.0,0.00%,F,F) Exp:PCDD
 Sample Text:ST082310M4 File Text:Frontier Analytical Laboratory



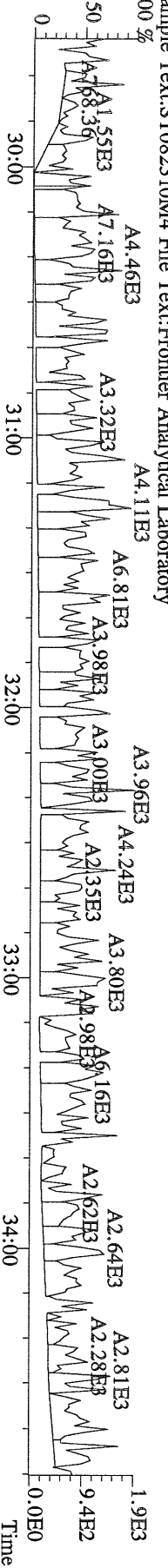
File:23AUG10M #1-412 Acq:23-AUG-2010 19:02:46 GC EI+ Voltage SIR Autospec-Ultima
 351.9000 S:6 F:2 BSUB(10000,15,-3.0) PKD(5.5,3.0,10%,100.0,0.00%,F,F) Exp:PCDD
 Sample Text:ST082310M4 File Text:Frontier Analytical Laboratory



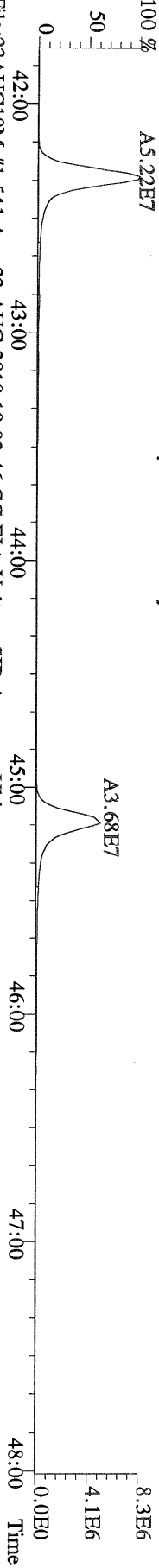
File:23AUG10M #1-412 Acq:23-AUG-2010 19:02:46 GC EI+ Voltage SIR Autospec-Ultima
 353.8970 S:6 F:2 BSUB(10000,15,-3.0) PKD(5.5,3.0,10%,100.0,0.00%,F,F) Exp:PCDD
 Sample Text:ST082310M4 File Text:Frontier Analytical Laboratory



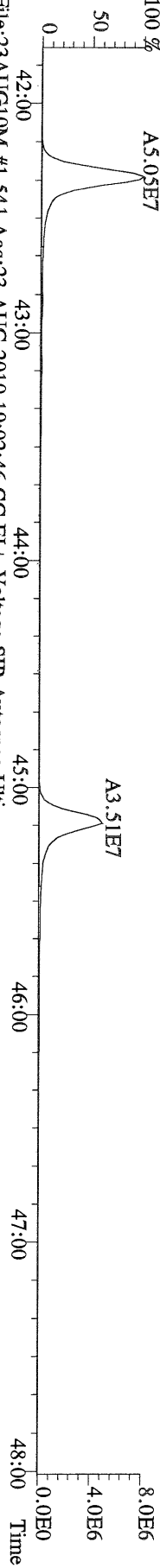
File:23AUG10M #1-412 Acq:23-AUG-2010 19:02:46 GC EI+ Voltage SIR Autospec-Ultima
 409.7974 S:6 F:2 BSUB(10000,15,-3.0) PKD(5.5,3.0,10%,100.0,0.00%,F,F) Exp:PCDD
 Sample Text:ST082310M4 File Text:Frontier Analytical Laboratory



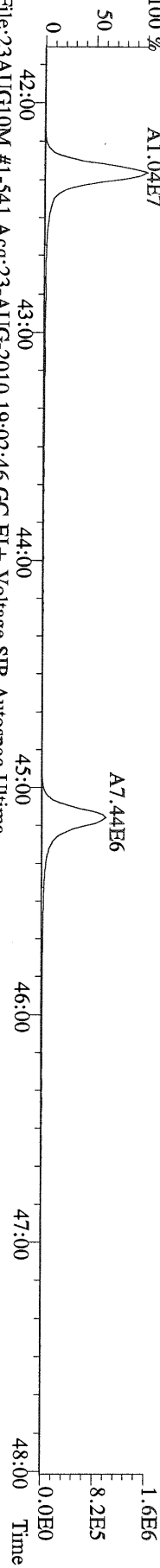
File:23AUG10M #1-541 Acq:23-AUG-2010 19:02:46 GC EI+ Voltage SIR Autospec-Ultima
407.7818 S:6 F:4 BSUB(10000,15,-3.0) PKD(5.5,3.0,10%,100.0,0.00%,F,F) Exp.:PCDD
Sample Text:ST082310M4 File Text:Frontier Analytical Laboratory



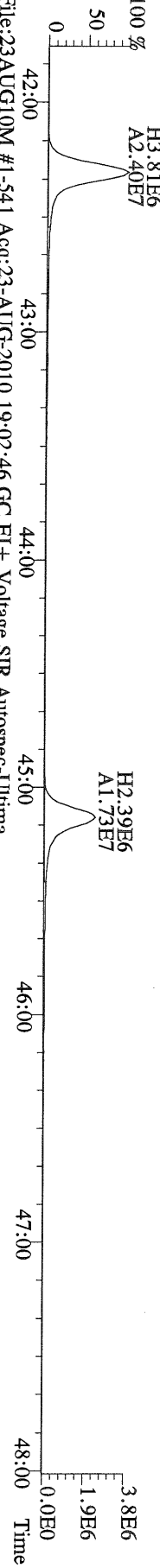
File:23AUG10M #1-541 Acq:23-AUG-2010 19:02:46 GC EI+ Voltage SIR Autospec-Ultima
409.7788 S:6 F:4 BSUB(10000,15,-3.0) PKD(5.5,3.0,10%,100.0,0.00%,F,F) Exp.:PCDD
Sample Text:ST082310M4 File Text:Frontier Analytical Laboratory



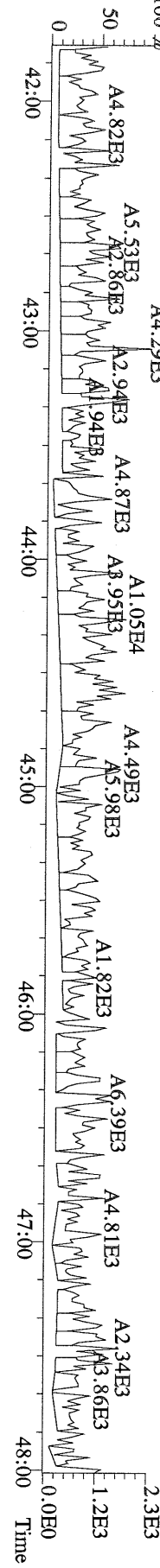
File:23AUG10M #1-541 Acq:23-AUG-2010 19:02:46 GC EI+ Voltage SIR Autospec-Ultima
417.8253 S:6 F:4 BSUB(10000,15,-3.0) PKD(5.5,3.0,10%,100.0,0.00%,F,F) Exp.:PCDD
Sample Text:ST082310M4 File Text:Frontier Analytical Laboratory



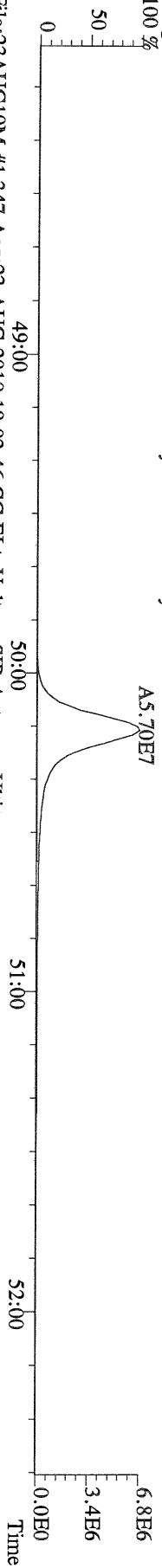
File:23AUG10M #1-541 Acq:23-AUG-2010 19:02:46 GC EI+ Voltage SIR Autospec-Ultima
419.8220 S:6 F:4 BSUB(10000,15,-3.0) PKD(5.5,3.0,10%,100.0,0.00%,F,F) Exp.:PCDD
Sample Text:ST082310M4 File Text:Frontier Analytical Laboratory



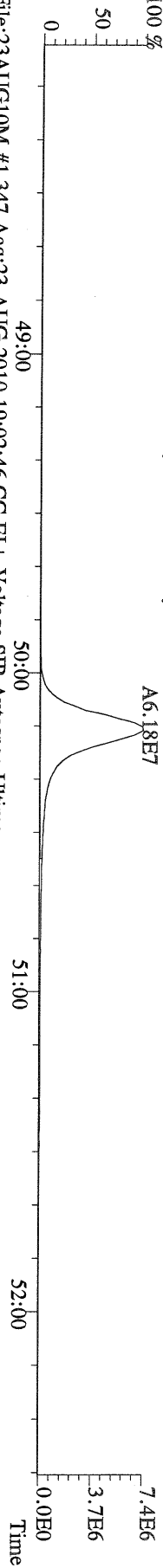
File:23AUG10M #1-541 Acq:23-AUG-2010 19:02:46 GC EI+ Voltage SIR Autospec-Ultima
479.7165 S:6 F:4 BSUB(10000,15,-3.0) PKD(5.5,3.0,10%,100.0,0.00%,F,F) Exp.:PCDD
Sample Text:ST082310M4 File Text:Frontier Analytical Laboratory



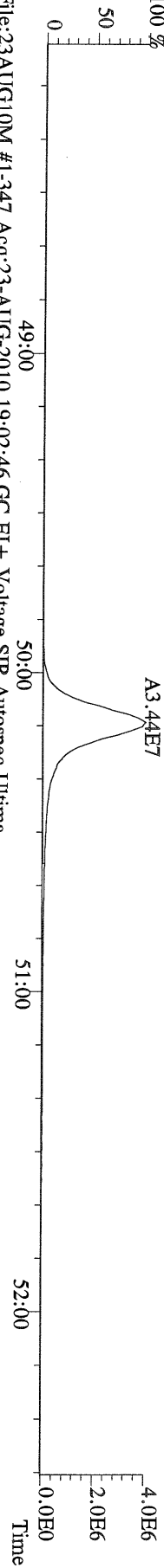
File:23AUG10M #1-347 Acq:23-AUG-2010 19:02:46 GC EI+ Voltage SIR Autospec-Ultima
 441.7428 S:6 F:5 BSUB(10000,15,-3.0) PKD(5.5,3,0.10%,100.0,0.00%,F,F) Exp:PCDD
 Sample Text:ST082310M4 File Text:Frontier Analytical Laboratory



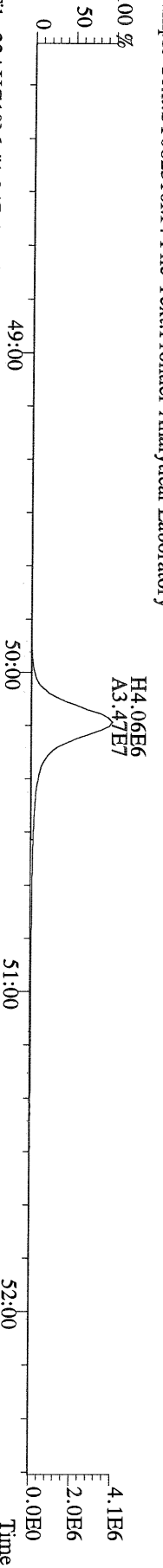
File:23AUG10M #1-347 Acq:23-AUG-2010 19:02:46 GC EI+ Voltage SIR Autospec-Ultima
 443.7398 S:6 F:5 BSUB(10000,15,-3.0) PKD(5.5,3,0.10%,100.0,0.00%,F,F) Exp:PCDD
 Sample Text:ST082310M4 File Text:Frontier Analytical Laboratory



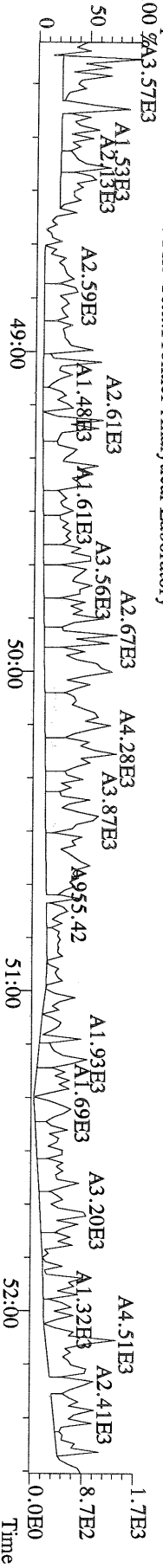
File:23AUG10M #1-347 Acq:23-AUG-2010 19:02:46 GC EI+ Voltage SIR Autospec-Ultima
 453.7831 S:6 F:5 BSUB(10000,15,-3.0) PKD(5.5,3,0.10%,100.0,0.00%,F,F) Exp:PCDD
 Sample Text:ST082310M4 File Text:Frontier Analytical Laboratory




File:23AUG10M #1-347 Acq:23-AUG-2010 19:02:46 GC EI+ Voltage SIR Autospec-Ultima
 455.7801 S:6 F:5 BSUB(10000,15,-3.0) PKD(5.5,3,0.10%,100.0,0.00%,F,F) Exp:PCDD
 Sample Text:ST082310M4 File Text:Frontier Analytical Laboratory




File:23AUG10M #1-347 Acq:23-AUG-2010 19:02:46 GC EI+ Voltage SIR Autospec-Ultima
 513.6775 S:6 F:5 BSUB(10000,15,-3.0) PKD(5.5,3,0.10%,100.0,0.00%,F,F) Exp:PCDD
 Sample Text:ST082310M4 File Text:Frontier Analytical Laboratory




File:23AUG10M #1-357 Acq:23-AUG-2010 19:58:08 GC EI+ Voltage SIR Autospec-Ultima
319.8965 S:7 BSUB(10000,15,-3.0) PKD(5,5,3,0,10%,100,0,0,00%,F,F) Exp:PCDD
Sample Text:ST082310M5 File Text:Frontier Analytical Laboratory



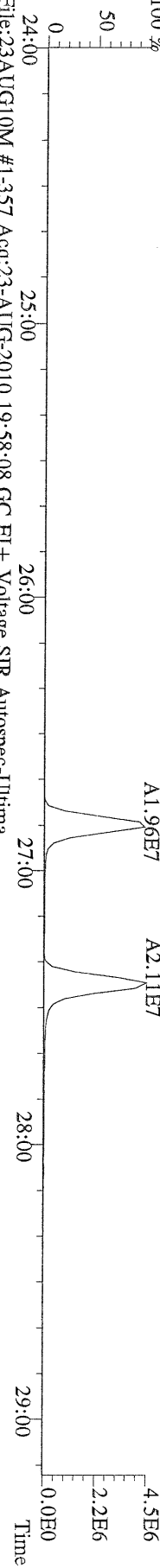
File:23AUG10M #1-357 Acq:23-AUG-2010 19:58:08 GC EI+ Voltage SIR Autospec-Ultima
321.8936 S:7 BSUB(10000,15,-3.0) PKD(5,5,3,0,10%,100,0,0,00%,F,F) Exp:PCDD
Sample Text:ST082310M5 File Text:Frontier Analytical Laboratory



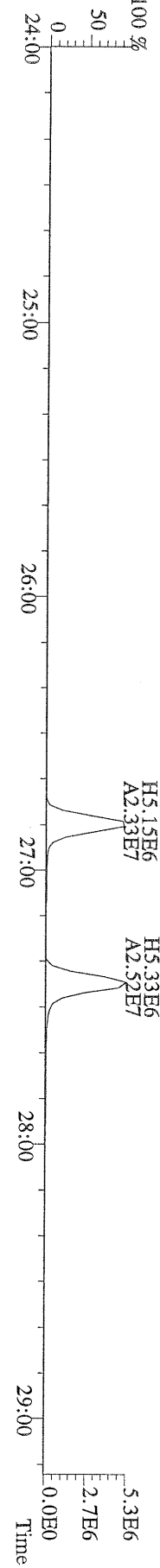
File:23AUG10M #1-357 Acq:23-AUG-2010 19:58:08 GC EI+ Voltage SIR Autospec-Ultima
327.8847 S:7 BSUB(10000,15,-3.0) PKD(5,5,3,0,10%,100,0,0,00%,F,F) Exp:PCDD
Sample Text:ST082310M5 File Text:Frontier Analytical Laboratory



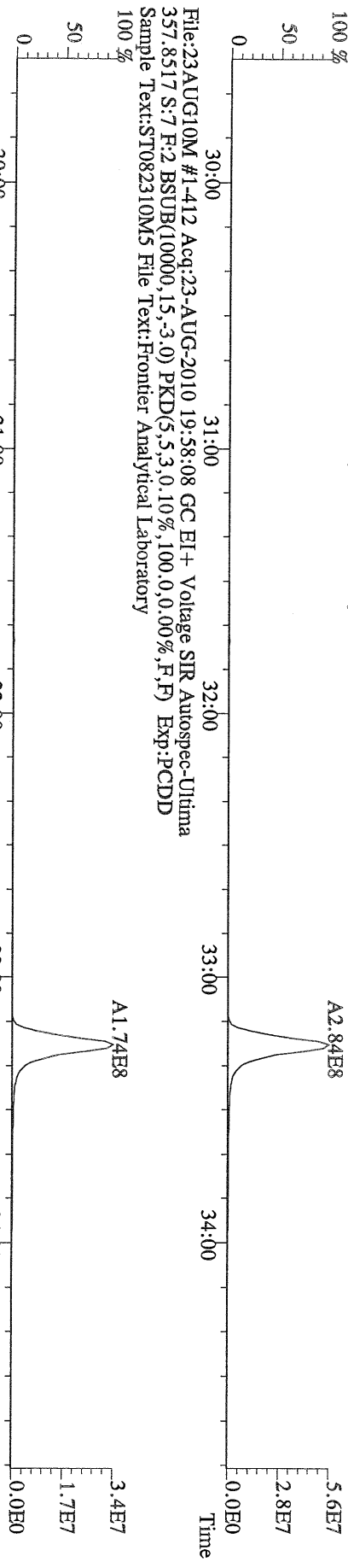
File:23AUG10M #1-357 Acq:23-AUG-2010 19:58:08 GC EI+ Voltage SIR Autospec-Ultima
331.9368 S:7 BSUB(10000,15,-3.0) PKD(5,5,3,0,10%,100,0,0,00%,F,F) Exp:PCDD
Sample Text:ST082310M5 File Text:Frontier Analytical Laboratory



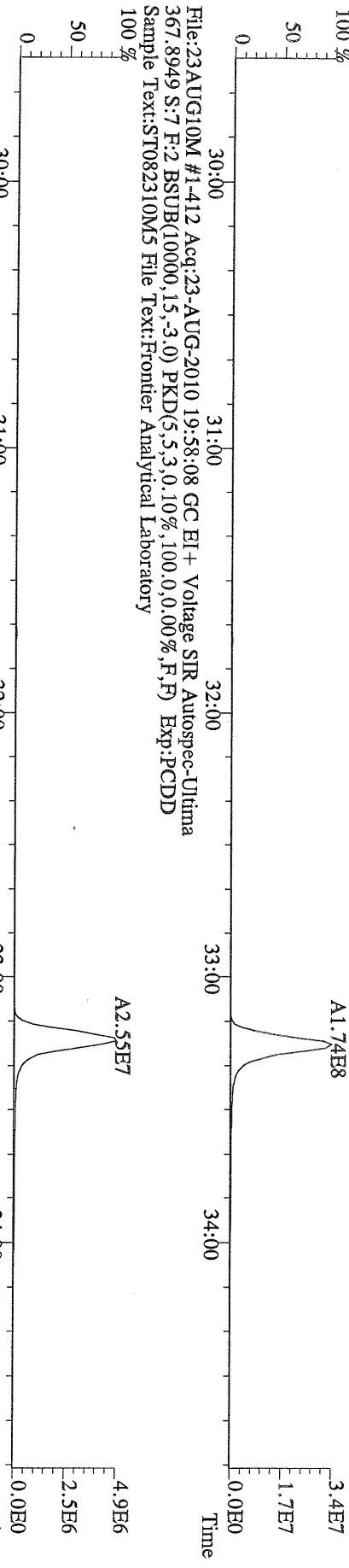
File:23AUG10M #1-357 Acq:23-AUG-2010 19:58:08 GC EI+ Voltage SIR Autospec-Ultima
333.9339 S:7 BSUB(10000,15,-3.0) PKD(5,5,3,0,10%,100,0,0,00%,F,F) Exp:PCDD
Sample Text:ST082310M5 File Text:Frontier Analytical Laboratory




File:23AUG10M #1-412 Acq:23-AUG-2010 19:58:08 GC EI+ Voltage SIR Autospec-Ultima
355.8546 S:7 F:2 BSUB(10000,15,-3.0) PKD(5.5,3,0.10%,100.0,0.00%,F,F) Exp:PCDD
Sample Text:ST082310M5 File Text:Frontier Analytical Laboratory




File:23AUG10M #1-412 Acq:23-AUG-2010 19:58:08 GC EI+ Voltage SIR Autospec-Ultima
357.8517 S:7 F:2 BSUB(10000,15,-3.0) PKD(5.5,3,0.10%,100.0,0.00%,F,F) Exp:PCDD
Sample Text:ST082310M5 File Text:Frontier Analytical Laboratory



File:23AUG10M #1-412 Acq:23-AUG-2010 19:58:08 GC EI+ Voltage SIR Autospec-Ultima
367.8949 S:7 F:2 BSUB(10000,15,-3.0) PKD(5.5,3,0.10%,100.0,0.00%,F,F) Exp:PCDD
Sample Text:ST082310M5 File Text:Frontier Analytical Laboratory

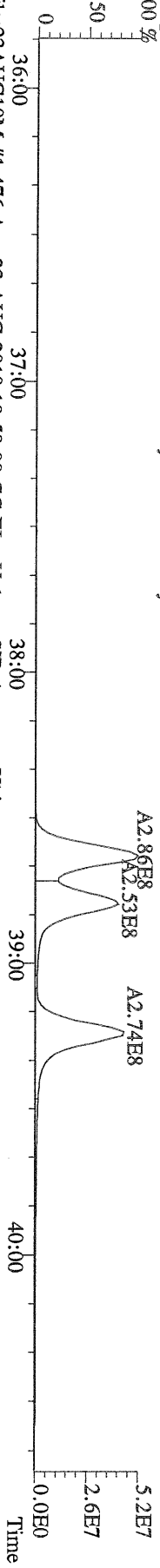


File:23AUG10M #1-412 Acq:23-AUG-2010 19:58:08 GC EI+ Voltage SIR Autospec-Ultima
369.8919 S:7 F:2 BSUB(10000,15,-3.0) PKD(5.5,3,0.10%,100.0,0.00%,F,F) Exp:PCDD
Sample Text:ST082310M5 File Text:Frontier Analytical Laboratory

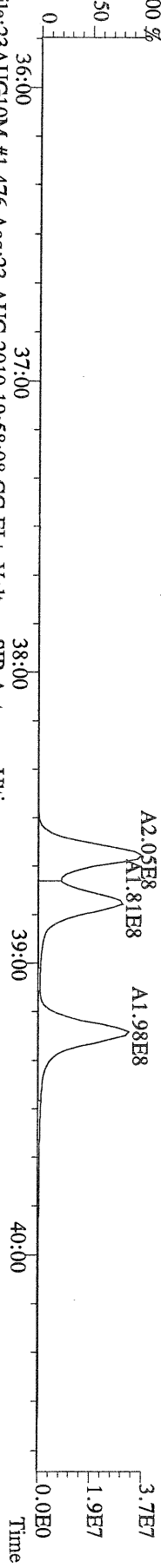


File:23AUG10M #1-412 Acq:23-AUG-2010 19:58:08 GC EI+ Voltage SIR Autospec-Ultima
366.9792 S:7 F:2 Exp:PCDD
Sample Text:ST082310M5 File Text:Frontier Analytical Laboratory

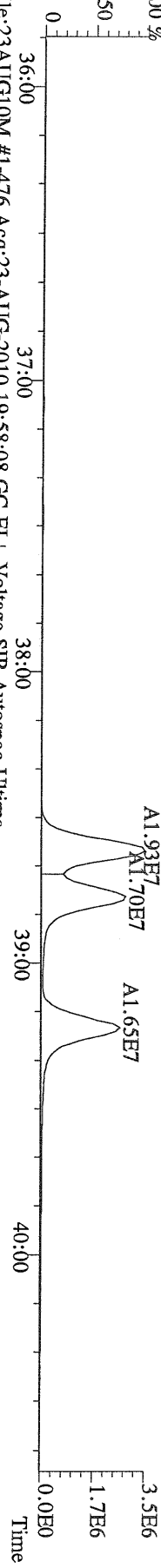
File:23AUG10M #1-476 Acq:23-AUG-2010 19:58:08 GC EI+ Voltage SIR Autospec-Ultima
 389.8156 S:7 F:3 BSUB(10000,15,-3.0) PKD(5,5,3,0.10%,100.0,0.00%,F,F) Exp:PCDD
 Sample Text:ST082310M5 File Text:Frontier Analytical Laboratory



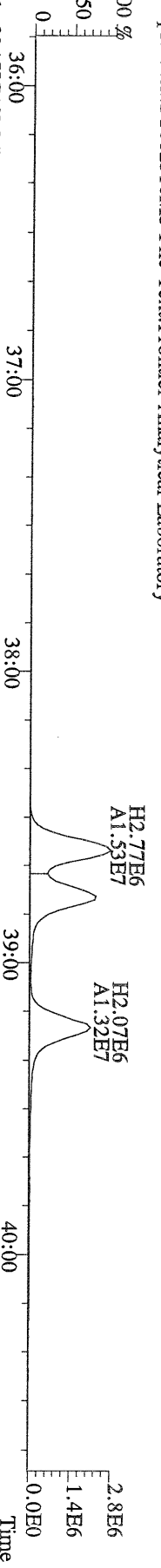
File:23AUG10M #1-476 Acq:23-AUG-2010 19:58:08 GC EI+ Voltage SIR Autospec-Ultima
 391.8127 S:7 F:3 BSUB(10000,15,-3.0) PKD(5,5,3,0.10%,100.0,0.00%,F,F) Exp:PCDD
 Sample Text:ST082310M5 File Text:Frontier Analytical Laboratory



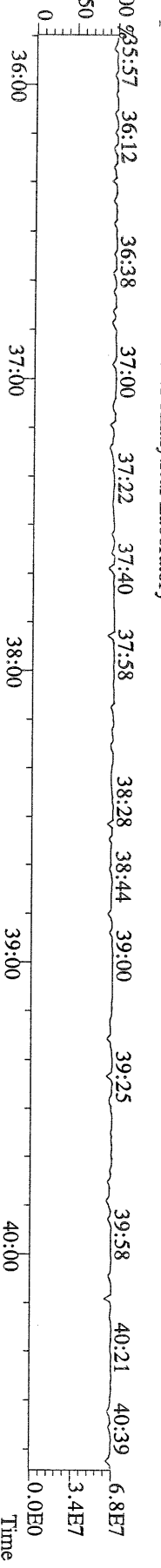
File:23AUG10M #1-476 Acq:23-AUG-2010 19:58:08 GC EI+ Voltage SIR Autospec-Ultima
 401.8559 S:7 F:3 BSUB(10000,15,-3.0) PKD(5,5,3,0.10%,100.0,0.00%,F,F) Exp:PCDD
 Sample Text:ST082310M5 File Text:Frontier Analytical Laboratory



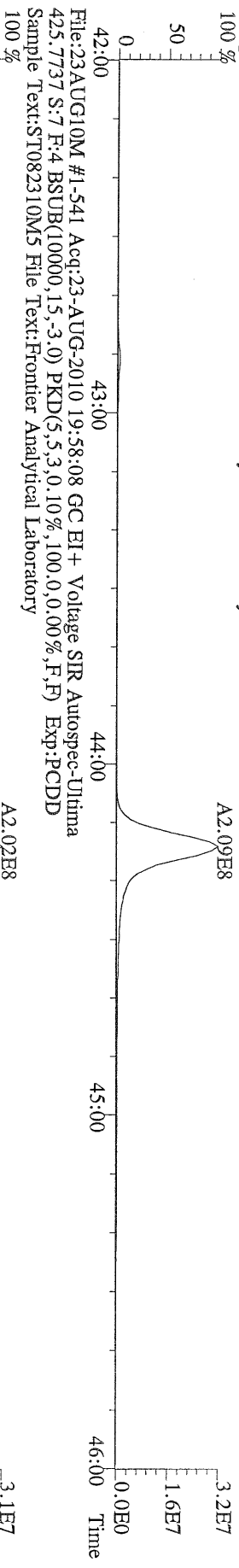
File:23AUG10M #1-476 Acq:23-AUG-2010 19:58:08 GC EI+ Voltage SIR Autospec-Ultima
 403.8530 S:7 F:3 BSUB(10000,15,-3.0) PKD(5,5,3,0.10%,100.0,0.00%,F,F) Exp:PCDD
 Sample Text:ST082310M5 File Text:Frontier Analytical Laboratory



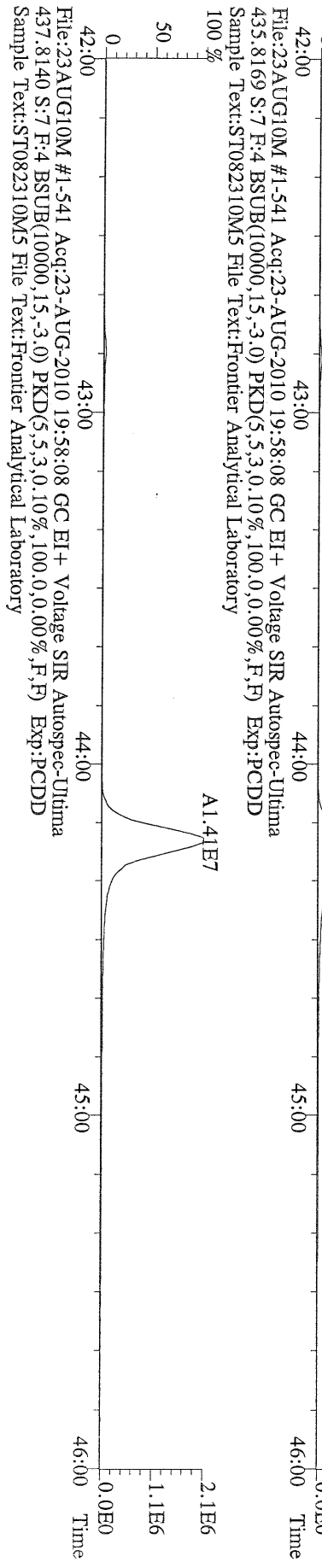
File:23AUG10M #1-476 Acq:23-AUG-2010 19:58:08 GC EI+ Voltage SIR Autospec-Ultima
 380.9760 S:7 F:3 Exp:PCDD
 Sample Text:ST082310M5 File Text:Frontier Analytical Laboratory



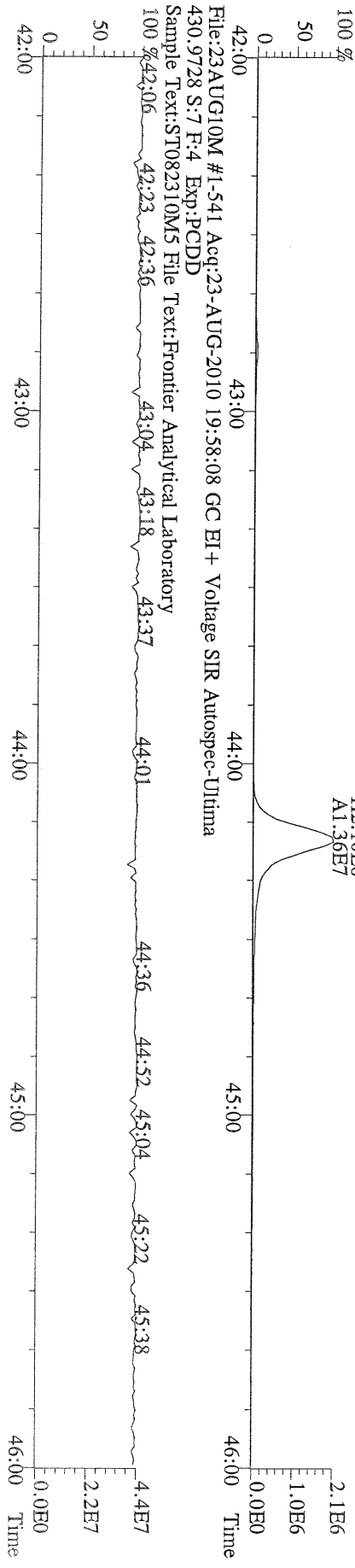
File:23AUG10M #1-541 Acq:23-AUG-2010 19:58:08 GC EI+ Voltage SIR Autospec-Ultima
423.7767 S:7 F:4 BSUB(10000,15,-3.0) PKD(5.5,3,0.10%,100.0,0.00%,F,F) Exp:PCDD
Sample Text:ST082310M5 File Text:Frontier Analytical Laboratory



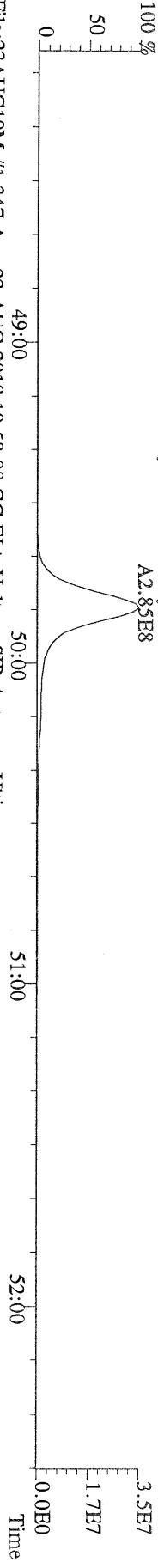
File:23AUG10M #1-541 Acq:23-AUG-2010 19:58:08 GC EI+ Voltage SIR Autospec-Ultima
435.8169 S:7 F:4 BSUB(10000,15,-3.0) PKD(5.5,3,0.10%,100.0,0.00%,F,F) Exp:PCDD
Sample Text:ST082310M5 File Text:Frontier Analytical Laboratory




File:23AUG10M #1-541 Acq:23-AUG-2010 19:58:08 GC EI+ Voltage SIR Autospec-Ultima
430.9728 S:7 F:4 Exp:PCDD
Sample Text:ST082310M5 File Text:Frontier Analytical Laboratory



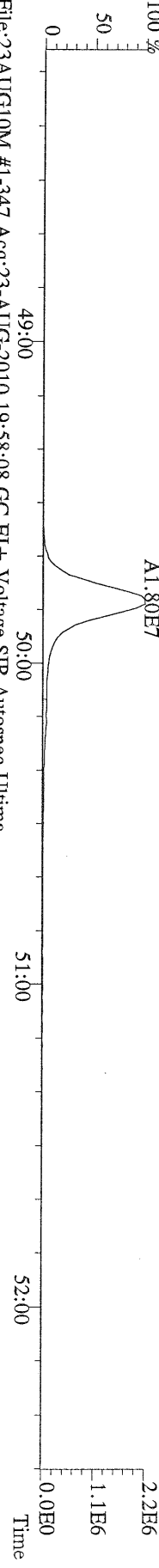
File:23AUG10M #1-347 Acq:23-AUG-2010 19:58:08 GC EI+ Voltage SIR Autospec-Ultima
457.7377 S:7 F:5 BSUB(10000,15,-3.0) PKD(5,5,3,0.10%,100.0,0.00%,F,F) Exp:PCDD
Sample Text:ST082310M5 File Text:Frontier Analytical Laboratory




File:23AUG10M #1-347 Acq:23-AUG-2010 19:58:08 GC EI+ Voltage SIR Autospec-Ultima
459.7348 S:7 F:5 BSUB(10000,15,-3.0) PKD(5,5,3,0.10%,100.0,0.00%,F,F) Exp:PCDD
Sample Text:ST082310M5 File Text:Frontier Analytical Laboratory




File:23AUG10M #1-347 Acq:23-AUG-2010 19:58:08 GC EI+ Voltage SIR Autospec-Ultima
469.7780 S:7 F:5 BSUB(10000,15,-3.0) PKD(5,5,3,0.10%,100.0,0.00%,F,F) Exp:PCDD
Sample Text:ST082310M5 File Text:Frontier Analytical Laboratory



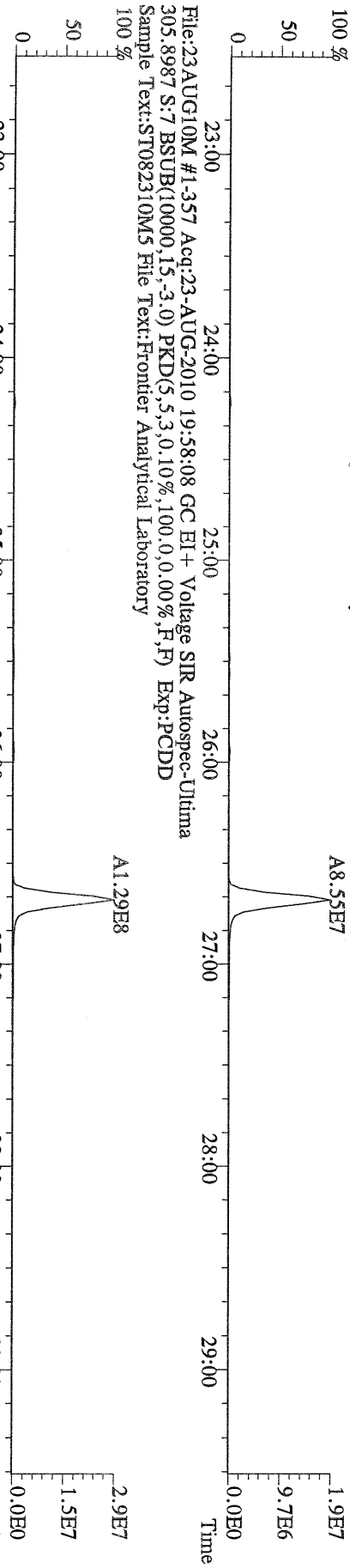
File:23AUG10M #1-347 Acq:23-AUG-2010 19:58:08 GC EI+ Voltage SIR Autospec-Ultima
471.7750 S:7 F:5 BSUB(10000,15,-3.0) PKD(5,5,3,0.10%,100.0,0.00%,F,F) Exp:PCDD
Sample Text:ST082310M5 File Text:Frontier Analytical Laboratory



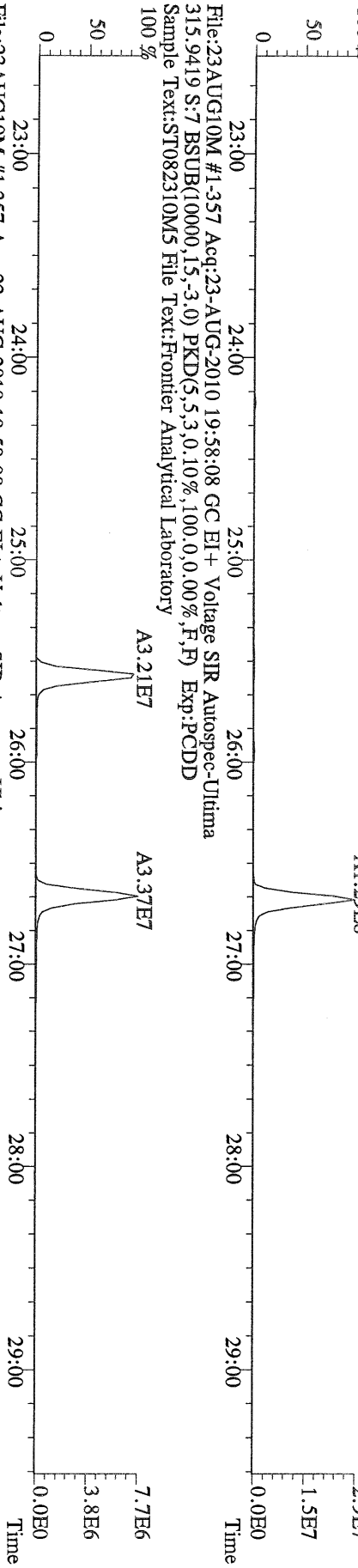
File:23AUG10M #1-347 Acq:23-AUG-2010 19:58:08 GC EI+ Voltage SIR Autospec-Ultima
454.9728 S:7 F:5 Exp:PCDD
Sample Text:ST082310M5 File Text:Frontier Analytical Laboratory



File:23AUG10M #1-357 Acq:23-AUG-2010 19:58:08 GC EI+ Voltage SIR Autospec-Ultima
303.9016 S:7 BSUB(10000,15,-3.0) PKD(5,5,3,0,10%,100,0,0,00%,F,F) Exp:PCDD
Sample Text:ST082310M5 File Text:Frontier Analytical Laboratory



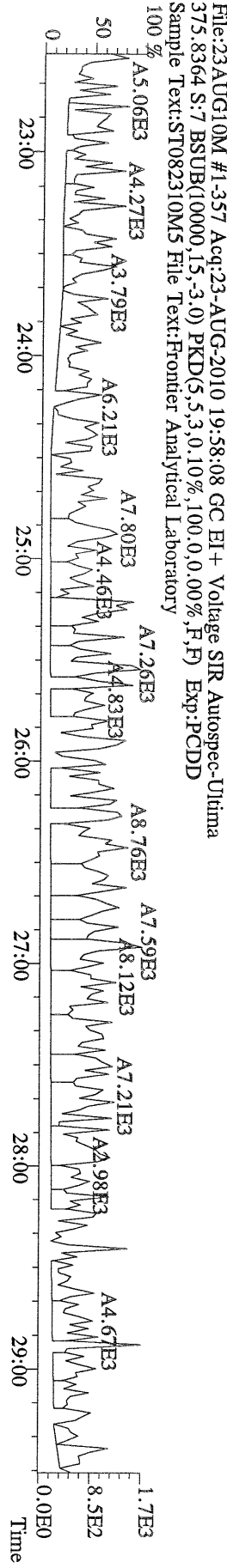
File:23AUG10M #1-357 Acq:23-AUG-2010 19:58:08 GC EI+ Voltage SIR Autospec-Ultima
305.8987 S:7 BSUB(10000,15,-3.0) PKD(5,5,3,0,10%,100,0,0,00%,F,F) Exp:PCDD
Sample Text:ST082310M5 File Text:Frontier Analytical Laboratory



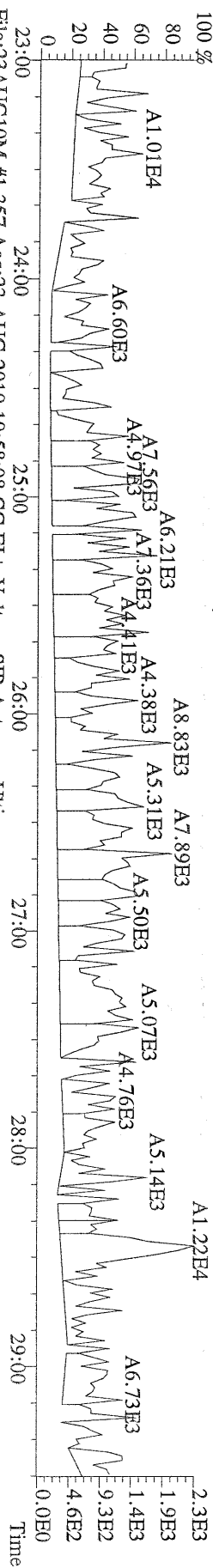
File:23AUG10M #1-357 Acq:23-AUG-2010 19:58:08 GC EI+ Voltage SIR Autospec-Ultima
317.9389 S:7 BSUB(10000,15,-3.0) PKD(5,5,3,0,10%,100,0,0,00%,F,F) Exp:PCDD
Sample Text:ST082310M5 File Text:Frontier Analytical Laboratory



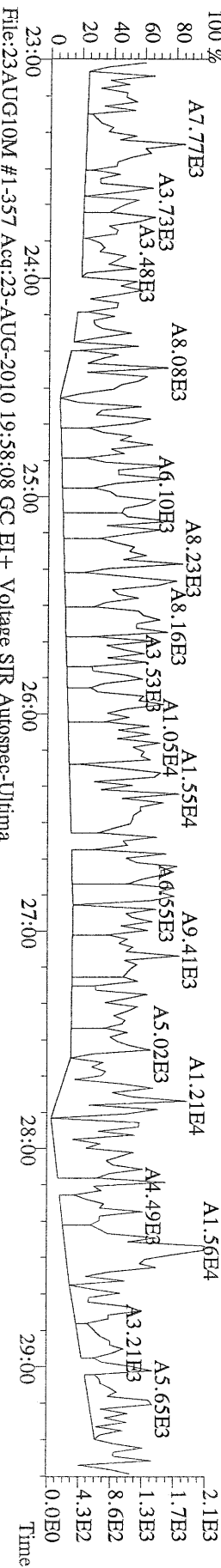
File:23AUG10M #1-357 Acq:23-AUG-2010 19:58:08 GC EI+ Voltage SIR Autospec-Ultima
375.8364 S:7 BSUB(10000,15,-3.0) PKD(5,5,3,0,10%,100,0,0,00%,F,F) Exp:PCDD
Sample Text:ST082310M5 File Text:Frontier Analytical Laboratory



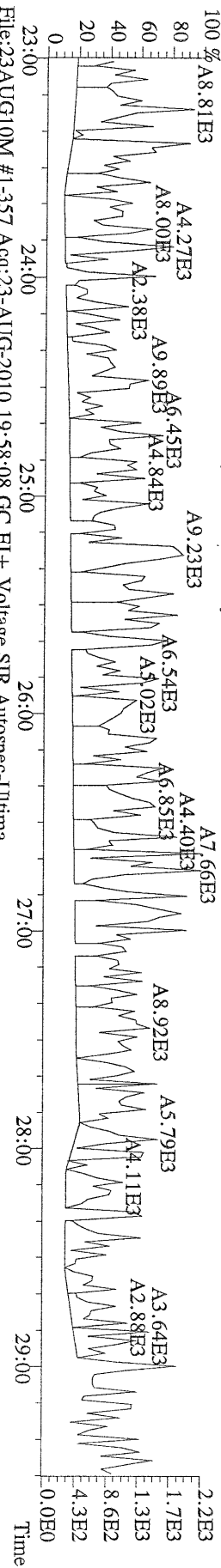
File:23AUG10M #1-357 Acq:23-AUG-2010 19:58:08 GC EI+ Voltage SIR Autospec-Ultima
 339.8597 S:7 BSUB(10000,15,-3.0) PKD(5,5,3,0.10%,100.0,0.00%,F,F) Exp:PCDD
 Sample Text:ST082310M5 File Text:Frontier Analytical Laboratory




File:23AUG10M #1-357 Acq:23-AUG-2010 19:58:08 GC EI+ Voltage SIR Autospec-Ultima
 341.8568 S:7 BSUB(10000,15,-3.0) PKD(5,5,3,0.10%,100.0,0.00%,F,F) Exp:PCDD
 Sample Text:ST082310M5 File Text:Frontier Analytical Laboratory



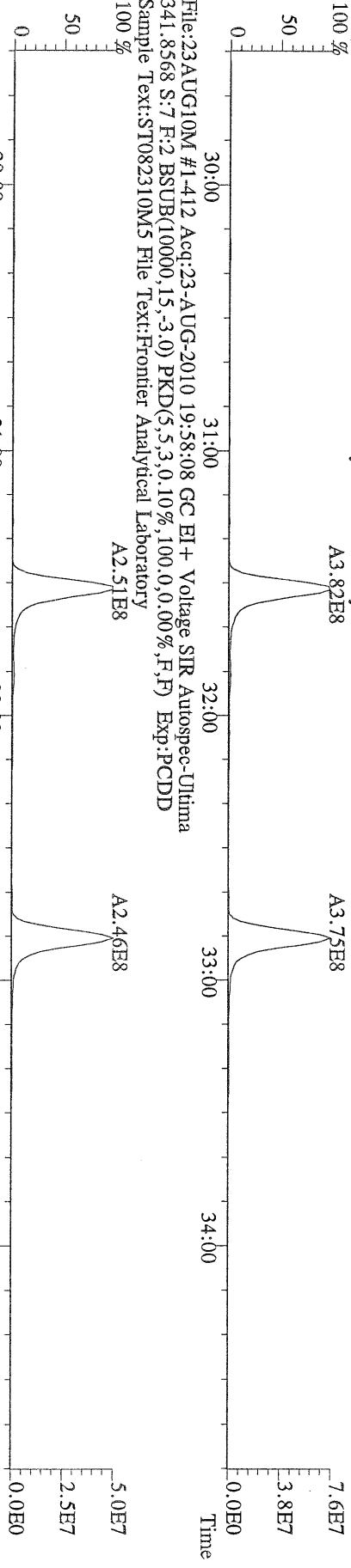
File:23AUG10M #1-357 Acq:23-AUG-2010 19:58:08 GC EI+ Voltage SIR Autospec-Ultima
 409.7974 S:7 BSUB(10000,15,-3.0) PKD(5,5,3,0.10%,100.0,0.00%,F,F) Exp:PCDD
 Sample Text:ST082310M5 File Text:Frontier Analytical Laboratory



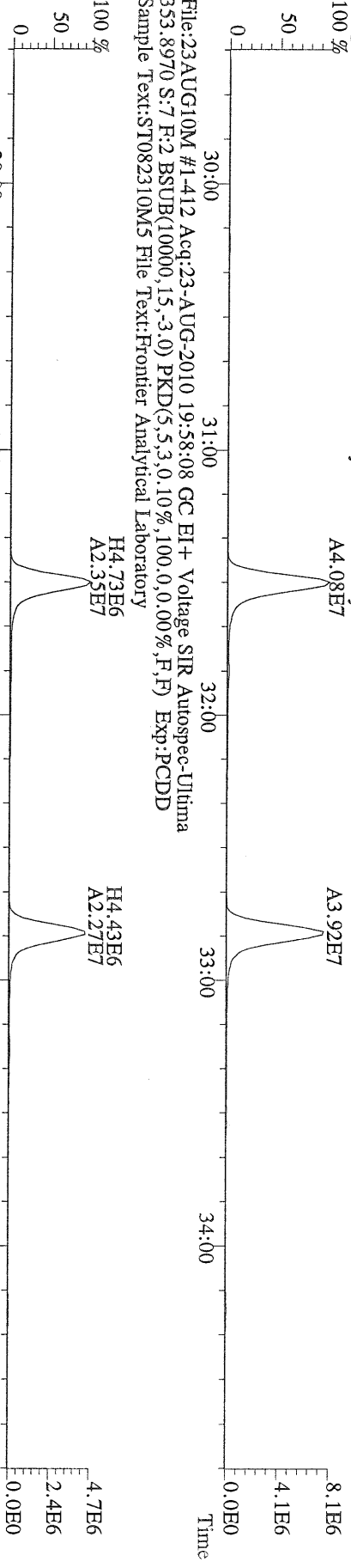
File:23AUG10M #1-357 Acq:23-AUG-2010 19:58:08 GC EI+ Voltage SIR Autospec-Ultima
 330.9792 S:7 Exp:PCDD
 Sample Text:ST082310M5 File Text:Frontier Analytical Laboratory



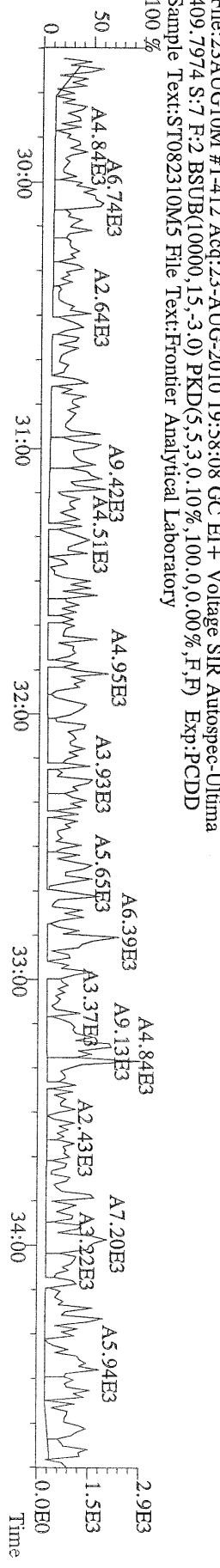
File:23AUG10M #1-412 Acq:23-AUG-2010 19:58:08 GC EI+ Voltage SIR Autospec-Ultima
 339.8597 S:7 F:2 BSUB(10000,15,-3.0) PKD(5.5,3,0.10%,100.0,0.00%,F,F) Exp:PCDD
 Sample Text:ST082310M5 File Text:Frontier Analytical Laboratory



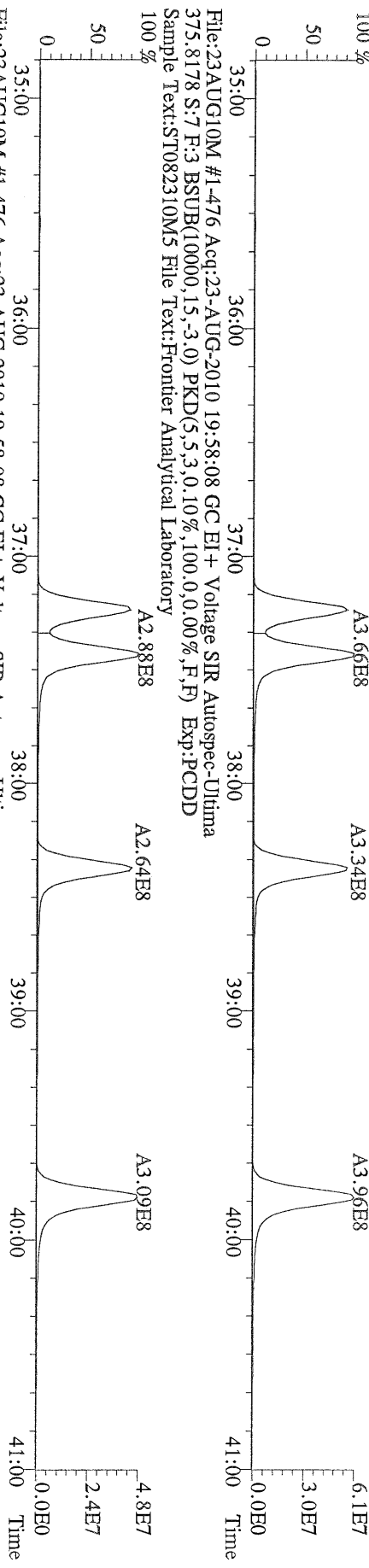
File:23AUG10M #1-412 Acq:23-AUG-2010 19:58:08 GC EI+ Voltage SIR Autospec-Ultima
 351.9000 S:7 F:2 BSUB(10000,15,-3.0) PKD(5.5,3,0.10%,100.0,0.00%,F,F) Exp:PCDD
 Sample Text:ST082310M5 File Text:Frontier Analytical Laboratory



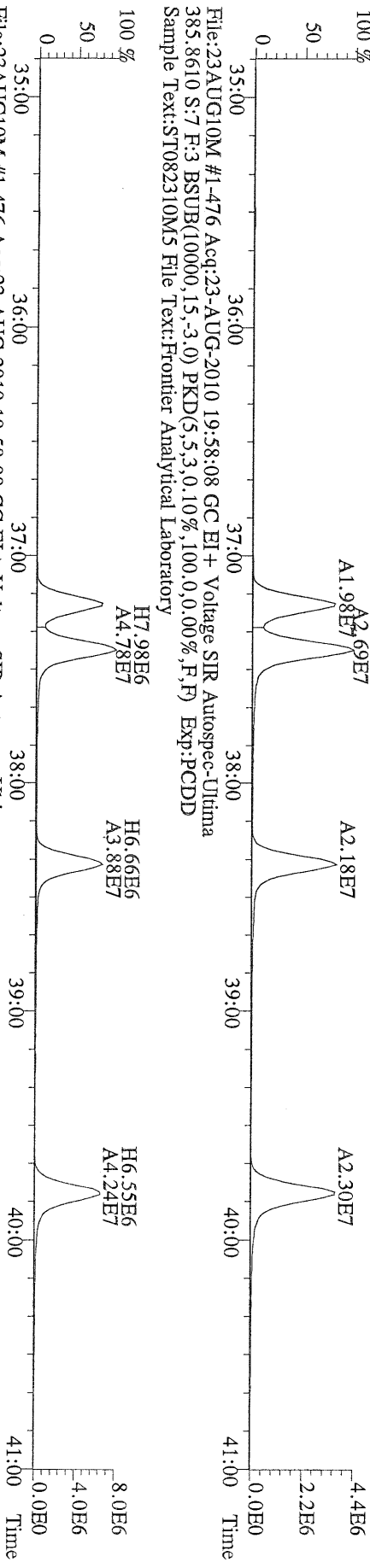
File:23AUG10M #1-412 Acq:23-AUG-2010 19:58:08 GC EI+ Voltage SIR Autospec-Ultima
 409.7974 S:7 F:2 BSUB(10000,15,-3.0) PKD(5.5,3,0.10%,100.0,0.00%,F,F) Exp:PCDD
 Sample Text:ST082310M5 File Text:Frontier Analytical Laboratory



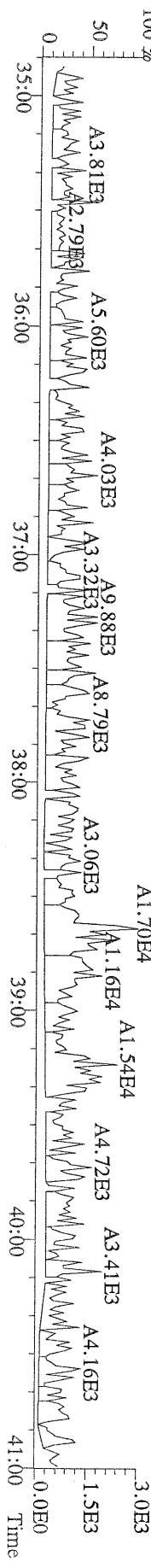
File:23AUG10M #1-476 Acq:23-AUG-2010 19:58:08 GC EI+ Voltage SIR Autospec-Utima
373.8207 S:7 F:3 BSUB(10000,15,-3.0) PKD(5,5,3,0,10%,100,0,0,00%,F,F) Exp:PCDD
Sample Text:ST082310M5 File Text:Frontier Analytical Laboratory



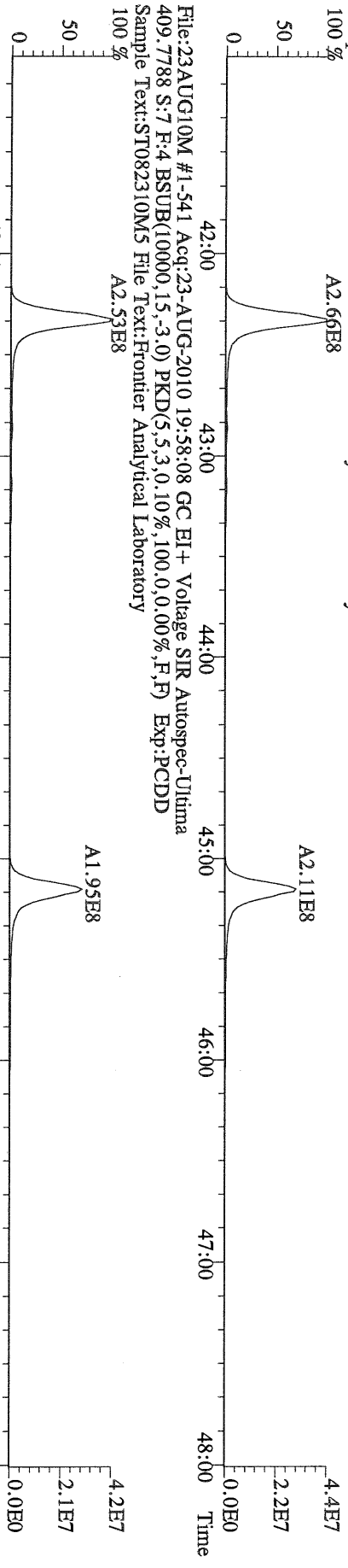
File:23AUG10M #1-476 Acq:23-AUG-2010 19:58:08 GC EI+ Voltage SIR Autospec-Utima
383.8639 S:7 F:3 BSUB(10000,15,-3.0) PKD(5,5,3,0,10%,100,0,0,00%,F,F) Exp:PCDD
Sample Text:ST082310M5 File Text:Frontier Analytical Laboratory



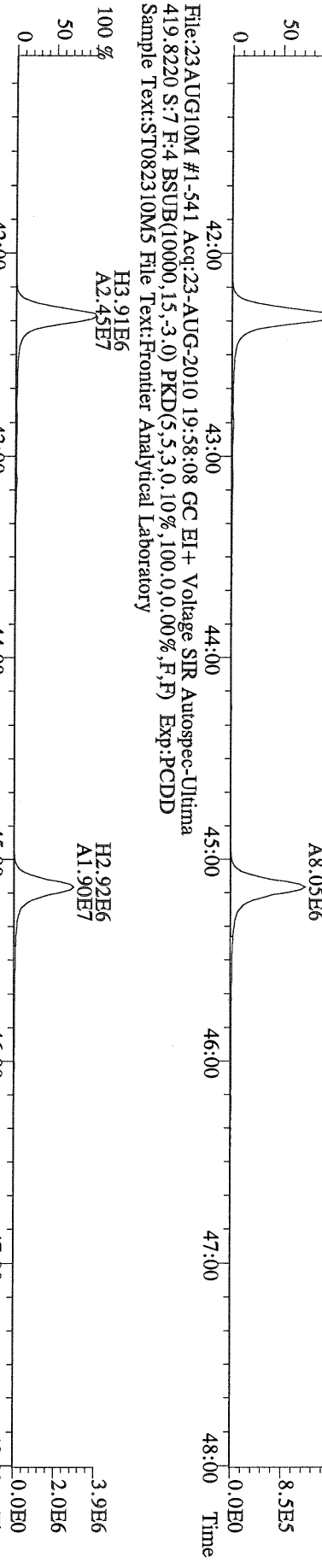
File:23AUG10M #1-476 Acq:23-AUG-2010 19:58:08 GC EI+ Voltage SIR Autospec-Utima
445.7555 S:7 F:3 BSUB(10000,15,-3.0) PKD(5,5,3,0,10%,100,0,0,00%,F,F) Exp:PCDD
Sample Text:ST082310M5 File Text:Frontier Analytical Laboratory



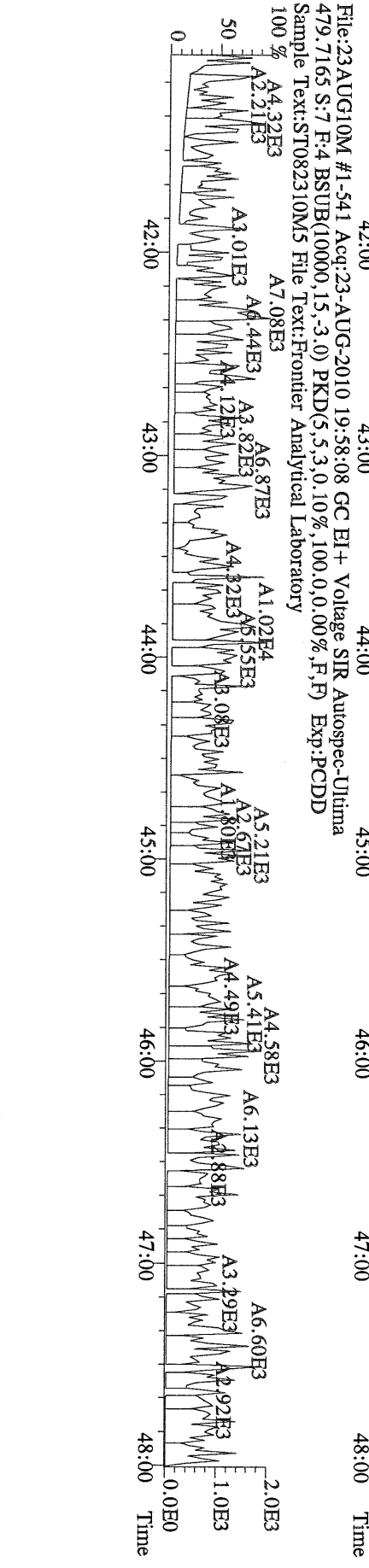
File:23AUG10M #1-541 Acq:23-AUG-2010 19:58:08 GC EI+ Voltage SIR Autospec-Ultima
407.7818 S:7 F:4 BSUB(10000,15,-3.0) PKD(5,5,3,0,10%,100,0,0,00%,F,F) Exp:PCDD
Sample Text:ST082310M5 File Text:Frontier Analytical Laboratory



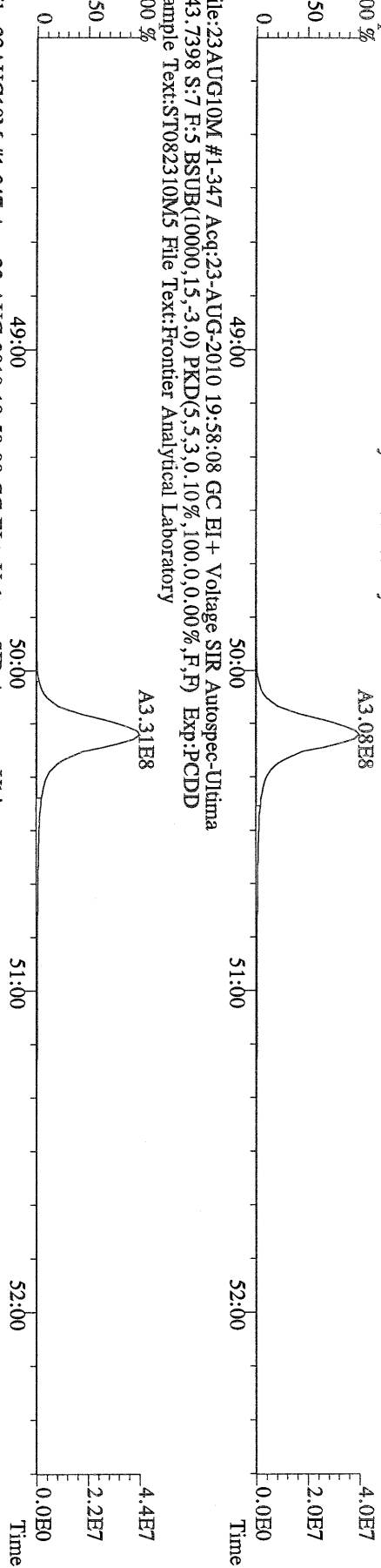
File:23AUG10M #1-541 Acq:23-AUG-2010 19:58:08 GC EI+ Voltage SIR Autospec-Ultima
417.8253 S:7 F:4 BSUB(10000,15,-3.0) PKD(5,5,3,0,10%,100,0,0,00%,F,F) Exp:PCDD
Sample Text:ST082310M5 File Text:Frontier Analytical Laboratory



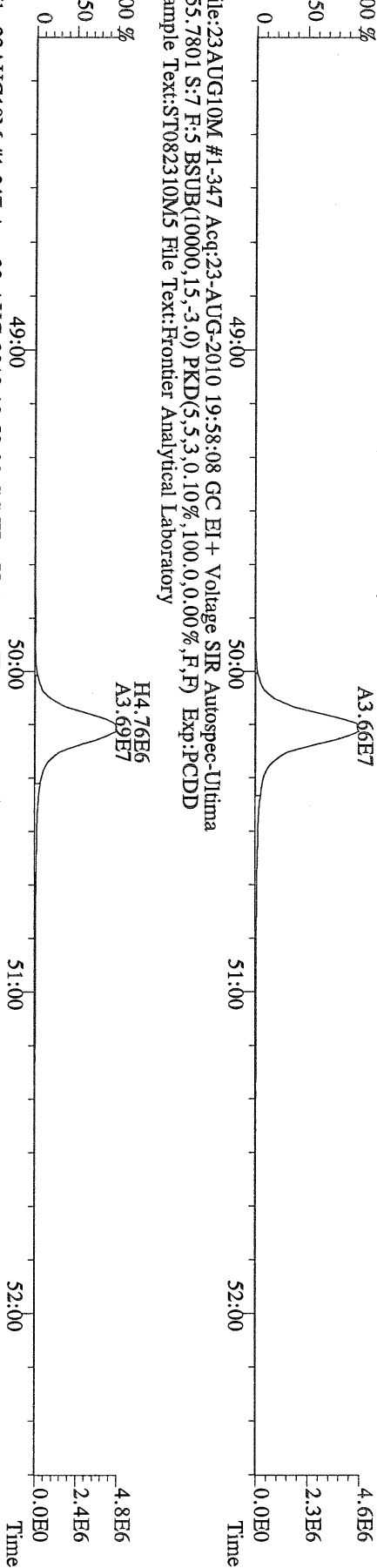
File:23AUG10M #1-541 Acq:23-AUG-2010 19:58:08 GC EI+ Voltage SIR Autospec-Ultima
419.8220 S:7 F:4 BSUB(10000,15,-3.0) PKD(5,5,3,0,10%,100,0,0,00%,F,F) Exp:PCDD
Sample Text:ST082310M5 File Text:Frontier Analytical Laboratory



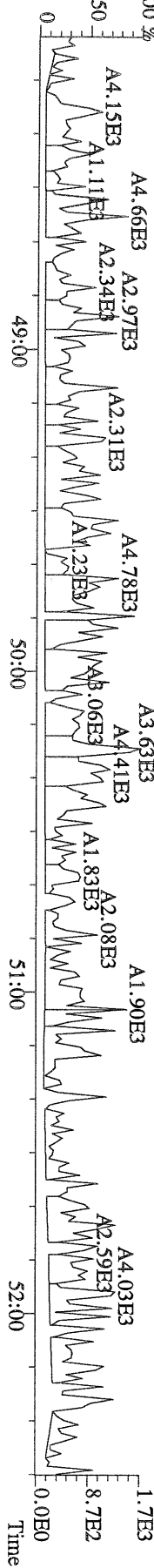
File:23AUG10M #1-347 Acq:23-AUG-2010 19:58:08 GC EI+ Voltage SIR Autospec-Ultima
441.7428 S:7 F:5 BSUB(10000,15,-3.0) PKD(5,5,3,0,10%,100,0,0,00%,F,F) Exp:P:PCDD
Sample Text:ST082310M5 File Text:Frontier Analytical Laboratory
100 %

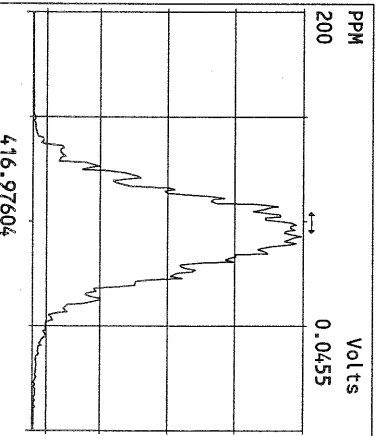
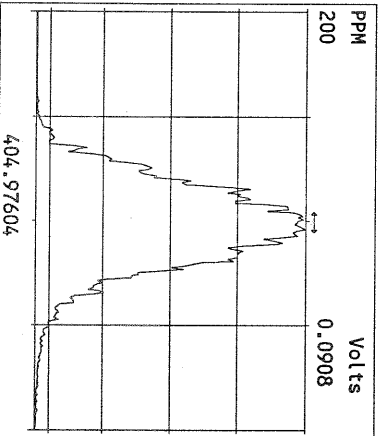
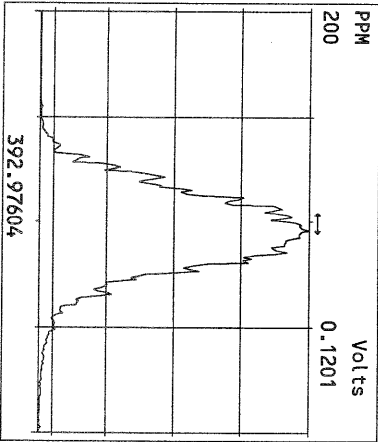
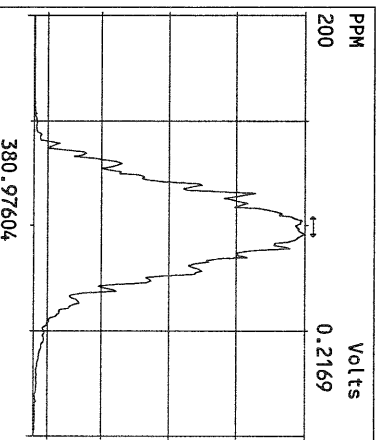
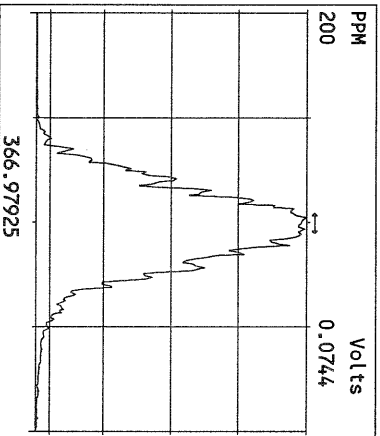
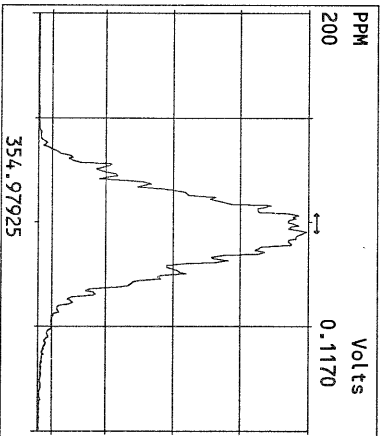
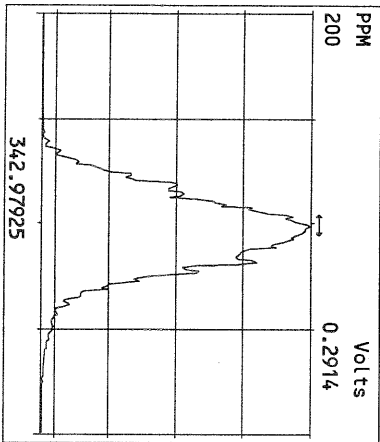
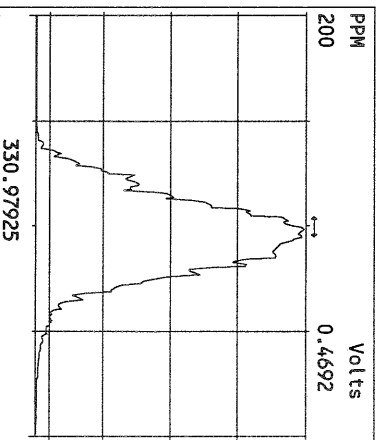
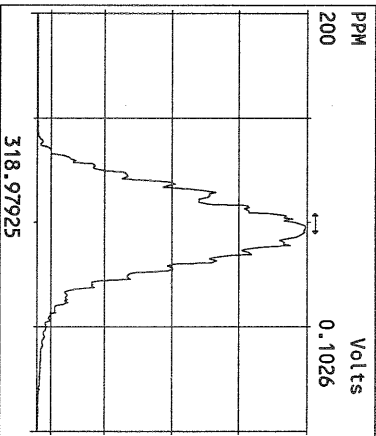
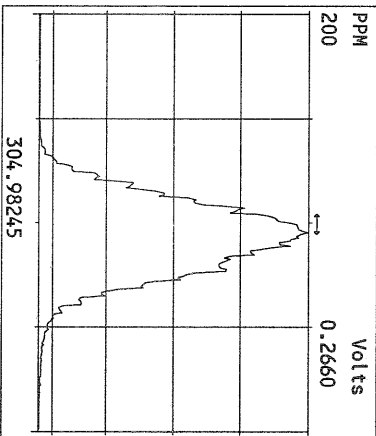
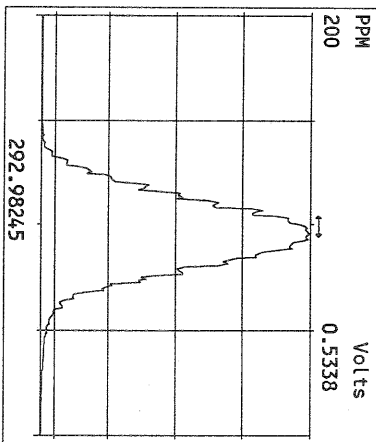


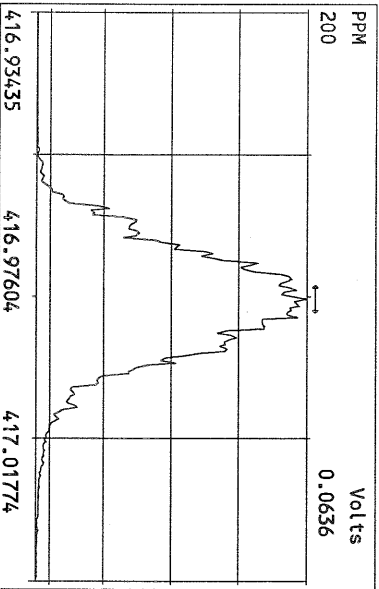
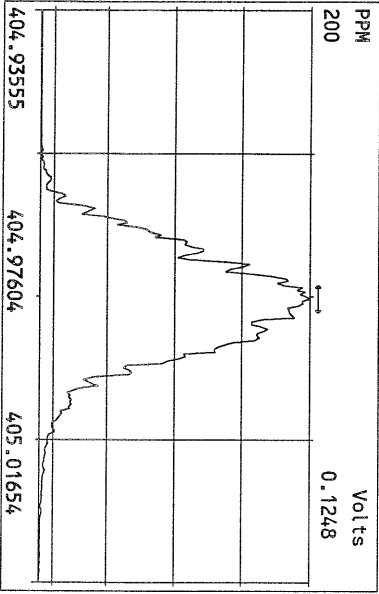
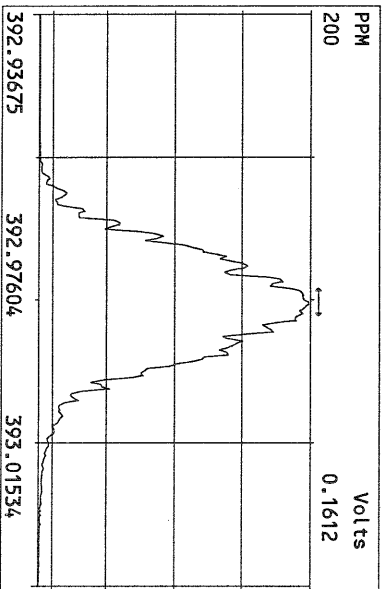
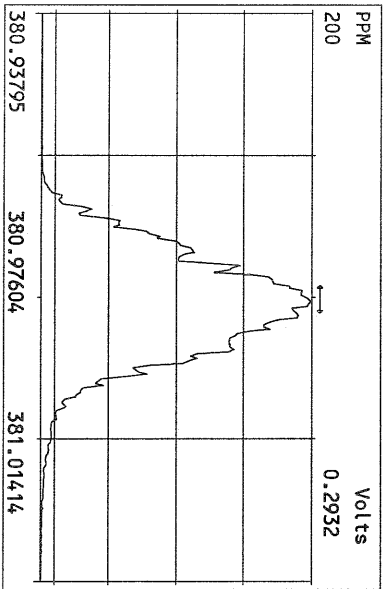
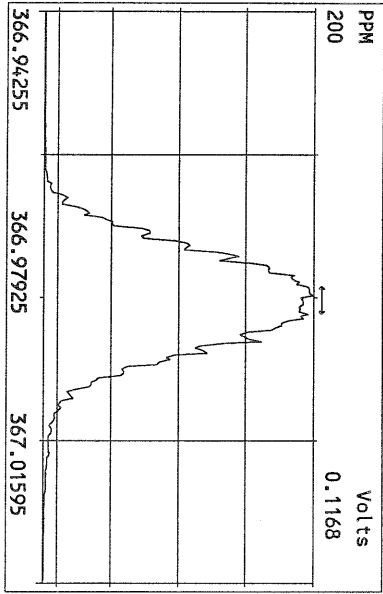
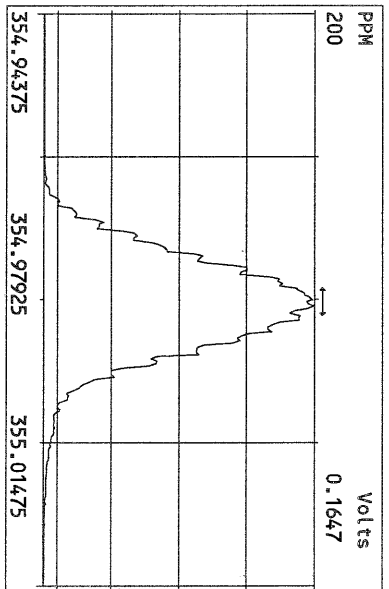
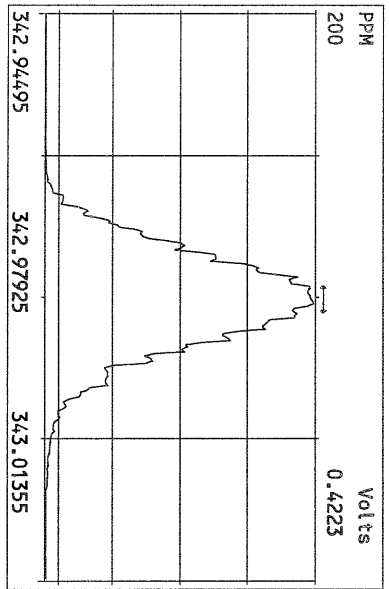
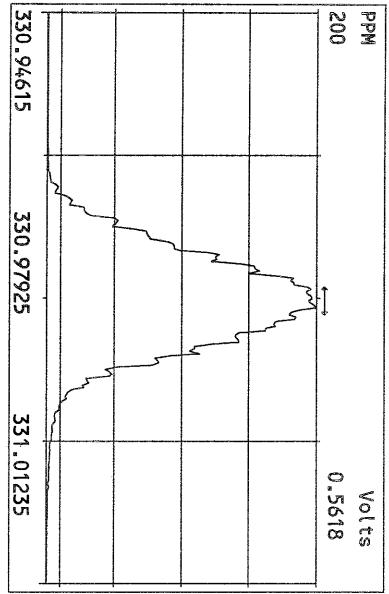
File:23AUG10M #1-347 Acq:23-AUG-2010 19:58:08 GC EI+ Voltage SIR Autospec-Ultima
453.7831 S:7 F:5 BSUB(10000,15,-3.0) PKD(5,5,3,0,10%,100,0,0,00%,F,F) Exp:P:PCDD
Sample Text:ST082310M5 File Text:Frontier Analytical Laboratory
100 %

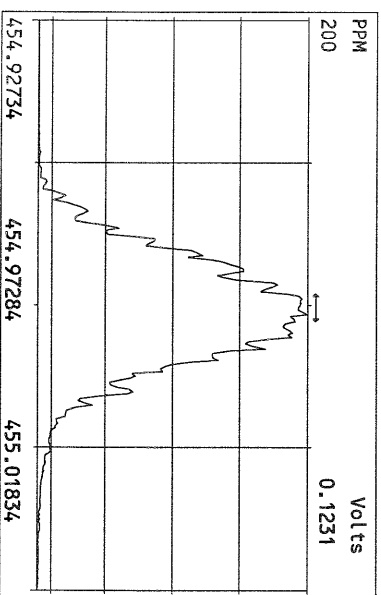
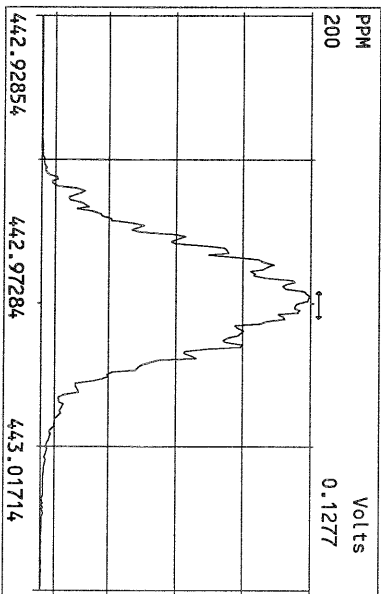
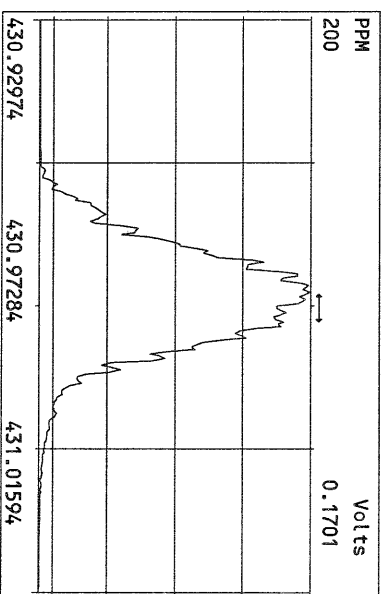
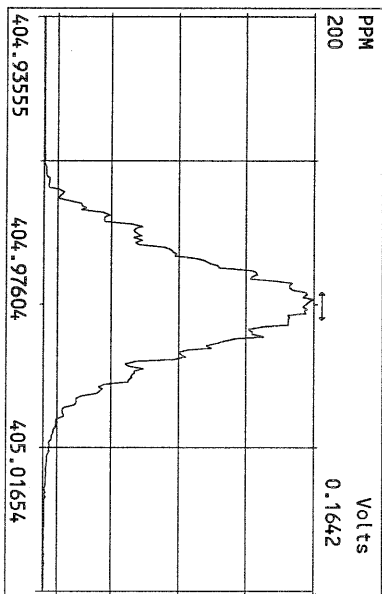
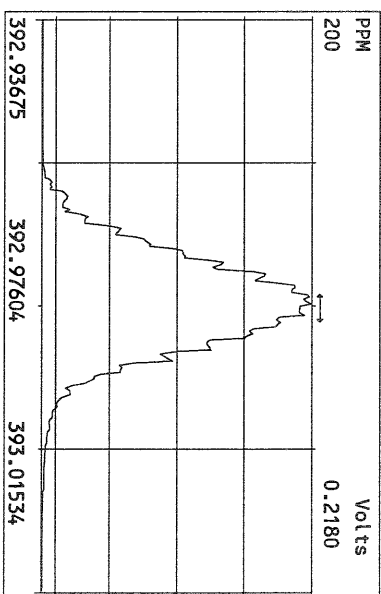
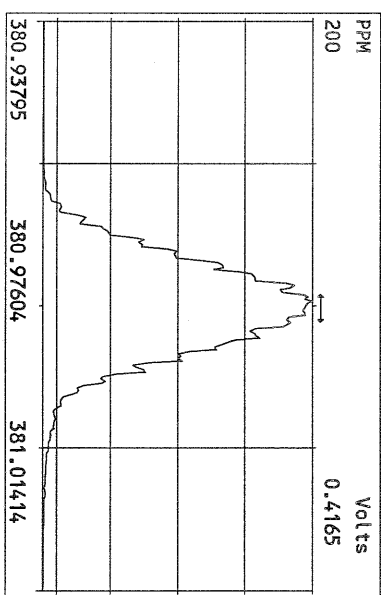
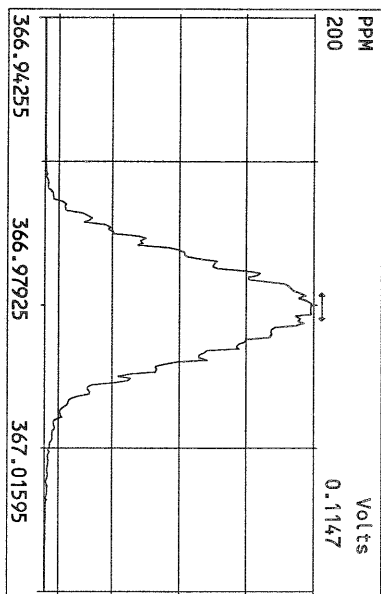


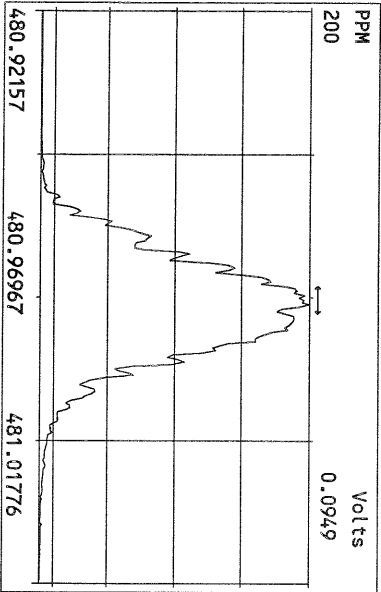
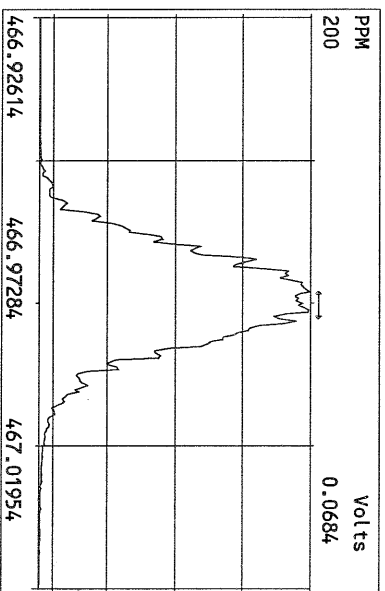
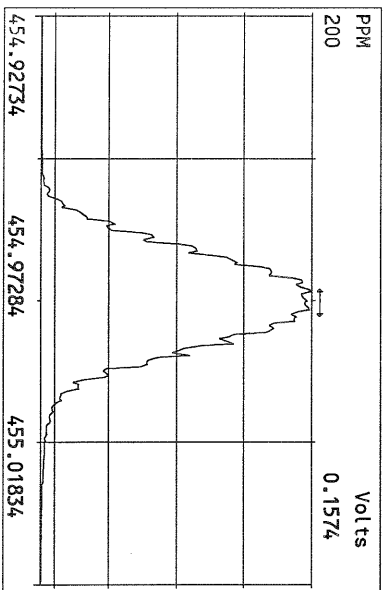
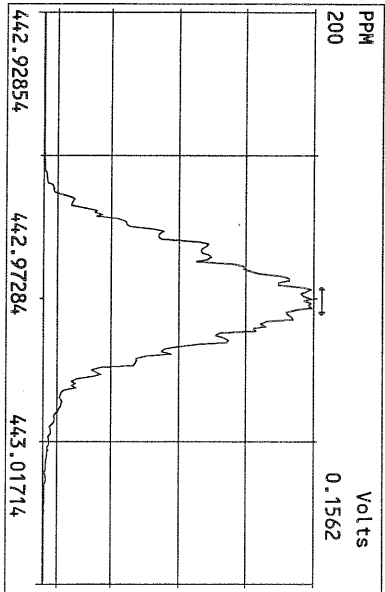
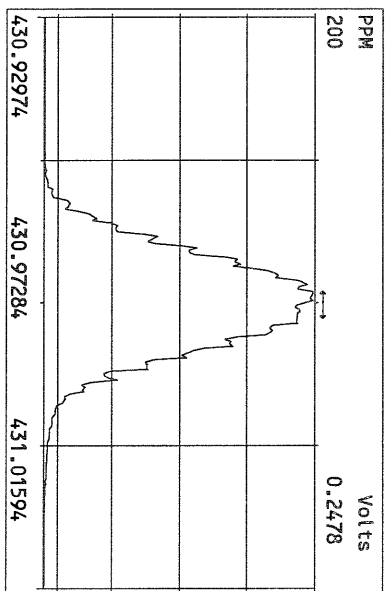
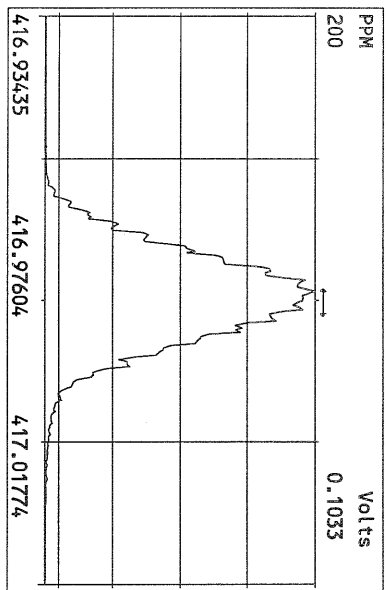
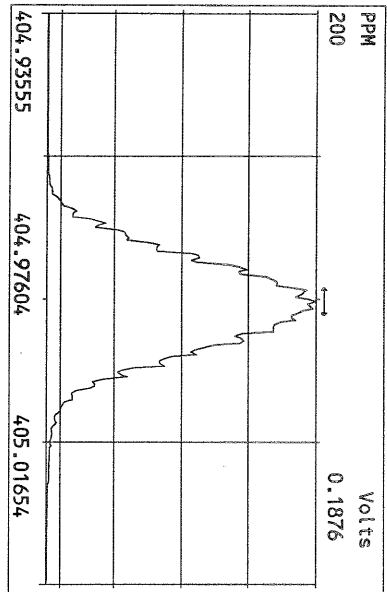
File:23AUG10M #1-347 Acq:23-AUG-2010 19:58:08 GC EI+ Voltage SIR Autospec-Ultima
513.6775 S:7 F:5 BSUB(10000,15,-3.0) PKD(5,5,3,0,10%,100,0,0,00%,F,F) Exp:P:PCDD
Sample Text:ST082310M5 File Text:Frontier Analytical Laboratory
100 %

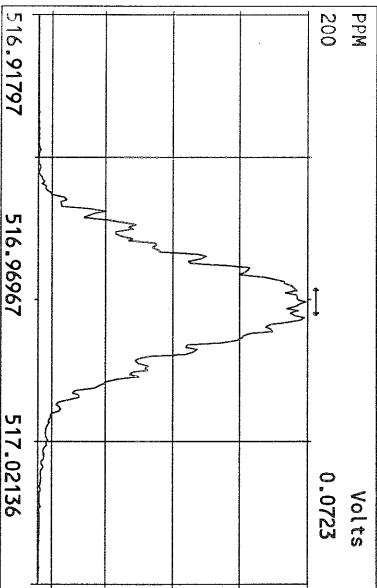
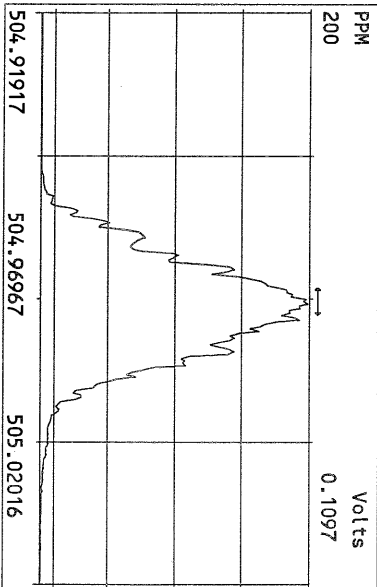
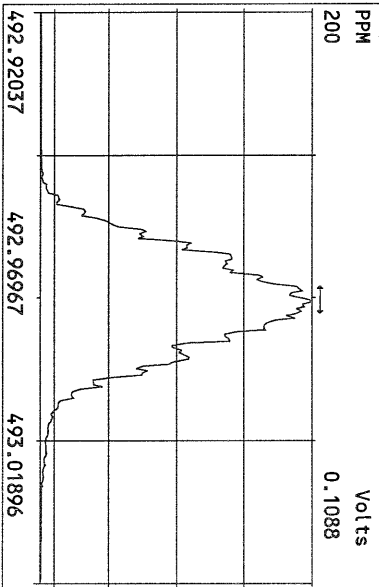
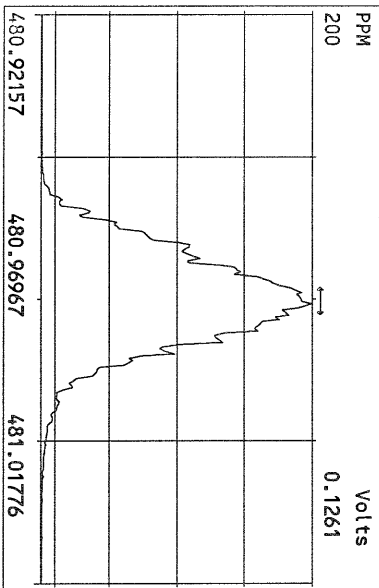
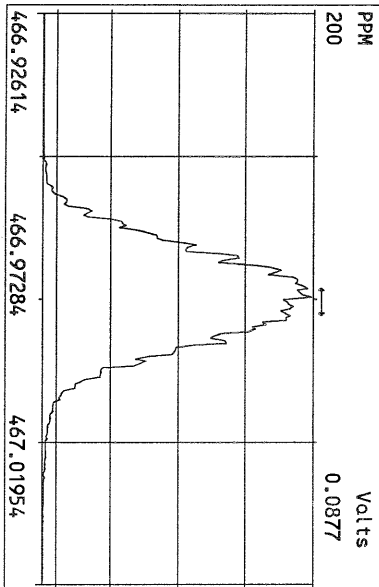
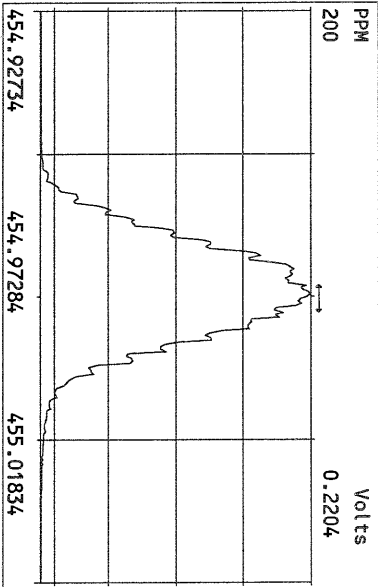
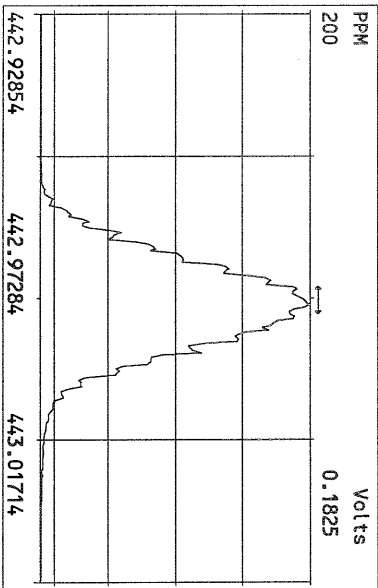
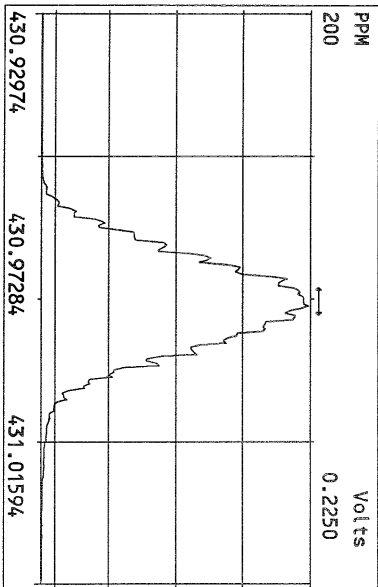












Frontier Analytical Laboratory

Data Filename: 07SEP10A

Analyte: TCDFAL1-9-3-10

Cal: TCDFAL1-9-3-10

Name	RRF	S. D.	%RSD	S2 RRF#1	S3 RRF#2	S4 RRF#3	S5 RRF#4	S6 RRF#5
2,3,7,8-TCDF	1.10	0.0606	5.54 %	1.19	1.12	1.04	1.07	1.06
13C-2,3,7,8-TCDF	1.06	0.0889	8.41 %	1.01	1.02	0.97	1.19	1.10
13C-1,2,3,4-TCDF	-	-	- %	-	-	-	-	-

Analyst: 

Date: 9/3/10

Run #1 Filename 03SEP10A
Client ID: ST090310A1

S: 2 Acquired: 3-SEP-10 11:33:16 Cal: TCDFFAL1-9-3-10
Analyte: FAL ID: 1613 CS1 100511H

	Typ	Name	Amount	Resp	RA	RT	RF	RRF
1	Unk	2,3,7,8-TCDF	0.50	8.75e+05	0.73 y	19:38	-	1.19 y
2	IS	13C-2,3,7,8-TCDF	100.00	1.47e+08	0.81 y	19:37	-	1.01 y
3	RS	13C-1,2,3,4-TCDF	100.00	1.46e+08	0.79 y	17:00	1.46e+06	- n

Analyst: 

Date: 9/3/10

Run #2 Filename 03SEP10A
Client ID: ST090310A2

S: 3 Acquired: 3-SEP-10 12:08:21 Cal:
Analyte:

FAL ID: 1613 CS2 1005111

	Typ	Name	Amount	Resp	RA	RT	RF	RRF
1	Unk	2,3,7,8-TCDF	2.00	3.30e+06	0.74 y	19:39	-	1.12 y
2	IS	13C-2,3,7,8-TCDF	100.00	1.48e+08	0.79 y	19:36	-	1.02 y
3	RS	13C-1,2,3,4-TCDF	100.00	1.45e+08	0.79 y	17:01	1.45e+06	- n

Analyst: 

Date: 9/3/10

Run #3 Filename 03SEP10A
Client ID: ST090310A3

S: 4 Acquired: 3-SEP-10 12:43:24 Cal:
Analyte:

FAL ID: 1613 CS3 100511J

	Typ	Name	Amount	Resp	RA	RT	RF	RRF
1	Unk	2,3,7,8-TCDF	10.00	1.47e+07	0.77 y	19:38	-	1.04 y
2	IS	13C-2,3,7,8-TCDF	100.00	1.42e+08	0.80 y	19:36	-	0.972 y
3	RS	13C-1,2,3,4-TCDF	100.00	1.46e+08	0.79 y	17:01	1.46e+06	- n

Analyst: 

Date: 9/3/10

Run #4 Filename 03SEP10A
Client ID: ST090310A4

S: 5 Acquired: 3-SEP-10 13:18:29 Cal:
Analyte:

FAL ID: 1613 CS4 100511K

	Typ	Name	Amount	Resp	RA	RT	RF	RRF
1	Unk	2,3,7,8-TCDF	40.00	6.98e+07	0.77 y	19:38	-	1.07 y
2	IS	13C-2,3,7,8-TCDF	100.00	1.63e+08	0.79 y	19:36	-	1.19 y
3	RS	13C-1,2,3,4-TCDF	100.00	1.37e+08	0.80 y	17:00	1.37e+06	- n

Analyst: 


Date: 9/3/10

Run #5 Filename 03SEP10A
Client ID: ST090310A5

S: 6 Acquired: 3-SEP-10 13:53:32 Cal:
Analyte: TCDFFAL1-9-3-10

FAL ID: 1613 CS5 100511L

	Typ	Name	Amount	Resp	RA	RT	RF	RRF
1	Unk	2,3,7,8-TCDF	200.00	3.34e+08	0.81 y	19:37	-	1.06 y
2	IS	13C-2,3,7,8-TCDF	100.00	1.58e+08	0.78 y	19:36	-	1.10 y
3	RS	13C-1,2,3,4-TCDF	100.00	1.43e+08	0.77 y	17:01	1.43e+06	- n

Analyst: 

Date: 9/3/10

FAL ID: ST090310A3 Filename: 03SEP10A Sam:4 Acquired: 3-SEP-10 12:43:24 ICal:

Client ID: 1613 CS3 100511J ConCal: NA EndCal: NA

Results: GC Column: DB225 Amount: 1.000

Name	Resp	RA	RT	RRF	Conc	Qual	Fac	Noise	DL	#Hom	Rec
2,3,7,8-TCDF	1.47e+07	0.77 y	19:38	1.10	9.48		2.50	-	-	1	
13C-2,3,7,8-TCDF	1.42e+08	0.80 y	19:36	1.06	91.8						91.8
13C-1,2,3,4-TCDF	1.46e+08	0.79 y	17:01	-	102						

Analyst: 

Date: 9/3/10

Frontier Analytical Laboratory - Acquisition Log


Run Name:03SEP10A

Instrument: FAL1

GC: DB225

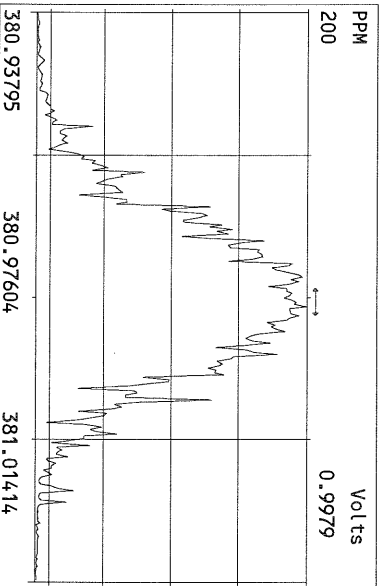
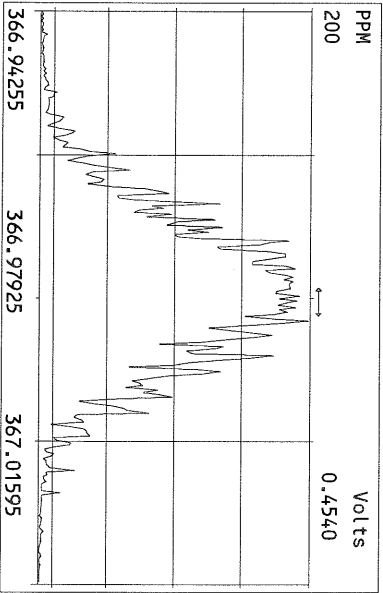
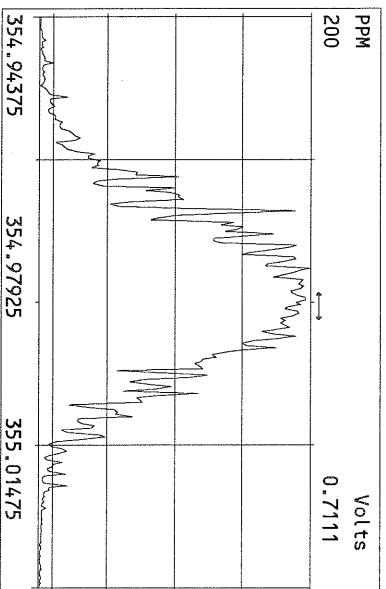
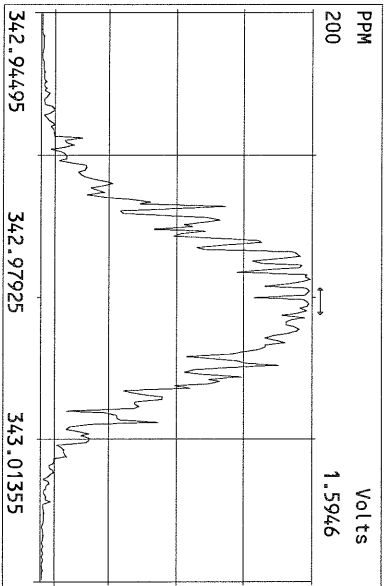
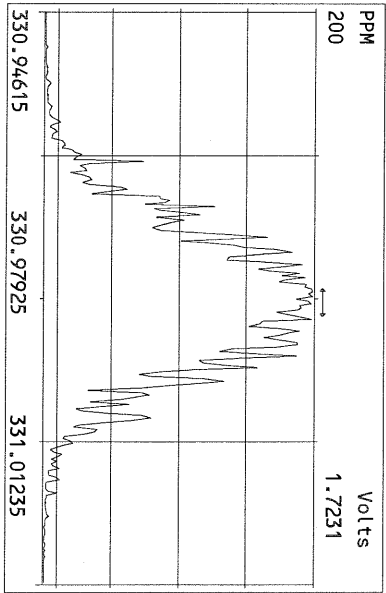
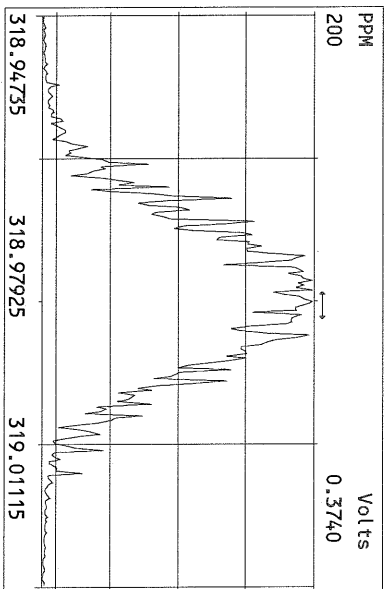
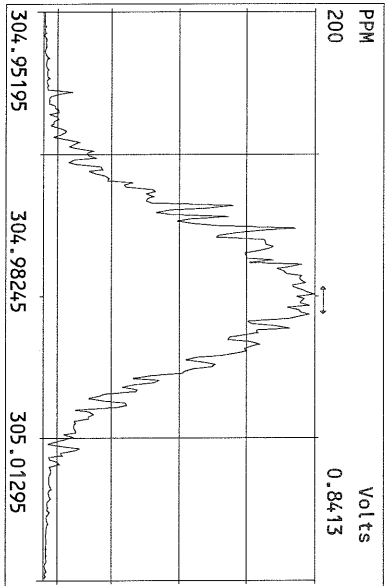
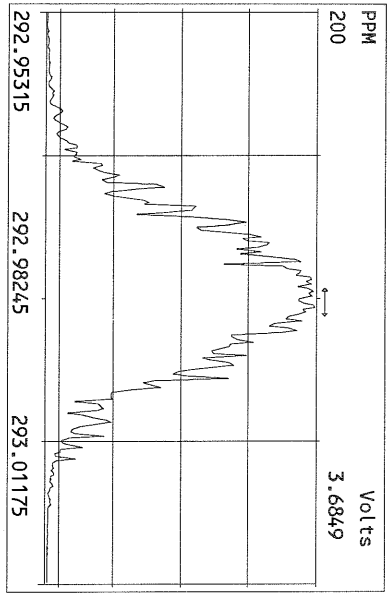
Experiment:TCDF

Data File	S	FAL ID	Client ID	Acquired	ConCal	EndCal	Analyst
03SEP10A	1	ST090310A3	1613 CS3 090918J	3-SEP-10 10:58:13	NA	NA	TC
03SEP10A	2	ST090310A1	1613 CS1 100511H	3-SEP-10 11:33:16	NA	NA	TC
03SEP10A	3	ST090310A2	1613 CS2 100511I	3-SEP-10 12:08:21	NA	NA	TC
03SEP10A	4	ST090310A3	1613 CS3 100511J	3-SEP-10 12:43:24	NA	NA	TC
03SEP10A	5	ST090310A4	1613 CS4 100511K	3-SEP-10 13:18:29	NA	NA	TC
03SEP10A	6	ST090310A5	1613 CS5 100511L	3-SEP-10 13:53:32	NA	NA	TC

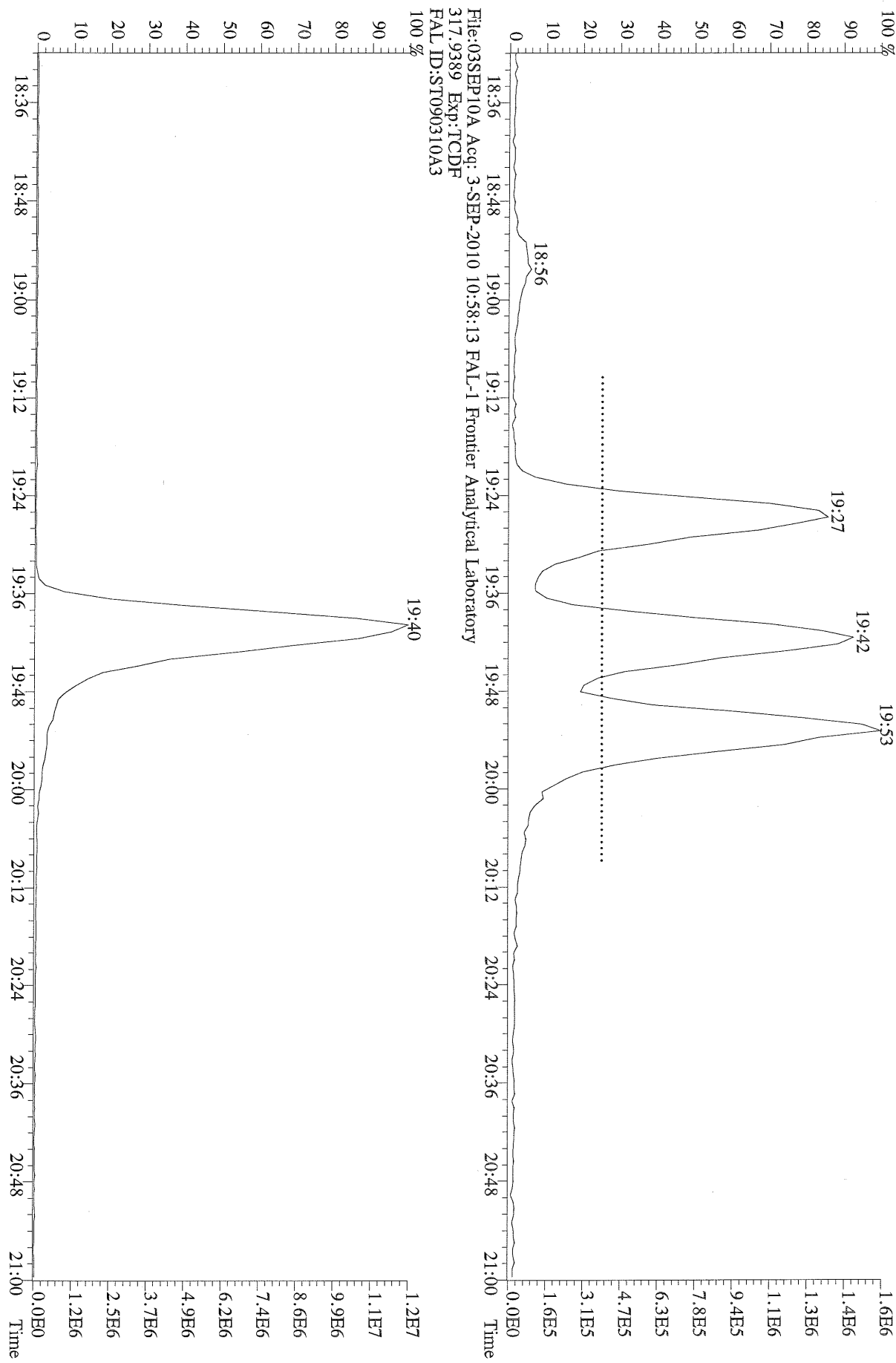
 9/3/10

Data Backed Up: _____

Date: _____

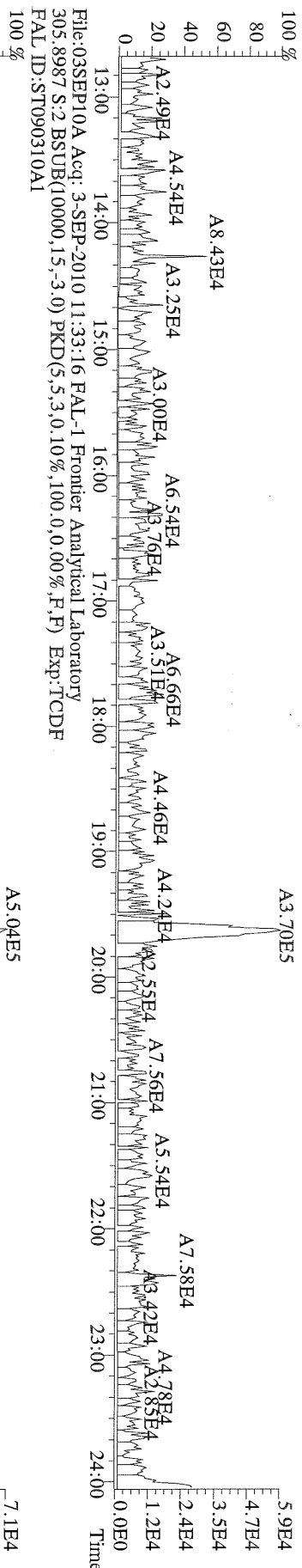


File:03SEP10A Acq: 3-SEP-2010 10:58:13 FAL-1 Frontier Analytical Laboratory
305.8987 Exp:TCDF
FAL ID:ST090310A3

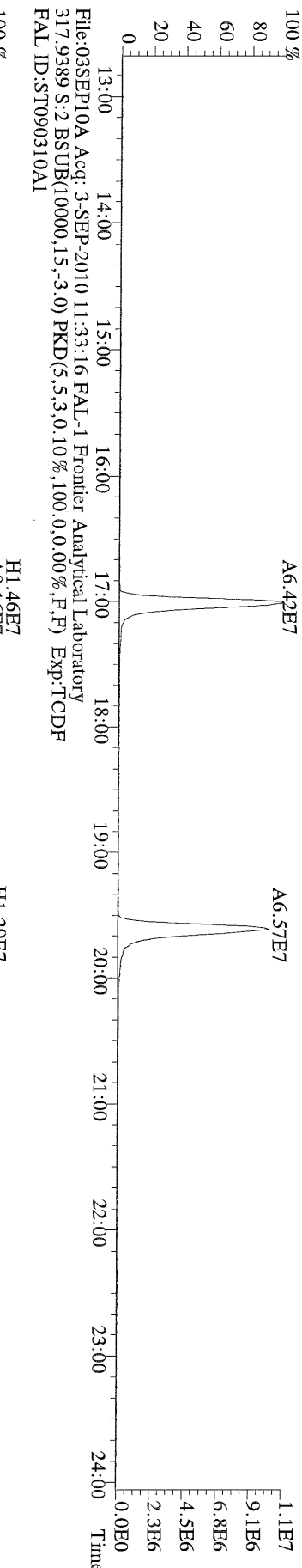


File:03SEP10A Acq: 3-SEP-2010 10:58:13 FAL-1 Frontier Analytical Laboratory
317.9389 Exp:TCDF
FAL ID:ST090310A3


File:03SEP10A Acq: 3-SEP-2010 11:33:16 FAL-1 Frontier Analytical Laboratory
303.9016 S:2 BSUB(10000,15,-3.0) PKD(5,5,3,0,100,0,0,00%,F,F) Exp:TCDF
FAL ID:ST090310A1



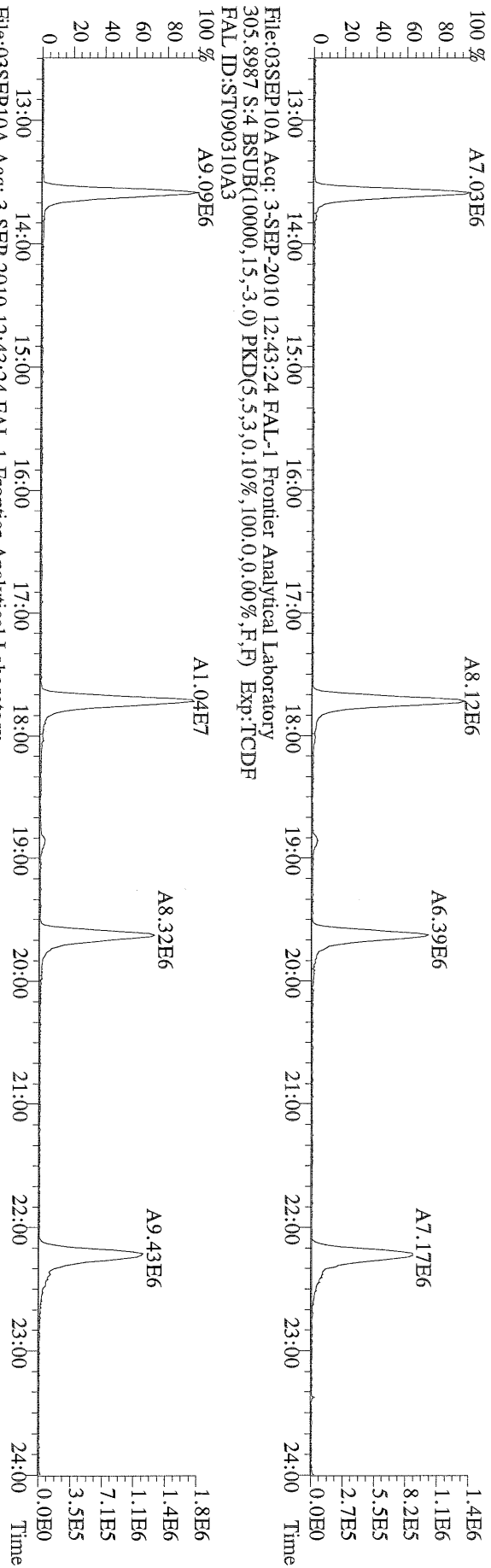
File:03SEP10A Acq: 3-SEP-2010 11:33:16 FAL-1 Frontier Analytical Laboratory
315.9419 S:2 BSUB(10000,15,-3.0) PKD(5,5,3,0,100,0,0,00%,F,F) Exp:TCDF
FAL ID:ST090310A1



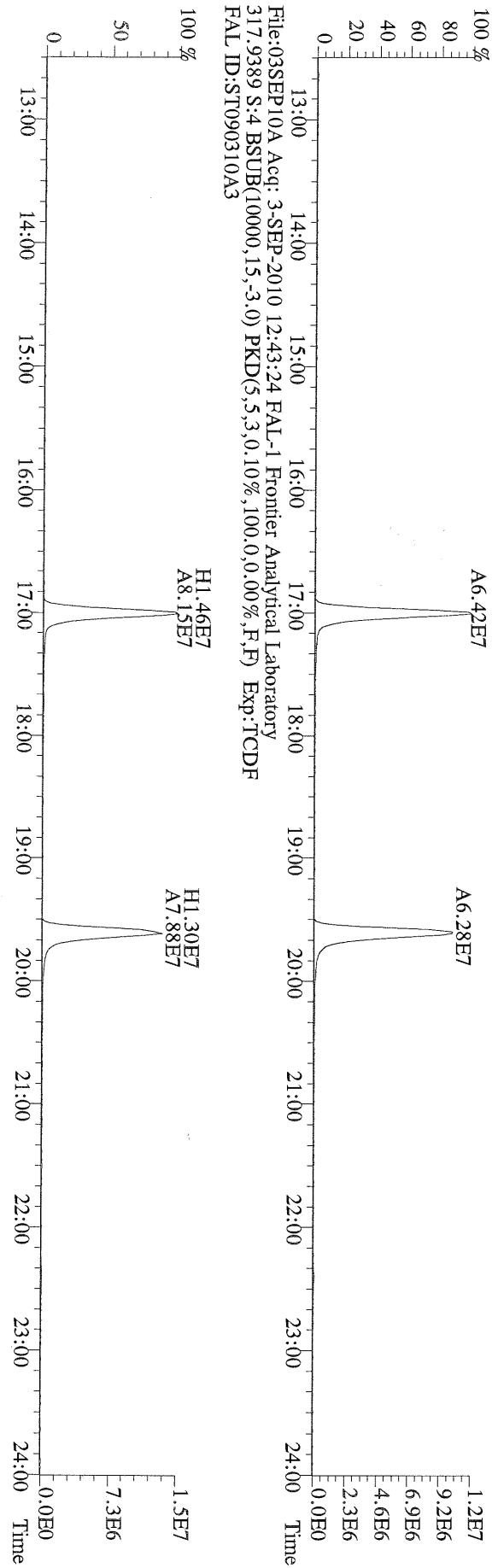
File:03SEP10A Acq: 3-SEP-2010 11:33:16 FAL-1 Frontier Analytical Laboratory
317.9389 S:2 BSUB(10000,15,-3.0) PKD(5,5,3,0,100,0,0,00%,F,F) Exp:TCDF
FAL ID:ST090310A1



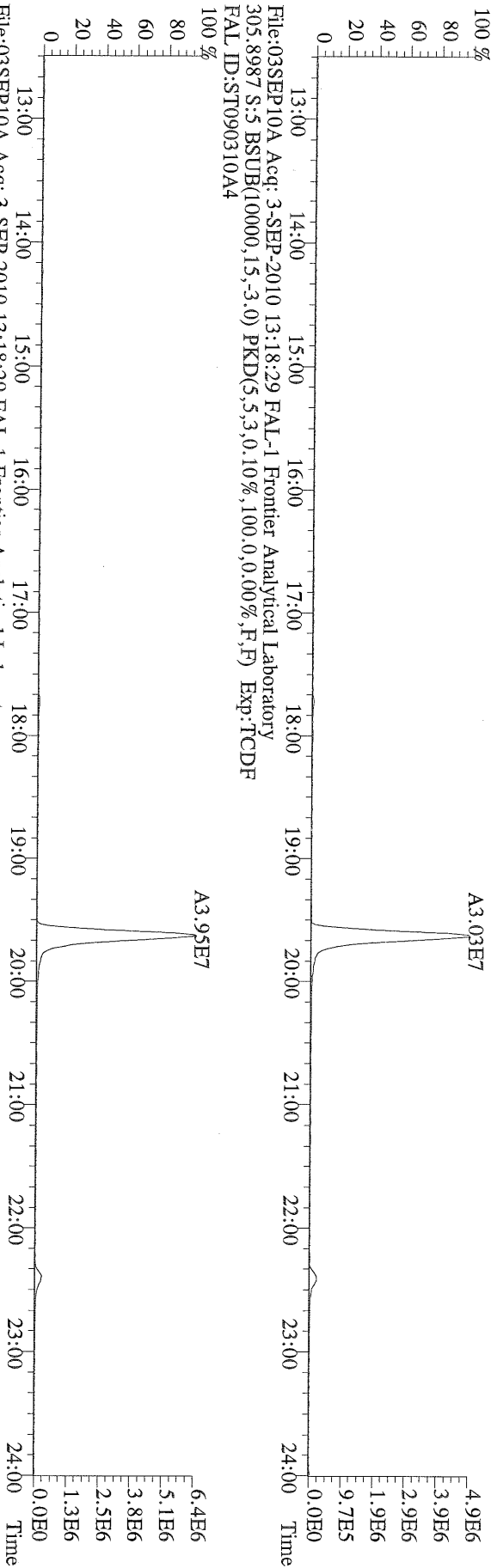
File:03SEP10A Acq: 3-SEP-2010 12:43:24 FAL-1 Frontier Analytical Laboratory
303.9016 S:4 BSUB(10000,15,-3.0) PKD(5,5,3,0.10%,100,0,0.00%,F,F) Exp:TCDF
FAL ID:ST090310A3



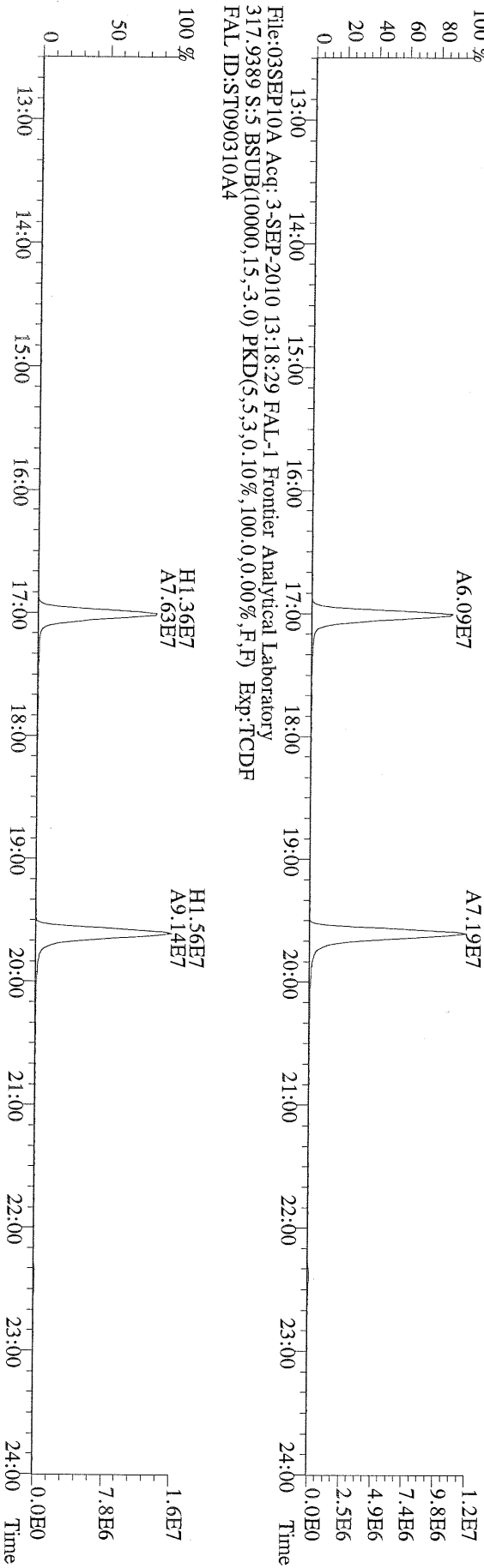
File:03SEP10A Acq: 3-SEP-2010 12:43:24 FAL-1 Frontier Analytical Laboratory
315.9419 S:4 BSUB(10000,15,-3.0) PKD(5,5,3,0.10%,100,0,0.00%,F,F) Exp:TCDF
FAL ID:ST090310A3

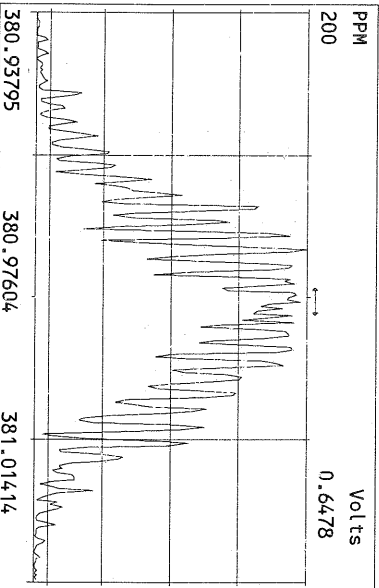
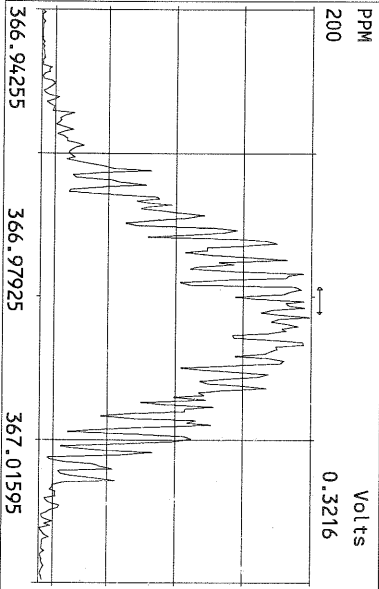
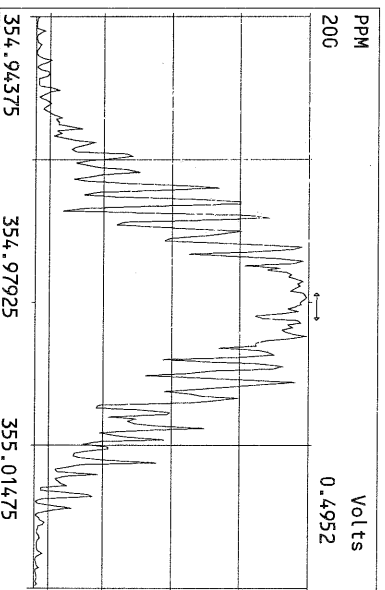
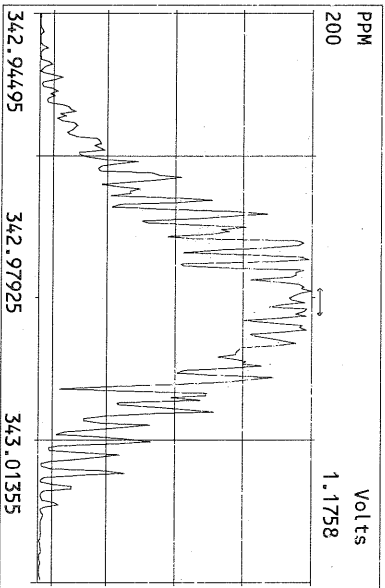
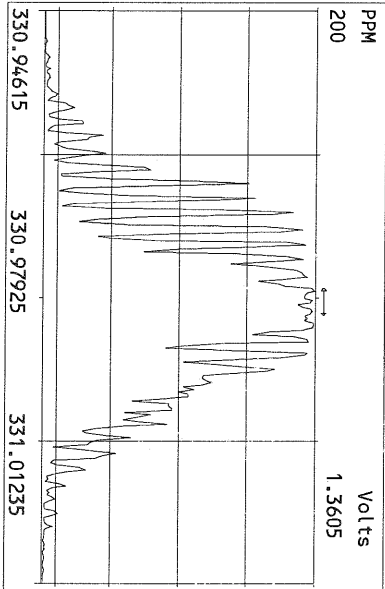
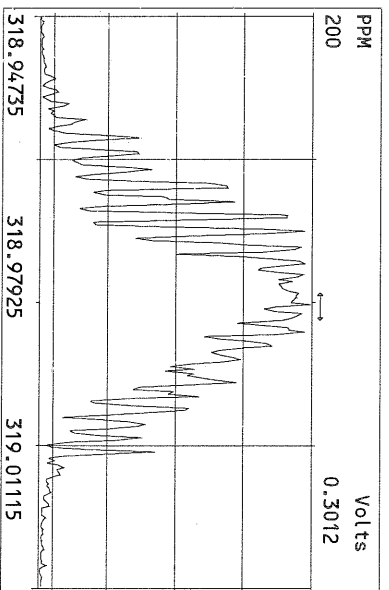
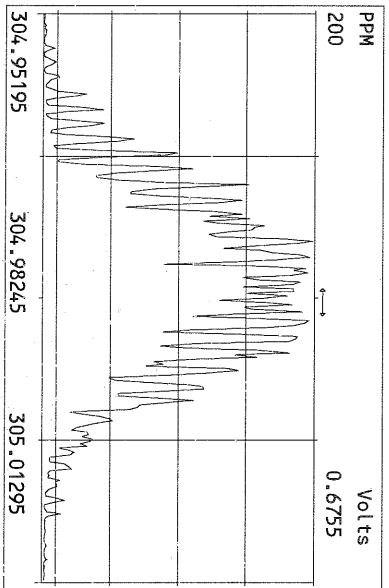
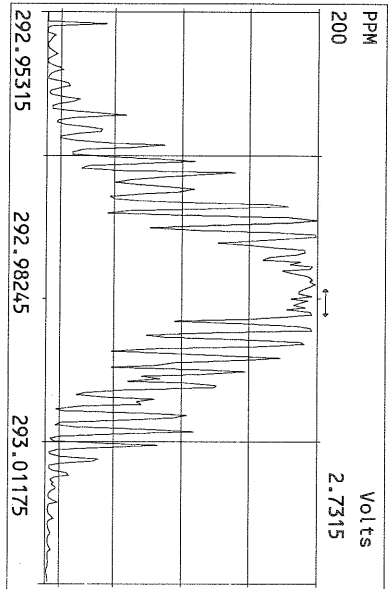


File:03SEP10A Acq: 3-SEP-2010 13:18:29 FAL-1 Frontier Analytical Laboratory
303.9016 S:5 BSUB(10000,15,-3.0) PKD(5,5,3,0,10%,100.0,0.00%,F,F) Exp:TCDF
FAL ID:ST090310A4



File:03SEP10A Acq: 3-SEP-2010 13:18:29 FAL-1 Frontier Analytical Laboratory
315.9419 S:5 BSUB(10000,15,-3.0) PKD(5,5,3,0,10%,100.0,0.00%,F,F) Exp:TCDF
FAL ID:ST090310A4





USEPA - ITD

FORM 4A
PCDD/PCDF CALIBRATION VERIFICATION

Lab Name: Frontier Analytical Laboratory Episode No.:

Contract No.: SAS No.:

Initial Calibration Date: 8/23/10

Instrument ID: FAL3

GC Column ID: DB5

VER Data Filename: 01OCT10M Sam:1

Analysis Date: 1-OCT-10 08:55:17

NATIVE ANALYTES	M/Z'S FORMING RATIO (1)	ION ABUND. RATIO	QC LIMITS (2)	ACCEPT	CONC. FOUND	CONC. RANGE (ng/mL) (3)
2,3,7,8-TCDD	M/M+2	0.77	0.65-0.89	y	9.81	7.80 - 12.9 ✓
1,2,3,7,8-PeCDD	M+2/M+4	1.62	1.32-1.78	y	51.7	39.0 - 65.0 ✓
1,2,3,4,7,8-HxCDD	M+2/M+4	1.40	1.05-1.43	y	48.0	39.0 - 64.0 ✓
1,2,3,6,7,8-HxCDD	M+2/M+4	1.39	1.05-1.43	y	49.1	39.0 - 64.0 ✓
1,2,3,7,8,9-HxCDD	M+2/M+4	1.37	1.05-1.43	y	51.7	41.0 - 61.0 ✓
1,2,3,4,6,7,8-HpCDD	M+2/M+4	0.99	0.88-1.20	y	46.9	43.0 - 58.0 ✓
OCDD	M+2/M+4	0.97	0.76-1.02	y	102	79.0 - 126 ✓
2,3,7,8-TCDF	M/M+2	0.69	0.65-0.89	y	9.23	8.40 - 12.0 ✓
1,2,3,7,8-PeCDF	M+2/M+4	1.50	1.32-1.78	y	55.3	41.0 - 60.0 ✓
2,3,4,7,8-PeCDF	M+2/M+4	1.49	1.32-1.78	y	53.7	41.0 - 60.0 ✓
1,2,3,4,7,8-HxCDF	M+2/M+4	1.25	1.05-1.43	y	47.3	45.0 - 56.0 ✓
1,2,3,6,7,8-HxCDF	M+2/M+4	1.24	1.05-1.43	y	47.8	44.0 - 57.0 ✓
2,3,4,6,7,8-HxCDF	M+2/M+4	1.25	1.05-1.43	y	48.6	44.0 - 57.0 ✓
1,2,3,7,8,9-HxCDF	M+2/M+4	1.24	1.05-1.43	y	48.7	45.0 - 56.0 ✓
1,2,3,4,6,7,8-HpCDF	M+2/M+4	1.05	0.88-1.20	y	48.7	45.0 - 55.0 ✓
1,2,3,4,7,8,9-HpCDF	M+2/M+4	1.06	0.88-1.20	y	48.6	43.0 - 58.0 ✓
OCDF	M+2/M+4	0.89	0.76-1.02	y	96.1	63.0 - 159 ✓

(1) See Table 8, Method 1613, for m/z specifications.

(2) Ion Abundance Ratio Control Limits as specified in Table 9, Method 1613.

(3) Contract-required concentration range as specified in Table 6, Method 1613.

Analyst: 

Date: 10/14/10

USEPA - ITD

FORM 4B
PCDD/PCDF CALIBRATION VERIFICATION

Lab Name: Frontier Analytical Laboratory

Episode No.:

Contract No.:

SAS No.:

Initial Calibration Date: 8/23/10

Instrument ID: FAL3

GC Column ID: DB5

VER Data Filename: 01OCT10M Sam:1

Analysis Date: 1-OCT-10 08:55:17

LABELLED COMPOUNDS	M/Z'S FORMING RATIO (1)	ION ABUND. RATIO	QC LIMITS (2)	ACCEPT	CONC. FOUND	CONC. RANGE (ng/mL) (3)
13C-2,3,7,8-TCDD	M/M+2	0.82	0.65-0.89	y	102	82.0 - 121 ✓
13C-1,2,3,7,8-PeCDD	M+2/M+4	1.77	1.32-1.78	y	108	62.0 - 160 ✓
13C-1,2,3,4,7,8-HxCDD	M+2/M+4	1.24	1.05-1.43	y	108	85.0 - 117 ✓
13C-1,2,3,6,7,8-HxCDD	M+2/M+4	1.23	1.05-1.43	y	90.4	85.0 - 118 ✓
13C-1,2,3,4,6,7,8-HpCDD	M+2/M+4	0.96	0.88-1.20	y	102	72.0 - 138 ✓
13C-OCDD	M+2/M+4	0.91	0.76-1.02	y	199	96.0 - 415 ✓
13C-2,3,7,8-TCDF	M/M+2	0.86	0.65-0.89	y	99.2	71.0 - 140 ✓
13C-1,2,3,7,8-PeCDF	M+2/M+4	1.74	1.32-1.78	y	99.9	76.0 - 130 ✓
13C-2,3,4,7,8-PeCDF	M+2/M+4	1.73	1.32-1.78	y	101	77.0 - 130 ✓
13C-1,2,3,4,7,8-HxCDF	M/M+2	0.52	0.43-0.59	y	115	76.0 - 131 ✓
13C-1,2,3,6,7,8-HxCDF	M/M+2	0.52	0.43-0.59	y	97.7	70.0 - 143 ✓
13C-2,3,4,6,7,8-HxCDF	M/M+2	0.52	0.43-0.59	y	101	73.0 - 137 ✓
13C-1,2,3,7,8,9-HxCDF	M/M+2	0.52	0.43-0.59	y	108	74.0 - 135 ✓
13C-1,2,3,4,6,7,8-HpCDF	M/M+2	0.43	0.37-0.51	y	97.2	78.0 - 129 ✓
13C-1,2,3,4,7,8,9-HpCDF	M/M+2	0.42	0.37-0.51	y	104	77.0 - 129 ✓
13C-OCDF	M+2/M+4	0.97	0.76-1.02	y	206	96.0 - 415 ✓
CLEANUP STANDARD (4)						
37Cl-2,3,7,8-TCDD					9.53	7.80 - 12.8 ✓

(1) See Table 8, Method 1613, for m/z specifications.

(2) Ion Abundance Ratio Control Limits as specified in Table 9, Method 1613.

(3) Contract-required concentration range as specified in Table 6, Method 1613.

(4) No ion abundance ratio; report concentration found.

Analyst: Date: 10/4/10

USEPA - ITD

FORM 6A
PCDD/PCDF RELATIVE RETENTION TIMES

Lab Name: Frontier Analytical Laboratory

Episode No.:

Contract No.:

SAS No.:

Init. Cal. Date: 8/23/10

Instrument ID: FAL3

GC Column ID: DB5


Analysis Date: 1-OCT-10 08:55:17

CS3 or VER Data Filename: 01OCT10M

Sam:1

NATIVE ANALYTES	RETENTION TIME		RRT	QC LIMITS (1)
	REFERENCE			
2,3,7,8-TCDD	13C-2,3,7,8-TCDD		1.001	0.999-1.002 ✓
2,3,7,8-TCDF	13C-2,3,7,8-TCDF		1.001	0.999-1.003 ✓
1,2,3,7,8-PeCDD	13C-1,2,3,7,8-PeCDD		1.000	0.999-1.002 ✓
1,2,3,7,8-PeCDF	13C-1,2,3,7,8-PeCDF		1.001	0.999-1.002 ✓
2,3,4,7,8-PeCDF	13C-2,3,4,7,8-PeCDF		1.001	0.999-1.002 ✓
LABELED COMPOUNDS				
37Cl-2,3,7,8-TCDD	13C-1,2,3,4-TCDD		1.022	0.989-1.052 ✓
13C-2,3,7,8-TCDD			1.021	0.976-1.043 ✓
13C-2,3,7,8-TCDF			0.993	0.923-1.103 ✓
13C-1,2,3,7,8-PeCDD			1.239	1.000-1.567 ✓
13C-1,2,3,7,8-PeCDF			1.174	0.923-1.203 ✓
13C-2,3,4,7,8-PeCDF			1.223	0.923-1.303 ✓

(1) Contract-required limits for Relative Retention Times (RRT) as specified in Table 2, Method 1613.

Analyst: Date: 09/24/10

USEPA - ITD

FORM 6B
PCDD/PCDF RELATIVE RETENTION TIMES

Lab Name: Frontier Analytical Laboratory

Episode No.:

Contract No.:

SAS No.:

Init. Cal. Date: 8/23/10

Instrument ID: FAL3

GC Column ID: DB5

Analysis Date: 1-OCT-10 08:55:17

CS3 or VER Data Filename: 01OCT10M

Sam:1


NATIVE ANALYTES	RETENTION TIME REFERENCE	RRT	RRT QC LIMITS (1)
1,2,3,4,7,8-HxCDD	13C-1,2,3,4,7,8-HxCDD	1.001	0.999-1.001 ✓
1,2,3,6,7,8-HxCDD	13C-1,2,3,6,7,8-HxCDD	1.001	0.998-1.004 ✓
1,2,3,7,8,9-HxCDD	13C-1,2,3,6,7,8-HxCDD	1.012	1.000-1.019 ✓
1,2,3,4,7,8-HxCDF	13C-1,2,3,4,7,8-HxCDF	1.000	0.999-1.001 ✓
1,2,3,6,7,8-HxCDF	13C-1,2,3,6,7,8-HxCDF	1.001	0.997-1.005 ✓
2,3,4,6,7,8-HxCDF	13C-2,3,4,6,7,8-HxCDF	1.001	0.999-1.001 ✓
1,2,3,7,8,9-HxCDF	13C-1,2,3,7,8,9-HxCDF	1.001	0.999-1.001 ✓
1,2,3,4,6,7,8-HpCDD	13C-1,2,3,4,6,7,8-HpCDD	1.001	0.999-1.001 ✓
1,2,3,4,6,7,8-HpCDF	13C-1,2,3,4,6,7,8-HpCDF	1.000	0.999-1.001 ✓
1,2,3,4,7,8,9-HpCDF	13C-1,2,3,4,7,8,9-HpCDF	1.000	0.999-1.001 ✓
OCDD	13C-OCDD	1.000	0.999-1.001 ✓
OCDF	13C-OCDF	1.000	0.999-1.001 ✓
LABELED COMPOUNDS			
13C-1,2,3,4,7,8-HxCDD	13C-1,2,3,7,8,9-HxCDD	0.984	0.977-1.000 ✓
13C-1,2,3,6,7,8-HxCDD		0.988	0.981-1.003 ✓
13C-1,2,3,4,7,8-HxCDF		0.949	0.944-0.970 ✓
13C-1,2,3,6,7,8-HxCDF		0.954	0.949-0.975 ✓
13C-2,3,4,6,7,8-HxCDF		0.978	0.959-1.021 ✓
13C-1,2,3,7,8,9-HxCDF		1.014	0.977-1.047 ✓
13C-1,2,3,4,6,7,8-HpCDD		1.127	1.086-1.130 ✓
13C-1,2,3,4,6,7,8-HpCDF		1.079	1.043-1.085 ✓
13C-1,2,3,4,7,8,9-HpCDF		1.151	1.057-1.154 ✓
13C-OCDD		1.269	1.032-1.311 ✓
13C-OCDF		1.279	1.000-1.311 ✓

(1) Contract-required limits for Relative Retention Times (RRT) as specified in Table 2, Method 1613.

Analyst: 

Date: 10/4/10

Name	Resp	RA	RT	RRF	Conc	Qual	Fac Noise-1	Noise-2	DL	Rec	#Hom
2,3,7,8-TCDD	3.65e+06	0.77 y	27:22	1.11	9.81		2.50	-	-	*	
1,2,3,7,8-PeCDD	1.65e+07	1.62 y	33:11	1.10	51.7		2.50	-	-	*	
1,2,3,4,7,8-HxCDD	1.65e+07	1.40 y	38:33	1.37	48.0		2.50	-	-	*	
1,2,3,6,7,8-HxCDD	1.33e+07	1.39 y	38:43	1.37	49.1		2.50	-	-	*	
1,2,3,7,8,9-HxCDD	1.58e+07	1.37 y	39:10	1.36	51.7		2.50	-	-	*	
1,2,3,4,6,7,8-HpCDD	1.29e+07	0.99 y	44:09	1.45	46.9		2.50	-	-	*	
OCDD	1.71e+07	0.97 y	49:42	1.43	102		2.50	-	-	*	
2,3,7,8-TCDF	7.39e+06	0.69 y	26:36	1.50	9.23		2.50	-	-	*	
1,2,3,7,8-PeCDF	2.35e+07	1.50 y	31:27	0.94	55.3		2.50	-	-	*	
2,3,4,7,8-PeCDF	2.23e+07	1.49 y	32:46	0.94	53.7		2.50	-	-	*	
1,2,3,4,7,8-HxCDF	2.02e+07	1.25 y	37:09	0.93	47.3		2.50	-	-	*	
1,2,3,6,7,8-HxCDF	2.10e+07	1.24 y	37:22	0.82	47.8		2.50	-	-	*	
2,3,4,6,7,8-HxCDF	1.96e+07	1.25 y	38:18	0.92	48.6		2.50	-	-	*	
1,2,3,7,8,9-HxCDF	2.30e+07	1.24 y	39:44	1.00	48.7		2.50	-	-	*	
1,2,3,4,6,7,8-HpCDF	1.57e+07	1.05 y	42:15	1.39	48.7		2.50	-	-	*	
1,2,3,4,7,8,9-HpCDF	1.19e+07	1.06 y	45:04	1.36	48.6		2.50	-	-	*	
OCDF	1.81e+07	0.89 y	50:04	0.79	96.1		2.50	-	-	*	
13C-2,3,7,8-TCDD	3.35e+07	0.82 y	27:20	1.02	102					102	
13C-1,2,3,7,8-PeCDD	2.91e+07	1.77 y	33:10	0.84	108					108	
13C-1,2,3,4,7,8-HxCDD	2.51e+07	1.24 y	38:32	1.07	108					108	
13C-1,2,3,6,7,8-HxCDD	1.98e+07	1.23 y	38:42	1.01	90.4					90.4	
13C-1,2,3,4,6,7,8-HpCDD	1.89e+07	0.96 y	44:08	0.86	102					102	
13C-OCDD	2.34e+07	0.91 y	49:41	0.55	199					99.3	
13C-2,3,7,8-TCDF	5.33e+07	0.86 y	26:35	0.99	99.2					99.2	
13C-1,2,3,7,8-PeCDF	4.52e+07	1.74 y	31:25	0.84	99.9					99.9	
13C-2,3,4,7,8-PeCDF	4.43e+07	1.73 y	32:44	0.81	101					101	
13C-1,2,3,4,7,8-HxCDF	4.61e+07	0.52 y	37:09	1.85	115					115	
13C-1,2,3,6,7,8-HxCDF	5.35e+07	0.52 y	37:20	2.54	97.7					97.7	
13C-2,3,4,6,7,8-HxCDF	4.38e+07	0.52 y	38:16	2.01	101					101	
13C-1,2,3,7,8,9-HxCDF	4.74e+07	0.52 y	39:42	2.03	108					108	
13C-1,2,3,4,6,7,8-HpCDF	2.33e+07	0.43 y	42:14	1.11	97.2					97.2	
13C-1,2,3,4,7,8,9-HpCDF	1.81e+07	0.42 y	45:03	0.80	104					104	
13C-OCDF	4.81e+07	0.97 y	50:04	1.08	206					103	
37Cl-2,3,7,8-TCDD	2.10e+06		27:22	0.69	9.53					95.3	
13C-1,2,3,4-TCDD	3.21e+07	0.80 y	26:46	-	71.5						
13C-1,2,3,4-TCDF	5.40e+07	0.87 y	25:31	-	74.7						
13C-1,2,3,7,8,9-HxCDD	2.16e+07	1.21 y	39:09	-	78.3						
Total Tetra-Dioxins	1.89e+07		22:47	1.11	50.8		2.50	-	-	*	25
Total Penta-Dioxins	3.53e+07		30:13	1.10	110		2.50	-	-	*	5
Total Hexa-Dioxins	5.11e+07		36:06	1.37	167		2.50	-	-	*	5
Total Hepta-Dioxins	2.68e+07		42:14	1.45	97.7		2.50	-	-	*	8
Total Tetra-Furans	3.50e+07		23:01	1.50	43.7		2.50	-	-	*	22
1st Fn. Tot Penta-Furans	2.42e+07		28:23	0.94	57.4		2.50	-	-	*	PeCDF 1
Total Penta-Furans	6.72e+07		30:09	0.94	160		2.50	-	-	*	217 9
Total Hexa-Furans	9.59e+07		35:13	0.91	220		2.50	-	-	*	7
Total Hepta-Furans	2.78e+07		42:15	1.38	97.7		2.50	-	-	*	5

Analyst: 

Date: 10/4/10

Frontier Analytical Laboratory - Acquisition Log

Run Name:01OCT10M

Instrument: FAL3

GC: DB5

Experiment:PCDD

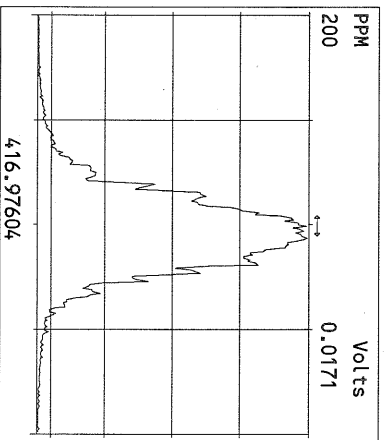
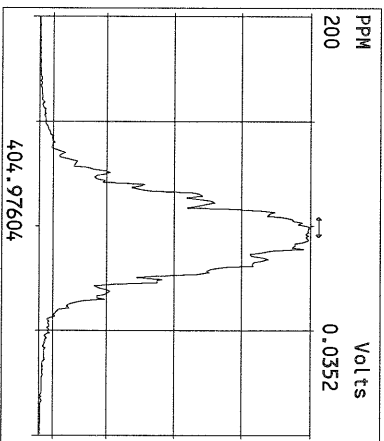
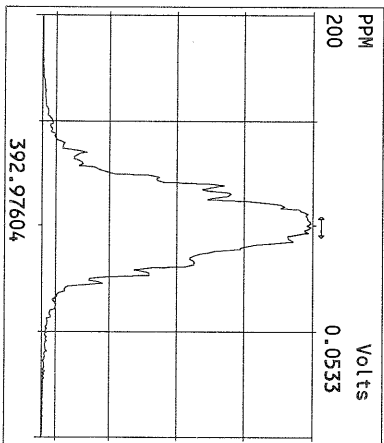
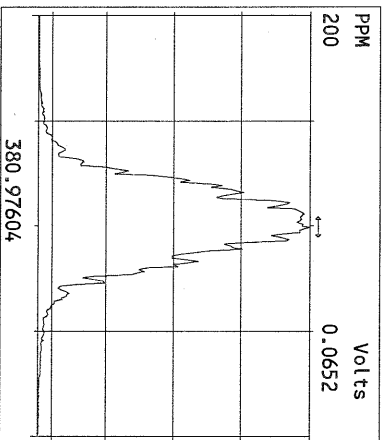
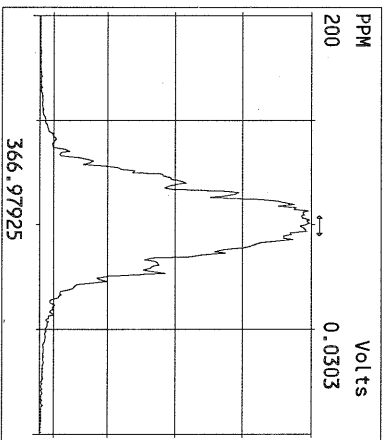
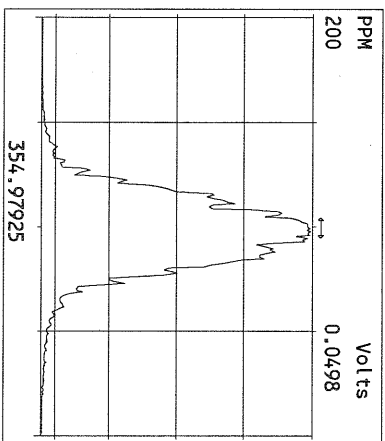
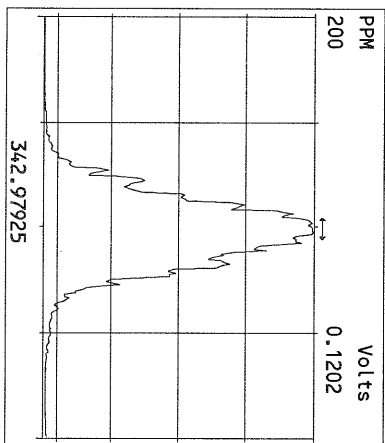
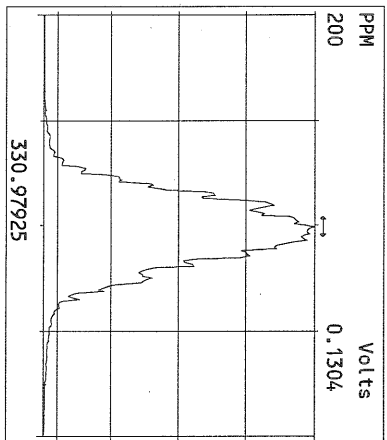
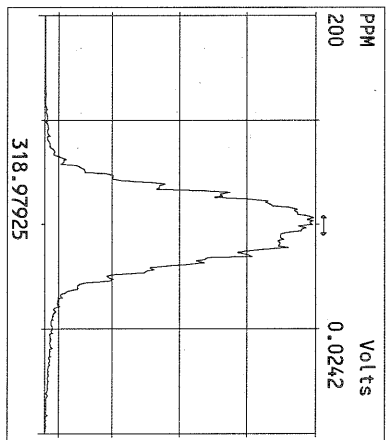
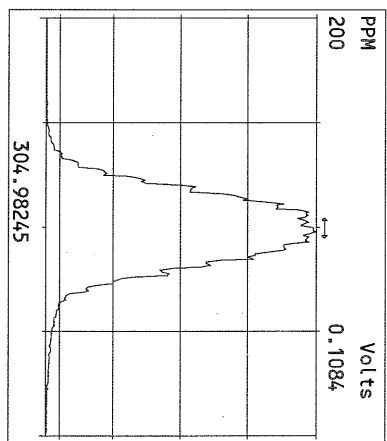
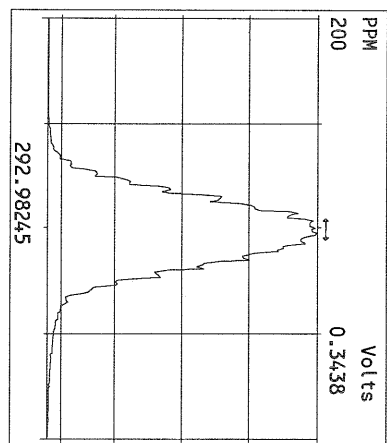
Data File S	FAL ID	Client ID	Acquired	ConCal	EndCal	Analyst
01OCT10M 1	ST100110M1	1613 CS3 100511J	1-OCT-10 08:55:17	ST100110M1	ST100110M2	TC
01OCT10M 2	2120-001-0001-OPR	OPR	1-OCT-10 09:50:39	ST100110M1	ST100110M2	TC
01OCT10M 3	2120-001-0001-MB	Method Blank	1-OCT-10 10:45:57	ST100110M1	ST100110M2	TC
01OCT10M 4	6364-001-0001-SA	PSB12-4-6-072810	1-OCT-10 11:41:16	ST100110M1	ST100110M2	TC
01OCT10M 5	6364-002-0001-SA	PSB14-4-7-072810	1-OCT-10 12:36:34	ST100110M1	ST100110M2	TC
01OCT10M 6	6364-003-0001-SA	PSB14-7-9-072810	1-OCT-10 13:31:52	ST100110M1	ST100110M2	TC
01OCT10M 7	6364-004-0001-SA	PSB06-2-4-072810	1-OCT-10 14:27:11	ST100110M1	ST100110M2	TC
01OCT10M 8	6364-005-0001-SA	PSB06-4-6-072810	1-OCT-10 15:22:29	ST100110M1	ST100110M2	TC
01OCT10M 9	6364-006-0001-SA	PSB13-4-6-072910	1-OCT-10 16:17:52	ST100110M1	ST100110M2	TC
01OCT10M 10	6364-007-0001-SA	PSB1-2-4-072910	1-OCT-10 17:13:20	ST100110M1	ST100110M2	TC
01OCT10M 11	6364-008-0001-SA	PSB10-4-6-073010	1-OCT-10 18:08:43	ST100110M1	ST100110M2	TC
01OCT10M 12	6364-009-0001-SA	PSB10-8.5-10-073010	1-OCT-10 19:04:01	ST100110M1	ST100110M2	TC
01OCT10M 13	6364-010-0001-SA	PSB11-4-6-073010	1-OCT-10 19:59:20	ST100110M1	ST100110M2	TC
01OCT10M 14	6364-011-0001-SA	PSB11-7.5-9.5-073010	1-OCT-10 20:54:39	ST100110M1	ST100110M2	TC
01OCT10M 15	SB100110M1	Solvent Blank	1-OCT-10 21:49:58	ST100110M1	ST100110M2	TC
01OCT10M 16	ST100110M2	1613 CS3 100511J	1-OCT-10 22:45:19	ST100110M2	ST100110M3	TC

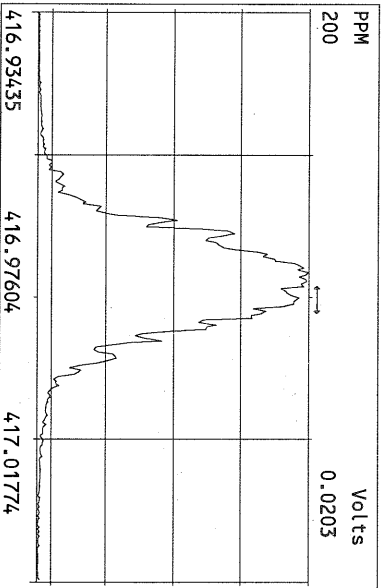
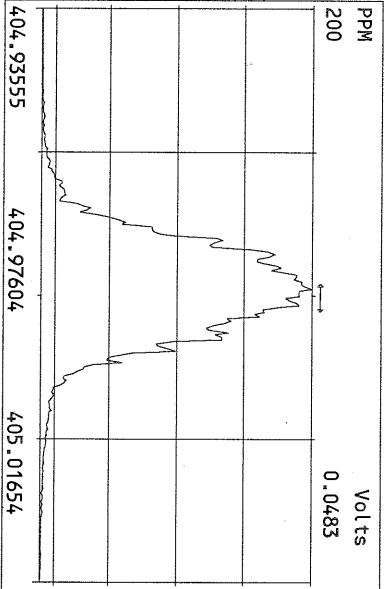
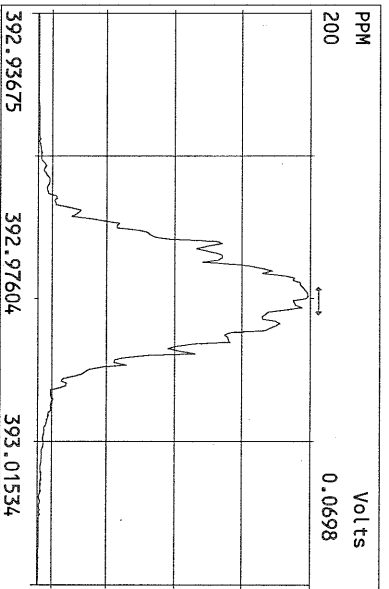
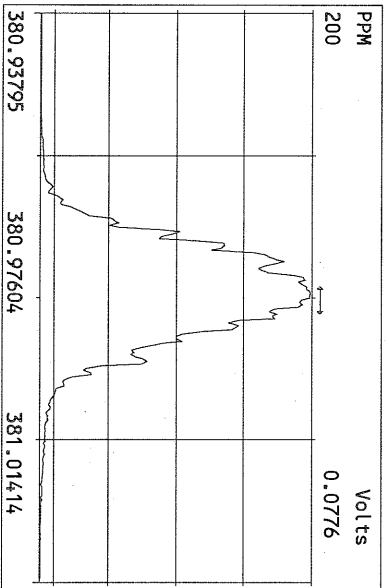
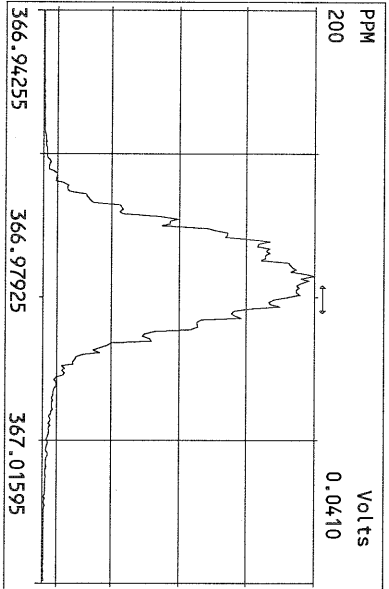
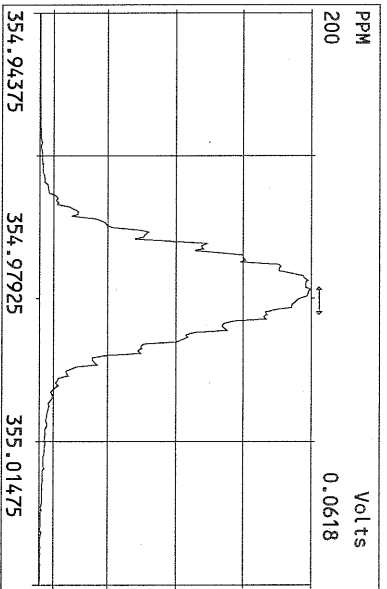
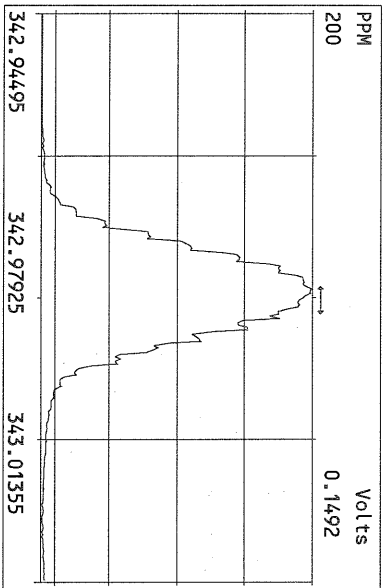
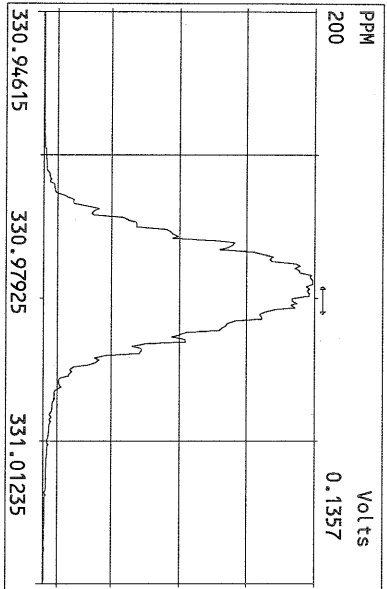
*RE-
BAD
INJECTION*

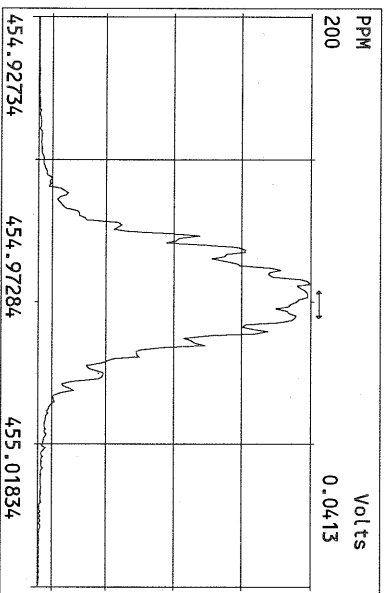
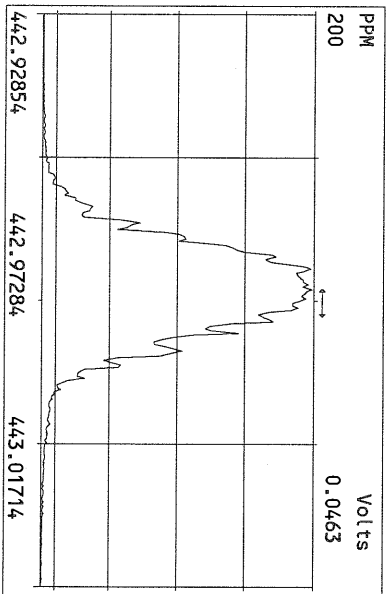
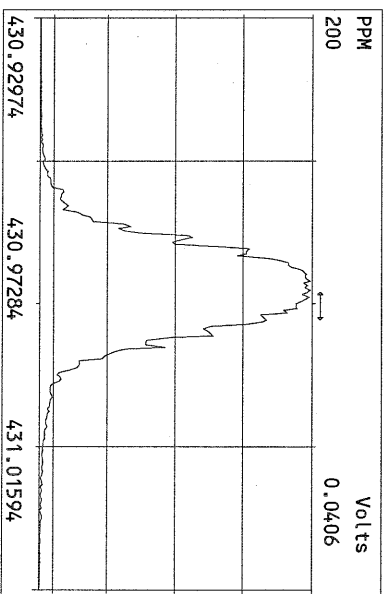
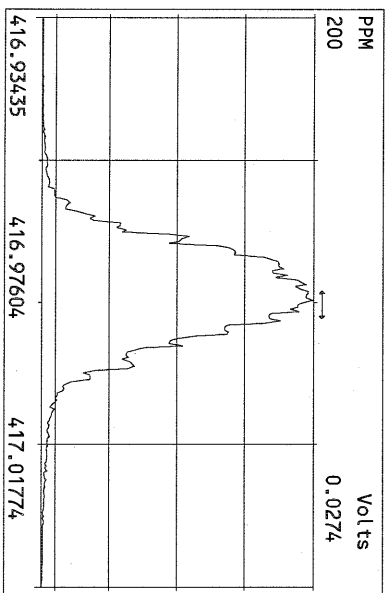
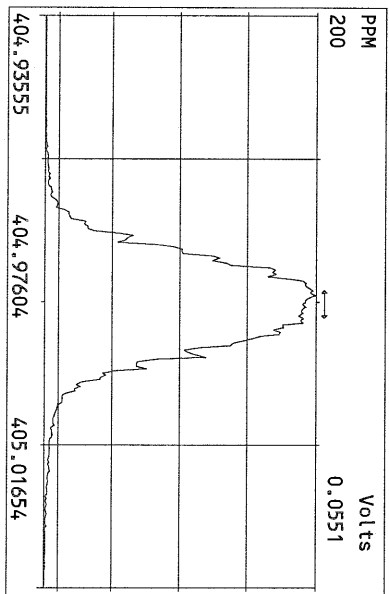
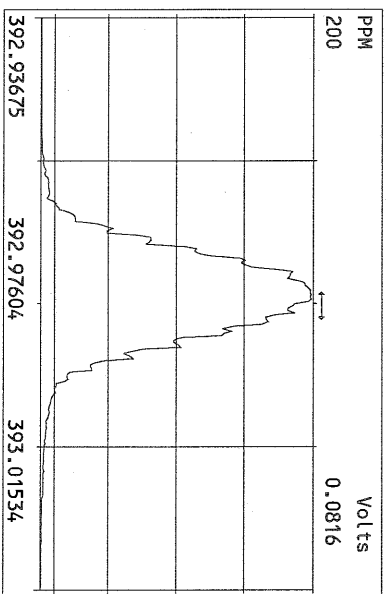
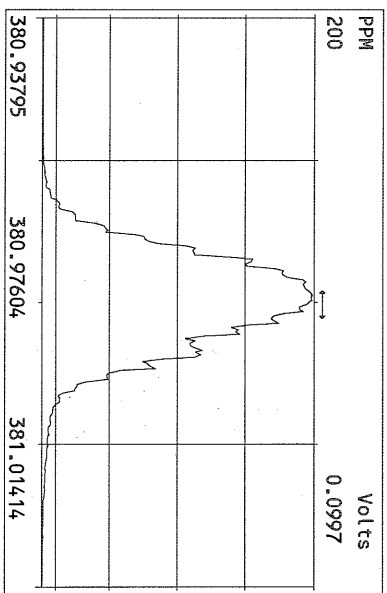
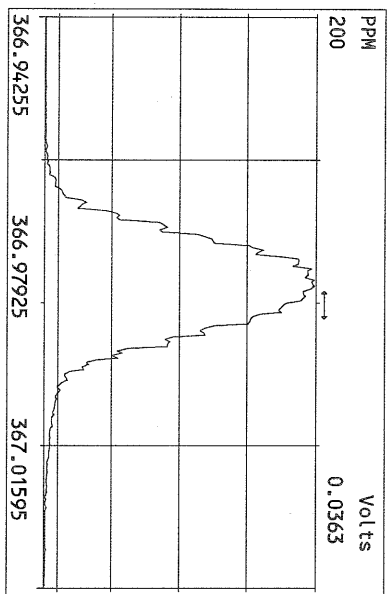
[Signature] 10/2/10

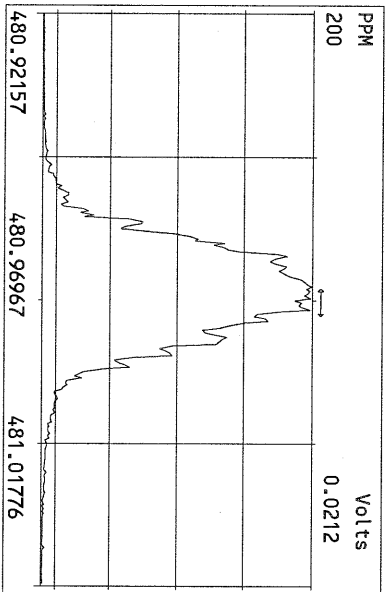
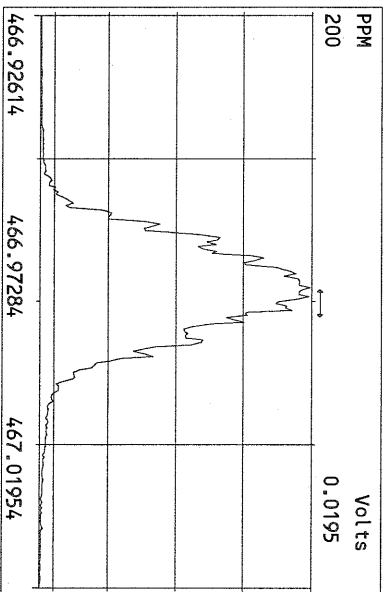
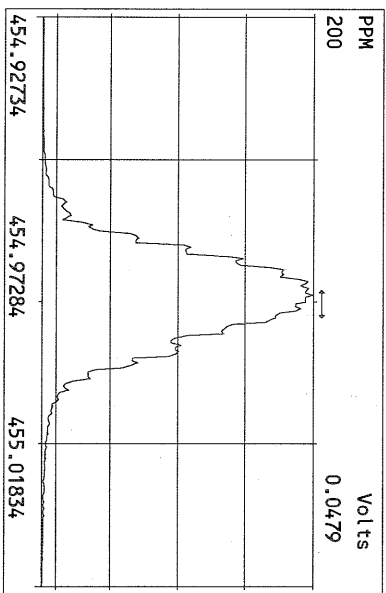
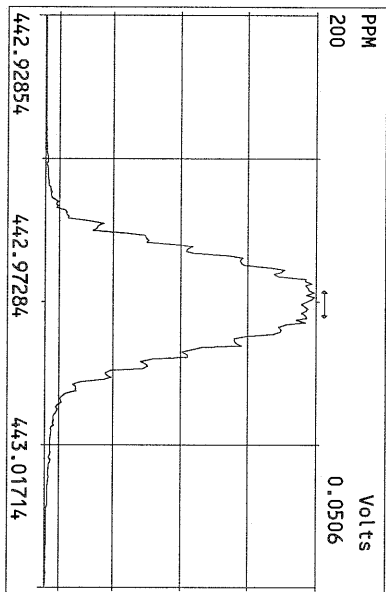
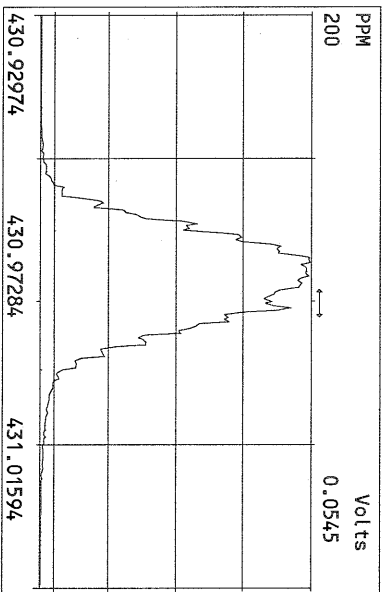
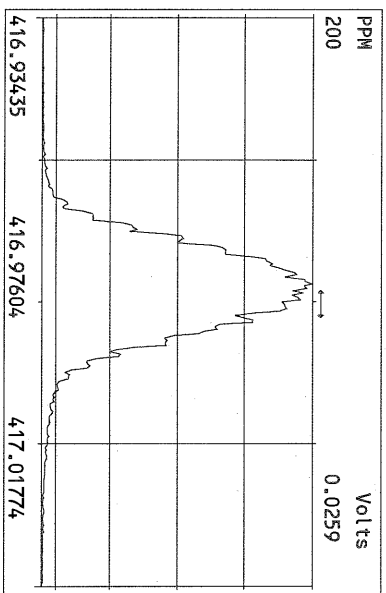
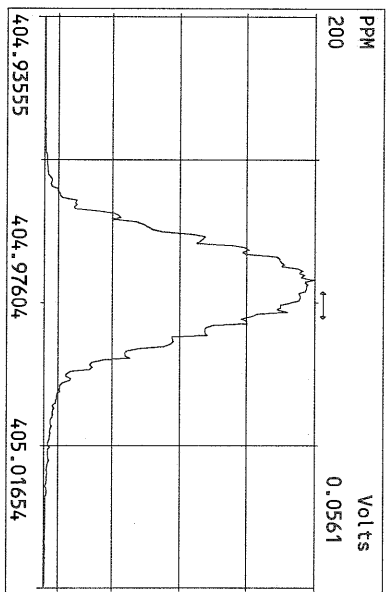
Data Backed Up: _____

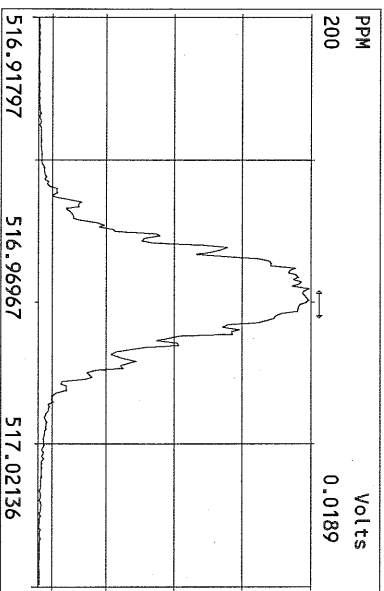
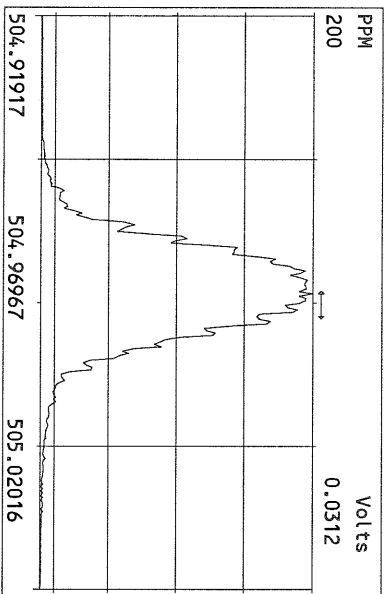
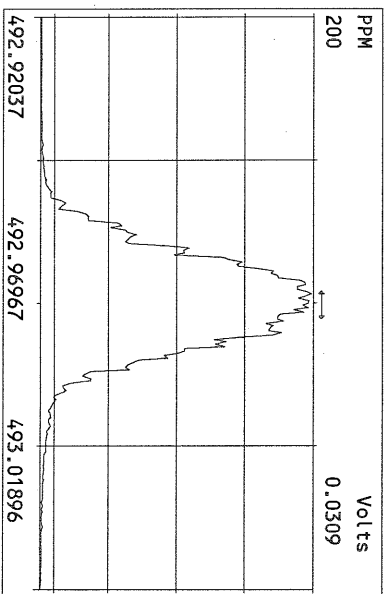
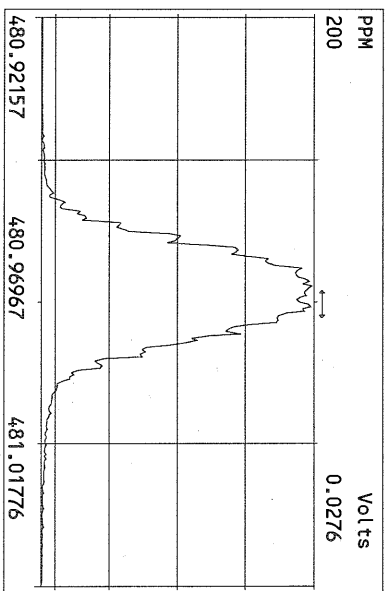
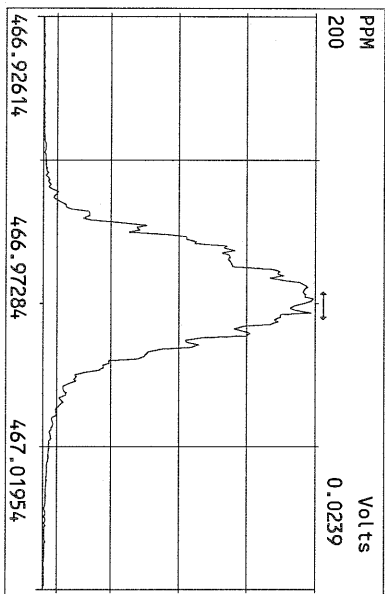
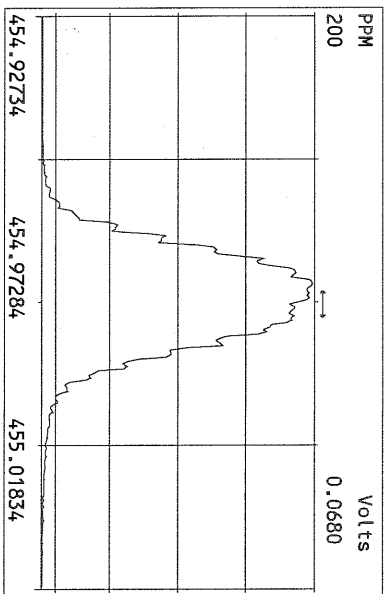
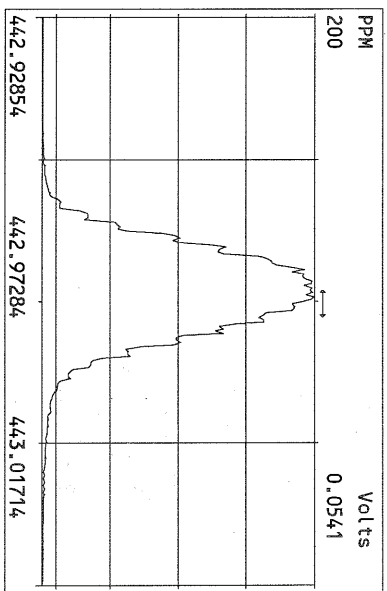
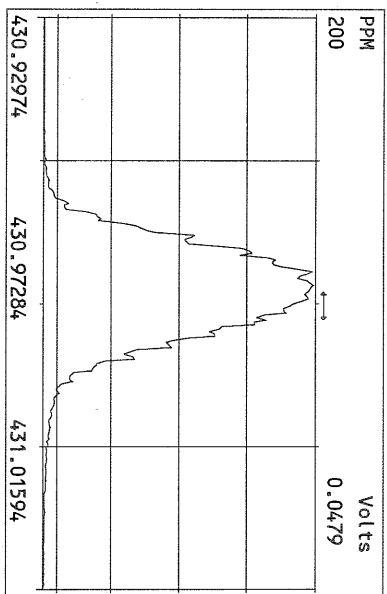
Date: _____



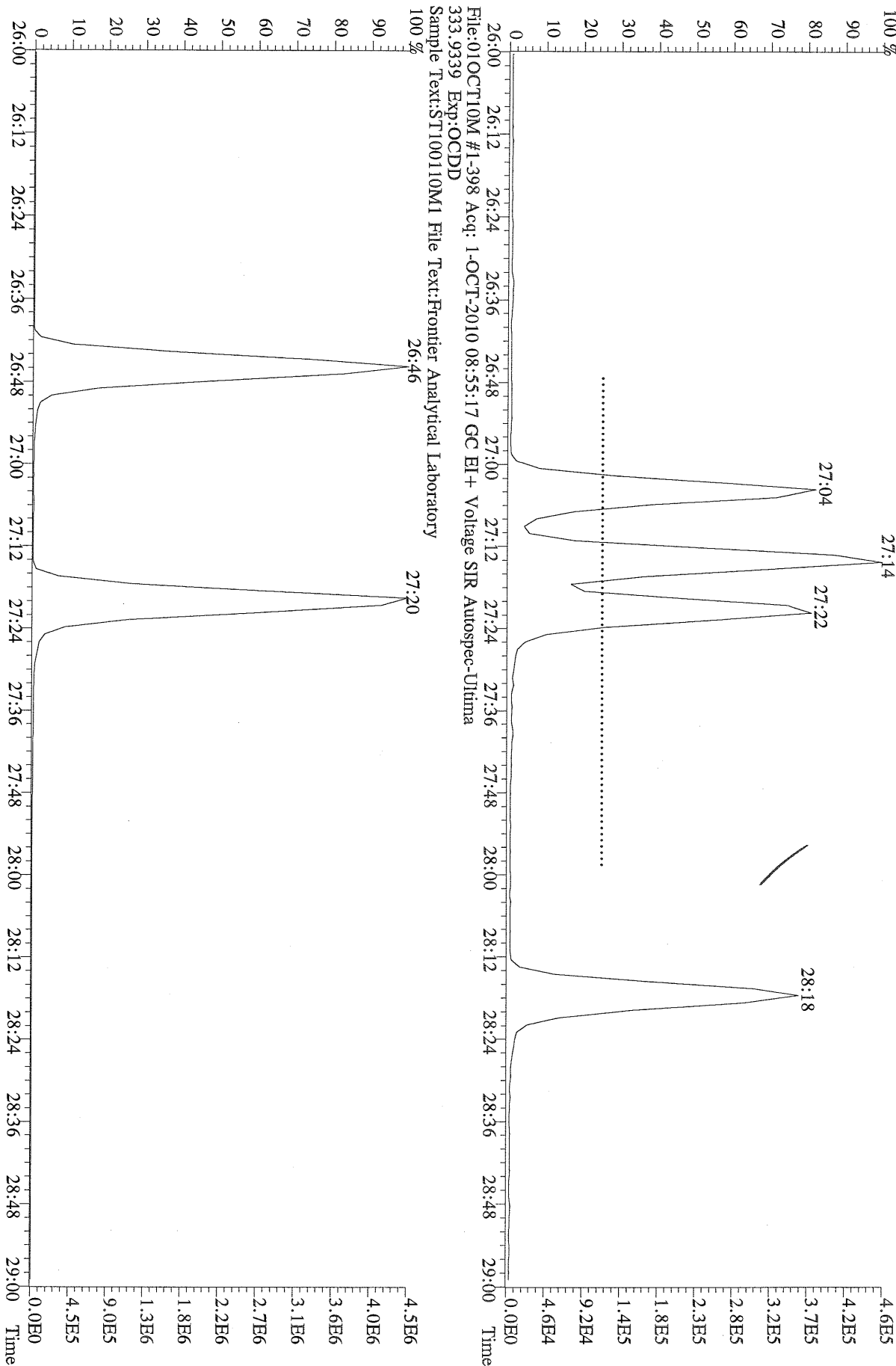










File:01OCT10M #1-398 Acq: 1-OCT-2010 08:55:17 GC EI+ Voltage SIR Autospec-Ultima
319.8965 Exp:OCDD
Sample Text:ST100110M1 File Text:Frontier Analytical Laboratory




File:01OCT10M #1-398 Acq: 1-OCT-2010 08:55:17 GC EI+ Voltage SIR Autospec-Utima
319.8965 BSUB(10000,15,-3.0) PKD(5,5,3,0,10%,100,0,0,00%,F,F) Exp:OCDD
Sample Text:ST100110M1 File Text:Frontier Analytical Laboratory



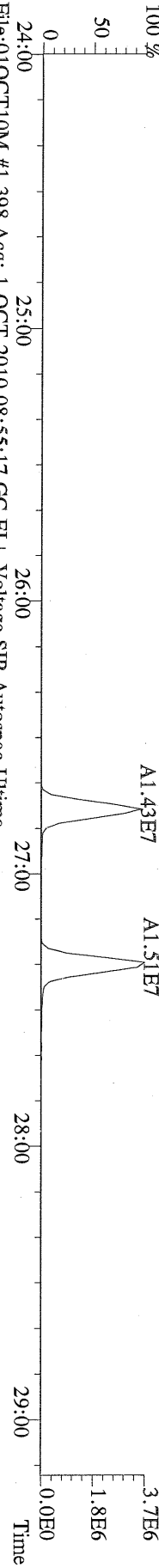
File:01OCT10M #1-398 Acq: 1-OCT-2010 08:55:17 GC EI+ Voltage SIR Autospec-Utima
321.8936 BSUB(10000,15,-3.0) PKD(5,5,3,0,10%,100,0,0,00%,F,F) Exp:OCDD
Sample Text:ST100110M1 File Text:Frontier Analytical Laboratory



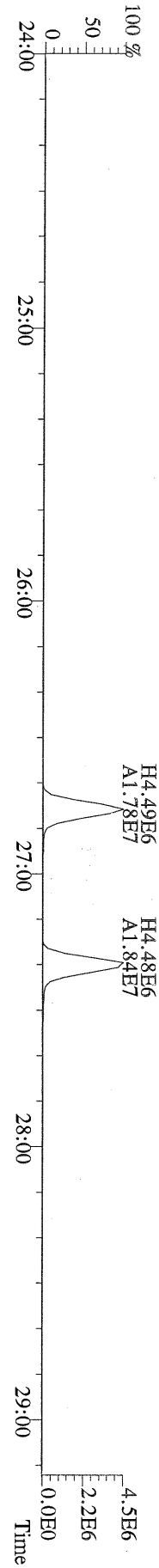
File:01OCT10M #1-398 Acq: 1-OCT-2010 08:55:17 GC EI+ Voltage SIR Autospec-Utima
327.8847 BSUB(10000,15,-3.0) PKD(5,5,3,0,10%,100,0,0,00%,F,F) Exp:OCDD
Sample Text:ST100110M1 File Text:Frontier Analytical Laboratory




File:01OCT10M #1-398 Acq: 1-OCT-2010 08:55:17 GC EI+ Voltage SIR Autospec-Utima
331.9368 BSUB(10000,15,-3.0) PKD(5,5,3,0,10%,100,0,0,00%,F,F) Exp:OCDD
Sample Text:ST100110M1 File Text:Frontier Analytical Laboratory



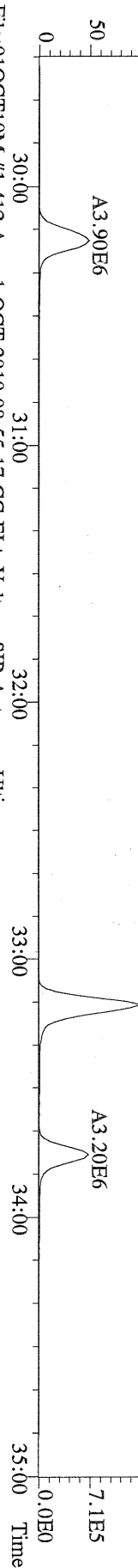
File:01OCT10M #1-398 Acq: 1-OCT-2010 08:55:17 GC EI+ Voltage SIR Autospec-Utima
333.9339 BSUB(10000,15,-3.0) PKD(5,5,3,0,10%,100,0,0,00%,F,F) Exp:OCDD
Sample Text:ST100110M1 File Text:Frontier Analytical Laboratory




File:01OCT10M #1-412 Acq: 1-OCT-2010 08:55:17 GC EI+ Voltage SIR Autospec-Ultima
355.8546 F:2 BSUB(10000,15,-3.0) PKD(5,5,3,0,10%,100,0,0,00%,F,F) Exp:OCDD
Sample Text:ST100110M1 File Text:Frontier Analytical Laboratory




File:01OCT10M #1-412 Acq: 1-OCT-2010 08:55:17 GC EI+ Voltage SIR Autospec-Ultima
357.8517 F:2 BSUB(10000,15,-3.0) PKD(5,5,3,0,10%,100,0,0,00%,F,F) Exp:OCDD
Sample Text:ST100110M1 File Text:Frontier Analytical Laboratory



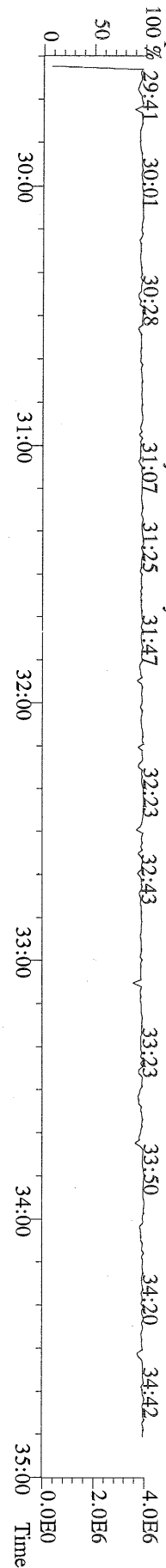
File:01OCT10M #1-412 Acq: 1-OCT-2010 08:55:17 GC EI+ Voltage SIR Autospec-Ultima
367.8949 F:2 BSUB(10000,15,-3.0) PKD(5,5,3,0,10%,100,0,0,00%,F,F) Exp:OCDD
Sample Text:ST100110M1 File Text:Frontier Analytical Laboratory



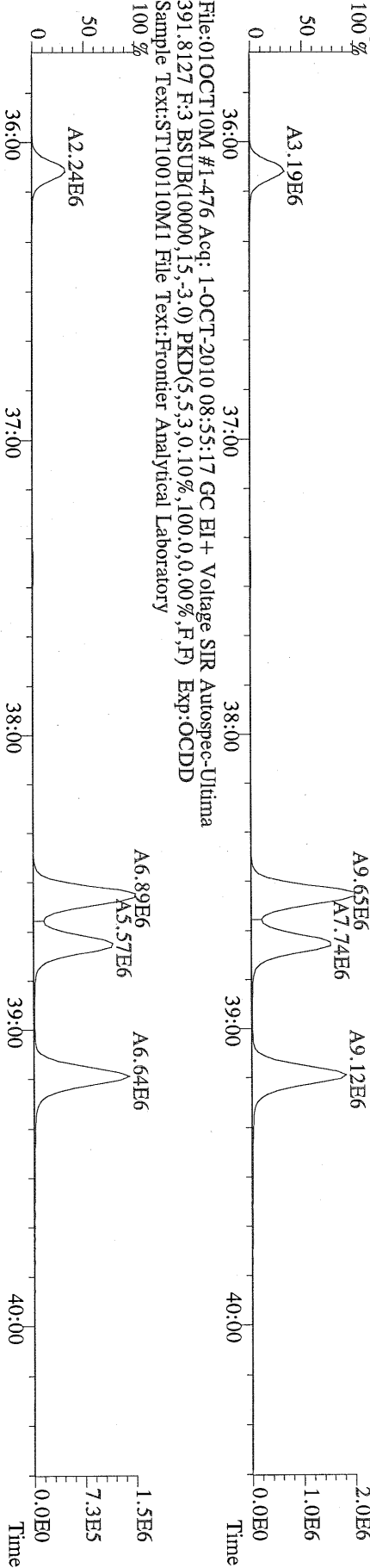
File:01OCT10M #1-412 Acq: 1-OCT-2010 08:55:17 GC EI+ Voltage SIR Autospec-Ultima
369.8919 F:2 BSUB(10000,15,-3.0) PKD(5,5,3,0,10%,100,0,0,00%,F,F) Exp:OCDD
Sample Text:ST100110M1 File Text:Frontier Analytical Laboratory



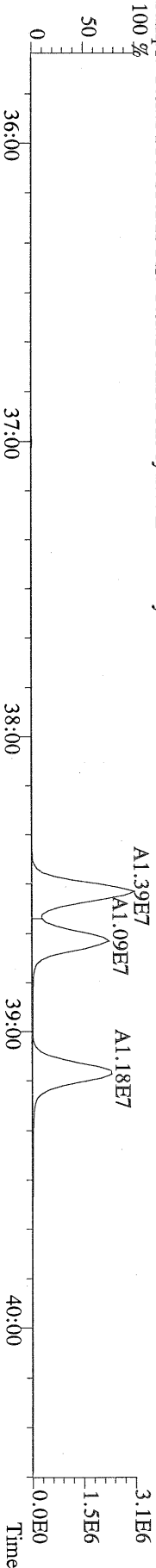
File:01OCT10M #1-412 Acq: 1-OCT-2010 08:55:17 GC EI+ Voltage SIR Autospec-Ultima
366.9792 F:2 Exp:OCDD
Sample Text:ST100110M1 File Text:Frontier Analytical Laboratory



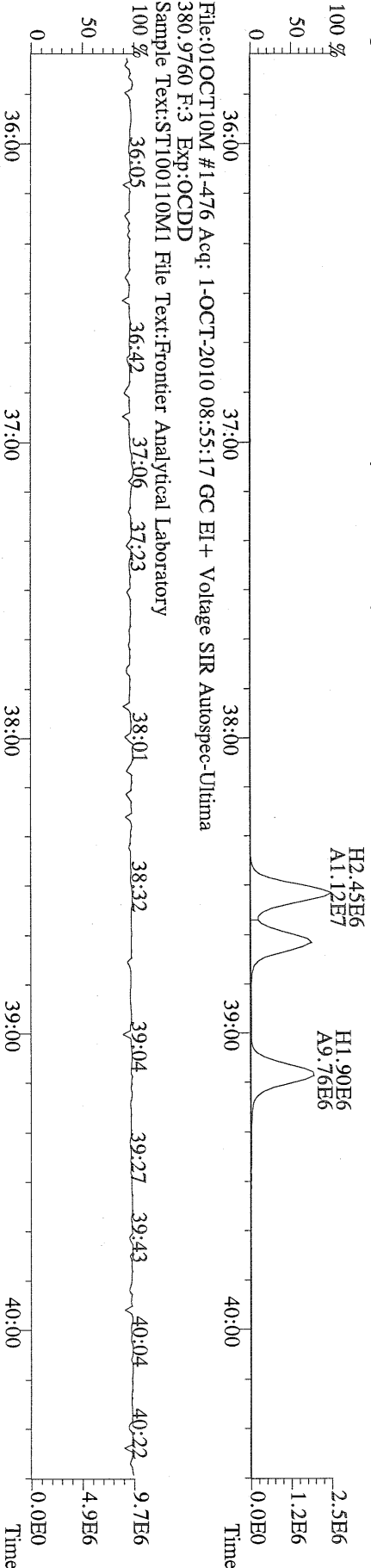
File:01OCT10M #1-476 Acq: 1-OCT-2010 08:55:17 GC EI+ Voltage SIR Autospec-Ultima
389.8156 F:3 BSUB(10000,15,-3.0) PKD(5,5,3,0.10%,100.0,0.00%,F,F) Exp:OCDD
Sample Text:ST100110M1 File Text:Frontier Analytical Laboratory



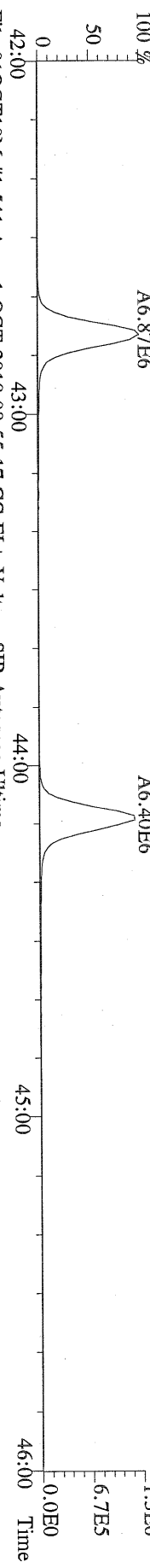
File:01OCT10M #1-476 Acq: 1-OCT-2010 08:55:17 GC EI+ Voltage SIR Autospec-Ultima
401.8559 F:3 BSUB(10000,15,-3.0) PKD(5,5,3,0.10%,100.0,0.00%,F,F) Exp:OCDD
Sample Text:ST100110M1 File Text:Frontier Analytical Laboratory



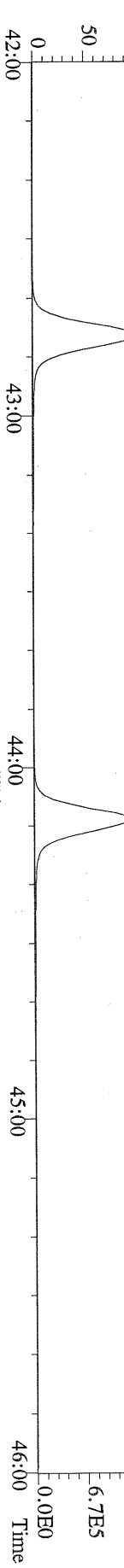
File:01OCT10M #1-476 Acq: 1-OCT-2010 08:55:17 GC EI+ Voltage SIR Autospec-Ultima
403.8530 F:3 BSUB(10000,15,-3.0) PKD(5,5,3,0.10%,100.0,0.00%,F,F) Exp:OCDD
Sample Text:ST100110M1 File Text:Frontier Analytical Laboratory



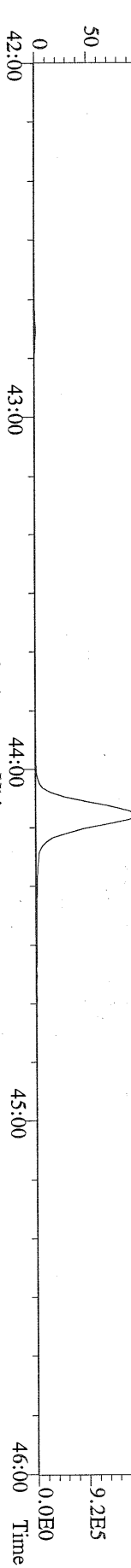
File:01OCT10M #1-541 Acq: 1-OCT-2010 08:55:17 GC EI+ Voltage SIR Autospec-Ultima
423.7767 F:4 BSUB(10000,15,-3.0) PKD(5,5,3,0.10%,100.0,0.00%,F,F) Exp:OCDD
Sample Text:ST100110M1 File Text:Frontier Analytical Laboratory




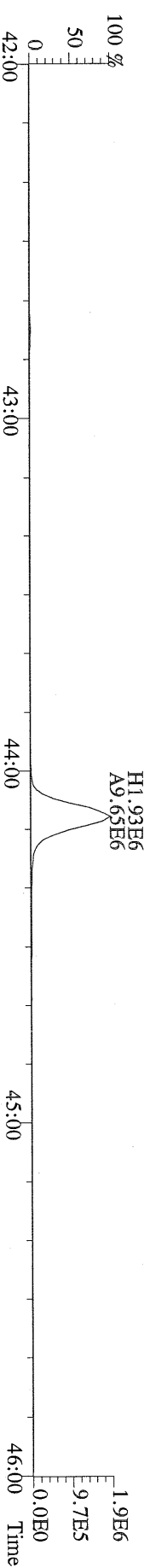
File:01OCT10M #1-541 Acq: 1-OCT-2010 08:55:17 GC EI+ Voltage SIR Autospec-Ultima
425.7737 F:4 BSUB(10000,15,-3.0) PKD(5,5,3,0.10%,100.0,0.00%,F,F) Exp:OCDD
Sample Text:ST100110M1 File Text:Frontier Analytical Laboratory




File:01OCT10M #1-541 Acq: 1-OCT-2010 08:55:17 GC EI+ Voltage SIR Autospec-Ultima
435.8169 F:4 BSUB(10000,15,-3.0) PKD(5,5,3,0.10%,100.0,0.00%,F,F) Exp:OCDD
Sample Text:ST100110M1 File Text:Frontier Analytical Laboratory



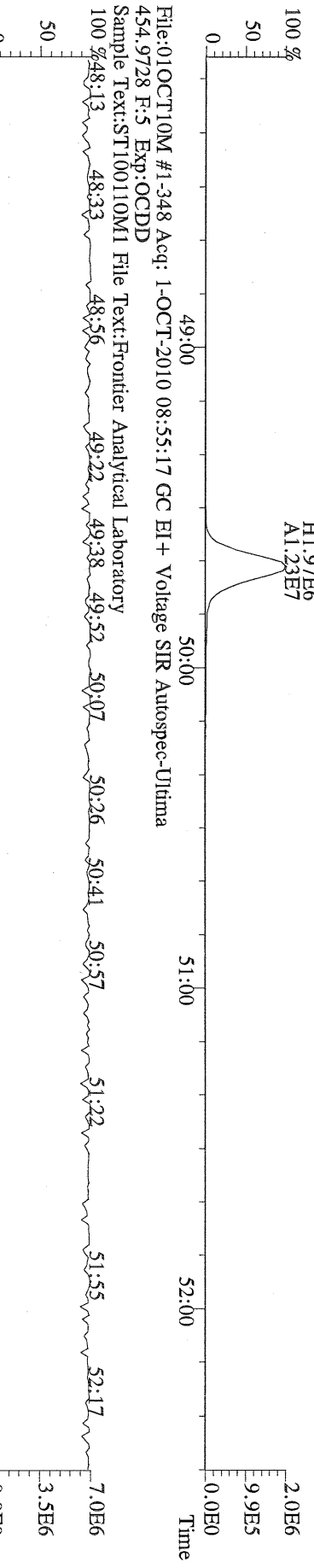
File:01OCT10M #1-541 Acq: 1-OCT-2010 08:55:17 GC EI+ Voltage SIR Autospec-Ultima
437.8140 F:4 BSUB(10000,15,-3.0) PKD(5,5,3,0.10%,100.0,0.00%,F,F) Exp:OCDD
Sample Text:ST100110M1 File Text:Frontier Analytical Laboratory




File:01OCT10M #1-348 Acq: 1-OCT-2010 08:55:17 GC EI+ Voltage SIR Autospec-Ultima
457.7377 F:5 BSUB(10000,15,-3.0) PKD(5,5,3,0,10%,100,0,0.00%,F,F) Exp:OCDD
Sample Text:ST100110M1 File Text:Frontier Analytical Laboratory
100 %



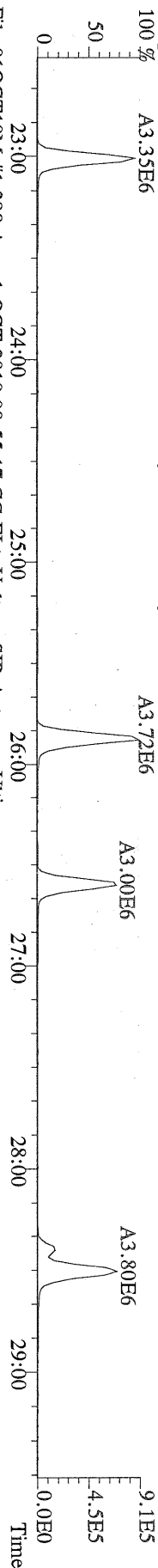
File:01OCT10M #1-348 Acq: 1-OCT-2010 08:55:17 GC EI+ Voltage SIR Autospec-Ultima
469.7780 F:5 BSUB(10000,15,-3.0) PKD(5,5,3,0,10%,100,0,0.00%,F,F) Exp:OCDD
Sample Text:ST100110M1 File Text:Frontier Analytical Laboratory
100 %



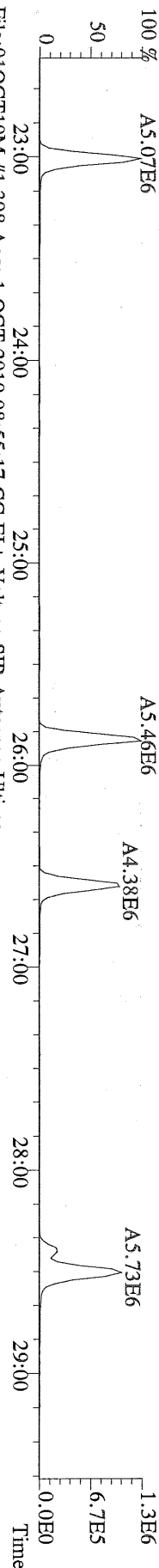
File:01OCT10M #1-348 Acq: 1-OCT-2010 08:55:17 GC EI+ Voltage SIR Autospec-Ultima
454.9728 F:5 Exp:OCDD
Sample Text:ST100110M1 File Text:Frontier Analytical Laboratory
100 %



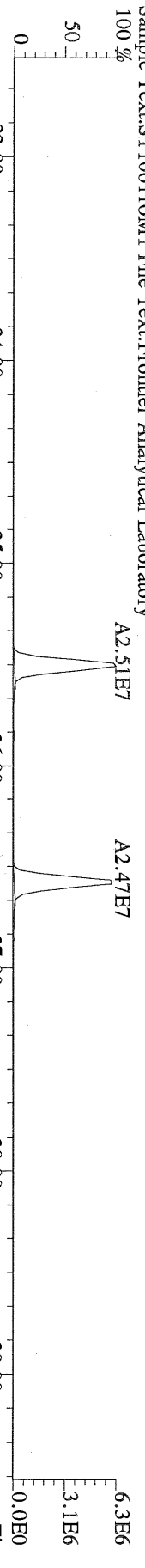
File:01OCT10M #1-398 Acq: 1-OCT-2010 08:55:17 GC EI+ Voltage SIR Autospec-Ultima
 303.9016 BSUB(10000,15,-3.0) PKD(5,5,3,0.10%,100,0,0.00%,F,F) Exp:OCDD
 Sample Text:ST100110M1 File Text:Frontier Analytical Laboratory



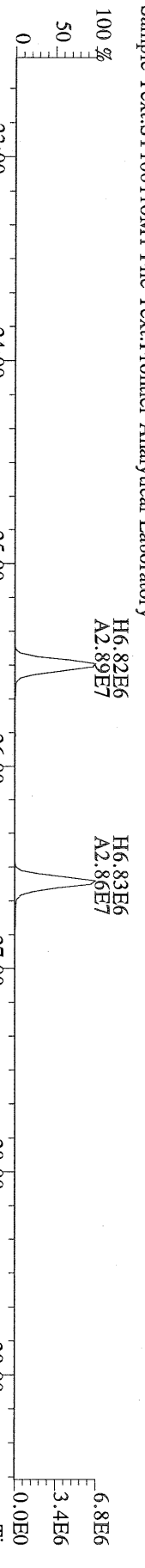
File:01OCT10M #1-398 Acq: 1-OCT-2010 08:55:17 GC EI+ Voltage SIR Autospec-Ultima
 305.8987 BSUB(10000,15,-3.0) PKD(5,5,3,0.10%,100,0,0.00%,F,F) Exp:OCDD
 Sample Text:ST100110M1 File Text:Frontier Analytical Laboratory



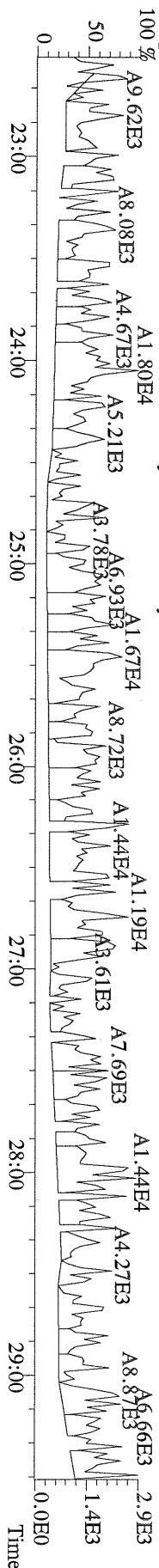
File:01OCT10M #1-398 Acq: 1-OCT-2010 08:55:17 GC EI+ Voltage SIR Autospec-Ultima
 315.9419 BSUB(10000,15,-3.0) PKD(5,5,3,0.10%,100,0,0.00%,F,F) Exp:OCDD
 Sample Text:ST100110M1 File Text:Frontier Analytical Laboratory




File:01OCT10M #1-398 Acq: 1-OCT-2010 08:55:17 GC EI+ Voltage SIR Autospec-Ultima
 317.9389 BSUB(10000,15,-3.0) PKD(5,5,3,0.10%,100,0,0.00%,F,F) Exp:OCDD
 Sample Text:ST100110M1 File Text:Frontier Analytical Laboratory




File:01OCT10M #1-398 Acq: 1-OCT-2010 08:55:17 GC EI+ Voltage SIR Autospec-Ultima
 375.8364 BSUB(10000,15,-3.0) PKD(5,5,3,0.10%,100,0,0.00%,F,F) Exp:OCDD
 Sample Text:ST100110M1 File Text:Frontier Analytical Laboratory



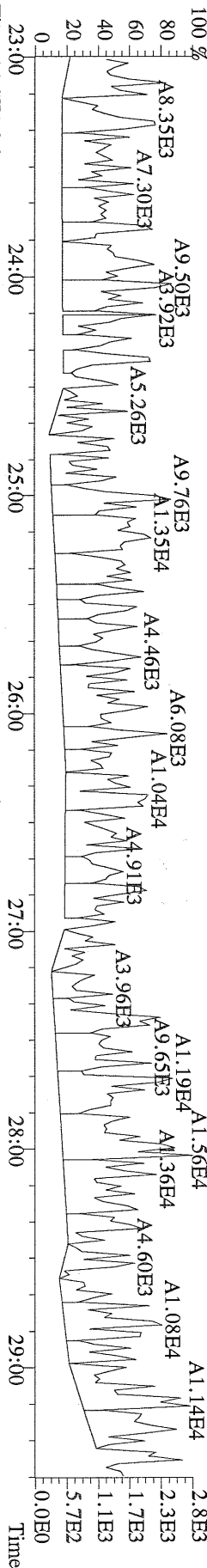
File:01OCT10M #1-398 Acq: 1-OCT-2010 08:55:17 GC EI+ Voltage SIR Autospec-Ultima
 339.8597 BSUB(10000,15,-3.0) PKD(5,5,3,0,10%,100,0,0,0.00%,F,F) Exp:OCDD
 Sample Text:ST100110M1 File Text:Frontier Analytical Laboratory




File:01OCT10M #1-398 Acq: 1-OCT-2010 08:55:17 GC EI+ Voltage SIR Autospec-Ultima
 341.8568 BSUB(10000,15,-3.0) PKD(5,5,3,0,10%,100,0,0,0.00%,F,F) Exp:OCDD
 Sample Text:ST100110M1 File Text:Frontier Analytical Laboratory




File:01OCT10M #1-398 Acq: 1-OCT-2010 08:55:17 GC EI+ Voltage SIR Autospec-Ultima
 409.7974 BSUB(10000,15,-3.0) PKD(5,5,3,0,10%,100,0,0,0.00%,F,F) Exp:OCDD
 Sample Text:ST100110M1 File Text:Frontier Analytical Laboratory



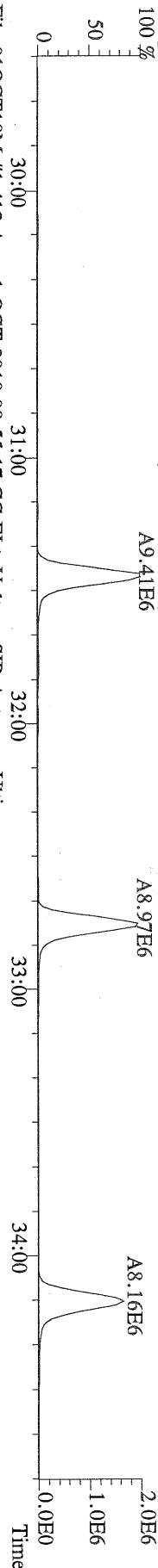
File:01OCT10M #1-398 Acq: 1-OCT-2010 08:55:17 GC EI+ Voltage SIR Autospec-Ultima
 316.9824 Exp:OCDD
 Sample Text:ST100110M1 File Text:Frontier Analytical Laboratory



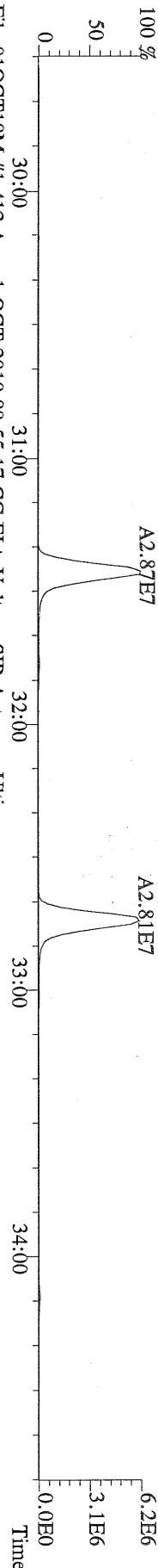
File:01OCT10M #1-412 Acq: 1-OCT-2010 08:55:17 GC EI+ Voltage SIR Autospec-Ultima
 339.8597 F:2 BSUB(10000,15,-3.0) PKD(5,5,3,0,10%,100,0,0.00%,F,F) Exp:OCDD
 Sample Text:ST100110M1 File Text:Frontier Analytical Laboratory




File:01OCT10M #1-412 Acq: 1-OCT-2010 08:55:17 GC EI+ Voltage SIR Autospec-Ultima
 341.8568 F:2 BSUB(10000,15,-3.0) PKD(5,5,3,0,10%,100,0,0.00%,F,F) Exp:OCDD
 Sample Text:ST100110M1 File Text:Frontier Analytical Laboratory



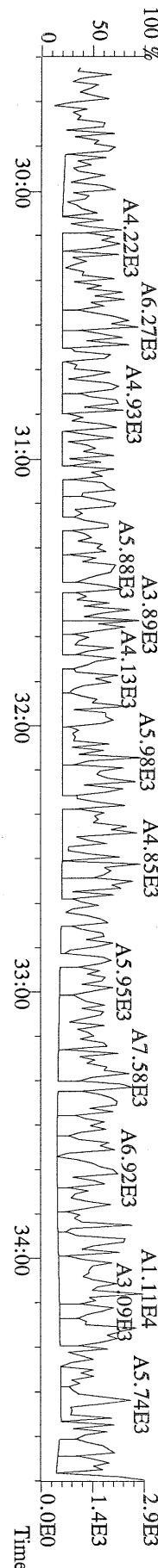
File:01OCT10M #1-412 Acq: 1-OCT-2010 08:55:17 GC EI+ Voltage SIR Autospec-Ultima
 351.9000 F:2 BSUB(10000,15,-3.0) PKD(5,5,3,0,10%,100,0,0.00%,F,F) Exp:OCDD
 Sample Text:ST100110M1 File Text:Frontier Analytical Laboratory



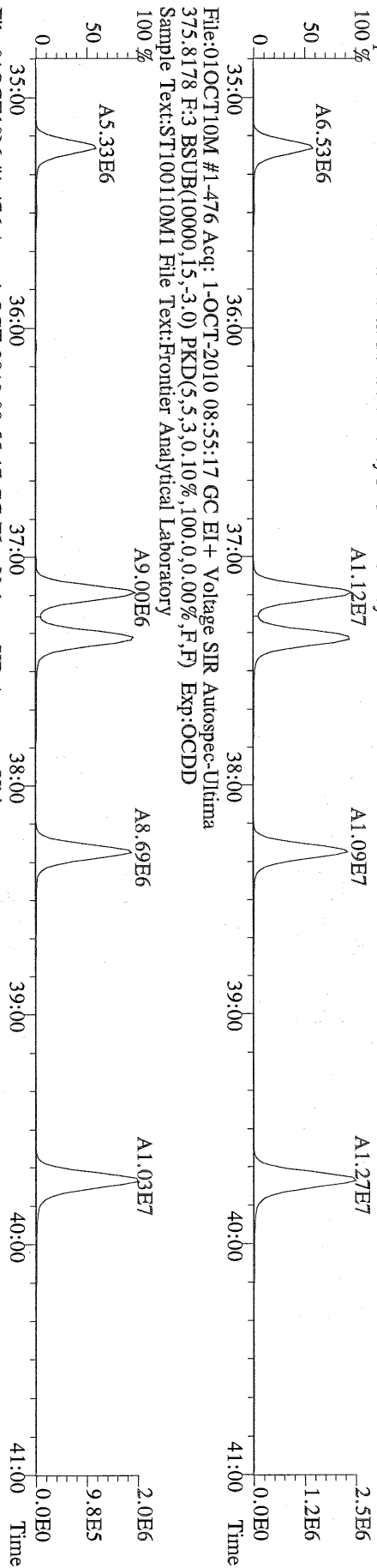
File:01OCT10M #1-412 Acq: 1-OCT-2010 08:55:17 GC EI+ Voltage SIR Autospec-Ultima
 353.8970 F:2 BSUB(10000,15,-3.0) PKD(5,5,3,0,10%,100,0,0.00%,F,F) Exp:OCDD
 Sample Text:ST100110M1 File Text:Frontier Analytical Laboratory



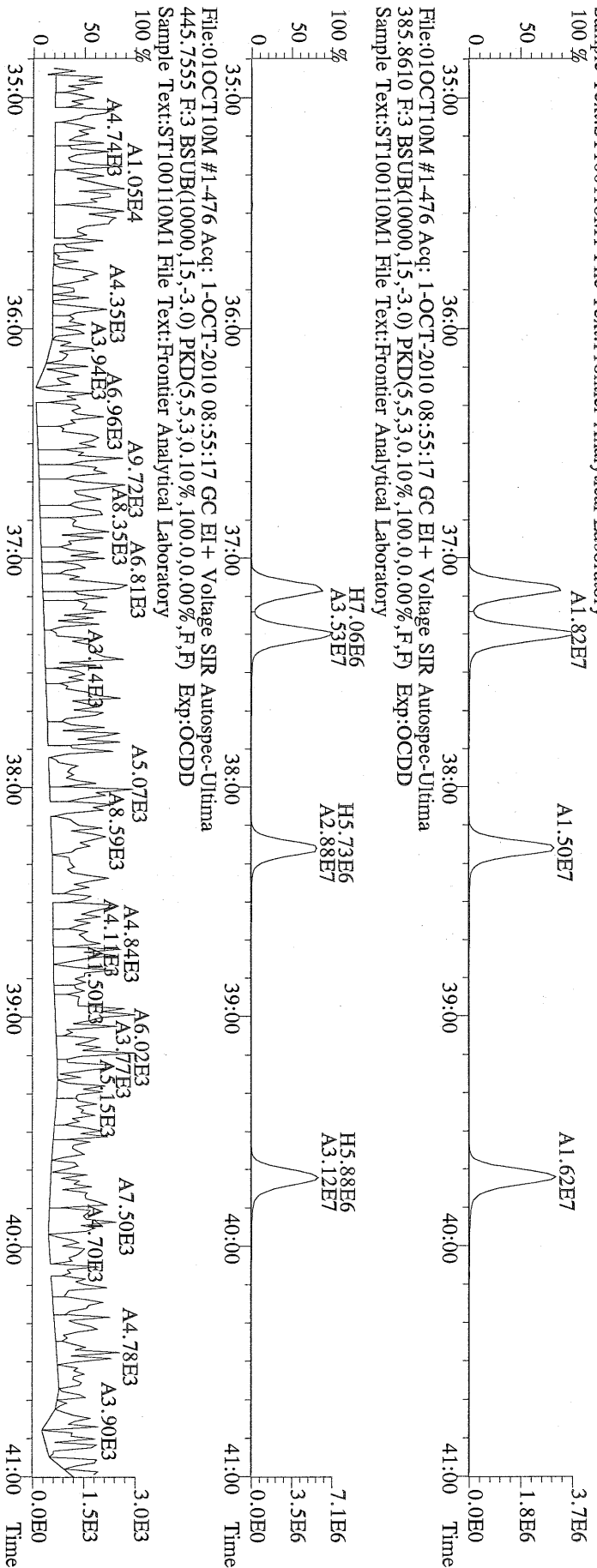
File:01OCT10M #1-412 Acq: 1-OCT-2010 08:55:17 GC EI+ Voltage SIR Autospec-Ultima
 409.7974 F:2 BSUB(10000,15,-3.0) PKD(5,5,3,0,10%,100,0,0.00%,F,F) Exp:OCDD
 Sample Text:ST100110M1 File Text:Frontier Analytical Laboratory



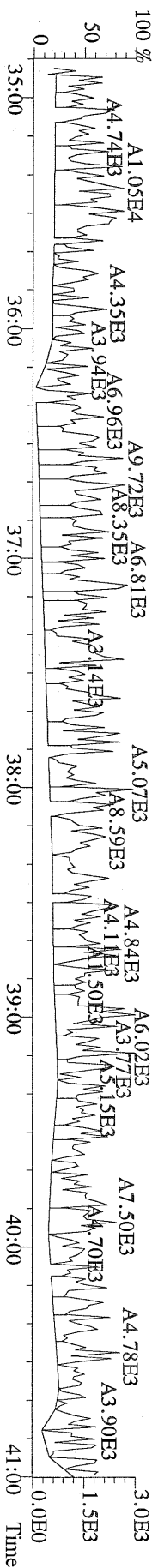
File:01OCT10M #1-476 Acq: 1-OCT-2010 08:55:17 GC EI+ Voltage SIR Autospec-Ultima
373.8207 F:3 BSUB(10000,15,-3.0) PKD(5,5,3,0,10%,100,0,0,00%,F,F) Exp:OCDD
Sample Text:ST100110M1 File Text:Frontier Analytical Laboratory



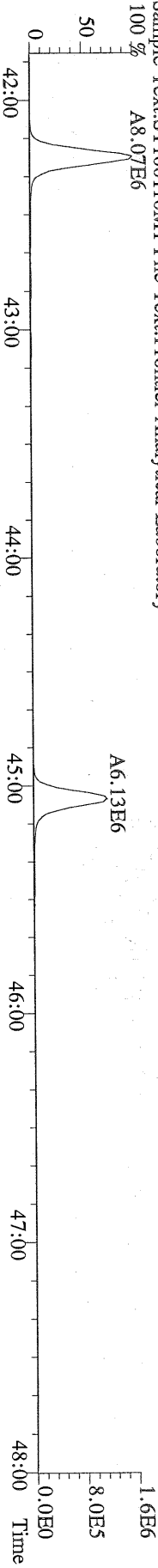
File:01OCT10M #1-476 Acq: 1-OCT-2010 08:55:17 GC EI+ Voltage SIR Autospec-Ultima
383.8639 F:3 BSUB(10000,15,-3.0) PKD(5,5,3,0,10%,100,0,0,00%,F,F) Exp:OCDD
Sample Text:ST100110M1 File Text:Frontier Analytical Laboratory



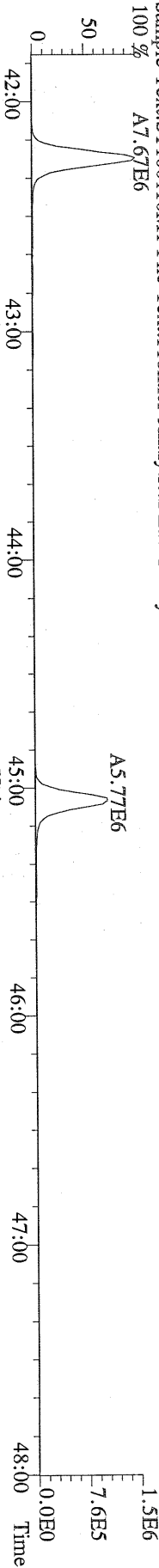
File:01OCT10M #1-476 Acq: 1-OCT-2010 08:55:17 GC EI+ Voltage SIR Autospec-Ultima
445.7555 F:3 BSUB(10000,15,-3.0) PKD(5,5,3,0,10%,100,0,0,00%,F,F) Exp:OCDD
Sample Text:ST100110M1 File Text:Frontier Analytical Laboratory



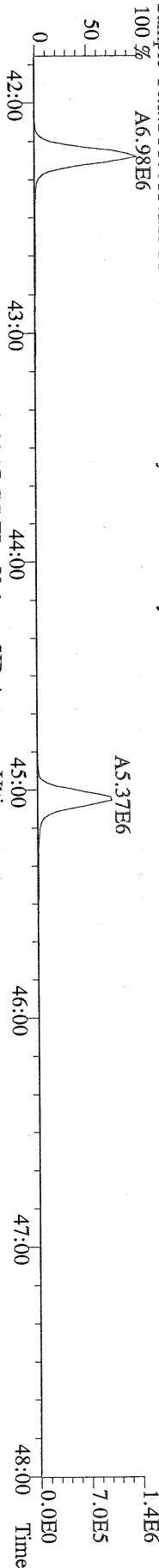
File:01OCT10M #1-541 Acq: 1-OCT-2010 08:55:17 GC EI+ Voltage SIR Autospec-Ultima
407.7818 F:4 BSUB(10000,15,-3,0) PKD(5,5,3,0,10%,100,0,0,00%,F,F) Exp:OCDD
Sample Text:ST100110M1 File Text:Frontier Analytical Laboratory



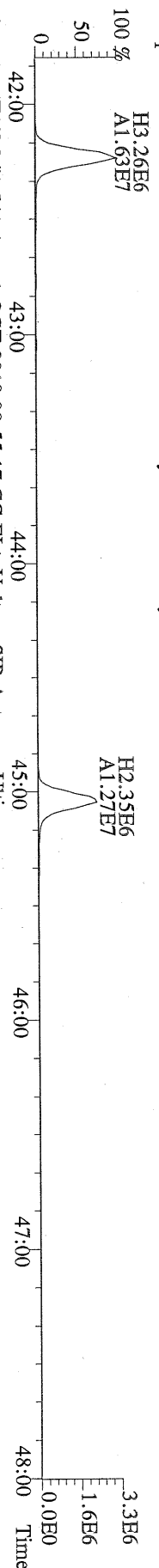
File:01OCT10M #1-541 Acq: 1-OCT-2010 08:55:17 GC EI+ Voltage SIR Autospec-Ultima
409.7788 F:4 BSUB(10000,15,-3,0) PKD(5,5,3,0,10%,100,0,0,00%,F,F) Exp:OCDD
Sample Text:ST100110M1 File Text:Frontier Analytical Laboratory



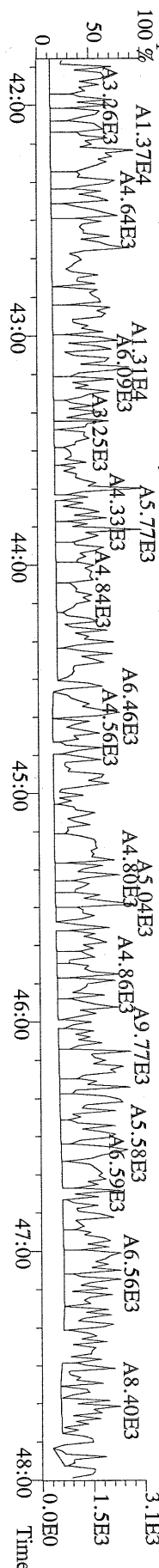
File:01OCT10M #1-541 Acq: 1-OCT-2010 08:55:17 GC EI+ Voltage SIR Autospec-Ultima
417.8253 F:4 BSUB(10000,15,-3,0) PKD(5,5,3,0,10%,100,0,0,00%,F,F) Exp:OCDD
Sample Text:ST100110M1 File Text:Frontier Analytical Laboratory



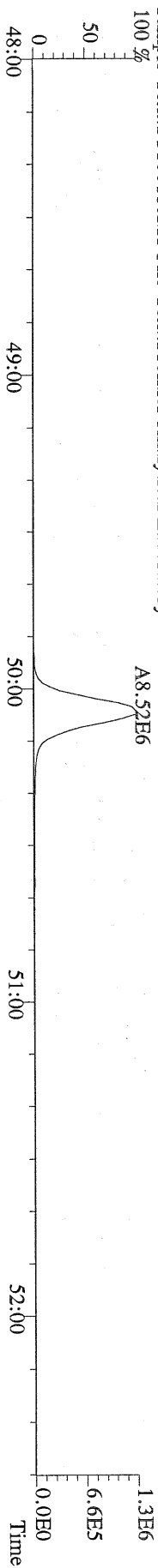
File:01OCT10M #1-541 Acq: 1-OCT-2010 08:55:17 GC EI+ Voltage SIR Autospec-Ultima
419.8220 F:4 BSUB(10000,15,-3,0) PKD(5,5,3,0,10%,100,0,0,00%,F,F) Exp:OCDD
Sample Text:ST100110M1 File Text:Frontier Analytical Laboratory



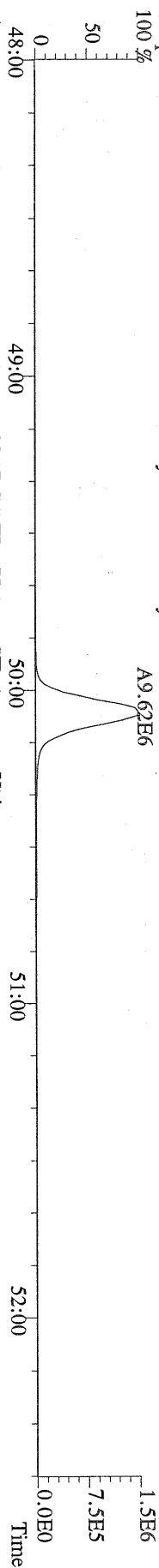
File:01OCT10M #1-541 Acq: 1-OCT-2010 08:55:17 GC EI+ Voltage SIR Autospec-Ultima
479.7165 F:4 BSUB(10000,15,-3,0) PKD(5,5,3,0,10%,100,0,0,00%,F,F) Exp:OCDD
Sample Text:ST100110M1 File Text:Frontier Analytical Laboratory



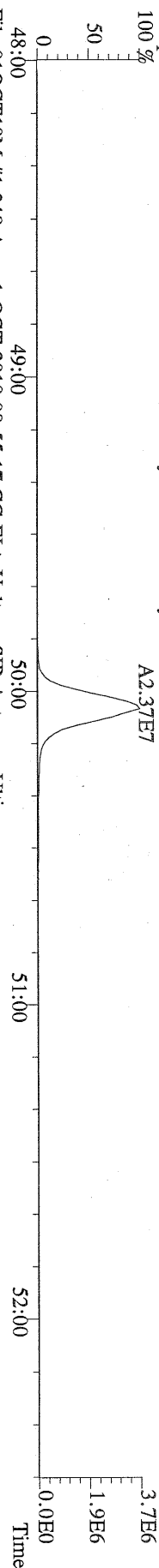
File:01OCT10M #1-348 Acq: 1-OCT-2010 08:55:17 GC EI+ Voltage SIR Autospec-Ultima
441.7428 F:5 BSUB(10000,15,-3.0) PKD(5,5,3,0,10%,100,0,0,00%,F,F) Exp:OCDD
Sample Text:ST100110M1 File Text:Frontier Analytical Laboratory



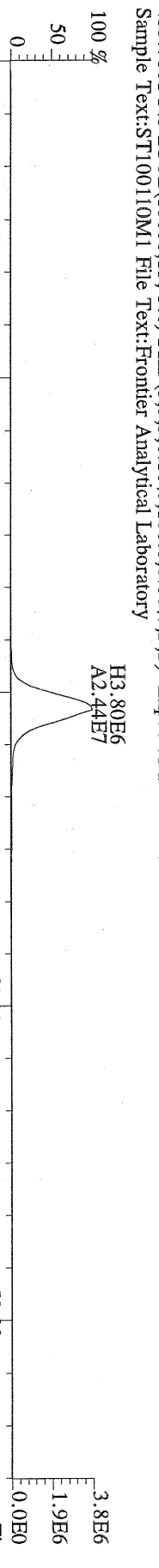
File:01OCT10M #1-348 Acq: 1-OCT-2010 08:55:17 GC EI+ Voltage SIR Autospec-Ultima
443.7398 F:5 BSUB(10000,15,-3.0) PKD(5,5,3,0,10%,100,0,0,00%,F,F) Exp:OCDD
Sample Text:ST100110M1 File Text:Frontier Analytical Laboratory



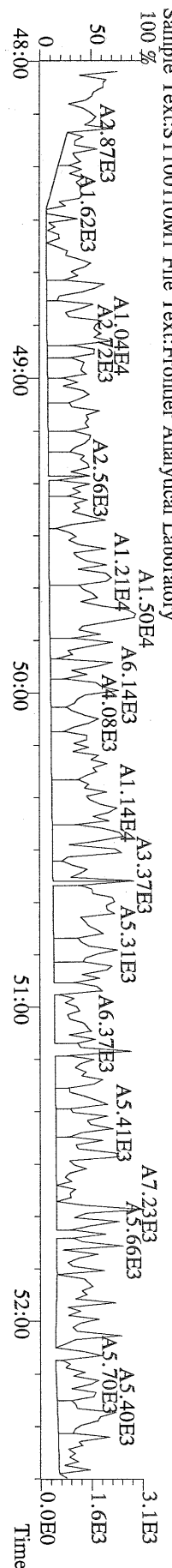
File:01OCT10M #1-348 Acq: 1-OCT-2010 08:55:17 GC EI+ Voltage SIR Autospec-Ultima
453.7831 F:5 BSUB(10000,15,-3.0) PKD(5,5,3,0,10%,100,0,0,00%,F,F) Exp:OCDD
Sample Text:ST100110M1 File Text:Frontier Analytical Laboratory



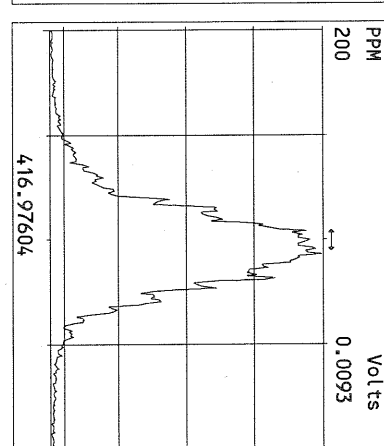
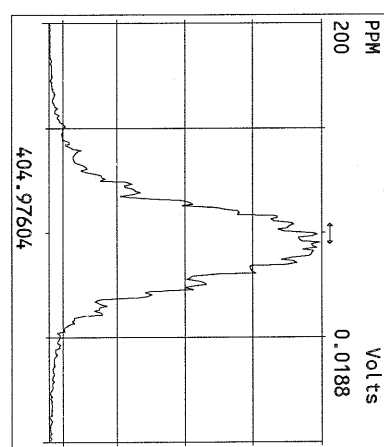
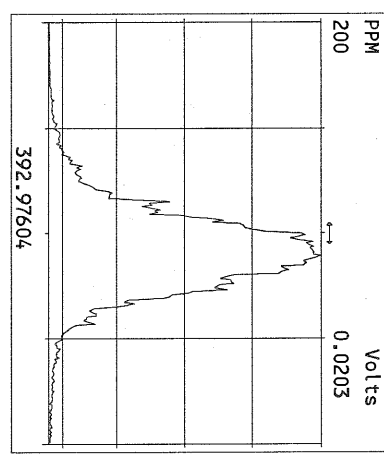
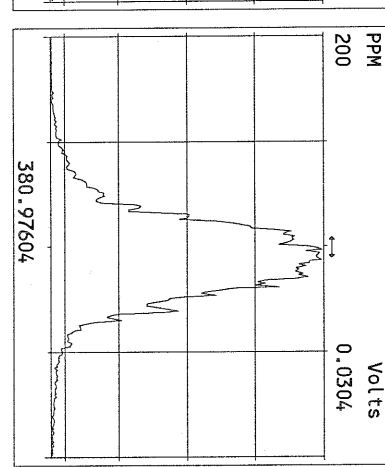
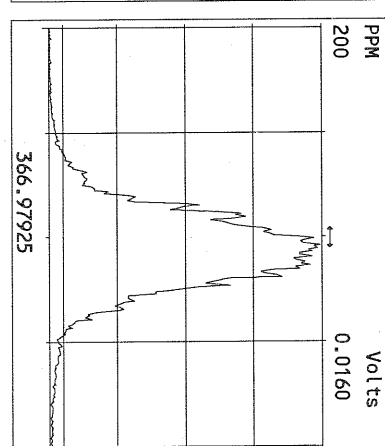
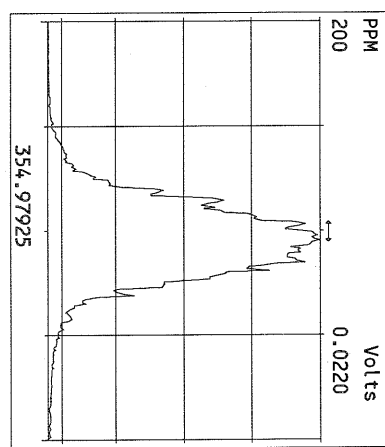
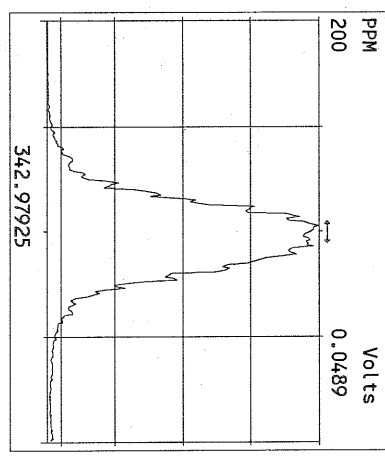
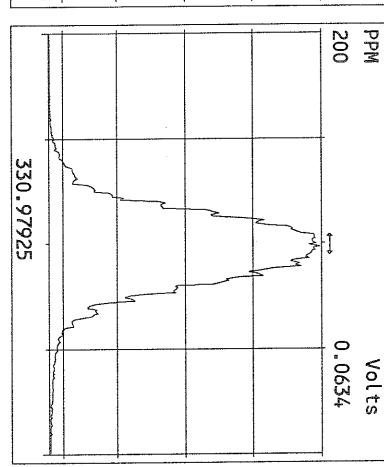
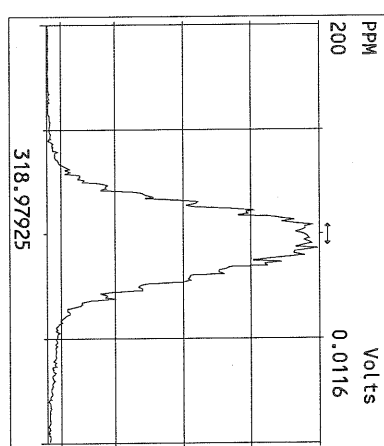
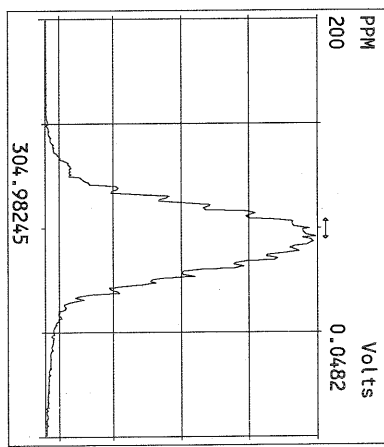
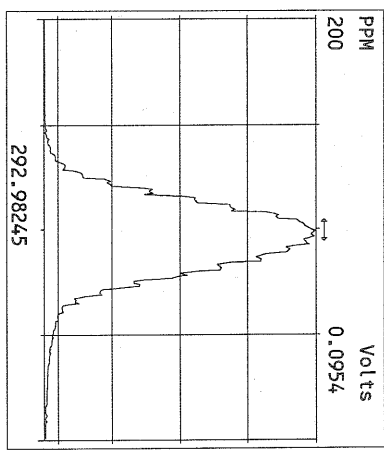
File:01OCT10M #1-348 Acq: 1-OCT-2010 08:55:17 GC EI+ Voltage SIR Autospec-Ultima
455.7801 F:5 BSUB(10000,15,-3.0) PKD(5,5,3,0,10%,100,0,0,00%,F,F) Exp:OCDD
Sample Text:ST100110M1 File Text:Frontier Analytical Laboratory

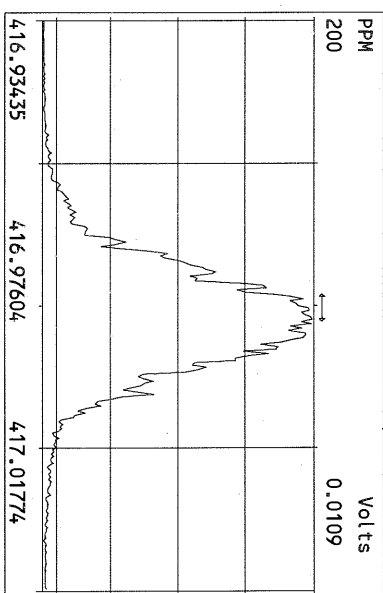
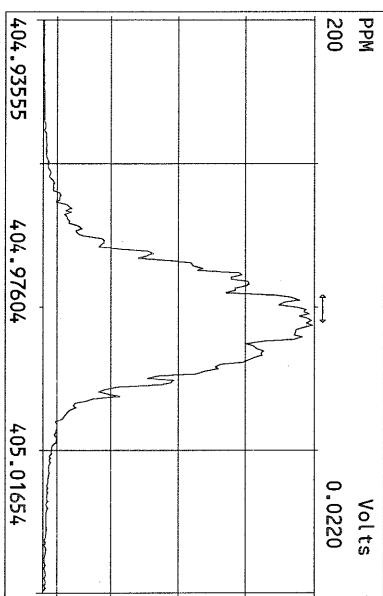
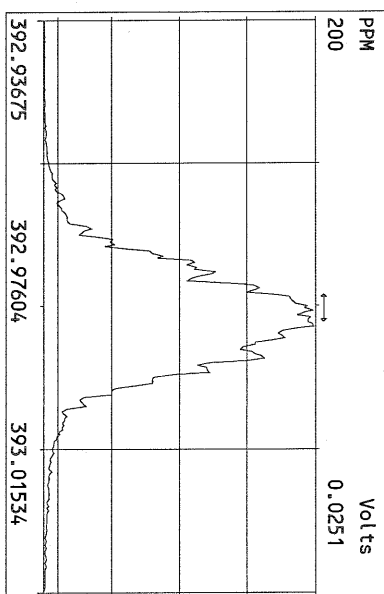
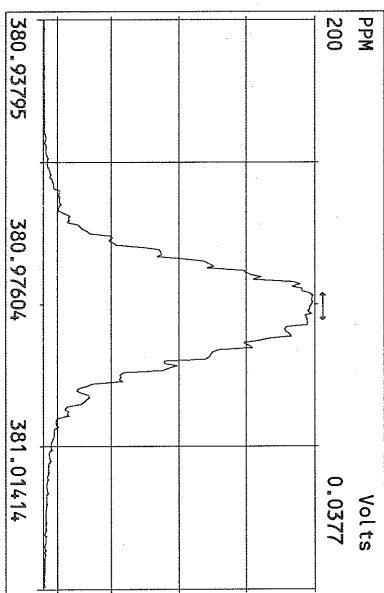
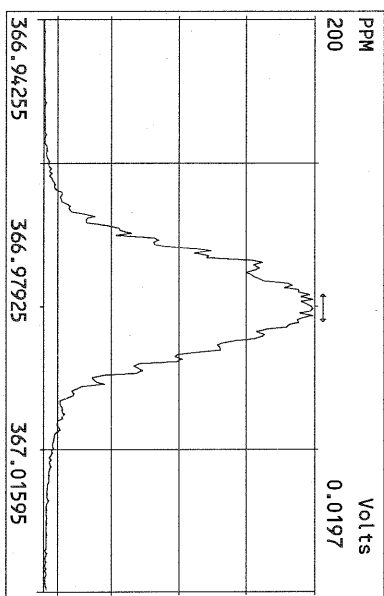
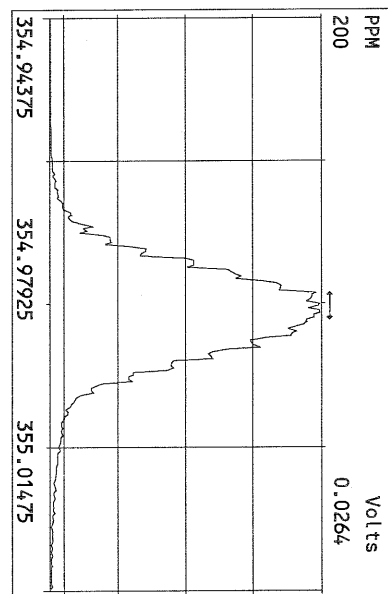
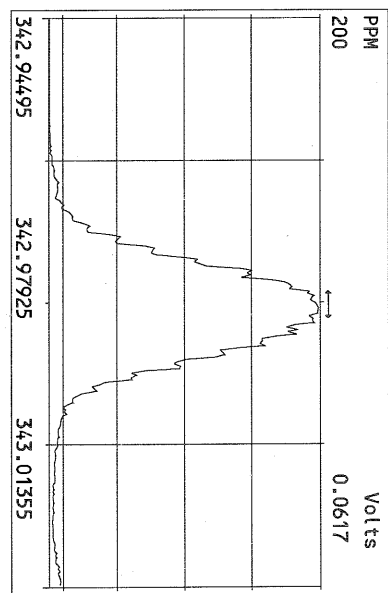
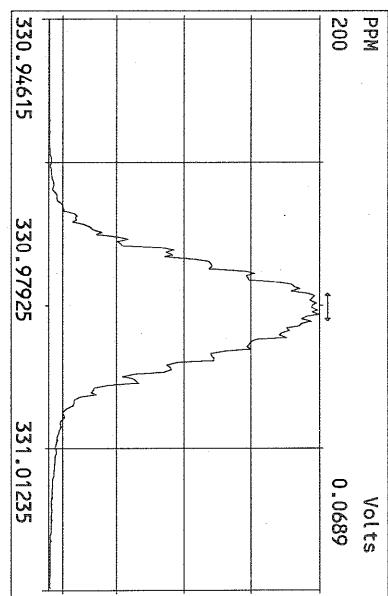


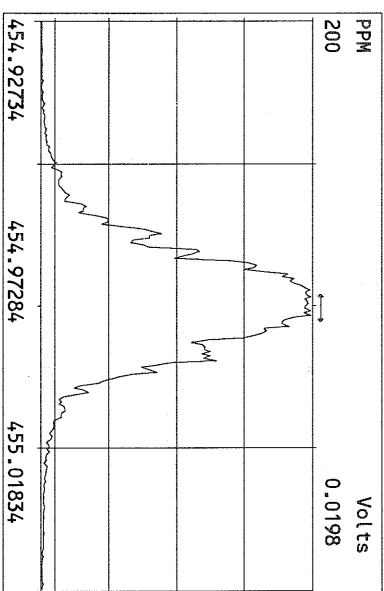
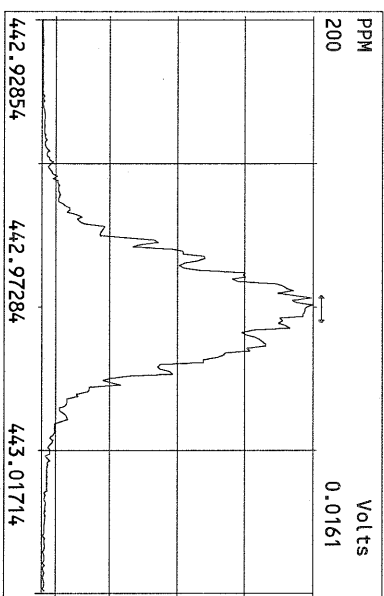
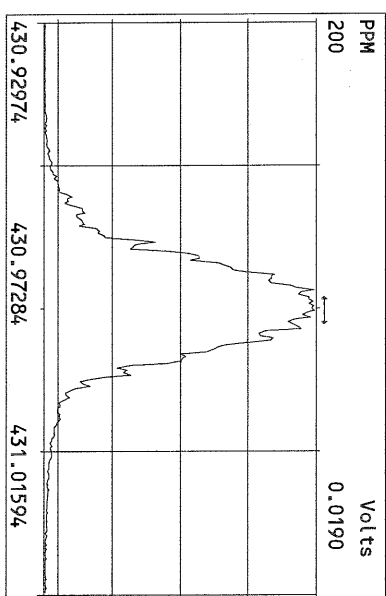
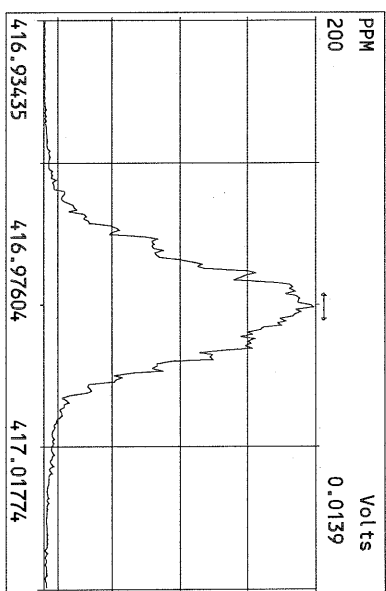
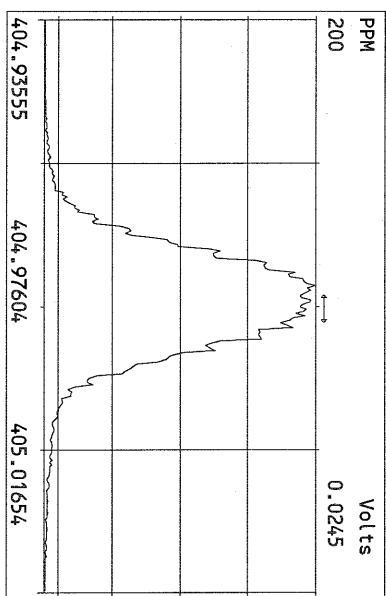
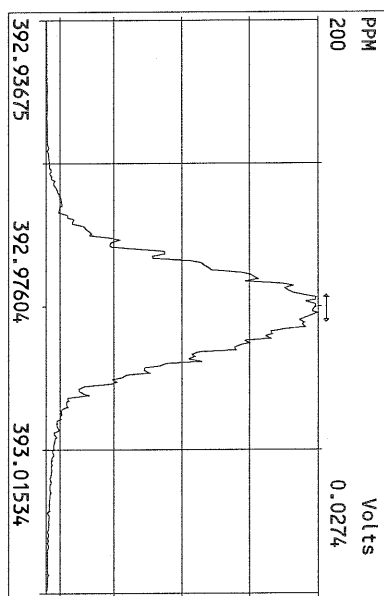
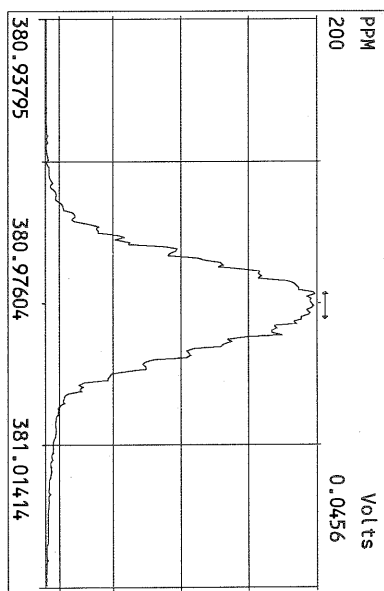
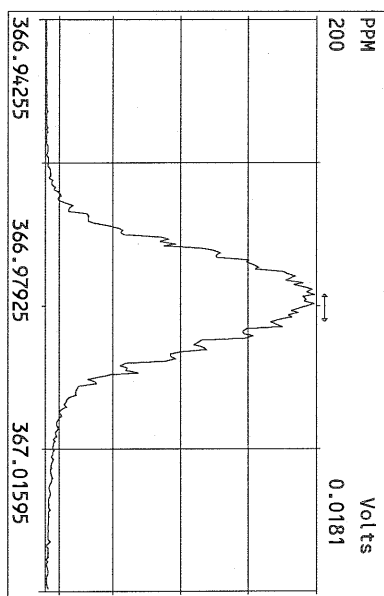
File:01OCT10M #1-348 Acq: 1-OCT-2010 08:55:17 GC EI+ Voltage SIR Autospec-Ultima
513.6775 F:5 BSUB(10000,15,-3.0) PKD(5,5,3,0,10%,100,0,0,00%,F,F) Exp:OCDD
Sample Text:ST100110M1 File Text:Frontier Analytical Laboratory



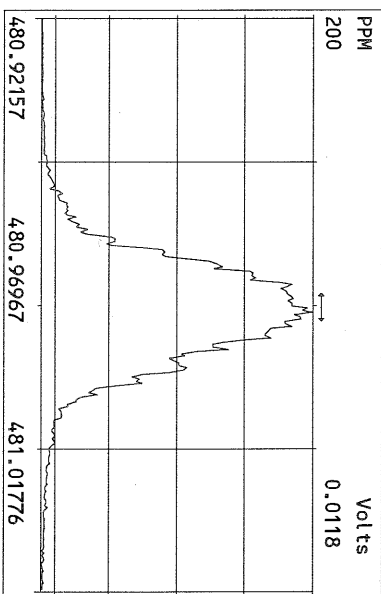
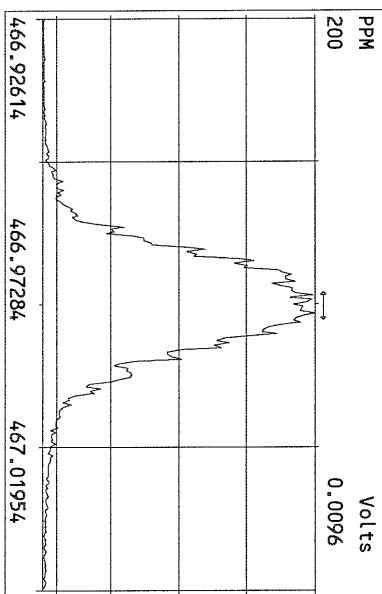
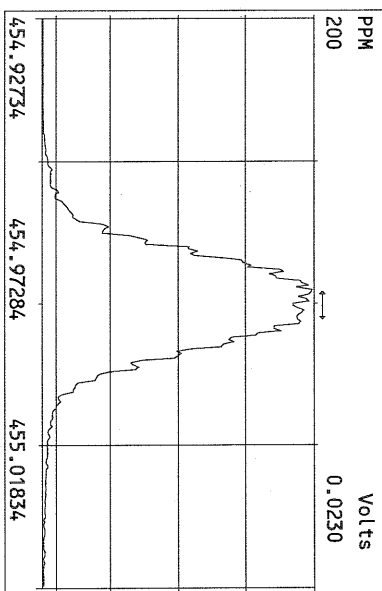
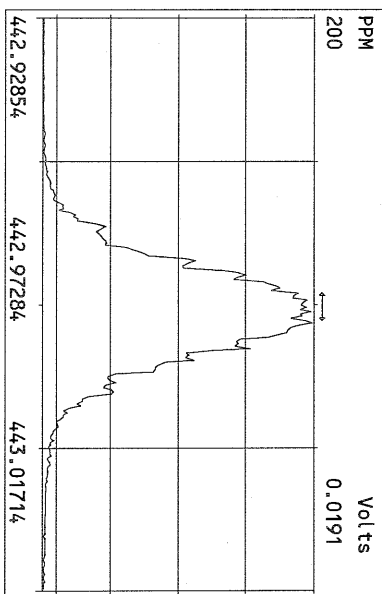
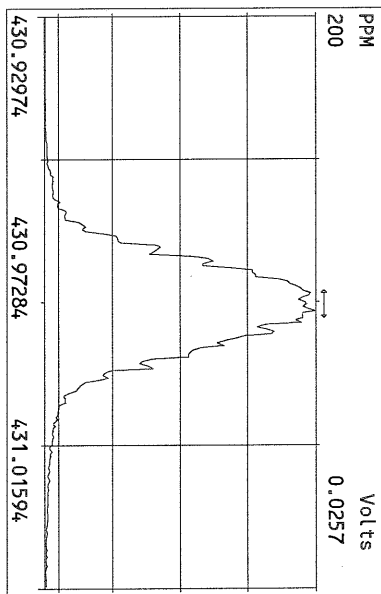
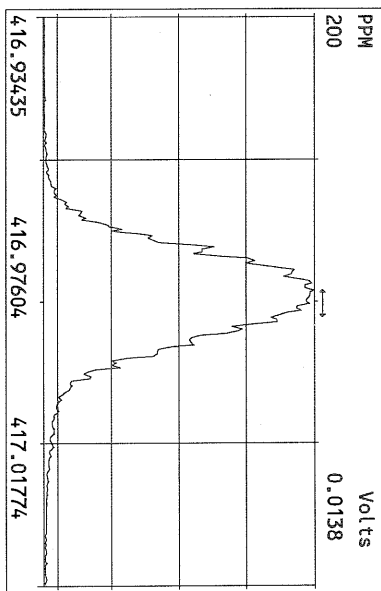
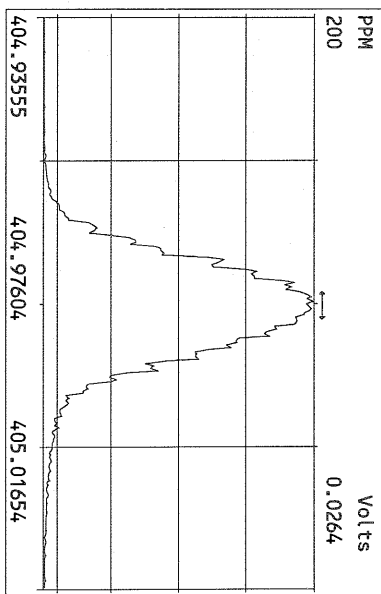
Peak Locate Examination: 2-OCT-2010:03:23 File:010CT10M_RES_CHECK
Experiment:0CDD Function:1 Reference:PK

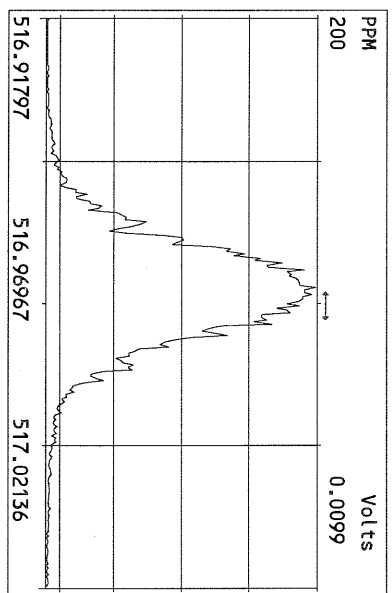
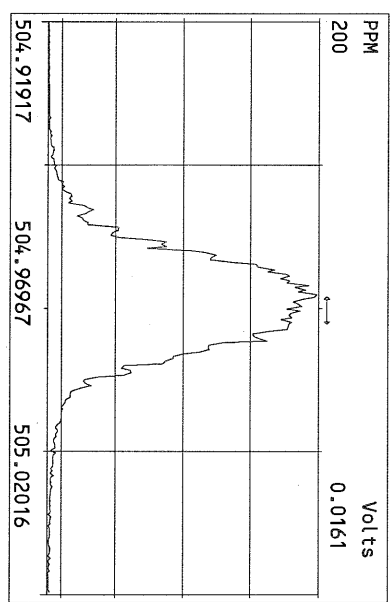
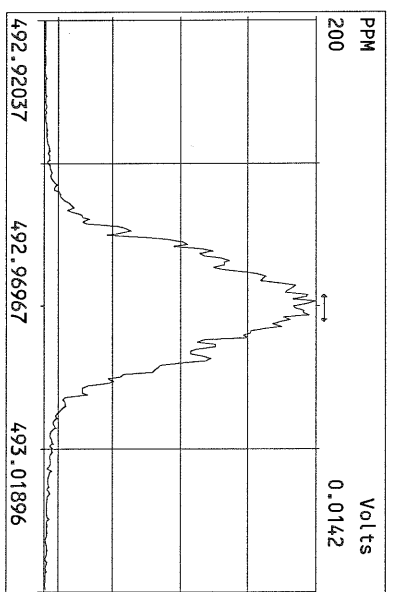
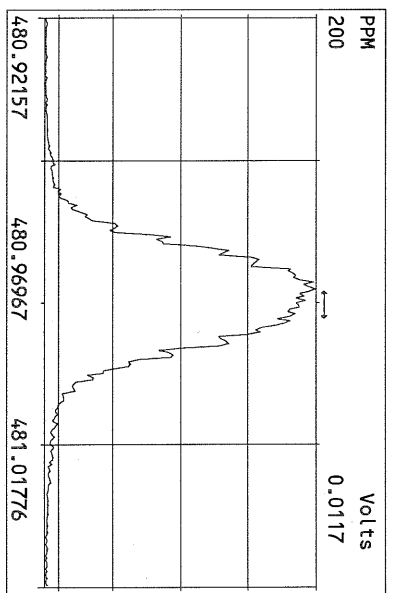
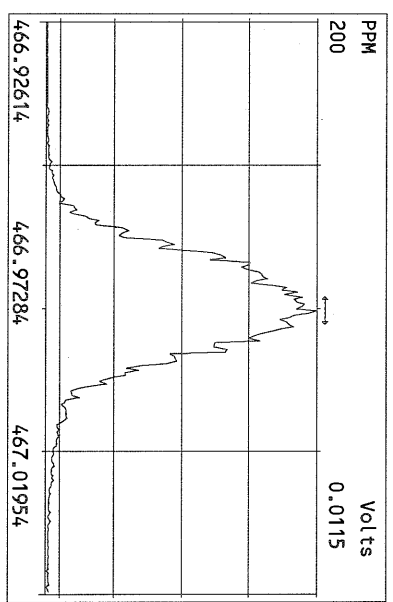
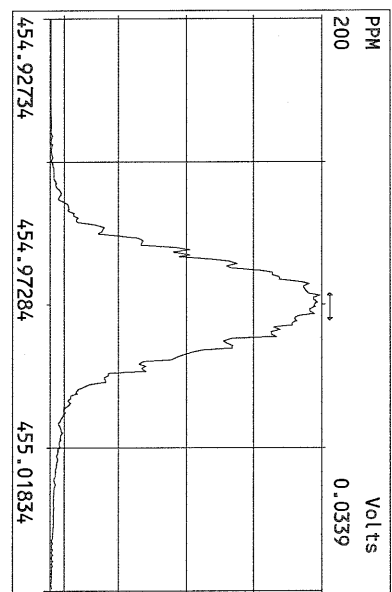
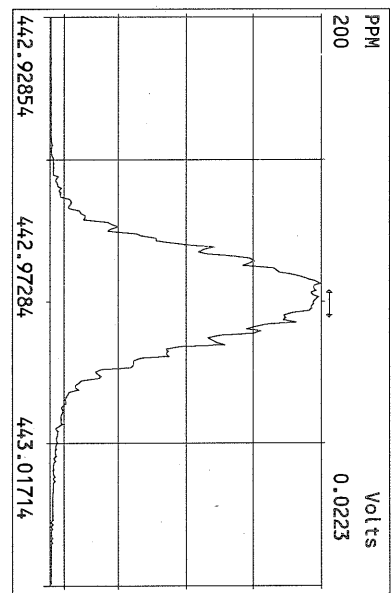
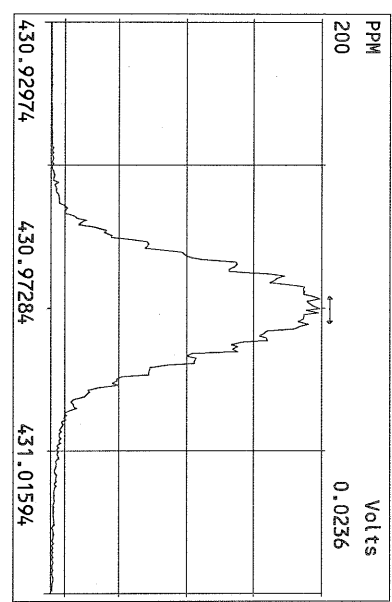






Peak Locate Examination: 2-OCT-2010:03:29 File:01OCT10M_RES_CHECK
Experiment:OCDD Function:4 Reference:PFK





USEPA - ITD

FORM 4A
PCDD/PCDF CALIBRATION VERIFICATION

Lab Name: Frontier Analytical Laboratory Episode No.:

Contract No.: SAS No.:

Initial Calibration Date: 8/23/10

Instrument ID: FAL3

GC Column ID: DB5

VER Data Filename: 01OCT10M Sam:16

Analysis Date: 1-OCT-10 22:45:19

NATIVE ANALYTES	M/Z'S FORMING RATIO (1)	ION ABUND. RATIO	QC LIMITS (2)	ACCEPT	CONC. FOUND	CONC. RANGE (ng/mL) (3)
2,3,7,8-TCDD	M/M+2	0.77	0.65-0.89	y	10.2	7.80 - 12.9 ✓
1,2,3,7,8-PeCDD	M+2/M+4	1.65	1.32-1.78	y	50.5	39.0 - 65.0 ✓
1,2,3,4,7,8-HxCDD	M+2/M+4	1.42	1.05-1.43	y	48.1	39.0 - 64.0 ✓
1,2,3,6,7,8-HxCDD	M+2/M+4	1.35	1.05-1.43	y	48.7	39.0 - 64.0 ✓
1,2,3,7,8,9-HxCDD	M+2/M+4	1.36	1.05-1.43	y	51.5	41.0 - 61.0 ✓
1,2,3,4,6,7,8-HpCDD	M+2/M+4	0.99	0.88-1.20	y	48.2	43.0 - 58.0 ✓
OCDD	M+2/M+4	0.96	0.76-1.02	y	111	79.0 - 126 ✓
2,3,7,8-TCDF	M/M+2	0.67	0.65-0.89	y	9.39	8.40 - 12.0 ✓
1,2,3,7,8-PeCDF	M+2/M+4	1.52	1.32-1.78	y	54.6	41.0 - 60.0 ✓
2,3,4,7,8-PeCDF	M+2/M+4	1.51	1.32-1.78	y	53.4	41.0 - 60.0 ✓
1,2,3,4,7,8-HxCDF	M+2/M+4	1.26	1.05-1.43	y	47.9	45.0 - 56.0 ✓
1,2,3,6,7,8-HxCDF	M+2/M+4	1.26	1.05-1.43	y	48.3	44.0 - 57.0 ✓
2,3,4,6,7,8-HxCDF	M+2/M+4	1.25	1.05-1.43	y	47.9	44.0 - 57.0 ✓
1,2,3,7,8,9-HxCDF	M+2/M+4	1.27	1.05-1.43	y	49.5	45.0 - 56.0 ✓
1,2,3,4,6,7,8-HpCDF	M+2/M+4	1.07	0.88-1.20	y	48.9	45.0 - 55.0 ✓
1,2,3,4,7,8,9-HpCDF	M+2/M+4	1.04	0.88-1.20	y	48.6	43.0 - 58.0 ✓
OCDF	M+2/M+4	0.87	0.76-1.02	y	94.4	63.0 - 159 ✓

(1) See Table 8, Method 1613, for m/z specifications.

(2) Ion Abundance Ratio Control Limits as specified in Table 9, Method 1613.

(3) Contract-required concentration range as specified in Table 6, Method 1613.

Analyst: 

Date: 10/4/10

USEPA - ITD

FORM 6A

PCDD/PCDF RELATIVE RETENTION TIMES

Lab Name: Frontier Analytical Laboratory

Episode No.:

Contract No.:

SAS No.:

Init. Cal. Date: 8/23/10

Instrument ID: FAL3

GC Column ID: DB5


Analysis Date: 1-OCT-10 22:45:19

CS3 or VER Data Filename: 01OCT10M

Sam:16

NATIVE ANALYTES	RETENTION TIME REFERENCE	RRT	RRT QC LIMITS (1)
2,3,7,8-TCDD	13C-2,3,7,8-TCDD	1.001	0.999-1.002 ✓
2,3,7,8-TCDF	13C-2,3,7,8-TCDF	1.001	0.999-1.003 ✓
1,2,3,7,8-PeCDD	13C-1,2,3,7,8-PeCDD	1.001	0.999-1.002 ✓
1,2,3,7,8-PeCDF	13C-1,2,3,7,8-PeCDF	1.000	0.999-1.002 ✓
2,3,4,7,8-PeCDF	13C-2,3,4,7,8-PeCDF	1.001	0.999-1.002 ✓
LABELED COMPOUNDS			
37Cl-2,3,7,8-TCDD	13C-1,2,3,4-TCDD	1.022	0.989-1.052 ✓
13C-2,3,7,8-TCDD		1.021	0.976-1.043 ✓
13C-2,3,7,8-TCDF		0.993	0.923-1.103 ✓
13C-1,2,3,7,8-PeCDD		1.239	1.000-1.567 ✓
13C-1,2,3,7,8-PeCDF		1.174	0.923-1.203 ✓
13C-2,3,4,7,8-PeCDF		1.223	0.923-1.303 ✓

(1) Contract-required limits for Relative Retention Times (RRT) as specified in Table 2, Method 1613.

Analyst: Date: 10/4/10

USEPA - ITD

FORM 6B

PCDD/PCDF RELATIVE RETENTION TIMES

Lab Name: Frontier Analytical Laboratory

Episode No.:

Contract No.:

SAS No.:

Init. Cal. Date: 8/23/10

Instrument ID: FAL3

GC Column ID: DB5

Analysis Date: 1-OCT-10 22:45:19

CS3 or VER Data Filename: 01OCT10M

Sam:16

NATIVE ANALYTES	RETENTION TIME REFERENCE	RRT	RRT QC LIMITS (1)
1,2,3,4,7,8-HxCDD	13C-1,2,3,4,7,8-HxCDD	1.000	0.999-1.001 ✓
1,2,3,6,7,8-HxCDD	13C-1,2,3,6,7,8-HxCDD	1.000	0.998-1.004 ✓
1,2,3,7,8,9-HxCDD	13C-1,2,3,6,7,8-HxCDD	1.012	1.000-1.019 ✓
1,2,3,4,7,8-HxCDF	13C-1,2,3,4,7,8-HxCDF	1.000	0.999-1.001 ✓
1,2,3,6,7,8-HxCDF	13C-1,2,3,6,7,8-HxCDF	1.000	0.997-1.005 ✓
2,3,4,6,7,8-HxCDF	13C-2,3,4,6,7,8-HxCDF	1.001	0.999-1.001 ✓
1,2,3,7,8,9-HxCDF	13C-1,2,3,7,8,9-HxCDF	1.001	0.999-1.001 ✓
1,2,3,4,6,7,8-HpCDD	13C-1,2,3,4,6,7,8-HpCDD	1.001	0.999-1.001 ✓
1,2,3,4,6,7,8-HpCDF	13C-1,2,3,4,6,7,8-HpCDF	1.001	0.999-1.001 ✓
1,2,3,4,7,8,9-HpCDF	13C-1,2,3,4,7,8,9-HpCDF	1.001	0.999-1.001 ✓
OCDD	13C-OCDD	1.000	0.999-1.001 ✓
OCDF	13C-OCDF	1.001	0.999-1.001 ✓

LABELED COMPOUNDS

13C-1,2,3,4,7,8-HxCDD	13C-1,2,3,7,8,9-HxCDD	0.984	0.977-1.000 ✓
13C-1,2,3,6,7,8-HxCDD		0.988	0.981-1.003 ✓
13C-1,2,3,4,7,8-HxCDF		0.949	0.944-0.970 ✓
13C-1,2,3,6,7,8-HxCDF		0.954	0.949-0.975 ✓
13C-2,3,4,6,7,8-HxCDF		0.978	0.959-1.021 ✓
13C-1,2,3,7,8,9-HxCDF		1.014	0.977-1.047 ✓
13C-1,2,3,4,6,7,8-HpCDD		1.127	1.086-1.130 ✓
13C-1,2,3,4,6,7,8-HpCDF		1.078	1.043-1.085 ✓
13C-1,2,3,4,7,8,9-HpCDF		1.150	1.057-1.154 ✓
13C-OCDD		1.269	1.032-1.311 ✓
13C-OCDF		1.278	1.000-1.311 ✓

(1) Contract-required limits for Relative Retention Times (RRT) as specified in Table 2, Method 1613.

Analyst: 

Date: 10/4/10

Name	Resp	RA	RT	RRF	Conc	Qual	Fac Noise-1	Noise-2	DL	Rec	#Hom
2,3,7,8-TCDD	3.10e+06	0.77 y	27:23	1.11	10.2	2.50	-	-	*		
1,2,3,7,8-PeCDD	1.27e+07	1.65 y	33:14	1.10	50.5	2.50	-	-	*		
1,2,3,4,7,8-HxCDD	1.29e+07	1.42 y	38:36	1.37	48.1	2.50	-	-	*		
1,2,3,6,7,8-HxCDD	1.03e+07	1.35 y	38:46	1.37	48.7	2.50	-	-	*		
1,2,3,7,8,9-HxCDD	1.22e+07	1.36 y	39:13	1.36	51.5	2.50	-	-	*		
1,2,3,4,6,7,8-HpCDD	9.80e+06	0.99 y	44:13	1.45	48.2	2.50	-	-	*		
OCDD	1.12e+07	0.96 y	49:46	1.43	111	2.50	-	-	*		
2,3,7,8-TCDF	6.23e+06	0.67 y	26:38	1.50	9.39	2.50	-	-	*		
1,2,3,7,8-PeCDF	1.91e+07	1.52 y	31:29	0.94	54.6	2.50	-	-	*		
2,3,4,7,8-PeCDF	1.77e+07	1.51 y	32:48	0.94	53.4	2.50	-	-	*		
1,2,3,4,7,8-HxCDF	1.54e+07	1.26 y	37:13	0.93	47.9	2.50	-	-	*		
1,2,3,6,7,8-HxCDF	1.65e+07	1.26 y	37:24	0.82	48.3	2.50	-	-	*		
2,3,4,6,7,8-HxCDF	1.52e+07	1.25 y	38:21	0.92	47.9	2.50	-	-	*		
1,2,3,7,8,9-HxCDF	1.76e+07	1.27 y	39:47	1.00	49.5	2.50	-	-	*		
1,2,3,4,6,7,8-HpCDF	1.18e+07	1.07 y	42:19	1.39	48.9	2.50	-	-	*		
1,2,3,4,7,8,9-HpCDF	8.62e+06	1.04 y	45:07	1.36	48.6	2.50	-	-	*		
OCDF	1.01e+07	0.87 y	50:08	0.79	94.4	2.50	-	-	*		
13C-2,3,7,8-TCDD	2.74e+07	0.80 y	27:22	1.02	98.8					98.8	
13C-1,2,3,7,8-PeCDD	2.28e+07	1.76 y	33:12	0.84	100					100	
13C-1,2,3,4,7,8-HxCDD	1.95e+07	1.25 y	38:35	1.07	107					107	
13C-1,2,3,6,7,8-HxCDD	1.54e+07	1.24 y	38:45	1.01	90.0					90.0	
13C-1,2,3,4,6,7,8-HpCDD	1.40e+07	0.97 y	44:11	0.86	96.5					96.5	
13C-OCDD	1.41e+07	0.92 y	49:45	0.55	152					76.0	
13C-2,3,7,8-TCDF	4.42e+07	0.86 y	26:37	0.99	97.5					97.5	
13C-1,2,3,7,8-PeCDF	3.71e+07	1.76 y	31:29	0.84	97.0					97.0	
13C-2,3,4,7,8-PeCDF	3.53e+07	1.75 y	32:47	0.81	95.3					95.3	
13C-1,2,3,4,7,8-HxCDF	3.45e+07	0.52 y	37:12	1.85	110					110	
13C-1,2,3,6,7,8-HxCDF	4.17e+07	0.52 y	37:24	2.54	97.2					97.2	
13C-2,3,4,6,7,8-HxCDF	3.45e+07	0.52 y	38:19	2.01	101					101	
13C-1,2,3,7,8,9-HxCDF	3.56e+07	0.52 y	39:45	2.03	103					103	
13C-1,2,3,4,6,7,8-HpCDF	1.74e+07	0.43 y	42:16	1.11	92.5					92.5	
13C-1,2,3,4,7,8,9-HpCDF	1.31e+07	0.42 y	45:05	0.80	96.1					96.1	
13C-OCDF	2.73e+07	0.97 y	50:06	1.08	149					74.4	
37Cl-2,3,7,8-TCDD	1.77e+06		27:23	0.69	9.51					95.1	
13C-1,2,3,4-TCDD	2.71e+07	0.80 y	26:48	-	60.3						
13C-1,2,3,4-TCDF	4.56e+07	0.85 y	25:32	-	63.1						
13C-1,2,3,7,8,9-HxCDD	1.69e+07	1.24 y	39:12	-	61.4						
Total Tetra-Dioxins	1.65e+07		22:51	1.11	54.2	2.50	-	-	*		31
Total Penta-Dioxins	2.72e+07		30:16	1.10	108	2.50	-	-	*		11
Total Hexa-Dioxins	4.04e+07		36:08	1.37	169	2.50	-	-	*		13
Total Hepta-Dioxins	2.13e+07		41:26	1.45	105	2.50	-	-	*		33
Total Tetra-Furans	2.90e+07		22:51	1.50	43.6	2.50	-	-	*		22
1st Fn. Tot Penta-Furans	2.04e+07		28:26	0.94	60.1	2.50	-	-	*	PeCDF	1
Total Penta-Furans	5.25e+07		30:11	0.94	155	2.50	-	-	*	215	11
Total Hexa-Furans	7.48e+07		35:16	0.91	224	2.50	-	-	*		16
Total Hepta-Furans	2.79e+07		42:19	1.38	133	2.50	-	-	*		15

Analyst: 

Date: 10/1/10

Frontier Analytical Laboratory - Acquisition Log

Run Name:01OCT10M

Instrument: FAL3

GC: DB5

Experiment:PCDD

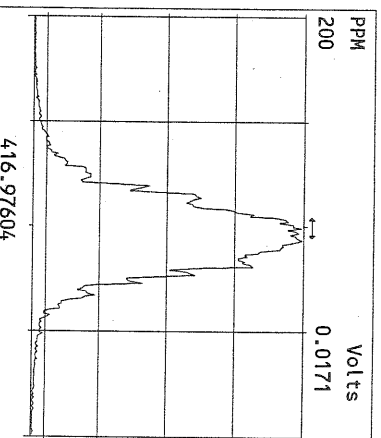
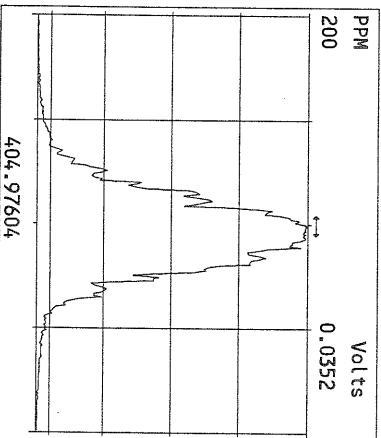
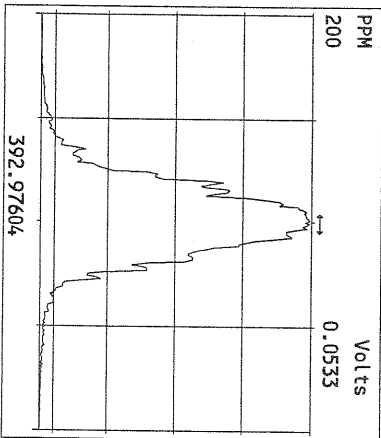
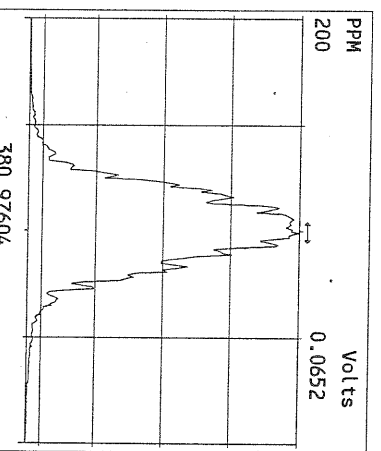
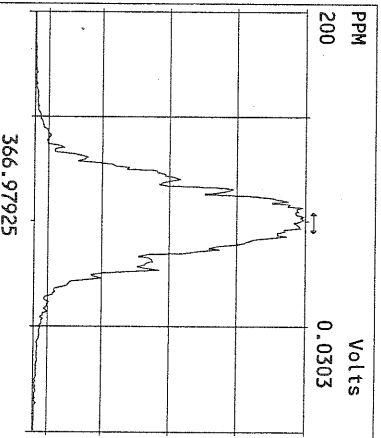
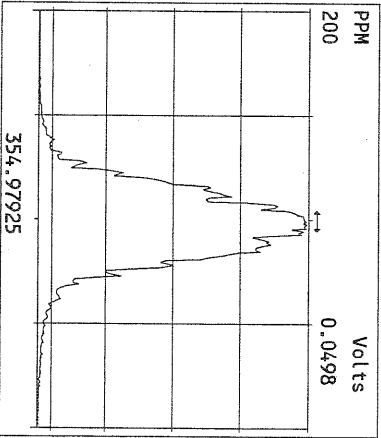
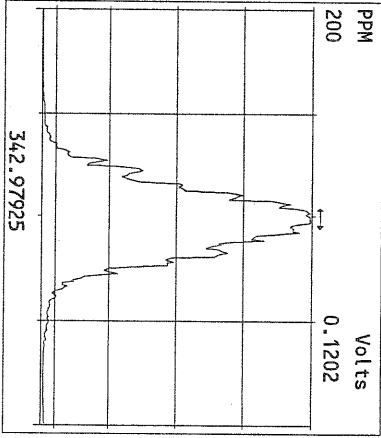
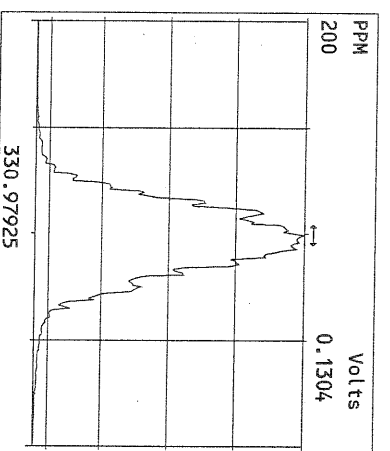
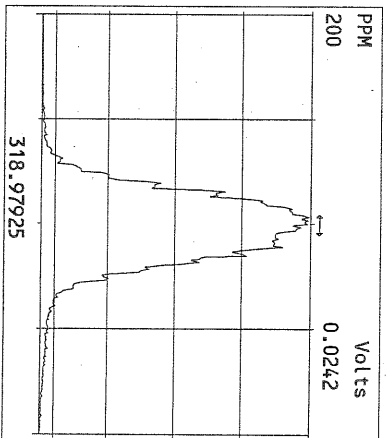
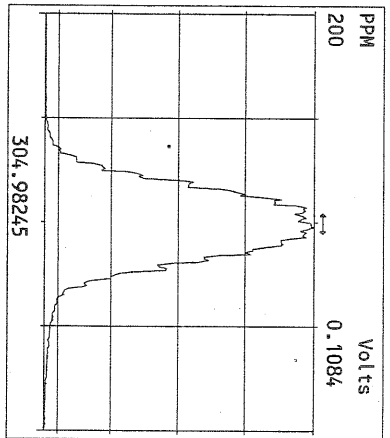
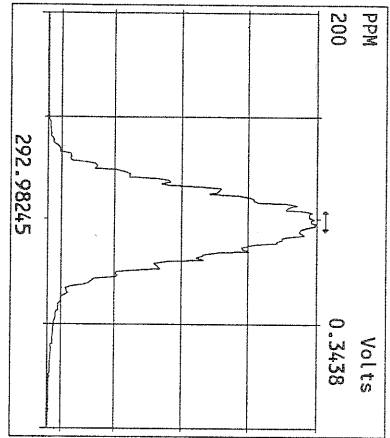
Data File S	FAL ID	Client ID	Acquired	ConCal	EndCal	Analyst
01OCT10M	1 ST100110M1	1613 CS3 100511J	1-OCT-10 08:55:17	ST100110M1	ST100110M2	TC
01OCT10M	2 2120-001-0001-OPR	OPR	1-OCT-10 09:50:39	ST100110M1	ST100110M2	TC
01OCT10M	3 2120-001-0001-MB	Method Blank	1-OCT-10 10:45:57	ST100110M1	ST100110M2	TC
01OCT10M	4 6364-001-0001-SA	PSB12-4-6-072810	1-OCT-10 11:41:16	ST100110M1	ST100110M2	TC
01OCT10M	5 6364-002-0001-SA	PSB14-4-7-072810	1-OCT-10 12:36:34	ST100110M1	ST100110M2	TC
01OCT10M	6 6364-003-0001-SA	PSB14-7-9-072810	1-OCT-10 13:31:52	ST100110M1	ST100110M2	TC
01OCT10M	7 6364-004-0001-SA	PSB06-2-4-072810	1-OCT-10 14:27:11	ST100110M1	ST100110M2	TC
01OCT10M	8 6364-005-0001-SA	PSB06-4-6-072810	1-OCT-10 15:22:29	ST100110M1	ST100110M2	TC
01OCT10M	9 6364-006-0001-SA	PSB13-4-6-072910	1-OCT-10 16:17:52	ST100110M1	ST100110M2	TC
01OCT10M	10 6364-007-0001-SA	PSB1-2-4-072910	1-OCT-10 17:13:20	ST100110M1	ST100110M2	TC
01OCT10M	11 6364-008-0001-SA	PSB10-4-6-073010	1-OCT-10 18:08:43	ST100110M1	ST100110M2	TC
01OCT10M	12 6364-009-0001-SA	PSB10-8.5-10-073010	1-OCT-10 19:04:01	ST100110M1	ST100110M2	TC
01OCT10M	13 6364-010-0001-SA	PSB11-4-6-073010	1-OCT-10 19:59:20	ST100110M1	ST100110M2	TC
01OCT10M	14 6364-011-0001-SA	PSB11-7.5-9.5-073010	1-OCT-10 20:54:39	ST100110M1	ST100110M2	TC
01OCT10M	15 SB100110M1	Solvent Blank	1-OCT-10 21:49:58	ST100110M1	ST100110M2	TC
01OCT10M	16 ST100110M2	1613 CS3 100511J	1-OCT-10 22:45:19	ST100110M2	ST100110M3	TC

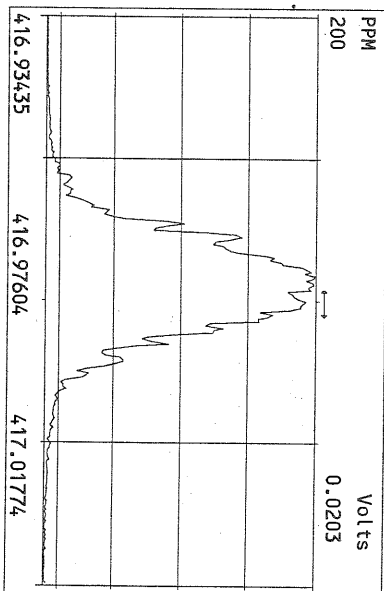
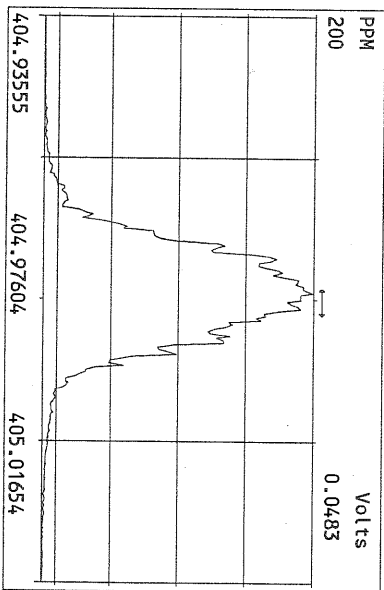
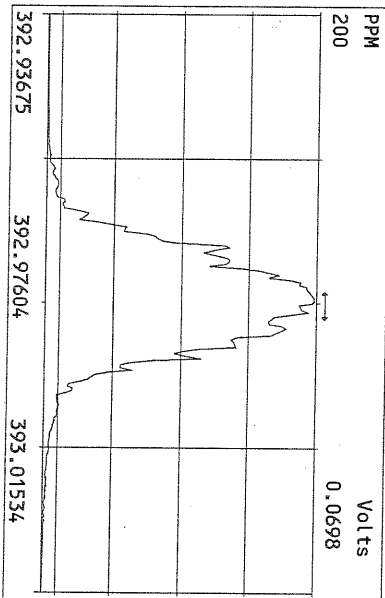
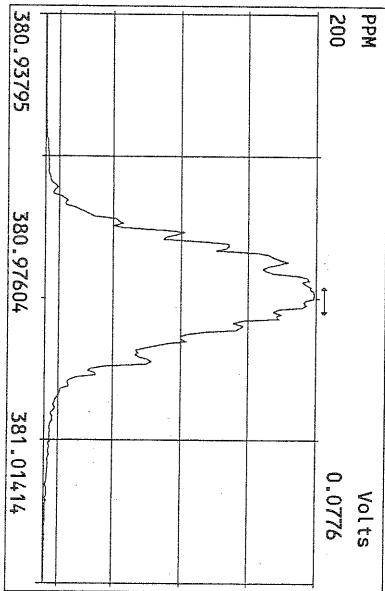
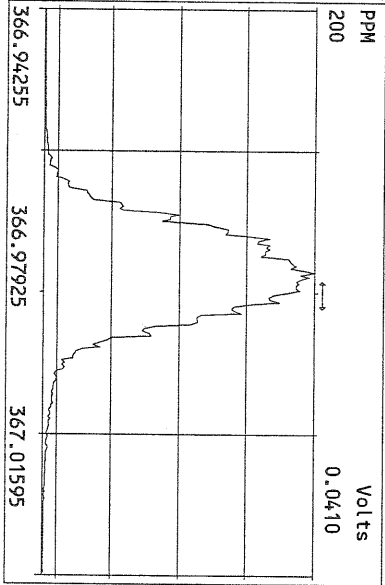
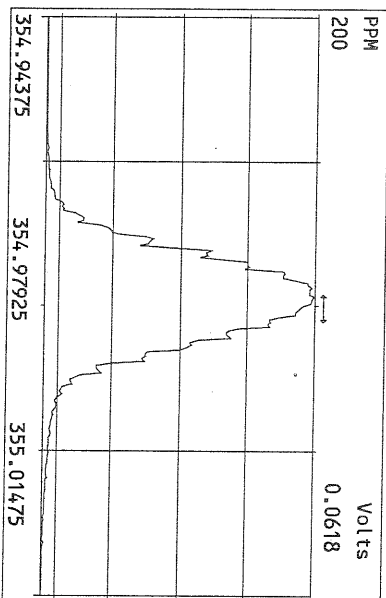
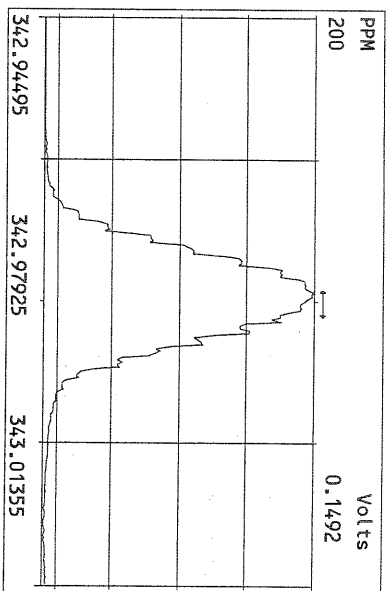
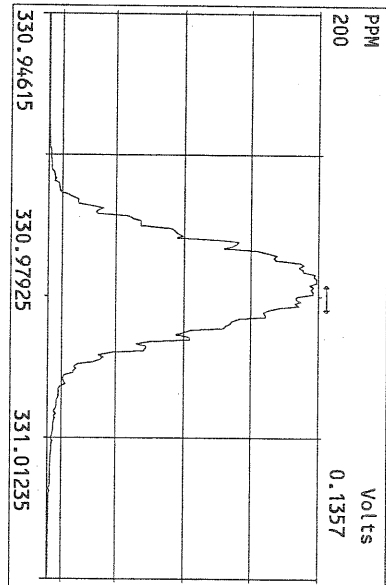
*RE-
BAD
INSERTION*

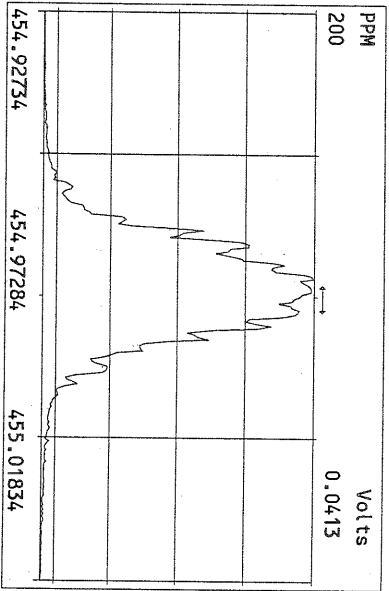
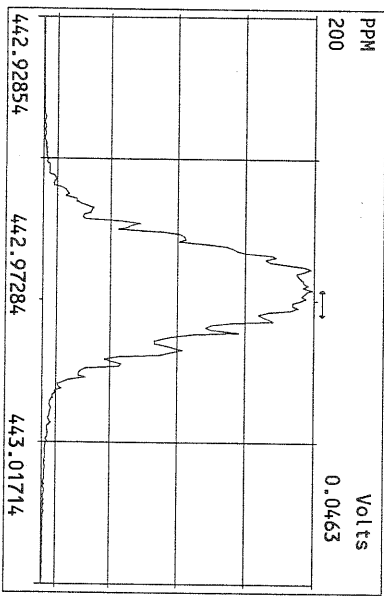
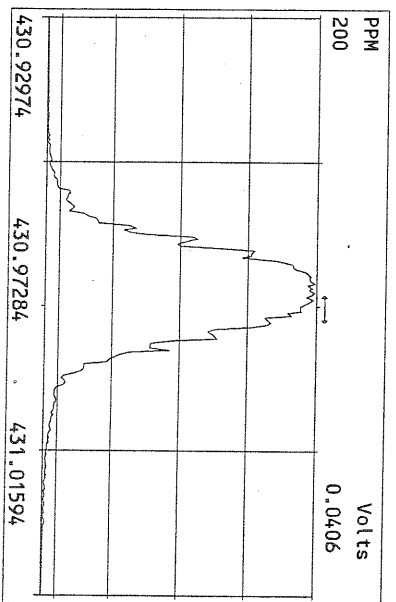
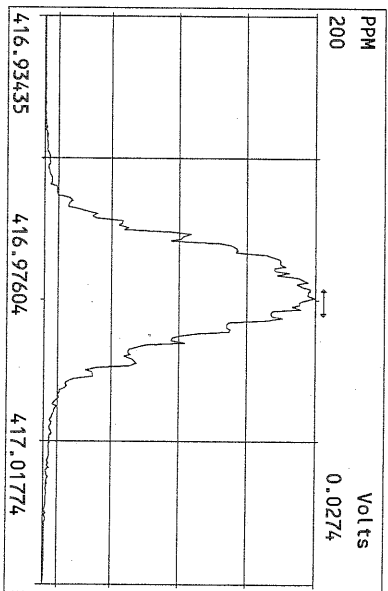
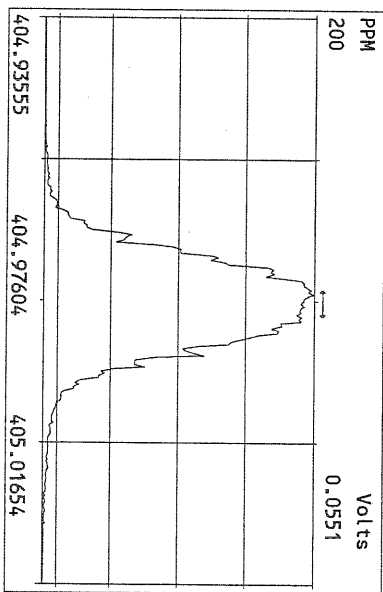
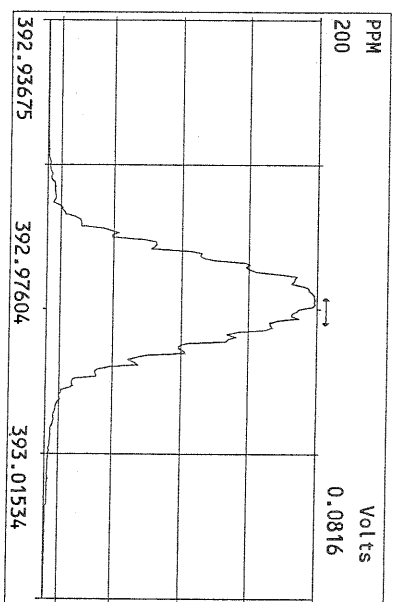
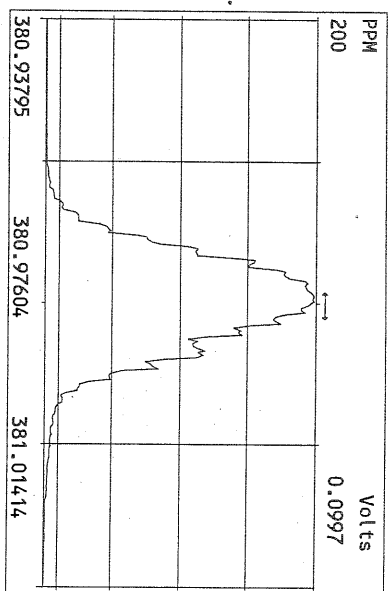
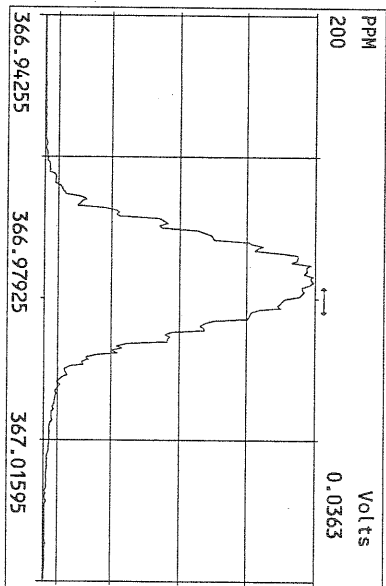
[Signature] 10/2/10

Data Backed Up: _____

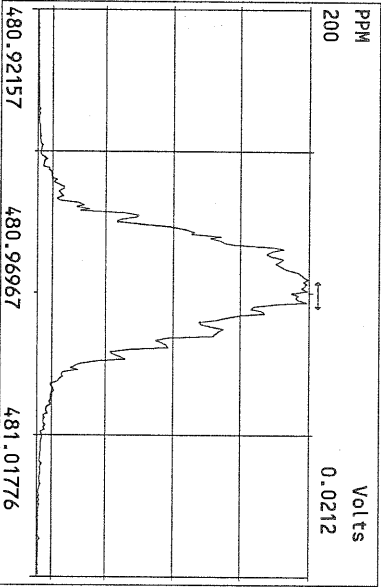
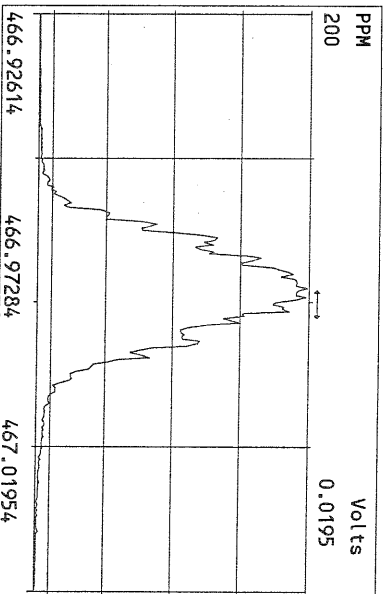
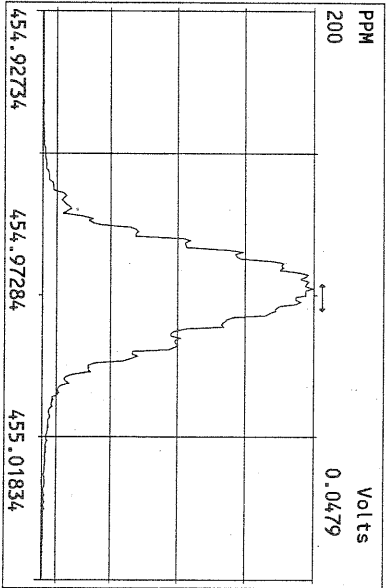
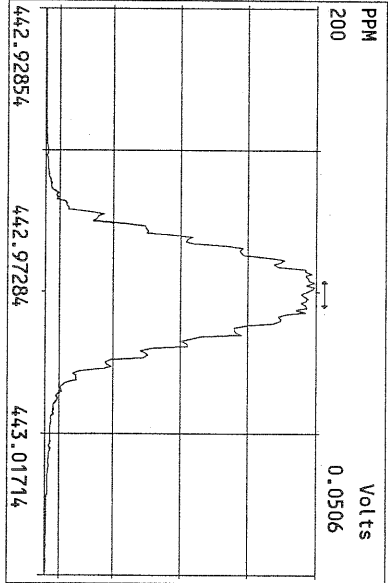
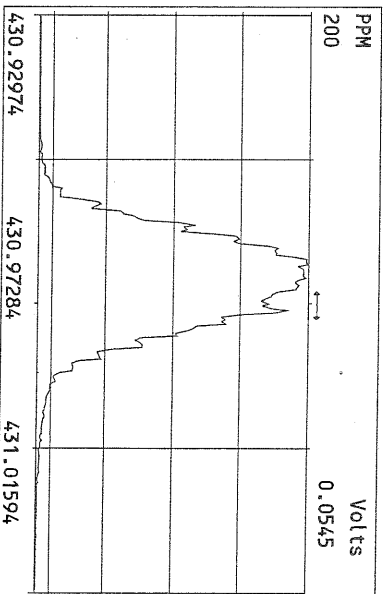
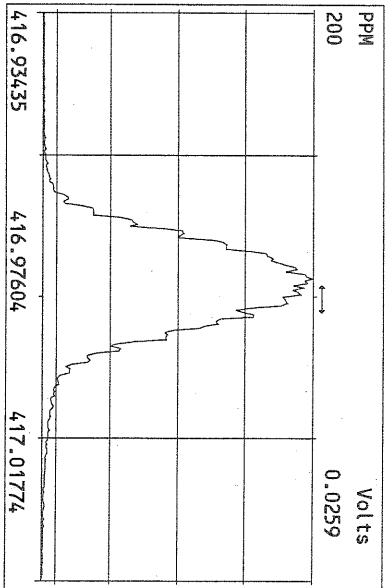
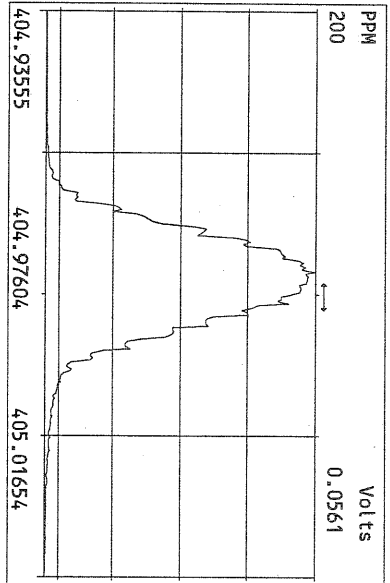
Date: _____

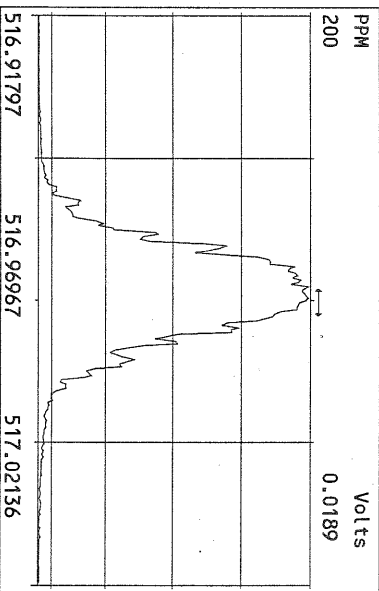
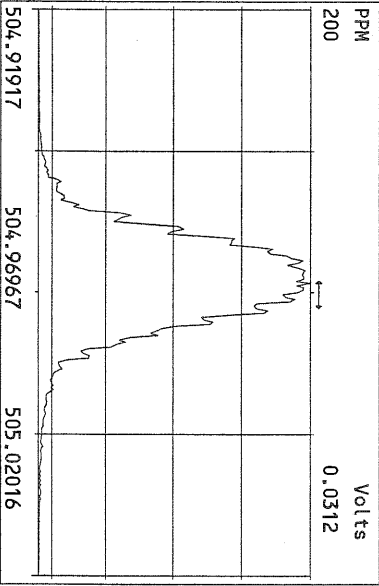
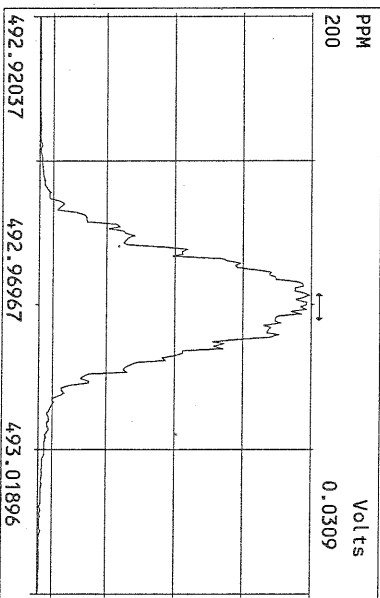
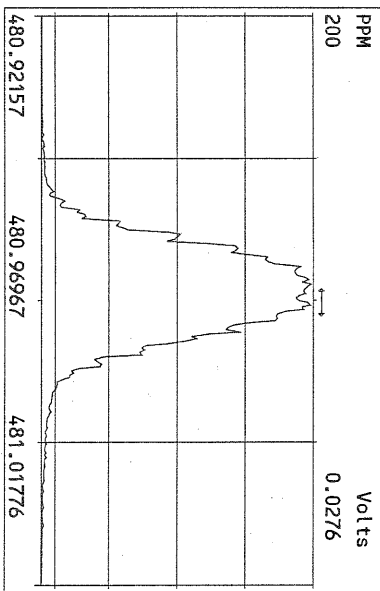
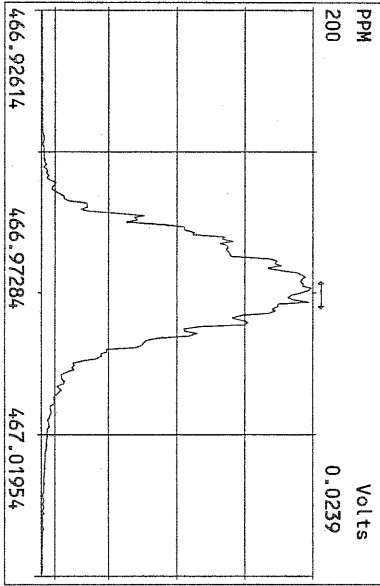
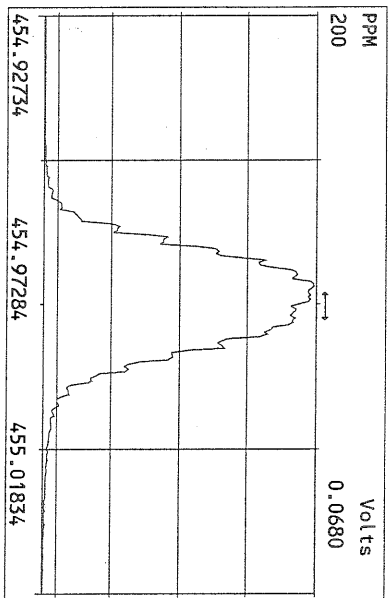
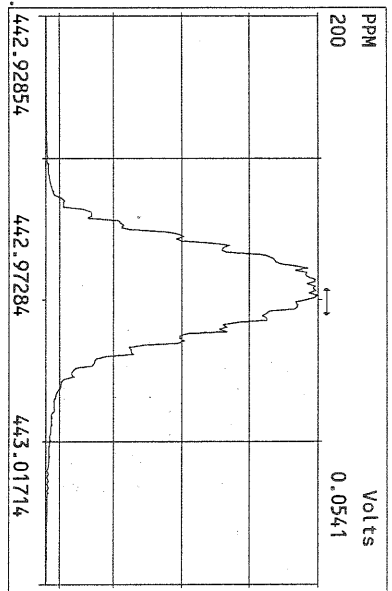
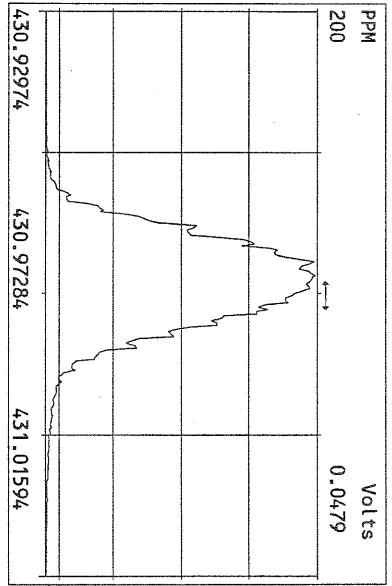




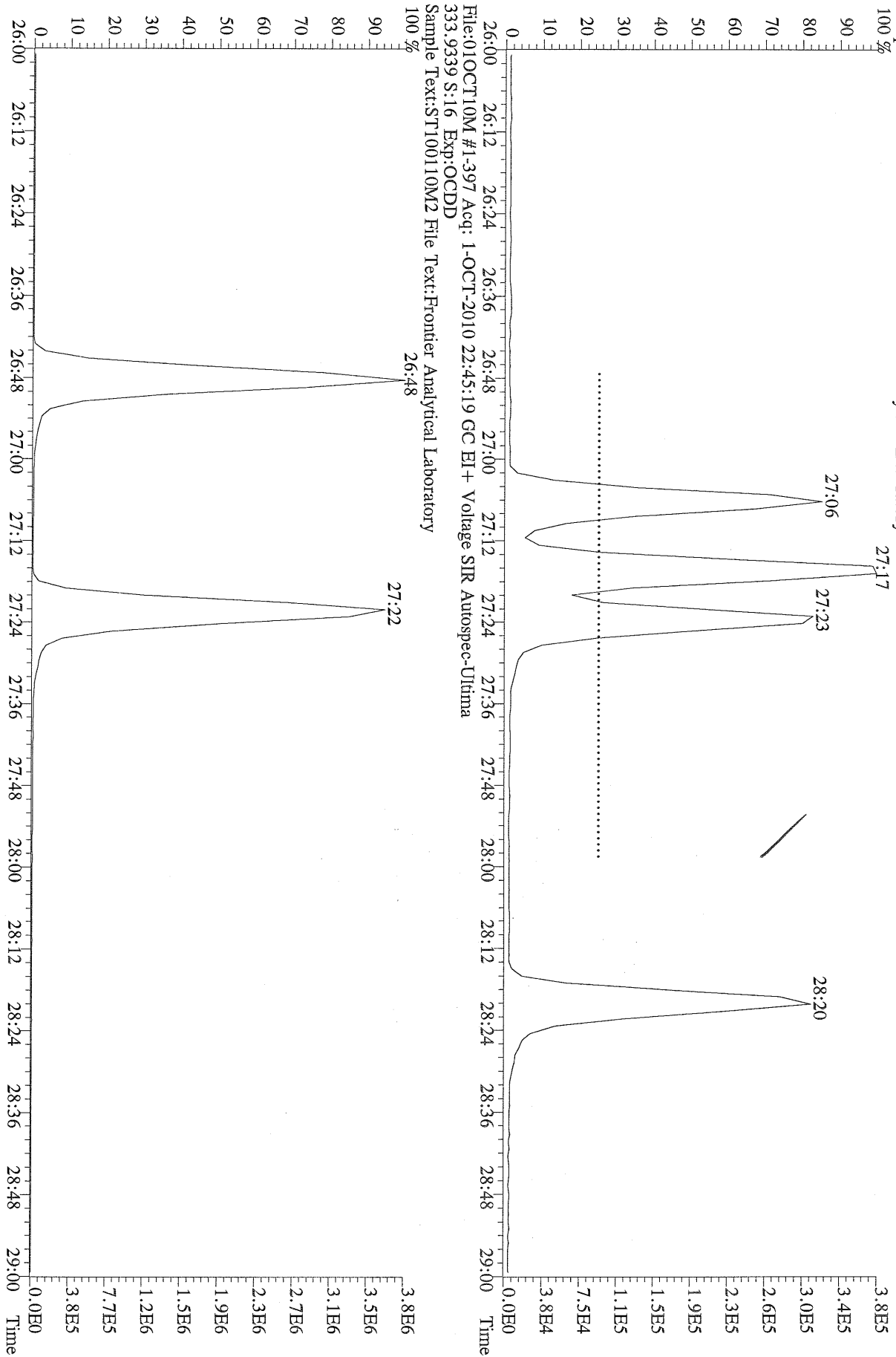


Peak Locate Examination: 1-OCT-2010:08:54 File:01OCT10M
Experiment:OCDD Function:4 Reference:PFK






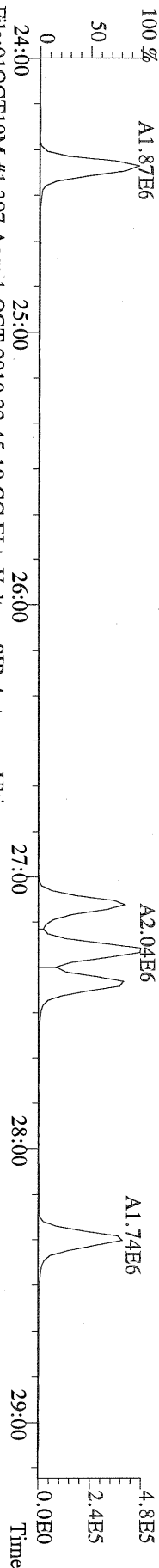
File:01OCT10M #1-397 Acq: 1-OCT-2010 22:45:19 GC EI+ Voltage SIR Autospec-Ultima
319.8965 S:16 Exp:OCDD
Sample Text:ST100110M2 File Text:Frontier Analytical Laboratory
100 %




File:01OCT10M #1-397 Acq: 1-OCT-2010 22:45:19 GC EI+ Voltage SIR Autospec-Ultima
319.8965 S:16 BSUB(10000,15,-3.0) PKD(5,5,3,0,10%,100.0,0.00%,F,F) Exp:OCDD
Sample Text:ST100110M2 File Text:Frontier Analytical Laboratory



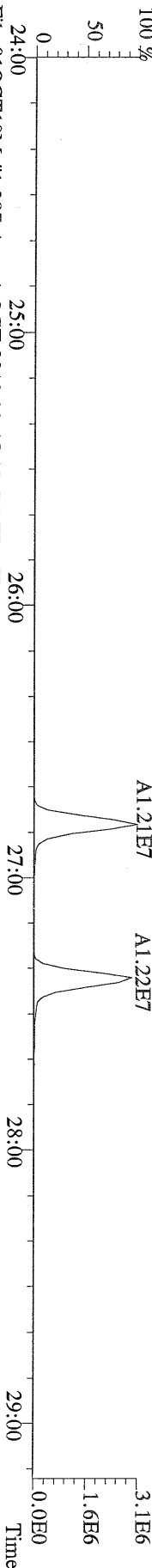
File:01OCT10M #1-397 Acq: 1-OCT-2010 22:45:19 GC EI+ Voltage SIR Autospec-Ultima
321.8936 S:16 BSUB(10000,15,-3.0) PKD(5,5,3,0,10%,100.0,0.00%,F,F) Exp:OCDD
Sample Text:ST100110M2 File Text:Frontier Analytical Laboratory



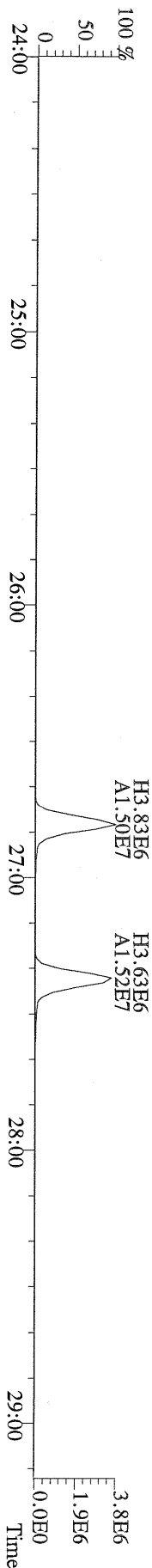
File:01OCT10M #1-397 Acq: 1-OCT-2010 22:45:19 GC EI+ Voltage SIR Autospec-Ultima
327.8847 S:16 BSUB(10000,15,-3.0) PKD(5,5,3,0,10%,100.0,0.00%,F,F) Exp:OCDD
Sample Text:ST100110M2 File Text:Frontier Analytical Laboratory



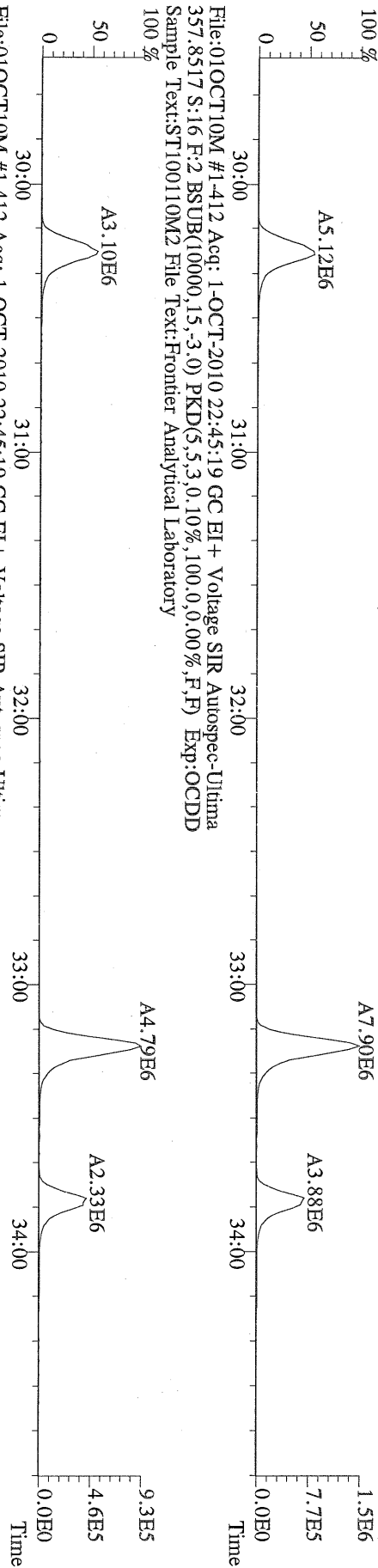
File:01OCT10M #1-397 Acq: 1-OCT-2010 22:45:19 GC EI+ Voltage SIR Autospec-Ultima
331.9368 S:16 BSUB(10000,15,-3.0) PKD(5,5,3,0,10%,100.0,0.00%,F,F) Exp:OCDD
Sample Text:ST100110M2 File Text:Frontier Analytical Laboratory



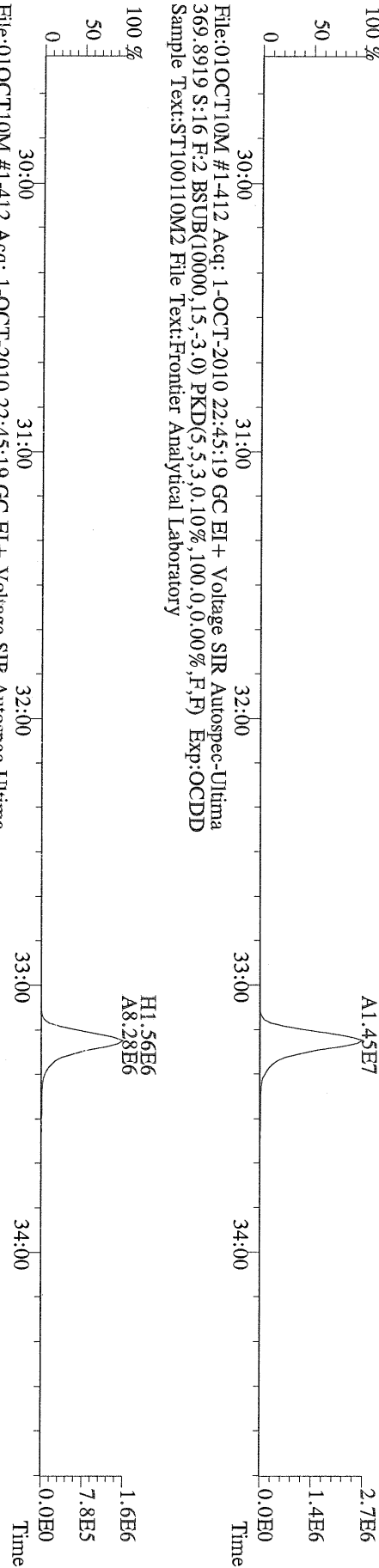
File:01OCT10M #1-397 Acq: 1-OCT-2010 22:45:19 GC EI+ Voltage SIR Autospec-Ultima
333.9339 S:16 BSUB(10000,15,-3.0) PKD(5,5,3,0,10%,100.0,0.00%,F,F) Exp:OCDD
Sample Text:ST100110M2 File Text:Frontier Analytical Laboratory



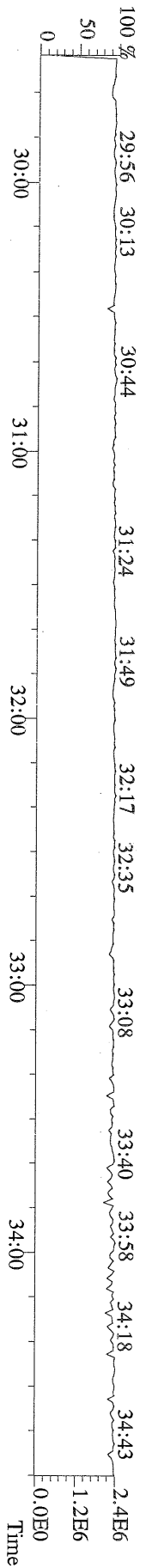
File:01OCT10M #1-412 Acq: 1-OCT-2010 22:45:19 GC EI + Voltage SIR Autospec-Utima
355.8546 S:16 F:2 BSUB(10000,15,-3,0) PKD(5,5,3,0.10%,100,0,0.00%,F,F) Exp:OCDD
Sample Text:ST100110M2 File Text:Frontier Analytical Laboratory



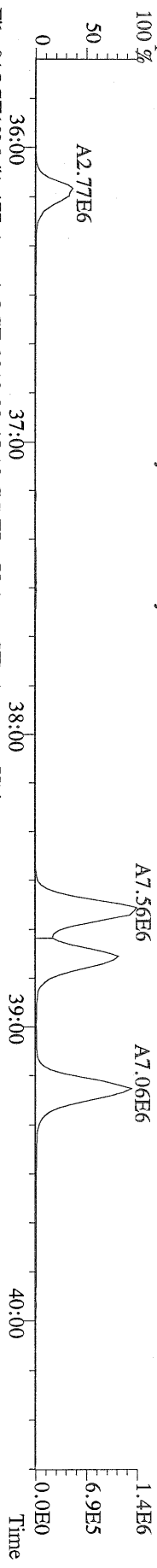
File:01OCT10M #1-412 Acq: 1-OCT-2010 22:45:19 GC EI + Voltage SIR Autospec-Utima
367.8949 S:16 F:2 BSUB(10000,15,-3,0) PKD(5,5,3,0.10%,100,0,0.00%,F,F) Exp:OCDD
Sample Text:ST100110M2 File Text:Frontier Analytical Laboratory



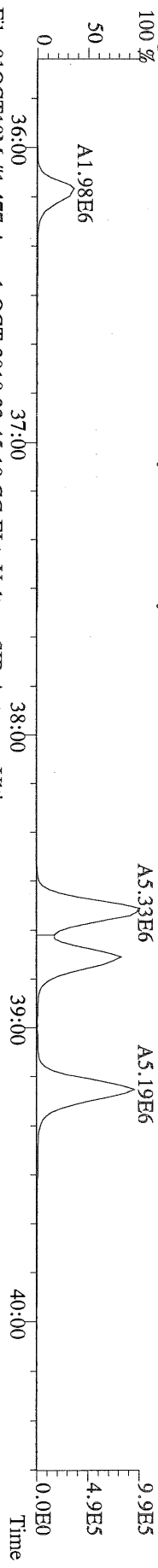
File:01OCT10M #1-412 Acq: 1-OCT-2010 22:45:19 GC EI + Voltage SIR Autospec-Utima
366.9792 S:16 F:2 Exp:OCDD
Sample Text:ST100110M2 File Text:Frontier Analytical Laboratory



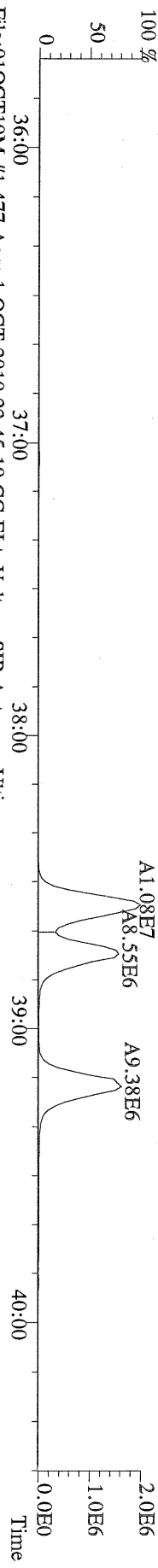
File:01OCT10M #1-477 Acq: 1-OCT-2010 22:45:19 GC EI+ Voltage SIR Autospec-Ultima
389.8156 S:16 F:3 BSUB(10000,15,-3.0) PKD(5,5,3,0.10%,100,0.0,0.00%,F,F) Exp:OCDD
Sample Text:ST100110M2 File Text:Frontier Analytical Laboratory



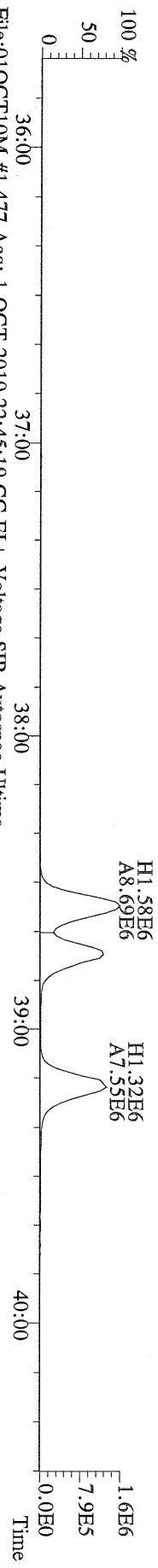
File:01OCT10M #1-477 Acq: 1-OCT-2010 22:45:19 GC EI+ Voltage SIR Autospec-Ultima
391.8127 S:16 F:3 BSUB(10000,15,-3.0) PKD(5,5,3,0.10%,100,0.0,0.00%,F,F) Exp:OCDD
Sample Text:ST100110M2 File Text:Frontier Analytical Laboratory



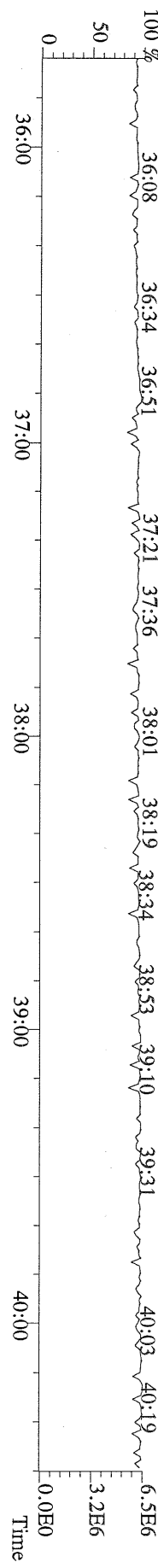
File:01OCT10M #1-477 Acq: 1-OCT-2010 22:45:19 GC EI+ Voltage SIR Autospec-Ultima
401.8559 S:16 F:3 BSUB(10000,15,-3.0) PKD(5,5,3,0.10%,100,0.0,0.00%,F,F) Exp:OCDD
Sample Text:ST100110M2 File Text:Frontier Analytical Laboratory



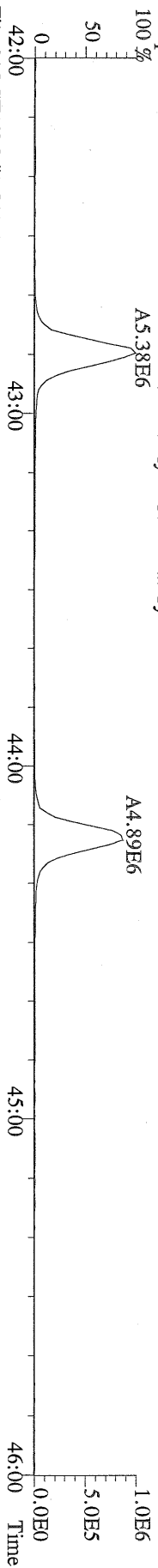
File:01OCT10M #1-477 Acq: 1-OCT-2010 22:45:19 GC EI+ Voltage SIR Autospec-Ultima
403.8530 S:16 F:3 BSUB(10000,15,-3.0) PKD(5,5,3,0.10%,100,0.0,0.00%,F,F) Exp:OCDD
Sample Text:ST100110M2 File Text:Frontier Analytical Laboratory



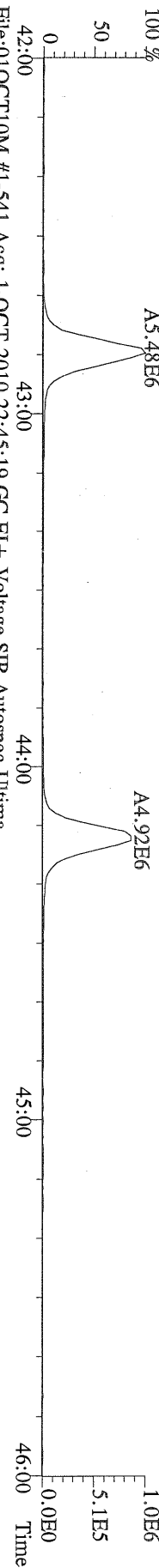
File:01OCT10M #1-477 Acq: 1-OCT-2010 22:45:19 GC EI+ Voltage SIR Autospec-Ultima
380.9760 S:16 F:3 Exp:OCDD
Sample Text:ST100110M2 File Text:Frontier Analytical Laboratory



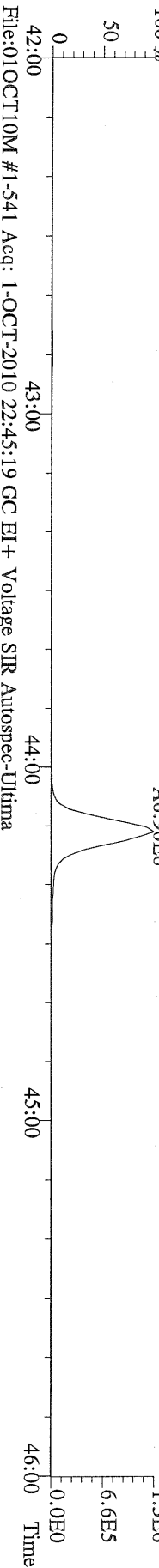
File:01OCT10M #1-541 Acq: 1-OCT-2010 22:45:19 GC EI+ Voltage SIR Autospec-Ultima
423.7767 S:16 F:4 BSUB(10000,15,-3.0) PKD(5,5,3,0.10%,100,0,0.00%,F,F) Exp:OCDD
Sample Text:ST100110M2 File Text:Frontier Analytical Laboratory



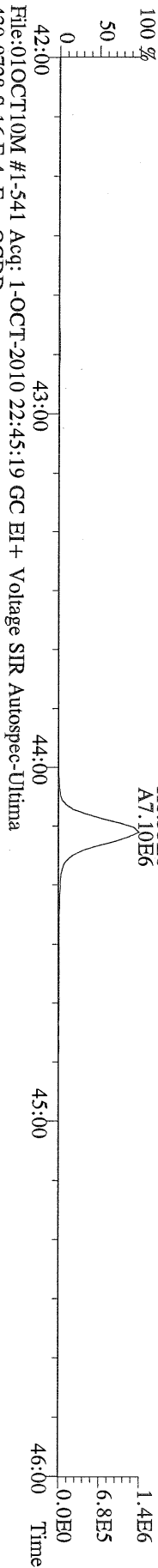
File:01OCT10M #1-541 Acq: 1-OCT-2010 22:45:19 GC EI+ Voltage SIR Autospec-Ultima
425.7737 S:16 F:4 BSUB(10000,15,-3.0) PKD(5,5,3,0.10%,100,0,0.00%,F,F) Exp:OCDD
Sample Text:ST100110M2 File Text:Frontier Analytical Laboratory



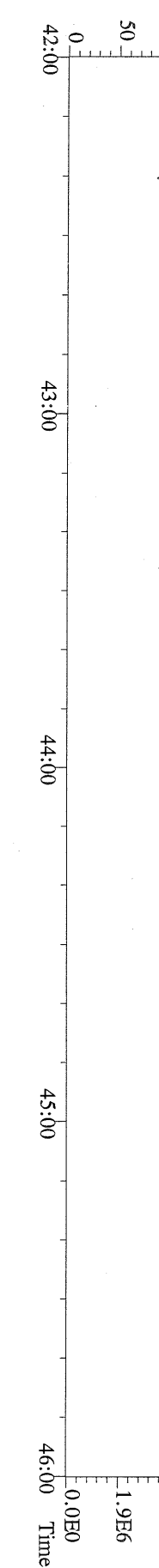
File:01OCT10M #1-541 Acq: 1-OCT-2010 22:45:19 GC EI+ Voltage SIR Autospec-Ultima
437.8140 S:16 F:4 BSUB(10000,15,-3.0) PKD(5,5,3,0.10%,100,0,0.00%,F,F) Exp:OCDD
Sample Text:ST100110M2 File Text:Frontier Analytical Laboratory




File:01OCT10M #1-541 Acq: 1-OCT-2010 22:45:19 GC EI+ Voltage SIR Autospec-Ultima
430.9728 S:16 F:4 Exp:OCDD
Sample Text:ST100110M2 File Text:Frontier Analytical Laboratory




File:01OCT10M #1-541 Acq: 1-OCT-2010 22:45:19 GC EI+ Voltage SIR Autospec-Ultima
430.9728 S:16 F:4 Exp:OCDD
Sample Text:ST100110M2 File Text:Frontier Analytical Laboratory



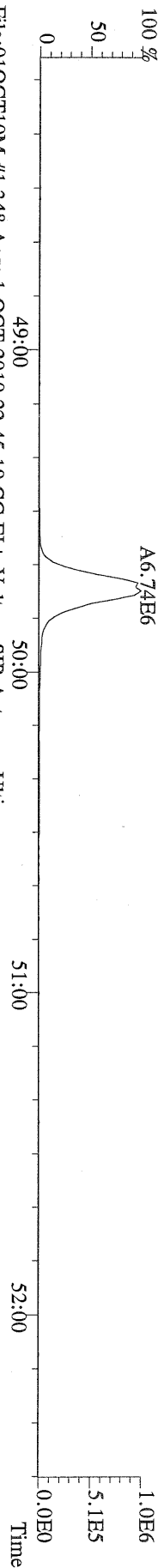
File:01OCT10M #1-348 Acq: 1-OCT-2010 22:45:19 GC EI+ Voltage SIR Autospec-Ultima
457.7377 S:16 F:5 BSUB(10000,15,-3.0) PKD(5,5,3,0.10%,100.0,0.00%,F,F) Exp:OCDD
Sample Text:ST100110M2 File Text:Frontier Analytical Laboratory




File:01OCT10M #1-348 Acq: 1-OCT-2010 22:45:19 GC EI+ Voltage SIR Autospec-Ultima
459.7348 S:16 F:5 BSUB(10000,15,-3.0) PKD(5,5,3,0.10%,100.0,0.00%,F,F) Exp:OCDD
Sample Text:ST100110M2 File Text:Frontier Analytical Laboratory




File:01OCT10M #1-348 Acq: 1-OCT-2010 22:45:19 GC EI+ Voltage SIR Autospec-Ultima
469.7780 S:16 F:5 BSUB(10000,15,-3.0) PKD(5,5,3,0.10%,100.0,0.00%,F,F) Exp:OCDD
Sample Text:ST100110M2 File Text:Frontier Analytical Laboratory




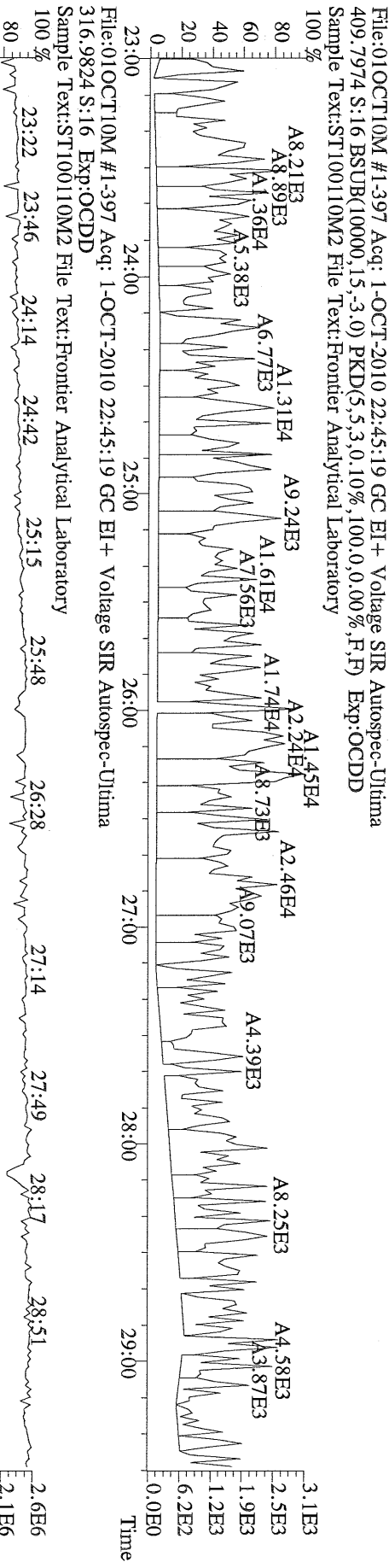

File:01OCT10M #1-348 Acq: 1-OCT-2010 22:45:19 GC EI+ Voltage SIR Autospec-Ultima
471.7750 S:16 F:5 BSUB(10000,15,-3.0) PKD(5,5,3,0.10%,100.0,0.00%,F,F) Exp:OCDD
Sample Text:ST100110M2 File Text:Frontier Analytical Laboratory




File:01OCT10M #1-348 Acq: 1-OCT-2010 22:45:19 GC EI+ Voltage SIR Autospec-Ultima
454.9728 S:16 F:5 Exp:OCDD
Sample Text:ST100110M2 File Text:Frontier Analytical Laboratory




File:01OCT10M #1-397 Acq: 1-OCT-2010 22:45:19 GC EI+ Voltage SIR Autospec-Ultima
 339.8597 S:16 BSUB(10000,15,-3.0) PKD(5,5.3,0.10%,100.0,0.00%,F,F) Exp:OCDD
 Sample Text:ST100110M2 File Text:Frontier Analytical Laboratory




File:01OCT10M #1-412 Acq: 1-OCT-2010 22:45:19 GC EI+ Voltage SIR Autospec-Ultima
339.8597 S:16 F:2 BSUB(10000,15,-3.0) PKD(5,5,3,0.10%,100,0,0.00%,F,F) Exp:OCDD
Sample Text:ST100110M2 File Text:Frontier Analytical Laboratory




File:01OCT10M #1-412 Acq: 1-OCT-2010 22:45:19 GC EI+ Voltage SIR Autospec-Ultima
341.8568 S:16 F:2 BSUB(10000,15,-3.0) PKD(5,5,3,0.10%,100,0,0.00%,F,F) Exp:OCDD
Sample Text:ST100110M2 File Text:Frontier Analytical Laboratory



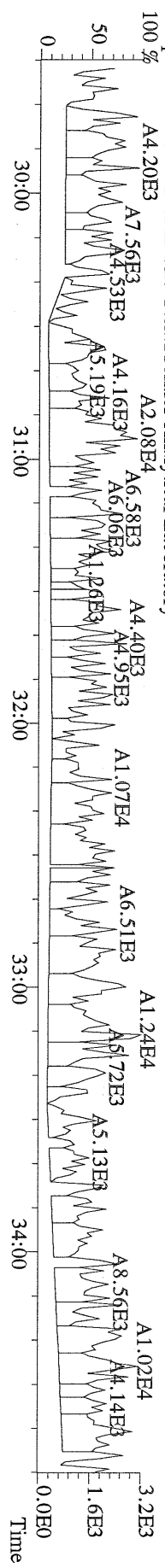
File:01OCT10M #1-412 Acq: 1-OCT-2010 22:45:19 GC EI+ Voltage SIR Autospec-Ultima
351.9000 S:16 F:2 BSUB(10000,15,-3.0) PKD(5,5,3,0.10%,100,0,0.00%,F,F) Exp:OCDD
Sample Text:ST100110M2 File Text:Frontier Analytical Laboratory



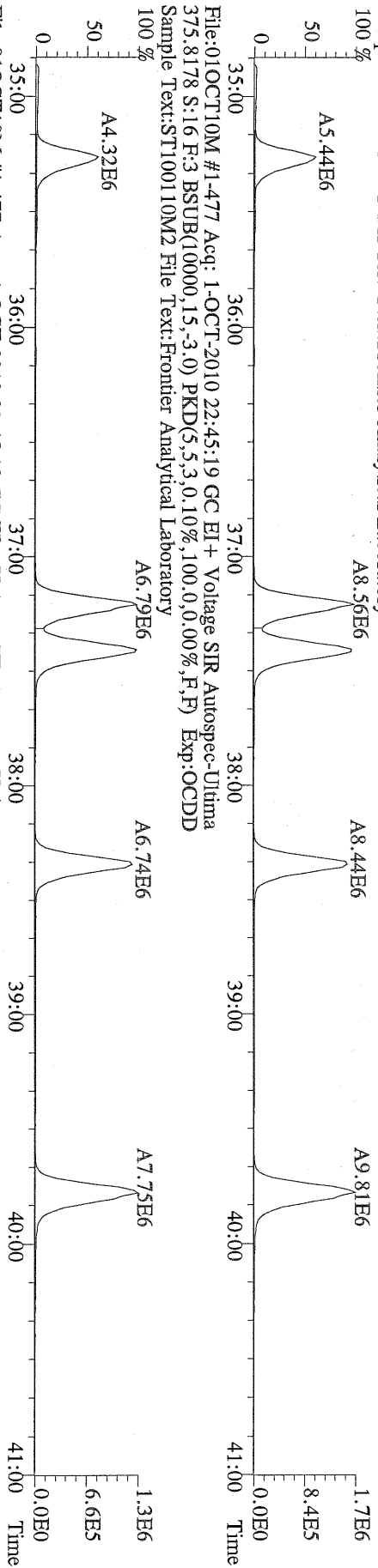
File:01OCT10M #1-412 Acq: 1-OCT-2010 22:45:19 GC EI+ Voltage SIR Autospec-Ultima
353.8970 S:16 F:2 BSUB(10000,15,-3.0) PKD(5,5,3,0.10%,100,0,0.00%,F,F) Exp:OCDD
Sample Text:ST100110M2 File Text:Frontier Analytical Laboratory



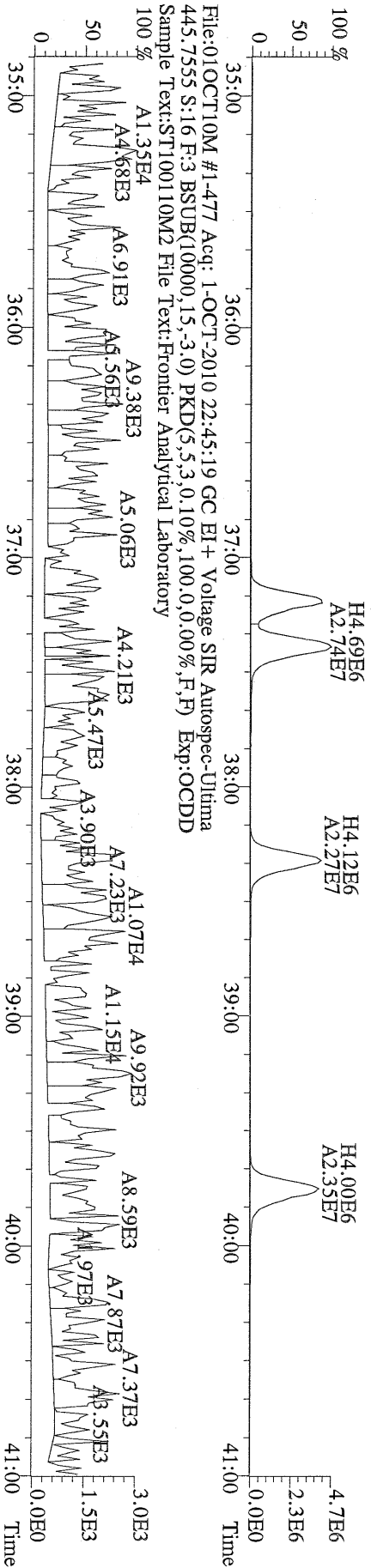
File:01OCT10M #1-412 Acq: 1-OCT-2010 22:45:19 GC EI+ Voltage SIR Autospec-Ultima
409.7974 S:16 F:2 BSUB(10000,15,-3.0) PKD(5,5,3,0.10%,100,0,0.00%,F,F) Exp:OCDD
Sample Text:ST100110M2 File Text:Frontier Analytical Laboratory



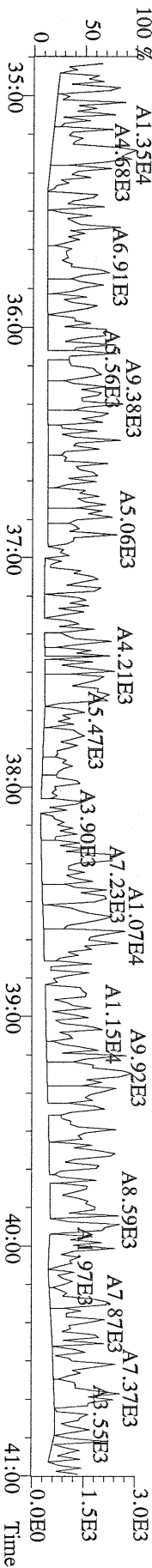
File:01OCT10M #1-477 Acq: 1-OCT-2010 22:45:19 GC EI + Voltage SIR Autospec-Ultima
373.8207 S:16 F:3 BSUB(10000,15,-3.0) PKD(5,5,3,0.10%,100,0,0.00%,F,F) Exp:OCDD
Sample Text:ST100110M2 File Text:Frontier Analytical Laboratory



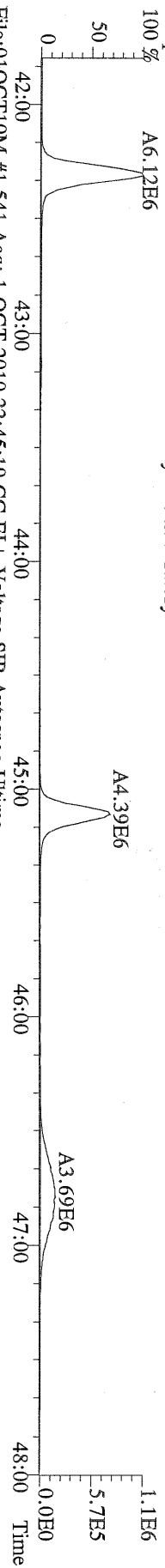
File:01OCT10M #1-477 Acq: 1-OCT-2010 22:45:19 GC EI + Voltage SIR Autospec-Ultima
383.8639 S:16 F:3 BSUB(10000,15,-3.0) PKD(5,5,3,0.10%,100,0,0.00%,F,F) Exp:OCDD
Sample Text:ST100110M2 File Text:Frontier Analytical Laboratory



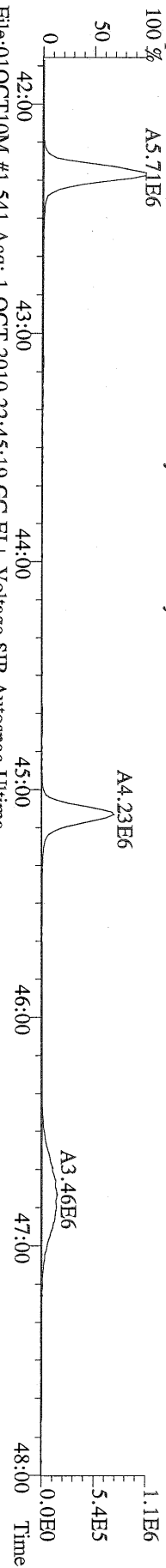
File:01OCT10M #1-477 Acq: 1-OCT-2010 22:45:19 GC EI + Voltage SIR Autospec-Ultima
445.7555 S:16 F:3 BSUB(10000,15,-3.0) PKD(5,5,3,0.10%,100,0,0.00%,F,F) Exp:OCDD
Sample Text:ST100110M2 File Text:Frontier Analytical Laboratory



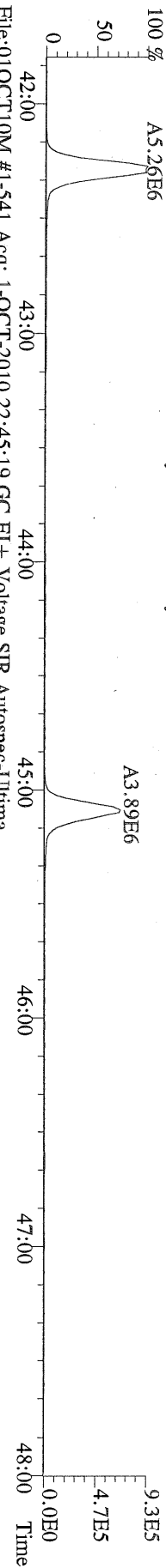
File:01OCT10M #1-541 Acq: 1-OCT-2010 22:45:19 GC EI + Voltage SIR Autospec-Ultima
407.7818 S:16 F:4 BSUB(10000,15,-3.0) PKD(5,5,3,0.10%,100,0,0.00%,F,F) Exp:OCDD
Sample Text:ST100110M2 File Text:Frontier Analytical Laboratory
100 % A6.12E6



File:01OCT10M #1-541 Acq: 1-OCT-2010 22:45:19 GC EI + Voltage SIR Autospec-Ultima
409.7788 S:16 F:4 BSUB(10000,15,-3.0) PKD(5,5,3,0.10%,100,0,0.00%,F,F) Exp:OCDD
Sample Text:ST100110M2 File Text:Frontier Analytical Laboratory
100 % A5.71E6



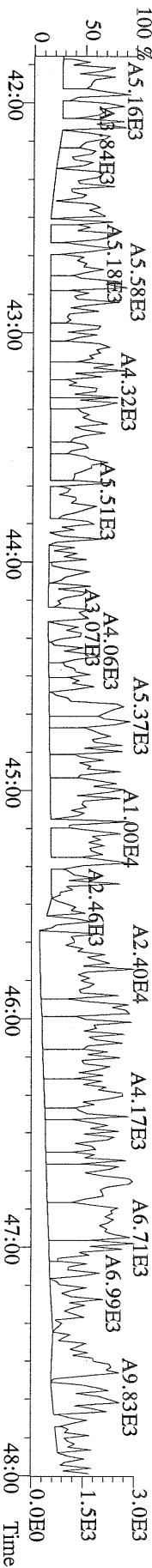
File:01OCT10M #1-541 Acq: 1-OCT-2010 22:45:19 GC EI + Voltage SIR Autospec-Ultima
417.8253 S:16 F:4 BSUB(10000,15,-3.0) PKD(5,5,3,0.10%,100,0,0.00%,F,F) Exp:OCDD
Sample Text:ST100110M2 File Text:Frontier Analytical Laboratory
100 % A5.26E6



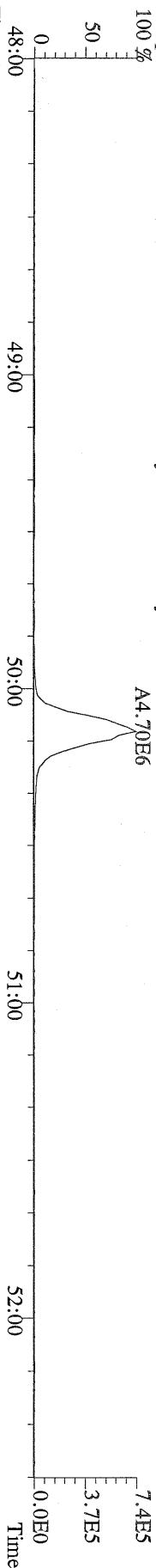
File:01OCT10M #1-541 Acq: 1-OCT-2010 22:45:19 GC EI + Voltage SIR Autospec-Ultima
419.8220 S:16 F:4 BSUB(10000,15,-3.0) PKD(5,5,3,0.10%,100,0,0.00%,F,F) Exp:OCDD
Sample Text:ST100110M2 File Text:Frontier Analytical Laboratory



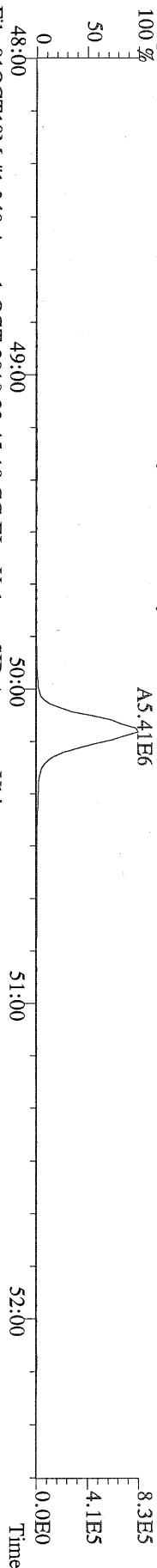
File:01OCT10M #1-541 Acq: 1-OCT-2010 22:45:19 GC EI + Voltage SIR Autospec-Ultima
479.7165 S:16 F:4 BSUB(10000,15,-3.0) PKD(5,5,3,0.10%,100,0,0.00%,F,F) Exp:OCDD
Sample Text:ST100110M2 File Text:Frontier Analytical Laboratory
100 % A5.16E3



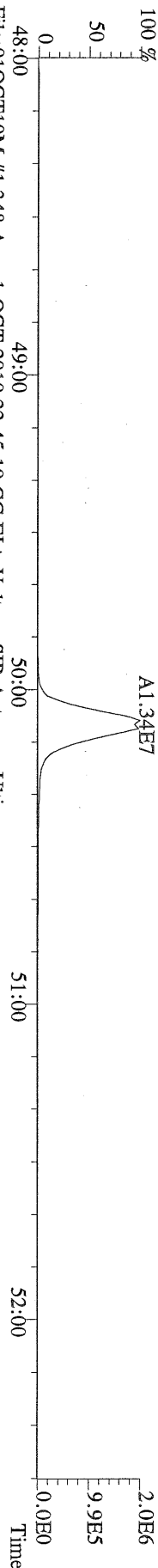
File:01OCT10M #1-348 Acq: 1-OCT-2010 22:45:19 GC EI+ Voltage SIR Autospec-Ultima
 441.7428 S:16 F:5 BSUB(10000,15,-3.0) PKD(5,5,3,0.10%,100,0,0.00%,F,F) Exp:OCDD
 Sample Text:ST100110M2 File Text:Frontier Analytical Laboratory



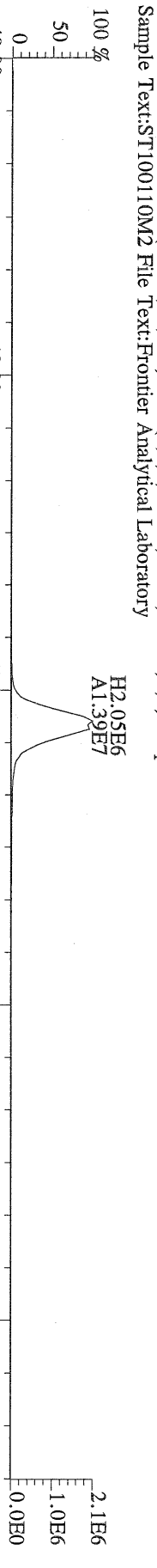
File:01OCT10M #1-348 Acq: 1-OCT-2010 22:45:19 GC EI+ Voltage SIR Autospec-Ultima
 443.7398 S:16 F:5 BSUB(10000,15,-3.0) PKD(5,5,3,0.10%,100,0,0.00%,F,F) Exp:OCDD
 Sample Text:ST100110M2 File Text:Frontier Analytical Laboratory



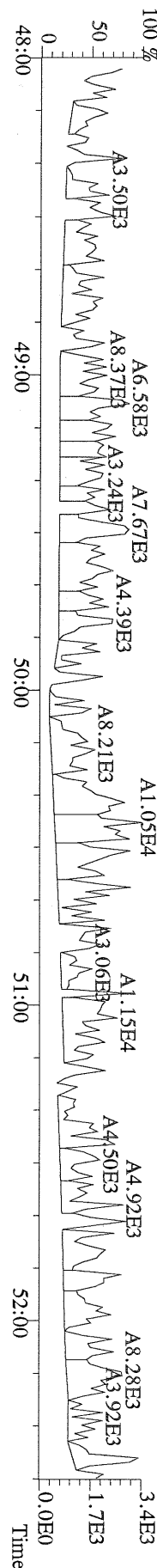
File:01OCT10M #1-348 Acq: 1-OCT-2010 22:45:19 GC EI+ Voltage SIR Autospec-Ultima
 453.7831 S:16 F:5 BSUB(10000,15,-3.0) PKD(5,5,3,0.10%,100,0,0.00%,F,F) Exp:OCDD
 Sample Text:ST100110M2 File Text:Frontier Analytical Laboratory

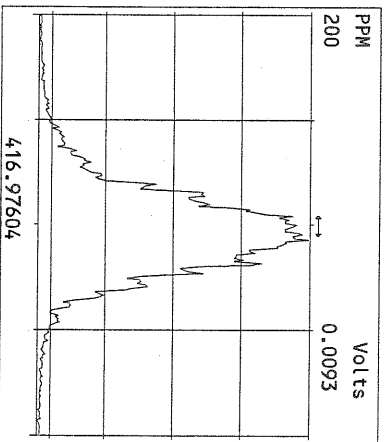
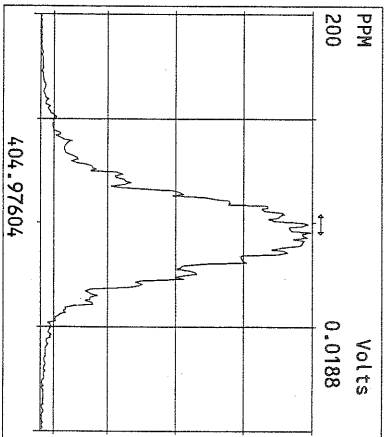
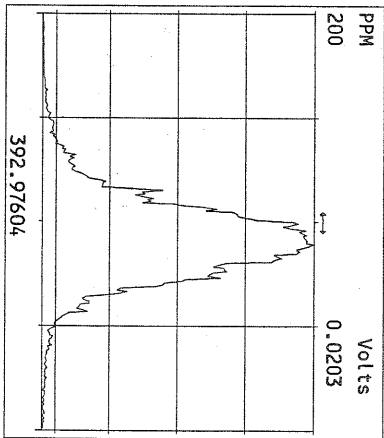
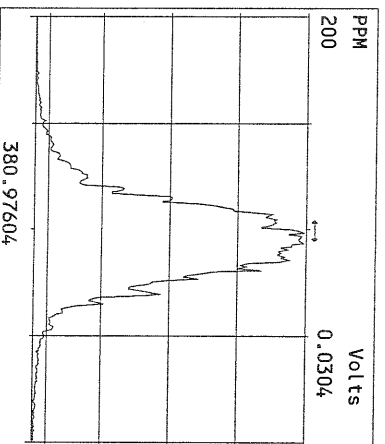
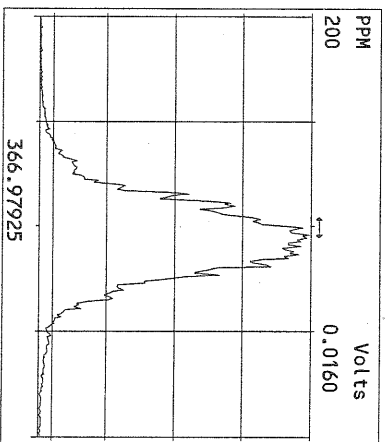
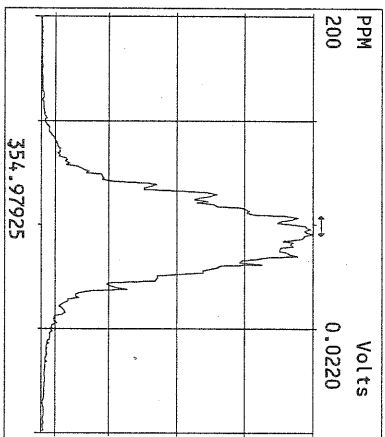
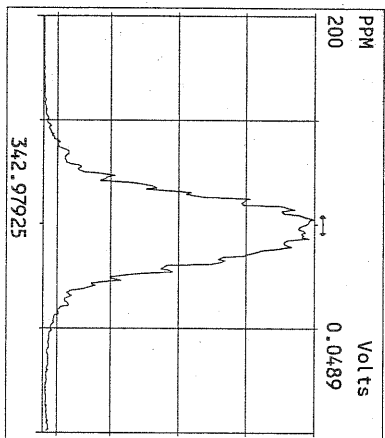
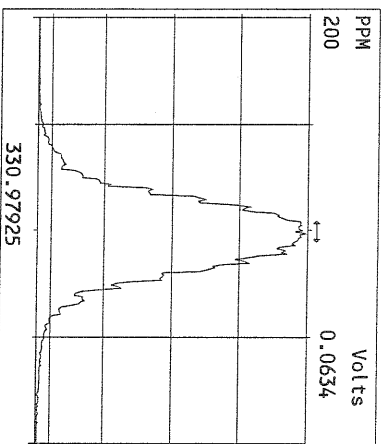
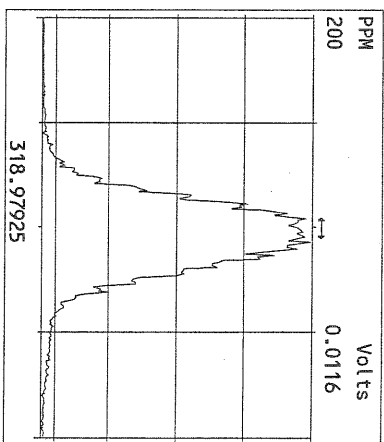
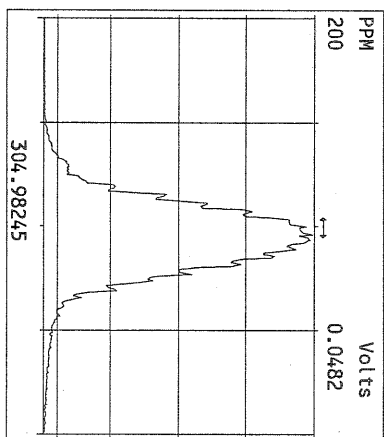
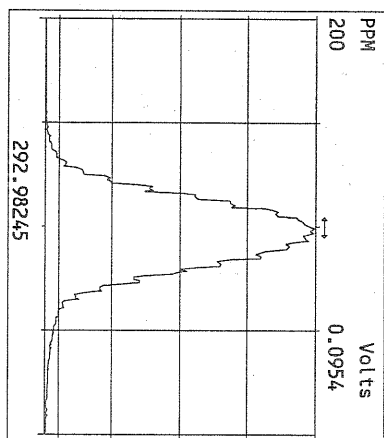


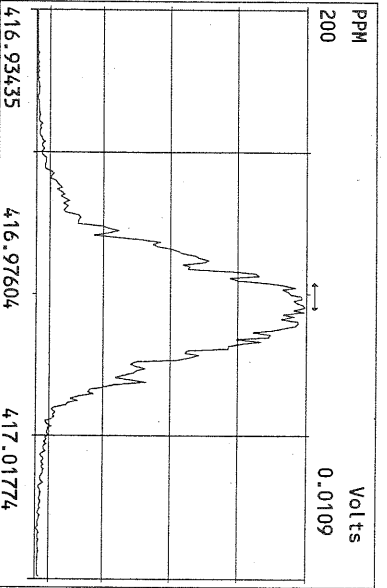
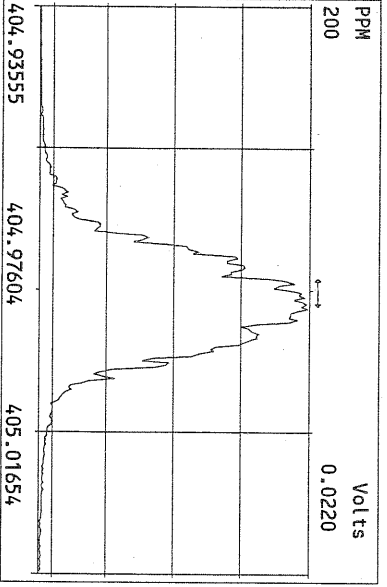
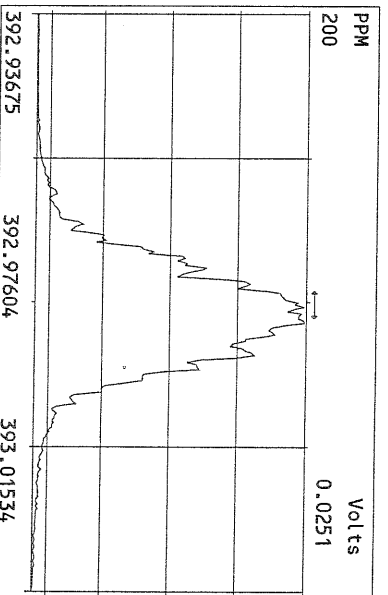
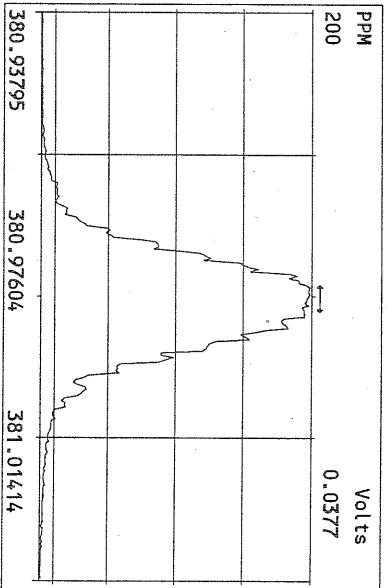
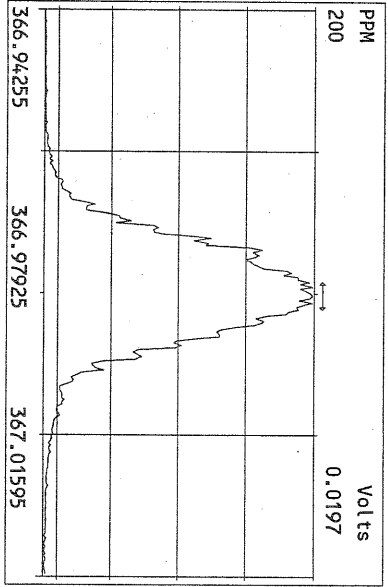
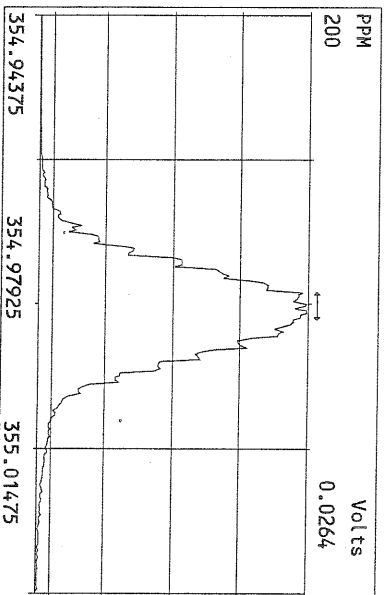
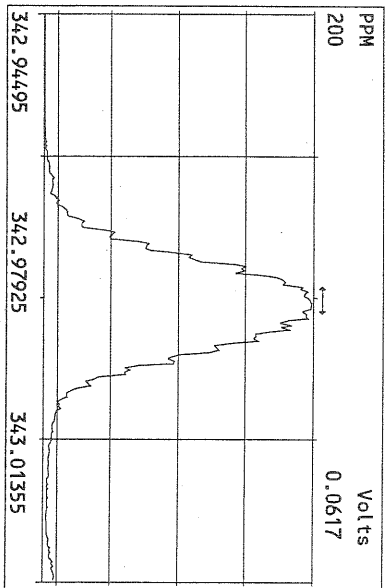
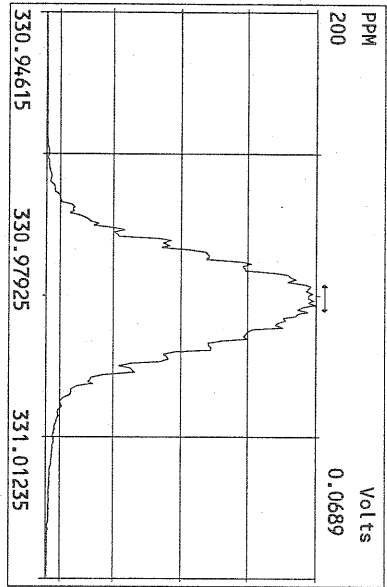
File:01OCT10M #1-348 Acq: 1-OCT-2010 22:45:19 GC EI+ Voltage SIR Autospec-Ultima
 455.7801 S:16 F:5 BSUB(10000,15,-3.0) PKD(5,5,3,0.10%,100,0,0.00%,F,F) Exp:OCDD
 Sample Text:ST100110M2 File Text:Frontier Analytical Laboratory

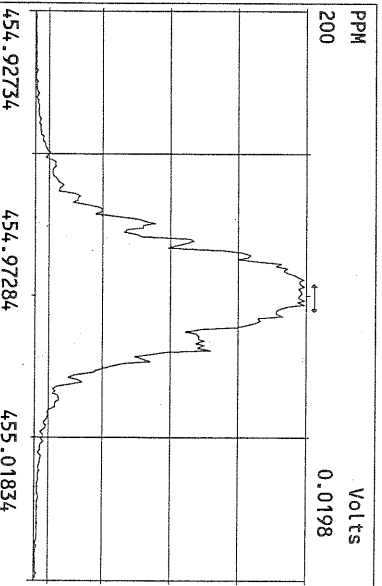
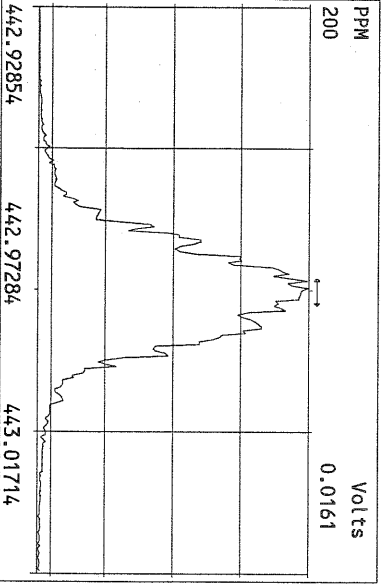
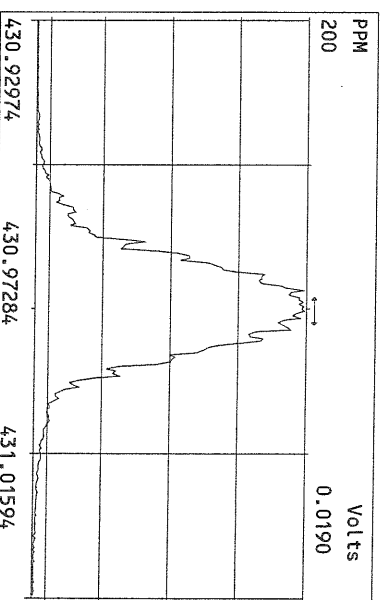
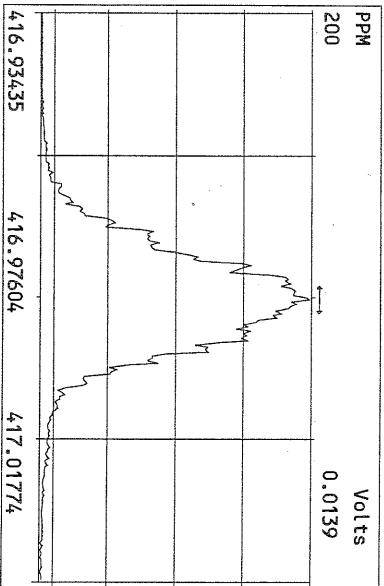
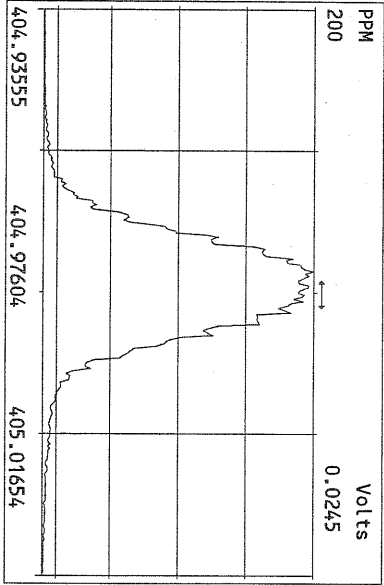
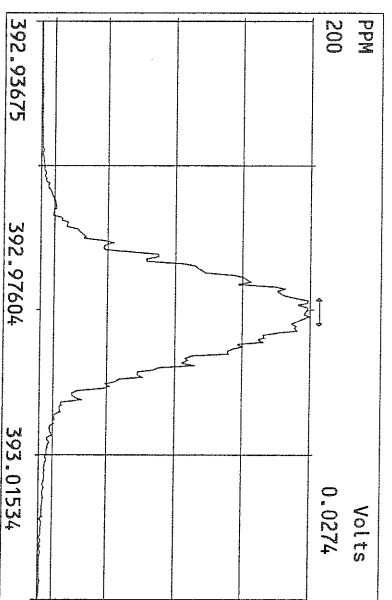
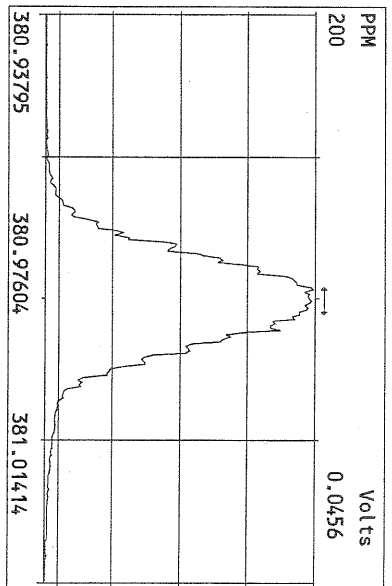
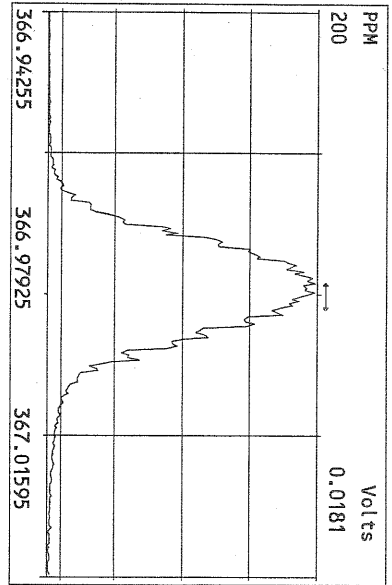


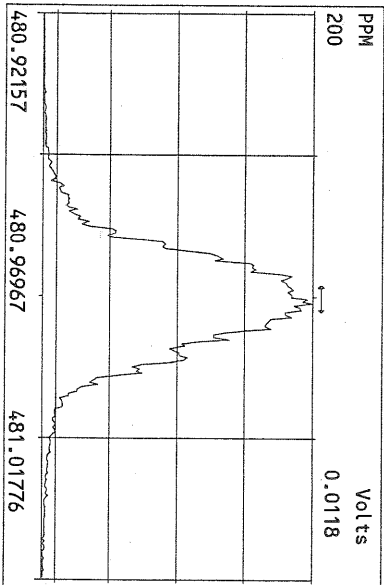
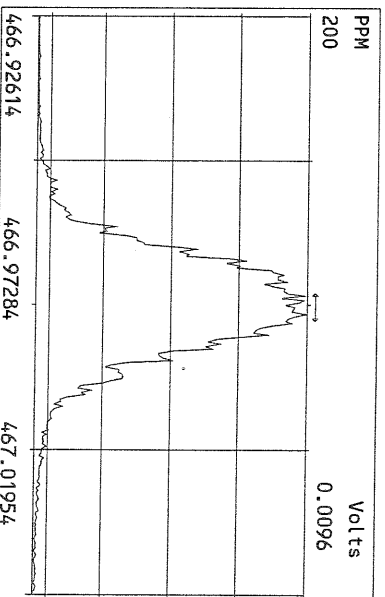
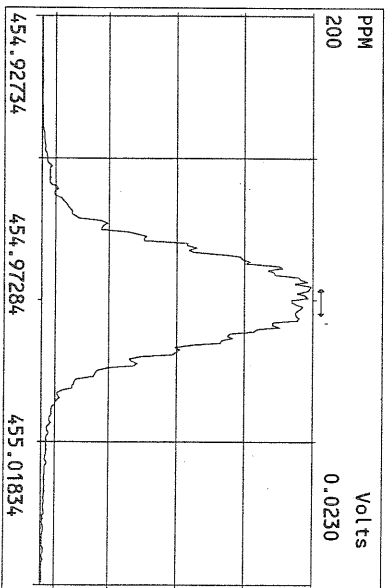
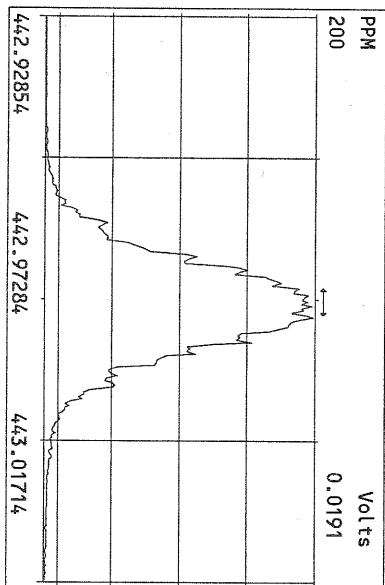
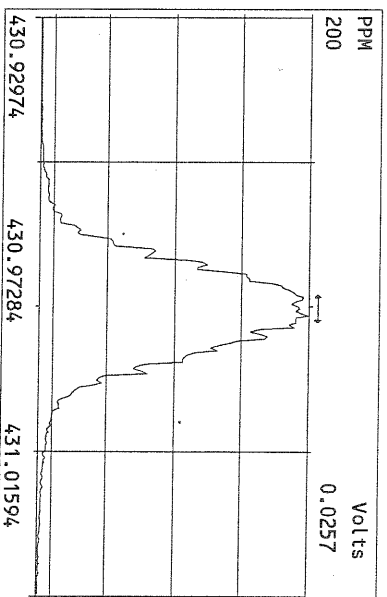
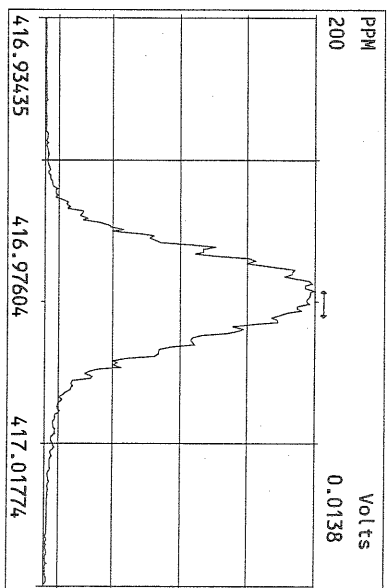
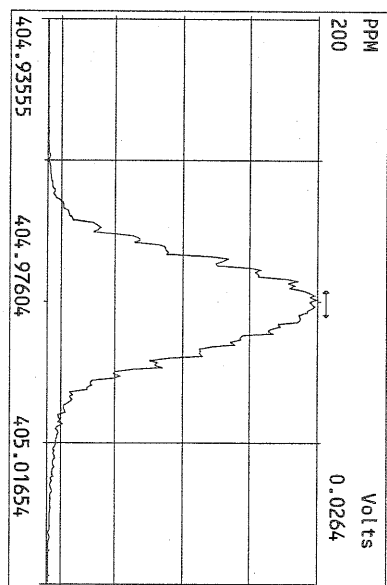
File:01OCT10M #1-348 Acq: 1-OCT-2010 22:45:19 GC EI+ Voltage SIR Autospec-Ultima
 513.6775 S:16 F:5 BSUB(10000,15,-3.0) PKD(5,5,3,0.10%,100,0,0.00%,F,F) Exp:OCDD
 Sample Text:ST100110M2 File Text:Frontier Analytical Laboratory

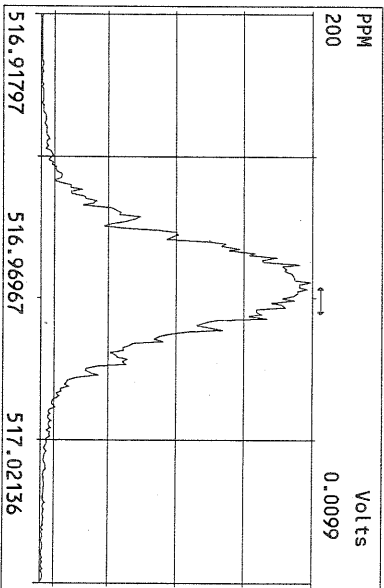
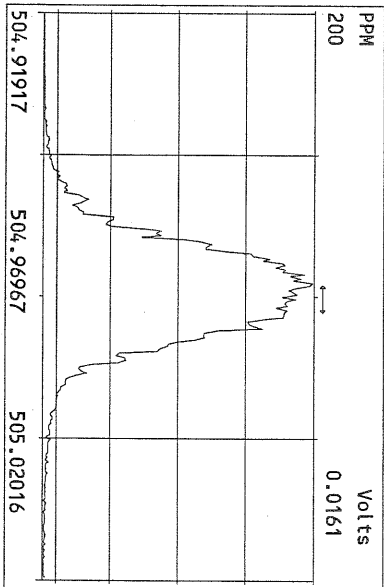
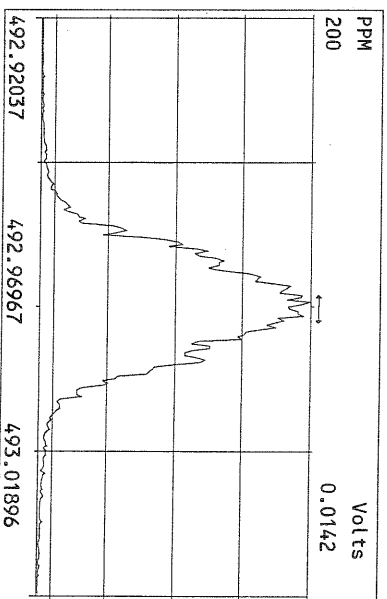
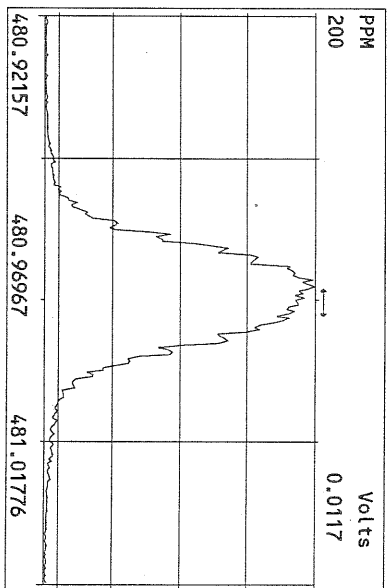
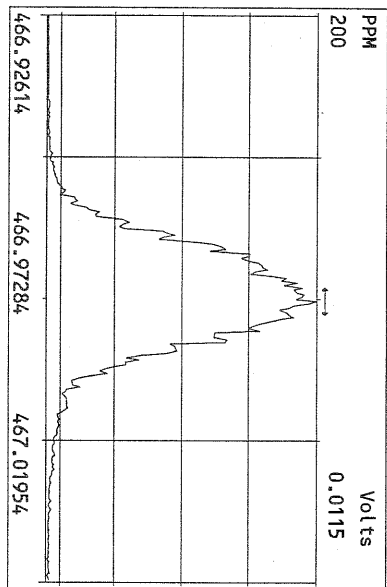
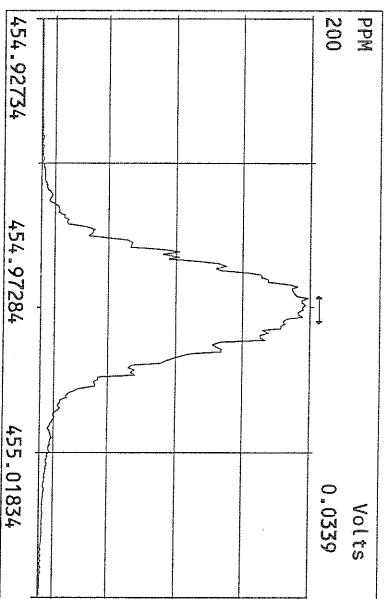
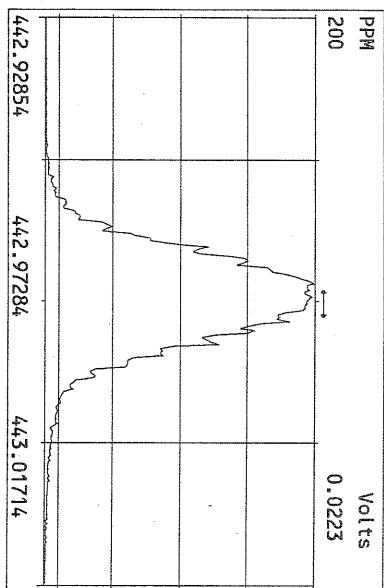
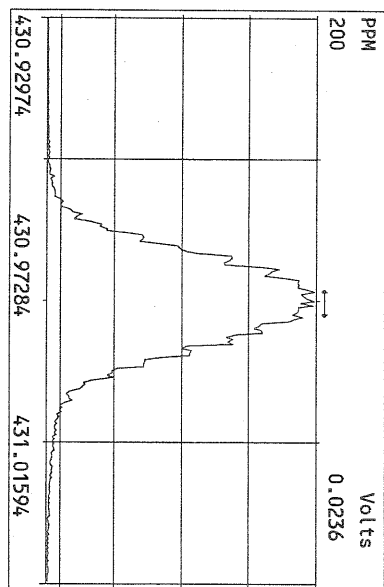












USEPA - ITD

FORM 4A
PCDD/PCDF CALIBRATION VERIFICATION

Lab Name: Frontier Analytical Laboratory Episode No.:

Contract No.: SAS No.:

Initial Calibration Date: 8/23/10

Instrument ID: FAL3

GC Column ID: DB5

VER Data Filename: 04OCT10M Sam:1


Analysis Date: 4-OCT-10 11:38:47

NATIVE ANALYTES	M/Z'S FORMING RATIO (1)	ION ABUND. RATIO	QC LIMITS (2)	ACCEPT	CONC. FOUND	CONC. RANGE (ng/mL) (3)
2,3,7,8-TCDD	M/M+2	0.77	0.65-0.89	y	10.1	7.80 - 12.9 ✓
1,2,3,7,8-PeCDD	M+2/M+4	1.65	1.32-1.78	y	50.0	39.0 - 65.0 ✓
1,2,3,4,7,8-HxCDD	M+2/M+4	1.39	1.05-1.43	y	47.0	39.0 - 64.0 ✓
1,2,3,6,7,8-HxCDD	M+2/M+4	1.39	1.05-1.43	y	48.7	39.0 - 64.0 ✓
1,2,3,7,8,9-HxCDD	M+2/M+4	1.40	1.05-1.43	y	49.1	41.0 - 61.0 ✓
1,2,3,4,6,7,8-HpCDD	M+2/M+4	0.94	0.88-1.20	y	48.3	43.0 - 58.0 ✓
OCDD	M+2/M+4	0.98	0.76-1.02	y	104	79.0 - 126 ✓
2,3,7,8-TCDF	M/M+2	0.66	0.65-0.89	y	8.79	8.40 - 12.0 ✓
1,2,3,7,8-PeCDF	M+2/M+4	1.53	1.32-1.78	y	52.8	41.0 - 60.0 ✓
2,3,4,7,8-PeCDF	M+2/M+4	1.53	1.32-1.78	y	52.3	41.0 - 60.0 ✓
1,2,3,4,7,8-HxCDF	M+2/M+4	1.26	1.05-1.43	y	48.3	45.0 - 56.0 ✓
1,2,3,6,7,8-HxCDF	M+2/M+4	1.25	1.05-1.43	y	48.1	44.0 - 57.0 ✓
2,3,4,6,7,8-HxCDF	M+2/M+4	1.24	1.05-1.43	y	49.0	44.0 - 57.0 ✓
1,2,3,7,8,9-HxCDF	M+2/M+4	1.27	1.05-1.43	y	49.4	45.0 - 56.0 ✓
1,2,3,4,6,7,8-HpCDF	M+2/M+4	1.09	0.88-1.20	y	50.4	45.0 - 55.0 ✓
1,2,3,4,7,8,9-HpCDF	M+2/M+4	1.06	0.88-1.20	y	50.1	43.0 - 58.0 ✓
OCDF	M+2/M+4	0.89	0.76-1.02	y	93.2	63.0 - 159 ✓

(1) See Table 8, Method 1613, for m/z specifications.

(2) Ion Abundance Ratio Control Limits as specified in Table 9, Method 1613.

(3) Contract-required concentration range as specified in Table 6, Method 1613.

Analyst: 

Date: 10/5/10

USEPA - ITD

FORM 4B
PCDD/PCDF CALIBRATION VERIFICATION

Lab Name: Frontier Analytical Laboratory

Episode No.:

Contract No.:

SAS No.:

Initial Calibration Date: 8/23/10

Instrument ID: FAL3

GC Column ID: DB5

VER Data Filename: 04OCT10M Sam:1

Analysis Date: 4-OCT-10 11:38:47

LABELLED COMPOUNDS	M/Z'S FORMING RATIO (1)	ION ABUND. RATIO	QC LIMITS (2)	ACCEPT	CONC. FOUND	CONC. RANGE (ng/mL) (3)
13C-2,3,7,8-TCDD	M/M+2	0.80	0.65-0.89	y	98.6	82.0 - 121 ✓
13C-1,2,3,7,8-PeCDD	M+2/M+4	1.78	1.32-1.78	y	92.0	62.0 - 160 ✓
13C-1,2,3,4,7,8-HxCDD	M+2/M+4	1.25	1.05-1.43	y	111	85.0 - 117 ✓
13C-1,2,3,6,7,8-HxCDD	M+2/M+4	1.25	1.05-1.43	y	93.5	85.0 - 118 ✓
13C-1,2,3,4,6,7,8-HpCDD	M+2/M+4	0.93	0.88-1.20	y	81.7	72.0 - 138 ✓
13C-OCDD	M+2/M+4	0.93	0.76-1.02	y	147	96.0 - 415 ✓
13C-2,3,7,8-TCDF	M/M+2	0.87	0.65-0.89	y	97.4	71.0 - 140 ✓
13C-1,2,3,7,8-PeCDF	M+2/M+4	1.76	1.32-1.78	y	88.7	76.0 - 130 ✓
13C-2,3,4,7,8-PeCDF	M+2/M+4	1.76	1.32-1.78	y	87.7	77.0 - 130 ✓
13C-1,2,3,4,7,8-HxCDF	M/M+2	0.51	0.43-0.59	y	116	76.0 - 131 ✓
13C-1,2,3,6,7,8-HxCDF	M/M+2	0.51	0.43-0.59	y	108	70.0 - 143 ✓
13C-2,3,4,6,7,8-HxCDF	M/M+2	0.51	0.43-0.59	y	108	73.0 - 137 ✓
13C-1,2,3,7,8,9-HxCDF	M/M+2	0.51	0.43-0.59	y	104	74.0 - 135 ✓
13C-1,2,3,4,6,7,8-HpCDF	M/M+2	0.45	0.37-0.51	y	83.2	78.0 - 129 ✓
13C-1,2,3,4,7,8,9-HpCDF	M/M+2	0.43	0.37-0.51	y	79.4	77.0 - 129 ✓
13C-OCDF	M+2/M+4	0.97	0.76-1.02	y	140	96.0 - 415 ✓
CLEANUP STANDARD (4)						
37Cl-2,3,7,8-TCDD					9.37	7.80 - 12.8 ✓

(1) See Table 8, Method 1613, for m/z specifications.

(2) Ion Abundance Ratio Control Limits as specified in Table 9, Method 1613.

(3) Contract-required concentration range as specified in Table 6, Method 1613.

(4) No ion abundance ratio; report concentration found.

Analyst: 

Date: 10/5/10

FORM 5
PCDD/PCDF RT WINDOW AND ISOMER SPECIFICITY STANDARDS

Lab Name: Frontier Analytical Laboratory Episode No.:
Contract No.: SAS No.:
Instrument ID: FAL3 Initial Calibration Date: 8/23/10
RT Window Data Filename: 04OCT10M Sam:1 Analysis Date: 4-OCT-10 Time: 11:38:47
DB-5 IS Data Filename: 04OCT10M Sam:1 Analysis Date: 4-OCT-10 Time: 11:38:47
DB-225 IS Data Filename: Analysis Date: Time:

DB-5 RT WINDOW DEFINING STANDARDS RESULTS

ISOMERS	ABSOLUTE RT	ISOMERS	ABSOLUTE RT
1,3,6,8-TCDD (F)	24:25 ✓	1,3,6,8-TCDF (F)	23:03 ✓
1,2,8,9-TCDD (L)	28:21 ✓	1,2,8,9-TCDF (L)	28:34 ✓
1,2,4,7,9-PeCDD (F)	30:16 ✓	1,3,4,6,8-PeCDF (F)	28:27 ✓
1,2,3,8,9-PeCDD (L)	33:50 ✓	1,2,3,8,9-PeCDF (L)	34:15 ✓
1,2,4,6,7,9-HxCDD (F)	36:10 ✓	1,2,3,4,6,8-HxCDF (F)	35:18 ✓
1,2,3,7,8,9-HxCDD (L)	39:14 ✓	1,2,3,7,8,9-HxCDF (L)	39:48 ✓
1,2,3,4,6,7,9-HpCDD (F)	42:51 ✓	1,2,3,4,6,7,8-HpCDF (F)	42:19 ✓
1,2,3,4,6,7,8-HpCDD (L)	44:13 ✓	1,2,3,4,7,8,9-HpCDF (L)	45:08 ✓

(F) = First eluting isomer (DB-5); (L) = Last eluting isomer (DB-5)


=====

ISOMER SPECIFICITY (IS) TEST STANDARD RESULTS

% VALLEY HEIGHT
BETWEEN
COMPARED PEAKS (1)

<25%

(1) To meet contract requirement, %Valley Height Between Compared Peaks shall not exceed 25% (section 15.4.2.2, Method 1613).

Analyst: 

Date: 10/5/10

USEPA - ITD

FORM 6A

PCDD/PCDF RELATIVE RETENTION TIMES

Lab Name: Frontier Analytical Laboratory

Episode No.:

Contract No.:

SAS No.:

Init. Cal. Date: 8/23/10

Instrument ID: FAL3

GC Column ID: DB5


Analysis Date: 4-OCT-10 11:38:47

CS3 or VER Data Filename: 04OCT10M

Sam:1


NATIVE ANALYTES	RETENTION TIME REFERENCE	RRT	RRT QC LIMITS (1)
2,3,7,8-TCDD	13C-2,3,7,8-TCDD	1.001	0.999-1.002✓
2,3,7,8-TCDF	13C-2,3,7,8-TCDF	1.001	0.999-1.003✓
1,2,3,7,8-PeCDD	13C-1,2,3,7,8-PeCDD	1.001	0.999-1.002✓
1,2,3,7,8-PeCDF	13C-1,2,3,7,8-PeCDF	1.001	0.999-1.002✓
2,3,4,7,8-PeCDF	13C-2,3,4,7,8-PeCDF	1.001	0.999-1.002✓
LABELED COMPOUNDS			
37Cl-2,3,7,8-TCDD	13C-1,2,3,4-TCDD	1.022	0.989-1.052✓
13C-2,3,7,8-TCDD		1.021	0.976-1.043✓
13C-2,3,7,8-TCDF		0.993	0.923-1.103✓
13C-1,2,3,7,8-PeCDD		1.238	1.000-1.567✓
13C-1,2,3,7,8-PeCDF		1.174	0.923-1.203✓
13C-2,3,4,7,8-PeCDF		1.223	0.923-1.303✓

(1) Contract-required limits for Relative Retention Times (RRT) as specified in Table 2, Method 1613.

Analyst: Date: 10/5/10

Results: GC Column: DB5 Amount: 1.000 NATO 1989 Tox: 100 WHO 1998 Tox: 125 WHO 2005 Tox: 114

Name	Resp	RA	RT	RRF	Conc	Qual	Fac Noise-1	Noise-2	DL	
2,3,7,8-TCDD	2.42e+06	0.77 y	27:24	1.11	10.1		2.50	-	-	*
1,2,3,7,8-PeCDD	9.07e+06	1.65 y	33:15	1.10	50.0		2.50	-	-	*
1,2,3,4,7,8-HxCDD	7.82e+06	1.39 y	38:37	1.37	47.0		2.50	-	-	*
1,2,3,6,7,8-HxCDD	6.45e+06	1.39 y	38:47	1.37	48.7		2.50	-	-	*
1,2,3,7,8,9-HxCDD	7.28e+06	1.40 y	39:14	1.36	49.1		2.50	-	-	*
1,2,3,4,6,7,8-HpCDD	5.01e+06	0.94 y	44:13	1.45	48.3		2.50	-	-	*
OCDD	6.09e+06	0.98 y	49:48	1.43	104		2.50	-	-	*
2,3,7,8-TCDF	4.76e+06	0.66 y	26:39	1.50	8.79		2.50	-	-	*
1,2,3,7,8-PeCDF	1.37e+07	1.53 y	31:31	0.94	52.8		2.50	-	-	*
2,3,4,7,8-PeCDF	1.30e+07	1.53 y	32:49	0.94	52.3		2.50	-	-	*
1,2,3,4,7,8-HxCDF	9.79e+06	1.26 y	37:14	0.93	48.3		2.50	-	-	*
1,2,3,6,7,8-HxCDF	1.10e+07	1.25 y	37:25	0.82	48.1		2.50	-	-	*
2,3,4,6,7,8-HxCDF	9.99e+06	1.24 y	38:22	0.92	49.0		2.50	-	-	*
1,2,3,7,8,9-HxCDF	1.06e+07	1.27 y	39:48	1.00	49.4		2.50	-	-	*
1,2,3,4,6,7,8-HpCDF	6.60e+06	1.09 y	42:19	1.39	50.4		2.50	-	-	*
1,2,3,4,7,8,9-HpCDF	4.42e+06	1.06 y	45:08	1.36	50.1		2.50	-	-	*
OCDF	5.67e+06	0.89 y	50:09	0.79	93.2		2.50	-	-	*
										Rec
13C-2,3,7,8-TCDD	2.15e+07	0.80 y	27:23	1.02	98.6					98.6
13C-1,2,3,7,8-PeCDD	1.65e+07	1.78 y	33:13	0.84	92.0					92.0
13C-1,2,3,4,7,8-HxCDD	1.21e+07	1.25 y	38:36	1.07	111					111
13C-1,2,3,6,7,8-HxCDD	9.66e+06	1.25 y	38:45	1.01	93.5					93.5
13C-1,2,3,4,6,7,8-HpCDD	7.14e+06	0.93 y	44:12	0.86	81.7					81.7
13C-OCDD	8.17e+06	0.93 y	49:46	0.55	147					73.3
13C-2,3,7,8-TCDF	3.60e+07	0.87 y	26:38	0.99	97.4					97.4
13C-1,2,3,7,8-PeCDF	2.76e+07	1.76 y	31:30	0.84	88.7					88.7
13C-2,3,4,7,8-PeCDF	2.65e+07	1.76 y	32:48	0.81	87.7					87.7
13C-1,2,3,4,7,8-HxCDF	2.18e+07	0.51 y	37:12	1.85	116					116
13C-1,2,3,6,7,8-HxCDF	2.78e+07	0.51 y	37:24	2.54	108					108
13C-2,3,4,6,7,8-HxCDF	2.22e+07	0.51 y	38:20	2.01	108					108
13C-1,2,3,7,8,9-HxCDF	2.15e+07	0.51 y	39:46	2.03	104					104
13C-1,2,3,4,6,7,8-HpCDF	9.41e+06	0.45 y	42:18	1.11	83.2					83.2
13C-1,2,3,4,7,8,9-HpCDF	6.51e+06	0.43 y	45:06	0.80	79.4					79.4
13C-OCDF	1.55e+07	0.97 y	50:08	1.08	140					70.2
37Cl-2,3,7,8-TCDD	1.37e+06		27:24	0.69	9.37					93.7
13C-1,2,3,4-TCDD	2.13e+07	0.79 y	26:49	-	47.3					
13C-1,2,3,4-TCDF	3.72e+07	0.87 y	25:33	-	51.4					
13C-1,2,3,7,8,9-HxCDD	1.02e+07	1.26 y	39:12	-	37.0					
							Fac Noise-1	Noise-2	DL	#Hom
Total Tetra-Dioxins	1.24e+07		22:56	1.11	52.1		2.50	-	-	* 28
Total Penta-Dioxins	1.99e+07		30:16	1.10	110		2.50	-	-	* 18
Total Hexa-Dioxins	2.46e+07		35:29	1.37	165		2.50	-	-	* 28
Total Hepta-Dioxins	1.12e+07		41:12	1.45	108		2.50	-	-	* 41
Total Tetra-Furans	2.29e+07		23:03	1.50	42.3		2.50	-	-	* 30
1st Fn. Tot Penta-Furans	1.64e+07		28:27	0.94	64.5		2.50	-	-	* PeCDF 1
Total Penta-Furans	3.80e+07		30:13	0.94	150		2.50	-	-	* 214 9
Total Hexa-Furans	4.78e+07		35:18	0.91	225		2.50	-	-	* 14
Total Hepta-Furans	1.14e+07		41:26	1.38	104		2.50	-	-	* 35

Analyst:  Date: 10/5/10

Frontier Analytical Laboratory - Acquisition Log


Run Name:04OCT10M

Instrument: FAL3

GC: DB5

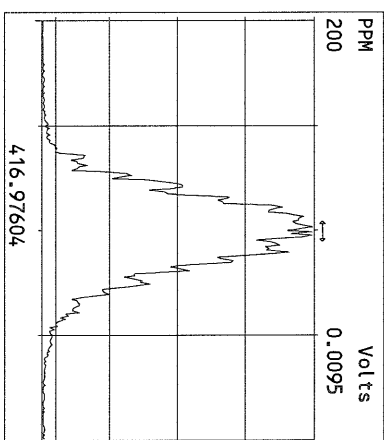
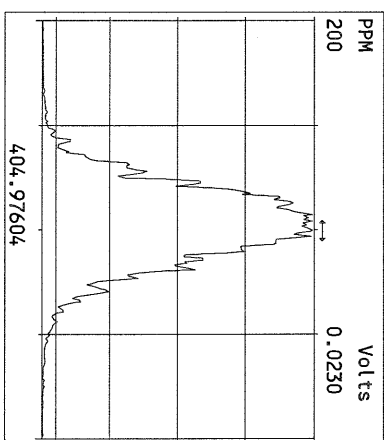
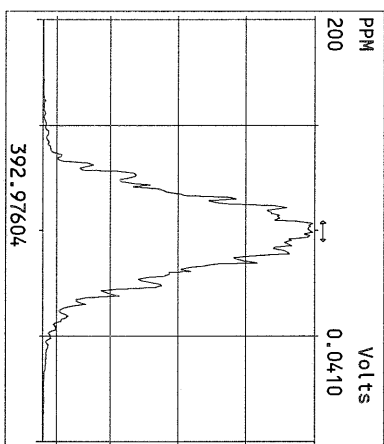
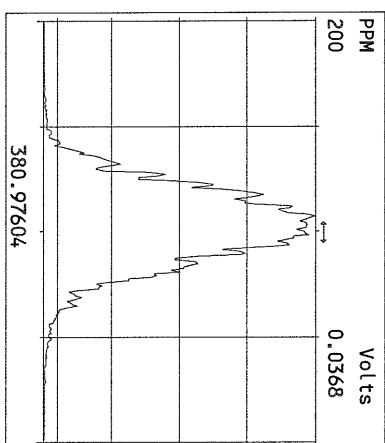
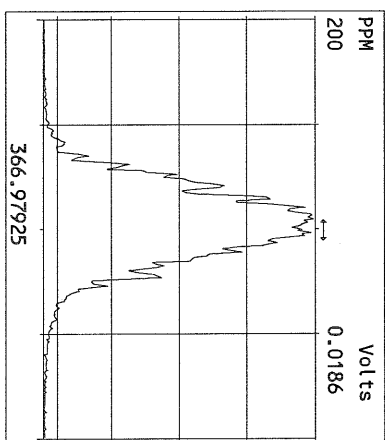
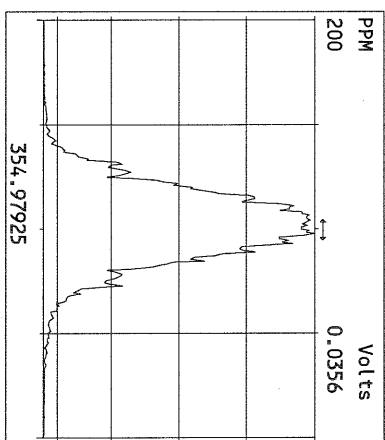
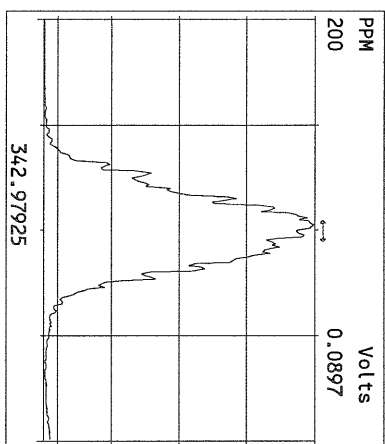
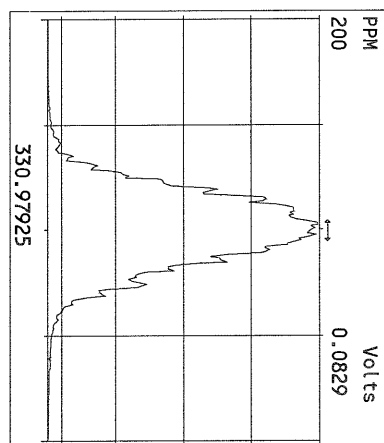
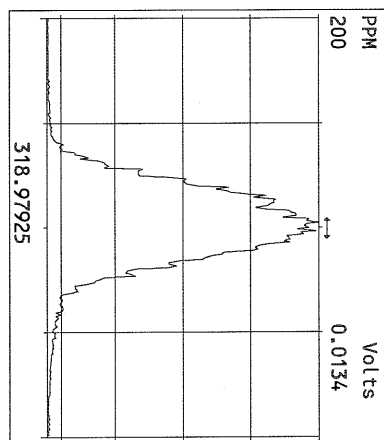
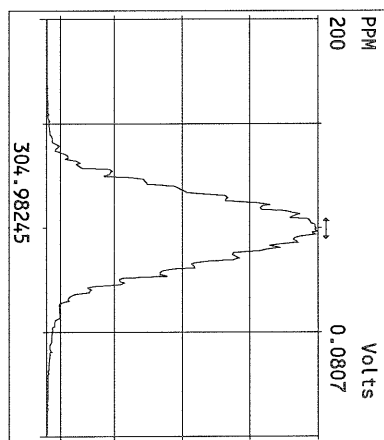
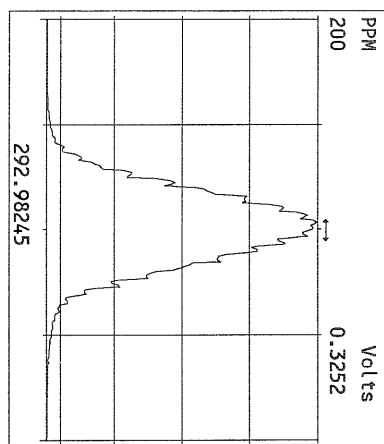
Experiment:PCDD

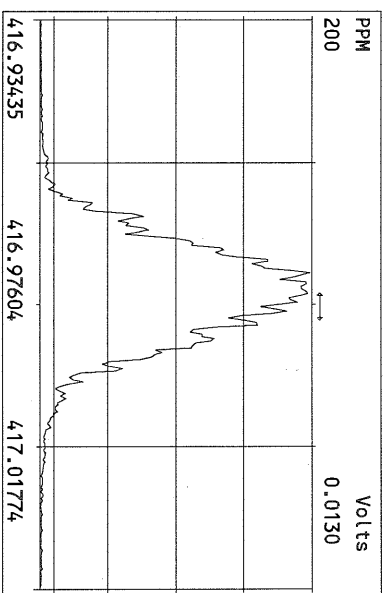
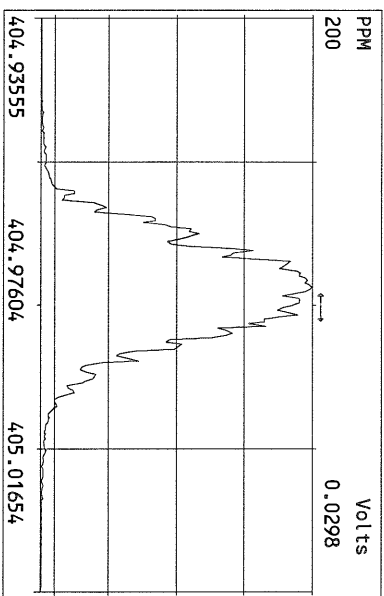
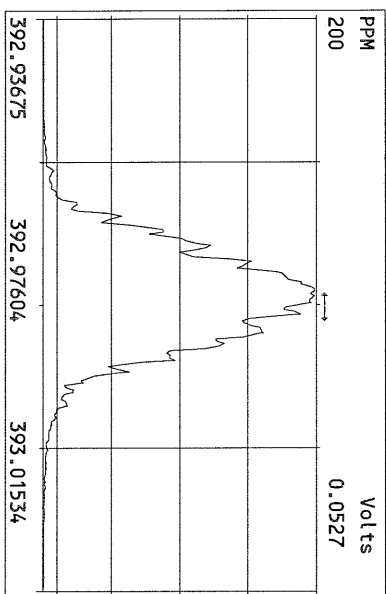
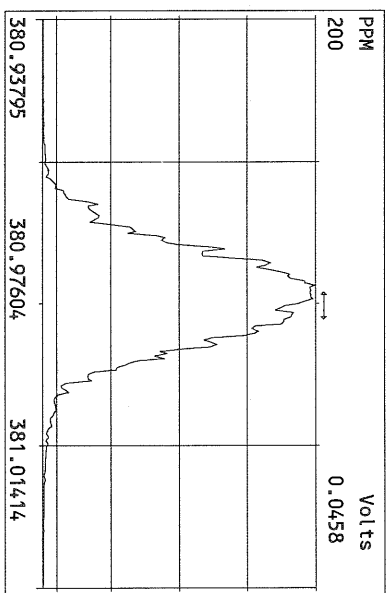
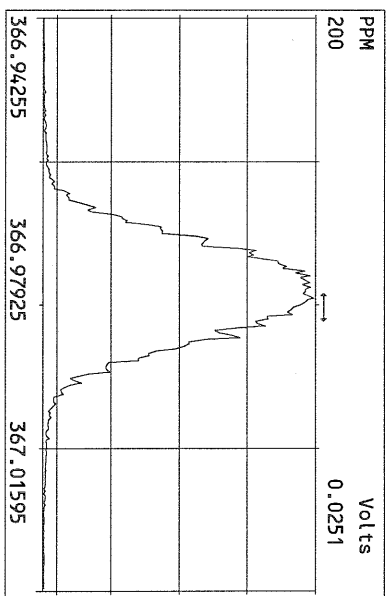
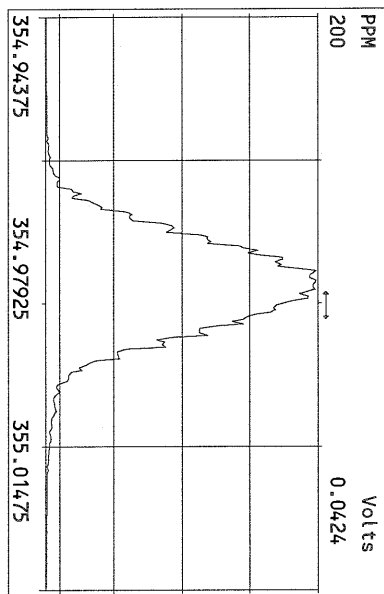
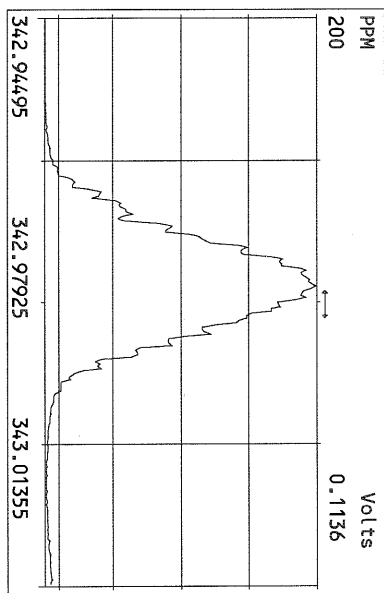
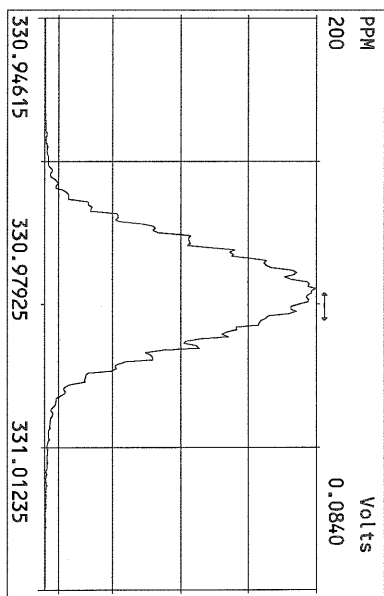
Data File S	FAL ID	Client ID	Acquired	ConCal	EndCal	Analyst
04OCT10M	1	ST100410M1	1613 CS3 100511J	4-OCT-10 11:38:47	ST100410M1	ST100410M2 TC
04OCT10M	2	SB100410M1	Solvent Blank	4-OCT-10 12:34:05	ST100410M1	ST100410M2 TC
04OCT10M	3	6365-008-0001-SA	SSB3-0-0.5-080610	4-OCT-10 13:29:24	ST100410M1	ST100410M2 TC
04OCT10M	4	6364-001-0001-SA	PSB12-4-6-072810 1:5	4-OCT-10 14:24:43	ST100410M1	ST100410M2 TC
04OCT10M	5	6364-002-0001-SA	PSB14-4-7-072810 1:5	4-OCT-10 15:20:02	ST100410M1	ST100410M2 TC
04OCT10M	6	6364-003-0001-SA	PSB14-7-9-072810 1:5	4-OCT-10 16:15:20	ST100410M1	ST100410M2 TC
04OCT10M	7	6364-006-0001-SA	PSB13-4-6-072910 1:5	4-OCT-10 17:10:39	ST100410M1	ST100410M2 TC
04OCT10M	8	6364-009-0001-SA	PSB10-8.5-10-073010 1:10	4-OCT-10 18:05:58	ST100410M1	ST100410M2 TC
04OCT10M	9	6364-008-0001-SA	PSB10-4-6-073010 1:25	4-OCT-10 19:01:18	ST100410M1	ST100410M2 TC
04OCT10M	10	6364-010-0001-SA	PSB11-4-6-073010 1:100	4-OCT-10 19:56:37	ST100410M1	ST100410M2 TC
04OCT10M	11	6364-011-0001-SA	PSB11-7.5-9.5-073010 1:100	4-OCT-10 20:51:56	ST100410M1	ST100410M2 TC
04OCT10M	12	SB100410M2	Solvent Blank	4-OCT-10 21:47:10	ST100410M1	ST100410M2 TC
04OCT10M	13	SB100410M3	Solvent Blank	4-OCT-10 22:42:28	ST100410M1	ST100410M2 TC
04OCT10M	14	ST100410M2	1613 CS3 100511J	4-OCT-10 23:37:47	ST100410M1	ST100410M2 TC

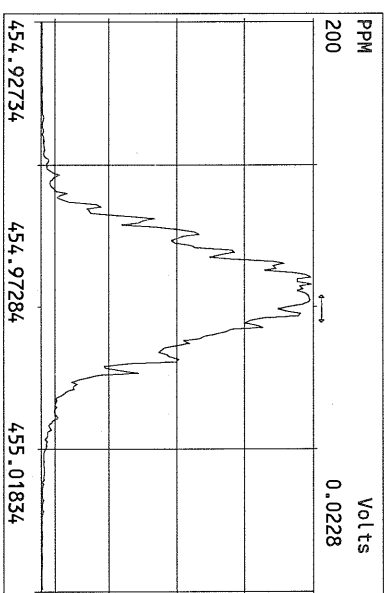
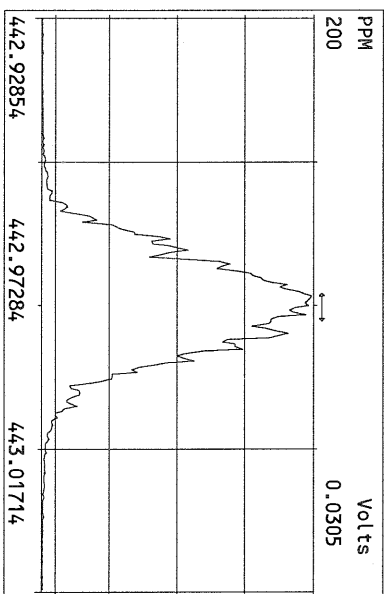
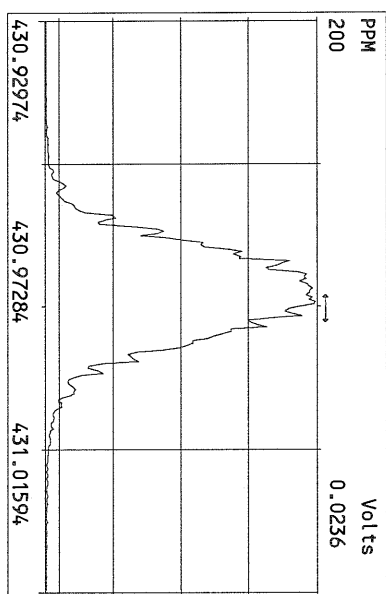
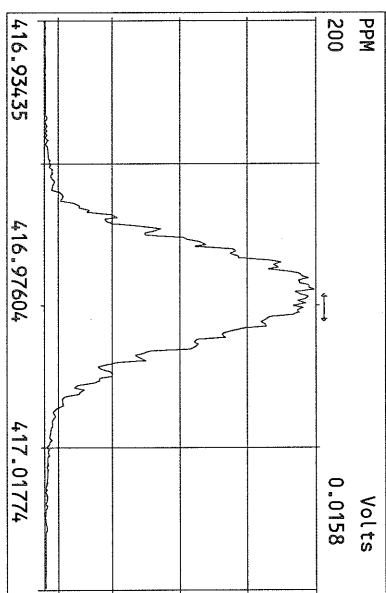
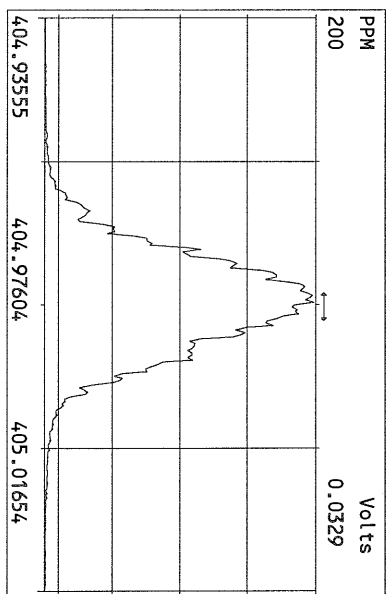
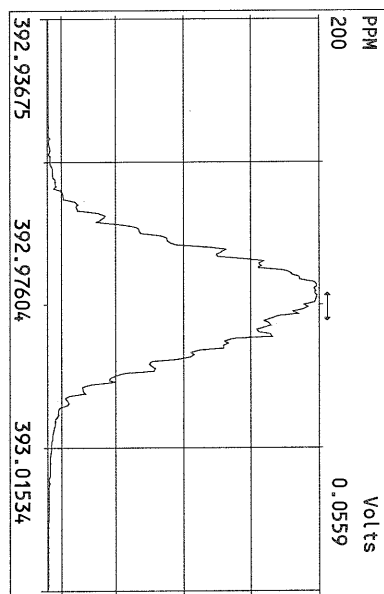
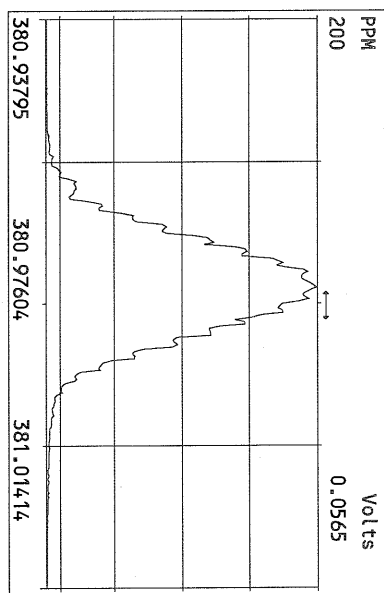
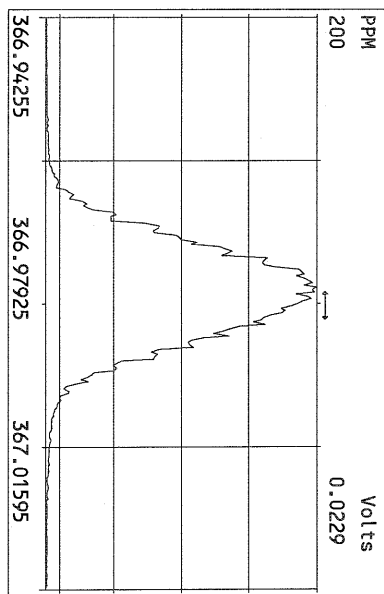
 10/5/10

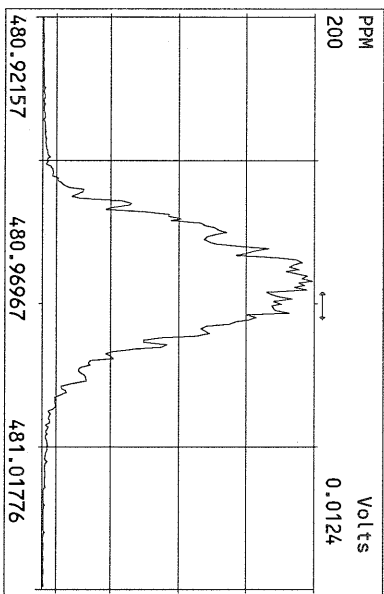
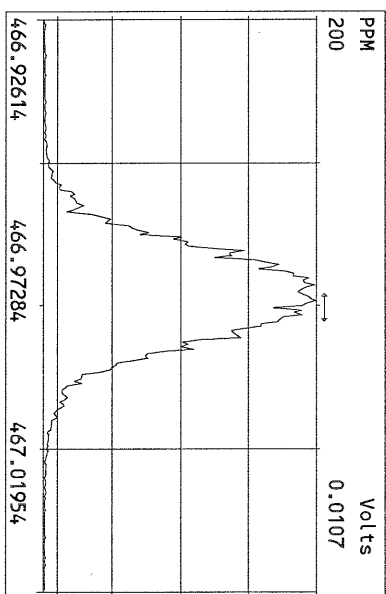
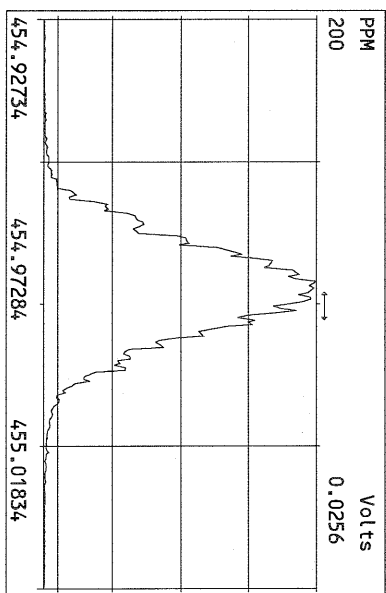
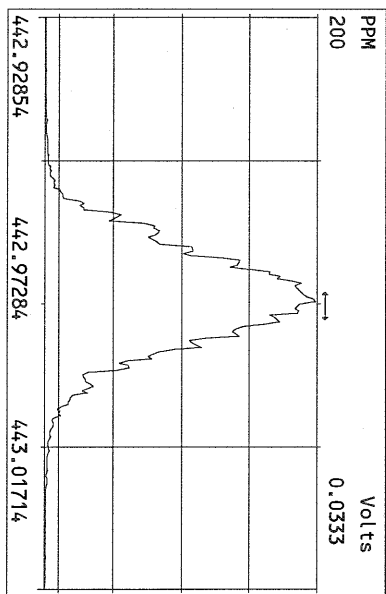
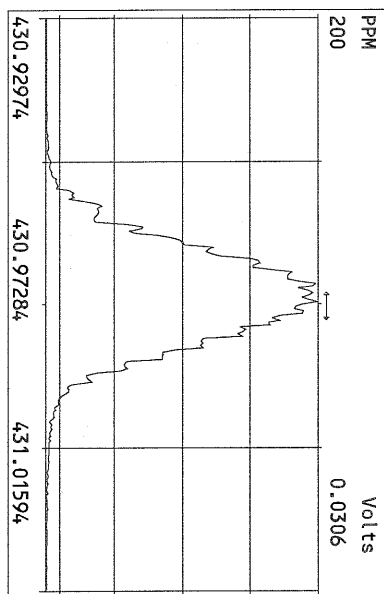
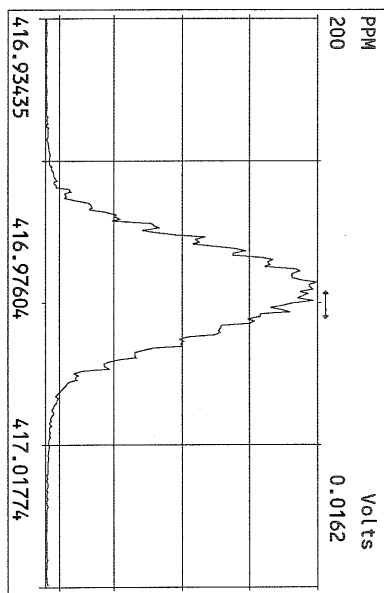
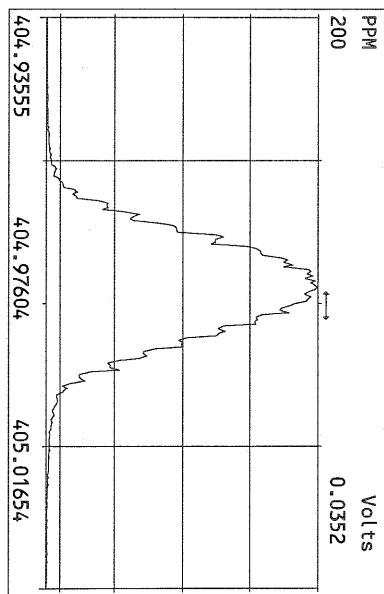
Data Backed Up: _____

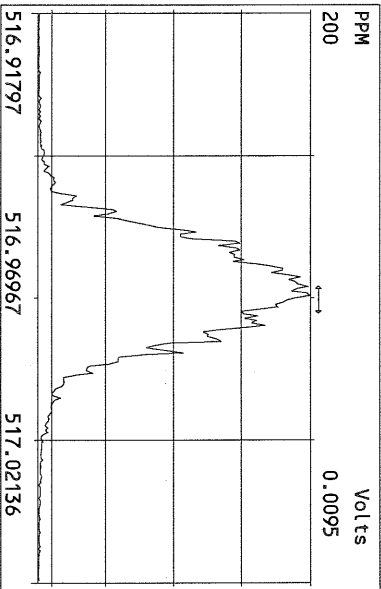
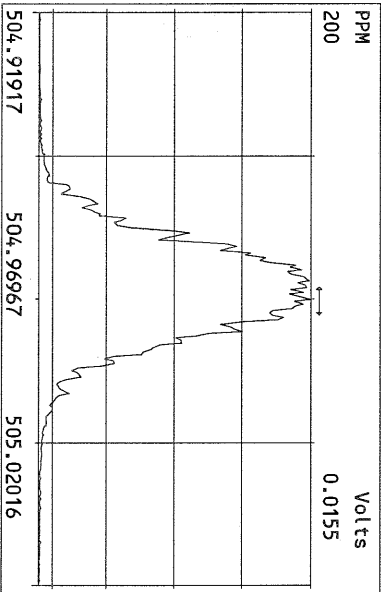
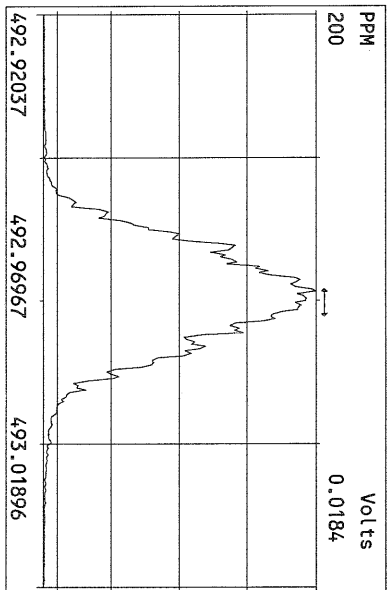
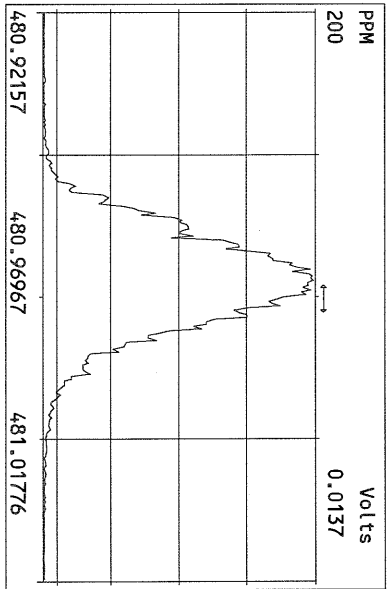
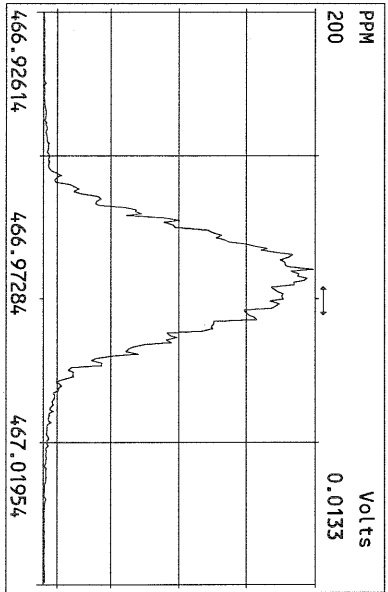
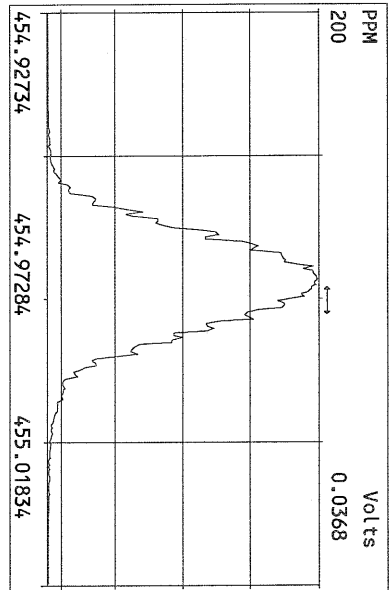
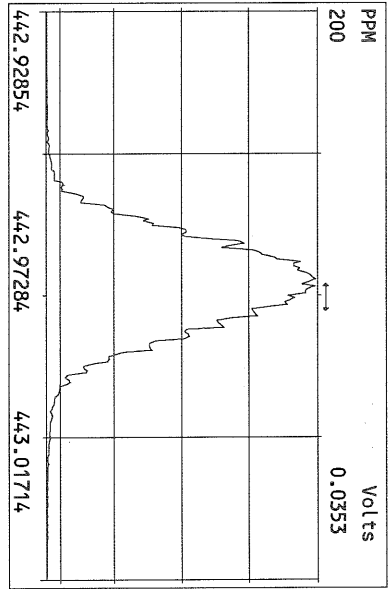
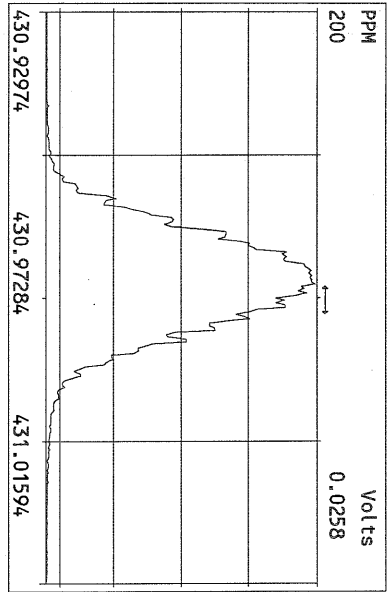
Date: _____



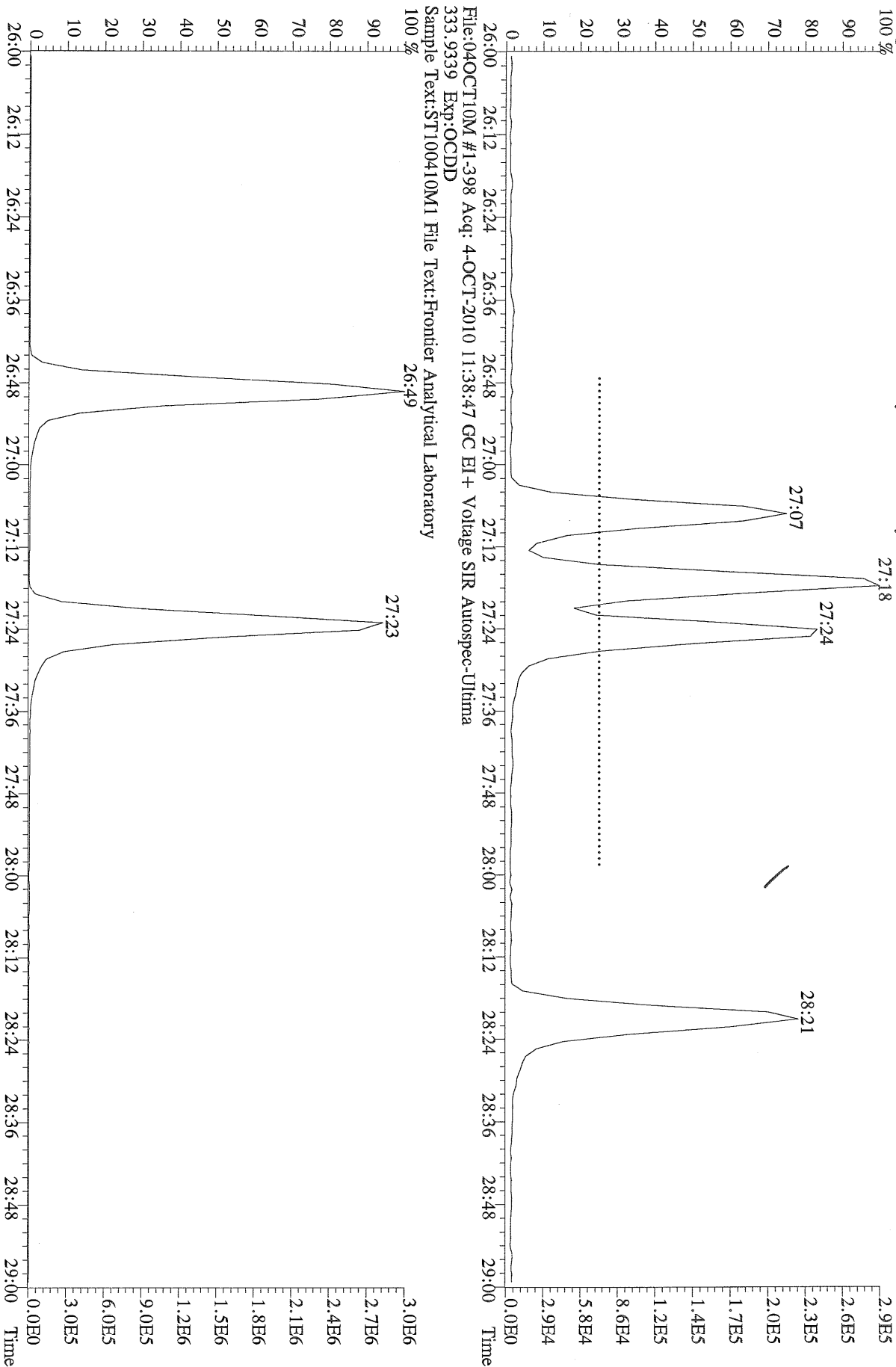






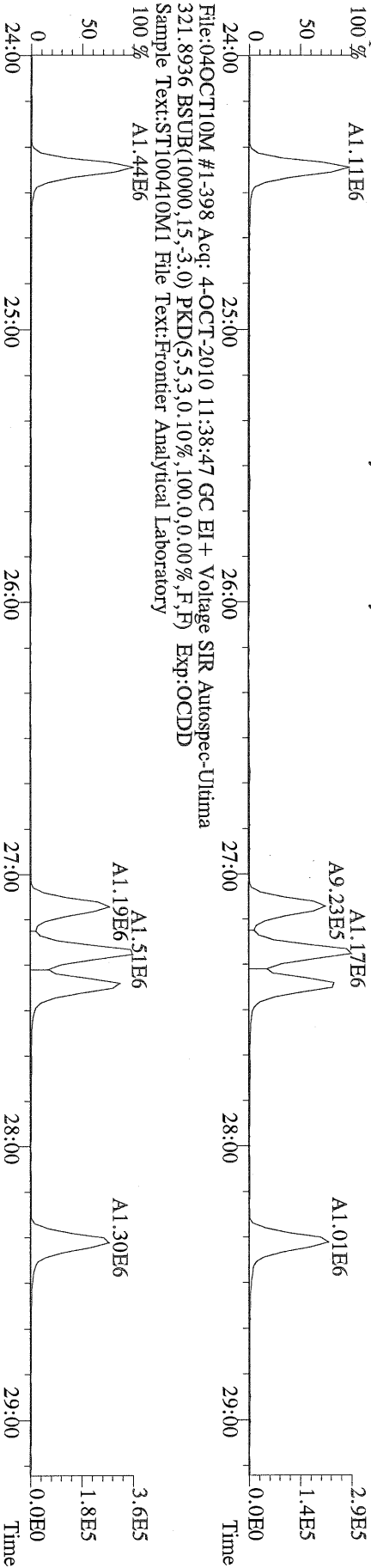


File:04OCT10M #1-398 Acq: 4-OCT-2010 11:38:47 GC EI+ Voltage SIR Autospec-Ultima
319.8965 Exp:OCDD
Sample Text:ST100410M1 File Text:Frontier Analytical Laboratory

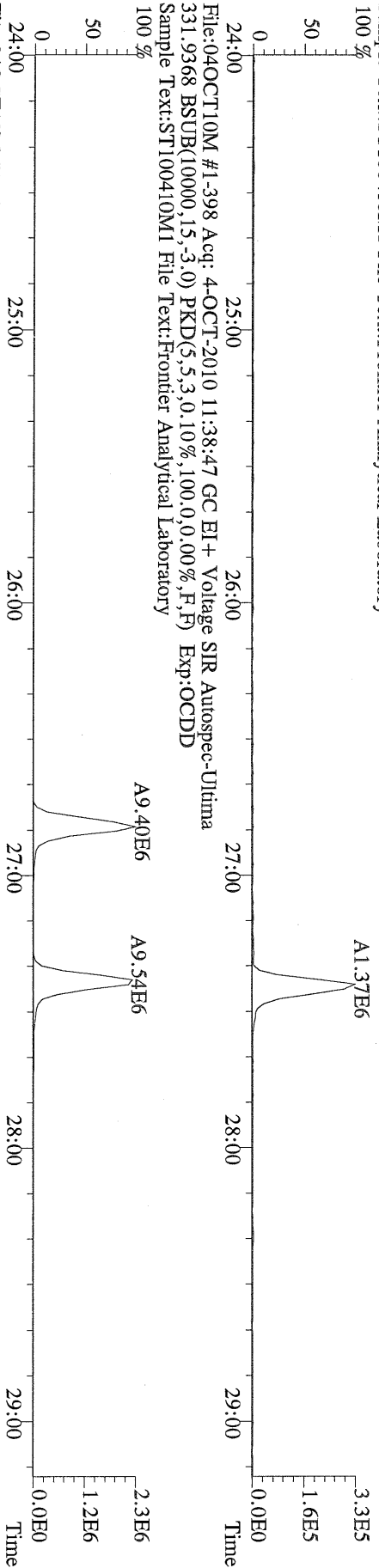


File:04OCT10M #1-398 Acq: 4-OCT-2010 11:38:47 GC EI+ Voltage SIR Autospec-Ultima
333.9339 Exp:OCDD
Sample Text:ST100410M1 File Text:Frontier Analytical Laboratory

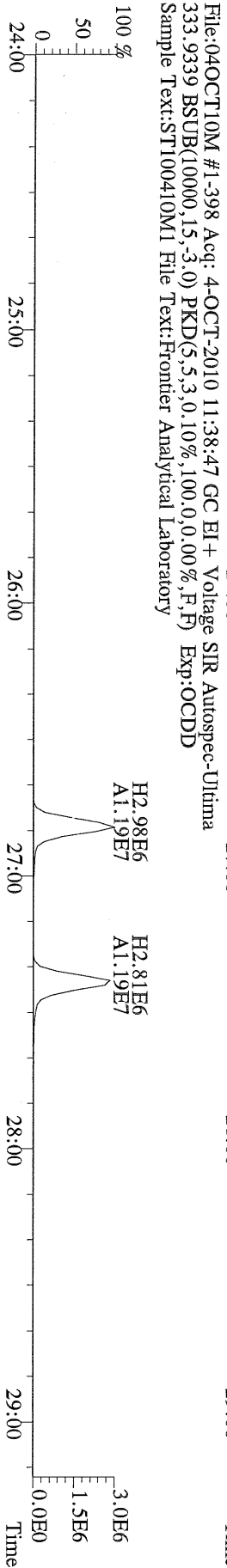
File:04OCT10M #1-398 Acq: 4-OCT-2010 11:38:47 GC EI+ Voltage SIR Autospec-Ultima
319.8965 BSUB(10000,15,-3.0) PKD(5,5,3,0,10%,100,0,0,00%,F,F) Exp:OCDD
Sample Text:ST100410M1 File Text:Frontier Analytical Laboratory



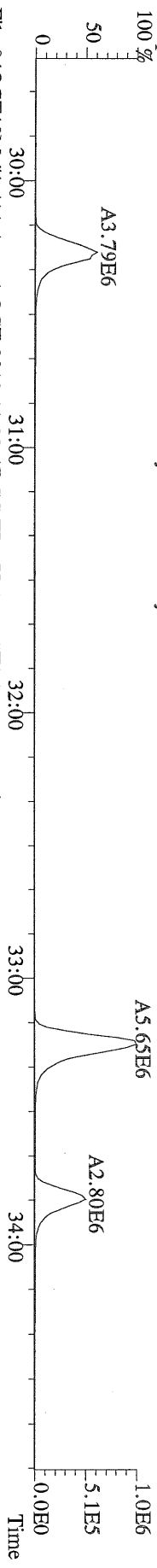
File:04OCT10M #1-398 Acq: 4-OCT-2010 11:38:47 GC EI+ Voltage SIR Autospec-Ultima
327.8847 BSUB(10000,15,-3.0) PKD(5,5,3,0,10%,100,0,0,00%,F,F) Exp:OCDD
Sample Text:ST100410M1 File Text:Frontier Analytical Laboratory



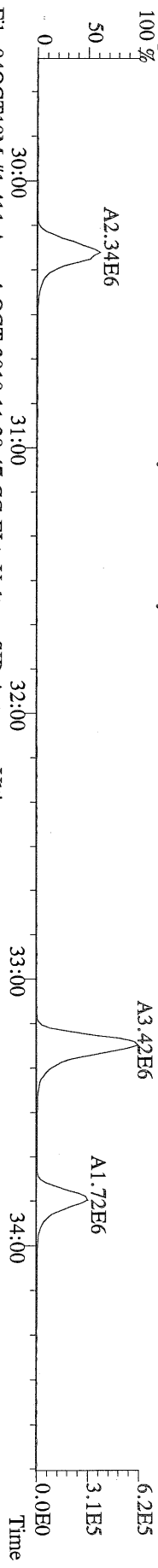
File:04OCT10M #1-398 Acq: 4-OCT-2010 11:38:47 GC EI+ Voltage SIR Autospec-Ultima
333.9339 BSUB(10000,15,-3.0) PKD(5,5,3,0,10%,100,0,0,00%,F,F) Exp:OCDD
Sample Text:ST100410M1 File Text:Frontier Analytical Laboratory




File:04OCT10M #1-411 Acq: 4-OCT-2010 11:38:47 GC EI + Voltage SIR Autospec-Ultima
355.8546 F:2.BSUB(10000,15,-3.0) PKD(5,5,3,0.10%,100.0,0.00%,F,F) Exp:OCDD
Sample Text:ST100410M1 File Text:Frontier Analytical Laboratory




File:04OCT10M #1-411 Acq: 4-OCT-2010 11:38:47 GC EI + Voltage SIR Autospec-Ultima
357.8517 F:2.BSUB(10000,15,-3.0) PKD(5,5,3,0.10%,100.0,0.00%,F,F) Exp:OCDD
Sample Text:ST100410M1 File Text:Frontier Analytical Laboratory



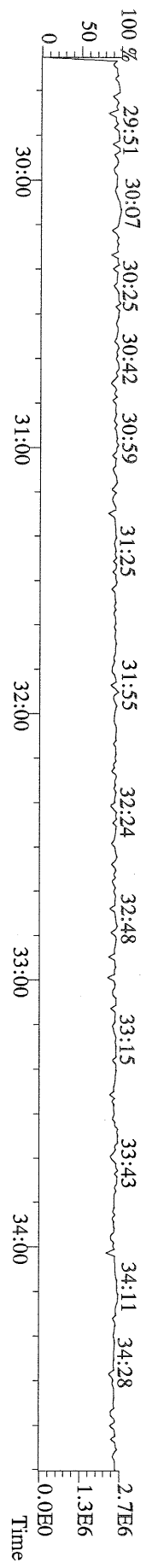
File:04OCT10M #1-411 Acq: 4-OCT-2010 11:38:47 GC EI + Voltage SIR Autospec-Ultima
367.8949 F:2.BSUB(10000,15,-3.0) PKD(5,5,3,0.10%,100.0,0.00%,F,F) Exp:OCDD
Sample Text:ST100410M1 File Text:Frontier Analytical Laboratory



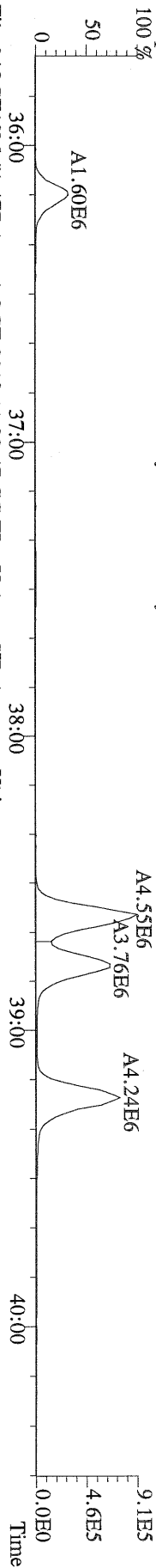
File:04OCT10M #1-411 Acq: 4-OCT-2010 11:38:47 GC EI + Voltage SIR Autospec-Ultima
369.8919 F:2.BSUB(10000,15,-3.0) PKD(5,5,3,0.10%,100.0,0.00%,F,F) Exp:OCDD
Sample Text:ST100410M1 File Text:Frontier Analytical Laboratory



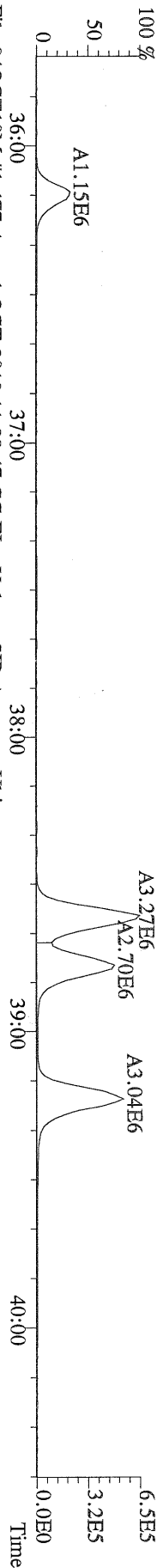
File:04OCT10M #1-411 Acq: 4-OCT-2010 11:38:47 GC EI + Voltage SIR Autospec-Ultima
366.9792 F:2. Exp:OCDD
Sample Text:ST100410M1 File Text:Frontier Analytical Laboratory




File:04OCT10M #1-477 Acq: 4-OCT-2010 11:38:47 GC EI+ Voltage SIR Autospec-Ultima
389.8156 F:3 BSUB(10000,15,-3.0) PKD(5,5,3,0,10%,100,0,0,00%,F,F) Exp:OCDD
Sample Text:ST100410M1 File Text:Frontier Analytical Laboratory




File:04OCT10M #1-477 Acq: 4-OCT-2010 11:38:47 GC EI+ Voltage SIR Autospec-Ultima
391.8127 F:3 BSUB(10000,15,-3.0) PKD(5,5,3,0,10%,100,0,0,00%,F,F) Exp:OCDD
Sample Text:ST100410M1 File Text:Frontier Analytical Laboratory



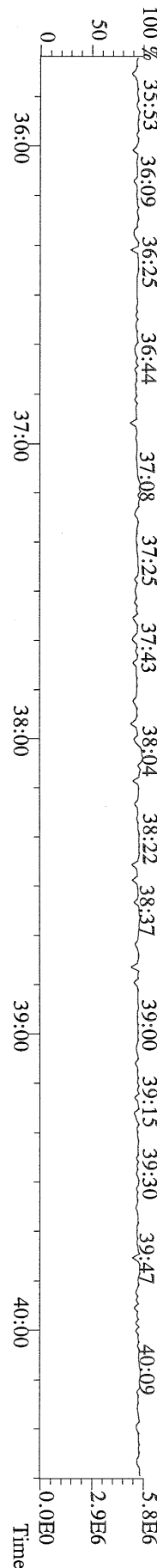
File:04OCT10M #1-477 Acq: 4-OCT-2010 11:38:47 GC EI+ Voltage SIR Autospec-Ultima
401.8559 F:3 BSUB(10000,15,-3.0) PKD(5,5,3,0,10%,100,0,0,00%,F,F) Exp:OCDD
Sample Text:ST100410M1 File Text:Frontier Analytical Laboratory



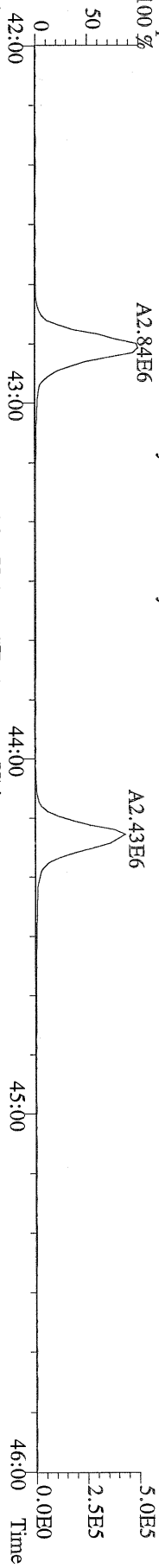
File:04OCT10M #1-477 Acq: 4-OCT-2010 11:38:47 GC EI+ Voltage SIR Autospec-Ultima
403.8530 F:3 BSUB(10000,15,-3.0) PKD(5,5,3,0,10%,100,0,0,00%,F,F) Exp:OCDD
Sample Text:ST100410M1 File Text:Frontier Analytical Laboratory



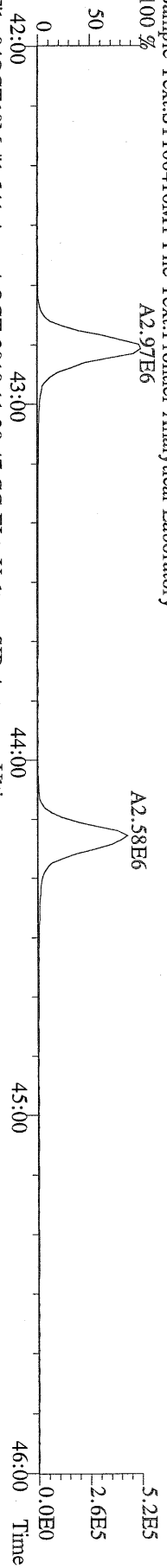
File:04OCT10M #1-477 Acq: 4-OCT-2010 11:38:47 GC EI+ Voltage SIR Autospec-Ultima
380.9760 F:3 Exp:OCDD
Sample Text:ST100410M1 File Text:Frontier Analytical Laboratory



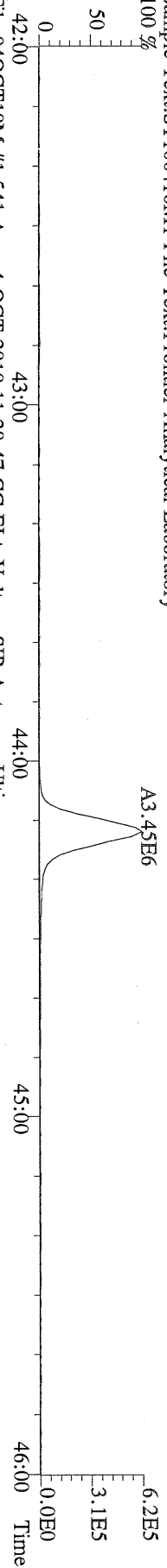
File:04OCT10M #1-541 Acq: 4-OCT-2010 11:38:47 GC EI+ Voltage SIR Autospec-Ultima
423.7767 F:4 BSUB(10000,15,-3.0) PKD(5,5,3,0,10%,100,0,0,00%,F,F) Exp:OCDD
Sample Text:ST100410M1 File Text:Frontier Analytical Laboratory



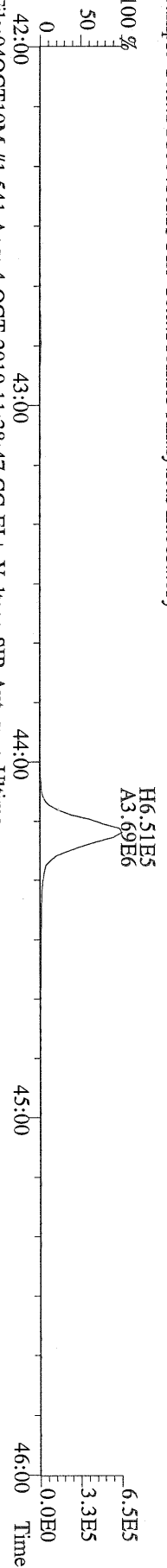
File:04OCT10M #1-541 Acq: 4-OCT-2010 11:38:47 GC EI+ Voltage SIR Autospec-Ultima
425.7737 F:4 BSUB(10000,15,-3.0) PKD(5,5,3,0,10%,100,0,0,00%,F,F) Exp:OCDD
Sample Text:ST100410M1 File Text:Frontier Analytical Laboratory



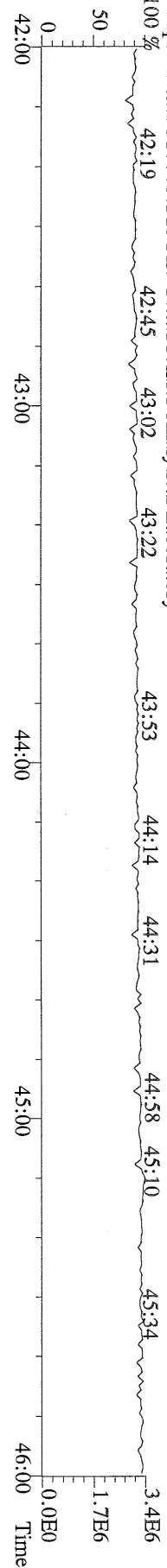
File:04OCT10M #1-541 Acq: 4-OCT-2010 11:38:47 GC EI+ Voltage SIR Autospec-Ultima
437.8169 F:4 BSUB(10000,15,-3.0) PKD(5,5,3,0,10%,100,0,0,00%,F,F) Exp:OCDD
Sample Text:ST100410M1 File Text:Frontier Analytical Laboratory




File:04OCT10M #1-541 Acq: 4-OCT-2010 11:38:47 GC EI+ Voltage SIR Autospec-Ultima
430.9728 F:4 Exp:OCDD
Sample Text:ST100410M1 File Text:Frontier Analytical Laboratory



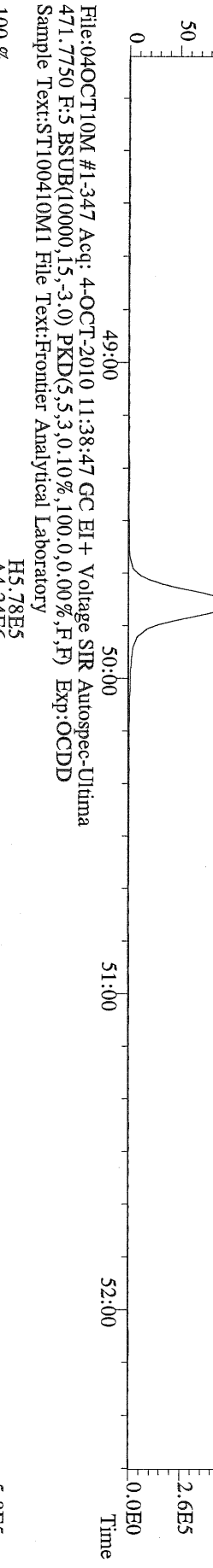
File:04OCT10M #1-541 Acq: 4-OCT-2010 11:38:47 GC EI+ Voltage SIR Autospec-Ultima
430.9728 F:4 Exp:OCDD
Sample Text:ST100410M1 File Text:Frontier Analytical Laboratory



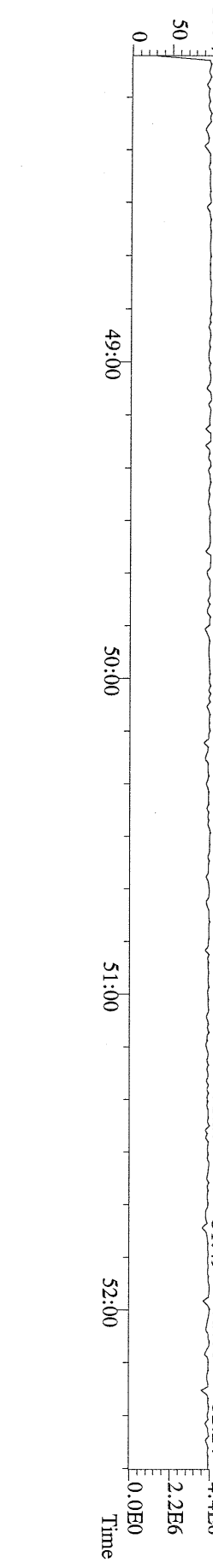
File:04OCT10M #1-347 Acq: 4-OCT-2010 11:38:47 GC EI+ Voltage SIR Autospec-Ultima
457.7377 F:5 BSUB(10000,15,-3.0) PKD(5,5,3,0,10%,100.0,0.00%,F,F) Exp:OCDD
Sample Text:ST100410M1 File Text:Frontier Analytical Laboratory



File:04OCT10M #1-347 Acq: 4-OCT-2010 11:38:47 GC EI+ Voltage SIR Autospec-Ultima
459.7348 F:5 BSUB(10000,15,-3.0) PKD(5,5,3,0,10%,100.0,0.00%,F,F) Exp:OCDD
Sample Text:ST100410M1 File Text:Frontier Analytical Laboratory



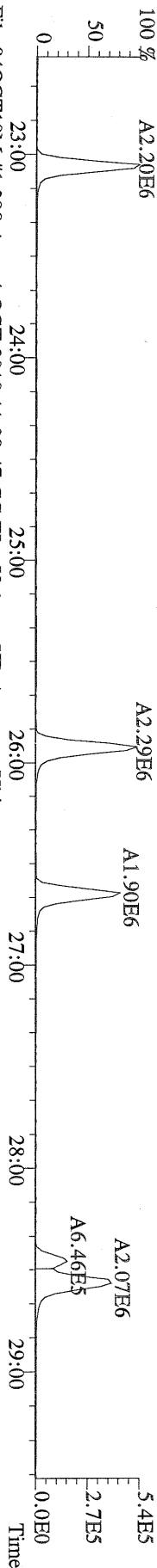
File:04OCT10M #1-347 Acq: 4-OCT-2010 11:38:47 GC EI+ Voltage SIR Autospec-Ultima
471.7750 F:5 BSUB(10000,15,-3.0) PKD(5,5,3,0,10%,100.0,0.00%,F,F) Exp:OCDD
Sample Text:ST100410M1 File Text:Frontier Analytical Laboratory



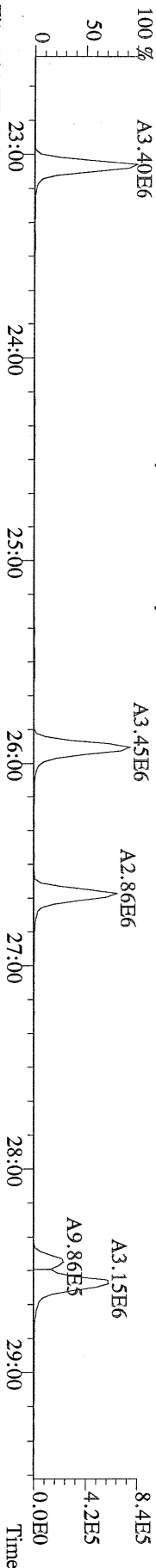
File:04OCT10M #1-347 Acq: 4-OCT-2010 11:38:47 GC EI+ Voltage SIR Autospec-Ultima
454.9728 F:5 Exp:OCDD
Sample Text:ST100410M1 File Text:Frontier Analytical Laboratory



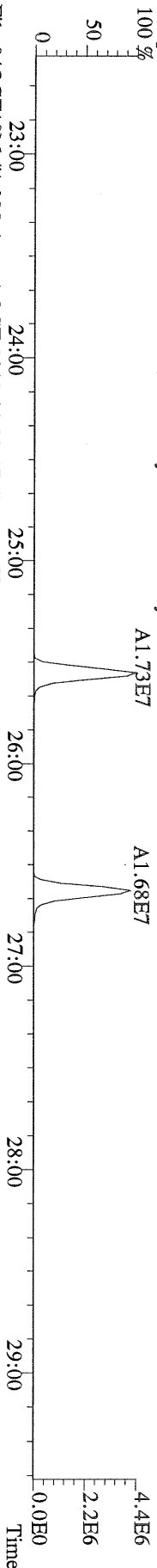
File:04OCT10M #1-398 Acq: 4-OCT-2010 11:38:47 GC EI+ Voltage SIR Autospec-Ultime
 303.9016 BSUB(10000,15,-3.0) PKD(5,5,3,0.10%,100,0,0.00%,F,F) Exp:OCDD
 Sample Text:ST100410M1 File Text:Frontier Analytical Laboratory




File:04OCT10M #1-398 Acq: 4-OCT-2010 11:38:47 GC EI+ Voltage SIR Autospec-Ultime
 305.8987 BSUB(10000,15,-3.0) PKD(5,5,3,0.10%,100,0,0.00%,F,F) Exp:OCDD
 Sample Text:ST100410M1 File Text:Frontier Analytical Laboratory



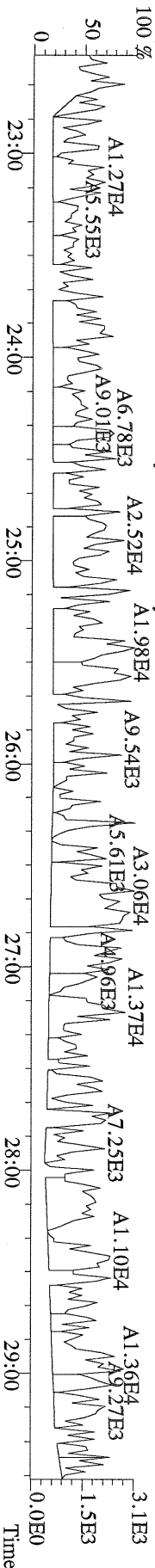
File:04OCT10M #1-398 Acq: 4-OCT-2010 11:38:47 GC EI+ Voltage SIR Autospec-Ultime
 315.9419 BSUB(10000,15,50.0) PKD(5,5,3,0.10%,100,0,0.00%,F,F) Exp:OCDD
 Sample Text:ST100410M1 File Text:Frontier Analytical Laboratory



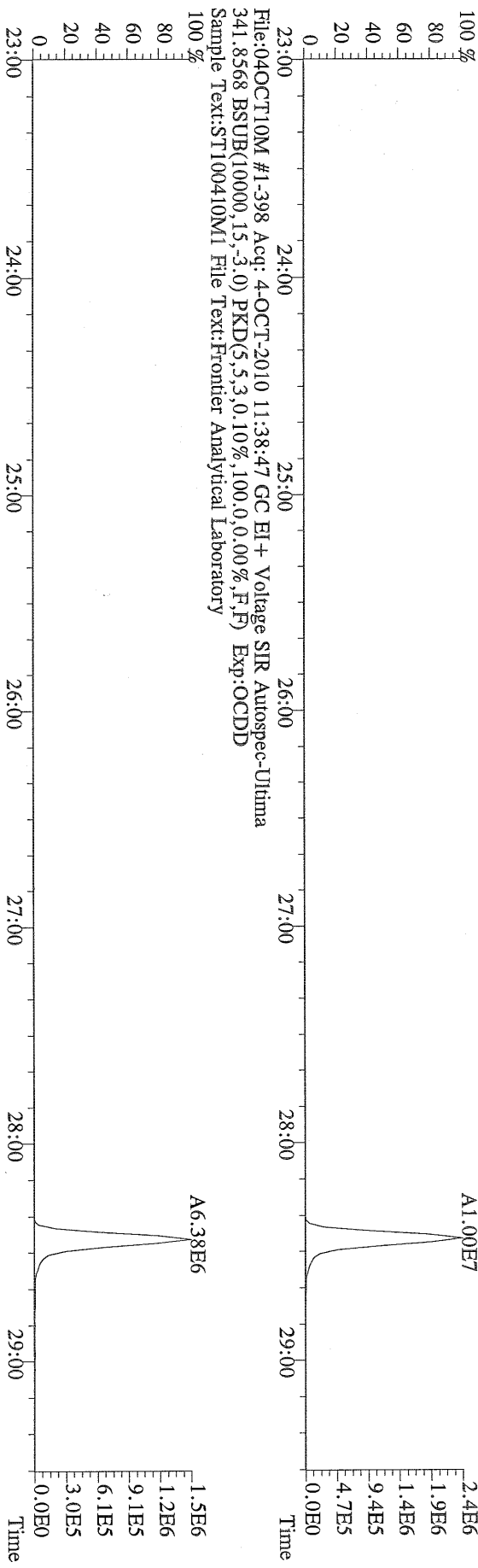
File:04OCT10M #1-398 Acq: 4-OCT-2010 11:38:47 GC EI+ Voltage SIR Autospec-Ultime
 317.9389 BSUB(10000,15,-3.0) PKD(5,5,3,0.10%,100,0,0.00%,F,F) Exp:OCDD
 Sample Text:ST100410M1 File Text:Frontier Analytical Laboratory



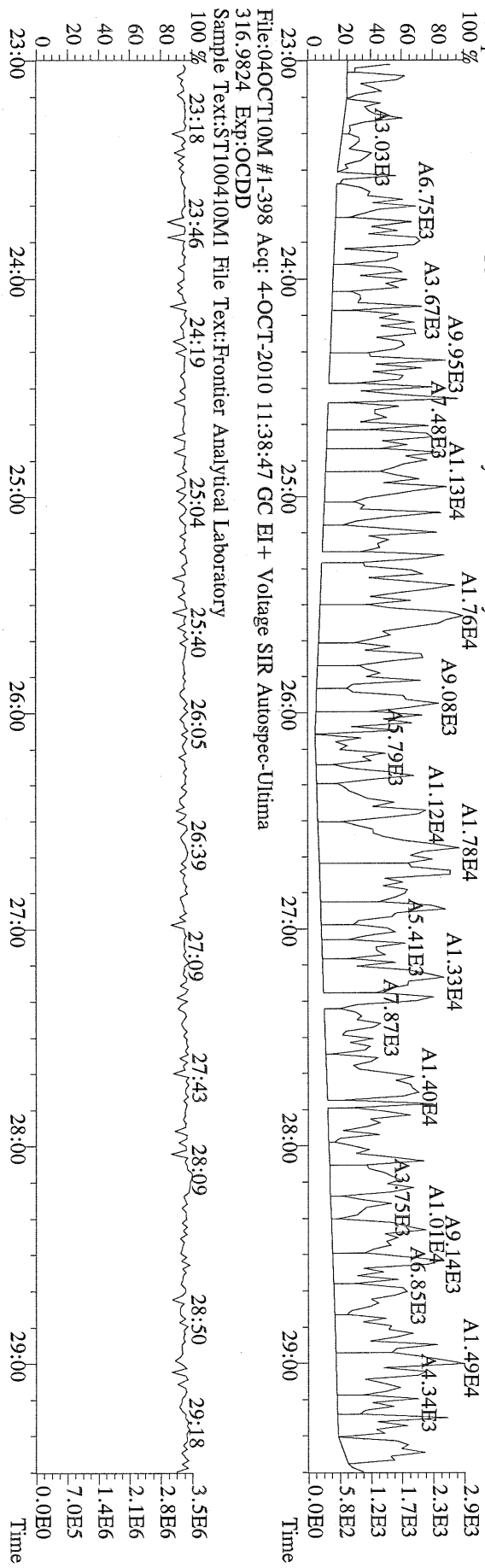
File:04OCT10M #1-398 Acq: 4-OCT-2010 11:38:47 GC EI+ Voltage SIR Autospec-Ultime
 375.8364 BSUB(10000,15,-3.0) PKD(5,5,3,0.10%,100,0,0.00%,F,F) Exp:OCDD
 Sample Text:ST100410M1 File Text:Frontier Analytical Laboratory




File:04OCT10M #1-398 Acq: 4-OCT-2010 11:38:47 GC EI+ Voltage SIR Autospec-Ultima
 339.8597 BSUB(10000,15,-3.0) PKD(5,5,3,0,10%,100,0,0,00%,F,F) Exp:OCDD
 Sample Text:ST100410M1 File Text:Frontier Analytical Laboratory




File:04OCT10M #1-398 Acq: 4-OCT-2010 11:38:47 GC EI+ Voltage SIR Autospec-Ultima
 409.7974 BSUB(10000,15,-3.0) PKD(5,5,3,0,10%,100,0,0,00%,F,F) Exp:OCDD
 Sample Text:ST100410M1 File Text:Frontier Analytical Laboratory




File:04OCT10M #1-411 Acq: 4-OCT-2010 11:38:47 GC EI+ Voltage SIR Autospec-Ultima
 339.8597 F:2 BSUB(10000,15,-3.0) PKD(5,5,3,0,10%,100.0,0.00%,F,F) Exp:OCDD
 Sample Text:ST100410M1 File Text:Frontier Analytical Laboratory




File:04OCT10M #1-411 Acq: 4-OCT-2010 11:38:47 GC EI+ Voltage SIR Autospec-Ultima
 341.8568 F:2 BSUB(10000,15,-3.0) PKD(5,5,3,0,10%,100.0,0.00%,F,F) Exp:OCDD
 Sample Text:ST100410M1 File Text:Frontier Analytical Laboratory



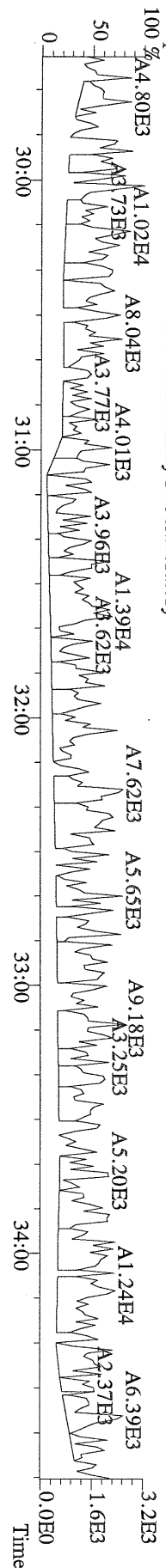
File:04OCT10M #1-411 Acq: 4-OCT-2010 11:38:47 GC EI+ Voltage SIR Autospec-Ultima
 351.9000 F:2 BSUB(10000,15,-3.0) PKD(5,5,3,0,10%,100.0,0.00%,F,F) Exp:OCDD
 Sample Text:ST100410M1 File Text:Frontier Analytical Laboratory



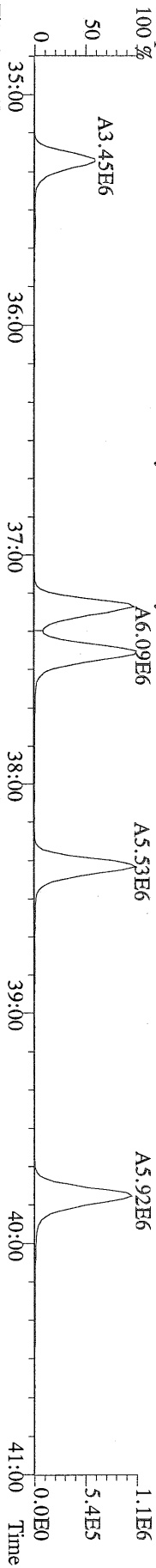
File:04OCT10M #1-411 Acq: 4-OCT-2010 11:38:47 GC EI+ Voltage SIR Autospec-Ultima
 353.8970 F:2 BSUB(10000,15,-3.0) PKD(5,5,3,0,10%,100.0,0.00%,F,F) Exp:OCDD
 Sample Text:ST100410M1 File Text:Frontier Analytical Laboratory



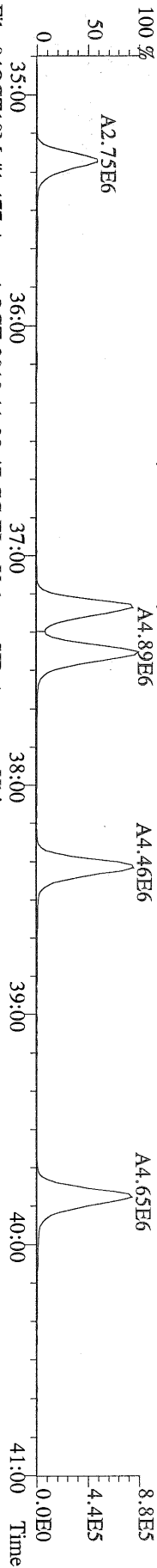
File:04OCT10M #1-411 Acq: 4-OCT-2010 11:38:47 GC EI+ Voltage SIR Autospec-Ultima
 409.7974 F:2 BSUB(10000,15,-3.0) PKD(5,5,3,0,10%,100.0,0.00%,F,F) Exp:OCDD
 Sample Text:ST100410M1 File Text:Frontier Analytical Laboratory



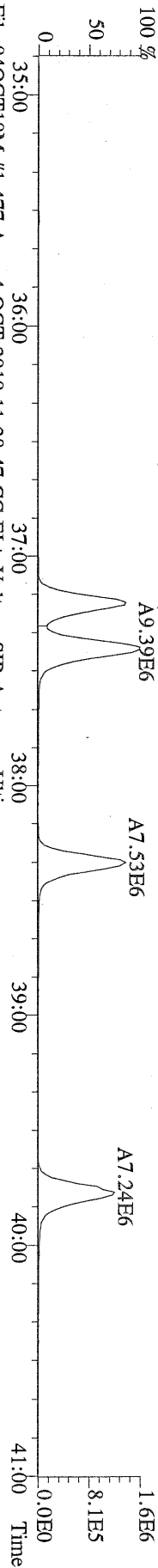
File:04OCT10M #1-477 Acq: 4-OCT-2010 11:38:47 GC EI+ Voltage SIR Autospec-Ultima
373.8207 F:3 BSUB(10000,15,-3.0) PKD(5,5,3,0,10%,100,0,0,00%,F,F) Exp:OCDD
Sample Text:ST100410M1 File Text:Frontier Analytical Laboratory



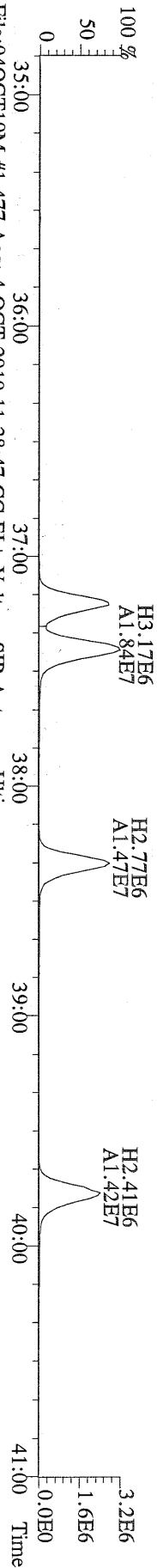
File:04OCT10M #1-477 Acq: 4-OCT-2010 11:38:47 GC EI+ Voltage SIR Autospec-Ultima
373.8178 F:3 BSUB(10000,15,-3.0) PKD(5,5,3,0,10%,100,0,0,00%,F,F) Exp:OCDD
Sample Text:ST100410M1 File Text:Frontier Analytical Laboratory



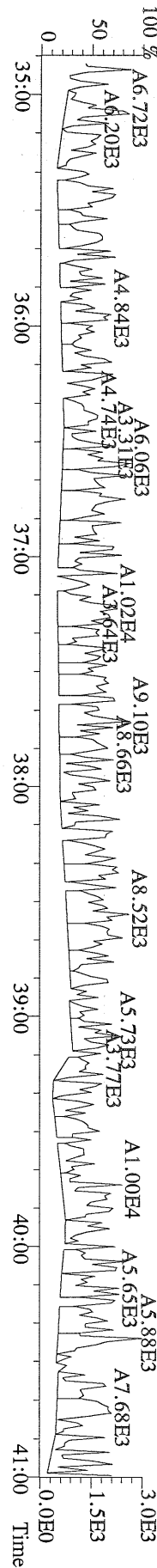
File:04OCT10M #1-477 Acq: 4-OCT-2010 11:38:47 GC EI+ Voltage SIR Autospec-Ultima
383.8639 F:3 BSUB(10000,15,-3.0) PKD(5,5,3,0,10%,100,0,0,00%,F,F) Exp:OCDD
Sample Text:ST100410M1 File Text:Frontier Analytical Laboratory



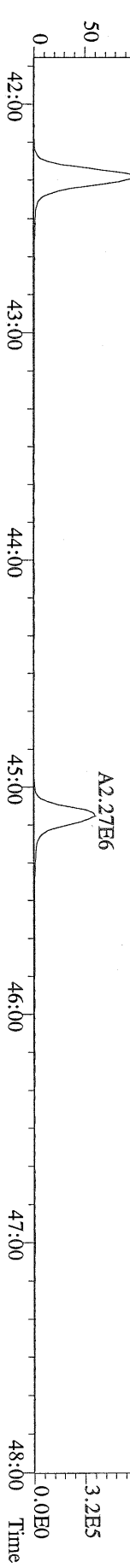
File:04OCT10M #1-477 Acq: 4-OCT-2010 11:38:47 GC EI+ Voltage SIR Autospec-Ultima
385.8610 F:3 BSUB(10000,15,-3.0) PKD(5,5,3,0,10%,100,0,0,00%,F,F) Exp:OCDD
Sample Text:ST100410M1 File Text:Frontier Analytical Laboratory



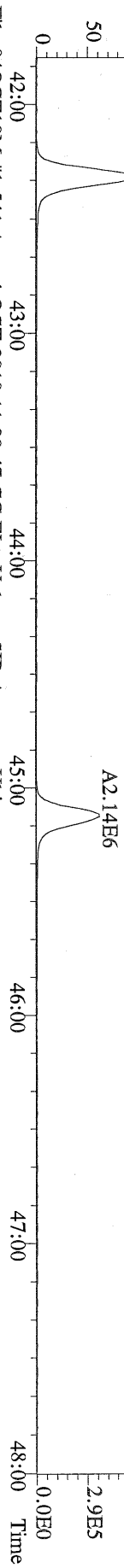
File:04OCT10M #1-477 Acq: 4-OCT-2010 11:38:47 GC EI+ Voltage SIR Autospec-Ultima
445.7555 F:3 BSUB(10000,15,-3.0) PKD(5,5,3,0,10%,100,0,0,00%,F,F) Exp:OCDD
Sample Text:ST100410M1 File Text:Frontier Analytical Laboratory



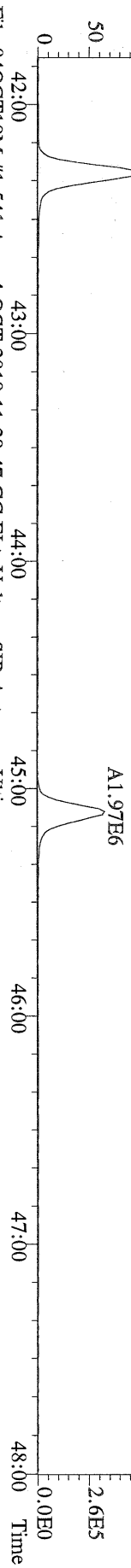
File:04OCT10M #1-541 Acq: 4-OCT-2010 11:38:47 GC EI + Voltage SIR Autospec-Utima
407.7818 F:4 BSUB(10000,15,-3.0) PKD(5,5,3,0,100,0,0,00%,F,F) Exp:OCDD
Sample Text:ST100410M1 File Text:Frontier Analytical Laboratory



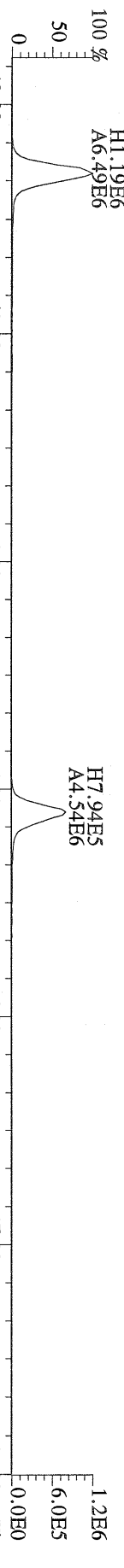
File:04OCT10M #1-541 Acq: 4-OCT-2010 11:38:47 GC EI + Voltage SIR Autospec-Utima
409.7788 F:4 BSUB(10000,15,-3.0) PKD(5,5,3,0,100,0,0,00%,F,F) Exp:OCDD
Sample Text:ST100410M1 File Text:Frontier Analytical Laboratory



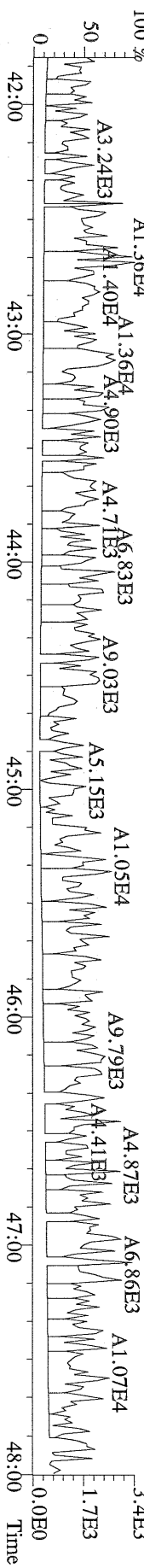
File:04OCT10M #1-541 Acq: 4-OCT-2010 11:38:47 GC EI + Voltage SIR Autospec-Utima
417.8253 F:4 BSUB(10000,15,-3.0) PKD(5,5,3,0,100,0,0,00%,F,F) Exp:OCDD
Sample Text:ST100410M1 File Text:Frontier Analytical Laboratory



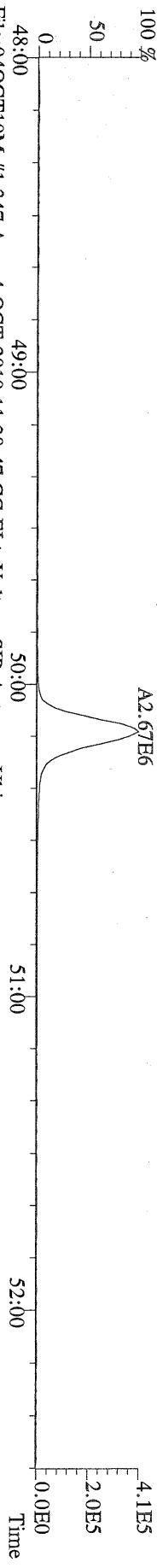
File:04OCT10M #1-541 Acq: 4-OCT-2010 11:38:47 GC EI + Voltage SIR Autospec-Utima
419.8220 F:4 BSUB(10000,15,-3.0) PKD(5,5,3,0,100,0,0,00%,F,F) Exp:OCDD
Sample Text:ST100410M1 File Text:Frontier Analytical Laboratory



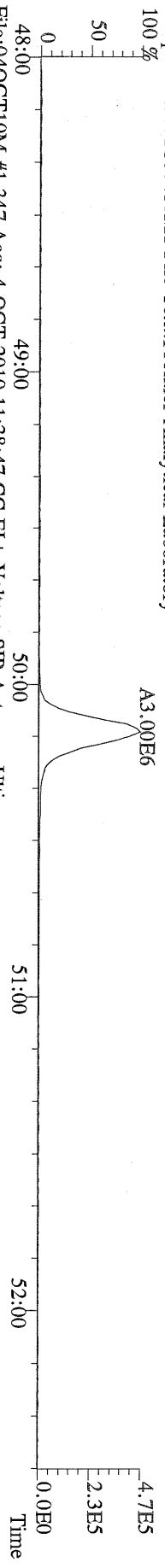
File:04OCT10M #1-541 Acq: 4-OCT-2010 11:38:47 GC EI + Voltage SIR Autospec-Utima
479.7165 F:4 BSUB(10000,15,-3.0) PKD(5,5,3,0,100,0,0,00%,F,F) Exp:OCDD
Sample Text:ST100410M1 File Text:Frontier Analytical Laboratory



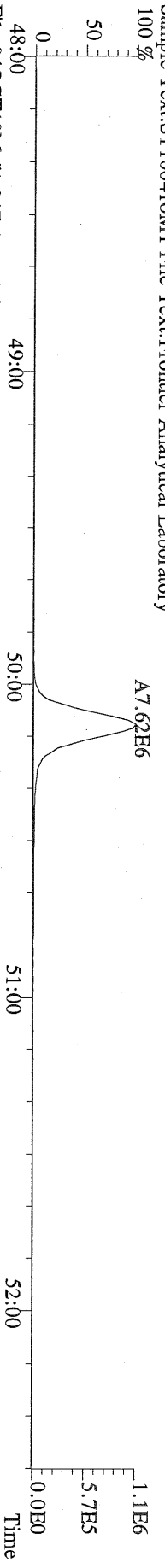
File:04OCT10M #1-347 Acq: 4-OCT-2010 11:38:47 GC EI+ Voltage SIR Autospec-Ultima
441.7428 F:5 BSUB(10000,15,-3.0) PKD(5,5,3,0,10%,100.0,0.00%,F,F) Exp:OCDD
Sample Text:ST100410M1 File Text:Frontier Analytical Laboratory



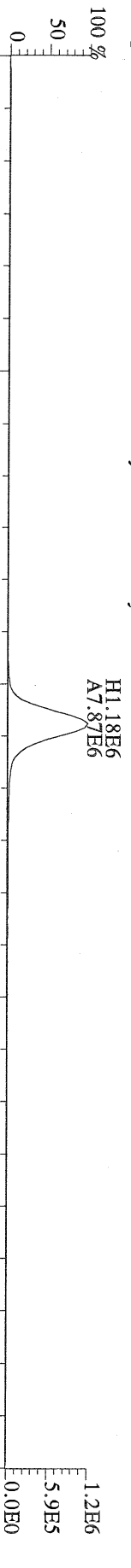
File:04OCT10M #1-347 Acq: 4-OCT-2010 11:38:47 GC EI+ Voltage SIR Autospec-Ultima
443.7398 F:5 BSUB(10000,15,-3.0) PKD(5,5,3,0,10%,100.0,0.00%,F,F) Exp:OCDD
Sample Text:ST100410M1 File Text:Frontier Analytical Laboratory



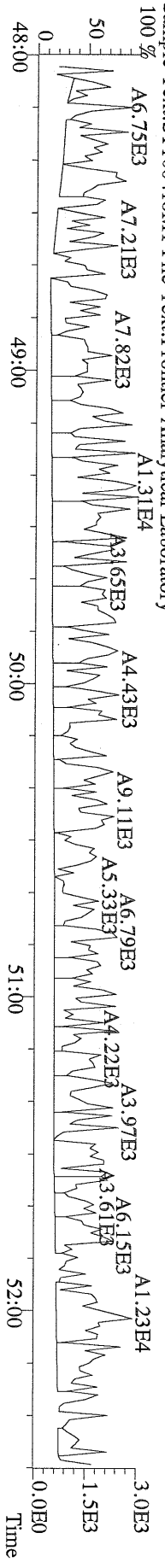
File:04OCT10M #1-347 Acq: 4-OCT-2010 11:38:47 GC EI+ Voltage SIR Autospec-Ultima
453.7831 F:5 BSUB(10000,15,-3.0) PKD(5,5,3,0,10%,100.0,0.00%,F,F) Exp:OCDD
Sample Text:ST100410M1 File Text:Frontier Analytical Laboratory



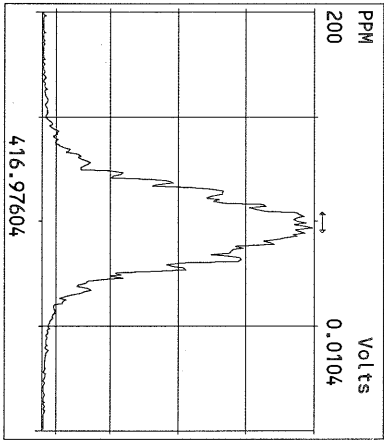
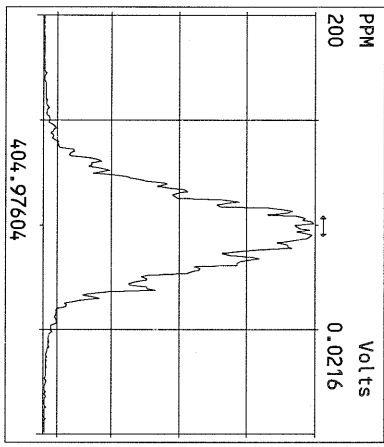
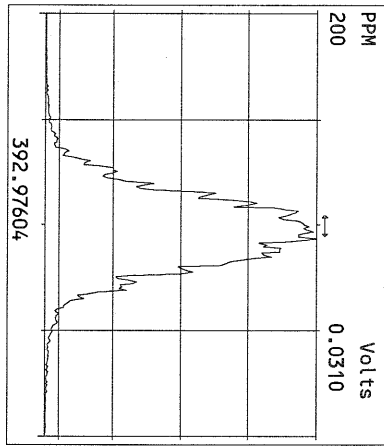
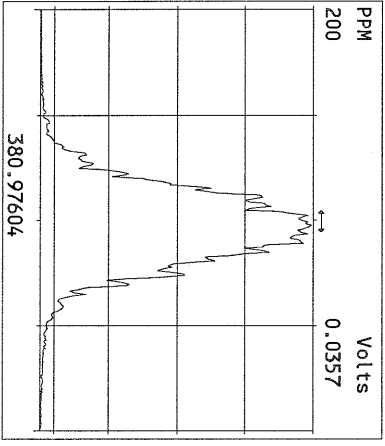
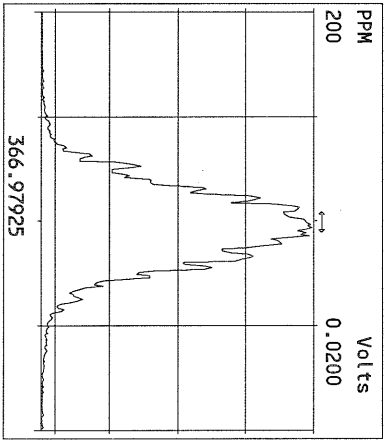
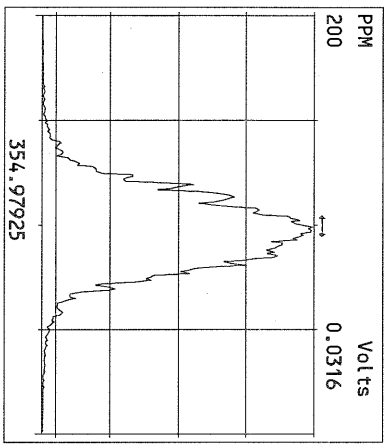
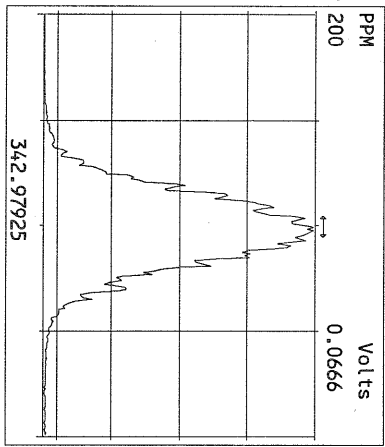
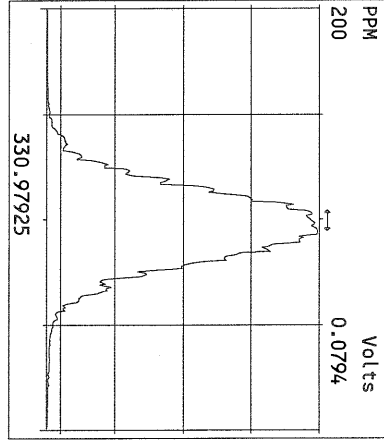
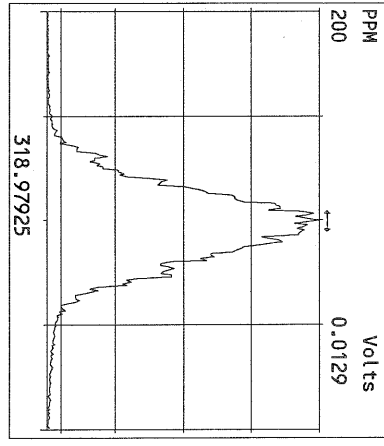
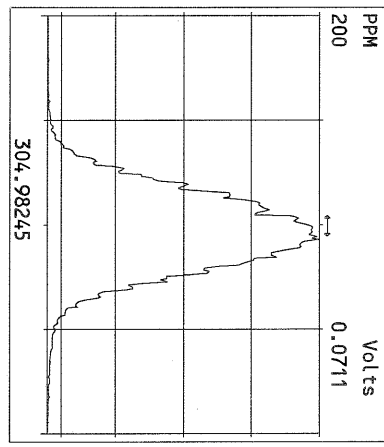
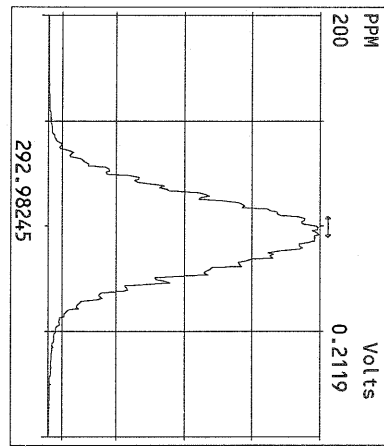
File:04OCT10M #1-347 Acq: 4-OCT-2010 11:38:47 GC EI+ Voltage SIR Autospec-Ultima
455.7801 F:5 BSUB(10000,15,-3.0) PKD(5,5,3,0,10%,100.0,0.00%,F,F) Exp:OCDD
Sample Text:ST100410M1 File Text:Frontier Analytical Laboratory

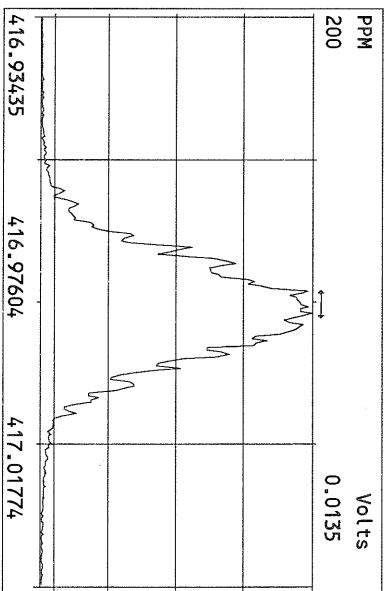
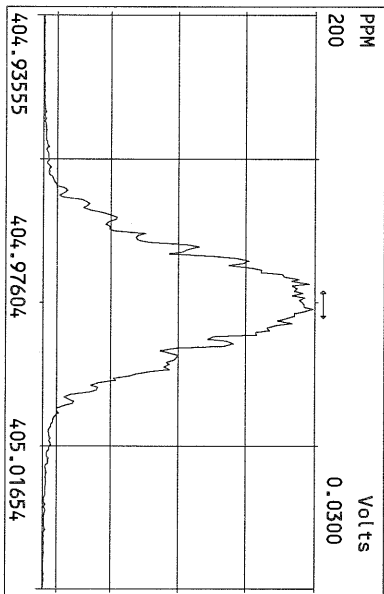
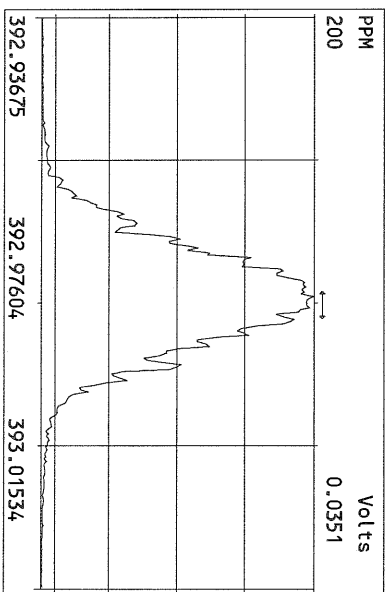
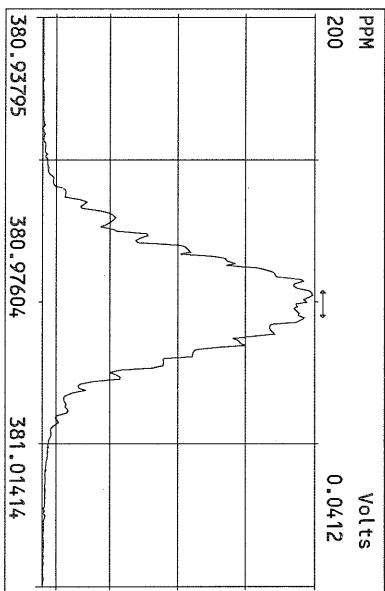
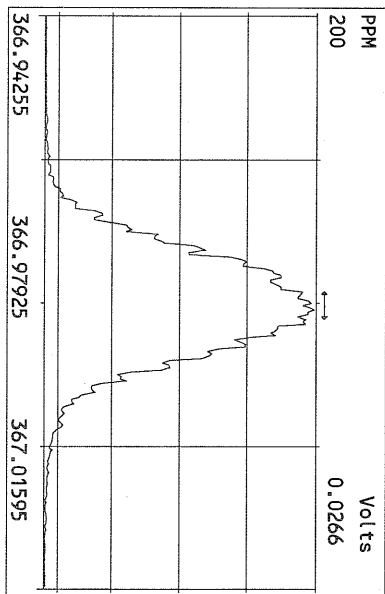
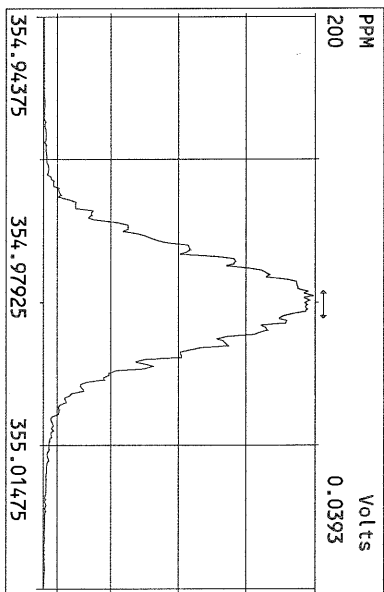
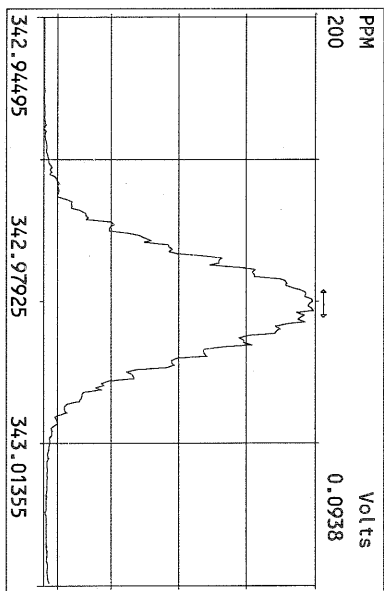
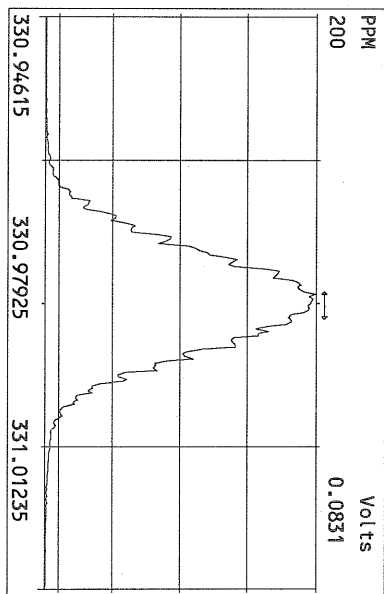


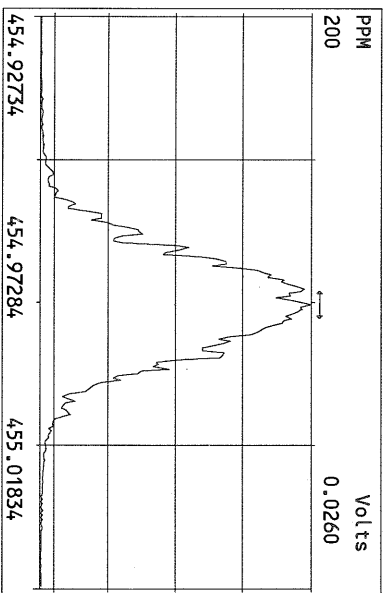
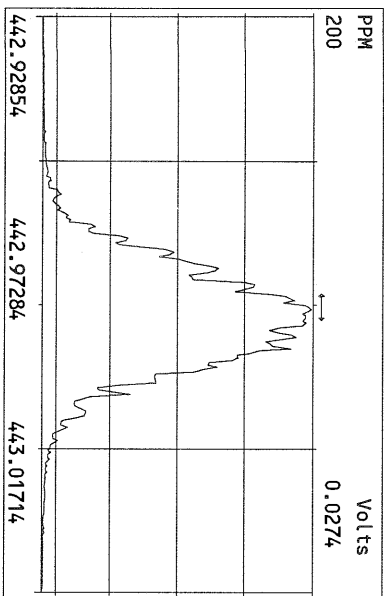
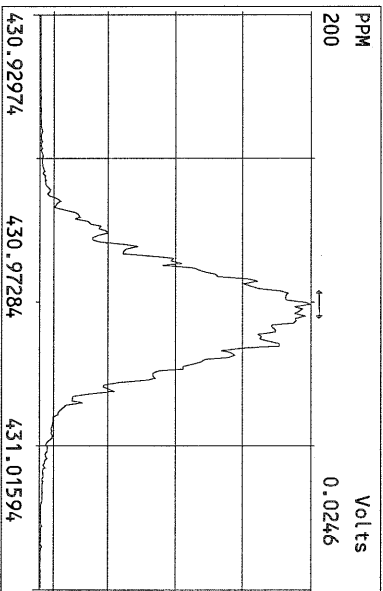
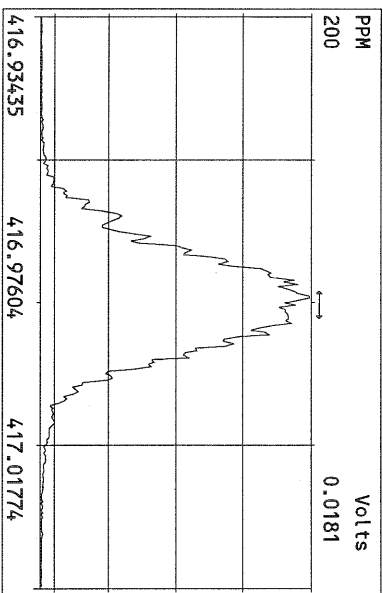
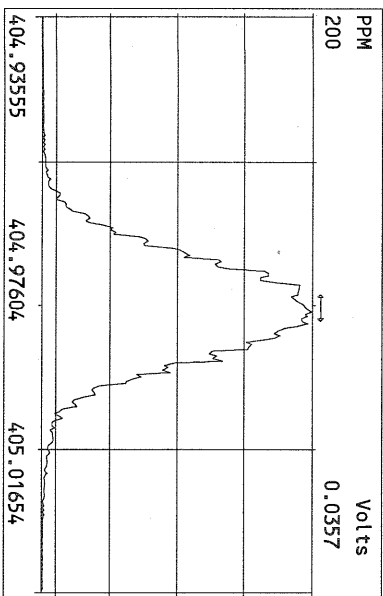
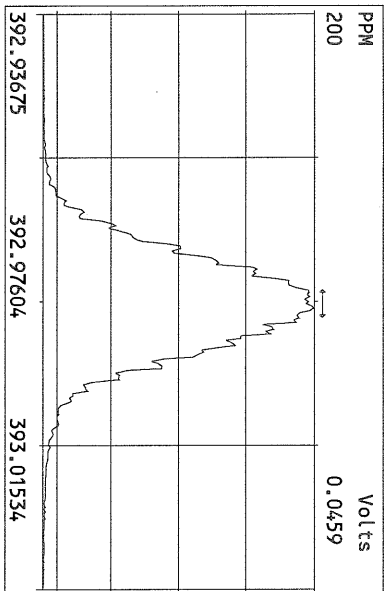
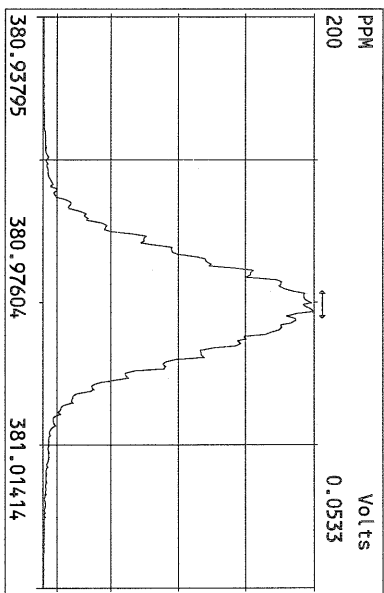
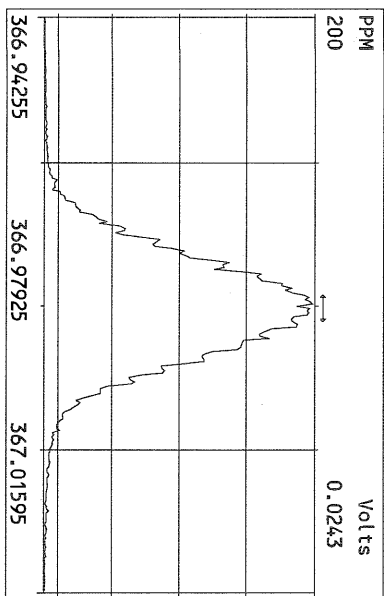
File:04OCT10M #1-347 Acq: 4-OCT-2010 11:38:47 GC EI+ Voltage SIR Autospec-Ultima
513.6775 F:5 BSUB(10000,15,-3.0) PKD(5,5,3,0,10%,100.0,0.00%,F,F) Exp:OCDD
Sample Text:ST100410M1 File Text:Frontier Analytical Laboratory

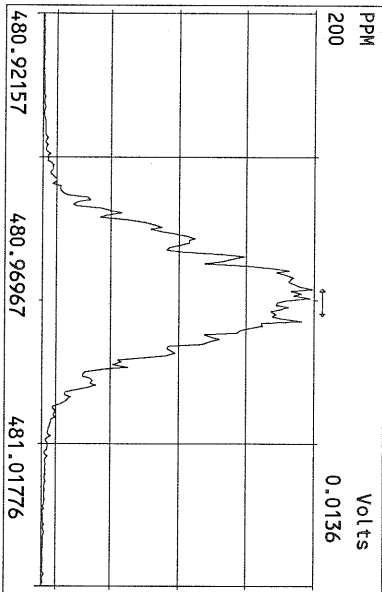
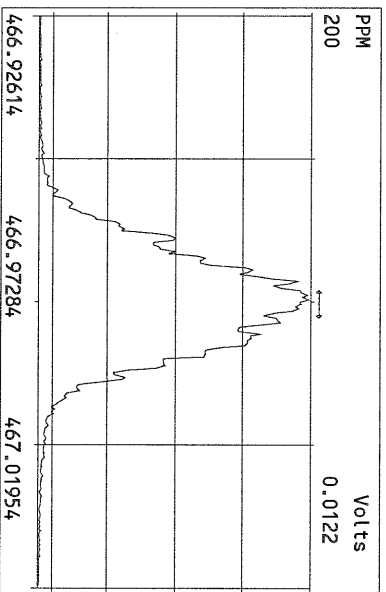
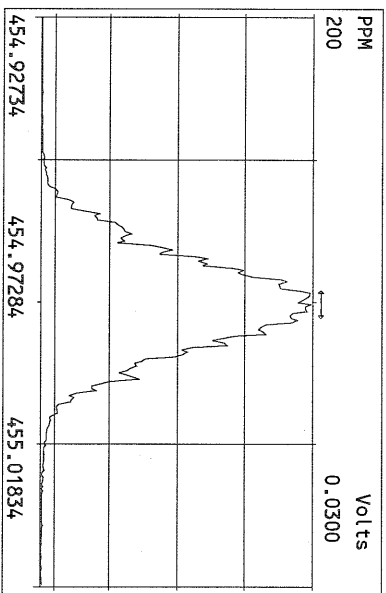
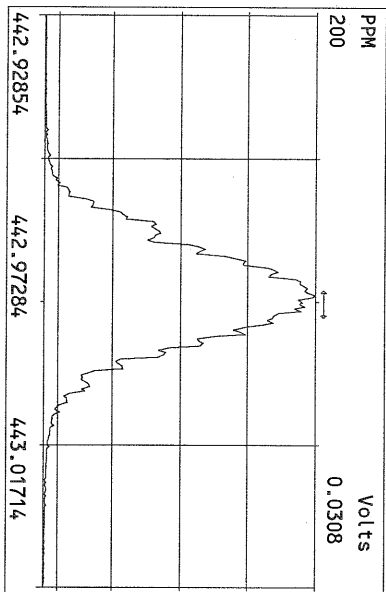
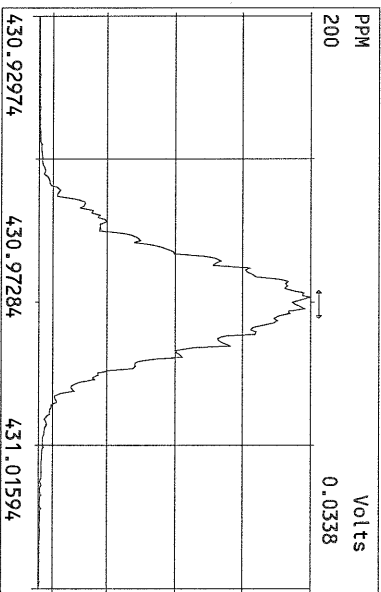
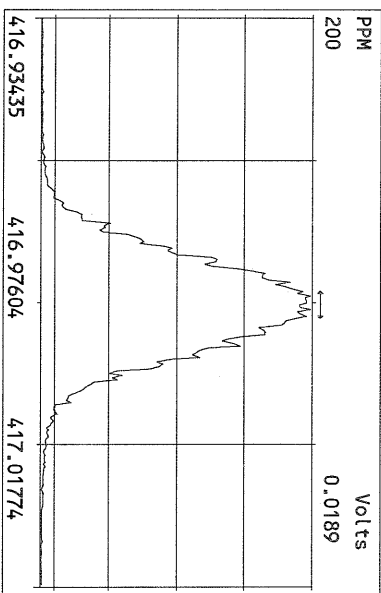
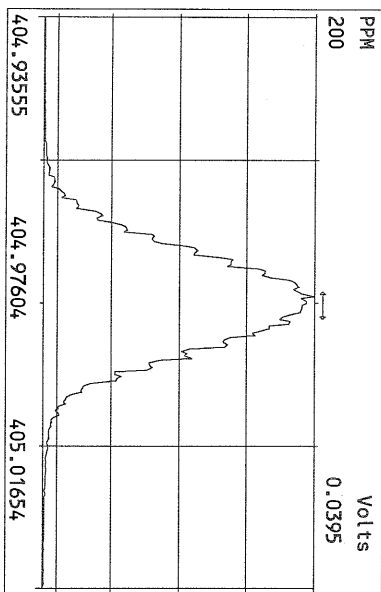


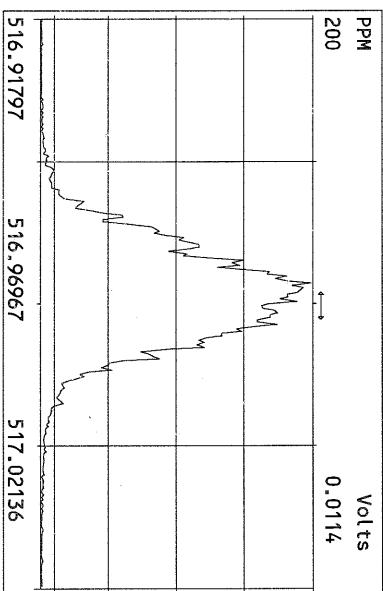
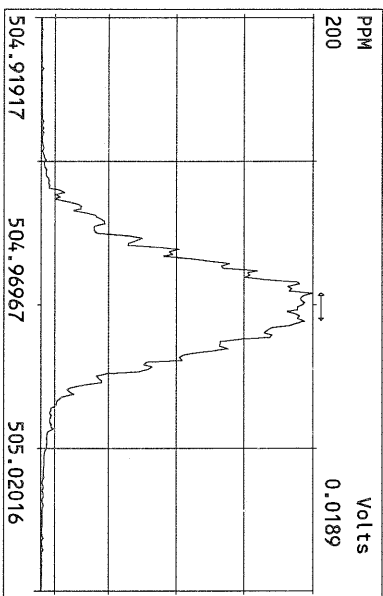
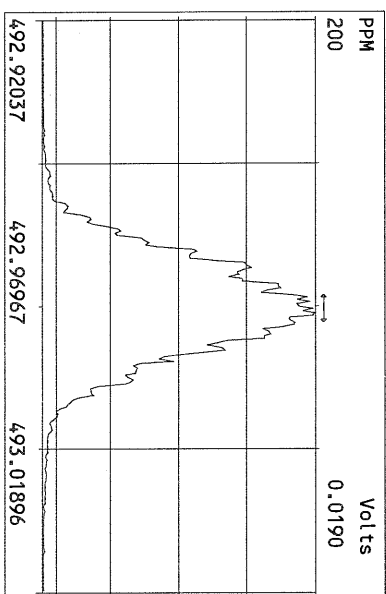
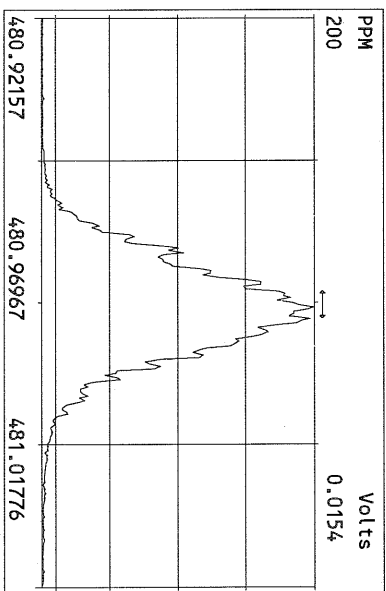
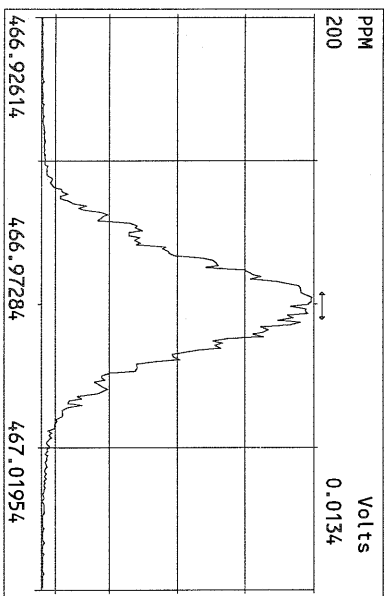
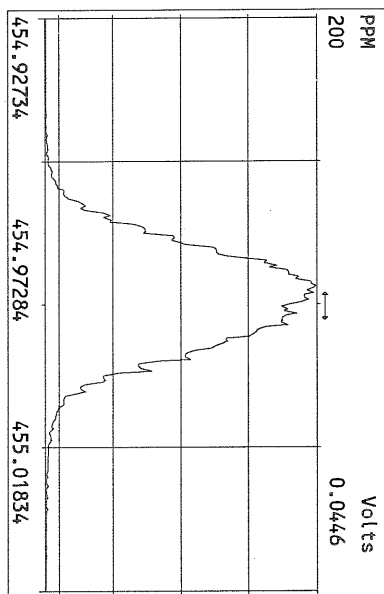
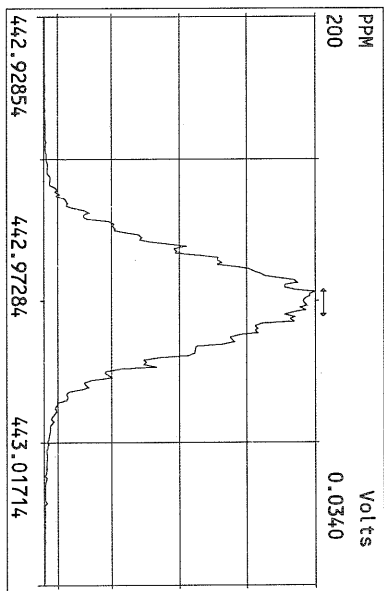
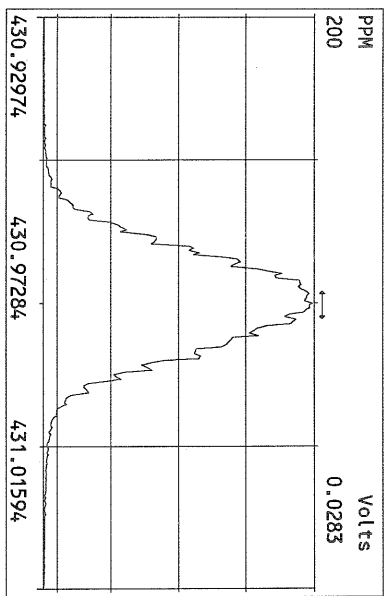
Peak Locate Examination: 5-OCT-2010:00:36 File:04OCT10M_RES_CHECK
Experiment:0CDD Function:1 Reference:PFK











USEPA - ITD

FORM 4A
PCDD/PCDF CALIBRATION VERIFICATION

Lab Name: Frontier Analytical Laboratory Episode No.:

Contract No.: SAS No.:

Initial Calibration Date: 8/23/10

Instrument ID: FAL3

GC Column ID: DB5

VER Data Filename: 04OCT10M Sam:14

Analysis Date: 4-OCT-10 23:37:47

NATIVE ANALYTES	M/Z'S FORMING RATIO (1)	ION ABUND. RATIO	QC LIMITS (2)	ACCEPT	CONC. FOUND	CONC. RANGE (ng/mL) (3)
2,3,7,8-TCDD	M/M+2	0.79	0.65-0.89	y	10.2	7.80 - 12.9 ✓
1,2,3,7,8-PeCDD	M+2/M+4	1.60	1.32-1.78	y	50.1	39.0 - 65.0 ✓
1,2,3,4,7,8-HxCDD	M+2/M+4	1.40	1.05-1.43	y	48.4	39.0 - 64.0 ✓
1,2,3,6,7,8-HxCDD	M+2/M+4	1.41	1.05-1.43	y	48.1	39.0 - 64.0 ✓
1,2,3,7,8,9-HxCDD	M+2/M+4	1.41	1.05-1.43	y	50.1	41.0 - 61.0 ✓
1,2,3,4,6,7,8-HpCDD	M+2/M+4	0.97	0.88-1.20	y	47.8	43.0 - 58.0 ✓
OCDD	M+2/M+4	0.94	0.76-1.02	y	103	79.0 - 126 ✓
2,3,7,8-TCDF	M/M+2	0.68	0.65-0.89	y	8.63	8.40 - 12.0 ✓
1,2,3,7,8-PeCDF	M+2/M+4	1.55	1.32-1.78	y	53.0	41.0 - 60.0 ✓
2,3,4,7,8-PeCDF	M+2/M+4	1.51	1.32-1.78	y	51.8	41.0 - 60.0 ✓
1,2,3,4,7,8-HxCDF	M+2/M+4	1.27	1.05-1.43	y	47.5	45.0 - 56.0 ✓
1,2,3,6,7,8-HxCDF	M+2/M+4	1.27	1.05-1.43	y	49.0	44.0 - 57.0 ✓
2,3,4,6,7,8-HxCDF	M+2/M+4	1.27	1.05-1.43	y	48.2	44.0 - 57.0 ✓
1,2,3,7,8,9-HxCDF	M+2/M+4	1.29	1.05-1.43	y	48.6	45.0 - 56.0 ✓
1,2,3,4,6,7,8-HpCDF	M+2/M+4	1.10	0.88-1.20	y	50.4	45.0 - 55.0 ✓
1,2,3,4,7,8,9-HpCDF	M+2/M+4	1.09	0.88-1.20	y	50.2	43.0 - 58.0 ✓
OCDF	M+2/M+4	0.87	0.76-1.02	y	91.8	63.0 - 159 ✓

(1) See Table 8, Method 1613, for m/z specifications.

(2) Ion Abundance Ratio Control Limits as specified in Table 9, Method 1613.

(3) Contract-required concentration range as specified in Table 6, Method 1613.

Analyst: 

Date: 10/5/10

USEPA - ITD

FORM 4B

PCDD/PCDF CALIBRATION VERIFICATION

Lab Name: Frontier Analytical Laboratory

Episode No.:

Contract No.:

SAS No.:

Initial Calibration Date: 8/23/10

Instrument ID: FAL3

GC Column ID: DB5

VER Data Filename: 04OCT10M Sam:14

Analysis Date: 4-OCT-10 23:37:47

LABELLED COMPOUNDS	M/Z'S FORMING RATIO (1)	ION ABUND. RATIO	QC LIMITS (2)	ACCEPT	CONC. FOUND	CONC. RANGE (ng/mL) (3)
13C-2,3,7,8-TCDD	M/M+2	0.78	0.65-0.89	y	95.1	82.0 - 121 ✓
13C-1,2,3,7,8-PeCDD	M+2/M+4	1.77	1.32-1.78	y	91.6	62.0 - 160 ✓
13C-1,2,3,4,7,8-HxCDD	M+2/M+4	1.25	1.05-1.43	y	108	85.0 - 117 ✓
13C-1,2,3,6,7,8-HxCDD	M+2/M+4	1.25	1.05-1.43	y	91.9	85.0 - 118 ✓
13C-1,2,3,4,6,7,8-HpCDD	M+2/M+4	0.95	0.88-1.20	y	89.4	72.0 - 138 ✓
13C-OCDD	M+2/M+4	0.93	0.76-1.02	y	148	96.0 - 415 ✓
13C-2,3,7,8-TCDF	M/M+2	0.88	0.65-0.89	y	96.5	71.0 - 140 ✓
13C-1,2,3,7,8-PeCDF	M+2/M+4	1.74	1.32-1.78	y	88.9	76.0 - 130 ✓
13C-2,3,4,7,8-PeCDF	M+2/M+4	1.72	1.32-1.78	y	89.1	77.0 - 130 ✓
13C-1,2,3,4,7,8-HxCDF	M/M+2	0.51	0.43-0.59	y	119	76.0 - 131 ✓
13C-1,2,3,6,7,8-HxCDF	M/M+2	0.51	0.43-0.59	y	104	70.0 - 143 ✓
13C-2,3,4,6,7,8-HxCDF	M/M+2	0.51	0.43-0.59	y	107	73.0 - 137 ✓
13C-1,2,3,7,8,9-HxCDF	M/M+2	0.51	0.43-0.59	y	107	74.0 - 135 ✓
13C-1,2,3,4,6,7,8-HpCDF	M/M+2	0.45	0.37-0.51	y	86.5	78.0 - 129 ✓
13C-1,2,3,4,7,8,9-HpCDF	M/M+2	0.44	0.37-0.51	y	86.8	77.0 - 129 ✓
13C-OCDF	M+2/M+4	0.98	0.76-1.02	y	155	96.0 - 415 ✓
CLEANUP STANDARD (4)						
37Cl-2,3,7,8-TCDD					9.24	7.80 - 12.8 ✓

(1) See Table 8, Method 1613, for m/z specifications.

(2) Ion Abundance Ratio Control Limits as specified in Table 9, Method 1613.

(3) Contract-required concentration range as specified in Table 6, Method 1613.

(4) No ion abundance ratio; report concentration found.

Analyst: Date: 10/5/10

USEPA - ITD

FORM 6A

PCDD/PCDF RELATIVE RETENTION TIMES

Lab Name: Frontier Analytical Laboratory

Episode No.:

Contract No.:

SAS No.:

Init. Cal. Date: 8/23/10

Instrument ID: FAL3

GC Column ID: DB5

Analysis Date: 4-OCT-10 23:37:47

CS3 or VER Data Filename: 04OCT10M

Sam:14

NATIVE ANALYTES	RETENTION TIME REFERENCE	RRT	RRT QC LIMITS (1)
2,3,7,8-TCDD	13C-2,3,7,8-TCDD	1.001	0.999-1.002✓
2,3,7,8-TCDF	13C-2,3,7,8-TCDF	1.001	0.999-1.003✓
1,2,3,7,8-PeCDD	13C-1,2,3,7,8-PeCDD	1.001	0.999-1.002✓
1,2,3,7,8-PeCDF	13C-1,2,3,7,8-PeCDF	1.001	0.999-1.002✓
2,3,4,7,8-PeCDF	13C-2,3,4,7,8-PeCDF	1.001	0.999-1.002✓
LABELED COMPOUNDS			
37Cl-2,3,7,8-TCDD	13C-1,2,3,4-TCDD	1.022	0.989-1.052✓
13C-2,3,7,8-TCDD		1.021	0.976-1.043✓
13C-2,3,7,8-TCDF		0.993	0.923-1.103✓
13C-1,2,3,7,8-PeCDD		1.238	1.000-1.567✓
13C-1,2,3,7,8-PeCDF		1.174	0.923-1.203✓
13C-2,3,4,7,8-PeCDF		1.223	0.923-1.303✓

(1) Contract-required limits for Relative Retention Times (RRT) as specified in Table 2, Method 1613.

Analyst: Date: 10/5/10

USEPA - ITD

FORM 6B
PCDD/PCDF RELATIVE RETENTION TIMES

Lab Name: Frontier Analytical Laboratory

Episode No.:

Contract No.:

SAS No.:

Init. Cal. Date: 8/23/10

Instrument ID: FAL3

GC Column ID: DB5

Analysis Date: 4-OCT-10 23:37:47

CS3 or VER Data Filename: 04OCT10M

Sam:14

NATIVE ANALYTES	RETENTION TIME REFERENCE	RRT	RRT QC LIMITS (1)
1,2,3,4,7,8-HxCDD	13C-1,2,3,4,7,8-HxCDD	1.001	0.999-1.001 ✓
1,2,3,6,7,8-HxCDD	13C-1,2,3,6,7,8-HxCDD	1.000	0.998-1.004 ✓
1,2,3,7,8,9-HxCDD	13C-1,2,3,6,7,8-HxCDD	1.012	1.000-1.019 ✓
1,2,3,4,7,8-HxCDF	13C-1,2,3,4,7,8-HxCDF	1.000	0.999-1.001 ✓
1,2,3,6,7,8-HxCDF	13C-1,2,3,6,7,8-HxCDF	1.000	0.997-1.005 ✓
2,3,4,6,7,8-HxCDF	13C-2,3,4,6,7,8-HxCDF	1.000	0.999-1.001 ✓
1,2,3,7,8,9-HxCDF	13C-1,2,3,7,8,9-HxCDF	1.001	0.999-1.001 ✓
1,2,3,4,6,7,8-HpCDD	13C-1,2,3,4,6,7,8-HpCDD	1.001	0.999-1.001 ✓
1,2,3,4,6,7,8-HpCDF	13C-1,2,3,4,6,7,8-HpCDF	1.000	0.999-1.001 ✓
1,2,3,4,7,8,9-HpCDF	13C-1,2,3,4,7,8,9-HpCDF	1.001	0.999-1.001 ✓
OCDD	13C-OCDD	1.000	0.999-1.001 ✓
OCDF	13C-OCDF	1.001	0.999-1.001 ✓
LABELED COMPOUNDS			
13C-1,2,3,4,7,8-HxCDD	13C-1,2,3,7,8,9-HxCDD	0.984	0.977-1.000 ✓
13C-1,2,3,6,7,8-HxCDD		0.988	0.981-1.003 ✓
13C-1,2,3,4,7,8-HxCDF		0.949	0.944-0.970 ✓
13C-1,2,3,6,7,8-HxCDF		0.954	0.949-0.975 ✓
13C-2,3,4,6,7,8-HxCDF		0.978	0.959-1.021 ✓
13C-1,2,3,7,8,9-HxCDF		1.014	0.977-1.047 ✓
13C-1,2,3,4,6,7,8-HpCDD		1.127	1.086-1.130 ✓
13C-1,2,3,4,6,7,8-HpCDF		1.079	1.043-1.085 ✓
13C-1,2,3,4,7,8,9-HpCDF		1.150	1.057-1.154 ✓
13C-OCDD		1.269	1.032-1.311 ✓
13C-OCDF		1.279	1.000-1.311 ✓

(1) Contract-required limits for Relative Retention Times (RRT) as specified
in Table 2, Method 1613.

Analyst: 

Date: 10/5/10

Frontier Analytical Laboratory - Acquisition Log


Run Name:04OCT10M

Instrument: FAL3

GC: DB5

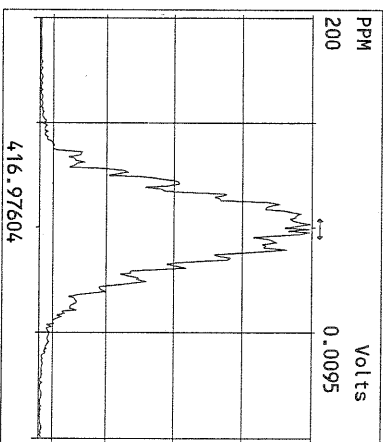
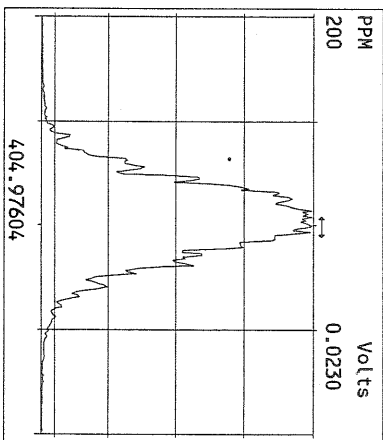
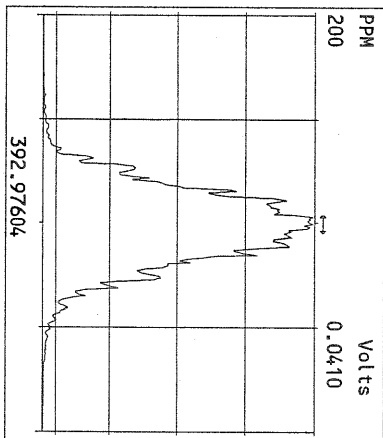
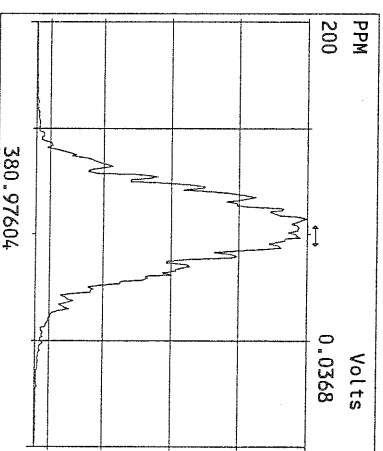
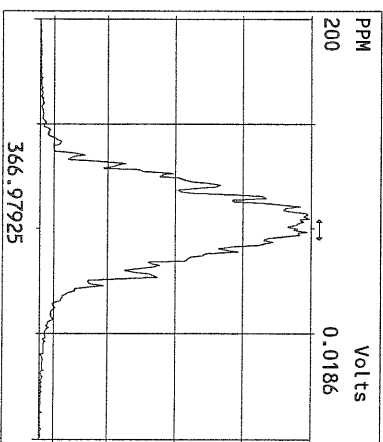
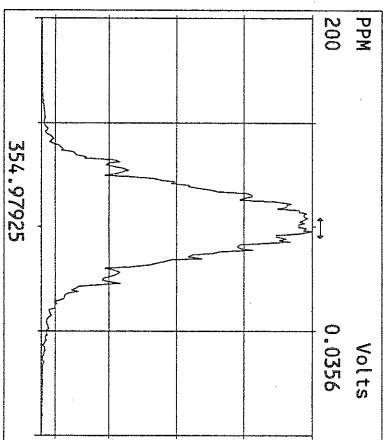
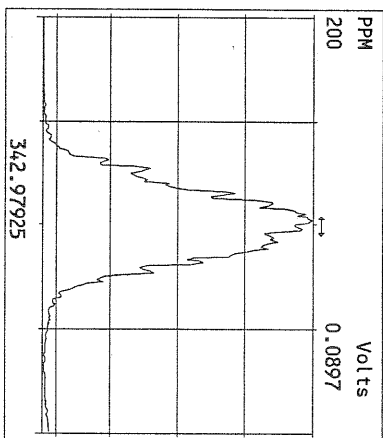
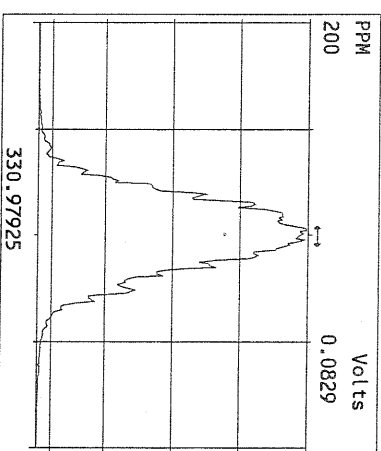
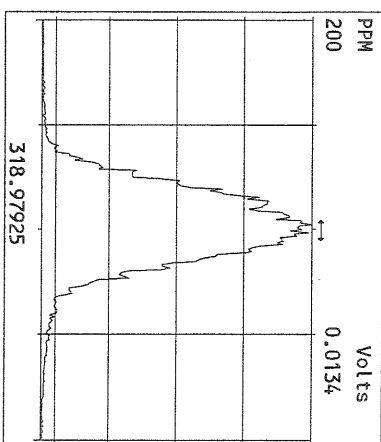
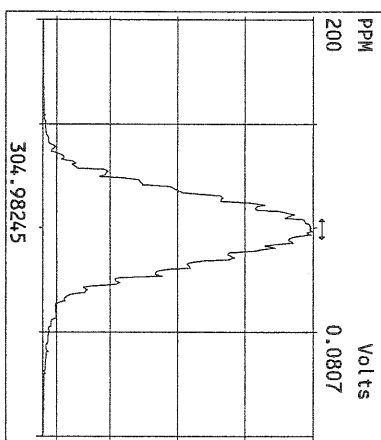
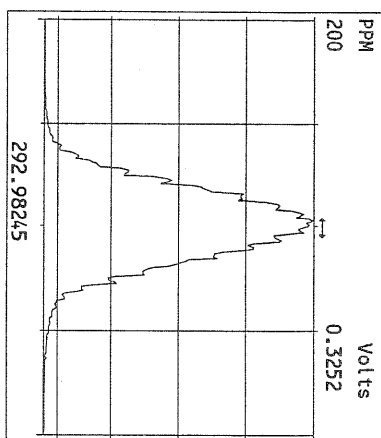
Experiment:PCDD

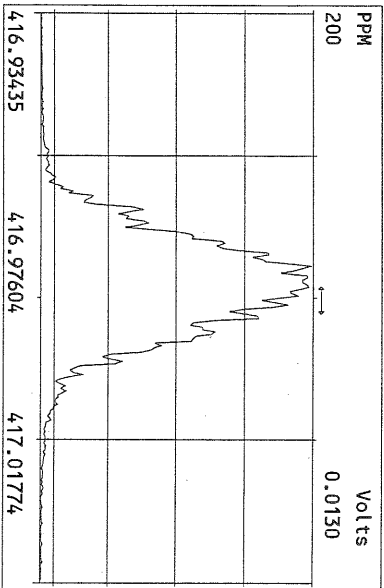
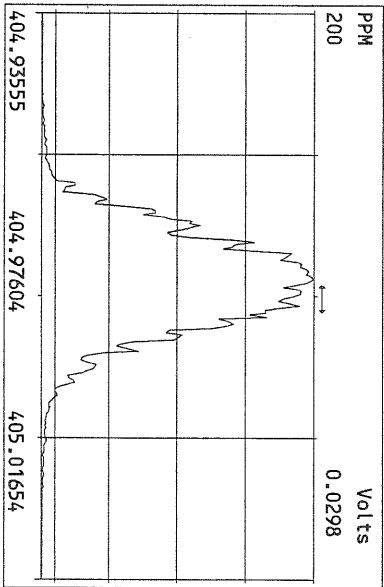
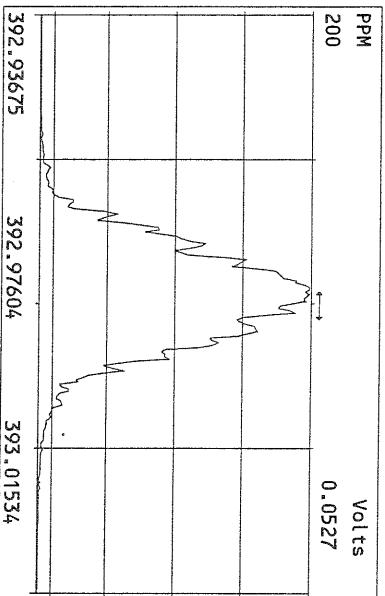
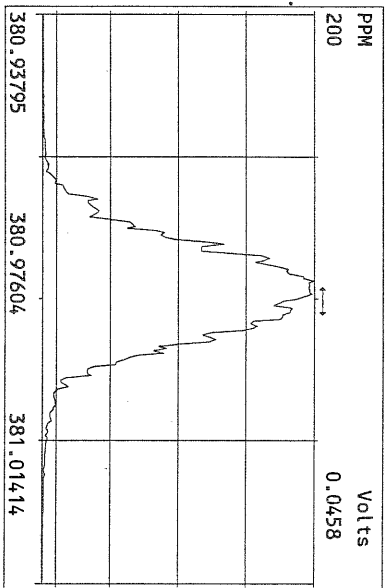
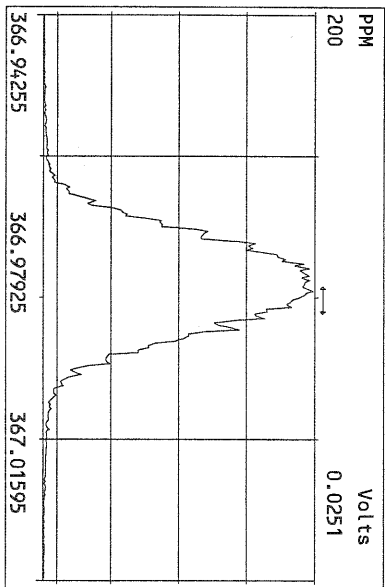
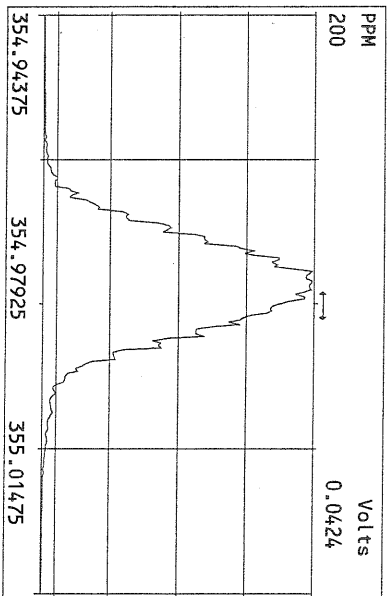
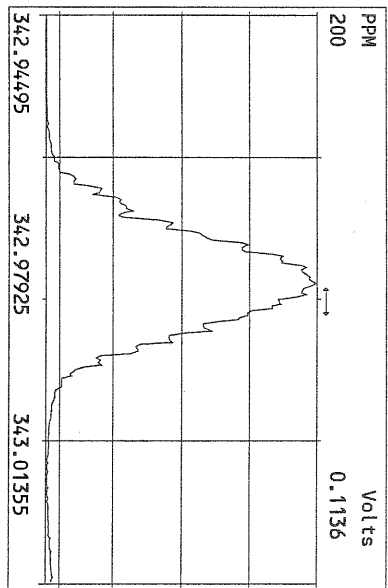
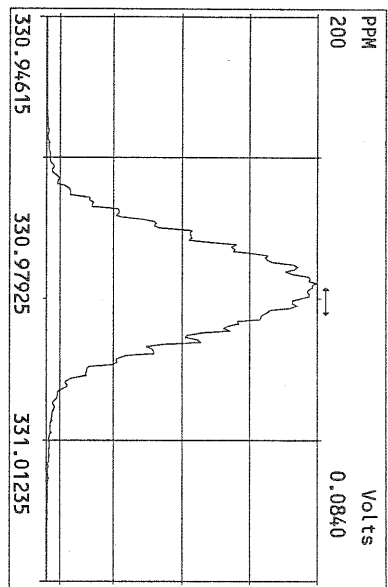
Data File S	FAL ID	Client ID	Acquired	ConCal	EndCal	Analyst
04OCT10M 1	ST100410M1	1613 CS3 100511J	4-OCT-10 11:38:47	ST100410M1	ST100410M2	TC
04OCT10M 2	SB100410M1	Solvent Blank	4-OCT-10 12:34:05	ST100410M1	ST100410M2	TC
04OCT10M 3	6365-008-0001-SA	SSB3-0-0.5-080610	4-OCT-10 13:29:24	ST100410M1	ST100410M2	TC
04OCT10M 4	6364-001-0001-SA	PSB12-4-6-072810 1:5	4-OCT-10 14:24:43	ST100410M1	ST100410M2	TC
04OCT10M 5	6364-002-0001-SA	PSB14-4-7-072810 1:5	4-OCT-10 15:20:02	ST100410M1	ST100410M2	TC
04OCT10M 6	6364-003-0001-SA	PSB14-7-9-072810 1:5	4-OCT-10 16:15:20	ST100410M1	ST100410M2	TC
04OCT10M 7	6364-006-0001-SA	PSB13-4-6-072910 1:5	4-OCT-10 17:10:39	ST100410M1	ST100410M2	TC
04OCT10M 8	6364-009-0001-SA	PSB10-8.5-10-073010 1:10	4-OCT-10 18:05:58	ST100410M1	ST100410M2	TC
04OCT10M 9	6364-008-0001-SA	PSB10-4-6-073010 1:25	4-OCT-10 19:01:18	ST100410M1	ST100410M2	TC
04OCT10M 10	6364-010-0001-SA	PSB11-4-6-073010 1:100	4-OCT-10 19:56:37	ST100410M1	ST100410M2	TC
04OCT10M 11	6364-011-0001-SA	PSB11-7.5-9.5-073010 1:100	4-OCT-10 20:51:56	ST100410M1	ST100410M2	TC
04OCT10M 12	SB100410M2	Solvent Blank	4-OCT-10 21:47:10	ST100410M1	ST100410M2	TC
04OCT10M 13	SB100410M3	Solvent Blank	4-OCT-10 22:42:28	ST100410M1	ST100410M2	TC
04OCT10M 14	ST100410M2	1613 CS3 100511J	4-OCT-10 23:37:47	ST100410M1	ST100410M2	TC

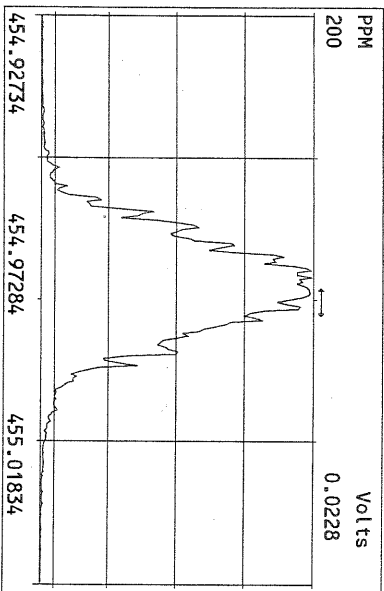
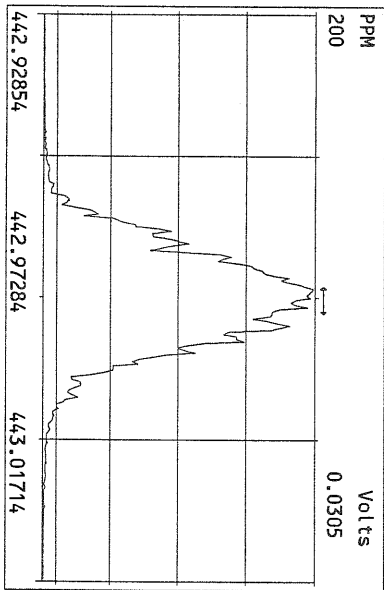
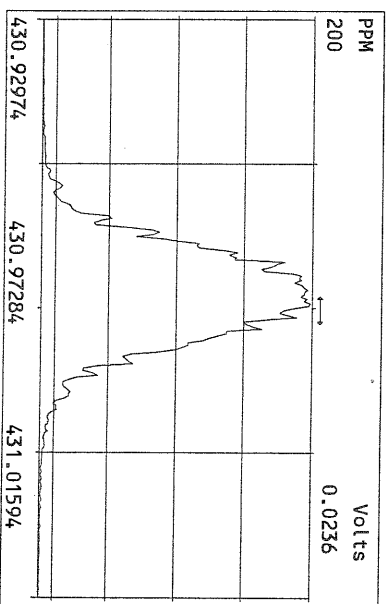
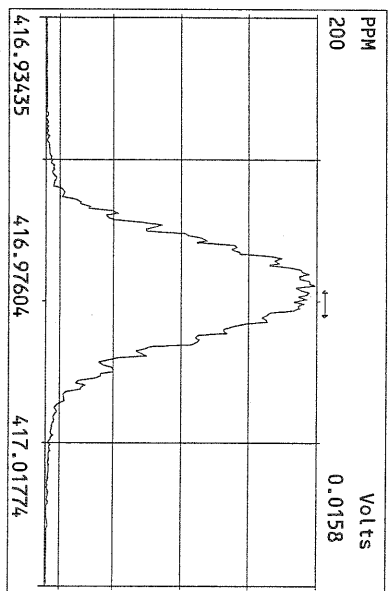
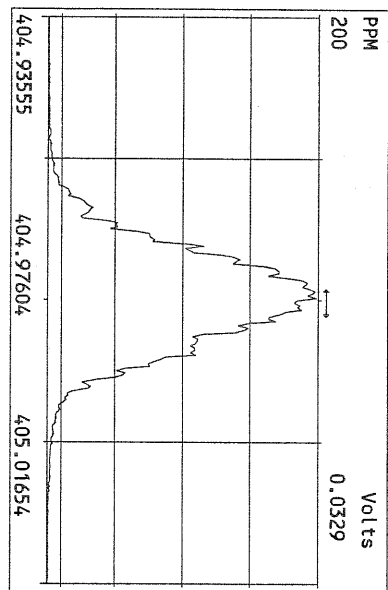
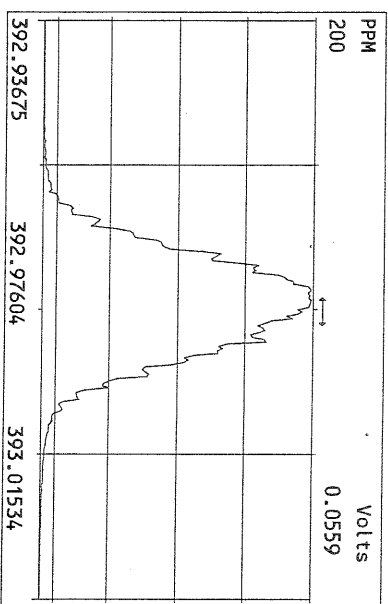
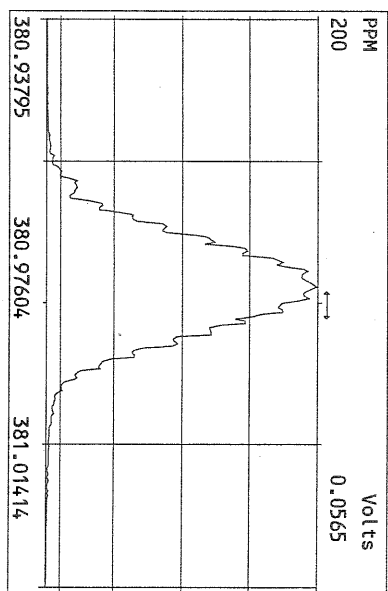
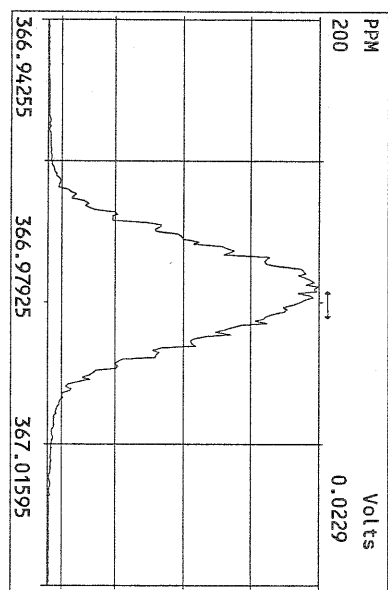
 10/5/10

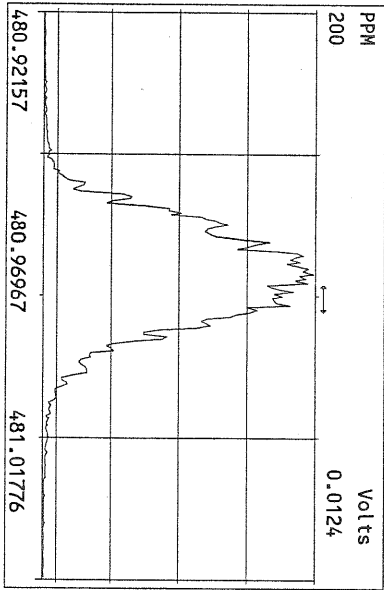
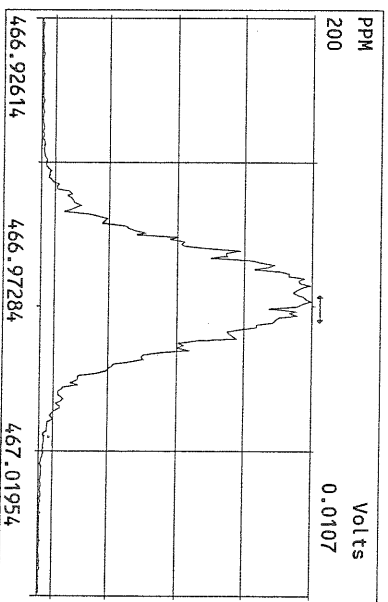
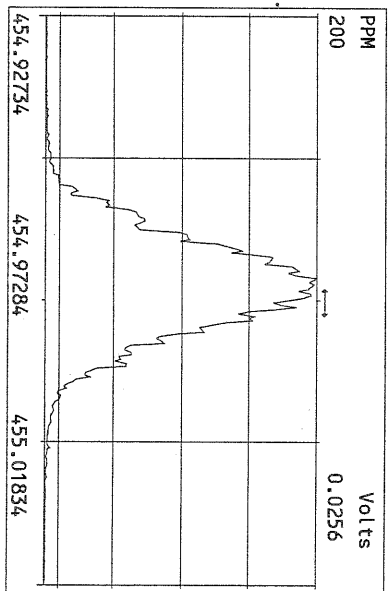
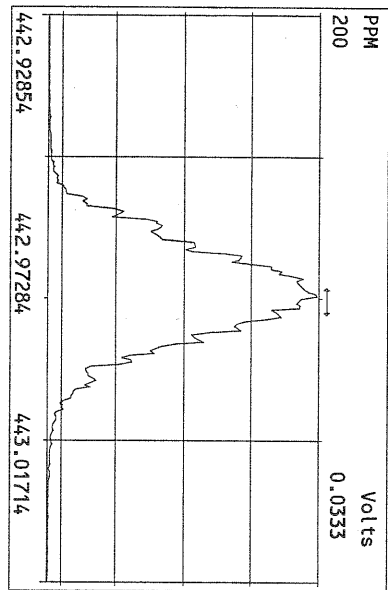
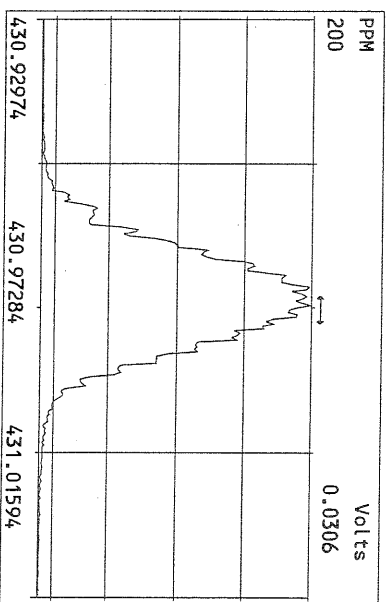
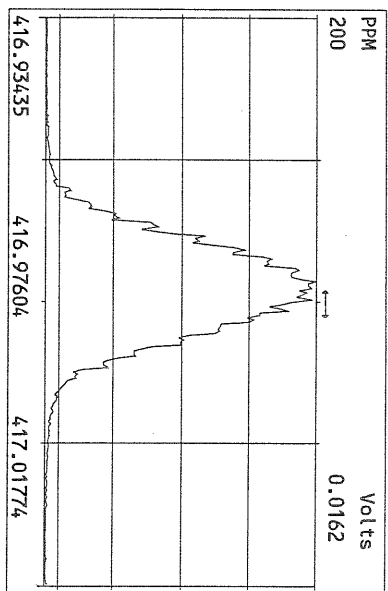
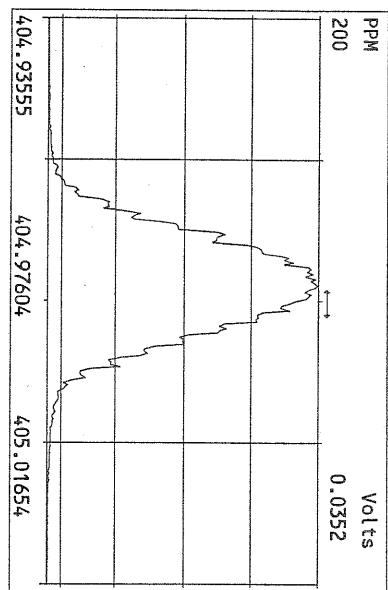
Data Backed Up: _____

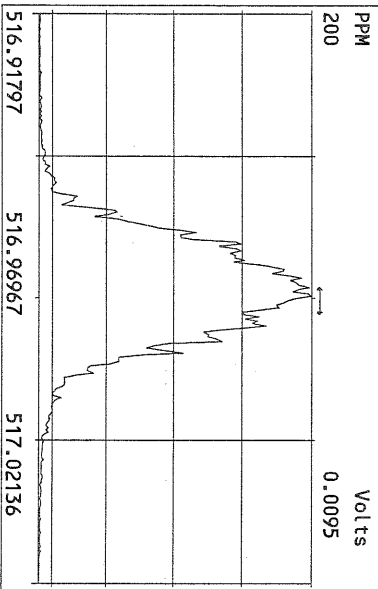
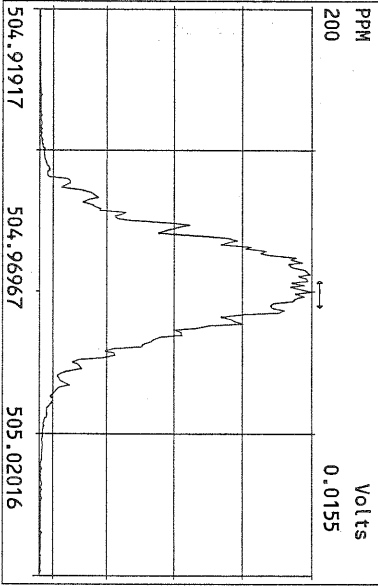
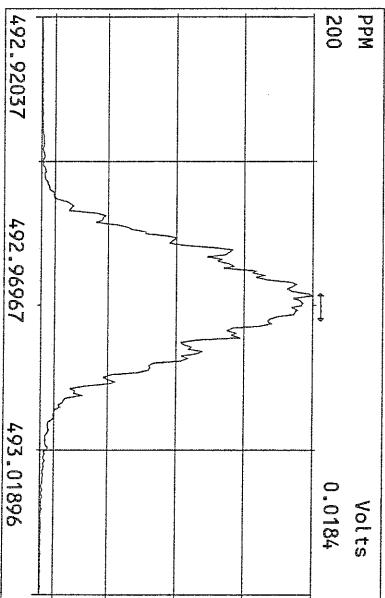
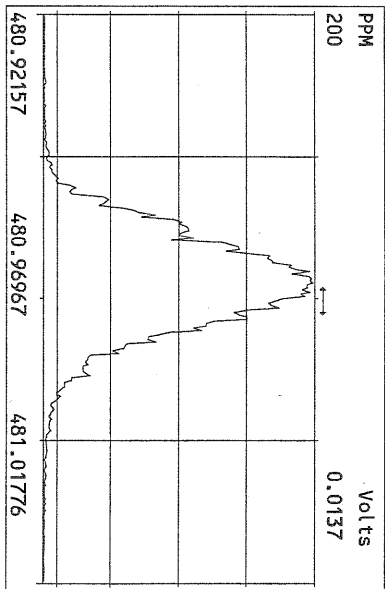
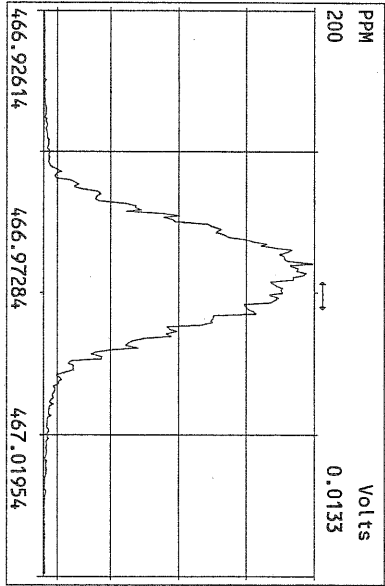
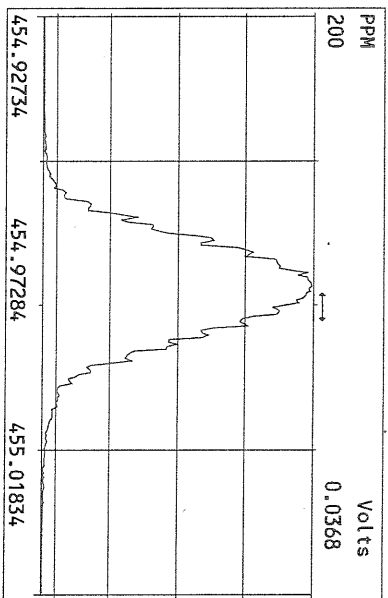
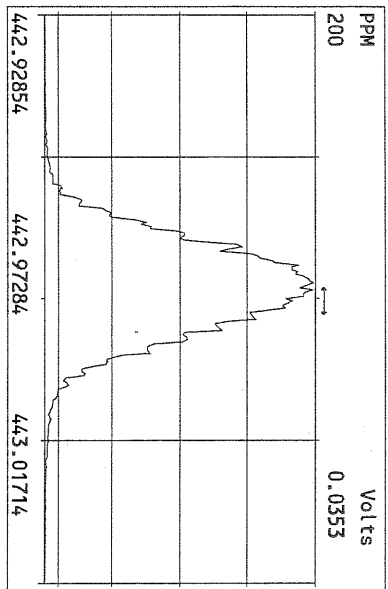
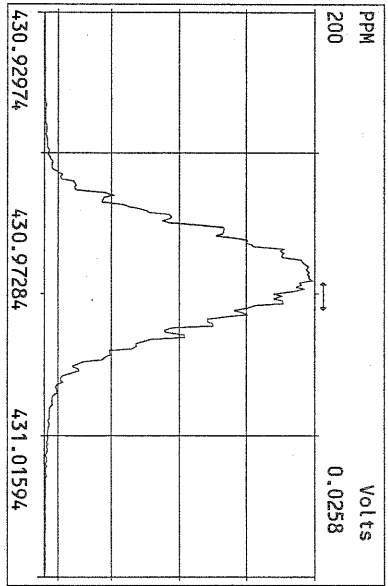
Date: _____



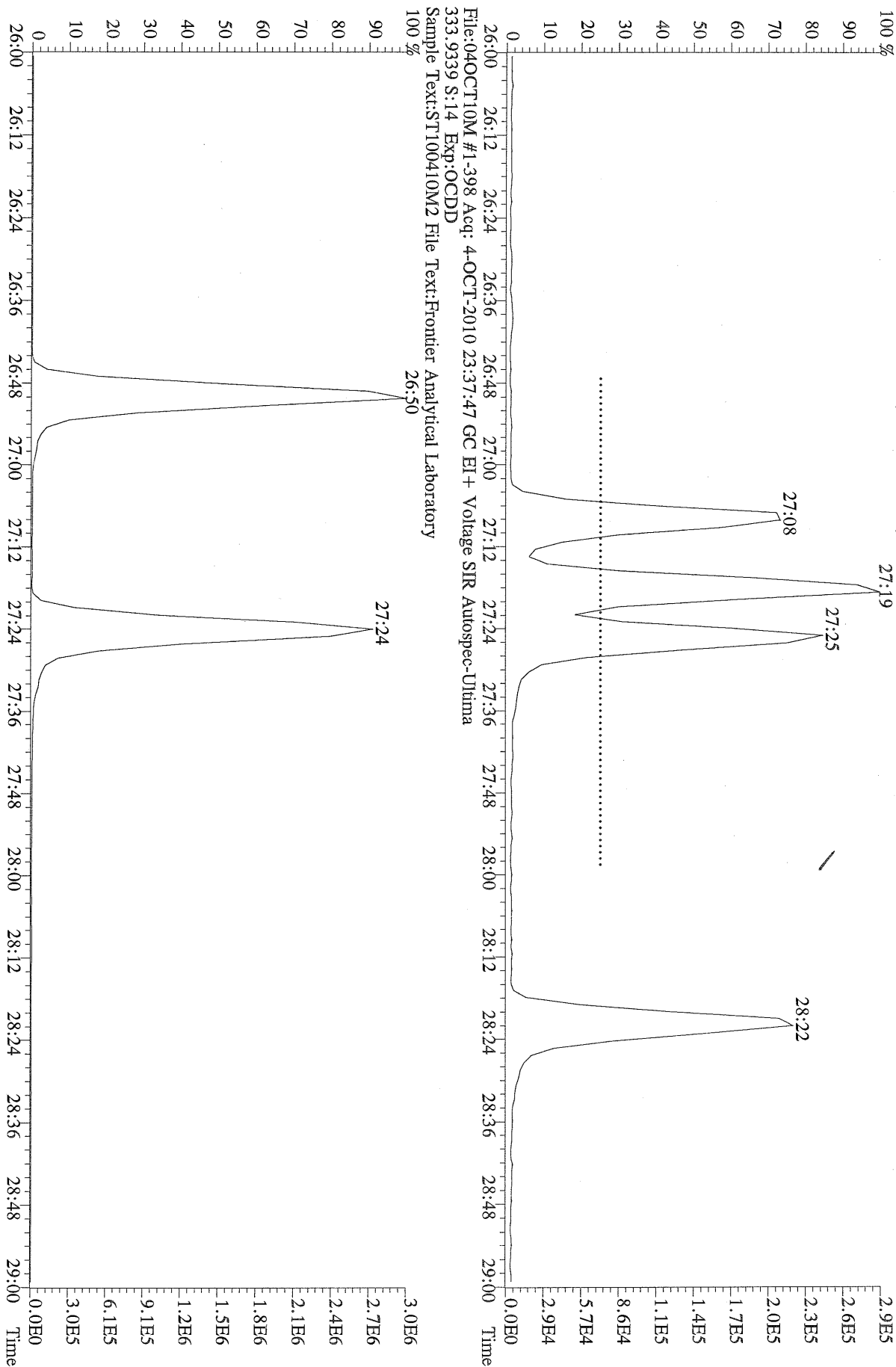




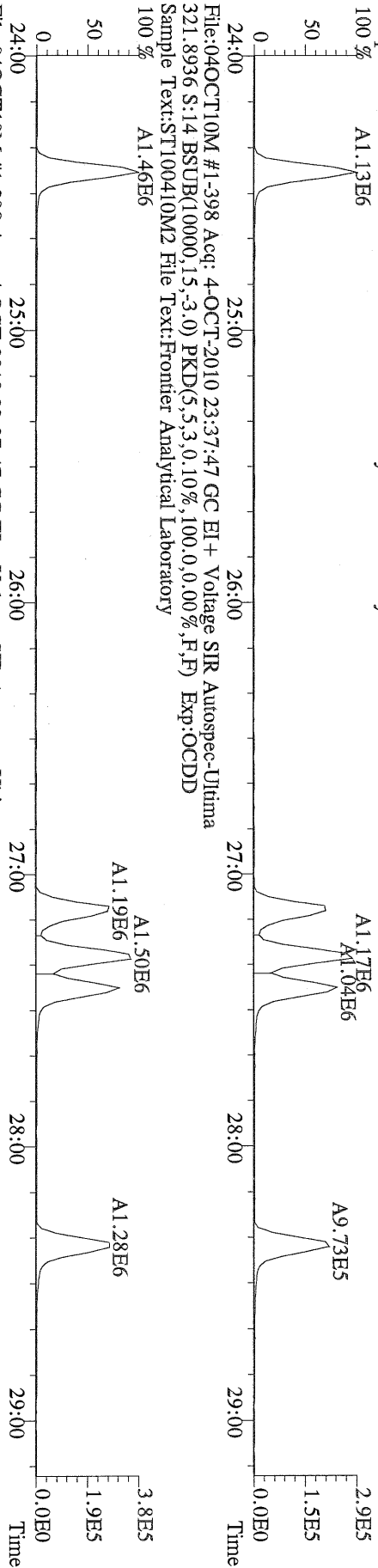




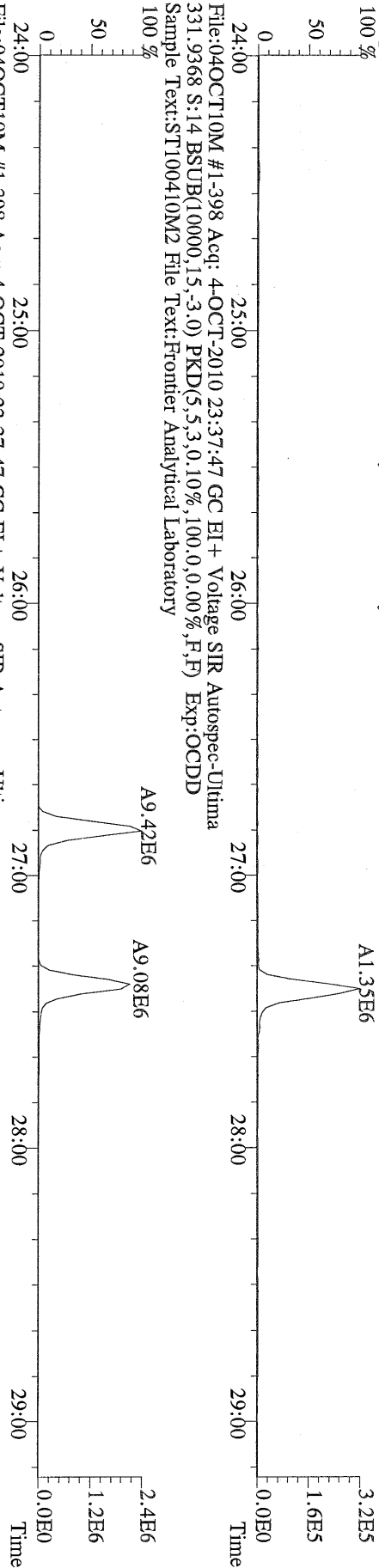
File:04OCT10M #1-398 Acq: 4-OCT-2010 23:37:47 GC EI+ Voltage SIR Autospec-Ultima
319.8965 S:14 Exp:OCDD
Sample Text:ST100410M2 File Text:Frontier Analytical Laboratory



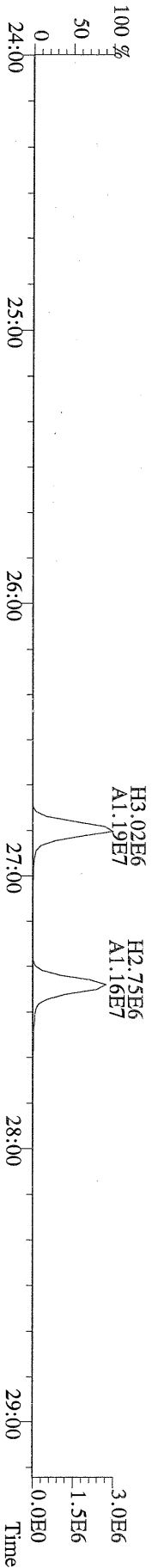
File:04OCT10M #1-398 Acq: 4-OCT-2010 23:37:47 GC EI+ Voltage SIR Autospec-Ultima
319.8965 S:14 BSUB(10000,15,-3.0) PKD(5,5,3,0,10%,100,0,0,00%,F,F) Exp:OCDD
Sample Text:ST100410M2 File Text:Frontier Analytical Laboratory



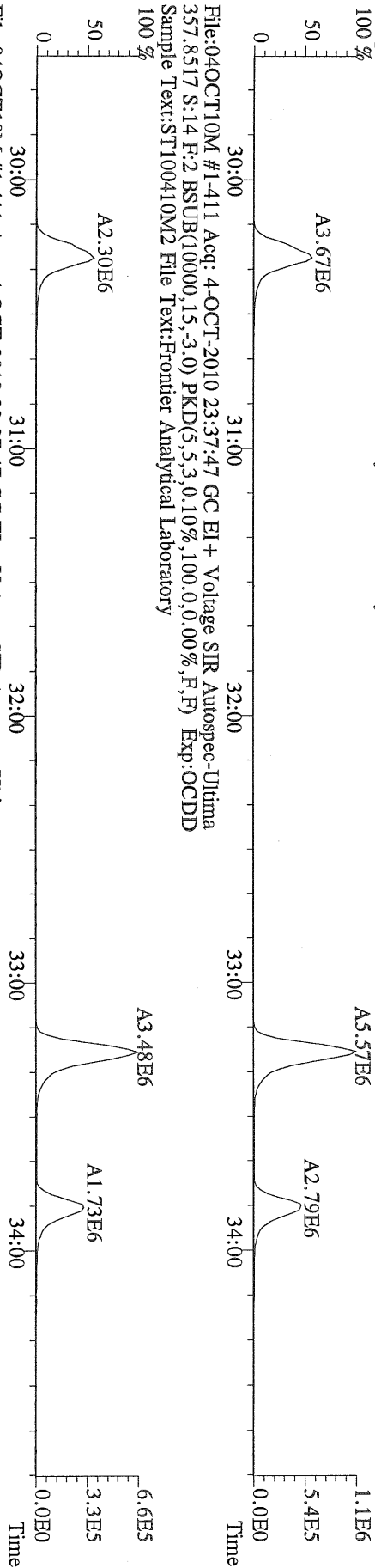
File:04OCT10M #1-398 Acq: 4-OCT-2010 23:37:47 GC EI+ Voltage SIR Autospec-Ultima
327.8847 S:14 BSUB(10000,15,-3.0) PKD(5,5,3,0,10%,100,0,0,00%,F,F) Exp:OCDD
Sample Text:ST100410M2 File Text:Frontier Analytical Laboratory



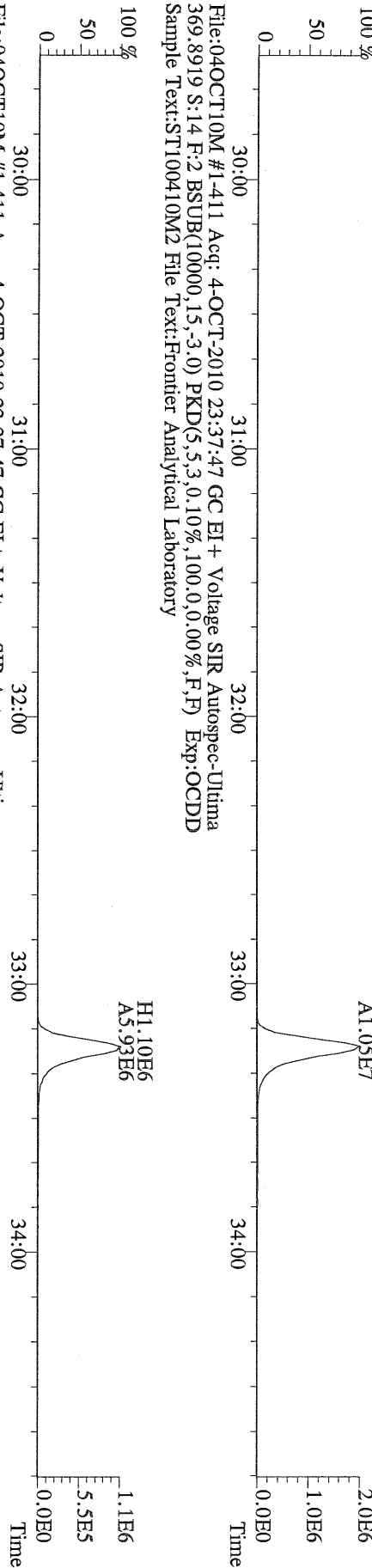
File:04OCT10M #1-398 Acq: 4-OCT-2010 23:37:47 GC EI+ Voltage SIR Autospec-Ultima
333.9339 S:14 BSUB(10000,15,-3.0) PKD(5,5,3,0,10%,100,0,0,00%,F,F) Exp:OCDD
Sample Text:ST100410M2 File Text:Frontier Analytical Laboratory



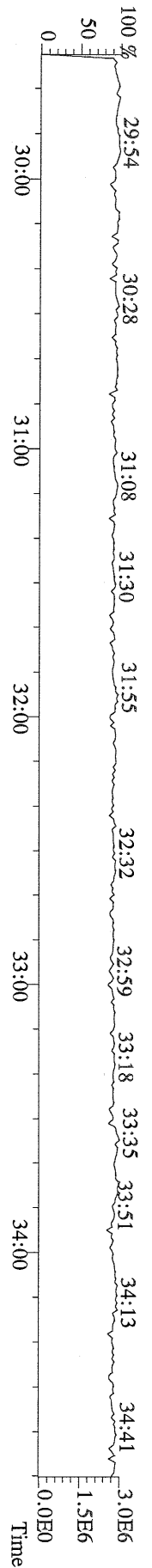
File:04OCT10M #1-411 Acq: 4-OCT-2010 23:37:47 GC EI+ Voltage SIR Autospec-Ultima
 355.8546 S:14 F:2 BSUB(10000,15,-3.0) PKD(5,5,3,0.10%,100,0,0,0.00%,F,F) Exp:OCDD
 Sample Text:ST100410M2 File Text:Frontier Analytical Laboratory



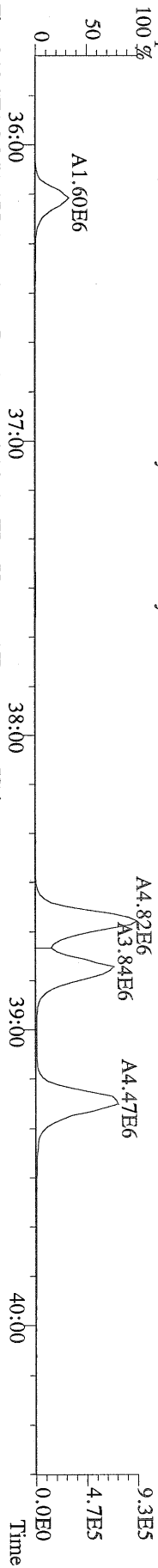
File:04OCT10M #1-411 Acq: 4-OCT-2010 23:37:47 GC EI+ Voltage SIR Autospec-Ultima
 367.8949 S:14 F:2 BSUB(10000,15,-3.0) PKD(5,5,3,0.10%,100,0,0,0.00%,F,F) Exp:OCDD
 Sample Text:ST100410M2 File Text:Frontier Analytical Laboratory




File:04OCT10M #1-411 Acq: 4-OCT-2010 23:37:47 GC EI+ Voltage SIR Autospec-Ultima
 366.9792 S:14 F:2 Exp:OCDD
 Sample Text:ST100410M2 File Text:Frontier Analytical Laboratory




File:04OCT10M #1-477 Acq: 4-OCT-2010 23:37:47 GC EI+ Voltage SIR Autospec-Ultima
 389.8156 S:14 F:3 BSub(10000,15,-3.0) PKD(5.5,3.0,10%,100.0,0.00%,F,F) Exp:OCDD
 Sample Text:ST100410M2 File Text:Frontier Analytical Laboratory




File:04OCT10M #1-477 Acq: 4-OCT-2010 23:37:47 GC EI+ Voltage SIR Autospec-Ultima
 391.8127 S:14 F:3 BSub(10000,15,-3.0) PKD(5.5,3.0,10%,100.0,0.00%,F,F) Exp:OCDD
 Sample Text:ST100410M2 File Text:Frontier Analytical Laboratory




File:04OCT10M #1-477 Acq: 4-OCT-2010 23:37:47 GC EI+ Voltage SIR Autospec-Ultima
 401.8559 S:14 F:3 BSub(10000,15,-3.0) PKD(5.5,3.0,10%,100.0,0.00%,F,F) Exp:OCDD
 Sample Text:ST100410M2 File Text:Frontier Analytical Laboratory



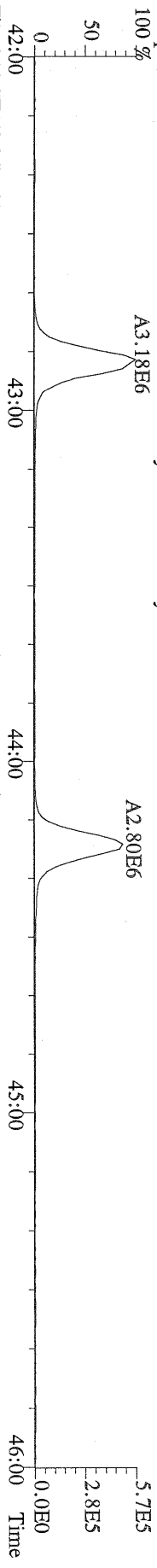
File:04OCT10M #1-477 Acq: 4-OCT-2010 23:37:47 GC EI+ Voltage SIR Autospec-Ultima
 403.8530 S:14 F:3 BSub(10000,15,-3.0) PKD(5.5,3.0,10%,100.0,0.00%,F,F) Exp:OCDD
 Sample Text:ST100410M2 File Text:Frontier Analytical Laboratory



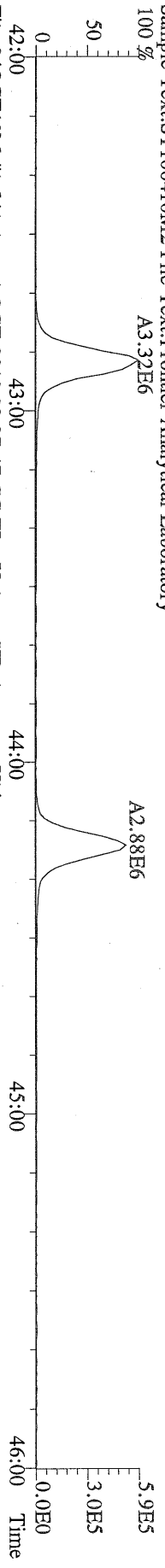
File:04OCT10M #1-477 Acq: 4-OCT-2010 23:37:47 GC EI+ Voltage SIR Autospec-Ultima
 380.9760 S:14 F:3 Exp:OCDD
 Sample Text:ST100410M2 File Text:Frontier Analytical Laboratory



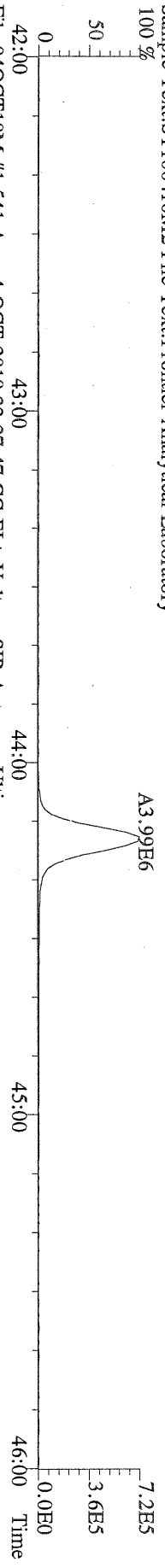
File:04OCT10M #1-541 Acq: 4-OCT-2010 23:37:47 GC EI+ Voltage SIR Autospec-Ultima
423.7737 S:14 F:4 BSUB(10000,15,-3.0) PKD(5,5,3,0.10%,100,0,0,0.00%,F,F) Exp:OCDD
Sample Text:ST100410M2 File Text:Frontier Analytical Laboratory
100 %



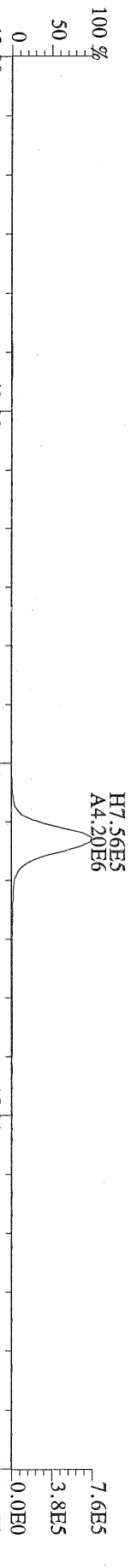
File:04OCT10M #1-541 Acq: 4-OCT-2010 23:37:47 GC EI+ Voltage SIR Autospec-Ultima
425.7737 S:14 F:4 BSUB(10000,15,-3.0) PKD(5,5,3,0.10%,100,0,0,0.00%,F,F) Exp:OCDD
Sample Text:ST100410M2 File Text:Frontier Analytical Laboratory
100 %




File:04OCT10M #1-541 Acq: 4-OCT-2010 23:37:47 GC EI+ Voltage SIR Autospec-Ultima
435.8169 S:14 F:4 BSUB(10000,15,-3.0) PKD(5,5,3,0.10%,100,0,0,0.00%,F,F) Exp:OCDD
Sample Text:ST100410M2 File Text:Frontier Analytical Laboratory
100 %



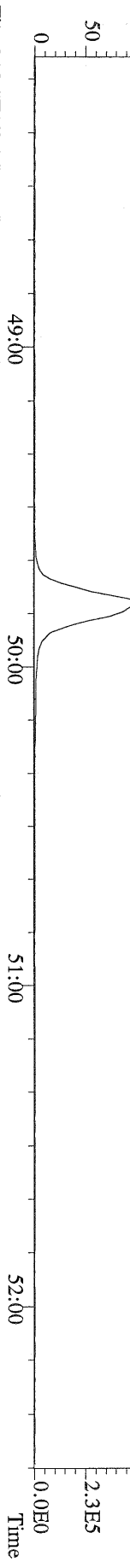
File:04OCT10M #1-541 Acq: 4-OCT-2010 23:37:47 GC EI+ Voltage SIR Autospec-Ultima
437.8140 S:14 F:4 BSUB(10000,15,-3.0) PKD(5,5,3,0.10%,100,0,0,0.00%,F,F) Exp:OCDD
Sample Text:ST100410M2 File Text:Frontier Analytical Laboratory



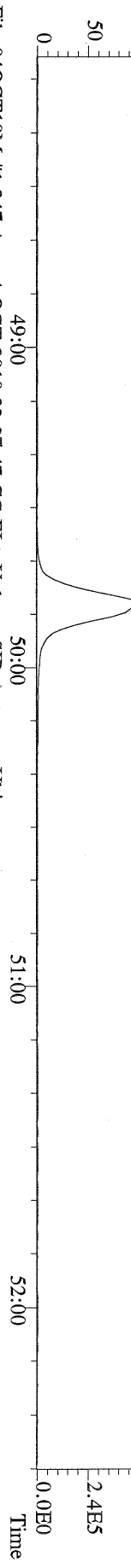
File:04OCT10M #1-541 Acq: 4-OCT-2010 23:37:47 GC EI+ Voltage SIR Autospec-Ultima
430.9728 S:14 F:4 Exp:OCDD
Sample Text:ST100410M2 File Text:Frontier Analytical Laboratory



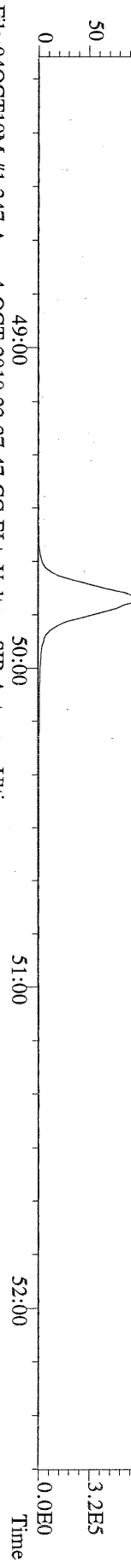
File:04OCT10M #1-347 Acq: 4-OCT-2010 23:37:47 GC EI+ Voltage SIR Autospec-Ultima
457.7377 S:14 F:5 BSUB(10000,15,-3.0) PKD(5,5,3,0.10%,100,0,0.00%,F,F) Exp:OCDD
Sample Text:ST100410M2 File Text:Frontier Analytical Laboratory




File:04OCT10M #1-347 Acq: 4-OCT-2010 23:37:47 GC EI+ Voltage SIR Autospec-Ultima
459.7348 S:14 F:5 BSUB(10000,15,-3.0) PKD(5,5,3,0.10%,100,0,0.00%,F,F) Exp:OCDD
Sample Text:ST100410M2 File Text:Frontier Analytical Laboratory



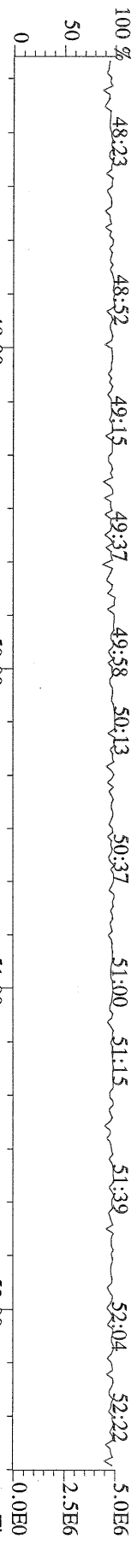
File:04OCT10M #1-347 Acq: 4-OCT-2010 23:37:47 GC EI+ Voltage SIR Autospec-Ultima
469.7780 S:14 F:5 BSUB(10000,15,-3.0) PKD(5,5,3,0.10%,100,0,0.00%,F,F) Exp:OCDD
Sample Text:ST100410M2 File Text:Frontier Analytical Laboratory



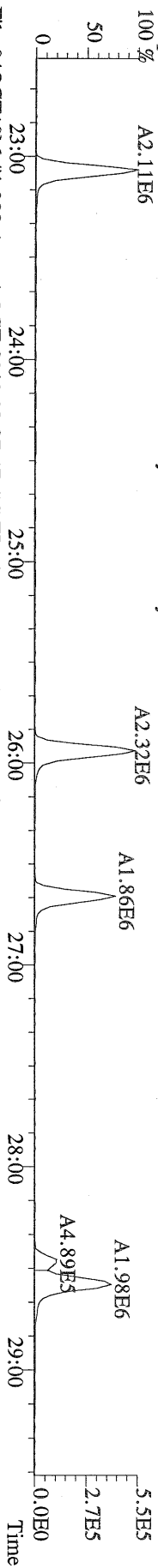
File:04OCT10M #1-347 Acq: 4-OCT-2010 23:37:47 GC EI+ Voltage SIR Autospec-Ultima
471.7750 S:14 F:5 BSUB(10000,15,-3.0) PKD(5,5,3,0.10%,100,0,0.00%,F,F) Exp:OCDD
Sample Text:ST100410M2 File Text:Frontier Analytical Laboratory



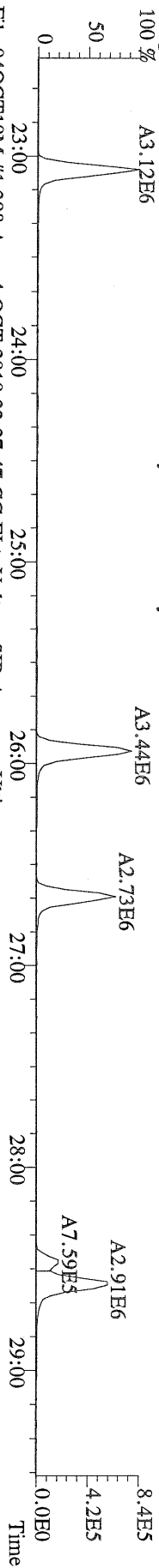
File:04OCT10M #1-347 Acq: 4-OCT-2010 23:37:47 GC EI+ Voltage SIR Autospec-Ultima
454.9728 S:14 F:5 Exp:OCDD
Sample Text:ST100410M2 File Text:Frontier Analytical Laboratory



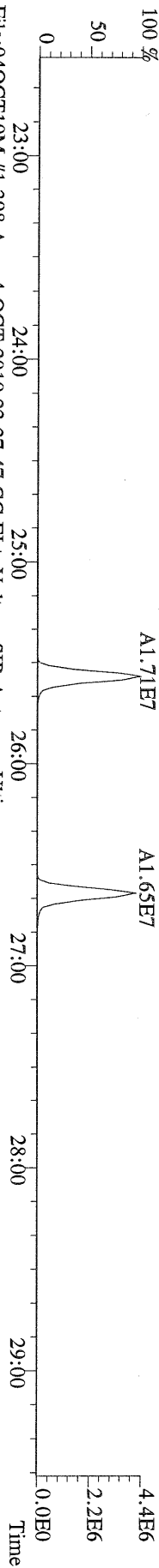
File:04OCT10M #1-398 Acq: 4-OCT-2010 23:37:47 GC EI+ Voltage SIR Autospec-Ultima
 303.9016 S:14 BSUB(10000,15,-3.0) PKD(5,5,3,0,10%,100,0,0,0.00%,F,F) Exp:OCDD
 Sample Text:ST100410M2 File Text:Frontier Analytical Laboratory




File:04OCT10M #1-398 Acq: 4-OCT-2010 23:37:47 GC EI+ Voltage SIR Autospec-Ultima
 305.8987 S:14 BSUB(10000,15,-3.0) PKD(5,5,3,0,10%,100,0,0,0.00%,F,F) Exp:OCDD
 Sample Text:ST100410M2 File Text:Frontier Analytical Laboratory



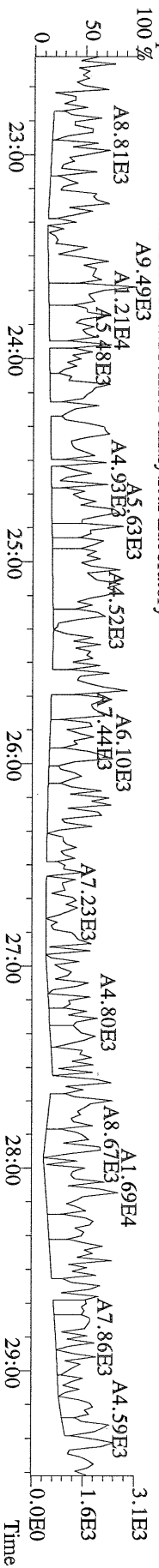
File:04OCT10M #1-398 Acq: 4-OCT-2010 23:37:47 GC EI+ Voltage SIR Autospec-Ultima
 315.9419 S:14 BSUB(10000,15,-3.0) PKD(5,5,3,0,10%,100,0,0,0.00%,F,F) Exp:OCDD
 Sample Text:ST100410M2 File Text:Frontier Analytical Laboratory




File:04OCT10M #1-398 Acq: 4-OCT-2010 23:37:47 GC EI+ Voltage SIR Autospec-Ultima
 317.9389 S:14 BSUB(10000,15,-3.0) PKD(5,5,3,0,10%,100,0,0,0.00%,F,F) Exp:OCDD
 Sample Text:ST100410M2 File Text:Frontier Analytical Laboratory



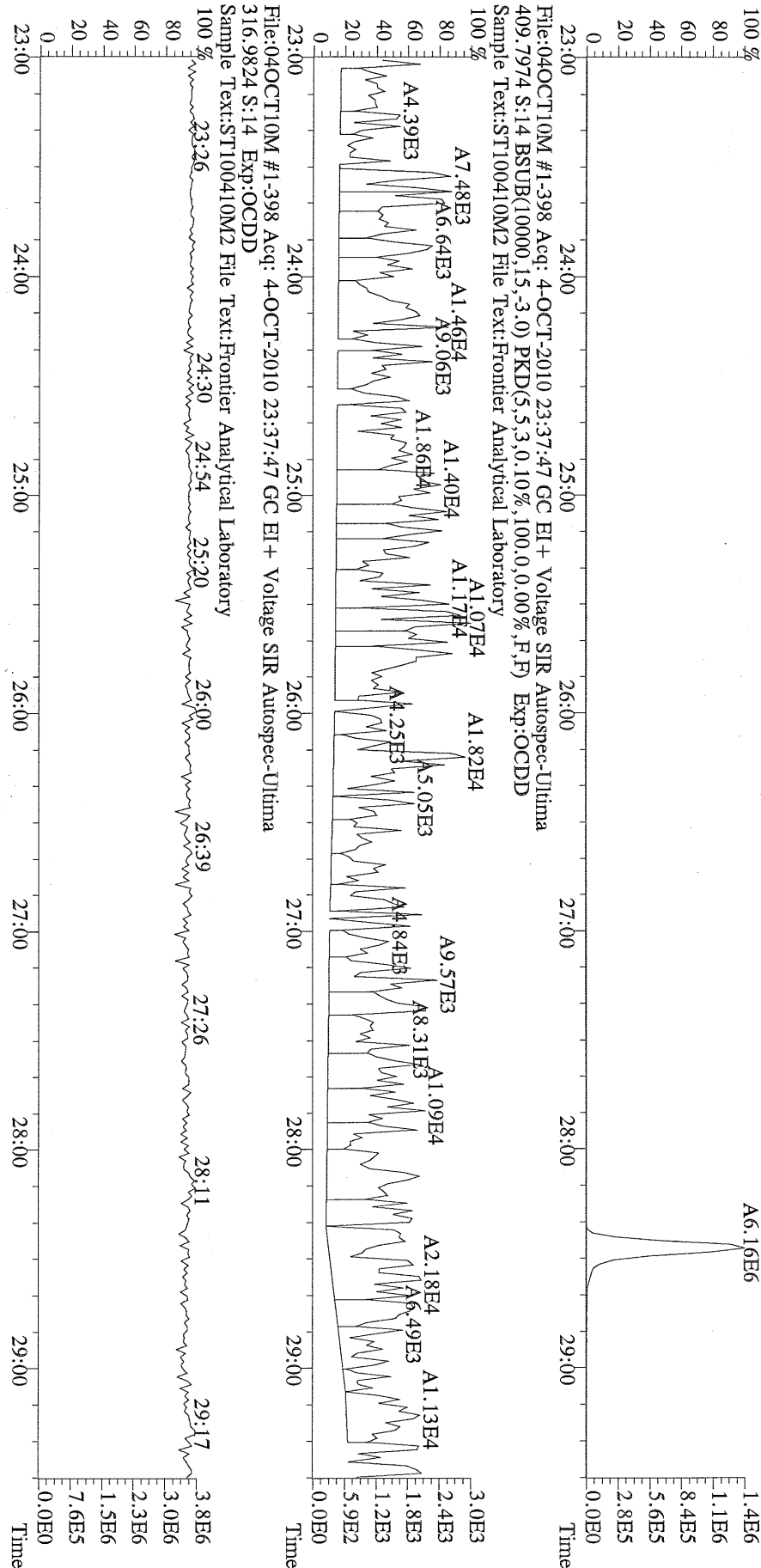
File:04OCT10M #1-398 Acq: 4-OCT-2010 23:37:47 GC EI+ Voltage SIR Autospec-Ultima
 375.8364 S:14 BSUB(10000,15,-3.0) PKD(5,5,3,0,10%,100,0,0,0.00%,F,F) Exp:OCDD
 Sample Text:ST100410M2 File Text:Frontier Analytical Laboratory



File:04OCT10M #1-398 Acq: 4-OCT-2010 23:37:47 GC EI+ Voltage SIR Autospec-Ultima
 339.8597 S:14 BSUB(10000,15,-3.0) PKD(5,5,3.0,10%,100.0,0.00%,F,F) Exp:OCDD
 Sample Text:ST100410M2 File Text:Frontier Analytical Laboratory




File:04OCT10M #1-398 Acq: 4-OCT-2010 23:37:47 GC EI+ Voltage SIR Autospec-Ultima
 341.8568 S:14 BSUB(10000,15,-3.0) PKD(5,5,3.0,10%,100.0,0.00%,F,F) Exp:OCDD
 Sample Text:ST100410M2 File Text:Frontier Analytical Laboratory




File:04OCT10M #1-398 Acq: 4-OCT-2010 23:37:47 GC EI+ Voltage SIR Autospec-Ultima
 316.9824 S:14 Exp:OCDD
 Sample Text:ST100410M2 File Text:Frontier Analytical Laboratory

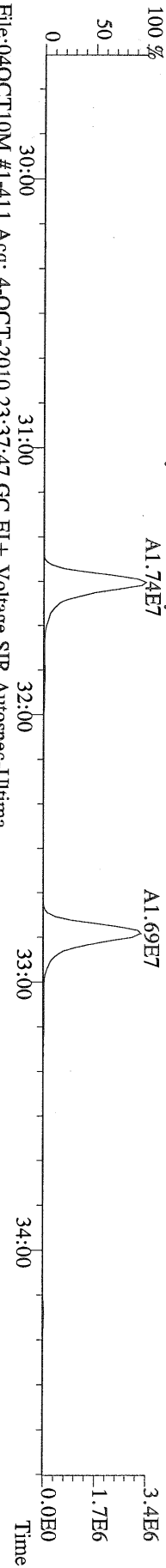
File:04OCT10M #1-411 Acq: 4-OCT-2010 23:37:47 GC EI + Voltage SIR Autospec-Ultima
339.8597 S:14 F:2 BSUB(10000,15,-3.0) PKD(5,5,3,0.10%,100,0,0.00%,F,F) Exp:OCDD
Sample Text:ST100410M2 File Text:Frontier Analytical Laboratory




File:04OCT10M #1-411 Acq: 4-OCT-2010 23:37:47 GC EI + Voltage SIR Autospec-Ultima
341.8568 S:14 F:2 BSUB(10000,15,-3.0) PKD(5,5,3,0.10%,100,0,0.00%,F,F) Exp:OCDD
Sample Text:ST100410M2 File Text:Frontier Analytical Laboratory



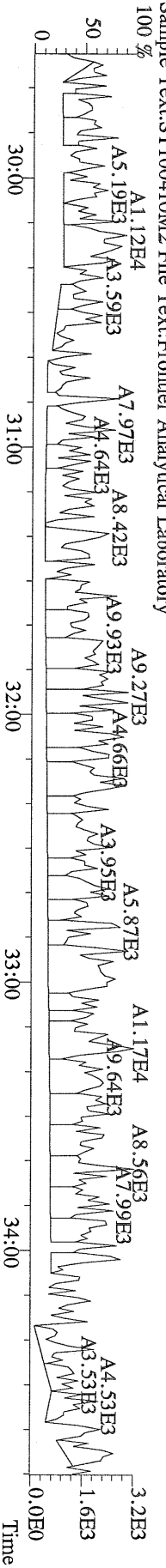
File:04OCT10M #1-411 Acq: 4-OCT-2010 23:37:47 GC EI + Voltage SIR Autospec-Ultima
351.9000 S:14 F:2 BSUB(10000,15,-3.0) PKD(5,5,3,0.10%,100,0,0.00%,F,F) Exp:OCDD
Sample Text:ST100410M2 File Text:Frontier Analytical Laboratory



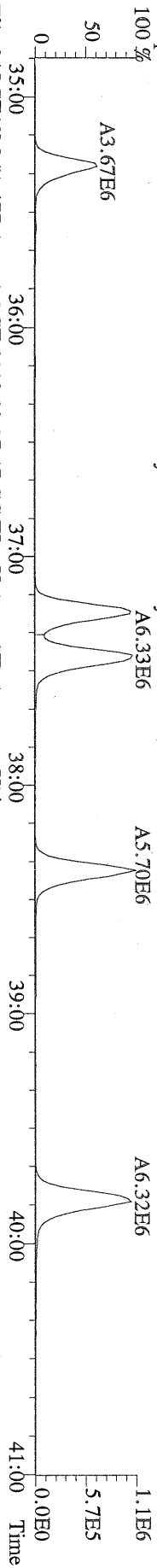
File:04OCT10M #1-411 Acq: 4-OCT-2010 23:37:47 GC EI + Voltage SIR Autospec-Ultima
353.8970 S:14 F:2 BSUB(10000,15,-3.0) PKD(5,5,3,0.10%,100,0,0.00%,F,F) Exp:OCDD
Sample Text:ST100410M2 File Text:Frontier Analytical Laboratory



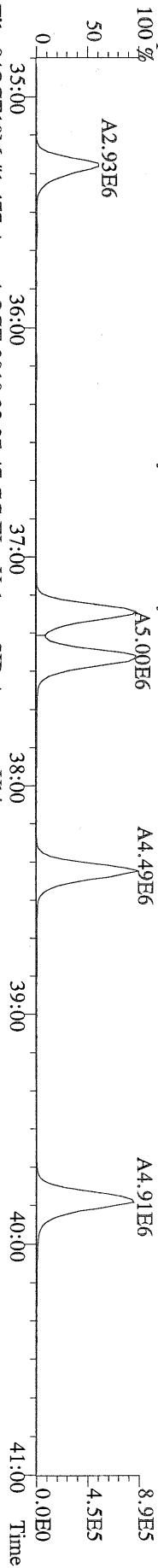
File:04OCT10M #1-411 Acq: 4-OCT-2010 23:37:47 GC EI + Voltage SIR Autospec-Ultima
409.7974 S:14 F:2 BSUB(10000,15,-3.0) PKD(5,5,3,0.10%,100,0,0.00%,F,F) Exp:OCDD
Sample Text:ST100410M2 File Text:Frontier Analytical Laboratory



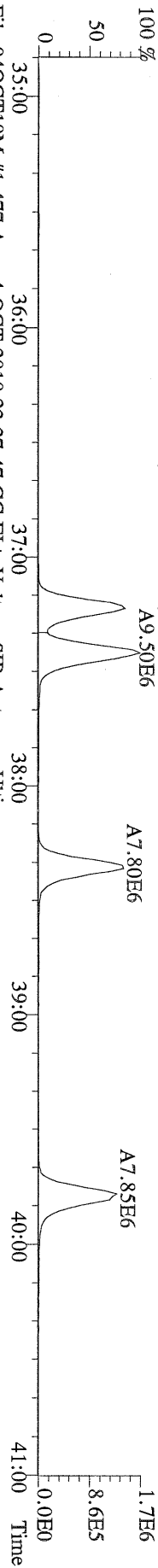
File:04OCT10M #1-477 Acq: 4-OCT-2010 23:37:47 GC EI+ Voltage SIR Autospec-Ultima
 373.8207 S:14 F:3 BSUB(10000,15,-3.0) PKD(5,5,3,0.10%,100,0.0,0.00%,F,F) Exp:OCDD
 Sample Text:ST100410M2 File Text:Frontier Analytical Laboratory



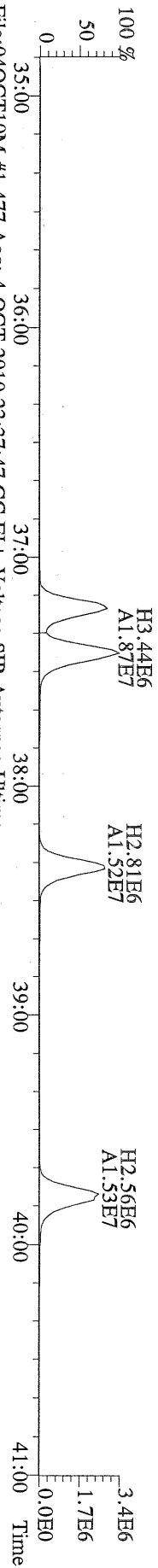
File:04OCT10M #1-477 Acq: 4-OCT-2010 23:37:47 GC EI+ Voltage SIR Autospec-Ultima
 375.8178 S:14 F:3 BSUB(10000,15,-3.0) PKD(5,5,3,0.10%,100,0.0,0.00%,F,F) Exp:OCDD
 Sample Text:ST100410M2 File Text:Frontier Analytical Laboratory



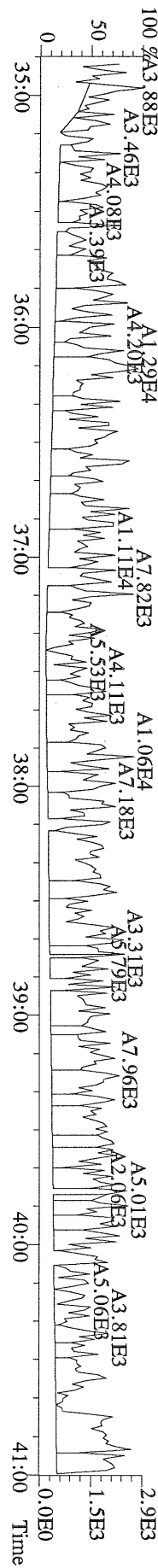
File:04OCT10M #1-477 Acq: 4-OCT-2010 23:37:47 GC EI+ Voltage SIR Autospec-Ultima
 383.8639 S:14 F:3 BSUB(10000,15,-3.0) PKD(5,5,3,0.10%,100,0.0,0.00%,F,F) Exp:OCDD
 Sample Text:ST100410M2 File Text:Frontier Analytical Laboratory



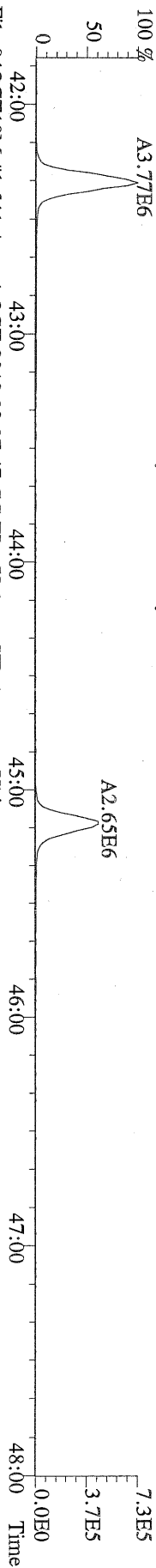
File:04OCT10M #1-477 Acq: 4-OCT-2010 23:37:47 GC EI+ Voltage SIR Autospec-Ultima
 385.8610 S:14 F:3 BSUB(10000,15,-3.0) PKD(5,5,3,0.10%,100,0.0,0.00%,F,F) Exp:OCDD
 Sample Text:ST100410M2 File Text:Frontier Analytical Laboratory



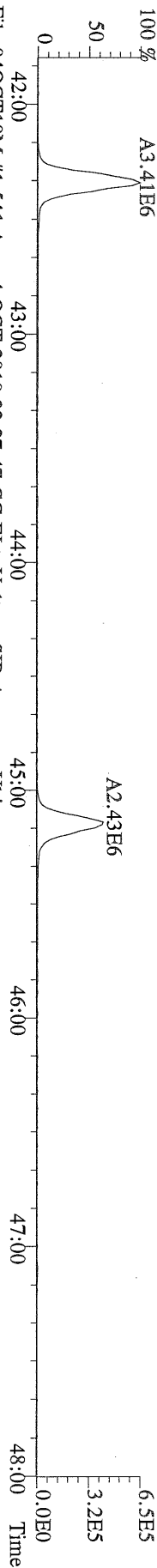
File:04OCT10M #1-477 Acq: 4-OCT-2010 23:37:47 GC EI+ Voltage SIR Autospec-Ultima
 445.7555 S:14 F:3 BSUB(10000,15,-3.0) PKD(5,5,3,0.10%,100,0.0,0.00%,F,F) Exp:OCDD
 Sample Text:ST100410M2 File Text:Frontier Analytical Laboratory



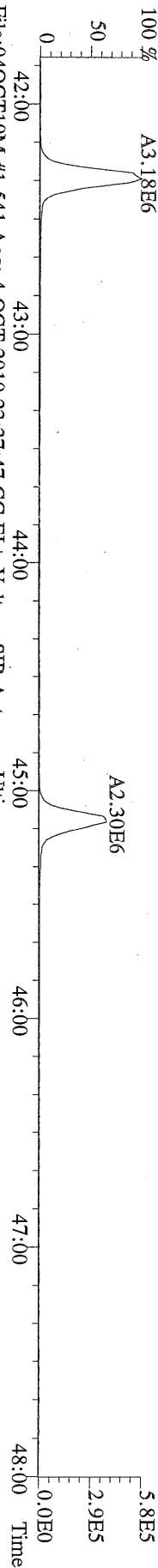
File:04OCT10M #1-541 Acq: 4-OCT-2010 23:37:47 GC EI+ Voltage SIR Autospec-Ultima
407.7818 S:14 F:4 BSUB(10000,15,-3.0) PKD(5,5,3,0.10%,100.0,0.00%,F,F) Exp:OCDD
Sample Text:ST100410M2 File Text:Frontier Analytical Laboratory



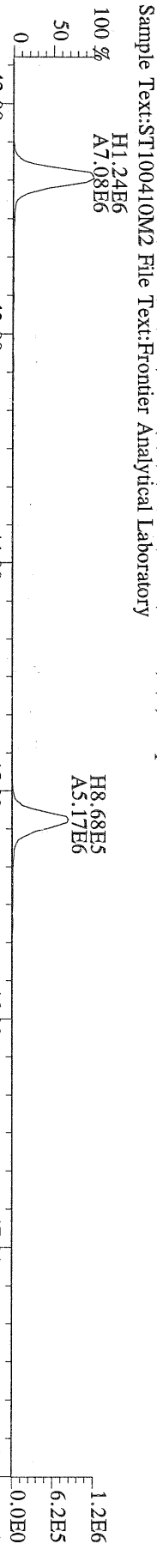
File:04OCT10M #1-541 Acq: 4-OCT-2010 23:37:47 GC EI+ Voltage SIR Autospec-Ultima
409.7788 S:14 F:4 BSUB(10000,15,-3.0) PKD(5,5,3,0.10%,100.0,0.00%,F,F) Exp:OCDD
Sample Text:ST100410M2 File Text:Frontier Analytical Laboratory



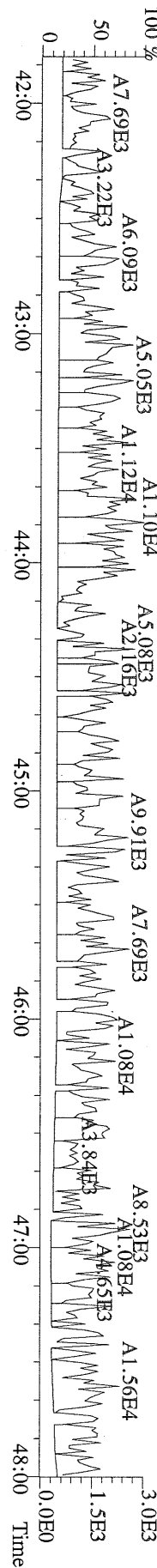
File:04OCT10M #1-541 Acq: 4-OCT-2010 23:37:47 GC EI+ Voltage SIR Autospec-Ultima
417.8253 S:14 F:4 BSUB(10000,15,-3.0) PKD(5,5,3,0.10%,100.0,0.00%,F,F) Exp:OCDD
Sample Text:ST100410M2 File Text:Frontier Analytical Laboratory



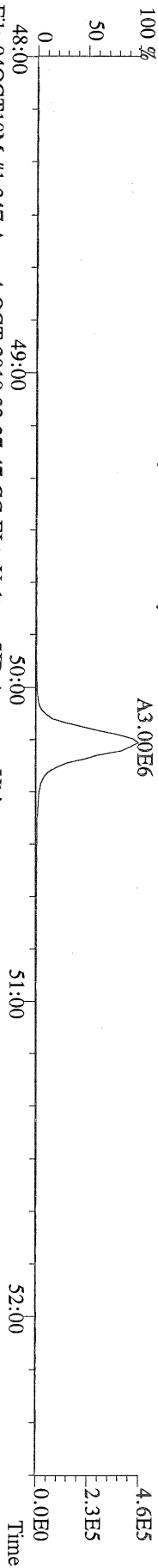
File:04OCT10M #1-541 Acq: 4-OCT-2010 23:37:47 GC EI+ Voltage SIR Autospec-Ultima
419.8220 S:14 F:4 BSUB(10000,15,-3.0) PKD(5,5,3,0.10%,100.0,0.00%,F,F) Exp:OCDD
Sample Text:ST100410M2 File Text:Frontier Analytical Laboratory



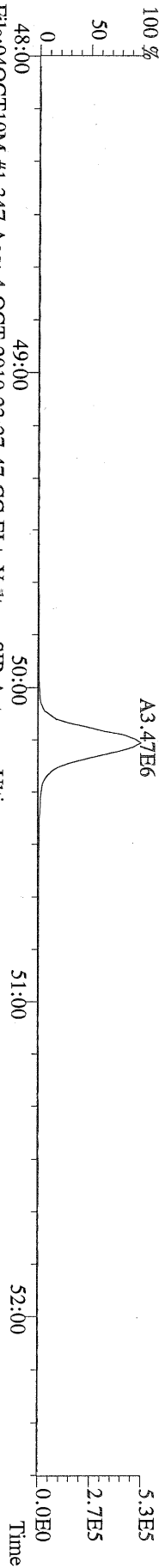
File:04OCT10M #1-541 Acq: 4-OCT-2010 23:37:47 GC EI+ Voltage SIR Autospec-Ultima
479.7165 S:14 F:4 BSUB(10000,15,-3.0) PKD(5,5,3,0.10%,100.0,0.00%,F,F) Exp:OCDD
Sample Text:ST100410M2 File Text:Frontier Analytical Laboratory



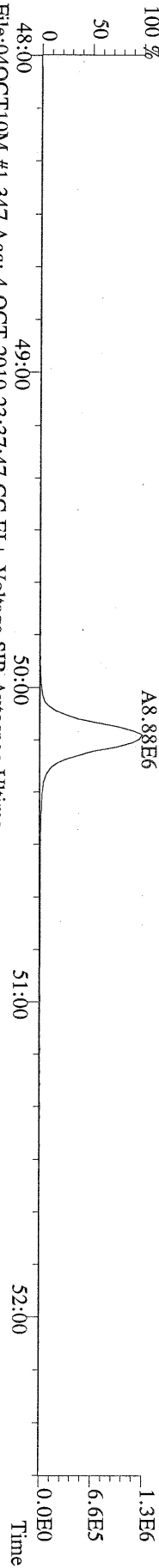
File:04OCT10M #1-347 Acq: 4-OCT-2010 23:37:47 GC EI+ Voltage SIR Autospec-Ultima
441.7428 S:14 F:5 BSUB(10000,15,-3.0) PKD(5,5,3,0.10%,100,0,0.00%,F,F) Exp:OCDD
Sample Text:ST100410M2 File Text:Frontier Analytical Laboratory



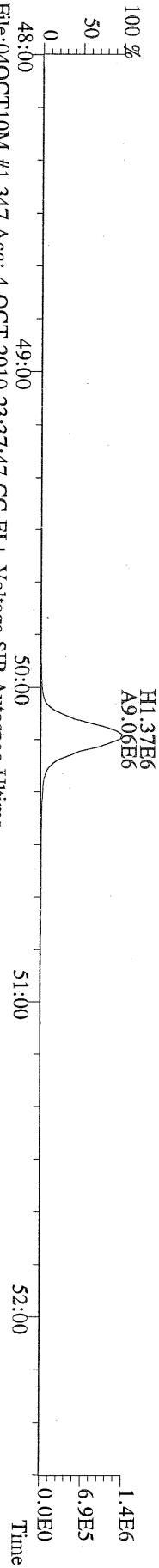
File:04OCT10M #1-347 Acq: 4-OCT-2010 23:37:47 GC EI+ Voltage SIR Autospec-Ultima
443.7398 S:14 F:5 BSUB(10000,15,-3.0) PKD(5,5,3,0.10%,100,0,0.00%,F,F) Exp:OCDD
Sample Text:ST100410M2 File Text:Frontier Analytical Laboratory



File:04OCT10M #1-347 Acq: 4-OCT-2010 23:37:47 GC EI+ Voltage SIR Autospec-Ultima
453.7831 S:14 F:5 BSUB(10000,15,-3.0) PKD(5,5,3,0.10%,100,0,0.00%,F,F) Exp:OCDD
Sample Text:ST100410M2 File Text:Frontier Analytical Laboratory



File:04OCT10M #1-347 Acq: 4-OCT-2010 23:37:47 GC EI+ Voltage SIR Autospec-Ultima
455.7801 S:14 F:5 BSUB(10000,15,-3.0) PKD(5,5,3,0.10%,100,0,0.00%,F,F) Exp:OCDD
Sample Text:ST100410M2 File Text:Frontier Analytical Laboratory



File:04OCT10M #1-347 Acq: 4-OCT-2010 23:37:47 GC EI+ Voltage SIR Autospec-Ultima
513.6775 S:14 F:5 BSUB(10000,15,-3.0) PKD(5,5,3,0.10%,100,0,0.00%,F,F) Exp:OCDD
Sample Text:ST100410M2 File Text:Frontier Analytical Laboratory

